



# Full wwPDB X-ray Structure Validation Report ⓘ

Feb 1, 2016 – 09:50 AM GMT

PDB ID : 3JVU  
Title : Crystal structure of unliganded P. aeruginosa PilT  
Authors : Misic, A.M.; Satyshur, K.A.; Forest, K.T.  
Deposited on : 2009-09-17  
Resolution : 3.10 Å(reported)

This is a Full wwPDB X-ray Structure Validation Report for a publicly released PDB entry.  
We welcome your comments at [validation@mail.wwpdb.org](mailto:validation@mail.wwpdb.org)  
A user guide is available at  
<http://wwpdb.org/validation/2016/XrayValidationReportHelp>  
with specific help available everywhere you see the ⓘ symbol.

---

The following versions of software and data (see [references ⓘ](#)) were used in the production of this report:

MolProbity : 4.02b-467  
Mogul : 1.7 (RC4), CSD as536be (2015)  
Xtriage (Phenix) : 1.9-1692  
EDS : rb-20026688  
Percentile statistics : 20151230.v01 (using entries in the PDB archive December 30th 2015)  
Refmac : 5.8.0135  
CCP4 : 6.5.0  
Ideal geometry (proteins) : Engh & Huber (2001)  
Ideal geometry (DNA, RNA) : Parkinson et al. (1996)  
Validation Pipeline (wwPDB-VP) : trunk26865

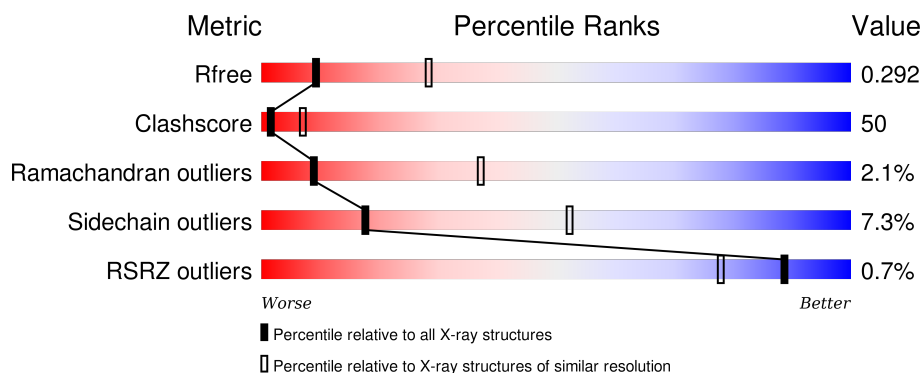
# 1 Overall quality at a glance

The following experimental techniques were used to determine the structure:

## *X-RAY DIFFRACTION*

The reported resolution of this entry is 3.10 Å.

Percentile scores (ranging between 0-100) for global validation metrics of the entry are shown in the following graphic. The table shows the number of entries on which the scores are based.



Metric	Whole archive (#Entries)	Similar resolution (#Entries, resolution range(Å))
$R_{free}$	91344	1114 (3.14-3.06)
Clashscore	102246	1222 (3.14-3.06)
Ramachandran outliers	100387	1174 (3.14-3.06)
Sidechain outliers	100360	1174 (3.14-3.06)
RSRZ outliers	91569	1119 (3.14-3.06)

The table below summarises the geometric issues observed across the polymeric chains and their fit to the electron density. The red, orange, yellow and green segments on the lower bar indicate the fraction of residues that contain outliers for  $\geq 3$ , 2, 1 and 0 types of geometric quality criteria. A grey segment represents the fraction of residues that are not modelled. The numeric value for each fraction is indicated below the corresponding segment, with a dot representing fractions  $\leq 5\%$ . The upper red bar (where present) indicates the fraction of residues that have poor fit to the electron density. The numeric value is given above the bar.

Mol	Chain	Length	Quality of chain
1	A	356	<div> <div></div> <div>38% 48% 8% • 5%</div> </div>
1	B	356	<div> <div></div> <div>39% 43% 6% • 11%</div> </div>
1	C	356	<div> <div></div> <div>36% 50% 8% 6%</div> </div>

The following table lists non-polymeric compounds, carbohydrate monomers and non-standard residues in protein, DNA, RNA chains that are outliers for geometric or electron-density-fit criteria:

Mol	Type	Chain	Res	Chirality	Geometry	Clashes	Electron density
2	CL	A	400	-	-	-	X
2	CL	C	400	-	-	X	-

## 2 Entry composition

There are 4 unique types of molecules in this entry. The entry contains 7686 atoms, of which 0 are hydrogens and 0 are deuteriums.

In the tables below, the ZeroOcc column contains the number of atoms modelled with zero occupancy, the AltConf column contains the number of residues with at least one atom in alternate conformation and the Trace column contains the number of residues modelled with at most 2 atoms.

- Molecule 1 is a protein called Twitching mobility protein.

Mol	Chain	Residues	Atoms					ZeroOcc	AltConf	Trace
1	A	337	Total	C	N	O	S	0	0	0
			2617	1645	464	493	15			
1	B	317	Total	C	N	O	S	0	0	0
			2459	1549	432	463	15			
1	C	334	Total	C	N	O	S	0	0	0
			2591	1626	461	489	15			

There are 36 discrepancies between the modelled and reference sequences:

Chain	Residue	Modelled	Actual	Comment	Reference
A	345	GLY	-	EXPRESSION TAG	UNP P24559
A	346	ALA	-	EXPRESSION TAG	UNP P24559
A	347	ALA	-	EXPRESSION TAG	UNP P24559
A	348	ALA	-	EXPRESSION TAG	UNP P24559
A	349	LEU	-	EXPRESSION TAG	UNP P24559
A	350	GLU	-	EXPRESSION TAG	UNP P24559
A	351	HIS	-	EXPRESSION TAG	UNP P24559
A	352	HIS	-	EXPRESSION TAG	UNP P24559
A	353	HIS	-	EXPRESSION TAG	UNP P24559
A	354	HIS	-	EXPRESSION TAG	UNP P24559
A	355	HIS	-	EXPRESSION TAG	UNP P24559
A	356	HIS	-	EXPRESSION TAG	UNP P24559
B	345	GLY	-	EXPRESSION TAG	UNP P24559
B	346	ALA	-	EXPRESSION TAG	UNP P24559
B	347	ALA	-	EXPRESSION TAG	UNP P24559
B	348	ALA	-	EXPRESSION TAG	UNP P24559
B	349	LEU	-	EXPRESSION TAG	UNP P24559
B	350	GLU	-	EXPRESSION TAG	UNP P24559
B	351	HIS	-	EXPRESSION TAG	UNP P24559
B	352	HIS	-	EXPRESSION TAG	UNP P24559
B	353	HIS	-	EXPRESSION TAG	UNP P24559
B	354	HIS	-	EXPRESSION TAG	UNP P24559
B	355	HIS	-	EXPRESSION TAG	UNP P24559

*Continued on next page...*

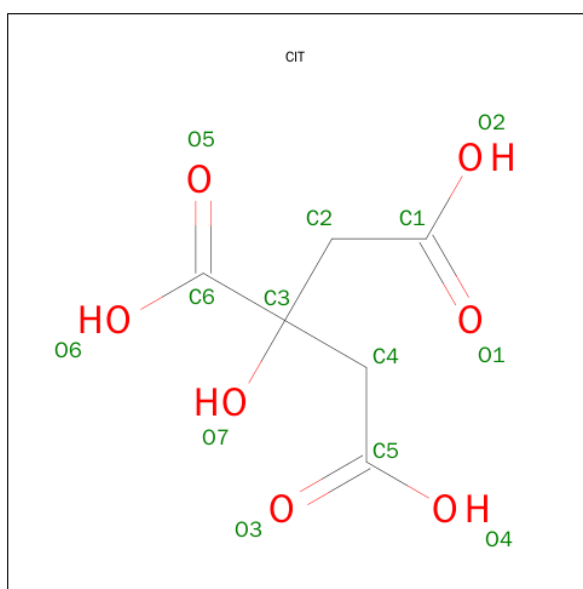
Continued from previous page...

Chain	Residue	Modelled	Actual	Comment	Reference
B	356	HIS	-	EXPRESSION TAG	UNP P24559
C	345	GLY	-	EXPRESSION TAG	UNP P24559
C	346	ALA	-	EXPRESSION TAG	UNP P24559
C	347	ALA	-	EXPRESSION TAG	UNP P24559
C	348	ALA	-	EXPRESSION TAG	UNP P24559
C	349	LEU	-	EXPRESSION TAG	UNP P24559
C	350	GLU	-	EXPRESSION TAG	UNP P24559
C	351	HIS	-	EXPRESSION TAG	UNP P24559
C	352	HIS	-	EXPRESSION TAG	UNP P24559
C	353	HIS	-	EXPRESSION TAG	UNP P24559
C	354	HIS	-	EXPRESSION TAG	UNP P24559
C	355	HIS	-	EXPRESSION TAG	UNP P24559
C	356	HIS	-	EXPRESSION TAG	UNP P24559

- Molecule 2 is CHLORIDE ION (three-letter code: CL) (formula: Cl).

Mol	Chain	Residues	Atoms	ZeroOcc	AltConf
2	A	1	Total Cl 1 1	0	0
2	C	1	Total Cl 1 1	0	0

- Molecule 3 is CITRIC ACID (three-letter code: CIT) (formula: C<sub>6</sub>H<sub>8</sub>O<sub>7</sub>).



Mol	Chain	Residues	Atoms			ZeroOcc	AltConf
3	B	1	Total	C	O	0	0
			13	6	7		

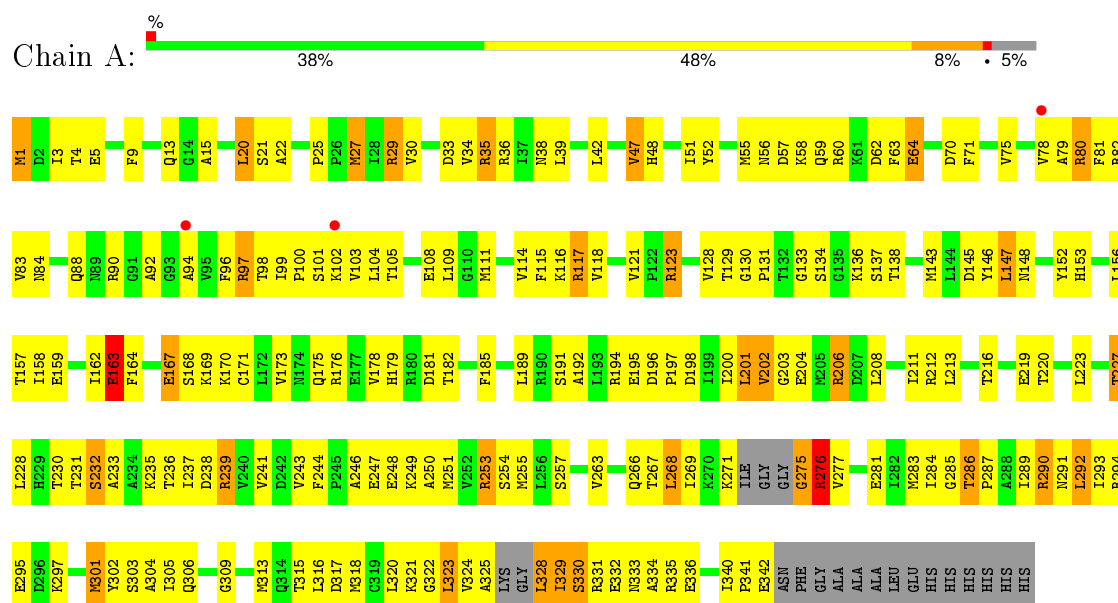
- Molecule 4 is water.

Mol	Chain	Residues	Atoms		ZeroOcc	AltConf
4	A	2	Total	O	0	0
			2	2		
4	B	1	Total	O	0	0
			1	1		
4	C	1	Total	O	0	0
			1	1		

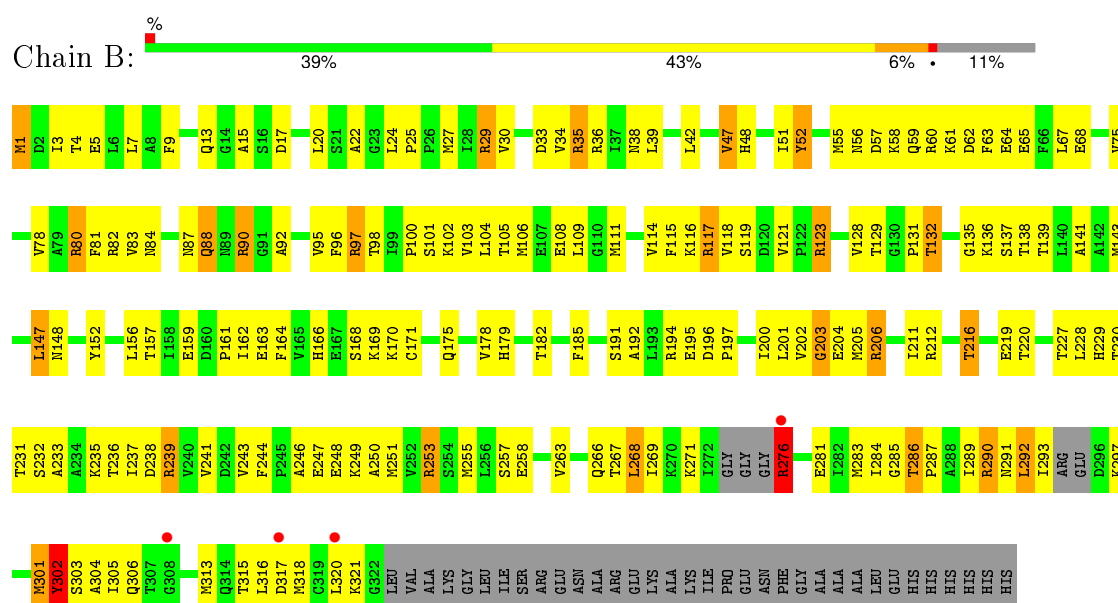
### 3 Residue-property plots

These plots are drawn for all protein, RNA and DNA chains in the entry. The first graphic for a chain summarises the proportions of errors displayed in the second graphic. The second graphic shows the sequence view annotated by issues in geometry and electron density. Residues are color-coded according to the number of geometric quality criteria for which they contain at least one outlier: green = 0, yellow = 1, orange = 2 and red = 3 or more. A red dot above a residue indicates a poor fit to the electron density ( $RSRZ > 2$ ). Stretches of 2 or more consecutive residues without any outlier are shown as a green connector. Residues present in the sample, but not in the model, are shown in grey.

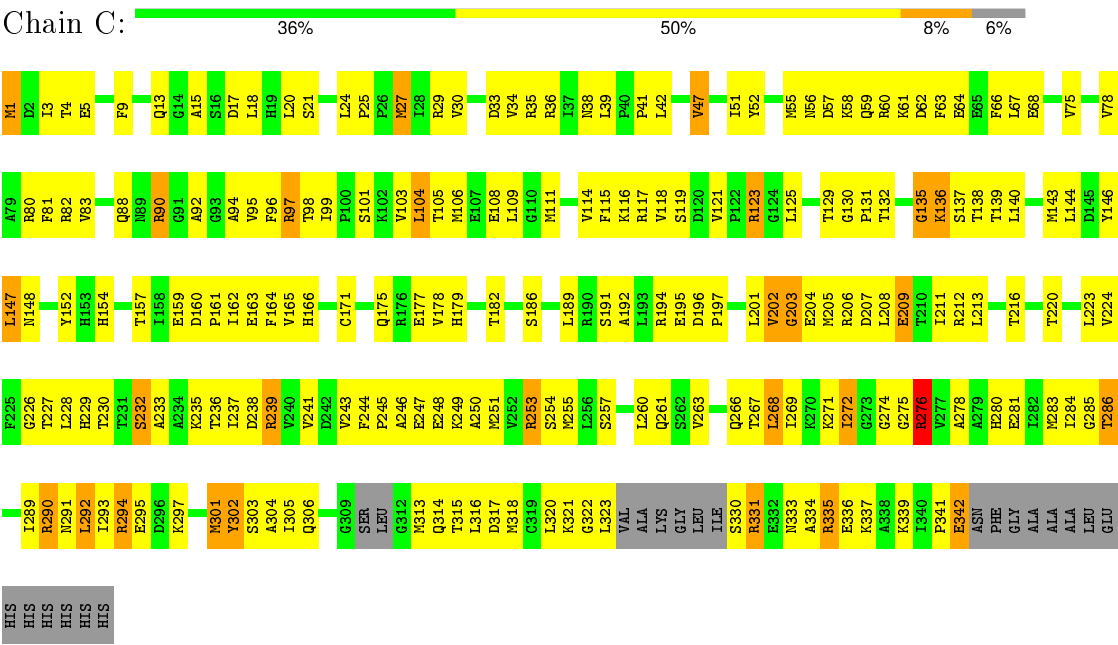
#### • Molecule 1: Twitching mobility protein



#### • Molecule 1: Twitching mobility protein



● Molecule 1: Twitching mobility protein





## 4 Data and refinement statistics

Property	Value	Source
Space group	C 2 2 21	Depositor
Cell constants a, b, c, $\alpha$ , $\beta$ , $\gamma$	108.24Å 121.38Å 184.41Å 90.00° 90.00° 90.00°	Depositor
Resolution (Å)	23.34 – 3.10 23.25 – 3.10	Depositor EDS
% Data completeness (in resolution range)	94.9 (23.34-3.10) 94.9 (23.25-3.10)	Depositor EDS
$R_{merge}$	(Not available)	Depositor
$R_{sym}$	0.10	Depositor
$\langle I/\sigma(I) \rangle$ <sup>1</sup>	3.43 (at 3.10Å)	Xtriage
Refinement program	REFMAC 5.4.0067	Depositor
R, $R_{free}$	0.229 , 0.282 0.234 , 0.292	Depositor DCC
$R_{free}$ test set	1082 reflections (5.38%)	DCC
Wilson B-factor (Å <sup>2</sup> )	71.3	Xtriage
Anisotropy	0.347	Xtriage
Bulk solvent $k_{sol}$ (e/Å <sup>3</sup> ), $B_{sol}$ (Å <sup>2</sup> )	0.30 , 76.3	EDS
Estimated twinning fraction	No twinning to report.	Xtriage
L-test for twinning <sup>2</sup>	$\langle  L  \rangle = 0.50$ , $\langle L^2 \rangle = 0.34$	Xtriage
Outliers	0 of 21202 reflections	Xtriage
$F_o, F_c$ correlation	0.92	EDS
Total number of atoms	7686	wwPDB-VP
Average B, all atoms (Å <sup>2</sup> )	63.0	wwPDB-VP

Xtriage's analysis on translational NCS is as follows: *The largest off-origin peak in the Patterson function is 4.78% of the height of the origin peak. No significant pseudotranslation is detected.*

<sup>1</sup>Intensities estimated from amplitudes.

<sup>2</sup>Theoretical values of  $\langle |L| \rangle$ ,  $\langle L^2 \rangle$  for acentric reflections are 0.5, 0.375 respectively for untwinned datasets, and 0.333, 0.2 for perfectly twinned datasets.

## 5 Model quality ⓘ

### 5.1 Standard geometry ⓘ

Bond lengths and bond angles in the following residue types are not validated in this section: CL, CIT

The Z score for a bond length (or angle) is the number of standard deviations the observed value is removed from the expected value. A bond length (or angle) with  $|Z| > 5$  is considered an outlier worth inspection. RMSZ is the root-mean-square of all Z scores of the bond lengths (or angles).

Mol	Chain	Bond lengths		Bond angles	
		RMSZ	# $ Z  > 5$	RMSZ	# $ Z  > 5$
1	A	0.79	5/2654 (0.2%)	1.02	26/3578 (0.7%)
1	B	0.94	6/2495 (0.2%)	1.18	28/3366 (0.8%)
1	C	0.72	6/2628 (0.2%)	1.03	20/3541 (0.6%)
All	All	0.82	17/7777 (0.2%)	1.08	74/10485 (0.7%)

Chiral center outliers are detected by calculating the chiral volume of a chiral center and verifying if the center is modelled as a planar moiety or with the opposite hand. A planarity outlier is detected by checking planarity of atoms in a peptide group, atoms in a mainchain group or atoms of a sidechain that are expected to be planar.

Mol	Chain	#Chirality outliers	#Planarity outliers
1	B	0	1

All (17) bond length outliers are listed below:

Mol	Chain	Res	Type	Atoms	Z	Observed(Å)	Ideal(Å)
1	B	302	TYR	CE2-CZ	26.62	1.73	1.38
1	A	276	ARG	CZ-NH1	14.67	1.52	1.33
1	B	302	TYR	CG-CD1	13.81	1.57	1.39
1	B	302	TYR	CD1-CE1	13.36	1.59	1.39
1	C	276	ARG	NE-CZ	11.52	1.48	1.33
1	C	276	ARG	CZ-NH2	11.15	1.47	1.33
1	A	64	GLU	CG-CD	-10.57	1.36	1.51
1	B	302	TYR	CG-CD2	10.21	1.52	1.39
1	A	167	GLU	CD-OE1	-9.95	1.14	1.25
1	A	276	ARG	NE-CZ	9.43	1.45	1.33
1	C	52	TYR	CE1-CZ	-9.08	1.26	1.38
1	A	276	ARG	CG-CD	-6.28	1.36	1.51
1	C	276	ARG	CZ-NH1	-6.22	1.25	1.33
1	C	52	TYR	CG-CD2	-6.14	1.31	1.39
1	B	302	TYR	CE1-CZ	5.85	1.46	1.38

*Continued on next page...*

*Continued from previous page...*

Mol	Chain	Res	Type	Atoms	Z	Observed(Å)	Ideal(Å)
1	C	52	TYR	CG-CD1	-5.43	1.32	1.39
1	B	52	TYR	CE2-CZ	-5.31	1.31	1.38

All (74) bond angle outliers are listed below:

Mol	Chain	Res	Type	Atoms	Z	Observed(°)	Ideal(°)
1	C	276	ARG	NE-CZ-NH1	22.17	131.39	120.30
1	B	302	TYR	CZ-CE2-CD2	-20.97	100.93	119.80
1	A	276	ARG	NE-CZ-NH1	18.00	129.30	120.30
1	B	302	TYR	CG-CD2-CE2	15.78	133.93	121.30
1	C	276	ARG	NH1-CZ-NH2	-14.73	103.20	119.40
1	B	117	ARG	NE-CZ-NH1	-14.50	113.05	120.30
1	B	90	ARG	NE-CZ-NH2	-14.42	113.09	120.30
1	A	29	ARG	NE-CZ-NH2	-14.21	113.19	120.30
1	C	35	ARG	NE-CZ-NH2	-14.16	113.22	120.30
1	A	97	ARG	NE-CZ-NH2	14.01	127.30	120.30
1	C	35	ARG	NE-CZ-NH1	14.01	127.30	120.30
1	B	90	ARG	NE-CZ-NH1	13.83	127.22	120.30
1	B	123	ARG	NE-CZ-NH2	-13.82	113.39	120.30
1	A	97	ARG	NE-CZ-NH1	-12.61	114.00	120.30
1	B	117	ARG	NE-CZ-NH2	12.59	126.59	120.30
1	C	290	ARG	NE-CZ-NH2	-12.11	114.25	120.30
1	B	80	ARG	NE-CZ-NH2	-12.05	114.28	120.30
1	C	253	ARG	NE-CZ-NH1	-12.05	114.28	120.30
1	B	276	ARG	NE-CZ-NH1	11.78	126.19	120.30
1	A	29	ARG	NE-CZ-NH1	11.77	126.19	120.30
1	C	253	ARG	NE-CZ-NH2	11.60	126.10	120.30
1	B	123	ARG	NE-CZ-NH1	11.31	125.96	120.30
1	B	80	ARG	NE-CZ-NH1	11.27	125.94	120.30
1	C	290	ARG	NE-CZ-NH1	10.99	125.80	120.30
1	A	276	ARG	NH1-CZ-NH2	-10.32	108.05	119.40
1	B	302	TYR	OH-CZ-CE2	-9.64	94.08	120.10
1	B	302	TYR	CG-CD1-CE1	-8.89	114.19	121.30
1	A	290	ARG	NE-CZ-NH2	7.91	124.25	120.30
1	A	123	ARG	NE-CZ-NH1	-7.84	116.38	120.30
1	A	90	ARG	NE-CZ-NH1	-7.22	116.69	120.30
1	A	167	GLU	CG-CD-OE2	7.19	132.68	118.30
1	B	290	ARG	NE-CZ-NH1	-7.15	116.72	120.30
1	A	90	ARG	NE-CZ-NH2	7.01	123.81	120.30
1	B	90	ARG	CD-NE-CZ	6.97	133.36	123.60
1	A	290	ARG	NE-CZ-NH1	-6.97	116.82	120.30
1	A	117	ARG	NE-CZ-NH2	-6.88	116.86	120.30

*Continued on next page...*

*Continued from previous page...*

Mol	Chain	Res	Type	Atoms	Z	Observed(°)	Ideal(°)
1	B	97	ARG	NE-CZ-NH1	6.82	123.71	120.30
1	C	276	ARG	NE-CZ-NH2	6.67	123.63	120.30
1	B	290	ARG	NE-CZ-NH2	6.66	123.63	120.30
1	A	97	ARG	CD-NE-CZ	6.61	132.85	123.60
1	B	29	ARG	NE-CZ-NH2	6.58	123.59	120.30
1	A	80	ARG	NE-CZ-NH1	-6.57	117.01	120.30
1	A	275	GLY	C-N-CA	-6.55	105.33	121.70
1	B	253	ARG	NE-CZ-NH1	6.45	123.53	120.30
1	C	290	ARG	CD-NE-CZ	6.41	132.57	123.60
1	B	35	ARG	NE-CZ-NH2	6.37	123.49	120.30
1	A	80	ARG	NE-CZ-NH2	6.37	123.48	120.30
1	A	117	ARG	NE-CZ-NH1	6.34	123.47	120.30
1	B	302	TYR	CE1-CZ-CE2	6.29	129.86	119.80
1	C	80	ARG	NE-CZ-NH1	-6.06	117.27	120.30
1	B	253	ARG	NE-CZ-NH2	-5.98	117.31	120.30
1	C	80	ARG	NE-CZ-NH2	5.96	123.28	120.30
1	B	123	ARG	CD-NE-CZ	5.87	131.81	123.60
1	A	29	ARG	CD-NE-CZ	5.83	131.77	123.60
1	B	80	ARG	CD-NE-CZ	5.83	131.76	123.60
1	C	123	ARG	NE-CZ-NH1	-5.70	117.45	120.30
1	B	117	ARG	CD-NE-CZ	5.69	131.56	123.60
1	C	253	ARG	CD-NE-CZ	5.67	131.54	123.60
1	A	253	ARG	NE-CZ-NH2	-5.67	117.47	120.30
1	A	253	ARG	NE-CZ-NH1	5.62	123.11	120.30
1	A	35	ARG	NE-CZ-NH2	5.52	123.06	120.30
1	C	123	ARG	NE-CZ-NH2	5.52	123.06	120.30
1	C	117	ARG	NE-CZ-NH2	-5.52	117.54	120.30
1	B	29	ARG	NE-CZ-NH1	-5.48	117.56	120.30
1	A	276	ARG	CB-CG-CD	-5.48	97.36	111.60
1	C	97	ARG	NE-CZ-NH2	-5.43	117.58	120.30
1	B	97	ARG	NE-CZ-NH2	-5.41	117.59	120.30
1	A	123	ARG	NE-CZ-NH2	5.41	123.00	120.30
1	B	35	ARG	NE-CZ-NH1	-5.40	117.60	120.30
1	A	35	ARG	NE-CZ-NH1	-5.36	117.62	120.30
1	C	35	ARG	CD-NE-CZ	5.25	130.96	123.60
1	A	167	GLU	CG-CD-OE1	-5.11	108.08	118.30
1	C	276	ARG	CG-CD-NE	5.03	122.37	111.80
1	C	90	ARG	NE-CZ-NH2	5.02	122.81	120.30

There are no chirality outliers.

All (1) planarity outliers are listed below:

Mol	Chain	Res	Type	Group
1	B	302	TYR	Sidechain

## 5.2 Too-close contacts [i](#)

In the following table, the Non-H and H(model) columns list the number of non-hydrogen atoms and hydrogen atoms in the chain respectively. The H(added) column lists the number of hydrogen atoms added and optimized by MolProbity. The Clashes column lists the number of clashes within the asymmetric unit, whereas Symm-Clashes lists symmetry related clashes.

Mol	Chain	Non-H	H(model)	H(added)	Clashes	Symm-Clashes
1	A	2617	0	2678	264	6
1	B	2459	0	2511	266	0
1	C	2591	0	2643	288	7
2	A	1	0	0	0	0
2	C	1	0	0	2	0
3	B	13	0	5	1	0
4	A	2	0	0	0	0
4	B	1	0	0	0	0
4	C	1	0	0	0	0
All	All	7686	0	7837	781	7

The all-atom clashscore is defined as the number of clashes found per 1000 atoms (including hydrogen atoms). The all-atom clashscore for this structure is 50.

All (781) close contacts within the same asymmetric unit are listed below, sorted by their clash magnitude.

Atom-1	Atom-2	Interatomic distance (Å)	Clash overlap (Å)
1:B:103:VAL:CG2	1:B:164:PHE:HB3	1.31	1.55
1:B:103:VAL:HG22	1:B:164:PHE:CB	1.46	1.45
1:C:272:ILE:HD11	1:C:330:SER:N	1.37	1.39
1:A:269:ILE:CG2	1:A:329:ILE:HD11	1.52	1.37
1:C:335:ARG:HD3	1:C:342:GLU:C	1.47	1.34
1:C:104:LEU:HD23	1:C:105:THR:N	1.40	1.32
1:A:81:PHE:CE1	1:A:98:THR:HG22	1.67	1.29
1:B:132:THR:HG22	1:B:229:HIS:CE1	1.71	1.25
1:C:269:ILE:CG1	1:C:337:LYS:HE2	1.70	1.22
1:B:132:THR:CG2	1:B:229:HIS:CE1	2.26	1.18
1:C:103:VAL:HG21	1:C:165:VAL:O	1.41	1.18
1:C:103:VAL:CG2	1:C:165:VAL:O	1.93	1.17
1:C:335:ARG:HD3	1:C:342:GLU:O	1.44	1.14
1:C:104:LEU:HD23	1:C:104:LEU:C	1.62	1.13

*Continued on next page...*

*Continued from previous page...*

Atom-1	Atom-2	Interatomic distance (Å)	Clash overlap (Å)
1:B:82:ARG:HD2	1:B:97:ARG:NH2	1.64	1.13
1:B:103:VAL:CG2	1:B:164:PHE:CB	2.14	1.13
1:C:82:ARG:NH2	1:C:161:PRO:HB2	1.61	1.12
1:C:335:ARG:CD	1:C:342:GLU:C	2.18	1.12
1:C:294:ARG:CB	1:C:294:ARG:HH11	1.61	1.12
1:B:81:PHE:CE1	1:B:98:THR:HG22	1.85	1.11
1:B:48:HIS:NE2	1:B:52:TYR:HE2	1.47	1.11
1:B:131:PRO:HD3	1:B:231:THR:HG22	1.28	1.11
1:B:289:ILE:HG23	1:B:301:MET:HE1	1.29	1.10
1:A:289:ILE:HG23	1:A:301:MET:HE1	1.33	1.10
1:C:81:PHE:CE1	1:C:98:THR:HG22	1.88	1.08
1:C:294:ARG:HB3	1:C:294:ARG:NH1	1.66	1.08
1:C:104:LEU:C	1:C:104:LEU:CD2	2.23	1.07
1:B:81:PHE:HE1	1:B:98:THR:HG22	1.16	1.07
1:C:269:ILE:CG1	1:C:337:LYS:CE	2.33	1.06
1:B:103:VAL:HG13	1:B:141:ALA:HB1	1.06	1.06
1:A:104:LEU:HA	1:A:108:GLU:OE1	1.56	1.06
1:B:103:VAL:HG22	1:B:164:PHE:CG	1.90	1.05
1:B:103:VAL:HG23	1:B:164:PHE:HB3	1.33	1.04
1:C:272:ILE:CD1	1:C:330:SER:N	2.18	1.04
1:C:272:ILE:HG13	1:C:330:SER:HB2	1.37	1.04
1:C:334:ALA:O	1:C:336:GLU:N	1.92	1.03
1:A:269:ILE:CG2	1:A:329:ILE:CD1	2.37	1.03
1:A:269:ILE:HG22	1:A:329:ILE:HD11	1.37	1.02
1:B:106:MET:CE	1:B:116:LYS:HE2	1.89	1.02
1:C:342:GLU:HG2	1:C:342:GLU:O	1.52	1.02
1:B:48:HIS:NE2	1:B:52:TYR:CE2	2.27	1.02
1:C:269:ILE:HG13	1:C:337:LYS:HZ3	1.18	1.02
1:B:48:HIS:CE1	1:B:52:TYR:CE2	2.47	1.02
1:C:81:PHE:HE1	1:C:98:THR:HG22	1.20	1.00
1:B:103:VAL:CG1	1:B:141:ALA:HB1	1.91	1.00
1:C:269:ILE:HG12	1:C:337:LYS:HE2	1.02	0.99
1:C:294:ARG:HB3	1:C:294:ARG:HH11	0.83	0.99
1:A:58:LYS:NZ	1:B:67:LEU:HD11	1.77	0.98
1:B:194:ARG:HB2	1:C:97:ARG:HH12	1.28	0.97
1:C:269:ILE:HG13	1:C:337:LYS:NZ	1.80	0.97
1:B:106:MET:HE1	1:B:116:LYS:HG2	1.43	0.97
1:B:204:GLU:HB3	1:B:206:ARG:NH1	1.78	0.97
1:C:334:ALA:O	1:C:337:LYS:N	1.98	0.97
1:B:232:SER:HB3	1:B:235:LYS:HG3	1.45	0.96
1:C:232:SER:HB3	1:C:235:LYS:HG3	1.47	0.96

*Continued on next page...*

*Continued from previous page...*

Atom-1	Atom-2	Interatomic distance (Å)	Clash overlap (Å)
1:A:269:ILE:HG21	1:A:329:ILE:HD11	1.47	0.96
1:B:205:MET:HE3	1:B:211:ILE:HG12	1.48	0.95
1:C:82:ARG:HH21	1:C:161:PRO:HB2	1.25	0.95
1:C:269:ILE:HG12	1:C:337:LYS:CE	1.91	0.95
1:C:293:ILE:O	1:C:295:GLU:O	1.84	0.95
1:A:58:LYS:HZ1	1:B:67:LEU:HD11	1.31	0.95
1:B:106:MET:CE	1:B:116:LYS:HG2	1.97	0.94
1:C:157:THR:HB	1:C:201:LEU:HD23	1.49	0.94
1:B:17:ASP:OD1	1:B:97:ARG:HG2	1.67	0.94
1:A:286:THR:HG22	1:A:289:ILE:HG13	1.50	0.93
1:C:82:ARG:CZ	1:C:161:PRO:HG2	1.98	0.93
1:A:251:MET:O	1:A:255:MET:HG3	1.67	0.93
1:A:321:LYS:O	1:A:324:VAL:HG13	1.68	0.92
1:C:135:GLY:HA2	2:C:400:CL:CL	2.07	0.92
1:B:103:VAL:HG22	1:B:164:PHE:HB3	0.98	0.92
1:C:330:SER:OG	1:C:333:ASN:HB2	1.70	0.91
1:A:269:ILE:CB	1:A:329:ILE:HD11	1.99	0.91
1:B:52:TYR:CD1	1:B:60:ARG:HD3	2.06	0.91
1:A:81:PHE:HE1	1:A:98:THR:HG22	1.29	0.91
1:A:294:ARG:HB2	1:A:294:ARG:NH2	1.84	0.90
1:C:251:MET:O	1:C:255:MET:HG3	1.71	0.90
1:B:103:VAL:HG13	1:B:141:ALA:CB	1.99	0.90
1:C:294:ARG:CB	1:C:294:ARG:NH1	2.26	0.89
1:B:286:THR:HG22	1:B:289:ILE:HG13	1.55	0.89
1:A:194:ARG:HB2	1:B:97:ARG:HH12	1.35	0.89
1:C:289:ILE:HG23	1:C:301:MET:HE1	1.55	0.89
1:B:251:MET:O	1:B:255:MET:HG3	1.73	0.89
1:A:329:ILE:HG23	1:A:330:SER:N	1.86	0.89
1:B:157:THR:HB	1:B:201:LEU:HD23	1.56	0.88
1:C:286:THR:HG22	1:C:289:ILE:HG13	1.55	0.88
1:C:228:LEU:HD12	1:C:236:THR:HG23	1.54	0.88
1:A:286:THR:CG2	1:A:289:ILE:HG13	2.03	0.87
1:C:106:MET:HE2	1:C:115:PHE:HB3	1.54	0.87
1:C:342:GLU:O	1:C:342:GLU:CG	2.21	0.87
1:A:104:LEU:HD12	1:A:104:LEU:N	1.90	0.87
1:A:269:ILE:HG22	1:A:329:ILE:CD1	2.00	0.87
1:C:269:ILE:CG1	1:C:337:LYS:NZ	2.39	0.86
1:B:48:HIS:CE1	1:B:52:TYR:CD2	2.63	0.86
1:B:286:THR:CG2	1:B:289:ILE:HG13	2.04	0.86
1:A:324:VAL:HG23	1:A:325:ALA:N	1.88	0.86
1:A:342:GLU:O	1:A:342:GLU:CG	2.23	0.86

*Continued on next page...*

*Continued from previous page...*

Atom-1	Atom-2	Interatomic distance (Å)	Clash overlap (Å)
1:C:3:ILE:HD11	1:C:96:PHE:CZ	2.11	0.86
1:A:201:LEU:HD12	1:A:202:VAL:N	1.89	0.86
1:C:286:THR:CG2	1:C:289:ILE:HG13	2.05	0.86
1:B:52:TYR:HD1	1:B:60:ARG:HD3	1.40	0.86
1:B:100:PRO:HG2	1:B:163:GLU:OE2	1.75	0.85
1:B:284:ILE:HB	1:B:313:MET:HE2	1.55	0.85
1:A:147:LEU:HD12	1:A:147:LEU:H	1.40	0.85
1:A:340:ILE:O	1:A:340:ILE:HG13	1.76	0.85
1:A:324:VAL:HG23	1:A:325:ALA:H	1.40	0.85
1:B:271:LYS:HB2	1:B:276:ARG:N	1.91	0.84
1:A:143:MET:O	1:A:147:LEU:CD1	2.25	0.84
1:A:81:PHE:CD1	1:A:98:THR:HG22	2.12	0.83
1:C:82:ARG:NH2	1:C:161:PRO:CB	2.41	0.83
1:B:202:VAL:HG23	1:B:202:VAL:O	1.79	0.83
1:B:82:ARG:HD2	1:B:97:ARG:HH21	1.40	0.83
1:C:232:SER:CB	1:C:235:LYS:HG3	2.08	0.83
1:C:272:ILE:HG13	1:C:330:SER:CB	2.08	0.83
1:A:3:ILE:HD11	1:A:96:PHE:CZ	2.13	0.83
1:B:143:MET:O	1:B:147:LEU:CD1	2.26	0.82
1:A:232:SER:HB3	1:A:235:LYS:HG3	1.61	0.82
1:C:143:MET:O	1:C:147:LEU:CD1	2.28	0.82
1:A:195:GLU:HA	1:B:95:VAL:HG11	1.62	0.81
1:A:58:LYS:HD3	1:A:179:HIS:O	1.80	0.81
1:A:342:GLU:O	1:A:342:GLU:HG2	1.80	0.80
1:C:9:PHE:O	1:C:13:GLN:HG2	1.81	0.80
1:C:82:ARG:HD2	1:C:99:ILE:HD11	1.64	0.80
1:B:106:MET:HE2	1:B:116:LYS:HE2	1.61	0.80
1:B:195:GLU:HA	1:C:95:VAL:HG11	1.62	0.80
1:A:47:VAL:CG2	1:A:92:ALA:HB3	2.12	0.80
1:B:105:THR:HG22	1:B:106:MET:N	1.96	0.79
1:C:189:LEU:HD13	1:C:213:LEU:HB3	1.63	0.79
1:C:272:ILE:CG1	1:C:330:SER:HB2	2.12	0.79
1:C:17:ASP:OD1	1:C:97:ARG:HG2	1.81	0.79
1:A:201:LEU:HD12	1:A:201:LEU:C	2.01	0.79
1:A:239:ARG:NH1	1:A:239:ARG:HB2	1.97	0.79
1:B:132:THR:CG2	1:B:229:HIS:ND1	2.45	0.79
1:A:163:GLU:OE1	1:A:163:GLU:HA	1.82	0.79
1:A:324:VAL:CG2	1:A:325:ALA:H	1.95	0.79
1:C:285:GLY:HA3	1:C:290:ARG:HH21	1.47	0.79
1:C:285:GLY:CA	1:C:290:ARG:HH21	1.96	0.79
1:A:99:ILE:HG21	1:A:163:GLU:O	1.83	0.78

*Continued on next page...*



*Continued from previous page...*

Atom-1	Atom-2	Interatomic distance (Å)	Clash overlap (Å)
1:A:130:GLY:O	1:A:136:LYS:HD3	1.82	0.78
1:C:202:VAL:O	1:C:203:GLY:O	2.00	0.78
1:A:324:VAL:O	1:A:325:ALA:O	2.01	0.78
1:A:9:PHE:O	1:A:13:GLN:HG2	1.84	0.78
1:B:147:LEU:HD12	1:B:147:LEU:H	1.48	0.78
1:C:47:VAL:CG2	1:C:92:ALA:HB3	2.14	0.78
1:B:52:TYR:HD1	1:B:60:ARG:CD	1.96	0.78
1:A:143:MET:O	1:A:147:LEU:HD12	1.84	0.78
1:C:334:ALA:C	1:C:336:GLU:H	1.87	0.78
1:A:48:HIS:O	1:A:52:TYR:HD2	1.67	0.78
1:C:202:VAL:CG2	1:C:202:VAL:O	2.32	0.77
1:A:294:ARG:HH21	1:A:294:ARG:CB	1.97	0.77
1:C:269:ILE:HD11	1:C:337:LYS:CE	2.15	0.77
1:A:100:PRO:HB2	1:A:164:PHE:CE1	2.19	0.77
1:B:232:SER:CB	1:B:235:LYS:HG3	2.13	0.77
1:A:169:LYS:O	1:B:36:ARG:NH1	2.18	0.77
1:B:143:MET:O	1:B:147:LEU:HD12	1.84	0.76
1:A:241:VAL:HG11	1:A:253:ARG:HH11	1.50	0.76
1:A:111:MET:HB3	1:A:115:PHE:CD1	2.20	0.76
1:C:29:ARG:HA	1:C:33:ASP:O	1.86	0.75
1:A:147:LEU:HD12	1:A:147:LEU:N	2.01	0.74
1:C:239:ARG:NH1	1:C:239:ARG:HB2	2.01	0.74
1:A:294:ARG:CB	1:A:294:ARG:NH2	2.50	0.74
1:C:269:ILE:CD1	1:C:337:LYS:CE	2.65	0.74
1:B:202:VAL:CG2	1:B:202:VAL:O	2.35	0.73
1:A:323:LEU:O	1:A:328:LEU:O	2.06	0.73
1:B:105:THR:HG22	1:B:106:MET:H	1.52	0.73
1:A:293:ILE:O	1:A:295:GLU:O	2.06	0.73
1:A:269:ILE:HG21	1:A:329:ILE:CD1	2.12	0.73
1:C:106:MET:HE2	1:C:115:PHE:CB	2.19	0.73
1:C:143:MET:O	1:C:147:LEU:HD12	1.89	0.73
1:B:111:MET:HB3	1:B:115:PHE:CD1	2.23	0.73
1:A:1:MET:HG3	1:A:1:MET:O	1.88	0.73
1:C:334:ALA:C	1:C:336:GLU:N	2.34	0.72
1:C:289:ILE:HG23	1:C:301:MET:CE	2.18	0.72
1:B:3:ILE:HD11	1:B:96:PHE:CZ	2.23	0.72
1:A:208:LEU:HD12	1:A:244:PHE:CE1	2.24	0.72
1:C:111:MET:HB3	1:C:115:PHE:CD1	2.23	0.72
1:A:324:VAL:CG2	1:A:325:ALA:N	2.52	0.72
1:A:159:GLU:OE2	1:A:163:GLU:HB2	1.87	0.72
1:B:244:PHE:O	1:B:249:LYS:HE2	1.89	0.72

*Continued on next page...*

*Continued from previous page...*

Atom-1	Atom-2	Interatomic distance (Å)	Clash overlap (Å)
1:C:341:PRO:O	1:C:342:GLU:HB3	1.90	0.71
1:B:204:GLU:CB	1:B:206:ARG:NH1	2.53	0.71
1:C:239:ARG:HA	1:C:239:ARG:HH11	1.53	0.71
1:B:1:MET:O	1:B:1:MET:HG3	1.90	0.71
1:C:285:GLY:HA3	1:C:290:ARG:NH2	2.06	0.71
1:B:106:MET:HE3	1:B:116:LYS:HE2	1.72	0.71
1:A:284:ILE:O	1:A:313:MET:HE1	1.91	0.71
1:B:22:ALA:O	1:B:90:ARG:HD2	1.90	0.71
1:A:269:ILE:HB	1:A:329:ILE:HD11	1.71	0.71
1:C:147:LEU:H	1:C:147:LEU:HD12	1.56	0.71
1:A:244:PHE:O	1:A:249:LYS:HE2	1.91	0.71
1:B:9:PHE:O	1:B:13:GLN:HG2	1.91	0.71
1:B:269:ILE:O	1:B:276:ARG:HA	1.91	0.70
1:A:38:ASN:O	1:A:39:LEU:HD23	1.91	0.70
1:B:194:ARG:CB	1:C:97:ARG:HH12	2.03	0.70
1:B:185:PHE:CD2	1:B:206:ARG:HD3	2.26	0.70
1:C:272:ILE:H	1:C:272:ILE:HD12	1.56	0.70
1:B:114:VAL:HG13	1:B:115:PHE:N	2.07	0.70
1:A:239:ARG:HH11	1:A:239:ARG:HA	1.54	0.70
1:C:103:VAL:HG23	1:C:165:VAL:O	1.92	0.70
1:A:289:ILE:HG23	1:A:301:MET:CE	2.18	0.70
1:B:29:ARG:HA	1:B:33:ASP:O	1.91	0.70
1:B:289:ILE:CG2	1:B:301:MET:HE1	2.15	0.69
1:B:114:VAL:CG1	1:B:115:PHE:N	2.54	0.69
1:B:241:VAL:HG11	1:B:253:ARG:HH11	1.56	0.69
1:A:81:PHE:CE1	1:A:98:THR:CG2	2.61	0.69
1:C:186:SER:HA	1:C:213:LEU:HD12	1.73	0.69
1:C:302:TYR:HE2	1:C:315:THR:HG1	1.38	0.69
1:B:105:THR:HB	1:B:108:GLU:HG3	1.74	0.69
1:A:232:SER:CB	1:A:235:LYS:HG3	2.22	0.69
1:C:315:THR:HG22	1:C:317:ASP:N	2.07	0.69
1:B:132:THR:HG23	1:B:229:HIS:ND1	2.05	0.69
1:C:244:PHE:O	1:C:249:LYS:HE2	1.92	0.69
1:A:191:SER:O	1:A:195:GLU:HG3	1.92	0.69
1:B:147:LEU:HD12	1:B:147:LEU:N	2.06	0.69
1:B:239:ARG:NH1	1:B:239:ARG:HB2	2.07	0.69
1:B:194:ARG:HB2	1:C:97:ARG:NH1	2.06	0.69
1:C:318:MET:O	1:C:321:LYS:HG2	1.93	0.69
1:B:227:THR:C	1:B:228:LEU:HD23	2.13	0.69
1:C:38:ASN:O	1:C:39:LEU:HD23	1.93	0.69
1:C:232:SER:HB3	1:C:235:LYS:CG	2.21	0.69

*Continued on next page...*

*Continued from previous page...*

Atom-1	Atom-2	Interatomic distance (Å)	Clash overlap (Å)
1:B:102:LYS:O	1:B:164:PHE:CE1	2.45	0.68
1:A:216:THR:O	1:A:220:THR:HG23	1.93	0.68
1:A:269:ILE:HG21	1:A:329:ILE:CG1	2.23	0.68
1:A:82:ARG:NE	1:A:97:ARG:HH21	1.92	0.68
1:B:185:PHE:HD2	1:B:206:ARG:HD3	1.59	0.68
1:A:323:LEU:O	1:A:329:ILE:HG22	1.94	0.68
1:C:147:LEU:N	1:C:147:LEU:HD12	2.09	0.68
1:C:269:ILE:HD11	1:C:337:LYS:HZ1	1.59	0.67
1:B:216:THR:O	1:B:220:THR:HG23	1.94	0.67
1:C:269:ILE:CD1	1:C:337:LYS:NZ	2.57	0.67
1:C:269:ILE:HD11	1:C:337:LYS:NZ	2.10	0.67
1:A:301:MET:O	1:A:304:ALA:HB3	1.95	0.67
1:A:333:ASN:O	1:A:336:GLU:N	2.28	0.67
1:A:71:PHE:CZ	1:A:83:VAL:HG11	2.30	0.66
1:A:29:ARG:HA	1:A:33:ASP:O	1.95	0.66
1:C:330:SER:OG	1:C:333:ASN:CB	2.44	0.66
1:A:289:ILE:CG2	1:A:301:MET:HE1	2.21	0.66
1:A:318:MET:O	1:A:321:LYS:HG2	1.95	0.66
1:B:132:THR:HG22	1:B:229:HIS:NE2	2.08	0.66
1:B:239:ARG:HH11	1:B:239:ARG:HA	1.59	0.66
1:C:335:ARG:HD2	1:C:342:GLU:C	2.14	0.66
1:B:232:SER:HB3	1:B:235:LYS:CG	2.22	0.66
1:C:103:VAL:HG21	1:C:165:VAL:C	2.17	0.65
1:A:194:ARG:CB	1:B:97:ARG:HH12	2.07	0.65
1:A:48:HIS:O	1:A:52:TYR:CD2	2.47	0.65
1:B:286:THR:HG22	1:B:289:ILE:H	1.61	0.65
1:B:191:SER:O	1:B:195:GLU:HG3	1.97	0.65
1:B:258:GLU:OE1	1:C:239:ARG:NH1	2.20	0.65
1:A:104:LEU:HB2	1:A:109:LEU:HD21	1.77	0.65
1:B:318:MET:O	1:B:321:LYS:HG2	1.96	0.65
1:B:271:LYS:CB	1:B:276:ARG:N	2.60	0.65
1:B:206:ARG:HD2	1:B:206:ARG:H	1.61	0.65
1:C:191:SER:O	1:C:195:GLU:HG3	1.96	0.65
1:A:178:VAL:HA	1:A:182:THR:HG22	1.80	0.64
1:A:114:VAL:CG1	1:A:115:PHE:N	2.60	0.64
1:A:114:VAL:HG13	1:A:115:PHE:N	2.11	0.64
1:A:329:ILE:CG2	1:A:330:SER:N	2.58	0.64
1:B:315:THR:HG22	1:B:317:ASP:N	2.12	0.64
1:A:185:PHE:CD2	1:A:206:ARG:HB2	2.33	0.64
1:C:286:THR:HG22	1:C:289:ILE:H	1.63	0.64
1:C:3:ILE:CD1	1:C:96:PHE:CZ	2.79	0.64

*Continued on next page...*

*Continued from previous page...*

Atom-1	Atom-2	Interatomic distance (Å)	Clash overlap (Å)
1:C:233:ALA:HA	1:C:263:VAL:HG11	1.80	0.64
1:C:160:ASP:HB2	1:C:178:VAL:HB	1.80	0.64
1:B:106:MET:CE	1:B:116:LYS:CG	2.74	0.64
1:C:202:VAL:O	1:C:202:VAL:HG23	1.98	0.63
1:B:285:GLY:HA3	1:B:290:ARG:NH2	2.13	0.63
1:A:271:LYS:N	1:A:275:GLY:O	2.30	0.63
1:A:58:LYS:HZ3	1:B:67:LEU:HD11	1.62	0.63
1:A:315:THR:HG22	1:A:317:ASP:N	2.13	0.63
1:B:271:LYS:H	1:B:276:ARG:N	1.96	0.63
1:C:292:LEU:HD22	1:C:297:LYS:O	1.98	0.63
1:C:1:MET:HG3	1:C:1:MET:O	1.98	0.63
1:A:303:SER:HA	1:A:306:GLN:OE1	1.98	0.63
1:C:269:ILE:HD11	1:C:337:LYS:HE3	1.81	0.63
1:C:239:ARG:CA	1:C:239:ARG:HH11	2.12	0.63
1:C:216:THR:O	1:C:220:THR:HG23	1.98	0.63
1:C:202:VAL:O	1:C:203:GLY:C	2.37	0.63
1:C:136:LYS:HA	1:C:266:GLN:OE1	1.99	0.62
1:A:158:ILE:O	1:A:185:PHE:HE1	1.81	0.62
1:C:239:ARG:CB	1:C:239:ARG:HH11	2.12	0.62
1:A:285:GLY:HA3	1:A:290:ARG:NH2	2.14	0.62
1:C:114:VAL:CG1	1:C:115:PHE:N	2.62	0.62
1:A:239:ARG:HH11	1:A:239:ARG:CB	2.13	0.62
1:A:34:VAL:O	1:A:35:ARG:HG3	1.99	0.62
1:A:286:THR:HG22	1:A:289:ILE:CG1	2.25	0.62
1:A:104:LEU:CD1	1:A:104:LEU:N	2.59	0.62
1:A:58:LYS:HZ1	1:B:67:LEU:CD1	2.08	0.62
1:C:114:VAL:HG13	1:C:115:PHE:N	2.15	0.62
1:A:3:ILE:CD1	1:A:96:PHE:CZ	2.81	0.61
1:B:303:SER:HA	1:B:306:GLN:OE1	2.00	0.61
1:A:328:LEU:HD22	1:A:328:LEU:N	2.16	0.61
1:A:81:PHE:HE1	1:A:98:THR:CG2	2.06	0.61
1:B:105:THR:CB	1:B:108:GLU:HG3	2.31	0.61
1:C:301:MET:O	1:C:304:ALA:HB3	2.00	0.61
1:B:286:THR:HG21	1:B:289:ILE:HG13	1.82	0.61
1:A:286:THR:HG22	1:A:289:ILE:H	1.65	0.61
1:A:239:ARG:HH11	1:A:239:ARG:CA	2.14	0.61
1:A:129:THR:C	1:A:136:LYS:HD2	2.21	0.61
1:A:159:GLU:HB2	1:A:162:ILE:HA	1.82	0.60
1:B:47:VAL:CG2	1:B:92:ALA:HB3	2.31	0.60
1:A:58:LYS:NZ	1:B:67:LEU:CD1	2.60	0.60
1:B:286:THR:HG22	1:B:289:ILE:CG1	2.28	0.60

*Continued on next page...*

*Continued from previous page...*

Atom-1	Atom-2	Interatomic distance (Å)	Clash overlap (Å)
1:A:294:ARG:CZ	1:A:294:ARG:HB2	2.31	0.60
1:A:294:ARG:HH21	1:A:294:ARG:HB3	1.67	0.60
1:C:178:VAL:O	1:C:179:HIS:HB2	2.01	0.60
1:B:103:VAL:HG11	1:B:166:HIS:CE1	2.37	0.60
1:C:272:ILE:CG1	1:C:330:SER:N	2.65	0.60
1:C:82:ARG:NE	1:C:161:PRO:HG2	2.16	0.60
1:B:286:THR:CG2	1:B:286:THR:O	2.50	0.60
1:C:136:LYS:O	1:C:139:THR:N	2.35	0.60
1:A:133:GLY:O	1:A:268:LEU:HD22	2.02	0.60
1:C:15:ALA:HA	1:C:30:VAL:HG22	1.82	0.60
1:A:271:LYS:H	1:A:276:ARG:HA	1.66	0.60
1:C:286:THR:HG22	1:C:289:ILE:CG1	2.29	0.60
1:A:15:ALA:HA	1:A:30:VAL:HG22	1.83	0.59
1:C:160:ASP:OD1	1:C:160:ASP:C	2.40	0.59
1:B:169:LYS:O	1:C:36:ARG:NH1	2.35	0.59
1:B:286:THR:CG2	1:B:289:ILE:H	2.15	0.59
1:C:294:ARG:NH1	1:C:294:ARG:HB2	2.14	0.59
1:B:204:GLU:HB3	1:B:206:ARG:HH11	1.65	0.59
1:C:286:THR:HG21	1:C:289:ILE:HG13	1.84	0.59
1:C:286:THR:CG2	1:C:289:ILE:H	2.15	0.59
1:A:131:PRO:HD3	1:A:231:THR:HG22	1.85	0.59
1:C:119:SER:HB3	1:C:147:LEU:HD11	1.84	0.58
1:C:272:ILE:CG1	1:C:330:SER:CB	2.76	0.58
1:A:34:VAL:C	1:A:35:ARG:HG3	2.24	0.58
1:A:233:ALA:HA	1:A:263:VAL:HG11	1.84	0.58
1:B:100:PRO:CG	1:B:163:GLU:OE2	2.50	0.58
1:C:286:THR:O	1:C:286:THR:CG2	2.51	0.58
1:B:301:MET:O	1:B:304:ALA:HB3	2.04	0.58
1:C:230:THR:HG21	1:C:236:THR:HA	1.85	0.58
1:B:136:LYS:NZ	1:B:229:HIS:CD2	2.71	0.57
1:B:204:GLU:OE1	1:B:204:GLU:N	2.38	0.57
1:C:135:GLY:O	1:C:138:THR:HB	2.04	0.57
1:A:232:SER:HB3	1:A:235:LYS:CG	2.34	0.57
1:A:147:LEU:CD1	1:A:147:LEU:H	2.11	0.57
1:C:254:SER:O	1:C:257:SER:OG	2.20	0.57
1:B:48:HIS:CD2	1:B:52:TYR:HE2	2.20	0.57
1:B:292:LEU:HD22	1:B:297:LYS:O	2.04	0.57
1:C:302:TYR:HE1	1:C:339:LYS:HD3	1.70	0.57
1:C:275:GLY:C	1:C:276:ARG:HG3	2.23	0.57
1:C:239:ARG:HB2	1:C:239:ARG:HH11	1.70	0.57
1:A:208:LEU:HD12	1:A:244:PHE:CD1	2.38	0.57

*Continued on next page...*

*Continued from previous page...*

Atom-1	Atom-2	Interatomic distance (Å)	Clash overlap (Å)
1:B:285:GLY:CA	1:B:290:ARG:NH2	2.68	0.57
1:C:284:ILE:HB	1:C:313:MET:HE2	1.86	0.57
1:C:284:ILE:O	1:C:313:MET:HE2	2.05	0.57
1:C:186:SER:HA	1:C:213:LEU:CD1	2.34	0.57
1:B:15:ALA:HA	1:B:30:VAL:HG22	1.85	0.57
1:A:230:THR:HG21	1:A:236:THR:HA	1.86	0.57
1:C:82:ARG:NH1	1:C:162:ILE:O	2.35	0.57
1:C:227:THR:O	1:C:228:LEU:HD23	2.05	0.57
1:B:227:THR:O	1:B:228:LEU:HD23	2.05	0.57
1:A:328:LEU:N	1:A:328:LEU:CD2	2.68	0.57
1:A:292:LEU:HD22	1:A:297:LYS:O	2.04	0.56
1:B:106:MET:HE3	1:B:116:LYS:HG2	1.81	0.56
1:A:317:ASP:HA	1:A:320:LEU:HD12	1.87	0.56
1:C:136:LYS:O	1:C:137:SER:C	2.44	0.56
1:B:216:THR:CG2	1:C:206:ARG:HD2	2.35	0.56
1:C:269:ILE:HG13	1:C:337:LYS:CE	2.22	0.56
1:C:178:VAL:HA	1:C:182:THR:HG22	1.85	0.56
1:A:178:VAL:O	1:A:179:HIS:HB2	2.05	0.56
1:B:192:ALA:HA	1:B:195:GLU:HG3	1.88	0.56
1:B:317:ASP:HA	1:B:320:LEU:HD12	1.87	0.56
1:C:157:THR:OG1	1:C:175:GLN:HG2	2.05	0.56
1:C:196:ASP:N	1:C:197:PRO:CD	2.69	0.56
1:B:136:LYS:HZ1	1:B:229:HIS:CD2	2.24	0.56
1:C:315:THR:HB	1:C:318:MET:HB2	1.87	0.56
1:B:132:THR:HG23	1:B:229:HIS:CG	2.40	0.56
1:B:202:VAL:O	1:B:203:GLY:O	2.23	0.56
1:C:202:VAL:HG22	1:C:202:VAL:O	2.05	0.56
1:C:104:LEU:HD23	1:C:105:THR:H	1.56	0.56
1:A:286:THR:CG2	1:A:289:ILE:H	2.19	0.56
1:B:106:MET:HE3	1:B:116:LYS:CG	2.35	0.56
1:A:80:ARG:NH2	1:A:99:ILE:HD13	2.21	0.56
1:A:109:LEU:HD11	1:A:138:THR:HG22	1.86	0.56
1:A:323:LEU:HB3	1:A:329:ILE:HB	1.88	0.56
1:B:128:VAL:O	1:B:227:THR:HG22	2.06	0.56
1:B:38:ASN:O	1:B:39:LEU:HD23	2.06	0.56
1:C:239:ARG:NH1	1:C:239:ARG:CB	2.69	0.56
1:C:302:TYR:HE2	1:C:315:THR:OG1	1.89	0.56
1:B:131:PRO:CD	1:B:231:THR:HG22	2.20	0.55
1:C:334:ALA:O	1:C:335:ARG:C	2.41	0.55
1:A:286:THR:CG2	1:A:286:THR:O	2.55	0.55
1:C:130:GLY:N	1:C:136:LYS:HD3	2.21	0.55

*Continued on next page...*

*Continued from previous page...*

Atom-1	Atom-2	Interatomic distance (Å)	Clash overlap (Å)
1:A:196:ASP:N	1:A:197:PRO:CD	2.69	0.55
1:C:105:THR:OG1	1:C:108:GLU:HG3	2.06	0.55
1:C:106:MET:CE	1:C:115:PHE:HB3	2.33	0.55
1:A:128:VAL:O	1:A:227:THR:HB	2.07	0.55
1:B:239:ARG:CB	1:B:239:ARG:HH11	2.19	0.55
1:B:251:MET:HG3	1:C:243:VAL:HB	1.88	0.55
1:A:130:GLY:N	1:A:136:LYS:HD2	2.22	0.55
1:C:269:ILE:CD1	1:C:337:LYS:HZ1	2.18	0.55
1:C:82:ARG:HD2	1:C:99:ILE:CD1	2.35	0.55
1:B:178:VAL:HA	1:B:182:THR:HG22	1.88	0.55
1:C:148:ASN:OD1	1:C:171:CYS:HB2	2.07	0.55
1:C:271:LYS:HB3	1:C:274:GLY:O	2.06	0.55
1:B:205:MET:CE	1:B:211:ILE:HG12	2.30	0.55
1:C:303:SER:HA	1:C:306:GLN:OE1	2.07	0.55
1:A:331:ARG:O	1:A:332:GLU:C	2.42	0.55
1:A:285:GLY:CA	1:A:290:ARG:NH2	2.70	0.55
1:A:342:GLU:O	1:A:342:GLU:HG3	2.04	0.55
1:B:315:THR:HB	1:B:318:MET:HB2	1.89	0.54
1:B:266:GLN:HG2	1:B:267:THR:N	2.23	0.54
1:B:230:THR:HG21	1:B:236:THR:HA	1.89	0.54
1:C:111:MET:CE	1:C:139:THR:HG23	2.38	0.54
1:C:27:MET:HE3	1:C:36:ARG:HG2	1.89	0.54
1:A:194:ARG:HB2	1:B:97:ARG:NH1	2.14	0.54
1:A:104:LEU:CB	1:A:109:LEU:HD21	2.38	0.54
1:C:317:ASP:HA	1:C:320:LEU:HD12	1.90	0.54
1:C:56:ASN:OD1	1:C:59:GLN:HG3	2.08	0.54
1:A:176:ARG:HH12	1:B:68:GLU:CD	2.11	0.54
1:C:104:LEU:C	1:C:104:LEU:HD22	2.24	0.53
1:C:189:LEU:HD13	1:C:213:LEU:CB	2.36	0.53
1:A:134:SER:OG	1:A:136:LYS:HG2	2.08	0.53
1:A:137:SER:HB3	1:A:164:PHE:HE2	1.73	0.53
1:C:75:VAL:CG1	1:C:78:VAL:HB	2.38	0.53
1:A:286:THR:HG21	1:A:289:ILE:HG13	1.86	0.53
1:B:34:VAL:O	1:B:34:VAL:HG12	2.08	0.53
1:B:148:ASN:OD1	1:B:171:CYS:HB2	2.09	0.53
1:B:178:VAL:O	1:B:179:HIS:HB2	2.08	0.53
1:B:102:LYS:O	1:B:164:PHE:CD1	2.61	0.53
1:B:75:VAL:CG1	1:B:78:VAL:HB	2.39	0.53
1:A:131:PRO:HG2	1:A:134:SER:HB3	1.90	0.53
1:A:118:VAL:O	1:A:121:VAL:HG22	2.07	0.53
1:B:118:VAL:O	1:B:121:VAL:HG22	2.09	0.53

*Continued on next page...*

*Continued from previous page...*

Atom-1	Atom-2	Interatomic distance (Å)	Clash overlap (Å)
1:A:75:VAL:CG1	1:A:78:VAL:HB	2.39	0.52
1:B:60:ARG:O	1:B:64:GLU:HG3	2.09	0.52
1:B:105:THR:CG2	1:B:106:MET:N	2.68	0.52
1:C:315:THR:HG22	1:C:317:ASP:H	1.73	0.52
1:B:239:ARG:HH11	1:B:239:ARG:CA	2.20	0.52
1:B:156:LEU:O	1:B:200:ILE:HA	2.10	0.52
1:C:333:ASN:O	1:C:336:GLU:HB3	2.10	0.51
1:B:147:LEU:CD1	1:B:147:LEU:H	2.21	0.51
1:A:266:GLN:HG2	1:A:267:THR:N	2.25	0.51
1:A:56:ASN:OD1	1:A:59:GLN:HG3	2.10	0.51
1:A:289:ILE:O	1:A:292:LEU:HB2	2.11	0.51
1:A:148:ASN:OD1	1:A:171:CYS:HB2	2.10	0.51
1:A:100:PRO:HB2	1:A:164:PHE:HE1	1.68	0.51
1:B:42:LEU:HB3	1:B:47:VAL:HG12	1.93	0.51
1:C:266:GLN:HG2	1:C:267:THR:N	2.26	0.51
1:C:239:ARG:HD3	1:C:239:ARG:O	2.09	0.51
1:B:114:VAL:CG1	1:B:115:PHE:H	2.23	0.51
1:B:233:ALA:HA	1:B:263:VAL:HG11	1.91	0.51
1:C:189:LEU:CD1	1:C:213:LEU:HB3	2.37	0.51
1:B:241:VAL:HG11	1:B:253:ARG:NH1	2.25	0.51
1:C:42:LEU:HB3	1:C:47:VAL:HG12	1.92	0.51
1:C:125:LEU:O	1:C:261:GLN:HB2	2.11	0.51
1:B:251:MET:HG3	1:C:243:VAL:CB	2.41	0.51
1:B:27:MET:HE3	1:B:36:ARG:HG2	1.93	0.51
1:C:204:GLU:OE1	1:C:204:GLU:HA	2.12	0.50
1:C:209:GLU:OE1	1:C:209:GLU:HA	2.12	0.50
1:B:106:MET:HE1	1:B:116:LYS:CG	2.31	0.50
1:B:82:ARG:CD	1:B:97:ARG:NH2	2.57	0.50
1:B:159:GLU:HB2	1:B:162:ILE:HA	1.93	0.50
1:C:104:LEU:O	1:C:104:LEU:HD22	2.11	0.50
1:C:105:THR:O	1:C:109:LEU:HG	2.11	0.50
1:B:103:VAL:HG21	1:B:166:HIS:CE1	2.47	0.50
1:C:104:LEU:HG	1:C:108:GLU:OE1	2.11	0.50
1:A:157:THR:HG22	1:A:201:LEU:HB3	1.94	0.50
1:C:271:LYS:H	1:C:276:ARG:HA	1.77	0.49
1:C:82:ARG:CZ	1:C:161:PRO:CG	2.83	0.49
1:C:232:SER:OG	1:C:235:LYS:HG3	2.12	0.49
1:B:83:VAL:HG22	1:B:96:PHE:CD1	2.47	0.49
1:A:202:VAL:CG2	1:A:202:VAL:O	2.59	0.49
1:C:284:ILE:HB	1:C:313:MET:CE	2.42	0.49
1:A:82:ARG:N	1:A:97:ARG:O	2.37	0.49

*Continued on next page...*



*Continued from previous page...*

Atom-1	Atom-2	Interatomic distance (Å)	Clash overlap (Å)
1:A:58:LYS:HZ1	1:B:67:LEU:HD21	1.77	0.49
1:C:320:LEU:O	1:C:323:LEU:N	2.40	0.49
1:B:62:ASP:O	1:B:63:PHE:C	2.49	0.49
1:A:156:LEU:O	1:A:200:ILE:HA	2.12	0.49
1:A:168:SER:HB2	1:B:24:LEU:HD21	1.94	0.49
1:C:51:ILE:HG22	1:C:55:MET:SD	2.52	0.49
1:B:106:MET:CE	1:B:116:LYS:CE	2.79	0.49
1:C:129:THR:C	1:C:136:LYS:CD	2.81	0.49
1:A:228:LEU:HD13	1:A:239:ARG:HG2	1.94	0.49
1:A:83:VAL:HG22	1:A:96:PHE:CD1	2.48	0.49
1:A:227:THR:O	1:A:228:LEU:HD23	2.11	0.49
1:C:82:ARG:NH2	1:C:161:PRO:HG2	2.27	0.49
1:B:239:ARG:O	1:B:243:VAL:HG13	2.13	0.49
1:B:196:ASP:N	1:B:197:PRO:CD	2.75	0.49
1:C:301:MET:HE3	1:C:301:MET:HA	1.94	0.49
1:C:125:LEU:HD12	1:C:224:VAL:O	2.13	0.49
1:C:269:ILE:O	1:C:276:ARG:HA	2.13	0.48
1:B:105:THR:HB	1:B:108:GLU:CG	2.42	0.48
1:C:104:LEU:CD2	1:C:104:LEU:O	2.58	0.48
1:B:286:THR:O	1:B:286:THR:HG22	2.12	0.48
1:A:241:VAL:HG11	1:A:253:ARG:NH1	2.23	0.48
1:C:140:LEU:HD11	1:C:227:THR:CG2	2.43	0.48
1:C:147:LEU:H	1:C:147:LEU:CD1	2.24	0.48
1:A:158:ILE:O	1:A:185:PHE:CE1	2.65	0.48
1:C:106:MET:HG2	1:C:111:MET:HB2	1.94	0.48
1:B:251:MET:HG3	1:C:243:VAL:CA	2.43	0.48
1:C:233:ALA:O	1:C:237:ILE:HG12	2.14	0.48
1:B:237:ILE:O	1:B:238:ASP:C	2.51	0.48
1:A:239:ARG:O	1:A:239:ARG:HD3	2.12	0.48
1:C:202:VAL:HG22	1:C:226:GLY:HA2	1.95	0.48
1:B:135:GLY:O	1:B:136:LYS:C	2.51	0.48
1:C:289:ILE:O	1:C:293:ILE:HG13	2.13	0.48
1:B:105:THR:HB	1:B:108:GLU:H	1.79	0.48
1:A:239:ARG:O	1:A:243:VAL:HG13	2.14	0.48
1:B:248:GLU:O	1:B:248:GLU:HG2	2.12	0.48
1:B:103:VAL:HG22	1:B:164:PHE:HB2	1.73	0.48
1:B:82:ARG:CD	1:B:97:ARG:HH21	2.19	0.48
1:B:3:ILE:CD1	1:B:96:PHE:CZ	2.93	0.48
1:B:100:PRO:HD2	1:B:163:GLU:OE2	2.14	0.48
1:C:82:ARG:NH2	1:C:161:PRO:CG	2.77	0.48
1:B:286:THR:N	1:B:290:ARG:HH21	2.12	0.48

*Continued on next page...*

*Continued from previous page...*

Atom-1	Atom-2	Interatomic distance (Å)	Clash overlap (Å)
1:A:163:GLU:OE1	1:A:163:GLU:CA	2.56	0.48
1:A:269:ILE:O	1:A:276:ARG:HB3	2.14	0.48
1:A:103:VAL:C	1:A:104:LEU:HD12	2.32	0.48
1:A:42:LEU:HB3	1:A:47:VAL:HG12	1.96	0.48
1:C:285:GLY:C	1:C:290:ARG:HH21	2.17	0.48
1:C:51:ILE:HD11	1:C:94:ALA:HB2	1.94	0.48
1:A:178:VAL:HA	1:A:182:THR:CG2	2.42	0.48
1:A:281:GLU:HB2	1:A:316:LEU:HB2	1.96	0.48
1:B:233:ALA:O	1:B:237:ILE:HG12	2.14	0.48
1:C:248:GLU:O	1:C:248:GLU:HG2	2.14	0.48
1:C:135:GLY:CA	2:C:400:CL:CL	2.92	0.47
1:B:239:ARG:CB	1:B:239:ARG:NH1	2.76	0.47
1:C:196:ASP:N	1:C:197:PRO:HD3	2.28	0.47
1:B:51:ILE:HG22	1:B:55:MET:SD	2.54	0.47
1:A:162:ILE:CD1	1:A:175:GLN:HB3	2.43	0.47
1:A:27:MET:HE3	1:A:36:ARG:HG2	1.95	0.47
1:C:103:VAL:HG21	1:C:166:HIS:HA	1.95	0.47
1:B:34:VAL:C	1:B:35:ARG:HG3	2.34	0.47
1:B:102:LYS:O	1:B:164:PHE:HE1	1.93	0.47
1:B:257:SER:HB3	1:B:293:ILE:HG22	1.96	0.47
1:C:129:THR:C	1:C:136:LYS:HD3	2.34	0.47
1:C:47:VAL:HG22	1:C:92:ALA:HB3	1.92	0.47
1:C:154:HIS:ND1	1:C:197:PRO:HA	2.29	0.47
1:A:330:SER:OG	1:A:331:ARG:N	2.47	0.47
1:B:285:GLY:CA	1:B:290:ARG:HH21	2.27	0.47
1:A:173:VAL:O	1:B:90:ARG:NH2	2.35	0.47
1:B:34:VAL:O	1:B:35:ARG:HG3	2.13	0.47
1:A:285:GLY:CA	1:A:290:ARG:HH21	2.28	0.47
1:B:105:THR:O	1:B:109:LEU:HG	2.14	0.47
1:C:130:GLY:O	1:C:229:HIS:HA	2.14	0.47
1:C:205:MET:HB3	1:C:205:MET:HE3	1.70	0.47
1:C:286:THR:O	1:C:286:THR:HG22	2.14	0.47
1:A:284:ILE:HB	1:A:313:MET:CE	2.45	0.47
1:B:286:THR:O	1:B:289:ILE:N	2.48	0.47
1:A:136:LYS:HA	1:A:266:GLN:OE1	2.15	0.47
1:B:152:TYR:HA	1:B:170:LYS:O	2.15	0.47
1:B:211:ILE:O	1:B:212:ARG:C	2.54	0.47
1:A:322:GLY:O	1:A:324:VAL:N	2.48	0.47
1:A:162:ILE:HD13	1:A:175:GLN:HB3	1.96	0.47
1:A:239:ARG:HH11	1:A:239:ARG:HB2	1.67	0.47
1:C:232:SER:HB3	1:C:235:LYS:CD	2.43	0.46

*Continued on next page...*

*Continued from previous page...*

Atom-1	Atom-2	Interatomic distance (Å)	Clash overlap (Å)
1:A:157:THR:OG1	1:A:175:GLN:HG2	2.15	0.46
1:A:153:HIS:CB	1:A:198:ASP:OD2	2.63	0.46
1:C:57:ASP:O	1:C:58:LYS:C	2.52	0.46
1:A:3:ILE:HD11	1:A:96:PHE:CE1	2.50	0.46
1:A:71:PHE:CZ	1:A:83:VAL:CG1	2.99	0.46
1:B:239:ARG:HB2	1:B:239:ARG:HH11	1.75	0.46
1:A:70:ASP:OD1	1:A:84:ASN:HB2	2.15	0.46
1:A:211:ILE:O	1:A:212:ARG:C	2.53	0.46
1:A:301:MET:HE3	1:A:301:MET:HB2	1.64	0.46
1:B:1:MET:CG	1:B:1:MET:O	2.62	0.46
1:C:192:ALA:HA	1:C:195:GLU:HG3	1.96	0.46
1:C:62:ASP:O	1:C:63:PHE:C	2.53	0.46
1:C:283:MET:C	1:C:283:MET:SD	2.94	0.46
1:C:163:GLU:HG3	1:C:164:PHE:N	2.31	0.46
1:A:239:ARG:CB	1:A:239:ARG:NH1	2.68	0.46
1:B:281:GLU:HB2	1:B:316:LEU:HB2	1.97	0.46
1:C:331:ARG:HB3	1:C:335:ARG:HH21	1.79	0.46
1:B:105:THR:OG1	1:B:108:GLU:HG3	2.16	0.46
1:B:194:ARG:CB	1:C:97:ARG:NH1	2.73	0.46
1:C:18:LEU:HB3	1:C:96:PHE:HB2	1.97	0.46
1:B:228:LEU:HD23	1:B:228:LEU:N	2.29	0.46
1:B:266:GLN:CG	1:B:267:THR:N	2.79	0.46
1:B:196:ASP:N	1:B:197:PRO:HD3	2.30	0.46
1:A:283:MET:SD	1:A:283:MET:C	2.94	0.46
1:B:100:PRO:HB2	1:B:164:PHE:CE1	2.50	0.46
1:B:138:THR:O	1:B:139:THR:C	2.53	0.46
1:A:100:PRO:HG2	1:A:164:PHE:CZ	2.50	0.46
1:C:75:VAL:HG12	1:C:78:VAL:HB	1.98	0.46
1:B:286:THR:HG22	1:B:289:ILE:CB	2.46	0.46
1:A:315:THR:H	1:A:318:MET:HE3	1.81	0.46
1:A:341:PRO:O	1:A:342:GLU:HB3	2.15	0.46
1:C:178:VAL:HG12	1:C:179:HIS:ND1	2.31	0.45
1:B:168:SER:HB2	1:C:24:LEU:HD21	1.98	0.45
1:B:239:ARG:HD3	1:B:239:ARG:O	2.17	0.45
1:A:191:SER:O	1:A:195:GLU:CG	2.64	0.45
1:A:114:VAL:HA	1:A:117:ARG:NH2	2.32	0.45
1:B:57:ASP:O	1:B:58:LYS:C	2.54	0.45
1:A:62:ASP:O	1:A:63:PHE:C	2.55	0.45
1:C:291:ASN:O	1:C:292:LEU:C	2.54	0.45
1:C:302:TYR:CE1	1:C:339:LYS:HD3	2.52	0.45
1:A:192:ALA:HA	1:A:195:GLU:HG3	1.98	0.45

*Continued on next page...*

*Continued from previous page...*

Atom-1	Atom-2	Interatomic distance (Å)	Clash overlap (Å)
1:C:160:ASP:OD1	1:C:160:ASP:O	2.35	0.45
1:B:109:LEU:HD11	1:B:138:THR:HG22	1.99	0.45
1:C:280:HIS:O	1:C:314:GLN:NE2	2.46	0.45
1:A:194:ARG:CB	1:B:97:ARG:NH1	2.77	0.45
1:B:52:TYR:CD1	1:B:60:ARG:HG2	2.52	0.45
1:B:251:MET:HG3	1:C:243:VAL:HA	1.98	0.45
1:C:191:SER:O	1:C:194:ARG:HG3	2.16	0.45
1:B:268:LEU:HD12	1:B:268:LEU:HA	1.75	0.45
1:A:237:ILE:O	1:A:238:ASP:C	2.55	0.45
1:C:241:VAL:HG11	1:C:253:ARG:HH11	1.81	0.45
1:B:283:MET:SD	1:B:283:MET:C	2.95	0.45
1:A:305:ILE:HG23	1:A:313:MET:HB3	1.99	0.45
1:A:293:ILE:O	1:A:294:ARG:C	2.55	0.44
1:B:320:LEU:O	1:B:321:LYS:C	2.55	0.44
1:A:121:VAL:O	1:A:223:LEU:HD22	2.16	0.44
1:C:34:VAL:HG12	1:C:34:VAL:O	2.15	0.44
1:A:191:SER:O	1:A:194:ARG:HG3	2.18	0.44
1:B:129:THR:HB	1:B:228:LEU:O	2.18	0.44
1:A:185:PHE:CD2	1:A:206:ARG:HD2	2.52	0.44
1:B:75:VAL:HG12	1:B:78:VAL:HB	1.99	0.44
1:C:246:ALA:O	1:C:248:GLU:N	2.51	0.44
1:B:132:THR:HG21	1:B:229:HIS:CE1	2.40	0.44
1:B:104:LEU:CD2	1:B:108:GLU:OE1	2.66	0.44
1:B:205:MET:HB3	1:B:205:MET:HE3	1.83	0.44
1:A:315:THR:HB	1:A:318:MET:HB2	2.00	0.44
1:C:147:LEU:N	1:C:147:LEU:CD1	2.80	0.44
1:B:315:THR:HG22	1:B:317:ASP:H	1.83	0.44
1:C:237:ILE:O	1:C:238:ASP:C	2.56	0.44
1:A:57:ASP:O	1:A:58:LYS:C	2.55	0.44
1:A:116:LYS:HB3	1:A:146:TYR:CZ	2.52	0.44
1:A:266:GLN:CG	1:A:267:THR:N	2.80	0.44
1:B:25:PRO:HB3	1:B:39:LEU:O	2.18	0.44
1:B:114:VAL:HG12	1:B:115:PHE:H	1.82	0.44
1:C:144:LEU:HD23	1:C:144:LEU:HA	1.79	0.44
1:A:248:GLU:O	1:A:248:GLU:HG2	2.16	0.44
1:C:118:VAL:O	1:C:121:VAL:HG22	2.17	0.44
1:A:34:VAL:O	1:A:35:ARG:CG	2.66	0.44
1:A:51:ILE:HD11	1:A:94:ALA:HB2	1.99	0.44
1:A:340:ILE:O	1:A:340:ILE:CG1	2.53	0.44
1:A:105:THR:HG22	1:A:145:ASP:OD2	2.17	0.44
1:B:291:ASN:O	1:B:293:ILE:N	2.51	0.43

*Continued on next page...*

*Continued from previous page...*

Atom-1	Atom-2	Interatomic distance (Å)	Clash overlap (Å)
1:B:291:ASN:O	1:B:292:LEU:C	2.55	0.43
1:B:192:ALA:C	1:B:194:ARG:H	2.20	0.43
1:B:119:SER:HB3	1:B:147:LEU:HD11	1.99	0.43
1:C:51:ILE:CG2	1:C:55:MET:SD	3.06	0.43
1:B:232:SER:HB3	1:B:235:LYS:CD	2.48	0.43
1:B:147:LEU:N	1:B:147:LEU:CD1	2.79	0.43
1:A:47:VAL:HG22	1:A:92:ALA:HB3	1.96	0.43
1:B:27:MET:HE2	1:B:36:ARG:HG3	2.00	0.43
1:C:60:ARG:O	1:C:64:GLU:HG3	2.18	0.43
1:B:285:GLY:HA3	1:B:290:ARG:HH22	1.80	0.43
1:C:266:GLN:HE21	1:C:278:ALA:HB1	1.82	0.43
1:C:202:VAL:CG2	1:C:205:MET:HG2	2.48	0.43
1:C:246:ALA:C	1:C:248:GLU:H	2.21	0.43
1:B:57:ASP:HB3	1:B:61:LYS:HE3	1.99	0.43
1:B:178:VAL:HG12	1:B:179:HIS:ND1	2.33	0.43
1:A:257:SER:HB3	1:A:293:ILE:HG22	2.01	0.43
1:A:333:ASN:O	1:A:336:GLU:HB2	2.18	0.43
1:B:82:ARG:HD2	1:B:97:ARG:HH22	1.67	0.43
1:C:159:GLU:HB2	1:C:162:ILE:HA	2.01	0.43
1:B:192:ALA:CA	1:B:195:GLU:HG3	2.48	0.43
1:B:111:MET:HB3	1:B:115:PHE:CE1	2.53	0.43
1:A:246:ALA:C	1:A:248:GLU:H	2.22	0.43
1:B:81:PHE:HE1	1:B:98:THR:CG2	2.07	0.43
1:C:111:MET:HE3	1:C:139:THR:HG23	1.99	0.43
1:C:211:ILE:O	1:C:212:ARG:C	2.57	0.43
1:B:284:ILE:CB	1:B:313:MET:HE2	2.38	0.43
1:A:232:SER:HB3	1:A:235:LYS:CD	2.49	0.43
1:A:4:THR:O	1:A:5:GLU:C	2.57	0.43
1:A:181:ASP:HB3	1:B:87:ASN:O	2.19	0.43
1:C:291:ASN:HA	1:C:294:ARG:NH1	2.33	0.43
1:C:291:ASN:O	1:C:293:ILE:N	2.52	0.43
1:B:114:VAL:HA	1:B:117:ARG:NH2	2.34	0.43
1:A:194:ARG:CA	1:B:97:ARG:NH1	2.82	0.42
1:B:289:ILE:O	1:B:292:LEU:HB2	2.19	0.42
1:A:58:LYS:NZ	1:B:67:LEU:HD21	2.34	0.42
1:C:83:VAL:HG22	1:C:96:PHE:CD1	2.54	0.42
1:C:189:LEU:CD1	1:C:213:LEU:CB	2.97	0.42
1:B:62:ASP:O	1:B:65:GLU:N	2.52	0.42
1:B:80:ARG:HH22	1:B:161:PRO:HB2	1.84	0.42
1:A:286:THR:N	1:A:290:ARG:HH21	2.17	0.42
1:A:291:ASN:O	1:A:292:LEU:C	2.57	0.42

*Continued on next page...*

*Continued from previous page...*

Atom-1	Atom-2	Interatomic distance (Å)	Clash overlap (Å)
1:B:52:TYR:CD1	1:B:60:ARG:CD	2.80	0.42
1:A:227:THR:C	1:A:228:LEU:HD23	2.40	0.42
1:C:42:LEU:HD23	1:C:42:LEU:HA	1.67	0.42
1:B:55:MET:HA	1:B:59:GLN:OE1	2.20	0.42
1:A:192:ALA:C	1:A:194:ARG:H	2.21	0.42
1:C:136:LYS:O	1:C:138:THR:N	2.53	0.42
1:A:1:MET:O	1:A:1:MET:CG	2.63	0.42
1:B:249:LYS:O	1:B:250:ALA:C	2.58	0.42
1:A:204:GLU:OE2	1:A:206:ARG:HA	2.19	0.42
1:C:272:ILE:CG1	1:C:330:SER:CA	2.97	0.42
1:A:195:GLU:OE2	1:B:84:ASN:OD1	2.38	0.42
1:A:286:THR:O	1:A:287:PRO:C	2.57	0.42
1:A:20:LEU:HD22	1:A:96:PHE:HE2	1.84	0.42
1:A:268:LEU:HD12	1:A:268:LEU:HA	1.73	0.42
1:B:3:ILE:O	1:B:7:LEU:HG	2.20	0.42
1:B:88:GLN:OE1	1:B:90:ARG:HB2	2.20	0.42
1:C:315:THR:CG2	1:C:316:LEU:N	2.81	0.42
1:B:178:VAL:HA	1:B:182:THR:CG2	2.49	0.42
1:C:260:LEU:HD12	1:C:260:LEU:HA	1.75	0.42
1:C:129:THR:C	1:C:136:LYS:HD2	2.39	0.42
1:B:36:ARG:HE	3:B:357:CIT:H41	1.85	0.42
1:A:185:PHE:CD2	1:A:206:ARG:CB	3.03	0.42
1:C:121:VAL:O	1:C:223:LEU:HD22	2.20	0.42
1:B:301:MET:HA	1:B:301:MET:HE2	2.01	0.42
1:C:157:THR:HB	1:C:201:LEU:CD2	2.35	0.42
1:B:157:THR:OG1	1:B:175:GLN:HG2	2.19	0.42
1:C:305:ILE:HG23	1:C:313:MET:HB3	2.02	0.42
1:C:4:THR:O	1:C:5:GLU:C	2.57	0.42
1:C:207:ASP:O	1:C:208:LEU:C	2.58	0.42
1:C:286:THR:HG22	1:C:289:ILE:CB	2.49	0.42
1:C:293:ILE:C	1:C:295:GLU:O	2.56	0.42
1:A:286:THR:HG22	1:A:289:ILE:CB	2.50	0.42
1:C:140:LEU:CD1	1:C:227:THR:HG21	2.50	0.42
1:C:143:MET:O	1:C:146:TYR:HB3	2.20	0.42
1:A:51:ILE:HG22	1:A:55:MET:SD	2.60	0.42
1:A:189:LEU:HD13	1:A:213:LEU:HB3	2.01	0.42
1:A:286:THR:HG22	1:A:286:THR:O	2.19	0.42
1:A:315:THR:HG22	1:A:317:ASP:H	1.83	0.42
1:C:192:ALA:C	1:C:194:ARG:H	2.21	0.42
1:C:294:ARG:CB	1:C:294:ARG:CZ	2.96	0.41
1:A:315:THR:CG2	1:A:316:LEU:N	2.83	0.41

*Continued on next page...*

*Continued from previous page...*

Atom-1	Atom-2	Interatomic distance (Å)	Clash overlap (Å)
1:A:136:LYS:HB2	1:A:136:LYS:HE2	1.75	0.41
1:A:82:ARG:NE	1:A:97:ARG:NH2	2.65	0.41
1:C:268:LEU:HD12	1:C:268:LEU:HA	1.72	0.41
1:C:286:THR:O	1:C:289:ILE:N	2.53	0.41
1:B:104:LEU:HD22	1:B:108:GLU:OE1	2.20	0.41
1:A:60:ARG:O	1:A:64:GLU:HG2	2.20	0.41
1:A:277:VAL:CG1	1:A:329:ILE:HD13	2.50	0.41
1:B:286:THR:O	1:B:287:PRO:C	2.59	0.41
1:C:111:MET:HB3	1:C:115:PHE:CE1	2.56	0.41
1:A:333:ASN:O	1:A:334:ALA:C	2.59	0.41
1:C:178:VAL:HA	1:C:182:THR:CG2	2.49	0.41
1:B:191:SER:O	1:B:195:GLU:CG	2.68	0.41
1:C:116:LYS:HB3	1:C:146:TYR:CZ	2.55	0.41
1:A:185:PHE:CE2	1:A:204:GLU:HG2	2.56	0.41
1:C:21:SER:OG	1:C:90:ARG:NH1	2.54	0.41
1:C:157:THR:CB	1:C:201:LEU:HB3	2.51	0.41
1:A:152:TYR:CZ	1:B:35:ARG:NH2	2.88	0.41
1:C:25:PRO:N	1:C:41:PRO:HA	2.36	0.41
1:A:321:LYS:HG3	1:A:322:GLY:N	2.36	0.41
1:A:232:SER:OG	1:A:235:LYS:HG3	2.20	0.41
1:A:25:PRO:HB3	1:A:39:LEU:O	2.21	0.41
1:B:42:LEU:HA	1:B:42:LEU:HD23	1.71	0.41
1:C:208:LEU:N	1:C:208:LEU:HD23	2.35	0.41
1:A:189:LEU:HD23	1:A:189:LEU:HA	1.84	0.41
1:A:195:GLU:CA	1:B:95:VAL:HG11	2.43	0.41
1:C:257:SER:HB3	1:C:293:ILE:HG22	2.02	0.41
1:C:266:GLN:CG	1:C:267:THR:N	2.83	0.41
1:B:305:ILE:HG23	1:B:313:MET:HB3	2.02	0.41
1:A:196:ASP:N	1:A:197:PRO:HD3	2.36	0.41
1:A:75:VAL:HG12	1:A:78:VAL:HB	2.02	0.41
1:C:239:ARG:O	1:C:243:VAL:HG13	2.19	0.41
1:A:143:MET:O	1:A:146:TYR:HB3	2.21	0.41
1:A:78:VAL:O	1:A:79:ALA:HB2	2.21	0.41
1:C:160:ASP:HA	1:C:161:PRO:HA	1.87	0.41
1:C:82:ARG:HH21	1:C:161:PRO:CB	2.11	0.41
1:A:286:THR:O	1:A:289:ILE:N	2.54	0.41
1:A:103:VAL:HG12	1:A:104:LEU:N	2.33	0.41
1:B:219:GLU:OE2	1:C:239:ARG:NE	2.42	0.41
1:A:159:GLU:CD	1:A:163:GLU:H	2.25	0.41
1:A:1:MET:HA	1:A:5:GLU:OE1	2.20	0.41
1:A:249:LYS:O	1:A:250:ALA:C	2.59	0.41

*Continued on next page...*

Continued from previous page...

Atom-1	Atom-2	Interatomic distance (Å)	Clash overlap (Å)
1:B:56:ASN:OD1	1:B:59:GLN:HG3	2.21	0.41
1:C:57:ASP:HB3	1:C:61:LYS:HE3	2.02	0.41
1:C:337:LYS:HB2	1:C:337:LYS:HE3	1.94	0.41
1:A:271:LYS:HE2	1:A:328:LEU:HG	2.03	0.41
1:B:191:SER:O	1:B:194:ARG:HG3	2.21	0.41
1:A:111:MET:HB3	1:A:115:PHE:CE1	2.55	0.41
1:C:281:GLU:HB2	1:C:316:LEU:HB2	2.02	0.41
1:A:219:GLU:OE1	1:B:239:ARG:NH2	2.54	0.41
1:A:21:SER:O	1:A:22:ALA:C	2.59	0.41
1:A:103:VAL:CG1	1:A:104:LEU:N	2.80	0.40
1:A:178:VAL:HG12	1:A:179:HIS:ND1	2.35	0.40
1:A:254:SER:O	1:A:257:SER:OG	2.35	0.40
1:C:249:LYS:O	1:C:250:ALA:C	2.59	0.40
1:B:148:ASN:ND2	1:B:169:LYS:HE2	2.35	0.40
1:A:152:TYR:HA	1:A:170:LYS:O	2.21	0.40
1:C:66:PHE:C	1:C:68:GLU:H	2.24	0.40
1:B:257:SER:HB3	1:B:293:ILE:CG2	2.51	0.40
1:B:194:ARG:CA	1:C:97:ARG:NH1	2.84	0.40
1:C:321:LYS:HG3	1:C:322:GLY:N	2.36	0.40
1:C:162:ILE:HG13	1:C:177:GLU:HB2	2.04	0.40
1:A:134:SER:O	1:A:268:LEU:HD13	2.22	0.40
1:B:246:ALA:C	1:B:248:GLU:H	2.24	0.40
1:B:4:THR:O	1:B:5:GLU:C	2.59	0.40
1:C:178:VAL:HG12	1:C:179:HIS:CG	2.56	0.40
1:C:289:ILE:O	1:C:292:LEU:HB2	2.20	0.40
1:C:245:PRO:O	1:C:246:ALA:C	2.59	0.40
1:A:153:HIS:HB3	1:A:198:ASP:OD2	2.21	0.40
1:A:246:ALA:O	1:A:248:GLU:N	2.55	0.40
1:C:131:PRO:O	1:C:132:THR:C	2.59	0.40

All (7) symmetry-related close contacts are listed below. The label for Atom-2 includes the symmetry operator and encoded unit-cell translations to be applied.

Atom-1	Atom-2	Interatomic distance (Å)	Clash overlap (Å)
1:A:35:ARG:NH2	1:C:152:TYR:CE2[1_655]	1.53	0.67
1:C:152:TYR:CE1	1:C:152:TYR:CE1[3_355]	1.90	0.30
1:A:35:ARG:NH2	1:C:152:TYR:CD2[1_655]	1.95	0.25
1:A:318:MET:CE	1:C:57:ASP:OD1[5_545]	2.06	0.14
1:A:239:ARG:NH2	1:C:255:MET:CE[3_455]	2.08	0.12
1:A:306:GLN:O	1:C:60:ARG:NH2[5_545]	2.13	0.07
1:A:35:ARG:CZ	1:C:152:TYR:CE2[1_655]	2.15	0.05



## 5.3 Torsion angles

### 5.3.1 Protein backbone

In the following table, the Percentiles column shows the percent Ramachandran outliers of the chain as a percentile score with respect to all X-ray entries followed by that with respect to entries of similar resolution.

The Analysed column shows the number of residues for which the backbone conformation was analysed, and the total number of residues.

Mol	Chain	Analysed	Favoured	Allowed	Outliers	Percentiles	
1	A	331/356 (93%)	276 (83%)	48 (14%)	7 (2%)	9	37
1	B	311/356 (87%)	265 (85%)	42 (14%)	4 (1%)	15	50
1	C	328/356 (92%)	272 (83%)	47 (14%)	9 (3%)	6	31
All	All	970/1068 (91%)	813 (84%)	137 (14%)	20 (2%)	9	37

All (20) Ramachandran outliers are listed below:

Mol	Chain	Res	Type
1	A	329	ILE
1	C	335	ARG
1	A	163	GLU
1	A	203	GLY
1	B	203	GLY
1	C	203	GLY
1	C	272	ILE
1	B	132	THR
1	B	292	LEU
1	C	135	GLY
1	C	247	GLU
1	C	292	LEU
1	A	247	GLU
1	A	323	LEU
1	B	247	GLU
1	C	331	ARG
1	C	67	LEU
1	C	209	GLU
1	A	292	LEU
1	A	309	GLY

### 5.3.2 Protein sidechains ⓘ

In the following table, the Percentiles column shows the percent sidechain outliers of the chain as a percentile score with respect to all X-ray entries followed by that with respect to entries of similar resolution.

The Analysed column shows the number of residues for which the sidechain conformation was analysed, and the total number of residues.

Mol	Chain	Analysed	Rotameric	Outliers	Percentiles	
1	A	287/299 (96%)	262 (91%)	25 (9%)	13	44
1	B	271/299 (91%)	255 (94%)	16 (6%)	24	60
1	C	283/299 (95%)	263 (93%)	20 (7%)	18	54
All	All	841/897 (94%)	780 (93%)	61 (7%)	17	52

All (61) residues with a non-rotameric sidechain are listed below:

Mol	Chain	Res	Type
1	A	1	MET
1	A	20	LEU
1	A	27	MET
1	A	47	VAL
1	A	88	GLN
1	A	101	SER
1	A	102	LYS
1	A	123	ARG
1	A	147	LEU
1	A	163	GLU
1	A	167	GLU
1	A	201	LEU
1	A	202	VAL
1	A	206	ARG
1	A	227	THR
1	A	232	SER
1	A	239	ARG
1	A	268	LEU
1	A	276	ARG
1	A	286	THR
1	A	301	MET
1	A	302	TYR
1	A	328	LEU
1	A	330	SER
1	A	335	ARG
1	B	1	MET

*Continued on next page...*

*Continued from previous page...*

Mol	Chain	Res	Type
1	B	20	LEU
1	B	47	VAL
1	B	88	GLN
1	B	101	SER
1	B	123	ARG
1	B	137	SER
1	B	147	LEU
1	B	206	ARG
1	B	216	THR
1	B	239	ARG
1	B	268	LEU
1	B	276	ARG
1	B	286	THR
1	B	301	MET
1	B	302	TYR
1	C	1	MET
1	C	20	LEU
1	C	27	MET
1	C	47	VAL
1	C	88	GLN
1	C	101	SER
1	C	104	LEU
1	C	123	ARG
1	C	136	LYS
1	C	147	LEU
1	C	202	VAL
1	C	232	SER
1	C	239	ARG
1	C	268	LEU
1	C	276	ARG
1	C	286	THR
1	C	294	ARG
1	C	301	MET
1	C	302	TYR
1	C	342	GLU

Some sidechains can be flipped to improve hydrogen bonding and reduce clashes. There are no such sidechains identified.

### 5.3.3 RNA ⓘ

There are no RNA molecules in this entry.

## 5.4 Non-standard residues in protein, DNA, RNA chains [i](#)

There are no non-standard protein/DNA/RNA residues in this entry.

## 5.5 Carbohydrates [i](#)

There are no carbohydrates in this entry.

## 5.6 Ligand geometry [i](#)

Of 3 ligands modelled in this entry, 2 are monoatomic - leaving 1 for Mogul analysis.

In the following table, the Counts columns list the number of bonds (or angles) for which Mogul statistics could be retrieved, the number of bonds (or angles) that are observed in the model and the number of bonds (or angles) that are defined in the chemical component dictionary. The Link column lists molecule types, if any, to which the group is linked. The Z score for a bond length (or angle) is the number of standard deviations the observed value is removed from the expected value. A bond length (or angle) with  $|Z| > 2$  is considered an outlier worth inspection. RMSZ is the root-mean-square of all Z scores of the bond lengths (or angles).

Mol	Type	Chain	Res	Link	Bond lengths			Bond angles		
					Counts	RMSZ	$\# Z  > 2$	Counts	RMSZ	$\# Z  > 2$
3	CIT	B	357	-	3,12,12	1.69	1 (33%)	3,17,17	4.12	2 (66%)

In the following table, the Chirals column lists the number of chiral outliers, the number of chiral centers analysed, the number of these observed in the model and the number defined in the chemical component dictionary. Similar counts are reported in the Torsion and Rings columns. '-' means no outliers of that kind were identified.

Mol	Type	Chain	Res	Link	Chirals	Torsions	Rings
3	CIT	B	357	-	-	0/6/16/16	0/0/0/0

All (1) bond length outliers are listed below:

Mol	Chain	Res	Type	Atoms	Z	Observed(Å)	Ideal(Å)
3	B	357	CIT	C4-C3	-2.42	1.51	1.54

All (2) bond angle outliers are listed below:

Mol	Chain	Res	Type	Atoms	Z	Observed(°)	Ideal(°)
3	B	357	CIT	C3-C4-C5	-6.04	105.30	114.96
3	B	357	CIT	C3-C2-C1	-3.78	108.92	114.96

There are no chirality outliers.

There are no torsion outliers.

There are no ring outliers.

1 monomer is involved in 1 short contact:

Mol	Chain	Res	Type	Clashes	Symm-Clashes
3	B	357	CIT	1	0

## 5.7 Other polymers [i](#)

There are no such residues in this entry.

## 5.8 Polymer linkage issues [i](#)

There are no chain breaks in this entry.

## 6 Fit of model and data [i](#)

### 6.1 Protein, DNA and RNA chains [i](#)

In the following table, the column labelled ‘#RSRZ> 2’ contains the number (and percentage) of RSRZ outliers, followed by percent RSRZ outliers for the chain as percentile scores relative to all X-ray entries and entries of similar resolution. The OWAB column contains the minimum, median, 95<sup>th</sup> percentile and maximum values of the occupancy-weighted average B-factor per residue. The column labelled ‘Q< 0.9’ lists the number of (and percentage) of residues with an average occupancy less than 0.9.

Mol	Chain	Analysed	<RSRZ>	#RSRZ>2	OWAB(Å <sup>2</sup> )	Q<0.9
1	A	337/356 (94%)	-0.27	3 (0%) 85 72	25, 54, 96, 125	0
1	B	317/356 (89%)	-0.13	4 (1%) 79 62	29, 59, 114, 142	0
1	C	334/356 (93%)	-0.23	0 100 100	26, 63, 111, 134	0
All	All	988/1068 (92%)	-0.21	7 (0%) 89 78	25, 59, 109, 142	0

All (7) RSRZ outliers are listed below:

Mol	Chain	Res	Type	RSRZ
1	A	102	LYS	2.7
1	B	276	ARG	2.6
1	B	317	ASP	2.5
1	B	308	GLY	2.5
1	A	78	VAL	2.5
1	B	320	LEU	2.2
1	A	94	ALA	2.1

### 6.2 Non-standard residues in protein, DNA, RNA chains [i](#)

There are no non-standard protein/DNA/RNA residues in this entry.

### 6.3 Carbohydrates [i](#)

There are no carbohydrates in this entry.

### 6.4 Ligands [i](#)

In the following table, the Atoms column lists the number of modelled atoms in the group and the number defined in the chemical component dictionary. LLDF column lists the quality of electron density of the group with respect to its neighbouring residues in protein, DNA or RNA chains.

The B-factors column lists the minimum, median, 95<sup>th</sup> percentile and maximum values of B factors of atoms in the group. The column labelled 'Q< 0.9' lists the number of atoms with occupancy less than 0.9.

Mol	Type	Chain	Res	Atoms	RSCC	RSR	LLDF	B-factors(Å <sup>2</sup> )	Q<0.9
2	CL	A	400	1/1	0.79	0.39	3.07	51,51,51,51	1
3	CIT	B	357	13/13	0.92	0.25	1.84	58,60,62,63	0
2	CL	C	400	1/1	0.76	0.21	-	38,38,38,38	1

## 6.5 Other polymers [i](#)

There are no such residues in this entry.