



## wwPDB EM Map/Model Validation Report ⓘ

Sep 20, 2016 – 03:27 PM EDT

PDB ID : 5JZW  
EMDB ID: : EMD-8188  
Title : Cryo-EM structures of aerolysin post-prepore and quasipore  
Authors : Iacovache, I.; Zuber, B.  
Deposited on : 2016-05-17  
Resolution : 4.46 Å(reported)  
Based on PDB ID : 3C0N

This is a wwPDB EM Map/Model Validation Report for a publicly released PDB/EMDB entry.  
For rigid body fitted models, validation errors reported here could stem from errors in the original structure(s) used in the fitting.  
We welcome your comments at [validation@mail.wwpdb.org](mailto:validation@mail.wwpdb.org)  
A user guide is available at  
<http://wwpdb.org/validation/2016/EMValidationReportHelp>

---

MolProbity : 4.02b-467  
Mogul : unknown  
Percentile statistics : 20151230.v01 (using entries in the PDB archive December 30th 2015)  
Ideal geometry (proteins) : Engh & Huber (2001)  
Ideal geometry (DNA, RNA) : Parkinson et. al. (1996)  
Validation Pipeline (wwPDB-VP) : rb-20027939

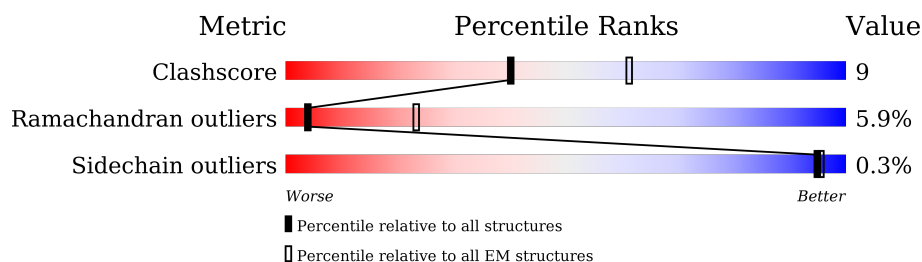
# 1 Overall quality at a glance

The following experimental techniques were used to determine the structure:

*ELECTRON MICROSCOPY*

The reported resolution of this entry is 4.46 Å.

Percentile scores (ranging between 0-100) for global validation metrics of the entry are shown in the following graphic. The table shows the number of entries on which the scores are based.



Metric	Whole archive (#Entries)	EM structures (#Entries)
Clashscore	114402	924
Ramachandran outliers	111179	726
Sidechain outliers	111093	686

The table below summarises the geometric issues observed across the polymeric chains. The red, orange, yellow and green segments on the bar indicate the fraction of residues that contain outliers for  $\geq 3$ , 2, 1 and 0 types of geometric quality criteria. A grey segment represents the fraction of residues that are not modelled. The numeric value for each fraction is indicated below the corresponding segment, with a dot representing fractions  $\leq 5\%$ .

Mol	Chain	Length	Quality of chain
1	A	424	
1	B	424	
1	C	424	
1	D	424	
1	E	424	
1	F	424	
1	G	424	
1	H	424	
1	I	424	

*Continued on next page...*

Continued from previous page...

Mol	Chain	Length	Quality of chain
1	J	424	<div><div></div><div>77%</div><div>14%</div><div>• 5%</div></div>
1	K	424	<div><div></div><div>77%</div><div>14%</div><div>• 5%</div></div>
1	L	424	<div><div></div><div>76%</div><div>16%</div><div>• 5%</div></div>
1	M	424	<div><div></div><div>76%</div><div>16%</div><div>• 5%</div></div>
1	N	424	<div><div></div><div>77%</div><div>14%</div><div>• 5%</div></div>

## 2 Entry composition

There is only 1 type of molecule in this entry. The entry contains 83419 atoms, of which 40509 are hydrogens and 0 are deuteriums.

In the tables below, the AltConf column contains the number of residues with at least one atom in alternate conformation and the Trace column contains the number of residues modelled with at most 2 atoms.

- Molecule 1 is a protein called Aerolysin.

Mol	Chain	Residues	Atoms						AltConf	Trace
1	A	381	Total	C	H	N	O	S	0	0
			5801	1880	2820	517	575	9		
1	B	381	Total	C	H	N	O	S	0	0
			5801	1880	2820	517	575	9		
1	C	381	Total	C	H	N	O	S	0	0
			5801	1880	2820	517	575	9		
1	D	381	Total	C	H	N	O	S	0	0
			5801	1880	2820	517	575	9		
1	E	381	Total	C	H	N	O	S	0	0
			5801	1880	2820	517	575	9		
1	F	381	Total	C	H	N	O	S	0	0
			5801	1880	2820	517	575	9		
1	G	381	Total	C	H	N	O	S	0	0
			5801	1880	2820	517	575	9		
1	H	401	Total	C	H	N	O	S	0	0
			6116	1985	2967	545	610	9		
1	I	401	Total	C	H	N	O	S	0	0
			6116	1985	2967	545	610	9		
1	J	401	Total	C	H	N	O	S	0	0
			6116	1985	2967	545	610	9		
1	K	401	Total	C	H	N	O	S	0	0
			6116	1985	2967	545	610	9		
1	L	401	Total	C	H	N	O	S	0	0
			6116	1985	2967	545	610	9		
1	M	401	Total	C	H	N	O	S	0	0
			6116	1985	2967	545	610	9		
1	N	401	Total	C	H	N	O	S	0	0
			6116	1985	2967	545	610	9		

There are 28 discrepancies between the modelled and reference sequences:

Chain	Residue	Modelled	Actual	Comment	Reference
A	246	CYS	LYS	engineered mutation	UNP P09167
A	258	CYS	GLU	engineered mutation	UNP P09167

*Continued on next page...*

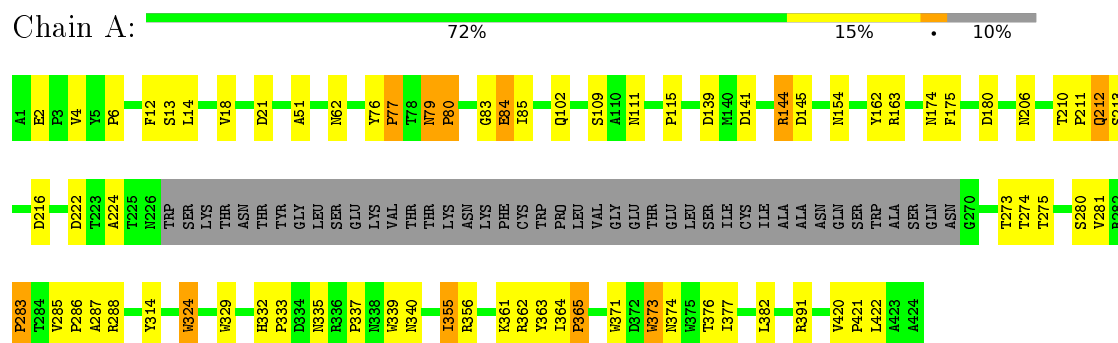
*Continued from previous page...*

Chain	Residue	Modelled	Actual	Comment	Reference
B	246	CYS	LYS	engineered mutation	UNP P09167
B	258	CYS	GLU	engineered mutation	UNP P09167
C	246	CYS	LYS	engineered mutation	UNP P09167
C	258	CYS	GLU	engineered mutation	UNP P09167
D	246	CYS	LYS	engineered mutation	UNP P09167
D	258	CYS	GLU	engineered mutation	UNP P09167
E	246	CYS	LYS	engineered mutation	UNP P09167
E	258	CYS	GLU	engineered mutation	UNP P09167
F	246	CYS	LYS	engineered mutation	UNP P09167
F	258	CYS	GLU	engineered mutation	UNP P09167
G	246	CYS	LYS	engineered mutation	UNP P09167
G	258	CYS	GLU	engineered mutation	UNP P09167
H	246	CYS	LYS	engineered mutation	UNP P09167
H	258	CYS	GLU	engineered mutation	UNP P09167
I	246	CYS	LYS	engineered mutation	UNP P09167
I	258	CYS	GLU	engineered mutation	UNP P09167
J	246	CYS	LYS	engineered mutation	UNP P09167
J	258	CYS	GLU	engineered mutation	UNP P09167
K	246	CYS	LYS	engineered mutation	UNP P09167
K	258	CYS	GLU	engineered mutation	UNP P09167
L	246	CYS	LYS	engineered mutation	UNP P09167
L	258	CYS	GLU	engineered mutation	UNP P09167
M	246	CYS	LYS	engineered mutation	UNP P09167
M	258	CYS	GLU	engineered mutation	UNP P09167
N	246	CYS	LYS	engineered mutation	UNP P09167
N	258	CYS	GLU	engineered mutation	UNP P09167

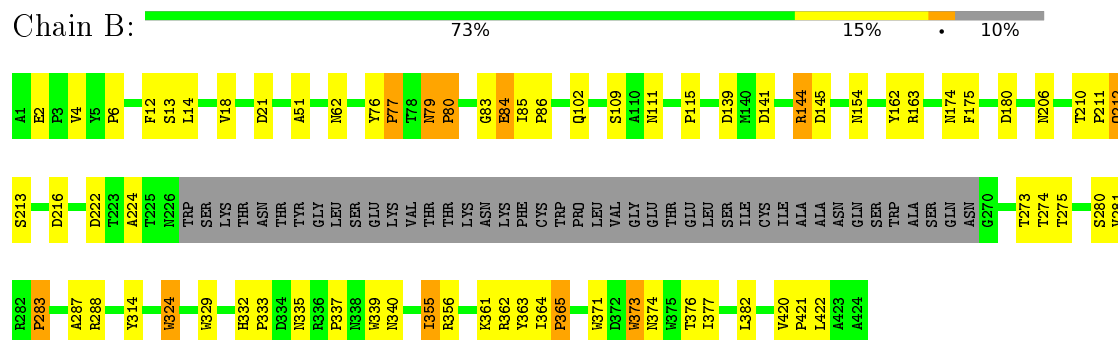
### 3 Residue-property plots

These plots are drawn for all protein, RNA and DNA chains in the entry. The first graphic for a chain summarises the proportions of errors displayed in the second graphic. The second graphic shows the sequence view annotated by issues in geometry. Residues are color-coded according to the number of geometric quality criteria for which they contain at least one outlier: green = 0, yellow = 1, orange = 2 and red = 3 or more. Stretches of 2 or more consecutive residues without any outlier are shown as a green connector. Residues present in the sample, but not in the model, are shown in grey.

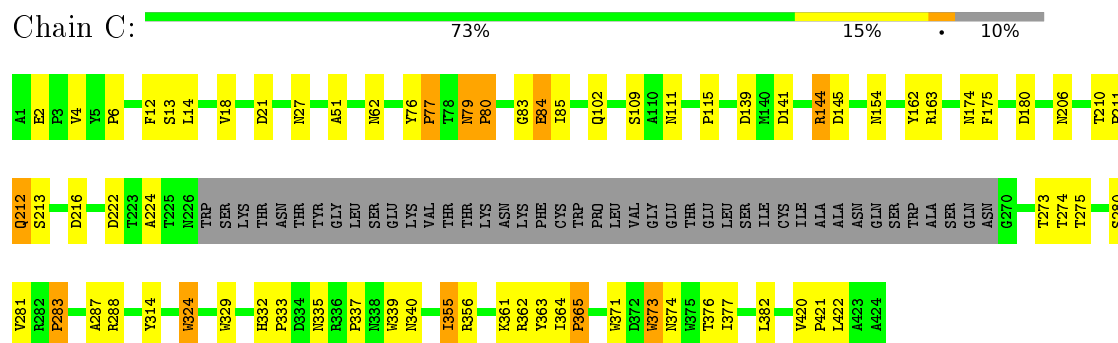
- Molecule 1: Aerolysin



- Molecule 1: Aerolysin

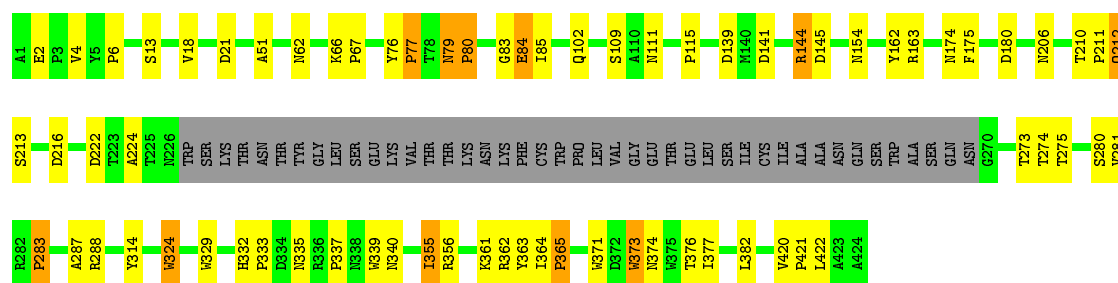


- Molecule 1: Aerolysin



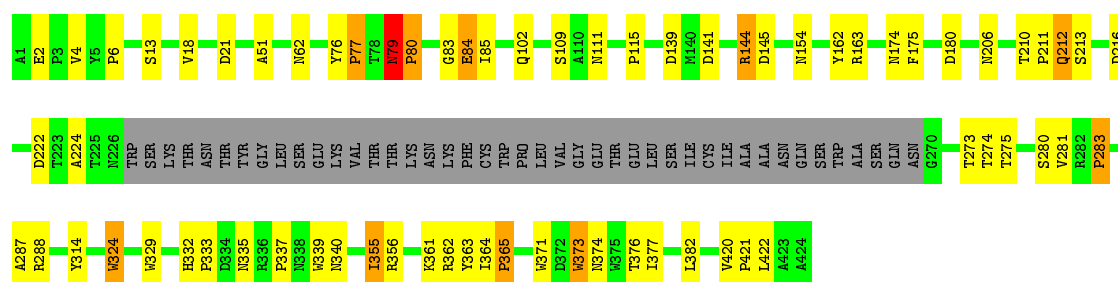
- Molecule 1: Aerolysin

Chain D:  73% 14% 10%



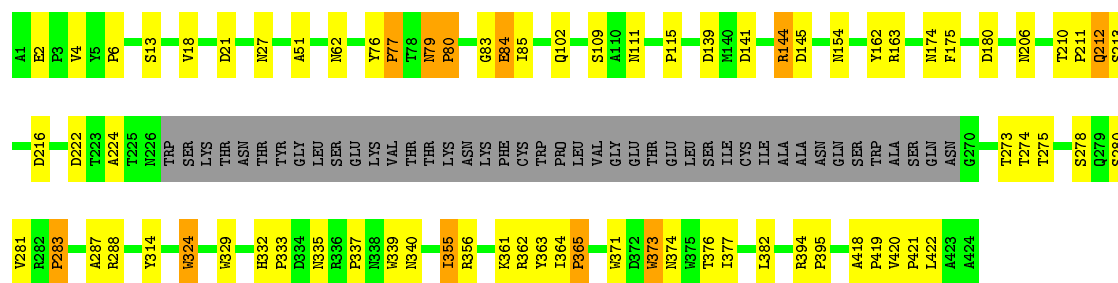
- Molecule 1: Aerolysin

Chain E:  73% 14% 10%



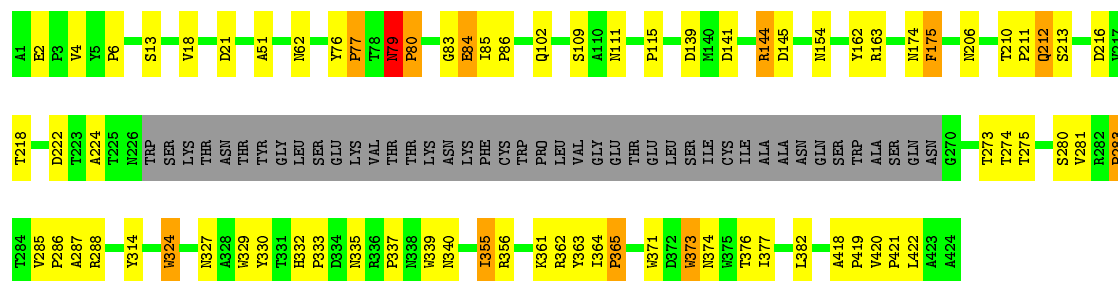
- Molecule 1: Aerolysin

Chain F:  72% 15% 10%




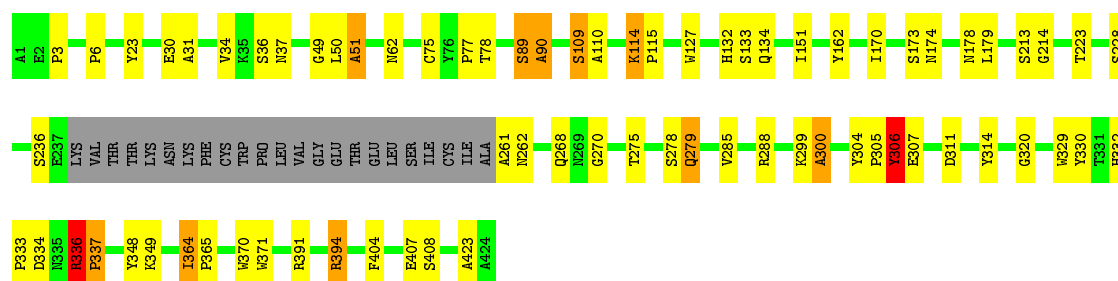
- Molecule 1: Aerolysin

Chain G:  72% 15% 10%




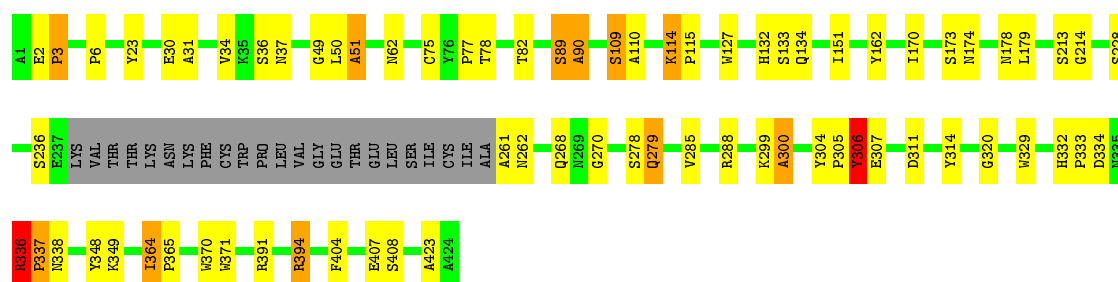
- Molecule 1: Aerolysin

Chain H:  77% 15% • 5%




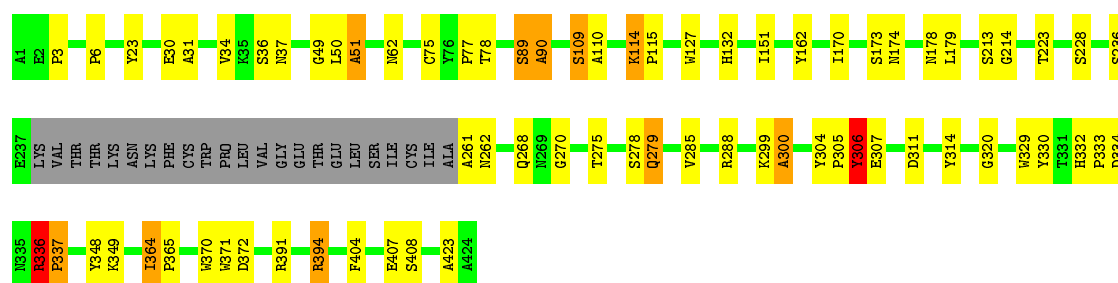
• Molecule 1: Aerolysin

Chain I:  77% 14% • 5%




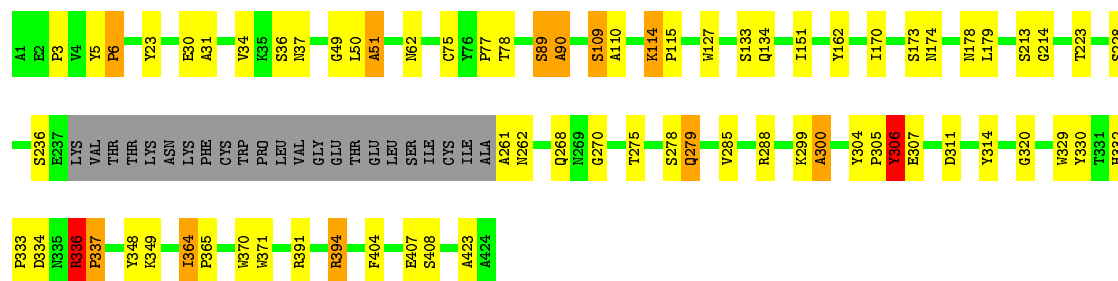
• Molecule 1: Aerolysin

Chain J:  77% 14% • 5%




• Molecule 1: Aerolysin

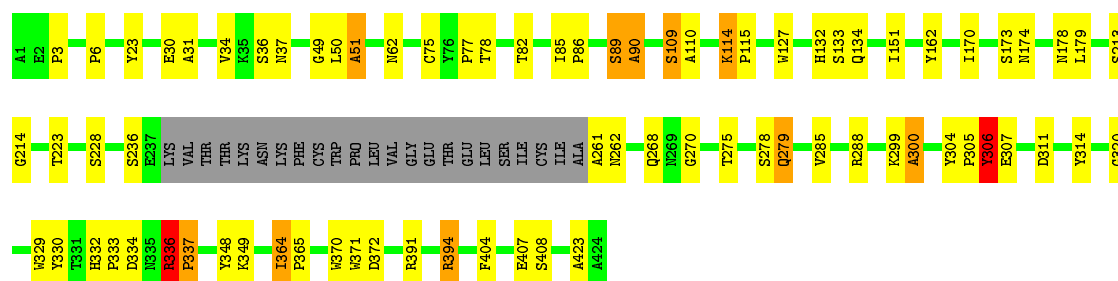
Chain K:  77% 14% • 5%




• Molecule 1: Aerolysin

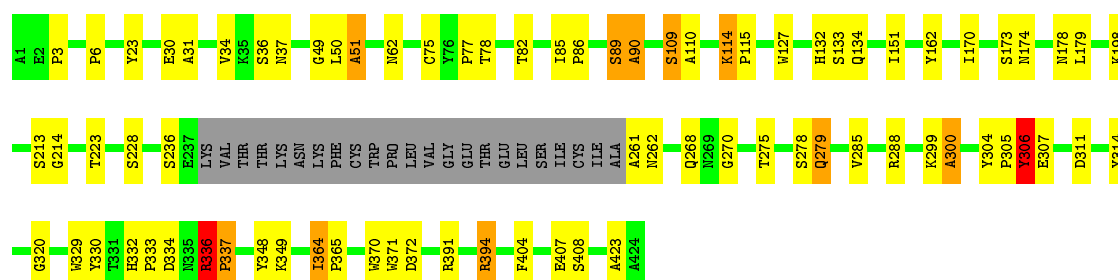


Chain L:  76% 16% 5%




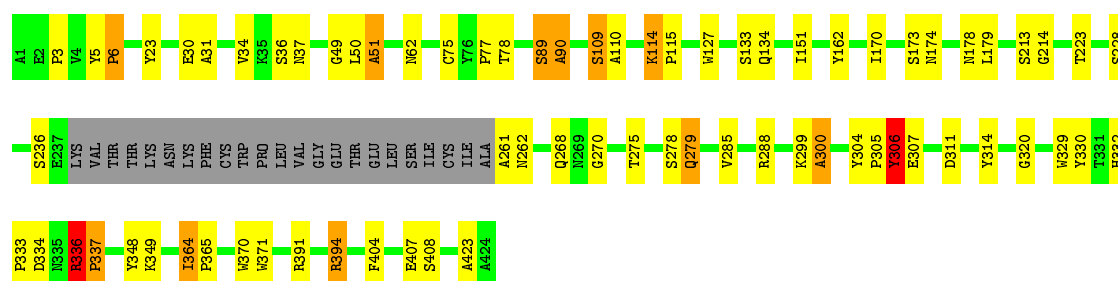
• Molecule 1: Aerolysin

Chain M:  76% 16% 5%



• Molecule 1: Aerolysin

Chain N:  77% 14% 5%



## 4 Experimental information

Property	Value	Source
Reconstruction method	SINGLE PARTICLE	Depositor
Imposed symmetry	POINT, Not provided	Depositor
Number of particles used	70766	Depositor
Resolution determination method	FSC 0.143 CUT-OFF	Depositor
CTF correction method	Not provided	Depositor
Microscope	FEI TITAN KRIOS	Depositor
Voltage (kV)	300	Depositor
Electron dose ( $e^-/\text{\AA}^2$ )	Not provided	Depositor
Minimum defocus (nm)	Not provided	Depositor
Maximum defocus (nm)	Not provided	Depositor
Magnification	Not provided	Depositor
Image detector	Not provided	Depositor

## 5 Model quality ⓘ

### 5.1 Standard geometry ⓘ

The Z score for a bond length (or angle) is the number of standard deviations the observed value is removed from the expected value. A bond length (or angle) with  $|Z| > 5$  is considered an outlier worth inspection. RMSZ is the root-mean-square of all Z scores of the bond lengths (or angles).

Mol	Chain	Bond lengths		Bond angles	
		RMSZ	$\# Z  > 2$	RMSZ	$\# Z  > 2$
1	A	0.82	0/3066	0.85	3/4184 (0.1%)
1	B	0.82	0/3066	0.85	2/4184 (0.0%)
1	C	0.82	0/3066	0.85	2/4184 (0.0%)
1	D	0.82	0/3066	0.85	2/4184 (0.0%)
1	E	0.82	0/3066	0.85	3/4184 (0.1%)
1	F	0.82	0/3066	0.85	2/4184 (0.0%)
1	G	0.82	0/3066	0.85	3/4184 (0.1%)
1	H	0.80	0/3240	0.90	6/4423 (0.1%)
1	I	0.80	0/3240	0.90	6/4423 (0.1%)
1	J	0.80	0/3240	0.91	6/4423 (0.1%)
1	K	0.80	0/3240	0.91	6/4423 (0.1%)
1	L	0.80	0/3240	0.90	6/4423 (0.1%)
1	M	0.80	0/3240	0.90	6/4423 (0.1%)
1	N	0.80	0/3240	0.91	6/4423 (0.1%)
All	All	0.81	0/44142	0.88	59/60249 (0.1%)

Chiral center outliers are detected by calculating the chiral volume of a chiral center and verifying if the center is modelled as a planar moiety or with the opposite hand. A planarity outlier is detected by checking planarity of atoms in a peptide group, atoms in a mainchain group or atoms of a sidechain that are expected to be planar.

Mol	Chain	#Chirality outliers	#Planarity outliers
1	A	0	4
1	B	0	4
1	C	0	4
1	D	0	4
1	E	0	4
1	F	0	4
1	G	0	4
1	H	0	6
1	I	0	6
1	J	0	6
1	K	0	6

*Continued on next page...*

*Continued from previous page...*

Mol	Chain	#Chirality outliers	#Planarity outliers
1	L	0	6
1	M	0	6
1	N	0	6
All	All	0	70

There are no bond length outliers.

All (59) bond angle outliers are listed below:

Mol	Chain	Res	Type	Atoms	Z	Observed(°)	Ideal(°)
1	L	304	TYR	CB-CG-CD2	-7.99	116.21	121.00
1	N	304	TYR	CB-CG-CD2	-7.96	116.23	121.00
1	K	304	TYR	CB-CG-CD2	-7.95	116.23	121.00
1	H	304	TYR	CB-CG-CD2	-7.93	116.24	121.00
1	M	304	TYR	CB-CG-CD2	-7.93	116.25	121.00
1	I	304	TYR	CB-CG-CD2	-7.88	116.27	121.00
1	J	304	TYR	CB-CG-CD2	-7.79	116.32	121.00
1	E	314	TYR	CB-CG-CD2	-6.82	116.91	121.00
1	D	314	TYR	CB-CG-CD2	-6.80	116.92	121.00
1	B	314	TYR	CB-CG-CD2	-6.78	116.93	121.00
1	G	314	TYR	CB-CG-CD2	-6.72	116.97	121.00
1	F	314	TYR	CB-CG-CD2	-6.70	116.98	121.00
1	C	314	TYR	CB-CG-CD2	-6.70	116.98	121.00
1	A	314	TYR	CB-CG-CD2	-6.69	116.98	121.00
1	J	314	TYR	CB-CG-CD2	-6.19	117.28	121.00
1	I	336	ARG	C-N-CD	-6.13	107.12	120.60
1	N	288	ARG	NE-CZ-NH2	-6.13	117.23	120.30
1	M	314	TYR	CB-CG-CD2	-6.12	117.33	121.00
1	N	336	ARG	C-N-CD	-6.12	107.14	120.60
1	J	336	ARG	C-N-CD	-6.12	107.14	120.60
1	N	314	TYR	CB-CG-CD2	-6.11	117.33	121.00
1	K	336	ARG	C-N-CD	-6.10	107.18	120.60
1	H	336	ARG	C-N-CD	-6.10	107.18	120.60
1	M	336	ARG	C-N-CD	-6.09	107.21	120.60
1	K	314	TYR	CB-CG-CD2	-6.07	117.36	121.00
1	L	336	ARG	C-N-CD	-6.07	107.25	120.60
1	M	288	ARG	NE-CZ-NH2	-6.05	117.27	120.30
1	L	314	TYR	CB-CG-CD2	-6.04	117.37	121.00
1	N	394	ARG	NE-CZ-NH1	-6.04	117.28	120.30
1	I	314	TYR	CB-CG-CD2	-6.04	117.38	121.00
1	I	394	ARG	NE-CZ-NH1	-6.02	117.29	120.30
1	K	288	ARG	NE-CZ-NH2	-6.01	117.30	120.30
1	J	394	ARG	NE-CZ-NH1	-5.98	117.31	120.30

*Continued on next page...*

*Continued from previous page...*

Mol	Chain	Res	Type	Atoms	Z	Observed(°)	Ideal(°)
1	L	394	ARG	NE-CZ-NH1	-5.96	117.32	120.30
1	M	394	ARG	NE-CZ-NH1	-5.95	117.32	120.30
1	J	288	ARG	NE-CZ-NH2	-5.95	117.33	120.30
1	H	314	TYR	CB-CG-CD2	-5.94	117.44	121.00
1	H	394	ARG	NE-CZ-NH1	-5.94	117.33	120.30
1	K	394	ARG	NE-CZ-NH1	-5.94	117.33	120.30
1	H	288	ARG	NE-CZ-NH2	-5.94	117.33	120.30
1	I	288	ARG	NE-CZ-NH2	-5.93	117.34	120.30
1	L	288	ARG	NE-CZ-NH2	-5.84	117.38	120.30
1	L	348	TYR	CB-CG-CD1	-5.76	117.54	121.00
1	J	348	TYR	CB-CG-CD1	-5.76	117.54	121.00
1	N	348	TYR	CB-CG-CD1	-5.72	117.57	121.00
1	K	348	TYR	CB-CG-CD1	-5.68	117.59	121.00
1	M	348	TYR	CB-CG-CD1	-5.67	117.59	121.00
1	H	348	TYR	CB-CG-CD1	-5.62	117.62	121.00
1	I	348	TYR	CB-CG-CD1	-5.62	117.63	121.00
1	C	373	TRP	CA-CB-CG	-5.21	103.81	113.70
1	A	373	TRP	CA-CB-CG	-5.20	103.82	113.70
1	F	373	TRP	CA-CB-CG	-5.19	103.84	113.70
1	E	373	TRP	CA-CB-CG	-5.18	103.86	113.70
1	G	373	TRP	CA-CB-CG	-5.18	103.86	113.70
1	B	373	TRP	CA-CB-CG	-5.17	103.88	113.70
1	D	373	TRP	CA-CB-CG	-5.16	103.91	113.70
1	A	391	ARG	NE-CZ-NH2	-5.05	117.78	120.30
1	G	79	ASN	C-N-CD	-5.01	109.58	120.60
1	E	79	ASN	C-N-CD	-5.00	109.59	120.60

There are no chirality outliers.

All (70) planarity outliers are listed below:

Mol	Chain	Res	Type	Group
1	A	212	GLN	Mainchain,Peptide
1	A	84	GLU	Mainchain,Peptide
1	B	212	GLN	Mainchain,Peptide
1	B	84	GLU	Mainchain,Peptide
1	C	212	GLN	Mainchain,Peptide
1	C	84	GLU	Mainchain,Peptide
1	D	212	GLN	Mainchain,Peptide
1	D	84	GLU	Mainchain,Peptide
1	E	212	GLN	Mainchain,Peptide
1	E	84	GLU	Mainchain,Peptide
1	F	212	GLN	Mainchain,Peptide

*Continued on next page...*

*Continued from previous page...*

Mol	Chain	Res	Type	Group
1	F	84	GLU	Mainchain,Peptide
1	G	212	GLN	Mainchain,Peptide
1	G	84	GLU	Mainchain,Peptide
1	H	270	GLY	Mainchain,Peptide
1	H	306	TYR	Mainchain,Peptide
1	H	320	GLY	Mainchain,Peptide
1	I	270	GLY	Mainchain,Peptide
1	I	306	TYR	Mainchain,Peptide
1	I	320	GLY	Mainchain,Peptide
1	J	270	GLY	Mainchain,Peptide
1	J	306	TYR	Mainchain,Peptide
1	J	320	GLY	Mainchain,Peptide
1	K	270	GLY	Mainchain,Peptide
1	K	306	TYR	Mainchain,Peptide
1	K	320	GLY	Mainchain,Peptide
1	L	270	GLY	Mainchain,Peptide
1	L	306	TYR	Mainchain,Peptide
1	L	320	GLY	Mainchain,Peptide
1	M	270	GLY	Mainchain,Peptide
1	M	306	TYR	Mainchain,Peptide
1	M	320	GLY	Mainchain,Peptide
1	N	270	GLY	Mainchain,Peptide
1	N	306	TYR	Mainchain,Peptide
1	N	320	GLY	Mainchain,Peptide

## 5.2 Too-close contacts

In the following table, the Non-H and H(model) columns list the number of non-hydrogen atoms and hydrogen atoms in the chain respectively. The H(added) column lists the number of hydrogen atoms added and optimized by MolProbity. The Clashes column lists the number of clashes within the asymmetric unit, whereas Symm-Clashes lists symmetry related clashes.

Mol	Chain	Non-H	H(model)	H(added)	Clashes	Symm-Clashes
1	A	2981	2820	2818	75	0
1	B	2981	2820	2818	77	0
1	C	2981	2820	2818	75	0
1	D	2981	2820	2818	72	0
1	E	2981	2820	2818	75	0
1	F	2981	2820	2818	80	0
1	G	2981	2820	2818	78	0
1	H	3149	2967	2966	61	0
1	I	3149	2967	2966	62	0

*Continued on next page...*

*Continued from previous page...*

Mol	Chain	Non-H	H(model)	H(added)	Clashes	Symm-Clashes
1	J	3149	2967	2966	62	0
1	K	3149	2967	2966	61	0
1	L	3149	2967	2966	62	0
1	M	3149	2967	2966	66	0
1	N	3149	2967	2966	59	0
All	All	42910	40509	40488	764	0

The all-atom clashscore is defined as the number of clashes found per 1000 atoms (including hydrogen atoms). The all-atom clashscore for this structure is 9.

All (764) close contacts within the same asymmetric unit are listed below, sorted by their clash magnitude.

Atom-1	Atom-2	Interatomic distance (Å)	Clash overlap (Å)
1:B:335:ASN:ND2	1:J:333:PRO:HG2	1.46	1.30
1:A:335:ASN:ND2	1:K:333:PRO:HG2	1.46	1.30
1:C:335:ASN:ND2	1:I:333:PRO:HG2	1.46	1.29
1:G:335:ASN:ND2	1:L:333:PRO:HG2	1.46	1.29
1:D:335:ASN:ND2	1:H:333:PRO:HG2	1.45	1.27
1:E:335:ASN:ND2	1:N:333:PRO:HG2	1.45	1.26
1:F:335:ASN:ND2	1:M:333:PRO:HG2	1.45	1.25
1:C:62:ASN:ND2	1:I:162:TYR:HD1	1.39	1.20
1:E:62:ASN:ND2	1:N:162:TYR:HD1	1.40	1.20
1:A:62:ASN:ND2	1:K:162:TYR:HD1	1.40	1.20
1:G:62:ASN:ND2	1:L:162:TYR:HD1	1.40	1.19
1:B:62:ASN:ND2	1:J:162:TYR:HD1	1.39	1.19
1:F:62:ASN:ND2	1:M:162:TYR:HD1	1.40	1.18
1:D:62:ASN:ND2	1:H:162:TYR:HD1	1.40	1.18
1:G:335:ASN:HD21	1:L:333:PRO:CG	1.58	1.16
1:B:335:ASN:HD21	1:J:333:PRO:CG	1.59	1.16
1:D:335:ASN:HD21	1:H:333:PRO:CG	1.58	1.16
1:E:335:ASN:HD21	1:N:333:PRO:CG	1.58	1.15
1:C:335:ASN:HD21	1:I:333:PRO:CG	1.59	1.15
1:F:335:ASN:HD21	1:M:333:PRO:CG	1.58	1.15
1:A:335:ASN:HD21	1:K:333:PRO:CG	1.59	1.14
1:C:62:ASN:ND2	1:I:162:TYR:CD1	2.24	1.05
1:B:62:ASN:ND2	1:J:162:TYR:CD1	2.24	1.05
1:D:62:ASN:ND2	1:H:162:TYR:CD1	2.24	1.05
1:F:62:ASN:ND2	1:M:162:TYR:CD1	2.25	1.04
1:A:62:ASN:ND2	1:K:162:TYR:CD1	2.24	1.04
1:E:62:ASN:ND2	1:N:162:TYR:CD1	2.25	1.04
1:G:62:ASN:ND2	1:L:162:TYR:CD1	2.25	1.03

*Continued on next page...*

*Continued from previous page...*

Atom-1	Atom-2	Interatomic distance (Å)	Clash overlap (Å)
1:F:333:PRO:N	1:M:334:ASP:OD2	1.97	0.97
1:C:333:PRO:N	1:I:334:ASP:OD2	1.97	0.97
1:B:333:PRO:N	1:J:334:ASP:OD2	1.97	0.97
1:D:333:PRO:N	1:H:334:ASP:OD2	1.97	0.97
1:G:333:PRO:N	1:L:334:ASP:OD2	1.98	0.96
1:E:333:PRO:N	1:N:334:ASP:OD2	1.98	0.96
1:A:333:PRO:N	1:K:334:ASP:OD2	1.98	0.95
1:A:62:ASN:CG	1:K:162:TYR:CD1	2.41	0.94
1:C:62:ASN:CG	1:I:162:TYR:CD1	2.41	0.94
1:E:62:ASN:CG	1:N:162:TYR:CD1	2.41	0.94
1:D:62:ASN:CG	1:H:162:TYR:CD1	2.41	0.94
1:F:62:ASN:CG	1:M:162:TYR:CD1	2.41	0.94
1:G:62:ASN:CG	1:L:162:TYR:CD1	2.41	0.93
1:B:62:ASN:CG	1:J:162:TYR:CD1	2.41	0.93
1:C:333:PRO:CD	1:I:334:ASP:OD2	2.17	0.93
1:A:333:PRO:CD	1:K:334:ASP:OD2	2.17	0.93
1:E:333:PRO:CD	1:N:334:ASP:OD2	2.18	0.92
1:B:333:PRO:CD	1:J:334:ASP:OD2	2.17	0.92
1:D:333:PRO:CD	1:H:334:ASP:OD2	2.17	0.91
1:G:335:ASN:HD21	1:L:333:PRO:HG2	0.75	0.91
1:F:333:PRO:CD	1:M:334:ASP:OD2	2.18	0.91
1:G:333:PRO:CD	1:L:334:ASP:OD2	2.18	0.91
1:B:335:ASN:HD21	1:J:333:PRO:HG2	0.75	0.90
1:D:162:TYR:HA	1:H:62:ASN:ND2	1.87	0.90
1:E:162:TYR:HA	1:N:62:ASN:ND2	1.87	0.90
1:F:162:TYR:HA	1:M:62:ASN:ND2	1.87	0.90
1:D:335:ASN:HD21	1:H:333:PRO:HG2	0.75	0.90
1:C:162:TYR:HA	1:I:62:ASN:ND2	1.86	0.90
1:E:335:ASN:HD21	1:N:333:PRO:HG2	0.75	0.90
1:G:162:TYR:HA	1:L:62:ASN:ND2	1.87	0.90
1:B:162:TYR:HA	1:J:62:ASN:ND2	1.86	0.89
1:F:335:ASN:HD21	1:M:333:PRO:HG2	0.75	0.89
1:A:162:TYR:HA	1:K:62:ASN:ND2	1.86	0.89
1:C:335:ASN:HD21	1:I:333:PRO:HG2	0.75	0.89
1:A:335:ASN:HD21	1:K:333:PRO:HG2	0.75	0.88
1:B:329:TRP:CD1	1:B:329:TRP:O	2.29	0.85
1:D:329:TRP:CD1	1:D:329:TRP:O	2.29	0.85
1:G:329:TRP:CD1	1:G:329:TRP:O	2.30	0.85
1:C:329:TRP:CD1	1:C:329:TRP:O	2.30	0.85
1:E:329:TRP:CD1	1:E:329:TRP:O	2.30	0.85
1:F:329:TRP:O	1:F:329:TRP:CD1	2.29	0.85

*Continued on next page...*



*Continued from previous page...*

Atom-1	Atom-2	Interatomic distance (Å)	Clash overlap (Å)
1:A:329:TRP:CD1	1:A:329:TRP:O	2.29	0.84
1:B:333:PRO:HD2	1:J:334:ASP:OD2	1.77	0.84
1:C:333:PRO:HD2	1:I:334:ASP:OD2	1.78	0.84
1:F:333:PRO:HD2	1:M:334:ASP:OD2	1.78	0.83
1:E:333:PRO:HD2	1:N:334:ASP:OD2	1.78	0.83
1:D:333:PRO:HD2	1:H:334:ASP:OD2	1.78	0.83
1:A:333:PRO:HD2	1:K:334:ASP:OD2	1.78	0.82
1:G:333:PRO:HD2	1:L:334:ASP:OD2	1.78	0.81
1:A:382:LEU:O	1:A:382:LEU:HD23	1.82	0.79
1:B:382:LEU:HD23	1:B:382:LEU:O	1.82	0.79
1:C:382:LEU:HD23	1:C:382:LEU:O	1.82	0.79
1:D:382:LEU:O	1:D:382:LEU:HD23	1.82	0.79
1:G:382:LEU:HD23	1:G:382:LEU:O	1.82	0.79
1:E:382:LEU:O	1:E:382:LEU:HD23	1.82	0.78
1:F:382:LEU:HD23	1:F:382:LEU:O	1.82	0.78
1:K:78:THR:HG22	1:K:78:THR:O	1.83	0.78
1:J:78:THR:HG22	1:J:78:THR:O	1.83	0.78
1:L:78:THR:O	1:L:78:THR:HG22	1.83	0.77
1:M:78:THR:O	1:M:78:THR:HG22	1.83	0.76
1:H:78:THR:O	1:H:78:THR:HG22	1.83	0.76
1:I:78:THR:HG22	1:I:78:THR:O	1.83	0.76
1:N:78:THR:O	1:N:78:THR:HG22	1.83	0.76
1:G:361:LYS:HE2	1:G:361:LYS:HA	1.68	0.76
1:F:361:LYS:HE2	1:F:361:LYS:HA	1.68	0.75
1:A:361:LYS:HE2	1:A:361:LYS:HA	1.68	0.75
1:E:361:LYS:HE2	1:E:361:LYS:HA	1.68	0.74
1:D:361:LYS:HA	1:D:361:LYS:HE2	1.68	0.74
1:B:361:LYS:HA	1:B:361:LYS:HE2	1.68	0.73
1:C:361:LYS:HA	1:C:361:LYS:HE2	1.68	0.73
1:A:329:TRP:HD1	1:A:329:TRP:O	1.73	0.71
1:B:329:TRP:HD1	1:B:329:TRP:O	1.73	0.71
1:G:329:TRP:HD1	1:G:329:TRP:O	1.74	0.71
1:C:335:ASN:ND2	1:I:333:PRO:CG	2.34	0.70
1:F:329:TRP:O	1:F:329:TRP:HD1	1.73	0.70
1:E:329:TRP:HD1	1:E:329:TRP:O	1.73	0.70
1:C:329:TRP:HD1	1:C:329:TRP:O	1.74	0.69
1:B:333:PRO:CA	1:J:334:ASP:OD2	2.41	0.69
1:G:333:PRO:CA	1:L:334:ASP:OD2	2.41	0.69
1:D:329:TRP:HD1	1:D:329:TRP:O	1.73	0.69
1:A:333:PRO:CA	1:K:334:ASP:OD2	2.41	0.68
1:A:335:ASN:ND2	1:K:333:PRO:CG	2.35	0.68

*Continued on next page...*

*Continued from previous page...*

Atom-1	Atom-2	Interatomic distance (Å)	Clash overlap (Å)
1:D:333:PRO:CA	1:H:334:ASP:OD2	2.40	0.68
1:F:333:PRO:CA	1:M:334:ASP:OD2	2.41	0.68
1:E:333:PRO:CA	1:N:334:ASP:OD2	2.41	0.68
1:J:349:LYS:HG2	1:J:349:LYS:O	1.94	0.68
1:N:349:LYS:HG2	1:N:349:LYS:O	1.94	0.68
1:B:335:ASN:ND2	1:J:333:PRO:CG	2.35	0.68
1:L:349:LYS:O	1:L:349:LYS:HG2	1.94	0.68
1:M:349:LYS:HG2	1:M:349:LYS:O	1.94	0.68
1:K:349:LYS:O	1:K:349:LYS:HG2	1.94	0.68
1:C:333:PRO:CA	1:I:334:ASP:OD2	2.41	0.68
1:G:335:ASN:ND2	1:L:333:PRO:CG	2.34	0.67
1:F:333:PRO:O	1:M:334:ASP:OD2	2.13	0.67
1:E:333:PRO:O	1:N:334:ASP:OD2	2.13	0.67
1:D:162:TYR:HA	1:H:62:ASN:CG	2.15	0.67
1:D:333:PRO:O	1:H:334:ASP:OD2	2.13	0.67
1:C:162:TYR:HA	1:I:62:ASN:CG	2.15	0.66
1:F:162:TYR:HA	1:M:62:ASN:CG	2.16	0.66
1:G:333:PRO:O	1:L:334:ASP:OD2	2.13	0.66
1:G:162:TYR:HA	1:L:62:ASN:CG	2.16	0.66
1:A:373:TRP:CD1	1:A:373:TRP:N	2.59	0.66
1:H:349:LYS:HG2	1:H:349:LYS:O	1.94	0.66
1:C:333:PRO:O	1:I:334:ASP:OD2	2.13	0.66
1:I:349:LYS:O	1:I:349:LYS:HG2	1.94	0.66
1:A:162:TYR:HA	1:K:62:ASN:CG	2.15	0.66
1:B:373:TRP:CD1	1:B:373:TRP:N	2.59	0.66
1:A:333:PRO:O	1:K:334:ASP:OD2	2.13	0.66
1:B:162:TYR:HA	1:J:62:ASN:CG	2.15	0.66
1:E:162:TYR:HA	1:N:62:ASN:CG	2.16	0.65
1:B:333:PRO:O	1:J:334:ASP:OD2	2.13	0.65
1:E:102:GLN:OE1	1:E:102:GLN:N	2.29	0.65
1:H:30:GLU:OE1	1:H:30:GLU:N	2.28	0.64
1:A:144:ARG:HD3	1:A:144:ARG:N	2.12	0.64
1:F:102:GLN:N	1:F:102:GLN:OE1	2.30	0.64
1:M:30:GLU:N	1:M:30:GLU:OE1	2.28	0.64
1:E:144:ARG:N	1:E:144:ARG:HD3	2.13	0.64
1:F:144:ARG:HD3	1:F:144:ARG:N	2.12	0.64
1:B:102:GLN:OE1	1:B:102:GLN:N	2.30	0.63
1:D:144:ARG:HD3	1:D:144:ARG:N	2.12	0.63
1:I:30:GLU:N	1:I:30:GLU:OE1	2.28	0.63
1:B:144:ARG:N	1:B:144:ARG:HD3	2.12	0.63
1:G:144:ARG:HD3	1:G:144:ARG:N	2.13	0.63

*Continued on next page...*

*Continued from previous page...*

Atom-1	Atom-2	Interatomic distance (Å)	Clash overlap (Å)
1:L:30:GLU:N	1:L:30:GLU:OE1	2.28	0.63
1:D:335:ASN:ND2	1:H:333:PRO:CG	2.34	0.63
1:F:373:TRP:N	1:F:373:TRP:CD1	2.59	0.63
1:G:102:GLN:OE1	1:G:102:GLN:N	2.29	0.63
1:C:144:ARG:N	1:C:144:ARG:HD3	2.12	0.63
1:E:335:ASN:ND2	1:N:333:PRO:CG	2.34	0.62
1:J:30:GLU:N	1:J:30:GLU:OE1	2.28	0.62
1:K:30:GLU:OE1	1:K:30:GLU:N	2.28	0.62
1:G:288:ARG:HG3	1:G:288:ARG:O	2.00	0.62
1:D:288:ARG:O	1:D:288:ARG:HG3	2.00	0.62
1:A:62:ASN:CG	1:K:162:TYR:CE1	2.74	0.62
1:A:102:GLN:OE1	1:A:102:GLN:N	2.30	0.61
1:C:62:ASN:CG	1:I:162:TYR:CE1	2.73	0.61
1:E:62:ASN:CG	1:N:162:TYR:CE1	2.74	0.61
1:C:102:GLN:OE1	1:C:102:GLN:N	2.29	0.61
1:C:288:ARG:O	1:C:288:ARG:HG3	2.00	0.61
1:N:30:GLU:OE1	1:N:30:GLU:N	2.28	0.61
1:G:62:ASN:CG	1:L:162:TYR:CE1	2.74	0.61
1:E:288:ARG:HG3	1:E:288:ARG:O	2.00	0.61
1:E:373:TRP:N	1:E:373:TRP:CD1	2.59	0.61
1:F:62:ASN:CG	1:M:162:TYR:CE1	2.74	0.61
1:B:288:ARG:O	1:B:288:ARG:HG3	2.00	0.61
1:B:62:ASN:CG	1:J:162:TYR:CE1	2.73	0.61
1:D:62:ASN:CG	1:H:162:TYR:CE1	2.73	0.60
1:F:288:ARG:HG3	1:F:288:ARG:O	2.00	0.60
1:A:288:ARG:O	1:A:288:ARG:HG3	2.00	0.60
1:D:373:TRP:CD1	1:D:373:TRP:N	2.59	0.60
1:D:62:ASN:HB3	1:H:162:TYR:HE1	1.67	0.60
1:A:62:ASN:HB3	1:K:162:TYR:HE1	1.67	0.59
1:B:62:ASN:HB3	1:J:162:TYR:HE1	1.67	0.59
1:C:62:ASN:HB3	1:I:162:TYR:HE1	1.67	0.59
1:E:62:ASN:HB3	1:N:162:TYR:HE1	1.67	0.59
1:G:373:TRP:CD1	1:G:373:TRP:N	2.59	0.59
1:D:102:GLN:N	1:D:102:GLN:OE1	2.30	0.59
1:F:335:ASN:ND2	1:M:333:PRO:CG	2.34	0.59
1:F:62:ASN:HB3	1:M:162:TYR:HE1	1.67	0.58
1:G:62:ASN:HB3	1:L:162:TYR:HE1	1.67	0.58
1:N:285:VAL:O	1:N:285:VAL:HG13	2.03	0.58
1:M:285:VAL:O	1:M:285:VAL:HG13	2.03	0.58
1:H:285:VAL:O	1:H:285:VAL:HG13	2.03	0.58
1:C:373:TRP:CD1	1:C:373:TRP:N	2.59	0.58

*Continued on next page...*

*Continued from previous page...*

Atom-1	Atom-2	Interatomic distance (Å)	Clash overlap (Å)
1:J:285:VAL:HG13	1:J:285:VAL:O	2.03	0.58
1:K:285:VAL:HG13	1:K:285:VAL:O	2.03	0.58
1:C:84:GLU:N	1:C:84:GLU:OE1	2.36	0.58
1:D:76:TYR:HB2	1:D:77:PRO:HD2	1.86	0.58
1:C:76:TYR:HB2	1:C:77:PRO:HD2	1.86	0.57
1:F:76:TYR:HB2	1:F:77:PRO:HD2	1.86	0.57
1:L:285:VAL:O	1:L:285:VAL:HG13	2.03	0.57
1:C:4:VAL:O	1:C:4:VAL:HG13	2.04	0.57
1:L:306:TYR:HB3	1:L:307:GLU:HA	1.87	0.57
1:E:76:TYR:HB2	1:E:77:PRO:HD2	1.87	0.57
1:E:4:VAL:HG13	1:E:4:VAL:O	2.04	0.57
1:G:4:VAL:HG13	1:G:4:VAL:O	2.04	0.57
1:N:306:TYR:HB3	1:N:307:GLU:HA	1.87	0.57
1:G:76:TYR:HB2	1:G:77:PRO:HD2	1.87	0.57
1:I:285:VAL:O	1:I:285:VAL:HG13	2.03	0.57
1:K:306:TYR:HB3	1:K:307:GLU:HA	1.87	0.57
1:M:306:TYR:HB3	1:M:307:GLU:HA	1.87	0.57
1:A:84:GLU:OE1	1:A:84:GLU:N	2.36	0.57
1:H:306:TYR:HB3	1:H:307:GLU:HA	1.87	0.56
1:A:76:TYR:HB2	1:A:77:PRO:HD2	1.86	0.56
1:B:4:VAL:O	1:B:4:VAL:HG13	2.04	0.56
1:B:76:TYR:HB2	1:B:77:PRO:HD2	1.87	0.56
1:A:4:VAL:HG13	1:A:4:VAL:O	2.04	0.56
1:F:4:VAL:O	1:F:4:VAL:HG13	2.04	0.56
1:D:4:VAL:O	1:D:4:VAL:HG13	2.04	0.56
1:A:222:ASP:O	1:G:273:THR:OG1	2.23	0.56
1:B:139:ASP:OD1	1:B:139:ASP:C	2.44	0.56
1:B:273:THR:OG1	1:C:222:ASP:O	2.23	0.56
1:G:84:GLU:OE1	1:G:84:GLU:N	2.36	0.56
1:I:306:TYR:CB	1:I:307:GLU:HA	2.36	0.56
1:F:84:GLU:N	1:F:84:GLU:OE1	2.36	0.56
1:E:273:THR:OG1	1:F:222:ASP:O	2.23	0.56
1:I:306:TYR:HB3	1:I:307:GLU:HA	1.87	0.56
1:E:84:GLU:OE1	1:E:84:GLU:N	2.36	0.56
1:J:306:TYR:HB3	1:J:307:GLU:HA	1.87	0.56
1:K:306:TYR:CB	1:K:307:GLU:HA	2.36	0.56
1:F:273:THR:OG1	1:G:222:ASP:O	2.23	0.55
1:L:306:TYR:CB	1:L:307:GLU:HA	2.36	0.55
1:N:306:TYR:CB	1:N:307:GLU:HA	2.36	0.55
1:D:273:THR:OG1	1:E:222:ASP:O	2.23	0.55
1:M:306:TYR:CB	1:M:307:GLU:HA	2.36	0.55

*Continued on next page...*

*Continued from previous page...*

Atom-1	Atom-2	Interatomic distance (Å)	Clash overlap (Å)
1:J:306:TYR:CB	1:J:307:GLU:HA	2.36	0.55
1:G:139:ASP:C	1:G:139:ASP:OD1	2.44	0.55
1:C:139:ASP:OD1	1:C:139:ASP:C	2.44	0.55
1:H:306:TYR:CB	1:H:307:GLU:HA	2.36	0.55
1:F:139:ASP:OD1	1:F:139:ASP:C	2.44	0.54
1:D:362:ARG:C	1:D:362:ARG:HD2	2.28	0.54
1:I:364:ILE:HG22	1:I:365:PRO:N	2.23	0.54
1:E:139:ASP:OD1	1:E:139:ASP:C	2.44	0.54
1:B:362:ARG:C	1:B:362:ARG:HD2	2.28	0.54
1:L:364:ILE:HG22	1:L:365:PRO:N	2.23	0.54
1:D:139:ASP:C	1:D:139:ASP:OD1	2.44	0.54
1:K:364:ILE:HG22	1:K:365:PRO:N	2.23	0.54
1:J:364:ILE:HG22	1:J:365:PRO:N	2.23	0.54
1:B:84:GLU:OE1	1:B:84:GLU:N	2.36	0.53
1:C:362:ARG:HD2	1:C:362:ARG:C	2.28	0.53
1:M:364:ILE:HG22	1:M:365:PRO:N	2.23	0.53
1:A:362:ARG:C	1:A:362:ARG:HD2	2.28	0.53
1:D:84:GLU:OE1	1:D:84:GLU:N	2.36	0.53
1:E:144:ARG:H	1:E:144:ARG:HD3	1.74	0.53
1:D:144:ARG:H	1:D:144:ARG:HD3	1.74	0.53
1:N:364:ILE:HG22	1:N:365:PRO:N	2.23	0.53
1:F:144:ARG:H	1:F:144:ARG:HD3	1.74	0.53
1:F:362:ARG:C	1:F:362:ARG:HD2	2.28	0.53
1:E:362:ARG:HD2	1:E:362:ARG:C	2.28	0.53
1:A:273:THR:OG1	1:B:222:ASP:O	2.23	0.53
1:B:144:ARG:H	1:B:144:ARG:HD3	1.74	0.52
1:E:84:GLU:HB3	1:E:85:ILE:HA	1.91	0.52
1:G:362:ARG:HD2	1:G:362:ARG:C	2.28	0.52
1:H:364:ILE:HG22	1:H:365:PRO:N	2.23	0.52
1:G:335:ASN:CG	1:L:333:PRO:HG2	2.25	0.52
1:A:163:ARG:H	1:K:62:ASN:HD21	1.57	0.52
1:C:163:ARG:H	1:I:62:ASN:HD21	1.58	0.52
1:F:332:HIS:HB3	1:F:333:PRO:HA	1.92	0.52
1:G:84:GLU:HB3	1:G:85:ILE:HA	1.91	0.52
1:B:163:ARG:H	1:J:62:ASN:HD21	1.58	0.52
1:F:84:GLU:HB3	1:F:85:ILE:HA	1.92	0.52
1:E:332:HIS:HB3	1:E:333:PRO:HA	1.92	0.52
1:G:332:HIS:HB3	1:G:333:PRO:HA	1.92	0.52
1:C:144:ARG:HD3	1:C:144:ARG:H	1.74	0.52
1:G:144:ARG:H	1:G:144:ARG:HD3	1.74	0.52
1:C:62:ASN:HB3	1:I:162:TYR:CE1	2.45	0.52

*Continued on next page...*

*Continued from previous page...*

Atom-1	Atom-2	Interatomic distance (Å)	Clash overlap (Å)
1:A:332:HIS:HB3	1:A:333:PRO:HA	1.92	0.52
1:A:139:ASP:C	1:A:139:ASP:OD1	2.44	0.52
1:D:84:GLU:HB3	1:D:85:ILE:HA	1.92	0.52
1:H:127:TRP:CE3	1:H:127:TRP:HA	2.45	0.52
1:L:127:TRP:HA	1:L:127:TRP:CE3	2.45	0.52
1:G:163:ARG:H	1:L:62:ASN:HD21	1.58	0.52
1:B:62:ASN:HB3	1:J:162:TYR:CE1	2.45	0.52
1:C:273:THR:OG1	1:D:222:ASP:O	2.23	0.52
1:D:163:ARG:H	1:H:62:ASN:HD21	1.58	0.52
1:A:333:PRO:HD2	1:K:334:ASP:CG	2.31	0.52
1:G:62:ASN:HB3	1:L:162:TYR:CE1	2.45	0.52
1:D:332:HIS:HB3	1:D:333:PRO:HA	1.92	0.51
1:C:333:PRO:HD2	1:I:334:ASP:CG	2.31	0.51
1:M:127:TRP:CE3	1:M:127:TRP:HA	2.45	0.51
1:D:333:PRO:HD2	1:H:334:ASP:CG	2.31	0.51
1:A:62:ASN:HB3	1:K:162:TYR:CE1	2.45	0.51
1:C:84:GLU:HB3	1:C:85:ILE:HA	1.92	0.51
1:E:62:ASN:HB3	1:N:162:TYR:CE1	2.46	0.51
1:A:84:GLU:HB3	1:A:85:ILE:HA	1.92	0.51
1:B:84:GLU:HB3	1:B:85:ILE:HA	1.92	0.51
1:F:163:ARG:H	1:M:62:ASN:HD21	1.58	0.51
1:N:127:TRP:HA	1:N:127:TRP:CE3	2.45	0.51
1:B:333:PRO:HD2	1:J:334:ASP:CG	2.31	0.51
1:D:62:ASN:HB3	1:H:162:TYR:CE1	2.45	0.51
1:G:333:PRO:HD2	1:L:334:ASP:CG	2.31	0.51
1:I:127:TRP:HA	1:I:127:TRP:CE3	2.45	0.51
1:E:163:ARG:H	1:N:62:ASN:HD21	1.58	0.51
1:A:144:ARG:HD3	1:A:144:ARG:H	1.74	0.51
1:B:332:HIS:HB3	1:B:333:PRO:HA	1.92	0.51
1:K:127:TRP:CE3	1:K:127:TRP:HA	2.45	0.50
1:K:173:SER:OG	1:K:174:ASN:N	2.44	0.50
1:C:361:LYS:CE	1:C:361:LYS:HA	2.40	0.50
1:E:363:TYR:H	1:E:363:TYR:HD1	1.60	0.50
1:J:173:SER:OG	1:J:174:ASN:N	2.44	0.50
1:D:363:TYR:H	1:D:363:TYR:HD1	1.60	0.50
1:F:333:PRO:HD2	1:M:334:ASP:CG	2.31	0.50
1:H:173:SER:OG	1:H:174:ASN:N	2.44	0.50
1:N:336:ARG:H	1:N:337:PRO:HD3	1.77	0.50
1:B:361:LYS:HA	1:B:361:LYS:CE	2.40	0.50
1:E:333:PRO:HD2	1:N:334:ASP:CG	2.31	0.50
1:F:363:TYR:HD1	1:F:363:TYR:H	1.60	0.50

*Continued on next page...*

*Continued from previous page...*

Atom-1	Atom-2	Interatomic distance (Å)	Clash overlap (Å)
1:J:127:TRP:HA	1:J:127:TRP:CE3	2.45	0.50
1:L:173:SER:OG	1:L:174:ASN:N	2.44	0.50
1:C:363:TYR:HD1	1:C:363:TYR:H	1.60	0.50
1:M:336:ARG:H	1:M:337:PRO:HD3	1.77	0.50
1:H:336:ARG:H	1:H:337:PRO:HD3	1.77	0.50
1:J:336:ARG:H	1:J:337:PRO:HD3	1.77	0.50
1:B:2:GLU:OE1	1:B:2:GLU:N	2.31	0.49
1:C:332:HIS:HB3	1:C:333:PRO:HA	1.92	0.49
1:C:335:ASN:CG	1:I:333:PRO:HG2	2.25	0.49
1:E:361:LYS:CE	1:E:361:LYS:HA	2.40	0.49
1:F:361:LYS:CE	1:F:361:LYS:HA	2.40	0.49
1:L:213:SER:OG	1:L:214:GLY:N	2.45	0.49
1:G:363:TYR:HD1	1:G:363:TYR:H	1.60	0.49
1:I:336:ARG:H	1:I:337:PRO:HD3	1.77	0.49
1:L:109:SER:OG	1:L:110:ALA:N	2.45	0.49
1:E:335:ASN:CG	1:N:333:PRO:HG2	2.25	0.49
1:C:2:GLU:OE1	1:C:2:GLU:N	2.31	0.49
1:L:336:ARG:H	1:L:337:PRO:HD3	1.77	0.49
1:N:173:SER:OG	1:N:174:ASN:N	2.44	0.49
1:B:363:TYR:HD1	1:B:363:TYR:H	1.60	0.49
1:H:213:SER:OG	1:H:214:GLY:N	2.45	0.49
1:F:62:ASN:HB3	1:M:162:TYR:CE1	2.46	0.49
1:A:363:TYR:HD1	1:A:363:TYR:H	1.60	0.49
1:C:206:ASN:ND2	1:C:210:THR:OG1	2.46	0.49
1:G:361:LYS:CE	1:G:361:LYS:HA	2.40	0.49
1:J:213:SER:OG	1:J:214:GLY:N	2.45	0.49
1:I:173:SER:OG	1:I:174:ASN:N	2.44	0.49
1:L:223:THR:OG1	1:L:275:THR:OG1	2.29	0.49
1:D:206:ASN:ND2	1:D:210:THR:OG1	2.46	0.49
1:G:206:ASN:ND2	1:G:210:THR:OG1	2.46	0.49
1:M:173:SER:OG	1:M:174:ASN:N	2.44	0.49
1:D:361:LYS:CE	1:D:361:LYS:HA	2.40	0.48
1:K:133:SER:OG	1:K:134:GLN:N	2.46	0.48
1:K:213:SER:OG	1:K:214:GLY:N	2.45	0.48
1:B:206:ASN:ND2	1:B:210:THR:OG1	2.46	0.48
1:A:335:ASN:CG	1:K:333:PRO:HG2	2.25	0.48
1:M:213:SER:OG	1:M:214:GLY:N	2.45	0.48
1:A:206:ASN:ND2	1:A:210:THR:OG1	2.46	0.48
1:K:336:ARG:H	1:K:337:PRO:HD3	1.77	0.48
1:F:206:ASN:ND2	1:F:210:THR:OG1	2.46	0.48
1:A:333:PRO:O	1:K:334:ASP:CB	2.61	0.48

*Continued on next page...*

*Continued from previous page...*

Atom-1	Atom-2	Interatomic distance (Å)	Clash overlap (Å)
1:A:361:LYS:HA	1:A:361:LYS:CE	2.40	0.48
1:F:212:GLN:HA	1:F:213:SER:HB2	1.95	0.48
1:M:223:THR:OG1	1:M:275:THR:OG1	2.29	0.48
1:A:212:GLN:HA	1:A:213:SER:HB2	1.96	0.48
1:G:212:GLN:HA	1:G:213:SER:HB2	1.96	0.48
1:I:213:SER:OG	1:I:214:GLY:N	2.45	0.48
1:L:133:SER:OG	1:L:134:GLN:N	2.46	0.48
1:E:333:PRO:O	1:N:334:ASP:CB	2.61	0.48
1:G:364:ILE:HB	1:G:365:PRO:HD3	1.96	0.48
1:D:333:PRO:O	1:H:334:ASP:CB	2.61	0.48
1:B:333:PRO:O	1:J:334:ASP:CB	2.61	0.48
1:G:333:PRO:O	1:L:334:ASP:CB	2.61	0.48
1:I:133:SER:OG	1:I:134:GLN:N	2.46	0.48
1:F:333:PRO:O	1:M:334:ASP:CB	2.61	0.48
1:H:364:ILE:HB	1:H:365:PRO:HD3	1.96	0.48
1:I:109:SER:OG	1:I:110:ALA:N	2.45	0.48
1:A:364:ILE:HB	1:A:365:PRO:HD3	1.96	0.47
1:E:206:ASN:ND2	1:E:210:THR:OG1	2.46	0.47
1:F:144:ARG:CD	1:F:144:ARG:N	2.77	0.47
1:H:114:LYS:HB3	1:H:115:PRO:HD3	1.96	0.47
1:I:114:LYS:HB3	1:I:115:PRO:HD3	1.96	0.47
1:M:109:SER:OG	1:M:110:ALA:N	2.45	0.47
1:N:364:ILE:HB	1:N:365:PRO:HD3	1.96	0.47
1:B:364:ILE:HB	1:B:365:PRO:HD3	1.96	0.47
1:G:144:ARG:CD	1:G:144:ARG:N	2.77	0.47
1:I:364:ILE:HB	1:I:365:PRO:HD3	1.96	0.47
1:C:364:ILE:HB	1:C:365:PRO:HD3	1.96	0.47
1:E:212:GLN:HA	1:E:213:SER:HB2	1.96	0.47
1:J:50:LEU:O	1:J:51:ALA:CB	2.63	0.47
1:K:50:LEU:O	1:K:51:ALA:CB	2.62	0.47
1:L:23:TYR:HB3	1:L:75:CYS:HB3	1.96	0.47
1:A:111:ASN:OD1	1:A:111:ASN:C	2.53	0.47
1:E:144:ARG:CD	1:E:144:ARG:N	2.77	0.47
1:F:364:ILE:HB	1:F:365:PRO:HD3	1.96	0.47
1:H:23:TYR:HB3	1:H:75:CYS:HB3	1.96	0.47
1:I:299:LYS:O	1:I:300:ALA:HB2	2.14	0.47
1:N:114:LYS:HB3	1:N:115:PRO:HD3	1.96	0.47
1:N:23:TYR:HB3	1:N:75:CYS:HB3	1.96	0.47
1:B:111:ASN:OD1	1:B:111:ASN:C	2.53	0.47
1:C:111:ASN:OD1	1:C:111:ASN:C	2.53	0.47
1:J:299:LYS:O	1:J:300:ALA:HB2	2.14	0.47

*Continued on next page...*



*Continued from previous page...*

Atom-1	Atom-2	Interatomic distance (Å)	Clash overlap (Å)
1:M:114:LYS:HB3	1:M:115:PRO:HD3	1.96	0.47
1:C:333:PRO:O	1:I:334:ASP:CB	2.61	0.47
1:D:144:ARG:N	1:D:144:ARG:CD	2.77	0.47
1:F:111:ASN:C	1:F:111:ASN:OD1	2.53	0.47
1:J:268:GLN:HB3	1:K:228:SER:HB2	1.97	0.47
1:J:23:TYR:HB3	1:J:75:CYS:HB3	1.96	0.47
1:K:114:LYS:HB3	1:K:115:PRO:HD3	1.96	0.47
1:N:213:SER:OG	1:N:214:GLY:N	2.45	0.47
1:N:299:LYS:O	1:N:300:ALA:HB2	2.14	0.47
1:D:364:ILE:HB	1:D:365:PRO:HD3	1.96	0.47
1:A:216:ASP:HB2	1:G:280:SER:HB3	1.96	0.47
1:J:114:LYS:HB3	1:J:115:PRO:HD3	1.96	0.47
1:K:268:GLN:HB3	1:L:228:SER:HB2	1.97	0.47
1:L:114:LYS:HB3	1:L:115:PRO:HD3	1.97	0.47
1:L:330:TYR:O	1:L:330:TYR:CG	2.65	0.47
1:M:50:LEU:O	1:M:51:ALA:CB	2.63	0.47
1:B:212:GLN:HA	1:B:213:SER:HB2	1.96	0.47
1:E:364:ILE:HB	1:E:365:PRO:HD3	1.96	0.47
1:M:299:LYS:O	1:M:300:ALA:HB2	2.14	0.47
1:I:50:LEU:O	1:I:51:ALA:CB	2.62	0.47
1:L:364:ILE:HB	1:L:365:PRO:HD3	1.96	0.47
1:D:145:ASP:OD1	1:D:145:ASP:C	2.53	0.47
1:H:299:LYS:O	1:H:300:ALA:HB2	2.14	0.47
1:J:109:SER:OG	1:J:110:ALA:N	2.45	0.47
1:I:268:GLN:HB3	1:J:228:SER:HB2	1.97	0.47
1:J:364:ILE:HB	1:J:365:PRO:HD3	1.96	0.47
1:K:23:TYR:HB3	1:K:75:CYS:HB3	1.96	0.47
1:M:133:SER:OG	1:M:134:GLN:N	2.46	0.47
1:M:364:ILE:HB	1:M:365:PRO:HD3	1.96	0.47
1:M:23:TYR:HB3	1:M:75:CYS:HB3	1.96	0.47
1:C:145:ASP:OD1	1:C:145:ASP:C	2.53	0.47
1:C:280:SER:HB3	1:D:216:ASP:HB2	1.96	0.47
1:D:212:GLN:HA	1:D:213:SER:HB2	1.96	0.47
1:D:2:GLU:OE1	1:D:2:GLU:N	2.31	0.47
1:E:111:ASN:OD1	1:E:111:ASN:C	2.53	0.47
1:F:280:SER:HB3	1:G:216:ASP:HB2	1.96	0.47
1:I:23:TYR:HB3	1:I:75:CYS:HB3	1.96	0.47
1:K:364:ILE:HB	1:K:365:PRO:HD3	1.96	0.47
1:L:268:GLN:HB3	1:M:228:SER:HB2	1.97	0.47
1:N:50:LEU:O	1:N:51:ALA:CB	2.62	0.47
1:C:329:TRP:HA	1:C:371:TRP:HB2	1.97	0.46

*Continued on next page...*

*Continued from previous page...*

Atom-1	Atom-2	Interatomic distance (Å)	Clash overlap (Å)
1:N:109:SER:OG	1:N:110:ALA:N	2.45	0.46
1:A:2:GLU:N	1:A:2:GLU:OE1	2.31	0.46
1:B:144:ARG:CD	1:B:144:ARG:N	2.77	0.46
1:B:329:TRP:HA	1:B:371:TRP:HB2	1.97	0.46
1:A:280:SER:HB3	1:B:216:ASP:HB2	1.96	0.46
1:B:280:SER:HB3	1:C:216:ASP:HB2	1.96	0.46
1:H:268:GLN:HB3	1:I:228:SER:HB2	1.97	0.46
1:L:50:LEU:O	1:L:51:ALA:CB	2.63	0.46
1:M:268:GLN:HB3	1:N:228:SER:HB2	1.97	0.46
1:H:50:LEU:O	1:H:51:ALA:CB	2.63	0.46
1:C:144:ARG:CD	1:C:144:ARG:N	2.77	0.46
1:D:280:SER:HB3	1:E:216:ASP:HB2	1.97	0.46
1:D:329:TRP:HA	1:D:371:TRP:HB2	1.97	0.46
1:G:145:ASP:OD1	1:G:145:ASP:C	2.53	0.46
1:H:133:SER:OG	1:H:134:GLN:N	2.46	0.46
1:H:228:SER:HB2	1:N:268:GLN:HB3	1.97	0.46
1:K:299:LYS:O	1:K:300:ALA:HB2	2.14	0.46
1:K:330:TYR:CG	1:K:330:TYR:O	2.65	0.46
1:L:299:LYS:O	1:L:300:ALA:HB2	2.14	0.46
1:A:329:TRP:HA	1:A:371:TRP:HB2	1.97	0.46
1:D:339:TRP:CG	1:D:340:ASN:N	2.84	0.46
1:E:280:SER:HB3	1:F:216:ASP:HB2	1.96	0.46
1:F:339:TRP:CG	1:F:340:ASN:N	2.84	0.46
1:C:212:GLN:HA	1:C:213:SER:HB2	1.96	0.46
1:K:78:THR:CG2	1:K:78:THR:O	2.55	0.46
1:F:329:TRP:HA	1:F:371:TRP:CB	2.46	0.46
1:A:145:ASP:OD1	1:A:145:ASP:C	2.53	0.46
1:B:329:TRP:CG	1:B:329:TRP:O	2.67	0.46
1:C:329:TRP:HA	1:C:371:TRP:CB	2.46	0.46
1:C:339:TRP:CG	1:C:340:ASN:N	2.84	0.46
1:D:281:VAL:HG12	1:D:283:PRO:HD3	1.98	0.46
1:G:339:TRP:CG	1:G:340:ASN:N	2.84	0.46
1:A:144:ARG:CD	1:A:144:ARG:N	2.77	0.46
1:B:329:TRP:HA	1:B:371:TRP:CB	2.46	0.46
1:C:281:VAL:HG12	1:C:283:PRO:HD3	1.98	0.46
1:D:329:TRP:HA	1:D:371:TRP:CB	2.46	0.46
1:E:281:VAL:HG12	1:E:283:PRO:HD3	1.98	0.46
1:E:363:TYR:CD1	1:E:363:TYR:N	2.84	0.46
1:G:111:ASN:OD1	1:G:111:ASN:C	2.53	0.46
1:N:223:THR:OG1	1:N:275:THR:OG1	2.29	0.46
1:B:333:PRO:O	1:J:334:ASP:HB2	2.16	0.45

*Continued on next page...*

*Continued from previous page...*

Atom-1	Atom-2	Interatomic distance (Å)	Clash overlap (Å)
1:C:363:TYR:N	1:C:363:TYR:CD1	2.85	0.45
1:E:329:TRP:HA	1:E:371:TRP:HB2	1.97	0.45
1:A:329:TRP:HA	1:A:371:TRP:CB	2.46	0.45
1:A:339:TRP:CG	1:A:340:ASN:N	2.84	0.45
1:B:339:TRP:CG	1:B:340:ASN:N	2.84	0.45
1:E:329:TRP:HA	1:E:371:TRP:CB	2.46	0.45
1:E:339:TRP:CG	1:E:340:ASN:N	2.84	0.45
1:G:329:TRP:HA	1:G:371:TRP:HB2	1.97	0.45
1:H:330:TYR:O	1:H:330:TYR:CG	2.65	0.45
1:N:133:SER:OG	1:N:134:GLN:N	2.46	0.45
1:B:79:ASN:O	1:B:80:PRO:C	2.55	0.45
1:F:363:TYR:N	1:F:363:TYR:CD1	2.85	0.45
1:F:329:TRP:HA	1:F:371:TRP:HB2	1.97	0.45
1:H:109:SER:OG	1:H:110:ALA:N	2.45	0.45
1:G:329:TRP:HA	1:G:371:TRP:CB	2.46	0.45
1:G:333:PRO:O	1:L:334:ASP:HB2	2.16	0.45
1:M:330:TYR:CG	1:M:330:TYR:O	2.65	0.45
1:F:333:PRO:O	1:M:334:ASP:HB2	2.17	0.45
1:M:404:PHE:C	1:M:404:PHE:CD2	2.90	0.45
1:E:333:PRO:O	1:N:334:ASP:HB2	2.16	0.45
1:C:79:ASN:O	1:C:80:PRO:C	2.55	0.45
1:D:333:PRO:O	1:H:334:ASP:HB2	2.16	0.45
1:E:79:ASN:O	1:E:80:PRO:C	2.55	0.45
1:H:404:PHE:CD2	1:H:404:PHE:C	2.90	0.45
1:L:404:PHE:C	1:L:404:PHE:CD2	2.90	0.45
1:N:404:PHE:CD2	1:N:404:PHE:C	2.90	0.45
1:A:281:VAL:HG12	1:A:283:PRO:HD3	1.98	0.45
1:D:111:ASN:C	1:D:111:ASN:OD1	2.53	0.45
1:G:79:ASN:O	1:G:80:PRO:C	2.55	0.45
1:K:109:SER:OG	1:K:110:ALA:N	2.45	0.45
1:A:333:PRO:O	1:K:334:ASP:HB2	2.16	0.45
1:G:281:VAL:HG12	1:G:283:PRO:HD3	1.98	0.45
1:E:329:TRP:CG	1:E:329:TRP:O	2.68	0.45
1:F:79:ASN:O	1:F:80:PRO:C	2.55	0.45
1:J:31:ALA:HA	1:J:34:VAL:HB	1.99	0.45
1:K:31:ALA:HA	1:K:34:VAL:HB	1.99	0.45
1:N:31:ALA:HA	1:N:34:VAL:HB	1.99	0.45
1:B:281:VAL:HG12	1:B:283:PRO:HD3	1.98	0.44
1:H:31:ALA:HA	1:H:34:VAL:HB	1.99	0.44
1:C:333:PRO:C	1:I:334:ASP:OD2	2.56	0.44
1:A:79:ASN:O	1:A:80:PRO:C	2.55	0.44

*Continued on next page...*

*Continued from previous page...*

Atom-1	Atom-2	Interatomic distance (Å)	Clash overlap (Å)
1:B:145:ASP:C	1:B:145:ASP:OD1	2.53	0.44
1:F:145:ASP:OD1	1:F:145:ASP:C	2.53	0.44
1:C:333:PRO:O	1:I:334:ASP:HB2	2.16	0.44
1:D:79:ASN:O	1:D:80:PRO:C	2.55	0.44
1:D:333:PRO:C	1:H:334:ASP:OD2	2.56	0.44
1:L:31:ALA:HA	1:L:34:VAL:HB	1.99	0.44
1:F:333:PRO:C	1:M:334:ASP:OD2	2.56	0.44
1:E:333:PRO:C	1:N:334:ASP:OD2	2.56	0.44
1:A:363:TYR:N	1:A:363:TYR:CD1	2.84	0.44
1:D:363:TYR:N	1:D:363:TYR:CD1	2.85	0.44
1:F:281:VAL:HG12	1:F:283:PRO:HD3	1.98	0.44
1:D:333:PRO:CB	1:H:334:ASP:OD2	2.65	0.44
1:F:333:PRO:CB	1:M:334:ASP:OD2	2.65	0.44
1:G:333:PRO:CB	1:L:334:ASP:OD2	2.66	0.44
1:J:329:TRP:HA	1:J:371:TRP:CD1	2.53	0.44
1:K:404:PHE:C	1:K:404:PHE:CD2	2.90	0.44
1:I:78:THR:CG2	1:I:78:THR:O	2.56	0.44
1:F:335:ASN:CG	1:M:333:PRO:HG2	2.25	0.44
1:B:333:PRO:CB	1:J:334:ASP:OD2	2.65	0.44
1:G:141:ASP:OD1	1:G:141:ASP:C	2.56	0.44
1:B:333:PRO:C	1:J:334:ASP:OD2	2.56	0.44
1:A:333:PRO:CB	1:K:334:ASP:OD2	2.66	0.44
1:A:79:ASN:CB	1:A:80:PRO:CD	2.96	0.44
1:G:363:TYR:CD1	1:G:363:TYR:N	2.85	0.44
1:G:79:ASN:CB	1:G:80:PRO:CD	2.96	0.44
1:K:329:TRP:HA	1:K:371:TRP:CD1	2.53	0.44
1:M:329:TRP:HA	1:M:371:TRP:CD1	2.53	0.44
1:D:141:ASP:C	1:D:141:ASP:OD1	2.56	0.44
1:G:333:PRO:C	1:L:334:ASP:OD2	2.56	0.44
1:E:333:PRO:CB	1:N:334:ASP:OD2	2.65	0.44
1:N:329:TRP:HA	1:N:371:TRP:CD1	2.53	0.44
1:E:2:GLU:OE1	1:E:2:GLU:N	2.31	0.43
1:I:329:TRP:HA	1:I:371:TRP:CD1	2.53	0.43
1:I:31:ALA:HA	1:I:34:VAL:HB	1.99	0.43
1:B:79:ASN:CB	1:B:80:PRO:CD	2.96	0.43
1:F:79:ASN:CB	1:F:80:PRO:CD	2.96	0.43
1:H:329:TRP:HA	1:H:371:TRP:CD1	2.53	0.43
1:C:333:PRO:CB	1:I:334:ASP:OD2	2.65	0.43
1:M:31:ALA:HA	1:M:34:VAL:HB	1.99	0.43
1:J:404:PHE:CD2	1:J:404:PHE:C	2.90	0.43
1:C:420:VAL:O	1:C:422:LEU:N	2.52	0.43

*Continued on next page...*

*Continued from previous page...*

Atom-1	Atom-2	Interatomic distance (Å)	Clash overlap (Å)
1:C:79:ASN:CB	1:C:80:PRO:CD	2.96	0.43
1:I:404:PHE:C	1:I:404:PHE:CD2	2.90	0.43
1:K:223:THR:OG1	1:K:275:THR:OG1	2.29	0.43
1:B:420:VAL:O	1:B:422:LEU:N	2.52	0.43
1:J:330:TYR:O	1:J:330:TYR:CG	2.65	0.43
1:A:333:PRO:C	1:K:334:ASP:OD2	2.56	0.43
1:K:89:SER:O	1:K:90:ALA:HB2	2.19	0.43
1:A:141:ASP:C	1:A:141:ASP:OD1	2.56	0.43
1:C:355:ILE:HG22	1:C:356:ARG:N	2.34	0.43
1:D:420:VAL:O	1:D:422:LEU:N	2.52	0.43
1:I:151:ILE:HB	1:I:170:ILE:HB	2.01	0.43
1:L:89:SER:O	1:L:90:ALA:HB2	2.19	0.43
1:B:141:ASP:OD1	1:B:141:ASP:C	2.56	0.43
1:B:355:ILE:HG22	1:B:356:ARG:N	2.34	0.43
1:E:141:ASP:OD1	1:E:141:ASP:C	2.56	0.43
1:E:4:VAL:CG1	1:E:4:VAL:O	2.67	0.43
1:M:151:ILE:HB	1:M:170:ILE:HB	2.01	0.43
1:C:324:TRP:CE3	1:C:324:TRP:HA	2.54	0.43
1:D:324:TRP:CE3	1:D:324:TRP:HA	2.54	0.43
1:D:79:ASN:CB	1:D:80:PRO:CD	2.96	0.43
1:E:79:ASN:CB	1:E:80:PRO:CD	2.96	0.43
1:G:324:TRP:HA	1:G:324:TRP:CE3	2.54	0.43
1:H:151:ILE:HB	1:H:170:ILE:HB	2.01	0.43
1:B:324:TRP:HA	1:B:324:TRP:CE3	2.54	0.43
1:F:355:ILE:HG22	1:F:356:ARG:N	2.34	0.43
1:F:4:VAL:O	1:F:4:VAL:CG1	2.67	0.43
1:F:278:SER:OG	1:G:218:THR:OG1	2.26	0.43
1:H:391:ARG:O	1:H:394:ARG:NH1	2.52	0.43
1:L:151:ILE:HB	1:L:170:ILE:HB	2.01	0.43
1:M:78:THR:O	1:M:78:THR:CG2	2.55	0.43
1:A:355:ILE:HG22	1:A:356:ARG:N	2.34	0.42
1:D:4:VAL:O	1:D:4:VAL:CG1	2.67	0.42
1:F:2:GLU:OE1	1:F:2:GLU:N	2.31	0.42
1:F:420:VAL:O	1:F:422:LEU:N	2.52	0.42
1:J:391:ARG:O	1:J:394:ARG:NH1	2.53	0.42
1:L:329:TRP:HA	1:L:371:TRP:CD1	2.53	0.42
1:M:89:SER:O	1:M:90:ALA:HB2	2.19	0.42
1:N:151:ILE:HB	1:N:170:ILE:HB	2.01	0.42
1:A:420:VAL:O	1:A:422:LEU:N	2.52	0.42
1:D:355:ILE:HG22	1:D:356:ARG:N	2.34	0.42
1:J:151:ILE:HB	1:J:170:ILE:HB	2.01	0.42

*Continued on next page...*

*Continued from previous page...*

Atom-1	Atom-2	Interatomic distance (Å)	Clash overlap (Å)
1:N:5:TYR:HA	1:N:6:PRO:HD3	1.93	0.42
1:A:18:VAL:HG12	1:A:18:VAL:O	2.19	0.42
1:A:324:TRP:CE3	1:A:324:TRP:HA	2.54	0.42
1:E:420:VAL:O	1:E:422:LEU:N	2.52	0.42
1:G:18:VAL:HG12	1:G:18:VAL:O	2.19	0.42
1:G:355:ILE:HG22	1:G:356:ARG:N	2.34	0.42
1:L:85:ILE:HA	1:L:86:PRO:HD3	1.88	0.42
1:M:391:ARG:O	1:M:394:ARG:NH1	2.52	0.42
1:B:363:TYR:CD1	1:B:363:TYR:N	2.85	0.42
1:G:2:GLU:OE1	1:G:2:GLU:N	2.31	0.42
1:B:335:ASN:CG	1:J:333:PRO:HG2	2.25	0.42
1:K:278:SER:O	1:K:279:GLN:HB3	2.20	0.42
1:K:391:ARG:O	1:K:394:ARG:NH1	2.52	0.42
1:K:5:TYR:HA	1:K:6:PRO:HD3	1.93	0.42
1:F:141:ASP:C	1:F:141:ASP:OD1	2.56	0.42
1:F:18:VAL:O	1:F:18:VAL:HG12	2.19	0.42
1:H:89:SER:O	1:H:90:ALA:HB2	2.19	0.42
1:J:223:THR:OG1	1:J:275:THR:OG1	2.29	0.42
1:N:330:TYR:O	1:N:330:TYR:CG	2.65	0.42
1:E:373:TRP:O	1:E:376:THR:N	2.53	0.42
1:G:4:VAL:CG1	1:G:4:VAL:O	2.67	0.42
1:I:89:SER:O	1:I:90:ALA:HB2	2.19	0.42
1:J:89:SER:O	1:J:90:ALA:HB2	2.19	0.42
1:K:151:ILE:HB	1:K:170:ILE:HB	2.01	0.42
1:A:62:ASN:CB	1:K:162:TYR:CE1	3.03	0.42
1:B:18:VAL:O	1:B:18:VAL:HG12	2.19	0.42
1:E:145:ASP:C	1:E:145:ASP:OD1	2.53	0.42
1:F:324:TRP:HA	1:F:324:TRP:CE3	2.54	0.42
1:F:62:ASN:OD1	1:M:162:TYR:CD1	2.73	0.42
1:N:391:ARG:O	1:N:394:ARG:NH1	2.52	0.42
1:N:89:SER:O	1:N:90:ALA:HB2	2.19	0.42
1:B:373:TRP:O	1:B:376:THR:N	2.53	0.42
1:B:85:ILE:HA	1:B:86:PRO:HD3	1.92	0.42
1:E:355:ILE:HG22	1:E:356:ARG:N	2.34	0.42
1:G:420:VAL:O	1:G:422:LEU:N	2.52	0.42
1:E:324:TRP:HA	1:E:324:TRP:CE3	2.54	0.42
1:F:373:TRP:O	1:F:376:THR:N	2.53	0.42
1:G:175:PHE:HA	1:G:175:PHE:HD1	1.68	0.42
1:G:274:THR:OG1	1:G:275:THR:N	2.53	0.42
1:D:335:ASN:CG	1:H:333:PRO:HG2	2.25	0.42
1:I:132:HIS:C	1:I:132:HIS:CD2	2.93	0.42

*Continued on next page...*

*Continued from previous page...*

Atom-1	Atom-2	Interatomic distance (Å)	Clash overlap (Å)
1:G:62:ASN:CB	1:L:162:TYR:CE1	3.03	0.42
1:M:132:HIS:CD2	1:M:132:HIS:C	2.93	0.42
1:M:278:SER:O	1:M:279:GLN:HB3	2.20	0.42
1:A:274:THR:OG1	1:A:275:THR:N	2.53	0.42
1:A:373:TRP:O	1:A:376:THR:N	2.53	0.42
1:B:382:LEU:CD2	1:B:382:LEU:O	2.62	0.42
1:B:62:ASN:CB	1:J:162:TYR:CE1	3.03	0.42
1:C:4:VAL:O	1:C:4:VAL:CG1	2.67	0.42
1:D:373:TRP:O	1:D:376:THR:N	2.53	0.42
1:D:62:ASN:CB	1:H:162:TYR:CE1	3.03	0.42
1:N:278:SER:O	1:N:279:GLN:HB3	2.20	0.42
1:C:373:TRP:O	1:C:376:THR:N	2.53	0.41
1:I:391:ARG:O	1:I:394:ARG:NH1	2.52	0.41
1:A:329:TRP:CG	1:A:329:TRP:O	2.68	0.41
1:E:377:ILE:HA	1:E:382:LEU:HB3	2.02	0.41
1:F:274:THR:OG1	1:F:275:THR:N	2.53	0.41
1:G:85:ILE:HA	1:G:86:PRO:HD3	1.92	0.41
1:J:285:VAL:CG1	1:J:285:VAL:O	2.69	0.41
1:B:274:THR:OG1	1:B:275:THR:N	2.53	0.41
1:C:274:THR:OG1	1:C:275:THR:N	2.53	0.41
1:E:18:VAL:O	1:E:18:VAL:HG12	2.19	0.41
1:H:132:HIS:CD2	1:H:132:HIS:C	2.93	0.41
1:I:285:VAL:O	1:I:285:VAL:CG1	2.69	0.41
1:J:179:LEU:C	1:J:179:LEU:HD23	2.41	0.41
1:L:278:SER:O	1:L:279:GLN:HB3	2.20	0.41
1:L:391:ARG:O	1:L:394:ARG:NH1	2.53	0.41
1:E:62:ASN:OD1	1:N:162:TYR:CD1	2.73	0.41
1:N:179:LEU:C	1:N:179:LEU:HD23	2.41	0.41
1:C:141:ASP:C	1:C:141:ASP:OD1	2.56	0.41
1:C:18:VAL:O	1:C:18:VAL:HG12	2.19	0.41
1:C:62:ASN:CB	1:I:162:TYR:CE1	3.03	0.41
1:F:377:ILE:HA	1:F:382:LEU:HB3	2.02	0.41
1:H:278:SER:O	1:H:279:GLN:HB3	2.20	0.41
1:B:62:ASN:OD1	1:J:162:TYR:CD1	2.73	0.41
1:K:179:LEU:C	1:K:179:LEU:HD23	2.41	0.41
1:A:377:ILE:HA	1:A:382:LEU:HB3	2.02	0.41
1:B:180:ASP:OD1	1:B:180:ASP:C	2.59	0.41
1:C:180:ASP:C	1:C:180:ASP:OD1	2.59	0.41
1:H:179:LEU:C	1:H:179:LEU:HD23	2.41	0.41
1:I:179:LEU:HD23	1:I:179:LEU:C	2.41	0.41
1:L:179:LEU:C	1:L:179:LEU:HD23	2.41	0.41

*Continued on next page...*

*Continued from previous page...*

Atom-1	Atom-2	Interatomic distance (Å)	Clash overlap (Å)
1:M:179:LEU:HD23	1:M:179:LEU:C	2.41	0.41
1:A:4:VAL:CG1	1:A:4:VAL:O	2.67	0.41
1:B:377:ILE:HA	1:B:382:LEU:HB3	2.02	0.41
1:F:180:ASP:OD1	1:F:180:ASP:C	2.59	0.41
1:G:327:ASN:ND2	1:G:330:TYR:O	2.48	0.41
1:H:285:VAL:O	1:H:285:VAL:CG1	2.69	0.41
1:J:127:TRP:HA	1:J:127:TRP:HE3	1.86	0.41
1:J:261:ALA:O	1:J:262:ASN:HB2	2.21	0.41
1:B:273:THR:OG1	1:B:274:THR:N	2.54	0.41
1:C:206:ASN:N	1:C:206:ASN:OD1	2.54	0.41
1:E:180:ASP:C	1:E:180:ASP:OD1	2.59	0.41
1:F:394:ARG:HA	1:F:395:PRO:HD3	1.92	0.41
1:G:206:ASN:N	1:G:206:ASN:OD1	2.54	0.41
1:I:127:TRP:HE3	1:I:127:TRP:HA	1.86	0.41
1:I:278:SER:O	1:I:279:GLN:HB3	2.20	0.41
1:K:261:ALA:O	1:K:262:ASN:HB2	2.21	0.41
1:L:178:ASN:HB3	1:L:311:ASP:HB2	2.02	0.41
1:E:62:ASN:CB	1:N:162:TYR:CE1	3.03	0.41
1:H:223:THR:OG1	1:H:275:THR:OG1	2.29	0.41
1:I:261:ALA:O	1:I:262:ASN:HB2	2.21	0.41
1:D:274:THR:OG1	1:D:275:THR:N	2.53	0.41
1:D:377:ILE:HA	1:D:382:LEU:HB3	2.02	0.41
1:F:206:ASN:N	1:F:206:ASN:OD1	2.54	0.41
1:F:2:GLU:H	1:F:2:GLU:CD	2.17	0.41
1:G:373:TRP:O	1:G:376:THR:N	2.53	0.41
1:F:62:ASN:CB	1:M:162:TYR:CE1	3.03	0.41
1:M:372:ASP:OD1	1:M:372:ASP:C	2.60	0.41
1:A:180:ASP:OD1	1:A:180:ASP:C	2.59	0.41
1:D:18:VAL:HG12	1:D:18:VAL:O	2.19	0.41
1:E:274:THR:OG1	1:E:275:THR:N	2.53	0.41
1:I:2:GLU:HA	1:I:3:PRO:HD3	1.97	0.41
1:J:278:SER:O	1:J:279:GLN:HB3	2.20	0.41
1:M:178:ASN:HB3	1:M:311:ASP:HB2	2.03	0.41
1:M:198:LYS:HB2	1:M:198:LYS:HE2	1.95	0.41
1:N:178:ASN:HB3	1:N:311:ASP:HB2	2.03	0.41
1:A:285:VAL:HA	1:A:286:PRO:HD3	1.95	0.41
1:C:377:ILE:HA	1:C:382:LEU:HB3	2.02	0.41
1:D:180:ASP:C	1:D:180:ASP:OD1	2.59	0.41
1:G:285:VAL:HA	1:G:286:PRO:HD3	1.95	0.41
1:J:372:ASP:OD1	1:J:372:ASP:C	2.59	0.41
1:L:261:ALA:O	1:L:262:ASN:HB2	2.21	0.41

*Continued on next page...*



*Continued from previous page...*

Atom-1	Atom-2	Interatomic distance (Å)	Clash overlap (Å)
1:F:418:ALA:HA	1:F:419:PRO:HD3	1.90	0.40
1:H:261:ALA:O	1:H:262:ASN:HB2	2.21	0.40
1:I:82:THR:HG22	1:I:82:THR:O	2.21	0.40
1:J:178:ASN:HB3	1:J:311:ASP:HB2	2.02	0.40
1:K:127:TRP:HE3	1:K:127:TRP:HA	1.86	0.40
1:L:89:SER:OG	1:L:90:ALA:N	2.54	0.40
1:G:377:ILE:HA	1:G:382:LEU:HB3	2.02	0.40
1:I:178:ASN:HB3	1:I:311:ASP:HB2	2.03	0.40
1:J:132:HIS:C	1:J:132:HIS:CD2	2.93	0.40
1:L:372:ASP:C	1:L:372:ASP:OD1	2.60	0.40
1:E:273:THR:OG1	1:E:274:THR:N	2.54	0.40
1:F:79:ASN:CB	1:F:80:PRO:HD3	2.52	0.40
1:G:364:ILE:CB	1:G:365:PRO:HD3	2.52	0.40
1:H:178:ASN:HB3	1:H:311:ASP:HB2	2.02	0.40
1:I:338:ASN:OD1	1:I:338:ASN:C	2.60	0.40
1:K:285:VAL:O	1:K:285:VAL:CG1	2.69	0.40
1:M:285:VAL:O	1:M:285:VAL:CG1	2.69	0.40
1:M:85:ILE:HA	1:M:86:PRO:HD3	1.88	0.40
1:N:261:ALA:O	1:N:262:ASN:HB2	2.21	0.40
1:B:79:ASN:CB	1:B:80:PRO:HD3	2.52	0.40
1:C:27:ASN:C	1:C:27:ASN:OD1	2.60	0.40
1:E:206:ASN:OD1	1:E:206:ASN:N	2.54	0.40
1:F:27:ASN:C	1:F:27:ASN:OD1	2.60	0.40
1:K:178:ASN:HB3	1:K:311:ASP:HB2	2.02	0.40
1:M:261:ALA:O	1:M:262:ASN:HB2	2.21	0.40
1:M:82:THR:O	1:M:82:THR:HG22	2.22	0.40
1:A:12:PHE:O	1:A:14:LEU:N	2.55	0.40
1:A:206:ASN:N	1:A:206:ASN:OD1	2.54	0.40
1:B:12:PHE:O	1:B:14:LEU:N	2.55	0.40
1:C:12:PHE:O	1:C:14:LEU:N	2.55	0.40
1:C:79:ASN:CB	1:C:80:PRO:HD3	2.52	0.40
1:D:66:LYS:HB2	1:D:67:PRO:HD2	2.03	0.40
1:G:418:ALA:HA	1:G:419:PRO:HD3	1.90	0.40
1:H:127:TRP:HA	1:H:127:TRP:HE3	1.86	0.40
1:H:394:ARG:HG2	1:H:394:ARG:HH11	1.87	0.40
1:J:394:ARG:HH11	1:J:394:ARG:HG2	1.87	0.40
1:L:132:HIS:C	1:L:132:HIS:CD2	2.93	0.40
1:L:82:THR:HG22	1:L:82:THR:O	2.22	0.40
1:F:335:ASN:CG	1:M:333:PRO:CG	2.89	0.40

There are no symmetry-related clashes.

## 5.3 Torsion angles

### 5.3.1 Protein backbone

In the following table, the Percentiles column shows the percent Ramachandran outliers of the chain as a percentile score with respect to all PDB entries followed by that with respect to all EM entries.

The Analysed column shows the number of residues for which the backbone conformation was analysed, and the total number of residues.

Mol	Chain	Analysed	Favoured	Allowed	Outliers	Percentiles	
1	A	377/424 (89%)	315 (84%)	40 (11%)	22 (6%)	2	28
1	B	377/424 (89%)	315 (84%)	40 (11%)	22 (6%)	2	28
1	C	377/424 (89%)	314 (83%)	41 (11%)	22 (6%)	2	28
1	D	377/424 (89%)	315 (84%)	40 (11%)	22 (6%)	2	28
1	E	377/424 (89%)	315 (84%)	40 (11%)	22 (6%)	2	28
1	F	377/424 (89%)	315 (84%)	40 (11%)	22 (6%)	2	28
1	G	377/424 (89%)	314 (83%)	41 (11%)	22 (6%)	2	28
1	H	397/424 (94%)	331 (83%)	42 (11%)	24 (6%)	2	27
1	I	397/424 (94%)	331 (83%)	42 (11%)	24 (6%)	2	27
1	J	397/424 (94%)	331 (83%)	42 (11%)	24 (6%)	2	27
1	K	397/424 (94%)	331 (83%)	42 (11%)	24 (6%)	2	27
1	L	397/424 (94%)	331 (83%)	42 (11%)	24 (6%)	2	27
1	M	397/424 (94%)	331 (83%)	42 (11%)	24 (6%)	2	27
1	N	397/424 (94%)	331 (83%)	42 (11%)	24 (6%)	2	27
All	All	5418/5936 (91%)	4520 (83%)	576 (11%)	322 (6%)	4	27

All (322) Ramachandran outliers are listed below:

Mol	Chain	Res	Type
1	A	79	ASN
1	A	80	PRO
1	A	174	ASN
1	A	211	PRO
1	A	365	PRO
1	A	421	PRO
1	B	79	ASN
1	B	80	PRO
1	B	174	ASN

*Continued on next page...*

*Continued from previous page...*

Mol	Chain	Res	Type
1	B	211	PRO
1	B	365	PRO
1	B	421	PRO
1	C	79	ASN
1	C	80	PRO
1	C	174	ASN
1	C	211	PRO
1	C	365	PRO
1	C	421	PRO
1	D	79	ASN
1	D	80	PRO
1	D	174	ASN
1	D	211	PRO
1	D	365	PRO
1	D	421	PRO
1	E	79	ASN
1	E	80	PRO
1	E	174	ASN
1	E	211	PRO
1	E	365	PRO
1	E	421	PRO
1	F	79	ASN
1	F	80	PRO
1	F	174	ASN
1	F	211	PRO
1	F	365	PRO
1	F	421	PRO
1	G	79	ASN
1	G	80	PRO
1	G	174	ASN
1	G	211	PRO
1	G	365	PRO
1	G	421	PRO
1	H	51	ALA
1	H	109	SER
1	H	236	SER
1	H	337	PRO
1	H	364	ILE
1	H	408	SER
1	I	51	ALA
1	I	109	SER
1	I	236	SER

*Continued on next page...*

*Continued from previous page...*

Mol	Chain	Res	Type
1	I	337	PRO
1	I	364	ILE
1	I	408	SER
1	J	51	ALA
1	J	109	SER
1	J	236	SER
1	J	337	PRO
1	J	364	ILE
1	J	408	SER
1	K	51	ALA
1	K	109	SER
1	K	236	SER
1	K	337	PRO
1	K	364	ILE
1	K	408	SER
1	L	51	ALA
1	L	109	SER
1	L	236	SER
1	L	337	PRO
1	L	364	ILE
1	L	408	SER
1	M	51	ALA
1	M	109	SER
1	M	236	SER
1	M	337	PRO
1	M	364	ILE
1	M	408	SER
1	N	51	ALA
1	N	109	SER
1	N	236	SER
1	N	337	PRO
1	N	364	ILE
1	N	408	SER
1	A	13	SER
1	A	21	ASP
1	A	287	ALA
1	A	355	ILE
1	A	374	ASN
1	B	13	SER
1	B	21	ASP
1	B	287	ALA
1	B	355	ILE

*Continued on next page...*

*Continued from previous page...*

Mol	Chain	Res	Type
1	B	374	ASN
1	C	13	SER
1	C	21	ASP
1	C	287	ALA
1	C	355	ILE
1	C	374	ASN
1	D	13	SER
1	D	21	ASP
1	D	287	ALA
1	D	355	ILE
1	D	374	ASN
1	E	13	SER
1	E	21	ASP
1	E	287	ALA
1	E	355	ILE
1	E	374	ASN
1	F	13	SER
1	F	21	ASP
1	F	287	ALA
1	F	355	ILE
1	F	374	ASN
1	G	13	SER
1	G	21	ASP
1	G	287	ALA
1	G	355	ILE
1	G	374	ASN
1	H	77	PRO
1	H	89	SER
1	H	90	ALA
1	H	279	GLN
1	H	300	ALA
1	H	370	TRP
1	H	407	GLU
1	I	77	PRO
1	I	89	SER
1	I	90	ALA
1	I	279	GLN
1	I	300	ALA
1	I	370	TRP
1	I	407	GLU
1	J	77	PRO
1	J	89	SER

*Continued on next page...*

*Continued from previous page...*

Mol	Chain	Res	Type
1	J	90	ALA
1	J	279	GLN
1	J	300	ALA
1	J	370	TRP
1	J	407	GLU
1	K	77	PRO
1	K	89	SER
1	K	90	ALA
1	K	279	GLN
1	K	300	ALA
1	K	370	TRP
1	K	407	GLU
1	L	77	PRO
1	L	89	SER
1	L	90	ALA
1	L	279	GLN
1	L	300	ALA
1	L	370	TRP
1	L	407	GLU
1	M	77	PRO
1	M	89	SER
1	M	90	ALA
1	M	279	GLN
1	M	300	ALA
1	M	370	TRP
1	M	407	GLU
1	N	77	PRO
1	N	89	SER
1	N	90	ALA
1	N	279	GLN
1	N	300	ALA
1	N	370	TRP
1	N	407	GLU
1	A	109	SER
1	A	224	ALA
1	A	324	TRP
1	B	109	SER
1	B	224	ALA
1	B	324	TRP
1	C	109	SER
1	C	224	ALA
1	C	324	TRP

*Continued on next page...*

*Continued from previous page...*

Mol	Chain	Res	Type
1	D	109	SER
1	D	224	ALA
1	D	324	TRP
1	E	109	SER
1	E	224	ALA
1	E	324	TRP
1	F	109	SER
1	F	224	ALA
1	F	324	TRP
1	G	109	SER
1	G	224	ALA
1	G	324	TRP
1	H	36	SER
1	H	37	ASN
1	H	49	GLY
1	H	306	TYR
1	H	423	ALA
1	I	36	SER
1	I	37	ASN
1	I	49	GLY
1	I	306	TYR
1	I	423	ALA
1	J	36	SER
1	J	37	ASN
1	J	49	GLY
1	J	306	TYR
1	J	423	ALA
1	K	36	SER
1	K	37	ASN
1	K	49	GLY
1	K	306	TYR
1	K	423	ALA
1	L	36	SER
1	L	37	ASN
1	L	49	GLY
1	L	306	TYR
1	L	423	ALA
1	M	36	SER
1	M	37	ASN
1	M	49	GLY
1	M	306	TYR
1	M	423	ALA

*Continued on next page...*

*Continued from previous page...*

Mol	Chain	Res	Type
1	N	36	SER
1	N	37	ASN
1	N	49	GLY
1	N	306	TYR
1	N	423	ALA
1	A	51	ALA
1	A	115	PRO
1	A	154	ASN
1	B	51	ALA
1	B	115	PRO
1	B	154	ASN
1	C	51	ALA
1	C	115	PRO
1	C	154	ASN
1	D	51	ALA
1	D	115	PRO
1	D	154	ASN
1	E	51	ALA
1	E	115	PRO
1	E	154	ASN
1	F	51	ALA
1	F	115	PRO
1	F	154	ASN
1	G	51	ALA
1	G	115	PRO
1	G	154	ASN
1	H	6	PRO
1	H	114	LYS
1	H	305	PRO
1	H	336	ARG
1	I	6	PRO
1	I	114	LYS
1	I	305	PRO
1	I	336	ARG
1	J	6	PRO
1	J	114	LYS
1	J	305	PRO
1	J	336	ARG
1	K	6	PRO
1	K	114	LYS
1	K	305	PRO
1	K	336	ARG

*Continued on next page...*



*Continued from previous page...*

Mol	Chain	Res	Type
1	L	6	PRO
1	L	114	LYS
1	L	305	PRO
1	L	336	ARG
1	M	6	PRO
1	M	114	LYS
1	M	305	PRO
1	M	336	ARG
1	N	6	PRO
1	N	114	LYS
1	N	305	PRO
1	N	336	ARG
1	A	337	PRO
1	B	337	PRO
1	C	337	PRO
1	D	337	PRO
1	E	337	PRO
1	F	337	PRO
1	G	337	PRO
1	H	332	HIS
1	I	332	HIS
1	J	332	HIS
1	K	332	HIS
1	L	332	HIS
1	M	332	HIS
1	N	332	HIS
1	A	83	GLY
1	A	6	PRO
1	A	77	PRO
1	B	6	PRO
1	B	77	PRO
1	B	83	GLY
1	C	6	PRO
1	C	77	PRO
1	C	83	GLY
1	D	6	PRO
1	D	77	PRO
1	D	83	GLY
1	E	6	PRO
1	E	77	PRO
1	E	83	GLY
1	F	6	PRO

*Continued on next page...*

*Continued from previous page...*

Mol	Chain	Res	Type
1	F	77	PRO
1	F	83	GLY
1	G	6	PRO
1	G	77	PRO
1	G	83	GLY
1	H	3	PRO
1	I	3	PRO
1	J	3	PRO
1	M	3	PRO
1	N	3	PRO
1	A	283	PRO
1	B	283	PRO
1	C	283	PRO
1	D	283	PRO
1	E	283	PRO
1	F	283	PRO
1	G	283	PRO
1	K	3	PRO
1	L	3	PRO

### 5.3.2 Protein sidechains ⓘ

In the following table, the Percentiles column shows the percent sidechain outliers of the chain as a percentile score with respect to all PDB entries followed by that with respect to all EM entries.

The Analysed column shows the number of residues for which the sidechain conformation was analysed, and the total number of residues.

Mol	Chain	Analysed	Rotameric	Outliers	Percentiles	
1	A	317/356 (89%)	315 (99%)	2 (1%)	90	95
1	B	317/356 (89%)	315 (99%)	2 (1%)	90	95
1	C	317/356 (89%)	315 (99%)	2 (1%)	90	95
1	D	317/356 (89%)	315 (99%)	2 (1%)	90	95
1	E	317/356 (89%)	315 (99%)	2 (1%)	90	95
1	F	317/356 (89%)	315 (99%)	2 (1%)	90	95
1	G	317/356 (89%)	315 (99%)	2 (1%)	90	95
1	H	335/356 (94%)	335 (100%)	0	100	100
1	I	335/356 (94%)	335 (100%)	0	100	100

*Continued on next page...*

*Continued from previous page...*

Mol	Chain	Analysed	Rotameric	Outliers	Percentiles	
1	J	335/356 (94%)	335 (100%)	0	100	100
1	K	335/356 (94%)	335 (100%)	0	100	100
1	L	335/356 (94%)	335 (100%)	0	100	100
1	M	335/356 (94%)	335 (100%)	0	100	100
1	N	335/356 (94%)	335 (100%)	0	100	100
All	All	4564/4984 (92%)	4550 (100%)	14 (0%)	95	96

All (14) residues with a non-rotameric sidechain are listed below:

Mol	Chain	Res	Type
1	A	144	ARG
1	A	175	PHE
1	B	144	ARG
1	B	175	PHE
1	C	144	ARG
1	C	175	PHE
1	D	144	ARG
1	D	175	PHE
1	E	144	ARG
1	E	175	PHE
1	F	144	ARG
1	F	175	PHE
1	G	144	ARG
1	G	175	PHE

Some sidechains can be flipped to improve hydrogen bonding and reduce clashes. All (19) such sidechains are listed below:

Mol	Chain	Res	Type
1	B	62	ASN
1	C	226	ASN
1	E	226	ASN
1	F	226	ASN
1	G	226	ASN
1	H	62	ASN
1	H	79	ASN
1	I	62	ASN
1	I	79	ASN
1	J	62	ASN
1	J	79	ASN

*Continued on next page...*

*Continued from previous page...*

Mol	Chain	Res	Type
1	K	62	ASN
1	K	79	ASN
1	L	62	ASN
1	L	79	ASN
1	M	62	ASN
1	M	79	ASN
1	N	62	ASN
1	N	79	ASN

### 5.3.3 RNA [i](#)

There are no RNA molecules in this entry.

### 5.4 Non-standard residues in protein, DNA, RNA chains [i](#)

There are no non-standard protein/DNA/RNA residues in this entry.

### 5.5 Carbohydrates [i](#)

There are no carbohydrates in this entry.

### 5.6 Ligand geometry [i](#)

There are no ligands in this entry.

### 5.7 Other polymers [i](#)

There are no such residues in this entry.

### 5.8 Polymer linkage issues [i](#)

There are no chain breaks in this entry.