



Full wwPDB X-ray Structure Validation Report ⓘ

Feb 1, 2016 – 09:57 AM GMT

PDB ID : 3KBC
Title : Crystal structure of GltPh K55C-A364C mutant crosslinked with divalent mercury
Authors : Reyes, N.; Ginter, C.; Boudker, O.
Deposited on : 2009-10-20
Resolution : 3.51 Å(reported)

This is a Full wwPDB X-ray Structure Validation Report for a publicly released PDB entry.
We welcome your comments at validation@mail.wwpdb.org
A user guide is available at
<http://wwpdb.org/validation/2016/XrayValidationReportHelp>
with specific help available everywhere you see the ⓘ symbol.

The following versions of software and data (see [references ⓘ](#)) were used in the production of this report:

MolProbity : 4.02b-467
Mogul : 1.7 (RC4), CSD as536be (2015)
Xtriage (Phenix) : 1.9-1692
EDS : rb-20026688
Percentile statistics : 20151230.v01 (using entries in the PDB archive December 30th 2015)
Refmac : 5.8.0135
CCP4 : 6.5.0
Ideal geometry (proteins) : Engh & Huber (2001)
Ideal geometry (DNA, RNA) : Parkinson et al. (1996)
Validation Pipeline (wwPDB-VP) : trunk26865

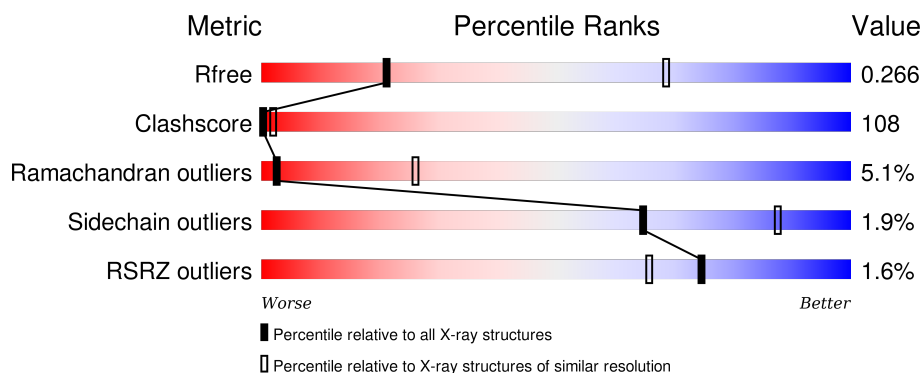
1 Overall quality at a glance

The following experimental techniques were used to determine the structure:

X-RAY DIFFRACTION

The reported resolution of this entry is 3.51 Å.

Percentile scores (ranging between 0-100) for global validation metrics of the entry are shown in the following graphic. The table shows the number of entries on which the scores are based.



Metric	Whole archive (#Entries)	Similar resolution (#Entries, resolution range(Å))
R_{free}	91344	1089 (3.64-3.40)
Clashscore	102246	1197 (3.64-3.40)
Ramachandran outliers	100387	1159 (3.64-3.40)
Sidechain outliers	100360	1160 (3.64-3.40)
RSRZ outliers	91569	1096 (3.64-3.40)

The table below summarises the geometric issues observed across the polymeric chains and their fit to the electron density. The red, orange, yellow and green segments on the lower bar indicate the fraction of residues that contain outliers for ≥ 3 , 2, 1 and 0 types of geometric quality criteria. A grey segment represents the fraction of residues that are not modelled. The numeric value for each fraction is indicated below the corresponding segment, with a dot representing fractions $\leq 5\%$. The upper red bar (where present) indicates the fraction of residues that have poor fit to the electron density. The numeric value is given above the bar.

Mol	Chain	Length	Quality of chain
1	A	425	<div> <div></div> <div>28% 63% 6%</div> </div>
1	B	425	<div> <div>3%</div> <div>28% 62% 6%</div> </div>
1	C	425	<div> <div></div> <div>29% 61% 6%</div> </div>

The following table lists non-polymeric compounds, carbohydrate monomers and non-standard residues in protein, DNA, RNA chains that are outliers for geometric or electron-density-fit criteria:

Mol	Type	Chain	Res	Chirality	Geometry	Clashes	Electron density
2	ASP	A	500	-	-	X	-
2	ASP	B	500	-	-	X	-
2	ASP	C	500	-	-	X	X
3	HG	A	501	-	-	X	-
3	HG	B	501	-	-	X	-

2 Entry composition

There are 4 unique types of molecules in this entry. The entry contains 9096 atoms, of which 0 are hydrogens and 0 are deuteriums.

In the tables below, the ZeroOcc column contains the number of atoms modelled with zero occupancy, the AltConf column contains the number of residues with at least one atom in alternate conformation and the Trace column contains the number of residues modelled with at most 2 atoms.

- Molecule 1 is a protein called 425aa long hypothetical proton glutamate symport protein.

Mol	Chain	Residues	Atoms					ZeroOcc	AltConf	Trace
1	A	411	Total	C	N	O	S	0	0	0
			3020	1989	483	530	18			
1	B	411	Total	C	N	O	S	0	0	0
			3020	1989	483	530	18			
1	C	411	Total	C	N	O	S	0	0	0
			3020	1989	483	530	18			

There are 30 discrepancies between the modelled and reference sequences:

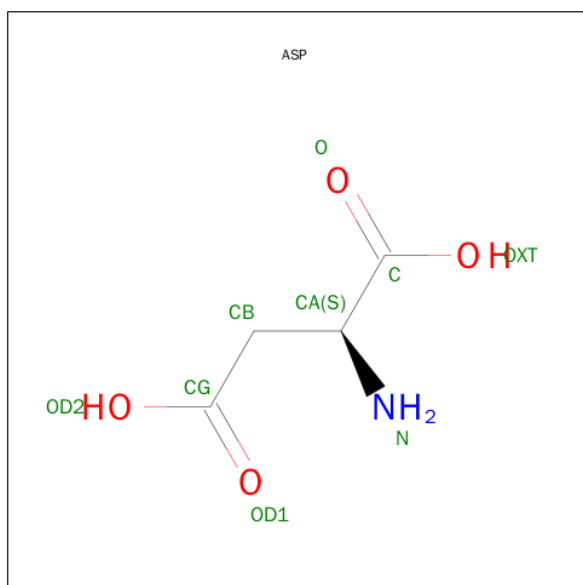
Chain	Residue	Modelled	Actual	Comment	Reference
A	37	HIS	ASP	ENGINEERED	UNP O59010
A	40	HIS	LYS	ENGINEERED	UNP O59010
A	55	CYS	LYS	ENGINEERED	UNP O59010
A	125	HIS	LYS	ENGINEERED	UNP O59010
A	132	HIS	LYS	ENGINEERED	UNP O59010
A	223	HIS	LYS	ENGINEERED	UNP O59010
A	264	HIS	LYS	ENGINEERED	UNP O59010
A	321	ALA	CYS	ENGINEERED	UNP O59010
A	364	CYS	ALA	ENGINEERED	UNP O59010
A	368	HIS	GLU	ENGINEERED	UNP O59010
B	37	HIS	ASP	ENGINEERED	UNP O59010
B	40	HIS	LYS	ENGINEERED	UNP O59010
B	55	CYS	LYS	ENGINEERED	UNP O59010
B	125	HIS	LYS	ENGINEERED	UNP O59010
B	132	HIS	LYS	ENGINEERED	UNP O59010
B	223	HIS	LYS	ENGINEERED	UNP O59010
B	264	HIS	LYS	ENGINEERED	UNP O59010
B	321	ALA	CYS	ENGINEERED	UNP O59010
B	364	CYS	ALA	ENGINEERED	UNP O59010
B	368	HIS	GLU	ENGINEERED	UNP O59010
C	37	HIS	ASP	ENGINEERED	UNP O59010
C	40	HIS	LYS	ENGINEERED	UNP O59010
C	55	CYS	LYS	ENGINEERED	UNP O59010

Continued on next page...

Continued from previous page...

Chain	Residue	Modelled	Actual	Comment	Reference
C	125	HIS	LYS	ENGINEERED	UNP O59010
C	132	HIS	LYS	ENGINEERED	UNP O59010
C	223	HIS	LYS	ENGINEERED	UNP O59010
C	264	HIS	LYS	ENGINEERED	UNP O59010
C	321	ALA	CYS	ENGINEERED	UNP O59010
C	364	CYS	ALA	ENGINEERED	UNP O59010
C	368	HIS	GLU	ENGINEERED	UNP O59010

- Molecule 2 is ASPARTIC ACID (three-letter code: ASP) (formula: $\text{C}_4\text{H}_7\text{NO}_4$).



Mol	Chain	Residues	Atoms				ZeroOcc	AltConf
2	A	1	Total 9	C 4	N 1	O 4	0	0
2	B	1	Total 9	C 4	N 1	O 4	0	0
2	C	1	Total 9	C 4	N 1	O 4	0	0

- Molecule 3 is MERCURY (II) ION (three-letter code: HG) (formula: Hg).

Mol	Chain	Residues	Atoms	ZeroOcc	AltConf
3	B	1	Total Hg 1 1	0	0
3	A	1	Total Hg 1 1	0	0

Continued on next page...

Continued from previous page...

Mol	Chain	Residues	Atoms		ZeroOcc	AltConf
3	C	1	Total	Hg	0	0
			1	1		

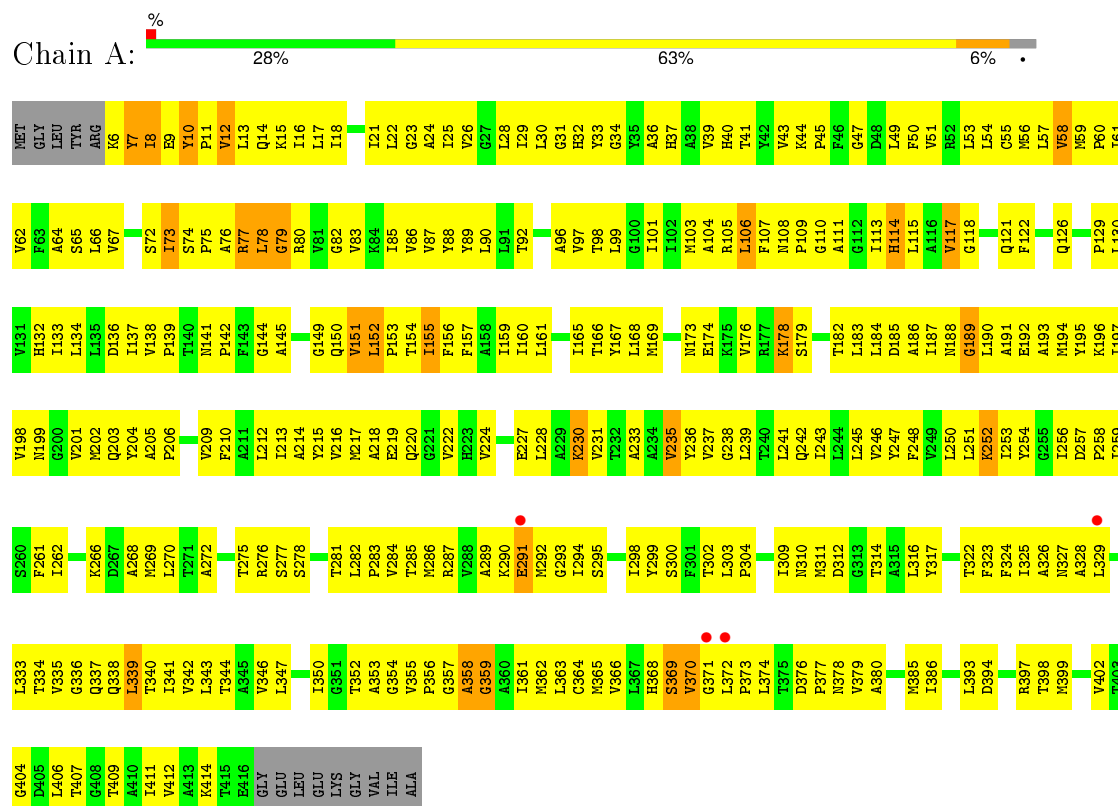
- Molecule 4 is SODIUM ION (three-letter code: NA) (formula: Na).

Mol	Chain	Residues	Atoms		ZeroOcc	AltConf
4	B	2	Total	Na	0	0
			2	2		
4	A	2	Total	Na	0	0
			2	2		
4	C	2	Total	Na	0	0
			2	2		

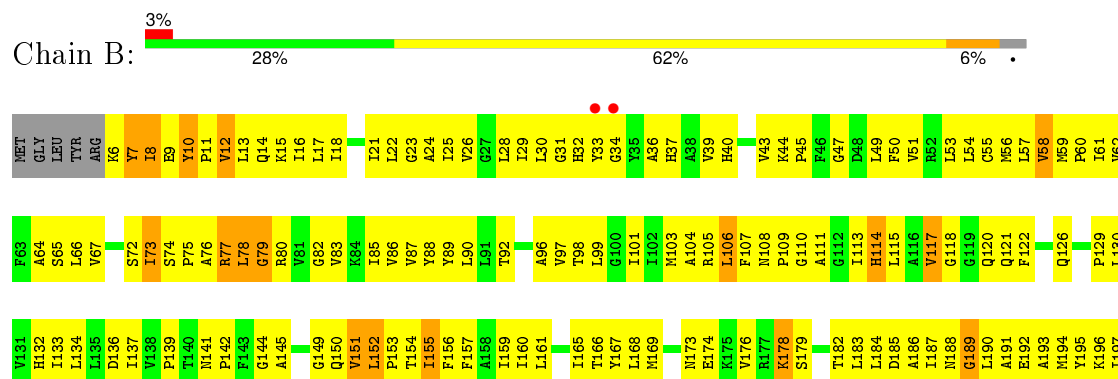
3 Residue-property plots

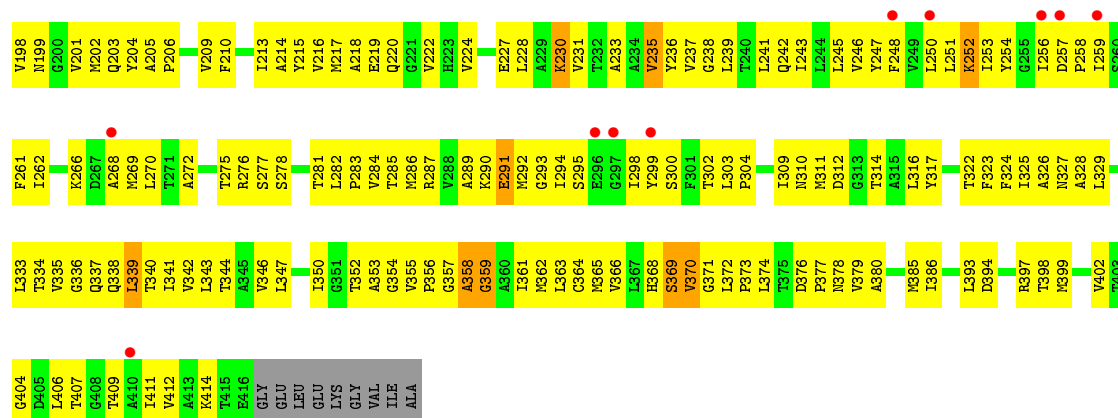
These plots are drawn for all protein, RNA and DNA chains in the entry. The first graphic for a chain summarises the proportions of errors displayed in the second graphic. The second graphic shows the sequence view annotated by issues in geometry and electron density. Residues are color-coded according to the number of geometric quality criteria for which they contain at least one outlier: green = 0, yellow = 1, orange = 2 and red = 3 or more. A red dot above a residue indicates a poor fit to the electron density ($RSRZ > 2$). Stretches of 2 or more consecutive residues without any outlier are shown as a green connector. Residues present in the sample, but not in the model, are shown in grey.

- Molecule 1: 425aa long hypothetical proton glutamate symport protein

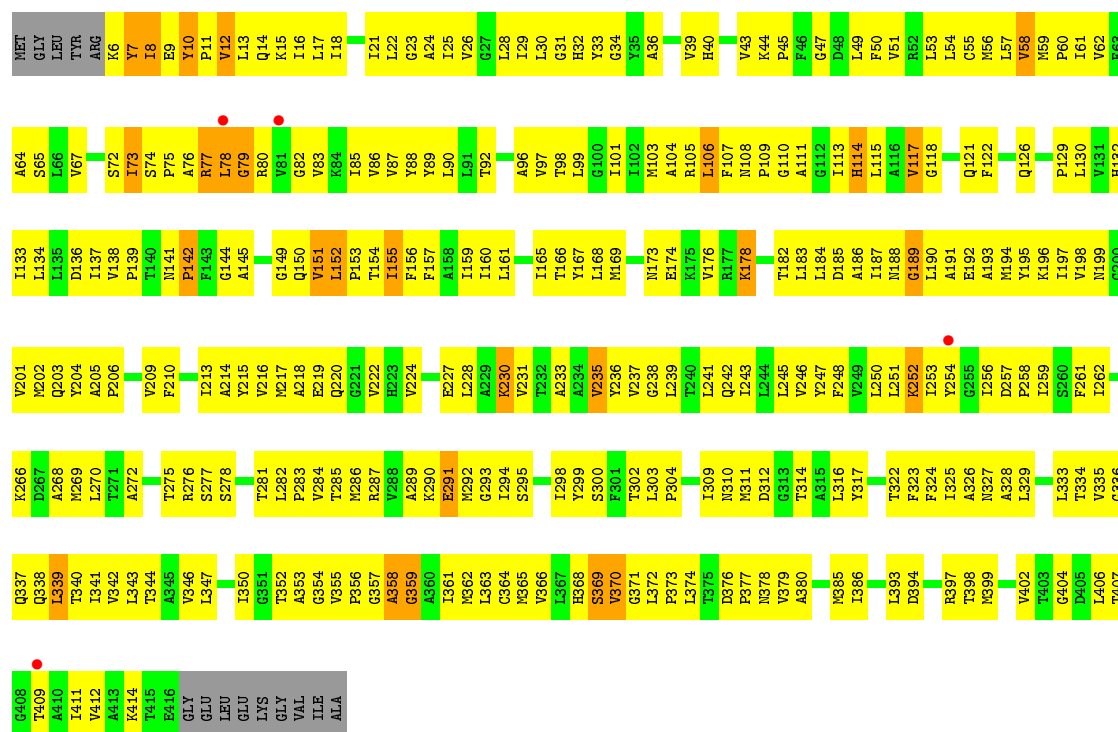


- Molecule 1: 425aa long hypothetical proton glutamate symport protein





- Molecule 1: 425aa long hypothetical proton glutamate symport protein



4 Data and refinement statistics

Property	Value	Source
Space group	C 2 2 21	Depositor
Cell constants a, b, c, α , β , γ	113.14Å 206.78Å 205.97Å 90.00° 90.00° 90.00°	Depositor
Resolution (Å)	12.00 – 3.51 38.84 – 3.51	Depositor EDS
% Data completeness (in resolution range)	97.2 (12.00-3.51) 97.2 (38.84-3.51)	Depositor EDS
R_{merge}	0.12	Depositor
R_{sym}	(Not available)	Depositor
$\langle I/\sigma(I) \rangle$ ¹	1.48 (at 3.48Å)	Xtriage
Refinement program	REFMAC 5.5.0066	Depositor
R, R_{free}	0.267 , 0.270 0.264 , 0.266	Depositor DCC
R_{free} test set	1473 reflections (5.36%)	DCC
Wilson B-factor (Å ²)	139.8	Xtriage
Anisotropy	0.412	Xtriage
Bulk solvent k_{sol} (e/Å ³), B_{sol} (Å ²)	0.24 , 99.3	EDS
Estimated twinning fraction	0.073 for 1/2*h-1/2*k,-3/2*h-1/2*k,-l 0.088 for 1/2*h+1/2*k,3/2*h-1/2*k,-l	Xtriage
L-test for twinning ²	$\langle L \rangle = 0.40$, $\langle L^2 \rangle = 0.23$	Xtriage
Outliers	1 of 29760 reflections (0.003%)	Xtriage
F_o, F_c correlation	0.87	EDS
Total number of atoms	9096	wwPDB-VP
Average B, all atoms (Å ²)	100.0	wwPDB-VP

Xtriage's analysis on translational NCS is as follows: *The largest off-origin peak in the Patterson function is 2.94% of the height of the origin peak. No significant pseudotranslation is detected.*

¹Intensities estimated from amplitudes.

²Theoretical values of $\langle |L| \rangle$, $\langle L^2 \rangle$ for acentric reflections are 0.5, 0.375 respectively for untwinned datasets, and 0.333, 0.2 for perfectly twinned datasets.

5 Model quality [i](#)

5.1 Standard geometry [i](#)

Bond lengths and bond angles in the following residue types are not validated in this section: NA, HG

The Z score for a bond length (or angle) is the number of standard deviations the observed value is removed from the expected value. A bond length (or angle) with $|Z| > 5$ is considered an outlier worth inspection. RMSZ is the root-mean-square of all Z scores of the bond lengths (or angles).

Mol	Chain	Bond lengths		Bond angles	
		RMSZ	# Z >5	RMSZ	# Z >5
1	A	0.51	0/3078	0.64	2/4202 (0.0%)
1	B	0.50	0/3078	0.64	2/4202 (0.0%)
1	C	0.48	0/3078	0.63	2/4202 (0.0%)
All	All	0.50	0/9234	0.63	6/12606 (0.0%)

There are no bond length outliers.

All (6) bond angle outliers are listed below:

Mol	Chain	Res	Type	Atoms	Z	Observed(°)	Ideal(°)
1	A	369	SER	N-CA-C	-5.14	97.13	111.00
1	A	189	GLY	N-CA-C	-5.10	100.36	113.10
1	B	189	GLY	N-CA-C	-5.09	100.37	113.10
1	C	369	SER	N-CA-C	-5.09	97.25	111.00
1	B	369	SER	N-CA-C	-5.07	97.32	111.00
1	C	189	GLY	N-CA-C	-5.03	100.53	113.10

There are no chirality outliers.

There are no planarity outliers.

5.2 Too-close contacts [i](#)

In the following table, the Non-H and H(model) columns list the number of non-hydrogen atoms and hydrogen atoms in the chain respectively. The H(added) column lists the number of hydrogen atoms added and optimized by MolProbity. The Clashes column lists the number of clashes within the asymmetric unit, whereas Symm-Clashes lists symmetry related clashes.

Mol	Chain	Non-H	H(model)	H(added)	Clashes	Symm-Clashes
1	A	3020	0	3181	703	2
1	B	3020	0	3181	684	2

Continued on next page...

Continued from previous page...

Mol	Chain	Non-H	H(model)	H(added)	Clashes	Symm-Clashes
1	C	3020	0	3181	683	2
2	A	9	0	3	5	0
2	B	9	0	3	5	0
2	C	9	0	3	5	0
3	A	1	0	0	2	0
3	B	1	0	0	2	0
3	C	1	0	0	1	0
4	A	2	0	0	0	0
4	B	2	0	0	0	0
4	C	2	0	0	0	0
All	All	9096	0	9552	2022	4

The all-atom clashscore is defined as the number of clashes found per 1000 atoms (including hydrogen atoms). The all-atom clashscore for this structure is 108.

All (2022) close contacts within the same asymmetric unit are listed below, sorted by their clash magnitude.

Atom-1	Atom-2	Interatomic distance (Å)	Clash overlap (Å)
1:C:106:LEU:HD11	1:C:107:PHE:CD1	1.33	1.64
1:A:106:LEU:HD11	1:A:107:PHE:CD1	1.33	1.61
1:B:106:LEU:HD11	1:B:107:PHE:CD1	1.33	1.59
1:B:195:TYR:CE1	1:B:353:ALA:HB2	1.38	1.57
1:C:195:TYR:CE1	1:C:353:ALA:HB2	1.39	1.54
1:A:195:TYR:CE1	1:A:353:ALA:HB2	1.42	1.53
1:A:106:LEU:CD1	1:A:107:PHE:CD1	2.00	1.44
1:C:36:ALA:CB	1:C:218:ALA:HB1	1.47	1.43
1:B:106:LEU:CD1	1:B:107:PHE:CD1	1.99	1.43
1:C:355:VAL:CG1	1:C:356:PRO:HD2	1.50	1.42
1:C:106:LEU:CD1	1:C:107:PHE:CD1	2.00	1.41
1:C:89:TYR:HD1	1:C:310:ASN:CB	1.33	1.41
1:B:36:ALA:CB	1:B:218:ALA:HB1	1.48	1.40
1:A:36:ALA:CB	1:A:218:ALA:HB1	1.48	1.40
1:A:89:TYR:HD1	1:A:310:ASN:CB	1.34	1.39
1:B:355:VAL:CG1	1:B:356:PRO:HD2	1.50	1.39
1:A:355:VAL:CG1	1:A:356:PRO:HD2	1.52	1.38
1:C:89:TYR:CD1	1:C:310:ASN:CB	2.07	1.37
1:B:89:TYR:HD1	1:B:310:ASN:CB	1.35	1.37
1:A:89:TYR:CD1	1:A:310:ASN:CB	2.08	1.34
1:A:245:LEU:O	1:A:245:LEU:HD23	1.25	1.33
1:B:245:LEU:O	1:B:245:LEU:HD23	1.24	1.33
1:B:89:TYR:CD1	1:B:310:ASN:CB	2.09	1.33

Continued on next page...

Continued from previous page...

Atom-1	Atom-2	Interatomic distance (Å)	Clash overlap (Å)
1:B:89:TYR:CD1	1:B:310:ASN:HB2	1.64	1.32
1:B:266:LYS:O	1:B:270:LEU:HD23	1.27	1.32
1:C:89:TYR:CD1	1:C:310:ASN:ND2	1.98	1.31
1:A:89:TYR:CD1	1:A:310:ASN:ND2	1.97	1.30
1:B:89:TYR:CD1	1:B:310:ASN:ND2	1.99	1.30
1:B:26:VAL:O	1:B:30:LEU:HD13	1.21	1.30
1:C:26:VAL:O	1:C:30:LEU:HD13	1.20	1.29
1:C:89:TYR:CD1	1:C:310:ASN:HB2	1.62	1.29
1:A:89:TYR:CD1	1:A:310:ASN:HB2	1.64	1.28
1:A:26:VAL:O	1:A:30:LEU:HD13	1.22	1.27
1:B:195:TYR:CE1	1:B:353:ALA:CB	2.17	1.27
1:C:245:LEU:O	1:C:245:LEU:HD23	1.24	1.27
1:C:195:TYR:CE1	1:C:353:ALA:CB	2.18	1.27
1:A:266:LYS:O	1:A:270:LEU:HD23	1.27	1.27
1:C:266:LYS:O	1:C:270:LEU:HD23	1.26	1.25
1:A:195:TYR:CE1	1:A:353:ALA:CB	2.20	1.24
1:B:151:VAL:CG1	1:B:155:ILE:HD11	1.68	1.24
1:A:252:LYS:O	1:A:252:LYS:HD3	1.39	1.23
1:C:151:VAL:CG1	1:C:155:ILE:HD11	1.67	1.23
1:A:89:TYR:HD1	1:A:310:ASN:CG	1.42	1.23
1:B:252:LYS:HD3	1:B:252:LYS:O	1.38	1.23
1:A:151:VAL:CG1	1:A:155:ILE:HD11	1.68	1.22
1:B:106:LEU:HD12	1:B:107:PHE:N	1.55	1.22
1:B:110:GLY:O	1:B:113:ILE:HG22	1.37	1.22
1:C:106:LEU:HD12	1:C:107:PHE:N	1.54	1.21
1:C:89:TYR:HD1	1:C:310:ASN:CG	1.42	1.21
1:A:106:LEU:HD11	1:A:107:PHE:CE1	1.76	1.21
1:C:106:LEU:HD11	1:C:107:PHE:CE1	1.76	1.20
1:C:110:GLY:O	1:C:113:ILE:HG22	1.38	1.20
1:C:252:LYS:HD3	1:C:252:LYS:O	1.39	1.20
1:B:21:ILE:O	1:B:25:ILE:HD13	1.41	1.20
1:A:106:LEU:HD12	1:A:107:PHE:N	1.54	1.20
1:B:106:LEU:HD11	1:B:107:PHE:CE1	1.74	1.20
1:A:407:THR:O	1:A:411:ILE:HD13	1.39	1.20
1:C:407:THR:O	1:C:411:ILE:HD13	1.39	1.19
1:B:103:MET:CE	1:B:237:VAL:HG23	1.71	1.19
1:B:89:TYR:HD1	1:B:310:ASN:CG	1.43	1.19
1:B:407:THR:O	1:B:411:ILE:HD13	1.39	1.19
1:C:21:ILE:O	1:C:25:ILE:HD13	1.43	1.19
1:A:110:GLY:O	1:A:113:ILE:HG22	1.39	1.18
1:A:55:CYS:O	1:A:58:VAL:HG12	1.42	1.18

Continued on next page...

Continued from previous page...

Atom-1	Atom-2	Interatomic distance (Å)	Clash overlap (Å)
1:A:103:MET:CE	1:A:237:VAL:HG23	1.72	1.18
1:C:196:LYS:HE2	1:C:196:LYS:HA	1.21	1.17
1:C:103:MET:CE	1:C:237:VAL:HG23	1.72	1.17
1:C:326:ALA:CB	1:C:333:LEU:HD11	1.75	1.17
1:C:55:CYS:O	1:C:58:VAL:HG12	1.42	1.16
1:B:55:CYS:O	1:B:58:VAL:HG12	1.43	1.16
1:C:156:PHE:O	1:C:160:ILE:HD13	1.45	1.16
1:B:213:ILE:HD12	1:B:214:ALA:N	1.59	1.15
1:A:21:ILE:O	1:A:25:ILE:HD13	1.42	1.15
1:B:326:ALA:CB	1:B:333:LEU:HD11	1.77	1.15
1:A:213:ILE:HD12	1:A:214:ALA:N	1.60	1.15
1:B:103:MET:HE2	1:B:237:VAL:HG23	1.26	1.15
1:A:85:ILE:HG13	1:A:89:TYR:CE2	1.81	1.15
1:B:85:ILE:HG13	1:B:89:TYR:CE2	1.82	1.15
1:B:29:ILE:HG13	1:B:30:LEU:HD12	1.19	1.15
1:C:243:ILE:HA	1:C:247:TYR:HD2	1.05	1.14
1:C:85:ILE:HG13	1:C:89:TYR:HE2	1.12	1.14
1:C:213:ILE:HD12	1:C:214:ALA:N	1.60	1.14
1:A:326:ALA:CB	1:A:333:LEU:HD11	1.77	1.14
1:C:24:ALA:O	1:C:28:LEU:HD23	1.47	1.14
1:A:156:PHE:O	1:A:160:ILE:HD13	1.46	1.14
1:A:243:ILE:HA	1:A:247:TYR:HD2	1.05	1.13
1:C:85:ILE:HG13	1:C:89:TYR:CE2	1.82	1.12
1:C:58:VAL:O	1:C:62:VAL:HG23	1.49	1.12
1:C:29:ILE:HG13	1:C:30:LEU:HD12	1.19	1.11
1:B:156:PHE:O	1:B:160:ILE:HD13	1.48	1.11
1:B:196:LYS:HA	1:B:196:LYS:HE2	1.19	1.11
1:B:85:ILE:HG13	1:B:89:TYR:HE2	1.12	1.11
1:C:227:GLU:O	1:C:231:VAL:HG23	1.50	1.10
1:A:24:ALA:O	1:A:28:LEU:HD23	1.47	1.10
1:A:196:LYS:HA	1:A:196:LYS:HE2	1.20	1.10
1:B:227:GLU:O	1:B:231:VAL:HG23	1.50	1.10
1:B:24:ALA:O	1:B:28:LEU:HD23	1.47	1.10
1:C:355:VAL:CG1	1:C:356:PRO:CD	2.30	1.09
1:B:243:ILE:HA	1:B:247:TYR:HD2	1.05	1.09
1:B:355:VAL:CG1	1:B:356:PRO:CD	2.31	1.09
1:A:227:GLU:O	1:A:231:VAL:HG23	1.51	1.08
1:A:29:ILE:HG13	1:A:30:LEU:HD12	1.19	1.08
1:B:56:MET:CE	1:C:157:PHE:HD1	1.66	1.08
1:B:24:ALA:O	1:B:28:LEU:CD2	2.01	1.08
1:B:355:VAL:HG13	1:B:356:PRO:HD2	1.08	1.08

Continued on next page...

Continued from previous page...

Atom-1	Atom-2	Interatomic distance (Å)	Clash overlap (Å)
1:C:24:ALA:O	1:C:28:LEU:CD2	2.01	1.08
1:A:103:MET:HE2	1:A:237:VAL:HG23	1.21	1.08
1:A:248:PHE:CD2	1:A:258:PRO:HB2	1.89	1.08
1:A:352:THR:CG2	1:A:358:ALA:HB1	1.84	1.07
1:A:58:VAL:O	1:A:62:VAL:HG23	1.51	1.07
1:B:58:VAL:O	1:B:62:VAL:HG23	1.52	1.07
1:B:248:PHE:CD2	1:B:258:PRO:HB2	1.89	1.07
1:C:248:PHE:CD2	1:C:258:PRO:HB2	1.89	1.07
1:A:355:VAL:CG1	1:A:356:PRO:CD	2.32	1.07
1:C:103:MET:HE2	1:C:237:VAL:HG23	1.20	1.07
1:C:355:VAL:HG12	1:C:356:PRO:CD	1.84	1.07
1:A:352:THR:HG23	1:A:358:ALA:HB1	1.36	1.07
1:A:24:ALA:O	1:A:28:LEU:CD2	2.02	1.07
1:C:243:ILE:HA	1:C:247:TYR:CD2	1.90	1.07
1:B:355:VAL:HG12	1:B:356:PRO:CD	1.84	1.06
1:A:355:VAL:HG12	1:A:356:PRO:CD	1.85	1.06
1:B:230:LYS:O	1:B:230:LYS:HD3	1.56	1.05
1:C:352:THR:CG2	1:C:358:ALA:HB1	1.85	1.05
1:A:243:ILE:HA	1:A:247:TYR:CD2	1.90	1.05
1:C:151:VAL:HG13	1:C:155:ILE:HD11	1.33	1.05
1:B:352:THR:CG2	1:B:358:ALA:HB1	1.86	1.05
1:A:10:TYR:HB3	1:A:11:PRO:HD2	1.38	1.05
1:B:151:VAL:HG13	1:B:155:ILE:HD11	1.36	1.05
1:B:243:ILE:HA	1:B:247:TYR:CD2	1.90	1.05
1:B:117:VAL:HG23	1:B:118:GLY:H	1.19	1.05
1:B:57:LEU:HD22	1:B:194:MET:HE3	1.38	1.04
1:A:355:VAL:HG13	1:A:356:PRO:HD2	1.10	1.04
1:A:230:LYS:HD3	1:A:230:LYS:O	1.57	1.04
1:B:36:ALA:CB	1:B:218:ALA:CB	2.35	1.04
1:B:352:THR:HG23	1:B:358:ALA:HB1	1.39	1.04
1:B:10:TYR:HB3	1:B:11:PRO:HD2	1.39	1.04
1:C:355:VAL:HG13	1:C:356:PRO:HD2	1.07	1.04
1:C:36:ALA:CB	1:C:218:ALA:CB	2.35	1.03
1:A:36:ALA:CB	1:A:218:ALA:CB	2.35	1.03
1:A:151:VAL:HG13	1:A:155:ILE:HD11	1.36	1.03
1:B:333:LEU:HA	1:B:337:GLN:NE2	1.74	1.02
1:B:247:TYR:HE1	1:B:404:GLY:HA2	1.22	1.02
1:C:230:LYS:O	1:C:230:LYS:HD3	1.57	1.02
1:A:333:LEU:HA	1:A:337:GLN:NE2	1.74	1.02
1:C:352:THR:HG23	1:C:358:ALA:HB1	1.39	1.02
1:A:247:TYR:HE1	1:A:404:GLY:HA2	1.24	1.02

Continued on next page...

Continued from previous page...

Atom-1	Atom-2	Interatomic distance (Å)	Clash overlap (Å)
1:A:85:ILE:HG13	1:A:89:TYR:HE2	1.11	1.02
1:C:247:TYR:HE1	1:C:404:GLY:HA2	1.23	1.01
1:B:36:ALA:HB2	1:B:218:ALA:CB	1.91	1.01
1:B:105:ARG:NH2	1:B:338:GLN:HE22	1.57	1.01
1:A:105:ARG:NH2	1:A:338:GLN:HE22	1.59	1.01
1:C:105:ARG:NH2	1:C:338:GLN:HE22	1.59	1.01
1:C:326:ALA:HB1	1:C:333:LEU:HD11	1.39	1.01
1:C:333:LEU:HA	1:C:337:GLN:NE2	1.74	1.01
1:A:152:LEU:H	1:A:152:LEU:HD12	1.24	1.01
1:B:290:LYS:O	1:B:292:MET:N	1.94	1.01
1:A:117:VAL:HG23	1:A:118:GLY:H	1.20	1.01
1:C:57:LEU:HD22	1:C:194:MET:HE3	1.38	1.01
1:C:10:TYR:HB3	1:C:11:PRO:HD2	1.39	1.01
1:B:195:TYR:CD1	1:B:353:ALA:CB	2.43	1.00
1:C:28:LEU:O	1:C:31:GLY:N	1.94	1.00
1:A:21:ILE:O	1:A:25:ILE:CD1	2.10	1.00
1:B:152:LEU:HD12	1:B:152:LEU:H	1.23	1.00
1:C:195:TYR:CD1	1:C:353:ALA:CB	2.43	1.00
1:C:290:LYS:O	1:C:292:MET:N	1.94	1.00
1:A:195:TYR:CD1	1:A:353:ALA:CB	2.45	1.00
1:B:355:VAL:HG12	1:B:356:PRO:HD2	1.42	1.00
1:B:28:LEU:O	1:B:31:GLY:N	1.93	1.00
1:B:21:ILE:O	1:B:25:ILE:CD1	2.09	1.00
1:A:28:LEU:O	1:A:31:GLY:N	1.95	0.99
1:C:117:VAL:HG23	1:C:118:GLY:H	1.19	0.99
1:A:130:LEU:O	1:A:133:ILE:HG22	1.62	0.99
1:B:326:ALA:HB1	1:B:333:LEU:HD11	1.41	0.99
1:C:36:ALA:HB2	1:C:218:ALA:CB	1.90	0.99
1:A:57:LEU:HD22	1:A:194:MET:HE3	1.45	0.99
1:B:151:VAL:HG12	1:B:155:ILE:HD11	1.45	0.99
1:A:290:LYS:O	1:A:292:MET:N	1.95	0.99
1:C:6:LYS:O	1:C:7:TYR:HD2	1.46	0.98
1:C:6:LYS:O	1:C:7:TYR:CD2	2.17	0.98
1:A:326:ALA:HB1	1:A:333:LEU:HD11	1.40	0.98
1:A:151:VAL:HG12	1:A:155:ILE:CD1	1.94	0.98
1:B:6:LYS:O	1:B:7:TYR:HD2	1.46	0.98
1:C:151:VAL:HG12	1:C:155:ILE:CD1	1.94	0.97
1:B:6:LYS:O	1:B:7:TYR:CD2	2.17	0.97
1:A:23:GLY:HA3	1:A:213:ILE:HD11	1.46	0.97
1:A:36:ALA:HB2	1:A:218:ALA:CB	1.90	0.97
1:C:152:LEU:H	1:C:152:LEU:HD12	1.25	0.97

Continued on next page...

Continued from previous page...

Atom-1	Atom-2	Interatomic distance (Å)	Clash overlap (Å)
1:B:106:LEU:HD11	1:B:107:PHE:HD1	1.23	0.97
1:B:239:LEU:HD23	1:B:316:LEU:HD13	1.46	0.97
1:B:23:GLY:HA3	1:B:213:ILE:HD11	1.47	0.97
1:C:21:ILE:O	1:C:25:ILE:CD1	2.11	0.97
1:B:151:VAL:HG12	1:B:155:ILE:CD1	1.94	0.97
1:C:246:VAL:O	1:C:250:LEU:HG	1.65	0.97
1:A:6:LYS:O	1:A:7:TYR:CD2	2.17	0.97
1:B:36:ALA:HB2	1:B:218:ALA:HB1	0.97	0.97
1:A:151:VAL:HG12	1:A:155:ILE:HD11	1.43	0.97
1:B:130:LEU:O	1:B:133:ILE:HG22	1.64	0.97
1:B:105:ARG:HH21	1:B:338:GLN:NE2	1.62	0.96
1:C:333:LEU:HA	1:C:337:GLN:HE21	1.31	0.96
1:C:105:ARG:HH21	1:C:338:GLN:NE2	1.63	0.96
1:C:26:VAL:O	1:C:30:LEU:CD1	2.12	0.96
1:A:6:LYS:O	1:A:7:TYR:HD2	1.46	0.96
1:A:239:LEU:HD23	1:A:316:LEU:HD13	1.47	0.96
1:B:246:VAL:O	1:B:250:LEU:HG	1.66	0.96
1:C:151:VAL:HG12	1:C:155:ILE:HD11	1.44	0.95
1:C:36:ALA:HB2	1:C:218:ALA:HB1	0.97	0.95
1:C:130:LEU:O	1:C:133:ILE:HG22	1.64	0.95
1:C:364:CYS:SG	3:C:501:HG:HG	1.84	0.95
1:A:106:LEU:HD12	1:A:107:PHE:H	1.29	0.95
1:A:105:ARG:HH21	1:A:338:GLN:NE2	1.63	0.95
1:A:61:ILE:O	1:A:65:SER:HB3	1.65	0.95
1:A:36:ALA:HB2	1:A:218:ALA:HB1	0.97	0.95
1:A:6:LYS:O	1:A:7:TYR:HB2	1.66	0.95
1:B:325:ILE:O	1:B:329:LEU:HD13	1.67	0.95
1:C:61:ILE:O	1:C:65:SER:HB3	1.64	0.95
1:B:106:LEU:HD12	1:B:107:PHE:H	1.29	0.95
1:C:23:GLY:HA3	1:C:213:ILE:HD11	1.46	0.95
1:A:246:VAL:O	1:A:250:LEU:HG	1.67	0.95
1:A:56:MET:CE	1:B:157:PHE:HD1	1.79	0.95
1:B:36:ALA:HB1	1:B:218:ALA:HB1	1.44	0.94
1:C:6:LYS:O	1:C:7:TYR:HB2	1.66	0.94
1:B:295:SER:HB3	1:B:298:ILE:HD13	1.50	0.94
1:A:26:VAL:O	1:A:30:LEU:CD1	2.15	0.94
1:C:325:ILE:O	1:C:329:LEU:HD13	1.66	0.94
1:C:36:ALA:HB1	1:C:218:ALA:HB1	1.44	0.94
1:B:56:MET:HE1	1:C:157:PHE:HD1	1.31	0.94
1:C:239:LEU:HD23	1:C:316:LEU:HD13	1.46	0.94
1:A:56:MET:HE3	1:B:157:PHE:HD1	1.33	0.94

Continued on next page...

Continued from previous page...

Atom-1	Atom-2	Interatomic distance (Å)	Clash overlap (Å)
1:A:57:LEU:CD2	1:A:194:MET:HE3	1.98	0.94
1:B:89:TYR:HD1	1:B:310:ASN:ND2	1.52	0.94
1:B:26:VAL:O	1:B:30:LEU:CD1	2.14	0.94
1:A:364:CYS:SG	3:A:501:HG:HG	1.86	0.94
1:C:295:SER:HB3	1:C:298:ILE:HD13	1.49	0.94
1:B:251:LEU:HD21	1:B:407:THR:HG23	1.49	0.94
1:C:233:ALA:O	1:C:237:VAL:HG22	1.68	0.94
1:B:333:LEU:HA	1:B:337:GLN:HE21	1.30	0.93
1:A:107:PHE:HB3	1:A:230:LYS:HE2	1.50	0.93
1:B:6:LYS:O	1:B:7:TYR:HB2	1.67	0.93
1:C:191:ALA:O	1:C:195:TYR:CD2	2.22	0.93
1:A:36:ALA:HB1	1:A:218:ALA:HB1	1.45	0.93
1:B:107:PHE:HB3	1:B:230:LYS:HE2	1.50	0.93
1:B:110:GLY:C	1:B:113:ILE:HG22	1.86	0.93
1:A:325:ILE:O	1:A:329:LEU:HD13	1.69	0.93
1:C:151:VAL:CG1	1:C:155:ILE:CD1	2.46	0.93
1:A:339:LEU:O	1:A:342:VAL:HG12	1.68	0.93
1:B:61:ILE:O	1:B:65:SER:HB3	1.69	0.93
1:B:339:LEU:O	1:B:342:VAL:HG12	1.68	0.93
1:C:155:ILE:HD12	1:C:155:ILE:H	1.34	0.92
1:C:106:LEU:HD11	1:C:107:PHE:HD1	1.23	0.92
1:A:106:LEU:HD11	1:A:107:PHE:HD1	1.23	0.92
1:B:233:ALA:O	1:B:237:VAL:HG22	1.69	0.92
1:B:364:CYS:SG	3:B:501:HG:HG	1.86	0.92
1:A:295:SER:HB3	1:A:298:ILE:HD13	1.50	0.92
1:B:151:VAL:CG1	1:B:155:ILE:CD1	2.47	0.92
1:C:110:GLY:C	1:C:113:ILE:HG22	1.88	0.92
1:C:29:ILE:HG13	1:C:30:LEU:CD1	2.00	0.92
1:C:251:LEU:HD21	1:C:407:THR:HG23	1.50	0.92
1:A:110:GLY:C	1:A:113:ILE:HG22	1.88	0.92
1:A:29:ILE:HG13	1:A:30:LEU:CD1	2.00	0.92
1:B:195:TYR:CD1	1:B:353:ALA:HB2	2.03	0.91
1:B:299:TYR:HB2	1:B:303:LEU:CD2	2.01	0.91
1:C:195:TYR:CD1	1:C:353:ALA:HB2	2.03	0.91
1:B:155:ILE:HD12	1:B:155:ILE:H	1.34	0.91
1:A:299:TYR:HB2	1:A:303:LEU:CD2	2.01	0.91
1:A:251:LEU:HD21	1:A:407:THR:HG23	1.51	0.91
1:A:248:PHE:HD2	1:A:258:PRO:HB2	1.34	0.91
1:A:155:ILE:HD12	1:A:155:ILE:H	1.34	0.91
1:A:299:TYR:CA	1:A:303:LEU:HD23	2.01	0.91
1:B:29:ILE:HG13	1:B:30:LEU:CD1	2.00	0.91

Continued on next page...

Continued from previous page...

Atom-1	Atom-2	Interatomic distance (Å)	Clash overlap (Å)
1:A:233:ALA:O	1:A:237:VAL:HG22	1.71	0.91
1:C:107:PHE:HB3	1:C:230:LYS:HE2	1.51	0.91
1:C:248:PHE:HD2	1:C:258:PRO:HB2	1.35	0.90
1:A:29:ILE:CG1	1:A:30:LEU:HD12	2.01	0.90
1:B:299:TYR:CA	1:B:303:LEU:HD23	2.01	0.90
1:C:106:LEU:HD12	1:C:107:PHE:H	1.30	0.90
1:A:82:GLY:HA2	1:A:85:ILE:HG22	1.53	0.90
1:C:29:ILE:CG1	1:C:30:LEU:HD12	2.01	0.90
1:C:339:LEU:O	1:C:342:VAL:HG12	1.70	0.90
1:B:191:ALA:O	1:B:195:TYR:CD2	2.25	0.90
1:C:82:GLY:HA2	1:C:85:ILE:HG22	1.51	0.90
1:B:82:GLY:HA2	1:B:85:ILE:HG22	1.53	0.90
1:C:117:VAL:HG23	1:C:118:GLY:N	1.86	0.90
1:C:299:TYR:HB2	1:C:303:LEU:CD2	2.01	0.90
1:B:247:TYR:CE1	1:B:404:GLY:HA2	2.07	0.89
1:A:191:ALA:O	1:A:195:TYR:CD2	2.24	0.89
1:B:29:ILE:CG1	1:B:30:LEU:HD12	2.02	0.89
1:A:333:LEU:HA	1:A:337:GLN:HE21	1.31	0.89
1:C:299:TYR:CA	1:C:303:LEU:HD23	2.01	0.89
1:A:89:TYR:HD1	1:A:310:ASN:ND2	1.51	0.89
1:A:333:LEU:CA	1:A:337:GLN:HE21	1.86	0.89
1:A:245:LEU:O	1:A:245:LEU:CD2	2.19	0.89
1:C:190:LEU:O	1:C:194:MET:HG2	1.73	0.89
1:C:57:LEU:CD2	1:C:194:MET:HE3	2.02	0.89
1:B:245:LEU:O	1:B:245:LEU:CD2	2.18	0.89
1:C:50:PHE:O	1:C:54:LEU:HD13	1.72	0.89
1:C:114:HIS:HA	1:C:328:ALA:O	1.74	0.88
1:C:99:LEU:HD11	1:C:241:LEU:HD22	1.56	0.88
1:C:245:LEU:O	1:C:245:LEU:CD2	2.18	0.88
1:A:151:VAL:CG1	1:A:155:ILE:CD1	2.48	0.88
1:C:333:LEU:CA	1:C:337:GLN:HE21	1.86	0.88
1:B:333:LEU:CA	1:B:337:GLN:HE21	1.86	0.88
1:A:50:PHE:O	1:A:54:LEU:HD13	1.73	0.88
1:C:247:TYR:CE1	1:C:404:GLY:HA2	2.08	0.88
1:C:89:TYR:CG	1:C:310:ASN:HB2	2.08	0.88
1:B:107:PHE:C	1:B:109:PRO:HD3	1.94	0.88
1:A:299:TYR:HB2	1:A:303:LEU:HD23	1.55	0.88
1:A:36:ALA:HB1	1:A:218:ALA:CB	2.02	0.88
1:B:50:PHE:O	1:B:54:LEU:HD13	1.74	0.88
1:B:74:SER:OG	1:B:166:THR:HG21	1.74	0.88
1:A:89:TYR:CG	1:A:310:ASN:HB2	2.09	0.88

Continued on next page...

Continued from previous page...

Atom-1	Atom-2	Interatomic distance (Å)	Clash overlap (Å)
1:B:13:LEU:C	1:B:13:LEU:HD23	1.94	0.88
1:B:196:LYS:HA	1:B:196:LYS:CE	2.04	0.87
1:B:117:VAL:HG23	1:B:118:GLY:N	1.86	0.87
1:A:6:LYS:C	1:A:7:TYR:CD2	2.48	0.87
1:C:299:TYR:HB2	1:C:303:LEU:HD23	1.55	0.87
1:C:6:LYS:O	1:C:7:TYR:CB	2.23	0.87
1:B:299:TYR:HB2	1:B:303:LEU:HD23	1.55	0.87
1:A:13:LEU:C	1:A:13:LEU:HD23	1.94	0.87
1:C:13:LEU:C	1:C:13:LEU:HD23	1.94	0.87
1:B:295:SER:CB	1:B:298:ILE:HD13	2.05	0.87
1:C:73:ILE:HD11	1:C:309:ILE:HD13	1.57	0.87
1:C:6:LYS:C	1:C:7:TYR:CD2	2.48	0.87
1:A:74:SER:OG	1:A:166:THR:HG21	1.75	0.87
1:C:97:VAL:O	1:C:101:ILE:CD1	2.23	0.87
1:A:117:VAL:HG23	1:A:118:GLY:N	1.87	0.87
1:B:114:HIS:HA	1:B:328:ALA:O	1.75	0.87
1:C:107:PHE:C	1:C:109:PRO:HD3	1.94	0.87
1:B:248:PHE:HD2	1:B:258:PRO:HB2	1.34	0.87
1:A:343:LEU:O	1:A:347:LEU:HD13	1.75	0.86
1:B:36:ALA:HB1	1:B:218:ALA:CB	2.02	0.86
1:A:247:TYR:CE1	1:A:404:GLY:HA2	2.09	0.86
1:C:343:LEU:O	1:C:347:LEU:HD13	1.74	0.86
1:B:245:LEU:HD23	1:B:245:LEU:C	1.95	0.86
1:A:6:LYS:O	1:A:7:TYR:CB	2.22	0.86
1:C:295:SER:CB	1:C:298:ILE:HD13	2.04	0.86
1:B:6:LYS:C	1:B:7:TYR:CD2	2.48	0.86
1:B:196:LYS:CA	1:B:196:LYS:HE2	2.06	0.86
1:B:57:LEU:CD2	1:B:194:MET:HE3	2.06	0.86
1:C:61:ILE:O	1:C:65:SER:CB	2.23	0.86
1:B:6:LYS:O	1:B:7:TYR:CB	2.23	0.86
1:A:97:VAL:O	1:A:101:ILE:CD1	2.23	0.86
1:B:89:TYR:CG	1:B:310:ASN:HB2	2.10	0.86
1:A:245:LEU:C	1:A:245:LEU:HD23	1.96	0.86
1:A:114:HIS:HA	1:A:328:ALA:O	1.76	0.85
1:B:369:SER:O	1:B:370:VAL:HB	1.76	0.85
1:B:343:LEU:O	1:B:347:LEU:HD13	1.75	0.85
1:A:190:LEU:O	1:A:194:MET:HG2	1.75	0.85
1:A:295:SER:CB	1:A:298:ILE:HD13	2.05	0.85
1:A:107:PHE:C	1:A:109:PRO:HD3	1.95	0.85
1:B:97:VAL:O	1:B:101:ILE:CD1	2.23	0.85
1:C:250:LEU:C	1:C:253:ILE:HG22	1.96	0.85

Continued on next page...

Continued from previous page...

Atom-1	Atom-2	Interatomic distance (Å)	Clash overlap (Å)
1:A:196:LYS:HA	1:A:196:LYS:CE	2.05	0.85
1:C:191:ALA:O	1:C:195:TYR:CE2	2.29	0.85
1:B:250:LEU:C	1:B:253:ILE:HG22	1.97	0.85
1:C:36:ALA:HB1	1:C:218:ALA:CB	2.02	0.85
1:C:245:LEU:C	1:C:245:LEU:HD23	1.96	0.85
1:A:248:PHE:CD2	1:A:258:PRO:CB	2.59	0.85
1:C:196:LYS:CE	1:C:196:LYS:HA	2.06	0.85
1:A:266:LYS:O	1:A:270:LEU:CD2	2.21	0.85
1:B:190:LEU:O	1:B:194:MET:HG2	1.76	0.85
1:A:195:TYR:CD1	1:A:353:ALA:HB2	2.05	0.84
1:A:73:ILE:HD11	1:A:309:ILE:HD13	1.58	0.84
1:B:355:VAL:O	2:B:500:ASP:N	2.09	0.84
1:A:248:PHE:HD2	1:A:258:PRO:CB	1.89	0.84
1:B:103:MET:CE	1:B:237:VAL:CG2	2.55	0.84
1:B:266:LYS:O	1:B:270:LEU:CD2	2.21	0.84
1:C:247:TYR:HD1	1:C:407:THR:HG21	1.42	0.84
1:A:185:ASP:OD1	1:B:178:LYS:HE2	1.75	0.84
1:B:334:THR:H	1:B:337:GLN:NE2	1.75	0.84
1:C:97:VAL:O	1:C:101:ILE:HD13	1.77	0.84
1:C:248:PHE:HD2	1:C:258:PRO:CB	1.90	0.84
1:C:8:ILE:HG12	1:C:15:LYS:HZ1	1.42	0.84
1:A:157:PHE:HD1	1:C:56:MET:CE	1.90	0.84
1:A:99:LEU:HD11	1:A:241:LEU:HD22	1.58	0.84
1:A:250:LEU:C	1:A:253:ILE:HG22	1.98	0.84
1:B:56:MET:HE1	1:C:157:PHE:CD1	2.11	0.84
1:B:248:PHE:HD2	1:B:258:PRO:CB	1.90	0.84
1:A:334:THR:H	1:A:337:GLN:NE2	1.74	0.84
1:A:369:SER:O	1:A:370:VAL:HB	1.77	0.84
1:B:104:ALA:O	1:B:107:PHE:O	1.96	0.84
1:B:103:MET:HE1	1:B:237:VAL:HG23	1.59	0.84
1:A:61:ILE:O	1:A:65:SER:CB	2.24	0.84
1:C:334:THR:H	1:C:337:GLN:NE2	1.75	0.84
1:B:299:TYR:CB	1:B:303:LEU:HD23	2.08	0.83
1:B:99:LEU:HD11	1:B:241:LEU:HD22	1.58	0.83
1:B:248:PHE:CD2	1:B:258:PRO:CB	2.59	0.83
1:C:369:SER:O	1:C:370:VAL:HB	1.78	0.83
1:C:248:PHE:CD2	1:C:258:PRO:CB	2.59	0.83
1:A:8:ILE:HG12	1:A:15:LYS:CE	2.09	0.83
1:B:97:VAL:O	1:B:101:ILE:HD13	1.78	0.83
1:A:299:TYR:CB	1:A:303:LEU:HD23	2.09	0.83
1:A:8:ILE:HG12	1:A:15:LYS:NZ	1.92	0.83

Continued on next page...

Continued from previous page...

Atom-1	Atom-2	Interatomic distance (Å)	Clash overlap (Å)
1:C:74:SER:OG	1:C:166:THR:HG21	1.76	0.83
1:A:104:ALA:O	1:A:107:PHE:O	1.97	0.83
1:A:247:TYR:HD1	1:A:407:THR:HG21	1.42	0.83
1:A:103:MET:CE	1:A:237:VAL:CG2	2.56	0.83
1:C:117:VAL:HG22	1:C:378:ASN:OD1	1.79	0.83
1:C:355:VAL:O	2:C:500:ASP:N	2.10	0.83
1:C:266:LYS:O	1:C:270:LEU:CD2	2.20	0.83
1:B:110:GLY:HA2	1:B:113:ILE:HG21	1.60	0.83
1:B:85:ILE:CG1	1:B:89:TYR:HE2	1.92	0.83
1:A:196:LYS:CA	1:A:196:LYS:HE2	2.07	0.83
1:C:8:ILE:HG12	1:C:15:LYS:NZ	1.93	0.83
1:B:61:ILE:O	1:B:65:SER:CB	2.27	0.83
1:A:97:VAL:O	1:A:101:ILE:HD13	1.77	0.83
1:A:191:ALA:O	1:A:195:TYR:CE2	2.31	0.82
1:C:103:MET:CE	1:C:237:VAL:CG2	2.56	0.82
1:C:299:TYR:CB	1:C:303:LEU:HD23	2.09	0.82
1:A:7:TYR:O	1:A:9:GLU:HG2	1.79	0.82
1:B:191:ALA:O	1:B:195:TYR:CE2	2.33	0.82
1:C:104:ALA:O	1:C:107:PHE:O	1.96	0.82
1:A:203:GLN:HA	1:A:203:GLN:HE21	1.44	0.82
1:B:117:VAL:HG22	1:B:378:ASN:OD1	1.80	0.82
1:A:110:GLY:HA2	1:A:113:ILE:HG21	1.62	0.82
1:B:110:GLY:HA2	1:B:113:ILE:CG2	2.09	0.82
1:C:105:ARG:HH21	1:C:338:GLN:HE22	0.84	0.82
1:B:56:MET:CE	1:C:157:PHE:CD1	2.59	0.82
1:C:7:TYR:O	1:C:9:GLU:HG2	1.79	0.82
1:B:8:ILE:HG12	1:B:15:LYS:HZ1	1.43	0.82
1:C:203:GLN:HE21	1:C:203:GLN:HA	1.44	0.82
1:B:73:ILE:HD11	1:B:309:ILE:HD13	1.59	0.81
1:B:115:LEU:H	1:B:115:LEU:HD23	1.45	0.81
1:C:50:PHE:CE1	1:C:205:ALA:HA	2.16	0.81
1:C:196:LYS:HE2	1:C:196:LYS:CA	2.08	0.81
1:B:248:PHE:CE2	1:B:258:PRO:HB2	2.15	0.81
1:C:106:LEU:HD12	1:C:107:PHE:CD1	2.16	0.81
1:B:50:PHE:CE1	1:B:205:ALA:HA	2.15	0.81
1:B:8:ILE:HG12	1:B:15:LYS:NZ	1.96	0.81
1:C:110:GLY:HA2	1:C:113:ILE:CG2	2.10	0.81
1:B:250:LEU:HA	1:B:253:ILE:CG2	2.10	0.81
1:B:8:ILE:HG12	1:B:15:LYS:CE	2.10	0.81
1:A:110:GLY:HA2	1:A:113:ILE:CG2	2.10	0.81
1:A:50:PHE:CE1	1:A:205:ALA:HA	2.16	0.81

Continued on next page...

Continued from previous page...

Atom-1	Atom-2	Interatomic distance (Å)	Clash overlap (Å)
1:B:54:LEU:HD12	1:B:54:LEU:N	1.96	0.81
1:A:8:ILE:HG12	1:A:15:LYS:HZ1	1.46	0.81
1:B:247:TYR:HD1	1:B:407:THR:HG21	1.44	0.81
1:C:248:PHE:CE2	1:C:258:PRO:HB2	2.15	0.81
1:C:8:ILE:HG12	1:C:15:LYS:CE	2.10	0.81
1:A:117:VAL:HG22	1:A:378:ASN:OD1	1.80	0.81
1:B:7:TYR:O	1:B:9:GLU:HG2	1.79	0.80
1:C:152:LEU:CD1	1:C:152:LEU:H	1.95	0.80
1:A:85:ILE:CG1	1:A:89:TYR:CE2	2.64	0.80
1:B:203:GLN:HA	1:B:203:GLN:HE21	1.44	0.80
1:A:248:PHE:CE2	1:A:258:PRO:HB2	2.15	0.80
1:C:110:GLY:HA2	1:C:113:ILE:HG21	1.62	0.80
1:B:317:TYR:CE1	1:B:397:ARG:NH2	2.49	0.80
1:B:363:LEU:O	1:B:366:VAL:HG12	1.81	0.80
1:A:355:VAL:HG12	1:A:356:PRO:HD2	1.43	0.80
1:A:166:THR:HA	1:A:169:MET:HE2	1.64	0.80
1:B:78:LEU:HD23	1:B:78:LEU:H	1.47	0.80
1:C:74:SER:CB	1:C:166:THR:HG21	2.12	0.80
1:B:152:LEU:CD1	1:B:152:LEU:H	1.93	0.80
1:A:152:LEU:H	1:A:152:LEU:CD1	1.94	0.80
1:A:355:VAL:O	2:A:500:ASP:N	2.14	0.80
1:C:250:LEU:HA	1:C:253:ILE:CG2	2.11	0.80
1:A:74:SER:CB	1:A:166:THR:HG21	2.12	0.80
1:A:290:LYS:O	1:A:293:GLY:N	2.15	0.80
1:C:343:LEU:HD13	1:C:343:LEU:O	1.83	0.79
1:B:74:SER:CB	1:B:166:THR:HG21	2.12	0.79
1:B:109:PRO:HB3	1:B:231:VAL:HG22	1.65	0.79
1:C:85:ILE:CG1	1:C:89:TYR:HE2	1.92	0.79
1:A:193:ALA:HA	1:B:168:LEU:HD11	1.64	0.79
1:A:343:LEU:HD13	1:A:343:LEU:O	1.83	0.79
1:B:107:PHE:O	1:B:109:PRO:HD3	1.82	0.79
1:C:89:TYR:CD1	1:C:310:ASN:HB3	2.17	0.79
1:A:203:GLN:NE2	1:A:203:GLN:HA	1.98	0.79
1:B:195:TYR:CD1	1:B:353:ALA:HB1	2.18	0.79
1:C:195:TYR:HE1	1:C:353:ALA:HB2	0.81	0.79
1:C:290:LYS:O	1:C:293:GLY:N	2.15	0.79
1:A:250:LEU:HA	1:A:253:ILE:CG2	2.12	0.79
1:C:178:LYS:HD3	1:C:178:LYS:O	1.83	0.79
1:C:317:TYR:CE1	1:C:397:ARG:NH2	2.51	0.79
1:A:85:ILE:O	1:A:88:TYR:HB3	1.82	0.79
1:B:85:ILE:O	1:B:88:TYR:HB3	1.83	0.79

Continued on next page...

Continued from previous page...

Atom-1	Atom-2	Interatomic distance (Å)	Clash overlap (Å)
1:A:363:LEU:O	1:A:366:VAL:HG12	1.83	0.79
1:B:252:LYS:CD	1:B:252:LYS:O	2.28	0.79
1:A:8:ILE:CG1	1:A:15:LYS:HE3	2.13	0.79
1:A:105:ARG:HH21	1:A:338:GLN:HE22	0.83	0.79
1:C:363:LEU:O	1:C:366:VAL:HG12	1.82	0.79
1:A:78:LEU:H	1:A:78:LEU:HD23	1.47	0.79
1:B:407:THR:O	1:B:411:ILE:CD1	2.29	0.79
1:B:196:LYS:CG	1:C:168:LEU:HD21	2.13	0.79
1:A:89:TYR:CD1	1:A:310:ASN:CG	2.31	0.78
1:C:252:LYS:O	1:C:252:LYS:CD	2.29	0.78
1:C:178:LYS:HD3	1:C:178:LYS:C	2.04	0.78
1:C:106:LEU:CD1	1:C:107:PHE:CG	2.67	0.78
1:C:107:PHE:O	1:C:109:PRO:HD3	1.81	0.78
1:A:85:ILE:CG1	1:A:89:TYR:HE2	1.91	0.78
1:B:203:GLN:HA	1:B:203:GLN:NE2	1.97	0.78
1:C:101:ILE:HD12	1:C:101:ILE:N	1.98	0.78
1:B:290:LYS:O	1:B:293:GLY:N	2.16	0.78
1:A:54:LEU:N	1:A:54:LEU:HD12	1.98	0.78
1:A:117:VAL:CG2	1:A:118:GLY:H	1.94	0.78
1:C:185:ASP:O	1:C:188:ASN:O	2.01	0.78
1:C:203:GLN:NE2	1:C:203:GLN:HA	1.97	0.78
1:A:106:LEU:HD12	1:A:107:PHE:CD1	2.15	0.78
1:B:411:ILE:N	1:B:411:ILE:HD12	1.98	0.78
1:B:281:THR:HG22	1:B:281:THR:O	1.82	0.78
1:C:85:ILE:O	1:C:88:TYR:HB3	1.83	0.78
1:A:411:ILE:N	1:A:411:ILE:HD12	1.97	0.78
1:A:109:PRO:HB3	1:A:231:VAL:HG22	1.66	0.78
1:B:105:ARG:HH21	1:B:338:GLN:HE22	0.82	0.78
1:B:25:ILE:HD12	1:B:25:ILE:N	1.99	0.78
1:C:8:ILE:CG1	1:C:15:LYS:HE3	2.14	0.78
1:A:107:PHE:O	1:A:109:PRO:HD3	1.83	0.78
1:A:134:LEU:O	1:A:137:ILE:HG12	1.84	0.78
1:B:106:LEU:CD1	1:B:107:PHE:CG	2.66	0.78
1:C:109:PRO:HB3	1:C:231:VAL:HG22	1.64	0.78
1:A:317:TYR:CE1	1:A:397:ARG:NH2	2.52	0.78
1:A:185:ASP:O	1:A:188:ASN:O	2.02	0.78
1:B:110:GLY:O	1:B:113:ILE:CG2	2.26	0.77
1:C:115:LEU:H	1:C:115:LEU:HD23	1.47	0.77
1:C:195:TYR:CD1	1:C:353:ALA:HB1	2.18	0.77
1:C:407:THR:O	1:C:411:ILE:CD1	2.29	0.77
1:C:25:ILE:HD12	1:C:25:ILE:N	2.00	0.77

Continued on next page...

Continued from previous page...

Atom-1	Atom-2	Interatomic distance (Å)	Clash overlap (Å)
1:A:25:ILE:HD12	1:A:25:ILE:N	1.98	0.77
1:A:178:LYS:HD3	1:A:178:LYS:O	1.84	0.77
1:B:8:ILE:CG1	1:B:15:LYS:HE3	2.15	0.77
1:B:106:LEU:HD12	1:B:107:PHE:CD1	2.14	0.77
1:A:196:LYS:CG	1:B:168:LEU:HD21	2.14	0.77
1:B:178:LYS:HD3	1:B:178:LYS:C	2.04	0.77
1:A:152:LEU:N	1:A:152:LEU:HD12	2.00	0.77
1:B:134:LEU:O	1:B:137:ILE:HG12	1.84	0.77
1:A:101:ILE:HD12	1:A:101:ILE:N	2.00	0.77
1:A:103:MET:HE1	1:A:237:VAL:HG23	1.66	0.77
1:C:134:LEU:O	1:C:137:ILE:HG12	1.83	0.77
1:A:178:LYS:C	1:A:178:LYS:HD3	2.04	0.77
1:A:106:LEU:CD1	1:A:107:PHE:CG	2.66	0.76
1:C:85:ILE:CG1	1:C:89:TYR:CE2	2.65	0.76
1:B:185:ASP:O	1:B:188:ASN:O	2.03	0.76
1:C:281:THR:HG22	1:C:281:THR:O	1.83	0.76
1:A:281:THR:O	1:A:281:THR:HG22	1.84	0.76
1:A:205:ALA:N	1:A:206:PRO:HD2	2.01	0.76
1:A:196:LYS:HG2	1:B:168:LEU:HD21	1.66	0.76
1:B:178:LYS:HD3	1:B:178:LYS:O	1.85	0.76
1:B:101:ILE:N	1:B:101:ILE:HD12	1.99	0.76
1:C:411:ILE:HD12	1:C:411:ILE:N	1.99	0.76
1:C:78:LEU:HD23	1:C:78:LEU:H	1.49	0.76
1:A:89:TYR:CD1	1:A:310:ASN:HB3	2.18	0.76
1:C:54:LEU:HD12	1:C:54:LEU:N	2.00	0.76
1:C:374:LEU:HD12	1:C:374:LEU:N	2.01	0.76
1:C:343:LEU:HD13	1:C:343:LEU:C	2.06	0.76
1:A:407:THR:O	1:A:411:ILE:CD1	2.30	0.76
1:A:115:LEU:HD23	1:A:115:LEU:H	1.49	0.76
1:B:56:MET:HE2	1:C:157:PHE:HD1	1.49	0.75
1:A:195:TYR:CD1	1:A:353:ALA:HB1	2.19	0.75
1:A:343:LEU:HD13	1:A:343:LEU:C	2.06	0.75
1:B:89:TYR:CE1	1:B:310:ASN:ND2	2.43	0.75
1:B:241:LEU:HD23	1:B:241:LEU:O	1.87	0.75
1:B:205:ALA:N	1:B:206:PRO:HD2	2.02	0.75
1:A:252:LYS:CD	1:A:252:LYS:O	2.29	0.75
1:B:343:LEU:HD13	1:B:343:LEU:O	1.85	0.75
1:C:213:ILE:HD12	1:C:213:ILE:C	2.07	0.74
1:B:152:LEU:HD12	1:B:152:LEU:N	1.98	0.74
1:C:55:CYS:O	1:C:58:VAL:CG1	2.30	0.74
1:B:85:ILE:CG1	1:B:89:TYR:CE2	2.64	0.74

Continued on next page...

Continued from previous page...

Atom-1	Atom-2	Interatomic distance (Å)	Clash overlap (Å)
1:B:213:ILE:HD12	1:B:213:ILE:C	2.07	0.74
1:A:334:THR:O	1:A:337:GLN:HG2	1.88	0.74
1:B:343:LEU:C	1:B:343:LEU:HD13	2.08	0.74
1:C:220:GLN:HB3	1:C:224:VAL:HG13	1.68	0.74
1:A:55:CYS:O	1:A:58:VAL:CG1	2.29	0.74
1:A:374:LEU:N	1:A:374:LEU:HD12	2.02	0.74
1:B:220:GLN:HB3	1:B:224:VAL:HG13	1.68	0.74
1:C:205:ALA:N	1:C:206:PRO:HD2	2.01	0.74
1:A:110:GLY:O	1:A:113:ILE:CG2	2.28	0.74
1:B:369:SER:O	1:B:370:VAL:CB	2.36	0.74
1:A:299:TYR:CB	1:A:303:LEU:CD2	2.64	0.74
1:A:213:ILE:HD12	1:A:213:ILE:C	2.07	0.74
1:B:97:VAL:HG22	1:B:101:ILE:HD11	1.70	0.74
1:B:326:ALA:HB1	1:B:333:LEU:CD1	2.18	0.73
1:B:339:LEU:O	1:B:342:VAL:CG1	2.36	0.73
1:B:374:LEU:N	1:B:374:LEU:HD12	2.02	0.73
1:C:326:ALA:HB1	1:C:333:LEU:CD1	2.16	0.73
1:C:241:LEU:HD23	1:C:241:LEU:O	1.87	0.73
1:B:299:TYR:CB	1:B:303:LEU:CD2	2.63	0.73
1:C:106:LEU:CD1	1:C:107:PHE:N	2.46	0.73
1:C:299:TYR:CB	1:C:303:LEU:CD2	2.64	0.73
1:C:88:TYR:CE2	1:C:92:THR:HG21	2.23	0.73
1:C:58:VAL:O	1:C:62:VAL:CG2	2.34	0.73
1:C:325:ILE:O	1:C:329:LEU:CD1	2.35	0.73
1:B:166:THR:HA	1:B:169:MET:CE	2.19	0.73
1:A:333:LEU:N	1:A:333:LEU:HD12	2.04	0.73
1:A:241:LEU:O	1:A:241:LEU:HD23	1.87	0.73
1:B:55:CYS:O	1:B:58:VAL:CG1	2.30	0.73
1:A:97:VAL:HG22	1:A:101:ILE:HD11	1.70	0.73
1:C:155:ILE:H	1:C:155:ILE:CD1	2.02	0.73
1:A:155:ILE:CD1	1:A:155:ILE:H	2.01	0.73
1:B:334:THR:O	1:B:337:GLN:HG2	1.89	0.73
1:A:195:TYR:HE1	1:A:353:ALA:HB2	0.84	0.73
1:B:290:LYS:HE3	1:B:299:TYR:OH	1.89	0.73
1:B:15:LYS:NZ	1:B:203:GLN:OE1	2.22	0.73
1:A:220:GLN:HB3	1:A:224:VAL:HG13	1.69	0.73
1:A:369:SER:O	1:A:370:VAL:CB	2.36	0.72
1:B:334:THR:N	1:B:337:GLN:HE21	1.87	0.72
1:C:369:SER:O	1:C:370:VAL:CB	2.37	0.72
1:C:99:LEU:CD1	1:C:241:LEU:HD22	2.19	0.72
1:B:325:ILE:O	1:B:329:LEU:CD1	2.36	0.72

Continued on next page...

Continued from previous page...

Atom-1	Atom-2	Interatomic distance (Å)	Clash overlap (Å)
1:A:44:LYS:N	1:A:45:PRO:HD2	2.05	0.72
1:B:299:TYR:HA	1:B:303:LEU:HD23	1.71	0.72
1:A:166:THR:HA	1:A:169:MET:CE	2.19	0.72
1:A:339:LEU:O	1:A:342:VAL:CG1	2.36	0.72
1:A:179:SER:HA	1:C:185:ASP:OD2	1.88	0.72
1:C:334:THR:O	1:C:337:GLN:HG2	1.89	0.72
1:A:290:LYS:HE3	1:A:299:TYR:OH	1.89	0.72
1:B:258:PRO:O	1:B:261:PHE:HB3	1.89	0.72
1:C:258:PRO:O	1:C:261:PHE:HB3	1.89	0.72
1:C:110:GLY:O	1:C:113:ILE:CG2	2.28	0.72
1:C:110:GLY:O	1:C:113:ILE:N	2.18	0.72
1:C:152:LEU:N	1:C:152:LEU:HD12	2.00	0.72
1:B:88:TYR:CE2	1:B:92:THR:HG21	2.25	0.72
1:A:334:THR:N	1:A:337:GLN:HE21	1.87	0.72
1:B:155:ILE:CD1	1:B:155:ILE:H	2.02	0.72
1:B:89:TYR:CD1	1:B:310:ASN:HB3	2.20	0.72
1:B:250:LEU:HA	1:B:253:ILE:HG22	1.70	0.72
1:A:326:ALA:HB1	1:A:333:LEU:CD1	2.17	0.72
1:C:97:VAL:HG22	1:C:101:ILE:HD11	1.71	0.72
1:A:299:TYR:HA	1:A:303:LEU:HD23	1.72	0.72
1:A:88:TYR:CE2	1:A:92:THR:HG21	2.25	0.71
1:C:106:LEU:CD1	1:C:107:PHE:CE1	2.54	0.71
1:C:290:LYS:HE3	1:C:299:TYR:OH	1.90	0.71
1:C:250:LEU:HA	1:C:253:ILE:HG22	1.71	0.71
1:A:183:LEU:C	1:A:183:LEU:HD23	2.11	0.71
1:C:197:ILE:O	1:C:201:VAL:HG23	1.90	0.71
1:B:107:PHE:HB3	1:B:230:LYS:CE	2.21	0.71
1:C:166:THR:HA	1:C:169:MET:CE	2.21	0.71
1:B:333:LEU:N	1:B:333:LEU:HD12	2.05	0.71
1:A:258:PRO:O	1:A:261:PHE:HB3	1.90	0.71
1:B:101:ILE:H	1:B:101:ILE:HD12	1.55	0.71
1:B:195:TYR:HE1	1:B:353:ALA:HB2	0.81	0.71
1:C:44:LYS:N	1:C:45:PRO:HD2	2.05	0.71
1:B:183:LEU:C	1:B:183:LEU:HD23	2.11	0.71
1:B:155:ILE:HD12	1:B:155:ILE:N	2.06	0.71
1:C:24:ALA:O	1:C:28:LEU:HD22	1.90	0.71
1:C:270:LEU:H	1:C:270:LEU:HD22	1.56	0.71
1:B:166:THR:HA	1:B:169:MET:HE3	1.73	0.71
1:B:155:ILE:HG13	1:B:365:MET:HE3	1.73	0.71
1:B:99:LEU:CD1	1:B:241:LEU:HD22	2.21	0.71
1:C:339:LEU:O	1:C:342:VAL:CG1	2.39	0.71

Continued on next page...

Continued from previous page...

Atom-1	Atom-2	Interatomic distance (Å)	Clash overlap (Å)
1:B:44:LYS:N	1:B:45:PRO:HD2	2.05	0.71
1:A:99:LEU:CD1	1:A:241:LEU:HD22	2.21	0.71
1:A:250:LEU:HA	1:A:253:ILE:HG22	1.72	0.71
1:C:160:ILE:N	1:C:160:ILE:HD12	2.05	0.71
1:C:231:VAL:HG21	1:C:324:PHE:CE1	2.26	0.70
1:C:333:LEU:HD12	1:C:333:LEU:N	2.05	0.70
1:A:325:ILE:O	1:A:329:LEU:CD1	2.38	0.70
1:A:101:ILE:HD12	1:A:101:ILE:H	1.56	0.70
1:C:334:THR:N	1:C:337:GLN:HE21	1.88	0.70
1:A:303:LEU:HD11	1:A:406:LEU:HD23	1.73	0.70
1:C:183:LEU:C	1:C:183:LEU:HD23	2.12	0.70
1:C:101:ILE:HD12	1:C:101:ILE:H	1.55	0.70
1:C:103:MET:HE1	1:C:237:VAL:HG23	1.67	0.70
1:A:106:LEU:CD1	1:A:107:PHE:N	2.46	0.70
1:B:10:TYR:HB3	1:B:11:PRO:CD	2.19	0.70
1:A:197:ILE:O	1:A:201:VAL:HG23	1.92	0.70
1:B:106:LEU:CD1	1:B:107:PHE:CE1	2.52	0.70
1:C:303:LEU:HD11	1:C:406:LEU:HD23	1.73	0.70
1:A:24:ALA:O	1:A:28:LEU:HD22	1.92	0.70
1:C:15:LYS:NZ	1:C:203:GLN:OE1	2.24	0.70
1:A:298:ILE:N	1:A:298:ILE:HD12	2.06	0.70
1:A:155:ILE:HG13	1:A:365:MET:HE3	1.71	0.70
1:C:6:LYS:C	1:C:7:TYR:HD2	1.90	0.70
1:B:197:ILE:O	1:B:201:VAL:HG23	1.92	0.70
1:C:299:TYR:HA	1:C:303:LEU:HD23	1.72	0.70
1:B:250:LEU:CA	1:B:253:ILE:HG22	2.22	0.70
1:A:56:MET:CE	1:B:157:PHE:CD1	2.70	0.70
1:B:298:ILE:HD12	1:B:298:ILE:N	2.06	0.70
1:B:110:GLY:CA	1:B:113:ILE:HG22	2.21	0.69
1:C:316:LEU:O	1:C:316:LEU:HD23	1.92	0.69
1:A:12:VAL:HA	1:A:15:LYS:HB3	1.73	0.69
1:A:370:VAL:O	1:A:370:VAL:HG12	1.90	0.69
1:B:195:TYR:CE1	1:B:353:ALA:HB1	2.26	0.69
1:B:364:CYS:SG	1:B:374:LEU:HD21	2.32	0.69
1:A:10:TYR:HB3	1:A:11:PRO:CD	2.18	0.69
1:C:12:VAL:HA	1:C:15:LYS:HB3	1.74	0.69
1:C:110:GLY:CA	1:C:113:ILE:HG22	2.22	0.69
1:B:24:ALA:O	1:B:28:LEU:HD22	1.90	0.69
1:A:58:VAL:O	1:A:62:VAL:CG2	2.36	0.69
1:A:231:VAL:HG21	1:A:324:PHE:CE1	2.27	0.69
1:B:394:ASP:O	1:B:397:ARG:HB3	1.92	0.69

Continued on next page...

Continued from previous page...

Atom-1	Atom-2	Interatomic distance (Å)	Clash overlap (Å)
1:B:58:VAL:O	1:B:62:VAL:CG2	2.36	0.69
1:A:130:LEU:HD12	1:A:133:ILE:CG2	2.23	0.69
1:B:231:VAL:HG21	1:B:324:PHE:CE1	2.27	0.69
1:B:270:LEU:H	1:B:270:LEU:HD22	1.56	0.69
1:C:159:ILE:HD12	1:C:159:ILE:N	2.07	0.69
1:B:130:LEU:HD12	1:B:133:ILE:CG2	2.23	0.69
1:A:107:PHE:HB3	1:A:230:LYS:CE	2.20	0.69
1:B:370:VAL:HG12	1:B:370:VAL:O	1.93	0.69
1:C:298:ILE:N	1:C:298:ILE:HD12	2.07	0.69
1:A:157:PHE:HD1	1:C:56:MET:HE2	1.56	0.69
1:A:155:ILE:HD12	1:A:155:ILE:N	2.06	0.69
1:C:107:PHE:HB3	1:C:230:LYS:CE	2.22	0.69
1:C:370:VAL:O	1:C:370:VAL:HG12	1.92	0.69
1:C:195:TYR:HE1	1:C:353:ALA:CB	1.77	0.69
1:C:394:ASP:O	1:C:397:ARG:HB3	1.92	0.69
1:B:303:LEU:HD11	1:B:406:LEU:HD23	1.74	0.69
1:B:29:ILE:CG1	1:B:30:LEU:CD1	2.68	0.69
1:C:30:LEU:N	1:C:30:LEU:HD12	2.08	0.69
1:C:10:TYR:HB3	1:C:11:PRO:CD	2.19	0.69
1:A:56:MET:HE3	1:B:157:PHE:CD1	2.23	0.69
1:C:89:TYR:CD1	1:C:310:ASN:CG	2.31	0.69
1:A:160:ILE:HD12	1:A:160:ILE:N	2.09	0.68
1:A:151:VAL:O	1:A:154:THR:N	2.26	0.68
1:A:159:ILE:N	1:A:159:ILE:HD12	2.08	0.68
1:B:89:TYR:CD1	1:B:310:ASN:CG	2.33	0.68
1:B:55:CYS:SG	3:B:501:HG:HG	2.10	0.68
1:A:247:TYR:CD1	1:A:407:THR:HG21	2.27	0.68
1:B:160:ILE:N	1:B:160:ILE:HD12	2.08	0.68
1:B:110:GLY:CA	1:B:113:ILE:CG2	2.72	0.68
1:C:299:TYR:HA	1:C:303:LEU:CD2	2.23	0.68
1:A:299:TYR:HA	1:A:303:LEU:CD2	2.24	0.68
1:B:25:ILE:HD12	1:B:25:ILE:H	1.59	0.68
1:A:394:ASP:O	1:A:397:ARG:HB3	1.93	0.68
1:B:299:TYR:HA	1:B:303:LEU:CD2	2.23	0.68
1:C:210:PHE:O	1:C:214:ALA:HB2	1.93	0.68
1:B:316:LEU:O	1:B:316:LEU:HD23	1.93	0.68
1:A:117:VAL:CG2	1:A:378:ASN:OD1	2.41	0.68
1:A:15:LYS:NZ	1:A:203:GLN:OE1	2.26	0.68
1:C:155:ILE:O	1:C:159:ILE:HD13	1.93	0.68
1:C:250:LEU:CA	1:C:253:ILE:HG22	2.23	0.68
1:A:364:CYS:SG	1:A:374:LEU:HD21	2.34	0.68

Continued on next page...

Continued from previous page...

Atom-1	Atom-2	Interatomic distance (Å)	Clash overlap (Å)
1:B:156:PHE:O	1:B:160:ILE:CD1	2.36	0.68
1:A:8:ILE:CG1	1:A:15:LYS:CE	2.71	0.68
1:A:110:GLY:CA	1:A:113:ILE:HG22	2.22	0.68
1:C:151:VAL:O	1:C:154:THR:N	2.26	0.68
1:B:210:PHE:O	1:B:214:ALA:HB2	1.94	0.68
1:A:210:PHE:O	1:A:214:ALA:HB2	1.94	0.68
1:A:270:LEU:HD22	1:A:270:LEU:H	1.57	0.68
1:B:117:VAL:CG2	1:B:378:ASN:OD1	2.42	0.68
1:B:12:VAL:HA	1:B:15:LYS:HB3	1.74	0.68
1:C:32:HIS:HB2	1:C:33:TYR:CD2	2.29	0.68
1:A:316:LEU:O	1:A:316:LEU:HD23	1.94	0.68
1:B:6:LYS:C	1:B:7:TYR:HD2	1.92	0.68
1:A:151:VAL:HG12	1:A:155:ILE:HD13	1.76	0.67
1:B:155:ILE:O	1:B:159:ILE:HD13	1.94	0.67
1:B:159:ILE:HD12	1:B:159:ILE:N	2.09	0.67
1:B:8:ILE:HG12	1:B:15:LYS:HE3	1.74	0.67
1:C:220:GLN:HB3	1:C:224:VAL:CG1	2.24	0.67
1:B:30:LEU:N	1:B:30:LEU:HD12	2.09	0.67
1:C:364:CYS:SG	1:C:374:LEU:HD21	2.35	0.67
1:B:32:HIS:HB2	1:B:33:TYR:CD2	2.30	0.67
1:A:346:VAL:O	1:A:350:ILE:HG13	1.94	0.67
1:C:117:VAL:CG2	1:C:378:ASN:OD1	2.41	0.67
1:B:219:GLU:O	1:B:220:GLN:HB2	1.94	0.67
1:B:363:LEU:HD12	1:B:366:VAL:CG1	2.24	0.67
1:A:64:ALA:CB	1:A:191:ALA:HB2	2.24	0.67
1:A:250:LEU:CA	1:A:253:ILE:HG22	2.24	0.67
1:A:185:ASP:OD2	1:B:179:SER:HA	1.95	0.67
1:C:8:ILE:HG12	1:C:15:LYS:HE3	1.75	0.67
1:A:110:GLY:O	1:A:113:ILE:N	2.20	0.67
1:C:343:LEU:O	1:C:347:LEU:CD1	2.43	0.67
1:B:82:GLY:CA	1:B:85:ILE:HG22	2.25	0.67
1:C:219:GLU:O	1:C:220:GLN:HB2	1.94	0.67
1:C:110:GLY:CA	1:C:113:ILE:CG2	2.73	0.67
1:A:219:GLU:O	1:A:220:GLN:HB2	1.94	0.67
1:A:32:HIS:HB2	1:A:33:TYR:CD2	2.30	0.67
1:C:355:VAL:HG12	1:C:356:PRO:N	2.10	0.67
1:B:130:LEU:O	1:B:133:ILE:CG2	2.43	0.67
1:A:89:TYR:HB3	1:A:310:ASN:HB2	1.77	0.67
1:C:363:LEU:HD12	1:C:366:VAL:CG1	2.24	0.67
1:C:8:ILE:CG1	1:C:15:LYS:CE	2.72	0.66
1:C:130:LEU:HD12	1:C:133:ILE:CG2	2.25	0.66

Continued on next page...

Continued from previous page...

Atom-1	Atom-2	Interatomic distance (Å)	Clash overlap (Å)
1:B:115:LEU:HD23	1:B:115:LEU:N	2.10	0.66
1:B:355:VAL:HG12	1:B:356:PRO:N	2.11	0.66
1:A:193:ALA:CA	1:B:168:LEU:HD11	2.25	0.66
1:A:196:LYS:HD2	1:B:168:LEU:HD23	1.76	0.66
1:A:363:LEU:HD12	1:A:366:VAL:CG1	2.25	0.66
1:C:155:ILE:N	1:C:155:ILE:HD12	2.07	0.66
1:A:73:ILE:HG22	1:A:73:ILE:O	1.96	0.66
1:A:329:LEU:HD12	1:A:329:LEU:N	2.10	0.66
1:A:110:GLY:CA	1:A:113:ILE:CG2	2.73	0.66
1:C:346:VAL:O	1:C:350:ILE:HG13	1.96	0.66
1:B:106:LEU:CD1	1:B:107:PHE:N	2.46	0.66
1:A:30:LEU:N	1:A:30:LEU:HD12	2.09	0.66
1:C:247:TYR:CD1	1:C:407:THR:HG21	2.27	0.66
1:A:25:ILE:HD12	1:A:25:ILE:H	1.58	0.66
1:B:40:HIS:HD2	1:B:215:TYR:CE1	2.14	0.66
1:A:130:LEU:O	1:A:133:ILE:CG2	2.42	0.66
1:C:97:VAL:CG1	1:C:342:VAL:HG23	2.25	0.66
1:B:64:ALA:CB	1:B:191:ALA:HB2	2.26	0.66
1:C:73:ILE:O	1:C:73:ILE:HG22	1.96	0.66
1:B:247:TYR:CD1	1:B:407:THR:HG21	2.29	0.66
1:A:113:ILE:HB	1:A:227:GLU:HG3	1.76	0.66
1:C:64:ALA:CB	1:C:191:ALA:HB2	2.26	0.66
1:C:82:GLY:CA	1:C:85:ILE:HG22	2.22	0.66
1:B:78:LEU:HD23	1:B:78:LEU:N	2.10	0.66
1:C:89:TYR:CE1	1:C:310:ASN:ND2	2.42	0.66
1:A:13:LEU:C	1:A:13:LEU:CD2	2.64	0.66
1:A:334:THR:H	1:A:337:GLN:HE21	1.44	0.66
1:B:151:VAL:HG12	1:B:155:ILE:HD13	1.74	0.66
1:C:334:THR:N	1:C:337:GLN:NE2	2.44	0.66
1:A:156:PHE:O	1:A:160:ILE:CD1	2.35	0.66
1:B:13:LEU:C	1:B:13:LEU:CD2	2.64	0.66
1:A:157:PHE:HD1	1:C:56:MET:HE1	1.60	0.66
1:A:155:ILE:O	1:A:159:ILE:HD13	1.96	0.65
1:B:151:VAL:O	1:B:154:THR:N	2.29	0.65
1:A:78:LEU:HD23	1:A:78:LEU:N	2.11	0.65
1:B:73:ILE:HG22	1:B:73:ILE:O	1.96	0.65
1:C:303:LEU:H	1:C:303:LEU:HD22	1.61	0.65
1:C:29:ILE:CG1	1:C:30:LEU:CD1	2.68	0.65
1:B:220:GLN:HB3	1:B:224:VAL:CG1	2.26	0.65
1:B:113:ILE:HB	1:B:227:GLU:HG3	1.77	0.65
1:B:346:VAL:O	1:B:350:ILE:HG13	1.97	0.65

Continued on next page...

Continued from previous page...

Atom-1	Atom-2	Interatomic distance (Å)	Clash overlap (Å)
1:C:309:ILE:HG22	1:C:310:ASN:N	2.11	0.65
1:B:213:ILE:HD12	1:B:214:ALA:H	1.59	0.65
1:A:342:VAL:HG13	1:A:343:LEU:N	2.11	0.65
1:C:290:LYS:O	1:C:291:GLU:C	2.35	0.65
1:C:78:LEU:HD23	1:C:78:LEU:N	2.12	0.65
1:C:156:PHE:O	1:C:160:ILE:CD1	2.34	0.65
1:C:329:LEU:HD12	1:C:329:LEU:N	2.11	0.65
1:A:220:GLN:HB3	1:A:224:VAL:CG1	2.26	0.65
1:C:25:ILE:HD12	1:C:25:ILE:H	1.60	0.65
1:A:334:THR:N	1:A:337:GLN:NE2	2.43	0.65
1:C:115:LEU:N	1:C:115:LEU:HD23	2.12	0.65
1:B:309:ILE:HG22	1:B:310:ASN:N	2.12	0.65
1:C:166:THR:HA	1:C:169:MET:HE2	1.79	0.65
1:A:40:HIS:HD2	1:A:215:TYR:CE1	2.14	0.65
1:B:101:ILE:H	1:B:101:ILE:CD1	2.10	0.65
1:A:82:GLY:CA	1:A:85:ILE:HG22	2.25	0.65
1:A:270:LEU:HD22	1:A:270:LEU:N	2.12	0.65
1:A:242:GLN:O	1:A:246:VAL:HB	1.97	0.65
1:C:101:ILE:H	1:C:101:ILE:CD1	2.09	0.64
1:C:113:ILE:HB	1:C:227:GLU:HG3	1.77	0.64
1:A:303:LEU:H	1:A:303:LEU:HD22	1.61	0.64
1:B:270:LEU:HD22	1:B:270:LEU:N	2.12	0.64
1:A:97:VAL:CG1	1:A:342:VAL:HG23	2.27	0.64
1:C:242:GLN:O	1:C:246:VAL:HB	1.97	0.64
1:A:6:LYS:C	1:A:7:TYR:HD2	1.91	0.64
1:A:343:LEU:O	1:A:347:LEU:CD1	2.44	0.64
1:B:97:VAL:CG1	1:B:342:VAL:HG23	2.26	0.64
1:B:289:ALA:HB1	1:B:299:TYR:CG	2.33	0.64
1:B:250:LEU:HA	1:B:253:ILE:HG21	1.79	0.64
1:B:329:LEU:N	1:B:329:LEU:HD12	2.12	0.64
1:B:343:LEU:O	1:B:347:LEU:CD1	2.43	0.64
1:C:342:VAL:HG13	1:C:343:LEU:N	2.12	0.64
1:A:50:PHE:O	1:A:54:LEU:CD1	2.45	0.64
1:B:196:LYS:HG2	1:C:168:LEU:HD21	1.79	0.64
1:C:40:HIS:HD2	1:C:215:TYR:CE1	2.14	0.64
1:A:101:ILE:H	1:A:101:ILE:CD1	2.10	0.64
1:A:106:LEU:CD1	1:A:107:PHE:CE1	2.54	0.64
1:C:322:THR:HG21	1:C:341:ILE:HD13	1.80	0.64
1:C:289:ALA:HB1	1:C:299:TYR:CG	2.33	0.64
1:B:299:TYR:CA	1:B:303:LEU:CD2	2.76	0.64
1:C:241:LEU:C	1:C:241:LEU:HD23	2.18	0.64

Continued on next page...

Continued from previous page...

Atom-1	Atom-2	Interatomic distance (Å)	Clash overlap (Å)
1:A:335:VAL:HA	1:A:338:GLN:HB3	1.79	0.64
1:C:151:VAL:HG13	1:C:155:ILE:CD1	2.18	0.64
1:C:155:ILE:HG13	1:C:365:MET:HE3	1.77	0.64
1:C:89:TYR:HB3	1:C:310:ASN:HB2	1.78	0.64
1:C:270:LEU:HD22	1:C:270:LEU:N	2.12	0.64
1:C:151:VAL:HG12	1:C:155:ILE:HD13	1.75	0.64
1:C:82:GLY:HA2	1:C:85:ILE:CG2	2.26	0.64
1:A:299:TYR:CA	1:A:303:LEU:CD2	2.76	0.64
1:C:50:PHE:O	1:C:54:LEU:CD1	2.45	0.64
1:A:290:LYS:O	1:A:291:GLU:C	2.36	0.64
1:C:213:ILE:O	1:C:217:MET:HG2	1.98	0.64
1:C:13:LEU:CD2	1:C:13:LEU:C	2.64	0.64
1:C:322:THR:HG21	1:C:341:ILE:CD1	2.28	0.63
1:A:55:CYS:SG	3:A:501:HG:HG	2.16	0.63
1:B:8:ILE:CG1	1:B:15:LYS:CE	2.74	0.63
1:A:199:ASN:OD1	1:A:355:VAL:HG11	1.99	0.63
1:B:50:PHE:O	1:B:54:LEU:CD1	2.46	0.63
1:B:110:GLY:O	1:B:113:ILE:N	2.18	0.63
1:C:335:VAL:HA	1:C:338:GLN:HB3	1.81	0.63
1:C:355:VAL:HG12	1:C:356:PRO:CG	2.28	0.63
1:C:49:LEU:O	1:C:53:LEU:HG	1.99	0.63
1:B:89:TYR:HB3	1:B:310:ASN:HB2	1.80	0.63
1:C:295:SER:OG	1:C:298:ILE:HD13	1.98	0.63
1:A:347:LEU:N	1:A:347:LEU:HD12	2.13	0.63
1:A:355:VAL:HG12	1:A:356:PRO:N	2.11	0.63
1:A:241:LEU:C	1:A:241:LEU:HD23	2.19	0.63
1:A:213:ILE:HD12	1:A:214:ALA:H	1.62	0.63
1:B:363:LEU:O	1:B:366:VAL:CG1	2.47	0.63
1:C:344:THR:HG21	1:C:366:VAL:HA	1.81	0.63
1:A:289:ALA:HB1	1:A:299:TYR:CG	2.34	0.63
1:C:347:LEU:HD12	1:C:347:LEU:N	2.13	0.63
1:A:309:ILE:HG22	1:A:310:ASN:N	2.13	0.63
1:C:245:LEU:C	1:C:245:LEU:CD2	2.65	0.63
1:A:130:LEU:HD12	1:A:133:ILE:HG21	1.81	0.63
1:B:53:LEU:HD23	1:C:138:VAL:HG11	1.80	0.63
1:B:303:LEU:H	1:B:303:LEU:HD22	1.62	0.63
1:A:29:ILE:CG1	1:A:30:LEU:CD1	2.68	0.63
1:A:25:ILE:H	1:A:25:ILE:CD1	2.12	0.63
1:C:150:GLN:HG2	1:C:153:PRO:HG2	1.81	0.62
1:A:82:GLY:O	1:A:85:ILE:HG22	1.99	0.62
1:B:355:VAL:HG12	1:B:356:PRO:CG	2.29	0.62

Continued on next page...

Continued from previous page...

Atom-1	Atom-2	Interatomic distance (Å)	Clash overlap (Å)
1:C:252:LYS:HD3	1:C:252:LYS:C	2.18	0.62
1:A:250:LEU:HA	1:A:253:ILE:HG21	1.81	0.62
1:A:213:ILE:O	1:A:217:MET:HG2	1.99	0.62
1:B:241:LEU:HD23	1:B:241:LEU:C	2.19	0.62
1:C:13:LEU:O	1:C:13:LEU:HD23	1.99	0.62
1:A:159:ILE:H	1:A:159:ILE:HD12	1.64	0.62
1:B:242:GLN:O	1:B:246:VAL:HB	1.98	0.62
1:A:13:LEU:HD23	1:A:13:LEU:O	1.99	0.62
1:B:150:GLN:HG2	1:B:153:PRO:HG2	1.80	0.62
1:C:159:ILE:HD12	1:C:159:ILE:H	1.64	0.62
1:B:290:LYS:O	1:B:291:GLU:C	2.36	0.62
1:A:103:MET:HE2	1:A:237:VAL:CG2	2.14	0.62
1:B:13:LEU:O	1:B:13:LEU:HD23	2.00	0.62
1:A:6:LYS:O	1:A:7:TYR:CG	2.53	0.62
1:A:295:SER:OG	1:A:298:ILE:HD13	1.99	0.62
1:A:82:GLY:HA2	1:A:85:ILE:CG2	2.28	0.62
1:C:130:LEU:O	1:C:133:ILE:CG2	2.43	0.62
1:B:342:VAL:HG13	1:B:343:LEU:N	2.13	0.62
1:B:25:ILE:H	1:B:25:ILE:CD1	2.13	0.62
1:C:250:LEU:HA	1:C:253:ILE:HG21	1.81	0.62
1:A:89:TYR:CB	1:A:310:ASN:HB2	2.30	0.62
1:B:28:LEU:HD22	1:B:28:LEU:N	2.14	0.62
1:B:54:LEU:N	1:B:54:LEU:CD1	2.62	0.62
1:A:28:LEU:N	1:A:28:LEU:HD22	2.15	0.62
1:B:196:LYS:HD2	1:C:168:LEU:HD23	1.81	0.62
1:B:47:GLY:O	1:B:51:VAL:HG23	2.00	0.62
1:C:151:VAL:O	1:C:152:LEU:C	2.38	0.61
1:A:252:LYS:C	1:A:252:LYS:HD3	2.18	0.61
1:B:334:THR:N	1:B:337:GLN:NE2	2.44	0.61
1:C:363:LEU:O	1:C:366:VAL:CG1	2.47	0.61
1:A:355:VAL:HG12	1:A:356:PRO:CG	2.29	0.61
1:B:82:GLY:HA2	1:B:85:ILE:CG2	2.28	0.61
1:A:245:LEU:C	1:A:245:LEU:CD2	2.66	0.61
1:B:6:LYS:O	1:B:7:TYR:CG	2.53	0.61
1:A:47:GLY:O	1:A:51:VAL:HG23	2.00	0.61
1:C:299:TYR:CA	1:C:303:LEU:CD2	2.76	0.61
1:A:49:LEU:O	1:A:53:LEU:HG	1.99	0.61
1:B:10:TYR:CB	1:B:11:PRO:HD2	2.21	0.61
1:C:289:ALA:HA	1:C:294:ILE:HD12	1.82	0.61
1:C:82:GLY:O	1:C:85:ILE:HG22	2.00	0.61
1:C:6:LYS:O	1:C:7:TYR:CG	2.53	0.61

Continued on next page...

Continued from previous page...

Atom-1	Atom-2	Interatomic distance (Å)	Clash overlap (Å)
1:B:130:LEU:HD12	1:B:133:ILE:HG21	1.82	0.61
1:C:47:GLY:O	1:C:51:VAL:HG23	1.99	0.61
1:B:213:ILE:O	1:B:217:MET:HG2	2.00	0.61
1:C:25:ILE:H	1:C:25:ILE:CD1	2.14	0.61
1:C:117:VAL:HG13	1:C:378:ASN:OD1	2.00	0.61
1:A:151:VAL:O	1:A:152:LEU:C	2.38	0.61
1:A:344:THR:HG21	1:A:366:VAL:HA	1.83	0.61
1:B:335:VAL:HA	1:B:338:GLN:HB3	1.81	0.61
1:B:347:LEU:N	1:B:347:LEU:HD12	2.15	0.61
1:C:270:LEU:H	1:C:270:LEU:CD2	2.14	0.61
1:C:121:GLN:HG2	1:C:122:PHE:N	2.16	0.61
1:C:36:ALA:O	1:C:39:VAL:N	2.33	0.61
1:C:89:TYR:CB	1:C:310:ASN:HB2	2.30	0.61
1:A:36:ALA:O	1:A:39:VAL:N	2.33	0.61
1:A:89:TYR:CE1	1:A:310:ASN:ND2	2.42	0.61
1:A:247:TYR:HD1	1:A:407:THR:CG2	2.13	0.61
1:A:115:LEU:HD23	1:A:115:LEU:N	2.15	0.61
1:B:39:VAL:HG13	1:B:43:VAL:HB	1.83	0.61
1:B:82:GLY:O	1:B:85:ILE:HG22	1.99	0.61
1:C:28:LEU:HD22	1:C:28:LEU:N	2.15	0.61
1:B:295:SER:OG	1:B:298:ILE:HD13	1.99	0.61
1:B:151:VAL:O	1:B:152:LEU:C	2.38	0.61
1:B:411:ILE:N	1:B:411:ILE:CD1	2.64	0.61
1:B:121:GLN:HG2	1:B:122:PHE:N	2.16	0.61
1:B:165:ILE:HG21	1:B:184:LEU:HB2	1.82	0.61
1:B:14:GLN:N	1:B:14:GLN:OE1	2.32	0.61
1:B:152:LEU:HD11	1:B:369:SER:HB3	1.82	0.60
1:A:270:LEU:CD2	1:A:270:LEU:H	2.14	0.60
1:B:151:VAL:HG13	1:B:155:ILE:CD1	2.21	0.60
1:A:289:ALA:HA	1:A:294:ILE:HD12	1.83	0.60
1:C:199:ASN:OD1	1:C:355:VAL:HG11	2.00	0.60
1:B:270:LEU:CD2	1:B:270:LEU:H	2.14	0.60
1:C:165:ILE:HG21	1:C:184:LEU:HB2	1.84	0.60
1:A:333:LEU:H	1:A:333:LEU:HD12	1.66	0.60
1:C:152:LEU:HD11	1:C:369:SER:HB3	1.83	0.60
1:C:50:PHE:HE1	1:C:205:ALA:HA	1.67	0.60
1:C:130:LEU:HD12	1:C:133:ILE:HG21	1.83	0.60
1:B:216:VAL:O	1:B:219:GLU:O	2.19	0.60
1:B:49:LEU:O	1:B:53:LEU:HG	2.01	0.60
1:A:322:THR:HG21	1:A:341:ILE:HD13	1.84	0.60
1:B:322:THR:HG21	1:B:341:ILE:HD13	1.83	0.60

Continued on next page...

Continued from previous page...

Atom-1	Atom-2	Interatomic distance (Å)	Clash overlap (Å)
1:C:195:TYR:CE1	1:C:353:ALA:HB1	2.26	0.60
1:B:28:LEU:HD22	1:B:28:LEU:H	1.67	0.60
1:A:236:TYR:C	1:A:238:GLY:H	2.04	0.60
1:A:363:LEU:O	1:A:366:VAL:CG1	2.49	0.60
1:C:106:LEU:HD13	1:C:107:PHE:CD1	2.29	0.60
1:B:173:ASN:ND2	1:B:176:VAL:HG23	2.16	0.60
1:C:374:LEU:N	1:C:374:LEU:CD1	2.65	0.60
1:A:150:GLN:HG2	1:A:153:PRO:HG2	1.84	0.60
1:A:152:LEU:HD11	1:A:369:SER:HB3	1.84	0.60
1:B:289:ALA:HA	1:B:294:ILE:HD12	1.83	0.60
1:B:196:LYS:HD2	1:C:168:LEU:CD2	2.32	0.60
1:A:173:ASN:ND2	1:A:176:VAL:HG23	2.16	0.60
1:A:195:TYR:CE1	1:A:353:ALA:HB1	2.28	0.60
1:C:236:TYR:C	1:C:238:GLY:H	2.05	0.60
1:C:411:ILE:CD1	1:C:411:ILE:N	2.65	0.60
1:B:303:LEU:N	1:B:304:PRO:HD2	2.17	0.60
1:B:182:THR:O	1:B:185:ASP:HB3	2.02	0.60
1:B:322:THR:HG21	1:B:341:ILE:CD1	2.32	0.59
1:C:335:VAL:O	1:C:335:VAL:HG13	2.02	0.59
1:A:117:VAL:HG13	1:A:378:ASN:OD1	2.03	0.59
1:C:286:MET:O	1:C:289:ALA:HB3	2.02	0.59
1:A:14:GLN:OE1	1:A:14:GLN:N	2.33	0.59
1:B:159:ILE:H	1:B:159:ILE:HD12	1.66	0.59
1:B:344:THR:HG21	1:B:366:VAL:HA	1.84	0.59
1:A:121:GLN:HG2	1:A:122:PHE:N	2.16	0.59
1:C:216:VAL:O	1:C:219:GLU:O	2.20	0.59
1:C:278:SER:HB2	2:C:500:ASP:O	2.02	0.59
1:A:303:LEU:N	1:A:304:PRO:HD2	2.18	0.59
1:A:374:LEU:N	1:A:374:LEU:CD1	2.66	0.59
1:B:374:LEU:N	1:B:374:LEU:CD1	2.65	0.59
1:B:252:LYS:HD3	1:B:252:LYS:C	2.18	0.59
1:C:173:ASN:ND2	1:C:176:VAL:HG23	2.16	0.59
1:A:152:LEU:HB2	1:A:153:PRO:HD3	1.85	0.59
1:C:86:VAL:O	1:C:90:LEU:HD13	2.03	0.59
1:B:86:VAL:O	1:B:90:LEU:HD13	2.02	0.59
1:A:213:ILE:CD1	1:A:213:ILE:C	2.71	0.59
1:A:25:ILE:N	1:A:25:ILE:CD1	2.65	0.59
1:A:57:LEU:CD2	1:A:194:MET:CE	2.79	0.59
1:A:165:ILE:HG21	1:A:184:LEU:HB2	1.85	0.59
1:A:335:VAL:HG13	1:A:335:VAL:O	2.02	0.59
1:A:322:THR:HG21	1:A:341:ILE:CD1	2.33	0.59

Continued on next page...

Continued from previous page...

Atom-1	Atom-2	Interatomic distance (Å)	Clash overlap (Å)
1:B:230:LYS:C	1:B:230:LYS:HD3	2.23	0.59
1:B:199:ASN:OD1	1:B:355:VAL:HG11	2.01	0.59
1:B:89:TYR:CB	1:B:310:ASN:HB2	2.32	0.59
1:B:25:ILE:N	1:B:25:ILE:CD1	2.66	0.59
1:B:333:LEU:HD12	1:B:333:LEU:H	1.67	0.59
1:C:88:TYR:O	1:C:92:THR:HG23	2.03	0.59
1:B:36:ALA:O	1:B:39:VAL:N	2.34	0.59
1:A:411:ILE:N	1:A:411:ILE:CD1	2.64	0.59
1:C:213:ILE:CD1	1:C:213:ILE:C	2.72	0.59
1:C:28:LEU:HD22	1:C:28:LEU:H	1.67	0.59
1:C:247:TYR:HD1	1:C:407:THR:CG2	2.13	0.59
1:A:74:SER:HB2	1:A:166:THR:HG21	1.84	0.59
1:C:303:LEU:N	1:C:304:PRO:HD2	2.18	0.59
1:B:193:ALA:HA	1:C:168:LEU:HD11	1.84	0.59
1:C:99:LEU:O	1:C:99:LEU:HD23	2.03	0.58
1:A:286:MET:O	1:A:289:ALA:HB3	2.03	0.58
1:B:50:PHE:HE1	1:B:205:ALA:HA	1.68	0.58
1:A:28:LEU:HD22	1:A:28:LEU:H	1.69	0.58
1:B:236:TYR:C	1:B:238:GLY:H	2.05	0.58
1:B:364:CYS:SG	1:B:374:LEU:CD2	2.90	0.58
1:C:57:LEU:CD2	1:C:194:MET:CE	2.80	0.58
1:C:314:THR:O	1:C:317:TYR:HB3	2.03	0.58
1:A:39:VAL:HG13	1:A:43:VAL:HB	1.86	0.58
1:A:99:LEU:HD23	1:A:99:LEU:O	2.03	0.58
1:C:117:VAL:CG2	1:C:118:GLY:N	2.57	0.58
1:B:335:VAL:O	1:B:335:VAL:HG13	2.03	0.58
1:A:236:TYR:C	1:A:238:GLY:N	2.57	0.58
1:C:54:LEU:N	1:C:54:LEU:CD1	2.65	0.58
1:A:256:ILE:O	1:A:258:PRO:HD3	2.04	0.58
1:A:182:THR:O	1:A:185:ASP:HB3	2.03	0.58
1:C:339:LEU:C	1:C:339:LEU:HD12	2.24	0.58
1:A:57:LEU:HD22	1:A:194:MET:CE	2.27	0.58
1:C:78:LEU:CD1	1:C:86:VAL:HG21	2.34	0.58
1:B:286:MET:O	1:B:289:ALA:HB3	2.03	0.58
1:B:303:LEU:HD22	1:B:303:LEU:N	2.19	0.58
1:B:316:LEU:HD23	1:B:316:LEU:C	2.24	0.58
1:A:196:LYS:CA	1:A:196:LYS:CE	2.75	0.58
1:C:39:VAL:HG13	1:C:43:VAL:HB	1.86	0.58
1:A:303:LEU:N	1:A:303:LEU:HD22	2.18	0.58
1:C:253:ILE:HG23	1:C:254:TYR:CD2	2.39	0.58
1:C:152:LEU:HB2	1:C:153:PRO:HD3	1.85	0.57

Continued on next page...

Continued from previous page...

Atom-1	Atom-2	Interatomic distance (Å)	Clash overlap (Å)
1:B:195:TYR:HE1	1:B:353:ALA:CB	1.77	0.57
1:A:352:THR:HG23	1:A:358:ALA:CB	2.24	0.57
1:B:247:TYR:HD1	1:B:407:THR:CG2	2.14	0.57
1:A:101:ILE:CD1	1:A:101:ILE:N	2.66	0.57
1:A:149:GLY:H	1:B:141:ASN:ND2	2.01	0.57
1:B:254:TYR:CD2	1:B:411:ILE:HG23	2.40	0.57
1:C:74:SER:HB2	1:C:166:THR:HG21	1.85	0.57
1:B:314:THR:O	1:B:317:TYR:HB3	2.04	0.57
1:B:245:LEU:C	1:B:245:LEU:CD2	2.65	0.57
1:B:213:ILE:CD1	1:B:213:ILE:C	2.72	0.57
1:A:253:ILE:HG23	1:A:254:TYR:CD2	2.39	0.57
1:C:25:ILE:N	1:C:25:ILE:CD1	2.66	0.57
1:A:86:VAL:O	1:A:90:LEU:HD13	2.03	0.57
1:A:54:LEU:N	1:A:54:LEU:CD1	2.65	0.57
1:C:256:ILE:O	1:C:258:PRO:HD3	2.05	0.57
1:C:374:LEU:H	1:C:374:LEU:CD1	2.18	0.57
1:B:74:SER:HB2	1:B:166:THR:HG21	1.85	0.57
1:B:152:LEU:HD11	1:B:369:SER:CB	2.34	0.57
1:A:178:LYS:HE2	1:C:185:ASP:OD1	2.03	0.57
1:B:12:VAL:O	1:B:16:ILE:HG13	2.05	0.57
1:B:152:LEU:HB2	1:B:153:PRO:HD3	1.86	0.57
1:C:159:ILE:CD1	1:C:159:ILE:H	2.18	0.57
1:A:290:LYS:CE	1:A:299:TYR:OH	2.52	0.57
1:B:250:LEU:CA	1:B:253:ILE:CG2	2.82	0.57
1:B:196:LYS:CA	1:B:196:LYS:CE	2.74	0.57
1:B:117:VAL:CG2	1:B:118:GLY:H	1.93	0.57
1:A:40:HIS:CD2	1:A:215:TYR:CE1	2.93	0.57
1:C:40:HIS:CD2	1:C:215:TYR:CE1	2.92	0.57
1:A:138:VAL:HG11	1:C:53:LEU:HD23	1.85	0.57
1:A:72:SER:O	1:A:73:ILE:CG1	2.53	0.57
1:A:88:TYR:O	1:A:92:THR:HG23	2.04	0.57
1:B:374:LEU:CD1	1:B:374:LEU:H	2.17	0.57
1:B:117:VAL:HG13	1:B:378:ASN:OD1	2.05	0.57
1:C:364:CYS:SG	1:C:374:LEU:CD2	2.93	0.57
1:A:152:LEU:O	1:A:153:PRO:C	2.42	0.57
1:A:152:LEU:HD11	1:A:369:SER:CB	2.35	0.57
1:C:303:LEU:HD22	1:C:303:LEU:N	2.19	0.57
1:B:290:LYS:CE	1:B:299:TYR:OH	2.53	0.57
1:B:72:SER:O	1:B:73:ILE:CG1	2.52	0.57
1:B:256:ILE:O	1:B:258:PRO:HD3	2.05	0.57
1:A:216:VAL:O	1:A:219:GLU:O	2.21	0.57

Continued on next page...

Continued from previous page...

Atom-1	Atom-2	Interatomic distance (Å)	Clash overlap (Å)
1:B:40:HIS:CD2	1:B:215:TYR:CE1	2.92	0.57
1:A:339:LEU:C	1:A:339:LEU:HD12	2.25	0.57
1:B:97:VAL:O	1:B:101:ILE:HD12	2.05	0.57
1:C:152:LEU:HD11	1:C:369:SER:CB	2.34	0.57
1:B:99:LEU:HD23	1:B:99:LEU:O	2.05	0.57
1:A:242:GLN:HG3	1:A:247:TYR:HE2	1.69	0.57
1:C:290:LYS:CE	1:C:299:TYR:OH	2.53	0.56
1:A:185:ASP:OD1	1:B:182:THR:HG21	2.04	0.56
1:C:196:LYS:CE	1:C:196:LYS:CA	2.76	0.56
1:C:182:THR:O	1:C:185:ASP:HB3	2.04	0.56
1:C:166:THR:HA	1:C:169:MET:HE1	1.87	0.56
1:A:333:LEU:CD1	1:A:333:LEU:H	2.19	0.56
1:B:339:LEU:C	1:B:339:LEU:HD12	2.25	0.56
1:C:155:ILE:O	1:C:159:ILE:CD1	2.53	0.56
1:C:97:VAL:HG13	1:C:342:VAL:HG23	1.87	0.56
1:A:159:ILE:CD1	1:A:159:ILE:H	2.19	0.56
1:C:333:LEU:HD12	1:C:333:LEU:H	1.68	0.56
1:A:72:SER:C	1:A:73:ILE:HG13	2.26	0.56
1:A:278:SER:HB2	2:A:500:ASP:O	2.04	0.56
1:B:236:TYR:C	1:B:238:GLY:N	2.57	0.56
1:A:196:LYS:CG	1:B:168:LEU:CD2	2.84	0.56
1:C:12:VAL:O	1:C:16:ILE:HG13	2.05	0.56
1:A:113:ILE:HG23	1:A:328:ALA:HA	1.87	0.56
1:A:247:TYR:OH	1:A:312:ASP:OD1	2.22	0.56
1:C:316:LEU:C	1:C:316:LEU:HD23	2.24	0.56
1:B:253:ILE:HG23	1:B:254:TYR:CD2	2.41	0.56
1:A:364:CYS:SG	1:A:374:LEU:CD2	2.92	0.56
1:B:117:VAL:CG2	1:B:118:GLY:N	2.57	0.56
1:B:178:LYS:CD	1:B:178:LYS:C	2.74	0.56
1:C:107:PHE:CB	1:C:230:LYS:HE2	2.31	0.56
1:A:254:TYR:CD2	1:A:411:ILE:HG23	2.41	0.56
1:B:242:GLN:HG3	1:B:247:TYR:HE2	1.71	0.56
1:B:247:TYR:O	1:B:251:LEU:HG	2.05	0.56
1:B:103:MET:HE1	1:B:237:VAL:CG2	2.27	0.56
1:B:64:ALA:HB1	1:B:191:ALA:HB2	1.87	0.56
1:A:314:THR:O	1:A:317:TYR:HB3	2.04	0.56
1:B:88:TYR:O	1:B:92:THR:HG23	2.06	0.56
1:C:254:TYR:CD2	1:C:411:ILE:HG23	2.40	0.56
1:C:10:TYR:CB	1:C:11:PRO:HD2	2.21	0.56
1:B:74:SER:OG	1:B:166:THR:CG2	2.50	0.56
1:B:282:LEU:N	1:B:283:PRO:CD	2.68	0.56

Continued on next page...

Continued from previous page...

Atom-1	Atom-2	Interatomic distance (Å)	Clash overlap (Å)
1:B:72:SER:C	1:B:73:ILE:HG13	2.26	0.56
1:B:90:LEU:HD12	1:B:90:LEU:N	2.21	0.56
1:A:209:VAL:O	1:A:213:ILE:HG13	2.06	0.56
1:A:316:LEU:HD23	1:A:316:LEU:C	2.25	0.56
1:B:269:MET:HB3	1:B:399:MET:CE	2.36	0.56
1:A:282:LEU:N	1:A:283:PRO:CD	2.68	0.56
1:A:302:THR:C	1:A:304:PRO:HD2	2.26	0.56
1:A:8:ILE:HG12	1:A:15:LYS:HE3	1.74	0.56
1:A:151:VAL:HG13	1:A:155:ILE:CD1	2.22	0.56
1:B:363:LEU:HD12	1:B:366:VAL:HG11	1.87	0.56
1:C:113:ILE:HD11	1:C:385:MET:CE	2.36	0.56
1:C:113:ILE:HD11	1:C:385:MET:HE1	1.88	0.56
1:B:278:SER:HB2	2:B:500:ASP:O	2.05	0.56
1:C:289:ALA:O	1:C:294:ILE:HG13	2.06	0.56
1:C:236:TYR:C	1:C:238:GLY:N	2.58	0.56
1:C:117:VAL:CG2	1:C:118:GLY:H	1.93	0.56
1:C:14:GLN:OE1	1:C:14:GLN:N	2.36	0.56
1:B:113:ILE:HG23	1:B:328:ALA:HA	1.86	0.55
1:C:106:LEU:C	1:C:106:LEU:HD12	2.25	0.55
1:C:230:LYS:C	1:C:230:LYS:HD3	2.24	0.55
1:C:290:LYS:C	1:C:292:MET:N	2.60	0.55
1:A:12:VAL:O	1:A:16:ILE:HG13	2.06	0.55
1:C:117:VAL:HG21	1:C:377:PRO:HB2	1.88	0.55
1:A:130:LEU:C	1:A:133:ILE:HG22	2.27	0.55
1:C:372:LEU:N	1:C:373:PRO:HD3	2.21	0.55
1:A:64:ALA:HB1	1:A:191:ALA:HB2	1.87	0.55
1:B:289:ALA:O	1:B:294:ILE:HG13	2.06	0.55
1:B:302:THR:C	1:B:304:PRO:HD2	2.27	0.55
1:A:99:LEU:C	1:A:99:LEU:HD23	2.27	0.55
1:A:11:PRO:O	1:A:13:LEU:N	2.40	0.55
1:C:374:LEU:O	1:C:380:ALA:HB2	2.07	0.55
1:C:282:LEU:N	1:C:283:PRO:CD	2.68	0.55
1:A:230:LYS:HD3	1:A:230:LYS:C	2.24	0.55
1:A:363:LEU:HD12	1:A:366:VAL:HG11	1.88	0.55
1:C:343:LEU:CD1	1:C:343:LEU:C	2.75	0.55
1:A:78:LEU:CD1	1:A:86:VAL:HG21	2.35	0.55
1:B:78:LEU:CD1	1:B:86:VAL:HG21	2.36	0.55
1:C:209:VAL:O	1:C:213:ILE:HG13	2.06	0.55
1:A:106:LEU:HD13	1:A:107:PHE:CD1	2.29	0.55
1:A:113:ILE:HD11	1:A:385:MET:CE	2.37	0.55
1:B:97:VAL:HG13	1:B:98:THR:N	2.21	0.55

Continued on next page...

Continued from previous page...

Atom-1	Atom-2	Interatomic distance (Å)	Clash overlap (Å)
1:B:83:VAL:O	1:B:87:VAL:HG23	2.06	0.55
1:B:56:MET:HE2	1:C:157:PHE:CD1	2.34	0.55
1:A:178:LYS:HE2	1:A:182:THR:HG21	1.88	0.55
1:B:11:PRO:O	1:B:13:LEU:N	2.39	0.55
1:A:290:LYS:C	1:A:292:MET:N	2.60	0.55
1:A:83:VAL:O	1:A:87:VAL:HG23	2.06	0.55
1:A:178:LYS:C	1:A:178:LYS:CD	2.74	0.55
1:C:178:LYS:C	1:C:178:LYS:CD	2.73	0.55
1:A:74:SER:OG	1:A:166:THR:CG2	2.51	0.55
1:C:113:ILE:HG23	1:C:328:ALA:HA	1.86	0.55
1:A:56:MET:HE2	1:B:157:PHE:HD1	1.66	0.55
1:B:281:THR:CG2	1:B:281:THR:O	2.54	0.55
1:B:159:ILE:H	1:B:159:ILE:CD1	2.20	0.55
1:C:90:LEU:HD12	1:C:90:LEU:N	2.22	0.55
1:A:43:VAL:C	1:A:45:PRO:HD2	2.27	0.55
1:C:242:GLN:HG3	1:C:247:TYR:HE2	1.71	0.55
1:C:75:PRO:O	1:C:167:TYR:OH	2.25	0.55
1:A:333:LEU:CD1	1:A:333:LEU:N	2.70	0.55
1:A:64:ALA:HB3	1:A:191:ALA:HB2	1.88	0.55
1:C:72:SER:O	1:C:73:ILE:CG1	2.55	0.55
1:B:209:VAL:O	1:B:213:ILE:HG13	2.07	0.55
1:A:374:LEU:CD1	1:A:374:LEU:H	2.19	0.55
1:C:74:SER:OG	1:C:166:THR:CG2	2.52	0.55
1:C:269:MET:HB3	1:C:399:MET:CE	2.37	0.55
1:A:333:LEU:HD23	1:A:341:ILE:HD11	1.89	0.55
1:A:97:VAL:HG13	1:A:342:VAL:HG23	1.89	0.55
1:C:152:LEU:O	1:C:153:PRO:C	2.43	0.55
1:C:64:ALA:HB1	1:C:191:ALA:HB2	1.89	0.55
1:A:303:LEU:CD2	1:A:303:LEU:H	2.19	0.55
1:A:372:LEU:N	1:A:373:PRO:HD3	2.22	0.55
1:A:154:THR:O	1:A:155:ILE:C	2.43	0.55
1:C:83:VAL:O	1:C:87:VAL:HG23	2.07	0.55
1:B:299:TYR:CB	1:B:303:LEU:HD21	2.37	0.55
1:B:299:TYR:O	1:B:303:LEU:HD23	2.07	0.55
1:C:8:ILE:HG13	1:C:15:LYS:HE3	1.89	0.55
1:A:106:LEU:HD12	1:A:106:LEU:C	2.25	0.54
1:B:113:ILE:HD11	1:B:385:MET:CE	2.36	0.54
1:B:333:LEU:H	1:B:333:LEU:CD1	2.19	0.54
1:C:299:TYR:O	1:C:303:LEU:HD23	2.07	0.54
1:A:90:LEU:N	1:A:90:LEU:HD12	2.22	0.54
1:B:117:VAL:HG21	1:B:377:PRO:HB2	1.89	0.54

Continued on next page...

Continued from previous page...

Atom-1	Atom-2	Interatomic distance (Å)	Clash overlap (Å)
1:B:183:LEU:HD23	1:B:183:LEU:O	2.07	0.54
1:B:57:LEU:CD2	1:B:194:MET:CE	2.81	0.54
1:B:67:VAL:HG11	1:B:187:ILE:HD13	1.88	0.54
1:A:343:LEU:CD1	1:A:343:LEU:C	2.75	0.54
1:B:152:LEU:O	1:B:153:PRO:C	2.44	0.54
1:C:333:LEU:CD1	1:C:333:LEU:H	2.20	0.54
1:A:57:LEU:HD23	1:A:194:MET:HE3	1.86	0.54
1:C:11:PRO:O	1:C:13:LEU:N	2.41	0.54
1:A:107:PHE:CB	1:A:230:LYS:HE2	2.30	0.54
1:C:289:ALA:O	1:C:294:ILE:CG1	2.55	0.54
1:C:67:VAL:HG11	1:C:187:ILE:HD13	1.88	0.54
1:C:281:THR:CG2	1:C:281:THR:O	2.55	0.54
1:B:155:ILE:O	1:B:159:ILE:CD1	2.55	0.54
1:B:333:LEU:HD23	1:B:341:ILE:HD11	1.90	0.54
1:C:303:LEU:CD2	1:C:303:LEU:H	2.20	0.54
1:B:289:ALA:O	1:B:294:ILE:CG1	2.55	0.54
1:A:155:ILE:O	1:A:159:ILE:CD1	2.56	0.54
1:B:154:THR:O	1:B:155:ILE:C	2.44	0.54
1:C:72:SER:C	1:C:73:ILE:HG13	2.27	0.54
1:B:311:MET:HE1	2:B:500:ASP:HB2	1.88	0.54
1:B:90:LEU:HD12	1:B:90:LEU:H	1.72	0.54
1:C:254:TYR:CG	1:C:411:ILE:HG23	2.43	0.54
1:B:372:LEU:N	1:B:373:PRO:HD3	2.22	0.54
1:B:352:THR:HG23	1:B:358:ALA:CB	2.27	0.54
1:B:303:LEU:H	1:B:303:LEU:CD2	2.20	0.54
1:B:309:ILE:HG22	1:B:310:ASN:H	1.73	0.54
1:B:72:SER:O	1:B:73:ILE:HG13	2.07	0.54
1:A:50:PHE:HE1	1:A:205:ALA:HA	1.67	0.54
1:A:374:LEU:O	1:A:380:ALA:HB2	2.06	0.54
1:A:168:LEU:HD11	1:C:193:ALA:HA	1.90	0.54
1:C:160:ILE:CD1	1:C:160:ILE:N	2.70	0.54
1:C:364:CYS:O	1:C:368:HIS:HD2	1.91	0.54
1:B:130:LEU:C	1:B:133:ILE:HG22	2.27	0.54
1:A:334:THR:HG22	1:A:337:GLN:CD	2.28	0.54
1:A:82:GLY:O	1:A:83:VAL:C	2.46	0.54
1:A:247:TYR:O	1:A:251:LEU:HG	2.07	0.54
1:B:166:THR:HA	1:B:169:MET:HE2	1.89	0.54
1:C:333:LEU:HD23	1:C:341:ILE:HD11	1.90	0.54
1:C:311:MET:HE1	2:C:500:ASP:HB2	1.89	0.54
1:C:309:ILE:HG22	1:C:310:ASN:H	1.73	0.54
1:A:8:ILE:HG13	1:A:15:LYS:HE3	1.89	0.54

Continued on next page...

Continued from previous page...

Atom-1	Atom-2	Interatomic distance (Å)	Clash overlap (Å)
1:C:178:LYS:HE2	1:C:182:THR:HG21	1.89	0.54
1:A:333:LEU:C	1:A:337:GLN:HE21	2.11	0.54
1:A:299:TYR:O	1:A:303:LEU:HD23	2.08	0.54
1:A:334:THR:HG23	1:A:334:THR:O	2.08	0.54
1:A:97:VAL:HG11	1:A:342:VAL:HG23	1.90	0.54
1:A:347:LEU:H	1:A:347:LEU:HD12	1.74	0.54
1:C:90:LEU:HD12	1:C:90:LEU:H	1.72	0.54
1:A:90:LEU:H	1:A:90:LEU:HD12	1.73	0.54
1:C:247:TYR:O	1:C:251:LEU:HG	2.07	0.54
1:C:59:MET:HB2	1:C:60:PRO:HD3	1.90	0.54
1:A:157:PHE:CD1	1:C:56:MET:HE1	2.41	0.54
1:C:43:VAL:C	1:C:45:PRO:HD2	2.27	0.53
1:C:287:ARG:O	1:C:291:GLU:HG3	2.08	0.53
1:C:99:LEU:C	1:C:99:LEU:HD23	2.27	0.53
1:B:239:LEU:O	1:B:242:GLN:HB3	2.08	0.53
1:A:117:VAL:HG21	1:A:377:PRO:HB2	1.89	0.53
1:B:333:LEU:N	1:B:333:LEU:CD1	2.70	0.53
1:B:334:THR:HG22	1:B:337:GLN:CD	2.29	0.53
1:C:347:LEU:H	1:C:347:LEU:HD12	1.73	0.53
1:C:355:VAL:H	1:C:358:ALA:HB2	1.73	0.53
1:A:374:LEU:HD12	1:A:374:LEU:H	1.73	0.53
1:A:371:GLY:O	1:A:372:LEU:HD23	2.09	0.53
1:A:97:VAL:HG13	1:A:98:THR:N	2.23	0.53
1:B:334:THR:O	1:B:334:THR:HG23	2.08	0.53
1:C:97:VAL:HG11	1:C:342:VAL:HG23	1.89	0.53
1:C:302:THR:C	1:C:304:PRO:HD2	2.28	0.53
1:B:43:VAL:C	1:B:45:PRO:HD2	2.28	0.53
1:A:289:ALA:O	1:A:294:ILE:HG13	2.08	0.53
1:B:359:GLY:HA3	1:B:397:ARG:NH1	2.23	0.53
1:B:254:TYR:CG	1:B:411:ILE:HG23	2.43	0.53
1:A:122:PHE:HD1	1:A:376:ASP:OD2	1.92	0.53
1:B:333:LEU:C	1:B:337:GLN:HE21	2.11	0.53
1:B:97:VAL:HG11	1:B:342:VAL:HG23	1.89	0.53
1:C:82:GLY:O	1:C:83:VAL:C	2.46	0.53
1:B:374:LEU:O	1:B:380:ALA:HB2	2.08	0.53
1:A:269:MET:HB3	1:A:399:MET:CE	2.38	0.53
1:B:347:LEU:H	1:B:347:LEU:HD12	1.74	0.53
1:A:359:GLY:HA3	1:A:397:ARG:NH1	2.23	0.53
1:B:374:LEU:H	1:B:374:LEU:HD12	1.71	0.53
1:C:122:PHE:HD1	1:C:376:ASP:OD2	1.92	0.53
1:C:231:VAL:CG2	1:C:324:PHE:CE1	2.92	0.53

Continued on next page...

Continued from previous page...

Atom-1	Atom-2	Interatomic distance (Å)	Clash overlap (Å)
1:C:333:LEU:CD1	1:C:333:LEU:N	2.70	0.53
1:B:352:THR:HG22	1:B:354:GLY:H	1.74	0.53
1:B:99:LEU:HD23	1:B:99:LEU:C	2.29	0.53
1:A:56:MET:HE2	1:B:157:PHE:CD1	2.41	0.53
1:C:363:LEU:HD12	1:C:366:VAL:HG11	1.88	0.53
1:A:303:LEU:N	1:A:304:PRO:CD	2.72	0.53
1:B:287:ARG:O	1:B:291:GLU:HG3	2.09	0.53
1:B:82:GLY:O	1:B:83:VAL:C	2.47	0.53
1:A:250:LEU:CA	1:A:253:ILE:CG2	2.84	0.53
1:B:364:CYS:O	1:B:368:HIS:HD2	1.92	0.53
1:B:298:ILE:N	1:B:298:ILE:CD1	2.72	0.53
1:C:359:GLY:HA3	1:C:397:ARG:NH1	2.24	0.53
1:B:160:ILE:N	1:B:160:ILE:CD1	2.72	0.53
1:B:67:VAL:HG11	1:B:187:ILE:CD1	2.39	0.53
1:A:339:LEU:C	1:A:342:VAL:HG12	2.29	0.53
1:A:285:THR:CG2	1:A:406:LEU:HD21	2.39	0.53
1:A:299:TYR:HB2	1:A:303:LEU:HD21	1.88	0.53
1:A:72:SER:O	1:A:73:ILE:HG13	2.08	0.53
1:C:239:LEU:O	1:C:242:GLN:HB3	2.09	0.53
1:A:67:VAL:HG11	1:A:187:ILE:HD13	1.91	0.53
1:B:183:LEU:C	1:B:183:LEU:CD2	2.77	0.53
1:B:97:VAL:HG13	1:B:342:VAL:HG23	1.89	0.53
1:C:154:THR:O	1:C:155:ILE:C	2.45	0.53
1:C:334:THR:HG22	1:C:337:GLN:CD	2.29	0.53
1:C:334:THR:HG23	1:C:334:THR:O	2.09	0.52
1:C:286:MET:HA	1:C:289:ALA:HB2	1.91	0.52
1:A:160:ILE:CD1	1:A:160:ILE:N	2.72	0.52
1:C:67:VAL:HG11	1:C:187:ILE:CD1	2.40	0.52
1:B:272:ALA:HB2	1:B:281:THR:HG21	1.91	0.52
1:C:326:ALA:HB2	1:C:333:LEU:HD11	1.84	0.52
1:C:299:TYR:CB	1:C:303:LEU:HD21	2.38	0.52
1:B:355:VAL:H	1:B:358:ALA:HB2	1.74	0.52
1:A:364:CYS:O	1:A:368:HIS:HD2	1.92	0.52
1:C:183:LEU:C	1:C:183:LEU:CD2	2.78	0.52
1:C:183:LEU:HD23	1:C:183:LEU:O	2.09	0.52
1:B:106:LEU:HD12	1:B:106:LEU:C	2.26	0.52
1:A:409:THR:O	1:A:412:VAL:HG12	2.10	0.52
1:B:78:LEU:CD2	1:B:78:LEU:N	2.72	0.52
1:A:254:TYR:CG	1:A:411:ILE:HG23	2.44	0.52
1:C:371:GLY:O	1:C:372:LEU:HD23	2.09	0.52
1:A:272:ALA:HB2	1:A:281:THR:HG21	1.90	0.52

Continued on next page...

Continued from previous page...

Atom-1	Atom-2	Interatomic distance (Å)	Clash overlap (Å)
1:C:40:HIS:CD2	1:C:215:TYR:HE1	2.27	0.52
1:A:183:LEU:C	1:A:183:LEU:CD2	2.77	0.52
1:A:59:MET:HB2	1:A:60:PRO:HD3	1.90	0.52
1:C:329:LEU:HD21	1:C:379:VAL:HG22	1.92	0.52
1:B:40:HIS:CD2	1:B:215:TYR:HE1	2.27	0.52
1:A:40:HIS:CD2	1:A:215:TYR:HE1	2.27	0.52
1:A:286:MET:HA	1:A:289:ALA:HB2	1.91	0.52
1:A:289:ALA:O	1:A:294:ILE:CG1	2.57	0.52
1:A:311:MET:HE1	2:A:500:ASP:HB2	1.91	0.52
1:C:103:MET:HE1	1:C:237:VAL:CG2	2.33	0.52
1:B:59:MET:HB2	1:B:60:PRO:HD3	1.91	0.52
1:A:299:TYR:CB	1:A:303:LEU:HD21	2.38	0.52
1:B:303:LEU:N	1:B:304:PRO:CD	2.72	0.52
1:C:30:LEU:N	1:C:30:LEU:CD1	2.73	0.52
1:A:11:PRO:O	1:A:12:VAL:C	2.47	0.52
1:B:329:LEU:HD21	1:B:379:VAL:HG22	1.91	0.52
1:B:107:PHE:O	1:B:109:PRO:CD	2.55	0.52
1:C:97:VAL:HG13	1:C:98:THR:N	2.24	0.52
1:C:303:LEU:N	1:C:304:PRO:CD	2.73	0.52
1:A:352:THR:HG22	1:A:354:GLY:H	1.75	0.52
1:B:411:ILE:H	1:B:411:ILE:CD1	2.23	0.52
1:B:122:PHE:HD1	1:B:376:ASP:OD2	1.93	0.52
1:A:75:PRO:O	1:A:167:TYR:OH	2.27	0.52
1:A:106:LEU:CD1	1:A:107:PHE:HD1	1.91	0.52
1:B:371:GLY:O	1:B:372:LEU:HD23	2.09	0.52
1:B:343:LEU:C	1:B:343:LEU:CD1	2.76	0.52
1:B:113:ILE:HD11	1:B:385:MET:HE1	1.91	0.52
1:B:205:ALA:O	1:B:209:VAL:HG23	2.10	0.52
1:C:107:PHE:O	1:C:109:PRO:CD	2.55	0.52
1:C:213:ILE:HD12	1:C:214:ALA:H	1.61	0.52
1:B:178:LYS:HE2	1:B:182:THR:HG21	1.91	0.52
1:A:298:ILE:N	1:A:298:ILE:CD1	2.72	0.52
1:C:333:LEU:C	1:C:337:GLN:HE21	2.12	0.51
1:A:239:LEU:O	1:A:242:GLN:HB3	2.09	0.51
1:A:376:ASP:OD1	1:A:377:PRO:HD2	2.10	0.51
1:B:8:ILE:HG13	1:B:15:LYS:HE3	1.91	0.51
1:C:88:TYR:CZ	1:C:92:THR:HG21	2.45	0.51
1:C:23:GLY:HA3	1:C:213:ILE:CD1	2.30	0.51
1:A:152:LEU:HB2	1:A:153:PRO:CD	2.40	0.51
1:C:159:ILE:CD1	1:C:159:ILE:N	2.73	0.51
1:A:287:ARG:O	1:A:291:GLU:HG3	2.10	0.51

Continued on next page...

Continued from previous page...

Atom-1	Atom-2	Interatomic distance (Å)	Clash overlap (Å)
1:C:28:LEU:O	1:C:29:ILE:C	2.47	0.51
1:A:411:ILE:H	1:A:411:ILE:CD1	2.23	0.51
1:A:303:LEU:CD1	1:A:406:LEU:HD23	2.38	0.51
1:B:11:PRO:O	1:B:12:VAL:C	2.48	0.51
1:C:130:LEU:C	1:C:133:ILE:HG22	2.28	0.51
1:A:183:LEU:HD23	1:A:183:LEU:O	2.10	0.51
1:A:347:LEU:H	1:A:347:LEU:CD1	2.23	0.51
1:B:286:MET:HA	1:B:289:ALA:HB2	1.91	0.51
1:A:196:LYS:HD2	1:B:168:LEU:CD2	2.41	0.51
1:C:117:VAL:CG1	1:C:378:ASN:OD1	2.57	0.51
1:C:329:LEU:CD1	1:C:329:LEU:N	2.74	0.51
1:C:272:ALA:HB2	1:C:281:THR:HG21	1.91	0.51
1:B:103:MET:HE2	1:B:237:VAL:CG2	2.18	0.51
1:B:347:LEU:H	1:B:347:LEU:CD1	2.24	0.51
1:C:97:VAL:O	1:C:101:ILE:HD12	2.06	0.51
1:B:64:ALA:HB3	1:B:191:ALA:HB2	1.92	0.51
1:C:64:ALA:HB3	1:C:191:ALA:HB2	1.91	0.51
1:C:352:THR:HG22	1:C:354:GLY:H	1.75	0.51
1:A:355:VAL:H	1:A:358:ALA:HB2	1.75	0.51
1:C:205:ALA:O	1:C:209:VAL:HG23	2.11	0.51
1:A:272:ALA:HB2	1:A:402:VAL:HG21	1.93	0.51
1:A:231:VAL:CG2	1:A:324:PHE:CE1	2.93	0.51
1:C:152:LEU:HB2	1:C:153:PRO:CD	2.41	0.51
1:C:347:LEU:H	1:C:347:LEU:CD1	2.23	0.51
1:A:117:VAL:CG1	1:A:378:ASN:OD1	2.58	0.51
1:B:75:PRO:O	1:B:167:TYR:OH	2.28	0.51
1:A:97:VAL:O	1:A:101:ILE:HD12	2.06	0.51
1:C:366:VAL:O	1:C:369:SER:O	2.29	0.51
1:A:78:LEU:N	1:A:78:LEU:CD2	2.73	0.51
1:B:409:THR:O	1:B:412:VAL:HG12	2.11	0.51
1:B:28:LEU:O	1:B:29:ILE:C	2.47	0.51
1:C:411:ILE:H	1:C:411:ILE:CD1	2.24	0.51
1:C:298:ILE:N	1:C:298:ILE:CD1	2.73	0.51
1:A:157:PHE:CD1	1:C:56:MET:CE	2.82	0.51
1:B:219:GLU:O	1:B:220:GLN:CB	2.59	0.51
1:C:72:SER:O	1:C:73:ILE:HG13	2.11	0.51
1:A:103:MET:HE1	1:A:237:VAL:CG2	2.32	0.51
1:A:329:LEU:CD1	1:A:329:LEU:N	2.74	0.51
1:B:161:LEU:O	1:B:165:ILE:HG13	2.11	0.51
1:A:110:GLY:O	1:A:111:ALA:C	2.49	0.50
1:B:107:PHE:CB	1:B:230:LYS:HE2	2.30	0.50

Continued on next page...

Continued from previous page...

Atom-1	Atom-2	Interatomic distance (Å)	Clash overlap (Å)
1:C:106:LEU:CD1	1:C:107:PHE:HD1	1.92	0.50
1:C:352:THR:HG23	1:C:358:ALA:CB	2.26	0.50
1:C:78:LEU:O	1:C:79:GLY:O	2.29	0.50
1:B:30:LEU:N	1:B:30:LEU:CD1	2.73	0.50
1:A:205:ALA:N	1:A:206:PRO:CD	2.74	0.50
1:C:121:GLN:CG	1:C:122:PHE:N	2.75	0.50
1:C:219:GLU:O	1:C:220:GLN:CB	2.59	0.50
1:B:323:PHE:HZ	1:B:338:GLN:HG3	1.77	0.50
1:B:28:LEU:CD2	1:B:28:LEU:H	2.24	0.50
1:A:28:LEU:O	1:A:29:ILE:C	2.47	0.50
1:A:362:MET:HE3	1:A:365:MET:SD	2.52	0.50
1:B:231:VAL:HG21	1:B:324:PHE:CD1	2.46	0.50
1:A:303:LEU:HD21	1:A:409:THR:HG21	1.93	0.50
1:C:113:ILE:CG2	1:C:328:ALA:HA	2.42	0.50
1:B:290:LYS:C	1:B:292:MET:N	2.60	0.50
1:A:67:VAL:HG11	1:A:187:ILE:CD1	2.41	0.50
1:C:198:VAL:O	1:C:202:MET:HG2	2.12	0.50
1:A:107:PHE:O	1:A:109:PRO:CD	2.57	0.50
1:C:11:PRO:O	1:C:12:VAL:C	2.48	0.50
1:A:329:LEU:HD21	1:A:379:VAL:HG22	1.94	0.50
1:A:231:VAL:HG21	1:A:324:PHE:CD1	2.46	0.50
1:B:115:LEU:CD2	1:B:115:LEU:N	2.74	0.50
1:C:323:PHE:HZ	1:C:338:GLN:HG3	1.76	0.50
1:A:285:THR:HG23	1:A:406:LEU:HD21	1.93	0.50
1:A:300:SER:O	1:A:304:PRO:HG3	2.11	0.50
1:C:251:LEU:CD2	1:C:411:ILE:HD11	2.41	0.50
1:B:376:ASP:OD1	1:B:377:PRO:HD2	2.11	0.50
1:B:152:LEU:HB2	1:B:153:PRO:CD	2.42	0.50
1:B:159:ILE:CD1	1:B:159:ILE:N	2.75	0.50
1:B:231:VAL:CG2	1:B:324:PHE:CE1	2.93	0.50
1:C:409:THR:O	1:C:412:VAL:HG12	2.12	0.50
1:B:303:LEU:HD21	1:B:409:THR:HG21	1.94	0.50
1:C:272:ALA:HB2	1:C:402:VAL:HG21	1.93	0.50
1:A:342:VAL:HG13	1:A:343:LEU:H	1.76	0.50
1:B:106:LEU:HD13	1:B:107:PHE:CD1	2.29	0.50
1:C:231:VAL:HG21	1:C:324:PHE:CD1	2.46	0.50
1:C:303:LEU:CD1	1:C:406:LEU:HD23	2.40	0.50
1:A:80:ARG:HA	1:A:83:VAL:HG23	1.93	0.50
1:A:411:ILE:H	1:A:411:ILE:HD12	1.73	0.50
1:C:103:MET:HE2	1:C:237:VAL:CG2	2.13	0.50
1:A:366:VAL:O	1:A:369:SER:O	2.30	0.50

Continued on next page...

Continued from previous page...

Atom-1	Atom-2	Interatomic distance (Å)	Clash overlap (Å)
1:C:78:LEU:CD2	1:C:78:LEU:N	2.74	0.50
1:A:309:ILE:HG22	1:A:310:ASN:H	1.75	0.50
1:A:28:LEU:CD2	1:A:28:LEU:H	2.25	0.50
1:A:251:LEU:CD2	1:A:411:ILE:HD11	2.42	0.50
1:A:10:TYR:CB	1:A:11:PRO:HD2	2.20	0.50
1:B:174:GLU:OE2	1:B:174:GLU:HA	2.11	0.49
1:C:80:ARG:HA	1:C:83:VAL:HG23	1.93	0.49
1:A:174:GLU:OE2	1:A:174:GLU:HA	2.12	0.49
1:A:324:PHE:CD2	1:A:386:ILE:HD11	2.47	0.49
1:B:339:LEU:C	1:B:342:VAL:HG12	2.29	0.49
1:C:36:ALA:HB1	1:C:218:ALA:HB3	1.91	0.49
1:A:88:TYR:CZ	1:A:92:THR:HG21	2.47	0.49
1:B:23:GLY:CA	1:B:213:ILE:HD11	2.32	0.49
1:B:247:TYR:OH	1:B:312:ASP:OD1	2.23	0.49
1:B:121:GLN:CG	1:B:122:PHE:N	2.75	0.49
1:A:14:GLN:O	1:A:18:ILE:HG12	2.12	0.49
1:A:115:LEU:HD23	1:A:328:ALA:O	2.12	0.49
1:C:303:LEU:HD21	1:C:409:THR:HG21	1.93	0.49
1:B:285:THR:CG2	1:B:406:LEU:HD21	2.42	0.49
1:C:364:CYS:O	1:C:368:HIS:CD2	2.65	0.49
1:C:14:GLN:O	1:C:18:ILE:HG12	2.13	0.49
1:A:231:VAL:CG2	1:A:324:PHE:CD1	2.96	0.49
1:B:299:TYR:C	1:B:303:LEU:HD23	2.33	0.49
1:B:90:LEU:CD1	1:B:90:LEU:H	2.25	0.49
1:A:8:ILE:HG23	1:A:8:ILE:O	2.13	0.49
1:A:323:PHE:HZ	1:A:338:GLN:HG3	1.76	0.49
1:B:110:GLY:O	1:B:111:ALA:C	2.51	0.49
1:C:110:GLY:O	1:C:111:ALA:C	2.49	0.49
1:B:303:LEU:CD1	1:B:406:LEU:HD23	2.39	0.49
1:C:28:LEU:H	1:C:28:LEU:CD2	2.25	0.49
1:A:121:GLN:CG	1:A:122:PHE:N	2.75	0.49
1:B:329:LEU:N	1:B:329:LEU:CD1	2.75	0.49
1:B:272:ALA:HB2	1:B:402:VAL:HG21	1.93	0.49
1:B:366:VAL:O	1:B:369:SER:O	2.30	0.49
1:C:115:LEU:CD2	1:C:115:LEU:N	2.76	0.49
1:B:300:SER:O	1:B:304:PRO:HG3	2.12	0.49
1:B:88:TYR:CZ	1:B:92:THR:HG21	2.47	0.49
1:B:407:THR:O	1:B:407:THR:HG22	2.12	0.49
1:B:117:VAL:CG1	1:B:378:ASN:OD1	2.61	0.49
1:B:198:VAL:O	1:B:202:MET:HG2	2.12	0.49
1:B:231:VAL:CG2	1:B:324:PHE:CD1	2.96	0.49

Continued on next page...

Continued from previous page...

Atom-1	Atom-2	Interatomic distance (Å)	Clash overlap (Å)
1:C:339:LEU:C	1:C:342:VAL:HG12	2.31	0.49
1:C:362:MET:HE3	1:C:365:MET:SD	2.52	0.49
1:A:398:THR:OG1	2:A:500:ASP:HA	2.13	0.49
1:B:28:LEU:O	1:B:31:GLY:CA	2.61	0.49
1:C:174:GLU:OE2	1:C:174:GLU:HA	2.12	0.49
1:B:362:MET:HE3	1:B:365:MET:SD	2.53	0.49
1:C:137:ILE:O	1:C:153:PRO:HA	2.13	0.49
1:C:231:VAL:CG2	1:C:324:PHE:CD1	2.95	0.49
1:A:299:TYR:C	1:A:303:LEU:HD23	2.33	0.49
1:A:23:GLY:HA3	1:A:213:ILE:CD1	2.30	0.49
1:A:198:VAL:O	1:A:202:MET:HG2	2.12	0.49
1:A:219:GLU:O	1:A:220:GLN:CB	2.59	0.49
1:A:113:ILE:CG2	1:A:328:ALA:HA	2.43	0.49
1:B:155:ILE:HG21	1:B:347:LEU:HD23	1.95	0.49
1:B:12:VAL:HG23	1:B:13:LEU:N	2.28	0.49
1:A:161:LEU:O	1:A:165:ILE:HG13	2.13	0.49
1:C:285:THR:CG2	1:C:406:LEU:HD21	2.42	0.49
1:C:78:LEU:C	1:C:79:GLY:O	2.48	0.49
1:B:251:LEU:CD2	1:B:411:ILE:HD11	2.43	0.49
1:B:115:LEU:HD23	1:B:328:ALA:O	2.13	0.48
1:A:364:CYS:O	1:A:368:HIS:CD2	2.66	0.48
1:A:137:ILE:O	1:A:153:PRO:HA	2.13	0.48
1:B:113:ILE:CG2	1:B:328:ALA:HA	2.42	0.48
1:C:205:ALA:N	1:C:206:PRO:CD	2.74	0.48
1:A:90:LEU:CD1	1:A:90:LEU:H	2.27	0.48
1:B:411:ILE:H	1:B:411:ILE:HD12	1.73	0.48
1:B:185:ASP:OD1	1:C:178:LYS:HE2	2.12	0.48
1:B:324:PHE:CD2	1:B:386:ILE:HD11	2.48	0.48
1:C:101:ILE:N	1:C:101:ILE:CD1	2.65	0.48
1:C:145:ALA:O	1:C:149:GLY:O	2.31	0.48
1:B:39:VAL:HG13	1:B:43:VAL:CB	2.43	0.48
1:A:30:LEU:N	1:A:30:LEU:CD1	2.74	0.48
1:C:407:THR:O	1:C:407:THR:HG22	2.13	0.48
1:C:155:ILE:HG21	1:C:347:LEU:HD23	1.94	0.48
1:C:300:SER:O	1:C:304:PRO:HG3	2.13	0.48
1:C:90:LEU:CD1	1:C:90:LEU:H	2.26	0.48
1:A:44:LYS:N	1:A:45:PRO:CD	2.76	0.48
1:B:80:ARG:HA	1:B:83:VAL:HG23	1.94	0.48
1:B:23:GLY:HA3	1:B:213:ILE:CD1	2.30	0.48
1:A:205:ALA:O	1:A:209:VAL:HG23	2.12	0.48
1:B:203:GLN:CA	1:B:203:GLN:HE21	2.14	0.48

Continued on next page...

Continued from previous page...

Atom-1	Atom-2	Interatomic distance (Å)	Clash overlap (Å)
1:B:326:ALA:HB2	1:B:333:LEU:HD11	1.86	0.48
1:B:342:VAL:HG13	1:B:343:LEU:H	1.77	0.48
1:C:28:LEU:HD22	1:C:217:MET:HB3	1.96	0.48
1:A:407:THR:HG22	1:A:407:THR:O	2.13	0.48
1:C:247:TYR:OH	1:C:312:ASP:OD1	2.22	0.48
1:C:12:VAL:HG23	1:C:13:LEU:N	2.28	0.48
1:B:364:CYS:O	1:B:368:HIS:CD2	2.67	0.48
1:C:374:LEU:HD12	1:C:374:LEU:H	1.72	0.48
1:A:155:ILE:HG21	1:A:347:LEU:HD23	1.96	0.48
1:B:205:ALA:N	1:B:206:PRO:CD	2.75	0.48
1:C:8:ILE:O	1:C:8:ILE:HG23	2.14	0.48
1:A:149:GLY:O	1:A:150:GLN:HB3	2.14	0.48
1:A:78:LEU:C	1:A:79:GLY:O	2.49	0.48
1:B:357:GLY:O	1:B:358:ALA:C	2.52	0.48
1:B:137:ILE:O	1:B:153:PRO:HA	2.13	0.47
1:C:106:LEU:HD12	1:C:107:PHE:CG	2.46	0.47
1:C:155:ILE:HG13	1:C:365:MET:CE	2.44	0.47
1:C:342:VAL:HG13	1:C:343:LEU:H	1.78	0.47
1:C:350:ILE:O	1:C:350:ILE:HG22	2.13	0.47
1:C:285:THR:HG23	1:C:406:LEU:HD21	1.95	0.47
1:B:78:LEU:C	1:B:79:GLY:O	2.49	0.47
1:A:101:ILE:O	1:A:105:ARG:HG2	2.14	0.47
1:A:115:LEU:N	1:A:115:LEU:CD2	2.77	0.47
1:A:370:VAL:CG1	1:A:370:VAL:O	2.60	0.47
1:B:14:GLN:O	1:B:18:ILE:HG12	2.13	0.47
1:A:141:ASN:O	1:A:142:PRO:C	2.52	0.47
1:A:152:LEU:N	1:A:152:LEU:CD1	2.65	0.47
1:A:347:LEU:N	1:A:347:LEU:CD1	2.76	0.47
1:B:326:ALA:HB3	1:B:333:LEU:HD11	1.86	0.47
1:C:357:GLY:O	1:C:358:ALA:C	2.53	0.47
1:A:357:GLY:O	1:A:358:ALA:C	2.51	0.47
1:B:186:ALA:O	1:B:187:ILE:C	2.53	0.47
1:B:272:ALA:CB	1:B:402:VAL:HG21	2.44	0.47
1:A:272:ALA:CB	1:A:402:VAL:HG21	2.44	0.47
1:A:18:ILE:O	1:A:22:LEU:HB3	2.14	0.47
1:A:145:ALA:O	1:A:149:GLY:O	2.31	0.47
1:A:342:VAL:CG1	1:A:343:LEU:N	2.77	0.47
1:B:155:ILE:HG13	1:B:365:MET:CE	2.44	0.47
1:C:299:TYR:C	1:C:303:LEU:HD23	2.33	0.47
1:B:57:LEU:O	1:B:60:PRO:HD2	2.14	0.47
1:C:18:ILE:O	1:C:22:LEU:HB3	2.14	0.47

Continued on next page...

Continued from previous page...

Atom-1	Atom-2	Interatomic distance (Å)	Clash overlap (Å)
1:B:299:TYR:HB2	1:B:303:LEU:HD21	1.88	0.47
1:B:309:ILE:CG2	1:B:310:ASN:N	2.77	0.47
1:A:248:PHE:CD2	1:A:258:PRO:HB3	2.48	0.47
1:C:272:ALA:CB	1:C:402:VAL:HG21	2.44	0.47
1:B:254:TYR:CE2	1:B:411:ILE:HG21	2.50	0.47
1:A:12:VAL:HG23	1:A:13:LEU:N	2.28	0.47
1:B:101:ILE:O	1:B:105:ARG:HG2	2.15	0.47
1:B:149:GLY:O	1:B:150:GLN:HB3	2.15	0.47
1:C:101:ILE:O	1:C:105:ARG:HG2	2.14	0.47
1:C:149:GLY:O	1:C:150:GLN:HB3	2.15	0.47
1:A:108:ASN:H	1:A:230:LYS:HZ1	1.63	0.47
1:B:150:GLN:CG	1:B:153:PRO:HG2	2.45	0.47
1:A:36:ALA:O	1:A:39:VAL:HB	2.15	0.47
1:A:78:LEU:O	1:A:79:GLY:O	2.32	0.47
1:B:285:THR:HG23	1:B:406:LEU:HD21	1.96	0.47
1:C:254:TYR:CE2	1:C:411:ILE:HG21	2.50	0.47
1:C:248:PHE:CD2	1:C:258:PRO:HB3	2.48	0.47
1:C:161:LEU:O	1:C:165:ILE:HG13	2.15	0.47
1:C:342:VAL:CG1	1:C:343:LEU:N	2.78	0.47
1:A:309:ILE:CG2	1:A:310:ASN:N	2.78	0.47
1:A:204:TYR:C	1:A:206:PRO:HD2	2.35	0.47
1:C:411:ILE:H	1:C:411:ILE:HD12	1.74	0.47
1:A:18:ILE:O	1:A:22:LEU:CB	2.63	0.47
1:C:398:THR:OG1	2:C:500:ASP:HA	2.15	0.47
1:C:376:ASP:OD1	1:C:377:PRO:HD2	2.14	0.47
1:C:9:GLU:OE1	1:C:9:GLU:HA	2.15	0.47
1:C:309:ILE:CG2	1:C:310:ASN:N	2.77	0.47
1:A:55:CYS:C	1:A:58:VAL:HG12	2.28	0.47
1:B:8:ILE:O	1:B:8:ILE:HG23	2.15	0.47
1:A:173:ASN:OD1	1:A:174:GLU:N	2.48	0.47
1:A:28:LEU:O	1:A:31:GLY:CA	2.62	0.46
1:C:241:LEU:CD2	1:C:241:LEU:C	2.83	0.46
1:A:186:ALA:O	1:A:187:ILE:C	2.53	0.46
1:B:145:ALA:O	1:B:149:GLY:O	2.32	0.46
1:C:28:LEU:O	1:C:31:GLY:CA	2.62	0.46
1:A:192:GLU:HG2	1:B:176:VAL:HG13	1.96	0.46
1:A:39:VAL:HG13	1:A:43:VAL:CB	2.45	0.46
1:A:241:LEU:CD2	1:A:241:LEU:C	2.84	0.46
1:C:23:GLY:CA	1:C:213:ILE:HD11	2.32	0.46
1:C:160:ILE:CD1	1:C:160:ILE:H	2.29	0.46
1:B:257:ASP:O	1:B:261:PHE:HB2	2.16	0.46

Continued on next page...

Continued from previous page...

Atom-1	Atom-2	Interatomic distance (Å)	Clash overlap (Å)
1:C:12:VAL:CA	1:C:15:LYS:HB3	2.45	0.46
1:A:326:ALA:HB3	1:A:333:LEU:HD11	1.88	0.46
1:C:324:PHE:CD2	1:C:386:ILE:HD11	2.49	0.46
1:C:115:LEU:HD23	1:C:328:ALA:O	2.14	0.46
1:C:36:ALA:O	1:C:39:VAL:HB	2.16	0.46
1:B:241:LEU:HD23	1:B:245:LEU:HB3	1.97	0.46
1:B:204:TYR:C	1:B:206:PRO:HD2	2.36	0.46
1:C:204:TYR:C	1:C:206:PRO:HD2	2.35	0.46
1:C:257:ASP:O	1:C:261:PHE:HB2	2.15	0.46
1:C:141:ASN:O	1:C:142:PRO:C	2.54	0.46
1:C:334:THR:O	1:C:335:VAL:C	2.53	0.46
1:C:372:LEU:O	1:C:379:VAL:HG11	2.15	0.46
1:B:18:ILE:O	1:B:22:LEU:HB3	2.16	0.46
1:C:347:LEU:CD1	1:C:347:LEU:N	2.76	0.46
1:A:28:LEU:HD22	1:A:217:MET:HB3	1.97	0.46
1:C:241:LEU:HD23	1:C:245:LEU:HB3	1.98	0.46
1:B:130:LEU:HA	1:B:133:ILE:HG22	1.98	0.46
1:A:372:LEU:O	1:A:379:VAL:HG11	2.16	0.46
1:B:141:ASN:O	1:B:142:PRO:C	2.54	0.46
1:B:227:GLU:OE1	1:B:227:GLU:HA	2.16	0.46
1:C:355:VAL:HG12	1:C:356:PRO:HG2	1.98	0.46
1:A:168:LEU:HD11	1:C:193:ALA:CA	2.45	0.46
1:C:55:CYS:C	1:C:58:VAL:HG12	2.29	0.46
1:A:57:LEU:O	1:A:60:PRO:HD2	2.15	0.46
1:C:44:LYS:N	1:C:45:PRO:CD	2.77	0.46
1:C:73:ILE:HG23	1:C:86:VAL:HG11	1.98	0.46
1:A:241:LEU:HD23	1:A:245:LEU:HB3	1.98	0.46
1:A:187:ILE:O	1:A:190:LEU:HB3	2.16	0.46
1:A:107:PHE:C	1:A:108:ASN:HD22	2.19	0.46
1:B:173:ASN:OD1	1:B:174:GLU:N	2.48	0.46
1:A:311:MET:HE1	1:A:352:THR:CG2	2.46	0.46
1:B:248:PHE:CD2	1:B:258:PRO:HB3	2.48	0.46
1:A:159:ILE:CD1	1:A:159:ILE:N	2.74	0.46
1:B:334:THR:O	1:B:335:VAL:C	2.52	0.46
1:C:107:PHE:C	1:C:108:ASN:HD22	2.19	0.46
1:C:323:PHE:CE2	1:C:333:LEU:HD22	2.51	0.46
1:A:73:ILE:HG23	1:A:86:VAL:HG11	1.98	0.46
1:B:28:LEU:HD22	1:B:217:MET:HB3	1.97	0.46
1:B:9:GLU:HA	1:B:9:GLU:OE1	2.15	0.46
1:B:295:SER:HB3	1:B:298:ILE:CD1	2.34	0.46
1:A:106:LEU:HD12	1:A:107:PHE:CG	2.46	0.45

Continued on next page...

Continued from previous page...

Atom-1	Atom-2	Interatomic distance (Å)	Clash overlap (Å)
1:A:227:GLU:HA	1:A:227:GLU:OE1	2.16	0.45
1:B:342:VAL:CG1	1:B:343:LEU:N	2.79	0.45
1:B:347:LEU:N	1:B:347:LEU:CD1	2.78	0.45
1:C:186:ALA:O	1:C:188:ASN:O	2.35	0.45
1:A:130:LEU:HA	1:A:133:ILE:HG22	1.98	0.45
1:C:224:VAL:O	1:C:228:LEU:HG	2.16	0.45
1:B:323:PHE:CE2	1:B:333:LEU:HD22	2.51	0.45
1:B:336:GLY:O	1:B:340:THR:OG1	2.31	0.45
1:C:151:VAL:HG12	1:C:152:LEU:N	2.31	0.45
1:C:339:LEU:HD12	1:C:340:THR:N	2.31	0.45
1:C:39:VAL:HG13	1:C:43:VAL:CB	2.46	0.45
1:B:317:TYR:CZ	1:B:397:ARG:NH2	2.84	0.45
1:B:189:GLY:O	1:B:193:ALA:N	2.46	0.45
1:C:18:ILE:O	1:C:22:LEU:CB	2.64	0.45
1:A:269:MET:HB3	1:A:399:MET:HE3	1.99	0.45
1:A:275:THR:O	1:A:276:ARG:HB2	2.16	0.45
1:B:370:VAL:O	1:B:370:VAL:CG1	2.63	0.45
1:B:78:LEU:O	1:B:79:GLY:O	2.33	0.45
1:A:224:VAL:O	1:A:228:LEU:HG	2.16	0.45
1:C:275:THR:O	1:C:276:ARG:HB2	2.16	0.45
1:B:36:ALA:HB1	1:B:218:ALA:HB3	1.92	0.45
1:B:39:VAL:CG1	1:B:43:VAL:HB	2.45	0.45
1:B:44:LYS:N	1:B:45:PRO:CD	2.76	0.45
1:A:397:ARG:HD2	2:A:500:ASP:OD1	2.17	0.45
1:C:250:LEU:CA	1:C:253:ILE:CG2	2.83	0.45
1:C:247:TYR:HD1	1:C:407:THR:CB	2.29	0.45
1:C:186:ALA:O	1:C:187:ILE:C	2.54	0.45
1:B:192:GLU:OE2	1:B:192:GLU:HA	2.16	0.45
1:B:107:PHE:C	1:B:108:ASN:HD22	2.19	0.45
1:B:350:ILE:O	1:B:350:ILE:HG22	2.16	0.45
1:A:168:LEU:HD21	1:C:196:LYS:CG	2.46	0.45
1:C:183:LEU:HD21	1:C:187:ILE:HD11	1.98	0.45
1:C:122:PHE:CD1	1:C:376:ASP:OD2	2.70	0.45
1:A:350:ILE:HG22	1:A:350:ILE:O	2.17	0.45
1:C:311:MET:HE1	1:C:352:THR:CG2	2.46	0.45
1:A:236:TYR:O	1:A:238:GLY:N	2.50	0.45
1:A:96:ALA:HB2	1:A:312:ASP:HB2	1.99	0.45
1:B:187:ILE:O	1:B:190:LEU:HB3	2.17	0.45
1:A:9:GLU:OE1	1:A:9:GLU:HA	2.16	0.45
1:A:61:ILE:O	1:A:65:SER:HB2	2.16	0.45
1:C:173:ASN:OD1	1:C:174:GLU:N	2.49	0.45

Continued on next page...

Continued from previous page...

Atom-1	Atom-2	Interatomic distance (Å)	Clash overlap (Å)
1:A:141:ASN:ND2	1:C:149:GLY:H	2.15	0.45
1:B:106:LEU:HD12	1:B:107:PHE:CG	2.45	0.45
1:C:150:GLN:CG	1:C:153:PRO:HG2	2.45	0.45
1:C:227:GLU:OE1	1:C:227:GLU:HA	2.16	0.45
1:C:97:VAL:HG21	1:C:342:VAL:HA	1.99	0.45
1:C:370:VAL:O	1:C:370:VAL:CG1	2.62	0.45
1:B:61:ILE:HD11	1:B:361:ILE:HG22	1.99	0.45
1:A:339:LEU:HD12	1:A:340:THR:N	2.32	0.45
1:B:97:VAL:HG21	1:B:342:VAL:HA	1.99	0.45
1:C:152:LEU:N	1:C:155:ILE:HD13	2.32	0.45
1:B:36:ALA:O	1:B:39:VAL:HB	2.17	0.45
1:B:311:MET:HE1	1:B:352:THR:CG2	2.47	0.45
1:B:275:THR:O	1:B:276:ARG:HB2	2.16	0.45
1:A:122:PHE:CD1	1:A:376:ASP:OD2	2.70	0.45
1:C:189:GLY:O	1:C:193:ALA:N	2.46	0.45
1:C:75:PRO:HA	1:C:76:ALA:HA	1.49	0.45
1:A:39:VAL:CG1	1:A:43:VAL:HB	2.48	0.44
1:B:73:ILE:HG23	1:B:86:VAL:HG11	1.98	0.44
1:A:254:TYR:CE2	1:A:411:ILE:HG21	2.53	0.44
1:A:189:GLY:O	1:A:193:ALA:N	2.46	0.44
1:B:183:LEU:HD21	1:B:187:ILE:HD11	1.99	0.44
1:C:187:ILE:O	1:C:190:LEU:HB3	2.16	0.44
1:B:18:ILE:O	1:B:22:LEU:CB	2.65	0.44
1:C:289:ALA:O	1:C:294:ILE:HD12	2.17	0.44
1:C:78:LEU:O	1:C:79:GLY:C	2.56	0.44
1:A:36:ALA:HB1	1:A:218:ALA:HB3	1.92	0.44
1:A:73:ILE:CG2	1:A:73:ILE:O	2.65	0.44
1:B:28:LEU:CD2	1:B:28:LEU:N	2.80	0.44
1:B:236:TYR:O	1:B:238:GLY:N	2.50	0.44
1:A:203:GLN:CA	1:A:203:GLN:HE21	2.13	0.44
1:A:333:LEU:HA	1:A:337:GLN:HE22	1.74	0.44
1:C:141:ASN:O	1:C:144:GLY:N	2.51	0.44
1:C:192:GLU:OE2	1:C:192:GLU:HA	2.16	0.44
1:C:28:LEU:HD12	1:C:222:VAL:HG22	1.99	0.44
1:C:252:LYS:C	1:C:252:LYS:CD	2.83	0.44
1:C:251:LEU:HD23	1:C:411:ILE:HD11	1.99	0.44
1:A:257:ASP:O	1:A:261:PHE:HB2	2.17	0.44
1:A:193:ALA:CB	1:B:168:LEU:HD11	2.48	0.44
1:C:57:LEU:O	1:C:60:PRO:HD2	2.18	0.44
1:B:372:LEU:O	1:B:379:VAL:HG11	2.17	0.44
1:C:295:SER:HB3	1:C:298:ILE:CD1	2.33	0.44

Continued on next page...

Continued from previous page...

Atom-1	Atom-2	Interatomic distance (Å)	Clash overlap (Å)
1:A:281:THR:O	1:A:281:THR:CG2	2.56	0.44
1:B:28:LEU:HD12	1:B:222:VAL:HG22	1.99	0.44
1:A:23:GLY:CA	1:A:213:ILE:HD11	2.32	0.44
1:C:236:TYR:O	1:C:238:GLY:N	2.51	0.44
1:B:339:LEU:HD12	1:B:340:THR:N	2.31	0.44
1:B:398:THR:OG1	2:B:500:ASP:HA	2.16	0.44
1:A:28:LEU:N	1:A:28:LEU:CD2	2.81	0.44
1:A:251:LEU:HD23	1:A:411:ILE:HD11	2.00	0.44
1:A:10:TYR:CB	1:A:11:PRO:CD	2.86	0.44
1:B:186:ALA:O	1:B:188:ASN:O	2.35	0.44
1:A:335:VAL:CG1	1:A:335:VAL:O	2.66	0.44
1:C:342:VAL:O	1:C:346:VAL:HG23	2.17	0.44
1:C:362:MET:CE	1:C:365:MET:SD	3.06	0.44
1:A:192:GLU:HA	1:A:192:GLU:OE2	2.17	0.44
1:C:352:THR:HG22	1:C:358:ALA:HB1	1.89	0.44
1:B:397:ARG:HD2	2:B:500:ASP:OD1	2.17	0.44
1:B:235:VAL:O	1:B:238:GLY:N	2.47	0.44
1:B:40:HIS:HD2	1:B:215:TYR:CZ	2.36	0.44
1:C:40:HIS:HD2	1:C:215:TYR:CZ	2.35	0.44
1:A:334:THR:O	1:A:335:VAL:C	2.53	0.44
1:A:155:ILE:CG1	1:A:365:MET:CE	2.96	0.44
1:A:97:VAL:HG21	1:A:342:VAL:HA	1.99	0.44
1:B:311:MET:SD	1:B:352:THR:HB	2.58	0.44
1:A:317:TYR:CZ	1:A:397:ARG:NH2	2.86	0.44
1:B:73:ILE:CG2	1:B:73:ILE:O	2.65	0.44
1:B:241:LEU:C	1:B:241:LEU:CD2	2.83	0.44
1:B:213:ILE:HD12	1:B:214:ALA:CA	2.44	0.44
1:A:182:THR:O	1:A:185:ASP:N	2.51	0.44
1:A:220:GLN:OE1	1:A:220:GLN:HA	2.18	0.44
1:C:269:MET:HB3	1:C:399:MET:HE3	2.00	0.44
1:B:342:VAL:O	1:B:346:VAL:HG23	2.17	0.44
1:C:285:THR:HG22	1:C:303:LEU:HD12	2.00	0.44
1:B:12:VAL:CA	1:B:15:LYS:HB3	2.45	0.44
1:A:40:HIS:HD2	1:A:215:TYR:CZ	2.36	0.44
1:A:113:ILE:HD11	1:A:385:MET:HE1	1.99	0.43
1:A:141:ASN:O	1:A:144:GLY:N	2.51	0.43
1:B:252:LYS:C	1:B:252:LYS:CD	2.82	0.43
1:A:235:VAL:O	1:A:238:GLY:N	2.48	0.43
1:B:96:ALA:HB2	1:B:312:ASP:HB2	2.00	0.43
1:C:220:GLN:CB	1:C:224:VAL:CG1	2.95	0.43
1:A:150:GLN:CG	1:A:153:PRO:HG2	2.48	0.43

Continued on next page...

Continued from previous page...

Atom-1	Atom-2	Interatomic distance (Å)	Clash overlap (Å)
1:A:323:PHE:CE2	1:A:333:LEU:HD22	2.53	0.43
1:B:104:ALA:HB1	1:B:323:PHE:HB2	2.00	0.43
1:B:247:TYR:HD1	1:B:407:THR:CB	2.31	0.43
1:A:186:ALA:O	1:A:188:ASN:O	2.37	0.43
1:C:57:LEU:HD23	1:C:194:MET:CE	2.48	0.43
1:B:61:ILE:HD11	1:B:361:ILE:CG2	2.48	0.43
1:A:75:PRO:HA	1:A:76:ALA:HA	1.50	0.43
1:A:113:ILE:HD11	1:A:385:MET:SD	2.58	0.43
1:C:335:VAL:CG1	1:C:335:VAL:O	2.66	0.43
1:C:113:ILE:HD11	1:C:385:MET:SD	2.58	0.43
1:C:10:TYR:CB	1:C:11:PRO:CD	2.87	0.43
1:A:157:PHE:CD1	1:C:56:MET:HE2	2.44	0.43
1:A:152:LEU:N	1:A:155:ILE:HD13	2.32	0.43
1:B:155:ILE:CG1	1:B:365:MET:CE	2.96	0.43
1:C:191:ALA:C	1:C:195:TYR:CE2	2.91	0.43
1:B:182:THR:O	1:B:185:ASP:N	2.51	0.43
1:C:130:LEU:HA	1:C:133:ILE:HG22	1.99	0.43
1:C:61:ILE:HD11	1:C:361:ILE:HG22	2.00	0.43
1:B:337:GLN:O	1:B:341:ILE:HG13	2.19	0.43
1:C:39:VAL:CG1	1:C:43:VAL:HB	2.48	0.43
1:A:28:LEU:HD12	1:A:222:VAL:HG22	2.00	0.43
1:B:254:TYR:HB3	1:B:414:LYS:HG2	2.00	0.43
1:A:129:PRO:O	1:A:130:LEU:C	2.57	0.43
1:A:295:SER:HB3	1:A:298:ILE:CD1	2.34	0.43
1:A:151:VAL:HG12	1:A:152:LEU:N	2.32	0.43
1:A:277:SER:O	1:A:278:SER:C	2.57	0.43
1:A:24:ALA:HA	1:A:217:MET:HG3	2.01	0.43
1:C:254:TYR:HB3	1:C:414:LYS:HG2	2.01	0.43
1:B:238:GLY:C	1:B:316:LEU:HD11	2.39	0.43
1:A:160:ILE:CD1	1:A:160:ILE:H	2.32	0.43
1:B:160:ILE:H	1:B:160:ILE:CD1	2.31	0.43
1:B:376:ASP:OD1	1:B:377:PRO:CD	2.67	0.43
1:B:220:GLN:CB	1:B:224:VAL:CG1	2.97	0.43
1:A:111:ALA:N	1:A:327:ASN:HB3	2.33	0.43
1:B:141:ASN:O	1:B:144:GLY:N	2.52	0.43
1:C:108:ASN:N	1:C:108:ASN:HD22	2.17	0.43
1:B:57:LEU:HD23	1:B:194:MET:CE	2.49	0.43
1:C:132:HIS:O	1:C:136:ASP:CG	2.56	0.43
1:C:250:LEU:O	1:C:253:ILE:HG22	2.18	0.43
1:A:376:ASP:OD1	1:A:377:PRO:CD	2.66	0.43
1:C:160:ILE:HD12	1:C:160:ILE:H	1.81	0.43

Continued on next page...

Continued from previous page...

Atom-1	Atom-2	Interatomic distance (Å)	Clash overlap (Å)
1:A:12:VAL:CA	1:A:15:LYS:HB3	2.44	0.43
1:C:376:ASP:C	1:C:376:ASP:OD1	2.56	0.43
1:C:61:ILE:HD11	1:C:361:ILE:CG2	2.48	0.43
1:B:132:HIS:O	1:B:136:ASP:CG	2.57	0.43
1:A:151:VAL:C	1:A:155:ILE:HD13	2.40	0.43
1:B:108:ASN:N	1:B:108:ASN:HD22	2.17	0.43
1:B:151:VAL:HG12	1:B:152:LEU:N	2.33	0.43
1:C:73:ILE:O	1:C:73:ILE:CG2	2.66	0.43
1:A:285:THR:HG22	1:A:303:LEU:HD12	2.00	0.43
1:B:285:THR:HG22	1:B:303:LEU:HD12	2.01	0.43
1:B:254:TYR:CE2	1:B:411:ILE:CG2	3.02	0.43
1:A:168:LEU:HD21	1:C:196:LYS:HG2	1.99	0.43
1:C:182:THR:O	1:C:185:ASP:N	2.51	0.43
1:C:13:LEU:O	1:C:17:LEU:HG	2.18	0.43
1:C:203:GLN:HE21	1:C:203:GLN:CA	2.13	0.43
1:B:224:VAL:O	1:B:228:LEU:HG	2.18	0.43
1:A:104:ALA:HB1	1:A:323:PHE:HB2	2.00	0.43
1:C:155:ILE:CG1	1:C:365:MET:CE	2.97	0.43
1:B:251:LEU:HD23	1:B:411:ILE:HD11	2.01	0.43
1:B:376:ASP:OD1	1:B:376:ASP:C	2.57	0.43
1:C:268:ALA:HA	1:C:284:VAL:HG12	2.01	0.43
1:A:105:ARG:O	1:A:108:ASN:ND2	2.52	0.42
1:C:139:PRO:HG3	1:C:153:PRO:CA	2.49	0.42
1:A:213:ILE:HD12	1:A:214:ALA:CA	2.45	0.42
1:C:254:TYR:CE2	1:C:411:ILE:CG2	3.02	0.42
1:C:96:ALA:HB2	1:C:312:ASP:HB2	2.01	0.42
1:B:196:LYS:CG	1:C:168:LEU:CD2	2.90	0.42
1:C:129:PRO:O	1:C:130:LEU:C	2.57	0.42
1:B:220:GLN:OE1	1:B:220:GLN:HA	2.18	0.42
1:A:108:ASN:N	1:A:109:PRO:HD3	2.33	0.42
1:C:104:ALA:HB1	1:C:323:PHE:HB2	2.01	0.42
1:A:289:ALA:O	1:A:294:ILE:HD12	2.19	0.42
1:B:289:ALA:O	1:B:294:ILE:HD12	2.19	0.42
1:B:80:ARG:O	1:B:80:ARG:HG2	2.19	0.42
1:A:23:GLY:C	1:A:213:ILE:HD13	2.40	0.42
1:B:250:LEU:C	1:B:253:ILE:CG2	2.79	0.42
1:C:220:GLN:HA	1:C:220:GLN:OE1	2.18	0.42
1:A:132:HIS:O	1:A:136:ASP:CG	2.58	0.42
1:C:336:GLY:HA2	1:C:339:LEU:HG	2.01	0.42
1:C:80:ARG:HG2	1:C:80:ARG:O	2.19	0.42
1:C:85:ILE:HG12	1:C:302:THR:HG22	2.01	0.42

Continued on next page...

Continued from previous page...

Atom-1	Atom-2	Interatomic distance (Å)	Clash overlap (Å)
1:A:254:TYR:HB3	1:A:414:LYS:HG2	2.00	0.42
1:B:13:LEU:O	1:B:17:LEU:HG	2.19	0.42
1:C:61:ILE:O	1:C:65:SER:HB2	2.13	0.42
1:A:337:GLN:O	1:A:341:ILE:HG13	2.19	0.42
1:C:152:LEU:CD1	1:C:152:LEU:N	2.66	0.42
1:C:339:LEU:C	1:C:339:LEU:CD1	2.88	0.42
1:A:191:ALA:C	1:A:195:TYR:CE2	2.93	0.42
1:C:393:LEU:O	1:C:397:ARG:HB2	2.19	0.42
1:A:85:ILE:HG12	1:A:302:THR:HG22	2.01	0.42
1:B:393:LEU:O	1:B:397:ARG:HB2	2.19	0.42
1:C:222:VAL:HG12	1:C:222:VAL:O	2.20	0.42
1:C:238:GLY:C	1:C:316:LEU:HD11	2.40	0.42
1:C:254:TYR:CD2	1:C:411:ILE:CG2	3.02	0.42
1:A:376:ASP:OD1	1:A:377:PRO:N	2.52	0.42
1:B:122:PHE:CD1	1:B:376:ASP:OD2	2.71	0.42
1:A:178:LYS:HE2	1:A:182:THR:CG2	2.49	0.42
1:A:144:GLY:O	1:A:145:ALA:C	2.58	0.42
1:A:139:PRO:HG3	1:A:153:PRO:CA	2.49	0.42
1:A:155:ILE:HG13	1:A:365:MET:CE	2.43	0.42
1:A:326:ALA:HB2	1:A:333:LEU:HD11	1.86	0.42
1:C:397:ARG:HD2	2:C:500:ASP:OD1	2.18	0.42
1:A:78:LEU:O	1:A:79:GLY:C	2.58	0.42
1:C:316:LEU:C	1:C:316:LEU:CD2	2.88	0.42
1:A:183:LEU:HD21	1:A:187:ILE:HD11	2.01	0.42
1:C:178:LYS:HE2	1:C:182:THR:CG2	2.50	0.42
1:B:333:LEU:HA	1:B:337:GLN:HE22	1.74	0.42
1:B:66:LEU:HD13	1:B:155:ILE:HG23	2.01	0.42
1:A:80:ARG:HG2	1:A:80:ARG:O	2.19	0.42
1:C:23:GLY:C	1:C:213:ILE:HD13	2.40	0.42
1:A:247:TYR:HD1	1:A:407:THR:CB	2.32	0.42
1:C:111:ALA:N	1:C:327:ASN:HB3	2.35	0.42
1:C:317:TYR:CZ	1:C:397:ARG:NH2	2.86	0.42
1:A:352:THR:HG22	1:A:358:ALA:HB1	1.89	0.42
1:A:61:ILE:HD11	1:A:361:ILE:CG2	2.50	0.42
1:C:337:GLN:O	1:C:341:ILE:HG13	2.20	0.42
1:C:299:TYR:HB2	1:C:303:LEU:HD21	1.88	0.42
1:A:72:SER:C	1:A:73:ILE:CG1	2.88	0.42
1:A:13:LEU:O	1:A:17:LEU:HG	2.19	0.42
1:B:362:MET:CE	1:B:365:MET:SD	3.08	0.42
1:B:113:ILE:HD11	1:B:385:MET:SD	2.60	0.42
1:C:144:GLY:O	1:C:145:ALA:C	2.58	0.42

Continued on next page...

Continued from previous page...

Atom-1	Atom-2	Interatomic distance (Å)	Clash overlap (Å)
1:C:151:VAL:C	1:C:155:ILE:HD13	2.40	0.42
1:B:316:LEU:C	1:B:316:LEU:CD2	2.88	0.42
1:B:269:MET:HB3	1:B:399:MET:HE3	2.00	0.42
1:B:268:ALA:HA	1:B:284:VAL:HG12	2.01	0.42
1:A:355:VAL:HG12	1:A:356:PRO:HG2	1.99	0.42
1:B:78:LEU:O	1:B:79:GLY:C	2.58	0.42
1:B:254:TYR:CD2	1:B:411:ILE:CG2	3.02	0.42
1:B:262:ILE:HG23	1:B:269:MET:CE	2.50	0.42
1:C:262:ILE:HG23	1:C:269:MET:CE	2.50	0.42
1:A:362:MET:CE	1:A:365:MET:SD	3.08	0.41
1:B:191:ALA:C	1:B:195:TYR:CE2	2.93	0.41
1:C:397:ARG:HB3	1:C:398:THR:H	1.64	0.41
1:A:77:ARG:H	1:A:78:LEU:HD23	1.85	0.41
1:B:277:SER:O	1:B:278:SER:C	2.59	0.41
1:B:222:VAL:HG12	1:B:222:VAL:O	2.20	0.41
1:C:257:ASP:HA	1:C:258:PRO:HD2	1.90	0.41
1:A:339:LEU:C	1:A:339:LEU:CD1	2.89	0.41
1:B:77:ARG:H	1:B:78:LEU:HD23	1.85	0.41
1:B:82:GLY:O	1:B:85:ILE:CG2	2.68	0.41
1:B:23:GLY:C	1:B:213:ILE:HD13	2.40	0.41
1:B:24:ALA:HA	1:B:217:MET:HG3	2.01	0.41
1:A:222:VAL:HG12	1:A:222:VAL:O	2.20	0.41
1:B:376:ASP:OD1	1:B:377:PRO:N	2.53	0.41
1:C:269:MET:HB2	1:C:269:MET:HE3	1.97	0.41
1:A:139:PRO:HG3	1:A:153:PRO:HB3	2.02	0.41
1:B:139:PRO:HG3	1:B:153:PRO:CA	2.50	0.41
1:C:105:ARG:O	1:C:108:ASN:ND2	2.53	0.41
1:C:322:THR:CG2	1:C:341:ILE:HD13	2.50	0.41
1:B:36:ALA:O	1:B:37:HIS:C	2.58	0.41
1:B:85:ILE:HG12	1:B:302:THR:HG22	2.01	0.41
1:A:252:LYS:CD	1:A:252:LYS:C	2.83	0.41
1:A:238:GLY:C	1:A:316:LEU:HD11	2.40	0.41
1:A:57:LEU:HD23	1:A:194:MET:CE	2.47	0.41
1:B:324:PHE:HB3	1:B:386:ILE:HD11	2.02	0.41
1:C:192:GLU:HA	1:C:195:TYR:CD2	2.56	0.41
1:C:77:ARG:H	1:C:78:LEU:HD23	1.85	0.41
1:A:393:LEU:O	1:A:397:ARG:HB2	2.20	0.41
1:A:194:MET:O	1:A:198:VAL:HG23	2.21	0.41
1:B:103:MET:HE3	1:B:107:PHE:CE1	2.56	0.41
1:B:72:SER:C	1:B:73:ILE:CG1	2.88	0.41
1:A:376:ASP:C	1:A:376:ASP:OD1	2.57	0.41

Continued on next page...

Continued from previous page...

Atom-1	Atom-2	Interatomic distance (Å)	Clash overlap (Å)
1:C:376:ASP:OD1	1:C:377:PRO:N	2.53	0.41
1:A:268:ALA:HA	1:A:284:VAL:HG12	2.01	0.41
1:A:336:GLY:O	1:A:340:THR:OG1	2.32	0.41
1:A:337:GLN:O	1:A:340:THR:HB	2.20	0.41
1:A:342:VAL:O	1:A:346:VAL:HG23	2.19	0.41
1:C:309:ILE:CG2	1:C:310:ASN:H	2.33	0.41
1:B:355:VAL:HG12	1:B:356:PRO:HG2	1.99	0.41
1:A:254:TYR:CE2	1:A:411:ILE:CG2	3.04	0.41
1:A:62:VAL:HG12	1:A:62:VAL:O	2.20	0.41
1:A:342:VAL:CG1	1:A:343:LEU:H	2.34	0.41
1:C:106:LEU:C	1:C:106:LEU:CD1	2.88	0.41
1:C:277:SER:O	1:C:278:SER:C	2.57	0.41
1:A:39:VAL:C	1:A:41:THR:H	2.24	0.41
1:C:24:ALA:HA	1:C:217:MET:HG3	2.01	0.41
1:B:129:PRO:O	1:B:130:LEU:C	2.59	0.41
1:A:220:GLN:CB	1:A:224:VAL:CG1	2.97	0.41
1:B:105:ARG:O	1:B:108:ASN:ND2	2.53	0.41
1:B:111:ALA:N	1:B:327:ASN:HB3	2.35	0.41
1:B:152:LEU:N	1:B:155:ILE:HD13	2.36	0.41
1:B:337:GLN:O	1:B:340:THR:HB	2.21	0.41
1:A:82:GLY:O	1:A:85:ILE:CG2	2.68	0.41
1:A:82:GLY:C	1:A:85:ILE:HG22	2.40	0.41
1:A:242:GLN:HG3	1:A:247:TYR:CE2	2.52	0.41
1:C:8:ILE:HD11	1:C:15:LYS:HE2	2.03	0.41
1:C:374:LEU:C	1:C:376:ASP:H	2.24	0.41
1:A:106:LEU:CD1	1:A:106:LEU:C	2.88	0.41
1:A:336:GLY:HA2	1:A:339:LEU:HG	2.02	0.41
1:B:230:LYS:CD	1:B:230:LYS:C	2.89	0.41
1:C:337:GLN:O	1:C:340:THR:HB	2.21	0.41
1:C:82:GLY:C	1:C:85:ILE:HG22	2.40	0.41
1:A:316:LEU:CD2	1:A:316:LEU:C	2.89	0.41
1:B:196:LYS:HG3	1:C:168:LEU:HD21	1.99	0.41
1:C:40:HIS:CG	1:C:40:HIS:O	2.74	0.41
1:C:282:LEU:HB3	1:C:283:PRO:HD3	2.03	0.41
1:B:75:PRO:HA	1:B:76:ALA:HA	1.50	0.41
1:A:108:ASN:N	1:A:108:ASN:HD22	2.17	0.41
1:B:335:VAL:O	1:B:335:VAL:CG1	2.67	0.41
1:A:36:ALA:O	1:A:37:HIS:C	2.59	0.41
1:A:254:TYR:CD2	1:A:411:ILE:CG2	3.04	0.41
1:B:250:LEU:O	1:B:253:ILE:HG22	2.19	0.41
1:A:160:ILE:HD12	1:A:160:ILE:H	1.85	0.41

Continued on next page...

Continued from previous page...

Atom-1	Atom-2	Interatomic distance (Å)	Clash overlap (Å)
1:A:8:ILE:HD11	1:A:15:LYS:HE2	2.03	0.41
1:C:32:HIS:HB2	1:C:33:TYR:HD2	1.83	0.41
1:A:152:LEU:CA	1:A:155:ILE:HD13	2.51	0.40
1:A:230:LYS:CD	1:A:230:LYS:C	2.90	0.40
1:B:144:GLY:O	1:B:145:ALA:C	2.59	0.40
1:A:250:LEU:HD12	1:A:250:LEU:C	2.40	0.40
1:A:374:LEU:C	1:A:376:ASP:H	2.24	0.40
1:B:121:GLN:CG	1:B:122:PHE:H	2.35	0.40
1:A:262:ILE:HG23	1:A:269:MET:CE	2.50	0.40
1:B:336:GLY:HA2	1:B:339:LEU:HG	2.03	0.40
1:C:82:GLY:O	1:C:85:ILE:N	2.54	0.40
1:C:270:LEU:CD2	1:C:270:LEU:N	2.77	0.40
1:A:282:LEU:HB3	1:A:283:PRO:HD3	2.02	0.40
1:C:108:ASN:H	1:C:230:LYS:HZ1	1.68	0.40
1:A:82:GLY:O	1:A:85:ILE:N	2.54	0.40
1:B:289:ALA:CA	1:B:294:ILE:HD12	2.51	0.40
1:B:72:SER:O	1:B:73:ILE:HG12	2.22	0.40
1:C:28:LEU:CD2	1:C:28:LEU:N	2.81	0.40
1:A:189:GLY:O	1:A:193:ALA:CB	2.69	0.40
1:A:369:SER:C	1:A:370:VAL:HG23	2.41	0.40
1:A:324:PHE:HB3	1:A:386:ILE:HD11	2.02	0.40
1:B:339:LEU:C	1:B:339:LEU:CD1	2.89	0.40
1:A:192:GLU:HA	1:A:195:TYR:CD2	2.56	0.40
1:A:257:ASP:HA	1:A:258:PRO:HD2	1.90	0.40
1:A:66:LEU:HD13	1:A:155:ILE:HG23	2.04	0.40
1:B:106:LEU:CD1	1:B:106:LEU:C	2.89	0.40
1:B:151:VAL:C	1:B:155:ILE:HD13	2.41	0.40
1:C:72:SER:C	1:C:73:ILE:CG1	2.89	0.40
1:C:235:VAL:O	1:C:238:GLY:N	2.48	0.40
1:A:121:GLN:CG	1:A:122:PHE:H	2.35	0.40
1:B:62:VAL:HG12	1:B:62:VAL:O	2.21	0.40

All (4) symmetry-related close contacts are listed below. The label for Atom-2 includes the symmetry operator and encoded unit-cell translations to be applied.

Atom-1	Atom-2	Interatomic distance (Å)	Clash overlap (Å)
1:A:126:GLN:OE1	1:C:121:GLN:O[3_454]	1.82	0.38
1:B:121:GLN:O	1:B:126:GLN:OE1[3_454]	1.85	0.35
1:A:121:GLN:O	1:C:126:GLN:OE1[3_454]	1.89	0.31
1:B:120:GLN:NE2	1:B:129:PRO:CD[3_454]	2.16	0.04

5.3 Torsion angles

5.3.1 Protein backbone

In the following table, the Percentiles column shows the percent Ramachandran outliers of the chain as a percentile score with respect to all X-ray entries followed by that with respect to entries of similar resolution.

The Analysed column shows the number of residues for which the backbone conformation was analysed, and the total number of residues.

Mol	Chain	Analysed	Favoured	Allowed	Outliers	Percentiles	
1	A	409/425 (96%)	341 (83%)	47 (12%)	21 (5%)	2	26
1	B	409/425 (96%)	342 (84%)	47 (12%)	20 (5%)	3	27
1	C	409/425 (96%)	341 (83%)	47 (12%)	21 (5%)	2	26
All	All	1227/1275 (96%)	1024 (84%)	141 (12%)	62 (5%)	2	26

All (62) Ramachandran outliers are listed below:

Mol	Chain	Res	Type
1	A	8	ILE
1	A	12	VAL
1	A	73	ILE
1	A	151	VAL
1	A	291	GLU
1	A	358	ALA
1	A	370	VAL
1	B	8	ILE
1	B	12	VAL
1	B	73	ILE
1	B	151	VAL
1	B	291	GLU
1	B	358	ALA
1	B	370	VAL
1	C	8	ILE
1	C	12	VAL
1	C	151	VAL
1	C	291	GLU
1	C	358	ALA
1	C	370	VAL
1	A	7	TYR
1	A	77	ARG
1	A	114	HIS
1	A	117	VAL

Continued on next page...

Continued from previous page...

Mol	Chain	Res	Type
1	A	152	LEU
1	A	359	GLY
1	B	77	ARG
1	B	114	HIS
1	B	117	VAL
1	B	359	GLY
1	C	73	ILE
1	C	114	HIS
1	C	117	VAL
1	C	359	GLY
1	B	7	TYR
1	B	152	LEU
1	C	7	TYR
1	C	77	ARG
1	C	152	LEU
1	A	34	GLY
1	A	58	VAL
1	A	212	LEU
1	B	58	VAL
1	C	58	VAL
1	C	79	GLY
1	C	235	VAL
1	A	79	GLY
1	A	155	ILE
1	A	235	VAL
1	B	34	GLY
1	B	155	ILE
1	B	235	VAL
1	B	259	ILE
1	C	34	GLY
1	C	155	ILE
1	C	259	ILE
1	A	10	TYR
1	A	259	ILE
1	B	10	TYR
1	B	79	GLY
1	C	10	TYR
1	C	142	PRO

5.3.2 Protein sidechains ⓘ

In the following table, the Percentiles column shows the percent sidechain outliers of the chain as a percentile score with respect to all X-ray entries followed by that with respect to entries of similar resolution.

The Analysed column shows the number of residues for which the sidechain conformation was analysed, and the total number of residues.

Mol	Chain	Analysed	Rotameric	Outliers	Percentiles	
1	A	316/331 (96%)	310 (98%)	6 (2%)	65	87
1	B	316/331 (96%)	310 (98%)	6 (2%)	65	87
1	C	316/331 (96%)	310 (98%)	6 (2%)	65	87
All	All	948/993 (96%)	930 (98%)	18 (2%)	65	87

All (18) residues with a non-rotameric sidechain are listed below:

Mol	Chain	Res	Type
1	A	78	LEU
1	A	106	LEU
1	A	178	LYS
1	A	230	LYS
1	A	252	LYS
1	A	339	LEU
1	B	78	LEU
1	B	106	LEU
1	B	178	LYS
1	B	230	LYS
1	B	252	LYS
1	B	339	LEU
1	C	78	LEU
1	C	106	LEU
1	C	178	LYS
1	C	230	LYS
1	C	252	LYS
1	C	339	LEU

Some sidechains can be flipped to improve hydrogen bonding and reduce clashes. All (16) such sidechains are listed below:

Mol	Chain	Res	Type
1	A	40	HIS
1	A	108	ASN
1	A	337	GLN

Continued on next page...

Continued from previous page...

Mol	Chain	Res	Type
1	A	338	GLN
1	A	368	HIS
1	B	40	HIS
1	B	108	ASN
1	B	141	ASN
1	B	337	GLN
1	B	338	GLN
1	B	368	HIS
1	C	40	HIS
1	C	108	ASN
1	C	337	GLN
1	C	338	GLN
1	C	368	HIS

5.3.3 RNA [i](#)

There are no RNA molecules in this entry.

5.4 Non-standard residues in protein, DNA, RNA chains [i](#)

There are no non-standard protein/DNA/RNA residues in this entry.

5.5 Carbohydrates [i](#)

There are no carbohydrates in this entry.

5.6 Ligand geometry [i](#)

Of 12 ligands modelled in this entry, 9 are monoatomic - leaving 3 for Mogul analysis.

In the following table, the Counts columns list the number of bonds (or angles) for which Mogul statistics could be retrieved, the number of bonds (or angles) that are observed in the model and the number of bonds (or angles) that are defined in the chemical component dictionary. The Link column lists molecule types, if any, to which the group is linked. The Z score for a bond length (or angle) is the number of standard deviations the observed value is removed from the expected value. A bond length (or angle) with $|Z| > 2$ is considered an outlier worth inspection. RMSZ is the root-mean-square of all Z scores of the bond lengths (or angles).

Mol	Type	Chain	Res	Link	Bond lengths			Bond angles		
					Counts	RMSZ	$\# Z > 2$	Counts	RMSZ	$\# Z > 2$
2	ASP	A	500	-	2,8,8	0.21	0	0,10,10	0.00	-

Mol	Type	Chain	Res	Link	Bond lengths			Bond angles		
					Counts	RMSZ	# Z > 2	Counts	RMSZ	# Z > 2
2	ASP	B	500	-	2,8,8	0.24	0	0,10,10	0.00	-
2	ASP	C	500	-	2,8,8	0.22	0	0,10,10	0.00	-

In the following table, the Chirals column lists the number of chiral outliers, the number of chiral centers analysed, the number of these observed in the model and the number defined in the chemical component dictionary. Similar counts are reported in the Torsion and Rings columns. '-' means no outliers of that kind were identified.

Mol	Type	Chain	Res	Link	Chirals	Torsions	Rings
2	ASP	A	500	-	-	0/2/8/8	0/0/0/0
2	ASP	B	500	-	-	0/2/8/8	0/0/0/0
2	ASP	C	500	-	-	0/2/8/8	0/0/0/0

There are no bond length outliers.

There are no bond angle outliers.

There are no chirality outliers.

There are no torsion outliers.

There are no ring outliers.

3 monomers are involved in 15 short contacts:

Mol	Chain	Res	Type	Clashes	Symm-Clashes
2	A	500	ASP	5	0
2	B	500	ASP	5	0
2	C	500	ASP	5	0

5.7 Other polymers [i](#)

There are no such residues in this entry.

5.8 Polymer linkage issues [i](#)

There are no chain breaks in this entry.

6 Fit of model and data

6.1 Protein, DNA and RNA chains

In the following table, the column labelled ‘#RSRZ> 2’ contains the number (and percentage) of RSRZ outliers, followed by percent RSRZ outliers for the chain as percentile scores relative to all X-ray entries and entries of similar resolution. The OWAB column contains the minimum, median, 95th percentile and maximum values of the occupancy-weighted average B-factor per residue. The column labelled ‘Q< 0.9’ lists the number of (and percentage) of residues with an average occupancy less than 0.9.

Mol	Chain	Analysed	<RSRZ>	#RSRZ>2	OWAB(Å ²)	Q<0.9
1	A	411/425 (96%)	-0.42	4 (0%) 84 76	94, 101, 104, 109	0
1	B	411/425 (96%)	-0.29	12 (2%) 55 45	94, 101, 104, 109	0
1	C	411/425 (96%)	-0.37	4 (0%) 84 76	95, 101, 104, 108	0
All	All	1233/1275 (96%)	-0.36	20 (1%) 74 66	94, 101, 104, 109	0

All (20) RSRZ outliers are listed below:

Mol	Chain	Res	Type	RSRZ
1	B	34	GLY	4.4
1	B	296	GLU	3.5
1	C	78	LEU	3.5
1	B	248	PHE	3.3
1	B	299	TYR	3.2
1	B	259	ILE	3.2
1	B	297	GLY	3.1
1	A	372	LEU	3.0
1	A	371	GLY	2.8
1	B	256	ILE	2.7
1	B	33	TYR	2.7
1	B	410	ALA	2.6
1	C	254	TYR	2.6
1	C	409	THR	2.4
1	C	81	VAL	2.4
1	A	291	GLU	2.3
1	B	250	LEU	2.3
1	A	329	LEU	2.2
1	B	268	ALA	2.2
1	B	257	ASP	2.0

6.2 Non-standard residues in protein, DNA, RNA chains [i](#)

There are no non-standard protein/DNA/RNA residues in this entry.

6.3 Carbohydrates [i](#)

There are no carbohydrates in this entry.

6.4 Ligands [i](#)

In the following table, the Atoms column lists the number of modelled atoms in the group and the number defined in the chemical component dictionary. LLDF column lists the quality of electron density of the group with respect to its neighbouring residues in protein, DNA or RNA chains. The B-factors column lists the minimum, median, 95th percentile and maximum values of B factors of atoms in the group. The column labelled 'Q< 0.9' lists the number of atoms with occupancy less than 0.9.

Mol	Type	Chain	Res	Atoms	RSCC	RSR	LLDF	B-factors(Å ²)	Q<0.9
2	ASP	C	500	9/9	0.83	0.41	3.58	107,108,108,108	0
4	NA	C	454	1/1	0.89	0.38	1.40	86,86,86,86	0
4	NA	A	453	1/1	0.96	0.28	1.26	97,97,97,97	0
2	ASP	B	500	9/9	0.74	0.30	1.16	107,107,107,107	0
2	ASP	A	500	9/9	0.88	0.27	0.61	107,107,108,108	0
4	NA	A	454	1/1	0.95	0.23	0.36	86,86,86,86	0
4	NA	B	453	1/1	0.97	0.21	-0.97	98,98,98,98	0
3	HG	A	501	1/1	0.97	0.04	-1.56	95,95,95,95	1
4	NA	B	454	1/1	0.95	0.13	-1.68	85,85,85,85	0
3	HG	C	501	1/1	0.96	0.07	-2.00	94,94,94,94	1
3	HG	B	501	1/1	0.98	0.05	-2.23	92,92,92,92	1
4	NA	C	453	1/1	0.98	0.06	-2.69	98,98,98,98	0

6.5 Other polymers [i](#)

There are no such residues in this entry.