



Full wwPDB X-ray Structure Validation Report ⓘ

Feb 1, 2016 – 10:11 AM GMT

PDB ID : 3KZ4
Title : Crystal Structure of the Rotavirus Double Layered Particle
Authors : McClain, B.; Settembre, E.C.; Bellamy, A.R.; Harrison, S.C.
Deposited on : 2009-12-07
Resolution : 3.80 Å(reported)

This is a Full wwPDB X-ray Structure Validation Report for a publicly released PDB entry.
We welcome your comments at validation@mail.wwpdb.org
A user guide is available at
<http://wwpdb.org/validation/2016/XrayValidationReportHelp>
with specific help available everywhere you see the ⓘ symbol.

The following versions of software and data (see [references ⓘ](#)) were used in the production of this report:

MolProbity : 4.02b-467
Mogul : 1.7 (RC4), CSD as536be (2015)
Xtriage (Phenix) : 1.9-1692
EDS : **FAILED**
Percentile statistics : 20151230.v01 (using entries in the PDB archive December 30th 2015)
Ideal geometry (proteins) : Engh & Huber (2001)
Ideal geometry (DNA, RNA) : Parkinson et al. (1996)
Validation Pipeline (wwPDB-VP) : trunk26865

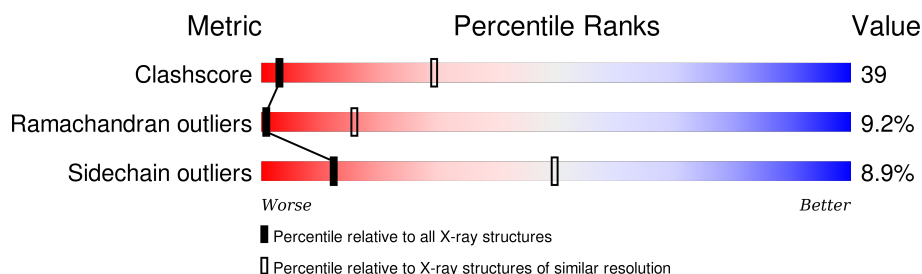
1 Overall quality at a glance

The following experimental techniques were used to determine the structure:

X-RAY DIFFRACTION

The reported resolution of this entry is 3.80 Å.

Percentile scores (ranging between 0-100) for global validation metrics of the entry are shown in the following graphic. The table shows the number of entries on which the scores are based.



Metric	Whole archive (#Entries)	Similar resolution (#Entries, resolution range(Å))
Clashscore	102246	1458 (4.10-3.50)
Ramachandran outliers	100387	1397 (4.10-3.50)
Sidechain outliers	100360	1392 (4.10-3.50)

The table below summarises the geometric issues observed across the polymeric chains and their fit to the electron density. The red, orange, yellow and green segments on the lower bar indicate the fraction of residues that contain outliers for ≥ 3 , 2, 1 and 0 types of geometric quality criteria. A grey segment represents the fraction of residues that are not modelled. The numeric value for each fraction is indicated below the corresponding segment, with a dot representing fractions $\leq 5\%$. The upper red bar (where present) indicates the fraction of residues that have poor fit to the electron density. The numeric value is given above the bar.

Note EDS failed to run properly.

Mol	Chain	Length	Quality of chain
1	A	880	
1	B	880	
2	C	397	
2	D	397	
2	E	397	
2	F	397	
2	G	397	

Continued on next page...

Continued from previous page...

Mol	Chain	Length	Quality of chain
2	H	397	 60% 32% 7%
2	I	397	 58% 33% 9%
2	J	397	 58% 34% 8%
2	K	397	 59% 33% 8%
2	L	397	 57% 35% 7%
2	M	397	 58% 35% 6%
2	N	397	 56% 34% 9%
2	O	397	 57% 33% 9%

2 Entry composition

There are 3 unique types of molecules in this entry. The entry contains 54109 atoms, of which 0 are hydrogens and 0 are deuteriums.

In the tables below, the ZeroOcc column contains the number of atoms modelled with zero occupancy, the AltConf column contains the number of residues with at least one atom in alternate conformation and the Trace column contains the number of residues modelled with at most 2 atoms.

- Molecule 1 is a protein called Inner capsid protein VP2.

Mol	Chain	Residues	Atoms					ZeroOcc	AltConf	Trace
1	A	781	Total	C	N	O	S	0	0	0
			6374	4049	1099	1190	36			
1	B	810	Total	C	N	O	S	0	0	0
			6624	4211	1138	1239	36			

- Molecule 2 is a protein called Intermediate capsid protein VP6.

Mol	Chain	Residues	Atoms					ZeroOcc	AltConf	Trace
2	C	397	Total	C	N	O	S	0	0	0
			3162	2001	550	596	15			
2	D	397	Total	C	N	O	S	0	0	0
			3162	2001	550	596	15			
2	E	397	Total	C	N	O	S	0	0	0
			3162	2001	550	596	15			
2	F	397	Total	C	N	O	S	0	0	0
			3162	2001	550	596	15			
2	G	397	Total	C	N	O	S	0	0	0
			3162	2001	550	596	15			
2	H	397	Total	C	N	O	S	0	0	0
			3162	2001	550	596	15			
2	I	397	Total	C	N	O	S	0	0	0
			3162	2001	550	596	15			
2	J	397	Total	C	N	O	S	0	0	0
			3162	2001	550	596	15			
2	K	397	Total	C	N	O	S	0	0	0
			3162	2001	550	596	15			
2	L	397	Total	C	N	O	S	0	0	0
			3162	2001	550	596	15			
2	M	397	Total	C	N	O	S	0	0	0
			3162	2001	550	596	15			
2	N	397	Total	C	N	O	S	0	0	0
			3162	2001	550	596	15			

Continued on next page...


Continued from previous page...

Mol	Chain	Residues	Atoms					ZeroOcc	AltConf	Trace
2	O	397	Total	C	N	O	S	0	0	0
			3162	2001	550	596	15			

- Molecule 3 is ZINC ION (three-letter code: ZN) (formula: Zn).

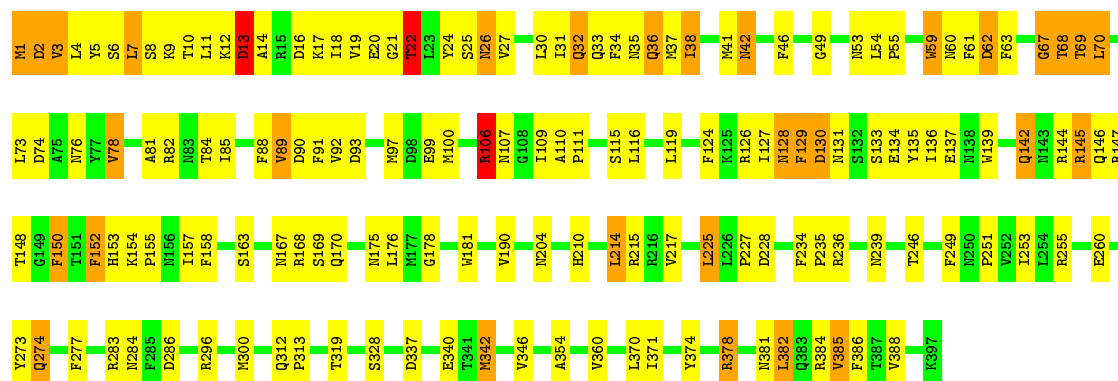
Mol	Chain	Residues	Atoms		ZeroOcc	AltConf
3	O	1	Total	Zn	0	0
			1	1		
3	I	1	Total	Zn	0	0
			1	1		
3	L	1	Total	Zn	0	0
			1	1		
3	C	1	Total	Zn	0	0
			1	1		
3	F	1	Total	Zn	0	0
			1	1		






- Molecule 2: Intermediate capsid protein VP6

Chain C:



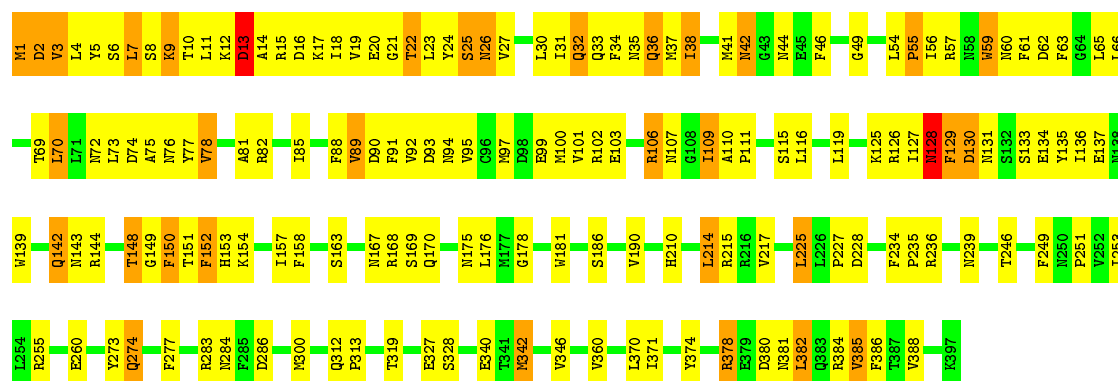
- Molecule 2: Intermediate capsid protein VP6

Chain D:




- Molecule 2: Intermediate capsid protein VP6

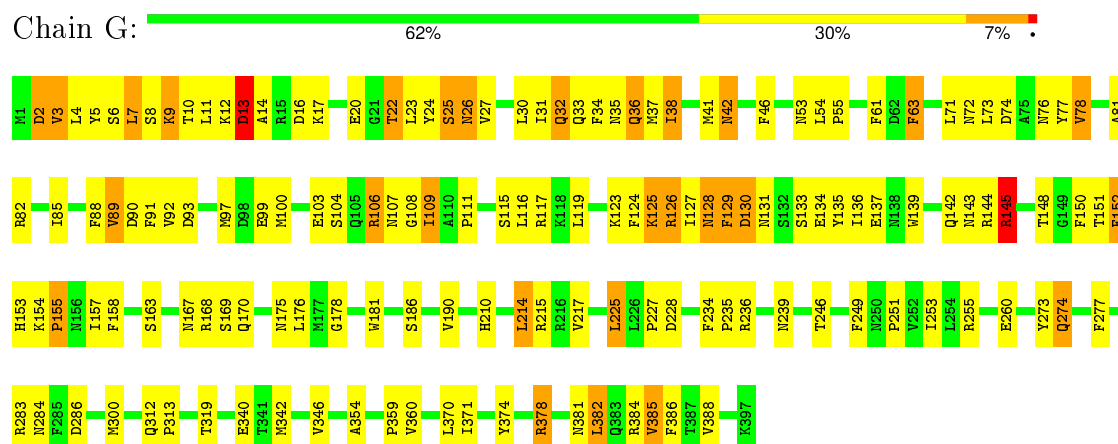
Chain E:



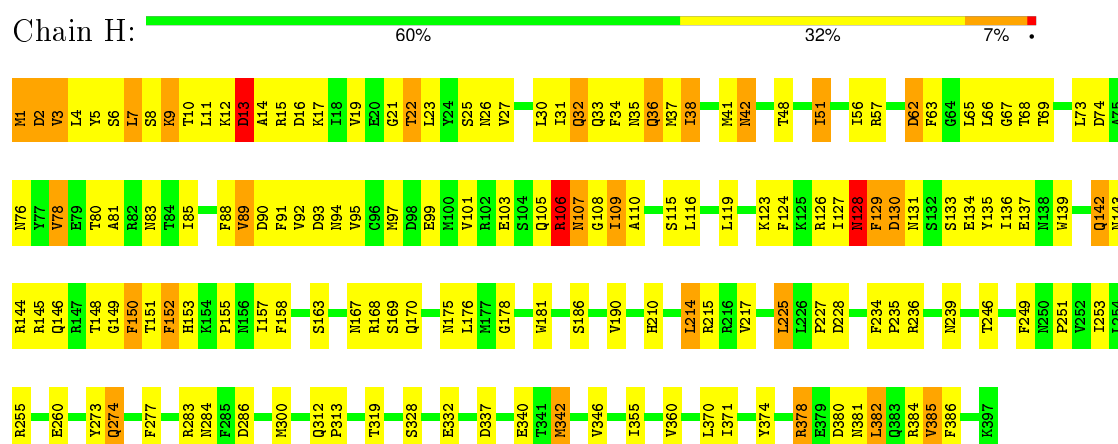
- Molecule 2: Intermediate capsid protein VP6



• Molecule 2: Intermediate capsid protein VP6

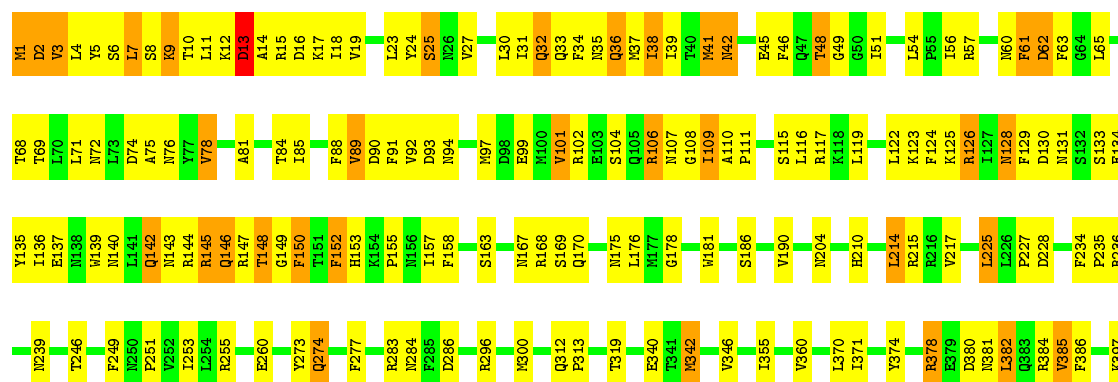


• Molecule 2: Intermediate capsid protein VP6

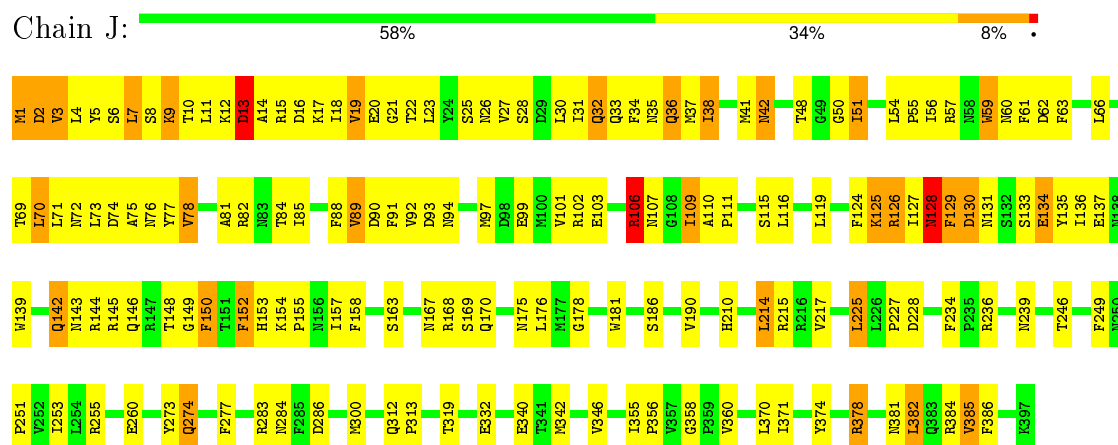


• Molecule 2: Intermediate capsid protein VP6

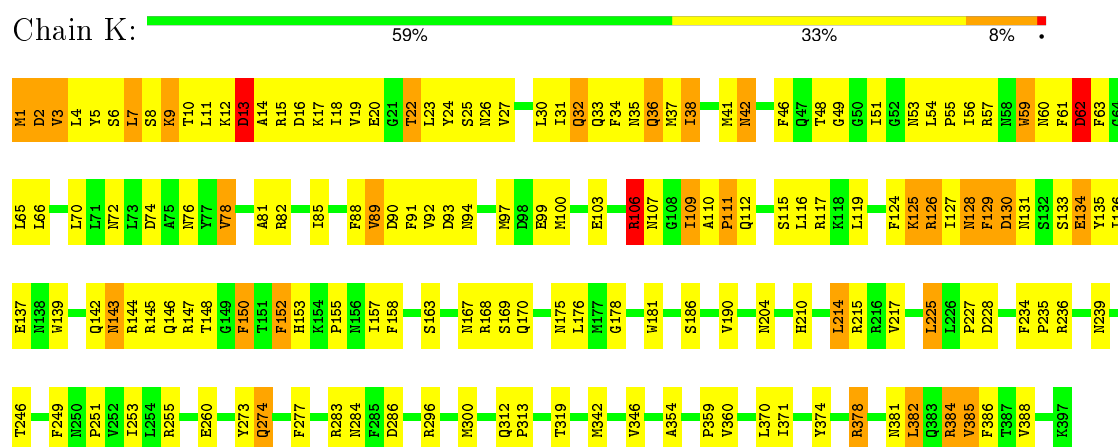




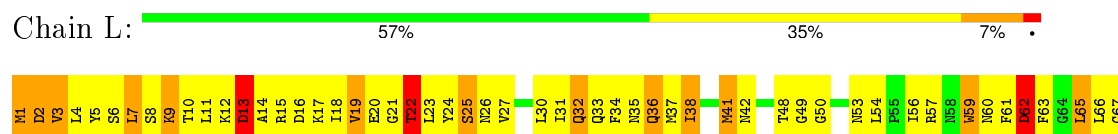
• Molecule 2: Intermediate capsid protein VP6

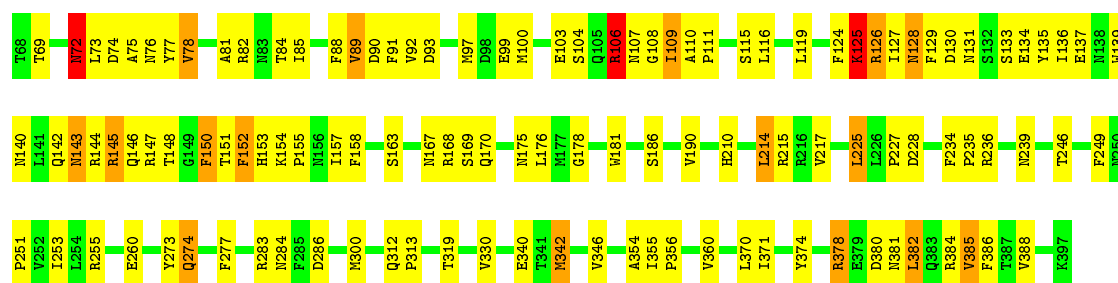


• Molecule 2: Intermediate capsid protein VP6



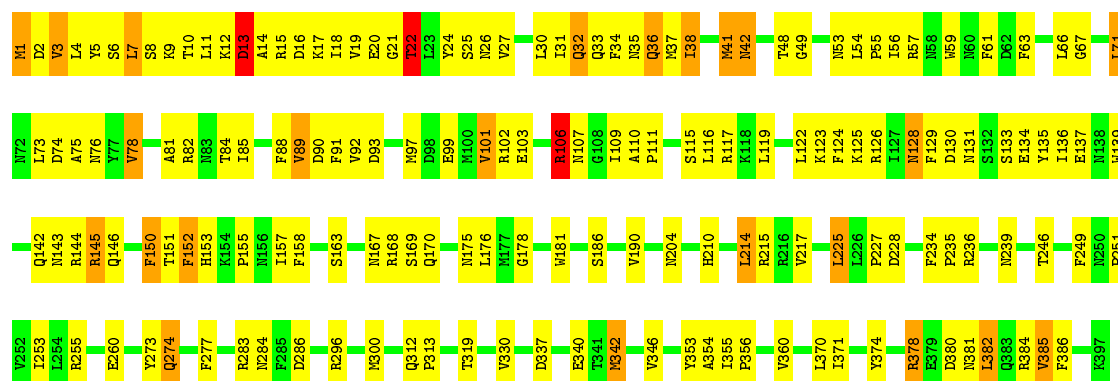
• Molecule 2: Intermediate capsid protein VP6





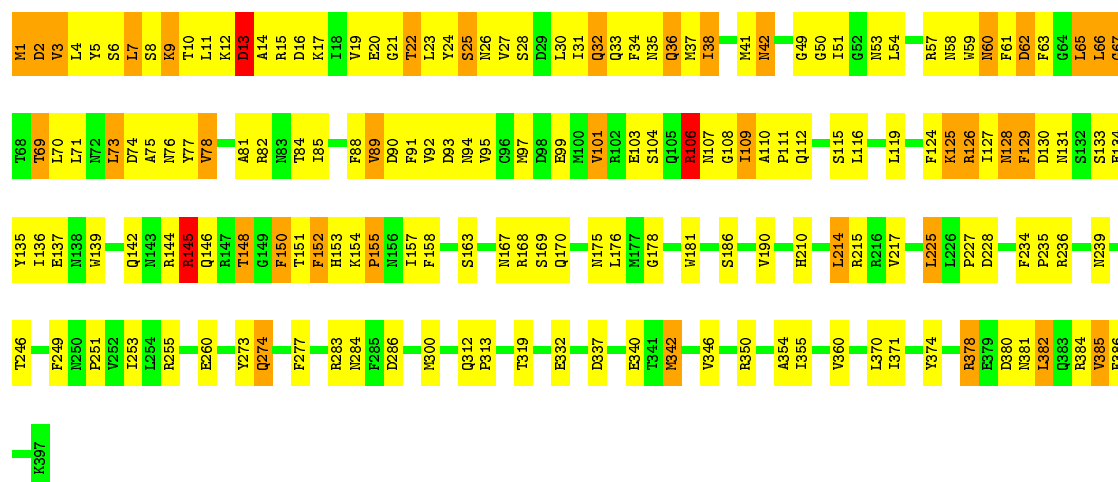
• Molecule 2: Intermediate capsid protein VP6

Chain M: 58% 35% 6% •



• Molecule 2: Intermediate capsid protein VP6

Chain N: 56% 34% 9% •



• Molecule 2: Intermediate capsid protein VP6

Chain O: 57% 33% 9% •



T69	I136	F249	T69	I136	F249
L70	E137	R250	L70	E137	R250
L71	M138	P251	L71	M138	P251
M72	M139	Y252	M72	M139	Y252
L73	M140	L253	L73	M140	L253
D74	L141	L254	D74	L141	L254
A75	Q142	R255	A75	Q142	R255
M76	M143		M76	M143	
Y77	R144	E260	Y77	R144	E260
V78	R145	Y273	V78	R145	Y273
	R147	Q274		R147	Q274
A81	T148	F277	A81	T148	F277
S82	G149		S82	G149	
M83	F150	R283	M83	F150	R283
T84	T151	M284	T84	T151	M284
I85	F152	F285	I85	F152	F285
	H153	D286		H153	D286
F88	K154		F88	K154	
V89	P155	R296	V89	P155	R296
D90	M156		D90	M156	
F91	I157	M300	F91	I157	M300
Y92	F158		Y92	F158	
D93		Q312	D93		Q312
	S163	P313		S163	P313
M97		T319	M97		T319
D98	M167	E340	D98	M167	E340
E99	R168	T341	E99	R168	T341
M100	S169	R342	M100	S169	R342
Y101	Q170	Y346	Y101	Q170	Y346
R102		A354	R102		A354
F103	M175		F103	M175	
S104	L176	V360	S104	L176	V360
Q105	M177	L370	Q105	M177	L370
R106	G178	I371	R106	G178	I371
M107		Y374	M107		Y374
G108	M181	R378	G108	M181	R378
I109		E379	I109		E379
A110	V190	D380	A110	V190	D380
P111		R381	P111		R381
Q112	N204	L382	Q112	N204	L382
S113		Q383	S113		Q383
D114	H210	R384	D114	H210	R384
S115		Y385	S115		Y385
L116	L214	F386	L116	L214	F386
R117	R215	T387	R117	R215	T387
K118	R216	V388	K118	R216	V388
L119	V217		L119	V217	
		L225			L225
F124		L226	F124		L226
K125		P227	K125		P227
R126		D228	R126		D228
I127			I127		
N128		R236	N128		R236
F129			F129		
D130		M131	D130		M131
M131		N239	M131		N239
S132			S132		
S133		T246	S133		T246
E134			E134		
Y135			Y135		

4 Data and refinement statistics

EDS failed to run properly - this section will therefore be incomplete.

Property	Value	Source
Space group	P 21 21 21	Depositor
Cell constants a, b, c, α , β , γ	740.75Å 1198.07Å 1345.41Å 90.00° 90.00° 90.00°	Depositor
Resolution (Å)	30.00 – 3.80	Depositor
% Data completeness (in resolution range)	15.9 (30.00-3.80)	Depositor
R_{merge}	0.18	Depositor
R_{sym}	(Not available)	Depositor
$\langle I/\sigma(I) \rangle$ ¹	0.49 (at 3.78Å)	Xtriage
Refinement program	CNS	Depositor
R, R_{free}	0.328 , 0.339	Depositor
Wilson B-factor (Å ²)	167.1	Xtriage
Anisotropy	0.043	Xtriage
Estimated twinning fraction	No twinning to report.	Xtriage
L-test for twinning ²	$\langle L \rangle = 0.45$, $\langle L^2 \rangle = 0.29$	Xtriage
Outliers	4 of 2393850 reflections (0.000%)	Xtriage
Total number of atoms	54109	wwPDB-VP
Average B, all atoms (Å ²)	154.0	wwPDB-VP

Xtriage's analysis on translational NCS is as follows: *The largest off-origin peak in the Patterson function is 3.22% of the height of the origin peak. No significant pseudotranslation is detected.*

¹Intensities estimated from amplitudes.

²Theoretical values of $\langle |L| \rangle$, $\langle L^2 \rangle$ for acentric reflections are 0.5, 0.375 respectively for untwinned datasets, and 0.333, 0.2 for perfectly twinned datasets.

5 Model quality

5.1 Standard geometry

Bond lengths and bond angles in the following residue types are not validated in this section: ZN

The Z score for a bond length (or angle) is the number of standard deviations the observed value is removed from the expected value. A bond length (or angle) with $|Z| > 5$ is considered an outlier worth inspection. RMSZ is the root-mean-square of all Z scores of the bond lengths (or angles).

Mol	Chain	Bond lengths		Bond angles	
		RMSZ	# $ Z > 5$	RMSZ	# $ Z > 5$
1	A	0.48	0/6491	0.84	9/8806 (0.1%)
1	B	0.50	0/6745	0.82	10/9149 (0.1%)
2	C	0.51	0/3232	0.78	5/4397 (0.1%)
2	D	0.51	0/3232	0.78	5/4397 (0.1%)
2	E	0.51	0/3232	0.77	5/4397 (0.1%)
2	F	0.50	0/3232	0.76	5/4397 (0.1%)
2	G	0.50	0/3232	0.77	5/4397 (0.1%)
2	H	0.50	0/3232	0.76	5/4397 (0.1%)
2	I	0.50	0/3232	0.77	5/4397 (0.1%)
2	J	0.51	0/3232	0.78	5/4397 (0.1%)
2	K	0.51	0/3232	0.77	5/4397 (0.1%)
2	L	0.51	0/3232	0.77	5/4397 (0.1%)
2	M	0.51	0/3232	0.77	5/4397 (0.1%)
2	N	0.51	0/3232	0.77	5/4397 (0.1%)
2	O	0.52	0/3232	0.79	7/4397 (0.2%)
All	All	0.50	0/55252	0.79	86/75116 (0.1%)

Chiral center outliers are detected by calculating the chiral volume of a chiral center and verifying if the center is modelled as a planar moiety or with the opposite hand. A planarity outlier is detected by checking planarity of atoms in a peptide group, atoms in a mainchain group or atoms of a sidechain that are expected to be planar.

Mol	Chain	#Chirality outliers	#Planarity outliers
1	A	0	1

There are no bond length outliers.

All (86) bond angle outliers are listed below:

Mol	Chain	Res	Type	Atoms	Z	Observed(°)	Ideal(°)
1	A	273	TYR	CB-CG-CD2	10.70	127.42	121.00

Continued on next page...

Continued from previous page...

Mol	Chain	Res	Type	Atoms	Z	Observed(°)	Ideal(°)
1	A	273	TYR	CB-CG-CD1	-9.86	115.08	121.00
1	A	273	TYR	CA-CB-CG	9.85	132.12	113.40
1	B	273	TYR	CB-CG-CD1	9.85	126.91	121.00
1	B	273	TYR	CB-CG-CD2	-9.21	115.48	121.00
1	B	273	TYR	CA-CB-CG	9.02	130.53	113.40
1	A	367	LEU	N-CA-C	-7.59	90.51	111.00
1	A	298	TYR	N-CA-C	7.41	131.01	111.00
2	L	384	ARG	NE-CZ-NH2	7.00	123.80	120.30
2	H	384	ARG	NE-CZ-NH2	6.92	123.76	120.30
2	F	384	ARG	NE-CZ-NH2	6.86	123.73	120.30
2	I	384	ARG	NE-CZ-NH2	6.80	123.70	120.30
2	K	384	ARG	NE-CZ-NH2	6.75	123.67	120.30
1	A	639	LYS	N-CA-C	-6.67	92.98	111.00
2	D	236	ARG	NE-CZ-NH2	6.67	123.64	120.30
2	C	384	ARG	NE-CZ-NH2	6.67	123.64	120.30
2	O	384	ARG	NE-CZ-NH2	6.66	123.63	120.30
2	N	384	ARG	NE-CZ-NH2	6.62	123.61	120.30
2	E	384	ARG	NE-CZ-NH2	6.59	123.59	120.30
2	F	236	ARG	NE-CZ-NH2	6.57	123.58	120.30
2	D	384	ARG	NE-CZ-NH2	6.57	123.58	120.30
2	C	283	ARG	NE-CZ-NH2	6.51	123.56	120.30
2	L	236	ARG	NE-CZ-NH2	6.51	123.56	120.30
2	H	236	ARG	NE-CZ-NH2	6.51	123.55	120.30
2	M	283	ARG	NE-CZ-NH2	6.46	123.53	120.30
2	J	283	ARG	NE-CZ-NH2	6.42	123.51	120.30
2	M	236	ARG	NE-CZ-NH2	6.41	123.51	120.30
2	J	384	ARG	NE-CZ-NH2	6.40	123.50	120.30
2	M	384	ARG	NE-CZ-NH2	6.38	123.49	120.30
2	J	236	ARG	NE-CZ-NH2	6.38	123.49	120.30
2	I	236	ARG	NE-CZ-NH2	6.37	123.49	120.30
2	G	236	ARG	NE-CZ-NH2	6.35	123.47	120.30
2	N	236	ARG	NE-CZ-NH2	6.34	123.47	120.30
2	D	283	ARG	NE-CZ-NH2	6.30	123.45	120.30
2	O	283	ARG	NE-CZ-NH2	6.27	123.44	120.30
2	N	283	ARG	NE-CZ-NH2	6.26	123.43	120.30
2	G	384	ARG	NE-CZ-NH2	6.25	123.43	120.30
2	O	236	ARG	NE-CZ-NH2	6.25	123.42	120.30
2	E	236	ARG	NE-CZ-NH2	6.23	123.42	120.30
2	C	236	ARG	NE-CZ-NH2	6.23	123.42	120.30
2	K	236	ARG	NE-CZ-NH2	6.19	123.40	120.30
2	G	283	ARG	NE-CZ-NH2	6.17	123.39	120.30
2	E	283	ARG	NE-CZ-NH2	6.13	123.37	120.30

Continued on next page...

Continued from previous page...

Mol	Chain	Res	Type	Atoms	Z	Observed(°)	Ideal(°)
2	F	283	ARG	NE-CZ-NH2	6.12	123.36	120.30
1	B	636	LYS	N-CA-C	-6.10	94.53	111.00
2	K	283	ARG	NE-CZ-NH2	6.08	123.34	120.30
2	L	283	ARG	NE-CZ-NH2	6.08	123.34	120.30
2	H	283	ARG	NE-CZ-NH2	6.06	123.33	120.30
2	I	283	ARG	NE-CZ-NH2	6.03	123.31	120.30
2	O	154	LYS	N-CA-C	-5.98	94.86	111.00
2	O	300	MET	CG-SD-CE	5.80	109.48	100.20
2	C	300	MET	CG-SD-CE	5.80	109.47	100.20
2	F	300	MET	CG-SD-CE	5.79	109.47	100.20
2	I	300	MET	CG-SD-CE	5.78	109.44	100.20
2	N	300	MET	CG-SD-CE	5.76	109.42	100.20
2	L	300	MET	CG-SD-CE	5.76	109.41	100.20
1	B	497	ILE	N-CA-C	-5.75	95.47	111.00
2	M	300	MET	CG-SD-CE	5.75	109.41	100.20
2	D	300	MET	CG-SD-CE	5.75	109.39	100.20
2	J	300	MET	CG-SD-CE	5.74	109.39	100.20
2	G	300	MET	CG-SD-CE	5.73	109.37	100.20
2	H	300	MET	CG-SD-CE	5.72	109.36	100.20
2	K	300	MET	CG-SD-CE	5.70	109.31	100.20
1	B	76	LEU	CA-CB-CG	5.69	128.40	115.30
2	E	300	MET	CG-SD-CE	5.63	109.21	100.20
1	B	273	TYR	CB-CA-C	-5.50	99.39	110.40
1	B	811	LEU	N-CA-C	-5.48	96.21	111.00
2	M	342	MET	CG-SD-CE	5.35	108.75	100.20
2	D	342	MET	CG-SD-CE	5.32	108.70	100.20
2	G	342	MET	CG-SD-CE	5.29	108.67	100.20
1	A	317	LEU	CA-CB-CG	-5.27	103.18	115.30
2	J	342	MET	CG-SD-CE	5.27	108.63	100.20
1	B	317	LEU	CA-CB-CG	-5.25	103.24	115.30
2	L	342	MET	CG-SD-CE	5.23	108.57	100.20
2	O	153	HIS	N-CA-C	5.22	125.09	111.00
2	E	342	MET	CG-SD-CE	5.21	108.54	100.20
2	N	342	MET	CG-SD-CE	5.21	108.53	100.20
2	F	342	MET	CG-SD-CE	5.19	108.51	100.20
2	O	342	MET	CG-SD-CE	5.19	108.50	100.20
2	I	342	MET	CG-SD-CE	5.18	108.49	100.20
1	B	82	HIS	N-CA-C	-5.17	97.05	111.00
2	C	342	MET	CG-SD-CE	5.16	108.46	100.20
2	K	342	MET	CG-SD-CE	5.15	108.44	100.20
2	H	342	MET	CG-SD-CE	5.14	108.43	100.20
1	A	842	LEU	CA-CB-CG	-5.07	103.64	115.30

Continued on next page...

Continued from previous page...

Mol	Chain	Res	Type	Atoms	Z	Observed(°)	Ideal(°)
1	A	719	GLY	N-CA-C	-5.06	100.46	113.10

There are no chirality outliers.

All (1) planarity outliers are listed below:

Mol	Chain	Res	Type	Group
1	A	273	TYR	Sidechain

5.2 Too-close contacts [i](#)

In the following table, the Non-H and H(model) columns list the number of non-hydrogen atoms and hydrogen atoms in the chain respectively. The H(added) column lists the number of hydrogen atoms added and optimized by MolProbity. The Clashes column lists the number of clashes within the asymmetric unit, whereas Symm-Clashes lists symmetry related clashes.

Mol	Chain	Non-H	H(model)	H(added)	Clashes	Symm-Clashes
1	A	6374	0	6394	992	0
1	B	6624	0	6652	1122	0
2	C	3162	0	3101	170	0
2	D	3162	0	3101	179	0
2	E	3162	0	3101	164	0
2	F	3162	0	3101	160	0
2	G	3162	0	3101	149	0
2	H	3162	0	3101	175	0
2	I	3162	0	3101	215	0
2	J	3162	0	3101	187	0
2	K	3162	0	3101	166	0
2	L	3162	0	3101	178	0
2	M	3162	0	3101	173	0
2	N	3162	0	3101	191	0
2	O	3162	0	3101	163	0
3	C	1	0	0	0	0
3	F	1	0	0	0	0
3	I	1	0	0	0	0
3	L	1	0	0	0	0
3	O	1	0	0	0	0
All	All	54109	0	53359	4148	0

The all-atom clashscore is defined as the number of clashes found per 1000 atoms (including hydrogen atoms). The all-atom clashscore for this structure is 39.

All (4148) close contacts within the same asymmetric unit are listed below, sorted by their clash

magnitude.

Atom-1	Atom-2	Interatomic distance (Å)	Clash overlap (Å)
1:B:771:VAL:HB	1:B:809:PHE:HB3	1.23	1.18
1:A:333:VAL:HG11	1:A:380:LYS:HA	1.27	1.15
1:A:428:GLN:OE1	1:A:456:PHE:HB2	1.46	1.13
1:A:563:MET:HA	1:A:563:MET:HE3	1.22	1.12
2:G:145:ARG:HB3	2:G:145:ARG:HH11	1.10	1.12
2:H:83:ASN:ND2	2:I:122:LEU:HB2	1.65	1.11
1:A:451:ASP:HB3	1:A:452:PRO:HD2	1.14	1.11
1:B:432:VAL:HA	1:B:436:ILE:HD11	1.18	1.11
1:B:734:ASN:HB3	1:B:737:GLU:HB2	1.28	1.10
1:B:718:TYR:HB3	1:B:721:VAL:HG21	1.33	1.10
1:B:548:ARG:NH1	1:B:878:ASN:H	1.50	1.09
1:A:270:ILE:HD11	1:A:292:LEU:HD11	1.31	1.09
2:L:22:THR:HG23	2:L:73:LEU:HD12	1.35	1.08
1:A:699:ILE:HG12	1:A:700:ALA:H	1.18	1.07
2:G:145:ARG:HD2	2:I:143:ASN:HA	1.34	1.07
1:A:318:TRP:HA	1:A:321:ILE:HD12	1.34	1.07
1:B:200:VAL:HG21	1:B:243:SER:HB3	1.13	1.07
2:N:106:ARG:H	2:N:106:ARG:HD3	1.17	1.06
1:B:790:ARG:HA	1:B:790:ARG:HE	0.98	1.06
1:B:318:TRP:HA	1:B:321:ILE:HD12	1.37	1.06
1:A:658:PRO:HG2	1:B:348:LYS:HG2	1.38	1.05
1:B:498:ARG:HB2	2:I:32:GLN:HE22	1.15	1.05
1:B:510:LEU:HD11	1:B:537:SER:HA	1.36	1.04
1:A:721:VAL:HG12	1:A:722:ASN:H	1.18	1.04
1:A:199:VAL:HG12	1:A:200:VAL:H	1.20	1.04
1:B:457:GLN:HG3	1:B:458:ILE:H	1.22	1.03
1:B:646:LEU:HA	1:B:649:LEU:HD12	1.40	1.03
1:A:428:GLN:NE2	1:A:455:PRO:HB2	1.73	1.03
1:B:274:ILE:HG23	1:B:278:ILE:HD11	1.40	1.03
1:A:451:ASP:CB	1:A:452:PRO:HD2	1.84	1.03
1:B:444:ARG:HH21	1:B:520:THR:HG23	1.20	1.02
1:A:510:LEU:HD22	1:A:540:LEU:HD13	1.39	1.02
1:A:310:LEU:HD12	1:A:310:LEU:H	1.21	1.02
1:B:457:GLN:HB2	1:B:476:ASN:ND2	1.75	1.02
1:A:513:LEU:HA	1:A:516:GLN:NE2	1.75	1.01
1:B:224:PHE:O	1:B:228:MET:HG2	1.61	1.01
1:B:573:THR:HG22	1:B:574:GLU:H	0.88	1.01
1:A:521:MET:HB3	1:A:522:PRO:HD3	1.39	1.01
1:B:790:ARG:HE	1:B:790:ARG:CA	1.70	1.00
1:A:506:LEU:HD23	1:A:544:VAL:HA	1.40	1.00
2:C:106:ARG:HD3	2:C:106:ARG:H	1.26	1.00

Continued on next page...

Continued from previous page...

Atom-1	Atom-2	Interatomic distance (Å)	Clash overlap (Å)
1:B:573:THR:HG22	1:B:574:GLU:N	1.71	0.99
1:A:705:ILE:HA	1:A:823:THR:HG22	1.43	0.99
1:B:674:VAL:HG21	1:B:679:LEU:HD13	1.44	0.99
1:B:510:LEU:HD22	1:B:540:LEU:HD13	1.42	0.99
1:B:473:HIS:HB2	2:I:126:ARG:HH22	1.21	0.99
1:B:573:THR:CG2	1:B:574:GLU:H	1.71	0.99
2:L:42:ASN:HA	2:L:61:PHE:HB2	1.43	0.98
1:B:371:ASN:HD22	1:B:583:SER:HB3	1.28	0.98
1:B:204:THR:HG23	1:B:244:ILE:HG22	1.44	0.98
2:H:106:ARG:H	2:H:106:ARG:HD3	1.26	0.98
1:A:275:PRO:HB2	1:A:278:ILE:HD11	1.45	0.98
1:B:435:ILE:HG22	1:B:436:ILE:H	1.29	0.98
1:B:265:LEU:HB3	1:B:296:ALA:HB1	1.46	0.98
2:J:106:ARG:HD3	2:J:106:ARG:H	1.23	0.97
1:B:743:ASP:C	1:B:744:TYR:HD2	1.67	0.97
1:B:700:ALA:HB2	1:B:827:LYS:HB2	1.45	0.97
1:B:700:ALA:CB	1:B:827:LYS:HB2	1.95	0.97
1:A:540:LEU:O	1:A:544:VAL:HG23	1.64	0.97
1:A:270:ILE:HG23	1:A:854:LEU:HD21	1.46	0.96
1:A:192:ASN:O	1:A:193:SER:HB3	1.65	0.96
2:H:83:ASN:HD21	2:I:122:LEU:HB2	1.30	0.96
1:B:200:VAL:HG21	1:B:243:SER:CB	1.96	0.96
1:A:660:ASP:HB3	1:B:539:ARG:HD2	1.43	0.96
1:A:588:ILE:HG22	1:A:589:GLY:H	1.28	0.96
1:B:717:MET:HE1	1:B:830:PRO:HD2	1.48	0.95
1:B:458:ILE:HD12	1:B:459:ALA:N	1.81	0.95
1:B:435:ILE:O	1:B:438:PRO:HD2	1.67	0.95
2:I:145:ARG:NH1	2:I:145:ARG:HB3	1.82	0.95
1:A:563:MET:HA	1:A:563:MET:CE	1.98	0.94
1:A:510:LEU:HD11	1:A:537:SER:HA	1.46	0.94
1:B:446:HIS:O	1:B:447:TYR:HB2	1.68	0.93
2:O:27:VAL:O	2:O:31:ILE:HG12	1.66	0.93
1:A:779:ASP:HA	1:A:798:ILE:CD1	1.98	0.93
1:B:764:PRO:O	1:B:765:PHE:HB3	1.65	0.93
1:B:518:PHE:HB3	1:B:519:PRO:HD2	1.49	0.93
1:B:790:ARG:HA	1:B:790:ARG:NE	1.84	0.92
1:A:428:GLN:HE21	1:A:455:PRO:HB2	1.30	0.92
2:G:145:ARG:HB3	2:G:145:ARG:NH1	1.84	0.92
1:B:126:PHE:HD2	1:B:126:PHE:H	1.09	0.92
1:B:722:ASN:HD22	1:B:824:LYS:HA	1.35	0.92
1:B:190:ASN:HD21	1:B:193:SER:HB3	1.31	0.92

Continued on next page...

Continued from previous page...

Atom-1	Atom-2	Interatomic distance (Å)	Clash overlap (Å)
2:G:6:SER:OG	2:G:128:ASN:HA	1.70	0.92
1:B:513:LEU:HA	1:B:516:GLN:NE2	1.85	0.91
1:B:428:GLN:HB2	1:B:456:PHE:CD1	2.05	0.91
1:A:779:ASP:HA	1:A:798:ILE:HD12	1.50	0.91
1:B:803:ASN:H	1:B:807:ASN:HD21	1.17	0.91
1:A:661:GLN:HE21	1:B:348:LYS:NZ	1.67	0.91
1:B:454:THR:HG21	1:B:476:ASN:ND2	1.86	0.91
1:B:166:PHE:HE2	1:B:689:MET:HA	1.34	0.91
1:B:459:ALA:HB1	1:B:463:ILE:HD11	1.51	0.90
1:A:588:ILE:HG22	1:A:589:GLY:N	1.85	0.90
2:L:88:PHE:O	2:L:92:VAL:HG23	1.72	0.90
1:A:339:LEU:HD22	1:A:588:ILE:HA	1.53	0.90
1:A:126:PHE:N	1:A:126:PHE:HD2	1.68	0.90
2:L:106:ARG:H	2:L:106:ARG:HD3	1.37	0.90
2:N:145:ARG:O	2:N:146:GLN:HG3	1.71	0.90
2:C:88:PHE:O	2:C:92:VAL:HG23	1.72	0.89
1:B:509:ALA:O	1:B:513:LEU:HG	1.71	0.89
1:A:244:ILE:HD13	1:A:835:PHE:HE1	1.38	0.89
1:A:169:LEU:O	1:A:173:VAL:HG23	1.73	0.89
1:A:660:ASP:HB3	1:B:539:ARG:HH11	1.38	0.89
2:K:106:ARG:H	2:K:106:ARG:HD3	1.37	0.89
1:A:855:LEU:O	1:A:857:PHE:N	2.06	0.88
1:B:457:GLN:O	1:B:459:ALA:N	2.05	0.88
1:A:371:ASN:C	1:A:373:GLN:H	1.71	0.88
1:A:486:ASP:HB2	1:A:490:ASN:HD22	1.38	0.88
1:B:874:MET:O	1:B:875:ARG:HB2	1.73	0.88
2:M:88:PHE:O	2:M:92:VAL:HG23	1.74	0.88
1:B:99:GLU:HB3	1:B:100:PRO:HD3	1.54	0.88
1:B:658:PRO:HB2	1:B:661:GLN:HG2	1.56	0.88
2:J:106:ARG:HD3	2:J:106:ARG:N	1.87	0.88
1:A:194:ARG:HH11	1:A:229:ARG:HG2	1.39	0.88
1:B:803:ASN:H	1:B:807:ASN:ND2	1.72	0.87
1:B:182:LEU:HD11	1:B:847:THR:H	1.38	0.87
1:B:297:ARG:HG3	1:B:848:PHE:HD2	1.40	0.87
1:A:428:GLN:HB2	1:A:456:PHE:CD1	2.09	0.86
1:A:509:ALA:O	1:A:513:LEU:HG	1.75	0.86
1:B:447:TYR:O	1:B:448:ARG:HG2	1.73	0.86
2:O:88:PHE:O	2:O:92:VAL:HG23	1.72	0.86
2:D:88:PHE:O	2:D:92:VAL:HG23	1.73	0.86
2:I:76:ASN:H	2:M:76:ASN:HB2	1.37	0.86
1:B:513:LEU:HA	1:B:516:GLN:CD	1.95	0.86

Continued on next page...

Continued from previous page...

Atom-1	Atom-2	Interatomic distance (Å)	Clash overlap (Å)
1:B:451:ASP:H	1:B:452:PRO:HD3	1.39	0.86
1:B:413:VAL:HG12	1:B:414:VAL:N	1.88	0.86
2:N:88:PHE:O	2:N:92:VAL:HG23	1.74	0.86
1:B:473:HIS:HB2	2:I:126:ARG:NH2	1.91	0.86
1:B:745:ALA:HB1	1:B:748:THR:HB	1.57	0.86
2:H:88:PHE:O	2:H:92:VAL:HG23	1.73	0.86
2:I:24:TYR:O	2:I:27:VAL:HG22	1.74	0.86
1:B:540:LEU:O	1:B:544:VAL:HG23	1.75	0.86
1:B:182:LEU:HD23	1:B:183:LEU:H	1.40	0.86
1:A:275:PRO:HB2	1:A:278:ILE:CD1	2.04	0.86
1:A:150:LEU:HD12	1:A:696:SER:HB2	1.58	0.86
2:E:88:PHE:O	2:E:92:VAL:HG23	1.75	0.86
2:J:88:PHE:O	2:J:92:VAL:HG23	1.75	0.85
1:A:451:ASP:HB3	1:A:452:PRO:CD	2.03	0.85
2:I:88:PHE:O	2:I:92:VAL:HG23	1.76	0.85
1:B:590:ASN:HD22	1:B:590:ASN:N	1.74	0.85
1:B:366:PHE:C	1:B:368:THR:H	1.76	0.85
2:C:150:PHE:HB2	2:C:152:PHE:CE1	2.11	0.85
2:F:88:PHE:O	2:F:92:VAL:HG23	1.75	0.85
1:A:366:PHE:C	1:A:368:THR:H	1.76	0.85
2:M:106:ARG:H	2:M:106:ARG:HD3	1.40	0.85
1:B:126:PHE:HD2	1:B:126:PHE:N	1.73	0.85
2:G:88:PHE:O	2:G:92:VAL:HG23	1.75	0.85
2:M:6:SER:OG	2:M:128:ASN:HA	1.76	0.85
2:H:6:SER:OG	2:H:128:ASN:HA	1.77	0.85
1:B:723:ILE:HG22	1:B:724:ALA:H	1.40	0.84
1:A:239:VAL:HG22	1:A:846:LEU:HG	1.58	0.84
1:B:518:PHE:HD2	2:H:69:THR:HB	1.40	0.84
1:B:306:ASP:O	1:B:308:LEU:N	2.10	0.84
2:K:88:PHE:O	2:K:92:VAL:HG23	1.76	0.84
1:B:825:VAL:HG12	1:B:826:TYR:N	1.91	0.84
1:B:701:GLN:HB2	1:B:826:TYR:HD2	1.40	0.84
1:A:660:ASP:HB3	1:B:539:ARG:CD	2.05	0.84
1:B:415:PRO:HG2	1:B:480:PHE:HD1	1.42	0.84
2:L:144:ARG:O	2:L:145:ARG:HB2	1.74	0.84
1:A:125:ILE:HD12	1:A:125:ILE:N	1.92	0.84
1:B:735:LEU:HG	1:B:760:VAL:O	1.78	0.84
1:A:570:THR:HG22	1:A:571:LEU:H	1.42	0.84
1:B:498:ARG:NH1	2:J:25:SER:HB3	1.92	0.84
1:B:200:VAL:CG2	1:B:243:SER:HB3	2.05	0.84
1:B:471:TRP:HB2	1:B:512:GLN:OE1	1.77	0.84

Continued on next page...

Continued from previous page...

Atom-1	Atom-2	Interatomic distance (Å)	Clash overlap (Å)
1:B:503:ILE:HD11	1:B:548:ARG:HG2	1.58	0.84
1:A:126:PHE:CD2	1:A:126:PHE:N	2.42	0.84
2:I:76:ASN:HB2	2:M:76:ASN:HB2	1.57	0.84
2:F:82:ARG:NH1	2:H:144:ARG:HD2	1.93	0.84
1:A:771:VAL:HG13	1:A:772:ILE:H	1.43	0.84
1:B:428:GLN:HG2	1:B:429:LEU:N	1.92	0.83
1:B:435:ILE:HG22	1:B:436:ILE:N	1.93	0.83
2:L:23:LEU:HD21	2:N:36:GLN:OE1	1.76	0.83
1:A:361:GLN:HB2	1:A:528:SER:OG	1.78	0.83
2:I:23:LEU:HD23	2:I:24:TYR:N	1.94	0.83
1:B:454:THR:HG21	1:B:476:ASN:HD21	1.39	0.83
1:A:158:GLY:H	1:A:762:ALA:HB3	1.43	0.83
1:B:126:PHE:N	1:B:126:PHE:CD2	2.43	0.83
1:A:474:PHE:O	1:A:478:ASN:HB2	1.77	0.83
1:A:216:GLU:CD	1:A:216:GLU:H	1.81	0.83
1:B:799:LEU:HD22	1:B:800:TYR:N	1.93	0.83
1:B:457:GLN:HB2	1:B:476:ASN:CG	1.98	0.83
1:A:471:TRP:HB2	1:A:512:GLN:OE1	1.79	0.83
1:A:524:ASP:O	1:A:526:LYS:N	2.10	0.83
1:A:647:LYS:HG3	1:A:654:VAL:HG21	1.59	0.83
2:O:6:SER:OG	2:O:128:ASN:HA	1.80	0.82
2:I:38:ILE:HG22	2:I:42:ASN:HD21	1.42	0.82
1:B:516:GLN:HA	1:B:518:PHE:HE1	1.41	0.82
1:B:590:ASN:H	1:B:590:ASN:HD22	1.25	0.82
1:A:461:GLN:HA	2:F:32:GLN:HE22	1.43	0.82
1:B:428:GLN:HA	1:B:431:ILE:HD12	1.61	0.82
2:F:150:PHE:HB2	2:F:152:PHE:CE1	2.15	0.82
1:B:722:ASN:HB2	1:B:824:LYS:HB3	1.62	0.81
1:A:486:ASP:HB2	1:A:490:ASN:ND2	1.94	0.81
2:H:109:ILE:HG13	2:H:109:ILE:O	1.79	0.81
1:A:734:ASN:HB3	1:A:737:GLU:HG2	1.61	0.81
1:B:454:THR:CG2	1:B:476:ASN:HD21	1.92	0.81
1:B:769:SER:HB3	1:B:807:ASN:OD1	1.80	0.81
1:A:406:SER:O	1:A:409:TRP:HB3	1.81	0.81
2:L:22:THR:HB	2:N:128:ASN:O	1.79	0.81
1:B:494:ASN:ND2	1:B:495:ASP:H	1.79	0.81
1:A:712:LEU:HB3	1:A:721:VAL:O	1.79	0.81
1:B:218:GLU:HG3	1:B:221:VAL:HG23	1.62	0.81
1:B:193:SER:HB2	1:B:226:ALA:HA	1.62	0.81
1:B:725:ARG:H	1:B:725:ARG:HD2	1.44	0.81
1:B:537:SER:O	1:B:540:LEU:HB3	1.81	0.81

Continued on next page...

Continued from previous page...

Atom-1	Atom-2	Interatomic distance (Å)	Clash overlap (Å)
1:B:498:ARG:HB2	2:I:32:GLN:NE2	1.94	0.81
1:B:511:MET:CE	2:J:70:LEU:HG	2.09	0.81
2:H:76:ASN:HB2	2:J:76:ASN:HB2	1.60	0.81
1:A:459:ALA:O	1:A:462:GLN:HB2	1.81	0.81
2:I:76:ASN:CB	2:M:76:ASN:HB2	2.11	0.81
1:B:118:LYS:HG2	1:B:119:GLN:H	1.46	0.81
1:A:712:LEU:HG	1:A:819:PRO:HB2	1.61	0.81
1:B:315:GLU:HB3	1:B:571:LEU:HD11	1.61	0.80
2:O:67:GLY:O	2:O:69:THR:N	2.14	0.80
2:E:24:TYR:O	2:E:27:VAL:HG22	1.82	0.80
2:D:128:ASN:O	2:E:22:THR:HB	1.82	0.80
1:A:660:ASP:O	1:A:662:MET:N	2.14	0.80
1:B:510:LEU:CD1	1:B:537:SER:HA	2.11	0.80
1:A:699:ILE:HG12	1:A:700:ALA:N	1.97	0.80
1:A:362:SER:HB2	1:A:365:GLN:NE2	1.97	0.80
2:L:150:PHE:HB2	2:L:152:PHE:CE1	2.17	0.80
1:A:546:LEU:HD21	1:A:588:ILE:CD1	2.12	0.80
1:A:270:ILE:CD1	1:A:292:LEU:HD11	2.10	0.80
1:B:239:VAL:HG23	1:B:844:SER:O	1.81	0.80
1:A:126:PHE:H	1:A:126:PHE:HD2	1.26	0.80
2:N:144:ARG:O	2:N:145:ARG:HB2	1.81	0.80
1:A:769:SER:HB3	1:A:807:ASN:OD1	1.82	0.80
1:B:869:VAL:CG1	1:B:873:ASN:HA	2.11	0.80
1:B:506:LEU:HD23	1:B:544:VAL:HA	1.62	0.79
1:B:393:SER:O	1:B:394:LEU:HD23	1.82	0.79
1:B:743:ASP:CG	1:B:745:ALA:H	1.85	0.79
1:A:437:TYR:N	1:A:438:PRO:HD2	1.97	0.79
1:A:303:LEU:HA	1:A:615:ASN:ND2	1.97	0.79
1:A:694:ARG:HG2	1:A:701:GLN:HE22	1.46	0.79
1:A:199:VAL:HG12	1:A:200:VAL:N	1.97	0.79
1:B:790:ARG:HG3	1:B:791:LYS:H	1.48	0.79
2:L:104:SER:O	2:L:108:GLY:HA3	1.82	0.79
2:I:57:ARG:HH11	2:I:94:ASN:HD21	1.31	0.79
1:A:869:VAL:HG11	1:A:873:ASN:HA	1.64	0.79
1:B:744:TYR:CD2	1:B:744:TYR:N	2.38	0.79
2:K:6:SER:OG	2:K:128:ASN:HA	1.82	0.79
1:A:721:VAL:HG12	1:A:722:ASN:N	1.98	0.79
1:B:457:GLN:HG3	1:B:458:ILE:N	1.98	0.79
1:B:465:ASN:HD22	1:B:468:VAL:HG23	1.47	0.79
1:A:480:PHE:CD2	1:A:493:LEU:HB3	2.18	0.79
1:B:673:PRO:O	1:B:674:VAL:HG13	1.83	0.79

Continued on next page...

Continued from previous page...

Atom-1	Atom-2	Interatomic distance (Å)	Clash overlap (Å)
2:H:2:ASP:HB2	2:H:128:ASN:HD21	1.46	0.79
1:A:606:VAL:HG23	1:A:607:ASN:H	1.46	0.79
1:B:124:ARG:C	1:B:125:ILE:HD12	2.02	0.79
2:N:50:GLY:O	2:N:51:ILE:HG23	1.83	0.79
1:B:277:ARG:O	1:B:278:ILE:HG12	1.83	0.79
1:A:869:VAL:CG1	1:A:873:ASN:HA	2.12	0.79
1:B:272:ASN:C	1:B:274:ILE:H	1.87	0.78
1:B:548:ARG:HH11	1:B:878:ASN:H	1.28	0.78
1:B:743:ASP:C	1:B:744:TYR:CD2	2.54	0.78
2:J:128:ASN:O	2:K:22:THR:HB	1.83	0.78
1:A:445:MET:C	1:A:447:TYR:H	1.84	0.78
2:M:145:ARG:O	2:M:146:GLN:HG3	1.83	0.78
1:A:428:GLN:HG2	1:A:429:LEU:N	1.98	0.78
1:A:305:GLN:O	1:A:307:ARG:HG3	1.82	0.78
1:B:523:VAL:C	1:B:525:TYR:H	1.85	0.78
1:A:118:LYS:HG2	1:A:119:GLN:N	1.98	0.78
1:A:480:PHE:HD2	1:A:493:LEU:HB3	1.49	0.78
1:B:549:LEU:HD13	1:B:877:MET:HE1	1.64	0.78
1:B:606:VAL:HG23	1:B:607:ASN:H	1.46	0.78
1:A:639:LYS:O	1:A:643:GLU:HG3	1.84	0.78
2:I:42:ASN:HA	2:I:61:PHE:HB2	1.66	0.78
1:B:702:GLY:HA3	1:B:759:LEU:O	1.84	0.77
1:B:717:MET:CE	1:B:830:PRO:HD2	2.15	0.77
2:N:144:ARG:NH2	2:N:146:GLN:HE22	1.81	0.77
1:B:562:THR:HB	1:B:611:HIS:CD2	2.20	0.77
1:B:374:ALA:HB1	1:B:580:SER:HB3	1.66	0.77
1:B:779:ASP:HA	1:B:798:ILE:CD1	2.14	0.77
1:B:406:SER:O	1:B:409:TRP:HB3	1.84	0.77
2:I:128:ASN:HD22	2:J:19:VAL:HB	1.49	0.77
2:H:106:ARG:CD	2:H:106:ARG:H	1.98	0.77
2:K:93:ASP:O	2:K:97:MET:HG3	1.85	0.77
2:E:93:ASP:O	2:E:97:MET:HG3	1.84	0.77
2:M:22:THR:HG23	2:M:73:LEU:HD12	1.66	0.77
1:B:764:PRO:O	1:B:765:PHE:CB	2.33	0.77
1:A:471:TRP:O	1:A:475:VAL:HG23	1.85	0.77
1:B:169:LEU:O	1:B:173:VAL:HG23	1.84	0.77
1:B:855:LEU:O	1:B:857:PHE:N	2.17	0.77
1:B:204:THR:CG2	1:B:244:ILE:HG22	2.14	0.77
2:H:93:ASP:O	2:H:97:MET:HG3	1.85	0.77
1:A:371:ASN:C	1:A:373:GLN:N	2.37	0.76
1:B:503:ILE:O	1:B:505:GLN:HG2	1.85	0.76

Continued on next page...

Continued from previous page...

Atom-1	Atom-2	Interatomic distance (Å)	Clash overlap (Å)
1:B:573:THR:O	1:B:574:GLU:HG2	1.84	0.76
1:B:744:TYR:HD2	1:B:744:TYR:N	1.77	0.76
1:B:166:PHE:CE2	1:B:689:MET:HA	2.20	0.76
1:B:218:GLU:HG3	1:B:221:VAL:CG2	2.15	0.76
2:F:17:LYS:HG2	2:H:130:ASP:HA	1.67	0.76
1:A:614:TYR:O	1:A:618:ILE:HG12	1.85	0.76
1:A:405:ILE:HG21	1:A:536:LEU:HG	1.67	0.76
1:B:200:VAL:HG23	1:B:242:PRO:O	1.86	0.76
1:B:731:GLN:HG2	2:D:62:ASP:HB2	1.67	0.76
1:A:548:ARG:HH12	1:A:878:ASN:H	1.34	0.76
1:A:588:ILE:CG2	1:A:589:GLY:H	1.99	0.76
1:A:122:LEU:HG	1:A:201:ASP:OD2	1.84	0.76
1:A:461:GLN:HA	2:F:32:GLN:NE2	2.00	0.76
1:B:133:ILE:HD12	1:B:145:ARG:HB2	1.66	0.76
1:B:678:ARG:O	1:B:681:ILE:HG22	1.85	0.76
2:C:24:TYR:O	2:C:27:VAL:HG22	1.86	0.76
2:D:67:GLY:O	2:D:68:THR:HG23	1.85	0.76
2:I:110:ALA:HB1	2:I:111:PRO:CD	2.16	0.76
1:B:701:GLN:HA	1:B:761:GLY:O	1.85	0.76
1:A:158:GLY:H	1:A:762:ALA:CB	1.99	0.76
1:B:199:VAL:HG12	1:B:200:VAL:N	2.00	0.76
2:G:93:ASP:O	2:G:97:MET:HG3	1.85	0.76
1:A:678:ARG:O	1:A:681:ILE:HG22	1.86	0.76
1:A:503:ILE:HD13	1:A:547:THR:HB	1.68	0.76
1:B:675:GLU:HB3	1:B:678:ARG:HG2	1.68	0.76
1:A:428:GLN:HA	1:A:431:ILE:HD12	1.68	0.76
1:A:244:ILE:HD13	1:A:835:PHE:CE1	2.21	0.76
2:I:93:ASP:O	2:I:97:MET:HG3	1.86	0.76
1:B:96:PRO:O	1:B:652:PHE:HB3	1.84	0.76
1:A:310:LEU:CD1	1:A:310:LEU:H	1.97	0.75
1:B:518:PHE:CB	1:B:519:PRO:HD2	2.14	0.75
2:C:145:ARG:HB3	2:C:145:ARG:NH1	2.02	0.75
2:F:104:SER:HB3	2:F:108:GLY:CA	2.16	0.75
1:B:781:THR:O	1:B:783:PHE:N	2.19	0.75
1:A:371:ASN:HA	1:A:374:ALA:HB3	1.68	0.75
1:A:457:GLN:HB2	1:A:476:ASN:HD21	1.52	0.75
2:L:19:VAL:HG23	2:N:128:ASN:HB3	1.69	0.75
2:J:93:ASP:O	2:J:97:MET:HG3	1.87	0.75
1:B:498:ARG:CB	2:I:32:GLN:HE22	1.97	0.75
1:B:251:ALA:HA	2:N:69:THR:HG21	1.69	0.75
1:A:694:ARG:HG2	1:A:701:GLN:NE2	2.01	0.74

Continued on next page...

Continued from previous page...

Atom-1	Atom-2	Interatomic distance (Å)	Clash overlap (Å)
2:C:38:ILE:HG22	2:C:42:ASN:HD21	1.51	0.74
1:B:698:LYS:O	1:B:699:ILE:HB	1.86	0.74
2:I:76:ASN:HB2	2:M:76:ASN:CB	2.17	0.74
1:B:491:GLN:HG3	1:B:565:MET:H	1.50	0.74
1:A:537:SER:O	1:A:540:LEU:HB3	1.87	0.74
1:A:148:TRP:CZ3	1:A:246:HIS:HB2	2.22	0.74
2:J:128:ASN:HB3	2:K:19:VAL:HG23	1.69	0.74
2:N:57:ARG:HH11	2:N:94:ASN:HD21	1.33	0.74
1:A:492:VAL:HG13	1:A:558:MET:SD	2.27	0.74
1:B:482:GLN:HB2	1:B:493:LEU:HD22	1.70	0.74
1:B:675:GLU:HB3	1:B:678:ARG:CG	2.17	0.74
1:B:688:ASN:O	1:B:692:ILE:HD12	1.87	0.74
1:A:647:LYS:CG	1:A:654:VAL:HG21	2.17	0.74
1:B:614:TYR:O	1:B:618:ILE:HG12	1.87	0.74
2:O:150:PHE:HB2	2:O:152:PHE:CE1	2.23	0.74
1:B:293:PRO:C	1:B:295:THR:H	1.90	0.74
2:I:75:ALA:HB3	2:M:76:ASN:HA	1.68	0.74
2:D:23:LEU:HD23	2:D:24:TYR:N	2.03	0.74
2:D:93:ASP:O	2:D:97:MET:HG3	1.87	0.74
2:L:93:ASP:O	2:L:97:MET:HG3	1.88	0.74
1:A:286:LEU:HD23	1:A:286:LEU:H	1.52	0.74
1:B:190:ASN:ND2	1:B:193:SER:HB3	2.03	0.74
1:B:783:PHE:HD1	1:B:783:PHE:H	1.33	0.74
1:A:784:ALA:O	1:A:787:VAL:HG23	1.88	0.74
2:H:105:GLN:C	2:H:107:ASN:H	1.91	0.74
1:A:802:ILE:HA	1:A:807:ASN:HD21	1.52	0.74
2:D:24:TYR:O	2:D:27:VAL:HG22	1.88	0.74
2:C:82:ARG:CZ	2:E:144:ARG:HD2	2.18	0.74
1:A:428:GLN:HB2	1:A:456:PHE:HD1	1.51	0.74
1:A:405:ILE:CG2	1:A:536:LEU:HG	2.18	0.74
2:E:54:LEU:HD12	2:E:55:PRO:HD2	1.70	0.74
1:A:301:PRO:O	1:A:303:LEU:HD23	1.87	0.74
1:B:510:LEU:HD11	1:B:537:SER:CA	2.15	0.74
2:D:6:SER:OG	2:D:128:ASN:HA	1.87	0.74
1:A:252:PHE:HD2	1:A:684:LEU:HD21	1.52	0.74
1:A:164:GLU:O	1:A:167:LEU:HB3	1.87	0.74
1:B:433:ASN:ND2	1:B:446:HIS:HB3	2.02	0.73
1:B:368:THR:HG22	1:B:371:ASN:HD21	1.51	0.73
2:J:150:PHE:HB2	2:J:152:PHE:CE1	2.22	0.73
1:B:254:GLU:HG2	2:N:69:THR:HB	1.68	0.73
1:A:275:PRO:CB	1:A:278:ILE:HD11	2.18	0.73

Continued on next page...

Continued from previous page...

Atom-1	Atom-2	Interatomic distance (Å)	Clash overlap (Å)
1:A:117:LYS:O	1:A:179:ASP:HB2	1.88	0.73
2:G:106:ARG:H	2:G:106:ARG:HD3	1.53	0.73
1:A:711:GLN:C	1:A:712:LEU:HD23	2.08	0.73
2:M:144:ARG:HD2	2:N:82:ARG:NH1	2.02	0.73
1:A:660:ASP:CB	1:B:539:ARG:HD2	2.19	0.73
2:H:109:ILE:HB	2:H:380:ASP:HB3	1.68	0.73
1:A:277:ARG:HD3	1:A:559:ALA:HB2	1.71	0.73
1:B:257:LEU:O	1:B:260:GLN:HG3	1.88	0.73
2:F:42:ASN:HA	2:F:61:PHE:HB2	1.70	0.73
2:C:93:ASP:O	2:C:97:MET:HG3	1.87	0.73
1:A:310:LEU:HD12	1:A:310:LEU:N	2.00	0.73
1:B:540:LEU:HD23	1:B:541:GLY:N	2.03	0.73
1:B:457:GLN:C	1:B:459:ALA:H	1.91	0.73
2:N:93:ASP:O	2:N:97:MET:HG3	1.87	0.73
1:A:499:ASN:HA	1:A:505:GLN:NE2	2.04	0.73
2:N:24:TYR:O	2:N:27:VAL:HG22	1.89	0.73
1:B:265:LEU:HB3	1:B:296:ALA:CB	2.17	0.73
2:I:145:ARG:HH11	2:I:145:ARG:HB3	1.50	0.73
1:B:111:ILE:C	1:B:113:PRO:HD3	2.09	0.73
1:B:703:VAL:HG13	1:B:824:LYS:O	1.89	0.73
1:A:286:LEU:HD23	1:A:286:LEU:N	2.04	0.73
1:A:245:LEU:HB3	1:A:249:ASP:HB2	1.71	0.73
2:M:93:ASP:O	2:M:97:MET:HG3	1.88	0.73
2:F:93:ASP:O	2:F:97:MET:HG3	1.87	0.73
1:B:771:VAL:HB	1:B:809:PHE:CB	2.11	0.73
1:B:770:SER:HB2	1:B:773:SER:OG	1.88	0.73
1:A:631:LEU:HB3	1:A:633:LEU:HD13	1.69	0.73
1:A:661:GLN:HE21	1:B:348:LYS:HZ1	1.37	0.73
1:B:503:ILE:O	1:B:505:GLN:N	2.22	0.73
1:B:491:GLN:CD	1:B:564:ASN:HB3	2.08	0.73
1:B:674:VAL:HG23	1:B:679:LEU:HD22	1.69	0.73
2:J:11:LEU:O	2:J:14:ALA:HB3	1.89	0.73
2:F:145:ARG:O	2:F:146:GLN:HG2	1.89	0.73
1:B:701:GLN:O	1:B:826:TYR:HB3	1.89	0.73
1:B:277:ARG:O	1:B:279:ARG:N	2.20	0.73
2:D:63:PHE:CD2	2:D:84:THR:HG23	2.24	0.73
2:H:27:VAL:O	2:H:31:ILE:HG12	1.88	0.73
2:F:23:LEU:HD21	2:H:36:GLN:OE1	1.89	0.73
1:B:436:ILE:HG13	1:B:437:TYR:H	1.54	0.72
1:B:471:TRP:O	1:B:475:VAL:HG23	1.88	0.72
2:H:106:ARG:N	2:H:106:ARG:HD3	2.03	0.72

Continued on next page...

Continued from previous page...

Atom-1	Atom-2	Interatomic distance (Å)	Clash overlap (Å)
1:B:712:LEU:CD1	1:B:722:ASN:HB3	2.18	0.72
1:A:643:GLU:HG2	1:A:662:MET:HE3	1.72	0.72
1:B:498:ARG:HH12	2:J:25:SER:HB3	1.52	0.72
1:B:442:MET:CE	1:B:463:ILE:HG12	2.19	0.72
1:B:521:MET:HB2	1:B:522:PRO:CD	2.19	0.72
1:A:510:LEU:CD1	1:A:537:SER:HA	2.20	0.72
1:B:799:LEU:HD22	1:B:800:TYR:H	1.52	0.72
1:B:516:GLN:HA	1:B:518:PHE:CE1	2.25	0.72
1:B:492:VAL:HG11	1:B:558:MET:HG2	1.71	0.72
1:B:435:ILE:C	1:B:436:ILE:HG12	2.08	0.72
2:J:106:ARG:HG2	2:J:107:ASN:H	1.54	0.72
1:B:630:ARG:O	1:B:631:LEU:HG	1.90	0.72
1:A:629:ASN:O	1:A:631:LEU:N	2.17	0.72
1:B:615:ASN:O	1:B:618:ILE:HB	1.90	0.72
1:A:420:ILE:HG12	1:A:423:SER:HB2	1.69	0.72
2:M:122:LEU:HB2	2:O:83:ASN:ND2	2.04	0.72
2:J:144:ARG:HD2	2:K:82:ARG:NH1	2.05	0.72
1:A:496:ASN:HD22	1:A:498:ARG:HB2	1.53	0.72
2:F:22:THR:HB	2:H:128:ASN:O	1.89	0.72
1:B:444:ARG:NH2	1:B:520:THR:HG23	2.03	0.72
1:B:156:PRO:HB2	1:B:161:ASP:HB3	1.72	0.72
1:A:239:VAL:CG2	1:A:846:LEU:HG	2.19	0.72
1:A:613:ASN:HD22	1:A:649:LEU:CD2	2.03	0.72
1:A:605:ASN:O	1:A:608:VAL:HB	1.90	0.72
1:B:825:VAL:HG12	1:B:826:TYR:H	1.53	0.72
1:B:551:ALA:O	1:B:555:GLU:HB2	1.90	0.72
1:A:721:VAL:CG1	1:A:722:ASN:H	2.01	0.72
1:A:146:TRP:O	1:A:833:PHE:HB3	1.89	0.72
2:I:135:TYR:OH	2:I:340:GLU:OE1	2.06	0.72
2:D:145:ARG:O	2:D:146:GLN:HG3	1.90	0.72
1:B:473:HIS:HB3	2:I:126:ARG:HH12	1.54	0.71
1:A:445:MET:O	1:A:447:TYR:N	2.23	0.71
2:D:11:LEU:O	2:D:14:ALA:HB3	1.90	0.71
1:B:355:LEU:HG	1:B:356:GLU:N	2.05	0.71
1:B:480:PHE:CE2	1:B:493:LEU:HB2	2.24	0.71
1:B:442:MET:HE1	1:B:463:ILE:HG12	1.71	0.71
1:A:735:LEU:HG	1:A:760:VAL:O	1.89	0.71
1:A:764:PRO:O	1:A:797:PRO:HD2	1.91	0.71
1:B:422:GLU:HA	1:B:425:VAL:HG23	1.72	0.71
2:O:93:ASP:O	2:O:97:MET:HG3	1.90	0.71
2:J:130:ASP:HA	2:K:17:LYS:HG2	1.71	0.71

Continued on next page...

Continued from previous page...

Atom-1	Atom-2	Interatomic distance (Å)	Clash overlap (Å)
2:L:6:SER:OG	2:L:128:ASN:HA	1.91	0.71
1:B:156:PRO:CB	1:B:161:ASP:HB3	2.20	0.71
2:C:144:ARG:HD2	2:D:82:ARG:CZ	2.20	0.71
1:B:428:GLN:OE1	1:B:456:PHE:HB2	1.90	0.71
2:I:11:LEU:O	2:I:14:ALA:HB3	1.91	0.71
1:B:194:ARG:O	1:B:196:ALA:N	2.23	0.71
1:A:709:ASP:HB3	1:A:820:THR:HG23	1.73	0.71
1:A:246:HIS:HB3	1:A:249:ASP:OD2	1.90	0.71
2:I:150:PHE:HB2	2:I:152:PHE:CE1	2.25	0.71
2:K:11:LEU:O	2:K:14:ALA:HB3	1.91	0.71
1:B:791:LYS:O	1:B:792:VAL:HG22	1.91	0.71
1:B:166:PHE:CE2	1:B:689:MET:HG3	2.24	0.71
1:A:236:ARG:HB2	1:A:238:VAL:HG23	1.72	0.71
1:A:530:GLN:HA	1:A:533:ILE:HD12	1.71	0.71
1:B:605:ASN:O	1:B:608:VAL:HB	1.91	0.71
2:K:38:ILE:HG22	2:K:42:ASN:HD21	1.56	0.71
2:N:11:LEU:O	2:N:14:ALA:HB3	1.91	0.71
2:N:38:ILE:HG22	2:N:42:ASN:HD21	1.56	0.71
1:A:194:ARG:NH1	1:A:229:ARG:HG2	2.05	0.71
1:B:277:ARG:HG2	1:B:278:ILE:H	1.54	0.71
2:O:11:LEU:O	2:O:14:ALA:HB3	1.90	0.71
2:H:116:LEU:HD12	2:H:119:LEU:HB2	1.73	0.71
2:G:36:GLN:OE1	2:H:23:LEU:HD21	1.91	0.71
1:A:283:ASN:O	1:A:863:VAL:HG23	1.91	0.71
1:B:712:LEU:HD12	1:B:722:ASN:HB3	1.72	0.71
1:B:548:ARG:HH12	1:B:878:ASN:H	1.35	0.71
1:A:510:LEU:HD11	1:A:537:SER:CA	2.21	0.71
2:M:11:LEU:O	2:M:14:ALA:HB3	1.91	0.71
2:G:4:LEU:HA	2:G:7:LEU:HD12	1.73	0.71
1:A:496:ASN:ND2	1:A:498:ARG:HB2	2.06	0.71
2:K:53:ASN:HD22	2:K:354:ALA:HB3	1.56	0.71
1:A:415:PRO:HG2	1:A:480:PHE:CD1	2.26	0.70
1:A:501:HIS:C	1:A:503:ILE:HG13	2.11	0.70
1:B:374:ALA:HB1	1:B:580:SER:HA	1.71	0.70
2:L:82:ARG:CZ	2:N:144:ARG:HD2	2.21	0.70
1:A:312:ASP:O	1:A:313:ASN:HB3	1.90	0.70
2:D:4:LEU:HA	2:D:7:LEU:HD12	1.73	0.70
2:M:150:PHE:HB2	2:M:152:PHE:CE1	2.26	0.70
1:B:164:GLU:O	1:B:167:LEU:HB3	1.90	0.70
1:A:615:ASN:O	1:A:618:ILE:HB	1.89	0.70
1:B:518:PHE:CD2	2:H:69:THR:HB	2.24	0.70

Continued on next page...

Continued from previous page...

Atom-1	Atom-2	Interatomic distance (Å)	Clash overlap (Å)
1:B:477:ASN:ND2	2:I:39:ILE:HG21	2.06	0.70
2:J:106:ARG:H	2:J:106:ARG:CD	2.03	0.70
2:J:109:ILE:O	2:J:109:ILE:HD12	1.91	0.70
1:B:511:MET:HE1	2:J:70:LEU:HG	1.72	0.70
2:N:4:LEU:HA	2:N:7:LEU:HD12	1.73	0.70
1:B:259:HIS:CD2	1:B:677:ARG:HG3	2.25	0.70
2:J:12:LYS:C	2:J:14:ALA:H	1.94	0.70
2:C:11:LEU:O	2:C:14:ALA:HB3	1.90	0.70
2:K:54:LEU:HD12	2:K:55:PRO:HD2	1.71	0.70
1:A:551:ALA:O	1:A:555:GLU:HB2	1.92	0.70
1:A:506:LEU:CD2	1:A:544:VAL:HA	2.18	0.70
1:B:230:GLN:HA	1:B:242:PRO:HD3	1.73	0.70
1:A:467:GLN:HB2	1:A:515:ARG:HD2	1.72	0.70
1:B:508:GLU:HG2	1:B:512:GLN:NE2	2.07	0.70
1:A:762:ALA:O	1:A:763:LEU:HG	1.92	0.70
1:B:790:ARG:HG3	1:B:791:LYS:N	2.05	0.70
1:A:131:LEU:HD12	1:A:132:PRO:HD2	1.74	0.70
2:J:116:LEU:HD12	2:J:119:LEU:HB2	1.74	0.70
2:N:167:ASN:HD22	2:N:178:GLY:HA2	1.57	0.70
1:A:783:PHE:H	1:A:783:PHE:HD1	1.38	0.70
2:G:167:ASN:HD22	2:G:178:GLY:HA2	1.57	0.70
2:D:153:HIS:NE2	2:E:153:HIS:NE2	2.39	0.70
2:C:167:ASN:HD22	2:C:178:GLY:HA2	1.57	0.70
1:A:482:GLN:OE1	1:A:493:LEU:HD22	1.90	0.70
2:I:12:LYS:C	2:I:14:ALA:H	1.95	0.70
1:B:786:ILE:HG13	1:B:787:VAL:H	1.56	0.70
1:B:262:VAL:CG1	1:B:297:ARG:HB3	2.21	0.70
1:A:560:CYS:HB2	1:A:603:TYR:HD2	1.57	0.70
2:K:167:ASN:HD22	2:K:178:GLY:HA2	1.57	0.70
2:O:154:LYS:N	2:O:155:PRO:CD	2.54	0.70
1:B:393:SER:N	1:B:573:THR:HG23	2.06	0.70
1:B:857:PHE:HD1	1:B:857:PHE:H	1.40	0.70
2:C:4:LEU:HA	2:C:7:LEU:HD12	1.74	0.70
2:O:167:ASN:HD22	2:O:178:GLY:HA2	1.57	0.70
2:J:167:ASN:HD22	2:J:178:GLY:HA2	1.57	0.70
2:J:38:ILE:HG22	2:J:42:ASN:HD21	1.56	0.70
1:B:721:VAL:CG1	1:B:799:LEU:HD21	2.22	0.70
1:A:396:PHE:HB3	1:A:578:LEU:CD1	2.22	0.70
1:A:401:TYR:HA	1:A:404:LEU:HD13	1.73	0.70
1:A:436:ILE:HD11	1:A:437:TYR:CD1	2.27	0.70
2:C:6:SER:OG	2:C:128:ASN:HA	1.92	0.70

Continued on next page...

Continued from previous page...

Atom-1	Atom-2	Interatomic distance (Å)	Clash overlap (Å)
2:E:38:ILE:HG22	2:E:42:ASN:HD21	1.57	0.70
1:B:318:TRP:CA	1:B:321:ILE:HD12	2.19	0.69
1:B:791:LYS:O	1:B:792:VAL:HG13	1.91	0.69
1:A:781:THR:O	1:A:783:PHE:N	2.24	0.69
1:B:670:ARG:O	1:B:671:LEU:HD23	1.92	0.69
2:O:4:LEU:HA	2:O:7:LEU:HD12	1.74	0.69
2:D:239:ASN:HD22	2:D:246:THR:HG22	1.57	0.69
1:B:590:ASN:H	1:B:590:ASN:ND2	1.90	0.69
2:F:104:SER:HB3	2:F:108:GLY:HA2	1.74	0.69
2:C:22:THR:OG1	2:C:26:ASN:ND2	2.25	0.69
2:O:106:ARG:HD3	2:O:106:ARG:H	1.56	0.69
1:A:548:ARG:HH11	1:A:877:MET:HA	1.56	0.69
2:N:106:ARG:N	2:N:106:ARG:HD3	2.01	0.69
1:B:182:LEU:HD11	1:B:847:THR:N	2.07	0.69
1:A:437:TYR:H	1:A:438:PRO:HD2	1.56	0.69
2:L:11:LEU:O	2:L:14:ALA:HB3	1.93	0.69
2:C:239:ASN:HD22	2:C:246:THR:HG22	1.58	0.69
2:D:150:PHE:HB2	2:D:152:PHE:CE1	2.27	0.69
2:K:150:PHE:HB2	2:K:152:PHE:CE1	2.27	0.69
2:L:239:ASN:HD22	2:L:246:THR:HG22	1.58	0.69
1:A:306:ASP:C	1:A:308:LEU:H	1.95	0.69
2:J:22:THR:O	2:J:72:ASN:HA	1.92	0.69
1:A:275:PRO:HB2	1:A:278:ILE:CG1	2.22	0.69
2:H:12:LYS:C	2:H:14:ALA:H	1.95	0.69
2:F:110:ALA:HB1	2:F:111:PRO:CD	2.22	0.69
2:I:167:ASN:HD22	2:I:178:GLY:HA2	1.57	0.69
2:I:109:ILE:HD12	2:I:109:ILE:O	1.90	0.69
2:G:11:LEU:O	2:G:14:ALA:HB3	1.92	0.69
2:E:11:LEU:O	2:E:14:ALA:HB3	1.91	0.69
2:M:167:ASN:HD22	2:M:178:GLY:HA2	1.57	0.69
1:A:634:TYR:HB2	1:B:875:ARG:HH22	1.57	0.69
1:B:366:PHE:C	1:B:368:THR:N	2.46	0.69
1:B:374:ALA:HB1	1:B:580:SER:CB	2.23	0.69
2:E:5:TYR:CE2	2:E:131:ASN:HA	2.27	0.69
2:F:167:ASN:HD22	2:F:178:GLY:HA2	1.57	0.69
2:N:116:LEU:HD12	2:N:119:LEU:HB2	1.74	0.69
1:B:772:ILE:HG23	1:B:773:SER:N	2.06	0.69
1:A:588:ILE:CG2	1:A:589:GLY:N	2.56	0.69
1:A:666:ARG:CG	1:A:667:ASP:N	2.55	0.69
1:A:540:LEU:HD23	1:A:541:GLY:N	2.08	0.69
1:A:803:ASN:HD22	1:A:805:ASP:HB3	1.58	0.69

Continued on next page...

Continued from previous page...

Atom-1	Atom-2	Interatomic distance (Å)	Clash overlap (Å)
1:A:322:THR:HG22	1:A:390:ARG:HB2	1.75	0.69
1:A:451:ASP:CB	1:A:452:PRO:CD	2.68	0.69
1:B:783:PHE:N	1:B:783:PHE:CD1	2.60	0.69
1:B:563:MET:HA	1:B:563:MET:HE3	1.73	0.69
1:B:368:THR:HA	1:B:579:THR:HG23	1.75	0.69
1:A:689:MET:HA	1:A:692:ILE:HD13	1.73	0.69
1:A:664:ARG:HD3	1:B:538:ASN:OD1	1.92	0.69
2:D:106:ARG:H	2:D:106:ARG:HD3	1.58	0.69
2:E:109:ILE:HB	2:E:380:ASP:HB3	1.74	0.69
2:E:150:PHE:HB2	2:E:152:PHE:CE1	2.27	0.69
1:B:812:VAL:HG13	1:B:813:ALA:H	1.57	0.69
1:A:546:LEU:HD21	1:A:588:ILE:HD13	1.73	0.69
1:A:757:VAL:HG12	1:A:758:ALA:H	1.57	0.69
2:G:12:LYS:C	2:G:14:ALA:H	1.96	0.69
1:B:118:LYS:HG2	1:B:119:GLN:N	2.08	0.69
1:A:118:LYS:HG2	1:A:119:GLN:H	1.57	0.69
1:B:594:ILE:HD12	1:B:594:ILE:C	2.13	0.69
1:B:752:LEU:C	1:B:754:ASN:H	1.95	0.69
2:E:116:LEU:HD12	2:E:119:LEU:HB2	1.73	0.69
2:F:11:LEU:O	2:F:14:ALA:HB3	1.93	0.69
1:B:457:GLN:CG	1:B:458:ILE:H	1.89	0.69
2:I:6:SER:OG	2:I:128:ASN:HA	1.92	0.69
2:M:12:LYS:C	2:M:14:ALA:H	1.96	0.69
1:B:633:LEU:O	1:B:633:LEU:HD23	1.92	0.69
2:K:106:ARG:HG2	2:K:107:ASN:H	1.56	0.69
2:L:167:ASN:HD22	2:L:178:GLY:HA2	1.57	0.69
2:H:239:ASN:HD22	2:H:246:THR:HG22	1.58	0.69
2:O:109:ILE:O	2:O:109:ILE:HD12	1.92	0.69
2:K:144:ARG:O	2:K:145:ARG:HB2	1.92	0.69
2:M:116:LEU:HD12	2:M:119:LEU:HB2	1.75	0.69
1:B:805:ASP:O	1:B:807:ASN:N	2.26	0.68
1:A:306:ASP:O	1:A:308:LEU:N	2.25	0.68
1:A:570:THR:HG22	1:A:571:LEU:N	2.07	0.68
1:A:658:PRO:HG3	1:B:345:GLN:HA	1.75	0.68
1:B:166:PHE:O	1:B:169:LEU:HB2	1.93	0.68
2:E:12:LYS:C	2:E:14:ALA:H	1.96	0.68
1:A:661:GLN:NE2	1:B:348:LYS:NZ	2.39	0.68
2:H:106:ARG:O	2:H:107:ASN:HB2	1.93	0.68
1:B:264:PRO:O	1:B:265:LEU:HB2	1.92	0.68
1:A:366:PHE:N	1:A:366:PHE:CD1	2.60	0.68
1:A:807:ASN:O	1:A:809:PHE:N	2.26	0.68

Continued on next page...

Continued from previous page...

Atom-1	Atom-2	Interatomic distance (Å)	Clash overlap (Å)
2:J:4:LEU:HA	2:J:7:LEU:HD12	1.75	0.68
2:F:6:SER:OG	2:F:128:ASN:HA	1.92	0.68
2:L:116:LEU:HD12	2:L:119:LEU:HB2	1.75	0.68
2:N:12:LYS:C	2:N:14:ALA:H	1.94	0.68
2:D:12:LYS:C	2:D:14:ALA:H	1.95	0.68
2:F:4:LEU:HA	2:F:7:LEU:HD12	1.75	0.68
2:E:167:ASN:HD22	2:E:178:GLY:HA2	1.57	0.68
2:L:110:ALA:HB1	2:L:111:PRO:CD	2.23	0.68
1:B:548:ARG:NH1	1:B:878:ASN:N	2.35	0.68
2:H:11:LEU:O	2:H:14:ALA:HB3	1.93	0.68
2:F:153:HIS:NE2	2:H:153:HIS:NE2	2.41	0.68
2:C:116:LEU:HD12	2:C:119:LEU:HB2	1.75	0.68
2:N:239:ASN:HD22	2:N:246:THR:HG22	1.58	0.68
2:D:116:LEU:HD12	2:D:119:LEU:HB2	1.75	0.68
2:F:116:LEU:HD12	2:F:119:LEU:HB2	1.75	0.68
1:A:318:TRP:CA	1:A:321:ILE:HD12	2.19	0.68
2:I:116:LEU:HD12	2:I:119:LEU:HB2	1.75	0.68
1:B:180:TYR:HD1	1:B:181:LEU:N	1.91	0.68
2:M:153:HIS:NE2	2:N:153:HIS:NE2	2.40	0.68
2:I:239:ASN:HD22	2:I:246:THR:HG22	1.59	0.68
1:A:396:PHE:HB3	1:A:578:LEU:HD12	1.76	0.68
1:A:660:ASP:CB	1:B:539:ARG:HH11	2.04	0.68
1:B:545:ASP:HB3	1:B:877:MET:SD	2.34	0.68
1:B:431:ILE:HA	1:B:435:ILE:HD12	1.76	0.68
2:M:4:LEU:HA	2:M:7:LEU:HD12	1.75	0.68
1:B:855:LEU:O	1:B:858:VAL:HG23	1.94	0.68
1:A:659:ASP:O	1:A:662:MET:HB2	1.94	0.68
2:I:4:LEU:HA	2:I:7:LEU:HD12	1.74	0.68
2:H:4:LEU:HA	2:H:7:LEU:HD12	1.76	0.68
2:N:65:LEU:O	2:N:66:LEU:HD23	1.94	0.68
1:B:498:ARG:HB3	1:B:505:GLN:HE22	1.59	0.68
1:B:869:VAL:HG11	1:B:873:ASN:HA	1.74	0.68
2:O:12:LYS:C	2:O:14:ALA:H	1.96	0.68
2:I:135:TYR:CZ	2:I:342:MET:HE3	2.28	0.68
2:H:167:ASN:HD22	2:H:178:GLY:HA2	1.57	0.68
2:J:239:ASN:HD22	2:J:246:THR:HG22	1.58	0.68
1:A:587:LEU:HD13	1:A:587:LEU:O	1.94	0.68
1:B:492:VAL:HG11	1:B:558:MET:CG	2.22	0.68
2:K:12:LYS:C	2:K:14:ALA:H	1.96	0.68
1:B:246:HIS:CD2	1:B:248:ILE:H	2.11	0.68
1:B:530:GLN:HA	1:B:533:ILE:HD12	1.76	0.68

Continued on next page...

Continued from previous page...

Atom-1	Atom-2	Interatomic distance (Å)	Clash overlap (Å)
1:A:136:ALA:O	1:A:137:ASN:HB3	1.94	0.68
2:M:239:ASN:HD22	2:M:246:THR:HG22	1.59	0.68
1:B:143:ARG:HG3	1:B:216:GLU:OE2	1.92	0.68
2:D:167:ASN:HD22	2:D:178:GLY:HA2	1.57	0.68
1:A:589:GLY:O	1:A:591:ALA:N	2.26	0.67
1:B:499:ASN:O	1:B:500:GLY:C	2.33	0.67
2:H:76:ASN:HB2	2:J:76:ASN:CB	2.23	0.67
2:I:9:LYS:O	2:I:13:ASP:HB2	1.94	0.67
1:B:721:VAL:HG12	1:B:722:ASN:N	2.08	0.67
1:B:125:ILE:N	1:B:125:ILE:HD12	2.10	0.67
2:D:144:ARG:O	2:D:145:ARG:HB2	1.94	0.67
2:C:12:LYS:C	2:C:14:ALA:H	1.96	0.67
2:F:12:LYS:C	2:F:14:ALA:H	1.96	0.67
2:G:239:ASN:HD22	2:G:246:THR:HG22	1.58	0.67
1:A:188:VAL:O	1:A:198:LYS:HA	1.93	0.67
2:K:117:ARG:HH21	2:M:57:ARG:NH1	1.90	0.67
1:B:258:GLN:HB3	2:N:71:LEU:HB2	1.76	0.67
1:A:270:ILE:HG23	1:A:854:LEU:CD2	2.22	0.67
1:A:306:ASP:HB3	1:A:310:LEU:CD1	2.24	0.67
1:B:745:ALA:O	1:B:748:THR:N	2.28	0.67
2:F:19:VAL:HG23	2:H:128:ASN:HB3	1.77	0.67
2:H:76:ASN:H	2:J:76:ASN:HB2	1.60	0.67
2:L:4:LEU:HA	2:L:7:LEU:HD12	1.75	0.67
1:B:605:ASN:HD21	1:B:855:LEU:HD12	1.58	0.67
2:D:38:ILE:HD12	2:D:65:LEU:HD23	1.75	0.67
2:E:4:LEU:HA	2:E:7:LEU:HD12	1.75	0.67
2:I:104:SER:O	2:I:108:GLY:HA3	1.94	0.67
2:K:116:LEU:HD12	2:K:119:LEU:HB2	1.76	0.67
2:N:73:LEU:HD23	2:N:73:LEU:N	2.09	0.67
1:A:310:LEU:O	1:A:318:TRP:HD1	1.76	0.67
1:B:183:LEU:HD12	1:B:844:SER:HB3	1.77	0.67
1:A:136:ALA:O	1:A:137:ASN:CB	2.43	0.67
2:I:63:PHE:CD2	2:I:84:THR:HG23	2.28	0.67
2:O:239:ASN:HD22	2:O:246:THR:HG22	1.58	0.67
1:A:571:LEU:O	1:A:571:LEU:HD13	1.94	0.67
1:B:869:VAL:HG22	1:B:875:ARG:HA	1.76	0.67
2:F:239:ASN:HD22	2:F:246:THR:HG22	1.58	0.67
2:K:239:ASN:HD22	2:K:246:THR:HG22	1.58	0.67
1:B:782:VAL:HG11	1:B:796:LYS:O	1.94	0.67
1:B:666:ARG:CG	1:B:667:ASP:N	2.57	0.67
2:O:9:LYS:O	2:O:13:ASP:HB2	1.95	0.67

Continued on next page...

Continued from previous page...

Atom-1	Atom-2	Interatomic distance (Å)	Clash overlap (Å)
2:K:4:LEU:HA	2:K:7:LEU:HD12	1.75	0.67
2:I:76:ASN:N	2:M:76:ASN:HB2	2.09	0.67
1:B:154:THR:O	1:B:155:LEU:HD23	1.94	0.67
1:B:108:LEU:N	1:B:108:LEU:HD22	2.10	0.67
1:B:371:ASN:ND2	1:B:583:SER:HB3	2.06	0.67
1:A:839:MET:HG2	1:A:840:HIS:H	1.60	0.67
1:A:223:ARG:O	1:A:226:ALA:HB3	1.95	0.67
1:A:219:GLY:O	1:A:221:VAL:N	2.28	0.67
2:K:9:LYS:O	2:K:13:ASP:HB2	1.95	0.67
2:G:116:LEU:HD12	2:G:119:LEU:HB2	1.76	0.67
1:B:700:ALA:HB1	1:B:827:LYS:HB2	1.75	0.67
1:B:771:VAL:HG12	1:B:772:ILE:N	2.09	0.67
1:A:503:ILE:C	1:A:505:GLN:H	1.98	0.67
1:A:521:MET:HB3	1:A:522:PRO:CD	2.22	0.67
1:B:200:VAL:HG12	1:B:201:ASP:N	2.08	0.67
1:A:650:HIS:O	1:A:651:ILE:HB	1.94	0.67
1:B:523:VAL:C	1:B:525:TYR:N	2.47	0.66
1:A:252:PHE:CD2	1:A:684:LEU:HD21	2.30	0.66
2:O:116:LEU:HD12	2:O:119:LEU:HB2	1.76	0.66
1:A:524:ASP:OD1	1:A:525:TYR:N	2.27	0.66
1:B:229:ARG:HD2	1:B:230:GLN:HE22	1.60	0.66
1:B:672:LEU:HB3	1:B:673:PRO:HD2	1.77	0.66
2:D:99:GLU:OE1	2:D:116:LEU:HD22	1.94	0.66
2:D:99:GLU:HG2	2:D:99:GLU:O	1.94	0.66
2:O:49:GLY:HA2	2:O:54:LEU:HD23	1.77	0.66
1:B:825:VAL:CG1	1:B:826:TYR:N	2.57	0.66
1:A:563:MET:CA	1:A:563:MET:HE3	2.14	0.66
2:E:239:ASN:HD22	2:E:246:THR:HG22	1.59	0.66
1:B:724:ALA:HB2	1:B:824:LYS:HE3	1.77	0.66
1:A:508:GLU:HG2	1:A:512:GLN:NE2	2.10	0.66
1:A:246:HIS:CD2	1:A:248:ILE:H	2.14	0.66
2:E:14:ALA:O	2:E:18:ILE:HD12	1.95	0.66
2:C:153:HIS:NE2	2:E:153:HIS:NE2	2.43	0.66
1:A:701:GLN:HG2	1:A:826:TYR:CD2	2.31	0.66
1:B:374:ALA:HB1	1:B:580:SER:CA	2.25	0.66
2:L:153:HIS:NE2	2:M:153:HIS:NE2	2.44	0.66
1:A:653:ASP:HB3	1:A:656:ARG:HB2	1.77	0.66
1:A:454:THR:HB	1:A:457:GLN:HB3	1.78	0.66
1:A:513:LEU:O	1:A:516:GLN:OE1	2.14	0.66
1:B:396:PHE:HB2	1:B:578:LEU:HD11	1.77	0.66
2:E:23:LEU:HD23	2:E:24:TYR:N	2.11	0.66

Continued on next page...

Continued from previous page...

Atom-1	Atom-2	Interatomic distance (Å)	Clash overlap (Å)
2:N:150:PHE:HB2	2:N:152:PHE:CE1	2.30	0.66
2:N:9:LYS:O	2:N:13:ASP:HB2	1.96	0.66
1:B:825:VAL:CG1	1:B:826:TYR:H	2.08	0.66
1:A:277:ARG:HD3	1:A:559:ALA:CB	2.25	0.66
1:B:594:ILE:HB	1:B:595:PRO:CD	2.26	0.66
1:B:349:MET:O	1:B:353:LEU:HB2	1.94	0.66
2:N:4:LEU:HA	2:N:7:LEU:CD1	2.26	0.66
2:L:12:LYS:C	2:L:14:ALA:H	1.96	0.66
2:C:2:ASP:HB2	2:C:128:ASN:HD21	1.60	0.66
2:J:5:TYR:CE2	2:J:131:ASN:HA	2.31	0.66
1:A:729:GLY:C	1:A:730:PHE:HD1	1.98	0.66
2:M:9:LYS:O	2:M:13:ASP:HB2	1.96	0.66
1:B:140:LYS:O	1:B:142:LEU:N	2.29	0.66
1:B:504:ASN:O	1:B:507:MET:N	2.29	0.66
1:A:521:MET:CE	1:A:521:MET:HA	2.26	0.66
2:G:145:ARG:CB	2:G:145:ARG:HH11	2.00	0.66
1:B:445:MET:O	1:B:447:TYR:N	2.23	0.66
2:I:110:ALA:HB1	2:I:111:PRO:HD2	1.77	0.66
2:C:22:THR:HG23	2:C:73:LEU:HD12	1.78	0.66
1:B:194:ARG:HA	1:B:194:ARG:NE	2.11	0.66
1:B:170:TYR:HE1	1:B:681:ILE:HG23	1.60	0.66
2:O:4:LEU:HA	2:O:7:LEU:CD1	2.26	0.66
1:A:166:PHE:O	1:A:169:LEU:HB2	1.96	0.65
2:C:150:PHE:HB2	2:C:152:PHE:HE1	1.61	0.65
2:I:109:ILE:HB	2:I:380:ASP:HB3	1.79	0.65
2:N:150:PHE:HB2	2:N:152:PHE:HE1	1.61	0.65
2:D:9:LYS:O	2:D:13:ASP:HB2	1.94	0.65
2:F:26:ASN:OD1	2:H:33:GLN:HB2	1.97	0.65
2:G:128:ASN:O	2:H:22:THR:HB	1.95	0.65
1:A:603:TYR:O	1:A:606:VAL:HG22	1.96	0.65
2:C:4:LEU:HA	2:C:7:LEU:CD1	2.27	0.65
2:C:54:LEU:HD12	2:C:55:PRO:HD2	1.77	0.65
1:B:322:THR:HB	1:B:390:ARG:HH11	1.61	0.65
1:A:508:GLU:C	1:A:512:GLN:HE21	2.00	0.65
1:A:755:GLN:O	1:A:757:VAL:HG23	1.96	0.65
1:B:642:VAL:O	1:B:646:LEU:HG	1.96	0.65
1:B:396:PHE:HE1	1:B:398:THR:HA	1.60	0.65
2:J:12:LYS:HG2	2:J:16:ASP:OD2	1.95	0.65
2:M:144:ARG:HD2	2:N:82:ARG:CZ	2.27	0.65
2:K:46:PHE:HE2	2:K:119:LEU:HD21	1.62	0.65
2:D:109:ILE:HB	2:D:380:ASP:HB3	1.78	0.65

Continued on next page...

Continued from previous page...

Atom-1	Atom-2	Interatomic distance (Å)	Clash overlap (Å)
2:G:9:LYS:O	2:G:13:ASP:HB2	1.96	0.65
1:A:849:THR:HB	1:A:851:TYR:HE1	1.61	0.65
2:C:9:LYS:O	2:C:13:ASP:HB2	1.96	0.65
1:A:871:PHE:O	1:A:871:PHE:HD1	1.80	0.65
1:A:711:GLN:O	1:A:712:LEU:HD23	1.96	0.65
1:B:708:ARG:O	1:B:709:ASP:C	2.35	0.65
1:A:501:HIS:O	1:A:503:ILE:HG13	1.97	0.65
2:G:4:LEU:HA	2:G:7:LEU:CD1	2.26	0.65
2:I:150:PHE:HB2	2:I:152:PHE:CZ	2.32	0.65
2:D:22:THR:O	2:D:72:ASN:HA	1.95	0.65
1:B:805:ASP:C	1:B:807:ASN:H	1.99	0.65
1:A:622:VAL:HG11	1:A:673:PRO:O	1.97	0.65
1:A:642:VAL:O	1:A:646:LEU:HG	1.96	0.65
1:A:516:GLN:N	1:A:516:GLN:OE1	2.28	0.65
2:I:130:ASP:HA	2:J:17:LYS:HG2	1.78	0.65
2:I:153:HIS:NE2	2:K:153:HIS:NE2	2.45	0.65
2:H:9:LYS:O	2:H:13:ASP:HB2	1.97	0.65
1:A:589:GLY:C	1:A:591:ALA:H	1.99	0.65
1:A:658:PRO:CG	1:B:348:LYS:HG2	2.23	0.65
1:A:782:VAL:O	1:A:785:GLN:HG2	1.97	0.65
1:B:170:TYR:CE1	1:B:681:ILE:HG23	2.31	0.65
1:A:142:LEU:O	1:A:144:ASN:N	2.28	0.65
1:B:401:TYR:HA	1:B:404:LEU:HD13	1.79	0.65
1:A:779:ASP:CA	1:A:798:ILE:HD12	2.26	0.65
1:B:315:GLU:CB	1:B:571:LEU:HD11	2.25	0.65
1:B:236:ARG:O	1:B:237:ASN:HB2	1.97	0.65
2:N:12:LYS:HG2	2:N:16:ASP:OD2	1.96	0.65
1:B:96:PRO:HG2	1:B:657:VAL:HG22	1.79	0.65
1:A:271:PHE:HA	1:A:274:ILE:HD12	1.79	0.65
1:B:298:TYR:HD1	1:B:299:ILE:N	1.94	0.65
2:I:4:LEU:HA	2:I:7:LEU:CD1	2.27	0.64
1:B:378:CYS:HB2	1:B:580:SER:HB2	1.79	0.64
2:F:9:LYS:O	2:F:13:ASP:HB2	1.97	0.64
2:E:9:LYS:O	2:E:13:ASP:HB2	1.97	0.64
2:J:57:ARG:HH11	2:J:94:ASN:HD21	1.46	0.64
1:A:793:ASP:C	1:A:795:LEU:H	2.00	0.64
2:D:4:LEU:HA	2:D:7:LEU:CD1	2.27	0.64
1:B:603:TYR:O	1:B:606:VAL:HG22	1.97	0.64
2:D:106:ARG:HG2	2:D:107:ASN:H	1.62	0.64
1:B:314:PHE:CZ	1:B:664:ARG:HG2	2.32	0.64
2:L:9:LYS:O	2:L:13:ASP:HB2	1.96	0.64

Continued on next page...

Continued from previous page...

Atom-1	Atom-2	Interatomic distance (Å)	Clash overlap (Å)
1:A:802:ILE:HA	1:A:807:ASN:ND2	2.12	0.64
2:O:104:SER:HB3	2:O:108:GLY:HA2	1.79	0.64
2:L:27:VAL:O	2:L:31:ILE:HG12	1.97	0.64
1:A:863:VAL:HG12	1:A:864:GLU:H	1.61	0.64
2:D:110:ALA:HB1	2:D:111:PRO:CD	2.28	0.64
1:A:714:ARG:HA	1:A:720:TYR:HB3	1.78	0.64
1:A:414:VAL:HB	1:A:419:PHE:HE1	1.62	0.64
1:B:491:GLN:NE2	1:B:566:GLN:HG2	2.12	0.64
1:B:457:GLN:CG	1:B:458:ILE:N	2.53	0.64
1:B:182:LEU:CD2	1:B:183:LEU:H	2.08	0.64
1:B:606:VAL:HG23	1:B:607:ASN:N	2.11	0.64
2:J:144:ARG:NH2	2:J:146:GLN:HE22	1.96	0.64
1:A:834:ASP:O	1:A:838:SER:HB2	1.97	0.64
1:B:718:TYR:HB3	1:B:721:VAL:CG2	2.18	0.64
1:A:548:ARG:HB3	1:A:876:ILE:HG23	1.78	0.64
2:K:12:LYS:HG2	2:K:16:ASP:OD2	1.97	0.64
1:B:645:PHE:HD2	1:B:646:LEU:HD23	1.62	0.64
1:A:246:HIS:O	1:A:249:ASP:N	2.31	0.64
2:J:4:LEU:HA	2:J:7:LEU:CD1	2.28	0.64
2:F:109:ILE:HB	2:F:380:ASP:HB3	1.79	0.64
2:J:9:LYS:O	2:J:13:ASP:HB2	1.98	0.64
2:M:139:TRP:NE1	2:M:143:ASN:ND2	2.46	0.64
1:B:703:VAL:HG22	1:B:825:VAL:HG22	1.78	0.64
1:A:378:CYS:SG	1:A:584:LEU:HD13	2.38	0.64
2:N:128:ASN:O	2:N:129:PHE:HB3	1.98	0.64
1:A:246:HIS:HD2	1:A:248:ILE:HB	1.63	0.64
2:M:42:ASN:HA	2:M:61:PHE:HB3	1.80	0.64
2:F:38:ILE:HG22	2:F:42:ASN:HD21	1.62	0.64
1:B:721:VAL:HG12	1:B:722:ASN:H	1.63	0.64
1:B:389:GLN:OE1	1:B:389:GLN:HA	1.98	0.64
1:B:492:VAL:HG13	1:B:565:MET:SD	2.38	0.64
2:M:12:LYS:HG2	2:M:16:ASP:OD2	1.98	0.64
1:B:182:LEU:HD11	1:B:847:THR:HA	1.78	0.64
1:A:606:VAL:HG23	1:A:607:ASN:N	2.13	0.64
1:A:360:ILE:HG23	1:A:363:GLU:HB2	1.78	0.64
2:G:106:ARG:HG2	2:G:107:ASN:H	1.62	0.64
2:D:54:LEU:HD12	2:D:55:PRO:HD2	1.79	0.64
2:K:4:LEU:HA	2:K:7:LEU:CD1	2.28	0.64
2:O:14:ALA:O	2:O:18:ILE:HD12	1.97	0.64
2:D:12:LYS:HG2	2:D:16:ASP:OD2	1.98	0.64
2:E:4:LEU:HA	2:E:7:LEU:CD1	2.28	0.64

Continued on next page...

Continued from previous page...

Atom-1	Atom-2	Interatomic distance (Å)	Clash overlap (Å)
2:H:57:ARG:HH11	2:H:94:ASN:HD21	1.44	0.64
1:A:371:ASN:HB3	1:A:583:SER:HB2	1.80	0.63
1:B:491:GLN:HE22	1:B:566:GLN:HG2	1.63	0.63
1:B:498:ARG:CB	1:B:505:GLN:HE22	2.10	0.63
2:I:19:VAL:CG2	2:K:128:ASN:HB3	2.27	0.63
1:A:158:GLY:N	1:A:762:ALA:HB3	2.13	0.63
2:L:12:LYS:HG2	2:L:16:ASP:OD2	1.98	0.63
2:M:27:VAL:O	2:M:31:ILE:HG12	1.97	0.63
2:J:110:ALA:HB1	2:J:111:PRO:CD	2.28	0.63
1:B:346:ILE:O	1:B:349:MET:HB3	1.97	0.63
1:B:442:MET:HG2	1:B:443:GLN:H	1.63	0.63
2:J:71:LEU:HG	2:J:72:ASN:OD1	1.98	0.63
2:M:4:LEU:HA	2:M:7:LEU:CD1	2.28	0.63
1:B:645:PHE:CD2	1:B:646:LEU:HD23	2.33	0.63
1:A:772:ILE:O	1:A:775:ILE:HG13	1.98	0.63
2:F:4:LEU:HA	2:F:7:LEU:CD1	2.29	0.63
1:B:772:ILE:O	1:B:775:ILE:HB	1.98	0.63
1:A:491:GLN:OE1	1:A:564:ASN:HB3	1.99	0.63
1:B:396:PHE:CE1	1:B:398:THR:HA	2.33	0.63
2:I:145:ARG:HH11	2:I:145:ARG:CB	2.12	0.63
2:F:110:ALA:HB1	2:F:111:PRO:HD2	1.80	0.63
1:B:730:PHE:N	1:B:730:PHE:CD1	2.67	0.63
1:B:722:ASN:ND2	1:B:824:LYS:HA	2.10	0.63
1:B:415:PRO:CB	1:B:480:PHE:HB2	2.28	0.63
1:B:503:ILE:HD11	1:B:548:ARG:CG	2.26	0.63
1:B:305:GLN:HG3	1:B:564:ASN:HD21	1.62	0.63
1:A:721:VAL:HG11	1:A:799:LEU:HD22	1.81	0.63
1:A:839:MET:HE2	1:A:839:MET:C	2.19	0.63
1:A:560:CYS:HB2	1:A:603:TYR:CD2	2.33	0.63
2:F:12:LYS:HG2	2:F:16:ASP:OD2	1.99	0.63
2:D:109:ILE:HD12	2:D:109:ILE:O	1.99	0.63
2:O:141:LEU:HD12	2:O:148:THR:HG21	1.80	0.63
1:B:498:ARG:HD3	2:I:32:GLN:HE21	1.63	0.63
2:F:104:SER:O	2:F:105:GLN:HB2	1.98	0.63
1:A:262:VAL:HG12	1:A:297:ARG:HB3	1.80	0.63
2:L:346:VAL:HG21	2:L:385:VAL:HG13	1.81	0.63
1:B:701:GLN:HB2	1:B:826:TYR:CD2	2.29	0.63
1:B:735:LEU:HD21	1:B:759:LEU:HB3	1.80	0.63
1:B:492:VAL:HG11	1:B:558:MET:SD	2.38	0.63
1:B:231:ARG:HB3	1:B:240:ASN:HB2	1.80	0.63
1:B:587:LEU:HG	1:B:587:LEU:O	1.97	0.63

Continued on next page...

Continued from previous page...

Atom-1	Atom-2	Interatomic distance (Å)	Clash overlap (Å)
1:B:422:GLU:HA	1:B:425:VAL:CG2	2.29	0.63
1:A:513:LEU:HA	1:A:516:GLN:HE22	1.64	0.63
2:L:24:TYR:O	2:L:27:VAL:HG22	1.98	0.63
2:O:12:LYS:HG2	2:O:16:ASP:OD2	1.99	0.63
2:C:12:LYS:HG2	2:C:16:ASP:OD2	1.99	0.63
2:O:85:ILE:O	2:O:89:VAL:HG23	1.99	0.63
2:L:85:ILE:O	2:L:89:VAL:HG23	1.99	0.63
1:B:818:VAL:HG12	1:B:819:PRO:HD2	1.80	0.63
1:B:549:LEU:HD13	1:B:877:MET:CE	2.28	0.63
1:A:795:LEU:O	1:A:797:PRO:HD3	1.98	0.63
2:N:106:ARG:H	2:N:106:ARG:CD	1.99	0.63
2:O:147:ARG:HG2	2:O:148:THR:N	2.13	0.63
2:K:346:VAL:HG21	2:K:385:VAL:HG13	1.81	0.63
1:B:127:GLU:OE1	1:B:151:LYS:HE2	1.98	0.63
1:A:436:ILE:HD12	1:A:436:ILE:C	2.18	0.63
1:A:601:PHE:HD1	1:A:601:PHE:H	1.46	0.63
1:A:416:ASN:HB3	1:A:424:LEU:CD2	2.29	0.62
1:B:274:ILE:HG23	1:B:278:ILE:CD1	2.24	0.62
2:I:12:LYS:HG2	2:I:16:ASP:OD2	1.99	0.62
1:A:328:LEU:HD11	1:A:606:VAL:HG21	1.80	0.62
2:I:85:ILE:O	2:I:89:VAL:HG23	1.99	0.62
2:N:346:VAL:HG21	2:N:385:VAL:HG13	1.81	0.62
2:N:49:GLY:HA2	2:N:54:LEU:HD23	1.81	0.62
1:B:704:ILE:O	1:B:823:THR:OG1	2.17	0.62
1:B:812:VAL:HG22	1:B:813:ALA:N	2.13	0.62
1:B:305:GLN:HE21	1:B:564:ASN:CG	2.03	0.62
1:B:199:VAL:CG1	1:B:200:VAL:N	2.62	0.62
1:A:721:VAL:HG13	1:A:800:TYR:O	1.98	0.62
1:B:451:ASP:N	1:B:452:PRO:HD3	2.13	0.62
1:B:494:ASN:ND2	1:B:495:ASP:N	2.46	0.62
1:B:95:ILE:HG22	1:B:97:THR:OG1	1.99	0.62
2:J:346:VAL:HG21	2:J:385:VAL:HG13	1.81	0.62
1:A:810:TYR:O	1:A:812:VAL:N	2.32	0.62
2:O:346:VAL:HG21	2:O:385:VAL:HG13	1.81	0.62
1:A:545:ASP:HA	1:A:548:ARG:HD2	1.80	0.62
1:A:472:LEU:O	1:A:476:ASN:HB2	1.99	0.62
1:A:360:ILE:CG2	1:A:363:GLU:HB2	2.29	0.62
2:J:144:ARG:HD2	2:K:82:ARG:CZ	2.28	0.62
2:K:48:THR:HG22	2:K:115:SER:OG	1.98	0.62
1:B:596:SER:HB2	1:B:599:THR:OG1	1.99	0.62
2:H:346:VAL:HG21	2:H:385:VAL:HG13	1.81	0.62

Continued on next page...

Continued from previous page...

Atom-1	Atom-2	Interatomic distance (Å)	Clash overlap (Å)
2:O:135:TYR:OH	2:O:340:GLU:OE1	2.17	0.62
1:B:723:ILE:O	1:B:824:LYS:HD2	2.00	0.62
1:A:503:ILE:CD1	1:A:547:THR:HB	2.29	0.62
1:B:122:LEU:HD11	1:B:200:VAL:CG1	2.29	0.62
1:B:681:ILE:O	1:B:684:LEU:HB3	1.99	0.62
2:C:21:GLY:O	2:C:22:THR:O	2.17	0.62
1:B:497:ILE:HG12	2:I:68:THR:HG23	1.82	0.62
1:B:791:LYS:C	1:B:792:VAL:HG13	2.20	0.62
1:B:394:LEU:C	1:B:396:PHE:H	2.02	0.62
2:H:109:ILE:CG1	2:H:109:ILE:O	2.48	0.62
2:L:4:LEU:HA	2:L:7:LEU:CD1	2.28	0.62
2:C:8:SER:O	2:C:11:LEU:N	2.33	0.62
2:E:116:LEU:HA	2:E:119:LEU:HD12	1.81	0.62
2:I:346:VAL:HG21	2:I:385:VAL:HG13	1.81	0.62
1:B:432:VAL:HA	1:B:436:ILE:CD1	2.12	0.62
1:A:763:LEU:HD23	1:A:764:PRO:HD3	1.80	0.62
1:B:692:ILE:HD12	1:B:692:ILE:H	1.63	0.62
2:J:85:ILE:O	2:J:89:VAL:HG23	1.99	0.62
1:B:435:ILE:O	1:B:436:ILE:HG12	2.00	0.62
1:B:371:ASN:HA	1:B:374:ALA:HB3	1.82	0.62
1:A:738:LEU:C	1:A:740:ARG:H	2.02	0.62
1:A:556:THR:O	1:A:557:LEU:C	2.38	0.62
1:A:596:SER:O	1:A:600:LEU:HD12	1.99	0.62
2:I:23:LEU:HD23	2:I:24:TYR:H	1.65	0.62
2:J:22:THR:HG22	2:J:73:LEU:HD12	1.81	0.62
2:N:8:SER:O	2:N:11:LEU:N	2.33	0.62
2:L:38:ILE:HD12	2:L:65:LEU:CD2	2.29	0.62
2:H:4:LEU:HA	2:H:7:LEU:CD1	2.28	0.62
2:H:76:ASN:CB	2:J:76:ASN:HB2	2.30	0.62
2:F:346:VAL:HG21	2:F:385:VAL:HG13	1.81	0.62
2:O:23:LEU:HD23	2:O:24:TYR:N	2.14	0.62
1:B:634:TYR:O	1:B:635:GLN:HG2	1.99	0.62
2:L:62:ASP:CG	2:L:62:ASP:O	2.37	0.62
2:H:12:LYS:HG2	2:H:16:ASP:OD2	2.00	0.62
2:G:46:PHE:HE2	2:G:119:LEU:HD21	1.63	0.62
2:M:346:VAL:HG21	2:M:385:VAL:HG13	1.81	0.62
1:B:722:ASN:O	1:B:824:LYS:HB2	1.99	0.62
1:B:240:ASN:HA	1:B:842:LEU:O	2.00	0.62
1:A:692:ILE:H	1:A:692:ILE:HD12	1.64	0.62
2:D:27:VAL:O	2:D:31:ILE:HG12	1.99	0.62
2:L:109:ILE:HD12	2:L:109:ILE:O	1.99	0.62

Continued on next page...

Continued from previous page...

Atom-1	Atom-2	Interatomic distance (Å)	Clash overlap (Å)
1:B:503:ILE:HG21	1:B:544:VAL:HG13	1.80	0.61
2:E:12:LYS:HG2	2:E:16:ASP:OD2	1.99	0.61
1:B:508:GLU:CD	2:J:71:LEU:HB3	2.20	0.61
2:L:22:THR:HG23	2:L:73:LEU:CD1	2.23	0.61
2:G:27:VAL:O	2:G:31:ILE:HG12	2.01	0.61
2:M:145:ARG:CZ	2:M:145:ARG:HB3	2.31	0.61
2:M:116:LEU:HA	2:M:119:LEU:HD12	1.82	0.61
2:N:66:LEU:HD13	2:N:77:TYR:OH	2.00	0.61
1:A:568:VAL:HG12	1:A:569:GLN:N	2.14	0.61
1:B:863:VAL:HG12	1:B:864:GLU:H	1.65	0.61
1:B:415:PRO:HG2	1:B:480:PHE:CD1	2.30	0.61
1:A:447:TYR:OH	1:A:458:ILE:HG23	2.01	0.61
1:B:428:GLN:HB2	1:B:456:PHE:HD1	1.61	0.61
1:B:194:ARG:HA	1:B:194:ARG:CZ	2.30	0.61
1:B:182:LEU:HD21	1:B:846:LEU:HA	1.82	0.61
1:B:94:THR:O	1:B:316:SER:HB3	2.01	0.61
1:A:362:SER:CB	1:A:365:GLN:NE2	2.63	0.61
2:D:23:LEU:HD23	2:D:24:TYR:H	1.62	0.61
2:E:8:SER:O	2:E:11:LEU:N	2.34	0.61
1:A:225:ILE:HA	1:A:228:MET:HE1	1.83	0.61
2:E:346:VAL:HG21	2:E:385:VAL:HG13	1.81	0.61
2:D:346:VAL:HG21	2:D:385:VAL:HG13	1.81	0.61
2:K:8:SER:O	2:K:11:LEU:N	2.34	0.61
2:O:38:ILE:HG22	2:O:42:ASN:HD21	1.64	0.61
1:B:744:TYR:O	1:B:745:ALA:HB3	2.00	0.61
2:G:12:LYS:HG2	2:G:16:ASP:OD2	1.99	0.61
2:J:116:LEU:HA	2:J:119:LEU:HD12	1.82	0.61
2:G:128:ASN:HB3	2:H:19:VAL:HG23	1.81	0.61
2:G:38:ILE:HG22	2:G:42:ASN:HD21	1.64	0.61
2:O:8:SER:O	2:O:11:LEU:N	2.34	0.61
1:B:521:MET:HB2	1:B:522:PRO:HD2	1.81	0.61
2:L:8:SER:O	2:L:11:LEU:N	2.33	0.61
2:I:116:LEU:HA	2:I:119:LEU:HD12	1.82	0.61
1:A:389:GLN:O	1:A:389:GLN:HG3	2.00	0.61
2:M:63:PHE:CD2	2:M:84:THR:HG23	2.35	0.61
1:A:506:LEU:HD21	1:A:543:LEU:C	2.20	0.61
1:B:297:ARG:HG3	1:B:848:PHE:CD2	2.29	0.61
2:D:85:ILE:O	2:D:89:VAL:HG23	2.01	0.61
1:B:545:ASP:HA	1:B:548:ARG:HD2	1.82	0.61
1:A:443:GLN:CD	1:A:521:MET:HG2	2.21	0.61
1:B:496:ASN:HB3	1:B:498:ARG:HB3	1.83	0.61

Continued on next page...

Continued from previous page...

Atom-1	Atom-2	Interatomic distance (Å)	Clash overlap (Å)
1:A:443:GLN:O	1:A:445:MET:N	2.34	0.61
1:A:450:GLY:O	1:A:451:ASP:HB2	2.01	0.61
2:O:150:PHE:CD1	2:O:150:PHE:N	2.69	0.61
2:O:147:ARG:O	2:O:148:THR:HB	1.99	0.61
1:A:282:VAL:O	1:A:284:TYR:N	2.34	0.61
1:A:257:LEU:HD13	1:A:843:THR:O	2.01	0.61
2:L:72:ASN:ND2	2:N:126:ARG:HH11	1.99	0.61
1:A:125:ILE:HD13	1:A:126:PHE:HE2	1.66	0.61
2:J:6:SER:OG	2:J:128:ASN:HA	2.00	0.61
2:O:116:LEU:HA	2:O:119:LEU:HD12	1.82	0.61
2:I:19:VAL:HG23	2:K:128:ASN:HB3	1.83	0.61
1:A:701:GLN:HB3	1:A:826:TYR:HD2	1.66	0.61
2:J:8:SER:O	2:J:11:LEU:N	2.34	0.61
1:B:523:VAL:O	1:B:525:TYR:N	2.34	0.61
1:B:96:PRO:O	1:B:320:THR:HG21	1.99	0.61
2:K:152:PHE:CD1	2:K:152:PHE:N	2.69	0.61
2:N:116:LEU:HA	2:N:119:LEU:HD12	1.82	0.61
2:E:135:TYR:CZ	2:E:342:MET:HE3	2.36	0.61
2:G:346:VAL:HG21	2:G:385:VAL:HG13	1.81	0.61
1:A:570:THR:CG2	1:A:571:LEU:H	2.12	0.60
1:A:660:ASP:O	1:A:661:GLN:C	2.38	0.60
1:B:482:GLN:CB	1:B:493:LEU:HD22	2.30	0.60
1:A:817:TRP:CG	1:A:818:VAL:N	2.65	0.60
1:B:180:TYR:CD1	1:B:181:LEU:N	2.68	0.60
1:B:133:ILE:CD1	1:B:145:ARG:HB2	2.31	0.60
2:E:150:PHE:HB2	2:E:152:PHE:CZ	2.37	0.60
2:N:109:ILE:HB	2:N:380:ASP:HB3	1.82	0.60
1:B:333:VAL:HG11	1:B:380:LYS:HA	1.83	0.60
1:A:434:THR:HG22	1:A:434:THR:O	2.00	0.60
1:A:319:ASP:OD2	1:A:571:LEU:HB3	2.00	0.60
1:A:631:LEU:HB3	1:A:633:LEU:CD1	2.31	0.60
1:B:527:ARG:O	1:B:531:ARG:CG	2.49	0.60
1:B:503:ILE:HD13	1:B:544:VAL:CG1	2.31	0.60
1:A:817:TRP:CH2	1:A:819:PRO:HA	2.36	0.60
1:A:403:SER:HA	1:A:582:THR:OG1	2.00	0.60
2:L:150:PHE:HB2	2:L:152:PHE:HE1	1.60	0.60
1:B:779:ASP:HA	1:B:798:ILE:HD11	1.82	0.60
1:B:156:PRO:HB2	1:B:161:ASP:CB	2.30	0.60
2:F:109:ILE:O	2:F:109:ILE:HD12	2.01	0.60
2:H:142:GLN:HE21	2:H:143:ASN:N	1.98	0.60
2:M:49:GLY:HA2	2:M:54:LEU:CD2	2.31	0.60

Continued on next page...

Continued from previous page...

Atom-1	Atom-2	Interatomic distance (Å)	Clash overlap (Å)
2:C:346:VAL:HG21	2:C:385:VAL:HG13	1.81	0.60
1:A:308:LEU:O	1:A:309:ASN:C	2.39	0.60
1:A:757:VAL:HG12	1:A:758:ALA:N	2.17	0.60
1:A:779:ASP:HA	1:A:798:ILE:HD11	1.80	0.60
1:A:122:LEU:HD11	1:A:200:VAL:HG12	1.82	0.60
1:B:684:LEU:O	1:B:687:MET:HG2	2.02	0.60
1:B:118:LYS:CG	1:B:119:GLN:H	2.13	0.60
1:A:625:ILE:O	1:A:628:ALA:HB3	2.00	0.60
2:D:133:SER:O	2:D:135:TYR:N	2.35	0.60
2:M:8:SER:O	2:M:11:LEU:N	2.34	0.60
2:M:5:TYR:CE2	2:M:131:ASN:HA	2.37	0.60
2:N:12:LYS:C	2:N:14:ALA:N	2.54	0.60
1:A:355:LEU:HD13	1:A:363:GLU:HG2	1.83	0.60
2:I:153:HIS:NE2	2:J:153:HIS:NE2	2.50	0.60
2:E:57:ARG:HH11	2:E:94:ASN:HD21	1.49	0.60
1:B:424:LEU:O	1:B:424:LEU:HD12	2.01	0.60
1:B:275:PRO:HD2	1:B:278:ILE:HD11	1.83	0.60
1:B:492:VAL:O	1:B:493:LEU:C	2.40	0.60
1:B:875:ARG:HD3	1:B:878:ASN:HD22	1.66	0.60
2:O:24:TYR:HB2	2:O:71:LEU:HD12	1.83	0.60
2:L:116:LEU:HA	2:L:119:LEU:HD12	1.83	0.60
2:E:133:SER:O	2:E:135:TYR:N	2.35	0.60
1:B:389:GLN:NE2	1:B:567:HIS:HA	2.17	0.60
2:N:27:VAL:O	2:N:30:LEU:N	2.34	0.60
2:H:8:SER:O	2:H:11:LEU:N	2.34	0.60
1:A:803:ASN:C	1:A:805:ASP:H	2.05	0.60
2:D:8:SER:O	2:D:11:LEU:N	2.34	0.60
1:A:437:TYR:CD2	1:A:442:MET:HG3	2.36	0.60
1:B:604:TYR:O	1:B:608:VAL:HG23	2.00	0.60
2:N:157:ILE:HG12	2:N:214:LEU:HD13	1.84	0.60
1:B:874:MET:O	1:B:875:ARG:CB	2.50	0.60
2:L:73:LEU:HD22	2:L:77:TYR:CD2	2.36	0.60
1:B:371:ASN:HD22	1:B:583:SER:CB	2.10	0.60
1:B:674:VAL:CG2	1:B:679:LEU:HD13	2.27	0.60
1:B:745:ALA:O	1:B:746:GLN:C	2.40	0.60
2:H:23:LEU:H	2:H:26:ASN:ND2	2.00	0.60
1:A:203:GLU:O	1:A:207:ILE:HG13	2.02	0.60
2:M:145:ARG:NH1	2:M:145:ARG:HB3	2.16	0.60
2:F:104:SER:HB3	2:F:108:GLY:HA3	1.84	0.60
2:I:68:THR:HG22	2:I:69:THR:N	2.16	0.60
2:E:85:ILE:O	2:E:89:VAL:HG23	2.01	0.60

Continued on next page...

Continued from previous page...

Atom-1	Atom-2	Interatomic distance (Å)	Clash overlap (Å)
1:A:326:TYR:CD1	1:A:384:ALA:HB1	2.36	0.60
1:A:492:VAL:CG1	1:A:558:MET:SD	2.90	0.60
1:A:546:LEU:CD1	1:A:584:LEU:HD23	2.32	0.60
1:A:666:ARG:HG3	1:A:667:ASP:N	2.14	0.60
1:B:274:ILE:CG2	1:B:278:ILE:HD11	2.25	0.60
1:B:387:LEU:HD23	1:B:554:TYR:CE1	2.36	0.60
1:B:508:GLU:C	1:B:512:GLN:HE21	2.05	0.60
2:K:5:TYR:CE2	2:K:131:ASN:HA	2.37	0.60
1:B:371:ASN:C	1:B:373:GLN:N	2.52	0.60
1:B:743:ASP:OD2	1:B:745:ALA:HA	2.01	0.60
2:D:116:LEU:HA	2:D:119:LEU:HD12	1.82	0.60
2:K:116:LEU:HA	2:K:119:LEU:HD12	1.84	0.60
1:A:225:ILE:HA	1:A:228:MET:CE	2.32	0.60
2:J:110:ALA:HB1	2:J:111:PRO:HD2	1.83	0.60
2:G:157:ILE:HG12	2:G:214:LEU:HD13	1.84	0.60
2:M:274:GLN:N	2:M:274:GLN:HE21	2.00	0.60
2:C:133:SER:O	2:C:135:TYR:N	2.34	0.60
2:F:133:SER:O	2:F:135:TYR:N	2.35	0.60
1:A:237:ASN:OD1	1:A:237:ASN:O	2.20	0.60
1:A:727:LEU:O	1:A:727:LEU:HD12	2.02	0.60
1:B:723:ILE:O	1:B:724:ALA:HB2	2.01	0.60
1:B:502:VAL:O	1:B:504:ASN:N	2.35	0.60
1:B:435:ILE:CG2	1:B:436:ILE:H	2.09	0.60
1:B:180:TYR:CD1	1:B:180:TYR:C	2.75	0.60
2:D:38:ILE:HG22	2:D:42:ASN:HD21	1.67	0.60
2:E:157:ILE:HG12	2:E:214:LEU:HD13	1.84	0.60
2:J:133:SER:O	2:J:135:TYR:N	2.35	0.60
2:J:274:GLN:N	2:J:274:GLN:HE21	2.00	0.60
1:A:535:LEU:O	1:A:539:ARG:HG2	2.02	0.60
1:B:555:GLU:OE2	1:B:871:PHE:HE2	1.85	0.60
2:O:8:SER:C	2:O:10:THR:N	2.55	0.60
1:B:601:PHE:H	1:B:601:PHE:HD1	1.47	0.60
2:M:152:PHE:CD1	2:M:152:PHE:N	2.70	0.60
2:F:157:ILE:HG12	2:F:214:LEU:HD13	1.84	0.60
2:H:5:TYR:CE2	2:H:131:ASN:HA	2.37	0.60
2:K:133:SER:O	2:K:135:TYR:N	2.35	0.60
2:G:73:LEU:HD22	2:G:77:TYR:CD2	2.37	0.60
1:B:482:GLN:O	1:B:482:GLN:HG3	2.02	0.59
1:B:535:LEU:O	1:B:539:ARG:HG2	2.01	0.59
1:A:445:MET:C	1:A:447:TYR:N	2.54	0.59
1:B:508:GLU:OE2	2:J:71:LEU:HB3	2.02	0.59

Continued on next page...

Continued from previous page...

Atom-1	Atom-2	Interatomic distance (Å)	Clash overlap (Å)
2:D:128:ASN:ND2	2:E:19:VAL:HG21	2.17	0.59
1:A:604:TYR:O	1:A:608:VAL:HG23	2.01	0.59
2:G:111:PRO:HB3	2:G:116:LEU:HD23	1.83	0.59
2:H:133:SER:O	2:H:135:TYR:N	2.35	0.59
2:C:85:ILE:O	2:C:89:VAL:HG23	2.01	0.59
2:C:274:GLN:HE21	2:C:274:GLN:N	2.00	0.59
1:A:577:GLN:O	1:A:581:VAL:HG23	2.01	0.59
1:B:513:LEU:HA	1:B:516:GLN:OE1	2.01	0.59
2:L:19:VAL:CG2	2:N:128:ASN:HB3	2.32	0.59
1:A:366:PHE:C	1:A:368:THR:N	2.48	0.59
2:M:24:TYR:O	2:M:27:VAL:HG22	2.02	0.59
2:H:152:PHE:N	2:H:152:PHE:CD1	2.69	0.59
2:I:157:ILE:HG12	2:I:214:LEU:HD13	1.84	0.59
2:D:76:ASN:HB2	2:L:76:ASN:HB2	1.83	0.59
1:A:548:ARG:HH11	1:A:877:MET:CA	2.14	0.59
1:B:124:ARG:HB2	1:B:249:ASP:CG	2.22	0.59
1:A:744:TYR:O	1:A:746:GLN:N	2.35	0.59
1:A:747:ILE:HD11	1:A:786:ILE:HG21	1.85	0.59
1:A:246:HIS:CD2	1:A:248:ILE:HB	2.36	0.59
1:B:112:LYS:N	1:B:113:PRO:HD3	2.18	0.59
2:C:131:ASN:HD22	2:C:131:ASN:N	1.99	0.59
1:B:401:TYR:O	1:B:404:LEU:HB2	2.02	0.59
1:B:863:VAL:HG12	1:B:864:GLU:N	2.17	0.59
2:G:85:ILE:O	2:G:89:VAL:HG23	2.01	0.59
2:N:85:ILE:O	2:N:89:VAL:HG23	2.02	0.59
2:N:274:GLN:HE21	2:N:274:GLN:N	2.00	0.59
2:H:274:GLN:HE21	2:H:274:GLN:N	2.00	0.59
2:M:133:SER:O	2:M:135:TYR:N	2.35	0.59
1:B:363:GLU:HA	1:B:363:GLU:OE1	2.02	0.59
1:B:543:LEU:HD23	1:B:546:LEU:HD12	1.84	0.59
1:A:703:VAL:HG21	1:A:797:PRO:HB3	1.84	0.59
2:J:8:SER:C	2:J:10:THR:N	2.55	0.59
2:F:23:LEU:HD11	2:H:36:GLN:HB2	1.85	0.59
1:A:415:PRO:HB3	1:A:479:GLN:HA	1.84	0.59
1:A:545:ASP:O	1:A:548:ARG:N	2.35	0.59
1:B:383:ILE:HD11	1:B:550:LEU:CD2	2.32	0.59
1:A:521:MET:HA	1:A:521:MET:HE2	1.84	0.59
1:A:700:ALA:O	1:A:701:GLN:HB2	2.02	0.59
1:A:839:MET:HG2	1:A:840:HIS:N	2.16	0.59
2:D:70:LEU:HD12	2:D:71:LEU:N	2.17	0.59
2:L:53:ASN:HD22	2:L:354:ALA:HB3	1.66	0.59

Continued on next page...

Continued from previous page...

Atom-1	Atom-2	Interatomic distance (Å)	Clash overlap (Å)
2:L:157:ILE:HG12	2:L:214:LEU:HD13	1.84	0.59
1:B:141:GLU:O	1:B:142:LEU:HB2	2.03	0.59
1:A:371:ASN:O	1:A:373:GLN:N	2.36	0.59
1:A:548:ARG:NH1	1:A:877:MET:HA	2.17	0.59
1:B:368:THR:O	1:B:371:ASN:ND2	2.36	0.59
1:B:393:SER:HB3	1:B:573:THR:HG21	1.84	0.59
2:M:74:ASP:OD2	2:M:76:ASN:HB3	2.03	0.59
1:A:770:SER:O	1:A:771:VAL:C	2.40	0.59
2:C:8:SER:C	2:C:10:THR:N	2.55	0.59
2:H:135:TYR:CZ	2:H:342:MET:HE3	2.38	0.59
2:M:135:TYR:OH	2:M:340:GLU:OE1	2.20	0.59
2:D:104:SER:O	2:D:108:GLY:HA3	2.02	0.59
2:O:274:GLN:N	2:O:274:GLN:HE21	2.00	0.59
1:A:160:TYR:CZ	1:A:635:GLN:HB2	2.38	0.59
1:B:498:ARG:HH22	2:J:25:SER:H	1.49	0.59
1:B:190:ASN:HD21	1:B:193:SER:CB	2.10	0.59
1:A:803:ASN:H	1:A:807:ASN:ND2	2.00	0.59
2:L:130:ASP:HA	2:M:17:LYS:HG2	1.83	0.59
2:C:5:TYR:CE2	2:C:131:ASN:HA	2.36	0.59
2:J:157:ILE:HG12	2:J:214:LEU:HD13	1.84	0.59
2:K:157:ILE:HG12	2:K:214:LEU:HD13	1.84	0.59
2:D:157:ILE:HG12	2:D:214:LEU:HD13	1.84	0.59
1:A:413:VAL:HG12	1:A:414:VAL:N	2.17	0.59
2:G:8:SER:C	2:G:10:THR:N	2.56	0.59
1:A:368:THR:HG21	1:A:582:THR:HB	1.83	0.59
2:D:76:ASN:H	2:L:76:ASN:HB2	1.67	0.59
2:E:274:GLN:HE21	2:E:274:GLN:N	2.00	0.59
2:H:157:ILE:HG12	2:H:214:LEU:HD13	1.84	0.59
2:J:124:PHE:O	2:J:127:ILE:HG13	2.03	0.59
1:A:464:GLN:HG3	2:F:39:ILE:HD11	1.84	0.59
1:A:322:THR:HG21	1:A:390:ARG:HA	1.83	0.59
1:A:545:ASP:HA	1:A:548:ARG:CD	2.33	0.59
1:A:467:GLN:HE21	1:A:511:MET:HG2	1.67	0.59
1:A:520:THR:HG21	1:A:526:LYS:HD3	1.85	0.59
1:A:409:TRP:HH2	1:A:547:THR:HG1	1.50	0.59
1:A:784:ALA:O	1:A:785:GLN:C	2.41	0.59
1:A:771:VAL:HG22	1:A:772:ILE:N	2.18	0.59
1:A:216:GLU:CD	1:A:216:GLU:N	2.55	0.59
2:O:4:LEU:HG	2:O:391:ILE:HG21	1.85	0.59
2:J:12:LYS:C	2:J:14:ALA:N	2.55	0.59
2:F:8:SER:O	2:F:11:LEU:N	2.36	0.59

Continued on next page...

Continued from previous page...

Atom-1	Atom-2	Interatomic distance (Å)	Clash overlap (Å)
2:H:85:ILE:O	2:H:89:VAL:HG23	2.03	0.59
2:L:274:GLN:HE21	2:L:274:GLN:N	2.00	0.59
2:G:152:PHE:N	2:G:152:PHE:CD1	2.71	0.59
2:F:274:GLN:N	2:F:274:GLN:HE21	2.00	0.59
1:B:833:PHE:CZ	1:B:835:PHE:HA	2.38	0.59
2:G:71:LEU:HG	2:G:72:ASN:N	2.17	0.59
1:B:803:ASN:N	1:B:807:ASN:ND2	2.48	0.59
1:A:546:LEU:HD11	1:A:588:ILE:HD12	1.83	0.59
1:A:629:ASN:C	1:A:631:LEU:H	2.02	0.59
1:A:401:TYR:O	1:A:404:LEU:HB2	2.02	0.59
2:K:8:SER:C	2:K:10:THR:N	2.55	0.59
1:A:722:ASN:HD22	1:A:824:LYS:HA	1.68	0.59
1:A:242:PRO:HA	1:A:841:MET:SD	2.42	0.59
2:O:12:LYS:C	2:O:14:ALA:N	2.57	0.59
2:M:38:ILE:HG22	2:M:42:ASN:HD21	1.67	0.59
2:I:152:PHE:N	2:I:152:PHE:CD1	2.70	0.59
1:A:810:TYR:CD1	1:A:811:LEU:N	2.71	0.59
2:N:109:ILE:O	2:N:109:ILE:HD12	2.03	0.59
2:M:135:TYR:CZ	2:M:342:MET:HE3	2.37	0.59
2:O:100:MET:HG3	2:O:388:VAL:HG11	1.85	0.59
1:A:571:LEU:HD23	1:B:531:ARG:NH2	2.17	0.58
1:B:326:TYR:CD1	1:B:384:ALA:HB1	2.37	0.58
1:B:745:ALA:HB1	1:B:748:THR:CB	2.31	0.58
1:A:803:ASN:O	1:A:805:ASP:N	2.36	0.58
1:A:437:TYR:CE2	1:A:442:MET:HG3	2.37	0.58
2:H:116:LEU:HA	2:H:119:LEU:HD12	1.84	0.58
2:G:153:HIS:NE2	2:H:153:HIS:NE2	2.51	0.58
2:F:116:LEU:HA	2:F:119:LEU:HD12	1.85	0.58
1:B:285:ILE:C	1:B:286:LEU:HD13	2.22	0.58
1:A:484:VAL:HG12	1:A:485:ILE:H	1.68	0.58
1:A:571:LEU:HD23	1:B:531:ARG:CZ	2.32	0.58
1:B:875:ARG:HD3	1:B:878:ASN:ND2	2.18	0.58
1:A:428:GLN:NE2	1:A:455:PRO:CB	2.59	0.58
1:A:508:GLU:O	1:A:512:GLN:HG3	2.02	0.58
1:B:437:TYR:CD2	1:B:443:GLN:HB3	2.38	0.58
1:B:463:ILE:HG21	1:B:468:VAL:HG11	1.84	0.58
2:H:22:THR:HG23	2:H:73:LEU:HD12	1.83	0.58
2:C:12:LYS:C	2:C:14:ALA:N	2.56	0.58
2:G:274:GLN:HE21	2:G:274:GLN:N	2.00	0.58
2:C:157:ILE:HG12	2:C:214:LEU:HD13	1.84	0.58
1:A:661:GLN:HG3	1:B:348:LYS:HZ1	1.67	0.58

Continued on next page...

Continued from previous page...

Atom-1	Atom-2	Interatomic distance (Å)	Clash overlap (Å)
1:A:503:ILE:C	1:A:505:GLN:N	2.55	0.58
1:B:190:ASN:O	1:B:192:ASN:N	2.37	0.58
1:B:223:ARG:O	1:B:226:ALA:HB3	2.03	0.58
2:L:5:TYR:CE2	2:L:131:ASN:HA	2.37	0.58
1:B:111:ILE:HG22	1:B:113:PRO:HD3	1.84	0.58
1:A:420:ILE:CD1	1:A:422:GLU:HG3	2.33	0.58
1:B:421:ARG:O	1:B:425:VAL:HG23	2.02	0.58
2:E:152:PHE:N	2:E:152:PHE:CD1	2.71	0.58
2:M:85:ILE:O	2:M:89:VAL:HG23	2.02	0.58
2:K:260:GLU:HG2	2:K:274:GLN:HG3	1.85	0.58
2:M:157:ILE:HG12	2:M:214:LEU:HD13	1.84	0.58
2:D:274:GLN:N	2:D:274:GLN:HE21	2.00	0.58
2:I:10:THR:O	2:I:14:ALA:HB2	2.04	0.58
2:K:145:ARG:O	2:K:146:GLN:HG2	2.02	0.58
1:A:197:GLY:O	1:A:198:LYS:C	2.42	0.58
2:L:17:LYS:HG2	2:N:130:ASP:HA	1.84	0.58
2:D:130:ASP:HA	2:E:17:LYS:HG2	1.84	0.58
2:F:5:TYR:CE2	2:F:131:ASN:HA	2.38	0.58
2:G:133:SER:O	2:G:135:TYR:N	2.35	0.58
2:G:12:LYS:C	2:G:14:ALA:N	2.57	0.58
1:A:244:ILE:O	1:A:245:LEU:HD23	2.03	0.58
1:B:218:GLU:O	1:B:221:VAL:HG23	2.03	0.58
1:A:259:HIS:CD2	1:A:677:ARG:HG3	2.38	0.58
2:G:116:LEU:HA	2:G:119:LEU:HD12	1.84	0.58
2:L:74:ASP:OD2	2:L:76:ASN:HB3	2.03	0.58
2:F:130:ASP:HA	2:G:17:LYS:HG2	1.85	0.58
2:O:157:ILE:HG12	2:O:214:LEU:HD13	1.84	0.58
1:A:160:TYR:OH	1:A:635:GLN:HB2	2.04	0.58
1:B:508:GLU:O	1:B:512:GLN:HG3	2.04	0.58
2:M:128:ASN:O	2:N:22:THR:HB	2.03	0.58
2:H:8:SER:C	2:H:10:THR:N	2.56	0.58
2:E:22:THR:HG23	2:E:73:LEU:HD12	1.86	0.58
1:A:180:TYR:CD1	1:A:180:TYR:C	2.75	0.58
2:K:49:GLY:HA3	2:K:55:PRO:O	2.03	0.58
1:A:188:VAL:HG12	1:A:189:GLU:N	2.17	0.58
2:N:133:SER:O	2:N:135:TYR:N	2.36	0.58
1:B:772:ILE:CG2	1:B:773:SER:N	2.66	0.58
1:A:744:TYR:C	1:A:746:GLN:H	2.07	0.58
1:B:371:ASN:HB3	1:B:583:SER:HB2	1.86	0.58
2:K:85:ILE:O	2:K:89:VAL:HG23	2.02	0.58
2:C:116:LEU:HA	2:C:119:LEU:HD12	1.84	0.58

Continued on next page...

Continued from previous page...

Atom-1	Atom-2	Interatomic distance (Å)	Clash overlap (Å)
2:J:5:TYR:HE2	2:J:131:ASN:HA	1.69	0.58
2:O:260:GLU:HG2	2:O:274:GLN:HG3	1.86	0.58
2:I:260:GLU:HG2	2:I:274:GLN:HG3	1.86	0.58
2:F:85:ILE:O	2:F:89:VAL:HG23	2.04	0.58
1:B:416:ASN:O	1:B:418:MET:N	2.36	0.58
2:M:12:LYS:C	2:M:14:ALA:N	2.57	0.58
1:B:340:VAL:HB	1:B:587:LEU:HD12	1.84	0.58
2:G:8:SER:O	2:G:11:LEU:N	2.36	0.58
1:A:613:ASN:HD22	1:A:649:LEU:HD23	1.69	0.58
2:E:8:SER:C	2:E:10:THR:N	2.55	0.58
2:J:116:LEU:HD12	2:J:119:LEU:HD12	1.86	0.58
2:N:116:LEU:HD12	2:N:119:LEU:HD12	1.86	0.58
2:F:260:GLU:HG2	2:F:274:GLN:HG3	1.86	0.58
2:L:133:SER:O	2:L:135:TYR:N	2.36	0.58
1:B:696:SER:O	1:B:827:LYS:HE3	2.04	0.58
1:A:303:LEU:HA	1:A:615:ASN:HD22	1.67	0.58
1:A:304:LEU:N	1:A:615:ASN:HD21	2.02	0.58
1:B:459:ALA:O	1:B:463:ILE:HG13	2.03	0.58
2:K:12:LYS:C	2:K:14:ALA:N	2.56	0.58
1:B:190:ASN:HB2	1:B:199:VAL:HG23	1.85	0.58
1:A:365:GLN:HB2	1:A:366:PHE:CZ	2.39	0.58
2:J:10:THR:O	2:J:14:ALA:HB2	2.04	0.58
2:D:68:THR:O	2:D:69:THR:C	2.41	0.58
1:A:420:ILE:CG1	1:A:423:SER:HB2	2.32	0.58
2:C:7:LEU:O	2:C:11:LEU:HG	2.04	0.58
2:O:133:SER:O	2:O:135:TYR:N	2.36	0.58
1:A:568:VAL:HG12	1:A:569:GLN:H	1.68	0.58
2:C:260:GLU:HG2	2:C:274:GLN:HG3	1.86	0.58
1:A:390:ARG:HD2	1:A:570:THR:HG21	1.84	0.58
1:B:491:GLN:HE22	1:B:566:GLN:CG	2.16	0.58
1:A:803:ASN:H	1:A:807:ASN:HD22	1.50	0.58
2:I:38:ILE:HG22	2:I:42:ASN:ND2	2.16	0.57
2:L:104:SER:HB3	2:L:108:GLY:HA2	1.86	0.57
2:L:12:LYS:C	2:L:14:ALA:N	2.56	0.57
2:K:53:ASN:HD22	2:K:354:ALA:CB	2.17	0.57
2:K:274:GLN:HE21	2:K:274:GLN:N	2.01	0.57
2:I:274:GLN:HE21	2:I:274:GLN:N	2.00	0.57
1:B:140:LYS:C	1:B:142:LEU:H	2.06	0.57
1:A:527:ARG:O	1:A:531:ARG:CG	2.51	0.57
2:I:8:SER:O	2:I:11:LEU:N	2.36	0.57
1:B:199:VAL:CG1	1:B:200:VAL:H	2.17	0.57

Continued on next page...

Continued from previous page...

Atom-1	Atom-2	Interatomic distance (Å)	Clash overlap (Å)
1:A:681:ILE:O	1:A:684:LEU:HB3	2.03	0.57
2:I:133:SER:O	2:I:135:TYR:N	2.36	0.57
2:F:12:LYS:C	2:F:14:ALA:N	2.56	0.57
2:M:260:GLU:HG2	2:M:274:GLN:HG3	1.86	0.57
2:D:260:GLU:HG2	2:D:274:GLN:HG3	1.86	0.57
1:A:548:ARG:NH1	1:A:878:ASN:H	2.01	0.57
1:B:415:PRO:HB2	1:B:480:PHE:HB2	1.86	0.57
1:B:434:THR:HG22	1:B:434:THR:O	2.04	0.57
1:B:472:LEU:O	1:B:476:ASN:HB2	2.04	0.57
2:I:12:LYS:C	2:I:14:ALA:N	2.56	0.57
2:K:8:SER:O	2:K:10:THR:N	2.38	0.57
2:K:10:THR:O	2:K:14:ALA:HB2	2.05	0.57
2:M:8:SER:C	2:M:10:THR:N	2.55	0.57
1:B:254:GLU:HG2	2:N:69:THR:CB	2.34	0.57
2:G:10:THR:O	2:G:14:ALA:HB2	2.05	0.57
1:B:494:ASN:CG	1:B:495:ASP:H	2.07	0.57
2:F:144:ARG:HD2	2:G:82:ARG:NH1	2.19	0.57
2:E:260:GLU:HG2	2:E:274:GLN:HG3	1.86	0.57
2:N:76:ASN:HB2	2:O:76:ASN:H	1.69	0.57
2:K:62:ASP:O	2:K:62:ASP:CG	2.42	0.57
2:I:8:SER:C	2:I:10:THR:N	2.56	0.57
2:L:144:ARG:O	2:L:145:ARG:CB	2.48	0.57
2:F:8:SER:C	2:F:10:THR:N	2.55	0.57
1:A:503:ILE:HG22	1:A:506:LEU:HB2	1.86	0.57
2:K:7:LEU:O	2:K:11:LEU:HG	2.04	0.57
2:L:145:ARG:O	2:L:146:GLN:HG3	2.04	0.57
1:A:771:VAL:CG1	1:A:809:PHE:HB3	2.34	0.57
2:L:7:LEU:O	2:L:11:LEU:HG	2.05	0.57
2:C:116:LEU:HD12	2:C:119:LEU:HD12	1.86	0.57
1:A:738:LEU:O	1:A:740:ARG:N	2.37	0.57
1:A:127:GLU:OE2	1:A:151:LYS:HG2	2.03	0.57
1:B:817:TRP:CD1	1:B:818:VAL:N	2.73	0.57
2:N:5:TYR:CE2	2:N:131:ASN:HA	2.39	0.57
1:B:786:ILE:HG13	1:B:787:VAL:HG23	1.87	0.57
1:A:783:PHE:O	1:A:786:ILE:HD12	2.05	0.57
2:E:149:GLY:C	2:E:150:PHE:CD1	2.77	0.57
1:B:117:LYS:HB2	1:B:179:ASP:OD2	2.04	0.57
1:B:703:VAL:HG12	1:B:704:ILE:N	2.20	0.57
1:B:477:ASN:O	1:B:478:ASN:C	2.43	0.57
1:B:518:PHE:N	1:B:518:PHE:CD1	2.72	0.57
1:B:535:LEU:O	1:B:539:ARG:CG	2.52	0.57

Continued on next page...

Continued from previous page...

Atom-1	Atom-2	Interatomic distance (Å)	Clash overlap (Å)
1:B:246:HIS:HB3	1:B:249:ASP:OD2	2.05	0.57
1:A:259:HIS:ND1	1:A:260:GLN:N	2.52	0.57
1:A:131:LEU:HD12	1:A:132:PRO:CD	2.35	0.57
2:C:128:ASN:HB3	2:D:19:VAL:CG2	2.35	0.57
2:G:116:LEU:HD12	2:G:119:LEU:HD12	1.87	0.57
2:G:260:GLU:HG2	2:G:274:GLN:HG3	1.86	0.57
1:B:701:GLN:O	1:B:702:GLY:O	2.23	0.57
1:A:163:ARG:HH22	1:A:736:GLU:CD	2.07	0.57
1:B:473:HIS:CB	2:I:126:ARG:HH22	2.08	0.57
1:B:340:VAL:HB	1:B:587:LEU:CD1	2.35	0.57
2:I:145:ARG:O	2:I:146:GLN:HG3	2.04	0.57
2:M:106:ARG:H	2:M:106:ARG:CD	2.14	0.57
2:O:150:PHE:HB2	2:O:152:PHE:HE1	1.70	0.57
2:I:116:LEU:HD12	2:I:119:LEU:HD12	1.86	0.57
1:B:839:MET:C	1:B:839:MET:SD	2.83	0.57
1:B:277:ARG:C	1:B:278:ILE:HG12	2.23	0.57
1:B:492:VAL:CG1	1:B:558:MET:SD	2.93	0.57
1:A:512:GLN:O	1:A:516:GLN:HG3	2.05	0.57
1:A:710:MET:CE	1:A:824:LYS:HE2	2.35	0.57
1:A:122:LEU:HD11	1:A:201:ASP:HB2	1.85	0.57
1:A:420:ILE:CD1	1:A:423:SER:HB2	2.35	0.57
1:A:187:ALA:O	1:A:188:VAL:HG23	2.04	0.57
2:J:260:GLU:HG2	2:J:274:GLN:HG3	1.86	0.57
2:N:260:GLU:HG2	2:N:274:GLN:HG3	1.85	0.57
1:B:271:PHE:O	1:B:274:ILE:HB	2.05	0.57
1:B:673:PRO:C	1:B:674:VAL:HG22	2.26	0.57
2:G:5:TYR:CE2	2:G:131:ASN:HA	2.40	0.57
2:G:24:TYR:O	2:G:27:VAL:HG22	2.03	0.57
2:C:150:PHE:HB2	2:C:152:PHE:CZ	2.40	0.57
2:H:7:LEU:O	2:H:11:LEU:HG	2.05	0.57
2:L:144:ARG:HD2	2:M:82:ARG:NH1	2.20	0.57
2:E:27:VAL:O	2:E:31:ILE:HG12	2.05	0.57
2:E:35:ASN:HA	2:E:38:ILE:HD12	1.87	0.57
1:B:312:ASP:O	1:B:313:ASN:HB2	2.05	0.57
1:B:775:ILE:HD12	1:B:775:ILE:N	2.20	0.56
1:B:272:ASN:C	1:B:274:ILE:N	2.54	0.56
2:K:14:ALA:O	2:K:18:ILE:HD12	2.05	0.56
1:B:254:GLU:CG	2:N:69:THR:HB	2.35	0.56
1:B:790:ARG:CA	1:B:790:ARG:NE	2.47	0.56
2:G:61:PHE:HA	2:G:63:PHE:HE1	1.70	0.56
2:D:8:SER:C	2:D:10:THR:N	2.54	0.56

Continued on next page...

Continued from previous page...

Atom-1	Atom-2	Interatomic distance (Å)	Clash overlap (Å)
2:D:128:ASN:HB3	2:E:19:VAL:HG23	1.87	0.56
1:A:180:TYR:HD1	1:A:181:LEU:N	2.03	0.56
2:D:116:LEU:HD12	2:D:119:LEU:HD12	1.85	0.56
2:G:135:TYR:OH	2:G:340:GLU:OE1	2.23	0.56
2:N:74:ASP:OD2	2:N:76:ASN:HB3	2.05	0.56
1:B:137:ASN:OD1	1:B:137:ASN:O	2.22	0.56
1:A:597:PRO:HB3	1:A:860:ALA:CB	2.35	0.56
2:H:42:ASN:OD1	2:H:62:ASP:HA	2.05	0.56
1:A:332:VAL:HG13	1:A:599:THR:CG2	2.36	0.56
1:A:703:VAL:HG22	1:A:825:VAL:HG22	1.87	0.56
1:B:97:THR:HA	1:B:320:THR:HG23	1.86	0.56
2:E:12:LYS:C	2:E:14:ALA:N	2.56	0.56
1:A:226:ALA:O	1:A:228:MET:N	2.32	0.56
2:M:139:TRP:HE1	2:M:143:ASN:HD21	1.52	0.56
2:O:110:ALA:HB1	2:O:111:PRO:CD	2.35	0.56
1:B:390:ARG:HG3	1:B:391:THR:H	1.69	0.56
1:B:556:THR:O	1:B:557:LEU:C	2.44	0.56
1:A:305:GLN:O	1:A:307:ARG:N	2.38	0.56
2:N:24:TYR:O	2:N:26:ASN:N	2.38	0.56
1:B:393:SER:N	1:B:573:THR:CG2	2.68	0.56
1:B:368:THR:O	1:B:369:GLY:O	2.23	0.56
1:A:275:PRO:O	1:A:278:ILE:HG13	2.05	0.56
1:B:409:TRP:CH2	1:B:413:VAL:HG21	2.40	0.56
1:A:649:LEU:O	1:A:650:HIS:O	2.24	0.56
2:D:10:THR:O	2:D:14:ALA:HB2	2.05	0.56
2:D:8:SER:O	2:D:10:THR:N	2.38	0.56
2:J:152:PHE:CD1	2:J:152:PHE:N	2.71	0.56
1:A:420:ILE:HD12	1:A:422:GLU:HG3	1.87	0.56
2:K:35:ASN:HA	2:K:38:ILE:HD12	1.87	0.56
2:I:116:LEU:CD1	2:I:119:LEU:HD12	2.36	0.56
1:A:135:ARG:O	1:A:136:ALA:C	2.44	0.56
2:H:260:GLU:HG2	2:H:274:GLN:HG3	1.85	0.56
1:A:765:PHE:CD1	1:A:765:PHE:C	2.79	0.56
1:A:308:LEU:HB2	1:A:614:TYR:OH	2.06	0.56
1:A:410:LEU:O	1:A:413:VAL:HB	2.05	0.56
1:A:587:LEU:C	1:A:588:ILE:HG13	2.24	0.56
1:B:870:ALA:C	1:B:872:ASP:N	2.56	0.56
2:G:2:ASP:HB2	2:G:128:ASN:HD21	1.71	0.56
2:H:10:THR:O	2:H:14:ALA:HB2	2.06	0.56
2:J:74:ASP:OD2	2:J:76:ASN:HB3	2.04	0.56
2:D:12:LYS:C	2:D:14:ALA:N	2.56	0.56

Continued on next page...

Continued from previous page...

Atom-1	Atom-2	Interatomic distance (Å)	Clash overlap (Å)
2:H:27:VAL:CG2	2:H:31:ILE:HD11	2.35	0.56
2:M:150:PHE:CD1	2:M:150:PHE:N	2.74	0.56
1:A:729:GLY:C	1:A:730:PHE:CD1	2.78	0.56
1:A:209:ASP:O	1:A:213:GLN:HG3	2.05	0.56
2:M:110:ALA:HB1	2:M:111:PRO:CD	2.36	0.56
1:B:153:ASP:O	1:B:153:ASP:OD1	2.22	0.56
2:M:10:THR:O	2:M:14:ALA:HB2	2.05	0.56
2:M:7:LEU:O	2:M:11:LEU:HG	2.06	0.56
1:B:303:LEU:HD13	1:B:562:THR:HG21	1.88	0.56
1:B:618:ILE:O	1:B:622:VAL:HG23	2.06	0.56
2:L:38:ILE:HD12	2:L:65:LEU:HD23	1.86	0.56
1:A:190:ASN:OD1	1:A:192:ASN:N	2.38	0.56
2:N:144:ARG:O	2:N:145:ARG:CB	2.52	0.56
2:O:116:LEU:HD12	2:O:119:LEU:HD12	1.87	0.56
2:H:108:GLY:C	2:H:110:ALA:H	2.09	0.56
1:B:246:HIS:ND1	1:B:247:PRO:HD2	2.20	0.56
1:A:245:LEU:HB3	1:A:249:ASP:CB	2.34	0.56
2:I:76:ASN:H	2:M:76:ASN:CB	2.13	0.56
2:F:150:PHE:HB2	2:F:152:PHE:HE1	1.70	0.56
2:L:8:SER:C	2:L:10:THR:N	2.55	0.56
2:E:5:TYR:HE2	2:E:131:ASN:HA	1.69	0.56
2:E:109:ILE:HD12	2:E:109:ILE:O	2.05	0.56
2:L:260:GLU:HG2	2:L:274:GLN:HG3	1.86	0.56
1:B:203:GLU:O	1:B:207:ILE:HG13	2.05	0.56
2:N:10:THR:O	2:N:14:ALA:HB2	2.06	0.56
1:B:392:MET:HA	1:B:573:THR:HG23	1.87	0.56
2:C:35:ASN:HA	2:C:38:ILE:HD12	1.88	0.56
2:D:38:ILE:HD12	2:D:65:LEU:CD2	2.35	0.56
2:M:150:PHE:HB2	2:M:152:PHE:CZ	2.41	0.56
2:E:8:SER:O	2:E:10:THR:N	2.39	0.56
2:F:7:LEU:O	2:F:11:LEU:HG	2.06	0.56
2:F:116:LEU:HD12	2:F:119:LEU:HD12	1.88	0.56
2:K:99:GLU:O	2:K:384:ARG:NH1	2.39	0.56
1:A:319:ASP:OD2	1:A:571:LEU:CB	2.53	0.56
1:B:496:ASN:HB3	1:B:498:ARG:CB	2.35	0.56
1:B:305:GLN:HE21	1:B:564:ASN:ND2	2.04	0.56
1:A:857:PHE:H	1:A:857:PHE:HD1	1.52	0.56
2:O:35:ASN:HA	2:O:38:ILE:HD12	1.88	0.56
2:O:7:LEU:O	2:O:11:LEU:HG	2.06	0.56
2:M:35:ASN:HA	2:M:38:ILE:HD12	1.86	0.56
2:M:116:LEU:HD12	2:M:119:LEU:HD12	1.86	0.56

Continued on next page...

Continued from previous page...

Atom-1	Atom-2	Interatomic distance (Å)	Clash overlap (Å)
1:B:153:ASP:CG	1:B:153:ASP:O	2.43	0.56
2:K:57:ARG:NH1	2:K:94:ASN:HD21	2.03	0.56
2:E:99:GLU:HG3	2:E:99:GLU:O	2.05	0.56
1:A:404:LEU:CD2	1:A:435:ILE:HD11	2.36	0.56
1:A:852:SER:O	1:A:853:ASP:HB3	2.04	0.56
1:A:461:GLN:HB3	2:F:32:GLN:NE2	2.20	0.56
2:D:128:ASN:HB3	2:E:19:VAL:CG2	2.36	0.56
2:J:8:SER:O	2:J:10:THR:N	2.39	0.56
2:J:35:ASN:HA	2:J:38:ILE:HD12	1.87	0.56
2:E:38:ILE:HG22	2:E:42:ASN:ND2	2.19	0.56
1:A:389:GLN:O	1:A:389:GLN:CG	2.54	0.56
1:A:389:GLN:NE2	1:A:568:VAL:H	2.04	0.56
2:J:50:GLY:O	2:J:51:ILE:HB	2.05	0.56
1:B:498:ARG:HG3	1:B:505:GLN:OE1	2.05	0.56
1:B:516:GLN:O	1:B:517:GLN:NE2	2.39	0.56
1:A:503:ILE:CG2	1:A:506:LEU:HB2	2.36	0.56
2:N:7:LEU:O	2:N:11:LEU:HG	2.06	0.56
2:D:7:LEU:O	2:D:11:LEU:HG	2.06	0.56
1:B:325:ASN:O	1:B:328:LEU:HB3	2.05	0.56
1:B:712:LEU:CB	1:B:819:PRO:HB2	2.36	0.55
1:A:490:ASN:HB3	1:A:492:VAL:HG23	1.88	0.55
1:A:332:VAL:HG13	1:A:599:THR:HG22	1.87	0.55
1:B:563:MET:SD	1:B:611:HIS:CD2	2.99	0.55
2:I:145:ARG:CZ	2:I:145:ARG:HB3	2.35	0.55
1:B:763:LEU:HD22	1:B:764:PRO:CD	2.36	0.55
1:A:440:PHE:O	1:A:442:MET:N	2.38	0.55
2:I:57:ARG:NH1	2:I:94:ASN:HD21	2.02	0.55
2:D:152:PHE:CD1	2:D:152:PHE:N	2.73	0.55
1:B:707:TYR:HE2	1:B:754:ASN:OD1	1.89	0.55
2:F:10:THR:O	2:F:14:ALA:HB2	2.05	0.55
1:B:266:ASN:O	1:B:267:ASN:C	2.45	0.55
1:A:414:VAL:O	1:A:416:ASN:N	2.38	0.55
1:B:260:GLN:O	1:B:262:VAL:N	2.39	0.55
2:E:129:PHE:C	2:E:129:PHE:CD1	2.80	0.55
1:A:314:PHE:O	1:A:316:SER:N	2.38	0.55
1:A:738:LEU:HA	1:A:741:THR:HG22	1.88	0.55
1:B:363:GLU:O	1:B:363:GLU:HG3	2.05	0.55
1:A:346:ILE:O	1:A:349:MET:HB3	2.06	0.55
2:F:53:ASN:HD22	2:F:354:ALA:HB3	1.71	0.55
1:A:396:PHE:CB	1:A:578:LEU:HD12	2.37	0.55
1:A:535:LEU:O	1:A:539:ARG:CG	2.55	0.55

Continued on next page...

Continued from previous page...

Atom-1	Atom-2	Interatomic distance (Å)	Clash overlap (Å)
1:B:433:ASN:HD21	1:B:446:HIS:HB3	1.71	0.55
2:N:8:SER:C	2:N:10:THR:N	2.55	0.55
2:O:8:SER:O	2:O:10:THR:N	2.40	0.55
2:F:144:ARG:O	2:F:145:ARG:HB2	2.06	0.55
2:C:153:HIS:CD2	2:E:153:HIS:NE2	2.75	0.55
2:N:116:LEU:CD1	2:N:119:LEU:HD12	2.36	0.55
1:B:127:GLU:HB3	1:B:151:LYS:HE3	1.87	0.55
2:N:99:GLU:O	2:N:99:GLU:HG3	2.06	0.55
2:I:35:ASN:HA	2:I:38:ILE:HD12	1.87	0.55
1:B:428:GLN:HG3	1:B:456:PHE:HD1	1.70	0.55
1:A:725:ARG:HB3	1:A:828:GLN:OE1	2.06	0.55
1:A:275:PRO:HB2	1:A:278:ILE:HG13	1.87	0.55
2:H:12:LYS:C	2:H:14:ALA:N	2.56	0.55
2:J:116:LEU:CD1	2:J:119:LEU:HD12	2.36	0.55
1:A:804:SER:HB2	1:A:810:TYR:CB	2.35	0.55
2:C:99:GLU:HG3	2:C:99:GLU:O	2.07	0.55
1:B:868:ALA:C	1:B:876:ILE:HG23	2.26	0.55
2:N:6:SER:OG	2:N:128:ASN:HA	2.05	0.55
1:A:822:THR:C	1:A:823:THR:HG23	2.26	0.55
1:B:413:VAL:HG12	1:B:414:VAL:H	1.69	0.55
1:A:150:LEU:HD12	1:A:696:SER:CB	2.34	0.55
2:J:128:ASN:HB3	2:K:19:VAL:CG2	2.36	0.55
2:J:14:ALA:C	2:J:16:ASP:H	2.10	0.55
2:G:106:ARG:N	2:G:106:ARG:HD3	2.22	0.55
1:B:723:ILE:HG22	1:B:724:ALA:N	2.16	0.55
1:B:804:SER:HA	1:B:810:TYR:CZ	2.42	0.55
1:A:383:ILE:HD11	1:A:550:LEU:HD23	1.89	0.55
1:B:508:GLU:HG2	1:B:512:GLN:HE21	1.71	0.55
1:A:744:TYR:C	1:A:746:GLN:N	2.60	0.55
1:B:675:GLU:HB3	1:B:678:ARG:HG3	1.88	0.55
1:B:675:GLU:O	1:B:676:VAL:C	2.44	0.55
2:L:35:ASN:HA	2:L:38:ILE:HD12	1.87	0.55
2:G:63:PHE:N	2:G:63:PHE:CD1	2.74	0.55
2:O:10:THR:O	2:O:14:ALA:HB2	2.06	0.55
1:B:650:HIS:O	1:B:652:PHE:N	2.39	0.55
2:C:145:ARG:O	2:C:146:GLN:HG3	2.06	0.55
2:C:144:ARG:HD2	2:D:82:ARG:NH1	2.20	0.55
2:H:116:LEU:HD12	2:H:119:LEU:HD12	1.89	0.55
2:F:8:SER:O	2:F:10:THR:N	2.39	0.55
2:L:116:LEU:HD12	2:L:119:LEU:HD12	1.87	0.55
2:D:116:LEU:CD1	2:D:119:LEU:HD12	2.36	0.55

Continued on next page...

Continued from previous page...

Atom-1	Atom-2	Interatomic distance (Å)	Clash overlap (Å)
2:O:144:ARG:O	2:O:145:ARG:HG2	2.07	0.55
1:B:625:ILE:O	1:B:628:ALA:HB3	2.06	0.55
1:B:784:ALA:O	1:B:785:GLN:O	2.25	0.55
1:B:371:ASN:O	1:B:373:GLN:N	2.39	0.55
2:L:8:SER:O	2:L:10:THR:N	2.39	0.55
2:C:82:ARG:NH1	2:E:144:ARG:HD2	2.21	0.55
2:C:10:THR:O	2:C:14:ALA:HB2	2.06	0.55
2:O:49:GLY:HA2	2:O:54:LEU:CD2	2.37	0.55
2:I:89:VAL:O	2:I:91:PHE:N	2.40	0.55
1:A:732:GLN:O	1:A:733:ILE:HG23	2.06	0.55
2:H:99:GLU:HG3	2:H:99:GLU:O	2.07	0.55
2:I:60:ASN:C	2:I:61:PHE:CD1	2.80	0.55
1:A:510:LEU:HD22	1:A:540:LEU:CD1	2.26	0.55
1:A:563:MET:O	1:A:565:MET:N	2.40	0.55
1:B:122:LEU:HG	1:B:201:ASP:CG	2.27	0.55
1:B:160:TYR:OH	1:B:635:GLN:HG3	2.07	0.55
1:B:763:LEU:O	1:B:764:PRO:O	2.25	0.55
2:C:152:PHE:N	2:C:152:PHE:CD1	2.74	0.55
2:H:8:SER:O	2:H:10:THR:N	2.40	0.55
1:B:113:PRO:HG2	1:B:609:ASN:HB3	1.89	0.55
2:K:35:ASN:HA	2:K:38:ILE:CD1	2.37	0.55
2:J:38:ILE:HG22	2:J:42:ASN:ND2	2.22	0.55
2:I:153:HIS:NE2	2:J:153:HIS:CD2	2.75	0.55
2:I:101:VAL:HB	2:I:355:ILE:HG21	1.88	0.55
1:B:787:VAL:O	1:B:788:LYS:C	2.46	0.55
2:G:8:SER:O	2:G:10:THR:N	2.40	0.55
2:L:10:THR:O	2:L:14:ALA:HB2	2.06	0.55
2:L:116:LEU:CD1	2:L:119:LEU:HD12	2.37	0.55
2:M:99:GLU:HG3	2:M:99:GLU:O	2.07	0.55
2:N:35:ASN:HA	2:N:38:ILE:HD12	1.89	0.55
1:B:698:LYS:O	1:B:699:ILE:CB	2.53	0.55
2:F:152:PHE:CD1	2:F:152:PHE:N	2.74	0.55
1:B:654:VAL:O	1:B:656:ARG:N	2.39	0.55
2:F:144:ARG:O	2:F:145:ARG:CB	2.55	0.55
2:E:7:LEU:O	2:E:11:LEU:HG	2.07	0.55
2:C:167:ASN:ND2	2:C:178:GLY:HA2	2.23	0.55
2:C:109:ILE:HG23	2:C:110:ALA:H	1.70	0.55
2:C:116:LEU:CD1	2:C:119:LEU:HD12	2.36	0.55
1:A:500:GLY:O	1:A:502:VAL:N	2.36	0.55
1:B:360:ILE:HD12	1:B:360:ILE:N	2.22	0.55
1:A:525:TYR:O	1:A:529:ILE:HG13	2.05	0.54

Continued on next page...

Continued from previous page...

Atom-1	Atom-2	Interatomic distance (Å)	Clash overlap (Å)
2:N:8:SER:O	2:N:10:THR:N	2.40	0.54
1:B:195:ASP:O	1:B:197:GLY:N	2.39	0.54
1:B:245:LEU:HD12	1:B:250:TYR:HA	1.89	0.54
1:A:705:ILE:HG22	1:A:757:VAL:O	2.07	0.54
2:L:82:ARG:NH1	2:N:144:ARG:HD2	2.22	0.54
2:E:116:LEU:HD12	2:E:119:LEU:HD12	1.88	0.54
2:J:131:ASN:N	2:J:131:ASN:HD22	2.04	0.54
1:A:142:LEU:O	1:A:143:ARG:HG2	2.08	0.54
1:A:717:MET:HE1	1:A:830:PRO:O	2.07	0.54
1:B:388:SER:O	1:B:389:GLN:HB2	2.07	0.54
2:I:124:PHE:O	2:I:126:ARG:N	2.39	0.54
2:I:8:SER:O	2:I:10:THR:N	2.40	0.54
2:O:35:ASN:HA	2:O:38:ILE:CD1	2.37	0.54
2:G:35:ASN:HA	2:G:38:ILE:HD12	1.89	0.54
1:B:779:ASP:HA	1:B:798:ILE:HG13	1.89	0.54
2:D:144:ARG:HD2	2:E:82:ARG:CZ	2.36	0.54
2:C:22:THR:HB	2:E:128:ASN:O	2.08	0.54
2:J:35:ASN:HA	2:J:38:ILE:CD1	2.37	0.54
2:I:153:HIS:CD2	2:K:153:HIS:NE2	2.75	0.54
2:C:135:TYR:OH	2:C:340:GLU:OE1	2.24	0.54
1:A:742:GLY:HA3	1:B:285:ILE:HD11	1.89	0.54
1:A:393:SER:HB2	1:A:573:THR:HG21	1.90	0.54
1:A:871:PHE:O	1:A:871:PHE:CD1	2.60	0.54
2:M:8:SER:O	2:M:10:THR:N	2.40	0.54
1:A:120:THR:HA	1:A:186:MET:HE1	1.88	0.54
1:A:166:PHE:CE2	1:A:689:MET:HG3	2.42	0.54
1:A:863:VAL:HG12	1:A:864:GLU:N	2.22	0.54
2:H:116:LEU:CD1	2:H:119:LEU:HD12	2.38	0.54
2:E:35:ASN:HA	2:E:38:ILE:CD1	2.37	0.54
2:O:116:LEU:CD1	2:O:119:LEU:HD12	2.37	0.54
1:A:730:PHE:CD1	1:A:730:PHE:N	2.75	0.54
2:H:150:PHE:HB2	2:H:152:PHE:CE1	2.43	0.54
1:A:151:LYS:O	1:A:152:LYS:HB2	2.06	0.54
2:O:144:ARG:O	2:O:146:GLN:N	2.41	0.54
1:A:717:MET:SD	1:A:829:VAL:HG22	2.47	0.54
2:I:49:GLY:HA2	2:I:54:LEU:HD21	1.90	0.54
1:A:643:GLU:HG2	1:A:662:MET:CE	2.37	0.54
2:N:42:ASN:HA	2:N:61:PHE:HB2	1.88	0.54
2:C:8:SER:O	2:C:10:THR:N	2.40	0.54
2:C:16:ASP:HB3	2:E:131:ASN:O	2.06	0.54
1:B:404:LEU:O	1:B:407:GLY:N	2.40	0.54

Continued on next page...

Continued from previous page...

Atom-1	Atom-2	Interatomic distance (Å)	Clash overlap (Å)
2:D:110:ALA:HB1	2:D:111:PRO:HD2	1.89	0.54
2:F:65:LEU:O	2:F:66:LEU:HD23	2.08	0.54
1:A:111:ILE:HG23	1:A:111:ILE:O	2.07	0.54
1:A:633:LEU:C	1:A:635:GLN:H	2.11	0.54
1:A:663:TYR:O	1:A:666:ARG:HG2	2.08	0.54
1:B:323:THR:O	1:B:326:TYR:HB3	2.08	0.54
1:B:326:TYR:CD1	1:B:384:ALA:CB	2.91	0.54
1:B:506:LEU:HD21	1:B:543:LEU:C	2.27	0.54
1:B:481:ARG:HG2	2:I:65:LEU:HD12	1.89	0.54
1:A:530:GLN:HA	1:A:533:ILE:CD1	2.37	0.54
1:B:370:ILE:O	1:B:373:GLN:HB3	2.08	0.54
2:H:74:ASP:OD2	2:H:76:ASN:HB3	2.07	0.54
2:F:35:ASN:HA	2:F:38:ILE:HD12	1.90	0.54
2:E:10:THR:O	2:E:14:ALA:HB2	2.07	0.54
2:J:7:LEU:O	2:J:11:LEU:HG	2.06	0.54
2:I:167:ASN:ND2	2:I:178:GLY:HA2	2.22	0.54
2:E:116:LEU:CD1	2:E:119:LEU:HD12	2.38	0.54
2:E:167:ASN:ND2	2:E:178:GLY:HA2	2.22	0.54
1:B:666:ARG:HG3	1:B:667:ASP:N	2.20	0.54
2:O:158:PHE:HE2	2:O:214:LEU:HD22	1.73	0.54
2:N:110:ALA:HB1	2:N:111:PRO:CD	2.37	0.54
1:B:875:ARG:CD	1:B:878:ASN:HD22	2.20	0.54
1:A:501:HIS:C	1:A:503:ILE:H	2.09	0.54
1:B:428:GLN:HG2	1:B:429:LEU:H	1.71	0.54
2:O:14:ALA:C	2:O:16:ASP:H	2.11	0.54
2:D:14:ALA:C	2:D:16:ASP:H	2.11	0.54
2:C:35:ASN:HA	2:C:38:ILE:CD1	2.38	0.54
2:H:35:ASN:HA	2:H:38:ILE:HD12	1.89	0.54
2:C:14:ALA:C	2:C:16:ASP:H	2.10	0.54
2:M:139:TRP:HE1	2:M:143:ASN:ND2	2.04	0.54
2:I:106:ARG:HD3	2:I:106:ARG:H	1.72	0.54
1:A:217:THR:O	1:A:217:THR:HG22	2.07	0.54
2:J:99:GLU:HG3	2:J:99:GLU:O	2.08	0.54
1:A:311:HIS:HB3	1:A:318:TRP:NE1	2.23	0.54
1:A:645:PHE:HD2	1:A:646:LEU:HD23	1.72	0.54
1:B:501:HIS:C	1:B:503:ILE:N	2.60	0.54
2:K:14:ALA:C	2:K:16:ASP:H	2.11	0.54
1:A:701:GLN:HG2	1:A:826:TYR:CE2	2.43	0.54
1:A:650:HIS:O	1:A:651:ILE:CB	2.56	0.54
2:M:167:ASN:ND2	2:M:178:GLY:HA2	2.23	0.54
1:A:738:LEU:C	1:A:740:ARG:N	2.62	0.54

Continued on next page...

Continued from previous page...

Atom-1	Atom-2	Interatomic distance (Å)	Clash overlap (Å)
2:F:158:PHE:HE2	2:F:214:LEU:HD22	1.73	0.54
1:B:771:VAL:CG1	1:B:772:ILE:N	2.71	0.54
1:B:427:CYS:O	1:B:431:ILE:HG13	2.08	0.54
2:L:72:ASN:ND2	2:N:126:ARG:NH1	2.56	0.54
1:A:178:PRO:HD2	1:A:256:PHE:CE2	2.43	0.54
2:L:128:ASN:O	2:M:22:THR:HB	2.08	0.54
2:D:167:ASN:ND2	2:D:178:GLY:HA2	2.23	0.54
2:G:116:LEU:CD1	2:G:119:LEU:HD12	2.38	0.54
2:K:158:PHE:HE2	2:K:214:LEU:HD22	1.73	0.54
1:A:298:TYR:O	1:A:299:ILE:HB	2.06	0.54
1:B:457:GLN:CB	1:B:476:ASN:ND2	2.63	0.54
2:I:7:LEU:O	2:I:11:LEU:HG	2.08	0.54
2:D:35:ASN:HA	2:D:38:ILE:HD12	1.89	0.54
1:B:653:ASP:O	1:B:654:VAL:C	2.46	0.54
2:N:167:ASN:ND2	2:N:178:GLY:HA2	2.22	0.54
2:J:27:VAL:O	2:J:30:LEU:N	2.40	0.54
2:M:116:LEU:CD1	2:M:119:LEU:HD12	2.37	0.54
2:C:67:GLY:C	2:C:69:THR:H	2.09	0.54
1:A:273:TYR:O	1:A:273:TYR:CD2	2.61	0.54
1:B:503:ILE:HD13	1:B:544:VAL:HG12	1.88	0.53
1:B:457:GLN:O	1:B:458:ILE:HG13	2.08	0.53
1:B:125:ILE:CD1	1:B:125:ILE:N	2.71	0.53
1:B:125:ILE:HB	1:B:126:PHE:CD2	2.43	0.53
1:B:393:SER:CB	1:B:573:THR:HG21	2.38	0.53
2:H:23:LEU:N	2:H:26:ASN:ND2	2.57	0.53
2:M:35:ASN:HA	2:M:38:ILE:CD1	2.38	0.53
2:F:116:LEU:CD1	2:F:119:LEU:HD12	2.38	0.53
2:K:116:LEU:HD12	2:K:119:LEU:HD12	1.89	0.53
1:A:804:SER:HB2	1:A:810:TYR:HA	1.89	0.53
1:B:862:THR:HG22	1:B:863:VAL:O	2.09	0.53
2:H:135:TYR:OH	2:H:340:GLU:OE1	2.25	0.53
2:I:158:PHE:HE2	2:I:214:LEU:HD22	1.73	0.53
2:G:150:PHE:HB2	2:G:152:PHE:CE1	2.43	0.53
2:G:22:THR:OG1	2:G:26:ASN:ND2	2.41	0.53
2:E:74:ASP:OD2	2:E:76:ASN:HB3	2.08	0.53
1:A:306:ASP:C	1:A:308:LEU:N	2.56	0.53
1:B:467:GLN:HB3	1:B:512:GLN:HG2	1.90	0.53
2:N:14:ALA:C	2:N:16:ASP:H	2.10	0.53
1:B:252:PHE:O	1:B:254:GLU:N	2.40	0.53
2:G:128:ASN:HB3	2:H:19:VAL:CG2	2.37	0.53
2:K:167:ASN:ND2	2:K:178:GLY:HA2	2.22	0.53

Continued on next page...

Continued from previous page...

Atom-1	Atom-2	Interatomic distance (Å)	Clash overlap (Å)
2:K:150:PHE:HB2	2:K:152:PHE:CZ	2.42	0.53
2:L:153:HIS:NE2	2:N:153:HIS:NE2	2.55	0.53
2:G:46:PHE:CE2	2:G:119:LEU:HD21	2.43	0.53
2:N:89:VAL:O	2:N:91:PHE:N	2.41	0.53
1:B:140:LYS:C	1:B:142:LEU:N	2.60	0.53
1:B:449:ASN:HD21	1:B:455:PRO:CG	2.21	0.53
2:O:24:TYR:O	2:O:27:VAL:HG22	2.09	0.53
2:N:49:GLY:HA2	2:N:54:LEU:CD2	2.39	0.53
2:N:158:PHE:HE2	2:N:214:LEU:HD22	1.73	0.53
2:D:70:LEU:HD12	2:D:71:LEU:H	1.74	0.53
2:C:158:PHE:HE2	2:C:214:LEU:HD22	1.73	0.53
2:K:215:ARG:HG3	2:K:371:ILE:O	2.09	0.53
2:G:130:ASP:HA	2:H:17:LYS:HG2	1.90	0.53
2:I:35:ASN:HA	2:I:38:ILE:CD1	2.38	0.53
1:A:503:ILE:HG22	1:A:506:LEU:H	1.73	0.53
1:A:705:ILE:HG12	1:A:705:ILE:O	2.07	0.53
2:L:38:ILE:O	2:L:42:ASN:OD1	2.27	0.53
2:J:150:PHE:HB2	2:J:152:PHE:CZ	2.42	0.53
2:E:116:LEU:HA	2:E:119:LEU:CD1	2.38	0.53
2:D:99:GLU:CD	2:D:116:LEU:HD22	2.28	0.53
1:B:211:ILE:O	1:B:213:GLN:N	2.41	0.53
2:O:215:ARG:HG3	2:O:371:ILE:O	2.09	0.53
2:F:99:GLU:HG3	2:F:99:GLU:O	2.08	0.53
1:A:542:GLN:O	1:A:545:ASP:HB2	2.08	0.53
1:B:122:LEU:HD11	1:B:200:VAL:HG12	1.88	0.53
1:B:199:VAL:HG12	1:B:200:VAL:H	1.70	0.53
1:B:246:HIS:CE1	1:B:247:PRO:HD2	2.44	0.53
1:B:170:TYR:CE1	1:B:681:ILE:CG2	2.92	0.53
2:L:63:PHE:N	2:L:63:PHE:CD1	2.75	0.53
1:B:182:LEU:HD23	1:B:183:LEU:N	2.15	0.53
1:B:94:THR:HG23	1:B:658:PRO:HG3	1.90	0.53
1:A:771:VAL:O	1:A:772:ILE:C	2.46	0.53
2:D:144:ARG:HD2	2:E:82:ARG:NH1	2.23	0.53
2:J:116:LEU:HA	2:J:119:LEU:CD1	2.38	0.53
1:B:497:ILE:HG23	2:I:68:THR:HG23	1.89	0.53
2:L:158:PHE:HE2	2:L:214:LEU:HD22	1.73	0.53
2:H:158:PHE:HE2	2:H:214:LEU:HD22	1.73	0.53
2:N:215:ARG:HG3	2:N:371:ILE:O	2.09	0.53
2:I:215:ARG:HG3	2:I:371:ILE:O	2.09	0.53
2:G:99:GLU:O	2:G:99:GLU:HG3	2.09	0.53
1:B:770:SER:HB3	1:B:772:ILE:HG22	1.90	0.53

Continued on next page...

Continued from previous page...

Atom-1	Atom-2	Interatomic distance (Å)	Clash overlap (Å)
1:A:311:HIS:NE2	1:A:566:GLN:NE2	2.54	0.53
1:A:546:LEU:HD22	1:A:584:LEU:HD21	1.90	0.53
1:B:498:ARG:HG3	1:B:505:GLN:HE22	1.73	0.53
1:B:428:GLN:CG	1:B:456:PHE:HD1	2.21	0.53
1:B:200:VAL:HB	1:B:204:THR:HG21	1.89	0.53
1:A:560:CYS:CB	1:A:603:TYR:HD2	2.21	0.53
1:B:133:ILE:HD11	1:B:147:TYR:CE1	2.43	0.53
1:B:298:TYR:CD1	1:B:299:ILE:N	2.75	0.53
1:A:642:VAL:HG13	1:A:665:LEU:HD23	1.90	0.53
2:K:131:ASN:HD22	2:K:131:ASN:N	2.05	0.53
2:N:35:ASN:HA	2:N:38:ILE:CD1	2.38	0.53
2:O:167:ASN:ND2	2:O:178:GLY:HA2	2.22	0.53
2:D:116:LEU:HA	2:D:119:LEU:CD1	2.39	0.53
2:G:158:PHE:HE2	2:G:214:LEU:HD22	1.73	0.53
2:E:158:PHE:HE2	2:E:214:LEU:HD22	1.73	0.53
2:J:158:PHE:HE2	2:J:214:LEU:HD22	1.73	0.53
2:L:215:ARG:HG3	2:L:371:ILE:O	2.09	0.53
1:A:487:GLY:O	1:A:488:VAL:HG23	2.08	0.53
1:B:498:ARG:CB	2:I:32:GLN:NE2	2.66	0.53
1:A:491:GLN:HB3	1:A:564:ASN:HB3	1.90	0.53
1:B:436:ILE:O	1:B:438:PRO:N	2.42	0.53
1:B:458:ILE:HD12	1:B:458:ILE:C	2.29	0.53
1:B:577:GLN:C	1:B:579:THR:N	2.60	0.53
2:I:144:ARG:HD2	2:J:82:ARG:NH1	2.24	0.53
1:A:238:VAL:HG12	1:A:239:VAL:N	2.24	0.53
1:A:647:LYS:C	1:A:649:LEU:H	2.12	0.53
2:F:144:ARG:HD2	2:G:82:ARG:CZ	2.38	0.53
2:F:14:ALA:C	2:F:16:ASP:H	2.11	0.53
2:I:116:LEU:HA	2:I:119:LEU:CD1	2.38	0.53
1:B:400:ASN:ND2	1:B:403:SER:OG	2.41	0.53
2:O:74:ASP:OD2	2:O:76:ASN:HB3	2.09	0.53
2:E:110:ALA:HB1	2:E:111:PRO:CD	2.39	0.53
2:I:99:GLU:O	2:I:99:GLU:HG3	2.09	0.53
1:A:550:LEU:O	1:A:551:ALA:C	2.47	0.53
1:A:876:ILE:HG22	1:A:877:MET:HG2	1.89	0.53
1:B:548:ARG:HD3	1:B:877:MET:H	1.73	0.53
1:A:853:ASP:O	1:A:854:LEU:CB	2.56	0.53
2:N:31:ILE:O	2:N:34:PHE:HB3	2.09	0.53
1:B:786:ILE:O	1:B:788:LYS:N	2.41	0.53
1:B:371:ASN:C	1:B:373:GLN:H	2.11	0.53
1:A:771:VAL:HA	1:A:802:ILE:HD11	1.91	0.53

Continued on next page...

Continued from previous page...

Atom-1	Atom-2	Interatomic distance (Å)	Clash overlap (Å)
1:A:325:ASN:O	1:A:328:LEU:HB3	2.09	0.53
2:M:145:ARG:NH1	2:M:145:ARG:CB	2.71	0.53
2:H:167:ASN:ND2	2:H:178:GLY:HA2	2.23	0.53
2:K:116:LEU:CD1	2:K:119:LEU:HD12	2.39	0.53
2:K:46:PHE:CE2	2:K:119:LEU:HD21	2.41	0.53
1:A:271:PHE:O	1:A:274:ILE:HD12	2.08	0.53
2:O:89:VAL:O	2:O:91:PHE:N	2.42	0.53
2:M:158:PHE:HE2	2:M:214:LEU:HD22	1.74	0.53
2:H:215:ARG:HG3	2:H:371:ILE:O	2.09	0.53
2:C:215:ARG:HG3	2:C:371:ILE:O	2.09	0.53
1:B:755:GLN:O	1:B:757:VAL:HG23	2.08	0.53
2:K:65:LEU:C	2:K:66:LEU:HG	2.29	0.53
1:A:661:GLN:NE2	1:B:348:LYS:HZ2	2.06	0.53
1:B:387:LEU:O	1:B:389:GLN:N	2.42	0.53
1:B:501:HIS:ND1	1:B:548:ARG:HG2	2.24	0.53
1:B:508:GLU:OE2	2:J:70:LEU:HD23	2.09	0.53
1:B:642:VAL:O	1:B:645:PHE:HB3	2.09	0.53
1:B:182:LEU:CD2	1:B:183:LEU:N	2.71	0.53
2:D:35:ASN:HA	2:D:38:ILE:CD1	2.39	0.53
1:B:654:VAL:HG12	1:B:655:ALA:N	2.24	0.53
2:F:167:ASN:ND2	2:F:178:GLY:HA2	2.22	0.53
1:B:708:ARG:O	1:B:710:MET:N	2.42	0.53
2:J:215:ARG:HG3	2:J:371:ILE:O	2.09	0.53
2:M:215:ARG:HG3	2:M:371:ILE:O	2.09	0.53
2:G:215:ARG:HG3	2:G:371:ILE:O	2.09	0.53
2:O:99:GLU:O	2:O:99:GLU:HG3	2.09	0.53
1:A:323:THR:O	1:A:326:TYR:HB3	2.08	0.52
1:B:499:ASN:O	1:B:500:GLY:O	2.27	0.52
1:B:504:ASN:O	1:B:505:GLN:C	2.46	0.52
1:A:401:TYR:N	1:A:401:TYR:CD1	2.75	0.52
1:A:428:GLN:CD	1:A:456:PHE:HB2	2.27	0.52
1:B:437:TYR:HD2	1:B:443:GLN:HB3	1.73	0.52
2:I:14:ALA:C	2:I:16:ASP:H	2.11	0.52
1:A:721:VAL:CG1	1:A:799:LEU:HD22	2.39	0.52
1:B:742:GLY:O	1:B:744:TYR:CE2	2.62	0.52
2:K:89:VAL:O	2:K:91:PHE:N	2.43	0.52
2:L:152:PHE:N	2:L:152:PHE:CD1	2.77	0.52
1:A:606:VAL:O	1:A:607:ASN:C	2.46	0.52
1:B:654:VAL:O	1:B:657:VAL:HG23	2.08	0.52
2:J:129:PHE:CD1	2:J:129:PHE:C	2.82	0.52
1:A:297:ARG:HG3	1:A:848:PHE:CE2	2.43	0.52

Continued on next page...

Continued from previous page...

Atom-1	Atom-2	Interatomic distance (Å)	Clash overlap (Å)
2:J:139:TRP:C	2:J:139:TRP:CD1	2.83	0.52
1:A:794:THR:HG22	1:A:794:THR:O	2.08	0.52
1:B:135:ARG:O	1:B:138:GLY:N	2.43	0.52
1:A:424:LEU:HD12	1:A:424:LEU:O	2.08	0.52
1:A:618:ILE:HD13	1:A:645:PHE:CZ	2.44	0.52
1:B:326:TYR:CE1	1:B:384:ALA:HB3	2.44	0.52
1:B:466:PHE:O	1:B:467:GLN:C	2.47	0.52
1:A:722:ASN:C	1:A:723:ILE:HG13	2.29	0.52
2:L:61:PHE:O	2:L:62:ASP:HB3	2.07	0.52
1:A:255:TYR:O	1:A:259:HIS:HB3	2.08	0.52
1:B:663:TYR:O	1:B:666:ARG:HG2	2.09	0.52
2:M:48:THR:O	2:M:56:ILE:HA	2.10	0.52
1:A:329:ALA:O	1:A:333:VAL:HG23	2.10	0.52
1:A:340:VAL:HB	1:A:587:LEU:CD2	2.39	0.52
1:A:658:PRO:HB2	1:A:660:ASP:OD1	2.09	0.52
1:B:311:HIS:CD2	1:B:566:GLN:OE1	2.62	0.52
1:B:525:TYR:O	1:B:529:ILE:HG13	2.08	0.52
2:D:42:ASN:HA	2:D:61:PHE:HB2	1.92	0.52
2:E:14:ALA:C	2:E:16:ASP:H	2.11	0.52
2:M:116:LEU:HA	2:M:119:LEU:CD1	2.38	0.52
2:O:116:LEU:HA	2:O:119:LEU:CD1	2.39	0.52
2:C:381:ASN:O	2:C:385:VAL:HB	2.10	0.52
2:H:150:PHE:HB2	2:H:152:PHE:CZ	2.44	0.52
2:D:158:PHE:HE2	2:D:214:LEU:HD22	1.74	0.52
2:O:110:ALA:HB1	2:O:111:PRO:HD2	1.90	0.52
2:D:215:ARG:HG3	2:D:371:ILE:O	2.09	0.52
2:M:101:VAL:HG23	2:M:102:ARG:N	2.24	0.52
1:A:326:TYR:CD1	1:A:384:ALA:CB	2.92	0.52
1:A:555:GLU:OE2	1:A:871:PHE:CE2	2.63	0.52
1:B:418:MET:HB3	1:B:567:HIS:NE2	2.24	0.52
1:B:431:ILE:O	1:B:435:ILE:HB	2.09	0.52
2:O:23:LEU:HB3	2:O:26:ASN:HD21	1.73	0.52
1:A:200:VAL:O	1:A:204:THR:OG1	2.17	0.52
2:G:35:ASN:HA	2:G:38:ILE:CD1	2.39	0.52
1:B:689:MET:HA	1:B:692:ILE:HD13	1.91	0.52
2:I:74:ASP:OD2	2:I:76:ASN:HB3	2.08	0.52
1:A:361:GLN:HG3	1:A:362:SER:H	1.75	0.52
2:M:31:ILE:O	2:M:34:PHE:HB3	2.09	0.52
2:D:24:TYR:CZ	2:D:68:THR:HG22	2.44	0.52
2:J:150:PHE:HB2	2:J:152:PHE:HE1	1.73	0.52
2:L:167:ASN:ND2	2:L:178:GLY:HA2	2.22	0.52

Continued on next page...

Continued from previous page...

Atom-1	Atom-2	Interatomic distance (Å)	Clash overlap (Å)
1:B:277:ARG:NH1	1:B:559:ALA:HB2	2.25	0.52
1:B:340:VAL:O	1:B:587:LEU:HD11	2.09	0.52
2:F:150:PHE:HB2	2:F:152:PHE:CZ	2.44	0.52
2:L:8:SER:C	2:L:10:THR:H	2.13	0.52
1:A:421:ARG:O	1:A:425:VAL:HG23	2.10	0.52
2:K:53:ASN:ND2	2:K:354:ALA:HB3	2.25	0.52
2:N:116:LEU:HA	2:N:119:LEU:CD1	2.39	0.52
1:A:314:PHE:O	1:A:315:GLU:C	2.48	0.52
2:F:381:ASN:O	2:F:385:VAL:HB	2.10	0.52
2:G:381:ASN:O	2:G:385:VAL:HB	2.10	0.52
2:D:74:ASP:OD2	2:D:76:ASN:HB3	2.09	0.52
1:A:742:GLY:O	1:A:743:ASP:O	2.28	0.52
1:A:872:ASP:OD2	1:A:874:MET:HB2	2.10	0.52
1:B:811:LEU:HD23	1:B:811:LEU:N	2.24	0.52
1:B:527:ARG:HH11	1:B:527:ARG:HG3	1.74	0.52
1:B:527:ARG:O	1:B:531:ARG:HG2	2.08	0.52
1:B:558:MET:O	1:B:561:VAL:HG23	2.09	0.52
1:A:286:LEU:O	1:A:287:ASN:HB2	2.09	0.52
1:B:396:PHE:C	1:B:396:PHE:CD1	2.83	0.52
1:B:763:LEU:HD22	1:B:764:PRO:HD2	1.92	0.52
2:G:7:LEU:O	2:G:11:LEU:HG	2.09	0.52
2:M:21:GLY:O	2:M:22:THR:O	2.28	0.52
2:O:107:ASN:CG	2:O:107:ASN:O	2.48	0.52
2:H:57:ARG:NH1	2:H:94:ASN:HD21	2.07	0.52
1:A:464:GLN:O	1:A:465:ASN:HB2	2.08	0.52
2:E:215:ARG:HG3	2:E:371:ILE:O	2.09	0.52
2:F:215:ARG:HG3	2:F:371:ILE:O	2.09	0.52
1:B:326:TYR:HD1	1:B:384:ALA:HB1	1.75	0.52
2:I:14:ALA:O	2:I:18:ILE:HD12	2.10	0.52
2:N:12:LYS:O	2:N:14:ALA:N	2.43	0.52
1:A:721:VAL:HG13	1:A:800:TYR:C	2.29	0.52
1:B:632:ASN:O	1:B:634:TYR:N	2.38	0.52
2:G:14:ALA:C	2:G:16:ASP:H	2.11	0.52
1:A:803:ASN:C	1:A:805:ASP:N	2.63	0.52
1:B:570:THR:HG22	1:B:571:LEU:H	1.75	0.52
2:D:8:SER:C	2:D:10:THR:H	2.13	0.52
2:J:167:ASN:ND2	2:J:178:GLY:HA2	2.23	0.52
2:L:381:ASN:O	2:L:385:VAL:HB	2.10	0.52
2:K:381:ASN:O	2:K:385:VAL:HB	2.10	0.52
2:N:381:ASN:O	2:N:385:VAL:HB	2.10	0.52
2:J:381:ASN:O	2:J:385:VAL:HB	2.10	0.52

Continued on next page...

Continued from previous page...

Atom-1	Atom-2	Interatomic distance (Å)	Clash overlap (Å)
2:O:381:ASN:O	2:O:385:VAL:HB	2.10	0.52
2:F:5:TYR:HE2	2:F:131:ASN:HA	1.75	0.52
1:B:211:ILE:O	1:B:212:PHE:C	2.48	0.52
2:F:129:PHE:C	2:F:129:PHE:CD1	2.83	0.52
1:B:812:VAL:HG23	1:B:817:TRP:CZ3	2.45	0.52
1:B:550:LEU:O	1:B:551:ALA:C	2.49	0.52
1:A:786:ILE:O	1:A:789:LEU:N	2.43	0.52
2:L:31:ILE:O	2:L:34:PHE:HB3	2.10	0.52
2:D:23:LEU:HD22	2:D:25:SER:OG	2.10	0.52
2:D:41:MET:O	2:D:42:ASN:C	2.47	0.52
2:M:89:VAL:O	2:M:91:PHE:N	2.43	0.52
1:B:723:ILE:CG2	1:B:724:ALA:H	2.13	0.52
1:A:323:THR:OG1	1:A:390:ARG:NH1	2.43	0.52
1:A:163:ARG:NH2	1:A:736:GLU:OE2	2.42	0.52
1:B:444:ARG:HH22	1:B:520:THR:HA	1.75	0.52
1:B:540:LEU:HA	1:B:543:LEU:HB2	1.92	0.52
1:A:467:GLN:HB3	1:A:512:GLN:HG2	1.92	0.52
2:M:14:ALA:C	2:M:16:ASP:H	2.11	0.52
2:M:8:SER:C	2:M:10:THR:H	2.13	0.52
2:L:35:ASN:HA	2:L:38:ILE:CD1	2.39	0.52
2:L:106:ARG:N	2:L:106:ARG:HD3	2.17	0.52
2:H:14:ALA:C	2:H:16:ASP:H	2.11	0.52
2:L:110:ALA:HB1	2:L:111:PRO:HD2	1.92	0.52
1:B:314:PHE:N	1:B:314:PHE:CD1	2.77	0.52
2:K:99:GLU:O	2:K:99:GLU:HG3	2.10	0.52
2:H:139:TRP:CD1	2:H:139:TRP:C	2.83	0.52
2:M:131:ASN:N	2:M:131:ASN:HD22	2.07	0.52
1:B:293:PRO:C	1:B:295:THR:N	2.60	0.52
2:H:128:ASN:O	2:H:129:PHE:HB3	2.09	0.52
2:F:35:ASN:HA	2:F:38:ILE:CD1	2.40	0.52
2:F:135:TYR:OH	2:F:340:GLU:OE1	2.28	0.52
1:A:310:LEU:O	1:A:318:TRP:CD1	2.62	0.51
1:B:322:THR:O	1:B:323:THR:C	2.48	0.51
1:A:540:LEU:C	1:A:540:LEU:HD23	2.30	0.51
1:B:563:MET:HA	1:B:563:MET:CE	2.39	0.51
1:A:769:SER:O	1:A:771:VAL:N	2.43	0.51
1:B:530:GLN:HA	1:B:533:ILE:CD1	2.40	0.51
1:B:606:VAL:O	1:B:607:ASN:C	2.47	0.51
2:M:27:VAL:CG2	2:M:31:ILE:HD11	2.40	0.51
2:C:116:LEU:HA	2:C:119:LEU:CD1	2.40	0.51
1:B:235:ASP:O	1:B:236:ARG:HB2	2.10	0.51

Continued on next page...

Continued from previous page...

Atom-1	Atom-2	Interatomic distance (Å)	Clash overlap (Å)
2:O:133:SER:O	2:O:136:ILE:HG22	2.10	0.51
2:J:89:VAL:O	2:J:91:PHE:N	2.43	0.51
1:B:286:LEU:N	1:B:286:LEU:HD22	2.25	0.51
1:A:269:ILE:HG21	1:A:298:TYR:HE2	1.76	0.51
1:A:431:ILE:HG23	1:A:435:ILE:HD12	1.91	0.51
2:I:139:TRP:CD1	2:I:139:TRP:C	2.84	0.51
1:B:378:CYS:SG	1:B:581:VAL:HA	2.50	0.51
1:A:125:ILE:CD1	1:A:125:ILE:N	2.63	0.51
2:J:11:LEU:O	2:J:15:ARG:N	2.39	0.51
2:C:27:VAL:O	2:C:30:LEU:N	2.38	0.51
1:B:422:GLU:O	1:B:425:VAL:N	2.43	0.51
2:D:105:GLN:NE2	2:D:359:PRO:O	2.43	0.51
2:H:145:ARG:O	2:H:146:GLN:HG3	2.10	0.51
2:K:74:ASP:OD2	2:K:76:ASN:HB3	2.10	0.51
1:A:326:TYR:CE1	1:A:384:ALA:HB3	2.45	0.51
2:I:128:ASN:HD22	2:J:19:VAL:CB	2.21	0.51
2:G:6:SER:HG	2:G:128:ASN:HA	1.72	0.51
1:A:647:LYS:O	1:A:649:LEU:N	2.43	0.51
2:H:76:ASN:N	2:J:76:ASN:HB2	2.24	0.51
2:D:6:SER:O	2:D:8:SER:N	2.44	0.51
1:B:133:ILE:HD11	1:B:147:TYR:HE1	1.76	0.51
2:C:24:TYR:OH	2:C:68:THR:HG22	2.10	0.51
1:A:259:HIS:HD1	1:A:260:GLN:N	2.07	0.51
2:K:41:MET:O	2:K:42:ASN:C	2.49	0.51
2:L:116:LEU:HA	2:L:119:LEU:CD1	2.40	0.51
2:M:381:ASN:O	2:M:385:VAL:HB	2.10	0.51
2:E:135:TYR:OH	2:E:340:GLU:OE1	2.28	0.51
2:H:148:THR:OG1	2:H:332:GLU:HG2	2.10	0.51
1:A:645:PHE:CD2	1:A:646:LEU:HD23	2.44	0.51
1:B:460:GLU:HG3	1:B:473:HIS:HD2	1.76	0.51
1:B:498:ARG:CG	1:B:505:GLN:HE22	2.23	0.51
1:B:498:ARG:HG3	1:B:505:GLN:NE2	2.26	0.51
1:A:519:PRO:O	1:A:520:THR:HG23	2.10	0.51
1:B:442:MET:SD	1:B:463:ILE:HA	2.49	0.51
1:B:639:LYS:O	1:B:642:VAL:HG23	2.10	0.51
1:B:699:ILE:HG13	1:B:763:LEU:O	2.10	0.51
1:B:779:ASP:HA	1:B:798:ILE:CG1	2.39	0.51
1:A:420:ILE:HG12	1:A:423:SER:CB	2.38	0.51
2:E:6:SER:O	2:E:8:SER:N	2.44	0.51
2:D:381:ASN:O	2:D:385:VAL:HB	2.10	0.51
2:E:89:VAL:O	2:E:91:PHE:N	2.44	0.51

Continued on next page...

Continued from previous page...

Atom-1	Atom-2	Interatomic distance (Å)	Clash overlap (Å)
2:H:5:TYR:HE2	2:H:131:ASN:HA	1.75	0.51
2:G:89:VAL:O	2:G:91:PHE:N	2.44	0.51
1:B:89:GLU:C	1:B:91:LEU:N	2.61	0.51
2:C:74:ASP:OD2	2:C:76:ASN:HB3	2.11	0.51
1:A:631:LEU:O	1:A:633:LEU:HD12	2.10	0.51
1:A:661:GLN:HG3	1:B:348:LYS:NZ	2.26	0.51
1:B:548:ARG:HH11	1:B:878:ASN:N	2.04	0.51
2:N:41:MET:O	2:N:42:ASN:C	2.49	0.51
1:A:773:SER:HB3	1:A:778:LEU:HD12	1.91	0.51
2:H:31:ILE:O	2:H:34:PHE:HB3	2.11	0.51
2:O:106:ARG:HD3	2:O:106:ARG:N	2.23	0.51
1:B:594:ILE:C	1:B:594:ILE:CD1	2.79	0.51
1:B:705:ILE:HG22	1:B:707:TYR:CE1	2.45	0.51
2:D:89:VAL:O	2:D:91:PHE:N	2.43	0.51
2:N:133:SER:O	2:N:136:ILE:HG22	2.11	0.51
1:B:104:ILE:HD12	1:B:327:ILE:HD12	1.92	0.51
2:K:155:PRO:O	2:K:186:SER:HB3	2.10	0.51
2:M:253:ILE:HD13	2:M:319:THR:HB	1.93	0.51
2:D:139:TRP:C	2:D:139:TRP:CD1	2.84	0.51
1:B:272:ASN:O	1:B:274:ILE:N	2.43	0.51
1:B:481:ARG:NH2	1:B:496:ASN:HD21	2.08	0.51
1:A:427:CYS:O	1:A:431:ILE:HG13	2.11	0.51
1:A:443:GLN:NE2	1:A:521:MET:HB3	2.25	0.51
1:B:431:ILE:HG23	1:B:435:ILE:HD12	1.93	0.51
1:B:178:PRO:HD2	1:B:256:PHE:CE2	2.45	0.51
2:E:31:ILE:O	2:E:34:PHE:HB3	2.09	0.51
1:A:252:PHE:O	1:A:254:GLU:N	2.44	0.51
1:A:496:ASN:O	1:A:497:ILE:C	2.49	0.51
2:K:116:LEU:HA	2:K:119:LEU:CD1	2.41	0.51
2:L:89:VAL:O	2:L:91:PHE:N	2.43	0.51
1:B:305:GLN:NE2	1:B:564:ASN:ND2	2.58	0.51
1:A:158:GLY:O	1:A:162:VAL:HG23	2.09	0.51
1:A:159:ASP:O	1:A:162:VAL:HB	2.11	0.51
2:O:31:ILE:O	2:O:34:PHE:HB3	2.11	0.51
1:B:302:ASN:O	1:B:303:LEU:HD23	2.11	0.51
2:H:105:GLN:C	2:H:107:ASN:N	2.58	0.51
2:K:106:ARG:HD3	2:K:106:ARG:N	2.17	0.51
2:F:8:SER:C	2:F:10:THR:H	2.14	0.51
2:C:110:ALA:HB1	2:C:111:PRO:CD	2.41	0.51
2:O:54:LEU:HD12	2:O:55:PRO:HD2	1.93	0.51
2:F:109:ILE:CB	2:F:380:ASP:HB3	2.40	0.51

Continued on next page...

Continued from previous page...

Atom-1	Atom-2	Interatomic distance (Å)	Clash overlap (Å)
2:H:381:ASN:O	2:H:385:VAL:HB	2.10	0.51
2:D:360:VAL:O	2:D:378:ARG:HD3	2.11	0.51
2:K:253:ILE:HD13	2:K:319:THR:HB	1.93	0.51
1:A:814:ASN:O	1:A:815:TYR:C	2.48	0.51
2:O:253:ILE:HD13	2:O:319:THR:HB	1.93	0.51
2:J:253:ILE:HD13	2:J:319:THR:HB	1.92	0.51
1:A:326:TYR:HD1	1:A:384:ALA:HB1	1.75	0.51
1:B:481:ARG:CZ	1:B:496:ASN:OD1	2.59	0.51
1:B:491:GLN:O	1:B:491:GLN:HG3	2.10	0.51
1:A:793:ASP:C	1:A:795:LEU:N	2.63	0.51
2:O:41:MET:O	2:O:42:ASN:C	2.49	0.51
1:B:658:PRO:HD2	1:B:661:GLN:HG3	1.93	0.51
2:M:106:ARG:HG2	2:M:107:ASN:H	1.75	0.51
2:J:12:LYS:O	2:J:14:ALA:N	2.43	0.51
2:L:14:ALA:C	2:L:16:ASP:H	2.12	0.51
2:M:24:TYR:O	2:M:26:ASN:N	2.44	0.51
2:C:42:ASN:HA	2:C:61:PHE:HB2	1.92	0.51
2:F:23:LEU:HD11	2:H:36:GLN:OE1	2.10	0.51
2:H:35:ASN:HA	2:H:38:ILE:CD1	2.41	0.51
2:G:111:PRO:HB3	2:G:116:LEU:CD2	2.41	0.51
2:I:381:ASN:O	2:I:385:VAL:HB	2.10	0.51
2:E:381:ASN:O	2:E:385:VAL:HB	2.10	0.51
2:J:360:VAL:O	2:J:378:ARG:HD3	2.11	0.51
2:F:360:VAL:O	2:F:378:ARG:HD3	2.11	0.51
2:M:360:VAL:O	2:M:378:ARG:HD3	2.11	0.51
2:M:109:ILE:HB	2:M:380:ASP:HB3	1.93	0.51
2:L:99:GLU:HG3	2:L:99:GLU:O	2.10	0.51
2:C:139:TRP:CD1	2:C:139:TRP:C	2.83	0.51
1:B:712:LEU:HD11	1:B:722:ASN:HB3	1.93	0.51
1:A:631:LEU:CB	1:A:633:LEU:HD13	2.38	0.51
1:B:869:VAL:N	1:B:876:ILE:HG23	2.26	0.51
1:B:577:GLN:C	1:B:579:THR:H	2.14	0.51
1:A:368:THR:HG22	1:A:368:THR:O	2.09	0.51
1:A:130:GLN:O	1:A:131:LEU:HB3	2.10	0.51
2:C:17:LYS:HG2	2:E:130:ASP:HA	1.92	0.51
2:C:89:VAL:O	2:C:91:PHE:N	2.43	0.51
2:F:89:VAL:O	2:F:91:PHE:N	2.44	0.51
2:G:253:ILE:HD13	2:G:319:THR:HB	1.93	0.51
2:G:360:VAL:O	2:G:378:ARG:HD3	2.11	0.51
2:L:139:TRP:C	2:L:139:TRP:CD1	2.84	0.51
1:B:140:LYS:HE2	1:B:805:ASP:OD2	2.10	0.51

Continued on next page...

Continued from previous page...

Atom-1	Atom-2	Interatomic distance (Å)	Clash overlap (Å)
1:A:546:LEU:HD11	1:A:584:LEU:HD23	1.93	0.51
1:A:618:ILE:O	1:A:622:VAL:HG23	2.11	0.51
1:A:501:HIS:C	1:A:503:ILE:N	2.62	0.51
1:A:527:ARG:O	1:A:531:ARG:HG2	2.10	0.51
2:N:60:ASN:C	2:N:61:PHE:CD1	2.84	0.51
1:A:701:GLN:O	1:A:761:GLY:O	2.29	0.51
2:O:23:LEU:C	2:O:23:LEU:HD23	2.31	0.51
1:A:362:SER:HB2	1:A:365:GLN:HE22	1.72	0.51
2:O:8:SER:C	2:O:10:THR:H	2.14	0.51
2:C:128:ASN:HB3	2:D:19:VAL:HG23	1.93	0.51
2:G:116:LEU:HA	2:G:119:LEU:CD1	2.40	0.51
2:J:153:HIS:NE2	2:K:153:HIS:NE2	2.59	0.51
2:F:74:ASP:OD2	2:F:76:ASN:HB3	2.11	0.51
2:G:103:GLU:HG3	2:G:359:PRO:HD2	1.93	0.51
2:F:63:PHE:CD2	2:F:84:THR:HG23	2.46	0.51
1:B:805:ASP:C	1:B:807:ASN:N	2.65	0.50
1:A:555:GLU:OE1	1:A:871:PHE:HD2	1.93	0.50
1:B:509:ALA:O	1:B:513:LEU:CG	2.50	0.50
1:B:539:ARG:O	1:B:542:GLN:N	2.44	0.50
1:A:508:GLU:O	1:A:512:GLN:NE2	2.45	0.50
2:K:11:LEU:O	2:K:15:ARG:N	2.38	0.50
1:B:178:PRO:HD2	1:B:256:PHE:CD2	2.45	0.50
2:H:12:LYS:O	2:H:14:ALA:N	2.44	0.50
1:A:676:VAL:O	1:A:680:ASP:HB2	2.10	0.50
2:H:116:LEU:HA	2:H:119:LEU:CD1	2.40	0.50
2:C:129:PHE:C	2:C:129:PHE:CD1	2.85	0.50
2:C:49:GLY:HA2	2:C:54:LEU:HD23	1.93	0.50
2:N:135:TYR:OH	2:N:340:GLU:OE1	2.25	0.50
2:L:135:TYR:CZ	2:L:342:MET:HE3	2.45	0.50
2:F:253:ILE:HD13	2:F:319:THR:HB	1.93	0.50
1:B:527:ARG:O	1:B:531:ARG:HG3	2.10	0.50
1:A:467:GLN:NE2	1:A:511:MET:HG2	2.25	0.50
1:A:452:PRO:O	1:A:453:GLN:CB	2.58	0.50
1:B:449:ASN:ND2	1:B:455:PRO:CG	2.75	0.50
2:L:23:LEU:HD11	2:N:36:GLN:HB2	1.92	0.50
1:B:392:MET:C	1:B:573:THR:HG23	2.32	0.50
1:B:671:LEU:O	1:B:672:LEU:HD23	2.10	0.50
1:B:182:LEU:HD11	1:B:847:THR:CA	2.40	0.50
2:G:8:SER:C	2:G:10:THR:H	2.14	0.50
2:I:133:SER:O	2:I:136:ILE:HG22	2.11	0.50
2:C:133:SER:O	2:C:136:ILE:HG22	2.12	0.50

Continued on next page...

Continued from previous page...

Atom-1	Atom-2	Interatomic distance (Å)	Clash overlap (Å)
2:K:360:VAL:O	2:K:378:ARG:HD3	2.11	0.50
2:D:155:PRO:O	2:D:186:SER:HB3	2.11	0.50
1:B:518:PHE:CB	1:B:519:PRO:CD	2.89	0.50
1:B:878:ASN:OD1	1:B:878:ASN:O	2.29	0.50
1:A:520:THR:O	1:A:521:MET:HE3	2.11	0.50
2:N:8:SER:C	2:N:10:THR:H	2.14	0.50
2:N:23:LEU:O	2:N:26:ASN:ND2	2.43	0.50
2:L:150:PHE:CD1	2:L:150:PHE:N	2.78	0.50
2:L:6:SER:O	2:L:8:SER:N	2.44	0.50
2:F:61:PHE:N	2:F:61:PHE:CD1	2.79	0.50
2:E:8:SER:C	2:E:10:THR:H	2.14	0.50
1:B:298:TYR:HE1	1:B:300:ARG:HA	1.77	0.50
2:H:89:VAL:O	2:H:91:PHE:N	2.44	0.50
2:L:155:PRO:O	2:L:186:SER:HB3	2.11	0.50
2:K:60:ASN:C	2:K:61:PHE:CD1	2.85	0.50
2:D:253:ILE:HD13	2:D:319:THR:HB	1.93	0.50
2:E:56:ILE:HG22	2:E:56:ILE:O	2.11	0.50
1:B:712:LEU:HB2	1:B:819:PRO:HB2	1.94	0.50
1:A:545:ASP:OD1	1:A:877:MET:HA	2.11	0.50
1:B:498:ARG:HD3	2:I:32:GLN:NE2	2.26	0.50
2:I:31:ILE:O	2:I:34:PHE:HB3	2.11	0.50
1:B:457:GLN:C	1:B:458:ILE:HG13	2.31	0.50
2:N:106:ARG:HG2	2:N:107:ASN:H	1.77	0.50
1:A:822:THR:O	1:A:823:THR:HG23	2.12	0.50
1:A:199:VAL:CG1	1:A:200:VAL:H	2.07	0.50
2:G:31:ILE:O	2:G:34:PHE:HB3	2.11	0.50
2:G:6:SER:O	2:G:8:SER:N	2.44	0.50
1:A:436:ILE:CD1	1:A:437:TYR:CD1	2.94	0.50
2:C:12:LYS:O	2:C:14:ALA:N	2.45	0.50
2:N:66:LEU:HD13	2:N:77:TYR:CZ	2.46	0.50
1:B:596:SER:O	1:B:599:THR:HB	2.11	0.50
2:L:133:SER:O	2:L:136:ILE:HG22	2.12	0.50
2:L:253:ILE:HD13	2:L:319:THR:HB	1.93	0.50
2:H:253:ILE:HD13	2:H:319:THR:HB	1.93	0.50
2:N:139:TRP:C	2:N:139:TRP:CD1	2.84	0.50
1:B:826:TYR:O	1:B:827:LYS:C	2.50	0.50
1:A:634:TYR:HD1	1:A:635:GLN:HG3	1.76	0.50
2:I:124:PHE:C	2:I:126:ARG:H	2.14	0.50
1:B:428:GLN:NE2	1:B:455:PRO:HB2	2.26	0.50
2:D:12:LYS:O	2:D:14:ALA:N	2.45	0.50
2:J:8:SER:C	2:J:10:THR:H	2.14	0.50

Continued on next page...

Continued from previous page...

Atom-1	Atom-2	Interatomic distance (Å)	Clash overlap (Å)
2:C:46:PHE:HE2	2:C:119:LEU:HD21	1.75	0.50
1:A:389:GLN:OE1	1:A:567:HIS:HA	2.11	0.50
2:D:100:MET:HG3	2:D:388:VAL:HG11	1.93	0.50
2:G:124:PHE:O	2:G:127:ILE:HG13	2.11	0.50
2:C:360:VAL:O	2:C:378:ARG:HD3	2.11	0.50
2:L:360:VAL:O	2:L:378:ARG:HD3	2.11	0.50
2:D:124:PHE:O	2:D:127:ILE:HG13	2.11	0.50
2:L:125:LYS:O	2:L:127:ILE:N	2.42	0.50
2:F:139:TRP:C	2:F:139:TRP:CD1	2.85	0.50
1:B:387:LEU:HD23	1:B:554:TYR:HE1	1.74	0.50
2:I:6:SER:O	2:I:8:SER:N	2.44	0.50
1:B:176:GLU:O	1:B:178:PRO:HD3	2.11	0.50
1:B:578:LEU:HA	1:B:581:VAL:CG2	2.42	0.50
2:F:73:LEU:HD22	2:F:77:TYR:CD2	2.46	0.50
2:O:11:LEU:O	2:O:15:ARG:N	2.40	0.50
2:J:6:SER:O	2:J:8:SER:N	2.45	0.50
2:L:11:LEU:O	2:L:15:ARG:N	2.39	0.50
2:C:14:ALA:C	2:C:16:ASP:N	2.65	0.50
2:G:167:ASN:ND2	2:G:178:GLY:HA2	2.22	0.50
2:E:150:PHE:CD1	2:E:150:PHE:N	2.80	0.50
2:E:151:THR:C	2:E:152:PHE:CD1	2.84	0.50
2:E:139:TRP:C	2:E:139:TRP:CD1	2.84	0.50
1:A:214:ASP:O	1:A:215:GLU:C	2.50	0.50
2:E:253:ILE:HD13	2:E:319:THR:HB	1.93	0.50
2:G:139:TRP:C	2:G:139:TRP:CD1	2.85	0.50
1:B:810:TYR:HA	1:B:812:VAL:HG12	1.92	0.50
1:A:332:VAL:HG11	1:A:557:LEU:HD21	1.93	0.50
1:B:499:ASN:N	1:B:505:GLN:NE2	2.60	0.50
1:B:463:ILE:HG21	1:B:468:VAL:CG1	2.41	0.50
2:I:8:SER:C	2:I:10:THR:H	2.14	0.50
1:B:618:ILE:HD13	1:B:645:PHE:CZ	2.47	0.50
1:B:170:TYR:CE1	1:B:682:PHE:HB2	2.47	0.50
2:L:35:ASN:O	2:L:36:GLN:C	2.50	0.50
1:A:229:ARG:O	1:A:242:PRO:CG	2.60	0.50
1:B:536:LEU:HD22	1:B:536:LEU:N	2.27	0.50
2:C:31:ILE:O	2:C:34:PHE:HB3	2.12	0.50
1:A:675:GLU:O	1:A:676:VAL:C	2.50	0.50
2:F:6:SER:O	2:F:8:SER:N	2.45	0.50
2:D:133:SER:O	2:D:136:ILE:HG22	2.11	0.50
2:K:124:PHE:O	2:K:126:ARG:N	2.45	0.50
2:I:360:VAL:O	2:I:378:ARG:HD3	2.11	0.50

Continued on next page...

Continued from previous page...

Atom-1	Atom-2	Interatomic distance (Å)	Clash overlap (Å)
2:N:104:SER:O	2:N:108:GLY:HA3	2.12	0.50
1:B:364:THR:O	1:B:364:THR:HG22	2.12	0.50
1:B:141:GLU:O	1:B:142:LEU:CB	2.60	0.50
1:A:309:ASN:HA	1:A:311:HIS:CE1	2.47	0.50
1:B:477:ASN:O	1:B:479:GLN:N	2.44	0.50
1:B:510:LEU:HD12	1:B:513:LEU:HD12	1.94	0.50
1:A:660:ASP:CA	1:B:539:ARG:HH11	2.24	0.50
2:J:23:LEU:O	2:J:26:ASN:ND2	2.45	0.50
2:I:12:LYS:O	2:I:14:ALA:N	2.45	0.50
1:A:704:ILE:HG23	1:A:758:ALA:HB2	1.94	0.50
1:B:392:MET:HB3	1:B:574:GLU:O	2.10	0.50
1:A:603:TYR:O	1:A:606:VAL:CG2	2.60	0.50
1:B:113:PRO:HD2	1:B:609:ASN:HB3	1.94	0.50
2:I:150:PHE:N	2:I:150:PHE:CD1	2.79	0.50
1:A:297:ARG:HG3	1:A:848:PHE:CD2	2.46	0.50
2:E:101:VAL:HG23	2:E:102:ARG:N	2.27	0.50
1:A:289:ASP:C	1:A:290:ARG:HG2	2.32	0.50
2:N:360:VAL:O	2:N:378:ARG:HD3	2.11	0.50
1:A:369:GLY:O	1:A:370:ILE:C	2.49	0.50
1:B:444:ARG:HH21	1:B:520:THR:CG2	2.09	0.50
1:A:503:ILE:O	1:A:503:ILE:HG22	2.12	0.50
1:B:436:ILE:CG1	1:B:437:TYR:H	2.21	0.50
2:K:8:SER:C	2:K:10:THR:H	2.14	0.50
2:O:30:LEU:O	2:O:31:ILE:C	2.51	0.50
1:B:306:ASP:C	1:B:308:LEU:H	2.08	0.50
1:A:613:ASN:HD22	1:A:649:LEU:HD21	1.75	0.50
2:E:24:TYR:O	2:E:26:ASN:N	2.43	0.50
2:J:144:ARG:O	2:J:145:ARG:HB2	2.12	0.50
2:F:153:HIS:NE2	2:G:153:HIS:CD2	2.80	0.50
2:G:124:PHE:O	2:G:126:ARG:N	2.45	0.50
2:E:360:VAL:O	2:E:378:ARG:HD3	2.11	0.50
2:J:63:PHE:CD1	2:J:63:PHE:N	2.80	0.50
2:C:253:ILE:HD13	2:C:319:THR:HB	1.93	0.50
2:N:253:ILE:HD13	2:N:319:THR:HB	1.93	0.50
2:G:155:PRO:O	2:G:186:SER:HB3	2.12	0.50
2:G:74:ASP:OD2	2:G:76:ASN:HB3	2.12	0.50
1:A:310:LEU:CD1	1:A:310:LEU:N	2.69	0.49
1:A:311:HIS:HA	1:A:318:TRP:CD1	2.47	0.49
1:A:555:GLU:OE1	1:A:871:PHE:CD2	2.66	0.49
1:B:305:GLN:NE2	1:B:564:ASN:CG	2.65	0.49
1:B:394:LEU:C	1:B:396:PHE:N	2.65	0.49

Continued on next page...

Continued from previous page...

Atom-1	Atom-2	Interatomic distance (Å)	Clash overlap (Å)
1:A:774:LEU:HD12	1:A:774:LEU:O	2.11	0.49
2:O:6:SER:O	2:O:8:SER:N	2.45	0.49
2:J:14:ALA:C	2:J:16:ASP:N	2.65	0.49
1:A:674:VAL:HG12	1:A:678:ARG:HB2	1.93	0.49
1:A:392:MET:O	1:A:420:ILE:HG23	2.11	0.49
1:A:284:TYR:OH	1:A:594:ILE:HG23	2.12	0.49
2:K:133:SER:O	2:K:136:ILE:HG22	2.12	0.49
1:A:465:ASN:HB3	1:A:468:VAL:HB	1.94	0.49
1:B:134:TYR:CD2	1:B:803:ASN:HB2	2.47	0.49
1:A:390:ARG:HG3	1:A:391:THR:N	2.26	0.49
1:B:322:THR:HG21	1:B:390:ARG:HA	1.94	0.49
1:A:404:LEU:O	1:A:405:ILE:C	2.50	0.49
1:A:503:ILE:HG22	1:A:506:LEU:CB	2.42	0.49
2:O:35:ASN:HD21	2:O:66:LEU:HD12	1.77	0.49
1:A:779:ASP:N	1:A:779:ASP:OD1	2.43	0.49
1:B:639:LYS:O	1:B:642:VAL:N	2.44	0.49
2:C:106:ARG:HD3	2:C:106:ARG:N	2.10	0.49
2:O:14:ALA:C	2:O:16:ASP:N	2.66	0.49
2:C:60:ASN:C	2:C:61:PHE:CD1	2.85	0.49
2:F:116:LEU:HA	2:F:119:LEU:CD1	2.42	0.49
1:A:141:GLU:O	1:A:142:LEU:HB2	2.11	0.49
2:M:139:TRP:C	2:M:139:TRP:CD1	2.84	0.49
2:G:133:SER:O	2:G:136:ILE:HG22	2.12	0.49
1:B:267:ASN:N	1:B:292:LEU:HD12	2.27	0.49
2:H:101:VAL:HB	2:H:355:ILE:HG21	1.94	0.49
2:H:360:VAL:O	2:H:378:ARG:HD3	2.11	0.49
1:A:230:GLN:NE2	1:A:230:GLN:O	2.45	0.49
1:B:159:ASP:OD2	1:B:761:GLY:HA3	2.11	0.49
1:B:735:LEU:CD2	1:B:759:LEU:HB3	2.42	0.49
1:A:415:PRO:HD2	1:A:480:PHE:HE1	1.76	0.49
1:B:277:ARG:CB	1:B:277:ARG:NH1	2.75	0.49
1:B:480:PHE:O	1:B:481:ARG:C	2.49	0.49
1:B:501:HIS:C	1:B:503:ILE:H	2.15	0.49
1:A:501:HIS:O	1:A:503:ILE:N	2.37	0.49
1:A:527:ARG:HH11	1:A:527:ARG:HG3	1.77	0.49
1:B:428:GLN:HE22	1:B:455:PRO:HB2	1.77	0.49
1:B:590:ASN:ND2	1:B:590:ASN:N	2.46	0.49
2:E:22:THR:CG2	2:E:73:LEU:HD12	2.42	0.49
2:K:31:ILE:O	2:K:34:PHE:HB3	2.11	0.49
2:C:8:SER:C	2:C:10:THR:H	2.14	0.49
2:E:12:LYS:O	2:E:14:ALA:N	2.45	0.49

Continued on next page...

Continued from previous page...

Atom-1	Atom-2	Interatomic distance (Å)	Clash overlap (Å)
1:B:498:ARG:HH12	2:J:25:SER:CB	2.23	0.49
1:B:869:VAL:HG13	1:B:873:ASN:HA	1.92	0.49
1:B:428:GLN:CB	1:B:456:PHE:HD1	2.24	0.49
1:B:698:LYS:C	1:B:699:ILE:HD13	2.33	0.49
1:B:698:LYS:O	1:B:699:ILE:HD13	2.12	0.49
2:G:14:ALA:C	2:G:16:ASP:N	2.66	0.49
1:A:688:ASN:O	1:A:689:MET:C	2.51	0.49
1:B:450:GLY:O	1:B:451:ASP:HB2	2.11	0.49
2:H:8:SER:C	2:H:10:THR:H	2.14	0.49
1:A:771:VAL:HG12	1:A:809:PHE:HB3	1.93	0.49
2:M:133:SER:O	2:M:136:ILE:HG22	2.13	0.49
1:A:149:LYS:NZ	1:A:697:ASP:OD1	2.45	0.49
2:O:139:TRP:CD1	2:O:139:TRP:C	2.85	0.49
1:B:812:VAL:HA	1:B:817:TRP:HZ3	1.78	0.49
1:A:333:VAL:CG1	1:A:380:LYS:HA	2.19	0.49
1:A:415:PRO:HG2	1:A:480:PHE:HD1	1.73	0.49
1:B:305:GLN:O	1:B:307:ARG:N	2.46	0.49
2:K:12:LYS:O	2:K:14:ALA:N	2.45	0.49
2:K:14:ALA:C	2:K:16:ASP:N	2.65	0.49
2:N:22:THR:OG1	2:N:26:ASN:ND2	2.40	0.49
1:B:122:LEU:O	1:B:123:PHE:HB3	2.12	0.49
1:A:178:PRO:HD2	1:A:256:PHE:HE2	1.77	0.49
2:J:144:ARG:NH2	2:J:146:GLN:NE2	2.61	0.49
1:A:718:TYR:CD1	1:A:718:TYR:N	2.80	0.49
2:O:63:PHE:CD1	2:O:63:PHE:N	2.81	0.49
1:B:174:LEU:O	1:B:177:MET:HB2	2.12	0.49
1:B:150:LEU:HD12	1:B:696:SER:HA	1.93	0.49
1:B:603:TYR:O	1:B:606:VAL:CG2	2.61	0.49
1:B:856:ALA:C	1:B:858:VAL:H	2.14	0.49
2:C:6:SER:O	2:C:8:SER:N	2.45	0.49
2:J:115:SER:O	2:J:119:LEU:HG	2.13	0.49
2:C:153:HIS:CE1	2:D:153:HIS:CD2	3.01	0.49
2:J:30:LEU:O	2:J:31:ILE:C	2.51	0.49
2:J:31:ILE:O	2:J:34:PHE:HB3	2.13	0.49
2:F:12:LYS:O	2:F:14:ALA:N	2.45	0.49
2:H:155:PRO:O	2:H:186:SER:HB3	2.13	0.49
2:O:360:VAL:O	2:O:378:ARG:HD3	2.11	0.49
1:B:807:ASN:C	1:B:809:PHE:N	2.66	0.49
1:A:548:ARG:O	1:A:551:ALA:HB3	2.12	0.49
1:B:544:VAL:HG11	1:B:548:ARG:HH21	1.78	0.49
1:A:457:GLN:O	1:A:459:ALA:N	2.45	0.49

Continued on next page...

Continued from previous page...

Atom-1	Atom-2	Interatomic distance (Å)	Clash overlap (Å)
1:A:452:PRO:O	1:A:453:GLN:HB3	2.13	0.49
1:B:457:GLN:C	1:B:459:ALA:N	2.57	0.49
2:I:5:TYR:CE2	2:I:131:ASN:HA	2.47	0.49
1:A:854:LEU:O	1:A:856:ALA:N	2.46	0.49
2:M:5:TYR:HE2	2:M:131:ASN:HA	1.77	0.49
2:N:14:ALA:C	2:N:16:ASP:N	2.65	0.49
2:F:150:PHE:CD1	2:F:150:PHE:N	2.80	0.49
2:C:35:ASN:O	2:C:36:GLN:C	2.51	0.49
2:C:153:HIS:O	2:C:154:LYS:C	2.50	0.49
2:E:115:SER:O	2:E:119:LEU:HG	2.13	0.49
2:F:14:ALA:C	2:F:16:ASP:N	2.66	0.49
2:G:153:HIS:NE2	2:H:153:HIS:CD2	2.81	0.49
1:A:389:GLN:HE22	1:A:568:VAL:H	1.60	0.49
2:L:139:TRP:HE1	2:L:143:ASN:HD22	1.61	0.49
1:A:147:TYR:CD1	1:A:147:TYR:N	2.80	0.49
2:I:253:ILE:HD13	2:I:319:THR:HB	1.93	0.49
1:A:539:ARG:O	1:A:542:GLN:N	2.44	0.49
1:A:662:MET:O	1:A:665:LEU:CB	2.61	0.49
2:I:14:ALA:C	2:I:16:ASP:N	2.66	0.49
1:A:820:THR:O	1:A:820:THR:HG22	2.13	0.49
1:B:580:SER:O	1:B:581:VAL:C	2.51	0.49
1:B:182:LEU:HD21	1:B:846:LEU:HD12	1.95	0.49
1:B:184:LYS:C	1:B:186:MET:H	2.15	0.49
2:E:21:GLY:O	2:E:22:THR:O	2.31	0.49
2:J:2:ASP:HB2	2:J:128:ASN:HD21	1.77	0.49
1:B:854:LEU:CD2	1:B:855:LEU:N	2.76	0.49
2:O:109:ILE:HB	2:O:380:ASP:HB3	1.94	0.49
2:E:110:ALA:HB1	2:E:111:PRO:HD2	1.95	0.49
1:B:487:GLY:O	1:B:488:VAL:HB	2.13	0.49
2:F:72:ASN:ND2	2:H:126:ARG:NH1	2.60	0.49
1:A:652:PHE:CD1	1:A:652:PHE:N	2.80	0.49
1:B:288:MET:HA	1:B:288:MET:CE	2.42	0.49
1:B:139:GLU:O	1:B:141:GLU:N	2.46	0.49
1:B:501:HIS:O	1:B:503:ILE:HG13	2.12	0.49
1:B:428:GLN:O	1:B:432:VAL:HG23	2.13	0.49
1:B:676:VAL:O	1:B:680:ASP:HB2	2.13	0.49
1:B:845:ASN:HB3	1:B:848:PHE:HE1	1.77	0.49
1:A:192:ASN:O	1:A:193:SER:CB	2.49	0.49
2:I:144:ARG:NH2	2:I:146:GLN:HE22	2.10	0.49
2:G:42:ASN:HA	2:G:61:PHE:HB2	1.94	0.49
2:H:6:SER:O	2:H:8:SER:N	2.46	0.49

Continued on next page...

Continued from previous page...

Atom-1	Atom-2	Interatomic distance (Å)	Clash overlap (Å)
2:L:12:LYS:O	2:L:14:ALA:N	2.45	0.49
2:D:35:ASN:O	2:D:36:GLN:C	2.51	0.49
2:J:150:PHE:N	2:J:150:PHE:CD1	2.81	0.49
2:J:35:ASN:O	2:J:36:GLN:C	2.51	0.49
2:F:46:PHE:CE2	2:F:119:LEU:HD21	2.48	0.49
2:J:101:VAL:HG23	2:J:102:ARG:N	2.27	0.49
2:F:101:VAL:HG23	2:F:102:ARG:N	2.27	0.49
2:K:139:TRP:C	2:K:139:TRP:CD1	2.85	0.49
1:A:311:HIS:HE2	1:A:566:GLN:HE22	1.59	0.49
1:A:646:LEU:HD23	1:A:646:LEU:N	2.28	0.49
1:A:666:ARG:HG2	1:A:667:ASP:H	1.78	0.49
1:B:277:ARG:NH1	1:B:277:ARG:HB2	2.28	0.49
1:B:473:HIS:CB	2:I:126:ARG:NH2	2.69	0.49
2:M:12:LYS:O	2:M:14:ALA:N	2.46	0.49
1:B:587:LEU:O	1:B:587:LEU:CG	2.60	0.49
2:C:106:ARG:HG2	2:C:107:ASN:H	1.77	0.49
2:G:12:LYS:O	2:G:14:ALA:N	2.46	0.49
1:B:422:GLU:N	1:B:422:GLU:OE1	2.46	0.49
1:A:597:PRO:HB3	1:A:860:ALA:HB3	1.94	0.49
2:K:59:TRP:CD1	2:K:59:TRP:N	2.79	0.49
1:A:404:LEU:O	1:A:407:GLY:N	2.46	0.48
2:O:69:THR:O	2:O:70:LEU:O	2.31	0.48
1:B:785:GLN:O	1:B:787:VAL:N	2.46	0.48
1:A:122:LEU:HD11	1:A:201:ASP:CB	2.43	0.48
1:B:302:ASN:ND2	1:B:615:ASN:HB3	2.27	0.48
2:L:41:MET:O	2:L:42:ASN:C	2.51	0.48
1:A:179:ASP:HA	1:A:677:ARG:NH2	2.27	0.48
2:E:14:ALA:C	2:E:16:ASP:N	2.66	0.48
2:G:115:SER:O	2:G:119:LEU:HG	2.13	0.48
1:A:271:PHE:CA	1:A:274:ILE:HD12	2.43	0.48
2:I:49:GLY:HA2	2:I:54:LEU:CD2	2.43	0.48
2:G:129:PHE:C	2:G:129:PHE:CD1	2.86	0.48
1:A:322:THR:O	1:A:323:THR:C	2.50	0.48
1:B:473:HIS:O	1:B:477:ASN:ND2	2.46	0.48
1:A:529:ILE:O	1:A:533:ILE:HG13	2.12	0.48
1:B:436:ILE:O	1:B:437:TYR:C	2.51	0.48
2:K:6:SER:O	2:K:8:SER:N	2.46	0.48
2:M:6:SER:O	2:M:8:SER:N	2.45	0.48
1:B:789:LEU:O	1:B:790:ARG:C	2.51	0.48
1:B:583:SER:O	1:B:587:LEU:HB3	2.12	0.48
2:L:14:ALA:C	2:L:16:ASP:N	2.67	0.48

Continued on next page...

Continued from previous page...

Atom-1	Atom-2	Interatomic distance (Å)	Clash overlap (Å)
2:M:38:ILE:HG22	2:M:42:ASN:ND2	2.27	0.48
2:K:30:LEU:O	2:K:31:ILE:C	2.52	0.48
2:L:109:ILE:HB	2:L:380:ASP:HB3	1.94	0.48
2:L:135:TYR:OH	2:L:340:GLU:OE1	2.30	0.48
2:N:53:ASN:ND2	2:N:354:ALA:HB3	2.28	0.48
2:O:48:THR:O	2:O:56:ILE:HA	2.12	0.48
1:B:477:ASN:HD21	2:I:39:ILE:HG21	1.77	0.48
2:G:144:ARG:O	2:G:145:ARG:HB2	2.14	0.48
2:I:19:VAL:HG21	2:K:128:ASN:HB3	1.94	0.48
2:M:131:ASN:O	2:N:16:ASP:HB3	2.13	0.48
1:B:765:PHE:CZ	1:B:767:THR:HG23	2.48	0.48
2:H:14:ALA:C	2:H:16:ASP:N	2.66	0.48
1:B:522:PRO:O	1:B:525:TYR:HB2	2.14	0.48
2:C:130:ASP:C	2:C:131:ASN:HD22	2.17	0.48
1:A:434:THR:O	1:A:434:THR:CG2	2.61	0.48
2:J:135:TYR:OH	2:J:340:GLU:OE1	2.30	0.48
2:H:149:GLY:C	2:H:150:PHE:CD1	2.87	0.48
2:O:144:ARG:C	2:O:145:ARG:HG2	2.33	0.48
1:B:486:ASP:O	1:B:488:VAL:N	2.46	0.48
2:M:123:LYS:HG3	2:M:124:PHE:CE1	2.49	0.48
1:A:384:ALA:O	1:A:385:ALA:C	2.50	0.48
1:A:390:ARG:HE	1:A:574:GLU:HG2	1.78	0.48
1:B:275:PRO:HD2	1:B:278:ILE:CD1	2.43	0.48
1:B:329:ALA:HB3	1:B:384:ALA:CB	2.43	0.48
1:B:442:MET:O	1:B:443:GLN:C	2.50	0.48
1:B:228:MET:O	1:B:228:MET:HG3	2.12	0.48
1:B:231:ARG:CB	1:B:240:ASN:HB2	2.42	0.48
1:A:704:ILE:O	1:A:823:THR:HB	2.14	0.48
1:A:122:LEU:HD23	1:A:122:LEU:N	2.28	0.48
2:L:5:TYR:HE2	2:L:130:ASP:O	1.97	0.48
1:B:422:GLU:O	1:B:425:VAL:HB	2.12	0.48
2:K:35:ASN:O	2:K:36:GLN:C	2.51	0.48
2:J:36:GLN:OE1	2:K:23:LEU:HD21	2.13	0.48
2:E:133:SER:O	2:E:136:ILE:HG22	2.13	0.48
1:A:486:ASP:OD2	1:A:490:ASN:HB2	2.13	0.48
1:A:545:ASP:OD1	1:A:548:ARG:NH1	2.46	0.48
1:A:545:ASP:O	1:A:546:LEU:C	2.51	0.48
1:A:305:GLN:OE1	1:A:564:ASN:ND2	2.44	0.48
1:B:176:GLU:O	1:B:178:PRO:CD	2.61	0.48
2:O:42:ASN:HA	2:O:61:PHE:HB2	1.95	0.48
1:B:392:MET:CA	1:B:573:THR:HG23	2.43	0.48

Continued on next page...

Continued from previous page...

Atom-1	Atom-2	Interatomic distance (Å)	Clash overlap (Å)
2:H:22:THR:OG1	2:H:26:ASN:ND2	2.46	0.48
2:O:14:ALA:O	2:O:18:ILE:CD1	2.61	0.48
2:I:48:THR:O	2:I:56:ILE:HA	2.13	0.48
1:B:521:MET:CB	1:B:522:PRO:CD	2.90	0.48
1:B:113:PRO:CD	1:B:609:ASN:HB3	2.43	0.48
2:H:35:ASN:O	2:H:36:GLN:C	2.51	0.48
2:H:115:SER:O	2:H:119:LEU:HG	2.13	0.48
2:E:6:SER:OG	2:E:128:ASN:HA	2.13	0.48
1:B:108:LEU:C	1:B:110:ASP:N	2.67	0.48
1:A:226:ALA:C	1:A:228:MET:H	2.15	0.48
1:A:484:VAL:CG1	1:A:485:ILE:H	2.25	0.48
2:D:125:LYS:O	2:D:127:ILE:N	2.46	0.48
1:A:170:TYR:CE1	1:A:682:PHE:HB2	2.49	0.48
2:J:155:PRO:O	2:J:186:SER:HB3	2.14	0.48
1:A:659:ASP:O	1:A:660:ASP:O	2.32	0.48
1:A:404:LEU:CB	1:A:435:ILE:HD11	2.43	0.48
1:A:428:GLN:CB	1:A:456:PHE:HD1	2.22	0.48
1:A:460:GLU:C	1:A:462:GLN:H	2.16	0.48
1:A:516:GLN:CD	1:A:516:GLN:H	2.11	0.48
2:M:128:ASN:HD22	2:N:19:VAL:HB	1.79	0.48
2:N:35:ASN:O	2:N:36:GLN:C	2.51	0.48
1:B:782:VAL:O	1:B:785:GLN:HB2	2.14	0.48
1:A:822:THR:O	1:A:823:THR:OG1	2.22	0.48
2:C:150:PHE:CD1	2:C:150:PHE:N	2.82	0.48
1:A:865:PRO:O	1:A:867:ASN:N	2.47	0.48
1:A:118:LYS:CG	1:A:119:GLN:N	2.73	0.48
2:D:24:TYR:CE1	2:D:68:THR:HG22	2.48	0.48
2:D:31:ILE:O	2:D:34:PHE:HB3	2.13	0.48
2:E:35:ASN:O	2:E:36:GLN:C	2.52	0.48
2:D:150:PHE:HB2	2:D:152:PHE:HE1	1.77	0.48
2:F:53:ASN:ND2	2:F:354:ALA:HB3	2.28	0.48
1:B:104:ILE:HD12	1:B:327:ILE:CD1	2.44	0.48
2:G:54:LEU:HD12	2:G:55:PRO:HD2	1.96	0.48
2:O:32:GLN:O	2:O:33:GLN:C	2.52	0.48
1:B:723:ILE:O	1:B:724:ALA:CB	2.61	0.48
1:A:627:ALA:O	1:A:631:LEU:HG	2.13	0.48
1:A:629:ASN:C	1:A:631:LEU:N	2.61	0.48
1:B:415:PRO:O	1:B:416:ASN:C	2.52	0.48
1:B:305:GLN:CG	1:B:564:ASN:HD21	2.26	0.48
1:A:458:ILE:O	1:A:462:GLN:HG2	2.13	0.48
1:B:459:ALA:HB1	1:B:463:ILE:CD1	2.36	0.48

Continued on next page...

Continued from previous page...

Atom-1	Atom-2	Interatomic distance (Å)	Clash overlap (Å)
2:N:6:SER:O	2:N:8:SER:N	2.47	0.48
1:B:190:ASN:O	1:B:190:ASN:CG	2.52	0.48
1:B:220:ALA:O	1:B:223:ARG:HB2	2.14	0.48
1:B:785:GLN:O	1:B:786:ILE:C	2.51	0.48
2:L:30:LEU:O	2:L:31:ILE:C	2.52	0.48
2:G:23:LEU:HD23	2:G:24:TYR:N	2.28	0.48
1:A:363:GLU:C	1:A:366:PHE:HE1	2.16	0.48
2:E:23:LEU:O	2:E:26:ASN:ND2	2.47	0.48
2:C:30:LEU:O	2:C:31:ILE:C	2.52	0.48
2:F:144:ARG:O	2:F:145:ARG:HG3	2.14	0.48
2:K:150:PHE:N	2:K:150:PHE:CD1	2.82	0.48
2:I:45:GLU:C	2:I:46:PHE:CD1	2.87	0.48
2:C:63:PHE:CD1	2:C:63:PHE:N	2.81	0.48
1:B:775:ILE:N	1:B:775:ILE:CD1	2.76	0.48
1:A:589:GLY:C	1:A:591:ALA:N	2.66	0.48
2:I:128:ASN:O	2:J:22:THR:HB	2.14	0.48
1:B:745:ALA:HA	1:B:748:THR:OG1	2.13	0.48
1:B:452:PRO:O	1:B:453:GLN:OE1	2.32	0.48
2:M:22:THR:HG23	2:M:73:LEU:CD1	2.39	0.48
1:B:655:ALA:C	1:B:657:VAL:H	2.17	0.48
1:B:594:ILE:HB	1:B:595:PRO:HD2	1.94	0.48
2:D:70:LEU:CG	2:D:71:LEU:N	2.76	0.48
1:A:145:ARG:HB3	1:A:147:TYR:CE1	2.49	0.48
1:B:319:ASP:OD2	1:B:572:THR:N	2.46	0.48
1:B:233:GLN:HB2	1:B:238:VAL:HB	1.96	0.48
1:B:811:LEU:HA	1:B:814:ASN:HD22	1.79	0.48
1:B:712:LEU:HB3	1:B:819:PRO:HB2	1.96	0.48
1:B:517:GLN:N	1:B:518:PHE:CE1	2.79	0.48
2:I:37:MET:O	2:I:38:ILE:C	2.53	0.48
1:B:466:PHE:CD1	2:H:80:THR:HG22	2.48	0.48
1:A:817:TRP:CZ3	1:A:819:PRO:HA	2.49	0.48
2:L:106:ARG:HG2	2:L:107:ASN:H	1.78	0.48
1:A:239:VAL:HG21	1:A:845:ASN:O	2.13	0.48
1:A:769:SER:O	1:A:770:SER:C	2.51	0.48
2:D:14:ALA:C	2:D:16:ASP:N	2.66	0.48
1:A:328:LEU:HG	1:A:603:TYR:HE1	1.79	0.48
1:B:536:LEU:CD2	1:B:536:LEU:N	2.77	0.48
2:C:145:ARG:HB3	2:C:145:ARG:CZ	2.43	0.48
1:B:214:ASP:O	1:B:216:GLU:N	2.47	0.48
2:J:346:VAL:CG2	2:J:385:VAL:HG13	2.44	0.48
1:B:283:ASN:O	1:B:863:VAL:HG23	2.13	0.48

Continued on next page...

Continued from previous page...

Atom-1	Atom-2	Interatomic distance (Å)	Clash overlap (Å)
1:A:484:VAL:HG12	1:A:485:ILE:N	2.28	0.48
2:F:31:ILE:O	2:F:34:PHE:HB3	2.13	0.48
2:L:50:GLY:HA2	2:L:56:ILE:HD11	1.95	0.48
1:A:660:ASP:C	1:A:662:MET:N	2.66	0.48
1:B:384:ALA:O	1:B:385:ALA:C	2.50	0.48
1:B:478:ASN:C	1:B:480:PHE:H	2.17	0.48
1:B:540:LEU:C	1:B:540:LEU:HD23	2.34	0.48
2:I:35:ASN:O	2:I:36:GLN:C	2.52	0.48
2:I:41:MET:O	2:I:42:ASN:C	2.52	0.48
1:A:527:ARG:O	1:A:531:ARG:HG3	2.13	0.48
1:B:447:TYR:OH	1:B:458:ILE:HD11	2.13	0.48
1:B:449:ASN:HD21	1:B:455:PRO:HG3	1.78	0.48
2:J:19:VAL:O	2:J:21:GLY:N	2.47	0.48
2:M:14:ALA:C	2:M:16:ASP:N	2.66	0.48
1:A:694:ARG:HD2	1:A:828:GLN:HG3	1.96	0.48
1:B:126:PHE:HB3	1:B:149:LYS:O	2.14	0.48
2:O:35:ASN:O	2:O:36:GLN:C	2.52	0.48
1:B:639:LYS:O	1:B:640:ALA:C	2.52	0.48
1:A:365:GLN:C	1:A:366:PHE:CG	2.88	0.48
1:A:436:ILE:HD11	1:A:437:TYR:CE1	2.49	0.48
1:B:533:ILE:O	1:B:536:LEU:HB2	2.14	0.48
2:M:30:LEU:O	2:M:31:ILE:C	2.52	0.48
2:M:35:ASN:O	2:M:36:GLN:C	2.51	0.48
2:F:38:ILE:HG22	2:F:42:ASN:ND2	2.27	0.48
1:A:314:PHE:N	1:A:314:PHE:CD1	2.82	0.48
2:K:115:SER:O	2:K:119:LEU:HG	2.14	0.48
1:B:236:ARG:O	1:B:237:ASN:CB	2.61	0.48
2:O:346:VAL:CG2	2:O:385:VAL:HG13	2.44	0.48
2:I:346:VAL:CG2	2:I:385:VAL:HG13	2.44	0.48
2:J:133:SER:O	2:J:136:ILE:HG22	2.13	0.48
1:B:89:GLU:C	1:B:91:LEU:H	2.16	0.48
2:L:139:TRP:HE1	2:L:143:ASN:ND2	2.11	0.48
2:O:63:PHE:CD2	2:O:84:THR:HG23	2.49	0.48
2:N:42:ASN:HA	2:N:61:PHE:CB	2.44	0.47
1:B:122:LEU:HD11	1:B:200:VAL:HG11	1.94	0.47
2:O:12:LYS:O	2:O:14:ALA:N	2.46	0.47
2:I:48:THR:HG21	2:I:94:ASN:HB3	1.96	0.47
2:M:41:MET:O	2:M:42:ASN:C	2.52	0.47
2:D:66:LEU:O	2:D:67:GLY:O	2.31	0.47
2:C:131:ASN:ND2	2:C:131:ASN:N	2.62	0.47
2:E:131:ASN:HD22	2:E:131:ASN:N	2.11	0.47

Continued on next page...

Continued from previous page...

Atom-1	Atom-2	Interatomic distance (Å)	Clash overlap (Å)
2:N:152:PHE:N	2:N:152:PHE:CD1	2.82	0.47
1:B:405:ILE:O	1:B:408:MET:HB2	2.14	0.47
2:L:346:VAL:CG2	2:L:385:VAL:HG13	2.44	0.47
2:N:99:GLU:OE2	2:N:112:GLN:HG2	2.13	0.47
2:J:48:THR:O	2:J:56:ILE:HA	2.13	0.47
1:A:540:LEU:HA	1:A:543:LEU:HB2	1.96	0.47
2:G:35:ASN:O	2:G:36:GLN:C	2.52	0.47
2:H:22:THR:HG23	2:H:73:LEU:CD1	2.43	0.47
2:C:5:TYR:HE2	2:C:131:ASN:HA	1.80	0.47
2:M:115:SER:O	2:M:119:LEU:HG	2.14	0.47
1:B:822:THR:HG22	1:B:822:THR:O	2.14	0.47
2:H:51:ILE:O	2:H:51:ILE:HG23	2.14	0.47
1:A:306:ASP:HB3	1:A:310:LEU:HD11	1.95	0.47
1:A:383:ILE:O	1:A:384:ALA:C	2.53	0.47
1:A:539:ARG:NH2	1:A:588:ILE:O	2.47	0.47
1:A:660:ASP:O	1:A:663:TYR:N	2.47	0.47
1:B:493:LEU:HD11	1:B:567:HIS:HB2	1.95	0.47
2:I:33:GLN:HA	2:J:23:LEU:HD12	1.95	0.47
1:A:503:ILE:HG12	1:A:547:THR:HG21	1.96	0.47
1:B:511:MET:HE3	2:J:70:LEU:HG	1.94	0.47
2:M:11:LEU:O	2:M:15:ARG:N	2.41	0.47
1:A:701:GLN:HB3	1:A:826:TYR:CD2	2.46	0.47
1:B:295:THR:O	1:B:297:ARG:HG2	2.14	0.47
1:B:296:ALA:C	1:B:297:ARG:HG2	2.35	0.47
1:A:437:TYR:N	1:A:438:PRO:CD	2.73	0.47
2:D:32:GLN:O	2:D:33:GLN:C	2.52	0.47
2:F:35:ASN:O	2:F:36:GLN:C	2.53	0.47
1:B:638:MET:HE1	1:B:666:ARG:HH12	1.78	0.47
2:H:133:SER:O	2:H:136:ILE:HG22	2.14	0.47
2:F:30:LEU:O	2:F:31:ILE:C	2.53	0.47
1:A:636:LYS:O	1:A:637:LYS:C	2.52	0.47
1:B:460:GLU:HG3	1:B:473:HIS:CD2	2.49	0.47
1:B:513:LEU:HA	1:B:516:GLN:HE22	1.71	0.47
1:A:827:LYS:O	1:A:828:GLN:O	2.32	0.47
1:A:710:MET:HE1	1:A:824:LYS:HE2	1.97	0.47
2:N:32:GLN:O	2:N:33:GLN:C	2.53	0.47
2:E:30:LEU:O	2:E:31:ILE:C	2.51	0.47
2:M:37:MET:O	2:M:38:ILE:C	2.53	0.47
1:B:355:LEU:HG	1:B:356:GLU:H	1.76	0.47
2:O:153:HIS:O	2:O:154:LYS:C	2.52	0.47
1:A:714:ARG:HG2	1:A:720:TYR:HD2	1.79	0.47

Continued on next page...

Continued from previous page...

Atom-1	Atom-2	Interatomic distance (Å)	Clash overlap (Å)
2:G:346:VAL:CG2	2:G:385:VAL:HG13	2.45	0.47
2:H:151:THR:C	2:H:152:PHE:CD1	2.88	0.47
2:D:48:THR:O	2:D:56:ILE:HA	2.14	0.47
1:B:735:LEU:HD21	1:B:759:LEU:CB	2.45	0.47
1:A:311:HIS:N	1:A:311:HIS:ND1	2.63	0.47
1:B:513:LEU:O	1:B:516:GLN:OE1	2.32	0.47
1:B:481:ARG:HG2	2:I:65:LEU:CD1	2.44	0.47
2:N:23:LEU:HD23	2:N:24:TYR:N	2.29	0.47
1:A:148:TRP:CH2	1:A:246:HIS:HB2	2.49	0.47
1:B:95:ILE:O	1:B:97:THR:N	2.46	0.47
2:C:115:SER:O	2:C:119:LEU:HG	2.15	0.47
1:B:666:ARG:HG2	1:B:667:ASP:H	1.79	0.47
2:O:115:SER:O	2:O:119:LEU:HG	2.14	0.47
2:J:129:PHE:O	2:J:131:ASN:ND2	2.47	0.47
2:F:133:SER:O	2:F:136:ILE:HG22	2.14	0.47
1:A:742:GLY:CA	1:B:285:ILE:HD11	2.44	0.47
2:E:32:GLN:O	2:E:33:GLN:C	2.52	0.47
2:K:125:LYS:O	2:K:127:ILE:N	2.45	0.47
1:A:338:GLU:O	1:A:338:GLU:HG3	2.14	0.47
1:A:596:SER:HB3	1:A:599:THR:OG1	2.15	0.47
1:A:527:ARG:HH11	1:A:531:ARG:HH21	1.63	0.47
1:A:723:ILE:O	1:A:824:LYS:HD2	2.14	0.47
2:I:144:ARG:O	2:I:145:ARG:HB2	2.15	0.47
1:B:593:VAL:HG12	1:B:594:ILE:N	2.30	0.47
2:G:153:HIS:O	2:G:154:LYS:C	2.53	0.47
2:N:152:PHE:HD2	2:N:337:ASP:HB3	1.78	0.47
2:E:346:VAL:CG2	2:E:385:VAL:HG13	2.44	0.47
2:K:100:MET:HG3	2:K:388:VAL:HG11	1.95	0.47
2:M:53:ASN:O	2:M:353:TYR:HD2	1.97	0.47
2:F:78:VAL:O	2:F:81:ALA:HB3	2.14	0.47
1:B:721:VAL:CG1	1:B:722:ASN:N	2.77	0.47
2:I:124:PHE:C	2:I:126:ARG:N	2.68	0.47
1:B:548:ARG:O	1:B:551:ALA:HB3	2.15	0.47
1:A:454:THR:HB	1:A:457:GLN:CB	2.44	0.47
1:A:508:GLU:HG2	1:A:512:GLN:HE21	1.75	0.47
1:A:516:GLN:C	1:A:518:PHE:H	2.18	0.47
2:I:139:TRP:HE1	2:I:143:ASN:HD22	1.62	0.47
1:A:450:GLY:O	1:A:451:ASP:CB	2.62	0.47
2:N:11:LEU:O	2:N:15:ARG:N	2.39	0.47
2:N:124:PHE:O	2:N:127:ILE:HG13	2.15	0.47
1:A:699:ILE:HA	1:A:763:LEU:O	2.14	0.47

Continued on next page...

Continued from previous page...

Atom-1	Atom-2	Interatomic distance (Å)	Clash overlap (Å)
1:B:122:LEU:O	1:B:253:ASN:OD1	2.32	0.47
1:B:583:SER:O	1:B:584:LEU:C	2.53	0.47
2:L:37:MET:O	2:L:38:ILE:C	2.53	0.47
2:H:23:LEU:N	2:H:26:ASN:HD22	2.12	0.47
1:A:248:ILE:O	1:A:251:ALA:HB3	2.14	0.47
1:B:308:LEU:HA	1:B:308:LEU:HD23	1.73	0.47
1:A:772:ILE:HA	1:A:775:ILE:CD1	2.45	0.47
1:A:133:ILE:O	1:A:134:TYR:HD2	1.97	0.47
1:B:725:ARG:H	1:B:725:ARG:CD	2.22	0.47
2:M:27:VAL:HG21	2:M:31:ILE:HD11	1.97	0.47
2:L:128:ASN:ND2	2:M:19:VAL:HG21	2.30	0.47
1:B:852:SER:O	1:B:854:LEU:N	2.46	0.47
2:N:115:SER:O	2:N:119:LEU:HG	2.15	0.47
1:B:211:ILE:C	1:B:213:GLN:N	2.67	0.47
2:J:63:PHE:CD2	2:J:84:THR:HG23	2.50	0.47
2:F:72:ASN:ND2	2:H:126:ARG:HH11	2.12	0.47
2:K:32:GLN:O	2:K:33:GLN:C	2.53	0.47
2:F:142:GLN:HE21	2:F:143:ASN:N	2.12	0.47
2:L:32:GLN:O	2:L:33:GLN:C	2.52	0.47
1:A:205:ALA:O	1:A:206:SER:C	2.52	0.47
1:A:494:ASN:CG	1:A:495:ASP:N	2.67	0.47
2:I:102:ARG:HG2	2:I:102:ARG:HH11	1.80	0.47
1:A:578:LEU:HA	1:A:581:VAL:CG2	2.44	0.47
1:B:480:PHE:CE2	1:B:493:LEU:CB	2.96	0.47
1:B:549:LEU:HA	1:B:549:LEU:HD12	1.64	0.47
1:A:428:GLN:CD	1:A:456:PHE:N	2.67	0.47
1:A:510:LEU:HD12	1:A:513:LEU:HD12	1.96	0.47
1:A:510:LEU:CD2	1:A:540:LEU:HD13	2.29	0.47
1:B:458:ILE:HD12	1:B:459:ALA:CA	2.45	0.47
1:A:763:LEU:HD23	1:A:764:PRO:CD	2.44	0.47
2:G:30:LEU:O	2:G:31:ILE:C	2.52	0.47
1:A:647:LYS:C	1:A:649:LEU:N	2.68	0.47
2:D:115:SER:O	2:D:119:LEU:HG	2.15	0.47
2:F:46:PHE:HE2	2:F:119:LEU:HD21	1.80	0.47
2:I:115:SER:O	2:I:119:LEU:HG	2.14	0.47
2:O:104:SER:O	2:O:108:GLY:HA3	2.15	0.47
2:N:346:VAL:CG2	2:N:385:VAL:HG13	2.44	0.47
2:D:346:VAL:CG2	2:D:385:VAL:HG13	2.44	0.47
1:A:594:ILE:HG12	1:A:595:PRO:HD2	1.95	0.47
1:B:360:ILE:O	1:B:361:GLN:HB2	2.15	0.47
2:K:103:GLU:HG3	2:K:359:PRO:HD2	1.95	0.47

Continued on next page...

Continued from previous page...

Atom-1	Atom-2	Interatomic distance (Å)	Clash overlap (Å)
2:L:100:MET:HG3	2:L:388:VAL:HG11	1.95	0.47
2:O:73:LEU:HD22	2:O:77:TYR:CD2	2.50	0.47
1:A:332:VAL:O	1:A:333:VAL:C	2.53	0.47
1:A:663:TYR:O	1:A:666:ARG:N	2.47	0.47
2:I:23:LEU:HD22	2:I:25:SER:OG	2.14	0.47
2:C:106:ARG:H	2:C:106:ARG:CD	2.10	0.47
1:A:277:ARG:CD	1:A:559:ALA:HB2	2.43	0.47
1:B:845:ASN:HB3	1:B:848:PHE:CE1	2.49	0.47
1:A:803:ASN:ND2	1:A:806:SER:H	2.13	0.47
2:M:32:GLN:O	2:M:33:GLN:C	2.52	0.47
1:B:854:LEU:O	1:B:856:ALA:N	2.47	0.47
1:B:653:ASP:O	1:B:653:ASP:CG	2.52	0.47
2:K:27:VAL:O	2:K:31:ILE:HG12	2.15	0.47
2:E:5:TYR:HE2	2:E:130:ASP:O	1.98	0.47
2:J:27:VAL:HG21	2:J:31:ILE:HD11	1.96	0.47
2:O:135:TYR:CZ	2:O:342:MET:HE3	2.50	0.47
2:F:53:ASN:HD22	2:F:354:ALA:CB	2.26	0.47
1:A:217:THR:O	1:A:218:GLU:HB2	2.13	0.47
1:B:503:ILE:O	1:B:504:ASN:C	2.54	0.47
1:B:519:PRO:O	1:B:520:THR:OG1	2.32	0.47
1:B:383:ILE:HD11	1:B:550:LEU:HD23	1.97	0.47
2:N:37:MET:O	2:N:38:ILE:C	2.53	0.47
2:O:65:LEU:O	2:O:66:LEU:HD23	2.15	0.47
1:A:122:LEU:CD1	1:A:201:ASP:HB2	2.45	0.47
1:B:645:PHE:HD2	1:B:646:LEU:CD2	2.25	0.47
2:G:32:GLN:O	2:G:33:GLN:C	2.53	0.47
2:C:150:PHE:HA	2:D:397:LYS:NZ	2.30	0.47
2:H:11:LEU:O	2:H:15:ARG:N	2.39	0.47
1:A:461:GLN:CA	2:F:32:GLN:NE2	2.75	0.47
1:B:112:LYS:N	1:B:113:PRO:CD	2.78	0.47
1:B:752:LEU:C	1:B:754:ASN:N	2.63	0.47
2:H:346:VAL:CG2	2:H:385:VAL:HG13	2.44	0.47
1:B:87:GLN:C	1:B:89:GLU:N	2.68	0.47
1:A:356:GLU:HB3	1:A:357:ALA:H	1.30	0.47
2:K:109:ILE:HG13	2:K:110:ALA:N	2.29	0.47
1:B:354:GLN:HA	1:B:354:GLN:OE1	2.15	0.47
1:B:479:GLN:O	1:B:480:PHE:HB3	2.16	0.46
2:I:36:GLN:HE22	2:I:126:ARG:HD3	1.80	0.46
2:I:42:ASN:OD1	2:I:62:ASP:N	2.48	0.46
1:A:286:LEU:H	1:A:286:LEU:CD2	2.10	0.46
2:N:124:PHE:O	2:N:126:ARG:N	2.49	0.46

Continued on next page...

Continued from previous page...

Atom-1	Atom-2	Interatomic distance (Å)	Clash overlap (Å)
2:N:30:LEU:O	2:N:31:ILE:C	2.54	0.46
2:L:27:VAL:CG2	2:L:31:ILE:HD11	2.45	0.46
1:A:169:LEU:HA	1:A:169:LEU:HD12	1.62	0.46
1:B:409:TRP:O	1:B:412:THR:HB	2.16	0.46
2:D:128:ASN:HD22	2:E:19:VAL:HG21	1.80	0.46
1:A:180:TYR:CD1	1:A:181:LEU:N	2.83	0.46
2:C:129:PHE:CE1	2:C:130:ASP:HB2	2.50	0.46
2:E:41:MET:O	2:E:42:ASN:C	2.52	0.46
2:F:27:VAL:O	2:F:30:LEU:N	2.47	0.46
2:L:57:ARG:HB3	2:L:59:TRP:CZ2	2.49	0.46
2:F:106:ARG:NH1	2:F:106:ARG:HB2	2.30	0.46
1:A:419:PHE:CD1	1:A:419:PHE:N	2.82	0.46
2:I:128:ASN:HB3	2:J:19:VAL:CG2	2.44	0.46
2:M:14:ALA:O	2:M:18:ILE:HD12	2.16	0.46
1:A:760:VAL:HG12	1:A:761:GLY:N	2.30	0.46
1:A:746:GLN:O	1:A:750:MET:HG3	2.14	0.46
2:I:144:ARG:O	2:I:145:ARG:CB	2.64	0.46
2:E:54:LEU:HD12	2:E:55:PRO:CD	2.42	0.46
2:D:150:PHE:N	2:D:150:PHE:CD1	2.83	0.46
1:A:386:MET:HE3	1:A:414:VAL:HG13	1.96	0.46
2:I:32:GLN:O	2:I:33:GLN:C	2.54	0.46
1:A:499:ASN:CA	1:A:505:GLN:NE2	2.77	0.46
1:A:854:LEU:CD2	1:A:855:LEU:N	2.78	0.46
1:A:856:ALA:O	1:A:858:VAL:N	2.41	0.46
1:B:369:GLY:C	1:B:371:ASN:N	2.69	0.46
1:A:250:TYR:HB2	1:A:840:HIS:CD2	2.50	0.46
2:E:73:LEU:HD22	2:E:77:TYR:CD2	2.50	0.46
1:A:253:ASN:O	1:A:256:PHE:HB2	2.14	0.46
1:B:420:ILE:O	1:B:422:GLU:N	2.48	0.46
2:C:110:ALA:HB1	2:C:111:PRO:HD2	1.97	0.46
2:L:153:HIS:O	2:L:154:LYS:C	2.54	0.46
2:N:66:LEU:O	2:N:67:GLY:C	2.53	0.46
1:B:282:VAL:O	1:B:284:TYR:N	2.48	0.46
2:N:76:ASN:HB2	2:O:76:ASN:HB2	1.97	0.46
2:C:62:ASP:H	2:C:63:PHE:HD1	1.62	0.46
2:F:100:MET:HG3	2:F:388:VAL:HG11	1.97	0.46
1:B:75:VAL:HG12	1:B:75:VAL:O	2.16	0.46
1:B:820:THR:HG22	1:B:820:THR:O	2.15	0.46
1:B:818:VAL:HA	1:B:819:PRO:HD3	1.75	0.46
1:B:500:GLY:HA3	1:B:871:PHE:HZ	1.80	0.46
1:A:428:GLN:HG3	1:A:456:PHE:HA	1.97	0.46

Continued on next page...

Continued from previous page...

Atom-1	Atom-2	Interatomic distance (Å)	Clash overlap (Å)
2:I:1:MET:C	2:I:3:VAL:N	2.67	0.46
2:M:128:ASN:HB3	2:N:19:VAL:HG23	1.97	0.46
1:A:722:ASN:HB3	1:A:824:LYS:HA	1.96	0.46
1:A:363:GLU:HA	1:A:366:PHE:HE1	1.80	0.46
2:D:38:ILE:HG22	2:D:42:ASN:ND2	2.30	0.46
2:H:27:VAL:HG21	2:H:31:ILE:HD11	1.96	0.46
2:C:19:VAL:HG23	2:E:128:ASN:HB3	1.98	0.46
2:F:115:SER:O	2:F:119:LEU:HG	2.14	0.46
2:L:153:HIS:NE2	2:M:153:HIS:CD2	2.84	0.46
2:H:150:PHE:N	2:H:150:PHE:CD1	2.84	0.46
2:J:32:GLN:O	2:J:33:GLN:C	2.54	0.46
2:K:63:PHE:N	2:K:63:PHE:CD1	2.82	0.46
1:A:548:ARG:HB2	1:A:877:MET:HE2	1.98	0.46
1:A:405:ILE:HG21	1:A:536:LEU:CG	2.43	0.46
2:O:60:ASN:C	2:O:61:PHE:CD1	2.89	0.46
1:A:775:ILE:C	1:A:777:LYS:H	2.19	0.46
2:O:1:MET:O	2:O:2:ASP:C	2.53	0.46
2:D:14:ALA:O	2:D:18:ILE:HD12	2.16	0.46
2:K:54:LEU:HD12	2:K:55:PRO:CD	2.41	0.46
2:N:150:PHE:N	2:N:150:PHE:CD1	2.84	0.46
2:J:153:HIS:O	2:J:154:LYS:C	2.53	0.46
1:B:298:TYR:C	1:B:298:TYR:CD1	2.88	0.46
2:O:141:LEU:CD1	2:O:148:THR:HG21	2.46	0.46
1:A:151:LYS:O	1:A:152:LYS:CB	2.63	0.46
1:A:145:ARG:HB3	1:A:147:TYR:HE1	1.79	0.46
2:J:148:THR:OG1	2:J:332:GLU:HG2	2.15	0.46
1:B:739:MET:C	1:B:741:THR:H	2.19	0.46
1:A:639:LYS:HE3	1:A:659:ASP:OD1	2.15	0.46
1:B:490:ASN:O	1:B:492:VAL:HG23	2.15	0.46
2:I:61:PHE:N	2:I:61:PHE:CD1	2.83	0.46
1:A:454:THR:HG22	1:A:457:GLN:H	1.80	0.46
1:A:122:LEU:CG	1:A:201:ASP:HB2	2.46	0.46
1:B:366:PHE:O	1:B:368:THR:N	2.48	0.46
1:A:772:ILE:O	1:A:773:SER:C	2.54	0.46
1:B:605:ASN:ND2	1:B:855:LEU:HD12	2.30	0.46
1:A:197:GLY:O	1:A:198:LYS:O	2.34	0.46
2:O:139:TRP:NE1	2:O:143:ASN:ND2	2.63	0.46
1:A:299:ILE:O	1:A:301:PRO:HD3	2.15	0.46
1:A:329:ALA:HB3	1:A:384:ALA:CB	2.46	0.46
1:B:413:VAL:CG1	1:B:414:VAL:H	2.26	0.46
2:F:22:THR:CG2	2:F:73:LEU:HD12	2.45	0.46

Continued on next page...

Continued from previous page...

Atom-1	Atom-2	Interatomic distance (Å)	Clash overlap (Å)
1:B:608:VAL:O	1:B:609:ASN:C	2.54	0.46
1:B:857:PHE:CD1	1:B:857:PHE:N	2.72	0.46
2:D:61:PHE:N	2:D:61:PHE:CD1	2.84	0.46
1:A:314:PHE:CZ	1:A:664:ARG:HG2	2.51	0.46
1:A:601:PHE:O	1:A:602:HIS:C	2.54	0.46
2:F:346:VAL:CG2	2:F:385:VAL:HG13	2.44	0.46
2:D:123:LYS:HG3	2:D:124:PHE:CE1	2.50	0.46
1:A:620:ASP:O	1:A:624:ILE:HG13	2.15	0.46
2:L:49:GLY:HA2	2:L:54:LEU:HD23	1.98	0.46
2:K:129:PHE:C	2:K:129:PHE:CD1	2.89	0.46
1:B:770:SER:O	1:B:773:SER:HB2	2.15	0.46
1:A:660:ASP:HB3	1:B:539:ARG:NH1	2.20	0.46
1:B:478:ASN:O	1:B:480:PHE:N	2.45	0.46
1:A:404:LEU:HB3	1:A:435:ILE:HD11	1.98	0.46
1:A:506:LEU:HD23	1:A:544:VAL:CA	2.29	0.46
2:N:61:PHE:CD1	2:N:61:PHE:N	2.84	0.46
1:B:373:GLN:O	1:B:376:ASN:N	2.49	0.46
2:G:41:MET:O	2:G:42:ASN:C	2.54	0.46
2:F:22:THR:HG23	2:F:73:LEU:HD12	1.98	0.46
1:B:601:PHE:HB3	1:B:855:LEU:HD13	1.98	0.46
1:B:854:LEU:O	1:B:855:LEU:C	2.54	0.46
2:C:41:MET:O	2:C:42:ASN:C	2.53	0.46
2:L:153:HIS:CD2	2:N:153:HIS:NE2	2.83	0.46
2:M:346:VAL:CG2	2:M:385:VAL:HG13	2.45	0.46
2:C:346:VAL:CG2	2:C:385:VAL:HG13	2.44	0.46
1:A:706:ALA:C	1:A:708:ARG:H	2.19	0.46
1:A:708:ARG:HD2	1:A:708:ARG:HA	1.80	0.46
1:B:727:LEU:HG	1:B:727:LEU:O	2.15	0.46
1:B:345:GLN:HG3	1:B:349:MET:CE	2.46	0.46
1:B:510:LEU:HD13	1:B:540:LEU:HB2	1.98	0.46
1:B:383:ILE:HD11	1:B:550:LEU:HD22	1.97	0.46
2:O:37:MET:O	2:O:38:ILE:C	2.54	0.46
1:B:783:PHE:O	1:B:784:ALA:C	2.54	0.46
1:A:779:ASP:OD2	1:A:822:THR:O	2.34	0.46
1:B:239:VAL:CG2	1:B:845:ASN:O	2.63	0.46
1:B:848:PHE:O	1:B:849:THR:OG1	2.28	0.46
1:A:846:LEU:HA	1:A:846:LEU:HD23	1.65	0.46
1:A:461:GLN:CB	2:F:32:GLN:NE2	2.79	0.46
1:B:118:LYS:CG	1:B:119:GLN:N	2.73	0.46
2:L:104:SER:HB3	2:L:108:GLY:CA	2.46	0.46
1:A:867:ASN:O	1:A:867:ASN:CG	2.54	0.46

Continued on next page...

Continued from previous page...

Atom-1	Atom-2	Interatomic distance (Å)	Clash overlap (Å)
2:J:27:VAL:CG2	2:J:31:ILE:HD11	2.45	0.46
1:B:314:PHE:HZ	1:B:664:ARG:HG2	1.78	0.46
2:O:22:THR:CG2	2:O:73:LEU:HD12	2.46	0.46
2:J:142:GLN:HE21	2:J:143:ASN:N	2.13	0.46
2:I:155:PRO:O	2:I:186:SER:HB3	2.16	0.46
2:I:382:LEU:HD22	2:I:386:PHE:CE2	2.51	0.46
1:A:428:GLN:OE1	1:A:456:PHE:CB	2.38	0.46
1:A:509:ALA:O	1:A:513:LEU:CG	2.55	0.46
1:A:821:SER:OG	1:A:822:THR:N	2.46	0.46
1:B:340:VAL:O	1:B:341:SER:C	2.54	0.46
2:H:106:ARG:O	2:H:107:ASN:CB	2.62	0.46
1:A:245:LEU:O	1:A:246:HIS:HB2	2.16	0.46
1:B:94:THR:O	1:B:94:THR:HG22	2.16	0.46
2:D:30:LEU:O	2:D:31:ILE:C	2.53	0.46
2:I:135:TYR:CE1	2:I:342:MET:HE3	2.51	0.46
2:H:239:ASN:ND2	2:H:246:THR:HG22	2.30	0.46
2:F:239:ASN:ND2	2:F:246:THR:HG22	2.29	0.46
2:K:346:VAL:CG2	2:K:385:VAL:HG13	2.44	0.46
1:B:613:ASN:O	1:B:617:ARG:HG2	2.16	0.46
2:N:1:MET:C	2:N:3:VAL:N	2.69	0.45
2:N:1:MET:O	2:N:2:ASP:C	2.55	0.45
1:B:637:LYS:HA	1:B:641:ILE:HD11	1.97	0.45
1:B:170:TYR:CZ	1:B:682:PHE:HB2	2.52	0.45
1:B:675:GLU:O	1:B:677:ARG:N	2.49	0.45
2:G:5:TYR:HE2	2:G:131:ASN:HA	1.80	0.45
2:J:37:MET:O	2:J:38:ILE:C	2.54	0.45
1:B:137:ASN:CG	1:B:137:ASN:O	2.55	0.45
2:H:62:ASP:H	2:H:63:PHE:HD1	1.63	0.45
2:J:382:LEU:HD22	2:J:386:PHE:CE2	2.52	0.45
2:K:382:LEU:HD22	2:K:386:PHE:CE2	2.51	0.45
1:A:549:LEU:HA	1:A:549:LEU:HD12	1.65	0.45
1:B:772:ILE:HG22	1:B:809:PHE:CE2	2.51	0.45
1:A:416:ASN:C	1:A:418:MET:N	2.70	0.45
2:I:30:LEU:O	2:I:31:ILE:C	2.52	0.45
2:I:36:GLN:HB2	2:J:23:LEU:HD11	1.97	0.45
2:I:1:MET:O	2:I:2:ASP:C	2.54	0.45
1:B:508:GLU:OE2	2:J:70:LEU:CD2	2.65	0.45
2:L:73:LEU:HD22	2:L:77:TYR:HD2	1.77	0.45
1:B:583:SER:OG	1:B:584:LEU:N	2.48	0.45
2:H:21:GLY:O	2:H:22:THR:O	2.34	0.45
2:F:17:LYS:HE2	2:H:130:ASP:OD2	2.16	0.45

Continued on next page...

Continued from previous page...

Atom-1	Atom-2	Interatomic distance (Å)	Clash overlap (Å)
2:I:136:ILE:HG23	2:I:137:GLU:N	2.31	0.45
2:L:115:SER:O	2:L:119:LEU:HG	2.15	0.45
2:I:89:VAL:C	2:I:91:PHE:H	2.19	0.45
1:B:282:VAL:HG13	1:B:283:ASN:N	2.31	0.45
2:C:135:TYR:CZ	2:C:342:MET:HE3	2.52	0.45
2:M:382:LEU:HD22	2:M:386:PHE:CE2	2.52	0.45
2:G:109:ILE:O	2:G:109:ILE:HD12	2.17	0.45
1:B:542:GLN:OE1	1:B:542:GLN:N	2.49	0.45
1:B:872:ASP:CG	1:B:874:MET:H	2.20	0.45
1:B:498:ARG:CZ	2:J:25:SER:HB3	2.47	0.45
1:A:353:LEU:HD22	1:A:531:ARG:HB3	1.98	0.45
1:A:526:LYS:HG3	1:A:527:ARG:N	2.31	0.45
2:L:22:THR:CG2	2:L:73:LEU:HD12	2.24	0.45
2:N:24:TYR:CE1	2:N:31:ILE:HG13	2.51	0.45
1:B:633:LEU:O	1:B:635:GLN:N	2.48	0.45
1:A:688:ASN:O	1:A:691:GLN:N	2.49	0.45
2:F:32:GLN:O	2:F:33:GLN:C	2.54	0.45
1:A:608:VAL:O	1:A:609:ASN:C	2.55	0.45
2:K:24:TYR:O	2:K:27:VAL:HG22	2.16	0.45
2:L:239:ASN:ND2	2:L:246:THR:HG22	2.29	0.45
1:B:594:ILE:HD12	1:B:594:ILE:O	2.17	0.45
2:M:53:ASN:HD22	2:M:354:ALA:HB3	1.81	0.45
1:A:706:ALA:O	1:A:708:ARG:N	2.45	0.45
2:E:190:VAL:HG21	2:E:210:HIS:HB2	1.99	0.45
2:C:124:PHE:O	2:C:127:ILE:HG13	2.16	0.45
2:J:78:VAL:O	2:J:81:ALA:N	2.40	0.45
2:H:382:LEU:HD22	2:H:386:PHE:CE2	2.51	0.45
2:C:59:TRP:N	2:C:59:TRP:CD1	2.83	0.45
1:B:159:ASP:O	1:B:162:VAL:HB	2.16	0.45
1:A:466:PHE:O	1:A:467:GLN:C	2.54	0.45
1:A:518:PHE:CB	1:A:519:PRO:CD	2.94	0.45
1:A:266:ASN:C	1:A:292:LEU:HD12	2.36	0.45
1:A:688:ASN:O	1:A:690:ASP:N	2.50	0.45
1:B:119:GLN:CG	1:B:181:LEU:HD11	2.46	0.45
2:D:1:MET:C	2:D:3:VAL:N	2.70	0.45
2:J:1:MET:C	2:J:3:VAL:N	2.68	0.45
2:M:144:ARG:O	2:M:145:ARG:HB2	2.17	0.45
2:C:37:MET:O	2:C:38:ILE:C	2.55	0.45
2:D:37:MET:O	2:D:38:ILE:C	2.55	0.45
1:B:420:ILE:O	1:B:421:ARG:C	2.54	0.45
2:L:89:VAL:C	2:L:91:PHE:H	2.20	0.45

Continued on next page...

Continued from previous page...

Atom-1	Atom-2	Interatomic distance (Å)	Clash overlap (Å)
1:B:589:GLY:C	1:B:591:ALA:H	2.20	0.45
1:B:434:THR:O	1:B:435:ILE:CG1	2.65	0.45
1:A:857:PHE:CD1	1:A:857:PHE:N	2.83	0.45
1:B:854:LEU:HD22	1:B:855:LEU:H	1.82	0.45
2:N:110:ALA:HB1	2:N:111:PRO:HD2	1.99	0.45
2:D:382:LEU:HD22	2:D:386:PHE:CE2	2.52	0.45
2:D:190:VAL:HG21	2:D:210:HIS:HB2	1.99	0.45
2:M:130:ASP:HA	2:N:17:LYS:HG2	1.98	0.45
2:I:225:LEU:HD13	2:I:277:PHE:HD2	1.82	0.45
1:B:205:ALA:O	1:B:206:SER:C	2.55	0.45
2:C:382:LEU:HD22	2:C:386:PHE:CE2	2.51	0.45
1:A:482:GLN:OE1	1:A:493:LEU:CD2	2.64	0.45
1:A:712:LEU:CG	1:A:819:PRO:HB2	2.40	0.45
1:A:822:THR:O	1:A:823:THR:CB	2.64	0.45
1:B:646:LEU:N	1:B:646:LEU:HD23	2.32	0.45
2:H:107:ASN:ND2	2:H:109:ILE:HG23	2.32	0.45
1:A:246:HIS:O	1:A:247:PRO:C	2.54	0.45
1:B:852:SER:O	1:B:853:ASP:HB3	2.16	0.45
2:D:24:TYR:O	2:D:26:ASN:N	2.50	0.45
2:C:128:ASN:O	2:D:22:THR:HB	2.17	0.45
2:H:32:GLN:O	2:H:33:GLN:C	2.54	0.45
1:A:804:SER:HB2	1:A:810:TYR:CA	2.47	0.45
2:H:190:VAL:HG21	2:H:210:HIS:HB2	1.99	0.45
2:M:155:PRO:HA	2:M:337:ASP:HB2	1.99	0.45
2:C:190:VAL:HG21	2:C:210:HIS:HB2	1.99	0.45
2:D:78:VAL:O	2:D:81:ALA:HB3	2.17	0.45
2:E:312:GLN:HB3	2:E:313:PRO:HA	1.99	0.45
2:L:190:VAL:HG21	2:L:210:HIS:HB2	1.99	0.45
1:B:772:ILE:O	1:B:773:SER:C	2.54	0.45
1:A:319:ASP:OD2	1:A:571:LEU:N	2.49	0.45
1:A:546:LEU:HD13	1:A:584:LEU:HD23	1.97	0.45
1:B:554:TYR:O	1:B:558:MET:HB2	2.17	0.45
2:N:23:LEU:HD22	2:N:25:SER:OG	2.17	0.45
1:B:577:GLN:O	1:B:579:THR:N	2.50	0.45
2:H:105:GLN:O	2:H:107:ASN:N	2.50	0.45
1:B:742:GLY:O	1:B:744:TYR:HE2	1.98	0.45
1:B:601:PHE:CD1	1:B:601:PHE:N	2.80	0.45
1:B:419:PHE:O	1:B:420:ILE:C	2.54	0.45
2:E:11:LEU:O	2:E:15:ARG:N	2.41	0.45
2:D:54:LEU:HD12	2:D:55:PRO:CD	2.46	0.45
2:G:150:PHE:HB2	2:G:152:PHE:CZ	2.51	0.45

Continued on next page...

Continued from previous page...

Atom-1	Atom-2	Interatomic distance (Å)	Clash overlap (Å)
2:M:110:ALA:HB1	2:M:111:PRO:HD2	1.99	0.45
2:H:312:GLN:HB3	2:H:313:PRO:HA	1.99	0.45
1:B:85:GLU:O	1:B:86:ILE:C	2.54	0.45
1:A:155:LEU:HA	1:A:156:PRO:HD3	1.55	0.45
2:J:60:ASN:C	2:J:61:PHE:CD1	2.90	0.45
2:E:382:LEU:HD22	2:E:386:PHE:CE2	2.51	0.45
2:L:382:LEU:HD22	2:L:386:PHE:CE2	2.52	0.45
2:F:190:VAL:HG21	2:F:210:HIS:HB2	1.99	0.45
1:A:339:LEU:O	1:A:340:VAL:C	2.55	0.45
1:A:580:SER:O	1:A:581:VAL:C	2.55	0.45
2:I:42:ASN:OD1	2:I:61:PHE:HB3	2.16	0.45
1:A:454:THR:O	1:A:457:GLN:HB3	2.17	0.45
1:A:503:ILE:O	1:A:505:GLN:N	2.50	0.45
1:A:506:LEU:CD2	1:A:544:VAL:CA	2.94	0.45
1:A:452:PRO:O	1:A:453:GLN:OE1	2.35	0.45
2:I:145:ARG:O	2:I:146:GLN:CG	2.65	0.45
1:B:601:PHE:O	1:B:602:HIS:C	2.53	0.45
1:A:252:PHE:CD2	1:A:684:LEU:CD2	3.00	0.45
2:J:41:MET:O	2:J:42:ASN:C	2.54	0.45
2:E:37:MET:O	2:E:38:ILE:C	2.54	0.45
1:B:400:ASN:O	1:B:404:LEU:CD1	2.65	0.45
2:O:217:VAL:HG22	2:O:286:ASP:HB3	1.99	0.45
2:G:382:LEU:HD22	2:G:386:PHE:CE2	2.51	0.45
2:J:225:LEU:HD13	2:J:277:PHE:HD2	1.82	0.45
2:F:312:GLN:HB3	2:F:313:PRO:HA	1.99	0.45
2:H:48:THR:O	2:H:56:ILE:HA	2.17	0.45
2:M:225:LEU:HD13	2:M:277:PHE:HD2	1.82	0.45
2:E:154:LYS:N	2:E:327:GLU:O	2.42	0.45
2:D:225:LEU:HD13	2:D:277:PHE:HD2	1.82	0.45
1:B:771:VAL:HG21	1:B:809:PHE:O	2.17	0.45
1:A:583:SER:OG	1:A:584:LEU:N	2.50	0.45
1:B:277:ARG:HH11	1:B:277:ARG:HB3	1.80	0.45
1:B:496:ASN:HB3	1:B:499:ASN:H	1.82	0.45
2:J:70:LEU:HD22	2:J:72:ASN:O	2.16	0.45
1:A:762:ALA:C	1:A:763:LEU:HG	2.37	0.45
1:B:786:ILE:HG22	1:B:792:VAL:HG12	1.98	0.45
1:A:783:PHE:N	1:A:783:PHE:CD1	2.72	0.45
1:A:186:MET:HG3	1:A:200:VAL:HG13	1.98	0.45
1:B:573:THR:CG2	1:B:574:GLU:N	2.45	0.45
2:O:131:ASN:N	2:O:131:ASN:HD22	2.14	0.45
1:B:119:GLN:NE2	1:B:181:LEU:HD11	2.32	0.45

Continued on next page...

Continued from previous page...

Atom-1	Atom-2	Interatomic distance (Å)	Clash overlap (Å)
2:H:30:LEU:O	2:H:31:ILE:C	2.53	0.45
2:J:89:VAL:C	2:J:91:PHE:H	2.21	0.45
2:C:136:ILE:HG23	2:C:137:GLU:N	2.32	0.45
2:N:89:VAL:C	2:N:91:PHE:H	2.21	0.45
2:O:273:TYR:C	2:O:274:GLN:HE21	2.21	0.45
2:I:273:TYR:C	2:I:274:GLN:HE21	2.20	0.45
2:C:127:ILE:O	2:C:127:ILE:HG22	2.15	0.45
2:I:217:VAL:HG22	2:I:286:ASP:HB3	1.99	0.45
2:O:190:VAL:HG21	2:O:210:HIS:HB2	1.99	0.45
2:O:225:LEU:HD13	2:O:277:PHE:HD2	1.82	0.45
2:F:382:LEU:HD22	2:F:386:PHE:CE2	2.52	0.45
2:E:225:LEU:HD13	2:E:277:PHE:HD2	1.82	0.45
2:M:312:GLN:HB3	2:M:313:PRO:HA	1.99	0.45
2:F:225:LEU:HD13	2:F:277:PHE:HD2	1.82	0.45
1:B:772:ILE:CG2	1:B:809:PHE:HE2	2.29	0.45
1:A:269:ILE:HG21	1:A:298:TYR:CE2	2.51	0.45
1:A:428:GLN:HG2	1:A:429:LEU:H	1.79	0.45
1:B:467:GLN:HE21	1:B:511:MET:HG2	1.82	0.45
1:B:846:LEU:HD12	1:B:847:THR:N	2.32	0.45
2:M:42:ASN:HA	2:M:61:PHE:CB	2.46	0.45
2:C:32:GLN:O	2:C:33:GLN:C	2.54	0.45
1:A:224:PHE:O	1:A:225:ILE:C	2.55	0.45
1:B:596:SER:O	1:B:597:PRO:C	2.55	0.45
2:N:135:TYR:CZ	2:N:342:MET:HE3	2.53	0.45
2:H:126:ARG:C	2:H:127:ILE:HG13	2.37	0.45
2:G:190:VAL:HG21	2:G:210:HIS:HB2	1.99	0.45
2:K:190:VAL:HG21	2:K:210:HIS:HB2	1.99	0.45
2:C:217:VAL:HG22	2:C:286:ASP:HB3	1.99	0.45
2:J:217:VAL:HG22	2:J:286:ASP:HB3	1.99	0.45
2:J:312:GLN:HB3	2:J:313:PRO:HA	1.99	0.45
2:N:382:LEU:HD22	2:N:386:PHE:CE2	2.52	0.45
1:A:866:ILE:HG22	1:A:866:ILE:O	2.17	0.45
1:A:587:LEU:O	1:A:587:LEU:HD22	2.17	0.44
1:B:428:GLN:CB	1:B:456:PHE:CD1	2.90	0.44
2:L:60:ASN:C	2:L:61:PHE:CD1	2.91	0.44
1:B:763:LEU:HD22	1:B:764:PRO:HD3	1.99	0.44
1:A:118:LYS:CG	1:A:119:GLN:H	2.29	0.44
1:A:680:ASP:HA	1:A:683:ASN:HD22	1.81	0.44
1:A:117:LYS:HB2	1:A:179:ASP:CG	2.37	0.44
1:A:420:ILE:HD11	1:A:423:SER:HB2	1.99	0.44
2:K:37:MET:O	2:K:38:ILE:C	2.55	0.44

Continued on next page...

Continued from previous page...

Atom-1	Atom-2	Interatomic distance (Å)	Clash overlap (Å)
2:C:1:MET:C	2:C:3:VAL:N	2.70	0.44
2:J:153:HIS:NE2	2:K:153:HIS:CD2	2.84	0.44
2:D:136:ILE:HG23	2:D:137:GLU:N	2.32	0.44
2:G:273:TYR:C	2:G:274:GLN:HE21	2.20	0.44
2:I:190:VAL:HG21	2:I:210:HIS:HB2	1.99	0.44
2:G:78:VAL:O	2:G:81:ALA:HB3	2.18	0.44
2:E:44:ASN:HB3	2:E:46:PHE:HE1	1.81	0.44
2:L:225:LEU:HD13	2:L:277:PHE:HD2	1.82	0.44
2:D:217:VAL:HG22	2:D:286:ASP:HB3	1.99	0.44
2:K:225:LEU:HD13	2:K:277:PHE:HD2	1.82	0.44
2:L:312:GLN:HB3	2:L:313:PRO:HA	1.99	0.44
2:G:312:GLN:HB3	2:G:313:PRO:HA	1.99	0.44
1:A:348:LYS:O	1:A:351:GLN:HB2	2.17	0.44
2:I:140:ASN:O	2:I:143:ASN:N	2.50	0.44
1:B:463:ILE:HD12	1:B:472:LEU:CD1	2.47	0.44
1:A:270:ILE:HD11	1:A:292:LEU:CD1	2.23	0.44
1:A:286:LEU:O	1:A:287:ASN:CB	2.65	0.44
1:B:226:ALA:O	1:B:228:MET:N	2.50	0.44
1:B:248:ILE:O	1:B:251:ALA:HB3	2.17	0.44
1:B:374:ALA:O	1:B:580:SER:HB2	2.17	0.44
2:O:1:MET:C	2:O:3:VAL:N	2.68	0.44
2:J:1:MET:O	2:J:2:ASP:C	2.54	0.44
1:B:420:ILE:O	1:B:420:ILE:HG23	2.18	0.44
2:C:22:THR:HG23	2:C:73:LEU:CD1	2.46	0.44
2:M:239:ASN:ND2	2:M:246:THR:HG22	2.30	0.44
2:C:54:LEU:HD12	2:C:55:PRO:CD	2.44	0.44
1:A:296:ALA:C	1:A:297:ARG:HG2	2.38	0.44
2:F:273:TYR:C	2:F:274:GLN:HE21	2.21	0.44
1:B:148:TRP:HE1	1:B:833:PHE:HD1	1.64	0.44
2:F:78:VAL:O	2:F:81:ALA:N	2.43	0.44
2:N:225:LEU:HD13	2:N:277:PHE:HD2	1.82	0.44
2:O:382:LEU:HD22	2:O:386:PHE:CE2	2.51	0.44
1:A:101:LYS:C	1:A:103:SER:H	2.20	0.44
1:A:556:THR:O	1:A:558:MET:N	2.51	0.44
1:A:660:ASP:OD1	1:A:661:GLN:N	2.50	0.44
1:B:447:TYR:C	1:B:448:ARG:HG2	2.38	0.44
1:B:368:THR:HG22	1:B:371:ASN:ND2	2.26	0.44
1:B:674:VAL:O	1:B:675:GLU:C	2.54	0.44
1:B:183:LEU:HD12	1:B:844:SER:CB	2.47	0.44
1:A:229:ARG:O	1:A:242:PRO:HG3	2.18	0.44
2:C:27:VAL:O	2:C:30:LEU:HB3	2.17	0.44

Continued on next page...

Continued from previous page...

Atom-1	Atom-2	Interatomic distance (Å)	Clash overlap (Å)
1:A:674:VAL:HB	1:A:679:LEU:HB2	1.99	0.44
2:F:153:HIS:CD2	2:H:153:HIS:NE2	2.86	0.44
2:K:239:ASN:ND2	2:K:246:THR:HG22	2.29	0.44
2:C:89:VAL:C	2:C:91:PHE:H	2.21	0.44
2:L:136:ILE:HG23	2:L:137:GLU:N	2.32	0.44
2:C:69:THR:OG1	2:C:70:LEU:N	2.49	0.44
1:B:757:VAL:HG12	1:B:758:ALA:N	2.32	0.44
2:K:111:PRO:O	2:K:112:GLN:HG2	2.17	0.44
2:K:78:VAL:O	2:K:81:ALA:N	2.40	0.44
1:B:382:LEU:HA	1:B:382:LEU:HD12	1.62	0.44
1:B:158:GLY:O	1:B:159:ASP:C	2.56	0.44
1:B:250:TYR:HB2	1:B:840:HIS:CD2	2.53	0.44
1:B:790:ARG:CG	1:B:791:LYS:N	2.71	0.44
2:L:34:PHE:O	2:L:37:MET:HB3	2.17	0.44
2:C:152:PHE:O	2:C:328:SER:HA	2.17	0.44
2:E:66:LEU:HB3	2:E:77:TYR:OH	2.16	0.44
2:C:145:ARG:CB	2:C:145:ARG:HH11	2.30	0.44
1:B:630:ARG:O	1:B:631:LEU:CG	2.62	0.44
2:K:27:VAL:CG2	2:K:31:ILE:HD11	2.48	0.44
2:E:1:MET:C	2:E:3:VAL:N	2.68	0.44
1:B:751:LEU:O	1:B:754:ASN:HA	2.16	0.44
2:F:48:THR:HG22	2:F:115:SER:OG	2.18	0.44
2:O:89:VAL:C	2:O:91:PHE:H	2.21	0.44
1:A:804:SER:CB	1:A:810:TYR:HA	2.48	0.44
2:J:89:VAL:C	2:J:91:PHE:N	2.71	0.44
1:A:597:PRO:HB3	1:A:860:ALA:HB1	1.99	0.44
2:C:63:PHE:CD2	2:C:84:THR:HG23	2.52	0.44
2:J:225:LEU:HD13	2:J:277:PHE:CD2	2.53	0.44
2:N:190:VAL:HG21	2:N:210:HIS:HB2	1.99	0.44
2:E:78:VAL:O	2:E:81:ALA:HB3	2.17	0.44
1:A:557:LEU:O	1:A:558:MET:C	2.55	0.44
1:B:277:ARG:CB	1:B:277:ARG:HH11	2.30	0.44
1:B:498:ARG:HH11	1:B:502:VAL:HG11	1.83	0.44
1:A:513:LEU:CA	1:A:516:GLN:NE2	2.65	0.44
1:B:446:HIS:O	1:B:447:TYR:CB	2.49	0.44
2:K:1:MET:O	2:K:2:ASP:C	2.54	0.44
2:K:1:MET:C	2:K:3:VAL:N	2.68	0.44
2:N:38:ILE:HG22	2:N:42:ASN:ND2	2.29	0.44
2:F:82:ARG:CZ	2:H:144:ARG:HD2	2.47	0.44
2:H:37:MET:O	2:H:38:ILE:C	2.55	0.44
1:A:130:GLN:NE2	1:A:146:TRP:CZ2	2.85	0.44

Continued on next page...

Continued from previous page...

Atom-1	Atom-2	Interatomic distance (Å)	Clash overlap (Å)
2:M:150:PHE:O	2:M:330:VAL:HG13	2.17	0.44
1:B:707:TYR:N	1:B:707:TYR:CD1	2.85	0.44
2:G:239:ASN:ND2	2:G:246:THR:HG22	2.29	0.44
2:J:273:TYR:C	2:J:274:GLN:HE21	2.20	0.44
2:K:136:ILE:HG23	2:K:137:GLU:N	2.32	0.44
2:D:75:ALA:HB3	2:L:76:ASN:HA	2.00	0.44
2:M:136:ILE:HG23	2:M:137:GLU:N	2.33	0.44
2:L:273:TYR:C	2:L:274:GLN:HE21	2.21	0.44
2:I:101:VAL:HG11	2:I:355:ILE:HG13	1.99	0.44
1:A:870:ALA:C	1:A:872:ASP:H	2.20	0.44
2:N:78:VAL:O	2:N:81:ALA:HB3	2.17	0.44
1:B:727:LEU:HD23	1:B:826:TYR:CE1	2.53	0.44
1:A:488:VAL:O	1:A:490:ASN:N	2.51	0.44
2:H:67:GLY:O	2:H:69:THR:N	2.51	0.44
2:I:24:TYR:N	2:I:71:LEU:O	2.51	0.44
1:A:516:GLN:OE1	1:A:517:GLN:N	2.50	0.44
1:B:449:ASN:ND2	1:B:455:PRO:HG3	2.33	0.44
1:A:701:GLN:CG	1:A:826:TYR:CD2	3.00	0.44
1:B:393:SER:HA	1:B:423:SER:CB	2.47	0.44
1:B:680:ASP:HA	1:B:683:ASN:HD22	1.82	0.44
2:G:33:GLN:HB2	2:H:26:ASN:OD1	2.16	0.44
1:A:771:VAL:HG13	1:A:772:ILE:N	2.22	0.44
2:F:37:MET:O	2:F:38:ILE:C	2.56	0.44
2:F:41:MET:O	2:F:42:ASN:C	2.56	0.44
2:F:11:LEU:O	2:F:15:ARG:N	2.40	0.44
2:O:136:ILE:HG23	2:O:137:GLU:N	2.32	0.44
2:M:273:TYR:C	2:M:274:GLN:HE21	2.20	0.44
1:A:727:LEU:O	1:A:727:LEU:CD1	2.65	0.44
2:E:273:TYR:C	2:E:274:GLN:HE21	2.21	0.44
2:K:273:TYR:C	2:K:274:GLN:HE21	2.21	0.44
2:M:225:LEU:HD13	2:M:277:PHE:CD2	2.53	0.44
2:E:225:LEU:HD13	2:E:277:PHE:CD2	2.53	0.44
2:F:249:PHE:CE2	2:F:251:PRO:HG3	2.53	0.44
2:N:63:PHE:N	2:N:63:PHE:CD1	2.85	0.44
2:O:125:LYS:C	2:O:127:ILE:H	2.21	0.44
2:G:104:SER:O	2:G:108:GLY:CA	2.66	0.44
1:B:519:PRO:O	1:B:520:THR:CB	2.66	0.44
1:B:428:GLN:HA	1:B:431:ILE:CD1	2.42	0.44
2:K:14:ALA:O	2:K:16:ASP:N	2.51	0.44
1:A:795:LEU:HA	1:A:795:LEU:HD12	1.74	0.44
2:G:23:LEU:C	2:G:23:LEU:HD23	2.38	0.44

Continued on next page...

Continued from previous page...

Atom-1	Atom-2	Interatomic distance (Å)	Clash overlap (Å)
1:A:312:ASP:O	1:A:313:ASN:CB	2.63	0.44
2:M:151:THR:C	2:M:152:PHE:CD1	2.91	0.44
2:C:3:VAL:O	2:C:4:LEU:C	2.56	0.44
2:O:153:HIS:CD2	2:O:154:LYS:N	2.86	0.44
2:I:46:PHE:HE2	2:I:119:LEU:HD21	1.83	0.44
2:H:142:GLN:NE2	2:H:143:ASN:N	2.65	0.44
2:K:110:ALA:HB1	2:K:111:PRO:HD2	2.00	0.44
2:J:78:VAL:O	2:J:81:ALA:HB3	2.17	0.44
2:I:225:LEU:HD13	2:I:277:PHE:CD2	2.53	0.44
2:O:225:LEU:HD13	2:O:277:PHE:CD2	2.53	0.44
2:N:217:VAL:HG22	2:N:286:ASP:HB3	2.00	0.44
2:H:217:VAL:HG22	2:H:286:ASP:HB3	2.00	0.44
2:M:249:PHE:CE2	2:M:251:PRO:HG3	2.53	0.44
2:H:249:PHE:CE2	2:H:251:PRO:HG3	2.53	0.44
2:O:169:SER:HA	2:O:176:LEU:HD23	2.00	0.44
2:K:312:GLN:HB3	2:K:313:PRO:HA	1.99	0.44
2:D:249:PHE:CE2	2:D:251:PRO:HG3	2.53	0.44
2:D:73:LEU:N	2:D:73:LEU:HD23	2.33	0.44
1:B:738:LEU:HD12	1:B:738:LEU:HA	1.82	0.44
1:B:305:GLN:OE1	1:B:305:GLN:HA	2.18	0.44
2:I:122:LEU:C	2:I:124:PHE:H	2.21	0.44
1:B:508:GLU:O	1:B:512:GLN:NE2	2.48	0.44
2:K:14:ALA:C	2:K:18:ILE:HD12	2.39	0.44
2:D:66:LEU:HD23	2:D:66:LEU:HA	1.72	0.44
1:B:155:LEU:HA	1:B:156:PRO:HD3	1.81	0.44
1:B:108:LEU:CD2	1:B:108:LEU:N	2.79	0.44
1:B:404:LEU:O	1:B:405:ILE:C	2.55	0.44
1:B:282:VAL:HG13	1:B:283:ASN:H	1.83	0.44
1:A:625:ILE:H	1:A:625:ILE:HG13	1.62	0.44
1:B:487:GLY:O	1:B:488:VAL:CB	2.66	0.44
2:L:225:LEU:HD13	2:L:277:PHE:CD2	2.53	0.44
2:K:227:PRO:HD3	2:K:277:PHE:CG	2.53	0.44
2:F:169:SER:HA	2:F:176:LEU:HD23	2.00	0.44
2:J:103:GLU:OE1	2:J:358:GLY:HA3	2.18	0.44
2:O:312:GLN:HB3	2:O:313:PRO:HA	1.99	0.44
2:G:169:SER:HA	2:G:176:LEU:HD23	2.00	0.44
2:C:249:PHE:CE2	2:C:251:PRO:HG3	2.53	0.44
2:M:217:VAL:HG22	2:M:286:ASP:HB3	1.99	0.44
2:E:217:VAL:HG22	2:E:286:ASP:HB3	2.00	0.44
1:A:160:TYR:HE1	1:A:633:LEU:HA	1.83	0.44
1:A:618:ILE:HD13	1:A:645:PHE:HZ	1.83	0.44

Continued on next page...

Continued from previous page...

Atom-1	Atom-2	Interatomic distance (Å)	Clash overlap (Å)
1:B:353:LEU:HD23	1:B:353:LEU:O	2.18	0.44
1:B:473:HIS:HB3	2:I:126:ARG:NH1	2.26	0.44
1:B:496:ASN:HD22	1:B:498:ARG:HB2	1.83	0.44
1:B:543:LEU:O	1:B:546:LEU:HB2	2.18	0.44
1:B:870:ALA:O	1:B:871:PHE:C	2.55	0.44
2:N:21:GLY:O	2:N:22:THR:C	2.56	0.44
1:B:122:LEU:HD12	1:B:124:ARG:HH22	1.82	0.44
1:B:790:ARG:CG	1:B:791:LYS:H	2.18	0.44
1:A:799:LEU:HD22	1:A:800:TYR:H	1.82	0.44
1:B:675:GLU:O	1:B:678:ARG:N	2.51	0.44
2:L:63:PHE:CD2	2:L:84:THR:HG23	2.53	0.44
2:G:37:MET:O	2:G:38:ILE:C	2.55	0.44
1:A:245:LEU:O	1:A:246:HIS:CB	2.66	0.44
2:K:89:VAL:C	2:K:91:PHE:N	2.71	0.44
2:D:5:TYR:CE2	2:D:131:ASN:HA	2.52	0.44
1:B:111:ILE:HG22	1:B:113:PRO:CD	2.48	0.44
1:A:181:LEU:H	1:A:260:GLN:HE21	1.65	0.44
2:K:49:GLY:HA2	2:K:54:LEU:HD23	1.99	0.44
2:O:106:ARG:HG2	2:O:107:ASN:H	1.83	0.44
2:I:63:PHE:N	2:I:63:PHE:CD1	2.86	0.44
2:C:273:TYR:C	2:C:274:GLN:HE21	2.21	0.44
2:G:150:PHE:N	2:G:150:PHE:CD1	2.86	0.44
1:B:207:ILE:O	1:B:210:ALA:HB3	2.18	0.44
2:H:78:VAL:O	2:H:81:ALA:HB3	2.17	0.44
1:B:101:LYS:HB2	1:B:102:GLU:H	1.68	0.44
2:O:78:VAL:O	2:O:81:ALA:HB3	2.18	0.44
2:N:169:SER:HA	2:N:176:LEU:HD23	2.00	0.44
2:E:249:PHE:CE2	2:E:251:PRO:HG3	2.53	0.44
2:E:125:LYS:C	2:E:127:ILE:H	2.21	0.44
2:G:100:MET:HG3	2:G:388:VAL:HG11	1.99	0.44
2:D:169:SER:HA	2:D:176:LEU:HD23	2.00	0.44
2:M:190:VAL:HG21	2:M:210:HIS:HB2	1.99	0.44
1:B:321:ILE:O	1:B:322:THR:C	2.57	0.43
1:B:510:LEU:O	1:B:513:LEU:N	2.51	0.43
1:B:506:LEU:CD2	1:B:544:VAL:HA	2.39	0.43
1:A:428:GLN:HE22	1:A:455:PRO:HB2	1.74	0.43
2:N:2:ASP:HB2	2:N:128:ASN:HD21	1.83	0.43
1:B:293:PRO:O	1:B:295:THR:N	2.50	0.43
2:O:3:VAL:O	2:O:4:LEU:C	2.56	0.43
1:B:529:ILE:O	1:B:533:ILE:HG13	2.18	0.43
1:A:119:GLN:NE2	1:A:178:PRO:HG2	2.33	0.43

Continued on next page...

Continued from previous page...

Atom-1	Atom-2	Interatomic distance (Å)	Clash overlap (Å)
2:L:3:VAL:O	2:L:4:LEU:C	2.56	0.43
2:N:155:PRO:O	2:N:186:SER:HB3	2.17	0.43
2:N:151:THR:C	2:N:152:PHE:CD1	2.91	0.43
2:I:89:VAL:C	2:I:91:PHE:N	2.70	0.43
2:E:89:VAL:C	2:E:91:PHE:H	2.22	0.43
2:J:125:LYS:O	2:J:127:ILE:N	2.42	0.43
2:M:89:VAL:C	2:M:91:PHE:H	2.21	0.43
2:D:273:TYR:C	2:D:274:GLN:HE21	2.21	0.43
2:H:41:MET:O	2:H:42:ASN:C	2.56	0.43
2:O:227:PRO:HD3	2:O:277:PHE:CG	2.53	0.43
2:N:62:ASP:H	2:N:63:PHE:HD1	1.66	0.43
2:D:312:GLN:HB3	2:D:313:PRO:HA	1.99	0.43
2:H:225:LEU:HD13	2:H:277:PHE:CD2	2.53	0.43
2:H:225:LEU:HD13	2:H:277:PHE:HD2	1.82	0.43
2:L:217:VAL:HG22	2:L:286:ASP:HB3	2.00	0.43
2:C:225:LEU:HD13	2:C:277:PHE:HD2	1.82	0.43
2:G:225:LEU:HD13	2:G:277:PHE:CD2	2.53	0.43
1:B:138:GLY:O	1:B:804:SER:HB3	2.18	0.43
1:A:333:VAL:HB	1:A:380:LYS:HG2	2.00	0.43
1:A:416:ASN:C	1:A:418:MET:H	2.21	0.43
1:B:498:ARG:CD	2:I:32:GLN:NE2	2.82	0.43
1:B:503:ILE:HG12	1:B:547:THR:HB	2.00	0.43
1:B:491:GLN:CG	1:B:564:ASN:HB3	2.48	0.43
2:I:36:GLN:CB	2:J:23:LEU:HD11	2.48	0.43
1:A:854:LEU:O	1:A:855:LEU:C	2.56	0.43
1:B:190:ASN:O	1:B:192:ASN:O	2.35	0.43
1:A:722:ASN:ND2	1:A:823:THR:O	2.51	0.43
1:B:635:GLN:C	1:B:636:LYS:O	2.50	0.43
1:B:341:SER:O	1:B:342:THR:C	2.57	0.43
1:B:374:ALA:CB	1:B:580:SER:HB3	2.44	0.43
2:L:35:ASN:O	2:L:37:MET:N	2.51	0.43
2:G:61:PHE:N	2:G:61:PHE:CD1	2.86	0.43
2:L:14:ALA:O	2:L:18:ILE:HD12	2.18	0.43
2:M:22:THR:OG1	2:M:26:ASN:ND2	2.45	0.43
2:E:1:MET:O	2:E:2:ASP:C	2.56	0.43
2:C:153:HIS:NE2	2:D:153:HIS:NE2	2.66	0.43
2:C:239:ASN:ND2	2:C:246:THR:HG22	2.29	0.43
2:D:99:GLU:CD	2:D:116:LEU:CD2	2.86	0.43
1:A:187:ALA:O	1:A:188:VAL:CG2	2.66	0.43
1:A:141:GLU:O	1:A:142:LEU:CB	2.65	0.43
1:A:810:TYR:C	1:A:812:VAL:N	2.71	0.43

Continued on next page...

Continued from previous page...

Atom-1	Atom-2	Interatomic distance (Å)	Clash overlap (Å)
2:C:227:PRO:HD3	2:C:277:PHE:CG	2.53	0.43
2:C:312:GLN:HB3	2:C:313:PRO:HA	1.99	0.43
2:M:169:SER:HA	2:M:176:LEU:HD23	2.00	0.43
2:K:217:VAL:HG22	2:K:286:ASP:HB3	2.00	0.43
2:O:249:PHE:CE2	2:O:251:PRO:HG3	2.53	0.43
1:A:396:PHE:HD2	1:A:578:LEU:HD11	1.84	0.43
1:A:591:ALA:O	1:A:877:MET:SD	2.76	0.43
1:B:309:ASN:HA	1:B:311:HIS:CE1	2.54	0.43
1:A:501:HIS:CA	1:A:503:ILE:HG13	2.48	0.43
2:K:5:TYR:HE2	2:K:131:ASN:HA	1.79	0.43
2:K:3:VAL:O	2:K:4:LEU:C	2.56	0.43
2:M:128:ASN:HB3	2:N:19:VAL:CG2	2.48	0.43
1:B:791:LYS:HB3	1:B:792:VAL:H	1.59	0.43
1:A:751:LEU:HD21	1:A:783:PHE:O	2.18	0.43
1:A:772:ILE:O	1:A:774:LEU:N	2.51	0.43
1:A:769:SER:CB	1:A:807:ASN:OD1	2.60	0.43
2:J:3:VAL:O	2:J:4:LEU:C	2.56	0.43
1:A:181:LEU:N	1:A:260:GLN:HE21	2.16	0.43
2:D:63:PHE:N	2:D:63:PHE:CD1	2.86	0.43
1:A:143:ARG:HG3	1:A:144:ASN:N	2.34	0.43
2:N:136:ILE:HG23	2:N:137:GLU:N	2.33	0.43
1:A:215:GLU:CD	1:A:215:GLU:H	2.21	0.43
2:N:227:PRO:HD3	2:N:277:PHE:CG	2.53	0.43
2:E:78:VAL:O	2:E:81:ALA:N	2.41	0.43
2:H:227:PRO:HD3	2:H:277:PHE:CG	2.53	0.43
2:G:225:LEU:HD13	2:G:277:PHE:HD2	1.82	0.43
2:G:53:ASN:ND2	2:G:354:ALA:HB3	2.33	0.43
2:F:217:VAL:HG22	2:F:286:ASP:HB3	1.99	0.43
2:I:169:SER:HA	2:I:176:LEU:HD23	2.00	0.43
1:A:383:ILE:O	1:A:386:MET:N	2.52	0.43
1:B:510:LEU:HA	1:B:513:LEU:HD12	1.99	0.43
1:B:510:LEU:HD22	1:B:540:LEU:CD1	2.30	0.43
1:B:542:GLN:O	1:B:543:LEU:C	2.57	0.43
1:A:750:MET:CE	1:A:757:VAL:HG21	2.48	0.43
1:A:781:THR:HG22	1:A:782:VAL:N	2.34	0.43
2:L:42:ASN:CA	2:L:61:PHE:HB2	2.30	0.43
2:I:146:GLN:O	2:I:148:THR:HG23	2.19	0.43
2:G:6:SER:C	2:G:8:SER:N	2.72	0.43
2:M:24:TYR:N	2:M:71:LEU:O	2.49	0.43
2:C:1:MET:O	2:C:2:ASP:C	2.56	0.43
1:B:595:PRO:HB2	1:B:600:LEU:HD11	2.00	0.43

Continued on next page...

Continued from previous page...

Atom-1	Atom-2	Interatomic distance (Å)	Clash overlap (Å)
2:N:153:HIS:O	2:N:154:LYS:C	2.57	0.43
2:L:89:VAL:C	2:L:91:PHE:N	2.71	0.43
1:B:312:ASP:CG	1:B:312:ASP:O	2.56	0.43
2:I:227:PRO:HD3	2:I:277:PHE:CG	2.53	0.43
2:E:227:PRO:HD3	2:E:277:PHE:CG	2.53	0.43
2:F:227:PRO:HD3	2:F:277:PHE:CG	2.53	0.43
2:K:225:LEU:HD13	2:K:277:PHE:CD2	2.53	0.43
2:N:225:LEU:HD13	2:N:277:PHE:CD2	2.53	0.43
2:G:249:PHE:CE2	2:G:251:PRO:HG3	2.53	0.43
2:I:312:GLN:HB3	2:I:313:PRO:HA	1.99	0.43
2:H:169:SER:HA	2:H:176:LEU:HD23	2.00	0.43
2:N:101:VAL:HG11	2:N:355:ILE:HG13	2.01	0.43
2:E:142:GLN:HE21	2:E:143:ASN:N	2.16	0.43
1:B:703:VAL:CG1	1:B:704:ILE:N	2.81	0.43
1:B:772:ILE:O	1:B:775:ILE:N	2.51	0.43
1:A:415:PRO:O	1:A:417:ASP:N	2.43	0.43
1:A:546:LEU:HD23	1:A:546:LEU:HA	1.86	0.43
1:A:583:SER:O	1:A:584:LEU:C	2.56	0.43
1:A:548:ARG:HH11	1:A:877:MET:H	1.67	0.43
1:B:309:ASN:HA	1:B:311:HIS:NE2	2.33	0.43
1:B:540:LEU:HD23	1:B:541:GLY:CA	2.48	0.43
2:I:34:PHE:O	2:I:37:MET:HB3	2.18	0.43
1:A:408:MET:HG2	1:A:471:TRP:CH2	2.53	0.43
2:N:24:TYR:HE1	2:N:31:ILE:HG13	1.83	0.43
1:A:799:LEU:HD23	1:A:799:LEU:HA	1.68	0.43
2:G:38:ILE:H	2:G:38:ILE:HG13	1.59	0.43
2:N:145:ARG:HE	2:N:145:ARG:HA	1.83	0.43
1:A:243:SER:O	1:A:839:MET:HG2	2.19	0.43
1:B:451:ASP:H	1:B:452:PRO:CD	2.20	0.43
2:H:1:MET:O	2:H:2:ASP:C	2.57	0.43
2:K:89:VAL:C	2:K:91:PHE:H	2.21	0.43
2:E:24:TYR:HE1	2:E:31:ILE:HG13	1.83	0.43
2:F:3:VAL:O	2:F:4:LEU:C	2.56	0.43
1:B:706:ALA:C	1:B:708:ARG:N	2.72	0.43
1:A:714:ARG:HG2	1:A:720:TYR:CD2	2.54	0.43
2:M:63:PHE:HD2	2:M:84:THR:HG23	1.81	0.43
2:E:136:ILE:HG23	2:E:137:GLU:N	2.34	0.43
1:A:717:MET:HE3	1:A:829:VAL:HG13	2.01	0.43
2:M:123:LYS:HG3	2:M:124:PHE:CD1	2.53	0.43
2:M:155:PRO:HA	2:M:337:ASP:CB	2.49	0.43
2:F:225:LEU:HD13	2:F:277:PHE:CD2	2.53	0.43

Continued on next page...

Continued from previous page...

Atom-1	Atom-2	Interatomic distance (Å)	Clash overlap (Å)
2:N:63:PHE:CD2	2:N:84:THR:HG23	2.54	0.43
2:E:125:LYS:O	2:E:127:ILE:N	2.51	0.43
2:L:169:SER:HA	2:L:176:LEU:HD23	2.00	0.43
2:N:312:GLN:HB3	2:N:313:PRO:HA	1.99	0.43
2:C:78:VAL:O	2:C:81:ALA:HB3	2.17	0.43
2:E:60:ASN:C	2:E:61:PHE:CD1	2.91	0.43
2:G:217:VAL:HG22	2:G:286:ASP:HB3	1.99	0.43
2:J:169:SER:HA	2:J:176:LEU:HD23	2.00	0.43
2:L:249:PHE:CE2	2:L:251:PRO:HG3	2.53	0.43
1:B:772:ILE:CG2	1:B:773:SER:H	2.29	0.43
1:A:298:TYR:C	1:A:298:TYR:CD1	2.91	0.43
1:B:383:ILE:O	1:B:386:MET:N	2.51	0.43
1:A:353:LEU:C	1:A:354:GLN:HG2	2.37	0.43
1:A:501:HIS:HA	1:A:503:ILE:HG13	2.01	0.43
1:A:521:MET:CB	1:A:522:PRO:HD3	2.26	0.43
1:A:563:MET:O	1:A:564:ASN:C	2.56	0.43
1:B:224:PHE:CD1	2:O:71:LEU:HD13	2.54	0.43
1:B:231:ARG:HD2	1:B:231:ARG:HA	1.77	0.43
1:A:675:GLU:HB3	1:A:678:ARG:HG2	2.01	0.43
2:E:152:PHE:O	2:E:328:SER:HA	2.19	0.43
2:G:89:VAL:C	2:G:91:PHE:H	2.22	0.43
2:G:151:THR:C	2:G:152:PHE:CD1	2.92	0.43
2:O:62:ASP:H	2:O:63:PHE:HD1	1.66	0.43
2:F:163:SER:HB3	2:F:181:TRP:CZ2	2.54	0.43
1:B:770:SER:O	1:B:771:VAL:C	2.57	0.43
1:A:428:GLN:O	1:A:432:VAL:HG23	2.19	0.43
2:G:145:ARG:HE	2:I:142:GLN:NE2	2.17	0.43
1:B:434:THR:C	1:B:435:ILE:HG13	2.37	0.43
1:B:508:GLU:OE1	2:J:71:LEU:HB3	2.18	0.43
1:B:743:ASP:CG	1:B:744:TYR:N	2.72	0.43
1:A:693:GLU:O	1:A:695:ALA:O	2.37	0.43
2:D:11:LEU:O	2:D:15:ARG:N	2.40	0.43
2:J:14:ALA:O	2:J:16:ASP:N	2.50	0.43
2:H:35:ASN:O	2:H:37:MET:N	2.52	0.43
2:N:154:LYS:N	2:N:155:PRO:CD	2.82	0.43
1:B:666:ARG:HG2	1:B:667:ASP:N	2.32	0.43
2:D:89:VAL:C	2:D:91:PHE:H	2.22	0.43
2:J:136:ILE:HG23	2:J:137:GLU:N	2.33	0.43
2:H:273:TYR:C	2:H:274:GLN:HE21	2.21	0.43
2:C:78:VAL:O	2:C:81:ALA:N	2.40	0.43
2:E:169:SER:HA	2:E:176:LEU:HD23	2.00	0.43

Continued on next page...

Continued from previous page...

Atom-1	Atom-2	Interatomic distance (Å)	Clash overlap (Å)
1:B:620:ASP:O	1:B:624:ILE:HG13	2.19	0.43
1:A:387:LEU:HD23	1:A:554:TYR:CE1	2.54	0.43
2:L:78:VAL:O	2:L:81:ALA:HB3	2.18	0.43
1:A:370:ILE:O	1:A:374:ALA:HB2	2.19	0.43
1:A:393:SER:C	1:A:394:LEU:HG	2.38	0.43
1:A:571:LEU:HD22	1:A:571:LEU:HA	1.74	0.43
1:B:871:PHE:CD1	1:B:872:ASP:N	2.87	0.43
1:B:433:ASN:C	1:B:435:ILE:H	2.22	0.43
2:I:11:LEU:O	2:I:15:ARG:N	2.38	0.43
2:I:4:LEU:O	2:I:5:TYR:C	2.57	0.43
2:N:125:LYS:C	2:N:127:ILE:H	2.22	0.43
2:N:3:VAL:O	2:N:4:LEU:C	2.56	0.43
1:A:709:ASP:O	1:A:710:MET:HB3	2.18	0.43
1:A:785:GLN:O	1:A:786:ILE:C	2.57	0.43
1:B:658:PRO:HB2	1:B:661:GLN:CG	2.39	0.43
2:M:74:ASP:O	2:M:75:ALA:C	2.57	0.43
1:B:776:ALA:O	1:B:778:LEU:N	2.52	0.43
2:N:249:PHE:CE2	2:N:251:PRO:HG3	2.53	0.43
2:J:190:VAL:HG21	2:J:210:HIS:HB2	1.99	0.43
2:C:53:ASN:HD22	2:C:354:ALA:HB3	1.83	0.43
1:A:396:PHE:HB3	1:A:578:LEU:HG	2.00	0.43
1:A:393:SER:HB2	1:A:573:THR:CG2	2.48	0.43
1:B:870:ALA:O	1:B:872:ASP:N	2.52	0.43
2:I:27:VAL:O	2:I:30:LEU:HB3	2.19	0.43
1:A:510:LEU:HD13	1:A:540:LEU:HB2	2.01	0.43
2:I:16:ASP:HB3	2:K:131:ASN:O	2.18	0.43
2:M:1:MET:C	2:M:3:VAL:N	2.71	0.43
2:G:3:VAL:O	2:G:4:LEU:C	2.56	0.43
1:B:409:TRP:CZ3	1:B:413:VAL:HG23	2.54	0.43
1:B:218:GLU:OE1	1:B:836:ARG:NH2	2.51	0.43
2:N:50:GLY:O	2:N:51:ILE:CG2	2.61	0.43
2:C:35:ASN:O	2:C:37:MET:N	2.52	0.43
1:A:420:ILE:HD12	1:A:422:GLU:CG	2.49	0.43
1:A:481:ARG:HH12	1:A:497:ILE:CD1	2.32	0.43
2:C:14:ALA:O	2:C:16:ASP:N	2.52	0.43
2:O:89:VAL:C	2:O:91:PHE:N	2.71	0.43
2:D:89:VAL:C	2:D:91:PHE:N	2.72	0.43
2:H:135:TYR:CE1	2:H:342:MET:HE3	2.54	0.43
2:C:89:VAL:C	2:C:91:PHE:N	2.72	0.43
2:H:89:VAL:C	2:H:91:PHE:N	2.73	0.43
1:B:625:ILE:H	1:B:625:ILE:HG13	1.60	0.43

Continued on next page...

Continued from previous page...

Atom-1	Atom-2	Interatomic distance (Å)	Clash overlap (Å)
1:A:815:TYR:HD1	1:A:815:TYR:H	1.62	0.43
2:K:163:SER:HB3	2:K:181:TRP:CZ2	2.54	0.43
2:E:70:LEU:HB3	2:E:72:ASN:O	2.19	0.43
2:J:66:LEU:HD23	2:J:66:LEU:HA	1.81	0.43
1:B:134:TYR:N	1:B:134:TYR:CD1	2.86	0.43
1:B:810:TYR:C	1:B:812:VAL:HG12	2.38	0.43
1:A:319:ASP:OD2	1:A:572:THR:N	2.52	0.43
1:A:339:LEU:HD13	1:A:588:ILE:HG12	2.00	0.43
1:A:396:PHE:HB3	1:A:578:LEU:CG	2.47	0.43
1:A:656:ARG:HB3	1:B:347:GLN:NE2	2.34	0.43
1:B:477:ASN:ND2	2:I:39:ILE:CG2	2.81	0.43
1:B:126:PHE:CB	1:B:149:LYS:O	2.67	0.43
2:M:34:PHE:O	2:M:37:MET:HB3	2.19	0.43
2:E:49:GLY:HA2	2:E:54:LEU:HD23	2.01	0.43
1:A:496:ASN:O	1:A:498:ARG:N	2.51	0.43
2:I:149:GLY:C	2:I:150:PHE:CD1	2.92	0.43
2:K:27:VAL:O	2:K:30:LEU:N	2.52	0.43
2:J:34:PHE:O	2:J:37:MET:HB3	2.18	0.43
2:J:35:ASN:O	2:J:37:MET:N	2.52	0.43
2:F:89:VAL:C	2:F:91:PHE:H	2.22	0.43
2:M:56:ILE:O	2:M:56:ILE:HG22	2.19	0.43
1:B:89:GLU:O	1:B:91:LEU:N	2.52	0.43
2:D:225:LEU:HD13	2:D:277:PHE:CD2	2.53	0.43
2:O:163:SER:HB3	2:O:181:TRP:CZ2	2.54	0.43
1:A:598:GLN:HG3	1:A:598:GLN:H	1.61	0.43
1:B:305:GLN:HG3	1:B:489:LEU:CD2	2.49	0.42
1:B:548:ARG:CD	1:B:877:MET:H	2.31	0.42
2:N:27:VAL:O	2:N:28:SER:C	2.58	0.42
2:N:35:ASN:O	2:N:37:MET:N	2.52	0.42
1:B:249:ASP:O	1:B:250:TYR:C	2.58	0.42
1:B:251:ALA:HA	2:N:69:THR:CG2	2.42	0.42
2:O:23:LEU:CD2	2:O:24:TYR:N	2.82	0.42
2:L:38:ILE:H	2:L:38:ILE:HG13	1.55	0.42
1:B:698:LYS:C	1:B:699:ILE:CD1	2.87	0.42
1:B:99:GLU:HB3	1:B:100:PRO:CD	2.35	0.42
1:A:355:LEU:HA	1:A:355:LEU:HD23	1.79	0.42
2:C:34:PHE:O	2:C:37:MET:HB3	2.19	0.42
2:C:38:ILE:H	2:C:38:ILE:HG13	1.58	0.42
2:D:150:PHE:HB2	2:D:152:PHE:CZ	2.53	0.42
2:H:89:VAL:C	2:H:91:PHE:H	2.22	0.42
2:F:89:VAL:C	2:F:91:PHE:N	2.72	0.42

Continued on next page...

Continued from previous page...

Atom-1	Atom-2	Interatomic distance (Å)	Clash overlap (Å)
2:K:125:LYS:C	2:K:127:ILE:H	2.22	0.42
2:J:227:PRO:HD3	2:J:277:PHE:CG	2.53	0.42
2:E:154:LYS:HG2	2:E:186:SER:OG	2.19	0.42
2:D:227:PRO:HD3	2:D:277:PHE:CG	2.53	0.42
1:B:795:LEU:O	1:B:797:PRO:HD3	2.18	0.42
2:F:148:THR:HB	2:F:149:GLY:H	1.64	0.42
2:I:249:PHE:CE2	2:I:251:PRO:HG3	2.53	0.42
2:J:249:PHE:CE2	2:J:251:PRO:HG3	2.53	0.42
2:I:163:SER:HB3	2:I:181:TRP:CZ2	2.54	0.42
1:B:701:GLN:N	1:B:701:GLN:CD	2.72	0.42
1:A:587:LEU:HD22	1:A:587:LEU:C	2.39	0.42
1:A:633:LEU:C	1:A:635:GLN:N	2.72	0.42
1:B:346:ILE:HA	1:B:349:MET:HB2	2.01	0.42
1:B:491:GLN:NE2	1:B:566:GLN:CG	2.79	0.42
1:B:498:ARG:CD	2:I:32:GLN:HE21	2.32	0.42
2:I:61:PHE:O	2:I:62:ASP:HB3	2.19	0.42
2:I:14:ALA:C	2:I:18:ILE:HD12	2.39	0.42
1:B:393:SER:H	1:B:573:THR:CG2	2.31	0.42
1:A:124:ARG:C	1:A:125:ILE:HD12	2.37	0.42
1:B:413:VAL:O	1:B:414:VAL:C	2.58	0.42
1:B:308:LEU:HB3	1:B:310:LEU:CD2	2.49	0.42
1:A:613:ASN:O	1:A:617:ARG:HG2	2.19	0.42
2:D:14:ALA:O	2:D:16:ASP:N	2.52	0.42
2:D:3:VAL:O	2:D:4:LEU:C	2.57	0.42
2:C:4:LEU:O	2:C:5:TYR:C	2.58	0.42
2:E:6:SER:C	2:E:8:SER:N	2.73	0.42
2:E:150:PHE:HB2	2:E:152:PHE:HE1	1.81	0.42
2:M:89:VAL:C	2:M:91:PHE:N	2.72	0.42
2:I:51:ILE:O	2:I:54:LEU:HB3	2.19	0.42
1:A:273:TYR:O	1:A:273:TYR:HD2	2.01	0.42
2:M:227:PRO:HD3	2:M:277:PHE:CG	2.53	0.42
2:L:227:PRO:HD3	2:L:277:PHE:CG	2.53	0.42
2:C:225:LEU:HD13	2:C:277:PHE:CD2	2.53	0.42
2:G:227:PRO:HD3	2:G:277:PHE:CG	2.54	0.42
2:O:113:SER:O	2:O:117:ARG:HG3	2.18	0.42
2:J:54:LEU:HD12	2:J:55:PRO:HD2	2.00	0.42
2:K:169:SER:HA	2:K:176:LEU:HD23	2.00	0.42
2:C:163:SER:HB3	2:C:181:TRP:CZ2	2.54	0.42
2:C:169:SER:HA	2:C:176:LEU:HD23	2.00	0.42
2:K:249:PHE:CE2	2:K:251:PRO:HG3	2.53	0.42
1:A:370:ILE:O	1:A:374:ALA:CB	2.68	0.42

Continued on next page...

Continued from previous page...

Atom-1	Atom-2	Interatomic distance (Å)	Clash overlap (Å)
1:A:391:THR:O	1:A:573:THR:HA	2.19	0.42
1:A:548:ARG:NH1	1:A:877:MET:CA	2.78	0.42
2:I:36:GLN:NE2	2:I:126:ARG:HD3	2.34	0.42
1:A:510:LEU:HA	1:A:513:LEU:HD12	2.01	0.42
1:B:636:LYS:O	1:B:637:LYS:CB	2.66	0.42
2:L:106:ARG:H	2:L:106:ARG:CD	2.20	0.42
1:A:775:ILE:C	1:A:777:LYS:N	2.71	0.42
1:A:864:GLU:CD	1:A:865:PRO:HD2	2.40	0.42
2:D:27:VAL:CG2	2:D:31:ILE:HD11	2.49	0.42
2:D:35:ASN:O	2:D:37:MET:N	2.53	0.42
2:H:38:ILE:HG13	2:H:38:ILE:H	1.57	0.42
2:C:26:ASN:N	2:C:26:ASN:OD1	2.52	0.42
2:N:116:LEU:O	2:N:119:LEU:N	2.48	0.42
2:C:111:PRO:HB3	2:C:116:LEU:HD23	2.01	0.42
1:A:265:LEU:HB3	1:A:296:ALA:HB1	2.00	0.42
1:B:380:LYS:O	1:B:381:THR:C	2.58	0.42
2:N:273:TYR:C	2:N:274:GLN:HE21	2.21	0.42
2:L:140:ASN:O	2:L:143:ASN:N	2.50	0.42
2:I:17:LYS:HG2	2:K:130:ASP:HA	2.01	0.42
2:F:69:THR:O	2:F:70:LEU:C	2.56	0.42
2:E:63:PHE:N	2:E:63:PHE:CD1	2.87	0.42
1:A:321:ILE:O	1:A:322:THR:C	2.58	0.42
1:A:383:ILE:HD11	1:A:550:LEU:CD2	2.49	0.42
1:A:660:ASP:CA	1:B:539:ARG:NH1	2.83	0.42
1:A:666:ARG:HA	1:A:669:LEU:HD12	2.00	0.42
1:A:548:ARG:HH11	1:A:877:MET:N	2.17	0.42
1:B:482:GLN:CA	1:B:493:LEU:HD22	2.49	0.42
1:B:557:LEU:O	1:B:558:MET:C	2.58	0.42
1:B:443:GLN:C	1:B:445:MET:H	2.21	0.42
1:B:192:ASN:O	1:B:193:SER:HB3	2.19	0.42
1:B:789:LEU:O	1:B:790:ARG:O	2.37	0.42
2:L:24:TYR:O	2:L:26:ASN:N	2.52	0.42
2:L:62:ASP:H	2:L:63:PHE:HD1	1.66	0.42
1:B:239:VAL:CG2	1:B:844:SER:O	2.61	0.42
1:B:853:ASP:O	1:B:854:LEU:CB	2.67	0.42
2:E:4:LEU:O	2:E:5:TYR:C	2.57	0.42
2:C:46:PHE:CE2	2:C:119:LEU:HD21	2.54	0.42
2:J:131:ASN:ND2	2:J:131:ASN:N	2.67	0.42
1:B:300:ARG:HA	1:B:301:PRO:HD3	1.76	0.42
1:A:714:ARG:CG	1:A:720:TYR:HD2	2.32	0.42
2:F:136:ILE:HG23	2:F:137:GLU:N	2.34	0.42

Continued on next page...

Continued from previous page...

Atom-1	Atom-2	Interatomic distance (Å)	Clash overlap (Å)
2:K:139:TRP:HE1	2:K:143:ASN:HD22	1.66	0.42
2:E:227:PRO:O	2:E:228:ASP:HB2	2.19	0.42
2:C:227:PRO:O	2:C:228:ASP:HB2	2.20	0.42
1:B:879:GLU:O	1:B:880:LEU:OXT	2.37	0.42
2:F:168:ARG:HD2	2:F:175:ASN:O	2.20	0.42
2:L:163:SER:HB3	2:L:181:TRP:CZ2	2.54	0.42
2:N:163:SER:HB3	2:N:181:TRP:CZ2	2.54	0.42
2:N:168:ARG:HD2	2:N:175:ASN:O	2.20	0.42
2:F:123:LYS:HG3	2:F:124:PHE:CD1	2.53	0.42
2:J:163:SER:HB3	2:J:181:TRP:CZ2	2.54	0.42
1:A:319:ASP:OD2	1:A:570:THR:HG22	2.19	0.42
1:A:570:THR:CG2	1:A:571:LEU:N	2.74	0.42
2:M:14:ALA:O	2:M:16:ASP:N	2.52	0.42
2:N:21:GLY:O	2:N:22:THR:O	2.36	0.42
2:N:34:PHE:O	2:N:37:MET:HB3	2.20	0.42
1:A:400:ASN:O	1:A:403:SER:HB2	2.20	0.42
2:E:24:TYR:CE1	2:E:31:ILE:HG13	2.54	0.42
2:M:145:ARG:CB	2:M:145:ARG:HH11	2.32	0.42
1:B:113:PRO:CG	1:B:609:ASN:HB3	2.49	0.42
2:C:128:ASN:O	2:C:129:PHE:HB2	2.20	0.42
2:K:23:LEU:H	2:K:26:ASN:ND2	2.17	0.42
2:F:153:HIS:NE2	2:G:153:HIS:NE2	2.67	0.42
2:G:89:VAL:C	2:G:91:PHE:N	2.73	0.42
1:B:146:TRP:O	1:B:833:PHE:HB3	2.20	0.42
2:G:136:ILE:HG23	2:G:137:GLU:N	2.33	0.42
2:O:227:PRO:O	2:O:228:ASP:HB2	2.20	0.42
2:L:227:PRO:O	2:L:228:ASP:HB2	2.20	0.42
2:G:163:SER:HB3	2:G:181:TRP:CZ2	2.54	0.42
2:L:66:LEU:HB3	2:L:67:GLY:H	1.66	0.42
2:I:168:ARG:HD2	2:I:175:ASN:O	2.20	0.42
2:M:78:VAL:O	2:M:81:ALA:HB3	2.19	0.42
1:A:546:LEU:HD21	1:A:588:ILE:HD12	1.99	0.42
1:A:876:ILE:O	1:A:877:MET:CB	2.68	0.42
1:B:555:GLU:OE2	1:B:871:PHE:CE2	2.69	0.42
1:A:351:GLN:O	1:A:353:LEU:N	2.53	0.42
1:A:443:GLN:HE22	1:A:522:PRO:HG3	1.84	0.42
1:B:465:ASN:O	1:B:466:PHE:C	2.58	0.42
2:M:3:VAL:O	2:M:4:LEU:C	2.57	0.42
1:B:195:ASP:O	1:B:196:ALA:C	2.58	0.42
1:B:199:VAL:HG13	1:B:242:PRO:O	2.20	0.42
1:A:200:VAL:CG2	1:A:241:TYR:HD2	2.32	0.42

Continued on next page...

Continued from previous page...

Atom-1	Atom-2	Interatomic distance (Å)	Clash overlap (Å)
2:O:6:SER:C	2:O:8:SER:N	2.73	0.42
2:J:74:ASP:O	2:J:75:ALA:C	2.57	0.42
2:J:6:SER:C	2:J:8:SER:N	2.73	0.42
1:A:259:HIS:O	1:A:260:GLN:C	2.56	0.42
2:C:9:LYS:HE3	2:C:13:ASP:OD1	2.19	0.42
1:A:271:PHE:HA	1:A:274:ILE:CD1	2.47	0.42
1:A:594:ILE:HG23	1:A:595:PRO:HD2	2.01	0.42
1:A:593:VAL:HG12	1:A:594:ILE:N	2.35	0.42
2:J:227:PRO:O	2:J:228:ASP:HB2	2.20	0.42
2:N:101:VAL:HG12	2:N:350:ARG:HG2	2.01	0.42
2:E:163:SER:HB3	2:E:181:TRP:CZ2	2.54	0.42
2:I:78:VAL:O	2:I:81:ALA:HB3	2.20	0.42
2:G:168:ARG:HD2	2:G:175:ASN:O	2.20	0.42
2:E:59:TRP:N	2:E:59:TRP:CD1	2.87	0.42
1:B:390:ARG:HG3	1:B:391:THR:N	2.34	0.42
1:B:496:ASN:HD22	1:B:498:ARG:CB	2.32	0.42
1:A:571:LEU:CD2	1:B:531:ARG:CZ	2.97	0.42
1:A:409:TRP:CH2	1:A:547:THR:OG1	2.71	0.42
1:A:853:ASP:O	1:A:854:LEU:HB2	2.18	0.42
1:B:243:SER:HB3	1:B:842:LEU:HD12	2.01	0.42
1:A:709:ASP:OD2	1:A:820:THR:HG21	2.20	0.42
1:A:125:ILE:H	1:A:125:ILE:HD12	1.77	0.42
1:A:839:MET:CG	1:A:840:HIS:N	2.83	0.42
1:B:409:TRP:CZ3	1:B:413:VAL:CG2	3.02	0.42
1:A:775:ILE:HG13	1:A:775:ILE:H	1.35	0.42
2:G:9:LYS:HE3	2:G:13:ASP:OD1	2.19	0.42
2:H:136:ILE:HG23	2:H:137:GLU:N	2.34	0.42
1:A:211:ILE:C	1:A:213:GLN:H	2.23	0.42
2:F:227:PRO:O	2:F:228:ASP:HB2	2.20	0.42
2:N:227:PRO:O	2:N:228:ASP:HB2	2.19	0.42
2:K:78:VAL:O	2:K:81:ALA:HB3	2.19	0.42
2:E:168:ARG:HD2	2:E:175:ASN:O	2.20	0.42
2:L:168:ARG:HD2	2:L:175:ASN:O	2.20	0.42
1:B:482:GLN:O	1:B:483:VAL:CG2	2.68	0.42
1:B:546:LEU:HD23	1:B:546:LEU:HA	1.81	0.42
1:A:517:GLN:HG3	1:A:517:GLN:O	2.20	0.42
2:O:23:LEU:HG	2:O:24:TYR:H	1.85	0.42
2:L:42:ASN:HB3	2:L:62:ASP:N	2.35	0.42
2:L:61:PHE:N	2:L:61:PHE:CD1	2.88	0.42
1:A:440:PHE:O	1:A:441:GLY:C	2.58	0.42
2:F:145:ARG:C	2:F:146:GLN:HG2	2.40	0.42

Continued on next page...

Continued from previous page...

Atom-1	Atom-2	Interatomic distance (Å)	Clash overlap (Å)
1:A:850:VAL:C	1:A:851:TYR:CD1	2.93	0.42
2:E:9:LYS:HE3	2:E:13:ASP:OD1	2.20	0.42
2:G:253:ILE:HG13	2:H:234:PHE:CE1	2.55	0.42
2:L:125:LYS:C	2:L:127:ILE:H	2.22	0.42
2:O:124:PHE:O	2:O:127:ILE:HG13	2.19	0.42
2:M:355:ILE:HA	2:M:356:PRO:HD3	1.96	0.42
2:M:163:SER:HB3	2:M:181:TRP:CZ2	2.55	0.42
2:C:155:PRO:HA	2:C:337:ASP:HB2	2.02	0.42
1:A:707:TYR:N	1:A:707:TYR:CD1	2.88	0.42
1:A:487:GLY:O	1:A:488:VAL:CB	2.68	0.42
1:B:454:THR:CG2	1:B:476:ASN:ND2	2.61	0.42
2:J:73:LEU:HD22	2:J:77:TYR:CD2	2.54	0.42
2:M:14:ALA:C	2:M:18:ILE:HD12	2.40	0.42
2:M:7:LEU:HG	2:M:7:LEU:H	1.53	0.42
2:N:14:ALA:O	2:N:16:ASP:N	2.53	0.42
2:N:4:LEU:O	2:N:5:TYR:C	2.58	0.42
1:B:253:ASN:O	1:B:256:PHE:HB2	2.20	0.42
1:B:646:LEU:H	1:B:646:LEU:HG	1.51	0.42
1:B:183:LEU:O	1:B:184:LYS:C	2.57	0.42
1:B:310:LEU:H	1:B:310:LEU:HG	1.44	0.42
1:A:216:GLU:N	1:A:216:GLU:OE1	2.50	0.42
1:B:570:THR:HG22	1:B:571:LEU:N	2.34	0.42
1:B:856:ALA:C	1:B:858:VAL:N	2.72	0.42
2:E:129:PHE:CE1	2:E:130:ASP:HB3	2.54	0.42
2:E:3:VAL:O	2:E:4:LEU:C	2.57	0.42
2:O:153:HIS:C	2:O:155:PRO:N	2.71	0.42
2:I:397:LYS:NZ	2:K:150:PHE:HA	2.34	0.42
2:I:104:SER:HB3	2:I:108:GLY:HA2	2.02	0.42
2:K:9:LYS:HE3	2:K:13:ASP:OD1	2.20	0.42
1:A:141:GLU:O	1:A:142:LEU:HD12	2.20	0.42
2:J:253:ILE:HG13	2:K:234:PHE:CE1	2.55	0.42
2:K:227:PRO:O	2:K:228:ASP:HB2	2.20	0.42
2:E:61:PHE:CD1	2:E:61:PHE:N	2.87	0.42
2:D:163:SER:HB3	2:D:181:TRP:CZ2	2.54	0.42
1:A:492:VAL:CG1	1:A:493:LEU:N	2.82	0.42
1:B:544:VAL:HG12	1:B:548:ARG:HE	1.83	0.42
2:I:35:ASN:O	2:I:37:MET:N	2.52	0.42
2:K:4:LEU:O	2:K:5:TYR:C	2.58	0.42
1:A:201:ASP:O	1:A:204:THR:N	2.52	0.42
1:B:746:GLN:HE22	2:D:64:GLY:HA2	1.85	0.42
2:G:23:LEU:HD23	2:G:25:SER:H	1.85	0.42

Continued on next page...

Continued from previous page...

Atom-1	Atom-2	Interatomic distance (Å)	Clash overlap (Å)
2:I:74:ASP:O	2:I:75:ALA:C	2.57	0.42
1:A:695:ALA:O	1:A:696:SER:HB3	2.20	0.42
2:H:3:VAL:O	2:H:4:LEU:C	2.58	0.42
1:A:134:TYR:CE1	1:A:803:ASN:CG	2.93	0.42
2:O:1:MET:HG3	2:O:2:ASP:N	2.34	0.42
2:K:35:ASN:O	2:K:37:MET:N	2.53	0.42
2:E:14:ALA:O	2:E:16:ASP:N	2.52	0.42
2:O:239:ASN:ND2	2:O:246:THR:HG22	2.29	0.42
1:A:810:TYR:O	1:A:813:ALA:N	2.53	0.42
2:H:152:PHE:O	2:H:328:SER:HA	2.19	0.42
1:B:148:TRP:NE1	1:B:833:PHE:HD1	2.18	0.42
1:B:287:ASN:HD22	1:B:287:ASN:HA	1.60	0.42
2:K:61:PHE:CD1	2:K:61:PHE:N	2.88	0.42
2:M:227:PRO:O	2:M:228:ASP:HB2	2.20	0.42
2:D:51:ILE:O	2:D:52:GLY:C	2.58	0.42
2:H:163:SER:HB3	2:H:181:TRP:CZ2	2.54	0.42
2:C:168:ARG:HD2	2:C:175:ASN:O	2.20	0.42
2:K:51:ILE:O	2:K:51:ILE:HG23	2.20	0.42
2:N:59:TRP:CD1	2:N:59:TRP:N	2.88	0.42
1:B:501:HIS:O	1:B:503:ILE:N	2.53	0.41
2:I:27:VAL:O	2:I:31:ILE:HG12	2.19	0.41
1:A:853:ASP:OD1	1:A:854:LEU:N	2.53	0.41
1:A:162:VAL:O	1:A:165:TYR:HB3	2.20	0.41
1:B:224:PHE:CE1	2:O:71:LEU:N	2.87	0.41
1:B:526:LYS:O	1:B:530:GLN:HG2	2.20	0.41
1:A:129:ARG:HG2	1:A:130:GLN:H	1.84	0.41
2:E:239:ASN:ND2	2:E:246:THR:HG22	2.30	0.41
2:E:89:VAL:C	2:E:91:PHE:N	2.73	0.41
2:N:89:VAL:C	2:N:91:PHE:N	2.71	0.41
2:N:76:ASN:HA	2:O:75:ALA:HB3	2.01	0.41
2:O:125:LYS:O	2:O:127:ILE:N	2.51	0.41
2:C:235:PRO:HA	2:C:249:PHE:O	2.20	0.41
2:H:227:PRO:O	2:H:228:ASP:HB2	2.20	0.41
2:L:235:PRO:HA	2:L:249:PHE:O	2.20	0.41
2:E:106:ARG:HB3	2:E:107:ASN:H	1.54	0.41
1:A:174:LEU:HA	1:A:177:MET:HB2	2.01	0.41
2:L:124:PHE:O	2:L:126:ARG:N	2.53	0.41
1:A:842:LEU:HD23	1:A:842:LEU:HA	1.76	0.41
1:A:493:LEU:HD11	1:A:566:GLN:O	2.20	0.41
1:A:656:ARG:O	1:A:657:VAL:HG23	2.20	0.41
1:B:383:ILE:O	1:B:384:ALA:C	2.57	0.41

Continued on next page...

Continued from previous page...

Atom-1	Atom-2	Interatomic distance (Å)	Clash overlap (Å)
1:A:404:LEU:HD22	1:A:435:ILE:HD11	2.02	0.41
1:B:466:PHE:CE1	2:H:80:THR:HG22	2.55	0.41
2:O:38:ILE:HG22	2:O:42:ASN:ND2	2.33	0.41
1:B:371:ASN:O	1:B:372:SER:C	2.58	0.41
1:A:275:PRO:C	1:A:277:ARG:H	2.23	0.41
1:A:275:PRO:CG	1:A:278:ILE:HD11	2.50	0.41
1:A:124:ARG:HD2	1:A:203:GLU:OE1	2.20	0.41
2:C:142:GLN:OE1	2:N:145:ARG:NH1	2.48	0.41
1:B:406:SER:O	1:B:409:TRP:N	2.51	0.41
2:D:1:MET:O	2:D:2:ASP:C	2.56	0.41
2:D:4:LEU:O	2:D:5:TYR:C	2.58	0.41
1:A:314:PHE:HZ	1:A:664:ARG:HG2	1.84	0.41
2:D:116:LEU:O	2:D:119:LEU:N	2.50	0.41
1:A:848:PHE:C	1:A:849:THR:OG1	2.58	0.41
2:D:133:SER:O	2:D:134:GLU:C	2.59	0.41
2:D:70:LEU:CD1	2:D:71:LEU:N	2.82	0.41
2:E:74:ASP:O	2:E:75:ALA:C	2.58	0.41
2:F:234:PHE:CE1	2:H:253:ILE:HG13	2.55	0.41
2:G:125:LYS:C	2:G:127:ILE:H	2.24	0.41
2:C:234:PHE:CE1	2:E:253:ILE:HG13	2.55	0.41
2:F:27:VAL:O	2:F:31:ILE:HG12	2.20	0.41
2:M:155:PRO:O	2:M:186:SER:HB3	2.20	0.41
2:K:168:ARG:HD2	2:K:175:ASN:O	2.20	0.41
2:H:168:ARG:HD2	2:H:175:ASN:O	2.20	0.41
1:B:721:VAL:CG1	1:B:722:ASN:H	2.30	0.41
1:A:382:LEU:O	1:A:385:ALA:HB3	2.20	0.41
2:G:144:ARG:O	2:G:145:ARG:CB	2.67	0.41
1:B:456:PHE:O	1:B:457:GLN:O	2.38	0.41
2:I:14:ALA:O	2:I:16:ASP:N	2.53	0.41
2:M:6:SER:C	2:M:8:SER:N	2.73	0.41
1:B:646:LEU:O	1:B:649:LEU:HB2	2.20	0.41
1:A:236:ARG:HB2	1:A:238:VAL:CG2	2.47	0.41
1:A:647:LYS:HG2	1:A:654:VAL:HG21	1.99	0.41
2:O:4:LEU:O	2:O:5:TYR:C	2.58	0.41
2:L:151:THR:C	2:L:152:PHE:CD1	2.94	0.41
2:L:6:SER:C	2:L:8:SER:N	2.73	0.41
2:K:34:PHE:O	2:K:37:MET:HB3	2.20	0.41
2:E:128:ASN:O	2:E:129:PHE:CB	2.68	0.41
2:E:35:ASN:O	2:E:37:MET:N	2.53	0.41
2:N:239:ASN:ND2	2:N:246:THR:HG22	2.29	0.41
2:M:153:HIS:NE2	2:N:153:HIS:CD2	2.88	0.41

Continued on next page...

Continued from previous page...

Atom-1	Atom-2	Interatomic distance (Å)	Clash overlap (Å)
2:J:239:ASN:ND2	2:J:246:THR:HG22	2.29	0.41
2:M:253:ILE:HG13	2:N:234:PHE:CE1	2.55	0.41
1:A:170:TYR:CZ	1:A:682:PHE:HB2	2.55	0.41
2:L:48:THR:O	2:L:56:ILE:HA	2.20	0.41
2:G:235:PRO:HA	2:G:249:PHE:O	2.21	0.41
2:D:168:ARG:HD2	2:D:175:ASN:O	2.20	0.41
2:N:148:THR:OG1	2:N:332:GLU:HG2	2.20	0.41
1:A:414:VAL:C	1:A:416:ASN:H	2.22	0.41
1:A:163:ARG:NE	1:A:631:LEU:O	2.54	0.41
1:B:275:PRO:HB2	1:B:278:ILE:HD13	2.03	0.41
1:B:322:THR:HG22	1:B:390:ARG:HD3	2.02	0.41
1:B:449:ASN:ND2	1:B:455:PRO:HB3	2.36	0.41
2:O:61:PHE:N	2:O:61:PHE:CD1	2.87	0.41
1:B:743:ASP:OD2	1:B:745:ALA:CA	2.68	0.41
2:G:35:ASN:O	2:G:37:MET:N	2.54	0.41
1:A:807:ASN:C	1:A:809:PHE:N	2.73	0.41
2:D:14:ALA:C	2:D:18:ILE:HD12	2.41	0.41
2:M:35:ASN:O	2:M:37:MET:N	2.53	0.41
2:D:34:PHE:O	2:D:37:MET:HB3	2.20	0.41
2:J:149:GLY:C	2:J:150:PHE:CD1	2.94	0.41
2:C:153:HIS:CD2	2:E:153:HIS:CE1	3.08	0.41
2:F:6:SER:C	2:F:8:SER:N	2.73	0.41
2:O:74:ASP:O	2:O:75:ALA:C	2.58	0.41
2:C:253:ILE:HG13	2:D:234:PHE:CE1	2.55	0.41
2:N:78:VAL:O	2:N:81:ALA:N	2.39	0.41
1:B:776:ALA:O	1:B:777:LYS:C	2.58	0.41
2:M:66:LEU:O	2:M:67:GLY:C	2.58	0.41
1:B:735:LEU:CG	1:B:760:VAL:O	2.59	0.41
1:B:807:ASN:C	1:B:809:PHE:H	2.23	0.41
1:B:812:VAL:C	1:B:814:ASN:H	2.23	0.41
1:A:542:GLN:N	1:A:542:GLN:OE1	2.53	0.41
2:G:11:LEU:HA	2:G:14:ALA:HB3	2.02	0.41
2:G:34:PHE:O	2:G:37:MET:HB3	2.20	0.41
2:D:6:SER:C	2:D:8:SER:N	2.73	0.41
2:H:34:PHE:O	2:H:37:MET:HB3	2.20	0.41
2:H:9:LYS:HE3	2:H:13:ASP:OD1	2.20	0.41
2:L:9:LYS:HE3	2:L:13:ASP:OD1	2.21	0.41
2:D:74:ASP:O	2:D:75:ALA:C	2.59	0.41
2:N:74:ASP:O	2:N:75:ALA:C	2.58	0.41
2:D:253:ILE:HG13	2:E:234:PHE:CE1	2.55	0.41
2:D:227:PRO:O	2:D:228:ASP:HB2	2.20	0.41

Continued on next page...

Continued from previous page...

Atom-1	Atom-2	Interatomic distance (Å)	Clash overlap (Å)
2:O:53:ASN:HD22	2:O:354:ALA:HB3	1.86	0.41
1:B:191:LYS:HD3	1:B:191:LYS:HA	1.90	0.41
1:B:712:LEU:HG	1:B:721:VAL:O	2.19	0.41
1:B:493:LEU:CD1	1:B:567:HIS:HB2	2.50	0.41
2:I:3:VAL:O	2:I:4:LEU:C	2.57	0.41
1:A:855:LEU:O	1:A:856:ALA:C	2.56	0.41
1:B:190:ASN:HB2	1:B:199:VAL:CG2	2.50	0.41
1:B:786:ILE:O	1:B:787:VAL:C	2.59	0.41
2:O:14:ALA:O	2:O:16:ASP:N	2.52	0.41
1:B:270:ILE:HG23	1:B:854:LEU:HD21	2.03	0.41
2:D:239:ASN:ND2	2:D:246:THR:HG22	2.29	0.41
2:I:239:ASN:ND2	2:I:246:THR:HG22	2.30	0.41
2:I:234:PHE:CE1	2:K:253:ILE:HG13	2.55	0.41
2:I:253:ILE:HG13	2:J:234:PHE:CE1	2.55	0.41
2:I:235:PRO:HA	2:I:249:PHE:O	2.21	0.41
2:J:59:TRP:N	2:J:59:TRP:CD1	2.86	0.41
1:A:396:PHE:CD2	1:A:578:LEU:HD11	2.56	0.41
1:A:304:LEU:H	1:A:615:ASN:ND2	2.19	0.41
1:A:405:ILE:O	1:A:408:MET:HB2	2.21	0.41
2:L:21:GLY:O	2:L:22:THR:O	2.38	0.41
1:B:178:PRO:CD	1:B:256:PHE:CE2	3.04	0.41
2:O:35:ASN:O	2:O:37:MET:N	2.53	0.41
1:B:166:PHE:CE2	1:B:689:MET:CA	2.99	0.41
2:J:11:LEU:HA	2:J:14:ALA:HB3	2.03	0.41
2:J:14:ALA:O	2:J:18:ILE:HD12	2.21	0.41
1:B:521:MET:SD	1:B:521:MET:N	2.94	0.41
1:A:178:PRO:CD	1:A:256:PHE:HE2	2.32	0.41
2:C:61:PHE:CD1	2:C:61:PHE:N	2.89	0.41
1:A:679:LEU:O	1:A:681:ILE:N	2.54	0.41
2:C:6:SER:C	2:C:8:SER:N	2.74	0.41
1:B:136:ALA:O	1:B:137:ASN:HB3	2.21	0.41
1:A:345:GLN:HG3	1:A:349:MET:CE	2.51	0.41
2:F:253:ILE:HG13	2:G:234:PHE:CE1	2.55	0.41
2:D:124:PHE:CD1	2:D:124:PHE:N	2.89	0.41
2:K:110:ALA:HB1	2:K:111:PRO:CD	2.50	0.41
2:M:235:PRO:HA	2:M:249:PHE:O	2.21	0.41
2:G:227:PRO:O	2:G:228:ASP:HB2	2.20	0.41
1:B:552:TYR:O	1:B:553:ASN:C	2.58	0.41
1:B:515:ARG:O	1:B:515:ARG:HG3	2.21	0.41
1:B:721:VAL:HG12	1:B:799:LEU:HD21	1.98	0.41
1:A:310:LEU:HD11	1:A:614:TYR:OH	2.21	0.41

Continued on next page...

Continued from previous page...

Atom-1	Atom-2	Interatomic distance (Å)	Clash overlap (Å)
1:A:503:ILE:HG13	1:A:503:ILE:H	1.72	0.41
2:L:23:LEU:HD22	2:L:72:ASN:OD1	2.21	0.41
2:N:7:LEU:H	2:N:7:LEU:HG	1.54	0.41
1:A:701:GLN:CB	1:A:826:TYR:HD2	2.33	0.41
1:B:252:PHE:O	1:B:253:ASN:C	2.59	0.41
1:A:120:THR:HB	1:A:121:LYS:H	1.66	0.41
2:L:35:ASN:OD1	2:L:65:LEU:HD22	2.21	0.41
2:G:14:ALA:O	2:G:16:ASP:N	2.54	0.41
2:H:6:SER:C	2:H:8:SER:N	2.74	0.41
2:L:150:PHE:O	2:L:330:VAL:HG13	2.20	0.41
2:C:145:ARG:CB	2:C:145:ARG:NH1	2.79	0.41
2:D:9:LYS:HE3	2:D:13:ASP:OD1	2.21	0.41
2:I:153:HIS:CD2	2:K:153:HIS:CE1	3.08	0.41
2:J:136:ILE:HD12	2:J:139:TRP:HB3	2.03	0.41
1:B:286:LEU:O	1:B:287:ASN:ND2	2.54	0.41
2:L:253:ILE:HG13	2:M:234:PHE:CE1	2.55	0.41
2:M:124:PHE:CD1	2:M:124:PHE:N	2.89	0.41
2:H:235:PRO:HA	2:H:249:PHE:O	2.21	0.41
2:C:100:MET:HG3	2:C:388:VAL:HG11	2.01	0.41
2:M:168:ARG:HD2	2:M:175:ASN:O	2.20	0.41
2:O:168:ARG:HD2	2:O:175:ASN:O	2.20	0.41
1:B:159:ASP:OD2	1:B:761:GLY:CA	2.69	0.41
1:B:771:VAL:O	1:B:775:ILE:HD13	2.21	0.41
1:A:374:ALA:HB1	1:A:580:SER:HA	2.02	0.41
1:B:349:MET:HB2	1:B:349:MET:HE2	1.88	0.41
1:B:489:LEU:HD23	1:B:489:LEU:C	2.41	0.41
1:A:382:LEU:HD12	1:A:382:LEU:HA	1.60	0.41
1:A:622:VAL:O	1:A:623:ALA:C	2.59	0.41
1:B:492:VAL:O	1:B:493:LEU:O	2.38	0.41
1:A:472:LEU:HD23	1:A:472:LEU:N	2.36	0.41
1:A:287:ASN:O	1:A:858:VAL:HA	2.20	0.41
2:N:124:PHE:C	2:N:126:ARG:H	2.24	0.41
2:O:34:PHE:O	2:O:35:ASN:C	2.59	0.41
2:O:23:LEU:CG	2:O:24:TYR:N	2.83	0.41
1:B:791:LYS:O	1:B:792:VAL:CG1	2.66	0.41
1:A:782:VAL:CG2	1:A:798:ILE:HD11	2.51	0.41
1:A:756:PRO:C	1:A:757:VAL:CG2	2.89	0.41
2:L:26:ASN:OD1	2:N:33:GLN:HB2	2.21	0.41
1:B:763:LEU:HD23	1:B:763:LEU:HA	1.80	0.41
1:A:368:THR:HG23	1:A:579:THR:O	2.21	0.41
2:O:5:TYR:CE2	2:O:131:ASN:HA	2.55	0.41

Continued on next page...

Continued from previous page...

Atom-1	Atom-2	Interatomic distance (Å)	Clash overlap (Å)
2:E:23:LEU:HD22	2:E:25:SER:OG	2.21	0.41
2:D:128:ASN:HD22	2:E:19:VAL:CG2	2.34	0.41
1:A:862:THR:HG22	1:A:863:VAL:N	2.36	0.41
1:A:283:ASN:HD21	1:A:869:VAL:H	1.69	0.41
2:L:4:LEU:O	2:L:5:TYR:C	2.59	0.41
2:L:14:ALA:O	2:L:16:ASP:N	2.54	0.41
2:C:33:GLN:O	2:C:36:GLN:HB3	2.21	0.41
2:D:31:ILE:O	2:D:32:GLN:C	2.59	0.41
2:O:152:PHE:CD1	2:O:152:PHE:N	2.89	0.41
2:J:27:VAL:O	2:J:28:SER:C	2.57	0.41
2:I:397:LYS:HZ1	2:K:150:PHE:HA	1.86	0.41
2:I:9:LYS:HE3	2:I:13:ASP:OD1	2.20	0.41
2:F:24:TYR:C	2:F:26:ASN:H	2.24	0.41
2:F:9:LYS:HE3	2:F:13:ASP:OD1	2.21	0.41
2:J:9:LYS:HE3	2:J:13:ASP:OD1	2.21	0.41
2:O:147:ARG:O	2:O:148:THR:CB	2.66	0.41
1:A:601:PHE:CD1	1:A:601:PHE:N	2.80	0.41
2:F:135:TYR:CZ	2:F:342:MET:HE3	2.56	0.41
2:H:91:PHE:O	2:H:95:VAL:HG23	2.21	0.41
2:I:106:ARG:HG2	2:I:107:ASN:H	1.84	0.41
2:I:72:ASN:CG	2:K:126:ARG:NH1	2.74	0.41
1:A:202:SER:O	1:A:205:ALA:HB3	2.21	0.41
2:I:227:PRO:O	2:I:228:ASP:HB2	2.20	0.41
2:D:235:PRO:HA	2:D:249:PHE:O	2.21	0.41
2:L:1:MET:O	2:L:2:ASP:C	2.59	0.41
1:A:552:TYR:O	1:A:553:ASN:C	2.59	0.41
2:J:168:ARG:HD2	2:J:175:ASN:O	2.20	0.41
1:B:415:PRO:HB3	1:B:480:PHE:HB2	2.01	0.41
2:I:16:ASP:HB3	2:K:131:ASN:C	2.42	0.41
2:N:34:PHE:O	2:N:35:ASN:C	2.59	0.41
1:A:763:LEU:HA	1:A:764:PRO:HD3	1.68	0.41
1:B:229:ARG:HD2	1:B:230:GLN:NE2	2.31	0.41
1:B:672:LEU:O	1:B:673:PRO:O	2.38	0.41
2:L:42:ASN:CB	2:L:62:ASP:HA	2.51	0.41
1:B:451:ASP:N	1:B:452:PRO:CD	2.82	0.41
2:H:14:ALA:O	2:H:16:ASP:N	2.54	0.41
1:A:771:VAL:HG12	1:A:809:PHE:CB	2.51	0.41
2:D:34:PHE:O	2:D:35:ASN:C	2.59	0.41
1:A:609:ASN:O	1:A:610:PHE:C	2.59	0.41
2:C:5:TYR:HE2	2:C:130:ASP:O	2.04	0.41
2:J:27:VAL:O	2:J:31:ILE:HG12	2.20	0.41

Continued on next page...

Continued from previous page...

Atom-1	Atom-2	Interatomic distance (Å)	Clash overlap (Å)
1:B:379:PHE:O	1:B:380:LYS:C	2.59	0.41
1:B:207:ILE:H	1:B:207:ILE:HG13	1.62	0.41
2:C:67:GLY:C	2:C:69:THR:N	2.72	0.41
2:F:74:ASP:O	2:F:75:ALA:C	2.59	0.41
1:B:288:MET:HE1	1:B:288:MET:HA	2.02	0.41
2:N:235:PRO:HA	2:N:249:PHE:O	2.21	0.41
2:K:235:PRO:HA	2:K:249:PHE:O	2.21	0.41
2:H:123:LYS:HG3	2:H:124:PHE:CD1	2.56	0.41
2:C:204:ASN:HB3	2:C:296:ARG:HB3	2.03	0.41
2:D:204:ASN:HB3	2:D:296:ARG:HB3	2.03	0.41
1:B:411:LEU:HA	1:B:411:LEU:HD23	1.83	0.41
1:A:726:ASN:HD22	1:A:726:ASN:HA	1.60	0.41
1:B:869:VAL:HG13	1:B:873:ASN:CA	2.51	0.40
2:I:11:LEU:HA	2:I:14:ALA:HB3	2.02	0.40
1:B:743:ASP:OD1	1:B:744:TYR:N	2.53	0.40
2:I:144:ARG:HD2	2:J:82:ARG:CZ	2.51	0.40
2:L:131:ASN:HD22	2:L:131:ASN:N	2.19	0.40
1:B:854:LEU:HD22	1:B:855:LEU:N	2.36	0.40
2:D:38:ILE:HG13	2:D:38:ILE:H	1.57	0.40
2:H:34:PHE:O	2:H:35:ASN:C	2.60	0.40
2:D:144:ARG:O	2:D:145:ARG:CB	2.65	0.40
2:K:38:ILE:H	2:K:38:ILE:HG13	1.58	0.40
2:I:116:LEU:O	2:I:119:LEU:N	2.50	0.40
1:B:401:TYR:N	1:B:401:TYR:CD1	2.74	0.40
2:J:110:ALA:CB	2:J:111:PRO:CD	2.96	0.40
1:A:594:ILE:HA	1:A:595:PRO:HD3	1.86	0.40
2:J:133:SER:O	2:J:134:GLU:C	2.59	0.40
2:J:126:ARG:NH1	2:K:72:ASN:ND2	2.69	0.40
2:L:234:PHE:CE1	2:N:253:ILE:HG13	2.55	0.40
2:E:235:PRO:HA	2:E:249:PHE:O	2.21	0.40
2:J:355:ILE:HA	2:J:356:PRO:HD3	1.96	0.40
1:B:747:ILE:H	1:B:747:ILE:HG22	1.51	0.40
1:B:150:LEU:CD1	1:B:696:SER:HA	2.50	0.40
1:B:543:LEU:O	1:B:544:VAL:C	2.58	0.40
1:B:558:MET:O	1:B:559:ALA:C	2.60	0.40
1:A:793:ASP:N	1:A:793:ASP:OD1	2.54	0.40
1:B:224:PHE:HE1	2:O:70:LEU:C	2.24	0.40
1:A:785:GLN:HB2	1:A:786:ILE:H	1.60	0.40
1:A:200:VAL:O	1:A:201:ASP:HB3	2.21	0.40
1:B:847:THR:O	1:B:847:THR:HG22	2.20	0.40
1:A:249:ASP:O	1:A:250:TYR:C	2.60	0.40

Continued on next page...

Continued from previous page...

Atom-1	Atom-2	Interatomic distance (Å)	Clash overlap (Å)
2:E:65:LEU:C	2:E:66:LEU:HG	2.42	0.40
1:A:283:ASN:ND2	1:A:869:VAL:H	2.18	0.40
2:L:153:HIS:CE1	2:M:153:HIS:CD2	3.09	0.40
1:A:264:PRO:O	1:A:265:LEU:HB2	2.22	0.40
1:A:714:ARG:O	1:A:715:ASP:C	2.59	0.40
1:A:594:ILE:HG23	1:A:595:PRO:N	2.36	0.40
2:E:91:PHE:O	2:E:95:VAL:HG23	2.22	0.40
2:H:152:PHE:HB3	2:H:337:ASP:CB	2.51	0.40
2:D:214:LEU:N	2:D:214:LEU:HD23	2.36	0.40
2:F:65:LEU:HB3	2:F:66:LEU:H	1.69	0.40
2:G:104:SER:O	2:G:108:GLY:HA2	2.21	0.40
2:H:65:LEU:O	2:H:66:LEU:HD23	2.22	0.40
2:I:204:ASN:HB3	2:I:296:ARG:HB3	2.03	0.40
1:A:338:GLU:O	1:A:339:LEU:HG	2.22	0.40
1:A:542:GLN:HA	1:A:545:ASP:OD2	2.20	0.40
1:A:506:LEU:HD21	1:A:544:VAL:N	2.36	0.40
1:A:451:ASP:O	1:A:452:PRO:O	2.39	0.40
2:M:131:ASN:ND2	2:M:131:ASN:N	2.70	0.40
2:M:11:LEU:HA	2:M:14:ALA:HB3	2.04	0.40
1:B:622:VAL:O	1:B:623:ALA:C	2.59	0.40
1:B:743:ASP:OD2	1:B:745:ALA:N	2.54	0.40
2:I:145:ARG:NH1	2:I:145:ARG:CB	2.65	0.40
2:G:4:LEU:O	2:G:5:TYR:C	2.59	0.40
2:H:23:LEU:H	2:H:26:ASN:HD21	1.67	0.40
1:A:362:SER:HA	1:A:365:GLN:HE21	1.87	0.40
2:K:88:PHE:O	2:K:91:PHE:HB3	2.22	0.40
2:F:14:ALA:O	2:F:16:ASP:N	2.54	0.40
2:K:48:THR:O	2:K:56:ILE:HA	2.20	0.40
2:O:9:LYS:HE3	2:O:13:ASP:OD1	2.21	0.40
1:A:715:ASP:O	1:A:718:TYR:O	2.39	0.40
1:B:497:ILE:HG23	2:I:68:THR:CG2	2.52	0.40
2:E:136:ILE:HD12	2:E:139:TRP:HB3	2.04	0.40
2:J:124:PHE:O	2:J:126:ARG:N	2.54	0.40
2:C:214:LEU:HD23	2:C:214:LEU:N	2.37	0.40
1:A:707:TYR:H	1:A:707:TYR:HD1	1.69	0.40
2:F:155:PRO:O	2:F:186:SER:HB3	2.21	0.40
2:F:204:ASN:HB3	2:F:296:ARG:HB3	2.03	0.40
2:O:204:ASN:HB3	2:O:296:ARG:HB3	2.03	0.40
2:M:204:ASN:HB3	2:M:296:ARG:HB3	2.04	0.40
1:B:804:SER:O	1:B:805:ASP:HB2	2.22	0.40
1:A:304:LEU:N	1:A:615:ASN:ND2	2.67	0.40

Continued on next page...

Continued from previous page...

Atom-1	Atom-2	Interatomic distance (Å)	Clash overlap (Å)
1:A:657:VAL:HA	1:A:658:PRO:HD3	1.64	0.40
1:A:163:ARG:NH2	1:A:736:GLU:OE1	2.52	0.40
1:B:870:ALA:C	1:B:872:ASP:H	2.21	0.40
2:I:31:ILE:O	2:I:32:GLN:C	2.59	0.40
1:A:536:LEU:HD22	1:A:536:LEU:N	2.36	0.40
2:K:11:LEU:HA	2:K:14:ALA:HB3	2.03	0.40
1:A:854:LEU:HD22	1:A:855:LEU:H	1.86	0.40
1:B:190:ASN:HB3	1:B:197:GLY:O	2.21	0.40
1:B:244:ILE:O	1:B:244:ILE:HG23	2.22	0.40
2:O:34:PHE:O	2:O:37:MET:HB3	2.21	0.40
1:B:639:LYS:O	1:B:641:ILE:N	2.55	0.40
1:B:239:VAL:HG21	1:B:845:ASN:O	2.21	0.40
2:D:11:LEU:HA	2:D:14:ALA:HB3	2.03	0.40
2:M:31:ILE:O	2:M:32:GLN:C	2.60	0.40
2:F:11:LEU:HB2	2:F:395:LEU:HD21	2.04	0.40
2:K:133:SER:O	2:K:134:GLU:C	2.60	0.40
2:N:91:PHE:O	2:N:95:VAL:HG23	2.21	0.40
2:O:100:MET:HG3	2:O:388:VAL:CG1	2.51	0.40
2:H:108:GLY:C	2:H:110:ALA:N	2.75	0.40
2:O:144:ARG:O	2:O:145:ARG:CG	2.69	0.40
2:D:124:PHE:O	2:D:126:ARG:N	2.54	0.40
2:L:59:TRP:CD1	2:L:59:TRP:N	2.88	0.40
1:A:154:THR:O	1:A:155:LEU:C	2.59	0.40
1:A:303:LEU:HA	1:A:615:ASN:HD21	1.82	0.40
1:B:477:ASN:C	1:B:479:GLN:N	2.75	0.40
1:B:556:THR:HG22	1:B:557:LEU:N	2.36	0.40
1:A:510:LEU:HA	1:A:513:LEU:CD1	2.51	0.40
1:A:536:LEU:CD2	1:A:536:LEU:N	2.85	0.40
2:M:4:LEU:O	2:M:5:TYR:C	2.58	0.40
1:B:373:GLN:O	1:B:374:ALA:C	2.59	0.40
1:B:746:GLN:O	1:B:750:MET:HG3	2.21	0.40
2:G:131:ASN:N	2:G:131:ASN:HD22	2.20	0.40
2:G:34:PHE:O	2:G:35:ASN:C	2.60	0.40
2:D:128:ASN:O	2:D:129:PHE:HB3	2.21	0.40
1:A:421:ARG:C	1:A:423:SER:H	2.25	0.40
1:A:131:LEU:HA	1:A:132:PRO:HD3	1.90	0.40
2:C:14:ALA:O	2:C:18:ILE:HD12	2.21	0.40
2:K:116:LEU:O	2:K:119:LEU:N	2.50	0.40
2:L:74:ASP:O	2:L:75:ALA:C	2.59	0.40
1:B:87:GLN:C	1:B:89:GLU:H	2.25	0.40
2:D:378:ARG:O	2:D:382:LEU:HB2	2.22	0.40

Continued on next page...

Continued from previous page...

Atom-1	Atom-2	Interatomic distance (Å)	Clash overlap (Å)
1:A:815:TYR:CD1	1:A:815:TYR:N	2.85	0.40
2:F:235:PRO:HA	2:F:249:PHE:O	2.21	0.40
2:O:101:VAL:HG23	2:O:102:ARG:N	2.36	0.40
2:L:355:ILE:HA	2:L:356:PRO:HD3	1.96	0.40
2:K:204:ASN:HB3	2:K:296:ARG:HB3	2.04	0.40
2:E:100:MET:HG3	2:E:388:VAL:HG11	2.04	0.40
1:A:359:THR:HG22	1:A:359:THR:O	2.22	0.40

There are no symmetry-related clashes.

5.3 Torsion angles [i](#)

5.3.1 Protein backbone [i](#)

In the following table, the Percentiles column shows the percent Ramachandran outliers of the chain as a percentile score with respect to all X-ray entries followed by that with respect to entries of similar resolution.

The Analysed column shows the number of residues for which the backbone conformation was analysed, and the total number of residues.

Mol	Chain	Analysed	Favoured	Allowed	Outliers	Percentiles	
1	A	779/880 (88%)	431 (55%)	199 (26%)	149 (19%)	0	3
1	B	808/880 (92%)	458 (57%)	204 (25%)	146 (18%)	0	3
2	C	395/397 (100%)	318 (80%)	54 (14%)	23 (6%)	2	28
2	D	395/397 (100%)	315 (80%)	50 (13%)	30 (8%)	1	20
2	E	395/397 (100%)	323 (82%)	49 (12%)	23 (6%)	2	28
2	F	395/397 (100%)	324 (82%)	47 (12%)	24 (6%)	2	27
2	G	395/397 (100%)	323 (82%)	49 (12%)	23 (6%)	2	28
2	H	395/397 (100%)	323 (82%)	50 (13%)	22 (6%)	2	29
2	I	395/397 (100%)	320 (81%)	51 (13%)	24 (6%)	2	27
2	J	395/397 (100%)	320 (81%)	53 (13%)	22 (6%)	2	29
2	K	395/397 (100%)	318 (80%)	52 (13%)	25 (6%)	2	26
2	L	395/397 (100%)	322 (82%)	47 (12%)	26 (7%)	1	25
2	M	395/397 (100%)	322 (82%)	52 (13%)	21 (5%)	2	30
2	N	395/397 (100%)	317 (80%)	50 (13%)	28 (7%)	1	23

Continued on next page...

Continued from previous page...

Mol	Chain	Analysed	Favoured	Allowed	Outliers	Percentiles	
2	O	395/397 (100%)	317 (80%)	47 (12%)	31 (8%)	1	20
All	All	6722/6921 (97%)	5051 (75%)	1054 (16%)	617 (9%)	1	16

All (617) Ramachandran outliers are listed below:

Mol	Chain	Res	Type
1	A	101	LYS
1	A	130	GLN
1	A	193	SER
1	A	198	LYS
1	A	220	ALA
1	A	234	ALA
1	A	246	HIS
1	A	252	PHE
1	A	260	GLN
1	A	275	PRO
1	A	283	ASN
1	A	287	ASN
1	A	306	ASP
1	A	315	GLU
1	A	338	GLU
1	A	340	VAL
1	A	356	GLU
1	A	358	LEU
1	A	370	ILE
1	A	413	VAL
1	A	443	GLN
1	A	446	HIS
1	A	451	ASP
1	A	452	PRO
1	A	453	GLN
1	A	484	VAL
1	A	485	ILE
1	A	488	VAL
1	A	489	LEU
1	A	501	HIS
1	A	523	VAL
1	A	558	MET
1	A	564	ASN
1	A	570	THR
1	A	573	THR
1	A	585	CYS

Continued on next page...

Continued from previous page...

Mol	Chain	Res	Type
1	A	650	HIS
1	A	651	ILE
1	A	660	ASP
1	A	661	GLN
1	A	689	MET
1	A	701	GLN
1	A	715	ASP
1	A	743	ASP
1	A	745	ALA
1	A	770	SER
1	A	771	VAL
1	A	772	ILE
1	A	781	THR
1	A	782	VAL
1	A	785	GLN
1	A	786	ILE
1	A	808	ASP
1	A	811	LEU
1	A	814	ASN
1	A	828	GLN
1	A	854	LEU
1	A	855	LEU
1	A	856	ALA
1	A	857	PHE
1	B	191	LYS
1	B	194	ARG
1	B	195	ASP
1	B	196	ALA
1	B	200	VAL
1	B	215	GLU
1	B	218	GLU
1	B	226	ALA
1	B	227	GLU
1	B	252	PHE
1	B	306	ASP
1	B	355	LEU
1	B	361	GLN
1	B	369	GLY
1	B	400	ASN
1	B	417	ASP
1	B	446	HIS
1	B	447	TYR

Continued on next page...

Continued from previous page...

Mol	Chain	Res	Type
1	B	451	ASP
1	B	457	GLN
1	B	458	ILE
1	B	479	GLN
1	B	481	ARG
1	B	503	ILE
1	B	504	ASN
1	B	574	GLU
1	B	585	CYS
1	B	634	TYR
1	B	640	ALA
1	B	651	ILE
1	B	655	ALA
1	B	673	PRO
1	B	699	ILE
1	B	702	GLY
1	B	724	ALA
1	B	764	PRO
1	B	765	PHE
1	B	777	LYS
1	B	782	VAL
1	B	785	GLN
1	B	786	ILE
1	B	790	ARG
1	B	792	VAL
1	B	805	ASP
1	B	806	SER
1	B	855	LEU
1	B	856	ALA
1	B	875	ARG
2	C	22	THR
2	C	70	LEU
2	C	134	GLU
2	D	25	SER
2	D	70	LEU
2	D	126	ARG
2	D	128	ASN
2	D	134	GLU
2	D	148	THR
2	E	22	THR
2	E	25	SER
2	E	106	ARG

Continued on next page...

Continued from previous page...

Mol	Chain	Res	Type
2	E	134	GLU
2	F	22	THR
2	F	62	ASP
2	F	70	LEU
2	F	105	GLN
2	F	134	GLU
2	F	145	ARG
2	F	148	THR
2	G	20	GLU
2	G	22	THR
2	G	134	GLU
2	G	148	THR
2	H	22	THR
2	H	107	ASN
2	H	134	GLU
2	I	25	SER
2	I	62	ASP
2	I	134	GLU
2	I	148	THR
2	J	20	GLU
2	J	70	LEU
2	J	106	ARG
2	J	134	GLU
2	K	22	THR
2	K	70	LEU
2	K	126	ARG
2	K	128	ASN
2	K	134	GLU
2	K	148	THR
2	L	22	THR
2	L	62	ASP
2	L	126	ARG
2	L	134	GLU
2	L	145	ARG
2	L	148	THR
2	M	22	THR
2	M	25	SER
2	M	128	ASN
2	M	134	GLU
2	N	22	THR
2	N	25	SER
2	N	70	LEU

Continued on next page...

Continued from previous page...

Mol	Chain	Res	Type
2	N	128	ASN
2	N	134	GLU
2	N	148	THR
2	O	65	LEU
2	O	68	THR
2	O	70	LEU
2	O	134	GLU
2	O	145	ARG
2	O	148	THR
1	A	143	ARG
1	A	202	SER
1	A	215	GLU
1	A	219	GLY
1	A	226	ALA
1	A	227	GLU
1	A	253	ASN
1	A	264	PRO
1	A	307	ARG
1	A	336	LEU
1	A	352	ASP
1	A	369	GLY
1	A	415	PRO
1	A	438	PRO
1	A	441	GLY
1	A	458	ILE
1	A	465	ASN
1	A	503	ILE
1	A	559	ALA
1	A	571	LEU
1	A	590	ASN
1	A	608	VAL
1	A	630	ARG
1	A	654	VAL
1	A	680	ASP
1	A	739	MET
1	A	804	SER
1	A	815	TYR
1	A	823	THR
1	A	847	THR
1	A	866	ILE
1	B	73	LEU
1	B	141	GLU

Continued on next page...

Continued from previous page...

Mol	Chain	Res	Type
1	B	142	LEU
1	B	212	PHE
1	B	230	GLN
1	B	253	ASN
1	B	261	LEU
1	B	264	PRO
1	B	265	LEU
1	B	278	ILE
1	B	282	VAL
1	B	283	ASN
1	B	307	ARG
1	B	313	ASN
1	B	338	GLU
1	B	388	SER
1	B	436	ILE
1	B	438	PRO
1	B	443	GLN
1	B	452	PRO
1	B	465	ASN
1	B	478	ASN
1	B	487	GLY
1	B	488	VAL
1	B	489	LEU
1	B	493	LEU
1	B	496	ASN
1	B	500	GLY
1	B	520	THR
1	B	524	ASP
1	B	608	VAL
1	B	631	LEU
1	B	637	LYS
1	B	638	MET
1	B	654	VAL
1	B	674	VAL
1	B	676	VAL
1	B	787	VAL
1	B	854	LEU
2	C	7	LEU
2	C	20	GLU
2	C	25	SER
2	C	62	ASP
2	C	106	ARG

Continued on next page...

Continued from previous page...

Mol	Chain	Res	Type
2	C	130	ASP
2	C	148	THR
2	D	7	LEU
2	D	20	GLU
2	D	42	ASN
2	D	65	LEU
2	D	67	GLY
2	D	69	THR
2	D	72	ASN
2	D	90	ASP
2	D	106	ARG
2	D	147	ARG
2	E	7	LEU
2	E	62	ASP
2	E	90	ASP
2	E	126	ARG
2	E	128	ASN
2	E	130	ASP
2	E	148	THR
2	F	7	LEU
2	F	25	SER
2	F	128	ASN
2	G	7	LEU
2	G	25	SER
2	G	125	LYS
2	G	126	ARG
2	H	7	LEU
2	H	25	SER
2	H	42	ASN
2	H	51	ILE
2	H	62	ASP
2	H	68	THR
2	H	109	ILE
2	H	128	ASN
2	I	7	LEU
2	I	90	ASP
2	I	125	LYS
2	I	147	ARG
2	J	7	LEU
2	J	51	ILE
2	J	62	ASP
2	J	90	ASP

Continued on next page...

Continued from previous page...

Mol	Chain	Res	Type
2	J	126	ARG
2	J	128	ASN
2	J	130	ASP
2	K	7	LEU
2	K	20	GLU
2	K	62	ASP
2	K	106	ARG
2	K	125	LYS
2	L	7	LEU
2	L	25	SER
2	L	69	THR
2	L	72	ASN
2	L	106	ARG
2	L	128	ASN
2	L	147	ARG
2	M	7	LEU
2	M	42	ASN
2	M	90	ASP
2	N	7	LEU
2	N	42	ASN
2	N	62	ASP
2	N	65	LEU
2	N	90	ASP
2	N	145	ARG
2	O	7	LEU
2	O	22	THR
2	O	25	SER
2	O	62	ASP
2	O	90	ASP
2	O	105	GLN
1	A	137	ASN
1	A	142	LEU
1	A	218	GLU
1	A	254	GLU
1	A	265	LEU
1	A	276	GLU
1	A	496	ASN
1	A	497	ILE
1	A	521	MET
1	A	525	TYR
1	A	579	THR
1	A	597	PRO

Continued on next page...

Continued from previous page...

Mol	Chain	Res	Type
1	A	648	ARG
1	A	658	PRO
1	A	676	VAL
1	A	687	MET
1	A	696	SER
1	A	773	SER
1	A	816	ASP
1	A	849	THR
1	B	237	ASN
1	B	254	GLU
1	B	273	TYR
1	B	359	THR
1	B	387	LEU
1	B	421	ARG
1	B	549	LEU
1	B	579	THR
1	B	581	VAL
1	B	590	ASN
1	B	635	GLN
1	B	656	ARG
1	B	670	ARG
1	B	675	GLU
1	B	794	THR
1	B	849	THR
2	C	13	ASP
2	C	42	ASN
2	C	69	THR
2	C	90	ASP
2	C	126	ARG
2	D	13	ASP
2	D	32	GLN
2	D	62	ASP
2	D	68	THR
2	D	125	LYS
2	E	13	ASP
2	E	32	GLN
2	E	70	LEU
2	F	13	ASP
2	F	32	GLN
2	F	90	ASP
2	F	126	ARG
2	F	130	ASP

Continued on next page...

Continued from previous page...

Mol	Chain	Res	Type
2	G	13	ASP
2	G	32	GLN
2	G	42	ASN
2	G	90	ASP
2	G	128	ASN
2	H	13	ASP
2	H	32	GLN
2	H	90	ASP
2	I	13	ASP
2	I	32	GLN
2	I	126	ARG
2	I	128	ASN
2	I	146	GLN
2	J	13	ASP
2	J	42	ASN
2	K	13	ASP
2	K	25	SER
2	K	32	GLN
2	K	90	ASP
2	K	111	PRO
2	L	13	ASP
2	L	20	GLU
2	L	41	MET
2	L	90	ASP
2	L	125	LYS
2	M	13	ASP
2	M	106	ARG
2	N	13	ASP
2	N	67	GLY
2	N	106	ARG
2	N	125	LYS
2	N	155	PRO
2	O	20	GLU
2	O	24	TYR
2	O	32	GLN
2	O	42	ASN
2	O	73	LEU
2	O	106	ARG
2	O	126	ARG
2	O	155	PRO
1	A	131	LEU
1	A	144	ASN

Continued on next page...

Continued from previous page...

Mol	Chain	Res	Type
1	A	155	LEU
1	A	187	ALA
1	A	195	ASP
1	A	206	SER
1	A	212	PHE
1	A	299	ILE
1	A	333	VAL
1	A	372	SER
1	A	387	LEU
1	A	457	GLN
1	A	518	PHE
1	A	524	ASP
1	A	549	LEU
1	A	552	TYR
1	A	557	LEU
1	A	581	VAL
1	A	700	ALA
1	A	730	PHE
1	A	853	ASP
1	A	877	MET
1	B	85	GLU
1	B	101	LYS
1	B	185	ASP
1	B	193	SER
1	B	206	SER
1	B	294	SER
1	B	302	ASN
1	B	372	SER
1	B	442	MET
1	B	466	PHE
1	B	483	VAL
1	B	552	TYR
1	B	564	ASN
1	B	597	PRO
1	B	639	LYS
1	B	680	ASP
1	B	731	GLN
2	C	32	GLN
2	C	38	ILE
2	C	89	VAL
2	D	38	ILE
2	D	41	MET

Continued on next page...

Continued from previous page...

Mol	Chain	Res	Type
2	D	89	VAL
2	D	123	LYS
2	D	145	ARG
2	E	38	ILE
2	F	20	GLU
2	F	38	ILE
2	F	42	ASN
2	G	38	ILE
2	G	130	ASP
2	G	145	ARG
2	H	36	GLN
2	H	38	ILE
2	H	89	VAL
2	H	106	ARG
2	I	36	GLN
2	I	38	ILE
2	I	42	ASN
2	I	89	VAL
2	I	145	ARG
2	J	32	GLN
2	J	36	GLN
2	J	38	ILE
2	J	89	VAL
2	K	9	LYS
2	K	36	GLN
2	K	38	ILE
2	K	89	VAL
2	L	32	GLN
2	L	36	GLN
2	L	38	ILE
2	M	20	GLU
2	M	32	GLN
2	M	38	ILE
2	M	55	PRO
2	M	89	VAL
2	M	126	ARG
2	N	20	GLU
2	N	32	GLN
2	N	36	GLN
2	N	38	ILE
2	N	89	VAL
2	N	126	ARG

Continued on next page...

Continued from previous page...

Mol	Chain	Res	Type
2	O	13	ASP
2	O	38	ILE
2	O	89	VAL
2	O	128	ASN
1	A	152	LYS
1	A	196	ALA
1	A	351	GLN
1	B	86	ILE
1	B	103	SER
1	B	207	ILE
1	B	277	ARG
1	B	399	THR
1	B	416	ASN
1	B	437	TYR
1	B	827	LYS
2	C	36	GLN
2	C	145	ARG
2	D	9	LYS
2	D	36	GLN
2	E	36	GLN
2	E	55	PRO
2	E	89	VAL
2	F	9	LYS
2	F	36	GLN
2	F	89	VAL
2	G	36	GLN
2	G	89	VAL
2	G	123	LYS
2	G	155	PRO
2	H	9	LYS
2	H	130	ASP
2	I	9	LYS
2	I	41	MET
2	J	125	LYS
2	K	42	ASN
2	K	130	ASP
2	L	9	LYS
2	L	65	LEU
2	L	89	VAL
2	M	36	GLN
2	M	41	MET
2	M	145	ARG

Continued on next page...

Continued from previous page...

Mol	Chain	Res	Type
2	N	9	LYS
2	N	69	THR
2	O	9	LYS
2	O	36	GLN
2	O	41	MET
1	A	207	ILE
1	A	422	GLU
1	A	622	VAL
1	A	733	ILE
1	A	819	PRO
1	B	521	MET
1	B	557	LEU
1	B	622	VAL
1	B	677	ARG
1	B	781	THR
1	B	857	PHE
2	C	3	VAL
2	E	9	LYS
2	E	20	GLU
2	E	42	ASN
2	F	55	PRO
2	G	3	VAL
2	G	9	LYS
2	I	123	LYS
2	J	3	VAL
2	J	9	LYS
2	J	69	THR
2	K	3	VAL
2	K	147	ARG
2	L	3	VAL
2	N	3	VAL
2	O	3	VAL
1	A	247	PRO
1	A	334	PRO
1	B	519	PRO
1	B	723	ILE
1	B	865	PRO
2	D	3	VAL
2	E	3	VAL
2	F	3	VAL
2	H	3	VAL
2	I	3	VAL

Continued on next page...

Continued from previous page...

Mol	Chain	Res	Type
2	M	3	VAL
1	A	502	VAL
1	A	606	VAL
1	B	415	PRO
2	E	78	VAL
2	I	78	VAL
2	I	101	VAL
2	L	78	VAL
2	N	78	VAL
1	A	405	ILE
1	A	699	ILE
1	B	128	PRO
1	B	370	ILE
1	B	405	ILE
1	B	413	VAL
2	C	78	VAL
2	F	78	VAL
2	H	78	VAL
2	J	78	VAL
2	K	78	VAL
2	M	78	VAL
2	M	101	VAL
2	N	101	VAL
2	O	51	ILE
2	O	78	VAL
2	O	101	VAL
1	A	500	GLY
1	B	435	ILE
1	B	606	VAL
2	C	67	GLY
2	D	78	VAL
2	G	78	VAL
1	A	787	VAL
1	B	246	HIS
1	B	544	VAL

5.3.2 Protein sidechains ⓘ

In the following table, the Percentiles column shows the percent sidechain outliers of the chain as a percentile score with respect to all X-ray entries followed by that with respect to entries of similar resolution.

The Analysed column shows the number of residues for which the sidechain conformation was

analysed, and the total number of residues.

Mol	Chain	Analysed	Rotameric	Outliers	Percentiles	
1	A	715/809 (88%)	603 (84%)	112 (16%)	3	24
1	B	744/809 (92%)	635 (85%)	109 (15%)	4	27
2	C	350/350 (100%)	325 (93%)	25 (7%)	18	59
2	D	350/350 (100%)	322 (92%)	28 (8%)	15	54
2	E	350/350 (100%)	325 (93%)	25 (7%)	18	59
2	F	350/350 (100%)	327 (93%)	23 (7%)	21	62
2	G	350/350 (100%)	327 (93%)	23 (7%)	21	62
2	H	350/350 (100%)	329 (94%)	21 (6%)	24	65
2	I	350/350 (100%)	327 (93%)	23 (7%)	21	62
2	J	350/350 (100%)	327 (93%)	23 (7%)	21	62
2	K	350/350 (100%)	327 (93%)	23 (7%)	21	62
2	L	350/350 (100%)	321 (92%)	29 (8%)	14	52
2	M	350/350 (100%)	325 (93%)	25 (7%)	18	59
2	N	350/350 (100%)	324 (93%)	26 (7%)	17	57
2	O	350/350 (100%)	329 (94%)	21 (6%)	24	65
All	All	6009/6168 (97%)	5473 (91%)	536 (9%)	12	50

All (536) residues with a non-rotameric sidechain are listed below:

Mol	Chain	Res	Type
1	A	100	PRO
1	A	122	LEU
1	A	125	ILE
1	A	126	PHE
1	A	142	LEU
1	A	147	TYR
1	A	154	THR
1	A	157	ASP
1	A	169	LEU
1	A	180	TYR
1	A	193	SER
1	A	204	THR
1	A	215	GLU
1	A	216	GLU
1	A	229	ARG
1	A	230	GLN

Continued on next page...

Continued from previous page...

Mol	Chain	Res	Type
1	A	239	VAL
1	A	247	PRO
1	A	259	HIS
1	A	271	PHE
1	A	273	TYR
1	A	278	ILE
1	A	280	ASN
1	A	286	LEU
1	A	288	MET
1	A	295	THR
1	A	298	TYR
1	A	303	LEU
1	A	305	GLN
1	A	310	LEU
1	A	311	HIS
1	A	316	SER
1	A	318	TRP
1	A	342	THR
1	A	347	GLN
1	A	348	LYS
1	A	354	GLN
1	A	366	PHE
1	A	371	ASN
1	A	382	LEU
1	A	389	GLN
1	A	391	THR
1	A	392	MET
1	A	395	ASP
1	A	401	TYR
1	A	414	VAL
1	A	419	PHE
1	A	423	SER
1	A	424	LEU
1	A	428	GLN
1	A	436	ILE
1	A	443	GLN
1	A	445	MET
1	A	447	TYR
1	A	449	ASN
1	A	471	TRP
1	A	473	HIS
1	A	480	PHE

Continued on next page...

Continued from previous page...

Mol	Chain	Res	Type
1	A	495	ASP
1	A	505	GLN
1	A	515	ARG
1	A	516	GLN
1	A	520	THR
1	A	521	MET
1	A	525	TYR
1	A	534	LEU
1	A	540	LEU
1	A	563	MET
1	A	564	ASN
1	A	565	MET
1	A	571	LEU
1	A	587	LEU
1	A	594	ILE
1	A	600	LEU
1	A	601	PHE
1	A	616	GLU
1	A	634	TYR
1	A	638	MET
1	A	641	ILE
1	A	646	LEU
1	A	676	VAL
1	A	680	ASP
1	A	701	GLN
1	A	704	ILE
1	A	707	TYR
1	A	717	MET
1	A	718	TYR
1	A	720	TYR
1	A	723	ILE
1	A	726	ASN
1	A	730	PHE
1	A	743	ASP
1	A	744	TYR
1	A	747	ILE
1	A	753	ASN
1	A	759	LEU
1	A	765	PHE
1	A	771	VAL
1	A	775	ILE
1	A	782	VAL

Continued on next page...

Continued from previous page...

Mol	Chain	Res	Type
1	A	793	ASP
1	A	798	ILE
1	A	799	LEU
1	A	802	ILE
1	A	816	ASP
1	A	829	VAL
1	A	837	ASN
1	A	839	MET
1	A	848	PHE
1	A	849	THR
1	A	861	ASP
1	A	872	ASP
1	B	74	GLU
1	B	126	PHE
1	B	134	TYR
1	B	135	ARG
1	B	153	ASP
1	B	157	ASP
1	B	169	LEU
1	B	180	TYR
1	B	182	LEU
1	B	190	ASN
1	B	194	ARG
1	B	201	ASP
1	B	204	THR
1	B	215	GLU
1	B	217	THR
1	B	239	VAL
1	B	271	PHE
1	B	286	LEU
1	B	287	ASN
1	B	298	TYR
1	B	310	LEU
1	B	311	HIS
1	B	312	ASP
1	B	314	PHE
1	B	316	SER
1	B	318	TRP
1	B	336	LEU
1	B	347	GLN
1	B	348	LYS
1	B	352	ASP

Continued on next page...

Continued from previous page...

Mol	Chain	Res	Type
1	B	353	LEU
1	B	358	LEU
1	B	382	LEU
1	B	389	GLN
1	B	392	MET
1	B	396	PHE
1	B	397	VAL
1	B	401	TYR
1	B	424	LEU
1	B	428	GLN
1	B	436	ILE
1	B	451	ASP
1	B	453	GLN
1	B	457	GLN
1	B	471	TRP
1	B	476	ASN
1	B	494	ASN
1	B	495	ASP
1	B	497	ILE
1	B	498	ARG
1	B	499	ASN
1	B	505	GLN
1	B	518	PHE
1	B	521	MET
1	B	525	TYR
1	B	534	LEU
1	B	540	LEU
1	B	542	GLN
1	B	560	CYS
1	B	562	THR
1	B	590	ASN
1	B	600	LEU
1	B	601	PHE
1	B	616	GLU
1	B	634	TYR
1	B	638	MET
1	B	641	ILE
1	B	646	LEU
1	B	652	PHE
1	B	660	ASP
1	B	674	VAL
1	B	676	VAL

Continued on next page...

Continued from previous page...

Mol	Chain	Res	Type
1	B	680	ASP
1	B	697	ASP
1	B	707	TYR
1	B	709	ASP
1	B	710	MET
1	B	725	ARG
1	B	727	LEU
1	B	728	ASP
1	B	730	PHE
1	B	734	ASN
1	B	744	TYR
1	B	747	ILE
1	B	759	LEU
1	B	765	PHE
1	B	771	VAL
1	B	774	LEU
1	B	782	VAL
1	B	783	PHE
1	B	786	ILE
1	B	789	LEU
1	B	790	ARG
1	B	791	LYS
1	B	798	ILE
1	B	799	LEU
1	B	808	ASP
1	B	810	TYR
1	B	812	VAL
1	B	818	VAL
1	B	823	THR
1	B	832	GLN
1	B	836	ARG
1	B	839	MET
1	B	841	MET
1	B	857	PHE
1	B	871	PHE
1	B	872	ASP
1	B	876	ILE
2	C	1	MET
2	C	2	ASP
2	C	13	ASP
2	C	22	THR
2	C	26	ASN

Continued on next page...

Continued from previous page...

Mol	Chain	Res	Type
2	C	59	TRP
2	C	68	THR
2	C	106	ARG
2	C	128	ASN
2	C	129	PHE
2	C	142	GLN
2	C	147	ARG
2	C	150	PHE
2	C	152	PHE
2	C	170	GLN
2	C	214	LEU
2	C	225	LEU
2	C	255	ARG
2	C	274	GLN
2	C	284	ASN
2	C	370	LEU
2	C	374	TYR
2	C	378	ARG
2	C	382	LEU
2	C	385	VAL
2	D	1	MET
2	D	2	ASP
2	D	13	ASP
2	D	19	VAL
2	D	68	THR
2	D	70	LEU
2	D	73	LEU
2	D	103	GLU
2	D	106	ARG
2	D	109	ILE
2	D	117	ARG
2	D	129	PHE
2	D	142	GLN
2	D	143	ASN
2	D	147	ARG
2	D	150	PHE
2	D	152	PHE
2	D	170	GLN
2	D	214	LEU
2	D	225	LEU
2	D	255	ARG
2	D	274	GLN

Continued on next page...

Continued from previous page...

Mol	Chain	Res	Type
2	D	284	ASN
2	D	370	LEU
2	D	374	TYR
2	D	378	ARG
2	D	382	LEU
2	D	385	VAL
2	E	1	MET
2	E	2	ASP
2	E	13	ASP
2	E	26	ASN
2	E	59	TRP
2	E	69	THR
2	E	103	GLU
2	E	109	ILE
2	E	128	ASN
2	E	129	PHE
2	E	142	GLN
2	E	148	THR
2	E	150	PHE
2	E	152	PHE
2	E	170	GLN
2	E	214	LEU
2	E	225	LEU
2	E	255	ARG
2	E	274	GLN
2	E	284	ASN
2	E	370	LEU
2	E	374	TYR
2	E	378	ARG
2	E	382	LEU
2	E	385	VAL
2	F	2	ASP
2	F	13	ASP
2	F	60	ASN
2	F	61	PHE
2	F	105	GLN
2	F	109	ILE
2	F	128	ASN
2	F	129	PHE
2	F	142	GLN
2	F	148	THR
2	F	150	PHE

Continued on next page...

Continued from previous page...

Mol	Chain	Res	Type
2	F	152	PHE
2	F	170	GLN
2	F	214	LEU
2	F	225	LEU
2	F	255	ARG
2	F	274	GLN
2	F	284	ASN
2	F	370	LEU
2	F	374	TYR
2	F	378	ARG
2	F	382	LEU
2	F	385	VAL
2	G	2	ASP
2	G	13	ASP
2	G	26	ASN
2	G	63	PHE
2	G	106	ARG
2	G	109	ILE
2	G	117	ARG
2	G	129	PHE
2	G	142	GLN
2	G	143	ASN
2	G	145	ARG
2	G	152	PHE
2	G	170	GLN
2	G	214	LEU
2	G	225	LEU
2	G	255	ARG
2	G	274	GLN
2	G	284	ASN
2	G	370	LEU
2	G	374	TYR
2	G	378	ARG
2	G	382	LEU
2	G	385	VAL
2	H	1	MET
2	H	2	ASP
2	H	13	ASP
2	H	103	GLU
2	H	106	ARG
2	H	128	ASN
2	H	129	PHE

Continued on next page...

Continued from previous page...

Mol	Chain	Res	Type
2	H	142	GLN
2	H	150	PHE
2	H	152	PHE
2	H	170	GLN
2	H	214	LEU
2	H	225	LEU
2	H	255	ARG
2	H	274	GLN
2	H	284	ASN
2	H	370	LEU
2	H	374	TYR
2	H	378	ARG
2	H	382	LEU
2	H	385	VAL
2	I	1	MET
2	I	2	ASP
2	I	13	ASP
2	I	48	THR
2	I	61	PHE
2	I	106	ARG
2	I	109	ILE
2	I	117	ARG
2	I	129	PHE
2	I	142	GLN
2	I	150	PHE
2	I	152	PHE
2	I	170	GLN
2	I	214	LEU
2	I	225	LEU
2	I	255	ARG
2	I	274	GLN
2	I	284	ASN
2	I	370	LEU
2	I	374	TYR
2	I	378	ARG
2	I	382	LEU
2	I	385	VAL
2	J	1	MET
2	J	2	ASP
2	J	13	ASP
2	J	19	VAL
2	J	59	TRP

Continued on next page...

Continued from previous page...

Mol	Chain	Res	Type
2	J	106	ARG
2	J	109	ILE
2	J	128	ASN
2	J	129	PHE
2	J	142	GLN
2	J	150	PHE
2	J	152	PHE
2	J	170	GLN
2	J	214	LEU
2	J	225	LEU
2	J	255	ARG
2	J	274	GLN
2	J	284	ASN
2	J	370	LEU
2	J	374	TYR
2	J	378	ARG
2	J	382	LEU
2	J	385	VAL
2	K	1	MET
2	K	2	ASP
2	K	13	ASP
2	K	59	TRP
2	K	62	ASP
2	K	106	ARG
2	K	109	ILE
2	K	129	PHE
2	K	142	GLN
2	K	143	ASN
2	K	150	PHE
2	K	152	PHE
2	K	170	GLN
2	K	214	LEU
2	K	225	LEU
2	K	255	ARG
2	K	274	GLN
2	K	284	ASN
2	K	370	LEU
2	K	374	TYR
2	K	378	ARG
2	K	382	LEU
2	K	385	VAL
2	L	1	MET

Continued on next page...

Continued from previous page...

Mol	Chain	Res	Type
2	L	2	ASP
2	L	13	ASP
2	L	19	VAL
2	L	22	THR
2	L	25	SER
2	L	59	TRP
2	L	62	ASP
2	L	72	ASN
2	L	103	GLU
2	L	106	ARG
2	L	109	ILE
2	L	125	LYS
2	L	129	PHE
2	L	142	GLN
2	L	143	ASN
2	L	150	PHE
2	L	152	PHE
2	L	170	GLN
2	L	214	LEU
2	L	225	LEU
2	L	255	ARG
2	L	274	GLN
2	L	284	ASN
2	L	370	LEU
2	L	374	TYR
2	L	378	ARG
2	L	382	LEU
2	L	385	VAL
2	M	1	MET
2	M	2	ASP
2	M	13	ASP
2	M	22	THR
2	M	59	TRP
2	M	71	LEU
2	M	103	GLU
2	M	106	ARG
2	M	117	ARG
2	M	125	LYS
2	M	129	PHE
2	M	142	GLN
2	M	150	PHE
2	M	152	PHE

Continued on next page...

Continued from previous page...

Mol	Chain	Res	Type
2	M	170	GLN
2	M	214	LEU
2	M	225	LEU
2	M	255	ARG
2	M	274	GLN
2	M	284	ASN
2	M	370	LEU
2	M	374	TYR
2	M	378	ARG
2	M	382	LEU
2	M	385	VAL
2	N	1	MET
2	N	2	ASP
2	N	13	ASP
2	N	58	ASN
2	N	60	ASN
2	N	66	LEU
2	N	73	LEU
2	N	103	GLU
2	N	106	ARG
2	N	109	ILE
2	N	129	PHE
2	N	142	GLN
2	N	145	ARG
2	N	150	PHE
2	N	152	PHE
2	N	170	GLN
2	N	214	LEU
2	N	225	LEU
2	N	255	ARG
2	N	274	GLN
2	N	284	ASN
2	N	370	LEU
2	N	374	TYR
2	N	378	ARG
2	N	382	LEU
2	N	385	VAL
2	O	2	ASP
2	O	13	ASP
2	O	23	LEU
2	O	25	SER
2	O	106	ARG

Continued on next page...

Continued from previous page...

Mol	Chain	Res	Type
2	O	107	ASN
2	O	109	ILE
2	O	129	PHE
2	O	142	GLN
2	O	150	PHE
2	O	170	GLN
2	O	214	LEU
2	O	225	LEU
2	O	255	ARG
2	O	274	GLN
2	O	284	ASN
2	O	370	LEU
2	O	374	TYR
2	O	378	ARG
2	O	382	LEU
2	O	385	VAL

Some sidechains can be flipped to improve hydrogen bonding and reduce clashes. All (220) such sidechains are listed below:

Mol	Chain	Res	Type
1	A	119	GLN
1	A	137	ASN
1	A	168	ASN
1	A	230	GLN
1	A	246	HIS
1	A	260	GLN
1	A	309	ASN
1	A	347	GLN
1	A	365	GLN
1	A	428	GLN
1	A	443	GLN
1	A	453	GLN
1	A	462	GLN
1	A	473	HIS
1	A	490	ASN
1	A	496	ASN
1	A	553	ASN
1	A	605	ASN
1	A	609	ASN
1	A	613	ASN
1	A	615	ASN
1	A	661	GLN

Continued on next page...

Continued from previous page...

Mol	Chain	Res	Type
1	A	683	ASN
1	A	701	GLN
1	A	722	ASN
1	A	726	ASN
1	A	803	ASN
1	A	807	ASN
1	A	840	HIS
1	A	873	ASN
1	B	119	GLN
1	B	168	ASN
1	B	190	ASN
1	B	230	GLN
1	B	237	ASN
1	B	240	ASN
1	B	246	HIS
1	B	287	ASN
1	B	302	ASN
1	B	305	GLN
1	B	311	HIS
1	B	347	GLN
1	B	371	ASN
1	B	449	ASN
1	B	465	ASN
1	B	473	HIS
1	B	476	ASN
1	B	477	ASN
1	B	491	GLN
1	B	517	GLN
1	B	553	ASN
1	B	564	ASN
1	B	590	ASN
1	B	602	HIS
1	B	605	ASN
1	B	609	ASN
1	B	611	HIS
1	B	615	ASN
1	B	629	ASN
1	B	635	GLN
1	B	683	ASN
1	B	746	GLN
1	B	807	ASN
1	B	814	ASN

Continued on next page...

Continued from previous page...

Mol	Chain	Res	Type
1	B	831	GLN
1	B	840	HIS
1	B	878	ASN
2	C	26	ASN
2	C	35	ASN
2	C	53	ASN
2	C	72	ASN
2	C	128	ASN
2	C	131	ASN
2	C	143	ASN
2	C	146	GLN
2	C	167	ASN
2	C	239	ASN
2	C	274	GLN
2	C	284	ASN
2	C	345	ASN
2	D	26	ASN
2	D	128	ASN
2	D	131	ASN
2	D	142	GLN
2	D	146	GLN
2	D	167	ASN
2	D	239	ASN
2	D	274	GLN
2	D	284	ASN
2	D	345	ASN
2	E	26	ASN
2	E	53	ASN
2	E	94	ASN
2	E	131	ASN
2	E	142	GLN
2	E	167	ASN
2	E	239	ASN
2	E	274	GLN
2	E	284	ASN
2	E	345	ASN
2	F	32	GLN
2	F	53	ASN
2	F	72	ASN
2	F	94	ASN
2	F	128	ASN
2	F	131	ASN

Continued on next page...

Continued from previous page...

Mol	Chain	Res	Type
2	F	142	GLN
2	F	167	ASN
2	F	239	ASN
2	F	274	GLN
2	F	284	ASN
2	F	345	ASN
2	G	26	ASN
2	G	35	ASN
2	G	53	ASN
2	G	128	ASN
2	G	131	ASN
2	G	142	GLN
2	G	167	ASN
2	G	239	ASN
2	G	274	GLN
2	G	284	ASN
2	G	345	ASN
2	H	26	ASN
2	H	53	ASN
2	H	83	ASN
2	H	94	ASN
2	H	107	ASN
2	H	128	ASN
2	H	131	ASN
2	H	142	GLN
2	H	167	ASN
2	H	239	ASN
2	H	274	GLN
2	H	284	ASN
2	H	345	ASN
2	I	32	GLN
2	I	53	ASN
2	I	76	ASN
2	I	94	ASN
2	I	128	ASN
2	I	131	ASN
2	I	143	ASN
2	I	146	GLN
2	I	167	ASN
2	I	239	ASN
2	I	274	GLN
2	I	284	ASN

Continued on next page...

Continued from previous page...

Mol	Chain	Res	Type
2	I	345	ASN
2	J	26	ASN
2	J	53	ASN
2	J	94	ASN
2	J	128	ASN
2	J	131	ASN
2	J	142	GLN
2	J	146	GLN
2	J	167	ASN
2	J	239	ASN
2	J	274	GLN
2	J	284	ASN
2	J	345	ASN
2	K	26	ASN
2	K	53	ASN
2	K	72	ASN
2	K	94	ASN
2	K	131	ASN
2	K	143	ASN
2	K	167	ASN
2	K	239	ASN
2	K	274	GLN
2	K	284	ASN
2	K	345	ASN
2	L	53	ASN
2	L	72	ASN
2	L	131	ASN
2	L	140	ASN
2	L	143	ASN
2	L	146	GLN
2	L	167	ASN
2	L	239	ASN
2	L	274	GLN
2	L	284	ASN
2	L	345	ASN
2	M	36	GLN
2	M	53	ASN
2	M	128	ASN
2	M	131	ASN
2	M	142	GLN
2	M	143	ASN
2	M	167	ASN

Continued on next page...

Continued from previous page...

Mol	Chain	Res	Type
2	M	239	ASN
2	M	274	GLN
2	M	284	ASN
2	M	345	ASN
2	N	26	ASN
2	N	32	GLN
2	N	53	ASN
2	N	94	ASN
2	N	128	ASN
2	N	131	ASN
2	N	140	ASN
2	N	142	GLN
2	N	146	GLN
2	N	167	ASN
2	N	239	ASN
2	N	274	GLN
2	N	284	ASN
2	N	345	ASN
2	O	35	ASN
2	O	53	ASN
2	O	131	ASN
2	O	140	ASN
2	O	142	GLN
2	O	143	ASN
2	O	153	HIS
2	O	167	ASN
2	O	239	ASN
2	O	274	GLN
2	O	284	ASN
2	O	345	ASN

5.3.3 RNA ⓘ

There are no RNA molecules in this entry.

5.4 Non-standard residues in protein, DNA, RNA chains ⓘ

There are no non-standard protein/DNA/RNA residues in this entry.

5.5 Carbohydrates [i](#)

There are no carbohydrates in this entry.

5.6 Ligand geometry [i](#)

Of 5 ligands modelled in this entry, 5 are monoatomic - leaving 0 for Mogul analysis.

There are no bond length outliers.

There are no bond angle outliers.

There are no chirality outliers.

There are no torsion outliers.

There are no ring outliers.

No monomer is involved in short contacts.

5.7 Other polymers [i](#)

There are no such residues in this entry.

5.8 Polymer linkage issues [i](#)

There are no chain breaks in this entry.

6 Fit of model and data ⓘ

6.1 Protein, DNA and RNA chains ⓘ

EDS failed to run properly - this section will therefore be empty.

6.2 Non-standard residues in protein, DNA, RNA chains ⓘ

EDS failed to run properly - this section will therefore be empty.

6.3 Carbohydrates ⓘ

EDS failed to run properly - this section will therefore be empty.

6.4 Ligands ⓘ

EDS failed to run properly - this section will therefore be empty.

6.5 Other polymers ⓘ

EDS failed to run properly - this section will therefore be empty.