



Full wwPDB X-ray Structure Validation Report ⓘ

Dec 6, 2016 – 09:08 AM EST

PDB ID : 5LYB
Title : Crystal structure of the S.cerevisiae 80S ribosome in complex with the A-site bound aminoacyl-tRNA analog ACCPmn
Authors : Melnikov, S.; Mailliot, J.
Deposited on : 2016-09-26
Resolution : 3.25 Å(reported)

This is a Full wwPDB X-ray Structure Validation Report for a publicly released PDB entry.

We welcome your comments at validation@mail.wwpdb.org

A user guide is available at

<http://wwpdb.org/validation/2016/XrayValidationReportHelp>

with specific help available everywhere you see the ⓘ symbol.

The following versions of software and data (see [references ⓘ](#)) were used in the production of this report:

MolProbity : 4.02b-467
Mogul : 1.7.1 (RC1), CSD as537be (2016)
Xtriage (Phenix) : 1.9-1692
EDS : rb-20028442
Percentile statistics : 20151230.v01 (using entries in the PDB archive December 30th 2015)
Refmac : 5.8.0135
CCP4 : 6.5.0
Ideal geometry (proteins) : Engh & Huber (2001)
Ideal geometry (DNA, RNA) : Parkinson et al. (1996)
Validation Pipeline (wwPDB-VP) : rb-20028442

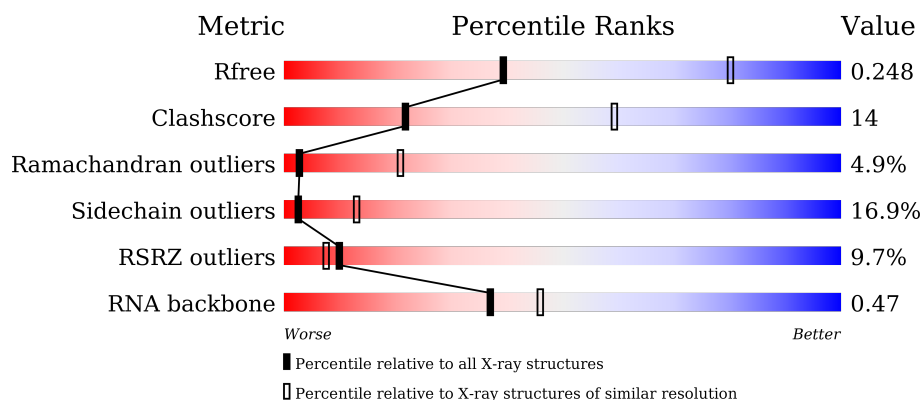
1 Overall quality at a glance

The following experimental techniques were used to determine the structure:

X-RAY DIFFRACTION

The reported resolution of this entry is 3.25 Å.

Percentile scores (ranging between 0-100) for global validation metrics of the entry are shown in the following graphic. The table shows the number of entries on which the scores are based.



Metric	Whole archive (#Entries)	Similar resolution (#Entries, resolution range(Å))
R_{free}	91344	1624 (3.32-3.20)
Clashscore	102246	1806 (3.32-3.20)
Ramachandran outliers	100387	1773 (3.32-3.20)
Sidechain outliers	100360	1771 (3.32-3.20)
RSRZ outliers	91569	1632 (3.32-3.20)
RNA backbone	2183	1001 (3.76-2.76)

The table below summarises the geometric issues observed across the polymeric chains and their fit to the electron density. The red, orange, yellow and green segments on the lower bar indicate the fraction of residues that contain outliers for ≥ 3 , 2, 1 and 0 types of geometric quality criteria. A grey segment represents the fraction of residues that are not modelled. The numeric value for each fraction is indicated below the corresponding segment, with a dot representing fractions $\leq 5\%$. The upper red bar (where present) indicates the fraction of residues that have poor fit to the electron density. The numeric value is given above the bar.

Mol	Chain	Length	Quality of chain
1	2	1800	<div> <div>6%</div> <div>40%</div> <div>42%</div> <div>15%</div> <div>••</div> </div>
1	6	1800	<div> <div>4%</div> <div>42%</div> <div>41%</div> <div>15%</div> <div>•</div> </div>
2	S0	206	<div> <div>52%</div> <div>32%</div> <div>51%</div> <div>15%</div> <div>•</div> </div>
2	s0	206	<div> <div>28%</div> <div>78%</div> <div>20%</div> <div>•</div> </div>

Continued on next page...

Continued from previous page...

Mol	Chain	Length	Quality of chain
3	S1	216	
3	s1	216	
4	S2	217	
4	s2	217	
5	S3	223	
5	s3	223	
6	S4	260	
6	s4	260	
7	S5	206	
7	s5	206	
8	S6	226	
8	s6	226	
9	S7	186	
9	s7	186	
10	S8	199	
10	s8	199	
11	S9	185	
11	s9	185	
12	C0	96	
13	C1	155	
13	c1	155	
14	C2	124	
15	C3	150	
15	c3	150	
16	C4	128	

Continued on next page...

Continued from previous page...

Mol	Chain	Length	Quality of chain
16	c4	128	
17	C5	131	
18	C6	142	
18	c6	142	
19	C7	125	
19	c7	125	
20	C8	145	
20	c8	145	
21	C9	143	
21	c9	143	
22	D0	110	
22	d0	110	
23	D1	87	
23	d1	87	
24	D2	129	
24	d2	129	
25	D3	144	
25	d3	144	
26	D4	134	
26	d4	134	
27	D5	70	
27	d5	70	
28	D6	97	
28	d6	97	
29	D7	81	




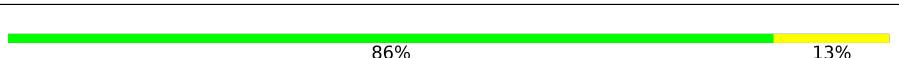


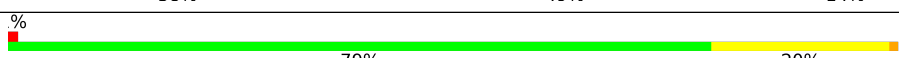

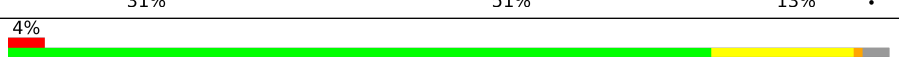

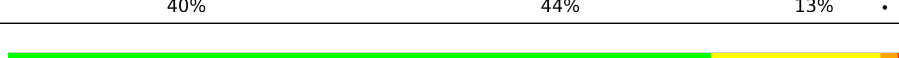





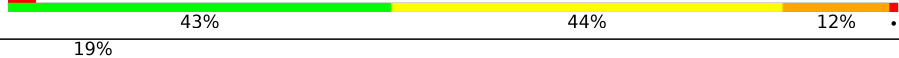

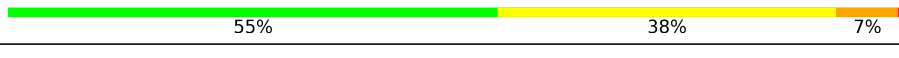
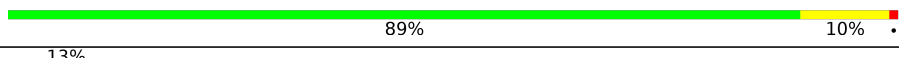

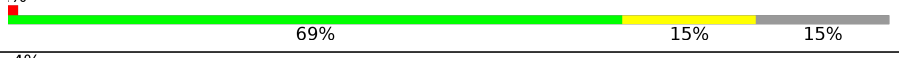



Continued on next page...

Continued from previous page...

Mol	Chain	Length	Quality of chain
29	d7	81	
30	D8	63	
30	d8	63	
31	D9	53	
31	d9	53	
32	E0	62	
32	e0	62	
33	E1	76	
33	e1	76	
34	SR	318	
35	SM	159	
36	1	3394	
36	5	3394	
37	3	121	
37	7	121	
38	4	158	
38	8	158	
39	L2	252	
39	l2	252	
40	L3	386	
40	l3	386	
41	L4	361	
41	l4	361	
42	L5	296	
42	l5	296	

Continued on next page...

Continued from previous page...

Mol	Chain	Length	Quality of chain
43	L6	175	
43	l6	175	
44	L7	223	
44	l7	223	
45	L8	233	
46	L9	191	
46	l9	191	
47	M0	220	
47	m0	220	
48	M1	169	
48	m1	169	
49	M3	194	
49	m3	194	
50	M4	137	
50	m4	137	
51	M5	203	
51	m5	203	
52	M6	197	
52	m6	197	
53	M7	183	
53	m7	183	
54	M8	185	
54	m8	185	
55	M9	188	
55	m9	188	

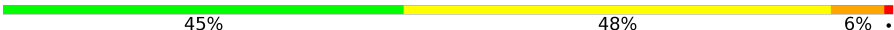
























Continued on next page...

Continued from previous page...

Mol	Chain	Length	Quality of chain
56	N0	172	
56	n0	172	
57	N1	159	
57	n1	159	
58	N2	100	
58	n2	100	
59	N3	136	
59	n3	136	
60	N4	98	
61	N5	121	
61	n5	121	
62	N6	126	
62	n6	126	
63	N7	135	
63	n7	135	
64	N8	148	
64	n8	148	
65	N9	58	
65	n9	58	
66	O0	100	
66	o0	100	
67	O1	109	
67	o1	109	
68	O2	127	
68	o2	127	

Continued on next page...

Continued from previous page...

Mol	Chain	Length	Quality of chain
69	O3	106	
69	o3	106	
70	O4	112	
70	o4	112	
71	O5	119	
71	o5	119	
72	O6	99	
72	o6	99	
73	O7	87	
73	o7	87	
74	O8	77	
74	o8	77	
75	O9	50	
75	o9	50	
76	Q0	52	
76	q0	52	
77	Q1	25	
77	q1	25	
78	Q2	105	
78	q2	105	
79	Q3	91	
79	q3	91	
80	c0	96	
81	c2	124	
82	c5	142	

Continued on next page...

Continued from previous page...

Mol	Chain	Length	Quality of chain
83	sR	318	
84	sM	104	
85	l8	231	
86	m2	150	
87	n4	135	
88	p0	219	
89	p1	47	
89	p2	47	
90	A	3	
90	a	3	

The following table lists non-polymeric compounds, carbohydrate monomers and non-standard residues in protein, DNA, RNA chains that are outliers for geometric or electron-density-fit criteria:

Mol	Type	Chain	Res	Chirality	Geometry	Clashes	Electron density
91	MG	1	3402	-	-	-	X
91	MG	1	3407	-	-	-	X
91	MG	1	3408	-	-	-	X
91	MG	1	3409	-	-	-	X
91	MG	1	3411	-	-	-	X
91	MG	1	3415	-	-	-	X
91	MG	1	3418	-	-	-	X
91	MG	1	3433	-	-	-	X
91	MG	1	3437	-	-	-	X
91	MG	1	3441	-	-	-	X
91	MG	1	3457	-	-	-	X
91	MG	1	3462	-	-	-	X
91	MG	1	3468	-	-	-	X
91	MG	1	3472	-	-	-	X
91	MG	1	3474	-	-	-	X
91	MG	1	3475	-	-	-	X
91	MG	1	3477	-	-	-	X
91	MG	1	3479	-	-	-	X
91	MG	1	3486	-	-	-	X
91	MG	1	3489	-	-	-	X

Continued on next page...

Continued from previous page...

Mol	Type	Chain	Res	Chirality	Geometry	Clashes	Electron density
91	MG	1	3491	-	-	-	X
91	MG	1	3493	-	-	-	X
91	MG	1	3494	-	-	-	X
91	MG	1	3495	-	-	-	X
91	MG	1	3496	-	-	-	X
91	MG	1	3498	-	-	-	X
91	MG	1	3501	-	-	-	X
91	MG	1	3504	-	-	-	X
91	MG	1	3511	-	-	-	X
91	MG	1	3512	-	-	-	X
91	MG	1	3518	-	-	-	X
91	MG	1	3519	-	-	-	X
91	MG	1	3520	-	-	-	X
91	MG	1	3522	-	-	-	X
91	MG	1	3526	-	-	-	X
91	MG	1	3527	-	-	-	X
91	MG	1	3528	-	-	-	X
91	MG	1	3530	-	-	-	X
91	MG	1	3532	-	-	-	X
91	MG	1	3537	-	-	-	X
91	MG	1	3538	-	-	-	X
91	MG	1	3539	-	-	-	X
91	MG	1	3550	-	-	-	X
91	MG	1	3552	-	-	-	X
91	MG	1	3553	-	-	-	X
91	MG	1	3554	-	-	-	X
91	MG	1	3558	-	-	-	X
91	MG	1	3562	-	-	-	X
91	MG	1	3563	-	-	-	X
91	MG	1	3570	-	-	-	X
91	MG	1	3571	-	-	-	X
91	MG	1	3580	-	-	-	X
91	MG	1	3582	-	-	-	X
91	MG	1	3584	-	-	-	X
91	MG	1	3585	-	-	-	X
91	MG	1	3586	-	-	-	X
91	MG	1	3587	-	-	-	X
91	MG	1	3592	-	-	-	X
91	MG	1	3595	-	-	-	X
91	MG	1	3598	-	-	-	X
91	MG	1	3600	-	-	-	X
91	MG	1	3601	-	-	-	X

Continued on next page...

Continued from previous page...

Mol	Type	Chain	Res	Chirality	Geometry	Clashes	Electron density
91	MG	1	3605	-	-	-	X
91	MG	1	3607	-	-	-	X
91	MG	1	3608	-	-	-	X
91	MG	1	3610	-	-	-	X
91	MG	1	3613	-	-	-	X
91	MG	1	3614	-	-	-	X
91	MG	1	3621	-	-	-	X
91	MG	1	3622	-	-	-	X
91	MG	1	3637	-	-	-	X
91	MG	1	3638	-	-	-	X
91	MG	1	3642	-	-	-	X
91	MG	1	3645	-	-	-	X
91	MG	1	3646	-	-	-	X
91	MG	1	3647	-	-	-	X
91	MG	1	3648	-	-	-	X
91	MG	1	3651	-	-	-	X
91	MG	1	3655	-	-	-	X
91	MG	1	3659	-	-	-	X
91	MG	1	3667	-	-	-	X
91	MG	1	3673	-	-	-	X
91	MG	1	3674	-	-	-	X
91	MG	1	3678	-	-	-	X
91	MG	1	3687	-	-	-	X
91	MG	1	3696	-	-	-	X
91	MG	1	3697	-	-	-	X
91	MG	1	3700	-	-	-	X
91	MG	1	3702	-	-	-	X
91	MG	1	3715	-	-	-	X
91	MG	1	3720	-	-	-	X
91	MG	1	3721	-	-	-	X
91	MG	1	3722	-	-	-	X
91	MG	1	3727	-	-	-	X
91	MG	1	3730	-	-	-	X
91	MG	1	3738	-	-	-	X
91	MG	1	3745	-	-	-	X
91	MG	1	3746	-	-	-	X
91	MG	1	3754	-	-	-	X
91	MG	1	3755	-	-	-	X
91	MG	1	3759	-	-	-	X
91	MG	1	3763	-	-	-	X
91	MG	1	3778	-	-	-	X
91	MG	1	3780	-	-	-	X

Continued on next page...

Continued from previous page...

Mol	Type	Chain	Res	Chirality	Geometry	Clashes	Electron density
91	MG	1	3785	-	-	-	X
91	MG	1	3788	-	-	-	X
91	MG	1	3791	-	-	-	X
91	MG	1	3794	-	-	-	X
91	MG	1	3796	-	-	-	X
91	MG	1	3798	-	-	-	X
91	MG	1	3799	-	-	-	X
91	MG	1	3800	-	-	-	X
91	MG	1	3807	-	-	-	X
91	MG	1	3811	-	-	-	X
91	MG	1	3822	-	-	-	X
91	MG	1	3826	-	-	-	X
91	MG	1	3828	-	-	-	X
91	MG	1	3829	-	-	-	X
91	MG	1	3834	-	-	-	X
91	MG	1	3836	-	-	-	X
91	MG	1	3843	-	-	-	X
91	MG	1	3852	-	-	-	X
91	MG	1	3854	-	-	-	X
91	MG	1	3859	-	-	-	X
91	MG	1	3862	-	-	-	X
91	MG	1	3871	-	-	-	X
91	MG	1	3876	-	-	-	X
91	MG	1	3878	-	-	-	X
91	MG	1	3901	-	-	-	X
91	MG	1	3903	-	-	-	X
91	MG	1	3905	-	-	-	X
91	MG	1	3913	-	-	-	X
91	MG	1	3914	-	-	-	X
91	MG	1	3926	-	-	-	X
91	MG	1	3927	-	-	-	X
91	MG	1	3928	-	-	-	X
91	MG	1	3931	-	-	-	X
91	MG	1	3934	-	-	-	X
91	MG	1	3941	-	-	-	X
91	MG	1	3964	-	-	-	X
91	MG	1	3966	-	-	-	X
91	MG	1	3967	-	-	-	X
91	MG	1	3968	-	-	-	X
91	MG	1	3970	-	-	-	X
91	MG	1	3971	-	-	-	X
91	MG	1	3974	-	-	-	X

Continued on next page...

Continued from previous page...

Mol	Type	Chain	Res	Chirality	Geometry	Clashes	Electron density
91	MG	1	3978	-	-	-	X
91	MG	1	3979	-	-	-	X
91	MG	1	3980	-	-	-	X
91	MG	1	3983	-	-	-	X
91	MG	1	3984	-	-	-	X
91	MG	1	3989	-	-	-	X
91	MG	1	3995	-	-	-	X
91	MG	1	3999	-	-	-	X
91	MG	1	4005	-	-	-	X
91	MG	1	4010	-	-	-	X
91	MG	1	4018	-	-	-	X
91	MG	1	4019	-	-	-	X
91	MG	1	4020	-	-	-	X
91	MG	1	4022	-	-	-	X
91	MG	1	4023	-	-	-	X
91	MG	1	4030	-	-	-	X
91	MG	1	4043	-	-	-	X
91	MG	1	4045	-	-	-	X
91	MG	1	4048	-	-	-	X
91	MG	1	4057	-	-	-	X
91	MG	1	4064	-	-	-	X
91	MG	1	4065	-	-	-	X
91	MG	1	4070	-	-	-	X
91	MG	1	4078	-	-	-	X
91	MG	1	4081	-	-	-	X
91	MG	1	4093	-	-	-	X
91	MG	1	4094	-	-	-	X
91	MG	1	4507	-	-	-	X
91	MG	2	1905	-	-	-	X
91	MG	2	1909	-	-	-	X
91	MG	2	1910	-	-	-	X
91	MG	2	1911	-	-	-	X
91	MG	2	1912	-	-	-	X
91	MG	2	1914	-	-	-	X
91	MG	2	1915	-	-	-	X
91	MG	2	1919	-	-	-	X
91	MG	2	1920	-	-	-	X
91	MG	2	1922	-	-	-	X
91	MG	2	1927	-	-	-	X
91	MG	2	1931	-	-	-	X
91	MG	2	1937	-	-	-	X
91	MG	2	1938	-	-	-	X

Continued on next page...

Continued from previous page...

Mol	Type	Chain	Res	Chirality	Geometry	Clashes	Electron density
91	MG	2	1939	-	-	-	X
91	MG	2	1940	-	-	-	X
91	MG	2	1946	-	-	-	X
91	MG	2	1947	-	-	-	X
91	MG	2	1949	-	-	-	X
91	MG	2	1952	-	-	-	X
91	MG	2	1961	-	-	-	X
91	MG	2	1967	-	-	-	X
91	MG	2	1977	-	-	-	X
91	MG	2	1992	-	-	-	X
91	MG	2	1994	-	-	-	X
91	MG	2	2014	-	-	-	X
91	MG	2	2048	-	-	-	X
91	MG	2	2064	-	-	-	X
91	MG	2	2066	-	-	-	X
91	MG	2	2067	-	-	-	X
91	MG	2	2257	-	-	-	X
91	MG	4	201	-	-	-	X
91	MG	4	202	-	-	-	X
91	MG	4	209	-	-	-	X
91	MG	4	210	-	-	-	X
91	MG	4	212	-	-	-	X
91	MG	4	222	-	-	-	X
91	MG	4	223	-	-	-	X
91	MG	4	224	-	-	-	X
91	MG	5	3404	-	-	-	X
91	MG	5	3406	-	-	-	X
91	MG	5	3408	-	-	-	X
91	MG	5	3409	-	-	-	X
91	MG	5	3413	-	-	-	X
91	MG	5	3414	-	-	-	X
91	MG	5	3417	-	-	-	X
91	MG	5	3419	-	-	-	X
91	MG	5	3420	-	-	-	X
91	MG	5	3424	-	-	-	X
91	MG	5	3426	-	-	-	X
91	MG	5	3427	-	-	-	X
91	MG	5	3429	-	-	-	X
91	MG	5	3431	-	-	-	X
91	MG	5	3438	-	-	-	X
91	MG	5	3443	-	-	-	X
91	MG	5	3447	-	-	-	X

Continued on next page...

Continued from previous page...

Mol	Type	Chain	Res	Chirality	Geometry	Clashes	Electron density
91	MG	5	3458	-	-	-	X
91	MG	5	3461	-	-	-	X
91	MG	5	3465	-	-	-	X
91	MG	5	3466	-	-	-	X
91	MG	5	3471	-	-	-	X
91	MG	5	3473	-	-	-	X
91	MG	5	3481	-	-	-	X
91	MG	5	3492	-	-	-	X
91	MG	5	3495	-	-	-	X
91	MG	5	3496	-	-	-	X
91	MG	5	3503	-	-	-	X
91	MG	5	3506	-	-	-	X
91	MG	5	3511	-	-	-	X
91	MG	5	3514	-	-	-	X
91	MG	5	3519	-	-	-	X
91	MG	5	3521	-	-	-	X
91	MG	5	3522	-	-	-	X
91	MG	5	3526	-	-	-	X
91	MG	5	3527	-	-	-	X
91	MG	5	3533	-	-	-	X
91	MG	5	3536	-	-	-	X
91	MG	5	3537	-	-	-	X
91	MG	5	3541	-	-	-	X
91	MG	5	3545	-	-	-	X
91	MG	5	3552	-	-	-	X
91	MG	5	3555	-	-	-	X
91	MG	5	3557	-	-	-	X
91	MG	5	3559	-	-	-	X
91	MG	5	3560	-	-	-	X
91	MG	5	3561	-	-	-	X
91	MG	5	3562	-	-	-	X
91	MG	5	3566	-	-	-	X
91	MG	5	3569	-	-	-	X
91	MG	5	3571	-	-	-	X
91	MG	5	3572	-	-	-	X
91	MG	5	3576	-	-	-	X
91	MG	5	3577	-	-	-	X
91	MG	5	3579	-	-	-	X
91	MG	5	3580	-	-	-	X
91	MG	5	3581	-	-	-	X
91	MG	5	3582	-	-	-	X
91	MG	5	3585	-	-	-	X

Continued on next page...

Continued from previous page...

Mol	Type	Chain	Res	Chirality	Geometry	Clashes	Electron density
91	MG	5	3586	-	-	-	X
91	MG	5	3593	-	-	-	X
91	MG	5	3597	-	-	-	X
91	MG	5	3598	-	-	-	X
91	MG	5	3600	-	-	-	X
91	MG	5	3601	-	-	-	X
91	MG	5	3604	-	-	-	X
91	MG	5	3605	-	-	-	X
91	MG	5	3606	-	-	-	X
91	MG	5	3607	-	-	-	X
91	MG	5	3608	-	-	-	X
91	MG	5	3609	-	-	-	X
91	MG	5	3610	-	-	-	X
91	MG	5	3612	-	-	-	X
91	MG	5	3614	-	-	-	X
91	MG	5	3618	-	-	-	X
91	MG	5	3620	-	-	-	X
91	MG	5	3624	-	-	-	X
91	MG	5	3633	-	-	-	X
91	MG	5	3642	-	-	-	X
91	MG	5	3643	-	-	-	X
91	MG	5	3646	-	-	-	X
91	MG	5	3656	-	-	-	X
91	MG	5	3666	-	-	-	X
91	MG	5	3670	-	-	-	X
91	MG	5	3677	-	-	-	X
91	MG	5	3678	-	-	-	X
91	MG	5	3686	-	-	-	X
91	MG	5	3693	-	-	-	X
91	MG	5	3696	-	-	-	X
91	MG	5	3699	-	-	-	X
91	MG	5	3708	-	-	-	X
91	MG	5	3713	-	-	-	X
91	MG	5	3724	-	-	-	X
91	MG	5	3725	-	-	-	X
91	MG	5	3729	-	-	-	X
91	MG	5	3731	-	-	-	X
91	MG	5	3735	-	-	-	X
91	MG	5	3737	-	-	-	X
91	MG	5	3748	-	-	-	X
91	MG	5	3750	-	-	-	X
91	MG	5	3757	-	-	-	X

Continued on next page...

Continued from previous page...

Mol	Type	Chain	Res	Chirality	Geometry	Clashes	Electron density
91	MG	5	3761	-	-	-	X
91	MG	5	3770	-	-	-	X
91	MG	5	3781	-	-	-	X
91	MG	5	3788	-	-	-	X
91	MG	5	3790	-	-	-	X
91	MG	5	3794	-	-	-	X
91	MG	5	3799	-	-	-	X
91	MG	5	3811	-	-	-	X
91	MG	5	3814	-	-	-	X
91	MG	5	3815	-	-	-	X
91	MG	5	3817	-	-	-	X
91	MG	5	3821	-	-	-	X
91	MG	5	3827	-	-	-	X
91	MG	5	3828	-	-	-	X
91	MG	5	3830	-	-	-	X
91	MG	5	3839	-	-	-	X
91	MG	5	3857	-	-	-	X
91	MG	5	3859	-	-	-	X
91	MG	5	3860	-	-	-	X
91	MG	5	3865	-	-	-	X
91	MG	5	3867	-	-	-	X
91	MG	5	3869	-	-	-	X
91	MG	5	3870	-	-	-	X
91	MG	5	3875	-	-	-	X
91	MG	5	3876	-	-	-	X
91	MG	5	3879	-	-	-	X
91	MG	5	3882	-	-	-	X
91	MG	5	3884	-	-	-	X
91	MG	5	3885	-	-	-	X
91	MG	5	3887	-	-	-	X
91	MG	5	3898	-	-	-	X
91	MG	5	3903	-	-	-	X
91	MG	5	3908	-	-	-	X
91	MG	5	3922	-	-	-	X
91	MG	5	3923	-	-	-	X
91	MG	5	3927	-	-	-	X
91	MG	5	3928	-	-	-	X
91	MG	5	3939	-	-	-	X
91	MG	5	3942	-	-	-	X
91	MG	5	3943	-	-	-	X
91	MG	5	3947	-	-	-	X
91	MG	5	3952	-	-	-	X

Continued on next page...

Continued from previous page...

Mol	Type	Chain	Res	Chirality	Geometry	Clashes	Electron density
91	MG	5	3954	-	-	-	X
91	MG	5	3964	-	-	-	X
91	MG	5	3970	-	-	-	X
91	MG	5	3977	-	-	-	X
91	MG	5	3984	-	-	-	X
91	MG	5	3985	-	-	-	X
91	MG	5	3986	-	-	-	X
91	MG	5	3991	-	-	-	X
91	MG	5	3992	-	-	-	X
91	MG	5	3995	-	-	-	X
91	MG	5	3996	-	-	-	X
91	MG	5	4008	-	-	-	X
91	MG	5	4009	-	-	-	X
91	MG	5	4019	-	-	-	X
91	MG	5	4020	-	-	-	X
91	MG	5	4021	-	-	-	X
91	MG	5	4025	-	-	-	X
91	MG	5	4028	-	-	-	X
91	MG	5	4029	-	-	-	X
91	MG	5	4033	-	-	-	X
91	MG	5	4040	-	-	-	X
91	MG	5	4043	-	-	-	X
91	MG	5	4047	-	-	-	X
91	MG	5	4048	-	-	-	X
91	MG	5	4049	-	-	-	X
91	MG	5	4050	-	-	-	X
91	MG	5	4055	-	-	-	X
91	MG	5	4057	-	-	-	X
91	MG	5	4058	-	-	-	X
91	MG	5	4060	-	-	-	X
91	MG	5	4061	-	-	-	X
91	MG	5	4062	-	-	-	X
91	MG	5	4063	-	-	-	X
91	MG	5	4064	-	-	-	X
91	MG	5	4067	-	-	-	X
91	MG	5	4074	-	-	-	X
91	MG	5	4077	-	-	-	X
91	MG	5	4080	-	-	-	X
91	MG	5	4081	-	-	-	X
91	MG	5	4088	-	-	-	X
91	MG	5	4091	-	-	-	X
91	MG	5	4092	-	-	-	X

Continued on next page...

Continued from previous page...

Mol	Type	Chain	Res	Chirality	Geometry	Clashes	Electron density
91	MG	5	4096	-	-	-	X
91	MG	5	4097	-	-	-	X
91	MG	5	4100	-	-	-	X
91	MG	5	4103	-	-	-	X
91	MG	5	4105	-	-	-	X
91	MG	5	4114	-	-	-	X
91	MG	5	4117	-	-	-	X
91	MG	5	4128	-	-	-	X
91	MG	5	4129	-	-	-	X
91	MG	5	4139	-	-	-	X
91	MG	5	4142	-	-	-	X
91	MG	5	4143	-	-	-	X
91	MG	5	4147	-	-	-	X
91	MG	5	4152	-	-	-	X
91	MG	5	4571	-	-	-	X
91	MG	6	1901	-	-	-	X
91	MG	6	1910	-	-	-	X
91	MG	6	1911	-	-	-	X
91	MG	6	1912	-	-	-	X
91	MG	6	1917	-	-	-	X
91	MG	6	1920	-	-	-	X
91	MG	6	1927	-	-	-	X
91	MG	6	1928	-	-	-	X
91	MG	6	1929	-	-	-	X
91	MG	6	1941	-	-	-	X
91	MG	6	1944	-	-	-	X
91	MG	6	1954	-	-	-	X
91	MG	6	1956	-	-	-	X
91	MG	6	1960	-	-	-	X
91	MG	6	1961	-	-	-	X
91	MG	6	1969	-	-	-	X
91	MG	6	1972	-	-	-	X
91	MG	6	1975	-	-	-	X
91	MG	6	1977	-	-	-	X
91	MG	6	1981	-	-	-	X
91	MG	6	1982	-	-	-	X
91	MG	6	1983	-	-	-	X
91	MG	6	1986	-	-	-	X
91	MG	6	1989	-	-	-	X
91	MG	6	1991	-	-	-	X
91	MG	6	1994	-	-	-	X
91	MG	6	1995	-	-	-	X

Continued on next page...

Continued from previous page...

Mol	Type	Chain	Res	Chirality	Geometry	Clashes	Electron density
91	MG	6	2000	-	-	-	X
91	MG	6	2001	-	-	-	X
91	MG	6	2002	-	-	-	X
91	MG	6	2007	-	-	-	X
91	MG	6	2008	-	-	-	X
91	MG	6	2011	-	-	-	X
91	MG	6	2012	-	-	-	X
91	MG	6	2013	-	-	-	X
91	MG	6	2032	-	-	-	X
91	MG	6	2044	-	-	-	X
91	MG	6	2051	-	-	-	X
91	MG	6	2057	-	-	-	X
91	MG	6	2072	-	-	-	X
91	MG	6	2074	-	-	-	X
91	MG	6	2102	-	-	-	X
91	MG	6	2104	-	-	-	X
91	MG	6	2110	-	-	-	X
91	MG	6	2114	-	-	-	X
91	MG	6	2115	-	-	-	X
91	MG	6	2116	-	-	-	X
91	MG	6	2117	-	-	-	X
91	MG	6	2119	-	-	-	X
91	MG	6	2122	-	-	-	X
91	MG	6	2124	-	-	-	X
91	MG	6	2127	-	-	-	X
91	MG	6	2341	-	-	-	X
91	MG	7	215	-	-	-	X
91	MG	7	216	-	-	-	X
91	MG	7	227	-	-	-	X
91	MG	8	203	-	-	-	X
91	MG	8	205	-	-	-	X
91	MG	C1	201	-	-	-	X
91	MG	C1	202	-	-	-	X
91	MG	C5	201	-	-	-	X
91	MG	L2	301	-	-	-	X
91	MG	L2	304	-	-	-	X
91	MG	L3	402	-	-	-	X
91	MG	L3	403	-	-	-	X
91	MG	L4	401	-	-	-	X
91	MG	L4	402	-	-	-	X
91	MG	L4	403	-	-	-	X
91	MG	L4	404	-	-	-	X

Continued on next page...

Continued from previous page...

Mol	Type	Chain	Res	Chirality	Geometry	Clashes	Electron density
91	MG	L4	406	-	-	-	X
91	MG	L4	407	-	-	-	X
91	MG	L6	201	-	-	-	X
91	MG	M0	303	-	-	-	X
91	MG	M3	201	-	-	-	X
91	MG	M3	202	-	-	-	X
91	MG	M5	302	-	-	-	X
91	MG	M5	303	-	-	-	X
91	MG	M5	304	-	-	-	X
91	MG	M5	305	-	-	-	X
91	MG	M6	201	-	-	-	X
91	MG	M6	202	-	-	-	X
91	MG	M6	203	-	-	-	X
91	MG	M6	204	-	-	-	X
91	MG	M7	201	-	-	-	X
91	MG	M7	202	-	-	-	X
91	MG	M7	204	-	-	-	X
91	MG	M7	207	-	-	-	X
91	MG	M8	201	-	-	-	X
91	MG	M8	202	-	-	-	X
91	MG	M8	203	-	-	-	X
91	MG	N0	201	-	-	-	X
91	MG	N1	201	-	-	-	X
91	MG	N3	202	-	-	-	X
91	MG	N6	201	-	-	-	X
91	MG	N8	201	-	-	-	X
91	MG	N8	202	-	-	-	X
91	MG	N8	204	-	-	-	X
91	MG	N8	206	-	-	-	X
91	MG	O1	201	-	-	-	X
91	MG	O2	201	-	-	-	X
91	MG	O2	202	-	-	-	X
91	MG	O3	201	-	-	-	X
91	MG	O3	202	-	-	-	X
91	MG	O3	203	-	-	-	X
91	MG	O7	104	-	-	-	X
91	MG	O7	106	-	-	-	X
91	MG	O9	101	-	-	-	X
91	MG	Q0	201	-	-	-	X
91	MG	S2	302	-	-	-	X
91	MG	S8	301	-	-	-	X
91	MG	S8	302	-	-	-	X

Continued on next page...

Continued from previous page...

Mol	Type	Chain	Res	Chirality	Geometry	Clashes	Electron density
91	MG	c6	202	-	-	-	X
91	MG	c8	202	-	-	-	X
91	MG	d2	201	-	-	-	X
91	MG	d3	201	-	-	-	X
91	MG	d6	102	-	-	-	X
91	MG	l2	301	-	-	-	X
91	MG	l2	302	-	-	-	X
91	MG	l2	303	-	-	-	X
91	MG	l2	305	-	-	-	X
91	MG	l3	401	-	-	-	X
91	MG	l3	403	-	-	-	X
91	MG	l3	405	-	-	-	X
91	MG	l3	406	-	-	-	X
91	MG	l3	407	-	-	-	X
91	MG	l3	408	-	-	-	X
91	MG	l3	409	-	-	-	X
91	MG	l3	410	-	-	-	X
91	MG	l4	401	-	-	-	X
91	MG	l5	301	-	-	-	X
91	MG	l5	302	-	-	-	X
91	MG	l7	301	-	-	-	X
91	MG	l7	302	-	-	-	X
91	MG	l7	303	-	-	-	X
91	MG	l7	304	-	-	-	X
91	MG	l9	202	-	-	-	X
91	MG	m1	202	-	-	-	X
91	MG	m5	301	-	-	-	X
91	MG	m6	201	-	-	-	X
91	MG	m6	202	-	-	-	X
91	MG	m6	203	-	-	-	X
91	MG	m6	206	-	-	-	X
91	MG	m7	201	-	-	-	X
91	MG	m7	202	-	-	-	X
91	MG	m7	203	-	-	-	X
91	MG	m7	207	-	-	-	X
91	MG	m8	202	-	-	-	X
91	MG	m9	201	-	-	-	X
91	MG	n0	201	-	-	-	X
91	MG	n0	205	-	-	-	X
91	MG	n1	201	-	-	-	X
91	MG	n1	202	-	-	-	X
91	MG	n1	203	-	-	-	X

Continued on next page...

Continued from previous page...

Mol	Type	Chain	Res	Chirality	Geometry	Clashes	Electron density
91	MG	n3	202	-	-	-	X
91	MG	n3	203	-	-	-	X
91	MG	n8	201	-	-	-	X
91	MG	n8	204	-	-	-	X
91	MG	n9	101	-	-	-	X
91	MG	o2	203	-	-	-	X
91	MG	o3	201	-	-	-	X
91	MG	o3	203	-	-	-	X
91	MG	o3	204	-	-	-	X
91	MG	o3	205	-	-	-	X
91	MG	o4	201	-	-	-	X
91	MG	o4	203	-	-	-	X
91	MG	o7	102	-	-	-	X
91	MG	o7	103	-	-	-	X
91	MG	o9	101	-	-	-	X
91	MG	q2	201	-	-	-	X
91	MG	q3	503	-	-	-	X
91	MG	s8	301	-	-	-	X
91	MG	s8	302	-	-	-	X
91	MG	s8	303	-	-	-	X
91	MG	sM	201	-	-	-	X
92	OHX	1	4101	-	-	-	X
92	OHX	1	4105	-	-	-	X
92	OHX	1	4109	-	-	-	X
92	OHX	1	4115	-	-	-	X
92	OHX	1	4116	-	-	-	X
92	OHX	1	4118	-	-	-	X
92	OHX	1	4119	-	-	-	X
92	OHX	1	4124	-	-	X	X
92	OHX	1	4128	-	-	-	X
92	OHX	1	4129	-	-	-	X
92	OHX	1	4130	-	-	X	-
92	OHX	1	4131	-	-	-	X
92	OHX	1	4132	-	-	-	X
92	OHX	1	4135	-	-	-	X
92	OHX	1	4136	-	-	-	X
92	OHX	1	4138	-	-	-	X
92	OHX	1	4141	-	-	-	X
92	OHX	1	4143	-	-	X	-
92	OHX	1	4144	-	-	-	X
92	OHX	1	4145	-	-	-	X
92	OHX	1	4147	-	-	-	X

Continued on next page...

Continued from previous page...

Mol	Type	Chain	Res	Chirality	Geometry	Clashes	Electron density
92	OHX	1	4148	-	-	-	X
92	OHX	1	4156	-	-	-	X
92	OHX	1	4162	-	-	-	X
92	OHX	1	4165	-	-	-	X
92	OHX	1	4166	-	-	-	X
92	OHX	1	4168	-	-	X	-
92	OHX	1	4171	-	-	X	-
92	OHX	1	4177	-	-	-	X
92	OHX	1	4178	-	-	-	X
92	OHX	1	4180	-	-	-	X
92	OHX	1	4182	-	-	-	X
92	OHX	1	4184	-	-	-	X
92	OHX	1	4185	-	-	-	X
92	OHX	1	4186	-	-	X	-
92	OHX	1	4187	-	-	-	X
92	OHX	1	4189	-	-	-	X
92	OHX	1	4191	-	-	-	X
92	OHX	1	4192	-	-	X	-
92	OHX	1	4194	-	-	-	X
92	OHX	1	4197	-	-	-	X
92	OHX	1	4199	-	-	-	X
92	OHX	1	4201	-	-	-	X
92	OHX	1	4206	-	-	-	X
92	OHX	1	4207	-	-	-	X
92	OHX	1	4211	-	-	X	-
92	OHX	1	4213	-	-	-	X
92	OHX	1	4214	-	-	-	X
92	OHX	1	4215	-	-	-	X
92	OHX	1	4223	-	-	-	X
92	OHX	1	4224	-	-	-	X
92	OHX	1	4225	-	-	-	X
92	OHX	1	4226	-	-	-	X
92	OHX	1	4228	-	-	-	X
92	OHX	1	4235	-	-	-	X
92	OHX	1	4237	-	-	-	X
92	OHX	1	4238	-	-	-	X
92	OHX	1	4239	-	-	-	X
92	OHX	1	4241	-	-	-	X
92	OHX	1	4242	-	-	-	X
92	OHX	1	4246	-	-	-	X
92	OHX	1	4255	-	-	-	X
92	OHX	1	4258	-	-	-	X

Continued on next page...

Continued from previous page...

Mol	Type	Chain	Res	Chirality	Geometry	Clashes	Electron density
92	OHX	1	4261	-	-	-	X
92	OHX	1	4264	-	-	-	X
92	OHX	1	4266	-	-	-	X
92	OHX	1	4270	-	-	-	X
92	OHX	1	4274	-	-	-	X
92	OHX	1	4276	-	-	-	X
92	OHX	1	4282	-	-	-	X
92	OHX	1	4283	-	-	-	X
92	OHX	1	4284	-	-	-	X
92	OHX	1	4287	-	-	-	X
92	OHX	1	4288	-	-	-	X
92	OHX	1	4289	-	-	-	X
92	OHX	1	4290	-	-	X	X
92	OHX	1	4293	-	-	-	X
92	OHX	1	4299	-	-	-	X
92	OHX	1	4303	-	-	-	X
92	OHX	1	4307	-	-	-	X
92	OHX	1	4308	-	-	-	X
92	OHX	1	4310	-	-	-	X
92	OHX	1	4315	-	-	-	X
92	OHX	1	4322	-	-	-	X
92	OHX	1	4324	-	-	-	X
92	OHX	1	4326	-	-	-	X
92	OHX	1	4332	-	-	-	X
92	OHX	1	4334	-	-	-	X
92	OHX	1	4338	-	-	X	-
92	OHX	1	4343	-	-	-	X
92	OHX	1	4346	-	-	-	X
92	OHX	1	4347	-	-	-	X
92	OHX	1	4350	-	-	-	X
92	OHX	1	4351	-	-	-	X
92	OHX	1	4353	-	-	-	X
92	OHX	1	4354	-	-	-	X
92	OHX	1	4355	-	-	-	X
92	OHX	1	4359	-	-	X	X
92	OHX	1	4361	-	-	-	X
92	OHX	1	4363	-	-	-	X
92	OHX	1	4364	-	-	-	X
92	OHX	1	4369	-	-	-	X
92	OHX	1	4373	-	-	-	X
92	OHX	1	4375	-	-	-	X
92	OHX	1	4376	-	-	X	-

Continued on next page...

Continued from previous page...

Mol	Type	Chain	Res	Chirality	Geometry	Clashes	Electron density
92	OHX	1	4377	-	-	-	X
92	OHX	1	4378	-	-	-	X
92	OHX	1	4379	-	-	-	X
92	OHX	1	4381	-	-	X	-
92	OHX	1	4383	-	-	-	X
92	OHX	1	4385	-	-	X	X
92	OHX	1	4399	-	-	-	X
92	OHX	1	4400	-	-	-	X
92	OHX	1	4404	-	-	-	X
92	OHX	1	4406	-	-	-	X
92	OHX	1	4407	-	-	-	X
92	OHX	1	4415	-	-	X	X
92	OHX	1	4418	-	-	-	X
92	OHX	1	4419	-	-	-	X
92	OHX	1	4420	-	-	-	X
92	OHX	1	4421	-	-	-	X
92	OHX	1	4423	-	-	-	X
92	OHX	1	4424	-	-	-	X
92	OHX	1	4428	-	-	-	X
92	OHX	1	4429	-	-	-	X
92	OHX	1	4433	-	-	-	X
92	OHX	1	4434	-	-	-	X
92	OHX	1	4435	-	-	X	-
92	OHX	1	4436	-	-	X	X
92	OHX	1	4439	-	-	-	X
92	OHX	1	4442	-	-	X	-
92	OHX	1	4446	-	-	X	X
92	OHX	1	4447	-	-	X	X
92	OHX	1	4448	-	-	-	X
92	OHX	1	4449	-	-	-	X
92	OHX	1	4452	-	-	-	X
92	OHX	1	4456	-	-	-	X
92	OHX	1	4462	-	-	-	X
92	OHX	1	4465	-	-	-	X
92	OHX	1	4467	-	-	X	X
92	OHX	1	4468	-	-	X	X
92	OHX	1	4469	-	-	-	X
92	OHX	1	4473	-	-	-	X
92	OHX	1	4480	-	-	-	X
92	OHX	1	4481	-	-	X	X
92	OHX	1	4483	-	-	-	X
92	OHX	1	4484	-	-	X	-

Continued on next page...

Continued from previous page...

Mol	Type	Chain	Res	Chirality	Geometry	Clashes	Electron density
92	OHX	1	4485	-	-	-	X
92	OHX	1	4487	-	-	X	X
92	OHX	1	4488	-	-	-	X
92	OHX	1	4489	-	-	X	-
92	OHX	1	4490	-	-	X	-
92	OHX	1	4491	-	-	X	X
92	OHX	1	4492	-	-	-	X
92	OHX	1	4493	-	-	-	X
92	OHX	1	4494	-	-	-	X
92	OHX	1	4495	-	-	X	-
92	OHX	1	4499	-	-	X	X
92	OHX	1	4500	-	-	X	-
92	OHX	1	4501	-	-	X	-
92	OHX	1	4503	-	-	-	X
92	OHX	1	4508	-	-	-	X
92	OHX	2	2070	-	-	-	X
92	OHX	2	2074	-	-	X	-
92	OHX	2	2076	-	-	-	X
92	OHX	2	2077	-	-	X	-
92	OHX	2	2081	-	-	-	X
92	OHX	2	2084	-	-	-	X
92	OHX	2	2086	-	-	X	X
92	OHX	2	2087	-	-	-	X
92	OHX	2	2090	-	-	-	X
92	OHX	2	2091	-	-	-	X
92	OHX	2	2095	-	-	-	X
92	OHX	2	2101	-	-	-	X
92	OHX	2	2104	-	-	-	X
92	OHX	2	2106	-	-	-	X
92	OHX	2	2108	-	-	-	X
92	OHX	2	2109	-	-	-	X
92	OHX	2	2113	-	-	-	X
92	OHX	2	2115	-	-	-	X
92	OHX	2	2117	-	-	-	X
92	OHX	2	2119	-	-	-	X
92	OHX	2	2126	-	-	-	X
92	OHX	2	2127	-	-	-	X
92	OHX	2	2131	-	-	-	X
92	OHX	2	2134	-	-	-	X
92	OHX	2	2135	-	-	-	X
92	OHX	2	2137	-	-	-	X
92	OHX	2	2141	-	-	-	X

Continued on next page...

Continued from previous page...

Mol	Type	Chain	Res	Chirality	Geometry	Clashes	Electron density
92	OHX	2	2143	-	-	X	-
92	OHX	2	2151	-	-	-	X
92	OHX	2	2153	-	-	-	X
92	OHX	2	2154	-	-	-	X
92	OHX	2	2157	-	-	-	X
92	OHX	2	2161	-	-	-	X
92	OHX	2	2177	-	-	-	X
92	OHX	2	2182	-	-	-	X
92	OHX	2	2188	-	-	-	X
92	OHX	2	2191	-	-	-	X
92	OHX	2	2195	-	-	-	X
92	OHX	2	2197	-	-	-	X
92	OHX	2	2198	-	-	X	X
92	OHX	2	2200	-	-	-	X
92	OHX	2	2203	-	-	X	-
92	OHX	2	2209	-	-	-	X
92	OHX	2	2217	-	-	-	X
92	OHX	2	2221	-	-	-	X
92	OHX	2	2223	-	-	-	X
92	OHX	2	2231	-	-	-	X
92	OHX	2	2235	-	-	-	X
92	OHX	2	2236	-	-	X	X
92	OHX	2	2237	-	-	-	X
92	OHX	2	2238	-	-	-	X
92	OHX	2	2241	-	-	-	X
92	OHX	2	2243	-	-	X	-
92	OHX	2	2244	-	-	-	X
92	OHX	2	2246	-	-	-	X
92	OHX	2	2247	-	-	-	X
92	OHX	2	2255	-	-	X	X
92	OHX	2	2256	-	-	-	X
92	OHX	3	220	-	-	-	X
92	OHX	3	221	-	-	-	X
92	OHX	3	224	-	-	-	X
92	OHX	3	225	-	-	-	X
92	OHX	3	226	-	-	-	X
92	OHX	3	230	-	-	-	X
92	OHX	3	231	-	-	-	X
92	OHX	4	233	-	-	-	X
92	OHX	4	239	-	-	-	X
92	OHX	4	240	-	-	-	X
92	OHX	4	241	-	-	-	X

Continued on next page...

Continued from previous page...

Mol	Type	Chain	Res	Chirality	Geometry	Clashes	Electron density
92	OHX	4	244	-	-	-	X
92	OHX	4	245	-	-	-	X
92	OHX	4	247	-	-	-	X
92	OHX	4	248	-	-	-	X
92	OHX	5	3401	-	-	-	X
92	OHX	5	4159	-	-	-	X
92	OHX	5	4162	-	-	-	X
92	OHX	5	4164	-	-	-	X
92	OHX	5	4168	-	-	-	X
92	OHX	5	4171	-	-	-	X
92	OHX	5	4172	-	-	-	X
92	OHX	5	4175	-	-	-	X
92	OHX	5	4177	-	-	-	X
92	OHX	5	4181	-	-	-	X
92	OHX	5	4183	-	-	-	X
92	OHX	5	4184	-	-	-	X
92	OHX	5	4186	-	-	-	X
92	OHX	5	4187	-	-	-	X
92	OHX	5	4192	-	-	-	X
92	OHX	5	4196	-	-	-	X
92	OHX	5	4197	-	-	-	X
92	OHX	5	4199	-	-	X	-
92	OHX	5	4200	-	-	X	X
92	OHX	5	4204	-	-	-	X
92	OHX	5	4205	-	-	-	X
92	OHX	5	4206	-	-	X	-
92	OHX	5	4210	-	-	-	X
92	OHX	5	4214	-	-	-	X
92	OHX	5	4216	-	-	-	X
92	OHX	5	4219	-	-	-	X
92	OHX	5	4222	-	-	X	X
92	OHX	5	4225	-	-	-	X
92	OHX	5	4228	-	-	-	X
92	OHX	5	4229	-	-	-	X
92	OHX	5	4233	-	-	X	-
92	OHX	5	4234	-	-	-	X
92	OHX	5	4236	-	-	-	X
92	OHX	5	4237	-	-	X	-
92	OHX	5	4239	-	-	-	X
92	OHX	5	4240	-	-	-	X
92	OHX	5	4241	-	-	-	X
92	OHX	5	4242	-	-	-	X

Continued on next page...

Continued from previous page...

Mol	Type	Chain	Res	Chirality	Geometry	Clashes	Electron density
92	OHX	5	4244	-	-	-	X
92	OHX	5	4246	-	-	-	X
92	OHX	5	4247	-	-	-	X
92	OHX	5	4251	-	-	-	X
92	OHX	5	4252	-	-	-	X
92	OHX	5	4253	-	-	-	X
92	OHX	5	4254	-	-	-	X
92	OHX	5	4255	-	-	-	X
92	OHX	5	4257	-	-	-	X
92	OHX	5	4258	-	-	-	X
92	OHX	5	4259	-	-	-	X
92	OHX	5	4260	-	-	X	X
92	OHX	5	4261	-	-	-	X
92	OHX	5	4267	-	-	-	X
92	OHX	5	4272	-	-	-	X
92	OHX	5	4273	-	-	-	X
92	OHX	5	4275	-	-	X	X
92	OHX	5	4276	-	-	X	-
92	OHX	5	4277	-	-	-	X
92	OHX	5	4279	-	-	X	X
92	OHX	5	4280	-	-	-	X
92	OHX	5	4281	-	-	-	X
92	OHX	5	4284	-	-	-	X
92	OHX	5	4285	-	-	-	X
92	OHX	5	4287	-	-	-	X
92	OHX	5	4288	-	-	-	X
92	OHX	5	4291	-	-	-	X
92	OHX	5	4292	-	-	-	X
92	OHX	5	4294	-	-	-	X
92	OHX	5	4298	-	-	-	X
92	OHX	5	4301	-	-	-	X
92	OHX	5	4307	-	-	-	X
92	OHX	5	4308	-	-	-	X
92	OHX	5	4309	-	-	-	X
92	OHX	5	4310	-	-	-	X
92	OHX	5	4312	-	-	-	X
92	OHX	5	4314	-	-	-	X
92	OHX	5	4318	-	-	-	X
92	OHX	5	4319	-	-	-	X
92	OHX	5	4320	-	-	-	X
92	OHX	5	4322	-	-	-	X
92	OHX	5	4324	-	-	X	-

Continued on next page...

Continued from previous page...

Mol	Type	Chain	Res	Chirality	Geometry	Clashes	Electron density
92	OHX	5	4330	-	-	-	X
92	OHX	5	4331	-	-	-	X
92	OHX	5	4332	-	-	-	X
92	OHX	5	4334	-	-	-	X
92	OHX	5	4338	-	-	-	X
92	OHX	5	4339	-	-	-	X
92	OHX	5	4340	-	-	-	X
92	OHX	5	4341	-	-	X	-
92	OHX	5	4344	-	-	-	X
92	OHX	5	4345	-	-	-	X
92	OHX	5	4346	-	-	-	X
92	OHX	5	4347	-	-	-	X
92	OHX	5	4352	-	-	X	X
92	OHX	5	4354	-	-	-	X
92	OHX	5	4356	-	-	-	X
92	OHX	5	4358	-	-	-	X
92	OHX	5	4360	-	-	-	X
92	OHX	5	4367	-	-	-	X
92	OHX	5	4368	-	-	-	X
92	OHX	5	4369	-	-	-	X
92	OHX	5	4373	-	-	-	X
92	OHX	5	4374	-	-	-	X
92	OHX	5	4375	-	-	-	X
92	OHX	5	4377	-	-	-	X
92	OHX	5	4379	-	-	-	X
92	OHX	5	4385	-	-	-	X
92	OHX	5	4387	-	-	-	X
92	OHX	5	4389	-	-	-	X
92	OHX	5	4391	-	-	-	X
92	OHX	5	4396	-	-	-	X
92	OHX	5	4398	-	-	-	X
92	OHX	5	4400	-	-	-	X
92	OHX	5	4402	-	-	-	X
92	OHX	5	4403	-	-	-	X
92	OHX	5	4404	-	-	-	X
92	OHX	5	4405	-	-	-	X
92	OHX	5	4406	-	-	-	X
92	OHX	5	4407	-	-	-	X
92	OHX	5	4408	-	-	X	-
92	OHX	5	4409	-	-	X	-
92	OHX	5	4410	-	-	-	X
92	OHX	5	4416	-	-	-	X

Continued on next page...

Continued from previous page...

Mol	Type	Chain	Res	Chirality	Geometry	Clashes	Electron density
92	OHX	5	4417	-	-	-	X
92	OHX	5	4423	-	-	X	X
92	OHX	5	4425	-	-	-	X
92	OHX	5	4426	-	-	-	X
92	OHX	5	4427	-	-	-	X
92	OHX	5	4429	-	-	-	X
92	OHX	5	4430	-	-	-	X
92	OHX	5	4434	-	-	-	X
92	OHX	5	4436	-	-	-	X
92	OHX	5	4437	-	-	-	X
92	OHX	5	4440	-	-	-	X
92	OHX	5	4441	-	-	-	X
92	OHX	5	4443	-	-	-	X
92	OHX	5	4448	-	-	-	X
92	OHX	5	4451	-	-	-	X
92	OHX	5	4454	-	-	-	X
92	OHX	5	4457	-	-	-	X
92	OHX	5	4458	-	-	-	X
92	OHX	5	4461	-	-	-	X
92	OHX	5	4462	-	-	-	X
92	OHX	5	4464	-	-	-	X
92	OHX	5	4465	-	-	X	X
92	OHX	5	4471	-	-	-	X
92	OHX	5	4473	-	-	-	X
92	OHX	5	4474	-	-	X	-
92	OHX	5	4476	-	-	X	-
92	OHX	5	4477	-	-	-	X
92	OHX	5	4480	-	-	-	X
92	OHX	5	4484	-	-	-	X
92	OHX	5	4491	-	-	-	X
92	OHX	5	4495	-	-	-	X
92	OHX	5	4499	-	-	-	X
92	OHX	5	4501	-	-	-	X
92	OHX	5	4503	-	-	X	X
92	OHX	5	4505	-	-	-	X
92	OHX	5	4506	-	-	X	-
92	OHX	5	4511	-	-	X	-
92	OHX	5	4517	-	-	-	X
92	OHX	5	4524	-	-	-	X
92	OHX	5	4530	-	-	X	X
92	OHX	5	4533	-	-	-	X
92	OHX	5	4536	-	-	-	X

Continued on next page...

Continued from previous page...

Mol	Type	Chain	Res	Chirality	Geometry	Clashes	Electron density
92	OHX	5	4537	-	-	-	X
92	OHX	5	4540	-	-	-	X
92	OHX	5	4541	-	-	-	X
92	OHX	5	4543	-	-	-	X
92	OHX	5	4547	-	-	X	-
92	OHX	5	4551	-	-	X	X
92	OHX	5	4553	-	-	-	X
92	OHX	5	4554	-	-	X	-
92	OHX	5	4557	-	-	-	X
92	OHX	5	4558	-	-	X	X
92	OHX	5	4560	-	-	X	-
92	OHX	5	4566	-	-	X	-
92	OHX	5	4568	-	-	X	-
92	OHX	5	4573	-	-	-	X
92	OHX	6	2149	-	-	X	-
92	OHX	6	2152	-	-	-	X
92	OHX	6	2155	-	-	-	X
92	OHX	6	2157	-	-	-	X
92	OHX	6	2158	-	-	-	X
92	OHX	6	2159	-	-	X	X
92	OHX	6	2161	-	-	-	X
92	OHX	6	2162	-	-	X	-
92	OHX	6	2164	-	-	-	X
92	OHX	6	2169	-	-	-	X
92	OHX	6	2171	-	-	-	X
92	OHX	6	2173	-	-	X	-
92	OHX	6	2174	-	-	-	X
92	OHX	6	2181	-	-	-	X
92	OHX	6	2186	-	-	-	X
92	OHX	6	2188	-	-	-	X
92	OHX	6	2189	-	-	-	X
92	OHX	6	2195	-	-	-	X
92	OHX	6	2198	-	-	-	X
92	OHX	6	2201	-	-	-	X
92	OHX	6	2204	-	-	-	X
92	OHX	6	2208	-	-	-	X
92	OHX	6	2212	-	-	-	X
92	OHX	6	2218	-	-	-	X
92	OHX	6	2219	-	-	-	X
92	OHX	6	2222	-	-	-	X
92	OHX	6	2229	-	-	-	X
92	OHX	6	2231	-	-	-	X

Continued on next page...

Continued from previous page...

Mol	Type	Chain	Res	Chirality	Geometry	Clashes	Electron density
92	OHX	6	2234	-	-	-	X
92	OHX	6	2243	-	-	-	X
92	OHX	6	2244	-	-	-	X
92	OHX	6	2253	-	-	-	X
92	OHX	6	2254	-	-	-	X
92	OHX	6	2258	-	-	-	X
92	OHX	6	2267	-	-	-	X
92	OHX	6	2269	-	-	-	X
92	OHX	6	2279	-	-	-	X
92	OHX	6	2280	-	-	-	X
92	OHX	6	2284	-	-	-	X
92	OHX	6	2292	-	-	-	X
92	OHX	6	2301	-	-	-	X
92	OHX	6	2309	-	-	-	X
92	OHX	6	2311	-	-	X	-
92	OHX	6	2313	-	-	-	X
92	OHX	6	2316	-	-	-	X
92	OHX	6	2318	-	-	-	X
92	OHX	6	2323	-	-	X	X
92	OHX	6	2324	-	-	X	-
92	OHX	6	2325	-	-	X	X
92	OHX	6	2326	-	-	-	X
92	OHX	6	2334	-	-	-	X
92	OHX	6	2337	-	-	-	X
92	OHX	6	2339	-	-	X	X
92	OHX	7	201	-	-	-	X
92	OHX	7	230	-	-	-	X
92	OHX	7	231	-	-	-	X
92	OHX	7	233	-	-	-	X
92	OHX	7	235	-	-	-	X
92	OHX	7	238	-	-	X	X
92	OHX	7	240	-	-	-	X
92	OHX	8	224	-	-	-	X
92	OHX	8	226	-	-	X	-
92	OHX	8	227	-	-	-	X
92	OHX	8	228	-	-	-	X
92	OHX	8	229	-	-	-	X
92	OHX	8	232	-	-	-	X
92	OHX	8	239	-	-	X	-
92	OHX	8	240	-	-	-	X
92	OHX	A	101	-	-	X	-
92	OHX	A	102	-	-	-	X

Continued on next page...

Continued from previous page...

Mol	Type	Chain	Res	Chirality	Geometry	Clashes	Electron density
92	OHX	C5	202	-	-	X	-
92	OHX	C8	203	-	-	X	-
92	OHX	D9	104	-	-	-	X
92	OHX	L2	305	-	-	X	-
92	OHX	L3	409	-	-	-	X
92	OHX	M0	305	-	-	-	X
92	OHX	M0	306	-	-	-	X
92	OHX	M0	307	-	-	X	-
92	OHX	M0	308	-	-	X	-
92	OHX	N9	102	-	-	-	X
92	OHX	O7	107	-	-	X	-
92	OHX	Q2	505	-	-	X	-
92	OHX	a	101	-	-	-	X
92	OHX	l5	310	-	-	-	X
92	OHX	l9	204	-	-	-	X
92	OHX	m0	303	-	-	-	X
92	OHX	m0	305	-	-	-	X
92	OHX	n3	204	-	-	-	X
92	OHX	o3	206	-	-	-	X
92	OHX	o9	102	-	-	-	X

2 Entry composition

There are 93 unique types of molecules in this entry. The entry contains 414290 atoms, of which 0 are hydrogens and 0 are deuteriums.

In the tables below, the ZeroOcc column contains the number of atoms modelled with zero occupancy, the AltConf column contains the number of residues with at least one atom in alternate conformation and the Trace column contains the number of residues modelled with at most 2 atoms.

- Molecule 1 is a RNA chain called 18S rRNA.

Mol	Chain	Residues	Atoms					ZeroOcc	AltConf	Trace
1	2	1781	Total	C	N	O	P	0	1	0
			37970	16975	6720	12493	1782			
1	6	1795	Total	C	N	O	P	0	1	0
			38260	17105	6763	12596	1796			

- Molecule 2 is a protein called 40S ribosomal protein S0-A.

Mol	Chain	Residues	Atoms					ZeroOcc	AltConf	Trace
2	S0	206	Total	C	N	O	S	0	0	0
			1577	1014	278	283	2			
2	s0	206	Total	C	N	O	S	0	0	0
			1583	1017	281	283	2			

- Molecule 3 is a protein called 40S ribosomal protein S1-A.

Mol	Chain	Residues	Atoms					ZeroOcc	AltConf	Trace
3	S1	214	Total	C	N	O	S	0	0	0
			1709	1084	310	311	4			
3	s1	216	Total	C	N	O	S	0	0	0
			1722	1091	312	315	4			

- Molecule 4 is a protein called 40S ribosomal protein S2.

Mol	Chain	Residues	Atoms					ZeroOcc	AltConf	Trace
4	S2	217	Total	C	N	O	S	0	0	0
			1635	1047	289	297	2			
4	s2	217	Total	C	N	O	S	0	0	0
			1635	1047	289	297	2			

- Molecule 5 is a protein called 40S ribosomal protein S3.

Mol	Chain	Residues	Atoms					ZeroOcc	AltConf	Trace
5	S3	223	Total	C	N	O	S	0	0	0
			1734	1101	313	314	6			
5	s3	223	Total	C	N	O	S	0	0	0
			1734	1101	313	314	6			

- Molecule 6 is a protein called 40S ribosomal protein S4-A.

Mol	Chain	Residues	Atoms					ZeroOcc	AltConf	Trace
6	S4	260	Total	C	N	O	S	0	0	0
			2068	1316	389	360	3			
6	s4	260	Total	C	N	O	S	0	0	0
			2068	1316	389	360	3			

- Molecule 7 is a protein called 40S ribosomal protein S5.

Mol	Chain	Residues	Atoms					ZeroOcc	AltConf	Trace
7	S5	206	Total	C	N	O	S	0	0	0
			1609	1007	300	299	3			
7	s5	206	Total	C	N	O	S	0	0	0
			1609	1007	300	299	3			

- Molecule 8 is a protein called 40S ribosomal protein S6-A.

Mol	Chain	Residues	Atoms					ZeroOcc	AltConf	Trace
8	S6	226	Total	C	N	O	S	0	0	0
			1799	1129	346	321	3			
8	s6	218	Total	C	N	O	S	0	0	0
			1755	1102	337	313	3			

- Molecule 9 is a protein called 40S ribosomal protein S7-A.

Mol	Chain	Residues	Atoms					ZeroOcc	AltConf	Trace
9	S7	184	Total	C	N	O		0	0	0
			1481	951	265	265				
9	s7	186	Total	C	N	O		0	0	0
			1491	957	267	267				

- Molecule 10 is a protein called 40S ribosomal protein S8-A.

Mol	Chain	Residues	Atoms					ZeroOcc	AltConf	Trace
10	S8	188	Total	C	N	O	S	0	0	0
			1489	925	298	264	2			

Continued on next page...

Continued from previous page...

Mol	Chain	Residues	Atoms					ZeroOcc	AltConf	Trace
10	s8	188	Total	C	N	O	S	0	0	0
			1489	925	298	264	2			

- Molecule 11 is a protein called 40S ribosomal protein S9-A.

Mol	Chain	Residues	Atoms					ZeroOcc	AltConf	Trace
11	S9	185	Total	C	N	O	S	0	0	0
			1494	943	289	261	1			
11	s9	185	Total	C	N	O	S	0	0	0
			1494	943	289	261	1			

- Molecule 12 is a protein called 40S ribosomal protein S10-A,40S ribosomal protein S10-A,40S Ribosomal Protein S10-A.

Mol	Chain	Residues	Atoms					ZeroOcc	AltConf	Trace
12	C0	96	Total	C	N	O	S	0	0	0
			773	500	126	145	2			

- Molecule 13 is a protein called 40S ribosomal protein S11-A,40S ribosomal protein S11-A,40S Ribosomal Protein S11-A.

Mol	Chain	Residues	Atoms					ZeroOcc	AltConf	Trace
13	C1	155	Total	C	N	O	S	0	0	0
			1214	775	230	206	3			
13	c1	146	Total	C	N	O	S	0	0	0
			1168	747	221	197	3			

- Molecule 14 is a protein called 40S Ribosomal Protein S12.

Mol	Chain	Residues	Atoms					ZeroOcc	AltConf	Trace
14	C2	124	Total	C	N	O	S	0	0	0
			890	560	156	172	2			

- Molecule 15 is a protein called 40S ribosomal protein S13.

Mol	Chain	Residues	Atoms					ZeroOcc	AltConf	Trace
15	C3	150	Total	C	N	O	S	0	0	0
			1192	759	224	207	2			
15	c3	150	Total	C	N	O	S	0	0	0
			1192	759	224	207	2			

- Molecule 16 is a protein called 40S Ribosomal Protein S14.

Mol	Chain	Residues	Atoms					ZeroOcc	AltConf	Trace
16	C4	127	Total	C	N	O	S	0	0	0
			891	545	182	163	1			
16	c4	128	Total	C	N	O	S	0	0	0
			949	582	188	176	3			

- Molecule 17 is a protein called 40S ribosomal protein S15.

Mol	Chain	Residues	Atoms					ZeroOcc	AltConf	Trace
17	C5	124	Total	C	N	O	S	0	0	0
			977	622	182	166	7			

- Molecule 18 is a protein called 40S ribosomal protein S16-A.

Mol	Chain	Residues	Atoms					ZeroOcc	AltConf	Trace
18	C6	141	Total	C	N	O		0	0	0
			1105	708	203	194				
18	c6	142	Total	C	N	O		0	0	0
			1111	711	204	196				

- Molecule 19 is a protein called 40S ribosomal protein S17-A.

Mol	Chain	Residues	Atoms					ZeroOcc	AltConf	Trace
19	C7	120	Total	C	N	O	S	0	0	0
			926	577	177	170	2			
19	c7	117	Total	C	N	O	S	0	0	0
			906	563	174	167	2			

- Molecule 20 is a protein called 40S ribosomal protein S18-A.

Mol	Chain	Residues	Atoms					ZeroOcc	AltConf	Trace
20	C8	145	Total	C	N	O	S	0	0	0
			1192	743	237	210	2			
20	c8	145	Total	C	N	O	S	0	0	0
			1192	743	237	210	2			

- Molecule 21 is a protein called 40S ribosomal protein S19-A.

Mol	Chain	Residues	Atoms					ZeroOcc	AltConf	Trace
21	C9	143	Total	C	N	O	S	0	0	0
			1112	694	208	208	2			
21	c9	143	Total	C	N	O	S	0	0	0
			1112	694	208	208	2			

- Molecule 22 is a protein called 40S ribosomal protein S20.

Mol	Chain	Residues	Atoms					ZeroOcc	AltConf	Trace
22	D0	107	Total	C	N	O	S	0	0	0
			855	539	156	159	1			
22	d0	110	Total	C	N	O	S	0	0	0
			882	554	161	166	1			

- Molecule 23 is a protein called 40S ribosomal protein S21-A.

Mol	Chain	Residues	Atoms					ZeroOcc	AltConf	Trace
23	D1	87	Total	C	N	O	S	0	0	0
			684	420	125	137	2			
23	d1	87	Total	C	N	O	S	0	0	0
			684	420	125	137	2			

- Molecule 24 is a protein called 40S ribosomal protein S22-A.

Mol	Chain	Residues	Atoms					ZeroOcc	AltConf	Trace
24	D2	129	Total	C	N	O	S	0	0	0
			1021	650	188	180	3			
24	d2	129	Total	C	N	O	S	0	0	0
			1021	650	188	180	3			

- Molecule 25 is a protein called 40S ribosomal protein S23-A.

Mol	Chain	Residues	Atoms					ZeroOcc	AltConf	Trace
25	D3	144	Total	C	N	O	S	0	0	0
			1121	708	220	191	2			
25	d3	144	Total	C	N	O	S	0	0	0
			1121	708	220	191	2			

- Molecule 26 is a protein called 40S ribosomal protein S24-A.

Mol	Chain	Residues	Atoms				ZeroOcc	AltConf	Trace
26	D4	134	Total	C	N	O	0	0	0
			1073	676	208	189			
26	d4	134	Total	C	N	O	0	0	0
			1073	676	208	189			

- Molecule 27 is a protein called 40S ribosomal protein S25-A.

Mol	Chain	Residues	Atoms				ZeroOcc	AltConf	Trace
27	D5	70	Total	C	N	O	0	0	0
			563	360	104	99			
27	d5	69	Total	C	N	O	0	0	0
			558	357	103	98			

- Molecule 28 is a protein called 40S ribosomal protein S26-B.

Mol	Chain	Residues	Atoms					ZeroOcc	AltConf	Trace
28	D6	97	Total	C	N	O	S	0	0	0
			769	475	160	129	5			
28	d6	97	Total	C	N	O	S	0	0	0
			769	475	160	129	5			

- Molecule 29 is a protein called 40S ribosomal protein S27-A.

Mol	Chain	Residues	Atoms					ZeroOcc	AltConf	Trace
29	D7	81	Total	C	N	O	S	0	0	0
			610	382	110	113	5			
29	d7	81	Total	C	N	O	S	0	0	0
			610	382	110	113	5			

- Molecule 30 is a protein called 40S ribosomal protein S28-A.

Mol	Chain	Residues	Atoms					ZeroOcc	AltConf	Trace
30	D8	63	Total	C	N	O	S	0	0	0
			497	306	99	91	1			
30	d8	63	Total	C	N	O	S	0	0	0
			497	306	99	91	1			

- Molecule 31 is a protein called 40S ribosomal protein S29-A.

Mol	Chain	Residues	Atoms					ZeroOcc	AltConf	Trace
31	D9	53	Total	C	N	O	S	0	0	0
			442	274	92	72	4			
31	d9	53	Total	C	N	O	S	0	0	0
			442	274	92	72	4			

- Molecule 32 is a protein called 40S ribosomal protein S30-A.

Mol	Chain	Residues	Atoms					ZeroOcc	AltConf	Trace
32	E0	60	Total	C	N	O	S	0	0	0
			475	299	98	77	1			

Continued on next page...

Continued from previous page...

Mol	Chain	Residues	Atoms					ZeroOcc	AltConf	Trace
32	e0	62	Total	C	N	O	S	0	0	0
			491	309	101	80	1			

- Molecule 33 is a protein called Ubiquitin-40S ribosomal protein S31.

Mol	Chain	Residues	Atoms					ZeroOcc	AltConf	Trace
33	E1	71	Total	C	N	O	S	0	0	0
			566	362	106	94	4			
33	e1	76	Total	C	N	O	S	0	0	0
			608	388	117	99	4			

- Molecule 34 is a protein called Guanine nucleotide-binding protein subunit beta-like protein.

Mol	Chain	Residues	Atoms					ZeroOcc	AltConf	Trace
34	SR	318	Total	C	N	O	S	0	0	0
			2437	1541	418	470	8			

There is a discrepancy between the modelled and reference sequences:

Chain	Residue	Modelled	Actual	Comment	Reference
SR	161	ALA	LYS	conflict	UNP P38011

- Molecule 35 is a protein called Suppressor protein STM1,Suppressor protein STM1,Suppressor protein STM1.

Mol	Chain	Residues	Atoms				ZeroOcc	AltConf	Trace
35	SM	159	Total	C	N	O	0	0	0
			1104	654	221	229			

There is a discrepancy between the modelled and reference sequences:

Chain	Residue	Modelled	Actual	Comment	Reference
SM	134	LEU	ASP	conflict	UNP P39015

- Molecule 36 is a RNA chain called 25S rRNA.

Mol	Chain	Residues	Atoms					ZeroOcc	AltConf	Trace
36	1	3149	Total	C	N	O	P	0	0	0
			67355	30086	12142	21978	3149			
36	5	3150	Total	C	N	O	P	0	0	0
			67376	30095	12145	21987	3149			

- Molecule 37 is a RNA chain called 5S rRNA.

Mol	Chain	Residues	Atoms					ZeroOcc	AltConf	Trace
37	3	121	Total	C	N	O	P	0	0	0
			2579	1152	461	845	121			
37	7	121	Total	C	N	O	P	0	0	0
			2579	1152	461	845	121			

- Molecule 38 is a RNA chain called 5.8S rRNA.

Mol	Chain	Residues	Atoms					ZeroOcc	AltConf	Trace
38	4	158	Total	C	N	O	P	0	0	0
			3353	1500	586	1109	158			
38	8	158	Total	C	N	O	P	0	0	0
			3353	1500	586	1109	158			

- Molecule 39 is a protein called 60S ribosomal protein L2-A.

Mol	Chain	Residues	Atoms					ZeroOcc	AltConf	Trace
39	L2	252	Total	C	N	O	S	0	0	0
			1914	1191	388	334	1			
39	12	252	Total	C	N	O	S	0	0	0
			1912	1190	388	333	1			

- Molecule 40 is a protein called 60S ribosomal protein L3.

Mol	Chain	Residues	Atoms					ZeroOcc	AltConf	Trace
40	L3	386	Total	C	N	O	S	0	0	0
			3075	1950	584	533	8			
40	13	386	Total	C	N	O	S	0	0	0
			3075	1950	584	533	8			

- Molecule 41 is a protein called 60S ribosomal protein L4-A.

Mol	Chain	Residues	Atoms					ZeroOcc	AltConf	Trace
41	L4	361	Total	C	N	O	S	0	0	0
			2748	1729	522	494	3			
41	14	361	Total	C	N	O	S	0	0	0
			2748	1729	522	494	3			

- Molecule 42 is a protein called 60S ribosomal protein L5.

Mol	Chain	Residues	Atoms					ZeroOcc	AltConf	Trace
42	L5	296	Total	C	N	O	S	0	0	0
			2375	1501	414	458	2			
42	l5	294	Total	C	N	O	S	0	0	0
			2359	1489	412	456	2			

- Molecule 43 is a protein called 60S ribosomal protein L6-A.

Mol	Chain	Residues	Atoms					ZeroOcc	AltConf	Trace
43	L6	156	Total	C	N	O	S	0	0	0
			1239	800	222	216	1			
43	l6	157	Total	C	N	O	S	0	0	0
			1248	806	224	217	1			

- Molecule 44 is a protein called 60S ribosomal protein L7-A.

Mol	Chain	Residues	Atoms					ZeroOcc	AltConf	Trace
44	L7	222	Total	C	N	O	S	0	0	0
			1784	1151	324	308	1			
44	l7	223	Total	C	N	O	S	0	0	0
			1791	1155	325	310	1			

- Molecule 45 is a protein called 60S ribosomal protein L8-A.

Mol	Chain	Residues	Atoms					ZeroOcc	AltConf	Trace
45	L8	233	Total	C	N	O	S	0	0	0
			1804	1151	323	327	3			

- Molecule 46 is a protein called 60S ribosomal protein L9-A.

Mol	Chain	Residues	Atoms					ZeroOcc	AltConf	Trace
46	L9	191	Total	C	N	O	S	0	0	0
			1518	963	274	277	4			
46	l9	191	Total	C	N	O	S	0	0	0
			1518	963	274	277	4			

- Molecule 47 is a protein called 60S ribosomal protein L10.

Mol	Chain	Residues	Atoms					ZeroOcc	AltConf	Trace
47	M0	211	Total	C	N	O	S	0	0	0
			1705	1083	322	294	6			
47	m0	213	Total	C	N	O	S	0	0	0
			1722	1094	325	297	6			

- Molecule 48 is a protein called 60S ribosomal protein L11-B.

Mol	Chain	Residues	Atoms					ZeroOcc	AltConf	Trace
48	M1	169	Total	C	N	O	S	0	0	0
			1353	847	253	249	4			
48	m1	169	Total	C	N	O	S	0	0	0
			1353	847	253	249	4			

- Molecule 49 is a protein called 60S ribosomal protein L13-A.

Mol	Chain	Residues	Atoms					ZeroOcc	AltConf	Trace
49	M3	193	Total	C	N	O		0	0	0
			1543	962	315	266				
49	m3	194	Total	C	N	O		0	0	0
			1548	965	316	267				

- Molecule 50 is a protein called 60S ribosomal protein L14-A.

Mol	Chain	Residues	Atoms					ZeroOcc	AltConf	Trace
50	M4	136	Total	C	N	O	S	0	0	0
			1053	675	199	177	2			
50	m4	137	Total	C	N	O	S	0	0	0
			1059	678	200	179	2			

- Molecule 51 is a protein called 60S ribosomal protein L15-A.

Mol	Chain	Residues	Atoms					ZeroOcc	AltConf	Trace
51	M5	203	Total	C	N	O	S	0	0	0
			1720	1077	361	281	1			
51	m5	203	Total	C	N	O	S	0	0	0
			1720	1077	361	281	1			

- Molecule 52 is a protein called 60S ribosomal protein L16-A.

Mol	Chain	Residues	Atoms					ZeroOcc	AltConf	Trace
52	M6	197	Total	C	N	O	S	0	0	0
			1555	1003	289	262	1			
52	m6	197	Total	C	N	O	S	0	0	0
			1555	1003	289	262	1			

- Molecule 53 is a protein called 60S ribosomal protein L17-A.

Mol	Chain	Residues	Atoms				ZeroOcc	AltConf	Trace
53	M7	183	Total	C	N	O	0	0	0
			1420	882	281	257			
53	m7	155	Total	C	N	O	0	0	0
			1227	764	238	225			

- Molecule 54 is a protein called 60S ribosomal protein L18-A.

Mol	Chain	Residues	Atoms					ZeroOcc	AltConf	Trace
54	M8	185	Total	C	N	O	S	0	0	0
			1441	908	290	241	2			
54	m8	185	Total	C	N	O	S	0	0	0
			1441	908	290	241	2			

- Molecule 55 is a protein called 60S ribosomal protein L19-A.

Mol	Chain	Residues	Atoms				ZeroOcc	AltConf	Trace
55	M9	188	Total	C	N	O	0	0	0
			1521	935	326	260			
55	m9	188	Total	C	N	O	0	0	0
			1521	935	326	260			

- Molecule 56 is a protein called 60S ribosomal protein L20-A.

Mol	Chain	Residues	Atoms					ZeroOcc	AltConf	Trace
56	N0	172	Total	C	N	O	S	0	0	0
			1445	930	267	244	4			
56	n0	172	Total	C	N	O	S	0	0	0
			1445	930	267	244	4			

- Molecule 57 is a protein called 60S ribosomal protein L21-A.

Mol	Chain	Residues	Atoms					ZeroOcc	AltConf	Trace
57	N1	159	Total	C	N	O	S	0	0	0
			1276	805	246	221	4			
57	n1	159	Total	C	N	O	S	0	0	0
			1276	805	246	221	4			

- Molecule 58 is a protein called 60S ribosomal protein L22-A.

Mol	Chain	Residues	Atoms				ZeroOcc	AltConf	Trace
58	N2	100	Total	C	N	O	0	0	0
			796	516	131	149			

Continued on next page...

Continued from previous page...

Mol	Chain	Residues	Atoms				ZeroOcc	AltConf	Trace
58	n2	98	Total	C	N	O	0	0	0
			778	505	127	146			

- Molecule 59 is a protein called 60S ribosomal protein L23-A.

Mol	Chain	Residues	Atoms					ZeroOcc	AltConf	Trace
59	N3	136	Total	C	N	O	S	0	0	0
			1003	628	189	179	7			
59	n3	136	Total	C	N	O	S	0	0	0
			1003	628	189	179	7			

- Molecule 60 is a protein called 60S ribosomal protein L24-A.

Mol	Chain	Residues	Atoms					ZeroOcc	AltConf	Trace
60	N4	98	Total	C	N	O	S	0	0	0
			699	443	137	118	1			

- Molecule 61 is a protein called 60S ribosomal protein L25.

Mol	Chain	Residues	Atoms					ZeroOcc	AltConf	Trace
61	N5	121	Total	C	N	O	S	0	0	0
			964	620	169	173	2			
61	n5	120	Total	C	N	O	S	0	0	0
			959	617	168	172	2			

- Molecule 62 is a protein called 60S ribosomal protein L26-A.

Mol	Chain	Residues	Atoms				ZeroOcc	AltConf	Trace
62	N6	126	Total	C	N	O	0	0	0
			993	625	192	176			
62	n6	126	Total	C	N	O	0	0	0
			993	625	192	176			

- Molecule 63 is a protein called 60S ribosomal protein L27-A.

Mol	Chain	Residues	Atoms				ZeroOcc	AltConf	Trace
63	N7	135	Total	C	N	O	0	0	0
			1092	710	202	180			
63	n7	135	Total	C	N	O	0	0	0
			1092	710	202	180			

- Molecule 64 is a protein called 60S ribosomal protein L28.

Mol	Chain	Residues	Atoms					ZeroOcc	AltConf	Trace
64	N8	148	Total	C	N	O	S	0	0	0
			1173	749	231	190	3			
64	n8	148	Total	C	N	O	S	0	0	0
			1173	749	231	190	3			

- Molecule 65 is a protein called 60S ribosomal protein L29.

Mol	Chain	Residues	Atoms					ZeroOcc	AltConf	Trace
65	N9	58	Total	C	N	O	S	0	0	0
			462	289	100	73				
65	n9	58	Total	C	N	O	S	0	0	0
			462	289	100	73				

- Molecule 66 is a protein called 60S ribosomal protein L30.

Mol	Chain	Residues	Atoms					ZeroOcc	AltConf	Trace
66	O0	97	Total	C	N	O	S	0	0	0
			743	479	124	139	1			
66	o0	100	Total	C	N	O	S	0	0	0
			767	492	128	146	1			

- Molecule 67 is a protein called 60S ribosomal protein L31-A.

Mol	Chain	Residues	Atoms					ZeroOcc	AltConf	Trace
67	O1	109	Total	C	N	O	S	0	0	0
			876	556	167	152	1			
67	o1	109	Total	C	N	O	S	0	0	0
			883	559	167	156	1			

- Molecule 68 is a protein called 60S ribosomal protein L32.

Mol	Chain	Residues	Atoms					ZeroOcc	AltConf	Trace
68	O2	127	Total	C	N	O	S	0	0	0
			1020	647	205	167	1			
68	o2	127	Total	C	N	O	S	0	0	0
			1020	647	205	167	1			

- Molecule 69 is a protein called 60S ribosomal protein L33-A.

Mol	Chain	Residues	Atoms					ZeroOcc	AltConf	Trace
69	O3	106	Total	C	N	O	S	0	0	0
			850	540	165	144	1			

Continued on next page...

Continued from previous page...

Mol	Chain	Residues	Atoms					ZeroOcc	AltConf	Trace
69	o3	106	Total	C	N	O	S	0	0	0
			850	540	165	144	1			

- Molecule 70 is a protein called 60S ribosomal protein L34-A.

Mol	Chain	Residues	Atoms					ZeroOcc	AltConf	Trace
70	O4	112	Total	C	N	O	S	0	0	0
			880	545	179	152	4			
70	o4	112	Total	C	N	O	S	0	0	0
			880	545	179	152	4			

- Molecule 71 is a protein called 60S ribosomal protein L35-A.

Mol	Chain	Residues	Atoms					ZeroOcc	AltConf	Trace
71	O5	119	Total	C	N	O	S	0	0	0
			969	615	186	167	1			
71	o5	119	Total	C	N	O	S	0	0	0
			965	612	185	167	1			

- Molecule 72 is a protein called 60S ribosomal protein L36-A.

Mol	Chain	Residues	Atoms					ZeroOcc	AltConf	Trace
72	O6	99	Total	C	N	O	S	0	0	0
			771	481	156	132	2			
72	o6	99	Total	C	N	O	S	0	0	0
			770	481	156	131	2			

- Molecule 73 is a protein called 60S ribosomal protein L37-A.

Mol	Chain	Residues	Atoms					ZeroOcc	AltConf	Trace
73	O7	87	Total	C	N	O	S	0	0	0
			681	414	148	114	5			
73	o7	87	Total	C	N	O	S	0	0	0
			681	414	148	114	5			

- Molecule 74 is a protein called 60S ribosomal protein L38.

Mol	Chain	Residues	Atoms				ZeroOcc	AltConf	Trace
74	O8	77	Total	C	N	O	0	0	0
			612	391	115	106			
74	o8	77	Total	C	N	O	0	0	0
			608	388	114	106			

- Molecule 75 is a protein called 60S ribosomal protein L39.

Mol	Chain	Residues	Atoms					ZeroOcc	AltConf	Trace
75	O9	50	Total	C	N	O	S	0	0	0
			436	272	97	65	2			
75	o9	50	Total	C	N	O	S	0	0	0
			436	272	97	65	2			

- Molecule 76 is a protein called Ubiquitin-60S ribosomal protein L40.

Mol	Chain	Residues	Atoms					ZeroOcc	AltConf	Trace
76	Q0	52	Total	C	N	O	S	0	0	0
			417	259	86	67	5			
76	q0	52	Total	C	N	O	S	0	0	0
			417	259	86	67	5			

- Molecule 77 is a protein called 60S ribosomal protein L41-A.

Mol	Chain	Residues	Atoms					ZeroOcc	AltConf	Trace
77	Q1	25	Total	C	N	O	S	0	0	0
			233	142	63	27	1			
77	q1	25	Total	C	N	O	S	0	0	0
			233	142	63	27	1			

- Molecule 78 is a protein called 60S ribosomal protein L42-A.

Mol	Chain	Residues	Atoms					ZeroOcc	AltConf	Trace
78	Q2	105	Total	C	N	O	S	0	0	0
			847	534	170	138	5			
78	q2	105	Total	C	N	O	S	0	0	0
			847	534	170	138	5			

- Molecule 79 is a protein called 60S ribosomal protein L43-A.

Mol	Chain	Residues	Atoms					ZeroOcc	AltConf	Trace
79	Q3	91	Total	C	N	O	S	0	0	0
			694	429	138	121	6			
79	q3	91	Total	C	N	O	S	0	0	0
			694	429	138	121	6			

- Molecule 80 is a protein called 40S ribosomal protein S10-A, 40S ribosomal protein S10-A, 40S Ribosomal Protein S10.

Mol	Chain	Residues	Atoms					ZeroOcc	AltConf	Trace
80	c0	96	Total	C	N	O	S	0	0	0
			762	491	125	144	2			

- Molecule 81 is a protein called 40S Ribosomal Protein S12.

Mol	Chain	Residues	Atoms					ZeroOcc	AltConf	Trace
81	c2	124	Total	C	N	O	S	0	0	0
			892	562	156	172	2			

- Molecule 82 is a protein called 40S ribosomal protein S15.

Mol	Chain	Residues	Atoms					ZeroOcc	AltConf	Trace
82	c5	135	Total	C	N	O	S	0	0	0
			1039	658	196	178	7			

- Molecule 83 is a protein called Guanine nucleotide-binding protein subunit beta-like protein.

Mol	Chain	Residues	Atoms					ZeroOcc	AltConf	Trace
83	sR	318	Total	C	N	O	S	0	0	0
			2442	1544	418	472	8			

- Molecule 84 is a protein called Suppressor protein STM1,Suppressor protein STM1,Ribosome-bound protein Stm1.

Mol	Chain	Residues	Atoms					ZeroOcc	AltConf	Trace
84	sM	104	Total	C	N	O	S	0	0	0
			681	404	140	137				

There is a discrepancy between the modelled and reference sequences:

Chain	Residue	Modelled	Actual	Comment	Reference
sM	59	ALA	GLY	conflict	UNP P39015

- Molecule 85 is a protein called 60S ribosomal protein L8-A,60S ribosomal protein L8-A,60S Ribosomal Protein L8.

Mol	Chain	Residues	Atoms					ZeroOcc	AltConf	Trace
85	l8	231	Total	C	N	O	S	0	0	0
			1763	1130	316	314	3			

- Molecule 86 is a protein called 60S Ribosomal Protein L12.

Mol	Chain	Residues	Atoms				ZeroOcc	AltConf	Trace
86	m2	150	Total	C	N	O	0	0	0
			750	450	150	150			

- Molecule 87 is a protein called 60S ribosomal protein L24-A.

Mol	Chain	Residues	Atoms					ZeroOcc	AltConf	Trace
87	n4	135	Total	C	N	O	S	0	0	0
			1038	651	206	180	1			

- Molecule 88 is a protein called 60S acidic ribosomal protein P0,60S acidic ribosomal protein P0,60S Ribosomal Protein P0.

Mol	Chain	Residues	Atoms					ZeroOcc	AltConf	Trace
88	p0	143	Total	C	N	O	S	0	0	0
			1077	687	192	195	3			

- Molecule 89 is a protein called 60S Ribosomal Protein P1/2.

Mol	Chain	Residues	Atoms				ZeroOcc	AltConf	Trace
89	p1	47	Total	C	N	O	0	0	0
			235	141	47	47			
89	p2	46	Total	C	N	O	0	0	0
			230	138	46	46			

- Molecule 90 is a RNA chain called aminoacyl-tRNA fragment ACCPmn.

Mol	Chain	Residues	Atoms					ZeroOcc	AltConf	Trace
90	A	3	Total	C	N	O	P	0	0	0
			77	40	13	21	3			
90	a	3	Total	C	N	O	P	0	0	0
			77	40	13	21	3			

- Molecule 91 is MAGNESIUM ION (three-letter code: MG) (formula: Mg).

Mol	Chain	Residues	Atoms		ZeroOcc	AltConf
91	n8	4	Total	Mg	0	0
			4	4		
91	c6	3	Total	Mg	0	0
			3	3		
91	Q0	2	Total	Mg	0	0
			2	2		
91	sM	1	Total	Mg	0	0
			1	1		

Continued on next page...

Continued from previous page...

Mol	Chain	Residues	Atoms		ZeroOcc	AltConf
91	O3	3	Total 3	Mg 3	0	0
91	D3	1	Total 1	Mg 1	0	0
91	M9	3	Total 3	Mg 3	0	0
91	q0	1	Total 1	Mg 1	0	0
91	O2	2	Total 2	Mg 2	0	0
91	D9	2	Total 2	Mg 2	0	0
91	m9	1	Total 1	Mg 1	0	0
91	M3	4	Total 4	Mg 4	0	0
91	S4	1	Total 1	Mg 1	0	0
91	l5	7	Total 7	Mg 7	0	0
91	L6	1	Total 1	Mg 1	0	0
91	m6	6	Total 6	Mg 6	0	0
91	o2	3	Total 3	Mg 3	0	0
91	d5	1	Total 1	Mg 1	0	0
91	d9	2	Total 2	Mg 2	0	0
91	m3	2	Total 2	Mg 2	0	0
91	s4	1	Total 1	Mg 1	0	0
91	M6	4	Total 4	Mg 4	0	0
91	N9	1	Total 1	Mg 1	0	0
91	p0	1	Total 1	Mg 1	0	0
91	n0	5	Total 5	Mg 5	0	0

Continued on next page...

Continued from previous page...

Mol	Chain	Residues	Atoms		ZeroOcc	AltConf
91	C8	1	Total 1	Mg 1	0	0
91	n9	2	Total 2	Mg 2	0	0
91	M5	8	Total 8	Mg 8	0	0
91	S2	2	Total 2	Mg 2	0	0
91	N6	1	Total 1	Mg 1	0	0
91	n6	1	Total 1	Mg 1	0	0
91	m5	2	Total 2	Mg 2	0	0
91	D0	1	Total 1	Mg 1	0	0
91	S8	2	Total 2	Mg 2	0	0
91	M8	3	Total 3	Mg 3	0	0
91	q3	2	Total 2	Mg 2	0	0
91	N3	4	Total 4	Mg 4	0	0
91	4	32	Total 32	Mg 32	0	0
91	L2	4	Total 4	Mg 4	0	0
91	E1	1	Total 1	Mg 1	0	0
91	O1	1	Total 1	Mg 1	0	0
91	s8	4	Total 4	Mg 4	0	0
91	m8	2	Total 2	Mg 2	0	0
91	n3	3	Total 3	Mg 3	0	0
91	l2	5	Total 5	Mg 5	0	0
91	N0	2	Total 2	Mg 2	0	0

Continued on next page...

Continued from previous page...

Mol	Chain	Residues	Atoms		ZeroOcc	AltConf
91	L7	1	Total 1	Mg 1	0	0
91	6	242	Total 242	Mg 242	0	0
91	O4	1	Total 1	Mg 1	0	0
91	C1	2	Total 2	Mg 2	0	0
91	M1	1	Total 1	Mg 1	0	0
91	D6	1	Total 1	Mg 1	0	0
91	S6	1	Total 1	Mg 1	0	0
91	c9	1	Total 1	Mg 1	0	0
91	l7	4	Total 4	Mg 4	0	0
91	L8	1	Total 1	Mg 1	0	0
91	o4	3	Total 3	Mg 3	0	0
91	m1	2	Total 2	Mg 2	0	0
91	d6	1	Total 1	Mg 1	0	0
91	M4	1	Total 1	Mg 1	0	0
91	1	700	Total 700	Mg 700	1	0
91	S1	1	Total 1	Mg 1	0	0
91	l8	1	Total 1	Mg 1	0	0
91	Q2	3	Total 3	Mg 3	0	0
91	o7	3	Total 3	Mg 3	0	0
91	m4	1	Total 1	Mg 1	0	0
91	O7	5	Total 5	Mg 5	0	0

Continued on next page...

Continued from previous page...

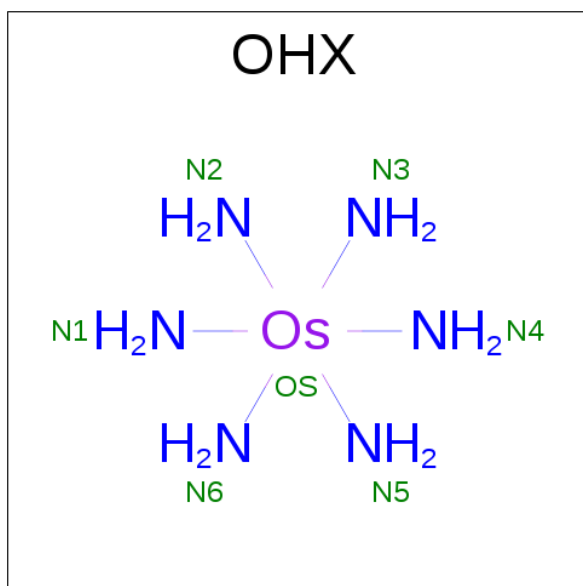
Mol	Chain	Residues	Atoms		ZeroOcc	AltConf
91	s1	1	Total 1	Mg 1	0	0
91	q2	1	Total 1	Mg 1	0	0
91	L3	6	Total 6	Mg 6	0	0
91	8	21	Total 21	Mg 21	0	0
91	3	18	Total 18	Mg 18	0	0
91	C5	1	Total 1	Mg 1	0	0
91	q1	1	Total 1	Mg 1	0	0
91	l3	11	Total 11	Mg 11	0	0
91	N1	1	Total 1	Mg 1	0	0
91	2	169	Total 169	Mg 169	0	0
91	o9	1	Total 1	Mg 1	0	0
91	L4	7	Total 7	Mg 7	0	0
91	M0	4	Total 4	Mg 4	0	0
91	5	758	Total 758	Mg 758	0	0
91	n1	3	Total 3	Mg 3	0	0
91	c8	3	Total 3	Mg 3	0	0
91	l4	3	Total 3	Mg 3	0	0
91	d2	1	Total 1	Mg 1	0	0
91	d3	1	Total 1	Mg 1	0	0
91	o3	5	Total 5	Mg 5	0	0
91	O9	1	Total 1	Mg 1	0	0

Continued on next page...

Continued from previous page...

Mol	Chain	Residues	Atoms		ZeroOcc	AltConf
91	m0	1	Total 1	Mg 1	0	0
91	M7	8	Total 8	Mg 8	0	0
91	N8	7	Total 7	Mg 7	0	0
91	l9	3	Total 3	Mg 3	0	0
91	7	27	Total 27	Mg 27	0	0
91	o6	1	Total 1	Mg 1	0	0
91	m7	7	Total 7	Mg 7	0	0

- Molecule 92 is osmium (III) hexammine (three-letter code: OHX) (formula: $\text{H}_{12}\text{N}_6\text{Os}$).



Mol	Chain	Residues	Atoms			ZeroOcc	AltConf
92	2	1	Total 7	N 6	Os 1	0	0
92	2	1	Total 7	N 6	Os 1	0	0
92	2	1	Total 7	N 6	Os 1	0	0
92	2	1	Total 7	N 6	Os 1	0	0

Continued on next page...

Continued from previous page...

Mol	Chain	Residues	Atoms			ZeroOcc	AltConf
92	2	1	Total	N	Os	0	0
			7	6	1		
92	2	1	Total	N	Os	0	0
			7	6	1		
92	2	1	Total	N	Os	0	0
			7	6	1		
92	2	1	Total	N	Os	0	0
			7	6	1		
92	2	1	Total	N	Os	0	0
			7	6	1		
92	2	1	Total	N	Os	0	0
			7	6	1		
92	2	1	Total	N	Os	0	0
			7	6	1		
92	2	1	Total	N	Os	0	0
			7	6	1		
92	2	1	Total	N	Os	0	0
			7	6	1		
92	2	1	Total	N	Os	0	0
			7	6	1		
92	2	1	Total	N	Os	0	0
			7	6	1		
92	2	1	Total	N	Os	0	0
			7	6	1		
92	2	1	Total	N	Os	0	0
			7	6	1		
92	2	1	Total	N	Os	0	0
			7	6	1		
92	2	1	Total	N	Os	0	0
			7	6	1		
92	2	1	Total	N	Os	0	0
			7	6	1		
92	2	1	Total	N	Os	0	0
			7	6	1		
92	2	1	Total	N	Os	0	0
			7	6	1		

Continued on next page...

Continued from previous page...

Mol	Chain	Residues	Atoms			ZeroOcc	AltConf
92	2	1	Total	N	Os	0	0
			7	6	1		
92	2	1	Total	N	Os	0	0
			7	6	1		
92	2	1	Total	N	Os	0	0
			7	6	1		
92	2	1	Total	N	Os	0	0
			7	6	1		
92	2	1	Total	N	Os	0	0
			7	6	1		
92	2	1	Total	N	Os	0	0
			7	6	1		
92	2	1	Total	N	Os	0	0
			7	6	1		
92	2	1	Total	N	Os	0	0
			7	6	1		
92	2	1	Total	N	Os	0	0
			7	6	1		
92	2	1	Total	N	Os	0	0
			7	6	1		
92	2	1	Total	N	Os	0	0
			7	6	1		
92	2	1	Total	N	Os	0	0
			7	6	1		
92	2	1	Total	N	Os	0	0
			7	6	1		
92	2	1	Total	N	Os	0	0
			7	6	1		
92	2	1	Total	N	Os	0	0
			7	6	1		
92	2	1	Total	N	Os	0	0
			7	6	1		
92	2	1	Total	N	Os	0	0
			7	6	1		
92	2	1	Total	N	Os	0	0
			7	6	1		
92	2	1	Total	N	Os	0	0
			7	6	1		

Continued on next page...

Continued from previous page...

Mol	Chain	Residues	Atoms			ZeroOcc	AltConf
92	2	1	Total	N	Os	0	0
			7	6	1		
92	2	1	Total	N	Os	0	0
			7	6	1		
92	2	1	Total	N	Os	0	0
			7	6	1		
92	2	1	Total	N	Os	0	0
			7	6	1		
92	2	1	Total	N	Os	0	0
			7	6	1		
92	2	1	Total	N	Os	0	0
			7	6	1		
92	2	1	Total	N	Os	0	0
			7	6	1		
92	2	1	Total	N	Os	0	0
			7	6	1		
92	2	1	Total	N	Os	0	0
			7	6	1		
92	2	1	Total	N	Os	0	0
			7	6	1		
92	2	1	Total	N	Os	0	0
			7	6	1		
92	2	1	Total	N	Os	0	0
			7	6	1		
92	2	1	Total	N	Os	0	0
			7	6	1		
92	2	1	Total	N	Os	0	0
			7	6	1		
92	2	1	Total	N	Os	0	0
			7	6	1		
92	2	1	Total	N	Os	0	0
			7	6	1		
92	2	1	Total	N	Os	0	0
			7	6	1		
92	2	1	Total	N	Os	0	0
			7	6	1		

Continued on next page...

Continued from previous page...

Mol	Chain	Residues	Atoms			ZeroOcc	AltConf
92	2	1	Total	N	Os	0	0
			7	6	1		
92	2	1	Total	N	Os	0	0
			7	6	1		
92	2	1	Total	N	Os	0	0
			7	6	1		
92	2	1	Total	N	Os	0	0
			7	6	1		
92	2	1	Total	N	Os	0	0
			7	6	1		
92	2	1	Total	N	Os	0	0
			7	6	1		
92	2	1	Total	N	Os	0	0
			7	6	1		
92	2	1	Total	N	Os	0	0
			7	6	1		
92	2	1	Total	N	Os	0	0
			7	6	1		
92	2	1	Total	N	Os	0	0
			7	6	1		
92	2	1	Total	N	Os	0	0
			7	6	1		
92	2	1	Total	N	Os	0	0
			7	6	1		
92	2	1	Total	N	Os	0	0
			7	6	1		
92	2	1	Total	N	Os	0	0
			7	6	1		
92	2	1	Total	N	Os	0	0
			7	6	1		
92	2	1	Total	N	Os	0	0
			7	6	1		
92	2	1	Total	N	Os	0	0
			7	6	1		
92	2	1	Total	N	Os	0	0
			7	6	1		

Continued on next page...

Continued from previous page...

Mol	Chain	Residues	Atoms			ZeroOcc	AltConf
92	2	1	Total	N	Os	0	0
			7	6	1		
92	2	1	Total	N	Os	0	0
			7	6	1		
92	2	1	Total	N	Os	0	0
			7	6	1		
92	2	1	Total	N	Os	0	0
			7	6	1		
92	2	1	Total	N	Os	0	0
			7	6	1		
92	2	1	Total	N	Os	0	0
			7	6	1		
92	2	1	Total	N	Os	0	0
			7	6	1		
92	2	1	Total	N	Os	0	0
			7	6	1		
92	2	1	Total	N	Os	0	0
			7	6	1		
92	2	1	Total	N	Os	0	0
			7	6	1		
92	2	1	Total	N	Os	0	0
			7	6	1		
92	2	1	Total	N	Os	0	0
			7	6	1		
92	2	1	Total	N	Os	0	0
			7	6	1		
92	2	1	Total	N	Os	0	0
			7	6	1		
92	2	1	Total	N	Os	0	0
			7	6	1		
92	2	1	Total	N	Os	0	0
			7	6	1		
92	2	1	Total	N	Os	0	0
			7	6	1		
92	2	1	Total	N	Os	0	0
			7	6	1		

Continued on next page...

Continued from previous page...

Mol	Chain	Residues	Atoms			ZeroOcc	AltConf
92	2	1	Total	N	Os	0	0
			7	6	1		
92	2	1	Total	N	Os	0	0
			7	6	1		
92	2	1	Total	N	Os	0	0
			7	6	1		
92	2	1	Total	N	Os	0	0
			7	6	1		
92	2	1	Total	N	Os	0	0
			7	6	1		
92	2	1	Total	N	Os	0	0
			7	6	1		
92	2	1	Total	N	Os	0	0
			7	6	1		
92	2	1	Total	N	Os	0	0
			7	6	1		
92	2	1	Total	N	Os	0	0
			7	6	1		
92	2	1	Total	N	Os	0	0
			7	6	1		
92	2	1	Total	N	Os	0	0
			7	6	1		
92	2	1	Total	N	Os	0	0
			7	6	1		
92	2	1	Total	N	Os	0	0
			7	6	1		
92	2	1	Total	N	Os	0	0
			7	6	1		
92	2	1	Total	N	Os	0	0
			7	6	1		
92	2	1	Total	N	Os	0	0
			7	6	1		
92	2	1	Total	N	Os	0	0
			7	6	1		
92	2	1	Total	N	Os	0	0
			7	6	1		
92	2	1	Total	N	Os	0	0
			7	6	1		
92	2	1	Total	N	Os	0	0
			7	6	1		

Continued on next page...

Continued from previous page...

Mol	Chain	Residues	Atoms			ZeroOcc	AltConf
92	2	1	Total	N	Os	0	0
			7	6	1		
92	2	1	Total	N	Os	0	0
			7	6	1		
92	2	1	Total	N	Os	0	0
			7	6	1		
92	2	1	Total	N	Os	0	0
			7	6	1		
92	2	1	Total	N	Os	0	0
			7	6	1		
92	2	1	Total	N	Os	0	0
			7	6	1		
92	2	1	Total	N	Os	0	0
			7	6	1		
92	2	1	Total	N	Os	0	0
			7	6	1		
92	2	1	Total	N	Os	0	0
			7	6	1		
92	2	1	Total	N	Os	0	0
			7	6	1		
92	2	1	Total	N	Os	0	0
			7	6	1		
92	2	1	Total	N	Os	0	0
			7	6	1		
92	2	1	Total	N	Os	0	0
			7	6	1		
92	2	1	Total	N	Os	0	0
			7	6	1		
92	2	1	Total	N	Os	0	0
			7	6	1		
92	2	1	Total	N	Os	0	0
			7	6	1		
92	2	1	Total	N	Os	0	0
			7	6	1		
92	2	1	Total	N	Os	0	0
			7	6	1		

Continued on next page...

Continued from previous page...

Mol	Chain	Residues	Atoms			ZeroOcc	AltConf
92	2	1	Total	N	Os	0	0
			7	6	1		
92	2	1	Total	N	Os	0	0
			7	6	1		
92	2	1	Total	N	Os	0	0
			7	6	1		
92	2	1	Total	N	Os	0	0
			7	6	1		
92	2	1	Total	N	Os	0	0
			7	6	1		
92	2	1	Total	N	Os	0	0
			7	6	1		
92	2	1	Total	N	Os	0	0
			7	6	1		
92	2	1	Total	N	Os	0	0
			7	6	1		
92	2	1	Total	N	Os	0	0
			7	6	1		
92	2	1	Total	N	Os	0	0
			7	6	1		
92	2	1	Total	N	Os	0	0
			7	6	1		
92	2	1	Total	N	Os	0	0
			7	6	1		
92	2	1	Total	N	Os	0	0
			7	6	1		
92	2	1	Total	N	Os	0	0
			7	6	1		
92	2	1	Total	N	Os	0	0
			7	6	1		
92	2	1	Total	N	Os	0	0
			7	6	1		
92	2	1	Total	N	Os	0	0
			7	6	1		
92	2	1	Total	N	Os	0	0
			7	6	1		
92	2	1	Total	N	Os	0	0
			7	6	1		

Continued on next page...

Continued from previous page...

Mol	Chain	Residues	Atoms			ZeroOcc	AltConf
92	2	1	Total	N	Os	0	0
			7	6	1		
92	2	1	Total	N	Os	0	0
			7	6	1		
92	2	1	Total	N	Os	0	0
			7	6	1		
92	2	1	Total	N	Os	0	0
			7	6	1		
92	2	1	Total	N	Os	0	0
			7	6	1		
92	2	1	Total	N	Os	0	0
			7	6	1		
92	2	1	Total	N	Os	0	0
			7	6	1		
92	2	1	Total	N	Os	0	0
			7	6	1		
92	2	1	Total	N	Os	0	0
			7	6	1		
92	2	1	Total	N	Os	0	0
			7	6	1		
92	2	1	Total	N	Os	0	0
			7	6	1		
92	2	1	Total	N	Os	0	0
			7	6	1		
92	S2	1	Total	N	Os	0	0
			7	6	1		
92	S6	1	Total	N	Os	0	0
			7	6	1		
92	S8	1	Total	N	Os	0	0
			7	6	1		
92	C3	1	Total	N	Os	0	0
			7	6	1		
92	C5	1	Total	N	Os	0	0
			7	6	1		

Continued on next page...

Continued from previous page...

Mol	Chain	Residues	Atoms			ZeroOcc	AltConf
92	C8	1	Total	N	Os	0	0
			7	6	1		
92	C8	1	Total	N	Os	0	0
			7	6	1		
92	D9	1	Total	N	Os	0	0
			7	6	1		
92	SR	1	Total	N	Os	0	0
			7	6	1		
92	1	1	Total	N	Os	0	0
			7	6	1		
92	1	1	Total	N	Os	0	0
			7	6	1		
92	1	1	Total	N	Os	0	0
			7	6	1		
92	1	1	Total	N	Os	0	0
			7	6	1		
92	1	1	Total	N	Os	0	0
			7	6	1		
92	1	1	Total	N	Os	0	0
			7	6	1		
92	1	1	Total	N	Os	0	0
			7	6	1		
92	1	1	Total	N	Os	0	0
			7	6	1		
92	1	1	Total	N	Os	0	0
			7	6	1		
92	1	1	Total	N	Os	0	0
			7	6	1		
92	1	1	Total	N	Os	0	0
			7	6	1		
92	1	1	Total	N	Os	0	0
			7	6	1		
92	1	1	Total	N	Os	0	0
			7	6	1		
92	1	1	Total	N	Os	0	0
			7	6	1		

Continued on next page...

Continued from previous page...

Mol	Chain	Residues	Atoms			ZeroOcc	AltConf
92	1	1	Total	N	Os	0	0
			7	6	1		
92	1	1	Total	N	Os	0	0
			7	6	1		
92	1	1	Total	N	Os	0	0
			7	6	1		
92	1	1	Total	N	Os	0	0
			7	6	1		
92	1	1	Total	N	Os	0	0
			7	6	1		
92	1	1	Total	N	Os	0	0
			7	6	1		
92	1	1	Total	N	Os	0	0
			7	6	1		
92	1	1	Total	N	Os	0	0
			7	6	1		
92	1	1	Total	N	Os	0	0
			7	6	1		
92	1	1	Total	N	Os	0	0
			7	6	1		
92	1	1	Total	N	Os	0	0
			7	6	1		
92	1	1	Total	N	Os	0	0
			7	6	1		
92	1	1	Total	N	Os	0	0
			7	6	1		
92	1	1	Total	N	Os	0	0
			7	6	1		
92	1	1	Total	N	Os	0	0
			7	6	1		
92	1	1	Total	N	Os	0	0
			7	6	1		
92	1	1	Total	N	Os	0	0
			7	6	1		
92	1	1	Total	N	Os	0	0
			7	6	1		

Continued on next page...

Continued from previous page...

Mol	Chain	Residues	Atoms			ZeroOcc	AltConf
92	1	1	Total	N	Os	0	0
			7	6	1		
92	1	1	Total	N	Os	0	0
			7	6	1		
92	1	1	Total	N	Os	0	0
			7	6	1		
92	1	1	Total	N	Os	0	0
			7	6	1		
92	1	1	Total	N	Os	0	0
			7	6	1		
92	1	1	Total	N	Os	0	0
			7	6	1		
92	1	1	Total	N	Os	0	0
			7	6	1		
92	1	1	Total	N	Os	0	0
			7	6	1		
92	1	1	Total	N	Os	0	0
			7	6	1		
92	1	1	Total	N	Os	0	0
			7	6	1		
92	1	1	Total	N	Os	0	0
			7	6	1		
92	1	1	Total	N	Os	0	0
			7	6	1		
92	1	1	Total	N	Os	0	0
			7	6	1		
92	1	1	Total	N	Os	0	0
			7	6	1		
92	1	1	Total	N	Os	0	0
			7	6	1		
92	1	1	Total	N	Os	0	0
			7	6	1		
92	1	1	Total	N	Os	0	0
			7	6	1		
92	1	1	Total	N	Os	0	0
			7	6	1		

Continued on next page...

Continued from previous page...

Mol	Chain	Residues	Atoms			ZeroOcc	AltConf
92	1	1	Total	N	Os	0	0
			7	6	1		
92	1	1	Total	N	Os	0	0
			7	6	1		
92	1	1	Total	N	Os	0	0
			7	6	1		
92	1	1	Total	N	Os	0	0
			7	6	1		
92	1	1	Total	N	Os	0	0
			7	6	1		
92	1	1	Total	N	Os	0	0
			7	6	1		
92	1	1	Total	N	Os	0	0
			7	6	1		
92	1	1	Total	N	Os	0	0
			7	6	1		
92	1	1	Total	N	Os	0	0
			7	6	1		
92	1	1	Total	N	Os	0	0
			7	6	1		
92	1	1	Total	N	Os	0	0
			7	6	1		
92	1	1	Total	N	Os	0	0
			7	6	1		
92	1	1	Total	N	Os	0	0
			7	6	1		
92	1	1	Total	N	Os	0	0
			7	6	1		
92	1	1	Total	N	Os	0	0
			7	6	1		
92	1	1	Total	N	Os	0	0
			7	6	1		
92	1	1	Total	N	Os	0	0
			7	6	1		
92	1	1	Total	N	Os	0	0
			7	6	1		

Continued on next page...

Continued from previous page...

Mol	Chain	Residues	Atoms			ZeroOcc	AltConf
92	1	1	Total	N	Os	0	0
			7	6	1		
92	1	1	Total	N	Os	0	0
			7	6	1		
92	1	1	Total	N	Os	0	0
			7	6	1		
92	1	1	Total	N	Os	0	0
			7	6	1		
92	1	1	Total	N	Os	0	0
			7	6	1		
92	1	1	Total	N	Os	0	0
			7	6	1		
92	1	1	Total	N	Os	0	0
			7	6	1		
92	1	1	Total	N	Os	0	0
			7	6	1		
92	1	1	Total	N	Os	0	0
			7	6	1		
92	1	1	Total	N	Os	0	0
			7	6	1		
92	1	1	Total	N	Os	0	0
			7	6	1		
92	1	1	Total	N	Os	0	0
			7	6	1		
92	1	1	Total	N	Os	0	0
			7	6	1		
92	1	1	Total	N	Os	0	0
			7	6	1		
92	1	1	Total	N	Os	0	0
			7	6	1		
92	1	1	Total	N	Os	0	0
			7	6	1		
92	1	1	Total	N	Os	0	0
			7	6	1		
92	1	1	Total	N	Os	0	0
			7	6	1		

Continued on next page...

Continued from previous page...

Mol	Chain	Residues	Atoms			ZeroOcc	AltConf
92	1	1	Total	N	Os	0	0
			7	6	1		
92	1	1	Total	N	Os	0	0
			7	6	1		
92	1	1	Total	N	Os	0	0
			7	6	1		
92	1	1	Total	N	Os	0	0
			7	6	1		
92	1	1	Total	N	Os	0	0
			7	6	1		
92	1	1	Total	N	Os	0	0
			7	6	1		
92	1	1	Total	N	Os	0	0
			7	6	1		
92	1	1	Total	N	Os	0	0
			7	6	1		
92	1	1	Total	N	Os	0	0
			7	6	1		
92	1	1	Total	N	Os	0	0
			7	6	1		
92	1	1	Total	N	Os	0	0
			7	6	1		
92	1	1	Total	N	Os	0	0
			7	6	1		
92	1	1	Total	N	Os	0	0
			7	6	1		
92	1	1	Total	N	Os	0	0
			7	6	1		
92	1	1	Total	N	Os	0	0
			7	6	1		
92	1	1	Total	N	Os	0	0
			7	6	1		
92	1	1	Total	N	Os	0	0
			7	6	1		
92	1	1	Total	N	Os	0	0
			7	6	1		

Continued on next page...

Continued from previous page...

Mol	Chain	Residues	Atoms			ZeroOcc	AltConf
92	1	1	Total	N	Os	0	0
			7	6	1		
92	1	1	Total	N	Os	0	0
			7	6	1		
92	1	1	Total	N	Os	0	0
			7	6	1		
92	1	1	Total	N	Os	0	0
			7	6	1		
92	1	1	Total	N	Os	0	0
			7	6	1		
92	1	1	Total	N	Os	0	0
			7	6	1		
92	1	1	Total	N	Os	0	0
			7	6	1		
92	1	1	Total	N	Os	0	0
			7	6	1		
92	1	1	Total	N	Os	0	0
			7	6	1		
92	1	1	Total	N	Os	0	0
			7	6	1		
92	1	1	Total	N	Os	0	0
			7	6	1		
92	1	1	Total	N	Os	0	0
			7	6	1		
92	1	1	Total	N	Os	0	0
			7	6	1		
92	1	1	Total	N	Os	0	0
			7	6	1		
92	1	1	Total	N	Os	0	0
			7	6	1		
92	1	1	Total	N	Os	0	0
			7	6	1		
92	1	1	Total	N	Os	0	0
			7	6	1		
92	1	1	Total	N	Os	0	0
			7	6	1		

Continued on next page...

Continued from previous page...

Mol	Chain	Residues	Atoms			ZeroOcc	AltConf
92	1	1	Total	N	Os	0	0
			7	6	1		
92	1	1	Total	N	Os	0	0
			7	6	1		
92	1	1	Total	N	Os	0	0
			7	6	1		
92	1	1	Total	N	Os	0	0
			7	6	1		
92	1	1	Total	N	Os	0	0
			7	6	1		
92	1	1	Total	N	Os	0	0
			7	6	1		
92	1	1	Total	N	Os	0	0
			7	6	1		
92	1	1	Total	N	Os	0	0
			7	6	1		
92	1	1	Total	N	Os	0	0
			7	6	1		
92	1	1	Total	N	Os	0	0
			7	6	1		
92	1	1	Total	N	Os	0	0
			7	6	1		
92	1	1	Total	N	Os	0	0
			7	6	1		
92	1	1	Total	N	Os	0	0
			7	6	1		
92	1	1	Total	N	Os	0	0
			7	6	1		
92	1	1	Total	N	Os	0	0
			7	6	1		
92	1	1	Total	N	Os	0	0
			7	6	1		
92	1	1	Total	N	Os	0	0
			7	6	1		
92	1	1	Total	N	Os	0	0
			7	6	1		

Continued on next page...

Continued from previous page...

Mol	Chain	Residues	Atoms			ZeroOcc	AltConf
92	1	1	Total	N	Os	0	0
			7	6	1		
92	1	1	Total	N	Os	0	0
			7	6	1		
92	1	1	Total	N	Os	0	0
			7	6	1		
92	1	1	Total	N	Os	0	0
			7	6	1		
92	1	1	Total	N	Os	0	0
			7	6	1		
92	1	1	Total	N	Os	0	0
			7	6	1		
92	1	1	Total	N	Os	0	0
			7	6	1		
92	1	1	Total	N	Os	0	0
			7	6	1		
92	1	1	Total	N	Os	0	0
			7	6	1		
92	1	1	Total	N	Os	0	0
			7	6	1		
92	1	1	Total	N	Os	0	0
			7	6	1		
92	1	1	Total	N	Os	0	0
			7	6	1		
92	1	1	Total	N	Os	0	0
			7	6	1		
92	1	1	Total	N	Os	0	0
			7	6	1		
92	1	1	Total	N	Os	0	0
			7	6	1		
92	1	1	Total	N	Os	0	0
			7	6	1		
92	1	1	Total	N	Os	0	0
			7	6	1		
92	1	1	Total	N	Os	0	0
			7	6	1		

Continued on next page...

Continued from previous page...

Mol	Chain	Residues	Atoms			ZeroOcc	AltConf
92	1	1	Total	N	Os	0	0
			7	6	1		
92	1	1	Total	N	Os	0	0
			7	6	1		
92	1	1	Total	N	Os	0	0
			7	6	1		
92	1	1	Total	N	Os	0	0
			7	6	1		
92	1	1	Total	N	Os	0	0
			7	6	1		
92	1	1	Total	N	Os	0	0
			7	6	1		
92	1	1	Total	N	Os	0	0
			7	6	1		
92	1	1	Total	N	Os	0	0
			7	6	1		
92	1	1	Total	N	Os	0	0
			7	6	1		
92	1	1	Total	N	Os	0	0
			7	6	1		
92	1	1	Total	N	Os	0	0
			7	6	1		
92	1	1	Total	N	Os	0	0
			7	6	1		
92	1	1	Total	N	Os	0	0
			7	6	1		
92	1	1	Total	N	Os	0	0
			7	6	1		
92	1	1	Total	N	Os	0	0
			7	6	1		
92	1	1	Total	N	Os	0	0
			7	6	1		
92	1	1	Total	N	Os	0	0
			7	6	1		
92	1	1	Total	N	Os	0	0
			7	6	1		
92	1	1	Total	N	Os	0	0
			7	6	1		

Continued on next page...

Continued from previous page...

Mol	Chain	Residues	Atoms			ZeroOcc	AltConf
92	1	1	Total	N	Os	0	0
			7	6	1		
92	1	1	Total	N	Os	0	0
			7	6	1		
92	1	1	Total	N	Os	0	0
			7	6	1		
92	1	1	Total	N	Os	0	0
			7	6	1		
92	1	1	Total	N	Os	0	0
			7	6	1		
92	1	1	Total	N	Os	0	0
			7	6	1		
92	1	1	Total	N	Os	0	0
			7	6	1		
92	1	1	Total	N	Os	0	0
			7	6	1		
92	1	1	Total	N	Os	0	0
			7	6	1		
92	1	1	Total	N	Os	0	0
			7	6	1		
92	1	1	Total	N	Os	0	0
			7	6	1		
92	1	1	Total	N	Os	0	0
			7	6	1		
92	1	1	Total	N	Os	0	0
			7	6	1		
92	1	1	Total	N	Os	0	0
			7	6	1		
92	1	1	Total	N	Os	0	0
			7	6	1		
92	1	1	Total	N	Os	0	0
			7	6	1		
92	1	1	Total	N	Os	0	0
			7	6	1		
92	1	1	Total	N	Os	0	0
			7	6	1		

Continued on next page...

Continued from previous page...

Mol	Chain	Residues	Atoms			ZeroOcc	AltConf
92	1	1	Total	N	Os	0	0
			7	6	1		
92	1	1	Total	N	Os	0	0
			7	6	1		
92	1	1	Total	N	Os	0	0
			7	6	1		
92	1	1	Total	N	Os	0	0
			7	6	1		
92	1	1	Total	N	Os	0	0
			7	6	1		
92	1	1	Total	N	Os	0	0
			7	6	1		
92	1	1	Total	N	Os	0	0
			7	6	1		
92	1	1	Total	N	Os	0	0
			7	6	1		
92	1	1	Total	N	Os	0	0
			7	6	1		
92	1	1	Total	N	Os	0	0
			7	6	1		
92	1	1	Total	N	Os	0	0
			7	6	1		
92	1	1	Total	N	Os	0	0
			7	6	1		
92	1	1	Total	N	Os	0	0
			7	6	1		
92	1	1	Total	N	Os	0	0
			7	6	1		
92	1	1	Total	N	Os	0	0
			7	6	1		
92	1	1	Total	N	Os	0	0
			7	6	1		
92	1	1	Total	N	Os	0	0
			7	6	1		
92	1	1	Total	N	Os	0	0
			7	6	1		

Continued on next page...

Continued from previous page...

Mol	Chain	Residues	Atoms			ZeroOcc	AltConf
92	1	1	Total	N	Os	0	0
			7	6	1		
92	1	1	Total	N	Os	0	0
			7	6	1		
92	1	1	Total	N	Os	0	0
			7	6	1		
92	1	1	Total	N	Os	0	0
			7	6	1		
92	1	1	Total	N	Os	0	0
			7	6	1		
92	1	1	Total	N	Os	0	0
			7	6	1		
92	1	1	Total	N	Os	0	0
			7	6	1		
92	1	1	Total	N	Os	0	0
			7	6	1		
92	1	1	Total	N	Os	0	0
			7	6	1		
92	1	1	Total	N	Os	0	0
			7	6	1		
92	1	1	Total	N	Os	0	0
			7	6	1		
92	1	1	Total	N	Os	0	0
			7	6	1		
92	1	1	Total	N	Os	0	0
			7	6	1		
92	1	1	Total	N	Os	0	0
			7	6	1		
92	1	1	Total	N	Os	0	0
			7	6	1		
92	1	1	Total	N	Os	0	0
			7	6	1		
92	1	1	Total	N	Os	0	0
			7	6	1		
92	1	1	Total	N	Os	0	0
			7	6	1		

Continued on next page...

Continued from previous page...

Mol	Chain	Residues	Atoms			ZeroOcc	AltConf
92	1	1	Total	N	Os	0	0
			7	6	1		
92	1	1	Total	N	Os	0	0
			7	6	1		
92	1	1	Total	N	Os	0	0
			7	6	1		
92	1	1	Total	N	Os	0	0
			7	6	1		
92	1	1	Total	N	Os	0	0
			7	6	1		
92	1	1	Total	N	Os	0	0
			7	6	1		
92	1	1	Total	N	Os	0	0
			7	6	1		
92	1	1	Total	N	Os	0	0
			7	6	1		
92	1	1	Total	N	Os	0	0
			7	6	1		
92	1	1	Total	N	Os	0	0
			7	6	1		
92	1	1	Total	N	Os	0	0
			7	6	1		
92	1	1	Total	N	Os	0	0
			7	6	1		
92	1	1	Total	N	Os	0	0
			7	6	1		
92	1	1	Total	N	Os	0	0
			7	6	1		
92	1	1	Total	N	Os	0	0
			7	6	1		
92	1	1	Total	N	Os	0	0
			7	6	1		
92	1	1	Total	N	Os	0	0
			7	6	1		
92	1	1	Total	N	Os	0	0
			7	6	1		

Continued on next page...

Continued from previous page...

Mol	Chain	Residues	Atoms			ZeroOcc	AltConf
92	1	1	Total	N	Os	0	0
			7	6	1		
92	1	1	Total	N	Os	0	0
			7	6	1		
92	1	1	Total	N	Os	0	0
			7	6	1		
92	1	1	Total	N	Os	0	0
			7	6	1		
92	1	1	Total	N	Os	0	0
			7	6	1		
92	1	1	Total	N	Os	0	0
			7	6	1		
92	1	1	Total	N	Os	0	0
			7	6	1		
92	1	1	Total	N	Os	0	0
			7	6	1		
92	1	1	Total	N	Os	0	0
			7	6	1		
92	1	1	Total	N	Os	0	0
			7	6	1		
92	1	1	Total	N	Os	0	0
			7	6	1		
92	1	1	Total	N	Os	0	0
			7	6	1		
92	1	1	Total	N	Os	0	0
			7	6	1		
92	1	1	Total	N	Os	0	0
			7	6	1		
92	1	1	Total	N	Os	0	0
			7	6	1		
92	1	1	Total	N	Os	0	0
			7	6	1		
92	1	1	Total	N	Os	0	0
			7	6	1		
92	1	1	Total	N	Os	0	0
			7	6	1		

Continued on next page...

Continued from previous page...

Mol	Chain	Residues	Atoms			ZeroOcc	AltConf
92	1	1	Total	N	Os	0	0
			7	6	1		
92	1	1	Total	N	Os	0	0
			7	6	1		
92	1	1	Total	N	Os	0	0
			7	6	1		
92	1	1	Total	N	Os	0	0
			7	6	1		
92	1	1	Total	N	Os	0	0
			7	6	1		
92	1	1	Total	N	Os	0	0
			7	6	1		
92	1	1	Total	N	Os	0	0
			7	6	1		
92	1	1	Total	N	Os	0	0
			7	6	1		
92	1	1	Total	N	Os	0	0
			7	6	1		
92	1	1	Total	N	Os	0	0
			7	6	1		
92	1	1	Total	N	Os	0	0
			7	6	1		
92	1	1	Total	N	Os	0	0
			7	6	1		
92	1	1	Total	N	Os	0	0
			7	6	1		
92	1	1	Total	N	Os	0	0
			7	6	1		
92	1	1	Total	N	Os	0	0
			7	6	1		
92	1	1	Total	N	Os	0	0
			7	6	1		
92	1	1	Total	N	Os	0	0
			7	6	1		
92	1	1	Total	N	Os	0	0
			7	6	1		

Continued on next page...

Continued from previous page...

Mol	Chain	Residues	Atoms			ZeroOcc	AltConf
92	1	1	Total	N	Os	0	0
			7	6	1		
92	1	1	Total	N	Os	0	0
			7	6	1		
92	1	1	Total	N	Os	0	0
			7	6	1		
92	1	1	Total	N	Os	0	0
			7	6	1		
92	1	1	Total	N	Os	0	0
			7	6	1		
92	1	1	Total	N	Os	0	0
			7	6	1		
92	1	1	Total	N	Os	0	0
			7	6	1		
92	1	1	Total	N	Os	0	0
			7	6	1		
92	1	1	Total	N	Os	0	0
			7	6	1		
92	1	1	Total	N	Os	0	0
			7	6	1		
92	1	1	Total	N	Os	0	0
			7	6	1		
92	1	1	Total	N	Os	0	0
			7	6	1		
92	1	1	Total	N	Os	0	0
			7	6	1		
92	1	1	Total	N	Os	0	0
			7	6	1		
92	1	1	Total	N	Os	0	0
			7	6	1		
92	1	1	Total	N	Os	0	0
			7	6	1		
92	1	1	Total	N	Os	0	0
			7	6	1		
92	1	1	Total	N	Os	0	0
			7	6	1		

Continued on next page...

Continued from previous page...

Mol	Chain	Residues	Atoms			ZeroOcc	AltConf
92	1	1	Total	N	Os	0	0
			7	6	1		
92	1	1	Total	N	Os	0	0
			7	6	1		
92	1	1	Total	N	Os	0	0
			7	6	1		
92	1	1	Total	N	Os	0	0
			7	6	1		
92	1	1	Total	N	Os	0	0
			7	6	1		
92	1	1	Total	N	Os	0	0
			7	6	1		
92	1	1	Total	N	Os	0	0
			7	6	1		
92	1	1	Total	N	Os	0	0
			7	6	1		
92	1	1	Total	N	Os	0	0
			7	6	1		
92	1	1	Total	N	Os	0	0
			7	6	1		
92	1	1	Total	N	Os	0	0
			7	6	1		
92	1	1	Total	N	Os	0	0
			7	6	1		
92	1	1	Total	N	Os	0	0
			7	6	1		
92	1	1	Total	N	Os	0	0
			7	6	1		
92	1	1	Total	N	Os	0	0
			7	6	1		
92	1	1	Total	N	Os	0	0
			7	6	1		
92	1	1	Total	N	Os	0	0
			7	6	1		
92	1	1	Total	N	Os	0	0
			7	6	1		

Continued on next page...

Continued from previous page...

Mol	Chain	Residues	Atoms			ZeroOcc	AltConf
92	1	1	Total	N	Os	0	0
			7	6	1		
92	1	1	Total	N	Os	0	0
			7	6	1		
92	1	1	Total	N	Os	0	0
			7	6	1		
92	1	1	Total	N	Os	0	0
			7	6	1		
92	1	1	Total	N	Os	0	0
			7	6	1		
92	1	1	Total	N	Os	0	0
			7	6	1		
92	1	1	Total	N	Os	0	0
			7	6	1		
92	1	1	Total	N	Os	0	0
			7	6	1		
92	1	1	Total	N	Os	0	0
			7	6	1		
92	1	1	Total	N	Os	0	0
			7	6	1		
92	1	1	Total	N	Os	0	0
			7	6	1		
92	1	1	Total	N	Os	0	0
			7	6	1		
92	1	1	Total	N	Os	0	0
			7	6	1		
92	1	1	Total	N	Os	0	0
			7	6	1		
92	1	1	Total	N	Os	0	0
			7	6	1		
92	1	1	Total	N	Os	0	0
			7	6	1		
92	1	1	Total	N	Os	0	0
			7	6	1		
92	1	1	Total	N	Os	0	0
			7	6	1		

Continued on next page...

Continued from previous page...

Mol	Chain	Residues	Atoms			ZeroOcc	AltConf
92	1	1	Total	N	Os	0	0
			7	6	1		
92	1	1	Total	N	Os	0	0
			7	6	1		
92	1	1	Total	N	Os	0	0
			7	6	1		
92	1	1	Total	N	Os	0	0
			7	6	1		
92	1	1	Total	N	Os	0	0
			7	6	1		
92	1	1	Total	N	Os	0	0
			7	6	1		
92	1	1	Total	N	Os	0	0
			7	6	1		
92	1	1	Total	N	Os	0	0
			7	6	1		
92	1	1	Total	N	Os	0	0
			7	6	1		
92	1	1	Total	N	Os	0	0
			7	6	1		
92	1	1	Total	N	Os	0	0
			7	6	1		
92	3	1	Total	N	Os	0	0
			7	6	1		
92	3	1	Total	N	Os	0	0
			7	6	1		
92	3	1	Total	N	Os	0	0
			7	6	1		
92	3	1	Total	N	Os	0	0
			7	6	1		
92	3	1	Total	N	Os	0	0
			7	6	1		
92	3	1	Total	N	Os	0	0
			7	6	1		
92	3	1	Total	N	Os	0	0
			7	6	1		

Continued on next page...

Continued from previous page...

Mol	Chain	Residues	Atoms			ZeroOcc	AltConf
92	3	1	Total	N	Os	0	0
			7	6	1		
92	3	1	Total	N	Os	0	0
			7	6	1		
92	3	1	Total	N	Os	0	0
			7	6	1		
92	3	1	Total	N	Os	0	0
			7	6	1		
92	3	1	Total	N	Os	0	0
			7	6	1		
92	4	1	Total	N	Os	0	0
			7	6	1		
92	4	1	Total	N	Os	0	0
			7	6	1		
92	4	1	Total	N	Os	0	0
			7	6	1		
92	4	1	Total	N	Os	0	0
			7	6	1		
92	4	1	Total	N	Os	0	0
			7	6	1		
92	4	1	Total	N	Os	0	0
			7	6	1		
92	4	1	Total	N	Os	0	0
			7	6	1		
92	4	1	Total	N	Os	0	0
			7	6	1		
92	4	1	Total	N	Os	0	0
			7	6	1		
92	4	1	Total	N	Os	0	0
			7	6	1		
92	4	1	Total	N	Os	0	0
			7	6	1		
92	4	1	Total	N	Os	0	0
			7	6	1		
92	4	1	Total	N	Os	0	0
			7	6	1		
92	4	1	Total	N	Os	0	0
			7	6	1		

Continued on next page...

Continued from previous page...

Mol	Chain	Residues	Atoms			ZeroOcc	AltConf
92	L2	1	Total	N	Os	0	0
			7	6	1		
92	L3	1	Total	N	Os	0	0
			7	6	1		
92	L3	1	Total	N	Os	0	0
			7	6	1		
92	L3	1	Total	N	Os	0	0
			7	6	1		
92	L4	1	Total	N	Os	0	0
			7	6	1		
92	L5	1	Total	N	Os	0	0
			7	6	1		
92	M0	1	Total	N	Os	0	0
			7	6	1		
92	M0	1	Total	N	Os	0	0
			7	6	1		
92	M0	1	Total	N	Os	0	0
			7	6	1		
92	M0	1	Total	N	Os	0	0
			7	6	1		
92	M5	1	Total	N	Os	0	0
			7	6	1		
92	M5	1	Total	N	Os	0	0
			7	6	1		
92	M7	1	Total	N	Os	0	0
			7	6	1		
92	M9	1	Total	N	Os	0	0
			7	6	1		
92	N1	1	Total	N	Os	0	0
			7	6	1		
92	N8	1	Total	N	Os	0	0
			7	6	1		
92	N9	1	Total	N	Os	0	0
			7	6	1		
92	O1	1	Total	N	Os	0	0
			7	6	1		
92	O3	1	Total	N	Os	0	0
			7	6	1		
92	O7	1	Total	N	Os	0	0
			7	6	1		
92	O7	1	Total	N	Os	0	0
			7	6	1		

Continued on next page...

Continued from previous page...

Mol	Chain	Residues	Atoms			ZeroOcc	AltConf
92	O7	1	Total	N	Os	0	0
			7	6	1		
92	Q2	1	Total	N	Os	0	0
			7	6	1		
92	6	1	Total	N	Os	0	0
			7	6	1		
92	6	1	Total	N	Os	0	0
			7	6	1		
92	6	1	Total	N	Os	0	0
			7	6	1		
92	6	1	Total	N	Os	0	0
			7	6	1		
92	6	1	Total	N	Os	0	0
			7	6	1		
92	6	1	Total	N	Os	0	0
			7	6	1		
92	6	1	Total	N	Os	0	0
			7	6	1		
92	6	1	Total	N	Os	0	0
			7	6	1		
92	6	1	Total	N	Os	0	0
			7	6	1		
92	6	1	Total	N	Os	0	0
			7	6	1		
92	6	1	Total	N	Os	0	0
			7	6	1		
92	6	1	Total	N	Os	0	0
			7	6	1		
92	6	1	Total	N	Os	0	0
			7	6	1		
92	6	1	Total	N	Os	0	0
			7	6	1		
92	6	1	Total	N	Os	0	0
			7	6	1		
92	6	1	Total	N	Os	0	0
			7	6	1		

Continued on next page...

Continued from previous page...

Mol	Chain	Residues	Atoms			ZeroOcc	AltConf
92	6	1	Total	N	Os	0	0
			7	6	1		
92	6	1	Total	N	Os	0	0
			7	6	1		
92	6	1	Total	N	Os	0	0
			7	6	1		
92	6	1	Total	N	Os	0	0
			7	6	1		
92	6	1	Total	N	Os	0	0
			7	6	1		
92	6	1	Total	N	Os	0	0
			7	6	1		
92	6	1	Total	N	Os	0	0
			7	6	1		
92	6	1	Total	N	Os	0	0
			7	6	1		
92	6	1	Total	N	Os	0	0
			7	6	1		
92	6	1	Total	N	Os	0	0
			7	6	1		
92	6	1	Total	N	Os	0	0
			7	6	1		
92	6	1	Total	N	Os	0	0
			7	6	1		
92	6	1	Total	N	Os	0	0
			7	6	1		
92	6	1	Total	N	Os	0	0
			7	6	1		
92	6	1	Total	N	Os	0	0
			7	6	1		
92	6	1	Total	N	Os	0	0
			7	6	1		
92	6	1	Total	N	Os	0	0
			7	6	1		
92	6	1	Total	N	Os	0	0
			7	6	1		
92	6	1	Total	N	Os	0	0
			7	6	1		

Continued on next page...

Continued from previous page...

Mol	Chain	Residues	Atoms			ZeroOcc	AltConf
92	6	1	Total	N	Os	0	0
			7	6	1		
92	6	1	Total	N	Os	0	0
			7	6	1		
92	6	1	Total	N	Os	0	0
			7	6	1		
92	6	1	Total	N	Os	0	0
			7	6	1		
92	6	1	Total	N	Os	0	0
			7	6	1		
92	6	1	Total	N	Os	0	0
			7	6	1		
92	6	1	Total	N	Os	0	0
			7	6	1		
92	6	1	Total	N	Os	0	0
			7	6	1		
92	6	1	Total	N	Os	0	0
			7	6	1		
92	6	1	Total	N	Os	0	0
			7	6	1		
92	6	1	Total	N	Os	0	0
			7	6	1		
92	6	1	Total	N	Os	0	0
			7	6	1		
92	6	1	Total	N	Os	0	0
			7	6	1		
92	6	1	Total	N	Os	0	0
			7	6	1		
92	6	1	Total	N	Os	0	0
			7	6	1		
92	6	1	Total	N	Os	0	0
			7	6	1		
92	6	1	Total	N	Os	0	0
			7	6	1		
92	6	1	Total	N	Os	0	0
			7	6	1		

Continued on next page...

Continued from previous page...

Mol	Chain	Residues	Atoms			ZeroOcc	AltConf
92	6	1	Total	N	Os	0	0
			7	6	1		
92	6	1	Total	N	Os	0	0
			7	6	1		
92	6	1	Total	N	Os	0	0
			7	6	1		
92	6	1	Total	N	Os	0	0
			7	6	1		
92	6	1	Total	N	Os	0	0
			7	6	1		
92	6	1	Total	N	Os	0	0
			7	6	1		
92	6	1	Total	N	Os	0	0
			7	6	1		
92	6	1	Total	N	Os	0	0
			7	6	1		
92	6	1	Total	N	Os	0	0
			7	6	1		
92	6	1	Total	N	Os	0	0
			7	6	1		
92	6	1	Total	N	Os	0	0
			7	6	1		
92	6	1	Total	N	Os	0	0
			7	6	1		
92	6	1	Total	N	Os	0	0
			7	6	1		
92	6	1	Total	N	Os	0	0
			7	6	1		
92	6	1	Total	N	Os	0	0
			7	6	1		
92	6	1	Total	N	Os	0	0
			7	6	1		
92	6	1	Total	N	Os	0	0
			7	6	1		
92	6	1	Total	N	Os	0	0
			7	6	1		

Continued on next page...

Continued from previous page...

Mol	Chain	Residues	Atoms			ZeroOcc	AltConf
92	6	1	Total	N	Os	0	0
			7	6	1		
92	6	1	Total	N	Os	0	0
			7	6	1		
92	6	1	Total	N	Os	0	0
			7	6	1		
92	6	1	Total	N	Os	0	0
			7	6	1		
92	6	1	Total	N	Os	0	0
			7	6	1		
92	6	1	Total	N	Os	0	0
			7	6	1		
92	6	1	Total	N	Os	0	0
			7	6	1		
92	6	1	Total	N	Os	0	0
			7	6	1		
92	6	1	Total	N	Os	0	0
			7	6	1		
92	6	1	Total	N	Os	0	0
			7	6	1		
92	6	1	Total	N	Os	0	0
			7	6	1		
92	6	1	Total	N	Os	0	0
			7	6	1		
92	6	1	Total	N	Os	0	0
			7	6	1		
92	6	1	Total	N	Os	0	0
			7	6	1		
92	6	1	Total	N	Os	0	0
			7	6	1		
92	6	1	Total	N	Os	0	0
			7	6	1		
92	6	1	Total	N	Os	0	0
			7	6	1		
92	6	1	Total	N	Os	0	0
			7	6	1		

Continued on next page...

Continued from previous page...

Mol	Chain	Residues	Atoms			ZeroOcc	AltConf
92	6	1	Total	N	Os	0	0
			7	6	1		
92	6	1	Total	N	Os	0	0
			7	6	1		
92	6	1	Total	N	Os	0	0
			7	6	1		
92	6	1	Total	N	Os	0	0
			7	6	1		
92	6	1	Total	N	Os	0	0
			7	6	1		
92	6	1	Total	N	Os	0	0
			7	6	1		
92	6	1	Total	N	Os	0	0
			7	6	1		
92	6	1	Total	N	Os	0	0
			7	6	1		
92	6	1	Total	N	Os	0	0
			7	6	1		
92	6	1	Total	N	Os	0	0
			7	6	1		
92	6	1	Total	N	Os	0	0
			7	6	1		
92	6	1	Total	N	Os	0	0
			7	6	1		
92	6	1	Total	N	Os	0	0
			7	6	1		
92	6	1	Total	N	Os	0	0
			7	6	1		
92	6	1	Total	N	Os	0	0
			7	6	1		
92	6	1	Total	N	Os	0	0
			7	6	1		
92	6	1	Total	N	Os	0	0
			7	6	1		
92	6	1	Total	N	Os	0	0
			7	6	1		

Continued on next page...

Continued from previous page...

Mol	Chain	Residues	Atoms			ZeroOcc	AltConf
92	6	1	Total	N	Os	0	0
			7	6	1		
92	6	1	Total	N	Os	0	0
			7	6	1		
92	6	1	Total	N	Os	0	0
			7	6	1		
92	6	1	Total	N	Os	0	0
			7	6	1		
92	6	1	Total	N	Os	0	0
			7	6	1		
92	6	1	Total	N	Os	0	0
			7	6	1		
92	6	1	Total	N	Os	0	0
			7	6	1		
92	6	1	Total	N	Os	0	0
			7	6	1		
92	6	1	Total	N	Os	0	0
			7	6	1		
92	6	1	Total	N	Os	0	0
			7	6	1		
92	6	1	Total	N	Os	0	0
			7	6	1		
92	6	1	Total	N	Os	0	0
			7	6	1		
92	6	1	Total	N	Os	0	0
			7	6	1		
92	6	1	Total	N	Os	0	0
			7	6	1		
92	6	1	Total	N	Os	0	0
			7	6	1		
92	6	1	Total	N	Os	0	0
			7	6	1		
92	6	1	Total	N	Os	0	0
			7	6	1		
92	6	1	Total	N	Os	0	0
			7	6	1		

Continued on next page...

Continued from previous page...

Mol	Chain	Residues	Atoms			ZeroOcc	AltConf
92	6	1	Total	N	Os	0	0
			7	6	1		
92	6	1	Total	N	Os	0	0
			7	6	1		
92	6	1	Total	N	Os	0	0
			7	6	1		
92	6	1	Total	N	Os	0	0
			7	6	1		
92	6	1	Total	N	Os	0	0
			7	6	1		
92	6	1	Total	N	Os	0	0
			7	6	1		
92	6	1	Total	N	Os	0	0
			7	6	1		
92	6	1	Total	N	Os	0	0
			7	6	1		
92	6	1	Total	N	Os	0	0
			7	6	1		
92	6	1	Total	N	Os	0	0
			7	6	1		
92	6	1	Total	N	Os	0	0
			7	6	1		
92	6	1	Total	N	Os	0	0
			7	6	1		
92	6	1	Total	N	Os	0	0
			7	6	1		
92	6	1	Total	N	Os	0	0
			7	6	1		
92	6	1	Total	N	Os	0	0
			7	6	1		
92	6	1	Total	N	Os	0	0
			7	6	1		
92	6	1	Total	N	Os	0	0
			7	6	1		
92	6	1	Total	N	Os	0	0
			7	6	1		

Continued on next page...

Continued from previous page...

[illegible]

Continued on next page...

Continued from previous page...

Mol	Chain	Residues	Atoms			ZeroOcc	AltConf
92	6	1	Total 7	N 6	Os 1	0	0
92	6	1	Total 7	N 6	Os 1	0	0
92	6	1	Total 7	N 6	Os 1	0	0
92	6	1	Total 7	N 6	Os 1	0	0
92	6	1	Total 7	N 6	Os 1	0	0
92	6	1	Total 7	N 6	Os 1	0	0
92	6	1	Total 7	N 6	Os 1	0	0
92	6	1	Total 7	N 6	Os 1	0	0
92	6	1	Total 7	N 6	Os 1	0	0
92	6	1	Total 7	N 6	Os 1	0	0
92	6	1	Total 7	N 6	Os 1	0	0
92	6	1	Total 7	N 6	Os 1	0	0
92	s1	1	Total 7	N 6	Os 1	0	0
92	s4	1	Total 7	N 6	Os 1	0	0
92	s8	1	Total 7	N 6	Os 1	0	0
92	c1	1	Total 7	N 6	Os 1	0	0
92	c3	1	Total 7	N 6	Os 1	0	0
92	c5	1	Total 7	N 6	Os 1	0	0
92	c5	1	Total 7	N 6	Os 1	0	0
92	c8	1	Total 7	N 6	Os 1	0	0
92	d4	1	Total 7	N 6	Os 1	0	0

Continued on next page...

Continued from previous page...

Mol	Chain	Residues	Atoms			ZeroOcc	AltConf
92	d9	1	Total	N	Os	0	0
			7	6	1		
92	sR	1	Total	N	Os	0	0
			7	6	1		
92	5	1	Total	N	Os	0	0
			7	6	1		
92	5	1	Total	N	Os	0	0
			7	6	1		
92	5	1	Total	N	Os	0	0
			7	6	1		
92	5	1	Total	N	Os	0	0
			7	6	1		
92	5	1	Total	N	Os	0	0
			7	6	1		
92	5	1	Total	N	Os	0	0
			7	6	1		
92	5	1	Total	N	Os	0	0
			7	6	1		
92	5	1	Total	N	Os	0	0
			7	6	1		
92	5	1	Total	N	Os	0	0
			7	6	1		
92	5	1	Total	N	Os	0	0
			7	6	1		
92	5	1	Total	N	Os	0	0
			7	6	1		
92	5	1	Total	N	Os	0	0
			7	6	1		
92	5	1	Total	N	Os	0	0
			7	6	1		
92	5	1	Total	N	Os	0	0
			7	6	1		
92	5	1	Total	N	Os	0	0
			7	6	1		
92	5	1	Total	N	Os	0	0
			7	6	1		

Continued on next page...

Continued from previous page...

Mol	Chain	Residues	Atoms			ZeroOcc	AltConf
92	5	1	Total	N	Os	0	0
			7	6	1		
92	5	1	Total	N	Os	0	0
			7	6	1		
92	5	1	Total	N	Os	0	0
			7	6	1		
92	5	1	Total	N	Os	0	0
			7	6	1		
92	5	1	Total	N	Os	0	0
			7	6	1		
92	5	1	Total	N	Os	0	0
			7	6	1		
92	5	1	Total	N	Os	0	0
			7	6	1		
92	5	1	Total	N	Os	0	0
			7	6	1		
92	5	1	Total	N	Os	0	0
			7	6	1		
92	5	1	Total	N	Os	0	0
			7	6	1		
92	5	1	Total	N	Os	0	0
			7	6	1		
92	5	1	Total	N	Os	0	0
			7	6	1		
92	5	1	Total	N	Os	0	0
			7	6	1		
92	5	1	Total	N	Os	0	0
			7	6	1		
92	5	1	Total	N	Os	0	0
			7	6	1		
92	5	1	Total	N	Os	0	0
			7	6	1		
92	5	1	Total	N	Os	0	0
			7	6	1		
92	5	1	Total	N	Os	0	0
			7	6	1		

Continued on next page...

Continued from previous page...

Mol	Chain	Residues	Atoms			ZeroOcc	AltConf
92	5	1	Total	N	Os	0	0
			7	6	1		
92	5	1	Total	N	Os	0	0
			7	6	1		
92	5	1	Total	N	Os	0	0
			7	6	1		
92	5	1	Total	N	Os	0	0
			7	6	1		
92	5	1	Total	N	Os	0	0
			7	6	1		
92	5	1	Total	N	Os	0	0
			7	6	1		
92	5	1	Total	N	Os	0	0
			7	6	1		
92	5	1	Total	N	Os	0	0
			7	6	1		
92	5	1	Total	N	Os	0	0
			7	6	1		
92	5	1	Total	N	Os	0	0
			7	6	1		
92	5	1	Total	N	Os	0	0
			7	6	1		
92	5	1	Total	N	Os	0	0
			7	6	1		
92	5	1	Total	N	Os	0	0
			7	6	1		
92	5	1	Total	N	Os	0	0
			7	6	1		
92	5	1	Total	N	Os	0	0
			7	6	1		
92	5	1	Total	N	Os	0	0
			7	6	1		
92	5	1	Total	N	Os	0	0
			7	6	1		
92	5	1	Total	N	Os	0	0
			7	6	1		

Continued on next page...

Continued from previous page...

Mol	Chain	Residues	Atoms			ZeroOcc	AltConf
92	5	1	Total	N	Os	0	0
			7	6	1		
92	5	1	Total	N	Os	0	0
			7	6	1		
92	5	1	Total	N	Os	0	0
			7	6	1		
92	5	1	Total	N	Os	0	0
			7	6	1		
92	5	1	Total	N	Os	0	0
			7	6	1		
92	5	1	Total	N	Os	0	0
			7	6	1		
92	5	1	Total	N	Os	0	0
			7	6	1		
92	5	1	Total	N	Os	0	0
			7	6	1		
92	5	1	Total	N	Os	0	0
			7	6	1		
92	5	1	Total	N	Os	0	0
			7	6	1		
92	5	1	Total	N	Os	0	0
			7	6	1		
92	5	1	Total	N	Os	0	0
			7	6	1		
92	5	1	Total	N	Os	0	0
			7	6	1		
92	5	1	Total	N	Os	0	0
			7	6	1		
92	5	1	Total	N	Os	0	0
			7	6	1		
92	5	1	Total	N	Os	0	0
			7	6	1		
92	5	1	Total	N	Os	0	0
			7	6	1		
92	5	1	Total	N	Os	0	0
			7	6	1		

Continued on next page...

Continued from previous page...

Mol	Chain	Residues	Atoms			ZeroOcc	AltConf
92	5	1	Total	N	Os	0	0
			7	6	1		
92	5	1	Total	N	Os	0	0
			7	6	1		
92	5	1	Total	N	Os	0	0
			7	6	1		
92	5	1	Total	N	Os	0	0
			7	6	1		
92	5	1	Total	N	Os	0	0
			7	6	1		
92	5	1	Total	N	Os	0	0
			7	6	1		
92	5	1	Total	N	Os	0	0
			7	6	1		
92	5	1	Total	N	Os	0	0
			7	6	1		
92	5	1	Total	N	Os	0	0
			7	6	1		
92	5	1	Total	N	Os	0	0
			7	6	1		
92	5	1	Total	N	Os	0	0
			7	6	1		
92	5	1	Total	N	Os	0	0
			7	6	1		
92	5	1	Total	N	Os	0	0
			7	6	1		
92	5	1	Total	N	Os	0	0
			7	6	1		
92	5	1	Total	N	Os	0	0
			7	6	1		
92	5	1	Total	N	Os	0	0
			7	6	1		
92	5	1	Total	N	Os	0	0
			7	6	1		
92	5	1	Total	N	Os	0	0
			7	6	1		

Continued on next page...

Continued from previous page...

Mol	Chain	Residues	Atoms			ZeroOcc	AltConf
92	5	1	Total	N	Os	0	0
			7	6	1		
92	5	1	Total	N	Os	0	0
			7	6	1		
92	5	1	Total	N	Os	0	0
			7	6	1		
92	5	1	Total	N	Os	0	0
			7	6	1		
92	5	1	Total	N	Os	0	0
			7	6	1		
92	5	1	Total	N	Os	0	0
			7	6	1		
92	5	1	Total	N	Os	0	0
			7	6	1		
92	5	1	Total	N	Os	0	0
			7	6	1		
92	5	1	Total	N	Os	0	0
			7	6	1		
92	5	1	Total	N	Os	0	0
			7	6	1		
92	5	1	Total	N	Os	0	0
			7	6	1		
92	5	1	Total	N	Os	0	0
			7	6	1		
92	5	1	Total	N	Os	0	0
			7	6	1		
92	5	1	Total	N	Os	0	0
			7	6	1		
92	5	1	Total	N	Os	0	0
			7	6	1		
92	5	1	Total	N	Os	0	0
			7	6	1		
92	5	1	Total	N	Os	0	0
			7	6	1		
92	5	1	Total	N	Os	0	0
			7	6	1		

Continued on next page...

Continued from previous page...

Mol	Chain	Residues	Atoms			ZeroOcc	AltConf
92	5	1	Total	N	Os	0	0
			7	6	1		
92	5	1	Total	N	Os	0	0
			7	6	1		
92	5	1	Total	N	Os	0	0
			7	6	1		
92	5	1	Total	N	Os	0	0
			7	6	1		
92	5	1	Total	N	Os	0	0
			7	6	1		
92	5	1	Total	N	Os	0	0
			7	6	1		
92	5	1	Total	N	Os	0	0
			7	6	1		
92	5	1	Total	N	Os	0	0
			7	6	1		
92	5	1	Total	N	Os	0	0
			7	6	1		
92	5	1	Total	N	Os	0	0
			7	6	1		
92	5	1	Total	N	Os	0	0
			7	6	1		
92	5	1	Total	N	Os	0	0
			7	6	1		
92	5	1	Total	N	Os	0	0
			7	6	1		
92	5	1	Total	N	Os	0	0
			7	6	1		
92	5	1	Total	N	Os	0	0
			7	6	1		
92	5	1	Total	N	Os	0	0
			7	6	1		
92	5	1	Total	N	Os	0	0
			7	6	1		
92	5	1	Total	N	Os	0	0
			7	6	1		

Continued on next page...

Continued from previous page...

Mol	Chain	Residues	Atoms			ZeroOcc	AltConf
92	5	1	Total	N	Os	0	0
			7	6	1		
92	5	1	Total	N	Os	0	0
			7	6	1		
92	5	1	Total	N	Os	0	0
			7	6	1		
92	5	1	Total	N	Os	0	0
			7	6	1		
92	5	1	Total	N	Os	0	0
			7	6	1		
92	5	1	Total	N	Os	0	0
			7	6	1		
92	5	1	Total	N	Os	0	0
			7	6	1		
92	5	1	Total	N	Os	0	0
			7	6	1		
92	5	1	Total	N	Os	0	0
			7	6	1		
92	5	1	Total	N	Os	0	0
			7	6	1		
92	5	1	Total	N	Os	0	0
			7	6	1		
92	5	1	Total	N	Os	0	0
			7	6	1		
92	5	1	Total	N	Os	0	0
			7	6	1		
92	5	1	Total	N	Os	0	0
			7	6	1		
92	5	1	Total	N	Os	0	0
			7	6	1		
92	5	1	Total	N	Os	0	0
			7	6	1		
92	5	1	Total	N	Os	0	0
			7	6	1		
92	5	1	Total	N	Os	0	0
			7	6	1		

Continued on next page...

Continued from previous page...

Mol	Chain	Residues	Atoms			ZeroOcc	AltConf
92	5	1	Total	N	Os	0	0
			7	6	1		
92	5	1	Total	N	Os	0	0
			7	6	1		
92	5	1	Total	N	Os	0	0
			7	6	1		
92	5	1	Total	N	Os	0	0
			7	6	1		
92	5	1	Total	N	Os	0	0
			7	6	1		
92	5	1	Total	N	Os	0	0
			7	6	1		
92	5	1	Total	N	Os	0	0
			7	6	1		
92	5	1	Total	N	Os	0	0
			7	6	1		
92	5	1	Total	N	Os	0	0
			7	6	1		
92	5	1	Total	N	Os	0	0
			7	6	1		
92	5	1	Total	N	Os	0	0
			7	6	1		
92	5	1	Total	N	Os	0	0
			7	6	1		
92	5	1	Total	N	Os	0	0
			7	6	1		
92	5	1	Total	N	Os	0	0
			7	6	1		
92	5	1	Total	N	Os	0	0
			7	6	1		
92	5	1	Total	N	Os	0	0
			7	6	1		
92	5	1	Total	N	Os	0	0
			7	6	1		
92	5	1	Total	N	Os	0	0
			7	6	1		

Continued on next page...

Continued from previous page...

Mol	Chain	Residues	Atoms			ZeroOcc	AltConf
92	5	1	Total	N	Os	0	0
			7	6	1		
92	5	1	Total	N	Os	0	0
			7	6	1		
92	5	1	Total	N	Os	0	0
			7	6	1		
92	5	1	Total	N	Os	0	0
			7	6	1		
92	5	1	Total	N	Os	0	0
			7	6	1		
92	5	1	Total	N	Os	0	0
			7	6	1		
92	5	1	Total	N	Os	0	0
			7	6	1		
92	5	1	Total	N	Os	0	0
			7	6	1		
92	5	1	Total	N	Os	0	0
			7	6	1		
92	5	1	Total	N	Os	0	0
			7	6	1		
92	5	1	Total	N	Os	0	0
			7	6	1		
92	5	1	Total	N	Os	0	0
			7	6	1		
92	5	1	Total	N	Os	0	0
			7	6	1		
92	5	1	Total	N	Os	0	0
			7	6	1		
92	5	1	Total	N	Os	0	0
			7	6	1		
92	5	1	Total	N	Os	0	0
			7	6	1		
92	5	1	Total	N	Os	0	0
			7	6	1		
92	5	1	Total	N	Os	0	0
			7	6	1		

Continued on next page...

Continued from previous page...

Mol	Chain	Residues	Atoms			ZeroOcc	AltConf
92	5	1	Total	N	Os	0	0
			7	6	1		
92	5	1	Total	N	Os	0	0
			7	6	1		
92	5	1	Total	N	Os	0	0
			7	6	1		
92	5	1	Total	N	Os	0	0
			7	6	1		
92	5	1	Total	N	Os	0	0
			7	6	1		
92	5	1	Total	N	Os	0	0
			7	6	1		
92	5	1	Total	N	Os	0	0
			7	6	1		
92	5	1	Total	N	Os	0	0
			7	6	1		
92	5	1	Total	N	Os	0	0
			7	6	1		
92	5	1	Total	N	Os	0	0
			7	6	1		
92	5	1	Total	N	Os	0	0
			7	6	1		
92	5	1	Total	N	Os	0	0
			7	6	1		
92	5	1	Total	N	Os	0	0
			7	6	1		
92	5	1	Total	N	Os	0	0
			7	6	1		
92	5	1	Total	N	Os	0	0
			7	6	1		
92	5	1	Total	N	Os	0	0
			7	6	1		
92	5	1	Total	N	Os	0	0
			7	6	1		
92	5	1	Total	N	Os	0	0
			7	6	1		

Continued on next page...

Continued from previous page...

Mol	Chain	Residues	Atoms			ZeroOcc	AltConf
92	5	1	Total	N	Os	0	0
			7	6	1		
92	5	1	Total	N	Os	0	0
			7	6	1		
92	5	1	Total	N	Os	0	0
			7	6	1		
92	5	1	Total	N	Os	0	0
			7	6	1		
92	5	1	Total	N	Os	0	0
			7	6	1		
92	5	1	Total	N	Os	0	0
			7	6	1		
92	5	1	Total	N	Os	0	0
			7	6	1		
92	5	1	Total	N	Os	0	0
			7	6	1		
92	5	1	Total	N	Os	0	0
			7	6	1		
92	5	1	Total	N	Os	0	0
			7	6	1		
92	5	1	Total	N	Os	0	0
			7	6	1		
92	5	1	Total	N	Os	0	0
			7	6	1		
92	5	1	Total	N	Os	0	0
			7	6	1		
92	5	1	Total	N	Os	0	0
			7	6	1		
92	5	1	Total	N	Os	0	0
			7	6	1		
92	5	1	Total	N	Os	0	0
			7	6	1		
92	5	1	Total	N	Os	0	0
			7	6	1		
92	5	1	Total	N	Os	0	0
			7	6	1		

Continued on next page...

Continued from previous page...

Mol	Chain	Residues	Atoms			ZeroOcc	AltConf
92	5	1	Total	N	Os	0	0
			7	6	1		
92	5	1	Total	N	Os	0	0
			7	6	1		
92	5	1	Total	N	Os	0	0
			7	6	1		
92	5	1	Total	N	Os	0	0
			7	6	1		
92	5	1	Total	N	Os	0	0
			7	6	1		
92	5	1	Total	N	Os	0	0
			7	6	1		
92	5	1	Total	N	Os	0	0
			7	6	1		
92	5	1	Total	N	Os	0	0
			7	6	1		
92	5	1	Total	N	Os	0	0
			7	6	1		
92	5	1	Total	N	Os	0	0
			7	6	1		
92	5	1	Total	N	Os	0	0
			7	6	1		
92	5	1	Total	N	Os	0	0
			7	6	1		
92	5	1	Total	N	Os	0	0
			7	6	1		
92	5	1	Total	N	Os	0	0
			7	6	1		
92	5	1	Total	N	Os	0	0
			7	6	1		
92	5	1	Total	N	Os	0	0
			7	6	1		
92	5	1	Total	N	Os	0	0
			7	6	1		
92	5	1	Total	N	Os	0	0
			7	6	1		

Continued on next page...

Continued from previous page...

Mol	Chain	Residues	Atoms			ZeroOcc	AltConf
92	5	1	Total	N	Os	0	0
			7	6	1		
92	5	1	Total	N	Os	0	0
			7	6	1		
92	5	1	Total	N	Os	0	0
			7	6	1		
92	5	1	Total	N	Os	0	0
			7	6	1		
92	5	1	Total	N	Os	0	0
			7	6	1		
92	5	1	Total	N	Os	0	0
			7	6	1		
92	5	1	Total	N	Os	0	0
			7	6	1		
92	5	1	Total	N	Os	0	0
			7	6	1		
92	5	1	Total	N	Os	0	0
			7	6	1		
92	5	1	Total	N	Os	0	0
			7	6	1		
92	5	1	Total	N	Os	0	0
			7	6	1		
92	5	1	Total	N	Os	0	0
			7	6	1		
92	5	1	Total	N	Os	0	0
			7	6	1		
92	5	1	Total	N	Os	0	0
			7	6	1		
92	5	1	Total	N	Os	0	0
			7	6	1		
92	5	1	Total	N	Os	0	0
			7	6	1		
92	5	1	Total	N	Os	0	0
			7	6	1		
92	5	1	Total	N	Os	0	0
			7	6	1		

Continued on next page...

Continued from previous page...

Mol	Chain	Residues	Atoms			ZeroOcc	AltConf
92	5	1	Total	N	Os	0	0
			7	6	1		
92	5	1	Total	N	Os	0	0
			7	6	1		
92	5	1	Total	N	Os	0	0
			7	6	1		
92	5	1	Total	N	Os	0	0
			7	6	1		
92	5	1	Total	N	Os	0	0
			7	6	1		
92	5	1	Total	N	Os	0	0
			7	6	1		
92	5	1	Total	N	Os	0	0
			7	6	1		
92	5	1	Total	N	Os	0	0
			7	6	1		
92	5	1	Total	N	Os	0	0
			7	6	1		
92	5	1	Total	N	Os	0	0
			7	6	1		
92	5	1	Total	N	Os	0	0
			7	6	1		
92	5	1	Total	N	Os	0	0
			7	6	1		
92	5	1	Total	N	Os	0	0
			7	6	1		
92	5	1	Total	N	Os	0	0
			7	6	1		
92	5	1	Total	N	Os	0	0
			7	6	1		
92	5	1	Total	N	Os	0	0
			7	6	1		
92	5	1	Total	N	Os	0	0
			7	6	1		

Continued on next page...

Continued from previous page...

Mol	Chain	Residues	Atoms			ZeroOcc	AltConf
92	5	1	Total	N	Os	0	0
			7	6	1		
92	5	1	Total	N	Os	0	0
			7	6	1		
92	5	1	Total	N	Os	0	0
			7	6	1		
92	5	1	Total	N	Os	0	0
			7	6	1		
92	5	1	Total	N	Os	0	0
			7	6	1		
92	5	1	Total	N	Os	0	0
			7	6	1		
92	5	1	Total	N	Os	0	0
			7	6	1		
92	5	1	Total	N	Os	0	0
			7	6	1		
92	5	1	Total	N	Os	0	0
			7	6	1		
92	5	1	Total	N	Os	0	0
			7	6	1		
92	5	1	Total	N	Os	0	0
			7	6	1		
92	5	1	Total	N	Os	0	0
			7	6	1		
92	5	1	Total	N	Os	0	0
			7	6	1		
92	5	1	Total	N	Os	0	0
			7	6	1		
92	5	1	Total	N	Os	0	0
			7	6	1		
92	5	1	Total	N	Os	0	0
			7	6	1		
92	5	1	Total	N	Os	0	0
			7	6	1		
92	5	1	Total	N	Os	0	0
			7	6	1		

Continued on next page...

Continued from previous page...

Mol	Chain	Residues	Atoms			ZeroOcc	AltConf
92	5	1	Total	N	Os	0	0
			7	6	1		
92	5	1	Total	N	Os	0	0
			7	6	1		
92	5	1	Total	N	Os	0	0
			7	6	1		
92	5	1	Total	N	Os	0	0
			7	6	1		
92	5	1	Total	N	Os	0	0
			7	6	1		
92	5	1	Total	N	Os	0	0
			7	6	1		
92	5	1	Total	N	Os	0	0
			7	6	1		
92	5	1	Total	N	Os	0	0
			7	6	1		
92	5	1	Total	N	Os	0	0
			7	6	1		
92	5	1	Total	N	Os	0	0
			7	6	1		
92	5	1	Total	N	Os	0	0
			7	6	1		
92	5	1	Total	N	Os	0	0
			7	6	1		
92	5	1	Total	N	Os	0	0
			7	6	1		
92	5	1	Total	N	Os	0	0
			7	6	1		
92	5	1	Total	N	Os	0	0
			7	6	1		
92	5	1	Total	N	Os	0	0
			7	6	1		
92	5	1	Total	N	Os	0	0
			7	6	1		
92	5	1	Total	N	Os	0	0
			7	6	1		

Continued on next page...

Continued from previous page...

Mol	Chain	Residues	Atoms			ZeroOcc	AltConf
92	5	1	Total	N	Os	0	0
			7	6	1		
92	5	1	Total	N	Os	0	0
			7	6	1		
92	5	1	Total	N	Os	0	0
			7	6	1		
92	5	1	Total	N	Os	0	0
			7	6	1		
92	5	1	Total	N	Os	0	0
			7	6	1		
92	5	1	Total	N	Os	0	0
			7	6	1		
92	5	1	Total	N	Os	0	0
			7	6	1		
92	5	1	Total	N	Os	0	0
			7	6	1		
92	5	1	Total	N	Os	0	0
			7	6	1		
92	5	1	Total	N	Os	0	0
			7	6	1		
92	5	1	Total	N	Os	0	0
			7	6	1		
92	5	1	Total	N	Os	0	0
			7	6	1		
92	5	1	Total	N	Os	0	0
			7	6	1		
92	5	1	Total	N	Os	0	0
			7	6	1		
92	5	1	Total	N	Os	0	0
			7	6	1		
92	5	1	Total	N	Os	0	0
			7	6	1		
92	5	1	Total	N	Os	0	0
			7	6	1		
92	5	1	Total	N	Os	0	0
			7	6	1		

Continued on next page...

Continued from previous page...

Mol	Chain	Residues	Atoms			ZeroOcc	AltConf
92	5	1	Total	N	Os	0	0
			7	6	1		
92	5	1	Total	N	Os	0	0
			7	6	1		
92	5	1	Total	N	Os	0	0
			7	6	1		
92	5	1	Total	N	Os	0	0
			7	6	1		
92	5	1	Total	N	Os	0	0
			7	6	1		
92	5	1	Total	N	Os	0	0
			7	6	1		
92	5	1	Total	N	Os	0	0
			7	6	1		
92	5	1	Total	N	Os	0	0
			7	6	1		
92	5	1	Total	N	Os	0	0
			7	6	1		
92	5	1	Total	N	Os	0	0
			7	6	1		
92	5	1	Total	N	Os	0	0
			7	6	1		
92	5	1	Total	N	Os	0	0
			7	6	1		
92	5	1	Total	N	Os	0	0
			7	6	1		
92	5	1	Total	N	Os	0	0
			7	6	1		
92	5	1	Total	N	Os	0	0
			7	6	1		
92	5	1	Total	N	Os	0	0
			7	6	1		
92	5	1	Total	N	Os	0	0
			7	6	1		
92	5	1	Total	N	Os	0	0
			7	6	1		

Continued on next page...

Continued from previous page...

Mol	Chain	Residues	Atoms			ZeroOcc	AltConf
92	5	1	Total	N	Os	0	0
			7	6	1		
92	5	1	Total	N	Os	0	0
			7	6	1		
92	5	1	Total	N	Os	0	0
			7	6	1		
92	5	1	Total	N	Os	0	0
			7	6	1		
92	5	1	Total	N	Os	0	0
			7	6	1		
92	5	1	Total	N	Os	0	0
			7	6	1		
92	5	1	Total	N	Os	0	0
			7	6	1		
92	5	1	Total	N	Os	0	0
			7	6	1		
92	5	1	Total	N	Os	0	0
			7	6	1		
92	5	1	Total	N	Os	0	0
			7	6	1		
92	5	1	Total	N	Os	0	0
			7	6	1		
92	5	1	Total	N	Os	0	0
			7	6	1		
92	5	1	Total	N	Os	0	0
			7	6	1		
92	7	1	Total	N	Os	0	0
			7	6	1		
92	7	1	Total	N	Os	0	0
			7	6	1		
92	7	1	Total	N	Os	0	0
			7	6	1		

Continued on next page...

Continued from previous page...

Mol	Chain	Residues	Atoms			ZeroOcc	AltConf
92	7	1	Total	N	Os	0	0
			7	6	1		
92	7	1	Total	N	Os	0	0
			7	6	1		
92	7	1	Total	N	Os	0	0
			7	6	1		
92	7	1	Total	N	Os	0	0
			7	6	1		
92	7	1	Total	N	Os	0	0
			7	6	1		
92	7	1	Total	N	Os	0	0
			7	6	1		
92	7	1	Total	N	Os	0	0
			7	6	1		
92	7	1	Total	N	Os	0	0
			7	6	1		
92	8	1	Total	N	Os	0	0
			7	6	1		
92	8	1	Total	N	Os	0	0
			7	6	1		
92	8	1	Total	N	Os	0	0
			7	6	1		
92	8	1	Total	N	Os	0	0
			7	6	1		
92	8	1	Total	N	Os	0	0
			7	6	1		
92	8	1	Total	N	Os	0	0
			7	6	1		
92	8	1	Total	N	Os	0	0
			7	6	1		
92	8	1	Total	N	Os	0	0
			7	6	1		
92	8	1	Total	N	Os	0	0
			7	6	1		

Continued on next page...

Continued from previous page...

Mol	Chain	Residues	Atoms			ZeroOcc	AltConf
92	8	1	Total 7	N 6	Os 1	0	0
92	8	1	Total 7	N 6	Os 1	0	0
92	8	1	Total 7	N 6	Os 1	0	0
92	8	1	Total 7	N 6	Os 1	0	0
92	8	1	Total 7	N 6	Os 1	0	0
92	8	1	Total 7	N 6	Os 1	0	0
92	8	1	Total 7	N 6	Os 1	0	0
92	8	1	Total 7	N 6	Os 1	0	0
92	8	1	Total 7	N 6	Os 1	0	0
92	12	1	Total 7	N 6	Os 1	0	0
92	13	1	Total 7	N 6	Os 1	0	0
92	13	1	Total 7	N 6	Os 1	0	0
92	14	1	Total 7	N 6	Os 1	0	0
92	14	1	Total 7	N 6	Os 1	0	0
92	15	1	Total 7	N 6	Os 1	0	0
92	15	1	Total 7	N 6	Os 1	0	0
92	15	1	Total 7	N 6	Os 1	0	0
92	19	1	Total 7	N 6	Os 1	0	0
92	m0	1	Total 7	N 6	Os 1	0	0
92	m0	1	Total 7	N 6	Os 1	0	0
92	m0	1	Total 7	N 6	Os 1	0	0

Continued on next page...

Continued from previous page...

Mol	Chain	Residues	Atoms			ZeroOcc	AltConf
92	m0	1	Total	N	Os	0	0
			7	6	1		
92	m1	1	Total	N	Os	0	0
			7	6	1		
92	m4	1	Total	N	Os	0	0
			7	6	1		
92	m5	1	Total	N	Os	0	0
			7	6	1		
92	m5	1	Total	N	Os	0	0
			7	6	1		
92	m7	1	Total	N	Os	0	0
			7	6	1		
92	m9	1	Total	N	Os	0	0
			7	6	1		
92	n1	1	Total	N	Os	0	0
			7	6	1		
92	n3	1	Total	N	Os	0	0
			7	6	1		
92	n9	1	Total	N	Os	0	0
			7	6	1		
92	o2	1	Total	N	Os	0	0
			7	6	1		
92	o3	1	Total	N	Os	0	0
			7	6	1		
92	o7	1	Total	N	Os	0	0
			7	6	1		
92	o9	1	Total	N	Os	0	0
			7	6	1		
92	q2	1	Total	N	Os	0	0
			7	6	1		
92	A	1	Total	N	Os	0	0
			7	6	1		
92	A	1	Total	N	Os	0	0
			7	6	1		
92	a	1	Total	N	Os	0	0
			7	6	1		

- Molecule 93 is ZINC ION (three-letter code: ZN) (formula: Zn).

Mol	Chain	Residues	Atoms		ZeroOcc	AltConf
93	q0	1	Total	Zn	0	0
			1	1		

Continued on next page...

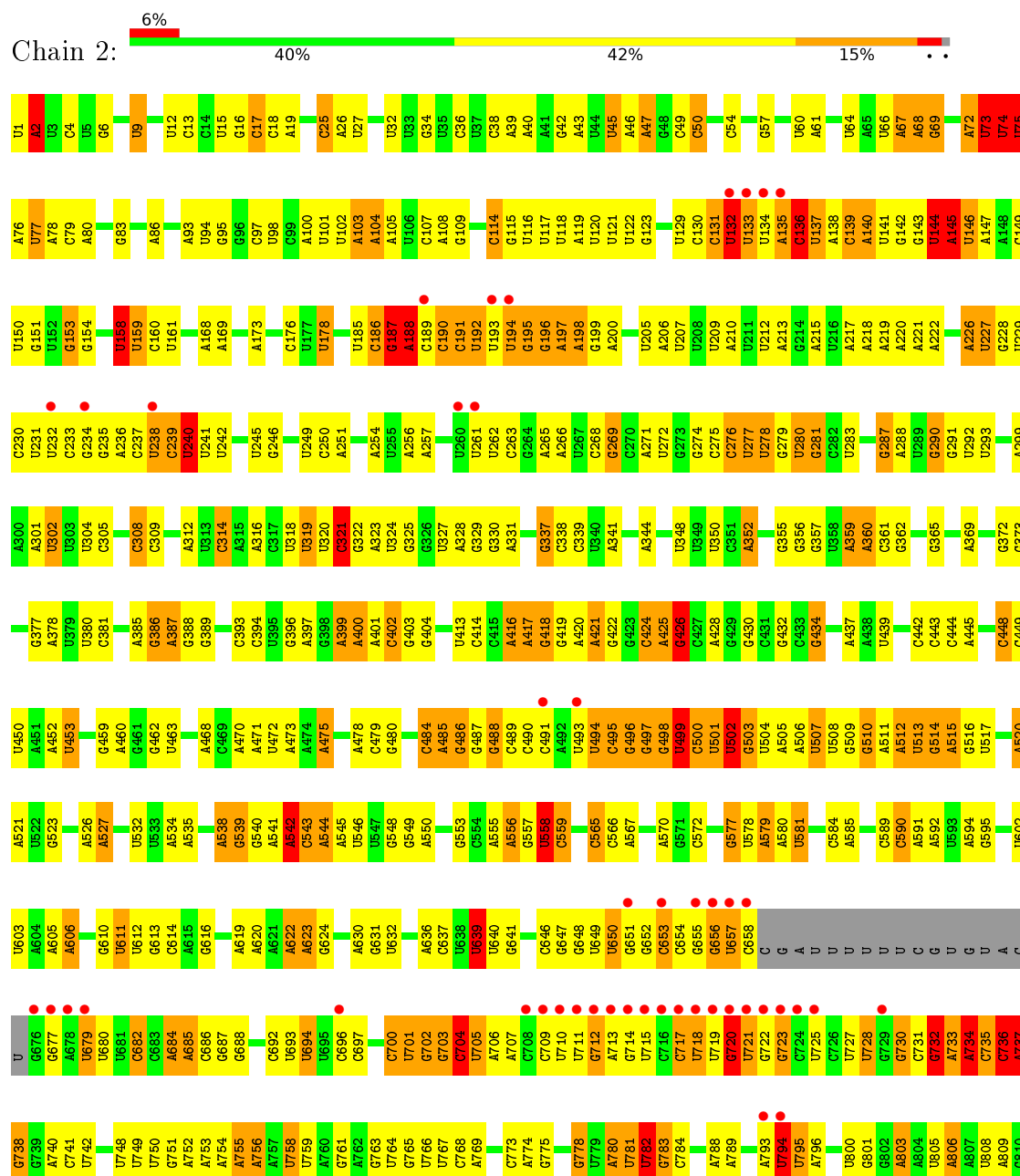
Continued from previous page...

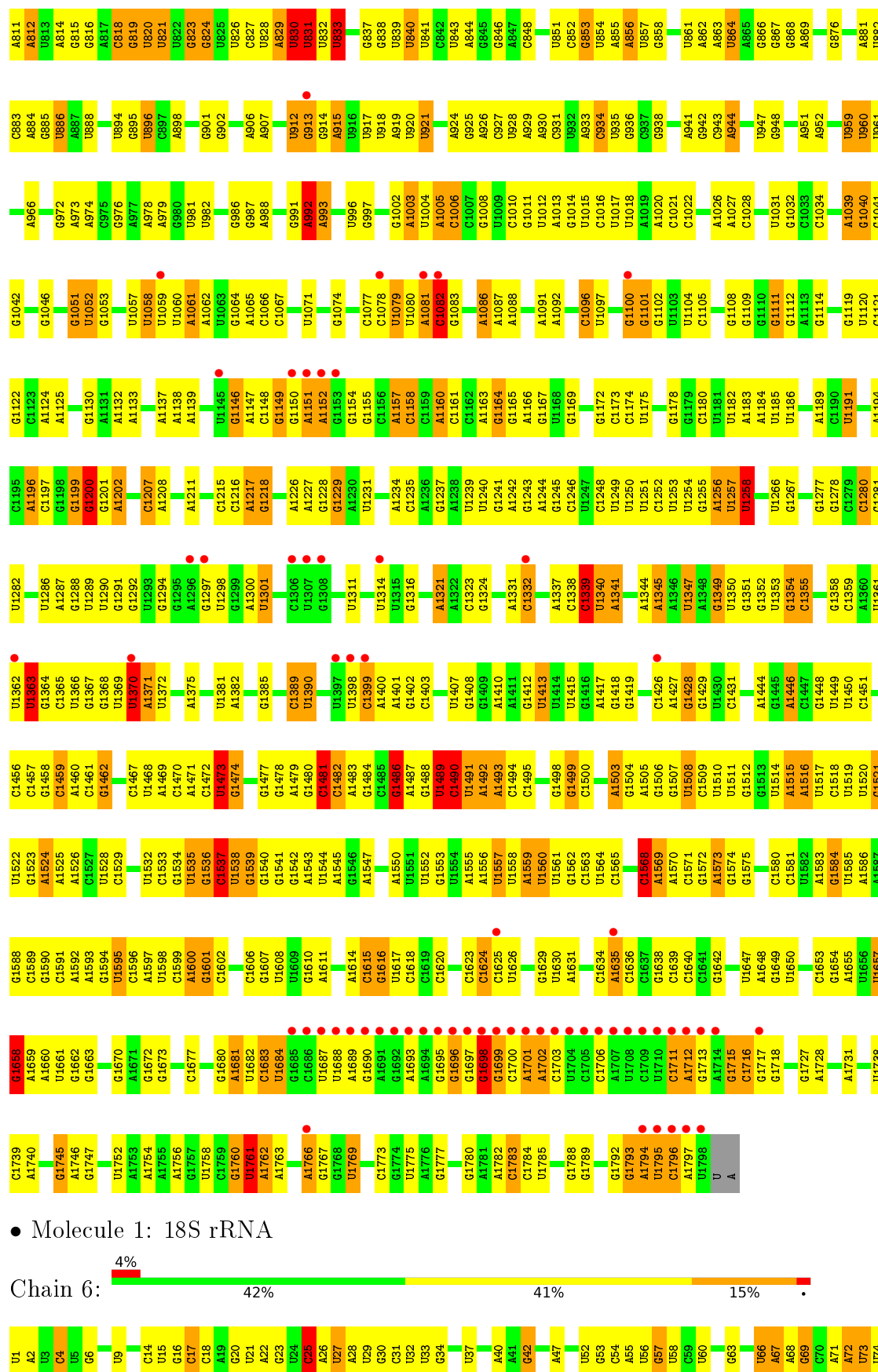
Mol	Chain	Residues	Atoms		ZeroOcc	AltConf
93	D6	1	Total 1	Zn 1	0	0
93	Q2	1	Total 1	Zn 1	0	0
93	e1	1	Total 1	Zn 1	0	0
93	Q3	1	Total 1	Zn 1	0	0
93	D9	1	Total 1	Zn 1	0	0
93	E1	1	Total 1	Zn 1	0	0
93	Q0	1	Total 1	Zn 1	0	0
93	d7	1	Total 1	Zn 1	0	0
93	q3	1	Total 1	Zn 1	0	0
93	d9	1	Total 1	Zn 1	0	0
93	D7	1	Total 1	Zn 1	0	0
93	d6	1	Total 1	Zn 1	0	0
93	o7	1	Total 1	Zn 1	0	0
93	O7	1	Total 1	Zn 1	0	0
93	q2	1	Total 1	Zn 1	0	0

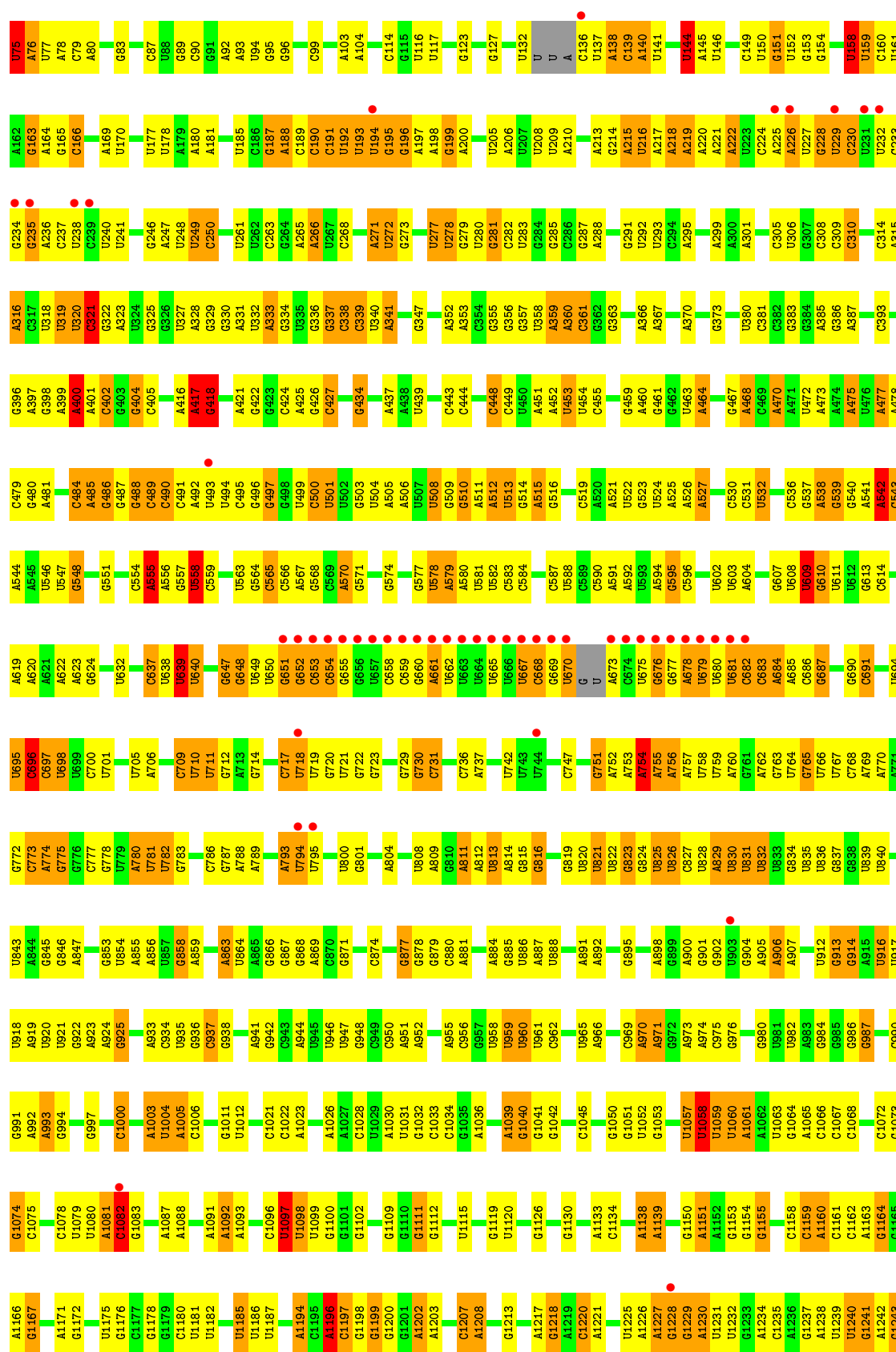
3 Residue-property plots

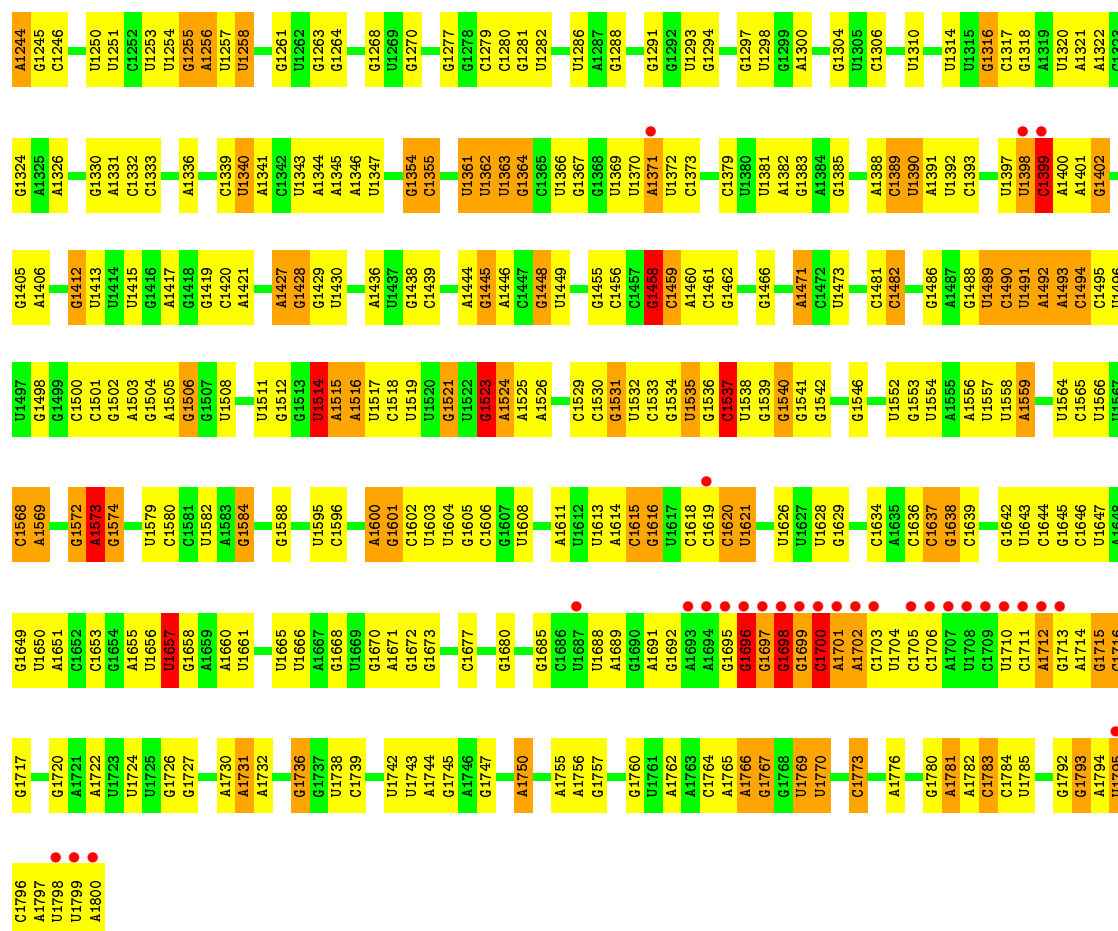
These plots are drawn for all protein, RNA and DNA chains in the entry. The first graphic for a chain summarises the proportions of errors displayed in the second graphic. The second graphic shows the sequence view annotated by issues in geometry and electron density. Residues are color-coded according to the number of geometric quality criteria for which they contain at least one outlier: green = 0, yellow = 1, orange = 2 and red = 3 or more. A red dot above a residue indicates a poor fit to the electron density ($RSRZ > 2$). Stretches of 2 or more consecutive residues without any outlier are shown as a green connector. Residues present in the sample, but not in the model, are shown in grey.

• Molecule 1: 18S rRNA

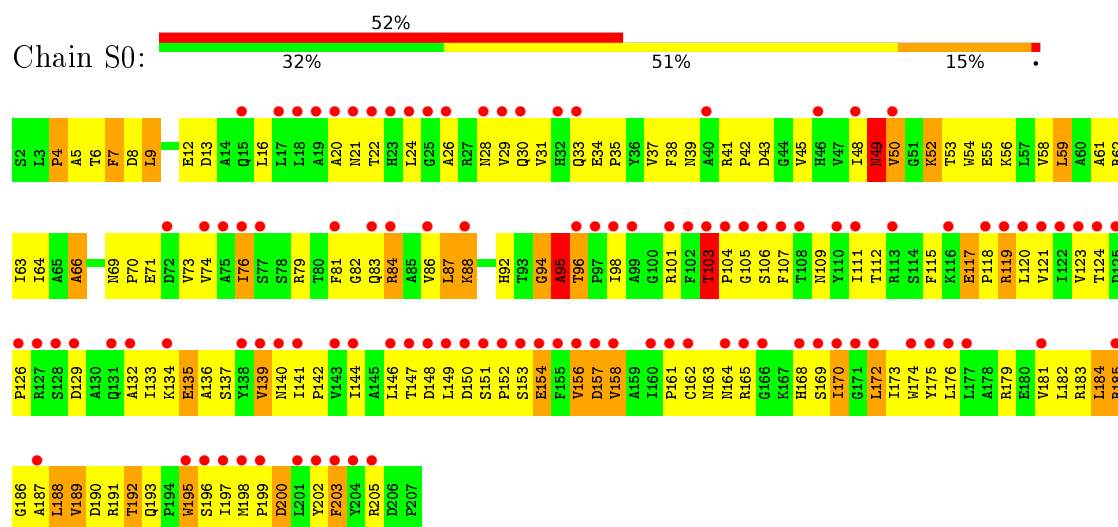






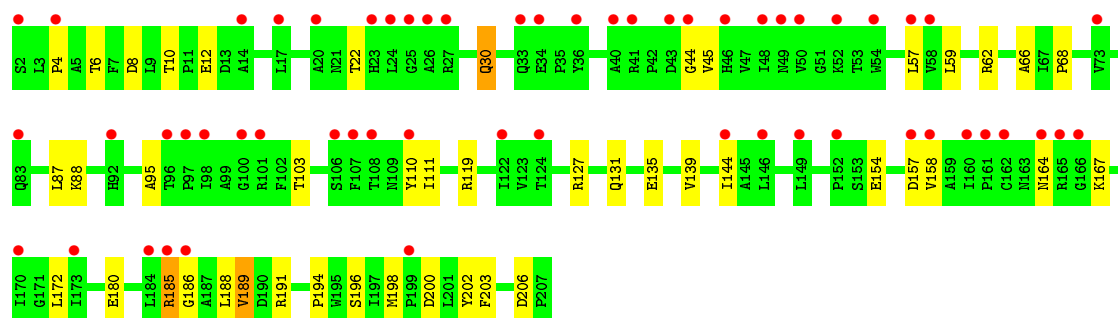


• Molecule 2: 40S ribosomal protein S0-A

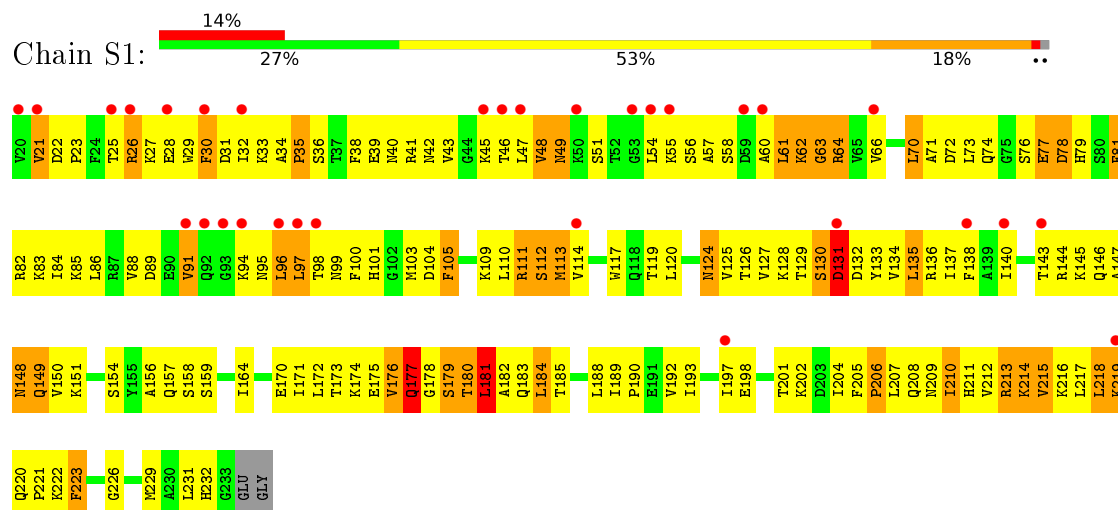


• Molecule 2: 40S ribosomal protein S0-A

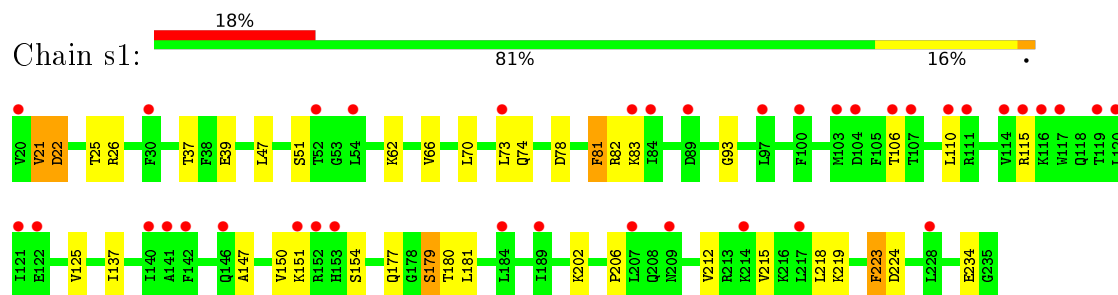




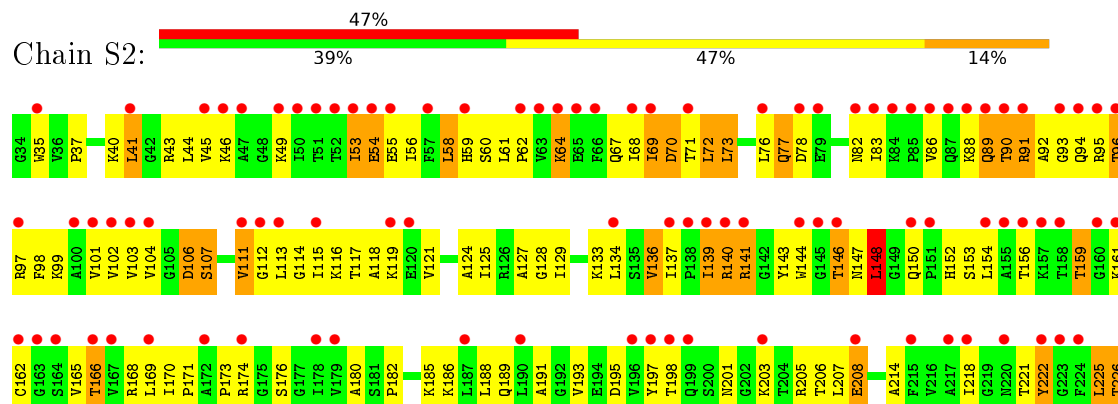
• Molecule 3: 40S ribosomal protein S1-A

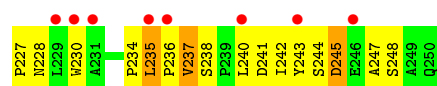


• Molecule 3: 40S ribosomal protein S1-A

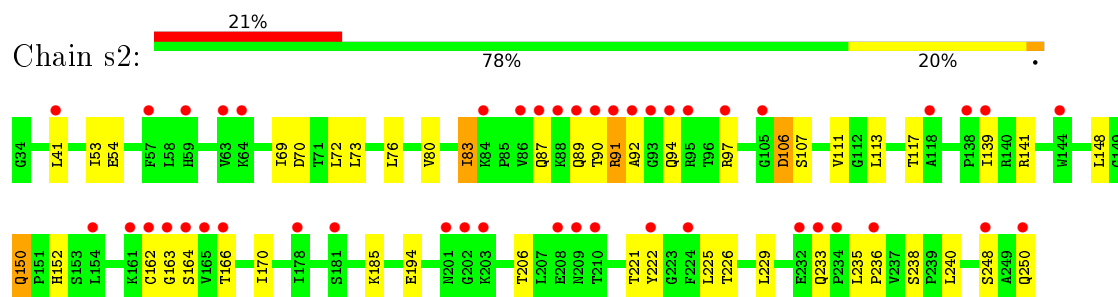


• Molecule 4: 40S ribosomal protein S2

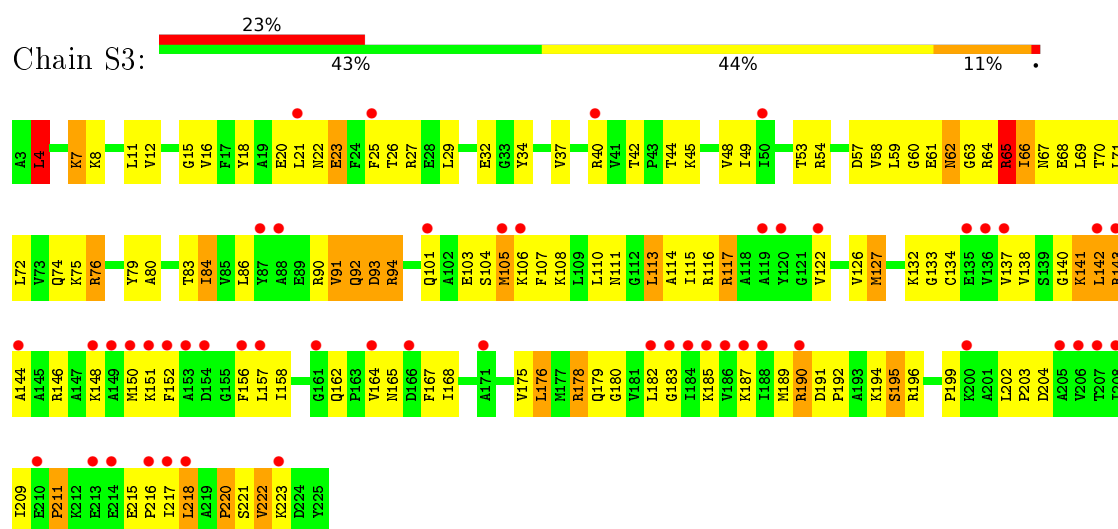




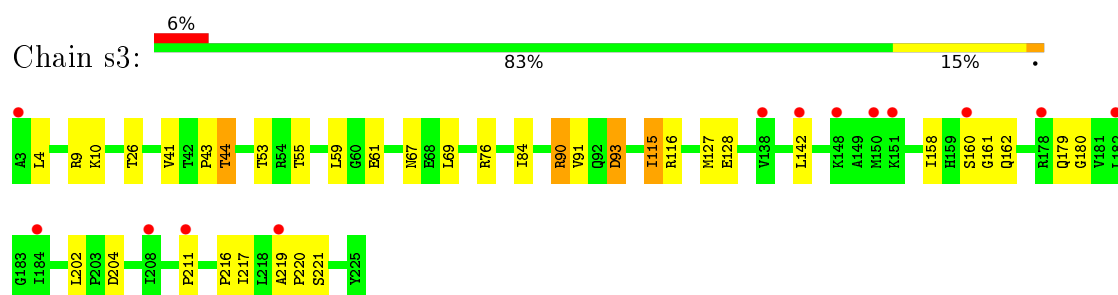
• Molecule 4: 40S ribosomal protein S2



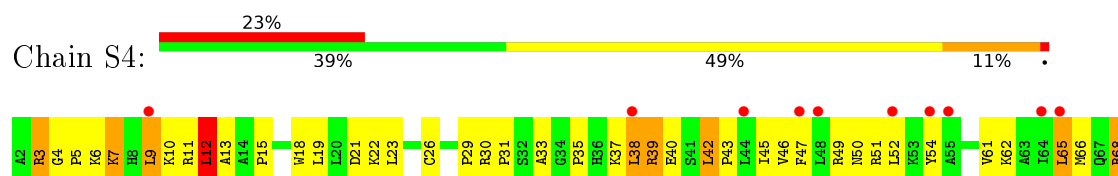
• Molecule 5: 40S ribosomal protein S3

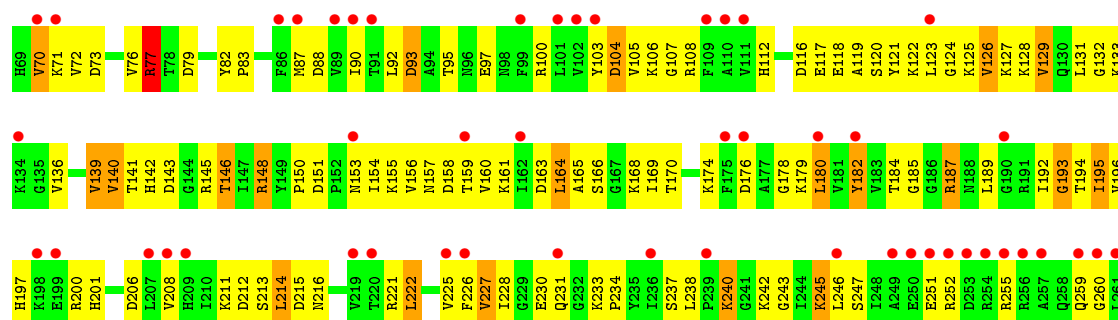


• Molecule 5: 40S ribosomal protein S3

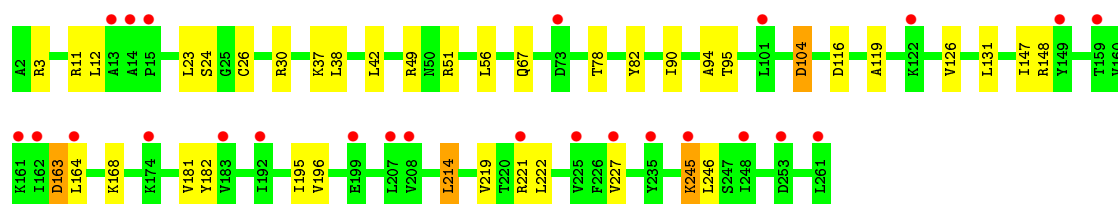
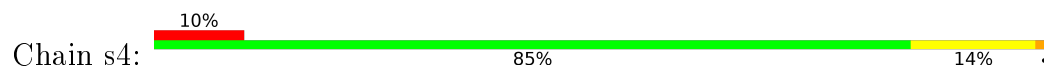


• Molecule 6: 40S ribosomal protein S4-A

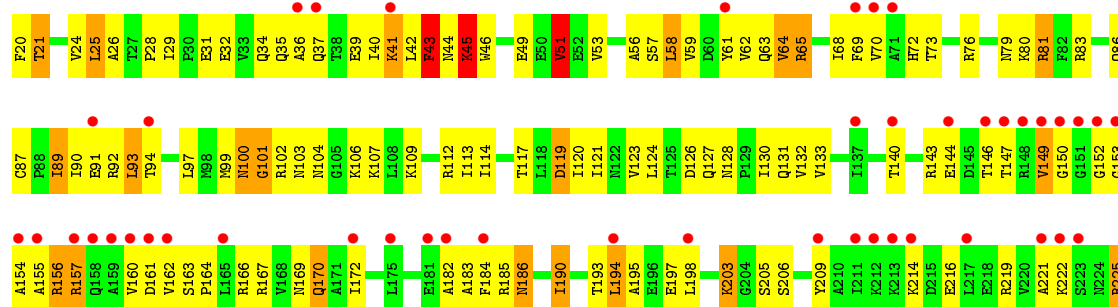
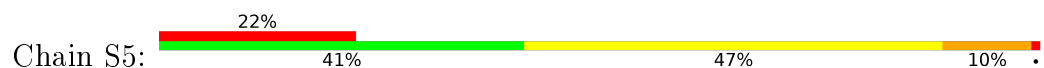




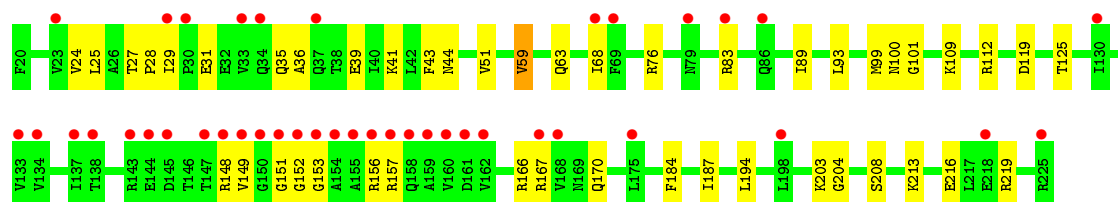
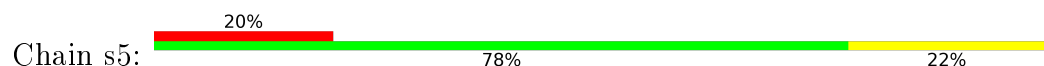
• Molecule 6: 40S ribosomal protein S4-A



• Molecule 7: 40S ribosomal protein S5

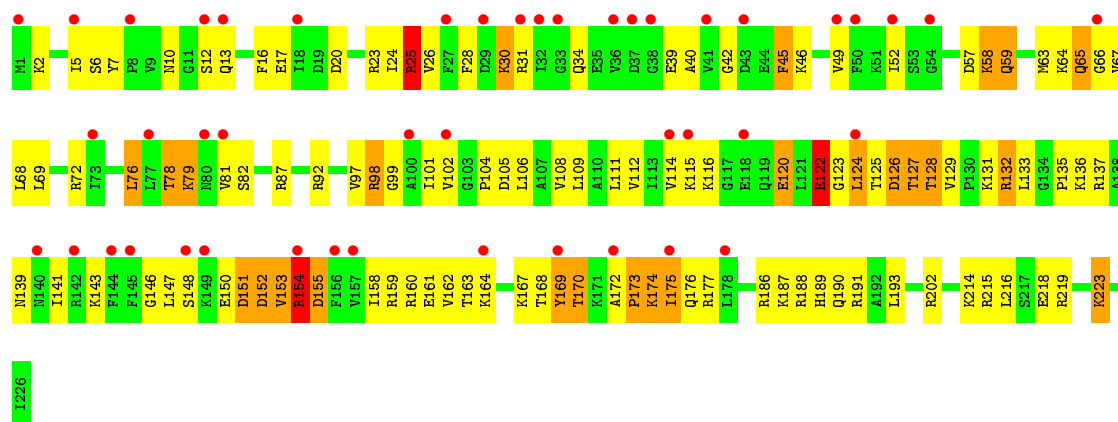


• Molecule 7: 40S ribosomal protein S5

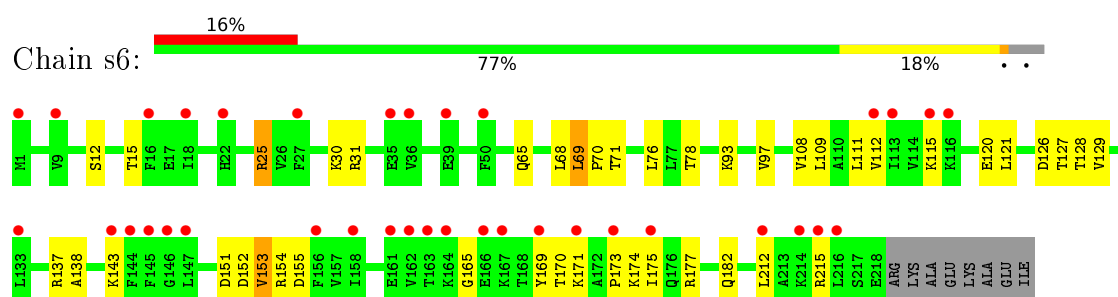


• Molecule 8: 40S ribosomal protein S6-A

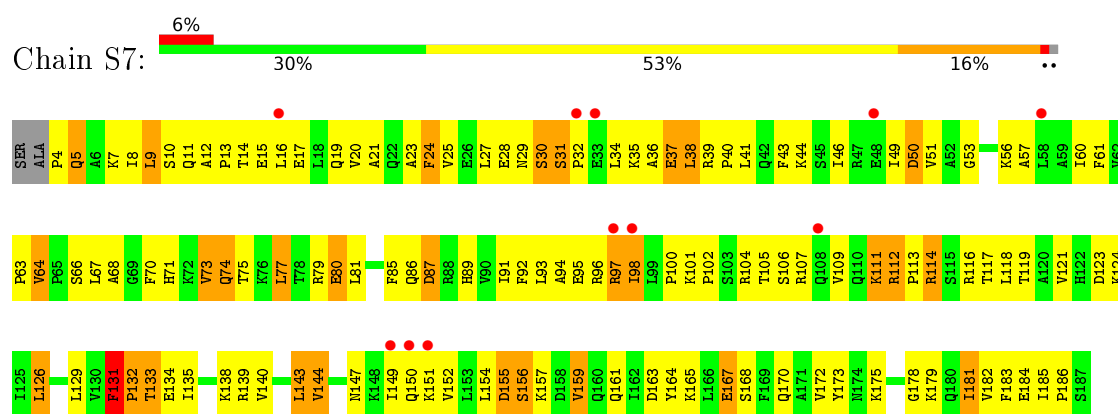




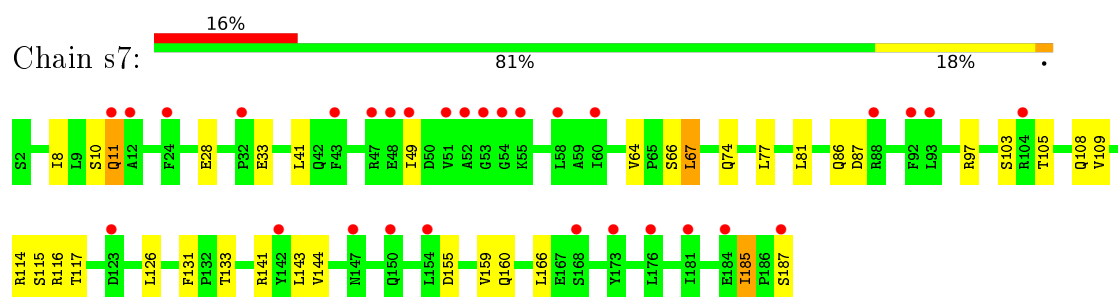
• Molecule 8: 40S ribosomal protein S6-A



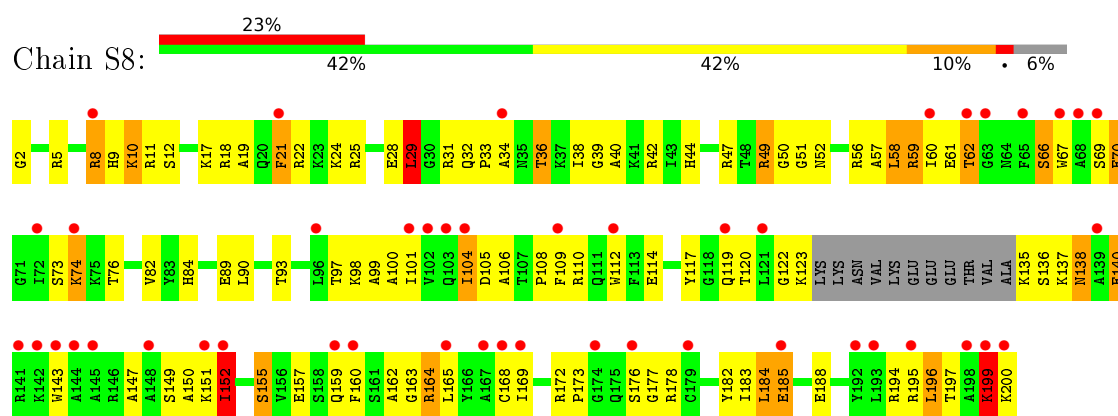
• Molecule 9: 40S ribosomal protein S7-A



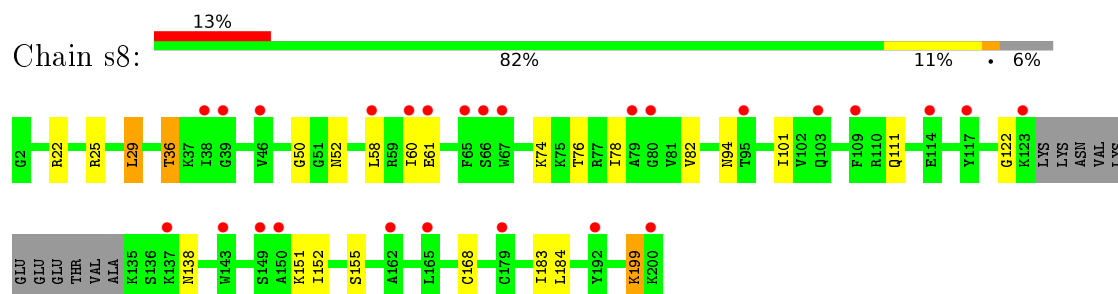
• Molecule 9: 40S ribosomal protein S7-A



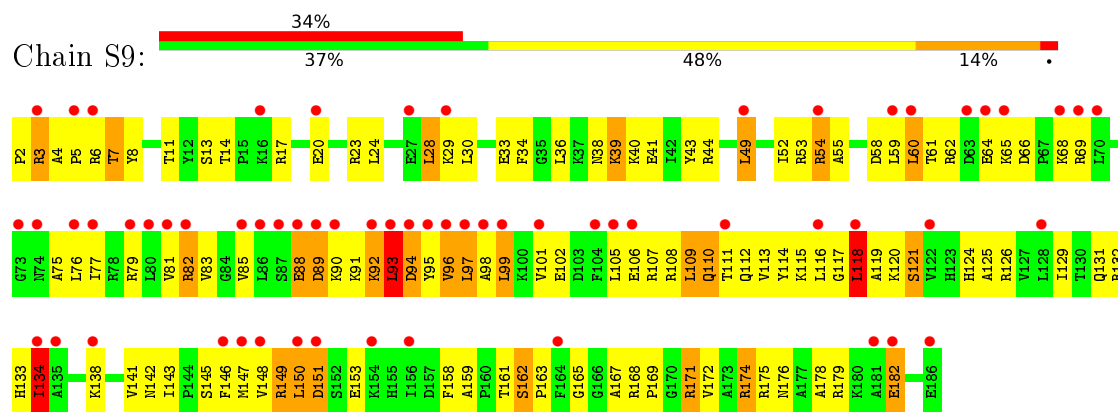
• Molecule 10: 40S ribosomal protein S8-A



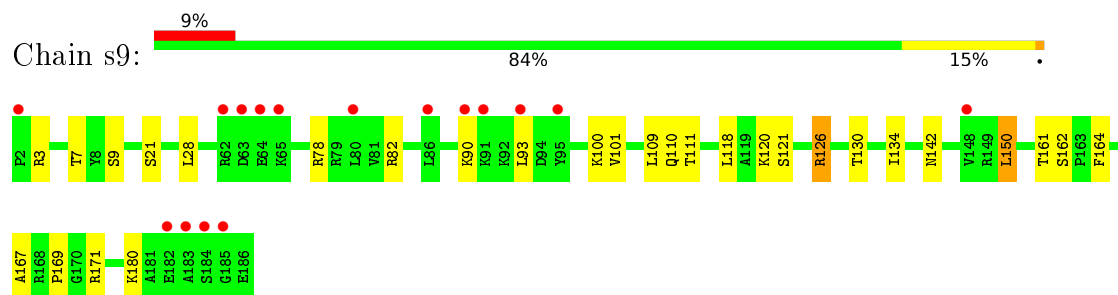
- Molecule 10: 40S ribosomal protein S8-A



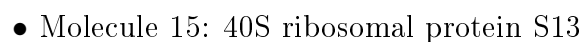
- Molecule 11: 40S ribosomal protein S9-A

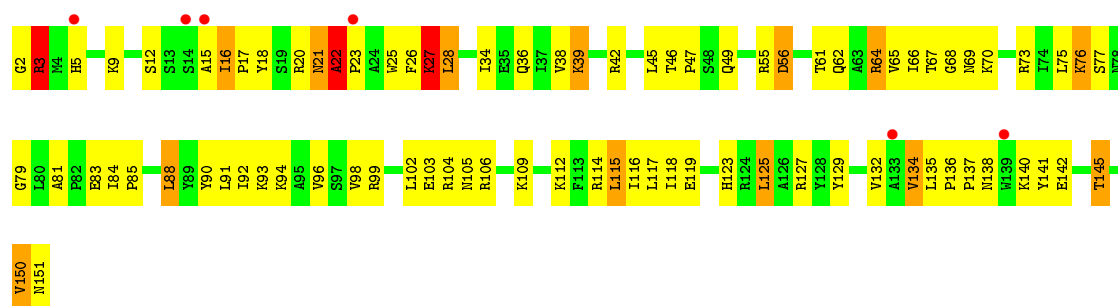


- Molecule 11: 40S ribosomal protein S9-A

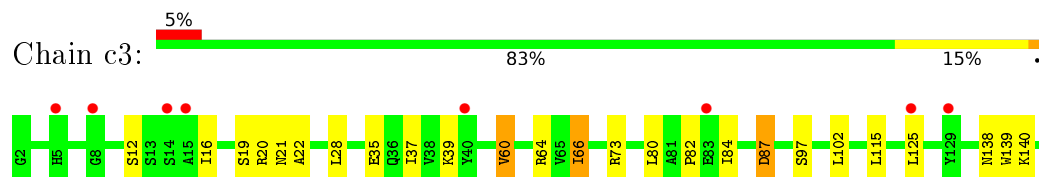


- Molecule 12: 40S ribosomal protein S10-A, 40S ribosomal protein S10-A, 40S Ribosomal Protein S10-A

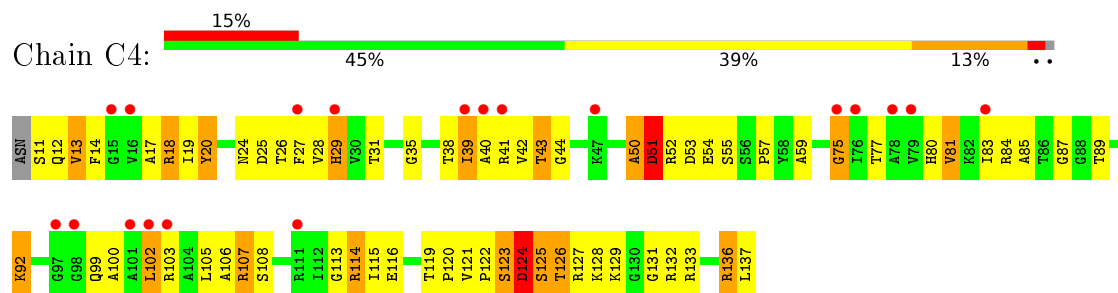




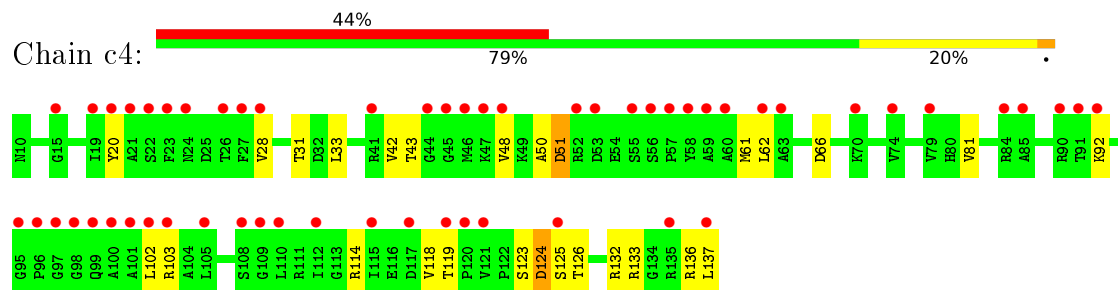
- Molecule 15: 40S ribosomal protein S13



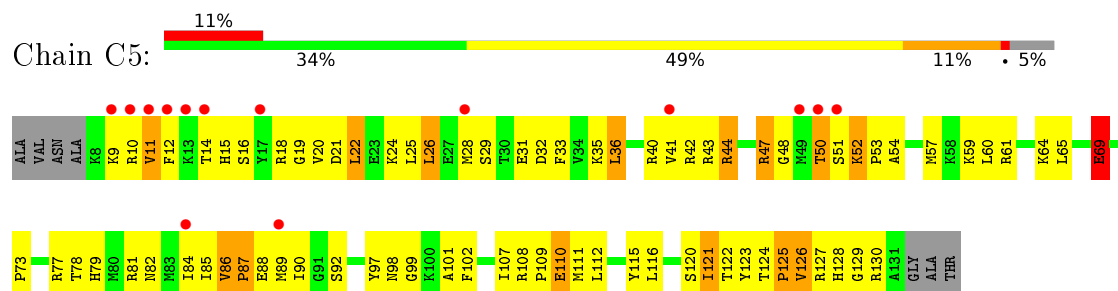
- Molecule 16: 40S Ribosomal Protein S14



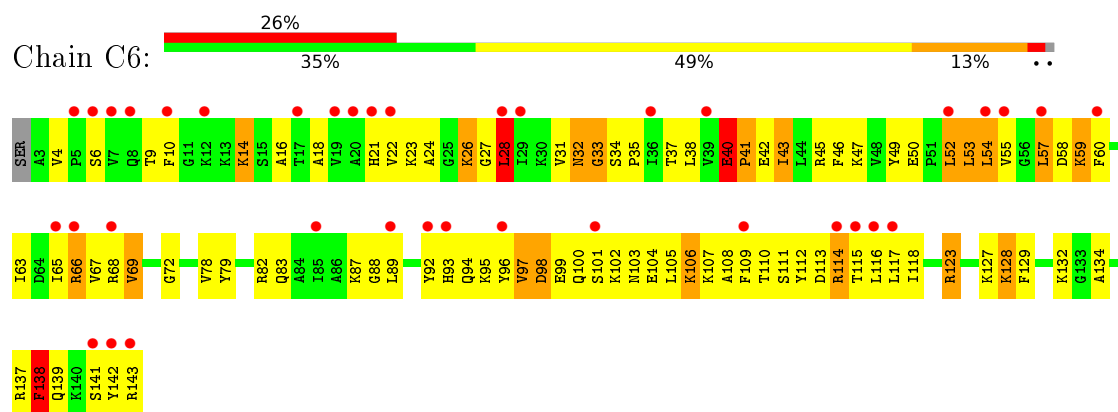
- Molecule 16: 40S Ribosomal Protein S14



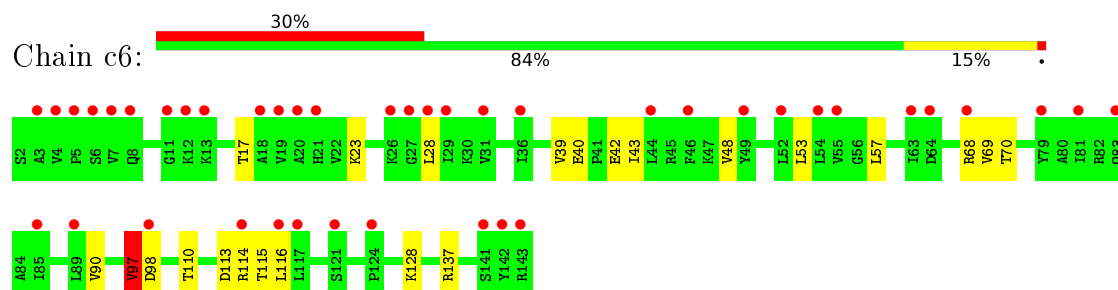
- Molecule 17: 40S ribosomal protein S15



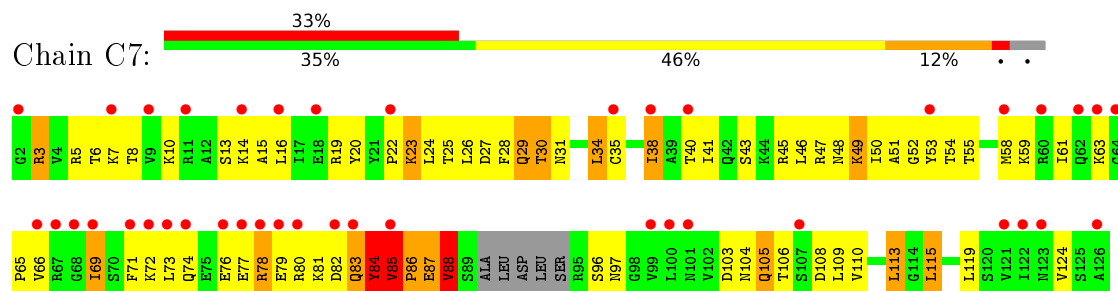
- Molecule 18: 40S ribosomal protein S16-A



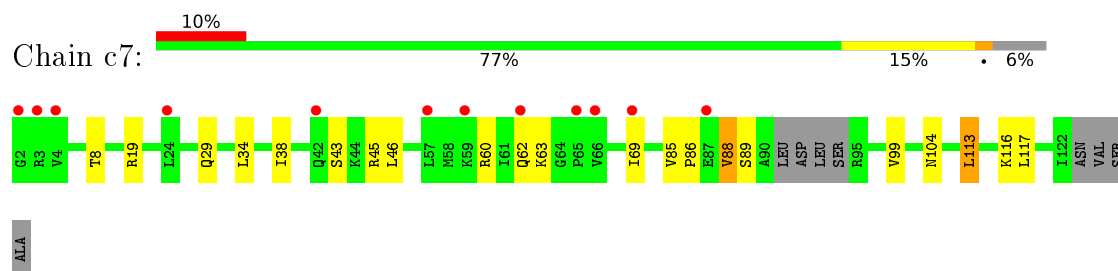
• Molecule 18: 40S ribosomal protein S16-A



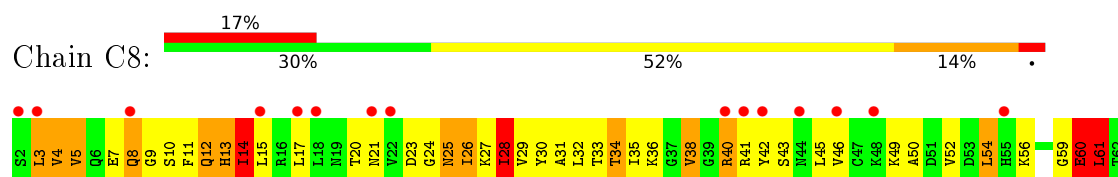
• Molecule 19: 40S ribosomal protein S17-A

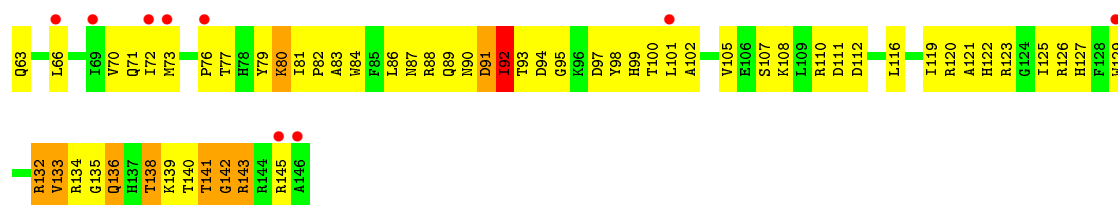


• Molecule 19: 40S ribosomal protein S17-A

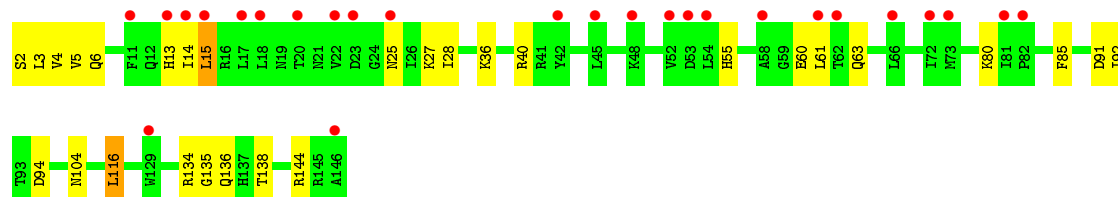
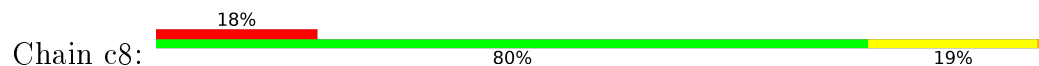


• Molecule 20: 40S ribosomal protein S18-A

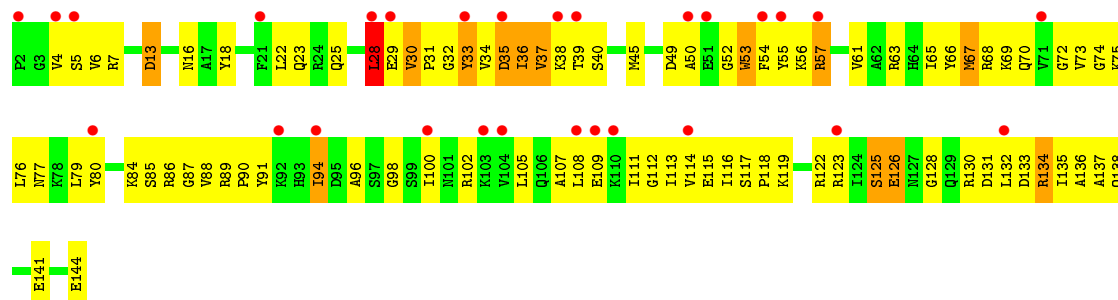




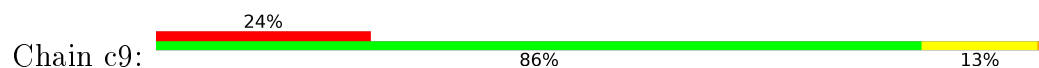
• Molecule 20: 40S ribosomal protein S18-A



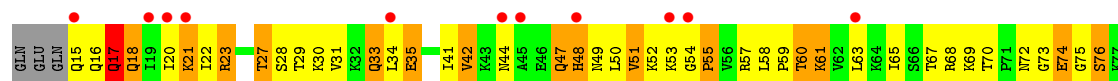
• Molecule 21: 40S ribosomal protein S19-A

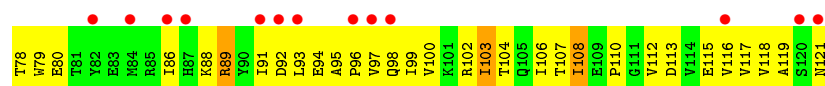


• Molecule 21: 40S ribosomal protein S19-A

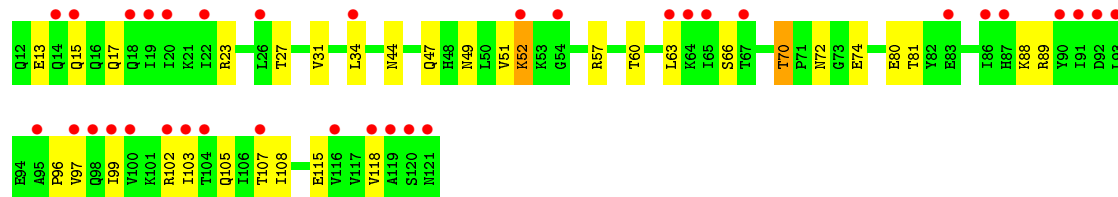
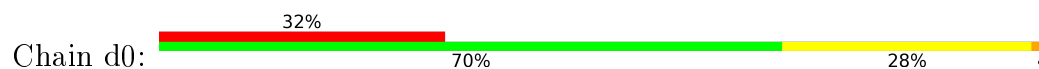


• Molecule 22: 40S ribosomal protein S20

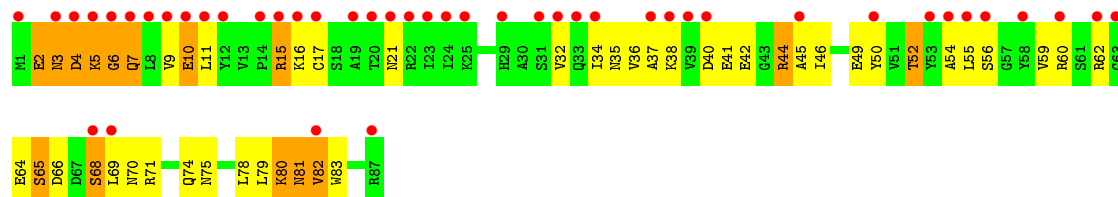




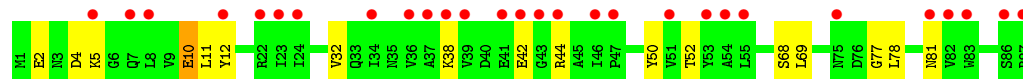
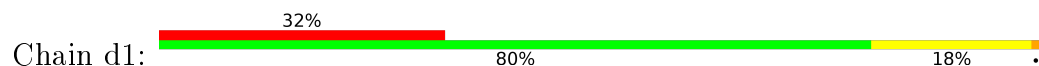
- Molecule 22: 40S ribosomal protein S20



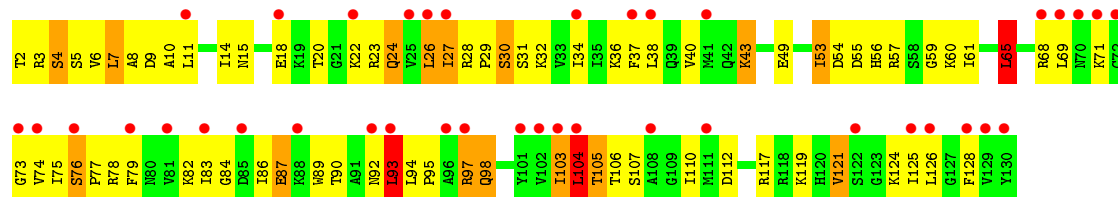
- Molecule 23: 40S ribosomal protein S21-A



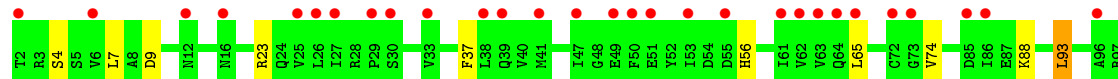
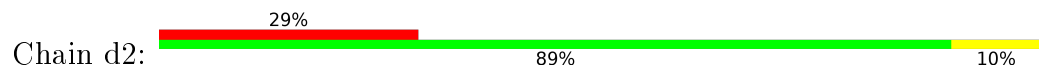
- Molecule 23: 40S ribosomal protein S21-A

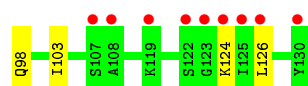


- Molecule 24: 40S ribosomal protein S22-A

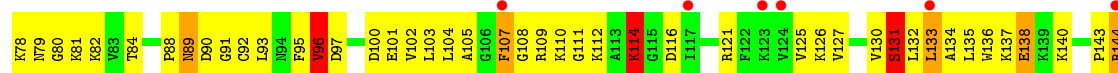
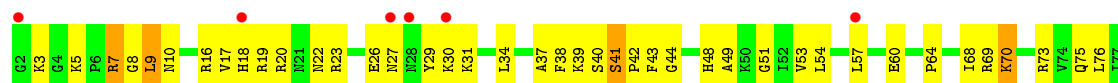
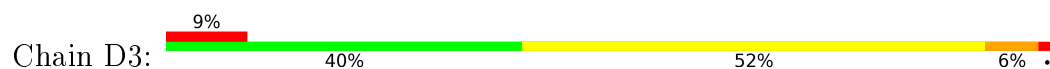


- Molecule 24: 40S ribosomal protein S22-A

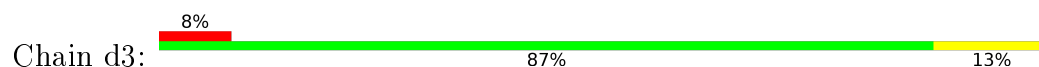




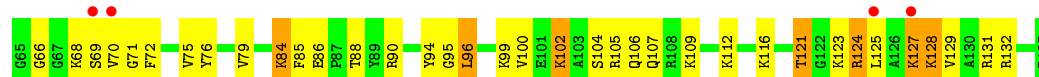
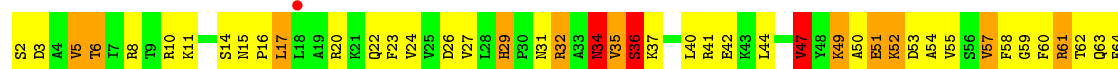
- Molecule 25: 40S ribosomal protein S23-A



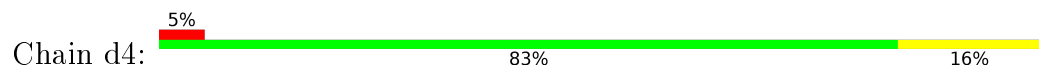
- Molecule 25: 40S ribosomal protein S23-A



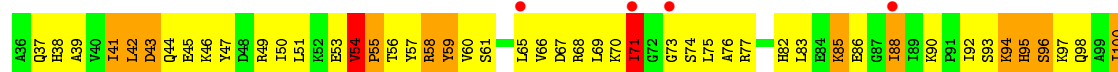
- Molecule 26: 40S ribosomal protein S24-A

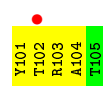


- Molecule 26: 40S ribosomal protein S24-A

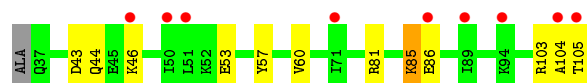
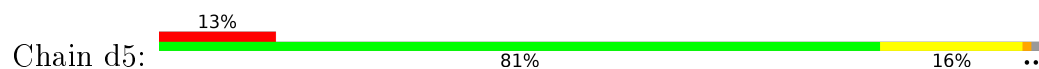


- Molecule 27: 40S ribosomal protein S25-A

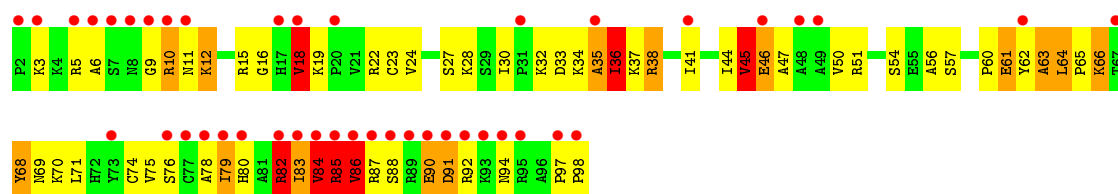




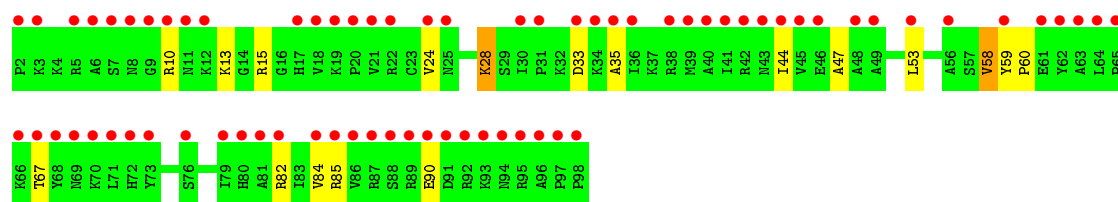
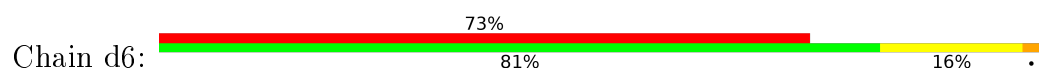
- Molecule 27: 40S ribosomal protein S25-A



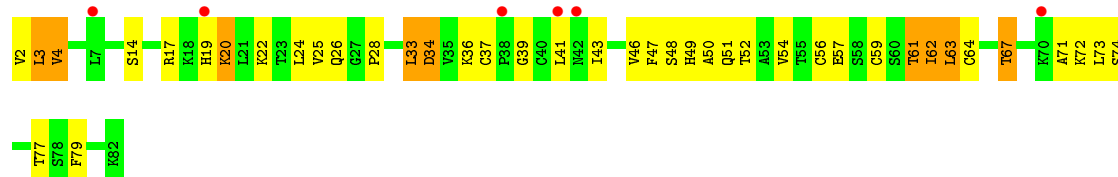
- Molecule 28: 40S ribosomal protein S26-B



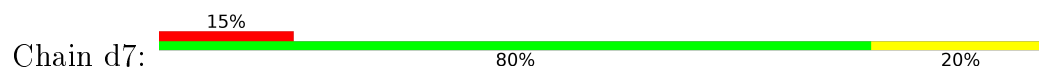
- Molecule 28: 40S ribosomal protein S26-B



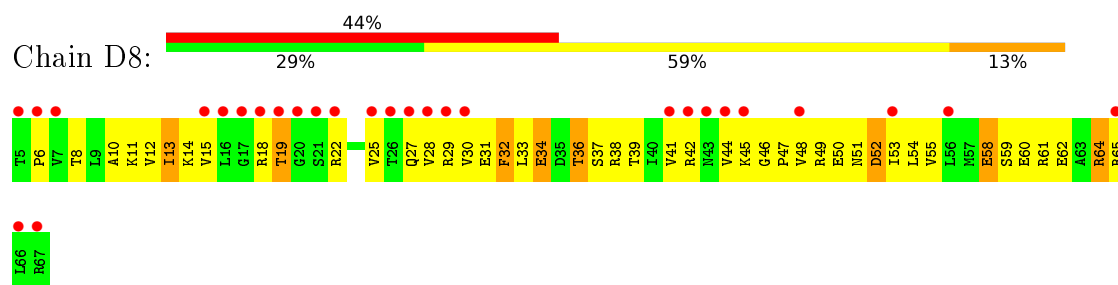
- Molecule 29: 40S ribosomal protein S27-A



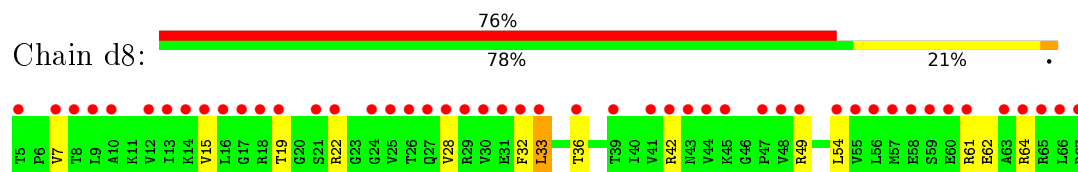
- Molecule 29: 40S ribosomal protein S27-A



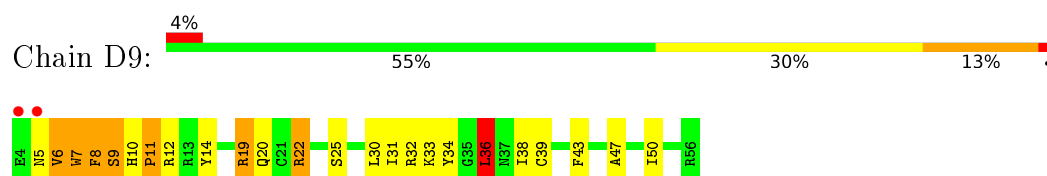
- Molecule 30: 40S ribosomal protein S28-A



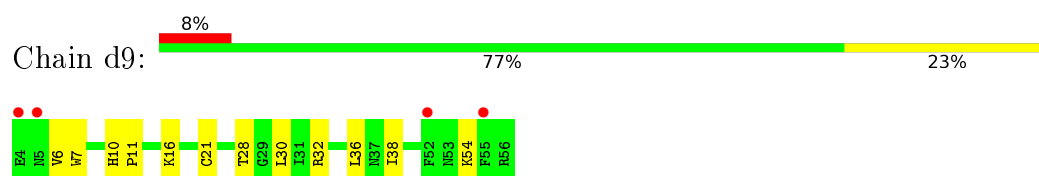
- Molecule 30: 40S ribosomal protein S28-A



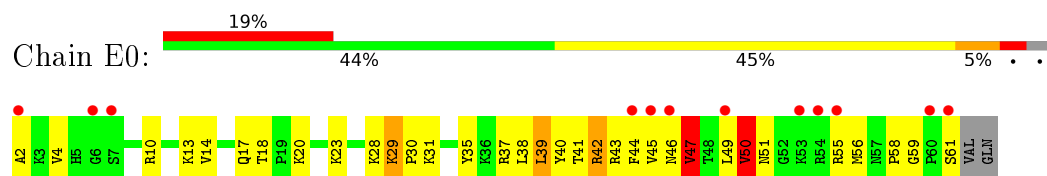
- Molecule 31: 40S ribosomal protein S29-A



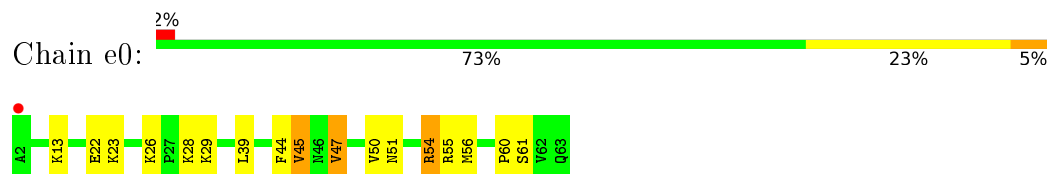
- Molecule 31: 40S ribosomal protein S29-A




- Molecule 32: 40S ribosomal protein S30-A

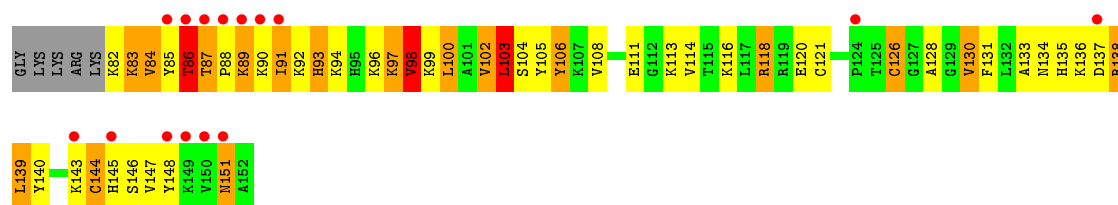


- Molecule 32: 40S ribosomal protein S30-A



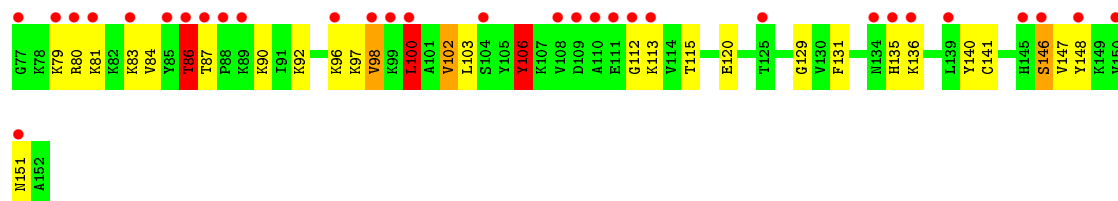
- Molecule 33: Ubiquitin-40S ribosomal protein S31





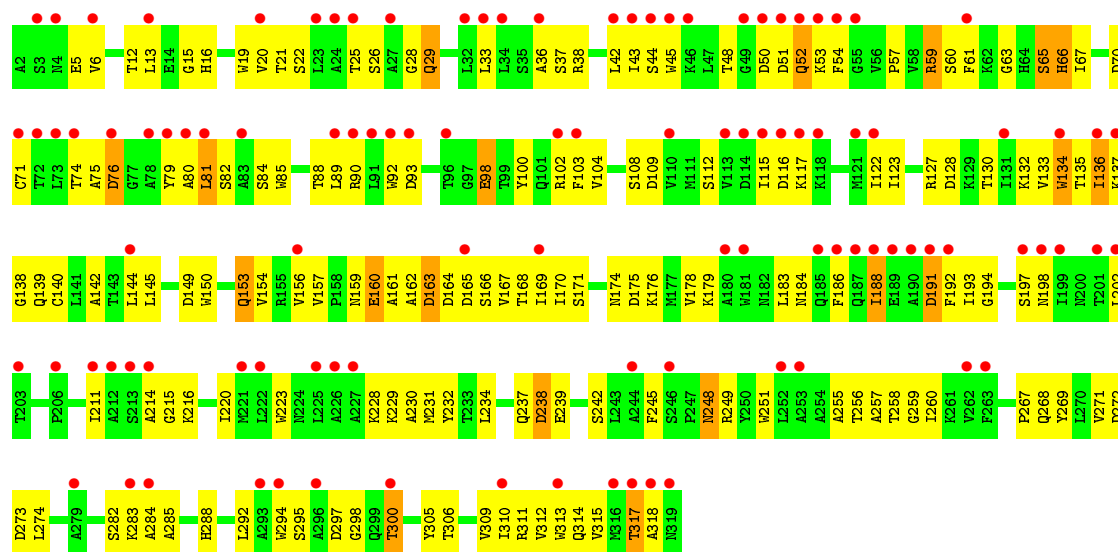
• Molecule 33: Ubiquitin-40S ribosomal protein S31

Chain e1: 41% 61% 32%



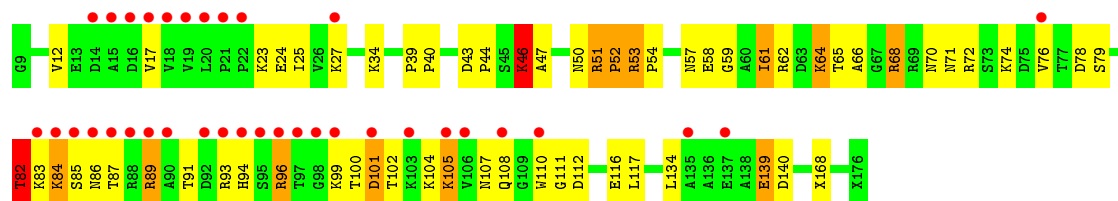
• Molecule 34: Guanine nucleotide-binding protein subunit beta-like protein

Chain SR: 33% 47% 47% 6%

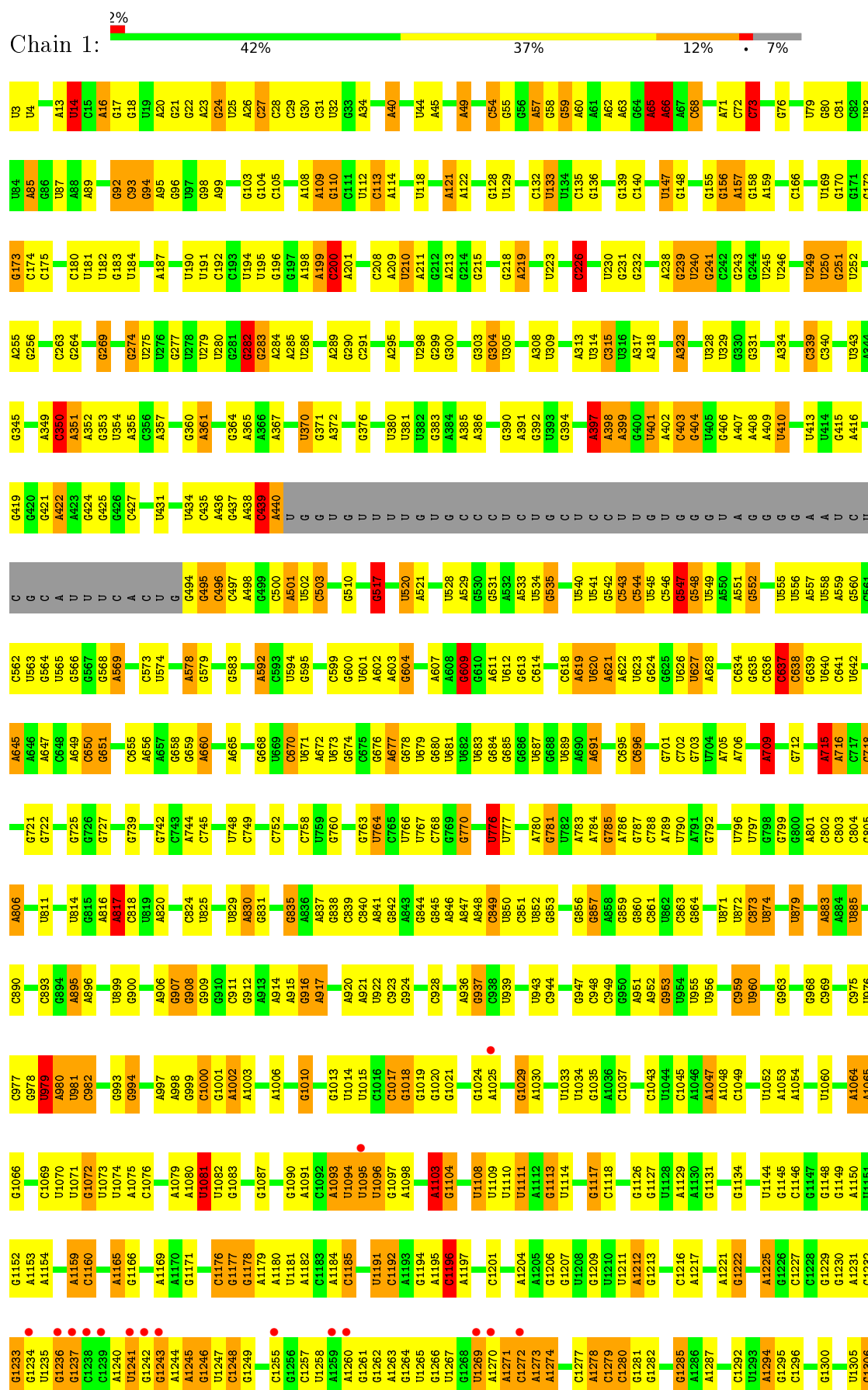


• Molecule 35: Suppressor protein STM1, Suppressor protein STM1, Suppressor protein STM1

Chain SM: 22% 61% 30% 8%



• Molecule 36: 25S rRNA

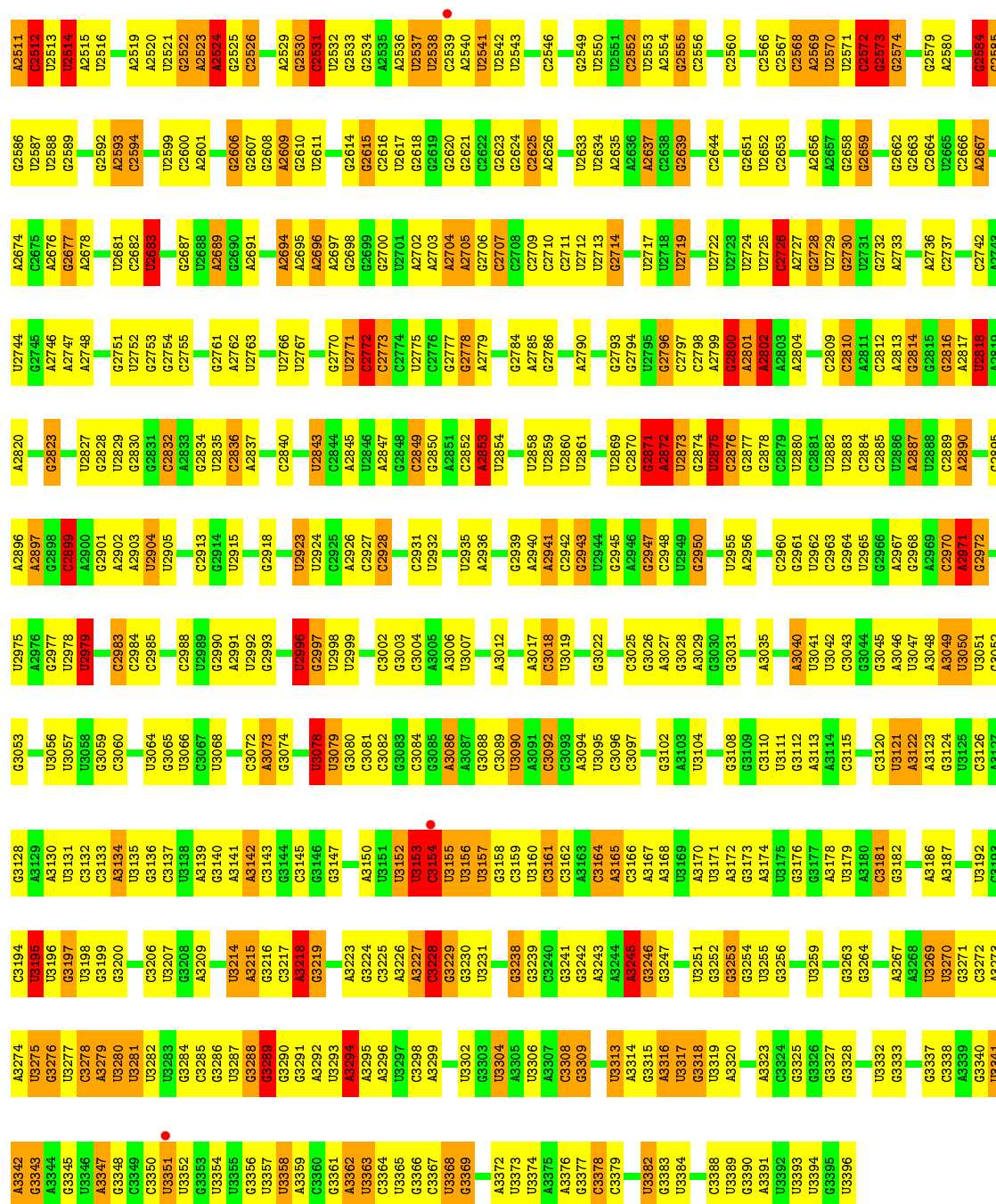


G2376	U2398	G2218	G2134	C1854	G1780	U1689	G1815	G1552	U1469	A1392	G1307
G2377	A2299	A2219	U2137	C1857	C1781	U1695	U1616	U1553	U1470	A1393	A1308
C2383	A2303	G2220	C2217	A1858	U1782	U1695	G1617	U1554	G1471	U1555	U1309
G2384	C2306	A2222	U2140	A1859	G1766	A1699	A1619	C1856	A1477	U1398	G1313
G2385	G2307	A2223	U2141	G1860	A1787	C1701	U1620	A1557	U1478	G1400	G1316
A2386	C2308	A2224	A2142	G1863	C1788	U1702	A1621	A1558	U1479	G1404	A1317
A2387	G2309	U2225	A2143	G1864	G1789	G1623	U1622	A1559	A1480	U1405	
C2392	U2310	C2227	G2227	A1865	G1790	G1712	G1623	G1560	A1482	A1407	C1320
G2393	U2311	A2228	C2227	C1866	G1793	G1713	U1629	G1561	A1483	A1408	
G2394	A2312	C2229	U2148	A1874	G1793	G1713	U1630	G1563	U1484	G1408	G1323
G2395	C2313	C2230	U2149	G1875	U1795	U1716	U1631	U1564	U1485	U1409	G1324
G2396	U2314	C2231	G2150	G1875	U1795	U1717	A1632	G1565			
A2397	G2315	A2232	C2150	G1878	G1796	U1718	G1633	A1566	U1488	U1415	U1329
A2398	G2316	C2233	G2155	A1878	U1796	G1718	G1634	U1567	A1489	A1416	A1330
A2399	A2317	G2234	G2155	U1879	A1798	G1719	G1635	U1568	A1490	G1417	U1331
G2400	U2318	C2235	A2158	U1880	A1799	U1720	G1635	U1569	A1491	A1418	A1332
A2401	U2319	G2236	C2163			U1721	A1638	U1570	G1492	A1419	C1333
A2402	C2330	C2237	C2163	A1886	A1804	U1722	A1638	U1571	U1493	C1420	U1334
G2403	C2331	U2241	A2168	A1887	C1805	U1723	C1639	U1572	U1494	G1421	U1335
A2404	A2332	A2242	G2169	U1888	A1806	C1725	G1640	C1578	C1495	G1422	A1337
C2406	G2333	A2243	U2170	G1889	G1807	G1726	U1641	A1580	U1496		
C2407	C2334	A2244	G2171	U1890	A1808	G1727	A1642	C1581	C1497		
U2408	G2335		G2172	A1891	A1809		A1644	C1582	A1498	U1427	G1345
G2409	U2336	G2249	A2172	A1892	A1810	U1732	U1645	A1583	A1498	A1428	G1346
U2410	C2337	G2250	U2173	U1895	G1811	G1733	U1645	C1578	C1499	G1429	U1347
U2411	C2338	U2174	C2174	A1896	G1812	G1734	G1652	C1579		U1430	U1348
U2411	C2339	U2175	U2175	G1897	A1813	G1735	G1653	A1580		G1431	G1349
C2415	U2340	U2254	U2176	U1898	A1814	G1736	G1655	C1581		A1432	
U2416	A2341	A2255	G2177	A1901	U1815		G1656	C1582		A1433	
U2417	C2342	A2256	A2178	G1902	A1816	U1740	A1656	A1583		A1434	U1351
G2418	C2343	C2257	C2179	U1903	G1817	A1741	C1657	U1584		A1435	A1352
A2419	U2344	U2258	C2185	G1904	U1819	U1742	U1658	C1585		A1436	U1353
C2420	U2347	A2259	U2186	G1905	U1820	G1744	U1659	C1586		U1437	G1354
		G2260	U2186	U1906	U1821	G1745	C1660	A1587		U1438	A1355
A2424	C2354	G2261	G2187	U1906	C1822		G1661	A1588		U1439	U1356
G2425	G2355	U2190		A1913	A1823	U1749	G1662	A1589		G1440	G1357
U2426	A2356	U2191		G1914	U1824	A1750	C1663	G1590		G1441	G1362
U2433	A2357	C2192	G2111	U1915	U1824	G1751	G1664	G1591		U1442	A1363
U2434	A2358	U2193	U2112	U1916	G1833	A1752		G1592		G1443	C1364
G2435	C2359	G2194	A2113	U1916	U1834	G1753	G1668	A1593		U1444	G1365
U2436	C2360	C2114	C2114	A1922	A1835		C1669	U1594		A1446	A1366
G2437	A2361	G2115	G2115	C1923	U1838	G1758	U1672	U1595		U1447	G1367
A2443	C2362	A2117	A2117	U1924	A1839	C1759	G1673	C1596		U1448	U1368
C2444	G2363	C2118	C2118	U1925	U1840		G1674	G1597		A1449	G1370
A2445	G2364	A2119	G2205	C1926	A1841	G1762	G1675	A1602		G1450	G1371
U	C2365	A2120	G2206	G1927	U1842	U1763	A1676	A1603		A1456	
A	C2366	A2121	A2207	G1928	A1843	U1764	G1677	A1604		U1457	G1377
G	A2367	G2122	A2208	U1929	C1843	U1765	G1678	A1605		U1458	U1378
G	A2368	G2123	U2209	G1935	A1844	G1766	A1679	U1606		C1459	G1379
A	G2369	G2124	U2210	U1936	C1845	C1767	U1682	U1607		A1460	G1380
G	C2370	G2125	U2211	U1937	C1846	U1768	U1683	C1608		A1461	A1381
G	G2371	A2123	C2121	U1938	U1849	G1770	A1684	C1609		G1464	G1382
G	A2372	U2128	A2213	U1939	A1850	G1771	G1685	G1610		U1465	A1386
U	C2373	U2129	A2215	G1940	G1851	C1771	G1686	G1611		A1466	
G	A2374	A2131	G2216	C1941	G1852	G1775	U1687	A1612		U1467	G1389
U	G2375	U2217	U2217	U1942	U1853		U1688	C1614			

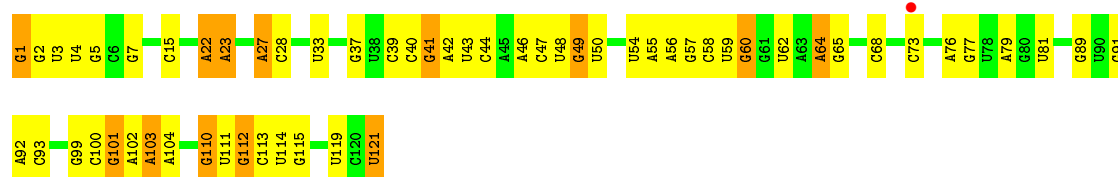




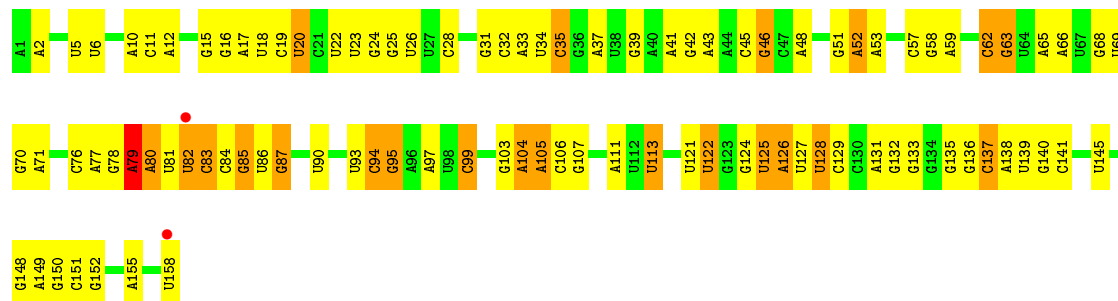
G	G	U2379	A2299	A2284	C	G	U1880	U1695	C1614	A1539	C1453	G1374	A1302
U	U	C2383	A2303	U2225	C	U	U1885	A1696	C1615	U1540	A1452	U1378	U1305
G	G	A2384	C2304	U2226	U	A	A1886	C1697	U1616	G1541	A1453	G1379	G1306
U	U	G2385	C2305	C2227	G	U	A1797	C1698	U1620	U1549	U1457	G1380	G1307
A	A	C2386	G2306	U2148	G	U	G1889	A1700	U1621	C1550	A1460	A1381	A1308
G	A	C2387	G2307	C2280	C	A	U1890	C1701	U1622	U1553	A1461	C1385	U1309
A	A	C2388	C2308	G2155	U	A	A1804	U1702	U1623	U1554	A1462	C1386	G1310
A	A	C2389	C2309	C2156	U	G	C1805	U1703	C1628	U1555	A1463	A1387	G1311
A	U	C2390	A2310	A2232	G	G	G1807	A1704	U1629	U1556	A1464	G1388	G1312
A	U	C2391	A2311	A2233	G	C	G1808	U1705	U1630	C1557	A1465	G1389	G1313
A	A	C2392	A2312	A2234	C	C	A1809	U1706	C1631	C1558	A1466	A1390	C1314
A	A	C2393	A2313	U2159	U	U	A1810	U1715	C1632	A1557	U1471	U1391	U1315
G	U	G2394	G2314	G2160	A	A	G1811	U1716	C1633	G1560	U1472	C1392	C1316
U	U	C2395	G2315	C2161	C	U	G1812	U1717	G1634	G1561	A1473	A1393	A1317
U	G	A2396	G2316	A2167	C	U	G1888	G1718	U1635	C1562	A1474	G1397	G1319
G	G	A2397	A2317	A2168	A	A	U1901	U1724	C1639	U1563	U1479	U1398	G1320
G	G	A2398	G2240	G2169	U	U	A1814	C1725	G1640	U1564	U1480	A1399	G1321
G	A	A2399	U2241	G2170	U	C	U1815	C1726	U1641	G1565	G1481	U1400	U1322
G	A	G2400	A2242	A2172	A	A	G1904	G1727	A1642	A1566	G1482	C1403	C1328
C	C	A2401	A2243	U2173	A	G	G1905	G1728	A1643	U1567	G1483	U1329	U1330
U	U	A2402	A2244	G2174	C2094	G	G1906	A1817	A1644	U1568	U1484	A1330	U1331
C	C	C2403	C2245	U2175	C	U	C1907	U1818	U1645	U1569	U1485	U1407	U1334
C	C	A2404	U2176	G2177	U2097	G	A1908	U1819	G1646	U1570	G1486	G1403	U1335
C	C	C2405	G2249	A2178	C2098	C	A1909	U1820	G1647	U1571	G1487	G1408	U1336
G	G	C2406	G2250	G2179	C	A	U1912	U1821	A1648	U1572	G1488	G1409	U1337
C	C	U2411	G2251	C2170	C2101	C	U1913	U1822	U1649	C1573	G1489	U1338	C1338
G	G	U2412	A2252	C2171	U2102	C	A1914	U1741	U1650	C1574	U1490	G1412	C1339
C	C	U2413	G2253	C2181	U2103	U	U1831	U1742	G1651	A1575	A1491	G1413	C1340
C	C	U2414	U2254	C2182	A2104	G	G1832	G1743	G1652	G1576	G1492	G1414	G1341
A	A	U2415	A2255	U2186	G2105	U	G1833	G1744	A1654	C1577	A1493	U1415	U1341
C	C	U2416	U2256	G2187	A2106	U	A1839	U1745	G1655	C1578	G1494	C1416	U1342
G	U	C2417	C2257	A2188	U2109	G	U1840	A1750	A1856	C1579	U1495	G1417	A1343
U	G	U2418	U2258	U2189	U2110	U	G1841	G1751	G1657	C1580	U1496	G1418	G1344
G	G	U2419	C2259	G2190	U2111	C	A1842	U1752	C1660	C1581	U1497	A1419	G1345
U	U	A2420	U2340	A2189	A2106	U	U1922	U1753	G1661	A1582	C1499	C1424	U1348
G	G	U2421	A2341	U2190	U2109	C	G1927	G1754	G1662	A1583	U1500	U1427	G1349
A	A	U2422	A2342	C2191	U2110	C	G1928	G1755	C1663	G1586	U1501	A1428	A1350
A	A	U2423	A2343	C2192	U2111	U	A1847	A1756	C1664	A1587	C1502	G1429	U1351
A	A	U2424	A2344	C2193	U2112	C	G1848	G1757	C1665	A1588	A1503	U1430	A1352
A	A	U2425	A2345	C2194	U2113	U	A1850	C1761	C1670	A1589	A1506	G1431	U1353
A	A	U2426	U2346	A2198	C2114	G	U1853	U1762	C1671	A1593	G1507	G1432	G1354
C	C	U2427	C2350	A2199	G2115	U	C1856	U1763	G1674	A1594	C1508	A1433	U1355
C	C	U2428	G2353	G2201	C2118	C	G1860	U1764	G1675	C1596	G1514	G1434	G1357
A	A	U2429	C2354	G2202	C2119	U	G1863	U1765	G1676	C1597	U1517	A1435	U1360
U	U	U2430	A2356	U2203	A2120	C	U1942	U1766	G1677	G1598	G1522	U1436	U1361
A	A	U2431	C2357	U2204	U2121	U	G1943	U1767	U1682	G1599	U1523	C1437	G1362
C	C	U2432	G2358	U2205	G2122	C	U1944	U1768	A1683	A1602	U1524	U1438	A1363
A	A	U2433	C2359	G2206	G2123	U	A1945	G1775	U1686	A1603	A1529	G1443	G1364
C	C	U2434	C2360	A2207	U2124	C	G1946	G1776	U1687	G1604	U1530	G1444	G1365
C	C	U2435	U2279	A2208	U2125	G	C1947	G1777	U1688	A1605	U1531	U1445	A1366
U	U	U2436	A2280	A2209	U2126	U	G1948	G1778	U1689	U1606	A1534	A1446	G1367
U	U	U2437	C2362	U2210	U2127	C	G1949	U1779	G1690	U1607	A1535	G1447	U1368
U	U	U2438	A2363	U2211	U2128	U	U1950	U1780	U1691	C1608	G1536	U1448	A1369
A	A	U2439	G2364	U2212	C2128	C	G1951	U1781	U1692	A1613	G1537	A1449	U1370
U	U	U2440	C2365	C2213	A2131	C	U1952	U1782	U1693		G1538	G1450	A1373
A	A	U2441	C2366	U2214	U2132	U	G1953	U1783	U1694				
A	A	U2442	A2372	G2288	C2133	U	A1866	G1775	U1686				
U2503	U2504	C2443	A2373	A2213	U2134	C	A1867	G1776	U1687				
U2505	U2506	A	A2214	A2215	U2135	C	G1868	G1777	U1688				
U2507	U2508	A	U2374	A2216	U2136	C	C1869	G1778	U1689				
U2509	U2510	G	G2375	G2218	U2137	C	G1947	G1779	G1780				
		A	G2376	A2219	U2138	U	U1948	G1780	U1690				
		A	G2377	A2220	U2139	U	G1949	U1781	U1691				
		G	U2378	A2221	U2140	A	U1877	U1782	U1692				
		G	U2379	A2222	U2141	A	G1878	G1783	C1693				
		G	U2380	A2223	U2142	A	A1879	U1784	U1694				



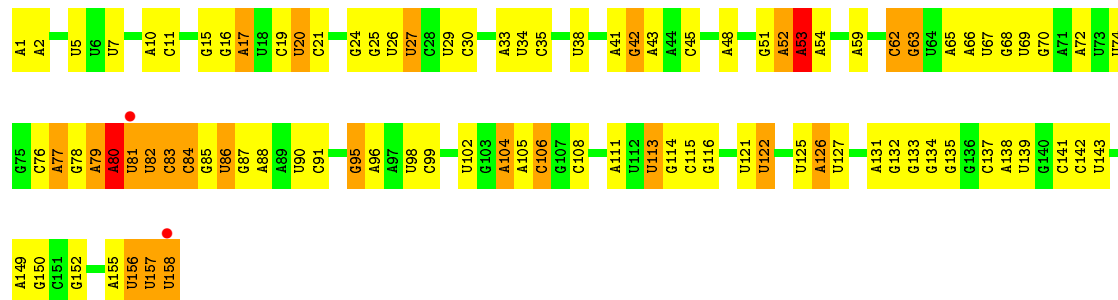
• Molecule 37: 5S rRNA



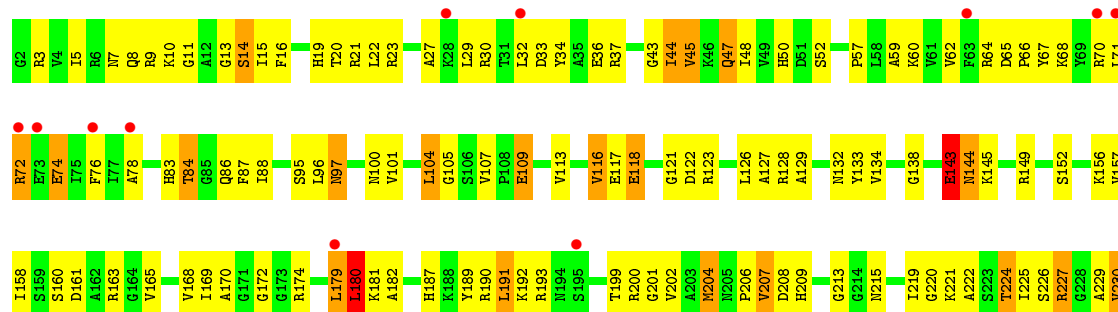
• Molecule 38: 5.8S rRNA



• Molecule 38: 5.8S rRNA

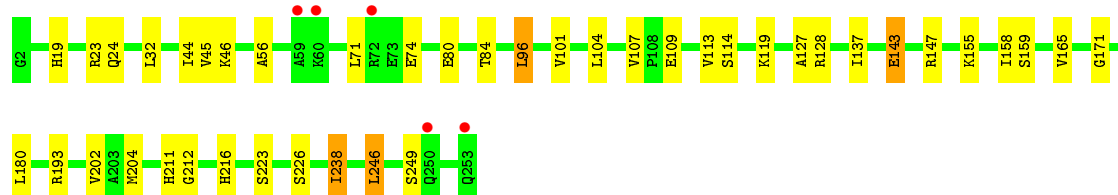
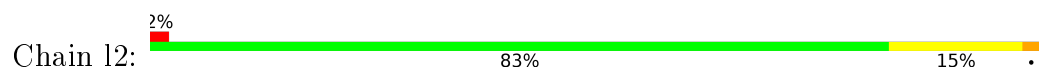


• Molecule 39: 60S ribosomal protein L2-A

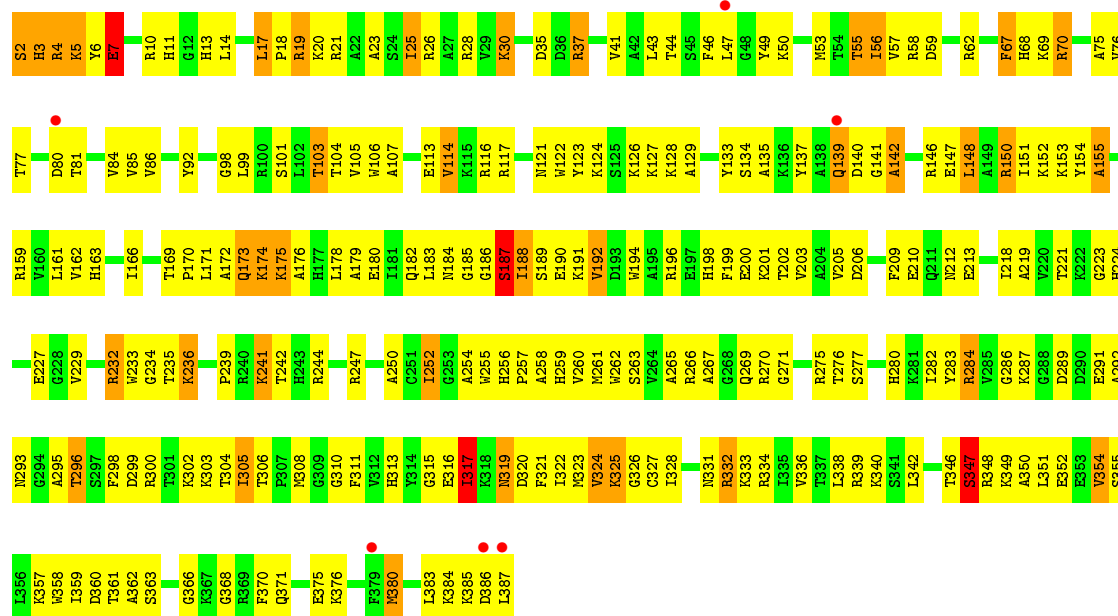




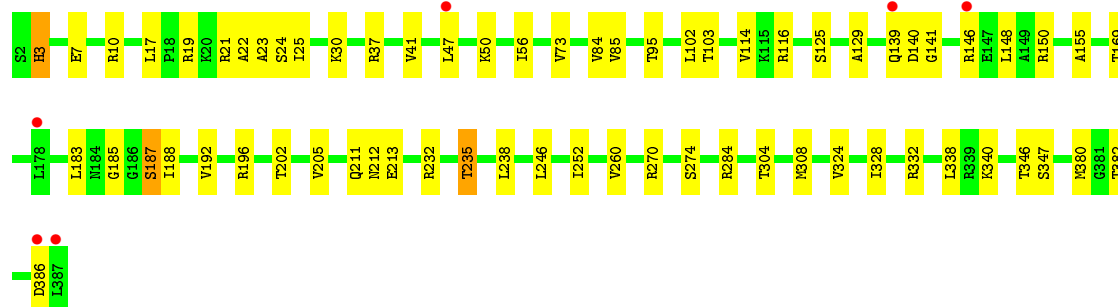
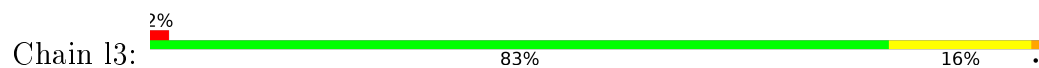
- Molecule 39: 60S ribosomal protein L2-A



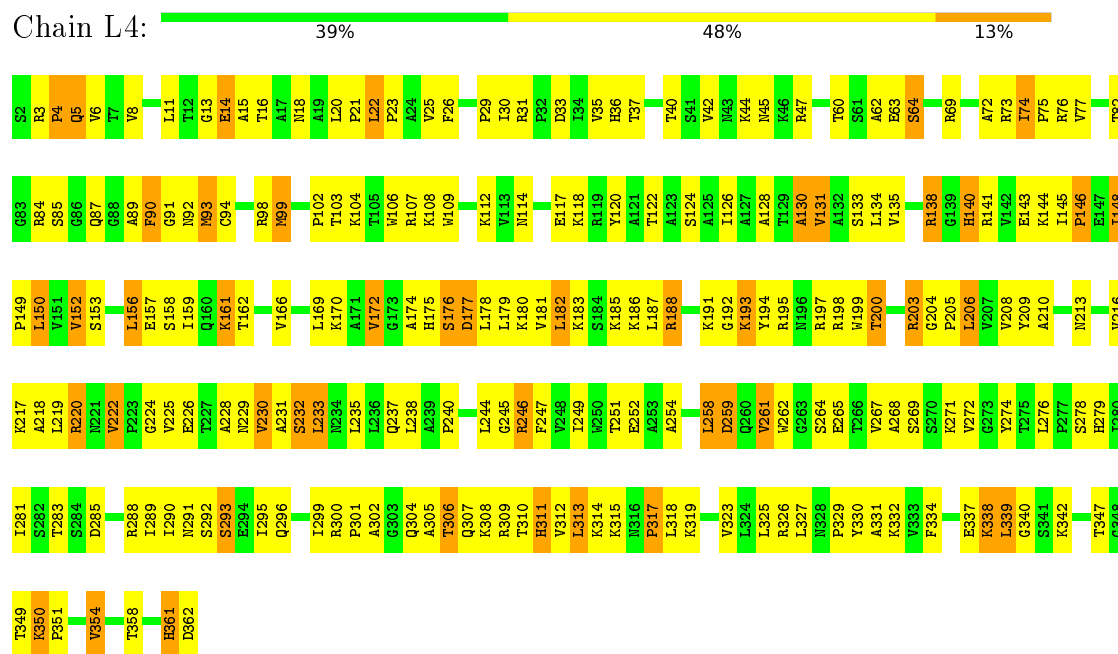
- Molecule 40: 60S ribosomal protein L3



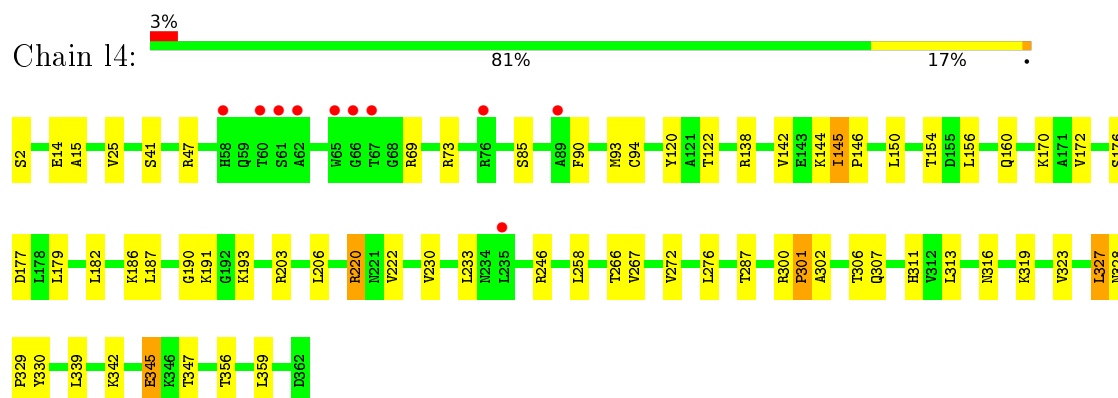
- Molecule 40: 60S ribosomal protein L3



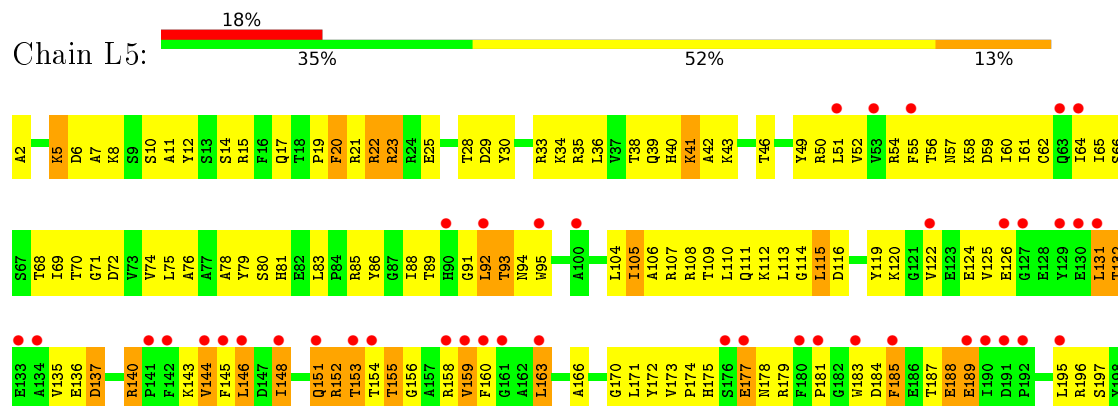
- Molecule 41: 60S ribosomal protein L4-A

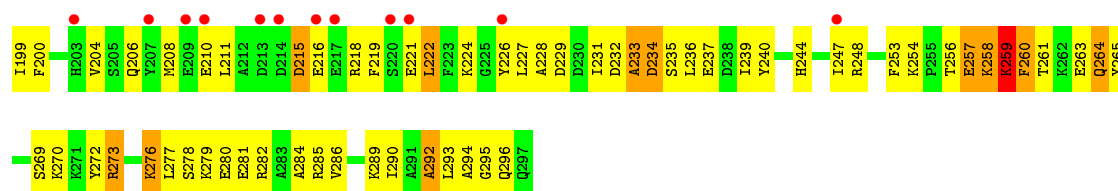


- Molecule 41: 60S ribosomal protein L4-A

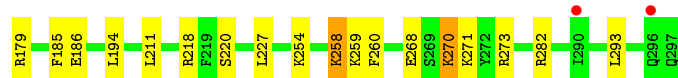
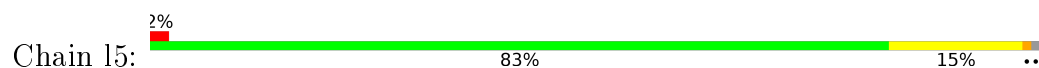


- Molecule 42: 60S ribosomal protein L5






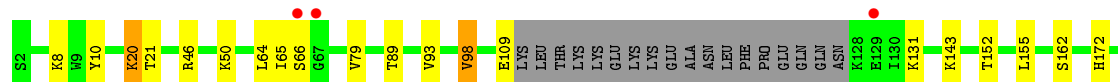
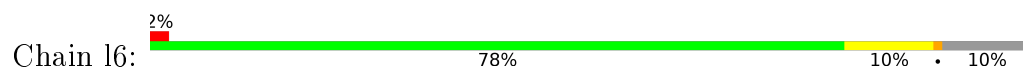
• Molecule 42: 60S ribosomal protein L5



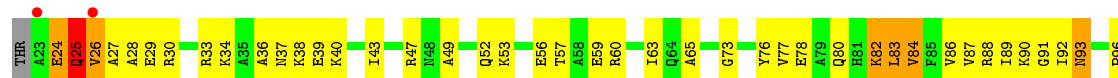
• Molecule 43: 60S ribosomal protein L6-A



• Molecule 43: 60S ribosomal protein L6-A



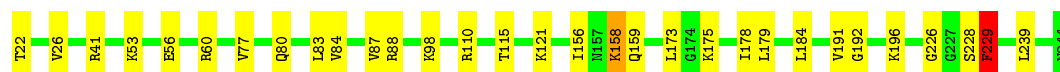
• Molecule 44: 60S ribosomal protein L7-A





• Molecule 44: 60S ribosomal protein L7-A

Chain 17: 86% 13%



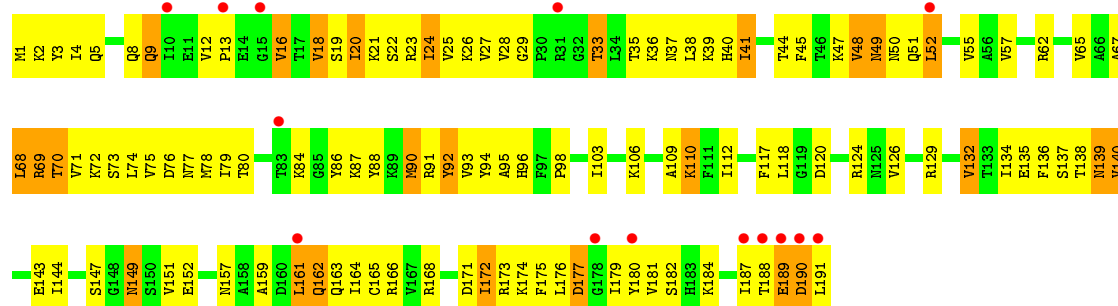
• Molecule 45: 60S ribosomal protein L8-A

Chain L8: 7% 42% 47% 10%



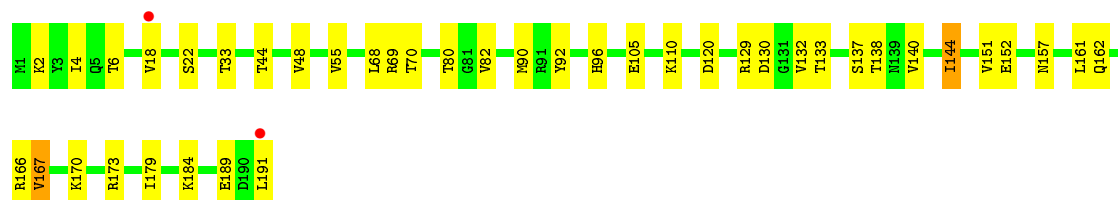
• Molecule 46: 60S ribosomal protein L9-A

Chain L9: 7% 38% 49% 14%

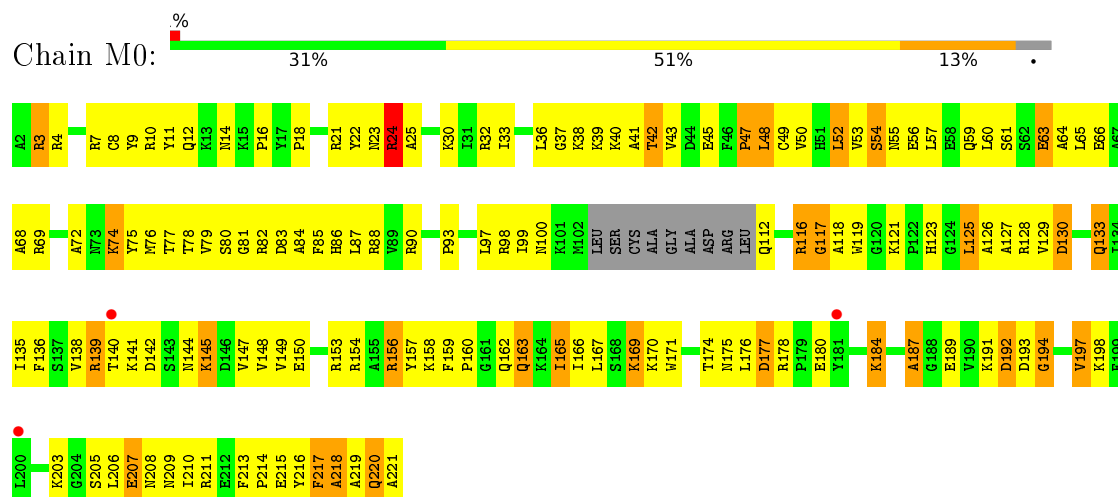


• Molecule 46: 60S ribosomal protein L9-A

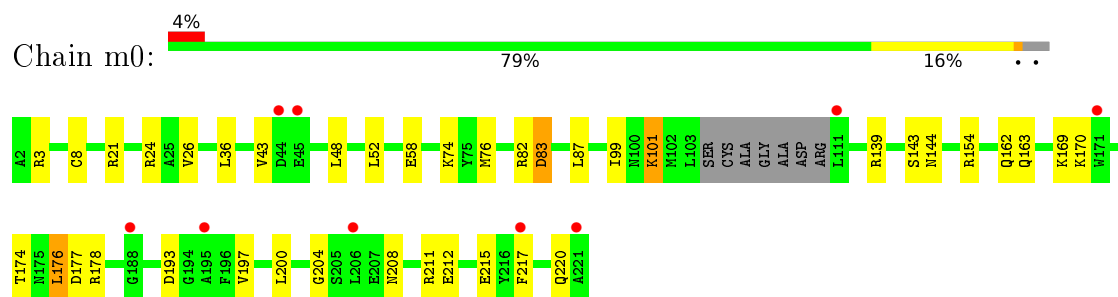
Chain 19: 79% 20%



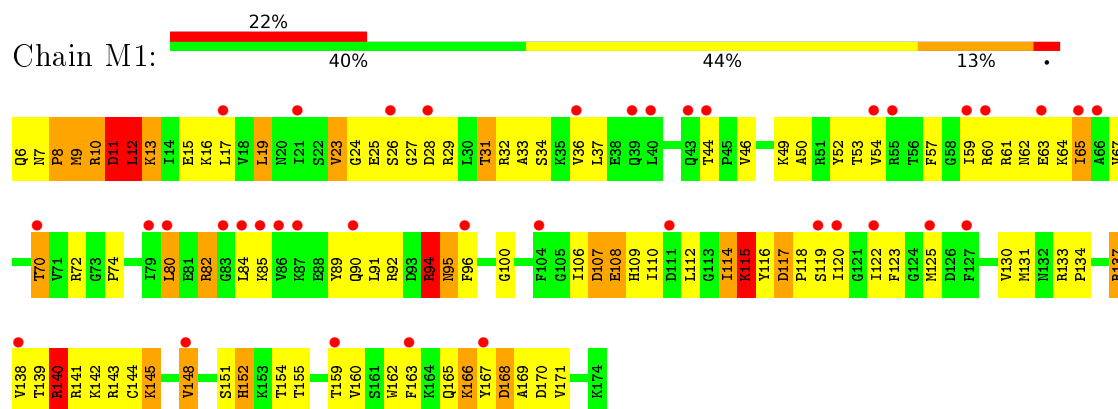
- Molecule 47: 60S ribosomal protein L10



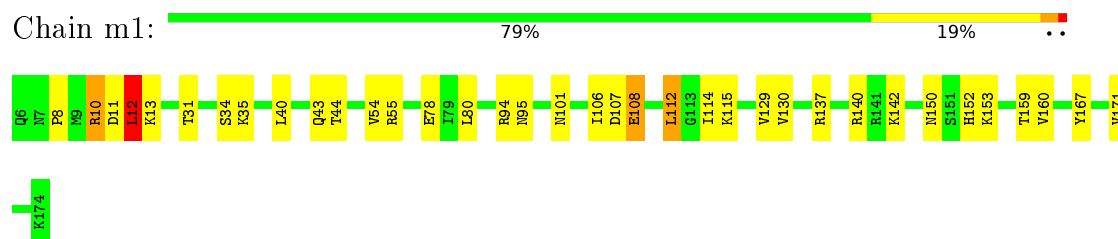
- Molecule 47: 60S ribosomal protein L10



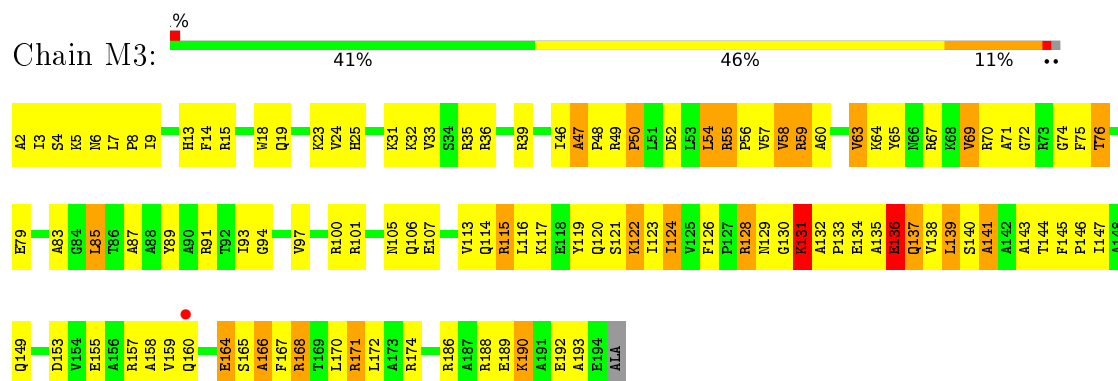
- Molecule 48: 60S ribosomal protein L11-B



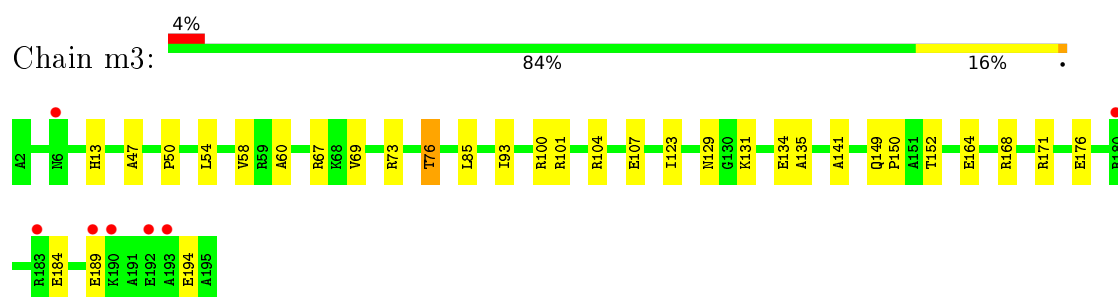
- Molecule 48: 60S ribosomal protein L11-B



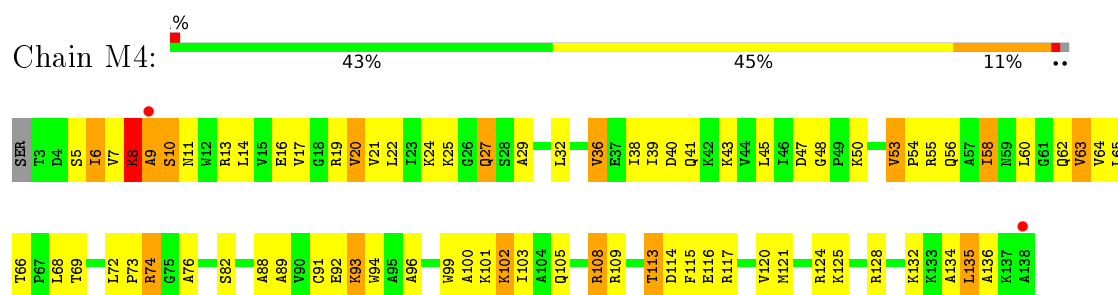
- Molecule 49: 60S ribosomal protein L13-A



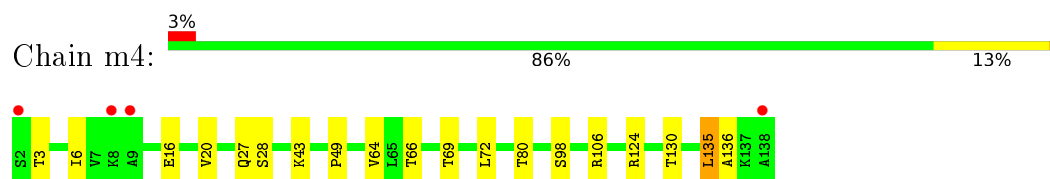
- Molecule 49: 60S ribosomal protein L13-A



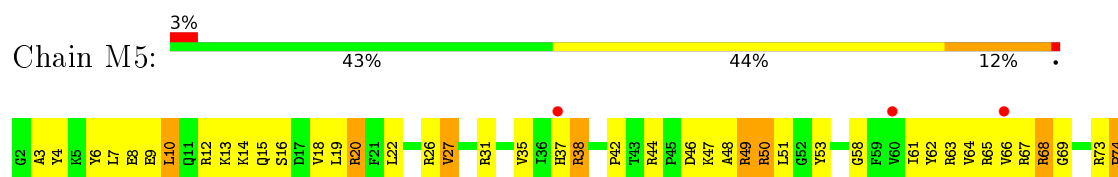
- Molecule 50: 60S ribosomal protein L14-A

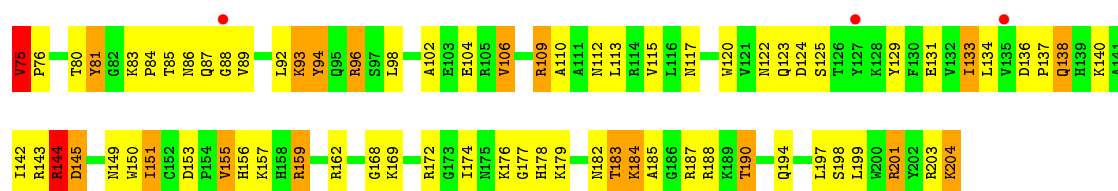


- Molecule 50: 60S ribosomal protein L14-A

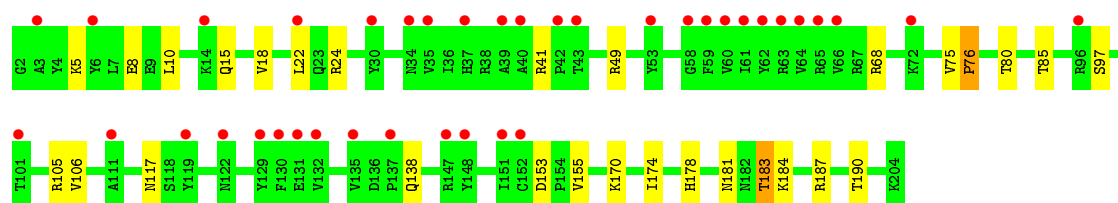


- Molecule 51: 60S ribosomal protein L15-A

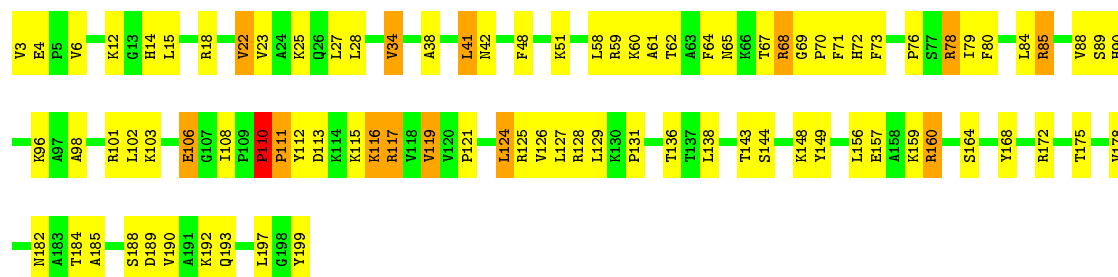




• Molecule 51: 60S ribosomal protein L15-A



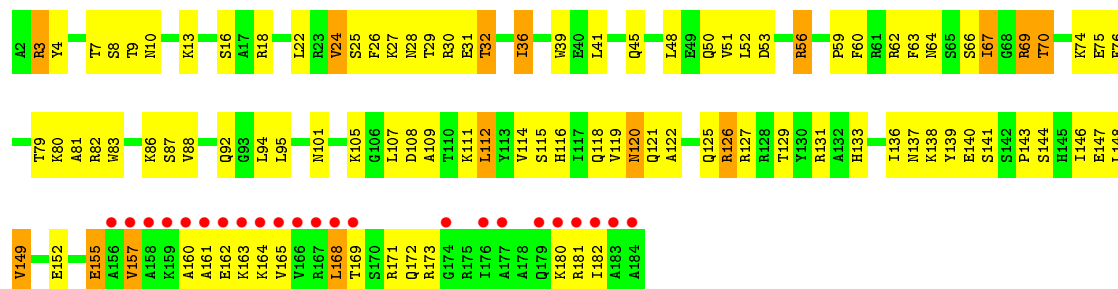
• Molecule 52: 60S ribosomal protein L16-A



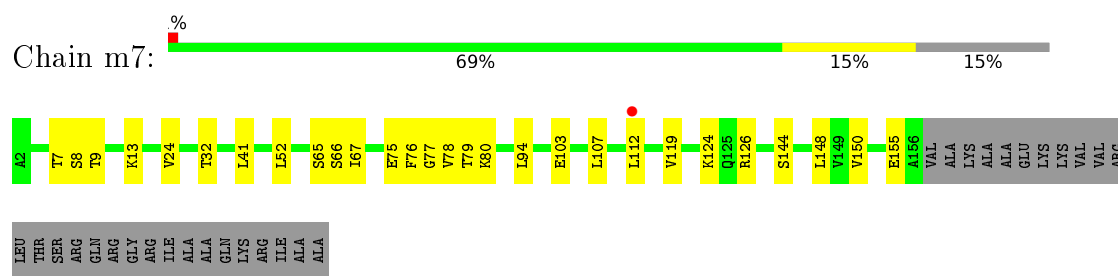
• Molecule 52: 60S ribosomal protein L16-A



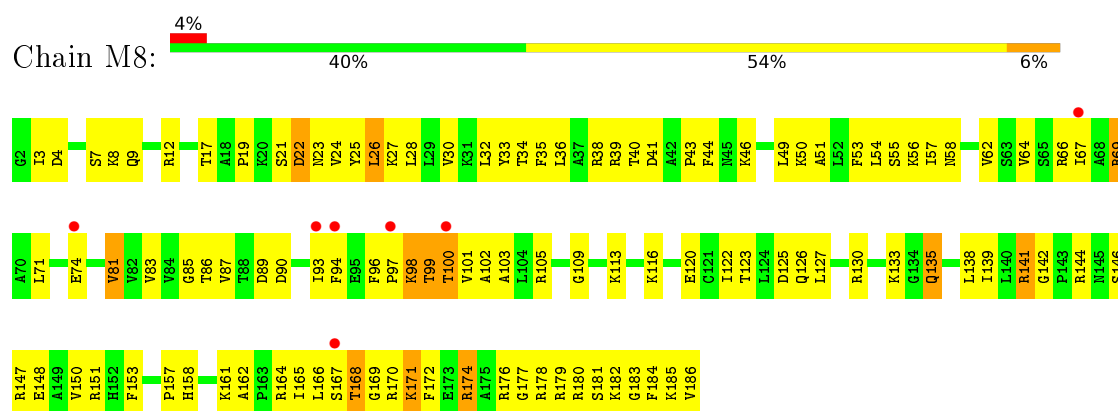
• Molecule 53: 60S ribosomal protein L17-A



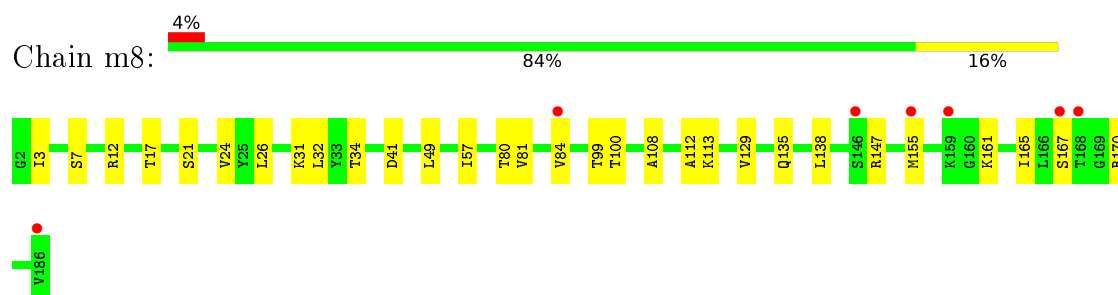
• Molecule 53: 60S ribosomal protein L17-A



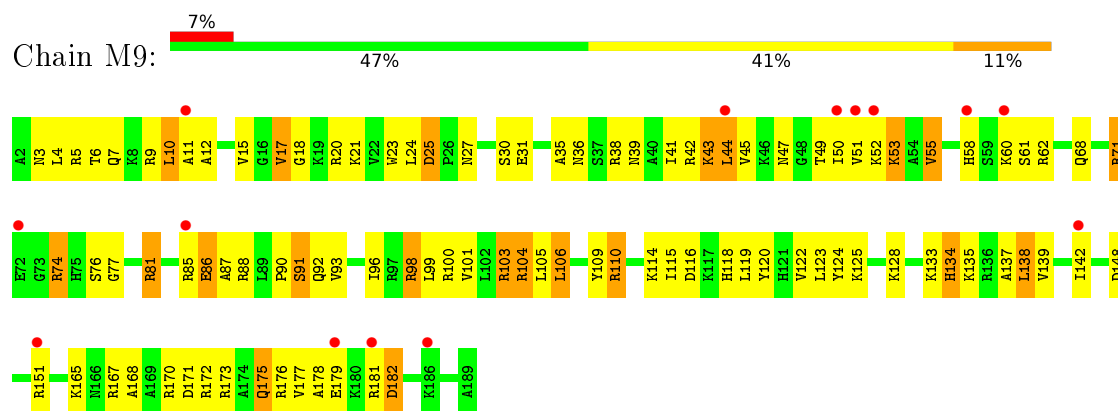
- Molecule 54: 60S ribosomal protein L18-A



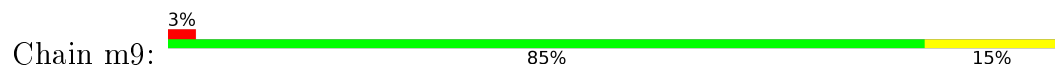
- Molecule 54: 60S ribosomal protein L18-A

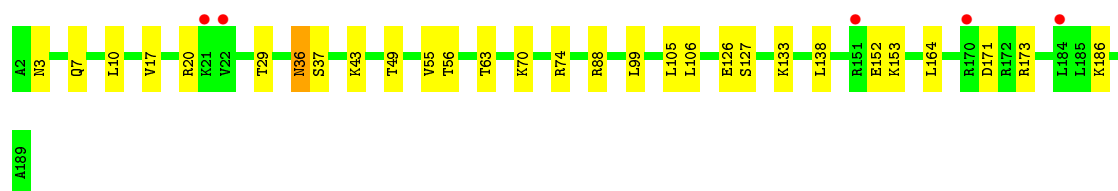


- Molecule 55: 60S ribosomal protein L19-A

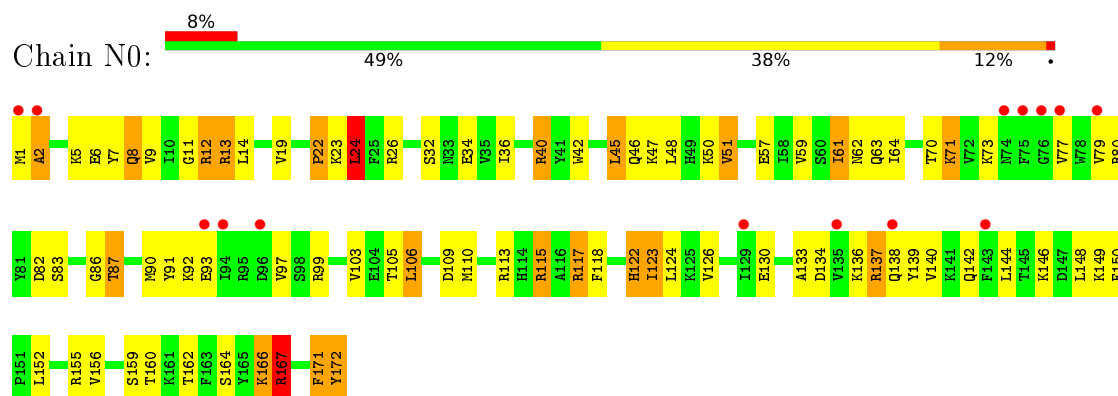


- Molecule 55: 60S ribosomal protein L19-A

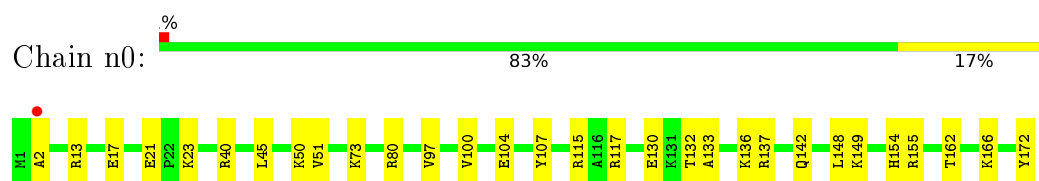




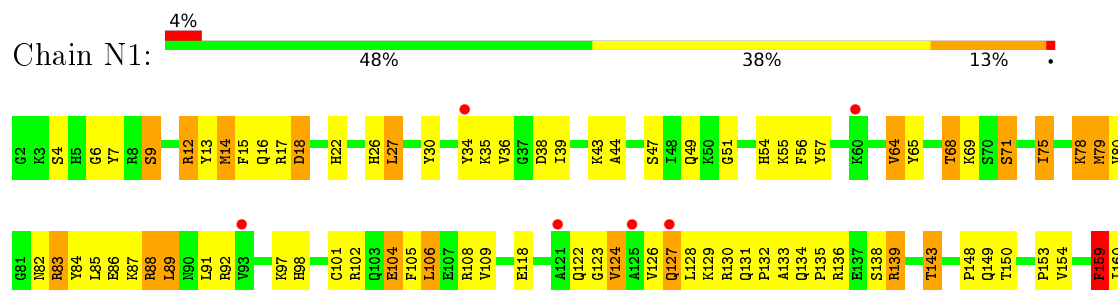
- Molecule 56: 60S ribosomal protein L20-A



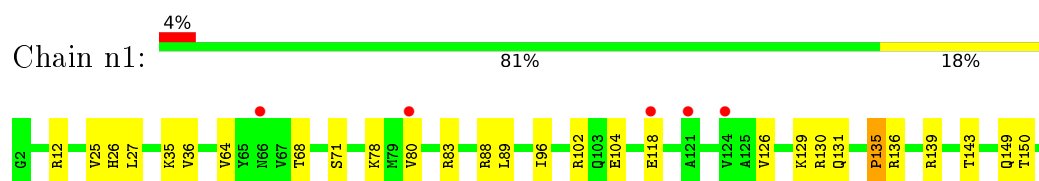
- Molecule 56: 60S ribosomal protein L20-A



- Molecule 57: 60S ribosomal protein L21-A

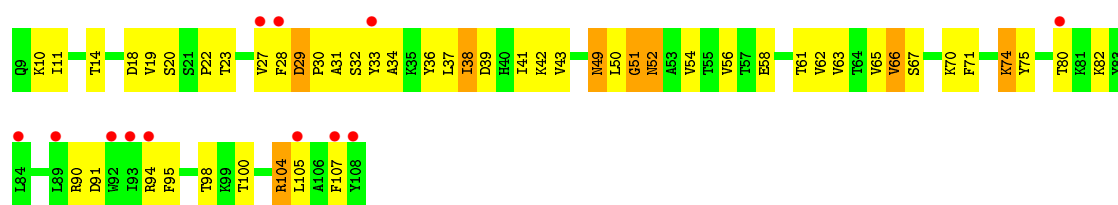


- Molecule 57: 60S ribosomal protein L21-A

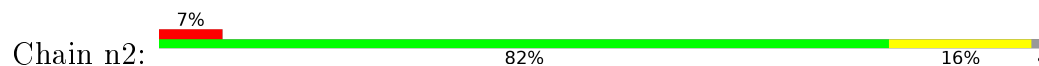


- Molecule 58: 60S ribosomal protein L22-A






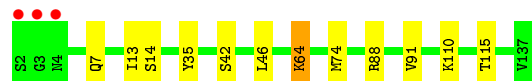
- Molecule 58: 60S ribosomal protein L22-A



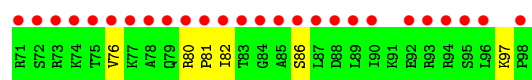
- Molecule 59: 60S ribosomal protein L23-A



- Molecule 59: 60S ribosomal protein L23-A

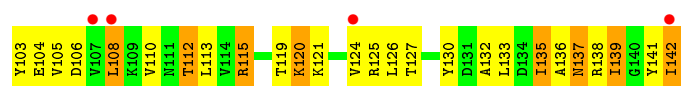


- Molecule 60: 60S ribosomal protein L24-A

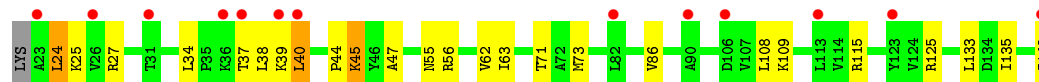
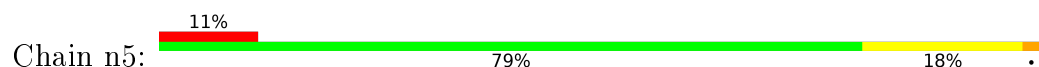


- Molecule 61: 60S ribosomal protein L25





- Molecule 61: 60S ribosomal protein L25



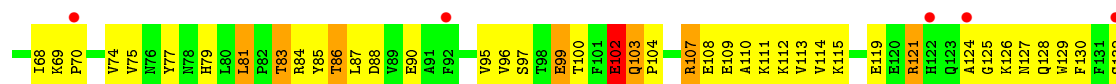
- Molecule 62: 60S ribosomal protein L26-A



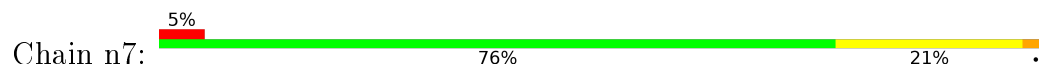
- Molecule 62: 60S ribosomal protein L26-A



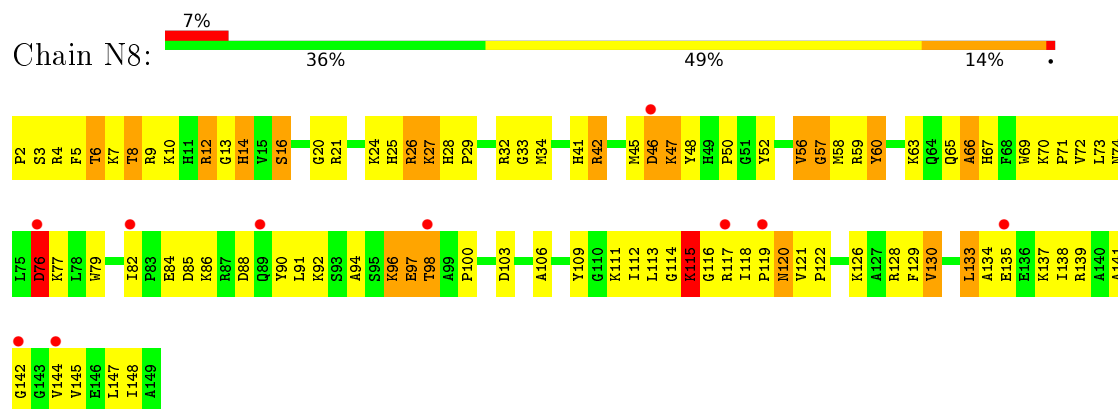
- Molecule 63: 60S ribosomal protein L27-A



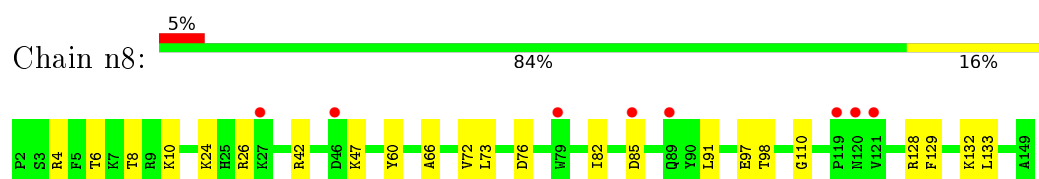
- Molecule 63: 60S ribosomal protein L27-A



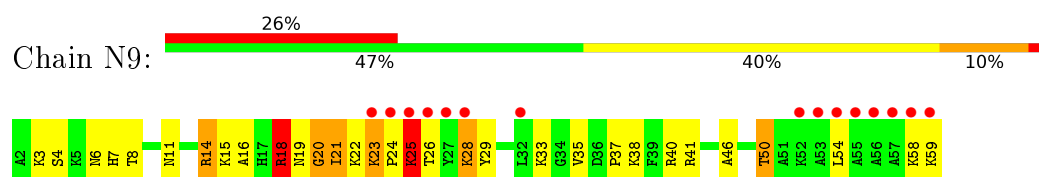
- Molecule 64: 60S ribosomal protein L28



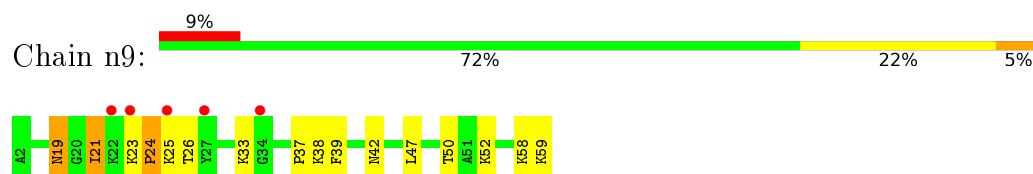
- Molecule 64: 60S ribosomal protein L28



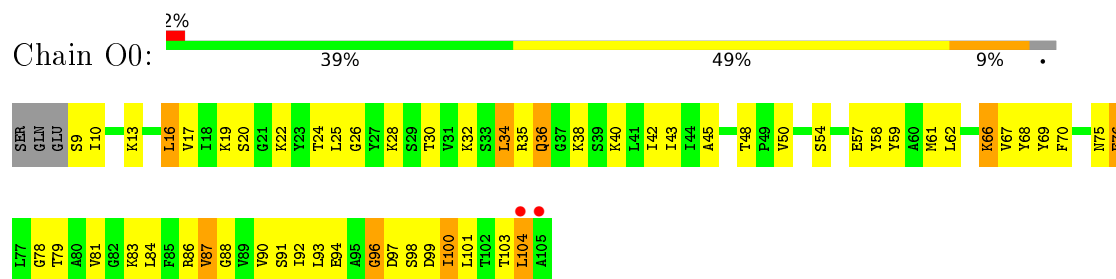
- Molecule 65: 60S ribosomal protein L29



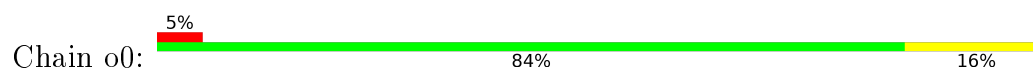
- Molecule 65: 60S ribosomal protein L29

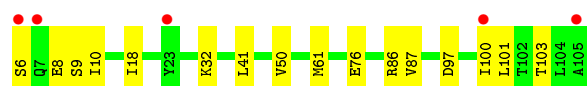


- Molecule 66: 60S ribosomal protein L30

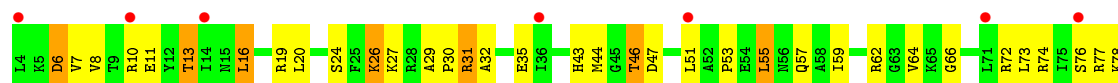


- Molecule 66: 60S ribosomal protein L30

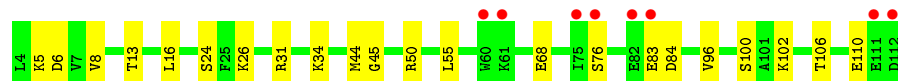
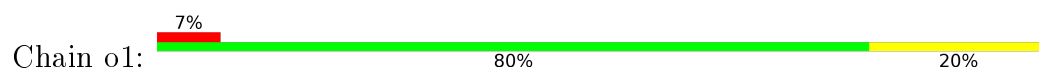




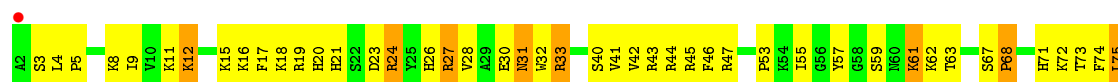
- Molecule 67: 60S ribosomal protein L31-A



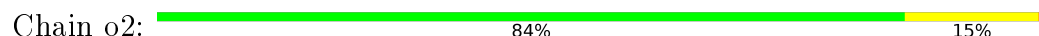
- Molecule 67: 60S ribosomal protein L31-A



- Molecule 68: 60S ribosomal protein L32




- Molecule 68: 60S ribosomal protein L32

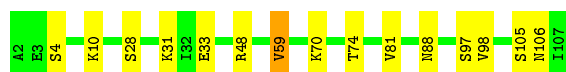


- Molecule 69: 60S ribosomal protein L33-A




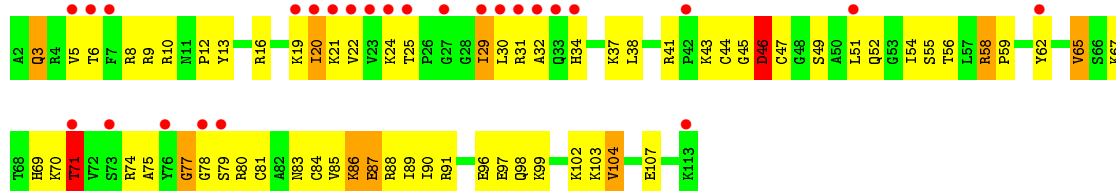
- Molecule 69: 60S ribosomal protein L33-A

Chain o3:  86% 13% .




- Molecule 70: 60S ribosomal protein L34-A

Chain O4:  23% 41% 49% 8% .



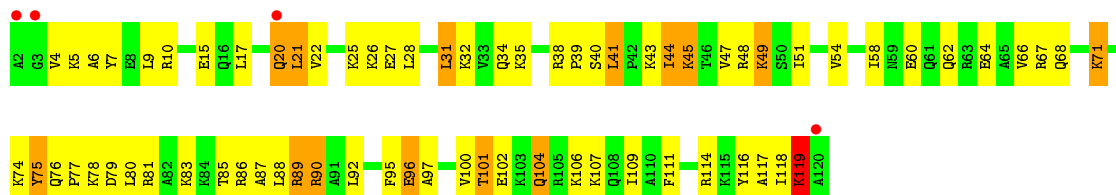
- Molecule 70: 60S ribosomal protein L34-A

Chain o4:  5% 87% 13% .




- Molecule 71: 60S ribosomal protein L35-A

Chain O5:  3% 40% 47% 12% .



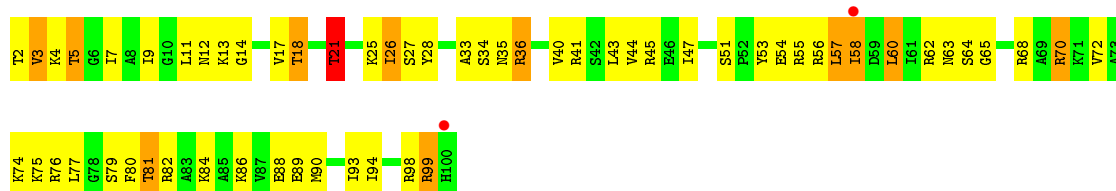
- Molecule 71: 60S ribosomal protein L35-A

Chain o5:  81% 18% .

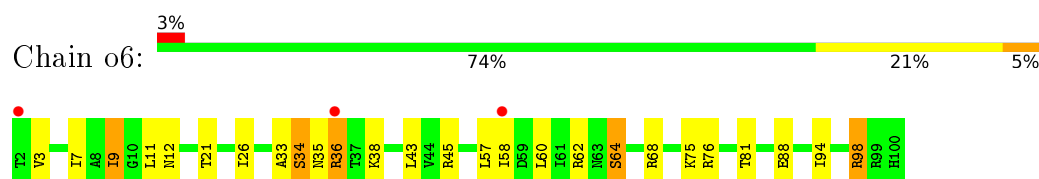


- Molecule 72: 60S ribosomal protein L36-A

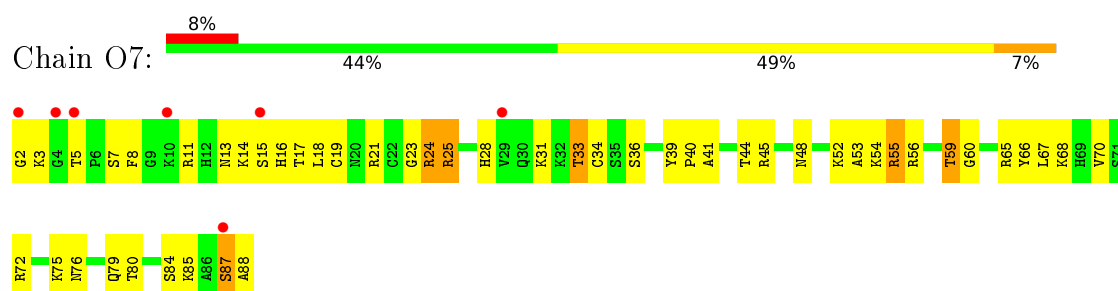
Chain O6:  2% 40% 47% 11% .



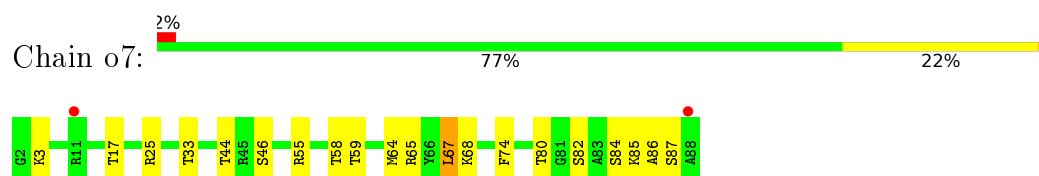
- Molecule 72: 60S ribosomal protein L36-A



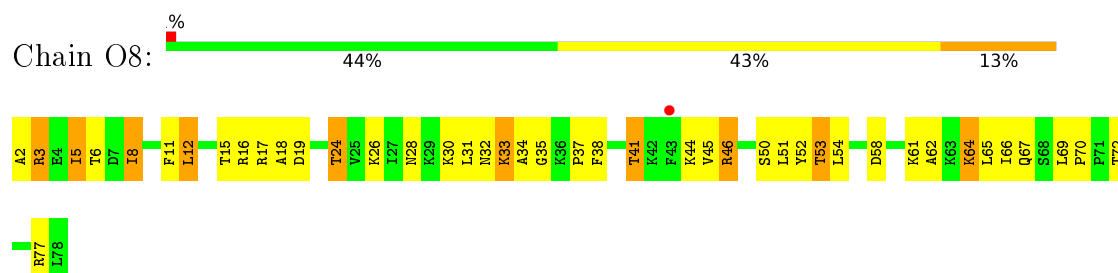
- Molecule 73: 60S ribosomal protein L37-A



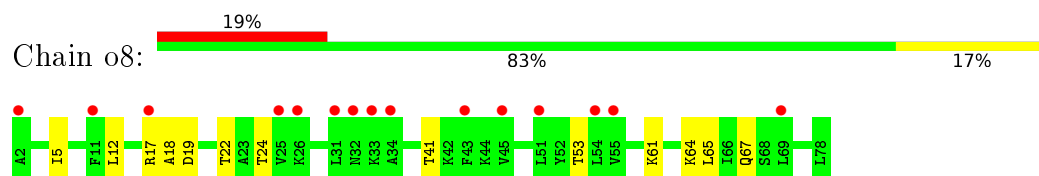
- Molecule 73: 60S ribosomal protein L37-A



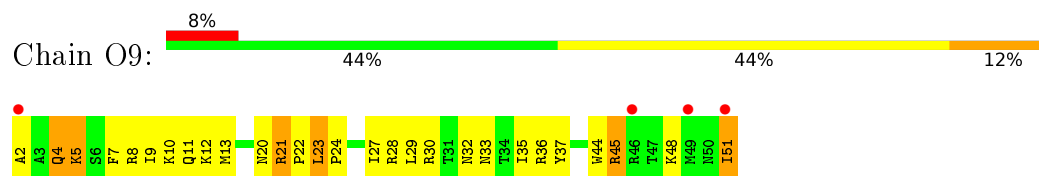
- Molecule 74: 60S ribosomal protein L38



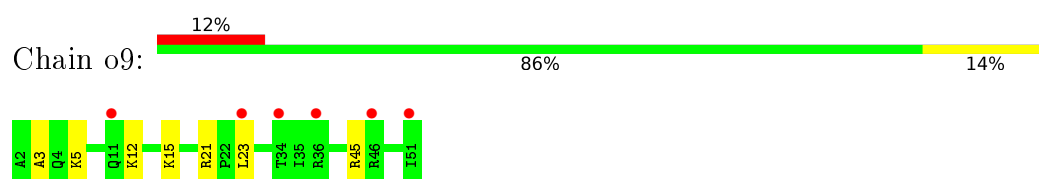
- Molecule 74: 60S ribosomal protein L38



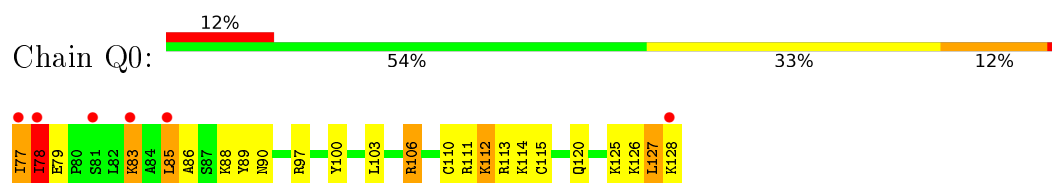
- Molecule 75: 60S ribosomal protein L39



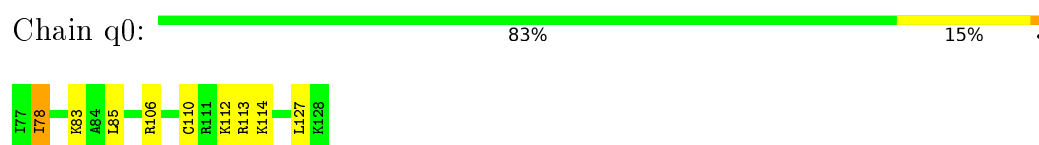
- Molecule 75: 60S ribosomal protein L39



- Molecule 76: Ubiquitin-60S ribosomal protein L40



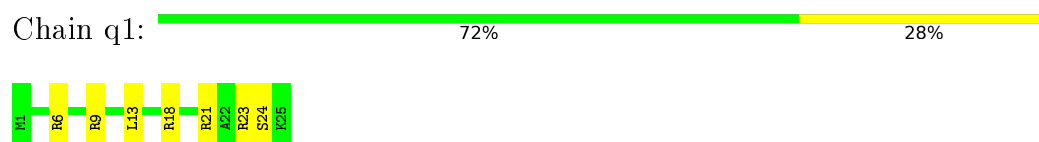
- Molecule 76: Ubiquitin-60S ribosomal protein L40



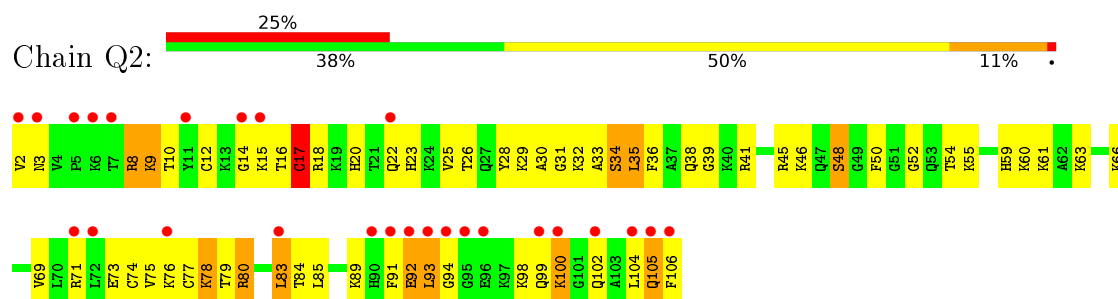
- Molecule 77: 60S ribosomal protein L41-A



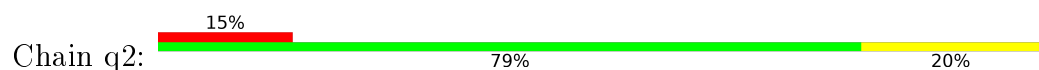
- Molecule 77: 60S ribosomal protein L41-A



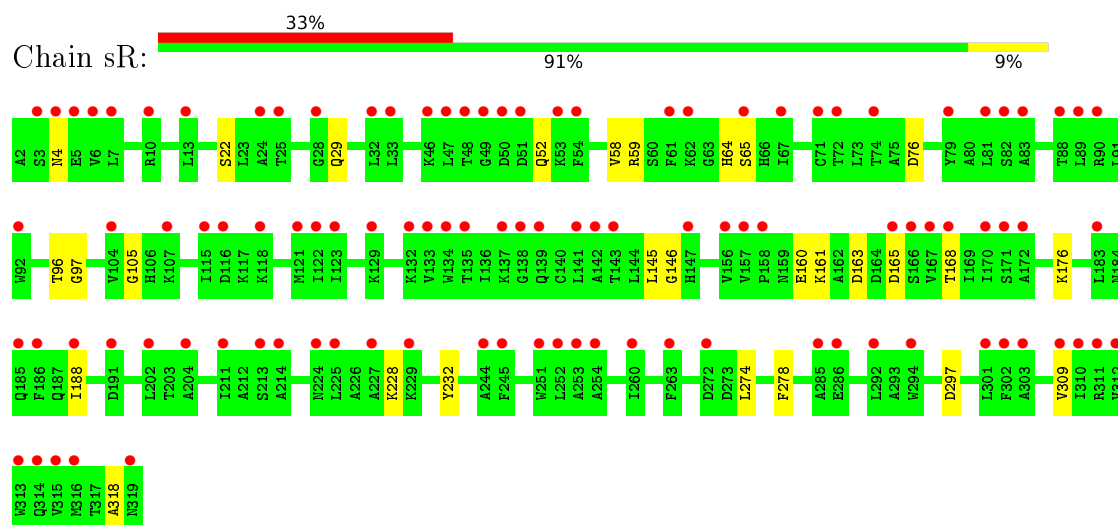
- Molecule 78: 60S ribosomal protein L42-A



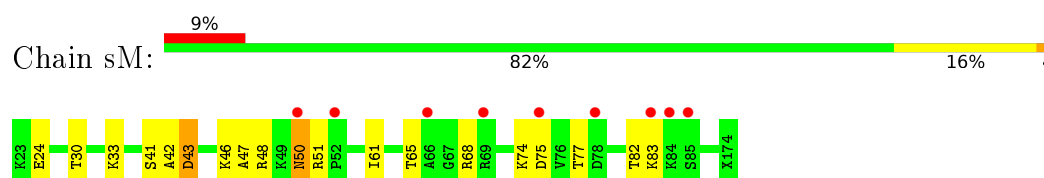
- Molecule 78: 60S ribosomal protein L42-A



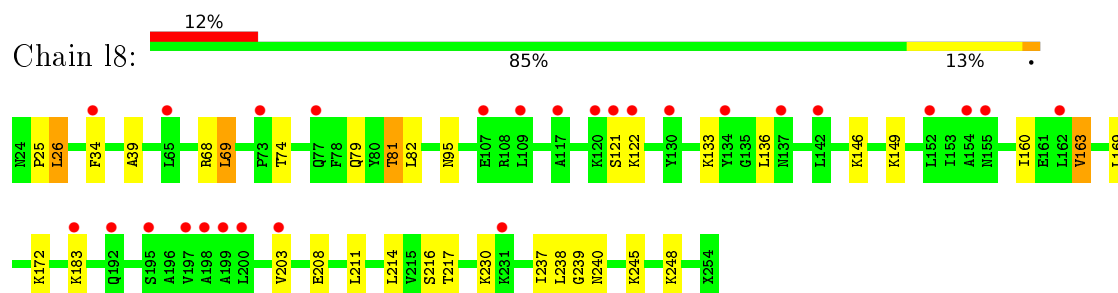
- Molecule 83: Guanine nucleotide-binding protein subunit beta-like protein



- Molecule 84: Suppressor protein STM1, Suppressor protein STM1, Ribosome-bound protein Stm1



- Molecule 85: 60S ribosomal protein L8-A, 60S ribosomal protein L8-A, 60S Ribosomal Protein L8

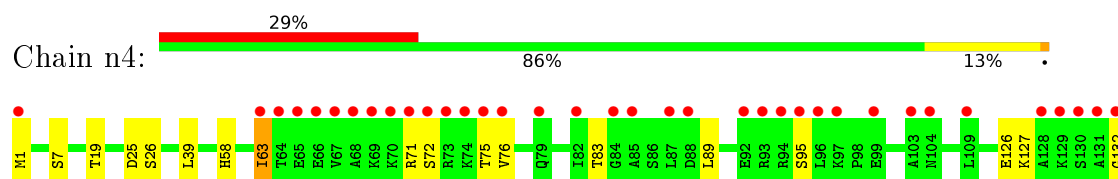


- Molecule 86: 60S Ribosomal Protein L12



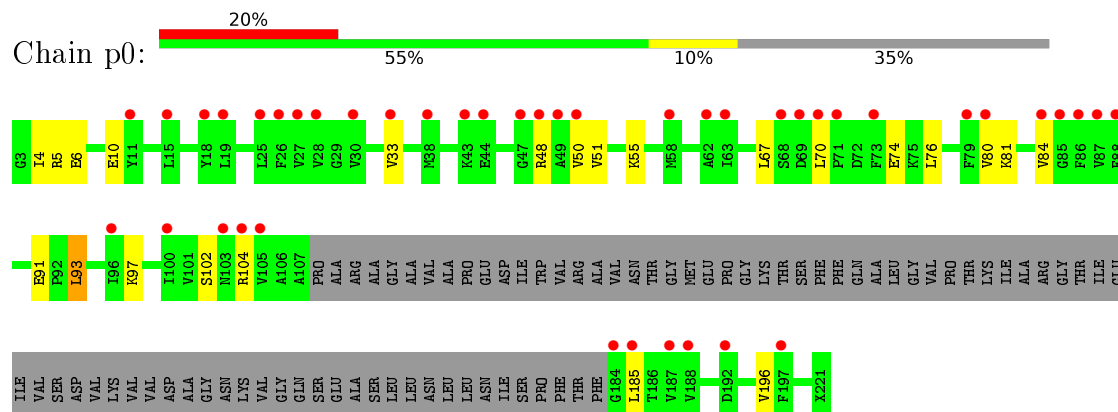
There are no outlier residues recorded for this chain.

- Molecule 87: 60S ribosomal protein L24-A





- Molecule 88: 60S acidic ribosomal protein P0,60S acidic ribosomal protein P0,60S Ribosomal Protein P0



- Molecule 89: 60S Ribosomal Protein P1/2



There are no outlier residues recorded for this chain.

- Molecule 89: 60S Ribosomal Protein P1/2



- Molecule 90: aminoacyl-tRNA fragment ACCPmn



- Molecule 90: aminoacyl-tRNA fragment ACCPmn



4 Data and refinement statistics

Property	Value	Source
Space group	P 1 21 1	Depositor
Cell constants a, b, c, α , β , γ	436.18Å 288.24Å 303.58Å 90.00° 98.87° 90.00°	Depositor
Resolution (Å)	172.59 – 3.25 172.59 – 3.25	Depositor EDS
% Data completeness (in resolution range)	99.9 (172.59-3.25) 99.9 (172.59-3.25)	Depositor EDS
R_{merge}	0.42	Depositor
R_{sym}	(Not available)	Depositor
$\langle I/\sigma(I) \rangle$ ¹	1.39 (at 3.26Å)	Xtriage
Refinement program	PHENIX	Depositor
R, R_{free}	0.208 , 0.249 0.208 , 0.248	Depositor DCC
R_{free} test set	23178 reflections (2.04%)	DCC
Wilson B-factor (Å ²)	90.1	Xtriage
Anisotropy	0.116	Xtriage
Bulk solvent k_{sol} (e/Å ³), B_{sol} (Å ²)	0.31 , 68.1	EDS
L-test for twinning ²	$\langle L \rangle = 0.48$, $\langle L^2 \rangle = 0.30$	Xtriage
Estimated twinning fraction	No twinning to report.	Xtriage
F_o, F_c correlation	0.92	EDS
Total number of atoms	414290	wwPDB-VP
Average B, all atoms (Å ²)	86.0	wwPDB-VP

Xtriage's analysis on translational NCS is as follows: *The largest off-origin peak in the Patterson function is 1.59% of the height of the origin peak. No significant pseudotranslation is detected.*

¹Intensities estimated from amplitudes.

²Theoretical values of $\langle |L| \rangle$, $\langle L^2 \rangle$ for acentric reflections are 0.5, 0.333 respectively for untwinned datasets, and 0.375, 0.2 for perfectly twinned datasets.

5 Model quality ⓘ

5.1 Standard geometry ⓘ

Bond lengths and bond angles in the following residue types are not validated in this section: ZN, OHX, MG, PPU

The Z score for a bond length (or angle) is the number of standard deviations the observed value is removed from the expected value. A bond length (or angle) with $|Z| > 5$ is considered an outlier worth inspection. RMSZ is the root-mean-square of all Z scores of the bond lengths (or angles).

Mol	Chain	Bond lengths		Bond angles	
		RMSZ	# Z >5	RMSZ	# Z >5
1	2	0.56	1/42468 (0.0%)	1.09	161/66173 (0.2%)
1	6	0.64	3/42790 (0.0%)	1.13	143/66673 (0.2%)
2	S0	0.38	1/1617 (0.1%)	0.54	0/2215
2	s0	0.39	0/1623	0.57	0/2222
3	S1	0.31	0/1735	0.58	2/2335 (0.1%)
3	s1	0.39	0/1748	0.58	0/2352
4	S2	0.36	0/1665	0.56	0/2263
4	s2	0.44	0/1665	0.64	1/2263 (0.0%)
5	S3	0.38	0/1759	0.54	0/2368
5	s3	0.37	0/1759	0.55	0/2368
6	S4	0.38	0/2109	0.61	0/2839
6	s4	0.44	1/2109 (0.0%)	0.62	1/2839 (0.0%)
7	S5	0.34	0/1629	0.55	0/2202
7	s5	0.36	0/1629	0.54	0/2202
8	S6	0.38	0/1823	0.55	0/2439
8	s6	0.43	0/1779	0.62	0/2379
9	S7	0.36	0/1506	0.58	0/2028
9	s7	0.36	0/1516	0.58	0/2043
10	S8	0.41	0/1514	0.59	1/2021 (0.0%)
10	s8	0.46	0/1514	0.63	1/2021 (0.0%)
11	S9	0.36	0/1519	0.55	0/2035
11	s9	0.43	0/1519	0.60	0/2035
12	C0	0.31	0/725	0.54	1/978 (0.1%)
13	C1	0.39	0/1195	0.57	0/1612
13	c1	0.45	0/1194	0.62	0/1610
14	C2	0.33	0/898	0.60	0/1220
15	C3	0.38	0/1215	0.58	1/1638 (0.1%)
15	c3	0.39	0/1215	0.59	0/1638
16	C4	0.35	0/901	0.56	0/1217
16	c4	0.40	0/960	0.59	0/1290
17	C5	0.39	0/998	0.57	0/1341
18	C6	0.36	0/1125	0.64	2/1510 (0.1%)

Mol	Chain	Bond lengths		Bond angles	
		RMSZ	# Z >5	RMSZ	# Z >5
18	c6	0.34	0/1131	0.58	1/1518 (0.1%)
19	C7	0.38	0/935	0.58	1/1254 (0.1%)
19	c7	0.33	0/914	0.56	0/1224
20	C8	0.37	0/1211	0.59	0/1628
20	c8	0.36	0/1211	0.60	2/1628 (0.1%)
21	C9	0.39	1/1130 (0.1%)	0.54	1/1517 (0.1%)
21	c9	0.38	0/1130	0.54	0/1517
22	D0	0.37	0/865	0.56	0/1169
22	d0	0.37	0/892	0.59	0/1205
23	D1	0.36	0/693	0.55	0/935
23	d1	0.43	0/693	0.59	0/935
24	D2	0.37	0/1038	0.63	3/1395 (0.2%)
24	d2	0.42	0/1038	0.62	1/1395 (0.1%)
25	D3	0.43	0/1139	0.61	0/1518
25	d3	0.50	0/1139	0.67	0/1518
26	D4	0.38	0/1087	0.54	0/1449
26	d4	0.42	0/1087	0.61	0/1449
27	D5	0.32	0/571	0.60	0/768
27	d5	0.31	0/566	0.52	0/761
28	D6	0.35	0/782	0.63	0/1047
28	d6	0.42	0/782	0.57	0/1047
29	D7	0.35	0/620	0.55	0/838
29	d7	0.35	0/620	0.55	0/838
30	D8	0.34	0/499	0.54	0/670
30	d8	0.33	0/499	0.56	0/670
31	D9	0.43	0/452	0.65	1/600 (0.2%)
31	d9	0.43	0/452	0.58	0/600
32	E0	0.35	0/483	0.55	0/643
32	e0	0.40	0/499	0.60	0/665
33	E1	0.35	0/577	0.66	0/770
33	e1	0.34	0/619	0.68	2/822 (0.2%)
34	SR	0.32	0/2490	0.54	0/3389
35	SM	0.40	0/984	0.59	0/1323
36	1	0.81	15/75394 (0.0%)	1.28	488/117545 (0.4%)
36	5	0.84	23/75414 (0.0%)	1.31	508/117575 (0.4%)
37	3	0.70	0/2883	1.16	6/4491 (0.1%)
37	7	0.81	0/2883	1.32	19/4491 (0.4%)
38	4	0.77	0/3746	1.27	23/5832 (0.4%)
38	8	0.74	0/3746	1.19	11/5832 (0.2%)
39	L2	0.51	1/1948 (0.1%)	0.66	0/2617
39	l2	0.50	0/1946	0.70	2/2614 (0.1%)
40	L3	0.51	1/3146 (0.0%)	0.65	0/4228
40	l3	0.56	0/3146	0.69	1/4228 (0.0%)

Mol	Chain	Bond lengths		Bond angles	
		RMSZ	# Z >5	RMSZ	# Z >5
41	L4	0.54	0/2800	0.70	0/3790
41	l4	0.51	1/2800 (0.0%)	0.68	2/3790 (0.1%)
42	L5	0.45	1/2425 (0.0%)	0.59	0/3271
42	l5	0.56	1/2408 (0.0%)	0.64	2/3248 (0.1%)
43	L6	0.50	0/1260	0.65	0/1694
43	l6	0.55	0/1269	0.66	0/1705
44	L7	0.54	0/1821	0.67	1/2451 (0.0%)
44	l7	0.57	0/1828	0.65	2/2461 (0.1%)
45	L8	0.42	0/1836	0.58	1/2481 (0.0%)
46	L9	0.47	0/1539	0.63	0/2073
46	l9	0.54	0/1539	0.65	0/2073
47	M0	0.55	0/1741	0.65	1/2335 (0.0%)
47	m0	0.60	1/1758 (0.1%)	0.71	1/2358 (0.0%)
48	M1	0.40	0/1374	0.58	0/1842
48	m1	0.54	0/1374	0.69	3/1842 (0.2%)
49	M3	0.54	1/1568 (0.1%)	0.68	0/2106
49	m3	0.48	0/1573	0.67	0/2113
50	M4	0.49	0/1068	0.64	0/1438
50	m4	0.52	0/1074	0.62	0/1446
51	M5	0.52	0/1757	0.68	0/2354
51	m5	0.47	0/1757	0.63	0/2354
52	M6	0.60	0/1585	0.67	0/2128
52	m6	0.66	0/1585	0.69	0/2128
53	M7	0.54	0/1443	0.67	1/1944 (0.1%)
53	m7	0.62	0/1250	0.69	0/1683
54	M8	0.51	0/1465	0.66	0/1965
54	m8	0.50	0/1465	0.69	0/1965
55	M9	0.41	0/1538	0.57	0/2050
55	m9	0.42	0/1538	0.55	0/2050
56	N0	0.51	0/1481	0.66	1/1990 (0.1%)
56	n0	0.56	0/1481	0.66	0/1990
57	N1	0.51	0/1300	0.64	0/1743
57	n1	0.58	0/1300	0.66	0/1743
58	N2	0.36	0/812	0.53	0/1099
58	n2	0.38	0/794	0.55	0/1076
59	N3	0.51	0/1018	0.70	0/1369
59	n3	0.60	0/1018	0.71	0/1369
60	N4	0.45	0/712	0.57	0/958
61	N5	0.45	0/979	0.65	0/1321
61	n5	0.45	0/974	0.63	0/1314
62	N6	0.51	0/1004	0.72	2/1341 (0.1%)
62	n6	0.48	0/1004	0.70	0/1341
63	N7	0.44	0/1118	0.57	0/1497

Mol	Chain	Bond lengths		Bond angles	
		RMSZ	# Z >5	RMSZ	# Z >5
63	n7	0.48	1/1118 (0.1%)	0.55	0/1497
64	N8	0.50	0/1204	0.70	1/1612 (0.1%)
64	n8	0.52	1/1204 (0.1%)	0.67	1/1612 (0.1%)
65	N9	0.50	0/473	0.62	0/629
65	n9	0.52	0/473	0.77	0/629
66	O0	0.38	0/751	0.52	0/1008
66	o0	0.39	0/775	0.59	0/1040
67	O1	0.47	0/890	0.58	0/1196
67	o1	0.57	0/897	0.61	0/1205
68	O2	0.54	0/1041	0.67	0/1394
68	o2	0.57	0/1041	0.68	0/1394
69	O3	0.64	0/868	0.65	0/1168
69	o3	0.62	0/868	0.66	0/1168
70	O4	0.47	0/890	0.61	0/1189
70	o4	0.43	0/890	0.59	0/1189
71	O5	0.51	0/978	0.62	0/1301
71	o5	0.44	0/974	0.56	0/1297
72	O6	0.45	0/778	0.64	0/1034
72	o6	0.41	0/777	0.59	0/1033
73	O7	0.49	0/696	0.63	0/923
73	o7	0.49	0/696	0.67	0/923
74	O8	0.39	0/618	0.53	0/826
74	o8	0.38	0/614	0.52	0/822
75	O9	0.52	0/443	0.72	0/588
75	o9	0.52	0/443	0.68	0/588
76	Q0	0.57	0/423	0.65	0/562
76	q0	0.63	0/423	0.72	0/562
77	Q1	0.46	0/234	0.67	0/300
77	q1	0.60	0/234	0.65	0/300
78	Q2	0.72	1/860 (0.1%)	0.67	0/1136
78	q2	0.69	1/860 (0.1%)	0.71	1/1136 (0.1%)
79	Q3	0.50	0/701	0.65	0/934
79	q3	0.56	0/701	0.64	0/934
80	c0	0.33	0/693	0.52	0/933
81	c2	0.30	0/824	0.58	1/1116 (0.1%)
82	c5	0.41	0/1060	0.58	0/1426
83	sR	0.32	0/2495	0.53	0/3395
84	sM	0.44	0/481	0.57	0/644
85	l8	0.41	0/1765	0.59	1/2387 (0.0%)
87	n4	0.47	0/1052	0.58	0/1398
88	p0	0.36	0/977	0.57	0/1313
90	A	0.74	0/43	1.56	1/64 (1.6%)
90	a	0.79	0/43	2.00	2/64 (3.1%)

Mol	Chain	Bond lengths		Bond angles	
		RMSZ	# Z >5	RMSZ	# Z >5
All	All	0.65	56/430203 (0.0%)	1.04	1409/631685 (0.2%)

Chiral center outliers are detected by calculating the chiral volume of a chiral center and verifying if the center is modelled as a planar moiety or with the opposite hand. A planarity outlier is detected by checking planarity of atoms in a peptide group, atoms in a mainchain group or atoms of a sidechain that are expected to be planar.

Mol	Chain	#Chirality outliers	#Planarity outliers
3	S1	0	1
6	S4	0	1
7	s5	0	2
9	S7	0	1
10	s8	0	1
11	s9	0	1
13	c1	0	1
18	c6	0	1
19	C7	0	2
22	d0	0	1
24	D2	0	1
25	D3	0	1
25	d3	0	1
27	D5	0	2
27	d5	0	1
28	D6	0	2
33	E1	0	1
33	e1	0	1
39	L2	0	1
39	l2	0	3
40	L3	0	1
40	l3	0	1
42	l5	0	2
43	L6	0	2
44	l7	0	2
45	L8	0	1
49	M3	0	1
50	m4	0	1
52	M6	0	1
52	m6	0	1
53	M7	0	1
53	m7	0	1
56	N0	0	2
56	n0	0	1

Continued on next page...

Continued from previous page...

Mol	Chain	#Chirality outliers	#Planarity outliers
57	N1	0	1
61	N5	0	1
63	n7	0	1
64	n8	0	1
65	N9	0	2
65	n9	0	2
68	o2	0	1
70	O4	0	1
82	c5	0	1
87	n4	0	1
All	All	0	56

All (56) bond length outliers are listed below:

Mol	Chain	Res	Type	Atoms	Z	Observed(Å)	Ideal(Å)
78	Q2	17	CYS	CB-SG	14.16	2.06	1.82
78	q2	17	CYS	CB-SG	11.98	2.02	1.82
36	5	2971	A	N9-C4	11.70	1.44	1.37
63	n7	36	HIS	C-N	9.18	1.51	1.34
36	5	1152	G	N9-C4	-8.42	1.31	1.38
36	5	3019	U	C4-O4	8.39	1.30	1.23
36	5	2971	A	N3-C4	8.28	1.39	1.34
6	s4	82	TYR	C-N	-7.47	1.20	1.34
36	1	2971	A	N9-C4	7.32	1.42	1.37
36	5	430	U	P-OP2	7.17	1.61	1.49
36	5	2875	U	N1-C2	6.81	1.44	1.38
36	1	2401	A	N3-C4	6.80	1.39	1.34
42	l5	179	ARG	C-N	-6.79	1.18	1.34
36	5	2996	U	N1-C2	6.64	1.44	1.38
36	5	2404	A	N7-C5	6.59	1.43	1.39
36	1	2207	A	N9-C4	6.55	1.41	1.37
2	S0	95	ALA	C-N	6.52	1.49	1.34
36	5	2401	A	N3-C4	6.47	1.38	1.34
36	1	2404	A	N3-C4	6.35	1.38	1.34
36	5	2404	A	C5-C6	6.32	1.46	1.41
36	5	566	G	C8-N7	6.22	1.34	1.30
36	1	2714	G	N9-C4	-6.12	1.33	1.38
36	5	1152	G	N3-C4	-6.12	1.31	1.35
36	5	1152	G	N9-C8	6.01	1.42	1.37
49	M3	132	ALA	C-N	5.89	1.45	1.34
36	5	1159	A	N3-C4	-5.84	1.31	1.34
1	6	1720	G	C6-O6	5.83	1.29	1.24

Continued on next page...

Continued from previous page...

Mol	Chain	Res	Type	Atoms	Z	Observed(Å)	Ideal(Å)
36	5	1143	A	N9-C4	-5.80	1.34	1.37
36	5	2401	A	N9-C4	5.75	1.41	1.37
41	14	94	CYS	CB-SG	-5.57	1.72	1.81
36	1	1103	A	N9-C4	5.55	1.41	1.37
39	L2	118	GLU	C-N	-5.53	1.21	1.34
36	5	1192	C	N1-C2	5.45	1.45	1.40
36	1	2208	A	N9-C4	5.45	1.41	1.37
36	5	2372	A	N7-C5	-5.44	1.35	1.39
36	5	1922	A	N9-C4	-5.41	1.34	1.37
36	1	2401	A	N7-C5	5.35	1.42	1.39
40	L3	7	GLU	CG-CD	5.30	1.59	1.51
47	m0	8	CYS	CB-SG	-5.25	1.73	1.81
36	5	523	A	N9-C4	-5.25	1.34	1.37
21	C9	116	ILE	C-N	-5.18	1.22	1.34
36	1	2401	A	C6-N1	5.18	1.39	1.35
64	n8	98	THR	C-N	5.18	1.46	1.34
42	L5	62	CYS	CB-SG	-5.17	1.73	1.81
36	1	2404	A	N7-C5	5.15	1.42	1.39
36	1	361	A	C6-N1	-5.14	1.31	1.35
1	6	754	A	N3-C4	5.12	1.38	1.34
1	2	1508	U	C4-O4	5.11	1.27	1.23
36	5	2404	A	N9-C4	5.09	1.41	1.37
36	5	2941	A	N9-C4	-5.08	1.34	1.37
36	1	2875	U	N1-C2	5.07	1.43	1.38
1	6	359	A	N9-C4	-5.06	1.34	1.37
36	1	1399	A	N9-C4	-5.04	1.34	1.37
36	1	2726	C	N3-C4	-5.04	1.30	1.33
36	1	2147	A	N9-C4	-5.02	1.34	1.37
36	5	2872	A	C6-N1	5.01	1.39	1.35

All (1409) bond angle outliers are listed below:

Mol	Chain	Res	Type	Atoms	Z	Observed(°)	Ideal(°)
36	5	1152	G	N3-C4-N9	-18.57	114.86	126.00
36	5	1152	G	N3-C4-C5	17.62	137.41	128.60
36	5	1152	G	C2-N3-C4	-14.18	104.81	111.90
36	1	1495	U	C5-C6-N1	-12.24	116.58	122.70
36	5	2704	A	O5'-P-OP1	-11.99	94.91	105.70
36	1	2714	G	N3-C4-N9	-11.85	118.89	126.00
36	5	1305	U	O5'-P-OP1	-11.66	95.21	105.70
36	1	2714	G	N3-C4-C5	11.50	134.35	128.60
36	1	2704	A	O5'-P-OP1	-11.08	95.73	105.70

Continued on next page...

Continued from previous page...

Mol	Chain	Res	Type	Atoms	Z	Observed(°)	Ideal(°)
36	5	2726	C	C6-N1-C2	-10.14	116.25	120.30
36	1	1177	G	N1-C6-O6	10.07	125.94	119.90
38	8	80	A	C8-N9-C4	-9.97	101.81	105.80
38	8	80	A	N7-C8-N9	9.96	118.78	113.80
1	2	1096	C	N1-C2-O2	9.92	124.85	118.90
36	1	2617	U	C4-C5-C6	9.92	125.65	119.70
36	5	546	C	N1-C2-O2	9.88	124.83	118.90
36	1	2403	G	N1-C6-O6	9.75	125.75	119.90
36	5	2392	C	C6-N1-C2	9.73	124.19	120.30
36	5	2377	G	C8-N9-C4	9.65	110.26	106.40
36	5	2283	G	N1-C6-O6	9.63	125.68	119.90
36	1	609	G	O5'-P-OP2	-9.59	97.07	105.70
37	7	101	G	N1-C6-O6	9.55	125.63	119.90
36	5	2726	C	C5-C4-N4	9.53	126.87	120.20
36	1	3217	C	C2-N1-C1'	9.52	129.27	118.80
1	6	1720	G	C5-C6-N1	-9.52	106.74	111.50
36	5	3245	A	C5-N7-C8	-9.40	99.20	103.90
36	5	2872	A	O5'-P-OP1	-9.38	97.26	105.70
36	1	2572	C	N1-C2-O2	9.27	124.46	118.90
36	5	1152	G	C8-N9-C1'	9.25	139.03	127.00
36	5	2964	G	N1-C6-O6	-9.07	114.45	119.90
36	1	2726	C	C6-N1-C2	-9.04	116.68	120.30
36	1	2816	G	N1-C6-O6	9.01	125.30	119.90
36	5	2971	A	C2-N3-C4	9.01	115.10	110.60
36	5	3245	A	C2-N3-C4	-8.97	106.11	110.60
36	1	645	A	N1-C6-N6	-8.96	113.22	118.60
1	2	73	U	O4'-C1'-N1	8.96	115.37	108.20
36	1	1495	U	C2-N1-C1'	-8.91	107.01	117.70
36	5	546	C	N3-C2-O2	-8.90	115.67	121.90
36	5	2816	G	N1-C6-O6	8.88	125.23	119.90
36	5	1403	C	C6-N1-C2	8.87	123.85	120.30
36	5	2816	G	C5-C6-O6	-8.87	123.28	128.60
36	1	650	C	N1-C2-O2	-8.83	113.60	118.90
90	a	75	C	C6-N1-C2	-8.82	116.77	120.30
36	1	776	U	C4-C5-C6	8.76	124.96	119.70
36	1	372	A	O5'-P-OP2	-8.74	97.83	105.70
36	5	2871	G	O5'-P-OP2	-8.74	97.83	105.70
36	1	2726	C	C5-C4-N4	8.72	126.31	120.20
36	5	2572	C	N1-C2-O2	8.67	124.10	118.90
36	5	3245	A	N7-C8-N9	8.67	118.13	113.80
36	1	2617	U	N1-C2-N3	8.63	120.08	114.90
36	5	1481	A	C8-N9-C4	-8.56	102.37	105.80

Continued on next page...

Continued from previous page...

Mol	Chain	Res	Type	Atoms	Z	Observed(°)	Ideal(°)
36	5	2524	A	O4'-C1'-N9	8.55	115.04	108.20
36	1	2827	U	C2-N1-C1'	-8.54	107.45	117.70
36	1	2726	C	N3-C4-N4	-8.54	112.03	118.00
36	1	716	A	O5'-P-OP1	-8.52	98.03	105.70
1	6	144	U	N3-C2-O2	-8.50	116.25	122.20
36	1	2406	C	C6-N1-C2	8.50	123.70	120.30
36	5	1192	C	N1-C2-O2	8.49	124.00	118.90
36	5	3154	C	N1-C2-O2	8.47	123.98	118.90
1	2	74	U	O4'-C1'-N1	8.40	114.92	108.20
36	1	3238	G	N1-C6-O6	8.38	124.93	119.90
36	1	2355	G	N1-C6-O6	8.37	124.92	119.90
36	5	3245	A	N1-C6-N6	8.34	123.61	118.60
36	1	65	A	P-O3'-C3'	8.33	129.70	119.70
36	5	922	U	C5-C6-N1	-8.33	118.54	122.70
36	1	1177	G	C5-C6-O6	-8.31	123.61	128.60
36	5	776	U	C5-C6-N1	-8.29	118.56	122.70
36	1	2816	G	C5-C6-O6	-8.29	123.63	128.60
38	4	94	C	C6-N1-C2	8.28	123.61	120.30
36	1	2871	G	O5'-P-OP2	-8.28	98.25	105.70
36	5	2376	G	C5-C6-O6	-8.27	123.64	128.60
36	5	645	A	N1-C6-N6	-8.26	113.64	118.60
36	5	3004	C	C6-N1-C2	8.26	123.60	120.30
36	5	2996	U	N1-C2-O2	8.25	128.57	122.80
1	2	1096	C	C2-N1-C1'	8.25	127.87	118.80
36	1	406	G	O4'-C1'-N9	8.24	114.79	108.20
36	5	566	G	C5-N7-C8	-8.23	100.18	104.30
36	5	2964	G	C5-C6-O6	8.20	133.52	128.60
36	1	2868	U	N1-C2-O2	8.18	128.53	122.80
36	1	2314	U	C2-N1-C1'	8.17	127.50	117.70
36	5	1152	G	C5-N7-C8	-8.16	100.22	104.30
36	1	406	G	N3-C4-N9	-8.15	121.11	126.00
36	1	637	C	P-O3'-C3'	8.14	129.47	119.70
36	1	1949	G	O5'-P-OP1	-8.14	98.38	105.70
1	2	453	U	C2-N1-C1'	8.14	127.46	117.70
36	1	3306	U	N3-C2-O2	-8.12	116.51	122.20
36	5	1152	G	C4-N9-C1'	-8.10	115.97	126.50
1	6	453	U	C2-N1-C1'	8.08	127.39	117.70
36	1	2973	G	N1-C6-O6	8.07	124.74	119.90
37	7	101	G	C5-C6-O6	-8.04	123.77	128.60
36	5	1897	G	C4-C5-N7	8.03	114.01	110.80
36	5	2372	A	N1-C6-N6	8.01	123.41	118.60
36	1	2572	C	N3-C2-O2	-8.00	116.30	121.90

Continued on next page...

Continued from previous page...

Mol	Chain	Res	Type	Atoms	Z	Observed(°)	Ideal(°)
44	17	229	PHE	CB-CG-CD1	7.98	126.39	120.80
36	1	2715	A	O5'-P-OP1	-7.96	98.54	105.70
36	5	1308	A	OP1-P-OP2	-7.94	107.69	119.60
36	1	3217	C	N1-C2-O2	7.94	123.66	118.90
1	6	194	U	C2-N1-C1'	7.94	127.22	117.70
1	2	453	U	N3-C2-O2	-7.92	116.66	122.20
36	1	885	U	C5-C6-N1	-7.89	118.75	122.70
36	1	517	G	N3-C4-C5	-7.87	124.67	128.60
36	5	2978	U	O4'-C1'-N1	7.87	114.49	108.20
36	5	2726	C	N3-C2-O2	-7.86	116.40	121.90
36	5	1307	G	P-O3'-C3'	7.83	129.09	119.70
36	5	2572	C	C2-N1-C1'	7.79	127.38	118.80
36	5	776	U	C4-C5-C6	7.79	124.38	119.70
36	5	1607	U	P-O3'-C3'	7.79	129.05	119.70
36	5	1879	A	O5'-P-OP1	7.79	120.05	110.70
36	1	3139	A	O5'-P-OP1	-7.78	98.70	105.70
36	1	1904	C	C6-N1-C2	-7.75	117.20	120.30
36	5	552	G	N1-C6-O6	7.74	124.55	119.90
1	6	1730	A	N1-C6-N6	7.74	123.25	118.60
36	1	1150	A	O5'-P-OP2	-7.73	98.74	105.70
36	1	2572	C	C2-N1-C1'	7.73	127.30	118.80
36	1	2827	U	C5-C6-N1	-7.70	118.85	122.70
36	5	1116	G	O5'-P-OP1	-7.69	98.78	105.70
36	5	2392	C	N3-C4-C5	7.69	124.98	121.90
36	1	1495	U	C4-C5-C6	7.67	124.30	119.70
1	2	558	U	N1-C2-O2	7.67	128.16	122.80
1	2	1389	C	N1-C2-O2	7.66	123.50	118.90
1	2	830	U	N3-C2-O2	-7.64	116.85	122.20
36	5	1604	G	C4-N9-C1'	7.64	136.44	126.50
36	1	439	C	N1-C2-O2	7.62	123.47	118.90
36	1	2868	U	N3-C2-O2	-7.61	116.87	122.20
36	5	1200	A	N1-C6-N6	7.58	123.15	118.60
1	2	1596	C	N3-C2-O2	-7.55	116.62	121.90
36	5	2683	U	N1-C2-O2	7.55	128.08	122.80
36	1	1365	G	C8-N9-C4	-7.54	103.39	106.40
1	2	145	A	C8-N9-C4	-7.52	102.79	105.80
1	2	321	C	C6-N1-C2	-7.51	117.30	120.30
1	2	639	U	N3-C2-O2	-7.50	116.95	122.20
36	5	2978	U	C5-C6-N1	-7.50	118.95	122.70
1	2	934	C	C2-N1-C1'	7.50	127.05	118.80
36	5	3154	C	C2-N1-C1'	7.49	127.04	118.80
36	5	3019	U	N3-C4-C5	-7.49	110.11	114.60

Continued on next page...

Continued from previous page...

Mol	Chain	Res	Type	Atoms	Z	Observed(°)	Ideal(°)
36	5	2621	G	N1-C6-O6	7.49	124.39	119.90
1	2	1096	C	N3-C2-O2	-7.47	116.67	121.90
31	D9	36	LEU	CA-CB-CG	7.46	132.47	115.30
36	5	880	G	C4-N9-C1'	-7.45	116.82	126.50
36	1	650	C	N3-C2-O2	7.43	127.10	121.90
1	6	163	G	N3-C4-N9	-7.43	121.54	126.00
36	1	2978	U	O4'-C1'-N1	7.42	114.14	108.20
36	5	3152	U	N1-C2-N3	-7.42	110.45	114.90
36	1	835	G	O4'-C1'-N9	7.42	114.13	108.20
36	5	2385	G	N3-C4-C5	7.41	132.31	128.60
36	1	3319	U	P-O3'-C3'	7.39	128.57	119.70
36	5	635	G	C5-C6-O6	-7.39	124.17	128.60
1	2	831	U	C5-C6-N1	7.37	126.39	122.70
36	1	3344	A	O4'-C1'-N9	7.36	114.09	108.20
36	1	2819	A	O5'-P-OP2	-7.35	99.08	105.70
36	5	2327	U	C5-C6-N1	-7.35	119.03	122.70
36	5	3019	U	N3-C4-O4	7.30	124.51	119.40
36	1	3217	C	C6-N1-C1'	-7.29	112.05	120.80
36	1	645	A	N9-C4-C5	7.29	108.72	105.80
36	5	546	C	C6-N1-C2	-7.29	117.39	120.30
1	2	1537	C	C5-C4-N4	-7.27	115.11	120.20
1	2	558	U	N3-C2-O2	-7.27	117.11	122.20
37	7	101	G	C4-C5-N7	7.26	113.70	110.80
36	1	2714	G	C2-N3-C4	-7.25	108.27	111.90
36	5	437	G	C5-C6-O6	-7.25	124.25	128.60
36	1	1111	U	C6-N1-C2	7.22	125.33	121.00
36	5	2644	C	O5'-P-OP1	-7.21	99.21	105.70
36	1	2973	G	C5-C6-O6	-7.21	124.28	128.60
36	5	1879	A	C4-C5-N7	7.21	114.30	110.70
1	6	639	U	C2-N1-C1'	7.20	126.34	117.70
37	7	49	G	N1-C6-O6	7.20	124.22	119.90
36	1	3306	U	N3-C4-O4	-7.20	114.36	119.40
36	1	2996	U	N1-C2-O2	7.19	127.84	122.80
36	5	429	U	OP2-P-O3'	7.19	121.02	105.20
1	6	163	G	C2-N3-C4	-7.18	108.31	111.90
36	5	1006	A	O5'-P-OP2	-7.18	99.23	105.70
36	1	1308	A	N7-C8-N9	7.17	117.39	113.80
36	5	2531	C	N1-C2-O2	7.17	123.20	118.90
36	5	1308	A	N7-C8-N9	7.17	117.38	113.80
1	2	453	U	N1-C2-O2	7.16	127.81	122.80
1	2	1389	C	N3-C2-O2	-7.16	116.89	121.90
36	1	2719	U	C5-C6-N1	-7.15	119.12	122.70

Continued on next page...

Continued from previous page...

Mol	Chain	Res	Type	Atoms	Z	Observed(°)	Ideal(°)
36	1	3275	U	C5-C6-N1	7.15	126.27	122.70
36	1	410	U	N3-C4-C5	-7.13	110.32	114.60
36	1	2617	U	C5-C4-O4	7.13	130.18	125.90
36	1	745	C	C6-N1-C2	7.12	123.15	120.30
1	2	507	U	N1-C2-O2	7.11	127.78	122.80
36	5	3197	G	N3-C4-N9	-7.10	121.74	126.00
1	2	577	G	C4-C5-N7	7.09	113.64	110.80
1	2	1200	G	N1-C6-O6	7.09	124.16	119.90
36	5	2728	G	O5'-P-OP2	-7.09	99.32	105.70
36	1	1897	G	OP2-P-O3'	7.09	120.80	105.20
36	1	3344	A	C8-N9-C4	-7.09	102.96	105.80
36	5	2377	G	N7-C8-N9	-7.09	109.55	113.10
36	5	607	A	N1-C6-N6	-7.09	114.35	118.60
36	1	3217	C	N3-C2-O2	-7.08	116.94	121.90
36	1	3306	U	C5-C4-O4	7.08	130.15	125.90
36	5	1879	A	N1-C6-N6	7.06	122.84	118.60
36	1	3022	G	O4'-C1'-N9	7.06	113.84	108.20
36	5	1879	A	C6-C5-N7	-7.06	127.36	132.30
36	5	3245	A	C6-C5-N7	-7.06	127.36	132.30
36	1	406	G	C5-C6-O6	7.05	132.83	128.60
36	1	2827	U	C5-C4-O4	7.05	130.13	125.90
36	1	718	G	N3-C4-C5	7.05	132.12	128.60
36	5	2283	G	C5-C6-O6	-7.05	124.37	128.60
36	5	3152	U	N1-C2-O2	7.05	127.73	122.80
78	q2	17	CYS	CA-CB-SG	7.03	126.65	114.00
1	6	1361	U	C2-N1-C1'	7.02	126.13	117.70
36	1	2706	G	C5-C6-O6	-7.02	124.39	128.60
36	5	2943	G	C6-C5-N7	-7.01	126.19	130.40
36	5	2531	C	C2-N1-C1'	7.00	126.50	118.80
1	2	736	C	C2-N1-C1'	7.00	126.50	118.80
38	4	32	C	N3-C4-C5	6.99	124.70	121.90
36	1	3382	U	N1-C2-O2	6.98	127.69	122.80
1	6	1747	G	C8-N9-C4	6.98	109.19	106.40
36	5	3140	G	C4-C5-N7	6.96	113.59	110.80
38	4	125	U	C2-N1-C1'	6.95	126.04	117.70
36	5	2272	G	O4'-C1'-N9	6.95	113.76	108.20
36	1	435	C	C6-N1-C2	6.95	123.08	120.30
1	2	507	U	N3-C2-O2	-6.94	117.34	122.20
36	1	1838	G	N1-C6-O6	6.94	124.06	119.90
36	5	406	G	N3-C4-N9	-6.94	121.84	126.00
36	1	2418	G	OP1-P-O3'	6.93	120.45	105.20
37	3	101	G	C8-N9-C4	6.92	109.17	106.40

Continued on next page...

Continued from previous page...

Mol	Chain	Res	Type	Atoms	Z	Observed(°)	Ideal(°)
36	5	880	G	C8-N9-C1'	6.92	135.99	127.00
36	5	948	C	C6-N1-C2	6.91	123.06	120.30
1	6	1700	C	C2-N1-C1'	6.90	126.39	118.80
36	5	358	G	N1-C6-O6	6.89	124.04	119.90
1	6	144	U	C2-N1-C1'	6.88	125.96	117.70
36	1	3344	A	N7-C8-N9	6.87	117.23	113.80
36	1	2355	G	C5-C6-O6	-6.87	124.48	128.60
36	5	3368	U	C2-N1-C1'	-6.86	109.47	117.70
36	5	1879	A	C5-N7-C8	-6.85	100.47	103.90
36	1	3362	A	O4'-C1'-N9	6.84	113.67	108.20
36	1	282	G	C8-N9-C4	-6.84	103.67	106.40
36	5	2404	A	N1-C6-N6	-6.83	114.50	118.60
1	2	1039	A	O4'-C1'-N9	6.82	113.66	108.20
36	5	2943	G	N1-C6-O6	6.82	123.99	119.90
1	2	1481	C	C6-N1-C2	-6.81	117.58	120.30
36	5	1192	C	C2-N1-C1'	6.81	126.29	118.80
1	2	590	C	C6-N1-C2	-6.81	117.58	120.30
1	2	1560	U	N3-C2-O2	-6.81	117.44	122.20
36	1	2818	U	C5-C6-N1	6.81	126.10	122.70
36	5	3078	U	N3-C2-O2	-6.80	117.44	122.20
36	5	3245	A	C4-C5-N7	6.80	114.10	110.70
1	6	1745	G	N3-C4-N9	6.80	130.08	126.00
36	1	410	U	N3-C4-O4	6.80	124.16	119.40
36	5	2872	A	C4-C5-C6	-6.80	113.60	117.00
36	5	420	G	C8-N9-C4	6.79	109.12	106.40
37	7	1	G	N3-C4-N9	6.79	130.08	126.00
1	2	639	U	N1-C2-O2	6.79	127.55	122.80
36	5	404	G	O5'-P-OP2	-6.78	99.60	105.70
36	1	355	A	C8-N9-C4	6.78	108.51	105.80
36	1	1437	C	C6-N1-C2	-6.77	117.59	120.30
36	5	1582	C	C6-N1-C2	-6.75	117.60	120.30
1	6	158	U	P-O3'-C3'	6.74	127.79	119.70
36	1	2983	C	N3-C4-N4	-6.74	113.28	118.00
38	8	115	C	C6-N1-C2	6.73	122.99	120.30
36	1	2760	C	N1-C2-O2	-6.73	114.86	118.90
36	1	1308	A	C8-N9-C4	-6.71	103.12	105.80
36	1	1495	U	N1-C2-O2	-6.71	118.10	122.80
36	1	1741	A	C2-N3-C4	-6.71	107.25	110.60
1	6	1473	U	N3-C2-O2	-6.71	117.50	122.20
36	1	3207	U	C5-C4-O4	6.71	129.92	125.90
36	5	2376	G	N1-C6-O6	6.70	123.92	119.90
37	7	100	C	C6-N1-C2	6.69	122.97	120.30

Continued on next page...

Continued from previous page...

Mol	Chain	Res	Type	Atoms	Z	Observed(°)	Ideal(°)
38	4	103	G	N3-C4-C5	-6.68	125.26	128.60
1	2	732	G	C5-C6-O6	-6.68	124.59	128.60
36	5	2372	A	C6-C5-N7	-6.67	127.63	132.30
36	5	3214	U	N3-C2-O2	-6.67	117.53	122.20
36	5	645	A	N9-C4-C5	6.67	108.47	105.80
36	5	1148	G	C5-C6-O6	-6.66	124.60	128.60
36	5	3245	A	C8-N9-C4	-6.66	103.13	105.80
36	1	23	A	N1-C6-N6	-6.66	114.61	118.60
36	1	1306	G	N9-C4-C5	-6.66	102.74	105.40
36	5	3153	U	N3-C2-O2	-6.65	117.54	122.20
36	1	2209	U	C5-C6-N1	6.65	126.02	122.70
1	6	1389	C	N1-C2-O2	6.65	122.89	118.90
36	1	2946	A	N1-C6-N6	6.62	122.57	118.60
36	1	2617	U	N3-C4-C5	-6.62	110.63	114.60
24	d2	93	LEU	CA-CB-CG	6.62	130.53	115.30
36	1	1306	G	N1-C6-O6	6.62	123.87	119.90
36	1	2827	U	N3-C4-O4	-6.62	114.77	119.40
36	1	3278	C	N1-C2-O2	6.62	122.87	118.90
36	5	1604	G	C8-N9-C1'	-6.62	118.40	127.00
36	1	2979	U	N1-C2-O2	6.61	127.43	122.80
36	1	2617	U	C5-C6-N1	-6.61	119.39	122.70
1	6	1	U	N1-C2-O2	6.61	127.43	122.80
37	7	101	G	C6-C5-N7	-6.61	126.43	130.40
36	5	3084	C	O5'-P-OP1	-6.61	99.75	105.70
36	5	2572	C	N3-C2-O2	-6.61	117.27	121.90
1	2	558	U	C2-N1-C1'	6.60	125.62	117.70
36	5	2875	U	N3-C2-O2	-6.60	117.58	122.20
36	5	350	C	N1-C2-O2	6.59	122.86	118.90
36	5	1897	G	C5-N7-C8	-6.59	101.00	104.30
36	1	2726	C	N3-C2-O2	-6.59	117.29	121.90
36	1	24	G	C8-N9-C4	6.59	109.03	106.40
1	2	507	U	C2-N1-C1'	6.58	125.60	117.70
1	6	1033	C	C6-N1-C2	6.58	122.93	120.30
1	6	1	U	C2-N1-C1'	6.58	125.60	117.70
38	8	17	A	N1-C6-N6	6.58	122.55	118.60
1	6	1473	U	N1-C2-O2	6.57	127.40	122.80
36	5	2858	U	N3-C2-O2	-6.57	117.60	122.20
90	A	75	C	C6-N1-C2	-6.57	117.67	120.30
1	2	704	C	C2-N1-C1'	6.56	126.02	118.80
1	2	132	U	P-O3'-C3'	6.55	127.56	119.70
36	1	3278	C	N3-C2-O2	-6.55	117.31	121.90
36	1	406	G	C4-N9-C1'	-6.55	117.99	126.50

Continued on next page...

Continued from previous page...

Mol	Chain	Res	Type	Atoms	Z	Observed(°)	Ideal(°)
36	5	1311	G	O5'-P-OP2	-6.54	99.81	105.70
36	5	2573	G	N1-C6-O6	6.54	123.83	119.90
18	C6	40	GLU	C-N-CD	-6.54	106.20	120.60
36	5	284	A	O5'-P-OP1	-6.54	99.81	105.70
85	18	69	LEU	CA-CB-CG	6.54	130.35	115.30
38	4	125	U	N1-C2-O2	6.54	127.38	122.80
1	6	194	U	N1-C2-O2	6.54	127.38	122.80
36	5	1481	A	N7-C8-N9	6.53	117.07	113.80
36	1	2123	G	C8-N9-C4	6.53	109.01	106.40
1	2	1537	C	N3-C4-N4	6.53	122.57	118.00
36	5	1189	C	N1-C2-O2	-6.53	114.98	118.90
36	5	1604	G	N3-C4-C5	-6.53	125.33	128.60
36	1	969	C	N1-C2-O2	-6.53	114.98	118.90
1	6	1097	U	P-O3'-C3'	6.53	127.53	119.70
36	1	2314	U	C5-C6-N1	6.52	125.96	122.70
1	6	1473	U	C2-N1-C1'	6.52	125.53	117.70
36	1	817	A	N9-C4-C5	-6.52	103.19	105.80
1	6	1596	C	C6-N1-C2	-6.52	117.69	120.30
36	1	85	A	C2-N3-C4	-6.51	107.34	110.60
36	5	1152	G	N3-C2-N2	-6.51	115.34	119.90
36	1	2874	G	C5-C6-O6	6.51	132.50	128.60
36	5	3197	G	N3-C2-N2	-6.51	115.34	119.90
1	2	9	U	O5'-P-OP1	-6.50	99.85	105.70
36	1	2571	U	N3-C2-O2	-6.49	117.66	122.20
36	5	3154	C	N3-C2-O2	-6.49	117.35	121.90
1	2	1347	U	N1-C2-O2	-6.48	118.26	122.80
1	2	1773	C	C6-N1-C2	-6.48	117.71	120.30
36	5	3209	A	O4'-C1'-N9	6.48	113.38	108.20
36	1	1368	U	C5-C4-O4	-6.48	122.01	125.90
36	5	3197	G	N3-C4-C5	6.47	131.84	128.60
36	1	2719	U	C2-N3-C4	-6.47	123.12	127.00
36	1	2400	G	C8-N9-C4	6.46	108.98	106.40
36	1	979	U	N3-C2-O2	-6.46	117.68	122.20
53	M7	3	ARG	NE-CZ-NH2	-6.46	117.07	120.30
39	12	246	LEU	CA-CB-CG	6.45	130.15	115.30
36	1	350	C	N3-C2-O2	-6.44	117.39	121.90
1	6	453	U	N3-C2-O2	-6.44	117.69	122.20
36	5	406	G	O4'-C1'-N9	6.44	113.35	108.20
36	5	2281	A	N1-C6-N6	6.44	122.46	118.60
36	5	1367	G	N1-C6-O6	6.43	123.76	119.90
36	1	3214	U	N1-C2-O2	6.43	127.30	122.80
1	2	830	U	N1-C2-O2	6.43	127.30	122.80

Continued on next page...

Continued from previous page...

Mol	Chain	Res	Type	Atoms	Z	Observed(°)	Ideal(°)
24	D2	93	LEU	CA-CB-CG	6.43	130.08	115.30
36	5	2363	A	C8-N9-C4	-6.43	103.23	105.80
36	1	1351	U	N1-C2-O2	6.42	127.30	122.80
36	1	2988	C	C6-N1-C2	6.42	122.87	120.30
36	5	361	A	N1-C6-N6	-6.42	114.75	118.60
36	1	1149	G	C4-N9-C1'	-6.42	118.16	126.50
36	5	566	G	C4-C5-N7	6.42	113.37	110.80
36	5	1847	A	O5'-P-OP2	-6.41	99.93	105.70
36	5	3228	C	N1-C2-O2	6.41	122.75	118.90
36	5	2996	U	N3-C2-O2	-6.41	117.71	122.20
1	6	1657	U	O5'-P-OP2	-6.41	99.93	105.70
36	5	552	G	C5-C6-N1	-6.40	108.30	111.50
36	1	2758	A	N1-C6-N6	-6.40	114.76	118.60
10	s8	29	LEU	CA-CB-CG	6.40	130.02	115.30
36	5	2524	A	N7-C8-N9	6.40	117.00	113.80
1	6	1	U	N3-C2-O2	-6.40	117.72	122.20
36	1	3277	U	N3-C2-O2	-6.40	117.72	122.20
1	2	1339	C	OP2-P-O3'	6.39	119.27	105.20
36	1	406	G	C6-C5-N7	6.38	134.23	130.40
62	N6	57	LEU	CA-CB-CG	6.38	129.98	115.30
36	1	2363	A	N1-C6-N6	-6.38	114.77	118.60
36	1	1495	U	C2-N3-C4	-6.37	123.18	127.00
37	7	110	G	C8-N9-C4	6.37	108.95	106.40
36	1	2812	C	O5'-P-OP1	-6.37	99.97	105.70
36	1	1891	A	C8-N9-C4	6.36	108.35	105.80
36	5	776	U	N1-C2-N3	6.36	118.72	114.90
36	1	2306	C	N1-C2-O2	6.36	122.72	118.90
36	1	2870	C	C6-N1-C1'	6.35	128.42	120.80
36	5	1904	C	N1-C2-O2	6.35	122.71	118.90
36	5	1152	G	C5-C6-N1	-6.35	108.33	111.50
1	2	1508	U	N3-C4-C5	-6.34	110.79	114.60
1	6	321	C	N3-C2-O2	-6.34	117.46	121.90
1	2	1370	U	P-O3'-C3'	6.34	127.31	119.70
1	2	1246	C	C6-N1-C2	-6.34	117.76	120.30
1	2	1745	G	N3-C4-N9	6.33	129.80	126.00
1	6	542	A	O4'-C1'-N9	6.33	113.26	108.20
36	1	439	C	C2-N1-C1'	6.33	125.76	118.80
36	5	1481	A	P-O3'-C3'	6.32	127.28	119.70
36	5	2726	C	N3-C4-N4	-6.32	113.58	118.00
36	5	3308	C	N1-C2-O2	-6.32	115.11	118.90
1	6	1700	C	N1-C2-O2	6.32	122.69	118.90
1	2	1389	C	C2-N1-C1'	6.32	125.75	118.80

Continued on next page...

Continued from previous page...

Mol	Chain	Res	Type	Atoms	Z	Observed(°)	Ideal(°)
36	1	2887	A	C2-N3-C4	6.32	113.76	110.60
36	5	1483	G	O4'-C1'-N9	6.32	113.25	108.20
36	5	2411	U	C5-C6-N1	-6.32	119.54	122.70
37	7	49	G	C5-C6-O6	-6.31	124.81	128.60
1	2	75	U	C2-N1-C1'	6.31	125.27	117.70
36	5	2349	U	OP1-P-O3'	6.31	119.08	105.20
36	1	1060	U	C5-C6-N1	-6.31	119.55	122.70
1	6	272	U	C2-N1-C1'	6.30	125.27	117.70
1	6	609	U	C5-C4-O4	6.30	129.68	125.90
4	s2	113	LEU	CA-CB-CG	6.30	129.79	115.30
1	6	75	U	P-O3'-C3'	6.30	127.26	119.70
1	6	1000	C	C2-N1-C1'	6.30	125.73	118.80
1	2	1761	U	C5-C4-O4	6.29	129.67	125.90
36	5	1196	C	C6-N1-C2	6.28	122.81	120.30
36	1	3375	A	C8-N9-C4	-6.28	103.29	105.80
36	5	2376	G	N3-C4-N9	6.28	129.76	126.00
36	1	496	C	C6-N1-C2	-6.27	117.79	120.30
1	2	1258	U	N3-C2-O2	-6.27	117.81	122.20
36	5	2327	U	C6-N1-C2	6.27	124.76	121.00
36	5	2830	G	N1-C2-N3	6.26	127.66	123.90
36	5	2971	A	N1-C2-N3	-6.26	126.17	129.30
36	1	2875	U	N3-C2-O2	-6.25	117.83	122.20
1	2	1389	C	C6-N1-C2	-6.24	117.80	120.30
36	1	960	U	C6-N1-C2	6.24	124.75	121.00
36	1	2827	U	C6-N1-C1'	6.24	129.93	121.20
36	1	1196	C	C6-N1-C2	6.24	122.79	120.30
36	5	3215	A	N1-C6-N6	6.24	122.34	118.60
36	1	2816	G	C6-C5-N7	-6.23	126.66	130.40
36	5	966	U	N3-C2-O2	-6.23	117.84	122.20
1	6	687	G	N3-C4-N9	-6.23	122.26	126.00
36	5	1452	A	C5-C6-N6	-6.22	118.72	123.70
36	1	1192	C	N1-C2-O2	6.22	122.63	118.90
36	1	895	A	C5-N7-C8	-6.22	100.79	103.90
36	5	1129	A	O5'-P-OP2	-6.21	100.11	105.70
36	1	3000	A	C8-N9-C4	6.21	108.28	105.80
36	1	2282	U	O5'-P-OP2	-6.20	100.12	105.70
1	6	610	G	C8-N9-C1'	-6.20	118.94	127.00
36	1	857	G	N1-C6-O6	6.20	123.62	119.90
36	1	3382	U	N3-C2-O2	-6.20	117.86	122.20
36	5	2211	U	C4-C5-C6	6.20	123.42	119.70
36	1	3110	C	C6-N1-C2	-6.19	117.82	120.30
36	1	979	U	C6-N1-C2	-6.19	117.28	121.00

Continued on next page...

Continued from previous page...

Mol	Chain	Res	Type	Atoms	Z	Observed(°)	Ideal(°)
36	5	882	A	N1-C2-N3	6.19	132.40	129.30
36	1	2899	C	C2-N1-C1'	6.19	125.61	118.80
36	5	224	C	C6-N1-C2	-6.18	117.83	120.30
1	2	287	G	O4'-C1'-N9	6.18	113.15	108.20
36	5	1495	U	C2-N1-C1'	6.18	125.12	117.70
36	5	1437	C	C2-N1-C1'	6.18	125.60	118.80
1	6	1745	G	N9-C4-C5	-6.17	102.93	105.40
36	1	2621	G	O5'-P-OP2	-6.17	100.14	105.70
36	1	3095	U	O5'-P-OP1	-6.17	100.15	105.70
36	5	1389	G	N9-C4-C5	-6.17	102.93	105.40
36	1	2719	U	N1-C2-O2	-6.16	118.49	122.80
36	5	1849	C	C6-N1-C2	6.16	122.77	120.30
36	5	923	C	C6-N1-C2	6.16	122.77	120.30
1	6	934	C	N1-C2-O2	6.16	122.60	118.90
36	5	2372	A	C5-C6-N6	-6.16	118.77	123.70
36	5	3152	U	C6-N1-C1'	-6.16	112.58	121.20
36	5	2601	A	C8-N9-C4	6.15	108.26	105.80
36	5	3120	C	O5'-P-OP1	-6.15	100.16	105.70
36	1	1820	U	P-O3'-C3'	6.15	127.08	119.70
36	1	3266	G	N9-C4-C5	6.15	107.86	105.40
37	7	101	G	N9-C4-C5	-6.13	102.95	105.40
38	8	80	A	C5-N7-C8	-6.13	100.84	103.90
36	5	2197	C	C6-N1-C2	6.13	122.75	120.30
36	5	3245	A	N1-C2-N3	6.13	132.36	129.30
36	1	3057	U	N3-C2-O2	-6.12	117.91	122.20
37	7	103	A	C5-C6-N6	-6.12	118.80	123.70
36	1	3375	A	N7-C8-N9	6.12	116.86	113.80
36	5	2330	C	O5'-P-OP2	-6.11	100.20	105.70
1	2	934	C	C6-N1-C1'	-6.11	113.47	120.80
36	1	1351	U	C2-N1-C1'	6.11	125.03	117.70
36	5	3323	A	N1-C6-N6	-6.11	114.94	118.60
36	1	1306	G	C8-N9-C4	6.10	108.84	106.40
36	5	1940	G	C8-N9-C4	6.10	108.84	106.40
1	2	1698	G	P-O3'-C3'	6.10	127.02	119.70
1	6	308	C	C5-C6-N1	-6.10	117.95	121.00
37	3	115	G	C8-N9-C4	6.10	108.84	106.40
36	1	1727	G	C8-N9-C4	-6.09	103.96	106.40
36	5	3382	U	C2-N1-C1'	6.09	125.01	117.70
36	5	2726	C	N1-C2-N3	6.09	123.46	119.20
36	5	3040	A	C8-N9-C4	6.08	108.23	105.80
36	5	2403	G	O5'-P-OP2	-6.08	100.22	105.70
1	6	558	U	P-O3'-C3'	6.08	127.00	119.70

Continued on next page...

Continued from previous page...

Mol	Chain	Res	Type	Atoms	Z	Observed(°)	Ideal(°)
1	6	610	G	C4-N9-C1'	6.07	134.40	126.50
36	5	1014	U	C2-N1-C1'	6.07	124.99	117.70
36	5	1484	U	C5-C6-N1	-6.07	119.67	122.70
36	5	1604	G	N3-C4-N9	6.07	129.64	126.00
1	2	1006	C	C6-N1-C2	-6.07	117.87	120.30
36	5	2719	U	C2-N1-C1'	-6.06	110.43	117.70
1	2	732	G	N3-C4-N9	6.06	129.63	126.00
36	1	1333	C	C6-N1-C2	-6.06	117.88	120.30
36	1	2679	A	O4'-C1'-N9	6.06	113.05	108.20
36	5	63	A	N1-C6-N6	6.06	122.24	118.60
36	5	1597	C	C6-N1-C2	-6.06	117.88	120.30
36	1	1206	G	O5'-P-OP2	-6.06	100.25	105.70
36	5	3018	C	O5'-P-OP2	-6.05	100.26	105.70
36	1	2714	G	C8-N9-C1'	6.04	134.86	127.00
1	6	858	G	O4'-C1'-N9	6.04	113.03	108.20
36	5	1239	C	C5-C6-N1	6.04	124.02	121.00
1	2	704	C	N1-C2-O2	6.04	122.52	118.90
1	6	359	A	C4-N9-C1'	-6.04	115.43	126.30
41	14	339	LEU	CA-CB-CG	6.04	129.19	115.30
1	6	1745	G	C8-N9-C1'	-6.04	119.16	127.00
36	5	2541	U	C2-N1-C1'	6.04	124.94	117.70
36	1	406	G	N9-C4-C5	6.03	107.81	105.40
36	1	2836	C	C5-C4-N4	6.03	124.42	120.20
36	1	2403	G	O5'-P-OP2	-6.03	100.27	105.70
1	2	577	G	C5-C6-O6	-6.03	124.98	128.60
1	2	1096	C	C6-N1-C1'	-6.03	113.57	120.80
10	S8	29	LEU	CA-CB-CG	6.02	129.15	115.30
36	5	1006	A	O5'-P-OP1	6.02	117.92	110.70
36	5	2320	A	C2-N3-C4	-6.02	107.59	110.60
48	m1	12	LEU	CA-CB-CG	6.02	129.14	115.30
36	1	2174	G	C8-N9-C4	-6.01	104.00	106.40
36	1	282	G	C2'-C3'-O3'	6.01	123.31	113.70
36	1	340	C	N3-C4-C5	6.01	124.30	121.90
36	1	2618	G	N1-C6-O6	-6.01	116.30	119.90
36	1	2316	G	N1-C6-O6	6.01	123.50	119.90
36	1	715	A	C8-N9-C4	-6.00	103.40	105.80
1	6	42	G	O4'-C1'-N9	6.00	113.00	108.20
36	5	2231	C	C2-N1-C1'	6.00	125.40	118.80
36	5	2847	A	C8-N9-C4	6.00	108.20	105.80
36	1	907	G	O4'-C1'-N9	6.00	113.00	108.20
36	1	2620	G	N1-C6-O6	6.00	123.50	119.90
1	6	1389	C	C2-N1-C1'	6.00	125.39	118.80

Continued on next page...

Continued from previous page...

Mol	Chain	Res	Type	Atoms	Z	Observed(°)	Ideal(°)
36	5	2707	C	C5-C4-N4	-6.00	116.00	120.20
36	5	2340	U	C5-C6-N1	5.99	125.70	122.70
40	13	102	LEU	CA-CB-CG	5.99	129.08	115.30
1	6	427	C	C6-N1-C2	5.99	122.70	120.30
1	6	542	A	P-O3'-C3'	5.99	126.89	119.70
36	5	669	U	N3-C2-O2	-5.99	118.01	122.20
36	5	2211	U	N3-C2-O2	-5.99	118.01	122.20
36	5	2853	A	C8-N9-C4	5.99	108.19	105.80
36	1	1556	C	N1-C2-O2	5.98	122.49	118.90
36	5	1148	G	N1-C6-O6	5.98	123.49	119.90
36	1	1427	U	C6-N1-C2	5.98	124.59	121.00
36	5	2798	C	C2-N1-C1'	-5.98	112.22	118.80
36	5	3153	U	N1-C2-O2	5.98	126.98	122.80
1	2	75	U	N1-C2-O2	5.97	126.98	122.80
36	5	350	C	N3-C2-O2	-5.97	117.72	121.90
36	1	55	G	C8-N9-C4	5.97	108.79	106.40
36	1	1346	G	O5'-P-OP2	-5.97	100.33	105.70
1	2	728	U	C2-N1-C1'	5.97	124.86	117.70
1	6	1537	C	C5-C4-N4	-5.96	116.03	120.20
36	1	2979	U	C2-N3-C4	5.96	130.58	127.00
36	1	3382	U	C2-N1-C1'	5.96	124.85	117.70
36	1	922	U	N1-C2-O2	5.96	126.97	122.80
36	1	2364	G	N1-C6-O6	-5.96	116.33	119.90
36	5	1885	U	C6-N1-C2	5.96	124.57	121.00
1	6	610	G	N3-C4-N9	5.95	129.57	126.00
36	5	3200	G	N1-C6-O6	5.95	123.47	119.90
36	1	2706	G	N1-C6-O6	5.95	123.47	119.90
36	5	2659	G	C5-C6-O6	-5.95	125.03	128.60
47	M0	24	ARG	NE-CZ-NH1	5.94	123.27	120.30
1	2	499	U	C2-N1-C1'	5.94	124.83	117.70
36	5	1938	U	C6-N1-C2	5.94	124.56	121.00
1	2	1241	G	O4'-C1'-N9	5.94	112.95	108.20
36	5	652	G	OP2-P-O3'	5.94	118.27	105.20
36	5	2730	G	N1-C6-O6	5.94	123.46	119.90
36	1	979	U	P-O3'-C3'	5.94	126.83	119.70
36	5	667	C	OP1-P-O3'	5.94	118.26	105.20
36	5	2872	A	C4-N9-C1'	-5.93	115.62	126.30
36	1	2364	G	C6-C5-N7	5.93	133.96	130.40
36	1	2227	C	P-O3'-C3'	5.93	126.81	119.70
36	5	406	G	C4-N9-C1'	-5.92	118.80	126.50
1	2	864	U	C6-N1-C2	-5.92	117.45	121.00
1	6	609	U	C5-C6-N1	-5.92	119.74	122.70

Continued on next page...

Continued from previous page...

Mol	Chain	Res	Type	Atoms	Z	Observed(°)	Ideal(°)
1	2	1332	C	C6-N1-C2	-5.92	117.93	120.30
36	1	1404	G	C8-N9-C4	5.91	108.76	106.40
36	1	2808	A	N9-C4-C5	-5.91	103.44	105.80
36	5	826	G	C5-C6-O6	-5.91	125.06	128.60
36	5	2593	A	P-O3'-C3'	5.91	126.79	119.70
36	5	1496	C	O5'-P-OP1	5.91	117.79	110.70
36	5	48	A	N1-C6-N6	-5.91	115.06	118.60
36	5	2189	U	O5'-P-OP1	-5.91	100.39	105.70
36	5	2197	C	N3-C2-O2	5.91	126.03	121.90
42	15	110	LEU	CA-CB-CG	5.91	128.88	115.30
36	1	696	C	C6-N1-C2	5.90	122.66	120.30
1	2	1761	U	P-O3'-C3'	5.89	126.77	119.70
36	1	1604	G	C4-N9-C1'	5.89	134.16	126.50
36	5	1433	A	C8-N9-C4	-5.89	103.44	105.80
36	1	28	C	C6-N1-C2	5.89	122.66	120.30
36	1	510	G	N1-C6-O6	5.89	123.43	119.90
36	1	2314	U	N3-C4-O4	5.89	123.52	119.40
1	2	934	C	N1-C2-O2	5.88	122.43	118.90
36	1	2112	U	P-O3'-C3'	5.88	126.76	119.70
36	1	3059	G	OP1-P-O3'	5.88	118.14	105.20
36	5	3368	U	C5-C6-N1	-5.88	119.76	122.70
1	2	1490	C	C6-N1-C2	-5.88	117.95	120.30
36	1	895	A	C4-C5-N7	5.88	113.64	110.70
36	5	1452	A	N1-C6-N6	5.88	122.12	118.60
1	6	1458	G	C4-N9-C1'	5.87	134.13	126.50
36	5	2524	A	N9-C1'-C2'	5.87	121.64	114.00
36	1	439	C	C6-N1-C1'	-5.87	113.75	120.80
36	1	1152	G	O4'-C1'-N9	5.87	112.90	108.20
36	5	1816	A	OP1-P-O3'	5.87	118.12	105.20
36	1	1308	A	C2-N3-C4	-5.87	107.67	110.60
36	5	2726	C	N3-C4-C5	-5.87	119.55	121.90
1	2	833	U	O5'-P-OP2	5.87	117.74	110.70
36	1	1149	G	C8-N9-C4	5.87	108.75	106.40
36	1	2873	U	O4'-C1'-N1	5.87	112.89	108.20
1	6	25	C	C2-N1-C1'	5.87	125.25	118.80
36	5	1437	C	C6-N1-C2	-5.86	117.95	120.30
1	2	736	C	C5-C6-N1	5.86	123.93	121.00
36	1	1324	U	O5'-P-OP2	-5.86	100.43	105.70
1	2	734	A	P-O3'-C3'	5.86	126.73	119.70
20	c8	116	LEU	CA-CB-CG	5.86	128.78	115.30
36	1	671	U	O5'-P-OP2	-5.86	100.43	105.70
1	2	720	G	P-O3'-C3'	5.86	126.73	119.70

Continued on next page...

Continued from previous page...

Mol	Chain	Res	Type	Atoms	Z	Observed(°)	Ideal(°)
36	1	406	G	N1-C6-O6	-5.85	116.39	119.90
36	5	1901	A	C8-N9-C4	-5.85	103.46	105.80
15	C3	22	ALA	C-N-CD	-5.85	107.73	120.60
36	5	282	G	P-O3'-C3'	5.85	126.72	119.70
41	14	327	LEU	CA-CB-CG	5.85	128.75	115.30
36	5	1308	A	C8-N9-C4	-5.85	103.46	105.80
36	5	2625	C	C6-N1-C2	5.84	122.64	120.30
1	6	144	U	C6-N1-C2	-5.84	117.49	121.00
36	5	2406	C	N3-C2-O2	5.84	125.99	121.90
36	1	1313	G	C5-C6-O6	-5.84	125.10	128.60
36	1	2885	C	C6-N1-C2	5.84	122.64	120.30
36	5	1017	C	C2-N1-C1'	5.84	125.22	118.80
1	6	548	G	N1-C6-O6	5.83	123.40	119.90
36	5	943	U	O5'-P-OP1	-5.83	100.45	105.70
36	1	1377	G	C5-C6-O6	-5.83	125.10	128.60
36	1	517	G	N3-C4-N9	5.83	129.50	126.00
36	1	410	U	C6-N1-C2	-5.82	117.51	121.00
36	5	804	C	N3-C4-C5	-5.82	119.57	121.90
36	1	1494	U	C2-N1-C1'	-5.82	110.71	117.70
36	5	1203	A	N1-C6-N6	5.82	122.09	118.60
36	5	2341	A	C8-N9-C4	5.82	108.13	105.80
36	5	2843	U	N3-C2-O2	-5.81	118.13	122.20
36	1	695	C	C6-N1-C2	5.81	122.62	120.30
36	1	1846	C	N1-C2-O2	-5.81	115.41	118.90
36	1	1371	G	C8-N9-C4	5.81	108.72	106.40
20	c8	15	LEU	CA-CB-CG	5.81	128.66	115.30
36	5	1716	U	P-O3'-C3'	5.81	126.67	119.70
36	1	406	G	C8-N9-C1'	5.81	134.55	127.00
36	5	56	G	O5'-P-OP2	-5.81	100.47	105.70
36	1	1548	C	N1-C2-O2	-5.80	115.42	118.90
36	1	2918	G	C8-N9-C4	-5.80	104.08	106.40
1	6	151	G	N3-C4-N9	-5.80	122.52	126.00
36	5	1152	G	N9-C4-C5	5.80	107.72	105.40
36	5	2872	A	C6-C5-N7	5.80	136.36	132.30
36	5	1350	A	N1-C6-N6	-5.80	115.12	118.60
36	5	437	G	C4-C5-N7	5.80	113.12	110.80
1	6	163	G	N3-C4-C5	5.80	131.50	128.60
36	5	1379	G	N9-C4-C5	-5.80	103.08	105.40
1	6	1764	C	C6-N1-C2	5.79	122.62	120.30
36	5	2899	C	N3-C2-O2	-5.79	117.84	121.90
1	2	1339	C	P-O3'-C3'	5.79	126.65	119.70
36	1	949	C	N1-C2-O2	-5.79	115.43	118.90

Continued on next page...

Continued from previous page...

Mol	Chain	Res	Type	Atoms	Z	Observed(°)	Ideal(°)
36	1	785	G	N3-C4-C5	-5.79	125.71	128.60
36	1	2571	U	N1-C2-O2	5.79	126.85	122.80
36	1	1838	G	C6-C5-N7	-5.79	126.93	130.40
36	1	3143	C	N3-C2-O2	5.79	125.95	121.90
1	6	647	G	N3-C4-N9	-5.79	122.53	126.00
36	5	3294	A	N1-C6-N6	-5.79	115.13	118.60
1	2	1189	A	C8-N9-C4	5.78	108.11	105.80
36	5	1495	U	C5-C6-N1	5.78	125.59	122.70
36	5	3161	C	C6-N1-C2	-5.78	117.99	120.30
1	2	1332	C	C5-C6-N1	5.78	123.89	121.00
36	1	627	U	C2-N1-C1'	-5.78	110.77	117.70
1	6	453	U	N1-C2-O2	5.77	126.84	122.80
1	2	1052	U	C2-N1-C1'	5.77	124.62	117.70
36	1	2355	G	C6-C5-N7	-5.77	126.94	130.40
36	1	979	U	N1-C2-N3	5.77	118.36	114.90
36	1	3218	A	P-O3'-C3'	5.77	126.62	119.70
36	5	406	G	C6-C5-N7	5.77	133.86	130.40
37	3	95	A	C8-N9-C4	-5.76	103.50	105.80
36	5	1433	A	C2-N3-C4	5.76	113.48	110.60
36	5	2897	A	C5-C6-N6	-5.76	119.09	123.70
36	1	2873	U	N3-C2-O2	-5.76	118.17	122.20
36	1	1417	G	C8-N9-C4	5.76	108.70	106.40
36	1	517	G	C4-N9-C1'	5.76	133.98	126.50
36	1	1177	G	N3-C2-N2	-5.76	115.87	119.90
37	7	77	G	C8-N9-C4	5.76	108.70	106.40
36	1	2873	U	C5-C4-O4	5.75	129.35	125.90
36	5	1503	A	C8-N9-C4	5.75	108.10	105.80
36	5	2364	G	N1-C6-O6	-5.75	116.45	119.90
36	5	2870	C	C2-N3-C4	-5.75	117.02	119.90
36	5	2876	C	O5'-P-OP1	-5.75	100.52	105.70
36	1	2996	U	C2-N1-C1'	5.74	124.59	117.70
36	1	645	A	C8-N9-C4	-5.74	103.50	105.80
36	5	2113	A	C8-N9-C4	5.74	108.09	105.80
36	5	1379	G	N3-C4-N9	5.73	129.44	126.00
36	5	1119	C	C6-N1-C2	5.73	122.59	120.30
36	5	1437	C	C5-C6-N1	5.73	123.87	121.00
1	2	1761	U	C6-N1-C2	-5.73	117.56	121.00
36	5	661	G	O5'-P-OP1	-5.73	100.54	105.70
1	2	145	A	N9-C4-C5	5.73	108.09	105.80
36	1	2364	G	N3-C4-N9	-5.73	122.56	126.00
36	5	1373	A	N1-C6-N6	5.73	122.04	118.60
36	5	2797	C	N3-C4-C5	-5.73	119.61	121.90

Continued on next page...

Continued from previous page...

Mol	Chain	Res	Type	Atoms	Z	Observed(°)	Ideal(°)
36	5	2832	C	C6-N1-C2	5.73	122.59	120.30
36	5	2943	G	C5-C6-O6	-5.73	125.16	128.60
36	1	2818	U	C6-N1-C2	-5.72	117.57	121.00
36	5	3050	U	C5-C4-O4	5.71	129.33	125.90
36	1	2197	C	C6-N1-C2	5.71	122.58	120.30
36	1	1604	G	N3-C4-N9	5.71	129.42	126.00
38	4	125	U	C6-N1-C1'	-5.71	113.21	121.20
36	1	73	C	N1-C2-O2	-5.70	115.48	118.90
36	1	3214	U	N3-C2-O2	-5.70	118.21	122.20
36	5	942	U	N3-C4-O4	5.70	123.39	119.40
36	1	1081	U	C2-N1-C1'	5.70	124.54	117.70
36	1	1663	C	C6-N1-C2	5.70	122.58	120.30
36	5	3218	A	P-O3'-C3'	5.70	126.53	119.70
36	1	2725	U	C5-C6-N1	-5.69	119.85	122.70
36	1	360	G	N3-C4-C5	-5.69	125.75	128.60
36	1	1365	G	N3-C4-C5	-5.69	125.75	128.60
1	6	144	U	N1-C2-O2	5.69	126.78	122.80
1	6	310	C	N3-C4-C5	-5.69	119.62	121.90
36	5	1429	G	N9-C4-C5	-5.69	103.12	105.40
36	5	3140	G	C6-C5-N7	-5.69	126.99	130.40
36	5	437	G	C5-N7-C8	-5.68	101.46	104.30
36	5	3228	C	C2-N1-C1'	5.68	125.05	118.80
33	e1	100	LEU	CA-CB-CG	5.68	128.36	115.30
36	5	1462	A	N1-C6-N6	5.68	122.01	118.60
36	5	890	C	O5'-P-OP2	-5.67	100.59	105.70
1	6	1000	C	N3-C2-O2	-5.67	117.93	121.90
1	6	1399	C	C6-N1-C2	-5.67	118.03	120.30
36	5	48	A	N9-C4-C5	5.67	108.07	105.80
36	5	835	G	O4'-C1'-N9	5.67	112.74	108.20
36	1	2572	C	C6-N1-C2	-5.67	118.03	120.30
36	5	2875	U	C6-N1-C2	-5.67	117.60	121.00
1	2	782	U	P-O3'-C3'	5.67	126.50	119.70
37	3	91	G	C8-N9-C4	-5.66	104.14	106.40
36	5	2943	G	O5'-P-OP2	-5.66	100.61	105.70
36	5	112	U	O5'-P-OP1	-5.65	100.61	105.70
36	5	718	G	C4-N9-C1'	5.65	133.85	126.50
36	5	2901	G	C5-C6-O6	-5.65	125.21	128.60
36	1	2434	U	C5-C4-O4	5.65	129.29	125.90
36	5	2440	G	C8-N9-C4	-5.65	104.14	106.40
36	5	2897	A	N1-C6-N6	5.65	121.99	118.60
36	1	1874	A	O5'-P-OP1	-5.65	100.62	105.70
1	2	959	U	N3-C2-O2	-5.65	118.25	122.20

Continued on next page...

Continued from previous page...

Mol	Chain	Res	Type	Atoms	Z	Observed(°)	Ideal(°)
36	1	3238	G	C5-C6-O6	-5.65	125.21	128.60
36	5	2366	C	C6-N1-C2	-5.65	118.04	120.30
36	1	709	A	C8-N9-C4	5.64	108.06	105.80
36	1	2418	G	C2-N3-C4	5.64	114.72	111.90
36	1	2385	G	C8-N9-C4	5.64	108.66	106.40
36	5	1885	U	C5-C6-N1	-5.64	119.88	122.70
36	1	2231	C	C6-N1-C2	5.63	122.55	120.30
36	5	374	A	N9-C4-C5	5.63	108.05	105.80
36	1	2836	C	N3-C2-O2	-5.63	117.96	121.90
36	5	274	G	C8-N9-C4	5.63	108.65	106.40
36	5	2531	C	N3-C2-O2	-5.63	117.96	121.90
36	1	2355	G	N9-C4-C5	-5.62	103.15	105.40
36	1	1351	U	N3-C2-O2	-5.62	118.27	122.20
36	5	432	G	C8-N9-C4	5.62	108.65	106.40
36	5	998	A	OP2-P-O3'	5.62	117.57	105.20
36	5	1374	G	C8-N9-C4	5.62	108.65	106.40
36	5	2573	G	C5-C6-O6	-5.62	125.23	128.60
1	2	829	A	P-O3'-C3'	5.62	126.44	119.70
36	5	366	A	OP1-P-O3'	5.62	117.56	105.20
36	5	499	G	O5'-P-OP1	-5.62	100.64	105.70
36	5	170	G	C4-N9-C1'	5.61	133.80	126.50
36	5	3347	A	C8-N9-C4	5.61	108.05	105.80
36	5	2146	C	C6-N1-C2	-5.61	118.06	120.30
36	5	1429	G	C8-N9-C4	5.61	108.64	106.40
1	2	734	A	OP1-P-O3'	5.61	117.54	105.20
36	5	358	G	C5-C6-O6	-5.61	125.24	128.60
36	5	2353	G	C5-C6-O6	-5.61	125.24	128.60
36	5	2378	C	C6-N1-C2	-5.61	118.06	120.30
37	7	77	G	O5'-P-OP1	5.61	117.43	110.70
1	2	831	U	C6-N1-C2	-5.61	117.64	121.00
1	2	426	G	C4-N9-C1'	5.60	133.78	126.50
36	1	1294	A	O4'-C1'-N9	5.60	112.68	108.20
36	5	2406	C	C5-C4-N4	-5.60	116.28	120.20
1	2	17	C	C6-N1-C2	-5.60	118.06	120.30
36	5	817	A	C5-C6-N1	5.60	120.50	117.70
36	5	1014	U	C6-N1-C1'	-5.60	113.36	121.20
1	2	1100	G	N9-C4-C5	-5.59	103.16	105.40
36	5	410	U	N3-C4-C5	-5.59	111.24	114.60
36	5	677	A	N1-C6-N6	5.59	121.95	118.60
36	5	2376	G	O5'-P-OP2	-5.59	100.67	105.70
1	2	1363	U	N1-C2-O2	5.59	126.71	122.80
36	5	2283	G	N3-C4-C5	5.59	131.39	128.60

Continued on next page...

Continued from previous page...

Mol	Chain	Res	Type	Atoms	Z	Observed(°)	Ideal(°)
36	1	1494	U	C5-C4-O4	5.58	129.25	125.90
36	5	1704	A	C8-N9-C4	5.58	108.03	105.80
36	1	1595	U	C2-N1-C1'	-5.58	111.00	117.70
36	1	1849	C	N1-C2-O2	-5.58	115.55	118.90
1	2	581	U	C2-N1-C1'	5.58	124.40	117.70
1	2	1596	C	N1-C2-O2	5.58	122.25	118.90
36	5	882	A	C6-N1-C2	-5.58	115.25	118.60
44	17	229	PHE	CB-CG-CD2	-5.58	116.89	120.80
36	1	817	A	C8-N9-C4	5.58	108.03	105.80
36	1	2387	A	C8-N9-C4	5.58	108.03	105.80
36	1	2905	U	N3-C2-O2	5.58	126.10	122.20
1	2	1600	A	C2-N3-C4	-5.57	107.81	110.60
36	1	1300	G	C4-C5-N7	5.57	113.03	110.80
36	5	1391	C	C6-N1-C2	5.57	122.53	120.30
36	1	1495	U	C6-N1-C1'	5.57	129.00	121.20
36	1	3190	C	C6-N1-C2	5.57	122.53	120.30
36	5	874	U	O5'-P-OP1	-5.57	100.69	105.70
36	5	2823	G	N1-C6-O6	5.57	123.24	119.90
36	1	3143	C	N1-C2-O2	-5.56	115.56	118.90
1	6	687	G	N3-C2-N2	-5.56	116.00	119.90
1	2	720	G	OP1-P-O3'	5.56	117.44	105.20
36	1	2966	G	N9-C4-C5	-5.56	103.17	105.40
1	6	453	U	C6-N1-C2	-5.56	117.66	121.00
1	6	1058	U	P-O3'-C3'	5.56	126.38	119.70
36	1	14	U	O5'-P-OP2	-5.56	100.69	105.70
36	1	1380	G	O5'-P-OP1	5.56	117.37	110.70
36	5	1192	C	N3-C2-O2	-5.56	118.01	121.90
36	1	1929	G	C8-N9-C4	5.56	108.62	106.40
38	4	53	A	C2-N3-C4	5.56	113.38	110.60
36	5	867	G	O5'-P-OP2	5.56	117.37	110.70
36	1	1875	G	N7-C8-N9	-5.56	110.32	113.10
36	1	3268	A	N1-C6-N6	5.56	121.93	118.60
36	5	2156	C	C6-N1-C2	5.56	122.52	120.30
36	1	2403	G	C6-C5-N7	-5.55	127.07	130.40
36	1	2726	C	N1-C2-N3	5.55	123.09	119.20
1	6	308	C	N3-C4-N4	-5.55	114.11	118.00
36	5	3140	G	N9-C4-C5	-5.55	103.18	105.40
36	1	2376	G	N7-C8-N9	5.55	115.88	113.10
36	5	406	G	C8-N9-C1'	5.55	134.22	127.00
36	1	2208	A	C6-N1-C2	-5.55	115.27	118.60
1	6	1022	C	O5'-P-OP1	-5.55	100.70	105.70
36	1	2861	U	O5'-P-OP1	-5.54	100.71	105.70

Continued on next page...

Continued from previous page...

Mol	Chain	Res	Type	Atoms	Z	Observed(°)	Ideal(°)
36	1	3362	A	C2-N3-C4	-5.54	107.83	110.60
1	6	581	U	C2-N1-C1'	-5.54	111.05	117.70
36	5	2132	C	C6-N1-C2	-5.54	118.08	120.30
36	5	2621	G	C5-C6-O6	-5.54	125.28	128.60
36	5	2901	G	O5'-P-OP2	-5.54	100.71	105.70
1	2	158	U	P-O3'-C3'	5.54	126.35	119.70
36	5	2404	A	C6-C5-N7	5.54	136.18	132.30
36	5	2979	U	C2-N3-C4	5.54	130.32	127.00
36	1	2983	C	O4'-C1'-N1	5.54	112.63	108.20
12	C0	76	LEU	CA-CB-CG	5.54	128.03	115.30
36	1	3001	C	C6-N1-C2	5.54	122.51	120.30
1	6	1279	C	C6-N1-C2	-5.53	118.09	120.30
36	5	566	G	N7-C8-N9	5.53	115.87	113.10
36	1	1815	U	P-O3'-C3'	5.53	126.33	119.70
36	5	2772	C	P-O3'-C3'	5.53	126.34	119.70
36	5	2804	A	O5'-P-OP1	-5.53	100.72	105.70
36	1	2279	A	N1-C6-N6	5.53	121.92	118.60
36	1	1345	G	OP2-P-O3'	5.52	117.35	105.20
36	5	964	G	OP2-P-O3'	5.52	117.35	105.20
1	2	1573	A	P-O3'-C3'	5.52	126.33	119.70
38	8	77	A	C8-N9-C4	5.52	108.01	105.80
36	1	1207	G	C5-C6-O6	-5.52	125.29	128.60
36	1	953	G	N3-C4-C5	5.52	131.36	128.60
36	1	1368	U	O5'-P-OP1	-5.52	100.73	105.70
36	1	1484	U	P-O3'-C3'	5.52	126.32	119.70
36	1	2393	G	N3-C4-N9	5.52	129.31	126.00
36	5	2572	C	C6-N1-C1'	-5.52	114.18	120.80
36	1	2870	C	C2-N1-C1'	-5.51	112.73	118.80
36	5	1424	C	O5'-P-OP2	-5.51	100.74	105.70
36	5	645	A	C8-N9-C4	-5.51	103.59	105.80
36	5	2971	A	N3-C4-N9	5.51	131.81	127.40
37	7	1	G	C6-C5-N7	-5.51	127.09	130.40
36	1	2996	U	N3-C2-O2	-5.51	118.34	122.20
36	5	826	G	N1-C6-O6	5.51	123.21	119.90
36	5	3152	U	C2-N1-C1'	5.51	124.31	117.70
1	2	737	A	O4'-C1'-N9	5.51	112.61	108.20
36	1	57	A	C8-N9-C4	5.51	108.00	105.80
36	1	752	C	C6-N1-C2	5.51	122.50	120.30
1	2	74	U	P-O3'-C3'	5.50	126.30	119.70
1	2	502	U	C5-C6-N1	5.50	125.45	122.70
1	2	853	G	C4-C5-N7	5.50	113.00	110.80
36	5	922	U	C2-N3-C4	-5.50	123.70	127.00

Continued on next page...

Continued from previous page...

Mol	Chain	Res	Type	Atoms	Z	Observed(°)	Ideal(°)
36	5	2385	G	N3-C4-N9	-5.50	122.70	126.00
36	5	2524	A	C5-N7-C8	-5.50	101.15	103.90
36	1	2875	U	N1-C1'-C2'	-5.50	105.95	112.00
36	5	2639	G	C8-N9-C4	-5.50	104.20	106.40
36	5	3214	U	O4'-C1'-N1	5.50	112.60	108.20
36	1	2283	G	N1-C6-O6	5.49	123.20	119.90
1	6	1736	G	N1-C6-O6	5.49	123.20	119.90
36	5	189	G	N1-C6-O6	-5.49	116.61	119.90
1	6	1596	C	N3-C2-O2	-5.49	118.06	121.90
36	5	1300	G	C5-C6-O6	-5.49	125.31	128.60
36	5	1487	G	N1-C6-O6	-5.49	116.61	119.90
36	1	2149	A	C8-N9-C4	5.49	108.00	105.80
1	6	214	G	N1-C6-O6	5.49	123.19	119.90
36	5	3195	U	N1-C2-O2	5.49	126.64	122.80
36	1	1929	G	N9-C4-C5	-5.48	103.21	105.40
36	1	2419	A	O5'-P-OP2	-5.48	100.77	105.70
36	1	226	C	C6-N1-C2	-5.48	118.11	120.30
36	1	1300	G	N9-C4-C5	-5.48	103.21	105.40
36	1	2314	U	C6-N1-C1'	-5.48	113.52	121.20
36	5	873	C	P-O3'-C3'	5.48	126.28	119.70
36	5	1445	U	C6-N1-C2	5.48	124.29	121.00
36	1	545	U	C2-N1-C1'	5.48	124.28	117.70
36	5	2298	U	C2-N1-C1'	-5.48	111.12	117.70
36	1	895	A	N7-C8-N9	5.48	116.54	113.80
36	5	2345	A	N1-C6-N6	5.48	121.89	118.60
36	1	2369	G	N3-C4-C5	-5.48	125.86	128.60
38	4	137	C	C6-N1-C2	5.48	122.49	120.30
1	2	1489	U	N3-C2-O2	-5.47	118.37	122.20
36	5	657	A	C8-N9-C4	5.47	107.99	105.80
36	5	1536	G	N1-C6-O6	5.47	123.18	119.90
36	1	1307	G	P-O3'-C3'	5.47	126.27	119.70
48	m1	43	GLN	C-N-CA	-5.47	108.02	121.70
1	2	1458	G	C4-N9-C1'	5.47	133.61	126.50
36	1	1300	G	C5-C6-O6	-5.47	125.32	128.60
1	6	359	A	C4-C5-C6	-5.47	114.27	117.00
1	2	1761	U	N3-C2-O2	-5.46	118.38	122.20
36	1	1741	A	N1-C2-N3	5.46	132.03	129.30
1	6	321	C	C6-N1-C2	-5.46	118.11	120.30
36	1	776	U	C5-C6-N1	-5.46	119.97	122.70
36	1	1269	U	C2-N1-C1'	5.46	124.25	117.70
62	N6	6	LEU	CA-CB-CG	-5.46	102.74	115.30
1	6	1421	A	C8-N9-C4	5.46	107.98	105.80

Continued on next page...

Continued from previous page...

Mol	Chain	Res	Type	Atoms	Z	Observed(°)	Ideal(°)
36	5	1314	C	C5-C4-N4	-5.46	116.38	120.20
38	4	97	A	N1-C6-N6	-5.46	115.33	118.60
1	6	400	A	N1-C6-N6	5.46	121.88	118.60
36	1	2403	G	C5-C6-N1	-5.46	108.77	111.50
1	6	1458	G	C8-N9-C1'	-5.46	119.91	127.00
36	5	1367	G	C5-C6-N1	-5.46	108.77	111.50
36	1	1849	C	O5'-P-OP1	-5.45	100.79	105.70
1	6	1657	U	N1-C2-O2	5.45	126.62	122.80
36	1	1331	U	O4'-C1'-N1	-5.45	103.84	108.20
36	1	2766	U	N3-C2-O2	-5.45	118.39	122.20
36	1	2966	G	C4-C5-N7	5.45	112.98	110.80
1	6	1361	U	C6-N1-C1'	-5.45	113.57	121.20
36	5	2145	A	C8-N9-C4	-5.45	103.62	105.80
1	2	453	U	C6-N1-C2	-5.45	117.73	121.00
36	5	1867	A	N1-C6-N6	5.45	121.87	118.60
36	1	672	A	N1-C6-N6	5.45	121.87	118.60
36	5	282	G	C2'-C3'-O3'	5.45	122.42	113.70
36	1	2343	C	N3-C4-C5	5.44	124.08	121.90
36	1	3278	C	C6-N1-C2	-5.44	118.12	120.30
36	5	1453	A	C8-N9-C4	5.44	107.98	105.80
36	1	2593	A	P-O3'-C3'	5.44	126.23	119.70
36	1	397	A	N1-C6-N6	-5.44	115.34	118.60
36	1	2679	A	C2-N3-C4	-5.44	107.88	110.60
1	2	1596	C	C6-N1-C2	-5.44	118.13	120.30
36	1	651	G	N3-C4-C5	-5.44	125.88	128.60
1	2	75	U	N3-C2-O2	-5.43	118.40	122.20
36	1	760	G	O4'-C1'-N9	5.43	112.55	108.20
1	6	427	C	C5-C6-N1	-5.43	118.28	121.00
36	5	2618	G	C5-C6-N1	5.43	114.22	111.50
1	6	555	A	C8-N9-C4	-5.43	103.63	105.80
36	1	1306	G	C5-C6-O6	-5.43	125.34	128.60
36	1	1108	U	C5-C6-N1	-5.43	119.99	122.70
36	5	767	U	O4'-C1'-N1	5.43	112.54	108.20
36	5	1017	C	N1-C2-O2	5.43	122.16	118.90
36	1	2818	U	P-O3'-C3'	5.43	126.21	119.70
1	6	194	U	N3-C2-O2	-5.43	118.40	122.20
36	5	1506	A	C8-N9-C4	-5.43	103.63	105.80
36	5	2837	A	C8-N9-C4	5.43	107.97	105.80
36	1	1495	U	N1-C2-N3	5.42	118.16	114.90
1	6	339	C	C6-N1-C2	-5.42	118.13	120.30
36	1	1497	C	C6-N1-C2	-5.42	118.13	120.30
36	1	651	G	N3-C4-N9	5.42	129.25	126.00

Continued on next page...

Continued from previous page...

Mol	Chain	Res	Type	Atoms	Z	Observed(°)	Ideal(°)
3	S1	181	LEU	CA-CB-CG	5.42	127.77	115.30
36	1	2650	U	C6-N1-C2	-5.42	117.75	121.00
36	5	2823	G	C5-C6-O6	-5.42	125.35	128.60
36	1	2714	G	C4-N9-C1'	-5.42	119.46	126.50
38	4	113	U	C2-N1-C1'	-5.42	111.20	117.70
1	6	1033	C	C5-C6-N1	-5.42	118.29	121.00
36	1	3214	U	C2-N1-C1'	5.41	124.20	117.70
38	4	57	C	C6-N1-C2	5.41	122.47	120.30
1	6	1514	U	N3-C2-O2	-5.41	118.41	122.20
36	5	2353	G	N1-C6-O6	5.41	123.15	119.90
36	1	501	A	C8-N9-C4	5.41	107.96	105.80
36	1	645	A	C5-C6-N1	5.41	120.41	117.70
1	2	1568	C	P-O3'-C3'	5.41	126.19	119.70
36	5	1794	G	N1-C2-N2	-5.41	111.33	116.20
36	1	30	G	N1-C6-O6	-5.41	116.66	119.90
36	1	1366	A	N1-C6-N6	5.41	121.84	118.60
36	1	1589	A	O4'-C1'-N9	-5.40	103.88	108.20
36	1	200	C	N3-C2-O2	-5.40	118.12	121.90
36	1	2808	A	N1-C6-N6	5.40	121.84	118.60
36	1	2873	U	N1-C2-N3	5.40	118.14	114.90
1	6	1657	U	N3-C2-O2	-5.40	118.42	122.20
36	5	2707	C	N3-C4-C5	5.40	124.06	121.90
1	2	1473	U	N3-C2-O2	-5.39	118.42	122.20
36	1	1377	G	C4-C5-N7	5.39	112.96	110.80
38	4	79	A	C8-N9-C4	-5.39	103.64	105.80
36	5	2950	G	O4'-C1'-N9	5.39	112.51	108.20
1	2	499	U	P-O3'-C3'	5.39	126.17	119.70
1	6	1340	U	N1-C2-O2	5.39	126.57	122.80
36	5	2519	A	O5'-P-OP1	-5.39	100.85	105.70
36	5	2802	A	OP2-P-O3'	5.38	117.04	105.20
36	1	2887	A	C5-C6-N6	-5.38	119.40	123.70
36	5	1000	C	C6-N1-C2	5.38	122.45	120.30
1	6	1745	G	C6-C5-N7	-5.38	127.17	130.40
36	1	3140	G	N1-C6-O6	5.38	123.12	119.90
36	5	283	G	C4-C5-N7	5.38	112.95	110.80
36	5	3323	A	N9-C4-C5	5.38	107.95	105.80
1	2	864	U	N3-C2-O2	-5.37	118.44	122.20
1	2	1361	U	N1-C2-O2	5.37	126.56	122.80
36	5	97	U	N3-C2-O2	5.37	125.96	122.20
36	5	2890	A	OP2-P-O3'	5.37	117.02	105.20
19	C7	84	TYR	C-N-CA	5.37	135.13	121.70
36	1	2745	G	C4-N9-C1'	-5.37	119.52	126.50

Continued on next page...

Continued from previous page...

Mol	Chain	Res	Type	Atoms	Z	Observed(°)	Ideal(°)
38	4	53	A	N1-C6-N6	-5.37	115.38	118.60
36	1	2366	C	O5'-P-OP2	-5.37	100.87	105.70
36	5	3073	A	C8-N9-C4	5.37	107.95	105.80
38	4	32	C	C6-N1-C2	5.37	122.45	120.30
1	2	830	U	C2-N1-C1'	5.36	124.14	117.70
36	1	645	A	C6-N1-C2	-5.36	115.38	118.60
36	1	1308	A	N1-C2-N3	5.36	131.98	129.30
36	5	2885	C	O5'-P-OP2	-5.36	100.87	105.70
36	1	274	G	C8-N9-C4	5.36	108.54	106.40
36	5	2402	A	C8-N9-C4	5.36	107.94	105.80
36	5	2280	A	N1-C6-N6	5.36	121.81	118.60
36	1	49	A	C5-C6-N1	-5.36	115.02	117.70
1	6	925	G	N1-C6-O6	5.36	123.11	119.90
36	5	1373	A	C5-C6-N6	-5.35	119.42	123.70
1	2	704	C	O4'-C1'-N1	5.35	112.48	108.20
1	6	934	C	C2-N1-C1'	5.35	124.69	118.80
36	5	639	G	C8-N9-C4	5.35	108.54	106.40
36	5	2211	U	C5-C4-O4	5.35	129.11	125.90
1	2	732	G	N9-C4-C5	-5.35	103.26	105.40
36	1	3308	C	N1-C2-O2	-5.35	115.69	118.90
38	4	124	G	P-O3'-C3'	-5.35	113.28	119.70
36	5	3195	U	P-O3'-C3'	5.35	126.12	119.70
36	1	1844	C	C6-N1-C2	5.35	122.44	120.30
38	4	20	U	C5-C6-N1	-5.34	120.03	122.70
36	1	2283	G	C5-C6-O6	-5.34	125.39	128.60
36	5	200	C	C6-N1-C2	-5.34	118.16	120.30
36	1	1733	G	N3-C4-C5	-5.34	125.93	128.60
36	1	1898	G	O5'-P-OP1	-5.34	100.89	105.70
36	1	1838	G	C5-C6-O6	-5.34	125.40	128.60
36	5	948	C	C5-C6-N1	-5.34	118.33	121.00
36	5	3104	U	N1-C2-O2	-5.34	119.06	122.80
36	5	3154	C	C6-N1-C1'	-5.34	114.40	120.80
1	6	1698	G	P-O3'-C3'	5.33	126.10	119.70
36	5	2385	G	O5'-P-OP1	-5.33	100.90	105.70
36	1	71	A	C8-N9-C4	-5.33	103.67	105.80
36	1	213	A	C8-N9-C4	5.33	107.93	105.80
1	6	214	G	C5-C6-O6	-5.33	125.40	128.60
36	1	3316	A	C2-N3-C4	-5.33	107.94	110.60
1	6	696	C	C2-N1-C1'	-5.33	112.94	118.80
36	5	2388	U	N3-C4-C5	-5.33	111.40	114.60
1	2	864	U	C5-C4-O4	5.33	129.10	125.90
36	1	2836	C	N3-C4-C5	-5.33	119.77	121.90

Continued on next page...

Continued from previous page...

Mol	Chain	Res	Type	Atoms	Z	Observed(°)	Ideal(°)
36	5	2584	G	OP2-P-O3'	5.32	116.91	105.20
36	5	3088	G	O5'-P-OP2	5.32	117.09	110.70
36	1	859	G	N1-C2-N2	-5.32	111.41	116.20
36	1	2172	A	N1-C6-N6	5.32	121.79	118.60
1	6	194	U	C6-N1-C1'	-5.32	113.75	121.20
36	5	1462	A	C8-N9-C4	5.32	107.93	105.80
36	5	2514	U	O5'-P-OP1	-5.32	100.91	105.70
36	1	3362	A	N7-C8-N9	5.32	116.46	113.80
36	1	2946	A	C6-C5-N7	-5.32	128.58	132.30
36	5	1156	C	C6-N1-C2	-5.32	118.17	120.30
36	5	2385	G	C8-N9-C4	5.32	108.53	106.40
1	2	1051	G	P-O3'-C3'	5.32	126.08	119.70
36	1	1639	C	C6-N1-C2	-5.32	118.17	120.30
36	1	2700	G	C5-C6-O6	-5.32	125.41	128.60
1	6	25	C	N1-C2-O2	5.32	122.09	118.90
36	5	348	A	O5'-P-OP1	-5.32	100.92	105.70
36	5	2421	U	N1-C2-N3	5.32	118.09	114.90
1	2	1027	A	C4-C5-N7	5.31	113.36	110.70
36	1	27	C	O5'-P-OP1	-5.31	100.92	105.70
36	1	49	A	C2-N3-C4	-5.31	107.94	110.60
36	1	2846	U	N3-C2-O2	-5.31	118.48	122.20
1	2	386	G	N3-C4-C5	-5.31	125.95	128.60
36	1	2101	C	P-O3'-C3'	5.31	126.07	119.70
36	1	915	A	C8-N9-C4	-5.30	103.68	105.80
37	3	69	C	C6-N1-C2	-5.30	118.18	120.30
1	6	272	U	P-O3'-C3'	5.30	126.06	119.70
36	5	90	C	C6-N1-C2	-5.30	118.18	120.30
1	2	1503	A	O4'-C1'-N9	5.30	112.44	108.20
36	1	199	A	O4'-C1'-N9	5.30	112.44	108.20
36	5	2383	C	N1-C2-O2	-5.30	115.72	118.90
1	6	305	C	N1-C2-O2	-5.30	115.72	118.90
36	5	718	G	O4'-C1'-N9	5.30	112.44	108.20
1	2	1280	C	N3-C4-C5	-5.30	119.78	121.90
36	1	670	C	C6-N1-C2	5.30	122.42	120.30
36	1	2572	C	C6-N1-C1'	-5.30	114.44	120.80
36	5	1665	C	N1-C2-O2	5.30	122.08	118.90
36	5	2836	C	O4'-C1'-N1	5.30	112.44	108.20
1	2	577	G	N1-C6-O6	5.29	123.08	119.90
36	1	1604	G	C8-N9-C1'	-5.29	120.12	127.00
1	6	321	C	N1-C2-O2	5.29	122.08	118.90
36	1	334	A	N1-C6-N6	5.29	121.78	118.60
1	6	308	C	C2-N1-C1'	-5.29	112.98	118.80

Continued on next page...

Continued from previous page...

Mol	Chain	Res	Type	Atoms	Z	Observed(°)	Ideal(°)
1	2	188	A	O5'-P-OP1	-5.29	100.94	105.70
36	1	811	U	C4-C5-C6	5.29	122.87	119.70
36	1	3083	G	N3-C4-C5	-5.29	125.96	128.60
36	5	374	A	P-O3'-C3'	5.29	126.05	119.70
36	5	1628	C	C6-N1-C2	-5.29	118.19	120.30
36	1	3276	G	N3-C4-C5	5.29	131.24	128.60
1	6	558	U	C2-N1-C1'	5.29	124.04	117.70
1	6	877	G	N1-C6-O6	-5.29	116.73	119.90
36	5	922	U	N3-C2-O2	-5.29	118.50	122.20
1	2	1596	C	C2-N1-C1'	5.28	124.61	118.80
36	1	406	G	C4-C5-N7	-5.28	108.69	110.80
36	5	1430	U	C6-N1-C2	5.28	124.17	121.00
36	5	2231	C	O4'-C1'-N1	5.28	112.43	108.20
48	m1	112	LEU	CA-CB-CG	5.28	127.45	115.30
36	5	1448	U	C5-C6-N1	-5.28	120.06	122.70
36	5	2890	A	C8-N9-C4	-5.28	103.69	105.80
64	n8	73	LEU	CA-CB-CG	5.28	127.44	115.30
1	6	1750	A	O5'-P-OP2	-5.27	100.95	105.70
36	1	1822	C	C6-N1-C2	-5.27	118.19	120.30
64	N8	115	LYS	C-N-CA	-5.27	111.23	122.30
1	2	36	C	C6-N1-C2	5.27	122.41	120.30
36	1	2207	A	O4'-C1'-N9	5.27	112.42	108.20
38	4	22	U	C5-C6-N1	-5.27	120.06	122.70
36	1	547	G	P-O3'-C3'	5.27	126.02	119.70
1	6	609	U	N3-C4-O4	-5.27	115.71	119.40
1	6	965	U	N3-C2-O2	-5.27	118.51	122.20
36	1	304	G	N9-C4-C5	5.26	107.51	105.40
1	6	1523	G	N3-C4-N9	5.26	129.16	126.00
36	5	224	C	N1-C2-O2	5.26	122.06	118.90
36	5	1196	C	N1-C2-N3	-5.26	115.52	119.20
1	2	553	G	N1-C6-O6	5.26	123.06	119.90
18	c6	97	VAL	CA-CB-CG2	5.26	118.79	110.90
1	6	1361	U	N1-C2-O2	5.25	126.48	122.80
1	6	813	U	N1-C2-O2	5.25	126.48	122.80
36	5	3090	U	N3-C4-O4	-5.25	115.72	119.40
1	6	984	G	C8-N9-C4	5.25	108.50	106.40
36	5	2964	G	N9-C4-C5	5.25	107.50	105.40
1	2	610	G	C4-N9-C1'	5.25	133.32	126.50
1	2	704	C	C6-N1-C1'	-5.25	114.50	120.80
36	5	216	G	O5'-P-OP1	-5.25	100.98	105.70
36	1	2298	U	N3-C4-O4	-5.24	115.73	119.40
36	1	1113	G	N3-C2-N2	-5.24	116.23	119.90

Continued on next page...

Continued from previous page...

Mol	Chain	Res	Type	Atoms	Z	Observed(°)	Ideal(°)
36	5	2872	A	N3-C4-C5	5.24	130.47	126.80
36	1	2809	C	C6-N1-C2	-5.24	118.20	120.30
36	5	418	A	N1-C6-N6	5.24	121.74	118.60
36	5	2744	U	O5'-P-OP2	-5.24	100.98	105.70
36	1	799	G	O5'-P-OP1	-5.24	100.98	105.70
36	1	2662	G	C6-C5-N7	-5.24	127.26	130.40
36	5	109	A	N1-C6-N6	-5.24	115.46	118.60
36	5	1379	G	C8-N9-C1'	-5.24	120.19	127.00
1	2	1027	A	C5-N7-C8	-5.23	101.28	103.90
36	1	2995	A	C8-N9-C4	5.23	107.89	105.80
24	D2	104	LEU	CA-CB-CG	5.23	127.33	115.30
36	1	715	A	P-O3'-C3'	5.23	125.98	119.70
36	5	2278	C	N1-C2-O2	5.23	122.04	118.90
36	5	3092	C	O4'-C1'-N1	5.23	112.39	108.20
36	5	2204	C	OP1-P-O3'	5.23	116.70	105.20
1	2	499	U	C6-N1-C1'	-5.23	113.88	121.20
36	1	2875	U	C4-C5-C6	5.23	122.84	119.70
36	5	1582	C	C5-C6-N1	5.23	123.61	121.00
36	5	1216	C	C6-N1-C2	-5.22	118.21	120.30
36	5	2663	G	C5-C6-O6	-5.22	125.47	128.60
36	1	658	G	C4-N9-C1'	5.22	133.29	126.50
36	1	676	G	N3-C4-C5	-5.22	125.99	128.60
36	1	1716	U	P-O3'-C3'	5.22	125.97	119.70
38	4	103	G	C8-N9-C4	-5.22	104.31	106.40
1	2	192	U	C2-N1-C1'	5.22	123.96	117.70
36	1	1433	A	N1-C6-N6	-5.22	115.47	118.60
36	1	2996	U	C6-N1-C1'	-5.22	113.89	121.20
1	6	1781	A	C8-N9-C4	-5.22	103.71	105.80
36	5	1117	G	C4-C5-N7	5.22	112.89	110.80
36	1	2852	C	C6-N1-C2	5.22	122.39	120.30
56	N0	24	LEU	CA-CB-CG	5.22	127.30	115.30
1	2	1658	G	C4-C5-N7	5.21	112.89	110.80
36	5	2372	A	C4-C5-C6	5.21	119.61	117.00
36	5	406	G	C5-C6-O6	5.21	131.73	128.60
36	5	2283	G	C8-N9-C4	5.21	108.48	106.40
36	1	2403	G	C5-C6-O6	-5.21	125.47	128.60
36	5	2388	U	N3-C4-O4	5.21	123.05	119.40
36	1	2620	G	C8-N9-C4	5.21	108.48	106.40
1	6	1696	G	C3'-C2'-C1'	5.21	105.66	101.50
36	5	3157	U	N1-C2-O2	5.20	126.44	122.80
3	S1	184	LEU	CA-CB-CG	5.20	127.26	115.30
1	2	1202	A	N1-C6-N6	-5.20	115.48	118.60

Continued on next page...

Continued from previous page...

Mol	Chain	Res	Type	Atoms	Z	Observed(°)	Ideal(°)
36	5	430	U	O5'-P-OP1	-5.20	101.02	105.70
36	5	660	A	OP1-P-OP2	5.20	127.40	119.60
36	5	2172	A	C8-N9-C4	5.20	107.88	105.80
36	1	76	G	N3-C4-C5	-5.20	126.00	128.60
36	1	883	A	N1-C2-N3	5.20	131.90	129.30
36	5	1879	A	N9-C4-C5	-5.20	103.72	105.80
36	5	2405	C	N3-C2-O2	-5.20	118.26	121.90
36	1	339	C	N3-C4-N4	-5.20	114.36	118.00
1	6	1185	U	N1-C2-O2	5.20	126.44	122.80
36	5	200	C	N3-C4-C5	-5.20	119.82	121.90
1	6	1535	U	N3-C2-O2	-5.19	118.56	122.20
36	1	968	G	C5-C6-O6	-5.19	125.48	128.60
36	1	2137	U	O4'-C1'-N1	5.19	112.35	108.20
36	1	2745	G	C8-N9-C4	5.19	108.48	106.40
33	e1	86	THR	C-N-CA	5.19	134.68	121.70
36	1	54	C	C6-N1-C2	5.19	122.38	120.30
36	5	2635	A	O5'-P-OP2	-5.19	101.03	105.70
36	5	2800	G	N1-C6-O6	5.19	123.01	119.90
36	1	783	A	N9-C4-C5	-5.19	103.73	105.80
36	5	2512	C	C5-C6-N1	5.19	123.59	121.00
1	2	1100	G	N1-C6-O6	5.18	123.01	119.90
36	1	1851	G	C5-C6-O6	-5.18	125.49	128.60
36	5	2662	G	N3-C4-C5	-5.18	126.01	128.60
36	5	3278	C	C6-N1-C2	5.18	122.37	120.30
36	5	1848	G	C4-C5-N7	5.18	112.87	110.80
36	5	1856	C	O5'-P-OP1	-5.18	101.04	105.70
1	6	1773	C	N1-C2-O2	-5.18	115.79	118.90
36	5	1885	U	N3-C2-O2	5.18	125.83	122.20
24	D2	65	LEU	CA-CB-CG	5.18	127.21	115.30
1	6	214	G	C4-C5-N7	5.18	112.87	110.80
1	6	295	A	C8-N9-C4	5.17	107.87	105.80
36	5	437	G	N7-C8-N9	5.17	115.69	113.10
1	2	321	C	O4'-C1'-N1	5.17	112.34	108.20
36	1	1604	G	N3-C4-C5	-5.17	126.01	128.60
36	1	2541	U	P-O3'-C3'	5.17	125.91	119.70
1	6	965	U	N1-C2-O2	5.17	126.42	122.80
37	7	81	U	C6-N1-C2	5.17	124.10	121.00
36	1	939	U	N3-C2-O2	5.17	125.82	122.20
36	1	1129	A	N1-C6-N6	5.17	121.70	118.60
36	1	2537	U	P-O3'-C3'	5.17	125.90	119.70
36	5	226	C	N1-C2-O2	5.17	122.00	118.90
36	5	2211	U	N3-C4-C5	-5.17	111.50	114.60

Continued on next page...

Continued from previous page...

Mol	Chain	Res	Type	Atoms	Z	Observed(°)	Ideal(°)
44	L7	207	LEU	CB-CG-CD1	-5.17	102.22	111.00
36	5	421	G	C4-N9-C1'	5.16	133.21	126.50
1	2	278	U	P-O3'-C3'	5.16	125.89	119.70
1	6	937	C	C6-N1-C2	-5.16	118.23	120.30
36	1	1838	G	N9-C4-C5	-5.16	103.34	105.40
37	3	115	G	N9-C4-C5	-5.16	103.34	105.40
1	2	187	G	P-O3'-C3'	5.16	125.89	119.70
36	1	2147	A	C8-N9-C4	5.16	107.86	105.80
36	5	2887	A	O4'-C1'-N9	-5.16	104.07	108.20
36	1	1111	U	C5-C6-N1	-5.16	120.12	122.70
37	7	1	G	C4-N9-C1'	5.16	133.20	126.50
36	1	1419	A	O5'-P-OP1	5.15	116.89	110.70
36	1	1902	G	N9-C4-C5	-5.15	103.34	105.40
36	5	1134	G	C8-N9-C4	5.15	108.46	106.40
36	1	2316	G	N9-C4-C5	-5.15	103.34	105.40
36	1	3046	A	C8-N9-C4	-5.15	103.74	105.80
1	6	987	G	N3-C4-N9	5.15	129.09	126.00
36	5	2234	G	N9-C4-C5	-5.15	103.34	105.40
36	5	3373	U	C5-C6-N1	-5.15	120.13	122.70
1	2	1363	U	N3-C2-O2	-5.14	118.60	122.20
36	1	1497	C	N3-C4-C5	-5.14	119.84	121.90
36	1	2983	C	C5-C4-N4	5.14	123.80	120.20
36	1	3276	G	O4'-C1'-N9	-5.14	104.08	108.20
36	5	2996	U	O5'-P-OP2	-5.14	101.07	105.70
1	2	240	U	OP2-P-O3'	5.14	116.51	105.20
36	1	817	A	N1-C6-N6	5.14	121.69	118.60
1	6	453	U	C5-C6-N1	5.14	125.27	122.70
1	6	1058	U	OP1-P-O3'	5.14	116.51	105.20
36	5	635	G	C4-C5-N7	5.14	112.86	110.80
36	5	1238	C	P-O3'-C3'	5.14	125.87	119.70
36	5	3228	C	C6-N1-C1'	-5.14	114.63	120.80
36	5	1389	G	C4-C5-N7	5.14	112.86	110.80
1	2	251	A	O5'-P-OP1	-5.14	101.08	105.70
1	6	813	U	N3-C2-O2	-5.14	118.61	122.20
1	2	136	C	C6-N1-C2	-5.13	118.25	120.30
1	2	1100	G	C5-C6-O6	-5.13	125.52	128.60
36	5	3362	A	C2-N3-C4	-5.13	108.03	110.60
1	6	1744	A	C8-N9-C4	5.13	107.85	105.80
36	5	939	U	O5'-P-OP1	5.13	116.86	110.70
1	2	321	C	C5-C6-N1	5.13	123.56	121.00
1	2	794	U	P-O3'-C3'	5.13	125.85	119.70
36	1	2816	G	N9-C4-C5	-5.13	103.35	105.40

Continued on next page...

Continued from previous page...

Mol	Chain	Res	Type	Atoms	Z	Observed(°)	Ideal(°)
36	1	2828	G	N3-C2-N2	5.13	123.49	119.90
38	4	46	G	C4-N9-C1'	5.13	133.17	126.50
37	7	121	U	C2-N1-C1'	5.13	123.85	117.70
38	8	126	A	OP1-P-O3'	5.13	116.48	105.20
36	1	2809	C	N3-C2-O2	-5.13	118.31	121.90
37	7	100	C	C5-C6-N1	-5.13	118.44	121.00
36	5	2818	U	P-O3'-C3'	5.12	125.85	119.70
38	4	2	A	C8-N9-C4	-5.12	103.75	105.80
36	5	1429	G	C4-C5-N7	5.12	112.85	110.80
36	5	3309	G	C4-N9-C1'	5.12	133.16	126.50
36	5	3327	G	N3-C2-N2	-5.12	116.31	119.90
36	5	1457	U	O5'-P-OP2	5.12	116.84	110.70
36	5	2411	U	N3-C4-O4	-5.12	115.81	119.40
36	5	2621	G	N3-C2-N2	-5.12	116.32	119.90
1	2	1767	G	O4'-C1'-N9	5.12	112.29	108.20
36	1	57	A	N1-C6-N6	5.12	121.67	118.60
1	2	144	U	N3-C2-O2	-5.12	118.62	122.20
1	2	251	A	O5'-P-OP2	5.12	116.84	110.70
36	5	962	A	N1-C6-N6	5.12	121.67	118.60
1	2	782	U	OP2-P-O3'	5.12	116.45	105.20
1	6	1697	G	N3-C4-C5	-5.12	126.04	128.60
36	5	30	G	C4-C5-N7	5.12	112.85	110.80
36	5	2634	U	C2-N3-C4	-5.12	123.93	127.00
1	2	1773	C	N3-C4-C5	-5.11	119.86	121.90
36	1	355	A	N7-C8-N9	-5.11	111.25	113.80
36	1	2364	G	C4-N9-C1'	-5.11	119.86	126.50
36	5	2118	C	N1-C2-O2	5.11	121.97	118.90
38	8	27	U	C5-C6-N1	5.11	125.25	122.70
1	6	337	G	C6-C5-N7	-5.11	127.33	130.40
36	5	1065	A	C8-N9-C4	5.11	107.84	105.80
36	1	2966	G	C6-C5-N7	-5.11	127.34	130.40
36	5	77	A	OP2-P-O3'	5.11	116.43	105.20
36	5	2816	G	C6-C5-N7	-5.11	127.34	130.40
1	6	151	G	N3-C2-N2	-5.10	116.33	119.90
38	8	96	A	C8-N9-C4	5.10	107.84	105.80
1	2	1595	U	O4'-C1'-N1	5.10	112.28	108.20
1	2	1745	G	N9-C4-C5	-5.10	103.36	105.40
36	1	2337	C	C6-N1-C2	-5.10	118.26	120.30
36	5	1314	C	C6-N1-C1'	-5.10	114.68	120.80
36	1	399	A	OP1-P-OP2	-5.10	111.95	119.60
36	1	2399	A	OP1-P-O3'	5.10	116.42	105.20
36	1	3275	U	C2-N1-C1'	5.10	123.82	117.70

Continued on next page...

Continued from previous page...

Mol	Chain	Res	Type	Atoms	Z	Observed(°)	Ideal(°)
36	5	644	G	C5-C6-O6	5.10	131.66	128.60
1	6	359	A	C8-N9-C1'	5.10	136.88	127.70
38	4	145	U	N3-C2-O2	-5.10	118.63	122.20
36	1	689	U	O5'-P-OP2	-5.09	101.11	105.70
36	5	1043	C	O5'-P-OP1	5.09	116.81	110.70
1	6	421	A	N1-C6-N6	5.09	121.66	118.60
36	5	291	C	C6-N1-C2	5.09	122.34	120.30
37	7	1	G	C8-N9-C1'	-5.09	120.38	127.00
36	5	824	C	O5'-P-OP2	-5.09	101.12	105.70
36	5	2885	C	C6-N1-C2	5.09	122.34	120.30
36	1	2964	G	C2-N3-C4	-5.09	109.36	111.90
18	C6	28	LEU	CA-CB-CG	5.09	127.00	115.30
36	1	3306	U	N1-C2-O2	5.09	126.36	122.80
36	5	2257	C	C6-N1-C2	-5.09	118.27	120.30
36	5	2293	C	N1-C2-O2	5.09	121.95	118.90
36	1	503	C	C6-N1-C2	5.08	122.33	120.30
36	1	2918	G	C4-N9-C1'	5.08	133.11	126.50
1	6	402	C	O5'-P-OP1	5.08	116.80	110.70
1	2	736	C	C6-N1-C1'	-5.08	114.70	120.80
36	1	2874	G	N1-C6-O6	-5.08	116.85	119.90
36	1	922	U	N3-C2-O2	-5.08	118.64	122.20
42	15	179	ARG	C-N-CA	5.08	134.40	121.70
1	2	639	U	C2-N1-C1'	5.08	123.80	117.70
36	5	1143	A	C2-N3-C4	-5.08	108.06	110.60
36	5	2818	U	C5'-C4'-O4'	-5.08	103.00	109.10
36	5	3309	G	N3-C4-C5	-5.08	126.06	128.60
36	1	350	C	C6-N1-C2	-5.08	118.27	120.30
1	6	548	G	C5-C6-O6	-5.08	125.56	128.60
36	5	1764	U	C5-C6-N1	5.08	125.24	122.70
36	5	1872	C	N1-C2-O2	5.08	121.94	118.90
1	2	1082	C	N1-C2-O2	5.07	121.94	118.90
1	6	418	G	O5'-P-OP1	-5.07	101.13	105.70
1	6	1523	G	N3-C4-C5	-5.07	126.06	128.60
1	2	1027	A	N1-C6-N6	5.07	121.64	118.60
36	1	3005	A	C8-N9-C4	-5.07	103.77	105.80
1	6	1730	A	C5-C6-N6	-5.07	119.64	123.70
36	1	1858	A	N3-C4-N9	5.07	131.46	127.40
1	6	417	A	P-O3'-C3'	5.07	125.78	119.70
36	5	838	G	C5-C6-O6	5.07	131.64	128.60
36	1	282	G	P-O3'-C3'	5.07	125.78	119.70
36	5	704	U	C6-N1-C2	-5.07	117.96	121.00
36	1	2283	G	C4-C5-N7	5.07	112.83	110.80

Continued on next page...

Continued from previous page...

Mol	Chain	Res	Type	Atoms	Z	Observed(°)	Ideal(°)
36	1	66	A	O5'-P-OP1	-5.07	101.14	105.70
36	5	1297	C	C6-N1-C2	-5.07	118.27	120.30
21	C9	28	LEU	CA-CB-CG	5.06	126.94	115.30
1	6	1196	A	P-O3'-C3'	5.06	125.78	119.70
36	1	859	G	N3-C2-N2	5.06	123.44	119.90
1	6	670	U	C2-N1-C1'	5.06	123.77	117.70
36	5	3343	G	N3-C4-N9	5.06	129.04	126.00
1	2	1489	U	C6-N1-C2	-5.06	117.96	121.00
36	1	2401	A	C4-C5-C6	-5.06	114.47	117.00
36	1	3181	C	C6-N1-C2	-5.06	118.28	120.30
36	5	1239	C	C6-N1-C2	-5.06	118.28	120.30
36	5	3004	C	N3-C2-O2	5.06	125.44	121.90
1	2	2	A	O4'-C1'-N9	-5.06	104.15	108.20
47	m0	48	LEU	CA-CB-CG	5.06	126.93	115.30
1	2	577	G	C5-N7-C8	-5.06	101.77	104.30
36	1	770	G	O4'-C1'-N9	5.05	112.24	108.20
1	6	306	U	C6-N1-C2	5.05	124.03	121.00
1	6	1700	C	C6-N1-C1'	-5.05	114.73	120.80
36	5	880	G	C6-C5-N7	5.05	133.43	130.40
38	4	46	G	C8-N9-C1'	-5.05	120.43	127.00
36	1	1849	C	N3-C2-O2	5.05	125.44	121.90
36	1	2966	G	N1-C6-O6	5.05	122.93	119.90
36	1	3057	U	C5-C4-O4	5.05	128.93	125.90
36	5	2512	C	C6-N1-C2	-5.05	118.28	120.30
1	2	992	A	O4'-C1'-N9	5.05	112.24	108.20
36	1	274	G	N1-C6-O6	5.05	122.93	119.90
6	s4	3	ARG	NE-CZ-NH1	-5.05	117.78	120.30
36	1	2903	A	C8-N9-C4	5.04	107.82	105.80
81	c2	58	LEU	CA-CB-CG	5.04	126.90	115.30
1	6	1573	A	P-O3'-C3'	5.04	125.75	119.70
36	5	2376	G	C8-N9-C1'	-5.04	120.44	127.00
36	1	1149	G	N7-C8-N9	-5.04	110.58	113.10
36	5	1300	G	N1-C6-O6	5.04	122.92	119.90
1	2	1486	G	C5-N7-C8	-5.04	101.78	104.30
38	4	99	C	C6-N1-C2	5.04	122.32	120.30
36	5	2611	U	C5-C6-N1	-5.04	120.18	122.70
36	5	3134	A	C5-C6-N6	-5.04	119.67	123.70
1	2	610	G	C8-N9-C1'	-5.04	120.45	127.00
36	1	3362	A	C5-N7-C8	-5.04	101.38	103.90
36	5	1604	G	C4-C5-C6	5.04	121.82	118.80
36	1	1595	U	C6-N1-C2	5.04	124.02	121.00
36	1	1875	G	C5-N7-C8	5.03	106.82	104.30

Continued on next page...

Continued from previous page...

Mol	Chain	Res	Type	Atoms	Z	Observed(°)	Ideal(°)
1	2	136	C	C2-N1-C1'	5.03	124.33	118.80
36	1	659	G	C2-N3-C4	5.03	114.42	111.90
36	1	1512	U	C6-N1-C2	-5.03	117.98	121.00
36	1	1590	G	N1-C6-O6	-5.03	116.88	119.90
39	12	238	ILE	CG1-CB-CG2	-5.03	100.34	111.40
36	1	2554	A	P-O3'-C3'	5.03	125.73	119.70
45	L8	65	LEU	CA-CB-CG	5.03	126.86	115.30
36	1	676	G	C8-N9-C4	-5.03	104.39	106.40
36	1	2939	G	OP2-P-O3'	5.03	116.26	105.20
36	5	1604	G	N1-C2-N3	5.03	126.92	123.90
36	5	2872	A	C8-N9-C1'	5.03	136.75	127.70
36	5	3289	G	N7-C8-N9	5.03	115.61	113.10
36	1	334	A	N9-C4-C5	-5.02	103.79	105.80
36	1	1433	A	N9-C4-C5	5.02	107.81	105.80
1	2	1196	A	P-O3'-C3'	5.02	125.73	119.70
36	1	851	C	C2-N1-C1'	5.02	124.33	118.80
36	5	1292	C	C6-N1-C2	5.02	122.31	120.30
38	8	53	A	C2-N3-C4	5.02	113.11	110.60
1	2	1745	G	N3-C2-N2	5.02	123.42	119.90
36	5	2659	G	N1-C6-O6	5.02	122.91	119.90
36	5	3382	U	N3-C2-O2	-5.02	118.69	122.20
36	1	2376	G	C8-N9-C4	-5.02	104.39	106.40
36	1	3276	G	C5-C6-O6	-5.02	125.59	128.60
36	1	3302	U	C6-N1-C2	5.02	124.01	121.00
1	6	1389	C	N3-C2-O2	-5.02	118.39	121.90
36	5	1155	C	N3-C4-C5	5.02	123.91	121.90
38	8	96	A	O5'-P-OP2	-5.02	101.18	105.70
36	1	80	G	C8-N9-C4	5.02	108.41	106.40
36	1	2808	A	O4'-C1'-N9	-5.02	104.19	108.20
1	6	1082	C	C6-N1-C2	-5.02	118.29	120.30
36	1	80	G	OP2-P-O3'	5.02	116.24	105.20
1	6	608	U	N3-C2-O2	-5.01	118.69	122.20
36	5	2118	C	C2-N1-C1'	5.01	124.31	118.80
90	a	75	C	N3-C2-O2	-5.01	118.39	121.90
36	5	3388	C	C5-C6-N1	-5.01	118.49	121.00
36	1	2426	U	C5-C4-O4	5.01	128.91	125.90
36	5	2978	U	N3-C4-O4	-5.01	115.89	119.40
36	1	545	U	N1-C2-O2	5.01	126.31	122.80
36	1	3143	C	C6-N1-C2	5.01	122.30	120.30
36	1	3303	G	O4'-C1'-N9	5.01	112.21	108.20
36	5	2440	G	N7-C8-N9	5.01	115.60	113.10
36	5	2849	C	N3-C2-O2	5.01	125.41	121.90

Continued on next page...

Continued from previous page...

Mol	Chain	Res	Type	Atoms	Z	Observed(°)	Ideal(°)
36	1	3137	C	C6-N1-C2	5.01	122.30	120.30
36	5	1561	G	O4'-C1'-N9	5.01	112.21	108.20
36	1	1176	C	O5'-P-OP2	5.01	116.71	110.70
36	5	2918	G	N1-C6-O6	5.01	122.90	119.90
1	2	1101	G	N1-C6-O6	-5.00	116.90	119.90
36	1	2811	A	C8-N9-C4	-5.00	103.80	105.80
36	5	1445	U	C5-C6-N1	-5.00	120.20	122.70
36	5	3368	U	N1-C2-O2	-5.00	119.30	122.80
36	1	1165	A	C8-N9-C4	5.00	107.80	105.80
36	5	546	C	C2-N1-C1'	5.00	124.30	118.80
1	2	542	A	O4'-C1'-N9	5.00	112.20	108.20
36	1	2603	G	N1-C6-O6	5.00	122.90	119.90
36	5	2832	C	C5-C6-N1	-5.00	118.50	121.00
36	5	2870	C	N3-C4-C5	5.00	123.90	121.90

There are no chirality outliers.

All (56) planarity outliers are listed below:

Mol	Chain	Res	Type	Group
19	C7	22	PRO	Peptide
19	C7	85	VAL	Peptide
24	D2	54	ASP	Peptide
25	D3	44	GLY	Peptide
27	D5	54	VAL	Peptide
27	D5	94	LYS	Peptide
28	D6	84	VAL	Peptide
28	D6	85	ARG	Peptide
33	E1	105	TYR	Peptide
39	L2	19	HIS	Peptide
40	L3	172	ALA	Peptide
43	L6	129	GLU	Peptide
43	L6	89	THR	Peptide
45	L8	74	THR	Peptide
49	M3	137	GLN	Peptide
52	M6	110	PRO	Peptide
53	M7	120	ASN	Peptide
56	N0	133	ALA	Peptide
56	N0	22	PRO	Peptide
57	N1	16	GLN	Peptide
61	N5	137	ASN	Peptide
65	N9	19	ASN	Peptide
65	N9	20	GLY	Peptide

Continued on next page...

Continued from previous page...

Mol	Chain	Res	Type	Group
70	O4	71	THR	Peptide
3	S1	131	ASP	Peptide
6	S4	193	GLY	Peptide
9	S7	131	PHE	Peptide
13	c1	119	VAL	Peptide
82	c5	52	LYS	Peptide
18	c6	40	GLU	Peptide
22	d0	70	THR	Peptide
25	d3	44	GLY	Peptide
27	d5	85	LYS	Peptide
33	e1	106	TYR	Peptide
39	l2	143	GLU	Peptide
39	l2	171	GLY	Peptide
39	l2	211	HIS	Peptide
40	l3	185	GLY	Peptide
42	l5	270	LYS	Peptide
42	l5	271	LYS	Peptide
44	l7	192	GLY	Peptide
44	l7	226	GLY	Peptide
50	m4	20	VAL	Peptide
52	m6	110	PRO	Peptide
53	m7	119	VAL	Peptide
56	n0	133	ALA	Peptide
87	n4	75	THR	Peptide
63	n7	5	LEU	Peptide
64	n8	66	ALA	Peptide
65	n9	19	ASN	Peptide
65	n9	24	PRO	Peptide
68	o2	39	ASP	Peptide
7	s5	44	ASN	Peptide
7	s5	99	MET	Peptide
10	s8	60	ILE	Peptide
11	s9	100	LYS	Peptide

5.2 Too-close contacts ⓘ

In the following table, the Non-H and H(model) columns list the number of non-hydrogen atoms and hydrogen atoms in the chain respectively. The H(added) column lists the number of hydrogen atoms added and optimized by MolProbity. The Clashes column lists the number of clashes within the asymmetric unit, whereas Symm-Clashes lists symmetry related clashes.

Mol	Chain	Non-H	H(model)	H(added)	Clashes	Symm-Clashes
1	2	37970	0	19102	862	1
1	6	38260	0	19246	842	0
2	S0	1577	0	1567	140	0
2	s0	1583	0	1578	0	0
3	S1	1709	0	1784	166	0
3	s1	1722	0	1793	0	0
4	S2	1635	0	1723	116	0
4	s2	1635	0	1723	0	0
5	S3	1734	0	1817	116	0
5	s3	1734	0	1817	0	0
6	S4	2068	0	2154	144	0
6	s4	2068	0	2154	0	0
7	S5	1609	0	1675	115	0
7	s5	1609	0	1675	0	0
8	S6	1799	0	1879	116	0
8	s6	1755	0	1845	0	0
9	S7	1481	0	1572	111	0
9	s7	1491	0	1578	0	0
10	S8	1489	0	1525	105	0
10	s8	1489	0	1525	0	0
11	S9	1494	0	1573	152	0
11	s9	1494	0	1573	0	0
12	C0	773	0	715	58	0
13	C1	1214	0	1244	79	0
13	c1	1168	0	1230	0	0
14	C2	890	0	887	64	0
15	C3	1192	0	1255	78	0
15	c3	1192	0	1255	0	0
16	C4	891	0	883	76	0
16	c4	949	0	985	0	0
17	C5	977	0	1002	82	0
18	C6	1105	0	1166	103	0
18	c6	1111	0	1171	0	0
19	C7	926	0	930	73	0
19	c7	906	0	909	0	0
20	C8	1192	0	1222	107	0
20	c8	1192	0	1222	0	0
21	C9	1112	0	1124	82	0
21	c9	1112	0	1124	0	0
22	D0	855	0	917	77	0
22	d0	882	0	939	0	0
23	D1	684	0	672	55	0
23	d1	684	0	672	0	0

Continued on next page...

Continued from previous page...

Mol	Chain	Non-H	H(model)	H(added)	Clashes	Symm-Clashes
24	D2	1021	0	1060	83	0
24	d2	1021	0	1060	0	0
25	D3	1121	0	1196	67	0
25	d3	1121	0	1196	0	0
26	D4	1073	0	1132	82	0
26	d4	1073	0	1132	0	0
27	D5	563	0	603	51	0
27	d5	558	0	598	0	0
28	D6	769	0	814	79	0
28	d6	769	0	814	0	0
29	D7	610	0	630	44	0
29	d7	610	0	632	0	0
30	D8	497	0	535	40	0
30	d8	497	0	535	0	0
31	D9	442	0	427	21	0
31	d9	442	0	428	0	0
32	E0	475	0	525	32	0
32	e0	491	0	542	0	0
33	E1	566	0	602	56	0
33	e1	608	0	657	0	0
34	SR	2437	0	2389	127	0
35	SM	1104	0	978	64	0
36	1	67355	0	33840	1310	0
36	5	67376	0	33851	1311	1
37	3	2579	0	1304	56	0
37	7	2579	0	1304	54	0
38	4	3353	0	1695	69	0
38	8	3353	0	1695	78	0
39	L2	1914	0	1980	132	0
39	l2	1912	0	1976	0	0
40	L3	3075	0	3142	238	0
40	l3	3075	0	3142	0	0
41	L4	2748	0	2859	215	0
41	l4	2748	0	2859	0	0
42	L5	2375	0	2325	202	0
42	l5	2359	0	2310	0	0
43	L6	1239	0	1326	73	0
43	l6	1248	0	1339	0	0
44	L7	1784	0	1862	121	0
44	l7	1791	0	1869	0	0
45	L8	1804	0	1877	105	0
46	L9	1518	0	1587	132	0

Continued on next page...

Continued from previous page...

Mol	Chain	Non-H	H(model)	H(added)	Clashes	Symm-Clashes
46	l9	1518	0	1587	0	0
47	M0	1705	0	1736	150	0
47	m0	1722	0	1755	0	0
48	M1	1353	0	1383	94	0
48	m1	1353	0	1383	0	1
49	M3	1543	0	1608	110	0
49	m3	1548	0	1613	0	0
50	M4	1053	0	1149	78	0
50	m4	1059	0	1154	0	0
51	M5	1720	0	1779	116	0
51	m5	1720	0	1779	0	0
52	M6	1555	0	1659	93	0
52	m6	1555	0	1659	0	0
53	M7	1420	0	1437	94	0
53	m7	1227	0	1236	0	0
54	M8	1441	0	1543	103	0
54	m8	1441	0	1543	0	0
55	M9	1521	0	1617	98	0
55	m9	1521	0	1617	0	0
56	N0	1445	0	1487	84	0
56	n0	1445	0	1487	0	0
57	N1	1276	0	1323	92	0
57	n1	1276	0	1323	0	0
58	N2	796	0	812	39	0
58	n2	778	0	791	0	0
59	N3	1003	0	1048	61	0
59	n3	1003	0	1048	0	0
60	N4	699	0	640	25	0
61	N5	964	0	1025	66	0
61	n5	959	0	1023	0	0
62	N6	993	0	1080	80	0
62	n6	993	0	1081	0	0
63	N7	1092	0	1155	83	0
63	n7	1092	0	1155	0	0
64	N8	1173	0	1215	106	0
64	n8	1173	0	1215	0	0
65	N9	462	0	491	41	0
65	n9	462	0	491	0	0
66	O0	743	0	797	49	0
66	o0	767	0	816	0	0
67	O1	876	0	912	43	0
67	o1	883	0	918	0	0

Continued on next page...

Continued from previous page...

Mol	Chain	Non-H	H(model)	H(added)	Clashes	Symm-Clashes
68	O2	1020	0	1090	66	0
68	o2	1020	0	1090	0	0
69	O3	850	0	880	59	0
69	o3	850	0	880	0	0
70	O4	880	0	945	63	0
70	o4	880	0	945	0	0
71	O5	969	0	1078	80	0
71	o5	965	0	1067	0	0
72	O6	771	0	849	51	0
72	o6	770	0	846	0	0
73	O7	681	0	682	51	0
73	o7	681	0	683	0	0
74	O8	612	0	682	25	0
74	o8	608	0	671	0	0
75	O9	436	0	475	40	0
75	o9	436	0	475	0	0
76	Q0	417	0	455	25	0
76	q0	417	0	455	0	0
77	Q1	233	0	284	15	0
77	q1	233	0	284	0	0
78	Q2	847	0	915	56	0
78	q2	847	0	915	0	0
79	Q3	694	0	734	50	0
79	q3	694	0	734	0	0
80	c0	762	0	689	0	0
81	c2	892	0	872	0	0
82	c5	1039	0	1050	0	0
83	sR	2442	0	2392	0	0
84	sM	681	0	544	0	0
85	l8	1763	0	1811	0	0
86	m2	750	0	177	0	0
87	n4	1038	0	1071	0	0
88	p0	1077	0	1012	0	0
89	p1	235	0	51	0	0
89	p2	230	0	50	0	0
90	A	77	0	50	16	0
90	a	77	0	50	0	0
91	1	700	0	0	0	0
91	2	169	0	0	0	0
91	3	18	0	0	0	0
91	4	32	0	0	0	0
91	5	758	0	0	0	0

Continued on next page...

Continued from previous page...

Mol	Chain	Non-H	H(model)	H(added)	Clashes	Symm-Clashes
91	6	242	0	0	0	0
91	7	27	0	0	0	0
91	8	21	0	0	0	0
91	C1	2	0	0	0	0
91	C5	1	0	0	0	0
91	C8	1	0	0	0	0
91	D0	1	0	0	0	0
91	D3	1	0	0	0	0
91	D6	1	0	0	0	0
91	D9	2	0	0	0	0
91	E1	1	0	0	0	0
91	L2	4	0	0	0	0
91	L3	6	0	0	0	0
91	L4	7	0	0	0	0
91	L6	1	0	0	0	0
91	L7	1	0	0	0	0
91	L8	1	0	0	0	0
91	M0	4	0	0	0	0
91	M1	1	0	0	0	0
91	M3	4	0	0	0	0
91	M4	1	0	0	0	0
91	M5	8	0	0	0	0
91	M6	4	0	0	0	0
91	M7	8	0	0	0	0
91	M8	3	0	0	1	0
91	M9	3	0	0	0	0
91	N0	2	0	0	0	0
91	N1	1	0	0	0	0
91	N3	4	0	0	0	0
91	N6	1	0	0	0	0
91	N8	7	0	0	0	0
91	N9	1	0	0	0	0
91	O1	1	0	0	0	0
91	O2	2	0	0	0	0
91	O3	3	0	0	0	0
91	O4	1	0	0	0	0
91	O7	5	0	0	0	0
91	O9	1	0	0	0	0
91	Q0	2	0	0	0	0
91	Q2	3	0	0	0	0
91	S1	1	0	0	0	0
91	S2	2	0	0	0	0

Continued on next page...

Continued from previous page...

Mol	Chain	Non-H	H(model)	H(added)	Clashes	Symm-Clashes
91	S4	1	0	0	0	0
91	S6	1	0	0	0	0
91	S8	2	0	0	0	0
91	c6	3	0	0	0	0
91	c8	3	0	0	0	0
91	c9	1	0	0	0	0
91	d2	1	0	0	0	0
91	d3	1	0	0	0	0
91	d5	1	0	0	0	0
91	d6	1	0	0	0	0
91	d9	2	0	0	0	0
91	l2	5	0	0	0	0
91	l3	11	0	0	0	0
91	l4	3	0	0	0	0
91	l5	7	0	0	0	0
91	l7	4	0	0	0	0
91	l8	1	0	0	0	0
91	l9	3	0	0	0	0
91	m0	1	0	0	0	0
91	m1	2	0	0	0	0
91	m3	2	0	0	0	0
91	m4	1	0	0	0	0
91	m5	2	0	0	0	0
91	m6	6	0	0	0	0
91	m7	7	0	0	0	0
91	m8	2	0	0	0	0
91	m9	1	0	0	0	0
91	n0	5	0	0	0	0
91	n1	3	0	0	0	0
91	n3	3	0	0	0	0
91	n6	1	0	0	0	0
91	n8	4	0	0	0	0
91	n9	2	0	0	0	0
91	o2	3	0	0	0	0
91	o3	5	0	0	0	0
91	o4	3	0	0	0	0
91	o6	1	0	0	0	0
91	o7	3	0	0	0	0
91	o9	1	0	0	0	0
91	p0	1	0	0	0	0
91	q0	1	0	0	0	0
91	q1	1	0	0	0	0

Continued on next page...

Continued from previous page...

Mol	Chain	Non-H	H(model)	H(added)	Clashes	Symm-Clashes
91	q2	1	0	0	0	0
91	q3	2	0	0	0	0
91	s1	1	0	0	0	0
91	s4	1	0	0	0	0
91	s8	4	0	0	0	0
91	sM	1	0	0	0	0
92	1	2856	0	0	348	0
92	2	1316	0	0	138	0
92	3	91	0	0	5	0
92	4	112	0	0	9	0
92	5	2905	0	0	318	0
92	6	1393	0	0	146	0
92	7	91	0	0	7	0
92	8	140	0	0	18	0
92	A	14	0	0	8	0
92	C3	7	0	0	2	0
92	C5	7	0	0	6	0
92	C8	14	0	0	5	0
92	D9	7	0	0	0	0
92	L2	7	0	0	4	0
92	L3	21	0	0	2	0
92	L4	7	0	0	2	0
92	L5	7	0	0	1	0
92	M0	28	0	0	12	0
92	M5	14	0	0	1	0
92	M7	7	0	0	1	0
92	M9	7	0	0	1	0
92	N1	7	0	0	1	0
92	N8	7	0	0	0	0
92	N9	7	0	0	1	0
92	O1	7	0	0	1	0
92	O3	7	0	0	0	0
92	O7	21	0	0	8	0
92	Q2	7	0	0	4	0
92	S2	7	0	0	3	0
92	S6	7	0	0	0	0
92	S8	7	0	0	1	0
92	SR	7	0	0	0	0
92	a	7	0	0	0	0
92	c1	7	0	0	0	0
92	c3	7	0	0	0	0
92	c5	14	0	0	0	0

Continued on next page...

Continued from previous page...

Mol	Chain	Non-H	H(model)	H(added)	Clashes	Symm-Clashes
92	c8	7	0	0	0	0
92	d4	7	0	0	0	0
92	d9	7	0	0	0	0
92	l2	7	0	0	0	0
92	l3	14	0	0	0	0
92	l4	14	0	0	0	0
92	l5	21	0	0	0	0
92	l9	7	0	0	0	1
92	m0	28	0	0	0	0
92	m1	7	0	0	0	0
92	m4	7	0	0	0	0
92	m5	14	0	0	0	0
92	m7	7	0	0	0	0
92	m9	7	0	0	0	0
92	n1	7	0	0	0	0
92	n3	7	0	0	0	0
92	n9	7	0	0	0	0
92	o2	7	0	0	0	0
92	o3	7	0	0	0	0
92	o7	7	0	0	0	0
92	o9	7	0	0	0	0
92	q2	7	0	0	0	0
92	s1	7	0	0	0	0
92	s4	7	0	0	0	0
92	s8	7	0	0	0	0
92	sR	7	0	0	0	0
93	D6	1	0	0	0	0
93	D7	1	0	0	0	0
93	D9	1	0	0	0	0
93	E1	1	0	0	0	0
93	O7	1	0	0	0	0
93	Q0	1	0	0	0	0
93	Q2	1	0	0	0	0
93	Q3	1	0	0	0	0
93	d6	1	0	0	0	0
93	d7	1	0	0	0	0
93	d9	1	0	0	0	0
93	e1	1	0	0	0	0
93	o7	1	0	0	0	0
93	q0	1	0	0	0	0
93	q2	1	0	0	0	0
93	q3	1	0	0	0	0

Continued on next page...

Continued from previous page...

Mol	Chain	Non-H	H(model)	H(added)	Clashes	Symm-Clashes
All	All	414290	0	297532	9673	2

The all-atom clashscore is defined as the number of clashes found per 1000 atoms (including hydrogen atoms). The all-atom clashscore for this structure is 14.

All (9673) close contacts within the same asymmetric unit are listed below, sorted by their clash magnitude.

Atom-1	Atom-2	Interatomic distance (Å)	Clash overlap (Å)
78:Q2:17:CYS:CB	78:Q2:17:CYS:SG	2.06	1.47
73:O7:87:SER:O	92:O7:107:OHX:N3	1.90	1.04
36:5:556:U:OP2	92:5:4474:OHX:N5	1.90	1.03
36:1:409:A:OP2	92:1:4290:OHX:N6	1.93	1.01
36:1:1639:C:OP2	70:O4:74:ARG:NH2	1.93	1.01
36:1:2533:G:N7	92:1:4440:OHX:N1	2.09	1.01
1:6:1636:C:H4'	1:6:1637:C:H5'	1.40	1.00
1:2:651:G:N7	92:2:2152:OHX:N6	2.10	1.00
1:2:1366:U:O4	92:2:2158:OHX:N6	1.94	0.99
1:2:1446:A:OP1	92:2:2255:OHX:N2	1.96	0.99
7:S5:94:THR:HG22	7:S5:114:ILE:HG13	1.84	0.98
40:L3:296:THR:HG22	40:L3:298:PHE:H	3.06	0.98
1:2:623:A:OP1	92:2:2225:OHX:N1	1.97	0.98
65:N9:23:LYS:HB3	65:N9:24:PRO:HD3	2.83	0.97
92:1:4192:OHX:N6	44:L7:217:PRO:O	1.97	0.96
36:1:2310:U:OP1	92:1:4385:OHX:N2	1.98	0.96
41:L4:317:PRO:O	41:L4:319:LYS:N	1.98	0.96
50:M4:128:ARG:NH2	36:5:3214:U:OP2	280.18	0.95
36:1:371:G:O6	92:1:4445:OHX:N4	1.99	0.95
63:N7:83:THR:HG23	63:N7:85:TYR:H	1.29	0.95
47:M0:221:ALA:O	92:M0:308:OHX:N2	2.00	0.95
18:C6:93:HIS:HA	18:C6:97:VAL:HG13	1.57	0.94
1:2:1154:G:N7	92:2:2186:OHX:N1	2.16	0.94
36:1:555:U:O2'	92:1:4376:OHX:N2	2.00	0.94
47:M0:3:ARG:NH2	36:5:2854:U:OP2	290.67	0.94
2:S0:66:ALA:HB2	23:D1:37:ALA:HB2	1.95	0.94
1:2:701:U:H3	1:2:737:A:H61	1.13	0.94
36:5:409:A:OP2	92:5:4358:OHX:N3	2.00	0.93
51:M5:110:ALA:HB1	51:M5:113:LEU:HD23	1.50	0.93
1:2:991:G:OP2	92:2:2183:OHX:N1	2.02	0.93
1:2:1585:U:H3	1:2:1611:A:H2	1.12	0.93
40:L3:41:VAL:HA	40:L3:185:GLY:HA3	1.70	0.93
36:1:1949:G:OP1	55:M9:104:ARG:NH1	2.01	0.93

Continued on next page...

Continued from previous page...

Atom-1	Atom-2	Interatomic distance (Å)	Clash overlap (Å)
75:O9:9:ILE:HG22	75:O9:13:MET:HE2	1.50	0.92
36:1:226:C:OP1	92:1:4501:OHX:N1	2.03	0.92
1:6:1154:G:N7	92:6:2230:OHX:N2	2.17	0.92
36:5:25:U:O4	92:5:4165:OHX:N6	2.02	0.92
1:2:1339:C:O2'	1:2:1341:A:N7	2.02	0.92
1:6:1370:U:H4'	1:6:1371:A:H4'	1.52	0.92
44:L7:143:THR:HG22	44:L7:241:LYS:HE3	1.50	0.91
36:1:3275:U:H5'	69:O3:68:TRP:HZ2	1.36	0.91
1:2:320:U:H3'	1:2:321:C:H5''	1.52	0.91
36:1:3182:G:OP1	52:M6:160:ARG:NH2	2.03	0.91
36:1:1233:G:H1	36:1:1255:C:H42	1.15	0.90
56:N0:50:LYS:NZ	37:7:76:A:O2'	301.29	0.90
36:5:1081:U:OP1	92:5:4408:OHX:N3	2.05	0.90
30:D8:10:ALA:HA	30:D8:32:PHE:HA	1.52	0.90
36:1:2705:A:OP2	92:1:4103:OHX:N1	2.04	0.90
36:1:25:U:O4	92:1:4104:OHX:N3	2.05	0.90
36:5:3231:U:O4	92:5:4558:OHX:N6	2.04	0.90
57:N1:14:MET:HE1	57:N1:55:LYS:HB2	3.45	0.90
36:5:3274:A:H3'	36:5:3275:U:H5''	1.52	0.90
36:1:687:U:OP2	49:M3:36:ARG:NH2	2.05	0.90
40:L3:76:VAL:HG12	40:L3:325:LYS:HA	1.54	0.89
1:2:1529:C:OP1	7:S5:112:ARG:NH1	2.04	0.89
36:5:3194:C:O2	36:5:3197:G:N2	2.04	0.89
36:5:2705:A:OP2	92:5:4156:OHX:N2	2.04	0.89
1:6:578:U:O2	92:6:2250:OHX:N5	2.06	0.89
50:M4:55:ARG:NH2	50:M4:76:ALA:O	2.38	0.89
47:M0:174:THR:HG23	47:M0:176:LEU:H	1.36	0.89
36:1:2273:G:O6	92:1:4385:OHX:N5	2.06	0.89
41:L4:122:THR:HG22	41:L4:235:LEU:HB2	1.54	0.89
36:5:535:G:O6	92:5:4341:OHX:N2	2.06	0.89
1:6:1041:G:OP1	92:6:2278:OHX:N4	2.05	0.89
36:5:1555:U:O4	36:5:1557:A:N6	2.06	0.88
36:5:3074:G:OP1	92:5:4374:OHX:N4	2.06	0.88
44:L7:217:PRO:O	92:5:4260:OHX:N3	259.21	0.88
1:6:1588:G:H1	1:6:1608:U:H3	1.18	0.88
4:S2:56:ILE:HG23	4:S2:61:LEU:HB2	1.68	0.88
6:S4:49:ARG:NH1	1:6:448:C:OP2	380.23	0.88
47:M0:76:MET:HE1	47:M0:148:VAL:HA	2.14	0.88
1:2:1559:A:H5''	20:C8:135:GLY:HA3	1.56	0.88
41:L4:329:PRO:O	41:L4:331:ALA:N	3.22	0.88
41:L4:145:ILE:O	92:L4:408:OHX:N5	2.07	0.88

Continued on next page...

Continued from previous page...

Atom-1	Atom-2	Interatomic distance (Å)	Clash overlap (Å)
1:2:1287:A:OP1	92:2:2111:OHX:N5	2.06	0.88
68:O2:19:ARG:HH11	68:O2:28:VAL:HG13	1.39	0.88
40:L3:152:LYS:HG2	40:L3:192:VAL:HG11	1.55	0.88
36:1:2836:C:H5	36:1:2852:C:H42	1.21	0.88
36:1:624:G:OP2	92:1:4378:OHX:N3	2.06	0.88
1:2:9:U:O4	92:2:2219:OHX:N6	2.06	0.87
54:M8:176:ARG:NH1	64:N8:46:ASP:OD2	2.27	0.87
9:S7:50:ASP:HB3	9:S7:56:LYS:HG2	1.54	0.87
48:M1:94:ARG:O	48:M1:96:PHE:N	2.26	0.87
4:S2:168:ARG:NE	1:6:1098:U:OP2	384.89	0.87
2:S0:24:LEU:O	2:S0:163:ASN:ND2	2.08	0.87
51:M5:49:ARG:NH2	36:5:115:A:OP1	101.15	0.87
78:Q2:17:CYS:SG	78:Q2:77:CYS:HB3	2.15	0.87
36:5:510:G:O6	92:5:4281:OHX:N2	2.06	0.87
36:1:1345:G:N7	92:1:4194:OHX:N4	2.23	0.87
1:6:1626:U:OP1	92:6:2311:OHX:N3	2.07	0.87
36:1:626:U:O4	92:1:4233:OHX:N5	2.08	0.86
10:S8:34:ALA:HB2	10:S8:56:ARG:HD3	2.84	0.86
36:5:2233:A:OP2	92:5:4218:OHX:N5	2.09	0.86
1:6:1595:U:H3	1:6:1600:A:H2	1.24	0.86
1:2:301:A:OP2	92:2:2110:OHX:N2	2.07	0.86
25:D3:79:ASN:HB3	25:D3:81:LYS:HG3	1.58	0.86
36:1:3377:G:O6	92:1:4270:OHX:N2	2.09	0.86
1:2:478:A:HO2'	11:S9:124:HIS:HD1	1.20	0.86
1:2:514:G:H1	1:2:543:C:H5	1.23	0.86
19:C7:47:ARG:NH1	19:C7:48:ASN:OD1	2.79	0.86
57:N1:51:GLY:HA3	57:N1:92:ARG:HG3	1.94	0.86
36:1:2875:U:O2	90:A:76:PPU:O2'	1.94	0.86
36:1:31:C:OP2	51:M5:188:ARG:NH2	2.09	0.86
16:C4:50:ALA:O	16:C4:52:ARG:N	2.17	0.86
21:C9:52:GLY:O	21:C9:54:PHE:N	2.08	0.86
48:M1:49:LYS:HB3	48:M1:62:ASN:HA	1.58	0.86
1:2:142:G:H22	1:2:173:A:H2	1.21	0.86
1:6:1282:U:OP1	92:6:2232:OHX:N4	2.09	0.86
1:6:1155:G:O2'	92:6:2297:OHX:N5	2.09	0.86
46:L9:49:ASN:O	46:L9:51:GLN:N	2.09	0.85
11:S9:109:LEU:HB2	11:S9:146:PHE:HB3	1.72	0.85
51:M5:188:ARG:NH2	36:5:31:C:OP2	121.99	0.85
30:D8:13:ILE:HB	30:D8:29:ARG:HG2	4.35	0.85
36:1:2177:G:OP2	39:L2:128:ARG:NH1	2.10	0.85
41:L4:203:ARG:NH1	41:L4:226:GLU:OE2	2.67	0.85

Continued on next page...

Continued from previous page...

Atom-1	Atom-2	Interatomic distance (Å)	Clash overlap (Å)
45:L8:75:ILE:O	45:L8:77:GLN:N	2.09	0.85
46:L9:28:VAL:HG22	46:L9:33:THR:HB	1.69	0.85
74:O8:46:ARG:HH21	74:O8:51:LEU:HB2	1.42	0.85
36:1:600:G:N7	92:1:4331:OHX:N1	2.25	0.85
36:5:651:G:OP2	92:5:4437:OHX:N3	2.09	0.85
36:5:1952:G:H1	36:5:2094:C:H42	1.22	0.85
22:D0:27:THR:HG23	22:D0:113:ASP:HB3	1.58	0.85
1:2:104:A:OP2	1:2:308:C:N4	2.10	0.85
37:3:75:G:OP1	92:3:219:OHX:N6	2.10	0.85
1:6:67:A:O2'	1:6:69:G:OP1	1.95	0.84
36:1:3129:A:OP2	92:1:4491:OHX:N4	2.09	0.84
24:D2:15:ASN:HD21	24:D2:71:LYS:HG3	2.60	0.84
36:1:2818:U:H6	36:1:2818:U:H5'	1.40	0.84
36:1:128:G:N7	92:1:4487:OHX:N2	2.26	0.84
1:2:1429:G:H1'	22:D0:74:GLU:HG2	1.59	0.84
65:N9:50:THR:HG22	36:5:1073:U:H1'	205.55	0.84
1:6:1202:A:OP1	92:6:2225:OHX:N2	2.10	0.84
44:L7:216:VAL:HG11	44:L7:227:GLY:HA3	3.93	0.84
71:O5:81:ARG:NH2	36:5:18:G:OP1	77.66	0.84
1:2:1769:U:OP2	92:2:2202:OHX:N1	2.10	0.84
11:S9:133:HIS:NE2	1:6:513:U:OP1	447.86	0.84
53:M7:69:ARG:HG2	53:M7:79:THR:HG23	4.69	0.84
54:M8:66:ARG:NH2	36:5:744:A:OP1	165.96	0.84
36:5:3035:A:OP2	92:5:4309:OHX:N5	2.11	0.84
50:M4:16:GLU:HB3	56:N0:149:LYS:HB3	2.65	0.84
36:1:2278:C:OP1	92:1:4191:OHX:N3	2.11	0.84
36:5:1937:U:O4	92:5:4554:OHX:N5	2.10	0.84
1:6:230:C:H42	1:6:235:G:H1	1.26	0.84
24:D2:15:ASN:HD21	24:D2:71:LYS:HA	1.41	0.84
67:O1:82:GLU:OE2	92:O1:202:OHX:N1	2.10	0.84
70:O4:74:ARG:NH2	36:5:1639:C:OP2	200.30	0.84
92:5:4316:OHX:N6	90:A:74:C:H5''	250.11	0.83
63:N7:26:VAL:HG11	63:N7:96:VAL:HB	1.60	0.83
36:1:283:G:OP1	78:Q2:45:ARG:NH2	2.12	0.83
40:L3:291:GLU:OE1	40:L3:302:LYS:NZ	4.08	0.83
1:2:992:A:H2	1:2:1012:U:H3	1.26	0.83
1:2:651:G:O6	92:2:2152:OHX:N4	2.12	0.83
36:5:2861:U:OP1	92:5:4158:OHX:N1	2.11	0.83
14:C2:61:VAL:HG13	14:C2:121:VAL:HG23	1.58	0.83
1:2:1011:G:OP2	92:2:2138:OHX:N6	2.10	0.83
1:2:1542:G:N2	1:2:1569:A:OP2	2.11	0.83

Continued on next page...

Continued from previous page...

Atom-1	Atom-2	Interatomic distance (Å)	Clash overlap (Å)
1:2:1738:U:O4	92:2:2087:OHX:N4	2.11	0.83
36:5:1466:G:O6	92:5:4170:OHX:N5	2.12	0.83
38:8:82:U:O5'	92:8:237:OHX:N2	2.11	0.83
16:C4:85:ALA:H	16:C4:119:THR:HG22	1.43	0.83
36:1:3376:A:OP2	92:1:4140:OHX:N5	2.12	0.83
78:Q2:50:PHE:O	92:Q2:505:OHX:N2	2.12	0.83
1:2:79:C:H1'	8:S6:174:LYS:HD3	1.61	0.83
18:C6:97:VAL:HG22	18:C6:98:ASP:H	1.89	0.82
36:1:128:G:O6	92:1:4487:OHX:N5	2.12	0.82
36:1:2393:G:H4'	40:L3:252:ILE:HG12	1.60	0.82
13:C1:99:ARG:NH1	25:D3:7:ARG:O	2.12	0.82
39:L2:238:ILE:O	39:L2:240:ALA:N	2.95	0.82
9:S7:66:SER:O	9:S7:68:ALA:N	2.92	0.82
36:5:2963:C:OP1	92:5:4518:OHX:N1	2.11	0.82
36:5:155:G:H5''	36:5:156:G:C8	2.13	0.82
36:5:2875:U:O2	90:A:76:PPU:O2'	220.90	0.82
16:C4:38:THR:HG21	1:6:895:G:H21	263.30	0.82
21:C9:16:ASN:OD1	21:C9:56:LYS:NZ	2.87	0.82
36:1:742:G:O6	92:1:4209:OHX:N1	2.13	0.82
1:2:1382:A:H5''	22:D0:60:THR:HG22	1.62	0.82
36:5:437:G:H22	36:5:622:A:H61	1.27	0.82
41:L4:283:THR:HG22	41:L4:285:ASP:H	1.44	0.82
38:4:95:G:OP2	73:O7:72:ARG:NH1	2.12	0.82
36:5:1819:U:O4	92:5:4308:OHX:N3	2.13	0.82
42:L5:68:THR:HG22	42:L5:70:THR:H	1.84	0.82
15:C3:151:ASN:O	92:C3:201:OHX:N6	2.12	0.82
28:D6:9:GLY:HA3	28:D6:34:LYS:HE2	1.61	0.82
39:L2:172:GLY:HA3	79:Q3:68:ALA:H	4.12	0.82
36:5:1070:U:O4	92:5:4366:OHX:N6	2.12	0.81
36:1:2535:A:H61	36:1:2544:U:H3	1.26	0.81
1:6:1381:U:OP1	92:6:2283:OHX:N6	2.13	0.81
19:C7:82:ASP:O	19:C7:83:GLN:NE2	2.12	0.81
1:2:452:A:OP2	92:2:2084:OHX:N5	2.14	0.81
36:5:1878:G:OP1	92:5:4213:OHX:N5	2.13	0.81
36:5:2983:C:OP1	92:5:4528:OHX:N6	2.13	0.81
8:S6:163:THR:HG22	8:S6:168:THR:HG22	2.13	0.81
1:2:339:C:OP2	10:S8:10:LYS:NZ	2.12	0.81
36:5:3126:C:OP1	92:5:4479:OHX:N5	2.13	0.81
1:6:1050:G:O6	92:6:2332:OHX:N4	2.13	0.81
36:1:2875:U:O4	92:1:4446:OHX:N6	2.14	0.81
1:2:151:G:O6	26:D4:124:ARG:NH2	2.13	0.81

Continued on next page...

Continued from previous page...

Atom-1	Atom-2	Interatomic distance (Å)	Clash overlap (Å)
42:L5:270:LYS:HB3	37:7:1:G:O2'	322.61	0.81
41:L4:99:MET:HE3	41:L4:103:THR:H	2.75	0.81
47:M0:175:ASN:OD1	47:M0:176:LEU:N	5.16	0.81
36:1:343:U:OP2	92:1:4118:OHX:N6	2.13	0.81
1:2:1625:C:OP1	4:S2:91:ARG:NH2	2.14	0.81
1:2:1381:U:OP1	92:2:2238:OHX:N3	2.13	0.80
33:E1:84:VAL:HG13	33:E1:85:TYR:HD1	6.14	0.80
1:2:1254:U:OP2	14:C2:46:ARG:NH1	2.15	0.80
72:O6:70:ARG:HD3	72:O6:84:LYS:HG2	2.35	0.80
1:2:1588:G:H1	1:2:1608:U:H3	1.27	0.80
36:1:2311:G:OP2	92:1:4385:OHX:N1	2.14	0.80
36:5:1239:C:H42	36:5:1249:G:H1	1.26	0.80
39:L2:70:ARG:NH2	36:5:2522:G:O6	175.59	0.80
36:1:860:G:OP1	79:Q3:17:ARG:NH1	2.15	0.80
35:SM:34:LYS:NZ	36:1:2707:C:OP1	2.12	0.80
36:1:556:U:OP2	92:1:4376:OHX:N4	2.14	0.80
41:L4:170:LYS:HG3	41:L4:175:HIS:HB2	3.54	0.80
78:Q2:66:LYS:HG2	36:5:2793:G:H5''	210.42	0.80
38:4:137:C:OP2	92:4:244:OHX:N5	2.15	0.80
18:C6:82:ARG:HH22	18:C6:114:ARG:HG3	3.61	0.80
54:M8:122:ILE:HG23	54:M8:126:GLN:HB2	1.64	0.80
1:6:1542:G:N2	1:6:1569:A:OP2	2.15	0.80
17:C5:69:GLU:OE1	92:C5:202:OHX:N4	2.15	0.80
25:D3:42:PRO:O	25:D3:79:ASN:ND2	2.36	0.80
47:M0:193:ASP:OD2	47:M0:198:LYS:NZ	5.60	0.80
36:1:148:G:OP2	51:M5:4:TYR:OH	1.99	0.80
36:1:1789:G:O6	92:1:4420:OHX:N4	2.15	0.80
36:1:3253:G:N7	92:1:4289:OHX:N2	2.30	0.80
29:D7:56:CYS:SG	29:D7:57:GLU:N	2.54	0.80
47:M0:54:SER:HB2	47:M0:135:ILE:HD11	2.10	0.79
51:M5:49:ARG:NH1	36:5:149:U:OP2	100.92	0.79
10:S8:122:GLY:O	92:S8:303:OHX:N6	2.15	0.79
1:6:42:G:N7	92:6:2323:OHX:N6	2.30	0.79
1:2:523:G:OP2	26:D4:37:LYS:NZ	2.15	0.79
32:E0:59:GLY:O	32:E0:61:SER:N	3.65	0.79
39:L2:213:GLY:HA3	36:5:2967:A:H5''	205.44	0.79
39:L2:68:LYS:HD3	39:L2:70:ARG:HH21	2.02	0.79
36:1:1564:U:H2'	36:1:1565:G:H8	1.47	0.79
7:S5:185:ARG:NH1	1:6:1471:A:OP1	333.39	0.79
1:6:235:G:H2'	1:6:236:A:H8	1.48	0.79
66:O0:22:LYS:HD3	66:O0:94:GLU:HG3	2.93	0.79

Continued on next page...

Continued from previous page...

Atom-1	Atom-2	Interatomic distance (Å)	Clash overlap (Å)
70:O4:58:ARG:HG3	70:O4:59:PRO:HD2	2.12	0.79
36:1:2771:U:O2'	36:1:2772:C:O4'	2.00	0.79
1:2:820:U:H2'	1:2:821:U:H4'	1.65	0.79
92:5:4363:OHX:N5	38:8:139:U:O4	2.15	0.79
36:5:439:C:H4'	36:5:440:A:H5'	1.64	0.79
11:S9:133:HIS:HD2	11:S9:162:SER:HB2	2.68	0.79
36:1:542:G:O6	92:1:4505:OHX:N5	2.15	0.79
1:2:513:U:OP1	11:S9:133:HIS:NE2	2.14	0.79
19:C7:27:ASP:O	19:C7:31:ASN:ND2	2.98	0.79
47:M0:38:LYS:HG3	47:M0:41:ALA:HB2	3.61	0.79
36:1:431:U:O4	92:1:4233:OHX:N2	2.16	0.79
52:M6:61:ALA:HA	52:M6:70:PRO:HD2	1.65	0.79
3:S1:181:LEU:O	3:S1:185:THR:N	2.14	0.79
36:1:3203:U:O4	92:1:4451:OHX:N3	2.16	0.79
64:N8:58:MET:SD	36:5:2786:G:N2	156.01	0.79
52:M6:110:PRO:O	52:M6:113:ASP:N	4.80	0.79
36:1:3344:A:H2	36:1:3361:G:H21	1.28	0.79
46:L9:137:SER:HB2	46:L9:143:GLU:HB3	2.62	0.79
41:L4:144:LYS:HG2	41:L4:145:ILE:H	5.89	0.79
73:O7:48:ASN:OD1	73:O7:54:LYS:NZ	2.16	0.79
6:S4:79:ASP:HB3	6:S4:82:TYR:HB2	1.64	0.79
36:1:781:G:N7	92:1:4174:OHX:N5	2.29	0.78
54:M8:21:SER:OG	36:5:673:U:OP1	149.83	0.78
79:Q3:4:ARG:NH1	36:5:837:A:OP2	238.84	0.78
1:6:1579:U:OP1	92:6:2293:OHX:N4	2.15	0.78
33:E1:144:CYS:HB3	33:E1:147:VAL:HB	1.65	0.78
3:S1:109:LYS:HG3	3:S1:113:MET:HE3	1.65	0.78
1:6:1385:G:N7	92:6:2217:OHX:N6	2.31	0.78
42:L5:76:ALA:HB3	42:L5:109:THR:HG22	1.81	0.78
36:1:979:U:H1'	36:1:980:A:C8	2.18	0.78
1:6:301:A:OP2	92:6:2189:OHX:N1	2.16	0.78
17:C5:43:ARG:NH2	1:6:1552:U:OP2	403.27	0.78
9:S7:51:VAL:HG12	9:S7:53:GLY:H	1.48	0.78
92:2:2230:OHX:N5	11:S9:8:TYR:O	2.17	0.78
36:5:299:G:N7	92:5:4462:OHX:N1	2.32	0.78
36:5:742:G:O6	92:5:4547:OHX:N2	2.16	0.78
36:1:837:A:OP2	79:Q3:4:ARG:NH1	2.17	0.78
8:S6:153:VAL:O	8:S6:155:ASP:N	2.16	0.78
38:4:150:G:N7	92:4:238:OHX:N4	2.30	0.78
24:D2:6:VAL:HG13	24:D2:29:PRO:HD2	1.64	0.78
1:6:691:C:OP1	1:6:696:C:N4	2.17	0.78

Continued on next page...

Continued from previous page...

Atom-1	Atom-2	Interatomic distance (Å)	Clash overlap (Å)
47:M0:215:GLU:OE2	92:M0:308:OHX:N6	2.17	0.78
8:S6:137:ARG:HH12	1:6:144:U:H5	311.98	0.78
36:1:764:U:O4	92:1:4196:OHX:N5	2.16	0.78
32:E0:17:GLN:NE2	1:6:563:U:H4'	384.68	0.78
45:L8:148:ALA:HA	45:L8:201:THR:HG22	1.65	0.78
65:N9:16:ALA:O	65:N9:20:GLY:HA3	4.60	0.78
36:5:1235:U:H4'	36:5:1236:G:H5'	1.64	0.78
75:O9:4:GLN:HE21	36:5:1833:G:H21	124.90	0.78
36:5:2123:G:N7	92:5:4355:OHX:N1	2.32	0.78
36:5:1170:A:OP2	92:5:4260:OHX:N3	2.17	0.78
36:5:725:G:OP2	92:5:4547:OHX:N5	2.17	0.78
36:1:2854:U:OP2	47:M0:3:ARG:NH2	2.16	0.78
74:O8:3:ARG:NH2	36:5:1824:U:OP1	148.96	0.78
36:1:1759:C:N4	36:1:1766:G:O6	2.17	0.78
36:1:3049:A:OP2	92:1:4447:OHX:N1	2.17	0.78
36:5:1919:G:N7	92:5:4329:OHX:N4	2.32	0.78
36:5:626:U:O4	92:5:4240:OHX:N4	2.17	0.78
13:C1:125:VAL:HG13	13:C1:137:PHE:HB3	1.82	0.78
2:S0:52:LYS:HB3	23:D1:82:VAL:HG22	1.66	0.78
36:1:2875:U:O4	92:1:4446:OHX:N4	2.16	0.78
1:2:471:A:OP2	92:2:2123:OHX:N4	2.17	0.78
1:6:1366:U:O4	92:6:2302:OHX:N3	2.17	0.78
18:C6:40:GLU:HA	18:C6:42:GLU:N	1.98	0.78
36:1:668:G:OP1	92:1:4362:OHX:N2	2.16	0.77
57:N1:129:LYS:NZ	36:5:1097:G:OP1	243.65	0.77
50:M4:113:THR:HG22	50:M4:116:GLU:H	1.49	0.77
63:N7:38:PHE:O	63:N7:40:HIS:ND1	2.17	0.77
3:S1:48:VAL:HG13	3:S1:61:LEU:HD21	1.65	0.77
1:2:1488:G:H3'	1:2:1515:A:H61	1.50	0.77
27:D5:74:SER:OG	1:6:1534:G:OP2	344.24	0.77
2:S0:79:ARG:NH1	2:S0:164:ASN:O	3.49	0.77
1:6:1227:A:H4'	1:6:1228:G:H5'	1.64	0.77
49:M3:165:SER:O	49:M3:167:PHE:N	2.15	0.77
56:N0:91:TYR:O	56:N0:137:ARG:NH1	2.17	0.77
63:N7:88:ASP:O	63:N7:121:ARG:NH2	3.51	0.77
33:E1:108:VAL:HG22	33:E1:114:VAL:HG22	1.84	0.77
36:1:3214:U:OP2	50:M4:128:ARG:NH2	2.16	0.77
36:5:839:C:O2'	36:5:1724:U:OP1	2.02	0.77
47:M0:86:HIS:HB3	47:M0:139:ARG:HG2	1.97	0.77
1:2:1282:U:OP1	92:2:2165:OHX:N5	2.18	0.77
36:5:1565:G:N1	36:5:1574:C:N3	2.33	0.77

Continued on next page...

Continued from previous page...

Atom-1	Atom-2	Interatomic distance (Å)	Clash overlap (Å)
21:C9:57:ARG:HH11	21:C9:57:ARG:HG3	2.32	0.77
46:L9:70:THR:HG21	36:5:3122:A:N1	324.53	0.77
28:D6:38:ARG:HH21	28:D6:83:ILE:HG13	1.49	0.77
64:N8:6:THR:HG23	64:N8:8:THR:HG23	1.72	0.77
42:L5:144:VAL:HG12	42:L5:173:VAL:HG22	1.67	0.77
50:M4:135:LEU:HD11	52:M6:178:VAL:HG22	1.66	0.77
79:Q3:32:GLN:HG2	79:Q3:70:THR:HB	1.67	0.77
2:S0:52:LYS:NZ	23:D1:82:VAL:O	2.35	0.77
36:5:3153:U:H4'	36:5:3154:C:H5'	1.65	0.77
52:M6:160:ARG:NH2	36:5:3182:G:OP1	279.96	0.77
40:L3:185:GLY:O	40:L3:191:LYS:NZ	2.52	0.77
71:O5:76:GLN:O	71:O5:81:ARG:NH1	2.81	0.77
1:2:324:U:OP1	13:C1:133:LYS:NZ	2.18	0.77
71:O5:85:THR:HG22	71:O5:88:LEU:H	2.04	0.77
1:2:895:G:H1	1:2:917:U:H3	1.32	0.76
36:5:2697:A:H2'	36:5:2698:G:H8	1.50	0.76
36:5:2697:A:H2'	36:5:2698:G:C8	2.20	0.76
1:2:434:G:N7	92:2:2094:OHX:N4	2.33	0.76
51:M5:47:LYS:HE3	51:M5:51:LEU:HD11	2.50	0.76
72:O6:63:ASN:O	72:O6:65:GLY:N	4.83	0.76
11:S9:110:GLN:HE22	11:S9:126:ARG:HG2	1.52	0.76
49:M3:31:LYS:NZ	36:5:326:U:OP1	88.84	0.76
22:D0:95:ALA:HB1	22:D0:99:ILE:HG13	3.93	0.76
41:L4:16:THR:HG23	41:L4:18:ASN:H	2.53	0.76
53:M7:66:SER:HB2	36:5:1448:U:H5''	172.79	0.76
36:1:978:G:O2'	36:1:979:U:O2	2.03	0.76
47:M0:14:ASN:O	47:M0:128:ARG:NH2	2.18	0.76
64:N8:94:ALA:HB1	64:N8:122:PRO:HD2	1.67	0.76
36:5:1019:G:N7	92:5:4524:OHX:N5	2.34	0.76
41:L4:20:LEU:HD11	41:L4:252:GLU:HG3	1.71	0.76
78:Q2:73:GLU:HG3	78:Q2:80:ARG:HG2	3.28	0.76
36:5:431:U:O4	92:5:4240:OHX:N1	2.18	0.76
41:L4:143:GLU:O	92:L4:408:OHX:N2	2.18	0.76
50:M4:22:LEU:HB3	50:M4:64:VAL:HG13	2.05	0.76
71:O5:31:LEU:HD13	71:O5:47:VAL:HG11	1.67	0.76
1:2:520:A:H2'	1:2:521:A:C8	2.21	0.76
36:5:343:U:OP2	92:5:4182:OHX:N3	2.18	0.76
1:6:1492:A:HO2'	1:6:1493:A:H8	1.33	0.76
37:7:37:G:N2	37:7:43:U:O4	2.19	0.76
12:C0:52:LYS:HE2	1:6:1220:C:H5'	444.58	0.76
28:D6:10:ARG:HB2	28:D6:34:LYS:HA	2.17	0.76

Continued on next page...

Continued from previous page...

Atom-1	Atom-2	Interatomic distance (Å)	Clash overlap (Å)
36:1:2236:G:OP1	92:1:4358:OHX:N6	2.19	0.76
92:2:2078:OHX:N3	15:C3:12:SER:O	2.19	0.76
1:6:800:U:H2'	1:6:801:G:H8	1.50	0.76
13:C1:3:THR:OG1	13:C1:82:ARG:NE	2.17	0.76
1:2:1173:C:H3'	20:C8:141:THR:HG21	1.68	0.76
36:5:1538:G:O6	92:5:4511:OHX:N4	2.19	0.76
3:S1:151:LYS:NZ	1:6:1066:C:OP1	337.73	0.76
1:2:190:C:N4	1:2:196:G:O6	2.19	0.76
36:5:1025:A:H3'	36:5:1026:A:H4'	1.67	0.76
28:D6:10:ARG:NE	1:6:1795:U:O2	328.99	0.76
20:C8:127:HIS:CD2	20:C8:133:VAL:HG21	3.02	0.76
1:2:1618:C:O2'	92:2:2245:OHX:N3	2.18	0.75
78:Q2:17:CYS:SG	78:Q2:77:CYS:CB	2.73	0.75
8:S6:57:ASP:OD1	8:S6:72:ARG:NH1	2.83	0.75
74:O8:24:THR:HG23	74:O8:44:LYS:HB2	1.68	0.75
1:2:66:U:OP1	8:S6:136:LYS:NZ	2.17	0.75
1:2:818:C:N4	1:2:819:G:O6	2.19	0.75
36:5:2836:C:H5	36:5:2852:C:H42	1.33	0.75
25:D3:102:VAL:HG12	25:D3:127:VAL:HG13	3.14	0.75
42:L5:52:VAL:HG21	42:L5:65:ILE:HG13	2.87	0.75
36:1:1222:G:O2'	36:1:1285:G:N1	2.12	0.75
36:1:2338:C:H1'	59:N3:49:LEU:HD12	1.68	0.75
36:5:2704:A:OP2	92:5:4156:OHX:N5	2.20	0.75
18:C6:37:THR:O	18:C6:45:ARG:NH1	3.36	0.75
70:O4:8:ARG:HH21	70:O4:31:ARG:HD2	2.93	0.75
6:S4:153:ASN:O	6:S4:174:LYS:NZ	2.18	0.75
36:1:3195:U:O2'	36:1:3197:G:N2	2.20	0.75
5:S3:75:LYS:HB3	12:C0:22:VAL:HG22	5.20	0.75
12:C0:32:HIS:CD2	12:C0:33:GLU:H	4.20	0.75
16:C4:51:ASP:OD1	1:6:902:G:N1	283.67	0.75
28:D6:82:ARG:NH1	1:6:1153:G:OP1	331.51	0.75
1:2:1620:C:OP2	92:2:2245:OHX:N6	2.19	0.75
36:5:1898:G:OP2	92:5:4202:OHX:N5	2.19	0.75
36:5:391:A:OP2	92:5:4560:OHX:N2	2.19	0.75
36:1:2392:C:O2'	40:L3:266:ARG:NH2	2.19	0.75
36:5:1110:U:O4	92:5:4247:OHX:N4	2.20	0.75
22:D0:58:LEU:HD13	22:D0:88:LYS:HE3	2.79	0.75
46:L9:117:PHE:CE1	46:L9:165:CYS:HB3	2.73	0.75
92:5:4275:OHX:N4	92:5:4530:OHX:N6	2.34	0.75
22:D0:61:LYS:HG3	22:D0:86:ILE:HB	1.68	0.75
3:S1:110:LEU:HD21	3:S1:213:ARG:HD2	1.66	0.75

Continued on next page...

Continued from previous page...

Atom-1	Atom-2	Interatomic distance (Å)	Clash overlap (Å)
36:1:1420:C:OP2	41:L4:193:LYS:NZ	2.20	0.75
1:2:732:G:O6	92:2:2181:OHX:N5	2.19	0.75
21:C9:37:VAL:HG11	21:C9:100:ILE:HD11	1.94	0.75
92:1:4148:OHX:N2	92:1:4500:OHX:N5	2.35	0.74
1:2:1570:A:OP1	92:2:2218:OHX:N5	2.20	0.74
36:5:145:G:O6	92:5:4276:OHX:N5	2.20	0.74
36:5:2877:G:N7	92:5:4398:OHX:N1	2.34	0.74
1:6:759:U:OP1	92:6:2281:OHX:N2	2.19	0.74
39:L2:189:TYR:HA	39:L2:192:LYS:HG3	2.46	0.74
41:L4:339:LEU:HA	41:L4:342:LYS:HB3	4.14	0.74
66:O0:58:TYR:OH	70:O4:97:GLU:OE2	2.03	0.74
36:5:2869:U:O2	92:5:4458:OHX:N6	2.20	0.74
37:3:44:C:OP2	48:M1:137:ARG:NH2	2.20	0.74
5:S3:34:TYR:HE2	5:S3:37:VAL:HG13	2.05	0.74
36:1:2722:U:OP1	65:N9:33:LYS:NZ	2.15	0.74
36:1:2940:A:N7	40:L3:2:SER:N	2.34	0.74
38:4:107:G:OP2	92:4:244:OHX:N2	2.20	0.74
32:E0:41:THR:HA	32:E0:45:VAL:HB	2.07	0.74
73:O7:21:ARG:NH2	73:O7:41:ALA:O	2.60	0.74
56:N0:90:MET:HG2	36:5:1213:G:H4'	317.84	0.74
47:M0:63:GLU:HB2	36:5:2853:A:H5'	296.96	0.74
36:5:604:G:N7	92:5:4434:OHX:N2	2.35	0.74
33:E1:126:CYS:HB3	33:E1:130:VAL:HG21	2.63	0.74
40:L3:53:MET:HG2	40:L3:77:THR:HG22	2.61	0.74
52:M6:15:LEU:HD21	52:M6:125:ARG:HG3	1.69	0.74
59:N3:87:ARG:HH22	59:N3:137:VAL:HG22	1.65	0.74
1:2:1542:G:H22	1:2:1568:C:H1'	1.52	0.74
52:M6:159:LYS:NZ	36:5:3243:A:OP1	267.30	0.74
42:L5:95:TRP:CH2	42:L5:181:PRO:HD3	5.13	0.74
49:M3:47:ALA:HB1	49:M3:48:PRO:HD2	1.72	0.74
36:1:1389:G:OP2	92:1:4206:OHX:N4	2.21	0.74
1:2:591:A:H2'	1:2:592:A:H8	1.51	0.74
36:5:1134:G:N7	92:5:4243:OHX:N3	2.34	0.74
1:6:1130:G:OP2	92:6:2209:OHX:N1	2.21	0.74
39:L2:149:ARG:NH2	39:L2:252:THR:O	5.04	0.74
40:L3:37:ARG:HG2	40:L3:187:SER:H	2.14	0.74
46:L9:75:VAL:HA	46:L9:78:MET:HE2	1.67	0.74
38:4:136:G:OP1	61:N5:48:SER:OG	2.04	0.74
9:S7:131:PHE:O	9:S7:133:THR:N	2.20	0.74
21:C9:119:LYS:NZ	1:6:1369:U:OP1	441.88	0.74
22:D0:27:THR:HB	22:D0:88:LYS:HG2	2.30	0.74

Continued on next page...

Continued from previous page...

Atom-1	Atom-2	Interatomic distance (Å)	Clash overlap (Å)
67:O1:13:THR:HG22	67:O1:72:ARG:HH21	5.32	0.74
6:S4:159:THR:HB	6:S4:227:VAL:HG23	1.68	0.74
1:6:1769:U:OP2	92:6:2239:OHX:N2	2.20	0.74
13:C1:33:ARG:NH1	13:C1:53:TYR:O	3.22	0.74
40:L3:81:THR:HG22	40:L3:321:PHE:HA	4.63	0.74
47:M0:220:GLN:O	92:M0:308:OHX:N1	2.21	0.74
71:O5:85:THR:HG22	71:O5:87:ALA:H	1.52	0.74
1:2:356:G:OP2	92:2:2082:OHX:N6	2.20	0.74
43:L6:78:ARG:NH1	36:5:3272:C:OP2	246.69	0.74
21:C9:28:LEU:HD13	21:C9:29:GLU:H	1.51	0.74
79:Q3:30:GLU:HA	79:Q3:33:GLN:HG2	1.70	0.74
7:S5:93:LEU:HD23	7:S5:172:ILE:HG23	1.92	0.74
36:5:2211:U:O4	92:5:4218:OHX:N4	2.20	0.74
7:S5:37:GLN:HB3	18:C6:53:LEU:HB3	1.70	0.74
3:S1:62:LYS:O	3:S1:64:ARG:N	2.18	0.74
40:L3:23:ALA:O	92:L3:407:OHX:N6	2.21	0.73
71:O5:10:ARG:NH1	71:O5:60:GLU:OE2	2.21	0.73
77:Q1:15:ARG:NH1	1:6:1126:G:OP1	280.85	0.73
36:1:3202:G:O6	92:1:4451:OHX:N1	2.21	0.73
36:1:980:A:H2'	36:1:981:U:N1	2.02	0.73
10:S8:31:ARG:NH2	1:6:333:A:OP1	298.28	0.73
25:D3:30:LYS:HE3	25:D3:34:LEU:HD11	1.69	0.73
66:O0:57:GLU:OE1	66:O0:69:TYR:OH	3.29	0.73
2:S0:163:ASN:O	2:S0:165:ARG:N	2.88	0.73
36:5:1310:G:O6	92:5:4284:OHX:N4	2.21	0.73
36:5:2278:C:OP1	92:5:4346:OHX:N6	2.20	0.73
36:5:2897:A:H2'	36:5:2899:C:H5''	1.68	0.73
53:M7:109:ALA:HA	53:M7:112:LEU:HD22	1.69	0.73
65:N9:23:LYS:HB3	65:N9:24:PRO:CD	3.11	0.73
36:5:354:U:OP1	92:5:4485:OHX:N5	2.21	0.73
92:5:4275:OHX:N1	92:5:4530:OHX:N5	2.36	0.73
26:D4:29:HIS:HB3	26:D4:32:ARG:HB2	5.47	0.73
36:1:3272:C:OP2	43:L6:78:ARG:NH1	2.21	0.73
41:L4:300:ARG:O	54:M8:39:ARG:NH1	2.21	0.73
63:N7:52:LYS:O	63:N7:65:ARG:NH1	2.48	0.73
65:N9:20:GLY:O	65:N9:21:ILE:HB	2.56	0.73
8:S6:98:ARG:NH2	8:S6:101:ILE:O	2.18	0.73
11:S9:118:LEU:HD23	11:S9:158:PHE:CE1	3.87	0.73
36:1:2946:A:H5''	36:1:2947:G:H5'	1.69	0.73
1:2:1034:C:HO2'	24:D2:2:THR:N	1.86	0.73
42:L5:226:TYR:HE1	42:L5:236:LEU:HD11	6.12	0.73

Continued on next page...

Continued from previous page...

Atom-1	Atom-2	Interatomic distance (Å)	Clash overlap (Å)
47:M0:24:ARG:HB2	47:M0:24:ARG:HH11	1.54	0.73
36:1:618:C:H5'	53:M7:169:THR:HG22	1.69	0.73
63:N7:51:LEU:HB2	63:N7:65:ARG:HD2	1.70	0.73
64:N8:96:LYS:O	64:N8:98:THR:N	2.21	0.73
4:S2:133:LYS:O	4:S2:136:VAL:HG13	1.89	0.73
8:S6:174:LYS:HG3	1:6:79:C:H1'	342.38	0.73
47:M0:112:GLN:O	92:5:4385:OHX:N5	237.86	0.73
72:O6:28:TYR:O	92:5:4462:OHX:N4	105.43	0.73
25:D3:34:LEU:O	25:D3:39:LYS:NZ	2.21	0.73
56:N0:155:ARG:NH2	56:N0:171:PHE:O	2.21	0.73
66:O0:34:LEU:HD23	66:O0:59:TYR:HB3	2.21	0.73
36:1:1443:G:O6	92:1:4211:OHX:N4	2.22	0.73
24:D2:2:THR:N	1:6:1034:C:HO2'	338.58	0.73
24:D2:105:THR:HG22	1:6:804:A:N3	367.37	0.73
13:C1:132:SER:O	13:C1:134:THR:N	3.17	0.73
92:C8:202:OHX:N4	92:C8:203:OHX:N1	2.36	0.73
20:C8:91:ASP:HB3	20:C8:95:GLY:H	2.17	0.73
36:1:1887:A:OP2	92:1:4126:OHX:N4	2.22	0.73
44:L7:163:LEU:O	44:L7:165:ASP:N	2.22	0.73
1:6:698:U:O4	92:6:2170:OHX:N3	2.21	0.73
18:C6:47:LYS:HZ1	18:C6:114:ARG:HG2	1.53	0.73
42:L5:22:ARG:NH1	42:L5:28:THR:OG1	4.77	0.73
47:M0:36:LEU:HD21	47:M0:69:ARG:HD3	1.91	0.73
1:2:1681:A:H2'	1:2:1682:U:H5'	1.71	0.73
17:C5:77:ARG:NH1	1:6:1241:G:OP2	384.18	0.73
33:E1:102:VAL:O	33:E1:104:SER:N	2.19	0.73
53:M7:62:ARG:NH1	36:5:412:G:OP1	159.85	0.73
64:N8:6:THR:HG22	64:N8:9:ARG:HG2	2.01	0.73
67:O1:74:ARG:HH12	67:O1:109:VAL:HG11	1.53	0.73
5:S3:127:MET:HE1	5:S3:133:GLY:HA2	1.69	0.73
36:5:2810:C:OP1	92:5:4336:OHX:N3	2.21	0.72
20:C8:26:ILE:HD11	20:C8:31:ALA:N	2.04	0.72
71:O5:78:LYS:HA	71:O5:81:ARG:HD3	1.79	0.72
7:S5:40:ILE:HG23	7:S5:42:LEU:HD22	1.71	0.72
10:S8:10:LYS:NZ	1:6:339:C:OP2	284.13	0.72
17:C5:65:LEU:O	92:C5:202:OHX:N1	2.21	0.72
48:M1:90:GLN:HG2	48:M1:170:ASP:HB2	1.70	0.72
58:N2:82:LYS:NZ	36:5:1682:U:O2	159.96	0.72
6:S4:9:LEU:HB2	6:S4:30:ARG:HB2	2.02	0.72
36:1:2317:A:OP2	92:1:4304:OHX:N6	2.21	0.72
1:2:149:C:O2'	8:S6:132:ARG:NH1	2.23	0.72

Continued on next page...

Continued from previous page...

Atom-1	Atom-2	Interatomic distance (Å)	Clash overlap (Å)
46:L9:48:VAL:HG13	46:L9:52:LEU:HB3	1.72	0.72
36:1:3165:A:H61	36:1:3285:C:H42	1.37	0.72
40:L3:284:ARG:HB3	40:L3:323:MET:HB3	1.70	0.72
3:S1:36:SER:HA	3:S1:41:ARG:HE	2.66	0.72
36:1:1541:G:OP2	92:1:4253:OHX:N5	2.23	0.72
20:C8:28:ILE:HD11	20:C8:56:LYS:HB2	6.45	0.72
1:2:1789:G:OP2	16:C4:132:ARG:NH2	2.18	0.72
1:6:405:C:OP1	92:6:2152:OHX:N5	2.23	0.72
23:D1:21:ASN:OD1	24:D2:23:ARG:NH2	2.22	0.72
41:L4:338:LYS:O	41:L4:340:GLY:N	2.19	0.72
11:S9:59:LEU:HD22	11:S9:69:ARG:HA	2.04	0.72
92:2:2083:OHX:N4	92:2:2243:OHX:N1	2.38	0.72
1:2:926:A:OP1	1:2:1016:C:O2'	2.06	0.72
36:5:2510:U:O2'	36:5:2511:A:H5''	1.90	0.72
29:D7:62:ILE:HG13	29:D7:63:LEU:H	1.53	0.72
42:L5:269:SER:OG	37:7:1:G:N3	315.59	0.72
54:M8:158:HIS:H	54:M8:186:VAL:HG12	1.55	0.72
73:O7:88:ALA:O	92:O7:107:OHX:N3	2.23	0.72
74:O8:31:LEU:HA	74:O8:37:PRO:HA	1.71	0.72
36:1:2656:A:H4'	78:Q2:98:LYS:HD2	1.69	0.72
36:1:1815:U:O2'	36:1:1816:A:OP2	2.07	0.72
1:2:1280:C:H2'	1:2:1281:G:H8	1.55	0.72
24:D2:82:LYS:O	24:D2:84:GLY:N	2.22	0.72
28:D6:5:ARG:NH2	1:6:1793:G:O2'	335.30	0.72
55:M9:27:ASN:O	92:M9:204:OHX:N6	2.23	0.72
11:S9:93:LEU:HA	11:S9:96:VAL:HG13	1.71	0.72
36:1:1733:G:O5'	92:1:4500:OHX:N2	2.22	0.72
92:2:2082:OHX:N2	10:S8:17:LYS:O	2.23	0.72
36:5:273:A:N7	92:5:4322:OHX:N3	2.38	0.72
33:E1:146:SER:HB2	1:6:1235:C:H5'	434.61	0.72
1:2:1479:A:OP1	21:C9:57:ARG:NH1	2.23	0.72
25:D3:70:LYS:HB3	25:D3:93:LEU:HD22	2.20	0.72
36:1:2525:G:OP2	39:L2:37:ARG:NH1	2.23	0.72
44:L7:121:LYS:HB2	57:N1:133:ALA:HB3	1.72	0.72
36:1:3308:C:N3	53:M7:69:ARG:NH1	2.38	0.72
36:1:838:G:O6	79:Q3:4:ARG:NH2	2.22	0.72
36:5:368:G:OP1	92:5:4182:OHX:N4	2.23	0.72
1:6:1087:A:H2'	1:6:1088:A:C8	2.25	0.72
14:C2:103:LEU:HG	14:C2:116:VAL:HG22	1.71	0.72
41:L4:35:VAL:HG21	41:L4:244:LEU:HD21	1.89	0.72
52:M6:3:VAL:HG13	52:M6:4:GLU:HG3	1.70	0.72

Continued on next page...

Continued from previous page...

Atom-1	Atom-2	Interatomic distance (Å)	Clash overlap (Å)
36:1:3375:A:O2'	36:1:3378:C:OP2	2.07	0.71
36:1:906:A:OP1	92:1:4234:OHX:N1	2.22	0.71
1:2:245:U:O4	92:2:2141:OHX:N5	2.23	0.71
1:2:637:C:O2	9:S7:114:ARG:NH2	2.22	0.71
36:5:1409:G:N7	92:5:4428:OHX:N6	2.38	0.71
13:C1:3:THR:HG1	13:C1:82:ARG:HE	1.38	0.71
73:O7:19:CYS:SG	73:O7:34:CYS:HB2	2.29	0.71
7:S5:57:SER:O	7:S5:59:VAL:N	2.23	0.71
36:1:776:U:H5	36:1:2719:U:O2	1.73	0.71
1:2:1311:U:O4	92:2:2252:OHX:N3	2.23	0.71
33:E1:97:LYS:NZ	1:6:1253:U:O4	441.02	0.71
3:S1:157:GLN:O	3:S1:159:SER:N	2.22	0.71
36:5:1654:A:H2'	36:5:1655:G:H5'	1.71	0.71
35:SM:83:LYS:HE2	1:6:1178:G:H4'	338.59	0.71
1:6:679:U:O4	92:6:2274:OHX:N5	2.23	0.71
36:1:1794:G:H4'	39:L2:191:LEU:HD13	1.71	0.71
42:L5:294:ALA:O	42:L5:296:GLN:N	2.23	0.71
1:2:1046:G:OP1	3:S1:157:GLN:NE2	2.23	0.71
1:2:140:A:OP2	8:S6:187:LYS:NZ	2.24	0.71
78:Q2:41:ARG:NH1	36:5:284:A:OP2	157.19	0.71
1:6:417:A:H4'	1:6:418:G:O5'	1.90	0.71
22:D0:20:ILE:HD13	22:D0:22:ILE:HD13	1.71	0.71
1:2:753:A:H5'	6:S4:221:ARG:HG3	1.72	0.71
64:N8:21:ARG:NH2	36:5:640:U:OP1	182.36	0.71
20:C8:30:TYR:HE2	20:C8:40:ARG:HH11	1.54	0.71
21:C9:57:ARG:HH21	21:C9:80:TYR:HB3	1.56	0.71
6:S4:73:ASP:OD2	6:S4:122:LYS:NZ	2.19	0.71
1:2:357:G:OP2	92:2:2106:OHX:N6	2.24	0.71
36:5:539:C:H42	36:5:552:G:H1	1.37	0.71
33:E1:91:ILE:HG12	33:E1:92:LYS:HG2	6.94	0.71
43:L6:146:ILE:HG22	43:L6:150:LYS:HD2	3.44	0.71
50:M4:13:ARG:NH1	50:M4:65:LEU:O	2.62	0.71
1:6:1280:C:H2'	1:6:1281:G:H8	1.54	0.71
3:S1:129:THR:HA	3:S1:177:GLN:HA	1.73	0.71
79:Q3:4:ARG:NH2	36:5:838:G:O6	237.22	0.71
36:5:1231:A:H5''	36:5:1232:C:H5'	1.72	0.71
36:5:1308:A:OP2	36:5:1308:A:H8	1.72	0.71
22:D0:35:GLU:OE2	1:6:1383:G:O2'	452.79	0.71
40:L3:232:ARG:NH1	40:L3:269:GLN:O	2.36	0.71
41:L4:292:SER:OG	41:L4:293:SER:N	2.24	0.71
42:L5:211:LEU:HB3	42:L5:219:PHE:HB2	1.81	0.71

Continued on next page...

Continued from previous page...

Atom-1	Atom-2	Interatomic distance (Å)	Clash overlap (Å)
47:M0:99:ILE:HG13	47:M0:123:HIS:HB2	4.75	0.71
4:S2:116:LYS:HG2	4:S2:127:ALA:HB3	1.72	0.71
9:S7:50:ASP:HA	9:S7:56:LYS:HA	1.71	0.71
36:5:2284:C:O2	92:5:4449:OHX:N1	2.24	0.71
36:5:2996:U:OP1	36:5:2996:U:H4'	1.89	0.71
13:C1:6:THR:O	13:C1:8:GLN:N	2.24	0.71
47:M0:88:ARG:HG2	47:M0:90:ARG:HG2	2.51	0.71
62:N6:112:ASP:HB3	62:N6:115:ARG:HB2	3.44	0.71
3:S1:180:THR:HG22	3:S1:181:LEU:H	1.56	0.71
8:S6:10:ASN:ND2	8:S6:127:THR:O	2.91	0.71
39:L2:144:ASN:ND2	39:L2:161:ASP:OD1	3.39	0.70
36:1:770:G:N7	92:1:4330:OHX:N3	2.39	0.70
48:M1:137:ARG:HG2	37:7:28:C:H5''	308.07	0.70
41:L4:128:ALA:HB1	41:L4:134:LEU:HD12	1.73	0.70
48:M1:107:ASP:N	48:M1:107:ASP:OD1	2.23	0.70
64:N8:74:ASN:HB2	64:N8:76:ASP:HB2	1.73	0.70
36:1:2895:G:O2'	76:Q0:100:TYR:O	2.07	0.70
34:SR:300:THR:HG23	34:SR:314:GLN:HG3	1.73	0.70
36:5:67:A:OP2	92:5:4551:OHX:N5	2.24	0.70
1:2:1550:A:P	17:C5:42:ARG:HH22	2.13	0.70
23:D1:74:GLN:NE2	23:D1:81:ASN:O	2.24	0.70
27:D5:71:ILE:HG21	27:D5:76:ALA:HB2	3.63	0.70
36:1:899:U:O4	92:1:4431:OHX:N1	2.24	0.70
36:1:830:A:OP1	92:1:4245:OHX:N4	2.25	0.70
1:2:853:G:O6	55:M9:173:ARG:NH2	2.25	0.70
36:5:3288:G:HO2'	36:5:3289:G:H8	1.39	0.70
36:5:583:G:O6	92:5:4279:OHX:N1	2.25	0.70
1:6:218:A:H2'	1:6:219:A:H5''	1.73	0.70
53:M7:64:ASN:O	53:M7:80:LYS:NZ	2.77	0.70
58:N2:19:VAL:HG12	58:N2:105:LEU:HD22	3.18	0.70
58:N2:56:VAL:HG22	58:N2:65:VAL:HG22	1.73	0.70
61:N5:115:ARG:NH1	61:N5:119:THR:OG1	3.05	0.70
62:N6:52:ARG:HA	62:N6:70:ILE:HG22	2.16	0.70
36:1:2137:U:OP2	36:1:2142:A:N6	2.19	0.70
24:D2:119:LYS:HG3	1:6:687:G:H5''	393.14	0.70
17:C5:108:ARG:HH21	20:C8:119:ILE:HD12	4.68	0.70
1:2:1553:G:O2'	31:D9:14:TYR:OH	2.09	0.70
36:1:1721:U:O4	55:M9:128:LYS:NZ	2.19	0.70
36:1:385:A:H2'	36:1:386:A:C8	2.27	0.70
1:2:176:C:OP1	92:2:2120:OHX:N3	2.23	0.70
1:2:591:A:H2'	1:2:592:A:C8	2.26	0.70

Continued on next page...

Continued from previous page...

Atom-1	Atom-2	Interatomic distance (Å)	Clash overlap (Å)
36:5:679:U:O4	92:5:4273:OHX:N2	2.25	0.70
21:C9:102:ARG:NH2	1:6:1502:G:N7	405.89	0.70
27:D5:71:ILE:HG23	27:D5:73:GLY:H	7.48	0.70
41:L4:26:PHE:HD1	41:L4:130:ALA:HB2	3.12	0.70
42:L5:156:GLY:HA2	42:L5:181:PRO:HD3	1.72	0.70
3:S1:101:HIS:HA	3:S1:217:LEU:HD22	2.30	0.70
1:2:1300:A:OP1	4:S2:99:LYS:NZ	2.24	0.70
36:1:2861:U:OP1	92:1:4101:OHX:N2	2.23	0.70
1:2:833:U:O4	92:2:2243:OHX:N1	2.25	0.70
36:5:272:G:OP2	92:5:4331:OHX:N6	2.24	0.70
18:C6:50:GLU:OE1	18:C6:112:TYR:OH	2.10	0.70
54:M8:38:ARG:NH2	36:5:1348:U:OP2	187.72	0.70
65:N9:14:ARG:CZ	65:N9:18:ARG:HD2	2.22	0.70
58:N2:42:LYS:NZ	36:5:1686:U:OP1	176.94	0.70
9:S7:30:SER:HB2	9:S7:34:LEU:HB2	1.93	0.70
36:1:2717:U:OP1	92:1:4217:OHX:N6	2.25	0.70
36:1:3134:A:OP1	92:1:4135:OHX:N4	2.24	0.70
1:2:1331:A:OP1	19:C7:45:ARG:NH2	2.25	0.70
37:3:49:G:N7	42:L5:58:LYS:HG3	2.07	0.70
21:C9:49:ASP:OD1	21:C9:53:TRP:N	2.19	0.70
30:D8:36:THR:OG1	30:D8:37:SER:N	2.25	0.70
36:5:86:G:O2'	36:5:98:G:O6	2.09	0.70
73:O7:88:ALA:O	92:8:231:OHX:N3	20.65	0.70
25:D3:69:ARG:NH1	25:D3:116:ASP:OD1	2.24	0.70
36:5:2818:U:H6	36:5:2818:U:H5'	1.56	0.69
1:6:213:A:OP2	92:6:2245:OHX:N1	2.25	0.69
1:6:228:G:H1	1:6:236:A:H61	1.40	0.69
90:A:74:C:OP2	92:A:101:OHX:N5	2.24	0.69
41:L4:25:VAL:HG22	41:L4:262:TRP:HB2	1.73	0.69
53:M7:172:GLN:NE2	69:O3:60:ARG:O	2.25	0.69
36:1:1712:G:O6	66:O0:28:LYS:NZ	2.25	0.69
78:Q2:35:LEU:HD23	78:Q2:35:LEU:H	1.56	0.69
92:2:2086:OHX:N1	92:2:2236:OHX:N3	2.40	0.69
1:2:614:C:OP2	25:D3:5:LYS:NZ	2.24	0.69
1:2:915:A:OP1	92:2:2142:OHX:N3	2.25	0.69
47:M0:81:GLY:O	47:M0:83:ASP:N	3.10	0.69
49:M3:166:ALA:HB1	64:N8:147:LEU:HD21	1.88	0.69
51:M5:172:ARG:HD2	36:5:30:G:O5'	111.39	0.69
49:M3:128:ARG:NH1	71:O5:109:ILE:O	3.21	0.69
77:Q1:2:ARG:HG3	77:Q1:4:LYS:H	2.16	0.69
1:2:40:A:OP1	11:S9:3:ARG:NH1	2.25	0.69

Continued on next page...

Continued from previous page...

Atom-1	Atom-2	Interatomic distance (Å)	Clash overlap (Å)
36:1:2766:U:O4	92:1:4272:OHX:N2	2.25	0.69
68:O2:44:ARG:NH1	36:5:1145:G:OP1	207.19	0.69
37:7:91:G:H2'	37:7:92:A:C8	2.27	0.69
18:C6:97:VAL:CG2	18:C6:98:ASP:H	2.18	0.69
63:N7:102:GLU:H	63:N7:107:ARG:HH21	3.43	0.69
6:S4:125:LYS:NZ	6:S4:225:VAL:O	2.19	0.69
36:1:2307:G:O2'	36:1:2310:U:OP2	2.09	0.69
36:1:440:A:OP1	36:1:494:G:H1'	1.93	0.69
1:2:805:U:H2'	1:2:806:A:H5''	1.75	0.69
36:5:2211:U:H5	36:5:2234:G:H1	1.40	0.69
16:C4:128:LYS:NZ	28:D6:27:SER:OG	2.25	0.69
47:M0:193:ASP:OD2	47:M0:194:GLY:N	2.22	0.69
48:M1:50:ALA:HB2	48:M1:65:ILE:HD12	1.75	0.69
63:N7:115:LYS:NZ	63:N7:119:GLU:OE2	2.49	0.69
3:S1:150:VAL:HG13	1:6:1067:C:H5''	353.59	0.69
36:1:599:C:OP1	41:L4:332:LYS:NZ	2.24	0.69
1:2:1564:U:H2'	1:2:1565:C:C6	2.27	0.69
38:4:135:G:OP2	61:N5:56:ARG:NH2	2.26	0.69
36:5:1541:G:OP2	92:5:4348:OHX:N4	2.25	0.69
1:6:782:U:OP2	92:6:2296:OHX:N3	2.26	0.69
47:M0:119:TRP:O	92:M0:305:OHX:N5	7.46	0.69
47:M0:216:TYR:HA	92:M0:307:OHX:N5	2.07	0.69
49:M3:140:SER:OG	49:M3:141:ALA:N	3.07	0.69
61:N5:137:ASN:HB3	61:N5:142:ILE:HG12	1.71	0.69
8:S6:24:ILE:O	8:S6:26:VAL:N	2.24	0.69
11:S9:126:ARG:NH1	1:6:475:A:OP2	424.29	0.69
36:1:2718:U:O4	92:1:4400:OHX:N3	2.24	0.69
1:2:1358:G:H2'	1:2:1359:C:C6	2.27	0.69
1:2:1562:G:OP1	21:C9:89:ARG:NH2	2.25	0.69
20:C8:27:LYS:O	20:C8:29:VAL:N	2.25	0.69
20:C8:95:GLY:O	92:C8:203:OHX:N2	2.26	0.69
33:E1:134:ASN:H	1:6:1251:U:H4'	442.57	0.69
44:L7:178:ILE:HA	44:L7:183:ASP:HB3	1.75	0.69
46:L9:166:ARG:NH2	46:L9:168:ARG:HH12	12.05	0.69
36:1:670:C:OP1	54:M8:147:ARG:NH2	2.26	0.69
3:S1:48:VAL:HG21	3:S1:61:LEU:HD22	4.88	0.69
11:S9:106:GLU:O	11:S9:111:THR:OG1	2.68	0.69
1:2:136:C:H4'	1:2:137:U:OP1	1.91	0.69
72:O6:28:TYR:OH	36:5:315:C:OP2	98.11	0.69
1:6:647:G:N2	1:6:687:G:H22	1.90	0.69
15:C3:20:ARG:HD3	24:D2:56:HIS:CD2	5.24	0.69

Continued on next page...

Continued from previous page...

Atom-1	Atom-2	Interatomic distance (Å)	Clash overlap (Å)
58:N2:50:LEU:HB3	58:N2:54:VAL:HG23	1.75	0.69
63:N7:83:THR:HG23	63:N7:85:TYR:N	2.05	0.69
2:S0:179:ARG:HD3	2:S0:183:ARG:HH11	1.57	0.69
4:S2:139:ILE:HG22	4:S2:141:ARG:HD2	1.75	0.69
36:1:2718:U:OP2	92:1:4217:OHX:N3	2.25	0.69
36:1:3103:A:OP2	92:1:4419:OHX:N1	2.25	0.69
65:N9:38:LYS:NZ	36:5:1076:C:O3'	217.51	0.69
36:5:3361:G:O6	92:5:4469:OHX:N3	2.26	0.69
13:C1:14:GLN:HB3	13:C1:54:ILE:HG13	3.61	0.69
6:S4:95:THR:HG23	6:S4:97:GLU:HG3	4.95	0.69
1:2:1572:G:H1'	7:S5:185:ARG:HH12	1.56	0.69
1:2:169:A:H5''	8:S6:176:GLN:HG2	1.75	0.69
36:5:2255:A:H5'	36:5:2261:G:H22	1.58	0.69
6:S4:129:VAL:HB	6:S4:139:VAL:HG23	1.75	0.69
7:S5:64:VAL:HG12	7:S5:65:ARG:HD3	1.73	0.69
9:S7:73:VAL:O	9:S7:75:THR:N	2.46	0.69
24:D2:31:SER:HB3	24:D2:34:ILE:HG13	3.93	0.69
49:M3:74:GLY:O	49:M3:101:ARG:NH1	2.26	0.69
51:M5:46:ASP:OD1	51:M5:50:ARG:NH2	2.26	0.69
55:M9:109:TYR:HB3	55:M9:115:ILE:HG12	5.06	0.69
36:5:3299:A:H61	36:5:3315:G:H1	1.38	0.69
1:6:206:A:OP2	92:6:2226:OHX:N4	2.26	0.69
17:C5:44:ARG:NH2	17:C5:82:ASN:O	2.78	0.69
36:1:1878:G:OP1	92:1:4160:OHX:N4	2.26	0.68
1:2:283:U:H5''	8:S6:188:ARG:HD3	1.73	0.68
92:5:4276:OHX:N3	92:5:4555:OHX:N6	2.41	0.68
43:L6:86:ALA:H	69:O3:107:ILE:HG21	5.06	0.68
44:L7:217:PRO:HA	92:5:4260:OHX:N5	263.08	0.68
49:M3:166:ALA:N	64:N8:135:GLU:OE1	3.56	0.68
36:1:300:G:O6	92:1:4399:OHX:N1	2.26	0.68
21:C9:117:SER:HB2	21:C9:123:ARG:HB2	1.72	0.68
21:C9:77:ASN:ND2	21:C9:96:ALA:O	4.09	0.68
40:L3:334:ARG:NH2	36:5:3304:U:O2'	212.60	0.68
36:1:1230:G:H1	36:1:1279:C:H42	1.41	0.68
36:1:2579:G:O6	92:1:4159:OHX:N2	2.24	0.68
36:5:2724:U:O4	92:5:4422:OHX:N5	2.26	0.68
90:A:76:PPU:H8	90:A:76:PPU:H5''	1.75	0.68
46:L9:166:ARG:HH21	46:L9:168:ARG:HH12	11.66	0.68
4:S2:67:GLN:HA	4:S2:70:ASP:HB2	1.81	0.68
7:S5:222:LYS:HA	7:S5:225:ARG:HH11	4.32	0.68
36:1:1740:U:H1'	36:1:1741:A:H2	1.59	0.68

Continued on next page...

Continued from previous page...

Atom-1	Atom-2	Interatomic distance (Å)	Clash overlap (Å)
36:1:2355:G:H4'	53:M7:139:TYR:CE2	2.28	0.68
1:2:1794:A:H1'	28:D6:79:ILE:HD12	1.74	0.68
1:2:759:U:OP1	92:2:2230:OHX:N1	2.27	0.68
36:5:239:G:N7	92:5:4388:OHX:N5	2.42	0.68
36:5:94:G:H2'	36:5:95:A:C8	2.28	0.68
1:6:1533:C:H4'	1:6:1539:G:C6	2.28	0.68
1:6:822:U:H2'	1:6:823:G:H5''	1.75	0.68
44:L7:96:PRO:O	44:L7:99:PRO:HD2	2.07	0.68
45:L8:48:ARG:NH2	36:5:2588:U:OP1	183.82	0.68
63:N7:88:ASP:HB3	63:N7:121:ARG:NH2	2.08	0.68
10:S8:162:ALA:HA	36:1:3353:G:H5'	1.74	0.68
36:5:3064:U:OP2	92:5:4532:OHX:N5	2.26	0.68
49:M3:58:VAL:HG13	36:5:75:G:H5''	88.38	0.68
20:C8:41:ARG:HD3	1:6:1565:C:OP1	369.20	0.68
1:6:755:A:H2'	1:6:756:A:C8	2.29	0.68
12:C0:27:PHE:HB3	12:C0:40:LEU:HD23	1.76	0.68
41:L4:197:ARG:NH1	36:5:1381:A:OP1	109.31	0.68
47:M0:4:ARG:NH1	36:5:2828:G:O2'	264.22	0.68
63:N7:16:GLY:O	63:N7:18:TYR:N	2.26	0.68
9:S7:67:LEU:HG	9:S7:94:ALA:HB2	2.81	0.68
34:SR:178:VAL:HB	34:SR:192:PHE:HB2	2.02	0.68
34:SR:42:LEU:HD21	34:SR:82:SER:HB3	1.94	0.68
36:1:3118:C:H4'	76:Q0:106:ARG:HH22	1.58	0.68
1:2:1385:G:N7	92:2:2185:OHX:N3	2.42	0.68
36:5:2573:G:N7	92:5:4467:OHX:N2	2.40	0.68
57:N1:92:ARG:NH1	36:5:2736:A:OP1	235.56	0.68
17:C5:40:ARG:NH2	1:6:1552:U:O4	393.07	0.68
1:6:895:G:H1	1:6:917:U:H3	1.40	0.68
47:M0:174:THR:OG1	47:M0:175:ASN:N	3.14	0.68
5:S3:7:LYS:NZ	22:D0:115:GLU:OE2	2.26	0.68
34:SR:38:ARG:HA	34:SR:67:ILE:HG23	2.34	0.68
36:1:1277:C:HO2'	36:1:1278:A:H8	1.42	0.68
36:1:2572:C:O2'	36:1:2573:G:O4'	2.10	0.68
92:1:4186:OHX:N1	92:1:4495:OHX:N3	2.42	0.68
75:O9:45:ARG:NH2	36:5:1841:A:N3	129.12	0.68
4:S2:143:TYR:O	24:D2:98:GLN:NE2	2.93	0.68
71:O5:64:GLU:OE1	71:O5:68:GLN:NE2	6.18	0.68
8:S6:13:GLN:OE1	1:6:151:G:N2	311.10	0.68
11:S9:8:TYR:O	92:6:2281:OHX:N4	383.98	0.68
92:1:4230:OHX:N2	92:1:4338:OHX:N4	2.41	0.68
21:C9:68:ARG:NH1	1:6:1521:G:O6	414.40	0.68

Continued on next page...

Continued from previous page...

Atom-1	Atom-2	Interatomic distance (Å)	Clash overlap (Å)
42:L5:14:SER:OG	37:7:68:C:OP1	300.07	0.68
14:C2:42:ALA:HB1	14:C2:47:GLU:HB3	2.53	0.68
40:L3:311:PHE:HE2	40:L3:317:ILE:HG13	2.11	0.68
67:O1:84:ASP:N	67:O1:84:ASP:OD1	2.27	0.68
72:O6:2:THR:OG1	72:O6:3:VAL:N	2.25	0.68
11:S9:92:LYS:O	11:S9:94:ASP:N	2.25	0.68
1:2:1169:G:N1	1:2:1575:G:OP2	2.20	0.68
40:L3:171:LEU:O	92:L3:408:OHX:N6	2.26	0.68
40:L3:3:HIS:O	40:L3:5:LYS:N	2.27	0.68
67:O1:19:ARG:HD3	67:O1:35:GLU:HG3	2.73	0.68
4:S2:45:VAL:HG21	4:S2:68:ILE:HG23	1.96	0.68
1:2:145:A:O2'	1:2:146:U:O5'	2.11	0.68
1:2:1369:U:O4	92:2:2198:OHX:N6	2.26	0.68
36:5:2102:U:H2'	36:5:2103:U:H6	1.59	0.68
7:S5:73:THR:HG23	18:C6:114:ARG:HD2	1.76	0.68
21:C9:108:LEU:HA	21:C9:111:ILE:HG22	1.74	0.68
63:N7:124:ALA:O	63:N7:126:LYS:N	2.39	0.68
63:N7:95:VAL:HG21	63:N7:113:VAL:HG11	1.74	0.68
64:N8:77:LYS:O	64:N8:79:TRP:N	2.56	0.68
43:L6:31:ARG:NH1	69:O3:107:ILE:HG22	5.48	0.68
3:S1:134:VAL:HB	3:S1:219:LYS:HB2	1.74	0.68
36:1:583:G:O6	92:1:4238:OHX:N2	2.27	0.67
36:5:1659:U:H2'	36:5:1660:C:C6	2.29	0.67
10:S8:50:GLY:HA2	1:6:397:A:O3'	315.48	0.67
14:C2:67:THR:HG22	14:C2:68:GLU:HG3	1.76	0.67
9:S7:101:LYS:HD3	1:6:639:U:H5''	365.90	0.67
11:S9:38:ASN:HB3	11:S9:40:LYS:H	1.58	0.67
36:1:2703:A:OP2	42:L5:23:ARG:NH1	2.27	0.67
36:1:640:U:OP1	64:N8:21:ARG:NH2	2.27	0.67
36:5:1238:C:O2'	36:5:1239:C:OP1	2.12	0.67
36:5:2444:C:H42	36:5:2503:G:H1	1.40	0.67
36:5:2975:U:OP1	92:5:4345:OHX:N3	2.28	0.67
1:6:1506:G:O6	92:6:2325:OHX:N3	2.26	0.67
40:L3:81:THR:HG21	40:L3:322:ILE:HD13	4.94	0.67
36:1:1382:G:OP2	41:L4:188:ARG:NH1	2.26	0.67
42:L5:107:ARG:HH22	42:L5:120:LYS:HA	1.59	0.67
53:M7:18:ARG:NH2	53:M7:147:GLU:OE1	2.24	0.67
3:S1:180:THR:HG23	3:S1:183:GLN:HE22	10.60	0.67
36:5:2726:C:O2'	36:5:2727:A:H2'	1.94	0.67
36:5:2924:U:O4	92:5:4316:OHX:N2	2.27	0.67
36:5:3192:U:O4	92:5:4402:OHX:N2	2.27	0.67

Continued on next page...

Continued from previous page...

Atom-1	Atom-2	Interatomic distance (Å)	Clash overlap (Å)
11:S9:143:ILE:HG12	1:6:768:C:C2	418.24	0.67
1:6:75:U:O2'	1:6:76:A:O5'	2.09	0.67
25:D3:102:VAL:HG12	25:D3:127:VAL:HG12	1.76	0.67
30:D8:52:ASP:OD1	30:D8:52:ASP:N	2.27	0.67
40:L3:25:ILE:H	40:L3:25:ILE:HD13	1.60	0.67
47:M0:218:ALA:HB3	92:M0:307:OHX:N4	2.09	0.67
56:N0:1:MET:HE1	56:N0:32:SER:H	1.57	0.67
1:2:1130:G:OP2	92:2:2121:OHX:N2	2.27	0.67
1:2:501:U:HO2'	1:2:502:U:H6	1.40	0.67
32:E0:29:LYS:HG2	32:E0:35:TYR:HE2	4.90	0.67
54:M8:153:PHE:O	54:M8:161:LYS:HG2	4.75	0.67
54:M8:86:THR:HG22	54:M8:105:ARG:HB2	1.94	0.67
6:S4:13:ALA:O	6:S4:39:ARG:NH2	2.28	0.67
1:2:1240:U:OP2	92:2:2201:OHX:N1	2.27	0.67
36:5:114:A:N1	36:5:266:A:O2'	2.28	0.67
36:5:1615:C:OP1	92:5:4459:OHX:N6	2.28	0.67
15:C3:5:HIS:HB3	15:C3:117:LEU:HD13	1.75	0.67
19:C7:13:SER:HA	19:C7:54:THR:HG22	1.82	0.67
67:O1:19:ARG:HD3	67:O1:35:GLU:HG2	1.75	0.67
5:S3:64:ARG:NH1	5:S3:68:GLU:OE1	3.78	0.67
36:1:3019:U:O4	92:1:4223:OHX:N1	2.27	0.67
1:2:1280:C:H2'	1:2:1281:G:C8	2.28	0.67
36:5:2820:A:H2'	90:A:76:PPU:HD2	218.74	0.67
20:C8:30:TYR:O	20:C8:33:THR:OG1	2.12	0.67
33:E1:144:CYS:O	33:E1:146:SER:N	2.28	0.67
10:S8:8:ARG:NH2	10:S8:28:GLU:OE1	10.27	0.67
36:1:2810:C:OP1	92:1:4317:OHX:N6	2.28	0.67
36:1:1477:A:OP1	36:1:3075:G:O2'	2.11	0.67
1:6:74:U:H3'	1:6:75:U:H3'	1.77	0.67
22:D0:48:HIS:O	22:D0:48:HIS:ND1	2.27	0.67
53:M7:122:ALA:HB3	53:M7:143:PRO:HB2	1.92	0.67
61:N5:132:ALA:HA	61:N5:135:ILE:HG22	2.11	0.67
62:N6:39:LEU:HD13	62:N6:43:TYR:HE2	2.16	0.67
68:O2:81:ASP:O	68:O2:84:THR:HG23	1.94	0.67
34:SR:260:ILE:HB	34:SR:274:LEU:HD12	2.87	0.67
36:1:1807:G:H5''	63:N7:135:ARG:HH22	1.60	0.67
36:1:2617:U:H5	36:1:2621:G:OP2	1.76	0.67
36:1:2960:C:OP1	92:1:4236:OHX:N4	2.27	0.67
36:1:425:G:O6	92:1:4109:OHX:N6	2.28	0.67
19:C7:5:ARG:NH1	1:6:1402:G:OP2	409.12	0.67
69:O3:14:LEU:HD11	69:O3:31:LYS:HB2	2.04	0.67

Continued on next page...

Continued from previous page...

Atom-1	Atom-2	Interatomic distance (Å)	Clash overlap (Å)
75:O9:9:ILE:O	75:O9:13:MET:HG3	1.95	0.67
1:2:936:G:N7	28:D6:15:ARG:NH1	2.42	0.67
38:4:11:C:OP2	92:4:245:OHX:N1	2.28	0.67
55:M9:104:ARG:HH21	55:M9:105:LEU:HB2	1.60	0.67
68:O2:9:ILE:HG12	68:O2:63:THR:HB	1.75	0.67
71:O5:45:LYS:O	71:O5:49:LYS:HG2	4.45	0.67
5:S3:164:VAL:HG13	5:S3:168:ILE:HD11	1.76	0.67
5:S3:194:LYS:O	5:S3:196:ARG:N	2.27	0.67
36:1:2947:G:H4'	36:1:2947:G:OP2	1.95	0.67
36:5:173:G:HO2'	36:5:174:C:H6	1.41	0.67
36:5:900:G:H1'	36:5:1589:A:N6	2.09	0.67
47:M0:12:GLN:HE21	47:M0:128:ARG:HB3	4.12	0.67
49:M3:56:PRO:HG3	49:M3:74:GLY:O	1.98	0.67
44:L7:80:GLN:HG3	57:N1:136:ARG:HB2	2.72	0.67
34:SR:164:ASP:O	34:SR:166:SER:N	2.76	0.67
1:6:1564:U:H2'	1:6:1565:C:C6	2.30	0.66
1:6:660:G:H2'	1:6:661:A:H4'	1.77	0.66
18:C6:18:ALA:HB2	18:C6:69:VAL:HG13	1.85	0.66
40:L3:139:GLN:O	40:L3:141:GLY:N	2.27	0.66
55:M9:76:SER:O	55:M9:81:ARG:NH1	2.28	0.66
70:O4:80:ARG:HG3	70:O4:88:ARG:HH21	3.14	0.66
73:O7:45:ARG:NH2	36:5:361:A:O3'	124.01	0.66
1:2:734:A:H5''	1:2:735:C:OP1	1.95	0.66
36:5:3241:G:H2'	36:5:3245:A:C8	2.29	0.66
21:C9:86:ARG:NH1	21:C9:90:PRO:O	2.27	0.66
36:1:1591:G:OP1	70:O4:16:ARG:NH1	2.27	0.66
6:S4:146:THR:HG21	1:6:123:G:H21	341.96	0.66
35:SM:23:LYS:HD2	35:SM:23:LYS:H	1.59	0.66
1:2:656:G:O2'	1:2:657:U:O4'	2.13	0.66
37:7:2:G:O2'	37:7:23:A:N1	2.25	0.66
23:D1:71:ARG:O	23:D1:75:ASN:ND2	2.28	0.66
42:L5:115:LEU:HD22	42:L5:115:LEU:H	1.60	0.66
50:M4:38:ILE:HD11	56:N0:150:PHE:HE2	1.59	0.66
63:N7:135:ARG:HH21	63:N7:135:ARG:HB3	3.66	0.66
79:Q3:6:LYS:HG2	79:Q3:7:LYS:HG3	4.94	0.66
3:S1:146:GLN:HB3	3:S1:149:GLN:HE22	1.59	0.66
11:S9:133:HIS:CD2	11:S9:162:SER:HB2	2.76	0.66
36:1:1492:G:N7	75:O9:2:ALA:HB1	2.10	0.66
36:1:2233:A:OP2	92:1:4278:OHX:N5	2.28	0.66
36:1:408:A:OP1	92:1:4290:OHX:N3	2.29	0.66
28:D6:24:VAL:HG11	28:D6:71:LEU:HD12	1.77	0.66

Continued on next page...

Continued from previous page...

Atom-1	Atom-2	Interatomic distance (Å)	Clash overlap (Å)
41:L4:181:VAL:O	41:L4:182:LEU:HB2	1.95	0.66
44:L7:24:GLU:O	44:L7:26:VAL:N	2.29	0.66
48:M1:15:GLU:HB3	48:M1:130:VAL:HG22	5.28	0.66
2:S0:70:PRO:HB2	2:S0:94:GLY:HA3	1.77	0.66
9:S7:74:GLN:HE22	9:S7:92:PHE:HB2	1.61	0.66
1:2:1492:A:HO2'	1:2:1493:A:H8	1.43	0.66
36:5:2102:U:H2'	36:5:2103:U:C6	2.30	0.66
33:E1:106:TYR:HE2	33:E1:116:LYS:HG2	1.59	0.66
41:L4:144:LYS:CG	41:L4:145:ILE:H	5.04	0.66
63:N7:135:ARG:NH2	36:5:2556:C:O2'	199.93	0.66
63:N7:33:SER:OG	63:N7:35:SER:O	3.92	0.66
3:S1:99:ASN:OD1	3:S1:100:PHE:N	2.29	0.66
4:S2:241:ASP:HA	4:S2:244:SER:HB2	1.78	0.66
34:SR:216:LYS:HA	34:SR:239:GLU:HG3	1.87	0.66
36:1:1940:G:H21	36:1:3362:A:H8	1.42	0.66
36:1:2979:U:O2	92:1:4446:OHX:N1	2.29	0.66
36:1:3174:A:OP1	69:O3:97:SER:OG	2.12	0.66
92:1:4235:OHX:N4	38:4:139:U:O4	2.29	0.66
37:3:71:G:H2'	37:3:72:A:H8	1.61	0.66
36:5:2207:A:H62	36:5:2236:G:H1	1.42	0.66
1:6:139:C:H4'	1:6:140:A:O5'	1.96	0.66
1:6:219:A:H2'	1:6:831:U:O2	1.95	0.66
39:L2:227:ARG:HG2	39:L2:239:ALA:HB2	1.78	0.66
43:L6:40:LEU:HD13	43:L6:84:VAL:HG11	2.09	0.66
47:M0:68:ALA:HB2	47:M0:158:LYS:HB2	1.90	0.66
48:M1:166:LYS:O	48:M1:168:ASP:N	3.37	0.66
3:S1:51:SER:HB3	3:S1:57:ALA:H	2.72	0.66
36:1:1369:A:OP1	64:N8:21:ARG:NH1	2.29	0.66
36:1:544:C:H1'	36:1:548:G:H22	1.60	0.66
1:2:207:U:O2	10:S8:178:ARG:NH1	2.29	0.66
1:2:851:U:H2'	1:2:852:C:C6	2.31	0.66
19:C7:26:LEU:HD22	19:C7:59:LYS:HA	1.77	0.66
39:L2:14:SER:OG	39:L2:15:ILE:N	2.25	0.66
41:L4:204:GLY:O	41:L4:246:ARG:NH1	2.28	0.66
44:L7:102:VAL:HG12	44:L7:130:ILE:HD12	4.15	0.66
3:S1:201:THR:HG21	3:S1:207:LEU:HD22	1.77	0.66
36:1:3275:U:H5'	69:O3:68:TRP:CZ2	2.26	0.66
1:2:1413:U:O2	92:2:2118:OHX:N4	2.28	0.66
1:2:66:U:H5	8:S6:173:PRO:HG3	1.61	0.66
1:6:800:U:H2'	1:6:801:G:C8	2.28	0.66
15:C3:34:ILE:HG13	15:C3:67:THR:HG21	1.76	0.66

Continued on next page...

Continued from previous page...

Atom-1	Atom-2	Interatomic distance (Å)	Clash overlap (Å)
18:C6:95:LYS:O	34:SR:59:ARG:NH2	2.29	0.66
39:L2:20:THR:HA	39:L2:23:ARG:HD2	1.76	0.66
49:M3:105:ASN:OD1	49:M3:107:GLU:HG2	2.39	0.66
53:M7:48:LEU:HB3	53:M7:88:VAL:HG13	2.08	0.66
78:Q2:12:CYS:SG	78:Q2:17:CYS:HB3	2.77	0.66
3:S1:129:THR:OG1	3:S1:131:ASP:O	2.90	0.66
9:S7:165:LYS:O	9:S7:168:SER:OG	2.12	0.66
36:1:2850:G:O6	92:1:4310:OHX:N6	2.29	0.66
1:2:1727:G:H2'	1:2:1728:A:C8	2.31	0.66
36:5:776:U:H5	36:5:2719:U:O2	1.76	0.66
54:M8:67:ILE:HG23	54:M8:81:VAL:HG11	2.04	0.66
63:N7:5:LEU:HD22	63:N7:77:TYR:CZ	5.44	0.66
34:SR:76:ASP:OD1	34:SR:76:ASP:N	2.31	0.66
36:1:1014:U:H2'	36:1:1015:U:H5''	1.78	0.66
1:2:688:G:O6	92:2:2212:OHX:N1	2.29	0.66
36:5:1294:A:O2'	36:5:1295:G:H5''	1.96	0.66
73:O7:88:ALA:O	92:8:222:OHX:N6	19.32	0.66
40:L3:169:THR:HG22	40:L3:171:LEU:H	1.61	0.66
53:M7:31:GLU:CG	53:M7:60:PHE:HA	3.21	0.66
56:N0:9:VAL:HG22	56:N0:61:ILE:HD12	1.77	0.66
5:S3:132:LYS:HB3	5:S3:189:MET:HG3	2.18	0.66
7:S5:91:GLU:OE2	7:S5:107:LYS:NZ	2.28	0.66
20:C8:120:ARG:NH2	35:SM:58:GLU:OE1	2.24	0.66
36:1:1733:G:P	92:1:4500:OHX:N2	2.69	0.65
36:1:595:G:N1	36:1:609:G:H5''	2.12	0.65
1:2:320:U:H3'	1:2:321:C:C5'	2.26	0.65
1:6:356:G:OP2	92:6:2163:OHX:N3	2.29	0.65
41:L4:47:ARG:NH1	41:L4:109:TRP:O	2.45	0.65
42:L5:85:ARG:NH1	42:L5:86:TYR:OH	2.29	0.65
51:M5:140:LYS:O	51:M5:144:ARG:HG3	1.95	0.65
66:O0:9:SER:OG	66:O0:10:ILE:N	2.28	0.65
3:S1:35:PRO:HB3	3:S1:231:LEU:HD11	3.50	0.65
36:1:1631:C:OP2	63:N7:48:ARG:NH2	2.29	0.65
92:2:2077:OHX:N6	92:2:2203:OHX:N5	2.43	0.65
20:C8:145:ARG:NH2	1:6:1460:A:OP2	337.72	0.65
47:M0:85:PHE:HA	47:M0:140:THR:HG22	2.20	0.65
51:M5:53:TYR:HD1	51:M5:133:ILE:HD13	1.60	0.65
68:O2:19:ARG:HD3	68:O2:28:VAL:HG13	2.41	0.65
92:1:4131:OHX:N4	92:1:4491:OHX:N1	2.43	0.65
1:2:1459:C:OP1	20:C8:126:ARG:NH2	2.28	0.65
41:L4:193:LYS:HA	41:L4:198:ARG:HA	1.78	0.65

Continued on next page...

Continued from previous page...

Atom-1	Atom-2	Interatomic distance (Å)	Clash overlap (Å)
42:L5:270:LYS:HG3	42:L5:273:ARG:HB3	5.16	0.65
48:M1:143:ARG:NH2	37:7:5:G:OP1	292.35	0.65
36:1:1603:A:OP1	55:M9:38:ARG:NH1	2.29	0.65
10:S8:36:THR:HB	10:S8:57:ALA:O	1.96	0.65
1:2:1298:U:OP1	92:2:2074:OHX:N5	2.29	0.65
36:5:2418:G:O6	92:5:4534:OHX:N2	2.30	0.65
6:S4:22:LYS:HD3	1:6:757:A:H4'	377.82	0.65
38:8:79:A:H3'	38:8:80:A:C8	2.32	0.65
24:D2:73:GLY:HA3	24:D2:128:PHE:CZ	2.75	0.65
55:M9:148:ASP:OD1	55:M9:151:ARG:NH2	3.01	0.65
3:S1:28:GLU:OE2	3:S1:94:LYS:NZ	2.24	0.65
1:2:66:U:C5	8:S6:173:PRO:HG3	2.31	0.65
20:C8:125:ILE:HD11	35:SM:57:ASN:HB3	2.20	0.65
34:SR:179:LYS:NZ	34:SR:191:ASP:OD1	2.25	0.65
36:1:1786:G:H2'	36:1:1787:A:C8	2.31	0.65
36:1:2123:G:N7	92:1:4343:OHX:N2	2.44	0.65
36:1:655:C:H2'	36:1:656:A:H8	1.61	0.65
92:2:2086:OHX:N3	92:2:2221:OHX:N1	2.44	0.65
1:2:959:U:H6	15:C3:61:THR:HB	1.61	0.65
36:5:3318:G:OP2	92:5:4397:OHX:N5	2.30	0.65
36:5:541:U:H2'	36:5:542:G:C8	2.32	0.65
1:6:373:G:N7	92:6:2300:OHX:N3	2.43	0.65
44:L7:175:LYS:HD2	44:L7:176:TYR:CZ	2.31	0.65
2:S0:179:ARG:HD3	2:S0:183:ARG:CZ	3.44	0.65
4:S2:69:ILE:HG12	4:S2:133:LYS:HB3	2.34	0.65
36:1:2155:G:O2'	39:L2:227:ARG:NH2	2.30	0.65
36:1:2242:A:H5'	39:L2:243:THR:HG23	1.78	0.65
36:1:2534:G:H2'	36:1:2535:A:H8	1.61	0.65
36:1:2120:A:OP2	92:1:4243:OHX:N2	2.30	0.65
36:5:2882:U:H2'	36:5:2883:U:C6	2.32	0.65
1:6:491:C:H42	1:6:497:G:H21	1.43	0.65
11:S9:117:GLY:O	11:S9:119:ALA:N	2.47	0.65
36:1:3199:G:H5''	50:M4:6:ILE:HG21	1.79	0.65
36:1:3353:G:O2'	36:1:3356:G:H5'	1.96	0.65
1:2:1401:A:O3'	19:C7:10:LYS:NZ	2.29	0.65
47:M0:193:ASP:OD1	36:5:1010:G:N2	335.38	0.65
39:L2:70:ARG:HH22	36:5:2522:G:H1	172.67	0.65
36:5:530:G:N7	92:5:4206:OHX:N3	2.44	0.65
1:6:823:G:H2'	1:6:824:G:O4'	1.96	0.65
18:C6:55:VAL:HG21	18:C6:105:LEU:HG	1.89	0.65
57:N1:17:ARG:HH11	57:N1:17:ARG:HG2	3.54	0.65

Continued on next page...

Continued from previous page...

Atom-1	Atom-2	Interatomic distance (Å)	Clash overlap (Å)
9:S7:143:LEU:HB2	9:S7:147:ASN:HB2	1.78	0.65
10:S8:76:THR:HG22	10:S8:108:PRO:HG2	1.78	0.65
36:1:1409:G:N7	92:1:4301:OHX:N3	2.44	0.65
92:5:4275:OHX:N4	92:5:4530:OHX:N2	2.45	0.65
1:6:363:G:OP1	92:6:2208:OHX:N1	2.29	0.65
42:L5:93:THR:HG22	42:L5:158:ARG:HH11	9.36	0.65
36:1:2433:U:H1'	51:M5:125:SER:HB3	1.79	0.65
64:N8:59:ARG:NH1	36:5:90:C:OP1	152.64	0.65
3:S1:103:MET:H	3:S1:215:VAL:HG13	3.20	0.65
5:S3:220:PRO:O	5:S3:221:SER:OG	2.69	0.65
7:S5:37:GLN:HG2	18:C6:53:LEU:HD13	1.78	0.65
36:1:1240:A:H61	36:1:1244:A:H5''	1.62	0.65
36:1:3119:U:OP2	92:1:4125:OHX:N6	2.30	0.65
36:1:548:G:O6	92:1:4292:OHX:N2	2.30	0.65
1:2:1738:U:H2'	1:2:1739:C:C6	2.32	0.65
58:N2:94:ARG:NH2	36:5:1757:A:OP1	127.04	0.65
36:5:2509:U:H2'	36:5:2510:U:H5''	1.78	0.65
36:5:3094:A:H2'	36:5:3095:U:C6	2.32	0.65
36:5:602:A:H2'	36:5:603:A:C8	2.32	0.65
1:6:1297:G:N2	1:6:1300:A:OP2	2.29	0.65
1:6:422:G:OP1	92:6:2152:OHX:N3	2.30	0.65
31:D9:33:LYS:O	31:D9:36:LEU:HD23	1.97	0.65
40:L3:303:LYS:HD2	40:L3:361:THR:HG21	1.89	0.65
41:L4:99:MET:CE	41:L4:103:THR:H	3.33	0.65
46:L9:86:TYR:CE2	46:L9:151:VAL:HG22	2.32	0.65
67:O1:31:ARG:O	67:O1:35:GLU:HB2	2.67	0.65
1:2:399:A:H4'	6:S4:3:ARG:HG2	1.79	0.65
8:S6:87:ARG:NH1	1:6:159:U:O2'	321.51	0.65
92:2:2077:OHX:N6	92:2:2203:OHX:N2	2.45	0.65
1:6:1620:C:H2'	1:6:1621:U:H6	1.61	0.65
18:C6:6:SER:HA	18:C6:23:LYS:HA	2.13	0.65
24:D2:10:ALA:HB1	24:D2:27:ILE:HD12	1.79	0.65
40:L3:123:TYR:CZ	40:L3:124:LYS:HG3	2.32	0.65
42:L5:40:HIS:CE1	42:L5:42:ALA:HB3	2.40	0.65
46:L9:49:ASN:O	46:L9:49:ASN:ND2	2.30	0.65
59:N3:2:SER:N	59:N3:56:ASP:OD1	5.22	0.65
10:S8:163:GLY:HA3	36:1:3354:U:H1'	1.79	0.65
36:1:2108:C:H1'	36:1:3344:A:C8	2.32	0.64
26:D4:27:VAL:HG11	26:D4:35:VAL:HG11	2.55	0.64
33:E1:98:VAL:HG12	33:E1:99:LYS:H	2.99	0.64
41:L4:30:ILE:HA	41:L4:124:SER:HB3	2.92	0.64

Continued on next page...

Continued from previous page...

Atom-1	Atom-2	Interatomic distance (Å)	Clash overlap (Å)
46:L9:18:VAL:HB	46:L9:27:VAL:HG22	1.79	0.64
47:M0:219:ALA:N	92:M0:307:OHX:N4	2.45	0.64
47:M0:76:MET:CE	47:M0:148:VAL:HA	2.60	0.64
6:S4:121:TYR:HA	6:S4:163:ASP:O	3.22	0.64
1:2:337:G:H1'	10:S8:10:LYS:HZ1	1.61	0.64
36:5:1564:U:H2'	36:5:1565:G:C8	2.32	0.64
36:5:410:U:O4	92:5:4358:OHX:N1	2.30	0.64
36:5:1148:G:N7	92:5:4495:OHX:N5	2.45	0.64
92:5:4352:OHX:N2	92:5:4558:OHX:N1	2.46	0.64
15:C3:55:ARG:NH1	15:C3:56:ASP:OD1	4.48	0.64
23:D1:60:ARG:HA	23:D1:65:SER:HB2	2.21	0.64
47:M0:16:PRO:HG3	47:M0:128:ARG:HH11	2.63	0.64
36:1:2736:A:OP1	57:N1:92:ARG:NH1	2.30	0.64
38:4:52:A:H62	75:O9:27:ILE:HD13	1.61	0.64
36:1:1492:G:O2'	75:O9:48:LYS:NZ	2.30	0.64
7:S5:133:VAL:HG22	7:S5:198:LEU:HD13	1.78	0.64
11:S9:149:ARG:HH11	11:S9:149:ARG:HG3	4.45	0.64
1:6:1280:C:H2'	1:6:1281:G:C8	2.32	0.64
1:6:151:G:H1	1:6:163:G:H1	1.45	0.64
6:S4:3:ARG:NH1	1:6:399:A:N3	322.85	0.64
16:C4:81:VAL:H	16:C4:115:ILE:HG22	1.61	0.64
3:S1:83:LYS:NZ	16:C4:116:GLU:OE2	2.23	0.64
26:D4:116:LYS:HE2	1:6:57:G:OP2	338.81	0.64
41:L4:33:ASP:O	41:L4:37:THR:HG23	1.97	0.64
76:Q0:97:ARG:HB2	76:Q0:120:GLN:O	1.97	0.64
4:S2:101:VAL:HG22	4:S2:115:ILE:HG12	1.78	0.64
6:S4:49:ARG:NH2	6:S4:50:ASN:OD1	4.38	0.64
1:2:768:C:C2	11:S9:143:ILE:HG12	2.31	0.64
1:2:979:A:N3	1:2:1775:U:O2'	2.30	0.64
64:N8:4:ARG:NH2	36:5:1427:U:OP2	134.66	0.64
23:D1:40:ASP:HB3	23:D1:46:ILE:HD11	1.79	0.64
46:L9:166:ARG:HD2	46:L9:168:ARG:NH1	12.69	0.64
58:N2:51:GLY:O	58:N2:52:ASN:ND2	2.22	0.64
69:O3:90:PRO:O	69:O3:92:LYS:N	2.30	0.64
36:1:1841:A:N3	75:O9:45:ARG:NH2	2.44	0.64
2:S0:185:ARG:H	23:D1:45:ALA:H	2.76	0.64
3:S1:34:ALA:HB3	3:S1:41:ARG:HA	1.77	0.64
8:S6:98:ARG:HD3	8:S6:99:GLY:N	2.45	0.64
34:SR:167:VAL:HG23	34:SR:183:LEU:HB2	4.79	0.64
36:1:3343:G:H21	36:1:3362:A:H2	1.45	0.64
36:1:1752:A:OP2	92:1:4281:OHX:N5	2.30	0.64

Continued on next page...

Continued from previous page...

Atom-1	Atom-2	Interatomic distance (Å)	Clash overlap (Å)
36:5:3134:A:OP1	92:5:4183:OHX:N5	2.31	0.64
1:6:1207:C:H42	1:6:1456:C:H5	1.46	0.64
33:E1:135:HIS:HB2	33:E1:138:ARG:HB2	1.80	0.64
36:1:1334:U:O2'	44:L7:151:ARG:NH2	2.31	0.64
44:L7:158:LYS:HD2	44:L7:159:GLN:N	4.63	0.64
45:L8:100:GLU:OE1	45:L8:108:ARG:NH1	3.23	0.64
50:M4:38:ILE:HD11	56:N0:150:PHE:CE2	2.33	0.64
62:N6:56:VAL:HG11	62:N6:104:LEU:HD13	1.78	0.64
54:M8:94:PHE:CZ	64:N8:119:PRO:HD3	3.08	0.64
1:2:1242:A:OP1	17:C5:59:LYS:NZ	2.30	0.64
36:5:2315:G:OP2	92:5:4228:OHX:N3	2.30	0.64
1:6:793:A:H3'	1:6:794:U:H5'	1.78	0.64
40:L3:227:GLU:HG3	40:L3:232:ARG:HB2	1.80	0.64
40:L3:77:THR:HG23	40:L3:326:GLY:O	2.07	0.64
47:M0:177:ASP:N	47:M0:177:ASP:OD2	2.91	0.64
53:M7:105:LYS:HB3	53:M7:107:LEU:HD13	1.92	0.64
4:S2:230:TRP:CD2	24:D2:68:ARG:HD3	2.32	0.64
20:C8:129:TRP:O	35:SM:68:ARG:HB2	2.46	0.64
1:2:355:G:OP2	92:2:2082:OHX:N4	2.30	0.64
36:5:1650:G:O6	92:5:4451:OHX:N1	2.31	0.64
1:6:1081:A:H1'	1:6:1082:C:H5	1.63	0.64
22:D0:22:ILE:HG22	22:D0:93:LEU:HB2	2.33	0.64
25:D3:97:ASP:O	25:D3:100:ASP:HB2	2.58	0.64
40:L3:41:VAL:CA	40:L3:185:GLY:HA3	2.27	0.64
41:L4:89:ALA:O	41:L4:91:GLY:N	2.28	0.64
43:L6:102:ASN:OD1	43:L6:105:TYR:N	2.28	0.64
45:L8:33:ASN:O	45:L8:35:GLY:N	2.92	0.64
34:SR:267:PRO:HD2	34:SR:269:TYR:HE1	2.77	0.64
36:1:542:G:H1	36:1:549:U:H3	1.43	0.64
1:2:732:G:O2'	1:2:733:A:O4'	2.16	0.64
1:2:796:A:OP2	92:2:2103:OHX:N6	2.30	0.64
1:6:484:C:H42	1:6:503:G:H1	1.44	0.64
16:C4:20:TYR:HB3	16:C4:27:PHE:HB2	2.18	0.64
28:D6:87:ARG:HB3	28:D6:91:ASP:HB2	2.11	0.64
54:M8:54:LEU:HD13	54:M8:58:ASN:HB3	2.54	0.64
38:4:70:G:O6	92:O7:107:OHX:N4	2.31	0.64
36:1:1798:A:H2'	36:1:1799:A:C8	2.33	0.64
1:2:539:G:OP2	1:2:539:G:H8	1.80	0.64
36:5:2666:C:H2'	36:5:2667:A:H5''	1.80	0.64
1:6:794:U:H4'	1:6:795:U:OP2	1.98	0.64
14:C2:97:LEU:HD11	14:C2:121:VAL:HG22	1.78	0.64

Continued on next page...

Continued from previous page...

Atom-1	Atom-2	Interatomic distance (Å)	Clash overlap (Å)
17:C5:126:VAL:HG13	17:C5:127:ARG:H	1.61	0.64
41:L4:157:GLU:HG2	41:L4:209:TYR:HB2	1.80	0.64
54:M8:178:ARG:HD3	64:N8:50:PRO:HB2	2.90	0.64
3:S1:190:PRO:HG2	3:S1:192:VAL:HG23	2.08	0.64
8:S6:10:ASN:HB3	8:S6:128:THR:HA	2.61	0.64
36:1:1464:G:O6	92:1:4172:OHX:N6	2.31	0.64
36:1:547:G:O2'	36:1:548:G:C8	2.51	0.64
1:2:1606:C:H2'	1:2:1607:G:C8	2.33	0.64
36:5:1631:C:H5''	36:5:1632:A:H5''	1.79	0.64
36:5:549:U:O4	92:5:4271:OHX:N4	2.31	0.64
49:M3:59:ARG:HD3	36:5:73:C:O2	93.15	0.64
9:S7:118:LEU:N	1:6:639:U:OP1	367.02	0.64
12:C0:50:THR:HG22	12:C0:55:VAL:HG22	2.04	0.64
21:C9:30:VAL:O	21:C9:32:GLY:N	2.31	0.64
46:L9:171:ASP:OD1	46:L9:173:ARG:HD3	1.98	0.64
61:N5:86:VAL:HG21	61:N5:95:ILE:HG12	2.35	0.64
62:N6:112:ASP:H	62:N6:115:ARG:HB2	1.63	0.64
7:S5:42:LEU:HB2	7:S5:46:TRP:O	1.98	0.64
9:S7:35:LYS:O	9:S7:37:GLU:N	2.30	0.64
34:SR:136:ILE:H	34:SR:136:ILE:HD13	1.63	0.64
36:1:13:A:H5'	36:1:14:U:OP2	1.98	0.63
92:1:4315:OHX:N1	72:O6:28:TYR:O	2.31	0.63
1:2:1533:C:H4'	1:2:1539:G:N1	2.13	0.63
36:5:1329:U:O2'	36:5:1330:A:OP1	2.17	0.63
20:C8:123:ARG:HG3	20:C8:133:VAL:HG11	1.81	0.63
21:C9:53:TRP:HH2	21:C9:100:ILE:HD12	1.84	0.63
57:N1:57:TYR:OH	57:N1:87:LYS:HD2	1.99	0.63
36:1:1196:C:O2	92:1:4228:OHX:N2	2.32	0.63
36:1:1688:U:H2'	36:1:1689:U:C6	2.33	0.63
36:1:230:U:H2'	36:1:231:G:O4'	1.98	0.63
36:5:1307:G:H1'	36:5:1308:A:C8	2.33	0.63
17:C5:19:GLY:N	20:C8:93:THR:O	2.25	0.63
34:SR:19:TRP:HB2	34:SR:38:ARG:HG3	2.48	0.63
36:1:2216:G:OP1	72:O6:75:LYS:NZ	2.20	0.63
1:2:206:A:OP2	92:2:2149:OHX:N5	2.32	0.63
41:L4:16:THR:HG23	41:L4:18:ASN:N	3.38	0.63
63:N7:14:VAL:HG13	70:O4:86:LYS:HG2	1.80	0.63
74:O8:26:LYS:NZ	74:O8:28:ASN:OD1	2.97	0.63
74:O8:44:LYS:HG2	74:O8:53:THR:HB	2.11	0.63
7:S5:162:VAL:HB	30:D8:45:LYS:HB3	1.80	0.63
36:1:172:G:N7	92:1:4226:OHX:N5	2.47	0.63

Continued on next page...

Continued from previous page...

Atom-1	Atom-2	Interatomic distance (Å)	Clash overlap (Å)
36:1:542:G:O6	92:1:4505:OHX:N2	2.31	0.63
79:Q3:17:ARG:NH1	36:5:860:G:OP1	219.67	0.63
24:D2:55:ASP:O	24:D2:57:ARG:N	2.82	0.63
41:L4:206:LEU:HD23	41:L4:226:GLU:HB2	3.84	0.63
53:M7:29:THR:HA	53:M7:32:THR:HG23	1.80	0.63
54:M8:83:VAL:O	54:M8:85:GLY:N	3.06	0.63
57:N1:17:ARG:O	57:N1:18:ASP:HB2	1.97	0.63
57:N1:36:VAL:HA	57:N1:64:VAL:HG22	2.13	0.63
71:O5:102:GLU:OE1	71:O5:106:LYS:HE3	1.99	0.63
2:S0:123:VAL:HG11	2:S0:133:ILE:HD11	1.79	0.63
3:S1:111:ARG:HB3	28:D6:68:TYR:CD2	2.33	0.63
10:S8:197:THR:HA	10:S8:200:LYS:HB2	1.78	0.63
36:1:1951:C:H42	36:1:2095:G:H1	1.44	0.63
36:1:2376:G:H2'	36:1:2377:G:C8	2.34	0.63
36:5:2514:U:OP1	36:5:2514:U:H6	1.80	0.63
1:6:1000:C:N4	1:6:1003:A:OP2	2.28	0.63
46:L9:120:ASP:OD1	46:L9:124:ARG:NH2	2.32	0.63
50:M4:121:MET:O	50:M4:125:LYS:HG2	1.98	0.63
59:N3:54:LEU:HD12	59:N3:78:VAL:HG12	3.86	0.63
36:1:427:C:OP2	68:O2:15:LYS:NZ	2.30	0.63
74:O8:5:ILE:HG22	74:O8:54:LEU:HB2	1.80	0.63
1:2:1599:C:O2	92:2:2161:OHX:N3	2.31	0.63
1:2:1657:U:O4	92:2:2137:OHX:N4	2.32	0.63
1:2:478:A:O2'	11:S9:124:HIS:ND1	2.24	0.63
1:2:978:A:OP1	92:2:2231:OHX:N5	2.31	0.63
36:5:549:U:H2'	36:5:550:A:C8	2.34	0.63
49:M3:63:VAL:HG22	36:5:72:C:H5'	113.25	0.63
1:6:1600:A:H4'	1:6:1601:G:OP1	1.97	0.63
8:S6:87:ARG:NH2	1:6:161:U:OP2	315.43	0.63
1:6:66:U:O2'	1:6:67:A:H5"	1.99	0.63
1:6:868:G:H1	1:6:960:U:H3	1.47	0.63
16:C4:121:VAL:O	1:6:886:U:O2'	287.55	0.63
16:C4:87:GLY:HA3	16:C4:120:PRO:HG2	2.31	0.63
1:2:919:A:H5'	16:C4:18:ARG:HH12	1.63	0.63
2:S0:63:ILE:HG12	23:D1:36:VAL:HG22	2.32	0.63
24:D2:104:LEU:HB2	24:D2:124:LYS:O	1.99	0.63
1:2:523:G:H5"	26:D4:59:GLY:O	1.98	0.63
51:M5:31:ARG:NH1	51:M5:124:ASP:OD1	2.44	0.63
56:N0:155:ARG:NH1	36:5:3206:C:O2	309.81	0.63
62:N6:45:ILE:HD12	62:N6:119:ILE:HG23	1.83	0.63
51:M5:143:ARG:HH21	71:O5:92:LEU:HD23	1.63	0.63

Continued on next page...

Continued from previous page...

Atom-1	Atom-2	Interatomic distance (Å)	Clash overlap (Å)
3:S1:77:GLU:OE1	16:C4:114:ARG:NH2	2.26	0.63
36:1:370:U:OP1	92:1:4357:OHX:N2	2.30	0.63
1:2:1041:G:H2'	1:2:1042:G:C8	2.34	0.63
59:N3:48:ARG:HH22	36:5:3043:C:P	250.79	0.63
36:5:3049:A:H8	36:5:3049:A:H5'	1.62	0.63
1:6:1087:A:H2'	1:6:1088:A:H8	1.63	0.63
16:C4:92:LYS:HD2	16:C4:121:VAL:HG22	5.76	0.63
20:C8:33:THR:HA	20:C8:38:VAL:HG23	3.24	0.63
41:L4:138:ARG:HE	41:L4:240:PRO:HD2	2.23	0.63
41:L4:301:PRO:O	54:M8:39:ARG:NH1	3.48	0.63
42:L5:64:ILE:HG13	42:L5:109:THR:HG21	4.26	0.63
42:L5:75:LEU:HD23	42:L5:112:LYS:HE2	4.54	0.63
53:M7:50:GLN:OE1	53:M7:56:ARG:NH2	2.32	0.63
36:1:1679:A:OP1	58:N2:94:ARG:NH1	2.32	0.63
72:O6:62:ARG:O	72:O6:63:ASN:ND2	4.93	0.63
10:S8:176:SER:HB3	1:6:208:U:H4'	286.75	0.63
36:1:1581:C:H2'	36:1:1582:C:H5''	1.80	0.63
1:2:377:G:O6	92:2:2125:OHX:N5	2.31	0.63
1:6:205:U:O4	92:6:2224:OHX:N6	2.32	0.63
1:6:489:C:O2'	1:6:490:C:O4'	2.17	0.63
41:L4:8:VAL:HB	41:L4:16:THR:HG21	3.67	0.63
46:L9:140:VAL:HG22	46:L9:143:GLU:HB2	1.82	0.63
47:M0:170:LYS:NZ	47:M0:175:ASN:O	2.31	0.63
52:M6:12:LYS:O	56:N0:167:ARG:NH2	2.28	0.63
36:1:1634:G:N7	63:N7:17:ARG:NH2	2.44	0.63
73:O7:65:ARG:HG3	73:O7:65:ARG:HH11	2.10	0.63
2:S0:56:LYS:HD2	2:S0:158:VAL:HG23	1.80	0.63
5:S3:40:ARG:HG2	22:D0:110:PRO:HB3	1.80	0.63
6:S4:107:GLY:HA2	6:S4:189:LEU:HG	2.51	0.63
6:S4:151:ASP:HB3	6:S4:154:ILE:HG13	1.81	0.63
10:S8:36:THR:HG21	10:S8:173:PRO:HB2	1.92	0.63
36:1:129:U:O4	92:1:4487:OHX:N5	2.32	0.63
36:1:1460:A:H2'	36:1:1461:A:C8	2.34	0.63
36:1:18:G:OP1	71:O5:81:ARG:NH2	2.25	0.63
92:1:4381:OHX:N6	92:1:4401:OHX:N3	2.47	0.63
1:2:1524:A:H2'	1:2:1525:A:C8	2.34	0.63
36:5:3218:A:H5''	36:5:3219:G:C8	2.33	0.63
1:6:1417:A:OP1	92:6:2183:OHX:N4	2.31	0.63
1:6:1653:C:OP2	92:6:2174:OHX:N6	2.32	0.63
17:C5:22:LEU:HA	17:C5:25:LEU:HB2	2.91	0.63
22:D0:53:LYS:HB2	22:D0:92:ASP:HB2	2.33	0.63

Continued on next page...

Continued from previous page...

Atom-1	Atom-2	Interatomic distance (Å)	Clash overlap (Å)
44:L7:158:LYS:HG2	44:L7:203:TRP:HH2	1.63	0.63
46:L9:90:MET:HB2	46:L9:144:ILE:HG22	2.27	0.63
47:M0:129:VAL:HG13	47:M0:133:GLN:HG2	2.56	0.63
47:M0:9:TYR:O	47:M0:59:GLN:NE2	2.32	0.63
48:M1:9:MET:O	48:M1:11:ASP:N	3.58	0.63
62:N6:47:ALA:O	62:N6:122:LYS:NZ	3.32	0.63
64:N8:27:LYS:NZ	36:5:801:A:OP1	154.62	0.63
67:O1:77:ARG:HD2	67:O1:89:LEU:HD23	2.49	0.63
5:S3:179:GLN:OE1	5:S3:180:GLY:N	4.33	0.63
10:S8:138:ASN:OD1	10:S8:138:ASN:N	2.25	0.63
36:1:3259:U:H6	36:1:3259:U:H5'	1.64	0.62
36:1:655:C:H2'	36:1:656:A:C8	2.34	0.62
1:2:868:G:H1	1:2:960:U:H3	1.46	0.62
37:3:37:G:O6	92:3:231:OHX:N1	2.32	0.62
1:6:667:U:H4'	1:6:668:C:OP1	1.98	0.62
59:N3:80:ARG:NE	59:N3:97:ASP:OD2	2.32	0.62
63:N7:104:PRO:O	63:N7:108:GLU:HG3	2.05	0.62
64:N8:85:ASP:OD1	64:N8:86:LYS:N	2.30	0.62
20:C8:145:ARG:HG3	35:SM:68:ARG:HH22	3.59	0.62
36:1:1895:A:O2'	36:1:3053:G:H4'	1.98	0.62
36:1:3139:A:H5''	36:1:3139:A:H8	1.64	0.62
1:2:1542:G:N2	1:2:1568:C:H1'	2.13	0.62
1:2:514:G:N1	1:2:543:C:H5	1.96	0.62
36:5:1169:A:OP1	92:5:4260:OHX:N6	2.33	0.62
36:5:591:G:N2	36:5:612:U:OP1	2.27	0.62
49:M3:59:ARG:NH1	36:5:73:C:N3	94.93	0.62
1:6:1263:G:C2	1:6:1264:G:H1'	2.34	0.62
51:M5:38:ARG:NH2	38:8:143:U:OP1	108.94	0.62
18:C6:40:GLU:HA	18:C6:42:GLU:H	1.62	0.62
41:L4:146:PRO:HG2	41:L4:150:LEU:HD21	1.81	0.62
46:L9:91:ARG:HG2	46:L9:182:SER:HB3	4.29	0.62
49:M3:50:PRO:O	49:M3:52:ASP:N	2.47	0.62
51:M5:44:ARG:NH2	36:5:269:G:OP1	124.21	0.62
53:M7:41:LEU:O	53:M7:45:GLN:HG3	2.67	0.62
62:N6:60:ARG:HB2	62:N6:103:LYS:HB3	1.80	0.62
78:Q2:71:ARG:HH21	78:Q2:80:ARG:NH1	2.43	0.62
36:1:352:A:H61	36:1:365:A:H5''	1.64	0.62
1:2:1006:C:OP1	92:2:2081:OHX:N5	2.32	0.62
1:2:700:C:H42	1:2:738:G:H1	1.47	0.62
1:6:1724:U:OP2	92:6:2320:OHX:N1	2.32	0.62
53:M7:129:THR:HG23	53:M7:139:TYR:HB2	1.82	0.62

Continued on next page...

Continued from previous page...

Atom-1	Atom-2	Interatomic distance (Å)	Clash overlap (Å)
62:N6:2:ALA:N	36:5:213:A:OP1	81.30	0.62
70:O4:65:VAL:HG12	70:O4:70:LYS:HE2	1.81	0.62
71:O5:67:ARG:HG2	71:O5:80:LEU:HD22	1.80	0.62
79:Q3:8:VAL:HB	79:Q3:11:THR:HG22	1.81	0.62
10:S8:61:GLU:HG2	10:S8:62:THR:HG23	3.03	0.62
11:S9:141:VAL:HG21	11:S9:146:PHE:CD2	3.03	0.62
36:5:1012:G:O6	92:5:4486:OHX:N3	2.32	0.62
36:5:1743:G:O6	92:5:4356:OHX:N1	2.32	0.62
36:5:3155:U:H3'	36:5:3156:U:H5''	1.81	0.62
15:C3:67:THR:O	15:C3:69:ASN:N	2.31	0.62
18:C6:50:GLU:OE2	18:C6:82:ARG:NH2	2.27	0.62
41:L4:269:SER:O	41:L4:271:LYS:N	2.28	0.62
49:M3:50:PRO:HB2	49:M3:140:SER:O	1.99	0.62
54:M8:170:ARG:O	54:M8:171:LYS:HB2	2.29	0.62
1:2:159:U:O2'	8:S6:87:ARG:NH1	2.32	0.62
10:S8:8:ARG:NH2	10:S8:19:ALA:O	2.31	0.62
36:1:3042:U:OP2	36:1:3092:C:N4	2.26	0.62
92:1:4186:OHX:N4	92:1:4338:OHX:N6	2.47	0.62
1:2:1482:C:OP2	1:2:1521:G:N2	2.32	0.62
1:6:1533:C:H4'	1:6:1539:G:N1	2.14	0.62
1:6:500:C:O2'	1:6:501:U:O4'	2.18	0.62
44:L7:77:VAL:HG22	57:N1:139:ARG:HG2	1.82	0.62
6:S4:49:ARG:HH11	6:S4:50:ASN:HD21	1.45	0.62
7:S5:90:ILE:O	7:S5:94:THR:HG23	2.00	0.62
36:1:2209:U:H6	36:1:2209:U:OP2	1.82	0.62
92:1:4508:OHX:N3	92:A:102:OHX:N1	2.48	0.62
36:5:1331:U:OP2	92:5:4157:OHX:N3	2.33	0.62
42:L5:122:VAL:O	42:L5:124:GLU:N	4.08	0.62
64:N8:28:HIS:CD2	64:N8:32:ARG:HG2	2.34	0.62
64:N8:74:ASN:HB3	64:N8:115:LYS:H	1.64	0.62
4:S2:77:GLN:NE2	4:S2:106:ASP:O	2.32	0.62
7:S5:100:ASN:O	7:S5:102:ARG:N	2.33	0.62
11:S9:53:ARG:NH2	11:S9:97:LEU:O	2.32	0.62
36:1:239:G:O2'	36:1:240:U:OP1	2.15	0.62
36:1:3122:A:N1	46:L9:70:THR:HG21	2.14	0.62
36:1:383:G:O6	92:1:4296:OHX:N2	2.32	0.62
36:1:3301:U:O4	92:1:4130:OHX:N2	2.32	0.62
57:N1:130:ARG:HD3	36:5:1098:A:OP2	254.58	0.62
39:L2:21:ARG:HD3	36:5:824:C:H5''	170.74	0.62
1:6:263:C:H4'	1:6:292:U:H5'	1.81	0.62
13:C1:33:ARG:NH2	13:C1:51:GLY:O	3.12	0.62

Continued on next page...

Continued from previous page...

Atom-1	Atom-2	Interatomic distance (Å)	Clash overlap (Å)
20:C8:24:GLY:O	20:C8:26:ILE:N	2.33	0.62
51:M5:84:PRO:HA	51:M5:87:GLN:HB2	2.29	0.62
64:N8:16:SER:HA	36:5:942:U:N3	169.39	0.62
9:S7:144:VAL:HG13	24:D2:49:GLU:HB3	1.80	0.62
11:S9:96:VAL:HA	11:S9:99:LEU:HD22	1.81	0.62
36:1:1733:G:P	92:1:4500:OHX:N6	2.72	0.62
36:1:2403:G:H21	36:1:2404:A:H62	1.47	0.62
1:2:1316:G:HO2'	1:2:1401:A:HO2'	1.47	0.62
1:2:149:C:OP1	26:D4:121:THR:OG1	2.15	0.62
1:2:1683:C:O2'	1:2:1684:U:O5'	2.17	0.62
1:2:488:G:OP1	1:2:488:G:H4'	1.99	0.62
36:5:1717:U:H2'	36:5:1718:G:C8	2.35	0.62
36:5:2569:A:H4'	36:5:2570:U:H5'	1.82	0.62
78:Q2:45:ARG:NH2	36:5:283:G:OP1	147.65	0.62
92:5:4199:OHX:N1	92:5:4539:OHX:N4	2.48	0.62
39:L2:181:LYS:HB2	36:5:860:G:C6	213.54	0.62
14:C2:40:GLY:O	14:C2:124:LYS:N	2.48	0.62
18:C6:113:ASP:CG	18:C6:114:ARG:H	2.03	0.62
26:D4:29:HIS:O	26:D4:31:ASN:N	3.50	0.62
27:D5:60:VAL:HG22	27:D5:101:TYR:HB2	1.80	0.62
40:L3:347:SER:HB3	40:L3:350:ALA:H	1.64	0.62
42:L5:106:ALA:O	42:L5:110:LEU:HD22	3.55	0.62
45:L8:130:TYR:CD1	45:L8:202:GLU:HB3	2.34	0.62
51:M5:190:THR:O	51:M5:194:GLN:HG2	1.98	0.62
36:1:1456:A:N7	67:O1:26:LYS:HE2	2.15	0.62
37:3:27:A:O5'	42:L5:57:ASN:ND2	2.32	0.62
36:5:2258:U:OP2	92:5:4205:OHX:N4	2.32	0.62
36:5:2385:G:O6	92:5:4191:OHX:N4	2.33	0.62
57:N1:101:CYS:HB3	36:5:990:U:H1'	251.65	0.62
45:L8:185:ARG:HD2	38:8:155:A:H5'	142.11	0.62
1:2:1544:U:OP1	20:C8:136:GLN:NE2	2.33	0.62
24:D2:5:SER:O	24:D2:7:LEU:N	3.55	0.62
27:D5:43:ASP:O	27:D5:45:GLU:N	2.46	0.62
44:L7:150:LYS:HG2	44:L7:151:ARG:HG2	1.82	0.62
48:M1:9:MET:HG3	48:M1:9:MET:O	1.99	0.62
49:M3:75:PHE:O	49:M3:79:GLU:HB2	1.99	0.62
54:M8:185:LYS:HD3	54:M8:186:VAL:HG23	1.84	0.62
63:N7:46:ILE:HD11	63:N7:49:TYR:HA	1.82	0.62
54:M8:116:LYS:NZ	64:N8:88:ASP:OD2	2.29	0.62
67:O1:79:ARG:NE	67:O1:79:ARG:H	1.97	0.62
70:O4:41:ARG:HG2	70:O4:56:THR:HG21	1.80	0.62

Continued on next page...

Continued from previous page...

Atom-1	Atom-2	Interatomic distance (Å)	Clash overlap (Å)
2:S0:157:ASP:OD1	2:S0:157:ASP:N	2.64	0.62
2:S0:41:ARG:HD2	2:S0:42:PRO:O	1.98	0.62
36:1:718:G:C2	36:1:721:G:H1'	2.35	0.62
1:2:139:C:O2'	8:S6:187:LYS:NZ	2.33	0.62
1:2:425:A:H5'	1:2:425:A:H8	1.64	0.62
1:2:45:U:O2'	1:2:46:A:H2'	1.99	0.62
1:2:794:U:O2'	1:2:795:U:O2	2.18	0.62
36:5:1781:C:H2'	36:5:1782:U:C6	2.35	0.62
36:5:2209:U:H1'	36:5:2210:G:H5''	1.82	0.62
36:5:172:G:N7	92:5:4557:OHX:N4	2.48	0.62
36:5:531:G:N7	92:5:4474:OHX:N3	2.48	0.62
1:6:73:U:H2'	1:6:74:U:C6	2.35	0.62
41:L4:309:ARG:NH2	41:L4:312:VAL:HB	2.14	0.62
61:N5:80:ASN:HD21	61:N5:126:LEU:HB2	1.65	0.62
68:O2:40:SER:O	68:O2:44:ARG:HG3	2.21	0.62
1:2:581:U:OP2	5:S3:143:ARG:NH1	2.33	0.62
8:S6:57:ASP:HA	8:S6:106:LEU:HA	1.81	0.62
9:S7:49:ILE:HG22	9:S7:175:LYS:HD2	4.17	0.62
36:1:1593:A:N3	36:1:1615:C:O2'	2.31	0.61
36:1:2514:U:OP1	36:1:2514:U:H6	1.81	0.61
36:1:434:U:O4	92:1:4415:OHX:N5	2.32	0.61
36:1:3128:G:OP2	92:1:4419:OHX:N6	2.33	0.61
36:5:132:C:H2'	36:5:133:U:H5''	1.81	0.61
52:M6:115:LYS:HG2	36:5:3178:A:C2	259.42	0.61
22:D0:74:GLU:HG2	1:6:1429:G:H1'	379.00	0.61
42:L5:158:ARG:HD3	37:7:46:A:OP1	281.93	0.61
51:M5:14:LYS:HA	51:M5:19:LEU:HD23	1.80	0.61
6:S4:104:ASP:HB3	6:S4:106:LYS:H	2.15	0.61
36:1:1720:U:OP2	55:M9:110:ARG:NH1	2.33	0.61
36:1:1724:U:H4'	36:1:1725:C:OP1	2.00	0.61
92:1:4134:OHX:N5	92:1:4442:OHX:N6	2.48	0.61
36:1:595:G:H1	36:1:609:G:H5''	1.65	0.61
1:2:1796:C:OP2	28:D6:5:ARG:NH1	2.33	0.61
1:2:197:A:H61	10:S8:138:ASN:ND2	1.98	0.61
1:2:67:A:C2	1:2:69:G:H1'	2.35	0.61
1:2:717:C:H42	1:2:720:G:H22	1.48	0.61
36:5:2770:G:N7	92:5:4420:OHX:N5	2.47	0.61
1:6:828:U:H2'	1:6:829:A:H5''	1.82	0.61
13:C1:95:PRO:O	13:C1:98:ASN:N	2.33	0.61
14:C2:81:ASP:O	14:C2:83:GLU:N	2.66	0.61
1:2:926:A:H2	16:C4:125:SER:HB3	1.64	0.61

Continued on next page...

Continued from previous page...

Atom-1	Atom-2	Interatomic distance (Å)	Clash overlap (Å)
43:L6:158:TYR:OH	50:M4:114:ASP:OD2	2.13	0.61
53:M7:53:ASP:O	92:M7:209:OHX:N3	2.33	0.61
36:1:2534:G:N7	92:1:4440:OHX:N2	2.47	0.61
92:1:4186:OHX:N4	92:1:4495:OHX:N3	2.48	0.61
1:2:280:U:O2'	1:2:281:G:OP2	2.16	0.61
36:5:1915:A:H2'	36:5:1916:U:C6	2.35	0.61
36:5:2568:C:N4	36:5:2574:G:O6	2.33	0.61
1:6:1767:G:OP1	1:6:1770:U:H4'	2.00	0.61
1:6:820:U:O2'	1:6:821:U:H5''	1.99	0.61
14:C2:47:GLU:N	1:6:1229:G:O6	462.47	0.61
1:2:867:G:OP2	15:C3:3:ARG:NH1	2.33	0.61
29:D7:61:THR:HG23	29:D7:62:ILE:H	1.65	0.61
7:S5:161:ASP:O	30:D8:44:VAL:HA	2.00	0.61
44:L7:134:VAL:O	44:L7:229:PHE:HA	2.91	0.61
47:M0:41:ALA:O	47:M0:139:ARG:NH2	2.88	0.61
56:N0:91:TYR:OH	56:N0:93:GLU:OE2	2.18	0.61
58:N2:90:ARG:O	58:N2:91:ASP:HB2	2.00	0.61
64:N8:13:GLY:HA2	36:5:943:U:H3'	163.56	0.61
49:M3:64:LYS:HG3	64:N8:69:TRP:CG	2.36	0.61
72:O6:74:LYS:HD2	72:O6:80:PHE:HD2	1.72	0.61
8:S6:20:ASP:HB3	8:S6:23:ARG:HG3	3.99	0.61
36:1:2997:G:O6	92:1:4408:OHX:N5	2.34	0.61
92:1:4134:OHX:N3	92:1:4442:OHX:N6	2.48	0.61
36:1:2979:U:O4	92:1:4446:OHX:N2	2.33	0.61
1:2:132:U:H1'	1:2:133:U:OP2	2.00	0.61
36:5:2195:C:OP2	92:5:4491:OHX:N4	2.33	0.61
1:6:1665:U:O4	92:6:2219:OHX:N6	2.34	0.61
1:6:754:A:N6	1:6:793:A:N7	2.38	0.61
32:E0:17:GLN:HE21	1:6:563:U:H4'	385.35	0.61
36:1:824:C:H5''	39:L2:21:ARG:HD3	1.81	0.61
45:L8:144:GLU:OE1	72:O6:36:ARG:NH2	2.62	0.61
45:L8:221:ASN:HA	45:L8:225:LYS:HE3	2.92	0.61
70:O4:81:CYS:O	70:O4:83:ASN:N	2.33	0.61
8:S6:78:THR:HG23	8:S6:92:ARG:HG2	2.02	0.61
36:1:2897:A:H2'	36:1:2899:C:H5''	1.82	0.61
36:1:3094:A:H2'	36:1:3095:U:C6	2.36	0.61
36:1:2310:U:OP1	92:1:4385:OHX:N4	2.33	0.61
92:5:4275:OHX:N1	92:5:4530:OHX:N2	2.47	0.61
1:6:1738:U:O4	92:6:2158:OHX:N5	2.33	0.61
1:6:228:G:N2	1:6:237:C:N3	2.49	0.61
39:L2:181:LYS:HB2	36:5:860:G:C5	212.56	0.61

Continued on next page...

Continued from previous page...

Atom-1	Atom-2	Interatomic distance (Å)	Clash overlap (Å)
41:L4:26:PHE:CD1	41:L4:130:ALA:HB2	3.50	0.61
42:L5:153:THR:HG22	42:L5:179:ARG:HD2	1.83	0.61
42:L5:218:ARG:NH2	42:L5:221:GLU:OE1	5.09	0.61
47:M0:198:LYS:HE2	36:5:1040:A:O2'	332.63	0.61
61:N5:67:ILE:HD12	61:N5:121:LYS:HG3	1.83	0.61
6:S4:208:VAL:HG11	6:S4:225:VAL:HG21	1.83	0.61
36:1:1113:G:OP2	92:1:4307:OHX:N1	2.33	0.61
36:1:2683:U:H2'	36:1:2684:C:C6	2.36	0.61
1:2:1114:G:O6	92:2:2121:OHX:N5	2.33	0.61
1:2:1591:C:H2'	1:2:1592:A:H8	1.65	0.61
1:2:565:C:O2	92:2:2085:OHX:N5	2.34	0.61
1:2:693:U:H5'	1:2:694:U:H5'	1.81	0.61
36:5:300:G:O6	92:5:4464:OHX:N2	2.34	0.61
1:6:1060:U:H4'	1:6:1061:A:H5''	1.83	0.61
25:D3:68:ILE:O	25:D3:70:LYS:NZ	2.33	0.61
46:L9:88:TYR:CE2	46:L9:184:LYS:HG2	2.36	0.61
49:M3:64:LYS:HD2	64:N8:66:ALA:HB1	2.88	0.61
3:S1:62:LYS:HD2	3:S1:91:VAL:HB	1.82	0.61
34:SR:22:SER:HB3	34:SR:36:ALA:HB3	1.81	0.61
36:1:501:A:H2'	36:1:502:U:C6	2.35	0.61
17:C5:110:GLU:HB2	20:C8:119:ILE:HD11	1.83	0.61
22:D0:51:VAL:HG13	22:D0:94:GLU:HB2	1.82	0.61
28:D6:87:ARG:NH2	28:D6:91:ASP:O	2.94	0.61
46:L9:171:ASP:OD2	46:L9:173:ARG:NH1	2.34	0.61
49:M3:85:LEU:HD23	49:M3:85:LEU:H	2.53	0.61
53:M7:168:LEU:HB2	53:M7:172:GLN:HB3	1.82	0.61
60:N4:4:GLU:HG2	60:N4:30:ARG:HD3	1.82	0.61
6:S4:118:GLU:HA	6:S4:121:TYR:CE1	2.73	0.61
36:1:2818:U:C6	36:1:2818:U:H5'	2.30	0.61
36:1:3358:U:H2'	36:1:3359:A:O4'	2.00	0.61
66:O0:57:GLU:OE2	36:5:2552:C:N4	241.96	0.61
1:6:1067:C:H2'	1:6:1068:C:H6	1.64	0.61
42:L5:279:LYS:NZ	37:7:110:G:OP2	325.08	0.61
15:C3:55:ARG:NH1	15:C3:56:ASP:OD2	2.33	0.61
43:L6:40:LEU:HD12	43:L6:65:ILE:HD11	6.86	0.61
46:L9:126:VAL:HG21	46:L9:161:LEU:HA	1.81	0.61
46:L9:162:GLN:HB2	46:L9:179:ILE:O	2.12	0.61
58:N2:58:GLU:HB2	58:N2:63:VAL:HG13	4.76	0.61
53:M7:172:GLN:OE1	69:O3:60:ARG:NH1	2.33	0.61
4:S2:83:ILE:HD12	35:SM:117:LEU:HD12	1.83	0.61
19:C7:63:LYS:HE2	34:SR:284:ALA:HB2	1.83	0.61

Continued on next page...

Continued from previous page...

Atom-1	Atom-2	Interatomic distance (Å)	Clash overlap (Å)
36:1:1564:U:H2'	36:1:1565:G:C8	2.31	0.61
41:L4:161:LYS:NZ	36:5:209:A:OP1	74.13	0.61
78:Q2:63:LYS:NZ	36:5:2761:G:N7	211.83	0.61
20:C8:24:GLY:O	20:C8:59:GLY:N	4.77	0.61
25:D3:90:ASP:O	25:D3:136:TRP:NE1	2.28	0.61
40:L3:116:ARG:HG2	40:L3:175:LYS:HA	2.12	0.61
41:L4:26:PHE:HE2	41:L4:258:LEU:HD23	2.25	0.61
52:M6:62:THR:HG21	52:M6:68:ARG:HG3	1.83	0.61
5:S3:64:ARG:O	5:S3:67:ASN:N	2.29	0.61
6:S4:123:LEU:HD23	6:S4:228:ILE:HG22	1.81	0.61
36:1:3276:G:H1	69:O3:60:ARG:HH22	1.48	0.61
1:2:972:G:O2'	36:1:847:A:N1	2.30	0.61
1:2:1160:A:H2'	1:2:1161:C:C6	2.36	0.61
1:6:1466:G:O2'	1:6:1602:C:OP1	2.18	0.61
16:C4:127:ARG:HG3	28:D6:22:ARG:HH12	1.64	0.61
39:L2:70:ARG:HD2	39:L2:72:ARG:HE	3.81	0.61
41:L4:23:PRO:HD2	41:L4:26:PHE:CD2	2.36	0.61
46:L9:87:LYS:NZ	46:L9:191:LEU:HD21	15.57	0.61
36:1:269:G:H5'	51:M5:120:TRP:CE3	2.35	0.61
61:N5:105:VAL:HG13	61:N5:130:TYR:CD2	2.36	0.61
2:S0:55:GLU:HG2	23:D1:79:LEU:HD22	3.78	0.61
34:SR:144:LEU:HD21	34:SR:186:PHE:HB3	3.13	0.61
34:SR:267:PRO:HG2	34:SR:269:TYR:HE1	1.66	0.61
36:1:2730:G:OP2	92:1:4143:OHX:N5	2.33	0.60
36:1:830:A:OP1	92:1:4499:OHX:N3	2.34	0.60
1:2:1158:C:OP2	92:2:2184:OHX:N5	2.34	0.60
1:2:1291:G:N2	1:2:1324:G:H22	1.99	0.60
1:2:491:C:N3	1:2:496:G:N2	2.47	0.60
1:2:75:U:H2'	1:2:76:A:O4'	2.01	0.60
36:5:1064:A:N6	36:5:1096:U:H3	1.99	0.60
92:5:4216:OHX:N6	92:5:4423:OHX:N2	2.49	0.60
92:5:4261:OHX:N5	92:5:4547:OHX:N6	2.49	0.60
36:5:2997:G:N7	92:5:4453:OHX:N4	2.49	0.60
1:6:1584:G:N2	1:6:1611:A:OP2	2.20	0.60
16:C4:136:ARG:HD2	1:6:1769:U:O2	302.84	0.60
13:C1:21:ASN:N	13:C1:21:ASN:OD1	2.66	0.60
16:C4:107:ARG:HH21	16:C4:107:ARG:HB2	2.12	0.60
16:C4:127:ARG:HD3	1:6:990:C:O2'	283.12	0.60
22:D0:23:ARG:NH1	22:D0:92:ASP:OD2	2.33	0.60
2:S0:185:ARG:HB2	23:D1:45:ALA:H	1.66	0.60
50:M4:94:TRP:CE2	50:M4:100:ALA:HB2	2.36	0.60

Continued on next page...

Continued from previous page...

Atom-1	Atom-2	Interatomic distance (Å)	Clash overlap (Å)
36:1:627:U:H4'	36:1:1399:A:O2'	2.01	0.60
36:1:1821:U:C2	70:O4:67:LYS:HB2	2.36	0.60
1:2:1591:C:H2'	1:2:1592:A:C8	2.36	0.60
1:2:1695:G:H21	1:2:1706:C:H41	1.48	0.60
1:2:888:U:H1'	16:C4:126:THR:HG21	1.81	0.60
1:6:913:G:O6	36:5:2205:U:H1'	2.01	0.60
1:2:1500:C:OP1	21:C9:122:ARG:NH2	2.33	0.60
50:M4:132:LYS:HD3	36:5:3230:G:H4'	286.26	0.60
75:O9:28:ARG:HH11	75:O9:36:ARG:HD3	6.34	0.60
77:Q1:16:LYS:O	77:Q1:20:VAL:HG23	2.58	0.60
36:1:1108:U:H2'	36:1:1109:U:C6	2.36	0.60
1:2:15:U:H2'	1:2:16:G:O4'	2.00	0.60
36:5:2207:A:H2'	36:5:2208:A:O4'	2.01	0.60
36:5:2850:G:O6	92:5:4310:OHX:N3	2.34	0.60
36:5:2770:G:O6	92:5:4420:OHX:N2	2.35	0.60
17:C5:127:ARG:CZ	35:SM:66:ALA:HB2	4.13	0.60
21:C9:49:ASP:HB3	21:C9:53:TRP:HB3	1.83	0.60
40:L3:43:LEU:HD22	40:L3:203:VAL:HG11	1.83	0.60
41:L4:181:VAL:HG11	41:L4:224:GLY:HA3	2.85	0.60
42:L5:58:LYS:HB3	42:L5:93:THR:HG21	1.82	0.60
45:L8:41:GLN:HG3	45:L8:44:ARG:NH1	2.15	0.60
3:S1:179:SER:HB3	3:S1:183:GLN:HB2	2.34	0.60
5:S3:94:ARG:HH21	35:SM:134:LEU:HD23	1.66	0.60
36:1:1278:A:O2'	36:1:1279:C:O5'	2.19	0.60
92:1:4168:OHX:N6	92:1:4484:OHX:N3	2.50	0.60
36:1:1169:A:OP1	92:1:4192:OHX:N3	2.33	0.60
36:1:531:G:O6	92:1:4376:OHX:N5	2.34	0.60
36:1:621:A:O2'	92:1:4415:OHX:N5	2.34	0.60
36:1:673:U:OP1	54:M8:21:SER:OG	2.16	0.60
1:2:25:C:O2	92:2:2131:OHX:N1	2.34	0.60
1:2:896:U:O4'	16:C4:38:THR:HG21	2.01	0.60
36:5:1308:A:C8	36:5:1308:A:OP2	2.52	0.60
36:5:1599:G:OP1	92:5:4394:OHX:N4	2.34	0.60
1:6:513:U:H2'	1:6:514:G:C8	2.36	0.60
17:C5:126:VAL:HG22	17:C5:127:ARG:H	2.70	0.60
18:C6:38:LEU:O	18:C6:45:ARG:NE	2.34	0.60
1:2:1793:G:N2	28:D6:76:SER:OG	2.29	0.60
41:L4:261:VAL:HG22	41:L4:262:TRP:CD1	2.37	0.60
45:L8:244:ALA:HA	45:L8:247:ASP:HB2	2.31	0.60
62:N6:23:PRO:HG2	62:N6:26:GLN:HG3	3.85	0.60
66:O0:26:GLY:O	66:O0:30:THR:HG23	2.02	0.60

Continued on next page...

Continued from previous page...

Atom-1	Atom-2	Interatomic distance (Å)	Clash overlap (Å)
79:Q3:46:THR:HB	79:Q3:58:SER:HB2	1.82	0.60
6:S4:251:GLU:O	6:S4:255:ARG:HG2	4.22	0.60
7:S5:146:THR:HG23	7:S5:157:ARG:HB3	4.00	0.60
36:1:1596:C:H2'	36:1:1597:C:C6	2.36	0.60
36:1:627:U:H2'	36:1:628:A:C8	2.36	0.60
92:2:2086:OHX:N1	92:2:2236:OHX:N5	2.49	0.60
42:L5:23:ARG:NH2	36:5:2703:A:OP2	283.82	0.60
36:5:3287:U:H2'	36:5:3288:G:H5'	1.83	0.60
36:5:1485:G:OP2	92:5:4291:OHX:N2	2.35	0.60
1:6:434:G:N7	92:6:2178:OHX:N5	2.49	0.60
1:6:694:U:H3'	1:6:695:U:O2	2.01	0.60
41:L4:84:ARG:O	41:L4:87:GLN:HG3	2.02	0.60
56:N0:106:LEU:HD23	56:N0:110:MET:HG2	1.84	0.60
59:N3:96:GLU:OE1	60:N4:24:GLY:N	2.68	0.60
69:O3:29:LEU:HD22	69:O3:75:HIS:CD2	2.36	0.60
8:S6:136:LYS:HG3	8:S6:173:PRO:HB3	2.44	0.60
9:S7:164:TYR:CE1	9:S7:165:LYS:HG3	2.73	0.60
1:2:1239:U:O4	92:2:2093:OHX:N2	2.35	0.60
59:N3:92:PHE:CE1	36:5:3051:U:H1'	246.27	0.60
1:6:1336:A:OP1	92:6:2283:OHX:N1	2.35	0.60
12:C0:46:LEU:O	12:C0:50:THR:HG23	2.02	0.60
14:C2:36:LEU:HG	14:C2:41:LEU:HD12	2.35	0.60
15:C3:76:LYS:HA	15:C3:81:ALA:HB2	2.36	0.60
36:1:3048:A:H5'	40:L3:53:MET:HE1	1.82	0.60
42:L5:40:HIS:HB3	42:L5:43:LYS:HG3	1.82	0.60
45:L8:101:THR:HG23	45:L8:104:GLU:H	1.67	0.60
47:M0:150:GLU:HG3	47:M0:154:ARG:HD2	2.85	0.60
48:M1:16:LYS:HG3	48:M1:130:VAL:HG13	5.50	0.60
2:S0:140:ASN:ND2	4:S2:62:PRO:HD3	4.09	0.60
1:2:1677:C:OP1	10:S8:42:ARG:NH1	2.35	0.60
36:1:1103:A:C8	44:L7:158:LYS:HD3	2.36	0.60
1:2:1353:U:O4	92:2:2198:OHX:N5	2.35	0.60
36:5:22:G:H1'	38:8:104:A:N3	2.17	0.60
36:5:420:G:O6	92:5:4191:OHX:N3	2.34	0.60
10:S8:33:PRO:HA	1:6:331:A:H5'	277.37	0.60
38:8:137:C:OP2	92:8:235:OHX:N4	2.35	0.60
17:C5:77:ARG:HH12	1:6:1241:G:P	384.15	0.60
22:D0:20:ILE:HD12	22:D0:100:VAL:HG21	4.13	0.60
22:D0:21:LYS:HA	22:D0:94:GLU:HG2	2.49	0.60
25:D3:126:LYS:HA	25:D3:131:SER:HA	1.84	0.60
40:L3:311:PHE:CE2	40:L3:317:ILE:HG13	2.69	0.60

Continued on next page...

Continued from previous page...

Atom-1	Atom-2	Interatomic distance (Å)	Clash overlap (Å)
42:L5:270:LYS:HG2	37:7:2:G:H5'	319.50	0.60
59:N3:54:LEU:HD21	59:N3:119:GLY:HA3	2.47	0.60
59:N3:10:LYS:NZ	59:N3:54:LEU:O	2.96	0.60
66:O0:13:LYS:HB3	66:O0:100:ILE:HG23	1.84	0.60
36:1:1580:A:H5'	36:1:2522:G:C5	2.37	0.60
1:2:782:U:H4'	1:2:783:G:OP2	2.00	0.60
36:5:249:U:O2'	36:5:250:U:H5''	2.01	0.60
92:5:4276:OHX:N3	92:5:4555:OHX:N4	2.49	0.60
1:6:488:G:N2	1:6:499:U:H3	1.99	0.60
1:6:845:G:H2'	1:6:846:G:H8	1.65	0.60
16:C4:107:ARG:NH2	16:C4:107:ARG:HB2	2.88	0.60
16:C4:17:ALA:HB3	16:C4:81:VAL:HA	1.82	0.60
18:C6:114:ARG:O	18:C6:115:THR:OG1	2.19	0.60
19:C7:20:TYR:CE1	19:C7:38:ILE:HD11	2.36	0.60
26:D4:129:VAL:O	26:D4:132:ARG:HB3	2.58	0.60
39:L2:45:VAL:HG22	39:L2:84:THR:HA	1.84	0.60
46:L9:47:LYS:HZ2	50:M4:5:SER:HB2	1.66	0.60
47:M0:210:ILE:HA	47:M0:217:PHE:CE2	2.72	0.60
62:N6:37:LYS:H	62:N6:37:LYS:CD	2.27	0.60
65:N9:14:ARG:NH1	65:N9:18:ARG:HD3	3.48	0.60
66:O0:100:ILE:HG13	66:O0:101:LEU:HD22	3.94	0.60
8:S6:67:VAL:HG21	8:S6:99:GLY:HA2	1.83	0.60
34:SR:157:VAL:HB	34:SR:168:THR:HG22	3.87	0.60
36:1:109:A:H4'	36:1:110:G:OP1	2.02	0.60
36:1:1222:G:HO2'	36:1:1285:G:H1	1.20	0.60
1:2:579:A:H2	5:S3:143:ARG:HG3	1.67	0.60
36:5:198:A:N3	36:5:218:G:O2'	2.33	0.60
36:5:247:C:C2	36:5:248:U:H1'	2.37	0.60
36:5:419:G:N7	92:5:4162:OHX:N3	2.50	0.60
92:5:4261:OHX:N5	92:5:4547:OHX:N3	2.50	0.60
92:5:4281:OHX:N4	92:5:4503:OHX:N3	2.50	0.60
1:6:1491:U:H5'	1:6:1492:A:OP1	2.02	0.60
1:6:770:A:OP2	92:6:2233:OHX:N3	2.34	0.60
29:D7:20:LYS:NZ	1:6:959:U:OP2	348.27	0.60
38:4:85:G:OP2	92:8:237:OHX:N4	2.35	0.60
39:L2:187:HIS:ND1	39:L2:190:ARG:NH1	4.58	0.60
39:L2:52:SER:HB3	39:L2:191:LEU:HD12	5.67	0.60
39:L2:193:ARG:NH2	36:5:2181:C:OP1	198.34	0.60
49:M3:69:VAL:HG12	49:M3:149:GLN:HE22	1.66	0.60
57:N1:132:PRO:O	57:N1:134:GLN:HG2	3.72	0.60
58:N2:43:VAL:HB	58:N2:49:ASN:HB3	1.82	0.60

Continued on next page...

Continued from previous page...

Atom-1	Atom-2	Interatomic distance (Å)	Clash overlap (Å)
43:L6:31:ARG:NH1	69:O3:107:ILE:O	2.35	0.60
79:Q3:56:THR:HB	79:Q3:63:THR:OG1	2.01	0.60
7:S5:51:VAL:HB	7:S5:131:GLN:HB2	1.83	0.60
36:1:2221:G:N2	36:1:2224:A:OP2	2.26	0.60
1:2:1592:A:H2'	1:2:1593:A:H8	1.66	0.60
38:4:24:G:OP2	62:N6:13:ARG:HD3	2.01	0.60
36:5:2970:C:H4'	36:5:2971:A:N1	2.16	0.60
36:5:2579:G:O6	92:5:4289:OHX:N1	2.35	0.60
36:5:830:A:O2'	36:5:1866:C:H2'	2.02	0.60
1:6:21:U:H2'	1:6:22:A:H8	1.65	0.60
32:E0:31:LYS:HG2	1:6:477:A:OP1	425.17	0.60
18:C6:34:SER:HB3	18:C6:38:LEU:HD12	1.83	0.60
19:C7:50:ILE:O	19:C7:54:THR:HG23	2.02	0.60
39:L2:128:ARG:NH1	36:5:2177:G:OP2	198.69	0.60
46:L9:189:GLU:O	46:L9:191:LEU:N	2.34	0.60
56:N0:77:VAL:HG13	56:N0:126:VAL:HG22	1.84	0.60
74:O8:8:ILE:HD12	74:O8:8:ILE:H	1.66	0.60
2:S0:26:ALA:HB3	2:S0:149:LEU:HB2	2.42	0.60
11:S9:149:ARG:O	11:S9:151:ASP:N	2.34	0.60
36:1:3230:G:H4'	50:M4:132:LYS:HD3	1.84	0.59
36:5:507:U:H2'	36:5:508:U:C6	2.37	0.59
18:C6:89:LEU:HG	18:C6:105:LEU:HD23	2.21	0.59
4:S2:230:TRP:NE1	24:D2:68:ARG:HB3	2.16	0.59
28:D6:78:ALA:O	28:D6:84:VAL:HG22	2.01	0.59
39:L2:201:GLY:HA2	39:L2:204:MET:HG3	1.83	0.59
40:L3:11:HIS:ND1	40:L3:234:GLY:O	2.35	0.59
40:L3:218:ILE:HG13	40:L3:276:THR:HG23	3.23	0.59
42:L5:218:ARG:HA	42:L5:221:GLU:OE2	2.02	0.59
44:L7:88:ARG:HD2	44:L7:90:LYS:O	2.10	0.59
49:M3:2:ALA:N	64:N8:33:GLY:O	3.83	0.59
65:N9:14:ARG:HH12	65:N9:18:ARG:NH1	2.23	0.59
36:1:2726:C:O2'	36:1:2727:A:H2'	2.01	0.59
36:1:2808:A:H4'	36:1:2809:C:O5'	2.01	0.59
36:1:3393:U:H2'	36:1:3394:U:C6	2.37	0.59
1:2:501:U:O2'	1:2:502:U:H6	1.85	0.59
1:2:938:G:N2	1:2:941:A:OP2	2.31	0.59
36:5:2560:C:O2	92:5:4289:OHX:N2	2.35	0.59
92:5:4264:OHX:N2	92:5:4553:OHX:N2	2.49	0.59
1:6:452:A:H3'	1:6:453:U:C5	2.36	0.59
1:6:463:U:OP1	92:6:2305:OHX:N1	2.36	0.59
15:C3:104:ARG:HH22	1:6:950:C:H4'	278.59	0.59

Continued on next page...

Continued from previous page...

Atom-1	Atom-2	Interatomic distance (Å)	Clash overlap (Å)
17:C5:15:HIS:HB3	17:C5:22:LEU:HD23	1.82	0.59
18:C6:47:LYS:NZ	18:C6:114:ARG:HG2	2.16	0.59
20:C8:140:THR:HA	20:C8:143:ARG:HH11	3.01	0.59
26:D4:20:ARG:HE	26:D4:22:GLN:HE21	4.83	0.59
28:D6:79:ILE:HA	28:D6:84:VAL:HG11	1.83	0.59
40:L3:105:VAL:HG21	40:L3:148:LEU:HD13	1.84	0.59
47:M0:43:VAL:HG21	47:M0:197:VAL:HG13	1.97	0.59
54:M8:165:ILE:HG23	54:M8:167:SER:H	4.04	0.59
61:N5:58:ASP:O	61:N5:62:VAL:HG23	2.24	0.59
36:1:2150:G:H4'	79:Q3:22:LEU:HD21	1.84	0.59
11:S9:110:GLN:NE2	11:S9:126:ARG:HG2	2.19	0.59
36:1:2794:G:N7	92:1:4167:OHX:N2	2.50	0.59
36:5:1393:A:N3	36:5:1419:A:O2'	2.36	0.59
1:6:1700:C:O2'	1:6:1701:A:OP1	2.20	0.59
1:6:484:C:N4	1:6:503:G:H1	2.00	0.59
1:2:337:G:H3'	13:C1:133:LYS:HB2	1.84	0.59
18:C6:22:VAL:HG22	18:C6:65:ILE:HD13	1.84	0.59
18:C6:82:ARG:HH12	18:C6:114:ARG:HB2	3.62	0.59
40:L3:224:HIS:HB2	40:L3:270:ARG:HG2	2.77	0.59
41:L4:5:GLN:HA	41:L4:20:LEU:O	2.02	0.59
47:M0:144:ASN:O	47:M0:147:VAL:N	2.31	0.59
50:M4:25:LYS:HE2	50:M4:62:GLN:HA	1.83	0.59
51:M5:42:PRO:HG3	51:M5:61:ILE:HG13	2.17	0.59
54:M8:158:HIS:H	54:M8:186:VAL:CG1	2.14	0.59
8:S6:141:ILE:HG21	8:S6:153:VAL:HG13	1.83	0.59
1:2:418:G:O2'	8:S6:59:GLN:NE2	2.35	0.59
36:1:1308:A:C8	36:1:1308:A:OP2	2.55	0.59
36:1:249:U:O2	36:1:250:U:N3	2.29	0.59
92:1:4130:OHX:N2	92:1:4467:OHX:N5	2.51	0.59
36:1:3048:A:O2'	92:1:4447:OHX:N3	2.35	0.59
1:2:1229:G:O2'	1:2:1255:G:N2	2.34	0.59
37:3:71:G:H2'	37:3:72:A:C8	2.37	0.59
42:L5:140:ARG:NH2	36:5:1080:A:OP2	229.50	0.59
1:6:1688:U:H3	1:6:1713:G:H1	1.48	0.59
2:S0:52:LYS:HD2	23:D1:82:VAL:HA	1.83	0.59
24:D2:106:THR:HG21	24:D2:121:VAL:HG23	4.94	0.59
24:D2:6:VAL:HG12	24:D2:34:ILE:HD11	1.82	0.59
26:D4:36:SER:O	26:D4:40:LEU:HG	2.01	0.59
39:L2:133:TYR:HB3	39:L2:168:VAL:HG12	2.61	0.59
41:L4:11:LEU:HD13	41:L4:159:ILE:HD11	1.84	0.59
47:M0:12:GLN:NE2	47:M0:128:ARG:HB3	3.68	0.59

Continued on next page...

Continued from previous page...

Atom-1	Atom-2	Interatomic distance (Å)	Clash overlap (Å)
51:M5:102:ALA:O	51:M5:106:VAL:HG12	2.03	0.59
53:M7:25:SER:HB3	53:M7:28:ASN:HB2	2.34	0.59
36:1:2790:A:OP2	54:M8:181:SER:HB3	2.02	0.59
71:O5:89:ARG:HH11	71:O5:89:ARG:HG2	1.66	0.59
1:2:1067:C:H5''	3:S1:150:VAL:HG13	1.83	0.59
3:S1:154:SER:OG	3:S1:154:SER:O	2.18	0.59
4:S2:44:LEU:HG	4:S2:247:ALA:HB2	1.83	0.59
1:2:1472:C:OP1	7:S5:102:ARG:NH2	2.36	0.59
11:S9:109:LEU:HD13	11:S9:129:ILE:HD13	1.84	0.59
11:S9:60:LEU:HD23	11:S9:93:LEU:HD11	1.83	0.59
36:1:1308:A:H8	36:1:1308:A:OP2	1.85	0.59
36:1:2227:C:OP1	78:Q2:32:LYS:NZ	2.31	0.59
92:1:4131:OHX:N3	92:1:4491:OHX:N1	2.50	0.59
1:2:918:U:H2'	1:2:919:A:C8	2.37	0.59
36:5:209:A:H4'	36:5:211:A:C8	2.38	0.59
92:5:4258:OHX:N2	92:5:4465:OHX:N5	2.50	0.59
36:5:546:C:H2'	36:5:546:C:O2	2.01	0.59
1:6:454:U:OP1	1:6:455:C:N4	2.30	0.59
8:S6:173:PRO:HG3	1:6:66:U:H5	334.17	0.59
16:C4:50:ALA:HB3	16:C4:53:ASP:HB2	2.24	0.59
1:2:1460:A:C8	17:C5:128:HIS:HB3	2.38	0.59
17:C5:21:ASP:O	17:C5:25:LEU:N	3.26	0.59
53:M7:16:SER:HB3	53:M7:149:VAL:HB	1.84	0.59
55:M9:62:ARG:NH2	36:5:3068:U:OP2	172.59	0.59
64:N8:135:GLU:HG2	64:N8:145:VAL:HG21	1.84	0.59
69:O3:42:GLN:HA	69:O3:45:LEU:HG	1.84	0.59
6:S4:126:VAL:HG13	6:S4:158:ASP:O	2.13	0.59
36:1:768:C:OP1	49:M3:186:ARG:NH2	2.28	0.59
1:2:397:A:O3'	10:S8:50:GLY:HA2	2.02	0.59
36:5:3343:G:H21	36:5:3362:A:H2	1.50	0.59
1:6:1150:G:O6	92:6:2211:OHX:N5	2.35	0.59
1:6:1324:G:OP2	92:6:2200:OHX:N2	2.36	0.59
1:6:604:A:OP2	92:6:2246:OHX:N4	2.35	0.59
1:6:922:G:H2'	1:6:923:A:H8	1.68	0.59
92:7:231:OHX:N4	92:7:238:OHX:N6	2.50	0.59
2:S0:50:VAL:HG23	19:C7:109:LEU:HD21	2.40	0.59
25:D3:64:PRO:O	92:6:2294:OHX:N1	362.37	0.59
27:D5:43:ASP:O	27:D5:46:LYS:N	2.25	0.59
46:L9:149:ASN:N	46:L9:149:ASN:OD1	2.35	0.59
47:M0:3:ARG:HH22	36:5:2854:U:P	291.29	0.59
49:M3:186:ARG:O	49:M3:190:LYS:HB3	2.02	0.59

Continued on next page...

Continued from previous page...

Atom-1	Atom-2	Interatomic distance (Å)	Clash overlap (Å)
64:N8:126:LYS:HB3	64:N8:148:ILE:HD13	1.85	0.59
2:S0:16:LEU:HB3	2:S0:172:LEU:HD11	2.33	0.59
1:2:1291:G:H5'	4:S2:119:LYS:HE2	1.84	0.59
92:2:2074:OHX:N5	92:S2:303:OHX:N6	2.50	0.59
6:S4:192:ILE:HG13	6:S4:243:GLY:HA3	1.83	0.59
1:2:768:C:H1'	11:S9:143:ILE:HG21	1.84	0.59
34:SR:267:PRO:HG2	34:SR:269:TYR:CE1	2.36	0.59
36:1:2503:G:H1'	36:1:2504:U:H5	1.68	0.59
1:2:1369:U:O4	92:2:2143:OHX:N5	2.35	0.59
1:2:478:A:OP1	32:E0:37:ARG:NH1	2.36	0.59
1:2:930:A:OP1	28:D6:32:LYS:NZ	2.25	0.59
55:M9:85:ARG:NH2	36:5:1916:U:O3'	231.18	0.59
36:5:2971:A:OP2	36:5:2971:A:H3'	2.03	0.59
36:5:990:U:O4	92:5:4454:OHX:N6	2.35	0.59
1:6:1492:A:O2'	1:6:1493:A:H8	1.84	0.59
38:8:149:A:H2'	38:8:150:G:C8	2.37	0.59
14:C2:60:VAL:HG22	14:C2:122:VAL:HG22	2.06	0.59
20:C8:54:LEU:H	20:C8:54:LEU:HD22	1.67	0.59
21:C9:84:LYS:HD2	21:C9:94:ILE:HG13	4.64	0.59
26:D4:2:SER:N	26:D4:32:ARG:HG3	2.18	0.59
27:D5:47:TYR:CZ	27:D5:51:LEU:HD11	2.90	0.59
43:L6:31:ARG:NH2	43:L6:81:ALA:O	2.36	0.59
45:L8:94:PHE:CE2	45:L8:200:LEU:HG	2.37	0.59
46:L9:76:ASP:O	46:L9:80:THR:HG22	3.60	0.59
70:O4:67:LYS:HA	70:O4:70:LYS:HE3	1.85	0.59
4:S2:103:VAL:HG22	4:S2:113:LEU:HD23	2.03	0.59
5:S3:22:ASN:O	5:S3:26:THR:OG1	2.18	0.59
6:S4:166:SER:O	6:S4:168:LYS:HG2	4.92	0.59
6:S4:176:ASP:HB2	6:S4:179:LYS:NZ	2.17	0.59
1:2:68:A:OP1	8:S6:160:ARG:NH2	2.35	0.59
1:2:1688:U:H2'	1:2:1689:A:C8	2.37	0.59
36:5:339:C:OP1	36:5:1380:G:O2'	2.19	0.59
36:5:2971:A:H3'	36:5:2971:A:N3	2.18	0.59
40:L3:53:MET:HE1	36:5:3047:U:O2'	235.15	0.59
36:5:1389:G:OP2	92:5:4269:OHX:N5	2.35	0.59
36:1:2395:G:H5''	40:L3:255:TRP:CD1	2.38	0.59
41:L4:16:THR:HG22	41:L4:18:ASN:H	1.67	0.59
41:L4:237:GLN:O	41:L4:246:ARG:HG3	2.09	0.59
2:S0:134:LYS:O	2:S0:137:SER:OG	2.21	0.59
3:S1:36:SER:HB3	3:S1:231:LEU:HD22	1.84	0.59
9:S7:40:PRO:HG2	9:S7:41:LEU:HD23	3.20	0.59

Continued on next page...

Continued from previous page...

Atom-1	Atom-2	Interatomic distance (Å)	Clash overlap (Å)
34:SR:52:GLN:HG2	34:SR:53:LYS:H	2.10	0.59
36:1:1615:C:OP1	92:1:4444:OHX:N3	2.36	0.59
36:1:651:G:O2'	36:1:1435:A:OP1	2.20	0.59
36:1:655:C:H5''	68:O2:26:HIS:HB2	1.83	0.59
36:1:874:U:OP1	40:L3:241:LYS:HG3	2.02	0.59
1:2:365:G:N7	92:2:2154:OHX:N5	2.50	0.59
36:5:1947:G:O6	92:5:4460:OHX:N3	2.35	0.59
36:5:3041:U:H2'	36:5:3042:U:C6	2.38	0.59
92:5:4293:OHX:N4	92:5:4552:OHX:N2	2.51	0.59
40:L3:293:ASN:HB2	40:L3:304:THR:HA	2.08	0.59
42:L5:140:ARG:HH21	36:5:1080:A:P	229.18	0.59
92:1:4192:OHX:N4	44:L7:217:PRO:HA	2.18	0.59
92:1:4348:OHX:N4	65:N9:6:ASN:OD1	2.36	0.59
78:Q2:105:GLN:HB2	78:Q2:106:PHE:CD1	2.86	0.59
2:S0:71:GLU:O	2:S0:96:THR:HG22	2.14	0.59
9:S7:129:LEU:HD21	9:S7:172:VAL:HG11	1.84	0.59
36:1:2213:A:H2'	36:1:2214:A:C8	2.37	0.59
1:2:1600:A:O2'	1:2:1602:C:N4	2.35	0.59
1:2:738:G:O6	92:2:2145:OHX:N4	2.36	0.59
36:5:1120:A:H2'	36:5:1121:U:C6	2.38	0.59
36:5:1235:U:C4'	36:5:1236:G:H5'	2.31	0.59
36:5:1764:U:H3'	36:5:1765:U:H5''	1.84	0.59
52:M6:156:LEU:HD13	36:5:3243:A:C8	263.56	0.59
1:6:417:A:H5'	1:6:418:G:C5	2.37	0.59
1:6:755:A:H2'	1:6:756:A:H8	1.64	0.59
26:D4:42:GLU:HG3	26:D4:52:LYS:HD2	4.06	0.59
47:M0:42:THR:HG23	47:M0:45:GLU:HB2	1.85	0.59
53:M7:69:ARG:HG2	53:M7:79:THR:CG2	3.78	0.59
62:N6:57:LEU:HB3	62:N6:105:VAL:HG12	2.67	0.59
1:2:66:U:O4	8:S6:158:ILE:HG21	2.02	0.59
36:1:1235:U:H4'	36:1:1236:G:H5'	1.85	0.58
36:1:3326:G:H2'	36:1:3327:G:H8	1.68	0.58
1:2:1474:G:P	7:S5:109:LYS:HE2	2.43	0.58
1:2:711:U:H1'	1:2:712:G:H5'	1.84	0.58
36:5:1366:A:C2	36:5:1367:G:C4	2.91	0.58
36:5:618:C:O2'	36:5:621:A:N3	2.24	0.58
1:6:987:G:O6	92:6:2215:OHX:N4	2.36	0.58
10:S8:51:GLY:H	1:6:397:A:H5''	313.53	0.58
15:C3:22:ALA:HB1	15:C3:23:PRO:HA	2.04	0.58
42:L5:233:ALA:O	42:L5:235:SER:N	2.36	0.58
44:L7:219:LYS:O	44:L7:228:SER:HB2	2.78	0.58

Continued on next page...

Continued from previous page...

Atom-1	Atom-2	Interatomic distance (Å)	Clash overlap (Å)
46:L9:13:PRO:HG2	46:L9:16:VAL:HG21	3.60	0.58
46:L9:87:LYS:HZ3	46:L9:191:LEU:HD21	16.08	0.58
59:N3:32:ARG:HB3	59:N3:64:LYS:O	2.04	0.58
66:O0:78:GLY:HA2	66:O0:87:VAL:HG13	2.14	0.58
70:O4:6:THR:HG22	36:5:1486:G:N2	146.08	0.58
70:O4:99:LYS:HG2	70:O4:103:LYS:HE3	1.84	0.58
3:S1:30:PHE:HB3	3:S1:96:LEU:HD22	4.03	0.58
6:S4:121:TYR:CD2	6:S4:161:LYS:HE3	2.38	0.58
1:2:767:U:C6	11:S9:141:VAL:HA	2.36	0.58
36:1:156:G:OP2	72:O6:25:LYS:HB3	2.02	0.58
36:1:1942:U:OP2	55:M9:74:ARG:NH1	2.34	0.58
36:1:1134:G:O2'	36:1:2642:A:N3	2.31	0.58
1:2:205:U:O4	92:2:2114:OHX:N3	2.36	0.58
36:5:1615:C:H2'	36:5:1616:U:C6	2.39	0.58
92:5:4203:OHX:N1	92:5:4515:OHX:N5	2.51	0.58
1:6:1699:G:H22	1:6:1702:A:H5''	1.68	0.58
1:6:755:A:O2'	1:6:756:A:O4'	2.09	0.58
38:8:72:A:N3	38:8:88:A:O2'	2.36	0.58
46:L9:48:VAL:HG11	46:L9:52:LEU:HD13	1.85	0.58
52:M6:84:LEU:HD13	52:M6:102:LEU:HD21	1.84	0.58
56:N0:42:TRP:O	56:N0:46:GLN:HG3	2.22	0.58
64:N8:24:LYS:HD2	64:N8:26:ARG:NH2	2.18	0.58
49:M3:9:ILE:HD13	64:N8:52:TYR:CE1	2.38	0.58
66:O0:16:LEU:HD11	66:O0:97:ASP:HB3	1.85	0.58
36:1:3276:G:H1	69:O3:60:ARG:HH12	1.49	0.58
9:S7:126:LEU:HD13	9:S7:173:TYR:CD2	2.78	0.58
36:1:1577:G:H2'	36:1:1578:C:O4'	2.03	0.58
36:1:1733:G:O5'	92:1:4500:OHX:N6	2.37	0.58
1:2:1450:U:H2'	1:2:1451:C:C6	2.38	0.58
1:2:1504:G:H2'	1:2:1505:A:C8	2.39	0.58
1:2:751:G:H2'	1:2:752:A:H8	1.68	0.58
36:5:1236:G:N2	36:5:1244:A:OP1	2.33	0.58
36:5:3254:G:O6	92:5:4558:OHX:N4	2.35	0.58
92:6:2180:OHX:N4	92:6:2331:OHX:N6	2.51	0.58
38:8:74:U:O2	92:8:226:OHX:N3	2.36	0.58
92:5:4573:OHX:N3	92:A:101:OHX:N1	249.25	0.58
53:M7:125:GLN:HB2	53:M7:141:SER:HB2	2.15	0.58
63:N7:23:VAL:HG12	63:N7:45:GLY:HA3	1.85	0.58
36:1:3155:U:H3'	36:1:3156:U:C4'	2.33	0.58
92:1:4105:OHX:N5	92:1:4501:OHX:N3	2.52	0.58
1:2:1402:G:H2'	1:2:1403:C:C6	2.39	0.58

Continued on next page...

Continued from previous page...

Atom-1	Atom-2	Interatomic distance (Å)	Clash overlap (Å)
1:2:1592:A:H2'	1:2:1593:A:C8	2.38	0.58
1:2:95:G:HO2'	1:2:460:A:HO2'	1.50	0.58
1:2:484:C:H42	1:2:503:G:H22	1.51	0.58
1:2:912:U:H4'	1:2:913:G:H3'	1.86	0.58
38:4:37:A:H5''	38:4:39:G:O4'	2.03	0.58
36:5:3288:G:O2'	36:5:3289:G:H8	1.84	0.58
92:5:4200:OHX:N4	92:5:4566:OHX:N1	2.51	0.58
38:8:77:A:OP2	92:8:226:OHX:N1	2.36	0.58
12:C0:54:TYR:CE2	12:C0:75:TYR:HB2	3.62	0.58
14:C2:30:VAL:HB	14:C2:132:GLU:HG3	1.85	0.58
22:D0:106:ILE:HG13	22:D0:107:THR:H	1.69	0.58
26:D4:84:LYS:HD3	26:D4:85:PHE:CE2	4.04	0.58
1:2:1597:A:OP1	31:D9:19:ARG:NH2	2.36	0.58
42:L5:22:ARG:HA	42:L5:25:GLU:HG3	3.36	0.58
52:M6:110:PRO:O	52:M6:112:TYR:N	2.98	0.58
78:Q2:28:TYR:HB3	78:Q2:69:VAL:HB	1.95	0.58
36:1:1145:G:OP1	68:O2:44:ARG:NH1	2.37	0.58
36:1:2683:U:H2'	36:1:2684:C:H6	1.68	0.58
36:1:410:U:O4	92:1:4290:OHX:N2	2.37	0.58
36:1:3343:G:O6	92:1:4411:OHX:N6	2.36	0.58
1:2:1122:G:N2	1:2:1125:A:OP2	2.35	0.58
1:2:702:G:O2'	1:2:703:G:H8	1.86	0.58
36:5:1701:C:H2'	36:5:1702:U:O4'	2.03	0.58
36:5:2180:G:H2'	36:5:2181:C:C6	2.39	0.58
36:5:3295:A:H2'	36:5:3296:A:C8	2.39	0.58
1:6:1650:U:H2'	1:6:1651:A:C8	2.38	0.58
1:6:947:U:H2'	1:6:948:G:H8	1.68	0.58
1:6:9:U:O4	92:6:2241:OHX:N3	2.37	0.58
20:C8:108:LYS:HA	20:C8:111:ASP:HB2	2.45	0.58
45:L8:240:ASN:HA	45:L8:243:GLN:HB2	1.84	0.58
52:M6:60:LYS:HE2	36:5:1307:G:H5''	251.40	0.58
75:O9:24:PRO:HB2	75:O9:27:ILE:HD12	2.85	0.58
11:S9:66:ASP:HB3	11:S9:69:ARG:HB3	2.26	0.58
11:S9:92:LYS:HA	11:S9:92:LYS:HE3	1.86	0.58
36:1:1623:G:OP2	92:1:4275:OHX:N1	2.37	0.58
36:1:3020:U:O4	92:1:4223:OHX:N4	2.36	0.58
36:1:3299:A:H61	36:1:3315:G:H1	1.51	0.58
36:1:2913:C:OP2	92:1:4283:OHX:N4	2.37	0.58
36:1:58:G:OP1	51:M5:157:LYS:NZ	2.30	0.58
1:2:1031:U:H4'	1:2:1032:G:OP2	2.03	0.58
1:2:108:A:H2'	1:2:109:G:C8	2.38	0.58

Continued on next page...

Continued from previous page...

Atom-1	Atom-2	Interatomic distance (Å)	Clash overlap (Å)
37:3:93:C:O2'	37:3:94:C:H5'	2.03	0.58
36:5:2239:G:O6	92:5:4465:OHX:N5	2.35	0.58
36:5:2429:G:OP2	92:5:4303:OHX:N5	2.36	0.58
36:5:3078:U:H4'	36:5:3079:U:O5'	2.04	0.58
1:6:1339:C:O2'	1:6:1341:A:N7	2.36	0.58
38:8:155:A:H2'	38:8:156:U:O4'	2.03	0.58
12:C0:31:LYS:HE3	12:C0:36:ASP:OD1	2.03	0.58
23:D1:35:ASN:OD1	23:D1:52:THR:HB	2.59	0.58
46:L9:41:ILE:HD11	46:L9:67:ALA:HB1	1.86	0.58
36:1:44:U:OP1	51:M5:84:PRO:HG2	2.04	0.58
57:N1:68:THR:HG22	57:N1:71:SER:O	3.00	0.58
71:O5:86:ARG:HG3	71:O5:90:ARG:NH2	2.57	0.58
8:S6:135:PRO:HB2	8:S6:141:ILE:HG12	2.00	0.58
36:1:155:G:H5''	36:1:156:G:C8	2.38	0.58
1:2:1504:G:C6	1:2:1505:A:C6	2.92	0.58
92:2:2077:OHX:N3	92:2:2203:OHX:N5	2.52	0.58
36:5:1724:U:H1'	36:5:1725:C:C6	2.39	0.58
36:5:273:A:OP1	92:5:4568:OHX:N4	2.36	0.58
1:6:976:G:O6	92:6:2176:OHX:N6	2.36	0.58
39:L2:243:THR:OG1	36:5:2244:A:H5''	228.31	0.58
41:L4:186:LYS:NZ	36:5:1388:U:O4	119.08	0.58
41:L4:93:MET:H	41:L4:93:MET:HE2	2.71	0.58
50:M4:36:VAL:HB	50:M4:45:LEU:HD23	1.86	0.58
54:M8:36:LEU:O	54:M8:40:THR:OG1	2.11	0.58
44:L7:110:ARG:NH2	54:M8:3:ILE:HD12	4.30	0.58
36:1:534:U:O2	56:N0:146:LYS:HA	2.04	0.58
63:N7:97:SER:HB2	63:N7:99:GLU:HG3	1.86	0.58
43:L6:3:ALA:HB2	68:O2:77:ALA:HB2	2.13	0.58
10:S8:152:ILE:HD13	10:S8:157:GLU:OE1	2.04	0.58
34:SR:93:ASP:HB2	34:SR:100:TYR:CE1	2.39	0.58
36:1:3298:C:OP1	92:1:4130:OHX:N3	2.36	0.58
36:5:1070:U:C4	36:5:1071:U:C4	2.92	0.58
14:C2:89:ILE:HG12	14:C2:90:LYS:H	1.68	0.58
21:C9:6:VAL:HG13	21:C9:66:TYR:CE1	2.39	0.58
24:D2:18:GLU:OE1	24:D2:69:LEU:HB3	2.87	0.58
26:D4:35:VAL:O	26:D4:36:SER:HB3	2.02	0.58
28:D6:3:LYS:HD3	28:D6:6:ALA:HA	4.62	0.58
43:L6:38:THR:HA	43:L6:90:LYS:HG3	3.02	0.58
44:L7:228:SER:HA	44:L7:232:ARG:NH2	2.89	0.58
45:L8:161:GLU:HA	45:L8:164:VAL:HG22	2.05	0.58
48:M1:17:LEU:HD21	48:M1:19:LEU:HD21	1.86	0.58

Continued on next page...

Continued from previous page...

Atom-1	Atom-2	Interatomic distance (Å)	Clash overlap (Å)
49:M3:153:ASP:OD1	49:M3:157:ARG:NH2	2.36	0.58
36:1:1430:U:H2'	64:N8:9:ARG:NH2	2.18	0.58
65:N9:14:ARG:HH12	65:N9:18:ARG:HH11	1.85	0.58
71:O5:101:THR:HG22	71:O5:104:GLN:H	1.69	0.58
6:S4:19:LEU:HD11	6:S4:108:ARG:HD2	1.86	0.58
6:S4:45:ILE:HA	6:S4:61:VAL:HG11	1.84	0.58
36:1:1540:U:OP1	92:1:4253:OHX:N1	2.37	0.58
36:5:3159:C:H2'	36:5:3160:U:C6	2.39	0.58
1:6:539:G:OP2	1:6:539:G:H8	1.86	0.58
20:C8:46:VAL:HG22	20:C8:72:ILE:HG22	1.86	0.58
25:D3:91:GLY:O	25:D3:93:LEU:N	2.37	0.58
40:L3:35:ASP:HA	40:L3:184:ASN:ND2	2.67	0.58
41:L4:265:GLU:OE1	41:L4:265:GLU:N	2.32	0.58
53:M7:27:LYS:HG2	53:M7:63:PHE:CG	2.63	0.58
56:N0:11:GLY:HA2	56:N0:59:VAL:HG23	1.86	0.58
38:4:63:G:O3'	71:O5:49:LYS:NZ	2.36	0.58
75:O9:21:ARG:HD3	75:O9:22:PRO:O	2.02	0.58
3:S1:129:THR:HB	3:S1:180:THR:HA	1.84	0.58
1:2:1166:A:H5''	7:S5:101:GLY:H	1.69	0.58
11:S9:85:VAL:HG12	11:S9:99:LEU:HD11	1.86	0.58
36:1:1064:A:H4'	36:1:1065:A:O5'	2.03	0.58
36:1:1211:U:H2'	36:1:1212:A:C8	2.38	0.58
36:1:2875:U:C4	92:1:4446:OHX:N6	2.72	0.58
36:1:3148:U:O4	92:1:4347:OHX:N2	2.37	0.58
92:1:4238:OHX:N4	92:1:4424:OHX:N1	2.51	0.58
36:1:45:A:OP1	92:Q2:505:OHX:N1	2.37	0.58
40:L3:30:LYS:NZ	36:5:3139:A:OP2	235.53	0.58
1:6:658:C:N4	1:6:673:A:N1	2.52	0.58
71:O5:49:LYS:NZ	38:8:63:G:O2'	50.85	0.58
73:O7:72:ARG:NH1	38:8:95:G:OP2	52.20	0.58
47:M0:9:TYR:CG	47:M0:97:LEU:HD13	2.38	0.58
52:M6:62:THR:H	52:M6:69:GLY:HA3	1.69	0.58
61:N5:80:ASN:ND2	61:N5:126:LEU:HB2	2.18	0.58
2:S0:175:TYR:HE1	2:S0:197:ILE:HG22	2.13	0.58
7:S5:72:HIS:ND1	18:C6:79:TYR:OH	2.90	0.58
36:1:1498:A:H2'	36:1:1499:C:C6	2.39	0.57
36:1:2403:G:N2	36:1:2404:A:H62	2.01	0.57
1:6:1524:A:H2'	1:6:1525:A:C8	2.39	0.57
1:6:824:G:N7	92:6:2339:OHX:N5	2.52	0.57
25:D3:137:LYS:O	25:D3:138:GLU:HB2	2.02	0.57
28:D6:79:ILE:HA	28:D6:84:VAL:CG1	2.34	0.57

Continued on next page...

Continued from previous page...

Atom-1	Atom-2	Interatomic distance (Å)	Clash overlap (Å)
40:L3:4:ARG:NH1	40:L3:6:TYR:O	3.68	0.57
44:L7:86:VAL:HG21	44:L7:127:LEU:HD21	1.93	0.57
46:L9:77:ASN:HA	46:L9:80:THR:HG23	3.26	0.57
42:L5:290:ILE:HD11	47:M0:206:LEU:HD11	5.83	0.57
47:M0:61:SER:OG	47:M0:63:GLU:HG2	2.47	0.57
52:M6:121:PRO:HA	52:M6:124:LEU:HD22	2.44	0.57
62:N6:91:ASN:O	62:N6:93:ALA:N	2.34	0.57
63:N7:128:GLN:O	63:N7:130:PHE:N	2.75	0.57
65:N9:38:LYS:HB3	65:N9:41:ARG:HH12	4.52	0.57
68:O2:101:SER:O	68:O2:105:ARG:HG3	2.03	0.57
72:O6:62:ARG:NH1	72:O6:94:ILE:HD11	4.62	0.57
78:Q2:46:LYS:O	92:Q2:505:OHX:N6	2.37	0.57
7:S5:41:LYS:HG2	7:S5:69:PHE:CZ	4.42	0.57
10:S8:101:ILE:HD13	10:S8:168:CYS:HB2	2.72	0.57
36:1:1565:G:H1'	36:1:1575:A:C2	2.39	0.57
36:1:1732:U:H3'	92:1:4500:OHX:N6	2.20	0.57
36:1:3078:U:H4'	36:1:3079:U:O5'	2.04	0.57
36:1:1733:G:H3'	92:1:4500:OHX:N5	2.19	0.57
1:2:1535:U:O2'	1:2:1536:G:N3	2.35	0.57
35:SM:25:ILE:HG12	37:3:39:C:H5'	1.86	0.57
38:4:126:A:O2'	38:4:128:U:OP1	2.21	0.57
36:5:2261:G:O6	92:5:4205:OHX:N5	2.37	0.57
20:C8:143:ARG:NH2	1:6:1462:G:N7	339.56	0.57
1:6:1766:A:H5''	92:6:2221:OHX:N6	2.19	0.57
1:6:1726:G:N7	92:6:2242:OHX:N5	2.52	0.57
13:C1:91:LEU:HB3	13:C1:100:TYR:HB3	1.86	0.57
20:C8:91:ASP:O	20:C8:92:ILE:HB	2.04	0.57
21:C9:50:ALA:HA	21:C9:53:TRP:HD1	3.21	0.57
22:D0:41:ILE:HG13	22:D0:107:THR:HG21	3.77	0.57
42:L5:76:ALA:CB	42:L5:109:THR:HG22	2.34	0.57
42:L5:177:GLU:O	42:L5:179:ARG:N	2.70	0.57
42:L5:34:LYS:HA	57:N1:27:LEU:HD11	2.83	0.57
36:1:2645:G:OP2	47:M0:117:GLY:HA2	2.03	0.57
47:M0:77:THR:O	47:M0:81:GLY:N	2.58	0.57
49:M3:100:ARG:O	49:M3:101:ARG:HB3	4.66	0.57
51:M5:136:ASP:OD2	51:M5:138:GLN:HG2	2.03	0.57
2:S0:109:ASN:H	4:S2:64:LYS:NZ	2.82	0.57
5:S3:162:GLN:HG3	1:6:1333:C:O4'	426.74	0.57
36:1:1033:U:H2'	36:1:1034:U:C6	2.40	0.57
49:M3:39:ARG:NH1	36:5:107:A:OP1	73.77	0.57
36:5:3383:G:H2'	36:5:3384:U:C6	2.38	0.57

Continued on next page...

Continued from previous page...

Atom-1	Atom-2	Interatomic distance (Å)	Clash overlap (Å)
1:6:1218:G:O4'	1:6:1444:A:N6	2.37	0.57
1:6:982:U:OP1	92:6:2172:OHX:N2	2.37	0.57
1:6:827:C:H2'	1:6:828:U:H6	1.68	0.57
1:6:891:A:H2'	1:6:892:A:C8	2.39	0.57
12:C0:16:PHE:HD2	12:C0:76:LEU:HD23	1.69	0.57
13:C1:94:ILE:HG12	25:D3:16:ARG:HD2	1.87	0.57
17:C5:123:TYR:OH	20:C8:126:ARG:NH1	2.86	0.57
2:S0:66:ALA:HB1	23:D1:50:TYR:HD1	2.61	0.57
26:D4:58:PHE:CE2	26:D4:72:PHE:HB3	3.05	0.57
29:D7:2:VAL:O	29:D7:3:LEU:HB2	2.37	0.57
30:D8:10:ALA:HB1	30:D8:30:VAL:HB	1.86	0.57
40:L3:313:HIS:O	40:L3:333:LYS:HE3	3.73	0.57
40:L3:315:GLY:HA2	36:5:3379:C:H4'	214.42	0.57
40:L3:313:HIS:O	40:L3:333:LYS:HD2	2.04	0.57
46:L9:137:SER:HB3	46:L9:140:VAL:HG13	2.09	0.57
54:M8:44:PHE:CD1	54:M8:139:ILE:HD11	2.40	0.57
63:N7:46:ILE:HG12	63:N7:49:TYR:CE1	2.63	0.57
73:O7:60:GLY:O	92:O7:108:OHX:N6	2.38	0.57
2:S0:26:ALA:HB2	2:S0:165:ARG:HH21	1.70	0.57
2:S0:168:HIS:HB3	2:S0:203:PHE:CZ	2.39	0.57
3:S1:62:LYS:O	3:S1:88:VAL:HB	2.31	0.57
11:S9:34:PHE:HD1	11:S9:111:THR:HG21	1.69	0.57
34:SR:133:VAL:HB	34:SR:142:ALA:HB3	1.86	0.57
34:SR:282:SER:H	34:SR:285:ALA:HB3	1.68	0.57
36:1:2532:U:H3	36:1:2547:A:H61	1.52	0.57
36:1:3276:G:OP1	36:1:3276:G:H4'	2.03	0.57
36:1:3393:U:H2'	36:1:3394:U:H6	1.69	0.57
92:1:4231:OHX:N4	92:1:4440:OHX:N3	2.52	0.57
1:2:1087:A:H2'	1:2:1088:A:C8	2.39	0.57
1:2:97:C:H2'	1:2:98:U:C6	2.39	0.57
36:5:2314:U:OP2	36:5:2314:U:H4'	2.03	0.57
36:5:2771:U:O2'	36:5:2772:C:O4'	2.16	0.57
1:6:357:G:OP2	92:6:2171:OHX:N3	2.37	0.57
1:6:730:G:N7	92:6:2298:OHX:N3	2.51	0.57
1:6:653:C:N4	1:6:677:G:H1	2.03	0.57
1:6:961:U:H2'	1:6:962:C:H6	1.70	0.57
15:C3:62:GLN:HB2	15:C3:65:VAL:HG23	1.86	0.57
17:C5:102:PHE:HZ	1:6:1241:G:H5''	385.85	0.57
24:D2:105:THR:HG23	24:D2:110:ILE:HG12	1.85	0.57
25:D3:107:PHE:CD2	25:D3:114:LYS:HB2	2.40	0.57
26:D4:44:LEU:HA	26:D4:47:VAL:HG13	5.06	0.57

Continued on next page...

Continued from previous page...

Atom-1	Atom-2	Interatomic distance (Å)	Clash overlap (Å)
39:L2:70:ARG:HD2	39:L2:72:ARG:NE	3.86	0.57
41:L4:91:GLY:HA3	41:L4:93:MET:HE2	1.86	0.57
42:L5:105:ILE:O	42:L5:109:THR:HG23	2.04	0.57
45:L8:238:LEU:HB3	45:L8:242:ALA:HB3	2.99	0.57
45:L8:68:ARG:O	45:L8:69:LEU:HB2	4.54	0.57
52:M6:79:ILE:HG21	52:M6:138:LEU:HD11	1.95	0.57
59:N3:89:ASP:OD1	59:N3:91:VAL:HG12	3.52	0.57
65:N9:24:PRO:HG2	65:N9:26:THR:HG22	6.89	0.57
2:S0:74:VAL:HG23	2:S0:118:PRO:HB3	1.95	0.57
6:S4:93:ASP:O	6:S4:95:THR:N	3.56	0.57
8:S6:186:ARG:O	8:S6:190:GLN:HG2	2.04	0.57
92:2:2085:OHX:N3	35:SM:99:LYS:O	2.35	0.57
36:1:1355:A:H4'	36:1:1356:U:O5'	2.02	0.57
36:1:1495:U:H5	36:1:1835:A:N1	2.02	0.57
92:1:4131:OHX:N4	92:1:4491:OHX:N2	2.53	0.57
36:5:191:U:H2'	36:5:192:C:C6	2.40	0.57
57:N1:68:THR:OG1	36:5:2737:C:H4'	223.97	0.57
36:5:274:G:O6	92:5:4322:OHX:N1	2.38	0.57
1:6:1011:G:OP2	92:6:2216:OHX:N3	2.38	0.57
33:E1:90:LYS:HB2	33:E1:93:HIS:NE2	11.23	0.57
43:L6:109:GLU:H	43:L6:109:GLU:CD	4.42	0.57
43:L6:3:ALA:HB1	68:O2:75:LEU:HD13	2.19	0.57
41:L4:327:LEU:HA	44:L7:166:ASN:HD21	2.12	0.57
45:L8:162:LEU:HA	51:M5:7:LEU:HD11	1.86	0.57
50:M4:13:ARG:NH2	36:5:3206:C:N3	315.38	0.57
54:M8:26:LEU:O	54:M8:30:VAL:HG23	2.03	0.57
56:N0:155:ARG:NH2	56:N0:172:TYR:H	4.60	0.57
67:O1:53:PRO:O	67:O1:57:GLN:HG3	2.51	0.57
1:2:1642:G:O3'	77:Q1:9:ARG:NH2	2.37	0.57
4:S2:83:ILE:HA	4:S2:99:LYS:O	2.37	0.57
8:S6:120:GLU:HG3	8:S6:125:THR:HB	1.87	0.57
36:1:2347:U:O4	92:1:4126:OHX:N3	2.37	0.57
36:1:621:A:O2'	92:1:4415:OHX:N3	2.38	0.57
1:2:1483:A:C6	1:2:1484:G:C6	2.93	0.57
40:L3:26:ARG:HH22	36:5:3003:G:P	229.29	0.57
36:5:2823:G:N7	92:5:4210:OHX:N2	2.52	0.57
1:6:591:A:H2'	1:6:592:A:C8	2.38	0.57
13:C1:57:LYS:HD3	13:C1:131:ILE:HG23	1.85	0.57
41:L4:152:VAL:HG23	41:L4:172:VAL:HG21	1.85	0.57
41:L4:274:TYR:HE1	41:L4:276:LEU:HD23	1.68	0.57
45:L8:136:LEU:HD22	51:M5:3:ALA:HB2	2.21	0.57

Continued on next page...

Continued from previous page...

Atom-1	Atom-2	Interatomic distance (Å)	Clash overlap (Å)
78:Q2:48:SER:O	92:Q2:505:OHX:N6	2.38	0.57
2:S0:9:LEU:HD23	2:S0:54:TRP:CG	2.39	0.57
1:2:1065:A:H2	3:S1:146:GLN:HE22	1.53	0.57
7:S5:62:VAL:HG13	7:S5:89:ILE:HG21	1.85	0.57
1:2:1600:A:H4'	1:2:1601:G:OP1	2.03	0.57
92:5:4252:OHX:N5	92:5:4440:OHX:N1	2.53	0.57
92:5:4285:OHX:N2	92:5:4404:OHX:N6	2.53	0.57
92:C5:202:OHX:N4	1:6:1182:U:O4	373.09	0.57
19:C7:8:THR:HG21	1:6:1330:G:H21	419.34	0.57
1:6:1726:G:O6	92:6:2242:OHX:N2	2.37	0.57
1:6:52:U:H2'	1:6:53:G:C8	2.39	0.57
13:C1:124:THR:HB	13:C1:141:LYS:HB3	2.21	0.57
20:C8:140:THR:HA	20:C8:143:ARG:NH1	2.77	0.57
21:C9:23:GLN:HG3	21:C9:55:TYR:CE2	4.36	0.57
22:D0:104:THR:HG22	22:D0:116:VAL:HG21	2.58	0.57
24:D2:27:ILE:HG12	24:D2:61:ILE:HB	1.85	0.57
24:D2:53:ILE:HD13	29:D7:24:LEU:HD11	2.41	0.57
25:D3:125:VAL:HG12	25:D3:126:LYS:HG3	1.86	0.57
27:D5:41:ILE:HG23	27:D5:42:LEU:H	1.67	0.57
33:E1:86:THR:O	33:E1:87:THR:OG1	2.54	0.57
40:L3:2:SER:O	40:L3:3:HIS:HB3	2.05	0.57
47:M0:192:ASP:HA	47:M0:197:VAL:HG12	2.19	0.57
48:M1:139:THR:O	48:M1:139:THR:OG1	2.22	0.57
49:M3:76:THR:HG22	49:M3:101:ARG:HB3	1.86	0.57
53:M7:126:ARG:HA	53:M7:140:GLU:HG2	2.33	0.57
53:M7:116:HIS:HB3	53:M7:149:VAL:HG13	1.86	0.57
56:N0:6:GLU:OE1	56:N0:99:ARG:NH2	3.41	0.57
63:N7:85:TYR:HE2	63:N7:129:TRP:CE2	3.77	0.57
7:S5:59:VAL:C	7:S5:61:TYR:H	2.37	0.57
36:1:542:G:H2'	36:1:543:C:C6	2.39	0.57
36:1:805:G:H1'	41:L4:73:ARG:NH1	2.20	0.57
36:5:2812:C:H2'	36:5:2813:A:H8	1.70	0.57
36:5:3280:U:O2'	36:5:3281:U:H5''	2.05	0.57
40:L3:128:LYS:HG3	36:5:3294:A:H5'	198.00	0.57
92:5:4203:OHX:N1	92:5:4515:OHX:N2	2.53	0.57
1:6:1508:U:O4	92:6:2149:OHX:N4	2.37	0.57
61:N5:56:ARG:NH2	38:8:135:G:OP2	82.76	0.57
16:C4:85:ALA:N	16:C4:119:THR:HG22	2.18	0.57
17:C5:92:SER:HB2	17:C5:107:ILE:HD11	5.66	0.57
29:D7:61:THR:OG1	29:D7:62:ILE:N	2.94	0.57
30:D8:12:VAL:HG22	30:D8:28:VAL:HG11	1.86	0.57

Continued on next page...

Continued from previous page...

Atom-1	Atom-2	Interatomic distance (Å)	Clash overlap (Å)
40:L3:250:ALA:HB3	36:5:2880:U:H1'	224.19	0.57
42:L5:61:ILE:HG23	42:L5:79:TYR:CE1	2.78	0.57
44:L7:191:VAL:HG12	44:L7:192:GLY:H	4.17	0.57
47:M0:177:ASP:O	47:M0:180:GLU:N	3.00	0.57
47:M0:16:PRO:O	47:M0:18:PRO:HD3	2.05	0.57
42:L5:41:LYS:HB2	57:N1:68:THR:O	2.57	0.57
69:O3:6:ARG:NH1	69:O3:8:TYR:O	3.00	0.57
2:S0:150:ASP:OD1	2:S0:165:ARG:NH2	2.37	0.57
2:S0:84:ARG:HD3	2:S0:203:PHE:O	4.16	0.57
5:S3:164:VAL:O	5:S3:168:ILE:HG13	2.30	0.57
6:S4:206:ASP:HB2	6:S4:222:LEU:HD12	1.87	0.57
36:1:1537:A:OP2	92:1:4401:OHX:N2	2.38	0.57
36:1:2984:C:H2'	36:1:2985:C:H6	1.69	0.57
36:1:3166:C:H42	36:1:3284:G:H1	1.51	0.57
1:2:647:G:N2	1:2:687:G:H22	2.03	0.57
38:4:79:A:H2'	38:4:80:A:H1'	1.86	0.57
92:5:4352:OHX:N1	92:5:4559:OHX:N2	2.52	0.57
36:5:2977:G:OP1	92:5:4416:OHX:N4	2.38	0.57
36:5:792:G:N7	92:5:4456:OHX:N2	2.52	0.57
36:5:495:G:H2'	36:5:496:C:O4'	2.05	0.57
1:6:1227:A:O2'	1:6:1228:G:OP2	2.19	0.57
20:C8:135:GLY:HA3	1:6:1559:A:H5''	366.41	0.57
15:C3:16:ILE:HD12	1:6:959:U:H4'	347.04	0.57
1:6:961:U:H2'	1:6:962:C:C6	2.40	0.57
92:5:4573:OHX:N3	92:A:101:OHX:N5	248.55	0.57
12:C0:80:LEU:O	12:C0:82:LEU:N	2.37	0.57
92:C8:202:OHX:N3	92:C8:203:OHX:N3	2.52	0.57
40:L3:41:VAL:HA	40:L3:185:GLY:CA	2.43	0.57
42:L5:110:LEU:HA	42:L5:113:LEU:HB2	2.95	0.57
46:L9:62:ARG:NH2	36:5:3115:C:OP1	330.30	0.57
36:1:1592:G:OP2	70:O4:37:LYS:NZ	2.26	0.57
36:1:284:A:OP2	78:Q2:41:ARG:NH1	2.35	0.57
1:2:1752:U:OP2	92:2:2104:OHX:N2	2.38	0.57
1:2:649:U:O2'	1:2:650:U:O5'	2.18	0.57
36:5:1750:A:H4'	36:5:1751:G:H5'	1.86	0.57
92:5:4237:OHX:N3	92:5:4568:OHX:N6	2.53	0.57
1:6:1670:G:N7	92:6:2312:OHX:N4	2.53	0.57
37:7:91:G:H2'	37:7:92:A:H8	1.69	0.57
13:C1:80:MET:HE3	13:C1:83:THR:HG23	3.84	0.57
16:C4:11:SER:OG	16:C4:12:GLN:N	4.21	0.57
26:D4:61:ARG:NH2	1:6:530:C:O2	409.65	0.57

Continued on next page...

Continued from previous page...

Atom-1	Atom-2	Interatomic distance (Å)	Clash overlap (Å)
36:1:3242:G:N7	40:L3:150:ARG:HD2	2.20	0.57
36:1:1381:A:OP1	41:L4:197:ARG:NH1	2.34	0.57
57:N1:86:GLU:OE1	57:N1:88:ARG:NH1	2.38	0.57
72:O6:62:ARG:HH12	72:O6:94:ILE:HD11	4.97	0.57
3:S1:111:ARG:HG3	28:D6:68:TYR:HB2	1.85	0.57
3:S1:178:GLY:O	3:S1:179:SER:HB2	4.71	0.57
3:S1:34:ALA:HB2	3:S1:43:VAL:HG23	1.87	0.57
4:S2:56:ILE:HA	4:S2:61:LEU:HD12	2.60	0.57
5:S3:21:LEU:HD22	5:S3:25:PHE:CE2	2.39	0.57
6:S4:179:LYS:N	6:S4:194:THR:O	2.37	0.57
36:1:3192:U:O4	92:1:4373:OHX:N1	2.38	0.56
36:1:496:C:H2'	36:1:497:C:O4'	2.04	0.56
52:M6:18:ARG:NH1	36:5:1315:U:OP1	277.94	0.56
36:5:1621:A:H2'	36:5:1622:U:C6	2.40	0.56
33:E1:143:LYS:HD3	1:6:1254:U:OP1	456.78	0.56
16:C4:43:THR:OG1	1:6:900:A:OP1	279.74	0.56
26:D4:125:LEU:O	26:D4:128:LYS:HB2	3.95	0.56
39:L2:30:ARG:NH2	39:L2:33:ASP:OD2	2.38	0.56
39:L2:30:ARG:HA	39:L2:74:GLU:OE2	3.15	0.56
36:1:2988:C:O2	40:L3:266:ARG:NH1	2.38	0.56
42:L5:60:ILE:HB	42:L5:80:SER:HB2	1.87	0.56
48:M1:108:GLU:HA	48:M1:122:ILE:HG22	1.86	0.56
53:M7:120:ASN:HB3	36:5:412:G:H1'	144.77	0.56
55:M9:21:LYS:O	55:M9:53:LYS:HB2	2.05	0.56
59:N3:30:GLY:HA3	59:N3:66:LYS:HD2	1.87	0.56
59:N3:90:GLY:O	60:N4:16:GLY:HA2	2.05	0.56
62:N6:59:VAL:HG22	62:N6:103:LYS:O	5.68	0.56
2:S0:56:LYS:NZ	2:S0:158:VAL:HA	2.70	0.56
4:S2:227:PRO:HA	4:S2:230:TRP:CD1	2.40	0.56
8:S6:2:LYS:HB3	8:S6:108:VAL:HG12	5.12	0.56
9:S7:4:PRO:HA	9:S7:7:LYS:HD2	1.86	0.56
36:1:1752:A:OP2	92:1:4281:OHX:N3	2.38	0.56
36:1:3183:A:H2	36:1:3188:G:H4'	1.70	0.56
36:1:2279:A:O2'	92:1:4359:OHX:N6	2.38	0.56
36:1:634:C:H4'	68:O2:47:ARG:NH1	2.21	0.56
1:2:1066:C:H4'	3:S1:149:GLN:NE2	2.20	0.56
1:2:814:A:H5''	55:M9:170:ARG:HH22	1.70	0.56
65:N9:33:LYS:NZ	36:5:2722:U:OP1	203.54	0.56
36:5:3241:G:H2'	36:5:3245:A:H8	1.70	0.56
36:5:3316:A:H5''	36:5:3318:G:N2	2.19	0.56
36:5:408:A:OP1	92:5:4358:OHX:N6	2.39	0.56

Continued on next page...

Continued from previous page...

Atom-1	Atom-2	Interatomic distance (Å)	Clash overlap (Å)
1:6:747:C:OP2	92:6:2329:OHX:N5	2.38	0.56
14:C2:76:GLU:OE2	14:C2:90:LYS:NZ	2.38	0.56
24:D2:77:PRO:O	24:D2:79:PHE:N	2.37	0.56
45:L8:116:VAL:HG23	45:L8:125:ALA:HB3	1.87	0.56
63:N7:25:ILE:HA	63:N7:43:VAL:HG12	1.86	0.56
4:S2:139:ILE:HD12	4:S2:191:ALA:HB1	1.87	0.56
6:S4:124:GLY:HA2	6:S4:142:HIS:CE1	2.40	0.56
7:S5:156:ARG:HA	7:S5:157:ARG:HH21	4.85	0.56
9:S7:50:ASP:OD1	9:S7:50:ASP:N	2.35	0.56
1:2:856:A:H62	9:S7:97:ARG:H	1.53	0.56
36:1:1017:C:O2'	36:1:1018:G:OP2	2.22	0.56
36:1:1043:C:O3'	47:M0:90:ARG:NH1	2.38	0.56
36:1:2873:U:C2	92:1:4436:OHX:N1	2.73	0.56
36:1:739:G:O6	92:1:4151:OHX:N3	2.39	0.56
92:1:4492:OHX:N6	38:4:43:A:OP1	2.39	0.56
1:2:1064:G:O6	92:2:2249:OHX:N6	2.38	0.56
1:2:1796:C:OP1	28:D6:87:ARG:NH1	2.39	0.56
1:2:118:U:O4	92:2:2217:OHX:N5	2.38	0.56
1:2:323:A:OP2	10:S8:10:LYS:HG3	2.05	0.56
1:6:1230:A:H2	1:6:1255:G:H21	1.49	0.56
1:6:1698:G:N2	1:6:1699:G:N7	2.53	0.56
92:6:2173:OHX:N2	92:6:2308:OHX:N6	2.53	0.56
18:C6:115:THR:O	18:C6:117:LEU:N	3.56	0.56
18:C6:14:LYS:O	18:C6:123:ARG:NH1	2.35	0.56
39:L2:62:VAL:HG11	39:L2:71:LEU:HD23	1.87	0.56
43:L6:98:VAL:HA	43:L6:101:PHE:HD2	1.70	0.56
51:M5:183:THR:O	51:M5:183:THR:OG1	2.73	0.56
71:O5:101:THR:HG22	71:O5:104:GLN:HB2	1.87	0.56
79:Q3:62:LYS:HZ2	36:5:2554:A:H62	217.69	0.56
3:S1:175:GLU:HG3	3:S1:193:ILE:HD12	1.87	0.56
4:S2:35:TRP:CE2	4:S2:37:PRO:HB3	2.40	0.56
8:S6:164:LYS:HB3	8:S6:167:LYS:HB3	1.88	0.56
11:S9:175:ARG:HD3	11:S9:179:ARG:CZ	2.35	0.56
34:SR:80:ALA:HB3	34:SR:92:TRP:HB2	2.10	0.56
36:1:1952:G:H3'	36:1:1953:G:H5''	1.87	0.56
36:1:2193:U:H5'	36:1:2194:G:H5'	1.86	0.56
36:1:2393:G:H4'	40:L3:252:ILE:CG1	2.35	0.56
36:1:3153:U:H3	36:1:3293:U:H3	1.51	0.56
1:2:1470:C:OP1	1:2:1540:G:O2'	2.23	0.56
36:5:1471:U:H2'	36:5:1472:U:H6	1.70	0.56
36:5:1938:U:O4	92:5:4554:OHX:N5	2.38	0.56

Continued on next page...

Continued from previous page...

Atom-1	Atom-2	Interatomic distance (Å)	Clash overlap (Å)
36:5:595:G:H1	36:5:609:G:H5''	1.70	0.56
17:C5:128:HIS:HA	1:6:1180:C:O2'	335.22	0.56
1:6:138:A:N6	1:6:266:A:H61	2.04	0.56
1:6:782:U:OP2	92:6:2296:OHX:N1	2.38	0.56
15:C3:103:GLU:HA	15:C3:106:ARG:HH22	1.70	0.56
15:C3:112:LYS:O	15:C3:116:ILE:HD13	5.07	0.56
16:C4:102:LEU:HD22	16:C4:105:LEU:HD11	1.86	0.56
41:L4:62:ALA:HB3	41:L4:90:PHE:HE2	1.83	0.56
43:L6:55:LEU:HB2	43:L6:64:LEU:HB3	2.34	0.56
45:L8:86:THR:O	45:L8:90:THR:OG1	2.24	0.56
56:N0:12:ARG:HB3	56:N0:24:LEU:HD23	2.27	0.56
62:N6:11:ASP:HB3	62:N6:14:LYS:HG3	2.24	0.56
67:O1:72:ARG:NH2	67:O1:105:GLN:O	3.05	0.56
68:O2:123:LYS:HA	68:O2:126:LEU:HD12	1.88	0.56
36:1:1433:A:N3	68:O2:27:ARG:NH1	2.53	0.56
2:S0:31:VAL:HG12	2:S0:33:GLN:H	1.69	0.56
3:S1:178:GLY:O	3:S1:180:THR:N	2.38	0.56
4:S2:73:LEU:HG	4:S2:76:LEU:HD13	1.86	0.56
8:S6:155:ASP:OD2	8:S6:155:ASP:N	2.69	0.56
10:S8:39:GLY:O	10:S8:59:ARG:HB3	2.05	0.56
36:1:357:A:OP2	92:1:4390:OHX:N4	2.38	0.56
1:2:100:A:H61	1:2:385:A:H1'	1.70	0.56
1:2:1218:G:N2	1:2:1444:A:OP2	2.19	0.56
1:2:1483:A:H2'	1:2:1484:G:C8	2.41	0.56
36:5:1696:A:OP2	92:5:4455:OHX:N6	2.38	0.56
36:5:1556:C:H2'	36:5:2169:G:N1	2.20	0.56
36:5:2211:U:H5	36:5:2234:G:N1	2.02	0.56
36:5:2659:G:H4'	36:5:2751:G:O2'	2.06	0.56
36:5:2834:G:OP1	92:5:4200:OHX:N3	2.39	0.56
1:6:1518:C:OP2	92:6:2238:OHX:N1	2.38	0.56
1:6:230:C:N4	1:6:235:G:H1	2.00	0.56
14:C2:129:GLU:HA	14:C2:133:LEU:HD22	1.88	0.56
22:D0:106:ILE:HG23	22:D0:107:THR:HG23	1.87	0.56
39:L2:118:GLU:HG3	39:L2:126:LEU:HD21	2.40	0.56
5:S3:29:LEU:HD21	5:S3:69:LEU:HD21	3.52	0.56
7:S5:51:VAL:HA	7:S5:131:GLN:OE1	2.04	0.56
36:1:1108:U:H2'	36:1:1109:U:H6	1.70	0.56
36:1:3118:C:H4'	76:Q0:106:ARG:NH2	2.21	0.56
92:1:4197:OHX:N2	92:1:4469:OHX:N6	2.54	0.56
1:2:1338:C:H1'	1:2:1410:A:C4	2.40	0.56
1:2:1583:A:N1	1:2:1611:A:H5''	2.20	0.56

Continued on next page...

Continued from previous page...

Atom-1	Atom-2	Interatomic distance (Å)	Clash overlap (Å)
64:N8:9:ARG:NH2	36:5:1431:G:N7	148.51	0.56
1:6:1230:A:H8	1:6:1258:U:C4	2.24	0.56
62:N6:13:ARG:NH1	38:8:24:G:OP2	87.93	0.56
15:C3:56:ASP:OD1	29:D7:52:THR:OG1	2.17	0.56
21:C9:61:VAL:O	21:C9:65:ILE:HG13	2.05	0.56
39:L2:129:ALA:HB3	39:L2:132:ASN:OD1	2.05	0.56
41:L4:74:ILE:HG22	41:L4:75:PRO:HD2	1.87	0.56
45:L8:54:GLU:O	45:L8:58:VAL:HG23	2.69	0.56
46:L9:57:VAL:HG23	46:L9:68:LEU:HG	2.24	0.56
54:M8:170:ARG:HA	54:M8:174:ARG:HD2	2.03	0.56
62:N6:87:LYS:HG3	62:N6:97:ILE:HD11	2.40	0.56
36:1:1240:A:H3'	36:1:1241:U:H5'	1.87	0.56
36:1:2402:A:OP2	92:1:4323:OHX:N5	2.38	0.56
92:1:4168:OHX:N6	92:1:4484:OHX:N4	2.53	0.56
36:1:776:U:C5	36:1:2719:U:O2	2.58	0.56
36:1:980:A:H2'	36:1:981:U:C2	2.40	0.56
1:2:800:U:H2'	1:2:801:G:H8	1.70	0.56
36:5:3089:C:H2'	36:5:3090:U:O4'	2.06	0.56
36:5:652:G:OP2	92:5:4437:OHX:N4	2.38	0.56
1:6:1159:C:N3	92:6:2232:OHX:N5	2.53	0.56
92:6:2149:OHX:N5	92:6:2325:OHX:N2	2.53	0.56
1:6:486:G:O6	1:6:488:G:N2	2.38	0.56
37:7:3:U:H2'	37:7:4:U:C6	2.40	0.56
38:8:77:A:H2'	38:8:78:G:O4'	2.05	0.56
40:L3:227:GLU:HG3	40:L3:270:ARG:CD	4.06	0.56
59:N3:54:LEU:HD11	59:N3:79:VAL:C	3.42	0.56
68:O2:81:ASP:O	68:O2:84:THR:OG1	3.50	0.56
73:O7:76:ASN:O	73:O7:79:GLN:HG3	2.41	0.56
8:S6:176:GLN:HG2	1:6:169:A:H5'	329.03	0.56
36:1:1260:A:H1'	36:1:1280:C:H1'	1.87	0.56
36:1:1460:A:H2'	36:1:1461:A:H8	1.69	0.56
36:1:3018:C:H2'	36:1:3019:U:O4'	2.06	0.56
1:2:1754:A:O2'	92:2:2104:OHX:N5	2.39	0.56
1:2:138:A:N6	1:2:266:A:H61	2.04	0.56
1:2:986:G:OP2	39:L2:251:LYS:NZ	2.39	0.56
36:5:252:U:H4'	36:5:253:A:C5'	2.35	0.56
36:5:3128:G:OP2	92:5:4425:OHX:N3	2.39	0.56
36:5:949:C:O2'	36:5:971:G:OP1	2.21	0.56
36:5:980:A:H2'	36:5:981:U:C2	2.41	0.56
32:E0:58:PRO:HA	1:6:558:U:OP1	418.68	0.56
1:6:658:C:H5'	1:6:659:C:OP2	2.06	0.56

Continued on next page...

Continued from previous page...

Atom-1	Atom-2	Interatomic distance (Å)	Clash overlap (Å)
40:L3:123:TYR:CE2	40:L3:124:LYS:HG3	2.40	0.56
40:L3:171:LEU:HD21	40:L3:333:LYS:HB3	1.86	0.56
40:L3:227:GLU:HG3	40:L3:270:ARG:HD3	3.23	0.56
41:L4:141:ARG:HB2	41:L4:176:SER:HB3	1.88	0.56
36:1:805:G:H1'	41:L4:73:ARG:HH11	1.71	0.56
43:L6:72:ASN:ND2	43:L6:159:LEU:O	2.34	0.56
47:M0:187:ALA:O	92:M0:308:OHX:N5	2.38	0.56
48:M1:16:LYS:HD3	48:M1:70:THR:HG23	5.71	0.56
54:M8:64:VAL:HG22	54:M8:96:PHE:CE2	2.41	0.56
55:M9:105:LEU:HD11	55:M9:139:VAL:HG23	1.88	0.56
55:M9:60:LYS:HE2	36:5:1671:C:OP1	171.33	0.56
2:S0:189:VAL:HG22	2:S0:190:ASP:H	1.70	0.56
36:1:1103:A:H1'	36:1:1104:G:OP1	2.06	0.56
36:1:1240:A:H2	36:1:1248:C:H41	1.52	0.56
36:1:1866:C:OP1	92:1:4338:OHX:N6	2.38	0.56
1:2:973:A:H2'	1:2:974:A:H8	1.70	0.56
38:4:87:G:OP2	71:O5:7:TYR:OH	2.21	0.56
65:N9:3:LYS:HD3	36:5:2617:U:H3'	224.86	0.56
36:5:437:G:H22	36:5:622:A:N6	2.00	0.56
1:6:1429:G:H2'	1:6:1430:U:C6	2.41	0.56
1:6:163:G:H8	1:6:163:G:O5'	1.89	0.56
13:C1:3:THR:HG21	13:C1:82:ARG:HH21	1.70	0.56
1:2:959:U:C6	15:C3:61:THR:HB	2.40	0.56
17:C5:98:ASN:HB3	17:C5:120:SER:OG	2.04	0.56
44:L7:157:ASN:O	44:L7:159:GLN:HG2	2.27	0.56
47:M0:127:ALA:O	47:M0:129:VAL:HG23	3.22	0.56
36:1:1447:G:H3'	53:M7:67:ILE:HD11	1.88	0.56
57:N1:105:PHE:O	57:N1:109:VAL:HG23	2.25	0.56
62:N6:120:GLN:CD	62:N6:126:LEU:HA	8.10	0.56
2:S0:182:LEU:HB3	2:S0:188:LEU:HD23	1.87	0.56
11:S9:114:TYR:HD1	11:S9:121:SER:H	1.53	0.56
11:S9:146:PHE:O	11:S9:147:MET:HB2	2.15	0.56
36:1:1103:A:H4'	36:1:1103:A:OP2	2.06	0.56
36:1:2641:U:OP1	92:1:4370:OHX:N4	2.39	0.56
36:1:263:C:H2'	36:1:264:G:O4'	2.06	0.56
36:1:2979:U:N3	92:1:4446:OHX:N5	2.54	0.56
1:2:115:G:OP1	13:C1:67:ARG:NH1	2.39	0.56
36:5:979:U:H1'	36:5:980:A:C4	2.41	0.56
1:6:653:C:H42	1:6:677:G:H1	1.54	0.56
36:5:3:U:H3	38:8:156:U:H3	1.53	0.56
1:2:1258:U:H4'	12:C0:2:LEU:HD13	1.88	0.56

Continued on next page...

Continued from previous page...

Atom-1	Atom-2	Interatomic distance (Å)	Clash overlap (Å)
15:C3:119:GLU:HG2	15:C3:141:TYR:CE2	4.02	0.56
2:S0:184:LEU:HD12	23:D1:45:ALA:HB2	2.95	0.56
30:D8:13:ILE:O	30:D8:14:LYS:HD2	2.06	0.56
92:1:4157:OHX:N1	92:L2:305:OHX:N3	2.54	0.56
40:L3:81:THR:HG23	40:L3:81:THR:O	3.71	0.56
42:L5:148:ILE:HG23	42:L5:151:GLN:HB3	2.24	0.56
42:L5:279:LYS:HD3	42:L5:282:ARG:NH2	4.54	0.56
47:M0:193:ASP:OD1	47:M0:198:LYS:HE3	2.05	0.56
66:O0:99:ASP:N	66:O0:99:ASP:OD2	2.49	0.56
69:O3:6:ARG:HG3	69:O3:8:TYR:CZ	2.41	0.56
70:O4:99:LYS:O	70:O4:103:LYS:HG2	2.14	0.56
79:Q3:62:LYS:NZ	36:5:2554:A:N7	218.71	0.56
3:S1:171:ILE:HD12	3:S1:197:ILE:HD13	1.87	0.56
6:S4:139:VAL:HB	6:S4:150:PRO:HG3	1.87	0.56
11:S9:129:ILE:HA	11:S9:134:ILE:HG12	4.61	0.56
11:S9:20:GLU:HB2	11:S9:23:ARG:HB3	3.45	0.56
11:S9:77:ILE:HD11	11:S9:93:LEU:HB3	1.87	0.56
36:1:1393:A:N3	36:1:1419:A:O2'	2.38	0.56
1:2:639:U:OP1	9:S7:117:THR:OG1	2.23	0.56
36:5:1661:G:H2'	36:5:1662:G:C8	2.41	0.56
36:5:1765:U:H4'	36:5:1765:U:OP1	2.05	0.56
92:5:4211:OHX:N6	92:5:4551:OHX:N5	2.54	0.56
36:5:595:G:N1	36:5:609:G:H5''	2.20	0.56
36:5:641:C:H42	36:5:645:A:H8	1.54	0.56
1:6:538:A:H8	1:6:543:C:H41	1.51	0.56
14:C2:59:LEU:HA	14:C2:87:PRO:HB2	1.86	0.56
15:C3:103:GLU:HA	15:C3:106:ARG:NH2	2.20	0.56
26:D4:50:ALA:HB1	26:D4:54:ALA:HB3	2.89	0.56
40:L3:152:LYS:HD3	40:L3:189:SER:HA	3.22	0.56
40:L3:10:ARG:NH2	40:L3:263:SER:O	2.38	0.56
40:L3:81:THR:HG22	40:L3:321:PHE:CA	5.35	0.56
56:N0:12:ARG:HG3	56:N0:13:ARG:O	4.15	0.56
68:O2:12:LYS:HD3	68:O2:57:TYR:O	2.69	0.56
3:S1:85:LYS:HB3	3:S1:101:HIS:HB3	2.79	0.56
6:S4:194:THR:O	6:S4:195:ILE:HB	2.05	0.56
6:S4:68:ARG:NH1	6:S4:76:VAL:HG21	2.20	0.56
36:1:1245:A:H3'	36:1:1246:G:H5''	1.87	0.55
1:2:1339:C:H4'	1:2:1340:U:OP2	2.06	0.55
1:2:1745:G:O6	92:2:2134:OHX:N6	2.38	0.55
38:4:104:A:C8	38:4:105:A:C8	2.94	0.55
1:6:1672:G:H2'	1:6:1673:G:C8	2.40	0.55

Continued on next page...

Continued from previous page...

Atom-1	Atom-2	Interatomic distance (Å)	Clash overlap (Å)
1:6:453:U:O4	92:6:2157:OHX:N4	2.38	0.55
1:6:760:A:OP2	92:6:2180:OHX:N5	2.39	0.55
22:D0:72:ASN:HD22	22:D0:73:GLY:H	1.54	0.55
25:D3:144:ARG:HD2	25:D3:145:SER:H	1.71	0.55
42:L5:119:TYR:CZ	42:L5:135:VAL:HG23	2.65	0.55
47:M0:47:PRO:HB3	47:M0:171:TRP:CZ2	2.52	0.55
47:M0:84:ALA:O	47:M0:140:THR:HG22	2.05	0.55
53:M7:94:LEU:HB3	53:M7:148:LEU:HD21	2.16	0.55
66:O0:43:ILE:HG22	66:O0:70:PHE:HB2	1.87	0.55
72:O6:25:LYS:HB2	72:O6:28:TYR:HD2	1.71	0.55
36:1:147:U:OP2	45:L8:136:LEU:N	2.39	0.55
92:2:2075:OHX:N1	92:2:2255:OHX:N4	2.54	0.55
1:2:393:C:OP2	10:S8:2:GLY:N	2.38	0.55
1:2:413:U:H2'	1:2:414:C:C6	2.40	0.55
1:2:637:C:OP1	24:D2:32:LYS:HG3	2.06	0.55
36:5:651:G:O2'	36:5:1435:A:OP1	2.22	0.55
36:5:1596:C:H2'	36:5:1597:C:C6	2.41	0.55
69:O3:60:ARG:HD2	36:5:3275:U:C4	213.64	0.55
92:5:4206:OHX:N5	92:5:4474:OHX:N6	2.54	0.55
36:5:547:G:C5	36:5:548:G:H1'	2.42	0.55
19:C7:105:GLN:O	19:C7:109:LEU:N	2.73	0.55
20:C8:4:VAL:HG21	27:D5:82:HIS:CG	4.49	0.55
33:E1:106:TYR:CE2	33:E1:116:LYS:HG2	2.41	0.55
39:L2:105:GLY:HA3	39:L2:160:SER:HB3	2.31	0.55
59:N3:74:MET:HG3	59:N3:102:ILE:HG23	5.42	0.55
59:N3:70:ARG:O	59:N3:72:LYS:HE3	5.51	0.55
67:O1:44:MET:O	67:O1:46:THR:N	2.93	0.55
2:S0:76:ILE:HG12	2:S0:98:ILE:HB	3.72	0.55
36:1:3096:C:H2'	36:1:3097:C:C6	2.41	0.55
36:1:911:C:N4	39:L2:3:ARG:HD3	2.21	0.55
1:2:417:A:H4'	1:2:418:G:O5'	2.05	0.55
56:N0:115:ARG:NH2	36:5:1320:C:O2	289.06	0.55
36:5:1340:G:H2'	36:5:1341:U:H6	1.71	0.55
36:5:1688:U:H2'	36:5:1689:U:C6	2.42	0.55
36:5:2101:C:O2'	36:5:2102:U:OP1	2.23	0.55
36:5:2204:C:H4'	36:5:2205:U:OP1	2.05	0.55
36:5:223:U:O4	92:5:4549:OHX:N4	2.39	0.55
36:5:314:U:H2'	36:5:315:C:H6	1.72	0.55
36:5:1940:G:H21	36:5:3362:A:H8	1.55	0.55
36:5:3383:G:H2'	36:5:3384:U:H6	1.69	0.55
36:5:781:G:N7	92:5:4249:OHX:N4	2.55	0.55

Continued on next page...

Continued from previous page...

Atom-1	Atom-2	Interatomic distance (Å)	Clash overlap (Å)
36:5:655:C:H2'	36:5:656:A:C8	2.41	0.55
19:C7:52:GLY:HA3	1:6:1389:C:O2'	423.51	0.55
15:C3:26:PHE:CE2	15:C3:28:LEU:HB2	2.96	0.55
18:C6:16:ALA:HB2	18:C6:72:GLY:HA3	1.88	0.55
26:D4:57:VAL:HB	26:D4:60:PHE:HE2	4.07	0.55
36:1:2989:U:O2'	40:L3:267:ALA:O	2.21	0.55
40:L3:346:THR:O	40:L3:348:ARG:N	2.39	0.55
42:L5:155:THR:HA	42:L5:179:ARG:HD3	1.86	0.55
44:L7:229:PHE:HD1	44:L7:229:PHE:C	2.51	0.55
48:M1:94:ARG:C	48:M1:96:PHE:H	2.09	0.55
57:N1:39:ILE:HD11	57:N1:102:ARG:HD3	1.87	0.55
57:N1:15:PHE:CE2	57:N1:44:ALA:HB3	2.42	0.55
61:N5:110:VAL:HG22	61:N5:124:VAL:HG13	2.59	0.55
61:N5:137:ASN:HD22	61:N5:142:ILE:HD11	2.91	0.55
72:O6:5:THR:OG1	72:O6:7:ILE:HG12	2.06	0.55
2:S0:66:ALA:HB1	23:D1:50:TYR:CD1	3.04	0.55
4:S2:102:VAL:HG11	4:S2:129:ILE:HG12	1.88	0.55
9:S7:173:TYR:HE1	9:S7:179:LYS:HB2	1.69	0.55
36:1:1675:G:H2'	36:1:1676:A:H8	1.71	0.55
36:1:314:U:H2'	36:1:315:C:C6	2.41	0.55
92:1:4390:OHX:N2	75:O9:48:LYS:O	2.39	0.55
36:1:551:A:O2'	36:1:552:G:O5'	2.21	0.55
1:2:803:A:N3	9:S7:104:ARG:NE	2.54	0.55
38:4:45:C:H4'	75:O9:11:GLN:NE2	2.21	0.55
36:5:2537:U:O2'	36:5:2538:U:O4'	2.20	0.55
36:5:3364:C:OP1	92:5:4199:OHX:N1	2.39	0.55
36:5:437:G:N7	92:5:4556:OHX:N3	2.54	0.55
36:5:656:A:H2'	36:5:657:A:C8	2.42	0.55
14:C2:52:LEU:O	14:C2:85:LYS:NZ	2.36	0.55
20:C8:5:VAL:O	27:D5:42:LEU:HB2	4.00	0.55
23:D1:81:ASN:O	23:D1:83:TRP:N	2.39	0.55
33:E1:84:VAL:HG13	33:E1:85:TYR:CD1	6.34	0.55
46:L9:44:THR:HG22	36:5:3186:A:N3	326.63	0.55
48:M1:155:THR:O	48:M1:159:THR:HG23	5.38	0.55
1:2:448:C:OP1	6:S4:29:PRO:HD3	2.07	0.55
36:1:1064:A:H5''	36:1:1066:G:O4'	2.07	0.55
36:1:118:U:O2	36:1:121:A:H5'	2.05	0.55
36:1:3084:C:H2'	36:1:3085:G:O4'	2.06	0.55
36:1:2234:G:O6	92:1:4278:OHX:N4	2.40	0.55
36:1:431:U:OP1	69:O3:53:TYR:OH	2.18	0.55
36:1:2767:U:OP1	92:1:4379:OHX:N2	2.40	0.55

Continued on next page...

Continued from previous page...

Atom-1	Atom-2	Interatomic distance (Å)	Clash overlap (Å)
36:1:853:G:N7	79:Q3:2:ALA:HB2	2.22	0.55
1:2:1595:U:N3	1:2:1600:A:H2	2.04	0.55
36:5:1024:G:O6	36:5:1029:G:N2	2.39	0.55
36:5:1222:G:O6	92:5:4384:OHX:N1	2.39	0.55
72:O6:25:LYS:HB3	36:5:156:G:OP2	88.52	0.55
36:5:869:G:H2'	36:5:870:G:C8	2.42	0.55
37:7:3:U:H2'	37:7:4:U:H6	1.70	0.55
29:D7:19:HIS:HB3	29:D7:22:LYS:HD2	2.92	0.55
42:L5:272:TYR:CE1	37:7:22:A:H1'	333.89	0.55
42:L5:83:LEU:HB3	42:L5:88:ILE:HB	2.06	0.55
43:L6:54:TYR:CE2	43:L6:63:LEU:HD22	2.42	0.55
44:L7:229:PHE:CD1	44:L7:229:PHE:C	3.00	0.55
44:L7:52:GLN:O	44:L7:56:GLU:HG2	2.07	0.55
44:L7:88:ARG:NH1	44:L7:91:GLY:O	2.40	0.55
52:M6:18:ARG:NH2	36:5:1318:A:OP1	276.49	0.55
53:M7:24:VAL:HG12	53:M7:86:LYS:HG2	1.88	0.55
56:N0:137:ARG:HG2	56:N0:139:TYR:CZ	2.75	0.55
63:N7:22:LYS:HE3	63:N7:134:LEU:HB2	2.17	0.55
75:O9:8:ARG:O	75:O9:12:LYS:HG3	2.06	0.55
36:1:3366:G:H2'	36:1:3367:C:C6	2.41	0.55
36:1:540:U:OP2	92:1:4482:OHX:N4	2.39	0.55
1:2:16:G:H2'	1:2:17:C:C6	2.42	0.55
36:5:2599:U:H2'	36:5:2600:C:C6	2.41	0.55
1:6:1098:U:H6	1:6:1098:U:H5''	1.72	0.55
1:6:1405:G:H2'	1:6:1406:A:C8	2.41	0.55
1:6:149:C:H2'	1:6:150:U:H6	1.72	0.55
1:6:1699:G:H22	1:6:1701:A:H3'	1.72	0.55
21:C9:105:LEU:HB3	21:C9:122:ARG:NE	2.39	0.55
24:D2:27:ILE:HD11	24:D2:61:ILE:HD12	1.89	0.55
27:D5:60:VAL:CG2	27:D5:101:TYR:HB2	2.36	0.55
39:L2:238:ILE:HG22	39:L2:239:ALA:N	2.83	0.55
41:L4:342:LYS:NZ	44:L7:56:GLU:OE2	2.24	0.55
45:L8:152:LEU:HB3	45:L8:180:VAL:HG21	1.89	0.55
46:L9:24:ILE:HD11	46:L9:39:LYS:HD2	3.41	0.55
55:M9:90:PRO:HB2	55:M9:93:VAL:HG23	1.88	0.55
59:N3:40:LYS:HG3	59:N3:57:MET:HG2	1.88	0.55
64:N8:88:ASP:O	64:N8:92:LYS:HG3	2.06	0.55
70:O4:96:GLU:OE1	70:O4:99:LYS:NZ	2.73	0.55
3:S1:70:LEU:HD21	3:S1:79:HIS:CD2	2.42	0.55
5:S3:162:GLN:NE2	5:S3:165:ASN:HB2	2.21	0.55
5:S3:70:THR:HG22	5:S3:86:LEU:HB2	2.00	0.55

Continued on next page...

Continued from previous page...

Atom-1	Atom-2	Interatomic distance (Å)	Clash overlap (Å)
35:SM:23:LYS:HE3	35:SM:24:GLU:H	6.63	0.55
36:1:501:A:H2'	36:1:502:U:H6	1.72	0.55
36:5:1204:A:H2'	36:5:1205:A:H5'	1.89	0.55
92:5:4206:OHX:N3	92:5:4474:OHX:N6	2.55	0.55
92:5:4352:OHX:N1	92:5:4559:OHX:N4	2.55	0.55
36:5:2580:A:O2'	92:5:4386:OHX:N1	2.39	0.55
1:6:1230:A:H2'	1:6:1258:U:C5	2.42	0.55
26:D4:112:LYS:NZ	1:6:55:A:OP1	348.69	0.55
71:O5:83:LYS:NZ	38:8:38:U:O2'	72.83	0.55
18:C6:109:PHE:O	18:C6:113:ASP:N	2.63	0.55
42:L5:120:LYS:O	42:L5:248:ARG:NH2	2.84	0.55
42:L5:132:THR:HG21	42:L5:170:GLY:HA2	2.23	0.55
44:L7:83:LEU:HD22	44:L7:84:VAL:H	1.71	0.55
52:M6:23:VAL:HG11	52:M6:84:LEU:HD11	1.89	0.55
56:N0:155:ARG:HD3	56:N0:172:TYR:CD1	2.42	0.55
68:O2:16:LYS:O	68:O2:17:PHE:HB2	4.66	0.55
5:S3:116:ARG:HG3	5:S3:152:PHE:HE1	4.48	0.55
36:1:1814:A:H4'	36:1:1815:U:H5'	1.87	0.55
36:1:2800:G:O6	64:N8:42:ARG:NH2	2.31	0.55
36:1:3100:U:O2	36:1:3101:G:C8	2.60	0.55
36:1:665:A:OP1	51:M5:203:ARG:HD2	2.07	0.55
1:2:1487:A:H2'	1:2:1488:G:C8	2.41	0.55
1:2:348:U:O4	92:2:2179:OHX:N5	2.39	0.55
36:5:1378:U:OP1	92:5:4285:OHX:N3	2.40	0.55
63:N7:61:LYS:HE3	36:5:2573:G:OP1	181.13	0.55
36:5:3066:U:O4	92:5:4361:OHX:N4	2.40	0.55
1:6:292:U:H2'	1:6:293:U:C6	2.42	0.55
14:C2:119:SER:OG	14:C2:120:VAL:N	2.39	0.55
26:D4:60:PHE:O	1:6:523:G:H5'	413.63	0.55
92:1:4157:OHX:N5	92:L2:305:OHX:N3	2.55	0.55
41:L4:291:ASN:O	41:L4:296:GLN:HG3	2.07	0.55
45:L8:151:VAL:HG13	45:L8:199:ALA:HB2	3.06	0.55
59:N3:86:ARG:HB2	59:N3:92:PHE:CE1	2.42	0.55
3:S1:127:VAL:HG11	3:S1:176:VAL:HG21	1.88	0.55
3:S1:47:LEU:HD12	3:S1:47:LEU:H	2.89	0.55
4:S2:206:THR:HG21	1:6:14:C:OP2	376.21	0.55
4:S2:98:PHE:CZ	35:SM:116:GLU:HG3	2.42	0.55
8:S6:214:LYS:HB3	8:S6:218:GLU:OE1	6.00	0.55
1:2:1266:U:H2'	1:2:1267:G:C8	2.42	0.55
37:3:50:U:H2'	37:3:51:A:H5'	1.88	0.55
36:5:3072:C:H2'	36:5:3073:A:O4'	2.07	0.55

Continued on next page...

Continued from previous page...

Atom-1	Atom-2	Interatomic distance (Å)	Clash overlap (Å)
36:5:314:U:H2'	36:5:315:C:C6	2.42	0.55
1:6:1660:A:H2'	1:6:1661:U:C6	2.42	0.55
28:D6:84:VAL:HG22	1:6:1797:A:C6	337.89	0.55
13:C1:71:LEU:HB3	13:C1:88:ARG:NH1	2.22	0.55
19:C7:28:PHE:HA	19:C7:55:THR:HG21	2.98	0.55
28:D6:38:ARG:NH2	1:6:1798:U:OP2	333.80	0.55
39:L2:224:THR:HG21	36:5:2201:G:H21	222.60	0.55
36:1:2395:G:H4'	40:L3:258:ALA:HB1	1.87	0.55
43:L6:130:ILE:HG21	43:L6:135:VAL:HG23	1.89	0.55
36:1:2550:U:H6	45:L8:37:GLY:HA3	1.71	0.55
46:L9:90:MET:HE2	46:L9:179:ILE:HG22	2.40	0.55
71:O5:10:ARG:NH2	38:8:65:A:O3'	33.87	0.55
36:1:1491:A:N7	75:O9:2:ALA:HB3	2.22	0.55
3:S1:70:LEU:O	3:S1:74:GLN:N	2.39	0.55
5:S3:80:ALA:O	5:S3:83:THR:OG1	2.37	0.55
6:S4:127:LYS:HA	6:S4:127:LYS:HE2	4.69	0.55
11:S9:171:ARG:NH1	11:S9:174:ARG:HG3	2.22	0.55
34:SR:22:SER:OG	34:SR:70:ASP:HA	2.81	0.55
36:1:2228:A:H2'	36:1:2229:A:C8	2.42	0.55
1:2:17:C:H2'	1:2:18:C:C6	2.42	0.55
1:2:704:C:OP2	1:2:704:C:H3'	2.07	0.55
36:5:1506:A:H1'	36:5:1848:G:O6	2.06	0.55
36:5:3328:G:OP2	92:5:4293:OHX:N2	2.40	0.55
1:2:866:G:OP1	15:C3:2:GLY:HA2	2.06	0.55
18:C6:97:VAL:CG2	18:C6:98:ASP:N	2.79	0.55
19:C7:77:GLU:O	19:C7:81:LYS:HG3	4.53	0.55
21:C9:134:ARG:HD3	21:C9:138:GLN:HE21	1.72	0.55
22:D0:20:ILE:HG22	22:D0:21:LYS:H	5.31	0.55
28:D6:90:GLU:CD	28:D6:90:GLU:H	3.93	0.55
32:E0:55:ARG:HB3	32:E0:58:PRO:HG3	1.87	0.55
36:1:911:C:H42	39:L2:3:ARG:HD3	1.71	0.55
40:L3:198:HIS:O	40:L3:201:LYS:HB2	2.78	0.55
37:3:27:A:OP2	42:L5:57:ASN:HB2	2.07	0.55
46:L9:36:LYS:HD3	46:L9:38:LEU:HD21	3.15	0.55
45:L8:161:GLU:OE2	51:M5:26:ARG:NH2	2.87	0.55
3:S1:137:ILE:HD11	3:S1:172:LEU:HD22	1.88	0.55
34:SR:149:ASP:HB2	34:SR:175:ASP:HB3	1.94	0.55
36:1:2539:C:H5'	36:1:2541:U:O4	2.06	0.54
36:1:1942:U:HO2'	36:1:3345:G:HO2'	1.55	0.54
36:1:863:C:H2'	36:1:864:G:O4'	2.06	0.54
1:2:422:G:OP1	92:2:2088:OHX:N6	2.40	0.54

Continued on next page...

Continued from previous page...

Atom-1	Atom-2	Interatomic distance (Å)	Clash overlap (Å)
1:2:327:U:H2'	1:2:328:A:C8	2.42	0.54
1:2:761:G:OP1	11:S9:54:ARG:NH1	2.37	0.54
75:O9:2:ALA:N	36:5:1493:G:O6	122.52	0.54
36:5:264:G:O6	92:5:4550:OHX:N2	2.39	0.54
36:5:3198:U:H4'	36:5:3199:G:OP2	2.07	0.54
36:5:3298:C:OP1	92:5:4184:OHX:N6	2.40	0.54
36:5:314:U:O4	92:5:4464:OHX:N2	2.40	0.54
92:5:4199:OHX:N2	92:5:4539:OHX:N4	2.54	0.54
15:C3:112:LYS:HZ3	1:6:975:C:P	281.65	0.54
18:C6:103:ASN:HA	18:C6:106:LYS:HB2	2.53	0.54
18:C6:127:LYS:HE2	18:C6:132:LYS:O	4.50	0.54
18:C6:58:ASP:OD2	18:C6:59:LYS:N	2.40	0.54
19:C7:76:GLU:HA	19:C7:79:GLU:HB2	1.88	0.54
27:D5:59:TYR:HE2	27:D5:61:SER:HB3	1.72	0.54
7:S5:143:ARG:HD3	30:D8:55:VAL:HG11	2.00	0.54
41:L4:99:MET:SD	41:L4:102:PRO:HA	2.47	0.54
42:L5:34:LYS:O	42:L5:38:THR:HG23	2.07	0.54
44:L7:84:VAL:HG12	44:L7:117:VAL:HB	1.89	0.54
44:L7:26:VAL:HG13	44:L7:27:ALA:H	1.72	0.54
7:S5:43:PHE:CZ	7:S5:90:ILE:HG21	2.67	0.54
35:SM:50:ASN:N	35:SM:50:ASN:OD1	3.99	0.54
36:1:1767:C:H2'	36:1:1768:U:C6	2.43	0.54
36:1:239:G:N7	92:1:4268:OHX:N4	2.55	0.54
36:1:3246:G:O6	92:1:4345:OHX:N4	2.40	0.54
92:1:4338:OHX:N2	92:1:4495:OHX:N3	2.55	0.54
36:1:980:A:H2'	36:1:981:U:C6	2.42	0.54
1:2:138:A:OP2	1:2:1706:C:O2'	2.24	0.54
1:2:1795:U:O2	28:D6:10:ARG:HD2	2.08	0.54
36:5:129:U:H2'	36:5:130:A:C8	2.42	0.54
36:5:1399:A:N1	38:8:7:U:O2'	2.38	0.54
36:5:3041:U:H2'	36:5:3042:U:H6	1.72	0.54
1:6:1637:C:OP2	92:6:2211:OHX:N4	2.39	0.54
32:E0:43:ARG:HH12	1:6:590:C:H5''	417.54	0.54
21:C9:86:ARG:HB2	21:C9:89:ARG:HB2	2.25	0.54
40:L3:227:GLU:HG2	40:L3:270:ARG:HD3	1.89	0.54
45:L8:90:THR:HA	45:L8:214:LEU:HD21	1.89	0.54
45:L8:75:ILE:HG22	45:L8:76:ALA:H	1.71	0.54
49:M3:48:PRO:HA	49:M3:137:GLN:HB3	1.89	0.54
52:M6:73:PHE:CG	52:M6:78:ARG:HG2	2.43	0.54
79:Q3:73:THR:HG23	79:Q3:76:ALA:H	1.72	0.54
3:S1:119:THR:HB	3:S1:143:THR:HG23	1.89	0.54

Continued on next page...

Continued from previous page...

Atom-1	Atom-2	Interatomic distance (Å)	Clash overlap (Å)
6:S4:160:VAL:HG13	6:S4:169:ILE:HG23	2.01	0.54
6:S4:65:LEU:HG	6:S4:70:VAL:HG21	1.88	0.54
9:S7:131:PHE:HB3	9:S7:132:PRO:HD3	1.88	0.54
9:S7:38:LEU:HD23	9:S7:41:LEU:HD12	1.89	0.54
1:2:1488:G:H5'	1:2:1489:U:OP1	2.08	0.54
92:2:2086:OHX:N3	92:2:2221:OHX:N4	2.55	0.54
92:2:2143:OHX:N6	92:2:2158:OHX:N2	2.55	0.54
1:2:318:U:O4	92:2:2177:OHX:N5	2.40	0.54
1:2:1353:U:O4	92:2:2198:OHX:N1	2.40	0.54
1:2:703:G:H2'	1:2:704:C:H5'	1.88	0.54
36:5:1064:A:H5''	36:5:1066:G:O4'	2.07	0.54
53:M7:139:TYR:CE2	36:5:2355:G:H4'	147.47	0.54
36:5:2404:A:H2'	36:5:2405:C:H5'	1.88	0.54
36:5:2530:G:H2'	36:5:2531:C:H5'	1.88	0.54
36:5:3276:G:OP2	36:5:3276:G:H2'	2.07	0.54
36:5:1650:G:N7	92:5:4451:OHX:N3	2.55	0.54
1:6:235:G:H2'	1:6:236:A:C8	2.37	0.54
12:C0:54:TYR:HD2	12:C0:72:GLY:HA2	4.39	0.54
40:L3:206:ASP:OD1	40:L3:206:ASP:N	2.39	0.54
41:L4:135:VAL:O	41:L4:140:HIS:HB2	2.07	0.54
41:L4:141:ARG:NH1	41:L4:180:LYS:HD3	2.23	0.54
41:L4:205:PRO:HB3	41:L4:247:PHE:CD2	2.42	0.54
36:1:660:A:OP1	41:L4:92:ASN:ND2	2.41	0.54
46:L9:49:ASN:O	46:L9:52:LEU:N	2.41	0.54
48:M1:110:ILE:HD13	48:M1:122:ILE:HD11	3.56	0.54
48:M1:166:LYS:C	48:M1:168:ASP:H	2.44	0.54
37:3:39:C:N3	48:M1:70:THR:HG23	2.22	0.54
49:M3:59:ARG:HG2	36:5:73:C:O2'	94.92	0.54
52:M6:27:LEU:HD22	52:M6:101:ARG:HB2	1.88	0.54
55:M9:43:LYS:O	55:M9:47:ASN:HB2	5.07	0.54
46:L9:3:TYR:HA	56:N0:142:GLN:OE1	2.08	0.54
58:N2:37:LEU:O	58:N2:41:ILE:HG13	2.40	0.54
64:N8:74:ASN:HB3	64:N8:115:LYS:HB2	1.89	0.54
67:O1:29:ALA:HB3	67:O1:30:PRO:HD3	2.03	0.54
70:O4:87:GLU:OE1	70:O4:91:ARG:NH1	3.14	0.54
3:S1:76:SER:OG	3:S1:78:ASP:OD1	2.20	0.54
4:S2:225:LEU:HD13	24:D2:68:ARG:HA	2.18	0.54
92:1:4186:OHX:N4	92:1:4338:OHX:N2	2.54	0.54
36:1:1081:U:OP1	92:1:4435:OHX:N6	2.40	0.54
36:1:831:G:OP2	92:1:4499:OHX:N4	2.40	0.54
36:1:528:U:H2'	36:1:529:A:C8	2.42	0.54

Continued on next page...

Continued from previous page...

Atom-1	Atom-2	Interatomic distance (Å)	Clash overlap (Å)
1:2:1492:A:O2'	1:2:1493:A:H8	1.91	0.54
1:2:991:G:O2'	1:2:1013:A:N6	2.40	0.54
37:3:48:U:O4	42:L5:58:LYS:HE2	2.07	0.54
36:5:1691:U:H2'	36:5:1692:U:C6	2.43	0.54
52:M6:148:LYS:HE2	36:5:3135:U:OP1	257.51	0.54
36:5:528:U:H2'	36:5:529:A:C8	2.43	0.54
1:6:1495:C:OP1	92:6:2324:OHX:N6	2.41	0.54
1:6:1620:C:H2'	1:6:1621:U:C6	2.41	0.54
1:6:1714:A:H2'	1:6:1715:G:O4'	2.07	0.54
1:6:315:A:O2'	92:6:2257:OHX:N1	2.40	0.54
1:6:654:C:H2'	1:6:655:G:C8	2.41	0.54
1:6:922:G:H2'	1:6:923:A:C8	2.42	0.54
16:C4:29:HIS:HB3	16:C4:41:ARG:HG3	1.88	0.54
17:C5:122:THR:HG22	1:6:1558:U:H3	367.60	0.54
20:C8:139:LYS:O	20:C8:143:ARG:NH1	2.41	0.54
49:M3:75:PHE:H	49:M3:97:VAL:HA	1.73	0.54
61:N5:103:TYR:O	61:N5:138:ARG:NH1	2.55	0.54
36:1:1524:A:OP1	61:N5:92:LYS:NZ	2.39	0.54
5:S3:34:TYR:CE2	5:S3:37:VAL:HG13	2.75	0.54
36:1:1565:G:N2	36:1:1574:C:N3	2.56	0.54
36:1:2947:G:C2	40:L3:250:ALA:HB1	2.42	0.54
36:1:3169:U:H2'	36:1:3170:A:O4'	2.07	0.54
36:1:595:G:C8	36:1:609:G:C6	2.95	0.54
1:2:292:U:H2'	1:2:293:U:C6	2.42	0.54
1:2:839:U:H2'	1:2:840:U:H5'	1.89	0.54
36:5:1654:A:C2'	36:5:1655:G:H5'	2.36	0.54
51:M5:69:GLY:O	36:5:290:G:H4'	145.93	0.54
92:5:4201:OHX:N5	92:5:4564:OHX:N3	2.56	0.54
1:6:639:U:H1'	1:6:640:U:C5	2.43	0.54
1:6:709:C:O2	1:6:730:G:N2	2.40	0.54
1:6:886:U:H2'	1:6:887:A:H8	1.73	0.54
1:6:946:U:H2'	1:6:947:U:C6	2.42	0.54
3:S1:72:ASP:OD1	16:C4:114:ARG:NH1	3.92	0.54
23:D1:5:LYS:HB3	23:D1:5:LYS:NZ	4.65	0.54
40:L3:153:LYS:HG2	40:L3:154:TYR:CZ	3.15	0.54
41:L4:60:THR:HG22	41:L4:62:ALA:N	2.62	0.54
49:M3:94:GLY:HA3	71:O5:116:TYR:OH	2.07	0.54
56:N0:73:LYS:NZ	56:N0:97:VAL:O	3.03	0.54
36:1:1117:G:OP1	65:N9:4:SER:HB2	2.07	0.54
70:O4:41:ARG:O	70:O4:43:LYS:HE3	3.77	0.54
5:S3:18:TYR:CE1	5:S3:37:VAL:HG23	2.42	0.54

Continued on next page...

Continued from previous page...

Atom-1	Atom-2	Interatomic distance (Å)	Clash overlap (Å)
6:S4:10:LYS:HZ3	11:S9:2:PRO:HB3	2.58	0.54
36:1:2174:G:H8	36:1:2174:G:OP1	1.91	0.54
36:1:2821:C:N3	92:1:4436:OHX:N6	2.55	0.54
36:1:2259:A:OP2	92:1:4166:OHX:N2	2.40	0.54
92:1:4203:OHX:N5	92:1:4381:OHX:N6	2.56	0.54
92:1:4147:OHX:N6	92:1:4481:OHX:N3	2.55	0.54
92:1:4168:OHX:N5	92:1:4484:OHX:N3	2.55	0.54
36:1:92:G:OP2	36:1:93:C:H5''	2.08	0.54
1:2:1597:A:C8	31:D9:14:TYR:CD2	2.96	0.54
92:2:2143:OHX:N2	92:2:2198:OHX:N6	2.56	0.54
1:2:237:C:H5''	1:2:238:U:H5'	1.89	0.54
1:2:46:A:N1	1:2:432:G:O2'	2.30	0.54
36:5:982:C:H42	36:5:1101:G:H1	1.54	0.54
36:5:1573:G:C6	36:5:1574:C:H1'	2.43	0.54
36:5:3096:C:H2'	36:5:3097:C:C6	2.43	0.54
36:5:3164:C:H1'	36:5:3165:A:H5'	1.88	0.54
14:C2:46:ARG:NH2	1:6:1253:U:OP2	453.43	0.54
38:8:83:C:H4'	38:8:85:G:N3	2.23	0.54
19:C7:84:TYR:O	19:C7:85:VAL:HG13	2.07	0.54
40:L3:286:GLY:HA3	40:L3:321:PHE:CE2	2.44	0.54
41:L4:217:LYS:HG2	41:L4:220:ARG:HH21	1.72	0.54
42:L5:285:ARG:NH1	37:7:62:U:O3'	341.14	0.54
46:L9:92:TYR:N	46:L9:92:TYR:CD1	2.74	0.54
48:M1:84:LEU:HD11	48:M1:163:PHE:HE1	1.72	0.54
36:1:2736:A:O3'	57:N1:71:SER:OG	2.25	0.54
61:N5:105:VAL:HG11	61:N5:126:LEU:HD22	1.89	0.54
71:O5:9:LEU:HB3	71:O5:17:LEU:HD21	1.90	0.54
2:S0:56:LYS:HZ2	2:S0:158:VAL:HA	2.51	0.54
3:S1:40:ASN:ND2	3:S1:42:ASN:O	2.37	0.54
7:S5:58:LEU:HD11	7:S5:167:ARG:NH1	3.23	0.54
1:2:526:A:H2'	1:2:527:A:O4'	2.06	0.54
37:3:77:G:N2	37:3:102:A:OP2	2.25	0.54
72:O6:27:SER:HG	36:5:156:G:P	89.41	0.54
92:5:4199:OHX:N1	92:5:4539:OHX:N3	2.55	0.54
92:5:4256:OHX:N5	92:5:4408:OHX:N3	2.56	0.54
92:5:4207:OHX:N5	92:5:4554:OHX:N1	2.56	0.54
1:6:515:A:OP2	92:6:2198:OHX:N6	2.40	0.54
1:6:578:U:O2	92:6:2250:OHX:N3	2.40	0.54
1:6:567:A:N1	1:6:583:C:H1'	2.23	0.54
17:C5:50:THR:O	17:C5:50:THR:OG1	2.25	0.54
18:C6:82:ARG:HH22	18:C6:114:ARG:HB3	1.72	0.54

Continued on next page...

Continued from previous page...

Atom-1	Atom-2	Interatomic distance (Å)	Clash overlap (Å)
40:L3:46:PHE:CE2	40:L3:205:VAL:HG13	3.58	0.54
40:L3:7:GLU:HG2	36:5:2915:U:C5	257.47	0.54
36:1:2899:C:C5	46:L9:171:ASP:HA	2.43	0.54
47:M0:47:PRO:O	47:M0:178:ARG:NH1	3.57	0.54
48:M1:143:ARG:HG2	48:M1:144:CYS:SG	2.47	0.54
53:M7:25:SER:O	53:M7:29:THR:HG23	2.23	0.54
54:M8:71:LEU:HD13	54:M8:99:THR:HG21	1.88	0.54
54:M8:89:ASP:OD1	54:M8:90:ASP:N	2.41	0.54
36:1:1722:U:OP1	55:M9:100:ARG:NH1	2.40	0.54
3:S1:39:GLU:HB3	3:S1:73:LEU:O	2.07	0.54
6:S4:5:PRO:HB2	6:S4:7:LYS:HE3	1.90	0.54
7:S5:166:ARG:NH1	7:S5:170:GLN:OE1	2.40	0.54
36:1:2314:U:O2'	36:1:2315:G:OP1	2.24	0.54
36:1:3050:U:OP2	92:1:4447:OHX:N2	2.41	0.54
36:1:309:U:OP1	72:O6:84:LYS:NZ	2.35	0.54
36:1:3166:C:H2'	36:1:3167:A:O4'	2.08	0.54
1:2:929:A:OP2	1:2:931:C:N4	2.41	0.54
52:M6:68:ARG:NH1	36:5:2988:C:P	216.49	0.54
57:N1:43:LYS:HD2	36:5:992:A:H5''	256.55	0.54
6:S4:66:MET:HB3	1:6:454:U:C4	376.69	0.54
17:C5:14:THR:HB	17:C5:22:LEU:HB2	1.90	0.54
18:C6:46:PHE:O	18:C6:50:GLU:HG3	2.08	0.54
28:D6:38:ARG:NH2	28:D6:83:ILE:HG13	2.21	0.54
28:D6:87:ARG:NH2	28:D6:94:ASN:O	2.41	0.54
39:L2:192:LYS:HD3	39:L2:193:ARG:HH22	1.72	0.54
42:L5:15:ARG:CZ	36:5:1003:A:H1'	290.45	0.54
45:L8:195:SER:O	45:L8:197:VAL:N	2.40	0.54
46:L9:70:THR:HB	36:5:3112:G:O2'	329.26	0.54
49:M3:106:GLN:HB3	72:O6:18:THR:OG1	2.57	0.54
52:M6:110:PRO:O	52:M6:111:PRO:C	3.32	0.54
5:S3:167:PHE:HD1	5:S3:190:ARG:HD3	1.73	0.54
5:S3:61:GLU:O	5:S3:63:GLY:N	2.41	0.54
5:S3:79:TYR:CD2	5:S3:84:ILE:HG13	2.43	0.54
6:S4:37:LYS:HB2	6:S4:40:GLU:HG2	1.89	0.54
1:2:767:U:H6	11:S9:141:VAL:HA	1.72	0.54
36:1:1230:G:H2'	36:1:1231:A:H8	1.73	0.54
36:1:132:C:H2'	36:1:133:U:H5''	1.89	0.54
36:1:1724:U:H1'	36:1:1725:C:C6	2.42	0.54
36:1:2298:U:O4	36:1:2923:U:H5	1.91	0.54
36:1:2592:G:H4'	36:1:2594:C:C2	2.42	0.54
92:1:4486:OHX:N4	43:L6:129:GLU:HA	2.23	0.54

Continued on next page...

Continued from previous page...

Atom-1	Atom-2	Interatomic distance (Å)	Clash overlap (Å)
1:2:430:G:OP2	92:2:2236:OHX:N5	2.41	0.54
1:2:491:C:H42	1:2:496:G:H1	1.56	0.54
1:2:823:G:H2'	1:2:824:G:C8	2.42	0.54
36:5:2361:A:OP2	92:5:4437:OHX:N2	2.41	0.54
54:M8:141:ARG:HD3	36:5:743:C:O2	175.08	0.54
3:S1:146:GLN:NE2	1:6:1065:A:N3	343.98	0.54
12:C0:44:LYS:HA	12:C0:47:GLN:HB3	2.51	0.54
16:C4:29:HIS:ND1	16:C4:29:HIS:O	2.41	0.54
19:C7:20:TYR:CD1	19:C7:38:ILE:HD11	2.42	0.54
41:L4:130:ALA:HA	41:L4:148:ILE:HG23	1.90	0.54
45:L8:140:VAL:HG22	45:L8:166:LEU:HD21	1.98	0.54
45:L8:70:LYS:HA	45:L8:235:GLY:HA3	3.18	0.54
47:M0:218:ALA:N	92:M0:307:OHX:N3	2.56	0.54
57:N1:39:ILE:HD12	57:N1:102:ARG:HE	4.75	0.54
57:N1:68:THR:OG1	57:N1:69:LYS:N	2.38	0.54
60:N4:20:LEU:HD23	60:N4:21:PHE:N	2.55	0.54
64:N8:74:ASN:CB	64:N8:115:LYS:HB2	2.37	0.54
76:Q0:103:LEU:HD13	76:Q0:110:CYS:HA	2.47	0.54
2:S0:64:ILE:HG23	2:S0:73:VAL:HG11	1.90	0.54
3:S1:144:ARG:HB3	3:S1:208:GLN:HG2	2.98	0.54
3:S1:86:LEU:HB3	3:S1:98:THR:OG1	2.08	0.54
1:2:856:A:N6	9:S7:96:ARG:HB3	2.23	0.54
36:1:1658:G:H2'	36:1:1659:U:C6	2.43	0.54
36:1:1887:A:OP1	92:1:4322:OHX:N3	2.41	0.54
36:1:2319:U:O4	92:1:4274:OHX:N2	2.41	0.54
36:1:2987:A:O2'	40:L3:259:HIS:HB3	2.08	0.54
92:1:4147:OHX:N4	92:1:4481:OHX:N3	2.56	0.54
36:1:1808:G:O6	92:1:4216:OHX:N3	2.40	0.54
1:2:123:G:H21	6:S4:146:THR:HG21	1.72	0.54
1:2:209:U:H2'	1:2:210:A:C8	2.43	0.54
36:5:1064:A:H4'	36:5:1065:A:O5'	2.08	0.54
36:5:1796:G:O6	92:5:4526:OHX:N5	2.40	0.54
36:5:627:U:H2'	36:5:628:A:C8	2.43	0.54
18:C6:127:LYS:HA	18:C6:134:ALA:HA	1.90	0.54
18:C6:38:LEU:O	18:C6:40:GLU:N	2.40	0.54
18:C6:47:LYS:NZ	18:C6:50:GLU:OE2	2.40	0.54
27:D5:54:VAL:HA	27:D5:57:TYR:CE1	2.98	0.54
57:N1:82:ASN:OD1	57:N1:82:ASN:N	2.40	0.54
59:N3:74:MET:HG3	59:N3:102:ILE:HD13	1.90	0.54
60:N4:25:ASP:OD2	60:N4:25:ASP:N	3.79	0.54
61:N5:103:TYR:HB3	61:N5:135:ILE:HD11	2.58	0.54

Continued on next page...

Continued from previous page...

Atom-1	Atom-2	Interatomic distance (Å)	Clash overlap (Å)
49:M3:174:ARG:HB2	72:O6:9:ILE:HD12	1.90	0.54
73:O7:52:LYS:HA	73:O7:55:ARG:HD2	2.37	0.54
7:S5:36:ALA:HB1	7:S5:42:LEU:HD12	5.45	0.54
7:S5:43:PHE:N	7:S5:46:TRP:O	2.90	0.54
9:S7:13:PRO:HB3	9:S7:14:THR:HB	1.90	0.54
9:S7:46:ILE:HG12	9:S7:60:ILE:HG23	2.58	0.54
11:S9:121:SER:HB3	11:S9:124:HIS:HB2	2.32	0.54
36:1:2207:A:H2'	36:1:2208:A:H5'	1.90	0.53
36:1:3006:A:H2'	36:1:3007:U:O4'	2.07	0.53
36:1:980:A:OP2	36:1:980:A:H8	1.91	0.53
1:2:1487:A:H2'	1:2:1488:G:H8	1.74	0.53
53:M7:67:ILE:HD11	36:5:1447:G:H3'	165.03	0.53
36:5:2227:C:H2'	36:5:2228:A:H5''	1.88	0.53
36:5:2440:G:O2'	36:5:2441:A:OP1	2.23	0.53
92:5:4261:OHX:N2	92:5:4547:OHX:N6	2.55	0.53
36:5:677:A:H4'	36:5:678:G:O5'	2.08	0.53
1:6:320:U:H2'	1:6:321:C:H2'	1.90	0.53
13:C1:6:THR:HB	13:C1:9:SER:HB3	1.90	0.53
18:C6:10:PHE:CE2	1:6:1379:C:H5'	432.18	0.53
18:C6:110:THR:HA	18:C6:113:ASP:HB2	2.58	0.53
19:C7:65:PRO:HG3	19:C7:78:ARG:HH21	1.72	0.53
1:2:359:A:C2	25:D3:38:PHE:HB3	2.43	0.53
40:L3:117:ARG:NH1	40:L3:175:LYS:HD3	2.62	0.53
44:L7:47:ARG:NH1	44:L7:183:ASP:OD2	2.40	0.53
45:L8:133:LYS:HB2	45:L8:199:ALA:O	3.10	0.53
46:L9:69:ARG:HD3	46:L9:72:LYS:HD3	1.89	0.53
51:M5:73:ARG:NH1	51:M5:88:GLY:O	2.40	0.53
57:N1:39:ILE:CD1	57:N1:102:ARG:HD3	2.38	0.53
70:O4:6:THR:HG22	36:5:1486:G:H21	145.94	0.53
71:O5:6:ALA:O	71:O5:10:ARG:HG3	2.21	0.53
71:O5:17:LEU:HA	71:O5:20:GLN:HB2	2.36	0.53
7:S5:190:ILE:O	7:S5:194:LEU:HB2	2.36	0.53
34:SR:274:LEU:HD13	34:SR:313:TRP:CD2	2.43	0.53
36:1:3147:G:OP1	92:1:4345:OHX:N6	2.41	0.53
36:1:3178:A:C2	52:M6:115:LYS:HG2	2.43	0.53
1:2:1301:U:OP1	4:S2:88:LYS:HB2	2.08	0.53
1:2:1519:U:H2'	1:2:1520:U:C5	2.43	0.53
56:N0:117:ARG:NH2	36:5:1322:U:OP1	281.46	0.53
51:M5:12:ARG:HG3	36:5:268:A:C4	127.65	0.53
17:C5:102:PHE:CZ	1:6:1241:G:H5''	385.16	0.53
18:C6:46:PHE:HA	18:C6:49:TYR:HB2	2.08	0.53

Continued on next page...

Continued from previous page...

Atom-1	Atom-2	Interatomic distance (Å)	Clash overlap (Å)
18:C6:58:ASP:O	18:C6:60:PHE:N	2.41	0.53
20:C8:86:LEU:HG	20:C8:99:HIS:HB2	1.89	0.53
22:D0:72:ASN:HD22	22:D0:74:GLU:H	1.57	0.53
26:D4:55:VAL:HG12	26:D4:75:VAL:HG13	7.02	0.53
26:D4:94:TYR:HB2	26:D4:96:LEU:HD12	2.65	0.53
28:D6:35:ALA:HB3	28:D6:37:LYS:HE3	1.90	0.53
33:E1:136:LYS:C	33:E1:138:ARG:H	2.12	0.53
33:E1:91:ILE:HB	1:6:1445:G:C6	387.31	0.53
56:N0:82:ASP:OD1	56:N0:87:THR:HB	2.08	0.53
67:O1:44:MET:HB3	67:O1:77:ARG:NH1	3.86	0.53
67:O1:88:PRO:HG2	67:O1:89:LEU:HD13	2.16	0.53
9:S7:89:HIS:CG	9:S7:165:LYS:HG2	3.75	0.53
36:1:3029:A:C5	36:1:3030:G:H1'	2.44	0.53
1:2:38:C:H2'	1:2:39:A:H5'	1.88	0.53
1:2:494:U:O2'	1:2:495:C:O5'	2.23	0.53
36:5:1390:A:N3	36:5:1390:A:H5'	2.23	0.53
36:5:1540:U:OP1	92:5:4348:OHX:N2	2.42	0.53
58:N2:104:ARG:NH2	36:5:1758:G:H5'	120.21	0.53
36:5:2801:A:O2'	36:5:2802:A:H2'	2.08	0.53
51:M5:178:HIS:HD2	36:5:304:G:C6	124.14	0.53
36:5:929:A:H2'	36:5:930:U:C6	2.43	0.53
1:6:1081:A:H1'	1:6:1082:C:C5	2.43	0.53
1:6:25:C:H4'	1:6:25:C:OP2	2.09	0.53
1:6:542:A:H1'	1:6:543:C:H5'	1.90	0.53
38:8:68:G:O6	92:8:232:OHX:N6	2.41	0.53
15:C3:94:LYS:HG2	15:C3:118:ILE:HD13	1.90	0.53
27:D5:41:ILE:HG13	27:D5:42:LEU:HG	1.89	0.53
27:D5:53:GLU:O	27:D5:56:THR:N	5.24	0.53
39:L2:10:LYS:HA	39:L2:16:PHE:CD2	2.43	0.53
47:M0:76:MET:HA	47:M0:76:MET:HE3	3.91	0.53
50:M4:47:ASP:OD1	50:M4:55:ARG:HB2	2.16	0.53
92:1:4490:OHX:N5	53:M7:138:LYS:HE2	2.23	0.53
62:N6:37:LYS:H	62:N6:37:LYS:HD3	1.73	0.53
62:N6:40:ARG:HG3	62:N6:45:ILE:O	2.08	0.53
68:O2:21:HIS:CE1	68:O2:24:ARG:HD2	2.62	0.53
72:O6:56:ARG:O	72:O6:60:LEU:HB2	2.08	0.53
5:S3:115:ILE:HG21	35:SM:110:TRP:HA	1.90	0.53
35:SM:65:THR:OG1	35:SM:66:ALA:N	3.81	0.53
34:SR:192:PHE:HD1	34:SR:223:TRP:CE3	2.26	0.53
36:1:3159:C:H2'	36:1:3160:U:C6	2.43	0.53
1:2:158:U:O2'	1:2:159:U:H3'	2.08	0.53

Continued on next page...

Continued from previous page...

Atom-1	Atom-2	Interatomic distance (Å)	Clash overlap (Å)
1:2:226:A:H2'	1:2:227:U:H5'	1.91	0.53
1:2:855:A:C2	1:2:857:U:H1'	2.43	0.53
37:3:26:C:H5'	42:L5:56:THR:HB	1.90	0.53
37:3:7:G:O3'	42:L5:33:ARG:NH2	2.42	0.53
36:5:1853:U:OP2	92:5:4313:OHX:N6	2.41	0.53
36:5:3094:A:H2'	36:5:3095:U:H6	1.73	0.53
1:6:1482:C:OP2	1:6:1521:G:N1	2.42	0.53
13:C1:109:VAL:HG11	13:C1:125:VAL:HG21	2.62	0.53
16:C4:99:GLN:NE2	28:D6:46:GLU:HB3	6.10	0.53
20:C8:134:ARG:O	20:C8:136:GLN:NE2	5.41	0.53
22:D0:70:THR:HG23	1:6:1280:C:O2'	389.15	0.53
23:D1:3:ASN:OD1	23:D1:7:GLN:HB2	2.08	0.53
40:L3:18:PRO:HG2	40:L3:20:LYS:HD2	1.90	0.53
40:L3:380:MET:HE3	36:5:3369:G:C6	225.80	0.53
53:M7:31:GLU:HG2	53:M7:60:PHE:HA	4.14	0.53
54:M8:93:ILE:HG13	54:M8:113:LYS:HE2	1.89	0.53
55:M9:105:LEU:HD12	55:M9:135:LYS:HD2	1.90	0.53
60:N4:9:SER:HA	60:N4:52:THR:HG22	1.91	0.53
6:S4:163:ASP:HB3	6:S4:166:SER:O	2.09	0.53
36:1:2338:C:OP1	40:L3:236:LYS:HE2	2.08	0.53
36:1:845:G:O6	92:1:4155:OHX:N3	2.42	0.53
1:2:542:A:H5''	1:2:544:A:C8	2.44	0.53
41:L4:73:ARG:NH2	36:5:2814:G:OP1	172.45	0.53
36:5:3123:A:OP2	92:5:4537:OHX:N5	2.42	0.53
36:5:3279:A:N6	36:5:3280:U:O4	2.41	0.53
36:5:2979:U:O4	92:5:4409:OHX:N1	2.42	0.53
92:5:4276:OHX:N5	92:5:4555:OHX:N6	2.56	0.53
92:5:4209:OHX:N1	92:5:4565:OHX:N4	2.57	0.53
1:6:1696:G:H2'	1:6:1698:G:O6	2.07	0.53
1:6:340:U:H2'	1:6:341:A:C8	2.44	0.53
1:6:383:G:N7	92:6:2244:OHX:N5	2.56	0.53
14:C2:63:VAL:HG13	14:C2:64:SER:N	2.28	0.53
15:C3:47:PRO:HG3	15:C3:75:LEU:HD22	1.90	0.53
17:C5:18:ARG:NH1	20:C8:90:ASN:OD1	4.00	0.53
17:C5:22:LEU:HA	17:C5:25:LEU:HD12	2.55	0.53
21:C9:111:ILE:HG23	21:C9:113:ILE:HG13	1.90	0.53
21:C9:57:ARG:NH2	21:C9:80:TYR:HB3	2.21	0.53
39:L2:222:ALA:HB1	39:L2:224:THR:HG22	5.96	0.53
48:M1:28:ASP:OD2	48:M1:32:ARG:NH2	5.45	0.53
51:M5:143:ARG:HH21	71:O5:92:LEU:HA	1.90	0.53
53:M7:59:PRO:HG3	53:M7:76:PHE:CD1	2.54	0.53

Continued on next page...

Continued from previous page...

Atom-1	Atom-2	Interatomic distance (Å)	Clash overlap (Å)
73:O7:28:HIS:ND1	73:O7:31:LYS:HB2	2.60	0.53
73:O7:31:LYS:O	73:O7:33:THR:HG22	2.09	0.53
78:Q2:52:GLY:O	78:Q2:54:THR:HG23	2.08	0.53
11:S9:171:ARG:HH11	11:S9:174:ARG:HB3	4.92	0.53
34:SR:66:HIS:HB3	34:SR:85:TRP:HB2	2.03	0.53
36:1:1450:G:OP1	92:1:4470:OHX:N1	2.42	0.53
36:1:3206:C:O2	56:N0:155:ARG:NH1	2.42	0.53
1:2:1102:G:OP1	24:D2:76:SER:OG	2.24	0.53
1:2:1139:A:OP2	92:2:2112:OHX:N5	2.41	0.53
38:4:148:G:H2'	38:4:149:A:C8	2.44	0.53
41:L4:141:ARG:HH22	36:5:1386:A:H5''	125.85	0.53
92:5:4252:OHX:N2	92:5:4440:OHX:N1	2.56	0.53
92:5:4207:OHX:N1	92:5:4554:OHX:N1	2.57	0.53
36:5:528:U:H2'	36:5:529:A:H8	1.72	0.53
1:6:355:G:OP2	92:6:2163:OHX:N5	2.42	0.53
1:6:58:U:O2'	1:6:451:A:N3	2.34	0.53
28:D6:88:SER:O	28:D6:92:ARG:HG3	2.57	0.53
41:L4:198:ARG:HD3	41:L4:199:TRP:NE1	2.23	0.53
54:M8:30:VAL:O	54:M8:34:THR:HG23	2.09	0.53
56:N0:80:ARG:HB3	56:N0:122:HIS:HB2	1.91	0.53
57:N1:108:ARG:HD2	57:N1:130:ARG:HD3	1.91	0.53
58:N2:98:THR:HG23	58:N2:104:ARG:HH21	7.03	0.53
63:N7:53:VAL:HG11	63:N7:62:VAL:HG13	1.90	0.53
63:N7:15:ARG:HD2	63:N7:79:HIS:CD2	3.01	0.53
64:N8:20:GLY:HA2	36:5:1369:A:O3'	180.87	0.53
67:O1:13:THR:HG22	67:O1:72:ARG:HH11	1.74	0.53
77:Q1:21:ARG:HD2	1:6:1653:C:O3'	284.76	0.53
78:Q2:14:GLY:O	78:Q2:18:ARG:HG3	4.48	0.53
2:S0:109:ASN:O	2:S0:112:THR:HG22	2.09	0.53
2:S0:55:GLU:OE2	23:D1:80:LYS:N	2.58	0.53
3:S1:23:PRO:HB3	3:S1:26:ARG:NH1	2.50	0.53
4:S2:161:LYS:HG3	4:S2:166:THR:HG22	2.86	0.53
11:S9:113:VAL:HG12	11:S9:119:ALA:HB2	2.45	0.53
34:SR:5:GLU:HA	34:SR:317:THR:HA	2.62	0.53
36:1:1047:A:N3	36:1:2633:U:O2'	2.39	0.53
1:2:1017:U:H2'	1:2:1018:U:C6	2.43	0.53
92:2:2089:OHX:N5	92:2:2222:OHX:N6	2.56	0.53
36:5:999:G:C6	36:5:1000:C:N4	2.77	0.53
1:6:230:C:N3	1:6:235:G:N2	2.54	0.53
6:S4:187:ARG:NH2	1:6:753:A:N7	374.11	0.53
13:C1:76:VAL:HA	13:C1:119:VAL:HG13	2.25	0.53

Continued on next page...

Continued from previous page...

Atom-1	Atom-2	Interatomic distance (Å)	Clash overlap (Å)
14:C2:47:GLU:HG2	1:6:1229:G:O6	461.28	0.53
21:C9:134:ARG:HD3	21:C9:138:GLN:NE2	2.23	0.53
42:L5:68:THR:HB	42:L5:71:GLY:O	2.09	0.53
45:L8:121:SER:O	45:L8:123:GLN:N	2.48	0.53
46:L9:163:GLN:HB3	46:L9:166:ARG:HH11	1.74	0.53
48:M1:10:ARG:HB2	48:M1:133:ARG:HD3	1.91	0.53
48:M1:27:GLY:O	48:M1:31:THR:HG23	2.09	0.53
48:M1:28:ASP:HA	48:M1:31:THR:HG23	3.02	0.53
64:N8:116:GLY:O	64:N8:137:LYS:NZ	5.33	0.53
49:M3:159:VAL:HG13	64:N8:144:VAL:HG13	1.90	0.53
71:O5:4:VAL:CG1	71:O5:9:LEU:HD11	2.47	0.53
5:S3:202:LEU:HD22	5:S3:202:LEU:H	1.88	0.53
5:S3:48:VAL:HB	5:S3:86:LEU:HD12	2.22	0.53
7:S5:68:ILE:HD13	7:S5:69:PHE:H	5.17	0.53
36:1:1556:C:O5'	36:1:2169:G:N2	2.41	0.53
36:1:679:U:H2'	36:1:680:G:C8	2.44	0.53
1:2:1290:U:H2'	1:2:1291:G:C8	2.43	0.53
1:2:12:U:H2'	1:2:13:C:C6	2.44	0.53
1:2:1698:G:H22	1:2:1703:C:H42	1.56	0.53
92:2:2086:OHX:N4	92:2:2236:OHX:N3	2.57	0.53
1:2:885:G:H21	16:C4:123:SER:HB2	1.73	0.53
38:4:85:G:C8	38:4:85:G:H3'	2.44	0.53
36:5:1141:C:O2'	36:5:1153:A:N3	2.31	0.53
36:5:2869:U:O2'	36:5:2873:U:OP1	2.26	0.53
17:C5:122:THR:CG2	1:6:1558:U:H3	367.24	0.53
1:6:1638:G:C2	1:6:1639:C:H1'	2.44	0.53
13:C1:10:GLU:HG2	1:6:327:U:H1'	271.12	0.53
1:6:918:U:H2'	1:6:919:A:H8	1.74	0.53
14:C2:75:VAL:O	14:C2:79:ALA:N	2.85	0.53
15:C3:132:VAL:HG23	15:C3:134:VAL:HG13	1.92	0.53
17:C5:29:SER:OG	17:C5:32:ASP:OD2	2.51	0.53
17:C5:69:GLU:OE1	92:C5:202:OHX:N2	2.42	0.53
20:C8:29:VAL:O	20:C8:43:SER:OG	2.16	0.53
1:2:1369:U:OP1	21:C9:119:LYS:NZ	2.41	0.53
30:D8:32:PHE:CZ	30:D8:38:ARG:HB3	2.44	0.53
39:L2:225:ILE:HG21	39:L2:234:LYS:HA	1.90	0.53
39:L2:83:HIS:CE1	39:L2:86:GLN:HB2	2.43	0.53
40:L3:80:ASP:OD1	40:L3:319:ASN:ND2	2.41	0.53
36:1:503:C:OP1	43:L6:26:ARG:NH1	2.41	0.53
45:L8:74:THR:HB	45:L8:230:LYS:NZ	2.24	0.53
46:L9:77:ASN:HA	46:L9:80:THR:CG2	3.83	0.53

Continued on next page...

Continued from previous page...

Atom-1	Atom-2	Interatomic distance (Å)	Clash overlap (Å)
46:L9:20:ILE:HG13	50:M4:7:VAL:HG22	1.89	0.53
52:M6:38:ALA:O	52:M6:41:LEU:HB2	2.08	0.53
53:M7:22:LEU:HD12	53:M7:146:ILE:HG13	2.79	0.53
54:M8:120:GLU:OE2	54:M8:130:ARG:NH2	2.79	0.53
55:M9:96:ILE:O	55:M9:100:ARG:HG3	2.08	0.53
62:N6:90:VAL:HG23	62:N6:91:ASN:H	1.73	0.53
73:O7:5:THR:HA	73:O7:8:PHE:CD2	2.44	0.53
3:S1:138:PHE:CD2	3:S1:214:LYS:HB3	2.83	0.53
3:S1:110:LEU:HD11	3:S1:213:ARG:HD2	3.47	0.53
3:S1:23:PRO:O	3:S1:27:LYS:HG2	2.09	0.53
5:S3:141:LYS:HD2	5:S3:179:GLN:HG3	1.90	0.53
36:1:1565:G:N2	36:1:1574:C:C2	2.77	0.53
36:1:2186:U:H5'	36:1:2314:U:OP2	2.08	0.53
36:1:3159:C:H2'	36:1:3160:U:H6	1.74	0.53
36:1:3312:U:O4	92:1:4467:OHX:N6	2.41	0.53
1:2:1347:U:O2	1:2:1516:A:H5'	2.07	0.53
36:5:1024:G:N2	36:5:1026:A:OP2	2.42	0.53
36:5:1340:G:H2'	36:5:1341:U:C6	2.43	0.53
1:6:1783:C:H2'	1:6:1784:C:H6	1.73	0.53
1:6:647:G:H22	1:6:687:G:H22	1.54	0.53
51:M5:38:ARG:NH1	38:8:142:C:OP1	113.42	0.53
13:C1:125:VAL:CG1	13:C1:137:PHE:HB3	2.39	0.53
20:C8:5:VAL:HG23	27:D5:42:LEU:HD23	1.90	0.53
29:D7:67:THR:O	1:6:871:G:O2'	328.89	0.53
39:L2:192:LYS:HB3	39:L2:193:ARG:NH2	2.23	0.53
40:L3:107:ALA:HA	40:L3:199:PHE:CD2	2.43	0.53
41:L4:141:ARG:CZ	41:L4:180:LYS:HD3	2.38	0.53
36:1:2853:A:O3'	47:M0:64:ALA:HB2	2.09	0.53
36:1:73:C:C2	49:M3:59:ARG:HD3	2.44	0.53
51:M5:27:VAL:HB	51:M5:122:ASN:ND2	2.38	0.53
70:O4:16:ARG:O	70:O4:19:LYS:HG3	2.09	0.53
2:S0:119:ARG:NH1	2:S0:119:ARG:HB3	2.49	0.53
3:S1:171:ILE:HA	3:S1:174:LYS:HE3	1.90	0.53
3:S1:33:LYS:NZ	3:S1:95:ASN:HD21	2.07	0.53
6:S4:122:LYS:HB3	6:S4:164:LEU:HD21	1.89	0.53
7:S5:184:PHE:CD1	7:S5:185:ARG:HG3	2.44	0.53
11:S9:36:LEU:HD11	11:S9:105:LEU:HD21	3.46	0.53
34:SR:255:ALA:HA	34:SR:260:ILE:HA	2.80	0.53
36:1:1555:U:H5	36:1:1559:A:H61	1.57	0.53
36:1:3081:C:OP1	92:1:4504:OHX:N5	2.42	0.53
92:1:4134:OHX:N2	92:1:4442:OHX:N2	2.56	0.53

Continued on next page...

Continued from previous page...

Atom-1	Atom-2	Interatomic distance (Å)	Clash overlap (Å)
92:1:4197:OHX:N2	92:1:4469:OHX:N4	2.57	0.53
1:2:543:C:O2	1:2:543:C:H5'	2.09	0.53
36:5:2105:G:H2'	36:5:2106:A:H8	1.73	0.53
36:5:209:A:H4'	36:5:211:A:N7	2.23	0.53
36:5:2874:G:O2'	36:5:2875:U:H5''	2.09	0.53
92:5:4341:OHX:N2	92:5:4567:OHX:N6	2.57	0.53
36:5:996:A:C2	36:5:1054:A:C4	2.97	0.53
1:6:1234:A:HO2'	1:6:1235:C:H6	1.56	0.53
1:6:1255:G:H4'	1:6:1256:A:OP1	2.08	0.53
1:6:42:G:C8	92:6:2323:OHX:N6	2.76	0.53
12:C0:23:ALA:O	12:C0:24:LYS:HB3	4.58	0.53
12:C0:70:GLU:O	12:C0:73:VAL:HG22	5.13	0.53
1:2:1180:C:O2	17:C5:128:HIS:HE1	1.92	0.53
18:C6:49:TYR:HB3	18:C6:53:LEU:HD11	1.91	0.53
20:C8:35:ILE:O	20:C8:38:VAL:HG23	2.08	0.53
28:D6:10:ARG:HB3	28:D6:34:LYS:HA	1.91	0.53
7:S5:163:SER:HB2	30:D8:48:VAL:HG22	2.32	0.53
40:L3:25:ILE:HD11	40:L3:334:ARG:HE	7.64	0.53
46:L9:19:SER:HB3	50:M4:6:ILE:H	6.02	0.53
54:M8:19:PRO:HD3	54:M8:53:PHE:CD1	2.43	0.53
56:N0:77:VAL:HG11	56:N0:106:LEU:HG	2.79	0.53
62:N6:58:VAL:HB	62:N6:63:LYS:O	2.09	0.53
66:O0:42:ILE:HD11	66:O0:67:VAL:HG22	1.90	0.53
72:O6:26:ILE:HD13	36:5:155:G:H1'	87.55	0.53
73:O7:59:THR:HG22	38:8:41:A:O2'	91.84	0.53
75:O9:20:ASN:ND2	75:O9:20:ASN:O	2.42	0.53
77:Q1:7:LYS:HE2	77:Q1:11:ARG:NH1	2.44	0.53
36:1:2554:A:H62	79:Q3:62:LYS:HZ2	1.56	0.53
3:S1:134:VAL:O	3:S1:218:LEU:HD22	2.09	0.53
9:S7:173:TYR:CE1	9:S7:181:ILE:HD11	3.65	0.53
35:SM:68:ARG:HH22	35:SM:72:ARG:HD3	2.89	0.53
34:SR:89:LEU:HB2	34:SR:103:PHE:HB2	1.90	0.53
36:1:1127:G:H5'	47:M0:118:ALA:O	2.09	0.52
36:1:283:G:O6	36:1:304:G:H1'	2.09	0.52
1:2:1623:C:H2'	1:2:1624:C:C6	2.43	0.52
36:5:123:A:C6	36:5:150:A:C5	2.97	0.52
36:5:438:A:H2'	36:5:494:G:N2	2.24	0.52
15:C3:142:GLU:HG3	15:C3:145:THR:HG23	1.90	0.52
25:D3:57:LEU:HD13	32:E0:4:VAL:HG13	2.43	0.52
27:D5:85:LYS:HG3	27:D5:86:GLU:H	2.14	0.52
39:L2:27:ALA:O	39:L2:128:ARG:NH2	2.42	0.52

Continued on next page...

Continued from previous page...

Atom-1	Atom-2	Interatomic distance (Å)	Clash overlap (Å)
40:L3:113:GLU:HB3	40:L3:176:ALA:HB2	1.94	0.52
48:M1:8:PRO:HD2	48:M1:9:MET:H	1.74	0.52
50:M4:108:ARG:NH2	52:M6:197:LEU:HA	2.24	0.52
53:M7:10:ASN:HD22	53:M7:13:LYS:NZ	2.07	0.52
60:N4:27:LYS:HB3	60:N4:29:PHE:HE2	5.68	0.52
67:O1:11:GLU:OE2	67:O1:74:ARG:NH2	2.42	0.52
67:O1:13:THR:CG2	67:O1:72:ARG:HH11	2.22	0.52
71:O5:21:LEU:HD21	71:O5:51:ILE:HG23	1.90	0.52
5:S3:137:VAL:HB	5:S3:185:LYS:HB2	1.91	0.52
7:S5:166:ARG:HA	7:S5:169:ASN:HB2	2.73	0.52
7:S5:166:ARG:HB2	30:D8:46:GLY:HA3	1.91	0.52
36:1:27:C:H1'	36:1:328:U:H1'	1.91	0.52
36:1:533:A:OP2	92:1:4478:OHX:N5	2.42	0.52
36:1:796:U:H2'	36:1:797:U:C6	2.44	0.52
36:1:814:U:H5'	73:O7:45:ARG:HH12	1.75	0.52
36:5:1047:A:N3	36:5:2633:U:O2'	2.41	0.52
52:M6:59:ARG:NH1	36:5:1307:G:OP2	253.89	0.52
36:5:1500:G:H2'	36:5:1501:U:O4'	2.09	0.52
92:5:4207:OHX:N1	92:5:4554:OHX:N5	2.57	0.52
73:O7:13:ASN:O	36:5:817:A:C4	140.23	0.52
36:5:835:G:O2'	36:5:857:G:N2	2.31	0.52
1:6:140:A:N6	1:6:281:G:OP1	2.39	0.52
24:D2:7:LEU:HD11	24:D2:37:PHE:HD2	2.76	0.52
40:L3:129:ALA:O	36:5:3150:A:H5'	211.32	0.52
42:L5:265:TYR:HE1	37:7:121:U:H5''	316.53	0.52
44:L7:33:ARG:HH12	44:L7:34:LYS:HE2	3.23	0.52
46:L9:166:ARG:HH21	46:L9:168:ARG:NH1	11.49	0.52
51:M5:155:VAL:HG23	51:M5:156:HIS:ND1	2.24	0.52
53:M7:141:SER:O	53:M7:143:PRO:HD3	2.56	0.52
57:N1:138:SER:C	57:N1:139:ARG:HG3	4.61	0.52
72:O6:35:ASN:OD1	72:O6:35:ASN:N	2.76	0.52
1:2:161:U:OP2	8:S6:87:ARG:NH2	2.42	0.52
11:S9:151:ASP:OD1	11:S9:151:ASP:N	2.42	0.52
11:S9:174:ARG:HE	11:S9:174:ARG:HA	1.74	0.52
36:1:2163:C:H4'	39:L2:7:ASN:O	2.09	0.52
36:1:2534:G:H2'	36:1:2535:A:C8	2.44	0.52
36:1:2611:U:H2'	36:1:2612:U:C6	2.44	0.52
36:1:2697:A:H2'	36:1:2698:G:C8	2.45	0.52
92:1:4180:OHX:N1	92:1:4359:OHX:N2	2.58	0.52
1:2:1294:G:O2'	1:2:1321:A:N1	2.40	0.52
1:2:1487:A:OP1	31:D9:34:TYR:OH	2.20	0.52

Continued on next page...

Continued from previous page...

Atom-1	Atom-2	Interatomic distance (Å)	Clash overlap (Å)
1:2:1584:G:O2'	1:2:1610:G:O6	2.16	0.52
1:2:1701:A:H3'	1:2:1702:A:H5''	1.91	0.52
1:2:751:G:H2'	1:2:752:A:C8	2.44	0.52
1:2:76:A:H5'	1:2:77:U:OP2	2.10	0.52
36:5:1573:G:C5	36:5:1574:C:H1'	2.44	0.52
92:5:4182:OHX:N5	38:8:17:A:OP1	2.41	0.52
36:5:2790:A:O2'	92:5:4325:OHX:N4	2.42	0.52
36:5:622:A:H2'	36:5:623:U:O4'	2.09	0.52
1:6:1688:U:H2'	1:6:1689:A:C8	2.44	0.52
61:N5:53:HIS:NE2	38:8:99:C:OP1	70.47	0.52
13:C1:86:ILE:HD12	13:C1:109:VAL:HG11	4.56	0.52
14:C2:124:LYS:O	14:C2:126:TRP:N	2.39	0.52
19:C7:71:PHE:HD1	19:C7:73:LEU:HB3	1.75	0.52
64:N8:46:ASP:N	64:N8:46:ASP:OD1	2.42	0.52
66:O0:45:ALA:O	66:O0:48:THR:HG22	2.09	0.52
71:O5:34:GLN:OE1	71:O5:38:ARG:NH1	2.34	0.52
73:O7:24:ARG:NH1	36:5:361:A:OP1	120.81	0.52
3:S1:70:LEU:HD11	3:S1:79:HIS:HB3	1.90	0.52
92:2:2074:OHX:N2	92:S2:303:OHX:N6	2.56	0.52
5:S3:68:GLU:OE2	12:C0:67:THR:OG1	4.64	0.52
1:2:1681:A:H1'	8:S6:66:GLY:HA2	1.91	0.52
20:C8:125:ILE:HG12	35:SM:61:ILE:HG23	1.91	0.52
36:1:1273:A:HO2'	36:1:1274:A:P	2.32	0.52
36:1:79:U:OP2	92:1:4152:OHX:N5	2.43	0.52
1:2:1595:U:H3	1:2:1600:A:H2	1.57	0.52
1:2:1640:C:H1'	1:2:1763:A:N1	2.25	0.52
1:2:947:U:H2'	1:2:948:G:C8	2.45	0.52
36:5:1232:C:C5	36:5:1261:G:H2'	2.45	0.52
71:O5:95:PHE:CG	36:5:136:G:H5'	62.16	0.52
68:O2:105:ARG:NH2	36:5:1412:G:OP1	146.86	0.52
36:5:1486:G:O6	92:5:4338:OHX:N4	2.42	0.52
36:5:2724:U:H3	36:5:2732:G:H1	1.57	0.52
36:5:408:A:N6	38:8:15:G:H1'	2.24	0.52
92:5:4206:OHX:N5	92:5:4474:OHX:N2	2.58	0.52
1:6:1171:A:H2'	1:6:1172:G:C8	2.44	0.52
1:6:1699:G:N1	1:6:1701:A:H5''	2.24	0.52
1:6:675:U:H2'	1:6:676:G:C8	2.45	0.52
1:6:819:G:O2'	1:6:821:U:OP2	2.28	0.52
13:C1:101:GLU:OE2	25:D3:16:ARG:NH2	2.55	0.52
16:C4:131:GLY:O	16:C4:133:ARG:N	3.13	0.52
17:C5:129:GLY:HA3	35:SM:74:LYS:HG2	3.66	0.52

Continued on next page...

Continued from previous page...

Atom-1	Atom-2	Interatomic distance (Å)	Clash overlap (Å)
1:2:1559:A:C6	20:C8:134:ARG:HD2	2.44	0.52
92:C8:202:OHX:N4	92:C8:203:OHX:N2	2.58	0.52
20:C8:84:TRP:HA	20:C8:89:GLN:NE2	2.25	0.52
23:D1:17:CYS:HB2	23:D1:56:SER:HB3	2.01	0.52
26:D4:11:LYS:HB2	26:D4:24:VAL:HG23	2.32	0.52
28:D6:35:ALA:O	28:D6:36:ILE:HB	2.08	0.52
42:L5:257:GLU:C	42:L5:258:LYS:HD3	4.92	0.52
45:L8:108:ARG:HA	45:L8:111:LYS:HB3	3.88	0.52
46:L9:41:ILE:O	46:L9:41:ILE:HD13	2.09	0.52
36:1:291:C:H5'	51:M5:68:ARG:HH12	1.73	0.52
65:N9:14:ARG:NH1	65:N9:18:ARG:HD2	2.24	0.52
70:O4:54:ILE:HD11	70:O4:78:GLY:HA2	2.73	0.52
74:O8:58:ASP:OD2	74:O8:61:LYS:N	2.24	0.52
2:S0:172:LEU:O	2:S0:176:LEU:HG	2.09	0.52
6:S4:230:GLU:HB2	6:S4:233:LYS:NZ	5.94	0.52
36:1:1029:G:H2'	36:1:1030:A:C8	2.44	0.52
36:1:13:A:OP2	92:1:4477:OHX:N5	2.43	0.52
92:1:4147:OHX:N6	92:1:4481:OHX:N5	2.57	0.52
92:1:4203:OHX:N1	92:1:4381:OHX:N1	2.58	0.52
92:1:4245:OHX:N4	92:1:4499:OHX:N3	2.58	0.52
1:2:1332:C:O5'	1:2:1332:C:H6	1.91	0.52
36:5:1135:A:C2	36:5:1136:A:C8	2.98	0.52
10:S8:42:ARG:NH1	1:6:1677:C:OP1	263.55	0.52
1:6:1680:G:O6	92:6:2310:OHX:N4	2.42	0.52
1:6:386:G:C6	1:6:387:A:N6	2.78	0.52
6:S4:108:ARG:NH1	1:6:788:A:OP2	397.29	0.52
42:L5:265:TYR:OH	37:7:121:U:OP2	312.68	0.52
19:C7:61:ILE:HD11	19:C7:69:ILE:HG13	1.91	0.52
20:C8:4:VAL:HG13	27:D5:82:HIS:CG	2.44	0.52
40:L3:366:GLY:O	40:L3:368:GLY:N	3.33	0.52
44:L7:27:ALA:HA	44:L7:30:ARG:HB3	1.91	0.52
51:M5:168:GLY:O	51:M5:172:ARG:HB2	2.62	0.52
63:N7:5:LEU:HD11	66:O0:35:ARG:HD2	1.90	0.52
73:O7:14:LYS:NZ	75:O9:51:ILE:HD11	2.24	0.52
2:S0:13:ASP:OD1	2:S0:179:ARG:NH2	3.53	0.52
4:S2:53:ILE:HG23	4:S2:56:ILE:HD12	1.91	0.52
6:S4:163:ASP:O	6:S4:164:LEU:HB2	2.10	0.52
9:S7:11:GLN:HG3	9:S7:13:PRO:HD2	1.92	0.52
11:S9:129:ILE:HA	11:S9:134:ILE:CG1	4.17	0.52
11:S9:132:ARG:NH2	1:6:532:U:OP1	431.16	0.52
11:S9:134:ILE:HD13	11:S9:141:VAL:O	3.44	0.52

Continued on next page...

Continued from previous page...

Atom-1	Atom-2	Interatomic distance (Å)	Clash overlap (Å)
34:SR:38:ARG:HG2	34:SR:67:ILE:HG23	1.90	0.52
36:1:1767:C:H2'	36:1:1768:U:H6	1.75	0.52
36:1:2710:C:H2'	36:1:2711:C:C6	2.45	0.52
36:1:3041:U:OP1	59:N3:12:ARG:NH1	2.42	0.52
36:1:3233:C:H2'	36:1:3234:A:C8	2.44	0.52
36:1:796:U:H2'	36:1:797:U:H6	1.75	0.52
1:2:1518:C:OP1	92:2:2171:OHX:N5	2.42	0.52
1:2:1639:C:OP1	92:2:2242:OHX:N4	2.42	0.52
1:2:97:C:H2'	1:2:98:U:H6	1.74	0.52
38:4:35:C:H5''	73:O7:70:VAL:HG11	1.91	0.52
36:5:1686:U:O2	36:5:1688:U:H1'	2.10	0.52
62:N6:12:ARG:HG2	36:5:215:G:OP1	87.08	0.52
1:6:1241:G:H2'	1:6:1242:A:O4'	2.10	0.52
1:6:190:C:N4	1:6:196:G:O6	2.42	0.52
20:C8:45:LEU:HD11	21:C9:36:ILE:HG22	2.17	0.52
28:D6:10:ARG:HB2	28:D6:34:LYS:HG3	1.91	0.52
39:L2:118:GLU:HG2	39:L2:156:LYS:NZ	2.25	0.52
39:L2:65:ASP:HB3	39:L2:68:LYS:O	2.19	0.52
46:L9:166:ARG:HD2	46:L9:168:ARG:HH11	13.15	0.52
46:L9:22:SER:OG	46:L9:39:LYS:NZ	2.43	0.52
58:N2:18:ASP:HA	58:N2:62:VAL:HG22	1.91	0.52
68:O2:82:LEU:HD22	68:O2:117:ILE:HD13	2.47	0.52
79:Q3:81:SER:HA	79:Q3:84:ARG:HB2	1.91	0.52
2:S0:185:ARG:HG2	23:D1:45:ALA:O	5.54	0.52
10:S8:136:SER:O	10:S8:140:GLU:HG3	5.15	0.52
36:1:2225:U:H2'	36:1:2226:U:C6	2.44	0.52
36:1:3218:A:HO2'	36:1:3278:C:H5	1.57	0.52
36:1:789:A:H2'	36:1:790:U:C6	2.44	0.52
1:2:838:G:O6	92:2:2243:OHX:N2	2.43	0.52
1:2:780:A:C8	26:D4:8:ARG:HB3	2.45	0.52
71:O5:90:ARG:NH1	36:5:20:A:OP2	86.44	0.52
36:5:2228:A:H2'	36:5:2229:A:C8	2.45	0.52
92:5:4311:OHX:N1	92:5:4440:OHX:N5	2.57	0.52
36:5:541:U:H2'	36:5:542:G:H8	1.72	0.52
13:C1:46:LYS:O	13:C1:50:GLU:HG2	4.09	0.52
17:C5:85:ILE:HG22	17:C5:112:LEU:HD23	1.98	0.52
40:L3:169:THR:HG23	40:L3:171:LEU:H	2.65	0.52
40:L3:296:THR:HG21	40:L3:357:LYS:HA	2.65	0.52
41:L4:140:HIS:H	41:L4:180:LYS:HE2	1.74	0.52
36:1:2663:G:H5'	42:L5:152:ARG:HD3	1.91	0.52
44:L7:40:LYS:HE2	44:L7:170:GLU:OE1	3.70	0.52

Continued on next page...

Continued from previous page...

Atom-1	Atom-2	Interatomic distance (Å)	Clash overlap (Å)
47:M0:77:THR:HG22	47:M0:82:ARG:HA	1.93	0.52
48:M1:117:ASP:OD2	48:M1:119:SER:OG	2.19	0.52
49:M3:136:GLU:O	49:M3:136:GLU:HG3	2.09	0.52
49:M3:174:ARG:CZ	72:O6:9:ILE:HD13	2.40	0.52
59:N3:89:ASP:OD1	59:N3:91:VAL:HG13	2.09	0.52
60:N4:63:ILE:O	60:N4:65:GLU:N	2.64	0.52
62:N6:31:LEU:HB3	62:N6:101:PRO:HG3	2.12	0.52
71:O5:47:VAL:O	71:O5:51:ILE:HG13	2.50	0.52
72:O6:89:GLU:O	72:O6:93:ILE:HG12	2.09	0.52
5:S3:42:THR:OG1	5:S3:44:THR:O	5.62	0.52
5:S3:29:LEU:HD21	5:S3:69:LEU:HD11	1.92	0.52
8:S6:67:VAL:HG23	8:S6:68:LEU:O	2.35	0.52
36:1:1273:A:O2'	36:1:1274:A:OP1	2.25	0.52
36:1:1851:G:OP2	92:1:4212:OHX:N4	2.43	0.52
36:1:2582:C:OP1	92:1:4397:OHX:N6	2.43	0.52
36:1:2842:U:OP1	36:1:2844:C:N4	2.43	0.52
92:1:4186:OHX:N4	92:1:4495:OHX:N6	2.58	0.52
36:1:565:U:H2'	36:1:566:G:H8	1.75	0.52
1:2:489:C:H42	1:2:497:G:H22	1.57	0.52
1:2:780:A:H8	26:D4:8:ARG:HB3	1.73	0.52
37:3:106:U:H2'	37:3:107:C:C6	2.45	0.52
38:4:18:U:OP1	92:4:241:OHX:N2	2.43	0.52
36:5:3393:U:H2'	36:5:3394:U:C6	2.45	0.52
44:L7:241:LYS:NZ	36:5:576:C:OP1	274.69	0.52
10:S8:69:SER:HB2	13:C1:22:ASN:OD1	2.09	0.52
15:C3:104:ARG:NH2	1:6:950:C:H4'	278.08	0.52
28:D6:75:VAL:O	28:D6:79:ILE:N	2.38	0.52
39:L2:5:ILE:HG22	39:L2:208:ASP:O	2.09	0.52
39:L2:43:GLY:O	39:L2:88:ILE:N	2.67	0.52
44:L7:168:ILE:O	44:L7:172:ASN:ND2	2.41	0.52
50:M4:20:VAL:HG22	50:M4:66:THR:OG1	2.10	0.52
54:M8:133:LYS:HB2	54:M8:135:GLN:HE22	1.95	0.52
36:1:1430:U:H2'	64:N8:9:ARG:HH22	1.75	0.52
2:S0:126:PRO:HB2	2:S0:152:PRO:HG2	2.60	0.52
8:S6:98:ARG:HD3	8:S6:99:GLY:H	2.26	0.52
9:S7:9:LEU:HD21	9:S7:17:GLU:HB3	1.90	0.52
10:S8:9:HIS:O	10:S8:10:LYS:HB3	2.09	0.52
34:SR:81:LEU:HD12	34:SR:115:ILE:HD12	1.91	0.52
36:1:1305:U:N1	40:L3:257:PRO:HG3	2.25	0.52
36:1:345:G:OP1	36:1:1429:G:N1	2.36	0.52
36:1:3380:U:O4	92:1:4168:OHX:N4	2.43	0.52

Continued on next page...

Continued from previous page...

Atom-1	Atom-2	Interatomic distance (Å)	Clash overlap (Å)
36:1:916:G:N1	39:L2:207:VAL:HG21	2.25	0.52
1:2:109:G:H1	1:2:305:C:H42	1.57	0.52
1:2:1351:G:C2	1:2:1375:A:C2	2.97	0.52
36:5:1013:G:H2'	36:5:1014:U:O4'	2.09	0.52
39:L2:227:ARG:NH2	36:5:2155:G:O2'	206.08	0.52
36:5:3121:U:H1'	36:5:3122:A:H5''	1.92	0.52
36:5:3278:C:O2'	36:5:3279:A:OP2	2.24	0.52
92:5:4259:OHX:N4	92:5:4346:OHX:N2	2.57	0.52
1:6:152:U:N3	1:6:163:G:N2	2.58	0.52
1:6:17:C:H2'	1:6:18:C:C6	2.44	0.52
92:6:2159:OHX:N5	92:6:2323:OHX:N6	2.57	0.52
36:5:408:A:H61	38:8:15:G:H1'	1.74	0.52
15:C3:151:ASN:O	92:C3:201:OHX:N3	2.86	0.52
17:C5:33:PHE:HA	17:C5:36:LEU:HD23	1.92	0.52
20:C8:12:GLN:NE2	20:C8:13:HIS:O	5.73	0.52
24:D2:30:SER:HB2	24:D2:61:ILE:HG13	1.92	0.52
27:D5:49:ARG:O	27:D5:53:GLU:HB2	2.57	0.52
41:L4:74:ILE:HG13	41:L4:75:PRO:HD2	4.72	0.52
42:L5:131:LEU:H	42:L5:131:LEU:HD22	1.74	0.52
43:L6:56:LYS:HD2	43:L6:98:VAL:HG13	1.91	0.52
57:N1:82:ASN:HA	65:N9:21:ILE:HD13	1.91	0.52
36:1:1807:G:C5'	63:N7:135:ARG:HH22	2.22	0.52
69:O3:54:ARG:NH1	69:O3:64:ILE:HD11	2.40	0.52
5:S3:11:LEU:HD13	22:D0:29:THR:HG23	2.18	0.52
20:C8:120:ARG:HD2	35:SM:58:GLU:OE1	2.09	0.52
35:SM:64:LYS:O	35:SM:66:ALA:N	3.05	0.52
36:1:2229:A:OP1	92:1:4480:OHX:N3	2.43	0.52
36:1:226:C:O5'	92:1:4501:OHX:N2	2.43	0.52
36:1:829:U:H3	36:1:895:A:H62	1.58	0.52
1:2:1563:C:H2'	1:2:1564:U:C6	2.45	0.52
1:2:442:C:H2'	1:2:443:C:H6	1.73	0.52
1:2:702:G:HO2'	1:2:703:G:H8	1.57	0.52
36:5:252:U:H4'	36:5:253:A:H5''	1.92	0.52
36:5:2766:U:O4	92:5:4373:OHX:N1	2.43	0.52
36:5:3165:A:H2'	36:5:3166:C:C6	2.45	0.52
36:5:826:G:O6	92:5:4219:OHX:N2	2.43	0.52
36:5:567:G:O6	92:5:4387:OHX:N2	2.42	0.52
1:6:1087:A:H5'	1:6:1298:U:O4	2.09	0.52
1:6:221:A:C2'	1:6:222:A:H5'	2.40	0.52
21:C9:33:TYR:HD1	21:C9:34:VAL:H	2.93	0.52
24:D2:36:LYS:O	24:D2:40:VAL:HG23	2.33	0.52

Continued on next page...

Continued from previous page...

Atom-1	Atom-2	Interatomic distance (Å)	Clash overlap (Å)
6:S4:95:THR:HG22	26:D4:16:PRO:HG2	1.92	0.52
33:E1:88:PRO:HB2	33:E1:89:LYS:HD3	6.69	0.52
36:1:2550:U:C6	45:L8:37:GLY:HA3	2.45	0.52
46:L9:181:VAL:HG11	46:L9:184:LYS:HE2	3.52	0.52
46:L9:9:GLN:O	46:L9:72:LYS:NZ	2.69	0.52
40:L3:70:ARG:HH22	59:N3:120:LYS:HE3	1.74	0.52
61:N5:137:ASN:HB3	61:N5:142:ILE:HG13	3.09	0.52
64:N8:79:TRP:CE3	64:N8:82:ILE:HD12	2.45	0.52
36:1:1145:G:H5'	68:O2:46:PHE:CE1	2.45	0.52
78:Q2:74:CYS:CB	78:Q2:77:CYS:SG	2.98	0.52
2:S0:142:PRO:HB3	23:D1:34:ILE:HD13	2.30	0.52
5:S3:167:PHE:O	5:S3:190:ARG:HG2	4.55	0.52
6:S4:71:LYS:HA	6:S4:76:VAL:O	2.09	0.52
8:S6:163:THR:HA	8:S6:168:THR:HA	1.92	0.52
11:S9:171:ARG:HH12	11:S9:174:ARG:HG3	1.75	0.52
1:2:1426:C:H5''	35:SM:93:ARG:HH12	1.74	0.52
34:SR:309:VAL:HG23	34:SR:311:ARG:HH12	4.13	0.52
34:SR:28:GLY:N	34:SR:75:ALA:O	2.35	0.52
36:1:1495:U:H5	36:1:1835:A:C2	2.28	0.51
36:1:3047:U:O2'	36:1:3048:A:H5'	2.10	0.51
36:1:419:G:N7	92:1:4107:OHX:N6	2.57	0.51
1:2:1507:G:O6	92:2:2203:OHX:N5	2.42	0.51
1:2:1590:G:H2'	1:2:1591:C:H6	1.75	0.51
1:2:1689:A:H2'	1:2:1690:G:H8	1.74	0.51
1:2:924:A:H2'	1:2:925:G:C8	2.45	0.51
36:5:1614:C:H2'	36:5:1615:C:C6	2.44	0.51
36:5:3155:U:H4'	36:5:3156:U:OP2	2.08	0.51
36:5:508:U:O4	92:5:4279:OHX:N3	2.42	0.51
1:6:884:A:H2'	1:6:885:G:C8	2.45	0.51
17:C5:121:ILE:HG23	17:C5:123:TYR:H	1.74	0.51
17:C5:87:PRO:HA	17:C5:90:ILE:HG13	2.25	0.51
1:2:1389:C:O2'	19:C7:52:GLY:HA3	2.10	0.51
26:D4:14:SER:O	26:D4:16:PRO:HD3	2.10	0.51
41:L4:170:LYS:HE3	41:L4:175:HIS:ND1	3.19	0.51
42:L5:236:LEU:HA	42:L5:239:ILE:HD12	1.90	0.51
45:L8:32:LYS:HD3	45:L8:34:PHE:CZ	2.45	0.51
45:L8:82:LEU:HD12	45:L8:83:ASP:H	1.74	0.51
46:L9:117:PHE:HB3	46:L9:124:ARG:HH21	1.75	0.51
72:O6:98:ARG:HD2	72:O6:98:ARG:H	1.76	0.51
46:L9:180:TYR:HB2	76:Q0:85:LEU:HD13	2.01	0.51
78:Q2:59:HIS:O	78:Q2:61:LYS:N	2.35	0.51

Continued on next page...

Continued from previous page...

Atom-1	Atom-2	Interatomic distance (Å)	Clash overlap (Å)
79:Q3:33:GLN:HB3	79:Q3:69:TYR:HB3	1.92	0.51
1:2:1067:C:H5'	3:S1:150:VAL:CG1	2.39	0.51
5:S3:175:VAL:HG13	5:S3:182:LEU:HB2	1.91	0.51
36:1:2719:U:O4	92:1:4400:OHX:N3	2.44	0.51
36:1:2875:U:C4	92:1:4446:OHX:N4	2.78	0.51
92:1:4143:OHX:N5	92:1:4439:OHX:N1	2.59	0.51
1:2:1490:C:H4'	1:2:1491:U:OP1	2.09	0.51
1:2:838:G:N7	92:2:2243:OHX:N2	2.59	0.51
1:2:515:A:OP2	92:2:2117:OHX:N3	2.43	0.51
38:4:121:U:H2'	38:4:122:U:C6	2.46	0.51
38:4:45:C:H2'	38:4:46:G:O4'	2.10	0.51
36:5:1895:A:O2'	36:5:3053:G:H4'	2.09	0.51
51:M5:44:ARG:HH22	36:5:269:G:P	125.46	0.51
36:5:90:C:H2'	36:5:91:G:H5'	1.91	0.51
1:6:1645:G:OP2	92:6:2295:OHX:N3	2.43	0.51
1:6:32:U:O4	92:6:2184:OHX:N6	2.43	0.51
6:S4:187:ARG:NH2	1:6:753:A:H62	374.80	0.51
12:C0:8:ARG:HD2	12:C0:12:HIS:CE1	2.45	0.51
14:C2:35:ALA:HA	14:C2:126:TRP:HA	2.39	0.51
16:C4:85:ALA:H	16:C4:119:THR:CG2	2.21	0.51
29:D7:54:VAL:O	29:D7:63:LEU:HB2	2.09	0.51
40:L3:53:MET:CG	40:L3:77:THR:HG22	2.63	0.51
46:L9:117:PHE:O	46:L9:120:ASP:HB2	2.46	0.51
47:M0:153:ARG:HG3	47:M0:165:ILE:HD12	4.24	0.51
53:M7:13:LYS:HB3	53:M7:152:GLU:HB2	1.92	0.51
36:1:1939:G:OP1	55:M9:77:GLY:HA3	2.10	0.51
61:N5:103:TYR:O	61:N5:105:VAL:HG23	2.34	0.51
61:N5:92:LYS:HE3	61:N5:110:VAL:O	2.11	0.51
67:O1:51:LEU:HD22	67:O1:55:LEU:HD12	2.28	0.51
68:O2:79:VAL:HG13	68:O2:111:ARG:HG2	2.06	0.51
71:O5:54:VAL:O	71:O5:58:ILE:HG13	2.17	0.51
74:O8:17:ARG:O	74:O8:19:ASP:N	2.44	0.51
78:Q2:31:GLY:HA3	36:5:2767:U:O3'	191.94	0.51
2:S0:4:PRO:HB2	2:S0:7:PHE:HB2	1.91	0.51
4:S2:234:PRO:O	4:S2:235:LEU:HB2	2.09	0.51
9:S7:64:VAL:HG22	9:S7:94:ALA:HB1	2.33	0.51
36:1:1915:A:H2'	36:1:1916:U:C6	2.45	0.51
36:1:240:U:H4'	36:1:241:G:OP1	2.09	0.51
36:1:2679:A:O2'	48:M1:52:TYR:OH	2.19	0.51
36:1:364:G:OP1	41:L4:60:THR:HG23	2.10	0.51
92:1:4153:OHX:N2	92:1:4376:OHX:N1	2.58	0.51

Continued on next page...

Continued from previous page...

Atom-1	Atom-2	Interatomic distance (Å)	Clash overlap (Å)
36:1:818:C:N3	36:1:920:A:H5'	2.25	0.51
36:1:835:G:N2	36:1:857:G:O2'	2.42	0.51
1:2:1186:U:O4	1:2:1200:G:N2	2.43	0.51
1:2:1670:G:O6	92:2:2254:OHX:N5	2.43	0.51
1:2:319:U:H1'	1:2:323:A:C4	2.46	0.51
1:2:652:G:H1	1:2:682:C:N4	2.08	0.51
1:2:706:A:N1	1:2:734:A:N6	2.58	0.51
1:2:720:G:H1'	1:2:721:U:H5''	1.93	0.51
36:5:1018:G:H2'	36:5:1019:G:O4'	2.10	0.51
36:5:2215:A:H8	36:5:2215:A:O5'	1.93	0.51
36:5:3060:C:OP1	92:5:4374:OHX:N5	2.43	0.51
92:5:4256:OHX:N5	92:5:4408:OHX:N1	2.58	0.51
36:5:787:G:H2'	36:5:788:C:C6	2.46	0.51
22:D0:67:THR:HG22	1:6:1199:G:O6	401.35	0.51
33:E1:87:THR:O	1:6:1445:G:N1	378.48	0.51
1:6:986:G:OP2	92:6:2215:OHX:N2	2.44	0.51
92:6:2173:OHX:N6	92:6:2311:OHX:N6	2.59	0.51
1:2:1132:A:OP1	25:D3:30:LYS:HE2	2.10	0.51
28:D6:85:ARG:O	28:D6:86:VAL:HB	2.11	0.51
41:L4:138:ARG:HH21	41:L4:240:PRO:HB2	2.02	0.51
46:L9:20:ILE:HD12	46:L9:45:PHE:CD1	2.46	0.51
46:L9:77:ASN:HB3	46:L9:151:VAL:HG21	1.91	0.51
47:M0:72:ALA:O	47:M0:76:MET:HG2	3.90	0.51
49:M3:64:LYS:HE3	64:N8:69:TRP:CD1	2.45	0.51
46:L9:47:LYS:HZ2	50:M4:6:ILE:H	1.58	0.51
55:M9:167:ARG:NH1	55:M9:167:ARG:HB3	4.83	0.51
59:N3:10:LYS:NZ	59:N3:56:ASP:OD1	2.38	0.51
59:N3:24:ASN:ND2	59:N3:97:ASP:OD1	2.42	0.51
68:O2:32:TRP:CZ2	68:O2:53:PRO:HD2	2.64	0.51
69:O3:6:ARG:HG3	69:O3:8:TYR:CE1	2.48	0.51
71:O5:62:GLN:O	71:O5:66:VAL:HG23	2.10	0.51
71:O5:85:THR:HB	71:O5:88:LEU:HB2	1.93	0.51
2:S0:88:LYS:HB3	2:S0:202:TYR:CZ	2.75	0.51
3:S1:173:THR:O	3:S1:177:GLN:HB2	6.17	0.51
10:S8:155:SER:O	10:S8:159:GLN:HG3	2.10	0.51
1:2:330:G:OP2	10:S8:172:ARG:NH1	2.43	0.51
11:S9:64:GLU:HA	11:S9:69:ARG:HD3	2.56	0.51
36:1:1447:G:H3'	53:M7:67:ILE:CD1	2.40	0.51
36:1:2898:G:H5''	36:1:2899:C:H5'	1.92	0.51
1:2:1477:G:H2'	1:2:1478:G:C8	2.46	0.51
1:2:1682:U:O2'	1:2:1683:C:H5'	2.11	0.51

Continued on next page...

Continued from previous page...

Atom-1	Atom-2	Interatomic distance (Å)	Clash overlap (Å)
1:2:38:C:C2'	1:2:39:A:H5'	2.40	0.51
1:2:795:U:C5	1:2:796:A:C8	2.98	0.51
68:O2:43:ARG:NH1	36:5:1368:U:H5'	193.66	0.51
36:5:1581:C:OP2	36:5:1581:C:H4'	2.11	0.51
36:5:1534:A:H62	36:5:1586:G:H2'	1.75	0.51
36:5:3218:A:H5''	36:5:3219:G:C5	2.45	0.51
92:5:4258:OHX:N2	92:5:4465:OHX:N1	2.58	0.51
1:6:234:G:H2'	1:6:235:G:O4'	2.10	0.51
1:6:637:C:O2'	1:6:638:U:H5'	2.09	0.51
13:C1:3:THR:O	13:C1:4:GLU:HB3	2.10	0.51
19:C7:35:CYS:HA	19:C7:38:ILE:HG22	1.91	0.51
20:C8:14:ILE:HD12	20:C8:23:ASP:HA	5.27	0.51
21:C9:38:LYS:O	21:C9:39:THR:OG1	2.73	0.51
24:D2:37:PHE:CD2	24:D2:103:ILE:HD12	2.45	0.51
31:D9:19:ARG:CD	31:D9:32:ARG:HD2	2.57	0.51
40:L3:210:GLU:O	40:L3:213:GLU:HB2	3.29	0.51
42:L5:234:ASP:OD2	42:L5:234:ASP:N	2.44	0.51
46:L9:163:GLN:O	46:L9:166:ARG:HG3	3.35	0.51
47:M0:171:TRP:O	47:M0:174:THR:HG22	2.11	0.51
59:N3:93:LEU:H	59:N3:93:LEU:HD23	1.76	0.51
70:O4:47:CYS:SG	70:O4:81:CYS:SG	3.11	0.51
2:S0:28:ASN:O	2:S0:150:ASP:HB3	6.19	0.51
4:S2:139:ILE:CD1	4:S2:191:ALA:HB1	2.40	0.51
36:1:3011:A:N1	36:1:3043:C:O2'	2.40	0.51
36:1:2107:A:H2	36:1:3344:A:C8	2.29	0.51
36:1:3345:G:O6	92:1:4443:OHX:N3	2.44	0.51
36:1:54:C:O2'	36:1:1547:G:H1'	2.11	0.51
36:1:601:U:H2'	36:1:602:A:O4'	2.11	0.51
36:1:685:G:P	49:M3:35:ARG:NH1	2.84	0.51
36:1:787:G:H2'	36:1:788:C:C6	2.45	0.51
1:2:131:C:O2'	1:2:132:U:OP1	2.29	0.51
1:2:487:G:H3'	1:2:488:G:H5''	1.90	0.51
36:5:1032:C:H5'	36:5:1033:U:OP2	2.11	0.51
36:5:150:A:H2'	36:5:151:A:H5'	1.92	0.51
36:5:2714:G:N3	36:5:2714:G:H5''	2.26	0.51
36:5:3057:U:H5'	36:5:3086:A:H61	1.74	0.51
1:6:1163:A:N3	1:6:1613:U:O2'	2.38	0.51
1:6:193:U:C2	1:6:195:G:H1'	2.45	0.51
92:6:2149:OHX:N5	92:6:2325:OHX:N6	2.58	0.51
42:L5:8:LYS:HD2	37:7:15:C:O2'	313.90	0.51
12:C0:11:ILE:HD11	12:C0:42:VAL:HG22	1.93	0.51

Continued on next page...

Continued from previous page...

Atom-1	Atom-2	Interatomic distance (Å)	Clash overlap (Å)
12:C0:56:LYS:HE3	12:C0:58:GLN:HG2	1.92	0.51
28:D6:12:LYS:HD2	28:D6:16:GLY:H	4.38	0.51
28:D6:10:ARG:HD3	28:D6:34:LYS:HA	2.47	0.51
32:E0:42:ARG:HB3	32:E0:42:ARG:HH11	1.75	0.51
41:L4:327:LEU:HA	44:L7:166:ASN:ND2	2.30	0.51
47:M0:93:PRO:HA	47:M0:126:ALA:O	2.51	0.51
36:1:2355:G:H4'	53:M7:139:TYR:CD2	2.45	0.51
78:Q2:16:THR:OG1	78:Q2:17:CYS:N	2.85	0.51
4:S2:78:ASP:CB	4:S2:104:VAL:HG12	2.79	0.51
7:S5:62:VAL:HG13	7:S5:89:ILE:HG12	2.17	0.51
92:1:4180:OHX:N5	92:1:4359:OHX:N2	2.57	0.51
1:2:114:C:HO2'	13:C1:65:SER:HG	1.55	0.51
1:2:1600:A:HO2'	1:2:1602:C:N4	2.08	0.51
1:2:1629:G:H2'	1:2:1630:U:C6	2.46	0.51
36:5:1877:U:OP1	92:5:4213:OHX:N3	2.44	0.51
36:5:662:U:H2'	36:5:663:C:C6	2.46	0.51
36:5:996:A:H2'	36:5:997:A:O4'	2.10	0.51
1:6:1160:A:H2'	1:6:1161:C:C6	2.45	0.51
1:6:1783:C:H2'	1:6:1784:C:C6	2.45	0.51
1:6:340:U:H2'	1:6:341:A:H8	1.75	0.51
1:6:681:U:H4'	1:6:682:C:OP1	2.10	0.51
1:6:710:U:H5'	1:6:711:U:OP2	2.10	0.51
1:2:1381:U:H4'	22:D0:59:PRO:HG3	1.93	0.51
29:D7:34:ASP:O	29:D7:79:PHE:HA	2.19	0.51
42:L5:60:ILE:HB	42:L5:80:SER:HB3	2.89	0.51
36:1:1334:U:H5''	44:L7:206:LYS:HB3	1.93	0.51
46:L9:163:GLN:O	46:L9:166:ARG:HD3	2.11	0.51
49:M3:119:TYR:O	49:M3:123:ILE:HG23	2.11	0.51
58:N2:36:TYR:OH	58:N2:82:LYS:HG2	2.11	0.51
60:N4:4:GLU:HG2	60:N4:30:ARG:CD	2.41	0.51
69:O3:11:GLY:HA3	69:O3:98:VAL:HG12	2.07	0.51
75:O9:44:TRP:CH2	75:O9:45:ARG:HG3	2.45	0.51
78:Q2:89:LYS:HB2	36:5:2653:C:OP1	237.54	0.51
2:S0:136:ALA:HB1	2:S0:141:ILE:HB	1.93	0.51
3:S1:149:GLN:HE21	3:S1:151:LYS:HG2	5.61	0.51
4:S2:35:TRP:CZ2	4:S2:37:PRO:HB3	2.46	0.51
4:S2:89:GLN:HG3	4:S2:93:GLY:O	4.49	0.51
5:S3:18:TYR:HE1	5:S3:37:VAL:HG23	1.76	0.51
8:S6:67:VAL:HA	1:6:1722:A:H1'	274.47	0.51
6:S4:10:LYS:NZ	11:S9:2:PRO:HB3	3.18	0.51
36:1:1110:U:H2'	36:1:1111:U:C6	2.46	0.51

Continued on next page...

Continued from previous page...

Atom-1	Atom-2	Interatomic distance (Å)	Clash overlap (Å)
36:1:1722:U:H5''	55:M9:99:LEU:HD12	1.92	0.51
36:1:408:A:N6	38:4:15:G:H1'	2.26	0.51
92:1:4187:OHX:N1	92:1:4369:OHX:N3	2.59	0.51
36:1:770:G:O6	92:1:4466:OHX:N3	2.44	0.51
1:2:1571:C:OP2	92:2:2218:OHX:N1	2.43	0.51
36:5:2696:A:H2'	36:5:2697:A:C8	2.46	0.51
36:5:3299:A:N6	36:5:3315:G:H1	2.08	0.51
36:5:2234:G:O6	92:5:4218:OHX:N4	2.43	0.51
36:5:529:A:H2'	36:5:530:G:O4'	2.10	0.51
1:6:1097:U:H4'	1:6:1098:U:H5'	1.92	0.51
1:6:1151:A:H4'	1:6:1766:A:C5	2.46	0.51
17:C5:24:LYS:O	17:C5:28:MET:HB2	2.11	0.51
20:C8:56:LYS:HD3	20:C8:60:GLU:HG3	1.93	0.51
40:L3:187:SER:HB3	40:L3:190:GLU:OE1	2.10	0.51
47:M0:191:LYS:HB3	47:M0:213:PHE:CE2	2.46	0.51
51:M5:150:TRP:CH2	51:M5:151:ILE:HG12	2.46	0.51
51:M5:16:SER:O	51:M5:20:ARG:HG2	2.11	0.51
2:S0:120:LEU:HD21	2:S0:144:ILE:HD11	2.55	0.51
2:S0:179:ARG:O	2:S0:183:ARG:HG3	2.11	0.51
3:S1:35:PRO:HB2	3:S1:38:PHE:HE2	1.76	0.51
3:S1:63:GLY:HA2	3:S1:88:VAL:O	2.11	0.51
6:S4:29:PRO:HD3	1:6:448:C:OP1	373.92	0.51
34:SR:19:TRP:HB2	34:SR:38:ARG:HD2	1.91	0.51
36:1:2777:G:H5''	36:1:2778:G:OP1	2.10	0.51
92:1:4228:OHX:N5	37:3:86:U:O2	2.44	0.51
36:1:500:C:H2'	36:1:501:A:H8	1.76	0.51
1:2:1002:G:H2'	1:2:1003:A:H5'	1.92	0.51
1:2:1133:A:N3	1:2:1650:U:O2'	2.35	0.51
1:2:1147:A:H2'	1:2:1148:C:H6	1.76	0.51
36:5:109:A:N1	36:5:322:U:O2'	2.41	0.51
69:O3:20:LYS:NZ	36:5:1178:G:O6	243.14	0.51
36:5:1155:C:O2'	36:5:1197:A:N1	2.37	0.51
36:5:2115:G:H22	36:5:2120:A:H1'	1.75	0.51
36:5:419:G:N2	38:8:5:U:C2	2.79	0.51
1:6:686:C:H2'	1:6:687:G:C8	2.45	0.51
1:6:736:C:H2'	1:6:737:A:H8	1.76	0.51
1:6:772:G:N2	1:6:774:A:O2'	2.43	0.51
16:C4:114:ARG:HA	28:D6:62:TYR:CZ	2.46	0.51
1:2:1390:U:OP1	19:C7:5:ARG:HD2	2.11	0.51
33:E1:146:SER:HB3	1:6:1234:A:H4'	434.80	0.51
39:L2:182:ALA:HB2	36:5:2148:U:O2'	211.59	0.51

Continued on next page...

Continued from previous page...

Atom-1	Atom-2	Interatomic distance (Å)	Clash overlap (Å)
40:L3:92:TYR:CE2	40:L3:101:SER:HB3	2.46	0.51
43:L6:65:ILE:HD11	43:L6:77:ARG:HB3	1.92	0.51
45:L8:225:LYS:O	45:L8:229:VAL:HG23	2.10	0.51
48:M1:19:LEU:HD13	48:M1:125:MET:SD	4.20	0.51
52:M6:98:ALA:HA	52:M6:101:ARG:NH1	2.44	0.51
50:M4:60:LEU:HD13	56:N0:152:LEU:HD11	1.93	0.51
38:4:131:A:H5''	61:N5:93:TYR:CE2	2.45	0.51
62:N6:86:THR:HG22	62:N6:96:PRO:HA	1.92	0.51
36:1:943:U:H3'	64:N8:13:GLY:HA2	1.92	0.51
66:O0:24:THR:HG23	66:O0:30:THR:HG22	1.91	0.51
68:O2:33:ARG:HH11	36:5:944:C:H4'	161.57	0.51
72:O6:40:VAL:O	72:O6:44:VAL:HG23	2.22	0.51
36:1:181:U:O3'	73:O7:75:LYS:HD3	2.10	0.51
76:Q0:77:ILE:O	76:Q0:78:ILE:HG23	5.16	0.51
78:Q2:74:CYS:HB3	78:Q2:77:CYS:SG	2.50	0.51
2:S0:74:VAL:HG22	2:S0:96:THR:HG23	2.11	0.51
10:S8:8:ARG:HH21	10:S8:21:PHE:H	1.58	0.51
11:S9:133:HIS:HD2	11:S9:162:SER:CB	2.88	0.51
11:S9:89:ASP:HB2	11:S9:90:LYS:HE2	1.93	0.51
34:SR:54:PHE:CE2	34:SR:312:VAL:HG11	3.56	0.51
36:1:180:C:H2'	36:1:181:U:C6	2.46	0.51
36:1:2244:A:H5''	39:L2:243:THR:OG1	2.10	0.51
36:1:1234:G:O6	92:1:4342:OHX:N3	2.43	0.51
36:1:531:G:N7	92:1:4376:OHX:N5	2.59	0.51
36:1:715:A:H8	64:N8:115:LYS:HG2	1.75	0.51
36:1:871:U:H2'	36:1:872:U:C6	2.46	0.51
1:2:116:U:H2'	1:2:117:U:C6	2.46	0.51
1:2:1584:G:H22	1:2:1611:A:P	2.34	0.51
1:2:1584:G:N2	1:2:1611:A:OP2	2.33	0.51
1:2:220:A:H5''	1:2:832:U:H1'	1.93	0.51
40:L3:2:SER:HA	36:5:2940:A:N7	239.39	0.51
36:5:2606:G:N7	92:5:4442:OHX:N3	2.59	0.51
1:6:1067:C:H2'	1:6:1068:C:C6	2.44	0.51
1:6:1537:C:O2'	1:6:1540:G:O6	2.24	0.51
1:6:152:U:C2	1:6:163:G:N2	2.79	0.51
92:6:2191:OHX:N3	92:6:2329:OHX:N4	2.58	0.51
11:S9:2:PRO:HA	1:6:380:U:O3'	361.64	0.51
8:S6:175:ILE:HG12	1:6:78:A:H1'	338.72	0.51
7:S5:37:GLN:OE1	18:C6:53:LEU:HD22	2.26	0.51
18:C6:95:LYS:HE3	18:C6:96:TYR:CZ	2.45	0.51
2:S0:198:MET:SD	19:C7:88:VAL:HG13	2.51	0.51

Continued on next page...

Continued from previous page...

Atom-1	Atom-2	Interatomic distance (Å)	Clash overlap (Å)
36:1:2880:U:H1'	40:L3:250:ALA:HB3	1.93	0.51
43:L6:98:VAL:HA	43:L6:101:PHE:CD2	2.46	0.51
46:L9:112:ILE:HB	46:L9:126:VAL:HB	2.34	0.51
57:N1:131:GLN:HG3	57:N1:132:PRO:HD2	2.35	0.51
42:L5:40:HIS:CE1	57:N1:69:LYS:HA	2.67	0.51
66:O0:40:LYS:HB3	66:O0:101:LEU:HD11	2.14	0.51
5:S3:168:ILE:HG22	5:S3:189:MET:HB2	1.92	0.51
8:S6:5:ILE:HG12	8:S6:111:LEU:HD12	2.91	0.51
34:SR:255:ALA:H	34:SR:292:LEU:HD11	3.70	0.51
36:1:1010:G:N2	47:M0:193:ASP:OD2	2.44	0.51
36:1:2384:A:N1	52:M6:96:LYS:HE2	2.26	0.51
36:1:354:U:OP1	92:O7:109:OHX:N4	2.44	0.51
1:2:1418:G:C2	1:2:1419:G:C8	2.98	0.51
1:2:1657:U:H4'	1:2:1658:G:O5'	2.11	0.51
1:2:1711:C:H2'	1:2:1712:A:H5''	1.93	0.51
36:5:1556:C:H2'	36:5:2169:G:C6	2.46	0.51
36:5:3165:A:H2'	36:5:3166:C:H6	1.76	0.51
1:6:973:A:H5'	36:5:848:A:C2	2.46	0.51
36:5:992:A:O2'	36:5:993:G:H5'	2.11	0.51
19:C7:45:ARG:NH2	1:6:1331:A:OP1	413.23	0.51
1:6:1458:G:H5''	1:6:1459:C:OP2	2.10	0.51
1:6:1738:U:H2'	1:6:1739:C:C6	2.46	0.51
1:6:189:C:H2'	1:6:190:C:H5'	1.93	0.51
1:6:249:U:H3'	1:6:250:C:H5'	1.92	0.51
12:C0:8:ARG:HD2	12:C0:12:HIS:HE1	1.76	0.51
20:C8:15:LEU:H	20:C8:15:LEU:HD22	3.40	0.51
22:D0:18:GLN:O	22:D0:96:PRO:HA	2.11	0.51
24:D2:15:ASN:ND2	24:D2:71:LYS:HG3	3.05	0.51
7:S5:161:ASP:OD2	30:D8:42:ARG:NH1	3.81	0.51
40:L3:178:LEU:HD12	40:L3:179:ALA:N	2.26	0.51
36:1:2947:G:N3	40:L3:250:ALA:HB1	2.26	0.51
47:M0:86:HIS:O	47:M0:138:VAL:HA	2.38	0.51
48:M1:133:ARG:HD3	48:M1:152:HIS:CD2	3.95	0.51
51:M5:176:LYS:HE2	36:5:66:A:N3	97.03	0.51
54:M8:150:VAL:HA	54:M8:153:PHE:CD1	2.45	0.51
56:N0:46:GLN:HG2	56:N0:51:VAL:O	2.20	0.51
70:O4:9:ARG:NH2	70:O4:34:HIS:HB2	2.66	0.51
70:O4:71:THR:HG22	70:O4:77:GLY:HA3	1.93	0.51
78:Q2:3:ASN:HA	78:Q2:92:GLU:O	2.11	0.51
4:S2:203:LYS:O	4:S2:206:THR:HG23	3.17	0.51
4:S2:227:PRO:HG3	4:S2:230:TRP:CZ2	2.46	0.51

Continued on next page...

Continued from previous page...

Atom-1	Atom-2	Interatomic distance (Å)	Clash overlap (Å)
10:S8:33:PRO:HB3	1:6:330:G:O2'	273.98	0.51
35:SM:70:ASN:O	35:SM:74:LYS:HD3	2.11	0.51
36:1:1243:G:N2	36:1:1244:A:N7	2.58	0.50
36:1:2415:C:H5''	39:L2:207:VAL:HG23	1.92	0.50
36:1:2746:A:H2	42:L5:146:LEU:HB3	1.76	0.50
1:2:114:C:H5'	1:2:114:C:H6	1.75	0.50
1:2:107:C:H1'	1:2:362:G:O2'	2.12	0.50
37:3:46:A:OP1	42:L5:158:ARG:HG2	2.11	0.50
66:O0:50:VAL:HG11	36:5:2552:C:H2'	234.02	0.50
92:5:4403:OHX:N3	38:8:43:A:OP1	2.44	0.50
1:6:1133:A:H2'	1:6:1134:C:O4'	2.11	0.50
1:6:1595:U:N3	1:6:1600:A:H2	2.01	0.50
13:C1:83:THR:HG21	1:6:325:G:H4'	289.71	0.50
18:C6:32:ASN:N	18:C6:67:VAL:O	2.28	0.50
24:D2:11:LEU:HD12	24:D2:74:VAL:HB	1.93	0.50
26:D4:20:ARG:HH11	26:D4:22:GLN:NE2	2.99	0.50
39:L2:172:GLY:HA3	79:Q3:68:ALA:N	4.87	0.50
42:L5:148:ILE:HD11	42:L5:160:PHE:CZ	2.46	0.50
42:L5:258:LYS:O	42:L5:258:LYS:HG2	5.01	0.50
53:M7:92:GLN:HA	53:M7:95:LEU:HB2	1.93	0.50
54:M8:170:ARG:HG3	54:M8:171:LYS:N	2.26	0.50
57:N1:88:ARG:CZ	65:N9:33:LYS:HD2	5.19	0.50
73:O7:52:LYS:HG3	73:O7:55:ARG:HH11	3.04	0.50
6:S4:9:LEU:HD12	6:S4:30:ARG:HA	1.92	0.50
9:S7:135:ILE:HG23	9:S7:152:VAL:HG13	2.40	0.50
10:S8:114:GLU:HG2	10:S8:119:GLN:O	5.39	0.50
10:S8:99:ALA:HB3	1:6:329:G:H5'	270.71	0.50
11:S9:93:LEU:O	11:S9:96:VAL:HG22	2.11	0.50
36:1:112:U:O2'	36:1:113:C:OP2	2.24	0.50
36:1:1165:A:H2'	36:1:1166:G:O4'	2.11	0.50
36:1:2107:A:H2	36:1:3344:A:H8	1.59	0.50
1:2:558:U:O2	1:2:558:U:H2'	2.11	0.50
1:2:584:C:H1'	32:E0:18:THR:HG21	1.92	0.50
36:5:2993:G:H2'	36:5:3142:A:N6	2.27	0.50
10:S8:25:ARG:HA	1:6:400:A:H5''	309.07	0.50
1:6:947:U:H2'	1:6:948:G:C8	2.45	0.50
12:C0:1:MET:HG2	12:C0:2:LEU:H	1.76	0.50
12:C0:14:TYR:OH	12:C0:34:GLU:OE1	2.15	0.50
14:C2:47:GLU:HG2	1:6:1229:G:H1	460.89	0.50
15:C3:91:LEU:HD12	15:C3:125:LEU:HD12	2.22	0.50
21:C9:112:GLY:O	21:C9:125:SER:OG	3.47	0.50

Continued on next page...

Continued from previous page...

Atom-1	Atom-2	Interatomic distance (Å)	Clash overlap (Å)
21:C9:28:LEU:O	21:C9:29:GLU:HB2	2.37	0.50
33:E1:102:VAL:HG13	33:E1:103:LEU:H	1.74	0.50
39:L2:37:ARG:HB2	39:L2:37:ARG:HH21	3.69	0.50
40:L3:122:TRP:CZ2	40:L3:127:LYS:HD3	2.47	0.50
40:L3:232:ARG:HG2	40:L3:233:TRP:CD1	2.50	0.50
41:L4:135:VAL:HA	41:L4:245:GLY:O	2.11	0.50
41:L4:77:VAL:HG11	41:L4:84:ARG:HG3	1.93	0.50
42:L5:86:TYR:CE1	42:L5:247:ILE:HA	2.47	0.50
45:L8:134:TYR:CG	45:L8:190:VAL:HG11	3.79	0.50
46:L9:86:TYR:CD2	46:L9:151:VAL:HG22	2.53	0.50
46:L9:91:ARG:HG3	46:L9:91:ARG:HH21	1.76	0.50
49:M3:138:VAL:HB	71:O5:118:ILE:HB	1.92	0.50
51:M5:37:HIS:NE2	51:M5:63:ARG:HD2	2.36	0.50
54:M8:22:ASP:HA	54:M8:27:LYS:HE3	2.54	0.50
55:M9:115:ILE:HD12	55:M9:142:ILE:HD13	1.93	0.50
56:N0:148:LEU:HD12	56:N0:149:LYS:N	2.26	0.50
67:O1:78:LYS:HB2	67:O1:90:PHE:HB2	5.76	0.50
68:O2:19:ARG:HD3	68:O2:28:VAL:CG1	2.92	0.50
36:1:256:G:H4'	71:O5:111:PHE:HZ	1.75	0.50
71:O5:78:LYS:HA	71:O5:81:ARG:HB2	3.05	0.50
51:M5:6:TYR:CD2	72:O6:40:VAL:HG13	2.85	0.50
76:Q0:77:ILE:HD12	76:Q0:78:ILE:H	4.39	0.50
77:Q1:8:LYS:HD3	77:Q1:12:ARG:NH2	2.26	0.50
2:S0:9:LEU:HD23	2:S0:54:TRP:CD2	2.46	0.50
9:S7:96:ARG:CZ	9:S7:124:LYS:HB3	2.42	0.50
9:S7:97:ARG:HB2	1:6:856:A:N7	362.67	0.50
6:S4:23:LEU:HD13	11:S9:4:ALA:HB3	1.93	0.50
36:1:103:G:OP1	49:M3:70:ARG:NH2	2.44	0.50
36:1:1579:C:N4	36:1:1580:A:H62	2.08	0.50
36:1:1621:A:H2'	36:1:1622:U:C6	2.46	0.50
36:1:3335:A:H2'	36:1:3336:A:C8	2.46	0.50
92:1:4350:OHX:N4	38:4:16:G:OP1	2.44	0.50
1:2:473:A:H5'	1:2:769:A:H1'	1.93	0.50
1:2:95:G:O2'	1:2:460:A:O2'	2.23	0.50
37:3:7:G:H5''	42:L5:22:ARG:HD3	1.93	0.50
36:5:1232:C:H2'	36:5:1233:G:H8	1.75	0.50
36:5:1614:C:H2'	36:5:1615:C:H6	1.76	0.50
36:5:240:U:O2'	36:5:241:G:H8	1.94	0.50
36:5:352:A:H61	36:5:365:A:H5''	1.75	0.50
1:6:1003:A:H4'	1:6:1004:U:O5'	2.11	0.50
1:6:291:G:H2'	1:6:292:U:C6	2.47	0.50

Continued on next page...

Continued from previous page...

Atom-1	Atom-2	Interatomic distance (Å)	Clash overlap (Å)
38:8:63:G:N2	38:8:98:U:O2	2.42	0.50
15:C3:25:TRP:HA	15:C3:27:LYS:HE2	6.90	0.50
18:C6:35:PRO:HG2	18:C6:38:LEU:HG	1.92	0.50
25:D3:51:GLY:O	25:D3:101:GLU:HA	2.59	0.50
26:D4:10:ARG:HD2	1:6:778:G:O6	429.65	0.50
26:D4:62:THR:HA	26:D4:69:SER:HA	2.26	0.50
27:D5:50:ILE:O	27:D5:54:VAL:HG23	2.11	0.50
39:L2:204:MET:HE3	39:L2:209:HIS:HB2	1.94	0.50
41:L4:44:LYS:HB3	41:L4:47:ARG:HH11	1.76	0.50
36:1:1048:A:H2'	47:M0:22:TYR:CZ	2.46	0.50
49:M3:91:ARG:NH2	49:M3:97:VAL:O	2.44	0.50
54:M8:81:VAL:HG22	54:M8:101:VAL:HG13	1.93	0.50
57:N1:56:PHE:CZ	57:N1:78:LYS:HD3	2.60	0.50
63:N7:54:THR:OG1	63:N7:55:LYS:N	2.40	0.50
66:O0:16:LEU:HD22	66:O0:19:LYS:HE3	1.92	0.50
38:4:69:U:OP2	92:O7:107:OHX:N3	2.44	0.50
3:S1:128:LYS:HE3	3:S1:132:ASP:HB3	1.93	0.50
3:S1:176:VAL:C	3:S1:178:GLY:H	2.14	0.50
36:1:1405:U:OP2	68:O2:59:SER:OG	2.30	0.50
36:1:2623:G:H2'	36:1:2624:G:C8	2.46	0.50
36:1:3152:U:O2	92:1:4393:OHX:N4	2.45	0.50
36:1:3294:A:H2'	36:1:3295:A:O4'	2.12	0.50
1:2:1446:A:H2'	92:2:2255:OHX:N1	2.26	0.50
1:2:276:C:O2'	1:2:277:U:H5''	2.12	0.50
1:2:652:G:H1	1:2:682:C:H42	1.59	0.50
1:2:812:A:OP1	1:2:858:G:N2	2.44	0.50
1:2:973:A:H2'	1:2:974:A:C8	2.47	0.50
36:5:3242:G:H5''	36:5:3245:A:H8	1.75	0.50
36:5:3245:A:H2	36:5:3246:G:N1	2.10	0.50
36:5:2299:A:OP2	92:5:4216:OHX:N1	2.43	0.50
92:5:4237:OHX:N3	92:5:4568:OHX:N5	2.59	0.50
92:5:4279:OHX:N6	92:5:4503:OHX:N4	2.59	0.50
92:5:4349:OHX:N5	92:5:4545:OHX:N6	2.59	0.50
1:6:1058:U:H4'	1:6:1059:U:OP1	2.11	0.50
25:D3:7:ARG:HD2	1:6:1102:G:OP2	352.38	0.50
12:C0:46:LEU:HG	12:C0:66:TYR:CD2	2.46	0.50
16:C4:29:HIS:CD2	16:C4:41:ARG:HB2	4.18	0.50
18:C6:9:THR:HG21	18:C6:88:GLY:HA2	1.93	0.50
22:D0:48:HIS:NE2	22:D0:50:LEU:HD11	2.27	0.50
23:D1:71:ARG:HG3	23:D1:83:TRP:CZ2	2.46	0.50
40:L3:173:GLN:O	40:L3:175:LYS:N	2.44	0.50

Continued on next page...

Continued from previous page...

Atom-1	Atom-2	Interatomic distance (Å)	Clash overlap (Å)
36:L1:2948:C:O2'	40:L3:242:THR:HG22	2.12	0.50
40:L3:306:THR:OG1	40:L3:316:GLU:O	2.25	0.50
41:L4:209:TYR:CZ	41:L4:229:ASN:HB2	2.47	0.50
42:L5:68:THR:HG22	42:L5:70:THR:N	2.69	0.50
43:L6:40:LEU:HB3	43:L6:84:VAL:CG1	3.57	0.50
45:L8:134:TYR:CG	45:L8:190:VAL:HG21	2.47	0.50
46:L9:161:LEU:HD22	46:L9:179:ILE:HD12	1.94	0.50
52:M6:189:ASP:O	52:M6:193:GLN:HG3	2.61	0.50
52:M6:188:SER:O	52:M6:192:LYS:HG2	2.48	0.50
63:N7:34:LYS:O	63:N7:37:PRO:HG3	4.27	0.50
64:N8:94:ALA:HB2	64:N8:121:VAL:HG22	2.13	0.50
66:O0:13:LYS:O	66:O0:17:VAL:HG23	2.22	0.50
67:O1:98:VAL:HG21	67:O1:104:LEU:HD11	1.92	0.50
68:O2:4:LEU:HB3	68:O2:5:PRO:CD	3.76	0.50
71:O5:68:GLN:HA	71:O5:71:LYS:HB2	1.93	0.50
72:O6:43:LEU:O	72:O6:47:ILE:HG13	2.11	0.50
3:S1:61:LEU:H	3:S1:61:LEU:HD22	1.76	0.50
4:S2:169:LEU:HD22	4:S2:198:THR:HG22	1.94	0.50
1:2:178:U:C4	8:S6:191:ARG:HD3	2.46	0.50
9:S7:28:GLU:HG2	9:S7:35:LYS:HA	3.59	0.50
9:S7:91:ILE:HD12	9:S7:92:PHE:H	2.68	0.50
10:S8:89:GLU:O	10:S8:93:THR:OG1	2.20	0.50
34:SR:255:ALA:HB2	34:SR:292:LEU:HD22	1.93	0.50
36:1:568:G:H2'	36:1:569:A:O4'	2.11	0.50
1:2:1761:U:O2'	1:2:1762:A:OP2	2.23	0.50
1:2:485:A:H2'	1:2:486:G:O4'	2.11	0.50
36:5:1157:G:H2'	36:5:1158:A:O4'	2.12	0.50
1:6:1639:C:OP1	92:6:2252:OHX:N5	2.44	0.50
1:6:219:A:C6	1:6:843:U:H1'	2.47	0.50
12:C0:55:VAL:HA	12:C0:69:THR:HG23	1.93	0.50
18:C6:115:THR:HB	18:C6:118:ILE:O	2.12	0.50
19:C7:19:ARG:HG3	19:C7:20:TYR:CD1	2.47	0.50
25:D3:57:LEU:HD22	32:E0:4:VAL:HG12	1.94	0.50
39:L2:206:PRO:HG3	39:L2:213:GLY:HA3	1.92	0.50
41:L4:271:LYS:HB2	41:L4:274:TYR:HB3	2.25	0.50
42:L5:60:ILE:H	42:L5:80:SER:HB3	1.76	0.50
42:L5:50:ARG:NH1	42:L5:72:ASP:OD2	2.45	0.50
43:L6:170:LYS:HB2	43:L6:173:MET:HB2	1.93	0.50
46:L9:13:PRO:HD2	46:L9:16:VAL:HG11	1.93	0.50
46:L9:92:TYR:CD2	46:L9:92:TYR:N	4.15	0.50
47:M0:4:ARG:HD3	47:M0:8:CYS:SG	3.06	0.50

Continued on next page...

Continued from previous page...

Atom-1	Atom-2	Interatomic distance (Å)	Clash overlap (Å)
48:M1:59:ILE:HD12	48:M1:65:ILE:HD11	2.60	0.50
55:M9:167:ARG:HH11	55:M9:167:ARG:HB3	4.17	0.50
57:N1:35:LYS:N	57:N1:38:ASP:OD2	2.70	0.50
61:N5:54:TYR:O	61:N5:56:ARG:N	3.12	0.50
63:N7:53:VAL:HA	63:N7:57:HIS:ND1	4.41	0.50
65:N9:18:ARG:O	92:N9:102:OHX:N5	2.45	0.50
36:1:1367:G:OP1	68:O2:45:ARG:NH2	2.45	0.50
70:O4:38:LEU:H	70:O4:38:LEU:HD12	2.98	0.50
36:1:353:G:N7	73:O7:55:ARG:HD3	2.27	0.50
36:1:351:A:N6	75:O9:37:TYR:O	2.43	0.50
78:Q2:61:LYS:HB3	78:Q2:61:LYS:NZ	2.27	0.50
2:S0:105:GLY:O	2:S0:109:ASN:HB3	2.36	0.50
3:S1:70:LEU:HB3	3:S1:79:HIS:CB	5.97	0.50
4:S2:118:ALA:HB3	4:S2:124:ALA:HB2	2.00	0.50
6:S4:118:GLU:C	6:S4:120:SER:H	2.46	0.50
8:S6:2:LYS:HB3	8:S6:108:VAL:HG22	1.94	0.50
1:2:144:U:H5	8:S6:137:ARG:NH1	2.09	0.50
34:SR:156:VAL:HA	34:SR:169:ILE:HG22	2.14	0.50
36:1:184:U:H3	36:1:232:G:H1	1.59	0.50
36:1:3121:U:H1'	36:1:3122:A:H5''	1.93	0.50
36:1:383:G:N2	36:1:386:A:OP2	2.40	0.50
1:2:1354:G:H5'	1:2:1355:C:OP2	2.12	0.50
1:2:1660:A:H2'	1:2:1661:U:C6	2.47	0.50
1:2:1695:G:N2	1:2:1706:C:H41	2.08	0.50
92:2:2074:OHX:N5	92:S2:303:OHX:N3	2.60	0.50
1:2:827:C:H2'	1:2:828:U:C6	2.46	0.50
36:5:2436:U:H3	36:5:2511:A:H62	1.59	0.50
40:L3:7:GLU:HG2	36:5:2915:U:H5	256.65	0.50
36:5:627:U:H2'	36:5:628:A:H8	1.76	0.50
36:5:80:G:H2'	36:5:81:C:C6	2.46	0.50
92:C5:202:OHX:N3	1:6:1181:U:O4	374.51	0.50
1:6:180:A:H2'	1:6:181:A:O4'	2.11	0.50
1:6:592:A:O2'	1:6:596:C:OP1	2.28	0.50
36:1:2924:U:O4	92:A:101:OHX:N1	2.44	0.50
20:C8:35:ILE:HB	20:C8:38:VAL:HG21	1.94	0.50
21:C9:33:TYR:C	21:C9:35:ASP:H	4.44	0.50
42:L5:122:VAL:C	42:L5:124:GLU:H	3.26	0.50
44:L7:89:ILE:HG22	44:L7:220:PHE:HE1	1.76	0.50
36:1:291:C:H5''	51:M5:68:ARG:NH1	2.27	0.50
54:M8:176:ARG:HG3	36:5:2763:U:H5'	182.40	0.50
57:N1:17:ARG:HG3	36:5:2700:G:H5''	265.93	0.50

Continued on next page...

Continued from previous page...

Atom-1	Atom-2	Interatomic distance (Å)	Clash overlap (Å)
61:N5:100:LYS:HG2	61:N5:105:VAL:O	2.24	0.50
75:O9:28:ARG:NH1	75:O9:36:ARG:HH11	6.73	0.50
2:S0:74:VAL:HG12	2:S0:76:ILE:HG13	3.21	0.50
4:S2:43:ARG:HD2	4:S2:247:ALA:O	3.99	0.50
7:S5:103:ASN:HA	7:S5:106:LYS:HD2	1.94	0.50
7:S5:61:TYR:HE2	7:S5:164:PRO:HG2	3.43	0.50
9:S7:61:PHE:HA	9:S7:93:LEU:O	2.33	0.50
34:SR:272:ASP:OD1	34:SR:273:ASP:N	2.45	0.50
36:1:1549:U:H2'	36:1:1550:C:C6	2.47	0.50
36:1:1701:C:H2'	36:1:1702:U:O4'	2.12	0.50
36:1:1723:A:OP1	55:M9:128:LYS:NZ	2.43	0.50
36:1:180:C:H2'	36:1:181:U:H6	1.77	0.50
36:1:1834:U:H3'	36:1:1835:A:H5'	1.94	0.50
36:1:1222:G:O6	92:1:4352:OHX:N2	2.45	0.50
1:2:1012:U:O3'	39:L2:248:GLY:HA2	2.12	0.50
1:2:142:G:N2	1:2:173:A:H2	1.99	0.50
1:2:1784:C:H2'	1:2:1785:U:C6	2.47	0.50
1:2:755:A:O2'	1:2:756:A:OP1	2.28	0.50
1:2:109:G:O2'	1:2:796:A:N1	2.38	0.50
1:2:805:U:C2'	1:2:806:A:H5''	2.42	0.50
36:5:1253:U:O2	36:5:1263:A:H5'	2.12	0.50
36:5:173:G:O2'	36:5:174:C:H6	1.95	0.50
92:5:4211:OHX:N6	92:5:4551:OHX:N2	2.60	0.50
36:5:789:A:H2'	36:5:790:U:C6	2.46	0.50
1:6:1429:G:H2'	1:6:1430:U:H6	1.76	0.50
1:6:1699:G:C2'	1:6:1700:C:H5'	2.42	0.50
75:O9:21:ARG:HD2	38:8:52:A:O4'	85.54	0.50
18:C6:31:VAL:O	18:C6:33:GLY:N	2.45	0.50
19:C7:71:PHE:CZ	19:C7:74:GLN:HB2	5.59	0.50
25:D3:96:VAL:HG23	25:D3:97:ASP:H	1.77	0.50
26:D4:26:ASP:OD1	26:D4:68:LYS:HE3	2.12	0.50
30:D8:32:PHE:O	30:D8:34:GLU:N	3.77	0.50
39:L2:70:ARG:NH1	39:L2:72:ARG:HH21	6.32	0.50
41:L4:219:LEU:O	41:L4:222:VAL:HG13	2.11	0.50
41:L4:362:ASP:C	57:N1:150:THR:HG21	2.31	0.50
46:L9:20:ILE:HG12	46:L9:25:VAL:HG22	4.07	0.50
46:L9:9:GLN:HG2	46:L9:52:LEU:HD21	1.94	0.50
53:M7:32:THR:HG21	53:M7:87:SER:HB3	1.93	0.50
55:M9:12:ALA:HB1	55:M9:17:VAL:O	2.12	0.50
64:N8:25:HIS:CD2	64:N8:25:HIS:C	3.13	0.50
69:O3:106:ASN:O	69:O3:106:ASN:ND2	2.34	0.50

Continued on next page...

Continued from previous page...

Atom-1	Atom-2	Interatomic distance (Å)	Clash overlap (Å)
2:S0:146:LEU:HB3	2:S0:162:CYS:SG	2.79	0.50
3:S1:183:GLN:N	3:S1:183:GLN:OE1	5.01	0.50
3:S1:32:ILE:HB	3:S1:43:VAL:HB	3.44	0.50
6:S4:151:ASP:OD1	8:S6:215:ARG:NH1	3.25	0.50
6:S4:3:ARG:HB3	1:6:93:A:H1'	326.83	0.50
11:S9:29:LYS:O	11:S9:33:GLU:HG2	4.76	0.50
11:S9:54:ARG:NH1	11:S9:55:ALA:HB2	2.26	0.50
19:C7:30:THR:HG22	34:SR:127:ARG:NH2	4.01	0.50
1:2:1522:U:OP2	92:2:2105:OHX:N3	2.45	0.50
1:2:268:C:H41	8:S6:186:ARG:HD3	1.77	0.50
1:2:991:G:O6	92:2:2138:OHX:N2	2.44	0.50
36:5:112:U:O2'	36:5:113:C:OP2	2.27	0.50
67:O1:57:GLN:OE1	36:5:1474:A:O2'	142.63	0.50
36:5:2794:G:N7	92:5:4246:OHX:N1	2.60	0.50
52:M6:68:ARG:NH1	36:5:2988:C:OP1	217.76	0.50
36:5:437:G:C6	92:5:4556:OHX:N3	2.80	0.50
36:5:629:U:H2'	36:5:630:A:C8	2.47	0.50
1:6:1304:G:H5'	1:6:1322:A:OP2	2.12	0.50
1:6:1428:G:H8	1:6:1428:G:H5'	1.77	0.50
1:6:1139:A:OP2	92:6:2168:OHX:N1	2.44	0.50
1:6:938:G:N2	1:6:941:A:OP2	2.40	0.50
92:7:231:OHX:N3	92:7:238:OHX:N6	2.60	0.50
38:8:66:A:H2'	38:8:67:U:H6	1.76	0.50
28:D6:30:ILE:HD11	28:D6:34:LYS:HD3	4.40	0.50
40:L3:10:ARG:NH1	40:L3:11:HIS:O	2.79	0.50
36:1:3329:U:H5''	40:L3:308:MET:HE3	1.93	0.50
41:L4:3:ARG:HH11	41:L4:22:LEU:HD12	1.75	0.50
42:L5:261:THR:H	42:L5:264:GLN:HG3	1.76	0.50
43:L6:175:LYS:O	50:M4:117:ARG:NH2	2.45	0.50
48:M1:63:GLU:O	48:M1:64:LYS:HB2	2.12	0.50
56:N0:77:VAL:HG11	56:N0:106:LEU:HD12	1.93	0.50
62:N6:113:LYS:HB2	38:8:84:C:H1'	19.67	0.50
70:O4:65:VAL:HG13	70:O4:69:HIS:HB2	1.92	0.50
38:4:79:A:H5''	71:O5:43:LYS:NZ	2.26	0.50
2:S0:81:PHE:HB3	2:S0:170:ILE:HD13	1.92	0.50
3:S1:206:PRO:O	3:S1:207:LEU:HB2	2.14	0.50
10:S8:66:SER:HA	10:S8:73:SER:HA	1.94	0.50
36:1:2767:U:H2'	36:1:2768:U:C6	2.47	0.50
1:2:153:G:H2'	1:2:154:G:C8	2.46	0.50
36:5:2093:A:H3'	36:5:2093:A:N3	2.26	0.50
36:5:229:G:OP2	92:5:4389:OHX:N5	2.45	0.50

Continued on next page...

Continued from previous page...

Atom-1	Atom-2	Interatomic distance (Å)	Clash overlap (Å)
36:5:158:G:N2	36:5:264:G:H1'	2.26	0.50
92:5:4349:OHX:N5	92:5:4545:OHX:N2	2.60	0.50
31:D9:14:TYR:OH	1:6:1553:G:O2'	403.05	0.50
1:6:338:C:H2'	1:6:339:C:C6	2.47	0.50
1:6:76:A:H2'	1:6:76:A:N3	2.26	0.50
1:6:83:G:O6	92:6:2318:OHX:N4	2.44	0.50
14:C2:27:ALA:HB1	14:C2:132:GLU:HB3	1.94	0.50
17:C5:25:LEU:HA	17:C5:28:MET:HE2	2.30	0.50
19:C7:71:PHE:HE1	19:C7:73:LEU:HD22	1.76	0.50
20:C8:121:ALA:O	20:C8:125:ILE:HG13	2.70	0.50
22:D0:28:SER:HB2	22:D0:112:VAL:HA	1.93	0.50
24:D2:57:ARG:NH2	29:D7:26:GLN:OE1	3.02	0.50
39:L2:97:ASN:HB2	39:L2:100:ASN:ND2	3.47	0.50
44:L7:228:SER:HA	44:L7:232:ARG:HH21	2.48	0.50
46:L9:88:TYR:CZ	46:L9:184:LYS:HD3	3.91	0.50
47:M0:205:SER:O	47:M0:209:ASN:HB2	2.12	0.50
49:M3:124:ILE:HD11	49:M3:126:PHE:CE1	2.47	0.50
49:M3:93:ILE:HG22	49:M3:94:GLY:H	4.74	0.50
36:1:34:A:H5'	51:M5:86:ASN:ND2	2.26	0.50
53:M7:26:PHE:HE1	53:M7:120:ASN:HA	1.76	0.50
62:N6:120:GLN:NE2	62:N6:126:LEU:HA	9.13	0.50
64:N8:16:SER:HA	36:5:942:U:C4	170.42	0.50
3:S1:70:LEU:HB3	3:S1:79:HIS:HB3	5.04	0.50
3:S1:70:LEU:HA	3:S1:73:LEU:HB2	4.59	0.50
7:S5:80:LYS:HB2	7:S5:83:ARG:HD3	3.79	0.50
36:1:1230:G:H2'	36:1:1231:A:C8	2.47	0.49
36:1:129:U:O4	92:1:4487:OHX:N1	2.45	0.49
36:1:1595:U:C2	36:1:1596:C:C5	3.00	0.49
36:1:1742:U:H2'	36:1:1743:G:C8	2.47	0.49
36:1:3276:G:O6	53:M7:171:ARG:NH1	2.40	0.49
1:2:1062:A:OP2	92:2:2249:OHX:N4	2.45	0.49
1:2:1783:C:H2'	1:2:1784:C:H6	1.77	0.49
1:2:702:G:C8	92:2:2181:OHX:N2	2.80	0.49
1:2:839:U:C2'	1:2:840:U:H5'	2.41	0.49
1:2:920:U:H2'	1:2:921:U:O4'	2.11	0.49
57:N1:68:THR:HG21	36:5:2736:A:O2'	225.40	0.49
36:5:726:G:H8	36:5:726:G:H5''	1.77	0.49
36:5:80:G:H2'	36:5:81:C:H6	1.77	0.49
33:E1:97:LYS:HD3	1:6:1232:U:O4	437.63	0.49
1:6:479:C:O2	1:6:510:G:N2	2.45	0.49
1:6:647:G:H22	1:6:687:G:N2	2.10	0.49

Continued on next page...

Continued from previous page...

Atom-1	Atom-2	Interatomic distance (Å)	Clash overlap (Å)
12:C0:12:HIS:NE2	12:C0:49:LEU:HD21	2.26	0.49
15:C3:27:LYS:HD2	15:C3:28:LEU:H	1.76	0.49
18:C6:114:ARG:O	18:C6:115:THR:HB	3.80	0.49
19:C7:71:PHE:CE1	19:C7:74:GLN:HB2	5.22	0.49
28:D6:87:ARG:HD2	1:6:1797:A:N1	345.28	0.49
42:L5:104:LEU:HD11	42:L5:108:ARG:HH21	1.76	0.49
42:L5:183:TRP:CZ3	42:L5:185:PHE:HA	7.10	0.49
47:M0:47:PRO:HD2	47:M0:141:LYS:HA	2.06	0.49
52:M6:80:PHE:CE2	52:M6:84:LEU:HD12	2.47	0.49
55:M9:23:TRP:CH2	55:M9:25:ASP:HA	3.15	0.49
55:M9:25:ASP:OD1	55:M9:25:ASP:N	2.44	0.49
56:N0:124:LEU:HD23	57:N1:153:PRO:HG2	1.94	0.49
57:N1:138:SER:O	57:N1:139:ARG:HG3	4.80	0.49
58:N2:14:THR:HG23	58:N2:66:VAL:HG13	3.31	0.49
67:O1:55:LEU:HD23	67:O1:95:PRO:HB3	1.94	0.49
61:N5:45:LYS:HG2	71:O5:75:TYR:CD2	2.47	0.49
3:S1:126:THR:HG22	3:S1:136:ARG:HE	1.77	0.49
3:S1:82:ARG:NH2	3:S1:188:LEU:O	2.97	0.49
4:S2:78:ASP:HB3	4:S2:104:VAL:HG12	2.30	0.49
7:S5:156:ARG:HA	7:S5:157:ARG:NH2	4.42	0.49
36:1:210:U:C2	36:1:230:U:H4'	2.46	0.49
36:1:2403:G:N7	36:1:2870:C:H4'	2.27	0.49
36:1:691:A:N1	38:4:28:C:O2'	2.34	0.49
1:2:17:C:O2'	1:2:1137:A:N1	2.35	0.49
1:2:1165:G:C6	1:2:1166:A:C6	3.00	0.49
1:2:1511:U:H2'	1:2:1512:G:C8	2.47	0.49
1:2:1532:U:O3'	20:C8:27:LYS:NZ	2.42	0.49
1:2:1535:U:H4'	1:2:1535:U:OP1	2.12	0.49
1:2:1589:C:OP1	92:2:2234:OHX:N1	2.45	0.49
1:2:499:U:O2'	1:2:500:C:H5''	2.12	0.49
1:2:918:U:O3'	16:C4:18:ARG:NH1	2.46	0.49
37:3:56:A:O2'	48:M1:148:VAL:HG22	2.12	0.49
36:5:1256:G:H2'	36:5:1257:C:C6	2.46	0.49
36:5:1256:G:O6	36:5:1261:G:N2	2.44	0.49
44:L7:60:ARG:NH2	36:5:516:A:O3'	303.58	0.49
36:5:955:U:H2'	36:5:956:U:C6	2.46	0.49
1:6:460:A:H3'	1:6:461:G:H8	1.78	0.49
38:8:16:G:O2'	38:8:17:A:OP2	2.25	0.49
19:C7:104:ASN:H	19:C7:106:THR:HG22	7.37	0.49
25:D3:111:GLY:O	25:D3:121:ARG:HD2	5.20	0.49
26:D4:124:ARG:HD2	1:6:149:C:P	330.11	0.49

Continued on next page...

Continued from previous page...

Atom-1	Atom-2	Interatomic distance (Å)	Clash overlap (Å)
40:L3:166:ILE:O	40:L3:169:THR:HG22	3.68	0.49
41:L4:191:LYS:HB3	36:5:1380:G:OP1	113.99	0.49
42:L5:261:THR:N	42:L5:264:GLN:HG3	2.27	0.49
50:M4:40:ASP:OD1	50:M4:41:GLN:N	2.45	0.49
51:M5:172:ARG:CZ	51:M5:174:ILE:HD11	2.42	0.49
55:M9:4:LEU:O	55:M9:7:GLN:HG2	5.03	0.49
44:L7:80:GLN:HB2	57:N1:135:PRO:HB2	1.94	0.49
57:N1:78:LYS:O	57:N1:85:LEU:N	2.67	0.49
62:N6:35:LEU:HD13	62:N6:39:LEU:HB3	2.60	0.49
3:S1:31:ASP:OD2	3:S1:45:LYS:HE2	6.85	0.49
7:S5:119:ASP:O	7:S5:123:VAL:HG23	2.26	0.49
11:S9:49:LEU:HD12	11:S9:101:VAL:HG13	4.76	0.49
36:1:1194:G:H2'	36:1:1195:A:C8	2.48	0.49
36:1:1352:A:H1'	36:1:1353:U:O5'	2.12	0.49
36:1:2403:G:H21	36:1:2404:A:N6	2.10	0.49
36:1:2623:G:H2'	36:1:2624:G:H8	1.77	0.49
36:1:3000:A:H2'	36:1:3001:C:C6	2.47	0.49
36:1:353:G:O6	73:O7:52:LYS:HE2	2.12	0.49
36:1:2299:A:OP1	92:1:4359:OHX:N1	2.45	0.49
1:2:150:U:OP1	26:D4:123:LYS:NZ	2.45	0.49
1:2:61:A:H8	1:2:269:G:HO2'	1.60	0.49
36:5:1240:A:H2'	36:5:1241:U:H5'	1.94	0.49
66:O0:84:LEU:HD13	36:5:1715:A:C5	260.28	0.49
36:5:2211:U:H5	36:5:2234:G:C6	2.30	0.49
36:5:2364:G:H22	36:5:2396:G:H1'	1.77	0.49
36:5:2440:G:H5''	36:5:2440:G:H8	1.77	0.49
28:D6:15:ARG:NH1	1:6:936:G:N7	319.95	0.49
90:A:74:C:H6	90:A:74:C:H5'	3.40	0.49
13:C1:108:PRO:HG2	13:C1:134:THR:O	2.52	0.49
15:C3:123:HIS:CE1	15:C3:141:TYR:HD2	2.67	0.49
16:C4:106:ALA:HB1	28:D6:56:ALA:HB3	1.95	0.49
22:D0:117:VAL:HG22	22:D0:118:VAL:H	1.77	0.49
26:D4:23:PHE:HE2	26:D4:75:VAL:HG12	1.77	0.49
36:1:2525:G:H2'	39:L2:34:TYR:CE1	2.48	0.49
40:L3:370:PHE:CD2	40:L3:376:LYS:HG3	2.46	0.49
43:L6:43:LEU:HD11	43:L6:85:ILE:HG13	1.93	0.49
47:M0:56:GLU:HG3	47:M0:162:GLN:H	2.06	0.49
48:M1:85:LYS:HA	48:M1:89:TYR:CE2	2.46	0.49
51:M5:63:ARG:NH2	51:M5:131:GLU:OE2	2.44	0.49
55:M9:44:LEU:HD12	55:M9:49:THR:HB	1.94	0.49
56:N0:137:ARG:HG2	56:N0:139:TYR:CE1	2.61	0.49

Continued on next page...

Continued from previous page...

Atom-1	Atom-2	Interatomic distance (Å)	Clash overlap (Å)
37:3:76:A:O2'	56:N0:50:LYS:HE3	2.11	0.49
58:N2:54:VAL:HG12	58:N2:67:SER:HA	1.94	0.49
64:N8:2:PRO:HG2	64:N8:5:PHE:CE2	2.89	0.49
64:N8:6:THR:HG23	64:N8:8:THR:H	1.77	0.49
70:O4:52:GLN:HG2	36:5:1639:C:H5'	196.74	0.49
73:O7:16:HIS:O	73:O7:25:ARG:HD3	2.45	0.49
76:Q0:114:LYS:HG2	76:Q0:115:CYS:N	2.28	0.49
3:S1:144:ARG:NH2	3:S1:207:LEU:O	2.92	0.49
6:S4:124:GLY:HA2	6:S4:142:HIS:HE1	1.77	0.49
6:S4:77:ARG:HD2	6:S4:82:TYR:CE1	4.74	0.49
8:S6:102:VAL:HG13	8:S6:106:LEU:HD12	1.93	0.49
34:SR:26:SER:OG	34:SR:75:ALA:O	2.31	0.49
36:1:1134:G:N7	92:1:4188:OHX:N6	2.60	0.49
36:1:1222:G:N2	36:1:1285:G:O2'	2.42	0.49
36:1:1733:G:C8	92:1:4500:OHX:N6	2.80	0.49
36:1:2807:U:O3'	36:1:2808:A:H3'	2.13	0.49
36:1:2749:G:O6	92:1:4354:OHX:N2	2.46	0.49
36:1:65:A:H4'	36:1:66:A:O5'	2.13	0.49
36:1:764:U:O4	92:1:4502:OHX:N5	2.46	0.49
36:5:1267:U:H2'	36:5:1268:G:O4'	2.13	0.49
36:5:1944:U:H2'	36:5:1945:A:C8	2.47	0.49
36:5:3376:A:OP2	92:5:4192:OHX:N4	2.46	0.49
1:6:1320:U:O2	1:6:1322:A:H5'	2.12	0.49
1:6:452:A:OP2	92:6:2157:OHX:N4	2.45	0.49
1:6:333:A:C6	1:6:334:G:C6	3.00	0.49
1:6:542:A:H1'	1:6:543:C:OP1	2.12	0.49
38:8:81:U:H1'	38:8:82:U:H5''	1.94	0.49
26:D4:105:ARG:NH1	26:D4:109:LYS:HE2	2.28	0.49
28:D6:97:PRO:N	28:D6:98:PRO:HD2	2.28	0.49
33:E1:130:VAL:HG11	33:E1:143:LYS:HG2	1.93	0.49
41:L4:157:GLU:HG3	41:L4:251:THR:HG21	2.08	0.49
44:L7:130:ILE:HG23	44:L7:134:VAL:HG21	6.19	0.49
44:L7:158:LYS:HG2	44:L7:203:TRP:CH2	2.44	0.49
39:L2:64:ARG:HH22	45:L8:38:GLN:HA	2.76	0.49
49:M3:69:VAL:HG12	49:M3:149:GLN:NE2	2.27	0.49
49:M3:54:LEU:N	49:M3:94:GLY:O	2.81	0.49
36:1:1316:C:N4	52:M6:131:PRO:HD3	2.27	0.49
53:M7:30:ARG:HA	53:M7:119:VAL:HG21	2.28	0.49
53:M7:41:LEU:O	53:M7:41:LEU:HD22	2.12	0.49
55:M9:106:LEU:HB3	55:M9:120:TYR:CE1	2.54	0.49
59:N3:48:ARG:HG2	36:5:2339:C:P	246.52	0.49

Continued on next page...

Continued from previous page...

Atom-1	Atom-2	Interatomic distance (Å)	Clash overlap (Å)
70:O4:16:ARG:HH11	70:O4:37:LYS:HD2	1.78	0.49
71:O5:119:LYS:HA	71:O5:119:LYS:HE2	1.95	0.49
2:S0:73:VAL:O	2:S0:95:ALA:HA	2.12	0.49
6:S4:185:GLY:N	6:S4:189:LEU:HD13	2.28	0.49
10:S8:62:THR:HA	10:S8:76:THR:O	2.54	0.49
11:S9:125:ALA:O	11:S9:129:ILE:HG13	2.12	0.49
36:1:2847:A:O4'	76:Q0:125:LYS:NZ	2.40	0.49
1:2:1157:A:H2'	1:2:1160:A:N7	2.27	0.49
1:2:1699:G:N2	1:2:1701:A:H5''	2.26	0.49
37:3:45:A:H2'	37:3:46:A:C8	2.48	0.49
38:4:99:C:OP1	61:N5:53:HIS:NE2	2.44	0.49
36:5:1595:U:C2	36:5:1596:C:C5	3.01	0.49
36:5:2157:G:N1	36:5:2178:A:OP2	2.35	0.49
40:L3:242:THR:HG22	36:5:2948:C:O2'	215.30	0.49
92:5:4201:OHX:N5	92:5:4564:OHX:N6	2.61	0.49
36:5:920:A:OP1	36:5:922:U:H5	1.96	0.49
36:5:92:G:OP2	36:5:93:C:H5''	2.12	0.49
1:6:138:A:H2'	1:6:139:C:H5'	1.95	0.49
92:6:2159:OHX:N3	92:6:2316:OHX:N1	2.60	0.49
1:6:21:U:H2'	1:6:22:A:C8	2.47	0.49
1:6:491:C:N4	1:6:497:G:H21	2.10	0.49
1:6:555:A:C8	1:6:555:A:H3'	2.48	0.49
15:C3:66:ILE:HG13	15:C3:67:THR:HG23	2.96	0.49
21:C9:113:ILE:HA	21:C9:128:GLY:HA3	2.70	0.49
26:D4:15:ASN:OD1	26:D4:17:LEU:HB2	4.56	0.49
26:D4:57:VAL:HB	26:D4:60:PHE:CE2	4.89	0.49
29:D7:73:LEU:H	29:D7:73:LEU:HD12	1.76	0.49
32:E0:55:ARG:HB3	32:E0:55:ARG:HH11	3.26	0.49
43:L6:31:ARG:HH11	69:O3:107:ILE:HG22	4.81	0.49
44:L7:110:ARG:HB2	54:M8:3:ILE:HG23	3.63	0.49
46:L9:13:PRO:HD2	46:L9:79:ILE:HG21	3.31	0.49
51:M5:143:ARG:NH2	71:O5:92:LEU:HD23	2.28	0.49
54:M8:109:GLY:O	54:M8:113:LYS:HB2	3.20	0.49
57:N1:65:TYR:HB3	57:N1:75:ILE:HG13	5.45	0.49
58:N2:74:LYS:HE3	36:5:1677:G:N7	150.38	0.49
63:N7:135:ARG:NH1	36:5:1807:G:H5'	194.79	0.49
71:O5:85:THR:HG22	71:O5:87:ALA:N	2.25	0.49
2:S0:106:SER:N	2:S0:135:GLU:OE2	2.40	0.49
2:S0:198:MET:SD	19:C7:85:VAL:HG21	2.52	0.49
3:S1:172:LEU:O	3:S1:176:VAL:HG23	2.12	0.49
3:S1:176:VAL:HG12	3:S1:177:GLN:H	1.76	0.49

Continued on next page...

Continued from previous page...

Atom-1	Atom-2	Interatomic distance (Å)	Clash overlap (Å)
5:S3:64:ARG:O	5:S3:66:ILE:N	2.52	0.49
6:S4:126:VAL:HG22	6:S4:156:VAL:HA	1.94	0.49
7:S5:117:THR:HG21	7:S5:194:LEU:HD12	1.93	0.49
8:S6:2:LYS:HE2	8:S6:17:GLU:OE2	3.72	0.49
9:S7:30:SER:HB3	9:S7:34:LEU:HD12	1.95	0.49
9:S7:35:LYS:HZ2	9:S7:39:ARG:HD2	1.77	0.49
36:1:1237:G:H2'	36:1:1237:G:N3	2.26	0.49
36:1:1567:U:H5	36:1:1568:U:C2	2.31	0.49
36:1:380:U:H2'	36:1:381:U:C6	2.47	0.49
36:1:1317:A:OP1	92:1:4298:OHX:N2	2.45	0.49
36:1:564:G:H2'	36:1:565:U:C6	2.48	0.49
38:4:121:U:H2'	38:4:122:U:H6	1.78	0.49
36:5:2256:A:OP2	36:5:2256:A:H2'	2.11	0.49
36:5:2317:A:OP2	92:5:4457:OHX:N6	2.46	0.49
36:5:230:U:H2'	36:5:231:G:O4'	2.13	0.49
45:L8:241:LYS:HB2	36:5:2586:G:N7	184.91	0.49
36:5:2592:G:H4'	36:5:2594:C:C2	2.48	0.49
36:5:2732:G:H2'	36:5:2733:A:O4'	2.13	0.49
64:N8:42:ARG:NH2	36:5:2800:G:O6	192.44	0.49
36:5:2827:U:O4	92:5:4158:OHX:N5	2.46	0.49
36:5:686:G:H2'	36:5:687:U:O4'	2.12	0.49
36:5:701:G:H2'	36:5:702:C:C6	2.47	0.49
1:6:1237:G:H2'	1:6:1238:A:C8	2.48	0.49
18:C6:26:LYS:NZ	1:6:1364:G:O3'	435.87	0.49
1:6:531:C:H2'	1:6:532:U:H5'	1.95	0.49
1:6:558:U:O2	1:6:558:U:H2'	2.13	0.49
1:6:683:C:H3'	1:6:684:A:H5''	1.93	0.49
16:C4:124:ASP:O	16:C4:125:SER:HB2	2.13	0.49
16:C4:19:ILE:HB	16:C4:83:ILE:HD12	1.93	0.49
20:C8:50:ALA:HB2	20:C8:72:ILE:HD12	2.28	0.49
39:L2:230:VAL:HG21	36:5:2424:A:N1	184.15	0.49
41:L4:232:SER:O	41:L4:233:LEU:HB2	2.12	0.49
42:L5:196:ARG:NH2	42:L5:237:GLU:OE1	3.09	0.49
45:L8:241:LYS:HD3	36:5:2586:G:C8	184.47	0.49
54:M8:51:ALA:HA	54:M8:54:LEU:HG	1.93	0.49
56:N0:45:LEU:HD12	56:N0:51:VAL:HG21	1.95	0.49
62:N6:83:ASP:O	62:N6:84:LYS:HB2	2.12	0.49
64:N8:2:PRO:HG2	64:N8:5:PHE:CD2	2.70	0.49
2:S0:169:SER:O	2:S0:173:ILE:HG12	2.20	0.49
2:S0:41:ARG:HG2	19:C7:105:GLN:HE21	1.78	0.49
3:S1:38:PHE:HD1	3:S1:74:GLN:HE22	3.15	0.49

Continued on next page...

Continued from previous page...

Atom-1	Atom-2	Interatomic distance (Å)	Clash overlap (Å)
5:S3:133:GLY:HA3	5:S3:156:PHE:O	2.13	0.49
6:S4:156:VAL:O	6:S4:157:ASN:HB2	2.11	0.49
6:S4:18:TRP:HH2	6:S4:31:PRO:HD3	2.17	0.49
7:S5:140:THR:HA	7:S5:214:LYS:HD2	2.55	0.49
11:S9:90:LYS:HG2	11:S9:95:TYR:CD1	4.29	0.49
34:SR:274:LEU:HD22	34:SR:313:TRP:CD1	2.79	0.49
34:SR:42:LEU:HB2	34:SR:61:PHE:HB2	1.94	0.49
36:1:209:A:H4'	36:1:211:A:C8	2.47	0.49
36:1:20:A:C6	36:1:21:G:C6	3.01	0.49
36:1:2223:A:OP2	36:1:2223:A:H8	1.95	0.49
36:1:2294:U:O2	36:1:2296:A:H8	1.96	0.49
36:1:3013:U:H2'	36:1:3014:U:C6	2.48	0.49
36:1:1753:G:N7	92:1:4281:OHX:N6	2.61	0.49
92:1:4492:OHX:N6	92:07:109:OHX:N5	2.61	0.49
36:1:619:A:H4'	36:1:620:U:O4'	2.13	0.49
1:2:1536:G:N1	1:2:1538:U:O2	2.46	0.49
1:2:1417:A:OP1	92:2:2118:OHX:N5	2.46	0.49
1:2:740:A:H2'	1:2:741:C:H5''	1.94	0.49
36:5:1348:U:O4'	36:5:1355:A:N6	2.46	0.49
36:5:2840:C:OP1	92:5:4395:OHX:N3	2.46	0.49
36:5:2902:A:H2'	36:5:2903:A:O4'	2.13	0.49
92:6:2149:OHX:N1	92:6:2325:OHX:N2	2.60	0.49
92:6:2162:OHX:N5	92:6:2339:OHX:N1	2.60	0.49
1:6:52:U:H2'	1:6:53:G:H8	1.78	0.49
12:C0:31:LYS:HA	12:C0:37:THR:O	2.11	0.49
17:C5:15:HIS:H	17:C5:22:LEU:HD22	4.05	0.49
5:S3:211:PRO:HG3	19:C7:20:TYR:CE1	2.48	0.49
19:C7:41:ILE:HD13	19:C7:47:ARG:HA	1.94	0.49
25:D3:23:ARG:HD2	25:D3:29:TYR:CD2	5.10	0.49
40:L3:199:PHE:C	40:L3:201:LYS:H	2.16	0.49
43:L6:9:TRP:CE3	36:5:1353:U:H2'	172.45	0.49
46:L9:26:LYS:HG3	46:L9:35:THR:HG22	2.13	0.49
47:M0:93:PRO:HB2	47:M0:125:LEU:HB3	2.18	0.49
48:M1:107:ASP:O	48:M1:108:GLU:HG2	4.30	0.49
36:1:977:C:P	54:M8:141:ARG:HH22	2.35	0.49
68:O2:91:THR:HG22	68:O2:92:TYR:CD2	2.48	0.49
71:O5:4:VAL:HG11	71:O5:9:LEU:HD11	1.95	0.49
5:S3:162:GLN:HE22	5:S3:165:ASN:HB2	1.77	0.49
5:S3:222:VAL:HG11	34:SR:229:LYS:HA	2.73	0.49
20:C8:145:ARG:HG3	35:SM:68:ARG:NH2	3.92	0.49
34:SR:249:ARG:NH2	34:SR:315:VAL:HG11	2.69	0.49

Continued on next page...

Continued from previous page...

Atom-1	Atom-2	Interatomic distance (Å)	Clash overlap (Å)
36:1:1230:G:H1	36:1:1279:C:N4	2.11	0.49
36:1:1420:C:OP1	38:4:20:U:H5'	2.12	0.49
36:1:158:G:H2'	36:1:159:A:H8	1.78	0.49
36:1:2618:G:O4'	65:N9:3:LYS:HE2	2.13	0.49
36:1:2970:C:H4'	36:1:2971:A:N1	2.27	0.49
36:1:2993:G:H2'	36:1:3142:A:N6	2.28	0.49
36:1:3057:U:H5'	36:1:3086:A:H61	1.78	0.49
36:1:3228:C:H4'	36:1:3229:G:O5'	2.11	0.49
36:1:3048:A:O3'	92:1:4447:OHX:N4	2.46	0.49
1:2:1473:U:O2'	7:S5:103:ASN:ND2	2.43	0.49
1:2:158:U:O2'	1:2:160:C:OP2	2.18	0.49
1:2:502:U:H2'	1:2:503:G:O4'	2.13	0.49
37:3:6:C:OP1	42:L5:54:ARG:NE	2.37	0.49
42:L5:15:ARG:NH2	36:5:1003:A:H1'	289.58	0.49
36:5:2209:U:H4'	36:5:2210:G:OP1	2.12	0.49
36:5:2859:U:H4'	36:5:2860:U:O5'	2.13	0.49
36:5:3274:A:H3'	36:5:3275:U:C5'	2.35	0.49
14:C2:47:GLU:HG2	1:6:1229:G:C6	460.36	0.49
1:6:1317:C:H2'	1:6:1318:G:O4'	2.11	0.49
1:6:191:C:O2'	1:6:192:U:O5'	2.28	0.49
1:6:521:A:H2'	1:6:522:U:O4'	2.13	0.49
71:O5:7:TYR:CE2	38:8:86:U:H2'	19.83	0.49
21:C9:57:ARG:HH11	21:C9:57:ARG:HB2	1.77	0.49
41:L4:308:LYS:HD2	41:L4:310:THR:HG22	1.94	0.49
42:L5:235:SER:O	42:L5:239:ILE:HG13	2.12	0.49
46:L9:129:ARG:O	46:L9:132:VAL:HG13	2.51	0.49
49:M3:2:ALA:HA	64:N8:41:HIS:CE1	4.86	0.49
55:M9:68:GLN:OE1	55:M9:71:ARG:HD2	2.13	0.49
59:N3:35:TYR:CE2	59:N3:37:ILE:HG22	2.48	0.49
59:N3:93:LEU:HA	60:N4:20:LEU:O	2.12	0.49
70:O4:59:PRO:HB3	36:5:1654:A:N3	165.70	0.49
78:Q2:36:PHE:HA	78:Q2:41:ARG:HG3	1.94	0.49
2:S0:163:ASN:C	2:S0:165:ARG:H	2.38	0.49
2:S0:76:ILE:HD13	2:S0:98:ILE:HD12	1.93	0.49
5:S3:25:PHE:CD2	5:S3:37:VAL:HG11	2.70	0.49
6:S4:52:LEU:HB3	6:S4:54:TYR:CD2	2.74	0.49
7:S5:146:THR:HG23	7:S5:221:ALA:HA	1.93	0.49
7:S5:99:MET:HA	7:S5:104:ASN:ND2	2.41	0.49
36:1:1334:U:H2'	36:1:1335:C:C6	2.47	0.49
36:1:900:G:H1'	36:1:1589:A:N6	2.28	0.49
36:1:2736:A:O2'	57:N1:68:THR:HG21	2.12	0.49

Continued on next page...

Continued from previous page...

Atom-1	Atom-2	Interatomic distance (Å)	Clash overlap (Å)
36:1:2836:C:H5	36:1:2852:C:N4	2.00	0.49
36:1:3340:G:O6	92:1:4286:OHX:N4	2.46	0.49
92:1:4181:OHX:N2	92:1:4503:OHX:N5	2.61	0.49
1:2:1662:G:H2'	1:2:1663:G:H8	1.78	0.49
92:2:2190:OHX:N6	92:2:2235:OHX:N4	2.61	0.49
37:3:58:C:H2'	37:3:59:U:H6	1.78	0.49
42:L5:140:ARG:HD3	36:5:1080:A:OP1	226.64	0.49
36:5:1258:U:O2	36:5:1260:A:H8	1.96	0.49
55:M9:5:ARG:NH2	36:5:1471:U:OP1	122.41	0.49
36:5:322:U:H5'	36:5:323:A:OP1	2.13	0.49
36:5:3317:U:H4'	36:5:3318:G:O5'	2.13	0.49
41:L4:195:ARG:NH2	36:5:341:G:N7	109.92	0.49
36:5:565:U:H2'	36:5:566:G:O4'	2.13	0.49
36:5:712:G:H2'	36:5:713:U:C6	2.48	0.49
1:6:1362:U:H1'	1:6:1363:U:C4	2.48	0.49
1:6:1696:G:N2	1:6:1704:U:H3	2.10	0.49
92:6:2162:OHX:N5	92:6:2339:OHX:N2	2.60	0.49
1:6:595:G:H2'	1:6:596:C:C6	2.48	0.49
92:1:4508:OHX:N5	92:A:102:OHX:N1	2.60	0.49
13:C1:109:VAL:HG21	13:C1:125:VAL:HG22	1.94	0.49
1:2:901:G:N2	16:C4:54:GLU:OE1	2.45	0.49
18:C6:57:LEU:H	18:C6:57:LEU:HD12	4.28	0.49
20:C8:3:LEU:HD23	20:C8:5:VAL:HG23	5.09	0.49
24:D2:20:THR:OG1	24:D2:22:LYS:HD3	2.28	0.49
24:D2:30:SER:HB3	24:D2:59:GLY:HA3	2.80	0.49
30:D8:32:PHE:HB2	30:D8:38:ARG:HB2	7.58	0.49
7:S5:81:ARG:HH21	30:D8:47:PRO:HB3	2.67	0.49
40:L3:159:ARG:HG2	40:L3:182:GLN:HA	1.95	0.49
40:L3:37:ARG:HA	40:L3:186:GLY:HA2	2.11	0.49
40:L3:306:THR:HG22	40:L3:310:GLY:HA2	1.94	0.49
41:L4:62:ALA:HB3	41:L4:90:PHE:CE2	2.53	0.49
44:L7:140:SER:OG	44:L7:143:THR:HG23	2.13	0.49
45:L8:81:THR:OG1	45:L8:181:LYS:HB2	2.36	0.49
36:1:3217:C:C4	53:M7:182:ILE:HG23	2.48	0.49
55:M9:104:ARG:C	55:M9:104:ARG:HE	2.16	0.49
56:N0:8:GLN:HG2	56:N0:62:ASN:HB2	1.95	0.49
57:N1:102:ARG:O	57:N1:106:LEU:HD22	2.13	0.49
74:O8:32:ASN:O	74:O8:34:ALA:N	2.46	0.49
76:Q0:110:CYS:SG	76:Q0:112:LYS:HB2	2.52	0.49
3:S1:176:VAL:HA	3:S1:184:LEU:HD23	1.93	0.49
3:S1:222:LYS:HD3	3:S1:223:PHE:H	1.77	0.49

Continued on next page...

Continued from previous page...

Atom-1	Atom-2	Interatomic distance (Å)	Clash overlap (Å)
8:S6:126:ASP:OD2	8:S6:127:THR:HG22	2.12	0.49
8:S6:189:HIS:HE1	8:S6:193:LEU:HD12	2.51	0.49
1:2:329:G:H5'	10:S8:98:LYS:HB3	1.95	0.49
34:SR:123:ILE:HG22	34:SR:133:VAL:HG22	2.07	0.49
34:SR:297:ASP:N	34:SR:297:ASP:OD2	4.23	0.49
36:1:1094:U:O2	36:1:1096:U:O2'	2.22	0.49
36:1:1764:U:OP1	55:M9:43:LYS:HD2	2.13	0.49
36:1:1481:A:O2'	36:1:1858:A:C2	2.61	0.49
36:1:2405:C:O2	36:1:2819:A:N1	2.46	0.49
92:1:4170:OHX:N4	92:1:4431:OHX:N3	2.61	0.49
1:2:1547:A:H5'	20:C8:112:ASP:OD2	2.12	0.49
1:2:1617:U:H1'	30:D8:22:ARG:O	2.13	0.49
1:2:263:C:H4'	1:2:292:U:H5'	1.95	0.49
1:2:795:U:H5	1:2:796:A:C4	2.31	0.49
36:5:2218:G:H2'	36:5:2219:A:H8	1.78	0.49
36:5:260:C:H2'	36:5:261:U:C6	2.48	0.49
36:5:3228:C:H4'	36:5:3229:G:O5'	2.13	0.49
1:6:1045:C:C2	1:6:1074:G:C2	3.01	0.49
1:6:1092:A:O2'	1:6:1093:A:H3'	2.12	0.49
13:C1:39:GLY:HA3	1:6:246:G:H21	325.59	0.49
11:S9:133:HIS:CE1	1:6:512:A:O2'	447.41	0.49
13:C1:37:ASN:O	1:6:247:A:O2'	319.15	0.49
14:C2:29:LYS:HE2	14:C2:100:TRP:NE1	2.28	0.49
1:2:1417:A:O3'	18:C6:128:LYS:HE2	2.13	0.49
20:C8:88:ARG:NH1	20:C8:112:ASP:OD1	2.45	0.49
21:C9:98:GLY:O	21:C9:102:ARG:HB2	2.13	0.49
27:D5:85:LYS:HG3	27:D5:86:GLU:N	2.27	0.49
30:D8:11:LYS:O	30:D8:30:VAL:HA	2.45	0.49
30:D8:50:GLU:O	30:D8:51:ASN:HB2	2.13	0.49
33:E1:144:CYS:HB3	33:E1:147:VAL:CB	2.40	0.49
41:L4:99:MET:HE3	41:L4:103:THR:N	3.59	0.49
42:L5:22:ARG:HG2	42:L5:28:THR:OG1	2.12	0.49
44:L7:136:TYR:CZ	44:L7:231:ASN:HB2	2.48	0.49
58:N2:104:ARG:HH22	36:5:1758:G:P	119.81	0.49
61:N5:44:PRO:O	61:N5:45:LYS:HB2	2.31	0.49
63:N7:10:VAL:HG23	63:N7:86:THR:HA	1.94	0.49
67:O1:82:GLU:O	67:O1:84:ASP:N	2.46	0.49
73:O7:65:ARG:HG3	73:O7:65:ARG:NH1	2.63	0.49
74:O8:12:LEU:O	74:O8:15:THR:OG1	2.88	0.49
74:O8:16:ARG:NH1	74:O8:70:PRO:HG3	4.84	0.49
4:S2:53:ILE:HG12	4:S2:72:LEU:HB3	1.95	0.49

Continued on next page...

Continued from previous page...

Atom-1	Atom-2	Interatomic distance (Å)	Clash overlap (Å)
6:S4:136:VAL:HG11	6:S4:148:ARG:NH2	2.40	0.49
7:S5:152:GLY:O	7:S5:154:ALA:N	2.46	0.49
1:2:331:A:H5'	10:S8:33:PRO:HA	1.94	0.49
34:SR:112:SER:CB	34:SR:153:GLN:HA	2.43	0.49
34:SR:166:SER:HA	34:SR:184:ASN:HD21	1.76	0.49
34:SR:179:LYS:HE3	34:SR:188:ILE:HD13	1.95	0.49
36:1:1103:A:H2'	36:1:1103:A:N3	2.28	0.48
36:1:1635:G:N2	36:1:1638:A:OP2	2.33	0.48
36:1:2178:A:H5''	39:L2:132:ASN:OD1	2.13	0.48
36:1:2586:G:C5	45:L8:241:LYS:HB2	2.48	0.48
92:1:4203:OHX:N1	92:1:4381:OHX:N2	2.60	0.48
36:1:816:A:H5''	36:1:920:A:H62	1.78	0.48
1:2:1486:G:C8	1:2:1487:A:C8	3.01	0.48
1:2:153:G:H2'	1:2:154:G:H8	1.77	0.48
1:2:882:U:H2'	1:2:883:C:C6	2.48	0.48
1:2:947:U:H2'	1:2:948:G:H8	1.77	0.48
36:5:1602:A:C6	36:5:1603:A:C6	3.01	0.48
36:5:2167:A:H2'	36:5:2168:A:C8	2.48	0.48
36:5:2585:G:N3	36:5:2585:G:H2'	2.29	0.48
92:5:4219:OHX:N5	92:5:4522:OHX:N2	2.60	0.48
1:6:1603:U:H2'	1:6:1604:U:C6	2.48	0.48
26:D4:37:LYS:NZ	1:6:523:G:OP2	414.68	0.48
1:6:717:C:O2'	1:6:718:U:OP1	2.25	0.48
13:C1:75:VAL:HG12	13:C1:119:VAL:HA	1.95	0.48
21:C9:63:ARG:HG3	21:C9:67:MET:HE1	1.94	0.48
39:L2:250:GLN:HG2	39:L2:251:LYS:H	4.25	0.48
40:L3:209:PHE:HB3	40:L3:282:ILE:HD12	1.95	0.48
41:L4:158:SER:HA	41:L4:213:ASN:O	2.13	0.48
41:L4:311:HIS:CE1	41:L4:314:LYS:HA	2.69	0.48
41:L4:72:ALA:O	41:L4:76:ARG:NH1	2.45	0.48
42:L5:14:SER:HG	37:7:68:C:P	301.60	0.48
45:L8:213:LYS:O	45:L8:217:THR:HG22	6.36	0.48
47:M0:210:ILE:HG12	47:M0:217:PHE:CZ	2.48	0.48
51:M5:66:VAL:HG21	51:M5:98:LEU:HB3	1.95	0.48
52:M6:124:LEU:O	52:M6:128:ARG:HB2	2.23	0.48
52:M6:148:LYS:HB2	52:M6:149:TYR:CE2	2.48	0.48
54:M8:100:THR:HG23	54:M8:120:GLU:HB3	1.95	0.48
56:N0:9:VAL:HG22	56:N0:61:ILE:HD13	2.89	0.48
64:N8:90:TYR:CG	64:N8:100:PRO:HG3	2.48	0.48
66:O0:16:LEU:HB2	66:O0:98:SER:HB2	3.33	0.48
78:Q2:99:GLN:OE1	78:Q2:102:GLN:NE2	2.45	0.48

Continued on next page...

Continued from previous page...

Atom-1	Atom-2	Interatomic distance (Å)	Clash overlap (Å)
79:Q3:75:ALA:O	79:Q3:79:VAL:HG23	2.13	0.48
2:S0:49:ASN:HB3	2:S0:52:LYS:CG	2.43	0.48
3:S1:48:VAL:HG11	3:S1:57:ALA:HB1	1.94	0.48
4:S2:161:LYS:HG2	4:S2:162:CYS:H	3.12	0.48
4:S2:166:THR:HG23	4:S2:201:ASN:HB3	1.93	0.48
4:S2:54:GLU:O	4:S2:58:LEU:HB2	2.21	0.48
5:S3:20:GLU:OE2	5:S3:76:ARG:NH2	2.43	0.48
6:S4:184:THR:C	6:S4:189:LEU:HD13	2.82	0.48
6:S4:35:PRO:HB3	6:S4:143:ASP:O	2.33	0.48
9:S7:104:ARG:O	9:S7:107:ARG:NH2	11.56	0.48
11:S9:129:ILE:HG12	11:S9:134:ILE:HD12	1.95	0.48
11:S9:39:LYS:HB3	11:S9:43:TYR:CE2	2.80	0.48
4:S2:174:ARG:O	11:S9:97:LEU:HD22	2.12	0.48
34:SR:128:ASP:OD1	34:SR:130:THR:OG1	2.74	0.48
36:1:1146:C:H4'	36:1:1331:U:C4	2.48	0.48
36:1:2862:U:H2'	36:1:2863:G:O4'	2.13	0.48
36:1:3155:U:H3'	36:1:3156:U:H4'	1.94	0.48
42:L5:140:ARG:NH2	36:5:1080:A:P	229.28	0.48
36:5:3377:G:O6	92:5:4344:OHX:N1	2.46	0.48
1:6:1243:G:N3	1:6:1243:G:H5''	2.27	0.48
12:C0:32:HIS:CG	12:C0:33:GLU:H	3.30	0.48
13:C1:40:LEU:HB2	13:C1:42:PHE:CE2	2.48	0.48
14:C2:129:GLU:O	14:C2:133:LEU:HD13	2.13	0.48
17:C5:81:ARG:NH1	17:C5:97:TYR:O	2.41	0.48
26:D4:37:LYS:HA	26:D4:40:LEU:HD12	3.44	0.48
40:L3:147:GLU:OE1	40:L3:150:ARG:NH2	2.98	0.48
42:L5:51:LEU:N	42:L5:145:PHE:O	2.68	0.48
44:L7:159:GLN:O	44:L7:160:ARG:C	2.51	0.48
46:L9:23:ARG:NH2	46:L9:41:ILE:O	5.71	0.48
48:M1:15:GLU:HG2	48:M1:16:LYS:HG2	3.00	0.48
52:M6:127:LEU:HD22	56:N0:156:VAL:HG23	1.95	0.48
36:1:994:G:H3'	57:N1:13:TYR:CD2	2.48	0.48
70:O4:74:ARG:HG2	70:O4:75:ALA:N	2.49	0.48
2:S0:24:LEU:HD11	2:S0:41:ARG:HH22	4.05	0.48
6:S4:159:THR:OG1	6:S4:160:VAL:N	3.00	0.48
36:1:1734:G:H2'	36:1:1735:G:O4'	2.13	0.48
36:1:2419:A:H2'	36:1:2420:C:C6	2.48	0.48
36:1:2991:A:N3	53:M7:69:ARG:NH2	2.61	0.48
36:1:381:U:O4	92:1:4296:OHX:N4	2.46	0.48
92:2:2143:OHX:N6	92:2:2158:OHX:N5	2.62	0.48
1:2:239:C:H2'	1:2:240:U:H6	1.79	0.48

Continued on next page...

Continued from previous page...

Atom-1	Atom-2	Interatomic distance (Å)	Clash overlap (Å)
1:2:449:C:H2'	1:2:450:U:H6	1.78	0.48
1:2:749:U:H2'	1:2:750:U:C6	2.49	0.48
1:2:79:C:H4'	8:S6:173:PRO:O	2.13	0.48
37:3:19:C:H42	37:3:60:G:H1	1.61	0.48
38:4:76:C:H2'	38:4:77:A:O4'	2.13	0.48
36:5:1190:A:C8	36:5:1193:A:H1'	2.49	0.48
36:5:1277:C:H2'	36:5:1278:A:C8	2.48	0.48
55:M9:74:ARG:NH1	36:5:1942:U:OP2	210.25	0.48
36:5:2335:G:N2	36:5:2339:C:O2	2.42	0.48
36:5:3147:G:OP1	92:5:4504:OHX:N3	2.47	0.48
36:5:385:A:H2'	36:5:386:A:C8	2.48	0.48
1:6:151:G:N2	1:6:163:G:N2	2.61	0.48
1:6:577:G:H3'	1:6:577:G:H8	1.77	0.48
12:C0:58:GLN:O	12:C0:65:TYR:N	2.48	0.48
14:C2:88:LEU:H	14:C2:140:PHE:HE1	1.62	0.48
1:2:1550:A:OP1	17:C5:42:ARG:NH2	2.42	0.48
18:C6:128:LYS:HE2	18:C6:134:ALA:O	4.47	0.48
19:C7:96:SER:HA	19:C7:97:ASN:HA	1.50	0.48
20:C8:102:ALA:O	20:C8:105:VAL:HG12	2.13	0.48
20:C8:81:ILE:HG23	20:C8:82:PRO:HD2	1.95	0.48
20:C8:87:ASN:OD1	20:C8:99:HIS:HA	2.63	0.48
23:D1:70:ASN:N	23:D1:70:ASN:OD1	2.62	0.48
26:D4:41:ARG:NH2	26:D4:52:LYS:HB3	3.64	0.48
39:L2:118:GLU:HG2	39:L2:156:LYS:HZ1	1.77	0.48
44:L7:151:ARG:HD2	44:L7:244:ASN:ND2	2.28	0.48
53:M7:126:ARG:HD3	53:M7:140:GLU:OE2	3.02	0.48
56:N0:23:LYS:O	56:N0:24:LEU:HB2	2.13	0.48
59:N3:86:ARG:HD2	59:N3:92:PHE:CE2	2.54	0.48
67:O1:46:THR:HG23	67:O1:47:ASP:H	3.64	0.48
70:O4:88:ARG:NH1	36:5:2556:C:OP1	200.31	0.48
2:S0:139:VAL:HG12	4:S2:62:PRO:HG3	2.61	0.48
3:S1:144:ARG:HG2	3:S1:206:PRO:HB3	1.95	0.48
34:SR:134:TRP:CE3	34:SR:140:CYS:HB2	2.48	0.48
36:1:1002:A:H2'	36:1:1003:A:H8	1.78	0.48
36:1:1632:A:C8	36:1:1644:C:H2'	2.47	0.48
36:1:1675:G:H2'	36:1:1676:A:C8	2.49	0.48
36:1:1823:A:H2'	36:1:1824:U:C6	2.49	0.48
36:1:3192:U:H2'	36:1:3193:C:C6	2.48	0.48
36:1:352:A:N6	36:1:365:A:H5"	2.28	0.48
92:1:4266:OHX:N5	92:1:4494:OHX:N6	2.61	0.48
1:2:517:U:H3	1:2:535:A:H61	1.59	0.48

Continued on next page...

Continued from previous page...

Atom-1	Atom-2	Interatomic distance (Å)	Clash overlap (Å)
39:L2:152:SER:OG	36:5:2157:G:N7	217.37	0.48
36:5:2667:A:N6	36:5:2687:G:H1'	2.27	0.48
36:5:3133:C:H2'	36:5:3134:A:O4'	2.13	0.48
1:6:1011:G:OP2	92:6:2216:OHX:N4	2.46	0.48
17:C5:115:TYR:OH	1:6:1556:A:OP1	388.28	0.48
77:Q1:2:ARG:NH1	1:6:1773:C:OP2	309.47	0.48
1:6:607:G:H5'	1:6:613:G:N2	2.29	0.48
48:M1:137:ARG:NH1	37:7:28:C:OP1	301.52	0.48
5:S3:27:ARG:HD2	12:C0:60:SER:HB2	1.93	0.48
17:C5:16:SER:HA	17:C5:20:VAL:O	2.13	0.48
20:C8:7:GLU:HB3	20:C8:10:SER:OG	2.97	0.48
25:D3:134:ALA:HB1	25:D3:140:LYS:HB2	1.95	0.48
1:2:1533:C:H5	27:D5:77:ARG:HH21	1.62	0.48
40:L3:150:ARG:HG2	40:L3:150:ARG:HH11	1.79	0.48
40:L3:254:ALA:HB1	36:5:2943:G:H1'	230.11	0.48
40:L3:284:ARG:NH2	40:L3:295:ALA:O	2.47	0.48
41:L4:188:ARG:NE	41:L4:197:ARG:HB3	2.99	0.48
42:L5:215:ASP:OD1	42:L5:218:ARG:HG3	2.13	0.48
47:M0:48:LEU:O	47:M0:139:ARG:HA	2.26	0.48
51:M5:155:VAL:HG23	51:M5:156:HIS:CE1	2.49	0.48
52:M6:18:ARG:HA	36:5:1181:U:O4	267.04	0.48
53:M7:108:ASP:N	53:M7:152:GLU:OE2	2.50	0.48
54:M8:57:ILE:HG12	54:M8:147:ARG:NE	2.77	0.48
60:N4:13:ILE:HG12	60:N4:32:GLN:HB2	2.74	0.48
67:O1:20:LEU:HD11	67:O1:32:ALA:HB2	2.18	0.48
68:O2:71:HIS:CE1	68:O2:118:LYS:HD3	2.50	0.48
71:O5:28:LEU:HD23	71:O5:47:VAL:HG13	1.95	0.48
72:O6:70:ARG:HH11	72:O6:84:LYS:HD3	1.77	0.48
79:Q3:84:ARG:O	79:Q3:88:GLU:HG2	2.14	0.48
2:S0:22:THR:HG21	2:S0:173:ILE:HD11	2.90	0.48
4:S2:227:PRO:HA	4:S2:230:TRP:CG	2.48	0.48
2:S0:119:ARG:HE	4:S2:240:LEU:HD23	2.13	0.48
5:S3:106:LYS:O	5:S3:110:LEU:HB2	2.13	0.48
5:S3:178:ARG:NE	5:S3:178:ARG:H	2.10	0.48
6:S4:201:HIS:N	6:S4:206:ASP:OD1	4.91	0.48
36:1:1656:A:H4'	36:1:1657:C:O5'	2.13	0.48
36:1:1658:G:H2'	36:1:1659:U:H6	1.79	0.48
36:1:1770:G:H5'	36:1:1771:C:OP2	2.14	0.48
92:1:4105:OHX:N1	92:1:4501:OHX:N3	2.62	0.48
36:1:535:G:O6	92:1:4478:OHX:N1	2.47	0.48
36:1:715:A:H5''	64:N8:114:GLY:O	2.13	0.48

Continued on next page...

Continued from previous page...

Atom-1	Atom-2	Interatomic distance (Å)	Clash overlap (Å)
36:5:1752:A:OP2	92:5:4337:OHX:N4	2.47	0.48
36:5:688:G:H8	36:5:688:G:O5'	1.95	0.48
36:5:720:A:C2	36:5:784:A:H5'	2.48	0.48
1:6:867:G:N7	92:6:2153:OHX:N1	2.61	0.48
5:S3:144:ALA:HB2	1:6:579:A:N1	391.59	0.48
8:S6:173:PRO:O	1:6:79:C:H4'	344.65	0.48
1:6:846:G:C2	1:6:847:A:C4	3.02	0.48
1:6:886:U:H2'	1:6:887:A:C8	2.48	0.48
62:N6:28:ARG:NH2	38:8:70:G:H5"	36.89	0.48
1:2:246:G:N2	13:C1:38:ALA:O	2.47	0.48
13:C1:17:PRO:HG3	13:C1:63:LEU:HD11	2.06	0.48
14:C2:88:LEU:O	14:C2:89:ILE:HB	2.30	0.48
17:C5:122:THR:HG22	17:C5:123:TYR:HD1	5.77	0.48
30:D8:19:THR:HG21	30:D8:65:ARG:HA	2.55	0.48
40:L3:178:LEU:HD12	40:L3:179:ALA:H	1.79	0.48
41:L4:192:GLY:HA2	41:L4:195:ARG:HG3	3.30	0.48
41:L4:208:VAL:HA	41:L4:228:ALA:O	2.30	0.48
43:L6:97:ASN:O	43:L6:99:GLU:HG3	2.57	0.48
46:L9:76:ASP:O	46:L9:80:THR:HG23	2.14	0.48
44:L7:110:ARG:CZ	54:M8:3:ILE:HD12	4.84	0.48
60:N4:5:ILE:HG13	60:N4:6:ASP:N	2.28	0.48
63:N7:13:VAL:HG12	63:N7:19:ALA:HA	2.38	0.48
72:O6:26:ILE:HG12	36:5:157:A:C8	84.51	0.48
3:S1:109:LYS:O	3:S1:112:SER:OG	3.55	0.48
5:S3:191:ASP:HB3	5:S3:194:LYS:HG3	1.94	0.48
8:S6:67:VAL:O	8:S6:68:LEU:HB2	2.27	0.48
36:1:2768:U:H2'	36:1:2769:A:C8	2.48	0.48
36:1:2960:C:H2'	36:1:2961:G:H8	1.78	0.48
1:2:495:C:H3'	1:2:496:G:O4'	2.13	0.48
37:3:113:C:H2'	37:3:114:U:O4'	2.13	0.48
68:O2:46:PHE:CE1	36:5:1145:G:H5'	210.67	0.48
36:5:1781:C:H2'	36:5:1782:U:H6	1.76	0.48
36:5:2322:C:OP1	92:5:4426:OHX:N6	2.46	0.48
36:5:621:A:H2'	36:5:622:A:C8	2.48	0.48
36:5:8:C:H2'	36:5:9:U:O4'	2.14	0.48
1:6:197:A:H2'	1:6:198:A:C8	2.48	0.48
92:6:2159:OHX:N4	92:6:2316:OHX:N1	2.62	0.48
1:6:587:C:H2'	1:6:588:U:C6	2.48	0.48
38:8:150:G:N7	92:8:225:OHX:N5	2.61	0.48
18:C6:115:THR:HG23	18:C6:118:ILE:O	4.72	0.48
22:D0:20:ILE:HG13	22:D0:95:ALA:O	2.14	0.48

Continued on next page...

Continued from previous page...

Atom-1	Atom-2	Interatomic distance (Å)	Clash overlap (Å)
26:D4:23:PHE:HE2	26:D4:75:VAL:HG23	5.48	0.48
27:D5:71:ILE:HG23	27:D5:73:GLY:N	6.85	0.48
41:L4:6:VAL:N	41:L4:20:LEU:O	2.40	0.48
41:L4:98:ARG:HD2	41:L4:99:MET:O	2.14	0.48
44:L7:103:LEU:HA	44:L7:130:ILE:HD11	5.09	0.48
44:L7:150:LYS:HE2	44:L7:151:ARG:NH1	2.94	0.48
44:L7:223:PHE:HA	44:L7:227:GLY:O	2.14	0.48
46:L9:20:ILE:HG23	46:L9:25:VAL:HG22	1.95	0.48
36:1:3115:C:OP1	46:L9:62:ARG:NH2	2.46	0.48
47:M0:193:ASP:HB2	47:M0:198:LYS:HG3	2.54	0.48
48:M1:53:THR:HG23	48:M1:59:ILE:O	2.13	0.48
50:M4:109:ARG:HD3	52:M6:199:TYR:CZ	2.53	0.48
52:M6:64:PHE:HE1	52:M6:68:ARG:NH1	3.50	0.48
36:1:883:A:H5'	53:M7:133:HIS:HA	1.94	0.48
55:M9:106:LEU:HD13	55:M9:138:LEU:HD11	1.96	0.48
55:M9:6:THR:HG23	55:M9:9:ARG:NH1	5.03	0.48
70:O4:51:LEU:HD23	70:O4:51:LEU:H	1.79	0.48
71:O5:32:LYS:HG2	71:O5:44:ILE:HD11	1.95	0.48
76:Q0:78:ILE:HG23	76:Q0:83:LYS:HB2	1.95	0.48
36:1:1925:U:O2	79:Q3:19:GLY:HA2	2.13	0.48
79:Q3:42:CYS:SG	79:Q3:44:LYS:HG3	3.26	0.48
79:Q3:55:TRP:CE3	79:Q3:71:VAL:HG22	2.49	0.48
5:S3:74:GLN:HA	5:S3:79:TYR:HB2	2.57	0.48
6:S4:128:LYS:HG3	6:S4:140:VAL:HG13	1.95	0.48
1:2:121:U:O2'	6:S4:33:ALA:O	2.19	0.48
6:S4:71:LYS:O	6:S4:90:ILE:HA	2.97	0.48
8:S6:147:LEU:HB3	8:S6:151:ASP:HB2	1.95	0.48
34:SR:305:TYR:HH	34:SR:313:TRP:HH2	2.78	0.48
36:1:1621:A:H2'	36:1:1622:U:H6	1.78	0.48
36:1:194:U:H2'	36:1:195:U:H6	1.79	0.48
36:1:2561:A:N1	45:L8:32:LYS:HB2	2.29	0.48
36:1:2727:A:H4'	36:1:2728:G:OP2	2.14	0.48
36:1:317:A:H2'	36:1:318:A:C8	2.48	0.48
36:1:3181:C:HO2'	52:M6:164:SER:HG	1.62	0.48
92:1:4295:OHX:N3	92:1:4478:OHX:N1	2.62	0.48
1:2:1480:G:H3'	1:2:1481:C:C6	2.49	0.48
36:5:1039:U:H2'	36:5:1040:A:C8	2.49	0.48
36:5:1313:G:H2'	36:5:1314:C:C6	2.49	0.48
36:5:2890:A:N1	36:5:2913:C:N3	2.61	0.48
40:L3:2:SER:N	36:5:2943:G:N7	236.37	0.48
1:6:1208:A:N1	1:6:1455:G:N2	2.61	0.48

Continued on next page...

Continued from previous page...

Atom-1	Atom-2	Interatomic distance (Å)	Clash overlap (Å)
1:6:1306:C:OP1	92:6:2311:OHX:N6	2.47	0.48
1:6:1619:C:H2'	1:6:1620:C:H6	1.79	0.48
1:2:1217:A:H5''	12:C0:1:MET:HG3	1.95	0.48
13:C1:21:ASN:ND2	13:C1:31:THR:HA	2.50	0.48
14:C2:71:ILE:O	14:C2:75:VAL:HG23	2.13	0.48
27:D5:42:LEU:HD22	27:D5:47:TYR:HB2	6.17	0.48
44:L7:166:ASN:HA	44:L7:169:ILE:HD12	2.84	0.48
48:M1:108:GLU:HA	48:M1:122:ILE:HG23	2.96	0.48
48:M1:23:VAL:HB	48:M1:65:ILE:O	4.86	0.48
48:M1:92:ARG:NH2	48:M1:94:ARG:HD2	5.90	0.48
50:M4:19:ARG:HA	50:M4:69:THR:HG22	2.89	0.48
52:M6:148:LYS:HB2	52:M6:149:TYR:CD2	2.48	0.48
56:N0:109:ASP:OD1	56:N0:113:ARG:NH1	2.47	0.48
71:O5:119:LYS:HD2	71:O5:119:LYS:HA	2.52	0.48
78:Q2:2:VAL:HG23	78:Q2:91:PHE:HD1	2.06	0.48
2:S0:140:ASN:OD1	4:S2:62:PRO:HD3	2.13	0.48
6:S4:35:PRO:HD2	6:S4:83:PRO:HG2	1.95	0.48
9:S7:21:ALA:O	9:S7:25:VAL:HG23	2.14	0.48
11:S9:102:GLU:O	11:S9:106:GLU:N	2.82	0.48
34:SR:103:PHE:CD1	34:SR:138:GLY:HA2	2.53	0.48
36:1:1090:G:H2'	36:1:1091:A:H8	1.79	0.48
36:1:1352:A:H4'	36:1:1353:U:OP1	2.14	0.48
36:1:1672:U:O2'	36:1:1673:G:H5'	2.14	0.48
36:1:1763:U:H5'	36:1:1764:U:OP2	2.13	0.48
36:1:283:G:O2'	64:N8:59:ARG:NH1	2.47	0.48
36:1:299:G:N7	92:1:4315:OHX:N2	2.62	0.48
36:1:331:G:O6	92:1:4277:OHX:N5	2.46	0.48
1:2:1:U:O2	1:2:369:A:H2'	2.14	0.48
1:2:479:C:O2	1:2:510:G:N2	2.47	0.48
37:3:112:G:OP2	92:3:224:OHX:N1	2.46	0.48
36:5:2897:A:H2'	36:5:2899:C:C5'	2.41	0.48
36:5:3227:A:H2'	36:5:3228:C:H5'	1.96	0.48
43:L6:69:PHE:CZ	36:5:3267:A:H2'	259.02	0.48
36:5:436:A:H61	36:5:623:U:H3	1.60	0.48
36:5:766:U:H4'	36:5:767:U:O5'	2.12	0.48
8:S6:13:GLN:CD	1:6:151:G:H21	311.84	0.48
9:S7:117:THR:OG1	1:6:639:U:OP1	364.48	0.48
1:6:651:G:H3'	92:6:2262:OHX:N3	2.29	0.48
1:6:846:G:H2'	1:6:847:A:C8	2.48	0.48
36:5:345:G:O2'	38:8:25:G:N3	2.43	0.48
38:8:62:C:H4'	38:8:63:G:O5'	2.14	0.48

Continued on next page...

Continued from previous page...

Atom-1	Atom-2	Interatomic distance (Å)	Clash overlap (Å)
16:C4:84:ARG:HG3	16:C4:85:ALA:O	3.38	0.48
18:C6:33:GLY:O	21:C9:7:ARG:HD3	3.07	0.48
21:C9:125:SER:OG	21:C9:128:GLY:N	2.45	0.48
22:D0:27:THR:HB	22:D0:88:LYS:HG3	1.96	0.48
22:D0:33:GLN:OE1	22:D0:33:GLN:N	2.74	0.48
42:L5:88:ILE:HD12	42:L5:240:TYR:CE1	4.37	0.48
45:L8:78:PHE:C	45:L8:80:TYR:H	2.16	0.48
47:M0:3:ARG:CZ	47:M0:63:GLU:HG3	2.44	0.48
49:M3:143:ALA:O	49:M3:146:PRO:HD3	2.13	0.48
56:N0:155:ARG:HD3	56:N0:172:TYR:CG	2.48	0.48
62:N6:52:ARG:HA	62:N6:70:ILE:CG2	2.77	0.48
70:O4:44:CYS:HB2	70:O4:81:CYS:HB3	1.96	0.48
2:S0:147:THR:O	2:S0:161:PRO:HA	2.23	0.48
3:S1:126:THR:HG21	3:S1:136:ARG:HH21	2.62	0.48
5:S3:60:GLY:O	5:S3:62:ASN:N	3.38	0.48
5:S3:66:ILE:O	5:S3:70:THR:HG23	2.26	0.48
6:S4:117:GLU:O	6:S4:119:ALA:N	3.25	0.48
7:S5:40:ILE:HG23	7:S5:42:LEU:HG	4.27	0.48
9:S7:159:VAL:HG13	9:S7:163:ASP:OD1	2.14	0.48
9:S7:51:VAL:HG12	9:S7:53:GLY:N	2.22	0.48
10:S8:34:ALA:HB2	10:S8:56:ARG:HG3	1.96	0.48
11:S9:93:LEU:HA	11:S9:96:VAL:HG22	2.45	0.48
35:SM:107:ASN:CG	35:SM:112:ASP:HB3	2.33	0.48
34:SR:20:VAL:HG11	34:SR:310:ILE:HG12	1.94	0.48
36:1:1236:G:N2	36:1:1244:A:H4'	2.29	0.48
36:1:1534:A:OP1	92:1:4110:OHX:N2	2.47	0.48
36:1:2616:C:H2'	36:1:2617:U:H5'	1.96	0.48
36:1:3027:A:H2'	36:1:3028:G:O4'	2.14	0.48
36:1:3066:U:H2'	36:1:3067:C:C6	2.49	0.48
36:1:3113:A:OP1	46:L9:73:SER:OG	2.29	0.48
36:1:3152:U:O2'	36:1:3153:U:H5'	2.14	0.48
92:1:4130:OHX:N1	92:1:4467:OHX:N5	2.61	0.48
1:2:1229:G:HO2'	1:2:1255:G:N2	2.12	0.48
1:2:1783:C:H2'	1:2:1784:C:C6	2.49	0.48
1:2:992:A:O2'	1:2:1785:U:O2	2.32	0.48
1:2:74:U:H1'	1:2:75:U:O5'	2.14	0.48
36:5:2218:G:H2'	36:5:2219:A:C8	2.49	0.48
36:5:2426:U:H2'	36:5:2427:U:C6	2.49	0.48
36:5:2298:U:OP1	92:5:4203:OHX:N1	2.47	0.48
36:5:421:G:O2'	36:5:422:A:H5''	2.13	0.48
36:5:19:U:O4	92:5:4363:OHX:N6	2.46	0.48

Continued on next page...

Continued from previous page...

Atom-1	Atom-2	Interatomic distance (Å)	Clash overlap (Å)
36:5:801:A:O2'	92:5:4286:OHX:N1	2.47	0.48
1:6:1699:G:H2'	1:6:1700:C:H5'	1.95	0.48
14:C2:66:VAL:HG11	14:C2:71:ILE:HD12	1.95	0.48
22:D0:118:VAL:HG22	22:D0:119:ALA:H	1.79	0.48
30:D8:41:VAL:O	30:D8:62:GLU:HB2	2.14	0.48
31:D9:19:ARG:HD3	31:D9:32:ARG:HD2	2.49	0.48
40:L3:277:SER:OG	40:L3:280:HIS:NE2	2.99	0.48
40:L3:68:HIS:CD2	40:L3:69:LYS:HG3	2.49	0.48
41:L4:186:LYS:O	41:L4:200:THR:N	2.90	0.48
36:1:696:C:OP1	41:L4:272:VAL:HG23	2.14	0.48
42:L5:126:GLU:HA	42:L5:196:ARG:HD2	2.48	0.48
42:L5:184:ASP:HB3	42:L5:187:THR:HB	4.79	0.48
43:L6:149:ILE:HG23	43:L6:155:LEU:HD13	2.42	0.48
44:L7:142:SER:O	44:L7:146:GLN:HG3	2.13	0.48
45:L8:146:LYS:HD3	45:L8:173:MET:O	2.93	0.48
49:M3:6:ASN:O	49:M3:7:LEU:HD23	2.44	0.48
51:M5:68:ARG:HG3	36:5:291:C:OP1	145.45	0.48
51:M5:8:GLU:HG3	51:M5:50:ARG:HH12	3.92	0.48
55:M9:71:ARG:HH11	55:M9:71:ARG:HB3	1.77	0.48
42:L5:34:LYS:HD2	57:N1:30:TYR:CE2	2.49	0.48
59:N3:21:ALA:HB3	59:N3:36:ILE:HD12	2.72	0.48
61:N5:34:LEU:HD23	61:N5:35:PRO:HD2	2.75	0.48
68:O2:41:VAL:HG12	68:O2:46:PHE:HB2	3.19	0.48
69:O3:80:VAL:HG12	69:O3:81:VAL:H	2.28	0.48
76:Q0:110:CYS:SG	76:Q0:111:ARG:N	3.12	0.48
3:S1:212:VAL:O	3:S1:214:LYS:N	2.46	0.48
6:S4:212:ASP:OD2	6:S4:216:ASN:HB2	2.14	0.48
7:S5:94:THR:HG22	7:S5:114:ILE:CG1	2.44	0.48
7:S5:89:ILE:HD12	7:S5:90:ILE:H	1.79	0.48
8:S6:153:VAL:HG21	8:S6:175:ILE:HG21	3.64	0.48
9:S7:16:LEU:O	9:S7:20:VAL:HG23	2.20	0.48
10:S8:117:TYR:CD1	10:S8:150:ALA:HB2	2.49	0.48
11:S9:90:LYS:HB2	11:S9:95:TYR:CD1	2.49	0.48
36:1:1244:A:N6	36:1:1271:A:OP2	2.46	0.48
36:1:1853:U:O4	92:1:4212:OHX:N5	2.47	0.48
36:1:304:G:N3	36:1:304:G:H5'	2.29	0.48
36:1:3182:G:H2'	36:1:3183:A:O4'	2.14	0.48
92:1:4157:OHX:N4	92:L2:305:OHX:N4	2.62	0.48
1:2:1488:G:N2	1:2:1495:C:O2	2.42	0.48
1:2:1657:U:H1'	1:2:1658:G:OP2	2.13	0.48
1:2:1672:G:H2'	1:2:1673:G:C8	2.49	0.48

Continued on next page...

Continued from previous page...

Atom-1	Atom-2	Interatomic distance (Å)	Clash overlap (Å)
36:5:1549:U:H2'	36:5:1550:C:C6	2.49	0.48
36:5:2257:C:H2'	36:5:2258:U:H6	1.79	0.48
36:5:306:A:C2	36:5:2784:G:H1'	2.48	0.48
40:L3:384:LYS:HD2	36:5:3368:U:OP2	206.13	0.48
36:5:556:U:H5'	36:5:557:A:C2	2.49	0.48
36:5:655:C:H2'	36:5:656:A:H8	1.78	0.48
49:M3:186:ARG:NH2	36:5:768:C:OP1	154.20	0.48
1:6:1636:C:C4	1:6:1765:A:N1	2.82	0.48
1:6:729:G:O2'	1:6:730:G:O5'	2.26	0.48
1:6:794:U:H2'	1:6:794:U:OP2	2.14	0.48
17:C5:10:ARG:O	17:C5:12:PHE:N	2.46	0.48
19:C7:77:GLU:O	19:C7:81:LYS:HB2	2.14	0.48
21:C9:38:LYS:O	21:C9:40:SER:N	2.43	0.48
21:C9:40:SER:HB2	21:C9:96:ALA:HA	2.49	0.48
4:S2:156:THR:HB	24:D2:95:PRO:HB3	1.96	0.48
27:D5:56:THR:HA	27:D5:103:ARG:HH11	1.79	0.48
27:D5:55:PRO:HG3	27:D5:88:ILE:HG23	6.10	0.48
41:L4:261:VAL:HG23	41:L4:271:LYS:HE2	1.95	0.48
41:L4:295:ILE:O	41:L4:299:ILE:HG12	2.14	0.48
44:L7:33:ARG:HA	44:L7:36:ALA:HB3	3.01	0.48
47:M0:76:MET:HE1	47:M0:148:VAL:HG22	1.94	0.48
52:M6:18:ARG:O	52:M6:22:VAL:HG13	2.13	0.48
62:N6:53:ASP:O	62:N6:110:HIS:HB2	2.13	0.48
64:N8:56:VAL:HG13	64:N8:57:GLY:N	2.28	0.48
66:O0:98:SER:OG	66:O0:99:ASP:N	2.47	0.48
2:S0:52:LYS:HG2	2:S0:52:LYS:H	1.30	0.48
3:S1:146:GLN:H	3:S1:149:GLN:NE2	2.12	0.48
3:S1:180:THR:HG23	3:S1:183:GLN:NE2	10.28	0.48
4:S2:111:VAL:O	4:S2:136:VAL:HA	2.14	0.48
6:S4:213:SER:O	6:S4:214:LEU:HD12	2.14	0.48
8:S6:162:VAL:HB	8:S6:169:TYR:HE2	9.97	0.48
10:S8:70:GLU:HG3	10:S8:112:TRP:CZ3	2.49	0.48
35:SM:23:LYS:HA	35:SM:23:LYS:NZ	5.86	0.48
34:SR:251:TRP:CZ2	34:SR:271:VAL:HG11	2.99	0.48
36:1:1508:C:C6	36:1:1880:U:H1'	2.49	0.47
36:1:2190:U:C4	36:1:2191:U:C4	3.02	0.47
1:2:1163:A:N6	1:2:1164:G:C6	2.81	0.47
1:2:558:U:O2'	1:2:559:C:O5'	2.28	0.47
36:5:2683:U:O2	36:5:2683:U:H2'	2.14	0.47
1:6:1526:A:N1	1:6:1608:U:O2'	2.40	0.47
1:6:1680:G:O6	92:6:2310:OHX:N1	2.47	0.47

Continued on next page...

Continued from previous page...

Atom-1	Atom-2	Interatomic distance (Å)	Clash overlap (Å)
1:6:37:U:O2'	1:6:770:A:N1	2.33	0.47
1:6:913:G:H3'	1:6:914:G:C5'	2.44	0.47
90:A:76:PPU:O	90:A:76:PPU:H5'	2.14	0.47
12:C0:11:ILE:HD13	12:C0:35:ILE:HD13	1.95	0.47
1:2:1482:C:O2'	18:C6:72:GLY:O	2.28	0.47
21:C9:115:GLU:HG3	21:C9:123:ARG:HD3	5.46	0.47
24:D2:8:ALA:HB2	24:D2:74:VAL:HG11	2.36	0.47
26:D4:53:ASP:O	26:D4:79:VAL:HG13	2.14	0.47
40:L3:62:ARG:H	40:L3:68:HIS:HD1	1.61	0.47
41:L4:169:LEU:HD22	41:L4:249:ILE:HD12	2.22	0.47
41:L4:283:THR:HG22	41:L4:285:ASP:N	2.21	0.47
42:L5:95:TRP:CZ2	42:L5:181:PRO:HD3	3.91	0.47
44:L7:136:TYR:CE2	44:L7:231:ASN:HB2	2.49	0.47
47:M0:169:LYS:NZ	57:N1:159:PHE:H	2.12	0.47
92:M0:307:OHX:N1	92:M0:308:OHX:N1	2.62	0.47
48:M1:16:LYS:HB3	48:M1:72:ARG:HG2	2.42	0.47
49:M3:48:PRO:HB2	71:O5:117:ALA:HB2	1.94	0.47
50:M4:32:LEU:HD11	50:M4:94:TRP:CG	2.48	0.47
50:M4:72:LEU:HD23	50:M4:73:PRO:HD2	3.63	0.47
62:N6:126:LEU:HB3	62:N6:127:GLU:OE1	9.08	0.47
62:N6:70:ILE:HD12	62:N6:82:VAL:HG22	2.62	0.47
67:O1:62:ARG:HB2	67:O1:66:GLY:O	2.25	0.47
67:O1:80:ASN:OD1	67:O1:81:GLU:N	2.47	0.47
71:O5:86:ARG:O	71:O5:90:ARG:HG2	2.14	0.47
75:O9:28:ARG:HA	75:O9:33:ASN:ND2	2.64	0.47
78:Q2:77:CYS:O	78:Q2:78:LYS:HD3	3.01	0.47
3:S1:184:LEU:O	3:S1:188:LEU:HG	2.14	0.47
6:S4:31:PRO:HG2	6:S4:38:LEU:HB2	4.75	0.47
7:S5:41:LYS:HB3	7:S5:41:LYS:HE2	2.63	0.47
9:S7:28:GLU:O	9:S7:30:SER:N	2.47	0.47
11:S9:168:ARG:HH21	11:S9:174:ARG:HH11	7.74	0.47
11:S9:171:ARG:HE	11:S9:174:ARG:HB2	4.79	0.47
11:S9:62:ARG:CZ	11:S9:68:LYS:HD3	2.75	0.47
35:SM:34:LYS:HA	35:SM:34:LYS:HD3	2.58	0.47
34:SR:12:THR:HG22	34:SR:311:ARG:HG2	2.55	0.47
36:1:1495:U:C5	36:1:1835:A:N1	2.82	0.47
36:1:1584:U:H2'	36:1:1585:C:H6	1.78	0.47
36:1:1922:A:H2'	36:1:1923:C:O4'	2.14	0.47
36:1:3348:G:H1	36:1:3357:U:H3	1.62	0.47
36:1:1839:A:OP2	92:1:4210:OHX:N3	2.46	0.47
92:1:4200:OHX:N3	92:1:4435:OHX:N6	2.62	0.47

Continued on next page...

Continued from previous page...

Atom-1	Atom-2	Interatomic distance (Å)	Clash overlap (Å)
36:1:1664:G:OP2	92:1:4468:OHX:N5	2.47	0.47
1:2:1057:U:H1'	1:2:1058:U:H2'	1.94	0.47
1:2:1061:A:H2'	1:2:1062:A:H5'	1.95	0.47
1:2:1370:U:H4'	1:2:1371:A:C5'	2.44	0.47
1:2:1428:G:H8	1:2:1428:G:H5'	1.78	0.47
1:2:1450:U:O5'	1:2:1450:U:H6	1.97	0.47
1:2:1662:G:O2'	1:2:1663:G:H5'	2.14	0.47
1:2:1762:A:H1'	1:2:1783:C:H5'	1.95	0.47
1:2:187:G:H4'	1:2:188:A:OP1	2.13	0.47
1:2:422:G:N7	92:2:2156:OHX:N5	2.63	0.47
1:2:992:A:H2	1:2:1012:U:N3	2.03	0.47
38:4:23:U:H1'	62:N6:17:LYS:HG2	1.96	0.47
36:5:1262:G:H5''	36:5:1263:A:OP2	2.13	0.47
36:5:1912:U:N3	36:5:2122:G:OP2	2.42	0.47
36:5:2294:U:O2	36:5:2296:A:H8	1.97	0.47
36:5:653:A:H5'	36:5:2361:A:H5''	1.96	0.47
36:5:2533:G:H1	36:5:2546:C:H42	1.62	0.47
36:5:2689:A:N3	36:5:2689:A:H2'	2.29	0.47
36:5:2904:U:H2'	36:5:2905:U:C6	2.49	0.47
69:O3:2:ALA:HB2	36:5:3216:G:OP2	265.48	0.47
43:L6:17:ALA:O	36:5:592:A:H5'	212.69	0.47
43:L6:26:ARG:NH2	36:5:607:A:OP1	249.75	0.47
1:6:53:G:H2'	1:6:54:C:O4'	2.14	0.47
38:8:19:C:H2'	38:8:20:U:O4'	2.14	0.47
15:C3:36:GLN:NE2	15:C3:39:LYS:HD2	6.65	0.47
15:C3:20:ARG:O	15:C3:65:VAL:HG13	2.14	0.47
24:D2:22:LYS:HD2	29:D7:3:LEU:HD23	3.28	0.47
31:D9:22:ARG:HD2	31:D9:38:ILE:HD11	1.96	0.47
40:L3:14:LEU:HD22	40:L3:17:LEU:HD21	2.53	0.47
40:L3:305:ILE:HG12	40:L3:321:PHE:CZ	2.49	0.47
40:L3:55:THR:O	40:L3:56:ILE:HD12	2.14	0.47
41:L4:292:SER:HB3	41:L4:295:ILE:HB	1.96	0.47
42:L5:289:LYS:O	42:L5:292:ALA:HB3	3.07	0.47
48:M1:91:LEU:O	48:M1:171:VAL:HA	4.91	0.47
48:M1:80:LEU:HD22	48:M1:84:LEU:HG	2.20	0.47
48:M1:8:PRO:CD	48:M1:9:MET:H	2.28	0.47
49:M3:14:PHE:CE1	36:5:665:A:H1'	133.78	0.47
51:M5:13:LYS:O	51:M5:16:SER:OG	2.19	0.47
53:M7:131:ARG:HG3	53:M7:137:ASN:OD1	2.14	0.47
57:N1:12:ARG:HD3	57:N1:13:TYR:CE1	2.49	0.47
57:N1:83:ARG:NH1	57:N1:85:LEU:HD21	2.29	0.47

Continued on next page...

Continued from previous page...

Atom-1	Atom-2	Interatomic distance (Å)	Clash overlap (Å)
61:N5:60:TYR:OH	71:O5:26:LYS:HG3	2.13	0.47
70:O4:98:GLN:O	70:O4:102:LYS:HD3	2.13	0.47
71:O5:38:ARG:HG3	71:O5:39:PRO:HD2	1.95	0.47
72:O6:70:ARG:NH1	72:O6:84:LYS:HD3	2.29	0.47
75:O9:35:ILE:HD11	38:8:53:A:C2	83.04	0.47
4:S2:37:PRO:HG3	4:S2:46:LYS:HD2	2.77	0.47
7:S5:117:THR:HG21	7:S5:194:LEU:HB3	2.40	0.47
8:S6:127:THR:OG1	8:S6:128:THR:N	2.74	0.47
34:SR:169:ILE:HD13	34:SR:183:LEU:HD21	2.51	0.47
36:1:1528:G:O2'	36:1:1588:A:N3	2.37	0.47
36:1:1717:U:H2'	36:1:1718:G:C8	2.48	0.47
36:1:2407:C:H2'	36:1:2408:U:C6	2.48	0.47
36:1:3317:U:H4'	36:1:3318:G:O5'	2.15	0.47
36:1:385:A:H2'	36:1:386:A:H8	1.76	0.47
1:2:144:U:H5	8:S6:137:ARG:HH12	1.61	0.47
1:2:1498:G:O2'	1:2:1499:G:H5'	2.15	0.47
1:2:1695:G:H21	1:2:1706:C:N4	2.12	0.47
1:2:190:C:O2'	1:2:191:C:H5'	2.15	0.47
1:2:229:U:H3	1:2:236:A:H61	1.61	0.47
36:5:174:C:H2'	36:5:175:C:C6	2.48	0.47
36:5:2516:U:O2	36:5:2594:C:N4	2.47	0.47
36:5:993:G:N3	36:5:2637:A:H2'	2.29	0.47
36:5:2772:C:H1'	36:5:2773:C:OP2	2.15	0.47
92:5:4256:OHX:N6	92:5:4408:OHX:N3	2.63	0.47
92:5:4211:OHX:N3	92:5:4551:OHX:N5	2.62	0.47
36:5:595:G:C8	36:5:609:G:C6	3.02	0.47
1:6:151:G:N2	1:6:164:A:C4	2.82	0.47
13:C1:77:SER:OG	1:6:347:G:OP1	290.92	0.47
10:S8:70:GLU:OE1	13:C1:24:LYS:HD3	4.74	0.47
15:C3:65:VAL:HG12	15:C3:66:ILE:CG2	5.54	0.47
16:C4:57:PRO:HB3	16:C4:100:ALA:HB2	1.95	0.47
19:C7:71:PHE:CD1	19:C7:73:LEU:HB3	2.48	0.47
24:D2:93:LEU:O	24:D2:94:LEU:HD23	2.61	0.47
28:D6:87:ARG:HD2	1:6:1797:A:C6	344.34	0.47
29:D7:59:CYS:O	29:D7:61:THR:HG22	2.14	0.47
41:L4:23:PRO:HD2	41:L4:26:PHE:HD2	1.76	0.47
41:L4:269:SER:C	41:L4:271:LYS:H	2.17	0.47
42:L5:65:ILE:HD13	42:L5:74:VAL:HB	5.80	0.47
49:M3:144:THR:C	49:M3:146:PRO:HD3	2.84	0.47
51:M5:179:LYS:HD3	36:5:287:G:OP1	126.89	0.47
61:N5:47:ALA:HB3	71:O5:77:PRO:HG3	1.96	0.47

Continued on next page...

Continued from previous page...

Atom-1	Atom-2	Interatomic distance (Å)	Clash overlap (Å)
65:N9:37:PRO:O	65:N9:40:ARG:HB2	2.86	0.47
67:O1:72:ARG:HD3	67:O1:104:LEU:HD12	1.96	0.47
78:Q2:8:ARG:HH21	78:Q2:83:LEU:HD13	2.96	0.47
11:S9:7:THR:HG21	1:6:758:U:OP1	383.35	0.47
36:1:1054:A:H5''	36:1:2637:A:H61	1.80	0.47
36:1:1723:A:OP2	55:M9:103:ARG:NH2	2.43	0.47
36:1:2128:C:OP1	92:1:4191:OHX:N2	2.47	0.47
36:1:2603:G:O6	92:1:4100:OHX:N2	2.47	0.47
92:1:4266:OHX:N2	92:1:4279:OHX:N1	2.62	0.47
36:1:1234:G:O6	92:1:4342:OHX:N6	2.47	0.47
92:2:2089:OHX:N5	92:2:2222:OHX:N3	2.62	0.47
1:2:1520:U:O2	92:2:2105:OHX:N6	2.47	0.47
1:2:735:C:OP2	1:2:735:C:H2'	2.14	0.47
1:2:763:G:C6	1:2:764:U:C4	3.02	0.47
36:5:1691:U:H2'	36:5:1692:U:H6	1.79	0.47
36:5:2261:G:O2'	36:5:2263:C:N4	2.47	0.47
36:5:2537:U:O2'	36:5:2538:U:O5'	2.32	0.47
51:M5:178:HIS:CD2	36:5:304:G:C6	123.37	0.47
1:6:1382:A:O2'	1:6:1383:G:H5''	2.14	0.47
1:6:832:U:OP2	92:6:2266:OHX:N6	2.47	0.47
12:C0:68:LEU:HD11	12:C0:76:LEU:HD21	1.96	0.47
16:C4:80:HIS:ND1	16:C4:113:GLY:O	3.48	0.47
20:C8:63:GLN:HA	20:C8:66:LEU:HD12	1.96	0.47
41:L4:186:LYS:N	41:L4:200:THR:O	3.01	0.47
43:L6:43:LEU:HD21	43:L6:85:ILE:HG13	1.96	0.47
45:L8:161:GLU:OE1	51:M5:26:ARG:NH1	2.28	0.47
46:L9:94:TYR:CD2	46:L9:98:PRO:HA	2.89	0.47
47:M0:169:LYS:O	47:M0:170:LYS:HD3	2.75	0.47
47:M0:57:LEU:HD23	47:M0:130:ASP:HA	1.96	0.47
49:M3:46:ILE:HA	49:M3:46:ILE:HD13	1.68	0.47
49:M3:8:PRO:HD3	54:M8:164:ARG:HB3	3.04	0.47
53:M7:29:THR:HG22	53:M7:87:SER:OG	2.18	0.47
64:N8:47:LYS:HE2	64:N8:48:TYR:CE2	2.50	0.47
66:O0:10:ILE:HG12	66:O0:68:TYR:HE2	1.80	0.47
69:O3:38:PRO:HD3	69:O3:77:ASN:O	2.15	0.47
70:O4:8:ARG:NH2	70:O4:31:ARG:HD2	3.24	0.47
71:O5:118:ILE:O	71:O5:119:LYS:HB2	2.14	0.47
72:O6:5:THR:HG23	72:O6:12:ASN:C	2.34	0.47
5:S3:116:ARG:HG3	5:S3:152:PHE:CE1	5.07	0.47
8:S6:153:VAL:HG23	8:S6:154:ARG:H	4.27	0.47
10:S8:66:SER:HB3	10:S8:73:SER:OG	2.27	0.47

Continued on next page...

Continued from previous page...

Atom-1	Atom-2	Interatomic distance (Å)	Clash overlap (Å)
34:SR:88:THR:HG22	34:SR:104:VAL:HG22	1.96	0.47
34:SR:255:ALA:N	34:SR:292:LEU:HD11	4.13	0.47
34:SR:44:SER:OG	34:SR:59:ARG:HB2	2.14	0.47
36:1:1069:C:H2'	36:1:1070:U:H6	1.79	0.47
36:1:1652:G:O2'	70:O4:45:GLY:HA3	2.14	0.47
36:1:1790:G:O6	92:1:4420:OHX:N4	2.48	0.47
36:1:2768:U:H2'	36:1:2769:A:H8	1.79	0.47
36:1:29:C:H4'	36:1:62:A:H4'	1.97	0.47
1:2:1256:A:H4'	1:2:1257:U:O5'	2.14	0.47
1:2:1407:U:H2'	1:2:1408:G:O4'	2.14	0.47
1:2:705:U:OP1	1:2:705:U:H4'	2.14	0.47
1:2:781:U:O2'	1:2:782:U:O5'	2.33	0.47
1:2:788:A:H2'	6:S4:19:LEU:HD22	1.96	0.47
1:2:795:U:OP2	24:D2:82:LYS:NZ	2.42	0.47
36:5:1238:C:H2'	36:5:1239:C:O4'	2.14	0.47
36:5:144:A:N6	36:5:145:G:C2	2.82	0.47
36:5:1725:C:H2'	36:5:1726:C:C6	2.49	0.47
36:5:2254:U:H2'	36:5:2261:G:N2	2.29	0.47
36:5:2676:A:H4'	36:5:2677:G:O5'	2.14	0.47
36:5:2984:C:H2'	36:5:2985:C:C6	2.49	0.47
36:5:2984:C:H2'	36:5:2985:C:H6	1.80	0.47
36:5:411:U:H2'	36:5:412:G:H8	1.80	0.47
55:M9:87:ALA:O	92:5:4263:OHX:N5	204.63	0.47
36:5:176:G:OP2	92:5:4530:OHX:N4	2.48	0.47
64:N8:67:HIS:NE2	36:5:71:A:OP2	119.42	0.47
1:6:30:G:H2'	1:6:31:C:C6	2.48	0.47
15:C3:15:ALA:O	1:6:959:U:H5''	351.62	0.47
16:C4:19:ILE:HG12	16:C4:28:VAL:HG22	1.97	0.47
17:C5:122:THR:HG21	1:6:1455:G:OP1	370.46	0.47
15:C3:16:ILE:HG22	24:D2:57:ARG:NH2	2.28	0.47
25:D3:43:PHE:HZ	25:D3:104:LEU:HB2	2.58	0.47
27:D5:70:LYS:HG3	27:D5:71:ILE:H	1.79	0.47
40:L3:77:THR:OG1	40:L3:324:VAL:HG12	2.13	0.47
40:L3:339:ARG:HG2	40:L3:340:LYS:O	2.17	0.47
42:L5:184:ASP:HB3	42:L5:187:THR:O	2.14	0.47
43:L6:172:HIS:C	43:L6:173:MET:HG2	3.03	0.47
44:L7:147:LEU:HD22	44:L7:205:PHE:CD1	3.10	0.47
45:L8:163:VAL:HG22	45:L8:166:LEU:HD12	2.01	0.47
45:L8:74:THR:HB	45:L8:230:LYS:HZ2	1.78	0.47
46:L9:162:GLN:HG3	46:L9:163:GLN:N	2.28	0.47
46:L9:90:MET:HG2	46:L9:181:VAL:HG22	1.96	0.47

Continued on next page...

Continued from previous page...

Atom-1	Atom-2	Interatomic distance (Å)	Clash overlap (Å)
46:L9:8:GLN:HG2	46:L9:68:LEU:HD13	2.07	0.47
52:M6:62:THR:HA	36:5:1306:G:C6	233.11	0.47
55:M9:43:LYS:H	55:M9:43:LYS:HG2	1.47	0.47
61:N5:67:ILE:CD1	61:N5:115:ARG:HH21	2.27	0.47
62:N6:91:ASN:C	62:N6:93:ALA:H	2.17	0.47
64:N8:47:LYS:HE3	64:N8:48:TYR:CE2	3.70	0.47
66:O0:75:ASN:HA	66:O0:86:ARG:HB2	3.01	0.47
76:Q0:88:LYS:HB3	76:Q0:88:LYS:HE3	3.79	0.47
2:S0:120:LEU:HD11	2:S0:144:ILE:HG13	1.96	0.47
3:S1:181:LEU:O	3:S1:184:LEU:N	2.48	0.47
4:S2:226:THR:OG1	4:S2:228:ASN:HB2	5.06	0.47
6:S4:104:ASP:HB2	6:S4:108:ARG:H	1.79	0.47
34:SR:16:HIS:CE1	34:SR:37:SER:HB2	2.49	0.47
34:SR:80:ALA:O	34:SR:92:TRP:N	2.87	0.47
36:1:1496:C:C2	36:1:1521:G:N2	2.82	0.47
36:1:2255:A:OP2	36:1:2261:G:N2	2.38	0.47
36:1:108:A:H4'	36:1:323:A:N1	2.29	0.47
36:1:3344:A:H2	36:1:3361:G:N2	2.06	0.47
1:2:1528:U:H2'	1:2:1529:C:H6	1.79	0.47
1:2:1788:G:P	16:C4:127:ARG:HH12	2.37	0.47
1:2:32:U:O2'	1:2:546:U:H4'	2.15	0.47
36:5:1716:U:H5'	36:5:1716:U:H6	1.80	0.47
36:5:1786:G:H2'	36:5:1787:A:C8	2.50	0.47
36:5:20:A:O2'	36:5:21:G:H5'	2.14	0.47
36:5:2261:G:H21	36:5:2262:A:N6	2.13	0.47
36:5:2304:C:C5	36:5:2305:G:C6	3.02	0.47
36:5:3027:A:H2'	36:5:3028:G:O4'	2.13	0.47
36:5:3350:C:H2'	36:5:3351:U:O2	2.14	0.47
36:5:2239:G:N7	92:5:4465:OHX:N5	2.62	0.47
1:6:1111:G:C6	1:6:1112:G:C4	3.02	0.47
1:6:1218:G:O6	1:6:1444:A:H2'	2.15	0.47
1:6:1703:C:H2'	1:6:1704:U:H6	1.79	0.47
92:6:2180:OHX:N3	92:6:2331:OHX:N6	2.62	0.47
1:6:319:U:H1'	1:6:323:A:C4	2.49	0.47
16:C4:35:GLY:HA3	1:6:919:A:H5'	269.99	0.47
15:C3:17:PRO:HG3	1:6:959:U:O2	355.07	0.47
1:6:94:U:H2'	1:6:95:G:O4'	2.15	0.47
38:8:132:G:N7	92:8:228:OHX:N2	2.63	0.47
13:C1:122:ILE:H	13:C1:144:ALA:HB2	1.80	0.47
13:C1:21:ASN:HD22	13:C1:32:LYS:H	1.61	0.47
14:C2:131:ASP:OD1	14:C2:132:GLU:N	2.47	0.47

Continued on next page...

Continued from previous page...

Atom-1	Atom-2	Interatomic distance (Å)	Clash overlap (Å)
18:C6:79:TYR:HA	18:C6:82:ARG:HG2	2.20	0.47
39:L2:83:HIS:NE2	39:L2:86:GLN:HB2	2.28	0.47
41:L4:131:VAL:O	41:L4:135:VAL:HG23	2.52	0.47
41:L4:358:THR:HG21	57:N1:148:PRO:HD2	1.96	0.47
42:L5:146:LEU:HB3	36:5:2746:A:H2	259.03	0.47
37:3:46:A:P	42:L5:158:ARG:HH11	2.37	0.47
43:L6:11:PRO:HD2	68:O2:91:THR:HG21	2.28	0.47
44:L7:150:LYS:HG2	44:L7:151:ARG:HG3	2.59	0.47
44:L7:26:VAL:CG1	44:L7:27:ALA:H	2.27	0.47
45:L8:166:LEU:HD23	45:L8:166:LEU:HA	1.89	0.47
46:L9:91:ARG:NH2	46:L9:91:ARG:HG3	2.30	0.47
47:M0:208:ASN:HA	47:M0:211:ARG:HG2	3.78	0.47
52:M6:76:PRO:HD2	52:M6:106:GLU:OE1	2.29	0.47
63:N7:10:VAL:O	63:N7:83:THR:HG22	2.23	0.47
36:1:1076:C:H4'	65:N9:38:LYS:HD3	1.97	0.47
63:N7:14:VAL:HG21	70:O4:90:ILE:HD11	1.95	0.47
36:1:1927:G:OP1	79:Q3:8:VAL:HG13	2.15	0.47
3:S1:112:SER:OG	3:S1:113:MET:N	2.45	0.47
3:S1:180:THR:OG1	3:S1:181:LEU:N	4.21	0.47
3:S1:33:LYS:O	3:S1:98:THR:OG1	5.06	0.47
1:2:6:G:OP2	4:S2:205:ARG:HD2	2.14	0.47
5:S3:190:ARG:HH12	5:S3:195:SER:HA	1.79	0.47
7:S5:43:PHE:CG	7:S5:44:ASN:N	2.93	0.47
36:1:1429:G:C5	41:L4:99:MET:HE1	2.50	0.47
36:1:2207:A:C2'	36:1:2208:A:H5'	2.45	0.47
36:1:3280:U:O2'	36:1:3281:U:OP2	2.29	0.47
36:1:846:A:H8	36:1:846:A:OP1	1.98	0.47
1:2:1183:A:C6	1:2:1184:A:N1	2.83	0.47
1:2:840:U:O2'	1:2:841:U:H5''	2.15	0.47
36:5:119:U:H4'	36:5:120:G:H3'	1.96	0.47
44:L7:159:GLN:HA	36:5:1362:G:O2'	217.52	0.47
44:L7:158:LYS:HE2	36:5:1363:A:O4'	216.02	0.47
36:5:1160:C:O2'	36:5:1366:A:H5'	2.15	0.47
36:5:1471:U:H2'	36:5:1472:U:C6	2.48	0.47
75:O9:22:PRO:HG3	36:5:1517:G:OP1	95.05	0.47
36:5:1863:G:O6	92:5:4252:OHX:N5	2.48	0.47
36:5:2144:A:H1'	36:5:2281:A:H61	1.80	0.47
36:5:2709:C:H2'	36:5:2710:C:C6	2.50	0.47
36:5:3366:G:H2'	36:5:3367:C:C6	2.49	0.47
92:5:4293:OHX:N4	92:5:4552:OHX:N1	2.63	0.47
36:5:571:U:H2'	36:5:572:A:H8	1.78	0.47

Continued on next page...

Continued from previous page...

Atom-1	Atom-2	Interatomic distance (Å)	Clash overlap (Å)
36:5:589:A:N6	36:5:610:G:H1'	2.30	0.47
28:D6:86:VAL:HG12	1:6:1795:U:OP1	344.17	0.47
1:6:29:U:O2'	1:6:30:G:H5'	2.15	0.47
11:S9:79:ARG:NH1	1:6:762:A:OP1	409.35	0.47
38:8:106:C:H5''	38:8:108:C:OP2	2.14	0.47
20:C8:83:ALA:HA	20:C8:86:LEU:HD22	1.96	0.47
20:C8:84:TRP:HA	20:C8:89:GLN:HE22	1.80	0.47
21:C9:57:ARG:O	21:C9:61:VAL:HG23	3.17	0.47
24:D2:18:GLU:HG2	24:D2:65:LEU:HG	2.84	0.47
28:D6:23:CYS:HB2	28:D6:74:CYS:HB3	1.96	0.47
29:D7:54:VAL:O	29:D7:63:LEU:N	3.42	0.47
39:L2:9:ARG:NH1	36:5:912:G:OP2	180.70	0.47
40:L3:59:ASP:HA	40:L3:70:ARG:O	2.56	0.47
41:L4:229:ASN:OD1	41:L4:231:ALA:N	3.05	0.47
42:L5:107:ARG:NH2	42:L5:120:LYS:HA	2.29	0.47
42:L5:163:LEU:HD21	42:L5:175:HIS:CB	3.32	0.47
42:L5:261:THR:HG23	42:L5:264:GLN:HE21	2.79	0.47
47:M0:37:GLY:O	47:M0:39:LYS:N	2.48	0.47
37:3:43:U:H4'	48:M1:140:ARG:O	2.14	0.47
50:M4:54:PRO:HG2	50:M4:56:GLN:NE2	4.61	0.47
51:M5:169:LYS:HA	51:M5:174:ILE:HD12	1.96	0.47
54:M8:86:THR:CG2	54:M8:105:ARG:HB2	2.70	0.47
54:M8:12:ARG:NH2	36:5:972:A:OP1	183.10	0.47
55:M9:103:ARG:HD2	55:M9:124:TYR:CE1	2.49	0.47
65:N9:24:PRO:HD2	65:N9:25:LYS:H	2.62	0.47
67:O1:10:ARG:HH12	67:O1:44:MET:HG2	5.33	0.47
76:Q0:127:LEU:HD22	76:Q0:128:LYS:N	2.29	0.47
79:Q3:73:THR:CG2	79:Q3:76:ALA:H	2.27	0.47
2:S0:185:ARG:HB2	23:D1:45:ALA:HB3	2.12	0.47
5:S3:29:LEU:HB2	5:S3:34:TYR:HB2	1.97	0.47
8:S6:122:GLU:O	8:S6:124:LEU:N	2.42	0.47
8:S6:162:VAL:HB	8:S6:169:TYR:CE2	9.46	0.47
11:S9:112:GLN:HG3	11:S9:148:VAL:HB	1.97	0.47
11:S9:41:GLU:HG2	11:S9:44:ARG:HH21	3.40	0.47
34:SR:81:LEU:HD11	34:SR:122:ILE:HD13	1.96	0.47
36:1:1507:G:N3	36:1:1507:G:H5'	2.30	0.47
36:1:900:G:H1'	36:1:1589:A:H61	1.79	0.47
36:1:1859:A:C2	36:1:1860:G:C8	3.03	0.47
92:1:4153:OHX:N2	92:1:4376:OHX:N5	2.63	0.47
36:1:801:A:O2'	92:1:4215:OHX:N2	2.48	0.47
36:1:422:A:C2	36:1:2363:A:H4'	2.50	0.47

Continued on next page...

Continued from previous page...

Atom-1	Atom-2	Interatomic distance (Å)	Clash overlap (Å)
92:1:4340:OHX:N1	54:M8:146:SER:OG	2.48	0.47
1:2:64:U:O2'	1:2:168:A:N3	2.39	0.47
1:2:480:G:N2	1:2:509:G:H1'	2.30	0.47
1:2:612:U:H5	1:2:613:G:HO2'	1.62	0.47
1:2:702:G:C6	1:2:737:A:N6	2.83	0.47
1:2:978:A:H2'	1:2:979:A:O4'	2.14	0.47
37:3:85:G:O6	92:3:220:OHX:N4	2.48	0.47
36:5:118:U:O2	36:5:121:A:H5'	2.14	0.47
36:5:2299:A:OP1	92:5:4423:OHX:N1	2.47	0.47
51:M5:14:LYS:HE2	36:5:269:G:H5''	132.89	0.47
92:5:4200:OHX:N2	92:5:4566:OHX:N1	2.63	0.47
36:5:501:A:H2'	36:5:502:U:C6	2.49	0.47
77:Q1:16:LYS:NZ	1:6:1750:A:OP1	287.77	0.47
32:E0:37:ARG:NH1	1:6:478:A:OP1	440.74	0.47
38:8:79:A:H2'	38:8:80:A:O4'	2.14	0.47
17:C5:111:MET:HG2	20:C8:119:ILE:CG1	3.23	0.47
18:C6:32:ASN:HD21	18:C6:69:VAL:HG23	2.18	0.47
19:C7:84:TYR:O	19:C7:86:PRO:HD3	2.14	0.47
26:D4:57:VAL:HA	26:D4:72:PHE:O	2.52	0.47
29:D7:74:SER:O	29:D7:77:THR:OG1	3.43	0.47
32:E0:13:LYS:HE3	32:E0:17:GLN:HE22	5.45	0.47
40:L3:186:GLY:O	40:L3:190:GLU:HB2	2.55	0.47
42:L5:270:LYS:HE2	42:L5:273:ARG:HA	9.21	0.47
42:L5:59:ASP:OD1	42:L5:81:HIS:HD2	2.27	0.47
46:L9:48:VAL:HG13	46:L9:52:LEU:O	2.65	0.47
42:L5:286:VAL:HG13	47:M0:206:LEU:HD22	1.96	0.47
49:M3:157:ARG:HG2	49:M3:158:ALA:H	1.80	0.47
49:M3:46:ILE:HG22	49:M3:49:ARG:HB2	1.95	0.47
51:M5:87:GLN:OE1	36:5:2422:C:O2'	171.52	0.47
53:M7:67:ILE:HG13	53:M7:82:ARG:CZ	2.45	0.47
65:N9:14:ARG:HH22	65:N9:18:ARG:HH11	2.77	0.47
66:O0:24:THR:HG22	66:O0:91:SER:HB3	1.96	0.47
2:S0:107:PHE:HB3	2:S0:139:VAL:HG21	1.97	0.47
4:S2:106:ASP:O	4:S2:107:SER:OG	2.30	0.47
4:S2:165:VAL:HA	4:S2:201:ASN:O	2.15	0.47
35:SM:102:THR:HG22	35:SM:105:LYS:NZ	2.30	0.47
35:SM:53:ARG:HE	35:SM:53:ARG:HA	1.80	0.47
34:SR:154:VAL:HG12	34:SR:171:SER:HB3	1.97	0.47
35:SM:46:LYS:O	36:1:1018:G:H5''	2.15	0.47
36:1:1080:A:OP2	42:L5:140:ARG:NH2	2.47	0.47
36:1:1171:G:N7	92:1:4192:OHX:N5	2.63	0.47

Continued on next page...

Continued from previous page...

Atom-1	Atom-2	Interatomic distance (Å)	Clash overlap (Å)
36:1:2404:A:N3	36:1:2404:A:H2'	2.30	0.47
36:1:1819:U:O4	92:1:4275:OHX:N6	2.47	0.47
1:2:1371:A:OP1	1:2:1371:A:H8	1.98	0.47
1:2:1543:A:H1'	1:2:1569:A:C2	2.50	0.47
1:2:221:A:OP2	1:2:832:U:O2'	2.26	0.47
1:2:416:A:H4'	1:2:417:A:OP2	2.14	0.47
1:2:45:U:HO2'	1:2:46:A:H2'	1.80	0.47
1:2:992:A:H2'	1:2:993:A:H5'	1.95	0.47
36:5:1080:A:O2'	36:5:1081:U:H5'	2.14	0.47
36:5:225:C:H2'	36:5:226:C:H6	1.80	0.47
70:O4:88:ARG:HG3	36:5:2555:G:O2'	208.62	0.47
36:5:312:C:H1'	36:5:2778:G:N2	2.30	0.47
1:6:1489:U:H5'	1:6:1494:C:H1'	1.96	0.47
8:S6:191:ARG:NH1	1:6:177:U:H1'	319.68	0.47
1:6:826:U:O4	92:6:2162:OHX:N3	2.48	0.47
1:6:486:G:H22	1:6:501:U:H3	1.63	0.47
25:D3:26:GLU:HG3	1:6:609:U:C4	340.89	0.47
38:8:157:U:O2'	38:8:158:U:H5'	2.15	0.47
18:C6:113:ASP:CG	18:C6:115:THR:H	2.18	0.47
20:C8:31:ALA:O	20:C8:34:THR:HG22	3.70	0.47
20:C8:56:LYS:HD2	20:C8:61:LEU:HD23	2.82	0.47
26:D4:3:ASP:HB2	26:D4:31:ASN:HB2	3.07	0.47
27:D5:94:LYS:HG2	27:D5:95:HIS:HB3	1.96	0.47
28:D6:10:ARG:CB	28:D6:34:LYS:HA	2.45	0.47
30:D8:28:VAL:HG12	30:D8:30:VAL:HG13	1.97	0.47
32:E0:56:MET:HE3	32:E0:56:MET:HB2	2.12	0.47
39:L2:199:THR:HG21	36:5:914:A:C8	197.15	0.47
41:L4:23:PRO:O	41:L4:25:VAL:HG23	2.15	0.47
41:L4:337:GLU:O	41:L4:339:LEU:N	2.48	0.47
44:L7:80:GLN:HB2	57:N1:135:PRO:CB	2.45	0.47
53:M7:4:TYR:CE1	53:M7:16:SER:HB2	2.56	0.47
53:M7:51:VAL:HA	53:M7:56:ARG:O	2.15	0.47
56:N0:26:ARG:O	57:N1:150:THR:HA	2.60	0.47
57:N1:79:MET:HA	57:N1:84:TYR:HA	1.97	0.47
61:N5:105:VAL:HA	61:N5:130:TYR:CE2	2.50	0.47
61:N5:40:LEU:HA	61:N5:40:LEU:HD12	1.62	0.47
63:N7:23:VAL:HB	63:N7:43:VAL:HB	1.97	0.47
36:1:1431:G:OP2	64:N8:12:ARG:NH1	2.48	0.47
64:N8:3:SER:O	64:N8:6:THR:HB	2.75	0.47
68:O2:16:LYS:HD3	68:O2:18:LYS:HE3	5.35	0.47
69:O3:18:ARG:HD3	36:5:1178:G:H5'	238.24	0.47

Continued on next page...

Continued from previous page...

Atom-1	Atom-2	Interatomic distance (Å)	Clash overlap (Å)
69:O3:48:ARG:HE	69:O3:48:ARG:HB3	2.97	0.47
69:O3:8:TYR:CE2	69:O3:99:ARG:HG2	2.69	0.47
2:S0:124:THR:HG22	2:S0:174:TRP:HE1	1.81	0.47
11:S9:134:ILE:HA	11:S9:158:PHE:HA	1.96	0.47
36:1:1608:C:H2'	36:1:1609:C:C6	2.50	0.47
36:1:2510:U:O2'	36:1:2511:A:H5''	2.15	0.47
36:1:398:A:C4	53:M7:3:ARG:NH2	2.78	0.47
36:1:2979:U:C2	92:1:4446:OHX:N1	2.82	0.47
92:1:4266:OHX:N5	92:1:4494:OHX:N4	2.63	0.47
1:2:143:G:H2'	1:2:144:U:H5''	1.96	0.47
1:2:194:U:O2'	1:2:195:G:O4'	2.32	0.47
1:2:589:C:H2'	1:2:590:C:H6	1.80	0.47
1:2:881:A:H2'	1:2:882:U:O4'	2.14	0.47
1:2:883:C:H2'	1:2:884:A:H8	1.80	0.47
38:4:10:A:H2'	38:4:11:C:C6	2.49	0.47
36:5:1239:C:N4	36:5:1249:G:H1	2.04	0.47
39:L2:193:ARG:NH2	36:5:2181:C:H5''	196.30	0.47
36:5:2416:U:O4	92:5:4442:OHX:N5	2.48	0.47
57:N1:54:HIS:CD2	36:5:2724:U:H4'	229.44	0.47
64:N8:34:MET:HB2	36:5:95:A:H5''	163.04	0.47
1:6:1614:A:O2'	1:6:1615:C:H5'	2.15	0.47
92:6:2159:OHX:N5	92:6:2323:OHX:N3	2.63	0.47
1:6:567:A:C2	1:6:583:C:H1'	2.50	0.47
73:O7:60:GLY:N	38:8:42:G:OP1	88.13	0.47
92:5:4458:OHX:N3	90:A:76:PPU:OC	210.75	0.47
12:C0:80:LEU:C	12:C0:82:LEU:H	2.19	0.47
15:C3:93:LYS:HA	15:C3:150:VAL:HG21	2.20	0.47
15:C3:64:ARG:HG3	15:C3:70:LYS:HD2	4.38	0.47
21:C9:6:VAL:HG13	21:C9:66:TYR:CZ	2.67	0.47
27:D5:46:LYS:HB2	27:D5:46:LYS:HE3	4.30	0.47
27:D5:66:VAL:HA	27:D5:71:ILE:HG22	6.54	0.47
33:E1:99:LYS:O	33:E1:100:LEU:HB2	2.15	0.47
1:2:1235:C:H2'	33:E1:138:ARG:NH2	2.30	0.47
33:E1:82:LYS:O	33:E1:84:VAL:N	4.91	0.47
40:L3:44:THR:HA	40:L3:340:LYS:HD3	5.23	0.47
41:L4:104:LYS:HD2	41:L4:106:TRP:CZ2	2.50	0.47
51:M5:94:TYR:CE2	51:M5:96:ARG:HB2	2.85	0.47
51:M5:68:ARG:HA	51:M5:98:LEU:HD21	3.51	0.47
52:M6:28:LEU:HD21	52:M6:88:VAL:HG13	2.07	0.47
62:N6:109:LEU:HD22	62:N6:115:ARG:NH1	2.30	0.47
65:N9:14:ARG:HH12	65:N9:18:ARG:HD3	3.19	0.47

Continued on next page...

Continued from previous page...

Atom-1	Atom-2	Interatomic distance (Å)	Clash overlap (Å)
6:S4:72:VAL:HB	6:S4:77:ARG:HG3	4.26	0.47
7:S5:167:ARG:HH21	30:D8:55:VAL:HG21	3.92	0.47
8:S6:173:PRO:HG3	1:6:66:U:C5	334.56	0.47
8:S6:31:ARG:H	8:S6:34:GLN:NE2	2.13	0.47
11:S9:107:ARG:O	11:S9:147:MET:HA	2.15	0.47
34:SR:220:ILE:HB	34:SR:234:LEU:HB2	2.54	0.47
34:SR:74:THR:HG23	34:SR:79:TYR:HB2	1.96	0.47
36:1:1081:U:P	92:1:4435:OHX:N6	2.88	0.47
36:1:3017:A:C2	36:1:3038:U:C2	3.03	0.47
36:1:3276:G:H1	69:O3:60:ARG:NH1	2.13	0.47
1:2:1687:U:H1'	1:2:1715:G:N2	2.30	0.47
1:2:602:U:H2'	1:2:603:U:C6	2.50	0.47
36:5:1355:A:H1'	36:5:1356:U:OP2	2.15	0.47
36:5:284:A:H4'	36:5:285:A:C2	2.50	0.47
36:5:3287:U:N3	36:5:3288:G:N7	2.63	0.47
36:5:3317:U:H6	92:5:4397:OHX:N6	2.13	0.47
57:N1:101:CYS:HB3	36:5:990:U:C1'	252.59	0.47
26:D4:109:LYS:NZ	1:6:459:G:OP1	357.95	0.47
15:C3:98:VAL:HG22	1:6:952:A:H5'	293.71	0.47
37:7:27:A:H2'	37:7:28:C:C6	2.50	0.47
38:8:10:A:H2'	38:8:11:C:C6	2.50	0.47
14:C2:86:VAL:HG13	14:C2:86:VAL:O	2.15	0.47
18:C6:27:GLY:HA2	18:C6:60:PHE:O	2.48	0.47
19:C7:109:LEU:O	19:C7:113:LEU:HB2	4.06	0.47
28:D6:36:ILE:HG21	28:D6:78:ALA:HB2	1.97	0.47
40:L3:41:VAL:HG22	40:L3:194:TRP:CD1	2.50	0.47
36:1:2340:U:OP1	40:L3:236:LYS:HE3	2.15	0.47
40:L3:308:MET:HB2	40:L3:363:SER:HB2	1.96	0.47
41:L4:203:ARG:NH2	41:L4:240:PRO:HB3	2.30	0.47
41:L4:354:VAL:O	41:L4:358:THR:HG23	2.46	0.47
42:L5:236:LEU:HD12	42:L5:239:ILE:HD12	1.96	0.47
47:M0:50:VAL:HG13	47:M0:167:LEU:HD13	6.24	0.47
36:1:290:G:OP1	51:M5:98:LEU:HD22	2.14	0.47
55:M9:39:ASN:HA	55:M9:42:ARG:HH11	4.50	0.47
56:N0:13:ARG:NH2	56:N0:50:LYS:O	3.35	0.47
63:N7:97:SER:O	63:N7:100:THR:OG1	3.56	0.47
71:O5:86:ARG:O	71:O5:90:ARG:NE	2.72	0.47
78:Q2:10:THR:HA	78:Q2:20:HIS:CD2	2.83	0.47
2:S0:13:ASP:HA	2:S0:16:LEU:HD12	1.96	0.47
4:S2:188:LEU:HA	4:S2:191:ALA:HB3	2.39	0.47
4:S2:176:SER:HB2	4:S2:195:ASP:HB3	2.46	0.47

Continued on next page...

Continued from previous page...

Atom-1	Atom-2	Interatomic distance (Å)	Clash overlap (Å)
4:S2:67:GLN:O	4:S2:71:THR:HG23	2.97	0.47
5:S3:108:LYS:HG2	5:S3:113:LEU:HD12	1.96	0.47
6:S4:15:PRO:HG2	6:S4:18:TRP:CE2	2.50	0.47
9:S7:60:ILE:HD12	9:S7:92:PHE:CZ	2.50	0.47
36:1:1582:C:O2'	36:1:1583:A:O5'	2.29	0.46
36:1:1941:C:OP2	55:M9:74:ARG:HG2	2.15	0.46
36:1:2369:G:H2'	36:1:2370:G:C8	2.50	0.46
36:1:308:A:H1'	36:1:2222:A:N3	2.30	0.46
92:1:4287:OHX:N5	92:1:4468:OHX:N3	2.63	0.46
36:1:436:A:H2'	36:1:437:G:O4'	2.15	0.46
36:1:551:A:C4	36:1:552:G:C8	3.03	0.46
1:2:1739:C:H2'	1:2:1740:A:C8	2.51	0.46
1:2:472:U:H5''	11:S9:11:THR:HG23	1.98	0.46
1:2:758:U:H5''	1:2:759:U:OP2	2.16	0.46
1:2:93:A:O2'	6:S4:4:GLY:HA3	2.14	0.46
37:3:111:U:O2'	92:3:224:OHX:N1	2.48	0.46
36:5:1356:U:H5''	36:5:1357:G:H8	1.80	0.46
36:5:1566:A:H2'	36:5:1567:U:H5'	1.96	0.46
36:5:1615:C:H2'	36:5:1616:U:H6	1.77	0.46
36:5:1699:A:H2'	36:5:1700:G:C8	2.51	0.46
92:5:4219:OHX:N5	92:5:4522:OHX:N6	2.63	0.46
36:5:1414:G:O6	92:5:4407:OHX:N1	2.49	0.46
92:5:4511:OHX:N6	92:5:4553:OHX:N3	2.63	0.46
36:5:810:A:H2'	36:5:811:U:C6	2.50	0.46
22:D0:75:GLY:N	1:6:1194:A:OP2	374.32	0.46
1:6:524:U:H2'	1:6:526:A:OP2	2.14	0.46
1:6:647:G:H1	1:6:687:G:H1	1.64	0.46
9:S7:100:PRO:HG3	1:6:696:C:OP1	365.13	0.46
12:C0:14:TYR:HE2	12:C0:21:VAL:HG22	1.79	0.46
16:C4:25:ASP:HA	16:C4:54:GLU:O	2.15	0.46
17:C5:127:ARG:HG3	17:C5:130:ARG:HG2	5.88	0.46
17:C5:41:VAL:HG22	17:C5:84:ILE:HD12	1.97	0.46
23:D1:55:LEU:HD11	23:D1:69:LEU:HG	1.97	0.46
30:D8:22:ARG:HD2	1:6:1619:C:C2	343.21	0.46
39:L2:143:GLU:O	39:L2:145:LYS:N	2.57	0.46
39:L2:181:LYS:NZ	36:5:860:G:O5'	212.82	0.46
42:L5:277:LEU:HA	42:L5:277:LEU:HD12	1.72	0.46
44:L7:244:ASN:HD22	44:L7:244:ASN:C	2.18	0.46
47:M0:16:PRO:HG3	47:M0:128:ARG:NH1	2.86	0.46
53:M7:138:LYS:HD2	53:M7:140:GLU:CD	2.35	0.46
55:M9:101:VAL:HA	55:M9:104:ARG:NH1	2.30	0.46

Continued on next page...

Continued from previous page...

Atom-1	Atom-2	Interatomic distance (Å)	Clash overlap (Å)
61:N5:132:ALA:O	61:N5:135:ILE:HG22	2.14	0.46
36:1:1629:U:O4	63:N7:111:LYS:HD2	2.15	0.46
3:S1:109:LYS:O	3:S1:113:MET:HG3	2.15	0.46
6:S4:22:LYS:HB3	6:S4:23:LEU:HD22	1.96	0.46
8:S6:114:VAL:HG12	8:S6:115:LYS:HD3	1.97	0.46
1:2:858:G:O3'	9:S7:113:PRO:HB3	2.15	0.46
36:1:1307:G:H1'	36:1:1308:A:C8	2.51	0.46
36:1:1478:C:H2'	36:1:1479:U:C6	2.51	0.46
36:1:2550:U:C5	45:L8:36:ILE:HG22	2.51	0.46
36:1:2746:A:H2'	36:1:2747:A:O4'	2.15	0.46
36:1:2952:G:N3	90:A:76:PPU:H2	2.29	0.46
36:1:3275:U:O4'	69:O3:66:VAL:HG21	2.15	0.46
92:1:4130:OHX:N6	92:1:4467:OHX:N6	2.63	0.46
36:1:2187:G:OP2	92:1:4236:OHX:N5	2.48	0.46
36:1:801:A:H4'	36:1:802:C:O5'	2.15	0.46
36:1:873:C:H5''	36:1:874:U:O5'	2.16	0.46
1:2:1015:U:H5''	1:2:1016:C:OP2	2.15	0.46
92:2:2143:OHX:N2	92:2:2198:OHX:N4	2.63	0.46
36:5:229:G:C6	36:5:230:U:C4	3.03	0.46
39:L2:221:LYS:NZ	36:5:2965:U:O2	213.56	0.46
36:5:3046:A:H2'	36:5:3047:U:O4'	2.16	0.46
36:5:3242:G:H5''	36:5:3245:A:C8	2.50	0.46
73:O7:55:ARG:NH2	36:5:347:G:N7	109.63	0.46
36:5:3253:G:N7	92:5:4352:OHX:N2	2.64	0.46
36:5:810:A:H2'	36:5:811:U:H6	1.80	0.46
1:6:1159:C:H5''	1:6:1160:A:H5'	1.96	0.46
20:C8:36:LYS:NZ	1:6:1568:C:OP2	337.14	0.46
37:7:60:G:OP2	92:7:239:OHX:N6	2.47	0.46
36:5:1831:U:O2'	38:8:114:G:OP1	2.26	0.46
12:C0:6:GLU:O	12:C0:10:LYS:HG3	2.15	0.46
13:C1:77:SER:HB3	13:C1:85:VAL:HB	2.15	0.46
13:C1:80:MET:HB3	13:C1:83:THR:HG23	1.96	0.46
1:2:325:G:H4'	13:C1:83:THR:HG21	1.97	0.46
18:C6:94:GLN:HB2	18:C6:102:LYS:HD2	1.97	0.46
23:D1:9:VAL:O	23:D1:10:GLU:HB3	2.41	0.46
26:D4:106:GLN:HA	26:D4:109:LYS:HD2	1.97	0.46
44:L7:33:ARG:O	44:L7:36:ALA:N	2.48	0.46
44:L7:92:ILE:HD11	54:M8:4:ASP:HB2	1.96	0.46
36:1:784:A:H8	54:M8:69:ARG:HG3	1.79	0.46
54:M8:69:ARG:HG3	36:5:784:A:N7	158.19	0.46
56:N0:1:MET:SD	56:N0:36:ILE:HG21	2.55	0.46

Continued on next page...

Continued from previous page...

Atom-1	Atom-2	Interatomic distance (Å)	Clash overlap (Å)
61:N5:132:ALA:O	61:N5:136:ALA:N	2.47	0.46
63:N7:108:GLU:O	63:N7:112:LYS:HG3	2.30	0.46
66:O0:101:LEU:HD22	66:O0:101:LEU:H	3.02	0.46
68:O2:19:ARG:HE	68:O2:33:ARG:HB2	1.80	0.46
72:O6:4:LYS:HE2	72:O6:14:GLY:HA3	3.90	0.46
75:O9:30:ARG:HB2	75:O9:30:ARG:HE	1.52	0.46
2:S0:202:TYR:O	2:S0:203:PHE:CG	2.69	0.46
2:S0:54:TRP:O	2:S0:58:VAL:HG23	2.45	0.46
2:S0:59:LEU:O	2:S0:63:ILE:HG13	2.41	0.46
3:S1:61:LEU:O	3:S1:63:GLY:N	2.48	0.46
6:S4:140:VAL:HA	6:S4:145:ARG:O	2.18	0.46
1:2:788:A:C4	6:S4:19:LEU:HD13	2.50	0.46
6:S4:105:VAL:HG21	6:S4:245:LYS:H	2.22	0.46
8:S6:49:VAL:HB	8:S6:115:LYS:HG2	4.87	0.46
11:S9:168:ARG:HH21	11:S9:174:ARG:NH1	8.54	0.46
34:SR:112:SER:HB2	34:SR:153:GLN:HA	1.97	0.46
36:1:953:G:C8	36:1:1117:G:C8	3.03	0.46
36:1:1230:G:O6	36:1:1231:A:N6	2.49	0.46
36:1:1488:G:O2'	70:O4:10:ARG:O	2.32	0.46
36:1:1758:G:H1	36:1:1767:C:H42	1.62	0.46
36:1:239:G:HO2'	36:1:240:U:P	2.35	0.46
36:1:2616:C:C2'	36:1:2617:U:H5'	2.46	0.46
36:1:2759:U:H6	36:1:2759:U:O5'	1.97	0.46
36:1:282:G:C8	36:1:282:G:H3'	2.50	0.46
36:1:3278:C:H2'	36:1:3278:C:O2	2.14	0.46
1:2:918:U:H2'	1:2:919:A:H8	1.81	0.46
38:4:83:C:H1'	38:4:85:G:N2	2.30	0.46
36:5:1176:C:H2'	36:5:1177:G:N2	2.30	0.46
36:5:2812:C:H2'	36:5:2813:A:C8	2.50	0.46
36:5:304:G:N3	36:5:304:G:H5'	2.31	0.46
36:5:3218:A:H5''	36:5:3219:G:N7	2.29	0.46
92:5:4237:OHX:N4	92:5:4568:OHX:N6	2.64	0.46
92:5:4275:OHX:N1	92:5:4523:OHX:N3	2.62	0.46
92:5:4275:OHX:N4	92:5:4523:OHX:N3	2.64	0.46
1:6:1244:A:N3	1:6:1244:A:H3'	2.29	0.46
37:7:57:G:C8	37:7:58:C:C5	3.03	0.46
38:8:1:A:C2	38:8:2:A:C4	3.04	0.46
14:C2:62:LEU:HD22	14:C2:75:VAL:HG11	1.97	0.46
1:2:959:U:H5'	15:C3:15:ALA:O	2.16	0.46
7:S5:25:LEU:HB2	18:C6:27:GLY:HA3	1.97	0.46
24:D2:10:ALA:CB	24:D2:27:ILE:HD12	2.45	0.46

Continued on next page...

Continued from previous page...

Atom-1	Atom-2	Interatomic distance (Å)	Clash overlap (Å)
24:D2:5:SER:HB3	24:D2:8:ALA:HB3	2.40	0.46
39:L2:48:ILE:HA	39:L2:59:ALA:HA	1.98	0.46
42:L5:136:GLU:H	42:L5:136:GLU:CD	4.85	0.46
44:L7:93:ASN:OD1	44:L7:93:ASN:N	2.48	0.46
46:L9:37:ASN:OD1	46:L9:39:LYS:HB2	2.84	0.46
46:L9:70:THR:O	46:L9:74:LEU:HG	2.14	0.46
47:M0:93:PRO:O	47:M0:125:LEU:HD22	2.16	0.46
49:M3:46:ILE:HD12	49:M3:49:ARG:NH1	2.29	0.46
49:M3:87:ALA:O	49:M3:91:ARG:HG3	2.15	0.46
51:M5:122:ASN:OD1	51:M5:123:GLN:N	2.48	0.46
52:M6:60:LYS:CE	36:5:1307:G:H5"	250.86	0.46
54:M8:176:ARG:HA	54:M8:182:LYS:HB3	2.41	0.46
55:M9:105:LEU:HD22	55:M9:138:LEU:HD13	1.98	0.46
56:N0:92:LYS:NZ	56:N0:109:ASP:OD2	2.42	0.46
56:N0:166:LYS:HB3	56:N0:167:ARG:H	1.37	0.46
44:L7:120:THR:HB	57:N1:132:PRO:HB2	1.96	0.46
66:O0:66:LYS:H	66:O0:66:LYS:HD2	3.78	0.46
76:Q0:78:ILE:HD11	76:Q0:83:LYS:HA	6.53	0.46
2:S0:188:LEU:HB3	2:S0:189:VAL:H	1.58	0.46
3:S1:103:MET:HB3	3:S1:215:VAL:HG13	1.97	0.46
3:S1:55:LYS:HD3	3:S1:55:LYS:HA	2.11	0.46
7:S5:225:ARG:NH2	30:D8:58:GLU:HB2	5.35	0.46
7:S5:87:CYS:SG	7:S5:92:ARG:HG3	2.55	0.46
1:2:856:A:N7	9:S7:97:ARG:HB2	2.31	0.46
10:S8:36:THR:HA	10:S8:58:LEU:HA	2.41	0.46
36:1:1386:A:N7	41:L4:183:LYS:HE3	2.30	0.46
36:1:2541:U:H1'	36:1:2542:U:OP2	2.16	0.46
36:1:3006:A:C2	36:1:3141:A:C4	3.04	0.46
36:1:603:A:H2'	36:1:604:G:O4'	2.14	0.46
92:2:2174:OHX:N3	92:2:2254:OHX:N5	2.64	0.46
1:2:380:U:C6	11:S9:5:PRO:HG3	2.50	0.46
1:2:611:U:OP2	25:D3:5:LYS:HE2	2.15	0.46
36:5:1069:C:H2'	36:5:1070:U:H6	1.79	0.46
36:5:1534:A:OP1	92:5:4180:OHX:N1	2.48	0.46
36:5:293:C:H2'	36:5:294:U:O4'	2.15	0.46
36:5:3006:A:H2'	36:5:3007:U:O4'	2.16	0.46
36:5:1443:G:O6	92:5:4267:OHX:N5	2.48	0.46
92:5:4216:OHX:N5	92:5:4423:OHX:N2	2.63	0.46
92:5:4295:OHX:N1	92:5:4478:OHX:N3	2.64	0.46
1:6:1039:A:HO2'	1:6:1040:G:H8	1.61	0.46
19:C7:7:LYS:N	1:6:1316:G:OP1	410.48	0.46

Continued on next page...

Continued from previous page...

Atom-1	Atom-2	Interatomic distance (Å)	Clash overlap (Å)
1:6:196:G:N3	1:6:197:A:H1'	2.30	0.46
16:C4:25:ASP:OD1	16:C4:26:THR:N	2.57	0.46
21:C9:13:ASP:N	21:C9:13:ASP:OD2	2.48	0.46
21:C9:34:VAL:HG23	21:C9:53:TRP:CZ2	2.50	0.46
29:D7:36:LYS:HG2	29:D7:43:ILE:HG22	1.97	0.46
31:D9:8:PHE:O	31:D9:9:SER:OG	2.69	0.46
1:2:1252:C:O4'	33:E1:133:ALA:HB2	2.16	0.46
40:L3:180:GLU:OE2	36:5:3002:C:O2'	234.51	0.46
42:L5:49:TYR:CD1	42:L5:66:SER:HB3	2.51	0.46
44:L7:53:LYS:O	44:L7:57:THR:HG23	2.28	0.46
46:L9:137:SER:HB2	46:L9:143:GLU:CB	3.45	0.46
49:M3:55:ARG:HG3	49:M3:72:GLY:O	2.15	0.46
49:M3:89:TYR:CE1	49:M3:93:ILE:HD11	3.65	0.46
50:M4:93:LYS:HE3	50:M4:93:LYS:HB2	1.79	0.46
51:M5:73:ARG:HB3	51:M5:89:VAL:HG13	2.85	0.46
52:M6:64:PHE:HE1	52:M6:68:ARG:HH11	3.42	0.46
55:M9:81:ARG:HG2	55:M9:88:ARG:CZ	2.45	0.46
59:N3:54:LEU:HG	59:N3:122:CYS:HB2	3.25	0.46
59:N3:86:ARG:HD2	59:N3:92:PHE:CZ	2.50	0.46
62:N6:37:LYS:HA	62:N6:40:ARG:HB3	3.25	0.46
73:O7:88:ALA:O	92:8:231:OHX:N4	18.05	0.46
9:S7:173:TYR:CE1	9:S7:179:LYS:HB2	2.50	0.46
1:2:197:A:H61	10:S8:138:ASN:HD22	1.63	0.46
11:S9:81:VAL:O	11:S9:150:LEU:HD22	2.38	0.46
11:S9:38:ASN:HB2	11:S9:41:GLU:HG3	1.96	0.46
11:S9:88:GLU:O	11:S9:91:LYS:HD2	4.17	0.46
34:SR:160:GLU:O	34:SR:162:ALA:N	2.42	0.46
36:1:2108:C:H1'	36:1:3344:A:H8	1.80	0.46
36:1:2124:G:C2	36:1:2330:C:C2	3.03	0.46
36:1:2898:G:H5''	36:1:2899:C:C5'	2.45	0.46
36:1:3295:A:H2'	36:1:3296:A:C8	2.50	0.46
92:1:4230:OHX:N5	92:1:4338:OHX:N3	2.63	0.46
36:1:2580:A:O2'	92:1:4397:OHX:N2	2.48	0.46
36:1:72:C:H5'	49:M3:63:VAL:HG22	1.96	0.46
1:2:544:A:H5''	1:2:545:A:OP2	2.16	0.46
1:2:894:U:H2'	1:2:895:G:C8	2.50	0.46
36:5:1479:U:C3'	36:5:1480:G:H5'	2.46	0.46
36:5:2157:G:N2	36:5:2177:G:O2'	2.49	0.46
36:5:2523:A:O2'	36:5:2587:U:H1'	2.16	0.46
36:5:326:U:H6	36:5:326:U:O5'	1.98	0.46
36:5:3279:A:C6	36:5:3280:U:C4	3.04	0.46

Continued on next page...

Continued from previous page...

Atom-1	Atom-2	Interatomic distance (Å)	Clash overlap (Å)
36:5:3393:U:H2'	36:5:3394:U:H6	1.80	0.46
41:L4:82:THR:OG1	36:5:365:A:H1'	121.80	0.46
92:5:4279:OHX:N3	92:5:4503:OHX:N4	2.63	0.46
1:6:1213:G:O6	92:6:2169:OHX:N6	2.49	0.46
1:6:1643:U:C5	1:6:1644:C:C5	3.04	0.46
1:6:27:U:H2'	1:6:28:A:H8	1.81	0.46
37:7:59:U:OP2	92:7:230:OHX:N6	2.49	0.46
38:8:68:G:C6	38:8:69:U:C4	3.04	0.46
12:C0:34:GLU:O	12:C0:35:ILE:HB	4.62	0.46
29:D7:36:LYS:O	29:D7:77:THR:HG22	2.51	0.46
29:D7:46:VAL:HG13	29:D7:54:VAL:HG21	2.53	0.46
30:D8:32:PHE:CE2	30:D8:38:ARG:HB3	2.51	0.46
40:L3:19:ARG:HB3	40:L3:232:ARG:HH12	1.81	0.46
42:L5:178:ASN:HA	42:L5:183:TRP:CG	2.64	0.46
47:M0:213:PHE:N	47:M0:214:PRO:HD3	2.31	0.46
47:M0:66:GLU:OE1	47:M0:69:ARG:NH2	2.49	0.46
48:M1:145:LYS:HB2	48:M1:145:LYS:HE2	1.60	0.46
46:L9:47:LYS:NZ	50:M4:5:SER:HB2	2.30	0.46
61:N5:106:ASP:O	61:N5:127:THR:HG23	2.15	0.46
64:N8:73:LEU:HB2	64:N8:109:TYR:CD2	2.56	0.46
7:S5:112:ARG:HD3	1:6:1529:C:OP1	373.08	0.46
7:S5:123:VAL:HG21	27:D5:100:ILE:HD12	1.97	0.46
8:S6:30:LYS:O	8:S6:102:VAL:HG23	2.16	0.46
8:S6:26:VAL:HG21	8:S6:40:ALA:HB1	1.98	0.46
36:1:1631:C:H5''	36:1:1632:A:H5''	1.96	0.46
36:1:1643:A:H3'	36:1:1644:C:C6	2.51	0.46
36:1:1713:G:O6	66:O0:28:LYS:NZ	2.33	0.46
36:1:2357:A:H2'	36:1:2358:A:C8	2.51	0.46
36:1:2653:C:OP1	78:Q2:89:LYS:HB2	2.16	0.46
36:1:1587:A:OP1	92:1:4176:OHX:N6	2.48	0.46
92:1:4161:OHX:N2	92:1:4476:OHX:N5	2.63	0.46
1:2:1509:C:H2'	1:2:1510:U:O4'	2.15	0.46
1:2:679:U:H5	92:2:2251:OHX:N1	2.14	0.46
1:2:1446:A:P	92:2:2255:OHX:N2	2.88	0.46
37:3:28:C:H5''	48:M1:137:ARG:HG2	1.96	0.46
36:5:1387:G:OP1	92:5:4482:OHX:N3	2.49	0.46
36:5:2250:G:N7	92:5:4204:OHX:N3	2.64	0.46
36:5:2651:G:C4	36:5:2796:G:C2	3.04	0.46
36:5:3065:G:H2'	36:5:3066:U:O4'	2.15	0.46
36:5:3223:A:C5	36:5:3263:G:C6	3.03	0.46
36:5:320:G:N7	92:5:4551:OHX:N4	2.63	0.46

Continued on next page...

Continued from previous page...

Atom-1	Atom-2	Interatomic distance (Å)	Clash overlap (Å)
36:5:761:A:C2	36:5:771:A:H1'	2.51	0.46
22:D0:60:THR:HG22	1:6:1382:A:H5''	436.71	0.46
1:6:1203:A:OP2	92:6:2225:OHX:N4	2.48	0.46
1:6:329:G:H2'	1:6:330:G:H8	1.80	0.46
1:6:542:A:H2'	1:6:542:A:OP1	2.15	0.46
1:6:853:G:H2'	1:6:854:U:H6	1.80	0.46
38:8:65:A:H2'	38:8:66:A:O4'	2.15	0.46
16:C4:13:VAL:HG23	16:C4:77:THR:H	4.32	0.46
19:C7:103:ASP:O	19:C7:104:ASN:HB3	4.77	0.46
19:C7:106:THR:O	19:C7:110:VAL:HG23	2.15	0.46
19:C7:14:LYS:HG3	19:C7:69:ILE:HG23	2.14	0.46
32:E0:23:LYS:HB3	32:E0:23:LYS:HE2	4.54	0.46
39:L2:180:LEU:HD23	39:L2:180:LEU:HA	1.82	0.46
40:L3:162:VAL:O	40:L3:178:LEU:HD12	2.75	0.46
40:L3:37:ARG:CA	40:L3:186:GLY:HA2	2.52	0.46
41:L4:361:HIS:CG	41:L4:362:ASP:H	2.33	0.46
48:M1:11:ASP:HB3	48:M1:12:LEU:H	1.63	0.46
50:M4:99:TRP:O	50:M4:103:ILE:HG13	2.25	0.46
51:M5:199:LEU:HB3	51:M5:203:ARG:NE	2.30	0.46
53:M7:27:LYS:HA	53:M7:63:PHE:CD2	2.63	0.46
36:1:674:G:O6	54:M8:56:LYS:NZ	2.48	0.46
62:N6:55:GLU:HB2	62:N6:108:LYS:HB2	2.32	0.46
68:O2:4:LEU:HA	68:O2:4:LEU:HD12	1.83	0.46
70:O4:25:THR:OG1	70:O4:29:ILE:HD13	2.16	0.46
46:L9:172:ILE:HD12	76:Q0:90:ASN:HB3	4.46	0.46
36:1:2554:A:H62	79:Q3:62:LYS:NZ	2.13	0.46
3:S1:35:PRO:HG3	3:S1:98:THR:O	2.15	0.46
5:S3:148:LYS:HB2	35:SM:110:TRP:CZ2	2.50	0.46
6:S4:148:ARG:HG2	6:S4:148:ARG:H	1.99	0.46
7:S5:183:ALA:HB2	7:S5:193:THR:OG1	2.44	0.46
18:C6:99:GLU:HG2	34:SR:57:PRO:HB2	2.70	0.46
36:1:1569:U:H5''	36:1:1570:U:C6	2.50	0.46
36:1:277:G:OP1	92:1:4111:OHX:N3	2.49	0.46
92:1:4156:OHX:N6	92:1:4355:OHX:N4	2.64	0.46
1:2:1191:U:H5'	18:C6:143:ARG:CZ	2.46	0.46
1:2:329:G:H2'	1:2:330:G:C8	2.51	0.46
1:2:498:G:C4	1:2:499:U:N3	2.84	0.46
37:3:4:U:H2'	37:3:5:G:C8	2.50	0.46
37:3:50:U:C2'	37:3:51:A:H5'	2.44	0.46
38:4:150:G:C8	92:4:238:OHX:N4	2.83	0.46
36:5:1329:U:O2'	36:5:1330:A:H5''	2.16	0.46

Continued on next page...

Continued from previous page...

Atom-1	Atom-2	Interatomic distance (Å)	Clash overlap (Å)
36:5:2137:U:C6	36:5:2141:U:C4	3.04	0.46
36:5:2294:U:O2	36:5:2296:A:C8	2.69	0.46
36:5:2313:A:H4'	36:5:2314:U:H5'	1.97	0.46
36:5:2398:A:C2'	36:5:2399:A:H5'	2.46	0.46
36:5:3337:G:H2'	36:5:3338:C:O4'	2.15	0.46
92:5:4264:OHX:N1	92:5:4511:OHX:N5	2.64	0.46
1:6:1514:U:H5''	1:6:1515:A:N3	2.30	0.46
1:6:1584:G:H22	1:6:1611:A:P	2.36	0.46
92:6:2297:OHX:N5	92:6:2337:OHX:N3	2.64	0.46
11:S9:124:HIS:CD2	1:6:478:A:O2'	450.66	0.46
1:6:880:C:H2'	1:6:881:A:C8	2.50	0.46
61:N5:56:ARG:HG2	38:8:134:G:OP1	78.88	0.46
12:C0:30:ALA:O	12:C0:38:LYS:HA	2.16	0.46
17:C5:86:VAL:HB	17:C5:87:PRO:HD2	3.61	0.46
19:C7:15:ALA:O	19:C7:19:ARG:HG2	2.15	0.46
19:C7:87:GLU:O	19:C7:88:VAL:HG12	5.35	0.46
24:D2:86:ILE:HD12	24:D2:87:GLU:N	2.31	0.46
28:D6:37:LYS:C	28:D6:38:ARG:HD2	2.36	0.46
39:L2:238:ILE:HG22	39:L2:239:ALA:H	2.98	0.46
40:L3:114:VAL:HG22	40:L3:163:HIS:CE1	2.51	0.46
40:L3:148:LEU:HD21	40:L3:196:ARG:HD3	3.55	0.46
40:L3:255:TRP:CD1	40:L3:256:HIS:CE1	3.03	0.46
40:L3:339:ARG:NH1	40:L3:342:LEU:HD11	2.31	0.46
41:L4:330:TYR:CZ	44:L7:49:ALA:HA	2.68	0.46
45:L8:112:GLU:O	45:L8:116:VAL:HB	2.16	0.46
46:L9:118:LEU:HD23	46:L9:118:LEU:HA	1.70	0.46
50:M4:14:LEU:HA	50:M4:14:LEU:HD23	2.22	0.46
50:M4:27:GLN:HG2	50:M4:27:GLN:H	1.36	0.46
51:M5:150:TRP:HZ3	51:M5:156:HIS:CD2	2.34	0.46
53:M7:138:LYS:NZ	36:5:2356:A:OP1	147.30	0.46
54:M8:177:GLY:O	54:M8:186:VAL:N	2.57	0.46
36:1:784:A:C6	54:M8:93:ILE:HG22	2.50	0.46
55:M9:173:ARG:HH21	55:M9:177:VAL:HG21	10.05	0.46
55:M9:68:GLN:HA	55:M9:71:ARG:HG3	1.98	0.46
65:N9:28:LYS:HD3	65:N9:29:TYR:H	1.80	0.46
65:N9:35:VAL:HG12	65:N9:40:ARG:HG3	1.98	0.46
73:O7:19:CYS:SG	73:O7:34:CYS:CB	2.97	0.46
74:O8:11:PHE:O	74:O8:15:THR:HG23	2.54	0.46
8:S6:193:LEU:HA	8:S6:193:LEU:HD23	1.71	0.46
35:SM:39:PRO:HB2	35:SM:40:PRO:HD2	1.97	0.46
36:1:1073:U:H2'	36:1:1074:U:C6	2.50	0.46

Continued on next page...

Continued from previous page...

Atom-1	Atom-2	Interatomic distance (Å)	Clash overlap (Å)
36:1:1483:G:C8	36:1:1485:G:C8	3.03	0.46
36:1:2217:U:H2'	36:1:2218:G:H8	1.81	0.46
36:1:3257:C:H2'	36:1:3258:U:O4'	2.15	0.46
36:1:3392:U:H2'	36:1:3393:U:C6	2.51	0.46
92:1:4169:OHX:N5	92:1:4504:OHX:N2	2.62	0.46
1:2:1172:G:C6	1:2:1173:C:C4	3.04	0.46
1:2:1746:A:H2'	1:2:1747:G:O4'	2.16	0.46
92:2:2138:OHX:N3	92:2:2183:OHX:N4	2.63	0.46
1:2:445:A:H61	1:2:462:G:H1'	1.81	0.46
1:2:758:U:OP1	11:S9:7:THR:HG21	2.15	0.46
38:4:11:C:H2'	38:4:12:A:H8	1.80	0.46
36:5:1074:U:O3'	36:5:1075:A:H8	1.98	0.46
36:5:240:U:O2'	36:5:241:G:O5'	2.30	0.46
36:5:2511:A:H3'	36:5:2512:C:H5''	1.98	0.46
36:5:2725:U:O4	92:5:4215:OHX:N1	2.49	0.46
92:5:4200:OHX:N3	92:5:4566:OHX:N3	2.63	0.46
8:S6:176:GLN:HG2	1:6:169:A:C5'	328.63	0.46
1:6:198:A:H2'	1:6:199:G:H5'	1.97	0.46
1:6:385:A:H2'	1:6:386:G:C8	2.51	0.46
1:6:488:G:H21	1:6:499:U:H3	1.60	0.46
1:6:679:U:O4	92:6:2274:OHX:N2	2.49	0.46
1:6:219:A:N6	1:6:843:U:C2	2.83	0.46
16:C4:136:ARG:NH1	1:6:1785:U:OP1	297.90	0.46
18:C6:60:PHE:CE2	18:C6:89:LEU:HD22	3.69	0.46
19:C7:23:LYS:HB3	19:C7:34:LEU:HD11	1.98	0.46
24:D2:7:LEU:HD22	24:D2:11:LEU:HG	2.30	0.46
27:D5:74:SER:HA	27:D5:77:ARG:NH2	3.24	0.46
1:2:567:A:H4'	32:E0:10:ARG:O	2.15	0.46
39:L2:201:GLY:O	39:L2:204:MET:HB2	3.27	0.46
40:L3:76:VAL:HG21	40:L3:323:MET:HE3	1.97	0.46
36:1:1382:G:P	41:L4:188:ARG:HH12	2.39	0.46
41:L4:323:VAL:HG13	41:L4:326:ARG:NH2	2.31	0.46
41:L4:42:VAL:HA	41:L4:45:ASN:ND2	2.39	0.46
44:L7:26:VAL:HG13	44:L7:27:ALA:N	2.31	0.46
49:M3:59:ARG:HE	49:M3:69:VAL:HG23	2.04	0.46
51:M5:10:LEU:HD23	51:M5:10:LEU:HA	2.27	0.46
54:M8:53:PHE:CD1	54:M8:53:PHE:N	2.89	0.46
55:M9:4:LEU:HA	55:M9:7:GLN:HE21	5.47	0.46
62:N6:103:LYS:HD3	62:N6:103:LYS:HA	2.06	0.46
63:N7:4:PHE:CZ	66:O0:35:ARG:HA	2.50	0.46
67:O1:8:VAL:HG21	67:O1:77:ARG:HH21	3.25	0.46

Continued on next page...

Continued from previous page...

Atom-1	Atom-2	Interatomic distance (Å)	Clash overlap (Å)
73:O7:66:TYR:O	73:O7:68:LYS:N	3.21	0.46
4:S2:169:LEU:HD23	4:S2:198:THR:HG22	2.66	0.46
7:S5:121:ILE:HG13	7:S5:195:ALA:HB1	2.14	0.46
8:S6:67:VAL:CG2	8:S6:99:GLY:HA2	2.53	0.46
10:S8:110:ARG:HH22	10:S8:160:PHE:HB3	3.05	0.46
11:S9:149:ARG:HG3	11:S9:149:ARG:NH1	4.60	0.46
35:SM:79:SER:HA	35:SM:82:THR:HG23	1.98	0.46
36:1:1441:G:O6	92:1:4158:OHX:N1	2.49	0.46
36:1:879:U:O2	36:1:2357:A:H1'	2.15	0.46
36:1:2656:A:C4	36:1:2658:G:N7	2.84	0.46
36:1:2689:A:C8	36:1:2702:A:N6	2.84	0.46
36:1:3333:G:N2	36:1:3369:G:O2'	2.48	0.46
36:1:592:A:H5'	43:L6:17:ALA:O	2.15	0.46
36:1:637:C:H6	36:1:637:C:H2'	1.47	0.46
1:2:83:G:OP2	92:2:2113:OHX:N5	2.49	0.46
1:2:54:C:O2'	1:2:459:G:N7	2.39	0.46
1:2:47:A:N1	1:2:386:G:H1'	2.31	0.46
1:2:906:A:H2'	1:2:907:A:C8	2.51	0.46
37:3:17:A:OP1	42:L5:2:ALA:N	2.49	0.46
36:5:2136:C:O2'	36:5:2137:U:H5'	2.16	0.46
36:5:3348:G:N2	36:5:3358:U:H1'	2.31	0.46
36:5:439:C:C4'	36:5:440:A:H5'	2.42	0.46
36:5:945:C:H2'	36:5:946:U:C6	2.51	0.46
1:6:1565:C:H2'	1:6:1566:U:C6	2.51	0.46
1:6:1572:G:H2'	1:6:1572:G:N3	2.30	0.46
1:6:1642:G:N2	1:6:1781:A:N3	2.64	0.46
1:6:531:C:C2'	1:6:532:U:H5'	2.46	0.46
1:6:649:U:H2'	1:6:650:U:C5	2.50	0.46
1:6:705:U:HO2'	1:6:706:A:H8	1.64	0.46
37:7:89:G:N2	37:7:91:G:H3'	2.30	0.46
75:O9:12:LYS:HE3	38:8:45:C:OP1	102.89	0.46
90:A:74:C:O2	92:A:101:OHX:N1	7.21	0.46
17:C5:61:ARG:NH1	17:C5:61:ARG:HB3	2.89	0.46
18:C6:9:THR:HG21	18:C6:87:LYS:O	2.74	0.46
21:C9:28:LEU:O	21:C9:107:ALA:HB1	2.15	0.46
5:S3:8:LYS:HG2	22:D0:63:LEU:HD21	3.25	0.46
26:D4:124:ARG:O	26:D4:127:LYS:HG3	2.15	0.46
41:L4:188:ARG:O	41:L4:193:LYS:HE3	2.16	0.46
41:L4:29:PRO:HG3	41:L4:279:HIS:CD2	2.54	0.46
42:L5:244:HIS:O	42:L5:248:ARG:HG3	2.16	0.46
49:M3:119:TYR:HD1	49:M3:145:PHE:CE2	2.49	0.46

Continued on next page...

Continued from previous page...

Atom-1	Atom-2	Interatomic distance (Å)	Clash overlap (Å)
50:M4:102:LYS:HB2	50:M4:102:LYS:HE3	1.71	0.46
50:M4:121:MET:HE1	36:5:3215:A:H5'	274.98	0.46
51:M5:74:PRO:O	51:M5:75:VAL:O	2.34	0.46
53:M7:10:ASN:HD22	53:M7:13:LYS:HZ3	1.64	0.46
53:M7:95:LEU:HD23	53:M7:95:LEU:HA	2.05	0.46
55:M9:178:ALA:HA	55:M9:181:ARG:HB3	1.97	0.46
36:1:1323:G:O3'	56:N0:2:ALA:HA	2.16	0.46
57:N1:129:LYS:H	57:N1:129:LYS:HG2	3.86	0.46
62:N6:42:GLN:O	62:N6:125:LYS:HG3	3.00	0.46
64:N8:103:ASP:OD2	64:N8:106:ALA:N	2.43	0.46
68:O2:57:TYR:CD1	36:5:1162:U:H4'	197.13	0.46
69:O3:86:ARG:NH2	36:5:497:C:O3'	213.47	0.46
3:S1:131:ASP:HB3	3:S1:180:THR:OG1	2.15	0.46
6:S4:132:GLY:N	6:S4:136:VAL:O	2.88	0.46
6:S4:148:ARG:HB3	6:S4:148:ARG:HH21	3.41	0.46
6:S4:163:ASP:OD1	6:S4:165:ALA:HB3	2.15	0.46
8:S6:28:PHE:CE1	8:S6:104:PRO:HG3	2.51	0.46
10:S8:152:ILE:H	10:S8:152:ILE:HD13	4.66	0.46
11:S9:176:ASN:HA	11:S9:179:ARG:HG2	4.63	0.46
34:SR:242:SER:O	34:SR:292:LEU:HD21	2.16	0.46
36:1:139:G:H2'	36:1:140:C:O4'	2.16	0.46
36:1:1740:U:C1'	36:1:1741:A:H2	2.27	0.46
36:1:1863:G:O6	92:1:4186:OHX:N4	2.49	0.46
36:1:1878:G:C3'	36:1:1879:A:H5'	2.46	0.46
36:1:2443:A:N6	36:1:2504:U:C4	2.81	0.46
36:1:645:A:N6	36:1:2869:U:OP1	2.48	0.46
36:1:3276:G:H1	69:O3:60:ARG:NH2	2.13	0.46
36:1:3324:C:C4	36:1:3325:G:N7	2.84	0.46
36:1:817:A:H8	73:O7:15:SER:HG	1.62	0.46
36:1:820:A:OP1	92:1:4175:OHX:N5	2.49	0.46
36:1:824:C:H2'	36:1:825:U:C6	2.51	0.46
1:2:186:C:H3'	1:2:187:G:H8	1.81	0.46
1:2:512:A:OP2	11:S9:172:VAL:HB	2.15	0.46
1:2:684:A:H2'	1:2:685:A:H5'	1.97	0.46
36:5:1121:U:C4	36:5:1122:U:C4	3.03	0.46
36:5:2926:A:H2'	36:5:2927:C:C6	2.51	0.46
36:5:2280:A:OP2	92:5:4423:OHX:N5	2.49	0.46
36:5:847:A:H2'	36:5:848:A:C8	2.51	0.46
1:6:116:U:H2'	1:6:117:U:C6	2.51	0.46
1:6:1240:U:H5'	1:6:1241:G:OP2	2.16	0.46
1:6:1363:U:H3'	1:6:1364:G:H8	1.81	0.46

Continued on next page...

Continued from previous page...

Atom-1	Atom-2	Interatomic distance (Å)	Clash overlap (Å)
1:6:316:A:O2'	1:6:353:A:N1	2.47	0.46
1:6:990:C:H2'	1:6:991:G:O4'	2.15	0.46
12:C0:45:ALA:O	12:C0:49:LEU:HD23	2.55	0.46
1:2:327:U:O2'	13:C1:10:GLU:HG2	2.16	0.46
13:C1:75:VAL:HG22	13:C1:84:ILE:HD12	1.98	0.46
19:C7:3:ARG:O	19:C7:5:ARG:NH1	2.49	0.46
24:D2:104:LEU:HB3	24:D2:125:ILE:HA	1.98	0.46
31:D9:5:ASN:HB3	31:D9:7:TRP:NE1	2.30	0.46
42:L5:40:HIS:HE1	42:L5:42:ALA:HB3	1.77	0.46
45:L8:41:GLN:HG3	45:L8:44:ARG:HH12	1.79	0.46
46:L9:162:GLN:NE2	76:Q0:89:TYR:CE1	2.84	0.46
49:M3:36:ARG:O	49:M3:39:ARG:N	3.31	0.46
36:1:3215:A:H8	50:M4:121:MET:HE2	1.81	0.46
50:M4:17:VAL:HG21	50:M4:74:ARG:HB2	1.98	0.46
51:M5:149:ASN:OD1	92:M5:310:OHX:N2	2.49	0.46
53:M7:27:LYS:HD3	53:M7:63:PHE:HB3	1.97	0.46
54:M8:96:PHE:CD2	54:M8:97:PRO:HD2	2.51	0.46
55:M9:15:VAL:CG1	55:M9:52:LYS:HE3	4.28	0.46
61:N5:142:ILE:HA	61:N5:142:ILE:HD13	1.70	0.46
75:O9:21:ARG:CZ	75:O9:24:PRO:HG3	2.46	0.46
3:S1:176:VAL:O	3:S1:178:GLY:N	2.49	0.46
3:S1:36:SER:HB3	3:S1:231:LEU:O	4.01	0.46
4:S2:222:TYR:OH	23:D1:11:LEU:O	2.34	0.46
5:S3:203:PRO:CB	1:6:1332:C:H4'	427.84	0.46
6:S4:62:LYS:HE3	6:S4:66:MET:HE3	6.19	0.46
1:2:78:A:C8	8:S6:154:ARG:HG3	2.51	0.46
8:S6:23:ARG:O	8:S6:26:VAL:HG23	2.16	0.46
10:S8:44:HIS:O	10:S8:56:ARG:N	2.73	0.46
10:S8:84:HIS:CE1	10:S8:90:LEU:HD12	3.20	0.46
11:S9:75:ALA:O	11:S9:79:ARG:HB2	2.16	0.46
36:1:1014:U:C2'	36:1:1015:U:H5''	2.46	0.45
36:1:1245:A:N6	36:1:1272:C:O2'	2.49	0.45
36:1:1618:G:H4'	38:4:129:C:H1'	1.99	0.45
36:1:289:A:H2'	36:1:290:G:H8	1.79	0.45
36:1:2979:U:N3	92:1:4446:OHX:N1	2.63	0.45
92:1:4186:OHX:N1	92:1:4338:OHX:N2	2.63	0.45
92:2:2152:OHX:N2	92:2:2251:OHX:N4	2.64	0.45
1:2:420:A:H2'	1:2:421:A:O4'	2.16	0.45
1:2:475:A:OP2	11:S9:126:ARG:NH1	2.50	0.45
37:3:57:G:C8	37:3:58:C:C5	3.04	0.45
36:5:999:G:O2'	36:5:1000:C:H5'	2.15	0.45

Continued on next page...

Continued from previous page...

Atom-1	Atom-2	Interatomic distance (Å)	Clash overlap (Å)
36:5:2514:U:C6	36:5:2514:U:OP1	2.67	0.45
36:5:253:A:HO2'	36:5:254:A:H8	1.64	0.45
54:M8:55:SER:HA	36:5:672:A:OP1	158.67	0.45
36:5:913:A:H2	36:5:2134:G:N3	2.15	0.45
1:6:1397:U:C4	1:6:1399:C:H1'	2.50	0.45
20:C8:138:THR:O	1:6:1459:C:H2'	345.22	0.45
25:D3:20:ARG:HD2	1:6:310:C:OP1	330.08	0.45
1:6:950:C:H2'	1:6:951:A:C8	2.51	0.45
92:2:2144:OHX:N6	13:C1:18:HIS:O	2.48	0.45
13:C1:78:THR:HA	13:C1:84:ILE:HG22	2.56	0.45
9:S7:139:ARG:HD3	24:D2:53:ILE:HA	1.97	0.45
30:D8:8:THR:OG1	30:D8:59:SER:OG	2.24	0.45
39:L2:221:LYS:O	36:5:2245:C:H4'	219.17	0.45
39:L2:227:ARG:HB2	39:L2:239:ALA:HB2	3.55	0.45
39:L2:70:ARG:NH2	36:5:2522:G:C6	174.54	0.45
40:L3:49:TYR:O	40:L3:80:ASP:N	2.74	0.45
41:L4:166:VAL:HG12	41:L4:170:LYS:HD2	1.97	0.45
41:L4:181:VAL:HG11	41:L4:224:GLY:CA	3.36	0.45
42:L5:54:ARG:HG3	37:7:5:G:O3'	282.05	0.45
45:L8:246:MET:HA	45:L8:249:ARG:HB3	1.97	0.45
46:L9:93:VAL:O	46:L9:177:ASP:HA	2.48	0.45
47:M0:156:ARG:NH1	47:M0:163:GLN:O	3.02	0.45
53:M7:39:TRP:O	53:M7:114:VAL:HG12	2.42	0.45
54:M8:123:THR:OG1	54:M8:125:ASP:OD2	2.33	0.45
55:M9:168:ALA:HB1	55:M9:172:ARG:CZ	2.46	0.45
56:N0:26:ARG:HD3	57:N1:150:THR:OG1	2.15	0.45
60:N4:38:SER:O	60:N4:42:GLN:HG3	2.16	0.45
36:1:1629:U:P	63:N7:112:LYS:HE2	2.56	0.45
64:N8:34:MET:HB2	36:5:96:G:OP2	160.65	0.45
64:N8:60:TYR:CD2	64:N8:63:LYS:HE3	2.52	0.45
68:O2:33:ARG:NH1	36:5:944:C:H4'	161.46	0.45
69:O3:105:SER:OG	69:O3:106:ASN:N	2.49	0.45
69:O3:13:HIS:CD2	69:O3:28:SER:HG	2.79	0.45
70:O4:12:PRO:HD2	70:O4:13:TYR:CD2	2.51	0.45
38:4:52:A:N6	75:O9:27:ILE:HD13	2.27	0.45
79:Q3:28:LYS:O	79:Q3:32:GLN:HG3	4.46	0.45
3:S1:36:SER:O	3:S1:38:PHE:N	2.45	0.45
3:S1:70:LEU:CD1	3:S1:79:HIS:HB3	2.46	0.45
3:S1:88:VAL:HG11	3:S1:96:LEU:HD12	1.98	0.45
4:S2:174:ARG:HA	4:S2:195:ASP:OD2	2.27	0.45
5:S3:142:LEU:HD13	5:S3:182:LEU:HD21	1.97	0.45

Continued on next page...

Continued from previous page...

Atom-1	Atom-2	Interatomic distance (Å)	Clash overlap (Å)
7:S5:65:ARG:HE	7:S5:65:ARG:HA	4.75	0.45
9:S7:44:LYS:NZ	9:S7:95:GLU:HG2	2.31	0.45
1:2:400:A:H5''	10:S8:25:ARG:HA	1.96	0.45
34:SR:176:LYS:HG2	34:SR:197:SER:O	2.15	0.45
36:1:1815:U:HO2'	36:1:1816:A:P	2.38	0.45
36:1:2254:U:H2'	36:1:2261:G:N2	2.30	0.45
36:1:2904:U:H2'	36:1:2905:U:C6	2.51	0.45
36:1:413:U:OP1	53:M7:30:ARG:NH2	2.45	0.45
36:1:494:G:OP1	36:1:494:G:H3'	2.16	0.45
36:1:68:C:H4'	51:M5:176:LYS:HB2	1.97	0.45
1:2:1013:A:H2'	1:2:1014:G:O4'	2.16	0.45
1:2:1331:A:H2'	1:2:1332:C:H5'	1.99	0.45
1:2:1615:C:H4'	1:2:1616:G:O5'	2.16	0.45
1:2:304:U:H2'	1:2:305:C:C6	2.50	0.45
65:N9:4:SER:HB2	36:5:1117:G:OP1	212.31	0.45
36:5:1846:C:H5''	36:5:1849:C:N4	2.31	0.45
36:5:2960:C:OP1	92:5:4228:OHX:N5	2.49	0.45
36:5:3017:A:O2'	36:5:3018:C:H5'	2.17	0.45
36:5:3136:G:C6	36:5:3137:C:C4	3.04	0.45
36:5:313:A:C6	36:5:314:U:C4	3.03	0.45
36:5:3269:U:H4'	36:5:3270:U:O5'	2.16	0.45
92:5:4320:OHX:N5	92:5:4471:OHX:N1	2.65	0.45
51:M5:84:PRO:HD2	36:5:44:U:OP1	166.84	0.45
1:6:1391:A:H2'	1:6:1392:U:H6	1.81	0.45
1:6:154:G:H1	1:6:160:C:H42	1.64	0.45
1:6:1756[A]:A:H8	1:6:1756[A]:A:O5'	1.97	0.45
1:6:780:A:H3'	1:6:781:U:H5'	1.97	0.45
1:6:906:A:H2'	1:6:907:A:C8	2.51	0.45
17:C5:79:HIS:O	17:C5:81:ARG:N	2.69	0.45
1:2:1211:A:H1'	17:C5:99:GLY:O	2.16	0.45
18:C6:98:ASP:OD2	18:C6:100:GLN:N	2.47	0.45
19:C7:51:ALA:O	19:C7:55:THR:HG23	5.19	0.45
21:C9:109:GLU:HG2	21:C9:114:VAL:HG23	8.14	0.45
23:D1:15:ARG:HB3	23:D1:16:LYS:H	1.68	0.45
24:D2:36:LYS:HB2	24:D2:110:ILE:HD12	1.97	0.45
1:2:1101:G:OP1	25:D3:7:ARG:NH2	2.49	0.45
26:D4:66:GLY:HA2	1:6:532:U:H4'	432.34	0.45
27:D5:41:ILE:HG23	27:D5:42:LEU:N	2.31	0.45
24:D2:24:GLN:HE22	29:D7:4:VAL:HA	4.04	0.45
32:E0:49:LEU:H	32:E0:49:LEU:HD22	2.97	0.45
14:C2:73:LYS:NZ	33:E1:108:VAL:HB	2.31	0.45

Continued on next page...

Continued from previous page...

Atom-1	Atom-2	Interatomic distance (Å)	Clash overlap (Å)
40:L3:86:VAL:HG22	40:L3:162:VAL:HG12	1.98	0.45
47:M0:80:SER:HB3	47:M0:147:VAL:HG11	1.98	0.45
52:M6:85:ARG:HD3	52:M6:90:HIS:ND1	2.53	0.45
55:M9:17:VAL:HG21	55:M9:52:LYS:HG2	1.97	0.45
59:N3:54:LEU:HD12	59:N3:122:CYS:HB2	1.99	0.45
66:O0:76:GLU:OE1	66:O0:76:GLU:N	2.44	0.45
69:O3:72:THR:HG23	69:O3:83:ALA:HA	1.98	0.45
79:Q3:56:THR:HA	79:Q3:63:THR:HA	2.01	0.45
2:S0:119:ARG:HH11	2:S0:119:ARG:HB3	1.81	0.45
3:S1:113:MET:HE3	3:S1:211:HIS:NE2	4.00	0.45
3:S1:36:SER:HB2	3:S1:231:LEU:HB3	1.99	0.45
6:S4:195:ILE:HG22	6:S4:196:VAL:N	2.70	0.45
6:S4:51:ARG:HE	6:S4:51:ARG:HA	2.08	0.45
7:S5:112:ARG:HD3	27:D5:95:HIS:NE2	2.31	0.45
7:S5:69:PHE:CE2	18:C6:53:LEU:HD12	2.51	0.45
9:S7:63:PRO:O	9:S7:64:VAL:HB	2.16	0.45
10:S8:57:ALA:HB2	10:S8:177:GLY:HA2	2.17	0.45
11:S9:117:GLY:C	11:S9:119:ALA:H	2.24	0.45
35:SM:57:ASN:O	35:SM:61:ILE:HG22	5.53	0.45
36:1:1072:G:H2'	36:1:1073:U:C6	2.52	0.45
36:1:2331:C:H2'	36:1:2332:A:C8	2.51	0.45
36:1:2444:C:H3'	36:1:2445:A:H5''	1.97	0.45
36:1:3207:U:H5	56:N0:159:SER:HA	1.81	0.45
92:1:4200:OHX:N4	92:1:4435:OHX:N2	2.65	0.45
92:1:4171:OHX:N6	92:1:4489:OHX:N6	2.65	0.45
1:2:1231:U:C4	1:2:1255:G:N2	2.84	0.45
1:2:239:C:H2'	1:2:240:U:C6	2.52	0.45
1:2:269:G:C6	1:2:287:G:C6	3.03	0.45
1:2:320:U:C6	1:2:321:C:H2'	2.52	0.45
1:2:711:U:H4'	1:2:712:G:OP1	2.15	0.45
1:2:885:G:H2'	1:2:886:U:C6	2.51	0.45
1:2:902:G:O5'	1:2:902:G:H8	1.99	0.45
36:5:1725:C:H2'	36:5:1726:C:H6	1.81	0.45
36:5:1780:G:OP1	92:5:4354:OHX:N2	2.49	0.45
36:5:3279:A:C2'	36:5:3280:U:H5'	2.46	0.45
36:5:378:A:C2	36:5:379:C:H1'	2.52	0.45
1:6:1310:U:O4	92:6:2337:OHX:N5	2.48	0.45
1:6:277:U:O2'	1:6:278:U:OP1	2.30	0.45
1:6:329:G:H2'	1:6:330:G:C8	2.52	0.45
1:6:463:U:H2'	1:6:464:A:C8	2.50	0.45
14:C2:47:GLU:HG2	1:6:1229:G:N1	460.27	0.45

Continued on next page...

Continued from previous page...

Atom-1	Atom-2	Interatomic distance (Å)	Clash overlap (Å)
14:C2:52:LEU:HD13	14:C2:85:LYS:HZ1	1.82	0.45
15:C3:85:PRO:HG2	15:C3:129:TYR:CE2	2.62	0.45
23:D1:56:SER:OG	23:D1:59:VAL:HG23	2.27	0.45
24:D2:104:LEU:HA	24:D2:126:LEU:H	1.82	0.45
25:D3:130:VAL:HG21	25:D3:135:LEU:HD21	2.36	0.45
28:D6:10:ARG:HD3	28:D6:34:LYS:O	2.15	0.45
39:L2:48:ILE:HD11	79:Q3:63:THR:HG22	2.47	0.45
40:L3:117:ARG:CZ	40:L3:175:LYS:HD3	2.60	0.45
40:L3:358:TRP:CH2	40:L3:360:ASP:HB2	2.51	0.45
43:L6:105:TYR:OH	43:L6:134:ARG:HD2	3.11	0.45
44:L7:83:LEU:HD21	44:L7:116:PHE:HB3	1.99	0.45
45:L8:67:ILE:HG22	45:L8:237:ILE:HB	1.97	0.45
46:L9:139:ASN:ND2	46:L9:139:ASN:O	2.49	0.45
47:M0:193:ASP:CG	47:M0:194:GLY:H	2.35	0.45
48:M1:122:ILE:HA	48:M1:122:ILE:HD13	4.28	0.45
49:M3:9:ILE:HD11	64:N8:45:MET:HE1	2.76	0.45
51:M5:162:ARG:O	36:5:29:C:O2'	106.77	0.45
52:M6:68:ARG:HG2	52:M6:68:ARG:H	1.55	0.45
56:N0:1:MET:HE1	56:N0:32:SER:N	2.27	0.45
57:N1:57:TYR:CD1	57:N1:89:LEU:HD21	2.51	0.45
58:N2:29:ASP:OD1	58:N2:31:ALA:HB3	2.16	0.45
59:N3:86:ARG:HB2	59:N3:92:PHE:CE2	3.07	0.45
60:N4:23:ARG:HB3	60:N4:25:ASP:OD2	4.12	0.45
61:N5:38:LEU:O	61:N5:39:LYS:HB2	4.43	0.45
66:O0:99:ASP:O	66:O0:103:THR:HG23	2.16	0.45
67:O1:24:SER:HB2	67:O1:27:LYS:HE3	1.99	0.45
70:O4:30:LEU:HA	70:O4:30:LEU:HD23	1.76	0.45
71:O5:22:VAL:O	71:O5:26:LYS:HG3	4.23	0.45
72:O6:21:THR:O	72:O6:21:THR:OG1	2.26	0.45
4:S2:146:THR:HG23	4:S2:148:LEU:HB2	1.99	0.45
4:S2:205:ARG:HD2	1:6:6:G:OP2	379.65	0.45
5:S3:42:THR:OG1	5:S3:45:LYS:O	2.86	0.45
7:S5:45:LYS:HD3	7:S5:45:LYS:HA	1.56	0.45
9:S7:102:PRO:HD3	9:S7:112:ARG:HD3	2.69	0.45
9:S7:173:TYR:CE1	9:S7:181:ILE:HD13	2.52	0.45
9:S7:31:SER:HA	9:S7:35:LYS:HB3	3.39	0.45
11:S9:11:THR:HG23	1:6:472:U:H5''	398.40	0.45
36:1:1464:G:N2	36:1:1466:G:H3'	2.31	0.45
36:1:1554:U:HO2'	36:1:1582:C:H5	1.63	0.45
36:1:2128:C:H2'	36:1:2129:U:O4'	2.16	0.45
36:1:22:G:H1'	38:4:104:A:N3	2.31	0.45

Continued on next page...

Continued from previous page...

Atom-1	Atom-2	Interatomic distance (Å)	Clash overlap (Å)
36:1:2667:A:C2	36:1:2668:U:H1'	2.52	0.45
36:1:3227:A:H2'	36:1:3228:C:H5'	1.97	0.45
36:1:3290:G:N7	92:1:4377:OHX:N4	2.64	0.45
36:1:350:C:N3	36:1:367:A:H2'	2.32	0.45
36:1:394:G:N1	36:1:397:A:OP2	2.44	0.45
92:1:4161:OHX:N3	92:1:4433:OHX:N4	2.64	0.45
36:1:709:A:OP1	54:M8:179:ARG:NH2	2.33	0.45
1:2:1147:A:H2'	1:2:1148:C:C6	2.51	0.45
1:2:1784:C:H2'	1:2:1785:U:H6	1.81	0.45
1:2:381:C:H1'	1:2:756:A:C2	2.52	0.45
36:5:1329:U:HO2'	36:5:1330:A:P	2.38	0.45
36:5:189:G:H2'	36:5:224:C:OP1	2.16	0.45
36:5:1927:G:N2	36:5:1928:G:C8	2.84	0.45
36:5:2147:A:H2'	36:5:2148:U:O4'	2.17	0.45
36:5:249:U:OP2	36:5:249:U:H2'	2.16	0.45
36:5:2818:U:C6	36:5:2818:U:H5'	2.45	0.45
36:5:3078:U:O2	36:5:3078:U:O5'	2.34	0.45
36:5:328:U:O4	92:8:224:OHX:N1	2.50	0.45
36:5:3060:C:H1'	36:5:3332:U:H1'	1.98	0.45
92:5:4264:OHX:N2	92:5:4511:OHX:N2	2.65	0.45
36:5:703:G:O2'	36:5:787:G:H4'	2.16	0.45
1:6:1488:G:O2'	1:6:1494:C:O2	2.28	0.45
1:6:1655:A:H2'	1:6:1656:U:O4'	2.17	0.45
92:6:2159:OHX:N2	92:6:2323:OHX:N6	2.65	0.45
1:6:824:G:C8	92:6:2339:OHX:N5	2.84	0.45
25:D3:19:ARG:HD3	1:6:609:U:H1'	344.41	0.45
1:6:700:C:H2'	1:6:701:U:C6	2.51	0.45
90:A:76:PPU:HA	90:A:76:PPU:HD1	4.18	0.45
13:C1:93:TYR:HB2	13:C1:100:TYR:CE1	2.75	0.45
16:C4:122:PRO:C	16:C4:124:ASP:H	2.43	0.45
19:C7:77:GLU:HG2	19:C7:80:ARG:HH21	7.93	0.45
20:C8:8:GLN:HB2	20:C8:9:GLY:H	1.57	0.45
21:C9:105:LEU:HD13	21:C9:122:ARG:HD3	2.26	0.45
1:2:1477:G:H5''	21:C9:45:MET:O	2.16	0.45
21:C9:5:SER:OG	21:C9:66:TYR:OH	2.22	0.45
13:C1:99:ARG:HG2	25:D3:9:LEU:HA	4.61	0.45
29:D7:62:ILE:HD12	29:D7:62:ILE:HA	2.41	0.45
33:E1:139:LEU:H	33:E1:151:ASN:HB3	3.78	0.45
39:L2:47:GLN:OE1	39:L2:60:LYS:HD2	4.95	0.45
39:L2:95:SER:OG	39:L2:97:ASN:OD1	2.35	0.45
40:L3:383:LEU:O	40:L3:386:ASP:HB2	2.16	0.45

Continued on next page...

Continued from previous page...

Atom-1	Atom-2	Interatomic distance (Å)	Clash overlap (Å)
41:L4:311:HIS:NE2	41:L4:314:LYS:HA	2.31	0.45
41:L4:44:LYS:HB3	41:L4:47:ARG:NH1	2.31	0.45
42:L5:106:ALA:HB2	42:L5:166:ALA:HA	1.99	0.45
42:L5:270:LYS:HG3	42:L5:273:ARG:CB	5.96	0.45
44:L7:137:GLY:HA3	44:L7:236:ILE:HB	1.99	0.45
45:L8:105:LYS:HG2	45:L8:109:LEU:HD23	3.94	0.45
45:L8:91:PHE:CE2	45:L8:185:ARG:HB3	3.86	0.45
51:M5:49:ARG:HH11	36:5:149:U:P	102.06	0.45
53:M7:69:ARG:HA	53:M7:79:THR:O	2.37	0.45
56:N0:14:LEU:HA	56:N0:14:LEU:HD23	2.02	0.45
59:N3:2:SER:N	59:N3:57:MET:HB3	2.31	0.45
62:N6:109:LEU:HD22	62:N6:115:ARG:CZ	2.47	0.45
62:N6:14:LYS:HE3	36:5:335:G:OP2	76.79	0.45
63:N7:10:VAL:HB	63:N7:83:THR:HG21	1.98	0.45
67:O1:27:LYS:C	67:O1:30:PRO:HD2	2.37	0.45
2:S0:112:THR:HG23	2:S0:115:PHE:HB2	1.98	0.45
2:S0:142:PRO:HB3	23:D1:34:ILE:CD1	2.48	0.45
4:S2:89:GLN:OE1	4:S2:94:GLN:NE2	2.48	0.45
6:S4:208:VAL:HB	6:S4:225:VAL:HG21	2.46	0.45
9:S7:12:ALA:HB3	9:S7:13:PRO:HD3	1.98	0.45
36:1:1668:G:C5	36:1:1669:C:C5	3.03	0.45
36:1:2206:G:H1	36:1:2237:C:H42	1.65	0.45
36:1:2144:A:C4	36:1:2281:A:N6	2.85	0.45
36:1:2367:A:H2'	36:1:2368:A:C8	2.51	0.45
36:1:2418:G:O6	92:1:4358:OHX:N1	2.50	0.45
36:1:2593:A:H4'	36:1:2594:C:O5'	2.16	0.45
36:1:3045:G:H2'	36:1:3046:A:O4'	2.17	0.45
36:1:3049:A:C2	40:L3:75:ALA:HB2	2.52	0.45
36:1:3312:U:H5''	40:L3:25:ILE:HD12	1.98	0.45
36:1:3319:U:O2'	36:1:3320:A:OP1	2.26	0.45
1:2:1146:G:C6	1:2:1147:A:C6	3.04	0.45
1:2:1297:G:N2	1:2:1300:A:OP2	2.38	0.45
1:2:1467:C:H2'	1:2:1468:U:H6	1.80	0.45
37:3:45:A:H2'	37:3:46:A:H8	1.79	0.45
38:4:132:G:N7	92:4:240:OHX:N1	2.64	0.45
36:5:1696:A:H2'	36:5:1697:A:C8	2.51	0.45
36:5:1741:A:C6	36:5:1742:U:C2	3.05	0.45
36:5:2730:G:OP2	92:5:4215:OHX:N4	2.50	0.45
40:L3:53:MET:HB2	36:5:3049:A:C5'	233.57	0.45
36:5:3347:A:H61	36:5:3358:U:H3	1.64	0.45
36:5:527:A:H2'	36:5:528:U:C6	2.51	0.45

Continued on next page...

Continued from previous page...

Atom-1	Atom-2	Interatomic distance (Å)	Clash overlap (Å)
18:C6:9:THR:HA	1:6:1340:U:O4	434.27	0.45
1:6:1505:A:C5	1:6:1506:G:H1'	2.52	0.45
1:6:1699:G:N2	1:6:1702:A:O4'	2.49	0.45
1:6:336:G:H2'	1:6:338:C:H5	1.81	0.45
1:6:542:A:C8	1:6:543:C:H2'	2.52	0.45
12:C0:50:THR:HG21	12:C0:57:THR:OG1	2.17	0.45
14:C2:67:THR:C	14:C2:69:ALA:H	2.19	0.45
16:C4:25:ASP:N	16:C4:55:SER:HB3	2.31	0.45
17:C5:18:ARG:HD3	20:C8:90:ASN:OD1	2.55	0.45
19:C7:27:ASP:CG	19:C7:30:THR:HG23	2.36	0.45
22:D0:99:ILE:HD13	22:D0:99:ILE:H	4.97	0.45
25:D3:17:VAL:HG23	25:D3:20:ARG:NH2	4.82	0.45
26:D4:112:LYS:O	26:D4:116:LYS:HG3	2.16	0.45
26:D4:5:VAL:O	26:D4:6:THR:HB	2.16	0.45
32:E0:39:LEU:HG	32:E0:43:ARG:NH2	4.66	0.45
33:E1:100:LEU:HD12	33:E1:102:VAL:HA	6.31	0.45
33:E1:93:HIS:HB3	33:E1:94:LYS:H	1.63	0.45
40:L3:14:LEU:HD13	40:L3:262:TRP:CH2	2.51	0.45
40:L3:25:ILE:HD11	40:L3:334:ARG:NE	8.01	0.45
40:L3:347:SER:HB2	40:L3:350:ALA:HB3	1.98	0.45
40:L3:56:ILE:HD11	40:L3:359:ILE:HG12	1.99	0.45
41:L4:31:ARG:O	41:L4:35:VAL:HG23	2.16	0.45
43:L6:30:LEU:HD11	43:L6:63:LEU:HD21	1.97	0.45
44:L7:175:LYS:HE2	44:L7:175:LYS:HB2	1.77	0.45
47:M0:61:SER:HB2	47:M0:63:GLU:HG2	1.99	0.45
51:M5:67:ARG:O	51:M5:68:ARG:HB3	4.67	0.45
58:N2:34:ALA:O	58:N2:38:ILE:HB	2.16	0.45
61:N5:45:LYS:HG2	71:O5:75:TYR:HD2	2.24	0.45
78:Q2:15:LYS:HG3	78:Q2:18:ARG:NH1	5.55	0.45
2:S0:103:THR:HA	2:S0:104:PRO:HD3	1.77	0.45
2:S0:49:ASN:HB3	2:S0:52:LYS:HG3	1.99	0.45
3:S1:180:THR:HG22	3:S1:181:LEU:HD22	1.99	0.45
3:S1:97:LEU:HD13	3:S1:98:THR:H	1.80	0.45
4:S2:129:ILE:O	4:S2:133:LYS:HG2	2.16	0.45
6:S4:176:ASP:HB2	6:S4:179:LYS:HZ2	1.80	0.45
6:S4:187:ARG:O	6:S4:187:ARG:HD3	2.16	0.45
7:S5:35:GLN:O	7:S5:37:GLN:N	3.42	0.45
10:S8:182:TYR:OH	10:S8:188:GLU:OE1	2.33	0.45
11:S9:109:LEU:HD11	11:S9:134:ILE:HD11	1.98	0.45
11:S9:150:LEU:HA	11:S9:150:LEU:HD12	2.10	0.45
34:SR:251:TRP:NE1	34:SR:271:VAL:HG21	2.64	0.45

Continued on next page...

Continued from previous page...

Atom-1	Atom-2	Interatomic distance (Å)	Clash overlap (Å)
36:1:1481:A:O2'	36:1:1858:A:N3	2.32	0.45
36:1:2278:C:C2'	36:1:2279:A:H5''	2.47	0.45
36:1:279:U:H2'	36:1:280:U:H6	1.81	0.45
36:1:863:C:OP1	92:1:4117:OHX:N5	2.50	0.45
1:2:1120:U:H2'	1:2:1121:C:C6	2.52	0.45
1:2:1498:G:C2'	1:2:1499:G:H5'	2.47	0.45
1:2:1536:G:C2	1:2:1538:U:C2	3.04	0.45
1:2:304:U:H2'	1:2:305:C:H6	1.82	0.45
36:5:1223:A:OP2	36:5:1285:G:N2	2.48	0.45
36:5:135:C:H4'	36:5:136:G:OP2	2.17	0.45
36:5:191:U:H2'	36:5:192:C:H6	1.81	0.45
36:5:2298:U:O4	36:5:2923:U:H5	1.99	0.45
36:5:2573:G:H2'	36:5:2574:G:O4'	2.17	0.45
36:5:2273:G:O6	92:5:4480:OHX:N5	2.49	0.45
92:5:4222:OHX:N4	92:5:4506:OHX:N4	2.64	0.45
36:5:532:A:O2'	36:5:533:A:H5'	2.17	0.45
36:5:523:A:N6	36:5:570:A:C2	2.84	0.45
36:5:59:G:H2'	38:8:33:A:O2'	2.16	0.45
1:6:1041:G:H2'	1:6:1042:G:C8	2.52	0.45
1:6:1186:U:H2'	1:6:1187:U:O4'	2.16	0.45
20:C8:123:ARG:NH1	1:6:1546:G:OP1	358.54	0.45
1:6:355:G:P	92:6:2163:OHX:N5	2.90	0.45
1:6:515:A:H2'	1:6:516:G:O4'	2.17	0.45
37:7:92:A:C5	37:7:93:C:H1'	2.52	0.45
17:C5:127:ARG:HA	17:C5:127:ARG:HD2	4.35	0.45
25:D3:43:PHE:CE1	25:D3:49:ALA:HB3	2.60	0.45
27:D5:58:ARG:O	27:D5:102:THR:HA	2.64	0.45
33:E1:144:CYS:C	33:E1:146:SER:N	2.70	0.45
39:L2:121:GLY:O	39:L2:123:ARG:HG3	2.95	0.45
40:L3:286:GLY:HA3	40:L3:321:PHE:CZ	2.52	0.45
40:L3:332:ARG:NH1	40:L3:333:LYS:HD2	3.50	0.45
40:L3:35:ASP:OD2	40:L3:37:ARG:NH1	2.42	0.45
40:L3:53:MET:HG3	40:L3:77:THR:HG22	1.99	0.45
42:L5:143:LYS:HG3	42:L5:172:TYR:HD2	1.81	0.45
45:L8:47:SER:HB2	36:5:2585:G:O6	167.70	0.45
51:M5:93:LYS:O	51:M5:94:TYR:HB3	2.16	0.45
58:N2:23:THR:HA	58:N2:28:PHE:HB3	2.31	0.45
65:N9:23:LYS:HA	65:N9:23:LYS:HD2	1.38	0.45
66:O0:34:LEU:HD12	66:O0:34:LEU:HA	1.87	0.45
2:S0:124:THR:O	2:S0:146:LEU:HB2	2.50	0.45
3:S1:113:MET:HE3	3:S1:211:HIS:CD2	4.22	0.45

Continued on next page...

Continued from previous page...

Atom-1	Atom-2	Interatomic distance (Å)	Clash overlap (Å)
4:S2:169:LEU:HD11	4:S2:188:LEU:HD21	1.99	0.45
5:S3:113:LEU:HD21	5:S3:117:ARG:NH1	2.31	0.45
34:SR:38:ARG:HG2	34:SR:67:ILE:CG2	2.47	0.45
36:1:1458:U:H2'	36:1:1459:C:C6	2.52	0.45
36:1:1699:A:H2'	36:1:1700:G:H8	1.81	0.45
36:1:2172:A:OP2	92:1:4294:OHX:N4	2.50	0.45
36:1:255:A:O2'	36:1:256:G:H5'	2.16	0.45
36:1:3151:U:H4'	36:1:3294:A:C1'	2.47	0.45
1:2:1014:G:H2'	1:2:1015:U:O4'	2.17	0.45
1:2:1174:C:H2'	1:2:1175:U:O4'	2.15	0.45
1:2:1235:C:O2	33:E1:138:ARG:NE	2.50	0.45
1:2:66:U:C4	8:S6:158:ILE:HG21	2.51	0.45
1:2:76:A:N6	1:2:80:A:O2'	2.49	0.45
1:2:854:U:O4	1:2:855:A:N6	2.50	0.45
36:5:118:U:C5	36:5:119:U:C4	3.05	0.45
36:5:2144:A:H1'	36:5:2281:A:N6	2.32	0.45
36:5:3181:C:H2'	36:5:3182:G:C8	2.51	0.45
36:5:3317:U:H4'	36:5:3318:G:C5'	2.47	0.45
36:5:585:A:H2'	36:5:586:C:C6	2.52	0.45
1:6:1392:U:H2'	1:6:1393:C:C6	2.51	0.45
1:6:158:U:O2'	1:6:160:C:OP2	2.26	0.45
92:6:2207:OHX:N1	92:6:2324:OHX:N3	2.64	0.45
1:6:358:U:O2'	1:6:360:A:H5''	2.16	0.45
13:C1:29:LYS:O	13:C1:31:THR:N	2.50	0.45
15:C3:73:ARG:HD3	1:6:859:A:C5	331.34	0.45
17:C5:112:LEU:HA	17:C5:112:LEU:HD23	1.78	0.45
22:D0:44:ASN:HA	22:D0:47:GLN:HB3	2.86	0.45
23:D1:71:ARG:HG3	23:D1:83:TRP:CH2	2.52	0.45
26:D4:23:PHE:CE2	26:D4:75:VAL:HG23	6.30	0.45
28:D6:46:GLU:HG3	28:D6:47:ALA:N	2.87	0.45
40:L3:219:ALA:HB2	40:L3:336:VAL:HG13	1.98	0.45
40:L3:347:SER:CB	40:L3:350:ALA:H	2.36	0.45
41:L4:329:PRO:C	41:L4:331:ALA:N	3.06	0.45
44:L7:203:TRP:CD1	44:L7:204:PRO:HD2	2.63	0.45
45:L8:45:ASN:ND2	61:N5:26:VAL:HG22	4.96	0.45
45:L8:63:LYS:O	45:L8:67:ILE:HG12	3.93	0.45
46:L9:47:LYS:HB2	50:M4:7:VAL:HB	1.99	0.45
47:M0:144:ASN:O	47:M0:145:LYS:C	2.55	0.45
47:M0:210:ILE:HG23	47:M0:217:PHE:CE2	2.52	0.45
49:M3:160:GLN:HA	49:M3:160:GLN:OE1	2.56	0.45
49:M3:189:GLU:HA	49:M3:192:GLU:OE1	2.17	0.45

Continued on next page...

Continued from previous page...

Atom-1	Atom-2	Interatomic distance (Å)	Clash overlap (Å)
51:M5:184:LYS:HG3	51:M5:185:ALA:N	4.37	0.45
56:N0:40:ARG:HD2	56:N0:40:ARG:HA	1.56	0.45
58:N2:43:VAL:HG23	58:N2:49:ASN:HB3	3.27	0.45
60:N4:50:ALA:HA	60:N4:55:PHE:CG	2.85	0.45
63:N7:87:LEU:HB2	63:N7:127:ASN:ND2	2.32	0.45
64:N8:116:GLY:HA2	64:N8:137:LYS:NZ	2.31	0.45
36:1:1407:A:O3'	68:O2:33:ARG:NH2	2.50	0.45
69:O3:59:VAL:O	69:O3:61:GLY:N	3.05	0.45
71:O5:5:LYS:O	71:O5:9:LEU:HG	2.45	0.45
75:O9:7:PHE:HB3	38:8:113:U:H5''	108.15	0.45
2:S0:187:ALA:O	2:S0:188:LEU:HD23	3.25	0.45
3:S1:226:GLY:HA2	36:5:2536:A:H4'	257.22	0.45
6:S4:161:LYS:HB3	6:S4:170:THR:O	4.73	0.45
6:S4:49:ARG:HG3	6:S4:50:ASN:N	4.46	0.45
11:S9:169:PRO:HD2	11:S9:174:ARG:HD2	1.98	0.45
11:S9:28:LEU:HB3	32:E0:44:PHE:HZ	4.27	0.45
35:SM:104:LYS:O	35:SM:108:GLN:HG2	2.17	0.45
36:1:1204:A:H2	36:1:2834:G:N3	2.14	0.45
36:1:1240:A:H3'	36:1:1241:U:C5'	2.47	0.45
36:1:1422:G:H21	43:L6:5:LYS:HZ2	1.65	0.45
36:1:1422:G:H21	43:L6:5:LYS:NZ	2.15	0.45
36:1:1793:C:C5	39:L2:179:LEU:HD13	2.52	0.45
36:1:283:G:OP2	36:1:285:A:H4'	2.17	0.45
36:1:3389:U:HO2'	36:1:3390:G:P	2.39	0.45
36:1:59:G:H2'	38:4:33:A:O2'	2.16	0.45
1:2:122:U:O4	92:2:2095:OHX:N3	2.49	0.45
1:2:1524:A:C6	1:2:1525:A:C6	3.05	0.45
1:2:312:A:C2	1:2:314:C:H2'	2.52	0.45
1:2:396:G:N7	10:S8:47:ARG:NH2	2.63	0.45
38:4:83:C:H1'	38:4:85:G:H21	1.82	0.45
36:5:1049:C:H2'	36:5:1050:U:H6	1.81	0.45
45:L8:108:ARG:NH1	36:5:121:A:C4	95.54	0.45
36:5:2103:U:H2'	36:5:2104:A:C8	2.51	0.45
36:5:2340:U:H6	36:5:2340:U:H5''	1.82	0.45
36:5:2947:G:H4'	36:5:2947:G:OP2	2.17	0.45
36:5:3275:U:H4'	36:5:3276:G:OP2	2.14	0.45
36:5:412:G:C6	36:5:413:U:C4	3.05	0.45
92:5:4222:OHX:N1	92:5:4506:OHX:N1	2.65	0.45
1:6:151:G:H22	1:6:163:G:N2	2.15	0.45
10:S8:137:LYS:NZ	1:6:192:U:O4	265.28	0.45
1:6:198:A:C2'	1:6:199:G:H5'	2.46	0.45

Continued on next page...

Continued from previous page...

Atom-1	Atom-2	Interatomic distance (Å)	Clash overlap (Å)
92:6:2161:OHX:N1	92:6:2338:OHX:N5	2.65	0.45
1:6:754:A:N6	1:6:793:A:H62	2.15	0.45
6:S4:6:LYS:HD2	1:6:95:G:OP1	342.72	0.45
12:C0:77:ARG:HD3	12:C0:84:UNK:HA	1.98	0.45
18:C6:52:LEU:HA	18:C6:60:PHE:CE1	3.05	0.45
20:C8:38:VAL:HG12	20:C8:42:TYR:HD2	1.81	0.45
23:D1:54:ALA:O	23:D1:55:LEU:HD23	2.16	0.45
25:D3:107:PHE:CE2	25:D3:114:LYS:HB2	2.52	0.45
26:D4:49:LYS:N	26:D4:49:LYS:HD3	2.45	0.45
40:L3:106:TRP:HB2	40:L3:133:TYR:CE2	2.56	0.45
41:L4:93:MET:HE2	41:L4:93:MET:N	3.54	0.45
45:L8:230:LYS:HG3	45:L8:230:LYS:O	2.49	0.45
46:L9:159:ALA:O	46:L9:163:GLN:HB2	2.87	0.45
48:M1:116:TYR:CD1	48:M1:118:PRO:HD3	3.31	0.45
51:M5:120:TRP:CE3	36:5:269:G:H5'	132.82	0.45
52:M6:121:PRO:O	52:M6:124:LEU:HB2	2.74	0.45
52:M6:25:LYS:HE3	36:5:1176:C:OP1	246.48	0.45
36:1:1507:G:N7	53:M7:129:THR:HB	2.30	0.45
56:N0:166:LYS:HG3	56:N0:167:ARG:N	4.44	0.45
57:N1:17:ARG:HE	57:N1:47:SER:HB3	1.82	0.45
59:N3:13:ILE:HD11	59:N3:54:LEU:HB3	1.98	0.45
62:N6:53:ASP:HB2	62:N6:110:HIS:CD2	2.52	0.45
62:N6:71:SER:OG	62:N6:83:ASP:N	4.57	0.45
64:N8:21:ARG:NH1	36:5:1369:A:OP1	183.22	0.45
70:O4:96:GLU:HA	70:O4:99:LYS:HD2	3.96	0.45
2:S0:12:GLU:HG3	2:S0:13:ASP:OD1	2.17	0.45
2:S0:31:VAL:HG23	2:S0:150:ASP:HA	1.98	0.45
2:S0:69:ASN:HB3	2:S0:71:GLU:CD	2.37	0.45
3:S1:133:TYR:CG	3:S1:181:LEU:HD11	2.52	0.45
3:S1:149:GLN:HE22	3:S1:154:SER:HB3	5.24	0.45
3:S1:105:PHE:CD2	3:S1:213:ARG:HA	2.52	0.45
4:S2:125:ILE:O	4:S2:128:GLY:N	3.57	0.45
6:S4:141:THR:OG1	6:S4:145:ARG:HB2	2.59	0.45
8:S6:59:GLN:HE21	8:S6:72:ARG:HH22	1.63	0.45
10:S8:185:GLU:HG2	13:C1:23:PRO:HG2	1.99	0.45
10:S8:5:ARG:NH1	10:S8:29:LEU:O	2.50	0.45
11:S9:105:LEU:O	11:S9:108:ARG:HG3	2.17	0.45
11:S9:33:GLU:OE1	32:E0:40:TYR:OH	6.15	0.45
11:S9:79:ARG:O	11:S9:83:VAL:HG22	2.62	0.45
34:SR:51:ASP:HB2	34:SR:52:GLN:H	1.66	0.45
36:1:1126:G:H5''	47:M0:119:TRP:HZ3	1.82	0.45

Continued on next page...

Continued from previous page...

Atom-1	Atom-2	Interatomic distance (Å)	Clash overlap (Å)
36:1:1246:G:H8	36:1:1246:G:OP1	2.00	0.45
36:1:1470:U:H2'	36:1:1471:U:C6	2.52	0.45
36:1:2801:A:O2'	36:1:2802:A:H2'	2.17	0.45
36:1:2971:A:H3'	36:1:2971:A:N3	2.31	0.45
36:1:2984:C:H2'	36:1:2985:C:C6	2.51	0.45
36:1:562:C:H2'	36:1:563:U:H6	1.82	0.45
36:1:637:C:HO2'	36:1:638:C:H5	1.63	0.45
1:2:1111:G:C6	1:2:1112:G:C4	3.05	0.45
1:2:1449:U:H2'	1:2:1450:U:C6	2.51	0.45
1:2:1528:U:H2'	1:2:1529:C:C6	2.51	0.45
1:2:653:C:H2'	1:2:654:C:O4'	2.17	0.45
1:2:701:U:H3	1:2:737:A:N6	1.95	0.45
1:2:867:G:O6	92:2:2078:OHX:N2	2.50	0.45
36:5:1444:G:H2'	36:5:1445:U:O4'	2.16	0.45
36:5:1840:U:OP2	92:5:4297:OHX:N4	2.50	0.45
36:5:2440:G:H2'	36:5:2441:A:C8	2.52	0.45
48:M1:142:LYS:HE2	36:5:2664:C:OP2	281.47	0.45
36:5:2927:C:H2'	36:5:2928:C:C6	2.51	0.45
36:5:3025:C:H2'	36:5:3026:G:O4'	2.17	0.45
36:5:3136:G:C5	36:5:3137:C:C5	3.04	0.45
36:5:3006:A:C2	36:5:3141:A:C4	3.05	0.45
92:5:4295:OHX:N4	92:5:4478:OHX:N6	2.65	0.45
36:5:437:G:C5	92:5:4556:OHX:N3	2.85	0.45
36:5:976:U:H2'	36:5:977:C:O4'	2.16	0.45
1:6:1119:G:H2'	1:6:1120:U:H6	1.81	0.45
1:6:282:C:H2'	1:6:283:U:O4'	2.16	0.45
10:S8:31:ARG:NE	1:6:332:U:OP1	290.88	0.45
1:6:824:G:N7	92:6:2339:OHX:N6	2.65	0.45
42:L5:260:PHE:CE2	37:7:121:U:H5'	321.15	0.45
27:D5:49:ARG:NH2	27:D5:53:GLU:OE2	4.14	0.45
28:D6:60:PRO:C	28:D6:62:TYR:H	2.20	0.45
41:L4:141:ARG:N	41:L4:177:ASP:OD1	2.48	0.45
41:L4:274:TYR:CE1	41:L4:276:LEU:HD23	2.50	0.45
42:L5:64:ILE:HD13	42:L5:105:ILE:HD12	1.99	0.45
47:M0:43:VAL:HG21	47:M0:197:VAL:HG22	1.98	0.45
47:M0:55:ASN:HB3	47:M0:162:GLN:OE1	2.17	0.45
47:M0:74:LYS:HB2	47:M0:74:LYS:HE3	1.64	0.45
48:M1:60:ARG:O	48:M1:63:GLU:HB2	2.17	0.45
49:M3:188:ARG:O	49:M3:192:GLU:HB3	2.17	0.45
49:M3:4:SER:HB3	36:5:965:A:H5''	175.17	0.45
46:L9:19:SER:HB3	50:M4:6:ILE:HG13	5.51	0.45

Continued on next page...

Continued from previous page...

Atom-1	Atom-2	Interatomic distance (Å)	Clash overlap (Å)
51:M5:4:TYR:CE1	51:M5:49:ARG:HD3	3.06	0.45
52:M6:110:PRO:HB2	52:M6:111:PRO:CD	3.09	0.45
53:M7:88:VAL:O	53:M7:92:GLN:HG2	2.17	0.45
57:N1:6:GLY:O	57:N1:9:SER:HB3	2.17	0.45
61:N5:139:ILE:HG12	61:N5:141:TYR:CD2	2.52	0.45
61:N5:57:LEU:HD23	61:N5:61:LYS:HG2	7.67	0.45
61:N5:58:ASP:OD1	71:O5:25:LYS:NZ	2.49	0.45
49:M3:9:ILE:HD13	64:N8:52:TYR:HE1	1.79	0.45
64:N8:94:ALA:HB1	64:N8:121:VAL:HA	1.99	0.45
70:O4:22:VAL:HG12	70:O4:30:LEU:HD22	1.99	0.45
70:O4:9:ARG:NE	70:O4:34:HIS:CD2	2.85	0.45
72:O6:79:SER:OG	72:O6:81:THR:HG23	3.49	0.45
79:Q3:51:ALA:HA	36:5:1795:U:C4	208.20	0.45
2:S0:41:ARG:HH11	2:S0:45:VAL:HG21	1.82	0.45
4:S2:143:TYR:CD2	4:S2:147:ASN:HA	4.56	0.45
5:S3:40:ARG:HD2	5:S3:49:ILE:HD11	2.84	0.45
8:S6:214:LYS:HE3	8:S6:214:LYS:HB2	4.30	0.45
8:S6:219:ARG:O	8:S6:223:LYS:HB2	2.17	0.45
35:SM:54:PRO:HB2	35:SM:59:GLY:HA2	1.98	0.45
36:1:2258:U:H2'	36:1:2259:A:O4'	2.17	0.45
36:1:2834:G:OP1	92:1:4465:OHX:N3	2.49	0.45
36:1:2869:U:O2	92:1:4436:OHX:N3	2.50	0.45
36:1:3072:C:H2'	36:1:3073:A:O4'	2.17	0.45
36:1:3136:G:C6	36:1:3137:C:C4	3.05	0.45
36:1:3355:U:H3'	36:1:3356:G:H5''	1.98	0.45
36:1:1854:C:OP2	92:1:4267:OHX:N5	2.50	0.45
36:1:562:C:H2'	36:1:563:U:C6	2.52	0.45
36:1:839:C:H4'	36:1:1724:U:C2'	2.45	0.45
36:1:94:G:H2'	36:1:95:A:C8	2.52	0.45
1:2:1151:A:H2'	1:2:1152:A:C8	2.52	0.45
1:2:1410:A:H5''	18:C6:118:ILE:CD1	2.47	0.45
1:2:1450:U:H2'	1:2:1451:C:H6	1.80	0.45
1:2:1541:G:C5	1:2:1542:G:C6	3.05	0.45
1:2:993:A:H4'	1:2:1777:G:O2'	2.17	0.45
1:2:463:U:O2'	1:2:527:A:N1	2.48	0.45
1:2:755:A:HO2'	1:2:756:A:P	2.40	0.45
36:5:106:A:C2	36:5:325:A:N3	2.85	0.45
36:5:1317:A:O2'	36:5:1318:A:H3'	2.17	0.45
36:5:1490:A:H5''	36:5:1491:A:OP2	2.17	0.45
36:5:210:U:C2	36:5:230:U:H4'	2.52	0.45
36:5:2877:G:H2'	36:5:2878:G:O4'	2.17	0.45

Continued on next page...

Continued from previous page...

Atom-1	Atom-2	Interatomic distance (Å)	Clash overlap (Å)
36:5:186:U:OP2	92:5:4168:OHX:N4	2.50	0.45
36:5:286:U:OP2	92:5:4237:OHX:N2	2.50	0.45
36:5:736:A:C5	36:5:737:G:H1'	2.52	0.45
1:6:1628:U:H2'	1:6:1629:G:C8	2.52	0.45
10:S8:2:GLY:N	1:6:393:C:OP2	292.70	0.45
11:S9:143:ILE:HG21	1:6:768:C:H1'	420.61	0.45
1:6:970:A:H2'	1:6:971:A:H5'	1.99	0.45
15:C3:23:PRO:O	15:C3:25:TRP:N	2.47	0.45
17:C5:33:PHE:CE1	17:C5:112:LEU:HD13	2.88	0.45
20:C8:127:HIS:NE2	20:C8:133:VAL:HG21	2.31	0.45
21:C9:117:SER:HB2	21:C9:123:ARG:HB3	2.54	0.45
22:D0:58:LEU:HD23	1:6:1516:A:C8	444.14	0.45
29:D7:47:PHE:HD1	29:D7:49:HIS:O	1.99	0.45
40:L3:3:HIS:CG	40:L3:3:HIS:O	2.69	0.45
45:L8:54:GLU:HG2	45:L8:57:ARG:NH2	2.99	0.45
50:M4:48:GLY:HA3	50:M4:53:VAL:HB	4.72	0.45
50:M4:36:VAL:HG11	50:M4:55:ARG:NH2	2.32	0.45
36:1:269:G:H5"	51:M5:14:LYS:HE2	1.99	0.45
51:M5:73:ARG:HG2	51:M5:75:VAL:HB	2.06	0.45
54:M8:62:VAL:O	54:M8:87:VAL:HA	2.49	0.45
52:M6:119:VAL:HG12	56:N0:164:SER:HB3	2.07	0.45
56:N0:1:MET:HB2	56:N0:118:PHE:CD1	2.52	0.45
58:N2:41:ILE:HD13	58:N2:71:PHE:CE2	3.80	0.45
62:N6:125:LYS:O	62:N6:126:LEU:HG	2.57	0.45
64:N8:120:ASN:HA	64:N8:141:ALA:HB1	2.73	0.45
70:O4:3:GLN:HB3	70:O4:30:LEU:HD12	1.99	0.45
71:O5:38:ARG:HG2	71:O5:40:SER:O	2.17	0.45
71:O5:83:LYS:O	71:O5:89:ARG:NE	2.50	0.45
72:O6:79:SER:HB3	72:O6:82:ARG:HG3	3.56	0.45
74:O8:45:VAL:O	74:O8:51:LEU:HD12	2.15	0.45
2:S0:30:GLN:OE1	2:S0:31:VAL:N	3.97	0.45
6:S4:62:LYS:CE	6:S4:66:MET:HE3	6.29	0.45
7:S5:203:LYS:HD2	7:S5:203:LYS:HA	1.69	0.45
9:S7:17:GLU:HG2	9:S7:46:ILE:HB	1.97	0.45
35:SM:52:PRO:C	35:SM:54:PRO:HD3	4.91	0.45
34:SR:128:ASP:O	34:SR:130:THR:HG23	2.17	0.45
34:SR:134:TRP:CD1	34:SR:134:TRP:N	2.85	0.45
36:1:1069:C:H2'	36:1:1070:U:C6	2.52	0.44
36:1:1555:U:O2'	36:1:2169:G:N2	2.50	0.44
36:1:2358:A:H2'	36:1:2359:C:O4'	2.17	0.44
36:1:703:G:O2'	36:1:787:G:H4'	2.16	0.44

Continued on next page...

Continued from previous page...

Atom-1	Atom-2	Interatomic distance (Å)	Clash overlap (Å)
36:1:748:U:H2'	36:1:749:C:C6	2.52	0.44
36:1:844:G:N7	92:1:4155:OHX:N5	2.65	0.44
1:2:1367:G:C2	1:2:1368:G:C8	3.05	0.44
1:2:1508:U:O4	92:2:2077:OHX:N6	2.47	0.44
1:2:1536:G:H5'	1:2:1537:C:OP2	2.17	0.44
1:2:25:C:H4'	1:2:25:C:OP2	2.16	0.44
1:2:549:G:C2	1:2:550:A:C8	3.05	0.44
1:2:912:U:H4'	1:2:913:G:O5'	2.17	0.44
36:5:1301:A:OP1	36:5:1301:A:H8	2.00	0.44
36:5:421:G:C8	36:5:2365:C:C6	3.04	0.44
36:5:2712:U:H2'	36:5:2713:U:C6	2.52	0.44
36:5:901:G:H2'	36:5:902:G:H8	1.82	0.44
1:6:1080:U:H2'	1:6:1081:A:C8	2.52	0.44
1:6:1511:U:H2'	1:6:1512:G:C8	2.52	0.44
18:C6:60:PHE:HA	18:C6:63:ILE:HD11	1.99	0.44
18:C6:83:GLN:HG3	18:C6:115:THR:HG22	7.42	0.44
1:2:1172:G:H21	21:C9:88:VAL:CG2	2.30	0.44
22:D0:108:ILE:H	22:D0:108:ILE:HG13	1.50	0.44
23:D1:74:GLN:HG2	23:D1:79:LEU:HB2	4.64	0.44
25:D3:31:LYS:HA	25:D3:31:LYS:HD3	1.73	0.44
26:D4:34:ASN:HB3	26:D4:35:VAL:H	4.22	0.44
43:L6:130:ILE:CG2	43:L6:135:VAL:HG23	2.47	0.44
45:L8:152:LEU:HB3	45:L8:180:VAL:CG2	2.47	0.44
45:L8:156:ASP:OD2	45:L8:156:ASP:N	2.72	0.44
45:L8:171:LYS:NZ	45:L8:223:ALA:O	2.68	0.44
45:L8:248:LYS:HE2	36:5:2529:A:OP1	208.70	0.44
46:L9:136:PHE:CE1	46:L9:144:ILE:HG12	5.35	0.44
47:M0:145:LYS:O	47:M0:149:VAL:HG23	3.11	0.44
51:M5:115:VAL:O	51:M5:159:ARG:HD3	2.17	0.44
54:M8:122:ILE:HG22	54:M8:123:THR:O	2.51	0.44
55:M9:35:ALA:O	55:M9:36:ASN:ND2	5.90	0.44
57:N1:104:GLU:HG3	57:N1:105:PHE:N	2.30	0.44
58:N2:50:LEU:O	58:N2:52:ASN:N	2.50	0.44
61:N5:108:LEU:HA	61:N5:108:LEU:HD22	2.98	0.44
61:N5:40:LEU:HA	61:N5:40:LEU:HD13	2.26	0.44
62:N6:52:ARG:HH11	62:N6:52:ARG:HB3	2.46	0.44
63:N7:81:LEU:HA	63:N7:81:LEU:HD22	2.17	0.44
64:N8:7:LYS:HA	64:N8:7:LYS:HD3	1.70	0.44
64:N8:96:LYS:HB2	64:N8:97:GLU:OE1	2.16	0.44
63:N7:136:PHE:CE1	70:O4:89:ILE:HG12	2.78	0.44
72:O6:58:ILE:HG22	72:O6:90:MET:CG	3.08	0.44

Continued on next page...

Continued from previous page...

Atom-1	Atom-2	Interatomic distance (Å)	Clash overlap (Å)
79:Q3:49:ARG:HB2	79:Q3:55:TRP:CZ3	2.52	0.44
5:S3:107:PHE:O	5:S3:111:ASN:N	3.04	0.44
7:S5:64:VAL:HG22	7:S5:89:ILE:HD11	1.99	0.44
1:2:142:G:H5''	8:S6:139:ASN:HD21	1.82	0.44
8:S6:52:ILE:HG23	8:S6:109:LEU:HD21	2.65	0.44
8:S6:58:LYS:NZ	8:S6:105:ASP:HA	3.79	0.44
9:S7:23:ALA:O	9:S7:27:LEU:HG	2.17	0.44
35:SM:61:ILE:HG13	35:SM:61:ILE:H	1.57	0.44
34:SR:238:ASP:OD2	34:SR:258:THR:OG1	2.74	0.44
36:1:1560:G:C2'	36:1:1561:G:H5'	2.47	0.44
36:1:1763:U:H3'	36:1:1764:U:C5	2.52	0.44
36:1:2620:G:H2'	36:1:2621:G:H8	1.82	0.44
36:1:3326:G:C4	36:1:3327:G:C8	3.05	0.44
92:1:4171:OHX:N1	92:1:4489:OHX:N1	2.65	0.44
36:1:650:C:O2'	36:1:651:G:H5'	2.16	0.44
36:1:706:A:H4'	36:1:781:G:O2'	2.17	0.44
36:1:999:G:C6	36:1:1000:C:N4	2.85	0.44
1:2:1207:C:N4	1:2:1456:C:H5	2.16	0.44
1:2:1281:G:O3'	22:D0:76:SER:OG	2.35	0.44
1:2:1634:C:O2	92:2:2242:OHX:N1	2.49	0.44
1:2:1684:U:O2	1:2:1718:G:N2	2.51	0.44
1:2:230:C:H2'	1:2:231:U:H5''	1.99	0.44
1:2:93:A:H4'	1:2:94:U:OP2	2.17	0.44
37:3:121:U:OP2	42:L5:265:TYR:OH	2.24	0.44
36:5:1235:U:H4'	36:5:1236:G:C5'	2.43	0.44
36:5:2599:U:H2'	36:5:2600:C:H6	1.81	0.44
92:5:4222:OHX:N6	92:5:4506:OHX:N6	2.65	0.44
36:5:650:C:O5'	36:5:650:C:H6	2.00	0.44
49:M3:65:TYR:OH	36:5:700:C:OP1	108.79	0.44
13:C1:75:VAL:HB	13:C1:120:GLY:O	4.81	0.44
14:C2:56:GLU:HB3	14:C2:124:LYS:HG2	1.99	0.44
16:C4:54:GLU:OE1	1:6:901:G:N2	282.10	0.44
18:C6:113:ASP:HA	18:C6:116:LEU:HD23	2.00	0.44
18:C6:26:LYS:HE3	18:C6:26:LYS:HB2	3.29	0.44
25:D3:27:ASN:O	25:D3:31:LYS:HG2	2.16	0.44
26:D4:105:ARG:HB2	1:6:443:C:OP2	372.30	0.44
31:D9:6:VAL:HG23	31:D9:7:TRP:CZ3	2.52	0.44
39:L2:22:LEU:HD22	36:5:1796:G:H5''	183.89	0.44
40:L3:188:ILE:HD12	40:L3:188:ILE:H	2.22	0.44
40:L3:255:TRP:CD1	40:L3:256:HIS:CD2	4.71	0.44
41:L4:140:HIS:HA	41:L4:177:ASP:OD1	2.17	0.44

Continued on next page...

Continued from previous page...

Atom-1	Atom-2	Interatomic distance (Å)	Clash overlap (Å)
46:L9:45:PHE:CD1	46:L9:55:VAL:HG13	3.11	0.44
47:M0:55:ASN:HB3	47:M0:162:GLN:HG2	3.25	0.44
48:M1:109:HIS:N	48:M1:123:PHE:O	2.91	0.44
50:M4:134:ALA:O	50:M4:136:ALA:N	2.94	0.44
52:M6:65:ASN:OD1	52:M6:67:THR:HB	2.17	0.44
56:N0:83:SER:N	56:N0:86:GLY:O	2.45	0.44
57:N1:160:ILE:HD12	57:N1:160:ILE:HA	2.04	0.44
62:N6:100:HIS:CD2	62:N6:101:PRO:HD2	3.26	0.44
64:N8:65:GLN:HG2	64:N8:65:GLN:H	1.60	0.44
64:N8:73:LEU:O	64:N8:112:ILE:HA	2.32	0.44
68:O2:33:ARG:HH22	36:5:1408:G:P	159.44	0.44
71:O5:28:LEU:O	71:O5:32:LYS:HG3	2.39	0.44
71:O5:9:LEU:HD13	71:O5:54:VAL:HA	1.99	0.44
78:Q2:73:GLU:OE1	78:Q2:80:ARG:NH1	4.61	0.44
2:S0:157:ASP:O	2:S0:158:VAL:C	2.74	0.44
2:S0:88:LYS:O	2:S0:92:HIS:ND1	3.85	0.44
5:S3:92:GLN:CD	5:S3:92:GLN:H	2.19	0.44
6:S4:120:SER:O	6:S4:164:LEU:HB2	2.80	0.44
8:S6:25:ARG:HA	8:S6:28:PHE:CD2	3.56	0.44
9:S7:71:HIS:CG	9:S7:131:PHE:CZ	3.05	0.44
9:S7:14:THR:HG22	9:S7:17:GLU:CD	2.53	0.44
34:SR:198:ASN:O	34:SR:215:GLY:HA3	2.17	0.44
34:SR:295:SER:HB2	34:SR:300:THR:HB	1.99	0.44
1:2:1341:A:H1'	34:SR:65:SER:OG	2.17	0.44
36:1:1951:C:H5'	36:1:1952:G:OP1	2.17	0.44
36:1:2799:A:H5''	36:1:2800:G:O5'	2.17	0.44
36:1:959:C:H41	36:1:2801:A:H5''	1.83	0.44
36:1:2960:C:H2'	36:1:2961:G:C8	2.52	0.44
1:2:1151:A:H2'	1:2:1152:A:H8	1.82	0.44
1:2:1594:G:H5'	31:D9:33:LYS:HE3	2.00	0.44
1:2:43:A:H1'	1:2:378:A:N3	2.32	0.44
36:5:1109:U:H2'	36:5:1110:U:O4'	2.17	0.44
36:5:1620:U:H2'	36:5:1621:A:C8	2.52	0.44
36:5:2572:C:O2'	36:5:2573:G:OP2	2.26	0.44
57:N1:54:HIS:NE2	36:5:2724:U:H4'	229.46	0.44
36:5:2960:C:H2'	36:5:2961:G:C8	2.53	0.44
40:L3:174:LYS:N	36:5:3314:A:OP1	204.33	0.44
67:O1:104:LEU:O	36:5:3325:G:H5'	174.73	0.44
1:6:1330:G:H2'	1:6:1331:A:O4'	2.17	0.44
22:D0:89:ARG:NH2	1:6:1383:G:OP1	446.12	0.44
1:6:1268:G:H1'	1:6:1448:G:H5''	1.99	0.44

Continued on next page...

Continued from previous page...

Atom-1	Atom-2	Interatomic distance (Å)	Clash overlap (Å)
1:6:248:U:OP1	92:6:2218:OHX:N3	2.51	0.44
1:6:542:A:C8	1:6:543:C:H5'	2.52	0.44
1:6:577:G:H3'	1:6:577:G:C8	2.52	0.44
1:6:830:U:H2'	1:6:831:U:H5'	1.99	0.44
1:6:980:G:H4'	1:6:1776:A:H4'	1.99	0.44
5:S3:7:LYS:HE3	22:D0:27:THR:HG21	3.86	0.44
22:D0:96:PRO:HB2	22:D0:97:VAL:H	2.23	0.44
23:D1:56:SER:O	23:D1:60:ARG:HG3	2.63	0.44
27:D5:70:LYS:HD3	27:D5:70:LYS:HA	1.66	0.44
28:D6:62:TYR:CG	28:D6:63:ALA:N	2.85	0.44
39:L2:44:ILE:CD1	39:L2:62:VAL:HB	2.47	0.44
40:L3:239:PRO:O	40:L3:242:THR:HG23	2.17	0.44
40:L3:41:VAL:CB	40:L3:185:GLY:HA3	2.47	0.44
41:L4:148:ILE:HA	41:L4:149:PRO:C	2.38	0.44
49:M3:124:ILE:O	49:M3:124:ILE:HG12	2.15	0.44
55:M9:104:ARG:NH2	55:M9:105:LEU:HB2	2.30	0.44
61:N5:92:LYS:HD2	61:N5:112:THR:HG23	1.99	0.44
62:N6:60:ARG:HD3	62:N6:60:ARG:HA	1.65	0.44
73:O7:85:LYS:HB2	38:8:67:U:H5''	20.69	0.44
3:S1:181:LEU:HD13	3:S1:181:LEU:H	1.81	0.44
5:S3:162:GLN:HG3	1:6:1333:C:C4'	427.96	0.44
6:S4:192:ILE:HD13	6:S4:238:LEU:HD22	2.79	0.44
7:S5:128:ASN:O	7:S5:132:VAL:HG23	3.20	0.44
9:S7:14:THR:OG1	9:S7:15:GLU:N	2.50	0.44
9:S7:35:LYS:NZ	9:S7:39:ARG:HD2	2.32	0.44
10:S8:106:ALA:HB2	10:S8:165:LEU:HG	2.01	0.44
10:S8:49:ARG:HD3	1:6:333:A:C8	308.50	0.44
10:S8:9:HIS:CD2	10:S8:10:LYS:HB2	2.52	0.44
11:S9:149:ARG:HD2	1:6:765:G:C5	429.20	0.44
11:S9:172:VAL:HG13	11:S9:175:ARG:HH21	2.34	0.44
35:SM:82:THR:HB	35:SM:83:LYS:H	1.46	0.44
36:1:2206:G:OP2	36:1:2206:G:H8	2.01	0.44
36:1:2280:A:OP1	92:1:4359:OHX:N5	2.51	0.44
36:1:2616:C:H3'	36:1:2617:U:O2	2.16	0.44
36:1:2796:G:H4'	36:1:2798:C:C6	2.53	0.44
36:1:2922:G:H1'	36:1:2951:G:N3	2.33	0.44
36:1:3040:A:H5''	59:N3:12:ARG:HB2	2.00	0.44
36:1:1225:A:C2	36:1:3116:G:C5	3.06	0.44
92:1:4170:OHX:N4	92:1:4431:OHX:N1	2.66	0.44
92:1:4171:OHX:N4	92:1:4489:OHX:N4	2.66	0.44
1:2:1017:U:H2'	1:2:1018:U:H6	1.81	0.44

Continued on next page...

Continued from previous page...

Atom-1	Atom-2	Interatomic distance (Å)	Clash overlap (Å)
1:2:1339:C:O2'	1:2:1341:A:C8	2.64	0.44
1:2:135:A:H4'	1:2:136:C:OP1	2.18	0.44
1:2:1486:G:H1'	1:2:1592:A:O2'	2.18	0.44
1:2:1756[A]:A:OP2	1:2:1756[A]:A:H8	1.99	0.44
1:2:109:G:N2	1:2:305:C:N3	2.57	0.44
1:2:646:C:H2'	1:2:647:G:C8	2.53	0.44
36:5:994:G:N2	36:5:1053:A:H2'	2.33	0.44
36:5:173:G:H1'	36:5:174:C:H5'	2.00	0.44
36:5:2109:U:O2'	36:5:2110:G:H5'	2.17	0.44
36:5:284:A:H4'	36:5:285:A:N3	2.32	0.44
36:5:3161:C:H2'	36:5:3162:C:C6	2.52	0.44
36:5:3263:G:N7	92:5:4375:OHX:N2	2.65	0.44
1:6:1742:U:H2'	1:6:1743:U:H6	1.82	0.44
1:6:279:G:C6	1:6:281:G:C5	3.05	0.44
11:S9:82:ARG:NH1	1:6:765:G:N7	425.80	0.44
6:S4:22:LYS:N	1:6:773:C:OP1	385.89	0.44
1:6:924:A:H2'	1:6:925:G:C8	2.51	0.44
1:6:95:G:H5'	1:6:96:G:OP2	2.17	0.44
1:6:973:A:C2	1:6:974:A:C5	3.04	0.44
12:C0:12:HIS:CD2	12:C0:79:TYR:HD2	2.36	0.44
13:C1:20:PHE:CD2	13:C1:21:ASN:N	2.85	0.44
13:C1:76:VAL:HG12	13:C1:85:VAL:O	2.49	0.44
14:C2:60:VAL:O	14:C2:89:ILE:HG22	2.17	0.44
22:D0:68:ARG:HD2	22:D0:79:TRP:CE2	2.53	0.44
31:D9:10:HIS:CG	31:D9:11:PRO:HD2	2.52	0.44
32:E0:14:VAL:O	32:E0:18:THR:HG23	2.28	0.44
33:E1:96:LYS:O	33:E1:97:LYS:HB3	2.48	0.44
40:L3:334:ARG:O	40:L3:336:VAL:HG23	2.18	0.44
42:L5:178:ASN:HA	42:L5:183:TRP:CD2	2.53	0.44
50:M4:48:GLY:HA3	50:M4:53:VAL:HG13	1.99	0.44
55:M9:11:ALA:O	55:M9:15:VAL:HG23	2.17	0.44
60:N4:9:SER:HB2	60:N4:51:TRP:CZ3	2.52	0.44
62:N6:59:VAL:O	62:N6:64:LYS:HD2	3.17	0.44
62:N6:6:LEU:HD23	62:N6:6:LEU:HA	1.56	0.44
36:1:1634:G:OP1	63:N7:107:ARG:NH1	2.49	0.44
63:N7:50:PRO:HD3	63:N7:68:ILE:HG12	2.51	0.44
69:O3:49:ILE:HA	69:O3:99:ARG:O	2.33	0.44
71:O5:54:VAL:HG12	71:O5:58:ILE:HD11	2.27	0.44
76:Q0:97:ARG:HG3	76:Q0:120:GLN:O	3.69	0.44
3:S1:197:ILE:HG22	3:S1:210:ILE:HD13	3.16	0.44
5:S3:94:ARG:NH2	35:SM:134:LEU:HD23	2.31	0.44

Continued on next page...

Continued from previous page...

Atom-1	Atom-2	Interatomic distance (Å)	Clash overlap (Å)
6:S4:176:ASP:HB2	6:S4:179:LYS:HZ3	1.82	0.44
10:S8:10:LYS:HG3	1:6:323:A:OP2	286.94	0.44
11:S9:142:ASN:HD22	11:S9:142:ASN:C	4.82	0.44
36:1:1231:A:H2	36:1:1278:A:N7	2.16	0.44
36:1:1559:A:H4'	36:1:1560:G:OP2	2.17	0.44
36:1:1851:G:P	92:1:4212:OHX:N4	2.90	0.44
36:1:2217:U:H2'	36:1:2218:G:C8	2.53	0.44
36:1:2660:G:O3'	36:1:2749:G:N2	2.50	0.44
36:1:2875:U:C5	92:1:4446:OHX:N4	2.86	0.44
36:1:2945:G:H8	36:1:2950:G:O6	1.99	0.44
36:1:31:C:H2'	36:1:32:U:O4'	2.17	0.44
92:1:4124:OHX:N5	92:1:4487:OHX:N5	2.65	0.44
36:1:2725:U:O4	92:1:4143:OHX:N2	2.50	0.44
92:1:4287:OHX:N6	92:1:4468:OHX:N4	2.66	0.44
92:1:4105:OHX:N6	92:1:4501:OHX:N6	2.66	0.44
1:2:1010:C:H2'	1:2:1011:G:O4'	2.17	0.44
1:2:1655:A:N6	1:2:1745:G:O2'	2.47	0.44
1:2:222:A:N6	92:2:2243:OHX:N1	2.66	0.44
1:2:239:C:H3'	1:2:240:U:O4'	2.18	0.44
1:2:240:U:OP1	1:2:240:U:H4'	2.17	0.44
1:2:539:G:C8	1:2:539:G:OP2	2.66	0.44
36:5:1129:A:H2'	36:5:1130:A:C8	2.53	0.44
36:5:1465:A:H5''	36:5:1466:G:OP2	2.18	0.44
36:5:1804:A:H2'	36:5:1805:C:C6	2.53	0.44
36:5:1815:U:O2'	36:5:1816:A:P	2.76	0.44
36:5:817:A:H2'	36:5:920:A:C2	2.53	0.44
36:5:986:U:OP2	92:5:4411:OHX:N2	2.49	0.44
1:6:853:G:H2'	1:6:854:U:C6	2.53	0.44
13:C1:109:VAL:HG21	13:C1:125:VAL:CG2	2.48	0.44
13:C1:6:THR:OG1	13:C1:6:THR:O	3.94	0.44
19:C7:104:ASN:O	19:C7:106:THR:N	3.20	0.44
20:C8:134:ARG:O	20:C8:136:GLN:N	3.60	0.44
20:C8:36:LYS:HB3	20:C8:105:VAL:HG11	1.99	0.44
20:C8:72:ILE:HA	20:C8:79:TYR:CE2	4.18	0.44
21:C9:75:LYS:HD2	1:6:1498:G:OP1	416.81	0.44
22:D0:100:VAL:O	22:D0:104:THR:HG23	2.30	0.44
25:D3:53:VAL:HG23	25:D3:100:ASP:O	2.18	0.44
27:D5:57:TYR:N	27:D5:57:TYR:CD2	3.17	0.44
30:D8:19:THR:OG1	30:D8:27:GLN:HG3	2.17	0.44
39:L2:104:LEU:HD12	39:L2:104:LEU:HA	1.73	0.44
39:L2:204:MET:CE	39:L2:209:HIS:HB2	2.48	0.44

Continued on next page...

Continued from previous page...

Atom-1	Atom-2	Interatomic distance (Å)	Clash overlap (Å)
41:L4:302:ALA:HB2	54:M8:39:ARG:CZ	2.48	0.44
41:L4:347:THR:HB	41:L4:349:THR:HG23	3.70	0.44
42:L5:181:PRO:HD2	42:L5:195:LEU:HD13	2.90	0.44
44:L7:59:GLU:O	44:L7:63:ILE:HG13	2.17	0.44
45:L8:108:ARG:O	45:L8:112:GLU:HG2	2.18	0.44
45:L8:130:TYR:CE1	45:L8:202:GLU:HB3	2.51	0.44
45:L8:26:LEU:H	45:L8:26:LEU:HD12	1.82	0.44
48:M1:151:SER:O	48:M1:152:HIS:HB2	2.50	0.44
48:M1:57:PHE:CD1	48:M1:57:PHE:N	2.85	0.44
49:M3:122:LYS:NZ	49:M3:122:LYS:HB3	2.33	0.44
50:M4:113:THR:O	50:M4:117:ARG:HG3	4.87	0.44
50:M4:8:LYS:HB3	50:M4:9:ALA:H	1.56	0.44
41:L4:290:ILE:HG23	54:M8:35:PHE:CE2	2.63	0.44
55:M9:104:ARG:HE	55:M9:105:LEU:N	2.15	0.44
55:M9:172:ARG:O	55:M9:176:ARG:HG2	2.17	0.44
56:N0:45:LEU:HD12	56:N0:51:VAL:CG2	2.48	0.44
57:N1:12:ARG:HD3	57:N1:13:TYR:CZ	2.53	0.44
42:L5:38:THR:HG22	57:N1:30:TYR:CB	2.47	0.44
57:N1:87:LYS:HB3	57:N1:87:LYS:HE3	4.37	0.44
61:N5:132:ALA:HA	61:N5:135:ILE:CG2	2.71	0.44
66:O0:17:VAL:HG11	66:O0:92:ILE:HD12	1.99	0.44
67:O1:20:LEU:HD21	67:O1:31:ARG:HB3	2.00	0.44
70:O4:8:ARG:HH21	70:O4:31:ARG:HH11	1.85	0.44
49:M3:174:ARG:NH1	72:O6:9:ILE:HG21	2.33	0.44
74:O8:44:LYS:HE2	36:5:1748:G:OP1	137.90	0.44
76:Q0:126:LYS:HA	76:Q0:126:LYS:HD3	2.42	0.44
79:Q3:45:LYS:O	79:Q3:45:LYS:HG3	2.16	0.44
3:S1:131:ASP:O	3:S1:180:THR:HG23	2.17	0.44
4:S2:188:LEU:HD22	4:S2:193:VAL:HG21	1.99	0.44
7:S5:59:VAL:O	7:S5:61:TYR:N	3.14	0.44
34:SR:29:GLN:H	34:SR:29:GLN:HG2	1.75	0.44
36:1:343:U:O2	36:1:1439:U:H1'	2.18	0.44
36:1:1504:A:C5	36:1:1505:C:C5	3.06	0.44
36:1:1682:U:H4'	36:1:1684:U:O4	2.18	0.44
36:1:1695:U:O2'	36:1:1749:A:N1	2.35	0.44
36:1:825:U:O4	92:1:4170:OHX:N3	2.51	0.44
36:1:848:A:H8	36:1:848:A:O5'	2.01	0.44
36:1:89:A:N6	36:1:98:G:C2	2.86	0.44
1:2:1597:A:H2'	1:2:1598:U:H6	1.82	0.44
92:2:2111:OHX:N1	92:2:2252:OHX:N5	2.66	0.44
1:2:372:G:H1'	1:2:612:U:O2	2.18	0.44

Continued on next page...

Continued from previous page...

Atom-1	Atom-2	Interatomic distance (Å)	Clash overlap (Å)
1:2:386:G:C6	1:2:387:A:N6	2.86	0.44
36:5:1184:A:O2'	36:5:1185:C:H5'	2.18	0.44
36:5:1648:A:H2'	36:5:1649:U:O4'	2.18	0.44
36:5:1869:C:H6	36:5:1869:C:O5'	2.01	0.44
36:5:1908:A:H2'	36:5:1909:A:O4'	2.17	0.44
36:5:1932:A:H5'	36:5:1933:A:OP2	2.18	0.44
36:5:2947:G:N2	36:5:2948:C:C2	2.86	0.44
36:5:283:G:O6	36:5:304:G:H1'	2.17	0.44
46:L9:70:THR:HG22	36:5:3113:A:H1'	328.91	0.44
36:5:550:A:H2'	36:5:551:A:C8	2.52	0.44
36:5:637:C:HO2'	36:5:638:C:H6	1.62	0.44
1:6:1646:C:H2'	1:6:1647:U:C6	2.53	0.44
1:6:271:A:C2	1:6:285:G:C6	3.06	0.44
1:6:437:A:OP1	92:6:2316:OHX:N6	2.51	0.44
1:6:516:G:OP2	92:6:2198:OHX:N3	2.51	0.44
1:6:763:G:C6	1:6:764:U:C4	3.06	0.44
92:8:226:OHX:N1	92:8:239:OHX:N1	2.65	0.44
15:C3:34:ILE:O	15:C3:38:VAL:HG23	2.17	0.44
16:C4:81:VAL:HG22	16:C4:115:ILE:HG23	3.53	0.44
28:D6:66:LYS:HD3	28:D6:66:LYS:H	1.83	0.44
33:E1:144:CYS:C	33:E1:146:SER:H	2.21	0.44
40:L3:19:ARG:HB3	40:L3:232:ARG:NH1	2.33	0.44
41:L4:238:LEU:HA	41:L4:238:LEU:HD23	1.85	0.44
41:L4:258:LEU:HD12	41:L4:258:LEU:HA	1.76	0.44
42:L5:222:LEU:HA	42:L5:222:LEU:HD23	3.99	0.44
42:L5:39:GLN:HE21	42:L5:46:THR:HG22	2.00	0.44
44:L7:173:LEU:HB3	44:L7:178:ILE:HB	2.39	0.44
44:L7:207:LEU:HB3	44:L7:243:MET:HB3	2.00	0.44
44:L7:37:ASN:HB3	36:5:597:G:OP1	248.91	0.44
45:L8:231:LYS:HE3	45:L8:231:LYS:HB2	4.14	0.44
48:M1:34:SER:HB2	48:M1:67:VAL:HG11	2.00	0.44
51:M5:73:ARG:HD2	51:M5:88:GLY:O	2.62	0.44
56:N0:19:VAL:O	56:N0:22:PRO:HD3	3.75	0.44
59:N3:13:ILE:HG12	59:N3:53:SER:HB2	3.02	0.44
61:N5:67:ILE:HD12	61:N5:83:VAL:HG12	1.99	0.44
63:N7:27:LYS:HA	63:N7:27:LYS:HD2	2.38	0.44
65:N9:28:LYS:HD3	65:N9:28:LYS:HA	1.66	0.44
72:O6:4:LYS:HA	72:O6:12:ASN:O	2.18	0.44
72:O6:86:LYS:HD2	72:O6:90:MET:HE1	3.66	0.44
73:O7:39:TYR:CG	73:O7:40:PRO:HA	2.77	0.44
75:O9:23:LEU:HD22	75:O9:23:LEU:HA	1.83	0.44

Continued on next page...

Continued from previous page...

Atom-1	Atom-2	Interatomic distance (Å)	Clash overlap (Å)
76:Q0:125:LYS:HG3	36:5:2897:A:H5''	327.59	0.44
3:S1:124:ASN:N	3:S1:124:ASN:OD1	2.51	0.44
3:S1:229:MET:HA	3:S1:232:HIS:ND1	2.33	0.44
3:S1:39:GLU:HG3	3:S1:40:ASN:N	2.32	0.44
6:S4:105:VAL:HB	6:S4:243:GLY:HA2	2.50	0.44
6:S4:100:ARG:NH2	6:S4:122:LYS:HA	2.62	0.44
7:S5:149:VAL:O	7:S5:155:ALA:HB1	2.17	0.44
7:S5:222:LYS:HG3	7:S5:225:ARG:CZ	2.47	0.44
7:S5:68:ILE:HD13	7:S5:69:PHE:N	5.24	0.44
7:S5:94:THR:O	7:S5:97:LEU:HB2	2.18	0.44
9:S7:102:PRO:HA	9:S7:106:SER:O	6.71	0.44
10:S8:10:LYS:HG2	13:C1:133:LYS:HE3	2.15	0.44
11:S9:52:ILE:HG23	11:S9:76:LEU:HD11	2.84	0.44
36:1:1277:C:O2'	36:1:1278:A:H8	1.97	0.44
36:1:1481:A:H2'	36:1:1481:A:N3	2.32	0.44
36:1:1782:U:H2'	36:1:1783:U:O4'	2.18	0.44
36:1:2652:U:O2	92:1:4448:OHX:N3	2.51	0.44
36:1:2874:G:N2	92:1:4446:OHX:N5	2.65	0.44
92:1:4124:OHX:N1	92:1:4487:OHX:N1	2.66	0.44
36:1:1937:U:O4	92:1:4481:OHX:N5	2.50	0.44
92:1:4245:OHX:N1	92:1:4499:OHX:N3	2.66	0.44
36:1:361:A:C2	36:1:928:C:O4'	2.70	0.44
1:2:1003:A:C4	1:2:1005:A:C6	3.06	0.44
1:2:1234:A:H1'	33:E1:140:TYR:OH	2.18	0.44
1:2:1649:G:H2'	1:2:1650:U:C6	2.53	0.44
1:2:605:A:OP2	1:2:606:A:O2'	2.29	0.44
1:2:702:G:O6	1:2:737:A:N6	2.51	0.44
1:2:717:C:H2'	1:2:718:U:H5''	1.99	0.44
1:2:832:U:H2'	1:2:833:U:O4'	2.17	0.44
1:2:901:G:H22	16:C4:54:GLU:CD	2.21	0.44
1:2:927:C:H2'	1:2:928:U:C6	2.52	0.44
38:4:19:C:H2'	38:4:20:U:O4'	2.18	0.44
38:4:62:C:H4'	38:4:63:G:O5'	2.18	0.44
36:5:1093:A:N3	36:5:1096:U:N3	2.65	0.44
36:5:2882:U:H2'	36:5:2883:U:H6	1.78	0.44
36:5:2950:G:N7	92:5:4409:OHX:N1	2.66	0.44
36:5:3263:G:H2'	36:5:3264:G:H8	1.83	0.44
92:5:4209:OHX:N1	92:5:4565:OHX:N3	2.66	0.44
36:5:739:G:O6	92:5:4222:OHX:N6	2.51	0.44
92:5:4320:OHX:N2	92:5:4471:OHX:N1	2.65	0.44
36:5:72:C:C2	36:5:74:G:H1'	2.53	0.44

Continued on next page...

Continued from previous page...

Atom-1	Atom-2	Interatomic distance (Å)	Clash overlap (Å)
49:M3:171:ARG:HD3	36:5:770:G:OP1	145.09	0.44
36:5:916:G:C2	36:5:924:G:O4'	2.71	0.44
36:5:956:U:H2'	36:5:957:C:C6	2.52	0.44
28:D6:3:LYS:NZ	1:6:1030:A:OP1	339.00	0.44
15:C3:17:PRO:HG3	1:6:959:U:C2	355.26	0.44
37:7:110:G:C6	37:7:111:U:C4	3.06	0.44
12:C0:49:LEU:O	12:C0:54:TYR:HB2	2.18	0.44
14:C2:36:LEU:HD11	14:C2:101:ALA:O	2.17	0.44
14:C2:28:LEU:HD22	14:C2:32:LEU:HG	2.05	0.44
15:C3:84:ILE:HG22	15:C3:135:LEU:HD21	2.00	0.44
19:C7:27:ASP:OD2	19:C7:30:THR:HG23	2.18	0.44
20:C8:31:ALA:O	20:C8:34:THR:HG23	2.17	0.44
22:D0:41:ILE:HG12	22:D0:103:ILE:HD12	3.89	0.44
22:D0:69:LYS:HE2	22:D0:80:GLU:HB2	1.99	0.44
26:D4:84:LYS:HD2	26:D4:85:PHE:CE2	2.52	0.44
24:D2:55:ASP:HB3	29:D7:25:VAL:HG22	2.57	0.44
31:D9:31:ILE:HD13	31:D9:31:ILE:HA	1.72	0.44
5:S3:15:GLY:HA3	31:D9:50:ILE:O	2.17	0.44
42:L5:110:LEU:HD13	42:L5:171:LEU:HD23	2.14	0.44
43:L6:89:THR:HG21	50:M4:115:PHE:HB2	2.00	0.44
45:L8:153:ILE:O	45:L8:180:VAL:HG23	2.18	0.44
45:L8:67:ILE:HG23	45:L8:237:ILE:HD12	1.99	0.44
47:M0:129:VAL:HG12	47:M0:130:ASP:N	3.01	0.44
47:M0:215:GLU:CD	47:M0:215:GLU:H	4.78	0.44
47:M0:74:LYS:O	47:M0:78:THR:HG23	2.18	0.44
48:M1:10:ARG:HA	48:M1:134:PRO:HD2	2.56	0.44
50:M4:121:MET:HE1	36:5:3215:A:C5'	274.39	0.44
50:M4:32:LEU:HD11	50:M4:94:TRP:CD1	2.54	0.44
49:M3:25:HIS:O	51:M5:201:ARG:HD2	2.18	0.44
52:M6:172:ARG:HA	52:M6:175:THR:HG23	3.27	0.44
36:1:2383:C:H5'	52:M6:71:PHE:HE2	1.83	0.44
53:M7:67:ILE:HB	53:M7:80:LYS:HG2	3.90	0.44
36:1:2700:G:OP1	57:N1:17:ARG:HB2	2.18	0.44
57:N1:13:TYR:O	92:N1:202:OHX:N5	2.51	0.44
59:N3:18:PRO:HA	59:N3:51:ALA:HA	2.12	0.44
68:O2:67:SER:HB2	68:O2:68:PRO:HD2	1.99	0.44
70:O4:86:LYS:O	70:O4:90:ILE:HG12	2.17	0.44
2:S0:185:ARG:HB3	2:S0:186:GLY:H	3.84	0.44
3:S1:49:ASN:O	3:S1:57:ALA:HB2	2.17	0.44
4:S2:140:ARG:HD3	4:S2:222:TYR:CZ	2.52	0.44
4:S2:170:ILE:HB	4:S2:197:TYR:HB2	2.32	0.44

Continued on next page...

Continued from previous page...

Atom-1	Atom-2	Interatomic distance (Å)	Clash overlap (Å)
1:2:2:A:O2'	4:S2:198:THR:O	2.35	0.44
4:S2:90:THR:HG23	4:S2:92:ALA:H	1.83	0.44
5:S3:138:VAL:HA	5:S3:183:GLY:O	2.77	0.44
6:S4:3:ARG:HG2	1:6:399:A:H4'	320.64	0.44
8:S6:174:LYS:O	8:S6:175:ILE:C	2.84	0.44
11:S9:163:PRO:C	11:S9:165:GLY:H	2.22	0.44
1:2:380:U:H5	11:S9:5:PRO:HB3	1.81	0.44
34:SR:248:ASN:HD21	34:SR:298:GLY:HA3	2.19	0.44
36:1:1306:G:C6	52:M6:62:THR:HA	2.53	0.44
36:1:1378:U:OP1	92:1:4187:OHX:N6	2.51	0.44
36:1:1554:U:C2	36:1:1555:U:C5	3.05	0.44
36:1:1789:G:N7	92:1:4420:OHX:N2	2.66	0.44
36:1:1796:G:H5''	36:1:1797:A:OP1	2.18	0.44
36:1:208:C:C2'	36:1:209:A:H5'	2.47	0.44
36:1:2168:A:C6	36:1:2170:U:H1'	2.53	0.44
36:1:2501:U:H4'	36:1:2502:A:OP1	2.17	0.44
36:1:2536:A:H2'	36:1:2537:U:C5	2.53	0.44
36:1:2765:C:O3'	78:Q2:39:GLY:HA3	2.18	0.44
92:1:4287:OHX:N6	92:1:4468:OHX:N3	2.66	0.44
92:1:4238:OHX:N3	92:1:4424:OHX:N1	2.66	0.44
36:1:818:C:C2	36:1:920:A:H5'	2.52	0.44
36:1:916:G:H5'	36:1:917:A:OP1	2.18	0.44
36:1:955:U:H2'	36:1:956:U:C6	2.53	0.44
1:2:1324:G:OP2	92:2:2130:OHX:N1	2.50	0.44
1:2:1494:C:H2'	1:2:1495:C:C6	2.53	0.44
1:2:534:A:C5	1:2:535:A:C8	3.06	0.44
1:2:577:G:H3'	1:2:577:G:H8	1.83	0.44
1:2:636:A:C2	1:2:861:U:C2	3.06	0.44
36:5:1157:G:C2	36:5:1158:A:H1'	2.53	0.44
36:5:1338:C:H2'	36:5:1339:C:H6	1.82	0.44
36:5:1355:A:H4'	36:5:1356:U:O5'	2.17	0.44
36:5:1807:G:C6	36:5:1808:G:N1	2.85	0.44
36:5:2620:G:O6	92:5:4385:OHX:N4	2.51	0.44
36:5:2816:G:C8	36:5:2869:U:H3'	2.51	0.44
36:5:800:G:H2'	36:5:801:A:N7	2.32	0.44
36:5:886:C:O2'	36:5:887:G:H5'	2.18	0.44
49:M3:15:ARG:NH2	36:5:96:G:OP1	154.59	0.44
1:6:1541:G:C5	1:6:1542:G:C6	3.06	0.44
1:6:1568:C:H4'	1:6:1569:A:O5'	2.16	0.44
1:6:83:G:O6	92:6:2318:OHX:N3	2.51	0.44
92:5:4436:OHX:N5	38:8:16:G:OP1	2.51	0.44

Continued on next page...

Continued from previous page...

Atom-1	Atom-2	Interatomic distance (Å)	Clash overlap (Å)
38:8:106:C:O2'	92:8:235:OHX:N5	2.51	0.44
13:C1:83:THR:HA	13:C1:111:VAL:HG12	2.03	0.44
27:D5:65:LEU:HB3	27:D5:71:ILE:HD13	2.00	0.44
29:D7:37:CYS:O	29:D7:39:GLY:N	2.50	0.44
33:E1:146:SER:HB3	1:6:1234:A:O2'	434.37	0.44
40:L3:218:ILE:HG12	40:L3:276:THR:HG23	2.00	0.44
40:L3:322:ILE:HD13	40:L3:322:ILE:HA	1.77	0.44
40:L3:56:ILE:HD13	40:L3:76:VAL:HG21	2.00	0.44
41:L4:325:LEU:HD23	41:L4:325:LEU:HA	1.75	0.44
36:1:1438:U:H5"	41:L4:74:ILE:HD11	1.99	0.44
42:L5:30:TYR:HA	42:L5:33:ARG:HB3	2.00	0.44
43:L6:18:LEU:HD22	43:L6:18:LEU:N	2.33	0.44
44:L7:108:LEU:HD21	44:L7:115:THR:HG23	2.79	0.44
46:L9:137:SER:CB	46:L9:140:VAL:HG13	2.79	0.44
49:M3:172:LEU:HD23	49:M3:172:LEU:HA	1.81	0.44
49:M3:64:LYS:HG3	64:N8:69:TRP:CD1	2.53	0.44
36:1:744:A:H4'	54:M8:142:GLY:O	2.18	0.44
54:M8:8:LYS:HB2	54:M8:8:LYS:HE3	2.43	0.44
61:N5:73:MET:HA	61:N5:73:MET:HE3	2.00	0.44
65:N9:15:LYS:HE2	65:N9:15:LYS:HB3	3.16	0.44
67:O1:76:SER:HB2	67:O1:78:LYS:HE3	2.29	0.44
68:O2:33:ARG:NH2	36:5:1407:A:O3'	161.31	0.44
68:O2:3:SER:HB3	68:O2:71:HIS:NE2	2.72	0.44
2:S0:115:PHE:CZ	2:S0:117:GLU:HG3	3.31	0.44
3:S1:35:PRO:O	3:S1:41:ARG:NE	2.50	0.44
3:S1:70:LEU:HD13	3:S1:71:ALA:N	2.33	0.44
3:S1:81:PHE:HD2	3:S1:82:ARG:HG3	1.82	0.44
3:S1:81:PHE:HB2	3:S1:82:ARG:H	1.61	0.44
4:S2:121:VAL:O	4:S2:125:ILE:HG13	2.18	0.44
6:S4:46:VAL:O	6:S4:50:ASN:HB2	2.33	0.44
9:S7:151:LYS:HE3	9:S7:151:LYS:HB2	1.77	0.44
10:S8:38:ILE:HA	10:S8:60:ILE:O	2.23	0.44
11:S9:134:ILE:N	11:S9:134:ILE:HD12	4.38	0.44
11:S9:171:ARG:NH1	11:S9:174:ARG:HD3	3.93	0.44
11:S9:36:LEU:HD23	11:S9:36:LEU:HA	2.63	0.44
34:SR:25:THR:HG21	34:SR:295:SER:HA	2.39	0.44
36:1:1233:G:H1	36:1:1255:C:N4	1.98	0.44
36:1:1364:C:H4'	54:M8:9:GLN:NE2	2.33	0.44
36:1:1508:C:OP1	36:1:2354:C:O2'	2.34	0.44
36:1:2651:G:C4	36:1:2796:G:C2	3.06	0.44
36:1:2652:U:C5	36:1:2653:C:C5	3.06	0.44

Continued on next page...

Continued from previous page...

Atom-1	Atom-2	Interatomic distance (Å)	Clash overlap (Å)
36:1:3276:G:H5'	43:L6:48:ARG:NH2	2.33	0.44
36:1:410:U:O4	92:1:4290:OHX:N5	2.51	0.44
92:1:4197:OHX:N5	92:1:4469:OHX:N5	2.66	0.44
36:1:849:C:H2'	36:1:850:U:C6	2.52	0.44
1:2:1064:G:H2'	1:2:1065:A:C8	2.53	0.44
1:2:1323:C:H2'	1:2:1324:G:O4'	2.18	0.44
1:2:1366:U:O2'	21:C9:7:ARG:HD2	2.17	0.44
1:2:1486:G:N1	92:2:2105:OHX:N2	2.66	0.44
92:2:2122:OHX:N6	92:2:2240:OHX:N5	2.65	0.44
1:2:66:U:H5'	8:S6:172:ALA:O	2.18	0.44
36:5:1345:G:N2	36:5:1360:C:C2	2.86	0.44
39:L2:50:HIS:CD2	36:5:1795:U:H2'	198.63	0.44
36:5:2101:C:HO2'	36:5:2102:U:P	2.39	0.44
36:5:2425:G:H2'	36:5:2426:U:O4'	2.17	0.44
78:Q2:9:LYS:O	36:5:2713:U:H3'	224.05	0.44
36:5:3378:C:H2'	36:5:3379:C:C6	2.53	0.44
92:5:4233:OHX:N3	92:5:4476:OHX:N3	2.66	0.44
36:5:781:G:C2	36:5:782:U:C6	3.06	0.44
1:6:1006:C:OP1	92:6:2148:OHX:N4	2.51	0.44
1:6:827:C:H2'	1:6:828:U:C6	2.52	0.44
1:6:916:U:H5''	1:6:917:U:OP2	2.18	0.44
92:8:226:OHX:N3	92:8:239:OHX:N3	2.65	0.44
14:C2:52:LEU:C	14:C2:54:ARG:H	2.21	0.44
17:C5:85:ILE:HD11	17:C5:116:LEU:HD23	2.25	0.44
7:S5:112:ARG:HD2	18:C6:43:ILE:HD12	3.74	0.44
19:C7:34:LEU:HA	19:C7:34:LEU:HD23	2.33	0.44
20:C8:97:ASP:OD2	92:C8:203:OHX:N4	2.51	0.44
22:D0:72:ASN:HA	1:6:1198:G:O2'	386.91	0.44
2:S0:185:ARG:CB	23:D1:45:ALA:H	2.30	0.44
25:D3:76:LEU:O	25:D3:80:GLY:N	2.47	0.44
26:D4:84:LYS:HD2	26:D4:85:PHE:CZ	2.53	0.44
40:L3:135:ALA:O	40:L3:137:TYR:N	2.51	0.44
41:L4:174:ALA:O	41:L4:178:LEU:HG	2.17	0.44
42:L5:183:TRP:CH2	42:L5:188:GLU:HA	2.53	0.44
42:L5:216:GLU:HA	42:L5:219:PHE:HB3	2.00	0.44
42:L5:279:LYS:HE3	42:L5:282:ARG:HH12	1.82	0.44
43:L6:65:ILE:CD1	43:L6:77:ARG:HB3	2.48	0.44
44:L7:96:PRO:O	44:L7:100:ARG:HB2	2.18	0.44
45:L8:37:GLY:HA3	36:5:2550:U:C6	212.04	0.44
46:L9:103:ILE:HD11	46:L9:134:ILE:HG22	2.00	0.44
50:M4:120:VAL:O	50:M4:124:ARG:HB2	3.19	0.44

Continued on next page...

Continued from previous page...

Atom-1	Atom-2	Interatomic distance (Å)	Clash overlap (Å)
51:M5:177:GLY:HA2	36:5:68:C:O3'	111.14	0.44
52:M6:51:LYS:HE2	52:M6:144:SER:OG	2.18	0.44
63:N7:68:ILE:O	63:N7:115:LYS:HE2	2.17	0.44
64:N8:14:HIS:N	64:N8:14:HIS:ND1	2.67	0.44
73:O7:84:SER:O	73:O7:85:LYS:HB3	3.74	0.44
79:Q3:56:THR:HG22	79:Q3:63:THR:HG23	1.99	0.44
2:S0:157:ASP:HB3	23:D1:69:LEU:HD12	1.99	0.44
2:S0:24:LEU:HD21	2:S0:41:ARG:HH12	3.34	0.44
2:S0:59:LEU:HD12	23:D1:79:LEU:HD21	2.88	0.44
4:S2:41:LEU:O	4:S2:45:VAL:HG23	2.43	0.44
5:S3:90:ARG:HD3	5:S3:91:VAL:HG22	6.51	0.44
6:S4:31:PRO:HB2	6:S4:38:LEU:HD22	1.99	0.44
7:S5:203:LYS:O	7:S5:205:SER:N	3.13	0.44
8:S6:39:GLU:HA	8:S6:42:GLY:O	2.17	0.44
9:S7:91:ILE:HD12	9:S7:91:ILE:HA	1.72	0.44
11:S9:116:LEU:O	11:S9:118:LEU:HD12	4.08	0.44
34:SR:43:ILE:HD13	34:SR:60:SER:HA	2.00	0.44
36:1:1095:U:H4'	36:1:1096:U:H5''	2.00	0.43
36:1:1765:U:H4'	36:1:1765:U:OP1	2.18	0.43
36:1:215:G:OP1	62:N6:12:ARG:HG3	2.18	0.43
36:1:2688:U:OP1	42:L5:12:TYR:OH	2.31	0.43
36:1:3355:U:H3'	36:1:3356:G:C5'	2.48	0.43
36:1:407:A:C2	38:4:17:A:H1'	2.53	0.43
36:1:3317:U:H6	92:1:4257:OHX:N3	2.16	0.43
92:1:4211:OHX:N5	92:1:4490:OHX:N5	2.65	0.43
36:1:718:G:OP2	36:1:718:G:H8	2.01	0.43
36:1:975:C:H2'	36:1:976:U:C6	2.53	0.43
1:2:1165:G:O6	1:2:1166:A:N6	2.50	0.43
1:2:1399:C:O2'	1:2:1400:A:OP2	2.35	0.43
1:2:1469:A:H4'	1:2:1541:G:H4'	2.00	0.43
1:2:1615:C:O2'	1:2:1616:G:OP2	2.32	0.43
1:2:452:A:H3'	1:2:453:U:C5	2.53	0.43
1:2:631:G:H2'	1:2:632:U:C6	2.53	0.43
1:2:651:G:C2	1:2:684:A:C6	3.06	0.43
1:2:715:U:H3	1:2:723:G:H1	1.64	0.43
37:3:47:C:O2'	37:3:48:U:H5'	2.17	0.43
92:1:4477:OHX:N4	38:4:140:G:OP1	2.51	0.43
38:4:68:G:P	92:O7:107:OHX:N6	2.91	0.43
36:5:1237:G:H22	36:5:1251:A:H2	1.65	0.43
36:5:1529:A:H5''	36:5:1530:U:OP2	2.18	0.43
36:5:1674:G:OP2	92:5:4226:OHX:N1	2.50	0.43

Continued on next page...

Continued from previous page...

Atom-1	Atom-2	Interatomic distance (Å)	Clash overlap (Å)
36:5:2158:A:H5'	36:5:2160:G:O4'	2.18	0.43
36:5:243:G:O2'	36:5:244:G:H5'	2.18	0.43
36:5:2754:G:O2'	36:5:2755:C:OP1	2.35	0.43
36:5:3081:C:H2'	36:5:3082:C:H6	1.83	0.43
36:5:3341:U:H5''	36:5:3342:A:OP2	2.17	0.43
36:5:228:U:OP2	92:5:4389:OHX:N2	2.51	0.43
1:6:1091:A:H4'	1:6:1092:A:O5'	2.18	0.43
1:6:1153:G:H2'	1:6:1154:G:O4'	2.17	0.43
1:6:1564:U:H2'	1:6:1565:C:H6	1.79	0.43
1:6:338:C:H2'	1:6:339:C:H6	1.82	0.43
1:6:678:A:H2'	1:6:679:U:O4'	2.17	0.43
92:8:226:OHX:N6	92:8:239:OHX:N6	2.66	0.43
15:C3:142:GLU:HG3	15:C3:145:THR:CG2	2.48	0.43
15:C3:99:ARG:O	15:C3:103:GLU:HG2	2.18	0.43
20:C8:38:VAL:HG12	20:C8:42:TYR:CD2	2.53	0.43
22:D0:98:GLN:O	22:D0:102:ARG:HB3	3.19	0.43
1:2:1199:G:O6	22:D0:67:THR:HG23	2.18	0.43
23:D1:9:VAL:HG22	23:D1:10:GLU:H	1.90	0.43
1:2:1647:U:O2	32:E0:2:ALA:HA	2.18	0.43
40:L3:383:LEU:HD23	40:L3:383:LEU:HA	2.12	0.43
40:L3:4:ARG:NH1	40:L3:7:GLU:HA	4.02	0.43
41:L4:4:PRO:O	41:L4:5:GLN:HB2	2.17	0.43
36:1:803:C:O2'	41:L4:92:ASN:OD1	2.32	0.43
44:L7:25:GLN:HG2	44:L7:29:GLU:HB2	2.00	0.43
48:M1:139:THR:O	48:M1:140:ARG:HD2	2.47	0.43
54:M8:182:LYS:HA	54:M8:182:LYS:HD3	2.07	0.43
55:M9:114:LYS:HB3	55:M9:114:LYS:HE2	1.90	0.43
58:N2:82:LYS:HE2	58:N2:82:LYS:HB2	1.77	0.43
59:N3:46:LEU:O	59:N3:47:ASN:HB2	2.17	0.43
63:N7:85:TYR:CE2	63:N7:129:TRP:CE2	3.90	0.43
64:N8:122:PRO:HB3	64:N8:142:GLY:O	2.76	0.43
67:O1:74:ARG:NH1	67:O1:109:VAL:HG21	2.33	0.43
69:O3:67:MET:CE	69:O3:87:ASN:HB2	5.86	0.43
78:Q2:73:GLU:OE1	78:Q2:80:ARG:NH2	2.46	0.43
79:Q3:84:ARG:HA	79:Q3:87:ARG:NH2	2.96	0.43
2:S0:190:ASP:C	2:S0:192:THR:H	4.41	0.43
2:S0:193:GLN:O	2:S0:195:TRP:N	2.50	0.43
3:S1:103:MET:SD	3:S1:188:LEU:HD13	3.69	0.43
3:S1:78:ASP:O	3:S1:79:HIS:ND1	2.51	0.43
4:S2:115:ILE:HD13	4:S2:208:GLU:OE1	2.80	0.43
7:S5:37:GLN:CD	18:C6:53:LEU:HD22	2.37	0.43

Continued on next page...

Continued from previous page...

Atom-1	Atom-2	Interatomic distance (Å)	Clash overlap (Å)
9:S7:133:THR:HG22	9:S7:157:LYS:O	3.14	0.43
9:S7:67:LEU:HD23	9:S7:67:LEU:HA	1.62	0.43
11:S9:110:GLN:HE22	11:S9:126:ARG:CG	2.27	0.43
11:S9:159:ALA:O	11:S9:165:GLY:HA3	2.97	0.43
35:SM:68:ARG:HD3	1:6:1460:A:OP2	336.31	0.43
34:SR:13:LEU:HB2	34:SR:310:ILE:HB	2.00	0.43
34:SR:19:TRP:CD2	34:SR:306:THR:HG22	2.53	0.43
34:SR:283:LYS:HE3	34:SR:283:LYS:HB2	1.73	0.43
34:SR:52:GLN:H	34:SR:52:GLN:CD	2.21	0.43
36:1:1366:A:C2	36:1:1367:G:C4	3.06	0.43
36:1:1553:U:H4'	36:1:1554:U:H5'	2.01	0.43
36:1:2174:G:H4'	36:1:2175:U:H5''	2.00	0.43
36:1:198:A:C6	36:1:219:A:C6	3.06	0.43
36:1:2303:A:OP1	77:Q1:23:ARG:NH2	2.52	0.43
36:1:937:G:C6	36:1:2410:U:H5''	2.52	0.43
36:1:3104:U:O2'	36:1:3105:U:H5'	2.19	0.43
36:1:40:A:N7	64:N8:29:PRO:O	2.51	0.43
36:1:2823:G:N7	92:1:4138:OHX:N1	2.66	0.43
36:1:415:G:H2'	36:1:416:A:C8	2.53	0.43
36:1:612:U:H2'	36:1:613:G:H8	1.83	0.43
1:2:1207:C:H42	1:2:1456:C:H5	1.67	0.43
1:2:189:C:H2'	1:2:190:C:H5'	1.99	0.43
37:3:73:C:O5'	37:3:73:C:H6	2.01	0.43
38:4:93:U:H2'	38:4:94:C:O4'	2.18	0.43
36:5:1110:U:H2'	36:5:1111:U:C6	2.53	0.43
36:5:1329:U:O2'	36:5:1330:A:P	2.76	0.43
36:5:1448:U:H2'	36:5:1449:A:C8	2.54	0.43
36:5:1816:A:O2'	36:5:1817:G:OP1	2.32	0.43
36:5:1939:G:C6	36:5:2110:G:O6	2.72	0.43
72:O6:28:TYR:HA	36:5:316:U:O4	101.68	0.43
36:5:3306:U:O5'	36:5:3306:U:H6	2.01	0.43
92:5:4324:OHX:N5	92:5:4560:OHX:N5	2.66	0.43
36:5:533:A:OP2	92:5:4341:OHX:N4	2.51	0.43
92:5:4258:OHX:N6	92:5:4465:OHX:N6	2.66	0.43
54:M8:89:ASP:HB3	36:5:677:A:OP1	133.84	0.43
36:5:735:A:H5''	36:5:735:A:H8	1.82	0.43
1:6:1573:A:H4'	1:6:1574:G:H5'	2.01	0.43
1:6:246:G:C6	1:6:247:A:C6	3.06	0.43
12:C0:23:ALA:CB	12:C0:64:TYR:HB2	4.06	0.43
13:C1:112:SER:C	13:C1:114:ALA:H	2.42	0.43
13:C1:130:PRO:O	1:6:336:G:H5'	299.63	0.43

Continued on next page...

Continued from previous page...

Atom-1	Atom-2	Interatomic distance (Å)	Clash overlap (Å)
14:C2:50:LYS:O	14:C2:54:ARG:HG2	2.40	0.43
14:C2:67:THR:O	14:C2:69:ALA:N	2.53	0.43
15:C3:46:THR:HG23	15:C3:49:GLN:NE2	2.96	0.43
16:C4:29:HIS:CB	16:C4:41:ARG:HA	2.48	0.43
18:C6:100:GLN:O	18:C6:104:GLU:HG3	2.65	0.43
18:C6:116:LEU:HD13	18:C6:116:LEU:HA	1.81	0.43
19:C7:105:GLN:HA	19:C7:108:ASP:HB2	2.00	0.43
19:C7:24:LEU:HD13	19:C7:58:MET:HE2	1.99	0.43
23:D1:59:VAL:HG13	23:D1:64:GLU:HB2	2.00	0.43
23:D1:64:GLU:O	23:D1:68:SER:HB2	2.18	0.43
25:D3:103:LEU:HA	25:D3:103:LEU:HD22	1.81	0.43
29:D7:47:PHE:CE1	29:D7:49:HIS:HB2	3.02	0.43
33:E1:135:HIS:ND1	1:6:1250:U:O2	432.88	0.43
36:1:1889:G:OP1	40:L3:247:ARG:HG3	2.17	0.43
41:L4:145:ILE:HD12	41:L4:150:LEU:HG	2.00	0.43
42:L5:276:LYS:HB3	42:L5:277:LEU:H	1.63	0.43
44:L7:166:ASN:OD1	44:L7:180:SER:HA	2.18	0.43
44:L7:214:TRP:O	44:L7:216:VAL:HG22	3.89	0.43
44:L7:131:GLU:HG2	44:L7:230:GLY:HA2	3.40	0.43
46:L9:112:ILE:HG21	46:L9:161:LEU:HG	2.27	0.43
46:L9:21:LYS:HA	50:M4:8:LYS:HG3	2.00	0.43
47:M0:100:ASN:OD1	92:M0:305:OHX:N4	2.51	0.43
35:SM:39:PRO:HD3	48:M1:52:TYR:CE1	2.97	0.43
52:M6:58:LEU:HA	52:M6:72:HIS:CD2	2.80	0.43
58:N2:27:VAL:HG21	58:N2:107:PHE:CE1	2.53	0.43
59:N3:6:ALA:HB2	59:N3:126:TRP:CH2	2.53	0.43
61:N5:101:GLU:HG2	61:N5:102:LEU:HD23	2.79	0.43
61:N5:86:VAL:HG12	61:N5:120:LYS:HB3	1.99	0.43
63:N7:70:PRO:HG3	63:N7:115:LYS:HB2	1.99	0.43
69:O3:52:VAL:HG21	69:O3:99:ARG:NH1	2.50	0.43
75:O9:44:TRP:HB3	36:5:1494:U:OP1	111.92	0.43
3:S1:70:LEU:HD12	3:S1:82:ARG:O	2.19	0.43
6:S4:240:LYS:H	6:S4:240:LYS:HE2	1.82	0.43
6:S4:29:PRO:O	6:S4:31:PRO:HD3	2.18	0.43
8:S6:12:SER:HB3	8:S6:124:LEU:HD12	3.37	0.43
8:S6:64:LYS:O	8:S6:67:VAL:HG22	2.18	0.43
9:S7:167:GLU:HG3	9:S7:170:GLN:OE1	2.18	0.43
1:2:641:G:O2'	9:S7:178:GLY:O	2.36	0.43
34:SR:132:LYS:HD3	34:SR:140:CYS:SG	2.58	0.43
34:SR:159:ASN:ND2	34:SR:166:SER:O	2.51	0.43
36:1:951:A:C4	36:1:1369:A:C2	3.06	0.43

Continued on next page...

Continued from previous page...

Atom-1	Atom-2	Interatomic distance (Å)	Clash overlap (Å)
36:1:1537:A:H2'	36:1:1538:G:O4'	2.18	0.43
36:1:1576:G:O6	36:1:1577:G:N1	2.50	0.43
36:1:2443:A:O2'	36:1:2444:C:OP2	2.31	0.43
36:1:830:A:H2'	36:1:831:G:O4'	2.18	0.43
1:2:1080:U:H3'	1:2:1081:A:H8	1.84	0.43
1:2:1537:C:O2'	1:2:1540:G:O6	2.25	0.43
36:5:1002:A:H2'	36:5:1003:A:H8	1.84	0.43
36:5:163:C:H42	36:5:258:G:H1	1.65	0.43
36:5:182:U:H2'	36:5:183:G:C8	2.53	0.43
36:5:207:U:H2'	36:5:208:C:H6	1.83	0.43
36:5:2257:C:H2'	36:5:2258:U:C6	2.53	0.43
36:5:2436:U:H6	36:5:2436:U:OP2	2.01	0.43
66:O0:50:VAL:HB	36:5:2553:U:O4'	230.22	0.43
36:5:2689:A:C8	36:5:2702:A:N6	2.86	0.43
36:5:282:G:C8	36:5:282:G:H3'	2.53	0.43
36:5:2931:C:H2'	36:5:2932:U:O4'	2.19	0.43
36:5:3022:G:O2'	36:5:3031:G:O6	2.34	0.43
36:5:3226:A:C5	36:5:3227:A:C2	3.06	0.43
92:5:4209:OHX:N2	92:5:4565:OHX:N4	2.66	0.43
78:Q2:54:THR:HG22	36:5:44:U:H4'	167.06	0.43
41:L4:93:MET:HB2	36:5:658:G:N2	145.87	0.43
54:M8:43:PRO:HB2	36:5:728:G:H5''	190.36	0.43
36:5:920:A:OP1	36:5:922:U:C5	2.71	0.43
36:5:982:C:N3	36:5:1102:A:C2	2.87	0.43
1:6:1186:U:C4	1:6:1208:A:N6	2.87	0.43
1:6:1372:U:H2'	1:6:1373:C:C6	2.53	0.43
1:6:1398:U:H3'	1:6:1399:C:H4'	1.99	0.43
1:6:814:A:C8	1:6:816:G:C8	3.06	0.43
1:6:880:C:H2'	1:6:881:A:H8	1.83	0.43
23:D1:2:GLU:HB3	23:D1:6:GLY:O	2.18	0.43
24:D2:103:ILE:HA	24:D2:112:ASP:HA	2.01	0.43
39:L2:104:LEU:HD23	39:L2:158:ILE:HD11	2.29	0.43
40:L3:236:LYS:HE2	40:L3:236:LYS:HB2	4.35	0.43
40:L3:256:HIS:HA	40:L3:257:PRO:C	2.50	0.43
41:L4:114:ASN:HB2	41:L4:117:GLU:HB2	2.29	0.43
37:3:62:U:O3'	42:L5:285:ARG:NH1	2.51	0.43
43:L6:158:TYR:CE1	50:M4:115:PHE:HA	2.77	0.43
43:L6:171:PRO:C	43:L6:173:MET:H	2.26	0.43
44:L7:82:LYS:HG2	44:L7:82:LYS:H	1.67	0.43
47:M0:52:LEU:HA	47:M0:52:LEU:HD23	1.83	0.43
51:M5:65:ARG:HG3	51:M5:129:TYR:CE1	2.85	0.43

Continued on next page...

Continued from previous page...

Atom-1	Atom-2	Interatomic distance (Å)	Clash overlap (Å)
36:1:114:A:O2'	51:M5:50:ARG:HB2	2.19	0.43
52:M6:129:LEU:HA	52:M6:129:LEU:HD12	1.78	0.43
36:1:3067:C:H3'	55:M9:62:ARG:HH12	1.83	0.43
63:N7:13:VAL:HB	63:N7:18:TYR:O	2.18	0.43
66:O0:81:VAL:HG11	66:O0:90:VAL:HG21	2.50	0.43
78:Q2:71:ARG:NH2	78:Q2:80:ARG:HD3	2.96	0.43
7:S5:20:PHE:O	7:S5:21:THR:OG1	2.34	0.43
10:S8:25:ARG:HB2	10:S8:28:GLU:HG2	2.00	0.43
1:2:513:U:H1'	11:S9:131:GLN:HE21	1.83	0.43
35:SM:34:LYS:HE3	36:1:2692:A:O3'	2.18	0.43
34:SR:150:TRP:HB2	34:SR:174:ASN:HB2	1.99	0.43
34:SR:63:GLY:HA3	34:SR:90:ARG:NH1	3.00	0.43
36:1:1240:A:N6	36:1:1244:A:H5''	2.31	0.43
36:1:1233:G:N2	36:1:1255:C:N3	2.49	0.43
36:1:1608:C:H2'	36:1:1609:C:H6	1.84	0.43
36:1:2359:C:H2'	36:1:2360:C:C6	2.53	0.43
36:1:2808:A:N7	36:1:2955:U:H4'	2.33	0.43
36:1:2890:A:O2'	36:1:2933:A:N3	2.42	0.43
36:1:3375:A:OP2	92:1:4484:OHX:N3	2.52	0.43
36:1:952:A:N3	36:1:1114:U:O2'	2.42	0.43
1:2:103:A:H5'	1:2:105:A:C4	2.53	0.43
1:2:145:A:HO2'	1:2:146:U:P	2.38	0.43
1:2:256:A:N3	10:S8:73:SER:OG	2.47	0.43
1:2:986:G:H2'	1:2:987:G:O4'	2.19	0.43
37:3:11:A:N1	37:3:67:G:O2'	2.33	0.43
47:M0:118:ALA:HB3	36:5:1126:G:O2'	249.17	0.43
36:5:1565:G:N2	36:5:1566:A:H1'	2.34	0.43
36:5:2442:G:H22	36:5:2506:U:H3	1.66	0.43
36:5:3362:A:C2	36:5:3363:U:C2	3.06	0.43
92:5:4324:OHX:N2	92:5:4560:OHX:N2	2.66	0.43
36:5:998:A:O2'	36:5:999:G:H5'	2.18	0.43
1:6:1316:G:O2'	1:6:1401:A:O2'	2.25	0.43
1:6:602:U:H2'	1:6:603:U:C6	2.53	0.43
1:6:71:A:H2'	1:6:72:A:H4'	2.00	0.43
1:6:936:G:OP2	1:6:1075:C:H1'	2.17	0.43
12:C0:53:GLY:O	12:C0:55:VAL:N	2.43	0.43
40:L3:219:ALA:HB2	40:L3:336:VAL:HG22	3.16	0.43
36:1:3306:U:H5''	40:L3:21:ARG:NH1	2.33	0.43
41:L4:134:LEU:N	41:L4:134:LEU:HD23	2.33	0.43
42:L5:282:ARG:O	42:L5:286:VAL:HG23	2.91	0.43
42:L5:39:GLN:OE1	42:L5:40:HIS:N	2.81	0.43

Continued on next page...

Continued from previous page...

Atom-1	Atom-2	Interatomic distance (Å)	Clash overlap (Å)
42:L5:92:LEU:HD12	42:L5:92:LEU:H	1.82	0.43
46:L9:88:TYR:HE2	46:L9:184:LYS:HE2	1.84	0.43
47:M0:43:VAL:CG2	47:M0:197:VAL:HG13	2.54	0.43
50:M4:24:LYS:HB3	50:M4:24:LYS:HE2	4.45	0.43
51:M5:153:ASP:OD2	51:M5:155:VAL:HG22	2.17	0.43
36:1:3185:U:C6	52:M6:126:VAL:HG21	2.54	0.43
53:M7:26:PHE:CE1	53:M7:120:ASN:HA	2.53	0.43
59:N3:120:LYS:H	59:N3:137:VAL:CG2	2.32	0.43
62:N6:106:ILE:HG21	62:N6:109:LEU:HD23	2.35	0.43
62:N6:125:LYS:HD2	71:O5:71:LYS:HB3	54.07	0.43
64:N8:128:ARG:O	64:N8:129:PHE:HB2	4.10	0.43
64:N8:47:LYS:HE3	64:N8:48:TYR:CZ	4.09	0.43
43:L6:6:ALA:HA	68:O2:74:PHE:HE1	1.83	0.43
72:O6:98:ARG:HB3	72:O6:99:ARG:H	4.41	0.43
36:1:852:U:O4	79:Q3:2:ALA:N	2.51	0.43
4:S2:186:LYS:HD2	4:S2:189:GLN:OE1	3.09	0.43
4:S2:54:GLU:HG2	4:S2:54:GLU:H	1.40	0.43
5:S3:195:SER:O	5:S3:196:ARG:HB3	2.23	0.43
9:S7:75:THR:HG23	9:S7:161:GLN:OE1	4.60	0.43
9:S7:31:SER:O	9:S7:35:LYS:HB3	2.51	0.43
11:S9:119:ALA:O	11:S9:124:HIS:ND1	4.84	0.43
11:S9:3:ARG:H	11:S9:3:ARG:NH2	2.17	0.43
35:SM:65:THR:O	35:SM:70:ASN:ND2	4.37	0.43
36:1:1072:G:H2'	36:1:1073:U:H6	1.83	0.43
36:1:1295:G:H2'	36:1:1296:C:C6	2.53	0.43
36:1:2209:U:C6	36:1:2209:U:OP2	2.67	0.43
36:1:2932:U:O2	36:1:2934:A:H8	2.02	0.43
36:1:3106:A:H2'	36:1:3107:U:O4'	2.18	0.43
36:1:317:A:C2	36:1:318:A:C4	3.05	0.43
36:1:3351:U:O2'	36:1:3352:U:OP1	2.31	0.43
36:1:2296:A:OP1	92:1:4396:OHX:N2	2.52	0.43
36:1:621:A:O2'	92:1:4415:OHX:N1	2.51	0.43
36:1:540:U:H2'	36:1:541:U:C6	2.54	0.43
36:1:637:C:C2	36:1:638:C:C5	3.06	0.43
1:2:197:A:H2'	1:2:198:A:C8	2.52	0.43
1:2:72:A:C3'	1:2:73:U:H5''	2.48	0.43
37:3:36:C:O2'	37:3:37:G:H5'	2.19	0.43
36:5:1017:C:H2'	36:5:1017:C:OP1	2.18	0.43
36:5:1365:G:OP2	92:5:4287:OHX:N3	2.51	0.43
36:5:646:A:C2	36:5:2375:G:C2	3.06	0.43
36:5:2505:U:H2'	36:5:2506:U:C4	2.53	0.43

Continued on next page...

Continued from previous page...

Atom-1	Atom-2	Interatomic distance (Å)	Clash overlap (Å)
45:L8:42:PRO:O	36:5:2524:A:N6	185.96	0.43
47:M0:116:ARG:NH2	36:5:2617:U:O3'	228.25	0.43
36:5:2746:A:H2'	36:5:2747:A:O4'	2.19	0.43
64:N8:111:LYS:NZ	36:5:714:G:N7	139.50	0.43
36:5:770:G:N7	92:5:4351:OHX:N6	2.66	0.43
36:5:771:A:H2'	36:5:772:U:O4'	2.18	0.43
1:6:1670:G:O6	92:6:2249:OHX:N4	2.52	0.43
1:6:736:C:H2'	1:6:737:A:C8	2.53	0.43
1:6:993:A:H2'	1:6:994:G:O4'	2.18	0.43
37:7:114:U:H2'	37:7:115:G:H8	1.83	0.43
92:7:231:OHX:N2	92:7:238:OHX:N2	2.66	0.43
90:A:76:PPU:H8	90:A:76:PPU:C5'	2.45	0.43
14:C2:103:LEU:HD23	14:C2:115:VAL:HA	2.21	0.43
19:C7:34:LEU:O	19:C7:38:ILE:HG22	2.18	0.43
20:C8:13:HIS:HA	20:C8:24:GLY:HA3	2.75	0.43
1:2:1590:G:OP1	21:C9:91:TYR:HB2	2.18	0.43
24:D2:43:LYS:HG3	24:D2:43:LYS:O	2.18	0.43
25:D3:127:VAL:O	25:D3:130:VAL:HG22	2.19	0.43
31:D9:43:PHE:O	31:D9:47:ALA:N	2.59	0.43
40:L3:166:ILE:O	40:L3:169:THR:HB	2.19	0.43
40:L3:287:LYS:HD2	40:L3:287:LYS:HA	4.73	0.43
41:L4:203:ARG:HH21	41:L4:240:PRO:HB3	2.14	0.43
44:L7:239:LEU:HD23	44:L7:239:LEU:HA	2.03	0.43
46:L9:16:VAL:HG23	46:L9:29:GLY:HA3	2.01	0.43
47:M0:184:LYS:HG2	47:M0:189:GLU:OE2	3.64	0.43
47:M0:206:LEU:HB2	37:7:64:A:O5'	341.90	0.43
48:M1:115:LYS:HB3	48:M1:116:TYR:H	1.96	0.43
50:M4:96:ALA:O	50:M4:101:LYS:HE3	2.19	0.43
51:M5:137:PRO:HG2	51:M5:138:GLN:NE2	3.69	0.43
53:M7:112:LEU:HA	53:M7:112:LEU:HD12	2.01	0.43
53:M7:74:LYS:O	53:M7:76:PHE:N	2.51	0.43
36:1:781:G:OP1	54:M8:151:ARG:HD2	2.19	0.43
56:N0:13:ARG:O	56:N0:22:PRO:HG2	2.19	0.43
57:N1:14:MET:HE2	57:N1:15:PHE:CE2	2.54	0.43
59:N3:24:ASN:O	59:N3:99:ALA:HA	2.50	0.43
60:N4:31:PHE:CG	60:N4:37:ALA:HB2	3.09	0.43
61:N5:136:ALA:O	61:N5:139:ILE:HB	4.65	0.43
62:N6:57:LEU:HD22	62:N6:58:VAL:N	2.63	0.43
62:N6:57:LEU:HD13	62:N6:59:VAL:HG12	5.12	0.43
43:L6:2:SER:HB3	68:O2:81:ASP:OD1	2.18	0.43
78:Q2:10:THR:HG22	78:Q2:23:HIS:ND1	2.33	0.43

Continued on next page...

Continued from previous page...

Atom-1	Atom-2	Interatomic distance (Å)	Clash overlap (Å)
79:Q3:13:LYS:HD2	79:Q3:14:TYR:CZ	3.67	0.43
3:S1:148:ASN:ND2	3:S1:148:ASN:H	4.18	0.43
3:S1:164:ILE:HD13	3:S1:207:LEU:HD11	2.48	0.43
3:S1:30:PHE:CD1	3:S1:96:LEU:HD22	2.54	0.43
4:S2:58:LEU:HD21	4:S2:236:PRO:HG2	3.03	0.43
5:S3:178:ARG:H	5:S3:178:ARG:HE	1.67	0.43
6:S4:6:LYS:O	6:S4:7:LYS:HD2	4.08	0.43
6:S4:88:ASP:HA	6:S4:122:LYS:HZ1	1.83	0.43
36:1:1561:G:N1	36:1:1578:C:N4	2.67	0.43
36:1:1744:G:H2'	36:1:1745:C:C6	2.53	0.43
36:1:2309:A:H4'	92:1:4385:OHX:N4	2.33	0.43
36:1:390:G:C2	36:1:391:A:H1'	2.53	0.43
36:1:864:G:O6	36:1:893:C:H3'	2.19	0.43
36:1:806:A:C4	36:1:936:A:C2	3.07	0.43
1:2:103:A:OP2	92:2:2106:OHX:N1	2.52	0.43
1:2:616:G:C2	1:2:622:A:N7	2.86	0.43
37:3:90:U:C4	37:3:91:G:C5	3.07	0.43
36:5:1008:U:C2	36:5:1043:C:C2	3.06	0.43
68:O2:12:LYS:HE2	36:5:1162:U:H1'	201.56	0.43
36:5:1810:A:H2'	36:5:1811:G:C8	2.53	0.43
36:5:2271:A:N7	36:5:2272:G:C6	2.86	0.43
36:5:2294:U:H2'	36:5:2296:A:OP2	2.19	0.43
36:5:2524:A:H1'	36:5:2525:G:C8	2.54	0.43
36:5:2584:G:H5'	36:5:2585:G:OP2	2.17	0.43
36:5:3047:U:O2'	36:5:3048:A:H5'	2.18	0.43
92:5:4281:OHX:N2	92:5:4503:OHX:N5	2.66	0.43
36:5:650:C:H2'	36:5:651:G:C8	2.54	0.43
24:D2:9:ASP:OD1	1:6:1036:A:H1'	358.44	0.43
33:E1:134:ASN:N	1:6:1251:U:H4'	442.76	0.43
92:6:2214:OHX:N4	92:6:2334:OHX:N3	2.65	0.43
1:6:80:A:OP2	92:6:2315:OHX:N5	2.52	0.43
36:5:407:A:C2	38:8:17:A:H1'	2.54	0.43
15:C3:115:LEU:O	15:C3:119:GLU:HG3	2.19	0.43
16:C4:129:LYS:HE3	16:C4:129:LYS:HB2	1.85	0.43
21:C9:76:LEU:HD22	21:C9:80:TYR:HE2	1.84	0.43
22:D0:50:LEU:HD23	22:D0:95:ALA:HB2	2.00	0.43
24:D2:105:THR:OG1	24:D2:126:LEU:HG	2.24	0.43
28:D6:61:GLU:O	28:D6:62:TYR:HB3	2.31	0.43
32:E0:46:ASN:O	32:E0:47:VAL:HG12	2.18	0.43
33:E1:100:LEU:HG	33:E1:102:VAL:HG23	5.53	0.43
39:L2:117:GLU:HB3	39:L2:122:ASP:OD2	2.33	0.43

Continued on next page...

Continued from previous page...

Atom-1	Atom-2	Interatomic distance (Å)	Clash overlap (Å)
39:L2:59:ALA:HB2	39:L2:78:ALA:HB2	2.00	0.43
41:L4:259:ASP:OD2	41:L4:264:SER:HB3	2.18	0.43
41:L4:98:ARG:HG2	41:L4:99:MET:N	2.34	0.43
42:L5:5:LYS:HA	42:L5:5:LYS:HD2	1.84	0.43
44:L7:132:PRO:HA	44:L7:229:PHE:CD2	2.89	0.43
44:L7:89:ILE:HD12	44:L7:214:TRP:CH2	2.53	0.43
46:L9:84:LYS:HA	46:L9:188:THR:HG23	2.00	0.43
46:L9:88:TYR:CE2	46:L9:184:LYS:HE2	2.53	0.43
47:M0:119:TRP:O	92:M0:306:OHX:N4	2.52	0.43
36:1:2854:U:P	47:M0:3:ARG:HH22	2.39	0.43
47:M0:52:LEU:HB2	47:M0:136:PHE:HB2	2.00	0.43
48:M1:100:GLY:HA3	48:M1:154:THR:HB	2.46	0.43
48:M1:25:GLU:HG3	48:M1:26:SER:O	2.18	0.43
49:M3:190:LYS:HE2	49:M3:190:LYS:HB2	1.55	0.43
53:M7:29:THR:HG22	53:M7:87:SER:CB	2.53	0.43
55:M9:23:TRP:O	55:M9:50:ILE:HA	2.19	0.43
46:L9:4:ILE:HD11	56:N0:148:LEU:HD21	3.78	0.43
57:N1:135:PRO:O	57:N1:136:ARG:HB2	4.71	0.43
57:N1:7:TYR:OH	57:N1:54:HIS:HB2	2.56	0.43
63:N7:36:HIS:ND1	63:N7:74:VAL:HG11	3.47	0.43
67:O1:43:HIS:O	67:O1:44:MET:HE2	3.84	0.43
68:O2:32:TRP:CE2	68:O2:53:PRO:HD2	2.54	0.43
38:4:41:A:O2'	73:O7:59:THR:HG22	2.19	0.43
64:N8:59:ARG:NH2	78:Q2:38:GLN:OE1	2.90	0.43
2:S0:202:TYR:O	2:S0:203:PHE:CD2	2.89	0.43
2:S0:34:GLU:N	2:S0:35:PRO:HD2	3.47	0.43
3:S1:120:LEU:HD21	3:S1:140:ILE:HD11	2.00	0.43
1:2:1064:G:O2'	3:S1:204:ILE:O	2.36	0.43
3:S1:70:LEU:HB2	3:S1:82:ARG:O	4.51	0.43
4:S2:40:LYS:HA	4:S2:43:ARG:NH1	2.33	0.43
5:S3:115:ILE:HD12	5:S3:116:ARG:H	4.62	0.43
6:S4:52:LEU:HB3	6:S4:54:TYR:HD2	2.20	0.43
11:S9:105:LEU:HA	11:S9:105:LEU:HD12	2.20	0.43
1:2:767:U:H5	11:S9:142:ASN:H	1.67	0.43
36:1:1362:G:H2'	36:1:1363:A:C8	2.54	0.43
36:1:1528:G:H2'	36:1:1529:A:O4'	2.18	0.43
36:1:1661:G:O6	92:1:4120:OHX:N6	2.51	0.43
36:1:2219:A:H2'	36:1:2220:A:C8	2.53	0.43
36:1:2572:C:O2'	36:1:2573:G:C8	2.72	0.43
36:1:303:G:C2	36:1:313:A:C2	3.06	0.43
36:1:196:G:N7	92:1:4139:OHX:N6	2.67	0.43

Continued on next page...

Continued from previous page...

Atom-1	Atom-2	Interatomic distance (Å)	Clash overlap (Å)
36:1:638:C:H2'	36:1:639:G:C8	2.54	0.43
1:2:1215:C:O2'	1:2:1216:C:H5'	2.18	0.43
1:2:1498:G:C2	1:2:1510:U:O2	2.72	0.43
92:2:2194:OHX:N5	92:2:2241:OHX:N6	2.67	0.43
47:M0:157:TYR:OH	36:5:1206:G:OP1	312.00	0.43
36:5:1913:A:N3	36:5:2120:A:H2'	2.34	0.43
36:5:2222:A:H8	36:5:2222:A:O5'	2.02	0.43
36:5:2390:A:C2	36:5:2990:G:C2	3.07	0.43
36:5:594:U:H5''	36:5:609:G:O6	2.18	0.43
41:L4:64:SER:HB2	36:5:806:A:OP1	155.32	0.43
1:6:1196:A:H4'	1:6:1197:C:O5'	2.18	0.43
92:6:2173:OHX:N5	92:6:2311:OHX:N1	2.67	0.43
1:6:396:G:N2	1:6:398:G:H3'	2.33	0.43
11:S9:133:HIS:HE1	1:6:512:A:O2'	447.87	0.43
1:6:647:G:N2	1:6:687:G:N2	2.64	0.43
1:6:751:G:H2'	1:6:752:A:C8	2.54	0.43
3:S1:159:SER:OG	1:6:874:C:OP1	318.88	0.43
26:D4:34:ASN:OD1	26:D4:62:THR:HG21	5.50	0.43
27:D5:59:TYR:HD2	27:D5:60:VAL:N	2.17	0.43
39:L2:224:THR:HG22	39:L2:240:ALA:HB3	2.00	0.43
39:L2:36:GLU:OE1	39:L2:163:ARG:NH1	2.51	0.43
39:L2:70:ARG:HH11	39:L2:72:ARG:HE	4.17	0.43
40:L3:21:ARG:HG3	36:5:2991:A:OP1	210.01	0.43
40:L3:233:TRP:CD1	40:L3:265:ALA:HB1	2.55	0.43
40:L3:58:ARG:NH1	40:L3:352:GLU:OE1	2.36	0.43
40:L3:84:VAL:HB	40:L3:162:VAL:HB	2.69	0.43
41:L4:118:LYS:O	41:L4:122:THR:HG23	2.19	0.43
41:L4:126:ILE:HG13	41:L4:238:LEU:HD13	2.00	0.43
41:L4:156:LEU:HD23	41:L4:159:ILE:HD12	2.01	0.43
41:L4:285:ASP:OD2	41:L4:288:ARG:HB2	2.18	0.43
41:L4:35:VAL:HG11	41:L4:244:LEU:HD21	2.01	0.43
41:L4:91:GLY:O	41:L4:94:CYS:HB2	3.09	0.43
42:L5:119:TYR:CE1	42:L5:135:VAL:HG23	2.54	0.43
42:L5:200:PHE:O	42:L5:240:TYR:HD2	2.06	0.43
43:L6:108:LYS:C	43:L6:109:GLU:HG2	2.39	0.43
45:L8:134:TYR:CD2	45:L8:190:VAL:HG11	4.60	0.43
50:M4:88:ALA:O	50:M4:93:LYS:NZ	2.31	0.43
51:M5:98:LEU:HD13	36:5:290:G:OP1	136.97	0.43
53:M7:31:GLU:HG3	53:M7:60:PHE:HA	2.79	0.43
54:M8:184:PHE:CG	36:5:2730:G:H4'	190.89	0.43
57:N1:65:TYR:CD2	57:N1:75:ILE:HG22	2.54	0.43

Continued on next page...

Continued from previous page...

Atom-1	Atom-2	Interatomic distance (Å)	Clash overlap (Å)
62:N6:27:ARG:NH1	62:N6:75:ARG:O	2.61	0.43
66:O0:45:ALA:HB2	66:O0:88:GLY:HA2	2.00	0.43
72:O6:53:TYR:O	72:O6:57:LEU:N	3.24	0.43
72:O6:58:ILE:HG13	72:O6:62:ARG:HH21	4.24	0.43
79:Q3:87:ARG:O	79:Q3:91:GLU:HG2	3.45	0.43
2:S0:87:LEU:HA	2:S0:87:LEU:HD12	1.84	0.43
4:S2:103:VAL:HA	4:S2:112:GLY:O	2.18	0.43
4:S2:49:LYS:HD3	4:S2:49:LYS:HA	1.90	0.43
5:S3:105:MET:HG2	5:S3:122:VAL:HG21	2.00	0.43
5:S3:204:ASP:HB3	1:6:1331:A:N3	423.61	0.43
5:S3:29:LEU:HA	5:S3:32:GLU:OE1	2.18	0.43
7:S5:144:GLU:OE1	7:S5:225:ARG:NH1	4.91	0.43
9:S7:9:LEU:HB3	9:S7:10:SER:H	2.93	0.43
10:S8:42:ARG:O	10:S8:58:LEU:HD12	4.99	0.43
34:SR:170:ILE:HG21	34:SR:211:ILE:HD11	2.01	0.43
36:1:1294:A:O2'	36:1:1295:G:H5''	2.19	0.43
36:1:1565:G:C2	36:1:1566:A:C4	3.07	0.43
36:1:2416:U:H2'	36:1:2417:U:C6	2.54	0.43
36:1:2561:A:HO2'	36:1:2562:A:H8	1.65	0.43
36:1:2812:C:H2'	36:1:2813:A:C8	2.54	0.43
36:1:2911:A:H4'	36:1:2912:G:C8	2.54	0.43
36:1:3215:A:O5'	50:M4:121:MET:HE1	2.19	0.43
36:1:380:U:H2'	36:1:381:U:H6	1.83	0.43
36:1:391:A:C5	36:1:392:G:C8	3.07	0.43
1:2:1235:C:H5'	33:E1:146:SER:HB2	2.00	0.43
1:2:1535:U:H6	1:2:1535:U:H2'	1.57	0.43
1:2:1653:C:N4	1:2:1654:G:C6	2.87	0.43
1:2:290:G:O6	92:2:2215:OHX:N2	2.52	0.43
1:2:808:U:H2'	1:2:809:A:C8	2.53	0.43
1:2:934:C:N3	1:2:1077:C:H4'	2.34	0.43
38:4:127:U:C2'	38:4:128:U:H5'	2.48	0.43
58:N2:75:TYR:CD2	36:5:1687:U:H1'	167.06	0.43
36:5:2526:C:H1'	36:5:2588:U:H5''	2.00	0.43
36:5:2541:U:H4'	36:5:2542:U:OP1	2.19	0.43
36:5:2955:U:H2'	36:5:2956:A:O4'	2.18	0.43
36:5:3132:C:H2'	36:5:3133:C:C6	2.54	0.43
36:5:3251:U:H2'	36:5:3252:G:C8	2.53	0.43
36:5:3333:G:N2	36:5:3369:G:O2'	2.52	0.43
36:5:529:A:C2	36:5:530:G:C4	3.06	0.43
36:5:884:A:N7	36:5:2139:A:C4	2.87	0.43
36:5:916:G:H5'	36:5:917:A:OP1	2.18	0.43

Continued on next page...

Continued from previous page...

Atom-1	Atom-2	Interatomic distance (Å)	Clash overlap (Å)
8:S6:137:ARG:NH1	1:6:144:U:H5	312.28	0.43
1:6:366:A:OP1	1:6:758:U:O2'	2.32	0.43
16:C4:126:THR:HG21	1:6:888:U:H1'	274.97	0.43
48:M1:137:ARG:HD3	37:7:28:C:OP1	303.81	0.43
37:7:4:U:H2'	37:7:5:G:C8	2.53	0.43
92:8:226:OHX:N2	92:8:239:OHX:N2	2.67	0.43
14:C2:97:LEU:HA	14:C2:100:TRP:CE3	2.54	0.43
17:C5:33:PHE:O	17:C5:36:LEU:HD22	3.99	0.43
17:C5:60:LEU:HD11	17:C5:92:SER:OG	2.19	0.43
21:C9:85:SER:C	21:C9:87:GLY:H	2.22	0.43
23:D1:16:LYS:HE3	23:D1:16:LYS:HB2	1.73	0.43
24:D2:74:VAL:O	24:D2:75:ILE:HD13	2.96	0.43
25:D3:108:GLY:O	25:D3:109:ARG:HG2	2.18	0.43
25:D3:92:CYS:SG	25:D3:132:LEU:HD12	2.59	0.43
25:D3:76:LEU:HA	25:D3:76:LEU:HD23	1.92	0.43
28:D6:45:VAL:HB	28:D6:46:GLU:H	1.62	0.43
30:D8:18:ARG:NH1	1:6:1616:G:H4'	363.43	0.43
32:E0:18:THR:HG21	1:6:584:C:H1'	389.72	0.43
40:L3:2:SER:N	36:5:2943:G:C8	235.85	0.43
40:L3:92:TYR:O	40:L3:155:ALA:HA	2.18	0.43
41:L4:144:LYS:HG3	41:L4:144:LYS:O	2.19	0.43
42:L5:11:ALA:O	42:L5:15:ARG:HG3	2.18	0.43
42:L5:227:LEU:O	42:L5:229:ASP:N	2.51	0.43
42:L5:29:ASP:OD2	42:L5:29:ASP:C	2.70	0.43
45:L8:145:ASN:O	45:L8:147:LYS:HG3	2.19	0.43
46:L9:174:LYS:HB2	76:Q0:127:LEU:HD11	2.43	0.43
50:M4:121:MET:HE1	36:5:3215:A:O5'	274.94	0.43
52:M6:65:ASN:O	52:M6:68:ARG:HG2	2.28	0.43
53:M7:120:ASN:HB3	36:5:412:G:C1'	145.74	0.43
54:M8:93:ILE:HG23	36:5:784:A:C6	150.73	0.43
55:M9:134:HIS:CE1	55:M9:137:ALA:HB2	2.53	0.43
57:N1:27:LEU:HD22	57:N1:27:LEU:HA	1.90	0.43
62:N6:31:LEU:HD21	62:N6:78:PHE:HA	2.19	0.43
63:N7:10:VAL:HB	63:N7:83:THR:CG2	2.49	0.43
64:N8:94:ALA:HB1	64:N8:122:PRO:CD	2.45	0.43
68:O2:55:ILE:HA	68:O2:55:ILE:HD12	1.69	0.43
69:O3:80:VAL:HG12	69:O3:81:VAL:N	2.44	0.43
2:S0:129:ASP:O	2:S0:132:ALA:N	2.48	0.43
2:S0:118:PRO:HG2	2:S0:141:ILE:HD13	2.00	0.43
2:S0:154:GLU:HG2	2:S0:154:GLU:H	1.60	0.43
2:S0:198:MET:SD	2:S0:199:PRO:HD2	3.08	0.43

Continued on next page...

Continued from previous page...

Atom-1	Atom-2	Interatomic distance (Å)	Clash overlap (Å)
3:S1:147:ALA:O	3:S1:148:ASN:HB3	2.18	0.43
3:S1:33:LYS:HD3	3:S1:232:HIS:ND1	9.35	0.43
4:S2:49:LYS:HD2	4:S2:243:TYR:CD1	2.54	0.43
7:S5:149:VAL:HG23	7:S5:156:ARG:O	3.02	0.43
7:S5:44:ASN:OD1	7:S5:70:VAL:HG12	2.18	0.43
14:C2:125:ASN:OD1	35:SM:168:UNK:HA	2.19	0.43
34:SR:159:ASN:ND2	34:SR:163:ASP:HA	2.34	0.43
34:SR:36:ALA:HB2	34:SR:71:CYS:HB3	2.00	0.43
36:1:1677:G:N7	58:N2:74:LYS:HE3	2.34	0.43
36:1:2665:U:H4'	36:1:2666:C:OP1	2.18	0.43
36:1:3019:U:C4	36:1:3020:U:C4	3.07	0.43
36:1:3160:U:H2'	36:1:3161:C:C6	2.53	0.43
36:1:3299:A:N6	36:1:3315:G:H1	2.15	0.43
36:1:613:G:H2'	36:1:614:C:C6	2.54	0.43
36:1:613:G:H2'	36:1:614:C:H6	1.83	0.43
1:2:1022:C:H4'	1:2:1124:A:N6	2.33	0.43
1:2:1248:C:H2'	1:2:1249:U:C6	2.54	0.43
1:2:1553:G:N2	1:2:1555:A:H3'	2.34	0.43
1:2:387:A:H5''	1:2:389:G:OP2	2.17	0.43
1:2:424:C:O2'	1:2:426:G:OP1	2.34	0.43
1:2:830:U:O2'	1:2:831:U:H6	2.01	0.43
36:5:1201:C:O2	92:5:4290:OHX:N2	2.52	0.43
36:5:1251:A:H2'	36:5:1252:A:O4'	2.18	0.43
36:5:1349:G:N1	36:5:1350:A:N6	2.67	0.43
36:5:1397:C:H2'	36:5:1398:U:C6	2.54	0.43
45:L8:241:LYS:HB2	36:5:2586:G:C5	184.44	0.43
36:5:378:A:H3'	36:5:379:C:H6	1.83	0.43
21:C9:74:GLY:HA3	1:6:1498:G:OP2	414.92	0.43
18:C6:142:TYR:HE2	1:6:1579:U:H5''	352.14	0.43
1:6:683:C:OP1	92:6:2306:OHX:N4	2.51	0.43
6:S4:66:MET:HG3	1:6:454:U:C6	373.46	0.43
1:6:481:A:C2	1:6:508:U:C2	3.07	0.43
1:6:565:C:O2	92:6:2294:OHX:N1	2.52	0.43
1:6:973:A:H5'	36:5:848:A:H2	1.84	0.43
15:C3:109:LYS:N	15:C3:109:LYS:HD2	2.33	0.43
17:C5:64:LYS:HG3	17:C5:73:PRO:HG3	2.01	0.43
1:2:1191:U:H5'	18:C6:143:ARG:NH1	2.33	0.43
19:C7:20:TYR:O	19:C7:24:LEU:HD12	2.18	0.43
21:C9:61:VAL:HG22	21:C9:76:LEU:HD22	2.00	0.43
26:D4:102:LYS:H	26:D4:102:LYS:HD2	1.83	0.43
40:L3:358:TRP:CZ2	40:L3:360:ASP:HA	2.54	0.43

Continued on next page...

Continued from previous page...

Atom-1	Atom-2	Interatomic distance (Å)	Clash overlap (Å)
41:L4:36:HIS:O	41:L4:40:THR:HG23	2.29	0.43
42:L5:259:LYS:HB3	42:L5:259:LYS:HE2	1.81	0.43
42:L5:52:VAL:HG21	42:L5:65:ILE:HD12	2.00	0.43
41:L4:314:LYS:HD2	44:L7:162:PRO:HB3	2.62	0.43
44:L7:207:LEU:O	36:5:1334:U:H5'	240.13	0.43
44:L7:139:PRO:HA	44:L7:237:ASN:HD21	3.16	0.43
44:L7:39:GLU:O	44:L7:43:ILE:HG13	2.19	0.43
45:L8:205:ALA:C	45:L8:207:ASP:H	2.46	0.43
45:L8:242:ALA:HA	45:L8:245:LYS:HD2	5.02	0.43
47:M0:142:ASP:CG	47:M0:178:ARG:HH22	2.44	0.43
47:M0:75:TYR:CE2	47:M0:79:VAL:HG21	3.04	0.43
47:M0:90:ARG:HB2	47:M0:135:ILE:O	2.19	0.43
49:M3:131:LYS:H	49:M3:131:LYS:HD3	4.37	0.43
53:M7:155:GLU:HG3	53:M7:155:GLU:H	1.58	0.43
41:L4:281:ILE:HG13	54:M8:125:ASP:CG	2.71	0.43
54:M8:23:ASN:HB3	54:M8:26:LEU:HB2	2.00	0.43
55:M9:98:ARG:HD3	55:M9:133:LYS:O	3.67	0.43
56:N0:82:ASP:HA	56:N0:87:THR:HA	2.00	0.43
57:N1:109:VAL:HG13	36:5:1063:G:C6	245.41	0.43
58:N2:49:ASN:O	58:N2:49:ASN:ND2	2.46	0.43
59:N3:127:PRO:O	59:N3:130:ALA:N	2.52	0.43
40:L3:67:PHE:CZ	59:N3:88:ARG:HB2	2.53	0.43
60:N4:39:LEU:HA	60:N4:39:LEU:HD12	1.77	0.43
61:N5:100:LYS:NZ	61:N5:106:ASP:HA	2.34	0.43
61:N5:50:ALA:HB2	71:O5:79:ASP:HB3	5.73	0.43
62:N6:57:LEU:HD23	62:N6:66:GLN:O	2.18	0.43
66:O0:103:THR:HB	66:O0:104:LEU:H	2.10	0.43
36:1:424:G:O2'	68:O2:23:ASP:OD2	2.19	0.43
71:O5:31:LEU:O	71:O5:35:LYS:N	2.78	0.43
71:O5:96:GLU:HG3	71:O5:96:GLU:H	1.60	0.43
6:S4:118:GLU:HA	6:S4:121:TYR:HE1	1.94	0.43
6:S4:136:VAL:HG11	6:S4:148:ARG:HH22	2.69	0.43
7:S5:144:GLU:HG3	7:S5:221:ALA:CB	2.84	0.43
7:S5:29:ILE:HG22	7:S5:34:GLN:HG2	2.00	0.43
7:S5:62:VAL:CG1	7:S5:89:ILE:HG12	2.68	0.43
19:C7:29:GLN:HG2	34:SR:67:ILE:HD11	2.41	0.43
36:1:156:G:O2'	36:1:157:A:H4'	2.19	0.43
36:1:158:G:H2'	36:1:159:A:C8	2.54	0.43
36:1:274:G:H2'	36:1:275:U:O4'	2.19	0.43
36:1:3258:U:O2'	36:1:3260:G:OP1	2.17	0.43
36:1:2979:U:N3	92:1:4446:OHX:N2	2.67	0.43

Continued on next page...

Continued from previous page...

Atom-1	Atom-2	Interatomic distance (Å)	Clash overlap (Å)
36:1:619:A:H5'	36:1:620:U:OP1	2.19	0.43
36:1:908:G:H4'	36:1:909:G:O5'	2.18	0.43
36:1:980:A:C8	36:1:980:A:OP2	2.72	0.43
1:2:1081:A:H4'	1:2:1082:C:O5'	2.19	0.43
1:2:1556:A:C5	1:2:1560:U:C2	3.06	0.43
1:2:1648:A:H4'	32:E0:4:VAL:HG21	2.01	0.43
1:2:545:A:H4'	1:2:546:U:OP1	2.19	0.43
36:5:1307:G:C2	36:5:1308:A:C2	3.07	0.43
36:5:413:U:H2'	36:5:414:U:H6	1.83	0.43
36:5:891:G:OP1	92:5:4174:OHX:N6	2.51	0.43
69:O3:21:ARG:O	36:5:634:C:H5'	223.01	0.43
36:5:955:U:H2'	36:5:956:U:H6	1.83	0.43
1:6:1515:A:O2'	1:6:1517:U:OP2	2.28	0.43
1:6:1529:C:H2'	1:6:1530:C:C6	2.54	0.43
1:6:386:G:H2'	1:6:387:A:C8	2.54	0.43
1:6:40:A:H61	1:6:467:G:H1'	1.83	0.43
1:6:808:U:H2'	1:6:809:A:C8	2.54	0.43
42:L5:269:SER:CB	37:7:1:G:H21	317.05	0.43
71:O5:7:TYR:HE2	38:8:86:U:H2'	19.71	0.43
12:C0:44:LYS:HA	12:C0:44:LYS:HD3	1.79	0.43
14:C2:58:LEU:HG	14:C2:126:TRP:CZ3	4.65	0.43
15:C3:26:PHE:CZ	15:C3:28:LEU:HB2	2.53	0.43
20:C8:41:ARG:NH1	21:C9:38:LYS:HG3	2.34	0.43
21:C9:73:VAL:HG21	21:C9:102:ARG:HG3	2.00	0.43
22:D0:55:PRO:HG3	22:D0:91:ILE:HD11	2.01	0.43
24:D2:18:GLU:OE2	24:D2:65:LEU:HB3	4.71	0.43
27:D5:56:THR:O	27:D5:103:ARG:NH2	7.32	0.43
30:D8:54:LEU:HA	30:D8:54:LEU:HD13	3.07	0.43
33:E1:83:LYS:O	33:E1:84:VAL:HB	3.87	0.43
39:L2:193:ARG:NH1	36:5:2174:G:OP2	191.26	0.43
40:L3:103:THR:HG21	40:L3:147:GLU:OE2	2.19	0.43
41:L4:350:LYS:HE3	41:L4:350:LYS:HB3	1.83	0.43
41:L4:74:ILE:HG22	41:L4:76:ARG:NH1	7.03	0.43
42:L5:208:MET:HE2	42:L5:233:ALA:HA	2.00	0.43
42:L5:85:ARG:HD3	42:L5:86:TYR:CZ	2.53	0.43
43:L6:50:LYS:HG2	43:L6:74:VAL:CG2	2.49	0.43
44:L7:123:THR:HA	44:L7:126:LEU:HD12	2.46	0.43
46:L9:152:GLU:HG2	46:L9:152:GLU:H	1.29	0.43
47:M0:53:VAL:HG21	47:M0:166:ILE:HD12	2.01	0.43
49:M3:164:GLU:OE2	49:M3:164:GLU:HA	3.92	0.43
49:M3:83:ALA:HB2	49:M3:113:VAL:HG13	2.00	0.43

Continued on next page...

Continued from previous page...

Atom-1	Atom-2	Interatomic distance (Å)	Clash overlap (Å)
50:M4:60:LEU:HD23	50:M4:60:LEU:HA	2.18	0.43
52:M6:108:ILE:O	52:M6:108:ILE:HG12	4.75	0.43
54:M8:178:ARG:HA	54:M8:178:ARG:HD2	2.21	0.43
54:M8:46:LYS:O	54:M8:50:LYS:HG3	2.18	0.43
55:M9:175:GLN:HG3	55:M9:179:GLU:OE2	3.35	0.43
55:M9:44:LEU:HD12	55:M9:49:THR:CB	2.49	0.43
36:1:1320:C:O2	56:N0:115:ARG:NH2	2.52	0.43
44:L7:73:GLY:O	57:N1:143:THR:HB	2.43	0.43
65:N9:58:LYS:NZ	65:N9:58:LYS:HA	4.48	0.43
70:O4:8:ARG:HB2	70:O4:34:HIS:NE2	2.33	0.43
73:O7:3:LYS:HB3	36:5:2138:A:C4	170.85	0.43
78:Q2:14:GLY:O	78:Q2:16:THR:N	2.49	0.43
5:S3:65:ARG:HA	5:S3:68:GLU:HG3	2.01	0.43
6:S4:47:PHE:CE2	6:S4:52:LEU:HD11	3.05	0.43
8:S6:58:LYS:HG2	8:S6:105:ASP:O	2.19	0.43
1:2:66:U:H5'	8:S6:173:PRO:HA	2.00	0.43
9:S7:35:LYS:HB3	9:S7:35:LYS:HE3	1.94	0.43
35:SM:84:LYS:O	35:SM:85:SER:HB3	2.18	0.43
34:SR:135:THR:HG23	34:SR:139:GLN:O	2.19	0.43
34:SR:248:ASN:ND2	34:SR:298:GLY:HA3	2.78	0.43
36:1:1229:G:H2'	36:1:1230:G:C8	2.53	0.42
36:1:1307:G:C4	52:M6:60:LYS:HD3	2.54	0.42
36:1:2882:U:H2'	36:1:2883:U:O4'	2.19	0.42
36:1:3299:A:C5	36:1:3300:U:C5	3.07	0.42
92:1:4102:OHX:N1	43:L6:29:LYS:O	2.52	0.42
92:1:4124:OHX:N6	92:1:4487:OHX:N6	2.67	0.42
1:2:1172:G:C5	1:2:1173:C:C4	3.07	0.42
1:2:1699:G:C2	1:2:1701:A:H5''	2.54	0.42
1:2:591:A:H5''	11:S9:24:LEU:HD22	2.00	0.42
36:5:1103:A:H3'	36:5:1104:G:H5'	2.00	0.42
36:5:2211:U:H5	36:5:2234:G:O6	2.02	0.42
51:M5:12:ARG:HG3	36:5:268:A:C5	127.44	0.42
36:5:278:U:H2'	36:5:279:U:H6	1.84	0.42
36:5:3364:C:H2'	36:5:3365:U:H6	1.84	0.42
92:5:4324:OHX:N3	92:5:4560:OHX:N3	2.67	0.42
92:5:4352:OHX:N5	92:5:4559:OHX:N2	2.67	0.42
92:5:4233:OHX:N4	92:5:4476:OHX:N4	2.68	0.42
36:5:195:U:OP2	92:5:4564:OHX:N6	2.52	0.42
1:6:1490:C:OP1	1:6:1514:U:H5	2.02	0.42
1:6:1541:G:C6	1:6:1542:G:N1	2.86	0.42
1:6:328:A:H2'	1:6:329:G:O4'	2.19	0.42

Continued on next page...

Continued from previous page...

Atom-1	Atom-2	Interatomic distance (Å)	Clash overlap (Å)
1:6:914:G:H8	1:6:914:G:OP2	2.01	0.42
12:C0:15:LEU:HD13	12:C0:21:VAL:HG23	2.00	0.42
12:C0:72:GLY:O	12:C0:76:LEU:HD22	2.19	0.42
16:C4:81:VAL:HG22	16:C4:115:ILE:HB	2.01	0.42
22:D0:93:LEU:HA	22:D0:93:LEU:HD23	1.90	0.42
24:D2:89:TRP:O	24:D2:92:ASN:N	2.76	0.42
28:D6:82:ARG:HB3	28:D6:83:ILE:H	1.63	0.42
28:D6:79:ILE:HG23	28:D6:84:VAL:HG11	2.00	0.42
29:D7:41:LEU:H	29:D7:41:LEU:HD23	3.25	0.42
7:S5:225:ARG:CZ	30:D8:58:GLU:HG2	2.48	0.42
40:L3:296:THR:H	40:L3:299:ASP:HB3	1.84	0.42
41:L4:180:LYS:HA	36:5:1386:A:N3	118.41	0.42
41:L4:26:PHE:HE2	41:L4:258:LEU:CD2	3.09	0.42
41:L4:271:LYS:O	41:L4:272:VAL:C	2.71	0.42
42:L5:196:ARG:HA	42:L5:199:ILE:HD12	2.25	0.42
44:L7:25:GLN:O	44:L7:28:ALA:N	2.52	0.42
48:M1:138:VAL:HG22	48:M1:141:ARG:NH2	2.34	0.42
48:M1:162:TRP:CH2	48:M1:167:TYR:HE1	2.37	0.42
48:M1:32:ARG:O	48:M1:36:VAL:HG23	2.19	0.42
51:M5:73:ARG:C	51:M5:75:VAL:H	4.40	0.42
52:M6:34:VAL:HB	52:M6:103:LYS:HB2	2.16	0.42
54:M8:148:GLU:O	54:M8:151:ARG:HG3	2.61	0.42
54:M8:33:TYR:CE1	54:M8:36:LEU:HD12	3.05	0.42
62:N6:116:LYS:O	62:N6:120:GLN:HG3	2.19	0.42
64:N8:28:HIS:CE1	64:N8:32:ARG:HG2	3.60	0.42
66:O0:40:LYS:HD3	66:O0:93:LEU:O	2.63	0.42
74:O8:30:LYS:O	74:O8:38:PHE:N	2.47	0.42
74:O8:69:LEU:HA	74:O8:69:LEU:HD13	1.87	0.42
2:S0:29:VAL:HG13	2:S0:150:ASP:HB3	2.01	0.42
5:S3:8:LYS:HB3	22:D0:63:LEU:HD11	2.00	0.42
7:S5:35:GLN:C	7:S5:37:GLN:H	3.16	0.42
7:S5:56:ALA:O	7:S5:57:SER:OG	2.24	0.42
1:2:154:G:H5'	8:S6:108:VAL:HG21	2.01	0.42
11:S9:109:LEU:HA	11:S9:109:LEU:HD23	2.29	0.42
35:SM:58:GLU:OE2	35:SM:62:ARG:HD2	5.48	0.42
34:SR:232:TYR:CE1	34:SR:234:LEU:HD11	2.54	0.42
34:SR:274:LEU:HD13	34:SR:313:TRP:CE2	2.54	0.42
34:SR:88:THR:HG21	34:SR:102:ARG:NH2	3.38	0.42
36:1:1103:A:H62	36:1:1363:A:H1'	1.84	0.42
36:1:1148:G:N7	92:1:4418:OHX:N4	2.67	0.42
36:1:1493:G:O6	75:O9:2:ALA:HA	2.19	0.42

Continued on next page...

Continued from previous page...

Atom-1	Atom-2	Interatomic distance (Å)	Clash overlap (Å)
36:1:1569:U:H5''	36:1:1570:U:H6	1.84	0.42
36:1:1658:G:H2'	36:1:1659:U:O4'	2.19	0.42
36:1:1661:G:H2'	36:1:1662:G:C8	2.54	0.42
36:1:250:U:C5	36:1:251:G:C8	3.07	0.42
36:1:2565:U:H2'	36:1:2566:C:C6	2.54	0.42
36:1:2611:U:H2'	36:1:2612:U:H6	1.83	0.42
36:1:3024:A:C6	36:1:3032:A:C8	3.07	0.42
36:1:1552:G:OP2	92:1:4381:OHX:N6	2.51	0.42
36:1:786:A:H4'	36:1:787:G:H5'	2.01	0.42
36:1:789:A:H2'	36:1:790:U:H6	1.83	0.42
1:2:1389:C:O3'	19:C7:49:LYS:HG3	2.19	0.42
1:2:86:A:N3	1:2:147:A:H2	2.17	0.42
1:2:976:G:O6	92:2:2096:OHX:N3	2.52	0.42
1:2:826:U:H2'	1:2:827:C:C6	2.54	0.42
1:2:868:G:C2	1:2:869:A:C8	3.07	0.42
37:3:22:A:H5''	37:3:23:A:OP2	2.18	0.42
61:N5:113:LEU:HD22	36:5:1522:U:H3'	102.14	0.42
36:5:1538:G:N7	92:5:4553:OHX:N1	2.67	0.42
36:5:2717:U:OP1	92:5:4325:OHX:N3	2.52	0.42
36:5:3028:G:H2'	36:5:3029:A:C8	2.53	0.42
36:5:308:A:H5'	36:5:2223:A:O2'	2.19	0.42
1:6:1390:U:H6	1:6:1412:G:H1'	1.84	0.42
3:S1:157:GLN:OE1	92:6:2151:OHX:N4	327.98	0.42
92:6:2191:OHX:N1	92:6:2329:OHX:N4	2.67	0.42
1:6:427:C:O2'	1:6:459:G:N3	2.44	0.42
1:6:470:A:H8	1:6:470:A:H5''	1.83	0.42
1:6:486:G:O2'	1:6:487:G:H5'	2.19	0.42
1:6:880:C:OP2	92:6:2205:OHX:N2	2.51	0.42
15:C3:22:ALA:HB1	15:C3:23:PRO:CA	2.50	0.42
16:C4:89:THR:O	16:C4:128:LYS:HE2	2.19	0.42
18:C6:112:TYR:CE1	18:C6:114:ARG:HD2	6.40	0.42
19:C7:66:VAL:O	19:C7:69:ILE:HG12	2.19	0.42
20:C8:91:ASP:OD1	20:C8:92:ILE:N	2.52	0.42
21:C9:35:ASP:OD2	21:C9:36:ILE:HG23	3.79	0.42
23:D1:55:LEU:HA	23:D1:55:LEU:HD23	1.96	0.42
24:D2:3:ARG:NH1	24:D2:9:ASP:OD2	3.55	0.42
25:D3:132:LEU:HD23	25:D3:132:LEU:HA	3.46	0.42
25:D3:23:ARG:O	25:D3:26:GLU:HB2	2.52	0.42
25:D3:23:ARG:HD2	25:D3:26:GLU:OE1	2.19	0.42
27:D5:55:PRO:C	27:D5:57:TYR:H	2.23	0.42
15:C3:15:ALA:HB2	29:D7:20:LYS:HG3	2.00	0.42

Continued on next page...

Continued from previous page...

Atom-1	Atom-2	Interatomic distance (Å)	Clash overlap (Å)
30:D8:11:LYS:O	30:D8:31:GLU:N	2.84	0.42
32:E0:50:VAL:O	32:E0:50:VAL:HG13	2.18	0.42
40:L3:116:ARG:HD3	40:L3:122:TRP:CG	2.53	0.42
40:L3:105:VAL:HG11	40:L3:148:LEU:HD13	2.77	0.42
40:L3:292:ALA:HB1	40:L3:295:ALA:HB3	2.00	0.42
42:L5:204:VAL:O	42:L5:208:MET:HG3	2.74	0.42
42:L5:294:ALA:HB1	47:M0:217:PHE:HB3	2.00	0.42
42:L5:5:LYS:O	92:L5:301:OHX:N6	2.52	0.42
42:L5:91:GLY:O	42:L5:94:ASN:ND2	2.52	0.42
43:L6:159:LEU:HD23	43:L6:159:LEU:HA	1.67	0.42
43:L6:91:VAL:HG23	43:L6:92:SER:O	3.56	0.42
45:L8:151:VAL:HG22	45:L8:199:ALA:HB1	2.39	0.42
45:L8:73:PRO:HD3	45:L8:233:TRP:CE2	2.54	0.42
45:L8:84:ARG:H	45:L8:84:ARG:HE	1.66	0.42
46:L9:106:LYS:HA	46:L9:106:LYS:HD2	3.94	0.42
42:L5:296:GLN:HG2	47:M0:214:PRO:HB3	9.89	0.42
48:M1:152:HIS:HE1	37:7:55:A:N3	326.16	0.42
50:M4:113:THR:HG22	50:M4:114:ASP:N	3.40	0.42
50:M4:14:LEU:HB2	50:M4:19:ARG:HH11	2.51	0.42
52:M6:42:ASN:HA	52:M6:136:THR:O	2.19	0.42
54:M8:83:VAL:O	54:M8:83:VAL:HG12	2.83	0.42
55:M9:171:ASP:N	55:M9:171:ASP:OD1	2.78	0.42
60:N4:6:ASP:HA	60:N4:13:ILE:HD11	2.12	0.42
64:N8:134:ALA:O	64:N8:138:ILE:HG13	2.19	0.42
67:O1:16:LEU:HD12	67:O1:16:LEU:HA	1.78	0.42
69:O3:24:ASN:OD1	69:O3:26:ASN:HB2	2.18	0.42
36:1:814:U:H5'	73:O7:45:ARG:NH1	2.34	0.42
4:S2:245:ASP:N	4:S2:245:ASP:OD1	2.44	0.42
5:S3:29:LEU:HD22	5:S3:58:VAL:HG22	2.62	0.42
10:S8:197:THR:C	10:S8:199:LYS:H	2.22	0.42
10:S8:25:ARG:NH1	1:6:385:A:OP1	319.40	0.42
10:S8:67:TRP:HA	10:S8:183:ILE:HG23	5.20	0.42
10:S8:73:SER:O	10:S8:74:LYS:HD2	3.04	0.42
35:SM:51:ARG:HA	35:SM:51:ARG:CZ	6.65	0.42
36:1:1549:U:H2'	36:1:1550:C:H6	1.83	0.42
36:1:1941:C:O2'	36:1:3344:A:N6	2.47	0.42
36:1:1950:U:H3	36:1:2096:A:H2	1.67	0.42
36:1:2148:U:H2'	36:1:2149:A:C4	2.55	0.42
36:1:3119:U:H5''	36:1:3120:C:OP2	2.19	0.42
36:1:3143:C:O2	92:1:4442:OHX:N2	2.52	0.42
36:1:1940:G:N2	36:1:3362:A:H8	2.14	0.42

Continued on next page...

Continued from previous page...

Atom-1	Atom-2	Interatomic distance (Å)	Clash overlap (Å)
1:2:129:U:O2	92:2:2080:OHX:N1	2.52	0.42
37:3:42:A:C5	37:3:43:U:C5	3.07	0.42
36:5:1037:C:H2'	36:5:1038:C:H6	1.85	0.42
36:5:172:G:N3	36:5:172:G:H2'	2.34	0.42
36:5:194:U:H2'	36:5:195:U:H6	1.84	0.42
36:5:2890:A:H61	36:5:2913:C:H42	1.67	0.42
36:5:2941:A:OP2	36:5:2941:A:H8	2.02	0.42
36:5:3273:A:O2'	36:5:3274:A:H5'	2.20	0.42
36:5:3328:G:C2	36:5:3379:C:C2	3.08	0.42
36:5:79:U:OP2	92:5:4217:OHX:N4	2.52	0.42
36:5:1860:G:O6	92:5:4311:OHX:N2	2.52	0.42
36:5:2385:G:OP1	92:5:4541:OHX:N2	2.52	0.42
36:5:797:U:O2'	36:5:798:G:H5'	2.18	0.42
1:6:1166:A:H2'	1:6:1167:G:O4'	2.20	0.42
34:SR:63:GLY:HA2	1:6:1341:A:OP1	450.36	0.42
1:6:15:U:C4	1:6:16:G:C5	3.07	0.42
92:6:2214:OHX:N1	92:6:2334:OHX:N3	2.68	0.42
1:6:485:A:C6	1:6:486:G:H1'	2.54	0.42
1:6:778:G:N2	1:6:780:A:H5'	2.34	0.42
1:6:863:A:OP2	1:6:863:A:H3'	2.19	0.42
92:5:4163:OHX:N6	38:8:16:G:O6	2.52	0.42
36:1:2876:C:H4'	90:A:75:C:O2'	2.19	0.42
14:C2:136:ILE:O	14:C2:140:PHE:HB2	2.18	0.42
15:C3:136:PRO:HA	15:C3:137:PRO:HD2	1.84	0.42
17:C5:128:HIS:HB3	1:6:1460:A:N7	329.69	0.42
20:C8:100:THR:HG21	20:C8:108:LYS:HG3	2.01	0.42
21:C9:137:ALA:O	21:C9:141:GLU:HG2	2.19	0.42
22:D0:52:LYS:HA	22:D0:92:ASP:O	2.18	0.42
24:D2:86:ILE:H	24:D2:86:ILE:HG13	1.59	0.42
25:D3:130:VAL:HG11	25:D3:143:PRO:HD3	2.02	0.42
40:L3:46:PHE:CZ	40:L3:84:VAL:HG13	2.54	0.42
40:L3:98:GLY:HA2	52:M6:149:TYR:CE1	2.54	0.42
36:1:1347:U:H4'	41:L4:305:ALA:HB2	2.01	0.42
42:L5:104:LEU:HD11	42:L5:108:ARG:NH2	2.34	0.42
37:3:22:A:H1'	42:L5:272:TYR:CE1	2.54	0.42
43:L6:170:LYS:HB3	43:L6:172:HIS:CE1	2.62	0.42
43:L6:40:LEU:HB3	43:L6:84:VAL:HG13	2.94	0.42
44:L7:38:LYS:HB2	44:L7:38:LYS:HE3	1.71	0.42
45:L8:99:PRO:HG2	45:L8:190:VAL:HG13	4.91	0.42
46:L9:161:LEU:O	46:L9:161:LEU:HD22	3.05	0.42
48:M1:96:PHE:CD1	48:M1:160:VAL:HG23	3.26	0.42

Continued on next page...

Continued from previous page...

Atom-1	Atom-2	Interatomic distance (Å)	Clash overlap (Å)
48:M1:7:ASN:N	48:M1:7:ASN:OD1	3.75	0.42
48:M1:82:ARG:CG	48:M1:112:LEU:HB2	2.50	0.42
48:M1:82:ARG:HG3	48:M1:112:LEU:HB2	2.02	0.42
49:M3:115:ARG:NH1	49:M3:147:ILE:HG12	2.34	0.42
50:M4:58:ILE:HD13	50:M4:63:VAL:HG23	2.76	0.42
51:M5:115:VAL:HG22	51:M5:134:LEU:HD23	2.68	0.42
52:M6:110:PRO:HA	52:M6:113:ASP:OD2	2.19	0.42
52:M6:73:PHE:CB	52:M6:78:ARG:HG2	2.49	0.42
54:M8:23:ASN:OD1	54:M8:25:TYR:N	2.53	0.42
55:M9:45:VAL:HG22	55:M9:50:ILE:HB	2.00	0.42
56:N0:77:VAL:HG13	56:N0:126:VAL:CG2	2.49	0.42
36:1:1095:U:N3	57:N1:127:GLN:HG2	2.34	0.42
36:1:200:C:OP1	62:N6:60:ARG:NH1	2.52	0.42
36:1:1804:A:H5'	70:O4:70:LYS:HD2	2.01	0.42
73:O7:18:LEU:HD21	75:O9:51:ILE:HG22	2.01	0.42
46:L9:176:LEU:HD13	76:Q0:86:ALA:HB3	2.02	0.42
2:S0:105:GLY:N	2:S0:135:GLU:OE2	2.61	0.42
3:S1:135:LEU:HD21	3:S1:217:LEU:HD12	6.13	0.42
5:S3:218:LEU:HD23	5:S3:218:LEU:HA	1.96	0.42
6:S4:29:PRO:O	1:6:449:C:OP1	363.23	0.42
6:S4:87:MET:SD	6:S4:123:LEU:HB2	2.64	0.42
7:S5:43:PHE:HA	7:S5:68:ILE:O	2.20	0.42
1:2:77:U:O4	8:S6:170:THR:HG21	2.19	0.42
9:S7:15:GLU:O	9:S7:19:GLN:HG3	2.56	0.42
10:S8:106:ALA:O	10:S8:109:PHE:N	2.51	0.42
11:S9:149:ARG:HD2	1:6:765:G:C6	430.36	0.42
11:S9:40:LYS:HB2	11:S9:40:LYS:HE3	1.80	0.42
11:S9:41:GLU:OE1	11:S9:126:ARG:NH2	2.52	0.42
11:S9:13:SER:O	11:S9:43:TYR:HB3	2.19	0.42
34:SR:48:THR:HB	34:SR:50:ASP:OD1	2.20	0.42
36:1:1653:G:H2'	36:1:1654:A:O4'	2.20	0.42
36:1:2714:G:H4'	36:1:2715:A:O5'	2.19	0.42
36:1:290:G:H1'	51:M5:93:LYS:HD3	2.00	0.42
36:1:841:A:OP2	92:1:4430:OHX:N2	2.52	0.42
36:1:3269:U:H1'	92:1:4486:OHX:N6	2.34	0.42
36:1:1734:G:OP2	92:1:4500:OHX:N2	2.53	0.42
36:1:916:G:O2'	36:1:917:A:H5''	2.18	0.42
1:2:1119:G:C6	1:2:1120:U:C4	3.07	0.42
1:2:1557:U:OP2	1:2:1559:A:O2'	2.22	0.42
1:2:301:A:H2'	1:2:302:U:O4'	2.19	0.42
1:2:556:A:N3	1:2:590:C:H1'	2.35	0.42

Continued on next page...

Continued from previous page...

Atom-1	Atom-2	Interatomic distance (Å)	Clash overlap (Å)
36:5:1263:A:N3	36:5:1263:A:H2'	2.35	0.42
36:5:1366:A:H2'	36:5:1367:G:C8	2.54	0.42
36:5:136:G:N2	36:5:137:G:C4	2.87	0.42
36:5:1621:A:H2'	36:5:1622:U:H6	1.82	0.42
36:5:192:C:C2	36:5:204:A:C2	3.06	0.42
36:5:2144:A:C4	36:5:2281:A:C6	3.08	0.42
40:L3:349:LYS:NZ	36:5:3097:C:OP1	263.68	0.42
1:6:1230:A:H2	1:6:1255:G:N2	2.16	0.42
1:6:1691:A:H2'	1:6:1692:G:C8	2.54	0.42
92:6:2207:OHX:N4	92:6:2324:OHX:N6	2.66	0.42
1:6:525:A:C6	1:6:526:A:C6	3.08	0.42
1:6:775:G:C2	1:6:786:C:C4	3.07	0.42
16:C4:81:VAL:HG11	16:C4:102:LEU:HD21	2.01	0.42
24:D2:107:SER:HA	1:6:804:A:C8	367.86	0.42
25:D3:133:LEU:HD23	25:D3:133:LEU:HA	2.61	0.42
27:D5:96:SER:O	27:D5:98:GLN:N	2.50	0.42
39:L2:116:VAL:HG11	39:L2:134:VAL:HG11	2.48	0.42
39:L2:43:GLY:O	39:L2:87:PHE:HA	2.20	0.42
39:L2:66:PRO:HB2	39:L2:67:TYR:CE2	2.64	0.42
41:L4:22:LEU:HD23	41:L4:22:LEU:HA	2.35	0.42
41:L4:63:GLU:O	41:L4:75:PRO:HA	2.19	0.42
36:1:804:C:H4'	41:L4:93:MET:HE1	2.02	0.42
43:L6:54:TYR:OH	43:L6:57:HIS:HB2	2.59	0.42
46:L9:90:MET:HB3	46:L9:90:MET:HE2	1.92	0.42
48:M1:89:TYR:HB3	48:M1:169:ALA:CB	2.50	0.42
49:M3:116:LEU:HD23	49:M3:116:LEU:HA	1.91	0.42
49:M3:131:LYS:NZ	49:M3:131:LYS:HB3	2.35	0.42
53:M7:116:HIS:O	53:M7:148:LEU:HA	2.19	0.42
54:M8:102:ALA:HA	54:M8:122:ILE:O	2.19	0.42
55:M9:165:LYS:HB2	55:M9:165:LYS:HE3	1.88	0.42
56:N0:134:ASP:O	56:N0:136:LYS:HE3	4.60	0.42
57:N1:83:ARG:HD2	57:N1:85:LEU:HD21	2.19	0.42
59:N3:30:GLY:HA3	59:N3:66:LYS:HG3	3.62	0.42
59:N3:87:ARG:HH22	59:N3:137:VAL:CG2	2.36	0.42
70:O4:56:THR:HA	70:O4:62:TYR:OH	2.19	0.42
73:O7:14:LYS:HZ1	75:O9:51:ILE:HD11	1.83	0.42
79:Q3:10:ILE:O	79:Q3:13:LYS:HG2	2.20	0.42
3:S1:125:VAL:HG11	3:S1:173:THR:HG23	2.61	0.42
3:S1:213:ARG:HH22	3:S1:214:LYS:HD2	2.11	0.42
4:S2:56:ILE:O	4:S2:60:SER:N	2.81	0.42
9:S7:143:LEU:HD21	9:S7:149:ILE:HD12	2.01	0.42

Continued on next page...

Continued from previous page...

Atom-1	Atom-2	Interatomic distance (Å)	Clash overlap (Å)
9:S7:27:LEU:HD22	9:S7:80:GLU:HG2	2.01	0.42
10:S8:110:ARG:NH2	10:S8:160:PHE:HB3	3.58	0.42
10:S8:70:GLU:HG3	10:S8:112:TRP:CH2	2.54	0.42
11:S9:109:LEU:HD22	11:S9:109:LEU:O	2.20	0.42
11:S9:111:THR:O	11:S9:115:LYS:HB2	2.47	0.42
36:1:1080:A:P	42:L5:140:ARG:NH2	2.92	0.42
36:1:1668:G:C6	36:1:1669:C:C4	3.08	0.42
36:1:2211:U:H2'	36:1:2212:C:O4'	2.20	0.42
36:1:2424:A:H2'	36:1:2425:G:O4'	2.19	0.42
36:1:2547:A:C6	36:1:2548:C:C2	3.07	0.42
36:1:2640:A:H2'	36:1:2641:U:C6	2.54	0.42
36:1:3070:A:C5	36:1:3071:U:C5	3.07	0.42
36:1:3082:C:H2'	36:1:3083:G:C8	2.54	0.42
36:1:3174:A:H2'	36:1:3175:U:O4'	2.20	0.42
36:1:2318:U:O4	92:1:4274:OHX:N2	2.53	0.42
36:1:3103:A:N6	92:1:4491:OHX:N3	2.68	0.42
36:1:535:G:C2	36:1:555:U:C2	3.08	0.42
36:1:835:G:O2'	36:1:857:G:N2	2.33	0.42
1:2:1182:U:O2	1:2:1184:A:H8	2.02	0.42
92:2:2089:OHX:N2	92:2:2222:OHX:N6	2.67	0.42
1:2:730:G:N3	1:2:730:G:H2'	2.34	0.42
36:5:1863:G:N1	36:5:1866:C:OP2	2.39	0.42
36:5:1890:U:C2	36:5:1891:A:C8	3.07	0.42
36:5:2436:U:H3	36:5:2511:A:N6	2.17	0.42
36:5:1940:G:N2	36:5:3362:A:H8	2.17	0.42
36:5:874:U:H5''	36:5:2950:G:OP1	2.20	0.42
3:S1:150:VAL:CG1	1:6:1067:C:H5''	354.37	0.42
1:6:1696:G:H5''	1:6:1696:G:H8	1.84	0.42
1:6:228:G:H2'	1:6:229:U:O4'	2.18	0.42
29:D7:28:PRO:HB3	1:6:959:U:H5''	351.78	0.42
12:C0:32:HIS:CD2	12:C0:33:GLU:HG2	7.17	0.42
15:C3:140:LYS:HE3	36:5:847:A:OP1	285.80	0.42
16:C4:29:HIS:CG	16:C4:29:HIS:O	2.72	0.42
1:2:1565:C:OP1	20:C8:41:ARG:HG3	2.19	0.42
20:C8:70:VAL:HA	20:C8:73:MET:HE2	2.01	0.42
22:D0:58:LEU:HD12	22:D0:88:LYS:HD2	2.01	0.42
28:D6:30:ILE:HG12	28:D6:34:LYS:HB3	3.48	0.42
28:D6:18:VAL:HG21	28:D6:33:ASP:OD1	2.20	0.42
29:D7:61:THR:O	29:D7:62:ILE:HB	2.19	0.42
40:L3:227:GLU:CG	40:L3:232:ARG:HB2	2.47	0.42
40:L3:28:ARG:HH21	40:L3:30:LYS:HE2	1.85	0.42

Continued on next page...

Continued from previous page...

Atom-1	Atom-2	Interatomic distance (Å)	Clash overlap (Å)
41:L4:107:ARG:HD2	41:L4:109:TRP:CH2	2.55	0.42
41:L4:141:ARG:O	41:L4:144:LYS:NZ	10.14	0.42
43:L6:72:ASN:HB3	43:L6:160:SER:HA	2.00	0.42
45:L8:164:VAL:O	45:L8:167:PRO:HD2	2.20	0.42
48:M1:54:VAL:HG11	48:M1:57:PHE:CG	2.54	0.42
49:M3:56:PRO:O	49:M3:71:ALA:HA	2.31	0.42
36:1:3215:A:C8	50:M4:121:MET:HE2	2.54	0.42
51:M5:120:TRP:HZ2	51:M5:123:GLN:HG2	3.45	0.42
52:M6:124:LEU:HD12	52:M6:124:LEU:HA	1.52	0.42
44:L7:110:ARG:CZ	54:M8:3:ILE:HG12	2.49	0.42
55:M9:15:VAL:HG11	55:M9:52:LYS:HB2	3.24	0.42
55:M9:92:GLN:O	55:M9:96:ILE:HG13	2.19	0.42
8:S6:131:LYS:O	60:N4:82:ILE:HA	2.20	0.42
62:N6:112:ASP:HB2	62:N6:115:ARG:H	1.83	0.42
63:N7:22:LYS:NZ	63:N7:132:SER:O	2.35	0.42
63:N7:29:HIS:O	63:N7:31:GLU:N	2.52	0.42
63:N7:60:LYS:O	63:N7:64:LYS:HE2	2.20	0.42
64:N8:130:VAL:HG21	64:N8:135:GLU:HG3	2.02	0.42
68:O2:72:LYS:O	68:O2:92:TYR:HA	2.20	0.42
68:O2:8:LYS:HE3	68:O2:8:LYS:HB2	1.80	0.42
71:O5:41:LEU:O	71:O5:44:ILE:HG22	3.62	0.42
74:O8:26:LYS:HE2	36:5:1751:G:H5''	128.57	0.42
77:Q1:6:ARG:O	77:Q1:10:THR:HG23	2.36	0.42
78:Q2:38:GLN:O	78:Q2:38:GLN:NE2	2.69	0.42
4:S2:86:VAL:O	4:S2:96:THR:HA	2.19	0.42
6:S4:103:TYR:O	6:S4:182:TYR:OH	2.38	0.42
6:S4:252:ARG:NH2	6:S4:252:ARG:HB3	4.57	0.42
11:S9:66:ASP:OD2	11:S9:68:LYS:N	2.76	0.42
35:SM:72:ARG:HD2	35:SM:72:ARG:HA	1.67	0.42
34:SR:214:ALA:HB2	34:SR:220:ILE:HA	2.02	0.42
34:SR:245:PHE:O	34:SR:294:TRP:CD1	2.72	0.42
34:SR:33:LEU:O	34:SR:45:TRP:HD1	2.06	0.42
36:1:209:A:H4'	36:1:211:A:N7	2.35	0.42
36:1:2680:A:C2	48:M1:24:GLY:HA2	2.55	0.42
92:1:4171:OHX:N5	92:1:4489:OHX:N5	2.68	0.42
1:2:119:A:H2'	1:2:120:U:O4'	2.19	0.42
1:2:238:U:O2'	1:2:239:C:H5'	2.19	0.42
1:2:735:C:O2'	1:2:736:C:H5''	2.20	0.42
36:5:1483:G:C8	36:5:1485:G:C8	3.08	0.42
36:5:1729:A:H4'	36:5:1730:G:OP2	2.20	0.42
36:5:1770:G:H5'	36:5:1771:C:OP2	2.19	0.42

Continued on next page...

Continued from previous page...

Atom-1	Atom-2	Interatomic distance (Å)	Clash overlap (Å)
45:L8:241:LYS:HE2	36:5:2586:G:O2'	185.00	0.42
36:5:65:A:H4'	36:5:66:A:O5'	2.18	0.42
36:5:897:U:H2'	36:5:898:U:C6	2.55	0.42
36:5:94:G:H2'	36:5:95:A:H8	1.79	0.42
1:6:1003:A:H1'	1:6:1005:A:N7	2.34	0.42
1:6:1207:C:N4	1:6:1456:C:H5	2.15	0.42
1:6:224:C:H2'	1:6:225:A:C8	2.54	0.42
1:6:904:G:C6	1:6:905:A:C5	3.07	0.42
37:7:27:A:C2	37:7:28:C:C2	3.08	0.42
5:S3:23:GLU:CD	12:C0:61:TRP:HE1	2.23	0.42
13:C1:78:THR:HG22	13:C1:84:ILE:HG22	2.00	0.42
17:C5:47:ARG:H	17:C5:47:ARG:HG3	1.66	0.42
20:C8:99:HIS:HD2	20:C8:101:LEU:HD21	1.85	0.42
21:C9:33:TYR:HB2	21:C9:36:ILE:HG12	2.83	0.42
21:C9:65:ILE:HD11	21:C9:105:LEU:HD21	2.54	0.42
22:D0:96:PRO:O	22:D0:100:VAL:HG23	2.29	0.42
24:D2:26:LEU:HD12	24:D2:27:ILE:H	6.17	0.42
24:D2:98:GLN:HG2	24:D2:98:GLN:H	1.75	0.42
25:D3:126:LYS:HB3	25:D3:130:VAL:O	5.02	0.42
26:D4:20:ARG:HH11	26:D4:22:GLN:HE21	3.77	0.42
28:D6:66:LYS:HB2	28:D6:66:LYS:HE2	1.94	0.42
29:D7:50:ALA:HB2	29:D7:71:ALA:HB2	2.02	0.42
31:D9:6:VAL:HG23	31:D9:7:TRP:CE3	2.54	0.42
14:C2:50:LYS:HZ1	33:E1:131:PHE:HE2	1.65	0.42
42:L5:187:THR:O	42:L5:189:GLU:N	2.52	0.42
42:L5:226:TYR:CE1	42:L5:236:LEU:HD11	5.51	0.42
43:L6:129:GLU:HG2	43:L6:130:ILE:H	3.55	0.42
43:L6:176:PHE:H	50:M4:117:ARG:NH2	5.36	0.42
44:L7:76:TYR:HE2	44:L7:78:GLU:HG2	1.85	0.42
45:L8:116:VAL:HG13	45:L8:121:SER:O	2.19	0.42
45:L8:71:VAL:HG12	45:L8:76:ALA:HB2	2.02	0.42
46:L9:188:THR:O	46:L9:189:GLU:HB2	4.51	0.42
46:L9:16:VAL:HA	46:L9:28:VAL:O	2.20	0.42
46:L9:49:ASN:C	46:L9:51:GLN:H	2.21	0.42
47:M0:142:ASP:OD2	47:M0:178:ARG:NH2	2.63	0.42
47:M0:38:LYS:CG	47:M0:41:ALA:HB2	2.81	0.42
50:M4:114:ASP:HA	50:M4:117:ARG:NH1	2.57	0.42
52:M6:182:ASN:O	52:M6:185:ALA:N	3.53	0.42
36:1:3308:C:O2	53:M7:69:ARG:HD3	2.18	0.42
55:M9:104:ARG:NH1	36:5:1949:G:H5''	218.82	0.42
56:N0:124:LEU:HD23	57:N1:153:PRO:HB2	2.56	0.42

Continued on next page...

Continued from previous page...

Atom-1	Atom-2	Interatomic distance (Å)	Clash overlap (Å)
59:N3:80:ARG:NH1	59:N3:116:GLY:HA3	2.88	0.42
62:N6:34:PRO:HA	62:N6:47:ALA:HB2	2.00	0.42
63:N7:54:THR:HG22	63:N7:57:HIS:CE1	3.29	0.42
64:N8:74:ASN:HB2	64:N8:76:ASP:CB	2.44	0.42
67:O1:46:THR:HG23	67:O1:47:ASP:N	3.23	0.42
72:O6:51:SER:O	72:O6:55:ARG:HG3	2.87	0.42
72:O6:58:ILE:HG22	72:O6:90:MET:HG3	2.78	0.42
2:S0:120:LEU:HD12	2:S0:121:VAL:H	1.84	0.42
3:S1:193:ILE:HG22	3:S1:197:ILE:HD13	4.41	0.42
3:S1:143:THR:HB	3:S1:205:PHE:HE1	1.85	0.42
3:S1:61:LEU:HD23	3:S1:62:LYS:H	1.85	0.42
5:S3:142:LEU:HD12	5:S3:142:LEU:HA	1.91	0.42
5:S3:23:GLU:OE2	12:C0:61:TRP:NE1	2.94	0.42
7:S5:194:LEU:HA	7:S5:194:LEU:HD23	3.15	0.42
7:S5:65:ARG:NE	7:S5:65:ARG:HA	4.77	0.42
8:S6:202:ARG:NH2	1:6:127:G:N7	330.56	0.42
11:S9:149:ARG:HD2	1:6:765:G:N7	428.73	0.42
36:1:1605:A:O2'	36:1:1607:U:OP2	2.30	0.42
36:1:1807:G:C6	36:1:1808:G:N1	2.87	0.42
92:1:4172:OHX:N5	92:1:4496:OHX:N2	2.68	0.42
36:1:95:A:C5	36:1:96:G:H1'	2.55	0.42
1:2:1237:G:N2	1:2:1249:U:C2	2.88	0.42
1:2:1580:C:H2'	1:2:1581:C:O4'	2.20	0.42
1:2:1615:C:C5	7:S5:81:ARG:HA	2.54	0.42
36:5:109:A:H4'	36:5:110:G:OP1	2.20	0.42
36:5:1565:G:N2	36:5:1574:C:O2	2.34	0.42
36:5:171:G:C6	36:5:172:G:C8	3.08	0.42
36:5:2706:G:C6	36:5:2707:C:N4	2.88	0.42
36:5:2785:A:H2'	36:5:2786:G:O4'	2.20	0.42
36:5:2884:C:O2	36:5:2939:G:C2	2.73	0.42
36:5:2874:G:N2	92:5:4409:OHX:N6	2.67	0.42
36:5:3160:U:OP1	92:5:4452:OHX:N1	2.52	0.42
36:5:536:U:H1'	36:5:559:A:C8	2.54	0.42
36:5:677:A:C8	36:5:786:A:C6	3.07	0.42
1:6:189:C:O5'	1:6:189:C:H6	2.02	0.42
1:6:477:A:N7	1:6:538:A:N1	2.68	0.42
55:M9:170:ARG:HH12	1:6:814:A:H2'	321.79	0.42
14:C2:41:LEU:HA	14:C2:41:LEU:HD23	1.78	0.42
17:C5:26:LEU:HA	17:C5:26:LEU:HD12	1.76	0.42
18:C6:24:ALA:HB2	18:C6:92:TYR:OH	2.22	0.42
19:C7:10:LYS:HD3	19:C7:53:TYR:CZ	3.21	0.42

Continued on next page...

Continued from previous page...

Atom-1	Atom-2	Interatomic distance (Å)	Clash overlap (Å)
20:C8:119:ILE:HA	20:C8:119:ILE:HD12	2.80	0.42
4:S2:144:TRP:NE1	24:D2:97:ARG:HD2	2.35	0.42
26:D4:104:SER:HB3	26:D4:107:GLN:HB2	2.01	0.42
33:E1:102:VAL:HG22	33:E1:103:LEU:N	2.35	0.42
39:L2:200:ARG:HD2	36:5:2186:U:OP2	216.49	0.42
40:L3:258:ALA:O	40:L3:259:HIS:CD2	2.90	0.42
41:L4:162:THR:OG1	41:L4:218:ALA:O	2.32	0.42
42:L5:51:LEU:HB2	42:L5:144:VAL:HG13	2.10	0.42
42:L5:206:GLN:O	42:L5:210:GLU:HG3	2.20	0.42
42:L5:56:THR:O	42:L5:58:LYS:N	2.47	0.42
46:L9:22:SER:OG	46:L9:23:ARG:N	2.53	0.42
47:M0:47:PRO:HB3	47:M0:171:TRP:CE2	2.54	0.42
48:M1:7:ASN:N	48:M1:8:PRO:HD3	2.84	0.42
48:M1:91:LEU:HD22	48:M1:95:ASN:HD22	1.85	0.42
51:M5:27:VAL:HB	51:M5:122:ASN:HD21	1.87	0.42
51:M5:35:VAL:O	51:M5:64:VAL:HA	2.19	0.42
52:M6:168:TYR:CZ	36:5:3181:C:C5	296.71	0.42
54:M8:62:VAL:HB	54:M8:83:VAL:HG11	2.51	0.42
55:M9:23:TRP:HB3	55:M9:51:VAL:HG22	2.02	0.42
58:N2:29:ASP:O	58:N2:32:SER:N	3.79	0.42
59:N3:6:ALA:HB1	59:N3:125:LEU:HG	3.07	0.42
40:L3:57:VAL:HG21	60:N4:15:PRO:HG2	2.28	0.42
62:N6:79:ALA:HB1	62:N6:98:ASN:HB3	2.00	0.42
63:N7:2:ALA:O	63:N7:4:PHE:HD2	2.47	0.42
64:N8:58:MET:SD	36:5:2775:U:H1'	152.99	0.42
64:N8:9:ARG:HE	64:N8:9:ARG:HB3	2.29	0.42
73:O7:5:THR:HA	73:O7:8:PHE:HD2	1.84	0.42
78:Q2:105:GLN:HB2	78:Q2:106:PHE:CE1	3.41	0.42
2:S0:153:SER:O	2:S0:156:VAL:HG22	3.28	0.42
5:S3:12:VAL:O	5:S3:16:VAL:HG23	2.19	0.42
10:S8:184:LEU:HG	10:S8:188:GLU:HG2	5.09	0.42
4:S2:174:ARG:O	11:S9:97:LEU:HB3	3.69	0.42
34:SR:21:THR:HG23	34:SR:37:SER:HA	3.36	0.42
36:1:1018:G:H2'	36:1:1019:G:O4'	2.19	0.42
36:1:103:G:H5'	49:M3:65:TYR:CD1	2.54	0.42
36:1:1246:G:H2'	36:1:1247:U:O4'	2.20	0.42
36:1:1307:G:H5'	52:M6:60:LYS:HE3	2.01	0.42
36:1:2176:U:O4	92:L2:305:OHX:N4	2.52	0.42
36:1:2651:G:H4'	36:1:2652:U:OP2	2.20	0.42
36:1:2747:A:H4'	42:L5:174:PRO:O	2.20	0.42
36:1:3289:G:C6	92:1:4377:OHX:N4	2.87	0.42

Continued on next page...

Continued from previous page...

Atom-1	Atom-2	Interatomic distance (Å)	Clash overlap (Å)
36:1:979:U:C2	36:1:980:A:C4	3.07	0.42
36:1:87:U:C5	36:1:98:G:C2	3.08	0.42
1:2:1504:G:H2'	1:2:1505:A:O4'	2.20	0.42
1:2:1796:C:H4'	1:2:1797:A:OP2	2.20	0.42
1:2:323:A:OP2	10:S8:11:ARG:N	2.45	0.42
1:2:327:U:H2'	1:2:328:A:H8	1.82	0.42
1:2:489:C:H2'	1:2:490:C:C6	2.54	0.42
1:2:981:U:O2'	1:2:982:U:H5'	2.19	0.42
36:5:1072:G:H2'	36:5:1073:U:C6	2.55	0.42
51:M5:4:TYR:OH	36:5:148:G:OP2	110.43	0.42
36:5:169:U:H4'	36:5:170:G:OP1	2.18	0.42
36:5:196:G:C2	36:5:199:A:C8	3.08	0.42
36:5:2249:G:C8	36:5:2249:G:H3'	2.55	0.42
36:5:2809:C:N3	36:5:2810:C:H1'	2.35	0.42
1:6:1731:A:H5''	1:6:1732:A:OP2	2.20	0.42
92:6:2162:OHX:N6	92:6:2339:OHX:N2	2.67	0.42
92:6:2216:OHX:N4	92:6:2272:OHX:N3	2.68	0.42
26:D4:63:GLN:O	1:6:532:U:H5''	428.20	0.42
9:S7:107:ARG:HG2	1:6:697:C:O2	350.93	0.42
1:6:918:U:H2'	1:6:919:A:C8	2.54	0.42
37:7:79:A:OP2	92:7:238:OHX:N3	2.53	0.42
38:8:83:C:H3'	38:8:83:C:P	2.60	0.42
1:2:952:A:O2'	15:C3:114:ARG:HG3	2.20	0.42
15:C3:17:PRO:HG3	29:D7:28:PRO:HG3	2.01	0.42
16:C4:18:ARG:N	16:C4:29:HIS:O	4.66	0.42
1:2:1365:C:H5''	18:C6:28:LEU:HD23	2.02	0.42
20:C8:49:LYS:NZ	20:C8:80:LYS:O	2.52	0.42
22:D0:99:ILE:O	22:D0:103:ILE:HB	2.57	0.42
23:D1:2:GLU:HG3	23:D1:6:GLY:HA2	5.62	0.42
25:D3:107:PHE:CD2	25:D3:114:LYS:HB3	3.84	0.42
26:D4:27:VAL:HG11	26:D4:35:VAL:HG21	2.01	0.42
27:D5:54:VAL:HG13	27:D5:57:TYR:HD1	1.84	0.42
28:D6:51:ARG:NH2	30:D8:60:GLU:OE1	8.18	0.42
29:D7:14:SER:HA	29:D7:17:ARG:HE	1.83	0.42
7:S5:57:SER:CB	30:D8:53:ILE:HB	2.78	0.42
41:L4:141:ARG:C	41:L4:143:GLU:H	3.20	0.42
41:L4:338:LYS:HA	41:L4:338:LYS:HD2	1.60	0.42
44:L7:65:ALA:HB1	44:L7:76:TYR:CE1	2.78	0.42
45:L8:95:ASN:OD1	45:L8:98:ARG:NH1	3.57	0.42
47:M0:10:ARG:HG2	47:M0:11:TYR:CD1	2.54	0.42
49:M3:168:ARG:NH2	49:M3:172:LEU:HD21	3.29	0.42

Continued on next page...

Continued from previous page...

Atom-1	Atom-2	Interatomic distance (Å)	Clash overlap (Å)
51:M5:93:LYS:HG3	36:5:289:A:C2	147.09	0.42
54:M8:169:GLY:O	54:M8:172:PHE:HB2	2.20	0.42
56:N0:139:TYR:CD2	56:N0:140:VAL:HG23	2.55	0.42
50:M4:55:ARG:HG2	56:N0:70:THR:HG21	2.02	0.42
57:N1:39:ILE:HD12	57:N1:102:ARG:NE	4.13	0.42
58:N2:18:ASP:OD2	58:N2:20:SER:OG	2.43	0.42
62:N6:100:HIS:HA	62:N6:101:PRO:HD2	1.86	0.42
66:O0:20:SER:OG	66:O0:96:GLY:HA3	2.19	0.42
73:O7:19:CYS:O	73:O7:23:GLY:N	2.43	0.42
6:S4:180:LEU:HD23	6:S4:180:LEU:HA	1.87	0.42
7:S5:182:ALA:O	7:S5:186:ASN:ND2	2.53	0.42
7:S5:197:GLU:OE1	7:S5:209:TYR:N	2.67	0.42
8:S6:161:GLU:HA	8:S6:169:TYR:O	2.18	0.42
8:S6:39:GLU:HG3	8:S6:46:LYS:HG3	3.17	0.42
9:S7:155:ASP:OD2	9:S7:156:SER:N	2.53	0.42
9:S7:37:GLU:H	9:S7:37:GLU:HG2	1.39	0.42
35:SM:96:ARG:HG2	35:SM:96:ARG:H	1.42	0.42
34:SR:288:HIS:CE1	34:SR:306:THR:HG21	2.55	0.42
18:C6:99:GLU:OE2	34:SR:60:SER:HB2	2.90	0.42
36:1:1177:G:H1'	36:1:1178:G:N7	2.34	0.42
36:1:1191:U:C2	52:M6:48:PHE:CE1	3.07	0.42
36:1:1257:C:H42	36:1:1261:G:H22	1.67	0.42
36:1:2535:A:N6	36:1:2544:U:H3	2.05	0.42
36:1:2709:C:H2'	36:1:2710:C:C6	2.55	0.42
36:1:289:A:H2'	36:1:290:G:C8	2.54	0.42
36:1:3047:U:O2'	40:L3:53:MET:HE1	2.19	0.42
36:1:3151:U:H4'	36:1:3294:A:H1'	2.00	0.42
92:1:4262:OHX:N1	92:1:4395:OHX:N1	2.67	0.42
92:1:4143:OHX:N2	92:1:4439:OHX:N1	2.68	0.42
36:1:520:U:OP1	41:L4:351:PRO:HD3	2.20	0.42
36:1:573:C:H2'	36:1:574:U:C6	2.55	0.42
36:1:62:A:H2'	36:1:63:A:C8	2.54	0.42
36:1:817:A:H4'	36:1:818:C:OP2	2.19	0.42
36:1:977:C:OP1	54:M8:141:ARG:NH2	2.49	0.42
1:2:1080:U:H3'	1:2:1081:A:C8	2.55	0.42
1:2:1086:A:C6	1:2:1087:A:C6	3.08	0.42
1:2:1277:G:H2'	1:2:1278:G:O4'	2.20	0.42
1:2:1288:G:C2	1:2:1289:U:C6	3.08	0.42
1:2:1365:C:N4	1:2:1366:U:O4	2.53	0.42
1:2:195:G:H2'	1:2:196:G:H5'	2.01	0.42
1:2:337:G:H1'	10:S8:10:LYS:NZ	2.33	0.42

Continued on next page...

Continued from previous page...

Atom-1	Atom-2	Interatomic distance (Å)	Clash overlap (Å)
1:2:49:C:H2'	1:2:50:C:O4'	2.20	0.42
1:2:67:A:N6	1:2:83:G:O2'	2.53	0.42
1:2:717:C:N4	1:2:720:G:H22	2.15	0.42
37:3:10:C:OP2	57:N1:26:HIS:ND1	2.52	0.42
36:5:1556:C:H5''	36:5:2169:G:H22	1.85	0.42
36:5:1742:U:H2'	36:5:1743:G:C8	2.54	0.42
36:5:2133:U:O4	36:5:2147:A:H2	2.02	0.42
40:L3:247:ARG:NH2	36:5:2341:A:OP2	219.03	0.42
36:5:2359:C:H2'	36:5:2360:C:C6	2.55	0.42
36:5:2993:G:C6	36:5:3142:A:C4	3.07	0.42
36:5:3246:G:O6	92:5:4504:OHX:N5	2.52	0.42
36:5:3374:U:O4	92:5:4552:OHX:N6	2.52	0.42
92:5:4324:OHX:N4	92:5:4560:OHX:N4	2.67	0.42
92:5:4322:OHX:N6	92:5:4331:OHX:N5	2.68	0.42
36:5:523:A:N6	36:5:569:A:C2	2.88	0.42
55:M9:125:LYS:O	36:5:841:A:H5'	246.95	0.42
1:6:1078:C:OP2	92:6:2336:OHX:N6	2.53	0.42
1:6:154:G:H1	1:6:160:C:N4	2.18	0.42
1:6:268:C:C2	1:6:288:A:C2	3.08	0.42
1:6:56:U:O4	1:6:92:A:H4'	2.19	0.42
1:6:652:G:N2	1:6:683:C:C2	2.88	0.42
37:7:47:C:H2'	37:7:48:U:C6	2.55	0.42
37:7:55:A:H2'	37:7:56:A:O4'	2.19	0.42
13:C1:92:HIS:O	13:C1:100:TYR:HA	2.20	0.42
17:C5:22:LEU:HD21	17:C5:109:PRO:HB3	2.01	0.42
18:C6:43:ILE:H	18:C6:43:ILE:HG12	1.58	0.42
18:C6:49:TYR:HB3	18:C6:53:LEU:HD21	2.07	0.42
21:C9:105:LEU:HD13	21:C9:122:ARG:CD	2.77	0.42
1:2:1498:G:H5''	21:C9:72:GLY:HA3	2.02	0.42
22:D0:99:ILE:H	22:D0:99:ILE:CD1	4.83	0.42
2:S0:63:ILE:HG23	23:D1:35:ASN:O	2.19	0.42
24:D2:26:LEU:HD21	24:D2:60:LYS:HD3	2.02	0.42
25:D3:37:ALA:O	25:D3:41:SER:HB3	3.52	0.42
25:D3:48:HIS:CD2	25:D3:105:ALA:HB2	2.55	0.42
28:D6:68:TYR:N	28:D6:68:TYR:CD2	2.87	0.42
32:E0:38:LEU:O	32:E0:42:ARG:HB2	2.20	0.42
33:E1:136:LYS:C	33:E1:138:ARG:N	2.74	0.42
40:L3:199:PHE:O	40:L3:201:LYS:N	2.53	0.42
40:L3:283:TYR:CE1	40:L3:354:VAL:HG11	3.09	0.42
43:L6:62:THR:OG1	43:L6:78:ARG:HD3	2.23	0.42
36:1:517:G:P	44:L7:60:ARG:HH22	2.41	0.42

Continued on next page...

Continued from previous page...

Atom-1	Atom-2	Interatomic distance (Å)	Clash overlap (Å)
47:M0:116:ARG:O	47:M0:116:ARG:HG3	2.19	0.42
47:M0:65:LEU:HD23	47:M0:159:PHE:CZ	2.92	0.42
48:M1:23:VAL:CG1	48:M1:29:ARG:HG2	4.55	0.42
48:M1:23:VAL:HG13	48:M1:29:ARG:HG2	5.08	0.42
48:M1:61:ARG:O	48:M1:62:ASN:HB2	2.20	0.42
50:M4:39:ILE:HB	50:M4:43:LYS:HB3	2.31	0.42
36:1:1447:G:P	53:M7:27:LYS:HZ2	2.42	0.42
57:N1:102:ARG:HG2	57:N1:102:ARG:HH11	1.85	0.42
62:N6:109:LEU:HA	62:N6:109:LEU:HD23	2.08	0.42
63:N7:28:PRO:O	63:N7:29:HIS:C	3.83	0.42
63:N7:81:LEU:HA	63:N7:81:LEU:HD23	1.90	0.42
63:N7:87:LEU:HD13	63:N7:127:ASN:CG	2.46	0.42
64:N8:138:ILE:HD12	64:N8:145:VAL:HG22	2.02	0.42
54:M8:157:PRO:HD3	64:N8:47:LYS:HB2	2.02	0.42
65:N9:18:ARG:HD2	65:N9:18:ARG:HA	4.08	0.42
43:L6:163:PHE:O	69:O3:7:LEU:HD21	3.12	0.42
72:O6:54:GLU:HA	72:O6:57:LEU:HB2	2.30	0.42
79:Q3:49:ARG:CD	79:Q3:50:GLY:H	2.85	0.42
79:Q3:7:LYS:HE2	79:Q3:7:LYS:HB3	1.72	0.42
2:S0:53:THR:HA	2:S0:161:PRO:HG2	2.45	0.42
3:S1:138:PHE:HE2	3:S1:216:LYS:HG3	4.37	0.42
3:S1:84:ILE:HG22	3:S1:86:LEU:HD22	2.01	0.42
4:S2:230:TRP:CE2	24:D2:68:ARG:HD2	3.40	0.42
5:S3:94:ARG:HE	35:SM:134:LEU:HD23	1.85	0.42
9:S7:77:LEU:O	9:S7:81:LEU:HG	2.20	0.42
11:S9:30:LEU:HD23	11:S9:30:LEU:HA	2.05	0.42
36:1:1520:G:H2'	36:1:1521:G:O4'	2.19	0.42
36:1:1857:C:C4	36:1:1858:A:C6	3.08	0.42
36:1:2756:C:O4'	57:N1:49:GLN:HG2	2.20	0.42
36:1:2973:G:O6	92:1:4333:OHX:N2	2.53	0.42
92:1:4211:OHX:N3	92:1:4490:OHX:N3	2.68	0.42
1:2:1636:C:C2	1:2:1638:G:C5	3.08	0.42
1:2:566:C:H2'	1:2:567:A:O4'	2.20	0.42
1:2:996:U:H3	1:2:1008:G:H1	1.67	0.42
37:3:112:G:H2'	37:3:113:C:C6	2.55	0.42
38:4:85:G:C8	38:4:85:G:C3'	3.03	0.42
36:5:1049:C:H2'	36:5:1050:U:C6	2.55	0.42
36:5:1670:C:OP1	92:5:4542:OHX:N3	2.52	0.42
36:5:2433:U:OP2	36:5:2434:U:O2'	2.34	0.42
36:5:1205:A:H4'	36:5:2835:U:O2'	2.20	0.42
36:5:172:G:C5	92:5:4557:OHX:N4	2.88	0.42

Continued on next page...

Continued from previous page...

Atom-1	Atom-2	Interatomic distance (Å)	Clash overlap (Å)
36:5:1300:G:O3'	92:5:4566:OHX:N6	2.53	0.42
36:5:651:G:C6	36:5:652:G:C6	3.08	0.42
36:5:848:A:H2'	36:5:849:C:O4'	2.19	0.42
1:6:1031:U:H4'	1:6:1032:G:OP2	2.20	0.42
1:6:225:A:N6	1:6:226:A:H62	2.18	0.42
1:6:28:A:H2'	1:6:29:U:C6	2.55	0.42
1:6:811:A:C2	1:6:858:G:H1'	2.55	0.42
1:6:95:G:C6	1:6:96:G:C4	3.08	0.42
38:8:132:G:C6	38:8:133:G:N7	2.88	0.42
92:1:4508:OHX:N5	92:A:102:OHX:N2	2.68	0.42
12:C0:30:ALA:O	12:C0:31:LYS:HB2	3.54	0.42
13:C1:93:TYR:O	13:C1:95:PRO:HD3	2.50	0.42
13:C1:95:PRO:O	13:C1:97:TYR:N	2.53	0.42
15:C3:135:LEU:HA	15:C3:135:LEU:HD23	1.79	0.42
20:C8:72:ILE:HG12	20:C8:79:TYR:CD1	2.55	0.42
24:D2:14:ILE:HD11	24:D2:38:LEU:HD21	2.02	0.42
24:D2:37:PHE:CZ	24:D2:103:ILE:HD12	3.61	0.42
1:2:443:C:OP2	26:D4:105:ARG:HB2	2.20	0.42
28:D6:54:SER:HA	28:D6:57:SER:HB2	2.02	0.42
39:L2:220:GLY:O	39:L2:221:LYS:HG3	2.68	0.42
39:L2:229:ALA:HB3	39:L2:234:LYS:HG3	2.00	0.42
40:L3:223:GLY:HA2	40:L3:271:GLY:HA3	2.01	0.42
42:L5:52:VAL:CG2	42:L5:65:ILE:HG13	3.12	0.42
44:L7:169:ILE:HD13	44:L7:181:ILE:HA	2.01	0.42
47:M0:129:VAL:HG12	47:M0:130:ASP:H	3.40	0.42
47:M0:36:LEU:CD2	47:M0:69:ARG:HD3	2.50	0.42
48:M1:85:LYS:HB2	48:M1:85:LYS:HE3	1.88	0.42
49:M3:165:SER:HB3	49:M3:168:ARG:HB3	2.02	0.42
49:M3:18:TRP:CE2	49:M3:19:GLN:HG2	2.82	0.42
50:M4:20:VAL:HG22	50:M4:68:LEU:HB2	2.01	0.42
51:M5:197:LEU:HD21	51:M5:199:LEU:HD21	2.02	0.42
56:N0:2:ALA:HB3	56:N0:32:SER:CB	2.50	0.42
57:N1:34:TYR:CE1	57:N1:98:HIS:CE1	4.01	0.42
58:N2:27:VAL:HG21	58:N2:107:PHE:HE1	1.85	0.42
62:N6:39:LEU:HD12	62:N6:109:LEU:HG	3.02	0.42
64:N8:42:ARG:NH2	36:5:2799:A:H1'	193.40	0.42
66:O0:28:LYS:HE2	66:O0:28:LYS:HB3	1.89	0.42
70:O4:46:ASP:OD2	70:O4:84:CYS:HB3	2.20	0.42
75:O9:5:LYS:HD3	75:O9:13:MET:HE3	2.14	0.42
78:Q2:10:THR:O	78:Q2:20:HIS:HA	2.20	0.42
79:Q3:50:GLY:O	79:Q3:51:ALA:HB3	2.20	0.42

Continued on next page...

Continued from previous page...

Atom-1	Atom-2	Interatomic distance (Å)	Clash overlap (Å)
3:S1:35:PRO:CB	3:S1:231:LEU:HD11	4.16	0.42
4:S2:180:ALA:HB2	4:S2:198:THR:HG21	2.11	0.42
6:S4:112:HIS:NE2	6:S4:237:SER:O	2.78	0.42
6:S4:11:ARG:O	6:S4:12:LEU:HB2	2.20	0.42
6:S4:125:LYS:NZ	6:S4:157:ASN:HA	4.26	0.42
8:S6:137:ARG:HH21	8:S6:177:ARG:NE	2.18	0.42
9:S7:123:ASP:OD1	9:S7:138:LYS:NZ	2.53	0.42
9:S7:155:ASP:CG	9:S7:156:SER:H	2.48	0.42
11:S9:115:LYS:HD2	11:S9:115:LYS:HA	1.84	0.42
35:SM:43:ASP:HA	35:SM:44:PRO:HD3	2.74	0.42
34:SR:170:ILE:HA	34:SR:179:LYS:O	2.20	0.42
36:1:1488:G:C2	36:1:1489:A:C8	3.08	0.41
36:1:174:C:H2'	36:1:175:C:C6	2.54	0.41
36:1:2284:C:H5''	36:1:2285:C:OP2	2.19	0.41
36:1:2623:G:C4	36:1:2624:G:C8	3.08	0.41
36:1:2859:U:H4'	36:1:2860:U:O5'	2.20	0.41
36:1:3037:U:H2'	36:1:3038:U:H6	1.85	0.41
36:1:3095:U:H2'	36:1:3096:C:C6	2.55	0.41
36:1:3190:C:H2'	36:1:3191:G:H8	1.85	0.41
36:1:3216:G:O6	36:1:3259:U:H2'	2.20	0.41
92:1:4124:OHX:N4	92:1:4487:OHX:N4	2.68	0.41
36:1:981:U:HO2'	36:1:982:C:P	2.42	0.41
1:2:623:A:C2	1:2:1105:C:H1'	2.55	0.41
1:2:1503:A:H2'	1:2:1504:G:O4'	2.20	0.41
1:2:1796:C:C5	28:D6:6:ALA:N	2.86	0.41
1:2:212:U:C2	1:2:254:A:C2	3.08	0.41
37:3:118:A:H2'	37:3:119:U:O4'	2.19	0.41
36:5:1499:C:H2'	36:5:1500:G:H8	1.84	0.41
36:5:151:A:H2'	36:5:152:U:O4'	2.20	0.41
36:5:1566:A:C2'	36:5:1567:U:H5'	2.49	0.41
36:5:2206:G:O2'	36:5:2207:A:H5'	2.19	0.41
36:5:2710:C:H2'	36:5:2711:C:C6	2.55	0.41
52:M6:6:VAL:HB	36:5:3178:A:C5	254.70	0.41
92:5:4233:OHX:N2	92:5:4476:OHX:N2	2.67	0.41
92:5:4233:OHX:N5	92:5:4476:OHX:N5	2.68	0.41
36:5:828:A:H2'	36:5:829:U:C6	2.55	0.41
1:6:1293:U:H2'	1:6:1294:G:O4'	2.20	0.41
21:C9:79:LEU:HD13	1:6:1523:G:H8	405.88	0.41
1:6:1649:G:N7	92:6:2206:OHX:N2	2.67	0.41
1:6:63:G:H4'	1:6:170:U:C5	2.55	0.41
1:6:1671:A:C4	1:6:1731:A:C2	3.08	0.41

Continued on next page...

Continued from previous page...

Atom-1	Atom-2	Interatomic distance (Å)	Clash overlap (Å)
10:S8:31:ARG:O	1:6:331:A:H4'	282.25	0.41
1:6:404:G:H2'	1:6:405:C:C6	2.55	0.41
1:6:526:A:N6	1:6:527:A:C6	2.87	0.41
1:6:546:U:H2'	1:6:547:U:C6	2.55	0.41
1:6:825:U:O2'	1:6:826:U:OP2	2.33	0.41
37:7:40:C:H5''	37:7:41:G:OP2	2.20	0.41
38:8:82:U:P	92:8:237:OHX:N2	2.93	0.41
12:C0:58:GLN:O	12:C0:64:TYR:HA	2.20	0.41
15:C3:65:VAL:HG12	15:C3:66:ILE:HG22	4.93	0.41
1:2:886:U:O2'	16:C4:121:VAL:O	2.31	0.41
18:C6:103:ASN:O	18:C6:107:LYS:HB2	2.20	0.41
19:C7:81:LYS:HE3	19:C7:81:LYS:HB2	1.64	0.41
17:C5:125:PRO:HG3	20:C8:129:TRP:CZ2	2.55	0.41
24:D2:28:ARG:HA	24:D2:29:PRO:HA	1.91	0.41
28:D6:36:ILE:HD12	28:D6:78:ALA:HB1	2.02	0.41
29:D7:64:CYS:HB2	29:D7:71:ALA:HB1	2.01	0.41
30:D8:22:ARG:NH1	1:6:1619:C:O2	339.58	0.41
31:D9:19:ARG:HD2	31:D9:32:ARG:HD2	2.05	0.41
40:L3:257:PRO:HG2	40:L3:261:MET:CE	2.49	0.41
40:L3:49:TYR:OH	40:L3:166:ILE:HD12	2.20	0.41
41:L4:13:GLY:O	41:L4:14:GLU:HB3	2.17	0.41
42:L5:78:ALA:HB3	42:L5:105:ILE:HG12	2.02	0.41
42:L5:106:ALA:O	42:L5:110:LEU:HB2	2.20	0.41
42:L5:111:GLN:HA	42:L5:116:ASP:CG	2.40	0.41
42:L5:151:GLN:NE2	42:L5:159:VAL:HB	2.35	0.41
42:L5:92:LEU:HA	42:L5:92:LEU:HD23	3.98	0.41
46:L9:38:LEU:HD13	46:L9:71:VAL:HG22	3.49	0.41
47:M0:74:LYS:HB2	47:M0:74:LYS:HZ2	2.66	0.41
48:M1:33:ALA:HB2	48:M1:123:PHE:CE1	2.77	0.41
52:M6:117:ARG:HG2	52:M6:117:ARG:H	2.14	0.41
53:M7:155:GLU:HG2	53:M7:155:GLU:H	2.82	0.41
55:M9:41:ILE:O	55:M9:45:VAL:HG23	2.28	0.41
57:N1:85:LEU:HD23	57:N1:85:LEU:HA	2.05	0.41
59:N3:48:ARG:HH21	36:5:3042:U:H5''	255.47	0.41
63:N7:27:LYS:HB3	63:N7:42:LEU:HD13	3.62	0.41
68:O2:11:LYS:O	68:O2:12:LYS:HB3	2.96	0.41
69:O3:106:ASN:HD22	69:O3:106:ASN:C	2.20	0.41
69:O3:82:ARG:NH2	36:5:1329:U:OP2	245.71	0.41
69:O3:90:PRO:C	69:O3:92:LYS:H	2.21	0.41
74:O8:64:LYS:N	74:O8:64:LYS:HD2	2.34	0.41
77:Q1:13:LEU:HD11	77:Q1:17:ARG:NH1	2.34	0.41

Continued on next page...

Continued from previous page...

Atom-1	Atom-2	Interatomic distance (Å)	Clash overlap (Å)
77:Q1:14:LYS:HD2	1:6:1115:U:H5''	295.91	0.41
78:Q2:12:CYS:SG	78:Q2:17:CYS:CB	3.20	0.41
39:L2:96:LEU:HD22	79:Q3:83:ILE:HG23	2.02	0.41
2:S0:200:ASP:N	2:S0:200:ASP:OD1	2.52	0.41
4:S2:148:LEU:O	23:D1:4:ASP:HB2	2.20	0.41
8:S6:78:THR:HG22	8:S6:79:LYS:H	2.08	0.41
9:S7:43:PHE:HB2	9:S7:61:PHE:O	2.28	0.41
10:S8:24:LYS:O	1:6:400:A:H8	304.39	0.41
5:S3:223:LYS:HD3	34:SR:193:ILE:HD13	4.27	0.41
34:SR:256:THR:N	34:SR:259:GLY:O	2.63	0.41
36:1:1074:U:O2'	36:1:1075:A:H2'	2.20	0.41
36:1:1389:G:O2'	36:1:1418:A:N1	2.44	0.41
36:1:1445:U:H5''	36:1:1446:A:OP2	2.20	0.41
36:1:2357:A:H2'	36:1:2358:A:H8	1.86	0.41
36:1:2747:A:H2'	36:1:2748:A:C8	2.55	0.41
36:1:279:U:H2'	36:1:280:U:C6	2.54	0.41
36:1:437:G:H2'	36:1:438:A:O4'	2.20	0.41
1:2:291:G:H2'	1:2:292:U:C6	2.54	0.41
1:2:388:G:OP1	1:2:402:C:H5	2.04	0.41
37:3:103:A:H2'	37:3:104:A:O4'	2.21	0.41
36:5:1349:G:H2'	36:5:1350:A:C8	2.55	0.41
36:5:2962:U:H6	36:5:2962:U:O5'	2.03	0.41
53:M7:69:ARG:HD3	36:5:3308:C:O2	185.58	0.41
36:5:413:U:H2'	36:5:414:U:C6	2.55	0.41
92:5:4352:OHX:N4	92:5:4558:OHX:N1	2.68	0.41
36:5:979:U:C2	36:5:980:A:N3	2.88	0.41
1:6:1119:G:H2'	1:6:1120:U:C6	2.55	0.41
19:C7:10:LYS:HZ1	1:6:1402:G:P	406.69	0.41
1:6:16:G:H2'	1:6:17:C:C6	2.55	0.41
15:C3:90:TYR:CD1	1:6:869:A:H5'	308.98	0.41
1:6:955:A:H4'	1:6:1073:G:O2'	2.19	0.41
37:7:47:C:H2'	37:7:48:U:H6	1.84	0.41
38:8:68:G:H1	38:8:91:C:H42	1.68	0.41
38:8:76:C:H2'	38:8:77:A:O4'	2.19	0.41
90:A:74:C:H2'	90:A:75:C:H5'	2.86	0.41
12:C0:59:PHE:CZ	12:C0:62:GLN:HA	2.55	0.41
15:C3:105:ASN:HB3	1:6:879:G:O2'	276.65	0.41
17:C5:129:GLY:HA3	35:SM:74:LYS:CG	3.97	0.41
19:C7:20:TYR:CZ	19:C7:38:ILE:HD11	2.55	0.41
19:C7:85:VAL:HG23	19:C7:87:GLU:H	1.85	0.41
15:C3:18:TYR:HA	24:D2:56:HIS:HD2	5.78	0.41

Continued on next page...

Continued from previous page...

Atom-1	Atom-2	Interatomic distance (Å)	Clash overlap (Å)
26:D4:86:GLU:OE1	26:D4:90:ARG:HD2	2.32	0.41
36:1:2163:C:O2'	39:L2:11:GLY:HA3	2.20	0.41
40:L3:53:MET:HE3	40:L3:77:THR:HG22	2.01	0.41
41:L4:138:ARG:NE	41:L4:240:PRO:HD2	2.48	0.41
42:L5:224:LYS:HB2	42:L5:224:LYS:HE3	1.85	0.41
44:L7:102:VAL:HG13	44:L7:126:LEU:HD22	2.03	0.41
45:L8:41:GLN:HG3	45:L8:42:PRO:HD2	2.25	0.41
36:1:3112:G:O2'	46:L9:70:THR:HB	2.20	0.41
50:M4:120:VAL:HG11	52:M6:199:TYR:CD2	3.00	0.41
52:M6:27:LEU:HB3	52:M6:98:ALA:HB1	2.00	0.41
53:M7:136:ILE:O	53:M7:137:ASN:ND2	2.50	0.41
53:M7:30:ARG:HD3	53:M7:30:ARG:C	2.40	0.41
55:M9:118:HIS:O	55:M9:122:VAL:HG23	2.21	0.41
56:N0:77:VAL:HG11	56:N0:106:LEU:CD1	2.49	0.41
61:N5:67:ILE:HB	61:N5:83:VAL:HG12	2.20	0.41
62:N6:34:PRO:HA	62:N6:47:ALA:CB	2.49	0.41
63:N7:48:ARG:HB3	63:N7:69:LYS:HB3	2.01	0.41
67:O1:20:LEU:CD2	67:O1:31:ARG:HB3	2.50	0.41
69:O3:57:LYS:HB3	69:O3:57:LYS:HE3	1.83	0.41
70:O4:20:ILE:HD12	70:O4:32:ALA:HB1	2.03	0.41
70:O4:85:VAL:HA	70:O4:88:ARG:HG2	2.01	0.41
71:O5:101:THR:CG2	71:O5:104:GLN:H	2.31	0.41
36:1:1926:C:H3'	79:Q3:7:LYS:HG2	2.02	0.41
3:S1:185:THR:O	3:S1:189:ILE:HG13	2.20	0.41
3:S1:34:ALA:HB2	3:S1:43:VAL:CG2	2.51	0.41
4:S2:218:ILE:O	4:S2:221:THR:OG1	2.52	0.41
5:S3:72:LEU:HD22	12:C0:65:TYR:HD1	2.09	0.41
6:S4:105:VAL:O	6:S4:105:VAL:HG22	2.60	0.41
7:S5:113:ILE:HG21	7:S5:190:ILE:HG22	2.02	0.41
10:S8:104:ILE:HG12	10:S8:165:LEU:O	2.20	0.41
11:S9:58:ASP:O	11:S9:61:THR:OG1	2.61	0.41
11:S9:60:LEU:HA	11:S9:60:LEU:HD23	2.48	0.41
35:SM:51:ARG:HA	35:SM:51:ARG:NH1	7.66	0.41
36:1:1364:C:H5''	54:M8:3:ILE:HD13	2.01	0.41
36:1:1611:G:H2'	36:1:1612:A:C8	2.54	0.41
36:1:1845:G:O2'	73:O7:5:THR:HG22	2.20	0.41
36:1:199:A:C4	36:1:201:A:C8	3.08	0.41
36:1:1951:C:N4	36:1:2095:G:H1	2.15	0.41
36:1:223:U:O4	92:1:4493:OHX:N5	2.53	0.41
36:1:2269:U:O2'	36:1:2271:A:N7	2.44	0.41
1:2:1078:C:H2'	1:2:1079:U:C6	2.55	0.41

Continued on next page...

Continued from previous page...

Atom-1	Atom-2	Interatomic distance (Å)	Clash overlap (Å)
1:2:1586:A:H1'	1:2:1611:A:N6	2.35	0.41
1:2:1760:G:H2'	1:2:1761:U:H5'	2.02	0.41
1:2:487:G:H3'	1:2:488:G:C5'	2.50	0.41
37:3:36:C:O2	37:3:45:A:H1'	2.19	0.41
38:4:78:G:H2'	38:4:79:A:C8	2.55	0.41
36:5:982:C:N4	36:5:1101:G:H1	2.18	0.41
36:5:904:A:H5'	36:5:1536:G:O2'	2.20	0.41
36:5:1613:A:H2'	36:5:1614:C:C6	2.55	0.41
36:5:1728:G:H4'	36:5:1729:A:H5''	2.02	0.41
36:5:1765:U:H2'	36:5:1766:G:O4'	2.19	0.41
36:5:2112:U:O2	92:5:4232:OHX:N1	2.53	0.41
36:5:2520:A:H2'	36:5:2521:U:C6	2.55	0.41
36:5:281:G:C6	36:5:282:G:C6	3.08	0.41
36:5:3060:C:H4'	36:5:3372:A:N3	2.36	0.41
36:5:3255:U:H2'	36:5:3256:G:C8	2.54	0.41
40:L3:128:LYS:NZ	36:5:3294:A:OP1	197.21	0.41
36:5:438:A:C8	36:5:439:C:H5	2.37	0.41
1:6:1057:U:O2'	1:6:1059:U:OP1	2.39	0.41
1:6:1419:G:H2'	1:6:1420:C:O4'	2.20	0.41
1:6:1427:A:O2'	1:6:1428:G:OP1	2.31	0.41
1:6:1438:G:C2	1:6:1439:C:C2	3.09	0.41
1:6:1347:U:C2	1:6:1517:U:C5	3.09	0.41
1:6:1619:C:H2'	1:6:1620:C:C6	2.55	0.41
1:6:33:U:H1'	1:6:468:A:N6	2.35	0.41
1:6:613:G:H4'	1:6:614:C:OP1	2.20	0.41
1:6:649:U:H2'	1:6:650:U:H5	1.85	0.41
37:7:58:C:OP1	92:7:230:OHX:N3	2.53	0.41
37:7:49:G:H4'	37:7:50:U:O5'	2.20	0.41
38:8:141:C:H2'	38:8:142:C:C6	2.55	0.41
38:8:66:A:H2'	38:8:67:U:C6	2.54	0.41
13:C1:57:LYS:O	13:C1:138:ASN:ND2	2.49	0.41
17:C5:69:GLU:OE1	92:C5:202:OHX:N6	2.53	0.41
17:C5:29:SER:OG	17:C5:31:GLU:HG3	2.19	0.41
18:C6:54:LEU:HD12	18:C6:108:ALA:O	2.20	0.41
20:C8:82:PRO:O	20:C8:83:ALA:HB3	2.20	0.41
20:C8:82:PRO:HG3	21:C9:36:ILE:HD12	2.26	0.41
26:D4:2:SER:HA	26:D4:32:ARG:HD3	6.65	0.41
36:1:912:G:OP2	39:L2:9:ARG:NH1	2.53	0.41
40:L3:147:GLU:OE2	40:L3:150:ARG:NH1	2.61	0.41
40:L3:370:PHE:CE2	40:L3:376:LYS:HG3	2.74	0.41
42:L5:140:ARG:HB2	36:5:1080:A:OP1	228.73	0.41

Continued on next page...

Continued from previous page...

Atom-1	Atom-2	Interatomic distance (Å)	Clash overlap (Å)
43:L6:28:GLN:HE21	43:L6:57:HIS:CE1	2.39	0.41
36:1:3267:A:H2'	43:L6:69:PHE:CZ	2.55	0.41
44:L7:179:LEU:H	44:L7:179:LEU:HD22	1.84	0.41
44:L7:198:ALA:O	44:L7:201:PHE:HB3	2.54	0.41
46:L9:88:TYR:CD2	46:L9:184:LYS:HG2	2.55	0.41
47:M0:48:LEU:HD22	47:M0:49:CYS:N	2.35	0.41
49:M3:47:ALA:CB	49:M3:48:PRO:HD2	2.51	0.41
51:M5:106:VAL:O	51:M5:109:ARG:N	2.53	0.41
52:M6:116:LYS:HG3	52:M6:117:ARG:N	2.34	0.41
54:M8:184:PHE:CD1	36:5:2730:G:H4'	190.77	0.41
55:M9:123:LEU:HD13	55:M9:138:LEU:HD21	2.02	0.41
56:N0:47:LYS:O	56:N0:48:LEU:HD23	2.20	0.41
42:L5:17:GLN:HE22	57:N1:22:HIS:N	2.22	0.41
58:N2:30:PRO:HA	58:N2:33:TYR:HB3	2.02	0.41
61:N5:73:MET:O	61:N5:76:VAL:N	2.67	0.41
36:1:634:C:OP1	69:O3:21:ARG:HD3	2.21	0.41
73:O7:2:GLY:O	73:O7:7:SER:HB3	2.21	0.41
73:O7:53:ALA:HA	73:O7:56:ARG:HB2	2.01	0.41
74:O8:62:ALA:O	74:O8:66:ILE:HG13	2.20	0.41
76:Q0:89:TYR:N	76:Q0:89:TYR:CD2	3.09	0.41
78:Q2:99:GLN:NE2	78:Q2:102:GLN:HG3	2.35	0.41
4:S2:153:SER:OG	4:S2:154:LEU:N	2.80	0.41
5:S3:162:GLN:OE1	5:S3:165:ASN:ND2	2.42	0.41
5:S3:57:ASP:N	5:S3:57:ASP:OD1	2.54	0.41
5:S3:8:LYS:HD3	22:D0:63:LEU:HD21	2.02	0.41
6:S4:54:TYR:CG	26:D4:17:LEU:HD11	2.55	0.41
7:S5:89:ILE:H	7:S5:89:ILE:HG13	1.53	0.41
8:S6:116:LYS:HD2	8:S6:125:THR:HG21	2.02	0.41
8:S6:152:ASP:OD2	8:S6:154:ARG:NH1	5.27	0.41
8:S6:16:PHE:CD1	8:S6:45:PHE:HZ	3.43	0.41
10:S8:140:GLU:HA	10:S8:143:TRP:HB2	2.64	0.41
11:S9:93:LEU:HA	11:S9:96:VAL:CG1	2.45	0.41
34:SR:84:SER:OG	34:SR:85:TRP:N	2.71	0.41
36:1:1615:C:H2'	36:1:1616:U:C6	2.56	0.41
36:1:2525:G:H2'	39:L2:34:TYR:HE1	1.83	0.41
36:1:2535:A:H3'	36:1:2536:A:C8	2.56	0.41
36:1:3316:A:H3'	36:1:3316:A:C8	2.56	0.41
92:1:4262:OHX:N5	92:1:4395:OHX:N5	2.68	0.41
36:1:816:A:C8	36:1:906:A:C6	3.08	0.41
36:1:947:G:H2'	36:1:948:C:C6	2.55	0.41
1:2:1065:A:C5	1:2:1066:C:C5	3.08	0.41

Continued on next page...

Continued from previous page...

Atom-1	Atom-2	Interatomic distance (Å)	Clash overlap (Å)
1:2:1149:G:C6	1:2:1151:A:N6	2.88	0.41
1:2:1382:A:H2	22:D0:57:ARG:HH11	1.69	0.41
1:2:1178:G:C2	1:2:1462:G:C5	3.08	0.41
1:2:1545:A:OP1	20:C8:133:VAL:HG23	2.20	0.41
1:2:1758:U:O4	92:2:2069:OHX:N6	2.54	0.41
1:2:350:U:O2	1:2:352:A:C6	2.73	0.41
1:2:679:U:C5	92:2:2251:OHX:N1	2.89	0.41
36:5:1085:A:H5''	36:5:1085:A:H8	1.85	0.41
36:5:1259:A:N6	36:5:1260:A:N1	2.68	0.41
36:5:1514:G:H2'	36:5:1514:G:N3	2.35	0.41
36:5:1715:A:C8	36:5:1717:U:H5''	2.55	0.41
39:L2:174:ARG:NH2	36:5:2179:C:O3'	213.82	0.41
36:5:815:G:C6	36:5:906:A:C4	3.08	0.41
1:6:1175:U:H2'	1:6:1176:G:C8	2.55	0.41
1:6:1685:G:H1	1:6:1716:C:H42	1.67	0.41
92:6:2173:OHX:N5	92:6:2311:OHX:N2	2.68	0.41
1:6:367:A:OP1	92:6:2281:OHX:N3	2.54	0.41
1:6:836:U:C2	1:6:837:G:C8	3.08	0.41
12:C0:12:HIS:CD2	12:C0:79:TYR:CD2	3.09	0.41
13:C1:55:ASP:OD2	13:C1:110:HIS:HE1	2.02	0.41
14:C2:31:VAL:HG23	14:C2:132:GLU:HB2	2.03	0.41
16:C4:122:PRO:HG2	16:C4:124:ASP:HA	2.03	0.41
16:C4:13:VAL:HG21	16:C4:75:GLY:O	2.78	0.41
20:C8:33:THR:HA	20:C8:38:VAL:O	2.21	0.41
20:C8:76:PRO:O	20:C8:81:ILE:HB	2.21	0.41
22:D0:28:SER:OG	22:D0:29:THR:N	2.52	0.41
25:D3:69:ARG:HH11	25:D3:116:ASP:CG	2.24	0.41
39:L2:5:ILE:HG12	39:L2:8:GLN:HG3	2.46	0.41
40:L3:139:GLN:OE1	40:L3:142:ALA:HB3	2.87	0.41
40:L3:252:ILE:HG12	40:L3:266:ARG:NH2	4.73	0.41
40:L3:361:THR:HG23	40:L3:371:GLN:O	2.56	0.41
41:L4:185:LYS:HA	41:L4:200:THR:O	2.20	0.41
43:L6:63:LEU:HB2	43:L6:79:VAL:HG12	2.84	0.41
49:M3:133:PRO:O	49:M3:135:ALA:N	3.22	0.41
49:M3:3:ILE:HG12	64:N8:34:MET:HE2	2.01	0.41
49:M3:46:ILE:CG2	49:M3:49:ARG:HB2	2.50	0.41
52:M6:14:HIS:CE1	52:M6:119:VAL:HG22	2.69	0.41
53:M7:101:ASN:OD1	36:5:388:G:N2	113.97	0.41
53:M7:147:GLU:O	53:M7:147:GLU:HG3	2.56	0.41
54:M8:166:LEU:HD23	54:M8:166:LEU:HA	1.89	0.41
54:M8:168:THR:OG1	54:M8:169:GLY:N	2.52	0.41

Continued on next page...

Continued from previous page...

Atom-1	Atom-2	Interatomic distance (Å)	Clash overlap (Å)
36:1:840:C:H4'	55:M9:128:LYS:HD3	2.02	0.41
59:N3:67:PRO:C	59:N3:69:LEU:H	2.43	0.41
62:N6:69:LYS:O	62:N6:83:ASP:N	3.02	0.41
64:N8:94:ALA:CB	64:N8:121:VAL:HG13	2.51	0.41
68:O2:26:HIS:O	68:O2:28:VAL:N	2.54	0.41
68:O2:30:GLU:O	68:O2:31:ASN:C	2.72	0.41
36:1:1833:G:OP1	75:O9:10:LYS:HD3	2.19	0.41
75:O9:10:LYS:HD3	36:5:1833:G:OP1	105.46	0.41
3:S1:130:SER:OG	3:S1:131:ASP:N	2.48	0.41
3:S1:207:LEU:HB3	3:S1:210:ILE:HD11	2.02	0.41
6:S4:247:SER:O	6:S4:251:GLU:HG3	2.21	0.41
8:S6:65:GLN:HG3	8:S6:66:GLY:N	2.35	0.41
9:S7:182:VAL:HG12	9:S7:183:PHE:N	2.36	0.41
9:S7:98:ILE:HG13	9:S7:121:VAL:HG21	2.01	0.41
11:S9:175:ARG:O	11:S9:179:ARG:HG2	4.17	0.41
11:S9:59:LEU:O	11:S9:62:ARG:HB2	2.91	0.41
11:S9:64:GLU:O	11:S9:65:LYS:HB2	2.37	0.41
35:SM:101:ASP:HB3	35:SM:102:THR:H	1.67	0.41
17:C5:130:ARG:NH1	35:SM:71:ASN:OD1	2.52	0.41
34:SR:239:GLU:O	34:SR:257:ALA:N	2.75	0.41
36:1:1176:C:OP1	52:M6:25:LYS:HE3	2.20	0.41
36:1:155:G:H4'	36:1:156:G:H2'	2.02	0.41
36:1:2112:U:H4'	36:1:2113:A:O4'	2.20	0.41
36:1:2343:C:H2'	36:1:2344:U:H6	1.84	0.41
36:1:2373:A:OP2	36:1:2373:A:H3'	2.21	0.41
36:1:2541:U:O4'	36:1:2542:U:H4'	2.21	0.41
36:1:315:C:OP2	72:O6:28:TYR:OH	2.33	0.41
36:1:3279:A:N6	36:1:3280:U:O4	2.53	0.41
36:1:3317:U:O2'	92:1:4257:OHX:N3	2.53	0.41
36:1:3380:U:H2'	36:1:3381:U:C6	2.56	0.41
36:1:370:U:H4'	36:1:404:G:H5'	2.02	0.41
92:1:4180:OHX:N6	92:1:4359:OHX:N6	2.68	0.41
36:1:439:C:H4'	36:1:495:G:H1'	2.02	0.41
1:2:1040:G:C2'	1:2:1041:G:H5'	2.50	0.41
1:2:1349:G:N2	1:2:1350:U:C2	2.88	0.41
1:2:1552:U:H2'	1:2:1553:G:O4'	2.20	0.41
1:2:226:A:C2'	1:2:227:U:H5'	2.51	0.41
1:2:823:G:HO2'	1:2:824:G:C5'	2.33	0.41
1:2:901:G:C6	1:2:902:G:C6	3.08	0.41
37:3:81:U:H2'	37:3:82:G:H8	1.86	0.41
36:5:1344:G:H2'	36:5:1345:G:O4'	2.20	0.41

Continued on next page...

Continued from previous page...

Atom-1	Atom-2	Interatomic distance (Å)	Clash overlap (Å)
36:5:1494:U:H4'	36:5:1495:U:O5'	2.20	0.41
36:5:1131:G:C4	36:5:2373:A:C2	3.08	0.41
36:5:2694:A:C6	36:5:2695:A:C6	3.08	0.41
46:L9:40:HIS:ND1	36:5:3124:G:H5'	311.21	0.41
36:5:3238:G:H5''	36:5:3238:G:H8	1.86	0.41
36:5:3358:U:H2'	36:5:3359:A:H8	1.86	0.41
36:5:277:G:OP1	92:5:4179:OHX:N6	2.53	0.41
36:5:917:A:C5	36:5:918:C:C4	3.08	0.41
36:5:361:A:C2	36:5:928:C:O4'	2.73	0.41
1:6:1011:G:HO2'	1:6:1012:U:H6	1.62	0.41
1:6:149:C:H2'	1:6:150:U:C6	2.53	0.41
1:6:1531:G:H2'	1:6:1532:U:C6	2.56	0.41
1:6:190:C:OP2	1:6:190:C:H6	2.03	0.41
1:6:209:U:H2'	1:6:210:A:C8	2.55	0.41
1:6:878:G:N7	92:6:2210:OHX:N1	2.69	0.41
10:S8:98:LYS:HB3	1:6:329:G:H5''	274.76	0.41
1:6:40:A:O2'	92:6:2204:OHX:N4	2.53	0.41
1:6:690:G:C6	1:6:691:C:C4	3.09	0.41
26:D4:64:PHE:CE1	1:6:767:U:C4	423.73	0.41
1:6:839:U:H2'	1:6:840:U:H6	1.85	0.41
17:C5:51:SER:C	17:C5:53:PRO:HD2	4.29	0.41
18:C6:41:PRO:HG2	18:C6:78:VAL:HG21	2.02	0.41
20:C8:142:GLY:O	20:C8:145:ARG:HD2	2.20	0.41
22:D0:48:HIS:O	22:D0:48:HIS:CG	2.74	0.41
26:D4:20:ARG:HA	26:D4:76:TYR:HA	2.23	0.41
1:2:1796:C:C2	28:D6:5:ARG:HG2	2.56	0.41
29:D7:3:LEU:HD22	29:D7:3:LEU:HA	1.77	0.41
29:D7:63:LEU:O	29:D7:74:SER:N	2.53	0.41
33:E1:147:VAL:HG12	33:E1:148:TYR:CG	2.55	0.41
39:L2:169:ILE:HG22	39:L2:170:ALA:O	2.61	0.41
40:L3:121:ASN:N	40:L3:121:ASN:OD1	3.34	0.41
40:L3:209:PHE:HB3	40:L3:282:ILE:CD1	2.74	0.41
40:L3:57:VAL:HG23	40:L3:358:TRP:HE3	1.86	0.41
41:L4:178:LEU:HD21	41:L4:225:VAL:CG2	3.34	0.41
41:L4:295:ILE:HG23	41:L4:299:ILE:HD11	2.83	0.41
42:L5:281:GLU:O	42:L5:284:ALA:HB3	2.53	0.41
46:L9:12:VAL:HG13	46:L9:16:VAL:HG12	2.02	0.41
48:M1:37:LEU:HA	48:M1:37:LEU:HD23	1.99	0.41
48:M1:49:LYS:HD3	48:M1:62:ASN:O	2.94	0.41
51:M5:112:ASN:N	51:M5:112:ASN:OD1	2.98	0.41
51:M5:113:LEU:HA	51:M5:113:LEU:HD13	1.84	0.41

Continued on next page...

Continued from previous page...

Atom-1	Atom-2	Interatomic distance (Å)	Clash overlap (Å)
51:M5:179:LYS:O	36:5:287:G:H5'	124.89	0.41
54:M8:153:PHE:O	54:M8:161:LYS:HE2	2.21	0.41
54:M8:24:VAL:O	54:M8:28:LEU:HG	2.20	0.41
61:N5:139:ILE:HG13	61:N5:139:ILE:O	2.19	0.41
61:N5:86:VAL:HG11	61:N5:95:ILE:HD11	2.26	0.41
62:N6:39:LEU:HD21	62:N6:107:THR:O	2.42	0.41
63:N7:53:VAL:HA	63:N7:57:HIS:CD2	2.55	0.41
63:N7:64:LYS:HD3	63:N7:64:LYS:HA	1.69	0.41
65:N9:23:LYS:CD	65:N9:24:PRO:HD3	2.50	0.41
36:1:1389:G:H5''	68:O2:101:SER:HB3	2.03	0.41
75:O9:37:TYR:O	36:5:351:A:N6	93.97	0.41
3:S1:51:SER:HB3	3:S1:56:SER:HB2	2.01	0.41
4:S2:152:HIS:HD1	4:S2:174:ARG:HG2	3.32	0.41
5:S3:110:LEU:HD23	5:S3:110:LEU:HA	1.74	0.41
5:S3:114:ALA:HB3	5:S3:117:ARG:HB2	2.02	0.41
5:S3:195:SER:OG	5:S3:199:PRO:O	2.37	0.41
6:S4:178:GLY:O	6:S4:179:LYS:HG2	2.21	0.41
7:S5:120:ILE:O	7:S5:124:LEU:HD13	3.13	0.41
7:S5:156:ARG:HG3	7:S5:156:ARG:H	1.68	0.41
9:S7:131:PHE:C	9:S7:133:THR:H	2.24	0.41
10:S8:162:ALA:HA	36:1:3353:G:C5'	2.46	0.41
35:SM:70:ASN:O	35:SM:74:LYS:HE2	3.62	0.41
36:1:139:G:H2'	36:1:140:C:C6	2.55	0.41
36:1:1764:U:C5	36:1:1765:U:H1'	2.56	0.41
36:1:2118:C:H2'	36:1:2119:A:O4'	2.21	0.41
36:1:2877:G:H2'	36:1:2878:G:O4'	2.21	0.41
36:1:2950:G:N7	92:1:4446:OHX:N2	2.69	0.41
36:1:3043:C:P	59:N3:48:ARG:HH22	2.44	0.41
36:1:304:G:C6	51:M5:178:HIS:CD2	3.08	0.41
36:1:3204:C:O2'	36:1:3205:G:H5'	2.21	0.41
36:1:3259:U:H5''	36:1:3261:C:H5	1.86	0.41
36:1:2888:U:O2'	92:1:4108:OHX:N5	2.54	0.41
36:1:439:C:H3'	36:1:440:A:O4'	2.20	0.41
36:1:981:U:O2'	36:1:982:C:OP1	2.34	0.41
1:2:1352:G:H2'	1:2:1353:U:O4'	2.21	0.41
1:2:1558:U:C6	20:C8:122:HIS:ND1	2.89	0.41
1:2:1590:G:H2'	1:2:1591:C:C6	2.55	0.41
1:2:77:U:H4'	1:2:78:A:O5'	2.19	0.41
38:4:133:G:O6	92:4:240:OHX:N3	2.53	0.41
36:5:1025:A:H5'	36:5:1026:A:OP2	2.20	0.41
36:5:1073:U:H3	36:5:1085:A:H61	1.69	0.41

Continued on next page...

Continued from previous page...

Atom-1	Atom-2	Interatomic distance (Å)	Clash overlap (Å)
36:5:1593:A:N3	36:5:1615:C:O2'	2.52	0.41
36:5:2658:G:C6	36:5:2659:G:N7	2.89	0.41
36:5:278:U:H2'	36:5:279:U:C6	2.55	0.41
36:5:79:U:C2	36:5:80:G:C8	3.08	0.41
1:6:1079:U:H2'	1:6:1080:U:C6	2.56	0.41
1:6:1277:G:C4	1:6:1436:A:C2	3.09	0.41
1:6:1657:U:O2	1:6:1657:U:H2'	2.20	0.41
1:6:1715:G:C6	1:6:1716:C:N4	2.88	0.41
1:6:318:U:O4	92:6:2259:OHX:N4	2.53	0.41
6:S4:21:ASP:HB2	1:6:773:C:OP1	388.71	0.41
1:6:831:U:O2'	1:6:832:U:H5'	2.20	0.41
1:6:854:U:O4	1:6:855:A:N6	2.54	0.41
1:6:877:G:H5'	1:6:937:C:H1'	2.02	0.41
13:C1:57:LYS:HB2	13:C1:110:HIS:CE1	2.56	0.41
14:C2:131:ASP:HB2	14:C2:132:GLU:OE1	2.21	0.41
14:C2:45:LEU:O	14:C2:49:THR:HG23	2.36	0.41
15:C3:88:LEU:HG	15:C3:125:LEU:HD13	2.46	0.41
16:C4:44:GLY:O	16:C4:59:ALA:HB1	2.39	0.41
18:C6:138:PHE:HB3	18:C6:139:GLN:H	1.66	0.41
26:D4:105:ARG:HH11	26:D4:109:LYS:HE2	1.85	0.41
26:D4:60:PHE:CE1	26:D4:71:GLY:HA3	2.68	0.41
28:D6:84:VAL:HG22	1:6:1797:A:N6	337.37	0.41
39:L2:117:GLU:CD	39:L2:121:GLY:H	2.23	0.41
41:L4:193:LYS:O	41:L4:193:LYS:HG2	2.36	0.41
41:L4:22:LEU:HA	41:L4:23:PRO:HD3	1.78	0.41
42:L5:105:ILE:HD13	42:L5:105:ILE:HA	1.91	0.41
43:L6:82:ARG:HH11	43:L6:82:ARG:HD2	2.20	0.41
44:L7:84:VAL:HG11	44:L7:127:LEU:HD11	2.50	0.41
47:M0:98:ARG:HA	47:M0:121:LYS:O	2.45	0.41
52:M6:58:LEU:HD12	52:M6:58:LEU:HA	2.19	0.41
36:1:784:A:C8	54:M8:69:ARG:HG3	2.55	0.41
58:N2:38:ILE:O	58:N2:50:LEU:HD11	2.29	0.41
36:1:1898:G:O2'	59:N3:21:ALA:HB2	2.20	0.41
59:N3:54:LEU:HD11	59:N3:79:VAL:O	2.82	0.41
62:N6:53:ASP:HB2	62:N6:110:HIS:HD2	1.85	0.41
62:N6:45:ILE:HD11	62:N6:122:LYS:HB2	2.04	0.41
68:O2:20:HIS:CG	68:O2:42:VAL:HG21	2.56	0.41
69:O3:52:VAL:HG22	69:O3:66:VAL:HG22	2.50	0.41
36:1:1613:A:OP1	74:O8:2:ALA:N	2.52	0.41
79:Q3:45:LYS:HB2	79:Q3:45:LYS:HE3	1.77	0.41
2:S0:76:ILE:O	2:S0:124:THR:HG23	2.20	0.41

Continued on next page...

Continued from previous page...

Atom-1	Atom-2	Interatomic distance (Å)	Clash overlap (Å)
2:S0:48:ILE:HG21	2:S0:161:PRO:HB2	2.03	0.41
2:S0:20:ALA:O	2:S0:21:ASN:HB2	2.20	0.41
2:S0:88:LYS:HD2	2:S0:88:LYS:N	2.36	0.41
4:S2:185:LYS:O	4:S2:189:GLN:HG3	2.20	0.41
4:S2:237:VAL:HB	4:S2:242:ILE:HD11	2.21	0.41
5:S3:101:GLN:HG3	5:S3:126:VAL:CG2	2.51	0.41
5:S3:150:MET:HE1	35:SM:110:TRP:O	2.21	0.41
5:S3:32:GLU:O	5:S3:54:ARG:HB2	2.74	0.41
9:S7:73:VAL:HG12	9:S7:77:LEU:HB2	2.03	0.41
9:S7:4:PRO:CA	9:S7:7:LYS:HD2	2.50	0.41
9:S7:86:GLN:HG2	9:S7:87:ASP:H	1.85	0.41
10:S8:36:THR:HG22	10:S8:57:ALA:O	3.03	0.41
11:S9:60:LEU:HD12	11:S9:97:LEU:HD11	4.18	0.41
35:SM:76:VAL:HG11	1:6:1461:C:H1'	328.69	0.41
36:1:1017:C:O2'	36:1:1018:G:P	2.79	0.41
36:1:994:G:N2	36:1:1053:A:H2'	2.36	0.41
36:1:1184:A:O2'	36:1:1185:C:H5'	2.21	0.41
36:1:1940:G:H2'	36:1:1941:C:O4'	2.21	0.41
36:1:2314:U:H6	36:1:2314:U:H2'	1.38	0.41
36:1:3:U:H2'	36:1:4:U:C6	2.56	0.41
92:1:4181:OHX:N1	92:1:4503:OHX:N5	2.69	0.41
36:1:2873:U:H2'	92:1:4436:OHX:N1	2.35	0.41
36:1:425:G:C5	36:1:635:G:C2	3.09	0.41
36:1:677:A:H4'	36:1:678:G:O5'	2.20	0.41
36:1:701:G:H2'	36:1:702:C:C6	2.55	0.41
1:2:1561:U:H2'	1:2:1562:G:H8	1.86	0.41
1:2:1766:A:N1	28:D6:80:HIS:ND1	2.53	0.41
1:2:498:G:O2'	1:2:499:U:O5'	2.25	0.41
1:2:74:U:O2'	1:2:75:U:OP2	2.35	0.41
1:2:773:C:OP1	6:S4:22:LYS:N	2.54	0.41
1:2:876:G:H1'	1:2:944:A:O4'	2.21	0.41
36:5:1000:C:C2	36:5:1045:C:N4	2.89	0.41
36:5:124:U:H1'	36:5:149:U:O2	2.21	0.41
36:5:1763:U:H3'	36:5:1764:U:C5	2.56	0.41
36:5:2378:C:H2'	36:5:2379:U:C6	2.56	0.41
36:5:2404:A:H2'	36:5:2405:C:C5'	2.50	0.41
36:5:2709:C:H2'	36:5:2710:C:H6	1.85	0.41
36:5:2971:A:H4'	36:5:2972:G:OP2	2.21	0.41
36:5:3160:U:O2	36:5:3291:G:C2	2.74	0.41
36:5:2350:C:H4'	36:5:3308:C:O2'	2.21	0.41
36:5:2979:U:N3	92:5:4409:OHX:N4	2.68	0.41

Continued on next page...

Continued from previous page...

Atom-1	Atom-2	Interatomic distance (Å)	Clash overlap (Å)
36:5:104:G:O2'	36:5:698:U:O2	2.36	0.41
41:L4:73:ARG:HH11	36:5:805:G:H1'	164.49	0.41
1:6:1138:A:H2'	1:6:1139:A:H8	1.86	0.41
1:6:321:C:H42	1:6:1666:U:H5''	1.86	0.41
1:6:358:U:OP2	92:6:2258:OHX:N6	2.54	0.41
13:C1:57:LYS:HB2	13:C1:110:HIS:NE2	2.36	0.41
17:C5:78:THR:OG1	17:C5:79:HIS:N	2.67	0.41
17:C5:85:ILE:HA	17:C5:89:MET:SD	2.60	0.41
17:C5:86:VAL:O	17:C5:88:GLU:N	2.54	0.41
19:C7:74:GLN:O	19:C7:78:ARG:HD3	2.21	0.41
21:C9:126:GLU:H	21:C9:126:GLU:CD	2.38	0.41
22:D0:97:VAL:HG13	22:D0:98:GLN:H	2.32	0.41
36:1:916:G:H1	39:L2:207:VAL:HG21	1.86	0.41
41:L4:230:VAL:HG12	41:L4:258:LEU:HD13	2.03	0.41
41:L4:60:THR:HG21	41:L4:77:VAL:HG22	2.03	0.41
42:L5:85:ARG:HH12	42:L5:254:LYS:H	3.57	0.41
42:L5:278:SER:HB2	42:L5:280:GLU:OE1	2.21	0.41
45:L8:156:ASP:HB2	45:L8:157:VAL:H	1.67	0.41
45:L8:68:ARG:HG2	45:L8:68:ARG:H	2.08	0.41
45:L8:97:TYR:O	45:L8:132:VAL:HG12	2.20	0.41
46:L9:109:ALA:O	46:L9:110:LYS:HB2	2.21	0.41
46:L9:175:PHE:N	46:L9:175:PHE:CD2	2.97	0.41
46:L9:84:LYS:O	46:L9:187:ILE:HB	2.20	0.41
47:M0:12:GLN:HB3	47:M0:128:ARG:NH2	3.23	0.41
47:M0:3:ARG:HH21	36:5:2853:A:H5''	293.32	0.41
48:M1:109:HIS:HD2	48:M1:114:ILE:HG21	1.93	0.41
50:M4:64:VAL:HG22	50:M4:99:TRP:HH2	2.18	0.41
52:M6:138:LEU:HA	52:M6:138:LEU:HD12	1.73	0.41
54:M8:144:ARG:HG3	91:M8:202:MG:MG	1.46	0.41
55:M9:17:VAL:HG13	55:M9:18:GLY:O	5.35	0.41
55:M9:182:ASP:OD1	55:M9:182:ASP:N	2.54	0.41
56:N0:2:ALA:HB3	56:N0:32:SER:HB3	2.01	0.41
58:N2:22:PRO:HB3	58:N2:107:PHE:HD1	1.86	0.41
63:N7:110:ALA:O	63:N7:114:VAL:HG23	2.51	0.41
64:N8:118:ILE:HB	64:N8:119:PRO:HD2	2.29	0.41
64:N8:133:LEU:HD22	64:N8:137:LYS:HG3	2.02	0.41
66:O0:66:LYS:N	66:O0:66:LYS:HD2	4.11	0.41
68:O2:109:LEU:HD23	68:O2:109:LEU:HA	1.98	0.41
69:O3:103:TYR:HA	69:O3:105:SER:N	2.35	0.41
70:O4:8:ARG:NH2	70:O4:31:ARG:HH11	2.32	0.41
71:O5:38:ARG:HD2	71:O5:41:LEU:HD13	2.03	0.41

Continued on next page...

Continued from previous page...

Atom-1	Atom-2	Interatomic distance (Å)	Clash overlap (Å)
2:S0:79:ARG:O	2:S0:83:GLN:HG3	2.20	0.41
3:S1:41:ARG:HH22	3:S1:97:LEU:HD21	1.86	0.41
4:S2:59:HIS:CD2	4:S2:238:SER:HA	2.56	0.41
6:S4:43:PRO:HA	6:S4:82:TYR:O	2.20	0.41
9:S7:170:GLN:HG2	9:S7:181:ILE:HG22	2.02	0.41
10:S8:135:LYS:HB2	10:S8:136:SER:H	4.22	0.41
10:S8:84:HIS:NE2	10:S8:97:THR:OG1	2.38	0.41
36:1:1245:A:C3'	36:1:1246:G:H5''	2.49	0.41
36:1:1740:U:H1'	36:1:1741:A:C2	2.47	0.41
36:1:3165:A:H2'	36:1:3166:C:C6	2.55	0.41
36:1:1940:G:N2	36:1:3362:A:C8	2.84	0.41
36:1:578:A:H2'	41:L4:334:PHE:CD2	2.56	0.41
36:1:623:U:O3'	69:O3:86:ARG:NH2	2.54	0.41
36:1:856:G:C6	36:1:857:G:N1	2.89	0.41
1:2:1032:G:C6	1:2:1104:U:C4	3.08	0.41
1:2:1253:U:H4'	33:E1:143:LYS:N	2.36	0.41
1:2:1426:C:H5''	35:SM:93:ARG:NH1	2.34	0.41
1:2:1658:G:C4	1:2:1659:A:C8	3.08	0.41
1:2:1716:C:O2'	1:2:1717:G:O5'	2.28	0.41
1:2:538:A:H8	1:2:543:C:N4	2.19	0.41
1:2:648:G:C6	1:2:649:U:C4	3.09	0.41
1:2:700:C:N4	1:2:738:G:H1	2.14	0.41
1:2:778:G:O6	26:D4:10:ARG:HG2	2.21	0.41
38:4:79:A:OP2	38:4:79:A:C8	2.74	0.41
68:O2:45:ARG:NH1	36:5:1160:C:N3	205.93	0.41
36:5:1448:U:H2'	36:5:1449:A:H8	1.86	0.41
36:5:244:G:C6	36:5:245:U:C4	3.08	0.41
36:5:2615:G:H1	36:5:2625:C:H42	1.69	0.41
36:5:2895:G:H5''	36:5:3108:G:H5'	2.02	0.41
92:5:4403:OHX:N3	92:5:4485:OHX:N4	2.69	0.41
1:6:1391:A:H2'	1:6:1392:U:C6	2.55	0.41
1:6:17:C:H2'	1:6:18:C:H6	1.85	0.41
1:6:188:A:H2'	1:6:189:C:O4'	2.20	0.41
92:6:2201:OHX:N5	92:6:2249:OHX:N6	2.69	0.41
1:6:509:G:H2'	1:6:510:G:O4'	2.21	0.41
8:S6:159:ARG:NH2	1:6:79:C:OP1	349.95	0.41
15:C3:92:ILE:O	15:C3:96:VAL:HG23	2.21	0.41
1:2:1521:G:O6	21:C9:68:ARG:NH1	2.54	0.41
22:D0:108:ILE:HD12	22:D0:108:ILE:HA	3.92	0.41
26:D4:131:ARG:HD2	26:D4:131:ARG:HA	2.36	0.41
39:L2:215:ASN:HB2	36:5:2968:G:N7	217.21	0.41

Continued on next page...

Continued from previous page...

Atom-1	Atom-2	Interatomic distance (Å)	Clash overlap (Å)
41:L4:230:VAL:O	41:L4:232:SER:N	2.98	0.41
41:L4:210:ALA:HB2	41:L4:254:ALA:HA	2.40	0.41
42:L5:114:GLY:C	42:L5:116:ASP:H	2.24	0.41
42:L5:256:THR:HG23	37:7:119:U:OP1	293.15	0.41
43:L6:51:ARG:HD3	43:L6:51:ARG:HH11	1.89	0.41
44:L7:82:LYS:O	44:L7:119:VAL:HG23	2.49	0.41
44:L7:163:LEU:HA	44:L7:163:LEU:HD23	1.85	0.41
47:M0:217:PHE:O	47:M0:218:ALA:HB2	2.20	0.41
47:M0:77:THR:HG23	47:M0:85:PHE:HZ	1.85	0.41
49:M3:32:LYS:HA	49:M3:35:ARG:NH1	3.27	0.41
51:M5:58:GLY:HA3	51:M5:142:ILE:CD1	2.50	0.41
52:M6:27:LEU:HA	52:M6:27:LEU:HD23	1.81	0.41
36:1:3007:U:OP1	52:M6:73:PHE:HA	2.21	0.41
55:M9:105:LEU:HD12	55:M9:135:LYS:CD	2.50	0.41
55:M9:173:ARG:HE	55:M9:177:VAL:CG2	8.11	0.41
60:N4:57:LYS:HE3	60:N4:57:LYS:HB2	1.66	0.41
62:N6:38:GLU:HG2	62:N6:39:LEU:HD23	2.03	0.41
65:N9:11:ASN:O	65:N9:15:LYS:HG3	2.20	0.41
66:O0:42:ILE:HA	66:O0:90:VAL:O	2.51	0.41
74:O8:66:ILE:HG13	74:O8:66:ILE:H	2.52	0.41
2:S0:13:ASP:O	2:S0:16:LEU:N	3.05	0.41
3:S1:27:LYS:NZ	3:S1:48:VAL:O	2.30	0.41
6:S4:3:ARG:NH1	1:6:399:A:C2	323.42	0.41
6:S4:95:THR:HG22	26:D4:16:PRO:CG	2.51	0.41
7:S5:72:HIS:HA	7:S5:107:LYS:HE2	2.42	0.41
9:S7:39:ARG:N	9:S7:40:PRO:HD2	2.36	0.41
10:S8:76:THR:HG21	10:S8:105:ASP:O	5.50	0.41
10:S8:82:VAL:HG12	10:S8:196:LEU:HD11	2.02	0.41
34:SR:123:ILE:HG21	34:SR:169:ILE:HD13	2.47	0.41
36:1:1336:U:H2'	36:1:1337:A:C8	2.56	0.41
36:1:1369:A:H2'	36:1:1370:G:O4'	2.21	0.41
36:1:1581:C:C2	36:1:1582:C:H5'	2.55	0.41
36:1:1659:U:H2'	36:1:1660:C:C6	2.56	0.41
36:1:2529:A:C2	36:1:2582:C:C2	3.08	0.41
36:1:2826:U:O4	92:1:4101:OHX:N3	2.54	0.41
36:1:3065:G:H2'	36:1:3066:U:O4'	2.21	0.41
36:1:3187:A:H5''	50:M4:8:LYS:HE2	2.03	0.41
36:1:3205:G:H2'	36:1:3206:C:C5	2.56	0.41
36:1:3216:G:H3'	36:1:3219:G:N3	2.36	0.41
92:1:4262:OHX:N4	92:1:4395:OHX:N4	2.68	0.41
1:2:1101:G:O2'	24:D2:4:SER:HB2	2.21	0.41

Continued on next page...

Continued from previous page...

Atom-1	Atom-2	Interatomic distance (Å)	Clash overlap (Å)
1:2:42:G:H4'	1:2:43:A:O5'	2.21	0.41
1:2:67:A:O3'	1:2:68:A:H3'	2.21	0.41
1:2:694:U:H2'	1:2:694:U:O2	2.21	0.41
1:2:943:C:N4	28:D6:15:ARG:HG2	2.36	0.41
38:4:31:G:OP2	92:4:236:OHX:N1	2.54	0.41
38:4:5:U:H2'	38:4:6:U:O4'	2.21	0.41
36:5:1302:A:N1	36:5:2832:C:O2'	2.42	0.41
36:5:1328:C:H2'	36:5:1329:U:C6	2.56	0.41
36:5:139:G:H2'	36:5:140:C:C6	2.56	0.41
55:M9:9:ARG:NH2	36:5:1602:A:O3'	108.07	0.41
36:5:2623:G:H2'	36:5:2624:G:O4'	2.21	0.41
36:5:686:G:C6	36:5:687:U:C2	3.09	0.41
36:5:973:A:H2'	36:5:974:G:O4'	2.21	0.41
1:6:1613:U:C4	1:6:1614:A:N1	2.89	0.41
1:6:166:C:OP2	92:6:2271:OHX:N4	2.54	0.41
10:S8:5:ARG:NH2	1:6:334:G:O6	303.96	0.41
1:6:793:A:C3'	1:6:794:U:H5'	2.47	0.41
1:6:89:G:C6	1:6:90:C:C4	3.09	0.41
35:SM:25:ILE:HG12	37:7:39:C:H5'	291.03	0.41
12:C0:46:LEU:HA	12:C0:46:LEU:HD13	1.86	0.41
12:C0:71:GLU:H	12:C0:71:GLU:HG2	1.64	0.41
15:C3:127:ARG:HG3	15:C3:127:ARG:O	2.43	0.41
15:C3:20:ARG:HD3	24:D2:56:HIS:NE2	4.82	0.41
16:C4:24:ASN:O	16:C4:54:GLU:HB3	2.21	0.41
16:C4:50:ALA:C	16:C4:52:ARG:N	2.83	0.41
17:C5:125:PRO:HG3	20:C8:129:TRP:CH2	2.56	0.41
18:C6:21:HIS:HB2	18:C6:66:ARG:HB3	3.50	0.41
18:C6:53:LEU:HG	18:C6:53:LEU:H	1.50	0.41
18:C6:31:VAL:HA	18:C6:67:VAL:O	2.46	0.41
23:D1:38:LYS:O	23:D1:46:ILE:HD12	2.55	0.41
24:D2:71:LYS:NZ	1:6:1099:U:H5''	374.23	0.41
25:D3:54:LEU:HD11	25:D3:75:GLN:HB2	2.03	0.41
26:D4:60:PHE:HA	26:D4:70:VAL:O	2.32	0.41
27:D5:103:ARG:HG2	27:D5:104:ALA:N	4.71	0.41
27:D5:46:LYS:O	27:D5:50:ILE:HG13	2.73	0.41
29:D7:3:LEU:HD23	29:D7:3:LEU:HA	2.41	0.41
30:D8:13:ILE:HD11	30:D8:31:GLU:HG3	4.74	0.41
39:L2:109:GLU:OE1	39:L2:138:GLY:HA2	2.21	0.41
36:1:3011:A:C5	40:L3:13:HIS:CD2	3.09	0.41
40:L3:151:ILE:O	40:L3:155:ALA:HB3	2.27	0.41
40:L3:205:VAL:H	40:L3:205:VAL:HG22	2.50	0.41

Continued on next page...

Continued from previous page...

Atom-1	Atom-2	Interatomic distance (Å)	Clash overlap (Å)
40:L3:362:ALA:HB2	40:L3:371:GLN:HE22	1.85	0.41
42:L5:55:PHE:CZ	42:L5:158:ARG:HB3	5.01	0.41
45:L8:182:GLY:O	45:L8:186:LEU:HG	2.21	0.41
48:M1:133:ARG:HB2	48:M1:152:HIS:NE2	2.36	0.41
49:M3:100:ARG:O	49:M3:101:ARG:CB	4.16	0.41
50:M4:89:ALA:O	50:M4:92:GLU:HG2	2.20	0.41
51:M5:48:ALA:C	51:M5:53:TYR:HB3	2.42	0.41
52:M6:14:HIS:O	52:M6:41:LEU:HD12	2.21	0.41
56:N0:115:ARG:NH1	36:5:1296:C:H5'	292.26	0.41
56:N0:148:LEU:HD12	56:N0:149:LYS:H	1.85	0.41
44:L7:77:VAL:CG2	57:N1:139:ARG:HG2	2.49	0.41
60:N4:57:LYS:O	60:N4:59:HIS:N	3.28	0.41
61:N5:93:TYR:CE2	38:8:131:A:H5''	105.88	0.41
62:N6:109:LEU:HB2	62:N6:111:LEU:HD11	2.75	0.41
62:N6:126:LEU:HD22	62:N6:127:GLU:OE2	9.53	0.41
62:N6:95:VAL:HA	62:N6:96:PRO:HD3	2.18	0.41
65:N9:7:HIS:CG	65:N9:8:THR:N	2.95	0.41
68:O2:61:LYS:HD3	36:5:1339:C:OP1	192.74	0.41
69:O3:17:GLN:HA	69:O3:29:LEU:HD11	2.03	0.41
51:M5:9:GLU:CD	72:O6:41:ARG:HG2	2.41	0.41
8:S6:148:SER:O	8:S6:150:GLU:N	2.41	0.41
9:S7:111:LYS:HB3	9:S7:112:ARG:H	1.62	0.41
11:S9:150:LEU:O	11:S9:153:GLU:HB2	2.30	0.41
34:SR:108:SER:OG	34:SR:109:ASP:N	2.71	0.41
36:1:1118:C:O2	36:1:1154:A:H2	2.04	0.41
36:1:121:A:C6	45:L8:129:PRO:HG3	2.56	0.41
36:1:1307:G:C2	36:1:1308:A:C2	3.09	0.41
36:1:1913:A:N3	36:1:2120:A:H2'	2.36	0.41
36:1:2664:C:OP2	48:M1:142:LYS:NZ	2.40	0.41
36:1:2877:G:N7	92:1:4429:OHX:N2	2.69	0.41
92:1:4200:OHX:N4	92:1:4435:OHX:N6	2.68	0.41
92:1:4187:OHX:N4	92:1:4369:OHX:N3	2.69	0.41
36:1:439:C:H5'	36:1:440:A:C8	2.56	0.41
36:1:641:C:H2'	36:1:642:U:O4'	2.21	0.41
36:1:647:A:H8	36:1:647:A:OP2	2.04	0.41
36:1:81:C:O2'	36:1:683:U:O2'	2.36	0.41
36:1:873:C:H4'	36:1:874:U:OP2	2.21	0.41
36:1:975:C:H2'	36:1:976:U:H6	1.86	0.41
1:2:196:G:O2'	1:2:197:A:OP2	2.37	0.41
92:2:2086:OHX:N6	92:2:2221:OHX:N6	2.68	0.41
92:2:2075:OHX:N2	92:2:2255:OHX:N4	2.69	0.41

Continued on next page...

Continued from previous page...

Atom-1	Atom-2	Interatomic distance (Å)	Clash overlap (Å)
1:2:373:G:N7	92:2:2229:OHX:N6	2.69	0.41
1:2:570:A:HO2'	1:2:572:C:H5	1.69	0.41
1:2:778:G:N7	1:2:780:A:H5'	2.36	0.41
1:2:852:C:O5'	1:2:852:C:H6	2.04	0.41
38:4:71:A:H2	38:4:82:U:O2	2.04	0.41
36:5:1415:U:H2'	36:5:1416:C:O4'	2.20	0.41
36:5:1561:G:H1	36:5:1578:C:N4	2.19	0.41
63:N7:17:ARG:NH2	36:5:1634:G:N7	198.49	0.41
36:5:1640:G:C6	36:5:1641:U:C4	3.09	0.41
36:5:1694:U:N3	36:5:1695:U:C4	2.89	0.41
36:5:1700:G:H2'	36:5:1701:C:C6	2.55	0.41
36:5:177:U:OP2	92:5:4275:OHX:N6	2.54	0.41
36:5:1647:A:C2	36:5:1809:A:H1'	2.56	0.41
36:5:2615:G:H2'	36:5:2616:C:C6	2.55	0.41
36:5:2998:U:C4	36:5:2999:U:C4	3.09	0.41
36:5:3269:U:H5'	36:5:3271:G:O4'	2.21	0.41
36:5:3052:G:N7	92:5:4441:OHX:N3	2.68	0.41
92:5:4222:OHX:N5	92:5:4506:OHX:N5	2.69	0.41
41:L4:315:LYS:NZ	36:5:609:G:OP2	239.62	0.41
51:M5:81:TYR:OH	36:5:908:G:H3'	165.83	0.41
1:6:1230:A:H8	1:6:1258:U:C5	2.39	0.41
1:6:165:G:H2'	1:6:166:C:H5''	2.03	0.41
1:6:1671:A:H2'	1:6:1672:G:O4'	2.20	0.41
1:6:197:A:H2'	1:6:198:A:H8	1.86	0.41
92:6:2207:OHX:N4	92:6:2324:OHX:N3	2.69	0.41
92:6:2161:OHX:N2	92:6:2338:OHX:N5	2.68	0.41
1:6:648:G:C2	1:6:687:G:C2	3.08	0.41
1:6:473:A:H5'	1:6:769:A:H1'	2.03	0.41
1:6:955:A:H2'	1:6:956:C:O4'	2.21	0.41
13:C1:118:GLN:HG2	13:C1:119:VAL:N	2.35	0.41
13:C1:131:ILE:HA	13:C1:131:ILE:HD13	1.78	0.41
14:C2:62:LEU:HD12	14:C2:63:VAL:H	2.41	0.41
22:D0:42:VAL:HG21	22:D0:55:PRO:HD3	2.41	0.41
2:S0:56:LYS:NZ	23:D1:66:ASP:OD1	2.51	0.41
24:D2:90:THR:O	24:D2:94:LEU:HB2	2.20	0.41
25:D3:10:ASN:O	1:6:632:U:H5''	333.26	0.41
25:D3:92:CYS:HA	25:D3:95:PHE:CD2	2.56	0.41
29:D7:33:LEU:HD12	29:D7:46:VAL:HB	2.03	0.41
29:D7:63:LEU:HA	29:D7:63:LEU:HD23	1.99	0.41
30:D8:64:ARG:HD2	30:D8:64:ARG:HA	1.80	0.41
33:E1:126:CYS:O	33:E1:128:ALA:N	2.51	0.41

Continued on next page...

Continued from previous page...

Atom-1	Atom-2	Interatomic distance (Å)	Clash overlap (Å)
33:E1:90:LYS:HE3	33:E1:90:LYS:HB3	1.72	0.41
33:E1:97:LYS:HA	33:E1:97:LYS:HD2	1.93	0.41
40:L3:148:LEU:HA	40:L3:148:LEU:HD12	2.05	0.41
40:L3:161:LEU:HA	40:L3:161:LEU:HD23	2.32	0.41
41:L4:141:ARG:CB	41:L4:176:SER:HB3	2.50	0.41
41:L4:77:VAL:HG12	41:L4:85:SER:HA	2.02	0.41
42:L5:146:LEU:HD13	42:L5:148:ILE:CD1	4.29	0.41
42:L5:152:ARG:O	42:L5:154:THR:N	2.54	0.41
44:L7:217:PRO:O	92:5:4260:OHX:N5	261.01	0.41
45:L8:72:PRO:HA	45:L8:73:PRO:HD3	1.87	0.41
47:M0:150:GLU:O	47:M0:154:ARG:N	3.28	0.41
49:M3:85:LEU:HD22	49:M3:120:GLN:OE1	2.21	0.41
49:M3:91:ARG:CZ	49:M3:97:VAL:HB	2.50	0.41
51:M5:66:VAL:CG2	51:M5:98:LEU:HB3	2.51	0.41
36:1:2383:C:H5'	52:M6:71:PHE:CE2	2.56	0.41
53:M7:67:ILE:HD13	53:M7:67:ILE:N	2.93	0.41
60:N4:39:LEU:HD12	60:N4:44:LYS:HG3	2.17	0.41
62:N6:115:ARG:O	62:N6:119:ILE:HG13	2.31	0.41
63:N7:3:LYS:HE3	63:N7:5:LEU:HD12	6.73	0.41
63:N7:88:ASP:HB3	63:N7:121:ARG:HH21	1.80	0.41
63:N7:84:ARG:HA	66:O0:62:LEU:HD21	2.17	0.41
66:O0:10:ILE:HG12	66:O0:68:TYR:OH	3.07	0.41
68:O2:82:LEU:HD11	68:O2:112:ALA:HB2	3.13	0.41
74:O8:26:LYS:O	74:O8:41:THR:HA	2.21	0.41
77:Q1:13:LEU:HD11	77:Q1:17:ARG:CZ	2.51	0.41
2:S0:187:ALA:O	2:S0:188:LEU:HD22	2.21	0.41
2:S0:58:VAL:O	2:S0:62:ARG:HB2	2.21	0.41
3:S1:206:PRO:HB2	3:S1:207:LEU:H	1.75	0.41
4:S2:144:TRP:CE2	4:S2:173:PRO:HG3	2.59	0.41
4:S2:214:ALA:O	4:S2:218:ILE:HG12	3.62	0.41
5:S3:71:LEU:HA	5:S3:71:LEU:HD23	1.77	0.41
7:S5:59:VAL:C	7:S5:61:TYR:N	3.00	0.41
8:S6:6:SER:OG	8:S6:112:VAL:HG22	2.21	0.41
9:S7:20:VAL:O	9:S7:24:PHE:N	2.88	0.41
9:S7:31:SER:HA	9:S7:35:LYS:CB	3.93	0.41
10:S8:97:THR:O	10:S8:100:ALA:HB2	3.05	0.41
10:S8:196:LEU:HD12	10:S8:196:LEU:HA	1.63	0.41
11:S9:178:ALA:O	11:S9:182:GLU:HG3	3.03	0.41
11:S9:3:ARG:H	11:S9:3:ARG:HH21	1.68	0.41
36:1:104:G:H2'	36:1:105:C:O4'	2.21	0.41
36:1:1146:C:H4'	36:1:1331:U:C5	2.55	0.41

Continued on next page...

Continued from previous page...

Atom-1	Atom-2	Interatomic distance (Å)	Clash overlap (Å)
36:1:1231:A:N1	36:1:1279:C:N4	2.69	0.41
36:1:1525:G:N3	36:1:1525:G:H2'	2.36	0.41
36:1:2179:C:O3'	39:L2:174:ARG:NH2	2.48	0.41
36:1:2586:G:N7	45:L8:241:LYS:HB2	2.36	0.41
36:1:2875:U:H3	36:1:2952:G:H1	1.69	0.41
36:1:2989:U:H2'	36:1:2990:G:O4'	2.20	0.41
36:1:3004:C:H4'	40:L3:99:LEU:O	2.21	0.41
36:1:3111:U:H2'	36:1:3112:G:H5'	2.03	0.41
36:1:3156:U:HO2'	36:1:3157:U:C5'	2.33	0.41
92:1:4148:OHX:N2	92:1:4500:OHX:N1	2.69	0.41
36:1:641:C:H42	36:1:645:A:H8	1.70	0.41
1:2:1200:G:H4'	1:2:1201:G:C5'	2.51	0.41
1:2:1291:G:H8	1:2:1291:G:O5'	2.04	0.41
1:2:1345:A:OP1	22:D0:54:GLY:N	2.51	0.41
1:2:1354:G:C5	1:2:1355:C:C5	3.09	0.41
1:2:1520:U:OP2	21:C9:75:LYS:NZ	2.48	0.41
1:2:187:G:H1'	1:2:199:G:H22	1.85	0.41
1:2:18:C:C4	1:2:19:A:N7	2.89	0.41
1:2:393:C:H2'	1:2:394:C:C6	2.55	0.41
1:2:748:U:H2'	1:2:749:U:C6	2.56	0.41
36:5:1024:G:N7	36:5:1027:A:N6	2.69	0.41
36:5:1284:C:O2'	36:5:1285:G:OP1	2.37	0.41
68:O2:19:ARG:NH2	36:5:1433:A:OP1	166.13	0.41
40:L3:247:ARG:HG3	36:5:1889:G:OP1	208.79	0.41
36:5:564:G:H2'	36:5:565:U:C6	2.56	0.41
36:5:770:G:O6	92:5:4351:OHX:N6	2.54	0.41
1:6:1354:G:H5'	1:6:1355:C:OP2	2.20	0.41
1:6:1668:G:N7	92:6:2201:OHX:N3	2.69	0.41
1:6:1756[B]:A:O2'	1:6:1757:G:H5'	2.21	0.41
1:6:570:A:H5''	1:6:571:G:OP2	2.21	0.41
1:6:730:G:C5	1:6:731:C:C4	3.09	0.41
42:L5:33:ARG:HD2	37:7:7:G:OP1	271.43	0.41
14:C2:88:LEU:HD12	14:C2:88:LEU:HA	2.10	0.41
15:C3:125:LEU:HA	15:C3:125:LEU:HD23	2.09	0.41
15:C3:77:SER:C	15:C3:79:GLY:H	2.25	0.41
20:C8:132:ARG:HA	20:C8:132:ARG:HD3	3.34	0.41
27:D5:83:LEU:HA	27:D5:83:LEU:HD23	2.14	0.41
28:D6:19:LYS:HE3	28:D6:19:LYS:HB2	1.70	0.41
22:D0:65:ILE:HD11	31:D9:36:LEU:HD21	2.03	0.41
31:D9:5:ASN:N	31:D9:5:ASN:HD22	2.19	0.41
40:L3:325:LYS:HG2	40:L3:326:GLY:N	3.95	0.41

Continued on next page...

Continued from previous page...

Atom-1	Atom-2	Interatomic distance (Å)	Clash overlap (Å)
40:L3:50:LYS:HG2	40:L3:331:ASN:O	3.34	0.41
41:L4:182:LEU:HA	41:L4:182:LEU:HD12	2.47	0.41
41:L4:304:GLN:C	41:L4:306:THR:H	2.24	0.41
42:L5:119:TYR:OH	42:L5:135:VAL:N	2.42	0.41
42:L5:20:PHE:HD1	42:L5:30:TYR:CE1	2.39	0.41
47:M0:23:ASN:O	47:M0:25:ALA:N	2.50	0.41
49:M3:59:ARG:O	49:M3:60:ALA:HB3	4.62	0.41
55:M9:21:LYS:HE3	55:M9:55:VAL:HA	2.03	0.41
56:N0:142:GLN:HE21	56:N0:142:GLN:HB2	1.65	0.41
59:N3:83:LYS:HE2	59:N3:84:SER:N	2.36	0.41
38:4:136:G:P	61:N5:48:SER:HG	2.38	0.41
66:O0:36:GLN:HB3	66:O0:38:LYS:HG3	2.02	0.41
66:O0:25:LEU:HD22	66:O0:90:VAL:HG22	2.45	0.41
70:O4:104:VAL:HA	70:O4:107:GLU:OE2	2.20	0.41
70:O4:74:ARG:CZ	70:O4:74:ARG:HB3	2.51	0.41
73:O7:11:ARG:HG2	36:5:817:A:O2'	148.64	0.41
74:O8:33:LYS:HD3	74:O8:33:LYS:HA	1.93	0.41
2:S0:38:PHE:HD2	2:S0:49:ASN:HD22	2.71	0.41
5:S3:176:LEU:HD12	5:S3:176:LEU:H	1.86	0.41
5:S3:53:THR:HG22	5:S3:91:VAL:HG11	4.40	0.41
7:S5:120:ILE:HG23	27:D5:59:TYR:CE1	2.56	0.41
8:S6:63:MET:HA	8:S6:98:ARG:O	2.20	0.41
1:2:803:A:C4	9:S7:104:ARG:HG3	2.56	0.41
9:S7:151:LYS:HA	9:S7:182:VAL:O	3.05	0.41
9:S7:5:GLN:O	9:S7:8:ILE:HG22	3.82	0.41
10:S8:164:ARG:NH1	36:1:3354:U:O2'	2.53	0.41
34:SR:228:LYS:HE3	34:SR:228:LYS:HB2	2.84	0.41
5:S3:222:VAL:HG12	34:SR:230:ALA:HB2	2.02	0.41
34:SR:37:SER:OG	34:SR:38:ARG:N	2.85	0.41
36:1:1159:A:O2'	36:1:1160:C:H5''	2.21	0.40
36:1:1498:A:H2'	36:1:1499:C:H6	1.86	0.40
36:1:2226:U:O2'	36:1:2227:C:H5'	2.21	0.40
36:1:2656:A:C8	36:1:2658:G:C8	3.09	0.40
36:1:2689:A:H2'	36:1:2689:A:N3	2.35	0.40
36:1:2821:C:C4	92:1:4436:OHX:N6	2.89	0.40
36:1:3067:C:H5''	55:M9:58:HIS:CD2	2.56	0.40
36:1:3329:U:H5''	40:L3:308:MET:CE	2.50	0.40
36:1:401:U:H4'	36:1:403:C:C2	2.56	0.40
92:1:4211:OHX:N2	92:1:4490:OHX:N2	2.69	0.40
36:1:556:U:OP2	92:1:4376:OHX:N2	2.54	0.40
36:1:997:A:H2'	36:1:998:A:O4'	2.22	0.40

Continued on next page...

Continued from previous page...

Atom-1	Atom-2	Interatomic distance (Å)	Clash overlap (Å)
1:2:102:U:O4	1:2:360:A:H2'	2.21	0.40
1:2:1337:A:H5'	1:2:1338:C:OP2	2.21	0.40
1:2:142:G:N3	1:2:142:G:H2'	2.36	0.40
1:2:1553:G:O6	17:C5:43:ARG:HD3	2.21	0.40
1:2:221:A:H3'	1:2:833:U:O2	2.21	0.40
1:2:706:A:C6	1:2:734:A:N6	2.88	0.40
1:2:826:U:H2'	1:2:827:C:H6	1.87	0.40
1:2:927:C:H1'	16:C4:125:SER:HB2	2.03	0.40
38:4:127:U:H2'	38:4:128:U:H5'	2.03	0.40
36:1:345:G:O2'	38:4:25:G:N3	2.52	0.40
39:L2:226:SER:N	36:5:2202:C:H5''	208.84	0.40
39:L2:243:THR:HG23	36:5:2242:A:H5'	233.63	0.40
36:5:2608:G:O2'	36:5:2609:A:H5'	2.20	0.40
36:5:3154:C:O2	36:5:3154:C:H2'	2.19	0.40
36:5:3170:A:C2	36:5:3281:U:C2	3.09	0.40
36:5:3224:G:C2	36:5:3225:C:C6	3.09	0.40
36:5:3288:G:C4	36:5:3289:G:C8	3.09	0.40
36:5:32:U:H6	36:5:32:U:O5'	2.04	0.40
36:5:3302:U:C2	36:5:3313:U:C2	3.09	0.40
36:5:371:G:O6	92:5:4490:OHX:N5	2.54	0.40
36:5:509:U:O4	92:5:4503:OHX:N1	2.54	0.40
36:5:731:U:H2'	36:5:732:C:H6	1.85	0.40
36:5:822:G:H2'	36:5:823:C:O4'	2.21	0.40
36:5:823:C:H2'	36:5:824:C:H6	1.85	0.40
34:SR:65:SER:OG	1:6:1341:A:H1'	451.40	0.40
1:6:1500:C:H2'	1:6:1501:C:H6	1.86	0.40
1:6:1503:A:H2'	1:6:1504:G:O4'	2.21	0.40
1:6:158:U:O2'	1:6:159:U:H3'	2.21	0.40
1:6:1695:G:H21	1:6:1706:C:N4	2.19	0.40
1:6:187:G:H8	1:6:187:G:O5'	2.04	0.40
1:6:1369:U:O4	92:6:2181:OHX:N4	2.54	0.40
1:6:358:U:HO2'	1:6:360:A:H5''	1.86	0.40
11:S9:17:ARG:NH1	1:6:4:C:O2'	389.79	0.40
1:6:20:G:H5'	1:6:571:G:C8	2.56	0.40
1:6:711:U:H5'	1:6:712:G:OP2	2.21	0.40
13:C1:44:THR:O	13:C1:44:THR:OG1	2.34	0.40
16:C4:128:LYS:HZ2	28:D6:27:SER:CB	2.33	0.40
16:C4:81:VAL:HG13	16:C4:115:ILE:HG23	3.16	0.40
18:C6:116:LEU:HA	18:C6:116:LEU:HD23	3.99	0.40
19:C7:19:ARG:HG3	19:C7:20:TYR:HD1	1.86	0.40
20:C8:87:ASN:OD1	20:C8:88:ARG:N	2.54	0.40

Continued on next page...

Continued from previous page...

Atom-1	Atom-2	Interatomic distance (Å)	Clash overlap (Å)
20:C8:94:ASP:OD2	20:C8:98:TYR:HE2	2.68	0.40
22:D0:16:GLN:HG3	22:D0:17:GLN:H	4.25	0.40
18:C6:129:PHE:CE1	22:D0:78:THR:HA	2.58	0.40
23:D1:11:LEU:HG	23:D1:11:LEU:H	1.65	0.40
15:C3:20:ARG:NH1	24:D2:56:HIS:CE1	3.53	0.40
33:E1:121:CYS:HB3	33:E1:130:VAL:HG11	5.35	0.40
33:E1:147:VAL:O	33:E1:148:TYR:HB2	2.41	0.40
39:L2:133:TYR:CD2	39:L2:168:VAL:HG12	3.22	0.40
36:1:2241:U:O2'	39:L2:243:THR:HG22	2.21	0.40
40:L3:139:GLN:H	40:L3:139:GLN:HG3	1.67	0.40
40:L3:275:ARG:NH1	36:5:3045:G:O3'	234.29	0.40
41:L4:112:LYS:HE3	41:L4:112:LYS:HB2	4.50	0.40
41:L4:23:PRO:O	41:L4:25:VAL:N	2.54	0.40
37:3:5:G:O3'	42:L5:54:ARG:HG3	2.21	0.40
43:L6:30:LEU:HD22	43:L6:34:LEU:HD12	3.17	0.40
43:L6:47:PHE:O	43:L6:50:LYS:HB2	2.45	0.40
44:L7:92:ILE:HD12	44:L7:92:ILE:HA	1.58	0.40
46:L9:163:GLN:CD	46:L9:166:ARG:HH11	3.07	0.40
47:M0:206:LEU:HD12	47:M0:206:LEU:HA	2.21	0.40
48:M1:10:ARG:NH1	48:M1:133:ARG:HH21	3.41	0.40
51:M5:204:LYS:HE2	51:M5:204:LYS:HB3	1.91	0.40
52:M6:157:GLU:OE1	52:M6:160:ARG:NH1	2.54	0.40
53:M7:70:THR:HG21	53:M7:81:ALA:HB3	2.76	0.40
54:M8:83:VAL:O	54:M8:103:ALA:HA	2.21	0.40
55:M9:44:LEU:HD22	55:M9:49:THR:OG1	6.10	0.40
57:N1:71:SER:HB3	57:N1:91:LEU:O	2.21	0.40
62:N6:126:LEU:HB3	62:N6:127:GLU:CD	8.57	0.40
65:N9:46:ALA:O	65:N9:50:THR:HG22	2.20	0.40
65:N9:54:LEU:HD23	65:N9:54:LEU:HA	1.85	0.40
68:O2:119:VAL:O	68:O2:122:PRO:HD3	3.09	0.40
70:O4:81:CYS:SG	70:O4:84:CYS:SG	3.19	0.40
73:O7:55:ARG:HG2	73:O7:56:ARG:N	2.47	0.40
46:L9:95:ALA:O	76:Q0:77:ILE:HG12	7.33	0.40
78:Q2:9:LYS:HE2	78:Q2:22:GLN:OE1	2.21	0.40
4:S2:139:ILE:HD11	4:S2:191:ALA:HB1	2.17	0.40
5:S3:156:PHE:HE1	1:6:1326:A:O3'	420.95	0.40
6:S4:42:LEU:CD2	6:S4:46:VAL:HB	2.51	0.40
7:S5:222:LYS:HG3	7:S5:225:ARG:NH2	2.36	0.40
11:S9:110:GLN:HE21	11:S9:110:GLN:HB2	2.54	0.40
11:S9:20:GLU:O	11:S9:24:LEU:HB2	3.27	0.40
17:C5:130:ARG:HD3	35:SM:74:LYS:HG2	2.03	0.40

Continued on next page...

Continued from previous page...

Atom-1	Atom-2	Interatomic distance (Å)	Clash overlap (Å)
36:1:1305:U:C2	40:L3:257:PRO:HG3	2.56	0.40
36:1:1492:G:O3'	75:O9:48:LYS:NZ	2.50	0.40
36:1:1686:U:O2	36:1:1688:U:H1'	2.22	0.40
36:1:2112:U:O2	92:1:4193:OHX:N1	2.54	0.40
36:1:2315:G:OP2	92:1:4236:OHX:N6	2.54	0.40
36:1:2503:G:HO2'	36:1:2504:U:H5	1.63	0.40
36:1:2567:C:C2'	36:1:2568:C:H5'	2.51	0.40
36:1:2898:G:OP2	36:1:2899:C:H5'	2.21	0.40
36:1:415:G:H2'	36:1:416:A:H8	1.86	0.40
36:1:665:A:H1'	49:M3:14:PHE:CE1	2.57	0.40
36:1:677:A:C8	36:1:786:A:C6	3.09	0.40
1:2:1277:G:H5'	5:S3:140:GLY:HA2	2.02	0.40
1:2:1479:A:C2	1:2:1480:G:C8	3.10	0.40
1:2:1534:G:OP2	27:D5:74:SER:OG	2.36	0.40
1:2:1660:A:H2'	1:2:1661:U:H6	1.87	0.40
1:2:1002:G:N1	1:2:1761:U:OP1	2.41	0.40
1:2:329:G:H2'	1:2:330:G:H8	1.84	0.40
1:2:77:U:OP2	92:2:2211:OHX:N2	2.54	0.40
1:2:793:A:H5''	1:2:794:U:C6	2.56	0.40
1:2:823:G:O2'	1:2:824:G:O5'	2.35	0.40
47:M0:160:PRO:HD3	36:5:2854:U:H4'	294.19	0.40
36:5:2871:G:C5'	36:5:2872:A:H5''	2.51	0.40
36:5:2874:G:C2'	36:5:2875:U:H5''	2.52	0.40
36:5:3110:C:H2'	36:5:3111:U:C6	2.57	0.40
36:5:3292:A:O2'	36:5:3293:U:H5'	2.20	0.40
36:5:426:G:H2'	36:5:427:C:C6	2.56	0.40
36:5:1184:A:OP2	92:5:4353:OHX:N6	2.54	0.40
36:5:600:G:N7	92:5:4380:OHX:N2	2.68	0.40
1:6:1082:C:H2'	1:6:1083:G:O4'	2.20	0.40
1:6:1496:U:H4'	1:6:1519:U:O2'	2.21	0.40
1:6:1449:U:O4	92:6:2169:OHX:N2	2.54	0.40
1:6:215:A:C2	1:6:216:U:C2	3.10	0.40
1:6:27:U:H2'	1:6:28:A:C8	2.55	0.40
1:6:99:C:C2	1:6:361:C:C5	3.10	0.40
1:6:565:C:H5''	1:6:566:C:C6	2.57	0.40
1:6:652:G:N2	1:6:682:C:O2	2.55	0.40
37:7:42:A:H2'	37:7:43:U:C6	2.56	0.40
38:8:29:U:O2'	38:8:30:C:H5'	2.22	0.40
15:C3:27:LYS:O	15:C3:28:LEU:HG	4.63	0.40
16:C4:81:VAL:HG13	16:C4:115:ILE:HG12	5.03	0.40
19:C7:65:PRO:HB3	19:C7:74:GLN:OE1	4.18	0.40

Continued on next page...

Continued from previous page...

Atom-1	Atom-2	Interatomic distance (Å)	Clash overlap (Å)
21:C9:135:ILE:HD12	21:C9:136:ALA:N	2.36	0.40
21:C9:84:LYS:HG2	21:C9:85:SER:O	3.38	0.40
29:D7:20:LYS:HZ1	1:6:958:U:P	347.32	0.40
29:D7:64:CYS:HA	29:D7:72:LYS:O	2.22	0.40
39:L2:29:LEU:HA	39:L2:76:PHE:HE1	1.87	0.40
40:L3:44:THR:HG23	40:L3:184:ASN:HB2	2.56	0.40
42:L5:51:LEU:HB2	42:L5:144:VAL:CG1	2.55	0.40
45:L8:134:TYR:CD1	45:L8:190:VAL:HG11	3.32	0.40
46:L9:103:ILE:HG13	46:L9:136:PHE:CE2	2.56	0.40
47:M0:174:THR:HG23	47:M0:176:LEU:N	2.18	0.40
53:M7:126:ARG:H	53:M7:126:ARG:HG2	4.64	0.40
53:M7:67:ILE:HD12	53:M7:82:ARG:NH1	3.30	0.40
55:M9:86:GLU:OE2	55:M9:91:SER:OG	2.27	0.40
42:L5:34:LYS:HA	57:N1:27:LEU:HD21	2.04	0.40
59:N3:12:ARG:HB2	36:5:3040:A:H5''	267.98	0.40
64:N8:74:ASN:OD1	64:N8:113:LEU:HB2	2.47	0.40
64:N8:29:PRO:HG3	36:5:937:G:H5''	174.94	0.40
64:N8:70:LYS:N	64:N8:71:PRO:HD3	2.51	0.40
65:N9:23:LYS:CG	65:N9:24:PRO:HD3	2.52	0.40
67:O1:55:LEU:HD13	67:O1:59:ILE:HD11	2.38	0.40
68:O2:123:LYS:HA	68:O2:126:LEU:HB2	2.89	0.40
69:O3:15:SER:OG	69:O3:16:TYR:N	3.76	0.40
71:O5:114:ARG:HD2	71:O5:114:ARG:HA	2.20	0.40
78:Q2:25:VAL:HG12	78:Q2:93:LEU:HD12	2.03	0.40
39:L2:57:PRO:HB3	79:Q3:54:ILE:HD11	2.02	0.40
2:S0:126:PRO:CG	2:S0:151:SER:HB3	3.07	0.40
2:S0:184:LEU:O	2:S0:186:GLY:N	2.69	0.40
2:S0:61:ALA:HA	2:S0:181:VAL:HG12	2.03	0.40
5:S3:45:LYS:HB2	5:S3:45:LYS:HE2	1.92	0.40
9:S7:140:VAL:HG22	9:S7:150:GLN:HG2	2.02	0.40
9:S7:67:LEU:HD11	9:S7:94:ALA:HB2	2.03	0.40
36:1:1444:G:H8	36:1:1444:G:O5'	2.05	0.40
36:1:16:A:H2'	36:1:17:G:O4'	2.21	0.40
36:1:1750:A:H4'	36:1:1751:G:H5'	2.04	0.40
36:1:174:C:H2'	36:1:175:C:H6	1.86	0.40
36:1:20:A:N6	36:1:21:G:O6	2.54	0.40
36:1:2297:U:C2	36:1:2299:A:C6	3.09	0.40
36:1:2376:G:C6	36:1:2377:G:O6	2.74	0.40
36:1:2415:C:C5'	39:L2:207:VAL:HG23	2.51	0.40
36:1:85:A:O2'	92:1:4389:OHX:N6	2.54	0.40
36:1:871:U:H2'	36:1:872:U:H6	1.84	0.40

Continued on next page...

Continued from previous page...

Atom-1	Atom-2	Interatomic distance (Å)	Clash overlap (Å)
1:2:1362:U:O2'	1:2:1363:U:O2	2.38	0.40
1:2:1368:G:C6	1:2:1369:U:C4	3.08	0.40
1:2:1402:G:H2'	1:2:1403:C:H6	1.82	0.40
1:2:154:G:O6	26:D4:128:LYS:NZ	2.42	0.40
1:2:514:G:O2'	1:2:515:A:H5'	2.21	0.40
37:3:97:A:H2'	37:3:98:C:H6	1.85	0.40
38:4:149:A:N3	45:L8:55:TYR:OH	2.34	0.40
38:4:65:A:O3'	71:O5:10:ARG:NH2	2.49	0.40
36:5:1342:C:H2'	36:5:1343:A:O4'	2.22	0.40
36:5:1815:U:O2'	36:5:1816:A:OP2	2.32	0.40
36:5:1944:U:H2'	36:5:1945:A:H8	1.85	0.40
36:5:2257:C:H6	36:5:2257:C:O5'	2.05	0.40
36:5:260:C:H2'	36:5:261:U:H6	1.86	0.40
51:M5:86:ASN:ND2	36:5:35:A:OP1	154.17	0.40
36:5:3255:U:O4	92:5:4558:OHX:N2	2.55	0.40
36:5:601:U:H2'	36:5:602:A:O4'	2.21	0.40
36:5:731:U:H2'	36:5:732:C:C6	2.57	0.40
36:5:856:G:C6	36:5:857:G:N1	2.90	0.40
1:6:1579:U:H2'	1:6:1580:C:C6	2.57	0.40
1:6:1699:G:N2	1:6:1702:A:H5''	2.35	0.40
1:6:1711:C:H2'	1:6:1712:A:H5''	2.03	0.40
92:6:2155:OHX:N1	92:6:2242:OHX:N4	2.69	0.40
1:6:221:A:O2'	1:6:222:A:H5'	2.21	0.40
1:6:678:A:N7	92:6:2274:OHX:N2	2.69	0.40
15:C3:2:GLY:O	1:6:866:G:H5''	330.59	0.40
38:8:121:U:H2'	38:8:122:U:C6	2.55	0.40
38:8:53:A:H5''	38:8:54:A:OP2	2.21	0.40
16:C4:114:ARG:HA	28:D6:62:TYR:CE1	2.56	0.40
17:C5:57:MET:SD	17:C5:60:LEU:HD12	4.95	0.40
18:C6:59:LYS:HE2	18:C6:59:LYS:HB2	1.89	0.40
2:S0:185:ARG:HA	23:D1:44:ARG:HA	2.03	0.40
24:D2:11:LEU:HD21	24:D2:37:PHE:CE1	2.56	0.40
24:D2:89:TRP:O	24:D2:93:LEU:HD22	2.21	0.40
26:D4:20:ARG:NE	26:D4:22:GLN:HE21	5.51	0.40
26:D4:84:LYS:HD3	26:D4:85:PHE:HE2	4.46	0.40
27:D5:42:LEU:HD12	27:D5:43:ASP:N	2.35	0.40
29:D7:48:SER:O	29:D7:71:ALA:N	2.45	0.40
32:E0:30:PRO:O	32:E0:35:TYR:HB2	2.21	0.40
39:L2:222:ALA:HA	36:5:2245:C:O4'	222.03	0.40
40:L3:77:THR:HG23	40:L3:327:CYS:HA	2.03	0.40
41:L4:3:ARG:NH2	41:L4:259:ASP:OD2	9.06	0.40

Continued on next page...

Continued from previous page...

Atom-1	Atom-2	Interatomic distance (Å)	Clash overlap (Å)
42:L5:64:ILE:HG22	42:L5:75:LEU:HB3	2.02	0.40
44:L7:113:SER:HA	44:L7:205:PHE:O	2.22	0.40
44:L7:89:ILE:HG22	44:L7:220:PHE:CE1	2.55	0.40
47:M0:60:LEU:CD1	47:M0:129:VAL:HG21	2.53	0.40
48:M1:13:LYS:O	48:M1:131:MET:HE3	2.21	0.40
50:M4:55:ARG:HD3	56:N0:70:THR:HB	2.22	0.40
38:4:141:C:OP1	51:M5:109:ARG:NH1	2.54	0.40
53:M7:70:THR:HG1	53:M7:83:TRP:HH2	2.05	0.40
55:M9:128:LYS:HG2	55:M9:128:LYS:O	2.51	0.40
36:1:2101:C:OP1	55:M9:71:ARG:NH2	2.53	0.40
56:N0:123:ILE:H	56:N0:123:ILE:HG12	1.58	0.40
56:N0:5:LYS:HD2	56:N0:7:TYR:OH	2.20	0.40
36:1:3333:G:C8	60:N4:51:TRP:CD1	3.09	0.40
61:N5:105:VAL:HG12	61:N5:106:ASP:N	2.37	0.40
61:N5:67:ILE:HG12	61:N5:115:ARG:HH21	1.86	0.40
63:N7:17:ARG:HA	70:O4:74:ARG:HA	2.03	0.40
69:O3:15:SER:HB3	69:O3:16:TYR:O	2.22	0.40
69:O3:8:TYR:CD2	69:O3:99:ARG:HG2	2.79	0.40
71:O5:67:ARG:O	71:O5:71:LYS:N	2.55	0.40
77:Q1:9:ARG:HH11	77:Q1:9:ARG:CG	2.69	0.40
2:S0:148:ASP:OD1	2:S0:149:LEU:N	2.89	0.40
4:S2:153:SER:OG	4:S2:171:PRO:HA	2.37	0.40
4:S2:82:ASN:HB3	4:S2:101:VAL:HB	2.52	0.40
5:S3:101:GLN:OE1	5:S3:122:VAL:HG13	2.87	0.40
5:S3:162:GLN:O	5:S3:165:ASN:N	2.54	0.40
1:2:579:A:N7	5:S3:178:ARG:HD2	2.36	0.40
5:S3:215:GLU:OE2	5:S3:215:GLU:N	2.50	0.40
5:S3:70:THR:CG2	5:S3:86:LEU:HB2	2.52	0.40
7:S5:92:ARG:NH2	7:S5:169:ASN:OD1	2.54	0.40
9:S7:119:THR:HG23	1:6:639:U:OP2	369.85	0.40
10:S8:12:SER:HB3	10:S8:18:ARG:NH1	2.49	0.40
34:SR:228:LYS:O	34:SR:229:LYS:HG3	2.21	0.40
36:1:1072:G:C4	36:1:1087:G:C2	3.09	0.40
36:1:1093:A:N3	36:1:1096:U:N3	2.70	0.40
36:1:1415:U:H2'	36:1:1416:C:O4'	2.22	0.40
36:1:1602:A:H5''	55:M9:38:ARG:HG3	2.03	0.40
36:1:1944:U:H2'	36:1:1945:A:C8	2.56	0.40
36:1:2249:G:C8	36:1:2272:G:C4	3.10	0.40
36:1:1448:U:C5	36:1:2355:G:C2	3.09	0.40
36:1:2767:U:OP1	78:Q2:33:ALA:O	2.40	0.40
36:1:290:G:H2'	36:1:291:C:C6	2.57	0.40

Continued on next page...

Continued from previous page...

Atom-1	Atom-2	Interatomic distance (Å)	Clash overlap (Å)
36:1:3015:G:N2	36:1:3040:A:H1'	2.36	0.40
36:1:3082:C:H2'	36:1:3083:G:H8	1.85	0.40
36:1:3302:U:H3	36:1:3312:U:H3	1.70	0.40
36:1:3155:U:O4	92:1:4393:OHX:N6	2.53	0.40
36:1:1663:C:OP2	92:1:4468:OHX:N6	2.55	0.40
36:1:500:C:H2'	36:1:501:A:C8	2.56	0.40
36:1:634:C:H5'	69:O3:21:ARG:O	2.21	0.40
1:2:1696:G:H8	1:2:1696:G:OP2	2.04	0.40
1:2:213:A:OP2	92:2:2166:OHX:N2	2.54	0.40
92:2:2101:OHX:N2	92:2:2254:OHX:N6	2.69	0.40
1:2:830:U:O2	1:2:830:U:H2'	2.21	0.40
38:4:46:G:N2	38:4:58:G:C4	2.90	0.40
36:5:1137:C:H2'	36:5:1138:U:O4'	2.21	0.40
36:5:1299:U:H2'	36:5:1300:G:C8	2.56	0.40
44:L7:208:SER:HB2	36:5:1334:U:H1'	241.33	0.40
41:L4:93:MET:O	36:5:1438:U:H1'	142.14	0.40
36:5:1831:U:H2'	36:5:1832:C:C6	2.55	0.40
36:5:1915:A:H2'	36:5:1916:U:H6	1.82	0.40
36:5:2437:G:H2'	36:5:2438:A:O4'	2.21	0.40
42:L5:36:LEU:HD23	36:5:2748:A:N3	255.16	0.40
56:N0:71:LYS:HD2	36:5:562:C:H5''	340.13	0.40
36:5:59:G:H4'	36:5:60:A:H4'	2.02	0.40
1:6:1605:G:H2'	1:6:1606:C:H6	1.86	0.40
1:6:234:G:N3	1:6:234:G:H3'	2.36	0.40
1:6:536:C:N4	1:6:537:G:C6	2.90	0.40
1:6:813:U:O2	1:6:813:U:H2'	2.20	0.40
1:6:920:U:H2'	1:6:921:U:O4'	2.21	0.40
37:7:112:G:H2'	37:7:113:C:C6	2.56	0.40
48:M1:137:ARG:CG	37:7:28:C:H5''	307.39	0.40
42:L5:33:ARG:NH2	37:7:7:G:O3'	270.80	0.40
38:8:78:G:H5''	38:8:79:A:OP2	2.21	0.40
38:8:83:C:H4'	38:8:85:G:C2	2.57	0.40
90:A:74:C:H5'	90:A:74:C:C6	4.17	0.40
12:C0:31:LYS:H	12:C0:38:LYS:HA	4.08	0.40
13:C1:3:THR:CG2	13:C1:82:ARG:HH21	2.32	0.40
13:C1:96:LYS:HD3	13:C1:97:TYR:CZ	3.01	0.40
14:C2:89:ILE:HG12	14:C2:90:LYS:N	2.34	0.40
18:C6:143:ARG:HB2	18:C6:143:ARG:HE	1.68	0.40
18:C6:82:ARG:HH12	18:C6:114:ARG:CB	2.99	0.40
19:C7:16:LEU:HD12	19:C7:54:THR:HG21	2.03	0.40
17:C5:18:ARG:NH1	20:C8:90:ASN:O	2.55	0.40

Continued on next page...

Continued from previous page...

Atom-1	Atom-2	Interatomic distance (Å)	Clash overlap (Å)
21:C9:135:ILE:HG13	21:C9:135:ILE:H	1.60	0.40
22:D0:104:THR:HG21	22:D0:116:VAL:HG21	2.03	0.40
2:S0:157:ASP:OD1	23:D1:60:ARG:NH2	2.54	0.40
1:2:1108:G:N1	25:D3:22:ASN:OD1	2.42	0.40
25:D3:88:PRO:O	25:D3:89:ASN:HB2	2.21	0.40
26:D4:15:ASN:OD1	26:D4:17:LEU:HD12	2.22	0.40
26:D4:15:ASN:ND2	26:D4:22:GLN:OE1	2.49	0.40
30:D8:18:ARG:HA	30:D8:25:VAL:O	2.22	0.40
36:1:2185:G:H5'	39:L2:219:ILE:HD11	2.02	0.40
40:L3:20:LYS:HG3	40:L3:21:ARG:O	2.22	0.40
41:L4:229:ASN:OD1	41:L4:230:VAL:N	3.04	0.40
42:L5:21:ARG:HH11	42:L5:21:ARG:HG2	1.98	0.40
47:M0:150:GLU:O	47:M0:150:GLU:HG3	2.21	0.40
47:M0:24:ARG:CB	47:M0:24:ARG:HH11	2.27	0.40
48:M1:11:ASP:O	48:M1:12:LEU:HB3	3.64	0.40
49:M3:139:LEU:HA	49:M3:139:LEU:HD23	1.69	0.40
49:M3:155:GLU:OE2	64:N8:86:LYS:HD3	4.82	0.40
51:M5:144:ARG:O	51:M5:145:ASP:C	2.58	0.40
52:M6:73:PHE:CD1	52:M6:78:ARG:HG2	2.66	0.40
54:M8:122:ILE:HG21	54:M8:122:ILE:HD13	4.37	0.40
54:M8:19:PRO:HD3	54:M8:53:PHE:CE1	2.55	0.40
58:N2:80:THR:HG21	58:N2:95:PHE:HD2	6.86	0.40
59:N3:13:ILE:HG13	59:N3:14:SER:N	3.74	0.40
62:N6:3:LYS:HE2	62:N6:8:VAL:O	2.22	0.40
63:N7:17:ARG:C	63:N7:19:ALA:H	2.25	0.40
64:N8:133:LEU:O	64:N8:133:LEU:HD22	2.63	0.40
64:N8:32:ARG:NH1	36:5:799:G:OP2	151.74	0.40
69:O3:89:LEU:HA	69:O3:90:PRO:HD3	1.77	0.40
49:M3:170:LEU:HD22	72:O6:9:ILE:CG2	4.71	0.40
78:Q2:22:GLN:O	78:Q2:75:VAL:HG22	2.37	0.40
79:Q3:16:VAL:HG22	36:5:1927:G:C8	240.13	0.40
2:S0:82:GLY:O	2:S0:86:VAL:HG22	2.21	0.40
3:S1:104:ASP:OD2	3:S1:214:LYS:HE2	4.05	0.40
4:S2:148:LEU:HD22	4:S2:148:LEU:HA	1.92	0.40
4:S2:115:ILE:HD13	4:S2:208:GLU:HG2	2.03	0.40
4:S2:58:LEU:O	23:D1:15:ARG:NE	2.71	0.40
4:S2:55:GLU:OE1	4:S2:59:HIS:HE1	2.69	0.40
5:S3:132:LYS:HE3	5:S3:192:PRO:HD2	2.58	0.40
10:S8:194:ARG:HD2	10:S8:195:ARG:HH12	2.83	0.40
1:2:257:A:H1'	10:S8:73:SER:HB2	2.02	0.40
11:S9:129:ILE:HG22	11:S9:142:ASN:HA	2.06	0.40

Continued on next page...

Continued from previous page...

Atom-1	Atom-2	Interatomic distance (Å)	Clash overlap (Å)
35:SM:51:ARG:O	35:SM:52:PRO:C	2.60	0.40
34:SR:52:GLN:HG2	34:SR:53:LYS:N	2.44	0.40
36:1:1230:G:C6	36:1:1231:A:C6	3.10	0.40
36:1:1281:G:C2	36:1:1282:G:C8	3.10	0.40
36:1:1571:A:H2'	36:1:1572:U:O4'	2.22	0.40
36:1:1573:G:C2	36:1:1574:C:H1'	2.57	0.40
36:1:1952:G:H8	36:1:1952:G:OP2	2.04	0.40
36:1:173:G:N2	36:1:246:U:H1'	2.36	0.40
36:1:2556:C:H5'	63:N7:136:PHE:C	2.42	0.40
92:1:4210:OHX:N3	92:1:4406:OHX:N6	2.69	0.40
36:1:679:U:H2'	36:1:680:G:H8	1.87	0.40
36:1:839:C:H4'	36:1:1724:U:H2'	2.04	0.40
1:2:109:G:H1	1:2:305:C:N4	2.18	0.40
1:2:1157:A:OP1	92:2:2184:OHX:N1	2.55	0.40
1:2:1477:G:H2'	1:2:1478:G:H8	1.85	0.40
1:2:1147:A:O2'	1:2:1635:A:H2'	2.21	0.40
1:2:1796:C:O2	28:D6:92:ARG:HB3	2.22	0.40
1:2:68:A:O2'	1:2:69:G:OP2	2.26	0.40
1:2:843:U:H2'	1:2:844:A:C8	2.56	0.40
36:5:1081:U:H4'	36:5:1082:U:O5'	2.21	0.40
36:5:1085:A:H5'	36:5:1086:C:OP2	2.22	0.40
39:L2:243:THR:HG22	36:5:2241:U:O2'	232.19	0.40
36:5:3194:C:H2'	36:5:3195:U:H3'	2.04	0.40
36:5:3218:A:OP1	36:5:3218:A:H3'	2.22	0.40
36:5:324:A:H2'	36:5:325:A:C8	2.57	0.40
36:5:3263:G:N3	36:5:3264:G:C8	2.90	0.40
36:5:346:C:C2	36:5:348:A:N7	2.89	0.40
92:5:4341:OHX:N4	92:5:4567:OHX:N6	2.70	0.40
49:M3:14:PHE:CZ	36:5:665:A:H1'	132.42	0.40
36:5:83:U:H2'	36:5:84:U:O4'	2.21	0.40
36:5:887:G:H2'	36:5:888:A:C8	2.57	0.40
1:6:1064:G:H2'	1:6:1065:A:C8	2.56	0.40
1:6:1163:A:N6	1:6:1164:G:C6	2.90	0.40
14:C2:46:ARG:HD2	1:6:1255:G:O6	454.58	0.40
1:6:1263:G:H2'	1:6:1264:G:O4'	2.22	0.40
1:6:1268:G:C2	1:6:1270:G:C8	3.10	0.40
1:6:1281:G:C6	1:6:1282:U:C4	3.10	0.40
27:D5:77:ARG:NH1	1:6:1533:C:OP2	352.50	0.40
1:6:40:A:O2'	92:6:2204:OHX:N1	2.55	0.40
1:6:74:U:C2	1:6:76:A:H5''	2.56	0.40
42:L5:269:SER:O	37:7:22:A:N1	324.32	0.40

Continued on next page...

Continued from previous page...

Atom-1	Atom-2	Interatomic distance (Å)	Clash overlap (Å)
37:7:43:U:C4	37:7:44:C:C4	3.10	0.40
38:8:26:U:H2'	38:8:27:U:C6	2.57	0.40
14:C2:131:ASP:OD1	14:C2:133:LEU:HD12	2.46	0.40
14:C2:138:GLU:OE2	14:C2:142:GLN:HB3	3.33	0.40
14:C2:66:VAL:HG11	14:C2:71:ILE:CD1	2.52	0.40
15:C3:21:ASN:N	15:C3:21:ASN:OD1	2.72	0.40
18:C6:102:LYS:HE2	18:C6:102:LYS:HB3	3.57	0.40
21:C9:118:PRO:HD2	21:C9:123:ARG:NH2	2.37	0.40
28:D6:23:CYS:HB3	28:D6:28:LYS:H	1.87	0.40
1:2:1796:C:H5	28:D6:6:ALA:H	1.67	0.40
29:D7:62:ILE:HG13	29:D7:63:LEU:N	2.29	0.40
30:D8:13:ILE:HG13	30:D8:29:ARG:O	2.22	0.40
40:L3:169:THR:HG23	40:L3:170:PRO:HD2	2.03	0.40
41:L4:166:VAL:O	41:L4:170:LYS:HB2	2.93	0.40
42:L5:109:THR:OG1	42:L5:110:LEU:N	2.55	0.40
45:L8:146:LYS:HD2	45:L8:146:LYS:HA	3.58	0.40
50:M4:116:GLU:O	50:M4:120:VAL:HG23	2.22	0.40
55:M9:6:THR:HG22	55:M9:10:LEU:HD22	2.15	0.40
55:M9:115:ILE:HG22	55:M9:119:LEU:HD23	5.85	0.40
55:M9:138:LEU:HD22	55:M9:138:LEU:O	2.79	0.40
56:N0:7:TYR:CE1	56:N0:34:GLU:HG2	2.56	0.40
56:N0:8:GLN:HB3	56:N0:64:ILE:HD11	2.03	0.40
58:N2:33:TYR:O	58:N2:36:TYR:N	2.54	0.40
59:N3:128:ARG:HB3	59:N3:128:ARG:NH2	3.95	0.40
59:N3:18:PRO:HA	59:N3:50:PRO:O	2.22	0.40
59:N3:40:LYS:HA	59:N3:40:LYS:HD2	1.94	0.40
61:N5:105:VAL:HG11	61:N5:126:LEU:HD13	2.15	0.40
63:N7:9:LYS:HD3	63:N7:9:LYS:HA	1.81	0.40
68:O2:19:ARG:NH1	68:O2:28:VAL:HG13	2.20	0.40
70:O4:74:ARG:HG2	70:O4:75:ALA:H	2.53	0.40
71:O5:86:ARG:HD3	71:O5:86:ARG:HH11	1.74	0.40
71:O5:95:PHE:CD2	36:5:136:G:H5'	63.46	0.40
73:O7:28:HIS:CG	73:O7:31:LYS:HB2	2.57	0.40
3:S1:145:LYS:HG2	3:S1:149:GLN:CD	3.68	0.40
4:S2:102:VAL:O	4:S2:114:GLY:N	2.70	0.40
4:S2:140:ARG:HH21	4:S2:226:THR:HG21	2.81	0.40
4:S2:159:THR:HG21	1:6:1097:U:O3'	383.82	0.40
5:S3:4:LEU:HA	5:S3:4:LEU:HD22	1.96	0.40
7:S5:28:PRO:O	7:S5:29:ILE:HB	4.30	0.40
7:S5:90:ILE:HD11	7:S5:130:ILE:HG13	2.24	0.40
8:S6:76:LEU:HA	8:S6:76:LEU:HD23	1.93	0.40

Continued on next page...

Continued from previous page...

Atom-1	Atom-2	Interatomic distance (Å)	Clash overlap (Å)
9:S7:157:LYS:HB2	9:S7:157:LYS:HE3	4.43	0.40
9:S7:182:VAL:HG12	9:S7:183:PHE:H	1.86	0.40
9:S7:49:ILE:HG13	9:S7:57:ALA:HB3	3.25	0.40
10:S8:169:ILE:HD12	10:S8:169:ILE:HG23	2.27	0.40
10:S8:36:THR:OG1	10:S8:36:THR:O	3.23	0.40

All (2) symmetry-related close contacts are listed below. The label for Atom-2 includes the symmetry operator and encoded unit-cell translations to be applied.

Atom-1	Atom-2	Interatomic distance (Å)	Clash overlap (Å)
1:2:1353:U:O2'	36:5:3165:A:OP1[2_546]	2.11	0.09
48:m1:78:GLU:OE2	92:l9:204:OHX:N5[2_647]	2.17	0.03

5.3 Torsion angles [i](#)

5.3.1 Protein backbone [i](#)

In the following table, the Percentiles column shows the percent Ramachandran outliers of the chain as a percentile score with respect to all X-ray entries followed by that with respect to entries of similar resolution.

The Analysed column shows the number of residues for which the backbone conformation was analysed, and the total number of residues.

Mol	Chain	Analysed	Favoured	Allowed	Outliers	Percentiles	
2	S0	204/206 (99%)	155 (76%)	34 (17%)	15 (7%)	1	10
2	s0	204/206 (99%)	163 (80%)	22 (11%)	19 (9%)	1	5
3	S1	212/216 (98%)	151 (71%)	35 (16%)	26 (12%)	0	2
3	s1	214/216 (99%)	173 (81%)	26 (12%)	15 (7%)	1	10
4	S2	215/217 (99%)	189 (88%)	19 (9%)	7 (3%)	5	32
4	s2	215/217 (99%)	179 (83%)	25 (12%)	11 (5%)	2	20
5	S3	221/223 (99%)	186 (84%)	25 (11%)	10 (4%)	3	23
5	s3	221/223 (99%)	177 (80%)	28 (13%)	16 (7%)	1	10
6	S4	258/260 (99%)	218 (84%)	30 (12%)	10 (4%)	4	27
6	s4	258/260 (99%)	218 (84%)	26 (10%)	14 (5%)	2	18
7	S5	204/206 (99%)	166 (81%)	22 (11%)	16 (8%)	1	8

Continued on next page...

Continued from previous page...

Mol	Chain	Analysed	Favoured	Allowed	Outliers	Percentiles	
7	s5	204/206 (99%)	160 (78%)	30 (15%)	14 (7%)	1	11
8	S6	224/226 (99%)	198 (88%)	16 (7%)	10 (4%)	3	23
8	s6	216/226 (96%)	190 (88%)	12 (6%)	14 (6%)	1	13
9	S7	182/186 (98%)	144 (79%)	19 (10%)	19 (10%)	1	4
9	s7	184/186 (99%)	150 (82%)	22 (12%)	12 (6%)	1	13
10	S8	184/199 (92%)	163 (89%)	10 (5%)	11 (6%)	2	15
10	s8	184/199 (92%)	159 (86%)	17 (9%)	8 (4%)	3	25
11	S9	183/185 (99%)	158 (86%)	17 (9%)	8 (4%)	3	23
11	s9	183/185 (99%)	157 (86%)	18 (10%)	8 (4%)	3	23
12	C0	82/96 (85%)	69 (84%)	9 (11%)	4 (5%)	3	21
13	C1	145/155 (94%)	119 (82%)	19 (13%)	7 (5%)	3	21
13	c1	144/155 (93%)	120 (83%)	18 (12%)	6 (4%)	3	25
14	C2	122/124 (98%)	74 (61%)	26 (21%)	22 (18%)	0	1
15	C3	148/150 (99%)	127 (86%)	15 (10%)	6 (4%)	3	26
15	c3	148/150 (99%)	121 (82%)	19 (13%)	8 (5%)	2	18
16	C4	125/128 (98%)	97 (78%)	17 (14%)	11 (9%)	1	6
16	c4	126/128 (98%)	103 (82%)	17 (14%)	6 (5%)	3	21
17	C5	122/131 (93%)	96 (79%)	16 (13%)	10 (8%)	1	7
18	C6	139/142 (98%)	116 (84%)	15 (11%)	8 (6%)	2	16
18	c6	140/142 (99%)	124 (89%)	10 (7%)	6 (4%)	3	25
19	C7	116/125 (93%)	94 (81%)	14 (12%)	8 (7%)	1	11
19	c7	113/125 (90%)	92 (81%)	12 (11%)	9 (8%)	1	8
20	C8	143/145 (99%)	113 (79%)	22 (15%)	8 (6%)	2	17
20	c8	143/145 (99%)	121 (85%)	16 (11%)	6 (4%)	3	25
21	C9	141/143 (99%)	115 (82%)	22 (16%)	4 (3%)	6	37
21	c9	141/143 (99%)	124 (88%)	14 (10%)	3 (2%)	9	45
22	D0	105/110 (96%)	88 (84%)	13 (12%)	4 (4%)	4	28
22	d0	108/110 (98%)	86 (80%)	12 (11%)	10 (9%)	1	5
23	D1	85/87 (98%)	64 (75%)	11 (13%)	10 (12%)	0	3
23	d1	85/87 (98%)	66 (78%)	14 (16%)	5 (6%)	2	16
24	D2	127/129 (98%)	112 (88%)	12 (9%)	3 (2%)	7	41

Continued on next page...

Continued from previous page...

Mol	Chain	Analysed	Favoured	Allowed	Outliers	Percentiles	
24	d2	127/129 (98%)	114 (90%)	12 (9%)	1 (1%)	24	66
25	D3	142/144 (99%)	118 (83%)	14 (10%)	10 (7%)	1	10
25	d3	142/144 (99%)	128 (90%)	11 (8%)	3 (2%)	9	45
26	D4	132/134 (98%)	111 (84%)	13 (10%)	8 (6%)	2	15
26	d4	132/134 (98%)	106 (80%)	17 (13%)	9 (7%)	1	11
27	D5	68/70 (97%)	47 (69%)	12 (18%)	9 (13%)	0	2
27	d5	67/70 (96%)	53 (79%)	10 (15%)	4 (6%)	2	15
28	D6	95/97 (98%)	60 (63%)	22 (23%)	13 (14%)	0	1
28	d6	95/97 (98%)	74 (78%)	13 (14%)	8 (8%)	1	7
29	D7	79/81 (98%)	65 (82%)	11 (14%)	3 (4%)	4	28
29	d7	79/81 (98%)	61 (77%)	11 (14%)	7 (9%)	1	6
30	D8	61/63 (97%)	49 (80%)	9 (15%)	3 (5%)	3	21
30	d8	61/63 (97%)	46 (75%)	12 (20%)	3 (5%)	3	21
31	D9	51/53 (96%)	40 (78%)	8 (16%)	3 (6%)	2	16
31	d9	51/53 (96%)	46 (90%)	2 (4%)	3 (6%)	2	16
32	E0	58/62 (94%)	46 (79%)	9 (16%)	3 (5%)	2	19
32	e0	60/62 (97%)	47 (78%)	7 (12%)	6 (10%)	1	4
33	E1	69/76 (91%)	38 (55%)	18 (26%)	13 (19%)	0	1
33	e1	74/76 (97%)	33 (45%)	23 (31%)	18 (24%)	0	0
34	SR	316/318 (99%)	275 (87%)	32 (10%)	9 (3%)	6	37
35	SM	131/159 (82%)	100 (76%)	17 (13%)	14 (11%)	0	3
39	L2	250/252 (99%)	229 (92%)	13 (5%)	8 (3%)	5	33
39	l2	250/252 (99%)	215 (86%)	26 (10%)	9 (4%)	4	29
40	L3	384/386 (100%)	334 (87%)	35 (9%)	15 (4%)	4	27
40	l3	384/386 (100%)	349 (91%)	25 (6%)	10 (3%)	7	39
41	L4	359/361 (99%)	301 (84%)	37 (10%)	21 (6%)	2	16
41	l4	359/361 (99%)	300 (84%)	41 (11%)	18 (5%)	3	20
42	L5	294/296 (99%)	239 (81%)	37 (13%)	18 (6%)	2	15
42	l5	292/296 (99%)	257 (88%)	28 (10%)	7 (2%)	7	41
43	L6	152/175 (87%)	132 (87%)	17 (11%)	3 (2%)	9	46
43	l6	153/175 (87%)	135 (88%)	14 (9%)	4 (3%)	7	39

Continued on next page...

Continued from previous page...

Mol	Chain	Analysed	Favoured	Allowed	Outliers	Percentiles	
44	L7	220/223 (99%)	199 (90%)	15 (7%)	6 (3%)	6	37
44	l7	221/223 (99%)	201 (91%)	14 (6%)	6 (3%)	6	37
45	L8	231/233 (99%)	194 (84%)	26 (11%)	11 (5%)	3	21
46	L9	189/191 (99%)	167 (88%)	17 (9%)	5 (3%)	7	39
46	l9	189/191 (99%)	175 (93%)	8 (4%)	6 (3%)	5	33
47	M0	207/220 (94%)	180 (87%)	18 (9%)	9 (4%)	3	25
47	m0	209/220 (95%)	168 (80%)	31 (15%)	10 (5%)	3	21
48	M1	167/169 (99%)	127 (76%)	26 (16%)	14 (8%)	1	7
48	m1	167/169 (99%)	140 (84%)	17 (10%)	10 (6%)	2	15
49	M3	191/194 (98%)	159 (83%)	21 (11%)	11 (6%)	2	16
49	m3	192/194 (99%)	156 (81%)	24 (12%)	12 (6%)	2	14
50	M4	134/137 (98%)	118 (88%)	10 (8%)	6 (4%)	3	23
50	m4	135/137 (98%)	123 (91%)	9 (7%)	3 (2%)	8	43
51	M5	201/203 (99%)	182 (90%)	12 (6%)	7 (4%)	4	30
51	m5	201/203 (99%)	179 (89%)	16 (8%)	6 (3%)	5	35
52	M6	195/197 (99%)	180 (92%)	13 (7%)	2 (1%)	19	62
52	m6	195/197 (99%)	181 (93%)	12 (6%)	2 (1%)	19	62
53	M7	181/183 (99%)	152 (84%)	20 (11%)	9 (5%)	3	20
53	m7	153/183 (84%)	136 (89%)	12 (8%)	5 (3%)	5	32
54	M8	183/185 (99%)	161 (88%)	18 (10%)	4 (2%)	8	43
54	m8	183/185 (99%)	156 (85%)	21 (12%)	6 (3%)	5	32
55	M9	186/188 (99%)	173 (93%)	11 (6%)	2 (1%)	17	60
55	m9	186/188 (99%)	180 (97%)	4 (2%)	2 (1%)	17	60
56	N0	170/172 (99%)	153 (90%)	13 (8%)	4 (2%)	7	41
56	n0	170/172 (99%)	159 (94%)	8 (5%)	3 (2%)	11	49
57	N1	157/159 (99%)	142 (90%)	12 (8%)	3 (2%)	10	48
57	n1	157/159 (99%)	143 (91%)	12 (8%)	2 (1%)	15	56
58	N2	98/100 (98%)	80 (82%)	16 (16%)	2 (2%)	9	46
58	n2	96/100 (96%)	85 (88%)	10 (10%)	1 (1%)	19	62
59	N3	134/136 (98%)	122 (91%)	8 (6%)	4 (3%)	5	35
59	n3	134/136 (98%)	123 (92%)	9 (7%)	2 (2%)	13	53

Continued on next page...

Continued from previous page...

Mol	Chain	Analysed	Favoured	Allowed	Outliers	Percentiles	
60	N4	96/98 (98%)	76 (79%)	14 (15%)	6 (6%)	2	14
61	N5	119/121 (98%)	105 (88%)	12 (10%)	2 (2%)	11	50
61	n5	118/121 (98%)	99 (84%)	10 (8%)	9 (8%)	1	9
62	N6	124/126 (98%)	111 (90%)	10 (8%)	3 (2%)	7	41
62	n6	124/126 (98%)	112 (90%)	7 (6%)	5 (4%)	4	26
63	N7	133/135 (98%)	113 (85%)	13 (10%)	7 (5%)	2	18
63	n7	133/135 (98%)	106 (80%)	15 (11%)	12 (9%)	1	6
64	N8	146/148 (99%)	122 (84%)	16 (11%)	8 (6%)	2	18
64	n8	146/148 (99%)	121 (83%)	20 (14%)	5 (3%)	5	31
65	N9	56/58 (97%)	48 (86%)	5 (9%)	3 (5%)	2	18
65	n9	56/58 (97%)	40 (71%)	10 (18%)	6 (11%)	0	3
66	O0	95/100 (95%)	89 (94%)	5 (5%)	1 (1%)	17	60
66	o0	98/100 (98%)	88 (90%)	6 (6%)	4 (4%)	3	26
67	O1	107/109 (98%)	98 (92%)	5 (5%)	4 (4%)	4	28
67	o1	107/109 (98%)	94 (88%)	9 (8%)	4 (4%)	4	28
68	O2	125/127 (98%)	111 (89%)	11 (9%)	3 (2%)	7	41
68	o2	125/127 (98%)	108 (86%)	12 (10%)	5 (4%)	4	26
69	O3	104/106 (98%)	94 (90%)	8 (8%)	2 (2%)	10	48
69	o3	104/106 (98%)	92 (88%)	9 (9%)	3 (3%)	6	36
70	O4	110/112 (98%)	97 (88%)	11 (10%)	2 (2%)	11	49
70	o4	110/112 (98%)	96 (87%)	11 (10%)	3 (3%)	6	37
71	O5	117/119 (98%)	104 (89%)	10 (8%)	3 (3%)	7	39
71	o5	117/119 (98%)	102 (87%)	11 (9%)	4 (3%)	5	31
72	O6	97/99 (98%)	81 (84%)	9 (9%)	7 (7%)	1	10
72	o6	97/99 (98%)	83 (86%)	7 (7%)	7 (7%)	1	10
73	O7	85/87 (98%)	72 (85%)	13 (15%)	0	100	100
73	o7	85/87 (98%)	76 (89%)	5 (6%)	4 (5%)	3	22
74	O8	75/77 (97%)	65 (87%)	7 (9%)	3 (4%)	4	26
74	o8	75/77 (97%)	62 (83%)	12 (16%)	1 (1%)	15	56
75	O9	48/50 (96%)	39 (81%)	8 (17%)	1 (2%)	9	45
75	o9	48/50 (96%)	45 (94%)	2 (4%)	1 (2%)	9	45

Continued on next page...

Continued from previous page...

Mol	Chain	Analysed	Favoured	Allowed	Outliers	Percentiles	
76	Q0	50/52 (96%)	45 (90%)	3 (6%)	2 (4%)	4	26
76	q0	50/52 (96%)	45 (90%)	4 (8%)	1 (2%)	9	46
77	Q1	23/25 (92%)	22 (96%)	1 (4%)	0	100	100
77	q1	23/25 (92%)	21 (91%)	2 (9%)	0	100	100
78	Q2	103/105 (98%)	85 (82%)	12 (12%)	6 (6%)	2	16
78	q2	103/105 (98%)	94 (91%)	5 (5%)	4 (4%)	4	27
79	Q3	89/91 (98%)	79 (89%)	7 (8%)	3 (3%)	5	31
79	q3	89/91 (98%)	79 (89%)	9 (10%)	1 (1%)	17	60
80	c0	78/96 (81%)	61 (78%)	10 (13%)	7 (9%)	1	6
81	c2	108/124 (87%)	67 (62%)	26 (24%)	15 (14%)	0	1
82	c5	133/142 (94%)	96 (72%)	19 (14%)	18 (14%)	0	2
83	sR	316/318 (99%)	268 (85%)	39 (12%)	9 (3%)	6	37
84	sM	61/104 (59%)	43 (70%)	10 (16%)	8 (13%)	0	2
85	l8	224/231 (97%)	184 (82%)	25 (11%)	15 (7%)	1	12
87	n4	133/135 (98%)	111 (84%)	12 (9%)	10 (8%)	1	9
88	p0	117/219 (53%)	101 (86%)	12 (10%)	4 (3%)	5	31
All	All	22197/22912 (97%)	18787 (85%)	2314 (10%)	1096 (5%)	3	21

All (1096) Ramachandran outliers are listed below:

Mol	Chain	Res	Type
2	S0	5	ALA
2	S0	95	ALA
2	S0	158	VAL
2	S0	191	ARG
2	S0	203	PHE
3	S1	49	ASN
3	S1	113	MET
3	S1	148	ASN
3	S1	177	GLN
3	S1	179	SER
3	S1	206	PRO
4	S2	107	SER
4	S2	148	LEU
5	S3	62	ASN
5	S3	65	ARG

Continued on next page...

Continued from previous page...

Mol	Chain	Res	Type
5	S3	93	ASP
5	S3	195	SER
5	S3	211	PRO
5	S3	220	PRO
6	S4	104	ASP
7	S5	26	ALA
7	S5	51	VAL
7	S5	101	GLY
7	S5	153	GLY
8	S6	25	ARG
8	S6	122	GLU
8	S6	154	ARG
8	S6	173	PRO
8	S6	174	LYS
9	S7	31	SER
9	S7	32	PRO
9	S7	64	VAL
9	S7	111	LYS
9	S7	112	ARG
9	S7	131	PHE
9	S7	133	THR
9	S7	134	GLU
10	S8	147	ALA
10	S8	149	SER
11	S9	93	LEU
11	S9	134	ILE
12	C0	60	SER
12	C0	81	ASN
14	C2	89	ILE
14	C2	93	ASP
14	C2	127	GLY
15	C3	28	LEU
15	C3	138	ASN
16	C4	39	ILE
16	C4	124	ASP
16	C4	125	SER
16	C4	126	THR
17	C5	54	ALA
17	C5	125	PRO
17	C5	126	VAL
18	C6	40	GLU
18	C6	41	PRO

Continued on next page...

Continued from previous page...

Mol	Chain	Res	Type
18	C6	114	ARG
18	C6	138	PHE
19	C7	85	VAL
19	C7	86	PRO
19	C7	88	VAL
19	C7	124	VAL
20	C8	14	ILE
20	C8	25	ASN
20	C8	28	ILE
20	C8	60	GLU
20	C8	91	ASP
20	C8	92	ILE
21	C9	31	PRO
21	C9	53	TRP
23	D1	7	GLN
25	D3	114	LYS
25	D3	138	GLU
26	D4	36	SER
27	D5	39	ALA
27	D5	44	GLN
27	D5	54	VAL
27	D5	71	ILE
27	D5	97	LYS
28	D6	36	ILE
28	D6	45	VAL
28	D6	82	ARG
28	D6	84	VAL
28	D6	85	ARG
29	D7	62	ILE
32	E0	47	VAL
33	E1	84	VAL
33	E1	102	VAL
33	E1	106	TYR
34	SR	318	ALA
35	SM	47	ALA
35	SM	52	PRO
35	SM	140	ASP
39	L2	47	GLN
40	L3	4	ARG
40	L3	5	LYS
40	L3	140	ASP
40	L3	142	ALA

Continued on next page...

Continued from previous page...

Mol	Chain	Res	Type
40	L3	187	SER
40	L3	347	SER
40	L3	385	LYS
41	L4	130	ALA
41	L4	293	SER
41	L4	311	HIS
41	L4	317	PRO
42	L5	20	PHE
42	L5	234	ASP
42	L5	295	GLY
43	L6	6	ALA
43	L6	98	VAL
44	L7	26	VAL
44	L7	160	ARG
44	L7	164	SER
45	L8	25	PRO
45	L8	31	PRO
46	L9	50	ASN
47	M0	218	ALA
48	M1	8	PRO
48	M1	11	ASP
48	M1	94	ARG
48	M1	115	LYS
48	M1	140	ARG
48	M1	165	GLN
49	M3	47	ALA
49	M3	129	ASN
49	M3	131	LYS
49	M3	136	GLU
50	M4	8	LYS
50	M4	9	ALA
50	M4	29	ALA
50	M4	36	VAL
51	M5	74	PRO
51	M5	144	ARG
52	M6	111	PRO
53	M7	67	ILE
53	M7	75	GLU
53	M7	157	VAL
60	N4	81	PRO
60	N4	86	SER
61	N5	44	PRO

Continued on next page...

Continued from previous page...

Mol	Chain	Res	Type
63	N7	17	ARG
63	N7	30	ASP
63	N7	125	GLY
64	N8	57	GLY
64	N8	66	ALA
67	O1	6	ASP
67	O1	83	GLU
67	O1	84	ASP
71	O5	119	LYS
72	O6	13	LYS
72	O6	33	ALA
78	Q2	17	CYS
78	Q2	30	ALA
79	Q3	58	SER
2	s0	4	PRO
2	s0	95	ALA
2	s0	158	VAL
2	s0	164	ASN
2	s0	189	VAL
2	s0	206	ASP
3	s1	106	THR
3	s1	154	SER
3	s1	206	PRO
3	s1	223	PHE
4	s2	92	ALA
4	s2	162	CYS
5	s3	61	GLU
5	s3	115	ILE
5	s3	211	PRO
5	s3	216	PRO
5	s3	217	ILE
5	s3	219	ALA
5	s3	220	PRO
6	s4	95	THR
6	s4	163	ASP
6	s4	164	LEU
6	s4	196	VAL
7	s5	28	PRO
7	s5	39	GLU
7	s5	184	PHE
7	s5	204	GLY
8	s6	70	PRO

Continued on next page...

Continued from previous page...

Mol	Chain	Res	Type
8	s6	154	ARG
8	s6	173	PRO
8	s6	174	LYS
9	s7	10	SER
9	s7	64	VAL
9	s7	67	LEU
9	s7	74	GLN
9	s7	131	PHE
11	s9	150	LEU
80	c0	32	HIS
13	c1	133	LYS
81	c2	89	ILE
16	c4	126	THR
82	c5	11	VAL
82	c5	17	TYR
82	c5	52	LYS
82	c5	68	PRO
82	c5	125	PRO
82	c5	126	VAL
82	c5	127	ARG
18	c6	42	GLU
18	c6	116	LEU
19	c7	63	LYS
19	c7	88	VAL
19	c7	99	VAL
19	c7	104	ASN
20	c8	91	ASP
20	c8	92	ILE
21	c9	29	GLU
21	c9	33	TYR
21	c9	34	VAL
22	d0	17	GLN
22	d0	49	ASN
22	d0	97	VAL
26	d4	30	PRO
26	d4	33	ALA
26	d4	52	LYS
27	d5	85	LYS
27	d5	104	ALA
28	d6	47	ALA
29	d7	60	SER
30	d8	61	ARG

Continued on next page...

Continued from previous page...

Mol	Chain	Res	Type
31	d9	6	VAL
32	e0	60	PRO
33	e1	79	LYS
33	e1	83	LYS
33	e1	87	THR
33	e1	92	LYS
33	e1	98	VAL
33	e1	106	TYR
83	sR	160	GLU
83	sR	163	ASP
83	sR	165	ASP
83	sR	318	ALA
84	sM	42	ALA
84	sM	50	ASN
39	l2	238	ILE
40	l3	22	ALA
40	l3	129	ALA
41	l4	301	PRO
41	l4	329	PRO
42	l5	178	ASN
44	l7	159	GLN
85	l8	25	PRO
85	l8	34	PHE
85	l8	121	SER
85	l8	122	LYS
47	m0	82	ARG
47	m0	220	GLN
48	m1	8	PRO
48	m1	10	ARG
48	m1	94	ARG
48	m1	108	GLU
49	m3	47	ALA
49	m3	150	PRO
51	m5	76	PRO
52	m6	110	PRO
54	m8	99	THR
57	n1	136	ARG
87	n4	26	SER
87	n4	63	ILE
87	n4	71	ARG
87	n4	76	VAL
61	n5	24	LEU

Continued on next page...

Continued from previous page...

Mol	Chain	Res	Type
61	n5	44	PRO
61	n5	45	LYS
61	n5	55	ASN
62	n6	83	ASP
62	n6	84	LYS
62	n6	125	LYS
62	n6	126	LEU
63	n7	7	ALA
63	n7	125	GLY
63	n7	129	TRP
64	n8	76	ASP
65	n9	21	ILE
65	n9	23	LYS
65	n9	39	PHE
67	o1	45	GLY
68	o2	6	HIS
69	o3	88	ASN
72	o6	33	ALA
72	o6	64	SER
72	o6	98	ARG
78	q2	17	CYS
88	p0	93	LEU
2	S0	4	PRO
2	S0	39	ASN
2	S0	49	ASN
2	S0	94	GLY
3	S1	21	VAL
3	S1	26	ARG
3	S1	35	PRO
3	S1	58	SER
3	S1	60	ALA
3	S1	62	LYS
3	S1	63	GLY
3	S1	158	SER
3	S1	182	ALA
3	S1	221	PRO
4	S2	106	ASP
5	S3	59	LEU
5	S3	216	PRO
6	S4	12	LEU
6	S4	195	ILE
7	S5	43	PHE

Continued on next page...

Continued from previous page...

Mol	Chain	Res	Type
7	S5	63	GLN
7	S5	127	GLN
7	S5	150	GLY
8	S6	152	ASP
9	S7	29	ASN
9	S7	155	ASP
9	S7	186	PRO
10	S8	40	ALA
10	S8	104	ILE
10	S8	199	LYS
11	S9	98	ALA
11	S9	121	SER
11	S9	167	ALA
13	C1	30	ARG
13	C1	55	ASP
14	C2	25	GLU
14	C2	91	VAL
15	C3	22	ALA
15	C3	68	GLY
16	C4	50	ALA
16	C4	51	ASP
16	C4	114	ARG
17	C5	11	VAL
17	C5	48	GLY
17	C5	101	ALA
18	C6	59	LYS
19	C7	23	LYS
19	C7	87	GLU
19	C7	115	LEU
20	C8	61	LEU
20	C8	142	GLY
21	C9	28	LEU
22	D0	17	GLN
23	D1	2	GLU
23	D1	4	ASP
23	D1	15	ARG
25	D3	70	LYS
25	D3	112	LYS
26	D4	5	VAL
27	D5	43	ASP
28	D6	11	ASN
28	D6	65	PRO

Continued on next page...

Continued from previous page...

Mol	Chain	Res	Type
28	D6	86	VAL
29	D7	63	LEU
30	D8	36	THR
31	D9	20	GLN
32	E0	51	ASN
33	E1	83	LYS
33	E1	86	THR
33	E1	98	VAL
33	E1	144	CYS
33	E1	145	HIS
34	SR	161	ALA
35	SM	86	ASN
35	SM	87	THR
35	SM	111	GLY
39	L2	13	GLY
40	L3	3	HIS
40	L3	289	ASP
40	L3	351	LEU
41	L4	318	LEU
41	L4	338	LYS
42	L5	6	ASP
42	L5	125	VAL
42	L5	137	ASP
42	L5	153	THR
42	L5	233	ALA
42	L5	253	PHE
42	L5	258	LYS
42	L5	276	LYS
44	L7	25	GLN
45	L8	36	ILE
45	L8	39	ALA
45	L8	75	ILE
47	M0	117	GLY
47	M0	145	LYS
47	M0	194	GLY
47	M0	220	GLN
48	M1	12	LEU
48	M1	74	PRO
48	M1	114	ILE
48	M1	152	HIS
49	M3	13	HIS
49	M3	141	ALA

Continued on next page...

Continued from previous page...

Mol	Chain	Res	Type
49	M3	193	ALA
50	M4	10	SER
54	M8	98	LYS
55	M9	3	ASN
55	M9	53	LYS
56	N0	166	LYS
57	N1	123	GLY
57	N1	124	VAL
58	N2	51	GLY
59	N3	82	ALA
59	N3	134	GLY
60	N4	64	THR
61	N5	45	LYS
62	N6	84	LYS
62	N6	92	GLY
63	N7	35	SER
63	N7	102	GLU
64	N8	76	ASP
64	N8	96	LYS
68	O2	27	ARG
71	O5	97	ALA
74	O8	18	ALA
74	O8	33	LYS
76	Q0	78	ILE
78	Q2	60	LYS
78	Q2	94	GLY
78	Q2	100	LYS
2	s0	8	ASP
2	s0	44	GLY
2	s0	66	ALA
2	s0	68	PRO
2	s0	186	GLY
3	s1	81	PHE
3	s1	82	ARG
3	s1	93	GLY
3	s1	218	LEU
5	s3	179	GLN
6	s4	12	LEU
6	s4	104	ASP
6	s4	195	ILE
6	s4	214	LEU
7	s5	36	ALA

Continued on next page...

Continued from previous page...

Mol	Chain	Res	Type
7	s5	101	GLY
8	s6	138	ALA
8	s6	175	ILE
9	s7	66	SER
9	s7	133	THR
9	s7	155	ASP
10	s8	36	THR
10	s8	122	GLY
10	s8	199	LYS
11	s9	118	LEU
80	c0	23	ALA
80	c0	35	ILE
13	c1	7	VAL
81	c2	58	LEU
81	c2	66	VAL
81	c2	87	PRO
81	c2	101	ALA
81	c2	119	SER
81	c2	131	ASP
15	c3	19	SER
15	c3	66	ILE
15	c3	139	TRP
16	c4	51	ASP
82	c5	51	SER
82	c5	131	ALA
82	c5	132	GLY
18	c6	39	VAL
18	c6	115	THR
19	c7	116	LYS
20	c8	60	GLU
22	d0	15	GLN
22	d0	52	LYS
22	d0	96	PRO
22	d0	118	VAL
26	d4	35	VAL
27	d5	44	GLN
28	d6	28	LYS
29	d7	53	ALA
32	e0	47	VAL
32	e0	51	ASN
32	e0	61	SER
33	e1	100	LEU

Continued on next page...

Continued from previous page...

Mol	Chain	Res	Type
33	e1	102	VAL
33	e1	112	GLY
33	e1	136	LYS
84	sM	65	THR
84	sM	83	LYS
39	l2	24	GLN
39	l2	96	LEU
39	l2	127	ALA
39	l2	212	GLY
40	l3	140	ASP
41	l4	14	GLU
41	l4	15	ALA
41	l4	90	PHE
41	l4	146	PRO
41	l4	311	HIS
41	l4	345	GLU
42	l5	26	GLY
42	l5	123	GLU
42	l5	258	LYS
42	l5	260	PHE
43	l6	98	VAL
44	l7	158	LYS
85	l8	26	LEU
85	l8	203	VAL
46	l9	144	ILE
46	l9	189	GLU
47	m0	83	ASP
47	m0	193	ASP
48	m1	95	ASN
48	m1	115	LYS
48	m1	167	TYR
49	m3	50	PRO
49	m3	93	ILE
49	m3	101	ARG
49	m3	134	GLU
49	m3	135	ALA
49	m3	141	ALA
50	m4	136	ALA
51	m5	183	THR
51	m5	184	LYS
51	m5	187	ARG
52	m6	16	VAL

Continued on next page...

Continued from previous page...

Mol	Chain	Res	Type
53	m7	66	SER
53	m7	77	GLY
54	m8	84	VAL
54	m8	167	SER
56	n0	142	GLN
59	n3	42	SER
87	n4	25	ASP
87	n4	83	THR
87	n4	133	THR
61	n5	25	LYS
61	n5	40	LEU
63	n7	29	HIS
63	n7	70	PRO
63	n7	130	PHE
64	n8	47	LYS
65	n9	24	PRO
65	n9	25	LYS
66	o0	10	ILE
67	o1	83	GLU
68	o2	124	GLY
70	o4	79	SER
71	o5	119	LYS
73	o7	67	LEU
73	o7	87	SER
74	o8	18	ALA
75	o9	3	ALA
78	q2	31	GLY
78	q2	32	LYS
88	p0	33	VAL
2	S0	192	THR
2	S0	195	TRP
3	S1	54	LEU
3	S1	156	ALA
6	S4	3	ARG
6	S4	245	LYS
7	S5	31	GLU
7	S5	39	GLU
7	S5	45	LYS
8	S6	69	LEU
9	S7	30	SER
9	S7	36	ALA
9	S7	74	GLN

Continued on next page...

Continued from previous page...

Mol	Chain	Res	Type
9	S7	98	ILE
10	S8	22	ARG
11	S9	150	LEU
12	C0	64	TYR
13	C1	7	VAL
13	C1	146	ALA
14	C2	21	GLU
14	C2	87	PRO
14	C2	106	ILE
14	C2	107	ASP
14	C2	119	SER
15	C3	27	LYS
16	C4	40	ALA
16	C4	42	VAL
17	C5	52	LYS
17	C5	69	GLU
18	C6	111	SER
21	C9	69	LYS
22	D0	55	PRO
24	D2	78	ARG
25	D3	131	SER
27	D5	41	ILE
28	D6	18	VAL
28	D6	35	ALA
29	D7	51	GLN
30	D8	61	ARG
31	D9	8	PHE
32	E0	50	VAL
33	E1	103	LEU
33	E1	111	GLU
33	E1	118	ARG
34	SR	98	GLU
34	SR	163	ASP
35	SM	82	THR
39	L2	144	ASN
39	L2	251	LYS
40	L3	174	LYS
40	L3	221	THR
41	L4	15	ALA
41	L4	90	PHE
41	L4	146	PRO
41	L4	182	LEU

Continued on next page...

Continued from previous page...

Mol	Chain	Res	Type
41	L4	232	SER
41	L4	268	ALA
42	L5	7	ALA
42	L5	215	ASP
42	L5	260	PHE
43	L6	5	LYS
45	L8	76	ALA
46	L9	190	ASP
47	M0	187	ALA
47	M0	207	GLU
48	M1	95	ASN
48	M1	108	GLU
48	M1	145	LYS
49	M3	50	PRO
49	M3	76	THR
49	M3	130	GLY
49	M3	166	ALA
51	M5	81	TYR
53	M7	162	GLU
53	M7	164	LYS
57	N1	159	PHE
58	N2	11	ILE
59	N3	46	LEU
59	N3	47	ASN
60	N4	97	LYS
62	N6	91	ASN
63	N7	36	HIS
64	N8	97	GLU
64	N8	117	ARG
68	O2	12	LYS
68	O2	68	PRO
72	O6	64	SER
79	Q3	7	LYS
79	Q3	84	ARG
2	s0	10	THR
2	s0	30	GLN
2	s0	185	ARG
2	s0	194	PRO
2	s0	203	PHE
3	s1	21	VAL
3	s1	39	GLU
3	s1	147	ALA

Continued on next page...

Continued from previous page...

Mol	Chain	Res	Type
4	s2	106	ASP
4	s2	107	SER
4	s2	238	SER
5	s3	44	THR
5	s3	161	GLY
6	s4	245	LYS
7	s5	43	PHE
7	s5	151	GLY
8	s6	65	GLN
8	s6	68	LEU
8	s6	126	ASP
8	s6	152	ASP
8	s6	165	GLY
11	s9	169	PRO
13	c1	40	LEU
13	c1	121	ASP
81	c2	93	ASP
15	c3	87	ASP
15	c3	140	LYS
16	c4	50	ALA
82	c5	7	ALA
82	c5	9	LYS
18	c6	113	ASP
20	c8	61	LEU
24	d2	56	HIS
26	d4	50	ALA
26	d4	78	SER
28	d6	13	LYS
29	d7	62	ILE
30	d8	62	GLU
31	d9	7	TRP
33	e1	81	LYS
33	e1	86	THR
33	e1	129	GLY
33	e1	131	PHE
33	e1	148	TYR
83	sR	4	ASN
84	sM	47	ALA
39	l2	56	ALA
39	l2	216	HIS
40	l3	155	ALA
40	l3	235	THR

Continued on next page...

Continued from previous page...

Mol	Chain	Res	Type
41	l4	142	VAL
41	l4	190	GLY
41	l4	220	ARG
41	l4	233	LEU
41	l4	302	ALA
42	l5	270	LYS
44	l7	191	VAL
44	l7	228	SER
85	l8	39	ALA
85	l8	133	LYS
85	l8	239	GLY
85	l8	240	ASN
46	l9	2	LYS
47	m0	170	LYS
47	m0	174	THR
47	m0	176	LEU
47	m0	204	GLY
51	m5	181	ASN
54	m8	112	ALA
56	n0	154	HIS
58	n2	91	ASP
87	n4	58	HIS
63	n7	56	LYS
63	n7	128	GLN
66	o0	100	ILE
66	o0	103	THR
67	o1	5	LYS
67	o1	84	ASP
71	o5	81	ARG
72	o6	34	SER
76	q0	78	ILE
78	q2	60	LYS
79	q3	50	GLY
88	p0	102	SER
2	S0	103	THR
2	S0	205	ARG
3	S1	130	SER
3	S1	209	ASN
3	S1	213	ARG
4	S2	235	LEU
4	S2	248	SER
5	S3	217	ILE

Continued on next page...

Continued from previous page...

Mol	Chain	Res	Type
6	S4	193	GLY
6	S4	200	ARG
6	S4	234	PRO
6	S4	260	GLY
7	S5	58	LEU
7	S5	64	VAL
9	S7	5	GLN
9	S7	156	SER
10	S8	10	LYS
10	S8	52	ASN
10	S8	120	THR
10	S8	152	ILE
11	S9	118	LEU
12	C0	34	GLU
13	C1	147	ALA
14	C2	22	VAL
14	C2	112	ALA
14	C2	125	ASN
15	C3	3	ARG
18	C6	32	ASN
19	C7	84	TYR
23	D1	81	ASN
24	D2	30	SER
24	D2	83	ILE
25	D3	41	SER
26	D4	6	THR
26	D4	34	ASN
26	D4	51	GLU
28	D6	46	GLU
28	D6	64	LEU
30	D8	6	PRO
33	E1	87	THR
34	SR	15	GLY
34	SR	231	MET
35	SM	12	VAL
39	L2	143	GLU
39	L2	246	LEU
42	L5	228	ALA
42	L5	259	LYS
45	L8	156	ASP
45	L8	157	VAL
45	L8	254	ASP

Continued on next page...

Continued from previous page...

Mol	Chain	Res	Type
46	L9	2	LYS
46	L9	110	LYS
47	M0	217	PHE
51	M5	75	VAL
51	M5	184	LYS
53	M7	160	ALA
53	M7	161	ALA
53	M7	163	LYS
54	M8	99	THR
56	N0	24	LEU
60	N4	76	VAL
63	N7	103	GLN
65	N9	18	ARG
66	O0	96	GLY
71	O5	75	TYR
72	O6	34	SER
74	O8	35	GLY
78	Q2	34	SER
2	s0	103	THR
3	s1	26	ARG
3	s1	179	SER
3	s1	224	ASP
4	s2	150	GLN
4	s2	235	LEU
5	s3	90	ARG
5	s3	93	ASP
5	s3	221	SER
6	s4	30	ARG
6	s4	90	ILE
6	s4	168	LYS
7	s5	29	ILE
7	s5	100	ASN
7	s5	153	GLY
8	s6	25	ARG
10	s8	94	ASN
11	s9	121	SER
11	s9	164	PHE
11	s9	167	ALA
80	c0	24	LYS
80	c0	30	ALA
13	c1	55	ASP
81	c2	39	ASP

Continued on next page...

Continued from previous page...

Mol	Chain	Res	Type
81	c2	45	LEU
15	c3	60	VAL
15	c3	82	PRO
16	c4	48	VAL
16	c4	132	ARG
82	c5	14	THR
18	c6	97	VAL
19	c7	62	GLN
19	c7	113	LEU
22	d0	13	GLU
22	d0	51	VAL
23	d1	42	GLU
23	d1	44	ARG
26	d4	58	PHE
28	d6	15	ARG
28	d6	59	TYR
29	d7	20	LYS
29	d7	75	GLU
30	d8	33	LEU
31	d9	11	PRO
33	e1	84	VAL
33	e1	103	LEU
83	sR	161	LYS
39	l2	80	GLU
40	l3	23	ALA
40	l3	187	SER
40	l3	386	ASP
41	l4	145	ILE
41	l4	193	LYS
41	l4	330	TYR
43	l6	10	TYR
43	l6	20	LYS
43	l6	172	HIS
85	l8	82	LEU
85	l8	163	VAL
85	l8	237	ILE
46	l9	110	LYS
48	m1	114	ILE
49	m3	60	ALA
49	m3	76	THR
49	m3	129	ASN
53	m7	67	ILE

Continued on next page...

Continued from previous page...

Mol	Chain	Res	Type
53	m7	75	GLU
53	m7	78	VAL
54	m8	108	ALA
54	m8	155	MET
55	m9	3	ASN
56	n0	2	ALA
57	n1	135	PRO
59	n3	64	LYS
61	n5	38	LEU
61	n5	47	ALA
62	n6	77	LYS
63	n7	103	GLN
63	n7	127	ASN
63	n7	134	LEU
64	n8	110	GLY
68	o2	4	LEU
68	o2	5	PRO
68	o2	12	LYS
71	o5	82	ALA
73	o7	85	LYS
73	o7	86	ALA
2	S0	66	ALA
3	S1	64	ARG
4	S2	150	GLN
5	S3	4	LEU
6	S4	77	ARG
7	S5	81	ARG
8	S6	146	GLY
9	S7	73	VAL
10	S8	59	ARG
13	C1	95	PRO
14	C2	39	ASP
14	C2	66	VAL
14	C2	68	GLU
14	C2	101	ALA
16	C4	18	ARG
16	C4	75	GLY
17	C5	9	LYS
22	D0	21	LYS
22	D0	49	ASN
23	D1	10	GLU
23	D1	42	GLU

Continued on next page...

Continued from previous page...

Mol	Chain	Res	Type
23	D1	44	ARG
25	D3	3	LYS
25	D3	89	ASN
31	D9	11	PRO
33	E1	100	LEU
34	SR	160	GLU
34	SR	237	GLN
35	SM	46	LYS
35	SM	101	ASP
39	L2	127	ALA
40	L3	155	ALA
41	L4	5	GLN
41	L4	14	GLU
41	L4	233	LEU
41	L4	313	LEU
41	L4	339	LEU
41	L4	361	HIS
42	L5	19	PRO
42	L5	292	ALA
46	L9	96	HIS
48	M1	117	ASP
51	M5	94	TYR
51	M5	145	ASP
54	M8	162	ALA
56	N0	2	ALA
60	N4	80	ARG
64	N8	47	LYS
65	N9	25	LYS
67	O1	7	VAL
69	O3	91	ALA
70	O4	46	ASP
72	O6	3	VAL
72	O6	21	THR
72	O6	77	LEU
75	O9	4	GLN
76	Q0	79	GLU
2	s0	127	ARG
4	s2	91	ARG
6	s4	94	ALA
6	s4	119	ALA
7	s5	35	GLN
7	s5	152	GLY

Continued on next page...

Continued from previous page...

Mol	Chain	Res	Type
9	s7	8	ILE
9	s7	11	GLN
10	s8	78	ILE
11	s9	126	ARG
80	c0	3	MET
80	c0	31	LYS
81	c2	59	LEU
81	c2	82	PRO
81	c2	118	ALA
15	c3	22	ALA
19	c7	86	PRO
20	c8	14	ILE
20	c8	135	GLY
22	d0	72	ASN
23	d1	4	ASP
23	d1	77	GLY
25	d3	101	GLU
26	d4	51	GLU
26	d4	53	ASP
28	d6	35	ALA
29	d7	3	LEU
29	d7	58	SER
33	e1	146	SER
83	sR	146	GLY
84	sM	43	ASP
84	sM	46	LYS
39	l2	143	GLU
41	l4	328	ASN
46	l9	96	HIS
46	l9	167	VAL
47	m0	43	VAL
48	m1	153	LYS
50	m4	135	LEU
63	n7	16	GLY
64	n8	24	LYS
66	o0	101	LEU
69	o3	33	GLU
69	o3	59	VAL
3	S1	210	ILE
7	S5	100	ASN
8	S6	123	GLY
8	S6	153	VAL

Continued on next page...

Continued from previous page...

Mol	Chain	Res	Type
11	S9	162	SER
13	C1	96	LYS
14	C2	63	VAL
14	C2	85	LYS
14	C2	128	ALA
14	C2	131	ASP
18	C6	33	GLY
25	D3	96	VAL
28	D6	63	ALA
35	SM	17	VAL
35	SM	53	ARG
35	SM	89	ARG
35	SM	139	GLU
39	L2	180	LEU
40	L3	175	LYS
40	L3	317	ILE
41	L4	4	PRO
41	L4	140	HIS
44	L7	178	ILE
45	L8	190	VAL
50	M4	6	ILE
52	M6	110	PRO
64	N8	27	LYS
2	s0	191	ARG
4	s2	163	GLY
4	s2	236	PRO
5	s3	43	PRO
5	s3	160	SER
5	s3	180	GLY
9	s7	115	SER
9	s7	185	ILE
10	s8	52	ASN
11	s9	162	SER
13	c1	76	VAL
16	c4	124	ASP
82	c5	71	GLU
82	c5	128	HIS
82	c5	130	ARG
23	d1	10	GLU
25	d3	70	LYS
27	d5	103	ARG
28	d6	58	VAL

Continued on next page...

Continued from previous page...

Mol	Chain	Res	Type
32	e0	45	VAL
32	e0	54	ARG
40	l3	3	HIS
44	l7	229	PHE
85	l8	69	LEU
85	l8	81	THR
47	m0	101	LYS
48	m1	12	LEU
49	m3	152	THR
50	m4	49	PRO
51	m5	68	ARG
55	m9	36	ASN
87	n4	72	SER
64	n8	129	PHE
70	o4	78	GLY
70	o4	82	ALA
72	o6	36	ARG
23	D1	82	VAL
25	D3	8	GLY
26	D4	100	VAL
56	N0	167	ARG
65	N9	21	ILE
69	O3	59	VAL
70	O4	77	GLY
4	s2	83	ILE
10	s8	50	GLY
10	s8	101	ILE
81	c2	63	VAL
82	c5	129	GLY
28	d6	60	PRO
41	l4	272	VAL
42	l5	125	VAL
72	o6	3	VAL
3	S1	48	VAL
3	S1	176	VAL
4	S2	182	PRO
14	C2	81	ASP
23	D1	6	GLY
26	D4	47	VAL
41	L4	131	VAL
54	M8	183	GLY
8	s6	69	LEU

Continued on next page...

Continued from previous page...

Mol	Chain	Res	Type
82	c5	48	GLY
83	sR	97	GLY
83	sR	105	GLY
44	l7	178	ILE
71	o5	4	VAL
2	S0	189	VAL
17	C5	87	PRO
26	D4	95	GLY
27	D5	55	PRO
44	L7	191	VAL
45	L8	30	THR
47	M0	47	PRO
3	s1	22	ASP
81	c2	115	VAL
19	c7	117	LEU
25	d3	130	VAL
87	n4	132	GLY
3	S1	114	VAL
7	S5	21	THR
9	S7	132	PRO
27	D5	88	ILE
34	SR	194	GLY
53	M7	36	ILE
8	s6	153	VAL
40	l3	141	GLY
61	n5	62	VAL
65	n9	37	PRO
72	o6	9	ILE
88	p0	196	VAL
7	s5	59	VAL
84	sM	51	ARG

5.3.2 Protein sidechains ⓘ

In the following table, the Percentiles column shows the percent sidechain outliers of the chain as a percentile score with respect to all X-ray entries followed by that with respect to entries of similar resolution.

The Analysed column shows the number of residues for which the sidechain conformation was analysed, and the total number of residues.

Continued on next page...

Continued from previous page...

Mol	Chain	Analysed	Rotameric	Outliers	Percentiles	
2	S0	164/173 (95%)	132 (80%)	32 (20%)	2	8
2	s0	165/173 (95%)	136 (82%)	29 (18%)	2	11
3	S1	191/192 (100%)	155 (81%)	36 (19%)	2	10
3	s1	192/192 (100%)	162 (84%)	30 (16%)	3	16
4	S2	176/176 (100%)	141 (80%)	35 (20%)	1	8
4	s2	176/176 (100%)	137 (78%)	39 (22%)	1	5
5	S3	182/182 (100%)	150 (82%)	32 (18%)	2	11
5	s3	182/182 (100%)	157 (86%)	25 (14%)	4	21
6	S4	221/221 (100%)	182 (82%)	39 (18%)	2	11
6	s4	221/221 (100%)	193 (87%)	28 (13%)	5	25
7	S5	173/173 (100%)	142 (82%)	31 (18%)	2	11
7	s5	173/173 (100%)	142 (82%)	31 (18%)	2	11
8	S6	188/193 (97%)	156 (83%)	32 (17%)	2	13
8	s6	187/193 (97%)	154 (82%)	33 (18%)	2	11
9	S7	165/166 (99%)	139 (84%)	26 (16%)	3	15
9	s7	165/166 (99%)	138 (84%)	27 (16%)	3	14
10	S8	150/160 (94%)	128 (85%)	22 (15%)	4	18
10	s8	150/160 (94%)	132 (88%)	18 (12%)	6	28
11	S9	158/158 (100%)	127 (80%)	31 (20%)	1	8
11	s9	158/158 (100%)	136 (86%)	22 (14%)	4	21
12	C0	77/77 (100%)	64 (83%)	13 (17%)	2	13
13	C1	129/129 (100%)	113 (88%)	16 (12%)	6	26
13	c1	129/129 (100%)	102 (79%)	27 (21%)	1	7
14	C2	88/100 (88%)	69 (78%)	19 (22%)	1	6
15	C3	127/127 (100%)	108 (85%)	19 (15%)	3	17
15	c3	127/127 (100%)	106 (84%)	21 (16%)	3	14
16	C4	81/97 (84%)	63 (78%)	18 (22%)	1	5
16	c4	97/97 (100%)	74 (76%)	23 (24%)	1	4
17	C5	101/107 (94%)	87 (86%)	14 (14%)	4	21
18	C6	117/118 (99%)	96 (82%)	21 (18%)	2	11

Continued on next page...

Continued from previous page...

Mol	Chain	Analysed	Rotameric	Outliers	Percentiles	
18	c6	118/118 (100%)	101 (86%)	17 (14%)	4	19
19	C7	94/113 (83%)	72 (77%)	22 (23%)	1	4
19	c7	92/113 (81%)	78 (85%)	14 (15%)	3	17
20	C8	128/128 (100%)	93 (73%)	35 (27%)	0	2
20	c8	128/128 (100%)	105 (82%)	23 (18%)	2	11
21	C9	115/115 (100%)	92 (80%)	23 (20%)	1	7
21	c9	115/115 (100%)	97 (84%)	18 (16%)	3	15
22	D0	100/103 (97%)	78 (78%)	22 (22%)	1	5
22	d0	103/103 (100%)	79 (77%)	24 (23%)	1	4
23	D1	74/74 (100%)	63 (85%)	11 (15%)	4	17
23	d1	74/74 (100%)	61 (82%)	13 (18%)	2	11
24	D2	110/110 (100%)	92 (84%)	18 (16%)	3	14
24	d2	110/110 (100%)	97 (88%)	13 (12%)	6	29
25	D3	119/119 (100%)	103 (87%)	16 (13%)	5	22
25	d3	119/119 (100%)	104 (87%)	15 (13%)	5	25
26	D4	112/112 (100%)	91 (81%)	21 (19%)	2	10
26	d4	112/112 (100%)	96 (86%)	16 (14%)	4	19
27	D5	61/61 (100%)	44 (72%)	17 (28%)	0	2
27	d5	61/61 (100%)	53 (87%)	8 (13%)	5	24
28	D6	83/83 (100%)	60 (72%)	23 (28%)	0	2
28	d6	83/83 (100%)	71 (86%)	12 (14%)	4	19
29	D7	70/70 (100%)	63 (90%)	7 (10%)	9	36
29	d7	70/70 (100%)	61 (87%)	9 (13%)	5	24
30	D8	56/56 (100%)	45 (80%)	11 (20%)	1	8
30	d8	56/56 (100%)	44 (79%)	12 (21%)	1	6
31	D9	47/47 (100%)	37 (79%)	10 (21%)	1	6
31	d9	47/47 (100%)	38 (81%)	9 (19%)	2	9
32	E0	51/53 (96%)	44 (86%)	7 (14%)	4	21
32	e0	53/53 (100%)	39 (74%)	14 (26%)	0	2
33	E1	62/66 (94%)	46 (74%)	16 (26%)	0	2
33	e1	66/66 (100%)	48 (73%)	18 (27%)	0	2

Continued on next page...

Continued from previous page...

Mol	Chain	Analysed	Rotameric	Outliers	Percentiles	
34	SR	259/260 (100%)	234 (90%)	25 (10%)	10	38
35	SM	97/107 (91%)	81 (84%)	16 (16%)	3	14
39	L2	193/194 (100%)	166 (86%)	27 (14%)	4	20
39	l2	192/194 (99%)	160 (83%)	32 (17%)	3	13
40	L3	321/322 (100%)	265 (83%)	56 (17%)	2	12
40	l3	321/322 (100%)	264 (82%)	57 (18%)	2	11
41	L4	288/288 (100%)	244 (85%)	44 (15%)	3	17
41	l4	288/288 (100%)	237 (82%)	51 (18%)	2	11
42	L5	244/244 (100%)	206 (84%)	38 (16%)	3	16
42	l5	243/244 (100%)	203 (84%)	40 (16%)	3	14
43	L6	134/152 (88%)	116 (87%)	18 (13%)	5	22
43	l6	135/152 (89%)	117 (87%)	18 (13%)	5	23
44	L7	186/187 (100%)	168 (90%)	18 (10%)	10	38
44	l7	187/187 (100%)	162 (87%)	25 (13%)	5	22
45	L8	187/191 (98%)	154 (82%)	33 (18%)	2	11
46	L9	171/171 (100%)	138 (81%)	33 (19%)	2	9
46	l9	171/171 (100%)	134 (78%)	37 (22%)	1	6
47	M0	177/186 (95%)	147 (83%)	30 (17%)	2	13
47	m0	179/186 (96%)	149 (83%)	30 (17%)	2	13
48	M1	147/147 (100%)	122 (83%)	25 (17%)	2	13
48	m1	147/147 (100%)	120 (82%)	27 (18%)	2	10
49	M3	154/154 (100%)	126 (82%)	28 (18%)	2	10
49	m3	154/154 (100%)	133 (86%)	21 (14%)	5	22
50	M4	107/108 (99%)	88 (82%)	19 (18%)	2	11
50	m4	108/108 (100%)	92 (85%)	16 (15%)	4	18
51	M5	175/175 (100%)	139 (79%)	36 (21%)	1	7
51	m5	175/175 (100%)	150 (86%)	25 (14%)	4	19
52	M6	160/160 (100%)	144 (90%)	16 (10%)	9	36
52	m6	160/160 (100%)	140 (88%)	20 (12%)	6	26
53	M7	140/145 (97%)	114 (81%)	26 (19%)	2	10
53	m7	125/145 (86%)	103 (82%)	22 (18%)	2	11

Continued on next page...

Continued from previous page...

Mol	Chain	Analysed	Rotameric	Outliers	Percentiles	
54	M8	150/150 (100%)	130 (87%)	20 (13%)	5	23
54	m8	150/150 (100%)	126 (84%)	24 (16%)	3	14
55	M9	153/153 (100%)	127 (83%)	26 (17%)	2	13
55	m9	153/153 (100%)	125 (82%)	28 (18%)	2	10
56	N0	156/156 (100%)	128 (82%)	28 (18%)	2	11
56	n0	156/156 (100%)	130 (83%)	26 (17%)	3	13
57	N1	136/136 (100%)	106 (78%)	30 (22%)	1	5
57	n1	136/136 (100%)	107 (79%)	29 (21%)	1	6
58	N2	87/87 (100%)	75 (86%)	12 (14%)	4	21
58	n2	85/87 (98%)	70 (82%)	15 (18%)	2	11
59	N3	104/104 (100%)	88 (85%)	16 (15%)	3	16
59	n3	104/104 (100%)	93 (89%)	11 (11%)	8	34
60	N4	57/86 (66%)	50 (88%)	7 (12%)	6	26
61	N5	104/105 (99%)	83 (80%)	21 (20%)	1	7
61	n5	104/105 (99%)	85 (82%)	19 (18%)	2	10
62	N6	109/109 (100%)	82 (75%)	27 (25%)	1	3
62	n6	109/109 (100%)	82 (75%)	27 (25%)	1	3
63	N7	115/115 (100%)	94 (82%)	21 (18%)	2	10
63	n7	115/115 (100%)	92 (80%)	23 (20%)	1	7
64	N8	118/118 (100%)	97 (82%)	21 (18%)	2	11
64	n8	118/118 (100%)	103 (87%)	15 (13%)	5	25
65	N9	46/46 (100%)	38 (83%)	8 (17%)	2	12
65	n9	46/46 (100%)	35 (76%)	11 (24%)	1	3
66	O0	81/84 (96%)	68 (84%)	13 (16%)	3	14
66	o0	84/84 (100%)	72 (86%)	12 (14%)	4	19
67	O1	92/96 (96%)	77 (84%)	15 (16%)	3	14
67	o1	94/96 (98%)	76 (81%)	18 (19%)	2	9
68	O2	109/109 (100%)	98 (90%)	11 (10%)	9	36
68	o2	109/109 (100%)	94 (86%)	15 (14%)	4	21
69	O3	90/90 (100%)	79 (88%)	11 (12%)	6	27
69	o3	90/90 (100%)	77 (86%)	13 (14%)	4	19

Continued on next page...

Continued from previous page...

Mol	Chain	Analysed	Rotameric	Outliers	Percentiles	
70	O4	95/95 (100%)	79 (83%)	16 (17%)	2	13
70	o4	95/95 (100%)	83 (87%)	12 (13%)	5	25
71	O5	104/104 (100%)	84 (81%)	20 (19%)	2	9
71	o5	103/104 (99%)	82 (80%)	21 (20%)	1	7
72	O6	81/81 (100%)	63 (78%)	18 (22%)	1	5
72	o6	80/81 (99%)	56 (70%)	24 (30%)	0	1
73	O7	70/70 (100%)	59 (84%)	11 (16%)	3	15
73	o7	70/70 (100%)	53 (76%)	17 (24%)	1	3
74	O8	68/68 (100%)	52 (76%)	16 (24%)	1	4
74	o8	67/68 (98%)	55 (82%)	12 (18%)	2	11
75	O9	45/45 (100%)	38 (84%)	7 (16%)	3	16
75	o9	45/45 (100%)	39 (87%)	6 (13%)	5	23
76	Q0	47/47 (100%)	39 (83%)	8 (17%)	2	13
76	q0	47/47 (100%)	38 (81%)	9 (19%)	2	9
77	Q1	23/23 (100%)	17 (74%)	6 (26%)	0	2
77	q1	23/23 (100%)	16 (70%)	7 (30%)	0	1
78	Q2	90/90 (100%)	70 (78%)	20 (22%)	1	5
78	q2	90/90 (100%)	72 (80%)	18 (20%)	1	7
79	Q3	71/71 (100%)	61 (86%)	10 (14%)	4	20
79	q3	71/71 (100%)	56 (79%)	15 (21%)	1	7
80	c0	73/73 (100%)	60 (82%)	13 (18%)	2	11
81	c2	88/88 (100%)	68 (77%)	20 (23%)	1	5
82	c5	103/118 (87%)	85 (82%)	18 (18%)	2	12
83	sR	260/261 (100%)	241 (93%)	19 (7%)	17	55
84	sM	54/54 (100%)	41 (76%)	13 (24%)	1	3
85	l8	177/185 (96%)	154 (87%)	23 (13%)	5	24
87	n4	100/114 (88%)	91 (91%)	9 (9%)	12	42
88	p0	105/165 (64%)	85 (81%)	20 (19%)	2	9
All	All	18729/19106 (98%)	15556 (83%)	3173 (17%)	2	13

All (3173) residues with a non-rotameric sidechain are listed below:

Mol	Chain	Res	Type
2	S0	6	THR
2	S0	7	PHE
2	S0	8	ASP
2	S0	9	LEU
2	S0	37	VAL
2	S0	43	ASP
2	S0	49	ASN
2	S0	50	VAL
2	S0	52	LYS
2	S0	59	LEU
2	S0	76	ILE
2	S0	84	ARG
2	S0	87	LEU
2	S0	88	LYS
2	S0	96	THR
2	S0	101	ARG
2	S0	103	THR
2	S0	111	ILE
2	S0	117	GLU
2	S0	119	ARG
2	S0	135	GLU
2	S0	139	VAL
2	S0	154	GLU
2	S0	156	VAL
2	S0	157	ASP
2	S0	170	ILE
2	S0	172	LEU
2	S0	184	LEU
2	S0	185	ARG
2	S0	188	LEU
2	S0	196	SER
2	S0	200	ASP
3	S1	21	VAL
3	S1	22	ASP
3	S1	25	THR
3	S1	29	TRP
3	S1	30	PHE
3	S1	46	THR
3	S1	61	LEU
3	S1	66	VAL
3	S1	70	LEU
3	S1	77	GLU
3	S1	78	ASP

Continued on next page...

Continued from previous page...

Mol	Chain	Res	Type
3	S1	81	PHE
3	S1	89	ASP
3	S1	91	VAL
3	S1	96	LEU
3	S1	97	LEU
3	S1	105	PHE
3	S1	111	ARG
3	S1	112	SER
3	S1	117	TRP
3	S1	124	ASN
3	S1	131	ASP
3	S1	135	LEU
3	S1	149	GLN
3	S1	170	GLU
3	S1	177	GLN
3	S1	180	THR
3	S1	181	LEU
3	S1	198	GLU
3	S1	202	LYS
3	S1	214	LYS
3	S1	215	VAL
3	S1	218	LEU
3	S1	219	LYS
3	S1	220	GLN
3	S1	223	PHE
4	S2	41	LEU
4	S2	53	ILE
4	S2	54	GLU
4	S2	58	LEU
4	S2	64	LYS
4	S2	69	ILE
4	S2	70	ASP
4	S2	72	LEU
4	S2	73	LEU
4	S2	77	GLN
4	S2	89	GLN
4	S2	90	THR
4	S2	91	ARG
4	S2	95	ARG
4	S2	96	THR
4	S2	97	ARG
4	S2	111	VAL

Continued on next page...

Continued from previous page...

Mol	Chain	Res	Type
4	S2	117	THR
4	S2	134	LEU
4	S2	136	VAL
4	S2	137	ILE
4	S2	139	ILE
4	S2	140	ARG
4	S2	141	ARG
4	S2	146	THR
4	S2	148	LEU
4	S2	159	THR
4	S2	166	THR
4	S2	207	LEU
4	S2	208	GLU
4	S2	222	TYR
4	S2	225	LEU
4	S2	226	THR
4	S2	237	VAL
4	S2	245	ASP
5	S3	4	LEU
5	S3	7	LYS
5	S3	23	GLU
5	S3	65	ARG
5	S3	66	ILE
5	S3	76	ARG
5	S3	84	ILE
5	S3	91	VAL
5	S3	92	GLN
5	S3	93	ASP
5	S3	94	ARG
5	S3	103	GLU
5	S3	104	SER
5	S3	105	MET
5	S3	113	LEU
5	S3	117	ARG
5	S3	127	MET
5	S3	134	CYS
5	S3	141	LYS
5	S3	142	LEU
5	S3	143	ARG
5	S3	146	ARG
5	S3	151	LYS
5	S3	157	LEU

Continued on next page...

Continued from previous page...

Mol	Chain	Res	Type
5	S3	158	ILE
5	S3	176	LEU
5	S3	178	ARG
5	S3	187	LYS
5	S3	190	ARG
5	S3	209	ILE
5	S3	218	LEU
5	S3	222	VAL
6	S4	7	LYS
6	S4	9	LEU
6	S4	12	LEU
6	S4	26	CYS
6	S4	38	LEU
6	S4	39	ARG
6	S4	42	LEU
6	S4	65	LEU
6	S4	68	ARG
6	S4	70	VAL
6	S4	77	ARG
6	S4	92	LEU
6	S4	93	ASP
6	S4	116	ASP
6	S4	126	VAL
6	S4	129	VAL
6	S4	131	LEU
6	S4	133	LYS
6	S4	139	VAL
6	S4	140	VAL
6	S4	146	THR
6	S4	148	ARG
6	S4	155	LYS
6	S4	164	LEU
6	S4	180	LEU
6	S4	182	TYR
6	S4	187	ARG
6	S4	197	HIS
6	S4	211	LYS
6	S4	214	LEU
6	S4	215	ASP
6	S4	222	LEU
6	S4	226	PHE
6	S4	227	VAL

Continued on next page...

Continued from previous page...

Mol	Chain	Res	Type
6	S4	231	GLN
6	S4	240	LYS
6	S4	242	LYS
6	S4	246	LEU
6	S4	259	GLN
7	S5	24	VAL
7	S5	25	LEU
7	S5	32	GLU
7	S5	41	LYS
7	S5	43	PHE
7	S5	45	LYS
7	S5	49	GLU
7	S5	51	VAL
7	S5	53	VAL
7	S5	65	ARG
7	S5	76	ARG
7	S5	79	ASN
7	S5	86	GLN
7	S5	89	ILE
7	S5	93	LEU
7	S5	119	ASP
7	S5	126	ASP
7	S5	147	THR
7	S5	149	VAL
7	S5	156	ARG
7	S5	157	ARG
7	S5	160	VAL
7	S5	170	GLN
7	S5	186	ASN
7	S5	190	ILE
7	S5	194	LEU
7	S5	203	LYS
7	S5	206	SER
7	S5	216	GLU
7	S5	219	ARG
7	S5	225	ARG
8	S6	7	TYR
8	S6	25	ARG
8	S6	30	LYS
8	S6	45	PHE
8	S6	58	LYS
8	S6	59	GLN

Continued on next page...

Continued from previous page...

Mol	Chain	Res	Type
8	S6	65	GLN
8	S6	76	LEU
8	S6	78	THR
8	S6	79	LYS
8	S6	81	VAL
8	S6	82	SER
8	S6	97	VAL
8	S6	98	ARG
8	S6	120	GLU
8	S6	122	GLU
8	S6	124	LEU
8	S6	126	ASP
8	S6	127	THR
8	S6	128	THR
8	S6	129	VAL
8	S6	132	ARG
8	S6	133	LEU
8	S6	143	LYS
8	S6	151	ASP
8	S6	154	ARG
8	S6	155	ASP
8	S6	169	TYR
8	S6	170	THR
8	S6	175	ILE
8	S6	216	LEU
8	S6	223	LYS
9	S7	9	LEU
9	S7	24	PHE
9	S7	37	GLU
9	S7	38	LEU
9	S7	50	ASP
9	S7	70	PHE
9	S7	77	LEU
9	S7	79	ARG
9	S7	80	GLU
9	S7	85	PHE
9	S7	87	ASP
9	S7	97	ARG
9	S7	105	THR
9	S7	109	VAL
9	S7	114	ARG
9	S7	116	ARG

Continued on next page...

Continued from previous page...

Mol	Chain	Res	Type
9	S7	126	LEU
9	S7	131	PHE
9	S7	143	LEU
9	S7	144	VAL
9	S7	154	LEU
9	S7	159	VAL
9	S7	167	GLU
9	S7	181	ILE
9	S7	184	GLU
9	S7	185	ILE
10	S8	8	ARG
10	S8	21	PHE
10	S8	29	LEU
10	S8	32	GLN
10	S8	36	THR
10	S8	49	ARG
10	S8	58	LEU
10	S8	62	THR
10	S8	66	SER
10	S8	70	GLU
10	S8	74	LYS
10	S8	123	LYS
10	S8	138	ASN
10	S8	140	GLU
10	S8	151	LYS
10	S8	152	ILE
10	S8	155	SER
10	S8	164	ARG
10	S8	184	LEU
10	S8	185	GLU
10	S8	196	LEU
10	S8	199	LYS
11	S9	3	ARG
11	S9	6	ARG
11	S9	7	THR
11	S9	14	THR
11	S9	28	LEU
11	S9	39	LYS
11	S9	49	LEU
11	S9	54	ARG
11	S9	60	LEU
11	S9	82	ARG

Continued on next page...

Continued from previous page...

Mol	Chain	Res	Type
11	S9	88	GLU
11	S9	89	ASP
11	S9	92	LYS
11	S9	93	LEU
11	S9	94	ASP
11	S9	96	VAL
11	S9	97	LEU
11	S9	99	LEU
11	S9	109	LEU
11	S9	110	GLN
11	S9	118	LEU
11	S9	120	LYS
11	S9	134	ILE
11	S9	138	LYS
11	S9	145	SER
11	S9	149	ARG
11	S9	151	ASP
11	S9	161	THR
11	S9	171	ARG
11	S9	174	ARG
11	S9	182	GLU
12	C0	8	ARG
12	C0	20	VAL
12	C0	22	VAL
12	C0	27	PHE
12	C0	28	ASN
12	C0	32	HIS
12	C0	46	LEU
12	C0	55	VAL
12	C0	56	LYS
12	C0	71	GLU
12	C0	76	LEU
12	C0	78	GLU
12	C0	82	LEU
13	C1	21	ASN
13	C1	29	LYS
13	C1	40	LEU
13	C1	43	LYS
13	C1	44	THR
13	C1	54	ILE
13	C1	67	ARG
13	C1	69	LYS

Continued on next page...

Continued from previous page...

Mol	Chain	Res	Type
13	C1	74	THR
13	C1	83	THR
13	C1	99	ARG
13	C1	109	VAL
13	C1	123	VAL
13	C1	125	VAL
13	C1	136	ARG
13	C1	141	LYS
14	C2	28	LEU
14	C2	33	ARG
14	C2	36	LEU
14	C2	43	ARG
14	C2	50	LYS
14	C2	58	LEU
14	C2	61	VAL
14	C2	62	LEU
14	C2	63	VAL
14	C2	66	VAL
14	C2	71	ILE
14	C2	74	LEU
14	C2	89	ILE
14	C2	103	LEU
14	C2	119	SER
14	C2	126	TRP
14	C2	129	GLU
14	C2	132	GLU
14	C2	139	HIS
15	C3	3	ARG
15	C3	9	LYS
15	C3	16	ILE
15	C3	21	ASN
15	C3	27	LYS
15	C3	39	LYS
15	C3	42	ARG
15	C3	45	LEU
15	C3	56	ASP
15	C3	64	ARG
15	C3	76	LYS
15	C3	83	GLU
15	C3	88	LEU
15	C3	102	LEU
15	C3	115	LEU

Continued on next page...

Continued from previous page...

Mol	Chain	Res	Type
15	C3	125	LEU
15	C3	134	VAL
15	C3	145	THR
15	C3	150	VAL
16	C4	13	VAL
16	C4	14	PHE
16	C4	20	TYR
16	C4	29	HIS
16	C4	31	THR
16	C4	39	ILE
16	C4	43	THR
16	C4	51	ASP
16	C4	81	VAL
16	C4	92	LYS
16	C4	102	LEU
16	C4	103	ARG
16	C4	107	ARG
16	C4	108	SER
16	C4	123	SER
16	C4	124	ASP
16	C4	136	ARG
16	C4	137	LEU
17	C5	11	VAL
17	C5	22	LEU
17	C5	26	LEU
17	C5	35	LYS
17	C5	36	LEU
17	C5	44	ARG
17	C5	47	ARG
17	C5	50	THR
17	C5	52	LYS
17	C5	69	GLU
17	C5	86	VAL
17	C5	110	GLU
17	C5	121	ILE
17	C5	124	THR
18	C6	4	VAL
18	C6	14	LYS
18	C6	26	LYS
18	C6	28	LEU
18	C6	43	ILE
18	C6	52	LEU

Continued on next page...

Continued from previous page...

Mol	Chain	Res	Type
18	C6	53	LEU
18	C6	54	LEU
18	C6	57	LEU
18	C6	66	ARG
18	C6	68	ARG
18	C6	69	VAL
18	C6	97	VAL
18	C6	98	ASP
18	C6	101	SER
18	C6	106	LYS
18	C6	123	ARG
18	C6	128	LYS
18	C6	137	ARG
18	C6	138	PHE
18	C6	141	SER
19	C7	3	ARG
19	C7	6	THR
19	C7	25	THR
19	C7	29	GLN
19	C7	30	THR
19	C7	34	LEU
19	C7	38	ILE
19	C7	40	THR
19	C7	43	SER
19	C7	46	LEU
19	C7	49	LYS
19	C7	69	ILE
19	C7	72	LYS
19	C7	78	ARG
19	C7	83	GLN
19	C7	84	TYR
19	C7	85	VAL
19	C7	88	VAL
19	C7	105	GLN
19	C7	113	LEU
19	C7	115	LEU
19	C7	119	LEU
20	C8	3	LEU
20	C8	4	VAL
20	C8	5	VAL
20	C8	8	GLN
20	C8	11	PHE

Continued on next page...

Continued from previous page...

Mol	Chain	Res	Type
20	C8	12	GLN
20	C8	13	HIS
20	C8	14	ILE
20	C8	17	LEU
20	C8	20	THR
20	C8	21	ASN
20	C8	25	ASN
20	C8	26	ILE
20	C8	28	ILE
20	C8	32	LEU
20	C8	34	THR
20	C8	38	VAL
20	C8	40	ARG
20	C8	52	VAL
20	C8	54	LEU
20	C8	60	GLU
20	C8	61	LEU
20	C8	71	GLN
20	C8	77	THR
20	C8	80	LYS
20	C8	92	ILE
20	C8	107	SER
20	C8	110	ARG
20	C8	116	LEU
20	C8	132	ARG
20	C8	133	VAL
20	C8	136	GLN
20	C8	138	THR
20	C8	141	THR
20	C8	143	ARG
21	C9	4	VAL
21	C9	13	ASP
21	C9	18	TYR
21	C9	22	LEU
21	C9	25	GLN
21	C9	28	LEU
21	C9	30	VAL
21	C9	33	TYR
21	C9	35	ASP
21	C9	36	ILE
21	C9	37	VAL
21	C9	57	ARG

Continued on next page...

Continued from previous page...

Mol	Chain	Res	Type
21	C9	67	MET
21	C9	70	GLN
21	C9	94	ILE
21	C9	125	SER
21	C9	126	GLU
21	C9	130	ARG
21	C9	131	ASP
21	C9	132	LEU
21	C9	133	ASP
21	C9	134	ARG
21	C9	144	GLU
22	D0	15	GLN
22	D0	17	GLN
22	D0	18	GLN
22	D0	23	ARG
22	D0	27	THR
22	D0	30	LYS
22	D0	31	VAL
22	D0	33	GLN
22	D0	34	LEU
22	D0	35	GLU
22	D0	42	VAL
22	D0	47	GLN
22	D0	48	HIS
22	D0	51	VAL
22	D0	60	THR
22	D0	61	LYS
22	D0	74	GLU
22	D0	76	SER
22	D0	89	ARG
22	D0	103	ILE
22	D0	108	ILE
22	D0	121	ASN
23	D1	3	ASN
23	D1	5	LYS
23	D1	32	VAL
23	D1	41	GLU
23	D1	49	GLU
23	D1	52	THR
23	D1	62	ARG
23	D1	65	SER
23	D1	68	SER

Continued on next page...

Continued from previous page...

Mol	Chain	Res	Type
23	D1	78	LEU
23	D1	80	LYS
24	D2	4	SER
24	D2	7	LEU
24	D2	24	GLN
24	D2	26	LEU
24	D2	27	ILE
24	D2	43	LYS
24	D2	53	ILE
24	D2	65	LEU
24	D2	76	SER
24	D2	87	GLU
24	D2	93	LEU
24	D2	97	ARG
24	D2	98	GLN
24	D2	103	ILE
24	D2	104	LEU
24	D2	105	THR
24	D2	117	ARG
24	D2	121	VAL
25	D3	7	ARG
25	D3	9	LEU
25	D3	18	HIS
25	D3	40	SER
25	D3	60	GLU
25	D3	73	ARG
25	D3	78	LYS
25	D3	82	LYS
25	D3	84	THR
25	D3	96	VAL
25	D3	107	PHE
25	D3	110	LYS
25	D3	114	LYS
25	D3	131	SER
25	D3	133	LEU
25	D3	144	ARG
26	D4	17	LEU
26	D4	29	HIS
26	D4	32	ARG
26	D4	34	ASN
26	D4	35	VAL
26	D4	36	SER

Continued on next page...

Continued from previous page...

Mol	Chain	Res	Type
26	D4	47	VAL
26	D4	49	LYS
26	D4	51	GLU
26	D4	52	LYS
26	D4	57	VAL
26	D4	61	ARG
26	D4	84	LYS
26	D4	88	THR
26	D4	96	LEU
26	D4	99	LYS
26	D4	102	LYS
26	D4	121	THR
26	D4	124	ARG
26	D4	127	LYS
26	D4	128	LYS
27	D5	37	GLN
27	D5	38	HIS
27	D5	42	LEU
27	D5	58	ARG
27	D5	59	TYR
27	D5	67	ASP
27	D5	68	ARG
27	D5	69	LEU
27	D5	71	ILE
27	D5	75	LEU
27	D5	85	LYS
27	D5	90	LYS
27	D5	92	ILE
27	D5	93	SER
27	D5	95	HIS
27	D5	96	SER
27	D5	100	ILE
28	D6	10	ARG
28	D6	12	LYS
28	D6	18	VAL
28	D6	36	ILE
28	D6	38	ARG
28	D6	41	ILE
28	D6	44	ILE
28	D6	45	VAL
28	D6	50	VAL
28	D6	61	GLU

Continued on next page...

Continued from previous page...

Mol	Chain	Res	Type
28	D6	64	LEU
28	D6	66	LYS
28	D6	68	TYR
28	D6	69	ASN
28	D6	70	LYS
28	D6	79	ILE
28	D6	82	ARG
28	D6	83	ILE
28	D6	84	VAL
28	D6	85	ARG
28	D6	86	VAL
28	D6	90	GLU
28	D6	91	ASP
29	D7	3	LEU
29	D7	4	VAL
29	D7	20	LYS
29	D7	33	LEU
29	D7	34	ASP
29	D7	61	THR
29	D7	67	THR
30	D8	13	ILE
30	D8	15	VAL
30	D8	19	THR
30	D8	32	PHE
30	D8	33	LEU
30	D8	34	GLU
30	D8	39	THR
30	D8	49	ARG
30	D8	52	ASP
30	D8	58	GLU
30	D8	64	ARG
31	D9	6	VAL
31	D9	7	TRP
31	D9	9	SER
31	D9	12	ARG
31	D9	19	ARG
31	D9	22	ARG
31	D9	25	SER
31	D9	30	LEU
31	D9	36	LEU
31	D9	39	CYS
32	E0	20	LYS

Continued on next page...

Continued from previous page...

Mol	Chain	Res	Type
32	E0	28	LYS
32	E0	29	LYS
32	E0	39	LEU
32	E0	42	ARG
32	E0	47	VAL
32	E0	50	VAL
33	E1	86	THR
33	E1	89	LYS
33	E1	91	ILE
33	E1	93	HIS
33	E1	97	LYS
33	E1	98	VAL
33	E1	103	LEU
33	E1	113	LYS
33	E1	118	ARG
33	E1	120	GLU
33	E1	126	CYS
33	E1	130	VAL
33	E1	137	ASP
33	E1	138	ARG
33	E1	139	LEU
33	E1	151	ASN
34	SR	6	VAL
34	SR	29	GLN
34	SR	52	GLN
34	SR	59	ARG
34	SR	65	SER
34	SR	66	HIS
34	SR	76	ASP
34	SR	81	LEU
34	SR	98	GLU
34	SR	116	ASP
34	SR	117	LYS
34	SR	134	TRP
34	SR	136	ILE
34	SR	137	LYS
34	SR	145	LEU
34	SR	153	GLN
34	SR	165	ASP
34	SR	188	ILE
34	SR	191	ASP
34	SR	202	LEU

Continued on next page...

Continued from previous page...

Mol	Chain	Res	Type
34	SR	238	ASP
34	SR	248	ASN
34	SR	268	GLN
34	SR	300	THR
34	SR	317	THR
35	SM	27	LYS
35	SM	46	LYS
35	SM	51	ARG
35	SM	61	ILE
35	SM	64	LYS
35	SM	68	ARG
35	SM	78	ASP
35	SM	82	THR
35	SM	84	LYS
35	SM	89	ARG
35	SM	91	THR
35	SM	94	HIS
35	SM	96	ARG
35	SM	100	THR
35	SM	105	LYS
35	SM	139	GLU
39	L2	14	SER
39	L2	32	LEU
39	L2	44	ILE
39	L2	45	VAL
39	L2	72	ARG
39	L2	74	GLU
39	L2	84	THR
39	L2	97	ASN
39	L2	101	VAL
39	L2	104	LEU
39	L2	107	VAL
39	L2	109	GLU
39	L2	113	VAL
39	L2	116	VAL
39	L2	143	GLU
39	L2	157	VAL
39	L2	165	VAL
39	L2	179	LEU
39	L2	180	LEU
39	L2	191	LEU
39	L2	202	VAL

Continued on next page...

Continued from previous page...

Mol	Chain	Res	Type
39	L2	204	MET
39	L2	207	VAL
39	L2	224	THR
39	L2	227	ARG
39	L2	230	VAL
39	L2	241	ARG
40	L3	2	SER
40	L3	7	GLU
40	L3	17	LEU
40	L3	19	ARG
40	L3	25	ILE
40	L3	30	LYS
40	L3	37	ARG
40	L3	47	LEU
40	L3	55	THR
40	L3	56	ILE
40	L3	67	PHE
40	L3	70	ARG
40	L3	85	VAL
40	L3	103	THR
40	L3	104	THR
40	L3	114	VAL
40	L3	126	LYS
40	L3	134	SER
40	L3	139	GLN
40	L3	146	ARG
40	L3	148	LEU
40	L3	150	ARG
40	L3	173	GLN
40	L3	183	LEU
40	L3	187	SER
40	L3	188	ILE
40	L3	192	VAL
40	L3	200	GLU
40	L3	202	THR
40	L3	212	ASN
40	L3	229	VAL
40	L3	232	ARG
40	L3	235	THR
40	L3	236	LYS
40	L3	241	LYS
40	L3	244	ARG

Continued on next page...

Continued from previous page...

Mol	Chain	Res	Type
40	L3	252	ILE
40	L3	260	VAL
40	L3	284	ARG
40	L3	296	THR
40	L3	300	ARG
40	L3	305	ILE
40	L3	317	ILE
40	L3	319	ASN
40	L3	320	ASP
40	L3	324	VAL
40	L3	325	LYS
40	L3	328	ILE
40	L3	332	ARG
40	L3	338	LEU
40	L3	347	SER
40	L3	354	VAL
40	L3	355	SER
40	L3	375	GLU
40	L3	380	MET
40	L3	387	LEU
41	L4	21	PRO
41	L4	22	LEU
41	L4	64	SER
41	L4	69	ARG
41	L4	74	ILE
41	L4	93	MET
41	L4	99	MET
41	L4	108	LYS
41	L4	120	TYR
41	L4	133	SER
41	L4	138	ARG
41	L4	148	ILE
41	L4	150	LEU
41	L4	152	VAL
41	L4	153	SER
41	L4	156	LEU
41	L4	161	LYS
41	L4	172	VAL
41	L4	176	SER
41	L4	177	ASP
41	L4	179	LEU
41	L4	187	LEU

Continued on next page...

Continued from previous page...

Mol	Chain	Res	Type
41	L4	188	ARG
41	L4	193	LYS
41	L4	194	TYR
41	L4	200	THR
41	L4	203	ARG
41	L4	206	LEU
41	L4	216	VAL
41	L4	220	ARG
41	L4	222	VAL
41	L4	230	VAL
41	L4	246	ARG
41	L4	258	LEU
41	L4	259	ASP
41	L4	261	VAL
41	L4	267	VAL
41	L4	278	SER
41	L4	289	ILE
41	L4	306	THR
41	L4	307	GLN
41	L4	313	LEU
41	L4	350	LYS
41	L4	354	VAL
42	L5	5	LYS
42	L5	10	SER
42	L5	22	ARG
42	L5	23	ARG
42	L5	35	ARG
42	L5	41	LYS
42	L5	69	ILE
42	L5	89	THR
42	L5	92	LEU
42	L5	93	THR
42	L5	105	ILE
42	L5	115	LEU
42	L5	131	LEU
42	L5	132	THR
42	L5	137	ASP
42	L5	140	ARG
42	L5	144	VAL
42	L5	146	LEU
42	L5	148	ILE
42	L5	151	GLN

Continued on next page...

Continued from previous page...

Mol	Chain	Res	Type
42	L5	152	ARG
42	L5	155	THR
42	L5	159	VAL
42	L5	163	LEU
42	L5	177	GLU
42	L5	185	PHE
42	L5	188	GLU
42	L5	189	GLU
42	L5	197	SER
42	L5	222	LEU
42	L5	231	ILE
42	L5	232	ASP
42	L5	257	GLU
42	L5	259	LYS
42	L5	263	GLU
42	L5	264	GLN
42	L5	273	ARG
42	L5	293	LEU
43	L6	2	SER
43	L6	5	LYS
43	L6	15	VAL
43	L6	21	THR
43	L6	28	GLN
43	L6	35	VAL
43	L6	52	VAL
43	L6	64	LEU
43	L6	65	ILE
43	L6	78	ARG
43	L6	79	VAL
43	L6	84	VAL
43	L6	89	THR
43	L6	90	LYS
43	L6	93	VAL
43	L6	99	GLU
43	L6	129	GLU
43	L6	134	ARG
44	L7	24	GLU
44	L7	25	GLN
44	L7	82	LYS
44	L7	83	LEU
44	L7	84	VAL
44	L7	87	VAL

Continued on next page...

Continued from previous page...

Mol	Chain	Res	Type
44	L7	93	ASN
44	L7	100	ARG
44	L7	108	LEU
44	L7	121	LYS
44	L7	158	LYS
44	L7	175	LYS
44	L7	179	LEU
44	L7	184	LEU
44	L7	189	ILE
44	L7	234	GLU
44	L7	239	LEU
44	L7	244	ASN
45	L8	26	LEU
45	L8	27	THR
45	L8	38	GLN
45	L8	41	GLN
45	L8	50	VAL
45	L8	63	LYS
45	L8	74	THR
45	L8	79	GLN
45	L8	81	THR
45	L8	82	LEU
45	L8	84	ARG
45	L8	90	THR
45	L8	92	LYS
45	L8	101	THR
45	L8	118	GLU
45	L8	132	VAL
45	L8	136	LEU
45	L8	145	ASN
45	L8	150	LEU
45	L8	156	ASP
45	L8	163	VAL
45	L8	169	LEU
45	L8	180	VAL
45	L8	185	ARG
45	L8	203	VAL
45	L8	204	ARG
45	L8	206	GLU
45	L8	218	ILE
45	L8	238	LEU
45	L8	240	ASN

Continued on next page...

Continued from previous page...

Mol	Chain	Res	Type
45	L8	246	MET
45	L8	248	LYS
45	L8	251	LYS
46	L9	1	MET
46	L9	5	GLN
46	L9	9	GLN
46	L9	16	VAL
46	L9	18	VAL
46	L9	20	ILE
46	L9	24	ILE
46	L9	33	THR
46	L9	41	ILE
46	L9	48	VAL
46	L9	49	ASN
46	L9	52	LEU
46	L9	65	VAL
46	L9	68	LEU
46	L9	69	ARG
46	L9	70	THR
46	L9	90	MET
46	L9	92	TYR
46	L9	132	VAL
46	L9	135	GLU
46	L9	138	THR
46	L9	139	ASN
46	L9	140	VAL
46	L9	147	SER
46	L9	149	ASN
46	L9	157	ASN
46	L9	161	LEU
46	L9	162	GLN
46	L9	164	ILE
46	L9	172	ILE
46	L9	177	ASP
46	L9	189	GLU
46	L9	190	ASP
47	M0	3	ARG
47	M0	7	ARG
47	M0	21	ARG
47	M0	24	ARG
47	M0	30	LYS
47	M0	32	ARG

Continued on next page...

Continued from previous page...

Mol	Chain	Res	Type
47	M0	33	ILE
47	M0	40	LYS
47	M0	42	THR
47	M0	48	LEU
47	M0	52	LEU
47	M0	54	SER
47	M0	63	GLU
47	M0	74	LYS
47	M0	87	LEU
47	M0	116	ARG
47	M0	125	LEU
47	M0	130	ASP
47	M0	133	GLN
47	M0	139	ARG
47	M0	156	ARG
47	M0	163	GLN
47	M0	165	ILE
47	M0	169	LYS
47	M0	177	ASP
47	M0	184	LYS
47	M0	192	ASP
47	M0	197	VAL
47	M0	203	LYS
47	M0	207	GLU
48	M1	6	GLN
48	M1	9	MET
48	M1	10	ARG
48	M1	11	ASP
48	M1	12	LEU
48	M1	13	LYS
48	M1	19	LEU
48	M1	23	VAL
48	M1	31	THR
48	M1	44	THR
48	M1	46	VAL
48	M1	65	ILE
48	M1	70	THR
48	M1	80	LEU
48	M1	82	ARG
48	M1	94	ARG
48	M1	106	ILE
48	M1	107	ASP

Continued on next page...

Continued from previous page...

Mol	Chain	Res	Type
48	M1	115	LYS
48	M1	120	ILE
48	M1	137	ARG
48	M1	140	ARG
48	M1	148	VAL
48	M1	166	LYS
48	M1	168	ASP
49	M3	5	LYS
49	M3	23	LYS
49	M3	24	VAL
49	M3	33	VAL
49	M3	54	LEU
49	M3	55	ARG
49	M3	57	VAL
49	M3	58	VAL
49	M3	59	ARG
49	M3	63	VAL
49	M3	67	ARG
49	M3	69	VAL
49	M3	85	LEU
49	M3	114	GLN
49	M3	115	ARG
49	M3	117	LYS
49	M3	121	SER
49	M3	122	LYS
49	M3	124	ILE
49	M3	128	ARG
49	M3	131	LYS
49	M3	134	GLU
49	M3	136	GLU
49	M3	139	LEU
49	M3	164	GLU
49	M3	168	ARG
49	M3	171	ARG
49	M3	190	LYS
50	M4	8	LYS
50	M4	10	SER
50	M4	11	ASN
50	M4	20	VAL
50	M4	21	VAL
50	M4	27	GLN
50	M4	50	LYS

Continued on next page...

Continued from previous page...

Mol	Chain	Res	Type
50	M4	53	VAL
50	M4	58	ILE
50	M4	63	VAL
50	M4	74	ARG
50	M4	82	SER
50	M4	91	CYS
50	M4	93	LYS
50	M4	102	LYS
50	M4	105	GLN
50	M4	108	ARG
50	M4	113	THR
50	M4	135	LEU
51	M5	10	LEU
51	M5	15	GLN
51	M5	18	VAL
51	M5	20	ARG
51	M5	22	LEU
51	M5	27	VAL
51	M5	38	ARG
51	M5	49	ARG
51	M5	50	ARG
51	M5	62	TYR
51	M5	68	ARG
51	M5	75	VAL
51	M5	76	PRO
51	M5	80	THR
51	M5	83	LYS
51	M5	85	THR
51	M5	92	LEU
51	M5	93	LYS
51	M5	96	ARG
51	M5	104	GLU
51	M5	106	VAL
51	M5	109	ARG
51	M5	117	ASN
51	M5	133	ILE
51	M5	138	GLN
51	M5	144	ARG
51	M5	151	ILE
51	M5	155	VAL
51	M5	159	ARG
51	M5	182	ASN

Continued on next page...

Continued from previous page...

Mol	Chain	Res	Type
51	M5	183	THR
51	M5	187	ARG
51	M5	190	THR
51	M5	198	SER
51	M5	201	ARG
51	M5	204	LYS
52	M6	22	VAL
52	M6	34	VAL
52	M6	41	LEU
52	M6	68	ARG
52	M6	78	ARG
52	M6	85	ARG
52	M6	89	SER
52	M6	106	GLU
52	M6	116	LYS
52	M6	117	ARG
52	M6	119	VAL
52	M6	124	LEU
52	M6	143	THR
52	M6	160	ARG
52	M6	184	THR
52	M6	190	VAL
53	M7	7	THR
53	M7	8	SER
53	M7	9	THR
53	M7	24	VAL
53	M7	32	THR
53	M7	36	ILE
53	M7	52	LEU
53	M7	56	ARG
53	M7	69	ARG
53	M7	70	THR
53	M7	111	LYS
53	M7	112	LEU
53	M7	115	SER
53	M7	118	GLN
53	M7	121	GLN
53	M7	126	ARG
53	M7	127	ARG
53	M7	144	SER
53	M7	149	VAL
53	M7	155	GLU

Continued on next page...

Continued from previous page...

Mol	Chain	Res	Type
53	M7	157	VAL
53	M7	165	VAL
53	M7	168	LEU
53	M7	173	ARG
53	M7	180	LYS
53	M7	181	ARG
54	M8	7	SER
54	M8	17	THR
54	M8	22	ASP
54	M8	26	LEU
54	M8	32	LEU
54	M8	41	ASP
54	M8	49	LEU
54	M8	69	ARG
54	M8	74	GLU
54	M8	81	VAL
54	M8	98	LYS
54	M8	100	THR
54	M8	127	LEU
54	M8	135	GLN
54	M8	138	LEU
54	M8	141	ARG
54	M8	168	THR
54	M8	171	LYS
54	M8	174	ARG
54	M8	180	ARG
55	M9	10	LEU
55	M9	17	VAL
55	M9	20	ARG
55	M9	24	LEU
55	M9	25	ASP
55	M9	30	SER
55	M9	31	GLU
55	M9	43	LYS
55	M9	44	LEU
55	M9	55	VAL
55	M9	61	SER
55	M9	71	ARG
55	M9	74	ARG
55	M9	81	ARG
55	M9	86	GLU
55	M9	91	SER

Continued on next page...

Continued from previous page...

Mol	Chain	Res	Type
55	M9	98	ARG
55	M9	103	ARG
55	M9	104	ARG
55	M9	106	LEU
55	M9	110	ARG
55	M9	116	ASP
55	M9	134	HIS
55	M9	138	LEU
55	M9	175	GLN
55	M9	182	ASP
56	N0	8	GLN
56	N0	12	ARG
56	N0	13	ARG
56	N0	40	ARG
56	N0	45	LEU
56	N0	51	VAL
56	N0	57	GLU
56	N0	61	ILE
56	N0	63	GLN
56	N0	71	LYS
56	N0	79	VAL
56	N0	87	THR
56	N0	103	VAL
56	N0	105	THR
56	N0	106	LEU
56	N0	115	ARG
56	N0	117	ARG
56	N0	122	HIS
56	N0	123	ILE
56	N0	130	GLU
56	N0	137	ARG
56	N0	138	GLN
56	N0	144	LEU
56	N0	160	THR
56	N0	162	THR
56	N0	167	ARG
56	N0	171	PHE
56	N0	172	TYR
57	N1	4	SER
57	N1	9	SER
57	N1	12	ARG
57	N1	14	MET

Continued on next page...

Continued from previous page...

Mol	Chain	Res	Type
57	N1	18	ASP
57	N1	27	LEU
57	N1	64	VAL
57	N1	68	THR
57	N1	71	SER
57	N1	75	ILE
57	N1	78	LYS
57	N1	79	MET
57	N1	80	VAL
57	N1	83	ARG
57	N1	88	ARG
57	N1	89	LEU
57	N1	97	LYS
57	N1	104	GLU
57	N1	106	LEU
57	N1	118	GLU
57	N1	122	GLN
57	N1	124	VAL
57	N1	126	VAL
57	N1	127	GLN
57	N1	128	LEU
57	N1	139	ARG
57	N1	143	THR
57	N1	149	GLN
57	N1	154	VAL
57	N1	159	PHE
58	N2	10	LYS
58	N2	29	ASP
58	N2	38	ILE
58	N2	39	ASP
58	N2	49	ASN
58	N2	52	ASN
58	N2	61	THR
58	N2	66	VAL
58	N2	70	LYS
58	N2	74	LYS
58	N2	100	THR
58	N2	104	ARG
59	N3	32	ARG
59	N3	54	LEU
59	N3	57	MET
59	N3	63	LYS

Continued on next page...

Continued from previous page...

Mol	Chain	Res	Type
59	N3	64	LYS
59	N3	72	LYS
59	N3	74	MET
59	N3	83	LYS
59	N3	91	VAL
59	N3	102	ILE
59	N3	108	GLU
59	N3	109	MET
59	N3	115	THR
59	N3	120	LYS
59	N3	125	LEU
59	N3	135	VAL
60	N4	4	GLU
60	N4	5	ILE
60	N4	19	THR
60	N4	26	SER
60	N4	34	SER
60	N4	39	LEU
60	N4	54	LEU
61	N5	26	VAL
61	N5	27	ARG
61	N5	34	LEU
61	N5	38	LEU
61	N5	40	LEU
61	N5	45	LYS
61	N5	49	LYS
61	N5	63	ILE
61	N5	71	THR
61	N5	73	MET
61	N5	86	VAL
61	N5	104	GLU
61	N5	108	LEU
61	N5	112	THR
61	N5	115	ARG
61	N5	120	LYS
61	N5	125	ARG
61	N5	133	LEU
61	N5	135	ILE
61	N5	139	ILE
61	N5	142	ILE
62	N6	3	LYS
62	N6	5	SER

Continued on next page...

Continued from previous page...

Mol	Chain	Res	Type
62	N6	8	VAL
62	N6	10	SER
62	N6	13	ARG
62	N6	17	LYS
62	N6	26	GLN
62	N6	37	LYS
62	N6	39	LEU
62	N6	42	GLN
62	N6	45	ILE
62	N6	50	ILE
62	N6	56	VAL
62	N6	57	LEU
62	N6	71	SER
62	N6	74	TYR
62	N6	76	LEU
62	N6	80	VAL
62	N6	94	SER
62	N6	105	VAL
62	N6	111	LEU
62	N6	113	LYS
62	N6	115	ARG
62	N6	122	LYS
62	N6	125	LYS
62	N6	126	LEU
62	N6	127	GLU
63	N7	3	LYS
63	N7	14	VAL
63	N7	17	ARG
63	N7	24	VAL
63	N7	34	LYS
63	N7	46	ILE
63	N7	53	VAL
63	N7	54	THR
63	N7	64	LYS
63	N7	75	VAL
63	N7	81	LEU
63	N7	83	THR
63	N7	86	THR
63	N7	90	GLU
63	N7	99	GLU
63	N7	102	GLU
63	N7	103	GLN

Continued on next page...

Continued from previous page...

Mol	Chain	Res	Type
63	N7	107	ARG
63	N7	109	GLU
63	N7	121	ARG
63	N7	134	LEU
64	N8	6	THR
64	N8	8	THR
64	N8	10	LYS
64	N8	12	ARG
64	N8	14	HIS
64	N8	16	SER
64	N8	26	ARG
64	N8	42	ARG
64	N8	46	ASP
64	N8	56	VAL
64	N8	60	TYR
64	N8	72	VAL
64	N8	76	ASP
64	N8	84	GLU
64	N8	91	LEU
64	N8	98	THR
64	N8	115	LYS
64	N8	120	ASN
64	N8	130	VAL
64	N8	133	LEU
64	N8	139	ARG
65	N9	14	ARG
65	N9	18	ARG
65	N9	22	LYS
65	N9	23	LYS
65	N9	25	LYS
65	N9	28	LYS
65	N9	50	THR
65	N9	59	LYS
66	O0	16	LEU
66	O0	32	LYS
66	O0	34	LEU
66	O0	36	GLN
66	O0	54	SER
66	O0	61	MET
66	O0	66	LYS
66	O0	76	GLU
66	O0	79	THR

Continued on next page...

Continued from previous page...

Mol	Chain	Res	Type
66	O0	83	LYS
66	O0	87	VAL
66	O0	100	ILE
66	O0	104	LEU
67	O1	6	ASP
67	O1	13	THR
67	O1	16	LEU
67	O1	26	LYS
67	O1	31	ARG
67	O1	46	THR
67	O1	55	LEU
67	O1	64	VAL
67	O1	73	LEU
67	O1	79	ARG
67	O1	84	ASP
67	O1	86	LYS
67	O1	89	LEU
67	O1	105	GLN
67	O1	106	THR
68	O2	24	ARG
68	O2	31	ASN
68	O2	33	ARG
68	O2	61	LYS
68	O2	62	LYS
68	O2	73	THR
68	O2	75	LEU
68	O2	84	THR
68	O2	103	LYS
68	O2	106	VAL
68	O2	128	LEU
69	O3	4	SER
69	O3	15	SER
69	O3	20	LYS
69	O3	59	VAL
69	O3	70	LYS
69	O3	74	THR
69	O3	78	SER
69	O3	81	VAL
69	O3	86	ARG
69	O3	98	VAL
69	O3	106	ASN
70	O4	3	GLN

Continued on next page...

Continued from previous page...

Mol	Chain	Res	Type
70	O4	5	VAL
70	O4	20	ILE
70	O4	21	LYS
70	O4	24	LYS
70	O4	29	ILE
70	O4	46	ASP
70	O4	49	SER
70	O4	55	SER
70	O4	58	ARG
70	O4	65	VAL
70	O4	71	THR
70	O4	79	SER
70	O4	86	LYS
70	O4	87	GLU
70	O4	104	VAL
71	O5	15	GLU
71	O5	20	GLN
71	O5	21	LEU
71	O5	27	GLU
71	O5	31	LEU
71	O5	41	LEU
71	O5	44	ILE
71	O5	45	LYS
71	O5	48	ARG
71	O5	49	LYS
71	O5	71	LYS
71	O5	74	LYS
71	O5	89	ARG
71	O5	90	ARG
71	O5	96	GLU
71	O5	100	VAL
71	O5	101	THR
71	O5	104	GLN
71	O5	107	LYS
71	O5	119	LYS
72	O6	5	THR
72	O6	11	LEU
72	O6	17	VAL
72	O6	18	THR
72	O6	21	THR
72	O6	26	ILE
72	O6	36	ARG

Continued on next page...

Continued from previous page...

Mol	Chain	Res	Type
72	O6	45	ARG
72	O6	57	LEU
72	O6	58	ILE
72	O6	60	LEU
72	O6	68	ARG
72	O6	70	ARG
72	O6	72	VAL
72	O6	76	ARG
72	O6	81	THR
72	O6	88	GLU
72	O6	99	ARG
73	O7	17	THR
73	O7	24	ARG
73	O7	25	ARG
73	O7	33	THR
73	O7	36	SER
73	O7	44	THR
73	O7	55	ARG
73	O7	59	THR
73	O7	67	LEU
73	O7	80	THR
73	O7	87	SER
74	O8	3	ARG
74	O8	5	ILE
74	O8	6	THR
74	O8	8	ILE
74	O8	12	LEU
74	O8	24	THR
74	O8	41	THR
74	O8	46	ARG
74	O8	50	SER
74	O8	52	TYR
74	O8	53	THR
74	O8	64	LYS
74	O8	65	LEU
74	O8	67	GLN
74	O8	72	THR
74	O8	77	ARG
75	O9	5	LYS
75	O9	21	ARG
75	O9	23	LEU
75	O9	29	LEU

Continued on next page...

Continued from previous page...

Mol	Chain	Res	Type
75	O9	32	ASN
75	O9	45	ARG
75	O9	51	ILE
76	Q0	77	ILE
76	Q0	78	ILE
76	Q0	83	LYS
76	Q0	85	LEU
76	Q0	106	ARG
76	Q0	112	LYS
76	Q0	113	ARG
76	Q0	127	LEU
77	Q1	9	ARG
77	Q1	10	THR
77	Q1	11	ARG
77	Q1	21	ARG
77	Q1	24	SER
77	Q1	25	LYS
78	Q2	8	ARG
78	Q2	9	LYS
78	Q2	26	THR
78	Q2	29	LYS
78	Q2	34	SER
78	Q2	35	LEU
78	Q2	48	SER
78	Q2	55	LYS
78	Q2	76	LYS
78	Q2	78	LYS
78	Q2	79	THR
78	Q2	80	ARG
78	Q2	83	LEU
78	Q2	84	THR
78	Q2	85	LEU
78	Q2	92	GLU
78	Q2	93	LEU
78	Q2	100	LYS
78	Q2	104	LEU
78	Q2	105	GLN
79	Q3	11	THR
79	Q3	16	VAL
79	Q3	32	GLN
79	Q3	45	LYS
79	Q3	49	ARG

Continued on next page...

Continued from previous page...

Mol	Chain	Res	Type
79	Q3	56	THR
79	Q3	59	CYS
79	Q3	60	CYS
79	Q3	73	THR
79	Q3	91	GLU
2	s0	6	THR
2	s0	12	GLU
2	s0	22	THR
2	s0	30	GLN
2	s0	45	VAL
2	s0	57	LEU
2	s0	59	LEU
2	s0	62	ARG
2	s0	87	LEU
2	s0	88	LYS
2	s0	110	TYR
2	s0	111	ILE
2	s0	119	ARG
2	s0	131	GLN
2	s0	135	GLU
2	s0	139	VAL
2	s0	144	ILE
2	s0	154	GLU
2	s0	157	ASP
2	s0	167	LYS
2	s0	172	LEU
2	s0	180	GLU
2	s0	185	ARG
2	s0	188	LEU
2	s0	189	VAL
2	s0	196	SER
2	s0	198	MET
2	s0	200	ASP
2	s0	202	TYR
3	s1	21	VAL
3	s1	22	ASP
3	s1	25	THR
3	s1	37	THR
3	s1	47	LEU
3	s1	51	SER
3	s1	62	LYS
3	s1	66	VAL

Continued on next page...

Continued from previous page...

Mol	Chain	Res	Type
3	s1	70	LEU
3	s1	73	LEU
3	s1	74	GLN
3	s1	78	ASP
3	s1	81	PHE
3	s1	83	LYS
3	s1	110	LEU
3	s1	115	ARG
3	s1	125	VAL
3	s1	137	ILE
3	s1	150	VAL
3	s1	151	LYS
3	s1	177	GLN
3	s1	179	SER
3	s1	180	THR
3	s1	181	LEU
3	s1	202	LYS
3	s1	212	VAL
3	s1	215	VAL
3	s1	219	LYS
3	s1	223	PHE
3	s1	234	GLU
4	s2	41	LEU
4	s2	53	ILE
4	s2	54	GLU
4	s2	69	ILE
4	s2	70	ASP
4	s2	72	LEU
4	s2	73	LEU
4	s2	76	LEU
4	s2	80	VAL
4	s2	83	ILE
4	s2	87	GLN
4	s2	89	GLN
4	s2	90	THR
4	s2	91	ARG
4	s2	94	GLN
4	s2	97	ARG
4	s2	106	ASP
4	s2	111	VAL
4	s2	117	THR
4	s2	139	ILE

Continued on next page...

Continued from previous page...

Mol	Chain	Res	Type
4	s2	141	ARG
4	s2	148	LEU
4	s2	150	GLN
4	s2	152	HIS
4	s2	164	SER
4	s2	166	THR
4	s2	170	ILE
4	s2	185	LYS
4	s2	194	GLU
4	s2	206	THR
4	s2	221	THR
4	s2	222	TYR
4	s2	225	LEU
4	s2	226	THR
4	s2	229	LEU
4	s2	233	GLN
4	s2	240	LEU
4	s2	248	SER
4	s2	250	GLN
5	s3	4	LEU
5	s3	9	ARG
5	s3	10	LYS
5	s3	26	THR
5	s3	41	VAL
5	s3	44	THR
5	s3	53	THR
5	s3	55	THR
5	s3	59	LEU
5	s3	67	ASN
5	s3	69	LEU
5	s3	76	ARG
5	s3	84	ILE
5	s3	90	ARG
5	s3	91	VAL
5	s3	93	ASP
5	s3	115	ILE
5	s3	116	ARG
5	s3	127	MET
5	s3	128	GLU
5	s3	142	LEU
5	s3	158	ILE
5	s3	162	GLN

Continued on next page...

Continued from previous page...

Mol	Chain	Res	Type
5	s3	202	LEU
5	s3	204	ASP
6	s4	11	ARG
6	s4	23	LEU
6	s4	24	SER
6	s4	26	CYS
6	s4	37	LYS
6	s4	38	LEU
6	s4	42	LEU
6	s4	49	ARG
6	s4	51	ARG
6	s4	56	LEU
6	s4	67	GLN
6	s4	78	THR
6	s4	104	ASP
6	s4	116	ASP
6	s4	126	VAL
6	s4	131	LEU
6	s4	147	ILE
6	s4	148	ARG
6	s4	163	ASP
6	s4	181	VAL
6	s4	182	TYR
6	s4	214	LEU
6	s4	219	VAL
6	s4	221	ARG
6	s4	222	LEU
6	s4	227	VAL
6	s4	245	LYS
6	s4	246	LEU
7	s5	24	VAL
7	s5	25	LEU
7	s5	27	THR
7	s5	31	GLU
7	s5	41	LYS
7	s5	51	VAL
7	s5	59	VAL
7	s5	63	GLN
7	s5	68	ILE
7	s5	76	ARG
7	s5	83	ARG
7	s5	89	ILE

Continued on next page...

Continued from previous page...

Mol	Chain	Res	Type
7	s5	93	LEU
7	s5	109	LYS
7	s5	112	ARG
7	s5	119	ASP
7	s5	125	THR
7	s5	148	ARG
7	s5	149	VAL
7	s5	156	ARG
7	s5	157	ARG
7	s5	166	ARG
7	s5	167	ARG
7	s5	170	GLN
7	s5	187	ILE
7	s5	194	LEU
7	s5	203	LYS
7	s5	208	SER
7	s5	213	LYS
7	s5	216	GLU
7	s5	219	ARG
8	s6	12	SER
8	s6	15	THR
8	s6	25	ARG
8	s6	30	LYS
8	s6	31	ARG
8	s6	69	LEU
8	s6	71	THR
8	s6	76	LEU
8	s6	78	THR
8	s6	93	LYS
8	s6	97	VAL
8	s6	108	VAL
8	s6	109	LEU
8	s6	111	LEU
8	s6	112	VAL
8	s6	115	LYS
8	s6	120	GLU
8	s6	121	LEU
8	s6	127	THR
8	s6	128	THR
8	s6	129	VAL
8	s6	137	ARG
8	s6	143	LYS

Continued on next page...

Continued from previous page...

Mol	Chain	Res	Type
8	s6	151	ASP
8	s6	153	VAL
8	s6	155	ASP
8	s6	169	TYR
8	s6	170	THR
8	s6	171	LYS
8	s6	177	ARG
8	s6	182	GLN
8	s6	212	LEU
8	s6	215	ARG
9	s7	11	GLN
9	s7	28	GLU
9	s7	33	GLU
9	s7	41	LEU
9	s7	49	ILE
9	s7	67	LEU
9	s7	77	LEU
9	s7	81	LEU
9	s7	86	GLN
9	s7	87	ASP
9	s7	97	ARG
9	s7	103	SER
9	s7	105	THR
9	s7	108	GLN
9	s7	109	VAL
9	s7	114	ARG
9	s7	116	ARG
9	s7	117	THR
9	s7	126	LEU
9	s7	141	ARG
9	s7	143	LEU
9	s7	144	VAL
9	s7	159	VAL
9	s7	160	GLN
9	s7	166	LEU
9	s7	185	ILE
9	s7	187	SER
10	s8	22	ARG
10	s8	25	ARG
10	s8	29	LEU
10	s8	36	THR
10	s8	58	LEU

Continued on next page...

Continued from previous page...

Mol	Chain	Res	Type
10	s8	61	GLU
10	s8	74	LYS
10	s8	76	THR
10	s8	82	VAL
10	s8	111	GLN
10	s8	138	ASN
10	s8	151	LYS
10	s8	152	ILE
10	s8	155	SER
10	s8	168	CYS
10	s8	183	ILE
10	s8	184	LEU
10	s8	199	LYS
11	s9	3	ARG
11	s9	7	THR
11	s9	9	SER
11	s9	21	SER
11	s9	28	LEU
11	s9	78	ARG
11	s9	82	ARG
11	s9	90	LYS
11	s9	93	LEU
11	s9	101	VAL
11	s9	109	LEU
11	s9	110	GLN
11	s9	111	THR
11	s9	120	LYS
11	s9	126	ARG
11	s9	130	THR
11	s9	134	ILE
11	s9	142	ASN
11	s9	150	LEU
11	s9	161	THR
11	s9	171	ARG
11	s9	180	LYS
80	c0	5	LYS
80	c0	15	LEU
80	c0	20	VAL
80	c0	21	VAL
80	c0	27	PHE
80	c0	33	GLU
80	c0	36	ASP

Continued on next page...

Continued from previous page...

Mol	Chain	Res	Type
80	c0	40	LEU
80	c0	52	LYS
80	c0	55	VAL
80	c0	57	THR
80	c0	71	GLU
80	c0	77	ARG
13	c1	3	THR
13	c1	5	LEU
13	c1	10	GLU
13	c1	21	ASN
13	c1	27	THR
13	c1	30	ARG
13	c1	32	LYS
13	c1	33	ARG
13	c1	40	LEU
13	c1	44	THR
13	c1	47	THR
13	c1	56	LYS
13	c1	60	PHE
13	c1	61	THR
13	c1	67	ARG
13	c1	74	THR
13	c1	77	SER
13	c1	78	THR
13	c1	80	MET
13	c1	83	THR
13	c1	86	ILE
13	c1	94	ILE
13	c1	99	ARG
13	c1	118	GLN
13	c1	125	VAL
13	c1	129	ARG
13	c1	140	VAL
81	c2	28	LEU
81	c2	36	LEU
81	c2	39	ASP
81	c2	43	ARG
81	c2	58	LEU
81	c2	61	VAL
81	c2	62	LEU
81	c2	66	VAL
81	c2	71	ILE

Continued on next page...

Continued from previous page...

Mol	Chain	Res	Type
81	c2	74	LEU
81	c2	85	LYS
81	c2	89	ILE
81	c2	91	VAL
81	c2	103	LEU
81	c2	116	VAL
81	c2	121	VAL
81	c2	129	GLU
81	c2	132	GLU
81	c2	136	ILE
81	c2	140	PHE
15	c3	12	SER
15	c3	16	ILE
15	c3	20	ARG
15	c3	21	ASN
15	c3	28	LEU
15	c3	35	GLU
15	c3	37	ILE
15	c3	39	LYS
15	c3	60	VAL
15	c3	64	ARG
15	c3	66	ILE
15	c3	73	ARG
15	c3	80	LEU
15	c3	84	ILE
15	c3	87	ASP
15	c3	97	SER
15	c3	102	LEU
15	c3	115	LEU
15	c3	125	LEU
15	c3	138	ASN
15	c3	150	VAL
16	c4	20	TYR
16	c4	28	VAL
16	c4	31	THR
16	c4	33	LEU
16	c4	42	VAL
16	c4	43	THR
16	c4	51	ASP
16	c4	61	MET
16	c4	62	LEU
16	c4	66	ASP

Continued on next page...

Continued from previous page...

Mol	Chain	Res	Type
16	c4	81	VAL
16	c4	92	LYS
16	c4	102	LEU
16	c4	103	ARG
16	c4	114	ARG
16	c4	118	VAL
16	c4	119	THR
16	c4	123	SER
16	c4	124	ASP
16	c4	125	SER
16	c4	133	ARG
16	c4	136	ARG
16	c4	137	LEU
82	c5	12	PHE
82	c5	21	ASP
82	c5	24	LYS
82	c5	27	GLU
82	c5	36	LEU
82	c5	40	ARG
82	c5	44	ARG
82	c5	52	LYS
82	c5	69	GLU
82	c5	71	GLU
82	c5	97	TYR
82	c5	107	ILE
82	c5	110	GLU
82	c5	120	SER
82	c5	121	ILE
82	c5	122	THR
82	c5	124	THR
82	c5	127	ARG
18	c6	17	THR
18	c6	23	LYS
18	c6	28	LEU
18	c6	43	ILE
18	c6	48	VAL
18	c6	53	LEU
18	c6	57	LEU
18	c6	68	ARG
18	c6	69	VAL
18	c6	70	THR
18	c6	90	VAL

Continued on next page...

Continued from previous page...

Mol	Chain	Res	Type
18	c6	97	VAL
18	c6	98	ASP
18	c6	110	THR
18	c6	114	ARG
18	c6	128	LYS
18	c6	137	ARG
19	c7	8	THR
19	c7	19	ARG
19	c7	29	GLN
19	c7	34	LEU
19	c7	38	ILE
19	c7	43	SER
19	c7	45	ARG
19	c7	46	LEU
19	c7	60	ARG
19	c7	69	ILE
19	c7	85	VAL
19	c7	88	VAL
19	c7	89	SER
19	c7	113	LEU
20	c8	2	SER
20	c8	3	LEU
20	c8	4	VAL
20	c8	5	VAL
20	c8	6	GLN
20	c8	13	HIS
20	c8	15	LEU
20	c8	25	ASN
20	c8	27	LYS
20	c8	28	ILE
20	c8	36	LYS
20	c8	40	ARG
20	c8	55	HIS
20	c8	63	GLN
20	c8	80	LYS
20	c8	85	PHE
20	c8	94	ASP
20	c8	104	ASN
20	c8	116	LEU
20	c8	134	ARG
20	c8	136	GLN
20	c8	138	THR

Continued on next page...

Continued from previous page...

Mol	Chain	Res	Type
20	c8	144	ARG
21	c9	6	VAL
21	c9	13	ASP
21	c9	27	LYS
21	c9	28	LEU
21	c9	34	VAL
21	c9	37	VAL
21	c9	68	ARG
21	c9	70	GLN
21	c9	71	VAL
21	c9	75	LYS
21	c9	111	ILE
21	c9	116	ILE
21	c9	122	ARG
21	c9	123	ARG
21	c9	126	GLU
21	c9	140	LEU
21	c9	141	GLU
21	c9	144	GLU
22	d0	23	ARG
22	d0	27	THR
22	d0	31	VAL
22	d0	34	LEU
22	d0	44	ASN
22	d0	47	GLN
22	d0	52	LYS
22	d0	57	ARG
22	d0	60	THR
22	d0	63	LEU
22	d0	66	SER
22	d0	70	THR
22	d0	74	GLU
22	d0	80	GLU
22	d0	81	THR
22	d0	88	LYS
22	d0	89	ARG
22	d0	99	ILE
22	d0	102	ARG
22	d0	103	ILE
22	d0	105	GLN
22	d0	107	THR
22	d0	108	ILE

Continued on next page...

Continued from previous page...

Mol	Chain	Res	Type
22	d0	115	GLU
23	d1	2	GLU
23	d1	5	LYS
23	d1	10	GLU
23	d1	11	LEU
23	d1	12	TYR
23	d1	32	VAL
23	d1	38	LYS
23	d1	50	TYR
23	d1	52	THR
23	d1	68	SER
23	d1	69	LEU
23	d1	78	LEU
23	d1	81	ASN
24	d2	4	SER
24	d2	7	LEU
24	d2	9	ASP
24	d2	23	ARG
24	d2	37	PHE
24	d2	65	LEU
24	d2	74	VAL
24	d2	88	LYS
24	d2	93	LEU
24	d2	98	GLN
24	d2	103	ILE
24	d2	124	LYS
24	d2	126	LEU
25	d3	9	LEU
25	d3	14	LYS
25	d3	16	ARG
25	d3	19	ARG
25	d3	23	ARG
25	d3	33	LEU
25	d3	40	SER
25	d3	56	LYS
25	d3	73	ARG
25	d3	83	VAL
25	d3	84	THR
25	d3	96	VAL
25	d3	100	ASP
25	d3	107	PHE
25	d3	127	VAL

Continued on next page...

Continued from previous page...

Mol	Chain	Res	Type
26	d4	10	ARG
26	d4	26	ASP
26	d4	34	ASN
26	d4	35	VAL
26	d4	42	GLU
26	d4	43	LYS
26	d4	44	LEU
26	d4	47	VAL
26	d4	49	LYS
26	d4	51	GLU
26	d4	62	THR
26	d4	88	THR
26	d4	105	ARG
26	d4	118	ILE
26	d4	128	LYS
26	d4	135	ASP
27	d5	43	ASP
27	d5	46	LYS
27	d5	53	GLU
27	d5	57	TYR
27	d5	60	VAL
27	d5	81	ARG
27	d5	86	GLU
27	d5	105	THR
28	d6	10	ARG
28	d6	24	VAL
28	d6	28	LYS
28	d6	33	ASP
28	d6	44	ILE
28	d6	53	LEU
28	d6	58	VAL
28	d6	67	THR
28	d6	82	ARG
28	d6	84	VAL
28	d6	85	ARG
28	d6	90	GLU
29	d7	11	THR
29	d7	41	LEU
29	d7	43	ILE
29	d7	44	THR
29	d7	52	THR
29	d7	61	THR

Continued on next page...

Continued from previous page...

Mol	Chain	Res	Type
29	d7	72	LYS
29	d7	77	THR
29	d7	81	ARG
30	d8	7	VAL
30	d8	15	VAL
30	d8	19	THR
30	d8	22	ARG
30	d8	28	VAL
30	d8	32	PHE
30	d8	33	LEU
30	d8	36	THR
30	d8	42	ARG
30	d8	49	ARG
30	d8	54	LEU
30	d8	64	ARG
31	d9	10	HIS
31	d9	16	LYS
31	d9	21	CYS
31	d9	28	THR
31	d9	30	LEU
31	d9	32	ARG
31	d9	36	LEU
31	d9	38	ILE
31	d9	54	LYS
32	e0	13	LYS
32	e0	22	GLU
32	e0	23	LYS
32	e0	26	LYS
32	e0	28	LYS
32	e0	29	LYS
32	e0	39	LEU
32	e0	44	PHE
32	e0	45	VAL
32	e0	47	VAL
32	e0	50	VAL
32	e0	54	ARG
32	e0	55	ARG
32	e0	56	MET
33	e1	80	ARG
33	e1	86	THR
33	e1	90	LYS
33	e1	96	LYS

Continued on next page...

Continued from previous page...

Mol	Chain	Res	Type
33	e1	97	LYS
33	e1	98	VAL
33	e1	100	LEU
33	e1	102	VAL
33	e1	106	TYR
33	e1	113	LYS
33	e1	115	THR
33	e1	120	GLU
33	e1	135	HIS
33	e1	140	TYR
33	e1	141	CYS
33	e1	146	SER
33	e1	147	VAL
33	e1	151	ASN
83	sR	22	SER
83	sR	29	GLN
83	sR	52	GLN
83	sR	58	VAL
83	sR	59	ARG
83	sR	64	HIS
83	sR	65	SER
83	sR	76	ASP
83	sR	96	THR
83	sR	145	LEU
83	sR	168	THR
83	sR	176	LYS
83	sR	188	ILE
83	sR	228	LYS
83	sR	232	TYR
83	sR	274	LEU
83	sR	278	PHE
83	sR	297	ASP
83	sR	309	VAL
84	sM	24	GLU
84	sM	30	THR
84	sM	33	LYS
84	sM	41	SER
84	sM	43	ASP
84	sM	48	ARG
84	sM	50	ASN
84	sM	61	ILE
84	sM	68	ARG

Continued on next page...

Continued from previous page...

Mol	Chain	Res	Type
84	sM	74	LYS
84	sM	75	ASP
84	sM	77	THR
84	sM	82	THR
39	l2	19	HIS
39	l2	23	ARG
39	l2	32	LEU
39	l2	44	ILE
39	l2	45	VAL
39	l2	46	LYS
39	l2	71	LEU
39	l2	74	GLU
39	l2	84	THR
39	l2	96	LEU
39	l2	101	VAL
39	l2	104	LEU
39	l2	107	VAL
39	l2	109	GLU
39	l2	113	VAL
39	l2	114	SER
39	l2	119	LYS
39	l2	128	ARG
39	l2	137	ILE
39	l2	147	ARG
39	l2	155	LYS
39	l2	158	ILE
39	l2	159	SER
39	l2	165	VAL
39	l2	180	LEU
39	l2	193	ARG
39	l2	202	VAL
39	l2	204	MET
39	l2	223	SER
39	l2	226	SER
39	l2	246	LEU
39	l2	249	SER
40	l3	3	HIS
40	l3	7	GLU
40	l3	10	ARG
40	l3	17	LEU
40	l3	19	ARG
40	l3	21	ARG

Continued on next page...

Continued from previous page...

Mol	Chain	Res	Type
40	l3	24	SER
40	l3	25	ILE
40	l3	30	LYS
40	l3	37	ARG
40	l3	41	VAL
40	l3	47	LEU
40	l3	50	LYS
40	l3	56	ILE
40	l3	73	VAL
40	l3	84	VAL
40	l3	85	VAL
40	l3	95	THR
40	l3	103	THR
40	l3	114	VAL
40	l3	116	ARG
40	l3	125	SER
40	l3	139	GLN
40	l3	146	ARG
40	l3	148	LEU
40	l3	150	ARG
40	l3	169	THR
40	l3	183	LEU
40	l3	187	SER
40	l3	188	ILE
40	l3	192	VAL
40	l3	196	ARG
40	l3	202	THR
40	l3	205	VAL
40	l3	211	GLN
40	l3	212	ASN
40	l3	213	GLU
40	l3	232	ARG
40	l3	235	THR
40	l3	238	LEU
40	l3	246	LEU
40	l3	252	ILE
40	l3	260	VAL
40	l3	270	ARG
40	l3	274	SER
40	l3	284	ARG
40	l3	304	THR
40	l3	308	MET

Continued on next page...

Continued from previous page...

Mol	Chain	Res	Type
40	l3	324	VAL
40	l3	328	ILE
40	l3	332	ARG
40	l3	338	LEU
40	l3	340	LYS
40	l3	346	THR
40	l3	347	SER
40	l3	380	MET
40	l3	382	THR
41	l4	2	SER
41	l4	25	VAL
41	l4	41	SER
41	l4	47	ARG
41	l4	69	ARG
41	l4	73	ARG
41	l4	85	SER
41	l4	93	MET
41	l4	120	TYR
41	l4	122	THR
41	l4	138	ARG
41	l4	144	LYS
41	l4	145	ILE
41	l4	150	LEU
41	l4	154	THR
41	l4	156	LEU
41	l4	160	GLN
41	l4	170	LYS
41	l4	172	VAL
41	l4	176	SER
41	l4	177	ASP
41	l4	179	LEU
41	l4	182	LEU
41	l4	186	LYS
41	l4	187	LEU
41	l4	191	LYS
41	l4	203	ARG
41	l4	206	LEU
41	l4	220	ARG
41	l4	222	VAL
41	l4	230	VAL
41	l4	246	ARG
41	l4	258	LEU

Continued on next page...

Continued from previous page...

Mol	Chain	Res	Type
41	14	266	THR
41	14	267	VAL
41	14	276	LEU
41	14	287	THR
41	14	300	ARG
41	14	301	PRO
41	14	306	THR
41	14	307	GLN
41	14	313	LEU
41	14	316	ASN
41	14	319	LYS
41	14	323	VAL
41	14	327	LEU
41	14	342	LYS
41	14	345	GLU
41	14	347	THR
41	14	356	THR
41	14	359	LEU
42	15	4	GLN
42	15	5	LYS
42	15	13	SER
42	15	34	LYS
42	15	35	ARG
42	15	51	LEU
42	15	62	CYS
42	15	65	ILE
42	15	70	THR
42	15	73	VAL
42	15	74	VAL
42	15	93	THR
42	15	110	LEU
42	15	112	LYS
42	15	113	LEU
42	15	115	LEU
42	15	118	THR
42	15	130	GLU
42	15	133	GLU
42	15	140	ARG
42	15	144	VAL
42	15	146	LEU
42	15	148	ILE
42	15	151	GLN

Continued on next page...

Continued from previous page...

Mol	Chain	Res	Type
42	15	152	ARG
42	15	155	THR
42	15	185	PHE
42	15	186	GLU
42	15	194	LEU
42	15	211	LEU
42	15	218	ARG
42	15	220	SER
42	15	227	LEU
42	15	254	LYS
42	15	258	LYS
42	15	259	LYS
42	15	268	GLU
42	15	273	ARG
42	15	282	ARG
42	15	293	LEU
43	16	8	LYS
43	16	20	LYS
43	16	21	THR
43	16	46	ARG
43	16	50	LYS
43	16	64	LEU
43	16	65	ILE
43	16	66	SER
43	16	79	VAL
43	16	89	THR
43	16	93	VAL
43	16	98	VAL
43	16	109	GLU
43	16	131	LYS
43	16	143	LYS
43	16	152	THR
43	16	155	LEU
43	16	162	SER
44	17	22	THR
44	17	26	VAL
44	17	41	ARG
44	17	53	LYS
44	17	56	GLU
44	17	60	ARG
44	17	77	VAL
44	17	80	GLN

Continued on next page...

Continued from previous page...

Mol	Chain	Res	Type
44	17	83	LEU
44	17	84	VAL
44	17	87	VAL
44	17	88	ARG
44	17	98	LYS
44	17	110	ARG
44	17	115	THR
44	17	121	LYS
44	17	156	ILE
44	17	158	LYS
44	17	173	LEU
44	17	175	LYS
44	17	179	LEU
44	17	184	LEU
44	17	196	LYS
44	17	229	PHE
44	17	239	LEU
85	18	26	LEU
85	18	68	ARG
85	18	74	THR
85	18	79	GLN
85	18	81	THR
85	18	95	ASN
85	18	136	LEU
85	18	146	LYS
85	18	149	LYS
85	18	160	ILE
85	18	163	VAL
85	18	169	LEU
85	18	172	LYS
85	18	183	LYS
85	18	208	GLU
85	18	211	LEU
85	18	214	LEU
85	18	216	SER
85	18	217	THR
85	18	230	LYS
85	18	238	LEU
85	18	245	LYS
85	18	248	LYS
46	19	4	ILE
46	19	6	THR

Continued on next page...

Continued from previous page...

Mol	Chain	Res	Type
46	19	18	VAL
46	19	22	SER
46	19	33	THR
46	19	44	THR
46	19	48	VAL
46	19	55	VAL
46	19	68	LEU
46	19	69	ARG
46	19	70	THR
46	19	80	THR
46	19	82	VAL
46	19	90	MET
46	19	92	TYR
46	19	105	GLU
46	19	120	ASP
46	19	129	ARG
46	19	130	ASP
46	19	132	VAL
46	19	133	THR
46	19	137	SER
46	19	138	THR
46	19	140	VAL
46	19	144	ILE
46	19	151	VAL
46	19	152	GLU
46	19	157	ASN
46	19	161	LEU
46	19	162	GLN
46	19	166	ARG
46	19	167	VAL
46	19	170	LYS
46	19	173	ARG
46	19	179	ILE
46	19	184	LYS
46	19	191	LEU
47	m0	3	ARG
47	m0	21	ARG
47	m0	24	ARG
47	m0	26	VAL
47	m0	36	LEU
47	m0	52	LEU
47	m0	58	GLU

Continued on next page...

Continued from previous page...

Mol	Chain	Res	Type
47	m0	74	LYS
47	m0	76	MET
47	m0	83	ASP
47	m0	87	LEU
47	m0	99	ILE
47	m0	101	LYS
47	m0	139	ARG
47	m0	143	SER
47	m0	144	ASN
47	m0	154	ARG
47	m0	162	GLN
47	m0	163	GLN
47	m0	169	LYS
47	m0	176	LEU
47	m0	177	ASP
47	m0	178	ARG
47	m0	197	VAL
47	m0	200	LEU
47	m0	208	ASN
47	m0	211	ARG
47	m0	212	GLU
47	m0	215	GLU
47	m0	217	PHE
48	m1	10	ARG
48	m1	11	ASP
48	m1	12	LEU
48	m1	13	LYS
48	m1	31	THR
48	m1	34	SER
48	m1	35	LYS
48	m1	40	LEU
48	m1	44	THR
48	m1	54	VAL
48	m1	55	ARG
48	m1	80	LEU
48	m1	101	ASN
48	m1	106	ILE
48	m1	107	ASP
48	m1	108	GLU
48	m1	112	LEU
48	m1	129	VAL
48	m1	130	VAL

Continued on next page...

Continued from previous page...

Mol	Chain	Res	Type
48	m1	137	ARG
48	m1	140	ARG
48	m1	142	LYS
48	m1	150	ASN
48	m1	152	HIS
48	m1	159	THR
48	m1	160	VAL
48	m1	171	VAL
49	m3	13	HIS
49	m3	54	LEU
49	m3	58	VAL
49	m3	67	ARG
49	m3	69	VAL
49	m3	73	ARG
49	m3	76	THR
49	m3	85	LEU
49	m3	100	ARG
49	m3	104	ARG
49	m3	107	GLU
49	m3	123	ILE
49	m3	131	LYS
49	m3	149	GLN
49	m3	164	GLU
49	m3	168	ARG
49	m3	171	ARG
49	m3	176	GLU
49	m3	184	GLU
49	m3	189	GLU
49	m3	194	GLU
50	m4	3	THR
50	m4	6	ILE
50	m4	16	GLU
50	m4	27	GLN
50	m4	28	SER
50	m4	43	LYS
50	m4	64	VAL
50	m4	66	THR
50	m4	69	THR
50	m4	72	LEU
50	m4	80	THR
50	m4	98	SER
50	m4	106	ARG

Continued on next page...

Continued from previous page...

Mol	Chain	Res	Type
50	m4	124	ARG
50	m4	130	THR
50	m4	135	LEU
51	m5	5	LYS
51	m5	8	GLU
51	m5	10	LEU
51	m5	15	GLN
51	m5	18	VAL
51	m5	22	LEU
51	m5	24	ARG
51	m5	41	ARG
51	m5	49	ARG
51	m5	75	VAL
51	m5	76	PRO
51	m5	80	THR
51	m5	85	THR
51	m5	97	SER
51	m5	105	ARG
51	m5	106	VAL
51	m5	117	ASN
51	m5	138	GLN
51	m5	153	ASP
51	m5	155	VAL
51	m5	170	LYS
51	m5	174	ILE
51	m5	178	HIS
51	m5	183	THR
51	m5	190	THR
52	m6	34	VAL
52	m6	41	LEU
52	m6	58	LEU
52	m6	67	THR
52	m6	78	ARG
52	m6	85	ARG
52	m6	106	GLU
52	m6	108	ILE
52	m6	110	PRO
52	m6	117	ARG
52	m6	119	VAL
52	m6	124	LEU
52	m6	126	VAL
52	m6	130	LYS

Continued on next page...

Continued from previous page...

Mol	Chain	Res	Type
52	m6	160	ARG
52	m6	171	LYS
52	m6	175	THR
52	m6	180	SER
52	m6	182	ASN
52	m6	184	THR
53	m7	7	THR
53	m7	8	SER
53	m7	9	THR
53	m7	13	LYS
53	m7	24	VAL
53	m7	32	THR
53	m7	41	LEU
53	m7	52	LEU
53	m7	65	SER
53	m7	76	PHE
53	m7	79	THR
53	m7	80	LYS
53	m7	94	LEU
53	m7	103	GLU
53	m7	107	LEU
53	m7	112	LEU
53	m7	124	LYS
53	m7	126	ARG
53	m7	144	SER
53	m7	148	LEU
53	m7	150	VAL
53	m7	155	GLU
54	m8	3	ILE
54	m8	7	SER
54	m8	12	ARG
54	m8	17	THR
54	m8	21	SER
54	m8	24	VAL
54	m8	26	LEU
54	m8	31	LYS
54	m8	32	LEU
54	m8	34	THR
54	m8	41	ASP
54	m8	49	LEU
54	m8	57	ILE
54	m8	80	THR

Continued on next page...

Continued from previous page...

Mol	Chain	Res	Type
54	m8	81	VAL
54	m8	100	THR
54	m8	113	LYS
54	m8	129	VAL
54	m8	135	GLN
54	m8	138	LEU
54	m8	147	ARG
54	m8	161	LYS
54	m8	165	ILE
54	m8	170	ARG
55	m9	7	GLN
55	m9	10	LEU
55	m9	17	VAL
55	m9	20	ARG
55	m9	29	THR
55	m9	36	ASN
55	m9	37	SER
55	m9	43	LYS
55	m9	49	THR
55	m9	55	VAL
55	m9	56	THR
55	m9	63	THR
55	m9	70	LYS
55	m9	74	ARG
55	m9	88	ARG
55	m9	99	LEU
55	m9	105	LEU
55	m9	106	LEU
55	m9	126	GLU
55	m9	127	SER
55	m9	133	LYS
55	m9	138	LEU
55	m9	152	GLU
55	m9	153	LYS
55	m9	164	LEU
55	m9	171	ASP
55	m9	173	ARG
55	m9	186	LYS
56	n0	13	ARG
56	n0	17	GLU
56	n0	21	GLU
56	n0	23	LYS

Continued on next page...

Continued from previous page...

Mol	Chain	Res	Type
56	n0	40	ARG
56	n0	45	LEU
56	n0	50	LYS
56	n0	51	VAL
56	n0	73	LYS
56	n0	80	ARG
56	n0	97	VAL
56	n0	100	VAL
56	n0	104	GLU
56	n0	107	TYR
56	n0	115	ARG
56	n0	117	ARG
56	n0	130	GLU
56	n0	132	THR
56	n0	136	LYS
56	n0	137	ARG
56	n0	148	LEU
56	n0	149	LYS
56	n0	155	ARG
56	n0	162	THR
56	n0	166	LYS
56	n0	172	TYR
57	n1	12	ARG
57	n1	25	VAL
57	n1	26	HIS
57	n1	27	LEU
57	n1	35	LYS
57	n1	36	VAL
57	n1	64	VAL
57	n1	68	THR
57	n1	71	SER
57	n1	78	LYS
57	n1	80	VAL
57	n1	83	ARG
57	n1	88	ARG
57	n1	89	LEU
57	n1	96	ILE
57	n1	102	ARG
57	n1	104	GLU
57	n1	118	GLU
57	n1	126	VAL
57	n1	129	LYS

Continued on next page...

Continued from previous page...

Mol	Chain	Res	Type
57	n1	130	ARG
57	n1	131	GLN
57	n1	135	PRO
57	n1	139	ARG
57	n1	143	THR
57	n1	149	GLN
57	n1	150	THR
57	n1	154	VAL
57	n1	160	ILE
58	n2	14	THR
58	n2	21	SER
58	n2	27	VAL
58	n2	37	LEU
58	n2	39	ASP
58	n2	43	VAL
58	n2	50	LEU
58	n2	52	ASN
58	n2	54	VAL
58	n2	57	THR
58	n2	58	GLU
58	n2	63	VAL
58	n2	68	THR
58	n2	90	ARG
58	n2	98	THR
59	n3	7	GLN
59	n3	13	ILE
59	n3	14	SER
59	n3	35	TYR
59	n3	46	LEU
59	n3	64	LYS
59	n3	74	MET
59	n3	88	ARG
59	n3	91	VAL
59	n3	110	LYS
59	n3	115	THR
87	n4	1	MET
87	n4	7	SER
87	n4	19	THR
87	n4	39	LEU
87	n4	63	ILE
87	n4	89	LEU
87	n4	95	SER

Continued on next page...

Continued from previous page...

Mol	Chain	Res	Type
87	n4	126	GLU
87	n4	127	LYS
61	n5	24	LEU
61	n5	27	ARG
61	n5	34	LEU
61	n5	37	THR
61	n5	39	LYS
61	n5	40	LEU
61	n5	45	LYS
61	n5	56	ARG
61	n5	63	ILE
61	n5	71	THR
61	n5	73	MET
61	n5	86	VAL
61	n5	108	LEU
61	n5	109	LYS
61	n5	115	ARG
61	n5	125	ARG
61	n5	133	LEU
61	n5	135	ILE
61	n5	142	ILE
62	n6	4	GLN
62	n6	8	VAL
62	n6	12	ARG
62	n6	13	ARG
62	n6	14	LYS
62	n6	17	LYS
62	n6	37	LYS
62	n6	39	LEU
62	n6	40	ARG
62	n6	45	ILE
62	n6	50	ILE
62	n6	52	ARG
62	n6	56	VAL
62	n6	57	LEU
62	n6	66	GLN
62	n6	71	SER
62	n6	74	TYR
62	n6	76	LEU
62	n6	80	VAL
62	n6	83	ASP
62	n6	87	LYS

Continued on next page...

Continued from previous page...

Mol	Chain	Res	Type
62	n6	90	VAL
62	n6	94	SER
62	n6	97	ILE
62	n6	102	SER
62	n6	115	ARG
62	n6	120	GLN
63	n7	3	LYS
63	n7	17	ARG
63	n7	24	VAL
63	n7	29	HIS
63	n7	33	SER
63	n7	34	LYS
63	n7	52	LYS
63	n7	72	ILE
63	n7	75	VAL
63	n7	81	LEU
63	n7	83	THR
63	n7	86	THR
63	n7	95	VAL
63	n7	99	GLU
63	n7	100	THR
63	n7	102	GLU
63	n7	103	GLN
63	n7	105	SER
63	n7	121	ARG
63	n7	126	LYS
63	n7	127	ASN
63	n7	134	LEU
63	n7	135	ARG
64	n8	4	ARG
64	n8	6	THR
64	n8	8	THR
64	n8	10	LYS
64	n8	26	ARG
64	n8	42	ARG
64	n8	60	TYR
64	n8	72	VAL
64	n8	82	ILE
64	n8	85	ASP
64	n8	91	LEU
64	n8	97	GLU
64	n8	128	ARG

Continued on next page...

Continued from previous page...

Mol	Chain	Res	Type
64	n8	132	LYS
64	n8	133	LEU
65	n9	19	ASN
65	n9	21	ILE
65	n9	26	THR
65	n9	33	LYS
65	n9	38	LYS
65	n9	42	ASN
65	n9	47	LEU
65	n9	50	THR
65	n9	52	LYS
65	n9	58	LYS
65	n9	59	LYS
66	o0	6	SER
66	o0	8	GLU
66	o0	9	SER
66	o0	18	ILE
66	o0	32	LYS
66	o0	41	LEU
66	o0	50	VAL
66	o0	61	MET
66	o0	76	GLU
66	o0	86	ARG
66	o0	87	VAL
66	o0	97	ASP
67	o1	6	ASP
67	o1	8	VAL
67	o1	13	THR
67	o1	16	LEU
67	o1	24	SER
67	o1	26	LYS
67	o1	31	ARG
67	o1	34	LYS
67	o1	44	MET
67	o1	50	ARG
67	o1	55	LEU
67	o1	68	GLU
67	o1	76	SER
67	o1	96	VAL
67	o1	100	SER
67	o1	102	LYS
67	o1	106	THR

Continued on next page...

Continued from previous page...

Mol	Chain	Res	Type
67	o1	110	GLU
68	o2	4	LEU
68	o2	16	LYS
68	o2	24	ARG
68	o2	27	ARG
68	o2	33	ARG
68	o2	41	VAL
68	o2	51	SER
68	o2	73	THR
68	o2	75	LEU
68	o2	82	LEU
68	o2	89	THR
68	o2	106	VAL
68	o2	123	LYS
68	o2	125	ARG
68	o2	126	LEU
69	o3	4	SER
69	o3	10	LYS
69	o3	28	SER
69	o3	31	LYS
69	o3	48	ARG
69	o3	59	VAL
69	o3	70	LYS
69	o3	74	THR
69	o3	81	VAL
69	o3	97	SER
69	o3	98	VAL
69	o3	105	SER
69	o3	106	ASN
70	o4	5	VAL
70	o4	20	ILE
70	o4	23	VAL
70	o4	24	LYS
70	o4	29	ILE
70	o4	58	ARG
70	o4	65	VAL
70	o4	68	THR
70	o4	80	ARG
70	o4	85	VAL
70	o4	86	LYS
70	o4	98	GLN
71	o5	20	GLN

Continued on next page...

Continued from previous page...

Mol	Chain	Res	Type
71	o5	21	LEU
71	o5	27	GLU
71	o5	28	LEU
71	o5	37	SER
71	o5	38	ARG
71	o5	40	SER
71	o5	45	LYS
71	o5	47	VAL
71	o5	48	ARG
71	o5	62	GLN
71	o5	68	GLN
71	o5	69	LEU
71	o5	81	ARG
71	o5	85	THR
71	o5	89	ARG
71	o5	90	ARG
71	o5	100	VAL
71	o5	101	THR
71	o5	107	LYS
71	o5	119	LYS
72	o6	7	ILE
72	o6	9	ILE
72	o6	11	LEU
72	o6	12	ASN
72	o6	21	THR
72	o6	26	ILE
72	o6	34	SER
72	o6	35	ASN
72	o6	36	ARG
72	o6	38	LYS
72	o6	43	LEU
72	o6	45	ARG
72	o6	57	LEU
72	o6	58	ILE
72	o6	60	LEU
72	o6	62	ARG
72	o6	64	SER
72	o6	68	ARG
72	o6	75	LYS
72	o6	76	ARG
72	o6	81	THR
72	o6	88	GLU

Continued on next page...

Continued from previous page...

Mol	Chain	Res	Type
72	o6	94	ILE
72	o6	98	ARG
73	o7	3	LYS
73	o7	17	THR
73	o7	25	ARG
73	o7	33	THR
73	o7	44	THR
73	o7	46	SER
73	o7	55	ARG
73	o7	58	THR
73	o7	59	THR
73	o7	64	MET
73	o7	65	ARG
73	o7	67	LEU
73	o7	68	LYS
73	o7	74	PHE
73	o7	80	THR
73	o7	82	SER
73	o7	84	SER
74	o8	5	ILE
74	o8	12	LEU
74	o8	17	ARG
74	o8	19	ASP
74	o8	22	THR
74	o8	24	THR
74	o8	41	THR
74	o8	53	THR
74	o8	61	LYS
74	o8	64	LYS
74	o8	65	LEU
74	o8	67	GLN
75	o9	5	LYS
75	o9	12	LYS
75	o9	15	LYS
75	o9	21	ARG
75	o9	23	LEU
75	o9	45	ARG
76	q0	78	ILE
76	q0	83	LYS
76	q0	85	LEU
76	q0	106	ARG
76	q0	110	CYS

Continued on next page...

Continued from previous page...

Mol	Chain	Res	Type
76	q0	112	LYS
76	q0	113	ARG
76	q0	114	LYS
76	q0	127	LEU
77	q1	6	ARG
77	q1	9	ARG
77	q1	13	LEU
77	q1	18	ARG
77	q1	21	ARG
77	q1	23	ARG
77	q1	24	SER
78	q2	2	VAL
78	q2	7	THR
78	q2	8	ARG
78	q2	35	LEU
78	q2	38	GLN
78	q2	45	ARG
78	q2	47	GLN
78	q2	61	LYS
78	q2	71	ARG
78	q2	78	LYS
78	q2	83	LEU
78	q2	84	THR
78	q2	85	LEU
78	q2	89	LYS
78	q2	93	LEU
78	q2	100	LYS
78	q2	104	LEU
78	q2	105	GLN
79	q3	3	LYS
79	q3	4	ARG
79	q3	21	SER
79	q3	24	ARG
79	q3	33	GLN
79	q3	42	CYS
79	q3	48	LYS
79	q3	49	ARG
79	q3	54	ILE
79	q3	56	THR
79	q3	57	CYS
79	q3	58	SER
79	q3	59	CYS

Continued on next page...

Continued from previous page...

Mol	Chain	Res	Type
79	q3	62	LYS
79	q3	81	SER
88	p0	4	ILE
88	p0	5	ARG
88	p0	6	GLU
88	p0	10	GLU
88	p0	48	ARG
88	p0	50	VAL
88	p0	51	VAL
88	p0	55	LYS
88	p0	67	LEU
88	p0	70	LEU
88	p0	74	GLU
88	p0	76	LEU
88	p0	80	VAL
88	p0	81	LYS
88	p0	84	VAL
88	p0	91	GLU
88	p0	93	LEU
88	p0	97	LYS
88	p0	104	ARG
88	p0	185	LEU

Some sidechains can be flipped to improve hydrogen bonding and reduce clashes. All (42) such sidechains are listed below:

Mol	Chain	Res	Type
3	S1	95	ASN
3	S1	149	GLN
6	S4	188	ASN
8	S6	59	GLN
9	S7	74	GLN
11	S9	110	GLN
19	C7	105	GLN
20	C8	136	GLN
27	D5	95	HIS
34	SR	159	ASN
43	L6	28	GLN
44	L7	244	ASN
47	M0	59	GLN
63	N7	127	ASN
74	O8	67	GLN
78	Q2	3	ASN

Continued on next page...

Continued from previous page...

Mol	Chain	Res	Type
2	s0	140	ASN
3	s1	149	GLN
3	s1	209	ASN
11	s9	110	GLN
11	s9	142	ASN
80	c0	32	HIS
20	c8	12	GLN
22	d0	72	ASN
24	d2	56	HIS
26	d4	22	GLN
32	e0	17	GLN
41	l4	296	GLN
42	l5	81	HIS
42	l5	264	GLN
44	l7	112	ASN
51	m5	138	GLN
51	m5	178	HIS
55	m9	7	GLN
61	n5	137	ASN
64	n8	25	HIS
64	n8	44	ASN
70	o4	3	GLN
72	o6	63	ASN
73	o7	13	ASN
74	o8	40	GLN
75	o9	4	GLN

5.3.3 RNA ⓘ

Mol	Chain	Analysed	Backbone Outliers	Pucker Outliers
1	2	1777/1800 (98%)	458 (25%)	67 (3%)
1	6	1792/1800 (99%)	445 (24%)	51 (2%)
36	1	3146/3394 (92%)	647 (20%)	70 (2%)
36	5	3145/3394 (92%)	646 (20%)	82 (2%)
37	3	120/121 (99%)	17 (14%)	1 (0%)
37	7	120/121 (99%)	16 (13%)	0
38	4	157/158 (99%)	36 (22%)	2 (1%)
38	8	157/158 (99%)	38 (24%)	2 (1%)
90	A	1/3 (33%)	1 (100%)	0
90	a	1/3 (33%)	1 (100%)	0
All	All	10416/10952 (95%)	2305 (22%)	275 (2%)

All (2305) RNA backbone outliers are listed below:

Mol	Chain	Res	Type
1	2	2	A
1	2	4	C
1	2	25	C
1	2	26	A
1	2	27	U
1	2	34	G
1	2	45	U
1	2	47	A
1	2	50	C
1	2	57	G
1	2	60	U
1	2	67	A
1	2	68	A
1	2	69	G
1	2	72	A
1	2	73	U
1	2	74	U
1	2	75	U
1	2	77	U
1	2	101	U
1	2	104	A
1	2	114	C
1	2	131	C
1	2	132	U
1	2	133	U
1	2	134	U
1	2	135	A
1	2	136	C
1	2	137	U
1	2	140	A
1	2	141	U
1	2	144	U
1	2	145	A
1	2	146	U
1	2	153	G
1	2	158	U
1	2	159	U
1	2	178	U
1	2	185	U
1	2	186	C
1	2	188	A
1	2	190	C

Continued on next page...

Continued from previous page...

Mol	Chain	Res	Type
1	2	191	C
1	2	192	U
1	2	193	U
1	2	194	U
1	2	195	G
1	2	196	G
1	2	197	A
1	2	198	A
1	2	200	A
1	2	215	A
1	2	217	A
1	2	218	A
1	2	219	A
1	2	226	A
1	2	227	U
1	2	228	G
1	2	233	C
1	2	234	G
1	2	235	G
1	2	238	U
1	2	239	C
1	2	240	U
1	2	241	U
1	2	242	U
1	2	249	U
1	2	250	C
1	2	261	U
1	2	262	U
1	2	265	A
1	2	269	G
1	2	271	A
1	2	272	U
1	2	274	G
1	2	275	C
1	2	276	C
1	2	277	U
1	2	278	U
1	2	279	G
1	2	280	U
1	2	281	G
1	2	288	A
1	2	290	G

Continued on next page...

Continued from previous page...

Mol	Chain	Res	Type
1	2	299	A
1	2	302	U
1	2	308	C
1	2	309	C
1	2	314	C
1	2	316	A
1	2	319	U
1	2	321	C
1	2	322	G
1	2	337	G
1	2	338	C
1	2	341	A
1	2	344	A
1	2	352	A
1	2	359	A
1	2	360	A
1	2	361	C
1	2	387	A
1	2	399	A
1	2	400	A
1	2	401	A
1	2	402	C
1	2	403	G
1	2	404	G
1	2	416	A
1	2	418	G
1	2	419	G
1	2	421	A
1	2	424	C
1	2	425	A
1	2	426	G
1	2	428	A
1	2	434	G
1	2	437	A
1	2	439	U
1	2	444	C
1	2	448	C
1	2	468	A
1	2	470	A
1	2	475	A
1	2	484	C
1	2	485	A

Continued on next page...

Continued from previous page...

Mol	Chain	Res	Type
1	2	486	G
1	2	488	G
1	2	493	U
1	2	494	U
1	2	495	C
1	2	496	G
1	2	497	G
1	2	498	G
1	2	499	U
1	2	500	C
1	2	502	U
1	2	503	G
1	2	504	U
1	2	505	A
1	2	506	A
1	2	507	U
1	2	508	U
1	2	510	G
1	2	511	A
1	2	513	U
1	2	514	G
1	2	515	A
1	2	516	G
1	2	520	A
1	2	527	A
1	2	532	U
1	2	538	A
1	2	539	G
1	2	540	G
1	2	541	A
1	2	542	A
1	2	543	C
1	2	544	A
1	2	548	G
1	2	555	A
1	2	556	A
1	2	557	G
1	2	558	U
1	2	559	C
1	2	565	C
1	2	578	U
1	2	579	A

Continued on next page...

Continued from previous page...

Mol	Chain	Res	Type
1	2	580	A
1	2	585	A
1	2	594	A
1	2	595	G
1	2	606	A
1	2	611	U
1	2	619	A
1	2	620	A
1	2	622	A
1	2	623	A
1	2	624	G
1	2	630	A
1	2	639	U
1	2	640	U
1	2	650	U
1	2	653	C
1	2	655	G
1	2	656	G
1	2	657	U
1	2	658	C
1	2	677	G
1	2	679	U
1	2	680	U
1	2	682	C
1	2	684	A
1	2	685	A
1	2	686	C
1	2	692	C
1	2	694	U
1	2	696	C
1	2	697	C
1	2	700	C
1	2	701	U
1	2	702	G
1	2	703	G
1	2	704	C
1	2	705	U
1	2	707	A
1	2	709	C
1	2	710	U
1	2	712	G
1	2	713	A

Continued on next page...

Continued from previous page...

Mol	Chain	Res	Type
1	2	714	G
1	2	717	C
1	2	718	U
1	2	719	U
1	2	720	G
1	2	721	U
1	2	722	G
1	2	723	G
1	2	725	U
1	2	727	U
1	2	728	U
1	2	730	G
1	2	731	C
1	2	732	G
1	2	733	A
1	2	734	A
1	2	735	C
1	2	736	C
1	2	737	A
1	2	738	G
1	2	742	U
1	2	754	A
1	2	755	A
1	2	756	A
1	2	758	U
1	2	765	G
1	2	766	U
1	2	774	A
1	2	775	G
1	2	778	G
1	2	780	A
1	2	781	U
1	2	782	U
1	2	783	G
1	2	784	C
1	2	789	A
1	2	794	U
1	2	795	U
1	2	803	A
1	2	806	A
1	2	811	A
1	2	812	A

Continued on next page...

Continued from previous page...

Mol	Chain	Res	Type
1	2	815	G
1	2	816	G
1	2	818	C
1	2	819	G
1	2	820	U
1	2	821	U
1	2	823	G
1	2	824	G
1	2	829	A
1	2	830	U
1	2	831	U
1	2	833	U
1	2	837	G
1	2	840	U
1	2	846	G
1	2	848	C
1	2	856	A
1	2	862	A
1	2	863	A
1	2	864	U
1	2	886	U
1	2	896	U
1	2	898	A
1	2	912	U
1	2	913	G
1	2	914	G
1	2	915	A
1	2	921	U
1	2	933	A
1	2	935	U
1	2	942	G
1	2	944	A
1	2	951	A
1	2	960	U
1	2	961	U
1	2	966	A
1	2	988	A
1	2	992	A
1	2	993	A
1	2	997	G
1	2	1003	A
1	2	1004	U

Continued on next page...

Continued from previous page...

Mol	Chain	Res	Type
1	2	1005	A
1	2	1020	A
1	2	1021	C
1	2	1026	A
1	2	1028	C
1	2	1039	A
1	2	1040	G
1	2	1052	U
1	2	1053	G
1	2	1058	U
1	2	1059	U
1	2	1060	U
1	2	1061	A
1	2	1071	U
1	2	1074	G
1	2	1079	U
1	2	1082	C
1	2	1083	G
1	2	1086	A
1	2	1091	A
1	2	1092	A
1	2	1096	C
1	2	1097	U
1	2	1100	G
1	2	1109	G
1	2	1111	G
1	2	1138	A
1	2	1146	G
1	2	1149	G
1	2	1150	G
1	2	1151	A
1	2	1152	A
1	2	1155	G
1	2	1157	A
1	2	1158	C
1	2	1160	A
1	2	1164	G
1	2	1167	G
1	2	1185	U
1	2	1191	U
1	2	1194	A
1	2	1196	A

Continued on next page...

Continued from previous page...

Mol	Chain	Res	Type
1	2	1197	C
1	2	1199	G
1	2	1200	G
1	2	1202	A
1	2	1207	C
1	2	1208	A
1	2	1217	A
1	2	1218	G
1	2	1227	A
1	2	1228	G
1	2	1229	G
1	2	1243	G
1	2	1244	A
1	2	1245	G
1	2	1250	U
1	2	1251	U
1	2	1256	A
1	2	1257	U
1	2	1258	U
1	2	1286	U
1	2	1292	G
1	2	1301	U
1	2	1314	U
1	2	1321	A
1	2	1339	C
1	2	1340	U
1	2	1341	A
1	2	1344	A
1	2	1345	A
1	2	1349	G
1	2	1354	G
1	2	1355	C
1	2	1363	U
1	2	1364	G
1	2	1370	U
1	2	1371	A
1	2	1372	U
1	2	1390	U
1	2	1398	U
1	2	1399	C
1	2	1412	G
1	2	1413	U

Continued on next page...

Continued from previous page...

Mol	Chain	Res	Type
1	2	1415	U
1	2	1427	A
1	2	1428	G
1	2	1431	C
1	2	1446	A
1	2	1448	G
1	2	1457	C
1	2	1459	C
1	2	1461	C
1	2	1462	G
1	2	1471	A
1	2	1473	U
1	2	1474	G
1	2	1482	C
1	2	1486	G
1	2	1489	U
1	2	1490	C
1	2	1491	U
1	2	1492	A
1	2	1493	A
1	2	1499	G
1	2	1506	G
1	2	1514	U
1	2	1515	A
1	2	1516	A
1	2	1517	U
1	2	1521	G
1	2	1523	G
1	2	1524	A
1	2	1526	A
1	2	1535	U
1	2	1536	G
1	2	1537	C
1	2	1538	U
1	2	1539	G
1	2	1557	U
1	2	1559	A
1	2	1569	A
1	2	1573	A
1	2	1574	G
1	2	1584	G
1	2	1601	G

Continued on next page...

Continued from previous page...

Mol	Chain	Res	Type
1	2	1614	A
1	2	1616	G
1	2	1624	C
1	2	1626	U
1	2	1631	A
1	2	1635	A
1	2	1657	U
1	2	1658	G
1	2	1680	G
1	2	1681	A
1	2	1683	C
1	2	1684	U
1	2	1693	A
1	2	1696	G
1	2	1697	G
1	2	1698	G
1	2	1699	G
1	2	1700	C
1	2	1701	A
1	2	1702	A
1	2	1712	A
1	2	1713	G
1	2	1715	G
1	2	1716	C
1	2	1731	A
1	2	1760	G
1	2	1761	U
1	2	1762	A
1	2	1766	A
1	2	1769	U
1	2	1780	G
1	2	1782	A
1	2	1783	C
1	2	1792	G
1	2	1793	G
1	2	1794	A
1	2	1795	U
1	2	1796	C
36	1	14	U
36	1	16	A
36	1	24	G
36	1	26	A

Continued on next page...

Continued from previous page...

Mol	Chain	Res	Type
36	1	40	A
36	1	49	A
36	1	57	A
36	1	59	G
36	1	60	A
36	1	65	A
36	1	66	A
36	1	68	C
36	1	73	C
36	1	83	U
36	1	92	G
36	1	93	C
36	1	94	G
36	1	99	A
36	1	109	A
36	1	110	G
36	1	113	C
36	1	121	A
36	1	122	A
36	1	133	U
36	1	135	C
36	1	136	G
36	1	147	U
36	1	156	G
36	1	157	A
36	1	166	C
36	1	169	U
36	1	170	G
36	1	173	G
36	1	182	U
36	1	183	G
36	1	187	A
36	1	190	U
36	1	191	U
36	1	192	C
36	1	200	C
36	1	210	U
36	1	218	G
36	1	219	A
36	1	226	C
36	1	238	A
36	1	240	U

Continued on next page...

Continued from previous page...

Mol	Chain	Res	Type
36	1	241	G
36	1	243	G
36	1	245	U
36	1	249	U
36	1	250	U
36	1	251	G
36	1	252	U
36	1	269	G
36	1	283	G
36	1	286	U
36	1	295	A
36	1	298	U
36	1	305	U
36	1	315	C
36	1	323	A
36	1	329	U
36	1	339	C
36	1	349	A
36	1	350	C
36	1	351	A
36	1	370	U
36	1	376	G
36	1	398	A
36	1	399	A
36	1	401	U
36	1	402	A
36	1	403	C
36	1	404	G
36	1	421	G
36	1	422	A
36	1	439	C
36	1	440	A
36	1	495	G
36	1	498	A
36	1	517	G
36	1	520	U
36	1	521	A
36	1	535	G
36	1	543	C
36	1	544	C
36	1	546	C
36	1	547	G

Continued on next page...

Continued from previous page...

Mol	Chain	Res	Type
36	1	548	G
36	1	552	G
36	1	557	A
36	1	558	U
36	1	559	A
36	1	560	G
36	1	569	A
36	1	578	A
36	1	579	G
36	1	592	A
36	1	594	U
36	1	604	G
36	1	607	A
36	1	609	G
36	1	611	A
36	1	619	A
36	1	620	U
36	1	621	A
36	1	622	A
36	1	636	C
36	1	637	C
36	1	638	C
36	1	649	A
36	1	660	A
36	1	677	A
36	1	681	U
36	1	684	G
36	1	691	A
36	1	705	A
36	1	709	A
36	1	712	G
36	1	715	A
36	1	716	A
36	1	722	G
36	1	725	G
36	1	727	G
36	1	758	C
36	1	764	U
36	1	766	U
36	1	767	U
36	1	776	U
36	1	777	U

Continued on next page...

Continued from previous page...

Mol	Chain	Res	Type
36	1	780	A
36	1	781	G
36	1	785	G
36	1	792	G
36	1	806	A
36	1	817	A
36	1	830	A
36	1	842	G
36	1	849	C
36	1	861	C
36	1	874	U
36	1	879	U
36	1	885	U
36	1	890	C
36	1	896	A
36	1	907	G
36	1	908	G
36	1	914	A
36	1	916	G
36	1	917	A
36	1	921	A
36	1	923	C
36	1	924	G
36	1	937	G
36	1	944	C
36	1	959	C
36	1	960	U
36	1	963	G
36	1	979	U
36	1	980	A
36	1	981	U
36	1	982	C
36	1	993	G
36	1	994	G
36	1	1000	C
36	1	1001	G
36	1	1002	A
36	1	1006	A
36	1	1010	G
36	1	1013	G
36	1	1017	C
36	1	1018	G

Continued on next page...

Continued from previous page...

Mol	Chain	Res	Type
36	1	1020	G
36	1	1021	G
36	1	1024	G
36	1	1025	A
36	1	1029	G
36	1	1035	G
36	1	1037	C
36	1	1045	C
36	1	1047	A
36	1	1049	C
36	1	1052	U
36	1	1064	A
36	1	1065	A
36	1	1071	U
36	1	1072	G
36	1	1079	A
36	1	1081	U
36	1	1082	U
36	1	1083	G
36	1	1093	A
36	1	1094	U
36	1	1095	U
36	1	1096	U
36	1	1097	G
36	1	1098	A
36	1	1103	A
36	1	1104	G
36	1	1117	G
36	1	1131	G
36	1	1144	U
36	1	1153	A
36	1	1159	A
36	1	1160	C
36	1	1178	G
36	1	1179	A
36	1	1180	A
36	1	1181	U
36	1	1182	A
36	1	1185	C
36	1	1191	U
36	1	1192	C
36	1	1196	C

Continued on next page...

Continued from previous page...

Mol	Chain	Res	Type
36	1	1197	A
36	1	1201	C
36	1	1209	G
36	1	1212	A
36	1	1213	G
36	1	1216	C
36	1	1217	A
36	1	1221	A
36	1	1222	G
36	1	1225	A
36	1	1227	C
36	1	1232	C
36	1	1233	G
36	1	1236	G
36	1	1237	G
36	1	1241	U
36	1	1242	G
36	1	1243	G
36	1	1245	A
36	1	1246	G
36	1	1248	C
36	1	1249	G
36	1	1258	U
36	1	1262	G
36	1	1263	A
36	1	1264	G
36	1	1265	U
36	1	1266	G
36	1	1267	U
36	1	1269	U
36	1	1270	A
36	1	1271	A
36	1	1272	C
36	1	1274	A
36	1	1278	A
36	1	1279	C
36	1	1280	C
36	1	1285	G
36	1	1287	A
36	1	1292	C
36	1	1307	G
36	1	1308	A

Continued on next page...

Continued from previous page...

Mol	Chain	Res	Type
36	1	1309	U
36	1	1313	G
36	1	1330	A
36	1	1331	U
36	1	1345	G
36	1	1348	U
36	1	1349	G
36	1	1351	U
36	1	1352	A
36	1	1353	U
36	1	1355	A
36	1	1356	U
36	1	1357	G
36	1	1386	A
36	1	1392	G
36	1	1398	U
36	1	1399	A
36	1	1400	G
36	1	1417	G
36	1	1419	A
36	1	1429	G
36	1	1431	G
36	1	1433	A
36	1	1434	G
36	1	1436	U
36	1	1437	C
36	1	1443	G
36	1	1446	A
36	1	1450	G
36	1	1460	A
36	1	1468	A
36	1	1481	A
36	1	1482	A
36	1	1485	G
36	1	1502	C
36	1	1508	C
36	1	1527	C
36	1	1556	C
36	1	1557	A
36	1	1560	G
36	1	1561	G
36	1	1562	C

Continued on next page...

Continued from previous page...

Mol	Chain	Res	Type
36	1	1563	C
36	1	1564	U
36	1	1566	A
36	1	1567	U
36	1	1568	U
36	1	1569	U
36	1	1570	U
36	1	1572	U
36	1	1576	G
36	1	1580	A
36	1	1582	C
36	1	1583	A
36	1	1587	A
36	1	1589	A
36	1	1596	C
36	1	1605	A
36	1	1607	U
36	1	1620	U
36	1	1629	U
36	1	1639	C
36	1	1641	U
36	1	1643	A
36	1	1645	U
36	1	1657	C
36	1	1683	A
36	1	1702	U
36	1	1716	U
36	1	1717	U
36	1	1724	U
36	1	1725	C
36	1	1736	G
36	1	1750	A
36	1	1751	G
36	1	1762	C
36	1	1765	U
36	1	1766	G
36	1	1767	C
36	1	1770	G
36	1	1775	G
36	1	1780	G
36	1	1781	C
36	1	1797	A

Continued on next page...

Continued from previous page...

Mol	Chain	Res	Type
36	1	1805	C
36	1	1810	A
36	1	1812	G
36	1	1813	A
36	1	1814	A
36	1	1816	A
36	1	1817	G
36	1	1819	U
36	1	1820	U
36	1	1821	U
36	1	1835	A
36	1	1839	A
36	1	1841	A
36	1	1842	A
36	1	1846	C
36	1	1849	C
36	1	1850	A
36	1	1864	A
36	1	1879	A
36	1	1880	U
36	1	1886	A
36	1	1895	A
36	1	1901	A
36	1	1906	G
36	1	1935	G
36	1	1951	C
36	1	1952	G
36	1	1954	G
36	1	2094	C
36	1	2101	C
36	1	2102	U
36	1	2106	A
36	1	2111	G
36	1	2112	U
36	1	2113	A
36	1	2114	C
36	1	2116	G
36	1	2121	G
36	1	2122	G
36	1	2131	A
36	1	2134	G
36	1	2140	U

Continued on next page...

Continued from previous page...

Mol	Chain	Res	Type
36	1	2144	A
36	1	2158	A
36	1	2169	G
36	1	2170	U
36	1	2175	U
36	1	2187	G
36	1	2198	A
36	1	2205	U
36	1	2208	A
36	1	2209	U
36	1	2210	G
36	1	2222	A
36	1	2223	A
36	1	2225	U
36	1	2228	A
36	1	2244	A
36	1	2249	G
36	1	2250	G
36	1	2255	A
36	1	2256	A
36	1	2262	A
36	1	2272	G
36	1	2273	G
36	1	2281	A
36	1	2282	U
36	1	2283	G
36	1	2284	C
36	1	2288	G
36	1	2298	U
36	1	2307	G
36	1	2310	U
36	1	2313	A
36	1	2314	U
36	1	2315	G
36	1	2334	U
36	1	2335	G
36	1	2336	U
36	1	2341	A
36	1	2361	A
36	1	2372	A
36	1	2373	A
36	1	2374	C

Continued on next page...

Continued from previous page...

Mol	Chain	Res	Type
36	1	2375	G
36	1	2385	G
36	1	2393	G
36	1	2395	G
36	1	2397	A
36	1	2401	A
36	1	2402	A
36	1	2403	G
36	1	2404	A
36	1	2411	U
36	1	2418	G
36	1	2419	A
36	1	2435	G
36	1	2437	G
36	1	2444	C
36	1	2445	A
36	1	2502	A
36	1	2503	G
36	1	2504	U
36	1	2507	C
36	1	2514	U
36	1	2515	A
36	1	2522	G
36	1	2523	A
36	1	2525	G
36	1	2526	C
36	1	2532	U
36	1	2533	G
36	1	2537	U
36	1	2538	U
36	1	2539	C
36	1	2540	A
36	1	2541	U
36	1	2542	U
36	1	2543	U
36	1	2547	A
36	1	2548	C
36	1	2549	G
36	1	2552	C
36	1	2554	A
36	1	2555	G
36	1	2561	A

Continued on next page...

Continued from previous page...

Mol	Chain	Res	Type
36	1	2568	C
36	1	2569	A
36	1	2570	U
36	1	2571	U
36	1	2572	C
36	1	2573	G
36	1	2576	G
36	1	2581	U
36	1	2585	G
36	1	2586	G
36	1	2593	A
36	1	2594	C
36	1	2606	G
36	1	2607	G
36	1	2614	G
36	1	2626	A
36	1	2629	U
36	1	2637	A
36	1	2652	U
36	1	2656	A
36	1	2674	A
36	1	2677	G
36	1	2685	C
36	1	2689	A
36	1	2691	A
36	1	2694	A
36	1	2696	A
36	1	2705	A
36	1	2714	G
36	1	2728	G
36	1	2737	C
36	1	2752	U
36	1	2753	G
36	1	2754	G
36	1	2755	C
36	1	2762	A
36	1	2771	U
36	1	2772	C
36	1	2777	G
36	1	2778	G
36	1	2779	A
36	1	2788	C

Continued on next page...

Continued from previous page...

Mol	Chain	Res	Type
36	1	2796	G
36	1	2799	A
36	1	2800	G
36	1	2801	A
36	1	2803	A
36	1	2810	C
36	1	2814	G
36	1	2816	G
36	1	2817	A
36	1	2818	U
36	1	2829	U
36	1	2834	G
36	1	2836	C
36	1	2842	U
36	1	2843	U
36	1	2845	A
36	1	2847	A
36	1	2849	C
36	1	2859	U
36	1	2860	U
36	1	2867	C
36	1	2871	G
36	1	2872	A
36	1	2875	U
36	1	2876	C
36	1	2887	A
36	1	2889	C
36	1	2898	G
36	1	2899	C
36	1	2914	G
36	1	2923	U
36	1	2927	C
36	1	2935	U
36	1	2936	A
36	1	2942	C
36	1	2947	G
36	1	2955	U
36	1	2971	A
36	1	2980	U
36	1	2983	C
36	1	2990	G
36	1	2996	U

Continued on next page...

Continued from previous page...

Mol	Chain	Res	Type
36	1	2997	G
36	1	3012	A
36	1	3028	G
36	1	3057	U
36	1	3058	U
36	1	3059	G
36	1	3078	U
36	1	3079	U
36	1	3080	G
36	1	3086	A
36	1	3087	A
36	1	3092	C
36	1	3113	A
36	1	3119	U
36	1	3122	A
36	1	3130	A
36	1	3131	U
36	1	3139	A
36	1	3142	A
36	1	3143	C
36	1	3150	A
36	1	3151	U
36	1	3153	U
36	1	3154	C
36	1	3155	U
36	1	3156	U
36	1	3157	U
36	1	3164	C
36	1	3165	A
36	1	3168	A
36	1	3169	U
36	1	3170	A
36	1	3171	U
36	1	3173	G
36	1	3174	A
36	1	3176	G
36	1	3179	U
36	1	3181	C
36	1	3187	A
36	1	3195	U
36	1	3196	U
36	1	3207	U

Continued on next page...

Continued from previous page...

Mol	Chain	Res	Type
36	1	3217	C
36	1	3218	A
36	1	3219	G
36	1	3228	C
36	1	3229	G
36	1	3235	C
36	1	3244	A
36	1	3245	A
36	1	3246	G
36	1	3247	G
36	1	3253	G
36	1	3259	U
36	1	3269	U
36	1	3270	U
36	1	3272	C
36	1	3276	G
36	1	3279	A
36	1	3280	U
36	1	3281	U
36	1	3286	G
36	1	3287	U
36	1	3289	G
36	1	3294	A
36	1	3295	A
36	1	3303	G
36	1	3304	U
36	1	3307	A
36	1	3313	U
36	1	3316	A
36	1	3317	U
36	1	3318	G
36	1	3319	U
36	1	3320	A
36	1	3341	U
36	1	3342	A
36	1	3345	G
36	1	3347	A
36	1	3348	G
36	1	3349	C
36	1	3350	C
36	1	3351	U
36	1	3352	U

Continued on next page...

Continued from previous page...

Mol	Chain	Res	Type
36	1	3353	G
36	1	3354	U
36	1	3355	U
36	1	3356	G
36	1	3368	U
36	1	3369	G
36	1	3375	A
36	1	3376	A
36	1	3378	C
36	1	3382	U
36	1	3383	G
36	1	3389	U
36	1	3396	U
37	3	7	G
37	3	13	A
37	3	22	A
37	3	29	C
37	3	41	G
37	3	51	A
37	3	53	U
37	3	54	U
37	3	65	G
37	3	73	C
37	3	74	C
37	3	76	A
37	3	91	G
37	3	95	A
37	3	102	A
37	3	112	G
37	3	121	U
38	4	26	U
38	4	34	U
38	4	35	C
38	4	42	G
38	4	48	A
38	4	51	G
38	4	52	A
38	4	59	A
38	4	62	C
38	4	63	G
38	4	66	A
38	4	79	A

Continued on next page...

Continued from previous page...

Mol	Chain	Res	Type
38	4	80	A
38	4	81	U
38	4	82	U
38	4	83	C
38	4	84	C
38	4	85	G
38	4	86	U
38	4	87	G
38	4	90	U
38	4	95	G
38	4	104	A
38	4	105	A
38	4	106	C
38	4	111	A
38	4	113	U
38	4	122	U
38	4	125	U
38	4	126	A
38	4	128	U
38	4	138	A
38	4	151	C
38	4	152	G
38	4	155	A
38	4	158	U
1	6	2	A
1	6	4	C
1	6	17	C
1	6	23	G
1	6	25	C
1	6	26	A
1	6	27	U
1	6	34	G
1	6	47	A
1	6	57	G
1	6	60	U
1	6	66	U
1	6	67	A
1	6	68	A
1	6	69	G
1	6	72	A
1	6	73	U
1	6	75	U

Continued on next page...

Continued from previous page...

Mol	Chain	Res	Type
1	6	76	A
1	6	77	U
1	6	87	C
1	6	104	A
1	6	114	C
1	6	132	U
1	6	137	U
1	6	138	A
1	6	140	A
1	6	141	U
1	6	144	U
1	6	145	A
1	6	146	U
1	6	153	G
1	6	158	U
1	6	159	U
1	6	166	C
1	6	178	U
1	6	185	U
1	6	188	A
1	6	190	C
1	6	191	C
1	6	192	U
1	6	193	U
1	6	194	U
1	6	195	G
1	6	196	G
1	6	199	G
1	6	200	A
1	6	215	A
1	6	216	U
1	6	217	A
1	6	218	A
1	6	219	A
1	6	220	A
1	6	222	A
1	6	226	A
1	6	227	U
1	6	228	G
1	6	229	U
1	6	230	C
1	6	232	U

Continued on next page...

Continued from previous page...

Mol	Chain	Res	Type
1	6	233	C
1	6	235	G
1	6	238	U
1	6	240	U
1	6	241	U
1	6	249	U
1	6	250	C
1	6	261	U
1	6	265	A
1	6	266	A
1	6	271	A
1	6	272	U
1	6	273	G
1	6	277	U
1	6	278	U
1	6	280	U
1	6	281	G
1	6	287	G
1	6	299	A
1	6	309	C
1	6	314	C
1	6	316	A
1	6	319	U
1	6	320	U
1	6	321	C
1	6	322	G
1	6	333	A
1	6	337	G
1	6	338	C
1	6	341	A
1	6	352	A
1	6	359	A
1	6	360	A
1	6	361	C
1	6	370	A
1	6	381	C
1	6	400	A
1	6	401	A
1	6	402	C
1	6	404	G
1	6	416	A
1	6	418	G

Continued on next page...

Continued from previous page...

Mol	Chain	Res	Type
1	6	424	C
1	6	425	A
1	6	426	G
1	6	434	G
1	6	439	U
1	6	444	C
1	6	448	C
1	6	464	A
1	6	468	A
1	6	470	A
1	6	475	A
1	6	477	A
1	6	480	G
1	6	484	C
1	6	485	A
1	6	486	G
1	6	488	G
1	6	489	C
1	6	490	C
1	6	492	A
1	6	493	U
1	6	494	U
1	6	495	C
1	6	496	G
1	6	497	G
1	6	500	C
1	6	501	U
1	6	504	U
1	6	505	A
1	6	506	A
1	6	508	U
1	6	510	G
1	6	511	A
1	6	512	A
1	6	513	U
1	6	515	A
1	6	519	C
1	6	527	A
1	6	532	U
1	6	538	A
1	6	539	G
1	6	540	G

Continued on next page...

Continued from previous page...

Mol	Chain	Res	Type
1	6	541	A
1	6	542	A
1	6	543	C
1	6	544	A
1	6	548	G
1	6	551	G
1	6	554	C
1	6	555	A
1	6	556	A
1	6	557	G
1	6	558	U
1	6	559	C
1	6	564	G
1	6	565	C
1	6	568	G
1	6	570	A
1	6	574	G
1	6	578	U
1	6	579	A
1	6	580	A
1	6	582	U
1	6	594	A
1	6	595	G
1	6	609	U
1	6	610	G
1	6	611	U
1	6	619	A
1	6	620	A
1	6	622	A
1	6	623	A
1	6	624	G
1	6	637	C
1	6	639	U
1	6	640	U
1	6	648	G
1	6	652	G
1	6	653	C
1	6	654	C
1	6	661	A
1	6	662	U
1	6	665	U
1	6	667	U

Continued on next page...

Continued from previous page...

Mol	Chain	Res	Type
1	6	668	C
1	6	669	G
1	6	670	U
1	6	676	G
1	6	678	A
1	6	679	U
1	6	680	U
1	6	681	U
1	6	682	C
1	6	683	C
1	6	684	A
1	6	685	A
1	6	691	C
1	6	695	U
1	6	696	C
1	6	697	C
1	6	698	U
1	6	709	C
1	6	710	U
1	6	711	U
1	6	714	G
1	6	718	U
1	6	719	U
1	6	720	G
1	6	721	U
1	6	722	G
1	6	723	G
1	6	730	G
1	6	731	C
1	6	742	U
1	6	751	G
1	6	754	A
1	6	755	A
1	6	756	A
1	6	765	G
1	6	766	U
1	6	773	C
1	6	774	A
1	6	775	G
1	6	777	C
1	6	780	A
1	6	781	U

Continued on next page...

Continued from previous page...

Mol	Chain	Res	Type
1	6	782	U
1	6	783	G
1	6	787	G
1	6	789	A
1	6	793	A
1	6	794	U
1	6	811	A
1	6	812	A
1	6	815	G
1	6	816	G
1	6	821	U
1	6	823	G
1	6	825	U
1	6	826	U
1	6	829	A
1	6	830	U
1	6	831	U
1	6	832	U
1	6	834	G
1	6	835	U
1	6	863	A
1	6	864	U
1	6	898	A
1	6	906	A
1	6	912	U
1	6	913	G
1	6	914	G
1	6	916	U
1	6	933	A
1	6	935	U
1	6	942	G
1	6	944	A
1	6	959	U
1	6	960	U
1	6	966	A
1	6	969	C
1	6	970	A
1	6	971	A
1	6	992	A
1	6	993	A
1	6	997	G
1	6	1003	A

Continued on next page...

Continued from previous page...

Mol	Chain	Res	Type
1	6	1004	U
1	6	1005	A
1	6	1021	C
1	6	1023	A
1	6	1026	A
1	6	1028	C
1	6	1039	A
1	6	1040	G
1	6	1052	U
1	6	1053	G
1	6	1057	U
1	6	1058	U
1	6	1059	U
1	6	1060	U
1	6	1061	A
1	6	1063	U
1	6	1072	C
1	6	1074	G
1	6	1082	C
1	6	1092	A
1	6	1096	C
1	6	1097	U
1	6	1098	U
1	6	1100	G
1	6	1109	G
1	6	1111	G
1	6	1138	A
1	6	1139	A
1	6	1151	A
1	6	1155	G
1	6	1158	C
1	6	1159	C
1	6	1160	A
1	6	1162	C
1	6	1164	G
1	6	1167	G
1	6	1185	U
1	6	1194	A
1	6	1196	A
1	6	1197	C
1	6	1199	G
1	6	1200	G

Continued on next page...

Continued from previous page...

Mol	Chain	Res	Type
1	6	1202	A
1	6	1208	A
1	6	1217	A
1	6	1218	G
1	6	1220	C
1	6	1221	A
1	6	1225	U
1	6	1226	A
1	6	1228	G
1	6	1229	G
1	6	1230	A
1	6	1231	U
1	6	1239	U
1	6	1240	U
1	6	1241	G
1	6	1243	G
1	6	1244	A
1	6	1245	G
1	6	1246	C
1	6	1255	G
1	6	1256	A
1	6	1257	U
1	6	1258	U
1	6	1261	G
1	6	1286	U
1	6	1288	G
1	6	1291	G
1	6	1314	U
1	6	1316	G
1	6	1321	A
1	6	1343	U
1	6	1344	A
1	6	1345	A
1	6	1346	A
1	6	1354	G
1	6	1355	C
1	6	1361	U
1	6	1362	U
1	6	1363	U
1	6	1364	G
1	6	1367	G
1	6	1371	A

Continued on next page...

Continued from previous page...

Mol	Chain	Res	Type
1	6	1388	A
1	6	1390	U
1	6	1398	U
1	6	1399	C
1	6	1400	A
1	6	1402	G
1	6	1412	G
1	6	1413	U
1	6	1415	U
1	6	1427	A
1	6	1428	G
1	6	1445	G
1	6	1446	A
1	6	1448	G
1	6	1458	G
1	6	1459	C
1	6	1471	A
1	6	1481	C
1	6	1482	C
1	6	1486	G
1	6	1489	U
1	6	1490	C
1	6	1491	U
1	6	1492	A
1	6	1493	A
1	6	1494	C
1	6	1506	G
1	6	1514	U
1	6	1515	A
1	6	1516	A
1	6	1521	G
1	6	1523	G
1	6	1524	A
1	6	1531	G
1	6	1535	U
1	6	1536	G
1	6	1537	C
1	6	1538	U
1	6	1540	G
1	6	1554	U
1	6	1557	U
1	6	1559	A

Continued on next page...

Continued from previous page...

Mol	Chain	Res	Type
1	6	1569	A
1	6	1572	G
1	6	1573	A
1	6	1574	G
1	6	1582	U
1	6	1584	G
1	6	1600	A
1	6	1601	G
1	6	1616	G
1	6	1618	C
1	6	1621	U
1	6	1634	C
1	6	1637	C
1	6	1638	G
1	6	1657	U
1	6	1658	G
1	6	1696	G
1	6	1697	G
1	6	1698	G
1	6	1699	G
1	6	1700	C
1	6	1701	A
1	6	1702	A
1	6	1705	C
1	6	1710	U
1	6	1712	A
1	6	1715	G
1	6	1716	C
1	6	1717	G
1	6	1727	G
1	6	1731	A
1	6	1736	G
1	6	1755	A
1	6	1760	G
1	6	1762	A
1	6	1766	A
1	6	1767	G
1	6	1769	U
1	6	1770	U
1	6	1780	G
1	6	1782	A
1	6	1783	C

Continued on next page...

Continued from previous page...

Mol	Chain	Res	Type
1	6	1792	G
1	6	1793	G
1	6	1794	A
1	6	1795	U
1	6	1796	C
1	6	1799	U
1	6	1800	A
36	5	15	C
36	5	16	A
36	5	21	G
36	5	24	G
36	5	26	A
36	5	40	A
36	5	43	A
36	5	49	A
36	5	57	A
36	5	59	G
36	5	60	A
36	5	65	A
36	5	66	A
36	5	68	C
36	5	73	C
36	5	76	G
36	5	92	G
36	5	93	C
36	5	96	G
36	5	99	A
36	5	109	A
36	5	110	G
36	5	111	C
36	5	116	A
36	5	120	G
36	5	121	A
36	5	122	A
36	5	133	U
36	5	134	U
36	5	135	C
36	5	136	G
36	5	150	A
36	5	152	U
36	5	156	G
36	5	157	A

Continued on next page...

Continued from previous page...

Mol	Chain	Res	Type
36	5	165	A
36	5	166	C
36	5	170	G
36	5	171	G
36	5	173	G
36	5	174	C
36	5	178	U
36	5	182	U
36	5	183	G
36	5	184	U
36	5	187	A
36	5	190	U
36	5	191	U
36	5	200	C
36	5	201	A
36	5	210	U
36	5	213	A
36	5	218	G
36	5	219	A
36	5	221	A
36	5	236	G
36	5	239	G
36	5	240	U
36	5	244	G
36	5	248	U
36	5	249	U
36	5	250	U
36	5	251	G
36	5	252	U
36	5	253	A
36	5	254	A
36	5	269	G
36	5	283	G
36	5	284	A
36	5	286	U
36	5	295	A
36	5	316	U
36	5	323	A
36	5	329	U
36	5	334	A
36	5	339	C
36	5	349	A

Continued on next page...

Continued from previous page...

Mol	Chain	Res	Type
36	5	350	C
36	5	370	U
36	5	376	G
36	5	398	A
36	5	399	A
36	5	401	U
36	5	402	A
36	5	403	C
36	5	421	G
36	5	422	A
36	5	436	A
36	5	437	G
36	5	438	A
36	5	439	C
36	5	441	U
36	5	442	G
36	5	443	G
36	5	492	U
36	5	495	G
36	5	503	C
36	5	512	U
36	5	521	A
36	5	523	A
36	5	535	G
36	5	546	C
36	5	547	G
36	5	548	G
36	5	555	U
36	5	557	A
36	5	559	A
36	5	566	G
36	5	569	A
36	5	578	A
36	5	579	G
36	5	581	U
36	5	592	A
36	5	594	U
36	5	595	G
36	5	600	G
36	5	604	G
36	5	609	G
36	5	611	A

Continued on next page...

Continued from previous page...

Mol	Chain	Res	Type
36	5	619	A
36	5	620	U
36	5	621	A
36	5	636	C
36	5	649	A
36	5	651	G
36	5	653	A
36	5	660	A
36	5	662	U
36	5	675	C
36	5	677	A
36	5	681	U
36	5	691	A
36	5	705	A
36	5	708	G
36	5	712	G
36	5	715	A
36	5	716	A
36	5	725	G
36	5	726	G
36	5	727	G
36	5	736	A
36	5	760	G
36	5	766	U
36	5	767	U
36	5	768	C
36	5	776	U
36	5	777	U
36	5	780	A
36	5	781	G
36	5	785	G
36	5	786	A
36	5	806	A
36	5	817	A
36	5	830	A
36	5	837	A
36	5	846	A
36	5	861	C
36	5	874	U
36	5	879	U
36	5	890	C
36	5	896	A

Continued on next page...

Continued from previous page...

Mol	Chain	Res	Type
36	5	907	G
36	5	908	G
36	5	910	G
36	5	914	A
36	5	916	G
36	5	917	A
36	5	921	A
36	5	923	C
36	5	924	G
36	5	937	G
36	5	944	C
36	5	959	C
36	5	960	U
36	5	963	G
36	5	964	G
36	5	979	U
36	5	981	U
36	5	994	G
36	5	1000	C
36	5	1001	G
36	5	1002	A
36	5	1003	A
36	5	1006	A
36	5	1010	G
36	5	1015	U
36	5	1016	C
36	5	1017	C
36	5	1018	G
36	5	1021	G
36	5	1024	G
36	5	1025	A
36	5	1026	A
36	5	1027	A
36	5	1028	U
36	5	1029	G
36	5	1032	C
36	5	1034	U
36	5	1035	G
36	5	1047	A
36	5	1049	C
36	5	1064	A
36	5	1065	A

Continued on next page...

Continued from previous page...

Mol	Chain	Res	Type
36	5	1071	U
36	5	1072	G
36	5	1081	U
36	5	1082	U
36	5	1085	A
36	5	1088	U
36	5	1093	A
36	5	1094	U
36	5	1095	U
36	5	1096	U
36	5	1097	G
36	5	1098	A
36	5	1103	A
36	5	1104	G
36	5	1117	G
36	5	1131	G
36	5	1153	A
36	5	1159	A
36	5	1160	C
36	5	1178	G
36	5	1180	A
36	5	1181	U
36	5	1182	A
36	5	1191	U
36	5	1192	C
36	5	1193	A
36	5	1201	C
36	5	1202	A
36	5	1209	G
36	5	1222	G
36	5	1223	A
36	5	1232	C
36	5	1236	G
36	5	1237	G
36	5	1239	C
36	5	1241	U
36	5	1242	G
36	5	1245	A
36	5	1246	G
36	5	1252	A
36	5	1254	C
36	5	1259	A

Continued on next page...

Continued from previous page...

Mol	Chain	Res	Type
36	5	1262	G
36	5	1263	A
36	5	1264	G
36	5	1265	U
36	5	1266	G
36	5	1285	G
36	5	1295	G
36	5	1307	G
36	5	1308	A
36	5	1309	U
36	5	1330	A
36	5	1349	G
36	5	1351	U
36	5	1352	A
36	5	1353	U
36	5	1354	G
36	5	1355	A
36	5	1356	U
36	5	1357	G
36	5	1380	G
36	5	1385	C
36	5	1386	A
36	5	1387	G
36	5	1399	A
36	5	1400	G
36	5	1418	A
36	5	1419	A
36	5	1431	G
36	5	1432	C
36	5	1434	G
36	5	1437	C
36	5	1438	U
36	5	1446	A
36	5	1450	G
36	5	1460	A
36	5	1465	A
36	5	1480	G
36	5	1481	A
36	5	1482	A
36	5	1484	U
36	5	1490	A
36	5	1503	A

Continued on next page...

Continued from previous page...

Mol	Chain	Res	Type
36	5	1508	C
36	5	1536	G
36	5	1539	A
36	5	1541	G
36	5	1553	U
36	5	1554	U
36	5	1555	U
36	5	1556	C
36	5	1557	A
36	5	1560	G
36	5	1561	G
36	5	1562	C
36	5	1566	A
36	5	1567	U
36	5	1569	U
36	5	1570	U
36	5	1571	A
36	5	1572	U
36	5	1574	C
36	5	1575	A
36	5	1576	G
36	5	1577	G
36	5	1578	C
36	5	1579	C
36	5	1580	A
36	5	1581	C
36	5	1582	C
36	5	1583	A
36	5	1587	A
36	5	1589	A
36	5	1593	A
36	5	1605	A
36	5	1607	U
36	5	1608	C
36	5	1620	U
36	5	1629	U
36	5	1639	C
36	5	1643	A
36	5	1644	C
36	5	1645	U
36	5	1655	G
36	5	1657	C

Continued on next page...

Continued from previous page...

Mol	Chain	Res	Type
36	5	1683	A
36	5	1716	U
36	5	1717	U
36	5	1724	U
36	5	1725	C
36	5	1736	G
36	5	1750	A
36	5	1751	G
36	5	1760	A
36	5	1762	C
36	5	1764	U
36	5	1765	U
36	5	1766	G
36	5	1770	G
36	5	1775	G
36	5	1778	G
36	5	1780	G
36	5	1781	C
36	5	1795	U
36	5	1797	A
36	5	1812	G
36	5	1814	A
36	5	1815	U
36	5	1816	A
36	5	1817	G
36	5	1818	U
36	5	1820	U
36	5	1821	U
36	5	1839	A
36	5	1841	A
36	5	1842	A
36	5	1846	C
36	5	1849	C
36	5	1850	A
36	5	1878	G
36	5	1879	A
36	5	1880	U
36	5	1886	A
36	5	1891	A
36	5	1893	A
36	5	1906	G
36	5	1918	C

Continued on next page...

Continued from previous page...

Mol	Chain	Res	Type
36	5	1935	G
36	5	1952	G
36	5	1953	G
36	5	2101	C
36	5	2102	U
36	5	2112	U
36	5	2113	A
36	5	2114	C
36	5	2121	G
36	5	2122	G
36	5	2128	C
36	5	2131	A
36	5	2144	A
36	5	2158	A
36	5	2169	G
36	5	2176	U
36	5	2188	A
36	5	2198	A
36	5	2201	G
36	5	2205	U
36	5	2210	G
36	5	2213	A
36	5	2222	A
36	5	2223	A
36	5	2225	U
36	5	2228	A
36	5	2244	A
36	5	2250	G
36	5	2252	A
36	5	2253	G
36	5	2255	A
36	5	2256	A
36	5	2257	C
36	5	2258	U
36	5	2264	U
36	5	2273	G
36	5	2276	G
36	5	2279	A
36	5	2281	A
36	5	2288	G
36	5	2303	A
36	5	2307	G

Continued on next page...

Continued from previous page...

Mol	Chain	Res	Type
36	5	2310	U
36	5	2313	A
36	5	2315	G
36	5	2318	U
36	5	2334	U
36	5	2335	G
36	5	2336	U
36	5	2337	C
36	5	2338	C
36	5	2373	A
36	5	2374	C
36	5	2375	G
36	5	2385	G
36	5	2393	G
36	5	2397	A
36	5	2398	A
36	5	2401	A
36	5	2402	A
36	5	2403	G
36	5	2404	A
36	5	2405	C
36	5	2411	U
36	5	2418	G
36	5	2419	A
36	5	2435	G
36	5	2436	U
36	5	2437	G
36	5	2438	A
36	5	2439	A
36	5	2440	G
36	5	2441	A
36	5	2443	A
36	5	2504	U
36	5	2505	U
36	5	2507	C
36	5	2508	U
36	5	2510	U
36	5	2511	A
36	5	2512	C
36	5	2513	U
36	5	2514	U
36	5	2515	A

Continued on next page...

Continued from previous page...

Mol	Chain	Res	Type
36	5	2522	G
36	5	2523	A
36	5	2524	A
36	5	2526	C
36	5	2530	G
36	5	2531	C
36	5	2532	U
36	5	2534	G
36	5	2537	U
36	5	2538	U
36	5	2539	C
36	5	2540	A
36	5	2543	U
36	5	2549	G
36	5	2552	C
36	5	2555	G
36	5	2566	C
36	5	2567	C
36	5	2568	C
36	5	2569	A
36	5	2570	U
36	5	2571	U
36	5	2572	C
36	5	2573	G
36	5	2574	G
36	5	2584	G
36	5	2585	G
36	5	2589	G
36	5	2593	A
36	5	2594	C
36	5	2606	G
36	5	2607	G
36	5	2609	A
36	5	2610	G
36	5	2614	G
36	5	2615	G
36	5	2626	A
36	5	2637	A
36	5	2639	G
36	5	2652	U
36	5	2656	A
36	5	2667	A

Continued on next page...

Continued from previous page...

Mol	Chain	Res	Type
36	5	2674	A
36	5	2677	G
36	5	2678	A
36	5	2681	U
36	5	2683	U
36	5	2689	A
36	5	2691	A
36	5	2694	A
36	5	2696	A
36	5	2705	A
36	5	2714	G
36	5	2726	C
36	5	2728	G
36	5	2729	U
36	5	2742	C
36	5	2752	U
36	5	2753	G
36	5	2762	A
36	5	2771	U
36	5	2772	C
36	5	2773	C
36	5	2777	G
36	5	2778	G
36	5	2779	A
36	5	2796	G
36	5	2800	G
36	5	2801	A
36	5	2802	A
36	5	2810	C
36	5	2814	G
36	5	2817	A
36	5	2818	U
36	5	2829	U
36	5	2843	U
36	5	2845	A
36	5	2849	C
36	5	2853	A
36	5	2871	G
36	5	2872	A
36	5	2873	U
36	5	2875	U
36	5	2876	C

Continued on next page...

Continued from previous page...

Mol	Chain	Res	Type
36	5	2887	A
36	5	2889	C
36	5	2896	A
36	5	2899	C
36	5	2904	U
36	5	2923	U
36	5	2928	C
36	5	2935	U
36	5	2936	A
36	5	2942	C
36	5	2945	G
36	5	2947	G
36	5	2971	A
36	5	2972	G
36	5	2979	U
36	5	2983	C
36	5	2992	U
36	5	2996	U
36	5	2997	G
36	5	3012	A
36	5	3049	A
36	5	3050	U
36	5	3056	U
36	5	3059	G
36	5	3078	U
36	5	3079	U
36	5	3080	G
36	5	3086	A
36	5	3092	C
36	5	3102	G
36	5	3122	A
36	5	3130	A
36	5	3131	U
36	5	3142	A
36	5	3143	C
36	5	3145	C
36	5	3152	U
36	5	3153	U
36	5	3155	U
36	5	3156	U
36	5	3157	U
36	5	3158	G

Continued on next page...

Continued from previous page...

Mol	Chain	Res	Type
36	5	3164	C
36	5	3165	A
36	5	3168	A
36	5	3171	U
36	5	3172	A
36	5	3173	G
36	5	3174	A
36	5	3176	G
36	5	3179	U
36	5	3181	C
36	5	3187	A
36	5	3195	U
36	5	3196	U
36	5	3207	U
36	5	3217	C
36	5	3218	A
36	5	3219	G
36	5	3227	A
36	5	3229	G
36	5	3238	G
36	5	3239	G
36	5	3245	A
36	5	3246	G
36	5	3247	G
36	5	3253	G
36	5	3259	U
36	5	3270	U
36	5	3275	U
36	5	3276	G
36	5	3277	U
36	5	3279	A
36	5	3280	U
36	5	3281	U
36	5	3282	U
36	5	3284	G
36	5	3285	C
36	5	3286	G
36	5	3288	G
36	5	3289	G
36	5	3290	G
36	5	3294	A
36	5	3304	U

Continued on next page...

Continued from previous page...

Mol	Chain	Res	Type
36	5	3309	G
36	5	3313	U
36	5	3316	A
36	5	3317	U
36	5	3318	G
36	5	3319	U
36	5	3320	A
36	5	3341	U
36	5	3342	A
36	5	3345	G
36	5	3351	U
36	5	3352	U
36	5	3354	U
36	5	3356	G
36	5	3358	U
36	5	3363	U
36	5	3369	G
36	5	3378	C
36	5	3382	U
36	5	3389	U
36	5	3390	G
36	5	3391	A
36	5	3396	U
37	7	22	A
37	7	23	A
37	7	27	A
37	7	33	U
37	7	41	G
37	7	54	U
37	7	60	G
37	7	64	A
37	7	65	G
37	7	73	C
37	7	99	G
37	7	101	G
37	7	102	A
37	7	103	A
37	7	104	A
37	7	112	G
38	8	20	U
38	8	21	C
38	8	34	U

Continued on next page...

Continued from previous page...

Mol	Chain	Res	Type
38	8	35	C
38	8	42	G
38	8	48	A
38	8	51	G
38	8	52	A
38	8	53	A
38	8	59	A
38	8	62	C
38	8	63	G
38	8	79	A
38	8	80	A
38	8	81	U
38	8	82	U
38	8	83	C
38	8	84	C
38	8	86	U
38	8	87	G
38	8	90	U
38	8	95	G
38	8	102	U
38	8	104	A
38	8	105	A
38	8	106	C
38	8	111	A
38	8	113	U
38	8	116	G
38	8	122	U
38	8	125	U
38	8	126	A
38	8	127	U
38	8	138	A
38	8	152	G
38	8	156	U
38	8	157	U
38	8	158	U
90	A	75	C
90	a	75	C

All (275) RNA pucker outliers are listed below:

Mol	Chain	Res	Type
1	2	25	C

Continued on next page...

Continued from previous page...

Mol	Chain	Res	Type
1	2	45	U
1	2	68	A
1	2	73	U
1	2	74	U
1	2	103	A
1	2	114	C
1	2	130	C
1	2	131	C
1	2	132	U
1	2	133	U
1	2	136	C
1	2	139	C
1	2	158	U
1	2	187	G
1	2	217	A
1	2	218	A
1	2	232	U
1	2	240	U
1	2	278	U
1	2	280	U
1	2	321	C
1	2	417	A
1	2	484	C
1	2	497	G
1	2	499	U
1	2	501	U
1	2	503	G
1	2	512	A
1	2	555	A
1	2	558	U
1	2	622	A
1	2	685	A
1	2	704	C
1	2	720	G
1	2	721	U
1	2	734	A
1	2	755	A
1	2	781	U
1	2	782	U
1	2	794	U
1	2	811	A
1	2	829	A

Continued on next page...

Continued from previous page...

Mol	Chain	Res	Type
1	2	913	G
1	2	1051	G
1	2	1058	U
1	2	1081	A
1	2	1157	A
1	2	1196	A
1	2	1207	C
1	2	1226	A
1	2	1244	A
1	2	1250	U
1	2	1339	C
1	2	1344	A
1	2	1370	U
1	2	1481	C
1	2	1489	U
1	2	1490	C
1	2	1568	C
1	2	1573	A
1	2	1615	C
1	2	1657	U
1	2	1696	G
1	2	1698	G
1	2	1711	C
1	2	1761	U
36	1	65	A
36	1	169	U
36	1	239	G
36	1	282	G
36	1	397	A
36	1	547	G
36	1	594	U
36	1	637	C
36	1	715	A
36	1	763	G
36	1	873	C
36	1	916	G
36	1	979	U
36	1	981	U
36	1	993	G
36	1	1064	A
36	1	1094	U
36	1	1097	G

Continued on next page...

Continued from previous page...

Mol	Chain	Res	Type
36	1	1103	A
36	1	1181	U
36	1	1196	C
36	1	1273	A
36	1	1307	G
36	1	1329	U
36	1	1352	A
36	1	1355	A
36	1	1484	U
36	1	1562	C
36	1	1582	C
36	1	1716	U
36	1	1751	G
36	1	1815	U
36	1	1816	A
36	1	1820	U
36	1	1841	A
36	1	1842	A
36	1	2101	C
36	1	2112	U
36	1	2209	U
36	1	2227	C
36	1	2249	G
36	1	2281	A
36	1	2372	A
36	1	2374	C
36	1	2418	G
36	1	2501	U
36	1	2513	U
36	1	2525	G
36	1	2537	U
36	1	2541	U
36	1	2554	A
36	1	2585	G
36	1	2593	A
36	1	2801	A
36	1	2818	U
36	1	2859	U
36	1	3078	U
36	1	3121	U
36	1	3195	U
36	1	3207	U

Continued on next page...

Continued from previous page...

Mol	Chain	Res	Type
36	1	3218	A
36	1	3228	C
36	1	3269	U
36	1	3276	G
36	1	3316	A
36	1	3319	U
36	1	3350	C
36	1	3351	U
36	1	3353	G
36	1	3375	A
37	3	52	G
38	4	85	G
38	4	111	A
1	6	25	C
1	6	66	U
1	6	75	U
1	6	76	A
1	6	103	A
1	6	114	C
1	6	136	C
1	6	139	C
1	6	158	U
1	6	187	G
1	6	192	U
1	6	217	A
1	6	240	U
1	6	272	U
1	6	277	U
1	6	417	A
1	6	512	A
1	6	542	A
1	6	555	A
1	6	558	U
1	6	651	G
1	6	667	U
1	6	678	A
1	6	697	C
1	6	717	C
1	6	755	A
1	6	829	A
1	6	834	G
1	6	1051	G

Continued on next page...

Continued from previous page...

Mol	Chain	Res	Type
1	6	1058	U
1	6	1081	A
1	6	1097	U
1	6	1196	A
1	6	1207	C
1	6	1227	A
1	6	1244	A
1	6	1255	G
1	6	1344	A
1	6	1481	C
1	6	1490	C
1	6	1491	U
1	6	1535	U
1	6	1568	C
1	6	1573	A
1	6	1615	C
1	6	1620	C
1	6	1637	C
1	6	1657	U
1	6	1696	G
1	6	1698	G
1	6	1700	C
36	5	67	A
36	5	151	A
36	5	183	G
36	5	238	A
36	5	282	G
36	5	397	A
36	5	438	A
36	5	546	C
36	5	647	A
36	5	715	A
36	5	735	A
36	5	765	C
36	5	786	A
36	5	816	A
36	5	873	C
36	5	896	A
36	5	916	G
36	5	993	G
36	5	1027	A
36	5	1033	U

Continued on next page...

Continued from previous page...

Mol	Chain	Res	Type
36	5	1064	A
36	5	1081	U
36	5	1152	G
36	5	1181	U
36	5	1238	C
36	5	1241	U
36	5	1284	C
36	5	1307	G
36	5	1329	U
36	5	1331	U
36	5	1352	A
36	5	1355	A
36	5	1481	A
36	5	1554	U
36	5	1560	G
36	5	1580	A
36	5	1607	U
36	5	1716	U
36	5	1724	U
36	5	1816	A
36	5	1819	U
36	5	1841	A
36	5	1842	A
36	5	1846	C
36	5	2101	C
36	5	2112	U
36	5	2204	C
36	5	2209	U
36	5	2249	G
36	5	2255	A
36	5	2257	C
36	5	2372	A
36	5	2373	A
36	5	2401	A
36	5	2440	G
36	5	2507	C
36	5	2513	U
36	5	2531	C
36	5	2593	A
36	5	2682	C
36	5	2728	G
36	5	2772	C

Continued on next page...

Continued from previous page...

Mol	Chain	Res	Type
36	5	2801	A
36	5	2818	U
36	5	2872	A
36	5	2970	C
36	5	2971	A
36	5	2979	U
36	5	3078	U
36	5	3121	U
36	5	3154	C
36	5	3167	A
36	5	3195	U
36	5	3218	A
36	5	3228	C
36	5	3269	U
36	5	3275	U
36	5	3289	G
36	5	3317	U
36	5	3340	G
36	5	3341	U
36	5	3357	U
38	8	111	A
38	8	126	A

5.4 Non-standard residues in protein, DNA, RNA chains ⓘ

2 non-standard protein/DNA/RNA residues are modelled in this entry.

In the following table, the Counts columns list the number of bonds (or angles) for which Mogul statistics could be retrieved, the number of bonds (or angles) that are observed in the model and the number of bonds (or angles) that are defined in the chemical component dictionary. The Link column lists molecule types, if any, to which the group is linked. The Z score for a bond length (or angle) is the number of standard deviations the observed value is removed from the expected value. A bond length (or angle) with $|Z| > 2$ is considered an outlier worth inspection. RMSZ is the root-mean-square of all Z scores of the bond lengths (or angles).

Mol	Type	Chain	Res	Link	Bond lengths			Bond angles		
					Counts	RMSZ	$\# Z > 2$	Counts	RMSZ	$\# Z > 2$
90	PPU	A	76	90,36	31,40,41	1.02	2 (6%)	32,57,60	2.10	6 (18%)
90	PPU	a	76	90,36	31,40,41	1.03	2 (6%)	32,57,60	2.20	6 (18%)

In the following table, the Chirals column lists the number of chiral outliers, the number of chiral centers analysed, the number of these observed in the model and the number defined in the chemical

component dictionary. Similar counts are reported in the Torsion and Rings columns. '-' means no outliers of that kind were identified.

Mol	Type	Chain	Res	Link	Chirals	Torsions	Rings
90	PPU	A	76	90,36	-	0/21/43/44	0/4/4/4
90	PPU	a	76	90,36	-	0/21/43/44	0/4/4/4

All (4) bond length outliers are listed below:

Mol	Chain	Res	Type	Atoms	Z	Observed(Å)	Ideal(Å)
90	a	76	PPU	C2'-C3'	-2.63	1.48	1.53
90	A	76	PPU	C2'-C3'	-2.04	1.49	1.53
90	A	76	PPU	C5-C4	2.76	1.46	1.40
90	a	76	PPU	C5-C4	2.91	1.47	1.40

All (12) bond angle outliers are listed below:

Mol	Chain	Res	Type	Atoms	Z	Observed(°)	Ideal(°)
90	A	76	PPU	N3-C2-N1	-7.24	123.18	128.87
90	a	76	PPU	N3-C2-N1	-7.01	123.36	128.87
90	a	76	PPU	C3'-N3'-C	-5.16	115.10	123.16
90	A	76	PPU	C3'-N3'-C	-4.72	115.79	123.16
90	a	76	PPU	CG-CB-CA	-3.80	104.87	114.20
90	a	76	PPU	C2'-C1'-N9	-3.24	104.80	113.47
90	A	76	PPU	C2'-C1'-N9	-3.07	105.24	113.47
90	a	76	PPU	O2'-C2'-C3'	-2.62	104.42	110.62
90	A	76	PPU	CG-CB-CA	-2.22	108.75	114.20
90	A	76	PPU	CD2-CG-CD1	2.29	121.94	118.15
90	A	76	PPU	C2-N1-C6	4.32	121.83	111.64
90	a	76	PPU	C2-N1-C6	4.46	122.16	111.64

There are no chirality outliers.

There are no torsion outliers.

There are no ring outliers.

1 monomer is involved in 9 short contacts:

Mol	Chain	Res	Type	Clashes	Symm-Clashes
90	A	76	PPU	9	0

5.5 Carbohydrates ⓘ

There are no carbohydrates in this entry.

5.6 Ligand geometry ⓘ

Of 3553 ligands modelled in this entry, 2208 are monoatomic - leaving 1345 for Mogul analysis.

In the following table, the Counts columns list the number of bonds (or angles) for which Mogul statistics could be retrieved, the number of bonds (or angles) that are observed in the model and the number of bonds (or angles) that are defined in the chemical component dictionary. The Link column lists molecule types, if any, to which the group is linked. The Z score for a bond length (or angle) is the number of standard deviations the observed value is removed from the expected value. A bond length (or angle) with $|Z| > 2$ is considered an outlier worth inspection. RMSZ is the root-mean-square of all Z scores of the bond lengths (or angles).

Mol	Type	Chain	Res	Link	Bond lengths			Bond angles		
					Counts	RMSZ	# Z > 2	Counts	RMSZ	# Z > 2
92	OHX	1	4099	-	0,6,6	0.00	-	0,15,15	0.00	-
92	OHX	1	4100	-	0,6,6	0.00	-	0,15,15	0.00	-
92	OHX	1	4101	-	0,6,6	0.00	-	0,15,15	0.00	-
92	OHX	1	4102	-	0,6,6	0.00	-	0,15,15	0.00	-
92	OHX	1	4103	36	0,6,6	0.00	-	0,15,15	0.00	-
92	OHX	1	4104	-	0,6,6	0.00	-	0,15,15	0.00	-
92	OHX	1	4105	92	0,6,6	0.00	-	0,15,15	0.00	-
92	OHX	1	4106	-	0,6,6	0.00	-	0,15,15	0.00	-
92	OHX	1	4107	-	0,6,6	0.00	-	0,15,15	0.00	-
92	OHX	1	4108	-	0,6,6	0.00	-	0,15,15	0.00	-
92	OHX	1	4109	-	0,6,6	0.00	-	0,15,15	0.00	-
92	OHX	1	4110	-	0,6,6	0.00	-	0,15,15	0.00	-
92	OHX	1	4111	-	0,6,6	0.00	-	0,15,15	0.00	-
92	OHX	1	4112	-	0,6,6	0.00	-	0,15,15	0.00	-
92	OHX	1	4113	-	0,6,6	0.00	-	0,15,15	0.00	-
92	OHX	1	4114	-	0,6,6	0.00	-	0,15,15	0.00	-
92	OHX	1	4115	-	0,6,6	0.00	-	0,15,15	0.00	-
92	OHX	1	4116	92	0,6,6	0.00	-	0,15,15	0.00	-
92	OHX	1	4117	-	0,6,6	0.00	-	0,15,15	0.00	-
92	OHX	1	4118	-	0,6,6	0.00	-	0,15,15	0.00	-
92	OHX	1	4119	-	0,6,6	0.00	-	0,15,15	0.00	-
92	OHX	1	4120	-	0,6,6	0.00	-	0,15,15	0.00	-
92	OHX	1	4121	-	0,6,6	0.00	-	0,15,15	0.00	-
92	OHX	1	4122	-	0,6,6	0.00	-	0,15,15	0.00	-
92	OHX	1	4123	-	0,6,6	0.00	-	0,15,15	0.00	-
92	OHX	1	4124	92	0,6,6	0.00	-	0,15,15	0.00	-
92	OHX	1	4125	-	0,6,6	0.00	-	0,15,15	0.00	-
92	OHX	1	4126	-	0,6,6	0.00	-	0,15,15	0.00	-
92	OHX	1	4127	-	0,6,6	0.00	-	0,15,15	0.00	-
92	OHX	1	4128	-	0,6,6	0.00	-	0,15,15	0.00	-
92	OHX	1	4129	-	0,6,6	0.00	-	0,15,15	0.00	-
92	OHX	1	4130	92	0,6,6	0.00	-	0,15,15	0.00	-

Mol	Type	Chain	Res	Link	Bond lengths			Bond angles		
					Counts	RMSZ	# Z > 2	Counts	RMSZ	# Z > 2
92	OHX	1	4131	92	0,6,6	0.00	-	0,15,15	0.00	-
92	OHX	1	4132	-	0,6,6	0.00	-	0,15,15	0.00	-
92	OHX	1	4133	-	0,6,6	0.00	-	0,15,15	0.00	-
92	OHX	1	4134	92	0,6,6	0.00	-	0,15,15	0.00	-
92	OHX	1	4135	-	0,6,6	0.00	-	0,15,15	0.00	-
92	OHX	1	4136	-	0,6,6	0.00	-	0,15,15	0.00	-
92	OHX	1	4137	-	0,6,6	0.00	-	0,15,15	0.00	-
92	OHX	1	4138	-	0,6,6	0.00	-	0,15,15	0.00	-
92	OHX	1	4139	-	0,6,6	0.00	-	0,15,15	0.00	-
92	OHX	1	4140	-	0,6,6	0.00	-	0,15,15	0.00	-
92	OHX	1	4141	-	0,6,6	0.00	-	0,15,15	0.00	-
92	OHX	1	4142	-	0,6,6	0.00	-	0,15,15	0.00	-
92	OHX	1	4143	92	0,6,6	0.00	-	0,15,15	0.00	-
92	OHX	1	4144	-	0,6,6	0.00	-	0,15,15	0.00	-
92	OHX	1	4145	-	0,6,6	0.00	-	0,15,15	0.00	-
92	OHX	1	4146	-	0,6,6	0.00	-	0,15,15	0.00	-
92	OHX	1	4147	92	0,6,6	0.00	-	0,15,15	0.00	-
92	OHX	1	4148	92	0,6,6	0.00	-	0,15,15	0.00	-
92	OHX	1	4149	-	0,6,6	0.00	-	0,15,15	0.00	-
92	OHX	1	4150	-	0,6,6	0.00	-	0,15,15	0.00	-
92	OHX	1	4151	-	0,6,6	0.00	-	0,15,15	0.00	-
92	OHX	1	4152	-	0,6,6	0.00	-	0,15,15	0.00	-
92	OHX	1	4153	92	0,6,6	0.00	-	0,15,15	0.00	-
92	OHX	1	4154	-	0,6,6	0.00	-	0,15,15	0.00	-
92	OHX	1	4155	-	0,6,6	0.00	-	0,15,15	0.00	-
92	OHX	1	4156	92	0,6,6	0.00	-	0,15,15	0.00	-
92	OHX	1	4157	92	0,6,6	0.00	-	0,15,15	0.00	-
92	OHX	1	4158	-	0,6,6	0.00	-	0,15,15	0.00	-
92	OHX	1	4159	-	0,6,6	0.00	-	0,15,15	0.00	-
92	OHX	1	4160	-	0,6,6	0.00	-	0,15,15	0.00	-
92	OHX	1	4161	92	0,6,6	0.00	-	0,15,15	0.00	-
92	OHX	1	4162	-	0,6,6	0.00	-	0,15,15	0.00	-
92	OHX	1	4163	-	0,6,6	0.00	-	0,15,15	0.00	-
92	OHX	1	4164	36	0,6,6	0.00	-	0,15,15	0.00	-
92	OHX	1	4165	-	0,6,6	0.00	-	0,15,15	0.00	-
92	OHX	1	4166	-	0,6,6	0.00	-	0,15,15	0.00	-
92	OHX	1	4167	-	0,6,6	0.00	-	0,15,15	0.00	-
92	OHX	1	4168	92	0,6,6	0.00	-	0,15,15	0.00	-
92	OHX	1	4169	92	0,6,6	0.00	-	0,15,15	0.00	-
92	OHX	1	4170	92	0,6,6	0.00	-	0,15,15	0.00	-
92	OHX	1	4171	92	0,6,6	0.00	-	0,15,15	0.00	-
92	OHX	1	4172	92	0,6,6	0.00	-	0,15,15	0.00	-
92	OHX	1	4173	-	0,6,6	0.00	-	0,15,15	0.00	-

Mol	Type	Chain	Res	Link	Bond lengths			Bond angles		
					Counts	RMSZ	# Z > 2	Counts	RMSZ	# Z > 2
92	OHX	1	4174	-	0,6,6	0.00	-	0,15,15	0.00	-
92	OHX	1	4175	-	0,6,6	0.00	-	0,15,15	0.00	-
92	OHX	1	4176	-	0,6,6	0.00	-	0,15,15	0.00	-
92	OHX	1	4177	-	0,6,6	0.00	-	0,15,15	0.00	-
92	OHX	1	4178	-	0,6,6	0.00	-	0,15,15	0.00	-
92	OHX	1	4179	-	0,6,6	0.00	-	0,15,15	0.00	-
92	OHX	1	4180	92	0,6,6	0.00	-	0,15,15	0.00	-
92	OHX	1	4181	92	0,6,6	0.00	-	0,15,15	0.00	-
92	OHX	1	4182	-	0,6,6	0.00	-	0,15,15	0.00	-
92	OHX	1	4183	-	0,6,6	0.00	-	0,15,15	0.00	-
92	OHX	1	4184	-	0,6,6	0.00	-	0,15,15	0.00	-
92	OHX	1	4185	92	0,6,6	0.00	-	0,15,15	0.00	-
92	OHX	1	4186	92	0,6,6	0.00	-	0,15,15	0.00	-
92	OHX	1	4187	92	0,6,6	0.00	-	0,15,15	0.00	-
92	OHX	1	4188	-	0,6,6	0.00	-	0,15,15	0.00	-
92	OHX	1	4189	-	0,6,6	0.00	-	0,15,15	0.00	-
92	OHX	1	4190	-	0,6,6	0.00	-	0,15,15	0.00	-
92	OHX	1	4191	-	0,6,6	0.00	-	0,15,15	0.00	-
92	OHX	1	4192	-	0,6,6	0.00	-	0,15,15	0.00	-
92	OHX	1	4193	-	0,6,6	0.00	-	0,15,15	0.00	-
92	OHX	1	4194	92	0,6,6	0.00	-	0,15,15	0.00	-
92	OHX	1	4195	-	0,6,6	0.00	-	0,15,15	0.00	-
92	OHX	1	4196	92	0,6,6	0.00	-	0,15,15	0.00	-
92	OHX	1	4197	92	0,6,6	0.00	-	0,15,15	0.00	-
92	OHX	1	4198	92	0,6,6	0.00	-	0,15,15	0.00	-
92	OHX	1	4199	-	0,6,6	0.00	-	0,15,15	0.00	-
92	OHX	1	4200	92	0,6,6	0.00	-	0,15,15	0.00	-
92	OHX	1	4201	-	0,6,6	0.00	-	0,15,15	0.00	-
92	OHX	1	4202	36	0,6,6	0.00	-	0,15,15	0.00	-
92	OHX	1	4203	92	0,6,6	0.00	-	0,15,15	0.00	-
92	OHX	1	4204	-	0,6,6	0.00	-	0,15,15	0.00	-
92	OHX	1	4205	-	0,6,6	0.00	-	0,15,15	0.00	-
92	OHX	1	4206	92	0,6,6	0.00	-	0,15,15	0.00	-
92	OHX	1	4207	-	0,6,6	0.00	-	0,15,15	0.00	-
92	OHX	1	4208	-	0,6,6	0.00	-	0,15,15	0.00	-
92	OHX	1	4209	-	0,6,6	0.00	-	0,15,15	0.00	-
92	OHX	1	4210	92	0,6,6	0.00	-	0,15,15	0.00	-
92	OHX	1	4211	92	0,6,6	0.00	-	0,15,15	0.00	-
92	OHX	1	4212	-	0,6,6	0.00	-	0,15,15	0.00	-
92	OHX	1	4213	-	0,6,6	0.00	-	0,15,15	0.00	-
92	OHX	1	4214	-	0,6,6	0.00	-	0,15,15	0.00	-
92	OHX	1	4215	-	0,6,6	0.00	-	0,15,15	0.00	-
92	OHX	1	4216	-	0,6,6	0.00	-	0,15,15	0.00	-

Mol	Type	Chain	Res	Link	Bond lengths			Bond angles		
					Counts	RMSZ	# Z > 2	Counts	RMSZ	# Z > 2
92	OHX	1	4217	-	0,6,6	0.00	-	0,15,15	0.00	-
92	OHX	1	4218	-	0,6,6	0.00	-	0,15,15	0.00	-
92	OHX	1	4219	-	0,6,6	0.00	-	0,15,15	0.00	-
92	OHX	1	4220	-	0,6,6	0.00	-	0,15,15	0.00	-
92	OHX	1	4221	-	0,6,6	0.00	-	0,15,15	0.00	-
92	OHX	1	4222	-	0,6,6	0.00	-	0,15,15	0.00	-
92	OHX	1	4223	-	0,6,6	0.00	-	0,15,15	0.00	-
92	OHX	1	4224	-	0,6,6	0.00	-	0,15,15	0.00	-
92	OHX	1	4225	-	0,6,6	0.00	-	0,15,15	0.00	-
92	OHX	1	4226	-	0,6,6	0.00	-	0,15,15	0.00	-
92	OHX	1	4227	-	0,6,6	0.00	-	0,15,15	0.00	-
92	OHX	1	4228	92	0,6,6	0.00	-	0,15,15	0.00	-
92	OHX	1	4229	-	0,6,6	0.00	-	0,15,15	0.00	-
92	OHX	1	4230	-	0,6,6	0.00	-	0,15,15	0.00	-
92	OHX	1	4231	92	0,6,6	0.00	-	0,15,15	0.00	-
92	OHX	1	4232	36	0,6,6	0.00	-	0,15,15	0.00	-
92	OHX	1	4233	-	0,6,6	0.00	-	0,15,15	0.00	-
92	OHX	1	4234	-	0,6,6	0.00	-	0,15,15	0.00	-
92	OHX	1	4235	-	0,6,6	0.00	-	0,15,15	0.00	-
92	OHX	1	4236	-	0,6,6	0.00	-	0,15,15	0.00	-
92	OHX	1	4237	-	0,6,6	0.00	-	0,15,15	0.00	-
92	OHX	1	4238	92	0,6,6	0.00	-	0,15,15	0.00	-
92	OHX	1	4239	92	0,6,6	0.00	-	0,15,15	0.00	-
92	OHX	1	4240	-	0,6,6	0.00	-	0,15,15	0.00	-
92	OHX	1	4241	-	0,6,6	0.00	-	0,15,15	0.00	-
92	OHX	1	4242	-	0,6,6	0.00	-	0,15,15	0.00	-
92	OHX	1	4243	-	0,6,6	0.00	-	0,15,15	0.00	-
92	OHX	1	4244	-	0,6,6	0.00	-	0,15,15	0.00	-
92	OHX	1	4245	92	0,6,6	0.00	-	0,15,15	0.00	-
92	OHX	1	4246	-	0,6,6	0.00	-	0,15,15	0.00	-
92	OHX	1	4247	-	0,6,6	0.00	-	0,15,15	0.00	-
92	OHX	1	4248	-	0,6,6	0.00	-	0,15,15	0.00	-
92	OHX	1	4249	-	0,6,6	0.00	-	0,15,15	0.00	-
92	OHX	1	4250	-	0,6,6	0.00	-	0,15,15	0.00	-
92	OHX	1	4251	92	0,6,6	0.00	-	0,15,15	0.00	-
92	OHX	1	4252	-	0,6,6	0.00	-	0,15,15	0.00	-
92	OHX	1	4253	92	0,6,6	0.00	-	0,15,15	0.00	-
92	OHX	1	4254	-	0,6,6	0.00	-	0,15,15	0.00	-
92	OHX	1	4255	-	0,6,6	0.00	-	0,15,15	0.00	-
92	OHX	1	4256	-	0,6,6	0.00	-	0,15,15	0.00	-
92	OHX	1	4257	-	0,6,6	0.00	-	0,15,15	0.00	-
92	OHX	1	4258	-	0,6,6	0.00	-	0,15,15	0.00	-
92	OHX	1	4259	-	0,6,6	0.00	-	0,15,15	0.00	-

Mol	Type	Chain	Res	Link	Bond lengths			Bond angles		
					Counts	RMSZ	# Z > 2	Counts	RMSZ	# Z > 2
92	OHX	1	4260	-	0,6,6	0.00	-	0,15,15	0.00	-
92	OHX	1	4261	-	0,6,6	0.00	-	0,15,15	0.00	-
92	OHX	1	4262	92	0,6,6	0.00	-	0,15,15	0.00	-
92	OHX	1	4263	-	0,6,6	0.00	-	0,15,15	0.00	-
92	OHX	1	4264	-	0,6,6	0.00	-	0,15,15	0.00	-
92	OHX	1	4265	-	0,6,6	0.00	-	0,15,15	0.00	-
92	OHX	1	4266	92	0,6,6	0.00	-	0,15,15	0.00	-
92	OHX	1	4267	-	0,6,6	0.00	-	0,15,15	0.00	-
92	OHX	1	4268	-	0,6,6	0.00	-	0,15,15	0.00	-
92	OHX	1	4269	-	0,6,6	0.00	-	0,15,15	0.00	-
92	OHX	1	4270	-	0,6,6	0.00	-	0,15,15	0.00	-
92	OHX	1	4271	-	0,6,6	0.00	-	0,15,15	0.00	-
92	OHX	1	4272	92	0,6,6	0.00	-	0,15,15	0.00	-
92	OHX	1	4273	36	0,6,6	0.00	-	0,15,15	0.00	-
92	OHX	1	4274	-	0,6,6	0.00	-	0,15,15	0.00	-
92	OHX	1	4275	-	0,6,6	0.00	-	0,15,15	0.00	-
92	OHX	1	4276	-	0,6,6	0.00	-	0,15,15	0.00	-
92	OHX	1	4277	-	0,6,6	0.00	-	0,15,15	0.00	-
92	OHX	1	4278	36	0,6,6	0.00	-	0,15,15	0.00	-
92	OHX	1	4279	92	0,6,6	0.00	-	0,15,15	0.00	-
92	OHX	1	4280	-	0,6,6	0.00	-	0,15,15	0.00	-
92	OHX	1	4281	92	0,6,6	0.00	-	0,15,15	0.00	-
92	OHX	1	4282	-	0,6,6	0.00	-	0,15,15	0.00	-
92	OHX	1	4283	-	0,6,6	0.00	-	0,15,15	0.00	-
92	OHX	1	4284	-	0,6,6	0.00	-	0,15,15	0.00	-
92	OHX	1	4285	-	0,6,6	0.00	-	0,15,15	0.00	-
92	OHX	1	4286	92	0,6,6	0.00	-	0,15,15	0.00	-
92	OHX	1	4287	92	0,6,6	0.00	-	0,15,15	0.00	-
92	OHX	1	4288	-	0,6,6	0.00	-	0,15,15	0.00	-
92	OHX	1	4289	92	0,6,6	0.00	-	0,15,15	0.00	-
92	OHX	1	4290	-	0,6,6	0.00	-	0,15,15	0.00	-
92	OHX	1	4291	92	0,6,6	0.00	-	0,15,15	0.00	-
92	OHX	1	4292	92	0,6,6	0.00	-	0,15,15	0.00	-
92	OHX	1	4293	-	0,6,6	0.00	-	0,15,15	0.00	-
92	OHX	1	4294	-	0,6,6	0.00	-	0,15,15	0.00	-
92	OHX	1	4295	92	0,6,6	0.00	-	0,15,15	0.00	-
92	OHX	1	4296	92	0,6,6	0.00	-	0,15,15	0.00	-
92	OHX	1	4297	-	0,6,6	0.00	-	0,15,15	0.00	-
92	OHX	1	4298	-	0,6,6	0.00	-	0,15,15	0.00	-
92	OHX	1	4299	-	0,6,6	0.00	-	0,15,15	0.00	-
92	OHX	1	4300	-	0,6,6	0.00	-	0,15,15	0.00	-
92	OHX	1	4301	-	0,6,6	0.00	-	0,15,15	0.00	-
92	OHX	1	4302	92	0,6,6	0.00	-	0,15,15	0.00	-

Mol	Type	Chain	Res	Link	Bond lengths			Bond angles		
					Counts	RMSZ	# Z > 2	Counts	RMSZ	# Z > 2
92	OHX	1	4303	-	0,6,6	0.00	-	0,15,15	0.00	-
92	OHX	1	4304	-	0,6,6	0.00	-	0,15,15	0.00	-
92	OHX	1	4305	92	0,6,6	0.00	-	0,15,15	0.00	-
92	OHX	1	4306	92	0,6,6	0.00	-	0,15,15	0.00	-
92	OHX	1	4307	92	0,6,6	0.00	-	0,15,15	0.00	-
92	OHX	1	4308	-	0,6,6	0.00	-	0,15,15	0.00	-
92	OHX	1	4309	36	0,6,6	0.00	-	0,15,15	0.00	-
92	OHX	1	4310	-	0,6,6	0.00	-	0,15,15	0.00	-
92	OHX	1	4311	-	0,6,6	0.00	-	0,15,15	0.00	-
92	OHX	1	4312	-	0,6,6	0.00	-	0,15,15	0.00	-
92	OHX	1	4313	-	0,6,6	0.00	-	0,15,15	0.00	-
92	OHX	1	4314	-	0,6,6	0.00	-	0,15,15	0.00	-
92	OHX	1	4315	92	0,6,6	0.00	-	0,15,15	0.00	-
92	OHX	1	4316	-	0,6,6	0.00	-	0,15,15	0.00	-
92	OHX	1	4317	-	0,6,6	0.00	-	0,15,15	0.00	-
92	OHX	1	4318	-	0,6,6	0.00	-	0,15,15	0.00	-
92	OHX	1	4319	92	0,6,6	0.00	-	0,15,15	0.00	-
92	OHX	1	4320	36	0,6,6	0.00	-	0,15,15	0.00	-
92	OHX	1	4321	-	0,6,6	0.00	-	0,15,15	0.00	-
92	OHX	1	4322	-	0,6,6	0.00	-	0,15,15	0.00	-
92	OHX	1	4323	-	0,6,6	0.00	-	0,15,15	0.00	-
92	OHX	1	4324	-	0,6,6	0.00	-	0,15,15	0.00	-
92	OHX	1	4325	-	0,6,6	0.00	-	0,15,15	0.00	-
92	OHX	1	4326	-	0,6,6	0.00	-	0,15,15	0.00	-
92	OHX	1	4327	-	0,6,6	0.00	-	0,15,15	0.00	-
92	OHX	1	4328	-	0,6,6	0.00	-	0,15,15	0.00	-
92	OHX	1	4329	-	0,6,6	0.00	-	0,15,15	0.00	-
92	OHX	1	4330	92	0,6,6	0.00	-	0,15,15	0.00	-
92	OHX	1	4331	-	0,6,6	0.00	-	0,15,15	0.00	-
92	OHX	1	4332	-	0,6,6	0.00	-	0,15,15	0.00	-
92	OHX	1	4333	-	0,6,6	0.00	-	0,15,15	0.00	-
92	OHX	1	4334	-	0,6,6	0.00	-	0,15,15	0.00	-
92	OHX	1	4335	-	0,6,6	0.00	-	0,15,15	0.00	-
92	OHX	1	4336	-	0,6,6	0.00	-	0,15,15	0.00	-
92	OHX	1	4337	-	0,6,6	0.00	-	0,15,15	0.00	-
92	OHX	1	4338	92	0,6,6	0.00	-	0,15,15	0.00	-
92	OHX	1	4339	-	0,6,6	0.00	-	0,15,15	0.00	-
92	OHX	1	4340	-	0,6,6	0.00	-	0,15,15	0.00	-
92	OHX	1	4341	-	0,6,6	0.00	-	0,15,15	0.00	-
92	OHX	1	4342	36	0,6,6	0.00	-	0,15,15	0.00	-
92	OHX	1	4343	-	0,6,6	0.00	-	0,15,15	0.00	-
92	OHX	1	4344	-	0,6,6	0.00	-	0,15,15	0.00	-
92	OHX	1	4345	-	0,6,6	0.00	-	0,15,15	0.00	-

Mol	Type	Chain	Res	Link	Bond lengths			Bond angles		
					Counts	RMSZ	# Z > 2	Counts	RMSZ	# Z > 2
92	OHX	1	4346	-	0,6,6	0.00	-	0,15,15	0.00	-
92	OHX	1	4347	92	0,6,6	0.00	-	0,15,15	0.00	-
92	OHX	1	4348	-	0,6,6	0.00	-	0,15,15	0.00	-
92	OHX	1	4349	-	0,6,6	0.00	-	0,15,15	0.00	-
92	OHX	1	4350	-	0,6,6	0.00	-	0,15,15	0.00	-
92	OHX	1	4351	-	0,6,6	0.00	-	0,15,15	0.00	-
92	OHX	1	4352	-	0,6,6	0.00	-	0,15,15	0.00	-
92	OHX	1	4353	92	0,6,6	0.00	-	0,15,15	0.00	-
92	OHX	1	4354	-	0,6,6	0.00	-	0,15,15	0.00	-
92	OHX	1	4355	92,36	0,6,6	0.00	-	0,15,15	0.00	-
92	OHX	1	4356	-	0,6,6	0.00	-	0,15,15	0.00	-
92	OHX	1	4357	-	0,6,6	0.00	-	0,15,15	0.00	-
92	OHX	1	4358	-	0,6,6	0.00	-	0,15,15	0.00	-
92	OHX	1	4359	92	0,6,6	0.00	-	0,15,15	0.00	-
92	OHX	1	4360	-	0,6,6	0.00	-	0,15,15	0.00	-
92	OHX	1	4361	92	0,6,6	0.00	-	0,15,15	0.00	-
92	OHX	1	4362	-	0,6,6	0.00	-	0,15,15	0.00	-
92	OHX	1	4363	-	0,6,6	0.00	-	0,15,15	0.00	-
92	OHX	1	4364	-	0,6,6	0.00	-	0,15,15	0.00	-
92	OHX	1	4365	-	0,6,6	0.00	-	0,15,15	0.00	-
92	OHX	1	4366	-	0,6,6	0.00	-	0,15,15	0.00	-
92	OHX	1	4367	-	0,6,6	0.00	-	0,15,15	0.00	-
92	OHX	1	4368	-	0,6,6	0.00	-	0,15,15	0.00	-
92	OHX	1	4369	92	0,6,6	0.00	-	0,15,15	0.00	-
92	OHX	1	4370	-	0,6,6	0.00	-	0,15,15	0.00	-
92	OHX	1	4371	-	0,6,6	0.00	-	0,15,15	0.00	-
92	OHX	1	4372	92	0,6,6	0.00	-	0,15,15	0.00	-
92	OHX	1	4373	-	0,6,6	0.00	-	0,15,15	0.00	-
92	OHX	1	4374	-	0,6,6	0.00	-	0,15,15	0.00	-
92	OHX	1	4375	-	0,6,6	0.00	-	0,15,15	0.00	-
92	OHX	1	4376	92	0,6,6	0.00	-	0,15,15	0.00	-
92	OHX	1	4377	-	0,6,6	0.00	-	0,15,15	0.00	-
92	OHX	1	4378	36	0,6,6	0.00	-	0,15,15	0.00	-
92	OHX	1	4379	92	0,6,6	0.00	-	0,15,15	0.00	-
92	OHX	1	4380	36	0,6,6	0.00	-	0,15,15	0.00	-
92	OHX	1	4381	92,36	0,6,6	0.00	-	0,15,15	0.00	-
92	OHX	1	4382	-	0,6,6	0.00	-	0,15,15	0.00	-
92	OHX	1	4383	-	0,6,6	0.00	-	0,15,15	0.00	-
92	OHX	1	4384	-	0,6,6	0.00	-	0,15,15	0.00	-
92	OHX	1	4385	92	0,6,6	0.00	-	0,15,15	0.00	-
92	OHX	1	4386	92	0,6,6	0.00	-	0,15,15	0.00	-
92	OHX	1	4387	-	0,6,6	0.00	-	0,15,15	0.00	-
92	OHX	1	4388	-	0,6,6	0.00	-	0,15,15	0.00	-

Mol	Type	Chain	Res	Link	Bond lengths			Bond angles		
					Counts	RMSZ	# Z > 2	Counts	RMSZ	# Z > 2
92	OHX	1	4389	92	0,6,6	0.00	-	0,15,15	0.00	-
92	OHX	1	4390	92	0,6,6	0.00	-	0,15,15	0.00	-
92	OHX	1	4391	-	0,6,6	0.00	-	0,15,15	0.00	-
92	OHX	1	4392	-	0,6,6	0.00	-	0,15,15	0.00	-
92	OHX	1	4393	36	0,6,6	0.00	-	0,15,15	0.00	-
92	OHX	1	4394	-	0,6,6	0.00	-	0,15,15	0.00	-
92	OHX	1	4395	92	0,6,6	0.00	-	0,15,15	0.00	-
92	OHX	1	4396	-	0,6,6	0.00	-	0,15,15	0.00	-
92	OHX	1	4397	-	0,6,6	0.00	-	0,15,15	0.00	-
92	OHX	1	4398	-	0,6,6	0.00	-	0,15,15	0.00	-
92	OHX	1	4399	92	0,6,6	0.00	-	0,15,15	0.00	-
92	OHX	1	4400	-	0,6,6	0.00	-	0,15,15	0.00	-
92	OHX	1	4401	92	0,6,6	0.00	-	0,15,15	0.00	-
92	OHX	1	4402	-	0,6,6	0.00	-	0,15,15	0.00	-
92	OHX	1	4403	-	0,6,6	0.00	-	0,15,15	0.00	-
92	OHX	1	4404	-	0,6,6	0.00	-	0,15,15	0.00	-
92	OHX	1	4405	92	0,6,6	0.00	-	0,15,15	0.00	-
92	OHX	1	4406	92	0,6,6	0.00	-	0,15,15	0.00	-
92	OHX	1	4407	92	0,6,6	0.00	-	0,15,15	0.00	-
92	OHX	1	4408	92	0,6,6	0.00	-	0,15,15	0.00	-
92	OHX	1	4409	-	0,6,6	0.00	-	0,15,15	0.00	-
92	OHX	1	4410	-	0,6,6	0.00	-	0,15,15	0.00	-
92	OHX	1	4411	92	0,6,6	0.00	-	0,15,15	0.00	-
92	OHX	1	4412	92	0,6,6	0.00	-	0,15,15	0.00	-
92	OHX	1	4413	92	0,6,6	0.00	-	0,15,15	0.00	-
92	OHX	1	4414	92	0,6,6	0.00	-	0,15,15	0.00	-
92	OHX	1	4415	-	0,6,6	0.00	-	0,15,15	0.00	-
92	OHX	1	4416	-	0,6,6	0.00	-	0,15,15	0.00	-
92	OHX	1	4417	36	0,6,6	0.00	-	0,15,15	0.00	-
92	OHX	1	4418	-	0,6,6	0.00	-	0,15,15	0.00	-
92	OHX	1	4419	-	0,6,6	0.00	-	0,15,15	0.00	-
92	OHX	1	4420	-	0,6,6	0.00	-	0,15,15	0.00	-
92	OHX	1	4421	92	0,6,6	0.00	-	0,15,15	0.00	-
92	OHX	1	4422	-	0,6,6	0.00	-	0,15,15	0.00	-
92	OHX	1	4423	-	0,6,6	0.00	-	0,15,15	0.00	-
92	OHX	1	4424	92	0,6,6	0.00	-	0,15,15	0.00	-
92	OHX	1	4425	-	0,6,6	0.00	-	0,15,15	0.00	-
92	OHX	1	4426	-	0,6,6	0.00	-	0,15,15	0.00	-
92	OHX	1	4427	36	0,6,6	0.00	-	0,15,15	0.00	-
92	OHX	1	4428	92	0,6,6	0.00	-	0,15,15	0.00	-
92	OHX	1	4429	-	0,6,6	0.00	-	0,15,15	0.00	-
92	OHX	1	4430	-	0,6,6	0.00	-	0,15,15	0.00	-
92	OHX	1	4431	92	0,6,6	0.00	-	0,15,15	0.00	-

Mol	Type	Chain	Res	Link	Bond lengths			Bond angles		
					Counts	RMSZ	# Z > 2	Counts	RMSZ	# Z > 2
92	OHX	1	4432	-	0,6,6	0.00	-	0,15,15	0.00	-
92	OHX	1	4433	92	0,6,6	0.00	-	0,15,15	0.00	-
92	OHX	1	4434	-	0,6,6	0.00	-	0,15,15	0.00	-
92	OHX	1	4435	92	0,6,6	0.00	-	0,15,15	0.00	-
92	OHX	1	4436	-	0,6,6	0.00	-	0,15,15	0.00	-
92	OHX	1	4437	92	0,6,6	0.00	-	0,15,15	0.00	-
92	OHX	1	4438	-	0,6,6	0.00	-	0,15,15	0.00	-
92	OHX	1	4439	92	0,6,6	0.00	-	0,15,15	0.00	-
92	OHX	1	4440	92,36	0,6,6	0.00	-	0,15,15	0.00	-
92	OHX	1	4441	-	0,6,6	0.00	-	0,15,15	0.00	-
92	OHX	1	4442	92	0,6,6	0.00	-	0,15,15	0.00	-
92	OHX	1	4443	-	0,6,6	0.00	-	0,15,15	0.00	-
92	OHX	1	4444	-	0,6,6	0.00	-	0,15,15	0.00	-
92	OHX	1	4445	92	0,6,6	0.00	-	0,15,15	0.00	-
92	OHX	1	4446	92,36	0,6,6	0.00	-	0,15,15	0.00	-
92	OHX	1	4447	-	0,6,6	0.00	-	0,15,15	0.00	-
92	OHX	1	4448	-	0,6,6	0.00	-	0,15,15	0.00	-
92	OHX	1	4449	-	0,6,6	0.00	-	0,15,15	0.00	-
92	OHX	1	4450	-	0,6,6	0.00	-	0,15,15	0.00	-
92	OHX	1	4451	-	0,6,6	0.00	-	0,15,15	0.00	-
92	OHX	1	4452	92	0,6,6	0.00	-	0,15,15	0.00	-
92	OHX	1	4453	92	0,6,6	0.00	-	0,15,15	0.00	-
92	OHX	1	4454	-	0,6,6	0.00	-	0,15,15	0.00	-
92	OHX	1	4455	-	0,6,6	0.00	-	0,15,15	0.00	-
92	OHX	1	4456	-	0,6,6	0.00	-	0,15,15	0.00	-
92	OHX	1	4457	92	0,6,6	0.00	-	0,15,15	0.00	-
92	OHX	1	4458	-	0,6,6	0.00	-	0,15,15	0.00	-
92	OHX	1	4459	92,36	0,6,6	0.00	-	0,15,15	0.00	-
92	OHX	1	4460	-	0,6,6	0.00	-	0,15,15	0.00	-
92	OHX	1	4461	-	0,6,6	0.00	-	0,15,15	0.00	-
92	OHX	1	4462	-	0,6,6	0.00	-	0,15,15	0.00	-
92	OHX	1	4463	-	0,6,6	0.00	-	0,15,15	0.00	-
92	OHX	1	4464	-	0,6,6	0.00	-	0,15,15	0.00	-
92	OHX	1	4465	-	0,6,6	0.00	-	0,15,15	0.00	-
92	OHX	1	4466	92	0,6,6	0.00	-	0,15,15	0.00	-
92	OHX	1	4467	92	0,6,6	0.00	-	0,15,15	0.00	-
92	OHX	1	4468	92	0,6,6	0.00	-	0,15,15	0.00	-
92	OHX	1	4469	92	0,6,6	0.00	-	0,15,15	0.00	-
92	OHX	1	4470	-	0,6,6	0.00	-	0,15,15	0.00	-
92	OHX	1	4471	36	0,6,6	0.00	-	0,15,15	0.00	-
92	OHX	1	4472	-	0,6,6	0.00	-	0,15,15	0.00	-
92	OHX	1	4473	92	0,6,6	0.00	-	0,15,15	0.00	-
92	OHX	1	4474	-	0,6,6	0.00	-	0,15,15	0.00	-

Mol	Type	Chain	Res	Link	Bond lengths			Bond angles		
					Counts	RMSZ	# Z > 2	Counts	RMSZ	# Z > 2
92	OHX	1	4475	92	0,6,6	0.00	-	0,15,15	0.00	-
92	OHX	1	4476	92	0,6,6	0.00	-	0,15,15	0.00	-
92	OHX	1	4477	-	0,6,6	0.00	-	0,15,15	0.00	-
92	OHX	1	4478	92	0,6,6	0.00	-	0,15,15	0.00	-
92	OHX	1	4479	92	0,6,6	0.00	-	0,15,15	0.00	-
92	OHX	1	4480	-	0,6,6	0.00	-	0,15,15	0.00	-
92	OHX	1	4481	92	0,6,6	0.00	-	0,15,15	0.00	-
92	OHX	1	4482	92	0,6,6	0.00	-	0,15,15	0.00	-
92	OHX	1	4483	-	0,6,6	0.00	-	0,15,15	0.00	-
92	OHX	1	4484	92	0,6,6	0.00	-	0,15,15	0.00	-
92	OHX	1	4485	-	0,6,6	0.00	-	0,15,15	0.00	-
92	OHX	1	4486	-	0,6,6	0.00	-	0,15,15	0.00	-
92	OHX	1	4487	92	0,6,6	0.00	-	0,15,15	0.00	-
92	OHX	1	4488	-	0,6,6	0.00	-	0,15,15	0.00	-
92	OHX	1	4489	92	0,6,6	0.00	-	0,15,15	0.00	-
92	OHX	1	4490	92	0,6,6	0.00	-	0,15,15	0.00	-
92	OHX	1	4491	92	0,6,6	0.00	-	0,15,15	0.00	-
92	OHX	1	4492	92	0,6,6	0.00	-	0,15,15	0.00	-
92	OHX	1	4493	-	0,6,6	0.00	-	0,15,15	0.00	-
92	OHX	1	4494	-	0,6,6	0.00	-	0,15,15	0.00	-
92	OHX	1	4495	92	0,6,6	0.00	-	0,15,15	0.00	-
92	OHX	1	4496	92	0,6,6	0.00	-	0,15,15	0.00	-
92	OHX	1	4497	-	0,6,6	0.00	-	0,15,15	0.00	-
92	OHX	1	4498	-	0,6,6	0.00	-	0,15,15	0.00	-
92	OHX	1	4499	92	0,6,6	0.00	-	0,15,15	0.00	-
92	OHX	1	4500	92,36	0,6,6	0.00	-	0,15,15	0.00	-
92	OHX	1	4501	92	0,6,6	0.00	-	0,15,15	0.00	-
92	OHX	1	4502	92	0,6,6	0.00	-	0,15,15	0.00	-
92	OHX	1	4503	92	0,6,6	0.00	-	0,15,15	0.00	-
92	OHX	1	4504	92	0,6,6	0.00	-	0,15,15	0.00	-
92	OHX	1	4505	92,36	0,6,6	0.00	-	0,15,15	0.00	-
92	OHX	1	4508	92	0,6,6	0.00	-	0,15,15	0.00	-
92	OHX	2	2069	-	0,6,6	0.00	-	0,15,15	0.00	-
92	OHX	2	2070	-	0,6,6	0.00	-	0,15,15	0.00	-
92	OHX	2	2071	-	0,6,6	0.00	-	0,15,15	0.00	-
92	OHX	2	2072	-	0,6,6	0.00	-	0,15,15	0.00	-
92	OHX	2	2073	-	0,6,6	0.00	-	0,15,15	0.00	-
92	OHX	2	2074	92	0,6,6	0.00	-	0,15,15	0.00	-
92	OHX	2	2075	92	0,6,6	0.00	-	0,15,15	0.00	-
92	OHX	2	2076	-	0,6,6	0.00	-	0,15,15	0.00	-
92	OHX	2	2077	1,92	0,6,6	0.00	-	0,15,15	0.00	-
92	OHX	2	2078	-	0,6,6	0.00	-	0,15,15	0.00	-
92	OHX	2	2079	-	0,6,6	0.00	-	0,15,15	0.00	-

Mol	Type	Chain	Res	Link	Bond lengths			Bond angles		
					Counts	RMSZ	# Z > 2	Counts	RMSZ	# Z > 2
92	OHX	2	2080	-	0,6,6	0.00	-	0,15,15	0.00	-
92	OHX	2	2081	-	0,6,6	0.00	-	0,15,15	0.00	-
92	OHX	2	2082	-	0,6,6	0.00	-	0,15,15	0.00	-
92	OHX	2	2083	92	0,6,6	0.00	-	0,15,15	0.00	-
92	OHX	2	2084	-	0,6,6	0.00	-	0,15,15	0.00	-
92	OHX	2	2085	-	0,6,6	0.00	-	0,15,15	0.00	-
92	OHX	2	2086	92	0,6,6	0.00	-	0,15,15	0.00	-
92	OHX	2	2087	-	0,6,6	0.00	-	0,15,15	0.00	-
92	OHX	2	2088	-	0,6,6	0.00	-	0,15,15	0.00	-
92	OHX	2	2089	92	0,6,6	0.00	-	0,15,15	0.00	-
92	OHX	2	2090	92	0,6,6	0.00	-	0,15,15	0.00	-
92	OHX	2	2091	1	0,6,6	0.00	-	0,15,15	0.00	-
92	OHX	2	2092	-	0,6,6	0.00	-	0,15,15	0.00	-
92	OHX	2	2093	1	0,6,6	0.00	-	0,15,15	0.00	-
92	OHX	2	2094	-	0,6,6	0.00	-	0,15,15	0.00	-
92	OHX	2	2095	-	0,6,6	0.00	-	0,15,15	0.00	-
92	OHX	2	2096	-	0,6,6	0.00	-	0,15,15	0.00	-
92	OHX	2	2097	-	0,6,6	0.00	-	0,15,15	0.00	-
92	OHX	2	2098	-	0,6,6	0.00	-	0,15,15	0.00	-
92	OHX	2	2099	-	0,6,6	0.00	-	0,15,15	0.00	-
92	OHX	2	2100	-	0,6,6	0.00	-	0,15,15	0.00	-
92	OHX	2	2101	92	0,6,6	0.00	-	0,15,15	0.00	-
92	OHX	2	2102	-	0,6,6	0.00	-	0,15,15	0.00	-
92	OHX	2	2103	-	0,6,6	0.00	-	0,15,15	0.00	-
92	OHX	2	2104	-	0,6,6	0.00	-	0,15,15	0.00	-
92	OHX	2	2105	-	0,6,6	0.00	-	0,15,15	0.00	-
92	OHX	2	2106	-	0,6,6	0.00	-	0,15,15	0.00	-
92	OHX	2	2107	-	0,6,6	0.00	-	0,15,15	0.00	-
92	OHX	2	2108	92	0,6,6	0.00	-	0,15,15	0.00	-
92	OHX	2	2109	-	0,6,6	0.00	-	0,15,15	0.00	-
92	OHX	2	2110	-	0,6,6	0.00	-	0,15,15	0.00	-
92	OHX	2	2111	92	0,6,6	0.00	-	0,15,15	0.00	-
92	OHX	2	2112	-	0,6,6	0.00	-	0,15,15	0.00	-
92	OHX	2	2113	92	0,6,6	0.00	-	0,15,15	0.00	-
92	OHX	2	2114	-	0,6,6	0.00	-	0,15,15	0.00	-
92	OHX	2	2115	-	0,6,6	0.00	-	0,15,15	0.00	-
92	OHX	2	2116	92	0,6,6	0.00	-	0,15,15	0.00	-
92	OHX	2	2117	-	0,6,6	0.00	-	0,15,15	0.00	-
92	OHX	2	2118	-	0,6,6	0.00	-	0,15,15	0.00	-
92	OHX	2	2119	-	0,6,6	0.00	-	0,15,15	0.00	-
92	OHX	2	2120	1	0,6,6	0.00	-	0,15,15	0.00	-
92	OHX	2	2121	-	0,6,6	0.00	-	0,15,15	0.00	-
92	OHX	2	2122	92	0,6,6	0.00	-	0,15,15	0.00	-

Mol	Type	Chain	Res	Link	Bond lengths			Bond angles		
					Counts	RMSZ	# Z > 2	Counts	RMSZ	# Z > 2
92	OHX	2	2123	-	0,6,6	0.00	-	0,15,15	0.00	-
92	OHX	2	2124	-	0,6,6	0.00	-	0,15,15	0.00	-
92	OHX	2	2125	-	0,6,6	0.00	-	0,15,15	0.00	-
92	OHX	2	2126	-	0,6,6	0.00	-	0,15,15	0.00	-
92	OHX	2	2127	-	0,6,6	0.00	-	0,15,15	0.00	-
92	OHX	2	2128	-	0,6,6	0.00	-	0,15,15	0.00	-
92	OHX	2	2129	1,92	0,6,6	0.00	-	0,15,15	0.00	-
92	OHX	2	2130	-	0,6,6	0.00	-	0,15,15	0.00	-
92	OHX	2	2131	-	0,6,6	0.00	-	0,15,15	0.00	-
92	OHX	2	2132	-	0,6,6	0.00	-	0,15,15	0.00	-
92	OHX	2	2133	92	0,6,6	0.00	-	0,15,15	0.00	-
92	OHX	2	2134	-	0,6,6	0.00	-	0,15,15	0.00	-
92	OHX	2	2135	-	0,6,6	0.00	-	0,15,15	0.00	-
92	OHX	2	2136	-	0,6,6	0.00	-	0,15,15	0.00	-
92	OHX	2	2137	1	0,6,6	0.00	-	0,15,15	0.00	-
92	OHX	2	2138	92	0,6,6	0.00	-	0,15,15	0.00	-
92	OHX	2	2139	-	0,6,6	0.00	-	0,15,15	0.00	-
92	OHX	2	2140	1	0,6,6	0.00	-	0,15,15	0.00	-
92	OHX	2	2141	92	0,6,6	0.00	-	0,15,15	0.00	-
92	OHX	2	2142	-	0,6,6	0.00	-	0,15,15	0.00	-
92	OHX	2	2143	92	0,6,6	0.00	-	0,15,15	0.00	-
92	OHX	2	2144	92	0,6,6	0.00	-	0,15,15	0.00	-
92	OHX	2	2145	92	0,6,6	0.00	-	0,15,15	0.00	-
92	OHX	2	2146	-	0,6,6	0.00	-	0,15,15	0.00	-
92	OHX	2	2147	92	0,6,6	0.00	-	0,15,15	0.00	-
92	OHX	2	2148	92	0,6,6	0.00	-	0,15,15	0.00	-
92	OHX	2	2149	-	0,6,6	0.00	-	0,15,15	0.00	-
92	OHX	2	2150	-	0,6,6	0.00	-	0,15,15	0.00	-
92	OHX	2	2151	-	0,6,6	0.00	-	0,15,15	0.00	-
92	OHX	2	2152	92	0,6,6	0.00	-	0,15,15	0.00	-
92	OHX	2	2153	-	0,6,6	0.00	-	0,15,15	0.00	-
92	OHX	2	2154	-	0,6,6	0.00	-	0,15,15	0.00	-
92	OHX	2	2155	-	0,6,6	0.00	-	0,15,15	0.00	-
92	OHX	2	2156	92	0,6,6	0.00	-	0,15,15	0.00	-
92	OHX	2	2157	92	0,6,6	0.00	-	0,15,15	0.00	-
92	OHX	2	2158	92	0,6,6	0.00	-	0,15,15	0.00	-
92	OHX	2	2159	1,92	0,6,6	0.00	-	0,15,15	0.00	-
92	OHX	2	2160	-	0,6,6	0.00	-	0,15,15	0.00	-
92	OHX	2	2161	1	0,6,6	0.00	-	0,15,15	0.00	-
92	OHX	2	2162	-	0,6,6	0.00	-	0,15,15	0.00	-
92	OHX	2	2163	-	0,6,6	0.00	-	0,15,15	0.00	-
92	OHX	2	2164	-	0,6,6	0.00	-	0,15,15	0.00	-
92	OHX	2	2165	-	0,6,6	0.00	-	0,15,15	0.00	-

Mol	Type	Chain	Res	Link	Bond lengths			Bond angles		
					Counts	RMSZ	# Z > 2	Counts	RMSZ	# Z > 2
92	OHX	2	2166	92	0,6,6	0.00	-	0,15,15	0.00	-
92	OHX	2	2167	-	0,6,6	0.00	-	0,15,15	0.00	-
92	OHX	2	2168	-	0,6,6	0.00	-	0,15,15	0.00	-
92	OHX	2	2169	-	0,6,6	0.00	-	0,15,15	0.00	-
92	OHX	2	2170	-	0,6,6	0.00	-	0,15,15	0.00	-
92	OHX	2	2171	1	0,6,6	0.00	-	0,15,15	0.00	-
92	OHX	2	2172	-	0,6,6	0.00	-	0,15,15	0.00	-
92	OHX	2	2173	-	0,6,6	0.00	-	0,15,15	0.00	-
92	OHX	2	2174	-	0,6,6	0.00	-	0,15,15	0.00	-
92	OHX	2	2175	-	0,6,6	0.00	-	0,15,15	0.00	-
92	OHX	2	2176	92	0,6,6	0.00	-	0,15,15	0.00	-
92	OHX	2	2177	-	0,6,6	0.00	-	0,15,15	0.00	-
92	OHX	2	2178	-	0,6,6	0.00	-	0,15,15	0.00	-
92	OHX	2	2179	-	0,6,6	0.00	-	0,15,15	0.00	-
92	OHX	2	2180	-	0,6,6	0.00	-	0,15,15	0.00	-
92	OHX	2	2181	1	0,6,6	0.00	-	0,15,15	0.00	-
92	OHX	2	2182	-	0,6,6	0.00	-	0,15,15	0.00	-
92	OHX	2	2183	1,92	0,6,6	0.00	-	0,15,15	0.00	-
92	OHX	2	2184	-	0,6,6	0.00	-	0,15,15	0.00	-
92	OHX	2	2185	-	0,6,6	0.00	-	0,15,15	0.00	-
92	OHX	2	2186	92	0,6,6	0.00	-	0,15,15	0.00	-
92	OHX	2	2187	-	0,6,6	0.00	-	0,15,15	0.00	-
92	OHX	2	2188	-	0,6,6	0.00	-	0,15,15	0.00	-
92	OHX	2	2189	1	0,6,6	0.00	-	0,15,15	0.00	-
92	OHX	2	2190	92	0,6,6	0.00	-	0,15,15	0.00	-
92	OHX	2	2191	-	0,6,6	0.00	-	0,15,15	0.00	-
92	OHX	2	2192	-	0,6,6	0.00	-	0,15,15	0.00	-
92	OHX	2	2193	-	0,6,6	0.00	-	0,15,15	0.00	-
92	OHX	2	2194	92	0,6,6	0.00	-	0,15,15	0.00	-
92	OHX	2	2195	92	0,6,6	0.00	-	0,15,15	0.00	-
92	OHX	2	2196	1	0,6,6	0.00	-	0,15,15	0.00	-
92	OHX	2	2197	1	0,6,6	0.00	-	0,15,15	0.00	-
92	OHX	2	2198	92	0,6,6	0.00	-	0,15,15	0.00	-
92	OHX	2	2199	92	0,6,6	0.00	-	0,15,15	0.00	-
92	OHX	2	2200	-	0,6,6	0.00	-	0,15,15	0.00	-
92	OHX	2	2201	-	0,6,6	0.00	-	0,15,15	0.00	-
92	OHX	2	2202	-	0,6,6	0.00	-	0,15,15	0.00	-
92	OHX	2	2203	92	0,6,6	0.00	-	0,15,15	0.00	-
92	OHX	2	2204	-	0,6,6	0.00	-	0,15,15	0.00	-
92	OHX	2	2205	-	0,6,6	0.00	-	0,15,15	0.00	-
92	OHX	2	2206	-	0,6,6	0.00	-	0,15,15	0.00	-
92	OHX	2	2207	92	0,6,6	0.00	-	0,15,15	0.00	-
92	OHX	2	2208	-	0,6,6	0.00	-	0,15,15	0.00	-

Mol	Type	Chain	Res	Link	Bond lengths			Bond angles		
					Counts	RMSZ	# Z > 2	Counts	RMSZ	# Z > 2
92	OHX	2	2209	-	0,6,6	0.00	-	0,15,15	0.00	-
92	OHX	2	2210	1	0,6,6	0.00	-	0,15,15	0.00	-
92	OHX	2	2211	-	0,6,6	0.00	-	0,15,15	0.00	-
92	OHX	2	2212	-	0,6,6	0.00	-	0,15,15	0.00	-
92	OHX	2	2213	-	0,6,6	0.00	-	0,15,15	0.00	-
92	OHX	2	2214	1	0,6,6	0.00	-	0,15,15	0.00	-
92	OHX	2	2215	-	0,6,6	0.00	-	0,15,15	0.00	-
92	OHX	2	2216	92	0,6,6	0.00	-	0,15,15	0.00	-
92	OHX	2	2217	-	0,6,6	0.00	-	0,15,15	0.00	-
92	OHX	2	2218	1	0,6,6	0.00	-	0,15,15	0.00	-
92	OHX	2	2219	-	0,6,6	0.00	-	0,15,15	0.00	-
92	OHX	2	2220	1	0,6,6	0.00	-	0,15,15	0.00	-
92	OHX	2	2221	92	0,6,6	0.00	-	0,15,15	0.00	-
92	OHX	2	2222	92	0,6,6	0.00	-	0,15,15	0.00	-
92	OHX	2	2223	-	0,6,6	0.00	-	0,15,15	0.00	-
92	OHX	2	2224	-	0,6,6	0.00	-	0,15,15	0.00	-
92	OHX	2	2225	-	0,6,6	0.00	-	0,15,15	0.00	-
92	OHX	2	2226	-	0,6,6	0.00	-	0,15,15	0.00	-
92	OHX	2	2227	92	0,6,6	0.00	-	0,15,15	0.00	-
92	OHX	2	2228	-	0,6,6	0.00	-	0,15,15	0.00	-
92	OHX	2	2229	-	0,6,6	0.00	-	0,15,15	0.00	-
92	OHX	2	2230	-	0,6,6	0.00	-	0,15,15	0.00	-
92	OHX	2	2231	-	0,6,6	0.00	-	0,15,15	0.00	-
92	OHX	2	2232	92	0,6,6	0.00	-	0,15,15	0.00	-
92	OHX	2	2233	-	0,6,6	0.00	-	0,15,15	0.00	-
92	OHX	2	2234	-	0,6,6	0.00	-	0,15,15	0.00	-
92	OHX	2	2235	92	0,6,6	0.00	-	0,15,15	0.00	-
92	OHX	2	2236	92	0,6,6	0.00	-	0,15,15	0.00	-
92	OHX	2	2237	92	0,6,6	0.00	-	0,15,15	0.00	-
92	OHX	2	2238	92	0,6,6	0.00	-	0,15,15	0.00	-
92	OHX	2	2239	-	0,6,6	0.00	-	0,15,15	0.00	-
92	OHX	2	2240	92	0,6,6	0.00	-	0,15,15	0.00	-
92	OHX	2	2241	92	0,6,6	0.00	-	0,15,15	0.00	-
92	OHX	2	2242	-	0,6,6	0.00	-	0,15,15	0.00	-
92	OHX	2	2243	1,92	0,6,6	0.00	-	0,15,15	0.00	-
92	OHX	2	2244	1,92	0,6,6	0.00	-	0,15,15	0.00	-
92	OHX	2	2245	92	0,6,6	0.00	-	0,15,15	0.00	-
92	OHX	2	2246	-	0,6,6	0.00	-	0,15,15	0.00	-
92	OHX	2	2247	92	0,6,6	0.00	-	0,15,15	0.00	-
92	OHX	2	2248	92	0,6,6	0.00	-	0,15,15	0.00	-
92	OHX	2	2249	92	0,6,6	0.00	-	0,15,15	0.00	-
92	OHX	2	2250	-	0,6,6	0.00	-	0,15,15	0.00	-
92	OHX	2	2251	92	0,6,6	0.00	-	0,15,15	0.00	-

Mol	Type	Chain	Res	Link	Bond lengths			Bond angles		
					Counts	RMSZ	# Z > 2	Counts	RMSZ	# Z > 2
92	OHX	2	2252	92	0,6,6	0.00	-	0,15,15	0.00	-
92	OHX	2	2253	-	0,6,6	0.00	-	0,15,15	0.00	-
92	OHX	2	2254	92	0,6,6	0.00	-	0,15,15	0.00	-
92	OHX	2	2255	92	0,6,6	0.00	-	0,15,15	0.00	-
92	OHX	2	2256	92	0,6,6	0.00	-	0,15,15	0.00	-
92	OHX	3	219	-	0,6,6	0.00	-	0,15,15	0.00	-
92	OHX	3	220	-	0,6,6	0.00	-	0,15,15	0.00	-
92	OHX	3	221	-	0,6,6	0.00	-	0,15,15	0.00	-
92	OHX	3	222	-	0,6,6	0.00	-	0,15,15	0.00	-
92	OHX	3	223	92	0,6,6	0.00	-	0,15,15	0.00	-
92	OHX	3	224	-	0,6,6	0.00	-	0,15,15	0.00	-
92	OHX	3	225	92	0,6,6	0.00	-	0,15,15	0.00	-
92	OHX	3	226	92	0,6,6	0.00	-	0,15,15	0.00	-
92	OHX	3	227	-	0,6,6	0.00	-	0,15,15	0.00	-
92	OHX	3	228	92	0,6,6	0.00	-	0,15,15	0.00	-
92	OHX	3	229	-	0,6,6	0.00	-	0,15,15	0.00	-
92	OHX	3	230	92	0,6,6	0.00	-	0,15,15	0.00	-
92	OHX	3	231	-	0,6,6	0.00	-	0,15,15	0.00	-
92	OHX	4	233	-	0,6,6	0.00	-	0,15,15	0.00	-
92	OHX	4	234	-	0,6,6	0.00	-	0,15,15	0.00	-
92	OHX	4	235	-	0,6,6	0.00	-	0,15,15	0.00	-
92	OHX	4	236	-	0,6,6	0.00	-	0,15,15	0.00	-
92	OHX	4	237	38	0,6,6	0.00	-	0,15,15	0.00	-
92	OHX	4	238	-	0,6,6	0.00	-	0,15,15	0.00	-
92	OHX	4	239	-	0,6,6	0.00	-	0,15,15	0.00	-
92	OHX	4	240	-	0,6,6	0.00	-	0,15,15	0.00	-
92	OHX	4	241	-	0,6,6	0.00	-	0,15,15	0.00	-
92	OHX	4	242	-	0,6,6	0.00	-	0,15,15	0.00	-
92	OHX	4	243	-	0,6,6	0.00	-	0,15,15	0.00	-
92	OHX	4	244	-	0,6,6	0.00	-	0,15,15	0.00	-
92	OHX	4	245	-	0,6,6	0.00	-	0,15,15	0.00	-
92	OHX	4	246	92	0,6,6	0.00	-	0,15,15	0.00	-
92	OHX	4	247	92	0,6,6	0.00	-	0,15,15	0.00	-
92	OHX	4	248	-	0,6,6	0.00	-	0,15,15	0.00	-
92	OHX	5	3401	1	0,6,6	0.00	-	0,15,15	0.00	-
92	OHX	5	4156	-	0,6,6	0.00	-	0,15,15	0.00	-
92	OHX	5	4157	-	0,6,6	0.00	-	0,15,15	0.00	-
92	OHX	5	4158	-	0,6,6	0.00	-	0,15,15	0.00	-
92	OHX	5	4159	-	0,6,6	0.00	-	0,15,15	0.00	-
92	OHX	5	4160	-	0,6,6	0.00	-	0,15,15	0.00	-
92	OHX	5	4161	-	0,6,6	0.00	-	0,15,15	0.00	-
92	OHX	5	4162	-	0,6,6	0.00	-	0,15,15	0.00	-
92	OHX	5	4163	-	0,6,6	0.00	-	0,15,15	0.00	-

Mol	Type	Chain	Res	Link	Bond lengths			Bond angles		
					Counts	RMSZ	# Z > 2	Counts	RMSZ	# Z > 2
92	OHX	5	4164	-	0,6,6	0.00	-	0,15,15	0.00	-
92	OHX	5	4165	-	0,6,6	0.00	-	0,15,15	0.00	-
92	OHX	5	4166	-	0,6,6	0.00	-	0,15,15	0.00	-
92	OHX	5	4167	-	0,6,6	0.00	-	0,15,15	0.00	-
92	OHX	5	4168	-	0,6,6	0.00	-	0,15,15	0.00	-
92	OHX	5	4169	-	0,6,6	0.00	-	0,15,15	0.00	-
92	OHX	5	4170	-	0,6,6	0.00	-	0,15,15	0.00	-
92	OHX	5	4171	-	0,6,6	0.00	-	0,15,15	0.00	-
92	OHX	5	4172	-	0,6,6	0.00	-	0,15,15	0.00	-
92	OHX	5	4173	-	0,6,6	0.00	-	0,15,15	0.00	-
92	OHX	5	4174	-	0,6,6	0.00	-	0,15,15	0.00	-
92	OHX	5	4175	-	0,6,6	0.00	-	0,15,15	0.00	-
92	OHX	5	4176	-	0,6,6	0.00	-	0,15,15	0.00	-
92	OHX	5	4177	-	0,6,6	0.00	-	0,15,15	0.00	-
92	OHX	5	4178	-	0,6,6	0.00	-	0,15,15	0.00	-
92	OHX	5	4179	-	0,6,6	0.00	-	0,15,15	0.00	-
92	OHX	5	4180	-	0,6,6	0.00	-	0,15,15	0.00	-
92	OHX	5	4181	-	0,6,6	0.00	-	0,15,15	0.00	-
92	OHX	5	4182	-	0,6,6	0.00	-	0,15,15	0.00	-
92	OHX	5	4183	-	0,6,6	0.00	-	0,15,15	0.00	-
92	OHX	5	4184	-	0,6,6	0.00	-	0,15,15	0.00	-
92	OHX	5	4185	-	0,6,6	0.00	-	0,15,15	0.00	-
92	OHX	5	4186	-	0,6,6	0.00	-	0,15,15	0.00	-
92	OHX	5	4187	92	0,6,6	0.00	-	0,15,15	0.00	-
92	OHX	5	4188	-	0,6,6	0.00	-	0,15,15	0.00	-
92	OHX	5	4189	-	0,6,6	0.00	-	0,15,15	0.00	-
92	OHX	5	4190	-	0,6,6	0.00	-	0,15,15	0.00	-
92	OHX	5	4191	-	0,6,6	0.00	-	0,15,15	0.00	-
92	OHX	5	4192	-	0,6,6	0.00	-	0,15,15	0.00	-
92	OHX	5	4193	-	0,6,6	0.00	-	0,15,15	0.00	-
92	OHX	5	4194	-	0,6,6	0.00	-	0,15,15	0.00	-
92	OHX	5	4195	-	0,6,6	0.00	-	0,15,15	0.00	-
92	OHX	5	4196	-	0,6,6	0.00	-	0,15,15	0.00	-
92	OHX	5	4197	-	0,6,6	0.00	-	0,15,15	0.00	-
92	OHX	5	4198	-	0,6,6	0.00	-	0,15,15	0.00	-
92	OHX	5	4199	92	0,6,6	0.00	-	0,15,15	0.00	-
92	OHX	5	4200	92	0,6,6	0.00	-	0,15,15	0.00	-
92	OHX	5	4201	92	0,6,6	0.00	-	0,15,15	0.00	-
92	OHX	5	4202	-	0,6,6	0.00	-	0,15,15	0.00	-
92	OHX	5	4203	92	0,6,6	0.00	-	0,15,15	0.00	-
92	OHX	5	4204	-	0,6,6	0.00	-	0,15,15	0.00	-
92	OHX	5	4205	-	0,6,6	0.00	-	0,15,15	0.00	-
92	OHX	5	4206	92	0,6,6	0.00	-	0,15,15	0.00	-

Mol	Type	Chain	Res	Link	Bond lengths			Bond angles		
					Counts	RMSZ	# Z > 2	Counts	RMSZ	# Z > 2
92	OHX	5	4207	92	0,6,6	0.00	-	0,15,15	0.00	-
92	OHX	5	4208	-	0,6,6	0.00	-	0,15,15	0.00	-
92	OHX	5	4209	92	0,6,6	0.00	-	0,15,15	0.00	-
92	OHX	5	4210	-	0,6,6	0.00	-	0,15,15	0.00	-
92	OHX	5	4211	92	0,6,6	0.00	-	0,15,15	0.00	-
92	OHX	5	4212	-	0,6,6	0.00	-	0,15,15	0.00	-
92	OHX	5	4213	-	0,6,6	0.00	-	0,15,15	0.00	-
92	OHX	5	4214	-	0,6,6	0.00	-	0,15,15	0.00	-
92	OHX	5	4215	92	0,6,6	0.00	-	0,15,15	0.00	-
92	OHX	5	4216	92	0,6,6	0.00	-	0,15,15	0.00	-
92	OHX	5	4217	-	0,6,6	0.00	-	0,15,15	0.00	-
92	OHX	5	4218	-	0,6,6	0.00	-	0,15,15	0.00	-
92	OHX	5	4219	92	0,6,6	0.00	-	0,15,15	0.00	-
92	OHX	5	4220	-	0,6,6	0.00	-	0,15,15	0.00	-
92	OHX	5	4221	-	0,6,6	0.00	-	0,15,15	0.00	-
92	OHX	5	4222	92	0,6,6	0.00	-	0,15,15	0.00	-
92	OHX	5	4223	-	0,6,6	0.00	-	0,15,15	0.00	-
92	OHX	5	4224	-	0,6,6	0.00	-	0,15,15	0.00	-
92	OHX	5	4225	-	0,6,6	0.00	-	0,15,15	0.00	-
92	OHX	5	4226	-	0,6,6	0.00	-	0,15,15	0.00	-
92	OHX	5	4227	-	0,6,6	0.00	-	0,15,15	0.00	-
92	OHX	5	4228	-	0,6,6	0.00	-	0,15,15	0.00	-
92	OHX	5	4229	92	0,6,6	0.00	-	0,15,15	0.00	-
92	OHX	5	4230	-	0,6,6	0.00	-	0,15,15	0.00	-
92	OHX	5	4231	92	0,6,6	0.00	-	0,15,15	0.00	-
92	OHX	5	4232	-	0,6,6	0.00	-	0,15,15	0.00	-
92	OHX	5	4233	92	0,6,6	0.00	-	0,15,15	0.00	-
92	OHX	5	4234	92	0,6,6	0.00	-	0,15,15	0.00	-
92	OHX	5	4235	-	0,6,6	0.00	-	0,15,15	0.00	-
92	OHX	5	4236	-	0,6,6	0.00	-	0,15,15	0.00	-
92	OHX	5	4237	92	0,6,6	0.00	-	0,15,15	0.00	-
92	OHX	5	4238	-	0,6,6	0.00	-	0,15,15	0.00	-
92	OHX	5	4239	-	0,6,6	0.00	-	0,15,15	0.00	-
92	OHX	5	4240	36	0,6,6	0.00	-	0,15,15	0.00	-
92	OHX	5	4241	-	0,6,6	0.00	-	0,15,15	0.00	-
92	OHX	5	4242	36	0,6,6	0.00	-	0,15,15	0.00	-
92	OHX	5	4243	-	0,6,6	0.00	-	0,15,15	0.00	-
92	OHX	5	4244	-	0,6,6	0.00	-	0,15,15	0.00	-
92	OHX	5	4245	-	0,6,6	0.00	-	0,15,15	0.00	-
92	OHX	5	4246	-	0,6,6	0.00	-	0,15,15	0.00	-
92	OHX	5	4247	-	0,6,6	0.00	-	0,15,15	0.00	-
92	OHX	5	4248	-	0,6,6	0.00	-	0,15,15	0.00	-
92	OHX	5	4249	-	0,6,6	0.00	-	0,15,15	0.00	-

Mol	Type	Chain	Res	Link	Bond lengths			Bond angles		
					Counts	RMSZ	# Z > 2	Counts	RMSZ	# Z > 2
92	OHX	5	4250	-	0,6,6	0.00	-	0,15,15	0.00	-
92	OHX	5	4251	-	0,6,6	0.00	-	0,15,15	0.00	-
92	OHX	5	4252	92	0,6,6	0.00	-	0,15,15	0.00	-
92	OHX	5	4253	92	0,6,6	0.00	-	0,15,15	0.00	-
92	OHX	5	4254	36	0,6,6	0.00	-	0,15,15	0.00	-
92	OHX	5	4255	-	0,6,6	0.00	-	0,15,15	0.00	-
92	OHX	5	4256	92	0,6,6	0.00	-	0,15,15	0.00	-
92	OHX	5	4257	92,36	0,6,6	0.00	-	0,15,15	0.00	-
92	OHX	5	4258	92	0,6,6	0.00	-	0,15,15	0.00	-
92	OHX	5	4259	92	0,6,6	0.00	-	0,15,15	0.00	-
92	OHX	5	4260	-	0,6,6	0.00	-	0,15,15	0.00	-
92	OHX	5	4261	92	0,6,6	0.00	-	0,15,15	0.00	-
92	OHX	5	4262	-	0,6,6	0.00	-	0,15,15	0.00	-
92	OHX	5	4263	-	0,6,6	0.00	-	0,15,15	0.00	-
92	OHX	5	4264	92	0,6,6	0.00	-	0,15,15	0.00	-
92	OHX	5	4265	-	0,6,6	0.00	-	0,15,15	0.00	-
92	OHX	5	4266	92	0,6,6	0.00	-	0,15,15	0.00	-
92	OHX	5	4267	-	0,6,6	0.00	-	0,15,15	0.00	-
92	OHX	5	4268	-	0,6,6	0.00	-	0,15,15	0.00	-
92	OHX	5	4269	92	0,6,6	0.00	-	0,15,15	0.00	-
92	OHX	5	4270	-	0,6,6	0.00	-	0,15,15	0.00	-
92	OHX	5	4271	36	0,6,6	0.00	-	0,15,15	0.00	-
92	OHX	5	4272	-	0,6,6	0.00	-	0,15,15	0.00	-
92	OHX	5	4273	-	0,6,6	0.00	-	0,15,15	0.00	-
92	OHX	5	4274	-	0,6,6	0.00	-	0,15,15	0.00	-
92	OHX	5	4275	92	0,6,6	0.00	-	0,15,15	0.00	-
92	OHX	5	4276	92	0,6,6	0.00	-	0,15,15	0.00	-
92	OHX	5	4277	-	0,6,6	0.00	-	0,15,15	0.00	-
92	OHX	5	4278	-	0,6,6	0.00	-	0,15,15	0.00	-
92	OHX	5	4279	92	0,6,6	0.00	-	0,15,15	0.00	-
92	OHX	5	4280	-	0,6,6	0.00	-	0,15,15	0.00	-
92	OHX	5	4281	-	0,6,6	0.00	-	0,15,15	0.00	-
92	OHX	5	4282	-	0,6,6	0.00	-	0,15,15	0.00	-
92	OHX	5	4283	-	0,6,6	0.00	-	0,15,15	0.00	-
92	OHX	5	4284	-	0,6,6	0.00	-	0,15,15	0.00	-
92	OHX	5	4285	92	0,6,6	0.00	-	0,15,15	0.00	-
92	OHX	5	4286	-	0,6,6	0.00	-	0,15,15	0.00	-
92	OHX	5	4287	-	0,6,6	0.00	-	0,15,15	0.00	-
92	OHX	5	4288	92	0,6,6	0.00	-	0,15,15	0.00	-
92	OHX	5	4289	-	0,6,6	0.00	-	0,15,15	0.00	-
92	OHX	5	4290	-	0,6,6	0.00	-	0,15,15	0.00	-
92	OHX	5	4291	92	0,6,6	0.00	-	0,15,15	0.00	-
92	OHX	5	4292	92	0,6,6	0.00	-	0,15,15	0.00	-

Mol	Type	Chain	Res	Link	Bond lengths			Bond angles		
					Counts	RMSZ	# Z > 2	Counts	RMSZ	# Z > 2
92	OHX	5	4293	92	0,6,6	0.00	-	0,15,15	0.00	-
92	OHX	5	4294	-	0,6,6	0.00	-	0,15,15	0.00	-
92	OHX	5	4295	92	0,6,6	0.00	-	0,15,15	0.00	-
92	OHX	5	4296	-	0,6,6	0.00	-	0,15,15	0.00	-
92	OHX	5	4297	-	0,6,6	0.00	-	0,15,15	0.00	-
92	OHX	5	4298	-	0,6,6	0.00	-	0,15,15	0.00	-
92	OHX	5	4299	36	0,6,6	0.00	-	0,15,15	0.00	-
92	OHX	5	4300	-	0,6,6	0.00	-	0,15,15	0.00	-
92	OHX	5	4301	-	0,6,6	0.00	-	0,15,15	0.00	-
92	OHX	5	4302	-	0,6,6	0.00	-	0,15,15	0.00	-
92	OHX	5	4303	-	0,6,6	0.00	-	0,15,15	0.00	-
92	OHX	5	4304	-	0,6,6	0.00	-	0,15,15	0.00	-
92	OHX	5	4305	-	0,6,6	0.00	-	0,15,15	0.00	-
92	OHX	5	4306	-	0,6,6	0.00	-	0,15,15	0.00	-
92	OHX	5	4307	-	0,6,6	0.00	-	0,15,15	0.00	-
92	OHX	5	4308	-	0,6,6	0.00	-	0,15,15	0.00	-
92	OHX	5	4309	-	0,6,6	0.00	-	0,15,15	0.00	-
92	OHX	5	4310	-	0,6,6	0.00	-	0,15,15	0.00	-
92	OHX	5	4311	-	0,6,6	0.00	-	0,15,15	0.00	-
92	OHX	5	4312	92	0,6,6	0.00	-	0,15,15	0.00	-
92	OHX	5	4313	-	0,6,6	0.00	-	0,15,15	0.00	-
92	OHX	5	4314	-	0,6,6	0.00	-	0,15,15	0.00	-
92	OHX	5	4315	92	0,6,6	0.00	-	0,15,15	0.00	-
92	OHX	5	4316	-	0,6,6	0.00	-	0,15,15	0.00	-
92	OHX	5	4317	-	0,6,6	0.00	-	0,15,15	0.00	-
92	OHX	5	4318	-	0,6,6	0.00	-	0,15,15	0.00	-
92	OHX	5	4319	-	0,6,6	0.00	-	0,15,15	0.00	-
92	OHX	5	4320	92	0,6,6	0.00	-	0,15,15	0.00	-
92	OHX	5	4321	-	0,6,6	0.00	-	0,15,15	0.00	-
92	OHX	5	4322	-	0,6,6	0.00	-	0,15,15	0.00	-
92	OHX	5	4323	92,36	0,6,6	0.00	-	0,15,15	0.00	-
92	OHX	5	4324	92	0,6,6	0.00	-	0,15,15	0.00	-
92	OHX	5	4325	-	0,6,6	0.00	-	0,15,15	0.00	-
92	OHX	5	4326	-	0,6,6	0.00	-	0,15,15	0.00	-
92	OHX	5	4327	-	0,6,6	0.00	-	0,15,15	0.00	-
92	OHX	5	4328	-	0,6,6	0.00	-	0,15,15	0.00	-
92	OHX	5	4329	-	0,6,6	0.00	-	0,15,15	0.00	-
92	OHX	5	4330	-	0,6,6	0.00	-	0,15,15	0.00	-
92	OHX	5	4331	-	0,6,6	0.00	-	0,15,15	0.00	-
92	OHX	5	4332	-	0,6,6	0.00	-	0,15,15	0.00	-
92	OHX	5	4333	92	0,6,6	0.00	-	0,15,15	0.00	-
92	OHX	5	4334	92	0,6,6	0.00	-	0,15,15	0.00	-
92	OHX	5	4335	-	0,6,6	0.00	-	0,15,15	0.00	-

Mol	Type	Chain	Res	Link	Bond lengths			Bond angles		
					Counts	RMSZ	# Z > 2	Counts	RMSZ	# Z > 2
92	OHX	5	4336	-	0,6,6	0.00	-	0,15,15	0.00	-
92	OHX	5	4337	92	0,6,6	0.00	-	0,15,15	0.00	-
92	OHX	5	4338	92	0,6,6	0.00	-	0,15,15	0.00	-
92	OHX	5	4339	-	0,6,6	0.00	-	0,15,15	0.00	-
92	OHX	5	4340	-	0,6,6	0.00	-	0,15,15	0.00	-
92	OHX	5	4341	92	0,6,6	0.00	-	0,15,15	0.00	-
92	OHX	5	4342	-	0,6,6	0.00	-	0,15,15	0.00	-
92	OHX	5	4343	-	0,6,6	0.00	-	0,15,15	0.00	-
92	OHX	5	4344	92	0,6,6	0.00	-	0,15,15	0.00	-
92	OHX	5	4345	-	0,6,6	0.00	-	0,15,15	0.00	-
92	OHX	5	4346	92	0,6,6	0.00	-	0,15,15	0.00	-
92	OHX	5	4347	36	0,6,6	0.00	-	0,15,15	0.00	-
92	OHX	5	4348	92	0,6,6	0.00	-	0,15,15	0.00	-
92	OHX	5	4349	92	0,6,6	0.00	-	0,15,15	0.00	-
92	OHX	5	4350	-	0,6,6	0.00	-	0,15,15	0.00	-
92	OHX	5	4351	-	0,6,6	0.00	-	0,15,15	0.00	-
92	OHX	5	4352	92	0,6,6	0.00	-	0,15,15	0.00	-
92	OHX	5	4353	-	0,6,6	0.00	-	0,15,15	0.00	-
92	OHX	5	4354	-	0,6,6	0.00	-	0,15,15	0.00	-
92	OHX	5	4355	-	0,6,6	0.00	-	0,15,15	0.00	-
92	OHX	5	4356	-	0,6,6	0.00	-	0,15,15	0.00	-
92	OHX	5	4357	-	0,6,6	0.00	-	0,15,15	0.00	-
92	OHX	5	4358	-	0,6,6	0.00	-	0,15,15	0.00	-
92	OHX	5	4359	92	0,6,6	0.00	-	0,15,15	0.00	-
92	OHX	5	4360	-	0,6,6	0.00	-	0,15,15	0.00	-
92	OHX	5	4361	-	0,6,6	0.00	-	0,15,15	0.00	-
92	OHX	5	4362	-	0,6,6	0.00	-	0,15,15	0.00	-
92	OHX	5	4363	-	0,6,6	0.00	-	0,15,15	0.00	-
92	OHX	5	4364	-	0,6,6	0.00	-	0,15,15	0.00	-
92	OHX	5	4365	-	0,6,6	0.00	-	0,15,15	0.00	-
92	OHX	5	4366	-	0,6,6	0.00	-	0,15,15	0.00	-
92	OHX	5	4367	-	0,6,6	0.00	-	0,15,15	0.00	-
92	OHX	5	4368	-	0,6,6	0.00	-	0,15,15	0.00	-
92	OHX	5	4369	92	0,6,6	0.00	-	0,15,15	0.00	-
92	OHX	5	4370	-	0,6,6	0.00	-	0,15,15	0.00	-
92	OHX	5	4371	-	0,6,6	0.00	-	0,15,15	0.00	-
92	OHX	5	4372	-	0,6,6	0.00	-	0,15,15	0.00	-
92	OHX	5	4373	92	0,6,6	0.00	-	0,15,15	0.00	-
92	OHX	5	4374	-	0,6,6	0.00	-	0,15,15	0.00	-
92	OHX	5	4375	-	0,6,6	0.00	-	0,15,15	0.00	-
92	OHX	5	4376	-	0,6,6	0.00	-	0,15,15	0.00	-
92	OHX	5	4377	-	0,6,6	0.00	-	0,15,15	0.00	-
92	OHX	5	4378	-	0,6,6	0.00	-	0,15,15	0.00	-

Mol	Type	Chain	Res	Link	Bond lengths			Bond angles		
					Counts	RMSZ	# Z > 2	Counts	RMSZ	# Z > 2
92	OHX	5	4379	-	0,6,6	0.00	-	0,15,15	0.00	-
92	OHX	5	4380	-	0,6,6	0.00	-	0,15,15	0.00	-
92	OHX	5	4381	92	0,6,6	0.00	-	0,15,15	0.00	-
92	OHX	5	4382	-	0,6,6	0.00	-	0,15,15	0.00	-
92	OHX	5	4383	92	0,6,6	0.00	-	0,15,15	0.00	-
92	OHX	5	4384	-	0,6,6	0.00	-	0,15,15	0.00	-
92	OHX	5	4385	92	0,6,6	0.00	-	0,15,15	0.00	-
92	OHX	5	4386	-	0,6,6	0.00	-	0,15,15	0.00	-
92	OHX	5	4387	36	0,6,6	0.00	-	0,15,15	0.00	-
92	OHX	5	4388	36	0,6,6	0.00	-	0,15,15	0.00	-
92	OHX	5	4389	-	0,6,6	0.00	-	0,15,15	0.00	-
92	OHX	5	4390	-	0,6,6	0.00	-	0,15,15	0.00	-
92	OHX	5	4391	92	0,6,6	0.00	-	0,15,15	0.00	-
92	OHX	5	4392	-	0,6,6	0.00	-	0,15,15	0.00	-
92	OHX	5	4393	-	0,6,6	0.00	-	0,15,15	0.00	-
92	OHX	5	4394	92	0,6,6	0.00	-	0,15,15	0.00	-
92	OHX	5	4395	-	0,6,6	0.00	-	0,15,15	0.00	-
92	OHX	5	4396	-	0,6,6	0.00	-	0,15,15	0.00	-
92	OHX	5	4397	-	0,6,6	0.00	-	0,15,15	0.00	-
92	OHX	5	4398	-	0,6,6	0.00	-	0,15,15	0.00	-
92	OHX	5	4399	36	0,6,6	0.00	-	0,15,15	0.00	-
92	OHX	5	4400	92	0,6,6	0.00	-	0,15,15	0.00	-
92	OHX	5	4401	92	0,6,6	0.00	-	0,15,15	0.00	-
92	OHX	5	4402	-	0,6,6	0.00	-	0,15,15	0.00	-
92	OHX	5	4403	92	0,6,6	0.00	-	0,15,15	0.00	-
92	OHX	5	4404	92	0,6,6	0.00	-	0,15,15	0.00	-
92	OHX	5	4405	-	0,6,6	0.00	-	0,15,15	0.00	-
92	OHX	5	4406	92	0,6,6	0.00	-	0,15,15	0.00	-
92	OHX	5	4407	-	0,6,6	0.00	-	0,15,15	0.00	-
92	OHX	5	4408	92	0,6,6	0.00	-	0,15,15	0.00	-
92	OHX	5	4409	36	0,6,6	0.00	-	0,15,15	0.00	-
92	OHX	5	4410	92	0,6,6	0.00	-	0,15,15	0.00	-
92	OHX	5	4411	-	0,6,6	0.00	-	0,15,15	0.00	-
92	OHX	5	4412	-	0,6,6	0.00	-	0,15,15	0.00	-
92	OHX	5	4413	92	0,6,6	0.00	-	0,15,15	0.00	-
92	OHX	5	4414	-	0,6,6	0.00	-	0,15,15	0.00	-
92	OHX	5	4415	-	0,6,6	0.00	-	0,15,15	0.00	-
92	OHX	5	4416	-	0,6,6	0.00	-	0,15,15	0.00	-
92	OHX	5	4417	-	0,6,6	0.00	-	0,15,15	0.00	-
92	OHX	5	4418	-	0,6,6	0.00	-	0,15,15	0.00	-
92	OHX	5	4419	-	0,6,6	0.00	-	0,15,15	0.00	-
92	OHX	5	4420	-	0,6,6	0.00	-	0,15,15	0.00	-
92	OHX	5	4421	-	0,6,6	0.00	-	0,15,15	0.00	-

Mol	Type	Chain	Res	Link	Bond lengths			Bond angles		
					Counts	RMSZ	# Z > 2	Counts	RMSZ	# Z > 2
92	OHX	5	4422	92	0,6,6	0.00	-	0,15,15	0.00	-
92	OHX	5	4423	92,36	0,6,6	0.00	-	0,15,15	0.00	-
92	OHX	5	4424	-	0,6,6	0.00	-	0,15,15	0.00	-
92	OHX	5	4425	-	0,6,6	0.00	-	0,15,15	0.00	-
92	OHX	5	4426	-	0,6,6	0.00	-	0,15,15	0.00	-
92	OHX	5	4427	-	0,6,6	0.00	-	0,15,15	0.00	-
92	OHX	5	4428	-	0,6,6	0.00	-	0,15,15	0.00	-
92	OHX	5	4429	-	0,6,6	0.00	-	0,15,15	0.00	-
92	OHX	5	4430	-	0,6,6	0.00	-	0,15,15	0.00	-
92	OHX	5	4431	-	0,6,6	0.00	-	0,15,15	0.00	-
92	OHX	5	4432	92,36	0,6,6	0.00	-	0,15,15	0.00	-
92	OHX	5	4433	-	0,6,6	0.00	-	0,15,15	0.00	-
92	OHX	5	4434	-	0,6,6	0.00	-	0,15,15	0.00	-
92	OHX	5	4435	-	0,6,6	0.00	-	0,15,15	0.00	-
92	OHX	5	4436	-	0,6,6	0.00	-	0,15,15	0.00	-
92	OHX	5	4437	92	0,6,6	0.00	-	0,15,15	0.00	-
92	OHX	5	4438	-	0,6,6	0.00	-	0,15,15	0.00	-
92	OHX	5	4439	-	0,6,6	0.00	-	0,15,15	0.00	-
92	OHX	5	4440	92	0,6,6	0.00	-	0,15,15	0.00	-
92	OHX	5	4441	-	0,6,6	0.00	-	0,15,15	0.00	-
92	OHX	5	4442	-	0,6,6	0.00	-	0,15,15	0.00	-
92	OHX	5	4443	-	0,6,6	0.00	-	0,15,15	0.00	-
92	OHX	5	4444	-	0,6,6	0.00	-	0,15,15	0.00	-
92	OHX	5	4445	-	0,6,6	0.00	-	0,15,15	0.00	-
92	OHX	5	4446	-	0,6,6	0.00	-	0,15,15	0.00	-
92	OHX	5	4447	-	0,6,6	0.00	-	0,15,15	0.00	-
92	OHX	5	4448	-	0,6,6	0.00	-	0,15,15	0.00	-
92	OHX	5	4449	92	0,6,6	0.00	-	0,15,15	0.00	-
92	OHX	5	4450	36	0,6,6	0.00	-	0,15,15	0.00	-
92	OHX	5	4451	-	0,6,6	0.00	-	0,15,15	0.00	-
92	OHX	5	4452	-	0,6,6	0.00	-	0,15,15	0.00	-
92	OHX	5	4453	92	0,6,6	0.00	-	0,15,15	0.00	-
92	OHX	5	4454	-	0,6,6	0.00	-	0,15,15	0.00	-
92	OHX	5	4455	-	0,6,6	0.00	-	0,15,15	0.00	-
92	OHX	5	4456	-	0,6,6	0.00	-	0,15,15	0.00	-
92	OHX	5	4457	92	0,6,6	0.00	-	0,15,15	0.00	-
92	OHX	5	4458	36	0,6,6	0.00	-	0,15,15	0.00	-
92	OHX	5	4459	92	0,6,6	0.00	-	0,15,15	0.00	-
92	OHX	5	4460	-	0,6,6	0.00	-	0,15,15	0.00	-
92	OHX	5	4461	-	0,6,6	0.00	-	0,15,15	0.00	-
92	OHX	5	4462	92	0,6,6	0.00	-	0,15,15	0.00	-
92	OHX	5	4463	-	0,6,6	0.00	-	0,15,15	0.00	-
92	OHX	5	4464	92	0,6,6	0.00	-	0,15,15	0.00	-

Mol	Type	Chain	Res	Link	Bond lengths			Bond angles		
					Counts	RMSZ	# Z > 2	Counts	RMSZ	# Z > 2
92	OHX	5	4465	92	0,6,6	0.00	-	0,15,15	0.00	-
92	OHX	5	4466	-	0,6,6	0.00	-	0,15,15	0.00	-
92	OHX	5	4467	36	0,6,6	0.00	-	0,15,15	0.00	-
92	OHX	5	4468	-	0,6,6	0.00	-	0,15,15	0.00	-
92	OHX	5	4469	-	0,6,6	0.00	-	0,15,15	0.00	-
92	OHX	5	4470	-	0,6,6	0.00	-	0,15,15	0.00	-
92	OHX	5	4471	92	0,6,6	0.00	-	0,15,15	0.00	-
92	OHX	5	4472	-	0,6,6	0.00	-	0,15,15	0.00	-
92	OHX	5	4473	-	0,6,6	0.00	-	0,15,15	0.00	-
92	OHX	5	4474	92	0,6,6	0.00	-	0,15,15	0.00	-
92	OHX	5	4475	-	0,6,6	0.00	-	0,15,15	0.00	-
92	OHX	5	4476	92	0,6,6	0.00	-	0,15,15	0.00	-
92	OHX	5	4477	-	0,6,6	0.00	-	0,15,15	0.00	-
92	OHX	5	4478	92	0,6,6	0.00	-	0,15,15	0.00	-
92	OHX	5	4479	-	0,6,6	0.00	-	0,15,15	0.00	-
92	OHX	5	4480	92	0,6,6	0.00	-	0,15,15	0.00	-
92	OHX	5	4481	92	0,6,6	0.00	-	0,15,15	0.00	-
92	OHX	5	4482	92	0,6,6	0.00	-	0,15,15	0.00	-
92	OHX	5	4483	92	0,6,6	0.00	-	0,15,15	0.00	-
92	OHX	5	4484	92	0,6,6	0.00	-	0,15,15	0.00	-
92	OHX	5	4485	92	0,6,6	0.00	-	0,15,15	0.00	-
92	OHX	5	4486	92	0,6,6	0.00	-	0,15,15	0.00	-
92	OHX	5	4487	-	0,6,6	0.00	-	0,15,15	0.00	-
92	OHX	5	4488	-	0,6,6	0.00	-	0,15,15	0.00	-
92	OHX	5	4489	36	0,6,6	0.00	-	0,15,15	0.00	-
92	OHX	5	4490	-	0,6,6	0.00	-	0,15,15	0.00	-
92	OHX	5	4491	-	0,6,6	0.00	-	0,15,15	0.00	-
92	OHX	5	4492	-	0,6,6	0.00	-	0,15,15	0.00	-
92	OHX	5	4493	-	0,6,6	0.00	-	0,15,15	0.00	-
92	OHX	5	4494	-	0,6,6	0.00	-	0,15,15	0.00	-
92	OHX	5	4495	-	0,6,6	0.00	-	0,15,15	0.00	-
92	OHX	5	4496	36	0,6,6	0.00	-	0,15,15	0.00	-
92	OHX	5	4497	-	0,6,6	0.00	-	0,15,15	0.00	-
92	OHX	5	4498	-	0,6,6	0.00	-	0,15,15	0.00	-
92	OHX	5	4499	92	0,6,6	0.00	-	0,15,15	0.00	-
92	OHX	5	4500	-	0,6,6	0.00	-	0,15,15	0.00	-
92	OHX	5	4501	-	0,6,6	0.00	-	0,15,15	0.00	-
92	OHX	5	4502	-	0,6,6	0.00	-	0,15,15	0.00	-
92	OHX	5	4503	92	0,6,6	0.00	-	0,15,15	0.00	-
92	OHX	5	4504	-	0,6,6	0.00	-	0,15,15	0.00	-
92	OHX	5	4505	36	0,6,6	0.00	-	0,15,15	0.00	-
92	OHX	5	4506	92	0,6,6	0.00	-	0,15,15	0.00	-
92	OHX	5	4507	-	0,6,6	0.00	-	0,15,15	0.00	-

Mol	Type	Chain	Res	Link	Bond lengths			Bond angles		
					Counts	RMSZ	# Z > 2	Counts	RMSZ	# Z > 2
92	OHX	5	4508	-	0,6,6	0.00	-	0,15,15	0.00	-
92	OHX	5	4509	92	0,6,6	0.00	-	0,15,15	0.00	-
92	OHX	5	4510	-	0,6,6	0.00	-	0,15,15	0.00	-
92	OHX	5	4511	92	0,6,6	0.00	-	0,15,15	0.00	-
92	OHX	5	4512	-	0,6,6	0.00	-	0,15,15	0.00	-
92	OHX	5	4513	-	0,6,6	0.00	-	0,15,15	0.00	-
92	OHX	5	4514	-	0,6,6	0.00	-	0,15,15	0.00	-
92	OHX	5	4515	92	0,6,6	0.00	-	0,15,15	0.00	-
92	OHX	5	4516	-	0,6,6	0.00	-	0,15,15	0.00	-
92	OHX	5	4517	92	0,6,6	0.00	-	0,15,15	0.00	-
92	OHX	5	4518	-	0,6,6	0.00	-	0,15,15	0.00	-
92	OHX	5	4519	-	0,6,6	0.00	-	0,15,15	0.00	-
92	OHX	5	4520	92	0,6,6	0.00	-	0,15,15	0.00	-
92	OHX	5	4521	36	0,6,6	0.00	-	0,15,15	0.00	-
92	OHX	5	4522	92	0,6,6	0.00	-	0,15,15	0.00	-
92	OHX	5	4523	92	0,6,6	0.00	-	0,15,15	0.00	-
92	OHX	5	4524	36	0,6,6	0.00	-	0,15,15	0.00	-
92	OHX	5	4525	-	0,6,6	0.00	-	0,15,15	0.00	-
92	OHX	5	4526	-	0,6,6	0.00	-	0,15,15	0.00	-
92	OHX	5	4527	-	0,6,6	0.00	-	0,15,15	0.00	-
92	OHX	5	4528	-	0,6,6	0.00	-	0,15,15	0.00	-
92	OHX	5	4529	-	0,6,6	0.00	-	0,15,15	0.00	-
92	OHX	5	4530	92	0,6,6	0.00	-	0,15,15	0.00	-
92	OHX	5	4531	-	0,6,6	0.00	-	0,15,15	0.00	-
92	OHX	5	4532	-	0,6,6	0.00	-	0,15,15	0.00	-
92	OHX	5	4533	-	0,6,6	0.00	-	0,15,15	0.00	-
92	OHX	5	4534	36	0,6,6	0.00	-	0,15,15	0.00	-
92	OHX	5	4535	-	0,6,6	0.00	-	0,15,15	0.00	-
92	OHX	5	4536	-	0,6,6	0.00	-	0,15,15	0.00	-
92	OHX	5	4537	-	0,6,6	0.00	-	0,15,15	0.00	-
92	OHX	5	4538	-	0,6,6	0.00	-	0,15,15	0.00	-
92	OHX	5	4539	92	0,6,6	0.00	-	0,15,15	0.00	-
92	OHX	5	4540	36	0,6,6	0.00	-	0,15,15	0.00	-
92	OHX	5	4541	-	0,6,6	0.00	-	0,15,15	0.00	-
92	OHX	5	4542	-	0,6,6	0.00	-	0,15,15	0.00	-
92	OHX	5	4543	92	0,6,6	0.00	-	0,15,15	0.00	-
92	OHX	5	4544	-	0,6,6	0.00	-	0,15,15	0.00	-
92	OHX	5	4545	92	0,6,6	0.00	-	0,15,15	0.00	-
92	OHX	5	4546	-	0,6,6	0.00	-	0,15,15	0.00	-
92	OHX	5	4547	92	0,6,6	0.00	-	0,15,15	0.00	-
92	OHX	5	4548	-	0,6,6	0.00	-	0,15,15	0.00	-
92	OHX	5	4549	-	0,6,6	0.00	-	0,15,15	0.00	-
92	OHX	5	4550	-	0,6,6	0.00	-	0,15,15	0.00	-

Mol	Type	Chain	Res	Link	Bond lengths			Bond angles		
					Counts	RMSZ	# Z > 2	Counts	RMSZ	# Z > 2
92	OHX	5	4551	92	0,6,6	0.00	-	0,15,15	0.00	-
92	OHX	5	4552	92	0,6,6	0.00	-	0,15,15	0.00	-
92	OHX	5	4553	92,36	0,6,6	0.00	-	0,15,15	0.00	-
92	OHX	5	4554	92	0,6,6	0.00	-	0,15,15	0.00	-
92	OHX	5	4555	92	0,6,6	0.00	-	0,15,15	0.00	-
92	OHX	5	4556	92,36	0,6,6	0.00	-	0,15,15	0.00	-
92	OHX	5	4557	92	0,6,6	0.00	-	0,15,15	0.00	-
92	OHX	5	4558	92	0,6,6	0.00	-	0,15,15	0.00	-
92	OHX	5	4559	92	0,6,6	0.00	-	0,15,15	0.00	-
92	OHX	5	4560	92	0,6,6	0.00	-	0,15,15	0.00	-
92	OHX	5	4561	92	0,6,6	0.00	-	0,15,15	0.00	-
92	OHX	5	4562	-	0,6,6	0.00	-	0,15,15	0.00	-
92	OHX	5	4563	-	0,6,6	0.00	-	0,15,15	0.00	-
92	OHX	5	4564	92	0,6,6	0.00	-	0,15,15	0.00	-
92	OHX	5	4565	92	0,6,6	0.00	-	0,15,15	0.00	-
92	OHX	5	4566	92	0,6,6	0.00	-	0,15,15	0.00	-
92	OHX	5	4567	92	0,6,6	0.00	-	0,15,15	0.00	-
92	OHX	5	4568	92	0,6,6	0.00	-	0,15,15	0.00	-
92	OHX	5	4573	92	0,6,6	0.00	-	0,15,15	0.00	-
92	OHX	6	2141	-	0,6,6	0.00	-	0,15,15	0.00	-
92	OHX	6	2142	-	0,6,6	0.00	-	0,15,15	0.00	-
92	OHX	6	2143	-	0,6,6	0.00	-	0,15,15	0.00	-
92	OHX	6	2144	-	0,6,6	0.00	-	0,15,15	0.00	-
92	OHX	6	2145	-	0,6,6	0.00	-	0,15,15	0.00	-
92	OHX	6	2146	-	0,6,6	0.00	-	0,15,15	0.00	-
92	OHX	6	2147	-	0,6,6	0.00	-	0,15,15	0.00	-
92	OHX	6	2148	-	0,6,6	0.00	-	0,15,15	0.00	-
92	OHX	6	2149	92	0,6,6	0.00	-	0,15,15	0.00	-
92	OHX	6	2150	1	0,6,6	0.00	-	0,15,15	0.00	-
92	OHX	6	2151	-	0,6,6	0.00	-	0,15,15	0.00	-
92	OHX	6	2152	-	0,6,6	0.00	-	0,15,15	0.00	-
92	OHX	6	2153	-	0,6,6	0.00	-	0,15,15	0.00	-
92	OHX	6	2154	-	0,6,6	0.00	-	0,15,15	0.00	-
92	OHX	6	2155	92	0,6,6	0.00	-	0,15,15	0.00	-
92	OHX	6	2156	-	0,6,6	0.00	-	0,15,15	0.00	-
92	OHX	6	2157	-	0,6,6	0.00	-	0,15,15	0.00	-
92	OHX	6	2158	-	0,6,6	0.00	-	0,15,15	0.00	-
92	OHX	6	2159	92	0,6,6	0.00	-	0,15,15	0.00	-
92	OHX	6	2160	-	0,6,6	0.00	-	0,15,15	0.00	-
92	OHX	6	2161	92	0,6,6	0.00	-	0,15,15	0.00	-
92	OHX	6	2162	92	0,6,6	0.00	-	0,15,15	0.00	-
92	OHX	6	2163	-	0,6,6	0.00	-	0,15,15	0.00	-
92	OHX	6	2164	-	0,6,6	0.00	-	0,15,15	0.00	-

Mol	Type	Chain	Res	Link	Bond lengths			Bond angles		
					Counts	RMSZ	# Z > 2	Counts	RMSZ	# Z > 2
92	OHX	6	2165	-	0,6,6	0.00	-	0,15,15	0.00	-
92	OHX	6	2166	-	0,6,6	0.00	-	0,15,15	0.00	-
92	OHX	6	2167	-	0,6,6	0.00	-	0,15,15	0.00	-
92	OHX	6	2168	-	0,6,6	0.00	-	0,15,15	0.00	-
92	OHX	6	2169	-	0,6,6	0.00	-	0,15,15	0.00	-
92	OHX	6	2170	1	0,6,6	0.00	-	0,15,15	0.00	-
92	OHX	6	2171	-	0,6,6	0.00	-	0,15,15	0.00	-
92	OHX	6	2172	-	0,6,6	0.00	-	0,15,15	0.00	-
92	OHX	6	2173	92	0,6,6	0.00	-	0,15,15	0.00	-
92	OHX	6	2174	-	0,6,6	0.00	-	0,15,15	0.00	-
92	OHX	6	2175	-	0,6,6	0.00	-	0,15,15	0.00	-
92	OHX	6	2176	-	0,6,6	0.00	-	0,15,15	0.00	-
92	OHX	6	2177	-	0,6,6	0.00	-	0,15,15	0.00	-
92	OHX	6	2178	-	0,6,6	0.00	-	0,15,15	0.00	-
92	OHX	6	2179	-	0,6,6	0.00	-	0,15,15	0.00	-
92	OHX	6	2180	92	0,6,6	0.00	-	0,15,15	0.00	-
92	OHX	6	2181	92	0,6,6	0.00	-	0,15,15	0.00	-
92	OHX	6	2182	-	0,6,6	0.00	-	0,15,15	0.00	-
92	OHX	6	2183	-	0,6,6	0.00	-	0,15,15	0.00	-
92	OHX	6	2184	-	0,6,6	0.00	-	0,15,15	0.00	-
92	OHX	6	2185	-	0,6,6	0.00	-	0,15,15	0.00	-
92	OHX	6	2186	-	0,6,6	0.00	-	0,15,15	0.00	-
92	OHX	6	2187	-	0,6,6	0.00	-	0,15,15	0.00	-
92	OHX	6	2188	-	0,6,6	0.00	-	0,15,15	0.00	-
92	OHX	6	2189	-	0,6,6	0.00	-	0,15,15	0.00	-
92	OHX	6	2190	1,92	0,6,6	0.00	-	0,15,15	0.00	-
92	OHX	6	2191	92	0,6,6	0.00	-	0,15,15	0.00	-
92	OHX	6	2192	-	0,6,6	0.00	-	0,15,15	0.00	-
92	OHX	6	2193	1	0,6,6	0.00	-	0,15,15	0.00	-
92	OHX	6	2194	92	0,6,6	0.00	-	0,15,15	0.00	-
92	OHX	6	2195	-	0,6,6	0.00	-	0,15,15	0.00	-
92	OHX	6	2196	92	0,6,6	0.00	-	0,15,15	0.00	-
92	OHX	6	2197	1	0,6,6	0.00	-	0,15,15	0.00	-
92	OHX	6	2198	-	0,6,6	0.00	-	0,15,15	0.00	-
92	OHX	6	2199	1	0,6,6	0.00	-	0,15,15	0.00	-
92	OHX	6	2200	-	0,6,6	0.00	-	0,15,15	0.00	-
92	OHX	6	2201	92	0,6,6	0.00	-	0,15,15	0.00	-
92	OHX	6	2202	-	0,6,6	0.00	-	0,15,15	0.00	-
92	OHX	6	2203	-	0,6,6	0.00	-	0,15,15	0.00	-
92	OHX	6	2204	1	0,6,6	0.00	-	0,15,15	0.00	-
92	OHX	6	2205	-	0,6,6	0.00	-	0,15,15	0.00	-
92	OHX	6	2206	-	0,6,6	0.00	-	0,15,15	0.00	-
92	OHX	6	2207	92	0,6,6	0.00	-	0,15,15	0.00	-

Mol	Type	Chain	Res	Link	Bond lengths			Bond angles		
					Counts	RMSZ	# Z > 2	Counts	RMSZ	# Z > 2
92	OHX	6	2208	-	0,6,6	0.00	-	0,15,15	0.00	-
92	OHX	6	2209	-	0,6,6	0.00	-	0,15,15	0.00	-
92	OHX	6	2210	-	0,6,6	0.00	-	0,15,15	0.00	-
92	OHX	6	2211	-	0,6,6	0.00	-	0,15,15	0.00	-
92	OHX	6	2212	-	0,6,6	0.00	-	0,15,15	0.00	-
92	OHX	6	2213	92	0,6,6	0.00	-	0,15,15	0.00	-
92	OHX	6	2214	92	0,6,6	0.00	-	0,15,15	0.00	-
92	OHX	6	2215	-	0,6,6	0.00	-	0,15,15	0.00	-
92	OHX	6	2216	92	0,6,6	0.00	-	0,15,15	0.00	-
92	OHX	6	2217	-	0,6,6	0.00	-	0,15,15	0.00	-
92	OHX	6	2218	-	0,6,6	0.00	-	0,15,15	0.00	-
92	OHX	6	2219	-	0,6,6	0.00	-	0,15,15	0.00	-
92	OHX	6	2220	-	0,6,6	0.00	-	0,15,15	0.00	-
92	OHX	6	2221	1	0,6,6	0.00	-	0,15,15	0.00	-
92	OHX	6	2222	-	0,6,6	0.00	-	0,15,15	0.00	-
92	OHX	6	2223	92	0,6,6	0.00	-	0,15,15	0.00	-
92	OHX	6	2224	-	0,6,6	0.00	-	0,15,15	0.00	-
92	OHX	6	2225	-	0,6,6	0.00	-	0,15,15	0.00	-
92	OHX	6	2226	-	0,6,6	0.00	-	0,15,15	0.00	-
92	OHX	6	2227	-	0,6,6	0.00	-	0,15,15	0.00	-
92	OHX	6	2228	-	0,6,6	0.00	-	0,15,15	0.00	-
92	OHX	6	2229	-	0,6,6	0.00	-	0,15,15	0.00	-
92	OHX	6	2230	-	0,6,6	0.00	-	0,15,15	0.00	-
92	OHX	6	2231	-	0,6,6	0.00	-	0,15,15	0.00	-
92	OHX	6	2232	-	0,6,6	0.00	-	0,15,15	0.00	-
92	OHX	6	2233	-	0,6,6	0.00	-	0,15,15	0.00	-
92	OHX	6	2234	-	0,6,6	0.00	-	0,15,15	0.00	-
92	OHX	6	2235	-	0,6,6	0.00	-	0,15,15	0.00	-
92	OHX	6	2236	-	0,6,6	0.00	-	0,15,15	0.00	-
92	OHX	6	2237	-	0,6,6	0.00	-	0,15,15	0.00	-
92	OHX	6	2238	-	0,6,6	0.00	-	0,15,15	0.00	-
92	OHX	6	2239	-	0,6,6	0.00	-	0,15,15	0.00	-
92	OHX	6	2240	-	0,6,6	0.00	-	0,15,15	0.00	-
92	OHX	6	2241	-	0,6,6	0.00	-	0,15,15	0.00	-
92	OHX	6	2242	92	0,6,6	0.00	-	0,15,15	0.00	-
92	OHX	6	2243	-	0,6,6	0.00	-	0,15,15	0.00	-
92	OHX	6	2244	-	0,6,6	0.00	-	0,15,15	0.00	-
92	OHX	6	2245	92	0,6,6	0.00	-	0,15,15	0.00	-
92	OHX	6	2246	-	0,6,6	0.00	-	0,15,15	0.00	-
92	OHX	6	2247	-	0,6,6	0.00	-	0,15,15	0.00	-
92	OHX	6	2248	-	0,6,6	0.00	-	0,15,15	0.00	-
92	OHX	6	2249	92	0,6,6	0.00	-	0,15,15	0.00	-
92	OHX	6	2250	92	0,6,6	0.00	-	0,15,15	0.00	-

Mol	Type	Chain	Res	Link	Bond lengths			Bond angles		
					Counts	RMSZ	# Z > 2	Counts	RMSZ	# Z > 2
92	OHX	6	2251	-	0,6,6	0.00	-	0,15,15	0.00	-
92	OHX	6	2252	-	0,6,6	0.00	-	0,15,15	0.00	-
92	OHX	6	2253	-	0,6,6	0.00	-	0,15,15	0.00	-
92	OHX	6	2254	-	0,6,6	0.00	-	0,15,15	0.00	-
92	OHX	6	2255	1,92	0,6,6	0.00	-	0,15,15	0.00	-
92	OHX	6	2256	1	0,6,6	0.00	-	0,15,15	0.00	-
92	OHX	6	2257	-	0,6,6	0.00	-	0,15,15	0.00	-
92	OHX	6	2258	92	0,6,6	0.00	-	0,15,15	0.00	-
92	OHX	6	2259	-	0,6,6	0.00	-	0,15,15	0.00	-
92	OHX	6	2260	-	0,6,6	0.00	-	0,15,15	0.00	-
92	OHX	6	2261	-	0,6,6	0.00	-	0,15,15	0.00	-
92	OHX	6	2262	92	0,6,6	0.00	-	0,15,15	0.00	-
92	OHX	6	2263	-	0,6,6	0.00	-	0,15,15	0.00	-
92	OHX	6	2264	-	0,6,6	0.00	-	0,15,15	0.00	-
92	OHX	6	2265	-	0,6,6	0.00	-	0,15,15	0.00	-
92	OHX	6	2266	1	0,6,6	0.00	-	0,15,15	0.00	-
92	OHX	6	2267	-	0,6,6	0.00	-	0,15,15	0.00	-
92	OHX	6	2268	-	0,6,6	0.00	-	0,15,15	0.00	-
92	OHX	6	2269	-	0,6,6	0.00	-	0,15,15	0.00	-
92	OHX	6	2270	-	0,6,6	0.00	-	0,15,15	0.00	-
92	OHX	6	2271	-	0,6,6	0.00	-	0,15,15	0.00	-
92	OHX	6	2272	1,92	0,6,6	0.00	-	0,15,15	0.00	-
92	OHX	6	2273	-	0,6,6	0.00	-	0,15,15	0.00	-
92	OHX	6	2274	92	0,6,6	0.00	-	0,15,15	0.00	-
92	OHX	6	2275	-	0,6,6	0.00	-	0,15,15	0.00	-
92	OHX	6	2276	-	0,6,6	0.00	-	0,15,15	0.00	-
92	OHX	6	2277	-	0,6,6	0.00	-	0,15,15	0.00	-
92	OHX	6	2278	-	0,6,6	0.00	-	0,15,15	0.00	-
92	OHX	6	2279	-	0,6,6	0.00	-	0,15,15	0.00	-
92	OHX	6	2280	-	0,6,6	0.00	-	0,15,15	0.00	-
92	OHX	6	2281	-	0,6,6	0.00	-	0,15,15	0.00	-
92	OHX	6	2282	92	0,6,6	0.00	-	0,15,15	0.00	-
92	OHX	6	2283	92	0,6,6	0.00	-	0,15,15	0.00	-
92	OHX	6	2284	-	0,6,6	0.00	-	0,15,15	0.00	-
92	OHX	6	2285	-	0,6,6	0.00	-	0,15,15	0.00	-
92	OHX	6	2286	92	0,6,6	0.00	-	0,15,15	0.00	-
92	OHX	6	2287	-	0,6,6	0.00	-	0,15,15	0.00	-
92	OHX	6	2288	-	0,6,6	0.00	-	0,15,15	0.00	-
92	OHX	6	2289	-	0,6,6	0.00	-	0,15,15	0.00	-
92	OHX	6	2290	1	0,6,6	0.00	-	0,15,15	0.00	-
92	OHX	6	2291	1	0,6,6	0.00	-	0,15,15	0.00	-
92	OHX	6	2292	-	0,6,6	0.00	-	0,15,15	0.00	-
92	OHX	6	2293	-	0,6,6	0.00	-	0,15,15	0.00	-

Mol	Type	Chain	Res	Link	Bond lengths			Bond angles		
					Counts	RMSZ	# Z > 2	Counts	RMSZ	# Z > 2
92	OHX	6	2294	1,92	0,6,6	0.00	-	0,15,15	0.00	-
92	OHX	6	2295	-	0,6,6	0.00	-	0,15,15	0.00	-
92	OHX	6	2296	-	0,6,6	0.00	-	0,15,15	0.00	-
92	OHX	6	2297	92	0,6,6	0.00	-	0,15,15	0.00	-
92	OHX	6	2298	1,92	0,6,6	0.00	-	0,15,15	0.00	-
92	OHX	6	2299	92	0,6,6	0.00	-	0,15,15	0.00	-
92	OHX	6	2300	-	0,6,6	0.00	-	0,15,15	0.00	-
92	OHX	6	2301	-	0,6,6	0.00	-	0,15,15	0.00	-
92	OHX	6	2302	92	0,6,6	0.00	-	0,15,15	0.00	-
92	OHX	6	2303	-	0,6,6	0.00	-	0,15,15	0.00	-
92	OHX	6	2304	-	0,6,6	0.00	-	0,15,15	0.00	-
92	OHX	6	2305	-	0,6,6	0.00	-	0,15,15	0.00	-
92	OHX	6	2306	-	0,6,6	0.00	-	0,15,15	0.00	-
92	OHX	6	2307	-	0,6,6	0.00	-	0,15,15	0.00	-
92	OHX	6	2308	92	0,6,6	0.00	-	0,15,15	0.00	-
92	OHX	6	2309	92	0,6,6	0.00	-	0,15,15	0.00	-
92	OHX	6	2310	92	0,6,6	0.00	-	0,15,15	0.00	-
92	OHX	6	2311	92	0,6,6	0.00	-	0,15,15	0.00	-
92	OHX	6	2312	92	0,6,6	0.00	-	0,15,15	0.00	-
92	OHX	6	2313	-	0,6,6	0.00	-	0,15,15	0.00	-
92	OHX	6	2314	-	0,6,6	0.00	-	0,15,15	0.00	-
92	OHX	6	2315	-	0,6,6	0.00	-	0,15,15	0.00	-
92	OHX	6	2316	92	0,6,6	0.00	-	0,15,15	0.00	-
92	OHX	6	2317	-	0,6,6	0.00	-	0,15,15	0.00	-
92	OHX	6	2318	92	0,6,6	0.00	-	0,15,15	0.00	-
92	OHX	6	2319	-	0,6,6	0.00	-	0,15,15	0.00	-
92	OHX	6	2320	-	0,6,6	0.00	-	0,15,15	0.00	-
92	OHX	6	2321	-	0,6,6	0.00	-	0,15,15	0.00	-
92	OHX	6	2322	-	0,6,6	0.00	-	0,15,15	0.00	-
92	OHX	6	2323	92	0,6,6	0.00	-	0,15,15	0.00	-
92	OHX	6	2324	92	0,6,6	0.00	-	0,15,15	0.00	-
92	OHX	6	2325	92	0,6,6	0.00	-	0,15,15	0.00	-
92	OHX	6	2326	1	0,6,6	0.00	-	0,15,15	0.00	-
92	OHX	6	2327	-	0,6,6	0.00	-	0,15,15	0.00	-
92	OHX	6	2328	-	0,6,6	0.00	-	0,15,15	0.00	-
92	OHX	6	2329	92	0,6,6	0.00	-	0,15,15	0.00	-
92	OHX	6	2330	-	0,6,6	0.00	-	0,15,15	0.00	-
92	OHX	6	2331	92	0,6,6	0.00	-	0,15,15	0.00	-
92	OHX	6	2332	92	0,6,6	0.00	-	0,15,15	0.00	-
92	OHX	6	2333	92	0,6,6	0.00	-	0,15,15	0.00	-
92	OHX	6	2334	92	0,6,6	0.00	-	0,15,15	0.00	-
92	OHX	6	2335	92	0,6,6	0.00	-	0,15,15	0.00	-
92	OHX	6	2336	-	0,6,6	0.00	-	0,15,15	0.00	-

Mol	Type	Chain	Res	Link	Bond lengths			Bond angles		
					Counts	RMSZ	# Z > 2	Counts	RMSZ	# Z > 2
92	OHX	6	2337	1,92	0,6,6	0.00	-	0,15,15	0.00	-
92	OHX	6	2338	92	0,6,6	0.00	-	0,15,15	0.00	-
92	OHX	6	2339	92	0,6,6	0.00	-	0,15,15	0.00	-
92	OHX	7	201	92	0,6,6	0.00	-	0,15,15	0.00	-
92	OHX	7	229	-	0,6,6	0.00	-	0,15,15	0.00	-
92	OHX	7	230	-	0,6,6	0.00	-	0,15,15	0.00	-
92	OHX	7	231	92	0,6,6	0.00	-	0,15,15	0.00	-
92	OHX	7	232	-	0,6,6	0.00	-	0,15,15	0.00	-
92	OHX	7	233	-	0,6,6	0.00	-	0,15,15	0.00	-
92	OHX	7	234	-	0,6,6	0.00	-	0,15,15	0.00	-
92	OHX	7	235	-	0,6,6	0.00	-	0,15,15	0.00	-
92	OHX	7	236	-	0,6,6	0.00	-	0,15,15	0.00	-
92	OHX	7	237	-	0,6,6	0.00	-	0,15,15	0.00	-
92	OHX	7	238	92	0,6,6	0.00	-	0,15,15	0.00	-
92	OHX	7	239	-	0,6,6	0.00	-	0,15,15	0.00	-
92	OHX	7	240	-	0,6,6	0.00	-	0,15,15	0.00	-
92	OHX	8	221	-	0,6,6	0.00	-	0,15,15	0.00	-
92	OHX	8	222	92	0,6,6	0.00	-	0,15,15	0.00	-
92	OHX	8	223	-	0,6,6	0.00	-	0,15,15	0.00	-
92	OHX	8	224	-	0,6,6	0.00	-	0,15,15	0.00	-
92	OHX	8	225	-	0,6,6	0.00	-	0,15,15	0.00	-
92	OHX	8	226	92	0,6,6	0.00	-	0,15,15	0.00	-
92	OHX	8	227	-	0,6,6	0.00	-	0,15,15	0.00	-
92	OHX	8	228	-	0,6,6	0.00	-	0,15,15	0.00	-
92	OHX	8	229	-	0,6,6	0.00	-	0,15,15	0.00	-
92	OHX	8	230	-	0,6,6	0.00	-	0,15,15	0.00	-
92	OHX	8	231	92	0,6,6	0.00	-	0,15,15	0.00	-
92	OHX	8	232	-	0,6,6	0.00	-	0,15,15	0.00	-
92	OHX	8	233	-	0,6,6	0.00	-	0,15,15	0.00	-
92	OHX	8	234	38	0,6,6	0.00	-	0,15,15	0.00	-
92	OHX	8	235	-	0,6,6	0.00	-	0,15,15	0.00	-
92	OHX	8	236	-	0,6,6	0.00	-	0,15,15	0.00	-
92	OHX	8	237	38	0,6,6	0.00	-	0,15,15	0.00	-
92	OHX	8	238	-	0,6,6	0.00	-	0,15,15	0.00	-
92	OHX	8	239	92	0,6,6	0.00	-	0,15,15	0.00	-
92	OHX	8	240	-	0,6,6	0.00	-	0,15,15	0.00	-
92	OHX	A	101	90	0,6,6	0.00	-	0,15,15	0.00	-
92	OHX	A	102	90,92	0,6,6	0.00	-	0,15,15	0.00	-
92	OHX	C3	201	-	0,6,6	0.00	-	0,15,15	0.00	-
92	OHX	C5	202	17	0,6,6	0.00	-	0,15,15	0.00	-
92	OHX	C8	202	92	0,6,6	0.00	-	0,15,15	0.00	-
92	OHX	C8	203	92,36	0,6,6	0.00	-	0,15,15	0.00	-
92	OHX	D9	104	92	0,6,6	0.00	-	0,15,15	0.00	-

Mol	Type	Chain	Res	Link	Bond lengths			Bond angles		
					Counts	RMSZ	# Z > 2	Counts	RMSZ	# Z > 2
92	OHX	L2	305	92	0,6,6	0.00	-	0,15,15	0.00	-
92	OHX	L3	407	-	0,6,6	0.00	-	0,15,15	0.00	-
92	OHX	L3	408	-	0,6,6	0.00	-	0,15,15	0.00	-
92	OHX	L3	409	-	0,6,6	0.00	-	0,15,15	0.00	-
92	OHX	L4	408	-	0,6,6	0.00	-	0,15,15	0.00	-
92	OHX	L5	301	-	0,6,6	0.00	-	0,15,15	0.00	-
92	OHX	M0	305	92	0,6,6	0.00	-	0,15,15	0.00	-
92	OHX	M0	306	92	0,6,6	0.00	-	0,15,15	0.00	-
92	OHX	M0	307	92	0,6,6	0.00	-	0,15,15	0.00	-
92	OHX	M0	308	92	0,6,6	0.00	-	0,15,15	0.00	-
92	OHX	M5	309	-	0,6,6	0.00	-	0,15,15	0.00	-
92	OHX	M5	310	-	0,6,6	0.00	-	0,15,15	0.00	-
92	OHX	M7	209	-	0,6,6	0.00	-	0,15,15	0.00	-
92	OHX	M9	204	-	0,6,6	0.00	-	0,15,15	0.00	-
92	OHX	N1	202	-	0,6,6	0.00	-	0,15,15	0.00	-
92	OHX	N8	208	-	0,6,6	0.00	-	0,15,15	0.00	-
92	OHX	N9	102	-	0,6,6	0.00	-	0,15,15	0.00	-
92	OHX	O1	202	92	0,6,6	0.00	-	0,15,15	0.00	-
92	OHX	O3	204	-	0,6,6	0.00	-	0,15,15	0.00	-
92	OHX	O7	107	-	0,6,6	0.00	-	0,15,15	0.00	-
92	OHX	O7	108	-	0,6,6	0.00	-	0,15,15	0.00	-
92	OHX	O7	109	92	0,6,6	0.00	-	0,15,15	0.00	-
92	OHX	Q2	505	-	0,6,6	0.00	-	0,15,15	0.00	-
92	OHX	S2	303	92	0,6,6	0.00	-	0,15,15	0.00	-
92	OHX	S6	302	-	0,6,6	0.00	-	0,15,15	0.00	-
92	OHX	S8	303	-	0,6,6	0.00	-	0,15,15	0.00	-
92	OHX	SR	401	-	0,6,6	0.00	-	0,15,15	0.00	-
92	OHX	a	101	90,92	0,6,6	0.00	-	0,15,15	0.00	-
92	OHX	c1	201	92	0,6,6	0.00	-	0,15,15	0.00	-
92	OHX	c3	201	-	0,6,6	0.00	-	0,15,15	0.00	-
92	OHX	c5	201	-	0,6,6	0.00	-	0,15,15	0.00	-
92	OHX	c5	202	-	0,6,6	0.00	-	0,15,15	0.00	-
92	OHX	c8	204	-	0,6,6	0.00	-	0,15,15	0.00	-
92	OHX	d4	201	-	0,6,6	0.00	-	0,15,15	0.00	-
92	OHX	d9	104	92	0,6,6	0.00	-	0,15,15	0.00	-
92	OHX	l2	306	92	0,6,6	0.00	-	0,15,15	0.00	-
92	OHX	l3	412	-	0,6,6	0.00	-	0,15,15	0.00	-
92	OHX	l3	413	-	0,6,6	0.00	-	0,15,15	0.00	-
92	OHX	l4	404	-	0,6,6	0.00	-	0,15,15	0.00	-
92	OHX	l4	405	-	0,6,6	0.00	-	0,15,15	0.00	-
92	OHX	l5	308	-	0,6,6	0.00	-	0,15,15	0.00	-
92	OHX	l5	309	-	0,6,6	0.00	-	0,15,15	0.00	-
92	OHX	l5	310	-	0,6,6	0.00	-	0,15,15	0.00	-

Mol	Type	Chain	Res	Link	Bond lengths			Bond angles		
					Counts	RMSZ	# Z > 2	Counts	RMSZ	# Z > 2
92	OHX	l9	204	-	0,6,6	0.00	-	0,15,15	0.00	-
92	OHX	m0	302	92	0,6,6	0.00	-	0,15,15	0.00	-
92	OHX	m0	303	92	0,6,6	0.00	-	0,15,15	0.00	-
92	OHX	m0	304	92	0,6,6	0.00	-	0,15,15	0.00	-
92	OHX	m0	305	92	0,6,6	0.00	-	0,15,15	0.00	-
92	OHX	m1	203	-	0,6,6	0.00	-	0,15,15	0.00	-
92	OHX	m4	202	-	0,6,6	0.00	-	0,15,15	0.00	-
92	OHX	m5	303	-	0,6,6	0.00	-	0,15,15	0.00	-
92	OHX	m5	304	-	0,6,6	0.00	-	0,15,15	0.00	-
92	OHX	m7	208	-	0,6,6	0.00	-	0,15,15	0.00	-
92	OHX	m9	202	-	0,6,6	0.00	-	0,15,15	0.00	-
92	OHX	n1	204	-	0,6,6	0.00	-	0,15,15	0.00	-
92	OHX	n3	204	-	0,6,6	0.00	-	0,15,15	0.00	-
92	OHX	n9	103	-	0,6,6	0.00	-	0,15,15	0.00	-
92	OHX	o2	204	-	0,6,6	0.00	-	0,15,15	0.00	-
92	OHX	o3	206	-	0,6,6	0.00	-	0,15,15	0.00	-
92	OHX	o7	105	-	0,6,6	0.00	-	0,15,15	0.00	-
92	OHX	o9	102	-	0,6,6	0.00	-	0,15,15	0.00	-
92	OHX	q2	203	-	0,6,6	0.00	-	0,15,15	0.00	-
92	OHX	s1	302	-	0,6,6	0.00	-	0,15,15	0.00	-
92	OHX	s4	302	-	0,6,6	0.00	-	0,15,15	0.00	-
92	OHX	s8	305	-	0,6,6	0.00	-	0,15,15	0.00	-
92	OHX	sR	401	-	0,6,6	0.00	-	0,15,15	0.00	-

In the following table, the Chirals column lists the number of chiral outliers, the number of chiral centers analysed, the number of these observed in the model and the number defined in the chemical component dictionary. Similar counts are reported in the Torsion and Rings columns. '-' means no outliers of that kind were identified.

Mol	Type	Chain	Res	Link	Chirals	Torsions	Rings
92	OHX	1	4099	-	-	0/0/0/0	0/0/0/0
92	OHX	1	4100	-	-	0/0/0/0	0/0/0/0
92	OHX	1	4101	-	-	0/0/0/0	0/0/0/0
92	OHX	1	4102	-	-	0/0/0/0	0/0/0/0
92	OHX	1	4103	36	-	0/0/0/0	0/0/0/0
92	OHX	1	4104	-	-	0/0/0/0	0/0/0/0
92	OHX	1	4105	92	-	0/0/0/0	0/0/0/0
92	OHX	1	4106	-	-	0/0/0/0	0/0/0/0
92	OHX	1	4107	-	-	0/0/0/0	0/0/0/0
92	OHX	1	4108	-	-	0/0/0/0	0/0/0/0
92	OHX	1	4109	-	-	0/0/0/0	0/0/0/0
92	OHX	1	4110	-	-	0/0/0/0	0/0/0/0
92	OHX	1	4111	-	-	0/0/0/0	0/0/0/0

Continued on next page...

Continued from previous page...

Mol	Type	Chain	Res	Link	Chirals	Torsions	Rings
92	OHX	1	4112	-	-	0/0/0/0	0/0/0/0
92	OHX	1	4113	-	-	0/0/0/0	0/0/0/0
92	OHX	1	4114	-	-	0/0/0/0	0/0/0/0
92	OHX	1	4115	-	-	0/0/0/0	0/0/0/0
92	OHX	1	4116	92	-	0/0/0/0	0/0/0/0
92	OHX	1	4117	-	-	0/0/0/0	0/0/0/0
92	OHX	1	4118	-	-	0/0/0/0	0/0/0/0
92	OHX	1	4119	-	-	0/0/0/0	0/0/0/0
92	OHX	1	4120	-	-	0/0/0/0	0/0/0/0
92	OHX	1	4121	-	-	0/0/0/0	0/0/0/0
92	OHX	1	4122	-	-	0/0/0/0	0/0/0/0
92	OHX	1	4123	-	-	0/0/0/0	0/0/0/0
92	OHX	1	4124	92	-	0/0/0/0	0/0/0/0
92	OHX	1	4125	-	-	0/0/0/0	0/0/0/0
92	OHX	1	4126	-	-	0/0/0/0	0/0/0/0
92	OHX	1	4127	-	-	0/0/0/0	0/0/0/0
92	OHX	1	4128	-	-	0/0/0/0	0/0/0/0
92	OHX	1	4129	-	-	0/0/0/0	0/0/0/0
92	OHX	1	4130	92	-	0/0/0/0	0/0/0/0
92	OHX	1	4131	92	-	0/0/0/0	0/0/0/0
92	OHX	1	4132	-	-	0/0/0/0	0/0/0/0
92	OHX	1	4133	-	-	0/0/0/0	0/0/0/0
92	OHX	1	4134	92	-	0/0/0/0	0/0/0/0
92	OHX	1	4135	-	-	0/0/0/0	0/0/0/0
92	OHX	1	4136	-	-	0/0/0/0	0/0/0/0
92	OHX	1	4137	-	-	0/0/0/0	0/0/0/0
92	OHX	1	4138	-	-	0/0/0/0	0/0/0/0
92	OHX	1	4139	-	-	0/0/0/0	0/0/0/0
92	OHX	1	4140	-	-	0/0/0/0	0/0/0/0
92	OHX	1	4141	-	-	0/0/0/0	0/0/0/0
92	OHX	1	4142	-	-	0/0/0/0	0/0/0/0
92	OHX	1	4143	92	-	0/0/0/0	0/0/0/0
92	OHX	1	4144	-	-	0/0/0/0	0/0/0/0
92	OHX	1	4145	-	-	0/0/0/0	0/0/0/0
92	OHX	1	4146	-	-	0/0/0/0	0/0/0/0
92	OHX	1	4147	92	-	0/0/0/0	0/0/0/0
92	OHX	1	4148	92	-	0/0/0/0	0/0/0/0
92	OHX	1	4149	-	-	0/0/0/0	0/0/0/0
92	OHX	1	4150	-	-	0/0/0/0	0/0/0/0
92	OHX	1	4151	-	-	0/0/0/0	0/0/0/0
92	OHX	1	4152	-	-	0/0/0/0	0/0/0/0
92	OHX	1	4153	92	-	0/0/0/0	0/0/0/0

Continued on next page...

Continued from previous page...

Mol	Type	Chain	Res	Link	Chirals	Torsions	Rings
92	OHX	1	4154	-	-	0/0/0/0	0/0/0/0
92	OHX	1	4155	-	-	0/0/0/0	0/0/0/0
92	OHX	1	4156	92	-	0/0/0/0	0/0/0/0
92	OHX	1	4157	92	-	0/0/0/0	0/0/0/0
92	OHX	1	4158	-	-	0/0/0/0	0/0/0/0
92	OHX	1	4159	-	-	0/0/0/0	0/0/0/0
92	OHX	1	4160	-	-	0/0/0/0	0/0/0/0
92	OHX	1	4161	92	-	0/0/0/0	0/0/0/0
92	OHX	1	4162	-	-	0/0/0/0	0/0/0/0
92	OHX	1	4163	-	-	0/0/0/0	0/0/0/0
92	OHX	1	4164	36	-	0/0/0/0	0/0/0/0
92	OHX	1	4165	-	-	0/0/0/0	0/0/0/0
92	OHX	1	4166	-	-	0/0/0/0	0/0/0/0
92	OHX	1	4167	-	-	0/0/0/0	0/0/0/0
92	OHX	1	4168	92	-	0/0/0/0	0/0/0/0
92	OHX	1	4169	92	-	0/0/0/0	0/0/0/0
92	OHX	1	4170	92	-	0/0/0/0	0/0/0/0
92	OHX	1	4171	92	-	0/0/0/0	0/0/0/0
92	OHX	1	4172	92	-	0/0/0/0	0/0/0/0
92	OHX	1	4173	-	-	0/0/0/0	0/0/0/0
92	OHX	1	4174	-	-	0/0/0/0	0/0/0/0
92	OHX	1	4175	-	-	0/0/0/0	0/0/0/0
92	OHX	1	4176	-	-	0/0/0/0	0/0/0/0
92	OHX	1	4177	-	-	0/0/0/0	0/0/0/0
92	OHX	1	4178	-	-	0/0/0/0	0/0/0/0
92	OHX	1	4179	-	-	0/0/0/0	0/0/0/0
92	OHX	1	4180	92	-	0/0/0/0	0/0/0/0
92	OHX	1	4181	92	-	0/0/0/0	0/0/0/0
92	OHX	1	4182	-	-	0/0/0/0	0/0/0/0
92	OHX	1	4183	-	-	0/0/0/0	0/0/0/0
92	OHX	1	4184	-	-	0/0/0/0	0/0/0/0
92	OHX	1	4185	92	-	0/0/0/0	0/0/0/0
92	OHX	1	4186	92	-	0/0/0/0	0/0/0/0
92	OHX	1	4187	92	-	0/0/0/0	0/0/0/0
92	OHX	1	4188	-	-	0/0/0/0	0/0/0/0
92	OHX	1	4189	-	-	0/0/0/0	0/0/0/0
92	OHX	1	4190	-	-	0/0/0/0	0/0/0/0
92	OHX	1	4191	-	-	0/0/0/0	0/0/0/0
92	OHX	1	4192	-	-	0/0/0/0	0/0/0/0
92	OHX	1	4193	-	-	0/0/0/0	0/0/0/0
92	OHX	1	4194	92	-	0/0/0/0	0/0/0/0
92	OHX	1	4195	-	-	0/0/0/0	0/0/0/0

Continued on next page...

Continued from previous page...

Mol	Type	Chain	Res	Link	Chirals	Torsions	Rings
92	OHX	1	4196	92	-	0/0/0/0	0/0/0/0
92	OHX	1	4197	92	-	0/0/0/0	0/0/0/0
92	OHX	1	4198	92	-	0/0/0/0	0/0/0/0
92	OHX	1	4199	-	-	0/0/0/0	0/0/0/0
92	OHX	1	4200	92	-	0/0/0/0	0/0/0/0
92	OHX	1	4201	-	-	0/0/0/0	0/0/0/0
92	OHX	1	4202	36	-	0/0/0/0	0/0/0/0
92	OHX	1	4203	92	-	0/0/0/0	0/0/0/0
92	OHX	1	4204	-	-	0/0/0/0	0/0/0/0
92	OHX	1	4205	-	-	0/0/0/0	0/0/0/0
92	OHX	1	4206	92	-	0/0/0/0	0/0/0/0
92	OHX	1	4207	-	-	0/0/0/0	0/0/0/0
92	OHX	1	4208	-	-	0/0/0/0	0/0/0/0
92	OHX	1	4209	-	-	0/0/0/0	0/0/0/0
92	OHX	1	4210	92	-	0/0/0/0	0/0/0/0
92	OHX	1	4211	92	-	0/0/0/0	0/0/0/0
92	OHX	1	4212	-	-	0/0/0/0	0/0/0/0
92	OHX	1	4213	-	-	0/0/0/0	0/0/0/0
92	OHX	1	4214	-	-	0/0/0/0	0/0/0/0
92	OHX	1	4215	-	-	0/0/0/0	0/0/0/0
92	OHX	1	4216	-	-	0/0/0/0	0/0/0/0
92	OHX	1	4217	-	-	0/0/0/0	0/0/0/0
92	OHX	1	4218	-	-	0/0/0/0	0/0/0/0
92	OHX	1	4219	-	-	0/0/0/0	0/0/0/0
92	OHX	1	4220	-	-	0/0/0/0	0/0/0/0
92	OHX	1	4221	-	-	0/0/0/0	0/0/0/0
92	OHX	1	4222	-	-	0/0/0/0	0/0/0/0
92	OHX	1	4223	-	-	0/0/0/0	0/0/0/0
92	OHX	1	4224	-	-	0/0/0/0	0/0/0/0
92	OHX	1	4225	-	-	0/0/0/0	0/0/0/0
92	OHX	1	4226	-	-	0/0/0/0	0/0/0/0
92	OHX	1	4227	-	-	0/0/0/0	0/0/0/0
92	OHX	1	4228	92	-	0/0/0/0	0/0/0/0
92	OHX	1	4229	-	-	0/0/0/0	0/0/0/0
92	OHX	1	4230	-	-	0/0/0/0	0/0/0/0
92	OHX	1	4231	92	-	0/0/0/0	0/0/0/0
92	OHX	1	4232	36	-	0/0/0/0	0/0/0/0
92	OHX	1	4233	-	-	0/0/0/0	0/0/0/0
92	OHX	1	4234	-	-	0/0/0/0	0/0/0/0
92	OHX	1	4235	-	-	0/0/0/0	0/0/0/0
92	OHX	1	4236	-	-	0/0/0/0	0/0/0/0
92	OHX	1	4237	-	-	0/0/0/0	0/0/0/0

Continued on next page...

Continued from previous page...

Mol	Type	Chain	Res	Link	Chirals	Torsions	Rings
92	OHX	1	4238	92	-	0/0/0/0	0/0/0/0
92	OHX	1	4239	92	-	0/0/0/0	0/0/0/0
92	OHX	1	4240	-	-	0/0/0/0	0/0/0/0
92	OHX	1	4241	-	-	0/0/0/0	0/0/0/0
92	OHX	1	4242	-	-	0/0/0/0	0/0/0/0
92	OHX	1	4243	-	-	0/0/0/0	0/0/0/0
92	OHX	1	4244	-	-	0/0/0/0	0/0/0/0
92	OHX	1	4245	92	-	0/0/0/0	0/0/0/0
92	OHX	1	4246	-	-	0/0/0/0	0/0/0/0
92	OHX	1	4247	-	-	0/0/0/0	0/0/0/0
92	OHX	1	4248	-	-	0/0/0/0	0/0/0/0
92	OHX	1	4249	-	-	0/0/0/0	0/0/0/0
92	OHX	1	4250	-	-	0/0/0/0	0/0/0/0
92	OHX	1	4251	92	-	0/0/0/0	0/0/0/0
92	OHX	1	4252	-	-	0/0/0/0	0/0/0/0
92	OHX	1	4253	92	-	0/0/0/0	0/0/0/0
92	OHX	1	4254	-	-	0/0/0/0	0/0/0/0
92	OHX	1	4255	-	-	0/0/0/0	0/0/0/0
92	OHX	1	4256	-	-	0/0/0/0	0/0/0/0
92	OHX	1	4257	-	-	0/0/0/0	0/0/0/0
92	OHX	1	4258	-	-	0/0/0/0	0/0/0/0
92	OHX	1	4259	-	-	0/0/0/0	0/0/0/0
92	OHX	1	4260	-	-	0/0/0/0	0/0/0/0
92	OHX	1	4261	-	-	0/0/0/0	0/0/0/0
92	OHX	1	4262	92	-	0/0/0/0	0/0/0/0
92	OHX	1	4263	-	-	0/0/0/0	0/0/0/0
92	OHX	1	4264	-	-	0/0/0/0	0/0/0/0
92	OHX	1	4265	-	-	0/0/0/0	0/0/0/0
92	OHX	1	4266	92	-	0/0/0/0	0/0/0/0
92	OHX	1	4267	-	-	0/0/0/0	0/0/0/0
92	OHX	1	4268	-	-	0/0/0/0	0/0/0/0
92	OHX	1	4269	-	-	0/0/0/0	0/0/0/0
92	OHX	1	4270	-	-	0/0/0/0	0/0/0/0
92	OHX	1	4271	-	-	0/0/0/0	0/0/0/0
92	OHX	1	4272	92	-	0/0/0/0	0/0/0/0
92	OHX	1	4273	36	-	0/0/0/0	0/0/0/0
92	OHX	1	4274	-	-	0/0/0/0	0/0/0/0
92	OHX	1	4275	-	-	0/0/0/0	0/0/0/0
92	OHX	1	4276	-	-	0/0/0/0	0/0/0/0
92	OHX	1	4277	-	-	0/0/0/0	0/0/0/0
92	OHX	1	4278	36	-	0/0/0/0	0/0/0/0
92	OHX	1	4279	92	-	0/0/0/0	0/0/0/0

Continued on next page...

Continued from previous page...

Mol	Type	Chain	Res	Link	Chirals	Torsions	Rings
92	OHX	1	4280	-	-	0/0/0/0	0/0/0/0
92	OHX	1	4281	92	-	0/0/0/0	0/0/0/0
92	OHX	1	4282	-	-	0/0/0/0	0/0/0/0
92	OHX	1	4283	-	-	0/0/0/0	0/0/0/0
92	OHX	1	4284	-	-	0/0/0/0	0/0/0/0
92	OHX	1	4285	-	-	0/0/0/0	0/0/0/0
92	OHX	1	4286	92	-	0/0/0/0	0/0/0/0
92	OHX	1	4287	92	-	0/0/0/0	0/0/0/0
92	OHX	1	4288	-	-	0/0/0/0	0/0/0/0
92	OHX	1	4289	92	-	0/0/0/0	0/0/0/0
92	OHX	1	4290	-	-	0/0/0/0	0/0/0/0
92	OHX	1	4291	92	-	0/0/0/0	0/0/0/0
92	OHX	1	4292	92	-	0/0/0/0	0/0/0/0
92	OHX	1	4293	-	-	0/0/0/0	0/0/0/0
92	OHX	1	4294	-	-	0/0/0/0	0/0/0/0
92	OHX	1	4295	92	-	0/0/0/0	0/0/0/0
92	OHX	1	4296	92	-	0/0/0/0	0/0/0/0
92	OHX	1	4297	-	-	0/0/0/0	0/0/0/0
92	OHX	1	4298	-	-	0/0/0/0	0/0/0/0
92	OHX	1	4299	-	-	0/0/0/0	0/0/0/0
92	OHX	1	4300	-	-	0/0/0/0	0/0/0/0
92	OHX	1	4301	-	-	0/0/0/0	0/0/0/0
92	OHX	1	4302	92	-	0/0/0/0	0/0/0/0
92	OHX	1	4303	-	-	0/0/0/0	0/0/0/0
92	OHX	1	4304	-	-	0/0/0/0	0/0/0/0
92	OHX	1	4305	92	-	0/0/0/0	0/0/0/0
92	OHX	1	4306	92	-	0/0/0/0	0/0/0/0
92	OHX	1	4307	92	-	0/0/0/0	0/0/0/0
92	OHX	1	4308	-	-	0/0/0/0	0/0/0/0
92	OHX	1	4309	36	-	0/0/0/0	0/0/0/0
92	OHX	1	4310	-	-	0/0/0/0	0/0/0/0
92	OHX	1	4311	-	-	0/0/0/0	0/0/0/0
92	OHX	1	4312	-	-	0/0/0/0	0/0/0/0
92	OHX	1	4313	-	-	0/0/0/0	0/0/0/0
92	OHX	1	4314	-	-	0/0/0/0	0/0/0/0
92	OHX	1	4315	92	-	0/0/0/0	0/0/0/0
92	OHX	1	4316	-	-	0/0/0/0	0/0/0/0
92	OHX	1	4317	-	-	0/0/0/0	0/0/0/0
92	OHX	1	4318	-	-	0/0/0/0	0/0/0/0
92	OHX	1	4319	92	-	0/0/0/0	0/0/0/0
92	OHX	1	4320	36	-	0/0/0/0	0/0/0/0
92	OHX	1	4321	-	-	0/0/0/0	0/0/0/0

Continued on next page...

Continued from previous page...

Mol	Type	Chain	Res	Link	Chirals	Torsions	Rings
92	OHX	1	4322	-	-	0/0/0/0	0/0/0/0
92	OHX	1	4323	-	-	0/0/0/0	0/0/0/0
92	OHX	1	4324	-	-	0/0/0/0	0/0/0/0
92	OHX	1	4325	-	-	0/0/0/0	0/0/0/0
92	OHX	1	4326	-	-	0/0/0/0	0/0/0/0
92	OHX	1	4327	-	-	0/0/0/0	0/0/0/0
92	OHX	1	4328	-	-	0/0/0/0	0/0/0/0
92	OHX	1	4329	-	-	0/0/0/0	0/0/0/0
92	OHX	1	4330	92	-	0/0/0/0	0/0/0/0
92	OHX	1	4331	-	-	0/0/0/0	0/0/0/0
92	OHX	1	4332	-	-	0/0/0/0	0/0/0/0
92	OHX	1	4333	-	-	0/0/0/0	0/0/0/0
92	OHX	1	4334	-	-	0/0/0/0	0/0/0/0
92	OHX	1	4335	-	-	0/0/0/0	0/0/0/0
92	OHX	1	4336	-	-	0/0/0/0	0/0/0/0
92	OHX	1	4337	-	-	0/0/0/0	0/0/0/0
92	OHX	1	4338	92	-	0/0/0/0	0/0/0/0
92	OHX	1	4339	-	-	0/0/0/0	0/0/0/0
92	OHX	1	4340	-	-	0/0/0/0	0/0/0/0
92	OHX	1	4341	-	-	0/0/0/0	0/0/0/0
92	OHX	1	4342	36	-	0/0/0/0	0/0/0/0
92	OHX	1	4343	-	-	0/0/0/0	0/0/0/0
92	OHX	1	4344	-	-	0/0/0/0	0/0/0/0
92	OHX	1	4345	-	-	0/0/0/0	0/0/0/0
92	OHX	1	4346	-	-	0/0/0/0	0/0/0/0
92	OHX	1	4347	92	-	0/0/0/0	0/0/0/0
92	OHX	1	4348	-	-	0/0/0/0	0/0/0/0
92	OHX	1	4349	-	-	0/0/0/0	0/0/0/0
92	OHX	1	4350	-	-	0/0/0/0	0/0/0/0
92	OHX	1	4351	-	-	0/0/0/0	0/0/0/0
92	OHX	1	4352	-	-	0/0/0/0	0/0/0/0
92	OHX	1	4353	92	-	0/0/0/0	0/0/0/0
92	OHX	1	4354	-	-	0/0/0/0	0/0/0/0
92	OHX	1	4355	92,36	-	0/0/0/0	0/0/0/0
92	OHX	1	4356	-	-	0/0/0/0	0/0/0/0
92	OHX	1	4357	-	-	0/0/0/0	0/0/0/0
92	OHX	1	4358	-	-	0/0/0/0	0/0/0/0
92	OHX	1	4359	92	-	0/0/0/0	0/0/0/0
92	OHX	1	4360	-	-	0/0/0/0	0/0/0/0
92	OHX	1	4361	92	-	0/0/0/0	0/0/0/0
92	OHX	1	4362	-	-	0/0/0/0	0/0/0/0
92	OHX	1	4363	-	-	0/0/0/0	0/0/0/0

Continued on next page...

Continued from previous page...

Mol	Type	Chain	Res	Link	Chirals	Torsions	Rings
92	OHX	1	4364	-	-	0/0/0/0	0/0/0/0
92	OHX	1	4365	-	-	0/0/0/0	0/0/0/0
92	OHX	1	4366	-	-	0/0/0/0	0/0/0/0
92	OHX	1	4367	-	-	0/0/0/0	0/0/0/0
92	OHX	1	4368	-	-	0/0/0/0	0/0/0/0
92	OHX	1	4369	92	-	0/0/0/0	0/0/0/0
92	OHX	1	4370	-	-	0/0/0/0	0/0/0/0
92	OHX	1	4371	-	-	0/0/0/0	0/0/0/0
92	OHX	1	4372	92	-	0/0/0/0	0/0/0/0
92	OHX	1	4373	-	-	0/0/0/0	0/0/0/0
92	OHX	1	4374	-	-	0/0/0/0	0/0/0/0
92	OHX	1	4375	-	-	0/0/0/0	0/0/0/0
92	OHX	1	4376	92	-	0/0/0/0	0/0/0/0
92	OHX	1	4377	-	-	0/0/0/0	0/0/0/0
92	OHX	1	4378	36	-	0/0/0/0	0/0/0/0
92	OHX	1	4379	92	-	0/0/0/0	0/0/0/0
92	OHX	1	4380	36	-	0/0/0/0	0/0/0/0
92	OHX	1	4381	92,36	-	0/0/0/0	0/0/0/0
92	OHX	1	4382	-	-	0/0/0/0	0/0/0/0
92	OHX	1	4383	-	-	0/0/0/0	0/0/0/0
92	OHX	1	4384	-	-	0/0/0/0	0/0/0/0
92	OHX	1	4385	92	-	0/0/0/0	0/0/0/0
92	OHX	1	4386	92	-	0/0/0/0	0/0/0/0
92	OHX	1	4387	-	-	0/0/0/0	0/0/0/0
92	OHX	1	4388	-	-	0/0/0/0	0/0/0/0
92	OHX	1	4389	92	-	0/0/0/0	0/0/0/0
92	OHX	1	4390	92	-	0/0/0/0	0/0/0/0
92	OHX	1	4391	-	-	0/0/0/0	0/0/0/0
92	OHX	1	4392	-	-	0/0/0/0	0/0/0/0
92	OHX	1	4393	36	-	0/0/0/0	0/0/0/0
92	OHX	1	4394	-	-	0/0/0/0	0/0/0/0
92	OHX	1	4395	92	-	0/0/0/0	0/0/0/0
92	OHX	1	4396	-	-	0/0/0/0	0/0/0/0
92	OHX	1	4397	-	-	0/0/0/0	0/0/0/0
92	OHX	1	4398	-	-	0/0/0/0	0/0/0/0
92	OHX	1	4399	92	-	0/0/0/0	0/0/0/0
92	OHX	1	4400	-	-	0/0/0/0	0/0/0/0
92	OHX	1	4401	92	-	0/0/0/0	0/0/0/0
92	OHX	1	4402	-	-	0/0/0/0	0/0/0/0
92	OHX	1	4403	-	-	0/0/0/0	0/0/0/0
92	OHX	1	4404	-	-	0/0/0/0	0/0/0/0
92	OHX	1	4405	92	-	0/0/0/0	0/0/0/0

Continued on next page...

Continued from previous page...

Mol	Type	Chain	Res	Link	Chirals	Torsions	Rings
92	OHX	1	4406	92	-	0/0/0/0	0/0/0/0
92	OHX	1	4407	92	-	0/0/0/0	0/0/0/0
92	OHX	1	4408	92	-	0/0/0/0	0/0/0/0
92	OHX	1	4409	-	-	0/0/0/0	0/0/0/0
92	OHX	1	4410	-	-	0/0/0/0	0/0/0/0
92	OHX	1	4411	92	-	0/0/0/0	0/0/0/0
92	OHX	1	4412	92	-	0/0/0/0	0/0/0/0
92	OHX	1	4413	92	-	0/0/0/0	0/0/0/0
92	OHX	1	4414	92	-	0/0/0/0	0/0/0/0
92	OHX	1	4415	-	-	0/0/0/0	0/0/0/0
92	OHX	1	4416	-	-	0/0/0/0	0/0/0/0
92	OHX	1	4417	36	-	0/0/0/0	0/0/0/0
92	OHX	1	4418	-	-	0/0/0/0	0/0/0/0
92	OHX	1	4419	-	-	0/0/0/0	0/0/0/0
92	OHX	1	4420	-	-	0/0/0/0	0/0/0/0
92	OHX	1	4421	92	-	0/0/0/0	0/0/0/0
92	OHX	1	4422	-	-	0/0/0/0	0/0/0/0
92	OHX	1	4423	-	-	0/0/0/0	0/0/0/0
92	OHX	1	4424	92	-	0/0/0/0	0/0/0/0
92	OHX	1	4425	-	-	0/0/0/0	0/0/0/0
92	OHX	1	4426	-	-	0/0/0/0	0/0/0/0
92	OHX	1	4427	36	-	0/0/0/0	0/0/0/0
92	OHX	1	4428	92	-	0/0/0/0	0/0/0/0
92	OHX	1	4429	-	-	0/0/0/0	0/0/0/0
92	OHX	1	4430	-	-	0/0/0/0	0/0/0/0
92	OHX	1	4431	92	-	0/0/0/0	0/0/0/0
92	OHX	1	4432	-	-	0/0/0/0	0/0/0/0
92	OHX	1	4433	92	-	0/0/0/0	0/0/0/0
92	OHX	1	4434	-	-	0/0/0/0	0/0/0/0
92	OHX	1	4435	92	-	0/0/0/0	0/0/0/0
92	OHX	1	4436	-	-	0/0/0/0	0/0/0/0
92	OHX	1	4437	92	-	0/0/0/0	0/0/0/0
92	OHX	1	4438	-	-	0/0/0/0	0/0/0/0
92	OHX	1	4439	92	-	0/0/0/0	0/0/0/0
92	OHX	1	4440	92,36	-	0/0/0/0	0/0/0/0
92	OHX	1	4441	-	-	0/0/0/0	0/0/0/0
92	OHX	1	4442	92	-	0/0/0/0	0/0/0/0
92	OHX	1	4443	-	-	0/0/0/0	0/0/0/0
92	OHX	1	4444	-	-	0/0/0/0	0/0/0/0
92	OHX	1	4445	92	-	0/0/0/0	0/0/0/0
92	OHX	1	4446	92,36	-	0/0/0/0	0/0/0/0
92	OHX	1	4447	-	-	0/0/0/0	0/0/0/0

Continued on next page...

Continued from previous page...

Mol	Type	Chain	Res	Link	Chirals	Torsions	Rings
92	OHX	1	4448	-	-	0/0/0/0	0/0/0/0
92	OHX	1	4449	-	-	0/0/0/0	0/0/0/0
92	OHX	1	4450	-	-	0/0/0/0	0/0/0/0
92	OHX	1	4451	-	-	0/0/0/0	0/0/0/0
92	OHX	1	4452	92	-	0/0/0/0	0/0/0/0
92	OHX	1	4453	92	-	0/0/0/0	0/0/0/0
92	OHX	1	4454	-	-	0/0/0/0	0/0/0/0
92	OHX	1	4455	-	-	0/0/0/0	0/0/0/0
92	OHX	1	4456	-	-	0/0/0/0	0/0/0/0
92	OHX	1	4457	92	-	0/0/0/0	0/0/0/0
92	OHX	1	4458	-	-	0/0/0/0	0/0/0/0
92	OHX	1	4459	92,36	-	0/0/0/0	0/0/0/0
92	OHX	1	4460	-	-	0/0/0/0	0/0/0/0
92	OHX	1	4461	-	-	0/0/0/0	0/0/0/0
92	OHX	1	4462	-	-	0/0/0/0	0/0/0/0
92	OHX	1	4463	-	-	0/0/0/0	0/0/0/0
92	OHX	1	4464	-	-	0/0/0/0	0/0/0/0
92	OHX	1	4465	-	-	0/0/0/0	0/0/0/0
92	OHX	1	4466	92	-	0/0/0/0	0/0/0/0
92	OHX	1	4467	92	-	0/0/0/0	0/0/0/0
92	OHX	1	4468	92	-	0/0/0/0	0/0/0/0
92	OHX	1	4469	92	-	0/0/0/0	0/0/0/0
92	OHX	1	4470	-	-	0/0/0/0	0/0/0/0
92	OHX	1	4471	36	-	0/0/0/0	0/0/0/0
92	OHX	1	4472	-	-	0/0/0/0	0/0/0/0
92	OHX	1	4473	92	-	0/0/0/0	0/0/0/0
92	OHX	1	4474	-	-	0/0/0/0	0/0/0/0
92	OHX	1	4475	92	-	0/0/0/0	0/0/0/0
92	OHX	1	4476	92	-	0/0/0/0	0/0/0/0
92	OHX	1	4477	-	-	0/0/0/0	0/0/0/0
92	OHX	1	4478	92	-	0/0/0/0	0/0/0/0
92	OHX	1	4479	92	-	0/0/0/0	0/0/0/0
92	OHX	1	4480	-	-	0/0/0/0	0/0/0/0
92	OHX	1	4481	92	-	0/0/0/0	0/0/0/0
92	OHX	1	4482	92	-	0/0/0/0	0/0/0/0
92	OHX	1	4483	-	-	0/0/0/0	0/0/0/0
92	OHX	1	4484	92	-	0/0/0/0	0/0/0/0
92	OHX	1	4485	-	-	0/0/0/0	0/0/0/0
92	OHX	1	4486	-	-	0/0/0/0	0/0/0/0
92	OHX	1	4487	92	-	0/0/0/0	0/0/0/0
92	OHX	1	4488	-	-	0/0/0/0	0/0/0/0
92	OHX	1	4489	92	-	0/0/0/0	0/0/0/0

Continued on next page...

Continued from previous page...

Mol	Type	Chain	Res	Link	Chirals	Torsions	Rings
92	OHX	1	4490	92	-	0/0/0/0	0/0/0/0
92	OHX	1	4491	92	-	0/0/0/0	0/0/0/0
92	OHX	1	4492	92	-	0/0/0/0	0/0/0/0
92	OHX	1	4493	-	-	0/0/0/0	0/0/0/0
92	OHX	1	4494	-	-	0/0/0/0	0/0/0/0
92	OHX	1	4495	92	-	0/0/0/0	0/0/0/0
92	OHX	1	4496	92	-	0/0/0/0	0/0/0/0
92	OHX	1	4497	-	-	0/0/0/0	0/0/0/0
92	OHX	1	4498	-	-	0/0/0/0	0/0/0/0
92	OHX	1	4499	92	-	0/0/0/0	0/0/0/0
92	OHX	1	4500	92,36	-	0/0/0/0	0/0/0/0
92	OHX	1	4501	92	-	0/0/0/0	0/0/0/0
92	OHX	1	4502	92	-	0/0/0/0	0/0/0/0
92	OHX	1	4503	92	-	0/0/0/0	0/0/0/0
92	OHX	1	4504	92	-	0/0/0/0	0/0/0/0
92	OHX	1	4505	92,36	-	0/0/0/0	0/0/0/0
92	OHX	1	4508	92	-	0/0/0/0	0/0/0/0
92	OHX	2	2069	-	-	0/0/0/0	0/0/0/0
92	OHX	2	2070	-	-	0/0/0/0	0/0/0/0
92	OHX	2	2071	-	-	0/0/0/0	0/0/0/0
92	OHX	2	2072	-	-	0/0/0/0	0/0/0/0
92	OHX	2	2073	-	-	0/0/0/0	0/0/0/0
92	OHX	2	2074	92	-	0/0/0/0	0/0/0/0
92	OHX	2	2075	92	-	0/0/0/0	0/0/0/0
92	OHX	2	2076	-	-	0/0/0/0	0/0/0/0
92	OHX	2	2077	1,92	-	0/0/0/0	0/0/0/0
92	OHX	2	2078	-	-	0/0/0/0	0/0/0/0
92	OHX	2	2079	-	-	0/0/0/0	0/0/0/0
92	OHX	2	2080	-	-	0/0/0/0	0/0/0/0
92	OHX	2	2081	-	-	0/0/0/0	0/0/0/0
92	OHX	2	2082	-	-	0/0/0/0	0/0/0/0
92	OHX	2	2083	92	-	0/0/0/0	0/0/0/0
92	OHX	2	2084	-	-	0/0/0/0	0/0/0/0
92	OHX	2	2085	-	-	0/0/0/0	0/0/0/0
92	OHX	2	2086	92	-	0/0/0/0	0/0/0/0
92	OHX	2	2087	-	-	0/0/0/0	0/0/0/0
92	OHX	2	2088	-	-	0/0/0/0	0/0/0/0
92	OHX	2	2089	92	-	0/0/0/0	0/0/0/0
92	OHX	2	2090	92	-	0/0/0/0	0/0/0/0
92	OHX	2	2091	1	-	0/0/0/0	0/0/0/0
92	OHX	2	2092	-	-	0/0/0/0	0/0/0/0
92	OHX	2	2093	1	-	0/0/0/0	0/0/0/0

Continued on next page...

Continued from previous page...

Mol	Type	Chain	Res	Link	Chirals	Torsions	Rings
92	OHX	2	2094	-	-	0/0/0/0	0/0/0/0
92	OHX	2	2095	-	-	0/0/0/0	0/0/0/0
92	OHX	2	2096	-	-	0/0/0/0	0/0/0/0
92	OHX	2	2097	-	-	0/0/0/0	0/0/0/0
92	OHX	2	2098	-	-	0/0/0/0	0/0/0/0
92	OHX	2	2099	-	-	0/0/0/0	0/0/0/0
92	OHX	2	2100	-	-	0/0/0/0	0/0/0/0
92	OHX	2	2101	92	-	0/0/0/0	0/0/0/0
92	OHX	2	2102	-	-	0/0/0/0	0/0/0/0
92	OHX	2	2103	-	-	0/0/0/0	0/0/0/0
92	OHX	2	2104	-	-	0/0/0/0	0/0/0/0
92	OHX	2	2105	-	-	0/0/0/0	0/0/0/0
92	OHX	2	2106	-	-	0/0/0/0	0/0/0/0
92	OHX	2	2107	-	-	0/0/0/0	0/0/0/0
92	OHX	2	2108	92	-	0/0/0/0	0/0/0/0
92	OHX	2	2109	-	-	0/0/0/0	0/0/0/0
92	OHX	2	2110	-	-	0/0/0/0	0/0/0/0
92	OHX	2	2111	92	-	0/0/0/0	0/0/0/0
92	OHX	2	2112	-	-	0/0/0/0	0/0/0/0
92	OHX	2	2113	92	-	0/0/0/0	0/0/0/0
92	OHX	2	2114	-	-	0/0/0/0	0/0/0/0
92	OHX	2	2115	-	-	0/0/0/0	0/0/0/0
92	OHX	2	2116	92	-	0/0/0/0	0/0/0/0
92	OHX	2	2117	-	-	0/0/0/0	0/0/0/0
92	OHX	2	2118	-	-	0/0/0/0	0/0/0/0
92	OHX	2	2119	-	-	0/0/0/0	0/0/0/0
92	OHX	2	2120	1	-	0/0/0/0	0/0/0/0
92	OHX	2	2121	-	-	0/0/0/0	0/0/0/0
92	OHX	2	2122	92	-	0/0/0/0	0/0/0/0
92	OHX	2	2123	-	-	0/0/0/0	0/0/0/0
92	OHX	2	2124	-	-	0/0/0/0	0/0/0/0
92	OHX	2	2125	-	-	0/0/0/0	0/0/0/0
92	OHX	2	2126	-	-	0/0/0/0	0/0/0/0
92	OHX	2	2127	-	-	0/0/0/0	0/0/0/0
92	OHX	2	2128	-	-	0/0/0/0	0/0/0/0
92	OHX	2	2129	1,92	-	0/0/0/0	0/0/0/0
92	OHX	2	2130	-	-	0/0/0/0	0/0/0/0
92	OHX	2	2131	-	-	0/0/0/0	0/0/0/0
92	OHX	2	2132	-	-	0/0/0/0	0/0/0/0
92	OHX	2	2133	92	-	0/0/0/0	0/0/0/0
92	OHX	2	2134	-	-	0/0/0/0	0/0/0/0
92	OHX	2	2135	-	-	0/0/0/0	0/0/0/0

Continued on next page...

Continued from previous page...

Mol	Type	Chain	Res	Link	Chirals	Torsions	Rings
92	OHX	2	2136	-	-	0/0/0/0	0/0/0/0
92	OHX	2	2137	1	-	0/0/0/0	0/0/0/0
92	OHX	2	2138	92	-	0/0/0/0	0/0/0/0
92	OHX	2	2139	-	-	0/0/0/0	0/0/0/0
92	OHX	2	2140	1	-	0/0/0/0	0/0/0/0
92	OHX	2	2141	92	-	0/0/0/0	0/0/0/0
92	OHX	2	2142	-	-	0/0/0/0	0/0/0/0
92	OHX	2	2143	92	-	0/0/0/0	0/0/0/0
92	OHX	2	2144	92	-	0/0/0/0	0/0/0/0
92	OHX	2	2145	92	-	0/0/0/0	0/0/0/0
92	OHX	2	2146	-	-	0/0/0/0	0/0/0/0
92	OHX	2	2147	92	-	0/0/0/0	0/0/0/0
92	OHX	2	2148	92	-	0/0/0/0	0/0/0/0
92	OHX	2	2149	-	-	0/0/0/0	0/0/0/0
92	OHX	2	2150	-	-	0/0/0/0	0/0/0/0
92	OHX	2	2151	-	-	0/0/0/0	0/0/0/0
92	OHX	2	2152	92	-	0/0/0/0	0/0/0/0
92	OHX	2	2153	-	-	0/0/0/0	0/0/0/0
92	OHX	2	2154	-	-	0/0/0/0	0/0/0/0
92	OHX	2	2155	-	-	0/0/0/0	0/0/0/0
92	OHX	2	2156	92	-	0/0/0/0	0/0/0/0
92	OHX	2	2157	92	-	0/0/0/0	0/0/0/0
92	OHX	2	2158	92	-	0/0/0/0	0/0/0/0
92	OHX	2	2159	1,92	-	0/0/0/0	0/0/0/0
92	OHX	2	2160	-	-	0/0/0/0	0/0/0/0
92	OHX	2	2161	1	-	0/0/0/0	0/0/0/0
92	OHX	2	2162	-	-	0/0/0/0	0/0/0/0
92	OHX	2	2163	-	-	0/0/0/0	0/0/0/0
92	OHX	2	2164	-	-	0/0/0/0	0/0/0/0
92	OHX	2	2165	-	-	0/0/0/0	0/0/0/0
92	OHX	2	2166	92	-	0/0/0/0	0/0/0/0
92	OHX	2	2167	-	-	0/0/0/0	0/0/0/0
92	OHX	2	2168	-	-	0/0/0/0	0/0/0/0
92	OHX	2	2169	-	-	0/0/0/0	0/0/0/0
92	OHX	2	2170	-	-	0/0/0/0	0/0/0/0
92	OHX	2	2171	1	-	0/0/0/0	0/0/0/0
92	OHX	2	2172	-	-	0/0/0/0	0/0/0/0
92	OHX	2	2173	-	-	0/0/0/0	0/0/0/0
92	OHX	2	2174	-	-	0/0/0/0	0/0/0/0
92	OHX	2	2175	-	-	0/0/0/0	0/0/0/0
92	OHX	2	2176	92	-	0/0/0/0	0/0/0/0
92	OHX	2	2177	-	-	0/0/0/0	0/0/0/0

Continued on next page...

Continued from previous page...

Mol	Type	Chain	Res	Link	Chirals	Torsions	Rings
92	OHX	2	2178	-	-	0/0/0/0	0/0/0/0
92	OHX	2	2179	-	-	0/0/0/0	0/0/0/0
92	OHX	2	2180	-	-	0/0/0/0	0/0/0/0
92	OHX	2	2181	1	-	0/0/0/0	0/0/0/0
92	OHX	2	2182	-	-	0/0/0/0	0/0/0/0
92	OHX	2	2183	1,92	-	0/0/0/0	0/0/0/0
92	OHX	2	2184	-	-	0/0/0/0	0/0/0/0
92	OHX	2	2185	-	-	0/0/0/0	0/0/0/0
92	OHX	2	2186	92	-	0/0/0/0	0/0/0/0
92	OHX	2	2187	-	-	0/0/0/0	0/0/0/0
92	OHX	2	2188	-	-	0/0/0/0	0/0/0/0
92	OHX	2	2189	1	-	0/0/0/0	0/0/0/0
92	OHX	2	2190	92	-	0/0/0/0	0/0/0/0
92	OHX	2	2191	-	-	0/0/0/0	0/0/0/0
92	OHX	2	2192	-	-	0/0/0/0	0/0/0/0
92	OHX	2	2193	-	-	0/0/0/0	0/0/0/0
92	OHX	2	2194	92	-	0/0/0/0	0/0/0/0
92	OHX	2	2195	92	-	0/0/0/0	0/0/0/0
92	OHX	2	2196	1	-	0/0/0/0	0/0/0/0
92	OHX	2	2197	1	-	0/0/0/0	0/0/0/0
92	OHX	2	2198	92	-	0/0/0/0	0/0/0/0
92	OHX	2	2199	92	-	0/0/0/0	0/0/0/0
92	OHX	2	2200	-	-	0/0/0/0	0/0/0/0
92	OHX	2	2201	-	-	0/0/0/0	0/0/0/0
92	OHX	2	2202	-	-	0/0/0/0	0/0/0/0
92	OHX	2	2203	92	-	0/0/0/0	0/0/0/0
92	OHX	2	2204	-	-	0/0/0/0	0/0/0/0
92	OHX	2	2205	-	-	0/0/0/0	0/0/0/0
92	OHX	2	2206	-	-	0/0/0/0	0/0/0/0
92	OHX	2	2207	92	-	0/0/0/0	0/0/0/0
92	OHX	2	2208	-	-	0/0/0/0	0/0/0/0
92	OHX	2	2209	-	-	0/0/0/0	0/0/0/0
92	OHX	2	2210	1	-	0/0/0/0	0/0/0/0
92	OHX	2	2211	-	-	0/0/0/0	0/0/0/0
92	OHX	2	2212	-	-	0/0/0/0	0/0/0/0
92	OHX	2	2213	-	-	0/0/0/0	0/0/0/0
92	OHX	2	2214	1	-	0/0/0/0	0/0/0/0
92	OHX	2	2215	-	-	0/0/0/0	0/0/0/0
92	OHX	2	2216	92	-	0/0/0/0	0/0/0/0
92	OHX	2	2217	-	-	0/0/0/0	0/0/0/0
92	OHX	2	2218	1	-	0/0/0/0	0/0/0/0
92	OHX	2	2219	-	-	0/0/0/0	0/0/0/0

Continued on next page...

Continued from previous page...

Mol	Type	Chain	Res	Link	Chirals	Torsions	Rings
92	OHX	2	2220	1	-	0/0/0/0	0/0/0/0
92	OHX	2	2221	92	-	0/0/0/0	0/0/0/0
92	OHX	2	2222	92	-	0/0/0/0	0/0/0/0
92	OHX	2	2223	-	-	0/0/0/0	0/0/0/0
92	OHX	2	2224	-	-	0/0/0/0	0/0/0/0
92	OHX	2	2225	-	-	0/0/0/0	0/0/0/0
92	OHX	2	2226	-	-	0/0/0/0	0/0/0/0
92	OHX	2	2227	92	-	0/0/0/0	0/0/0/0
92	OHX	2	2228	-	-	0/0/0/0	0/0/0/0
92	OHX	2	2229	-	-	0/0/0/0	0/0/0/0
92	OHX	2	2230	-	-	0/0/0/0	0/0/0/0
92	OHX	2	2231	-	-	0/0/0/0	0/0/0/0
92	OHX	2	2232	92	-	0/0/0/0	0/0/0/0
92	OHX	2	2233	-	-	0/0/0/0	0/0/0/0
92	OHX	2	2234	-	-	0/0/0/0	0/0/0/0
92	OHX	2	2235	92	-	0/0/0/0	0/0/0/0
92	OHX	2	2236	92	-	0/0/0/0	0/0/0/0
92	OHX	2	2237	92	-	0/0/0/0	0/0/0/0
92	OHX	2	2238	92	-	0/0/0/0	0/0/0/0
92	OHX	2	2239	-	-	0/0/0/0	0/0/0/0
92	OHX	2	2240	92	-	0/0/0/0	0/0/0/0
92	OHX	2	2241	92	-	0/0/0/0	0/0/0/0
92	OHX	2	2242	-	-	0/0/0/0	0/0/0/0
92	OHX	2	2243	1,92	-	0/0/0/0	0/0/0/0
92	OHX	2	2244	1,92	-	0/0/0/0	0/0/0/0
92	OHX	2	2245	92	-	0/0/0/0	0/0/0/0
92	OHX	2	2246	-	-	0/0/0/0	0/0/0/0
92	OHX	2	2247	92	-	0/0/0/0	0/0/0/0
92	OHX	2	2248	92	-	0/0/0/0	0/0/0/0
92	OHX	2	2249	92	-	0/0/0/0	0/0/0/0
92	OHX	2	2250	-	-	0/0/0/0	0/0/0/0
92	OHX	2	2251	92	-	0/0/0/0	0/0/0/0
92	OHX	2	2252	92	-	0/0/0/0	0/0/0/0
92	OHX	2	2253	-	-	0/0/0/0	0/0/0/0
92	OHX	2	2254	92	-	0/0/0/0	0/0/0/0
92	OHX	2	2255	92	-	0/0/0/0	0/0/0/0
92	OHX	2	2256	92	-	0/0/0/0	0/0/0/0
92	OHX	3	219	-	-	0/0/0/0	0/0/0/0
92	OHX	3	220	-	-	0/0/0/0	0/0/0/0
92	OHX	3	221	-	-	0/0/0/0	0/0/0/0
92	OHX	3	222	-	-	0/0/0/0	0/0/0/0
92	OHX	3	223	92	-	0/0/0/0	0/0/0/0

Continued on next page...

Continued from previous page...

Mol	Type	Chain	Res	Link	Chirals	Torsions	Rings
92	OHX	3	224	-	-	0/0/0/0	0/0/0/0
92	OHX	3	225	92	-	0/0/0/0	0/0/0/0
92	OHX	3	226	92	-	0/0/0/0	0/0/0/0
92	OHX	3	227	-	-	0/0/0/0	0/0/0/0
92	OHX	3	228	92	-	0/0/0/0	0/0/0/0
92	OHX	3	229	-	-	0/0/0/0	0/0/0/0
92	OHX	3	230	92	-	0/0/0/0	0/0/0/0
92	OHX	3	231	-	-	0/0/0/0	0/0/0/0
92	OHX	4	233	-	-	0/0/0/0	0/0/0/0
92	OHX	4	234	-	-	0/0/0/0	0/0/0/0
92	OHX	4	235	-	-	0/0/0/0	0/0/0/0
92	OHX	4	236	-	-	0/0/0/0	0/0/0/0
92	OHX	4	237	38	-	0/0/0/0	0/0/0/0
92	OHX	4	238	-	-	0/0/0/0	0/0/0/0
92	OHX	4	239	-	-	0/0/0/0	0/0/0/0
92	OHX	4	240	-	-	0/0/0/0	0/0/0/0
92	OHX	4	241	-	-	0/0/0/0	0/0/0/0
92	OHX	4	242	-	-	0/0/0/0	0/0/0/0
92	OHX	4	243	-	-	0/0/0/0	0/0/0/0
92	OHX	4	244	-	-	0/0/0/0	0/0/0/0
92	OHX	4	245	-	-	0/0/0/0	0/0/0/0
92	OHX	4	246	92	-	0/0/0/0	0/0/0/0
92	OHX	4	247	92	-	0/0/0/0	0/0/0/0
92	OHX	4	248	-	-	0/0/0/0	0/0/0/0
92	OHX	5	3401	1	-	0/0/0/0	0/0/0/0
92	OHX	5	4156	-	-	0/0/0/0	0/0/0/0
92	OHX	5	4157	-	-	0/0/0/0	0/0/0/0
92	OHX	5	4158	-	-	0/0/0/0	0/0/0/0
92	OHX	5	4159	-	-	0/0/0/0	0/0/0/0
92	OHX	5	4160	-	-	0/0/0/0	0/0/0/0
92	OHX	5	4161	-	-	0/0/0/0	0/0/0/0
92	OHX	5	4162	-	-	0/0/0/0	0/0/0/0
92	OHX	5	4163	-	-	0/0/0/0	0/0/0/0
92	OHX	5	4164	-	-	0/0/0/0	0/0/0/0
92	OHX	5	4165	-	-	0/0/0/0	0/0/0/0
92	OHX	5	4166	-	-	0/0/0/0	0/0/0/0
92	OHX	5	4167	-	-	0/0/0/0	0/0/0/0
92	OHX	5	4168	-	-	0/0/0/0	0/0/0/0
92	OHX	5	4169	-	-	0/0/0/0	0/0/0/0
92	OHX	5	4170	-	-	0/0/0/0	0/0/0/0
92	OHX	5	4171	-	-	0/0/0/0	0/0/0/0
92	OHX	5	4172	-	-	0/0/0/0	0/0/0/0

Continued on next page...

Continued from previous page...

Mol	Type	Chain	Res	Link	Chirals	Torsions	Rings
92	OHX	5	4173	-	-	0/0/0/0	0/0/0/0
92	OHX	5	4174	-	-	0/0/0/0	0/0/0/0
92	OHX	5	4175	-	-	0/0/0/0	0/0/0/0
92	OHX	5	4176	-	-	0/0/0/0	0/0/0/0
92	OHX	5	4177	-	-	0/0/0/0	0/0/0/0
92	OHX	5	4178	-	-	0/0/0/0	0/0/0/0
92	OHX	5	4179	-	-	0/0/0/0	0/0/0/0
92	OHX	5	4180	-	-	0/0/0/0	0/0/0/0
92	OHX	5	4181	-	-	0/0/0/0	0/0/0/0
92	OHX	5	4182	-	-	0/0/0/0	0/0/0/0
92	OHX	5	4183	-	-	0/0/0/0	0/0/0/0
92	OHX	5	4184	-	-	0/0/0/0	0/0/0/0
92	OHX	5	4185	-	-	0/0/0/0	0/0/0/0
92	OHX	5	4186	-	-	0/0/0/0	0/0/0/0
92	OHX	5	4187	92	-	0/0/0/0	0/0/0/0
92	OHX	5	4188	-	-	0/0/0/0	0/0/0/0
92	OHX	5	4189	-	-	0/0/0/0	0/0/0/0
92	OHX	5	4190	-	-	0/0/0/0	0/0/0/0
92	OHX	5	4191	-	-	0/0/0/0	0/0/0/0
92	OHX	5	4192	-	-	0/0/0/0	0/0/0/0
92	OHX	5	4193	-	-	0/0/0/0	0/0/0/0
92	OHX	5	4194	-	-	0/0/0/0	0/0/0/0
92	OHX	5	4195	-	-	0/0/0/0	0/0/0/0
92	OHX	5	4196	-	-	0/0/0/0	0/0/0/0
92	OHX	5	4197	-	-	0/0/0/0	0/0/0/0
92	OHX	5	4198	-	-	0/0/0/0	0/0/0/0
92	OHX	5	4199	92	-	0/0/0/0	0/0/0/0
92	OHX	5	4200	92	-	0/0/0/0	0/0/0/0
92	OHX	5	4201	92	-	0/0/0/0	0/0/0/0
92	OHX	5	4202	-	-	0/0/0/0	0/0/0/0
92	OHX	5	4203	92	-	0/0/0/0	0/0/0/0
92	OHX	5	4204	-	-	0/0/0/0	0/0/0/0
92	OHX	5	4205	-	-	0/0/0/0	0/0/0/0
92	OHX	5	4206	92	-	0/0/0/0	0/0/0/0
92	OHX	5	4207	92	-	0/0/0/0	0/0/0/0
92	OHX	5	4208	-	-	0/0/0/0	0/0/0/0
92	OHX	5	4209	92	-	0/0/0/0	0/0/0/0
92	OHX	5	4210	-	-	0/0/0/0	0/0/0/0
92	OHX	5	4211	92	-	0/0/0/0	0/0/0/0
92	OHX	5	4212	-	-	0/0/0/0	0/0/0/0
92	OHX	5	4213	-	-	0/0/0/0	0/0/0/0
92	OHX	5	4214	-	-	0/0/0/0	0/0/0/0

Continued on next page...

Continued from previous page...

Mol	Type	Chain	Res	Link	Chirals	Torsions	Rings
92	OHX	5	4215	92	-	0/0/0/0	0/0/0/0
92	OHX	5	4216	92	-	0/0/0/0	0/0/0/0
92	OHX	5	4217	-	-	0/0/0/0	0/0/0/0
92	OHX	5	4218	-	-	0/0/0/0	0/0/0/0
92	OHX	5	4219	92	-	0/0/0/0	0/0/0/0
92	OHX	5	4220	-	-	0/0/0/0	0/0/0/0
92	OHX	5	4221	-	-	0/0/0/0	0/0/0/0
92	OHX	5	4222	92	-	0/0/0/0	0/0/0/0
92	OHX	5	4223	-	-	0/0/0/0	0/0/0/0
92	OHX	5	4224	-	-	0/0/0/0	0/0/0/0
92	OHX	5	4225	-	-	0/0/0/0	0/0/0/0
92	OHX	5	4226	-	-	0/0/0/0	0/0/0/0
92	OHX	5	4227	-	-	0/0/0/0	0/0/0/0
92	OHX	5	4228	-	-	0/0/0/0	0/0/0/0
92	OHX	5	4229	92	-	0/0/0/0	0/0/0/0
92	OHX	5	4230	-	-	0/0/0/0	0/0/0/0
92	OHX	5	4231	92	-	0/0/0/0	0/0/0/0
92	OHX	5	4232	-	-	0/0/0/0	0/0/0/0
92	OHX	5	4233	92	-	0/0/0/0	0/0/0/0
92	OHX	5	4234	92	-	0/0/0/0	0/0/0/0
92	OHX	5	4235	-	-	0/0/0/0	0/0/0/0
92	OHX	5	4236	-	-	0/0/0/0	0/0/0/0
92	OHX	5	4237	92	-	0/0/0/0	0/0/0/0
92	OHX	5	4238	-	-	0/0/0/0	0/0/0/0
92	OHX	5	4239	-	-	0/0/0/0	0/0/0/0
92	OHX	5	4240	36	-	0/0/0/0	0/0/0/0
92	OHX	5	4241	-	-	0/0/0/0	0/0/0/0
92	OHX	5	4242	36	-	0/0/0/0	0/0/0/0
92	OHX	5	4243	-	-	0/0/0/0	0/0/0/0
92	OHX	5	4244	-	-	0/0/0/0	0/0/0/0
92	OHX	5	4245	-	-	0/0/0/0	0/0/0/0
92	OHX	5	4246	-	-	0/0/0/0	0/0/0/0
92	OHX	5	4247	-	-	0/0/0/0	0/0/0/0
92	OHX	5	4248	-	-	0/0/0/0	0/0/0/0
92	OHX	5	4249	-	-	0/0/0/0	0/0/0/0
92	OHX	5	4250	-	-	0/0/0/0	0/0/0/0
92	OHX	5	4251	-	-	0/0/0/0	0/0/0/0
92	OHX	5	4252	92	-	0/0/0/0	0/0/0/0
92	OHX	5	4253	92	-	0/0/0/0	0/0/0/0
92	OHX	5	4254	36	-	0/0/0/0	0/0/0/0
92	OHX	5	4255	-	-	0/0/0/0	0/0/0/0
92	OHX	5	4256	92	-	0/0/0/0	0/0/0/0

Continued on next page...

Continued from previous page...

Mol	Type	Chain	Res	Link	Chirals	Torsions	Rings
92	OHX	5	4257	92,36	-	0/0/0/0	0/0/0/0
92	OHX	5	4258	92	-	0/0/0/0	0/0/0/0
92	OHX	5	4259	92	-	0/0/0/0	0/0/0/0
92	OHX	5	4260	-	-	0/0/0/0	0/0/0/0
92	OHX	5	4261	92	-	0/0/0/0	0/0/0/0
92	OHX	5	4262	-	-	0/0/0/0	0/0/0/0
92	OHX	5	4263	-	-	0/0/0/0	0/0/0/0
92	OHX	5	4264	92	-	0/0/0/0	0/0/0/0
92	OHX	5	4265	-	-	0/0/0/0	0/0/0/0
92	OHX	5	4266	92	-	0/0/0/0	0/0/0/0
92	OHX	5	4267	-	-	0/0/0/0	0/0/0/0
92	OHX	5	4268	-	-	0/0/0/0	0/0/0/0
92	OHX	5	4269	92	-	0/0/0/0	0/0/0/0
92	OHX	5	4270	-	-	0/0/0/0	0/0/0/0
92	OHX	5	4271	36	-	0/0/0/0	0/0/0/0
92	OHX	5	4272	-	-	0/0/0/0	0/0/0/0
92	OHX	5	4273	-	-	0/0/0/0	0/0/0/0
92	OHX	5	4274	-	-	0/0/0/0	0/0/0/0
92	OHX	5	4275	92	-	0/0/0/0	0/0/0/0
92	OHX	5	4276	92	-	0/0/0/0	0/0/0/0
92	OHX	5	4277	-	-	0/0/0/0	0/0/0/0
92	OHX	5	4278	-	-	0/0/0/0	0/0/0/0
92	OHX	5	4279	92	-	0/0/0/0	0/0/0/0
92	OHX	5	4280	-	-	0/0/0/0	0/0/0/0
92	OHX	5	4281	-	-	0/0/0/0	0/0/0/0
92	OHX	5	4282	-	-	0/0/0/0	0/0/0/0
92	OHX	5	4283	-	-	0/0/0/0	0/0/0/0
92	OHX	5	4284	-	-	0/0/0/0	0/0/0/0
92	OHX	5	4285	92	-	0/0/0/0	0/0/0/0
92	OHX	5	4286	-	-	0/0/0/0	0/0/0/0
92	OHX	5	4287	-	-	0/0/0/0	0/0/0/0
92	OHX	5	4288	92	-	0/0/0/0	0/0/0/0
92	OHX	5	4289	-	-	0/0/0/0	0/0/0/0
92	OHX	5	4290	-	-	0/0/0/0	0/0/0/0
92	OHX	5	4291	92	-	0/0/0/0	0/0/0/0
92	OHX	5	4292	92	-	0/0/0/0	0/0/0/0
92	OHX	5	4293	92	-	0/0/0/0	0/0/0/0
92	OHX	5	4294	-	-	0/0/0/0	0/0/0/0
92	OHX	5	4295	92	-	0/0/0/0	0/0/0/0
92	OHX	5	4296	-	-	0/0/0/0	0/0/0/0
92	OHX	5	4297	-	-	0/0/0/0	0/0/0/0
92	OHX	5	4298	-	-	0/0/0/0	0/0/0/0

Continued on next page...

Continued from previous page...

Mol	Type	Chain	Res	Link	Chirals	Torsions	Rings
92	OHX	5	4299	36	-	0/0/0/0	0/0/0/0
92	OHX	5	4300	-	-	0/0/0/0	0/0/0/0
92	OHX	5	4301	-	-	0/0/0/0	0/0/0/0
92	OHX	5	4302	-	-	0/0/0/0	0/0/0/0
92	OHX	5	4303	-	-	0/0/0/0	0/0/0/0
92	OHX	5	4304	-	-	0/0/0/0	0/0/0/0
92	OHX	5	4305	-	-	0/0/0/0	0/0/0/0
92	OHX	5	4306	-	-	0/0/0/0	0/0/0/0
92	OHX	5	4307	-	-	0/0/0/0	0/0/0/0
92	OHX	5	4308	-	-	0/0/0/0	0/0/0/0
92	OHX	5	4309	-	-	0/0/0/0	0/0/0/0
92	OHX	5	4310	-	-	0/0/0/0	0/0/0/0
92	OHX	5	4311	-	-	0/0/0/0	0/0/0/0
92	OHX	5	4312	92	-	0/0/0/0	0/0/0/0
92	OHX	5	4313	-	-	0/0/0/0	0/0/0/0
92	OHX	5	4314	-	-	0/0/0/0	0/0/0/0
92	OHX	5	4315	92	-	0/0/0/0	0/0/0/0
92	OHX	5	4316	-	-	0/0/0/0	0/0/0/0
92	OHX	5	4317	-	-	0/0/0/0	0/0/0/0
92	OHX	5	4318	-	-	0/0/0/0	0/0/0/0
92	OHX	5	4319	-	-	0/0/0/0	0/0/0/0
92	OHX	5	4320	92	-	0/0/0/0	0/0/0/0
92	OHX	5	4321	-	-	0/0/0/0	0/0/0/0
92	OHX	5	4322	-	-	0/0/0/0	0/0/0/0
92	OHX	5	4323	92,36	-	0/0/0/0	0/0/0/0
92	OHX	5	4324	92	-	0/0/0/0	0/0/0/0
92	OHX	5	4325	-	-	0/0/0/0	0/0/0/0
92	OHX	5	4326	-	-	0/0/0/0	0/0/0/0
92	OHX	5	4327	-	-	0/0/0/0	0/0/0/0
92	OHX	5	4328	-	-	0/0/0/0	0/0/0/0
92	OHX	5	4329	-	-	0/0/0/0	0/0/0/0
92	OHX	5	4330	-	-	0/0/0/0	0/0/0/0
92	OHX	5	4331	-	-	0/0/0/0	0/0/0/0
92	OHX	5	4332	-	-	0/0/0/0	0/0/0/0
92	OHX	5	4333	92	-	0/0/0/0	0/0/0/0
92	OHX	5	4334	92	-	0/0/0/0	0/0/0/0
92	OHX	5	4335	-	-	0/0/0/0	0/0/0/0
92	OHX	5	4336	-	-	0/0/0/0	0/0/0/0
92	OHX	5	4337	92	-	0/0/0/0	0/0/0/0
92	OHX	5	4338	92	-	0/0/0/0	0/0/0/0
92	OHX	5	4339	-	-	0/0/0/0	0/0/0/0
92	OHX	5	4340	-	-	0/0/0/0	0/0/0/0

Continued on next page...

Continued from previous page...

Mol	Type	Chain	Res	Link	Chirals	Torsions	Rings
92	OHX	5	4341	92	-	0/0/0/0	0/0/0/0
92	OHX	5	4342	-	-	0/0/0/0	0/0/0/0
92	OHX	5	4343	-	-	0/0/0/0	0/0/0/0
92	OHX	5	4344	92	-	0/0/0/0	0/0/0/0
92	OHX	5	4345	-	-	0/0/0/0	0/0/0/0
92	OHX	5	4346	92	-	0/0/0/0	0/0/0/0
92	OHX	5	4347	36	-	0/0/0/0	0/0/0/0
92	OHX	5	4348	92	-	0/0/0/0	0/0/0/0
92	OHX	5	4349	92	-	0/0/0/0	0/0/0/0
92	OHX	5	4350	-	-	0/0/0/0	0/0/0/0
92	OHX	5	4351	-	-	0/0/0/0	0/0/0/0
92	OHX	5	4352	92	-	0/0/0/0	0/0/0/0
92	OHX	5	4353	-	-	0/0/0/0	0/0/0/0
92	OHX	5	4354	-	-	0/0/0/0	0/0/0/0
92	OHX	5	4355	-	-	0/0/0/0	0/0/0/0
92	OHX	5	4356	-	-	0/0/0/0	0/0/0/0
92	OHX	5	4357	-	-	0/0/0/0	0/0/0/0
92	OHX	5	4358	-	-	0/0/0/0	0/0/0/0
92	OHX	5	4359	92	-	0/0/0/0	0/0/0/0
92	OHX	5	4360	-	-	0/0/0/0	0/0/0/0
92	OHX	5	4361	-	-	0/0/0/0	0/0/0/0
92	OHX	5	4362	-	-	0/0/0/0	0/0/0/0
92	OHX	5	4363	-	-	0/0/0/0	0/0/0/0
92	OHX	5	4364	-	-	0/0/0/0	0/0/0/0
92	OHX	5	4365	-	-	0/0/0/0	0/0/0/0
92	OHX	5	4366	-	-	0/0/0/0	0/0/0/0
92	OHX	5	4367	-	-	0/0/0/0	0/0/0/0
92	OHX	5	4368	-	-	0/0/0/0	0/0/0/0
92	OHX	5	4369	92	-	0/0/0/0	0/0/0/0
92	OHX	5	4370	-	-	0/0/0/0	0/0/0/0
92	OHX	5	4371	-	-	0/0/0/0	0/0/0/0
92	OHX	5	4372	-	-	0/0/0/0	0/0/0/0
92	OHX	5	4373	92	-	0/0/0/0	0/0/0/0
92	OHX	5	4374	-	-	0/0/0/0	0/0/0/0
92	OHX	5	4375	-	-	0/0/0/0	0/0/0/0
92	OHX	5	4376	-	-	0/0/0/0	0/0/0/0
92	OHX	5	4377	-	-	0/0/0/0	0/0/0/0
92	OHX	5	4378	-	-	0/0/0/0	0/0/0/0
92	OHX	5	4379	-	-	0/0/0/0	0/0/0/0
92	OHX	5	4380	-	-	0/0/0/0	0/0/0/0
92	OHX	5	4381	92	-	0/0/0/0	0/0/0/0
92	OHX	5	4382	-	-	0/0/0/0	0/0/0/0

Continued on next page...

Continued from previous page...

Mol	Type	Chain	Res	Link	Chirals	Torsions	Rings
92	OHX	5	4383	92	-	0/0/0/0	0/0/0/0
92	OHX	5	4384	-	-	0/0/0/0	0/0/0/0
92	OHX	5	4385	92	-	0/0/0/0	0/0/0/0
92	OHX	5	4386	-	-	0/0/0/0	0/0/0/0
92	OHX	5	4387	36	-	0/0/0/0	0/0/0/0
92	OHX	5	4388	36	-	0/0/0/0	0/0/0/0
92	OHX	5	4389	-	-	0/0/0/0	0/0/0/0
92	OHX	5	4390	-	-	0/0/0/0	0/0/0/0
92	OHX	5	4391	92	-	0/0/0/0	0/0/0/0
92	OHX	5	4392	-	-	0/0/0/0	0/0/0/0
92	OHX	5	4393	-	-	0/0/0/0	0/0/0/0
92	OHX	5	4394	92	-	0/0/0/0	0/0/0/0
92	OHX	5	4395	-	-	0/0/0/0	0/0/0/0
92	OHX	5	4396	-	-	0/0/0/0	0/0/0/0
92	OHX	5	4397	-	-	0/0/0/0	0/0/0/0
92	OHX	5	4398	-	-	0/0/0/0	0/0/0/0
92	OHX	5	4399	36	-	0/0/0/0	0/0/0/0
92	OHX	5	4400	92	-	0/0/0/0	0/0/0/0
92	OHX	5	4401	92	-	0/0/0/0	0/0/0/0
92	OHX	5	4402	-	-	0/0/0/0	0/0/0/0
92	OHX	5	4403	92	-	0/0/0/0	0/0/0/0
92	OHX	5	4404	92	-	0/0/0/0	0/0/0/0
92	OHX	5	4405	-	-	0/0/0/0	0/0/0/0
92	OHX	5	4406	92	-	0/0/0/0	0/0/0/0
92	OHX	5	4407	-	-	0/0/0/0	0/0/0/0
92	OHX	5	4408	92	-	0/0/0/0	0/0/0/0
92	OHX	5	4409	36	-	0/0/0/0	0/0/0/0
92	OHX	5	4410	92	-	0/0/0/0	0/0/0/0
92	OHX	5	4411	-	-	0/0/0/0	0/0/0/0
92	OHX	5	4412	-	-	0/0/0/0	0/0/0/0
92	OHX	5	4413	92	-	0/0/0/0	0/0/0/0
92	OHX	5	4414	-	-	0/0/0/0	0/0/0/0
92	OHX	5	4415	-	-	0/0/0/0	0/0/0/0
92	OHX	5	4416	-	-	0/0/0/0	0/0/0/0
92	OHX	5	4417	-	-	0/0/0/0	0/0/0/0
92	OHX	5	4418	-	-	0/0/0/0	0/0/0/0
92	OHX	5	4419	-	-	0/0/0/0	0/0/0/0
92	OHX	5	4420	-	-	0/0/0/0	0/0/0/0
92	OHX	5	4421	-	-	0/0/0/0	0/0/0/0
92	OHX	5	4422	92	-	0/0/0/0	0/0/0/0
92	OHX	5	4423	92,36	-	0/0/0/0	0/0/0/0
92	OHX	5	4424	-	-	0/0/0/0	0/0/0/0

Continued on next page...

Continued from previous page...

Mol	Type	Chain	Res	Link	Chirals	Torsions	Rings
92	OHX	5	4425	-	-	0/0/0/0	0/0/0/0
92	OHX	5	4426	-	-	0/0/0/0	0/0/0/0
92	OHX	5	4427	-	-	0/0/0/0	0/0/0/0
92	OHX	5	4428	-	-	0/0/0/0	0/0/0/0
92	OHX	5	4429	-	-	0/0/0/0	0/0/0/0
92	OHX	5	4430	-	-	0/0/0/0	0/0/0/0
92	OHX	5	4431	-	-	0/0/0/0	0/0/0/0
92	OHX	5	4432	92,36	-	0/0/0/0	0/0/0/0
92	OHX	5	4433	-	-	0/0/0/0	0/0/0/0
92	OHX	5	4434	-	-	0/0/0/0	0/0/0/0
92	OHX	5	4435	-	-	0/0/0/0	0/0/0/0
92	OHX	5	4436	-	-	0/0/0/0	0/0/0/0
92	OHX	5	4437	92	-	0/0/0/0	0/0/0/0
92	OHX	5	4438	-	-	0/0/0/0	0/0/0/0
92	OHX	5	4439	-	-	0/0/0/0	0/0/0/0
92	OHX	5	4440	92	-	0/0/0/0	0/0/0/0
92	OHX	5	4441	-	-	0/0/0/0	0/0/0/0
92	OHX	5	4442	-	-	0/0/0/0	0/0/0/0
92	OHX	5	4443	-	-	0/0/0/0	0/0/0/0
92	OHX	5	4444	-	-	0/0/0/0	0/0/0/0
92	OHX	5	4445	-	-	0/0/0/0	0/0/0/0
92	OHX	5	4446	-	-	0/0/0/0	0/0/0/0
92	OHX	5	4447	-	-	0/0/0/0	0/0/0/0
92	OHX	5	4448	-	-	0/0/0/0	0/0/0/0
92	OHX	5	4449	92	-	0/0/0/0	0/0/0/0
92	OHX	5	4450	36	-	0/0/0/0	0/0/0/0
92	OHX	5	4451	-	-	0/0/0/0	0/0/0/0
92	OHX	5	4452	-	-	0/0/0/0	0/0/0/0
92	OHX	5	4453	92	-	0/0/0/0	0/0/0/0
92	OHX	5	4454	-	-	0/0/0/0	0/0/0/0
92	OHX	5	4455	-	-	0/0/0/0	0/0/0/0
92	OHX	5	4456	-	-	0/0/0/0	0/0/0/0
92	OHX	5	4457	92	-	0/0/0/0	0/0/0/0
92	OHX	5	4458	36	-	0/0/0/0	0/0/0/0
92	OHX	5	4459	92	-	0/0/0/0	0/0/0/0
92	OHX	5	4460	-	-	0/0/0/0	0/0/0/0
92	OHX	5	4461	-	-	0/0/0/0	0/0/0/0
92	OHX	5	4462	92	-	0/0/0/0	0/0/0/0
92	OHX	5	4463	-	-	0/0/0/0	0/0/0/0
92	OHX	5	4464	92	-	0/0/0/0	0/0/0/0
92	OHX	5	4465	92	-	0/0/0/0	0/0/0/0
92	OHX	5	4466	-	-	0/0/0/0	0/0/0/0

Continued on next page...

Continued from previous page...

Mol	Type	Chain	Res	Link	Chirals	Torsions	Rings
92	OHX	5	4467	36	-	0/0/0/0	0/0/0/0
92	OHX	5	4468	-	-	0/0/0/0	0/0/0/0
92	OHX	5	4469	-	-	0/0/0/0	0/0/0/0
92	OHX	5	4470	-	-	0/0/0/0	0/0/0/0
92	OHX	5	4471	92	-	0/0/0/0	0/0/0/0
92	OHX	5	4472	-	-	0/0/0/0	0/0/0/0
92	OHX	5	4473	-	-	0/0/0/0	0/0/0/0
92	OHX	5	4474	92	-	0/0/0/0	0/0/0/0
92	OHX	5	4475	-	-	0/0/0/0	0/0/0/0
92	OHX	5	4476	92	-	0/0/0/0	0/0/0/0
92	OHX	5	4477	-	-	0/0/0/0	0/0/0/0
92	OHX	5	4478	92	-	0/0/0/0	0/0/0/0
92	OHX	5	4479	-	-	0/0/0/0	0/0/0/0
92	OHX	5	4480	92	-	0/0/0/0	0/0/0/0
92	OHX	5	4481	92	-	0/0/0/0	0/0/0/0
92	OHX	5	4482	92	-	0/0/0/0	0/0/0/0
92	OHX	5	4483	92	-	0/0/0/0	0/0/0/0
92	OHX	5	4484	92	-	0/0/0/0	0/0/0/0
92	OHX	5	4485	92	-	0/0/0/0	0/0/0/0
92	OHX	5	4486	92	-	0/0/0/0	0/0/0/0
92	OHX	5	4487	-	-	0/0/0/0	0/0/0/0
92	OHX	5	4488	-	-	0/0/0/0	0/0/0/0
92	OHX	5	4489	36	-	0/0/0/0	0/0/0/0
92	OHX	5	4490	-	-	0/0/0/0	0/0/0/0
92	OHX	5	4491	-	-	0/0/0/0	0/0/0/0
92	OHX	5	4492	-	-	0/0/0/0	0/0/0/0
92	OHX	5	4493	-	-	0/0/0/0	0/0/0/0
92	OHX	5	4494	-	-	0/0/0/0	0/0/0/0
92	OHX	5	4495	-	-	0/0/0/0	0/0/0/0
92	OHX	5	4496	36	-	0/0/0/0	0/0/0/0
92	OHX	5	4497	-	-	0/0/0/0	0/0/0/0
92	OHX	5	4498	-	-	0/0/0/0	0/0/0/0
92	OHX	5	4499	92	-	0/0/0/0	0/0/0/0
92	OHX	5	4500	-	-	0/0/0/0	0/0/0/0
92	OHX	5	4501	-	-	0/0/0/0	0/0/0/0
92	OHX	5	4502	-	-	0/0/0/0	0/0/0/0
92	OHX	5	4503	92	-	0/0/0/0	0/0/0/0
92	OHX	5	4504	-	-	0/0/0/0	0/0/0/0
92	OHX	5	4505	36	-	0/0/0/0	0/0/0/0
92	OHX	5	4506	92	-	0/0/0/0	0/0/0/0
92	OHX	5	4507	-	-	0/0/0/0	0/0/0/0
92	OHX	5	4508	-	-	0/0/0/0	0/0/0/0

Continued on next page...

Continued from previous page...

Mol	Type	Chain	Res	Link	Chirals	Torsions	Rings
92	OHX	5	4509	92	-	0/0/0/0	0/0/0/0
92	OHX	5	4510	-	-	0/0/0/0	0/0/0/0
92	OHX	5	4511	92	-	0/0/0/0	0/0/0/0
92	OHX	5	4512	-	-	0/0/0/0	0/0/0/0
92	OHX	5	4513	-	-	0/0/0/0	0/0/0/0
92	OHX	5	4514	-	-	0/0/0/0	0/0/0/0
92	OHX	5	4515	92	-	0/0/0/0	0/0/0/0
92	OHX	5	4516	-	-	0/0/0/0	0/0/0/0
92	OHX	5	4517	92	-	0/0/0/0	0/0/0/0
92	OHX	5	4518	-	-	0/0/0/0	0/0/0/0
92	OHX	5	4519	-	-	0/0/0/0	0/0/0/0
92	OHX	5	4520	92	-	0/0/0/0	0/0/0/0
92	OHX	5	4521	36	-	0/0/0/0	0/0/0/0
92	OHX	5	4522	92	-	0/0/0/0	0/0/0/0
92	OHX	5	4523	92	-	0/0/0/0	0/0/0/0
92	OHX	5	4524	36	-	0/0/0/0	0/0/0/0
92	OHX	5	4525	-	-	0/0/0/0	0/0/0/0
92	OHX	5	4526	-	-	0/0/0/0	0/0/0/0
92	OHX	5	4527	-	-	0/0/0/0	0/0/0/0
92	OHX	5	4528	-	-	0/0/0/0	0/0/0/0
92	OHX	5	4529	-	-	0/0/0/0	0/0/0/0
92	OHX	5	4530	92	-	0/0/0/0	0/0/0/0
92	OHX	5	4531	-	-	0/0/0/0	0/0/0/0
92	OHX	5	4532	-	-	0/0/0/0	0/0/0/0
92	OHX	5	4533	-	-	0/0/0/0	0/0/0/0
92	OHX	5	4534	36	-	0/0/0/0	0/0/0/0
92	OHX	5	4535	-	-	0/0/0/0	0/0/0/0
92	OHX	5	4536	-	-	0/0/0/0	0/0/0/0
92	OHX	5	4537	-	-	0/0/0/0	0/0/0/0
92	OHX	5	4538	-	-	0/0/0/0	0/0/0/0
92	OHX	5	4539	92	-	0/0/0/0	0/0/0/0
92	OHX	5	4540	36	-	0/0/0/0	0/0/0/0
92	OHX	5	4541	-	-	0/0/0/0	0/0/0/0
92	OHX	5	4542	-	-	0/0/0/0	0/0/0/0
92	OHX	5	4543	92	-	0/0/0/0	0/0/0/0
92	OHX	5	4544	-	-	0/0/0/0	0/0/0/0
92	OHX	5	4545	92	-	0/0/0/0	0/0/0/0
92	OHX	5	4546	-	-	0/0/0/0	0/0/0/0
92	OHX	5	4547	92	-	0/0/0/0	0/0/0/0
92	OHX	5	4548	-	-	0/0/0/0	0/0/0/0
92	OHX	5	4549	-	-	0/0/0/0	0/0/0/0
92	OHX	5	4550	-	-	0/0/0/0	0/0/0/0

Continued on next page...

Continued from previous page...

Mol	Type	Chain	Res	Link	Chirals	Torsions	Rings
92	OHX	5	4551	92	-	0/0/0/0	0/0/0/0
92	OHX	5	4552	92	-	0/0/0/0	0/0/0/0
92	OHX	5	4553	92,36	-	0/0/0/0	0/0/0/0
92	OHX	5	4554	92	-	0/0/0/0	0/0/0/0
92	OHX	5	4555	92	-	0/0/0/0	0/0/0/0
92	OHX	5	4556	92,36	-	0/0/0/0	0/0/0/0
92	OHX	5	4557	92	-	0/0/0/0	0/0/0/0
92	OHX	5	4558	92	-	0/0/0/0	0/0/0/0
92	OHX	5	4559	92	-	0/0/0/0	0/0/0/0
92	OHX	5	4560	92	-	0/0/0/0	0/0/0/0
92	OHX	5	4561	92	-	0/0/0/0	0/0/0/0
92	OHX	5	4562	-	-	0/0/0/0	0/0/0/0
92	OHX	5	4563	-	-	0/0/0/0	0/0/0/0
92	OHX	5	4564	92	-	0/0/0/0	0/0/0/0
92	OHX	5	4565	92	-	0/0/0/0	0/0/0/0
92	OHX	5	4566	92	-	0/0/0/0	0/0/0/0
92	OHX	5	4567	92	-	0/0/0/0	0/0/0/0
92	OHX	5	4568	92	-	0/0/0/0	0/0/0/0
92	OHX	5	4573	92	-	0/0/0/0	0/0/0/0
92	OHX	6	2141	-	-	0/0/0/0	0/0/0/0
92	OHX	6	2142	-	-	0/0/0/0	0/0/0/0
92	OHX	6	2143	-	-	0/0/0/0	0/0/0/0
92	OHX	6	2144	-	-	0/0/0/0	0/0/0/0
92	OHX	6	2145	-	-	0/0/0/0	0/0/0/0
92	OHX	6	2146	-	-	0/0/0/0	0/0/0/0
92	OHX	6	2147	-	-	0/0/0/0	0/0/0/0
92	OHX	6	2148	-	-	0/0/0/0	0/0/0/0
92	OHX	6	2149	92	-	0/0/0/0	0/0/0/0
92	OHX	6	2150	1	-	0/0/0/0	0/0/0/0
92	OHX	6	2151	-	-	0/0/0/0	0/0/0/0
92	OHX	6	2152	-	-	0/0/0/0	0/0/0/0
92	OHX	6	2153	-	-	0/0/0/0	0/0/0/0
92	OHX	6	2154	-	-	0/0/0/0	0/0/0/0
92	OHX	6	2155	92	-	0/0/0/0	0/0/0/0
92	OHX	6	2156	-	-	0/0/0/0	0/0/0/0
92	OHX	6	2157	-	-	0/0/0/0	0/0/0/0
92	OHX	6	2158	-	-	0/0/0/0	0/0/0/0
92	OHX	6	2159	92	-	0/0/0/0	0/0/0/0
92	OHX	6	2160	-	-	0/0/0/0	0/0/0/0
92	OHX	6	2161	92	-	0/0/0/0	0/0/0/0
92	OHX	6	2162	92	-	0/0/0/0	0/0/0/0
92	OHX	6	2163	-	-	0/0/0/0	0/0/0/0

Continued on next page...

Continued from previous page...

Mol	Type	Chain	Res	Link	Chirals	Torsions	Rings
92	OHX	6	2164	-	-	0/0/0/0	0/0/0/0
92	OHX	6	2165	-	-	0/0/0/0	0/0/0/0
92	OHX	6	2166	-	-	0/0/0/0	0/0/0/0
92	OHX	6	2167	-	-	0/0/0/0	0/0/0/0
92	OHX	6	2168	-	-	0/0/0/0	0/0/0/0
92	OHX	6	2169	-	-	0/0/0/0	0/0/0/0
92	OHX	6	2170	1	-	0/0/0/0	0/0/0/0
92	OHX	6	2171	-	-	0/0/0/0	0/0/0/0
92	OHX	6	2172	-	-	0/0/0/0	0/0/0/0
92	OHX	6	2173	92	-	0/0/0/0	0/0/0/0
92	OHX	6	2174	-	-	0/0/0/0	0/0/0/0
92	OHX	6	2175	-	-	0/0/0/0	0/0/0/0
92	OHX	6	2176	-	-	0/0/0/0	0/0/0/0
92	OHX	6	2177	-	-	0/0/0/0	0/0/0/0
92	OHX	6	2178	-	-	0/0/0/0	0/0/0/0
92	OHX	6	2179	-	-	0/0/0/0	0/0/0/0
92	OHX	6	2180	92	-	0/0/0/0	0/0/0/0
92	OHX	6	2181	92	-	0/0/0/0	0/0/0/0
92	OHX	6	2182	-	-	0/0/0/0	0/0/0/0
92	OHX	6	2183	-	-	0/0/0/0	0/0/0/0
92	OHX	6	2184	-	-	0/0/0/0	0/0/0/0
92	OHX	6	2185	-	-	0/0/0/0	0/0/0/0
92	OHX	6	2186	-	-	0/0/0/0	0/0/0/0
92	OHX	6	2187	-	-	0/0/0/0	0/0/0/0
92	OHX	6	2188	-	-	0/0/0/0	0/0/0/0
92	OHX	6	2189	-	-	0/0/0/0	0/0/0/0
92	OHX	6	2190	1,92	-	0/0/0/0	0/0/0/0
92	OHX	6	2191	92	-	0/0/0/0	0/0/0/0
92	OHX	6	2192	-	-	0/0/0/0	0/0/0/0
92	OHX	6	2193	1	-	0/0/0/0	0/0/0/0
92	OHX	6	2194	92	-	0/0/0/0	0/0/0/0
92	OHX	6	2195	-	-	0/0/0/0	0/0/0/0
92	OHX	6	2196	92	-	0/0/0/0	0/0/0/0
92	OHX	6	2197	1	-	0/0/0/0	0/0/0/0
92	OHX	6	2198	-	-	0/0/0/0	0/0/0/0
92	OHX	6	2199	1	-	0/0/0/0	0/0/0/0
92	OHX	6	2200	-	-	0/0/0/0	0/0/0/0
92	OHX	6	2201	92	-	0/0/0/0	0/0/0/0
92	OHX	6	2202	-	-	0/0/0/0	0/0/0/0
92	OHX	6	2203	-	-	0/0/0/0	0/0/0/0
92	OHX	6	2204	1	-	0/0/0/0	0/0/0/0
92	OHX	6	2205	-	-	0/0/0/0	0/0/0/0

Continued on next page...

Continued from previous page...

Mol	Type	Chain	Res	Link	Chirals	Torsions	Rings
92	OHX	6	2206	-	-	0/0/0/0	0/0/0/0
92	OHX	6	2207	92	-	0/0/0/0	0/0/0/0
92	OHX	6	2208	-	-	0/0/0/0	0/0/0/0
92	OHX	6	2209	-	-	0/0/0/0	0/0/0/0
92	OHX	6	2210	-	-	0/0/0/0	0/0/0/0
92	OHX	6	2211	-	-	0/0/0/0	0/0/0/0
92	OHX	6	2212	-	-	0/0/0/0	0/0/0/0
92	OHX	6	2213	92	-	0/0/0/0	0/0/0/0
92	OHX	6	2214	92	-	0/0/0/0	0/0/0/0
92	OHX	6	2215	-	-	0/0/0/0	0/0/0/0
92	OHX	6	2216	92	-	0/0/0/0	0/0/0/0
92	OHX	6	2217	-	-	0/0/0/0	0/0/0/0
92	OHX	6	2218	-	-	0/0/0/0	0/0/0/0
92	OHX	6	2219	-	-	0/0/0/0	0/0/0/0
92	OHX	6	2220	-	-	0/0/0/0	0/0/0/0
92	OHX	6	2221	1	-	0/0/0/0	0/0/0/0
92	OHX	6	2222	-	-	0/0/0/0	0/0/0/0
92	OHX	6	2223	92	-	0/0/0/0	0/0/0/0
92	OHX	6	2224	-	-	0/0/0/0	0/0/0/0
92	OHX	6	2225	-	-	0/0/0/0	0/0/0/0
92	OHX	6	2226	-	-	0/0/0/0	0/0/0/0
92	OHX	6	2227	-	-	0/0/0/0	0/0/0/0
92	OHX	6	2228	-	-	0/0/0/0	0/0/0/0
92	OHX	6	2229	-	-	0/0/0/0	0/0/0/0
92	OHX	6	2230	-	-	0/0/0/0	0/0/0/0
92	OHX	6	2231	-	-	0/0/0/0	0/0/0/0
92	OHX	6	2232	-	-	0/0/0/0	0/0/0/0
92	OHX	6	2233	-	-	0/0/0/0	0/0/0/0
92	OHX	6	2234	-	-	0/0/0/0	0/0/0/0
92	OHX	6	2235	-	-	0/0/0/0	0/0/0/0
92	OHX	6	2236	-	-	0/0/0/0	0/0/0/0
92	OHX	6	2237	-	-	0/0/0/0	0/0/0/0
92	OHX	6	2238	-	-	0/0/0/0	0/0/0/0
92	OHX	6	2239	-	-	0/0/0/0	0/0/0/0
92	OHX	6	2240	-	-	0/0/0/0	0/0/0/0
92	OHX	6	2241	-	-	0/0/0/0	0/0/0/0
92	OHX	6	2242	92	-	0/0/0/0	0/0/0/0
92	OHX	6	2243	-	-	0/0/0/0	0/0/0/0
92	OHX	6	2244	-	-	0/0/0/0	0/0/0/0
92	OHX	6	2245	92	-	0/0/0/0	0/0/0/0
92	OHX	6	2246	-	-	0/0/0/0	0/0/0/0
92	OHX	6	2247	-	-	0/0/0/0	0/0/0/0

Continued on next page...

Continued from previous page...

Mol	Type	Chain	Res	Link	Chirals	Torsions	Rings
92	OHX	6	2248	-	-	0/0/0/0	0/0/0/0
92	OHX	6	2249	92	-	0/0/0/0	0/0/0/0
92	OHX	6	2250	92	-	0/0/0/0	0/0/0/0
92	OHX	6	2251	-	-	0/0/0/0	0/0/0/0
92	OHX	6	2252	-	-	0/0/0/0	0/0/0/0
92	OHX	6	2253	-	-	0/0/0/0	0/0/0/0
92	OHX	6	2254	-	-	0/0/0/0	0/0/0/0
92	OHX	6	2255	1,92	-	0/0/0/0	0/0/0/0
92	OHX	6	2256	1	-	0/0/0/0	0/0/0/0
92	OHX	6	2257	-	-	0/0/0/0	0/0/0/0
92	OHX	6	2258	92	-	0/0/0/0	0/0/0/0
92	OHX	6	2259	-	-	0/0/0/0	0/0/0/0
92	OHX	6	2260	-	-	0/0/0/0	0/0/0/0
92	OHX	6	2261	-	-	0/0/0/0	0/0/0/0
92	OHX	6	2262	92	-	0/0/0/0	0/0/0/0
92	OHX	6	2263	-	-	0/0/0/0	0/0/0/0
92	OHX	6	2264	-	-	0/0/0/0	0/0/0/0
92	OHX	6	2265	-	-	0/0/0/0	0/0/0/0
92	OHX	6	2266	1	-	0/0/0/0	0/0/0/0
92	OHX	6	2267	-	-	0/0/0/0	0/0/0/0
92	OHX	6	2268	-	-	0/0/0/0	0/0/0/0
92	OHX	6	2269	-	-	0/0/0/0	0/0/0/0
92	OHX	6	2270	-	-	0/0/0/0	0/0/0/0
92	OHX	6	2271	-	-	0/0/0/0	0/0/0/0
92	OHX	6	2272	1,92	-	0/0/0/0	0/0/0/0
92	OHX	6	2273	-	-	0/0/0/0	0/0/0/0
92	OHX	6	2274	92	-	0/0/0/0	0/0/0/0
92	OHX	6	2275	-	-	0/0/0/0	0/0/0/0
92	OHX	6	2276	-	-	0/0/0/0	0/0/0/0
92	OHX	6	2277	-	-	0/0/0/0	0/0/0/0
92	OHX	6	2278	-	-	0/0/0/0	0/0/0/0
92	OHX	6	2279	-	-	0/0/0/0	0/0/0/0
92	OHX	6	2280	-	-	0/0/0/0	0/0/0/0
92	OHX	6	2281	-	-	0/0/0/0	0/0/0/0
92	OHX	6	2282	92	-	0/0/0/0	0/0/0/0
92	OHX	6	2283	92	-	0/0/0/0	0/0/0/0
92	OHX	6	2284	-	-	0/0/0/0	0/0/0/0
92	OHX	6	2285	-	-	0/0/0/0	0/0/0/0
92	OHX	6	2286	92	-	0/0/0/0	0/0/0/0
92	OHX	6	2287	-	-	0/0/0/0	0/0/0/0
92	OHX	6	2288	-	-	0/0/0/0	0/0/0/0
92	OHX	6	2289	-	-	0/0/0/0	0/0/0/0

Continued on next page...

Continued from previous page...

Mol	Type	Chain	Res	Link	Chirals	Torsions	Rings
92	OHX	6	2290	1	-	0/0/0/0	0/0/0/0
92	OHX	6	2291	1	-	0/0/0/0	0/0/0/0
92	OHX	6	2292	-	-	0/0/0/0	0/0/0/0
92	OHX	6	2293	-	-	0/0/0/0	0/0/0/0
92	OHX	6	2294	1,92	-	0/0/0/0	0/0/0/0
92	OHX	6	2295	-	-	0/0/0/0	0/0/0/0
92	OHX	6	2296	-	-	0/0/0/0	0/0/0/0
92	OHX	6	2297	92	-	0/0/0/0	0/0/0/0
92	OHX	6	2298	1,92	-	0/0/0/0	0/0/0/0
92	OHX	6	2299	92	-	0/0/0/0	0/0/0/0
92	OHX	6	2300	-	-	0/0/0/0	0/0/0/0
92	OHX	6	2301	-	-	0/0/0/0	0/0/0/0
92	OHX	6	2302	92	-	0/0/0/0	0/0/0/0
92	OHX	6	2303	-	-	0/0/0/0	0/0/0/0
92	OHX	6	2304	-	-	0/0/0/0	0/0/0/0
92	OHX	6	2305	-	-	0/0/0/0	0/0/0/0
92	OHX	6	2306	-	-	0/0/0/0	0/0/0/0
92	OHX	6	2307	-	-	0/0/0/0	0/0/0/0
92	OHX	6	2308	92	-	0/0/0/0	0/0/0/0
92	OHX	6	2309	92	-	0/0/0/0	0/0/0/0
92	OHX	6	2310	92	-	0/0/0/0	0/0/0/0
92	OHX	6	2311	92	-	0/0/0/0	0/0/0/0
92	OHX	6	2312	92	-	0/0/0/0	0/0/0/0
92	OHX	6	2313	-	-	0/0/0/0	0/0/0/0
92	OHX	6	2314	-	-	0/0/0/0	0/0/0/0
92	OHX	6	2315	-	-	0/0/0/0	0/0/0/0
92	OHX	6	2316	92	-	0/0/0/0	0/0/0/0
92	OHX	6	2317	-	-	0/0/0/0	0/0/0/0
92	OHX	6	2318	92	-	0/0/0/0	0/0/0/0
92	OHX	6	2319	-	-	0/0/0/0	0/0/0/0
92	OHX	6	2320	-	-	0/0/0/0	0/0/0/0
92	OHX	6	2321	-	-	0/0/0/0	0/0/0/0
92	OHX	6	2322	-	-	0/0/0/0	0/0/0/0
92	OHX	6	2323	92	-	0/0/0/0	0/0/0/0
92	OHX	6	2324	92	-	0/0/0/0	0/0/0/0
92	OHX	6	2325	92	-	0/0/0/0	0/0/0/0
92	OHX	6	2326	1	-	0/0/0/0	0/0/0/0
92	OHX	6	2327	-	-	0/0/0/0	0/0/0/0
92	OHX	6	2328	-	-	0/0/0/0	0/0/0/0
92	OHX	6	2329	92	-	0/0/0/0	0/0/0/0
92	OHX	6	2330	-	-	0/0/0/0	0/0/0/0
92	OHX	6	2331	92	-	0/0/0/0	0/0/0/0

Continued on next page...

Continued from previous page...

Mol	Type	Chain	Res	Link	Chirals	Torsions	Rings
92	OHX	6	2332	92	-	0/0/0/0	0/0/0/0
92	OHX	6	2333	92	-	0/0/0/0	0/0/0/0
92	OHX	6	2334	92	-	0/0/0/0	0/0/0/0
92	OHX	6	2335	92	-	0/0/0/0	0/0/0/0
92	OHX	6	2336	-	-	0/0/0/0	0/0/0/0
92	OHX	6	2337	1,92	-	0/0/0/0	0/0/0/0
92	OHX	6	2338	92	-	0/0/0/0	0/0/0/0
92	OHX	6	2339	92	-	0/0/0/0	0/0/0/0
92	OHX	7	201	92	-	0/0/0/0	0/0/0/0
92	OHX	7	229	-	-	0/0/0/0	0/0/0/0
92	OHX	7	230	-	-	0/0/0/0	0/0/0/0
92	OHX	7	231	92	-	0/0/0/0	0/0/0/0
92	OHX	7	232	-	-	0/0/0/0	0/0/0/0
92	OHX	7	233	-	-	0/0/0/0	0/0/0/0
92	OHX	7	234	-	-	0/0/0/0	0/0/0/0
92	OHX	7	235	-	-	0/0/0/0	0/0/0/0
92	OHX	7	236	-	-	0/0/0/0	0/0/0/0
92	OHX	7	237	-	-	0/0/0/0	0/0/0/0
92	OHX	7	238	92	-	0/0/0/0	0/0/0/0
92	OHX	7	239	-	-	0/0/0/0	0/0/0/0
92	OHX	7	240	-	-	0/0/0/0	0/0/0/0
92	OHX	8	221	-	-	0/0/0/0	0/0/0/0
92	OHX	8	222	92	-	0/0/0/0	0/0/0/0
92	OHX	8	223	-	-	0/0/0/0	0/0/0/0
92	OHX	8	224	-	-	0/0/0/0	0/0/0/0
92	OHX	8	225	-	-	0/0/0/0	0/0/0/0
92	OHX	8	226	92	-	0/0/0/0	0/0/0/0
92	OHX	8	227	-	-	0/0/0/0	0/0/0/0
92	OHX	8	228	-	-	0/0/0/0	0/0/0/0
92	OHX	8	229	-	-	0/0/0/0	0/0/0/0
92	OHX	8	230	-	-	0/0/0/0	0/0/0/0
92	OHX	8	231	92	-	0/0/0/0	0/0/0/0
92	OHX	8	232	-	-	0/0/0/0	0/0/0/0
92	OHX	8	233	-	-	0/0/0/0	0/0/0/0
92	OHX	8	234	38	-	0/0/0/0	0/0/0/0
92	OHX	8	235	-	-	0/0/0/0	0/0/0/0
92	OHX	8	236	-	-	0/0/0/0	0/0/0/0
92	OHX	8	237	38	-	0/0/0/0	0/0/0/0
92	OHX	8	238	-	-	0/0/0/0	0/0/0/0
92	OHX	8	239	92	-	0/0/0/0	0/0/0/0
92	OHX	8	240	-	-	0/0/0/0	0/0/0/0
92	OHX	A	101	90	-	0/0/0/0	0/0/0/0

Continued on next page...

Continued from previous page...

Mol	Type	Chain	Res	Link	Chirals	Torsions	Rings
92	OHX	A	102	90,92	-	0/0/0/0	0/0/0/0
92	OHX	C3	201	-	-	0/0/0/0	0/0/0/0
92	OHX	C5	202	17	-	0/0/0/0	0/0/0/0
92	OHX	C8	202	92	-	0/0/0/0	0/0/0/0
92	OHX	C8	203	92,36	-	0/0/0/0	0/0/0/0
92	OHX	D9	104	92	-	0/0/0/0	0/0/0/0
92	OHX	L2	305	92	-	0/0/0/0	0/0/0/0
92	OHX	L3	407	-	-	0/0/0/0	0/0/0/0
92	OHX	L3	408	-	-	0/0/0/0	0/0/0/0
92	OHX	L3	409	-	-	0/0/0/0	0/0/0/0
92	OHX	L4	408	-	-	0/0/0/0	0/0/0/0
92	OHX	L5	301	-	-	0/0/0/0	0/0/0/0
92	OHX	M0	305	92	-	0/0/0/0	0/0/0/0
92	OHX	M0	306	92	-	0/0/0/0	0/0/0/0
92	OHX	M0	307	92	-	0/0/0/0	0/0/0/0
92	OHX	M0	308	92	-	0/0/0/0	0/0/0/0
92	OHX	M5	309	-	-	0/0/0/0	0/0/0/0
92	OHX	M5	310	-	-	0/0/0/0	0/0/0/0
92	OHX	M7	209	-	-	0/0/0/0	0/0/0/0
92	OHX	M9	204	-	-	0/0/0/0	0/0/0/0
92	OHX	N1	202	-	-	0/0/0/0	0/0/0/0
92	OHX	N8	208	-	-	0/0/0/0	0/0/0/0
92	OHX	N9	102	-	-	0/0/0/0	0/0/0/0
92	OHX	O1	202	92	-	0/0/0/0	0/0/0/0
92	OHX	O3	204	-	-	0/0/0/0	0/0/0/0
92	OHX	O7	107	-	-	0/0/0/0	0/0/0/0
92	OHX	O7	108	-	-	0/0/0/0	0/0/0/0
92	OHX	O7	109	92	-	0/0/0/0	0/0/0/0
92	OHX	Q2	505	-	-	0/0/0/0	0/0/0/0
92	OHX	S2	303	92	-	0/0/0/0	0/0/0/0
92	OHX	S6	302	-	-	0/0/0/0	0/0/0/0
92	OHX	S8	303	-	-	0/0/0/0	0/0/0/0
92	OHX	SR	401	-	-	0/0/0/0	0/0/0/0
92	OHX	a	101	90,92	-	0/0/0/0	0/0/0/0
92	OHX	c1	201	92	-	0/0/0/0	0/0/0/0
92	OHX	c3	201	-	-	0/0/0/0	0/0/0/0
92	OHX	c5	201	-	-	0/0/0/0	0/0/0/0
92	OHX	c5	202	-	-	0/0/0/0	0/0/0/0
92	OHX	c8	204	-	-	0/0/0/0	0/0/0/0
92	OHX	d4	201	-	-	0/0/0/0	0/0/0/0
92	OHX	d9	104	92	-	0/0/0/0	0/0/0/0
92	OHX	l2	306	92	-	0/0/0/0	0/0/0/0

Continued on next page...

Continued from previous page...

Mol	Type	Chain	Res	Link	Chirals	Torsions	Rings
92	OHX	l3	412	-	-	0/0/0/0	0/0/0/0
92	OHX	l3	413	-	-	0/0/0/0	0/0/0/0
92	OHX	l4	404	-	-	0/0/0/0	0/0/0/0
92	OHX	l4	405	-	-	0/0/0/0	0/0/0/0
92	OHX	l5	308	-	-	0/0/0/0	0/0/0/0
92	OHX	l5	309	-	-	0/0/0/0	0/0/0/0
92	OHX	l5	310	-	-	0/0/0/0	0/0/0/0
92	OHX	l9	204	-	-	0/0/0/0	0/0/0/0
92	OHX	m0	302	92	-	0/0/0/0	0/0/0/0
92	OHX	m0	303	92	-	0/0/0/0	0/0/0/0
92	OHX	m0	304	92	-	0/0/0/0	0/0/0/0
92	OHX	m0	305	92	-	0/0/0/0	0/0/0/0
92	OHX	m1	203	-	-	0/0/0/0	0/0/0/0
92	OHX	m4	202	-	-	0/0/0/0	0/0/0/0
92	OHX	m5	303	-	-	0/0/0/0	0/0/0/0
92	OHX	m5	304	-	-	0/0/0/0	0/0/0/0
92	OHX	m7	208	-	-	0/0/0/0	0/0/0/0
92	OHX	m9	202	-	-	0/0/0/0	0/0/0/0
92	OHX	n1	204	-	-	0/0/0/0	0/0/0/0
92	OHX	n3	204	-	-	0/0/0/0	0/0/0/0
92	OHX	n9	103	-	-	0/0/0/0	0/0/0/0
92	OHX	o2	204	-	-	0/0/0/0	0/0/0/0
92	OHX	o3	206	-	-	0/0/0/0	0/0/0/0
92	OHX	o7	105	-	-	0/0/0/0	0/0/0/0
92	OHX	o9	102	-	-	0/0/0/0	0/0/0/0
92	OHX	q2	203	-	-	0/0/0/0	0/0/0/0
92	OHX	s1	302	-	-	0/0/0/0	0/0/0/0
92	OHX	s4	302	-	-	0/0/0/0	0/0/0/0
92	OHX	s8	305	-	-	0/0/0/0	0/0/0/0
92	OHX	sR	401	-	-	0/0/0/0	0/0/0/0

There are no bond length outliers.

There are no bond angle outliers.

There are no chirality outliers.

There are no torsion outliers.

There are no ring outliers.

654 monomers are involved in 1042 short contacts:

Mol	Chain	Res	Type	Clashes	Symm-Clashes
92	1	4100	OHX	1	0

Continued on next page...

Continued from previous page...

Mol	Chain	Res	Type	Clashes	Symm-Clashes
92	1	4101	OHX	2	0
92	1	4102	OHX	1	0
92	1	4103	OHX	1	0
92	1	4104	OHX	1	0
92	1	4105	OHX	3	0
92	1	4107	OHX	1	0
92	1	4108	OHX	1	0
92	1	4109	OHX	1	0
92	1	4110	OHX	1	0
92	1	4111	OHX	1	0
92	1	4117	OHX	1	0
92	1	4118	OHX	1	0
92	1	4120	OHX	1	0
92	1	4124	OHX	4	0
92	1	4125	OHX	1	0
92	1	4126	OHX	2	0
92	1	4130	OHX	5	0
92	1	4131	OHX	3	0
92	1	4134	OHX	3	0
92	1	4135	OHX	1	0
92	1	4138	OHX	1	0
92	1	4139	OHX	1	0
92	1	4140	OHX	1	0
92	1	4143	OHX	4	0
92	1	4147	OHX	3	0
92	1	4148	OHX	2	0
92	1	4151	OHX	1	0
92	1	4152	OHX	1	0
92	1	4153	OHX	2	0
92	1	4155	OHX	2	0
92	1	4156	OHX	1	0
92	1	4157	OHX	3	0
92	1	4158	OHX	1	0
92	1	4159	OHX	1	0
92	1	4160	OHX	1	0
92	1	4161	OHX	2	0
92	1	4166	OHX	1	0
92	1	4167	OHX	1	0
92	1	4168	OHX	4	0
92	1	4169	OHX	1	0
92	1	4170	OHX	3	0
92	1	4171	OHX	4	0

Continued on next page...

Continued from previous page...

Mol	Chain	Res	Type	Clashes	Symm-Clashes
92	1	4172	OHX	2	0
92	1	4174	OHX	1	0
92	1	4175	OHX	1	0
92	1	4176	OHX	1	0
92	1	4180	OHX	3	0
92	1	4181	OHX	2	0
92	1	4186	OHX	7	0
92	1	4187	OHX	3	0
92	1	4188	OHX	1	0
92	1	4191	OHX	2	0
92	1	4192	OHX	4	0
92	1	4193	OHX	1	0
92	1	4194	OHX	1	0
92	1	4196	OHX	1	0
92	1	4197	OHX	3	0
92	1	4200	OHX	3	0
92	1	4203	OHX	3	0
92	1	4206	OHX	1	0
92	1	4209	OHX	1	0
92	1	4210	OHX	2	0
92	1	4211	OHX	4	0
92	1	4212	OHX	3	0
92	1	4215	OHX	1	0
92	1	4216	OHX	1	0
92	1	4217	OHX	2	0
92	1	4223	OHX	2	0
92	1	4226	OHX	1	0
92	1	4228	OHX	2	0
92	1	4230	OHX	2	0
92	1	4231	OHX	1	0
92	1	4233	OHX	2	0
92	1	4234	OHX	1	0
92	1	4235	OHX	1	0
92	1	4236	OHX	3	0
92	1	4238	OHX	3	0
92	1	4243	OHX	1	0
92	1	4245	OHX	3	0
92	1	4253	OHX	2	0
92	1	4257	OHX	2	0
92	1	4262	OHX	3	0
92	1	4266	OHX	3	0
92	1	4267	OHX	1	0

Continued on next page...

Continued from previous page...

Mol	Chain	Res	Type	Clashes	Symm-Clashes
92	1	4268	OHX	1	0
92	1	4270	OHX	1	0
92	1	4272	OHX	1	0
92	1	4274	OHX	2	0
92	1	4275	OHX	2	0
92	1	4277	OHX	1	0
92	1	4278	OHX	2	0
92	1	4279	OHX	1	0
92	1	4281	OHX	3	0
92	1	4283	OHX	1	0
92	1	4286	OHX	1	0
92	1	4287	OHX	3	0
92	1	4289	OHX	1	0
92	1	4290	OHX	4	0
92	1	4292	OHX	1	0
92	1	4294	OHX	1	0
92	1	4295	OHX	1	0
92	1	4296	OHX	2	0
92	1	4298	OHX	1	0
92	1	4301	OHX	1	0
92	1	4304	OHX	1	0
92	1	4307	OHX	1	0
92	1	4310	OHX	1	0
92	1	4315	OHX	2	0
92	1	4317	OHX	1	0
92	1	4322	OHX	1	0
92	1	4323	OHX	1	0
92	1	4330	OHX	1	0
92	1	4331	OHX	1	0
92	1	4333	OHX	1	0
92	1	4338	OHX	7	0
92	1	4340	OHX	1	0
92	1	4342	OHX	2	0
92	1	4343	OHX	1	0
92	1	4345	OHX	2	0
92	1	4347	OHX	1	0
92	1	4348	OHX	1	0
92	1	4350	OHX	1	0
92	1	4352	OHX	1	0
92	1	4354	OHX	1	0
92	1	4355	OHX	1	0
92	1	4357	OHX	1	0

Continued on next page...

Continued from previous page...

Mol	Chain	Res	Type	Clashes	Symm-Clashes
92	1	4358	OHX	2	0
92	1	4359	OHX	6	0
92	1	4362	OHX	1	0
92	1	4369	OHX	2	0
92	1	4370	OHX	1	0
92	1	4373	OHX	1	0
92	1	4376	OHX	7	0
92	1	4377	OHX	2	0
92	1	4378	OHX	1	0
92	1	4379	OHX	1	0
92	1	4381	OHX	5	0
92	1	4385	OHX	5	0
92	1	4389	OHX	1	0
92	1	4390	OHX	2	0
92	1	4393	OHX	2	0
92	1	4395	OHX	3	0
92	1	4396	OHX	1	0
92	1	4397	OHX	2	0
92	1	4399	OHX	1	0
92	1	4400	OHX	2	0
92	1	4401	OHX	2	0
92	1	4406	OHX	1	0
92	1	4408	OHX	1	0
92	1	4411	OHX	1	0
92	1	4415	OHX	4	0
92	1	4418	OHX	1	0
92	1	4419	OHX	2	0
92	1	4420	OHX	3	0
92	1	4424	OHX	2	0
92	1	4429	OHX	1	0
92	1	4430	OHX	1	0
92	1	4431	OHX	3	0
92	1	4433	OHX	1	0
92	1	4435	OHX	5	0
92	1	4436	OHX	5	0
92	1	4439	OHX	2	0
92	1	4440	OHX	3	0
92	1	4442	OHX	4	0
92	1	4443	OHX	1	0
92	1	4444	OHX	1	0
92	1	4445	OHX	1	0
92	1	4446	OHX	13	0

Continued on next page...

Continued from previous page...

Mol	Chain	Res	Type	Clashes	Symm-Clashes
92	1	4447	OHX	4	0
92	1	4448	OHX	1	0
92	1	4451	OHX	2	0
92	1	4465	OHX	1	0
92	1	4466	OHX	1	0
92	1	4467	OHX	4	0
92	1	4468	OHX	5	0
92	1	4469	OHX	3	0
92	1	4470	OHX	1	0
92	1	4476	OHX	1	0
92	1	4477	OHX	2	0
92	1	4478	OHX	3	0
92	1	4480	OHX	1	0
92	1	4481	OHX	4	0
92	1	4482	OHX	1	0
92	1	4484	OHX	4	0
92	1	4486	OHX	2	0
92	1	4487	OHX	8	0
92	1	4489	OHX	4	0
92	1	4490	OHX	4	0
92	1	4491	OHX	5	0
92	1	4492	OHX	2	0
92	1	4493	OHX	1	0
92	1	4494	OHX	2	0
92	1	4495	OHX	4	0
92	1	4496	OHX	1	0
92	1	4499	OHX	4	0
92	1	4500	OHX	10	0
92	1	4501	OHX	5	0
92	1	4502	OHX	1	0
92	1	4503	OHX	2	0
92	1	4504	OHX	2	0
92	1	4505	OHX	2	0
92	1	4508	OHX	3	0
92	2	2069	OHX	1	0
92	2	2074	OHX	4	0
92	2	2075	OHX	2	0
92	2	2077	OHX	4	0
92	2	2078	OHX	2	0
92	2	2080	OHX	1	0
92	2	2081	OHX	1	0
92	2	2082	OHX	3	0

Continued on next page...

Continued from previous page...

Mol	Chain	Res	Type	Clashes	Symm-Clashes
92	2	2083	OHX	1	0
92	2	2084	OHX	1	0
92	2	2085	OHX	2	0
92	2	2086	OHX	6	0
92	2	2087	OHX	1	0
92	2	2088	OHX	1	0
92	2	2089	OHX	3	0
92	2	2093	OHX	1	0
92	2	2094	OHX	1	0
92	2	2095	OHX	1	0
92	2	2096	OHX	1	0
92	2	2101	OHX	1	0
92	2	2103	OHX	1	0
92	2	2104	OHX	2	0
92	2	2105	OHX	3	0
92	2	2106	OHX	2	0
92	2	2110	OHX	1	0
92	2	2111	OHX	2	0
92	2	2112	OHX	1	0
92	2	2113	OHX	1	0
92	2	2114	OHX	1	0
92	2	2117	OHX	1	0
92	2	2118	OHX	2	0
92	2	2120	OHX	1	0
92	2	2121	OHX	2	0
92	2	2122	OHX	1	0
92	2	2123	OHX	1	0
92	2	2125	OHX	1	0
92	2	2130	OHX	1	0
92	2	2131	OHX	1	0
92	2	2134	OHX	1	0
92	2	2137	OHX	1	0
92	2	2138	OHX	3	0
92	2	2141	OHX	1	0
92	2	2142	OHX	1	0
92	2	2143	OHX	5	0
92	2	2144	OHX	1	0
92	2	2145	OHX	1	0
92	2	2149	OHX	1	0
92	2	2152	OHX	3	0
92	2	2154	OHX	1	0
92	2	2156	OHX	1	0

Continued on next page...

Continued from previous page...

Mol	Chain	Res	Type	Clashes	Symm-Clashes
92	2	2158	OHX	3	0
92	2	2161	OHX	1	0
92	2	2165	OHX	1	0
92	2	2166	OHX	1	0
92	2	2171	OHX	1	0
92	2	2174	OHX	1	0
92	2	2177	OHX	1	0
92	2	2179	OHX	1	0
92	2	2181	OHX	2	0
92	2	2183	OHX	2	0
92	2	2184	OHX	2	0
92	2	2185	OHX	1	0
92	2	2186	OHX	1	0
92	2	2190	OHX	1	0
92	2	2194	OHX	1	0
92	2	2198	OHX	5	0
92	2	2201	OHX	1	0
92	2	2202	OHX	1	0
92	2	2203	OHX	4	0
92	2	2211	OHX	1	0
92	2	2212	OHX	1	0
92	2	2215	OHX	1	0
92	2	2217	OHX	1	0
92	2	2218	OHX	2	0
92	2	2219	OHX	1	0
92	2	2221	OHX	3	0
92	2	2222	OHX	3	0
92	2	2225	OHX	1	0
92	2	2229	OHX	1	0
92	2	2230	OHX	2	0
92	2	2231	OHX	1	0
92	2	2234	OHX	1	0
92	2	2235	OHX	1	0
92	2	2236	OHX	4	0
92	2	2238	OHX	1	0
92	2	2240	OHX	1	0
92	2	2241	OHX	1	0
92	2	2242	OHX	2	0
92	2	2243	OHX	5	0
92	2	2245	OHX	2	0
92	2	2249	OHX	2	0
92	2	2251	OHX	3	0

Continued on next page...

Continued from previous page...

Mol	Chain	Res	Type	Clashes	Symm-Clashes
92	2	2252	OHX	2	0
92	2	2254	OHX	3	0
92	2	2255	OHX	5	0
92	3	219	OHX	1	0
92	3	220	OHX	1	0
92	3	224	OHX	2	0
92	3	231	OHX	1	0
92	4	236	OHX	1	0
92	4	238	OHX	2	0
92	4	240	OHX	2	0
92	4	241	OHX	1	0
92	4	244	OHX	2	0
92	4	245	OHX	1	0
92	5	4156	OHX	2	0
92	5	4157	OHX	1	0
92	5	4158	OHX	2	0
92	5	4162	OHX	1	0
92	5	4163	OHX	1	0
92	5	4165	OHX	1	0
92	5	4168	OHX	1	0
92	5	4170	OHX	1	0
92	5	4174	OHX	1	0
92	5	4179	OHX	1	0
92	5	4180	OHX	1	0
92	5	4182	OHX	3	0
92	5	4183	OHX	1	0
92	5	4184	OHX	1	0
92	5	4191	OHX	2	0
92	5	4192	OHX	1	0
92	5	4199	OHX	4	0
92	5	4200	OHX	4	0
92	5	4201	OHX	2	0
92	5	4202	OHX	1	0
92	5	4203	OHX	3	0
92	5	4204	OHX	1	0
92	5	4205	OHX	2	0
92	5	4206	OHX	4	0
92	5	4207	OHX	3	0
92	5	4209	OHX	3	0
92	5	4210	OHX	1	0
92	5	4211	OHX	3	0
92	5	4213	OHX	2	0

Continued on next page...

Continued from previous page...

Mol	Chain	Res	Type	Clashes	Symm-Clashes
92	5	4215	OHX	2	0
92	5	4216	OHX	3	0
92	5	4217	OHX	1	0
92	5	4218	OHX	3	0
92	5	4219	OHX	3	0
92	5	4222	OHX	5	0
92	5	4226	OHX	1	0
92	5	4228	OHX	2	0
92	5	4232	OHX	1	0
92	5	4233	OHX	4	0
92	5	4237	OHX	4	0
92	5	4240	OHX	2	0
92	5	4243	OHX	1	0
92	5	4246	OHX	1	0
92	5	4247	OHX	1	0
92	5	4249	OHX	1	0
92	5	4252	OHX	3	0
92	5	4256	OHX	3	0
92	5	4258	OHX	3	0
92	5	4259	OHX	1	0
92	5	4260	OHX	5	0
92	5	4261	OHX	3	0
92	5	4263	OHX	1	0
92	5	4264	OHX	3	0
92	5	4267	OHX	1	0
92	5	4269	OHX	1	0
92	5	4271	OHX	1	0
92	5	4273	OHX	1	0
92	5	4275	OHX	7	0
92	5	4276	OHX	4	0
92	5	4279	OHX	4	0
92	5	4281	OHX	3	0
92	5	4284	OHX	1	0
92	5	4285	OHX	2	0
92	5	4286	OHX	1	0
92	5	4287	OHX	1	0
92	5	4289	OHX	2	0
92	5	4290	OHX	1	0
92	5	4291	OHX	1	0
92	5	4293	OHX	3	0
92	5	4295	OHX	2	0
92	5	4297	OHX	1	0

Continued on next page...

Continued from previous page...

Mol	Chain	Res	Type	Clashes	Symm-Clashes
92	5	4303	OHX	1	0
92	5	4308	OHX	1	0
92	5	4309	OHX	1	0
92	5	4310	OHX	1	0
92	5	4311	OHX	2	0
92	5	4313	OHX	1	0
92	5	4316	OHX	2	0
92	5	4320	OHX	2	0
92	5	4322	OHX	3	0
92	5	4324	OHX	4	0
92	5	4325	OHX	2	0
92	5	4329	OHX	1	0
92	5	4331	OHX	2	0
92	5	4336	OHX	1	0
92	5	4337	OHX	1	0
92	5	4338	OHX	1	0
92	5	4341	OHX	4	0
92	5	4344	OHX	1	0
92	5	4345	OHX	1	0
92	5	4346	OHX	2	0
92	5	4348	OHX	2	0
92	5	4349	OHX	2	0
92	5	4351	OHX	2	0
92	5	4352	OHX	6	0
92	5	4353	OHX	1	0
92	5	4354	OHX	1	0
92	5	4355	OHX	1	0
92	5	4356	OHX	1	0
92	5	4358	OHX	3	0
92	5	4361	OHX	1	0
92	5	4363	OHX	2	0
92	5	4366	OHX	1	0
92	5	4373	OHX	1	0
92	5	4374	OHX	2	0
92	5	4375	OHX	1	0
92	5	4380	OHX	1	0
92	5	4384	OHX	1	0
92	5	4385	OHX	2	0
92	5	4386	OHX	1	0
92	5	4387	OHX	1	0
92	5	4388	OHX	1	0
92	5	4389	OHX	2	0

Continued on next page...

Continued from previous page...

Mol	Chain	Res	Type	Clashes	Symm-Clashes
92	5	4394	OHX	1	0
92	5	4395	OHX	1	0
92	5	4397	OHX	2	0
92	5	4398	OHX	1	0
92	5	4402	OHX	1	0
92	5	4403	OHX	2	0
92	5	4404	OHX	1	0
92	5	4407	OHX	1	0
92	5	4408	OHX	4	0
92	5	4409	OHX	4	0
92	5	4411	OHX	1	0
92	5	4416	OHX	1	0
92	5	4420	OHX	2	0
92	5	4422	OHX	1	0
92	5	4423	OHX	4	0
92	5	4425	OHX	1	0
92	5	4426	OHX	1	0
92	5	4428	OHX	1	0
92	5	4434	OHX	1	0
92	5	4436	OHX	1	0
92	5	4437	OHX	3	0
92	5	4440	OHX	3	0
92	5	4441	OHX	1	0
92	5	4442	OHX	2	0
92	5	4449	OHX	1	0
92	5	4451	OHX	2	0
92	5	4452	OHX	1	0
92	5	4453	OHX	1	0
92	5	4454	OHX	1	0
92	5	4455	OHX	1	0
92	5	4456	OHX	1	0
92	5	4457	OHX	1	0
92	5	4458	OHX	2	0
92	5	4459	OHX	1	0
92	5	4460	OHX	1	0
92	5	4462	OHX	2	0
92	5	4464	OHX	2	0
92	5	4465	OHX	5	0
92	5	4467	OHX	1	0
92	5	4469	OHX	1	0
92	5	4471	OHX	2	0
92	5	4474	OHX	5	0

Continued on next page...

Continued from previous page...

Mol	Chain	Res	Type	Clashes	Symm-Clashes
92	5	4476	OHX	4	0
92	5	4478	OHX	2	0
92	5	4479	OHX	1	0
92	5	4480	OHX	1	0
92	5	4482	OHX	1	0
92	5	4485	OHX	2	0
92	5	4486	OHX	1	0
92	5	4490	OHX	1	0
92	5	4491	OHX	1	0
92	5	4495	OHX	1	0
92	5	4503	OHX	5	0
92	5	4504	OHX	2	0
92	5	4506	OHX	4	0
92	5	4511	OHX	4	0
92	5	4515	OHX	2	0
92	5	4518	OHX	1	0
92	5	4522	OHX	2	0
92	5	4523	OHX	2	0
92	5	4524	OHX	1	0
92	5	4526	OHX	1	0
92	5	4528	OHX	1	0
92	5	4530	OHX	5	0
92	5	4532	OHX	1	0
92	5	4534	OHX	1	0
92	5	4537	OHX	1	0
92	5	4539	OHX	3	0
92	5	4541	OHX	1	0
92	5	4542	OHX	1	0
92	5	4545	OHX	2	0
92	5	4547	OHX	5	0
92	5	4549	OHX	1	0
92	5	4550	OHX	1	0
92	5	4551	OHX	5	0
92	5	4552	OHX	3	0
92	5	4553	OHX	3	0
92	5	4554	OHX	5	0
92	5	4555	OHX	3	0
92	5	4556	OHX	3	0
92	5	4557	OHX	2	0
92	5	4558	OHX	5	0
92	5	4559	OHX	3	0
92	5	4560	OHX	5	0

Continued on next page...

Continued from previous page...

Mol	Chain	Res	Type	Clashes	Symm-Clashes
92	5	4564	OHX	3	0
92	5	4565	OHX	3	0
92	5	4566	OHX	4	0
92	5	4567	OHX	2	0
92	5	4568	OHX	4	0
92	5	4573	OHX	2	0
92	6	2148	OHX	1	0
92	6	2149	OHX	4	0
92	6	2151	OHX	1	0
92	6	2152	OHX	2	0
92	6	2153	OHX	1	0
92	6	2155	OHX	1	0
92	6	2157	OHX	2	0
92	6	2158	OHX	1	0
92	6	2159	OHX	5	0
92	6	2161	OHX	2	0
92	6	2162	OHX	4	0
92	6	2163	OHX	3	0
92	6	2168	OHX	1	0
92	6	2169	OHX	2	0
92	6	2170	OHX	1	0
92	6	2171	OHX	1	0
92	6	2172	OHX	1	0
92	6	2173	OHX	4	0
92	6	2174	OHX	1	0
92	6	2176	OHX	1	0
92	6	2178	OHX	1	0
92	6	2180	OHX	3	0
92	6	2181	OHX	1	0
92	6	2183	OHX	1	0
92	6	2184	OHX	1	0
92	6	2189	OHX	1	0
92	6	2191	OHX	2	0
92	6	2198	OHX	2	0
92	6	2200	OHX	1	0
92	6	2201	OHX	2	0
92	6	2204	OHX	2	0
92	6	2205	OHX	1	0
92	6	2206	OHX	1	0
92	6	2207	OHX	3	0
92	6	2208	OHX	1	0
92	6	2209	OHX	1	0

Continued on next page...

Continued from previous page...

Mol	Chain	Res	Type	Clashes	Symm-Clashes
92	6	2210	OHX	1	0
92	6	2211	OHX	2	0
92	6	2214	OHX	2	0
92	6	2215	OHX	2	0
92	6	2216	OHX	3	0
92	6	2217	OHX	1	0
92	6	2218	OHX	1	0
92	6	2219	OHX	1	0
92	6	2221	OHX	1	0
92	6	2224	OHX	1	0
92	6	2225	OHX	2	0
92	6	2226	OHX	1	0
92	6	2230	OHX	1	0
92	6	2232	OHX	2	0
92	6	2233	OHX	1	0
92	6	2238	OHX	1	0
92	6	2239	OHX	1	0
92	6	2241	OHX	1	0
92	6	2242	OHX	3	0
92	6	2244	OHX	1	0
92	6	2245	OHX	1	0
92	6	2246	OHX	1	0
92	6	2249	OHX	2	0
92	6	2250	OHX	2	0
92	6	2252	OHX	1	0
92	6	2257	OHX	1	0
92	6	2258	OHX	1	0
92	6	2259	OHX	1	0
92	6	2262	OHX	1	0
92	6	2266	OHX	1	0
92	6	2271	OHX	1	0
92	6	2272	OHX	1	0
92	6	2274	OHX	3	0
92	6	2278	OHX	1	0
92	6	2281	OHX	3	0
92	6	2283	OHX	2	0
92	6	2293	OHX	1	0
92	6	2294	OHX	2	0
92	6	2295	OHX	1	0
92	6	2296	OHX	2	0
92	6	2297	OHX	2	0
92	6	2298	OHX	1	0

Continued on next page...

Continued from previous page...

Mol	Chain	Res	Type	Clashes	Symm-Clashes
92	6	2300	OHX	1	0
92	6	2302	OHX	1	0
92	6	2305	OHX	1	0
92	6	2306	OHX	1	0
92	6	2308	OHX	1	0
92	6	2310	OHX	2	0
92	6	2311	OHX	5	0
92	6	2312	OHX	1	0
92	6	2315	OHX	1	0
92	6	2316	OHX	3	0
92	6	2318	OHX	2	0
92	6	2320	OHX	1	0
92	6	2323	OHX	5	0
92	6	2324	OHX	4	0
92	6	2325	OHX	4	0
92	6	2329	OHX	3	0
92	6	2331	OHX	2	0
92	6	2332	OHX	1	0
92	6	2334	OHX	2	0
92	6	2336	OHX	1	0
92	6	2337	OHX	2	0
92	6	2338	OHX	2	0
92	6	2339	OHX	6	0
92	7	230	OHX	2	0
92	7	231	OHX	3	0
92	7	238	OHX	4	0
92	7	239	OHX	1	0
92	8	222	OHX	1	0
92	8	224	OHX	1	0
92	8	225	OHX	1	0
92	8	226	OHX	6	0
92	8	228	OHX	1	0
92	8	231	OHX	2	0
92	8	232	OHX	1	0
92	8	235	OHX	2	0
92	8	237	OHX	3	0
92	8	239	OHX	4	0
92	A	101	OHX	5	0
92	A	102	OHX	3	0
92	C3	201	OHX	2	0
92	C5	202	OHX	6	0
92	C8	202	OHX	3	0

Continued on next page...

Continued from previous page...

Mol	Chain	Res	Type	Clashes	Symm-Clashes
92	C8	203	OHX	5	0
92	L2	305	OHX	4	0
92	L3	407	OHX	1	0
92	L3	408	OHX	1	0
92	L4	408	OHX	2	0
92	L5	301	OHX	1	0
92	M0	305	OHX	2	0
92	M0	306	OHX	1	0
92	M0	307	OHX	5	0
92	M0	308	OHX	5	0
92	M5	310	OHX	1	0
92	M7	209	OHX	1	0
92	M9	204	OHX	1	0
92	N1	202	OHX	1	0
92	N9	102	OHX	1	0
92	O1	202	OHX	1	0
92	O7	107	OHX	5	0
92	O7	108	OHX	1	0
92	O7	109	OHX	2	0
92	Q2	505	OHX	4	0
92	S2	303	OHX	3	0
92	S8	303	OHX	1	0
92	l9	204	OHX	0	1

5.7 Other polymers [i](#)

There are no such residues in this entry.

5.8 Polymer linkage issues [i](#)

The following chains have linkage breaks:

Mol	Chain	Number of breaks
86	m2	2
84	sM	2
35	SM	1
80	c0	1
6	s4	1
1	2	1
42	l5	1

All chain breaks are listed below:

Model	Chain	Residue-1	Atom-1	Residue-2	Atom-2	Distance (Å)
1	sM	85:SER	C	119:UNK	N	43.93
1	sM	139:UNK	C	155:UNK	N	38.21
1	SM	141:ALA	C	151:UNK	N	26.51
1	c0	84:UNK	C	87:UNK	N	7.82
1	2	1716:C	O3'	1717:G	P	3.78
1	m2	23:UNK	C	28:UNK	N	3.12
1	m2	52:UNK	C	54:UNK	N	3.12
1	s4	82:TYR	C	83:PRO	N	1.20
1	l5	179:ARG	C	180:PHE	N	1.18

6 Fit of model and data [i](#)

6.1 Protein, DNA and RNA chains [i](#)

In the following table, the column labelled ‘#RSRZ> 2’ contains the number (and percentage) of RSRZ outliers, followed by percent RSRZ outliers for the chain as percentile scores relative to all X-ray entries and entries of similar resolution. The OWAB column contains the minimum, median, 95th percentile and maximum values of the occupancy-weighted average B-factor per residue. The column labelled ‘Q< 0.9’ lists the number of (and percentage) of residues with an average occupancy less than 0.9.

Mol	Chain	Analysed	<RSRZ>	#RSRZ>2	OWAB(Å ²)	Q<0.9
1	2	1781/1800 (98%)	0.30	109 (6%) 25 18	66, 101, 181, 226	0
1	6	1795/1800 (99%)	0.20	78 (4%) 39 29	55, 93, 167, 227	0
2	S0	206/206 (100%)	2.12	108 (52%) 0 0	106, 120, 129, 135	0
2	s0	206/206 (100%)	1.45	57 (27%) 1 1	91, 107, 119, 120	0
3	S1	214/216 (99%)	0.61	31 (14%) 3 2	112, 144, 166, 170	0
3	s1	216/216 (100%)	1.00	38 (17%) 2 1	89, 100, 117, 126	0
4	S2	217/217 (100%)	2.11	102 (47%) 0 0	88, 100, 114, 121	0
4	s2	217/217 (100%)	1.25	45 (20%) 1 1	75, 90, 101, 110	0
5	S3	223/223 (100%)	1.08	51 (22%) 1 1	95, 105, 125, 136	0
5	s3	223/223 (100%)	0.28	13 (5%) 26 19	93, 115, 133, 138	0
6	S4	260/260 (100%)	1.20	59 (22%) 1 1	77, 102, 112, 131	0
6	s4	260/260 (100%)	0.84	25 (9%) 10 7	62, 90, 105, 125	0
7	S5	206/206 (100%)	1.33	45 (21%) 1 1	105, 121, 131, 140	0
7	s5	206/206 (100%)	1.03	41 (19%) 1 1	97, 116, 131, 137	0
8	S6	226/226 (100%)	1.01	45 (19%) 1 1	80, 112, 126, 133	0
8	s6	218/226 (96%)	1.00	36 (16%) 2 2	65, 92, 110, 121	0
9	S7	184/186 (98%)	0.37	11 (5%) 25 18	100, 124, 149, 154	0
9	s7	186/186 (100%)	0.91	30 (16%) 3 2	84, 115, 139, 144	0
10	S8	188/199 (94%)	1.32	46 (24%) 1 1	74, 89, 121, 132	0
10	s8	188/199 (94%)	0.85	26 (13%) 4 3	61, 83, 121, 139	0
11	S9	185/185 (100%)	1.48	62 (33%) 0 1	92, 109, 138, 156	0
11	s9	185/185 (100%)	0.36	16 (8%) 13 9	77, 95, 122, 136	0
12	C0	83/96 (86%)	-0.07	1 (1%) 81 72	98, 116, 126, 129	0
13	C1	146/155 (94%)	1.62	36 (24%) 1 1	76, 86, 106, 118	0

Continued on next page...

Continued from previous page...

Mol	Chain	Analysed	<RSRZ>	#RSRZ>2	OWAB(Å ²)	Q<0.9
13	c1	146/155 (94%)	1.59	37 (25%) 1 1	66, 81, 109, 129	0
14	C2	124/124 (100%)	0.48	12 (9%) 10 7	142, 150, 160, 163	0
15	C3	150/150 (100%)	0.29	6 (4%) 42 32	84, 99, 113, 118	0
15	c3	150/150 (100%)	0.39	8 (5%) 30 22	75, 88, 104, 107	0
16	C4	127/128 (99%)	0.60	19 (14%) 3 2	87, 145, 156, 158	0
16	c4	128/128 (100%)	1.76	56 (43%) 0 0	72, 104, 112, 117	0
17	C5	124/131 (94%)	0.75	14 (11%) 7 5	92, 105, 122, 138	0
18	C6	141/142 (99%)	1.32	37 (26%) 1 1	95, 114, 118, 121	0
18	c6	142/142 (100%)	1.31	42 (29%) 1 1	91, 111, 122, 135	0
19	C7	120/125 (96%)	1.43	41 (34%) 0 1	103, 116, 136, 138	0
19	c7	117/125 (93%)	0.65	12 (10%) 9 6	98, 111, 126, 134	0
20	C8	145/145 (100%)	0.90	24 (16%) 2 2	89, 109, 134, 139	0
20	c8	145/145 (100%)	0.89	26 (17%) 2 1	91, 105, 125, 130	0
21	C9	143/143 (100%)	1.26	28 (19%) 1 1	97, 109, 123, 130	0
21	c9	143/143 (100%)	1.20	35 (24%) 1 1	93, 105, 119, 128	0
22	D0	107/110 (97%)	1.13	24 (22%) 1 1	90, 117, 134, 136	0
22	d0	110/110 (100%)	1.44	35 (31%) 1 1	91, 121, 142, 148	0
23	D1	87/87 (100%)	2.20	45 (51%) 0 0	102, 110, 125, 131	0
23	d1	87/87 (100%)	1.57	28 (32%) 1 1	87, 96, 116, 122	0
24	D2	129/129 (100%)	1.52	39 (30%) 1 1	86, 97, 103, 115	0
24	d2	129/129 (100%)	1.55	38 (29%) 1 1	72, 82, 90, 98	0
25	D3	144/144 (100%)	0.80	13 (9%) 12 8	76, 81, 92, 104	0
25	d3	144/144 (100%)	0.62	11 (7%) 17 12	64, 69, 78, 90	0
26	D4	134/134 (100%)	0.24	5 (3%) 45 35	90, 110, 120, 125	0
26	d4	134/134 (100%)	0.33	7 (5%) 31 22	71, 94, 104, 110	0
27	D5	70/70 (100%)	0.56	5 (7%) 19 14	118, 130, 136, 138	0
27	d5	69/70 (98%)	0.79	9 (13%) 5 3	108, 121, 130, 131	0
28	D6	97/97 (100%)	2.19	42 (43%) 0 0	94, 110, 156, 157	0
28	d6	97/97 (100%)	2.93	71 (73%) 0 0	79, 92, 115, 120	0
29	D7	81/81 (100%)	0.43	6 (7%) 17 13	100, 113, 138, 141	0
29	d7	81/81 (100%)	0.73	12 (14%) 3 2	86, 100, 133, 135	0

Continued on next page...

Continued from previous page...

Mol	Chain	Analysed	<RSRZ>	#RSRZ>2	OWAB(Å ²)	Q<0.9
30	D8	63/63 (100%)	2.26	28 (44%) 0 0	115, 130, 137, 140	0
30	d8	63/63 (100%)	3.33	48 (76%) 0 0	111, 126, 132, 136	0
31	D9	53/53 (100%)	0.21	2 (3%) 44 34	89, 93, 112, 118	0
31	d9	53/53 (100%)	0.52	4 (7%) 17 12	90, 98, 126, 138	0
32	E0	60/62 (96%)	0.80	12 (20%) 1 1	82, 110, 134, 137	0
32	e0	62/62 (100%)	-0.09	1 (1%) 74 66	73, 97, 118, 122	0
33	E1	71/76 (93%)	1.03	15 (21%) 1 1	111, 138, 149, 152	0
33	e1	76/76 (100%)	1.88	31 (40%) 0 1	115, 163, 180, 182	0
34	SR	318/318 (100%)	1.61	106 (33%) 0 1	110, 122, 134, 155	0
35	SM	133/159 (83%)	1.47	35 (26%) 1 1	70, 100, 131, 138	0
36	1	3149/3394 (92%)	0.20	53 (1%) 73 64	44, 66, 136, 228	0
36	5	3150/3394 (92%)	0.19	39 (1%) 81 72	43, 64, 129, 201	0
37	3	121/121 (100%)	-0.20	0 100 100	52, 83, 98, 103	0
37	7	121/121 (100%)	-0.21	1 (0%) 87 82	48, 67, 79, 86	0
38	4	158/158 (100%)	0.08	2 (1%) 79 71	51, 67, 103, 140	0
38	8	158/158 (100%)	0.06	2 (1%) 79 71	53, 73, 107, 132	0
39	L2	252/252 (100%)	0.67	13 (5%) 31 22	51, 67, 83, 90	0
39	l2	252/252 (100%)	0.32	5 (1%) 68 58	52, 69, 84, 93	0
40	L3	386/386 (100%)	0.29	6 (1%) 74 66	49, 70, 82, 98	0
40	l3	386/386 (100%)	0.16	6 (1%) 74 66	44, 58, 71, 88	0
41	L4	361/361 (100%)	0.12	0 100 100	46, 62, 78, 81	0
41	l4	361/361 (100%)	0.27	10 (2%) 56 47	49, 66, 81, 90	0
42	L5	296/296 (100%)	0.98	54 (18%) 2 1	66, 90, 106, 125	0
42	l5	294/296 (99%)	0.28	6 (2%) 68 58	56, 70, 91, 107	0
43	L6	156/175 (89%)	0.36	1 (0%) 90 86	58, 66, 81, 92	0
43	l6	157/175 (89%)	0.31	3 (1%) 70 60	59, 66, 86, 97	0
44	L7	222/223 (99%)	0.10	2 (0%) 85 80	50, 58, 85, 115	0
44	l7	223/223 (100%)	0.01	0 100 100	49, 58, 91, 116	0
45	L8	233/233 (100%)	0.52	17 (7%) 18 13	74, 88, 117, 122	0
46	L9	191/191 (100%)	0.45	14 (7%) 18 13	68, 78, 88, 98	0
46	l9	191/191 (100%)	0.06	2 (1%) 84 78	54, 63, 79, 88	0

Continued on next page...

Continued from previous page...

Mol	Chain	Analysed	<RSRZ>	#RSRZ>2	OWAB(Å ²)	Q<0.9
47	M0	211/220 (95%)	0.09	3 (1%) 78 69	55, 70, 100, 113	0
47	m0	213/220 (96%)	0.28	9 (4%) 40 30	51, 69, 89, 101	0
48	M1	169/169 (100%)	1.11	38 (22%) 1 1	78, 94, 104, 110	0
48	m1	169/169 (100%)	-0.18	0 100 100	61, 76, 85, 88	0
49	M3	193/194 (99%)	0.15	1 (0%) 91 88	49, 71, 105, 128	0
49	m3	194/194 (100%)	0.31	7 (3%) 46 37	52, 78, 112, 125	0
50	M4	136/137 (99%)	0.07	2 (1%) 76 67	62, 69, 79, 88	0
50	m4	137/137 (100%)	0.07	4 (2%) 55 46	57, 64, 81, 88	0
51	M5	203/203 (100%)	0.58	6 (2%) 54 44	50, 63, 74, 77	0
51	m5	203/203 (100%)	1.18	38 (18%) 2 1	54, 71, 82, 87	0
52	M6	197/197 (100%)	0.06	0 100 100	50, 58, 77, 81	0
52	m6	197/197 (100%)	0.02	0 100 100	44, 51, 77, 82	0
53	M7	183/183 (100%)	0.89	23 (12%) 5 3	53, 61, 108, 127	0
53	m7	155/183 (84%)	0.23	1 (0%) 90 86	49, 55, 67, 93	0
54	M8	185/185 (100%)	0.50	7 (3%) 44 34	51, 62, 78, 93	0
54	m8	185/185 (100%)	0.56	7 (3%) 44 34	51, 66, 77, 81	0
55	M9	188/188 (100%)	0.71	14 (7%) 17 13	70, 84, 147, 155	0
55	m9	188/188 (100%)	0.43	5 (2%) 58 48	63, 76, 134, 143	0
56	N0	172/172 (100%)	0.58	14 (8%) 15 10	59, 65, 77, 83	0
56	n0	172/172 (100%)	0.00	1 (0%) 90 86	52, 59, 70, 79	0
57	N1	159/159 (100%)	0.58	6 (3%) 44 34	51, 65, 104, 111	0
57	n1	159/159 (100%)	0.50	6 (3%) 44 34	51, 57, 95, 99	0
58	N2	100/100 (100%)	0.64	12 (12%) 6 4	100, 111, 117, 125	0
58	n2	98/100 (98%)	0.48	7 (7%) 19 14	88, 98, 103, 106	0
59	N3	136/136 (100%)	0.19	3 (2%) 65 55	57, 67, 77, 83	0
59	n3	136/136 (100%)	0.43	3 (2%) 65 55	45, 55, 65, 70	0
60	N4	98/98 (100%)	2.84	34 (34%) 0 1	66, 78, 138, 139	0
61	N5	121/121 (100%)	0.78	12 (9%) 9 7	63, 75, 90, 110	0
61	n5	120/121 (99%)	0.73	13 (10%) 8 5	66, 79, 95, 105	0
62	N6	126/126 (100%)	0.39	4 (3%) 51 42	56, 72, 81, 90	0
62	n6	126/126 (100%)	0.33	0 100 100	60, 76, 88, 93	0

Continued on next page...

Continued from previous page...

Mol	Chain	Analysed	<RSRZ>	#RSRZ>2	OWAB(Å ²)	Q<0.9
63	N7	135/135 (100%)	0.89	14 (10%) 8 6	88, 100, 110, 115	0
63	n7	135/135 (100%)	0.35	7 (5%) 31 22	93, 104, 116, 122	0
64	N8	148/148 (100%)	0.62	10 (6%) 20 15	44, 64, 84, 94	0
64	n8	148/148 (100%)	0.65	8 (5%) 29 22	44, 67, 84, 87	0
65	N9	58/58 (100%)	0.98	15 (25%) 1 1	48, 70, 103, 114	0
65	n9	58/58 (100%)	0.69	5 (8%) 13 9	48, 67, 86, 92	0
66	O0	97/100 (97%)	0.17	2 (2%) 67 57	87, 95, 113, 117	0
66	o0	100/100 (100%)	0.33	5 (5%) 32 24	84, 95, 111, 117	0
67	O1	109/109 (100%)	1.08	14 (12%) 5 3	67, 79, 99, 105	0
67	o1	109/109 (100%)	0.77	8 (7%) 18 13	57, 69, 96, 109	0
68	O2	127/127 (100%)	0.14	3 (2%) 62 52	46, 58, 72, 82	0
68	o2	127/127 (100%)	0.04	0 100 100	46, 62, 75, 82	0
69	O3	106/106 (100%)	0.27	0 100 100	49, 57, 77, 86	0
69	o3	106/106 (100%)	0.37	0 100 100	49, 56, 80, 90	0
70	O4	112/112 (100%)	1.26	26 (23%) 1 1	63, 80, 115, 124	0
70	o4	112/112 (100%)	0.43	6 (5%) 29 22	62, 82, 116, 121	0
71	O5	119/119 (100%)	0.37	4 (3%) 49 39	61, 78, 86, 93	0
71	o5	119/119 (100%)	0.21	1 (0%) 87 82	68, 83, 96, 106	0
72	O6	99/99 (100%)	0.03	2 (2%) 68 58	68, 77, 102, 116	0
72	o6	99/99 (100%)	0.13	3 (3%) 54 44	76, 85, 101, 114	0
73	O7	87/87 (100%)	0.74	7 (8%) 15 10	51, 57, 76, 86	0
73	o7	87/87 (100%)	0.67	2 (2%) 64 54	49, 58, 85, 99	0
74	O8	77/77 (100%)	0.15	1 (1%) 79 71	89, 100, 114, 117	0
74	o8	77/77 (100%)	1.28	15 (19%) 1 1	88, 99, 108, 110	0
75	O9	50/50 (100%)	0.78	4 (8%) 15 10	60, 64, 69, 69	0
75	o9	50/50 (100%)	0.89	6 (12%) 6 4	59, 65, 72, 74	0
76	Q0	52/52 (100%)	0.67	6 (11%) 6 4	62, 67, 82, 91	0
76	q0	52/52 (100%)	-0.06	0 100 100	50, 54, 65, 68	0
77	Q1	25/25 (100%)	0.10	0 100 100	69, 74, 78, 79	0
77	q1	25/25 (100%)	0.04	0 100 100	62, 63, 65, 66	0
78	Q2	105/105 (100%)	1.41	26 (24%) 1 1	54, 67, 86, 109	0

Continued on next page...

Continued from previous page...

Mol	Chain	Analysed	<RSRZ>	#RSRZ>2	OWAB(Å ²)	Q<0.9
78	q2	105/105 (100%)	1.07	16 (15%) 3 2	55, 66, 80, 100	0
79	Q3	91/91 (100%)	0.38	2 (2%) 65 55	58, 71, 85, 91	0
79	q3	91/91 (100%)	0.23	2 (2%) 65 55	54, 69, 81, 89	0
80	c0	79/96 (82%)	0.51	8 (10%) 9 6	108, 133, 143, 145	0
81	c2	109/124 (87%)	1.78	44 (40%) 0 1	173, 185, 191, 194	0
82	c5	135/142 (95%)	0.40	10 (7%) 17 13	84, 110, 123, 125	0
83	sR	318/318 (100%)	1.63	104 (32%) 1 1	117, 131, 143, 156	0
84	sM	63/104 (60%)	0.85	9 (14%) 4 3	61, 111, 117, 122	0
85	l8	225/231 (97%)	0.94	27 (12%) 6 4	83, 95, 118, 123	0
86	m2	0/150	-	-	-	-
87	n4	135/135 (100%)	1.32	39 (28%) 1 1	54, 97, 121, 135	0
88	p0	120/219 (54%)	1.69	43 (35%) 0 1	103, 120, 135, 142	0
89	p1	0/47	-	-	-	-
89	p2	0/47	-	-	-	-
90	A	2/3 (66%)	1.12	0 100 100	106, 106, 106, 107	0
90	a	2/3 (66%)	1.24	0 100 100	100, 100, 100, 102	0
All	All	32948/34108 (96%)	0.58	3200 (9%) 10 7	43, 82, 136, 228	0

All (3200) RSRZ outliers are listed below:

Mol	Chain	Res	Type	RSRZ
60	N4	86	SER	26.0
13	c1	3	THR	16.4
60	N4	75	THR	14.6
60	N4	84	GLY	14.3
60	N4	85	ALA	14.2
13	C1	145	ALA	13.6
35	SM	16	ASP	12.9
13	C1	146	ALA	12.4
60	N4	76	VAL	12.0
53	M7	162	GLU	11.8
78	Q2	106	PHE	11.7
1	2	715	U	11.5
1	2	1702	A	11.4
60	N4	88	ASP	11.2
60	N4	87	LEU	11.1
13	c1	2	SER	11.1

Continued on next page...

Continued from previous page...

Mol	Chain	Res	Type	RSRZ
40	L3	387	LEU	10.9
53	M7	160	ALA	10.9
60	N4	83	THR	10.8
53	M7	161	ALA	10.6
53	M7	184	ALA	10.6
1	2	656	G	10.5
1	2	719	U	10.5
36	1	1955	U	10.3
1	2	1693	A	10.2
1	2	1698	G	10.0
1	2	1699	G	10.0
1	6	663	U	9.9
28	D6	2	PRO	9.7
60	N4	78	ALA	9.7
4	s2	90	THR	9.4
82	c5	134	THR	9.3
30	d8	43	ASN	9.3
60	N4	90	ILE	9.1
1	2	1711	C	9.0
1	6	662	U	9.0
1	6	678	A	8.9
1	2	1696	G	8.8
33	E1	87	THR	8.8
7	s5	152	GLY	8.8
1	2	1697	G	8.6
13	c1	4	GLU	8.6
87	n4	70	LYS	8.6
34	SR	79	TYR	8.5
30	D8	67	ARG	8.5
36	1	1570	U	8.5
1	2	1694	A	8.4
60	N4	89	LEU	8.4
78	Q2	105	GLN	8.3
7	s5	151	GLY	8.3
22	D0	120	SER	8.2
1	2	1692	G	8.2
28	D6	90	GLU	8.0
1	2	1709	C	8.0
28	D6	91	ASP	7.9
35	SM	87	THR	7.8
13	C1	4	GLU	7.8
60	N4	73	ARG	7.8

Continued on next page...

Continued from previous page...

Mol	Chain	Res	Type	RSRZ
1	2	1710	U	7.7
61	N5	24	LEU	7.7
13	c1	145	ALA	7.6
60	N4	82	ILE	7.5
30	d8	21	SER	7.5
83	sR	252	LEU	7.5
1	2	714	G	7.5
1	6	679	U	7.4
36	5	1567	U	7.4
1	2	718	U	7.4
28	d6	11	ASN	7.4
33	e1	110	ALA	7.4
1	2	658	C	7.3
1	2	1708	U	7.3
13	C1	2	SER	7.3
7	s5	153	GLY	7.3
87	n4	69	LYS	7.3
28	d6	68	TYR	7.2
60	N4	81	PRO	7.2
35	SM	88	ARG	7.1
81	c2	92	ALA	7.1
35	SM	15	ALA	7.1
13	C1	147	ALA	7.1
34	SR	115	ILE	7.0
28	D6	85	ARG	7.0
35	SM	84	LYS	7.0
1	2	716	C	7.0
60	N4	77	LYS	7.0
1	2	1695	G	6.9
81	c2	126	TRP	6.9
87	n4	67	VAL	6.9
87	n4	66	GLU	6.9
30	d8	9	LEU	6.9
60	N4	72	SER	6.8
35	SM	14	ASP	6.8
22	d0	98	GLN	6.8
35	SM	89	ARG	6.8
7	S5	152	GLY	6.7
28	d6	44	ILE	6.7
13	c1	5	LEU	6.7
33	e1	80	ARG	6.7
87	n4	68	ALA	6.7

Continued on next page...

Continued from previous page...

Mol	Chain	Res	Type	RSRZ
28	D6	8	ASN	6.7
4	s2	87	GLN	6.7
1	2	1700	C	6.7
1	2	1703	C	6.7
35	SM	85	SER	6.7
20	c8	18	LEU	6.7
1	2	1707	A	6.6
1	2	657	U	6.6
60	N4	69	LYS	6.6
6	S4	261	LEU	6.6
30	d8	67	ARG	6.6
7	s5	37	GLN	6.6
30	d8	65	ARG	6.5
22	d0	93	LEU	6.5
10	S8	152	ILE	6.5
1	2	1701	A	6.5
13	C1	3	THR	6.5
7	s5	145	ASP	6.5
28	D6	94	ASN	6.5
36	5	1569	U	6.5
1	6	658	C	6.4
4	S2	88	LYS	6.4
5	S3	152	PHE	6.4
2	S0	97	PRO	6.4
60	N4	70	LYS	6.4
35	SM	18	VAL	6.4
2	S0	98	ILE	6.4
36	5	1350	A	6.4
28	d6	69	ASN	6.4
28	D6	89	ARG	6.4
1	2	1691	A	6.3
23	D1	10	GLU	6.3
1	2	717	C	6.3
83	sR	214	ALA	6.3
33	e1	111	GLU	6.3
35	SM	19	VAL	6.3
1	2	134	U	6.3
36	1	1569	U	6.2
28	D6	88	SER	6.2
11	S9	97	LEU	6.2
30	d8	66	LEU	6.2
30	d8	13	ILE	6.2

Continued on next page...

Continued from previous page...

Mol	Chain	Res	Type	RSRZ
83	sR	24	ALA	6.2
81	c2	123	VAL	6.2
56	N0	1	MET	6.2
5	S3	154	ASP	6.1
1	6	239	C	6.1
1	6	676	G	6.1
3	S1	20	VAL	6.1
1	2	1686	C	6.1
28	D6	86	VAL	6.0
36	5	1025	A	6.0
7	s5	150	GLY	6.0
47	m0	221	ALA	6.0
33	e1	85	TYR	6.0
28	D6	92	ARG	6.0
83	sR	314	GLN	6.0
30	D8	19	THR	6.0
4	s2	88	LYS	6.0
3	S1	25	THR	5.9
7	s5	154	ALA	5.9
34	SR	33	LEU	5.9
76	Q0	77	ILE	5.9
48	M1	127	PHE	5.9
13	c1	116	ARG	5.9
6	S4	253	ASP	5.9
34	SR	72	THR	5.9
1	2	1690	G	5.9
1	6	656	G	5.9
1	2	1705	C	5.8
7	S5	154	ALA	5.8
36	5	1349	G	5.8
1	6	659	C	5.8
36	5	1566	A	5.8
81	c2	65	SER	5.8
7	S5	153	GLY	5.8
30	D8	66	LEU	5.8
70	O4	23	VAL	5.8
8	s6	169	TYR	5.7
4	s2	89	GLN	5.7
35	SM	86	ASN	5.7
60	N4	74	LYS	5.7
7	S5	151	GLY	5.7
23	D1	55	LEU	5.7

Continued on next page...

Continued from previous page...

Mol	Chain	Res	Type	RSRZ
28	D6	84	VAL	5.7
45	L8	116	VAL	5.7
36	1	1568	U	5.7
30	d8	44	VAL	5.7
60	N4	71	ARG	5.7
21	c9	22	LEU	5.7
10	S8	200	LYS	5.6
34	SR	43	ILE	5.6
83	sR	316	MET	5.6
32	E0	61	SER	5.6
1	2	1706	C	5.6
7	s5	161	ASP	5.6
36	1	1350	A	5.6
53	M7	157	VAL	5.5
8	S6	50	PHE	5.5
31	d9	4	GLU	5.5
83	sR	7	LEU	5.5
7	S5	147	THR	5.5
1	6	1799	U	5.5
28	D6	98	PRO	5.5
1	6	677	G	5.5
2	s0	46	HIS	5.5
21	c9	55	TYR	5.5
4	S2	87	GLN	5.4
17	C5	50	THR	5.4
1	6	668	C	5.4
85	l8	120	LYS	5.4
11	S9	95	TYR	5.4
7	S5	37	GLN	5.4
83	sR	72	THR	5.4
23	d1	87	ARG	5.4
53	M7	163	LYS	5.4
1	2	723	G	5.4
21	c9	18	TYR	5.4
82	c5	136	SER	5.4
1	6	1800	A	5.4
7	s5	155	ALA	5.4
82	c5	4	ALA	5.4
1	6	1711	C	5.4
1	6	1710	U	5.4
1	2	724	C	5.3
6	S4	256	ARG	5.3

Continued on next page...

Continued from previous page...

Mol	Chain	Res	Type	RSRZ
11	S9	89	ASP	5.3
22	d0	99	ILE	5.3
1	6	666	U	5.3
67	O1	82	GLU	5.3
82	c5	135	THR	5.3
8	s6	164	LYS	5.3
36	1	1351	U	5.3
22	d0	18	GLN	5.3
28	d6	10	ARG	5.3
4	S2	90	THR	5.3
20	C8	2	SER	5.2
84	sM	84	LYS	5.2
9	s7	58	LEU	5.2
1	6	1695	G	5.2
46	L9	190	ASP	5.2
58	N2	27	VAL	5.2
33	e1	77	GLY	5.2
28	D6	93	LYS	5.2
20	c8	22	VAL	5.2
11	S9	60	LEU	5.2
67	o1	82	GLU	5.1
28	d6	98	PRO	5.1
30	d8	33	LEU	5.1
1	6	664	U	5.1
5	s3	151	LYS	5.1
34	SR	27	ALA	5.1
22	d0	97	VAL	5.1
83	sR	121	MET	5.1
36	1	1349	G	5.1
2	S0	126	PRO	5.1
1	2	194	U	5.1
30	d8	56	LEU	5.0
8	S6	36	VAL	5.0
8	S6	175	ILE	5.0
7	s5	158	GLN	5.0
1	2	1704	U	5.0
30	D8	28	VAL	5.0
81	c2	41	LEU	5.0
78	Q2	99	GLN	5.0
2	s0	170	ILE	5.0
62	N6	127	GLU	5.0
11	S9	87	SER	5.0

Continued on next page...

Continued from previous page...

Mol	Chain	Res	Type	RSRZ
13	C1	144	ALA	5.0
34	SR	181	TRP	5.0
2	S0	146	LEU	5.0
78	q2	106	PHE	5.0
60	N4	66	GLU	5.0
36	5	1580	A	5.0
35	SM	17	VAL	5.0
78	Q2	102	GLN	5.0
34	SR	34	LEU	5.0
23	D1	33	GLN	5.0
36	5	1568	U	5.0
4	S2	64	LYS	5.0
9	s7	187	SER	5.0
53	M7	183	ALA	5.0
2	S0	122	ILE	5.0
4	S2	69	ILE	5.0
36	5	2503	G	5.0
42	L5	95	TRP	5.0
23	D1	53	TYR	5.0
7	S5	222	LYS	5.0
18	C6	20	ALA	4.9
7	s5	225	ARG	4.9
36	5	1351	U	4.9
9	s7	52	ALA	4.9
28	d6	41	ILE	4.9
23	D1	8	LEU	4.9
2	S0	107	PHE	4.9
4	S2	146	THR	4.9
60	N4	68	ALA	4.9
1	2	1712	A	4.9
23	D1	24	ILE	4.9
1	2	711	U	4.9
1	6	675	U	4.9
30	D8	16	LEU	4.9
24	D2	18	GLU	4.9
83	sR	158	PRO	4.9
78	Q2	104	LEU	4.8
28	D6	3	LYS	4.8
83	sR	3	SER	4.8
16	c4	102	LEU	4.8
83	sR	157	VAL	4.8
2	S0	170	ILE	4.8

Continued on next page...

Continued from previous page...

Mol	Chain	Res	Type	RSRZ
4	S2	57	PHE	4.8
4	S2	94	GLN	4.8
1	6	660	G	4.8
78	Q2	92	GLU	4.8
1	6	1702	A	4.8
34	SR	81	LEU	4.8
4	S2	55	GLU	4.8
33	e1	112	GLY	4.8
42	L5	146	LEU	4.8
53	M7	159	LYS	4.8
23	D1	1	MET	4.8
28	d6	71	LEU	4.8
7	S5	70	VAL	4.8
13	c1	117	VAL	4.8
28	d6	73	TYR	4.8
36	5	2507	C	4.8
33	e1	87	THR	4.8
18	c6	49	TYR	4.8
10	s8	200	LYS	4.8
83	sR	123	ILE	4.8
84	sM	75	ASP	4.8
33	E1	86	THR	4.8
11	S9	86	LEU	4.7
1	6	794	U	4.7
2	S0	158	VAL	4.7
45	L8	121	SER	4.7
2	S0	102	PHE	4.7
34	SR	32	LEU	4.7
84	sM	83	LYS	4.7
28	d6	86	VAL	4.7
1	6	653	C	4.7
7	S5	71	ALA	4.7
83	sR	25	THR	4.7
16	c4	48	VAL	4.7
30	D8	21	SER	4.7
83	sR	251	TRP	4.7
6	S4	251	GLU	4.7
1	6	665	U	4.7
48	M1	83	GLY	4.7
16	C4	47	LYS	4.7
19	c7	2	GLY	4.7
2	s0	165	ARG	4.7

Continued on next page...

Continued from previous page...

Mol	Chain	Res	Type	RSRZ
67	o1	112	ASP	4.7
88	p0	192	ASP	4.7
30	D8	27	GLN	4.7
36	5	2506	U	4.7
4	S2	162	CYS	4.6
7	S5	148	ARG	4.6
2	S0	110	TYR	4.6
23	D1	34	ILE	4.6
33	e1	86	THR	4.6
83	sR	168	THR	4.6
2	S0	127	ARG	4.6
34	SR	46	LYS	4.6
1	2	677	G	4.6
18	c6	52	LEU	4.6
81	c2	59	LEU	4.6
83	sR	79	TYR	4.6
28	d6	90	GLU	4.6
30	D8	44	VAL	4.6
16	c4	53	ASP	4.6
40	L3	386	ASP	4.6
28	d6	88	SER	4.6
1	6	1707	A	4.6
7	S5	165	LEU	4.6
20	c8	17	LEU	4.6
16	C4	76	ILE	4.6
83	sR	254	ALA	4.6
26	D4	70	VAL	4.6
33	e1	98	VAL	4.6
4	S2	62	PRO	4.6
4	S2	141	ARG	4.6
28	d6	85	ARG	4.6
7	s5	137	ILE	4.5
42	L5	159	VAL	4.5
78	Q2	2	VAL	4.5
83	sR	92	TRP	4.5
7	S5	155	ALA	4.5
20	c8	73	MET	4.5
8	s6	162	VAL	4.5
20	C8	18	LEU	4.5
28	d6	9	GLY	4.5
28	d6	45	VAL	4.5
30	D8	43	ASN	4.5

Continued on next page...

Continued from previous page...

Mol	Chain	Res	Type	RSRZ
66	o0	7	GLN	4.5
3	S1	26	ARG	4.5
16	c4	98	GLY	4.5
28	d6	42	ARG	4.5
81	c2	64	SER	4.5
30	d8	57	MET	4.5
30	d8	63	ALA	4.5
79	q3	2	ALA	4.5
1	2	913	G	4.5
87	n4	134	GLN	4.5
16	C4	15	GLY	4.5
16	c4	97	GLY	4.5
11	S9	64	GLU	4.5
16	c4	55	SER	4.5
23	D1	32	VAL	4.5
1	6	232	U	4.5
2	S0	201	LEU	4.5
33	E1	124	PRO	4.5
60	N4	79	GLN	4.4
85	l8	109	LEU	4.4
84	sM	85	SER	4.4
87	n4	135	SER	4.4
83	sR	32	LEU	4.4
30	D8	15	VAL	4.4
2	S0	99	ALA	4.4
30	d8	42	ARG	4.4
22	D0	20	ILE	4.4
7	s5	156	ARG	4.4
30	d8	45	LYS	4.4
42	L5	127	GLY	4.4
59	n3	2	SER	4.4
81	c2	43	ARG	4.4
13	c1	146	ALA	4.4
1	2	132	U	4.4
2	S0	174	TRP	4.4
87	n4	84	GLY	4.4
4	S2	45	VAL	4.4
4	s2	64	LYS	4.4
87	n4	72	SER	4.4
78	Q2	15	LYS	4.4
46	L9	189	GLU	4.4
28	D6	7	SER	4.4

Continued on next page...

Continued from previous page...

Mol	Chain	Res	Type	RSRZ
3	s1	152	ARG	4.4
42	L5	189	GLU	4.4
53	M7	182	ILE	4.4
83	sR	6	VAL	4.4
28	d6	91	ASP	4.4
2	S0	198	MET	4.4
34	SR	52	GLN	4.4
28	d6	64	LEU	4.4
83	sR	315	VAL	4.4
16	c4	60	ALA	4.4
2	s0	186	GLY	4.4
6	S4	54	TYR	4.3
34	SR	44	SER	4.3
18	C6	5	PRO	4.3
25	d3	2	GLY	4.3
16	c4	117	ASP	4.3
30	D8	45	LYS	4.3
61	N5	23	ALA	4.3
70	O4	21	LYS	4.3
33	E1	148	TYR	4.3
83	sR	82	SER	4.3
24	D2	70	ASN	4.3
6	s4	183	VAL	4.3
11	S9	80	LEU	4.3
4	S2	222	TYR	4.3
18	C6	52	LEU	4.3
75	o9	51	ILE	4.3
16	c4	99	GLN	4.3
32	E0	54	ARG	4.3
8	s6	147	LEU	4.3
83	sR	33	LEU	4.3
83	sR	166	SER	4.3
24	D2	92	ASN	4.3
21	C9	2	PRO	4.3
83	sR	245	PHE	4.3
1	6	1701	A	4.3
2	S0	144	ILE	4.3
81	c2	121	VAL	4.3
7	S5	150	GLY	4.3
28	D6	6	ALA	4.3
85	l8	121	SER	4.3
6	S4	252	ARG	4.3

Continued on next page...

Continued from previous page...

Mol	Chain	Res	Type	RSRZ
30	d8	48	VAL	4.3
83	sR	227	ALA	4.3
35	SM	20	LEU	4.3
4	s2	92	ALA	4.3
36	1	1567	U	4.2
36	1	1352	A	4.2
2	S0	104	PRO	4.2
30	d8	59	SER	4.2
10	S8	179	CYS	4.2
74	o8	69	LEU	4.2
83	sR	81	LEU	4.2
28	D6	9	GLY	4.2
30	D8	41	VAL	4.2
1	6	194	U	4.2
53	M7	168	LEU	4.2
11	S9	156	ILE	4.2
20	c8	146	ALA	4.2
23	d1	82	VAL	4.2
63	N7	70	PRO	4.2
4	s2	118	ALA	4.2
46	L9	191	LEU	4.2
34	SR	25	THR	4.2
34	SR	103	PHE	4.2
24	D2	41	MET	4.2
35	SM	21	PRO	4.2
28	D6	87	ARG	4.2
20	c8	14	ILE	4.2
5	S3	135	GLU	4.2
22	d0	64	LYS	4.2
2	S0	29	VAL	4.2
83	sR	313	TRP	4.2
6	S4	257	ALA	4.2
7	S5	161	ASP	4.2
30	d8	12	VAL	4.2
28	D6	83	ILE	4.2
11	s9	184	SER	4.2
18	c6	142	TYR	4.2
4	s2	84	LYS	4.2
18	c6	29	ILE	4.2
81	c2	104	ALA	4.2
1	2	1713	G	4.2
34	SR	102	ARG	4.2

Continued on next page...

Continued from previous page...

Mol	Chain	Res	Type	RSRZ
4	S2	223	GLY	4.2
16	c4	92	LYS	4.2
21	C9	39	THR	4.2
24	d2	2	THR	4.2
35	SM	99	LYS	4.2
36	1	1581	C	4.2
88	p0	187	VAL	4.2
1	6	657	U	4.1
23	D1	31	SER	4.2
83	sR	319	ASN	4.1
30	d8	61	ARG	4.1
18	C6	6	SER	4.1
42	L5	51	LEU	4.1
83	sR	116	ASP	4.1
18	c6	19	VAL	4.1
2	S0	141	ILE	4.1
13	C1	30	ARG	4.1
30	D8	6	PRO	4.1
88	p0	27	VAL	4.1
33	e1	145	HIS	4.1
16	c4	108	SER	4.1
4	s2	93	GLY	4.1
19	C7	2	GLY	4.1
24	D2	81	VAL	4.1
23	D1	23	ILE	4.1
28	D6	80	HIS	4.1
81	c2	103	LEU	4.1
7	s5	159	ALA	4.1
71	O5	120	ALA	4.1
3	S1	94	LYS	4.1
4	S2	86	VAL	4.1
1	2	1688	U	4.1
5	S3	185	LYS	4.1
21	c9	37	VAL	4.1
4	S2	144	TRP	4.1
16	C4	41	ARG	4.1
4	s2	95	ARG	4.1
28	d6	66	LYS	4.1
34	SR	117	LYS	4.1
18	C6	57	LEU	4.1
58	N2	28	PHE	4.1
58	N2	92	TRP	4.1

Continued on next page...

Continued from previous page...

Mol	Chain	Res	Type	RSRZ
21	c9	19	ALA	4.1
18	C6	143	ARG	4.1
78	Q2	100	LYS	4.1
5	S3	184	ILE	4.1
27	d5	51	LEU	4.1
28	d6	70	LYS	4.0
30	d8	27	GLN	4.0
55	M9	50	ILE	4.0
1	6	1709	C	4.0
30	d8	22	ARG	4.0
28	d6	40	ALA	4.0
29	d7	24	LEU	4.0
11	S9	65	LYS	4.0
13	C1	13	PHE	4.0
30	d8	15	VAL	4.0
36	5	2505	U	4.0
60	N4	67	VAL	4.0
87	n4	131	ALA	4.0
40	l3	387	LEU	4.0
6	S4	254	ARG	4.0
8	s6	116	LYS	4.0
16	c4	103	ARG	4.0
18	C6	92	TYR	4.0
33	E1	85	TYR	4.0
35	SM	106	VAL	4.0
82	c5	133	ALA	4.0
19	C7	71	PHE	4.0
2	S0	153	SER	4.0
7	s5	144	GLU	4.0
2	s0	146	LEU	4.0
8	s6	171	LYS	4.0
30	d8	14	LYS	4.0
33	e1	83	LYS	4.0
75	O9	2	ALA	4.0
8	S6	145	PHE	4.0
58	N2	108	TYR	4.0
4	S2	82	ASN	4.0
1	2	1398	U	4.0
2	s0	98	ILE	4.0
58	N2	93	ILE	4.0
2	S0	155	PHE	4.0
4	S2	224	PHE	4.0

Continued on next page...

Continued from previous page...

Mol	Chain	Res	Type	RSRZ
28	d6	93	LYS	4.0
18	C6	7	VAL	4.0
1	2	720	G	4.0
4	S2	154	LEU	4.0
4	S2	240	LEU	4.0
23	d1	34	ILE	4.0
2	S0	83	GLN	4.0
36	1	2502	A	4.0
18	c6	28	LEU	4.0
24	D2	37	PHE	4.0
28	d6	7	SER	4.0
42	L5	190	ILE	4.0
6	S4	255	ARG	4.0
63	N7	92	PHE	4.0
83	sR	4	ASN	4.0
22	d0	22	ILE	4.0
45	L8	120	LYS	4.0
83	sR	244	ALA	4.0
2	S0	138	TYR	3.9
16	c4	79	VAL	3.9
28	d6	8	ASN	3.9
3	S1	50	LYS	3.9
2	S0	157	ASP	3.9
28	d6	17	HIS	3.9
87	n4	95	SER	3.9
4	S2	63	VAL	3.9
11	s9	148	VAL	3.9
88	p0	188	VAL	3.9
5	S3	218	LEU	3.9
34	SR	49	GLY	3.9
33	E1	145	HIS	3.9
70	O4	113	LYS	3.9
83	sR	138	GLY	3.9
28	D6	49	ALA	3.9
10	s8	80	GLY	3.9
11	S9	76	LEU	3.9
45	L8	119	GLY	3.9
60	N4	98	PRO	3.9
42	L5	221	GLU	3.9
2	S0	156	VAL	3.9
83	sR	13	LEU	3.9
2	S0	76	ILE	3.9

Continued on next page...

Continued from previous page...

Mol	Chain	Res	Type	RSRZ
1	6	1712	A	3.9
10	S8	96	LEU	3.9
4	S2	66	PHE	3.9
34	SR	92	TRP	3.9
3	s1	54	LEU	3.9
21	c9	101	ASN	3.9
18	c6	64	ASP	3.9
10	S8	72	ILE	3.9
28	D6	48	ALA	3.9
2	s0	110	TYR	3.9
4	S2	41	LEU	3.9
18	C6	142	TYR	3.9
22	d0	54	GLY	3.9
21	c9	119	LYS	3.9
83	sR	263	PHE	3.9
34	SR	121	MET	3.9
24	D2	130	TYR	3.9
30	D8	25	VAL	3.9
25	d3	3	LYS	3.9
7	s5	83	ARG	3.9
4	S2	164	SER	3.9
28	d6	3	LYS	3.9
30	D8	7	VAL	3.9
30	D8	65	ARG	3.9
1	6	1700	C	3.9
65	N9	55	ALA	3.9
13	c1	139	VAL	3.9
21	C9	80	TYR	3.9
30	d8	26	THR	3.9
1	2	135	A	3.9
1	6	661	A	3.9
33	e1	134	ASN	3.9
36	1	1239	C	3.8
3	s1	111	ARG	3.8
6	S4	208	VAL	3.8
30	d8	10	ALA	3.8
53	M7	165	VAL	3.8
16	c4	44	GLY	3.8
23	d1	43	GLY	3.8
8	s6	35	GLU	3.8
49	m3	189	GLU	3.8
50	M4	138	ALA	3.8

Continued on next page...

Continued from previous page...

Mol	Chain	Res	Type	RSRZ
88	p0	80	VAL	3.8
2	S0	203	PHE	3.8
3	s1	114	VAL	3.8
6	s4	207	LEU	3.8
42	l5	296	GLN	3.8
24	d2	85	ASP	3.8
35	SM	101	ASP	3.8
4	S2	95	ARG	3.8
8	S6	157	VAL	3.8
22	d0	14	GLN	3.8
1	2	709	C	3.8
33	e1	79	LYS	3.8
1	6	655	G	3.8
49	m3	190	LYS	3.8
21	C9	108	LEU	3.8
1	2	1370	U	3.8
16	c4	58	TYR	3.8
81	c2	57	ALA	3.8
2	S0	175	TYR	3.8
1	2	678	A	3.8
13	C1	116	ARG	3.8
23	D1	40	ASP	3.8
76	Q0	85	LEU	3.8
31	d9	5	ASN	3.8
6	S4	260	GLY	3.8
53	M7	156	ALA	3.8
73	o7	88	ALA	3.8
28	d6	19	LYS	3.8
20	c8	15	LEU	3.8
21	c9	23	GLN	3.8
70	O4	33	GLN	3.8
42	L5	226	TYR	3.8
84	sM	52	PRO	3.8
36	1	1571	A	3.8
11	S9	96	VAL	3.8
16	C4	16	VAL	3.8
28	d6	80	HIS	3.8
2	s0	166	GLY	3.7
28	d6	35	ALA	3.7
30	D8	17	GLY	3.7
4	S2	151	PRO	3.7
1	2	793	A	3.7

Continued on next page...

Continued from previous page...

Mol	Chain	Res	Type	RSRZ
36	5	1573	G	3.7
8	S6	156	PHE	3.7
25	d3	18	HIS	3.7
88	p0	88	PHE	3.7
48	M1	79	ILE	3.7
74	o8	32	ASN	3.7
78	Q2	93	LEU	3.7
50	m4	2	SER	3.7
2	S0	149	LEU	3.7
24	D2	126	LEU	3.7
22	D0	121	ASN	3.7
21	C9	28	LEU	3.7
2	S0	139	VAL	3.7
19	C7	60	ARG	3.7
23	d1	39	VAL	3.7
1	2	238	U	3.7
2	s0	162	CYS	3.7
36	5	252	U	3.7
28	d6	81	ALA	3.7
18	c6	117	LEU	3.7
81	c2	133	LEU	3.7
4	S2	137	ILE	3.7
25	d3	11	SER	3.7
58	N2	94	ARG	3.7
30	d8	7	VAL	3.7
32	E0	6	GLY	3.7
85	l8	155	ASN	3.7
83	sR	292	LEU	3.7
1	2	712	G	3.7
4	S2	84	LYS	3.7
18	c6	11	GLY	3.7
46	L9	178	GLY	3.7
3	S1	54	LEU	3.7
4	S2	231	ALA	3.7
1	6	1708	U	3.7
9	s7	142	TYR	3.7
2	S0	162	CYS	3.7
4	S2	179	VAL	3.7
19	C7	62	GLN	3.7
70	o4	33	GLN	3.7
34	SR	74	THR	3.7
5	S3	183	GLY	3.7

Continued on next page...

Continued from previous page...

Mol	Chain	Res	Type	RSRZ
10	S8	143	TRP	3.7
1	6	1228	G	3.7
4	S2	169	LEU	3.7
56	N0	2	ALA	3.7
2	S0	22	THR	3.7
2	S0	147	THR	3.7
81	c2	56	GLU	3.7
84	sM	69	ARG	3.7
18	c6	44	LEU	3.7
22	d0	92	ASP	3.7
58	N2	89	LEU	3.7
81	c2	93	ASP	3.7
24	D2	128	PHE	3.7
28	D6	79	ILE	3.7
81	c2	96	GLN	3.7
18	c6	143	ARG	3.7
36	1	1764	U	3.7
8	s6	1	MET	3.7
18	C6	141	SER	3.7
5	S3	153	ALA	3.7
16	c4	101	ALA	3.7
61	N5	30	ALA	3.7
88	p0	104	ARG	3.7
10	S8	198	ALA	3.6
17	C5	51	SER	3.6
35	SM	22	PRO	3.6
2	s0	101	ARG	3.6
7	S5	149	VAL	3.6
42	l5	135	VAL	3.6
81	c2	28	LEU	3.6
83	sR	301	LEU	3.6
28	d6	2	PRO	3.6
30	d8	19	THR	3.6
10	s8	61	GLU	3.6
4	S2	220	ASN	3.6
4	s2	164	SER	3.6
8	S6	41	VAL	3.6
78	q2	79	THR	3.6
88	p0	69	ASP	3.6
1	6	669	G	3.6
7	S5	175	LEU	3.6
9	s7	93	LEU	3.6

Continued on next page...

Continued from previous page...

Mol	Chain	Res	Type	RSRZ
21	c9	17	ALA	3.6
30	d8	41	VAL	3.6
36	1	3275	U	3.6
18	C6	66	ARG	3.6
2	S0	28	ASN	3.6
1	6	1694	A	3.6
23	D1	68	SER	3.6
83	sR	135	THR	3.6
3	s1	153	HIS	3.6
21	C9	38	LYS	3.6
28	D6	78	ALA	3.6
87	n4	132	GLY	3.6
2	S0	20	ALA	3.6
75	O9	51	ILE	3.6
2	s0	185	ARG	3.6
13	c1	138	ASN	3.6
25	d3	10	ASN	3.6
34	SR	55	GLY	3.6
28	d6	67	THR	3.6
4	S2	65	GLU	3.6
33	e1	100	LEU	3.6
53	M7	174	GLY	3.6
30	d8	55	VAL	3.6
33	e1	81	LYS	3.6
23	D1	69	LEU	3.6
18	C6	60	PHE	3.6
9	s7	184	GLU	3.6
19	C7	68	GLY	3.6
85	l8	162	LEU	3.6
1	6	1699	G	3.6
34	SR	80	ALA	3.6
58	n2	14	THR	3.6
11	s9	183	ALA	3.5
19	C7	100	LEU	3.5
42	L5	158	ARG	3.5
53	M7	164	LYS	3.5
81	c2	85	LYS	3.5
6	s4	199	GLU	3.5
3	s1	110	LEU	3.5
36	5	1762	C	3.5
4	S2	96	THR	3.5
34	SR	186	PHE	3.5

Continued on next page...

Continued from previous page...

Mol	Chain	Res	Type	RSRZ
40	l3	386	ASP	3.5
13	c1	101	GLU	3.5
2	S0	161	PRO	3.5
67	O1	14	ILE	3.5
72	o6	2	THR	3.5
4	S2	103	VAL	3.5
5	S3	188	ILE	3.5
18	C6	39	VAL	3.5
4	s2	94	GLN	3.5
34	SR	78	ALA	3.5
51	m5	39	ALA	3.5
2	S0	164	ASN	3.5
48	M1	167	TYR	3.5
4	S2	115	ILE	3.5
6	s4	208	VAL	3.5
30	d8	28	VAL	3.5
7	S5	198	LEU	3.5
17	C5	49	MET	3.5
22	D0	93	LEU	3.5
23	d1	47	PRO	3.5
16	C4	75	GLY	3.5
7	S5	69	PHE	3.5
11	S9	90	LYS	3.5
23	D1	25	LYS	3.5
81	c2	119	SER	3.5
31	D9	4	GLU	3.5
1	2	1687	U	3.5
8	s6	115	LYS	3.5
10	S8	199	LYS	3.5
18	C6	21	HIS	3.5
23	D1	5	LYS	3.5
83	sR	115	ILE	3.5
42	L5	131	LEU	3.5
1	6	1696	G	3.5
6	S4	110	ALA	3.5
13	C1	118	GLN	3.5
71	O5	3	GLY	3.5
83	sR	134	TRP	3.5
5	S3	151	LYS	3.5
2	S0	50	VAL	3.5
5	S3	186	VAL	3.5
22	d0	67	THR	3.5

Continued on next page...

Continued from previous page...

Mol	Chain	Res	Type	RSRZ
34	SR	24	ALA	3.5
2	S0	116	LYS	3.5
36	5	1582	C	3.5
55	M9	51	VAL	3.5
34	SR	252	LEU	3.5
79	Q3	86	LEU	3.5
82	c5	132	GLY	3.5
9	s7	48	GLU	3.5
18	C6	96	TYR	3.5
61	n5	31	THR	3.5
70	O4	20	ILE	3.5
2	s0	100	GLY	3.5
1	2	729	G	3.5
16	c4	23	PHE	3.5
19	C7	63	LYS	3.5
65	N9	25	LYS	3.5
83	sR	302	PHE	3.5
1	2	1795	U	3.5
16	c4	20	TYR	3.5
3	S1	91	VAL	3.5
2	s0	173	ILE	3.5
46	l9	191	LEU	3.5
65	N9	54	LEU	3.5
1	6	674	C	3.4
24	D2	85	ASP	3.4
87	n4	103	ALA	3.5
30	D8	30	VAL	3.4
24	D2	68	ARG	3.4
36	5	1352	A	3.4
87	n4	75	THR	3.4
10	S8	63	GLY	3.4
28	d6	39	MET	3.4
3	S1	92	GLN	3.4
10	S8	148	ALA	3.4
16	C4	101	ALA	3.4
2	S0	143	VAL	3.4
19	C7	78	ARG	3.4
1	2	710	U	3.4
4	S2	134	LEU	3.4
23	d1	83	TRP	3.4
34	SR	73	LEU	3.4
30	d8	17	GLY	3.4

Continued on next page...

Continued from previous page...

Mol	Chain	Res	Type	RSRZ
4	S2	78	ASP	3.4
34	SR	137	LYS	3.4
34	SR	202	LEU	3.4
54	m8	186	VAL	3.4
4	S2	178	ILE	3.4
8	S6	52	ILE	3.4
22	d0	91	ILE	3.4
36	1	2205	U	3.4
39	L2	252	THR	3.4
81	c2	127	GLY	3.4
1	2	1689	A	3.4
18	c6	114	ARG	3.4
87	n4	97	LYS	3.4
4	s2	97	ARG	3.4
87	n4	85	ALA	3.4
4	S2	236	PRO	3.4
11	S9	104	PHE	3.4
88	p0	86	PHE	3.4
21	c9	69	LYS	3.4
14	C2	119	SER	3.4
28	d6	63	ALA	3.4
36	1	1269	U	3.4
36	1	1564	U	3.4
53	M7	158	ALA	3.4
83	sR	253	ALA	3.4
80	c0	22	VAL	3.4
78	Q2	94	GLY	3.4
24	d2	16	ASN	3.4
64	n8	120	ASN	3.4
2	S0	120	LEU	3.4
2	s0	48	ILE	3.4
33	e1	89	LYS	3.4
24	d2	122	SER	3.4
74	o8	54	LEU	3.4
4	S2	51	THR	3.4
78	q2	21	THR	3.4
21	c9	21	PHE	3.4
59	n3	3	GLY	3.4
34	SR	313	TRP	3.4
61	N5	124	VAL	3.4
87	n4	104	ASN	3.4
15	c3	5	HIS	3.4

Continued on next page...

Continued from previous page...

Mol	Chain	Res	Type	RSRZ
51	m5	58	GLY	3.4
6	s4	225	VAL	3.4
36	1	1563	C	3.4
2	s0	25	GLY	3.4
7	S5	158	GLN	3.4
42	L5	177	GLU	3.4
17	C5	89	MET	3.4
34	SR	262	VAL	3.4
1	2	1796	C	3.4
25	d3	4	GLY	3.4
49	m3	192	GLU	3.4
19	C7	73	LEU	3.3
19	C7	99	VAL	3.3
22	d0	26	LEU	3.3
5	S3	144	ALA	3.3
24	d2	108	ALA	3.3
4	s2	201	ASN	3.3
8	S6	66	GLY	3.3
88	p0	85	GLY	3.3
22	D0	84	MET	3.3
34	SR	221	MET	3.3
1	6	234	G	3.3
8	s6	50	PHE	3.3
11	S9	5	PRO	3.3
34	SR	263	PHE	3.3
5	S3	217	ILE	3.3
11	S9	77	ILE	3.3
27	D5	88	ILE	3.3
27	d5	50	ILE	3.3
34	SR	116	ASP	3.3
34	SR	199	ILE	3.3
78	Q2	3	ASN	3.3
8	S6	148	SER	3.3
88	p0	70	LEU	3.3
78	q2	54	THR	3.3
87	n4	64	THR	3.3
6	s4	15	PRO	3.3
35	SM	90	ALA	3.3
2	S0	150	ASP	3.3
23	D1	7	GLN	3.3
36	1	1954	G	3.3
24	d2	126	LEU	3.3

Continued on next page...

Continued from previous page...

Mol	Chain	Res	Type	RSRZ
7	S5	160	VAL	3.3
85	l8	154	ALA	3.3
4	s2	162	CYS	3.3
8	s6	133	LEU	3.3
2	S0	101	ARG	3.3
2	S0	128	SER	3.3
8	s6	163	THR	3.3
11	s9	64	GLU	3.3
18	C6	29	ILE	3.3
21	c9	66	TYR	3.3
46	L9	188	THR	3.3
29	D7	38	PRO	3.3
8	S6	37	ASP	3.3
84	sM	78	ASP	3.3
56	N0	135	VAL	3.3
16	C4	27	PHE	3.3
3	S1	28	GLU	3.3
3	S1	140	ILE	3.3
4	S2	59	HIS	3.3
6	S4	250	GLU	3.3
16	c4	119	THR	3.3
23	D1	56	SER	3.3
10	s8	67	TRP	3.3
18	C6	116	LEU	3.3
8	S6	1	MET	3.3
20	c8	53	ASP	3.3
75	o9	36	ARG	3.3
2	s0	49	ASN	3.3
28	d6	79	ILE	3.3
78	Q2	96	GLU	3.3
7	S5	41	LYS	3.3
28	D6	67	THR	3.3
30	D8	5	THR	3.3
34	SR	213	SER	3.3
18	c6	89	LEU	3.3
30	d8	18	ARG	3.3
53	M7	181	ARG	3.3
2	S0	181	VAL	3.3
36	1	1259	A	3.3
22	D0	19	ILE	3.3
25	d3	15	LEU	3.3
42	L5	185	PHE	3.3

Continued on next page...

Continued from previous page...

Mol	Chain	Res	Type	RSRZ
83	sR	186	PHE	3.3
7	s5	130	ILE	3.3
50	m4	138	ALA	3.3
6	S4	103	TYR	3.3
6	S4	48	LEU	3.3
8	S6	77	LEU	3.3
34	SR	91	LEU	3.3
28	d6	31	PRO	3.3
8	S6	18	ILE	3.3
8	s6	113	ILE	3.3
87	n4	65	GLU	3.3
7	S5	194	LEU	3.3
30	d8	32	PHE	3.3
81	c2	116	VAL	3.3
6	S4	71	LYS	3.3
1	2	653	C	3.3
2	s0	54	TRP	3.3
7	s5	34	GLN	3.3
42	L5	126	GLU	3.3
21	c9	33	TYR	3.3
74	o8	26	LYS	3.3
83	sR	61	PHE	3.3
4	S2	140	ARG	3.2
25	d3	22	ASN	3.2
5	S3	150	MET	3.2
20	c8	61	LEU	3.2
55	m9	184	LEU	3.2
26	d4	99	LYS	3.2
53	M7	167	ARG	3.2
56	N0	93	GLU	3.2
3	S1	46	THR	3.2
4	S2	113	LEU	3.2
4	S2	156	THR	3.2
23	D1	6	GLY	3.2
87	n4	130	SER	3.2
13	c1	97	TYR	3.2
24	D2	101	TYR	3.2
3	S1	131	ASP	3.2
3	s1	89	ASP	3.2
11	S9	85	VAL	3.2
28	D6	5	ARG	3.2
6	S4	246	LEU	3.2

Continued on next page...

Continued from previous page...

Mol	Chain	Res	Type	RSRZ
85	l8	117	ALA	3.2
5	S3	136	VAL	3.2
21	C9	114	VAL	3.2
3	S1	47	LEU	3.2
13	c1	113	PRO	3.2
20	c8	82	PRO	3.2
49	m3	193	ALA	3.2
33	e1	135	HIS	3.2
2	s0	199	PRO	3.2
5	S3	216	PRO	3.2
48	M1	66	ALA	3.2
63	N7	2	ALA	3.2
66	o0	6	SER	3.2
2	S0	134	LYS	3.2
8	S6	149	LYS	3.2
36	1	1555	U	3.2
9	S7	98	ILE	3.2
18	c6	68	ARG	3.2
24	D2	83	ILE	3.2
56	N0	76	GLY	3.2
2	S0	199	PRO	3.2
6	S4	55	ALA	3.2
28	d6	49	ALA	3.2
70	O4	7	PHE	3.2
81	c2	42	ALA	3.2
2	S0	21	ASN	3.2
7	s5	149	VAL	3.2
28	d6	18	VAL	3.2
70	O4	24	LYS	3.2
11	S9	116	LEU	3.2
1	2	1797	A	3.2
4	S2	230	TRP	3.2
21	C9	71	VAL	3.2
18	C6	89	LEU	3.2
24	D2	69	LEU	3.2
2	S0	75	ALA	3.2
35	SM	83	LYS	3.2
19	c7	3	ARG	3.2
23	D1	87	ARG	3.2
42	L5	183	TRP	3.2
7	S5	217	LEU	3.2
3	s1	107	THR	3.2

Continued on next page...

Continued from previous page...

Mol	Chain	Res	Type	RSRZ
32	E0	53	LYS	3.2
83	sR	48	THR	3.2
4	S2	150	GLN	3.2
66	o0	105	ALA	3.2
11	S9	54	ARG	3.2
19	C7	79	GLU	3.2
28	d6	5	ARG	3.2
2	S0	24	LEU	3.2
16	c4	45	GLY	3.2
18	c6	6	SER	3.2
19	C7	14	LYS	3.2
34	SR	211	ILE	3.2
20	C8	146	ALA	3.2
36	5	1571	A	3.2
24	D2	25	VAL	3.2
1	6	682	C	3.2
21	C9	29	GLU	3.2
4	s2	236	PRO	3.2
2	S0	105	GLY	3.2
22	D0	53	LYS	3.2
24	D2	104	LEU	3.2
21	C9	54	PHE	3.2
2	S0	30	GLN	3.2
18	c6	4	VAL	3.2
8	S6	118	GLU	3.2
9	S7	33	GLU	3.2
21	c9	25	GLN	3.2
22	D0	87	HIS	3.2
36	5	1565	G	3.2
5	s3	148	LYS	3.1
1	6	681	U	3.1
8	s6	145	PHE	3.1
8	s6	112	VAL	3.1
1	2	713	A	3.1
5	S3	208	ILE	3.1
28	D6	82	ARG	3.1
1	2	1362	U	3.1
15	C3	15	ALA	3.1
81	c2	132	GLU	3.1
13	C1	40	LEU	3.1
78	q2	72	LEU	3.1
83	sR	50	ASP	3.1

Continued on next page...

Continued from previous page...

Mol	Chain	Res	Type	RSRZ
2	s0	161	PRO	3.1
42	L5	247	ILE	3.1
10	S8	67	TRP	3.1
35	SM	137	GLU	3.1
36	1	1572	U	3.1
58	n2	13	LYS	3.1
36	1	1762	C	3.1
11	S9	3	ARG	3.1
25	D3	27	ASN	3.1
42	L5	176	SER	3.1
22	D0	97	VAL	3.1
23	D1	17	CYS	3.1
88	p0	44	GLU	3.1
34	SR	296	ALA	3.1
24	d2	26	LEU	3.1
36	5	1103	A	3.1
1	6	235	G	3.1
16	c4	27	PHE	3.1
22	d0	20	ILE	3.1
34	SR	122	ILE	3.1
33	e1	113	LYS	3.1
87	n4	133	THR	3.1
9	S7	48	GLU	3.1
2	s0	26	ALA	3.1
13	c1	144	ALA	3.1
21	c9	24	ARG	3.1
20	c8	54	LEU	3.1
57	n1	66	ASN	3.1
9	s7	123	ASP	3.1
50	m4	9	ALA	3.1
4	S2	197	TYR	3.1
83	sR	139	GLN	3.1
4	S2	139	ILE	3.1
10	S8	168	CYS	3.1
88	p0	26	PHE	3.1
2	S0	84	ARG	3.1
2	s0	92	HIS	3.1
15	C3	14	SER	3.1
34	SR	319	ASN	3.1
48	M1	125	MET	3.1
34	SR	45	TRP	3.1
2	S0	18	LEU	3.1

Continued on next page...

Continued from previous page...

Mol	Chain	Res	Type	RSRZ
14	C2	88	LEU	3.1
45	L8	130	TYR	3.1
2	s0	160	ILE	3.1
16	C4	39	ILE	3.1
28	d6	36	ILE	3.1
5	S3	122	VAL	3.1
28	D6	46	GLU	3.1
2	S0	106	SER	3.1
28	d6	33	ASP	3.1
6	S4	123	LEU	3.1
18	C6	28	LEU	3.1
28	d6	62	TYR	3.1
1	6	654	C	3.1
4	S2	50	ILE	3.1
4	S2	199	GLN	3.1
6	s4	162	ILE	3.1
34	SR	169	ILE	3.1
39	L2	253	GLN	3.1
87	n4	82	ILE	3.1
53	M7	166	VAL	3.1
67	O1	83	GLU	3.1
1	6	651	G	3.1
16	c4	137	LEU	3.1
19	C7	16	LEU	3.1
23	d1	81	ASN	3.1
25	D3	28	ASN	3.1
30	D8	56	LEU	3.1
5	s3	138	VAL	3.1
21	c9	110	LYS	3.1
3	S1	97	LEU	3.1
16	c4	96	PRO	3.1
34	SR	253	ALA	3.1
44	L7	23	ALA	3.1
85	l8	65	LEU	3.1
17	C5	17	TYR	3.1
22	d0	121	ASN	3.1
2	s0	96	THR	3.1
18	C6	109	PHE	3.1
36	1	1763	U	3.1
61	n5	142	ILE	3.1
4	s2	165	VAL	3.1
18	c6	12	LYS	3.1

Continued on next page...

Continued from previous page...

Mol	Chain	Res	Type	RSRZ
30	d8	31	GLU	3.1
43	l6	129	GLU	3.1
1	6	1693	A	3.1
28	D6	95	ARG	3.1
5	S3	156	PHE	3.0
22	D0	92	ASP	3.0
60	N4	95	SER	3.0
88	p0	18	TYR	3.0
78	Q2	6	LYS	3.0
83	sR	122	ILE	3.0
34	SR	71	CYS	3.0
19	C7	53	TYR	3.0
36	5	1579	C	3.0
51	m5	6	TYR	3.0
13	c1	127	GLN	3.0
64	N8	98	THR	3.0
78	q2	75	VAL	3.0
83	sR	309	VAL	3.0
23	d1	37	ALA	3.0
24	d2	124	LYS	3.0
9	s7	181	ILE	3.0
19	C7	122	ILE	3.0
20	c8	42	TYR	3.0
1	2	722	G	3.0
28	d6	94	ASN	3.0
81	c2	63	VAL	3.0
4	S2	198	THR	3.0
7	S5	146	THR	3.0
36	5	2097	U	3.0
67	O1	71	LEU	3.0
21	c9	27	LYS	3.0
39	L2	78	ALA	3.0
42	L5	145	PHE	3.0
2	s0	97	PRO	3.0
5	S3	190	ARG	3.0
19	c7	87	GLU	3.0
42	L5	203	HIS	3.0
29	d7	46	VAL	3.0
30	d8	25	VAL	3.0
29	D7	41	LEU	3.0
3	s1	141	ALA	3.0
10	S8	169	ILE	3.0

Continued on next page...

Continued from previous page...

Mol	Chain	Res	Type	RSRZ
2	S0	123	VAL	3.0
4	S2	85	PRO	3.0
70	O4	5	VAL	3.0
56	N0	74	ASN	3.0
5	S3	25	PHE	3.0
6	S4	226	PHE	3.0
88	p0	49	ALA	3.0
8	s6	166	GLU	3.0
2	S0	23	HIS	3.0
5	S3	148	LYS	3.0
27	d5	46	LYS	3.0
3	s1	217	LEU	3.0
6	s4	101	LEU	3.0
28	D6	31	PRO	3.0
42	L5	63	GLN	3.0
83	sR	202	LEU	3.0
41	l4	65	TRP	3.0
11	S9	79	ARG	3.0
34	SR	180	ALA	3.0
87	n4	128	ALA	3.0
88	p0	100	ILE	3.0
28	d6	72	HIS	3.0
64	n8	121	VAL	3.0
64	n8	89	GLN	3.0
23	d1	41	GLU	3.0
24	D2	27	ILE	3.0
34	SR	83	ALA	3.0
34	SR	318	ALA	3.0
81	c2	25	GLU	3.0
83	sR	303	ALA	3.0
24	d2	25	VAL	3.0
33	e1	125	THR	3.0
18	c6	21	HIS	3.0
34	SR	89	LEU	3.0
1	2	679	U	3.0
35	SM	98	GLY	3.0
18	c6	141	SER	3.0
39	L2	195	SER	3.0
85	l8	198	ALA	3.0
23	D1	9	VAL	3.0
48	M1	54	VAL	3.0
4	S2	161	LYS	3.0

Continued on next page...

Continued from previous page...

Mol	Chain	Res	Type	RSRZ
1	2	1306	C	3.0
2	S0	171	GLY	3.0
4	s2	202	GLY	3.0
4	S2	155	ALA	3.0
36	1	1574	C	3.0
21	C9	5	SER	3.0
13	c1	137	PHE	3.0
27	d5	105	THR	3.0
28	d6	34	LYS	3.0
55	M9	179	GLU	3.0
1	6	238	U	3.0
7	S5	137	ILE	3.0
36	5	1764	U	3.0
16	c4	105	LEU	3.0
59	N3	137	VAL	3.0
33	e1	151	ASN	3.0
58	n2	15	PHE	3.0
88	p0	38	MET	3.0
83	sR	211	ILE	2.9
7	s5	160	VAL	2.9
36	5	2504	U	2.9
1	2	1794	A	2.9
23	D1	20	THR	2.9
30	D8	26	THR	2.9
39	l2	253	GLN	2.9
32	E0	60	PRO	2.9
51	m5	101	THR	2.9
2	s0	158	VAL	2.9
10	s8	165	LEU	2.9
11	S9	148	VAL	2.9
34	SR	244	ALA	2.9
1	6	667	U	2.9
2	s0	107	PHE	2.9
6	s4	73	ASP	2.9
24	d2	39	GLN	2.9
28	D6	10	ARG	2.9
78	Q2	22	GLN	2.9
5	S3	223	LYS	2.9
13	c1	122	ILE	2.9
63	N7	61	LYS	2.9
51	m5	64	VAL	2.9
88	p0	96	ILE	2.9

Continued on next page...

Continued from previous page...

Mol	Chain	Res	Type	RSRZ
1	6	225	A	2.9
6	s4	14	ALA	2.9
24	d2	38	LEU	2.9
23	D1	4	ASP	2.9
1	2	676	G	2.9
87	n4	74	LYS	2.9
6	S4	70	VAL	2.9
6	S4	162	ILE	2.9
8	s6	175	ILE	2.9
1	2	696	C	2.9
18	c6	3	ALA	2.9
34	SR	23	LEU	2.9
88	p0	25	LEU	2.9
6	S4	99	PHE	2.9
5	S3	200	LYS	2.9
63	n7	56	LYS	2.9
6	S4	190	GLY	2.9
16	c4	46	MET	2.9
24	d2	41	MET	2.9
66	o0	100	ILE	2.9
78	q2	22	GLN	2.9
4	s2	154	LEU	2.9
11	S9	118	LEU	2.9
19	C7	101	ASN	2.9
23	D1	11	LEU	2.9
33	E1	88	PRO	2.9
7	S5	91	GLU	2.9
65	n9	25	LYS	2.9
4	S2	93	GLY	2.9
88	p0	47	GLY	2.9
6	S4	180	LEU	2.9
19	C7	69	ILE	2.9
24	D2	129	VAL	2.9
83	sR	156	VAL	2.9
4	s2	209	ASN	2.9
10	S8	69	SER	2.9
16	c4	85	ALA	2.9
48	M1	163	PHE	2.9
49	m3	6	ASN	2.9
81	c2	68	GLU	2.9
5	s3	184	ILE	2.9
11	S9	70	LEU	2.9

Continued on next page...

Continued from previous page...

Mol	Chain	Res	Type	RSRZ
13	C1	109	VAL	2.9
14	C2	59	LEU	2.9
20	C8	17	LEU	2.9
23	D1	39	VAL	2.9
24	d2	47	ILE	2.9
74	o8	51	LEU	2.9
83	sR	71	CYS	2.9
87	n4	71	ARG	2.9
1	2	1307	U	2.9
4	s2	59	HIS	2.9
7	S5	209	TYR	2.9
10	s8	65	PHE	2.9
25	d3	6	PRO	2.9
36	1	1095	U	2.9
6	S4	91	THR	2.9
8	S6	5	ILE	2.9
27	d5	89	ILE	2.9
51	m5	65	ARG	2.9
13	C1	16	GLN	2.9
3	s1	142	PHE	2.9
6	S4	109	PHE	2.9
22	d0	95	ALA	2.9
65	N9	58	LYS	2.9
71	O5	2	ALA	2.9
1	2	133	U	2.9
1	6	680	U	2.9
11	s9	65	LYS	2.9
13	C1	91	LEU	2.9
72	o6	58	ILE	2.9
6	s4	235	TYR	2.9
11	S9	94	ASP	2.9
32	E0	44	PHE	2.9
9	s7	104	ARG	2.9
33	E1	151	ASN	2.9
35	SM	95	SER	2.9
6	S4	207	LEU	2.9
16	C4	102	LEU	2.9
36	5	1763	U	2.9
38	8	81	U	2.9
85	l8	34	PHE	2.9
23	D1	58	TYR	2.9
85	l8	134	TYR	2.9

Continued on next page...

Continued from previous page...

Mol	Chain	Res	Type	RSRZ
28	d6	46	GLU	2.9
16	c4	22	SER	2.9
18	c6	26	LYS	2.9
70	o4	21	LYS	2.9
3	s1	20	VAL	2.9
8	S6	102	VAL	2.9
34	SR	113	VAL	2.9
16	c4	26	THR	2.9
34	SR	61	PHE	2.9
36	1	1566	A	2.9
85	l8	192	GLN	2.9
76	Q0	128	LYS	2.9
87	n4	88	ASP	2.9
87	n4	94	ARG	2.9
39	l2	60	LYS	2.9
83	sR	89	LEU	2.9
88	p0	185	LEU	2.9
4	S2	218	ILE	2.8
21	C9	4	VAL	2.8
1	6	1398	U	2.8
16	c4	135	ARG	2.8
20	c8	20	THR	2.8
10	S8	192	TYR	2.8
20	C8	48	LYS	2.8
74	o8	33	LYS	2.8
1	2	1152	A	2.8
21	c9	112	GLY	2.8
24	D2	102	VAL	2.8
28	d6	65	PRO	2.8
61	N5	107	VAL	2.8
2	S0	81	PHE	2.8
4	s2	161	LYS	2.8
1	2	1059	U	2.8
4	S2	158	THR	2.8
34	SR	201	THR	2.8
38	4	82	U	2.8
4	S2	145	GLY	2.8
2	S0	74	VAL	2.8
3	s1	189	ILE	2.8
16	c4	28	VAL	2.8
17	C5	41	VAL	2.8
1	2	1714	A	2.8

Continued on next page...

Continued from previous page...

Mol	Chain	Res	Type	RSRZ
20	C8	73	MET	2.8
10	S8	167	ALA	2.8
11	S9	98	ALA	2.8
34	SR	214	ALA	2.8
7	S5	140	THR	2.8
2	S0	172	LEU	2.8
24	D2	26	LEU	2.8
70	O4	78	GLY	2.8
10	S8	109	PHE	2.8
13	C1	121	ASP	2.8
18	c6	98	ASP	2.8
23	D1	15	ARG	2.8
34	SR	165	ASP	2.8
81	c2	33	ARG	2.8
83	sR	167	VAL	2.8
18	c6	5	PRO	2.8
13	c1	147	ALA	2.8
28	d6	96	ALA	2.8
2	S0	119	ARG	2.8
13	C1	5	LEU	2.8
11	S9	16	LYS	2.8
36	1	2522	G	2.8
51	m5	43	THR	2.8
36	5	1572	U	2.8
51	m5	66	VAL	2.8
88	p0	73	PHE	2.8
19	c7	65	PRO	2.8
34	SR	189	GLU	2.8
60	N4	92	GLU	2.8
22	d0	119	ALA	2.8
34	SR	212	ALA	2.8
58	N2	33	TYR	2.8
5	S3	21	LEU	2.8
26	D4	18	LEU	2.8
39	L2	72	ARG	2.8
83	sR	49	GLY	2.8
83	sR	224	ASN	2.8
3	s1	84	ILE	2.8
16	c4	112	ILE	2.8
88	p0	79	PHE	2.8
34	SR	51	ASP	2.8
38	4	158	U	2.8

Continued on next page...

Continued from previous page...

Mol	Chain	Res	Type	RSRZ
7	s5	143	ARG	2.8
34	SR	226	ALA	2.8
4	S2	112	GLY	2.8
11	s9	93	LEU	2.8
63	n7	68	ILE	2.8
2	s0	34	GLU	2.8
5	S3	213	GLU	2.8
2	S0	185	ARG	2.8
6	S4	249	ALA	2.8
8	S6	164	LYS	2.8
11	s9	90	LYS	2.8
11	s9	80	LEU	2.8
18	c6	18	ALA	2.8
20	c8	48	LYS	2.8
23	D1	37	ALA	2.8
23	D1	62	ARG	2.8
2	S0	131	GLN	2.8
2	s0	2	SER	2.8
8	s6	156	PHE	2.8
51	M5	60	VAL	2.8
51	M5	66	VAL	2.8
3	S1	45	LYS	2.8
11	S9	6	ARG	2.8
23	d1	42	GLU	2.8
83	sR	10	ARG	2.8
24	d2	73	GLY	2.8
4	S2	111	VAL	2.8
4	s2	63	VAL	2.8
7	s5	134	VAL	2.8
42	L5	148	ILE	2.8
88	p0	63	ILE	2.8
17	C5	9	LYS	2.8
21	c9	122	ARG	2.8
24	D2	88	LYS	2.8
85	l8	137	ASN	2.8
88	p0	58	MET	2.8
2	S0	72	ASP	2.8
5	S3	120	TYR	2.8
20	c8	66	LEU	2.8
23	D1	54	ALA	2.8
25	D3	18	HIS	2.8
34	SR	76	ASP	2.8

Continued on next page...

Continued from previous page...

Mol	Chain	Res	Type	RSRZ
42	L5	181	PRO	2.8
24	d2	63	VAL	2.8
6	S4	90	ILE	2.8
7	s5	148	ARG	2.8
10	S8	104	ILE	2.8
23	D1	60	ARG	2.8
24	d2	61	ILE	2.8
50	m4	8	LYS	2.8
75	O9	46	ARG	2.8
4	s2	181	SER	2.8
48	M1	26	SER	2.8
2	S0	187	ALA	2.8
20	C8	101	LEU	2.8
25	d3	21	ASN	2.8
6	S4	239	PRO	2.8
22	d0	104	THR	2.8
41	l4	62	ALA	2.8
47	m0	111	LEU	2.8
85	l8	199	ALA	2.8
13	C1	92	HIS	2.8
22	d0	116	VAL	2.8
32	E0	55	ARG	2.8
74	o8	43	PHE	2.8
88	p0	30	VAL	2.8
88	p0	87	VAL	2.8
8	S6	32	ILE	2.8
36	1	2207	A	2.8
20	C8	21	ASN	2.8
21	c9	105	LEU	2.8
8	S6	81	VAL	2.8
18	c6	124	PRO	2.8
34	SR	192	PHE	2.8
40	l3	146	ARG	2.8
47	m0	217	PHE	2.8
83	sR	54	PHE	2.8
13	c1	121	ASP	2.8
35	SM	92	ASP	2.8
1	2	1685	G	2.7
2	s0	106	SER	2.7
26	d4	96	LEU	2.7
85	l8	152	LEU	2.7
3	s1	116	LYS	2.7

Continued on next page...

Continued from previous page...

Mol	Chain	Res	Type	RSRZ
8	S6	33	GLY	2.7
10	s8	123	LYS	2.7
28	D6	18	VAL	2.7
28	d6	21	VAL	2.7
45	L8	58	VAL	2.7
45	L8	240	ASN	2.7
48	M1	55	ARG	2.7
82	c5	131	ALA	2.7
7	s5	33	VAL	2.7
74	o8	45	VAL	2.7
8	s6	22	HIS	2.7
13	C1	14	GLN	2.7
27	D5	71	ILE	2.7
34	SR	114	ASP	2.7
36	1	1255	C	2.7
5	S3	142	LEU	2.7
87	n4	73	ARG	2.7
4	S2	163	GLY	2.7
25	D3	2	GLY	2.7
22	d0	100	VAL	2.7
80	c0	64	TYR	2.7
2	s0	164	ASN	2.7
4	S2	53	ILE	2.7
9	S7	108	GLN	2.7
9	S7	150	GLN	2.7
16	c4	57	PRO	2.7
34	SR	198	ASN	2.7
81	c2	125	ASN	2.7
3	s1	119	THR	2.7
35	SM	97	THR	2.7
16	C4	103	ARG	2.7
34	SR	225	LEU	2.7
16	C4	97	GLY	2.7
36	5	2098	C	2.7
23	d1	51	VAL	2.7
68	O2	127	ALA	2.7
83	sR	104	VAL	2.7
16	c4	56	SER	2.7
63	N7	46	ILE	2.7
4	S2	91	ARG	2.7
6	S4	101	LEU	2.7
7	s5	157	ARG	2.7

Continued on next page...

Continued from previous page...

Mol	Chain	Res	Type	RSRZ
30	d8	36	THR	2.7
78	q2	19	LYS	2.7
81	c2	124	LYS	2.7
61	n5	40	LEU	2.7
61	n5	113	LEU	2.7
7	S5	182	ALA	2.7
42	l5	125	VAL	2.7
65	n9	27	TYR	2.7
1	2	1145	U	2.7
1	6	744	U	2.7
34	SR	136	ILE	2.7
4	S2	119	LYS	2.7
8	S6	115	LYS	2.7
28	d6	89	ARG	2.7
75	o9	11	GLN	2.7
6	s4	261	LEU	2.7
30	d8	8	THR	2.7
61	n5	82	LEU	2.7
2	s0	40	ALA	2.7
5	s3	3	ALA	2.7
11	S9	101	VAL	2.7
3	s1	115	ARG	2.7
4	S2	97	ARG	2.7
5	S3	187	LYS	2.7
48	M1	63	GLU	2.7
51	m5	147	ARG	2.7
20	C8	15	LEU	2.7
34	SR	54	PHE	2.7
2	S0	26	ALA	2.7
6	s4	161	LYS	2.7
23	D1	82	VAL	2.7
55	M9	72	GLU	2.7
65	N9	52	LYS	2.7
28	D6	77	CYS	2.7
6	S4	259	GLN	2.7
15	c3	14	SER	2.7
22	D0	15	GLN	2.7
34	SR	144	LEU	2.7
65	N9	24	PRO	2.7
13	C1	38	ALA	2.7
20	C8	40	ARG	2.7
78	Q2	71	ARG	2.7

Continued on next page...

Continued from previous page...

Mol	Chain	Res	Type	RSRZ
47	M0	200	LEU	2.7
1	6	226	A	2.7
29	D7	70	LYS	2.7
51	m5	130	PHE	2.7
76	Q0	83	LYS	2.7
7	s5	133	VAL	2.7
36	1	1577	G	2.7
36	5	1028	U	2.7
36	5	1570	U	2.7
81	c2	122	VAL	2.7
83	sR	90	ARG	2.7
10	S8	112	TRP	2.7
19	C7	123	ASN	2.7
1	2	1082	C	2.7
28	d6	48	ALA	2.7
34	SR	36	ALA	2.7
48	M1	28	ASP	2.7
67	O1	112	ASP	2.7
39	L2	71	LEU	2.7
3	s1	83	LYS	2.7
19	C7	83	GLN	2.7
35	SM	105	LYS	2.7
55	m9	21	LYS	2.7
23	D1	14	PRO	2.7
4	S2	196	VAL	2.7
8	S6	49	VAL	2.7
1	2	721	U	2.7
3	s1	140	ILE	2.7
8	S6	73	ILE	2.7
8	S6	172	ALA	2.7
34	SR	310	ILE	2.7
51	m5	129	TYR	2.7
88	p0	103	ASN	2.7
18	C6	54	LEU	2.7
19	c7	59	LYS	2.7
36	5	1581	C	2.7
40	l3	47	LEU	2.7
63	N7	42	LEU	2.7
9	s7	24	PHE	2.7
9	s7	92	PHE	2.7
87	n4	1	MET	2.7
2	s0	73	VAL	2.7

Continued on next page...

Continued from previous page...

Mol	Chain	Res	Type	RSRZ
4	s2	138	PRO	2.7
5	S3	210	GLU	2.7
2	S0	19	ALA	2.7
5	S3	50	ILE	2.7
16	c4	125	SER	2.7
67	o1	76	SER	2.7
10	s8	58	LEU	2.7
11	s9	63	ASP	2.7
19	c7	24	LEU	2.7
30	d8	16	LEU	2.7
42	L5	195	LEU	2.7
8	s6	173	PRO	2.7
18	C6	55	VAL	2.7
2	S0	48	ILE	2.7
7	S5	36	ALA	2.7
18	c6	36	ILE	2.7
24	d2	27	ILE	2.7
34	SR	131	ILE	2.7
53	M7	180	LYS	2.6
3	s1	117	TRP	2.6
3	s1	120	LEU	2.6
8	S6	80	ASN	2.6
9	s7	43	PHE	2.6
18	C6	10	PHE	2.6
4	s2	86	VAL	2.6
46	L9	15	GLY	2.6
11	S9	88	GLU	2.6
42	L5	217	GLU	2.6
51	M5	135	VAL	2.6
1	6	136	C	2.6
21	c9	111	ILE	2.6
22	D0	86	ILE	2.6
28	d6	30	ILE	2.6
30	D8	53	ILE	2.6
34	SR	190	ALA	2.6
67	O1	101	ALA	2.6
83	sR	285	ALA	2.6
1	2	655	G	2.6
29	d7	33	LEU	2.6
4	s2	144	TRP	2.6
36	1	1243	G	2.6
83	sR	213	SER	2.6

Continued on next page...

Continued from previous page...

Mol	Chain	Res	Type	RSRZ
29	d7	32	PHE	2.6
83	sR	272	ASP	2.6
2	S0	103	THR	2.6
5	S3	206	VAL	2.6
13	c1	125	VAL	2.6
21	C9	51	GLU	2.6
85	l8	197	VAL	2.6
43	L6	130	ILE	2.6
60	N4	80	ARG	2.6
7	S5	61	TYR	2.6
11	S9	93	LEU	2.6
76	Q0	78	ILE	2.6
80	c0	23	ALA	2.6
58	N2	107	PHE	2.6
5	S3	105	MET	2.6
5	S3	214	GLU	2.6
13	C1	46	LYS	2.6
13	c1	142	VAL	2.6
20	C8	22	VAL	2.6
33	e1	150	VAL	2.6
34	SR	118	LYS	2.6
36	1	1237	G	2.6
48	M1	85	LYS	2.6
56	N0	96	ASP	2.6
30	d8	29	ARG	2.6
7	S5	172	ILE	2.6
7	S5	211	ILE	2.6
21	c9	28	LEU	2.6
2	s0	41	ARG	2.6
4	s2	208	GLU	2.6
11	S9	27	GLU	2.6
18	c6	8	GLN	2.6
24	d2	55	ASP	2.6
57	N1	127	GLN	2.6
2	s0	122	ILE	2.6
4	S2	166	THR	2.6
41	l4	67	THR	2.6
1	2	1717	G	2.6
1	6	1798	U	2.6
4	S2	217	ALA	2.6
21	C9	55	TYR	2.6
21	c9	107	ALA	2.6

Continued on next page...

Continued from previous page...

Mol	Chain	Res	Type	RSRZ
8	s6	16	PHE	2.6
78	q2	15	LYS	2.6
4	S2	246	GLU	2.6
18	c6	55	VAL	2.6
83	sR	171	SER	2.6
14	C2	41	LEU	2.6
18	C6	36	ILE	2.6
24	d2	65	LEU	2.6
29	d7	7	LEU	2.6
34	SR	188	ILE	2.6
36	1	1238	C	2.6
37	7	73	C	2.6
6	s4	122	LYS	2.6
11	S9	181	ALA	2.6
9	s7	32	PRO	2.6
63	n7	92	PHE	2.6
73	O7	4	GLY	2.6
78	Q2	90	HIS	2.6
42	L5	216	GLU	2.6
83	sR	65	SER	2.6
2	S0	160	ILE	2.6
23	d1	24	ILE	2.6
46	L9	10	ILE	2.6
51	m5	122	ASN	2.6
5	S3	143	ARG	2.6
8	S6	8	PRO	2.6
1	2	1314	U	2.6
8	s6	9	VAL	2.6
42	L5	90	HIS	2.6
3	s1	146	GLN	2.6
4	S2	89	GLN	2.6
10	S8	121	LEU	2.6
15	c3	125	LEU	2.6
19	c7	57	LEU	2.6
42	l5	290	ILE	2.6
53	M7	176	ILE	2.6
61	N5	82	LEU	2.6
67	o1	75	ILE	2.6
19	C7	80	ARG	2.6
34	SR	227	ALA	2.6
55	M9	181	ARG	2.6
2	s0	58	VAL	2.6

Continued on next page...

Continued from previous page...

Mol	Chain	Res	Type	RSRZ
1	2	261	U	2.6
4	s2	203	LYS	2.6
34	SR	42	LEU	2.6
38	8	158	U	2.6
83	sR	107	LYS	2.6
9	s7	11	GLN	2.6
20	C8	72	ILE	2.6
42	L5	92	LEU	2.6
48	M1	17	LEU	2.6
48	M1	40	LEU	2.6
83	sR	170	ILE	2.6
9	s7	12	ALA	2.6
18	c6	79	TYR	2.6
19	C7	126	ALA	2.6
23	D1	12	TYR	2.6
80	c0	36	ASP	2.6
1	6	1698	G	2.6
28	d6	20	PRO	2.6
6	S4	44	LEU	2.6
24	D2	34	ILE	2.6
24	D2	93	LEU	2.6
24	d2	125	ILE	2.6
25	D3	133	LEU	2.6
78	Q2	72	LEU	2.6
23	D1	50	TYR	2.6
32	E0	2	ALA	2.6
8	S6	43	ASP	2.6
21	c9	29	GLU	2.6
34	SR	156	VAL	2.6
63	N7	26	VAL	2.6
78	Q2	76	LYS	2.6
2	s0	108	THR	2.6
18	c6	54	LEU	2.6
23	D1	22	ARG	2.6
28	d6	38	ARG	2.6
30	d8	64	ARG	2.6
23	d1	46	ILE	2.6
33	E1	91	ILE	2.6
2	S0	33	GLN	2.6
36	1	1605	A	2.6
48	M1	104	PHE	2.6
74	O8	43	PHE	2.6

Continued on next page...

Continued from previous page...

Mol	Chain	Res	Type	RSRZ
6	S4	182	TYR	2.6
74	o8	34	ALA	2.6
4	s2	105	GLY	2.6
10	s8	149	SER	2.6
42	L5	220	SER	2.6
60	N4	48	ARG	2.6
60	N4	94	ARG	2.6
83	sR	51	ASP	2.6
8	s6	216	LEU	2.6
26	d4	133	ASN	2.6
22	d0	65	ILE	2.6
48	M1	159	THR	2.6
72	O6	58	ILE	2.6
34	SR	134	TRP	2.5
42	L5	55	PHE	2.5
10	S8	144	ALA	2.5
1	6	673	A	2.5
19	C7	66	VAL	2.5
33	e1	104	SER	2.5
2	S0	176	LEU	2.5
6	S4	65	LEU	2.5
11	S9	128	LEU	2.5
2	s0	4	PRO	2.5
4	S2	138	PRO	2.5
9	s7	60	ILE	2.5
4	S2	52	THR	2.5
6	s4	245	LYS	2.5
20	c8	11	PHE	2.5
48	M1	96	PHE	2.5
51	m5	61	ILE	2.5
20	c8	62	THR	2.5
21	C9	110	LYS	2.5
34	SR	317	THR	2.5
56	N0	75	PHE	2.5
2	S0	195	TRP	2.5
65	N9	57	ALA	2.5
83	sR	294	TRP	2.5
3	S1	53	GLY	2.5
4	S2	160	GLY	2.5
7	s5	23	VAL	2.5
20	C8	46	VAL	2.5
11	S9	151	ASP	2.5

Continued on next page...

Continued from previous page...

Mol	Chain	Res	Type	RSRZ
13	c1	71	LEU	2.5
70	O4	51	LEU	2.5
83	sR	165	ASP	2.5
45	L8	67	ILE	2.5
73	O7	10	LYS	2.5
2	S0	46	HIS	2.5
8	S6	142	ARG	2.5
55	M9	58	HIS	2.5
48	M1	39	GLN	2.5
81	c2	128	ALA	2.5
16	c4	74	VAL	2.5
64	N8	142	GLY	2.5
88	p0	28	VAL	2.5
6	s4	164	LEU	2.5
2	S0	118	PRO	2.5
3	s1	100	PHE	2.5
21	C9	35	ASP	2.5
7	s5	167	ARG	2.5
1	6	1082	C	2.5
1	6	1371	A	2.5
19	C7	11	ARG	2.5
21	c9	31	PRO	2.5
24	d2	50	PHE	2.5
36	1	1765	U	2.5
28	d6	92	ARG	2.5
60	N4	93	ARG	2.5
1	6	1705	C	2.5
2	s0	14	ALA	2.5
13	c1	92	HIS	2.5
5	S3	161	GLY	2.5
7	s5	147	THR	2.5
8	S6	38	GLY	2.5
13	c1	75	VAL	2.5
30	D8	48	VAL	2.5
42	L5	53	VAL	2.5
62	N6	108	LYS	2.5
85	l8	142	LEU	2.5
7	S5	184	PHE	2.5
8	s6	215	ARG	2.5
83	sR	311	ARG	2.5
2	s0	152	PRO	2.5
4	s2	248	SER	2.5

Continued on next page...

Continued from previous page...

Mol	Chain	Res	Type	RSRZ
34	SR	246	SER	2.5
48	M1	119	SER	2.5
2	S0	32	HIS	2.5
1	2	1151	A	2.5
2	S0	25	GLY	2.5
8	S6	100	ALA	2.5
10	S8	103	GLN	2.5
16	c4	59	ALA	2.5
63	N7	124	ALA	2.5
74	o8	2	ALA	2.5
18	C6	12	LYS	2.5
34	SR	53	LYS	2.5
88	p0	105	VAL	2.5
14	C2	78	LEU	2.5
67	O1	4	LEU	2.5
3	S1	138	PHE	2.5
8	s6	144	PHE	2.5
10	S8	65	PHE	2.5
19	C7	35	CYS	2.5
29	d7	59	CYS	2.5
55	m9	170	ARG	2.5
19	C7	58	MET	2.5
83	sR	67	ILE	2.5
3	S1	21	VAL	2.5
9	S7	151	LYS	2.5
10	S8	102	VAL	2.5
16	c4	100	ALA	2.5
18	c6	27	GLY	2.5
20	C8	42	TYR	2.5
29	d7	2	VAL	2.5
65	N9	28	LYS	2.5
35	SM	108	GLN	2.5
78	Q2	11	TYR	2.5
4	S2	83	ILE	2.5
17	C5	12	PHE	2.5
20	c8	81	ILE	2.5
2	S0	125	ASP	2.5
11	s9	91	LYS	2.5
24	D2	22	LYS	2.5
83	sR	5	GLU	2.5
10	s8	117	TYR	2.5
11	S9	81	VAL	2.5

Continued on next page...

Continued from previous page...

Mol	Chain	Res	Type	RSRZ
15	c3	40	TYR	2.5
22	D0	54	GLY	2.5
22	d0	118	VAL	2.5
33	e1	148	TYR	2.5
34	SR	50	ASP	2.5
44	L7	26	VAL	2.5
65	N9	56	ALA	2.5
2	S0	165	ARG	2.5
20	c8	13	HIS	2.5
55	M9	44	LEU	2.5
40	L3	379	PHE	2.5
64	n8	79	TRP	2.5
48	M1	44	THR	2.5
53	M7	169	THR	2.5
1	2	708	C	2.5
4	S2	120	GLU	2.5
8	s6	161	GLU	2.5
8	s6	167	LYS	2.5
55	M9	60	LYS	2.5
5	s3	219	ALA	2.5
8	S6	154	ARG	2.5
28	d6	56	ALA	2.5
30	D8	22	ARG	2.5
30	d8	54	LEU	2.5
42	l5	137	ASP	2.5
73	O7	29	VAL	2.5
59	N3	2	SER	2.5
42	L5	180	PHE	2.5
3	s1	209	ASN	2.5
6	S4	236	ILE	2.5
7	s5	79	ASN	2.5
9	s7	49	ILE	2.5
18	C6	65	ILE	2.5
5	s3	150	MET	2.5
48	M1	70	THR	2.5
70	O4	71	THR	2.5
2	S0	166	GLY	2.5
1	2	1399	C	2.5
1	6	1706	C	2.5
2	S0	152	PRO	2.5
8	S6	124	LEU	2.5
22	d0	90	TYR	2.5

Continued on next page...

Continued from previous page...

Mol	Chain	Res	Type	RSRZ
63	n7	2	ALA	2.5
68	O2	2	ALA	2.5
26	d4	135	ASP	2.5
6	S4	86	PHE	2.5
10	S8	142	LYS	2.5
88	p0	68	SER	2.5
6	S4	64	ILE	2.5
6	s4	192	ILE	2.5
10	S8	101	ILE	2.5
20	c8	72	ILE	2.5
21	c9	36	ILE	2.5
24	D2	125	ILE	2.5
2	S0	140	ASN	2.5
7	s5	218	GLU	2.5
67	o1	83	GLU	2.5
11	S9	82	ARG	2.5
42	L5	154	THR	2.5
74	o8	17	ARG	2.5
6	s4	149	TYR	2.5
8	S6	178	LEU	2.5
10	s8	39	GLY	2.5
11	s9	86	LEU	2.5
16	c4	121	VAL	2.5
47	m0	195	ALA	2.5
65	n9	34	GLY	2.5
7	s5	86	GLN	2.5
11	S9	138	LYS	2.5
22	D0	96	PRO	2.5
33	E1	149	LYS	2.5
67	O1	102	LYS	2.5
83	sR	185	GLN	2.5
18	C6	93	HIS	2.5
28	D6	17	HIS	2.5
4	S2	174	ARG	2.5
2	s0	57	LEU	2.5
36	5	3351	U	2.5
88	p0	50	VAL	2.5
9	s7	55	LYS	2.5
16	c4	120	PRO	2.5
19	C7	74	GLN	2.5
51	m5	42	PRO	2.5
4	s2	91	ARG	2.5

Continued on next page...

Continued from previous page...

Mol	Chain	Res	Type	RSRZ
16	c4	84	ARG	2.5
55	m9	151	ARG	2.5
2	s0	44	GLY	2.4
11	S9	59	LEU	2.4
20	C8	66	LEU	2.4
20	c8	52	VAL	2.4
10	S8	62	THR	2.4
28	d6	6	ALA	2.4
13	c1	115	PHE	2.4
24	D2	79	PHE	2.4
39	L2	63	PHE	2.4
3	s1	121	ILE	2.4
19	c7	42	GLN	2.4
33	e1	88	PRO	2.4
42	L5	192	PRO	2.4
19	C7	18	GLU	2.4
21	C9	103	LYS	2.4
70	O4	79	SER	2.4
48	M1	36	VAL	2.4
56	N0	77	VAL	2.4
21	C9	50	ALA	2.4
2	S0	113	ARG	2.4
23	D1	3	ASN	2.4
23	d1	12	TYR	2.4
31	D9	5	ASN	2.4
83	sR	204	ALA	2.4
18	c6	83	GLN	2.4
28	d6	61	GLU	2.4
70	O4	42	PRO	2.4
81	c2	136	ILE	2.4
8	s6	214	LYS	2.4
11	S9	92	LYS	2.4
27	d5	94	LYS	2.4
40	L3	80	ASP	2.4
81	c2	26	ASP	2.4
10	s8	46	VAL	2.4
34	SR	3	SER	2.4
25	D3	107	PHE	2.4
50	M4	9	ALA	2.4
51	m5	96	ARG	2.4
67	O1	79	ARG	2.4
8	S6	13	GLN	2.4

Continued on next page...

Continued from previous page...

Mol	Chain	Res	Type	RSRZ
10	s8	38	ILE	2.4
11	S9	182	GLU	2.4
1	2	232	U	2.4
19	c7	62	GLN	2.4
19	c7	69	ILE	2.4
21	C9	100	ILE	2.4
34	SR	300	THR	2.4
34	SR	283	LYS	2.4
42	L5	130	GLU	2.4
54	M8	67	ILE	2.4
56	N0	138	GLN	2.4
65	N9	26	THR	2.4
70	O4	25	THR	2.4
71	O5	20	GLN	2.4
2	S0	177	LEU	2.4
3	S1	66	VAL	2.4
45	L8	152	LEU	2.4
61	n5	23	ALA	2.4
13	C1	141	LYS	2.4
21	c9	15	ILE	2.4
30	d8	58	GLU	2.4
85	l8	107	GLU	2.4
83	sR	74	THR	2.4
34	SR	206	PRO	2.4
4	S2	101	VAL	2.4
6	S4	38	LEU	2.4
13	C1	123	VAL	2.4
61	n5	26	VAL	2.4
66	O0	104	LEU	2.4
88	p0	33	VAL	2.4
1	6	652	G	2.4
14	C2	26	ASP	2.4
8	s6	27	PHE	2.4
7	S5	213	LYS	2.4
16	C4	40	ALA	2.4
20	c8	58	ALA	2.4
28	D6	76	SER	2.4
53	M7	177	ALA	2.4
57	N1	60	LYS	2.4
88	p0	62	ALA	2.4
2	S0	154	GLU	2.4
4	s2	178	ILE	2.4

Continued on next page...

Continued from previous page...

Mol	Chain	Res	Type	RSRZ
11	S9	186	GLU	2.4
22	d0	103	ILE	2.4
2	S0	205	ARG	2.4
8	S6	31	ARG	2.4
9	s7	150	GLN	2.4
2	s0	24	LEU	2.4
7	S5	162	VAL	2.4
7	s5	138	THR	2.4
20	c8	25	ASN	2.4
9	S7	16	LEU	2.4
30	D8	29	ARG	2.4
39	l2	72	ARG	2.4
42	L5	163	LEU	2.4
78	Q2	7	THR	2.4
81	c2	30	VAL	2.4
8	S6	29	ASP	2.4
11	S9	154	LYS	2.4
17	C5	13	LYS	2.4
25	D3	30	LYS	2.4
64	N8	76	ASP	2.4
32	e0	2	ALA	2.4
9	s7	168	SER	2.4
20	C8	69	ILE	2.4
24	D2	76	SER	2.4
67	o1	111	GLU	2.4
87	n4	92	GLU	2.4
2	s0	27	ARG	2.4
7	s5	168	VAL	2.4
8	S6	114	VAL	2.4
21	c9	67	MET	2.4
79	Q3	71	VAL	2.4
87	n4	96	LEU	2.4
12	C0	24	LYS	2.4
33	e1	99	LYS	2.4
85	l8	231	LYS	2.4
1	2	1397	U	2.4
7	S5	144	GLU	2.4
15	c3	129	TYR	2.4
24	d2	130	TYR	2.4
36	1	1815	U	2.4
47	m0	44	ASP	2.4
6	s4	248	ILE	2.4

Continued on next page...

Continued from previous page...

Mol	Chain	Res	Type	RSRZ
8	s6	158	ILE	2.4
51	m5	151	ILE	2.4
87	n4	63	ILE	2.4
87	n4	93	ARG	2.4
23	d1	7	GLN	2.4
34	SR	222	LEU	2.4
36	1	1260	A	2.4
3	S1	55	LYS	2.4
8	s6	143	LYS	2.4
16	C4	79	VAL	2.4
24	d2	119	LYS	2.4
51	M5	88	GLY	2.4
64	N8	144	VAL	2.4
34	SR	4	ASN	2.4
47	M0	140	THR	2.4
70	O4	6	THR	2.4
6	S4	199	GLU	2.4
23	d1	53	TYR	2.4
29	d7	19	HIS	2.4
35	SM	93	ARG	2.4
1	2	193	U	2.4
1	6	1399	C	2.4
2	S0	17	LEU	2.4
21	c9	92	LYS	2.4
26	d4	2	SER	2.4
36	1	2539	C	2.4
63	N7	52	LYS	2.4
63	N7	132	SER	2.4
70	o4	57	LEU	2.4
88	p0	19	LEU	2.4
19	C7	64	GLY	2.4
47	m0	188	GLY	2.4
70	O4	22	VAL	2.4
39	L2	76	PHE	2.4
18	c6	20	ALA	2.4
21	C9	33	TYR	2.4
28	D6	35	ALA	2.4
1	2	1308	G	2.4
33	E1	90	LYS	2.4
83	sR	188	ILE	2.4
2	S0	196	SER	2.4
41	l4	61	SER	2.4

Continued on next page...

Continued from previous page...

Mol	Chain	Res	Type	RSRZ
83	sR	133	VAL	2.4
3	S1	30	PHE	2.4
17	C5	28	MET	2.4
30	D8	42	ARG	2.4
42	L5	141	PRO	2.4
11	S9	29	LYS	2.4
13	c1	141	LYS	2.4
30	d8	5	THR	2.4
45	L8	113	ALA	2.4
57	N1	121	ALA	2.4
83	sR	53	LYS	2.4
10	s8	143	TRP	2.4
20	c8	45	LEU	2.4
45	L8	46	LEU	2.4
48	M1	86	VAL	2.4
1	2	725	U	2.4
10	S8	176	SER	2.4
18	c6	121	SER	2.4
28	d6	82	ARG	2.4
30	D8	18	ARG	2.4
1	2	1332	C	2.4
1	6	1703	C	2.4
23	D1	19	ALA	2.4
42	l5	134	ALA	2.4
78	Q2	5	PRO	2.4
4	s2	166	THR	2.4
46	L9	187	ILE	2.4
2	s0	157	ASP	2.3
6	S4	225	VAL	2.3
16	c4	109	GLY	2.3
23	D1	63	GLY	2.3
24	D2	97	ARG	2.3
36	1	1025	A	2.3
39	L2	70	ARG	2.3
14	C2	83	GLU	2.3
23	d1	5	LYS	2.3
54	M8	167	SER	2.3
1	2	234	G	2.3
13	C1	117	VAL	2.3
22	D0	44	ASN	2.3
22	d0	34	LEU	2.3
18	C6	17	THR	2.3

Continued on next page...

Continued from previous page...

Mol	Chain	Res	Type	RSRZ
28	d6	22	ARG	2.3
28	d6	43	ASN	2.3
58	N2	80	THR	2.3
59	n3	4	ASN	2.3
63	n7	75	VAL	2.3
10	s8	109	PHE	2.3
10	S8	159	GLN	2.3
29	d7	22	LYS	2.3
33	e1	109	ASP	2.3
40	l3	139	GLN	2.3
42	L5	213	ASP	2.3
64	N8	89	GLN	2.3
2	s0	20	ALA	2.3
34	SR	197	SER	2.3
4	S2	68	ILE	2.3
5	S3	40	ARG	2.3
7	s5	30	PRO	2.3
23	d1	23	ILE	2.3
35	SM	135	ALA	2.3
53	m7	112	LEU	2.3
4	S2	104	VAL	2.3
6	S4	220	THR	2.3
16	c4	47	LYS	2.3
26	D4	127	LYS	2.3
34	SR	294	TRP	2.3
39	L2	28	LYS	2.3
65	n9	23	LYS	2.3
73	O7	2	GLY	2.3
2	S0	129	ASP	2.3
29	d7	5	GLN	2.3
33	E1	137	ASP	2.3
1	2	1296	A	2.3
8	s6	212	LEU	2.3
10	S8	139	ALA	2.3
11	S9	134	ILE	2.3
16	c4	19	ILE	2.3
41	l4	235	LEU	2.3
83	sR	142	ALA	2.3
1	2	493	U	2.3
1	2	1798	U	2.3
6	S4	219	VAL	2.3
42	L5	160	PHE	2.3

Continued on next page...

Continued from previous page...

Mol	Chain	Res	Type	RSRZ
45	L8	40	VAL	2.3
83	sR	46	LYS	2.3
54	M8	100	THR	2.3
83	sR	88	THR	2.3
1	2	1426	C	2.3
1	6	1697	G	2.3
28	d6	87	ARG	2.3
3	s1	97	LEU	2.3
8	s6	18	ILE	2.3
36	5	1574	C	2.3
65	N9	32	LEU	2.3
70	O4	30	LEU	2.3
83	sR	47	LEU	2.3
48	M1	138	VAL	2.3
61	n5	36	LYS	2.3
63	n7	82	PRO	2.3
78	q2	76	LYS	2.3
6	S4	175	PHE	2.3
24	D2	73	GLY	2.3
42	L5	161	GLY	2.3
3	s1	103	MET	2.3
4	S2	208	GLU	2.3
13	c1	106	ASN	2.3
67	o1	60	TRP	2.3
81	c2	38	HIS	2.3
24	d2	64	GLN	2.3
78	q2	10	THR	2.3
88	p0	48	ARG	2.3
16	C4	83	ILE	2.3
22	D0	34	LEU	2.3
23	d1	8	LEU	2.3
64	n8	85	ASP	2.3
24	D2	108	ALA	2.3
45	L8	49	TYR	2.3
55	M9	52	LYS	2.3
81	c2	94	ALA	2.3
88	p0	43	LYS	2.3
8	S6	27	PHE	2.3
10	s8	66	SER	2.3
13	C1	68	GLY	2.3
51	m5	137	PRO	2.3
1	6	670	U	2.3

Continued on next page...

Continued from previous page...

Mol	Chain	Res	Type	RSRZ
15	c3	83	GLU	2.3
30	d8	49	ARG	2.3
2	S0	197	ILE	2.3
3	S1	59	ASP	2.3
4	s2	210	THR	2.3
13	C1	15	LYS	2.3
13	C1	22	ASN	2.3
16	c4	24	ASN	2.3
33	E1	143	LYS	2.3
42	L5	153	THR	2.3
67	O1	51	LEU	2.3
61	n5	90	ALA	2.3
24	d2	6	VAL	2.3
29	d7	47	PHE	2.3
51	m5	59	PHE	2.3
16	c4	52	ARG	2.3
22	d0	102	ARG	2.3
28	d6	95	ARG	2.3
1	6	903	U	2.3
15	C3	5	HIS	2.3
51	m5	14	LYS	2.3
83	sR	118	LYS	2.3
3	s1	228	LEU	2.3
4	S2	187	LEU	2.3
2	S0	124	THR	2.3
2	s0	43	ASP	2.3
3	s1	52	THR	2.3
4	S2	172	ALA	2.3
4	S2	243	TYR	2.3
13	C1	122	ILE	2.3
56	N0	94	ILE	2.3
83	sR	141	LEU	2.3
34	SR	293	ALA	2.3
51	m5	60	VAL	2.3
83	sR	312	VAL	2.3
9	S7	32	PRO	2.3
64	n8	119	PRO	2.3
65	n9	22	LYS	2.3
1	2	189	C	2.3
1	2	1078	C	2.3
9	s7	176	LEU	2.3
18	C6	8	GLN	2.3

Continued on next page...

Continued from previous page...

Mol	Chain	Res	Type	RSRZ
36	5	2539	C	2.3
45	L8	52	TRP	2.3
64	N8	82	ILE	2.3
70	O4	34	HIS	2.3
1	6	493	U	2.3
2	S0	202	TYR	2.3
17	C5	11	VAL	2.3
18	C6	19	VAL	2.3
20	C8	145	ARG	2.3
23	d1	54	ALA	2.3
28	d6	84	VAL	2.3
32	E0	46	ASN	2.3
81	c2	118	ALA	2.3
55	M9	186	LYS	2.3
58	n2	70	LYS	2.3
11	S9	147	MET	2.3
80	c0	3	MET	2.3
7	S5	223	SER	2.3
32	E0	7	SER	2.3
21	C9	94	ILE	2.3
22	d0	19	ILE	2.3
51	M5	37	HIS	2.3
78	q2	59	HIS	2.3
82	c5	128	HIS	2.3
2	S0	86	VAL	2.3
4	S2	102	VAL	2.3
5	S3	171	ALA	2.3
13	c1	90	TYR	2.3
34	SR	284	ALA	2.3
51	m5	30	TYR	2.3
74	o8	25	VAL	2.3
1	6	795	U	2.3
21	c9	3	GLY	2.3
24	d2	123	GLY	2.3
41	l4	60	THR	2.3
78	Q2	95	GLY	2.3
83	sR	62	LYS	2.3
87	n4	99	GLU	2.3
2	s0	149	LEU	2.3
4	S2	235	LEU	2.3
5	s3	142	LEU	2.3
10	S8	193	LEU	2.3

Continued on next page...

Continued from previous page...

Mol	Chain	Res	Type	RSRZ
11	S9	105	LEU	2.3
13	c1	91	LEU	2.3
4	s2	139	ILE	2.3
7	s5	68	ILE	2.3
48	M1	59	ILE	2.3
54	m8	167	SER	2.3
70	o4	58	ARG	2.3
83	sR	310	ILE	2.3
5	S3	119	ALA	2.3
21	c9	14	PHE	2.3
28	D6	73	TYR	2.3
42	L5	134	ALA	2.3
51	m5	62	TYR	2.3
57	N1	125	ALA	2.3
61	n5	123	TYR	2.3
4	s2	163	GLY	2.3
58	n2	44	GLU	2.3
78	Q2	14	GLY	2.3
3	S1	98	THR	2.3
19	C7	40	THR	2.3
21	c9	35	ASP	2.3
34	SR	96	THR	2.3
34	SR	191	ASP	2.3
42	L5	214	ASP	2.3
5	S3	157	LEU	2.3
10	S8	195	ARG	2.3
26	D4	125	LEU	2.3
28	d6	97	PRO	2.3
32	E0	49	LEU	2.3
51	m5	22	LEU	2.3
2	S0	40	ALA	2.3
2	s0	23	HIS	2.3
4	s2	233	GLN	2.3
11	S9	68	LYS	2.3
18	c6	46	PHE	2.3
70	O4	29	ILE	2.3
25	D3	145	SER	2.3
39	l2	250	GLN	2.3
53	M7	179	GLN	2.3
54	m8	146	SER	2.3
73	O7	15	SER	2.3
76	Q0	81	SER	2.3

Continued on next page...

Continued from previous page...

Mol	Chain	Res	Type	RSRZ
84	sM	66	ALA	2.3
21	C9	109	GLU	2.2
42	L5	133	GLU	2.2
47	m0	45	GLU	2.2
6	S4	52	LEU	2.2
11	S9	49	LEU	2.2
46	L9	83	THR	2.2
61	N5	27	ARG	2.2
81	c2	67	THR	2.2
2	S0	111	ILE	2.2
4	s2	234	PRO	2.2
8	S6	144	PHE	2.2
14	C2	136	ILE	2.2
26	d4	13	ILE	2.2
61	N5	22	LYS	2.2
65	N9	59	LYS	2.2
83	sR	132	LYS	2.2
23	d1	36	VAL	2.2
24	d2	62	VAL	2.2
31	d9	52	PHE	2.2
42	L5	142	PHE	2.2
3	S1	93	GLY	2.2
4	S2	79	GLU	2.2
9	s7	54	GLY	2.2
45	L8	115	ALA	2.2
4	S2	203	LYS	2.2
48	M1	84	LEU	2.2
87	n4	87	LEU	2.2
8	S6	140	ASN	2.2
51	m5	34	ASN	2.2
24	d2	86	ILE	2.2
61	N5	63	ILE	2.2
24	d2	33	VAL	2.2
35	SM	76	VAL	2.2
51	m5	35	VAL	2.2
51	m5	135	VAL	2.2
11	S9	20	GLU	2.2
30	D8	20	GLY	2.2
45	L8	117	ALA	2.2
49	M3	160	GLN	2.2
2	S0	151	SER	2.2
16	C4	29	HIS	2.2

Continued on next page...

Continued from previous page...

Mol	Chain	Res	Type	RSRZ
19	C7	67	ARG	2.2
60	N4	47	ARG	2.2
9	s7	154	LEU	2.2
10	S8	151	LYS	2.2
21	C9	92	LYS	2.2
22	D0	63	LEU	2.2
23	d1	55	LEU	2.2
6	S4	159	THR	2.2
13	C1	78	THR	2.2
18	c6	85	ILE	2.2
21	C9	21	PHE	2.2
27	d5	71	ILE	2.2
42	L5	64	ILE	2.2
14	C2	82	PRO	2.2
18	c6	31	VAL	2.2
83	sR	143	THR	2.2
2	s0	33	GLN	2.2
4	S2	100	ALA	2.2
14	C2	42	ALA	2.2
20	C8	8	GLN	2.2
36	1	3351	U	2.2
36	5	766	U	2.2
42	L5	151	GLN	2.2
42	L5	210	GLU	2.2
70	O4	32	ALA	2.2
70	O4	62	TYR	2.2
70	O4	76	TYR	2.2
13	c1	69	LYS	2.2
33	e1	96	LYS	2.2
18	C6	101	SER	2.2
26	D4	69	SER	2.2
51	m5	37	HIS	2.2
46	L9	161	LEU	2.2
6	S4	111	VAL	2.2
10	S8	60	ILE	2.2
13	c1	66	ILE	2.2
11	S9	74	ASN	2.2
19	c7	66	VAL	2.2
6	S4	231	GLN	2.2
24	d2	51	GLU	2.2
51	m5	111	ALA	2.2
62	N6	88	GLU	2.2

Continued on next page...

Continued from previous page...

Mol	Chain	Res	Type	RSRZ
71	o5	120	ALA	2.2
78	q2	24	LYS	2.2
78	q2	103	ALA	2.2
83	sR	172	ALA	2.2
5	s3	182	LEU	2.2
47	m0	171	TRP	2.2
47	m0	206	LEU	2.2
78	Q2	83	LEU	2.2
81	c2	36	LEU	2.2
81	c2	52	LEU	2.2
28	d6	76	SER	2.2
36	5	3154	C	2.2
21	c9	68	ARG	2.2
72	o6	36	ARG	2.2
3	s1	214	LYS	2.2
4	S2	49	LYS	2.2
6	S4	134	LYS	2.2
23	d1	38	LYS	2.2
83	sR	229	LYS	2.2
10	S8	68	ALA	2.2
16	C4	78	ALA	2.2
5	S3	182	LEU	2.2
16	c4	62	LEU	2.2
24	d2	72	CYS	2.2
36	1	1270	A	2.2
51	m5	152	CYS	2.2
60	N4	96	LEU	2.2
74	o8	31	LEU	2.2
5	S3	137	VAL	2.2
5	s3	160	SER	2.2
18	C6	85	ILE	2.2
67	O1	10	ARG	2.2
67	O1	76	SER	2.2
74	o8	11	PHE	2.2
19	C7	7	LYS	2.2
32	E0	45	VAL	2.2
33	E1	89	LYS	2.2
42	L5	122	VAL	2.2
7	S5	181	GLU	2.2
1	2	1150	G	2.2
1	2	1297	G	2.2
30	d8	24	GLY	2.2

Continued on next page...

Continued from previous page...

Mol	Chain	Res	Type	RSRZ
65	N9	27	TYR	2.2
81	c2	40	GLY	2.2
2	S0	148	ASP	2.2
3	s1	104	ASP	2.2
10	s8	162	ALA	2.2
13	c1	98	ASN	2.2
16	c4	110	LEU	2.2
22	D0	98	GLN	2.2
23	d1	75	ASN	2.2
85	l8	73	PRO	2.2
61	N5	31	THR	2.2
6	S4	87	MET	2.2
6	s4	174	LYS	2.2
16	c4	115	ILE	2.2
22	D0	21	LYS	2.2
23	d1	22	ARG	2.2
75	O9	49	MET	2.2
80	c0	25	LYS	2.2
85	l8	183	LYS	2.2
2	S0	121	VAL	2.2
19	C7	76	GLU	2.2
2	s0	36	TYR	2.2
10	S8	34	ALA	2.2
2	s0	83	GLN	2.2
83	sR	183	LEU	2.2
1	6	1713	G	2.2
3	s1	151	LYS	2.2
5	S3	207	THR	2.2
16	c4	91	THR	2.2
18	c6	13	LYS	2.2
48	M1	87	LYS	2.2
78	Q2	91	PHE	2.2
7	s5	29	ILE	2.2
13	C1	111	VAL	2.2
17	C5	84	ILE	2.2
1	2	260	U	2.2
80	c0	78	GLU	2.2
15	c3	8	GLY	2.2
41	l4	66	GLY	2.2
59	N3	3	GLY	2.2
23	D1	45	ALA	2.2
51	m5	53	TYR	2.2

Continued on next page...

Continued from previous page...

Mol	Chain	Res	Type	RSRZ
11	S9	69	ARG	2.2
46	L9	31	ARG	2.2
48	M1	43	GLN	2.2
48	M1	80	LEU	2.2
64	N8	119	PRO	2.2
20	C8	44	ASN	2.2
24	D2	111	MET	2.2
30	d8	39	THR	2.2
54	M8	93	ILE	2.2
75	o9	34	THR	2.2
84	sM	50	ASN	2.2
11	S9	122	VAL	2.2
19	C7	9	VAL	2.2
20	c8	129	TRP	2.2
33	e1	108	VAL	2.2
56	N0	79	VAL	2.2
1	2	651	G	2.2
3	S1	219	LYS	2.2
4	S2	76	LEU	2.2
9	S7	58	LEU	2.2
11	s9	95	TYR	2.2
28	D6	62	TYR	2.2
39	L2	179	LEU	2.2
63	n7	80	LEU	2.2
73	O7	87	SER	2.2
88	p0	11	TYR	2.2
88	p0	15	LEU	2.2
7	s5	69	PHE	2.2
64	n8	46	ASP	2.2
2	S0	108	THR	2.2
22	d0	83	GLU	2.2
24	D2	103	ILE	2.2
2	S0	168	HIS	2.2
2	S0	88	LYS	2.2
22	d0	52	LYS	2.2
36	1	3154	C	2.2
49	m3	183	ARG	2.2
5	S3	205	ALA	2.2
28	d6	53	LEU	2.2
75	o9	23	LEU	2.2
1	6	231	U	2.2
36	5	1022	U	2.2

Continued on next page...

Continued from previous page...

Mol	Chain	Res	Type	RSRZ
46	L9	13	PRO	2.2
54	M8	94	PHE	2.2
3	S1	197	ILE	2.2
6	S4	176	ASP	2.2
10	s8	179	CYS	2.2
8	s6	39	GLU	2.2
34	SR	93	ASP	2.2
48	M1	111	ASP	2.2
48	M1	148	VAL	2.2
57	N1	93	VAL	2.2
3	S1	143	THR	2.2
10	S8	141	ARG	2.2
18	C6	115	THR	2.2
20	C8	41	ARG	2.2
24	D2	71	LYS	2.2
58	N2	105	LEU	2.1
78	q2	83	LEU	2.1
22	d0	15	GLN	2.1
23	d1	86	SER	2.1
40	L3	139	GLN	2.1
70	O4	73	SER	2.1
85	l8	195	SER	2.1
4	S2	54	GLU	2.1
19	C7	22	PRO	2.1
6	s4	253	ASP	2.1
21	C9	104	VAL	2.1
21	C9	123	ARG	2.1
21	c9	34	VAL	2.1
28	D6	41	ILE	2.1
28	D6	97	PRO	2.1
24	D2	72	CYS	2.1
25	D3	123	LYS	2.1
33	e1	136	LYS	2.1
60	N4	1	MET	2.1
70	O4	19	LYS	2.1
83	sR	286	GLU	2.1
11	S9	73	GLY	2.1
16	c4	95	GLY	2.1
2	s0	17	LEU	2.1
6	s4	159	THR	2.1
10	S8	165	LEU	2.1
11	S9	99	LEU	2.1

Continued on next page...

Continued from previous page...

Mol	Chain	Res	Type	RSRZ
13	c1	53	TYR	2.1
22	D0	48	HIS	2.1
58	n2	52	ASN	2.1
2	S0	132	ALA	2.1
22	D0	82	TYR	2.1
70	o4	34	HIS	2.1
13	C1	20	PHE	2.1
34	SR	185	GLN	2.1
1	6	1619	C	2.1
7	S5	214	LYS	2.1
11	s9	2	PRO	2.1
34	SR	20	VAL	2.1
36	1	1272	C	2.1
54	m8	159	LYS	2.1
36	1	3156	U	2.1
40	l3	178	LEU	2.1
58	N2	84	LEU	2.1
2	S0	96	THR	2.1
10	S8	160	PHE	2.1
15	C3	133	ALA	2.1
27	D5	102	THR	2.1
28	D6	11	ASN	2.1
28	d6	25	ASN	2.1
35	SM	94	HIS	2.1
56	n0	2	ALA	2.1
61	n5	37	THR	2.1
4	s2	232	GLU	2.1
10	S8	74	LYS	2.1
11	s9	62	ARG	2.1
18	C6	68	ARG	2.1
36	5	2401	A	2.1
18	C6	22	VAL	2.1
34	SR	110	VAL	2.1
55	m9	22	VAL	2.1
57	n1	118	GLU	2.1
2	S0	169	SER	2.1
24	d2	107	SER	2.1
1	2	491	C	2.1
62	N6	92	GLY	2.1
1	6	229	U	2.1
14	C2	32	LEU	2.1
36	5	1564	U	2.1

Continued on next page...

Continued from previous page...

Mol	Chain	Res	Type	RSRZ
87	n4	109	LEU	2.1
17	C5	10	ARG	2.1
39	l2	59	ALA	2.1
41	l4	58	HIS	2.1
63	N7	65	ARG	2.1
87	n4	129	LYS	2.1
2	s0	144	ILE	2.1
6	s4	227	VAL	2.1
45	L8	107	GLU	2.1
54	m8	84	VAL	2.1
61	N5	142	ILE	2.1
64	N8	135	GLU	2.1
87	n4	76	VAL	2.1
1	2	1635	A	2.1
2	s0	184	LEU	2.1
9	s7	53	GLY	2.1
34	SR	316	MET	2.1
11	S9	150	LEU	2.1
43	l6	66	SER	2.1
81	c2	62	LEU	2.1
83	sR	225	LEU	2.1
42	L5	191	ASP	2.1
51	m5	148	TYR	2.1
66	O0	105	ALA	2.1
66	o0	23	TYR	2.1
85	l8	130	TYR	2.1
2	s0	124	THR	2.1
9	s7	147	ASN	2.1
24	D2	74	VAL	2.1
25	D3	124	VAL	2.1
39	L2	73	GLU	2.1
54	m8	168	THR	2.1
85	l8	77	GLN	2.1
3	s1	73	LEU	2.1
4	S2	190	LEU	2.1
7	s5	198	LEU	2.1
24	d2	29	PRO	2.1
34	SR	13	LEU	2.1
16	c4	70	LYS	2.1
24	d2	30	SER	2.1
11	S9	146	PHE	2.1
49	m3	180	ARG	2.1

Continued on next page...

Continued from previous page...

Mol	Chain	Res	Type	RSRZ
57	N1	34	TYR	2.1
1	2	794	U	2.1
13	C1	75	VAL	2.1
23	D1	29	HIS	2.1
36	1	1234	G	2.1
24	d2	49	GLU	2.1
10	S8	119	GLN	2.1
18	c6	81	ILE	2.1
82	c5	5	VAL	2.1
48	M1	90	GLN	2.1
48	M1	122	ILE	2.1
57	n1	80	VAL	2.1
57	n1	124	VAL	2.1
34	SR	90	ARG	2.1
65	N9	23	LYS	2.1
4	s2	224	PHE	2.1
28	D6	20	PRO	2.1
5	S3	88	ALA	2.1
15	c3	15	ALA	2.1
2	s0	50	VAL	2.1
9	s7	51	VAL	2.1
10	s8	60	ILE	2.1
13	c1	123	VAL	2.1
20	C8	55	HIS	2.1
48	M1	65	ILE	2.1
1	2	1153	G	2.1
4	S2	229	LEU	2.1
6	S4	9	LEU	2.1
7	S5	94	THR	2.1
10	s8	95	THR	2.1
16	C4	111	ARG	2.1
23	D1	38	LYS	2.1
24	D2	11	LEU	2.1
27	D5	73	GLY	2.1
39	L2	32	LEU	2.1
46	L9	52	LEU	2.1
88	p0	184	GLY	2.1
6	S4	47	PHE	2.1
4	s2	222	TYR	2.1
16	c4	63	ALA	2.1
24	d2	96	ALA	2.1
28	d6	59	TYR	2.1

Continued on next page...

Continued from previous page...

Mol	Chain	Res	Type	RSRZ
27	d5	86	GLU	2.1
34	SR	279	ALA	2.1
41	l4	89	ALA	2.1
47	M0	181	TYR	2.1
19	C7	77	GLU	2.1
51	m5	40	ALA	2.1
51	m5	131	GLU	2.1
4	S2	35	TRP	2.1
19	C7	72	LYS	2.1
8	S6	54	GLY	2.1
10	S8	8	ARG	2.1
20	C8	129	TRP	2.1
25	D3	57	LEU	2.1
25	d3	7	ARG	2.1
57	n1	160	ILE	2.1
72	O6	100	HIS	2.1
1	6	1687	U	2.1
2	S0	15	GLN	2.1
70	O4	27	GLY	2.1
24	d2	12	ASN	2.1
36	1	1241	U	2.1
3	s1	106	THR	2.1
13	c1	42	PHE	2.1
79	q3	63	THR	2.1
1	2	1625	C	2.1
10	s8	114	GLU	2.1
24	D2	96	ALA	2.1
36	1	1242	G	2.1
80	c0	79	TYR	2.1
4	S2	157	LYS	2.1
7	S5	157	ARG	2.1
9	s7	47	ARG	2.1
10	s8	137	LYS	2.1
18	c6	63	ILE	2.1
21	C9	57	ARG	2.1
22	D0	116	VAL	2.1
41	l4	76	ARG	2.1
74	o8	55	VAL	2.1
61	n5	106	ASP	2.1
75	o9	46	ARG	2.1
83	sR	137	LYS	2.1
7	s5	175	LEU	2.1

Continued on next page...

Continued from previous page...

Mol	Chain	Res	Type	RSRZ
27	D5	65	LEU	2.1
83	sR	28	GLY	2.1
85	l8	200	LEU	2.1
4	s2	250	GLN	2.1
5	S3	101	GLN	2.1
1	6	718	U	2.1
13	c1	78	THR	2.1
4	S2	47	ALA	2.1
4	S2	167	VAL	2.1
7	S5	221	ALA	2.1
20	C8	76	PRO	2.1
51	m5	119	TYR	2.1
35	SM	96	ARG	2.1
55	M9	11	ALA	2.1
63	N7	60	LYS	2.1
64	n8	27	LYS	2.1
19	c7	4	VAL	2.1
42	L5	144	VAL	2.1
67	O1	93	VAL	2.1
78	q2	81	ALA	2.1
81	c2	31	VAL	2.1
24	d2	53	ILE	2.1
48	M1	120	ILE	2.1
5	S3	166	ASP	2.1
16	c4	15	GLY	2.1
15	C3	139	TRP	2.1
19	C7	82	ASP	2.1
21	c9	132	LEU	2.1
29	D7	7	LEU	2.1
36	1	1236	G	2.1
36	1	2095	G	2.1
64	N8	46	ASP	2.1
68	O2	128	LEU	2.1
31	d9	55	PHE	2.1
6	S4	153	ASN	2.1
35	SM	27	LYS	2.1
27	d5	104	ALA	2.1
34	SR	203	THR	2.1
42	L5	207	TYR	2.1
42	L5	209	GLU	2.1
54	M8	74	GLU	2.1
61	n5	39	LYS	2.1

Continued on next page...

Continued from previous page...

Mol	Chain	Res	Type	RSRZ
3	S1	60	ALA	2.1
3	S1	114	VAL	2.1
5	S3	149	ALA	2.1
10	s8	150	ALA	2.1
11	S9	111	THR	2.1
64	N8	117	ARG	2.1
18	c6	7	VAL	2.1
22	D0	45	ALA	2.1
33	E1	150	VAL	2.1
46	l9	18	VAL	2.1
3	s1	184	LEU	2.1
5	s3	208	ILE	2.1
9	S7	149	ILE	2.1
11	s9	185	GLY	2.1
18	c6	116	LEU	2.1
29	d7	21	LEU	2.1
33	e1	139	LEU	2.1
2	S0	77	SER	2.1
19	C7	107	SER	2.1
3	s1	30	PHE	2.0
10	S8	21	PHE	2.0
10	s8	103	GLN	2.0
11	S9	164	PHE	2.0
13	C1	60	PHE	2.0
83	sR	191	ASP	2.1
18	C6	114	ARG	2.0
30	d8	60	GLU	2.0
73	o7	11	ARG	2.0
7	s5	162	VAL	2.0
15	C3	23	PRO	2.0
19	C7	85	VAL	2.0
42	L5	100	ALA	2.0
51	m5	3	ALA	2.0
57	n1	121	ALA	2.0
65	N9	53	ALA	2.0
81	c2	115	VAL	2.0
22	D0	91	ILE	2.0
22	d0	63	LEU	2.0
26	d4	18	LEU	2.0
83	sR	260	ILE	2.0
1	2	1766	A	2.0
24	D2	122	SER	2.0

Continued on next page...

Continued from previous page...

Mol	Chain	Res	Type	RSRZ
28	d6	12	LYS	2.0
83	sR	129	LYS	2.0
6	s4	221	ARG	2.0
63	N7	122	HIS	2.0
87	n4	79	GLN	2.0
88	p0	197	PHE	2.0
11	S9	63	ASP	2.0
35	SM	110	TRP	2.0
11	S9	106	GLU	2.0
11	s9	182	GLU	2.0
2	S0	204	TYR	2.0
6	S4	102	VAL	2.0
16	c4	21	ALA	2.0
28	d6	24	VAL	2.0
34	SR	6	VAL	2.0
88	p0	84	VAL	2.0
4	S2	71	THR	2.0
16	C4	98	GLY	2.0
20	C8	3	LEU	2.0
22	d0	86	ILE	2.0
24	D2	38	LEU	2.0
29	D7	42	ASN	2.0
48	M1	21	ILE	2.0
55	M9	142	ILE	2.0
70	o4	29	ILE	2.0
73	O7	5	THR	2.0
1	6	1795	U	2.0
63	N7	21	LYS	2.0
67	o1	61	LYS	2.0
4	s2	57	PHE	2.0
70	O4	31	ARG	2.0
6	S4	209	HIS	2.0
13	C1	50	GLU	2.0
22	d0	120	SER	2.0
33	e1	146	SER	2.0
5	S3	87	TYR	2.0
3	S1	32	ILE	2.0
7	S5	159	ALA	2.0
8	S6	169	TYR	2.0
19	C7	121	VAL	2.0
42	L5	129	TYR	2.0
83	sR	83	ALA	2.0

Continued on next page...

Continued from previous page...

Mol	Chain	Res	Type	RSRZ
85	l8	203	VAL	2.0
7	S5	212	LYS	2.0
8	s6	146	GLY	2.0
23	D1	16	LYS	2.0
25	D3	117	ILE	2.0
51	m5	72	LYS	2.0
56	N0	129	ILE	2.0
67	O1	36	ILE	2.0
13	C1	31	THR	2.0
16	c4	90	ARG	2.0
17	C5	14	THR	2.0
22	d0	107	THR	2.0
23	D1	21	ASN	2.0
23	d1	44	ARG	2.0
54	m8	155	MET	2.0
1	2	1100	G	2.0
13	C1	127	GLN	2.0
10	s8	192	TYR	2.0
20	c8	23	ASP	2.0
22	d0	87	HIS	2.0
4	S2	46	LYS	2.0
6	S4	198	LYS	2.0
30	d8	30	VAL	2.0
46	L9	180	TYR	2.0
51	m5	132	VAL	2.0
11	S9	135	ALA	2.0
1	2	1081	A	2.0
9	s7	88	ARG	2.0
25	D3	144	ARG	2.0
48	M1	60	ARG	2.0
51	m5	63	ARG	2.0
61	N5	108	LEU	2.0
43	l6	67	GLY	2.0
5	s3	211	PRO	2.0
36	1	1579	C	2.0
54	M8	97	PRO	2.0
56	N0	143	PHE	2.0
88	p0	71	PRO	2.0
3	s1	122	GLU	2.0
10	S8	185	GLU	2.0
34	SR	187	GLN	2.0
5	S3	106	LYS	2.0

Continued on next page...

Continued from previous page...

Mol	Chain	Res	Type	RSRZ
29	D7	19	HIS	2.0
35	SM	103	LYS	2.0
36	1	2209	U	2.0
6	S4	89	VAL	2.0
8	S6	12	SER	2.0
8	s6	36	VAL	2.0
13	c1	140	VAL	2.0
51	M5	127	TYR	2.0
82	c5	86	VAL	2.0
83	sR	147	HIS	2.0
3	s1	207	LEU	2.0
6	s4	13	ALA	2.0
10	S8	145	ALA	2.0
10	s8	79	ALA	2.0
14	C2	20	ALA	2.0
16	c4	41	ARG	2.0
18	C6	117	LEU	2.0
10	S8	174	GLY	2.0
19	C7	38	ILE	2.0
40	L3	47	LEU	2.0
55	M9	85	ARG	2.0
55	M9	151	ARG	2.0
4	S2	215	PHE	2.0
30	d8	47	PRO	2.0
2	s0	52	LYS	2.0
85	l8	122	LYS	2.0
3	S1	96	LEU	2.0
4	s2	41	LEU	2.0
5	S3	164	VAL	2.0
5	s3	178	ARG	2.0
9	S7	97	ARG	2.0
9	s7	173	TYR	2.0
21	C9	132	LEU	2.0
58	n2	33	TYR	2.0

6.2 Non-standard residues in protein, DNA, RNA chains ⓘ

In the following table, the Atoms column lists the number of modelled atoms in the group and the number defined in the chemical component dictionary. LLDF column lists the quality of electron density of the group with respect to its neighbouring residues in protein, DNA or RNA chains. The B-factors column lists the minimum, median, 95th percentile and maximum values of B factors of atoms in the group. The column labelled 'Q < 0.9' lists the number of atoms with occupancy

less than 0.9.

Mol	Type	Chain	Res	Atoms	RSCC	RSR	LLDF	B-factors(\AA^2)	Q<0.9
90	PPU	A	76	37/38	0.83	0.33	-	47,88,147,147	0
90	PPU	a	76	37/38	0.85	0.37	-	44,80,139,139	0

6.3 Carbohydrates [i](#)

There are no carbohydrates in this entry.

6.4 Ligands [i](#)

In the following table, the Atoms column lists the number of modelled atoms in the group and the number defined in the chemical component dictionary. LLDF column lists the quality of electron density of the group with respect to its neighbouring residues in protein, DNA or RNA chains. The B-factors column lists the minimum, median, 95th percentile and maximum values of B factors of atoms in the group. The column labelled 'Q< 0.9' lists the number of atoms with occupancy less than 0.9.

Mol	Type	Chain	Res	Atoms	RSCC	RSR	LLDF	B-factors(\AA^2)	Q<0.9
91	MG	1	3903	1/1	0.77	1.14	86.01	48,48,48,48	1
91	MG	1	4030	1/1	0.86	1.02	79.45	53,53,53,53	1
91	MG	5	3859	1/1	0.97	0.78	68.27	47,47,47,47	1
91	MG	1	4010	1/1	0.82	0.57	67.46	53,53,53,53	1
91	MG	1	4023	1/1	0.95	1.05	66.63	50,50,50,50	1
91	MG	1	3978	1/1	0.70	0.85	63.03	50,50,50,50	1
91	MG	1	4081	1/1	0.95	0.81	61.39	67,67,67,67	1
91	MG	1	3967	1/1	0.96	1.01	60.88	48,48,48,48	1
91	MG	5	4060	1/1	0.93	0.88	58.85	60,60,60,60	1
91	MG	1	3995	1/1	0.81	0.89	58.51	70,70,70,70	1
91	MG	1	4094	1/1	0.26	0.92	57.25	49,49,49,49	1
91	MG	5	4043	1/1	0.97	0.80	53.50	49,49,49,49	1
91	MG	2	2066	1/1	0.85	1.35	52.74	85,85,85,85	1
91	MG	2	1922	1/1	0.93	0.83	51.63	81,81,81,81	0
92	OHX	5	4461	7/7	0.91	1.11	51.35	53,53,53,53	7
91	MG	5	3954	1/1	0.92	0.58	49.72	51,51,51,51	1
91	MG	N8	204	1/1	0.96	0.89	48.49	47,47,47,47	1
91	MG	5	3857	1/1	0.96	0.73	47.26	46,46,46,46	1
91	MG	5	3794	1/1	0.98	0.84	47.22	52,52,52,52	1
91	MG	1	3472	1/1	0.56	0.57	45.81	63,63,63,63	0
91	MG	5	4058	1/1	0.84	0.82	44.49	47,47,47,47	1
91	MG	5	3579	1/1	0.92	0.85	44.44	44,44,44,44	0
92	OHX	2	2231	7/7	0.77	0.97	43.36	95,95,95,95	7

Continued on next page...

Continued from previous page...

Mol	Type	Chain	Res	Atoms	RSCC	RSR	LLDF	B-factors(\AA^2)	Q<0.9
91	MG	1	3562	1/1	0.98	0.75	43.26	48,48,48,48	0
91	MG	1	3585	1/1	0.96	0.60	43.25	54,54,54,54	0
91	MG	1	3678	1/1	0.91	0.78	43.16	57,57,57,57	0
91	MG	6	1927	1/1	0.92	0.59	41.88	54,54,54,54	0
91	MG	1	3828	1/1	0.97	0.45	41.84	48,48,48,48	0
91	MG	5	3942	1/1	0.91	0.62	41.83	63,63,63,63	0
91	MG	1	3610	1/1	0.99	0.69	41.13	28,28,28,28	0
91	MG	1	3983	1/1	0.99	0.99	41.02	60,60,60,60	1
92	OHX	6	2269	7/7	0.95	0.32	40.23	100,100,100,100	7
91	MG	5	3869	1/1	0.96	0.87	40.04	51,51,51,51	1
91	MG	1	4022	1/1	0.98	0.81	39.39	53,53,53,53	1
91	MG	6	1911	1/1	0.95	0.49	37.18	65,65,65,65	0
91	MG	5	4096	1/1	0.99	0.84	37.11	56,56,56,56	1
91	MG	17	302	1/1	0.93	0.71	36.75	48,48,48,48	1
91	MG	1	3836	1/1	0.95	0.62	35.86	66,66,66,66	1
91	MG	1	3607	1/1	0.97	0.64	35.38	39,39,39,39	0
91	MG	5	3790	1/1	0.97	0.96	35.33	47,47,47,47	1
91	MG	5	3678	1/1	0.68	0.66	35.02	49,49,49,49	0
91	MG	5	3610	1/1	0.96	0.67	34.24	45,45,45,45	0
91	MG	6	1928	1/1	0.84	0.53	34.21	60,60,60,60	0
91	MG	5	3867	1/1	0.98	0.56	33.58	46,46,46,46	1
91	MG	5	3608	1/1	0.99	0.64	33.45	38,38,38,38	0
91	MG	5	3908	1/1	0.93	0.89	32.75	68,68,68,68	1
92	OHX	2	2151	7/7	0.95	0.50	32.59	81,81,81,81	7
92	OHX	5	4533	7/7	0.84	0.68	31.88	66,66,66,66	7
91	MG	1	3785	1/1	0.68	0.77	31.49	52,52,52,52	0
91	MG	6	2102	1/1	0.98	1.03	31.46	69,69,69,69	1
91	MG	6	1972	1/1	0.52	1.02	31.20	73,73,73,73	0
91	MG	L4	406	1/1	0.79	1.65	30.80	54,54,54,54	1
91	MG	1	4048	1/1	0.90	1.08	30.49	66,66,66,66	1
91	MG	1	3799	1/1	0.82	0.55	30.19	70,70,70,70	0
91	MG	5	3572	1/1	0.97	0.59	30.01	48,48,48,48	0
91	MG	5	3984	1/1	0.87	0.57	29.98	53,53,53,53	1
91	MG	m6	202	1/1	0.91	1.26	29.90	51,51,51,51	1
92	OHX	5	4541	7/7	0.74	0.60	29.75	54,54,54,54	7
91	MG	1	3601	1/1	0.87	0.70	29.02	60,60,60,60	0
91	MG	1	3522	1/1	0.86	0.64	28.78	42,42,42,42	0
91	MG	1	3409	1/1	0.92	0.51	28.54	48,48,48,48	0
91	MG	8	205	1/1	0.89	0.54	28.38	61,61,61,61	0
91	MG	5	3977	1/1	0.77	1.13	28.10	64,64,64,64	1
91	MG	5	3511	1/1	0.95	0.63	27.95	48,48,48,48	0

Continued on next page...

Continued from previous page...

Mol	Type	Chain	Res	Atoms	RSCC	RSR	LLDF	B-factors(\AA^2)	Q<0.9
91	MG	1	3974	1/1	0.92	1.33	27.85	60,60,60,60	1
91	MG	5	3748	1/1	0.87	0.68	27.68	54,54,54,54	0
91	MG	1	3462	1/1	0.91	0.58	27.66	44,44,44,44	0
92	OHX	4	245	7/7	0.94	0.36	27.64	60,60,60,60	7
91	MG	1	3554	1/1	0.93	0.56	27.57	48,48,48,48	0
91	MG	5	3557	1/1	0.96	0.51	27.57	64,64,64,64	0
91	MG	l3	403	1/1	0.98	0.71	27.41	43,43,43,43	0
92	OHX	5	4425	7/7	0.90	0.52	26.94	58,58,58,58	7
91	MG	2	1927	1/1	0.52	0.50	26.87	89,89,89,89	0
91	MG	1	3519	1/1	0.92	0.63	26.83	58,58,58,58	0
91	MG	5	4028	1/1	0.97	0.57	26.80	47,47,47,47	1
91	MG	1	4020	1/1	0.91	0.42	26.76	54,54,54,54	0
91	MG	1	4018	1/1	0.96	0.78	26.57	55,55,55,55	1
91	MG	2	1914	1/1	0.97	0.55	26.39	79,79,79,79	0
92	OHX	5	4543	7/7	0.84	0.47	26.39	63,63,63,63	7
92	OHX	6	2258	7/7	0.93	0.44	26.30	72,72,72,72	7
91	MG	5	3536	1/1	0.92	0.54	26.16	45,45,45,45	0
91	MG	5	3560	1/1	0.93	0.46	26.12	66,66,66,66	0
91	MG	O2	201	1/1	0.78	1.15	26.11	60,60,60,60	1
91	MG	1	3580	1/1	0.95	0.50	26.04	41,41,41,41	0
91	MG	1	3901	1/1	0.91	0.70	26.03	54,54,54,54	1
91	MG	6	2110	1/1	0.76	0.77	25.92	71,71,71,71	1
91	MG	5	4088	1/1	0.75	0.50	25.86	44,44,44,44	1
91	MG	1	3746	1/1	0.98	0.62	25.74	58,58,58,58	0
91	MG	5	3413	1/1	0.98	0.57	25.54	51,51,51,51	0
91	MG	6	2000	1/1	0.89	0.62	25.47	99,99,99,99	0
91	MG	5	3643	1/1	0.76	0.38	25.46	49,49,49,49	0
92	OHX	1	4418	7/7	0.89	0.48	25.18	53,53,53,53	7
91	MG	5	3725	1/1	0.89	0.76	24.68	46,46,46,46	1
91	MG	O2	202	1/1	0.46	0.59	24.67	47,47,47,47	1
91	MG	1	3807	1/1	0.93	0.64	24.58	52,52,52,52	0
91	MG	5	3781	1/1	0.96	0.69	24.45	58,58,58,58	1
91	MG	1	3475	1/1	0.97	0.55	24.40	40,40,40,40	0
91	MG	5	3580	1/1	0.99	0.48	24.13	46,46,46,46	0
92	OHX	5	4396	7/7	0.96	0.60	23.97	52,52,52,52	7
91	MG	5	3996	1/1	0.89	0.58	23.90	48,48,48,48	1
91	MG	M8	201	1/1	0.87	1.88	23.88	53,53,53,53	1
91	MG	1	3791	1/1	0.78	0.84	23.70	55,55,55,55	1
91	MG	l3	410	1/1	0.86	0.97	23.65	47,47,47,47	1
91	MG	5	3729	1/1	0.95	0.63	23.60	55,55,55,55	0
91	MG	5	3481	1/1	0.96	0.51	23.53	45,45,45,45	0

Continued on next page...

Continued from previous page...

Mol	Type	Chain	Res	Atoms	RSCC	RSR	LLDF	B-factors(\AA^2)	Q<0.9
91	MG	5	3404	1/1	0.93	0.38	23.47	47,47,47,47	0
91	MG	5	3521	1/1	0.97	0.75	23.45	45,45,45,45	0
91	MG	5	3642	1/1	0.88	0.44	23.15	53,53,53,53	0
91	MG	5	4040	1/1	0.88	0.58	22.99	52,52,52,52	1
91	MG	17	304	1/1	0.80	0.79	22.98	52,52,52,52	1
91	MG	1	3538	1/1	0.87	0.71	22.97	50,50,50,50	0
91	MG	2	1992	1/1	0.74	0.43	22.77	74,74,74,74	0
91	MG	1	3984	1/1	0.98	0.89	22.76	50,50,50,50	1
91	MG	1	3433	1/1	0.92	0.40	22.54	48,48,48,48	0
91	MG	5	3879	1/1	0.91	0.75	22.41	47,47,47,47	1
91	MG	1	3595	1/1	0.95	0.47	22.29	59,59,59,59	0
91	MG	5	4029	1/1	0.78	1.01	22.17	54,54,54,54	1
91	MG	1	3512	1/1	0.69	0.51	22.06	61,61,61,61	0
92	OHX	5	4495	7/7	0.75	0.69	21.99	51,51,51,51	7
91	MG	5	3870	1/1	0.36	0.56	21.84	69,69,69,69	1
91	MG	5	3597	1/1	0.95	0.65	21.82	44,44,44,44	0
91	MG	M6	204	1/1	0.94	0.94	21.77	52,52,52,52	1
91	MG	1	3794	1/1	0.77	0.35	21.76	64,64,64,64	0
91	MG	6	1917	1/1	0.58	0.49	21.54	91,91,91,91	0
92	OHX	6	2222	7/7	0.92	0.55	21.44	64,64,64,64	7
92	OHX	5	4406	7/7	0.95	0.38	21.31	55,55,55,55	7
91	MG	5	3923	1/1	0.96	0.58	21.24	48,48,48,48	0
92	OHX	1	4462	7/7	0.92	0.61	21.20	66,66,66,66	7
91	MG	6	1956	1/1	0.90	0.47	21.20	90,90,90,90	0
91	MG	1	3495	1/1	0.97	0.58	21.19	55,55,55,55	0
91	MG	1	3964	1/1	0.94	1.07	21.13	47,47,47,47	1
91	MG	5	3541	1/1	0.97	0.56	21.05	35,35,35,35	0
91	MG	1	3811	1/1	0.94	0.76	20.99	50,50,50,50	1
91	MG	1	3563	1/1	0.94	0.69	20.90	52,52,52,52	0
91	MG	1	3637	1/1	0.77	0.52	20.86	59,59,59,59	0
91	MG	M3	201	1/1	0.98	0.64	20.85	61,61,61,61	1
91	MG	5	3586	1/1	0.92	0.67	20.85	50,50,50,50	0
91	MG	1	3530	1/1	0.98	0.51	20.83	47,47,47,47	0
91	MG	5	3609	1/1	0.94	0.61	20.81	49,49,49,49	0
91	MG	1	3582	1/1	0.92	0.56	20.78	62,62,62,62	0
91	MG	5	4114	1/1	0.98	1.12	20.66	59,59,59,59	1
91	MG	2	1946	1/1	0.80	0.43	20.64	87,87,87,87	0
91	MG	6	2051	1/1	0.92	1.06	20.62	67,67,67,67	1
91	MG	5	3952	1/1	0.96	1.56	20.55	60,60,60,60	1
91	MG	5	3708	1/1	0.96	0.92	20.55	59,59,59,59	1
92	OHX	1	4423	7/7	0.61	0.56	20.42	58,58,58,58	7

Continued on next page...

Continued from previous page...

Mol	Type	Chain	Res	Atoms	RSCC	RSR	LLDF	B-factors(\AA^2)	Q<0.9
91	MG	5	3606	1/1	0.87	0.53	20.31	54,54,54,54	0
91	MG	2	1910	1/1	0.88	0.64	20.31	76,76,76,76	0
92	OHX	1	4346	7/7	0.97	0.32	20.03	76,76,76,76	7
92	OHX	5	4437	7/7	0.91	0.49	19.99	49,49,49,49	7
91	MG	6	2044	1/1	0.76	0.44	19.91	72,72,72,72	0
92	OHX	1	4429	7/7	0.58	0.70	19.90	66,66,66,66	7
92	OHX	1	4419	7/7	0.92	0.48	19.84	71,71,71,71	7
91	MG	6	2122	1/1	0.93	0.94	19.80	75,75,75,75	1
92	OHX	5	4536	7/7	0.72	0.48	19.74	67,67,67,67	7
91	MG	5	4067	1/1	0.89	0.44	19.63	48,48,48,48	0
91	MG	1	3407	1/1	0.89	0.36	19.60	56,56,56,56	0
91	MG	1	3852	1/1	0.94	0.64	19.59	45,45,45,45	1
91	MG	5	3408	1/1	0.85	0.47	19.56	53,53,53,53	0
91	MG	6	2114	1/1	0.74	1.14	19.55	69,69,69,69	1
92	OHX	5	4443	7/7	0.93	0.35	19.48	68,68,68,68	7
91	MG	5	3571	1/1	0.88	0.49	19.46	49,49,49,49	0
91	MG	5	3922	1/1	0.84	1.28	19.44	66,66,66,66	1
92	OHX	1	4483	7/7	0.91	0.41	19.33	63,63,63,63	7
91	MG	5	3424	1/1	0.95	0.47	19.06	52,52,52,52	0
91	MG	o4	203	1/1	0.94	1.35	19.04	80,80,80,80	1
91	MG	5	4047	1/1	0.65	0.53	18.97	51,51,51,51	1
91	MG	5	4050	1/1	0.91	0.56	18.91	47,47,47,47	1
91	MG	1	4019	1/1	0.60	0.75	18.85	53,53,53,53	1
92	OHX	5	4398	7/7	0.81	0.53	18.78	58,58,58,58	7
91	MG	5	3865	1/1	0.99	0.54	18.78	54,54,54,54	1
91	MG	1	3648	1/1	0.78	0.43	18.68	47,47,47,47	1
91	MG	6	2124	1/1	0.88	1.13	18.62	73,73,73,73	0
92	OHX	1	4369	7/7	0.94	0.31	18.55	59,59,59,59	7
91	MG	n0	201	1/1	0.92	0.81	18.54	55,55,55,55	1
91	MG	O3	202	1/1	0.65	0.79	18.42	52,52,52,52	1
91	MG	5	4077	1/1	0.99	0.95	18.39	60,60,60,60	1
91	MG	6	1912	1/1	0.96	0.36	18.24	98,98,98,98	0
91	MG	6	2032	1/1	0.83	0.68	18.22	67,67,67,67	0
91	MG	5	3601	1/1	0.97	0.42	18.21	44,44,44,44	0
91	MG	N3	202	1/1	0.96	0.66	18.20	52,52,52,52	0
91	MG	l3	401	1/1	0.93	0.54	18.09	45,45,45,45	1
91	MG	1	3537	1/1	0.98	0.48	18.03	43,43,43,43	0
91	MG	1	3642	1/1	0.93	0.54	17.99	57,57,57,57	0
92	OHX	5	4210	7/7	0.98	0.44	17.87	54,54,54,54	7
91	MG	5	3533	1/1	0.93	0.52	17.86	46,46,46,46	0
91	MG	5	4117	1/1	0.96	0.96	17.86	50,50,50,50	1

Continued on next page...

Continued from previous page...

Mol	Type	Chain	Res	Atoms	RSCC	RSR	LLDF	B-factors(\AA^2)	Q<0.9
91	MG	5	3811	1/1	0.92	0.53	17.85	48,48,48,48	1
91	MG	5	4064	1/1	0.71	0.49	17.67	50,50,50,50	1
91	MG	5	3814	1/1	0.96	0.55	17.63	51,51,51,51	0
91	MG	5	4020	1/1	0.81	0.39	17.55	54,54,54,54	0
91	MG	M3	202	1/1	0.94	0.97	17.53	58,58,58,58	1
91	MG	m7	202	1/1	0.99	0.85	17.49	52,52,52,52	1
91	MG	5	3438	1/1	0.97	0.51	17.42	50,50,50,50	0
91	MG	1	3501	1/1	0.96	0.47	17.27	48,48,48,48	0
91	MG	1	3979	1/1	0.97	0.72	17.26	50,50,50,50	1
91	MG	m6	206	1/1	0.93	0.77	17.24	48,48,48,48	1
91	MG	1	3571	1/1	0.97	0.49	17.10	51,51,51,51	0
92	OHX	1	4449	7/7	0.93	0.53	16.96	62,62,62,62	7
91	MG	5	3443	1/1	0.99	0.45	16.80	44,44,44,44	0
91	MG	2	1919	1/1	0.90	0.66	16.72	80,80,80,80	0
91	MG	6	1941	1/1	0.89	0.68	16.65	84,84,84,84	0
92	OHX	2	2197	7/7	0.79	0.45	16.61	105,105,105,105	7
92	OHX	7	201	7/7	0.97	0.42	16.56	56,56,56,56	7
91	MG	6	2119	1/1	0.65	0.65	16.55	88,88,88,88	1
92	OHX	1	4493	7/7	0.85	0.41	16.50	75,75,75,75	7
91	MG	M8	202	1/1	0.96	0.99	16.45	61,61,61,61	1
91	MG	5	3461	1/1	0.92	0.43	16.44	45,45,45,45	0
91	MG	5	4049	1/1	0.96	0.72	16.39	51,51,51,51	1
91	MG	1	3526	1/1	0.96	0.50	16.30	54,54,54,54	0
91	MG	1	3586	1/1	0.97	0.56	16.25	38,38,38,38	0
91	MG	6	2117	1/1	0.85	0.67	16.15	74,74,74,74	1
91	MG	1	3854	1/1	0.94	0.39	16.09	45,45,45,45	0
91	MG	5	3561	1/1	0.90	0.55	16.07	58,58,58,58	0
91	MG	5	3576	1/1	0.96	0.64	16.05	44,44,44,44	0
91	MG	5	3624	1/1	0.88	0.53	16.05	51,51,51,51	0
92	OHX	m0	305	7/7	0.94	0.59	16.02	59,59,59,59	7
91	MG	1	3528	1/1	0.97	0.62	15.94	42,42,42,42	0
91	MG	M6	203	1/1	0.95	1.23	15.94	59,59,59,59	1
92	OHX	1	4274	7/7	0.93	0.49	15.86	67,67,67,67	7
91	MG	5	3885	1/1	0.94	0.51	15.80	56,56,56,56	1
92	OHX	1	4399	7/7	0.98	0.29	15.77	70,70,70,70	7
92	OHX	2	2209	7/7	0.81	0.34	15.69	96,96,96,96	7
91	MG	1	3763	1/1	0.93	1.14	15.60	58,58,58,58	1
91	MG	1	3862	1/1	0.98	0.40	15.54	61,61,61,61	1
92	OHX	1	4261	7/7	0.93	0.44	15.53	55,55,55,55	7
91	MG	q2	201	1/1	0.92	0.98	15.44	55,55,55,55	1
91	MG	5	3526	1/1	0.92	0.41	15.43	53,53,53,53	0

Continued on next page...

Continued from previous page...

Mol	Type	Chain	Res	Atoms	RSCC	RSR	LLDF	B-factors(\AA^2)	Q<0.9
92	OHX	1	4283	7/7	0.98	0.36	15.38	65,65,65,65	7
91	MG	5	4062	1/1	0.74	0.63	15.26	56,56,56,56	1
91	MG	1	3584	1/1	0.92	0.58	15.24	43,43,43,43	0
92	OHX	1	4434	7/7	0.70	0.41	15.18	84,84,84,84	7
91	MG	1	3532	1/1	0.95	0.60	15.12	49,49,49,49	0
91	MG	5	3519	1/1	0.93	0.63	15.09	40,40,40,40	0
91	MG	m8	202	1/1	0.87	1.51	15.00	56,56,56,56	1
91	MG	5	4142	1/1	0.75	0.52	15.00	51,51,51,51	1
92	OHX	5	4429	7/7	0.97	0.51	14.96	52,52,52,52	7
91	MG	2	1937	1/1	0.94	0.53	14.88	70,70,70,70	0
92	OHX	6	2280	7/7	0.93	0.34	14.82	72,72,72,72	7
91	MG	5	3620	1/1	0.81	0.46	14.68	52,52,52,52	0
91	MG	2	2257	1/1	0.88	0.57	14.60	80,80,80,80	0
91	MG	5	3815	1/1	0.87	0.29	14.58	52,52,52,52	0
91	MG	S8	301	1/1	0.94	1.60	14.56	79,79,79,79	1
92	OHX	5	4330	7/7	0.97	0.35	14.48	71,71,71,71	7
91	MG	L4	404	1/1	0.97	0.99	14.44	53,53,53,53	1
91	MG	M5	302	1/1	0.92	1.11	14.43	52,52,52,52	1
91	MG	1	3759	1/1	0.96	0.47	14.38	48,48,48,48	0
91	MG	1	3905	1/1	0.91	1.06	14.33	53,53,53,53	1
91	MG	2	1947	1/1	0.58	0.49	14.30	80,80,80,80	0
91	MG	5	3928	1/1	0.97	1.36	14.26	59,59,59,59	1
92	OHX	5	4423	7/7	0.91	0.43	14.23	55,55,55,55	7
91	MG	1	3598	1/1	0.91	0.51	14.17	52,52,52,52	0
91	MG	1	4093	1/1	0.95	0.92	14.15	50,50,50,50	1
91	MG	N0	201	1/1	0.94	1.17	14.11	60,60,60,60	1
91	MG	5	3986	1/1	0.83	1.49	14.05	77,77,77,77	0
91	MG	2	1915	1/1	0.94	0.44	14.01	87,87,87,87	0
91	MG	2	2048	1/1	0.93	0.56	13.99	80,80,80,80	0
92	OHX	5	4367	7/7	0.97	0.41	13.99	68,68,68,68	7
92	OHX	5	4360	7/7	0.95	0.58	13.98	74,74,74,74	7
91	MG	4	224	1/1	0.92	1.24	13.98	62,62,62,62	1
91	MG	L2	304	1/1	0.94	0.69	13.94	65,65,65,65	0
92	OHX	5	4499	7/7	0.91	0.38	13.89	54,54,54,54	7
92	OHX	5	4301	7/7	0.94	0.52	13.87	69,69,69,69	7
91	MG	l5	301	1/1	0.81	1.24	13.85	64,64,64,64	1
91	MG	2	1905	1/1	0.84	0.58	13.83	72,72,72,72	0
91	MG	6	1920	1/1	0.93	0.45	13.81	54,54,54,54	0
91	MG	n9	101	1/1	0.98	0.99	13.78	53,53,53,53	1
92	OHX	5	4537	7/7	0.84	0.57	13.78	56,56,56,56	7
92	OHX	6	2201	7/7	0.93	0.35	13.77	72,72,72,72	7

Continued on next page...

Continued from previous page...

Mol	Type	Chain	Res	Atoms	RSCC	RSR	LLDF	B-factors(\AA^2)	Q<0.9
92	OHX	6	2234	7/7	0.92	0.31	13.75	97,97,97,97	7
91	MG	5	3992	1/1	0.79	0.84	13.72	70,70,70,70	1
91	MG	5	3569	1/1	0.95	0.54	13.64	44,44,44,44	0
91	MG	1	3702	1/1	0.93	0.43	13.64	45,45,45,45	0
92	OHX	1	4485	7/7	0.78	0.47	13.64	88,88,88,88	7
91	MG	L3	403	1/1	0.97	0.49	13.60	51,51,51,51	1
92	OHX	2	2246	7/7	0.74	0.48	13.49	116,116,116,116	7
91	MG	5	4063	1/1	0.39	0.53	13.49	49,49,49,49	1
91	MG	6	1910	1/1	0.96	0.37	13.47	114,114,114,114	0
92	OHX	5	4272	7/7	0.96	0.35	13.47	56,56,56,56	7
91	MG	1	3971	1/1	0.92	0.73	13.42	46,46,46,46	1
91	MG	4	209	1/1	0.96	0.48	13.40	50,50,50,50	0
92	OHX	5	4345	7/7	0.95	0.45	13.35	58,58,58,58	7
92	OHX	5	4473	7/7	0.92	0.42	13.34	70,70,70,70	7
91	MG	L4	407	1/1	0.88	0.79	13.34	45,45,45,45	1
91	MG	1	3788	1/1	0.65	0.64	13.33	62,62,62,62	1
91	MG	1	3798	1/1	0.97	0.42	13.28	59,59,59,59	0
91	MG	o3	204	1/1	0.75	0.76	13.27	51,51,51,51	1
92	OHX	5	4530	7/7	0.84	0.31	13.23	130,130,130,130	7
92	OHX	6	2284	7/7	0.90	0.43	13.11	94,94,94,94	7
91	MG	6	1981	1/1	0.95	0.42	13.10	71,71,71,71	0
91	MG	1	3934	1/1	0.82	0.46	13.00	62,62,62,62	0
92	OHX	5	4257	7/7	0.96	0.34	12.99	56,56,56,56	7
91	MG	2	2014	1/1	0.73	0.47	12.99	71,71,71,71	0
91	MG	1	3721	1/1	0.68	1.18	12.93	65,65,65,65	1
91	MG	5	3821	1/1	0.97	0.43	12.79	51,51,51,51	1
91	MG	1	3843	1/1	0.93	0.81	12.77	57,57,57,57	1
91	MG	5	3788	1/1	0.65	0.54	12.70	49,49,49,49	0
91	MG	o2	203	1/1	0.96	0.71	12.67	45,45,45,45	1
91	MG	1	3826	1/1	0.86	0.56	12.64	58,58,58,58	0
91	MG	1	3411	1/1	0.88	0.41	12.62	63,63,63,63	0
91	MG	6	2127	1/1	0.95	1.20	12.57	102,102,102,102	1
91	MG	5	3447	1/1	0.98	0.42	12.56	44,44,44,44	0
92	OHX	6	2323	7/7	0.95	0.39	12.55	71,71,71,71	7
91	MG	1	3600	1/1	0.98	0.47	12.55	47,47,47,47	0
91	MG	5	3585	1/1	0.97	0.48	12.47	45,45,45,45	0
91	MG	L4	401	1/1	0.96	0.64	12.37	49,49,49,49	1
91	MG	O3	201	1/1	0.97	0.79	12.33	50,50,50,50	1
91	MG	5	3466	1/1	0.99	0.48	12.30	51,51,51,51	0
91	MG	1	3520	1/1	0.97	0.58	12.28	49,49,49,49	0
91	MG	5	3985	1/1	0.97	0.41	12.27	51,51,51,51	1

Continued on next page...

Continued from previous page...

Mol	Type	Chain	Res	Atoms	RSCC	RSR	LLDF	B-factors(\AA^2)	Q<0.9
92	OHX	5	4517	7/7	0.90	0.40	12.20	54,54,54,54	7
91	MG	5	3522	1/1	0.94	0.52	12.13	40,40,40,40	0
91	MG	5	4147	1/1	0.90	0.62	12.10	46,46,46,46	1
91	MG	5	3605	1/1	0.97	0.59	12.09	46,46,46,46	0
91	MG	C1	202	1/1	0.96	1.39	12.09	83,83,83,83	1
91	MG	2	1994	1/1	0.96	0.35	12.08	76,76,76,76	0
91	MG	2	1912	1/1	0.53	0.41	12.08	95,95,95,95	0
91	MG	o3	201	1/1	0.96	0.69	12.07	49,49,49,49	1
91	MG	l3	405	1/1	0.96	0.57	12.05	46,46,46,46	1
92	OHX	5	4369	7/7	0.94	0.41	11.94	57,57,57,57	7
92	OHX	4	241	7/7	0.96	0.34	11.89	57,57,57,57	7
92	OHX	1	4448	7/7	0.79	0.35	11.80	60,60,60,60	7
91	MG	5	3581	1/1	0.98	0.54	11.74	47,47,47,47	0
92	OHX	5	4430	7/7	0.89	0.52	11.74	89,89,89,89	7
92	OHX	5	4558	7/7	0.87	0.33	11.73	97,97,97,97	7
91	MG	M6	202	1/1	0.98	0.84	11.70	53,53,53,53	1
92	OHX	5	4426	7/7	0.94	0.36	11.68	64,64,64,64	7
91	MG	1	3539	1/1	0.94	0.53	11.63	60,60,60,60	0
91	MG	5	3473	1/1	0.96	0.49	11.57	51,51,51,51	0
92	OHX	5	4471	7/7	0.90	0.35	11.57	89,89,89,89	7
91	MG	l7	301	1/1	0.90	0.34	11.56	47,47,47,47	0
91	MG	1	3511	1/1	0.96	0.62	11.54	43,43,43,43	0
91	MG	6	2057	1/1	0.78	0.52	11.54	66,66,66,66	0
92	OHX	5	4319	7/7	0.98	0.35	11.51	68,68,68,68	7
91	MG	5	3527	1/1	0.92	0.42	11.42	44,44,44,44	0
92	OHX	1	4238	7/7	0.95	0.32	11.41	67,67,67,67	7
91	MG	5	3898	1/1	0.57	0.47	11.39	93,93,93,93	1
91	MG	5	3496	1/1	0.93	0.30	11.34	50,50,50,50	0
91	MG	5	4080	1/1	0.94	0.41	11.33	45,45,45,45	1
91	MG	5	4019	1/1	0.91	0.40	11.33	51,51,51,51	1
91	MG	1	3638	1/1	0.84	0.44	11.28	62,62,62,62	0
91	MG	6	1929	1/1	0.92	0.51	11.23	61,61,61,61	0
91	MG	6	1944	1/1	0.96	0.50	11.22	86,86,86,86	0
91	MG	M5	304	1/1	0.96	0.93	11.12	54,54,54,54	1
91	MG	5	3670	1/1	0.95	0.31	11.10	51,51,51,51	0
92	OHX	5	4241	7/7	0.97	0.33	11.06	66,66,66,66	7
91	MG	5	4025	1/1	0.94	0.37	11.05	45,45,45,45	0
91	MG	1	3730	1/1	0.87	1.21	11.04	49,49,49,49	1
91	MG	m6	203	1/1	0.93	0.71	11.03	50,50,50,50	1
91	MG	5	3414	1/1	0.94	0.31	10.99	51,51,51,51	0
92	OHX	8	232	7/7	0.91	0.31	10.96	87,87,87,87	7

Continued on next page...

Continued from previous page...

Mol	Type	Chain	Res	Atoms	RSCC	RSR	LLDF	B-factors(\AA^2)	Q<0.9
91	MG	s8	303	1/1	0.50	0.92	10.92	75,75,75,75	0
92	OHX	5	4403	7/7	0.92	0.44	10.84	67,67,67,67	7
91	MG	6	2074	1/1	0.70	0.33	10.82	98,98,98,98	0
91	MG	1	3553	1/1	0.97	0.49	10.77	51,51,51,51	0
91	MG	5	3471	1/1	0.84	0.41	10.74	54,54,54,54	0
91	MG	M8	203	1/1	0.98	1.12	10.74	56,56,56,56	1
91	MG	5	3598	1/1	0.96	0.65	10.73	37,37,37,37	0
92	OHX	1	4488	7/7	0.88	0.41	10.72	102,102,102,102	7
92	OHX	3	221	7/7	0.98	0.31	10.66	69,69,69,69	7
91	MG	5	3860	1/1	0.93	0.41	10.58	49,49,49,49	1
91	MG	5	3887	1/1	0.86	0.65	10.58	46,46,46,46	1
92	OHX	1	4194	7/7	0.98	0.28	10.51	78,78,78,78	7
91	MG	C1	201	1/1	0.97	1.45	10.50	79,79,79,79	1
92	OHX	5	4294	7/7	0.95	0.34	10.49	102,102,102,102	7
92	OHX	6	2229	7/7	0.96	0.28	10.42	77,77,77,77	7
92	OHX	1	4214	7/7	0.93	0.44	10.42	69,69,69,69	7
91	MG	1	3605	1/1	0.99	0.55	10.40	47,47,47,47	0
91	MG	5	3503	1/1	0.93	0.49	10.38	47,47,47,47	0
92	OHX	1	4307	7/7	0.96	0.34	10.37	50,50,50,50	7
92	OHX	5	4387	7/7	0.84	0.38	10.35	89,89,89,89	7
92	OHX	1	4385	7/7	0.92	0.49	10.34	68,68,68,68	7
91	MG	1	3928	1/1	0.97	0.72	10.34	49,49,49,49	1
92	OHX	1	4420	7/7	0.93	0.31	10.33	71,71,71,71	7
92	OHX	l9	204	7/7	0.92	0.47	10.29	79,79,79,79	7
92	OHX	4	247	7/7	0.88	0.32	10.29	82,82,82,82	7
91	MG	m7	203	1/1	0.92	0.66	10.27	48,48,48,48	0
91	MG	5	3593	1/1	0.96	0.45	10.27	48,48,48,48	0
91	MG	5	3686	1/1	0.97	0.35	10.27	49,49,49,49	0
91	MG	5	3875	1/1	0.76	0.75	10.21	51,51,51,51	1
92	OHX	3	220	7/7	0.98	0.35	10.17	63,63,63,63	7
91	MG	5	3964	1/1	0.74	0.65	10.12	46,46,46,46	1
91	MG	1	4057	1/1	0.92	0.45	10.06	45,45,45,45	1
91	MG	o3	205	1/1	0.56	0.67	10.05	51,51,51,51	1
91	MG	5	4103	1/1	0.56	1.12	10.05	54,54,54,54	1
91	MG	1	3415	1/1	0.95	0.48	10.00	53,53,53,53	0
92	OHX	2	2241	7/7	0.83	0.32	9.97	104,104,104,104	7
91	MG	2	1909	1/1	0.86	0.44	9.96	88,88,88,88	0
91	MG	5	4061	1/1	0.75	0.43	9.92	56,56,56,56	1
91	MG	1	3822	1/1	0.26	1.23	9.89	70,70,70,70	1
91	MG	5	3827	1/1	0.94	0.46	9.89	51,51,51,51	0
91	MG	4	202	1/1	0.97	0.40	9.88	56,56,56,56	1

Continued on next page...

Continued from previous page...

Mol	Type	Chain	Res	Atoms	RSCC	RSR	LLDF	B-factors(\AA^2)	Q<0.9
91	MG	5	3677	1/1	0.90	0.36	9.86	48,48,48,48	0
91	MG	l2	305	1/1	0.90	0.90	9.84	59,59,59,59	1
91	MG	1	3999	1/1	0.93	0.63	9.82	45,45,45,45	1
91	MG	1	3491	1/1	0.92	0.34	9.77	55,55,55,55	0
91	MG	5	4571	1/1	0.94	0.65	9.77	53,53,53,53	1
91	MG	5	3882	1/1	0.94	0.42	9.74	46,46,46,46	0
91	MG	6	2013	1/1	0.84	0.32	9.72	66,66,66,66	1
92	OHX	2	2236	7/7	0.95	0.32	9.62	86,86,86,86	7
91	MG	1	3989	1/1	0.86	0.34	9.60	62,62,62,62	1
91	MG	1	3755	1/1	0.85	0.42	9.49	58,58,58,58	0
91	MG	1	4064	1/1	0.96	0.90	9.42	63,63,63,63	1
91	MG	1	3570	1/1	0.98	0.37	9.41	44,44,44,44	0
91	MG	1	3931	1/1	0.96	0.99	9.37	71,71,71,71	1
91	MG	N8	201	1/1	0.97	0.61	9.36	44,44,44,44	1
91	MG	1	4043	1/1	0.94	0.60	9.33	53,53,53,53	1
91	MG	2	1967	1/1	0.15	0.32	9.32	103,103,103,103	0
91	MG	m6	201	1/1	0.94	0.60	9.31	48,48,48,48	1
92	OHX	1	4404	7/7	0.92	0.35	9.29	58,58,58,58	7
92	OHX	1	4452	7/7	0.86	0.31	9.28	83,83,83,83	7
91	MG	1	3667	1/1	0.84	0.32	9.28	63,63,63,63	1
91	MG	m7	207	1/1	0.96	0.88	9.28	53,53,53,53	1
92	OHX	5	4242	7/7	0.96	0.34	9.26	66,66,66,66	7
91	MG	5	3431	1/1	0.92	0.38	9.26	44,44,44,44	0
91	MG	5	4100	1/1	0.72	0.65	9.20	46,46,46,46	1
91	MG	1	3645	1/1	0.95	0.35	9.19	51,51,51,51	0
91	MG	5	4009	1/1	0.94	0.46	9.16	48,48,48,48	1
91	MG	6	1986	1/1	0.94	0.30	9.15	61,61,61,61	0
91	MG	1	3966	1/1	0.72	0.76	9.11	56,56,56,56	1
91	MG	1	4065	1/1	0.92	0.81	9.09	62,62,62,62	1
91	MG	1	3552	1/1	0.96	0.45	9.08	44,44,44,44	0
91	MG	L4	402	1/1	0.98	0.66	9.07	52,52,52,52	1
91	MG	q3	503	1/1	0.97	0.74	9.06	56,56,56,56	1
92	OHX	7	233	7/7	0.99	0.27	9.05	80,80,80,80	7
92	OHX	1	4326	7/7	0.97	0.37	9.05	61,61,61,61	7
91	MG	N8	206	1/1	0.90	1.19	9.05	52,52,52,52	0
91	MG	1	3527	1/1	0.95	0.52	9.02	47,47,47,47	0
91	MG	5	3970	1/1	0.53	0.56	9.01	52,52,52,52	1
91	MG	Q0	201	1/1	0.85	0.89	8.94	68,68,68,68	1
91	MG	5	4033	1/1	0.61	0.84	8.91	53,53,53,53	1
92	OHX	1	4303	7/7	0.96	0.40	8.91	74,74,74,74	7
92	OHX	1	4144	7/7	0.94	0.40	8.90	86,86,86,86	7

Continued on next page...

Continued from previous page...

Mol	Type	Chain	Res	Atoms	RSCC	RSR	LLDF	B-factors(\AA^2)	Q<0.9
92	OHX	5	4434	7/7	0.94	0.28	8.88	99,99,99,99	7
92	OHX	A	102	7/7	0.81	0.51	8.85	75,75,75,75	7
92	OHX	3	225	7/7	0.96	0.23	8.84	96,96,96,96	7
92	OHX	6	2212	7/7	0.93	0.26	8.83	105,105,105,105	7
92	OHX	1	4129	7/7	0.97	0.35	8.81	64,64,64,64	7
91	MG	L3	402	1/1	0.97	0.56	8.78	53,53,53,53	0
91	MG	m9	201	1/1	0.96	1.04	8.77	68,68,68,68	1
92	OHX	1	4465	7/7	0.83	0.39	8.61	67,67,67,67	7
91	MG	5	3839	1/1	0.97	0.98	8.61	50,50,50,50	1
91	MG	5	4097	1/1	0.69	0.82	8.61	54,54,54,54	1
91	MG	5	3537	1/1	0.82	0.31	8.58	58,58,58,58	0
92	OHX	3	224	7/7	0.96	0.28	8.56	92,92,92,92	7
92	OHX	1	4239	7/7	0.96	0.38	8.55	70,70,70,70	7
91	MG	5	3646	1/1	0.86	0.35	8.54	46,46,46,46	0
91	MG	5	3656	1/1	0.65	0.30	8.54	52,52,52,52	0
92	OHX	5	4284	7/7	0.95	0.36	8.53	52,52,52,52	7
91	MG	o7	103	1/1	0.92	0.81	8.47	48,48,48,48	1
92	OHX	5	4344	7/7	0.97	0.33	8.44	59,59,59,59	7
91	MG	5	3420	1/1	0.86	0.57	8.42	44,44,44,44	0
91	MG	l2	301	1/1	0.96	0.84	8.41	58,58,58,58	1
91	MG	5	3506	1/1	0.80	0.36	8.40	56,56,56,56	0
91	MG	5	4081	1/1	0.96	0.76	8.36	53,53,53,53	1
91	MG	M0	303	1/1	0.98	0.68	8.35	60,60,60,60	1
91	MG	1	3722	1/1	0.98	0.41	8.34	47,47,47,47	0
91	MG	4	222	1/1	0.82	0.32	8.33	77,77,77,77	0
92	OHX	2	2247	7/7	0.79	0.40	8.33	80,80,80,80	7
91	MG	l3	408	1/1	0.90	0.54	8.32	45,45,45,45	1
91	MG	1	3608	1/1	0.96	0.45	8.32	43,43,43,43	0
92	OHX	5	4354	7/7	0.94	0.32	8.28	79,79,79,79	7
91	MG	1	3550	1/1	0.97	0.50	8.28	43,43,43,43	0
91	MG	5	3995	1/1	0.89	0.30	8.26	51,51,51,51	1
92	OHX	6	2243	7/7	0.87	0.46	8.26	80,80,80,80	7
92	OHX	6	2244	7/7	0.98	0.32	8.25	73,73,73,73	7
91	MG	1	3673	1/1	0.80	0.28	8.19	59,59,59,59	0
92	OHX	5	4573	7/7	0.97	0.39	8.14	69,69,69,69	7
91	MG	1	3494	1/1	0.95	0.32	8.12	67,67,67,67	0
92	OHX	1	4237	7/7	0.94	0.27	8.12	97,97,97,97	7
92	OHX	1	4228	7/7	0.97	0.32	8.11	62,62,62,62	7
92	OHX	1	4258	7/7	0.98	0.35	8.08	60,60,60,60	7
92	OHX	1	4347	7/7	0.95	0.39	8.07	86,86,86,86	7
92	OHX	1	4487	7/7	0.99	0.23	8.05	91,91,91,91	7

Continued on next page...

Continued from previous page...

Mol	Type	Chain	Res	Atoms	RSCC	RSR	LLDF	B-factors(\AA^2)	Q<0.9
91	MG	1	3479	1/1	0.74	0.33	8.03	58,58,58,58	0
92	OHX	1	4383	7/7	0.91	0.23	7.99	94,94,94,94	7
92	OHX	1	4343	7/7	0.92	0.45	7.99	70,70,70,70	7
92	OHX	1	4225	7/7	0.94	0.38	7.99	67,67,67,67	7
91	MG	o9	101	1/1	0.95	0.83	7.98	64,64,64,64	1
92	OHX	5	4346	7/7	0.94	0.36	7.98	60,60,60,60	7
91	MG	5	3757	1/1	0.88	0.47	7.96	57,57,57,57	0
92	OHX	1	4136	7/7	0.99	0.32	7.96	73,73,73,73	7
92	OHX	7	235	7/7	0.95	0.27	7.93	89,89,89,89	7
92	OHX	5	4275	7/7	0.89	0.25	7.92	128,128,128,128	7
92	OHX	5	4280	7/7	0.99	0.31	7.89	74,74,74,74	7
91	MG	5	3724	1/1	0.78	0.36	7.87	49,49,49,49	1
92	OHX	3	230	7/7	0.90	0.25	7.82	92,92,92,92	7
91	MG	5	3876	1/1	0.98	0.40	7.78	54,54,54,54	0
92	OHX	5	4216	7/7	0.99	0.35	7.77	56,56,56,56	7
92	OHX	8	227	7/7	0.94	0.27	7.75	76,76,76,76	7
91	MG	2	1911	1/1	0.81	0.32	7.74	88,88,88,88	0
92	OHX	5	4200	7/7	0.99	0.30	7.67	60,60,60,60	7
91	MG	1	3696	1/1	0.89	1.15	7.65	70,70,70,70	1
92	OHX	5	4320	7/7	0.93	0.31	7.62	91,91,91,91	7
92	OHX	1	4361	7/7	0.94	0.45	7.62	68,68,68,68	7
91	MG	1	3674	1/1	0.92	0.35	7.58	45,45,45,45	0
92	OHX	1	4197	7/7	0.97	0.38	7.56	66,66,66,66	7
91	MG	l4	401	1/1	0.76	1.33	7.56	62,62,62,62	0
92	OHX	1	4224	7/7	0.98	0.30	7.56	67,67,67,67	7
91	MG	1	3493	1/1	0.97	0.30	7.54	56,56,56,56	1
92	OHX	5	4258	7/7	0.97	0.35	7.53	77,77,77,77	7
92	OHX	6	2301	7/7	0.85	0.55	7.52	68,68,68,68	7
92	OHX	5	4310	7/7	0.96	0.32	7.51	65,65,65,65	7
91	MG	5	3927	1/1	0.72	0.52	7.50	70,70,70,70	0
92	OHX	5	4309	7/7	0.97	0.33	7.49	66,66,66,66	7
91	MG	5	3562	1/1	0.86	0.41	7.46	65,65,65,65	0
91	MG	l2	302	1/1	0.82	0.66	7.46	61,61,61,61	0
91	MG	5	3495	1/1	0.89	0.51	7.41	45,45,45,45	0
91	MG	5	3559	1/1	0.87	0.49	7.37	62,62,62,62	0
91	MG	6	2072	1/1	0.95	0.36	7.36	91,91,91,91	0
92	OHX	1	4187	7/7	0.97	0.28	7.36	59,59,59,59	7
92	OHX	1	4138	7/7	0.98	0.37	7.35	60,60,60,60	7
91	MG	5	3618	1/1	0.87	0.39	7.34	46,46,46,46	0
91	MG	5	4143	1/1	0.97	0.79	7.29	63,63,63,63	1
91	MG	1	3558	1/1	0.92	0.38	7.29	56,56,56,56	0

Continued on next page...

Continued from previous page...

Mol	Type	Chain	Res	Atoms	RSCC	RSR	LLDF	B-factors(\AA^2)	Q<0.9
92	OHX	2	2221	7/7	0.98	0.24	7.23	87,87,87,87	7
92	OHX	5	4352	7/7	0.95	0.26	7.22	100,100,100,100	7
92	OHX	5	4277	7/7	0.99	0.33	7.22	56,56,56,56	7
92	OHX	7	238	7/7	0.97	0.30	7.20	63,63,63,63	7
92	OHX	1	4207	7/7	0.98	0.25	7.19	64,64,64,64	7
92	OHX	2	2237	7/7	0.95	0.32	7.18	86,86,86,86	7
91	MG	2	1949	1/1	0.80	0.30	7.18	87,87,87,87	0
91	MG	2	1977	1/1	0.94	0.53	7.16	82,82,82,82	0
91	MG	1	3518	1/1	0.89	0.47	7.15	40,40,40,40	0
92	OHX	2	2126	7/7	0.98	0.24	7.14	86,86,86,86	7
91	MG	1	3474	1/1	0.80	0.32	7.14	49,49,49,49	0
91	MG	1	3745	1/1	0.79	0.30	7.10	59,59,59,59	0
92	OHX	m0	303	7/7	0.95	0.68	7.07	61,61,61,61	7
92	OHX	5	4427	7/7	0.86	0.33	7.05	66,66,66,66	7
92	OHX	5	4288	7/7	0.96	0.43	7.04	65,65,65,65	7
91	MG	8	203	1/1	0.96	0.34	7.02	55,55,55,55	0
91	MG	5	4057	1/1	0.98	0.49	7.01	52,52,52,52	1
91	MG	M7	201	1/1	0.94	0.68	7.01	55,55,55,55	1
92	OHX	5	4279	7/7	0.95	0.31	7.00	64,64,64,64	7
91	MG	1	3738	1/1	0.90	0.33	7.00	60,60,60,60	0
92	OHX	7	240	7/7	0.84	0.31	6.99	73,73,73,73	7
91	MG	1	3927	1/1	0.94	0.51	6.97	62,62,62,62	1
91	MG	O3	203	1/1	0.93	0.57	6.95	59,59,59,59	1
92	OHX	5	4407	7/7	0.91	0.44	6.94	63,63,63,63	7
91	MG	5	4139	1/1	0.91	0.64	6.91	55,55,55,55	1
91	MG	5	3884	1/1	0.99	0.43	6.90	57,57,57,57	1
92	OHX	5	4503	7/7	0.95	0.34	6.85	64,64,64,64	7
91	MG	5	3600	1/1	0.95	0.65	6.81	50,50,50,50	0
92	OHX	1	4322	7/7	0.95	0.46	6.76	65,65,65,65	7
92	OHX	5	4451	7/7	0.85	0.27	6.74	93,93,93,93	7
91	MG	l2	303	1/1	0.86	0.47	6.74	56,56,56,56	0
91	MG	1	3457	1/1	0.84	0.34	6.72	74,74,74,74	0
91	MG	n8	204	1/1	0.95	0.58	6.72	53,53,53,53	1
91	MG	1	3687	1/1	0.81	0.50	6.71	59,59,59,59	0
92	OHX	1	4293	7/7	0.94	0.37	6.68	141,141,141,141	7
92	OHX	5	4340	7/7	0.97	0.29	6.67	60,60,60,60	7
92	OHX	2	2153	7/7	0.97	0.37	6.65	72,72,72,72	7
91	MG	5	3943	1/1	0.93	0.52	6.64	61,61,61,61	1
91	MG	o4	201	1/1	0.93	0.86	6.63	79,79,79,79	1
92	OHX	1	4492	7/7	0.85	0.47	6.58	64,64,64,64	7
92	OHX	1	4270	7/7	0.97	0.33	6.57	67,67,67,67	7

Continued on next page...

Continued from previous page...

Mol	Type	Chain	Res	Atoms	RSCC	RSR	LLDF	B-factors(\AA^2)	Q<0.9
91	MG	1	4507	1/1	0.96	0.43	6.57	54,54,54,54	1
91	MG	19	202	1/1	0.74	0.45	6.57	61,61,61,61	1
92	OHX	5	4234	7/7	0.99	0.33	6.56	63,63,63,63	7
92	OHX	5	4410	7/7	0.95	0.38	6.53	63,63,63,63	7
92	OHX	5	4465	7/7	0.97	0.34	6.53	75,75,75,75	7
92	OHX	1	4162	7/7	0.97	0.31	6.51	95,95,95,95	7
91	MG	1	3878	1/1	0.86	0.71	6.48	55,55,55,55	0
92	OHX	1	4353	7/7	0.97	0.30	6.44	59,59,59,59	7
91	MG	6	1991	1/1	0.90	0.37	6.42	63,63,63,63	0
92	OHX	1	4468	7/7	0.90	0.34	6.37	78,78,78,78	7
91	MG	13	406	1/1	0.81	0.52	6.37	53,53,53,53	1
92	OHX	7	231	7/7	0.98	0.27	6.34	64,64,64,64	7
92	OHX	2	2119	7/7	0.99	0.30	6.33	93,93,93,93	7
92	OHX	5	4225	7/7	0.97	0.25	6.32	90,90,90,90	7
91	MG	5	3828	1/1	0.91	0.38	6.31	52,52,52,52	1
91	MG	6	1960	1/1	0.97	0.57	6.30	54,54,54,54	0
92	OHX	2	2108	7/7	0.97	0.27	6.30	97,97,97,97	7
92	OHX	1	4447	7/7	0.92	0.26	6.30	68,68,68,68	7
92	OHX	5	4318	7/7	0.99	0.38	6.30	55,55,55,55	7
92	OHX	1	4141	7/7	0.99	0.26	6.30	75,75,75,75	7
91	MG	M7	202	1/1	0.94	0.41	6.29	58,58,58,58	1
92	OHX	6	2309	7/7	0.87	0.30	6.17	98,98,98,98	7
91	MG	d3	201	1/1	0.96	1.62	6.17	68,68,68,68	1
91	MG	1	3587	1/1	0.93	0.46	6.13	43,43,43,43	0
91	MG	2	2067	1/1	0.85	0.25	6.13	83,83,83,83	0
91	MG	N6	201	1/1	0.98	0.61	6.09	68,68,68,68	1
91	MG	5	4048	1/1	0.87	0.34	6.08	57,57,57,57	1
92	OHX	5	4458	7/7	0.67	0.30	6.07	51,51,51,51	7
92	OHX	1	4494	7/7	0.82	0.39	6.07	61,61,61,61	7
92	OHX	5	4307	7/7	0.96	0.26	6.07	71,71,71,71	7
92	OHX	2	2104	7/7	0.98	0.28	6.00	83,83,83,83	7
92	OHX	5	4281	7/7	0.96	0.29	6.00	65,65,65,65	7
91	MG	6	1982	1/1	0.94	1.02	5.97	73,73,73,73	0
92	OHX	1	4284	7/7	0.96	0.32	5.95	73,73,73,73	7
92	OHX	2	2195	7/7	0.94	0.23	5.94	115,115,115,115	7
91	MG	1	3754	1/1	0.98	0.27	5.92	49,49,49,49	1
92	OHX	5	4524	7/7	0.70	0.33	5.92	154,154,154,154	7
92	OHX	1	4469	7/7	0.97	0.33	5.92	66,66,66,66	7
92	OHX	1	4508	7/7	0.94	0.41	5.91	72,72,72,72	7
92	OHX	5	4332	7/7	0.98	0.43	5.90	63,63,63,63	7
91	MG	5	3417	1/1	0.88	0.34	5.88	73,73,73,73	0

Continued on next page...

Continued from previous page...

Mol	Type	Chain	Res	Atoms	RSCC	RSR	LLDF	B-factors(\AA^2)	Q<0.9
91	MG	O1	201	1/1	0.96	0.80	5.86	81,81,81,81	1
92	OHX	2	2101	7/7	0.96	0.26	5.85	82,82,82,82	7
92	OHX	1	4289	7/7	0.96	0.27	5.82	111,111,111,111	7
91	MG	1	3796	1/1	0.95	0.53	5.77	60,60,60,60	1
91	MG	5	4129	1/1	0.95	0.47	5.75	62,62,62,62	1
92	OHX	5	4159	7/7	1.00	0.27	5.73	57,57,57,57	2
91	MG	5	4091	1/1	0.97	0.50	5.71	45,45,45,45	1
92	OHX	6	2316	7/7	0.94	0.35	5.68	72,72,72,72	7
92	OHX	1	4132	7/7	0.99	0.27	5.65	77,77,77,77	7
92	OHX	6	2253	7/7	0.86	0.32	5.64	99,99,99,99	7
91	MG	1	3441	1/1	0.83	0.31	5.63	56,56,56,56	0
92	OHX	7	230	7/7	0.98	0.20	5.60	74,74,74,74	7
92	OHX	1	4308	7/7	0.96	0.31	5.59	92,92,92,92	7
92	OHX	1	4428	7/7	0.89	0.30	5.58	79,79,79,79	7
92	OHX	5	4187	7/7	0.98	0.28	5.57	50,50,50,50	7
92	OHX	2	2217	7/7	0.85	0.31	5.57	92,92,92,92	7
92	OHX	3	226	7/7	0.97	0.30	5.56	64,64,64,64	7
92	OHX	4	248	7/7	0.92	0.36	5.55	75,75,75,75	7
91	MG	5	3817	1/1	0.98	0.35	5.54	51,51,51,51	1
91	MG	o7	102	1/1	0.99	0.62	5.53	56,56,56,56	1
91	MG	1	3727	1/1	0.85	0.37	5.53	50,50,50,50	0
91	MG	5	3406	1/1	0.87	0.33	5.52	59,59,59,59	0
92	OHX	5	4464	7/7	0.94	0.26	5.52	79,79,79,79	7
91	MG	6	2012	1/1	0.93	0.34	5.51	95,95,95,95	0
91	MG	5	3607	1/1	0.96	0.43	5.50	50,50,50,50	0
92	OHX	5	4229	7/7	0.96	0.46	5.46	58,58,58,58	7
92	OHX	5	4347	7/7	0.95	0.28	5.46	62,62,62,62	7
91	MG	1	3980	1/1	0.76	0.27	5.46	65,65,65,65	0
91	MG	5	4152	1/1	0.99	0.56	5.45	60,60,60,60	1
92	OHX	6	2158	7/7	0.99	0.24	5.43	79,79,79,79	7
92	OHX	5	4292	7/7	0.97	0.26	5.43	72,72,72,72	7
91	MG	5	3566	1/1	0.97	0.36	5.41	48,48,48,48	0
91	MG	6	2116	1/1	0.96	1.05	5.40	65,65,65,65	1
92	OHX	1	4226	7/7	0.96	0.29	5.37	140,140,140,140	7
92	OHX	5	4186	7/7	1.00	0.30	5.37	62,62,62,62	7
92	OHX	1	4156	7/7	0.98	0.45	5.37	63,63,63,63	7
92	OHX	1	4145	7/7	0.97	0.33	5.36	82,82,82,82	7
91	MG	6	2008	1/1	0.81	0.45	5.36	93,93,93,93	0
92	OHX	5	4491	7/7	0.95	0.36	5.35	65,65,65,65	7
91	MG	6	1989	1/1	0.95	0.21	5.34	70,70,70,70	0
91	MG	1	3968	1/1	0.93	0.47	5.32	44,44,44,44	1

Continued on next page...

Continued from previous page...

Mol	Type	Chain	Res	Atoms	RSCC	RSR	LLDF	B-factors(\AA^2)	Q<0.9
92	OHX	1	4184	7/7	0.96	0.24	5.31	124,124,124,124	7
92	OHX	8	240	7/7	0.91	0.32	5.29	82,82,82,82	7
92	OHX	1	4379	7/7	0.87	0.34	5.28	69,69,69,69	7
91	MG	5	3713	1/1	0.94	0.26	5.26	49,49,49,49	1
92	OHX	2	2238	7/7	0.75	0.30	5.21	107,107,107,107	7
92	OHX	1	4503	7/7	0.90	0.39	5.20	96,96,96,96	7
92	OHX	5	4253	7/7	0.99	0.29	5.19	61,61,61,61	7
92	OHX	1	4191	7/7	0.98	0.33	5.19	67,67,67,67	7
91	MG	5	3750	1/1	0.98	0.72	5.18	47,47,47,47	1
91	MG	7	216	1/1	0.98	0.40	5.17	62,62,62,62	1
91	MG	1	3408	1/1	0.82	0.34	5.16	61,61,61,61	0
92	OHX	2	2087	7/7	0.99	0.27	5.13	91,91,91,91	7
91	MG	5	3545	1/1	0.93	0.26	5.13	68,68,68,68	0
92	OHX	4	244	7/7	0.91	0.31	5.12	69,69,69,69	7
92	OHX	2	2106	7/7	0.97	0.34	5.08	82,82,82,82	7
92	OHX	2	2255	7/7	0.97	0.27	5.08	106,106,106,106	7
92	OHX	4	240	7/7	0.97	0.24	5.07	90,90,90,90	7
91	MG	5	3693	1/1	0.93	0.32	5.07	49,49,49,49	0
91	MG	2	1939	1/1	0.90	0.34	5.06	75,75,75,75	0
92	OHX	a	101	7/7	0.93	0.39	5.06	73,73,73,73	7
91	MG	5	3427	1/1	0.91	0.36	5.04	55,55,55,55	0
91	MG	5	3577	1/1	0.99	0.29	5.03	43,43,43,43	0
92	OHX	1	4299	7/7	0.98	0.34	5.03	62,62,62,62	7
92	OHX	5	4436	7/7	0.94	0.34	5.01	58,58,58,58	7
91	MG	1	3720	1/1	0.47	0.25	5.01	93,93,93,93	0
92	OHX	5	4358	7/7	0.96	0.35	5.00	55,55,55,55	7
92	OHX	1	4350	7/7	0.93	0.27	5.00	55,55,55,55	7
92	OHX	1	4491	7/7	0.98	0.25	4.99	70,70,70,70	7
92	OHX	5	4183	7/7	0.99	0.28	4.99	56,56,56,56	7
92	OHX	1	4499	7/7	0.85	0.38	4.96	70,70,70,70	7
92	OHX	1	4359	7/7	0.97	0.36	4.94	64,64,64,64	7
92	OHX	5	4477	7/7	0.93	0.34	4.93	70,70,70,70	7
91	MG	1	3876	1/1	0.69	0.41	4.92	73,73,73,73	1
92	OHX	1	4215	7/7	0.98	0.30	4.91	55,55,55,55	7
92	OHX	1	4351	7/7	0.92	0.36	4.89	64,64,64,64	7
91	MG	6	1969	1/1	0.86	0.20	4.89	73,73,73,73	0
92	OHX	1	4166	7/7	0.98	0.32	4.89	99,99,99,99	7
92	OHX	8	228	7/7	0.95	0.26	4.87	91,91,91,91	7
92	OHX	8	229	7/7	0.93	0.32	4.85	59,59,59,59	7
92	OHX	6	2188	7/7	0.98	0.26	4.84	89,89,89,89	7
92	OHX	1	4310	7/7	0.93	0.32	4.83	73,73,73,73	7

Continued on next page...

Continued from previous page...

Mol	Type	Chain	Res	Atoms	RSCC	RSR	LLDF	B-factors(\AA^2)	Q<0.9
91	MG	5	3830	1/1	0.84	0.30	4.83	70,70,70,70	0
92	OHX	6	2155	7/7	0.99	0.28	4.81	71,71,71,71	7
91	MG	7	215	1/1	0.93	0.49	4.80	64,64,64,64	1
91	MG	6	1901	1/1	0.95	0.42	4.80	63,63,63,63	0
92	OHX	1	4334	7/7	0.95	0.32	4.80	66,66,66,66	7
92	OHX	3	231	7/7	0.74	0.39	4.80	94,94,94,94	7
91	MG	1	3941	1/1	0.90	0.34	4.79	70,70,70,70	0
92	OHX	5	4404	7/7	0.94	0.29	4.78	62,62,62,62	7
91	MG	6	2115	1/1	0.74	0.34	4.78	73,73,73,73	0
91	MG	C5	201	1/1	0.71	0.46	4.78	91,91,91,91	0
92	OHX	5	4334	7/7	0.97	0.25	4.77	157,157,157,157	7
91	MG	1	3715	1/1	0.80	0.45	4.76	58,58,58,58	0
92	OHX	1	4373	7/7	0.94	0.21	4.76	86,86,86,86	7
91	MG	N1	201	1/1	0.99	0.35	4.73	56,56,56,56	1
92	OHX	5	4322	7/7	0.92	0.29	4.73	73,73,73,73	7
92	OHX	5	4505	7/7	0.73	0.36	4.72	54,54,54,54	7
91	MG	l3	407	1/1	0.93	0.32	4.71	54,54,54,54	0
91	MG	1	3402	1/1	0.96	0.35	4.71	59,59,59,59	0
92	OHX	1	4177	7/7	0.98	0.26	4.67	94,94,94,94	7
92	OHX	6	2159	7/7	0.98	0.29	4.67	73,73,73,73	7
91	MG	l7	303	1/1	0.85	0.41	4.66	54,54,54,54	0
92	OHX	1	4242	7/7	0.97	0.23	4.66	69,69,69,69	7
91	MG	5	3582	1/1	0.95	0.40	4.66	47,47,47,47	0
91	MG	O7	104	1/1	0.94	0.86	4.66	52,52,52,52	1
91	MG	5	4092	1/1	0.83	0.28	4.64	49,49,49,49	0
92	OHX	6	2313	7/7	0.87	0.34	4.63	85,85,85,85	7
91	MG	s8	302	1/1	0.81	0.41	4.62	59,59,59,59	0
92	OHX	1	4266	7/7	0.98	0.34	4.61	62,62,62,62	7
91	MG	1	3496	1/1	0.92	0.34	4.60	54,54,54,54	0
92	OHX	5	4457	7/7	0.96	0.32	4.60	58,58,58,58	7
91	MG	5	3947	1/1	0.88	0.22	4.58	61,61,61,61	0
91	MG	2	1931	1/1	0.95	0.29	4.58	85,85,85,85	0
92	OHX	1	4481	7/7	0.98	0.28	4.57	78,78,78,78	7
92	OHX	1	4255	7/7	0.98	0.28	4.56	66,66,66,66	7
92	OHX	5	4379	7/7	0.94	0.24	4.56	88,88,88,88	7
92	OHX	5	4501	7/7	0.95	0.29	4.56	75,75,75,75	7
92	OHX	1	4375	7/7	0.85	0.39	4.54	91,91,91,91	7
92	OHX	5	4192	7/7	0.99	0.23	4.53	68,68,68,68	7
91	MG	7	227	1/1	0.90	0.38	4.52	64,64,64,64	1
91	MG	6	1961	1/1	0.96	0.50	4.52	64,64,64,64	0
91	MG	2	1952	1/1	0.90	0.44	4.51	79,79,79,79	0

Continued on next page...

Continued from previous page...

Mol	Type	Chain	Res	Atoms	RSCC	RSR	LLDF	B-factors(\AA^2)	Q<0.9
92	OHX	1	4185	7/7	0.98	0.23	4.48	71,71,71,71	7
92	OHX	5	4287	7/7	0.96	0.35	4.47	56,56,56,56	7
91	MG	5	4055	1/1	0.94	0.34	4.47	55,55,55,55	1
92	OHX	1	4480	7/7	0.89	0.28	4.46	85,85,85,85	7
92	OHX	1	4241	7/7	0.95	0.33	4.46	68,68,68,68	7
92	OHX	1	4363	7/7	0.94	0.39	4.45	87,87,87,87	7
91	MG	1	3592	1/1	0.86	0.38	4.44	57,57,57,57	0
92	OHX	5	4405	7/7	0.88	0.48	4.44	72,72,72,72	7
91	MG	5	4008	1/1	0.88	0.42	4.44	54,54,54,54	0
92	OHX	5	4373	7/7	0.95	0.31	4.43	70,70,70,70	7
91	MG	1	3859	1/1	0.98	0.55	4.43	58,58,58,58	1
92	OHX	5	4375	7/7	0.93	0.28	4.43	82,82,82,82	7
91	MG	1	3697	1/1	0.68	0.42	4.42	51,51,51,51	0
91	MG	2	1938	1/1	0.87	0.38	4.42	75,75,75,75	0
91	MG	M6	201	1/1	0.56	0.39	4.40	51,51,51,51	1
91	MG	6	1994	1/1	0.88	0.55	4.39	72,72,72,72	0
92	OHX	1	4178	7/7	0.98	0.24	4.38	76,76,76,76	7
92	OHX	1	4180	7/7	0.98	0.34	4.36	65,65,65,65	7
92	OHX	5	4168	7/7	0.99	0.22	4.35	83,83,83,83	2
91	MG	6	1983	1/1	0.88	0.35	4.34	68,68,68,68	0
92	OHX	2	2188	7/7	0.85	0.31	4.32	93,93,93,93	7
92	OHX	2	2137	7/7	0.95	0.38	4.32	76,76,76,76	7
92	OHX	2	2134	7/7	0.96	0.27	4.32	72,72,72,72	7
91	MG	1	3871	1/1	0.83	0.22	4.31	63,63,63,63	0
91	MG	5	3514	1/1	0.97	0.31	4.29	57,57,57,57	0
91	MG	5	3419	1/1	0.96	0.32	4.29	47,47,47,47	0
91	MG	5	3799	1/1	0.93	0.30	4.28	55,55,55,55	1
91	MG	1	4070	1/1	0.53	0.35	4.28	77,77,77,77	0
92	OHX	5	4254	7/7	0.96	0.22	4.27	114,114,114,114	7
92	OHX	M0	306	7/7	0.90	0.53	4.26	64,64,64,64	7
92	OHX	5	4197	7/7	0.98	0.28	4.25	78,78,78,78	7
92	OHX	6	2337	7/7	0.82	0.31	4.24	97,97,97,97	7
91	MG	1	3646	1/1	0.76	0.25	4.23	55,55,55,55	0
92	OHX	2	2095	7/7	0.97	0.22	4.19	100,100,100,100	7
92	OHX	6	2171	7/7	0.98	0.33	4.19	70,70,70,70	7
92	OHX	6	2254	7/7	0.94	0.38	4.16	92,92,92,92	7
92	OHX	5	4204	7/7	0.98	0.28	4.15	82,82,82,82	7
91	MG	5	3612	1/1	0.94	0.36	4.15	58,58,58,58	0
92	OHX	5	4240	7/7	0.95	0.27	4.14	68,68,68,68	7
92	OHX	5	4177	7/7	0.99	0.25	4.13	80,80,80,80	7
92	OHX	2	2084	7/7	0.98	0.24	4.13	97,97,97,97	7

Continued on next page...

Continued from previous page...

Mol	Type	Chain	Res	Atoms	RSCC	RSR	LLDF	B-factors(\AA^2)	Q<0.9
92	OHX	2	2161	7/7	0.94	0.24	4.12	94,94,94,94	7
92	OHX	6	2169	7/7	0.98	0.18	4.11	120,120,120,120	7
92	OHX	6	2195	7/7	0.95	0.20	4.10	149,149,149,149	7
92	OHX	5	4480	7/7	0.98	0.30	4.09	61,61,61,61	7
91	MG	1	3647	1/1	0.77	0.37	4.06	50,50,50,50	0
91	MG	5	3465	1/1	0.83	0.34	4.06	55,55,55,55	0
92	OHX	5	4291	7/7	0.96	0.35	4.04	66,66,66,66	7
92	OHX	6	2231	7/7	0.87	0.35	4.04	83,83,83,83	7
92	OHX	1	4148	7/7	0.98	0.23	4.03	91,91,91,91	7
92	OHX	5	4251	7/7	0.97	0.22	4.03	89,89,89,89	7
92	OHX	5	4338	7/7	0.95	0.33	4.02	67,67,67,67	7
92	OHX	1	4182	7/7	0.98	0.35	4.01	65,65,65,65	7
91	MG	6	1977	1/1	0.93	0.20	4.00	95,95,95,95	0
91	MG	5	3614	1/1	0.92	0.27	3.98	63,63,63,63	0
91	MG	5	3555	1/1	0.85	0.34	3.97	84,84,84,84	0
91	MG	2	1961	1/1	0.87	0.28	3.97	70,70,70,70	0
92	OHX	6	2204	7/7	0.98	0.26	3.90	79,79,79,79	7
92	OHX	5	4312	7/7	0.97	0.36	3.89	64,64,64,64	7
91	MG	5	3770	1/1	0.94	0.31	3.88	49,49,49,49	1
91	MG	s8	301	1/1	0.71	0.40	3.88	68,68,68,68	0
91	MG	6	1995	1/1	0.72	0.48	3.86	68,68,68,68	0
92	OHX	2	2182	7/7	0.97	0.25	3.86	88,88,88,88	7
92	OHX	5	4551	7/7	0.97	0.27	3.86	77,77,77,77	7
92	OHX	1	4147	7/7	0.99	0.25	3.86	78,78,78,78	7
92	OHX	5	4181	7/7	0.99	0.27	3.86	76,76,76,76	7
92	OHX	2	2235	7/7	0.94	0.27	3.85	78,78,78,78	7
92	OHX	2	2177	7/7	0.97	0.27	3.85	81,81,81,81	7
91	MG	4	201	1/1	0.89	0.37	3.83	47,47,47,47	0
92	OHX	6	2174	7/7	0.97	0.29	3.82	63,63,63,63	7
92	OHX	1	4324	7/7	0.94	0.27	3.80	90,90,90,90	7
92	OHX	2	2109	7/7	0.98	0.25	3.78	100,100,100,100	7
92	OHX	6	2292	7/7	0.82	0.28	3.78	136,136,136,136	7
92	OHX	D9	104	7/7	0.92	0.36	3.78	97,97,97,97	7
91	MG	1	3622	1/1	0.88	0.23	3.76	65,65,65,65	0
91	MG	5	4021	1/1	0.83	0.24	3.75	54,54,54,54	0
92	OHX	5	4196	7/7	0.98	0.30	3.75	88,88,88,88	7
92	OHX	1	4119	7/7	0.99	0.24	3.74	81,81,81,81	7
91	MG	5	3991	1/1	0.91	0.53	3.73	60,60,60,60	1
92	OHX	5	4259	7/7	0.98	0.38	3.71	62,62,62,62	7
91	MG	2	2064	1/1	0.57	0.38	3.70	76,76,76,76	0
91	MG	O7	106	1/1	0.96	0.86	3.70	57,57,57,57	1

Continued on next page...

Continued from previous page...

Mol	Type	Chain	Res	Atoms	RSCC	RSR	LLDF	B-factors(\AA^2)	Q<0.9
92	OHX	6	2189	7/7	0.97	0.25	3.70	76,76,76,76	7
92	OHX	1	4436	7/7	0.81	0.30	3.68	55,55,55,55	7
92	OHX	1	4424	7/7	0.96	0.29	3.66	67,67,67,67	7
92	OHX	6	2279	7/7	0.96	0.31	3.66	64,64,64,64	7
92	OHX	6	2334	7/7	0.87	0.32	3.65	105,105,105,105	7
91	MG	1	3926	1/1	0.95	0.58	3.65	84,84,84,84	1
92	OHX	5	4402	7/7	0.98	0.24	3.65	79,79,79,79	7
92	OHX	6	2186	7/7	0.99	0.21	3.63	82,82,82,82	7
92	OHX	2	2086	7/7	0.99	0.23	3.63	87,87,87,87	7
92	OHX	1	4131	7/7	0.99	0.26	3.61	72,72,72,72	7
91	MG	5	3939	1/1	0.97	0.29	3.59	48,48,48,48	0
92	OHX	1	4456	7/7	0.88	0.33	3.58	56,56,56,56	7
92	OHX	2	2127	7/7	0.94	0.23	3.57	134,134,134,134	7
91	MG	6	2011	1/1	0.86	0.27	3.57	64,64,64,64	1
92	OHX	5	4484	7/7	0.94	0.25	3.54	76,76,76,76	7
92	OHX	5	4244	7/7	0.98	0.25	3.53	81,81,81,81	7
92	OHX	5	3401	7/7	0.71	0.30	3.53	170,170,170,170	7
91	MG	1	3970	1/1	0.98	0.30	3.51	83,83,83,83	0
92	OHX	1	4406	7/7	0.93	0.34	3.51	70,70,70,70	7
91	MG	1	3621	1/1	0.96	0.43	3.51	77,77,77,77	0
92	OHX	6	2219	7/7	0.96	0.27	3.50	71,71,71,71	7
91	MG	1	3780	1/1	0.83	0.40	3.50	55,55,55,55	0
92	OHX	5	4448	7/7	0.97	0.28	3.49	54,54,54,54	7
92	OHX	2	2115	7/7	0.89	0.27	3.48	132,132,132,132	7
91	MG	2	1920	1/1	0.57	0.70	3.47	79,79,79,79	0
91	MG	5	3426	1/1	0.93	0.28	3.45	73,73,73,73	0
92	OHX	1	4135	7/7	0.99	0.24	3.45	67,67,67,67	7
91	MG	l5	302	1/1	0.93	0.48	3.43	68,68,68,68	1
91	MG	1	3489	1/1	0.81	0.31	3.43	56,56,56,56	0
92	OHX	1	4128	7/7	0.99	0.26	3.42	60,60,60,60	7
91	MG	2	1940	1/1	0.89	0.33	3.41	86,86,86,86	0
91	MG	M7	204	1/1	0.84	0.50	3.41	52,52,52,52	0
92	OHX	1	4199	7/7	0.98	0.32	3.40	73,73,73,73	7
91	MG	1	3486	1/1	0.82	0.32	3.40	51,51,51,51	0
92	OHX	1	4165	7/7	0.96	0.32	3.39	76,76,76,76	7
91	MG	6	2104	1/1	0.95	0.25	3.38	100,100,100,100	0
91	MG	1	3418	1/1	0.90	0.26	3.37	59,59,59,59	0
92	OHX	1	4421	7/7	0.72	0.26	3.37	106,106,106,106	7
92	OHX	5	4162	7/7	0.99	0.21	3.36	70,70,70,70	0
91	MG	n1	201	1/1	0.97	0.35	3.36	51,51,51,51	1
91	MG	n3	202	1/1	0.84	0.51	3.34	58,58,58,58	0

Continued on next page...

Continued from previous page...

Mol	Type	Chain	Res	Atoms	RSCC	RSR	LLDF	B-factors(\AA^2)	Q<0.9
91	MG	sM	201	1/1	0.92	0.56	3.33	59,59,59,59	0
92	OHX	6	2326	7/7	0.66	0.39	3.30	148,148,148,148	7
92	OHX	2	2191	7/7	0.95	0.24	3.30	85,85,85,85	7
91	MG	M5	303	1/1	0.99	0.30	3.30	50,50,50,50	1
91	MG	n3	203	1/1	0.72	0.43	3.30	49,49,49,49	1
92	OHX	5	4260	7/7	0.98	0.25	3.28	52,52,52,52	7
92	OHX	2	2091	7/7	0.98	0.25	3.27	90,90,90,90	7
91	MG	1	3498	1/1	0.95	0.30	3.27	52,52,52,52	0
92	OHX	1	4355	7/7	0.91	0.38	3.27	60,60,60,60	7
92	OHX	5	4417	7/7	0.91	0.29	3.26	54,54,54,54	7
92	OHX	2	2070	7/7	0.99	0.24	3.23	96,96,96,96	7
92	OHX	1	4124	7/7	0.99	0.22	3.22	92,92,92,92	7
92	OHX	6	2208	7/7	0.96	0.25	3.21	76,76,76,76	7
92	OHX	2	2157	7/7	0.91	0.27	3.21	113,113,113,113	7
92	OHX	1	4201	7/7	0.99	0.34	3.19	57,57,57,57	7
91	MG	5	3409	1/1	0.60	0.22	3.18	62,62,62,62	0
92	OHX	5	4553	7/7	0.94	0.27	3.17	80,80,80,80	7
92	OHX	5	4331	7/7	0.96	0.32	3.16	75,75,75,75	7
91	MG	n1	202	1/1	0.94	0.54	3.16	59,59,59,59	1
92	OHX	2	2081	7/7	0.99	0.31	3.16	101,101,101,101	7
92	OHX	1	4206	7/7	0.99	0.27	3.15	63,63,63,63	7
91	MG	5	3604	1/1	0.97	0.46	3.15	41,41,41,41	0
92	OHX	2	2198	7/7	0.88	0.26	3.15	125,125,125,125	7
91	MG	m7	201	1/1	0.94	0.44	3.14	52,52,52,52	1
91	MG	1	3829	1/1	0.95	0.22	3.14	59,59,59,59	0
92	OHX	1	4223	7/7	0.99	0.24	3.13	81,81,81,81	7
92	OHX	5	4440	7/7	0.96	0.26	3.12	68,68,68,68	7
92	OHX	2	2223	7/7	0.88	0.25	3.11	81,81,81,81	7
92	OHX	5	4219	7/7	0.99	0.28	3.11	70,70,70,70	7
91	MG	1	3834	1/1	0.96	0.26	3.10	71,71,71,71	0
92	OHX	4	239	7/7	0.97	0.22	3.10	71,71,71,71	7
92	OHX	4	233	7/7	0.99	0.26	3.09	63,63,63,63	1
92	OHX	1	4189	7/7	0.99	0.29	3.09	67,67,67,67	7
91	MG	L4	403	1/1	0.98	0.49	3.09	68,68,68,68	1
92	OHX	2	2154	7/7	0.97	0.28	3.08	90,90,90,90	7
92	OHX	5	4214	7/7	0.97	0.23	3.04	73,73,73,73	7
91	MG	m5	301	1/1	0.95	0.56	3.04	69,69,69,69	0
91	MG	5	3903	1/1	0.91	0.38	3.03	75,75,75,75	1
92	OHX	5	4246	7/7	0.99	0.24	3.00	65,65,65,65	7
92	OHX	1	4116	7/7	0.99	0.29	2.99	70,70,70,70	7
92	OHX	6	2157	7/7	0.99	0.22	2.96	81,81,81,81	7

Continued on next page...

Continued from previous page...

Mol	Type	Chain	Res	Atoms	RSCC	RSR	LLDF	B-factors(\AA^2)	Q<0.9
91	MG	1	4078	1/1	0.83	0.43	2.94	57,57,57,57	0
92	OHX	1	4290	7/7	0.97	0.26	2.93	54,54,54,54	7
92	OHX	5	4273	7/7	0.98	0.23	2.92	71,71,71,71	7
92	OHX	6	2152	7/7	0.99	0.22	2.90	76,76,76,76	7
91	MG	5	3492	1/1	0.65	0.27	2.90	67,67,67,67	0
92	OHX	5	4416	7/7	0.98	0.28	2.89	56,56,56,56	7
91	MG	o3	203	1/1	0.66	0.43	2.88	67,67,67,67	0
91	MG	1	3778	1/1	0.90	0.38	2.87	62,62,62,62	0
91	MG	L2	301	1/1	0.95	0.36	2.87	50,50,50,50	0
92	OHX	1	4400	7/7	0.89	0.25	2.86	70,70,70,70	7
92	OHX	6	2267	7/7	0.85	0.32	2.86	100,100,100,100	7
92	OHX	1	4213	7/7	0.97	0.28	2.85	65,65,65,65	7
92	OHX	6	2161	7/7	0.98	0.22	2.85	88,88,88,88	7
92	OHX	6	2339	7/7	0.97	0.23	2.84	126,126,126,126	7
92	OHX	5	4377	7/7	0.95	0.32	2.84	82,82,82,82	7
92	OHX	1	4377	7/7	0.89	0.28	2.84	130,130,130,130	7
91	MG	1	3651	1/1	0.67	0.40	2.82	63,63,63,63	0
92	OHX	5	4368	7/7	0.97	0.28	2.81	53,53,53,53	7
92	OHX	5	4374	7/7	0.91	0.35	2.81	65,65,65,65	7
91	MG	5	3731	1/1	0.91	0.27	2.81	54,54,54,54	0
91	MG	5	3458	1/1	0.95	0.36	2.80	48,48,48,48	0
92	OHX	1	4288	7/7	0.97	0.25	2.80	53,53,53,53	7
91	MG	5	3696	1/1	0.88	0.27	2.80	49,49,49,49	0
91	MG	n1	203	1/1	0.94	0.51	2.79	73,73,73,73	0
92	OHX	5	4267	7/7	0.97	0.32	2.78	53,53,53,53	7
92	OHX	5	4175	7/7	0.99	0.22	2.78	65,65,65,65	7
91	MG	1	3913	1/1	0.89	0.30	2.77	56,56,56,56	0
91	MG	1	3437	1/1	0.97	0.29	2.75	51,51,51,51	0
92	OHX	6	2198	7/7	0.97	0.19	2.73	104,104,104,104	7
92	OHX	5	4261	7/7	0.95	0.24	2.72	82,82,82,82	7
92	OHX	5	4298	7/7	0.97	0.32	2.72	71,71,71,71	7
91	MG	1	3800	1/1	0.94	0.29	2.72	55,55,55,55	1
91	MG	1	4045	1/1	0.98	0.21	2.72	59,59,59,59	1
92	OHX	1	4467	7/7	0.98	0.27	2.72	74,74,74,74	7
92	OHX	1	4446	7/7	0.81	0.38	2.69	65,65,65,65	7
92	OHX	6	2318	7/7	0.94	0.26	2.68	99,99,99,99	7
91	MG	1	3614	1/1	0.97	0.30	2.66	52,52,52,52	0
91	MG	1	3655	1/1	0.84	0.32	2.65	71,71,71,71	0
92	OHX	M0	305	7/7	0.98	0.40	2.65	66,66,66,66	7
91	MG	n0	205	1/1	0.64	0.30	2.64	60,60,60,60	0
91	MG	N8	202	1/1	0.90	0.32	2.63	45,45,45,45	1

Continued on next page...

Continued from previous page...

Mol	Type	Chain	Res	Atoms	RSCC	RSR	LLDF	B-factors(\AA^2)	Q<0.9
92	OHX	1	4364	7/7	0.96	0.32	2.63	60,60,60,60	7
92	OHX	5	4314	7/7	0.95	0.20	2.61	105,105,105,105	7
92	OHX	1	4235	7/7	0.92	0.27	2.61	70,70,70,70	7
92	OHX	5	4239	7/7	1.00	0.25	2.60	61,61,61,61	7
92	OHX	15	310	7/7	0.90	0.23	2.60	83,83,83,83	7
91	MG	5	4128	1/1	0.87	0.29	2.59	45,45,45,45	1
92	OHX	1	4433	7/7	0.96	0.26	2.59	87,87,87,87	7
91	MG	1	3504	1/1	0.97	0.23	2.59	59,59,59,59	0
92	OHX	o3	206	7/7	0.97	0.34	2.58	68,68,68,68	7
91	MG	6	1975	1/1	0.92	0.48	2.58	74,74,74,74	0
92	OHX	5	4171	7/7	1.00	0.26	2.58	72,72,72,72	7
92	OHX	5	4540	7/7	0.83	0.26	2.57	101,101,101,101	7
92	OHX	6	2218	7/7	0.97	0.23	2.56	106,106,106,106	7
92	OHX	5	4454	7/7	0.94	0.26	2.56	63,63,63,63	7
92	OHX	1	4315	7/7	0.94	0.30	2.55	72,72,72,72	7
92	OHX	5	4308	7/7	0.98	0.16	2.55	114,114,114,114	7
91	MG	m1	202	1/1	0.83	0.26	2.54	76,76,76,76	0
92	OHX	5	4252	7/7	0.97	0.25	2.53	70,70,70,70	7
92	OHX	5	4255	7/7	0.99	0.23	2.52	89,89,89,89	7
91	MG	6	1954	1/1	0.88	0.46	2.51	67,67,67,67	0
92	OHX	1	4101	7/7	0.99	0.28	2.49	63,63,63,63	2
91	MG	5	3666	1/1	0.93	0.29	2.49	66,66,66,66	0
92	OHX	5	4164	7/7	0.99	0.24	2.49	67,67,67,67	7
92	OHX	5	4441	7/7	0.92	0.33	2.48	53,53,53,53	7
92	OHX	2	2141	7/7	0.95	0.26	2.47	112,112,112,112	7
91	MG	1	3659	1/1	0.94	0.25	2.47	52,52,52,52	0
92	OHX	5	4285	7/7	0.96	0.25	2.47	62,62,62,62	7
91	MG	4	210	1/1	0.90	0.30	2.47	53,53,53,53	0
92	OHX	5	4205	7/7	0.98	0.27	2.46	92,92,92,92	7
91	MG	1	3700	1/1	0.71	0.23	2.46	81,81,81,81	0
91	MG	L6	201	1/1	0.90	0.29	2.45	59,59,59,59	0
92	OHX	5	4184	7/7	0.97	0.25	2.45	75,75,75,75	7
92	OHX	2	2200	7/7	0.94	0.19	2.45	91,91,91,91	7
91	MG	5	3633	1/1	0.89	0.41	2.45	55,55,55,55	0
92	OHX	5	4462	7/7	0.92	0.31	2.44	80,80,80,80	7
92	OHX	1	4264	7/7	0.97	0.28	2.44	67,67,67,67	7
92	OHX	5	4228	7/7	0.99	0.28	2.44	60,60,60,60	7
92	OHX	5	4172	7/7	0.98	0.27	2.43	71,71,71,71	7
91	MG	5	4074	1/1	0.83	0.32	2.43	67,67,67,67	0
91	MG	1	3914	1/1	0.82	0.30	2.43	57,57,57,57	1
92	OHX	1	4246	7/7	0.96	0.34	2.42	88,88,88,88	7

Continued on next page...

Continued from previous page...

Mol	Type	Chain	Res	Atoms	RSCC	RSR	LLDF	B-factors(Å ²)	Q<0.9
92	OHX	1	4282	7/7	0.98	0.25	2.42	102,102,102,102	7
91	MG	c8	202	1/1	0.89	0.36	2.41	97,97,97,97	0
92	OHX	1	4287	7/7	0.92	0.27	2.41	80,80,80,80	7
91	MG	5	4105	1/1	0.57	0.49	2.40	94,94,94,94	0
91	MG	4	212	1/1	0.90	0.27	2.39	67,67,67,67	0
92	OHX	8	224	7/7	0.96	0.28	2.38	75,75,75,75	7
92	OHX	2	2090	7/7	0.99	0.20	2.38	84,84,84,84	7
92	OHX	5	4222	7/7	0.99	0.18	2.38	91,91,91,91	7
92	OHX	1	4378	7/7	0.85	0.31	2.37	76,76,76,76	7
92	OHX	2	2113	7/7	0.95	0.20	2.36	115,115,115,115	7
91	MG	5	3429	1/1	0.97	0.33	2.35	52,52,52,52	0
92	OHX	1	4115	7/7	0.99	0.28	2.34	64,64,64,64	7
92	OHX	1	4109	7/7	0.99	0.26	2.34	67,67,67,67	7
91	MG	1	3468	1/1	0.94	0.25	2.34	67,67,67,67	0
92	OHX	1	4105	7/7	0.99	0.21	2.33	74,74,74,74	7
91	MG	6	2007	1/1	0.78	0.19	2.32	100,100,100,100	0
91	MG	l3	409	1/1	0.95	0.35	2.32	49,49,49,49	0
92	OHX	1	4473	7/7	0.93	0.35	2.30	64,64,64,64	7
91	MG	5	3699	1/1	0.89	0.31	2.30	45,45,45,45	0
92	OHX	1	4415	7/7	0.84	0.34	2.30	83,83,83,83	7
91	MG	1	3477	1/1	0.99	0.29	2.28	50,50,50,50	0
92	OHX	5	4557	7/7	0.96	0.20	2.27	156,156,156,156	7
92	OHX	2	2117	7/7	0.97	0.16	2.27	116,116,116,116	7
92	OHX	5	4247	7/7	0.96	0.29	2.26	61,61,61,61	7
92	OHX	6	2181	7/7	0.97	0.22	2.25	124,124,124,124	7
92	OHX	1	4332	7/7	0.97	0.25	2.24	101,101,101,101	7
92	OHX	5	4339	7/7	0.98	0.26	2.24	58,58,58,58	7
92	OHX	1	4354	7/7	0.93	0.21	2.24	76,76,76,76	7
92	OHX	5	4400	7/7	0.93	0.26	2.24	79,79,79,79	7
92	OHX	1	4439	7/7	0.96	0.27	2.24	60,60,60,60	7
92	OHX	5	4391	7/7	0.86	0.37	2.23	52,52,52,52	7
91	MG	4	223	1/1	0.91	0.35	2.21	60,60,60,60	0
91	MG	6	2002	1/1	0.91	0.20	2.21	100,100,100,100	0
91	MG	1	3613	1/1	0.97	0.32	2.20	50,50,50,50	0
92	OHX	5	4236	7/7	0.98	0.34	2.19	62,62,62,62	7
92	OHX	6	2325	7/7	0.98	0.21	2.19	99,99,99,99	7
92	OHX	1	4118	7/7	0.99	0.23	2.18	60,60,60,60	7
91	MG	5	3761	1/1	0.82	0.26	2.17	63,63,63,63	0
92	OHX	1	4276	7/7	0.95	0.28	2.17	68,68,68,68	7
92	OHX	6	2164	7/7	0.99	0.21	2.17	71,71,71,71	7
92	OHX	1	4407	7/7	0.97	0.25	2.16	64,64,64,64	7

Continued on next page...

Continued from previous page...

Mol	Type	Chain	Res	Atoms	RSCC	RSR	LLDF	B-factors(\AA^2)	Q<0.9
91	MG	6	2341	1/1	0.61	0.50	2.13	77,77,77,77	0
92	OHX	n3	204	7/7	0.97	0.27	2.13	73,73,73,73	7
92	OHX	2	2076	7/7	0.97	0.19	2.11	111,111,111,111	7
92	OHX	2	2131	7/7	0.98	0.20	2.10	92,92,92,92	7
91	MG	5	3735	1/1	0.86	0.25	2.10	59,59,59,59	0
92	OHX	N9	102	7/7	0.99	0.24	2.08	74,74,74,74	7
92	OHX	2	2244	7/7	0.90	0.27	2.06	147,147,147,147	7
91	MG	5	3737	1/1	0.94	0.24	2.06	56,56,56,56	0
92	OHX	5	4389	7/7	0.96	0.21	2.06	83,83,83,83	7
92	OHX	2	2135	7/7	0.97	0.25	2.05	105,105,105,105	7
91	MG	S8	302	1/1	0.76	0.36	2.03	75,75,75,75	0
92	OHX	2	2256	7/7	0.88	0.23	2.02	130,130,130,130	7
91	MG	M7	207	1/1	0.80	0.38	2.02	59,59,59,59	0
92	OHX	5	4356	7/7	0.96	0.20	2.01	83,83,83,83	7
92	OHX	1	4277	7/7	0.95	0.25	1.99	62,62,62,62	7
92	OHX	6	2187	7/7	0.97	0.30	1.99	77,77,77,77	7
92	OHX	1	4305	7/7	0.96	0.25	1.98	86,86,86,86	7
91	MG	M0	302	1/1	0.92	0.29	1.98	60,60,60,60	0
92	OHX	6	2331	7/7	0.96	0.26	1.97	90,90,90,90	7
92	OHX	c5	201	7/7	0.93	0.28	1.97	127,127,127,127	7
92	OHX	6	2233	7/7	0.96	0.20	1.92	90,90,90,90	7
91	MG	6	2090	1/1	0.96	0.21	1.91	84,84,84,84	1
92	OHX	1	4151	7/7	0.98	0.20	1.91	90,90,90,90	7
92	OHX	5	4206	7/7	0.98	0.21	1.91	92,92,92,92	7
92	OHX	1	4179	7/7	0.97	0.25	1.91	86,86,86,86	7
91	MG	m3	201	1/1	0.98	0.27	1.90	66,66,66,66	1
92	OHX	5	4226	7/7	0.98	0.22	1.90	91,91,91,91	7
92	OHX	5	4170	7/7	0.99	0.19	1.89	75,75,75,75	7
92	OHX	5	4158	7/7	0.99	0.27	1.89	59,59,59,59	3
92	OHX	1	4504	7/7	0.91	0.34	1.89	73,73,73,73	7
92	OHX	6	2194	7/7	0.97	0.21	1.86	98,98,98,98	7
92	OHX	6	2142	7/7	0.99	0.21	1.86	98,98,98,98	2
92	OHX	1	4296	7/7	0.94	0.21	1.84	80,80,80,80	7
92	OHX	1	4348	7/7	0.94	0.28	1.83	54,54,54,54	7
92	OHX	5	4198	7/7	0.99	0.28	1.82	71,71,71,71	7
91	MG	6	1904	1/1	0.93	0.29	1.81	96,96,96,96	0
91	MG	6	2014	1/1	0.93	0.17	1.81	98,98,98,98	0
91	MG	2	1974	1/1	0.87	0.27	1.80	106,106,106,106	0
92	OHX	1	4451	7/7	0.91	0.18	1.80	74,74,74,74	7
91	MG	M5	305	1/1	0.84	0.41	1.79	69,69,69,69	0
92	OHX	1	4427	7/7	0.84	0.31	1.78	54,54,54,54	7
92	OHX	M7	209	7/7	0.82	0.39	1.76	70,70,70,70	7

Continued on next page...

Continued from previous page...

Mol	Type	Chain	Res	Atoms	RSCC	RSR	LLDF	B-factors(\AA^2)	Q<0.9
92	OHX	6	2294	7/7	0.88	0.25	1.76	81,81,81,81	7
92	OHX	6	2283	7/7	0.85	0.25	1.75	104,104,104,104	7
91	MG	5	4024	1/1	0.96	0.25	1.73	47,47,47,47	1
92	OHX	1	4130	7/7	0.99	0.23	1.72	77,77,77,77	7
91	MG	n8	201	1/1	0.96	0.41	1.72	69,69,69,69	1
92	OHX	o9	102	7/7	0.83	0.42	1.72	64,64,64,64	7
92	OHX	5	4385	7/7	0.92	0.47	1.72	59,59,59,59	7
92	OHX	5	4157	7/7	0.99	0.23	1.72	61,61,61,61	1
92	OHX	2	2173	7/7	0.92	0.33	1.71	97,97,97,97	7
91	MG	6	2063	1/1	0.77	0.29	1.71	69,69,69,69	0
92	OHX	1	4210	7/7	0.95	0.29	1.71	70,70,70,70	7
92	OHX	8	221	7/7	0.98	0.25	1.71	68,68,68,68	7
91	MG	6	2001	1/1	0.77	0.74	1.70	90,90,90,90	0
91	MG	5	4053	1/1	0.87	0.28	1.70	62,62,62,62	0
92	OHX	5	4185	7/7	0.99	0.24	1.70	73,73,73,73	7
92	OHX	5	4199	7/7	0.99	0.23	1.69	75,75,75,75	7
92	OHX	6	2214	7/7	0.90	0.25	1.69	105,105,105,105	7
92	OHX	5	4207	7/7	0.98	0.27	1.68	68,68,68,68	7
91	MG	1	3842	1/1	0.80	0.24	1.68	74,74,74,74	0
92	OHX	5	4174	7/7	0.99	0.24	1.68	64,64,64,64	7
92	OHX	1	4392	7/7	0.94	0.28	1.67	55,55,55,55	7
92	OHX	2	2092	7/7	0.98	0.20	1.66	96,96,96,96	7
91	MG	2	1959	1/1	0.77	0.24	1.66	106,106,106,106	0
92	OHX	5	4161	7/7	0.99	0.22	1.65	72,72,72,72	0
92	OHX	1	4333	7/7	0.96	0.28	1.65	66,66,66,66	7
92	OHX	1	4236	7/7	0.98	0.28	1.64	63,63,63,63	7
91	MG	8	207	1/1	0.98	0.24	1.63	73,73,73,73	0
92	OHX	4	234	7/7	0.99	0.23	1.62	71,71,71,71	7
92	OHX	1	4409	7/7	0.93	0.23	1.62	90,90,90,90	7
92	OHX	2	2075	7/7	0.98	0.20	1.61	105,105,105,105	7
92	OHX	6	2215	7/7	0.98	0.36	1.61	85,85,85,85	7
91	MG	o4	202	1/1	0.91	0.36	1.60	71,71,71,71	0
91	MG	5	3520	1/1	0.96	0.32	1.60	53,53,53,53	0
91	MG	5	4570	1/1	0.95	0.27	1.59	59,59,59,59	0
91	MG	5	3871	1/1	0.68	0.18	1.59	82,82,82,82	0
92	OHX	5	4295	7/7	0.94	0.30	1.58	79,79,79,79	7
91	MG	n6	201	1/1	0.71	0.30	1.57	72,72,72,72	0
91	MG	1	4014	1/1	0.44	0.22	1.57	83,83,83,83	1
91	MG	c6	202	1/1	0.03	0.45	1.56	110,110,110,110	0
92	OHX	6	2213	7/7	0.96	0.21	1.56	103,103,103,103	7
92	OHX	1	4360	7/7	0.98	0.28	1.56	64,64,64,64	7
92	OHX	6	2255	7/7	0.93	0.24	1.55	82,82,82,82	7

Continued on next page...

Continued from previous page...

Mol	Type	Chain	Res	Atoms	RSCC	RSR	LLDF	B-factors(\AA^2)	Q<0.9
92	OHX	1	4153	7/7	0.98	0.19	1.55	102,102,102,102	7
91	MG	1	3861	1/1	0.94	0.33	1.55	48,48,48,48	0
92	OHX	5	4363	7/7	0.94	0.25	1.54	77,77,77,77	7
91	MG	6	2136	1/1	0.89	0.32	1.53	65,65,65,65	0
91	MG	5	3509	1/1	0.94	0.23	1.53	50,50,50,50	0
92	OHX	5	4476	7/7	0.99	0.28	1.51	65,65,65,65	7
92	OHX	5	4372	7/7	0.97	0.29	1.51	63,63,63,63	7
92	OHX	2	2088	7/7	0.98	0.28	1.50	91,91,91,91	7
92	OHX	5	4227	7/7	0.99	0.28	1.49	59,59,59,59	7
92	OHX	1	4278	7/7	0.97	0.24	1.49	90,90,90,90	7
91	MG	6	1957	1/1	0.95	0.36	1.47	89,89,89,89	0
92	OHX	5	4474	7/7	0.98	0.19	1.46	90,90,90,90	7
91	MG	5	3407	1/1	0.88	0.25	1.45	48,48,48,48	0
91	MG	1	4005	1/1	0.96	0.45	1.43	69,69,69,69	0
92	OHX	8	235	7/7	0.91	0.26	1.43	76,76,76,76	7
91	MG	1	3757	1/1	0.82	0.19	1.42	69,69,69,69	0
92	OHX	5	4435	7/7	0.90	0.27	1.42	73,73,73,73	7
92	OHX	1	4099	7/7	1.00	0.23	1.40	63,63,63,63	1
91	MG	1	3561	1/1	0.96	0.37	1.38	59,59,59,59	0
92	OHX	1	4140	7/7	0.99	0.24	1.37	84,84,84,84	7
93	ZN	d7	101	1/1	0.65	0.36	1.37	154,154,154,154	0
92	OHX	2	2142	7/7	0.96	0.24	1.36	150,150,150,150	7
91	MG	l3	402	1/1	0.95	0.30	1.36	45,45,45,45	1
92	OHX	6	2143	7/7	0.99	0.24	1.35	78,78,78,78	3
92	OHX	1	4203	7/7	0.91	0.31	1.35	75,75,75,75	7
92	OHX	6	2149	7/7	0.98	0.18	1.35	98,98,98,98	7
91	MG	5	3773	1/1	0.99	0.24	1.34	49,49,49,49	1
91	MG	d2	201	1/1	0.75	0.42	1.34	67,67,67,67	0
91	MG	5	4011	1/1	0.94	0.24	1.32	53,53,53,53	0
91	MG	5	3858	1/1	0.89	0.28	1.31	48,48,48,48	1
92	OHX	5	4456	7/7	0.92	0.24	1.30	58,58,58,58	7
92	OHX	6	2319	7/7	0.94	0.23	1.30	105,105,105,105	7
92	OHX	L3	407	7/7	0.98	0.25	1.28	70,70,70,70	7
92	OHX	5	4263	7/7	0.97	0.28	1.27	74,74,74,74	7
92	OHX	6	2311	7/7	0.97	0.26	1.27	92,92,92,92	7
91	MG	O9	101	1/1	0.99	0.53	1.26	63,63,63,63	0
92	OHX	1	4411	7/7	0.91	0.22	1.26	104,104,104,104	7
92	OHX	5	4502	7/7	0.89	0.34	1.21	67,67,67,67	7
92	OHX	5	4485	7/7	0.90	0.32	1.20	65,65,65,65	7
92	OHX	6	2299	7/7	0.90	0.23	1.19	125,125,125,125	7
92	OHX	5	4492	7/7	0.87	0.31	1.18	66,66,66,66	7
91	MG	M9	201	1/1	0.61	0.30	1.17	79,79,79,79	0

Continued on next page...

Continued from previous page...

Mol	Type	Chain	Res	Atoms	RSCC	RSR	LLDF	B-factors(\AA^2)	Q<0.9
92	OHX	1	4271	7/7	0.95	0.23	1.17	96,96,96,96	7
92	OHX	6	2146	7/7	0.99	0.24	1.16	74,74,74,74	7
92	OHX	6	2238	7/7	0.89	0.26	1.16	114,114,114,114	7
92	OHX	4	235	7/7	0.98	0.25	1.16	69,69,69,69	7
91	MG	1	3416	1/1	0.92	0.39	1.16	64,64,64,64	1
91	MG	6	2053	1/1	0.80	0.33	1.16	74,74,74,74	0
92	OHX	2	2208	7/7	0.88	0.29	1.15	106,106,106,106	7
92	OHX	1	4114	7/7	0.98	0.21	1.15	75,75,75,75	7
91	MG	5	3552	1/1	0.98	0.43	1.15	46,46,46,46	0
92	OHX	5	4173	7/7	0.99	0.24	1.15	75,75,75,75	7
91	MG	8	201	1/1	0.89	0.25	1.15	56,56,56,56	0
92	OHX	6	2236	7/7	0.95	0.19	1.13	122,122,122,122	7
92	OHX	1	4100	7/7	1.00	0.22	1.12	68,68,68,68	2
92	OHX	5	4399	7/7	0.83	0.36	1.12	62,62,62,62	7
92	OHX	6	2224	7/7	0.95	0.24	1.12	114,114,114,114	7
92	OHX	1	4117	7/7	0.99	0.25	1.11	71,71,71,71	7
92	OHX	2	2170	7/7	0.92	0.27	1.10	94,94,94,94	7
92	OHX	2	2214	7/7	0.89	0.20	1.10	125,125,125,125	7
92	OHX	5	4408	7/7	0.96	0.23	1.06	79,79,79,79	7
92	OHX	5	4568	7/7	0.94	0.31	1.06	74,74,74,74	7
91	MG	5	3625	1/1	0.95	0.29	1.06	53,53,53,53	0
91	MG	2	2043	1/1	0.83	0.25	1.06	105,105,105,105	1
92	OHX	o7	105	7/7	0.98	0.28	1.06	74,74,74,74	7
92	OHX	5	4190	7/7	0.98	0.22	1.05	109,109,109,109	0
92	OHX	6	2175	7/7	0.97	0.19	1.05	101,101,101,101	7
91	MG	1	3579	1/1	0.93	0.31	1.04	50,50,50,50	0
92	OHX	5	4231	7/7	0.98	0.25	1.04	76,76,76,76	7
92	OHX	1	4376	7/7	0.98	0.17	1.02	102,102,102,102	7
92	OHX	2	2249	7/7	0.90	0.16	0.98	144,144,144,144	7
92	OHX	5	4357	7/7	0.90	0.26	0.98	126,126,126,126	7
92	OHX	6	2276	7/7	0.87	0.31	0.98	68,68,68,68	7
92	OHX	2	2252	7/7	0.91	0.35	0.97	106,106,106,106	7
92	OHX	6	2281	7/7	0.92	0.26	0.97	82,82,82,82	7
92	OHX	6	2302	7/7	0.94	0.21	0.96	124,124,124,124	7
92	OHX	3	222	7/7	0.99	0.23	0.96	94,94,94,94	7
91	MG	d9	101	1/1	0.85	0.21	0.96	96,96,96,96	0
92	OHX	5	4422	7/7	0.99	0.22	0.94	59,59,59,59	7
92	OHX	5	4311	7/7	0.97	0.24	0.91	66,66,66,66	7
91	MG	5	3641	1/1	0.97	0.27	0.90	59,59,59,59	0
92	OHX	5	4365	7/7	0.97	0.30	0.90	57,57,57,57	7
92	OHX	1	4127	7/7	0.99	0.20	0.90	80,80,80,80	7
92	OHX	6	2228	7/7	0.95	0.23	0.89	88,88,88,88	7

Continued on next page...

Continued from previous page...

Mol	Type	Chain	Res	Atoms	RSCC	RSR	LLDF	B-factors(Å ²)	Q<0.9
92	OHX	5	4521	7/7	0.75	0.31	0.89	104,104,104,104	7
92	OHX	5	4282	7/7	0.98	0.18	0.89	100,100,100,100	7
91	MG	6	1908	1/1	0.86	0.29	0.88	88,88,88,88	0
92	OHX	O7	109	7/7	0.91	0.27	0.87	62,62,62,62	7
92	OHX	1	4112	7/7	0.99	0.27	0.87	63,63,63,63	7
92	OHX	4	236	7/7	0.98	0.24	0.87	66,66,66,66	7
92	OHX	1	4113	7/7	0.99	0.18	0.87	78,78,78,78	7
92	OHX	7	234	7/7	0.98	0.26	0.87	79,79,79,79	7
92	OHX	1	4501	7/7	0.99	0.24	0.87	72,72,72,72	7
92	OHX	1	4301	7/7	0.94	0.26	0.86	57,57,57,57	7
91	MG	L3	405	1/1	0.81	0.35	0.85	71,71,71,71	0
92	OHX	1	4230	7/7	0.96	0.26	0.85	73,73,73,73	7
92	OHX	1	4338	7/7	0.97	0.27	0.85	75,75,75,75	7
92	OHX	1	4171	7/7	0.98	0.26	0.85	64,64,64,64	7
92	OHX	2	2110	7/7	0.99	0.19	0.85	85,85,85,85	7
92	OHX	1	4169	7/7	0.98	0.25	0.84	74,74,74,74	7
92	OHX	1	4227	7/7	0.98	0.29	0.84	81,81,81,81	7
91	MG	d6	102	1/1	0.89	0.70	0.84	81,81,81,81	0
92	OHX	6	2162	7/7	0.98	0.16	0.83	127,127,127,127	7
92	OHX	2	2232	7/7	0.92	0.14	0.82	139,139,139,139	7
92	OHX	1	4370	7/7	0.93	0.25	0.82	57,57,57,57	7
92	OHX	5	4304	7/7	0.96	0.24	0.82	62,62,62,62	7
92	OHX	5	4531	7/7	0.84	0.23	0.81	122,122,122,122	7
91	MG	1	3581	1/1	0.92	0.24	0.81	42,42,42,42	0
92	OHX	5	4482	7/7	0.98	0.23	0.79	67,67,67,67	7
92	OHX	5	4293	7/7	0.96	0.23	0.79	71,71,71,71	7
91	MG	1	3789	1/1	0.97	0.23	0.78	53,53,53,53	0
92	OHX	1	4397	7/7	0.88	0.22	0.77	107,107,107,107	7
91	MG	5	4034	1/1	0.98	0.26	0.76	48,48,48,48	1
92	OHX	5	4163	7/7	0.99	0.25	0.76	62,62,62,62	2
92	OHX	1	4170	7/7	0.98	0.24	0.76	68,68,68,68	7
92	OHX	o2	204	7/7	0.98	0.30	0.75	58,58,58,58	7
92	OHX	2	2228	7/7	0.73	0.37	0.74	110,110,110,110	7
91	MG	6	1951	1/1	0.96	0.27	0.74	84,84,84,84	0
91	MG	6	1940	1/1	0.70	0.27	0.72	85,85,85,85	0
92	OHX	1	4263	7/7	0.95	0.24	0.71	101,101,101,101	7
92	OHX	1	4192	7/7	0.99	0.23	0.70	55,55,55,55	7
92	OHX	5	4250	7/7	0.98	0.22	0.70	60,60,60,60	7
92	OHX	1	4341	7/7	0.97	0.19	0.70	112,112,112,112	7
92	OHX	2	2183	7/7	0.95	0.20	0.69	99,99,99,99	7
92	OHX	2	2105	7/7	0.95	0.20	0.68	106,106,106,106	7
92	OHX	5	4361	7/7	0.97	0.22	0.68	65,65,65,65	7

Continued on next page...

Continued from previous page...

Mol	Type	Chain	Res	Atoms	RSCC	RSR	LLDF	B-factors(\AA^2)	Q<0.9
92	OHX	O7	108	7/7	0.96	0.31	0.67	70,70,70,70	7
91	MG	7	219	1/1	0.76	0.29	0.65	56,56,56,56	1
92	OHX	5	4337	7/7	0.97	0.19	0.65	92,92,92,92	7
92	OHX	2	2216	7/7	0.90	0.31	0.65	95,95,95,95	7
92	OHX	1	4157	7/7	0.99	0.26	0.64	73,73,73,73	7
92	OHX	1	4168	7/7	0.96	0.21	0.64	84,84,84,84	7
92	OHX	5	4412	7/7	0.94	0.24	0.63	71,71,71,71	7
92	OHX	6	2223	7/7	0.97	0.23	0.63	111,111,111,111	7
92	OHX	c1	201	7/7	0.94	0.25	0.63	99,99,99,99	7
92	OHX	1	4123	7/7	1.00	0.25	0.62	73,73,73,73	7
92	OHX	2	2234	7/7	0.88	0.27	0.61	106,106,106,106	7
92	OHX	1	4498	7/7	0.91	0.24	0.60	109,109,109,109	7
92	OHX	1	4457	7/7	0.89	0.32	0.60	61,61,61,61	7
92	OHX	1	4106	7/7	0.99	0.23	0.60	61,61,61,61	7
92	OHX	2	2243	7/7	0.95	0.20	0.59	130,130,130,130	7
92	OHX	L4	408	7/7	0.93	0.32	0.59	76,76,76,76	7
92	OHX	1	4458	7/7	0.89	0.33	0.59	66,66,66,66	7
91	MG	1	3517	1/1	0.92	0.30	0.59	51,51,51,51	0
91	MG	2	2011	1/1	0.92	0.19	0.58	91,91,91,91	0
92	OHX	1	4314	7/7	0.94	0.27	0.58	74,74,74,74	7
92	OHX	1	4250	7/7	0.97	0.20	0.57	77,77,77,77	7
92	OHX	5	4386	7/7	0.95	0.19	0.57	114,114,114,114	7
92	OHX	5	4452	7/7	0.90	0.22	0.56	111,111,111,111	7
92	OHX	5	4554	7/7	0.98	0.25	0.56	67,67,67,67	7
91	MG	m8	201	1/1	0.94	0.35	0.53	66,66,66,66	0
91	MG	5	3949	1/1	0.83	0.20	0.52	61,61,61,61	0
92	OHX	6	2285	7/7	0.84	0.34	0.51	81,81,81,81	7
92	OHX	O3	204	7/7	0.98	0.28	0.51	62,62,62,62	7
91	MG	6	1999	1/1	0.58	0.21	0.50	108,108,108,108	0
91	MG	5	3849	1/1	0.98	0.18	0.50	62,62,62,62	0
92	OHX	1	4365	7/7	0.92	0.28	0.50	61,61,61,61	7
92	OHX	1	4380	7/7	0.92	0.22	0.50	74,74,74,74	7
91	MG	1	3663	1/1	0.96	0.24	0.50	66,66,66,66	0
92	OHX	N1	202	7/7	0.99	0.22	0.49	69,69,69,69	7
92	OHX	d9	104	7/7	0.90	0.25	0.48	109,109,109,109	7
92	OHX	2	2250	7/7	0.85	0.28	0.48	120,120,120,120	7
92	OHX	m7	208	7/7	0.88	0.30	0.48	63,63,63,63	7
92	OHX	1	4252	7/7	0.92	0.26	0.47	92,92,92,92	7
93	ZN	q3	501	1/1	0.99	0.18	0.47	77,77,77,77	0
92	OHX	6	2163	7/7	0.98	0.29	0.46	70,70,70,70	7
92	OHX	1	4198	7/7	0.99	0.24	0.46	51,51,51,51	7
92	OHX	2	2175	7/7	0.93	0.22	0.46	113,113,113,113	7

Continued on next page...

Continued from previous page...

Mol	Type	Chain	Res	Atoms	RSCC	RSR	LLDF	B-factors(\AA^2)	Q<0.9
91	MG	L2	303	1/1	0.85	0.30	0.45	54,54,54,54	0
92	OHX	l2	306	7/7	0.97	0.26	0.45	77,77,77,77	7
91	MG	5	3489	1/1	0.87	0.20	0.43	85,85,85,85	0
92	OHX	6	2203	7/7	0.95	0.27	0.43	79,79,79,79	7
92	OHX	7	229	7/7	0.98	0.26	0.41	84,84,84,84	7
91	MG	6	2095	1/1	0.76	0.17	0.40	78,78,78,78	0
91	MG	1	4007	1/1	1.00	0.22	0.40	67,67,67,67	0
92	OHX	8	223	7/7	0.96	0.26	0.40	75,75,75,75	7
91	MG	2	1950	1/1	0.83	0.35	0.38	87,87,87,87	0
92	OHX	5	4235	7/7	0.96	0.28	0.38	70,70,70,70	7
92	OHX	d4	201	7/7	0.90	0.33	0.38	98,98,98,98	7
92	OHX	2	2167	7/7	0.92	0.20	0.38	104,104,104,104	7
92	OHX	2	2079	7/7	0.97	0.19	0.37	120,120,120,120	7
92	OHX	8	237	7/7	0.71	0.32	0.37	102,102,102,102	7
92	OHX	l3	412	7/7	0.98	0.26	0.37	70,70,70,70	7
92	OHX	6	2141	7/7	0.99	0.23	0.37	77,77,77,77	1
92	OHX	5	4546	7/7	0.90	0.25	0.36	68,68,68,68	7
92	OHX	5	4519	7/7	0.86	0.33	0.36	85,85,85,85	7
92	OHX	1	4211	7/7	0.99	0.23	0.36	54,54,54,54	7
92	OHX	1	4149	7/7	0.97	0.32	0.36	65,65,65,65	7
92	OHX	1	4229	7/7	0.97	0.23	0.35	116,116,116,116	7
92	OHX	1	4367	7/7	0.93	0.23	0.34	80,80,80,80	7
92	OHX	1	4240	7/7	0.99	0.18	0.34	73,73,73,73	7
92	OHX	1	4167	7/7	0.99	0.20	0.34	65,65,65,65	7
91	MG	6	1933	1/1	0.97	0.22	0.34	76,76,76,76	0
92	OHX	5	4218	7/7	0.99	0.20	0.34	80,80,80,80	7
92	OHX	2	2125	7/7	0.98	0.22	0.33	89,89,89,89	7
92	OHX	6	2148	7/7	0.99	0.23	0.33	88,88,88,88	7
92	OHX	6	2297	7/7	0.94	0.24	0.33	99,99,99,99	7
91	MG	D9	101	1/1	0.80	0.21	0.33	90,90,90,90	0
92	OHX	1	4490	7/7	0.99	0.23	0.32	54,54,54,54	7
92	OHX	1	4272	7/7	0.95	0.22	0.31	68,68,68,68	7
92	OHX	1	4323	7/7	0.97	0.26	0.30	56,56,56,56	7
92	OHX	s4	302	7/7	0.95	0.27	0.28	95,95,95,95	7
91	MG	1	3977	1/1	0.91	0.23	0.28	48,48,48,48	0
92	OHX	6	2293	7/7	0.93	0.28	0.27	103,103,103,103	7
92	OHX	3	223	7/7	0.97	0.15	0.27	92,92,92,92	7
92	OHX	5	4188	7/7	1.00	0.22	0.27	62,62,62,62	7
92	OHX	2	2148	7/7	0.91	0.20	0.26	106,106,106,106	7
92	OHX	5	4193	7/7	0.99	0.25	0.26	69,69,69,69	7
91	MG	6	1906	1/1	0.93	0.36	0.25	66,66,66,66	0
92	OHX	1	4416	7/7	0.95	0.23	0.25	65,65,65,65	7

Continued on next page...

Continued from previous page...

Mol	Type	Chain	Res	Atoms	RSCC	RSR	LLDF	B-factors(\AA^2)	Q<0.9
92	OHX	2	2069	7/7	0.99	0.23	0.23	92,92,92,92	0
91	MG	n0	202	1/1	0.91	0.23	0.23	61,61,61,61	0
91	MG	1	3906	1/1	0.35	0.22	0.23	119,119,119,119	0
92	OHX	5	4266	7/7	0.99	0.25	0.23	54,54,54,54	7
92	OHX	6	2202	7/7	0.95	0.26	0.21	89,89,89,89	7
92	OHX	1	4319	7/7	0.97	0.23	0.21	86,86,86,86	7
92	OHX	5	4297	7/7	0.97	0.24	0.21	60,60,60,60	7
92	OHX	6	2196	7/7	0.96	0.17	0.21	163,163,163,163	7
92	OHX	2	2112	7/7	0.96	0.24	0.21	86,86,86,86	7
92	OHX	2	2077	7/7	0.98	0.18	0.20	105,105,105,105	7
92	OHX	6	2200	7/7	0.96	0.19	0.20	98,98,98,98	7
92	OHX	5	4211	7/7	0.98	0.25	0.20	79,79,79,79	7
92	OHX	5	4409	7/7	0.88	0.26	0.20	59,59,59,59	7
91	MG	1	3497	1/1	0.61	0.35	0.20	63,63,63,63	0
92	OHX	1	4476	7/7	0.96	0.31	0.19	84,84,84,84	7
91	MG	L7	301	1/1	0.91	0.25	0.19	53,53,53,53	0
92	OHX	2	2178	7/7	0.95	0.20	0.19	107,107,107,107	7
92	OHX	Q2	505	7/7	0.99	0.22	0.19	58,58,58,58	7
92	OHX	1	4440	7/7	0.93	0.14	0.17	152,152,152,152	7
92	OHX	1	4489	7/7	0.97	0.26	0.15	63,63,63,63	7
92	OHX	1	4484	7/7	0.97	0.21	0.15	82,82,82,82	7
92	OHX	5	4237	7/7	0.97	0.22	0.15	74,74,74,74	7
92	OHX	5	4182	7/7	0.99	0.21	0.15	62,62,62,62	7
91	MG	5	3740	1/1	0.94	0.29	0.14	51,51,51,51	0
92	OHX	5	4286	7/7	0.97	0.26	0.14	59,59,59,59	7
92	OHX	1	4158	7/7	0.99	0.20	0.14	57,57,57,57	7
92	OHX	1	4111	7/7	0.99	0.24	0.14	71,71,71,71	7
92	OHX	1	4412	7/7	0.96	0.29	0.13	79,79,79,79	7
92	OHX	5	4194	7/7	0.99	0.21	0.13	65,65,65,65	7
92	OHX	1	4398	7/7	0.88	0.23	0.13	117,117,117,117	7
92	OHX	1	4329	7/7	0.95	0.19	0.12	87,87,87,87	7
92	OHX	5	4539	7/7	0.98	0.23	0.12	73,73,73,73	7
92	OHX	6	2160	7/7	0.99	0.27	0.12	70,70,70,70	7
92	OHX	2	2078	7/7	0.98	0.21	0.12	102,102,102,102	7
92	OHX	1	4402	7/7	0.95	0.24	0.12	72,72,72,72	7
92	OHX	2	2230	7/7	0.87	0.23	0.10	97,97,97,97	7
92	OHX	1	4459	7/7	0.81	0.27	0.10	68,68,68,68	7
91	MG	2	2058	1/1	0.93	0.16	0.09	88,88,88,88	0
92	OHX	5	4442	7/7	0.98	0.22	0.09	59,59,59,59	7
91	MG	5	3490	1/1	0.94	0.22	0.08	62,62,62,62	0
91	MG	2	1956	1/1	0.87	0.23	0.06	101,101,101,101	0
92	OHX	5	4156	7/7	0.99	0.20	0.06	65,65,65,65	0

Continued on next page...

Continued from previous page...

Mol	Type	Chain	Res	Atoms	RSCC	RSR	LLDF	B-factors(\AA^2)	Q<0.9
91	MG	6	1996	1/1	0.87	0.23	0.05	62,62,62,62	0
92	OHX	2	2193	7/7	0.94	0.20	0.05	109,109,109,109	7
91	MG	S2	302	1/1	0.88	0.41	0.04	85,85,85,85	0
91	MG	2	1953	1/1	0.90	0.25	0.03	97,97,97,97	0
92	OHX	1	4393	7/7	0.90	0.25	0.02	121,121,121,121	7
92	OHX	1	4444	7/7	0.88	0.27	0.02	85,85,85,85	7
92	OHX	1	4103	7/7	0.99	0.19	0.01	72,72,72,72	3
91	MG	6	2045	1/1	0.51	0.21	0.01	91,91,91,91	0
92	OHX	2	2073	7/7	0.99	0.22	-0.01	82,82,82,82	7
91	MG	1	4031	1/1	0.92	0.23	-0.01	55,55,55,55	0
92	OHX	5	4466	7/7	0.94	0.25	-0.01	70,70,70,70	7
92	OHX	8	231	7/7	0.93	0.25	-0.03	94,94,94,94	7
92	OHX	s1	302	7/7	0.89	0.22	-0.04	109,109,109,109	7
92	OHX	1	4163	7/7	0.99	0.24	-0.05	60,60,60,60	7
92	OHX	1	4102	7/7	1.00	0.21	-0.05	73,73,73,73	1
92	OHX	1	4181	7/7	0.98	0.15	-0.05	96,96,96,96	7
92	OHX	2	2155	7/7	0.97	0.23	-0.05	83,83,83,83	7
92	OHX	6	2173	7/7	0.97	0.21	-0.06	91,91,91,91	7
92	OHX	1	4435	7/7	0.97	0.15	-0.06	87,87,87,87	7
92	OHX	6	2310	7/7	0.94	0.19	-0.07	93,93,93,93	7
91	MG	1	3505	1/1	0.89	0.23	-0.07	63,63,63,63	0
91	MG	o6	201	1/1	0.84	0.20	-0.07	80,80,80,80	1
93	ZN	d9	102	1/1	0.99	0.18	-0.08	96,96,96,96	0
92	OHX	1	4219	7/7	0.98	0.19	-0.09	60,60,60,60	7
92	OHX	1	4281	7/7	0.95	0.17	-0.09	98,98,98,98	7
91	MG	1	3565	1/1	0.96	0.29	-0.09	52,52,52,52	0
92	OHX	1	4269	7/7	0.99	0.24	-0.09	55,55,55,55	7
91	MG	3	213	1/1	0.86	0.20	-0.10	79,79,79,79	0
92	OHX	5	4299	7/7	0.96	0.14	-0.10	148,148,148,148	7
92	OHX	6	2272	7/7	0.96	0.22	-0.10	80,80,80,80	7
92	OHX	2	2205	7/7	0.97	0.21	-0.10	73,73,73,73	7
92	OHX	N8	208	7/7	0.80	0.32	-0.11	112,112,112,112	7
92	OHX	2	2080	7/7	0.98	0.17	-0.11	114,114,114,114	7
92	OHX	5	4289	7/7	0.97	0.19	-0.12	121,121,121,121	7
92	OHX	5	4335	7/7	0.98	0.21	-0.12	65,65,65,65	7
92	OHX	2	2116	7/7	0.98	0.23	-0.12	81,81,81,81	7
92	OHX	1	4474	7/7	0.93	0.21	-0.12	77,77,77,77	7
91	MG	5	3410	1/1	0.93	0.22	-0.13	48,48,48,48	0
92	OHX	m5	304	7/7	0.97	0.25	-0.13	90,90,90,90	7
91	MG	1	3568	1/1	0.70	0.20	-0.13	71,71,71,71	0
92	OHX	1	4125	7/7	0.99	0.20	-0.15	79,79,79,79	7
92	OHX	2	2196	7/7	0.84	0.23	-0.16	139,139,139,139	7

Continued on next page...

Continued from previous page...

Mol	Type	Chain	Res	Atoms	RSCC	RSR	LLDF	B-factors(\AA^2)	Q<0.9
92	OHX	2	2199	7/7	0.90	0.23	-0.16	107,107,107,107	7
92	OHX	6	2153	7/7	0.98	0.22	-0.16	91,91,91,91	7
92	OHX	5	4271	7/7	0.96	0.15	-0.17	145,145,145,145	7
92	OHX	1	4390	7/7	0.93	0.32	-0.17	60,60,60,60	7
92	OHX	5	4160	7/7	1.00	0.23	-0.17	72,72,72,72	0
92	OHX	O7	107	7/7	0.96	0.24	-0.18	83,83,83,83	7
92	OHX	5	4325	7/7	0.96	0.20	-0.19	70,70,70,70	7
91	MG	6	2340	1/1	0.88	0.29	-0.20	85,85,85,85	0
92	OHX	1	4161	7/7	0.99	0.19	-0.20	86,86,86,86	7
92	OHX	1	4104	7/7	0.99	0.24	-0.20	64,64,64,64	2
92	OHX	2	2118	7/7	0.97	0.20	-0.20	106,106,106,106	7
91	MG	5	3421	1/1	0.87	0.25	-0.21	53,53,53,53	0
92	OHX	6	2277	7/7	0.90	0.28	-0.21	96,96,96,96	7
92	OHX	5	4269	7/7	0.98	0.20	-0.21	66,66,66,66	7
92	OHX	1	4126	7/7	0.99	0.22	-0.21	65,65,65,65	7
92	OHX	1	4273	7/7	0.96	0.20	-0.22	80,80,80,80	7
91	MG	1	3682	1/1	0.95	0.27	-0.22	52,52,52,52	0
92	OHX	L5	301	7/7	0.94	0.15	-0.23	94,94,94,94	7
92	OHX	O1	202	7/7	0.93	0.28	-0.24	89,89,89,89	7
92	OHX	6	2260	7/7	0.97	0.24	-0.24	68,68,68,68	7
92	OHX	2	2093	7/7	0.98	0.16	-0.24	123,123,123,123	7
92	OHX	1	4233	7/7	0.98	0.20	-0.25	68,68,68,68	7
92	OHX	1	4275	7/7	0.96	0.17	-0.25	113,113,113,113	7
92	OHX	2	2114	7/7	0.93	0.17	-0.26	120,120,120,120	7
92	OHX	5	4394	7/7	0.94	0.23	-0.26	80,80,80,80	7
92	OHX	2	2082	7/7	0.99	0.24	-0.27	81,81,81,81	7
91	MG	1	3653	1/1	0.85	0.26	-0.27	86,86,86,86	0
92	OHX	1	4205	7/7	0.97	0.23	-0.28	79,79,79,79	7
92	OHX	6	2240	7/7	0.89	0.35	-0.29	82,82,82,82	7
92	OHX	2	2203	7/7	0.98	0.17	-0.29	105,105,105,105	7
92	OHX	6	2230	7/7	0.91	0.23	-0.30	105,105,105,105	7
91	MG	s4	301	1/1	0.83	0.22	-0.30	73,73,73,73	0
92	OHX	5	4238	7/7	0.98	0.25	-0.30	57,57,57,57	7
92	OHX	8	222	7/7	0.98	0.20	-0.32	95,95,95,95	7
92	OHX	5	4514	7/7	0.90	0.26	-0.32	83,83,83,83	7
92	OHX	5	4470	7/7	0.92	0.21	-0.33	66,66,66,66	7
92	OHX	c5	202	7/7	0.84	0.27	-0.34	112,112,112,112	7
92	OHX	L2	305	7/7	0.97	0.27	-0.36	73,73,73,73	7
92	OHX	2	2160	7/7	0.97	0.24	-0.37	87,87,87,87	7
92	OHX	5	4169	7/7	0.99	0.23	-0.37	60,60,60,60	7
91	MG	2	1943	1/1	0.90	0.19	-0.37	87,87,87,87	0
92	OHX	6	2151	7/7	0.98	0.19	-0.37	99,99,99,99	7

Continued on next page...

Continued from previous page...

Mol	Type	Chain	Res	Atoms	RSCC	RSR	LLDF	B-factors(\AA^2)	Q<0.9
92	OHX	6	2308	7/7	0.97	0.23	-0.39	90,90,90,90	7
92	OHX	5	4483	7/7	0.96	0.23	-0.39	81,81,81,81	7
91	MG	1	3456	1/1	0.80	0.26	-0.39	74,74,74,74	0
92	OHX	2	2111	7/7	0.92	0.26	-0.40	106,106,106,106	7
92	OHX	2	2211	7/7	0.90	0.17	-0.40	124,124,124,124	7
92	OHX	4	238	7/7	0.98	0.23	-0.41	94,94,94,94	7
92	OHX	2	2159	7/7	0.91	0.17	-0.41	112,112,112,112	7
92	OHX	1	4122	7/7	0.99	0.18	-0.41	93,93,93,93	7
91	MG	1	4033	1/1	0.98	0.21	-0.41	57,57,57,57	0
92	OHX	5	4555	7/7	0.97	0.23	-0.42	97,97,97,97	7
92	OHX	6	2193	7/7	0.96	0.16	-0.42	143,143,143,143	7
91	MG	2	1944	1/1	0.71	0.22	-0.42	87,87,87,87	0
92	OHX	5	4220	7/7	0.99	0.21	-0.43	57,57,57,57	7
92	OHX	5	4165	7/7	0.99	0.21	-0.44	72,72,72,72	7
92	OHX	4	243	7/7	0.98	0.15	-0.45	104,104,104,104	7
92	OHX	L3	409	7/7	0.81	0.41	-0.45	94,94,94,94	7
92	OHX	1	4143	7/7	0.99	0.22	-0.45	61,61,61,61	7
92	OHX	2	2144	7/7	0.96	0.20	-0.45	101,101,101,101	7
91	MG	2	1924	1/1	0.91	0.23	-0.46	92,92,92,92	0
91	MG	c8	203	1/1	0.68	0.29	-0.48	113,113,113,113	0
92	OHX	q2	203	7/7	0.98	0.22	-0.49	64,64,64,64	7
92	OHX	2	2222	7/7	0.96	0.28	-0.49	101,101,101,101	7
92	OHX	2	2145	7/7	0.97	0.16	-0.49	146,146,146,146	7
92	OHX	5	4270	7/7	0.96	0.17	-0.51	78,78,78,78	7
92	OHX	1	4405	7/7	0.94	0.19	-0.51	86,86,86,86	7
92	OHX	5	4455	7/7	0.97	0.18	-0.52	81,81,81,81	7
91	MG	2	2042	1/1	0.96	0.24	-0.52	90,90,90,90	0
92	OHX	1	4183	7/7	0.97	0.16	-0.52	124,124,124,124	7
91	MG	1	3401	1/1	0.90	0.15	-0.52	71,71,71,71	0
92	OHX	5	4221	7/7	0.99	0.18	-0.54	101,101,101,101	7
92	OHX	1	4212	7/7	0.97	0.22	-0.54	62,62,62,62	7
92	OHX	5	4166	7/7	0.99	0.19	-0.54	68,68,68,68	7
92	OHX	6	2251	7/7	0.99	0.20	-0.54	76,76,76,76	7
92	OHX	1	4175	7/7	0.98	0.23	-0.55	64,64,64,64	7
92	OHX	6	2197	7/7	0.98	0.15	-0.55	156,156,156,156	7
91	MG	5	3402	1/1	0.92	0.16	-0.55	60,60,60,60	0
92	OHX	5	4213	7/7	0.99	0.21	-0.56	71,71,71,71	7
92	OHX	6	2246	7/7	0.97	0.23	-0.56	72,72,72,72	7
92	OHX	6	2259	7/7	0.96	0.22	-0.57	74,74,74,74	7
92	OHX	5	4313	7/7	0.98	0.20	-0.58	63,63,63,63	7
92	OHX	1	4186	7/7	0.98	0.21	-0.58	78,78,78,78	7
92	OHX	1	4216	7/7	0.97	0.19	-0.59	96,96,96,96	7

Continued on next page...

Continued from previous page...

Mol	Type	Chain	Res	Atoms	RSCC	RSR	LLDF	B-factors(\AA^2)	Q<0.9
92	OHX	n9	103	7/7	0.98	0.25	-0.59	74,74,74,74	7
92	OHX	2	2071	7/7	0.98	0.18	-0.59	106,106,106,106	0
92	OHX	1	4461	7/7	0.86	0.26	-0.60	144,144,144,144	7
92	OHX	5	4248	7/7	0.98	0.21	-0.60	72,72,72,72	7
92	OHX	5	4459	7/7	0.91	0.21	-0.61	86,86,86,86	7
91	MG	6	2005	1/1	0.81	0.16	-0.62	88,88,88,88	0
92	OHX	6	2170	7/7	0.97	0.17	-0.62	135,135,135,135	7
91	MG	5	3844	1/1	0.90	0.22	-0.62	45,45,45,45	1
92	OHX	n1	204	7/7	0.99	0.20	-0.62	63,63,63,63	7
92	OHX	2	2245	7/7	0.85	0.23	-0.62	112,112,112,112	7
92	OHX	6	2191	7/7	0.95	0.21	-0.63	91,91,91,91	7
92	OHX	S6	302	7/7	0.89	0.14	-0.63	117,117,117,117	7
92	OHX	1	4217	7/7	0.96	0.18	-0.65	69,69,69,69	7
92	OHX	5	4366	7/7	0.97	0.12	-0.65	90,90,90,90	7
92	OHX	C5	202	7/7	0.91	0.24	-0.65	123,123,123,123	7
92	OHX	5	4179	7/7	0.99	0.20	-0.67	74,74,74,74	7
92	OHX	2	2140	7/7	0.95	0.21	-0.67	95,95,95,95	7
92	OHX	1	4234	7/7	0.99	0.24	-0.70	60,60,60,60	7
92	OHX	6	2266	7/7	0.92	0.18	-0.70	162,162,162,162	7
91	MG	5	3826	1/1	0.98	0.22	-0.70	60,60,60,60	1
91	MG	2	1941	1/1	0.95	0.14	-0.70	87,87,87,87	0
92	OHX	1	4196	7/7	0.97	0.14	-0.71	102,102,102,102	7
92	OHX	2	2248	7/7	0.91	0.14	-0.71	129,129,129,129	7
92	OHX	1	4384	7/7	0.95	0.22	-0.72	90,90,90,90	7
92	OHX	2	2100	7/7	0.97	0.18	-0.74	103,103,103,103	7
92	OHX	5	4333	7/7	0.98	0.18	-0.75	79,79,79,79	7
92	OHX	5	4420	7/7	0.92	0.22	-0.75	72,72,72,72	7
92	OHX	6	2154	7/7	0.99	0.15	-0.76	105,105,105,105	7
92	OHX	2	2083	7/7	0.97	0.15	-0.76	130,130,130,130	7
91	MG	1	3900	1/1	0.93	0.20	-0.77	54,54,54,54	0
92	OHX	2	2133	7/7	0.93	0.20	-0.77	107,107,107,107	7
92	OHX	2	2103	7/7	0.98	0.17	-0.77	103,103,103,103	7
92	OHX	2	2171	7/7	0.96	0.15	-0.78	116,116,116,116	7
91	MG	5	3627	1/1	0.93	0.22	-0.78	51,51,51,51	0
92	OHX	2	2219	7/7	0.92	0.23	-0.79	99,99,99,99	7
92	OHX	1	4108	7/7	0.99	0.18	-0.80	85,85,85,85	0
92	OHX	6	2270	7/7	0.89	0.23	-0.80	118,118,118,118	7
92	OHX	6	2333	7/7	0.86	0.15	-0.83	123,123,123,123	7
92	OHX	6	2165	7/7	0.99	0.17	-0.84	92,92,92,92	7
92	OHX	1	4267	7/7	0.97	0.20	-0.87	62,62,62,62	7
92	OHX	C8	203	7/7	0.96	0.19	-0.87	107,107,107,107	7
91	MG	2	1979	1/1	0.81	0.14	-0.87	90,90,90,90	0

Continued on next page...

Continued from previous page...

Mol	Type	Chain	Res	Atoms	RSCC	RSR	LLDF	B-factors(\AA^2)	Q<0.9
92	OHX	l5	309	7/7	0.94	0.20	-0.88	100,100,100,100	7
91	MG	1	3574	1/1	0.98	0.19	-0.88	66,66,66,66	0
92	OHX	1	4344	7/7	0.96	0.17	-0.89	74,74,74,74	7
91	MG	2	2018	1/1	0.81	0.23	-0.90	84,84,84,84	0
92	OHX	1	4342	7/7	0.90	0.24	-0.90	201,201,201,201	0
92	OHX	6	2275	7/7	0.97	0.14	-0.90	102,102,102,102	7
91	MG	2	1996	1/1	0.82	0.16	-0.90	95,95,95,95	0
92	OHX	2	2085	7/7	0.97	0.18	-0.91	95,95,95,95	7
91	MG	6	1939	1/1	0.67	0.14	-0.92	100,100,100,100	0
91	MG	N0	202	1/1	0.82	0.19	-0.93	60,60,60,60	0
91	MG	5	3663	1/1	0.89	0.13	-0.94	64,64,64,64	0
92	OHX	s8	305	7/7	0.91	0.21	-0.94	114,114,114,114	7
91	MG	1	3790	1/1	0.98	0.23	-0.94	71,71,71,71	0
92	OHX	sR	401	7/7	0.91	0.19	-0.94	137,137,137,137	7
92	OHX	L3	408	7/7	0.98	0.19	-0.95	84,84,84,84	7
92	OHX	6	2221	7/7	0.97	0.22	-0.95	79,79,79,79	7
91	MG	2	1987	1/1	0.89	0.19	-0.96	98,98,98,98	0
92	OHX	S2	303	7/7	0.99	0.24	-0.96	98,98,98,98	7
92	OHX	2	2132	7/7	0.92	0.18	-0.97	114,114,114,114	7
92	OHX	6	2183	7/7	0.97	0.16	-0.97	101,101,101,101	7
92	OHX	m0	304	7/7	0.96	0.20	-0.97	100,100,100,100	7
92	OHX	M0	308	7/7	0.83	0.23	-0.98	108,108,108,108	7
92	OHX	6	2220	7/7	0.97	0.15	-0.98	98,98,98,98	7
92	OHX	2	2146	7/7	0.97	0.14	-1.01	129,129,129,129	7
91	MG	1	3417	1/1	0.94	0.20	-1.02	54,54,54,54	0
92	OHX	2	2186	7/7	0.85	0.26	-1.02	113,113,113,113	7
92	OHX	1	4335	7/7	0.95	0.15	-1.04	106,106,106,106	7
92	OHX	m5	303	7/7	0.98	0.20	-1.09	89,89,89,89	7
91	MG	6	2047	1/1	0.94	0.17	-1.09	72,72,72,72	0
91	MG	1	3662	1/1	0.84	0.15	-1.10	85,85,85,85	0
91	MG	1	3423	1/1	0.87	0.18	-1.13	50,50,50,50	0
92	OHX	6	2315	7/7	0.93	0.14	-1.13	120,120,120,120	7
92	OHX	M0	307	7/7	0.83	0.21	-1.14	108,108,108,108	7
92	OHX	l4	404	7/7	0.96	0.22	-1.15	83,83,83,83	7
91	MG	1	3996	1/1	0.98	0.19	-1.16	57,57,57,57	1
92	OHX	6	2166	7/7	0.99	0.20	-1.16	72,72,72,72	7
92	OHX	1	4291	7/7	0.94	0.22	-1.16	77,77,77,77	7
92	OHX	5	4538	7/7	0.94	0.15	-1.16	120,120,120,120	7
92	OHX	6	2278	7/7	0.92	0.15	-1.17	110,110,110,110	7
92	OHX	5	4467	7/7	0.90	0.13	-1.18	143,143,143,143	7
92	OHX	6	2232	7/7	0.95	0.15	-1.18	102,102,102,102	7
93	ZN	D9	102	1/1	0.97	0.10	-1.20	93,93,93,93	0

Continued on next page...

Continued from previous page...

Mol	Type	Chain	Res	Atoms	RSCC	RSR	LLDF	B-factors(\AA^2)	Q<0.9
92	OHX	1	4381	7/7	0.94	0.24	-1.22	75,75,75,75	7
92	OHX	l3	413	7/7	0.91	0.20	-1.22	81,81,81,81	7
92	OHX	5	4348	7/7	0.97	0.18	-1.22	84,84,84,84	7
91	MG	N9	101	1/1	0.92	0.18	-1.23	50,50,50,50	0
92	OHX	5	4376	7/7	0.97	0.11	-1.25	90,90,90,90	7
92	OHX	1	4286	7/7	0.97	0.16	-1.29	102,102,102,102	7
92	OHX	5	4180	7/7	0.99	0.20	-1.29	74,74,74,74	7
93	ZN	q0	201	1/1	1.00	0.17	-1.30	52,52,52,52	0
91	MG	O4	201	1/1	0.64	0.16	-1.32	83,83,83,83	0
91	MG	6	2109	1/1	0.96	0.13	-1.34	97,97,97,97	0
92	OHX	6	2227	7/7	0.96	0.18	-1.34	92,92,92,92	7
91	MG	5	3902	1/1	0.99	0.20	-1.34	48,48,48,48	1
92	OHX	1	4120	7/7	0.99	0.18	-1.34	80,80,80,80	7
93	ZN	Q3	501	1/1	0.99	0.13	-1.36	79,79,79,79	0
91	MG	N8	205	1/1	0.85	0.20	-1.38	63,63,63,63	0
91	MG	n8	202	1/1	0.90	0.19	-1.40	67,67,67,67	0
92	OHX	6	2262	7/7	0.87	0.16	-1.41	150,150,150,150	7
92	OHX	M5	309	7/7	0.99	0.22	-1.44	84,84,84,84	7
92	OHX	6	2168	7/7	0.98	0.20	-1.46	72,72,72,72	7
93	ZN	Q2	501	1/1	0.96	0.09	-1.49	90,90,90,90	0
91	MG	p0	301	1/1	0.64	0.11	-1.50	105,105,105,105	0
91	MG	n0	203	1/1	0.88	0.19	-1.51	56,56,56,56	0
92	OHX	6	2147	7/7	0.98	0.17	-1.52	97,97,97,97	0
92	OHX	2	2089	7/7	0.97	0.20	-1.53	102,102,102,102	7
91	MG	6	1946	1/1	0.94	0.22	-1.56	70,70,70,70	0
92	OHX	m0	302	7/7	0.98	0.15	-1.57	99,99,99,99	7
92	OHX	2	2220	7/7	0.72	0.15	-1.57	190,190,190,190	7
92	OHX	1	4159	7/7	0.98	0.17	-1.57	109,109,109,109	7
92	OHX	6	2185	7/7	0.98	0.14	-1.58	123,123,123,123	7
93	ZN	E1	501	1/1	0.95	0.08	-1.59	142,142,142,142	0
92	OHX	1	4110	7/7	0.99	0.21	-1.59	75,75,75,75	7
91	MG	1	3656	1/1	0.72	0.16	-1.60	75,75,75,75	0
91	MG	6	1980	1/1	0.90	0.12	-1.60	85,85,85,85	0
92	OHX	5	4215	7/7	0.99	0.18	-1.62	60,60,60,60	7
92	OHX	2	2176	7/7	0.96	0.19	-1.63	96,96,96,96	7
92	OHX	6	2264	7/7	0.90	0.17	-1.63	110,110,110,110	7
93	ZN	O7	102	1/1	0.99	0.14	-1.67	59,59,59,59	0
92	OHX	1	4176	7/7	0.98	0.19	-1.70	69,69,69,69	7
92	OHX	l5	308	7/7	0.92	0.16	-1.73	107,107,107,107	7
92	OHX	1	4253	7/7	0.97	0.21	-1.74	80,80,80,80	7
91	MG	1	3612	1/1	0.94	0.22	-1.75	47,47,47,47	0
93	ZN	e1	501	1/1	0.97	0.07	-1.77	168,168,168,168	0

Continued on next page...

Continued from previous page...

Mol	Type	Chain	Res	Atoms	RSCC	RSR	LLDF	B-factors(\AA^2)	Q<0.9
92	OHX	5	4208	7/7	0.98	0.13	-1.82	128,128,128,128	0
91	MG	5	3990	1/1	0.98	0.19	-1.83	53,53,53,53	0
92	OHX	1	4317	7/7	0.95	0.21	-1.83	57,57,57,57	7
91	MG	C8	201	1/1	0.94	0.07	-1.84	107,107,107,107	0
93	ZN	o7	104	1/1	0.99	0.15	-1.84	61,61,61,61	0
92	OHX	6	2150	7/7	0.99	0.20	-1.85	74,74,74,74	7
91	MG	c9	201	1/1	0.87	0.09	-1.89	96,96,96,96	0
92	OHX	2	2165	7/7	0.97	0.15	-1.96	102,102,102,102	7
92	OHX	6	2235	7/7	0.97	0.13	-1.97	96,96,96,96	7
92	OHX	1	4232	7/7	0.97	0.13	-1.98	131,131,131,131	7
92	OHX	2	2124	7/7	0.95	0.15	-1.99	107,107,107,107	7
91	MG	5	3451	1/1	0.89	0.14	-2.03	55,55,55,55	0
91	MG	c8	201	1/1	0.93	0.07	-2.12	102,102,102,102	0
91	MG	1	3899	1/1	0.90	0.14	-2.12	67,67,67,67	1
93	ZN	q2	202	1/1	0.93	0.07	-2.13	88,88,88,88	0
92	OHX	SR	401	7/7	0.96	0.11	-2.14	139,139,139,139	7
92	OHX	5	4195	7/7	0.99	0.14	-2.16	93,93,93,93	7
93	ZN	Q0	202	1/1	0.99	0.13	-2.16	64,64,64,64	0
93	ZN	D6	101	1/1	0.98	0.06	-2.18	106,106,106,106	0
92	OHX	2	2143	7/7	0.98	0.12	-2.20	124,124,124,124	7
92	OHX	2	2150	7/7	0.98	0.12	-2.21	106,106,106,106	7
92	OHX	S8	303	7/7	0.91	0.15	-2.24	115,115,115,115	7
91	MG	1	3434	1/1	0.88	0.13	-2.26	65,65,65,65	0
91	MG	5	3658	1/1	0.82	0.22	-2.29	65,65,65,65	0
92	OHX	2	2152	7/7	0.81	0.16	-2.31	186,186,186,186	7
92	OHX	2	2158	7/7	0.98	0.13	-2.33	123,123,123,123	7
92	OHX	1	4505	7/7	0.96	0.14	-2.38	155,155,155,155	7
92	OHX	2	2130	7/7	0.95	0.16	-2.42	111,111,111,111	7
91	MG	5	3895	1/1	0.89	0.14	-2.45	72,72,72,72	0
92	OHX	6	2211	7/7	0.97	0.20	-2.48	88,88,88,88	7
92	OHX	6	2237	7/7	0.98	0.13	-2.53	108,108,108,108	7
92	OHX	5	4419	7/7	0.98	0.15	-2.57	69,69,69,69	7
91	MG	5	3722	1/1	0.88	0.13	-2.63	91,91,91,91	0
91	MG	5	3785	1/1	0.95	0.09	-2.64	71,71,71,71	0
92	OHX	1	4292	7/7	0.94	0.10	-2.70	157,157,157,157	7
91	MG	1	3446	1/1	0.97	0.11	-2.73	62,62,62,62	0
91	MG	2	2001	1/1	0.91	0.18	-2.93	85,85,85,85	0
91	MG	1	3617	1/1	0.95	0.13	-3.06	71,71,71,71	0
92	OHX	5	4343	7/7	0.96	0.14	-3.16	77,77,77,77	7
91	MG	5	3469	1/1	0.83	0.14	-3.25	117,117,117,117	0
91	MG	5	3472	1/1	0.80	0.12	-3.27	123,123,123,123	0
91	MG	5	3613	1/1	0.98	0.13	-3.45	60,60,60,60	0

Continued on next page...

Continued from previous page...

Mol	Type	Chain	Res	Atoms	RSCC	RSR	LLDF	B-factors(\AA^2)	Q<0.9
91	MG	4	214	1/1	0.92	0.11	-3.50	62,62,62,62	0
93	ZN	d6	101	1/1	0.97	0.09	-3.71	85,85,85,85	0
91	MG	5	3425	1/1	0.85	0.13	-3.77	57,57,57,57	0
91	MG	5	3751	1/1	0.95	0.09	-3.96	129,129,129,129	0
92	OHX	2	2184	7/7	0.95	0.11	-4.63	111,111,111,111	7
91	MG	5	3825	1/1	0.93	0.11	-11.70	77,77,77,77	0
91	MG	5	3626	1/1	0.88	0.39	-	62,62,62,62	0
91	MG	2	1986	1/1	0.91	0.34	-	89,89,89,89	0
91	MG	5	3721	1/1	0.86	0.55	-	51,51,51,51	1
91	MG	8	211	1/1	0.86	0.27	-	78,78,78,78	0
91	MG	5	3940	1/1	0.91	0.29	-	57,57,57,57	0
91	MG	5	3771	1/1	0.77	0.38	-	60,60,60,60	1
92	OHX	2	2192	7/7	0.91	0.26	-	107,107,107,107	7
92	OHX	5	4428	7/7	0.93	0.28	-	58,58,58,58	7
91	MG	5	4083	1/1	0.95	0.37	-	54,54,54,54	1
92	OHX	5	4411	7/7	0.90	0.30	-	61,61,61,61	7
91	MG	5	3803	1/1	0.72	0.43	-	64,64,64,64	0
91	MG	6	2061	1/1	0.75	0.24	-	82,82,82,82	0
92	OHX	3	228	7/7	0.88	0.32	-	93,93,93,93	7
91	MG	5	4113	1/1	0.85	0.35	-	52,52,52,52	1
92	OHX	2	2189	7/7	0.94	0.41	-	85,85,85,85	7
91	MG	1	3923	1/1	0.97	0.25	-	56,56,56,56	0
91	MG	1	3839	1/1	0.84	0.32	-	80,80,80,80	1
91	MG	5	3570	1/1	0.82	0.31	-	62,62,62,62	0
91	MG	1	3845	1/1	0.63	0.24	-	73,73,73,73	0
91	MG	6	2020	1/1	0.74	0.42	-	86,86,86,86	0
92	OHX	1	4107	7/7	0.99	0.23	-	69,69,69,69	1
92	OHX	5	4562	7/7	0.76	0.92	-	68,68,68,68	7
91	MG	5	3920	1/1	0.57	1.43	-	58,58,58,58	1
91	MG	1	3463	1/1	0.94	0.58	-	45,45,45,45	0
91	MG	1	3831	1/1	0.94	0.67	-	59,59,59,59	1
92	OHX	3	229	7/7	0.93	0.32	-	65,65,65,65	7
92	OHX	2	2180	7/7	0.97	0.12	-	113,113,113,113	7
91	MG	5	3432	1/1	0.90	0.38	-	49,49,49,49	0
91	MG	5	3706	1/1	0.96	0.40	-	49,49,49,49	0
91	MG	5	3634	1/1	0.93	0.68	-	65,65,65,65	0
91	MG	1	3767	1/1	0.72	0.31	-	90,90,90,90	0
91	MG	7	226	1/1	0.95	0.43	-	64,64,64,64	1
91	MG	1	3729	1/1	0.81	0.52	-	58,58,58,58	1
91	MG	D6	102	1/1	0.88	0.54	-	92,92,92,92	0
92	OHX	1	4222	7/7	0.97	0.30	-	80,80,80,80	7
91	MG	2	1935	1/1	0.95	0.16	-	106,106,106,106	0

Continued on next page...

Continued from previous page...

Mol	Type	Chain	Res	Atoms	RSCC	RSR	LLDF	B-factors(\AA^2)	Q<0.9
91	MG	5	3422	1/1	0.98	0.71	-	57,57,57,57	0
91	MG	5	3691	1/1	0.82	0.47	-	60,60,60,60	1
91	MG	1	3464	1/1	0.94	0.50	-	41,41,41,41	0
91	MG	8	216	1/1	0.77	0.70	-	68,68,68,68	0
91	MG	1	3770	1/1	0.85	0.40	-	76,76,76,76	0
91	MG	6	2134	1/1	0.90	0.73	-	97,97,97,97	0
92	OHX	5	4418	7/7	0.96	0.58	-	53,53,53,53	7
92	OHX	5	4189	7/7	0.98	0.25	-	68,68,68,68	7
92	OHX	5	4414	7/7	0.93	0.65	-	63,63,63,63	7
91	MG	5	3834	1/1	0.76	0.50	-	53,53,53,53	1
91	MG	6	1947	1/1	0.86	0.64	-	49,49,49,49	0
91	MG	4	208	1/1	0.91	0.35	-	54,54,54,54	0
91	MG	5	3783	1/1	0.86	0.32	-	52,52,52,52	1
91	MG	5	3894	1/1	0.84	0.41	-	46,46,46,46	0
91	MG	5	3478	1/1	0.94	0.37	-	60,60,60,60	0
91	MG	1	3619	1/1	0.84	0.50	-	60,60,60,60	0
91	MG	1	3858	1/1	0.98	0.28	-	57,57,57,57	1
91	MG	3	208	1/1	0.88	0.21	-	64,64,64,64	1
91	MG	6	1913	1/1	0.97	0.47	-	65,65,65,65	0
92	OHX	6	2286	7/7	0.89	0.17	-	120,120,120,120	7
91	MG	5	3568	1/1	0.88	0.70	-	43,43,43,43	0
91	MG	5	3433	1/1	0.90	0.46	-	76,76,76,76	0
91	MG	8	209	1/1	0.94	0.21	-	61,61,61,61	0
91	MG	1	3709	1/1	0.89	0.77	-	65,65,65,65	0
92	OHX	1	4413	7/7	0.90	0.51	-	68,68,68,68	7
92	OHX	2	2212	7/7	0.92	0.17	-	148,148,148,148	7
92	OHX	7	239	7/7	0.74	0.42	-	75,75,75,75	7
92	OHX	1	4279	7/7	0.98	0.29	-	61,61,61,61	7
91	MG	5	3637	1/1	0.85	0.37	-	63,63,63,63	0
91	MG	5	3760	1/1	0.78	0.40	-	58,58,58,58	0
91	MG	5	3564	1/1	0.80	0.35	-	61,61,61,61	0
91	MG	5	4140	1/1	0.58	0.48	-	50,50,50,50	1
92	OHX	1	4221	7/7	0.97	0.34	-	77,77,77,77	7
92	OHX	6	2242	7/7	0.98	0.26	-	71,71,71,71	7
91	MG	1	3744	1/1	0.93	0.31	-	55,55,55,55	0
91	MG	5	3517	1/1	0.86	0.54	-	44,44,44,44	0
91	MG	6	2123	1/1	0.69	0.36	-	72,72,72,72	0
91	MG	1	3890	1/1	0.96	1.32	-	56,56,56,56	1
91	MG	2	1913	1/1	0.89	0.18	-	75,75,75,75	0
91	MG	L3	404	1/1	0.97	0.29	-	57,57,57,57	0
91	MG	5	3766	1/1	0.79	0.26	-	63,63,63,63	1
91	MG	5	3873	1/1	0.90	0.35	-	54,54,54,54	0

Continued on next page...

Continued from previous page...

Mol	Type	Chain	Res	Atoms	RSCC	RSR	LLDF	B-factors(\AA^2)	Q<0.9
92	OHX	1	4306	7/7	0.95	0.38	-	72,72,72,72	7
91	MG	1	3940	1/1	0.80	0.40	-	67,67,67,67	0
91	MG	6	2022	1/1	0.86	0.63	-	63,63,63,63	0
91	MG	6	2036	1/1	0.71	0.47	-	97,97,97,97	0
91	MG	1	3856	1/1	0.99	0.25	-	90,90,90,90	0
91	MG	1	4027	1/1	0.80	0.22	-	57,57,57,57	1
91	MG	1	3414	1/1	0.85	0.27	-	75,75,75,75	0
91	MG	1	3444	1/1	0.80	0.47	-	75,75,75,75	0
91	MG	1	3515	1/1	0.98	0.62	-	54,54,54,54	0
91	MG	2	1983	1/1	0.37	0.36	-	102,102,102,102	0
91	MG	5	3926	1/1	0.68	0.30	-	82,82,82,82	1
92	OHX	2	2138	7/7	0.97	0.26	-	100,100,100,100	7
91	MG	2	1934	1/1	0.85	0.53	-	89,89,89,89	0
91	MG	1	3783	1/1	0.91	0.34	-	66,66,66,66	0
91	MG	5	4145	1/1	0.75	0.39	-	120,120,120,120	0
91	MG	1	4089	1/1	0.91	0.43	-	61,61,61,61	0
91	MG	1	4062	1/1	0.94	0.25	-	91,91,91,91	1
91	MG	1	3851	1/1	0.97	0.23	-	70,70,70,70	0
92	OHX	6	2327	7/7	0.79	0.30	-	160,160,160,160	7
92	OHX	1	4133	7/7	0.99	0.21	-	92,92,92,92	7
91	MG	1	3427	1/1	0.65	0.36	-	55,55,55,55	0
92	OHX	5	4439	7/7	0.88	0.33	-	93,93,93,93	7
91	MG	5	3512	1/1	0.87	0.35	-	55,55,55,55	0
91	MG	6	1958	1/1	0.85	0.58	-	79,79,79,79	0
91	MG	12	304	1/1	0.79	0.68	-	68,68,68,68	0
92	OHX	1	4472	7/7	0.89	0.47	-	67,67,67,67	7
91	MG	5	4095	1/1	0.97	0.70	-	54,54,54,54	0
92	OHX	5	4378	7/7	0.94	0.38	-	87,87,87,87	7
91	MG	2	1936	1/1	0.90	0.65	-	75,75,75,75	0
91	MG	6	1926	1/1	0.62	0.49	-	90,90,90,90	0
91	MG	5	4036	1/1	0.96	0.42	-	50,50,50,50	1
92	OHX	1	4486	7/7	0.89	0.38	-	86,86,86,86	7
91	MG	1	3954	1/1	0.40	0.63	-	52,52,52,52	1
91	MG	2	1991	1/1	0.95	0.28	-	80,80,80,80	0
91	MG	6	2054	1/1	0.64	0.33	-	77,77,77,77	0
91	MG	5	3962	1/1	0.83	0.54	-	50,50,50,50	0
91	MG	6	2082	1/1	0.84	0.33	-	62,62,62,62	0
91	MG	2	1990	1/1	0.88	0.53	-	98,98,98,98	0
92	OHX	5	4487	7/7	0.95	0.16	-	87,87,87,87	7
91	MG	7	214	1/1	0.85	0.36	-	80,80,80,80	0
92	OHX	5	4232	7/7	0.98	0.25	-	82,82,82,82	7
92	OHX	5	4245	7/7	0.97	0.27	-	102,102,102,102	7

Continued on next page...

Continued from previous page...

Mol	Type	Chain	Res	Atoms	RSCC	RSR	LLDF	B-factors(\AA^2)	Q<0.9
91	MG	1	4098	1/1	0.69	0.43	-	54,54,54,54	1
91	MG	1	4080	1/1	0.74	0.27	-	81,81,81,81	0
92	OHX	5	4548	7/7	0.84	0.75	-	58,58,58,58	7
91	MG	6	2068	1/1	0.65	0.56	-	125,125,125,125	0
91	MG	1	3545	1/1	0.81	0.54	-	40,40,40,40	0
91	MG	1	3540	1/1	0.94	0.78	-	50,50,50,50	0
91	MG	6	2050	1/1	0.67	0.32	-	74,74,74,74	0
91	MG	5	3792	1/1	0.71	0.38	-	54,54,54,54	0
91	MG	1	3485	1/1	0.89	0.44	-	56,56,56,56	0
91	MG	5	3835	1/1	0.73	0.39	-	50,50,50,50	1
91	MG	1	3766	1/1	0.64	0.47	-	77,77,77,77	0
92	OHX	1	4137	7/7	0.99	0.26	-	77,77,77,77	7
92	OHX	1	4389	7/7	0.89	0.29	-	61,61,61,61	7
92	OHX	6	2263	7/7	0.83	0.24	-	101,101,101,101	7
91	MG	6	2016	1/1	0.90	0.35	-	97,97,97,97	0
91	MG	6	1945	1/1	0.81	0.73	-	103,103,103,103	0
91	MG	1	3469	1/1	0.96	0.30	-	58,58,58,58	0
91	MG	1	3432	1/1	0.84	0.48	-	62,62,62,62	0
91	MG	5	3539	1/1	0.94	0.65	-	48,48,48,48	0
91	MG	1	3815	1/1	0.91	0.29	-	69,69,69,69	0
91	MG	5	3538	1/1	0.95	0.42	-	44,44,44,44	0
91	MG	5	4076	1/1	0.95	0.29	-	58,58,58,58	1
91	MG	2	1984	1/1	0.82	0.97	-	97,97,97,97	0
92	OHX	6	2317	7/7	0.88	0.29	-	107,107,107,107	7
91	MG	1	3459	1/1	0.98	0.39	-	57,57,57,57	0
92	OHX	6	2205	7/7	0.97	0.28	-	88,88,88,88	7
91	MG	6	1959	1/1	0.94	0.39	-	71,71,71,71	0
92	OHX	2	2251	7/7	0.81	0.16	-	191,191,191,191	7
91	MG	6	2126	1/1	0.75	0.36	-	84,84,84,84	0
91	MG	2	1973	1/1	0.95	0.64	-	118,118,118,118	0
91	MG	2	1998	1/1	0.78	0.23	-	87,87,87,87	0
92	OHX	5	4359	7/7	0.94	0.22	-	112,112,112,112	7
91	MG	1	3726	1/1	0.91	0.64	-	55,55,55,55	0
91	MG	5	3418	1/1	0.71	0.55	-	51,51,51,51	0
91	MG	6	2038	1/1	0.91	0.13	-	99,99,99,99	0
91	MG	6	1903	1/1	0.96	0.71	-	59,59,59,59	0
91	MG	6	2081	1/1	0.94	0.37	-	67,67,67,67	0
91	MG	5	3925	1/1	0.93	0.13	-	113,113,113,113	0
91	MG	1	3625	1/1	0.82	0.53	-	61,61,61,61	0
92	OHX	6	2320	7/7	0.85	0.40	-	77,77,77,77	7
91	MG	M5	308	1/1	0.66	0.84	-	69,69,69,69	1
92	OHX	5	4472	7/7	0.94	0.34	-	71,71,71,71	7

Continued on next page...

Continued from previous page...

Mol	Type	Chain	Res	Atoms	RSCC	RSR	LLDF	B-factors(\AA^2)	Q<0.9
91	MG	1	3705	1/1	0.78	0.38	-	61,61,61,61	0
91	MG	1	3887	1/1	0.90	0.45	-	62,62,62,62	0
91	MG	5	3615	1/1	0.90	0.80	-	51,51,51,51	0
91	MG	M1	300	1/1	0.81	0.17	-	88,88,88,88	0
91	MG	l3	411	1/1	0.85	1.20	-	51,51,51,51	1
91	MG	5	3909	1/1	0.70	0.66	-	91,91,91,91	0
92	OHX	1	4410	7/7	0.93	0.23	-	116,116,116,116	7
91	MG	5	3973	1/1	0.92	0.65	-	52,52,52,52	0
92	OHX	1	4164	7/7	0.98	0.28	-	68,68,68,68	7
92	OHX	6	2225	7/7	0.97	0.24	-	100,100,100,100	7
91	MG	5	3524	1/1	0.90	0.43	-	60,60,60,60	0
91	MG	1	3776	1/1	0.66	0.49	-	83,83,83,83	0
91	MG	1	3603	1/1	0.91	0.54	-	69,69,69,69	0
91	MG	1	3692	1/1	0.83	0.22	-	82,82,82,82	0
91	MG	5	3518	1/1	0.96	0.88	-	45,45,45,45	0
91	MG	5	3592	1/1	0.93	0.62	-	50,50,50,50	0
91	MG	5	4115	1/1	0.93	0.37	-	72,72,72,72	0
91	MG	7	228	1/1	0.97	0.26	-	66,66,66,66	1
91	MG	4	204	1/1	0.87	0.62	-	66,66,66,66	0
92	OHX	1	4294	7/7	0.95	0.40	-	73,73,73,73	7
91	MG	1	3458	1/1	0.92	0.36	-	48,48,48,48	0
91	MG	5	3516	1/1	0.87	0.34	-	67,67,67,67	0
91	MG	1	3490	1/1	0.90	0.41	-	65,65,65,65	0
91	MG	7	202	1/1	0.97	0.40	-	56,56,56,56	0
92	OHX	6	2322	7/7	0.75	0.41	-	107,107,107,107	7
92	OHX	5	4256	7/7	0.97	0.18	-	80,80,80,80	7
91	MG	5	3904	1/1	0.48	0.75	-	72,72,72,72	1
92	OHX	2	2226	7/7	0.89	0.29	-	215,215,215,215	7
91	MG	5	3997	1/1	0.90	0.38	-	51,51,51,51	0
91	MG	5	3415	1/1	0.97	0.23	-	55,55,55,55	0
91	MG	6	2039	1/1	0.72	0.30	-	100,100,100,100	0
91	MG	1	3669	1/1	0.97	0.54	-	57,57,57,57	0
92	OHX	1	4265	7/7	0.96	0.30	-	73,73,73,73	7
91	MG	8	218	1/1	0.80	0.36	-	79,79,79,79	0
91	MG	5	3583	1/1	0.92	0.81	-	42,42,42,42	0
91	MG	1	3425	1/1	0.95	0.23	-	66,66,66,66	0
91	MG	1	3471	1/1	0.86	0.47	-	58,58,58,58	0
91	MG	1	3797	1/1	0.72	0.34	-	81,81,81,81	1
92	OHX	5	4201	7/7	0.98	0.25	-	81,81,81,81	7
91	MG	2	2049	1/1	0.91	0.71	-	73,73,73,73	0
91	MG	5	3711	1/1	0.81	0.67	-	96,96,96,96	0
92	OHX	2	2123	7/7	0.96	0.20	-	98,98,98,98	7

Continued on next page...

Continued from previous page...

Mol	Type	Chain	Res	Atoms	RSCC	RSR	LLDF	B-factors(\AA^2)	Q<0.9
91	MG	7	205	1/1	0.84	0.67	-	58,58,58,58	0
91	MG	5	3486	1/1	0.84	0.36	-	55,55,55,55	0
91	MG	1	3436	1/1	0.94	0.51	-	59,59,59,59	0
91	MG	2	2050	1/1	0.83	0.27	-	100,100,100,100	0
91	MG	1	3879	1/1	0.92	0.36	-	51,51,51,51	0
92	OHX	2	2239	7/7	0.84	0.41	-	106,106,106,106	7
91	MG	1	3895	1/1	0.67	1.32	-	66,66,66,66	1
91	MG	6	1950	1/1	0.95	0.57	-	54,54,54,54	0
91	MG	5	4070	1/1	0.98	0.22	-	63,63,63,63	0
91	MG	5	3474	1/1	0.86	0.27	-	62,62,62,62	0
91	MG	5	3837	1/1	0.94	0.64	-	43,43,43,43	0
91	MG	1	3942	1/1	0.85	0.18	-	74,74,74,74	1
91	MG	5	3648	1/1	0.81	0.52	-	66,66,66,66	0
92	OHX	5	4329	7/7	0.97	0.27	-	76,76,76,76	7
91	MG	5	4069	1/1	0.41	0.34	-	77,77,77,77	0
92	OHX	5	4475	7/7	0.87	0.25	-	79,79,79,79	7
91	MG	1	3736	1/1	0.46	0.34	-	88,88,88,88	0
91	MG	1	3641	1/1	0.60	0.43	-	66,66,66,66	0
91	MG	1	3635	1/1	0.85	0.30	-	58,58,58,58	0
92	OHX	1	4417	7/7	0.72	0.29	-	143,143,143,143	7
91	MG	5	3563	1/1	0.97	0.68	-	46,46,46,46	0
91	MG	c6	203	1/1	0.79	0.42	-	108,108,108,108	0
91	MG	5	3636	1/1	0.92	0.50	-	56,56,56,56	0
91	MG	1	3944	1/1	0.93	0.51	-	104,104,104,104	0
91	MG	1	3835	1/1	0.85	0.35	-	68,68,68,68	0
92	OHX	5	4324	7/7	0.98	0.35	-	75,75,75,75	7
91	MG	5	3784	1/1	0.72	0.45	-	71,71,71,71	0
91	MG	6	1948	1/1	0.85	0.48	-	53,53,53,53	0
91	MG	5	3529	1/1	0.82	0.55	-	38,38,38,38	0
92	OHX	1	4388	7/7	0.95	0.36	-	65,65,65,65	7
91	MG	6	2049	1/1	0.62	0.25	-	71,71,71,71	0
91	MG	1	3671	1/1	0.75	0.70	-	112,112,112,112	0
92	OHX	2	2225	7/7	0.91	0.26	-	80,80,80,80	7
91	MG	5	4132	1/1	0.91	0.30	-	57,57,57,57	1
91	MG	8	215	1/1	0.82	0.71	-	53,53,53,53	1
91	MG	2	2003	1/1	0.94	0.59	-	77,77,77,77	0
91	MG	5	3682	1/1	0.84	0.31	-	60,60,60,60	0
91	MG	1	4076	1/1	0.42	0.70	-	55,55,55,55	1
91	MG	O7	103	1/1	0.88	0.26	-	84,84,84,84	0
92	OHX	1	4155	7/7	0.99	0.22	-	87,87,87,87	7
91	MG	1	4061	1/1	1.00	0.28	-	73,73,73,73	0
93	ZN	D7	101	1/1	0.79	0.39	-	159,159,159,159	0

Continued on next page...

Continued from previous page...

Mol	Type	Chain	Res	Atoms	RSCC	RSR	LLDF	B-factors(\AA^2)	Q<0.9
91	MG	1	3795	1/1	0.89	0.20	-	64,64,64,64	0
91	MG	5	3988	1/1	0.96	0.30	-	65,65,65,65	0
92	OHX	6	2307	7/7	0.86	0.32	-	86,86,86,86	7
92	OHX	1	4497	7/7	0.89	0.35	-	67,67,67,67	7
91	MG	1	4036	1/1	0.96	0.15	-	68,68,68,68	0
92	OHX	5	4350	7/7	0.95	0.28	-	72,72,72,72	7
91	MG	5	4007	1/1	0.48	0.69	-	77,77,77,77	0
91	MG	3	210	1/1	0.99	0.34	-	64,64,64,64	0
91	MG	N3	203	1/1	0.81	0.39	-	80,80,80,80	0
91	MG	6	2096	1/1	0.74	0.44	-	65,65,65,65	0
91	MG	1	3806	1/1	0.84	0.34	-	65,65,65,65	0
91	MG	1	3405	1/1	0.93	0.47	-	62,62,62,62	0
91	MG	5	3780	1/1	0.74	0.34	-	53,53,53,53	0
91	MG	6	1952	1/1	0.93	0.58	-	73,73,73,73	0
91	MG	1	3577	1/1	0.96	0.83	-	51,51,51,51	0
91	MG	5	4127	1/1	0.83	0.35	-	54,54,54,54	1
92	OHX	7	232	7/7	0.99	0.25	-	58,58,58,58	7
92	OHX	8	225	7/7	0.96	0.24	-	99,99,99,99	7
91	MG	M9	202	1/1	0.81	0.31	-	84,84,84,84	0
91	MG	1	3615	1/1	0.96	0.33	-	55,55,55,55	0
91	MG	M9	203	1/1	0.94	0.80	-	79,79,79,79	1
91	MG	1	3443	1/1	0.93	0.40	-	77,77,77,77	0
91	MG	6	2059	1/1	0.91	0.22	-	70,70,70,70	0
92	OHX	5	4249	7/7	0.97	0.19	-	76,76,76,76	7
91	MG	2	1976	1/1	0.14	0.25	-	101,101,101,101	0
92	OHX	1	4268	7/7	0.96	0.36	-	123,123,123,123	7
91	MG	2	2005	1/1	0.38	0.50	-	131,131,131,131	0
92	OHX	1	4193	7/7	0.97	0.26	-	92,92,92,92	7
91	MG	1	3933	1/1	0.72	0.30	-	56,56,56,56	1
91	MG	2	1921	1/1	0.96	0.55	-	70,70,70,70	0
91	MG	6	2103	1/1	0.97	0.16	-	91,91,91,91	0
91	MG	1	3813	1/1	0.90	0.83	-	54,54,54,54	0
91	MG	5	3617	1/1	0.82	0.59	-	50,50,50,50	0
91	MG	1	4037	1/1	0.98	0.59	-	69,69,69,69	1
91	MG	5	3772	1/1	0.92	0.28	-	58,58,58,58	1
91	MG	1	3893	1/1	0.76	0.31	-	82,82,82,82	0
91	MG	1	3665	1/1	0.62	0.79	-	67,67,67,67	0
91	MG	1	3551	1/1	0.82	0.73	-	67,67,67,67	0
92	OHX	5	4560	7/7	0.95	0.25	-	75,75,75,75	7
91	MG	1	3801	1/1	0.83	0.41	-	53,53,53,53	0
91	MG	5	3774	1/1	0.87	0.30	-	54,54,54,54	0
91	MG	1	3953	1/1	0.80	0.80	-	77,77,77,77	0

Continued on next page...

Continued from previous page...

Mol	Type	Chain	Res	Atoms	RSCC	RSR	LLDF	B-factors(\AA^2)	Q<0.9
92	OHX	5	4512	7/7	0.82	0.36	-	75,75,75,75	7
92	OHX	5	4438	7/7	0.95	0.11	-	133,133,133,133	7
91	MG	6	2040	1/1	0.99	0.28	-	69,69,69,69	0
92	OHX	1	4475	7/7	0.89	0.28	-	61,61,61,61	7
91	MG	1	3853	1/1	0.75	0.33	-	56,56,56,56	0
92	OHX	1	4313	7/7	0.96	0.27	-	67,67,67,67	7
91	MG	1	4077	1/1	0.68	0.48	-	83,83,83,83	1
91	MG	1	3455	1/1	0.94	0.76	-	56,56,56,56	0
91	MG	6	1992	1/1	0.44	0.39	-	106,106,106,106	0
91	MG	2	2015	1/1	0.89	1.31	-	74,74,74,74	1
91	MG	1	3525	1/1	0.87	0.51	-	53,53,53,53	0
92	OHX	5	4433	7/7	0.94	0.73	-	59,59,59,59	7
91	MG	5	4035	1/1	0.79	0.30	-	62,62,62,62	0
92	OHX	2	2201	7/7	0.92	0.19	-	127,127,127,127	7
91	MG	1	4084	1/1	0.63	0.40	-	73,73,73,73	0
91	MG	1	3549	1/1	0.95	0.27	-	56,56,56,56	0
91	MG	6	2067	1/1	0.91	0.82	-	80,80,80,80	1
92	OHX	5	4497	7/7	0.91	0.25	-	85,85,85,85	7
91	MG	8	204	1/1	0.86	0.25	-	67,67,67,67	0
91	MG	5	3660	1/1	0.88	0.40	-	53,53,53,53	0
91	MG	1	4082	1/1	0.29	0.94	-	64,64,64,64	1
92	OHX	5	4264	7/7	0.96	0.26	-	80,80,80,80	7
91	MG	M5	301	1/1	0.95	0.28	-	55,55,55,55	0
91	MG	5	3502	1/1	0.80	0.23	-	62,62,62,62	0
92	OHX	1	4454	7/7	0.95	0.20	-	98,98,98,98	7
91	MG	1	4046	1/1	0.93	0.50	-	59,59,59,59	1
91	MG	2	2041	1/1	0.97	0.30	-	84,84,84,84	0
91	MG	6	2021	1/1	0.79	0.18	-	75,75,75,75	0
91	MG	6	2088	1/1	0.66	0.91	-	87,87,87,87	0
91	MG	5	3549	1/1	0.95	0.40	-	53,53,53,53	0
91	MG	1	4079	1/1	0.87	0.57	-	74,74,74,74	0
91	MG	5	3558	1/1	0.93	0.35	-	56,56,56,56	0
91	MG	1	3982	1/1	0.85	1.09	-	46,46,46,46	1
91	MG	5	3453	1/1	0.87	0.37	-	73,73,73,73	0
92	OHX	6	2303	7/7	0.91	0.36	-	88,88,88,88	7
91	MG	6	1907	1/1	0.95	0.42	-	65,65,65,65	0
91	MG	D3	201	1/1	0.73	0.52	-	75,75,75,75	0
91	MG	5	4122	1/1	0.97	0.65	-	44,44,44,44	1
91	MG	m4	201	1/1	0.80	0.35	-	68,68,68,68	0
91	MG	1	3837	1/1	0.88	0.36	-	59,59,59,59	1
91	MG	1	3506	1/1	0.97	0.56	-	55,55,55,55	0
92	OHX	2	2172	7/7	0.97	0.24	-	102,102,102,102	7

Continued on next page...

Continued from previous page...

Mol	Type	Chain	Res	Atoms	RSCC	RSR	LLDF	B-factors(\AA^2)	Q<0.9
91	MG	1	3877	1/1	0.91	0.34	-	53,53,53,53	1
91	MG	1	3962	1/1	0.64	0.60	-	56,56,56,56	0
91	MG	L3	406	1/1	0.94	0.26	-	65,65,65,65	1
92	OHX	5	4224	7/7	0.98	0.18	-	73,73,73,73	7
91	MG	6	2058	1/1	0.73	0.57	-	64,64,64,64	0
91	MG	5	3968	1/1	0.99	0.11	-	53,53,53,53	1
91	MG	6	2006	1/1	0.97	0.26	-	69,69,69,69	0
92	OHX	1	4426	7/7	0.87	0.21	-	119,119,119,119	7
92	OHX	6	2336	7/7	0.61	0.46	-	94,94,94,94	7
91	MG	l5	304	1/1	0.74	0.24	-	77,77,77,77	0
91	MG	5	3768	1/1	0.67	0.71	-	79,79,79,79	0
91	MG	5	4131	1/1	0.93	0.20	-	64,64,64,64	0
91	MG	5	3836	1/1	0.87	0.56	-	62,62,62,62	0
91	MG	1	3713	1/1	0.89	0.35	-	66,66,66,66	0
91	MG	5	3692	1/1	0.95	0.26	-	62,62,62,62	0
91	MG	s8	304	1/1	0.54	0.32	-	74,74,74,74	0
91	MG	5	4136	1/1	0.91	0.25	-	59,59,59,59	0
92	OHX	5	4525	7/7	0.94	0.22	-	81,81,81,81	7
91	MG	2	2056	1/1	0.94	0.20	-	88,88,88,88	0
92	OHX	1	4408	7/7	0.93	0.31	-	91,91,91,91	7
91	MG	1	3624	1/1	0.90	0.35	-	61,61,61,61	0
92	OHX	5	4278	7/7	0.98	0.34	-	65,65,65,65	7
91	MG	5	3917	1/1	0.75	0.46	-	50,50,50,50	0
92	OHX	1	4482	7/7	0.96	0.16	-	153,153,153,153	7
91	MG	6	2043	1/1	0.71	0.65	-	83,83,83,83	0
91	MG	1	3908	1/1	0.90	0.81	-	49,49,49,49	1
91	MG	1	4032	1/1	0.93	0.25	-	58,58,58,58	1
91	MG	1	3589	1/1	0.85	0.36	-	42,42,42,42	0
92	OHX	1	4401	7/7	0.96	0.27	-	75,75,75,75	7
91	MG	1	3650	1/1	0.90	0.26	-	65,65,65,65	0
91	MG	1	3535	1/1	0.93	0.27	-	47,47,47,47	0
92	OHX	6	2298	7/7	0.88	0.24	-	162,162,162,162	7
91	MG	5	3749	1/1	0.89	0.25	-	61,61,61,61	0
91	MG	6	1925	1/1	0.91	0.26	-	88,88,88,88	0
91	MG	1	3897	1/1	0.95	0.27	-	56,56,56,56	1
91	MG	6	2098	1/1	0.91	0.38	-	68,68,68,68	1
91	MG	1	3849	1/1	0.84	0.40	-	57,57,57,57	0
91	MG	3	214	1/1	0.69	0.28	-	80,80,80,80	0
91	MG	7	212	1/1	0.92	0.11	-	69,69,69,69	0
91	MG	1	3711	1/1	0.97	0.49	-	51,51,51,51	0
91	MG	5	3482	1/1	0.98	0.26	-	56,56,56,56	0
91	MG	Q2	502	1/1	0.86	0.17	-	80,80,80,80	0

Continued on next page...

Continued from previous page...

Mol	Type	Chain	Res	Atoms	RSCC	RSR	LLDF	B-factors(\AA^2)	Q<0.9
92	OHX	1	4463	7/7	0.79	0.45	-	77,77,77,77	7
91	MG	1	3758	1/1	0.93	0.31	-	66,66,66,66	0
91	MG	6	2113	1/1	0.97	0.32	-	86,86,86,86	0
91	MG	1	3868	1/1	0.71	0.56	-	51,51,51,51	0
92	OHX	2	2136	7/7	0.96	0.41	-	87,87,87,87	7
91	MG	1	3513	1/1	0.97	0.41	-	45,45,45,45	0
92	OHX	2	2097	7/7	0.99	0.23	-	76,76,76,76	7
92	OHX	5	4527	7/7	0.92	0.25	-	94,94,94,94	7
92	OHX	1	4209	7/7	0.97	0.20	-	80,80,80,80	7
92	OHX	5	4431	7/7	0.85	0.49	-	80,80,80,80	7
91	MG	1	3451	1/1	0.93	0.51	-	50,50,50,50	0
91	MG	6	2137	1/1	0.79	0.86	-	71,71,71,71	1
91	MG	1	3948	1/1	0.88	0.38	-	63,63,63,63	1
91	MG	1	3606	1/1	0.97	0.64	-	42,42,42,42	0
91	MG	2	2013	1/1	0.55	0.54	-	90,90,90,90	0
91	MG	19	201	1/1	0.88	0.33	-	58,58,58,58	0
91	MG	2	2055	1/1	0.40	0.74	-	123,123,123,123	0
91	MG	5	3975	1/1	0.82	0.63	-	81,81,81,81	0
91	MG	1	3685	1/1	0.20	0.40	-	58,58,58,58	1
91	MG	1	3679	1/1	0.94	0.60	-	55,55,55,55	0
92	OHX	6	2295	7/7	0.95	0.48	-	75,75,75,75	7
92	OHX	5	4528	7/7	0.75	0.47	-	51,51,51,51	7
91	MG	2	2040	1/1	0.88	0.12	-	97,97,97,97	0
91	MG	5	3446	1/1	0.94	0.41	-	45,45,45,45	0
91	MG	5	3960	1/1	0.94	0.27	-	55,55,55,55	0
91	MG	1	3699	1/1	0.88	0.42	-	65,65,65,65	0
92	OHX	5	4449	7/7	0.93	0.33	-	61,61,61,61	7
91	MG	5	3664	1/1	0.76	0.61	-	54,54,54,54	1
92	OHX	5	4209	7/7	0.99	0.27	-	79,79,79,79	7
91	MG	5	3856	1/1	0.88	0.52	-	49,49,49,49	1
91	MG	6	1968	1/1	0.94	0.52	-	100,100,100,100	0
91	MG	6	2030	1/1	0.90	0.85	-	71,71,71,71	0
92	OHX	1	4309	7/7	0.96	0.37	-	83,83,83,83	7
91	MG	5	4000	1/1	0.69	0.34	-	51,51,51,51	1
91	MG	3	207	1/1	0.92	0.49	-	75,75,75,75	0
91	MG	1	3644	1/1	0.72	0.68	-	57,57,57,57	0
91	MG	5	4121	1/1	0.87	0.48	-	52,52,52,52	0
92	OHX	2	2163	7/7	0.96	0.17	-	100,100,100,100	7
91	MG	5	4015	1/1	0.94	0.67	-	58,58,58,58	1
91	MG	5	3602	1/1	0.97	0.67	-	46,46,46,46	0
91	MG	N8	203	1/1	0.95	0.35	-	46,46,46,46	0
91	MG	8	212	1/1	0.93	0.47	-	70,70,70,70	0

Continued on next page...

Continued from previous page...

Mol	Type	Chain	Res	Atoms	RSCC	RSR	LLDF	B-factors(\AA^2)	Q<0.9
91	MG	1	3782	1/1	0.88	0.24	-	70,70,70,70	0
91	MG	5	3739	1/1	0.81	0.37	-	64,64,64,64	0
92	OHX	2	2187	7/7	0.89	0.40	-	118,118,118,118	7
92	OHX	1	4438	7/7	0.90	0.49	-	81,81,81,81	7
91	MG	1	3894	1/1	0.78	0.21	-	135,135,135,135	0
92	OHX	5	4397	7/7	0.82	0.29	-	88,88,88,88	7
91	MG	7	217	1/1	0.88	0.29	-	55,55,55,55	1
91	MG	6	2080	1/1	0.98	0.13	-	80,80,80,80	1
91	MG	6	2085	1/1	0.82	0.52	-	67,67,67,67	1
91	MG	1	3775	1/1	0.99	0.26	-	60,60,60,60	0
92	OHX	6	2145	7/7	0.98	0.19	-	89,89,89,89	7
91	MG	1	3830	1/1	0.50	0.30	-	85,85,85,85	0
91	MG	1	3476	1/1	0.98	0.27	-	83,83,83,83	0
91	MG	5	3866	1/1	0.98	0.25	-	55,55,55,55	1
91	MG	4	207	1/1	0.93	0.60	-	51,51,51,51	0
91	MG	1	3994	1/1	0.87	0.30	-	60,60,60,60	1
91	MG	5	3504	1/1	0.95	0.20	-	51,51,51,51	0
91	MG	5	4151	1/1	0.72	0.47	-	68,68,68,68	0
92	OHX	6	2178	7/7	0.98	0.30	-	79,79,79,79	7
91	MG	1	3820	1/1	0.88	0.80	-	61,61,61,61	0
91	MG	1	3524	1/1	0.97	0.69	-	47,47,47,47	0
91	MG	2	1993	1/1	0.76	0.48	-	87,87,87,87	0
92	OHX	5	4559	7/7	0.94	0.27	-	100,100,100,100	7
91	MG	M3	204	1/1	0.84	0.80	-	114,114,114,114	0
91	MG	1	3866	1/1	0.77	0.27	-	73,73,73,73	0
91	MG	6	1922	1/1	0.95	0.42	-	61,61,61,61	0
92	OHX	c3	201	7/7	0.92	0.32	-	100,100,100,100	7
91	MG	5	3695	1/1	0.82	0.40	-	58,58,58,58	0
92	OHX	1	4248	7/7	0.98	0.29	-	83,83,83,83	7
91	MG	2	1929	1/1	0.92	0.53	-	103,103,103,103	0
91	MG	5	3701	1/1	0.85	0.74	-	58,58,58,58	0
92	OHX	1	4154	7/7	0.99	0.22	-	70,70,70,70	7
91	MG	5	3477	1/1	0.96	0.25	-	72,72,72,72	0
91	MG	2	1978	1/1	0.78	0.34	-	101,101,101,101	0
92	OHX	5	4504	7/7	0.93	0.56	-	69,69,69,69	7
91	MG	1	3907	1/1	0.99	0.29	-	70,70,70,70	0
91	MG	l5	305	1/1	0.84	0.10	-	79,79,79,79	0
92	OHX	5	4413	7/7	0.85	0.33	-	72,72,72,72	7
92	OHX	6	2248	7/7	0.89	0.42	-	97,97,97,97	7
91	MG	l8	301	1/1	0.67	0.60	-	87,87,87,87	0
91	MG	1	3509	1/1	0.90	0.43	-	67,67,67,67	0
92	OHX	A	101	7/7	0.93	0.35	-	112,112,112,112	7

Continued on next page...

Continued from previous page...

Mol	Type	Chain	Res	Atoms	RSCC	RSR	LLDF	B-factors(\AA^2)	Q<0.9
91	MG	5	4046	1/1	0.95	0.30	-	51,51,51,51	0
92	OHX	1	4495	7/7	0.94	0.29	-	77,77,77,77	7
91	MG	5	3680	1/1	0.90	0.30	-	70,70,70,70	0
91	MG	1	4016	1/1	0.93	0.29	-	63,63,63,63	0
92	OHX	5	4463	7/7	0.93	0.23	-	97,97,97,97	7
91	MG	5	3434	1/1	0.81	0.48	-	50,50,50,50	1
91	MG	6	2065	1/1	0.61	0.66	-	60,60,60,60	0
91	MG	1	3467	1/1	0.91	0.50	-	63,63,63,63	0
91	MG	5	4039	1/1	0.95	0.28	-	51,51,51,51	1
91	MG	5	4106	1/1	0.54	0.52	-	49,49,49,49	1
91	MG	5	3778	1/1	0.95	0.41	-	51,51,51,51	1
91	MG	5	3548	1/1	0.93	0.69	-	43,43,43,43	0
92	OHX	6	2288	7/7	0.89	0.33	-	72,72,72,72	7
91	MG	5	3639	1/1	0.95	0.52	-	51,51,51,51	0
91	MG	5	3820	1/1	0.88	0.48	-	52,52,52,52	1
91	MG	1	3737	1/1	0.83	0.28	-	87,87,87,87	0
91	MG	1	3666	1/1	0.91	0.94	-	62,62,62,62	0
91	MG	5	3893	1/1	0.87	0.43	-	50,50,50,50	1
91	MG	1	3426	1/1	0.93	0.70	-	62,62,62,62	0
91	MG	5	4146	1/1	0.84	0.40	-	63,63,63,63	0
91	MG	1	4060	1/1	0.94	0.51	-	71,71,71,71	0
92	OHX	1	4356	7/7	0.94	0.45	-	74,74,74,74	7
91	MG	5	3723	1/1	0.89	0.37	-	78,78,78,78	0
91	MG	5	3738	1/1	0.78	0.33	-	66,66,66,66	0
91	MG	2	1964	1/1	0.69	0.92	-	75,75,75,75	0
91	MG	5	3544	1/1	0.90	0.58	-	47,47,47,47	0
92	OHX	6	2144	7/7	0.98	0.20	-	87,87,87,87	7
92	OHX	5	4498	7/7	0.89	0.63	-	74,74,74,74	7
91	MG	5	3676	1/1	0.64	0.68	-	86,86,86,86	0
91	MG	5	3791	1/1	0.87	0.18	-	66,66,66,66	0
92	OHX	1	4372	7/7	0.95	0.34	-	67,67,67,67	7
91	MG	2	2026	1/1	0.69	0.46	-	101,101,101,101	0
91	MG	5	3531	1/1	0.86	0.62	-	50,50,50,50	0
91	MG	5	3941	1/1	0.66	0.29	-	86,86,86,86	0
92	OHX	2	2120	7/7	0.96	0.10	-	134,134,134,134	7
92	OHX	5	4315	7/7	0.94	0.31	-	93,93,93,93	7
91	MG	1	3869	1/1	0.72	0.61	-	58,58,58,58	0
91	MG	5	3843	1/1	0.94	0.47	-	54,54,54,54	0
91	MG	1	3484	1/1	0.52	0.50	-	60,60,60,60	1
91	MG	1	3724	1/1	0.89	0.36	-	50,50,50,50	0
91	MG	1	3591	1/1	0.84	0.46	-	57,57,57,57	0
91	MG	5	3840	1/1	0.67	0.44	-	69,69,69,69	1

Continued on next page...

Continued from previous page...

Mol	Type	Chain	Res	Atoms	RSCC	RSR	LLDF	B-factors(\AA^2)	Q<0.9
91	MG	5	3907	1/1	0.91	0.22	-	83,83,83,83	0
91	MG	5	3732	1/1	0.88	0.48	-	70,70,70,70	1
91	MG	5	3439	1/1	0.83	0.35	-	50,50,50,50	0
91	MG	5	4098	1/1	0.90	0.56	-	74,74,74,74	0
91	MG	1	3593	1/1	0.82	0.57	-	46,46,46,46	0
92	OHX	1	4328	7/7	0.95	0.28	-	86,86,86,86	7
91	MG	5	4123	1/1	0.98	0.49	-	49,49,49,49	1
91	MG	5	3480	1/1	0.92	0.35	-	53,53,53,53	0
91	MG	1	3765	1/1	0.97	0.81	-	69,69,69,69	1
91	MG	5	3905	1/1	0.92	0.96	-	49,49,49,49	1
92	OHX	6	2239	7/7	0.95	0.20	-	82,82,82,82	7
91	MG	4	215	1/1	0.94	0.60	-	77,77,77,77	0
91	MG	5	3675	1/1	0.93	0.37	-	71,71,71,71	0
91	MG	2	2006	1/1	0.98	0.37	-	96,96,96,96	0
91	MG	2	1988	1/1	0.78	0.35	-	77,77,77,77	0
91	MG	6	1949	1/1	0.89	0.52	-	91,91,91,91	0
91	MG	1	3611	1/1	0.94	0.24	-	57,57,57,57	0
91	MG	1	3725	1/1	0.83	0.41	-	57,57,57,57	0
91	MG	5	3452	1/1	0.78	0.69	-	52,52,52,52	0
92	OHX	5	4321	7/7	0.96	0.13	-	119,119,119,119	7
91	MG	6	2073	1/1	0.93	0.33	-	73,73,73,73	0
91	MG	5	3619	1/1	0.89	0.44	-	76,76,76,76	0
91	MG	5	3746	1/1	0.84	0.29	-	67,67,67,67	0
91	MG	l9	203	1/1	0.49	0.47	-	55,55,55,55	1
91	MG	q1	101	1/1	0.51	0.71	-	63,63,63,63	0
91	MG	2	2038	1/1	0.22	0.46	-	134,134,134,134	0
91	MG	1	3804	1/1	0.91	0.65	-	49,49,49,49	0
91	MG	5	3916	1/1	0.95	0.28	-	51,51,51,51	0
91	MG	4	230	1/1	0.83	0.74	-	52,52,52,52	1
91	MG	1	3846	1/1	0.76	0.35	-	51,51,51,51	0
91	MG	1	3916	1/1	0.64	0.17	-	89,89,89,89	0
91	MG	5	3588	1/1	0.94	0.53	-	51,51,51,51	0
92	OHX	6	2324	7/7	0.94	0.25	-	99,99,99,99	7
91	MG	5	3712	1/1	0.86	0.38	-	48,48,48,48	1
91	MG	5	3551	1/1	0.95	0.49	-	40,40,40,40	0
91	MG	1	3991	1/1	0.87	0.31	-	71,71,71,71	0
92	OHX	5	4460	7/7	0.82	0.40	-	98,98,98,98	7
91	MG	5	3505	1/1	0.98	0.46	-	47,47,47,47	0
91	MG	5	3655	1/1	0.79	0.36	-	99,99,99,99	0
91	MG	5	3912	1/1	0.94	0.15	-	89,89,89,89	0
91	MG	1	4506	1/1	0.85	0.32	-	60,60,60,60	0
92	OHX	2	2139	7/7	0.96	0.31	-	93,93,93,93	7

Continued on next page...

Continued from previous page...

Mol	Type	Chain	Res	Atoms	RSCC	RSR	LLDF	B-factors(\AA^2)	Q<0.9
91	MG	6	2069	1/1	0.69	0.77	-	59,59,59,59	0
92	OHX	5	4300	7/7	0.97	0.36	-	65,65,65,65	7
91	MG	1	3875	1/1	0.50	0.47	-	65,65,65,65	0
91	MG	2	1999	1/1	0.73	0.48	-	115,115,115,115	0
92	OHX	1	4437	7/7	0.90	0.32	-	105,105,105,105	7
91	MG	5	3967	1/1	0.76	0.32	-	61,61,61,61	0
92	OHX	5	4486	7/7	0.93	0.23	-	108,108,108,108	7
91	MG	1	3998	1/1	0.65	1.58	-	53,53,53,53	1
91	MG	5	3880	1/1	0.83	0.43	-	111,111,111,111	0
91	MG	1	3510	1/1	0.77	0.61	-	92,92,92,92	0
91	MG	1	3882	1/1	0.69	0.50	-	55,55,55,55	1
91	MG	5	3715	1/1	0.76	0.41	-	67,67,67,67	0
92	OHX	5	4223	7/7	0.99	0.27	-	70,70,70,70	7
91	MG	5	4041	1/1	0.99	0.23	-	76,76,76,76	0
91	MG	1	3827	1/1	0.68	0.30	-	69,69,69,69	0
91	MG	6	2130	1/1	0.90	0.41	-	91,91,91,91	0
91	MG	1	3449	1/1	0.91	0.40	-	47,47,47,47	0
92	OHX	6	2273	7/7	0.91	0.22	-	90,90,90,90	7
91	MG	5	4054	1/1	0.54	0.49	-	71,71,71,71	0
92	OHX	1	4195	7/7	0.98	0.28	-	71,71,71,71	7
91	MG	07	101	1/1	0.96	0.26	-	52,52,52,52	0
91	MG	1	3832	1/1	0.86	0.36	-	57,57,57,57	0
92	OHX	5	4349	7/7	0.95	0.23	-	72,72,72,72	7
91	MG	5	4071	1/1	0.80	0.30	-	52,52,52,52	1
92	OHX	1	4403	7/7	0.94	0.41	-	70,70,70,70	7
91	MG	5	3491	1/1	0.90	0.47	-	92,92,92,92	0
92	OHX	2	2207	7/7	0.92	0.24	-	113,113,113,113	7
92	OHX	2	2240	7/7	0.96	0.21	-	104,104,104,104	7
92	OHX	2	2224	7/7	0.81	0.14	-	164,164,164,164	7
92	OHX	6	2287	7/7	0.88	0.29	-	85,85,85,85	7
91	MG	1	3559	1/1	0.92	0.56	-	53,53,53,53	0
91	MG	5	3460	1/1	0.92	0.64	-	48,48,48,48	0
91	MG	5	3878	1/1	0.97	0.21	-	61,61,61,61	0
91	MG	1	3578	1/1	0.98	0.60	-	42,42,42,42	0
91	MG	1	3544	1/1	0.84	0.62	-	48,48,48,48	0
92	OHX	6	2265	7/7	0.86	0.21	-	132,132,132,132	7
91	MG	5	3437	1/1	0.81	0.36	-	93,93,93,93	0
92	OHX	6	2226	7/7	0.94	0.27	-	105,105,105,105	7
91	MG	1	3772	1/1	0.55	0.56	-	59,59,59,59	1
92	OHX	8	234	7/7	0.90	0.37	-	60,60,60,60	7
91	MG	7	223	1/1	0.83	0.45	-	77,77,77,77	0
91	MG	5	3534	1/1	0.90	0.52	-	51,51,51,51	0

Continued on next page...

Continued from previous page...

Mol	Type	Chain	Res	Atoms	RSCC	RSR	LLDF	B-factors(\AA^2)	Q<0.9
91	MG	5	3979	1/1	0.95	0.56	-	48,48,48,48	1
91	MG	4	219	1/1	0.89	0.46	-	76,76,76,76	0
92	OHX	2	2190	7/7	0.89	0.29	-	79,79,79,79	7
91	MG	5	3635	1/1	0.77	0.80	-	54,54,54,54	0
91	MG	5	4093	1/1	0.19	0.50	-	76,76,76,76	1
91	MG	5	3726	1/1	0.85	0.53	-	58,58,58,58	0
91	MG	1	3743	1/1	0.91	0.34	-	58,58,58,58	0
92	OHX	6	2245	7/7	0.93	0.20	-	100,100,100,100	7
92	OHX	1	4443	7/7	0.91	0.29	-	108,108,108,108	7
91	MG	5	3671	1/1	0.87	0.09	-	64,64,64,64	0
92	OHX	5	4563	7/7	0.71	0.27	-	174,174,174,174	7
91	MG	5	3981	1/1	0.85	0.57	-	56,56,56,56	1
91	MG	1	4087	1/1	0.81	0.21	-	71,71,71,71	0
91	MG	6	2089	1/1	0.62	0.26	-	77,77,77,77	1
91	MG	1	3707	1/1	0.87	0.41	-	56,56,56,56	0
91	MG	1	3814	1/1	0.42	0.33	-	73,73,73,73	0
91	MG	1	3741	1/1	0.78	0.55	-	69,69,69,69	0
91	MG	1	3460	1/1	0.84	0.73	-	67,67,67,67	0
92	OHX	1	4387	7/7	0.79	0.20	-	218,218,218,218	7
91	MG	5	3994	1/1	0.93	0.23	-	78,78,78,78	0
92	OHX	2	2206	7/7	0.87	0.33	-	98,98,98,98	7
91	MG	5	3462	1/1	0.95	0.75	-	49,49,49,49	0
91	MG	5	3863	1/1	-0.01	1.00	-	53,53,53,53	1
91	MG	14	402	1/1	0.79	0.54	-	60,60,60,60	0
92	OHX	1	4358	7/7	0.92	0.43	-	75,75,75,75	7
91	MG	1	3690	1/1	0.88	0.57	-	54,54,54,54	0
92	OHX	1	4362	7/7	0.92	0.35	-	64,64,64,64	7
91	MG	5	3700	1/1	0.89	0.32	-	75,75,75,75	0
92	OHX	1	4302	7/7	0.94	0.39	-	60,60,60,60	7
92	OHX	1	4366	7/7	0.96	0.42	-	78,78,78,78	7
91	MG	5	3824	1/1	0.92	0.38	-	67,67,67,67	0
91	MG	5	3573	1/1	0.93	0.42	-	43,43,43,43	0
92	OHX	6	2289	7/7	0.95	0.29	-	93,93,93,93	7
91	MG	5	3662	1/1	0.92	0.65	-	52,52,52,52	0
92	OHX	1	4414	7/7	0.92	0.29	-	112,112,112,112	7
91	MG	1	4039	1/1	0.89	0.22	-	95,95,95,95	0
91	MG	1	3514	1/1	0.94	0.82	-	54,54,54,54	0
92	OHX	6	2172	7/7	0.98	0.35	-	82,82,82,82	7
92	OHX	2	2174	7/7	0.96	0.24	-	83,83,83,83	7
91	MG	6	1987	1/1	0.97	0.34	-	67,67,67,67	0
91	MG	6	2075	1/1	0.97	0.21	-	107,107,107,107	0
91	MG	3	204	1/1	0.92	0.52	-	63,63,63,63	0

Continued on next page...

Continued from previous page...

Mol	Type	Chain	Res	Atoms	RSCC	RSR	LLDF	B-factors(\AA^2)	Q<0.9
91	MG	6	2139	1/1	0.66	0.58	-	212,212,212,212	0
92	OHX	1	4422	7/7	0.94	0.37	-	65,65,65,65	7
91	MG	2	1954	1/1	0.90	0.31	-	74,74,74,74	0
91	MG	6	1965	1/1	0.98	0.56	-	54,54,54,54	0
91	MG	5	3851	1/1	0.96	0.10	-	60,60,60,60	0
91	MG	1	3892	1/1	0.78	0.25	-	75,75,75,75	0
91	MG	5	4089	1/1	0.99	0.67	-	64,64,64,64	1
91	MG	6	2062	1/1	0.74	0.30	-	92,92,92,92	1
91	MG	1	3847	1/1	0.93	0.52	-	54,54,54,54	1
92	OHX	1	4174	7/7	0.99	0.20	-	74,74,74,74	7
91	MG	1	3728	1/1	0.56	0.33	-	64,64,64,64	0
91	MG	1	3855	1/1	0.95	0.16	-	78,78,78,78	0
92	OHX	5	4355	7/7	0.93	0.51	-	63,63,63,63	7
91	MG	6	2026	1/1	0.72	0.51	-	70,70,70,70	0
91	MG	1	4000	1/1	0.69	0.28	-	63,63,63,63	1
91	MG	1	3404	1/1	0.90	0.33	-	52,52,52,52	0
91	MG	6	2060	1/1	0.91	0.42	-	71,71,71,71	0
91	MG	1	3547	1/1	0.89	0.60	-	60,60,60,60	0
92	OHX	5	4444	7/7	0.93	0.29	-	66,66,66,66	7
91	MG	8	208	1/1	0.96	0.16	-	74,74,74,74	0
91	MG	6	2037	1/1	0.69	0.32	-	98,98,98,98	0
91	MG	1	3752	1/1	0.92	0.63	-	50,50,50,50	0
91	MG	1	3629	1/1	0.74	0.38	-	72,72,72,72	0
91	MG	2	2004	1/1	0.61	0.31	-	91,91,91,91	0
91	MG	6	1935	1/1	0.89	0.43	-	75,75,75,75	0
91	MG	1	3888	1/1	0.82	1.02	-	64,64,64,64	1
91	MG	4	206	1/1	0.95	0.52	-	71,71,71,71	0
92	OHX	5	4493	7/7	0.92	0.26	-	111,111,111,111	7
92	OHX	5	4545	7/7	0.95	0.19	-	73,73,73,73	7
91	MG	2	1975	1/1	0.81	0.66	-	79,79,79,79	0
92	OHX	1	4466	7/7	0.82	0.30	-	93,93,93,93	7
91	MG	6	2084	1/1	0.99	0.29	-	99,99,99,99	0
91	MG	1	3461	1/1	0.98	0.47	-	52,52,52,52	0
91	MG	1	4044	1/1	0.75	0.55	-	56,56,56,56	0
91	MG	5	3931	1/1	0.44	0.45	-	55,55,55,55	1
91	MG	6	2100	1/1	0.90	0.21	-	78,78,78,78	0
92	OHX	5	4202	7/7	0.99	0.27	-	59,59,59,59	7
92	OHX	6	2296	7/7	0.90	0.16	-	115,115,115,115	7
91	MG	5	3936	1/1	0.79	0.60	-	75,75,75,75	0
91	MG	5	4110	1/1	0.93	0.72	-	49,49,49,49	1
92	OHX	5	4303	7/7	0.97	0.27	-	79,79,79,79	7
91	MG	1	3819	1/1	0.94	0.15	-	70,70,70,70	0

Continued on next page...

Continued from previous page...

Mol	Type	Chain	Res	Atoms	RSCC	RSR	LLDF	B-factors(\AA^2)	Q<0.9
91	MG	1	3912	1/1	0.86	0.55	-	65,65,65,65	0
91	MG	2	2016	1/1	0.44	0.48	-	86,86,86,86	0
91	MG	8	213	1/1	0.96	0.50	-	62,62,62,62	0
91	MG	5	3891	1/1	0.71	0.61	-	83,83,83,83	0
91	MG	6	1985	1/1	0.61	0.30	-	90,90,90,90	0
91	MG	15	306	1/1	0.79	0.76	-	64,64,64,64	0
91	MG	5	3554	1/1	0.91	0.20	-	49,49,49,49	0
91	MG	6	1915	1/1	0.57	0.51	-	86,86,86,86	0
91	MG	6	2028	1/1	0.82	0.48	-	70,70,70,70	0
91	MG	5	3488	1/1	0.93	0.73	-	38,38,38,38	0
91	MG	1	3870	1/1	0.99	0.52	-	49,49,49,49	1
91	MG	5	3797	1/1	0.96	0.20	-	59,59,59,59	0
92	OHX	2	2094	7/7	0.97	0.29	-	92,92,92,92	7
91	MG	1	3555	1/1	0.92	0.45	-	50,50,50,50	0
91	MG	M5	306	1/1	0.69	0.80	-	52,52,52,52	1
92	OHX	6	2247	7/7	0.94	0.29	-	89,89,89,89	7
92	OHX	5	4326	7/7	0.96	0.30	-	79,79,79,79	7
92	OHX	6	2206	7/7	0.96	0.30	-	66,66,66,66	7
91	MG	5	3645	1/1	0.73	0.34	-	51,51,51,51	0
91	MG	5	3709	1/1	0.91	0.65	-	69,69,69,69	0
91	MG	5	3528	1/1	0.99	0.40	-	54,54,54,54	0
91	MG	3	201	1/1	0.92	0.32	-	92,92,92,92	0
91	MG	5	4075	1/1	0.96	0.36	-	60,60,60,60	0
91	MG	1	4011	1/1	0.91	0.27	-	58,58,58,58	0
91	MG	1	3616	1/1	0.89	0.38	-	59,59,59,59	0
91	MG	1	3950	1/1	0.67	0.23	-	82,82,82,82	0
92	OHX	1	4320	7/7	0.90	0.12	-	190,190,190,190	0
91	MG	5	3779	1/1	0.80	0.43	-	53,53,53,53	0
92	OHX	6	2268	7/7	0.90	0.30	-	78,78,78,78	7
91	MG	5	3459	1/1	0.91	0.28	-	58,58,58,58	0
91	MG	5	3647	1/1	0.94	0.30	-	68,68,68,68	0
92	OHX	5	4520	7/7	0.80	0.66	-	97,97,97,97	7
92	OHX	2	2149	7/7	0.92	0.29	-	112,112,112,112	7
91	MG	5	3631	1/1	0.90	0.49	-	47,47,47,47	0
91	MG	1	3567	1/1	0.95	0.59	-	54,54,54,54	0
91	MG	1	4028	1/1	0.96	0.27	-	69,69,69,69	0
91	MG	m1	201	1/1	0.79	0.38	-	80,80,80,80	0
91	MG	1	3889	1/1	0.79	0.42	-	69,69,69,69	0
92	OHX	1	4312	7/7	0.88	0.30	-	70,70,70,70	7
91	MG	5	3525	1/1	0.98	0.55	-	41,41,41,41	0
91	MG	5	3998	1/1	0.80	0.21	-	67,67,67,67	0
91	MG	1	3534	1/1	0.97	0.62	-	48,48,48,48	0

Continued on next page...

Continued from previous page...

Mol	Type	Chain	Res	Atoms	RSCC	RSR	LLDF	B-factors(\AA^2)	Q<0.9
91	MG	5	3982	1/1	0.78	0.41	-	64,64,64,64	0
91	MG	5	3621	1/1	0.78	0.41	-	67,67,67,67	0
91	MG	5	4094	1/1	0.81	0.28	-	68,68,68,68	0
92	OHX	2	2072	7/7	0.99	0.20	-	97,97,97,97	7
91	MG	1	3695	1/1	0.80	0.78	-	75,75,75,75	0
91	MG	5	4124	1/1	0.95	0.39	-	54,54,54,54	1
91	MG	5	3463	1/1	0.93	0.32	-	68,68,68,68	0
91	MG	5	4005	1/1	0.87	0.30	-	77,77,77,77	0
91	MG	5	3776	1/1	0.96	0.32	-	48,48,48,48	1
91	MG	5	3934	1/1	0.80	1.04	-	67,67,67,67	1
91	MG	5	3649	1/1	0.88	0.44	-	53,53,53,53	0
92	OHX	5	4243	7/7	0.98	0.30	-	59,59,59,59	7
92	OHX	8	236	7/7	0.89	0.40	-	91,91,91,91	7
91	MG	6	2015	1/1	0.95	0.30	-	87,87,87,87	0
91	MG	5	3698	1/1	0.95	0.68	-	61,61,61,61	0
91	MG	q3	502	1/1	0.89	0.38	-	71,71,71,71	0
91	MG	1	3857	1/1	0.74	0.48	-	60,60,60,60	0
91	MG	2	1968	1/1	0.72	0.35	-	78,78,78,78	0
91	MG	5	3587	1/1	0.98	0.58	-	44,44,44,44	0
91	MG	1	3965	1/1	0.92	0.82	-	48,48,48,48	1
91	MG	5	4012	1/1	0.99	0.20	-	62,62,62,62	0
92	OHX	2	2227	7/7	0.81	0.47	-	82,82,82,82	7
91	MG	5	3819	1/1	0.63	0.56	-	47,47,47,47	1
91	MG	1	3487	1/1	0.72	0.23	-	110,110,110,110	0
91	MG	5	3741	1/1	0.91	0.18	-	75,75,75,75	1
92	OHX	1	4134	7/7	0.98	0.27	-	66,66,66,66	7
91	MG	1	3706	1/1	0.94	0.40	-	63,63,63,63	0
91	MG	3	217	1/1	0.79	0.48	-	64,64,64,64	1
91	MG	6	2132	1/1	0.79	0.50	-	77,77,77,77	0
91	MG	1	3929	1/1	0.89	0.49	-	70,70,70,70	0
91	MG	5	4153	1/1	0.90	1.12	-	55,55,55,55	1
91	MG	5	4066	1/1	0.94	0.43	-	59,59,59,59	1
91	MG	3	209	1/1	0.63	0.13	-	85,85,85,85	0
91	MG	5	3704	1/1	0.88	0.21	-	58,58,58,58	0
91	MG	2	1908	1/1	0.94	0.28	-	90,90,90,90	0
91	MG	6	1966	1/1	0.95	0.52	-	95,95,95,95	0
92	OHX	8	226	7/7	0.96	0.25	-	86,86,86,86	7
91	MG	5	3818	1/1	0.96	0.23	-	47,47,47,47	1
91	MG	1	3681	1/1	0.82	0.74	-	87,87,87,87	0
91	MG	6	1942	1/1	0.95	0.39	-	54,54,54,54	0
92	OHX	8	239	7/7	0.98	0.26	-	87,87,87,87	7
91	MG	1	3403	1/1	0.92	0.82	-	65,65,65,65	0

Continued on next page...

Continued from previous page...

Mol	Type	Chain	Res	Atoms	RSCC	RSR	LLDF	B-factors(\AA^2)	Q<0.9
91	MG	1	3751	1/1	0.98	0.49	-	64,64,64,64	0
92	OHX	1	4478	7/7	0.89	0.22	-	112,112,112,112	7
91	MG	1	3452	1/1	0.94	0.56	-	59,59,59,59	0
91	MG	L8	301	1/1	0.60	0.38	-	83,83,83,83	0
91	MG	1	3949	1/1	0.80	0.54	-	66,66,66,66	1
91	MG	1	4017	1/1	0.92	0.88	-	53,53,53,53	1
91	MG	1	3542	1/1	0.98	0.54	-	46,46,46,46	0
91	MG	2	2031	1/1	0.90	0.34	-	82,82,82,82	0
91	MG	S2	301	1/1	0.92	0.57	-	76,76,76,76	0
92	OHX	1	4339	7/7	0.96	0.28	-	78,78,78,78	7
91	MG	2	2007	1/1	0.63	1.44	-	79,79,79,79	1
91	MG	5	3487	1/1	0.91	0.53	-	54,54,54,54	0
91	MG	1	3410	1/1	0.97	0.49	-	41,41,41,41	0
92	OHX	1	4445	7/7	0.92	0.31	-	72,72,72,72	7
91	MG	5	3416	1/1	0.92	0.52	-	49,49,49,49	0
91	MG	m5	302	1/1	0.81	0.27	-	66,66,66,66	0
91	MG	5	3755	1/1	0.87	0.59	-	56,56,56,56	0
92	OHX	5	4518	7/7	0.94	0.24	-	61,61,61,61	7
91	MG	1	3986	1/1	0.80	0.67	-	66,66,66,66	0
91	MG	5	3848	1/1	0.89	0.45	-	50,50,50,50	0
91	MG	6	1923	1/1	0.89	0.35	-	80,80,80,80	0
91	MG	1	3602	1/1	0.78	0.44	-	48,48,48,48	0
91	MG	D9	103	1/1	0.89	0.26	-	93,93,93,93	0
92	OHX	5	4382	7/7	0.95	0.56	-	63,63,63,63	7
91	MG	1	3478	1/1	0.97	0.45	-	62,62,62,62	1
91	MG	1	3693	1/1	0.74	0.48	-	68,68,68,68	0
91	MG	5	3653	1/1	0.79	0.84	-	65,65,65,65	0
91	MG	5	3599	1/1	0.91	0.50	-	43,43,43,43	0
91	MG	5	3845	1/1	0.86	0.44	-	68,68,68,68	0
91	MG	n9	102	1/1	0.81	0.19	-	68,68,68,68	0
91	MG	5	4084	1/1	0.87	0.32	-	52,52,52,52	1
91	MG	1	3761	1/1	0.81	0.93	-	59,59,59,59	0
91	MG	1	3961	1/1	0.62	0.25	-	82,82,82,82	0
91	MG	5	3457	1/1	0.95	0.60	-	53,53,53,53	0
91	MG	4	213	1/1	0.91	0.34	-	70,70,70,70	0
92	OHX	1	4382	7/7	0.96	0.23	-	71,71,71,71	7
92	OHX	6	2192	7/7	0.98	0.10	-	120,120,120,120	7
91	MG	2	2032	1/1	0.83	0.57	-	94,94,94,94	0
91	MG	M7	206	1/1	0.85	0.27	-	59,59,59,59	0
91	MG	6	2108	1/1	0.87	0.13	-	125,125,125,125	0
92	OHX	5	4274	7/7	0.98	0.29	-	71,71,71,71	7
91	MG	6	1988	1/1	0.87	0.15	-	96,96,96,96	0

Continued on next page...

Continued from previous page...

Mol	Type	Chain	Res	Atoms	RSCC	RSR	LLDF	B-factors(\AA^2)	Q<0.9
92	OHX	2	2102	7/7	0.97	0.22	-	106,106,106,106	7
91	MG	6	2077	1/1	0.58	0.33	-	111,111,111,111	0
91	MG	m6	205	1/1	0.98	0.15	-	54,54,54,54	0
91	MG	3	216	1/1	0.85	0.33	-	93,93,93,93	0
91	MG	6	1930	1/1	0.72	0.28	-	94,94,94,94	0
91	MG	6	2106	1/1	0.95	0.10	-	100,100,100,100	0
91	MG	5	3493	1/1	0.94	0.68	-	61,61,61,61	0
91	MG	5	4116	1/1	0.89	0.36	-	64,64,64,64	1
91	MG	1	4006	1/1	0.92	0.52	-	46,46,46,46	0
91	MG	5	3575	1/1	0.97	0.63	-	46,46,46,46	0
91	MG	5	3728	1/1	0.93	0.52	-	67,67,67,67	0
91	MG	5	3733	1/1	0.97	0.20	-	59,59,59,59	1
91	MG	3	215	1/1	0.81	0.20	-	90,90,90,90	0
91	MG	1	4034	1/1	0.96	0.58	-	50,50,50,50	1
91	MG	5	3852	1/1	0.93	0.35	-	52,52,52,52	1
91	MG	5	3763	1/1	0.91	0.31	-	79,79,79,79	0
91	MG	1	4008	1/1	0.74	0.59	-	54,54,54,54	1
91	MG	1	3779	1/1	0.71	0.49	-	55,55,55,55	0
91	MG	5	3906	1/1	0.86	0.25	-	56,56,56,56	1
92	OHX	1	4357	7/7	0.96	0.43	-	69,69,69,69	7
91	MG	5	4154	1/1	0.75	0.62	-	61,61,61,61	1
92	OHX	1	4368	7/7	0.94	0.61	-	86,86,86,86	7
92	OHX	6	2176	7/7	0.98	0.28	-	74,74,74,74	7
92	OHX	3	227	7/7	0.92	0.42	-	89,89,89,89	7
92	OHX	5	4567	7/7	0.91	0.28	-	100,100,100,100	7
92	OHX	6	2257	7/7	0.93	0.25	-	70,70,70,70	7
92	OHX	8	233	7/7	0.92	0.21	-	103,103,103,103	7
91	MG	6	2107	1/1	0.72	0.41	-	76,76,76,76	0
91	MG	6	1964	1/1	0.88	0.52	-	69,69,69,69	0
92	OHX	5	4290	7/7	0.97	0.39	-	59,59,59,59	7
91	MG	5	4149	1/1	0.81	0.37	-	49,49,49,49	1
91	MG	4	218	1/1	0.79	0.24	-	68,68,68,68	0
91	MG	1	3748	1/1	0.70	0.47	-	57,57,57,57	0
91	MG	1	4049	1/1	0.68	0.30	-	67,67,67,67	0
91	MG	5	3924	1/1	0.95	0.47	-	66,66,66,66	1
91	MG	2	2020	1/1	0.87	0.38	-	89,89,89,89	0
92	OHX	1	4336	7/7	0.97	0.39	-	70,70,70,70	7
91	MG	1	3604	1/1	0.94	0.61	-	47,47,47,47	0
91	MG	5	3933	1/1	0.82	0.44	-	76,76,76,76	0
92	OHX	2	2107	7/7	0.98	0.21	-	110,110,110,110	7
91	MG	1	4083	1/1	0.66	0.69	-	53,53,53,53	0
91	MG	5	3831	1/1	0.97	0.17	-	71,71,71,71	0

Continued on next page...

Continued from previous page...

Mol	Type	Chain	Res	Atoms	RSCC	RSR	LLDF	B-factors(\AA^2)	Q<0.9
91	MG	5	3553	1/1	0.95	0.56	-	51,51,51,51	0
91	MG	1	3499	1/1	0.77	0.31	-	62,62,62,62	0
91	MG	1	4067	1/1	0.87	0.67	-	70,70,70,70	0
91	MG	2	1980	1/1	0.88	0.14	-	104,104,104,104	1
92	OHX	5	4328	7/7	0.92	0.39	-	69,69,69,69	7
91	MG	2	1970	1/1	0.91	0.20	-	79,79,79,79	0
91	MG	5	3454	1/1	0.98	0.39	-	46,46,46,46	0
91	MG	q0	202	1/1	0.93	0.25	-	56,56,56,56	0
91	MG	5	3802	1/1	0.69	0.16	-	71,71,71,71	0
91	MG	M7	203	1/1	0.87	0.77	-	76,76,76,76	0
91	MG	m7	206	1/1	0.68	0.41	-	51,51,51,51	0
91	MG	2	2025	1/1	0.80	0.47	-	79,79,79,79	0
92	OHX	2	2099	7/7	0.95	0.27	-	118,118,118,118	7
91	MG	5	3758	1/1	0.98	0.34	-	55,55,55,55	0
91	MG	8	214	1/1	0.92	0.21	-	101,101,101,101	0
91	MG	d5	201	1/1	0.36	0.22	-	106,106,106,106	0
91	MG	5	3405	1/1	0.89	0.62	-	70,70,70,70	0
91	MG	5	3468	1/1	0.79	0.40	-	67,67,67,67	0
91	MG	1	3774	1/1	0.80	0.32	-	62,62,62,62	0
91	MG	1	3917	1/1	0.78	0.30	-	68,68,68,68	0
91	MG	2	1960	1/1	0.68	0.36	-	84,84,84,84	0
92	OHX	1	4318	7/7	0.97	0.13	-	86,86,86,86	7
91	MG	1	3719	1/1	0.74	0.52	-	59,59,59,59	0
91	MG	5	3689	1/1	0.93	0.49	-	61,61,61,61	0
91	MG	7	208	1/1	0.67	0.29	-	71,71,71,71	0
92	OHX	5	4178	7/7	0.99	0.25	-	68,68,68,68	7
91	MG	6	2025	1/1	0.77	0.17	-	97,97,97,97	0
91	MG	1	3988	1/1	0.82	0.65	-	48,48,48,48	1
91	MG	1	3925	1/1	0.98	0.41	-	52,52,52,52	1
91	MG	6	1902	1/1	0.86	0.12	-	78,78,78,78	0
91	MG	6	2128	1/1	0.85	0.48	-	89,89,89,89	0
91	MG	2	2057	1/1	0.33	0.54	-	113,113,113,113	0
91	MG	1	3958	1/1	0.78	0.37	-	56,56,56,56	1
91	MG	5	3913	1/1	0.82	0.43	-	75,75,75,75	0
91	MG	1	3531	1/1	0.84	0.42	-	59,59,59,59	0
91	MG	6	2034	1/1	0.91	0.36	-	103,103,103,103	0
92	OHX	6	2338	7/7	0.95	0.28	-	89,89,89,89	7
91	MG	2	1930	1/1	0.91	0.43	-	82,82,82,82	0
91	MG	1	3952	1/1	0.92	0.39	-	58,58,58,58	1
91	MG	5	3833	1/1	0.89	0.28	-	57,57,57,57	0
91	MG	8	206	1/1	0.76	0.31	-	63,63,63,63	0
91	MG	1	3918	1/1	0.78	0.23	-	88,88,88,88	0

Continued on next page...

Continued from previous page...

Mol	Type	Chain	Res	Atoms	RSCC	RSR	LLDF	B-factors(\AA^2)	Q<0.9
91	MG	1	3708	1/1	0.93	0.40	-	63,63,63,63	0
91	MG	1	3680	1/1	0.64	0.58	-	56,56,56,56	0
91	MG	S4	301	1/1	0.72	0.77	-	94,94,94,94	0
92	OHX	5	4390	7/7	0.94	0.27	-	66,66,66,66	7
91	MG	1	4096	1/1	0.88	0.42	-	62,62,62,62	0
91	MG	2	2023	1/1	0.72	0.70	-	98,98,98,98	0
91	MG	5	3596	1/1	0.94	0.81	-	42,42,42,42	0
91	MG	1	3880	1/1	0.72	0.31	-	115,115,115,115	0
92	OHX	5	4547	7/7	0.89	0.29	-	79,79,79,79	7
91	MG	5	3589	1/1	0.95	0.68	-	53,53,53,53	0
91	MG	5	3743	1/1	0.95	0.22	-	60,60,60,60	0
91	MG	1	3976	1/1	0.97	0.39	-	68,68,68,68	1
91	MG	5	3494	1/1	0.87	0.33	-	64,64,64,64	0
91	MG	2	1989	1/1	0.76	0.29	-	91,91,91,91	0
91	MG	6	1943	1/1	0.87	0.53	-	55,55,55,55	0
92	OHX	1	4460	7/7	0.92	0.58	-	60,60,60,60	7
91	MG	1	3756	1/1	0.84	0.36	-	60,60,60,60	1
91	MG	5	3919	1/1	0.88	1.16	-	53,53,53,53	1
91	MG	7	206	1/1	0.95	0.59	-	43,43,43,43	0
92	OHX	5	4469	7/7	0.80	0.38	-	88,88,88,88	7
91	MG	L4	405	1/1	0.88	0.50	-	51,51,51,51	0
91	MG	6	2135	1/1	0.91	1.43	-	72,72,72,72	1
92	OHX	5	4230	7/7	0.96	0.25	-	91,91,91,91	7
92	OHX	1	4325	7/7	0.93	0.13	-	124,124,124,124	7
91	MG	1	3909	1/1	0.94	0.37	-	57,57,57,57	1
91	MG	n8	203	1/1	0.84	0.45	-	51,51,51,51	0
92	OHX	5	4523	7/7	0.87	0.31	-	125,125,125,125	7
91	MG	5	4051	1/1	0.66	0.86	-	71,71,71,71	1
92	OHX	5	4516	7/7	0.92	0.19	-	82,82,82,82	7
91	MG	1	4026	1/1	0.79	0.44	-	58,58,58,58	0
92	OHX	1	4298	7/7	0.95	0.32	-	63,63,63,63	7
92	OHX	5	4276	7/7	0.97	0.22	-	97,97,97,97	7
91	MG	5	3868	1/1	0.98	0.27	-	54,54,54,54	0
91	MG	1	3521	1/1	0.89	0.43	-	43,43,43,43	0
91	MG	5	3944	1/1	0.73	0.58	-	53,53,53,53	0
91	MG	5	3445	1/1	0.99	0.58	-	47,47,47,47	0
91	MG	6	1993	1/1	0.60	0.28	-	91,91,91,91	0
91	MG	1	3935	1/1	0.79	0.36	-	56,56,56,56	1
91	MG	6	2031	1/1	0.95	0.49	-	82,82,82,82	1
91	MG	5	3440	1/1	0.67	0.52	-	63,63,63,63	0
91	MG	6	2003	1/1	0.77	0.67	-	97,97,97,97	0
92	OHX	5	4508	7/7	0.90	0.16	-	117,117,117,117	7

Continued on next page...

Continued from previous page...

Mol	Type	Chain	Res	Atoms	RSCC	RSR	LLDF	B-factors(\AA^2)	Q<0.9
91	MG	5	3886	1/1	0.95	0.22	-	80,80,80,80	0
91	MG	1	3848	1/1	0.97	0.21	-	83,83,83,83	0
91	MG	5	3455	1/1	0.89	0.26	-	52,52,52,52	0
92	OHX	5	4327	7/7	0.98	0.26	-	74,74,74,74	7
91	MG	1	4053	1/1	0.90	0.35	-	71,71,71,71	0
92	OHX	6	2329	7/7	0.93	0.25	-	89,89,89,89	7
91	MG	M7	205	1/1	0.78	0.40	-	56,56,56,56	0
91	MG	1	4042	1/1	0.86	1.09	-	67,67,67,67	1
92	OHX	m4	202	7/7	0.85	0.62	-	104,104,104,104	7
91	MG	2	2061	1/1	0.88	0.18	-	90,90,90,90	0
91	MG	5	4126	1/1	0.96	0.52	-	56,56,56,56	1
91	MG	1	3946	1/1	0.91	0.25	-	63,63,63,63	0
91	MG	1	3677	1/1	0.83	0.58	-	52,52,52,52	0
91	MG	3	202	1/1	0.81	0.33	-	62,62,62,62	0
91	MG	1	3465	1/1	0.82	0.69	-	51,51,51,51	0
91	MG	5	3622	1/1	0.96	0.47	-	45,45,45,45	0
91	MG	5	3971	1/1	0.69	0.51	-	65,65,65,65	0
91	MG	5	3972	1/1	0.87	0.52	-	133,133,133,133	0
92	OHX	5	4341	7/7	0.95	0.22	-	98,98,98,98	7
91	MG	1	3874	1/1	0.94	0.23	-	52,52,52,52	1
91	MG	4	205	1/1	0.84	0.56	-	62,62,62,62	0
91	MG	1	4035	1/1	0.90	0.43	-	62,62,62,62	1
91	MG	5	3938	1/1	0.96	0.79	-	64,64,64,64	0
92	OHX	1	4441	7/7	0.91	0.15	-	186,186,186,186	7
92	OHX	2	2218	7/7	0.94	0.12	-	111,111,111,111	7
91	MG	1	3481	1/1	0.91	0.39	-	69,69,69,69	0
91	MG	3	206	1/1	0.96	0.55	-	47,47,47,47	0
92	OHX	m9	202	7/7	0.76	0.34	-	83,83,83,83	7
91	MG	1	3816	1/1	0.87	0.60	-	52,52,52,52	1
91	MG	5	3798	1/1	0.65	0.67	-	78,78,78,78	0
91	MG	5	4572	1/1	0.79	0.40	-	50,50,50,50	0
91	MG	1	3454	1/1	0.94	0.40	-	62,62,62,62	0
92	OHX	2	2213	7/7	0.86	0.55	-	82,82,82,82	7
91	MG	1	4091	1/1	0.94	0.44	-	64,64,64,64	0
91	MG	1	3750	1/1	0.88	0.16	-	68,68,68,68	0
91	MG	5	4018	1/1	0.92	0.52	-	55,55,55,55	0
91	MG	7	210	1/1	0.94	0.12	-	75,75,75,75	0
91	MG	7	211	1/1	0.79	0.18	-	62,62,62,62	0
91	MG	5	4023	1/1	0.97	0.33	-	48,48,48,48	1
92	OHX	5	4323	7/7	0.97	0.20	-	74,74,74,74	7
91	MG	5	3594	1/1	0.93	0.37	-	50,50,50,50	0
91	MG	3	205	1/1	0.92	0.59	-	47,47,47,47	0

Continued on next page...

Continued from previous page...

Mol	Type	Chain	Res	Atoms	RSCC	RSR	LLDF	B-factors(\AA^2)	Q<0.9
92	OHX	1	4331	7/7	0.97	0.28	-	95,95,95,95	7
92	OHX	5	4507	7/7	0.94	0.22	-	61,61,61,61	7
91	MG	5	3497	1/1	0.82	0.25	-	70,70,70,70	0
91	MG	5	3630	1/1	0.85	0.57	-	57,57,57,57	0
92	OHX	1	4311	7/7	0.95	0.17	-	83,83,83,83	7
92	OHX	2	2179	7/7	0.97	0.17	-	80,80,80,80	7
91	MG	5	3508	1/1	0.81	0.49	-	53,53,53,53	0
92	OHX	5	4479	7/7	0.91	0.48	-	58,58,58,58	7
92	OHX	5	4481	7/7	0.96	0.29	-	63,63,63,63	7
91	MG	1	3818	1/1	0.91	0.73	-	73,73,73,73	0
91	MG	6	2099	1/1	0.72	0.66	-	61,61,61,61	1
91	MG	5	3650	1/1	0.75	0.41	-	61,61,61,61	1
92	OHX	1	4330	7/7	0.94	0.18	-	93,93,93,93	7
91	MG	1	4071	1/1	0.75	0.29	-	63,63,63,63	0
91	MG	1	3787	1/1	0.57	0.20	-	90,90,90,90	0
91	MG	6	2086	1/1	0.61	0.52	-	93,93,93,93	0
91	MG	2	2022	1/1	0.89	0.38	-	67,67,67,67	0
91	MG	6	2078	1/1	0.81	0.35	-	98,98,98,98	0
91	MG	1	3753	1/1	0.98	0.52	-	58,58,58,58	1
91	MG	1	3575	1/1	0.63	0.60	-	50,50,50,50	0
91	MG	5	4072	1/1	0.88	0.39	-	51,51,51,51	0
91	MG	1	3649	1/1	0.92	0.30	-	69,69,69,69	0
91	MG	1	3654	1/1	0.92	0.18	-	72,72,72,72	0
91	MG	5	3896	1/1	0.90	0.27	-	45,45,45,45	0
92	OHX	5	4191	7/7	0.99	0.25	-	67,67,67,67	7
92	OHX	2	2194	7/7	0.89	0.22	-	104,104,104,104	7
91	MG	1	3817	1/1	0.97	0.15	-	53,53,53,53	0
91	MG	5	4006	1/1	0.90	0.69	-	61,61,61,61	1
91	MG	5	3710	1/1	0.82	0.41	-	57,57,57,57	0
91	MG	2	2024	1/1	0.55	0.70	-	97,97,97,97	0
91	MG	5	3687	1/1	0.94	0.65	-	54,54,54,54	0
91	MG	1	4059	1/1	0.82	0.40	-	62,62,62,62	0
91	MG	o2	201	1/1	0.93	0.31	-	47,47,47,47	0
91	MG	5	3955	1/1	0.85	0.26	-	51,51,51,51	1
92	OHX	5	4383	7/7	0.95	0.33	-	56,56,56,56	7
91	MG	1	3533	1/1	0.96	0.29	-	58,58,58,58	0
91	MG	5	3855	1/1	0.96	0.10	-	60,60,60,60	0
91	MG	5	4118	1/1	0.83	0.20	-	72,72,72,72	0
91	MG	5	4102	1/1	0.60	0.41	-	69,69,69,69	0
92	OHX	1	4152	7/7	0.98	0.32	-	71,71,71,71	7
91	MG	1	3569	1/1	0.64	0.64	-	68,68,68,68	0
91	MG	2	1948	1/1	0.79	0.31	-	143,143,143,143	0

Continued on next page...

Continued from previous page...

Mol	Type	Chain	Res	Atoms	RSCC	RSR	LLDF	B-factors(\AA^2)	Q<0.9
91	MG	1	4088	1/1	0.75	0.42	-	60,60,60,60	0
91	MG	1	3777	1/1	0.86	0.23	-	102,102,102,102	0
91	MG	1	4074	1/1	0.92	0.79	-	63,63,63,63	1
91	MG	5	4017	1/1	0.98	0.27	-	63,63,63,63	0
91	MG	1	3634	1/1	0.72	0.21	-	86,86,86,86	0
91	MG	1	3643	1/1	0.91	0.31	-	58,58,58,58	0
91	MG	s1	301	1/1	0.99	0.21	-	93,93,93,93	0
91	MG	1	3529	1/1	0.90	0.60	-	51,51,51,51	0
91	MG	5	3629	1/1	0.87	0.20	-	64,64,64,64	0
92	OHX	7	236	7/7	0.96	0.27	-	64,64,64,64	7
91	MG	1	4001	1/1	0.93	0.31	-	67,67,67,67	1
91	MG	2	2021	1/1	0.61	0.24	-	91,91,91,91	0
91	MG	2	2059	1/1	0.73	0.41	-	75,75,75,75	0
92	OHX	6	2328	7/7	0.67	0.50	-	85,85,85,85	7
91	MG	5	3823	1/1	0.63	0.48	-	74,74,74,74	1
91	MG	1	3422	1/1	0.94	0.43	-	51,51,51,51	0
92	OHX	m1	203	7/7	0.86	0.51	-	92,92,92,92	7
91	MG	5	4130	1/1	0.91	0.29	-	61,61,61,61	0
91	MG	1	3639	1/1	0.98	0.23	-	57,57,57,57	0
92	OHX	6	2261	7/7	0.95	0.22	-	72,72,72,72	7
91	MG	5	3951	1/1	0.81	0.82	-	64,64,64,64	0
92	OHX	2	2122	7/7	0.94	0.20	-	103,103,103,103	7
91	MG	1	3438	1/1	0.97	0.34	-	67,67,67,67	0
91	MG	1	4052	1/1	0.88	0.26	-	55,55,55,55	0
91	MG	5	3672	1/1	0.91	0.69	-	64,64,64,64	0
91	MG	1	3972	1/1	0.91	0.19	-	76,76,76,76	0
91	MG	5	3957	1/1	0.34	0.29	-	88,88,88,88	0
91	MG	5	3657	1/1	0.89	0.35	-	63,63,63,63	0
91	MG	o2	202	1/1	0.89	0.65	-	47,47,47,47	1
91	MG	5	3969	1/1	0.74	0.48	-	79,79,79,79	0
91	MG	2	1971	1/1	0.93	0.47	-	76,76,76,76	0
91	MG	5	3976	1/1	0.96	0.35	-	48,48,48,48	0
91	MG	1	3557	1/1	0.77	0.40	-	77,77,77,77	0
91	MG	5	3805	1/1	0.82	0.39	-	53,53,53,53	0
92	OHX	2	2202	7/7	0.84	0.48	-	100,100,100,100	7
92	OHX	1	4464	7/7	0.80	0.51	-	86,86,86,86	7
91	MG	1	3936	1/1	0.15	0.28	-	192,192,192,192	0
91	MG	5	3475	1/1	0.89	0.31	-	60,60,60,60	0
91	MG	1	3922	1/1	0.53	0.94	-	58,58,58,58	0
92	OHX	6	2209	7/7	0.98	0.19	-	67,67,67,67	7
91	MG	O7	101	1/1	0.92	0.95	-	67,67,67,67	1
91	MG	1	3640	1/1	0.71	0.51	-	107,107,107,107	0

Continued on next page...

Continued from previous page...

Mol	Type	Chain	Res	Atoms	RSCC	RSR	LLDF	B-factors(\AA^2)	Q<0.9
91	MG	2	1923	1/1	0.79	0.32	-	79,79,79,79	0
91	MG	2	1932	1/1	0.93	0.54	-	74,74,74,74	0
92	OHX	1	4304	7/7	0.85	0.55	-	66,66,66,66	7
92	OHX	6	2190	7/7	0.95	0.20	-	100,100,100,100	7
91	MG	2	1955	1/1	0.61	0.61	-	103,103,103,103	0
92	OHX	6	2290	7/7	0.84	0.20	-	148,148,148,148	7
91	MG	5	3900	1/1	0.71	0.15	-	83,83,83,83	0
92	OHX	1	4139	7/7	0.97	0.24	-	82,82,82,82	7
91	MG	1	3825	1/1	0.95	0.14	-	59,59,59,59	0
91	MG	1	3599	1/1	0.97	0.63	-	44,44,44,44	0
92	OHX	1	4394	7/7	0.93	0.68	-	72,72,72,72	7
92	OHX	6	2177	7/7	0.98	0.28	-	74,74,74,74	7
91	MG	5	4104	1/1	0.99	0.27	-	62,62,62,62	0
92	OHX	5	4564	7/7	0.98	0.27	-	80,80,80,80	7
91	MG	4	221	1/1	0.98	0.21	-	103,103,103,103	0
91	MG	6	2009	1/1	0.96	0.42	-	111,111,111,111	0
91	MG	5	4056	1/1	0.89	0.37	-	60,60,60,60	0
91	MG	6	1990	1/1	0.92	0.46	-	78,78,78,78	0
91	MG	5	3423	1/1	0.98	0.50	-	65,65,65,65	0
91	MG	5	3717	1/1	0.05	0.40	-	95,95,95,95	0
92	OHX	1	4259	7/7	0.94	0.20	-	91,91,91,91	7
91	MG	1	3896	1/1	0.90	0.37	-	70,70,70,70	0
91	MG	Q2	503	1/1	0.86	0.36	-	66,66,66,66	0
91	MG	5	3978	1/1	0.90	0.27	-	54,54,54,54	1
91	MG	6	2105	1/1	0.96	0.55	-	72,72,72,72	0
91	MG	1	3503	1/1	0.68	0.43	-	86,86,86,86	0
92	OHX	1	4345	7/7	0.95	0.38	-	76,76,76,76	7
91	MG	5	3702	1/1	0.93	0.10	-	67,67,67,67	0
91	MG	1	3670	1/1	0.72	0.38	-	71,71,71,71	1
91	MG	1	3956	1/1	0.94	0.39	-	48,48,48,48	0
91	MG	5	3591	1/1	0.97	0.51	-	45,45,45,45	0
91	MG	1	3902	1/1	0.98	0.27	-	54,54,54,54	1
91	MG	5	3485	1/1	0.89	0.61	-	71,71,71,71	0
91	MG	5	3883	1/1	0.97	0.35	-	52,52,52,52	1
91	MG	5	3874	1/1	0.89	0.27	-	54,54,54,54	0
91	MG	6	1971	1/1	0.77	0.26	-	101,101,101,101	0
92	OHX	5	4176	7/7	0.99	0.21	-	76,76,76,76	7
92	OHX	1	4220	7/7	0.95	0.32	-	95,95,95,95	7
91	MG	5	3651	1/1	0.97	0.32	-	59,59,59,59	0
91	MG	1	3566	1/1	0.94	0.76	-	45,45,45,45	0
91	MG	2	2009	1/1	0.35	0.73	-	71,71,71,71	0
91	MG	5	3983	1/1	0.24	0.45	-	58,58,58,58	1

Continued on next page...

Continued from previous page...

Mol	Type	Chain	Res	Atoms	RSCC	RSR	LLDF	B-factors(\AA^2)	Q<0.9
91	MG	1	4056	1/1	0.85	0.41	-	48,48,48,48	1
91	MG	5	3690	1/1	0.75	0.77	-	56,56,56,56	0
91	MG	5	3961	1/1	0.31	0.34	-	94,94,94,94	0
91	MG	2	2010	1/1	0.88	0.44	-	87,87,87,87	0
91	MG	1	3447	1/1	0.95	0.26	-	108,108,108,108	0
92	OHX	5	4212	7/7	0.97	0.31	-	86,86,86,86	7
91	MG	4	203	1/1	0.87	0.67	-	66,66,66,66	0
91	MG	1	3560	1/1	0.96	0.42	-	44,44,44,44	0
92	OHX	5	4542	7/7	0.86	0.32	-	81,81,81,81	7
91	MG	2	1925	1/1	0.83	0.63	-	81,81,81,81	0
91	MG	1	3910	1/1	0.73	0.33	-	77,77,77,77	0
92	OHX	1	4249	7/7	0.96	0.23	-	87,87,87,87	7
92	OHX	1	4300	7/7	0.95	0.23	-	122,122,122,122	7
92	OHX	1	4146	7/7	0.99	0.33	-	76,76,76,76	7
91	MG	1	3939	1/1	0.74	0.75	-	60,60,60,60	1
91	MG	6	2101	1/1	0.90	0.35	-	75,75,75,75	1
91	MG	6	1938	1/1	0.98	0.21	-	72,72,72,72	0
91	MG	7	224	1/1	0.90	0.19	-	62,62,62,62	0
91	MG	1	3445	1/1	0.96	0.38	-	60,60,60,60	0
91	MG	5	3441	1/1	0.96	0.29	-	62,62,62,62	0
91	MG	5	3816	1/1	0.81	0.36	-	53,53,53,53	0
91	MG	5	3685	1/1	0.86	0.31	-	53,53,53,53	0
91	MG	1	3442	1/1	0.95	0.32	-	44,44,44,44	0
92	OHX	1	4251	7/7	0.94	0.28	-	107,107,107,107	7
91	MG	2	1963	1/1	0.97	0.26	-	83,83,83,83	0
91	MG	5	3777	1/1	0.76	0.17	-	69,69,69,69	0
91	MG	1	3803	1/1	0.90	0.18	-	66,66,66,66	0
91	MG	5	3683	1/1	0.92	0.64	-	63,63,63,63	0
91	MG	2	1942	1/1	0.89	0.56	-	79,79,79,79	0
92	OHX	5	4522	7/7	0.98	0.26	-	69,69,69,69	7
91	MG	5	4078	1/1	0.76	0.36	-	75,75,75,75	0
91	MG	4	220	1/1	0.89	0.28	-	102,102,102,102	1
91	MG	5	3688	1/1	0.47	0.42	-	66,66,66,66	0
92	OHX	5	4496	7/7	0.83	0.29	-	159,159,159,159	7
91	MG	5	3546	1/1	0.93	0.63	-	49,49,49,49	0
91	MG	1	3951	1/1	0.93	0.29	-	55,55,55,55	1
91	MG	1	3652	1/1	0.90	0.34	-	71,71,71,71	0
92	OHX	14	405	7/7	0.86	0.39	-	73,73,73,73	7
91	MG	1	4024	1/1	0.92	0.29	-	79,79,79,79	0
92	OHX	1	4371	7/7	0.97	0.46	-	76,76,76,76	7
91	MG	1	3466	1/1	0.94	0.48	-	54,54,54,54	0
91	MG	1	3883	1/1	0.91	0.14	-	87,87,87,87	0

Continued on next page...

Continued from previous page...

Mol	Type	Chain	Res	Atoms	RSCC	RSR	LLDF	B-factors(\AA^2)	Q<0.9
91	MG	5	4079	1/1	0.90	0.27	-	68,68,68,68	0
91	MG	1	3734	1/1	0.41	0.51	-	63,63,63,63	1
91	MG	5	3806	1/1	0.75	0.44	-	78,78,78,78	0
92	OHX	6	2312	7/7	0.94	0.29	-	70,70,70,70	7
91	MG	3	212	1/1	0.80	0.45	-	59,59,59,59	0
92	OHX	1	4340	7/7	0.94	0.23	-	67,67,67,67	7
91	MG	1	4021	1/1	0.64	0.74	-	62,62,62,62	1
91	MG	5	3674	1/1	0.90	0.90	-	56,56,56,56	0
91	MG	1	3660	1/1	0.57	0.26	-	65,65,65,65	0
91	MG	7	204	1/1	0.94	0.36	-	65,65,65,65	0
91	MG	5	3769	1/1	0.84	0.44	-	60,60,60,60	0
92	OHX	5	4446	7/7	0.94	0.50	-	56,56,56,56	7
91	MG	5	3595	1/1	0.96	0.56	-	56,56,56,56	0
92	OHX	6	2330	7/7	0.69	0.35	-	93,93,93,93	7
91	MG	1	3488	1/1	0.95	0.29	-	69,69,69,69	0
91	MG	1	3963	1/1	0.94	0.78	-	57,57,57,57	1
92	OHX	6	2306	7/7	0.79	0.22	-	142,142,142,142	7
91	MG	5	3762	1/1	0.86	0.27	-	67,67,67,67	0
92	OHX	5	4535	7/7	0.86	0.42	-	63,63,63,63	7
92	OHX	1	4470	7/7	0.82	0.38	-	56,56,56,56	7
91	MG	14	403	1/1	0.88	0.40	-	69,69,69,69	1
91	MG	1	3704	1/1	0.92	0.70	-	53,53,53,53	0
91	MG	5	3603	1/1	0.96	0.75	-	49,49,49,49	0
91	MG	1	4013	1/1	0.96	0.56	-	67,67,67,67	1
91	MG	6	2010	1/1	0.80	0.15	-	84,84,84,84	0
91	MG	1	3523	1/1	0.97	0.60	-	42,42,42,42	0
92	OHX	1	4297	7/7	0.95	0.32	-	69,69,69,69	7
91	MG	5	3914	1/1	0.60	0.10	-	121,121,121,121	0
91	MG	L3	401	1/1	0.57	0.56	-	56,56,56,56	1
91	MG	1	4054	1/1	0.95	0.27	-	83,83,83,83	1
91	MG	5	3807	1/1	0.89	0.40	-	53,53,53,53	0
92	OHX	6	2335	7/7	0.89	0.23	-	124,124,124,124	7
91	MG	1	3516	1/1	0.96	0.56	-	47,47,47,47	0
91	MG	5	3989	1/1	0.67	0.46	-	68,68,68,68	1
92	OHX	5	4395	7/7	0.93	0.30	-	67,67,67,67	7
91	MG	5	3654	1/1	0.92	0.41	-	49,49,49,49	0
91	MG	2	2060	1/1	0.83	0.15	-	138,138,138,138	0
91	MG	2	1995	1/1	0.96	0.29	-	93,93,93,93	1
91	MG	6	1978	1/1	0.85	0.17	-	96,96,96,96	0
91	MG	8	217	1/1	0.88	0.44	-	68,68,68,68	0
91	MG	5	3744	1/1	0.68	0.43	-	76,76,76,76	0
91	MG	5	4030	1/1	0.68	0.50	-	67,67,67,67	0

Continued on next page...

Continued from previous page...

Mol	Type	Chain	Res	Atoms	RSCC	RSR	LLDF	B-factors(\AA^2)	Q<0.9
91	MG	1	3993	1/1	0.71	0.84	-	62,62,62,62	1
91	MG	2	2054	1/1	0.98	0.14	-	92,92,92,92	1
91	MG	m7	205	1/1	0.91	0.24	-	62,62,62,62	0
91	MG	5	3822	1/1	0.93	0.40	-	56,56,56,56	0
92	OHX	6	2305	7/7	0.66	0.63	-	83,83,83,83	7
91	MG	5	4111	1/1	0.94	0.58	-	64,64,64,64	0
91	MG	1	3668	1/1	0.60	0.53	-	61,61,61,61	0
92	OHX	5	4265	7/7	0.95	0.14	-	123,123,123,123	7
91	MG	1	3969	1/1	0.99	0.18	-	75,75,75,75	0
91	MG	1	3620	1/1	0.84	0.65	-	66,66,66,66	0
91	MG	5	3411	1/1	0.88	0.52	-	52,52,52,52	0
92	OHX	5	4203	7/7	0.99	0.28	-	59,59,59,59	7
92	OHX	5	4529	7/7	0.87	0.16	-	126,126,126,126	7
92	OHX	1	4257	7/7	0.94	0.19	-	109,109,109,109	7
92	OHX	1	4160	7/7	0.99	0.21	-	78,78,78,78	7
92	OHX	2	2181	7/7	0.90	0.15	-	165,165,165,165	7
92	OHX	5	4513	7/7	0.68	0.62	-	72,72,72,72	7
92	OHX	5	4445	7/7	0.96	0.38	-	69,69,69,69	7
91	MG	1	3636	1/1	0.94	0.30	-	54,54,54,54	0
91	MG	2	2008	1/1	0.93	1.12	-	91,91,91,91	0
91	MG	5	3846	1/1	0.62	0.80	-	75,75,75,75	0
91	MG	5	4135	1/1	0.71	0.70	-	82,82,82,82	1
92	OHX	1	4337	7/7	0.93	0.54	-	71,71,71,71	7
91	MG	5	3775	1/1	0.91	0.31	-	52,52,52,52	0
91	MG	1	3955	1/1	0.53	0.79	-	105,105,105,105	0
92	OHX	2	2128	7/7	0.94	0.27	-	107,107,107,107	7
91	MG	5	3442	1/1	0.96	0.46	-	69,69,69,69	0
92	OHX	2	2156	7/7	0.97	0.33	-	88,88,88,88	7
91	MG	6	1936	1/1	0.95	0.42	-	61,61,61,61	0
92	OHX	2	2162	7/7	0.95	0.12	-	116,116,116,116	7
91	MG	5	3789	1/1	0.83	0.23	-	64,64,64,64	1
91	MG	1	4041	1/1	0.83	0.54	-	62,62,62,62	0
91	MG	1	3945	1/1	0.88	0.19	-	62,62,62,62	0
91	MG	7	225	1/1	0.77	0.49	-	63,63,63,63	1
91	MG	M7	208	1/1	0.67	0.26	-	86,86,86,86	0
91	MG	1	3740	1/1	0.98	0.20	-	90,90,90,90	0
91	MG	2	1981	1/1	0.55	0.62	-	119,119,119,119	0
91	MG	6	2092	1/1	0.91	0.21	-	79,79,79,79	0
91	MG	1	3840	1/1	0.97	0.28	-	65,65,65,65	0
91	MG	5	3499	1/1	0.94	0.21	-	64,64,64,64	0
92	OHX	1	4208	7/7	0.97	0.27	-	100,100,100,100	7
92	OHX	5	4342	7/7	0.97	0.37	-	70,70,70,70	7

Continued on next page...

Continued from previous page...

Mol	Type	Chain	Res	Atoms	RSCC	RSR	LLDF	B-factors(\AA^2)	Q<0.9
91	MG	6	2029	1/1	0.97	0.25	-	114,114,114,114	0
91	MG	5	3640	1/1	0.82	0.33	-	61,61,61,61	0
91	MG	1	3688	1/1	0.81	0.45	-	92,92,92,92	0
91	MG	5	4086	1/1	0.78	0.96	-	53,53,53,53	1
91	MG	5	4150	1/1	0.80	0.74	-	45,45,45,45	0
91	MG	5	3804	1/1	0.68	0.70	-	70,70,70,70	0
91	MG	2	1916	1/1	0.96	0.38	-	69,69,69,69	0
91	MG	5	3684	1/1	0.86	0.47	-	45,45,45,45	0
91	MG	5	3483	1/1	0.86	0.24	-	82,82,82,82	0
91	MG	5	3752	1/1	0.78	0.54	-	57,57,57,57	0
91	MG	1	3406	1/1	0.95	0.41	-	113,113,113,113	0
91	MG	5	3782	1/1	0.98	0.23	-	48,48,48,48	1
91	MG	2	2062	1/1	0.91	0.16	-	112,112,112,112	0
91	MG	5	3956	1/1	0.97	0.43	-	59,59,59,59	1
92	OHX	6	2291	7/7	0.80	0.29	-	109,109,109,109	7
91	MG	6	2056	1/1	0.83	0.39	-	89,89,89,89	0
91	MG	5	3510	1/1	0.96	0.49	-	50,50,50,50	0
92	OHX	6	2321	7/7	0.85	0.39	-	138,138,138,138	7
91	MG	6	2112	1/1	0.67	0.28	-	96,96,96,96	0
91	MG	5	3764	1/1	0.74	0.32	-	66,66,66,66	0
91	MG	1	4040	1/1	0.93	0.34	-	62,62,62,62	0
91	MG	5	4001	1/1	0.90	0.51	-	54,54,54,54	1
91	MG	4	217	1/1	0.93	0.27	-	67,67,67,67	0
91	MG	1	3920	1/1	0.95	0.35	-	59,59,59,59	1
91	MG	6	2097	1/1	0.98	0.19	-	86,86,86,86	0
91	MG	1	3865	1/1	0.89	0.28	-	62,62,62,62	1
91	MG	1	3872	1/1	0.52	0.67	-	72,72,72,72	0
91	MG	5	3742	1/1	0.88	0.35	-	49,49,49,49	0
91	MG	2	2052	1/1	0.43	0.28	-	88,88,88,88	1
91	MG	5	3950	1/1	0.93	0.39	-	66,66,66,66	1
91	MG	6	2093	1/1	0.97	0.59	-	62,62,62,62	1
91	MG	6	2070	1/1	0.99	0.14	-	62,62,62,62	1
91	MG	6	1916	1/1	0.84	0.75	-	62,62,62,62	0
91	MG	6	1932	1/1	0.56	0.36	-	78,78,78,78	0
92	OHX	c8	204	7/7	0.95	0.23	-	110,110,110,110	7
91	MG	7	207	1/1	0.88	0.38	-	48,48,48,48	0
91	MG	1	3618	1/1	0.95	0.30	-	60,60,60,60	0
91	MG	1	3546	1/1	0.84	0.37	-	61,61,61,61	0
92	OHX	M9	204	7/7	0.91	0.20	-	94,94,94,94	7
91	MG	5	3730	1/1	0.79	0.48	-	60,60,60,60	0
91	MG	2	1951	1/1	0.85	0.51	-	95,95,95,95	0
91	MG	5	3718	1/1	0.80	0.46	-	62,62,62,62	0

Continued on next page...

Continued from previous page...

Mol	Type	Chain	Res	Atoms	RSCC	RSR	LLDF	B-factors(\AA^2)	Q<0.9
91	MG	5	3667	1/1	0.92	0.39	-	56,56,56,56	0
92	OHX	6	2252	7/7	0.95	0.29	-	86,86,86,86	7
91	MG	1	3482	1/1	0.83	0.40	-	53,53,53,53	0
91	MG	8	219	1/1	0.95	0.40	-	79,79,79,79	0
92	OHX	5	4447	7/7	0.95	0.26	-	74,74,74,74	7
91	MG	5	3679	1/1	0.86	0.61	-	66,66,66,66	0
91	MG	5	3937	1/1	0.94	0.42	-	70,70,70,70	0
91	MG	5	4022	1/1	0.87	0.55	-	52,52,52,52	0
91	MG	6	2094	1/1	0.93	0.18	-	88,88,88,88	0
91	MG	2	1904	1/1	0.74	0.39	-	87,87,87,87	0
91	MG	6	1970	1/1	0.31	0.81	-	77,77,77,77	0
92	OHX	6	2179	7/7	0.97	0.20	-	101,101,101,101	7
91	MG	o3	202	1/1	0.96	0.40	-	49,49,49,49	1
91	MG	5	3853	1/1	0.93	0.40	-	66,66,66,66	0
91	MG	5	3550	1/1	0.91	0.63	-	58,58,58,58	0
92	OHX	5	4534	7/7	0.74	0.61	-	72,72,72,72	7
91	MG	6	1998	1/1	0.86	0.19	-	79,79,79,79	0
91	MG	6	2066	1/1	0.78	0.35	-	76,76,76,76	0
91	MG	6	2076	1/1	0.93	0.43	-	59,59,59,59	0
91	MG	6	2004	1/1	0.93	0.60	-	56,56,56,56	0
91	MG	2	1965	1/1	0.84	0.51	-	83,83,83,83	0
91	MG	1	3844	1/1	0.49	0.63	-	91,91,91,91	0
91	MG	5	4099	1/1	0.74	0.35	-	86,86,86,86	0
91	MG	1	3792	1/1	0.73	0.35	-	70,70,70,70	0
91	MG	5	3500	1/1	0.94	0.71	-	60,60,60,60	0
91	MG	1	3712	1/1	0.32	0.55	-	79,79,79,79	0
91	MG	5	3963	1/1	0.97	0.21	-	71,71,71,71	0
92	OHX	5	4510	7/7	0.84	0.55	-	64,64,64,64	7
91	MG	6	1976	1/1	0.86	0.43	-	74,74,74,74	0
91	MG	5	4120	1/1	0.53	0.79	-	52,52,52,52	1
91	MG	5	3707	1/1	0.94	0.17	-	69,69,69,69	0
92	OHX	4	237	7/7	0.96	0.25	-	83,83,83,83	7
92	OHX	5	4336	7/7	0.96	0.48	-	58,58,58,58	7
91	MG	5	3611	1/1	0.87	0.14	-	60,60,60,60	0
91	MG	2	2053	1/1	0.30	1.36	-	85,85,85,85	1
91	MG	1	4051	1/1	0.61	0.59	-	127,127,127,127	0
91	MG	1	3747	1/1	0.95	0.40	-	57,57,57,57	0
92	OHX	6	2332	7/7	0.87	0.22	-	116,116,116,116	7
91	MG	5	3864	1/1	0.98	0.33	-	56,56,56,56	0
91	MG	5	3921	1/1	0.97	0.71	-	50,50,50,50	0
91	MG	1	3500	1/1	0.93	0.20	-	60,60,60,60	1
91	MG	6	2121	1/1	0.79	0.32	-	71,71,71,71	0

Continued on next page...

Continued from previous page...

Mol	Type	Chain	Res	Atoms	RSCC	RSR	LLDF	B-factors(\AA^2)	Q<0.9
91	MG	5	3767	1/1	0.51	0.70	-	142,142,142,142	0
92	OHX	5	4556	7/7	0.83	0.43	-	96,96,96,96	7
91	MG	1	3959	1/1	0.94	0.65	-	57,57,57,57	1
91	MG	2	2051	1/1	0.92	0.27	-	74,74,74,74	1
92	OHX	1	4173	7/7	0.98	0.28	-	106,106,106,106	7
92	OHX	2	2129	7/7	0.91	0.19	-	121,121,121,121	7
92	OHX	5	4478	7/7	0.97	0.29	-	78,78,78,78	7
91	MG	1	3985	1/1	0.95	0.20	-	82,82,82,82	0
91	MG	1	3981	1/1	0.75	0.73	-	55,55,55,55	1
91	MG	1	3802	1/1	0.92	0.27	-	49,49,49,49	0
91	MG	5	3897	1/1	0.78	0.38	-	50,50,50,50	1
91	MG	1	3921	1/1	0.97	0.32	-	67,67,67,67	0
91	MG	1	3808	1/1	0.70	0.40	-	59,59,59,59	0
92	OHX	6	2250	7/7	0.94	0.32	-	98,98,98,98	7
92	OHX	5	4380	7/7	0.93	0.35	-	105,105,105,105	7
91	MG	7	213	1/1	0.95	0.40	-	52,52,52,52	0
91	MG	6	1931	1/1	0.94	0.39	-	77,77,77,77	0
91	MG	2	2027	1/1	0.89	0.17	-	90,90,90,90	0
91	MG	5	3719	1/1	0.78	0.55	-	73,73,73,73	0
91	MG	1	3440	1/1	0.90	0.46	-	50,50,50,50	0
91	MG	2	1962	1/1	0.69	0.36	-	100,100,100,100	0
91	MG	1	3508	1/1	0.92	0.45	-	50,50,50,50	0
91	MG	1	3684	1/1	0.97	0.15	-	66,66,66,66	0
91	MG	2	1903	1/1	0.89	0.67	-	59,59,59,59	0
91	MG	5	3644	1/1	0.90	0.37	-	72,72,72,72	0
91	MG	1	4066	1/1	0.22	0.34	-	93,93,93,93	0
92	OHX	5	4217	7/7	0.99	0.22	-	75,75,75,75	7
91	MG	1	4009	1/1	0.90	0.31	-	72,72,72,72	0
91	MG	S6	301	1/1	0.91	0.14	-	106,106,106,106	0
91	MG	2	1926	1/1	0.71	0.30	-	101,101,101,101	0
91	MG	1	3768	1/1	0.52	1.07	-	68,68,68,68	1
91	MG	3	203	1/1	0.97	0.44	-	66,66,66,66	0
91	MG	M4	201	1/1	0.65	0.35	-	66,66,66,66	0
91	MG	6	2023	1/1	0.94	0.19	-	85,85,85,85	0
92	OHX	1	4295	7/7	0.88	0.17	-	116,116,116,116	7
92	OHX	1	4243	7/7	0.94	0.38	-	76,76,76,76	7
91	MG	5	3578	1/1	0.84	0.64	-	54,54,54,54	0
91	MG	5	3796	1/1	0.96	0.39	-	50,50,50,50	0
92	OHX	5	4421	7/7	0.96	0.40	-	87,87,87,87	7
91	MG	5	3467	1/1	0.82	0.31	-	52,52,52,52	0
92	OHX	6	2304	7/7	0.88	0.51	-	84,84,84,84	7
92	OHX	1	4204	7/7	0.98	0.15	-	86,86,86,86	7

Continued on next page...

Continued from previous page...

Mol	Type	Chain	Res	Atoms	RSCC	RSR	LLDF	B-factors(\AA^2)	Q<0.9
91	MG	1	3683	1/1	0.89	0.60	-	59,59,59,59	0
91	MG	5	3838	1/1	0.89	0.20	-	67,67,67,67	0
92	OHX	2	2169	7/7	0.94	0.30	-	96,96,96,96	7
91	MG	4	225	1/1	0.78	0.31	-	69,69,69,69	0
92	OHX	1	4218	7/7	0.97	0.30	-	56,56,56,56	7
92	OHX	6	2167	7/7	0.96	0.24	-	107,107,107,107	7
91	MG	1	3937	1/1	0.76	0.24	-	83,83,83,83	0
91	MG	5	4002	1/1	0.95	0.20	-	63,63,63,63	0
91	MG	5	3734	1/1	0.84	0.57	-	57,57,57,57	1
92	OHX	5	4490	7/7	0.82	0.34	-	71,71,71,71	7
91	MG	5	3786	1/1	0.86	0.61	-	49,49,49,49	0
91	MG	5	3888	1/1	0.87	0.47	-	50,50,50,50	0
91	MG	1	3873	1/1	0.81	0.37	-	54,54,54,54	0
91	MG	2	1901	1/1	0.87	0.42	-	86,86,86,86	0
92	OHX	5	4370	7/7	0.94	0.33	-	60,60,60,60	7
92	OHX	6	2271	7/7	0.93	0.17	-	94,94,94,94	7
91	MG	5	3616	1/1	0.90	0.40	-	42,42,42,42	0
91	MG	5	3930	1/1	0.85	0.56	-	50,50,50,50	0
91	MG	1	3424	1/1	0.80	0.24	-	56,56,56,56	0
91	MG	5	3861	1/1	0.73	0.55	-	52,52,52,52	1
91	MG	1	3841	1/1	0.86	0.89	-	62,62,62,62	0
91	MG	1	3833	1/1	0.90	0.19	-	61,61,61,61	0
91	MG	1	3773	1/1	0.94	0.38	-	62,62,62,62	0
91	MG	5	4031	1/1	0.82	0.60	-	55,55,55,55	1
92	OHX	6	2282	7/7	0.95	0.50	-	73,73,73,73	7
91	MG	5	3808	1/1	0.83	0.38	-	60,60,60,60	0
91	MG	2	2030	1/1	0.67	0.38	-	95,95,95,95	1
91	MG	5	3476	1/1	0.76	0.67	-	53,53,53,53	0
91	MG	1	3885	1/1	0.90	0.54	-	66,66,66,66	0
91	MG	5	3532	1/1	0.65	0.73	-	47,47,47,47	0
91	MG	1	4092	1/1	0.58	0.21	-	105,105,105,105	0
91	MG	1	3694	1/1	0.90	0.16	-	59,59,59,59	0
91	MG	6	2046	1/1	0.81	0.29	-	84,84,84,84	0
92	OHX	1	4280	7/7	0.94	0.28	-	65,65,65,65	7
91	MG	c6	201	1/1	0.41	0.42	-	114,114,114,114	0
91	MG	5	4090	1/1	0.80	0.22	-	106,106,106,106	0
91	MG	5	3659	1/1	0.97	0.26	-	41,41,41,41	0
91	MG	5	4134	1/1	1.00	0.15	-	66,66,66,66	0
91	MG	1	3805	1/1	0.86	0.37	-	61,61,61,61	0
91	MG	2	1957	1/1	0.77	0.20	-	110,110,110,110	0
91	MG	5	3929	1/1	0.94	0.60	-	55,55,55,55	0
92	OHX	1	4172	7/7	0.97	0.20	-	88,88,88,88	7

Continued on next page...

Continued from previous page...

Mol	Type	Chain	Res	Atoms	RSCC	RSR	LLDF	B-factors(\AA^2)	Q<0.9
92	OHX	1	4190	7/7	0.98	0.28	-	74,74,74,74	7
91	MG	2	1982	1/1	0.96	0.56	-	74,74,74,74	0
92	OHX	5	4552	7/7	0.94	0.24	-	71,71,71,71	7
91	MG	1	3588	1/1	0.91	0.22	-	50,50,50,50	0
91	MG	5	3987	1/1	0.96	0.57	-	52,52,52,52	0
92	OHX	5	4489	7/7	0.81	0.34	-	86,86,86,86	7
92	OHX	1	4502	7/7	0.97	0.15	-	102,102,102,102	7
91	MG	4	229	1/1	0.66	1.35	-	68,68,68,68	1
91	MG	5	3464	1/1	0.91	0.35	-	48,48,48,48	0
91	MG	6	2018	1/1	0.87	0.11	-	105,105,105,105	0
92	OHX	1	4327	7/7	0.93	0.37	-	87,87,87,87	7
91	MG	2	1997	1/1	0.87	0.41	-	97,97,97,97	0
92	OHX	5	4468	7/7	0.94	0.25	-	82,82,82,82	7
91	MG	1	4002	1/1	-	-	-	72,72,72,72	1
91	MG	1	3420	1/1	0.91	0.33	-	85,85,85,85	0
91	MG	5	3448	1/1	0.85	0.58	-	49,49,49,49	0
91	MG	2	2037	1/1	0.72	0.22	-	98,98,98,98	0
91	MG	5	3932	1/1	0.77	0.41	-	59,59,59,59	1
91	MG	5	4101	1/1	0.86	0.27	-	57,57,57,57	1
91	MG	5	3697	1/1	0.97	0.51	-	49,49,49,49	1
91	MG	2	2036	1/1	0.97	0.63	-	70,70,70,70	0
91	MG	1	3572	1/1	0.98	0.60	-	45,45,45,45	0
91	MG	5	3809	1/1	0.76	0.65	-	56,56,56,56	1
91	MG	1	3881	1/1	0.52	0.28	-	75,75,75,75	0
91	MG	5	4138	1/1	0.46	0.40	-	98,98,98,98	0
91	MG	5	3795	1/1	0.70	0.31	-	68,68,68,68	0
92	OHX	1	4425	7/7	0.80	0.59	-	94,94,94,94	7
91	MG	5	4042	1/1	0.91	0.39	-	65,65,65,65	0
91	MG	2	2000	1/1	0.92	0.43	-	75,75,75,75	0
91	MG	1	3975	1/1	0.78	0.70	-	50,50,50,50	1
91	MG	5	3556	1/1	0.98	0.33	-	51,51,51,51	0
91	MG	1	3749	1/1	0.54	0.47	-	79,79,79,79	0
91	MG	6	2071	1/1	0.97	0.54	-	59,59,59,59	0
91	MG	5	4014	1/1	0.47	0.59	-	49,49,49,49	1
92	OHX	2	2147	7/7	0.98	0.24	-	85,85,85,85	7
91	MG	5	3720	1/1	0.82	0.29	-	116,116,116,116	0
91	MG	1	4069	1/1	0.69	0.55	-	61,61,61,61	1
91	MG	1	3698	1/1	0.84	1.15	-	63,63,63,63	0
91	MG	d9	103	1/1	0.89	0.24	-	118,118,118,118	0
91	MG	5	3632	1/1	0.89	0.43	-	54,54,54,54	0
91	MG	8	241	1/1	0.85	0.44	-	56,56,56,56	0
91	MG	6	1974	1/1	0.77	0.43	-	91,91,91,91	0

Continued on next page...

Continued from previous page...

Mol	Type	Chain	Res	Atoms	RSCC	RSR	LLDF	B-factors(\AA^2)	Q<0.9
91	MG	1	3860	1/1	0.77	0.90	-	55,55,55,55	1
92	OHX	1	4496	7/7	0.97	0.20	-	86,86,86,86	7
91	MG	1	3886	1/1	0.94	0.71	-	58,58,58,58	1
91	MG	5	3812	1/1	0.93	0.27	-	73,73,73,73	1
91	MG	5	3673	1/1	0.99	0.21	-	49,49,49,49	0
92	OHX	1	4349	7/7	0.97	0.20	-	63,63,63,63	7
91	MG	5	4137	1/1	0.88	0.32	-	55,55,55,55	0
91	MG	1	3439	1/1	0.92	0.74	-	42,42,42,42	0
91	MG	1	3867	1/1	0.92	0.35	-	81,81,81,81	0
92	OHX	1	4431	7/7	0.96	0.26	-	67,67,67,67	7
92	OHX	C3	201	7/7	0.94	0.33	-	109,109,109,109	7
91	MG	5	4052	1/1	0.98	0.27	-	56,56,56,56	1
92	OHX	6	2241	7/7	0.97	0.22	-	87,87,87,87	7
91	MG	1	3450	1/1	0.88	0.41	-	55,55,55,55	0
91	MG	Q0	203	1/1	0.92	0.31	-	70,70,70,70	0
91	MG	1	3421	1/1	0.60	0.57	-	88,88,88,88	0
91	MG	3	211	1/1	0.76	0.13	-	80,80,80,80	0
91	MG	1	4090	1/1	0.99	0.19	-	76,76,76,76	0
92	OHX	1	4374	7/7	0.93	0.50	-	77,77,77,77	7
92	OHX	5	4515	7/7	0.95	0.38	-	58,58,58,58	7
91	MG	2	2044	1/1	0.99	0.26	-	75,75,75,75	0
91	MG	S1	301	1/1	0.94	0.30	-	113,113,113,113	0
91	MG	5	3574	1/1	0.92	0.74	-	42,42,42,42	0
91	MG	5	3669	1/1	0.80	0.45	-	56,56,56,56	1
91	MG	6	1914	1/1	0.83	0.45	-	56,56,56,56	0
91	MG	5	3435	1/1	0.93	0.36	-	58,58,58,58	0
92	OHX	6	2210	7/7	0.93	0.35	-	90,90,90,90	7
91	MG	m0	301	1/1	0.94	0.50	-	47,47,47,47	0
91	MG	5	4125	1/1	0.91	0.42	-	91,91,91,91	0
92	OHX	5	4381	7/7	0.95	0.24	-	77,77,77,77	7
91	MG	n3	201	1/1	0.93	0.54	-	42,42,42,42	0
91	MG	1	4085	1/1	0.87	0.14	-	62,62,62,62	1
91	MG	1	3809	1/1	0.89	0.50	-	56,56,56,56	1
92	OHX	5	4351	7/7	0.91	0.17	-	97,97,97,97	7
91	MG	6	2087	1/1	0.62	0.56	-	132,132,132,132	0
91	MG	1	3784	1/1	0.63	0.19	-	69,69,69,69	0
91	MG	6	2017	1/1	0.76	0.24	-	66,66,66,66	0
91	MG	5	3958	1/1	0.79	0.41	-	50,50,50,50	1
92	OHX	2	2254	7/7	0.96	0.28	-	82,82,82,82	7
91	MG	5	3540	1/1	0.99	0.35	-	45,45,45,45	0
91	MG	1	3536	1/1	0.98	0.43	-	46,46,46,46	0
91	MG	5	3901	1/1	0.95	0.51	-	72,72,72,72	0

Continued on next page...

Continued from previous page...

Mol	Type	Chain	Res	Atoms	RSCC	RSR	LLDF	B-factors(\AA^2)	Q<0.9
91	MG	1	3838	1/1	0.30	0.43	-	69,69,69,69	0
91	MG	5	3450	1/1	0.97	0.63	-	43,43,43,43	0
91	MG	1	3429	1/1	0.94	0.88	-	62,62,62,62	0
92	OHX	2	2242	7/7	0.79	0.38	-	97,97,97,97	7
91	MG	8	220	1/1	0.97	0.24	-	79,79,79,79	0
91	MG	2	1928	1/1	0.89	1.13	-	64,64,64,64	0
91	MG	5	3565	1/1	0.94	0.64	-	58,58,58,58	0
91	MG	1	3947	1/1	0.74	0.46	-	52,52,52,52	0
91	MG	2	2046	1/1	0.82	0.32	-	102,102,102,102	0
91	MG	1	4097	1/1	0.81	0.39	-	66,66,66,66	0
91	MG	4	228	1/1	0.84	0.33	-	58,58,58,58	0
92	OHX	1	4391	7/7	0.93	0.36	-	80,80,80,80	7
91	MG	1	3664	1/1	0.91	0.47	-	50,50,50,50	0
91	MG	5	3915	1/1	0.94	0.24	-	55,55,55,55	0
91	MG	1	3810	1/1	0.77	0.25	-	85,85,85,85	1
91	MG	E1	502	1/1	0.73	0.22	-	137,137,137,137	0
91	MG	5	3436	1/1	0.97	0.53	-	58,58,58,58	0
91	MG	1	3739	1/1	0.90	0.29	-	87,87,87,87	0
91	MG	1	4058	1/1	0.89	0.49	-	72,72,72,72	0
91	MG	1	3992	1/1	0.95	0.23	-	59,59,59,59	0
92	OHX	4	242	7/7	0.95	0.20	-	107,107,107,107	7
91	MG	6	2079	1/1	0.79	1.15	-	61,61,61,61	1
91	MG	5	3759	1/1	0.91	0.56	-	54,54,54,54	0
91	MG	1	4063	1/1	0.65	0.81	-	61,61,61,61	0
92	OHX	1	4386	7/7	0.96	0.36	-	76,76,76,76	7
91	MG	5	3507	1/1	0.73	0.39	-	78,78,78,78	0
91	MG	5	3899	1/1	0.72	0.22	-	117,117,117,117	0
91	MG	1	3412	1/1	0.94	0.60	-	49,49,49,49	0
92	OHX	5	4544	7/7	0.87	0.46	-	69,69,69,69	7
91	MG	5	4112	1/1	0.70	0.29	-	59,59,59,59	1
91	MG	5	3428	1/1	0.90	0.35	-	57,57,57,57	0
91	MG	4	211	1/1	0.97	0.33	-	58,58,58,58	0
91	MG	2	2063	1/1	0.40	0.38	-	95,95,95,95	0
92	OHX	5	4450	7/7	0.90	0.14	-	126,126,126,126	7
91	MG	1	3492	1/1	0.98	0.24	-	58,58,58,58	0
92	OHX	1	4254	7/7	0.93	0.46	-	65,65,65,65	7
92	OHX	3	219	7/7	0.97	0.24	-	85,85,85,85	7
91	MG	1	3786	1/1	0.80	0.31	-	59,59,59,59	0
92	OHX	1	4231	7/7	0.95	0.15	-	151,151,151,151	7
91	MG	n0	204	1/1	0.85	0.47	-	57,57,57,57	0
91	MG	2	2034	1/1	0.93	0.40	-	85,85,85,85	1
91	MG	1	3431	1/1	0.91	0.73	-	57,57,57,57	0

Continued on next page...

Continued from previous page...

Mol	Type	Chain	Res	Atoms	RSCC	RSR	LLDF	B-factors(\AA^2)	Q<0.9
91	MG	1	3686	1/1	0.78	0.15	-	68,68,68,68	0
91	MG	5	4141	1/1	0.94	0.34	-	50,50,50,50	0
91	MG	L2	302	1/1	0.94	1.02	-	57,57,57,57	1
92	OHX	6	2182	7/7	0.97	0.29	-	81,81,81,81	7
91	MG	5	3999	1/1	0.68	0.34	-	76,76,76,76	0
92	OHX	5	4565	7/7	0.93	0.38	-	77,77,77,77	7
92	OHX	1	4285	7/7	0.98	0.25	-	82,82,82,82	7
91	MG	1	3676	1/1	0.95	0.31	-	52,52,52,52	0
91	MG	5	4133	1/1	0.99	0.23	-	70,70,70,70	0
91	MG	7	218	1/1	0.89	0.31	-	54,54,54,54	1
92	OHX	5	4306	7/7	0.96	0.28	-	67,67,67,67	7
91	MG	6	2133	1/1	0.42	0.25	-	96,96,96,96	0
91	MG	5	3800	1/1	0.93	0.71	-	59,59,59,59	0
91	MG	1	3957	1/1	0.85	0.35	-	62,62,62,62	0
91	MG	1	3661	1/1	0.84	0.23	-	61,61,61,61	0
91	MG	5	3747	1/1	0.50	0.66	-	59,59,59,59	1
91	MG	5	3412	1/1	0.72	0.35	-	68,68,68,68	0
91	MG	5	3918	1/1	0.98	0.11	-	62,62,62,62	0
91	MG	5	4109	1/1	0.93	0.26	-	57,57,57,57	0
92	OHX	2	2229	7/7	0.94	0.18	-	90,90,90,90	7
92	OHX	6	2274	7/7	0.91	0.21	-	145,145,145,145	7
91	MG	1	3658	1/1	0.96	0.28	-	53,53,53,53	0
91	MG	6	1955	1/1	0.78	0.28	-	63,63,63,63	0
92	OHX	1	4256	7/7	0.96	0.37	-	92,92,92,92	7
91	MG	1	3764	1/1	0.94	0.26	-	106,106,106,106	0
91	MG	1	4003	1/1	0.99	0.23	-	76,76,76,76	0
91	MG	M0	304	1/1	0.91	0.31	-	62,62,62,62	0
92	OHX	5	4566	7/7	0.94	0.35	-	57,57,57,57	7
91	MG	1	3793	1/1	0.99	0.33	-	64,64,64,64	1
91	MG	5	3810	1/1	0.66	0.37	-	68,68,68,68	1
91	MG	5	4073	1/1	0.78	0.39	-	81,81,81,81	0
91	MG	1	3633	1/1	0.93	0.40	-	70,70,70,70	0
92	OHX	2	2164	7/7	0.97	0.33	-	100,100,100,100	7
92	OHX	5	4316	7/7	0.94	0.48	-	87,87,87,87	7
91	MG	1	3718	1/1	0.89	0.31	-	75,75,75,75	0
91	MG	1	3627	1/1	0.92	0.59	-	51,51,51,51	0
92	OHX	1	4396	7/7	0.95	0.82	-	72,72,72,72	7
91	MG	2	1906	1/1	0.84	0.29	-	73,73,73,73	0
91	MG	2	2028	1/1	0.99	0.21	-	80,80,80,80	1
91	MG	6	1953	1/1	0.86	0.54	-	61,61,61,61	0
91	MG	5	4107	1/1	0.91	0.42	-	58,58,58,58	0
92	OHX	5	4509	7/7	0.85	0.19	-	101,101,101,101	7

Continued on next page...

Continued from previous page...

Mol	Type	Chain	Res	Atoms	RSCC	RSR	LLDF	B-factors(\AA^2)	Q<0.9
91	MG	7	222	1/1	0.71	0.55	-	63,63,63,63	0
91	MG	5	4059	1/1	0.86	0.31	-	70,70,70,70	1
91	MG	6	2083	1/1	0.42	0.41	-	98,98,98,98	0
91	MG	1	3760	1/1	0.52	0.47	-	54,54,54,54	1
91	MG	6	2131	1/1	0.69	0.60	-	64,64,64,64	1
91	MG	1	4047	1/1	0.93	0.40	-	89,89,89,89	0
92	OHX	1	4395	7/7	0.96	0.23	-	76,76,76,76	7
91	MG	6	1909	1/1	0.75	0.44	-	61,61,61,61	0
91	MG	5	3872	1/1	0.88	0.49	-	47,47,47,47	1
91	MG	1	3731	1/1	0.94	0.37	-	55,55,55,55	0
91	MG	1	3812	1/1	0.88	0.21	-	79,79,79,79	0
92	OHX	2	2233	7/7	0.86	0.34	-	92,92,92,92	7
91	MG	1	3573	1/1	0.97	0.71	-	44,44,44,44	0
92	OHX	1	4432	7/7	0.94	0.44	-	56,56,56,56	7
91	MG	1	3502	1/1	0.83	0.73	-	64,64,64,64	0
91	MG	5	4065	1/1	0.94	0.14	-	104,104,104,104	0
92	OHX	5	4317	7/7	0.96	0.37	-	103,103,103,103	7
92	OHX	1	4430	7/7	0.90	0.40	-	85,85,85,85	7
92	OHX	5	4296	7/7	0.97	0.11	-	108,108,108,108	7
91	MG	13	404	1/1	0.59	0.98	-	48,48,48,48	1
91	MG	1	3448	1/1	0.92	0.32	-	63,63,63,63	0
92	OHX	5	4532	7/7	0.89	0.28	-	66,66,66,66	7
91	MG	5	3787	1/1	0.93	0.46	-	80,80,80,80	0
91	MG	5	3829	1/1	0.72	0.39	-	75,75,75,75	0
91	MG	1	3771	1/1	0.92	1.14	-	53,53,53,53	1
91	MG	5	4003	1/1	0.73	0.49	-	53,53,53,53	0
91	MG	2	2035	1/1	0.69	0.50	-	78,78,78,78	0
91	MG	5	4569	1/1	0.81	0.36	-	60,60,60,60	0
91	MG	1	3419	1/1	0.94	0.87	-	54,54,54,54	0
91	MG	5	3714	1/1	0.89	0.30	-	49,49,49,49	1
91	MG	5	3584	1/1	0.92	0.57	-	53,53,53,53	0
91	MG	1	3735	1/1	0.76	0.29	-	73,73,73,73	0
91	MG	1	3973	1/1	0.81	0.60	-	82,82,82,82	0
92	OHX	2	2204	7/7	0.90	0.29	-	134,134,134,134	7
91	MG	1	3548	1/1	0.98	0.60	-	45,45,45,45	0
91	MG	6	2091	1/1	0.85	0.20	-	81,81,81,81	0
91	MG	5	3945	1/1	0.91	0.57	-	56,56,56,56	0
91	MG	1	4095	1/1	0.74	0.33	-	101,101,101,101	1
91	MG	15	307	1/1	0.89	0.61	-	59,59,59,59	1
91	MG	1	3723	1/1	0.70	0.69	-	64,64,64,64	0
91	MG	1	3657	1/1	0.94	0.33	-	57,57,57,57	0
91	MG	5	3535	1/1	0.98	0.50	-	48,48,48,48	0

Continued on next page...

Continued from previous page...

Mol	Type	Chain	Res	Atoms	RSCC	RSR	LLDF	B-factors(\AA^2)	Q<0.9
92	OHX	1	4479	7/7	0.92	0.37	-	71,71,71,71	7
91	MG	5	3590	1/1	0.94	0.55	-	53,53,53,53	0
91	MG	5	3515	1/1	0.89	0.56	-	45,45,45,45	0
92	OHX	5	4283	7/7	0.97	0.28	-	80,80,80,80	7
91	MG	1	3997	1/1	0.96	0.30	-	69,69,69,69	1
92	OHX	5	4488	7/7	0.92	0.33	-	69,69,69,69	7
92	OHX	5	4453	7/7	0.91	0.35	-	84,84,84,84	7
91	MG	2	1917	1/1	0.89	0.52	-	71,71,71,71	0
91	MG	5	4148	1/1	0.85	0.51	-	82,82,82,82	0
92	OHX	1	4477	7/7	0.80	0.42	-	75,75,75,75	7
91	MG	5	3959	1/1	0.93	0.19	-	68,68,68,68	0
91	MG	2	2039	1/1	0.98	0.18	-	100,100,100,100	0
92	OHX	1	4262	7/7	0.97	0.24	-	76,76,76,76	7
91	MG	1	3733	1/1	0.78	0.27	-	64,64,64,64	0
91	MG	1	3915	1/1	0.95	0.59	-	67,67,67,67	0
92	OHX	6	2314	7/7	0.72	0.50	-	84,84,84,84	7
92	OHX	6	2184	7/7	0.97	0.28	-	93,93,93,93	7
91	MG	5	4108	1/1	0.99	0.26	-	59,59,59,59	0
91	MG	5	3980	1/1	0.95	0.92	-	64,64,64,64	1
92	OHX	1	4455	7/7	0.80	0.35	-	69,69,69,69	7
92	OHX	2	2215	7/7	0.88	0.34	-	115,115,115,115	7
91	MG	1	3710	1/1	0.76	0.47	-	59,59,59,59	0
92	OHX	6	2216	7/7	0.95	0.27	-	80,80,80,80	7
92	OHX	5	4371	7/7	0.93	0.38	-	91,91,91,91	7
91	MG	1	4086	1/1	0.95	0.88	-	66,66,66,66	1
91	MG	4	216	1/1	0.81	0.36	-	54,54,54,54	0
91	MG	5	3694	1/1	0.91	0.31	-	42,42,42,42	0
91	MG	5	3993	1/1	0.81	0.54	-	56,56,56,56	0
91	MG	5	3965	1/1	0.74	0.48	-	46,46,46,46	1
92	OHX	2	2185	7/7	0.93	0.20	-	115,115,115,115	7
91	MG	5	3652	1/1	0.84	0.84	-	108,108,108,108	0
91	MG	5	3946	1/1	0.88	0.27	-	48,48,48,48	1
92	OHX	2	2074	7/7	0.98	0.17	-	97,97,97,97	7
91	MG	5	4027	1/1	0.96	0.73	-	45,45,45,45	1
91	MG	5	3403	1/1	0.93	0.73	-	48,48,48,48	0
91	MG	15	303	1/1	0.96	0.52	-	53,53,53,53	0
91	MG	1	3932	1/1	0.80	0.40	-	52,52,52,52	0
91	MG	1	3541	1/1	0.93	0.94	-	62,62,62,62	0
91	MG	1	3623	1/1	0.75	0.30	-	58,58,58,58	0
91	MG	1	3703	1/1	0.95	0.78	-	75,75,75,75	0
91	MG	2	2012	1/1	0.92	0.32	-	116,116,116,116	0
91	MG	6	1967	1/1	0.97	0.32	-	61,61,61,61	0

Continued on next page...

Continued from previous page...

Mol	Type	Chain	Res	Atoms	RSCC	RSR	LLDF	B-factors(\AA^2)	Q<0.9
91	MG	5	3523	1/1	0.93	0.20	-	52,52,52,52	0
92	OHX	5	4415	7/7	0.93	0.47	-	80,80,80,80	7
92	OHX	5	4233	7/7	0.99	0.28	-	65,65,65,65	7
91	MG	5	3948	1/1	0.43	0.89	-	57,57,57,57	1
91	MG	6	1924	1/1	0.91	0.24	-	67,67,67,67	0
91	MG	1	3904	1/1	0.94	0.28	-	66,66,66,66	1
91	MG	5	3935	1/1	0.98	0.27	-	52,52,52,52	1
91	MG	4	232	1/1	0.98	0.50	-	60,60,60,60	0
91	MG	1	3626	1/1	0.94	0.49	-	49,49,49,49	0
91	MG	5	3889	1/1	0.94	0.44	-	54,54,54,54	1
91	MG	1	3689	1/1	0.87	0.63	-	64,64,64,64	0
91	MG	1	3987	1/1	0.84	0.49	-	70,70,70,70	0
91	MG	1	3990	1/1	0.95	0.20	-	84,84,84,84	0
91	MG	6	1963	1/1	0.84	0.44	-	71,71,71,71	0
91	MG	6	1962	1/1	0.88	0.52	-	75,75,75,75	0
92	OHX	2	2168	7/7	0.86	0.47	-	112,112,112,112	7
91	MG	5	3850	1/1	0.98	0.33	-	53,53,53,53	1
91	MG	6	1919	1/1	0.52	0.33	-	79,79,79,79	0
91	MG	1	3701	1/1	0.90	0.56	-	59,59,59,59	0
92	OHX	5	4561	7/7	0.94	0.43	-	62,62,62,62	7
91	MG	5	3877	1/1	0.97	0.35	-	63,63,63,63	0
92	OHX	8	230	7/7	0.96	0.22	-	108,108,108,108	7
91	MG	6	2019	1/1	0.89	1.36	-	86,86,86,86	1
91	MG	1	3672	1/1	0.80	0.22	-	68,68,68,68	0
91	MG	1	4004	1/1	0.89	0.50	-	60,60,60,60	1
91	MG	5	3498	1/1	0.97	0.38	-	53,53,53,53	0
91	MG	D0	201	1/1	0.67	0.42	-	88,88,88,88	0
91	MG	2	2002	1/1	0.60	0.50	-	85,85,85,85	0
91	MG	1	3762	1/1	0.83	0.31	-	89,89,89,89	0
91	MG	m6	204	1/1	0.71	0.41	-	55,55,55,55	1
91	MG	5	4068	1/1	0.67	0.47	-	58,58,58,58	0
91	MG	5	3449	1/1	0.83	0.37	-	57,57,57,57	0
91	MG	N3	201	1/1	0.83	0.94	-	62,62,62,62	1
91	MG	5	3842	1/1	0.73	0.64	-	59,59,59,59	1
91	MG	6	2118	1/1	0.97	0.42	-	96,96,96,96	0
91	MG	2	2029	1/1	0.60	0.57	-	74,74,74,74	0
91	MG	6	2035	1/1	0.77	0.24	-	68,68,68,68	0
91	MG	1	3943	1/1	0.72	0.67	-	86,86,86,86	0
91	MG	5	4032	1/1	0.99	0.25	-	55,55,55,55	1
91	MG	5	3470	1/1	0.85	0.49	-	51,51,51,51	0
91	MG	1	3675	1/1	0.90	0.43	-	67,67,67,67	0
92	OHX	1	4260	7/7	0.97	0.18	-	94,94,94,94	7

Continued on next page...

Continued from previous page...

Mol	Type	Chain	Res	Atoms	RSCC	RSR	LLDF	B-factors(\AA^2)	Q<0.9
91	MG	m7	204	1/1	0.81	0.41	-	51,51,51,51	0
91	MG	1	3924	1/1	0.94	0.20	-	52,52,52,52	0
92	OHX	6	2207	7/7	0.96	0.29	-	100,100,100,100	7
92	OHX	1	4247	7/7	0.94	0.26	-	94,94,94,94	7
91	MG	5	3911	1/1	0.92	0.59	-	60,60,60,60	1
91	MG	1	4012	1/1	0.76	0.76	-	80,80,80,80	0
91	MG	6	2042	1/1	0.91	0.36	-	70,70,70,70	0
92	OHX	5	4500	7/7	0.90	0.16	-	147,147,147,147	7
91	MG	1	3850	1/1	0.68	0.58	-	59,59,59,59	1
91	MG	1	3714	1/1	0.72	0.40	-	62,62,62,62	0
91	MG	N3	204	1/1	0.69	0.47	-	80,80,80,80	0
91	MG	7	203	1/1	0.88	0.60	-	39,39,39,39	0
92	OHX	1	4352	7/7	0.81	0.25	-	135,135,135,135	7
92	OHX	1	4453	7/7	0.94	0.51	-	65,65,65,65	7
91	MG	1	3564	1/1	0.94	0.37	-	72,72,72,72	0
92	OHX	5	4393	7/7	0.94	0.37	-	67,67,67,67	7
91	MG	1	3717	1/1	0.91	0.60	-	72,72,72,72	0
91	MG	1	3769	1/1	0.89	0.28	-	50,50,50,50	0
91	MG	5	3638	1/1	0.90	0.68	-	55,55,55,55	0
91	MG	5	3668	1/1	0.73	0.45	-	52,52,52,52	0
91	MG	6	2064	1/1	0.96	0.46	-	103,103,103,103	0
91	MG	2	1972	1/1	0.52	0.59	-	93,93,93,93	0
92	OHX	M5	310	7/7	0.98	0.25	-	81,81,81,81	7
91	MG	6	2111	1/1	0.43	0.76	-	115,115,115,115	0
91	MG	5	3745	1/1	0.33	0.26	-	95,95,95,95	0
91	MG	6	2140	1/1	0.62	0.52	-	74,74,74,74	0
91	MG	5	4045	1/1	0.85	0.31	-	58,58,58,58	0
91	MG	1	4025	1/1	0.69	0.12	-	204,204,204,204	0
91	MG	5	3542	1/1	0.98	0.41	-	50,50,50,50	0
91	MG	2	1945	1/1	0.57	0.69	-	88,88,88,88	0
91	MG	6	2055	1/1	0.81	0.71	-	59,59,59,59	0
91	MG	1	4073	1/1	0.71	0.22	-	68,68,68,68	0
91	MG	5	3530	1/1	0.91	0.62	-	44,44,44,44	0
91	MG	m3	202	1/1	0.84	0.64	-	57,57,57,57	0
91	MG	1	3480	1/1	0.64	0.58	-	57,57,57,57	0
91	MG	1	3732	1/1	0.82	0.32	-	63,63,63,63	0
91	MG	1	3630	1/1	0.85	0.15	-	78,78,78,78	0
92	OHX	1	4202	7/7	0.96	0.29	-	107,107,107,107	7
92	OHX	5	4511	7/7	0.90	0.31	-	81,81,81,81	7
91	MG	1	3609	1/1	0.95	0.67	-	48,48,48,48	0
91	MG	2	1969	1/1	0.89	0.41	-	86,86,86,86	0
91	MG	5	3813	1/1	0.98	0.39	-	59,59,59,59	0

Continued on next page...

Continued from previous page...

Mol	Type	Chain	Res	Atoms	RSCC	RSR	LLDF	B-factors(\AA^2)	Q<0.9
91	MG	5	3801	1/1	0.92	0.39	-	60,60,60,60	1
91	MG	1	3891	1/1	0.96	0.25	-	58,58,58,58	0
92	OHX	5	4268	7/7	0.98	0.24	-	73,73,73,73	7
91	MG	1	3428	1/1	0.96	0.27	-	66,66,66,66	0
91	MG	1	3507	1/1	0.95	0.36	-	59,59,59,59	0
91	MG	1	3590	1/1	0.90	0.56	-	50,50,50,50	0
91	MG	6	1997	1/1	0.61	0.57	-	62,62,62,62	1
91	MG	2	1985	1/1	0.76	0.35	-	83,83,83,83	0
91	MG	5	3727	1/1	0.79	0.29	-	61,61,61,61	0
92	OHX	4	246	7/7	0.96	0.28	-	82,82,82,82	7
91	MG	1	3453	1/1	0.98	0.35	-	51,51,51,51	0
91	MG	5	4013	1/1	0.97	0.56	-	57,57,57,57	1
91	MG	1	3821	1/1	0.90	0.41	-	62,62,62,62	1
91	MG	8	202	1/1	0.69	0.27	-	56,56,56,56	0
91	MG	8	210	1/1	0.91	0.41	-	60,60,60,60	0
92	OHX	1	4500	7/7	0.96	0.29	-	89,89,89,89	7
92	OHX	5	4362	7/7	0.95	0.45	-	57,57,57,57	7
91	MG	2	2019	1/1	0.95	0.26	-	115,115,115,115	0
91	MG	5	3756	1/1	0.99	0.21	-	98,98,98,98	0
91	MG	5	3547	1/1	0.98	0.77	-	46,46,46,46	0
91	MG	5	4155	1/1	0.66	0.93	-	57,57,57,57	1
91	MG	5	4085	1/1	0.96	0.53	-	62,62,62,62	1
91	MG	5	3430	1/1	0.94	0.69	-	47,47,47,47	0
92	OHX	5	4526	7/7	0.92	0.38	-	71,71,71,71	7
91	MG	1	3742	1/1	0.91	0.21	-	69,69,69,69	0
91	MG	5	3974	1/1	0.65	0.35	-	66,66,66,66	0
91	MG	5	3716	1/1	0.90	0.30	-	51,51,51,51	0
91	MG	5	3793	1/1	0.97	0.21	-	66,66,66,66	0
91	MG	5	4038	1/1	0.83	0.33	-	67,67,67,67	1
91	MG	6	2052	1/1	0.79	0.28	-	66,66,66,66	1
91	MG	1	3898	1/1	0.97	0.15	-	59,59,59,59	1
92	OHX	2	2210	7/7	0.87	0.19	-	123,123,123,123	7
91	MG	6	1905	1/1	0.82	0.20	-	86,86,86,86	0
92	OHX	5	4167	7/7	1.00	0.25	-	57,57,57,57	7
92	OHX	6	2180	7/7	0.95	0.24	-	90,90,90,90	7
91	MG	5	3881	1/1	0.78	0.82	-	61,61,61,61	0
92	OHX	1	4188	7/7	0.97	0.29	-	58,58,58,58	7
91	MG	5	3513	1/1	0.86	0.28	-	52,52,52,52	0
92	OHX	1	4121	7/7	0.99	0.24	-	75,75,75,75	7
91	MG	7	221	1/1	0.85	0.18	-	63,63,63,63	0
91	MG	2	1902	1/1	0.90	0.83	-	56,56,56,56	0
91	MG	1	3691	1/1	0.92	0.37	-	59,59,59,59	0

Continued on next page...

Continued from previous page...

Mol	Type	Chain	Res	Atoms	RSCC	RSR	LLDF	B-factors(Å ²)	Q<0.9
92	OHX	2	2098	7/7	0.98	0.29	-	88,88,88,88	7
92	OHX	6	2156	7/7	0.99	0.27	-	79,79,79,79	7
91	MG	1	4015	1/1	0.97	0.69	-	60,60,60,60	1
91	MG	4	231	1/1	0.93	0.65	-	98,98,98,98	1
91	MG	2	1918	1/1	0.79	0.67	-	78,78,78,78	0
91	MG	3	218	1/1	0.86	0.27	-	70,70,70,70	0
91	MG	5	3543	1/1	0.85	0.87	-	60,60,60,60	0
91	MG	1	3960	1/1	-0.14	1.05	-	97,97,97,97	0
91	MG	1	4038	1/1	0.89	0.29	-	55,55,55,55	0
91	MG	6	2041	1/1	0.91	0.32	-	82,82,82,82	0
92	OHX	1	4471	7/7	0.82	0.42	-	75,75,75,75	7
91	MG	M0	301	1/1	0.60	0.25	-	70,70,70,70	0
91	MG	5	3910	1/1	0.85	0.42	-	64,64,64,64	0
91	MG	2	2017	1/1	0.87	0.29	-	85,85,85,85	0
91	MG	N8	207	1/1	0.89	0.93	-	58,58,58,58	1
91	MG	5	3890	1/1	0.90	0.19	-	73,73,73,73	0
91	MG	1	4075	1/1	0.87	0.55	-	110,110,110,110	0
92	OHX	2	2166	7/7	0.96	0.14	-	103,103,103,103	7
92	OHX	1	4316	7/7	0.93	0.32	-	94,94,94,94	7
92	OHX	7	237	7/7	0.89	0.28	-	77,77,77,77	7
92	OHX	6	2249	7/7	0.93	0.37	-	72,72,72,72	7
91	MG	6	1934	1/1	0.33	0.44	-	88,88,88,88	0
91	MG	5	3501	1/1	0.89	0.27	-	62,62,62,62	0
91	MG	6	1984	1/1	0.80	1.10	-	73,73,73,73	1
91	MG	6	1979	1/1	0.86	0.42	-	72,72,72,72	0
91	MG	4	226	1/1	0.63	0.30	-	66,66,66,66	0
91	MG	2	1907	1/1	0.97	0.61	-	67,67,67,67	0
91	MG	5	3765	1/1	0.99	0.86	-	51,51,51,51	1
91	MG	6	2138	1/1	0.93	0.18	-	94,94,94,94	0
91	MG	5	3892	1/1	0.76	0.29	-	61,61,61,61	0
91	MG	1	3781	1/1	0.81	0.72	-	59,59,59,59	1
91	MG	5	3966	1/1	0.67	0.49	-	51,51,51,51	1
91	MG	6	2125	1/1	0.80	0.31	-	79,79,79,79	0
91	MG	M5	307	1/1	0.80	0.89	-	77,77,77,77	0
91	MG	2	1966	1/1	0.13	0.45	-	100,100,100,100	0
91	MG	1	3583	1/1	0.92	0.56	-	49,49,49,49	0
92	OHX	1	4142	7/7	0.98	0.22	-	95,95,95,95	7
91	MG	1	3597	1/1	0.95	0.62	-	59,59,59,59	0
91	MG	1	3470	1/1	0.97	0.42	-	57,57,57,57	0
92	OHX	1	4200	7/7	0.98	0.15	-	86,86,86,86	7
91	MG	2	2068	1/1	0.82	0.17	-	105,105,105,105	0
91	MG	6	1973	1/1	0.96	0.20	-	95,95,95,95	0

Continued on next page...

Continued from previous page...

Mol	Type	Chain	Res	Atoms	RSCC	RSR	LLDF	B-factors(\AA^2)	Q<0.9
91	MG	1	3930	1/1	0.60	0.42	-	79,79,79,79	0
91	MG	1	3596	1/1	0.95	0.35	-	65,65,65,65	0
91	MG	5	3479	1/1	0.97	0.39	-	76,76,76,76	0
91	MG	5	3703	1/1	0.70	0.68	-	63,63,63,63	0
91	MG	5	3681	1/1	0.80	0.52	-	54,54,54,54	0
91	MG	1	3483	1/1	0.96	0.56	-	82,82,82,82	0
91	MG	5	4016	1/1	0.50	0.38	-	101,101,101,101	0
91	MG	5	3705	1/1	0.80	0.28	-	79,79,79,79	0
92	OHX	1	4321	7/7	0.89	0.38	-	71,71,71,71	7
91	MG	6	2024	1/1	0.95	0.28	-	71,71,71,71	1
92	OHX	6	2256	7/7	0.90	0.17	-	109,109,109,109	7
91	MG	5	3623	1/1	0.96	0.34	-	49,49,49,49	0
91	MG	4	227	1/1	0.73	0.49	-	48,48,48,48	0
91	MG	1	3938	1/1	0.88	0.86	-	51,51,51,51	1
91	MG	1	3911	1/1	0.87	0.31	-	62,62,62,62	0
91	MG	1	3884	1/1	0.89	0.30	-	59,59,59,59	0
91	MG	5	4037	1/1	0.97	0.20	-	109,109,109,109	0
91	MG	1	3435	1/1	0.82	0.36	-	58,58,58,58	0
91	MG	5	3484	1/1	0.91	0.29	-	75,75,75,75	0
92	OHX	5	4302	7/7	0.97	0.24	-	61,61,61,61	7
92	OHX	C8	202	7/7	0.97	0.17	-	108,108,108,108	7
92	OHX	1	4244	7/7	0.97	0.39	-	73,73,73,73	7
91	MG	1	3919	1/1	0.82	1.09	-	50,50,50,50	1
92	OHX	2	2253	7/7	0.72	0.39	-	113,113,113,113	7
91	MG	1	3823	1/1	0.70	0.40	-	60,60,60,60	0
91	MG	6	2033	1/1	0.98	0.38	-	75,75,75,75	0
92	OHX	1	4245	7/7	0.94	0.27	-	70,70,70,70	7
91	MG	1	3864	1/1	0.75	0.35	-	53,53,53,53	0
91	MG	5	3847	1/1	0.95	0.56	-	55,55,55,55	1
91	MG	5	3628	1/1	0.82	0.45	-	50,50,50,50	0
91	MG	1	4055	1/1	0.58	0.43	-	67,67,67,67	0
92	OHX	5	4262	7/7	0.99	0.36	-	60,60,60,60	7
91	MG	1	3628	1/1	0.84	0.53	-	53,53,53,53	0
91	MG	5	3953	1/1	0.79	0.40	-	52,52,52,52	1
91	MG	2	1958	1/1	0.57	0.50	-	133,133,133,133	0
92	OHX	5	4305	7/7	0.97	0.22	-	89,89,89,89	7
91	MG	5	3567	1/1	0.74	0.57	-	55,55,55,55	0
91	MG	M3	203	1/1	0.89	0.25	-	65,65,65,65	0
92	OHX	5	4401	7/7	0.95	0.22	-	73,73,73,73	7
91	MG	5	4144	1/1	0.81	0.49	-	53,53,53,53	1
91	MG	6	2027	1/1	0.78	0.87	-	68,68,68,68	0
92	OHX	1	4450	7/7	0.71	0.47	-	130,130,130,130	7

Continued on next page...

Continued from previous page...

Mol	Type	Chain	Res	Atoms	RSCC	RSR	LLDF	B-factors(\AA^2)	Q<0.9
91	MG	5	3456	1/1	0.92	0.50	-	50,50,50,50	0
91	MG	1	3556	1/1	0.93	0.42	-	60,60,60,60	0
91	MG	5	3862	1/1	0.88	0.63	-	57,57,57,57	1
91	MG	1	4029	1/1	0.71	0.59	-	54,54,54,54	1
91	MG	5	3832	1/1	0.43	0.72	-	64,64,64,64	0
91	MG	1	3430	1/1	0.98	0.65	-	59,59,59,59	0
91	MG	5	4119	1/1	0.78	0.25	-	58,58,58,58	0
91	MG	5	3736	1/1	0.84	0.53	-	84,84,84,84	0
91	MG	1	3594	1/1	0.93	0.53	-	44,44,44,44	0
91	MG	5	4026	1/1	0.92	0.25	-	62,62,62,62	0
91	MG	6	1918	1/1	0.97	0.38	-	80,80,80,80	0
92	OHX	5	4364	7/7	0.93	0.34	-	74,74,74,74	7
91	MG	2	2045	1/1	0.97	0.26	-	95,95,95,95	0
91	MG	1	3543	1/1	0.93	0.59	-	55,55,55,55	0
91	MG	5	3661	1/1	0.86	0.29	-	53,53,53,53	1
92	OHX	2	2096	7/7	0.96	0.35	-	84,84,84,84	7
91	MG	1	3413	1/1	0.92	0.36	-	55,55,55,55	0
91	MG	1	4050	1/1	0.95	0.14	-	68,68,68,68	0
91	MG	6	2048	1/1	0.94	0.47	-	84,84,84,84	0
91	MG	Q2	504	1/1	0.88	0.81	-	60,60,60,60	1
91	MG	1	4072	1/1	0.81	0.35	-	72,72,72,72	0
92	OHX	6	2199	7/7	0.98	0.20	-	81,81,81,81	7
91	MG	O7	105	1/1	0.87	0.20	-	81,81,81,81	0
92	OHX	5	4550	7/7	0.96	0.23	-	96,96,96,96	7
91	MG	5	3665	1/1	0.85	0.29	-	53,53,53,53	0
92	OHX	5	4549	7/7	0.76	0.54	-	85,85,85,85	7
92	OHX	5	4353	7/7	0.96	0.34	-	59,59,59,59	7
92	OHX	5	4384	7/7	0.89	0.22	-	101,101,101,101	7
92	OHX	6	2217	7/7	0.92	0.19	-	114,114,114,114	7
91	MG	1	3863	1/1	0.96	0.23	-	51,51,51,51	1
91	MG	5	3753	1/1	0.90	0.34	-	88,88,88,88	0
91	MG	6	1937	1/1	0.84	0.71	-	69,69,69,69	0
92	OHX	5	4424	7/7	0.94	0.35	-	67,67,67,67	7
91	MG	1	4068	1/1	0.81	0.44	-	74,74,74,74	0
91	MG	5	4010	1/1	0.90	0.09	-	83,83,83,83	0
91	MG	5	4044	1/1	0.92	0.14	-	85,85,85,85	0
91	MG	1	3576	1/1	0.91	0.34	-	50,50,50,50	0
91	MG	1	3716	1/1	0.79	0.32	-	52,52,52,52	1
92	OHX	6	2300	7/7	0.80	0.40	-	76,76,76,76	7
92	OHX	1	4442	7/7	0.98	0.28	-	65,65,65,65	7
92	OHX	5	4494	7/7	0.94	0.40	-	70,70,70,70	7
91	MG	5	3444	1/1	0.86	0.46	-	54,54,54,54	0

Continued on next page...

Continued from previous page...

Mol	Type	Chain	Res	Atoms	RSCC	RSR	LLDF	B-factors(\AA^2)	Q<0.9
91	MG	2	2047	1/1	0.80	0.96	-	99,99,99,99	0
91	MG	7	220	1/1	0.88	0.73	-	63,63,63,63	1
92	OHX	5	4392	7/7	0.93	0.36	-	66,66,66,66	7
91	MG	1	3824	1/1	0.91	0.53	-	74,74,74,74	0
91	MG	1	3473	1/1	0.90	0.15	-	56,56,56,56	0
91	MG	2	1933	1/1	0.91	0.55	-	82,82,82,82	0
92	OHX	5	4506	7/7	0.99	0.19	-	91,91,91,91	7
91	MG	6	2120	1/1	0.76	0.36	-	74,74,74,74	0
92	OHX	8	238	7/7	0.86	0.31	-	85,85,85,85	7
91	MG	2	2065	1/1	0.87	0.77	-	136,136,136,136	0
92	OHX	2	2121	7/7	0.97	0.19	-	78,78,78,78	7
91	MG	1	3632	1/1	0.99	0.20	-	49,49,49,49	0
91	MG	5	4004	1/1	0.66	0.43	-	69,69,69,69	0
91	MG	6	1921	1/1	0.86	0.40	-	72,72,72,72	0
92	OHX	1	4150	7/7	0.97	0.24	-	88,88,88,88	7
91	MG	5	3754	1/1	0.81	0.41	-	64,64,64,64	0
91	MG	5	3841	1/1	0.91	0.25	-	73,73,73,73	0
92	OHX	5	4388	7/7	0.90	0.32	-	136,136,136,136	7
91	MG	1	3631	1/1	0.97	0.46	-	66,66,66,66	0
91	MG	2	2033	1/1	0.71	0.27	-	71,71,71,71	1
91	MG	5	4082	1/1	0.85	0.30	-	60,60,60,60	0
91	MG	7	209	1/1	0.40	0.57	-	58,58,58,58	0
92	OHX	5	4432	7/7	0.88	0.32	-	70,70,70,70	7
91	MG	6	2129	1/1	0.99	0.31	-	78,78,78,78	0
91	MG	5	4087	1/1	0.90	0.30	-	49,49,49,49	0
91	MG	5	3854	1/1	0.97	0.61	-	48,48,48,48	1

6.5 Other polymers [i](#)

There are no such residues in this entry.