



Full wwPDB X-ray Structure Validation Report ⓘ

Jan 31, 2016 – 09:03 PM GMT

PDB ID : 1N3N
Title : Crystal structure of a mycobacterial hsp60 epitope with the murine class I MHC molecule H-2Db
Authors : Ciatto, C.; Capitani, G.; Tissot, A.C.; Pecorari, F.; Pluckthun, A.; Grutter, M.G.
Deposited on : 2002-10-29
Resolution : 3.00 Å(reported)

This is a Full wwPDB X-ray Structure Validation Report for a publicly released PDB entry.
We welcome your comments at validation@mail.wwpdb.org
A user guide is available at
<http://wwpdb.org/validation/2016/XrayValidationReportHelp>
with specific help available everywhere you see the ⓘ symbol.

The following versions of software and data (see [references ⓘ](#)) were used in the production of this report:

MolProbity : 4.02b-467
Mogul : 1.7 (RC4), CSD as536be (2015)
Xtriage (Phenix) : 1.9-1692
EDS : rb-20026688
Percentile statistics : 20151230.v01 (using entries in the PDB archive December 30th 2015)
Refmac : 5.8.0135
CCP4 : 6.5.0
Ideal geometry (proteins) : Engh & Huber (2001)
Ideal geometry (DNA, RNA) : Parkinson et al. (1996)
Validation Pipeline (wwPDB-VP) : trunk26865

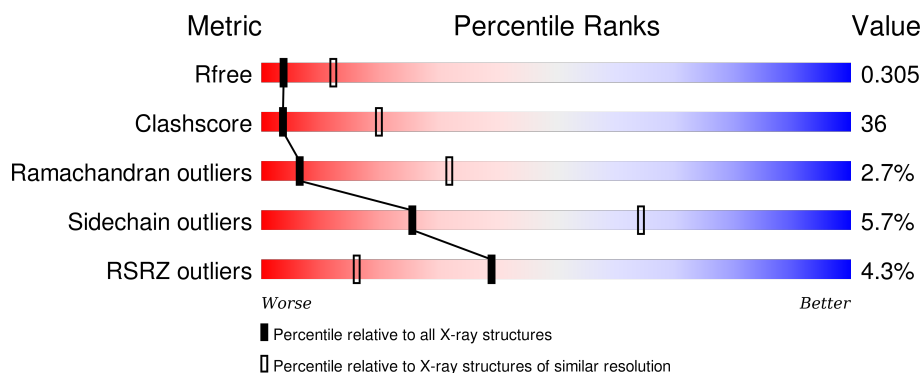
1 Overall quality at a glance

The following experimental techniques were used to determine the structure:

X-RAY DIFFRACTION

The reported resolution of this entry is 3.00 Å.

Percentile scores (ranging between 0-100) for global validation metrics of the entry are shown in the following graphic. The table shows the number of entries on which the scores are based.



Metric	Whole archive (#Entries)	Similar resolution (#Entries, resolution range(Å))
R_{free}	91344	1578 (3.00-3.00)
Clashscore	102246	1912 (3.00-3.00)
Ramachandran outliers	100387	1853 (3.00-3.00)
Sidechain outliers	100360	1856 (3.00-3.00)
RSRZ outliers	91569	1592 (3.00-3.00)

The table below summarises the geometric issues observed across the polymeric chains and their fit to the electron density. The red, orange, yellow and green segments on the lower bar indicate the fraction of residues that contain outliers for ≥ 3 , 2, 1 and 0 types of geometric quality criteria. A grey segment represents the fraction of residues that are not modelled. The numeric value for each fraction is indicated below the corresponding segment, with a dot representing fractions $\leq 5\%$. The upper red bar (where present) indicates the fraction of residues that have poor fit to the electron density. The numeric value is given above the bar.

Mol	Chain	Length	Quality of chain
1	A	280	<div> <div>2%</div> <div>47%</div> <div>46%</div> <div>5%</div> <div>••</div> </div>
1	C	280	<div> <div>6%</div> <div>44%</div> <div>49%</div> <div>6%</div> <div>•</div> </div>
1	E	280	<div> <div>4%</div> <div>48%</div> <div>46%</div> <div>5%</div> <div>•</div> </div>
1	G	280	<div> <div>6%</div> <div>47%</div> <div>45%</div> <div>6%</div> <div>•</div> </div>
2	B	99	<div> <div>46%</div> <div>52%</div> <div>•</div> </div>

Continued on next page...

Continued from previous page...

Mol	Chain	Length	Quality of chain
2	D	99	<div><div></div><div>2%48%46%5%</div></div>
2	F	99	<div><div></div><div>3%46%49%</div></div>
2	H	99	<div><div></div><div>7%37%60%</div></div>
3	I	10	<div><div></div><div>30%70%</div></div>
3	J	10	<div><div></div><div>40%60%</div></div>
3	K	10	<div><div></div><div>60%30%10%</div></div>
3	L	10	<div><div></div><div>40%50%10%</div></div>

2 Entry composition

There are 5 unique types of molecules in this entry. The entry contains 12803 atoms, of which 0 are hydrogens and 0 are deuteriums.

In the tables below, the ZeroOcc column contains the number of atoms modelled with zero occupancy, the AltConf column contains the number of residues with at least one atom in alternate conformation and the Trace column contains the number of residues modelled with at most 2 atoms.

- Molecule 1 is a protein called H-2 CLASS I HISTOCOMPATIBILITY ANTIGEN, D-B ALPHA CHAIN.

Mol	Chain	Residues	Atoms					ZeroOcc	AltConf	Trace
1	A	276	Total	C	N	O	S	0	0	0
			2264	1430	400	425	9			
1	C	276	Total	C	N	O	S	0	0	0
			2264	1430	400	425	9			
1	E	276	Total	C	N	O	S	0	0	0
			2264	1430	400	425	9			
1	G	276	Total	C	N	O	S	0	0	0
			2264	1430	400	425	9			

- Molecule 2 is a protein called BETA-2-MICROGLOBULIN.

Mol	Chain	Residues	Atoms					ZeroOcc	AltConf	Trace
2	B	99	Total	C	N	O	S	0	0	0
			821	524	138	152	7			
2	D	99	Total	C	N	O	S	0	0	0
			821	524	138	152	7			
2	F	99	Total	C	N	O	S	0	0	0
			821	524	138	152	7			
2	H	99	Total	C	N	O	S	0	0	0
			821	524	138	152	7			

- Molecule 3 is a protein called mycobacterial hsp60 decameric epitope.

Mol	Chain	Residues	Atoms				ZeroOcc	AltConf	Trace
3	I	10	Total	C	N	O	0	0	0
			66	39	12	15			
3	J	10	Total	C	N	O	0	0	0
			66	39	12	15			
3	K	10	Total	C	N	O	0	0	0
			66	39	12	15			
3	L	10	Total	C	N	O	0	0	0
			66	39	12	15			

- Molecule 4 is SULFATE ION (three-letter code: SO4) (formula: O₄S).



Mol	Chain	Residues	Atoms			ZeroOcc	AltConf
4	E	1	Total	O	S	0	0
			5	4	1		
4	G	1	Total	O	S	0	0
			5	4	1		

- Molecule 5 is water.

Mol	Chain	Residues	Atoms		ZeroOcc	AltConf
5	A	28	Total	O	0	0
			28	28		
5	B	20	Total	O	0	0
			20	20		
5	C	30	Total	O	0	0
			30	30		
5	D	14	Total	O	0	0
			14	14		
5	E	33	Total	O	0	0
			33	33		
5	F	20	Total	O	0	0
			20	20		
5	G	28	Total	O	0	0
			28	28		
5	H	6	Total	O	0	0
			6	6		
5	I	1	Total	O	0	0
			1	1		

Continued on next page...

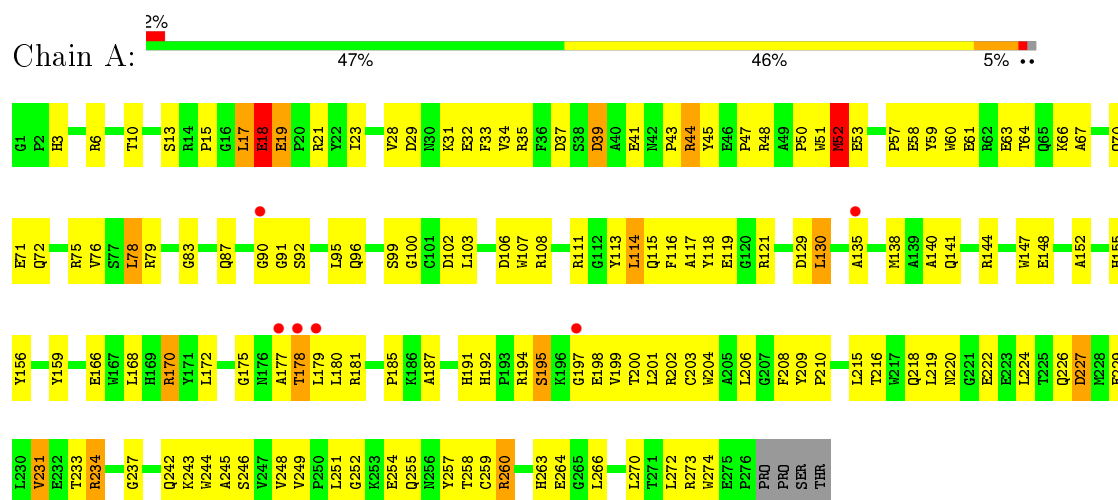
Continued from previous page...

Mol	Chain	Residues	Atoms		ZeroOcc	AltConf
5	K	5	Total	O	0	0
			5	5		
5	L	4	Total	O	0	0
			4	4		

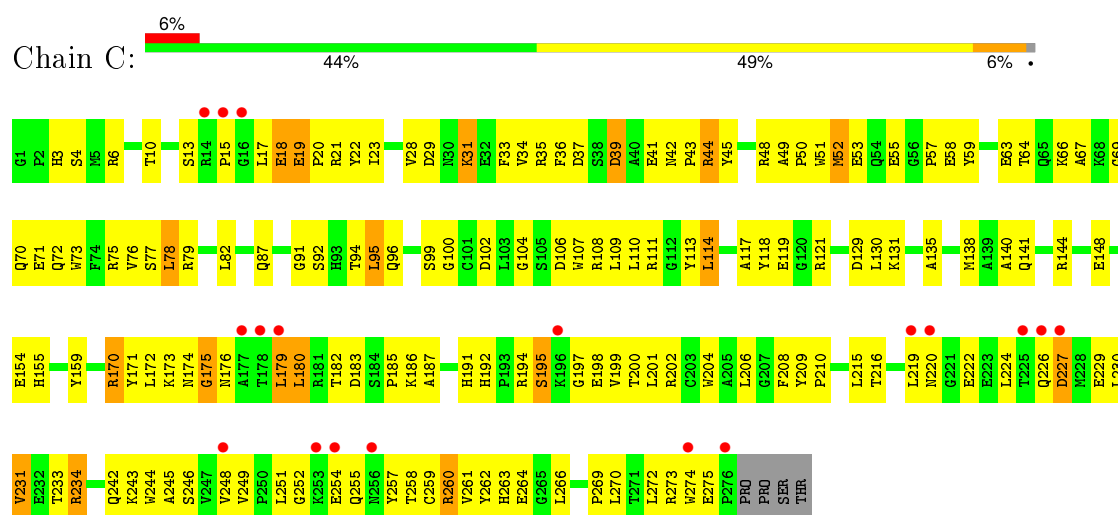
3 Residue-property plots

These plots are drawn for all protein, RNA and DNA chains in the entry. The first graphic for a chain summarises the proportions of errors displayed in the second graphic. The second graphic shows the sequence view annotated by issues in geometry and electron density. Residues are color-coded according to the number of geometric quality criteria for which they contain at least one outlier: green = 0, yellow = 1, orange = 2 and red = 3 or more. A red dot above a residue indicates a poor fit to the electron density ($RSRZ > 2$). Stretches of 2 or more consecutive residues without any outlier are shown as a green connector. Residues present in the sample, but not in the model, are shown in grey.

- Molecule 1: H-2 CLASS I HISTOCOMPATIBILITY ANTIGEN, D-B ALPHA CHAIN

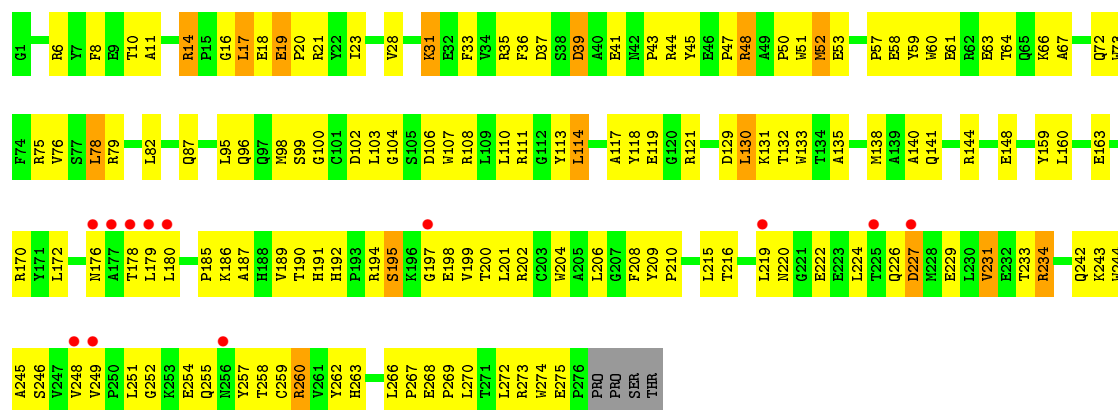


- Molecule 1: H-2 CLASS I HISTOCOMPATIBILITY ANTIGEN, D-B ALPHA CHAIN

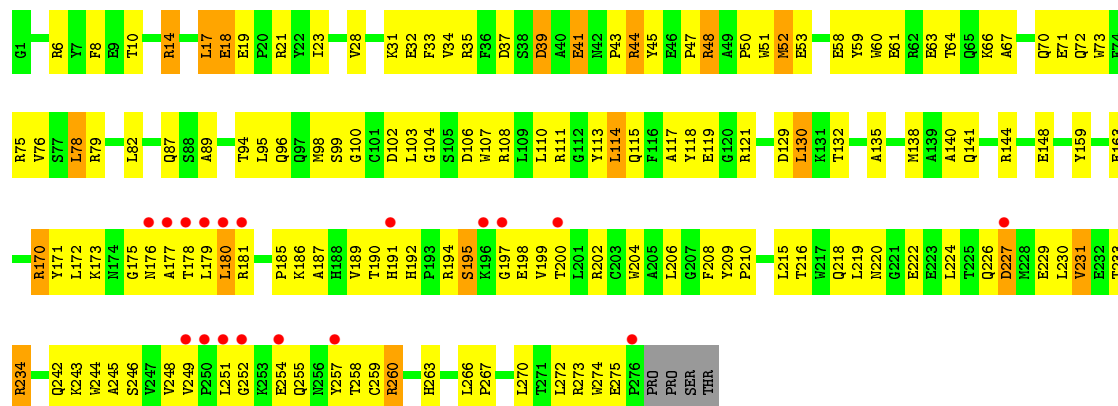


- Molecule 1: H-2 CLASS I HISTOCOMPATIBILITY ANTIGEN, D-B ALPHA CHAIN

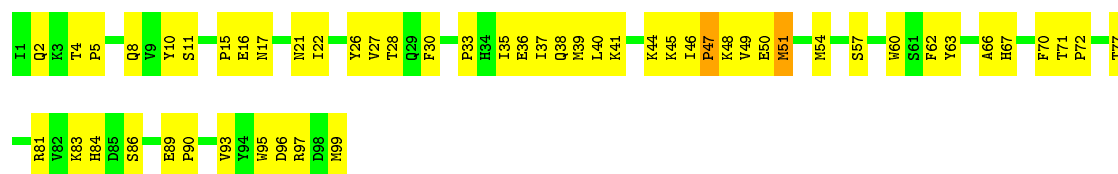




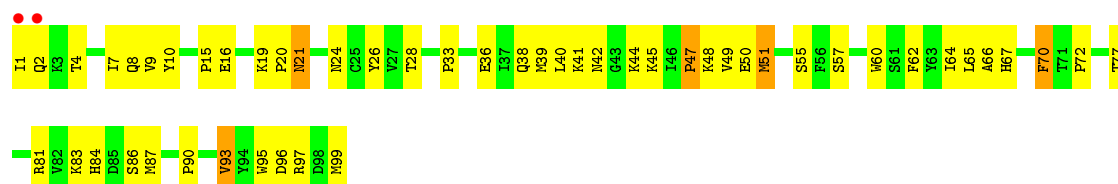
• Molecule 1: H-2 CLASS I HISTOCOMPATIBILITY ANTIGEN, D-B ALPHA CHAIN




• Molecule 2: BETA-2-MICROGLOBULIN



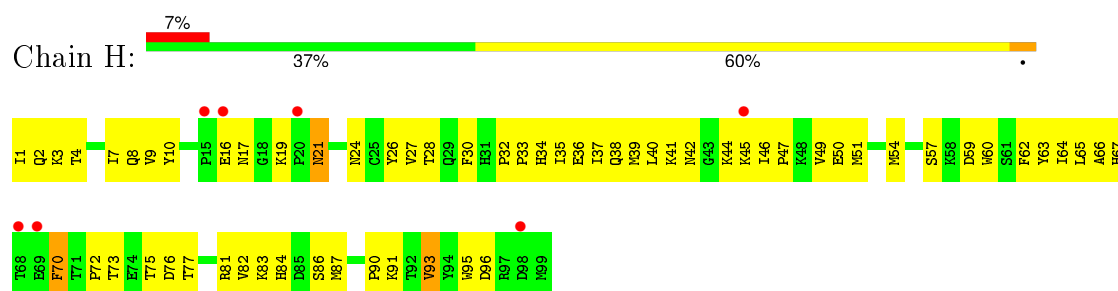
• Molecule 2: BETA-2-MICROGLOBULIN



• Molecule 2: BETA-2-MICROGLOBULIN



- Molecule 2: BETA-2-MICROGLOBULIN



- Molecule 3: mycobacterial hsp60 decameric epitope



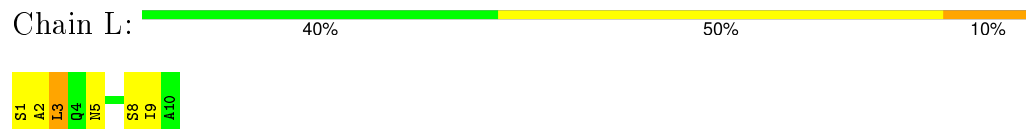
- Molecule 3: mycobacterial hsp60 decameric epitope



- Molecule 3: mycobacterial hsp60 decameric epitope



- Molecule 3: mycobacterial hsp60 decameric epitope



4 Data and refinement statistics

Property	Value	Source
Space group	C 1 2 1	Depositor
Cell constants a, b, c, α , β , γ	129.28Å 123.00Å 150.83Å 90.00° 90.01° 90.00°	Depositor
Resolution (Å)	30.00 – 3.00 29.71 – 3.00	Depositor EDS
% Data completeness (in resolution range)	(Not available) (30.00-3.00) 94.8 (29.71-3.00)	Depositor EDS
R_{merge}	(Not available)	Depositor
R_{sym}	(Not available)	Depositor
$\langle I/\sigma(I) \rangle$ ¹	4.51 (at 3.00Å)	Xtriage
Refinement program	CNS 1.0	Depositor
R, R_{free}	0.246 , 0.307 0.246 , 0.305	Depositor DCC
R_{free} test set	1336 reflections (2.97%)	DCC
Wilson B-factor (Å ²)	46.2	Xtriage
Anisotropy	0.137	Xtriage
Bulk solvent k_{sol} (e/Å ³), B_{sol} (Å ²)	0.31 , 57.1	EDS
Estimated twinning fraction	0.003 for k,h,-l 0.000 for -k,-h,-l 0.000 for -h,-k,l	Xtriage
L-test for twinning ²	$\langle L \rangle = 0.48$, $\langle L^2 \rangle = 0.31$	Xtriage
Outliers	2 of 45065 reflections (0.004%)	Xtriage
F_o, F_c correlation	0.90	EDS
Total number of atoms	12803	wwPDB-VP
Average B, all atoms (Å ²)	53.0	wwPDB-VP

Xtriage's analysis on translational NCS is as follows: *The analyses of the Patterson function reveals a significant off-origin peak that is 32.41 % of the origin peak, indicating pseudo translational symmetry. The chance of finding a peak of this or larger height randomly in a structure without pseudo translational symmetry is equal to 9.4413e-04. The detected translational NCS is most likely also responsible for the elevated intensity ratio.*

¹ Intensities estimated from amplitudes.

² Theoretical values of $\langle |L| \rangle$, $\langle L^2 \rangle$ for acentric reflections are 0.5, 0.375 respectively for untwinned datasets, and 0.333, 0.2 for perfectly twinned datasets.

5 Model quality

5.1 Standard geometry

Bond lengths and bond angles in the following residue types are not validated in this section: SO4

The Z score for a bond length (or angle) is the number of standard deviations the observed value is removed from the expected value. A bond length (or angle) with $|Z| > 5$ is considered an outlier worth inspection. RMSZ is the root-mean-square of all Z scores of the bond lengths (or angles).

Mol	Chain	Bond lengths		Bond angles	
		RMSZ	# Z >5	RMSZ	# Z >5
1	A	0.60	0/2331	0.72	1/3166 (0.0%)
1	C	0.60	0/2331	0.71	0/3166
1	E	0.61	0/2331	0.72	0/3166
1	G	0.58	0/2331	0.72	0/3166
2	B	0.70	0/847	0.79	0/1148
2	D	0.66	0/847	0.76	0/1148
2	F	0.62	0/847	0.75	0/1148
2	H	0.60	0/847	0.73	0/1148
3	I	0.54	0/65	0.77	0/86
3	J	0.58	0/65	0.78	0/86
3	K	0.76	0/65	0.80	0/86
3	L	0.65	0/65	0.77	0/86
All	All	0.61	0/12972	0.73	1/17600 (0.0%)

Chiral center outliers are detected by calculating the chiral volume of a chiral center and verifying if the center is modelled as a planar moiety or with the opposite hand. A planarity outlier is detected by checking planarity of atoms in a peptide group, atoms in a mainchain group or atoms of a sidechain that are expected to be planar.

Mol	Chain	#Chirality outliers	#Planarity outliers
1	C	0	1

There are no bond length outliers.

All (1) bond angle outliers are listed below:

Mol	Chain	Res	Type	Atoms	Z	Observed(°)	Ideal(°)
1	A	203	CYS	CA-CB-SG	5.47	123.86	114.00

There are no chirality outliers.

All (1) planarity outliers are listed below:

Mol	Chain	Res	Type	Group
1	C	22	TYR	Sidechain

5.2 Too-close contacts ⓘ

In the following table, the Non-H and H(model) columns list the number of non-hydrogen atoms and hydrogen atoms in the chain respectively. The H(added) column lists the number of hydrogen atoms added and optimized by MolProbity. The Clashes column lists the number of clashes within the asymmetric unit, whereas Symm-Clashes lists symmetry related clashes.

Mol	Chain	Non-H	H(model)	H(added)	Clashes	Symm-Clashes
1	A	2264	0	2136	169	0
1	C	2264	0	2136	186	0
1	E	2264	0	2136	183	0
1	G	2264	0	2136	177	0
2	B	821	0	796	45	0
2	D	821	0	796	50	0
2	F	821	0	796	57	0
2	H	821	0	796	60	0
3	I	66	0	68	13	0
3	J	66	0	68	12	0
3	K	66	0	68	7	0
3	L	66	0	68	10	0
4	E	5	0	0	0	0
4	G	5	0	0	0	0
5	A	28	0	0	11	0
5	B	20	0	0	5	0
5	C	30	0	0	10	0
5	D	14	0	0	1	0
5	E	33	0	0	9	0
5	F	20	0	0	4	0
5	G	28	0	0	7	0
5	H	6	0	0	0	0
5	I	1	0	0	2	0
5	K	5	0	0	0	0
5	L	4	0	0	0	0
All	All	12803	0	12000	877	0

The all-atom clashscore is defined as the number of clashes found per 1000 atoms (including hydrogen atoms). The all-atom clashscore for this structure is 36.

All (877) close contacts within the same asymmetric unit are listed below, sorted by their clash magnitude.

Atom-1	Atom-2	Interatomic distance (Å)	Clash overlap (Å)
1:G:14:ARG:HB3	1:G:14:ARG:HH11	1.16	1.08
1:E:14:ARG:HB3	1:E:14:ARG:HH11	1.20	1.06
2:F:38:GLN:HE21	2:F:45:LYS:HD2	1.22	1.00
2:H:38:GLN:HE21	2:H:45:LYS:HD2	1.24	0.99
2:B:38:GLN:HE21	2:B:45:LYS:HD2	1.25	0.96
2:D:38:GLN:HE21	2:D:45:LYS:HD2	1.29	0.93
1:C:4:SER:HB2	5:C:284:HOH:O	1.67	0.92
1:A:187:ALA:HB1	1:A:272:LEU:HD11	1.50	0.92
2:H:33:PRO:HG3	2:H:62:PHE:CE2	2.04	0.91
1:C:159:TYR:CE2	3:J:3:LEU:HB2	2.06	0.91
1:A:209:TYR:CD1	1:A:210:PRO:HA	2.05	0.91
1:A:144:ARG:HB3	1:A:144:ARG:HH11	1.37	0.89
1:G:28:VAL:HG23	1:G:179:LEU:HD21	1.55	0.89
1:G:187:ALA:HB1	1:G:272:LEU:HD11	1.55	0.88
1:G:144:ARG:HH11	1:G:144:ARG:HB3	1.38	0.88
1:C:202:ARG:HD3	1:C:246:SER:HB3	1.56	0.88
1:C:121:ARG:HH21	2:D:1:ILE:HB	1.38	0.88
1:E:144:ARG:HB3	1:E:144:ARG:HH11	1.39	0.87
1:E:187:ALA:HB1	1:E:272:LEU:HD11	1.55	0.87
1:A:35:ARG:HB2	1:A:48:ARG:HD2	1.57	0.86
1:C:94:THR:HG22	5:C:283:HOH:O	1.75	0.86
1:G:178:THR:HG23	1:G:179:LEU:HD12	1.57	0.85
1:C:121:ARG:NH2	2:D:1:ILE:HB	1.92	0.85
1:E:138:MET:HE2	1:E:141:GLN:HG3	1.57	0.84
1:E:202:ARG:HD3	1:E:246:SER:HB3	1.58	0.84
2:H:84:HIS:CD2	2:H:86:SER:H	1.96	0.84
1:C:144:ARG:HB3	1:C:144:ARG:HH11	1.44	0.83
1:G:35:ARG:HB2	1:G:48:ARG:HD2	1.58	0.82
1:C:187:ALA:HB1	1:C:272:LEU:HD11	1.62	0.82
1:C:194:ARG:HG3	1:C:194:ARG:HH11	1.44	0.82
1:C:117:ALA:HB2	2:D:60:TRP:CE2	2.13	0.82
1:G:14:ARG:HB3	1:G:14:ARG:NH1	1.93	0.82
1:E:233:THR:OG1	1:E:243:LYS:HE2	1.80	0.82
2:F:84:HIS:CD2	2:F:86:SER:H	1.98	0.82
1:G:121:ARG:NH2	2:H:1:ILE:HB	1.94	0.82
1:C:21:ARG:HE	1:C:39:ASP:CG	1.83	0.81
1:C:209:TYR:CD1	1:C:210:PRO:HA	2.14	0.81
1:G:209:TYR:CD1	1:G:210:PRO:HA	2.15	0.81
2:F:33:PRO:HG3	2:F:62:PHE:CE2	2.16	0.81
2:B:33:PRO:HG3	2:B:62:PHE:CE2	2.15	0.81
2:D:41:LYS:O	2:D:44:LYS:HG2	1.81	0.81
1:A:21:ARG:HE	1:A:39:ASP:CG	1.84	0.80

Continued on next page...

Continued from previous page...

Atom-1	Atom-2	Interatomic distance (Å)	Clash overlap (Å)
1:C:6:ARG:HD3	1:C:100:GLY:HA3	1.62	0.80
2:D:84:HIS:CD2	2:D:86:SER:H	1.98	0.80
1:G:73:TRP:CD1	3:L:9:ILE:HG22	2.17	0.79
1:A:159:TYR:CE2	3:I:3:LEU:HB2	2.17	0.79
1:E:73:TRP:NE1	3:K:9:ILE:HG22	1.97	0.79
1:E:35:ARG:HB2	1:E:48:ARG:HD2	1.62	0.79
1:E:14:ARG:HB3	1:E:14:ARG:NH1	1.96	0.79
2:F:42:ASN:HA	2:F:77:THR:HG22	1.64	0.78
1:A:233:THR:OG1	1:A:243:LYS:HE2	1.83	0.78
2:D:33:PRO:HG3	2:D:62:PHE:CE2	2.17	0.78
1:E:185:PRO:HD3	1:E:263:HIS:CD2	2.19	0.78
1:G:159:TYR:CE2	3:L:3:LEU:HB2	2.18	0.78
1:C:35:ARG:HB2	1:C:48:ARG:HD2	1.66	0.77
1:A:72:GLN:HE22	1:A:75:ARG:HD3	1.50	0.77
1:E:73:TRP:CD1	3:K:9:ILE:HG22	2.18	0.77
1:E:159:TYR:CE2	3:K:3:LEU:HB2	2.19	0.77
1:E:209:TYR:CD1	1:E:210:PRO:HA	2.20	0.77
1:A:258:THR:HG22	1:A:273:ARG:HG3	1.66	0.76
2:H:41:LYS:O	2:H:44:LYS:HG2	1.84	0.76
1:G:202:ARG:HD3	1:G:246:SER:HB3	1.66	0.76
1:A:144:ARG:HB3	1:A:144:ARG:NH1	2.01	0.75
1:G:194:ARG:HG3	1:G:194:ARG:HH11	1.50	0.75
1:A:187:ALA:CB	1:A:272:LEU:HD11	2.16	0.75
1:G:111:ARG:HD3	1:G:113:TYR:OH	1.87	0.75
1:E:194:ARG:HH11	1:E:194:ARG:HG3	1.50	0.74
1:C:111:ARG:HD3	1:C:113:TYR:OH	1.86	0.74
1:E:121:ARG:NH2	2:F:1:ILE:HB	2.02	0.73
1:G:202:ARG:HG2	1:G:204:TRP:NE1	2.03	0.73
1:G:41:GLU:CD	1:G:41:GLU:H	1.92	0.73
1:E:21:ARG:HE	1:E:39:ASP:CG	1.92	0.73
2:B:41:LYS:O	2:B:44:LYS:HG2	1.89	0.73
1:A:76:VAL:HG22	5:A:289:HOH:O	1.89	0.73
1:C:48:ARG:HH11	1:C:48:ARG:HG2	1.53	0.73
2:D:2:GLN:NE2	2:D:86:SER:HA	2.03	0.73
1:E:111:ARG:HD3	1:E:113:TYR:OH	1.89	0.72
1:A:194:ARG:HH11	1:A:194:ARG:HG3	1.53	0.72
1:C:258:THR:HG22	1:C:273:ARG:HG3	1.71	0.72
2:F:41:LYS:O	2:F:44:LYS:HG2	1.90	0.72
1:G:258:THR:HG22	1:G:273:ARG:HG3	1.69	0.72
2:H:2:GLN:NE2	2:H:86:SER:HA	2.05	0.71
1:C:17:LEU:O	1:C:17:LEU:HG	1.90	0.71

Continued on next page...

Continued from previous page...

Atom-1	Atom-2	Interatomic distance (Å)	Clash overlap (Å)
1:E:258:THR:HG22	1:E:273:ARG:HG3	1.70	0.71
1:C:185:PRO:HD3	1:C:263:HIS:CD2	2.24	0.71
1:G:144:ARG:HB3	1:G:144:ARG:NH1	2.05	0.71
1:E:108:ARG:NE	5:E:291:HOH:O	2.23	0.71
1:C:138:MET:CE	1:C:141:GLN:HG3	2.20	0.70
1:C:48:ARG:NH1	1:C:48:ARG:HG2	2.07	0.70
1:E:66:LYS:HZ1	3:K:1:SER:HB2	1.56	0.70
2:B:2:GLN:NE2	2:B:86:SER:HA	2.06	0.70
2:F:77:THR:O	2:F:77:THR:HG23	1.91	0.70
2:H:42:ASN:HA	2:H:77:THR:HG22	1.74	0.69
1:G:73:TRP:NE1	3:L:9:ILE:HG22	2.06	0.69
2:D:33:PRO:HG3	2:D:62:PHE:CZ	2.27	0.69
2:B:39:MET:HE3	2:B:49:VAL:HG13	1.74	0.69
1:C:52:MET:CE	1:C:52:MET:HA	2.22	0.69
1:G:94:THR:HG22	5:G:284:HOH:O	1.91	0.69
1:G:185:PRO:HD3	1:G:263:HIS:CD2	2.28	0.69
1:G:233:THR:OG1	1:G:243:LYS:HE2	1.92	0.69
1:A:45:TYR:CE1	1:A:67:ALA:HB2	2.28	0.69
1:A:202:ARG:HG2	1:A:204:TRP:NE1	2.08	0.69
1:C:251:LEU:HD12	1:C:252:GLY:N	2.08	0.69
1:E:176:ASN:OD1	1:E:180:LEU:HD11	1.91	0.69
1:G:66:LYS:NZ	3:L:1:SER:HB2	2.07	0.69
1:C:233:THR:OG1	1:C:243:LYS:HE2	1.93	0.68
1:A:117:ALA:HB2	2:B:60:TRP:CE2	2.28	0.68
1:G:176:ASN:HA	1:G:180:LEU:HG	1.75	0.68
1:E:229:GLU:O	1:E:245:ALA:HA	1.93	0.68
1:C:154:GLU:HA	5:C:286:HOH:O	1.93	0.68
1:G:229:GLU:O	1:G:245:ALA:HA	1.93	0.68
1:C:144:ARG:NH1	1:C:144:ARG:HB3	2.08	0.68
1:G:234:ARG:HE	2:H:8:GLN:HE22	1.42	0.68
1:G:187:ALA:CB	1:G:272:LEU:HD11	2.24	0.68
1:C:144:ARG:O	1:C:148:GLU:HG3	1.93	0.68
1:A:52:MET:HA	1:A:52:MET:CE	2.24	0.68
1:G:121:ARG:HH21	2:H:1:ILE:HB	1.58	0.67
1:G:102:ASP:OD2	1:G:113:TYR:HE2	1.78	0.67
1:E:72:GLN:HE22	1:E:75:ARG:HD3	1.59	0.67
1:E:144:ARG:HB3	1:E:144:ARG:NH1	2.07	0.67
1:E:202:ARG:HG2	1:E:204:TRP:NE1	2.10	0.67
1:C:111:ARG:HD3	1:C:113:TYR:CZ	2.30	0.67
1:G:254:GLU:HG2	1:G:274:TRP:HD1	1.59	0.67
1:C:107:TRP:CD2	1:E:269:PRO:HD3	2.30	0.67

Continued on next page...

Continued from previous page...

Atom-1	Atom-2	Interatomic distance (Å)	Clash overlap (Å)
1:A:202:ARG:HD3	1:A:246:SER:HB3	1.75	0.67
1:C:87:GLN:NE2	1:C:118:TYR:OH	2.27	0.67
1:E:251:LEU:HD12	1:E:252:GLY:N	2.10	0.66
1:A:144:ARG:CB	1:A:144:ARG:HH11	2.08	0.66
1:C:21:ARG:NH1	1:C:23:ILE:HD11	2.11	0.66
2:B:84:HIS:CD2	2:B:86:SER:H	2.12	0.66
1:G:138:MET:HE2	1:G:141:GLN:HG3	1.77	0.66
1:G:14:ARG:HH21	2:H:34:HIS:CE1	2.13	0.66
1:A:41:GLU:CD	1:A:41:GLU:H	1.99	0.66
1:E:66:LYS:NZ	3:K:1:SER:HB2	2.11	0.66
1:E:31:LYS:HE3	5:E:297:HOH:O	1.95	0.66
1:C:187:ALA:CB	1:C:272:LEU:HD11	2.25	0.66
1:C:18:GLU:HG2	1:C:19:GLU:H	1.59	0.66
1:A:102:ASP:OD2	1:A:113:TYR:HE2	1.79	0.66
1:C:41:GLU:CD	1:C:41:GLU:H	1.99	0.66
1:G:52:MET:HA	1:G:52:MET:HE2	1.77	0.66
1:A:226:GLN:O	1:A:227:ASP:HB2	1.95	0.65
1:C:202:ARG:HG2	1:C:204:TRP:NE1	2.11	0.65
1:A:48:ARG:HG2	1:A:48:ARG:HH11	1.61	0.65
1:C:117:ALA:HB2	2:D:60:TRP:CZ2	2.30	0.65
1:G:144:ARG:HH11	1:G:144:ARG:CB	2.08	0.65
1:A:17:LEU:HG	1:A:17:LEU:O	1.97	0.65
1:G:195:SER:OG	1:G:198:GLU:HB2	1.96	0.65
1:G:21:ARG:HE	1:G:39:ASP:CG	2.00	0.65
1:A:111:ARG:HD3	1:A:113:TYR:OH	1.97	0.65
1:E:106:ASP:O	1:E:107:TRP:HB2	1.97	0.65
1:E:254:GLU:HG2	1:E:274:TRP:HD1	1.62	0.64
1:A:121:ARG:NH1	5:A:296:HOH:O	2.29	0.64
1:E:41:GLU:CD	1:E:41:GLU:H	1.98	0.64
1:E:111:ARG:HD3	1:E:113:TYR:CZ	2.32	0.64
2:H:77:THR:HG23	2:H:77:THR:O	1.97	0.64
1:A:106:ASP:OD2	1:A:108:ARG:HB2	1.98	0.64
1:G:52:MET:HA	1:G:52:MET:CE	2.27	0.64
2:F:42:ASN:HA	2:F:77:THR:CG2	2.28	0.64
1:G:35:ARG:CD	1:G:48:ARG:HE	2.10	0.64
2:F:33:PRO:HG3	2:F:62:PHE:CZ	2.33	0.64
1:G:45:TYR:CE1	1:G:67:ALA:HB2	2.33	0.64
3:I:6:ALA:HB1	5:I:11:HOH:O	1.97	0.64
1:E:195:SER:OG	1:E:198:GLU:HB2	1.97	0.64
1:A:48:ARG:HG2	1:A:48:ARG:NH1	2.12	0.64
1:C:191:HIS:CE1	1:C:199:VAL:HG21	2.33	0.64

Continued on next page...

Continued from previous page...

Atom-1	Atom-2	Interatomic distance (Å)	Clash overlap (Å)
1:A:63:GLU:OE1	3:I:1:SER:HA	1.97	0.64
1:A:106:ASP:O	1:A:107:TRP:HB2	1.97	0.63
1:E:6:ARG:HD3	1:E:100:GLY:HA3	1.80	0.63
1:G:194:ARG:HB2	1:G:200:THR:HG23	1.81	0.63
1:C:255:GLN:O	1:C:273:ARG:HD3	1.98	0.63
1:G:63:GLU:OE1	3:L:1:SER:HA	1.99	0.63
1:A:117:ALA:HB2	2:B:60:TRP:CZ2	2.34	0.63
1:E:35:ARG:HD2	1:E:48:ARG:HE	1.63	0.63
1:A:229:GLU:HB2	1:A:246:SER:OG	1.97	0.63
1:G:202:ARG:HD2	1:G:244:TRP:CE3	2.34	0.63
1:A:194:ARG:O	1:A:194:ARG:HD2	1.97	0.63
1:C:176:ASN:HB3	1:C:180:LEU:HD22	1.81	0.63
1:A:75:ARG:HH11	1:A:75:ARG:HG2	1.63	0.63
1:G:194:ARG:O	1:G:194:ARG:HD2	1.98	0.63
1:A:195:SER:OG	1:A:198:GLU:HB2	1.98	0.63
1:E:63:GLU:OE1	3:K:1:SER:HA	1.97	0.63
1:A:159:TYR:CD2	3:I:3:LEU:HD13	2.33	0.63
1:A:185:PRO:HD2	1:A:266:LEU:HD13	1.81	0.63
1:C:79:ARG:HH11	1:C:79:ARG:HB3	1.64	0.63
1:E:21:ARG:NH1	1:E:23:ILE:HD11	2.14	0.63
1:C:106:ASP:O	1:C:107:TRP:HB2	1.98	0.63
1:G:173:LYS:HD2	5:G:290:HOH:O	1.97	0.63
2:H:33:PRO:HG3	2:H:62:PHE:CD2	2.34	0.62
1:A:138:MET:HE2	1:A:141:GLN:HG3	1.80	0.62
2:H:42:ASN:OD1	2:H:76:ASP:HA	1.99	0.62
1:A:175:GLY:O	1:A:179:LEU:HD12	1.99	0.62
1:E:159:TYR:CD2	3:K:3:LEU:HD13	2.35	0.62
1:C:251:LEU:HD12	1:C:252:GLY:H	1.64	0.62
1:G:66:LYS:HZ1	3:L:1:SER:HB2	1.63	0.62
1:E:117:ALA:HB2	2:F:60:TRP:CE2	2.34	0.62
1:A:95:LEU:HD23	1:A:96:GLN:N	2.14	0.62
2:H:95:TRP:CD1	2:H:96:ASP:N	2.68	0.62
1:E:144:ARG:CB	1:E:144:ARG:HH11	2.11	0.62
1:A:66:LYS:NZ	3:I:1:SER:HB2	2.15	0.62
1:C:234:ARG:NH2	2:D:99:MET:OXT	2.33	0.61
1:E:187:ALA:CB	1:E:272:LEU:HD11	2.28	0.61
1:E:194:ARG:O	1:E:194:ARG:HD2	1.99	0.61
1:A:79:ARG:HH11	1:A:79:ARG:HB3	1.65	0.61
1:C:229:GLU:O	1:C:245:ALA:HA	2.00	0.61
1:G:48:ARG:HH11	1:G:48:ARG:HG2	1.66	0.61
2:F:36:GLU:HB2	2:F:83:LYS:HB3	1.83	0.61

Continued on next page...

Continued from previous page...

Atom-1	Atom-2	Interatomic distance (Å)	Clash overlap (Å)
1:A:66:LYS:HE2	3:I:2:ALA:HB3	1.82	0.61
1:C:185:PRO:HD2	1:C:266:LEU:HD13	1.82	0.61
2:D:95:TRP:CD1	2:D:96:ASP:N	2.68	0.61
2:H:36:GLU:HB2	2:H:83:LYS:HB3	1.83	0.61
2:F:40:LEU:HD23	2:F:45:LYS:HA	1.81	0.61
1:C:138:MET:HE2	1:C:138:MET:HA	1.82	0.61
1:E:194:ARG:HB2	1:E:200:THR:HG23	1.82	0.61
1:A:83:GLY:HA2	5:A:297:HOH:O	2.00	0.61
1:C:138:MET:HE1	1:C:141:GLN:HG3	1.83	0.61
2:F:54:MET:HA	5:F:100:HOH:O	2.00	0.61
2:F:2:GLN:NE2	2:F:86:SER:HA	2.16	0.60
1:A:75:ARG:NH1	5:A:289:HOH:O	2.33	0.60
1:E:251:LEU:HD12	1:E:252:GLY:H	1.65	0.60
1:G:226:GLN:O	1:G:227:ASP:HB2	2.00	0.60
2:H:33:PRO:HG3	2:H:62:PHE:CZ	2.36	0.60
1:A:35:ARG:HD2	1:A:48:ARG:HE	1.65	0.60
1:C:75:ARG:HG2	1:C:75:ARG:HH11	1.66	0.60
1:E:216:THR:O	1:E:259:CYS:HA	2.01	0.60
1:E:234:ARG:HE	2:F:8:GLN:NE2	1.99	0.60
1:C:194:ARG:O	1:C:194:ARG:HD2	2.01	0.60
1:E:206:LEU:HD23	1:E:242:GLN:HB3	1.84	0.60
1:G:48:ARG:NH1	1:G:48:ARG:HG2	2.16	0.60
1:C:159:TYR:CD2	3:J:3:LEU:HD13	2.36	0.60
1:A:255:GLN:O	1:A:273:ARG:HD3	2.01	0.60
1:A:6:ARG:HD3	1:A:100:GLY:HA3	1.84	0.60
2:B:33:PRO:HG3	2:B:62:PHE:CZ	2.37	0.60
1:A:18:GLU:HG2	1:A:19:GLU:H	1.67	0.60
1:C:254:GLU:HG2	1:C:274:TRP:HD1	1.66	0.60
1:A:251:LEU:HD12	1:A:252:GLY:N	2.17	0.60
1:E:226:GLN:O	1:E:227:ASP:HB2	2.02	0.60
1:E:52:MET:HA	1:E:52:MET:HE2	1.83	0.60
1:G:178:THR:CG2	1:G:179:LEU:HD12	2.31	0.60
1:E:48:ARG:HG2	1:E:48:ARG:HH11	1.67	0.60
1:C:106:ASP:OD2	1:C:108:ARG:HB2	2.02	0.59
2:B:36:GLU:HB2	2:B:83:LYS:HB3	1.84	0.59
2:D:36:GLU:HB2	2:D:83:LYS:HB3	1.83	0.59
1:C:52:MET:HE2	1:C:52:MET:HA	1.83	0.59
2:B:97:ARG:HD3	5:B:113:HOH:O	2.02	0.59
1:E:234:ARG:HD3	2:F:10:TYR:CZ	2.38	0.59
1:A:18:GLU:O	1:A:19:GLU:HB2	2.02	0.59
2:D:4:THR:HG23	2:D:87:MET:HE3	1.83	0.59

Continued on next page...

Continued from previous page...

Atom-1	Atom-2	Interatomic distance (Å)	Clash overlap (Å)
1:E:234:ARG:HE	2:F:8:GLN:HE22	1.50	0.59
1:C:216:THR:O	1:C:259:CYS:HA	2.03	0.59
1:G:111:ARG:HD3	1:G:113:TYR:CZ	2.37	0.59
1:C:226:GLN:O	1:C:227:ASP:HB2	2.00	0.59
1:C:243:LYS:HG2	1:C:244:TRP:N	2.17	0.59
1:G:35:ARG:NH2	2:H:54:MET:O	2.34	0.59
2:D:57:SER:O	2:D:60:TRP:N	2.36	0.59
2:H:40:LEU:HD11	2:H:81:ARG:NH1	2.17	0.59
2:B:39:MET:CE	2:B:49:VAL:HG13	2.32	0.59
1:A:52:MET:HE2	1:A:52:MET:HA	1.84	0.59
1:E:44:ARG:HA	1:E:64:THR:HG23	1.83	0.58
1:G:23:ILE:HD12	2:H:54:MET:SD	2.43	0.58
1:A:63:GLU:OE2	1:A:63:GLU:HA	2.02	0.58
2:H:38:GLN:NE2	2:H:45:LYS:HD2	2.07	0.58
1:G:185:PRO:HD2	1:G:266:LEU:HD13	1.85	0.58
1:C:99:SER:HA	1:C:113:TYR:O	2.02	0.58
1:G:35:ARG:HD2	1:G:48:ARG:HE	1.67	0.58
1:A:202:ARG:HD2	1:A:244:TRP:CE3	2.38	0.58
1:E:52:MET:HA	1:E:52:MET:CE	2.32	0.58
1:C:50:PRO:O	1:C:53:GLU:HB2	2.03	0.58
1:G:21:ARG:NH1	1:G:23:ILE:HD11	2.19	0.58
1:C:194:ARG:HG3	1:C:194:ARG:NH1	2.15	0.58
1:E:35:ARG:CD	1:E:48:ARG:HE	2.16	0.58
1:E:202:ARG:HD2	1:E:244:TRP:CE3	2.38	0.58
1:A:229:GLU:O	1:A:245:ALA:HA	2.03	0.58
1:G:6:ARG:HD3	1:G:100:GLY:HA3	1.85	0.58
1:G:14:ARG:CB	1:G:14:ARG:HH11	2.03	0.58
1:E:106:ASP:OD2	1:E:108:ARG:HB2	2.04	0.58
1:G:138:MET:CE	1:G:141:GLN:HG3	2.34	0.58
1:A:33:PHE:CD2	1:A:34:VAL:HG13	2.38	0.58
1:E:104:GLY:CA	1:E:110:LEU:HD11	2.34	0.58
1:E:48:ARG:HG2	1:E:48:ARG:NH1	2.19	0.57
2:B:39:MET:HE1	2:B:67:HIS:C	2.24	0.57
1:E:75:ARG:HG2	1:E:75:ARG:HH11	1.69	0.57
1:G:75:ARG:HD2	5:G:302:HOH:O	2.04	0.57
1:C:76:VAL:HG13	1:C:79:ARG:NH2	2.19	0.57
2:D:39:MET:HE1	2:D:67:HIS:C	2.24	0.57
1:G:10:THR:N	5:G:295:HOH:O	2.36	0.57
1:E:79:ARG:HB3	1:E:79:ARG:HH11	1.68	0.57
1:E:121:ARG:HH21	2:F:1:ILE:HB	1.69	0.57
1:G:260:ARG:HA	1:G:270:LEU:O	2.05	0.57

Continued on next page...

Continued from previous page...

Atom-1	Atom-2	Interatomic distance (Å)	Clash overlap (Å)
1:A:156:TYR:HE1	3:I:5:ASN:HA	1.68	0.57
1:A:234:ARG:NH2	2:B:99:MET:OXT	2.37	0.57
1:C:63:GLU:HA	1:C:63:GLU:OE2	2.05	0.57
1:C:260:ARG:HA	1:C:270:LEU:O	2.05	0.57
2:F:38:GLN:NE2	2:F:45:LYS:HD2	2.06	0.57
1:C:18:GLU:O	1:C:19:GLU:HB2	2.05	0.57
1:A:87:GLN:NE2	1:A:118:TYR:OH	2.33	0.57
1:E:72:GLN:NE2	1:E:75:ARG:HD3	2.20	0.57
2:F:19:LYS:HE3	5:F:115:HOH:O	2.04	0.57
2:H:40:LEU:HD11	2:H:81:ARG:HH12	1.69	0.57
1:A:260:ARG:HA	1:A:270:LEU:O	2.04	0.57
2:H:27:VAL:HG21	2:H:37:ILE:CD1	2.35	0.57
1:G:14:ARG:NH2	2:H:34:HIS:CE1	2.72	0.56
1:A:35:ARG:CD	1:A:48:ARG:HE	2.18	0.56
1:C:144:ARG:HH11	1:C:144:ARG:CB	2.15	0.56
1:E:224:LEU:N	1:E:224:LEU:HD22	2.20	0.56
1:E:185:PRO:HD2	1:E:266:LEU:HD13	1.87	0.56
1:C:197:GLY:O	1:C:251:LEU:HB3	2.06	0.56
1:G:216:THR:O	1:G:259:CYS:HA	2.05	0.56
1:G:75:ARG:HG2	1:G:75:ARG:HH11	1.71	0.56
1:G:234:ARG:HE	2:H:8:GLN:NE2	2.02	0.56
1:G:181:ARG:NH1	1:G:181:ARG:HG2	2.20	0.56
1:E:35:ARG:NH2	2:F:54:MET:O	2.38	0.56
1:G:243:LYS:HG2	1:G:244:TRP:N	2.21	0.56
1:E:45:TYR:CE1	1:E:67:ALA:HB2	2.40	0.56
1:A:243:LYS:HG2	1:A:244:TRP:N	2.19	0.56
1:G:194:ARG:HG3	1:G:194:ARG:NH1	2.20	0.56
2:D:40:LEU:HD23	2:D:45:LYS:HA	1.86	0.56
1:E:138:MET:HE2	1:E:141:GLN:CG	2.32	0.56
1:A:251:LEU:HD12	1:A:252:GLY:H	1.69	0.56
1:E:102:ASP:OD2	1:E:113:TYR:HE2	1.89	0.56
1:C:202:ARG:HD3	1:C:246:SER:CB	2.34	0.56
1:A:119:GLU:HA	5:B:101:HOH:O	2.06	0.56
1:E:194:ARG:HG3	1:E:194:ARG:NH1	2.21	0.56
2:H:39:MET:HE3	2:H:49:VAL:HG13	1.89	0.55
1:G:255:GLN:O	1:G:273:ARG:HD3	2.06	0.55
1:E:268:GLU:HG2	5:E:308:HOH:O	2.06	0.55
1:G:129:ASP:O	1:G:130:LEU:HB2	2.06	0.55
2:H:39:MET:CE	2:H:49:VAL:HG13	2.36	0.55
1:A:129:ASP:O	1:A:130:LEU:HB2	2.05	0.55
1:G:191:HIS:CE1	1:G:199:VAL:HG21	2.42	0.55

Continued on next page...

Continued from previous page...

Atom-1	Atom-2	Interatomic distance (Å)	Clash overlap (Å)
1:A:216:THR:O	1:A:259:CYS:HA	2.07	0.55
2:F:84:HIS:HD2	2:F:86:SER:H	1.48	0.55
1:A:102:ASP:OD2	1:A:113:TYR:CE2	2.60	0.55
2:D:70:PHE:HA	5:D:107:HOH:O	2.05	0.55
1:E:14:ARG:CB	1:E:14:ARG:HH11	2.07	0.55
1:E:255:GLN:O	1:E:273:ARG:HD3	2.06	0.55
1:A:254:GLU:HG2	1:A:274:TRP:HD1	1.72	0.55
2:D:39:MET:HE3	2:D:49:VAL:HG13	1.88	0.55
1:E:138:MET:CE	1:E:141:GLN:HG3	2.33	0.55
1:G:251:LEU:HD12	1:G:252:GLY:H	1.72	0.55
1:G:106:ASP:O	1:G:107:TRP:HB2	2.07	0.55
2:F:17:ASN:HA	2:F:72:PRO:O	2.07	0.54
1:A:21:ARG:NH1	1:A:23:ILE:HD11	2.22	0.54
1:G:254:GLU:HG2	1:G:274:TRP:CD1	2.41	0.54
1:A:10:THR:N	5:A:281:HOH:O	2.39	0.54
2:B:40:LEU:HD11	2:B:81:ARG:NH1	2.22	0.54
1:A:48:ARG:CG	1:A:48:ARG:HH11	2.21	0.54
1:G:32:GLU:OE2	1:G:35:ARG:HD2	2.08	0.54
1:C:185:PRO:HB3	1:C:208:PHE:HB3	1.89	0.54
1:C:194:ARG:HG2	1:C:248:VAL:HG12	1.89	0.54
3:I:3:LEU:HD12	3:I:4:GLN:H	1.71	0.54
1:A:177:ALA:O	1:A:178:THR:HB	2.08	0.54
1:G:87:GLN:NE2	1:G:118:TYR:OH	2.32	0.54
1:A:61:GLU:HA	1:A:61:GLU:OE2	2.07	0.54
2:D:84:HIS:HD2	2:D:86:SER:H	1.54	0.54
1:G:202:ARG:HG2	1:G:204:TRP:HE1	1.73	0.54
1:E:191:HIS:CE1	1:E:199:VAL:HG21	2.43	0.54
1:A:185:PRO:HB3	1:A:208:PHE:HB3	1.90	0.54
1:E:135:ALA:HB1	1:E:140:ALA:CB	2.38	0.54
1:G:44:ARG:O	1:G:44:ARG:HG3	2.06	0.54
1:C:104:GLY:CA	1:C:110:LEU:HD11	2.38	0.54
1:C:234:ARG:HE	2:D:8:GLN:HE22	1.54	0.54
1:E:243:LYS:HG2	1:E:244:TRP:N	2.22	0.54
1:E:267:PRO:HB2	5:E:308:HOH:O	2.07	0.54
1:A:35:ARG:NH2	2:B:54:MET:O	2.41	0.54
1:A:185:PRO:HD3	1:A:263:HIS:CD2	2.43	0.54
2:B:38:GLN:NE2	2:B:45:LYS:HD2	2.09	0.54
2:H:50:GLU:O	2:H:66:ALA:HA	2.07	0.54
2:H:84:HIS:HD2	2:H:86:SER:H	1.51	0.53
1:E:63:GLU:OE2	1:E:66:LYS:NZ	2.39	0.53
2:D:51:MET:SD	2:D:66:ALA:HB2	2.48	0.53

Continued on next page...

Continued from previous page...

Atom-1	Atom-2	Interatomic distance (Å)	Clash overlap (Å)
1:G:51:TRP:O	1:G:53:GLU:N	2.41	0.53
1:C:194:ARG:NE	5:C:298:HOH:O	2.40	0.53
1:A:78:LEU:HD13	1:A:95:LEU:HB2	1.91	0.53
2:B:17:ASN:ND2	5:B:109:HOH:O	2.41	0.53
1:E:260:ARG:HA	1:E:270:LEU:O	2.08	0.53
1:C:31:LYS:HE2	1:C:179:LEU:HD11	1.91	0.53
1:E:231:VAL:CG2	2:F:8:GLN:NE2	2.71	0.53
2:D:72:PRO:HB3	2:D:95:TRP:CH2	2.43	0.53
2:D:39:MET:CE	2:D:49:VAL:HG13	2.38	0.53
1:G:50:PRO:O	1:G:53:GLU:HB2	2.09	0.53
1:G:33:PHE:CD2	1:G:34:VAL:HG13	2.44	0.53
1:E:254:GLU:HG2	1:E:274:TRP:CD1	2.43	0.53
1:C:129:ASP:O	1:C:131:LYS:HG3	2.08	0.53
1:C:194:ARG:HB2	1:C:200:THR:HG23	1.91	0.53
2:B:33:PRO:HG3	2:B:62:PHE:CD2	2.44	0.53
1:E:191:HIS:NE2	1:E:199:VAL:HG11	2.24	0.52
1:G:61:GLU:OE2	1:G:61:GLU:HA	2.07	0.52
1:A:13:SER:O	1:A:92:SER:HA	2.08	0.52
1:E:23:ILE:HD12	2:F:54:MET:SD	2.49	0.52
1:G:117:ALA:HB2	2:H:60:TRP:CE2	2.44	0.52
1:C:107:TRP:CE3	1:E:269:PRO:HD3	2.45	0.52
2:D:26:TYR:CE2	2:D:28:THR:HG21	2.44	0.52
1:A:58:GLU:HG2	1:A:59:TYR:H	1.75	0.52
1:G:219:LEU:HB3	1:G:224:LEU:HD21	1.90	0.52
1:C:266:LEU:HD21	1:C:270:LEU:HD12	1.90	0.52
1:A:50:PRO:O	1:A:53:GLU:HB2	2.10	0.52
2:H:40:LEU:HD23	2:H:45:LYS:HA	1.91	0.52
1:A:199:VAL:HG22	1:A:249:VAL:O	2.09	0.52
1:E:231:VAL:CG2	2:F:8:GLN:HE22	2.22	0.52
1:A:144:ARG:O	1:A:148:GLU:HG3	2.10	0.52
1:C:234:ARG:HE	2:D:8:GLN:NE2	2.07	0.52
1:C:63:GLU:OE1	3:J:1:SER:HA	2.10	0.52
1:G:251:LEU:HD12	1:G:252:GLY:N	2.25	0.52
1:G:224:LEU:HD22	1:G:224:LEU:N	2.25	0.52
1:C:219:LEU:HB3	1:C:224:LEU:HD21	1.91	0.52
1:E:14:ARG:HB2	1:E:17:LEU:HD23	1.92	0.51
1:A:187:ALA:HB1	1:A:272:LEU:CD1	2.34	0.51
1:G:28:VAL:HG23	1:G:28:VAL:O	2.08	0.51
1:A:194:ARG:NH1	1:A:194:ARG:HG3	2.23	0.51
2:F:39:MET:CE	2:F:49:VAL:HG13	2.39	0.51
1:G:191:HIS:NE2	1:G:199:VAL:HG11	2.25	0.51

Continued on next page...

Continued from previous page...

Atom-1	Atom-2	Interatomic distance (Å)	Clash overlap (Å)
1:E:219:LEU:O	1:E:222:GLU:HG2	2.10	0.51
1:C:254:GLU:HG2	1:C:274:TRP:CD1	2.45	0.51
2:H:39:MET:HE1	2:H:67:HIS:C	2.30	0.51
1:G:17:LEU:HD12	1:G:18:GLU:N	2.25	0.51
2:F:39:MET:HE3	2:F:49:VAL:HG13	1.92	0.51
1:E:119:GLU:N	5:E:287:HOH:O	2.44	0.51
2:F:95:TRP:CD1	2:F:96:ASP:N	2.79	0.51
1:G:102:ASP:OD2	1:G:113:TYR:CE2	2.62	0.51
2:F:4:THR:HG23	2:F:87:MET:HE3	1.92	0.51
1:C:10:THR:N	5:C:282:HOH:O	2.43	0.51
1:E:104:GLY:HA2	1:E:110:LEU:HD11	1.93	0.51
1:C:195:SER:OG	1:C:198:GLU:HB2	2.11	0.51
2:H:4:THR:HG23	2:H:87:MET:HE3	1.93	0.51
1:G:76:VAL:HG13	1:G:79:ARG:NH2	2.26	0.51
1:C:48:ARG:CG	1:C:48:ARG:HH11	2.17	0.51
1:G:181:ARG:HH11	1:G:181:ARG:HG2	1.75	0.51
2:D:16:GLU:OE1	2:D:19:LYS:HB2	2.10	0.51
1:C:183:ASP:HA	5:C:296:HOH:O	2.10	0.51
1:G:95:LEU:HD23	1:G:96:GLN:N	2.26	0.51
1:A:72:GLN:NE2	1:A:75:ARG:HD3	2.21	0.50
1:E:28:VAL:O	1:E:28:VAL:HG23	2.10	0.50
2:D:16:GLU:HB3	2:D:19:LYS:HE2	1.92	0.50
1:E:50:PRO:O	1:E:53:GLU:HB2	2.11	0.50
1:C:35:ARG:HD2	1:C:48:ARG:HE	1.75	0.50
1:A:45:TYR:HE1	1:A:67:ALA:HB2	1.75	0.50
1:C:179:LEU:CD1	1:C:179:LEU:H	2.24	0.50
1:A:166:GLU:OE2	5:A:305:HOH:O	2.19	0.50
1:A:135:ALA:HB1	1:A:140:ALA:CB	2.41	0.50
1:A:138:MET:CE	1:A:141:GLN:HG3	2.41	0.50
2:D:40:LEU:HD11	2:D:81:ARG:NH1	2.26	0.50
1:G:28:VAL:CG2	1:G:28:VAL:O	2.59	0.50
1:G:72:GLN:HE22	1:G:75:ARG:HD3	1.76	0.50
1:A:75:ARG:HG2	1:A:75:ARG:NH1	2.26	0.50
1:A:219:LEU:O	1:A:220:ASN:HB2	2.12	0.50
1:A:28:VAL:CG2	1:A:28:VAL:O	2.59	0.50
1:C:78:LEU:HD13	1:C:95:LEU:HB2	1.93	0.50
1:A:58:GLU:HG2	1:A:59:TYR:N	2.27	0.50
1:A:194:ARG:HB2	1:A:200:THR:HG23	1.94	0.50
1:A:28:VAL:O	1:A:28:VAL:HG23	2.11	0.50
1:A:224:LEU:HD22	1:A:224:LEU:N	2.27	0.50
2:D:24:ASN:HB3	2:D:65:LEU:HD11	1.94	0.50

Continued on next page...

Continued from previous page...

Atom-1	Atom-2	Interatomic distance (Å)	Clash overlap (Å)
3:J:3:LEU:HD12	3:J:4:GLN:H	1.76	0.50
2:F:9:VAL:HG23	2:F:93:VAL:CG2	2.42	0.50
1:G:229:GLU:HB2	1:G:246:SER:OG	2.12	0.49
1:A:254:GLU:HG2	1:A:274:TRP:CD1	2.47	0.49
1:G:138:MET:HA	1:G:138:MET:HE2	1.94	0.49
1:E:28:VAL:O	1:E:28:VAL:CG2	2.59	0.49
1:A:44:ARG:HA	1:A:64:THR:HG23	1.94	0.49
1:C:231:VAL:CG2	2:D:8:GLN:NE2	2.75	0.49
1:E:87:GLN:NE2	1:E:118:TYR:OH	2.36	0.49
1:G:135:ALA:HB1	1:G:140:ALA:CB	2.43	0.49
1:G:194:ARG:CB	1:G:200:THR:HG23	2.43	0.49
1:G:194:ARG:HG2	1:G:248:VAL:HG12	1.93	0.49
2:B:39:MET:HE3	2:B:49:VAL:CG1	2.42	0.49
1:A:111:ARG:HD3	1:A:113:TYR:CZ	2.48	0.49
2:H:27:VAL:HG11	2:H:35:ILE:HD11	1.94	0.49
1:G:219:LEU:O	1:G:220:ASN:HB2	2.13	0.49
1:A:180:LEU:O	1:A:181:ARG:HG3	2.13	0.49
1:C:44:ARG:HA	1:C:64:THR:HG23	1.93	0.49
1:E:229:GLU:HB2	1:E:246:SER:OG	2.13	0.49
2:H:51:MET:SD	2:H:66:ALA:HB2	2.52	0.49
1:C:43:PRO:O	1:C:44:ARG:HB3	2.13	0.49
1:G:89:ALA:HA	5:G:307:HOH:O	2.12	0.49
1:C:202:ARG:HG2	1:C:204:TRP:HE1	1.78	0.49
1:G:206:LEU:HD23	1:G:242:GLN:HB3	1.95	0.49
1:G:274:TRP:CE3	1:G:275:GLU:N	2.80	0.49
1:A:156:TYR:CE1	3:I:5:ASN:HA	2.46	0.49
1:C:264:GLU:HG2	5:C:290:HOH:O	2.11	0.49
1:C:121:ARG:HH21	2:D:1:ILE:CB	2.20	0.49
1:E:103:LEU:HD13	1:E:107:TRP:O	2.13	0.49
1:G:199:VAL:HG22	1:G:249:VAL:O	2.13	0.49
2:B:27:VAL:HG21	2:B:37:ILE:CD1	2.43	0.49
1:C:45:TYR:CE1	1:C:67:ALA:HB2	2.48	0.49
2:F:26:TYR:CE2	2:F:28:THR:HG21	2.47	0.49
1:E:199:VAL:HG22	1:E:249:VAL:O	2.13	0.49
1:A:219:LEU:HB3	1:A:224:LEU:HD21	1.95	0.49
2:B:27:VAL:HG11	2:B:35:ILE:HD11	1.95	0.49
1:C:58:GLU:HG2	1:C:59:TYR:H	1.78	0.49
1:E:99:SER:HB3	1:E:114:LEU:HD23	1.95	0.48
1:A:194:ARG:HG2	1:A:248:VAL:HG12	1.95	0.48
2:H:39:MET:O	2:H:46:ILE:HG13	2.13	0.48
1:C:224:LEU:N	1:C:224:LEU:HD22	2.28	0.48

Continued on next page...

Continued from previous page...

Atom-1	Atom-2	Interatomic distance (Å)	Clash overlap (Å)
3:I:3:LEU:HD12	3:I:4:GLN:N	2.28	0.48
1:E:259:CYS:SG	1:E:272:LEU:HB2	2.53	0.48
1:E:231:VAL:HG21	2:F:8:GLN:HE22	1.78	0.48
1:G:99:SER:HB3	1:G:114:LEU:HD23	1.95	0.48
1:G:47:PRO:HB3	1:G:60:TRP:CZ2	2.48	0.48
1:E:113:TYR:HA	5:E:305:HOH:O	2.12	0.48
1:G:106:ASP:OD2	1:G:108:ARG:HB2	2.14	0.48
2:B:95:TRP:CD1	2:B:96:ASP:N	2.80	0.48
1:C:202:ARG:HD2	1:C:244:TRP:CE3	2.48	0.48
1:C:138:MET:HE2	1:C:141:GLN:HG3	1.92	0.48
1:A:135:ALA:HB1	1:A:140:ALA:HB3	1.95	0.48
1:A:35:ARG:HB2	1:A:48:ARG:CD	2.37	0.48
1:C:194:ARG:CG	1:C:194:ARG:NH1	2.74	0.48
2:B:84:HIS:HD2	2:B:86:SER:OG	1.96	0.48
1:G:63:GLU:HA	1:G:63:GLU:OE2	2.14	0.48
1:C:49:ALA:O	1:C:50:PRO:C	2.52	0.48
1:A:33:PHE:O	1:A:34:VAL:HG13	2.13	0.48
1:C:231:VAL:CG2	2:D:8:GLN:HE22	2.27	0.48
2:B:39:MET:HE1	2:B:67:HIS:CA	2.44	0.48
1:C:79:ARG:CB	1:C:79:ARG:NH1	2.77	0.48
1:C:104:GLY:HA2	1:C:110:LEU:HD11	1.95	0.48
2:B:40:LEU:HD11	2:B:81:ARG:HH12	1.78	0.47
1:C:17:LEU:O	1:C:17:LEU:CG	2.61	0.47
1:G:79:ARG:HH11	1:G:79:ARG:HB3	1.78	0.47
1:C:58:GLU:HG2	1:C:59:TYR:N	2.30	0.47
1:G:115:GLN:NE2	5:G:283:HOH:O	2.47	0.47
1:G:48:ARG:CG	1:G:48:ARG:HH11	2.25	0.47
1:E:129:ASP:O	1:E:130:LEU:HB2	2.13	0.47
2:F:21:ASN:HB3	2:F:70:PHE:CE1	2.49	0.47
1:C:174:ASN:O	1:C:175:GLY:O	2.32	0.47
1:C:33:PHE:CD2	1:C:34:VAL:HG13	2.49	0.47
1:C:77:SER:HB3	3:J:10:ALA:HB3	1.95	0.47
1:E:202:ARG:HD3	1:E:246:SER:CB	2.39	0.47
1:G:234:ARG:HD3	2:H:10:TYR:CZ	2.50	0.47
1:E:61:GLU:OE2	1:E:61:GLU:HA	2.15	0.47
1:G:8:PHE:CZ	1:G:98:MET:HE3	2.49	0.47
1:E:63:GLU:OE2	1:E:63:GLU:HA	2.15	0.47
1:E:76:VAL:HG13	1:E:79:ARG:NH2	2.30	0.47
1:G:144:ARG:O	1:G:148:GLU:HG3	2.15	0.47
1:C:259:CYS:SG	1:C:272:LEU:HB2	2.55	0.47
1:G:6:ARG:NH2	1:G:113:TYR:CD2	2.82	0.47

Continued on next page...

Continued from previous page...

Atom-1	Atom-2	Interatomic distance (Å)	Clash overlap (Å)
1:C:75:ARG:HG2	1:C:75:ARG:NH1	2.28	0.47
1:E:75:ARG:HG2	1:E:75:ARG:NH1	2.30	0.47
1:A:79:ARG:NH1	1:A:79:ARG:CB	2.78	0.47
1:A:234:ARG:HD3	2:B:10:TYR:CZ	2.49	0.47
1:G:104:GLY:CA	1:G:110:LEU:HD11	2.45	0.47
1:A:237:GLY:HA3	5:B:100:HOH:O	2.14	0.47
2:F:55:SER:N	5:F:100:HOH:O	2.45	0.47
1:A:191:HIS:CE1	1:A:199:VAL:HG21	2.50	0.47
1:A:218:GLN:NE2	1:A:260:ARG:NH1	2.63	0.47
1:E:185:PRO:HB3	1:E:208:PHE:HB3	1.95	0.47
1:G:21:ARG:HE	1:G:39:ASP:CB	2.28	0.47
1:E:219:LEU:O	1:E:220:ASN:HB2	2.15	0.47
1:A:43:PRO:O	1:A:44:ARG:HB3	2.15	0.47
1:A:47:PRO:HB3	1:A:60:TRP:CZ2	2.48	0.47
1:G:129:ASP:OD2	1:G:132:THR:OG1	2.25	0.47
1:G:185:PRO:HB3	1:G:208:PHE:HB3	1.96	0.46
1:E:194:ARG:CB	1:E:200:THR:HG23	2.46	0.46
1:G:8:PHE:CZ	1:G:98:MET:CE	2.98	0.46
1:E:210:PRO:O	1:E:263:HIS:HE1	1.98	0.46
1:A:152:ALA:HB2	5:I:11:HOH:O	2.16	0.46
1:G:104:GLY:HA2	1:G:110:LEU:HD11	1.98	0.46
1:G:175:GLY:C	1:G:177:ALA:H	2.18	0.46
1:C:21:ARG:HE	1:C:39:ASP:CB	2.29	0.46
1:C:107:TRP:CE3	1:E:269:PRO:CD	2.98	0.46
1:C:173:LYS:HE2	1:E:268:GLU:OE1	2.15	0.46
2:F:37:ILE:HB	2:F:51:MET:CE	2.45	0.46
1:E:10:THR:N	5:E:301:HOH:O	2.48	0.46
2:H:17:ASN:HA	2:H:72:PRO:HG2	1.97	0.46
1:E:51:TRP:O	1:E:53:GLU:N	2.49	0.46
1:E:78:LEU:HD13	1:E:95:LEU:HB2	1.97	0.46
1:C:6:ARG:NE	5:C:284:HOH:O	2.48	0.46
1:C:159:TYR:CZ	3:J:3:LEU:HB2	2.50	0.46
1:G:28:VAL:HG13	1:G:33:PHE:CD1	2.50	0.46
1:E:144:ARG:O	1:E:148:GLU:HG3	2.15	0.46
2:H:9:VAL:HG23	2:H:93:VAL:CG2	2.45	0.46
1:A:99:SER:HB3	1:A:114:LEU:HD23	1.98	0.46
1:E:79:ARG:HB3	1:E:79:ARG:NH1	2.29	0.46
1:G:197:GLY:O	1:G:251:LEU:HB3	2.15	0.46
1:C:3:HIS:HA	1:C:29:ASP:OD1	2.15	0.46
1:A:52:MET:O	1:A:52:MET:HG3	2.16	0.46
2:D:64:ILE:HG22	2:D:65:LEU:N	2.29	0.46

Continued on next page...

Continued from previous page...

Atom-1	Atom-2	Interatomic distance (Å)	Clash overlap (Å)
1:C:118:TYR:O	1:C:119:GLU:HB2	2.16	0.46
1:C:185:PRO:CA	1:C:208:PHE:HB3	2.45	0.46
1:A:33:PHE:O	1:A:34:VAL:CG1	2.64	0.46
2:F:16:GLU:HB3	2:F:19:LYS:HE2	1.98	0.46
1:G:28:VAL:CG2	1:G:179:LEU:HD21	2.38	0.46
1:C:141:GLN:HA	1:C:144:ARG:NH1	2.31	0.46
1:C:266:LEU:HD21	1:C:270:LEU:CD1	2.46	0.46
1:E:58:GLU:HG2	1:E:59:TYR:H	1.81	0.46
2:H:16:GLU:HB3	2:H:19:LYS:HE2	1.98	0.46
1:C:73:TRP:CD1	3:J:9:ILE:HG22	2.50	0.46
1:A:21:ARG:HE	1:A:39:ASP:CB	2.28	0.45
2:H:42:ASN:HA	2:H:77:THR:CG2	2.45	0.45
1:C:51:TRP:O	1:C:53:GLU:N	2.49	0.45
1:C:269:PRO:HD3	1:E:107:TRP:CD2	2.51	0.45
1:C:77:SER:HB3	3:J:10:ALA:CB	2.46	0.45
1:C:13:SER:O	1:C:92:SER:HA	2.17	0.45
2:H:72:PRO:HB3	2:H:95:TRP:CZ3	2.51	0.45
2:D:9:VAL:HG23	2:D:93:VAL:CG2	2.46	0.45
1:E:234:ARG:HD3	2:F:10:TYR:CE2	2.52	0.45
1:E:48:ARG:HH11	1:E:48:ARG:CG	2.29	0.45
1:C:79:ARG:HB3	1:C:79:ARG:NH1	2.30	0.45
1:G:78:LEU:HD13	1:G:95:LEU:HB2	1.97	0.45
2:F:40:LEU:HD11	2:F:81:ARG:NH1	2.31	0.45
1:C:231:VAL:HG12	1:C:244:TRP:O	2.16	0.45
1:C:141:GLN:OE1	1:C:144:ARG:NH1	2.50	0.45
1:A:202:ARG:HD2	1:A:244:TRP:CD2	2.52	0.45
1:A:192:HIS:HB2	1:A:200:THR:OG1	2.17	0.45
1:C:72:GLN:HE22	1:C:75:ARG:HD3	1.81	0.45
1:A:18:GLU:O	1:A:19:GLU:CB	2.64	0.45
2:H:57:SER:O	2:H:60:TRP:N	2.46	0.45
1:G:75:ARG:NH1	1:G:75:ARG:HG2	2.32	0.45
1:G:99:SER:HA	1:G:113:TYR:O	2.16	0.45
1:E:219:LEU:HB3	1:E:224:LEU:HD21	1.97	0.45
1:E:58:GLU:HG2	1:E:59:TYR:N	2.30	0.45
1:E:14:ARG:HH21	2:F:34:HIS:CE1	2.34	0.45
1:C:102:ASP:OD2	1:C:113:TYR:HE2	2.00	0.45
1:G:176:ASN:HD22	1:G:180:LEU:HD21	1.81	0.45
1:A:99:SER:HA	1:A:113:TYR:O	2.17	0.45
1:G:45:TYR:HE1	1:G:67:ALA:HB2	1.80	0.45
1:E:189:VAL:HG12	1:E:190:THR:N	2.32	0.45
1:C:230:LEU:HB3	1:C:231:VAL:H	1.64	0.45

Continued on next page...

Continued from previous page...

Atom-1	Atom-2	Interatomic distance (Å)	Clash overlap (Å)
1:A:37:ASP:OD1	1:A:39:ASP:HB2	2.16	0.45
1:G:102:ASP:O	1:G:103:LEU:HD23	2.17	0.45
1:C:135:ALA:HB1	1:C:140:ALA:CB	2.47	0.45
1:C:42:ASN:HB3	5:C:289:HOH:O	2.16	0.45
1:G:138:MET:HE2	1:G:141:GLN:CG	2.47	0.45
1:A:114:LEU:CD1	1:A:116:PHE:HE1	2.30	0.45
2:F:50:GLU:O	2:F:66:ALA:HA	2.15	0.45
1:E:197:GLY:O	1:E:251:LEU:HB3	2.16	0.45
1:E:129:ASP:O	1:E:131:LYS:HG3	2.17	0.45
2:B:16:GLU:HB2	5:B:119:HOH:O	2.16	0.45
1:C:70:GLN:O	1:C:71:GLU:C	2.54	0.45
2:B:40:LEU:HD23	2:B:45:LYS:HA	1.99	0.44
1:E:99:SER:HA	1:E:113:TYR:O	2.16	0.44
2:D:39:MET:HE1	2:D:67:HIS:CA	2.48	0.44
1:A:118:TYR:CD2	1:A:119:GLU:HG2	2.52	0.44
1:G:58:GLU:OE1	1:G:58:GLU:N	2.49	0.44
1:E:194:ARG:HG2	1:E:248:VAL:HG12	1.97	0.44
1:A:51:TRP:O	1:A:53:GLU:N	2.51	0.44
2:H:27:VAL:HG21	2:H:37:ILE:HD11	1.98	0.44
2:H:87:MET:HE1	2:H:91:LYS:HD3	1.99	0.44
2:B:89:GLU:HG3	2:B:90:PRO:HD2	1.99	0.44
2:B:26:TYR:CE2	2:B:28:THR:HG21	2.53	0.44
2:B:4:THR:HA	2:B:5:PRO:HD2	1.85	0.44
1:G:159:TYR:CD2	3:L:3:LEU:HD13	2.53	0.44
1:A:72:GLN:HE22	1:A:75:ARG:CD	2.26	0.44
1:G:219:LEU:O	1:G:222:GLU:HG2	2.17	0.44
1:E:266:LEU:HD21	1:E:270:LEU:HG	1.98	0.44
1:G:35:ARG:HB2	1:G:48:ARG:CD	2.39	0.44
2:H:73:THR:HG1	2:H:76:ASP:CG	2.20	0.44
2:B:57:SER:O	2:B:60:TRP:N	2.48	0.44
1:C:173:LYS:HG2	1:E:268:GLU:OE1	2.17	0.44
1:C:95:LEU:HD23	1:C:96:GLN:N	2.32	0.44
1:A:231:VAL:HG21	2:B:8:GLN:HE22	1.83	0.44
1:A:201:LEU:HD12	1:A:249:VAL:HG21	2.00	0.44
2:B:39:MET:O	2:B:46:ILE:HG13	2.17	0.44
2:B:50:GLU:HB2	2:B:67:HIS:CD2	2.53	0.44
2:D:50:GLU:O	2:D:66:ALA:HA	2.18	0.44
1:C:37:ASP:OD1	1:C:39:ASP:HB2	2.18	0.44
1:C:255:GLN:C	1:C:257:TYR:H	2.20	0.44
1:A:6:ARG:NH1	5:A:294:HOH:O	2.51	0.44
1:C:191:HIS:HE1	1:C:199:VAL:HG21	1.79	0.44

Continued on next page...

Continued from previous page...

Atom-1	Atom-2	Interatomic distance (Å)	Clash overlap (Å)
2:H:95:TRP:CG	2:H:96:ASP:N	2.85	0.44
1:A:28:VAL:HG13	1:A:33:PHE:CD1	2.53	0.44
1:G:181:ARG:HH11	1:G:181:ARG:CG	2.31	0.44
1:E:28:VAL:HG13	1:E:33:PHE:CD1	2.53	0.44
2:H:24:ASN:HB3	2:H:65:LEU:HD11	2.00	0.44
1:E:244:TRP:O	1:E:244:TRP:CE3	2.71	0.44
2:H:59:ASP:O	2:H:60:TRP:HB2	2.17	0.44
1:A:219:LEU:O	1:A:222:GLU:HG2	2.17	0.44
2:F:89:GLU:HG3	2:F:90:PRO:HD2	2.00	0.44
1:E:194:ARG:CG	1:E:194:ARG:NH1	2.80	0.43
1:E:274:TRP:CE3	1:E:275:GLU:N	2.86	0.43
1:A:58:GLU:OE1	1:A:58:GLU:N	2.45	0.43
2:F:27:VAL:HG21	2:F:37:ILE:CD1	2.48	0.43
2:D:41:LYS:O	2:D:44:LYS:HE2	2.18	0.43
1:A:255:GLN:C	1:A:257:TYR:H	2.21	0.43
1:C:19:GLU:OE1	1:C:75:ARG:NE	2.49	0.43
1:A:197:GLY:O	1:A:251:LEU:HB3	2.18	0.43
1:C:108:ARG:HG3	1:E:262:TYR:CG	2.53	0.43
1:E:135:ALA:HB1	1:E:140:ALA:HB3	1.99	0.43
1:C:201:LEU:O	1:C:246:SER:HA	2.18	0.43
2:F:77:THR:CG2	2:F:77:THR:O	2.60	0.43
1:G:194:ARG:NH1	1:G:194:ARG:CG	2.79	0.43
1:A:152:ALA:HB1	3:I:6:ALA:CB	2.48	0.43
1:C:219:LEU:O	1:C:220:ASN:HB2	2.17	0.43
1:C:155:HIS:CD2	3:J:6:ALA:HA	2.54	0.43
1:E:231:VAL:HG12	1:E:244:TRP:O	2.17	0.43
1:E:234:ARG:NH2	2:F:99:MET:OXT	2.51	0.43
1:C:274:TRP:CE3	1:C:275:GLU:N	2.87	0.43
1:A:79:ARG:HH11	1:A:79:ARG:CB	2.29	0.43
1:A:57:PRO:O	1:A:58:GLU:C	2.55	0.43
1:C:73:TRP:NE1	3:J:9:ILE:HG22	2.34	0.43
1:C:69:GLY:HA3	5:C:302:HOH:O	2.18	0.43
1:C:234:ARG:HD3	2:D:10:TYR:CZ	2.54	0.43
1:G:218:GLN:N	1:G:258:THR:O	2.43	0.43
1:A:51:TRP:CZ3	1:A:52:MET:HE3	2.54	0.43
1:A:33:PHE:C	1:A:34:VAL:HG13	2.39	0.43
1:E:118:TYR:O	1:E:119:GLU:HB2	2.18	0.43
2:H:21:ASN:HB3	2:H:70:PHE:CE1	2.53	0.43
1:E:19:GLU:HA	1:E:20:PRO:HD2	1.91	0.43
1:C:229:GLU:HB2	1:C:246:SER:OG	2.18	0.43
1:A:15:PRO:HD3	1:A:91:GLY:O	2.19	0.43

Continued on next page...

Continued from previous page...

Atom-1	Atom-2	Interatomic distance (Å)	Clash overlap (Å)
1:E:176:ASN:OD1	1:E:180:LEU:HD21	2.18	0.43
2:H:37:ILE:HG12	2:H:82:VAL:HG22	2.01	0.43
1:C:233:THR:HG1	1:C:243:LYS:HE2	1.84	0.43
1:C:260:ARG:HG3	1:C:262:TYR:OH	2.19	0.43
1:C:192:HIS:HB2	1:C:200:THR:OG1	2.19	0.43
1:E:192:HIS:HB2	1:E:200:THR:OG1	2.19	0.43
2:B:15:PRO:HG3	2:B:97:ARG:HB2	2.01	0.43
1:C:226:GLN:OE1	1:C:226:GLN:HA	2.19	0.43
1:C:57:PRO:O	1:C:58:GLU:C	2.57	0.43
1:G:176:ASN:HA	1:G:180:LEU:CG	2.46	0.43
1:C:66:LYS:NZ	3:J:1:SER:HB2	2.34	0.43
2:F:50:GLU:HG3	2:F:67:HIS:CE1	2.54	0.43
1:A:138:MET:HE2	1:A:141:GLN:CG	2.47	0.42
1:C:117:ALA:HB2	2:D:60:TRP:CD2	2.52	0.42
1:G:44:ARG:HA	1:G:64:THR:HG23	2.01	0.42
1:G:58:GLU:HG2	1:G:59:TYR:N	2.33	0.42
1:C:17:LEU:O	1:C:18:GLU:O	2.37	0.42
1:G:234:ARG:NH1	1:G:242:GLN:OE1	2.52	0.42
1:A:121:ARG:HB2	5:A:303:HOH:O	2.19	0.42
2:F:16:GLU:OE1	2:F:19:LYS:HB2	2.20	0.42
2:F:20:PRO:O	2:F:21:ASN:HB2	2.19	0.42
2:B:30:PHE:CE1	2:B:63:TYR:HA	2.54	0.42
1:G:14:ARG:NH2	2:H:34:HIS:ND1	2.67	0.42
1:A:141:GLN:HA	1:A:144:ARG:NH1	2.35	0.42
1:G:192:HIS:HB2	1:G:200:THR:OG1	2.19	0.42
2:F:51:MET:SD	2:F:66:ALA:HB2	2.59	0.42
1:A:115:GLN:NE2	5:A:282:HOH:O	2.48	0.42
2:H:84:HIS:HD2	2:H:86:SER:OG	2.02	0.42
1:G:163:GLU:OE1	3:L:1:SER:OG	2.35	0.42
1:A:17:LEU:O	1:A:18:GLU:O	2.37	0.42
2:F:15:PRO:HA	5:F:117:HOH:O	2.18	0.42
2:D:20:PRO:O	2:D:21:ASN:HB2	2.18	0.42
1:G:35:ARG:HD3	1:G:48:ARG:HE	1.84	0.42
2:F:84:HIS:HD2	2:F:86:SER:OG	2.02	0.42
1:A:194:ARG:NH1	1:A:194:ARG:CG	2.81	0.42
1:G:191:HIS:HB2	1:G:274:TRP:CE2	2.54	0.42
1:C:82:LEU:HD12	1:C:87:GLN:HB2	2.00	0.42
1:C:109:LEU:O	1:C:110:LEU:HD23	2.19	0.42
1:G:219:LEU:CB	1:G:224:LEU:HD21	2.49	0.42
1:C:15:PRO:HD3	1:C:91:GLY:O	2.20	0.42
1:E:8:PHE:CZ	1:E:98:MET:CE	3.02	0.42

Continued on next page...

Continued from previous page...

Atom-1	Atom-2	Interatomic distance (Å)	Clash overlap (Å)
1:G:70:GLN:O	1:G:71:GLU:C	2.56	0.42
1:G:230:LEU:HA	1:G:230:LEU:HD23	1.91	0.42
1:A:147:TRP:CD1	3:I:8:SER:HB3	2.54	0.42
1:A:206:LEU:HD23	1:A:242:GLN:HB3	2.02	0.42
1:E:216:THR:OG1	1:E:260:ARG:HG2	2.20	0.42
1:C:216:THR:OG1	1:C:260:ARG:HG2	2.19	0.42
1:G:231:VAL:HG12	1:G:244:TRP:O	2.20	0.42
1:C:18:GLU:O	1:C:19:GLU:CB	2.67	0.42
1:G:43:PRO:O	1:G:44:ARG:HB3	2.19	0.42
2:D:47:PRO:HG2	2:D:48:LYS:H	1.85	0.42
1:E:72:GLN:NE2	5:E:299:HOH:O	2.52	0.42
1:A:219:LEU:N	1:A:224:LEU:HD21	2.34	0.42
2:B:50:GLU:O	2:B:66:ALA:HA	2.20	0.42
2:D:95:TRP:CG	2:D:96:ASP:N	2.87	0.42
1:G:32:GLU:CD	1:G:35:ARG:HH11	2.23	0.42
1:C:185:PRO:CB	1:C:208:PHE:HB3	2.50	0.42
1:C:19:GLU:HA	1:C:20:PRO:HD2	1.89	0.42
1:E:72:GLN:HE22	1:E:75:ARG:CD	2.28	0.42
1:E:16:GLY:O	1:E:17:LEU:HB2	2.20	0.42
1:E:133:TRP:HB2	1:E:144:ARG:HG3	2.02	0.42
1:E:185:PRO:CA	1:E:208:PHE:HB3	2.50	0.42
1:C:182:THR:HB	1:C:209:TYR:O	2.20	0.42
2:B:50:GLU:HG3	2:B:67:HIS:CE1	2.55	0.42
1:C:51:TRP:C	1:C:53:GLU:N	2.73	0.42
1:G:51:TRP:C	1:G:53:GLU:N	2.74	0.42
2:D:41:LYS:O	2:D:42:ASN:HB2	2.18	0.41
2:B:51:MET:SD	2:B:66:ALA:HB2	2.59	0.41
1:C:107:TRP:CH2	1:E:268:GLU:HB3	2.55	0.41
2:F:27:VAL:HG21	2:F:37:ILE:HD11	2.02	0.41
1:G:189:VAL:HG12	1:G:190:THR:N	2.35	0.41
2:H:30:PHE:CE1	2:H:63:TYR:HA	2.55	0.41
1:G:66:LYS:HE2	3:L:2:ALA:HB3	2.01	0.41
1:A:185:PRO:CA	1:A:208:PHE:HB3	2.49	0.41
1:A:219:LEU:CB	1:A:224:LEU:HD21	2.50	0.41
1:A:259:CYS:SG	1:A:272:LEU:HB2	2.60	0.41
1:E:201:LEU:O	1:E:246:SER:HA	2.20	0.41
1:G:37:ASP:OD1	1:G:39:ASP:HB2	2.20	0.41
2:D:64:ILE:CG2	2:D:65:LEU:N	2.83	0.41
1:C:206:LEU:HD23	1:C:242:GLN:HB3	2.01	0.41
1:C:170:ARG:HG3	1:C:171:TYR:N	2.32	0.41
2:D:7:ILE:HG22	2:D:8:GLN:N	2.36	0.41

Continued on next page...

Continued from previous page...

Atom-1	Atom-2	Interatomic distance (Å)	Clash overlap (Å)
1:G:244:TRP:O	1:G:244:TRP:CE3	2.73	0.41
1:G:218:GLN:NE2	1:G:260:ARG:NH1	2.67	0.41
1:A:52:MET:HA	1:A:52:MET:HE3	2.02	0.41
1:E:82:LEU:HA	1:E:87:GLN:HE21	1.85	0.41
2:F:37:ILE:HG12	2:F:82:VAL:HG22	2.02	0.41
1:A:70:GLN:O	1:A:71:GLU:C	2.59	0.41
1:C:231:VAL:HG21	2:D:8:GLN:HE22	1.85	0.41
1:A:32:GLU:OE2	1:A:35:ARG:HD2	2.19	0.41
2:H:32:PRO:O	2:H:84:HIS:HE1	2.04	0.41
1:A:201:LEU:O	1:A:246:SER:HA	2.20	0.41
1:E:191:HIS:HB2	1:E:274:TRP:CE2	2.55	0.41
1:E:249:VAL:HG13	1:E:257:TYR:CE2	2.55	0.41
1:E:43:PRO:O	1:E:44:ARG:HB3	2.19	0.41
1:E:219:LEU:N	1:E:224:LEU:HD21	2.35	0.41
1:A:170:ARG:NE	5:A:285:HOH:O	2.53	0.41
1:C:201:LEU:HD12	1:C:249:VAL:HG21	2.02	0.41
1:E:234:ARG:HD3	2:F:10:TYR:CE1	2.55	0.41
1:E:234:ARG:NH1	1:E:242:GLN:OE1	2.50	0.41
1:A:194:ARG:CB	1:A:200:THR:HG23	2.50	0.41
1:A:6:ARG:NH2	1:A:113:TYR:CD2	2.89	0.41
2:H:7:ILE:HD11	2:H:82:VAL:HB	2.02	0.41
1:G:108:ARG:NE	5:G:286:HOH:O	2.53	0.41
1:G:118:TYR:O	1:G:119:GLU:HB2	2.19	0.41
1:G:219:LEU:N	1:G:224:LEU:HD21	2.36	0.41
2:B:11:SER:HA	2:B:22:ILE:O	2.21	0.41
1:E:47:PRO:HB3	1:E:60:TRP:CZ2	2.55	0.41
2:F:40:LEU:HD11	2:F:81:ARG:HH12	1.86	0.41
1:G:259:CYS:SG	1:G:272:LEU:HB2	2.60	0.41
1:G:191:HIS:HE1	1:G:199:VAL:HG21	1.85	0.41
1:E:267:PRO:HD2	5:E:308:HOH:O	2.19	0.41
2:F:39:MET:O	2:F:46:ILE:HG13	2.21	0.41
1:C:138:MET:HE1	1:C:141:GLN:HE21	1.86	0.41
1:C:261:VAL:HB	1:C:270:LEU:HB2	2.03	0.41
1:G:210:PRO:O	1:G:263:HIS:HE1	2.04	0.41
1:G:266:LEU:HA	1:G:267:PRO:HD3	1.96	0.41
1:C:99:SER:HB3	1:C:114:LEU:HD23	2.01	0.41
1:C:107:TRP:CG	1:E:269:PRO:HD3	2.55	0.41
1:C:191:HIS:HB2	1:C:274:TRP:CZ2	2.55	0.41
1:C:179:LEU:N	1:C:179:LEU:HD12	2.36	0.41
1:A:103:LEU:HG	1:A:168:LEU:HD23	2.02	0.41
1:G:185:PRO:CA	1:G:208:PHE:HB3	2.51	0.41

Continued on next page...

Continued from previous page...

Atom-1	Atom-2	Interatomic distance (Å)	Clash overlap (Å)
1:G:72:GLN:O	1:G:76:VAL:HG23	2.20	0.41
1:E:37:ASP:OD1	1:E:39:ASP:HB2	2.21	0.41
2:D:55:SER:O	2:D:62:PHE:HA	2.20	0.41
1:E:159:TYR:CD1	1:E:163:GLU:HB3	2.56	0.41
1:C:111:ARG:CD	1:C:113:TYR:CZ	3.02	0.41
1:E:102:ASP:OD2	1:E:113:TYR:CE2	2.70	0.41
1:A:155:HIS:CD2	3:I:6:ALA:HA	2.56	0.41
1:A:63:GLU:OE2	1:A:66:LYS:NZ	2.44	0.41
1:A:266:LEU:HD21	1:A:270:LEU:HG	2.03	0.41
1:E:57:PRO:O	1:E:58:GLU:C	2.58	0.41
2:B:71:THR:HA	2:B:72:PRO:HD2	1.91	0.41
2:H:3:LYS:HE2	2:H:3:LYS:HB3	1.89	0.41
1:E:231:VAL:HG21	2:F:8:GLN:NE2	2.36	0.41
1:E:191:HIS:HB2	1:E:274:TRP:CZ2	2.55	0.41
1:C:219:LEU:O	1:C:222:GLU:HG2	2.21	0.41
1:E:95:LEU:HD23	1:E:96:GLN:N	2.36	0.41
1:C:36:PHE:C	1:C:36:PHE:CD1	2.94	0.41
1:G:259:CYS:O	1:G:259:CYS:SG	2.79	0.40
1:C:52:MET:HE2	1:C:55:GLU:HG2	2.03	0.40
1:E:100:GLY:O	1:E:160:LEU:HD22	2.21	0.40
2:D:15:PRO:HG3	2:D:97:ARG:HB2	2.02	0.40
1:A:32:GLU:OE2	1:A:48:ARG:CD	2.70	0.40
1:C:266:LEU:HD12	1:C:266:LEU:HA	1.97	0.40
1:E:79:ARG:CB	1:E:79:ARG:NH1	2.84	0.40
1:G:82:LEU:HD12	1:G:87:GLN:HB2	2.03	0.40
1:C:219:LEU:CB	1:C:224:LEU:HD21	2.51	0.40
1:G:170:ARG:HG3	1:G:171:TYR:N	2.30	0.40
1:E:209:TYR:HA	1:E:210:PRO:C	2.42	0.40
1:G:63:GLU:OE2	1:G:66:LYS:NZ	2.48	0.40
1:G:191:HIS:HB2	1:G:274:TRP:CZ2	2.56	0.40
1:E:44:ARG:O	1:E:44:ARG:HG3	2.20	0.40
1:C:51:TRP:C	1:C:53:GLU:H	2.23	0.40
1:E:224:LEU:N	1:E:224:LEU:CD2	2.84	0.40
1:C:179:LEU:N	1:C:179:LEU:CD1	2.83	0.40
1:E:10:THR:HG22	1:E:11:ALA:N	2.36	0.40
2:H:26:TYR:CE2	2:H:28:THR:HG21	2.56	0.40
1:A:3:HIS:HA	1:A:29:ASP:OD1	2.21	0.40
1:A:90:GLY:HA2	5:A:286:HOH:O	2.20	0.40
2:D:38:GLN:OE1	2:D:81:ARG:NH2	2.54	0.40
3:J:3:LEU:HD12	3:J:4:GLN:N	2.36	0.40
1:E:259:CYS:SG	1:E:259:CYS:O	2.79	0.40

Continued on next page...

Continued from previous page...

Atom-1	Atom-2	Interatomic distance (Å)	Clash overlap (Å)
1:A:72:GLN:HA	1:A:72:GLN:NE2	2.34	0.40
2:B:2:GLN:HB2	2:B:2:GLN:HE21	1.71	0.40
1:A:264:GLU:C	1:A:266:LEU:H	2.25	0.40
1:E:51:TRP:C	1:E:53:GLU:N	2.75	0.40
1:E:179:LEU:O	1:E:179:LEU:HG	2.22	0.40
1:E:36:PHE:C	1:E:36:PHE:CD1	2.95	0.40
1:C:28:VAL:O	1:C:28:VAL:CG2	2.69	0.40
1:G:76:VAL:HG12	3:L:9:ILE:HD12	2.04	0.40
1:G:255:GLN:C	1:G:257:TYR:H	2.25	0.40
1:E:255:GLN:C	1:E:257:TYR:H	2.25	0.40
2:H:50:GLU:HG3	2:H:67:HIS:CE1	2.56	0.40
1:E:129:ASP:OD2	1:E:132:THR:OG1	2.37	0.40
2:H:16:GLU:OE1	2:H:19:LYS:HB2	2.22	0.40
2:H:64:ILE:CG2	2:H:65:LEU:N	2.85	0.40
2:B:47:PRO:HG2	2:B:48:LYS:H	1.87	0.40

There are no symmetry-related clashes.

5.3 Torsion angles

5.3.1 Protein backbone

In the following table, the Percentiles column shows the percent Ramachandran outliers of the chain as a percentile score with respect to all X-ray entries followed by that with respect to entries of similar resolution.

The Analysed column shows the number of residues for which the backbone conformation was analysed, and the total number of residues.

Mol	Chain	Analysed	Favoured	Allowed	Outliers	Percentiles	
1	A	274/280 (98%)	236 (86%)	30 (11%)	8 (3%)	6	29
1	C	274/280 (98%)	238 (87%)	28 (10%)	8 (3%)	6	29
1	E	274/280 (98%)	243 (89%)	25 (9%)	6 (2%)	8	38
1	G	274/280 (98%)	239 (87%)	28 (10%)	7 (3%)	7	33
2	B	97/99 (98%)	83 (86%)	12 (12%)	2 (2%)	9	40
2	D	97/99 (98%)	85 (88%)	9 (9%)	3 (3%)	5	28
2	F	97/99 (98%)	86 (89%)	8 (8%)	3 (3%)	5	28
2	H	97/99 (98%)	81 (84%)	13 (13%)	3 (3%)	5	28

Continued on next page...

Continued from previous page...

Mol	Chain	Analysed	Favoured	Allowed	Outliers	Percentiles	
3	I	8/10 (80%)	7 (88%)	1 (12%)	0	100	100
3	J	8/10 (80%)	7 (88%)	1 (12%)	0	100	100
3	K	8/10 (80%)	7 (88%)	1 (12%)	0	100	100
3	L	8/10 (80%)	7 (88%)	0	1 (12%)	0	1
All	All	1516/1556 (97%)	1319 (87%)	156 (10%)	41 (3%)	6	32

All (41) Ramachandran outliers are listed below:

Mol	Chain	Res	Type
1	A	178	THR
1	A	231	VAL
1	C	175	GLY
1	C	231	VAL
1	E	231	VAL
1	G	231	VAL
2	H	47	PRO
1	A	18	GLU
2	B	47	PRO
1	C	18	GLU
2	D	47	PRO
1	E	17	LEU
2	F	47	PRO
1	G	17	LEU
1	G	52	MET
1	A	17	LEU
1	C	52	MET
1	E	178	THR
1	A	19	GLU
1	A	44	ARG
1	A	52	MET
1	A	195	SER
2	B	21	ASN
1	C	19	GLU
1	C	44	ARG
1	C	180	LEU
1	C	195	SER
2	D	21	ASN
1	E	52	MET
1	E	195	SER
1	G	44	ARG
1	G	180	LEU

Continued on next page...

Continued from previous page...

Mol	Chain	Res	Type
1	G	195	SER
3	L	5	ASN
1	E	19	GLU
2	H	21	ASN
2	H	90	PRO
2	F	21	ASN
1	G	19	GLU
2	F	90	PRO
2	D	90	PRO

5.3.2 Protein sidechains ⓘ

In the following table, the Percentiles column shows the percent sidechain outliers of the chain as a percentile score with respect to all X-ray entries followed by that with respect to entries of similar resolution.

The Analysed column shows the number of residues for which the sidechain conformation was analysed, and the total number of residues.

Mol	Chain	Analysed	Rotameric	Outliers	Percentiles	
1	A	234/238 (98%)	221 (94%)	13 (6%)	26	65
1	C	234/238 (98%)	220 (94%)	14 (6%)	24	62
1	E	234/238 (98%)	219 (94%)	15 (6%)	22	59
1	G	234/238 (98%)	218 (93%)	16 (7%)	20	56
2	B	94/94 (100%)	90 (96%)	4 (4%)	35	75
2	D	94/94 (100%)	90 (96%)	4 (4%)	35	75
2	F	94/94 (100%)	91 (97%)	3 (3%)	46	82
2	H	94/94 (100%)	91 (97%)	3 (3%)	46	82
3	I	6/6 (100%)	6 (100%)	0	100	100
3	J	6/6 (100%)	6 (100%)	0	100	100
3	K	6/6 (100%)	4 (67%)	2 (33%)	0	1
3	L	6/6 (100%)	4 (67%)	2 (33%)	0	1
All	All	1336/1352 (99%)	1260 (94%)	76 (6%)	25	64

All (76) residues with a non-rotameric sidechain are listed below:

Mol	Chain	Res	Type
1	A	18	GLU

Continued on next page...

Continued from previous page...

Mol	Chain	Res	Type
1	A	31	LYS
1	A	39	ASP
1	A	52	MET
1	A	78	LEU
1	A	114	LEU
1	A	130	LEU
1	A	170	ARG
1	A	172	LEU
1	A	215	LEU
1	A	227	ASP
1	A	234	ARG
1	A	260	ARG
2	B	51	MET
2	B	70	PHE
2	B	77	THR
2	B	93	VAL
1	C	31	LYS
1	C	39	ASP
1	C	78	LEU
1	C	95	LEU
1	C	114	LEU
1	C	130	LEU
1	C	170	ARG
1	C	172	LEU
1	C	179	LEU
1	C	186	LYS
1	C	215	LEU
1	C	227	ASP
1	C	234	ARG
1	C	260	ARG
2	D	51	MET
2	D	70	PHE
2	D	77	THR
2	D	93	VAL
1	E	14	ARG
1	E	18	GLU
1	E	31	LYS
1	E	39	ASP
1	E	48	ARG
1	E	78	LEU
1	E	114	LEU
1	E	130	LEU

Continued on next page...

Continued from previous page...

Mol	Chain	Res	Type
1	E	170	ARG
1	E	172	LEU
1	E	186	LYS
1	E	215	LEU
1	E	227	ASP
1	E	234	ARG
1	E	260	ARG
2	F	70	PHE
2	F	75	THR
2	F	93	VAL
1	G	14	ARG
1	G	18	GLU
1	G	31	LYS
1	G	39	ASP
1	G	41	GLU
1	G	48	ARG
1	G	78	LEU
1	G	114	LEU
1	G	130	LEU
1	G	170	ARG
1	G	172	LEU
1	G	186	LYS
1	G	215	LEU
1	G	227	ASP
1	G	234	ARG
1	G	260	ARG
2	H	70	PHE
2	H	75	THR
2	H	93	VAL
3	K	3	LEU
3	K	8	SER
3	L	3	LEU
3	L	8	SER

Some sidechains can be flipped to improve hydrogen bonding and reduce clashes. All (51) such sidechains are listed below:

Mol	Chain	Res	Type
1	A	42	ASN
1	A	72	GLN
1	A	87	GLN
1	A	115	GLN
1	A	127	ASN

Continued on next page...

Continued from previous page...

Mol	Chain	Res	Type
1	A	174	ASN
1	A	176	ASN
1	A	218	GLN
2	B	2	GLN
2	B	8	GLN
2	B	34	HIS
2	B	38	GLN
2	B	84	HIS
1	C	42	ASN
1	C	72	GLN
1	C	87	GLN
1	C	115	GLN
1	C	127	ASN
1	C	174	ASN
1	C	188	HIS
1	C	218	GLN
1	C	263	HIS
2	D	2	GLN
2	D	8	GLN
2	D	34	HIS
2	D	84	HIS
1	E	42	ASN
1	E	54	GLN
1	E	72	GLN
1	E	86	ASN
1	E	87	GLN
1	E	127	ASN
1	E	188	HIS
1	E	218	GLN
1	E	263	HIS
2	F	2	GLN
2	F	8	GLN
2	F	31	HIS
2	F	84	HIS
1	G	42	ASN
1	G	72	GLN
1	G	87	GLN
1	G	115	GLN
1	G	127	ASN
1	G	176	ASN
1	G	218	GLN
1	G	263	HIS

Continued on next page...

Continued from previous page...

Mol	Chain	Res	Type
2	H	2	GLN
2	H	8	GLN
2	H	34	HIS
2	H	84	HIS

5.3.3 RNA [i](#)

There are no RNA molecules in this entry.

5.4 Non-standard residues in protein, DNA, RNA chains [i](#)

There are no non-standard protein/DNA/RNA residues in this entry.

5.5 Carbohydrates [i](#)

There are no carbohydrates in this entry.

5.6 Ligand geometry [i](#)

2 ligands are modelled in this entry.

In the following table, the Counts columns list the number of bonds (or angles) for which Mogul statistics could be retrieved, the number of bonds (or angles) that are observed in the model and the number of bonds (or angles) that are defined in the chemical component dictionary. The Link column lists molecule types, if any, to which the group is linked. The Z score for a bond length (or angle) is the number of standard deviations the observed value is removed from the expected value. A bond length (or angle) with $|Z| > 2$ is considered an outlier worth inspection. RMSZ is the root-mean-square of all Z scores of the bond lengths (or angles).

Mol	Type	Chain	Res	Link	Bond lengths			Bond angles		
					Counts	RMSZ	$\# Z > 2$	Counts	RMSZ	$\# Z > 2$
4	SO4	E	281	-	4,4,4	0.19	0	6,6,6	0.13	0
4	SO4	G	281	-	4,4,4	0.11	0	6,6,6	0.22	0

In the following table, the Chirals column lists the number of chiral outliers, the number of chiral centers analysed, the number of these observed in the model and the number defined in the chemical component dictionary. Similar counts are reported in the Torsion and Rings columns. '-' means no outliers of that kind were identified.

Mol	Type	Chain	Res	Link	Chirals	Torsions	Rings
4	SO4	E	281	-	-	0/0/0/0	0/0/0/0
4	SO4	G	281	-	-	0/0/0/0	0/0/0/0

There are no bond length outliers.

There are no bond angle outliers.

There are no chirality outliers.

There are no torsion outliers.

There are no ring outliers.

No monomer is involved in short contacts.

5.7 Other polymers [i](#)

There are no such residues in this entry.

5.8 Polymer linkage issues [i](#)

There are no chain breaks in this entry.

6 Fit of model and data ⓘ

6.1 Protein, DNA and RNA chains ⓘ

In the following table, the column labelled ‘#RSRZ> 2’ contains the number (and percentage) of RSRZ outliers, followed by percent RSRZ outliers for the chain as percentile scores relative to all X-ray entries and entries of similar resolution. The OWAB column contains the minimum, median, 95th percentile and maximum values of the occupancy-weighted average B-factor per residue. The column labelled ‘Q< 0.9’ lists the number of (and percentage) of residues with an average occupancy less than 0.9.

Mol	Chain	Analysed	<RSRZ>	#RSRZ>2	OWAB(Å ²)	Q<0.9
1	A	276/280 (98%)	-0.12	6 (2%) 65 35	7, 49, 97, 102	0
1	C	276/280 (98%)	0.01	18 (6%) 22 8	15, 55, 101, 102	0
1	E	276/280 (98%)	-0.13	12 (4%) 39 16	6, 48, 102, 102	0
1	G	276/280 (98%)	-0.07	18 (6%) 22 8	5, 48, 102, 102	0
2	B	99/99 (100%)	-0.47	0 100 100	5, 35, 74, 90	0
2	D	99/99 (100%)	-0.32	2 (2%) 68 39	8, 45, 88, 101	0
2	F	99/99 (100%)	-0.22	3 (3%) 54 25	16, 47, 88, 102	0
2	H	99/99 (100%)	0.29	7 (7%) 19 7	15, 70, 102, 102	0
3	I	10/10 (100%)	-0.57	0 100 100	22, 41, 54, 57	0
3	J	10/10 (100%)	-0.28	0 100 100	25, 43, 74, 96	0
3	K	10/10 (100%)	-0.44	0 100 100	14, 20, 33, 39	0
3	L	10/10 (100%)	-0.30	0 100 100	20, 30, 47, 48	0
All	All	1540/1556 (98%)	-0.11	66 (4%) 39 16	5, 48, 102, 102	0

All (66) RSRZ outliers are listed below:

Mol	Chain	Res	Type	RSRZ
1	E	177	ALA	6.7
1	C	177	ALA	5.3
1	G	249	VAL	5.2
1	C	178	THR	4.8
1	E	249	VAL	4.5
1	E	178	THR	4.2
1	A	177	ALA	3.9
1	G	227	ASP	3.8
1	C	253	LYS	3.8
1	G	197	GLY	3.8
1	E	180	LEU	3.7

Continued on next page...

Continued from previous page...

Mol	Chain	Res	Type	RSRZ
1	G	196	LYS	3.6
2	H	68	THR	3.5
1	C	179	LEU	3.5
1	E	179	LEU	3.3
1	E	256	ASN	3.3
1	G	179	LEU	3.2
1	G	177	ALA	3.0
2	H	45	LYS	3.0
1	C	254	GLU	2.9
1	C	276	PRO	2.9
1	A	179	LEU	2.9
2	F	2	GLN	2.8
2	D	2	GLN	2.8
1	C	256	ASN	2.8
1	A	178	THR	2.8
1	C	219	LEU	2.8
1	C	248	VAL	2.8
1	G	176	ASN	2.7
1	G	252	GLY	2.7
1	G	181	ARG	2.7
1	E	248	VAL	2.7
1	G	251	LEU	2.6
2	F	1	ILE	2.6
1	A	135	ALA	2.5
1	A	197	GLY	2.5
1	C	220	ASN	2.5
1	C	274	TRP	2.5
1	C	225	THR	2.5
1	C	227	ASP	2.4
1	E	227	ASP	2.4
1	G	178	THR	2.4
2	H	16	GLU	2.4
2	F	69	GLU	2.4
1	C	16	GLY	2.4
1	C	196	LYS	2.4
2	D	1	ILE	2.3
1	E	219	LEU	2.3
1	E	225	THR	2.3
2	H	15	PRO	2.3
1	E	176	ASN	2.3
2	H	98	ASP	2.3
2	H	20	PRO	2.3

Continued on next page...

Continued from previous page...

Mol	Chain	Res	Type	RSRZ
1	G	257	TYR	2.3
1	G	276	PRO	2.3
2	H	69	GLU	2.2
1	G	200	THR	2.2
1	G	180	LEU	2.2
1	E	197	GLY	2.2
1	G	254	GLU	2.2
1	A	90	GLY	2.1
1	C	14	ARG	2.1
1	C	226	GLN	2.1
1	G	250	PRO	2.1
1	C	15	PRO	2.0
1	G	191	HIS	2.0

6.2 Non-standard residues in protein, DNA, RNA chains [i](#)

There are no non-standard protein/DNA/RNA residues in this entry.

6.3 Carbohydrates [i](#)

There are no carbohydrates in this entry.

6.4 Ligands [i](#)

In the following table, the Atoms column lists the number of modelled atoms in the group and the number defined in the chemical component dictionary. LLDF column lists the quality of electron density of the group with respect to its neighbouring residues in protein, DNA or RNA chains. The B-factors column lists the minimum, median, 95th percentile and maximum values of B factors of atoms in the group. The column labelled 'Q< 0.9' lists the number of atoms with occupancy less than 0.9.

Mol	Type	Chain	Res	Atoms	RSCC	RSR	LLDF	B-factors(Å ²)	Q<0.9
4	SO4	E	281	5/5	0.94	0.20	-1.62	81,82,83,83	0
4	SO4	G	281	5/5	0.96	0.18	-1.73	77,77,78,78	0

6.5 Other polymers [i](#)

There are no such residues in this entry.