



Full wwPDB X-ray Structure Validation Report ⓘ

Jan 31, 2016 – 09:05 PM GMT

PDB ID : 1NFG
Title : Structure of D-hydantoinase
Authors : Xu, Z.; Yang, Y.; Jiang, W.; Arnold, E.; Ding, J.
Deposited on : 2002-12-14
Resolution : 2.70 Å(reported)

This is a Full wwPDB X-ray Structure Validation Report for a publicly released PDB entry.
We welcome your comments at validation@mail.wwpdb.org
A user guide is available at
<http://wwpdb.org/validation/2016/XrayValidationReportHelp>
with specific help available everywhere you see the ⓘ symbol.

The following versions of software and data (see [references ⓘ](#)) were used in the production of this report:

MolProbity : 4.02b-467
Mogul : 1.7 (RC4), CSD as536be (2015)
Xtriage (Phenix) : 1.9-1692
EDS : rb-20026688
Percentile statistics : 20151230.v01 (using entries in the PDB archive December 30th 2015)
Refmac : 5.8.0135
CCP4 : 6.5.0
Ideal geometry (proteins) : Engh & Huber (2001)
Ideal geometry (DNA, RNA) : Parkinson et al. (1996)
Validation Pipeline (wwPDB-VP) : trunk26865

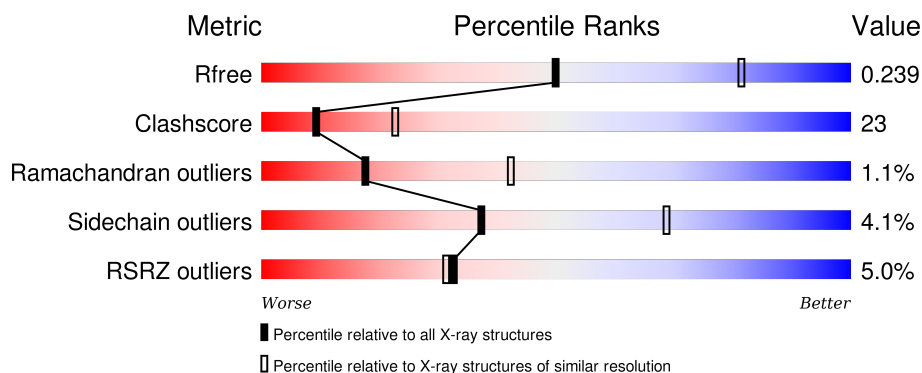
1 Overall quality at a glance

The following experimental techniques were used to determine the structure:

X-RAY DIFFRACTION

The reported resolution of this entry is 2.70 Å.

Percentile scores (ranging between 0-100) for global validation metrics of the entry are shown in the following graphic. The table shows the number of entries on which the scores are based.



Metric	Whole archive (#Entries)	Similar resolution (#Entries, resolution range(Å))
R_{free}	91344	2103 (2.70-2.70)
Clashscore	102246	2422 (2.70-2.70)
Ramachandran outliers	100387	2382 (2.70-2.70)
Sidechain outliers	100360	2382 (2.70-2.70)
RSRZ outliers	91569	2107 (2.70-2.70)

The table below summarises the geometric issues observed across the polymeric chains and their fit to the electron density. The red, orange, yellow and green segments on the lower bar indicate the fraction of residues that contain outliers for ≥ 3 , 2, 1 and 0 types of geometric quality criteria. A grey segment represents the fraction of residues that are not modelled. The numeric value for each fraction is indicated below the corresponding segment, with a dot representing fractions $\leq 5\%$. The upper red bar (where present) indicates the fraction of residues that have poor fit to the electron density. The numeric value is given above the bar.

Mol	Chain	Length	Quality of chain
1	A	457	<div> <div>4%</div> <div>65% 32%</div> </div>
1	B	457	<div> <div>5%</div> <div>63% 33%</div> </div>
1	C	457	<div> <div>9%</div> <div>62% 35%</div> </div>
1	D	457	<div> <div>3%</div> <div>63% 34%</div> </div>

2 Entry composition

There are 3 unique types of molecules in this entry. The entry contains 14564 atoms, of which 0 are hydrogens and 0 are deuteriums.

In the tables below, the ZeroOcc column contains the number of atoms modelled with zero occupancy, the AltConf column contains the number of residues with at least one atom in alternate conformation and the Trace column contains the number of residues modelled with at most 2 atoms.

- Molecule 1 is a protein called D-hydantoinase.

Mol	Chain	Residues	Atoms					ZeroOcc	AltConf	Trace
1	A	457	Total	C	N	O	S	0	0	0
			3513	2216	607	672	18			
1	B	457	Total	C	N	O	S	0	0	0
			3513	2216	607	672	18			
1	C	457	Total	C	N	O	S	0	0	0
			3513	2216	607	672	18			
1	D	457	Total	C	N	O	S	0	0	0
			3513	2216	607	672	18			

There are 4 discrepancies between the modelled and reference sequences:

Chain	Residue	Modelled	Actual	Comment	Reference
A	148	KCX	LYS	MODIFIED RESIDUE	UNP Q8VTT5
B	148	KCX	LYS	MODIFIED RESIDUE	UNP Q8VTT5
C	148	KCX	LYS	MODIFIED RESIDUE	UNP Q8VTT5
D	148	KCX	LYS	MODIFIED RESIDUE	UNP Q8VTT5

- Molecule 2 is ZINC ION (three-letter code: ZN) (formula: Zn).

Mol	Chain	Residues	Atoms		ZeroOcc	AltConf
2	B	2	Total	Zn	0	0
			2	2		
2	A	2	Total	Zn	0	0
			2	2		
2	D	2	Total	Zn	0	0
			2	2		
2	C	2	Total	Zn	0	0
			2	2		

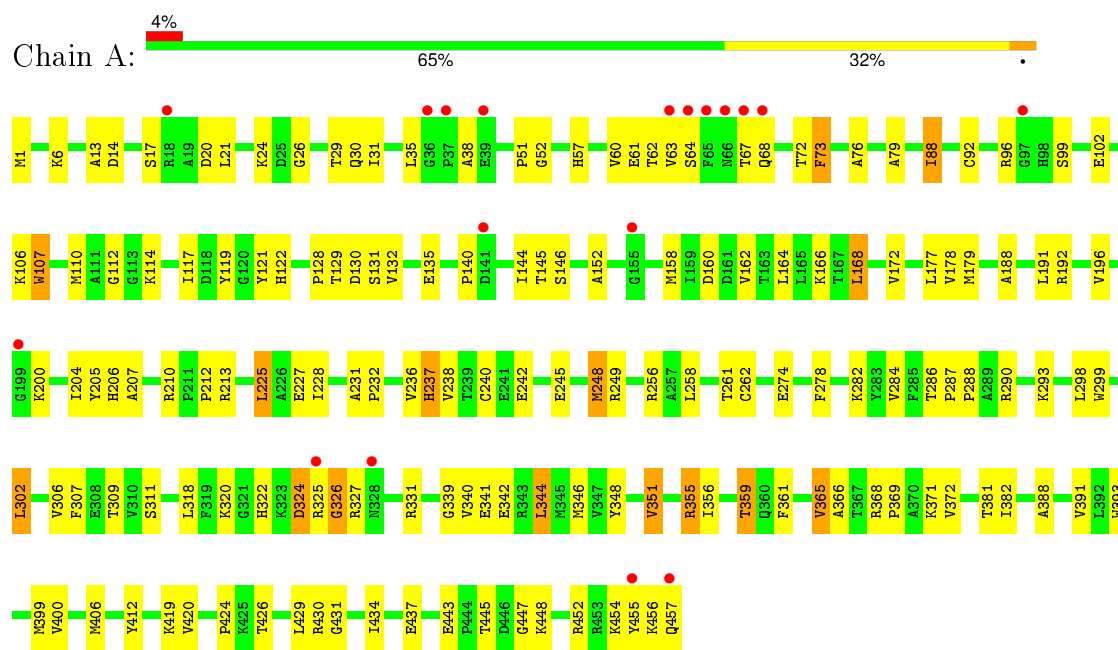
- Molecule 3 is water.

Mol	Chain	Residues	Atoms		ZeroOcc	AltConf
3	A	125	Total 125	O 125	0	0
3	B	127	Total 127	O 127	0	0
3	C	126	Total 126	O 126	0	0
3	D	126	Total 126	O 126	0	0

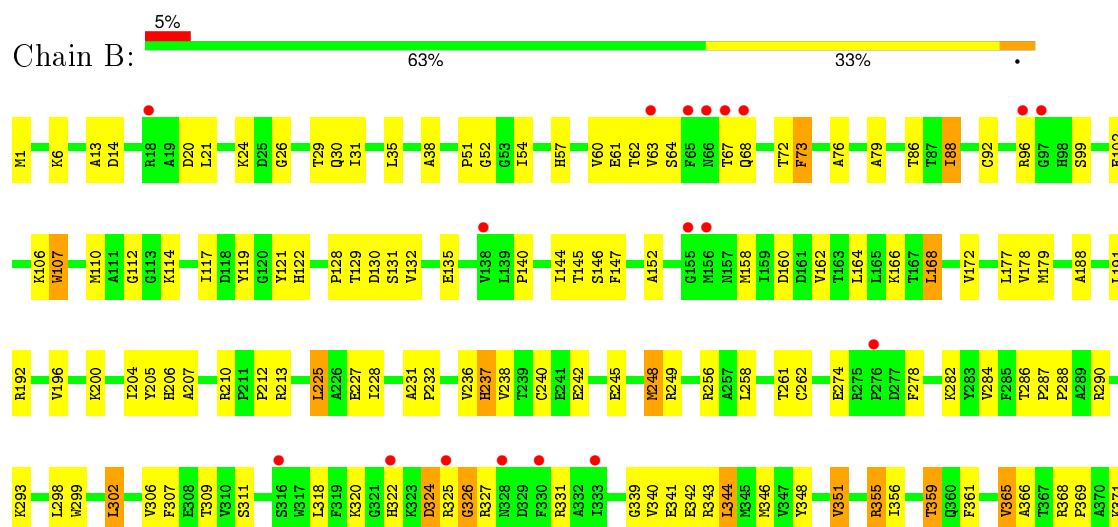
3 Residue-property plots [i](#)

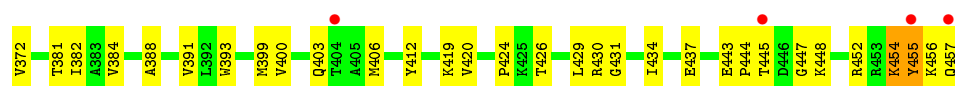
These plots are drawn for all protein, RNA and DNA chains in the entry. The first graphic for a chain summarises the proportions of errors displayed in the second graphic. The second graphic shows the sequence view annotated by issues in geometry and electron density. Residues are color-coded according to the number of geometric quality criteria for which they contain at least one outlier: green = 0, yellow = 1, orange = 2 and red = 3 or more. A red dot above a residue indicates a poor fit to the electron density ($RSRZ > 2$). Stretches of 2 or more consecutive residues without any outlier are shown as a green connector. Residues present in the sample, but not in the model, are shown in grey.

• Molecule 1: D-hydantoinase

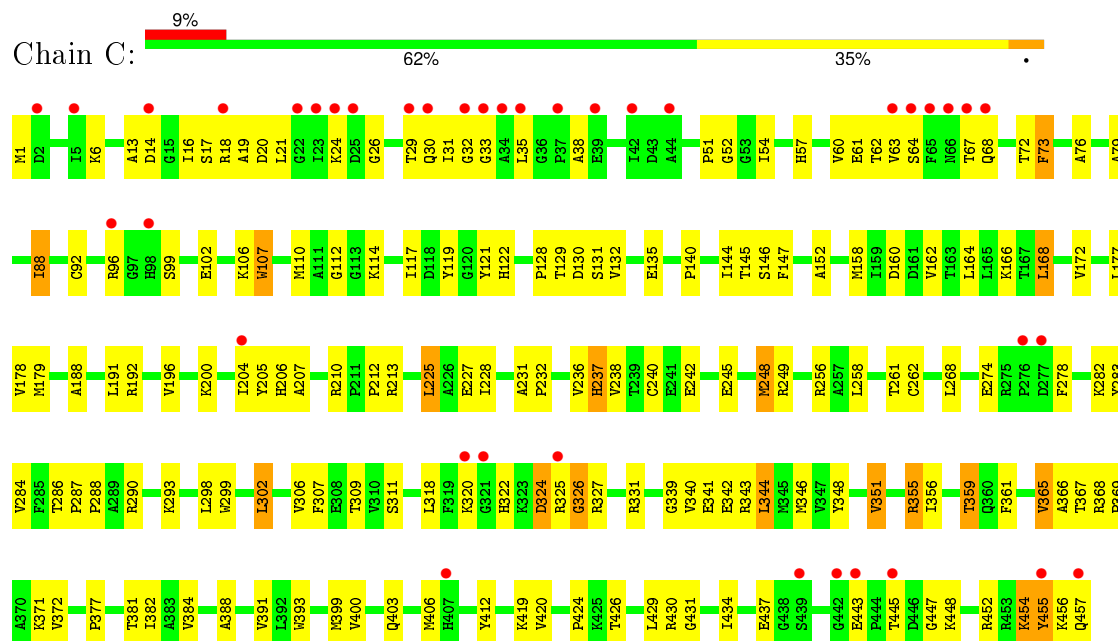


• Molecule 1: D-hydantoinase

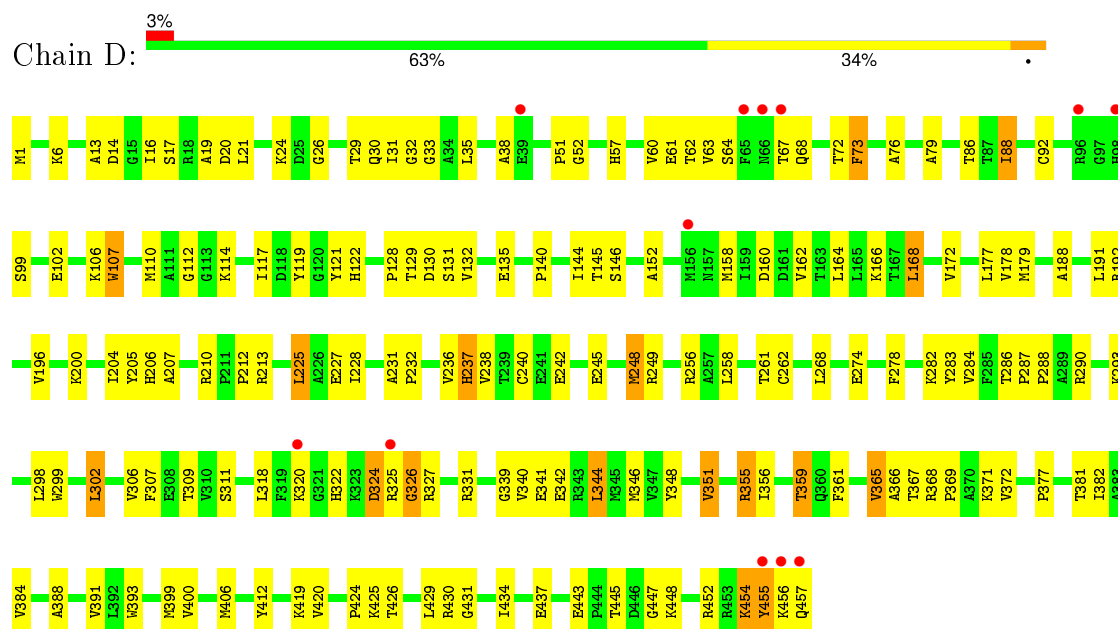




• Molecule 1: D-hydantoinase



• Molecule 1: D-hydantoinase



4 Data and refinement statistics

Property	Value	Source
Space group	P 1 21 1	Depositor
Cell constants a, b, c, α , β , γ	68.70 Å 170.50 Å 87.30 Å 90.00° 95.20° 90.00°	Depositor
Resolution (Å)	14.94 – 2.70 14.94 – 2.70	Depositor EDS
% Data completeness (in resolution range)	98.3 (14.94-2.70) 98.5 (14.94-2.70)	Depositor EDS
R_{merge}	0.10	Depositor
R_{sym}	(Not available)	Depositor
$\langle I/\sigma(I) \rangle$ ¹	3.76 (at 2.69 Å)	Xtriage
Refinement program	CNS 1.1	Depositor
R, R_{free}	0.220 , 0.239 0.246 , 0.239	Depositor DCC
R_{free} test set	2734 reflections (5.35%)	DCC
Wilson B-factor (Å ²)	30.9	Xtriage
Anisotropy	0.530	Xtriage
Bulk solvent k_{sol} (e/Å ³), B_{sol} (Å ²)	0.35 , 41.3	EDS
Estimated twinning fraction	No twinning to report.	Xtriage
L-test for twinning ²	$\langle L \rangle = 0.49$, $\langle L^2 \rangle = 0.32$	Xtriage
Outliers	1 of 53876 reflections (0.002%)	Xtriage
F_o, F_c correlation	0.88	EDS
Total number of atoms	14564	wwPDB-VP
Average B, all atoms (Å ²)	28.0	wwPDB-VP

Xtriage's analysis on translational NCS is as follows: *The largest off-origin peak in the Patterson function is 5.93% of the height of the origin peak. No significant pseudotranslation is detected.*

¹Intensities estimated from amplitudes.

²Theoretical values of $\langle |L| \rangle$, $\langle L^2 \rangle$ for acentric reflections are 0.5, 0.375 respectively for untwinned datasets, and 0.333, 0.2 for perfectly twinned datasets.

5 Model quality [i](#)

5.1 Standard geometry [i](#)

Bond lengths and bond angles in the following residue types are not validated in this section: ZN, KCX

The Z score for a bond length (or angle) is the number of standard deviations the observed value is removed from the expected value. A bond length (or angle) with $|Z| > 5$ is considered an outlier worth inspection. RMSZ is the root-mean-square of all Z scores of the bond lengths (or angles).

Mol	Chain	Bond lengths		Bond angles	
		RMSZ	$\# Z > 5$	RMSZ	$\# Z > 5$
1	A	0.36	0/3569	0.64	0/4833
1	B	0.36	0/3569	0.64	0/4833
1	C	0.36	0/3569	0.64	0/4833
1	D	0.36	0/3569	0.64	0/4833
All	All	0.36	0/14276	0.64	0/19332

There are no bond length outliers.

There are no bond angle outliers.

There are no chirality outliers.

There are no planarity outliers.

5.2 Too-close contacts [i](#)

In the following table, the Non-H and H(model) columns list the number of non-hydrogen atoms and hydrogen atoms in the chain respectively. The H(added) column lists the number of hydrogen atoms added and optimized by MolProbity. The Clashes column lists the number of clashes within the asymmetric unit, whereas Symm-Clashes lists symmetry related clashes.

Mol	Chain	Non-H	H(model)	H(added)	Clashes	Symm-Clashes
1	A	3513	0	3487	154	0
1	B	3513	0	3487	158	2
1	C	3513	0	3487	196	2
1	D	3513	0	3487	194	0
2	A	2	0	0	0	0
2	B	2	0	0	0	0
2	C	2	0	0	0	0
2	D	2	0	0	0	0
3	A	125	0	0	4	0

Continued on next page...

Continued from previous page...

Mol	Chain	Non-H	H(model)	H(added)	Clashes	Symm-Clashes
3	B	127	0	0	6	0
3	C	126	0	0	5	0
3	D	126	0	0	7	0
All	All	14564	0	13948	639	2

The all-atom clashscore is defined as the number of clashes found per 1000 atoms (including hydrogen atoms). The all-atom clashscore for this structure is 23.

All (639) close contacts within the same asymmetric unit are listed below, sorted by their clash magnitude.

Atom-1	Atom-2	Interatomic distance (Å)	Clash overlap (Å)
1:C:381:THR:HG21	1:D:14:ASP:O	1.42	1.19
1:C:14:ASP:O	1:D:381:THR:HG21	1.40	1.18
1:D:452:ARG:HH12	1:D:456:LYS:NZ	1.55	1.05
1:C:426:THR:HG22	1:C:437:GLU:H	1.19	1.05
1:A:426:THR:HG22	1:A:437:GLU:H	1.18	1.04
1:A:452:ARG:HH12	1:A:456:LYS:NZ	1.55	1.04
1:C:452:ARG:HH12	1:C:456:LYS:NZ	1.55	1.04
1:D:426:THR:HG22	1:D:437:GLU:H	1.19	1.03
1:B:452:ARG:HH12	1:B:456:LYS:NZ	1.55	1.03
1:A:355:ARG:HH11	1:A:355:ARG:HG3	1.27	1.00
1:B:355:ARG:HG3	1:B:355:ARG:HH11	1.27	1.00
1:B:426:THR:HG22	1:B:437:GLU:H	1.19	1.00
1:C:384:VAL:O	1:D:17:SER:HB2	1.60	1.00
1:C:355:ARG:HG3	1:C:355:ARG:HH11	1.27	0.99
1:C:17:SER:HB2	1:D:384:VAL:O	1.60	0.98
1:D:355:ARG:HH11	1:D:355:ARG:HG3	1.27	0.96
1:C:30:GLN:HG3	1:D:32:GLY:O	1.65	0.95
1:C:32:GLY:O	1:D:30:GLN:HG3	1.64	0.94
1:D:146:SER:HB3	1:D:456:LYS:HZ2	1.34	0.92
1:A:318:LEU:H	1:A:322:HIS:HD2	1.16	0.92
1:C:318:LEU:H	1:C:322:HIS:HD2	1.16	0.91
1:A:146:SER:HB3	1:A:456:LYS:HZ2	1.37	0.90
1:A:14:ASP:OD2	1:B:14:ASP:OD2	1.88	0.90
1:B:318:LEU:H	1:B:322:HIS:HD2	1.16	0.89
1:C:13:ALA:HB3	1:D:14:ASP:OD2	1.72	0.88
1:D:318:LEU:H	1:D:322:HIS:HD2	1.16	0.88
1:C:146:SER:HB3	1:C:456:LYS:HZ2	1.41	0.86
1:C:14:ASP:OD2	1:D:13:ALA:HB3	1.74	0.86
1:B:146:SER:HB3	1:B:456:LYS:HZ2	1.42	0.85
1:C:359:THR:HG21	1:D:371:LYS:NZ	1.91	0.85

Continued on next page...

Continued from previous page...

Atom-1	Atom-2	Interatomic distance (Å)	Clash overlap (Å)
1:C:371:LYS:NZ	1:D:359:THR:HG21	1.92	0.84
1:B:452:ARG:HH12	1:B:456:LYS:HZ1	1.24	0.84
1:B:188:ALA:O	1:B:192:ARG:HG3	1.78	0.83
1:C:188:ALA:O	1:C:192:ARG:HG3	1.78	0.83
1:D:188:ALA:O	1:D:192:ARG:HG3	1.78	0.82
1:A:188:ALA:O	1:A:192:ARG:HG3	1.78	0.82
1:C:452:ARG:HH12	1:C:456:LYS:HZ1	1.25	0.81
1:C:384:VAL:O	1:D:17:SER:CB	2.27	0.81
1:A:381:THR:HG22	3:A:503:HOH:O	1.82	0.80
1:D:381:THR:HG22	3:D:3001:HOH:O	1.82	0.79
1:C:17:SER:CB	1:D:384:VAL:O	2.29	0.79
1:A:60:VAL:HG13	1:A:76:ALA:HB3	1.65	0.79
1:D:60:VAL:HG13	1:D:76:ALA:HB3	1.65	0.79
1:B:381:THR:HG22	3:B:614:HOH:O	1.82	0.78
1:D:309:THR:HB	1:D:369:PRO:HG3	1.65	0.78
1:C:60:VAL:HG13	1:C:76:ALA:HB3	1.65	0.78
1:A:309:THR:HB	1:A:369:PRO:HG3	1.65	0.78
1:B:60:VAL:HG13	1:B:76:ALA:HB3	1.65	0.78
1:C:381:THR:HG22	3:C:706:HOH:O	1.82	0.77
1:B:60:VAL:CG1	1:B:73:PHE:HA	2.15	0.77
1:D:61:GLU:HG3	1:D:72:THR:HA	1.67	0.77
1:C:60:VAL:CG1	1:C:73:PHE:HA	2.15	0.77
1:B:309:THR:HB	1:B:369:PRO:HG3	1.65	0.76
1:A:61:GLU:HG3	1:A:72:THR:HA	1.67	0.76
1:A:60:VAL:CG1	1:A:73:PHE:HA	2.15	0.76
1:D:426:THR:HG22	1:D:437:GLU:N	2.00	0.76
1:C:309:THR:HB	1:C:369:PRO:HG3	1.65	0.76
1:D:60:VAL:CG1	1:D:73:PHE:HA	2.15	0.76
1:B:61:GLU:HG3	1:B:72:THR:HA	1.67	0.76
1:C:61:GLU:HG3	1:C:72:THR:HA	1.67	0.76
1:A:452:ARG:HH12	1:A:456:LYS:HZ1	1.34	0.75
1:D:177:LEU:HB2	1:D:456:LYS:HB2	1.69	0.75
1:C:426:THR:HG22	1:C:437:GLU:N	2.00	0.75
1:A:177:LEU:HB2	1:A:456:LYS:HB2	1.69	0.75
1:B:177:LEU:HB2	1:B:456:LYS:HB2	1.69	0.74
1:C:177:LEU:HB2	1:C:456:LYS:HB2	1.69	0.74
1:A:14:ASP:O	1:B:381:THR:HG21	1.87	0.74
1:A:426:THR:HG22	1:A:437:GLU:N	2.00	0.74
1:B:355:ARG:NH1	1:B:355:ARG:HG3	2.03	0.74
1:C:355:ARG:HG3	1:C:355:ARG:NH1	2.03	0.73
1:C:121:TYR:HB2	1:C:144:ILE:HD12	1.70	0.73

Continued on next page...

Continued from previous page...

Atom-1	Atom-2	Interatomic distance (Å)	Clash overlap (Å)
1:B:426:THR:HG22	1:B:437:GLU:N	2.00	0.73
1:D:121:TYR:HB2	1:D:144:ILE:HD12	1.70	0.72
1:B:121:TYR:HB2	1:B:144:ILE:HD12	1.70	0.72
1:C:210:ARG:HG3	1:C:288:PRO:CG	2.20	0.72
1:B:318:LEU:N	1:B:322:HIS:HD2	1.88	0.72
1:A:121:TYR:HB2	1:A:144:ILE:HD12	1.70	0.72
1:C:318:LEU:N	1:C:322:HIS:HD2	1.88	0.72
1:D:210:ARG:HG3	1:D:288:PRO:CG	2.20	0.72
1:A:210:ARG:HG3	1:A:288:PRO:CG	2.20	0.71
1:B:210:ARG:HG3	1:B:288:PRO:CG	2.20	0.71
1:D:452:ARG:HH12	1:D:456:LYS:HZ3	1.38	0.71
1:C:359:THR:HG21	1:D:371:LYS:HZ3	1.55	0.70
1:D:318:LEU:N	1:D:322:HIS:HD2	1.88	0.70
1:C:14:ASP:OD2	1:D:13:ALA:CB	2.39	0.70
1:C:13:ALA:CB	1:D:14:ASP:OD2	2.39	0.70
1:D:200:LYS:HD3	1:D:205:TYR:CE1	2.27	0.69
1:A:200:LYS:HD3	1:A:205:TYR:CE1	2.27	0.69
1:C:200:LYS:HD3	1:C:205:TYR:CE1	2.27	0.69
1:B:200:LYS:HD3	1:B:205:TYR:CE1	2.27	0.69
1:A:318:LEU:N	1:A:322:HIS:HD2	1.88	0.69
1:A:381:THR:HG21	1:B:14:ASP:O	1.93	0.69
1:C:60:VAL:HG11	1:C:73:PHE:HA	1.74	0.69
1:D:60:VAL:HG11	1:D:73:PHE:HA	1.74	0.68
1:B:60:VAL:HG11	1:B:73:PHE:HA	1.74	0.68
1:D:452:ARG:HH12	1:D:456:LYS:HZ1	1.41	0.68
1:A:60:VAL:HG11	1:A:73:PHE:HA	1.74	0.67
1:B:191:LEU:HD11	1:D:228:ILE:HG23	1.76	0.67
1:C:452:ARG:HH12	1:C:456:LYS:CE	2.08	0.66
1:A:452:ARG:HH12	1:A:456:LYS:CE	2.08	0.66
1:C:13:ALA:HB3	1:D:14:ASP:CG	2.16	0.66
1:D:452:ARG:HH12	1:D:456:LYS:CE	2.08	0.66
1:A:238:VAL:O	1:A:261:THR:HG23	1.96	0.66
1:C:238:VAL:O	1:C:261:THR:HG23	1.96	0.66
1:D:238:VAL:O	1:D:261:THR:HG23	1.96	0.66
1:B:452:ARG:HH12	1:B:456:LYS:CE	2.08	0.65
1:B:238:VAL:O	1:B:261:THR:HG23	1.96	0.65
1:C:64:SER:O	1:C:67:THR:HG22	1.96	0.65
1:B:452:ARG:NH1	1:B:456:LYS:NZ	2.38	0.65
1:D:452:ARG:NH1	1:D:456:LYS:NZ	2.38	0.65
1:B:64:SER:O	1:B:67:THR:HG22	1.96	0.65
1:A:213:ARG:HD3	1:C:227:GLU:OE1	1.97	0.65

Continued on next page...

Continued from previous page...

Atom-1	Atom-2	Interatomic distance (Å)	Clash overlap (Å)
1:A:452:ARG:HH12	1:A:456:LYS:HZ3	1.45	0.65
1:D:64:SER:O	1:D:67:THR:HG22	1.96	0.65
1:A:64:SER:O	1:A:67:THR:HG22	1.96	0.65
1:B:302:LEU:HD13	1:B:307:PHE:HD2	1.62	0.65
1:C:14:ASP:CG	1:D:13:ALA:HB3	2.16	0.64
1:A:302:LEU:HD13	1:A:307:PHE:HD2	1.62	0.64
1:C:302:LEU:HD13	1:C:307:PHE:HD2	1.62	0.64
1:B:452:ARG:NH1	1:B:456:LYS:HZ1	1.95	0.64
1:D:302:LEU:HD13	1:D:307:PHE:HD2	1.62	0.64
1:D:355:ARG:NH1	1:D:355:ARG:HG3	2.03	0.64
1:C:359:THR:CG2	1:D:371:LYS:NZ	2.60	0.64
1:C:146:SER:HB3	1:C:456:LYS:NZ	2.11	0.63
1:B:146:SER:HB3	1:B:456:LYS:NZ	2.11	0.63
1:C:256:ARG:HH11	1:C:457:GLN:HE21	1.46	0.63
1:A:355:ARG:NH1	1:A:355:ARG:HG3	2.03	0.63
1:C:371:LYS:NZ	1:D:359:THR:CG2	2.61	0.63
1:B:256:ARG:HH11	1:B:457:GLN:HE21	1.46	0.63
1:A:452:ARG:NH1	1:A:456:LYS:NZ	2.38	0.63
1:C:452:ARG:NH1	1:C:456:LYS:NZ	2.38	0.63
1:D:51:PRO:HG3	1:D:382:ILE:HG13	1.81	0.62
1:C:452:ARG:NH1	1:C:456:LYS:HZ1	1.96	0.62
1:A:146:SER:HB3	1:A:456:LYS:NZ	2.11	0.62
1:A:51:PRO:HG3	1:A:382:ILE:HG13	1.81	0.62
1:A:256:ARG:HH11	1:A:457:GLN:HE21	1.46	0.62
1:D:256:ARG:HH11	1:D:457:GLN:HE21	1.46	0.61
1:B:51:PRO:HG3	1:B:382:ILE:HG13	1.81	0.61
1:D:146:SER:HB3	1:D:456:LYS:NZ	2.11	0.61
1:C:51:PRO:HG3	1:C:382:ILE:HG13	1.81	0.61
1:C:371:LYS:HZ3	1:D:359:THR:HG21	1.64	0.61
1:C:79:ALA:O	1:C:341:GLU:HG3	2.01	0.61
1:D:309:THR:CB	1:D:369:PRO:HG3	2.31	0.61
1:A:309:THR:CB	1:A:369:PRO:HG3	2.31	0.61
1:A:79:ALA:O	1:A:341:GLU:HG3	2.01	0.60
1:C:309:THR:CB	1:C:369:PRO:HG3	2.31	0.60
1:B:309:THR:CB	1:B:369:PRO:HG3	2.31	0.60
1:A:121:TYR:HB2	1:A:144:ILE:CD1	2.31	0.60
1:B:79:ALA:O	1:B:341:GLU:HG3	2.01	0.60
1:D:168:LEU:HD13	1:D:178:VAL:HG21	1.84	0.60
1:C:121:TYR:HB2	1:C:144:ILE:CD1	2.31	0.59
1:D:121:TYR:HB2	1:D:144:ILE:CD1	2.31	0.59
1:B:121:TYR:HB2	1:B:144:ILE:CD1	2.31	0.59

Continued on next page...

Continued from previous page...

Atom-1	Atom-2	Interatomic distance (Å)	Clash overlap (Å)
1:D:79:ALA:O	1:D:341:GLU:HG3	2.01	0.59
1:D:393:TRP:CZ3	1:D:424:PRO:HG3	2.37	0.59
1:A:393:TRP:CZ3	1:A:424:PRO:HG3	2.37	0.59
1:B:393:TRP:CZ3	1:B:424:PRO:HG3	2.38	0.59
1:C:393:TRP:CZ3	1:C:424:PRO:HG3	2.37	0.59
1:B:21:LEU:HD23	1:B:31:ILE:HG12	1.85	0.59
1:D:21:LEU:HD23	1:D:31:ILE:HG12	1.85	0.59
1:C:21:LEU:HD23	1:C:31:ILE:HG12	1.85	0.59
1:B:168:LEU:HD13	1:B:178:VAL:HG21	1.84	0.59
1:A:21:LEU:HD23	1:A:31:ILE:HG12	1.85	0.59
1:A:168:LEU:HD13	1:A:178:VAL:HG21	1.84	0.59
1:C:30:GLN:HA	1:D:31:ILE:O	2.03	0.59
1:A:60:VAL:HG13	1:A:76:ALA:CB	2.33	0.59
1:B:60:VAL:HG13	1:B:76:ALA:CB	2.33	0.59
1:C:30:GLN:OE1	1:D:33:GLY:HA3	2.02	0.58
1:C:33:GLY:HA3	1:D:30:GLN:OE1	2.04	0.58
1:A:227:GLU:OE1	1:C:213:ARG:HD3	2.02	0.58
1:B:122:HIS:ND1	1:B:179:MET:HE1	2.19	0.58
1:A:286:THR:HA	1:A:287:PRO:C	2.24	0.58
1:C:168:LEU:HD13	1:C:178:VAL:HG21	1.84	0.58
1:D:60:VAL:HG13	1:D:76:ALA:CB	2.33	0.58
1:B:286:THR:HA	1:B:287:PRO:C	2.24	0.58
1:A:248:MET:HE1	1:A:306:VAL:HG11	1.86	0.57
1:C:122:HIS:ND1	1:C:179:MET:HE1	2.19	0.57
1:D:248:MET:HE1	1:D:306:VAL:HG11	1.86	0.57
1:C:248:MET:HE1	1:C:306:VAL:HG11	1.86	0.57
1:A:447:GLY:O	1:A:448:LYS:HD3	2.05	0.56
1:D:286:THR:HA	1:D:287:PRO:C	2.24	0.56
1:C:31:ILE:O	1:D:30:GLN:HA	2.04	0.56
1:D:320:LYS:O	1:D:324:ASP:OD2	2.24	0.56
1:B:240:CYS:HB3	1:B:290:ARG:HG3	1.87	0.56
1:A:320:LYS:O	1:A:324:ASP:OD2	2.24	0.56
1:D:447:GLY:O	1:D:448:LYS:HD3	2.05	0.56
1:C:240:CYS:HB3	1:C:290:ARG:HG3	1.87	0.56
1:C:286:THR:HA	1:C:287:PRO:C	2.24	0.56
1:C:447:GLY:O	1:C:448:LYS:HD3	2.05	0.56
1:C:359:THR:CG2	1:D:371:LYS:HZ3	2.17	0.56
1:C:60:VAL:HG13	1:C:76:ALA:CB	2.33	0.56
1:B:447:GLY:O	1:B:448:LYS:HD3	2.05	0.56
1:D:240:CYS:HB3	1:D:290:ARG:HG3	1.87	0.56
1:B:320:LYS:O	1:B:324:ASP:OD2	2.24	0.56

Continued on next page...

Continued from previous page...

Atom-1	Atom-2	Interatomic distance (Å)	Clash overlap (Å)
1:B:248:MET:HE1	1:B:306:VAL:HG11	1.87	0.55
1:A:240:CYS:HB3	1:A:290:ARG:HG3	1.87	0.55
1:D:26:GLY:HA2	1:D:430:ARG:O	2.06	0.55
1:C:261:THR:HG22	1:C:262:CYS:H	1.71	0.55
1:D:24:LYS:HB3	1:D:29:THR:HG21	1.88	0.55
1:A:191:LEU:HD11	1:C:228:ILE:HG23	1.88	0.55
1:C:359:THR:HG21	1:D:371:LYS:CE	2.37	0.55
1:B:261:THR:HG22	1:B:262:CYS:H	1.71	0.55
1:A:359:THR:HG21	1:B:371:LYS:NZ	2.21	0.55
1:C:320:LYS:O	1:C:324:ASP:OD2	2.24	0.55
1:B:26:GLY:HA2	1:B:430:ARG:O	2.07	0.55
1:D:140:PRO:HB2	3:D:3074:HOH:O	2.07	0.55
1:D:355:ARG:HH11	1:D:355:ARG:CG	2.08	0.55
1:A:26:GLY:HA2	1:A:430:ARG:O	2.07	0.55
1:B:213:ARG:HD3	1:D:227:GLU:OE1	2.07	0.55
1:C:6:LYS:HA	1:C:20:ASP:OD1	2.07	0.55
1:A:140:PRO:HB2	3:A:569:HOH:O	2.07	0.55
1:D:261:THR:HG22	1:D:262:CYS:H	1.71	0.55
1:A:24:LYS:HB3	1:A:29:THR:HG21	1.88	0.55
1:A:261:THR:HG22	1:A:262:CYS:H	1.71	0.55
1:A:107:TRP:HA	1:A:110:MET:HE3	1.87	0.55
1:A:6:LYS:HA	1:A:20:ASP:OD1	2.07	0.54
1:B:140:PRO:HB2	3:B:679:HOH:O	2.07	0.54
1:A:122:HIS:HB3	1:A:179:MET:HE3	1.89	0.54
1:C:371:LYS:CE	1:D:359:THR:HG21	2.37	0.54
1:D:232:PRO:HD3	1:D:256:ARG:NH2	2.23	0.54
1:C:26:GLY:HA2	1:C:430:ARG:O	2.07	0.54
1:D:107:TRP:CD2	1:D:110:MET:HE3	2.43	0.54
1:D:122:HIS:HB3	1:D:179:MET:HE3	1.89	0.54
1:C:24:LYS:HB3	1:C:29:THR:HG21	1.89	0.54
1:B:60:VAL:HG12	1:B:73:PHE:HA	1.90	0.54
1:A:232:PRO:HD3	1:A:256:ARG:NH2	2.23	0.54
1:C:140:PRO:HB2	3:C:772:HOH:O	2.07	0.54
1:B:24:LYS:HB3	1:B:29:THR:HG21	1.88	0.54
1:C:60:VAL:HG12	1:C:73:PHE:HA	1.90	0.54
1:C:196:VAL:HG21	1:C:331:ARG:NE	2.22	0.54
1:C:232:PRO:HD3	1:C:256:ARG:NH2	2.23	0.54
1:B:232:PRO:HD3	1:B:256:ARG:NH2	2.23	0.54
1:C:457:GLN:HB3	3:C:797:HOH:O	2.08	0.54
1:B:457:GLN:HB3	3:B:706:HOH:O	2.08	0.54
1:B:196:VAL:HG21	1:B:331:ARG:NE	2.22	0.53

Continued on next page...

Continued from previous page...

Atom-1	Atom-2	Interatomic distance (Å)	Clash overlap (Å)
1:D:196:VAL:HG21	1:D:331:ARG:NE	2.22	0.53
1:D:60:VAL:HG12	1:D:73:PHE:HA	1.90	0.53
1:D:6:LYS:HA	1:D:20:ASP:OD1	2.07	0.53
1:B:160:ASP:OD1	1:B:162:VAL:HB	2.08	0.53
1:B:6:LYS:HA	1:B:20:ASP:OD1	2.07	0.53
1:B:129:THR:HG22	1:B:131:SER:H	1.74	0.53
1:A:160:ASP:OD1	1:A:162:VAL:HB	2.08	0.53
1:D:210:ARG:HG3	1:D:288:PRO:HG2	1.91	0.53
1:C:129:THR:HG22	1:C:131:SER:H	1.74	0.53
1:D:160:ASP:OD1	1:D:162:VAL:HB	2.08	0.53
1:C:30:GLN:CG	1:D:32:GLY:O	2.48	0.53
1:D:210:ARG:HG3	1:D:288:PRO:HG3	1.90	0.53
1:D:145:THR:OG1	1:D:456:LYS:HE3	2.09	0.53
1:D:146:SER:HB2	1:D:179:MET:HE1	1.89	0.53
1:A:196:VAL:HG21	1:A:331:ARG:NE	2.22	0.53
1:A:60:VAL:HG12	1:A:73:PHE:HA	1.90	0.53
1:C:210:ARG:HG3	1:C:288:PRO:HG2	1.91	0.53
1:A:210:ARG:HG3	1:A:288:PRO:HG3	1.90	0.53
1:A:256:ARG:HD2	1:A:457:GLN:NE2	2.24	0.53
1:D:256:ARG:HD2	1:D:457:GLN:NE2	2.24	0.53
1:D:443:GLU:HB3	1:D:445:THR:HG22	1.90	0.53
1:B:210:ARG:HG3	1:B:288:PRO:HG2	1.91	0.53
1:B:256:ARG:HD2	1:B:457:GLN:NE2	2.24	0.53
1:A:443:GLU:HB3	1:A:445:THR:HG22	1.90	0.53
1:C:160:ASP:OD1	1:C:162:VAL:HB	2.07	0.53
1:C:361:PHE:O	1:C:365:VAL:HB	2.09	0.53
1:D:361:PHE:O	1:D:365:VAL:HB	2.09	0.53
1:D:146:SER:CB	1:D:179:MET:HE1	2.39	0.53
1:C:32:GLY:O	1:D:30:GLN:CG	2.48	0.53
1:A:351:VAL:HA	1:A:356:ILE:O	2.09	0.53
1:D:122:HIS:ND1	1:D:179:MET:HE1	2.24	0.53
1:A:122:HIS:ND1	1:A:179:MET:HE1	2.24	0.53
1:B:210:ARG:HG3	1:B:288:PRO:HG3	1.90	0.53
1:D:457:GLN:HB3	3:D:3103:HOH:O	2.08	0.53
1:A:146:SER:HB2	1:A:179:MET:HE1	1.89	0.52
1:C:145:THR:OG1	1:C:456:LYS:HE3	2.09	0.52
1:B:351:VAL:HA	1:B:356:ILE:O	2.09	0.52
1:C:351:VAL:HA	1:C:356:ILE:O	2.09	0.52
1:B:361:PHE:O	1:B:365:VAL:HB	2.09	0.52
1:C:299:TRP:CG	1:C:355:ARG:HD2	2.45	0.52
1:C:355:ARG:HH11	1:C:355:ARG:CG	2.08	0.52

Continued on next page...

Continued from previous page...

Atom-1	Atom-2	Interatomic distance (Å)	Clash overlap (Å)
1:C:210:ARG:HG3	1:C:288:PRO:HG3	1.90	0.52
1:C:256:ARG:HD2	1:C:457:GLN:NE2	2.24	0.52
1:A:457:GLN:HB3	3:A:595:HOH:O	2.08	0.52
1:C:443:GLU:HB3	1:C:445:THR:HG22	1.90	0.52
1:B:443:GLU:HB3	1:B:445:THR:HG22	1.90	0.52
1:A:388:ALA:HB3	1:A:431:GLY:N	2.25	0.52
1:B:145:THR:OG1	1:B:456:LYS:HE3	2.09	0.52
1:C:388:ALA:HB3	1:C:431:GLY:N	2.25	0.52
1:D:351:VAL:HA	1:D:356:ILE:O	2.09	0.52
1:D:299:TRP:CG	1:D:355:ARG:HD2	2.45	0.52
1:C:258:LEU:HD21	1:C:457:GLN:OXT	2.10	0.52
1:B:258:LEU:HD21	1:B:457:GLN:OXT	2.10	0.52
1:A:146:SER:CB	1:A:179:MET:HE1	2.39	0.52
1:C:122:HIS:HB3	1:C:179:MET:HE3	1.92	0.52
1:B:122:HIS:HB3	1:B:179:MET:HE3	1.92	0.52
1:A:299:TRP:CG	1:A:355:ARG:HD2	2.45	0.52
1:A:210:ARG:HG3	1:A:288:PRO:HG2	1.91	0.52
1:A:361:PHE:O	1:A:365:VAL:HB	2.09	0.52
1:D:129:THR:HG22	1:D:131:SER:H	1.74	0.52
1:C:107:TRP:CD2	1:C:110:MET:HE3	2.45	0.52
1:C:14:ASP:O	1:D:381:THR:CG2	2.35	0.51
1:A:145:THR:OG1	1:A:456:LYS:HE3	2.09	0.51
1:A:318:LEU:H	1:A:322:HIS:CD2	2.08	0.51
1:A:342:GLU:CD	1:A:406:MET:HE2	2.30	0.51
1:B:299:TRP:CG	1:B:355:ARG:HD2	2.45	0.51
1:B:318:LEU:H	1:B:322:HIS:CD2	2.09	0.51
1:D:388:ALA:HB3	1:D:431:GLY:N	2.25	0.51
1:A:258:LEU:HD21	1:A:457:GLN:OXT	2.10	0.51
1:D:258:LEU:HD21	1:D:457:GLN:OXT	2.10	0.51
1:B:388:ALA:HB3	1:B:431:GLY:N	2.25	0.51
1:D:355:ARG:CG	1:D:355:ARG:NH1	2.72	0.51
1:D:318:LEU:H	1:D:322:HIS:CD2	2.09	0.51
1:C:342:GLU:CD	1:C:406:MET:HE2	2.30	0.51
1:D:342:GLU:CD	1:D:406:MET:HE2	2.30	0.51
1:B:107:TRP:CD2	1:B:110:MET:HE3	2.45	0.51
1:B:212:PRO:HB3	1:B:242:GLU:CG	2.41	0.51
1:A:129:THR:HG22	1:A:131:SER:H	1.74	0.51
1:A:212:PRO:HB3	1:A:242:GLU:CG	2.41	0.51
1:B:192:ARG:NH2	1:B:331:ARG:HA	2.26	0.51
1:C:192:ARG:NH2	1:C:331:ARG:HA	2.26	0.51
1:B:342:GLU:CD	1:B:406:MET:HE2	2.30	0.51

Continued on next page...

Continued from previous page...

Atom-1	Atom-2	Interatomic distance (Å)	Clash overlap (Å)
1:C:212:PRO:HB3	1:C:242:GLU:CG	2.41	0.51
1:D:192:ARG:NH2	1:D:331:ARG:HA	2.26	0.50
1:A:57:HIS:HB3	1:A:311:SER:HB2	1.94	0.50
1:A:355:ARG:NH1	1:A:355:ARG:CG	2.72	0.50
1:D:146:SER:OG	1:D:179:MET:HE1	2.11	0.50
1:C:318:LEU:H	1:C:322:HIS:CD2	2.08	0.50
1:B:57:HIS:HB3	1:B:311:SER:HB2	1.94	0.50
1:B:232:PRO:HD3	1:B:256:ARG:CZ	2.42	0.50
1:D:232:PRO:HD3	1:D:256:ARG:CZ	2.42	0.50
1:C:57:HIS:HB3	1:C:311:SER:HB2	1.94	0.50
1:C:232:PRO:HD3	1:C:256:ARG:CZ	2.42	0.50
1:C:14:ASP:OD2	1:D:14:ASP:OD2	2.29	0.50
1:D:212:PRO:HB3	1:D:242:GLU:CG	2.41	0.50
1:D:162:VAL:HG12	1:D:166:LYS:HE2	1.94	0.50
1:A:146:SER:OG	1:A:179:MET:HE1	2.11	0.50
1:A:162:VAL:HG12	1:A:166:LYS:HE2	1.94	0.50
1:D:245:GLU:O	1:D:249:ARG:HG3	2.12	0.50
1:A:192:ARG:NH2	1:A:331:ARG:HA	2.26	0.50
1:C:200:LYS:HD3	1:C:205:TYR:CZ	2.47	0.50
1:B:200:LYS:HD3	1:B:205:TYR:CZ	2.47	0.50
1:A:245:GLU:O	1:A:249:ARG:HG3	2.12	0.50
1:B:452:ARG:HH12	1:B:456:LYS:HZ3	1.55	0.50
1:C:146:SER:HB2	1:C:179:MET:CE	2.42	0.49
1:A:232:PRO:HD3	1:A:256:ARG:CZ	2.42	0.49
1:A:371:LYS:NZ	1:B:359:THR:HG21	2.27	0.49
1:D:146:SER:HB2	1:D:179:MET:CE	2.42	0.49
1:C:348:TYR:O	1:C:351:VAL:HG13	2.12	0.49
1:C:62:THR:CG2	1:C:63:VAL:N	2.75	0.49
1:D:62:THR:CG2	1:D:63:VAL:N	2.75	0.49
1:D:200:LYS:HD3	1:D:205:TYR:CZ	2.47	0.49
1:C:318:LEU:N	1:C:322:HIS:CD2	2.77	0.49
1:B:62:THR:CG2	1:B:63:VAL:N	2.75	0.49
1:A:146:SER:HB2	1:A:179:MET:CE	2.42	0.49
1:B:162:VAL:HG12	1:B:166:LYS:HE2	1.94	0.49
1:D:348:TYR:O	1:D:351:VAL:HG13	2.12	0.49
1:A:200:LYS:HD3	1:A:205:TYR:CZ	2.47	0.49
1:C:262:CYS:HA	1:C:311:SER:O	2.13	0.49
1:C:162:VAL:HG12	1:C:166:LYS:HE2	1.94	0.49
1:C:107:TRP:HA	1:C:110:MET:HE3	1.95	0.49
1:A:62:THR:CG2	1:A:63:VAL:N	2.75	0.49
1:B:146:SER:HB2	1:B:179:MET:CE	2.42	0.49

Continued on next page...

Continued from previous page...

Atom-1	Atom-2	Interatomic distance (Å)	Clash overlap (Å)
1:D:57:HIS:HB3	1:D:311:SER:HB2	1.93	0.49
1:A:258:LEU:HD11	1:A:457:GLN:C	2.33	0.49
1:A:348:TYR:O	1:A:351:VAL:HG13	2.12	0.49
1:B:107:TRP:HA	1:B:110:MET:HE3	1.95	0.49
1:B:262:CYS:HA	1:B:311:SER:O	2.13	0.49
1:B:348:TYR:O	1:B:351:VAL:HG13	2.12	0.49
1:B:146:SER:OG	1:B:179:MET:HE1	2.13	0.49
1:B:245:GLU:O	1:B:249:ARG:HG3	2.12	0.49
1:C:377:PRO:HG3	1:D:16:ILE:HB	1.95	0.49
1:C:452:ARG:HH12	1:C:456:LYS:HZ3	1.54	0.49
1:A:13:ALA:HB3	1:B:14:ASP:OD2	2.12	0.49
1:A:452:ARG:NH1	1:A:456:LYS:HZ1	2.05	0.48
1:C:245:GLU:O	1:C:249:ARG:HG3	2.12	0.48
1:C:457:GLN:OXT	1:C:457:GLN:HG2	2.13	0.48
1:B:457:GLN:HG2	1:B:457:GLN:OXT	2.13	0.48
1:B:400:VAL:HG22	1:B:419:LYS:HG2	1.96	0.48
1:D:63:VAL:HG22	1:D:68:GLN:HG2	1.95	0.48
1:C:258:LEU:HD11	1:C:457:GLN:C	2.33	0.48
1:D:258:LEU:HD11	1:D:457:GLN:C	2.33	0.48
1:C:342:GLU:HG3	1:C:406:MET:HE2	1.94	0.48
1:A:262:CYS:HA	1:A:311:SER:O	2.13	0.48
1:B:258:LEU:HD11	1:B:457:GLN:C	2.33	0.48
1:B:63:VAL:HG22	1:B:68:GLN:HG2	1.94	0.48
1:C:400:VAL:HG22	1:C:419:LYS:HG2	1.96	0.48
1:C:146:SER:OG	1:C:179:MET:HE1	2.13	0.48
1:C:30:GLN:NE2	1:C:35:LEU:HD23	2.28	0.48
1:C:63:VAL:HG22	1:C:68:GLN:HG2	1.95	0.48
1:D:30:GLN:NE2	1:D:35:LEU:HD23	2.28	0.48
1:C:16:ILE:HB	1:D:377:PRO:HG3	1.95	0.48
1:A:52:GLY:HA2	1:A:391:VAL:HG23	1.95	0.48
1:D:146:SER:HG	1:D:179:MET:HE1	1.79	0.48
1:A:457:GLN:OXT	1:A:457:GLN:HG2	2.13	0.48
1:A:63:VAL:HG22	1:A:68:GLN:HG2	1.95	0.48
1:B:52:GLY:HA2	1:B:391:VAL:HG23	1.95	0.48
1:D:262:CYS:HA	1:D:311:SER:O	2.13	0.47
1:D:457:GLN:OXT	1:D:457:GLN:HG2	2.13	0.47
1:C:52:GLY:HA2	1:C:391:VAL:HG23	1.95	0.47
1:C:146:SER:CB	1:C:179:MET:HE1	2.44	0.47
1:D:52:GLY:HA2	1:D:391:VAL:HG23	1.95	0.47
1:A:318:LEU:N	1:A:322:HIS:CD2	2.77	0.47
1:A:30:GLN:NE2	1:A:35:LEU:HD23	2.28	0.47

Continued on next page...

Continued from previous page...

Atom-1	Atom-2	Interatomic distance (Å)	Clash overlap (Å)
1:D:236:VAL:HG23	1:D:237:HIS:CE1	2.50	0.47
1:B:30:GLN:NE2	1:B:35:LEU:HD23	2.28	0.47
1:A:236:VAL:HG23	1:A:237:HIS:CE1	2.50	0.47
1:B:227:GLU:OE1	1:D:213:ARG:HD3	2.14	0.47
1:A:14:ASP:OD2	1:B:13:ALA:HB3	2.14	0.47
1:B:14:ASP:HB2	3:B:608:HOH:O	2.15	0.47
1:C:371:LYS:HZ1	1:D:359:THR:CG2	2.27	0.47
1:A:107:TRP:CD2	1:A:110:MET:HE3	2.49	0.47
1:B:146:SER:CB	1:B:179:MET:HE1	2.44	0.47
1:A:1:MET:N	3:A:566:HOH:O	2.47	0.47
1:D:152:ALA:HA	1:D:158:MET:HE2	1.97	0.47
1:D:452:ARG:NH1	1:D:456:LYS:HZ3	2.06	0.47
1:D:400:VAL:HG22	1:D:419:LYS:HG2	1.96	0.47
1:D:88:ILE:HD11	1:D:340:VAL:HG21	1.97	0.47
1:D:1:MET:N	3:D:3070:HOH:O	2.47	0.47
1:B:236:VAL:HG23	1:B:237:HIS:CE1	2.50	0.47
1:C:172:VAL:CG2	1:C:231:ALA:HB2	2.45	0.47
1:A:400:VAL:HG22	1:A:419:LYS:HG2	1.96	0.47
1:A:107:TRP:HA	1:A:110:MET:CE	2.45	0.47
1:A:172:VAL:CG2	1:A:231:ALA:HB2	2.45	0.47
1:C:236:VAL:HG23	1:C:237:HIS:CE1	2.50	0.47
1:D:107:TRP:HA	1:D:110:MET:CE	2.45	0.46
1:A:88:ILE:HD11	1:A:340:VAL:HG21	1.97	0.46
1:C:14:ASP:HB3	1:D:367:THR:HG21	1.97	0.46
1:B:172:VAL:CG2	1:B:231:ALA:HB2	2.45	0.46
1:C:88:ILE:HD11	1:C:340:VAL:HG21	1.97	0.46
1:C:146:SER:HB2	1:C:179:MET:HE1	1.95	0.46
1:C:355:ARG:NH1	1:C:355:ARG:CG	2.72	0.46
1:C:1:MET:N	3:C:769:HOH:O	2.47	0.46
1:B:88:ILE:HD11	1:B:340:VAL:HG21	1.97	0.46
1:D:172:VAL:CG2	1:D:231:ALA:HB2	2.44	0.46
1:B:146:SER:HB2	1:B:179:MET:HE1	1.95	0.46
1:B:318:LEU:N	1:B:322:HIS:CD2	2.77	0.46
1:D:320:LYS:O	1:D:324:ASP:HB2	2.16	0.46
1:C:107:TRP:HA	1:C:110:MET:CE	2.45	0.46
1:B:107:TRP:HA	1:B:110:MET:CE	2.45	0.46
1:A:320:LYS:O	1:A:324:ASP:HB2	2.16	0.46
1:C:320:LYS:O	1:C:324:ASP:HB2	2.16	0.46
1:C:152:ALA:HA	1:C:158:MET:HE2	1.97	0.46
1:B:1:MET:N	3:B:676:HOH:O	2.47	0.46
1:C:206:HIS:CD2	1:C:284:VAL:HG13	2.51	0.46

Continued on next page...

Continued from previous page...

Atom-1	Atom-2	Interatomic distance (Å)	Clash overlap (Å)
1:B:206:HIS:CD2	1:B:284:VAL:HG13	2.51	0.46
1:B:355:ARG:NH1	1:B:355:ARG:CG	2.72	0.46
1:B:320:LYS:O	1:B:324:ASP:HB2	2.16	0.46
1:C:19:ALA:HB2	1:D:384:VAL:CG1	2.46	0.46
1:C:31:ILE:N	1:D:31:ILE:O	2.38	0.46
1:C:204:ILE:CD1	1:C:274:GLU:HG2	2.46	0.46
1:D:204:ILE:CD1	1:D:274:GLU:HG2	2.46	0.46
1:C:261:THR:HG21	1:C:298:LEU:HD13	1.98	0.46
1:B:261:THR:HG21	1:B:298:LEU:HD13	1.98	0.45
1:C:96:ARG:HB3	1:C:96:ARG:HE	1.59	0.45
1:B:286:THR:HG23	1:B:287:PRO:HA	1.98	0.45
1:C:286:THR:HG23	1:C:287:PRO:HA	1.98	0.45
1:A:17:SER:HB2	1:B:384:VAL:O	2.16	0.45
1:C:146:SER:HG	1:C:179:MET:HE1	1.80	0.45
1:B:368:ARG:N	1:B:369:PRO:CD	2.80	0.45
1:A:443:GLU:CB	1:A:445:THR:HG22	2.46	0.45
1:C:368:ARG:N	1:C:369:PRO:CD	2.80	0.45
1:A:206:HIS:CD2	1:A:284:VAL:HG13	2.51	0.45
1:A:261:THR:HG21	1:A:298:LEU:HD13	1.98	0.45
1:C:384:VAL:CG1	1:D:19:ALA:HB2	2.46	0.45
1:D:368:ARG:N	1:D:369:PRO:CD	2.80	0.45
1:C:443:GLU:CB	1:C:445:THR:HG22	2.47	0.45
1:D:206:HIS:CD2	1:D:284:VAL:HG13	2.51	0.45
1:D:261:THR:HG21	1:D:298:LEU:HD13	1.98	0.45
1:C:31:ILE:O	1:D:31:ILE:N	2.38	0.45
1:A:368:ARG:N	1:A:369:PRO:CD	2.80	0.45
1:D:443:GLU:CB	1:D:445:THR:HG22	2.46	0.45
1:A:204:ILE:CD1	1:A:274:GLU:HG2	2.46	0.45
1:B:204:ILE:CD1	1:B:274:GLU:HG2	2.46	0.45
1:A:299:TRP:HB3	1:A:355:ARG:HD2	1.99	0.45
1:D:299:TRP:HB3	1:D:355:ARG:HD2	1.99	0.45
1:A:286:THR:HG23	1:A:287:PRO:HA	1.98	0.45
1:A:152:ALA:HA	1:A:158:MET:HE2	1.98	0.45
1:B:299:TRP:HB3	1:B:355:ARG:HD2	1.99	0.45
1:C:299:TRP:HB3	1:C:355:ARG:HD2	1.99	0.45
1:A:342:GLU:HG3	1:A:406:MET:HE2	1.99	0.45
1:B:228:ILE:HG23	1:D:191:LEU:HD11	1.99	0.44
1:D:286:THR:HG23	1:D:287:PRO:HA	1.98	0.44
1:D:107:TRP:HA	1:D:110:MET:HE3	1.99	0.44
1:A:325:ARG:O	1:A:325:ARG:HG3	2.17	0.44
1:D:325:ARG:O	1:D:325:ARG:HG3	2.17	0.44

Continued on next page...

Continued from previous page...

Atom-1	Atom-2	Interatomic distance (Å)	Clash overlap (Å)
1:D:454:LYS:HB3	1:D:455:TYR:H	1.45	0.44
1:C:342:GLU:CG	1:C:406:MET:HE2	2.48	0.44
1:C:212:PRO:HB3	1:C:242:GLU:HG3	1.99	0.44
1:B:443:GLU:CB	1:B:445:THR:HG22	2.47	0.44
1:B:212:PRO:HB3	1:B:242:GLU:HG3	1.99	0.44
1:D:318:LEU:N	1:D:322:HIS:CD2	2.77	0.44
1:D:212:PRO:HB3	1:D:242:GLU:HG3	1.99	0.44
1:A:344:LEU:HD22	1:A:365:VAL:CG2	2.48	0.44
1:A:212:PRO:HB3	1:A:242:GLU:HG3	1.99	0.44
1:C:117:ILE:HA	1:C:429:LEU:HD22	2.00	0.44
1:C:454:LYS:HB3	1:C:455:TYR:H	1.45	0.44
1:C:367:THR:HG21	1:D:14:ASP:HB3	2.00	0.44
1:B:117:ILE:HA	1:B:429:LEU:HD22	2.00	0.44
1:C:14:ASP:HB2	3:D:2089:HOH:O	2.18	0.43
1:C:381:THR:CG2	1:D:14:ASP:O	2.36	0.43
1:A:192:ARG:HH21	1:A:331:ARG:HA	1.83	0.43
1:B:325:ARG:O	1:B:325:ARG:HG3	2.17	0.43
1:C:325:ARG:HG3	1:C:325:ARG:O	2.17	0.43
1:C:384:VAL:HG11	1:D:19:ALA:HB2	1.99	0.43
1:D:344:LEU:HD22	1:D:365:VAL:CG2	2.48	0.43
1:D:112:GLY:O	1:D:114:LYS:HG3	2.18	0.43
1:B:152:ALA:HA	1:B:158:MET:HE2	1.99	0.43
1:A:99:SER:OG	1:A:102:GLU:HG3	2.18	0.43
1:D:443:GLU:C	1:D:445:THR:H	2.22	0.43
1:C:344:LEU:HD22	1:C:365:VAL:CG2	2.47	0.43
1:B:454:LYS:HB3	1:B:455:TYR:H	1.45	0.43
3:C:822:HOH:O	1:D:14:ASP:HB2	2.18	0.43
1:B:192:ARG:HH21	1:B:331:ARG:HA	1.83	0.43
1:B:206:HIS:O	1:B:210:ARG:HG2	2.18	0.43
1:C:443:GLU:C	1:C:445:THR:H	2.22	0.43
1:D:342:GLU:HG3	1:D:406:MET:HE2	2.01	0.43
1:B:346:MET:CE	1:B:420:VAL:HG11	2.49	0.43
1:C:346:MET:CE	1:C:420:VAL:HG11	2.49	0.43
1:C:99:SER:OG	1:C:102:GLU:HG3	2.18	0.43
1:C:192:ARG:HH21	1:C:331:ARG:HA	1.83	0.43
1:C:206:HIS:O	1:C:210:ARG:HG2	2.18	0.43
1:B:324:ASP:O	1:B:326:GLY:N	2.47	0.43
1:D:106:LYS:O	1:D:110:MET:HE2	2.18	0.43
1:A:112:GLY:O	1:A:114:LYS:HG3	2.18	0.43
1:A:443:GLU:C	1:A:445:THR:H	2.22	0.43
1:B:443:GLU:C	1:B:445:THR:H	2.22	0.43

Continued on next page...

Continued from previous page...

Atom-1	Atom-2	Interatomic distance (Å)	Clash overlap (Å)
1:D:399:MET:HG2	1:D:400:VAL:N	2.34	0.43
1:B:204:ILE:HG12	1:B:274:GLU:HG2	2.01	0.43
1:B:99:SER:OG	1:B:102:GLU:HG3	2.18	0.43
1:D:346:MET:CE	1:D:420:VAL:HG11	2.49	0.43
1:A:206:HIS:O	1:A:210:ARG:HG2	2.18	0.43
1:A:399:MET:HG2	1:A:400:VAL:N	2.34	0.43
1:C:204:ILE:HG12	1:C:274:GLU:HG2	2.01	0.43
1:D:204:ILE:HG12	1:D:274:GLU:HG2	2.01	0.43
1:A:117:ILE:HA	1:A:429:LEU:HD22	2.00	0.43
1:D:99:SER:OG	1:D:102:GLU:HG3	2.18	0.43
1:A:346:MET:CE	1:A:420:VAL:HG11	2.49	0.43
1:D:278:PHE:CE1	1:D:327:ARG:HA	2.54	0.43
1:C:359:THR:CG2	3:D:3091:HOH:O	2.66	0.43
1:B:344:LEU:HD22	1:B:365:VAL:CG2	2.48	0.43
1:D:117:ILE:HA	1:D:429:LEU:HD22	1.99	0.43
1:A:96:ARG:HB3	1:A:96:ARG:HE	1.59	0.43
1:C:366:ALA:C	1:C:369:PRO:HD2	2.40	0.42
1:D:192:ARG:HH21	1:D:331:ARG:HA	1.83	0.42
1:D:206:HIS:O	1:D:210:ARG:HG2	2.18	0.42
1:C:129:THR:HB	1:C:132:VAL:HG23	2.01	0.42
1:A:278:PHE:CE1	1:A:327:ARG:HA	2.54	0.42
1:B:366:ALA:C	1:B:369:PRO:HD2	2.40	0.42
1:B:399:MET:HG2	1:B:400:VAL:N	2.34	0.42
1:C:282:LYS:HD3	1:C:412:TYR:CD2	2.55	0.42
1:A:14:ASP:HB2	3:B:608:HOH:O	2.18	0.42
1:C:371:LYS:HZ3	1:D:359:THR:CG2	2.25	0.42
1:B:129:THR:HB	1:B:132:VAL:HG23	2.02	0.42
1:C:399:MET:HG2	1:C:400:VAL:N	2.34	0.42
1:A:225:LEU:HA	1:A:225:LEU:HD12	1.87	0.42
1:D:282:LYS:HD3	1:D:412:TYR:CD2	2.55	0.42
1:A:146:SER:HG	1:A:179:MET:HE1	1.84	0.42
1:C:106:LYS:O	1:C:110:MET:HE2	2.19	0.42
1:A:164:LEU:HD23	1:A:225:LEU:HD23	2.01	0.42
1:C:112:GLY:O	1:C:114:LYS:HG3	2.18	0.42
1:A:366:ALA:C	1:A:369:PRO:HD2	2.40	0.42
1:B:342:GLU:HG3	1:B:406:MET:HE2	2.01	0.42
1:C:429:LEU:HB2	1:C:434:ILE:HD13	2.02	0.42
1:B:164:LEU:HD23	1:B:225:LEU:HD23	2.01	0.42
1:D:164:LEU:HD23	1:D:225:LEU:HD23	2.01	0.42
1:C:324:ASP:O	1:C:326:GLY:N	2.47	0.42
1:A:106:LYS:O	1:A:110:MET:HE2	2.20	0.42

Continued on next page...

Continued from previous page...

Atom-1	Atom-2	Interatomic distance (Å)	Clash overlap (Å)
1:A:92:CYS:HA	1:A:107:TRP:CE2	2.55	0.42
1:D:129:THR:HB	1:D:132:VAL:HG23	2.02	0.42
1:B:429:LEU:HB2	1:B:434:ILE:HD13	2.02	0.42
1:B:225:LEU:HD12	1:B:225:LEU:HA	1.88	0.42
1:B:282:LYS:HD3	1:B:412:TYR:CD2	2.55	0.42
1:B:112:GLY:O	1:B:114:LYS:HG3	2.19	0.42
1:A:372:VAL:O	1:A:456:LYS:HG2	2.20	0.42
1:B:106:LYS:O	1:B:110:MET:HE2	2.19	0.42
1:B:92:CYS:HA	1:B:107:TRP:CE2	2.55	0.42
1:A:129:THR:HB	1:A:132:VAL:HG23	2.02	0.42
1:C:164:LEU:HD23	1:C:225:LEU:HD23	2.02	0.42
1:C:278:PHE:CE1	1:C:327:ARG:HA	2.54	0.42
1:A:282:LYS:HD3	1:A:412:TYR:CD2	2.55	0.42
1:C:372:VAL:O	1:C:456:LYS:HG2	2.20	0.42
1:B:372:VAL:O	1:B:456:LYS:HG2	2.20	0.42
1:D:366:ALA:C	1:D:369:PRO:HD2	2.40	0.42
1:C:92:CYS:HA	1:C:107:TRP:CE2	2.55	0.42
1:B:282:LYS:HB3	1:B:412:TYR:CE2	2.55	0.42
1:B:278:PHE:CE1	1:B:327:ARG:HA	2.54	0.42
1:D:425:LYS:HA	1:D:425:LYS:HD3	1.83	0.42
1:C:19:ALA:HB2	1:D:384:VAL:HG11	2.01	0.42
1:C:282:LYS:HB3	1:C:412:TYR:CE2	2.55	0.42
1:A:359:THR:HG21	1:B:371:LYS:HZ1	1.84	0.41
1:D:129:THR:HG22	1:D:130:ASP:N	2.35	0.41
1:A:204:ILE:HG12	1:A:274:GLU:HG2	2.01	0.41
1:B:204:ILE:H	1:B:204:ILE:HG13	1.58	0.41
1:B:96:ARG:HE	1:B:96:ARG:HB3	1.59	0.41
1:A:228:ILE:HG23	1:C:191:LEU:HD11	2.03	0.41
1:A:381:THR:HB	1:A:382:ILE:H	1.65	0.41
1:A:429:LEU:HB2	1:A:434:ILE:HD13	2.02	0.41
1:D:225:LEU:HA	1:D:225:LEU:HD12	1.87	0.41
1:D:207:ALA:HA	1:D:288:PRO:HB3	2.03	0.41
1:D:92:CYS:HA	1:D:107:TRP:CE2	2.55	0.41
1:A:282:LYS:HB3	1:A:412:TYR:CE2	2.55	0.41
1:C:54:ILE:N	1:C:343:ARG:HH22	2.19	0.41
1:C:1:MET:O	1:C:38:ALA:HA	2.21	0.41
1:D:282:LYS:HB3	1:D:412:TYR:CE2	2.55	0.41
1:D:381:THR:HB	1:D:382:ILE:H	1.64	0.41
1:D:372:VAL:O	1:D:456:LYS:HG2	2.20	0.41
1:C:359:THR:HG22	3:D:3091:HOH:O	2.20	0.41
1:D:324:ASP:O	1:D:326:GLY:N	2.47	0.41

Continued on next page...

Continued from previous page...

Atom-1	Atom-2	Interatomic distance (Å)	Clash overlap (Å)
1:C:147:PHE:N	1:C:147:PHE:CD1	2.87	0.41
1:A:129:THR:HG22	1:A:130:ASP:N	2.35	0.41
1:B:88:ILE:O	1:B:119:TYR:HA	2.21	0.41
1:C:299:TRP:CB	1:C:355:ARG:HD2	2.51	0.41
1:A:207:ALA:HA	1:A:288:PRO:HB3	2.03	0.41
1:A:371:LYS:HZ1	1:B:359:THR:HG21	1.84	0.41
1:A:1:MET:O	1:A:38:ALA:HA	2.20	0.41
1:D:429:LEU:HB2	1:D:434:ILE:HD13	2.02	0.41
1:B:54:ILE:N	1:B:343:ARG:HH22	2.19	0.41
1:B:147:PHE:CD1	1:B:147:PHE:N	2.87	0.41
1:C:29:THR:O	1:D:32:GLY:HA3	2.21	0.41
1:B:207:ALA:HA	1:B:288:PRO:HB3	2.03	0.41
1:B:129:THR:HG22	1:B:130:ASP:N	2.35	0.41
1:C:129:THR:HG22	1:C:130:ASP:N	2.35	0.41
1:D:132:VAL:O	1:D:135:GLU:HB2	2.20	0.41
1:A:132:VAL:O	1:A:135:GLU:HB2	2.21	0.41
1:D:1:MET:O	1:D:38:ALA:HA	2.20	0.41
1:C:88:ILE:O	1:C:119:TYR:HA	2.21	0.41
1:D:204:ILE:HG13	1:D:204:ILE:H	1.58	0.41
1:B:132:VAL:O	1:B:135:GLU:HB2	2.21	0.41
1:B:1:MET:O	1:B:38:ALA:HA	2.21	0.41
1:B:299:TRP:CB	1:B:355:ARG:HD2	2.51	0.40
1:C:207:ALA:HA	1:C:288:PRO:HB3	2.03	0.40
1:A:324:ASP:O	1:A:326:GLY:N	2.47	0.40
1:C:132:VAL:O	1:C:135:GLU:HB2	2.21	0.40
1:D:88:ILE:O	1:D:119:TYR:HA	2.21	0.40
1:A:299:TRP:CB	1:A:355:ARG:HD2	2.51	0.40
1:D:299:TRP:CB	1:D:355:ARG:HD2	2.51	0.40
1:A:88:ILE:O	1:A:119:TYR:HA	2.21	0.40
1:B:403:GLN:OE1	1:B:403:GLN:HA	2.22	0.40
1:C:403:GLN:HA	1:C:403:GLN:OE1	2.21	0.40
1:C:268:LEU:HD13	1:C:283:TYR:HD1	1.87	0.40
1:D:268:LEU:HD13	1:D:283:TYR:HD1	1.87	0.40
1:B:86:THR:O	1:B:117:ILE:HB	2.21	0.40
1:D:86:THR:O	1:D:117:ILE:HB	2.21	0.40

All (2) symmetry-related close contacts are listed below. The label for Atom-2 includes the symmetry operator and encoded unit-cell translations to be applied.

Atom-1	Atom-2	Interatomic distance (Å)	Clash overlap (Å)
1:B:444:PRO:CG	1:C:18:ARG:NH1[2_656]	1.61	0.59

Continued on next page...

Continued from previous page...

Atom-1	Atom-2	Interatomic distance (Å)	Clash overlap (Å)
1:B:444:PRO:CD	1:C:18:ARG:NH1[2_656]	1.80	0.40

5.3 Torsion angles [i](#)

5.3.1 Protein backbone [i](#)

In the following table, the Percentiles column shows the percent Ramachandran outliers of the chain as a percentile score with respect to all X-ray entries followed by that with respect to entries of similar resolution.

The Analysed column shows the number of residues for which the backbone conformation was analysed, and the total number of residues.

Mol	Chain	Analysed	Favoured	Allowed	Outliers	Percentiles	
1	A	454/457 (99%)	419 (92%)	30 (7%)	5 (1%)	17	42
1	B	454/457 (99%)	419 (92%)	30 (7%)	5 (1%)	17	42
1	C	454/457 (99%)	419 (92%)	30 (7%)	5 (1%)	17	42
1	D	454/457 (99%)	419 (92%)	30 (7%)	5 (1%)	17	42
All	All	1816/1828 (99%)	1676 (92%)	120 (7%)	20 (1%)	17	42

All (20) Ramachandran outliers are listed below:

Mol	Chain	Res	Type
1	A	455	TYR
1	B	455	TYR
1	C	455	TYR
1	D	455	TYR
1	A	326	GLY
1	A	454	LYS
1	B	326	GLY
1	B	454	LYS
1	C	326	GLY
1	C	454	LYS
1	D	326	GLY
1	D	454	LYS
1	A	339	GLY
1	B	339	GLY
1	C	339	GLY
1	D	339	GLY

Continued on next page...

Continued from previous page...

Mol	Chain	Res	Type
1	B	128	PRO
1	A	128	PRO
1	C	128	PRO
1	D	128	PRO

5.3.2 Protein sidechains ⓘ

In the following table, the Percentiles column shows the percent sidechain outliers of the chain as a percentile score with respect to all X-ray entries followed by that with respect to entries of similar resolution.

The Analysed column shows the number of residues for which the sidechain conformation was analysed, and the total number of residues.

Mol	Chain	Analysed	Rotameric	Outliers	Percentiles	
1	A	368/368 (100%)	353 (96%)	15 (4%)	37	69
1	B	368/368 (100%)	353 (96%)	15 (4%)	37	69
1	C	368/368 (100%)	353 (96%)	15 (4%)	37	69
1	D	368/368 (100%)	353 (96%)	15 (4%)	37	69
All	All	1472/1472 (100%)	1412 (96%)	60 (4%)	37	69

All (60) residues with a non-rotameric sidechain are listed below:

Mol	Chain	Res	Type
1	A	73	PHE
1	A	88	ILE
1	A	107	TRP
1	A	168	LEU
1	A	225	LEU
1	A	237	HIS
1	A	248	MET
1	A	293	LYS
1	A	302	LEU
1	A	324	ASP
1	A	344	LEU
1	A	351	VAL
1	A	355	ARG
1	A	359	THR
1	A	365	VAL
1	B	73	PHE
1	B	88	ILE

Continued on next page...

Continued from previous page...

Mol	Chain	Res	Type
1	B	107	TRP
1	B	168	LEU
1	B	225	LEU
1	B	237	HIS
1	B	248	MET
1	B	293	LYS
1	B	302	LEU
1	B	324	ASP
1	B	344	LEU
1	B	351	VAL
1	B	355	ARG
1	B	359	THR
1	B	365	VAL
1	C	73	PHE
1	C	88	ILE
1	C	107	TRP
1	C	168	LEU
1	C	225	LEU
1	C	237	HIS
1	C	248	MET
1	C	293	LYS
1	C	302	LEU
1	C	324	ASP
1	C	344	LEU
1	C	351	VAL
1	C	355	ARG
1	C	359	THR
1	C	365	VAL
1	D	73	PHE
1	D	88	ILE
1	D	107	TRP
1	D	168	LEU
1	D	225	LEU
1	D	237	HIS
1	D	248	MET
1	D	293	LYS
1	D	302	LEU
1	D	324	ASP
1	D	344	LEU
1	D	351	VAL
1	D	355	ARG
1	D	359	THR

Continued on next page...

Continued from previous page...

Mol	Chain	Res	Type
1	D	365	VAL

Some sidechains can be flipped to improve hydrogen bonding and reduce clashes. All (16) such sidechains are listed below:

Mol	Chain	Res	Type
1	A	230	ASN
1	A	322	HIS
1	A	352	ASN
1	A	457	GLN
1	B	230	ASN
1	B	322	HIS
1	B	352	ASN
1	B	457	GLN
1	C	230	ASN
1	C	322	HIS
1	C	352	ASN
1	C	457	GLN
1	D	230	ASN
1	D	322	HIS
1	D	352	ASN
1	D	457	GLN

5.3.3 RNA ⓘ

There are no RNA molecules in this entry.

5.4 Non-standard residues in protein, DNA, RNA chains ⓘ

4 non-standard protein/DNA/RNA residues are modelled in this entry.

In the following table, the Counts columns list the number of bonds (or angles) for which Mogul statistics could be retrieved, the number of bonds (or angles) that are observed in the model and the number of bonds (or angles) that are defined in the chemical component dictionary. The Link column lists molecule types, if any, to which the group is linked. The Z score for a bond length (or angle) is the number of standard deviations the observed value is removed from the expected value. A bond length (or angle) with $|Z| > 2$ is considered an outlier worth inspection. RMSZ is the root-mean-square of all Z scores of the bond lengths (or angles).

Mol	Type	Chain	Res	Link	Bond lengths			Bond angles		
					Counts	RMSZ	$\# Z > 2$	Counts	RMSZ	$\# Z > 2$
1	KCX	A	148	1,2	7,11,12	0.78	0	7,12,14	1.30	0

Mol	Type	Chain	Res	Link	Bond lengths			Bond angles		
					Counts	RMSZ	# Z > 2	Counts	RMSZ	# Z > 2
1	KCX	B	148	1,2	7,11,12	0.78	0	7,12,14	1.30	0
1	KCX	C	148	1,2	7,11,12	0.78	0	7,12,14	1.31	0
1	KCX	D	148	1,2	7,11,12	0.78	0	7,12,14	1.30	0

In the following table, the Chirals column lists the number of chiral outliers, the number of chiral centers analysed, the number of these observed in the model and the number defined in the chemical component dictionary. Similar counts are reported in the Torsion and Rings columns. '-' means no outliers of that kind were identified.

Mol	Type	Chain	Res	Link	Chirals	Torsions	Rings
1	KCX	A	148	1,2	-	0/6/10/12	0/0/0/0
1	KCX	B	148	1,2	-	0/6/10/12	0/0/0/0
1	KCX	C	148	1,2	-	0/6/10/12	0/0/0/0
1	KCX	D	148	1,2	-	0/6/10/12	0/0/0/0

There are no bond length outliers.

There are no bond angle outliers.

There are no chirality outliers.

There are no torsion outliers.

There are no ring outliers.

No monomer is involved in short contacts.

5.5 Carbohydrates [i](#)

There are no carbohydrates in this entry.

5.6 Ligand geometry [i](#)

Of 8 ligands modelled in this entry, 8 are monoatomic - leaving 0 for Mogul analysis.

There are no bond length outliers.

There are no bond angle outliers.

There are no chirality outliers.

There are no torsion outliers.

There are no ring outliers.

No monomer is involved in short contacts.

5.7 Other polymers

There are no such residues in this entry.

5.8 Polymer linkage issues

There are no chain breaks in this entry.

6 Fit of model and data ⓘ

6.1 Protein, DNA and RNA chains ⓘ

In the following table, the column labelled ‘#RSRZ> 2’ contains the number (and percentage) of RSRZ outliers, followed by percent RSRZ outliers for the chain as percentile scores relative to all X-ray entries and entries of similar resolution. The OWAB column contains the minimum, median, 95th percentile and maximum values of the occupancy-weighted average B-factor per residue. The column labelled ‘Q< 0.9’ lists the number of (and percentage) of residues with an average occupancy less than 0.9.

Mol	Chain	Analysed	<RSRZ>	#RSRZ>2	OWAB(Å ²)	Q<0.9
1	A	456/457 (99%)	0.07	18 (3%) 43 43	13, 27, 46, 85	0
1	B	456/457 (99%)	0.44	22 (4%) 34 33	13, 26, 46, 85	0
1	C	456/457 (99%)	0.60	39 (8%) 13 10	13, 26, 46, 85	0
1	D	456/457 (99%)	0.01	12 (2%) 59 59	13, 26, 46, 85	0
All	All	1824/1828 (99%)	0.28	91 (4%) 32 31	13, 26, 46, 85	0

All (91) RSRZ outliers are listed below:

Mol	Chain	Res	Type	RSRZ
1	A	65	PHE	8.1
1	C	65	PHE	7.5
1	B	65	PHE	6.8
1	B	66	ASN	5.9
1	D	65	PHE	5.7
1	C	457	GLN	5.6
1	A	66	ASN	5.6
1	C	66	ASN	5.2
1	A	64	SER	5.1
1	C	37	PRO	4.9
1	A	67	THR	4.8
1	B	457	GLN	4.7
1	C	67	THR	4.6
1	C	455	TYR	4.3
1	B	455	TYR	3.8
1	B	97	GLY	3.8
1	B	63	VAL	3.7
1	D	67	THR	3.7
1	D	455	TYR	3.7
1	D	66	ASN	3.6
1	D	457	GLN	3.6

Continued on next page...

Continued from previous page...

Mol	Chain	Res	Type	RSRZ
1	A	97	GLY	3.4
1	A	325	ARG	3.3
1	C	32	GLY	3.2
1	A	63	VAL	3.1
1	C	321	GLY	3.1
1	A	455	TYR	3.1
1	C	34	ALA	3.1
1	C	277	ASP	3.1
1	C	443	GLU	3.0
1	B	276	PRO	3.0
1	C	442	GLY	2.9
1	A	37	PRO	2.9
1	B	96	ARG	2.9
1	D	39	GLU	2.9
1	A	18	ARG	2.9
1	C	325	ARG	2.9
1	A	68	GLN	2.8
1	C	35	LEU	2.8
1	D	96	ARG	2.8
1	B	316	SER	2.8
1	B	156	MET	2.8
1	B	18	ARG	2.8
1	A	155	GLY	2.8
1	B	155	GLY	2.7
1	C	320	LYS	2.7
1	D	156	MET	2.7
1	C	63	VAL	2.6
1	C	33	GLY	2.6
1	C	29	THR	2.6
1	B	67	THR	2.6
1	A	328	ASN	2.6
1	D	98	HIS	2.6
1	B	325	ARG	2.6
1	C	439	SER	2.6
1	A	457	GLN	2.5
1	B	328	ASN	2.5
1	C	98	HIS	2.5
1	A	39	GLU	2.5
1	C	30	GLN	2.5
1	A	141	ASP	2.5
1	C	64	SER	2.5
1	B	333	ILE	2.5

Continued on next page...

Continued from previous page...

Mol	Chain	Res	Type	RSRZ
1	C	96	ARG	2.5
1	C	44	ALA	2.4
1	C	14	ASP	2.4
1	C	407	HIS	2.4
1	C	276	PRO	2.4
1	B	322	HIS	2.4
1	C	24	LYS	2.4
1	D	456	LYS	2.4
1	C	445	THR	2.3
1	C	39	GLU	2.3
1	D	320	LYS	2.3
1	D	325	ARG	2.3
1	C	5	ILE	2.3
1	C	204	ILE	2.3
1	A	36	GLY	2.3
1	B	68	GLN	2.2
1	C	2	ASP	2.2
1	C	18	ARG	2.2
1	C	23	ILE	2.2
1	B	404	THR	2.2
1	B	445	THR	2.1
1	C	68	GLN	2.1
1	B	330	PHE	2.1
1	C	25	ASP	2.1
1	C	22	GLY	2.1
1	C	42	ILE	2.0
1	A	199	GLY	2.0
1	B	138	VAL	2.0

6.2 Non-standard residues in protein, DNA, RNA chains

In the following table, the Atoms column lists the number of modelled atoms in the group and the number defined in the chemical component dictionary. LLDF column lists the quality of electron density of the group with respect to its neighbouring residues in protein, DNA or RNA chains. The B-factors column lists the minimum, median, 95th percentile and maximum values of B factors of atoms in the group. The column labelled 'Q< 0.9' lists the number of atoms with occupancy less than 0.9.

Mol	Type	Chain	Res	Atoms	RSCC	RSR	LLDF	B-factors(Å ²)	Q<0.9
1	KCX	C	148	12/13	0.93	0.15	-	12,19,23,23	0
1	KCX	A	148	12/13	0.96	0.12	-	12,19,23,23	0
1	KCX	D	148	12/13	0.95	0.14	-	12,19,23,23	0

Continued on next page...

Continued from previous page...

Mol	Type	Chain	Res	Atoms	RSCC	RSR	LLDF	B-factors(\AA^2)	Q<0.9
1	KCX	B	148	12/13	0.94	0.14	-	12,19,23,23	0

6.3 Carbohydrates [i](#)

There are no carbohydrates in this entry.

6.4 Ligands [i](#)

In the following table, the Atoms column lists the number of modelled atoms in the group and the number defined in the chemical component dictionary. LLDF column lists the quality of electron density of the group with respect to its neighbouring residues in protein, DNA or RNA chains. The B-factors column lists the minimum, median, 95th percentile and maximum values of B factors of atoms in the group. The column labelled 'Q< 0.9' lists the number of atoms with occupancy less than 0.9.

Mol	Type	Chain	Res	Atoms	RSCC	RSR	LLDF	B-factors(\AA^2)	Q<0.9
2	ZN	A	502	1/1	0.98	0.05	-3.29	22,22,22,22	0
2	ZN	C	702	1/1	0.95	0.05	-3.80	22,22,22,22	0
2	ZN	B	602	1/1	0.98	0.05	-4.88	22,22,22,22	0
2	ZN	D	802	1/1	0.99	0.04	-5.37	22,22,22,22	0
2	ZN	B	601	1/1	0.94	0.06	-	21,21,21,21	0
2	ZN	D	801	1/1	0.98	0.06	-	21,21,21,21	0
2	ZN	A	501	1/1	0.99	0.06	-	21,21,21,21	0
2	ZN	C	701	1/1	0.94	0.09	-	21,21,21,21	0

6.5 Other polymers [i](#)

There are no such residues in this entry.