



wwPDB X-ray Structure Validation Summary Report ⓘ

Feb 1, 2016 – 07:02 PM GMT

PDB ID : 4NK5
Title : Crystal structure of FabI-NAD complex from *Candidatus Liberibacter asiaticus*
Authors : Jiang, L.; Gao, Z.Q.; Dong, Y.H.
Deposited on : 2013-11-12
Resolution : 2.70 Å(reported)

This is a wwPDB X-ray Structure Validation Summary Report for a publicly released PDB entry.
We welcome your comments at validation@mail.wwpdb.org
A user guide is available at
<http://wwpdb.org/validation/2016/XrayValidationReportHelp>
with specific help available everywhere you see the ⓘ symbol.

The following versions of software and data (see [references ⓘ](#)) were used in the production of this report:

MolProbity : 4.02b-467
Mogul : 1.7 (RC4), CSD as536be (2015)
Xtriage (Phenix) : 1.9-1692
EDS : rb-20026688
Percentile statistics : 20151230.v01 (using entries in the PDB archive December 30th 2015)
Refmac : 5.8.0135
CCP4 : 6.5.0
Ideal geometry (proteins) : Engh & Huber (2001)
Ideal geometry (DNA, RNA) : Parkinson et al. (1996)
Validation Pipeline (wwPDB-VP) : trunk26865

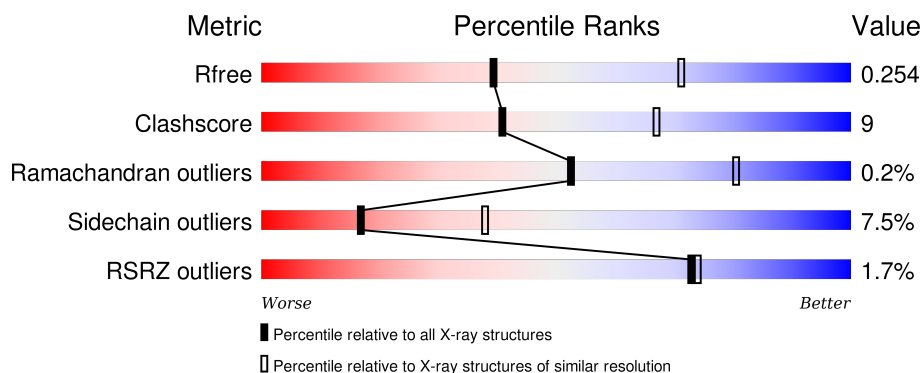
1 Overall quality at a glance

The following experimental techniques were used to determine the structure:

X-RAY DIFFRACTION

The reported resolution of this entry is 2.70 Å.

Percentile scores (ranging between 0-100) for global validation metrics of the entry are shown in the following graphic. The table shows the number of entries on which the scores are based.



Metric	Whole archive (#Entries)	Similar resolution (#Entries, resolution range(Å))
R_{free}	91344	2103 (2.70-2.70)
Clashscore	102246	2422 (2.70-2.70)
Ramachandran outliers	100387	2382 (2.70-2.70)
Sidechain outliers	100360	2382 (2.70-2.70)
RSRZ outliers	91569	2107 (2.70-2.70)

The table below summarises the geometric issues observed across the polymeric chains and their fit to the electron density. The red, orange, yellow and green segments on the lower bar indicate the fraction of residues that contain outliers for ≥ 3 , 2, 1 and 0 types of geometric quality criteria. A grey segment represents the fraction of residues that are not modelled. The numeric value for each fraction is indicated below the corresponding segment, with a dot representing fractions $\leq 5\%$. The upper red bar (where present) indicates the fraction of residues that have poor fit to the electron density. The numeric value is given above the bar.

Mol	Chain	Length	Quality of chain
1	A	301	
1	B	301	
1	C	301	
1	D	301	
1	E	301	

Continued on next page...

Continued from previous page...

Mol	Chain	Length	Quality of chain
1	F	301	<div><div><div>%</div><div><div></div><div></div><div></div></div><div>67%</div><div>17%</div><div>•</div><div>14%</div></div></div>

2 Entry composition

There are 3 unique types of molecules in this entry. The entry contains 12272 atoms, of which 0 are hydrogens and 0 are deuteriums.

In the tables below, the ZeroOcc column contains the number of atoms modelled with zero occupancy, the AltConf column contains the number of residues with at least one atom in alternate conformation and the Trace column contains the number of residues modelled with at most 2 atoms.

- Molecule 1 is a protein called Enoyl-[acyl-carrier-protein] reductase [NADH].

Mol	Chain	Residues	Atoms					ZeroOcc	AltConf	Trace
1	A	258	Total	C	N	O	S	0	0	0
			1973	1247	340	371	15			
1	B	258	Total	C	N	O	S	0	1	0
			1981	1252	343	371	15			
1	C	258	Total	C	N	O	S	0	0	0
			1973	1247	340	371	15			
1	D	258	Total	C	N	O	S	0	1	0
			1981	1252	343	371	15			
1	E	258	Total	C	N	O	S	0	0	0
			1973	1247	340	371	15			
1	F	258	Total	C	N	O	S	0	1	0
			1981	1252	343	371	15			

There are 204 discrepancies between the modelled and reference sequences:

Chain	Residue	Modelled	Actual	Comment	Reference
A	-33	MET	-	EXPRESSION TAG	UNP M4Q2P0
A	-32	GLY	-	EXPRESSION TAG	UNP M4Q2P0
A	-31	SER	-	EXPRESSION TAG	UNP M4Q2P0
A	-30	SER	-	EXPRESSION TAG	UNP M4Q2P0
A	-29	HIS	-	EXPRESSION TAG	UNP M4Q2P0
A	-28	HIS	-	EXPRESSION TAG	UNP M4Q2P0
A	-27	HIS	-	EXPRESSION TAG	UNP M4Q2P0
A	-26	HIS	-	EXPRESSION TAG	UNP M4Q2P0
A	-25	HIS	-	EXPRESSION TAG	UNP M4Q2P0
A	-24	HIS	-	EXPRESSION TAG	UNP M4Q2P0
A	-23	SER	-	EXPRESSION TAG	UNP M4Q2P0
A	-22	SER	-	EXPRESSION TAG	UNP M4Q2P0
A	-21	GLY	-	EXPRESSION TAG	UNP M4Q2P0
A	-20	GLU	-	EXPRESSION TAG	UNP M4Q2P0
A	-19	ASN	-	EXPRESSION TAG	UNP M4Q2P0
A	-18	LEU	-	EXPRESSION TAG	UNP M4Q2P0
A	-17	TYR	-	EXPRESSION TAG	UNP M4Q2P0

Continued on next page...

Continued from previous page...

Chain	Residue	Modelled	Actual	Comment	Reference
A	-16	PHE	-	EXPRESSION TAG	UNP M4Q2P0
A	-15	GLU	-	EXPRESSION TAG	UNP M4Q2P0
A	-14	GLY	-	EXPRESSION TAG	UNP M4Q2P0
A	-13	SER	-	EXPRESSION TAG	UNP M4Q2P0
A	-12	HIS	-	EXPRESSION TAG	UNP M4Q2P0
A	-11	MET	-	EXPRESSION TAG	UNP M4Q2P0
A	-10	ALA	-	EXPRESSION TAG	UNP M4Q2P0
A	-9	SER	-	EXPRESSION TAG	UNP M4Q2P0
A	-8	MET	-	EXPRESSION TAG	UNP M4Q2P0
A	-7	THR	-	EXPRESSION TAG	UNP M4Q2P0
A	-6	GLY	-	EXPRESSION TAG	UNP M4Q2P0
A	-5	GLY	-	EXPRESSION TAG	UNP M4Q2P0
A	-4	GLN	-	EXPRESSION TAG	UNP M4Q2P0
A	-3	GLN	-	EXPRESSION TAG	UNP M4Q2P0
A	-2	MET	-	EXPRESSION TAG	UNP M4Q2P0
A	-1	GLY	-	EXPRESSION TAG	UNP M4Q2P0
A	0	ARG	-	EXPRESSION TAG	UNP M4Q2P0
B	-33	MET	-	EXPRESSION TAG	UNP M4Q2P0
B	-32	GLY	-	EXPRESSION TAG	UNP M4Q2P0
B	-31	SER	-	EXPRESSION TAG	UNP M4Q2P0
B	-30	SER	-	EXPRESSION TAG	UNP M4Q2P0
B	-29	HIS	-	EXPRESSION TAG	UNP M4Q2P0
B	-28	HIS	-	EXPRESSION TAG	UNP M4Q2P0
B	-27	HIS	-	EXPRESSION TAG	UNP M4Q2P0
B	-26	HIS	-	EXPRESSION TAG	UNP M4Q2P0
B	-25	HIS	-	EXPRESSION TAG	UNP M4Q2P0
B	-24	HIS	-	EXPRESSION TAG	UNP M4Q2P0
B	-23	SER	-	EXPRESSION TAG	UNP M4Q2P0
B	-22	SER	-	EXPRESSION TAG	UNP M4Q2P0
B	-21	GLY	-	EXPRESSION TAG	UNP M4Q2P0
B	-20	GLU	-	EXPRESSION TAG	UNP M4Q2P0
B	-19	ASN	-	EXPRESSION TAG	UNP M4Q2P0
B	-18	LEU	-	EXPRESSION TAG	UNP M4Q2P0
B	-17	TYR	-	EXPRESSION TAG	UNP M4Q2P0
B	-16	PHE	-	EXPRESSION TAG	UNP M4Q2P0
B	-15	GLU	-	EXPRESSION TAG	UNP M4Q2P0
B	-14	GLY	-	EXPRESSION TAG	UNP M4Q2P0
B	-13	SER	-	EXPRESSION TAG	UNP M4Q2P0
B	-12	HIS	-	EXPRESSION TAG	UNP M4Q2P0
B	-11	MET	-	EXPRESSION TAG	UNP M4Q2P0
B	-10	ALA	-	EXPRESSION TAG	UNP M4Q2P0
B	-9	SER	-	EXPRESSION TAG	UNP M4Q2P0

Continued on next page...

Continued from previous page...

Chain	Residue	Modelled	Actual	Comment	Reference
B	-8	MET	-	EXPRESSION TAG	UNP M4Q2P0
B	-7	THR	-	EXPRESSION TAG	UNP M4Q2P0
B	-6	GLY	-	EXPRESSION TAG	UNP M4Q2P0
B	-5	GLY	-	EXPRESSION TAG	UNP M4Q2P0
B	-4	GLN	-	EXPRESSION TAG	UNP M4Q2P0
B	-3	GLN	-	EXPRESSION TAG	UNP M4Q2P0
B	-2	MET	-	EXPRESSION TAG	UNP M4Q2P0
B	-1	GLY	-	EXPRESSION TAG	UNP M4Q2P0
B	0	ARG	-	EXPRESSION TAG	UNP M4Q2P0
C	-33	MET	-	EXPRESSION TAG	UNP M4Q2P0
C	-32	GLY	-	EXPRESSION TAG	UNP M4Q2P0
C	-31	SER	-	EXPRESSION TAG	UNP M4Q2P0
C	-30	SER	-	EXPRESSION TAG	UNP M4Q2P0
C	-29	HIS	-	EXPRESSION TAG	UNP M4Q2P0
C	-28	HIS	-	EXPRESSION TAG	UNP M4Q2P0
C	-27	HIS	-	EXPRESSION TAG	UNP M4Q2P0
C	-26	HIS	-	EXPRESSION TAG	UNP M4Q2P0
C	-25	HIS	-	EXPRESSION TAG	UNP M4Q2P0
C	-24	HIS	-	EXPRESSION TAG	UNP M4Q2P0
C	-23	SER	-	EXPRESSION TAG	UNP M4Q2P0
C	-22	SER	-	EXPRESSION TAG	UNP M4Q2P0
C	-21	GLY	-	EXPRESSION TAG	UNP M4Q2P0
C	-20	GLU	-	EXPRESSION TAG	UNP M4Q2P0
C	-19	ASN	-	EXPRESSION TAG	UNP M4Q2P0
C	-18	LEU	-	EXPRESSION TAG	UNP M4Q2P0
C	-17	TYR	-	EXPRESSION TAG	UNP M4Q2P0
C	-16	PHE	-	EXPRESSION TAG	UNP M4Q2P0
C	-15	GLU	-	EXPRESSION TAG	UNP M4Q2P0
C	-14	GLY	-	EXPRESSION TAG	UNP M4Q2P0
C	-13	SER	-	EXPRESSION TAG	UNP M4Q2P0
C	-12	HIS	-	EXPRESSION TAG	UNP M4Q2P0
C	-11	MET	-	EXPRESSION TAG	UNP M4Q2P0
C	-10	ALA	-	EXPRESSION TAG	UNP M4Q2P0
C	-9	SER	-	EXPRESSION TAG	UNP M4Q2P0
C	-8	MET	-	EXPRESSION TAG	UNP M4Q2P0
C	-7	THR	-	EXPRESSION TAG	UNP M4Q2P0
C	-6	GLY	-	EXPRESSION TAG	UNP M4Q2P0
C	-5	GLY	-	EXPRESSION TAG	UNP M4Q2P0
C	-4	GLN	-	EXPRESSION TAG	UNP M4Q2P0
C	-3	GLN	-	EXPRESSION TAG	UNP M4Q2P0
C	-2	MET	-	EXPRESSION TAG	UNP M4Q2P0
C	-1	GLY	-	EXPRESSION TAG	UNP M4Q2P0

Continued on next page...

Continued from previous page...

Chain	Residue	Modelled	Actual	Comment	Reference
C	0	ARG	-	EXPRESSION TAG	UNP M4Q2P0
D	-33	MET	-	EXPRESSION TAG	UNP M4Q2P0
D	-32	GLY	-	EXPRESSION TAG	UNP M4Q2P0
D	-31	SER	-	EXPRESSION TAG	UNP M4Q2P0
D	-30	SER	-	EXPRESSION TAG	UNP M4Q2P0
D	-29	HIS	-	EXPRESSION TAG	UNP M4Q2P0
D	-28	HIS	-	EXPRESSION TAG	UNP M4Q2P0
D	-27	HIS	-	EXPRESSION TAG	UNP M4Q2P0
D	-26	HIS	-	EXPRESSION TAG	UNP M4Q2P0
D	-25	HIS	-	EXPRESSION TAG	UNP M4Q2P0
D	-24	HIS	-	EXPRESSION TAG	UNP M4Q2P0
D	-23	SER	-	EXPRESSION TAG	UNP M4Q2P0
D	-22	SER	-	EXPRESSION TAG	UNP M4Q2P0
D	-21	GLY	-	EXPRESSION TAG	UNP M4Q2P0
D	-20	GLU	-	EXPRESSION TAG	UNP M4Q2P0
D	-19	ASN	-	EXPRESSION TAG	UNP M4Q2P0
D	-18	LEU	-	EXPRESSION TAG	UNP M4Q2P0
D	-17	TYR	-	EXPRESSION TAG	UNP M4Q2P0
D	-16	PHE	-	EXPRESSION TAG	UNP M4Q2P0
D	-15	GLU	-	EXPRESSION TAG	UNP M4Q2P0
D	-14	GLY	-	EXPRESSION TAG	UNP M4Q2P0
D	-13	SER	-	EXPRESSION TAG	UNP M4Q2P0
D	-12	HIS	-	EXPRESSION TAG	UNP M4Q2P0
D	-11	MET	-	EXPRESSION TAG	UNP M4Q2P0
D	-10	ALA	-	EXPRESSION TAG	UNP M4Q2P0
D	-9	SER	-	EXPRESSION TAG	UNP M4Q2P0
D	-8	MET	-	EXPRESSION TAG	UNP M4Q2P0
D	-7	THR	-	EXPRESSION TAG	UNP M4Q2P0
D	-6	GLY	-	EXPRESSION TAG	UNP M4Q2P0
D	-5	GLY	-	EXPRESSION TAG	UNP M4Q2P0
D	-4	GLN	-	EXPRESSION TAG	UNP M4Q2P0
D	-3	GLN	-	EXPRESSION TAG	UNP M4Q2P0
D	-2	MET	-	EXPRESSION TAG	UNP M4Q2P0
D	-1	GLY	-	EXPRESSION TAG	UNP M4Q2P0
D	0	ARG	-	EXPRESSION TAG	UNP M4Q2P0
E	-33	MET	-	EXPRESSION TAG	UNP M4Q2P0
E	-32	GLY	-	EXPRESSION TAG	UNP M4Q2P0
E	-31	SER	-	EXPRESSION TAG	UNP M4Q2P0
E	-30	SER	-	EXPRESSION TAG	UNP M4Q2P0
E	-29	HIS	-	EXPRESSION TAG	UNP M4Q2P0
E	-28	HIS	-	EXPRESSION TAG	UNP M4Q2P0
E	-27	HIS	-	EXPRESSION TAG	UNP M4Q2P0

Continued on next page...

Continued from previous page...

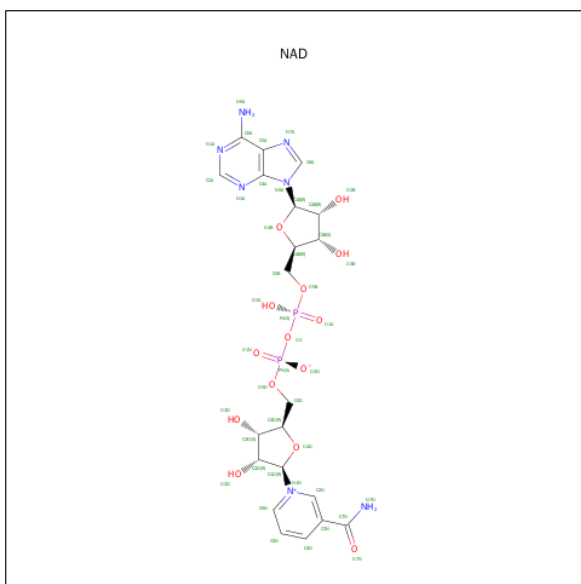
Chain	Residue	Modelled	Actual	Comment	Reference
E	-26	HIS	-	EXPRESSION TAG	UNP M4Q2P0
E	-25	HIS	-	EXPRESSION TAG	UNP M4Q2P0
E	-24	HIS	-	EXPRESSION TAG	UNP M4Q2P0
E	-23	SER	-	EXPRESSION TAG	UNP M4Q2P0
E	-22	SER	-	EXPRESSION TAG	UNP M4Q2P0
E	-21	GLY	-	EXPRESSION TAG	UNP M4Q2P0
E	-20	GLU	-	EXPRESSION TAG	UNP M4Q2P0
E	-19	ASN	-	EXPRESSION TAG	UNP M4Q2P0
E	-18	LEU	-	EXPRESSION TAG	UNP M4Q2P0
E	-17	TYR	-	EXPRESSION TAG	UNP M4Q2P0
E	-16	PHE	-	EXPRESSION TAG	UNP M4Q2P0
E	-15	GLU	-	EXPRESSION TAG	UNP M4Q2P0
E	-14	GLY	-	EXPRESSION TAG	UNP M4Q2P0
E	-13	SER	-	EXPRESSION TAG	UNP M4Q2P0
E	-12	HIS	-	EXPRESSION TAG	UNP M4Q2P0
E	-11	MET	-	EXPRESSION TAG	UNP M4Q2P0
E	-10	ALA	-	EXPRESSION TAG	UNP M4Q2P0
E	-9	SER	-	EXPRESSION TAG	UNP M4Q2P0
E	-8	MET	-	EXPRESSION TAG	UNP M4Q2P0
E	-7	THR	-	EXPRESSION TAG	UNP M4Q2P0
E	-6	GLY	-	EXPRESSION TAG	UNP M4Q2P0
E	-5	GLY	-	EXPRESSION TAG	UNP M4Q2P0
E	-4	GLN	-	EXPRESSION TAG	UNP M4Q2P0
E	-3	GLN	-	EXPRESSION TAG	UNP M4Q2P0
E	-2	MET	-	EXPRESSION TAG	UNP M4Q2P0
E	-1	GLY	-	EXPRESSION TAG	UNP M4Q2P0
E	0	ARG	-	EXPRESSION TAG	UNP M4Q2P0
F	-33	MET	-	EXPRESSION TAG	UNP M4Q2P0
F	-32	GLY	-	EXPRESSION TAG	UNP M4Q2P0
F	-31	SER	-	EXPRESSION TAG	UNP M4Q2P0
F	-30	SER	-	EXPRESSION TAG	UNP M4Q2P0
F	-29	HIS	-	EXPRESSION TAG	UNP M4Q2P0
F	-28	HIS	-	EXPRESSION TAG	UNP M4Q2P0
F	-27	HIS	-	EXPRESSION TAG	UNP M4Q2P0
F	-26	HIS	-	EXPRESSION TAG	UNP M4Q2P0
F	-25	HIS	-	EXPRESSION TAG	UNP M4Q2P0
F	-24	HIS	-	EXPRESSION TAG	UNP M4Q2P0
F	-23	SER	-	EXPRESSION TAG	UNP M4Q2P0
F	-22	SER	-	EXPRESSION TAG	UNP M4Q2P0
F	-21	GLY	-	EXPRESSION TAG	UNP M4Q2P0
F	-20	GLU	-	EXPRESSION TAG	UNP M4Q2P0
F	-19	ASN	-	EXPRESSION TAG	UNP M4Q2P0

Continued on next page...

Continued from previous page...

Chain	Residue	Modelled	Actual	Comment	Reference
F	-18	LEU	-	EXPRESSION TAG	UNP M4Q2P0
F	-17	TYR	-	EXPRESSION TAG	UNP M4Q2P0
F	-16	PHE	-	EXPRESSION TAG	UNP M4Q2P0
F	-15	GLU	-	EXPRESSION TAG	UNP M4Q2P0
F	-14	GLY	-	EXPRESSION TAG	UNP M4Q2P0
F	-13	SER	-	EXPRESSION TAG	UNP M4Q2P0
F	-12	HIS	-	EXPRESSION TAG	UNP M4Q2P0
F	-11	MET	-	EXPRESSION TAG	UNP M4Q2P0
F	-10	ALA	-	EXPRESSION TAG	UNP M4Q2P0
F	-9	SER	-	EXPRESSION TAG	UNP M4Q2P0
F	-8	MET	-	EXPRESSION TAG	UNP M4Q2P0
F	-7	THR	-	EXPRESSION TAG	UNP M4Q2P0
F	-6	GLY	-	EXPRESSION TAG	UNP M4Q2P0
F	-5	GLY	-	EXPRESSION TAG	UNP M4Q2P0
F	-4	GLN	-	EXPRESSION TAG	UNP M4Q2P0
F	-3	GLN	-	EXPRESSION TAG	UNP M4Q2P0
F	-2	MET	-	EXPRESSION TAG	UNP M4Q2P0
F	-1	GLY	-	EXPRESSION TAG	UNP M4Q2P0
F	0	ARG	-	EXPRESSION TAG	UNP M4Q2P0

- Molecule 2 is NICOTINAMIDE-ADENINE-DINUCLEOTIDE (three-letter code: NAD) (formula: $C_{21}H_{27}N_7O_{14}P_2$).



Mol	Chain	Residues	Atoms				ZeroOcc	AltConf
2	A	1	Total	C	N	O	P	0
			44	21	7	14	2	

Continued on next page...

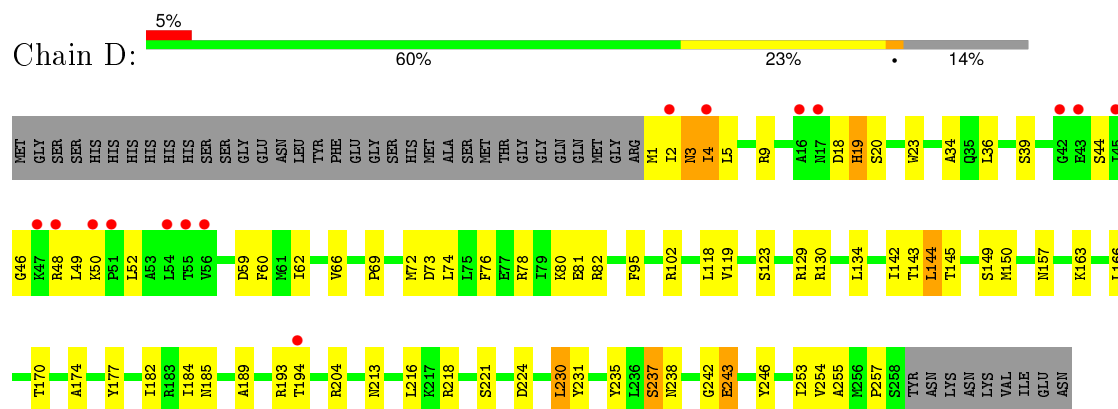
Continued from previous page...

Mol	Chain	Residues	Atoms					ZeroOcc	AltConf
2	C	1	Total	C	N	O	P	0	0
			44	21	7	14	2		
2	D	1	Total	C	N	O	P	0	0
			44	21	7	14	2		
2	E	1	Total	C	N	O	P	0	0
			44	21	7	14	2		

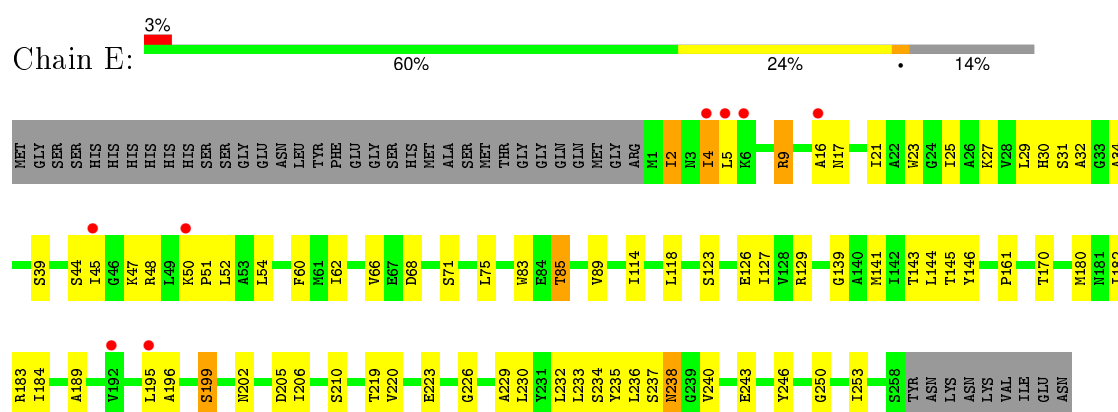
- Molecule 3 is water.

Mol	Chain	Residues	Atoms		ZeroOcc	AltConf
3	A	53	Total	O	0	0
			53	53		
3	B	71	Total	O	0	0
			71	71		
3	C	32	Total	O	0	0
			32	32		
3	D	11	Total	O	0	0
			11	11		
3	E	16	Total	O	0	0
			16	16		
3	F	51	Total	O	0	0
			51	51		

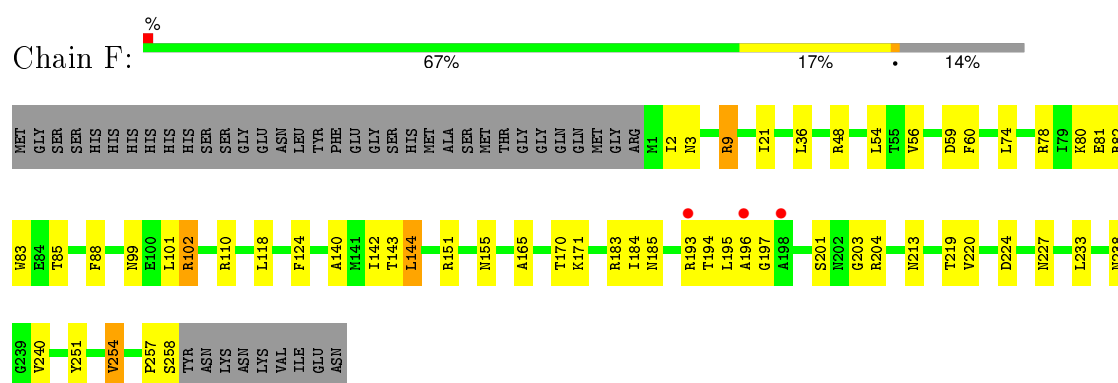
• Molecule 1: Enoyl-[acyl-carrier-protein] reductase [NADH]



• Molecule 1: Enoyl-[acyl-carrier-protein] reductase [NADH]



• Molecule 1: Enoyl-[acyl-carrier-protein] reductase [NADH]



4 Data and refinement statistics

Property	Value	Source
Space group	P 32 2 1	Depositor
Cell constants a, b, c, α , β , γ	203.27 Å 203.27 Å 82.43 Å 90.00° 90.00° 120.00°	Depositor
Resolution (Å)	47.80 – 2.70 48.82 – 2.70	Depositor EDS
% Data completeness (in resolution range)	96.7 (47.80-2.70) 96.5 (48.82-2.70)	Depositor EDS
R_{merge}	0.13	Depositor
R_{sym}	(Not available)	Depositor
$\langle I/\sigma(I) \rangle$ ¹	2.71 (at 2.69 Å)	Xtriage
Refinement program	PHENIX (phenix.refine: 1.7.3_928)	Depositor
R, R_{free}	0.187 , 0.258 0.187 , 0.254	Depositor DCC
R_{free} test set	2653 reflections (5.37%)	DCC
Wilson B-factor (Å ²)	40.2	Xtriage
Anisotropy	0.280	Xtriage
Bulk solvent k_{sol} (e/Å ³), B_{sol} (Å ²)	0.32 , 54.9	EDS
Estimated twinning fraction	0.019 for -h,-k,l	Xtriage
L-test for twinning ²	$\langle L \rangle = 0.50$, $\langle L^2 \rangle = 0.34$	Xtriage
Outliers	0 of 52108 reflections	Xtriage
F_o, F_c correlation	0.94	EDS
Total number of atoms	12272	wwPDB-VP
Average B, all atoms (Å ²)	43.0	wwPDB-VP

Xtriage's analysis on translational NCS is as follows: *The largest off-origin peak in the Patterson function is 2.60% of the height of the origin peak. No significant pseudotranslation is detected.*

¹ Intensities estimated from amplitudes.

² Theoretical values of $\langle |L| \rangle$, $\langle L^2 \rangle$ for acentric reflections are 0.5, 0.375 respectively for untwinned datasets, and 0.333, 0.2 for perfectly twinned datasets.

5 Model quality [i](#)

5.1 Standard geometry [i](#)

Bond lengths and bond angles in the following residue types are not validated in this section: NAD

The Z score for a bond length (or angle) is the number of standard deviations the observed value is removed from the expected value. A bond length (or angle) with $|Z| > 5$ is considered an outlier worth inspection. RMSZ is the root-mean-square of all Z scores of the bond lengths (or angles).

Mol	Chain	Bond lengths		Bond angles	
		RMSZ	$\# Z > 5$	RMSZ	$\# Z > 5$
1	A	0.44	0/2012	0.61	0/2723
1	B	0.45	0/2023	0.61	0/2737
1	C	0.40	0/2012	0.58	0/2723
1	D	0.38	0/2023	0.57	0/2737
1	E	0.40	0/2012	0.60	0/2723
1	F	0.42	0/2023	0.59	0/2737
All	All	0.42	0/12105	0.59	0/16380

There are no bond length outliers.

There are no bond angle outliers.

There are no chirality outliers.

There are no planarity outliers.

5.2 Too-close contacts [i](#)

In the following table, the Non-H and H(model) columns list the number of non-hydrogen atoms and hydrogen atoms in the chain respectively. The H(added) column lists the number of hydrogen atoms added and optimized by MolProbity. The Clashes column lists the number of clashes within the asymmetric unit, whereas Symm-Clashes lists symmetry related clashes.

Mol	Chain	Non-H	H(model)	H(added)	Clashes	Symm-Clashes
1	A	1973	0	1973	28	0
1	B	1981	0	1986	22	0
1	C	1973	0	1973	37	0
1	D	1981	0	1986	46	0
1	E	1973	0	1973	52	0
1	F	1981	0	1986	29	0
2	A	44	0	25	5	0

Continued on next page...

Continued from previous page...

Mol	Chain	Non-H	H(model)	H(added)	Clashes	Symm-Clashes
2	C	44	0	25	8	0
2	D	44	0	24	6	0
2	E	44	0	25	8	0
3	A	53	0	0	2	0
3	B	71	0	0	0	0
3	C	32	0	0	3	0
3	D	11	0	0	4	0
3	E	16	0	0	1	0
3	F	51	0	0	3	0
All	All	12272	0	11976	206	0

The all-atom clashscore is defined as the number of clashes found per 1000 atoms (including hydrogen atoms). The all-atom clashscore for this structure is 9.

The worst 5 of 206 close contacts within the same asymmetric unit are listed below, sorted by their clash magnitude.

Atom-1	Atom-2	Interatomic distance (Å)	Clash overlap (Å)
1:E:230:LEU:O	1:E:234:SER:OG	2.07	0.72
1:D:218:ARG:NH2	1:E:238:ASN:O	2.23	0.72
1:D:231:TYR:O	1:D:237:SER:OG	2.04	0.70
1:D:46:GLY:O	3:D:407:HOH:O	2.10	0.69
1:D:3:ASN:ND2	1:D:3:ASN:O	2.24	0.68

There are no symmetry-related clashes.

5.3 Torsion angles [i](#)

5.3.1 Protein backbone [i](#)

In the following table, the Percentiles column shows the percent Ramachandran outliers of the chain as a percentile score with respect to all X-ray entries followed by that with respect to entries of similar resolution.

The Analysed column shows the number of residues for which the backbone conformation was analysed, and the total number of residues.

Mol	Chain	Analysed	Favoured	Allowed	Outliers	Percentiles	
1	A	256/301 (85%)	241 (94%)	15 (6%)	0	100	100
1	B	257/301 (85%)	245 (95%)	12 (5%)	0	100	100

Continued on next page...

Continued from previous page...

Mol	Chain	Analysed	Favoured	Allowed	Outliers	Percentiles	
1	C	256/301 (85%)	240 (94%)	16 (6%)	0	100	100
1	D	257/301 (85%)	236 (92%)	20 (8%)	1 (0%)	39	69
1	E	256/301 (85%)	234 (91%)	21 (8%)	1 (0%)	39	69
1	F	257/301 (85%)	239 (93%)	17 (7%)	1 (0%)	39	69
All	All	1539/1806 (85%)	1435 (93%)	101 (7%)	3 (0%)	52	80

All (3) Ramachandran outliers are listed below:

Mol	Chain	Res	Type
1	F	193	ARG
1	E	238	ASN
1	D	157	ASN

5.3.2 Protein sidechains ⓘ

In the following table, the Percentiles column shows the percent sidechain outliers of the chain as a percentile score with respect to all X-ray entries followed by that with respect to entries of similar resolution.

The Analysed column shows the number of residues for which the sidechain conformation was analysed, and the total number of residues.

Mol	Chain	Analysed	Rotameric	Outliers	Percentiles	
1	A	213/249 (86%)	205 (96%)	8 (4%)	40	71
1	B	214/249 (86%)	199 (93%)	15 (7%)	19	42
1	C	213/249 (86%)	194 (91%)	19 (9%)	12	27
1	D	214/249 (86%)	195 (91%)	19 (9%)	12	27
1	E	213/249 (86%)	196 (92%)	17 (8%)	15	33
1	F	214/249 (86%)	195 (91%)	19 (9%)	12	27
All	All	1281/1494 (86%)	1184 (92%)	97 (8%)	17	37

5 of 97 residues with a non-rotameric sidechain are listed below:

Mol	Chain	Res	Type
1	D	2	ILE
1	D	134	LEU
1	F	144	LEU
1	D	4	ILE

Continued on next page...

Continued from previous page...

Mol	Chain	Res	Type
1	D	39	SER

Some sidechains can be flipped to improve hydrogen bonding and reduce clashes. All (2) such sidechains are listed below:

Mol	Chain	Res	Type
1	C	238	ASN
1	D	41	GLN

5.3.3 RNA [i](#)

There are no RNA molecules in this entry.

5.4 Non-standard residues in protein, DNA, RNA chains [i](#)

There are no non-standard protein/DNA/RNA residues in this entry.

5.5 Carbohydrates [i](#)

There are no carbohydrates in this entry.

5.6 Ligand geometry [i](#)

4 ligands are modelled in this entry.

In the following table, the Counts columns list the number of bonds (or angles) for which Mogul statistics could be retrieved, the number of bonds (or angles) that are observed in the model and the number of bonds (or angles) that are defined in the chemical component dictionary. The Link column lists molecule types, if any, to which the group is linked. The Z score for a bond length (or angle) is the number of standard deviations the observed value is removed from the expected value. A bond length (or angle) with $|Z| > 2$ is considered an outlier worth inspection. RMSZ is the root-mean-square of all Z scores of the bond lengths (or angles).

Mol	Type	Chain	Res	Link	Bond lengths			Bond angles		
					Counts	RMSZ	$\# Z > 2$	Counts	RMSZ	$\# Z > 2$
2	NAD	A	300	-	38,48,48	2.61	11 (28%)	47,73,73	2.93	14 (29%)
2	NAD	C	300	-	38,48,48	2.55	14 (36%)	47,73,73	2.62	12 (25%)
2	NAD	D	300	-	38,48,48	2.55	13 (34%)	47,73,73	2.49	14 (29%)
2	NAD	E	300	-	38,48,48	2.52	13 (34%)	47,73,73	2.42	12 (25%)

In the following table, the Chirals column lists the number of chiral outliers, the number of chiral centers analysed, the number of these observed in the model and the number defined in the chemical component dictionary. Similar counts are reported in the Torsion and Rings columns. '-' means no outliers of that kind were identified.

Mol	Type	Chain	Res	Link	Chirals	Torsions	Rings
2	NAD	A	300	-	-	0/22/62/62	0/5/5/5
2	NAD	C	300	-	-	0/22/62/62	0/5/5/5
2	NAD	D	300	-	-	0/22/62/62	0/5/5/5
2	NAD	E	300	-	-	0/22/62/62	0/5/5/5

The worst 5 of 51 bond length outliers are listed below:

Mol	Chain	Res	Type	Atoms	Z	Observed(Å)	Ideal(Å)
2	C	300	NAD	C2B-C3B	-5.09	1.39	1.53
2	E	300	NAD	C2B-C3B	-5.01	1.39	1.53
2	A	300	NAD	C2B-C3B	-4.83	1.40	1.53
2	D	300	NAD	C2B-C3B	-4.72	1.40	1.53
2	C	300	NAD	O3D-C3D	-2.74	1.36	1.43

The worst 5 of 52 bond angle outliers are listed below:

Mol	Chain	Res	Type	Atoms	Z	Observed(°)	Ideal(°)
2	E	300	NAD	N3A-C2A-N1A	-9.75	121.43	128.89
2	A	300	NAD	N3A-C2A-N1A	-8.88	122.09	128.89
2	D	300	NAD	N3A-C2A-N1A	-8.58	122.33	128.89
2	C	300	NAD	N3A-C2A-N1A	-8.21	122.61	128.89
2	A	300	NAD	C4B-O4B-C1B	-7.60	101.37	109.72

There are no chirality outliers.

There are no torsion outliers.

There are no ring outliers.

4 monomers are involved in 27 short contacts:

Mol	Chain	Res	Type	Clashes	Symm-Clashes
2	A	300	NAD	5	0
2	C	300	NAD	8	0
2	D	300	NAD	6	0
2	E	300	NAD	8	0

5.7 Other polymers [i](#)

There are no such residues in this entry.

5.8 Polymer linkage issues [i](#)

There are no chain breaks in this entry.

6 Fit of model and data ⓘ

6.1 Protein, DNA and RNA chains ⓘ

In the following table, the column labelled ‘#RSRZ> 2’ contains the number (and percentage) of RSRZ outliers, followed by percent RSRZ outliers for the chain as percentile scores relative to all X-ray entries and entries of similar resolution. The OWAB column contains the minimum, median, 95th percentile and maximum values of the occupancy-weighted average B-factor per residue. The column labelled ‘Q< 0.9’ lists the number of (and percentage) of residues with an average occupancy less than 0.9.

Mol	Chain	Analysed	<RSRZ>	#RSRZ>2	OWAB(Å ²)	Q<0.9
1	A	258/301 (85%)	-0.62	0 100 100	14, 29, 55, 77	0
1	B	258/301 (85%)	-0.62	0 100 100	14, 27, 49, 69	0
1	C	258/301 (85%)	-0.33	1 (0%) 93 94	21, 42, 76, 115	0
1	D	258/301 (85%)	0.17	15 (5%) 26 25	26, 55, 95, 112	0
1	E	258/301 (85%)	-0.04	8 (3%) 52 52	22, 49, 87, 112	0
1	F	258/301 (85%)	-0.33	3 (1%) 81 81	20, 36, 74, 112	0
All	All	1548/1806 (85%)	-0.30	27 (1%) 73 74	14, 39, 80, 115	0

The worst 5 of 27 RSRZ outliers are listed below:

Mol	Chain	Res	Type	RSRZ
1	D	54	LEU	5.3
1	F	198	ALA	4.5
1	D	2	ILE	3.7
1	D	55	THR	3.6
1	E	192	VAL	3.4

6.2 Non-standard residues in protein, DNA, RNA chains ⓘ

There are no non-standard protein/DNA/RNA residues in this entry.

6.3 Carbohydrates ⓘ

There are no carbohydrates in this entry.

6.4 Ligands [i](#)

In the following table, the Atoms column lists the number of modelled atoms in the group and the number defined in the chemical component dictionary. LLDF column lists the quality of electron density of the group with respect to its neighbouring residues in protein, DNA or RNA chains. The B-factors column lists the minimum, median, 95th percentile and maximum values of B factors of atoms in the group. The column labelled 'Q< 0.9' lists the number of atoms with occupancy less than 0.9.

Mol	Type	Chain	Res	Atoms	RSCC	RSR	LLDF	B-factors(Å ²)	Q<0.9
2	NAD	A	300	44/44	0.94	0.20	1.26	33,50,59,146	0
2	NAD	C	300	44/44	0.93	0.19	0.82	50,71,96,186	0
2	NAD	E	300	44/44	0.90	0.27	0.78	62,84,99,169	0
2	NAD	D	300	44/44	0.85	0.23	0.56	51,96,142,199	0

6.5 Other polymers [i](#)

There are no such residues in this entry.