



# Full wwPDB X-ray Structure Validation Report ⓘ

Jan 31, 2016 – 09:12 PM GMT

PDB ID : 1NYE  
Title : Crystal structure of OsmC from E. coli  
Authors : Shin, D.H.; Choi, I.-G.; Busso, D.; Jancarik, J.; Yokota, H.; Kim, R.; Kim, S.-H.; Berkeley Structural Genomics Center (BSGC)  
Deposited on : 2003-02-12  
Resolution : 2.40 Å(reported)

This is a Full wwPDB X-ray Structure Validation Report for a publicly released PDB entry.  
We welcome your comments at [validation@mail.wwpdb.org](mailto:validation@mail.wwpdb.org)  
A user guide is available at  
<http://wwpdb.org/validation/2016/XrayValidationReportHelp>  
with specific help available everywhere you see the ⓘ symbol.

---

The following versions of software and data (see [references ⓘ](#)) were used in the production of this report:

MolProbity : 4.02b-467  
Mogul : 1.7 (RC4), CSD as536be (2015)  
Xtriage (Phenix) : 1.9-1692  
EDS : rb-20026688  
Percentile statistics : 20151230.v01 (using entries in the PDB archive December 30th 2015)  
Refmac : 5.8.0135  
CCP4 : 6.5.0  
Ideal geometry (proteins) : Engh & Huber (2001)  
Ideal geometry (DNA, RNA) : Parkinson et al. (1996)  
Validation Pipeline (wwPDB-VP) : trunk26865

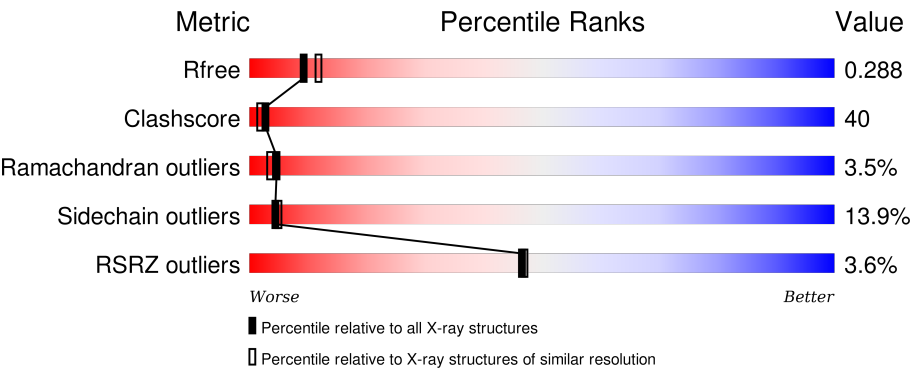
# 1 Overall quality at a glance ⓘ

The following experimental techniques were used to determine the structure:

*X-RAY DIFFRACTION*

The reported resolution of this entry is 2.40 Å.

Percentile scores (ranging between 0-100) for global validation metrics of the entry are shown in the following graphic. The table shows the number of entries on which the scores are based.




Metric	Whole archive (#Entries)	Similar resolution (#Entries, resolution range(Å))
R <sub>free</sub>	91344	2919 (2.40-2.40)
Clashscore	102246	3407 (2.40-2.40)
Ramachandran outliers	100387	3351 (2.40-2.40)
Sidechain outliers	100360	3352 (2.40-2.40)
RSRZ outliers	91569	2928 (2.40-2.40)

The table below summarises the geometric issues observed across the polymeric chains and their fit to the electron density. The red, orange, yellow and green segments on the lower bar indicate the fraction of residues that contain outliers for  $\geq 3$ , 2, 1 and 0 types of geometric quality criteria. A grey segment represents the fraction of residues that are not modelled. The numeric value for each fraction is indicated below the corresponding segment, with a dot representing fractions  $\leq 5\%$ . The upper red bar (where present) indicates the fraction of residues that have poor fit to the electron density. The numeric value is given above the bar.

Mol	Chain	Length	Quality of chain
1	A	162	<div><div></div><div><div></div><div>43%</div><div>36%</div><div>9%</div><div>•</div><div>12%</div></div></div>
1	B	162	<div><div></div><div><div></div><div>51%</div><div>28%</div><div>9%</div><div>•</div><div>12%</div></div></div>
1	C	162	<div><div>6%</div><div><div></div><div>52%</div><div>33%</div><div>7%</div><div>•</div><div>6%</div></div></div>
1	D	162	<div><div>3%</div><div><div></div><div>52%</div><div>35%</div><div>11%</div><div>•</div></div></div>
1	E	162	<div><div>4%</div><div><div></div><div>47%</div><div>38%</div><div>9%</div><div>7%</div></div></div>

Continued on next page...

*Continued from previous page...*

Mol	Chain	Length	Quality of chain
1	F	162	 A horizontal bar chart showing the quality of chain F. The bar is divided into four segments: red (6%), green (51%), yellow (38%), and orange (9%). A small black dot is at the end of the bar.

## 2 Entry composition

There are 2 unique types of molecules in this entry. The entry contains 6900 atoms, of which 0 are hydrogens and 0 are deuteriums.

In the tables below, the ZeroOcc column contains the number of atoms modelled with zero occupancy, the AltConf column contains the number of residues with at least one atom in alternate conformation and the Trace column contains the number of residues modelled with at most 2 atoms.

- Molecule 1 is a protein called Osmotically inducible protein C.

Mol	Chain	Residues	Atoms					ZeroOcc	AltConf	Trace
1	A	143	Total	C	N	O	S	0	0	0
			1059	666	177	211	5			
1	B	143	Total	C	N	O	S	0	0	0
			1059	666	177	211	5			
1	C	153	Total	C	N	O	S	0	0	0
			1144	720	191	228	5			
1	D	162	Total	C	N	O	S	0	0	0
			1227	772	208	242	5			
1	E	151	Total	C	N	O	S	0	0	0
			1130	712	189	224	5			
1	F	158	Total	C	N	O	S	0	0	0
			1194	751	204	234	5			

There are 114 discrepancies between the modelled and reference sequences:

Chain	Residue	Modelled	Actual	Comment	Reference
A	2	HIS	-	EXPRESSION TAG	UNP P0C0L2
A	3	HIS	-	EXPRESSION TAG	UNP P0C0L2
A	4	HIS	-	EXPRESSION TAG	UNP P0C0L2
A	5	HIS	-	EXPRESSION TAG	UNP P0C0L2
A	6	ASP	-	EXPRESSION TAG	UNP P0C0L2
A	7	TYR	-	EXPRESSION TAG	UNP P0C0L2
A	8	ASP	-	EXPRESSION TAG	UNP P0C0L2
A	9	ILE	-	EXPRESSION TAG	UNP P0C0L2
A	10	PRO	-	EXPRESSION TAG	UNP P0C0L2
A	11	THR	-	EXPRESSION TAG	UNP P0C0L2
A	12	THR	-	EXPRESSION TAG	UNP P0C0L2
A	13	GLU	-	EXPRESSION TAG	UNP P0C0L2
A	14	ASN	-	EXPRESSION TAG	UNP P0C0L2
A	15	LEU	-	EXPRESSION TAG	UNP P0C0L2
A	16	TYR	-	EXPRESSION TAG	UNP P0C0L2
A	17	PHE	-	EXPRESSION TAG	UNP P0C0L2
A	18	GLN	-	EXPRESSION TAG	UNP P0C0L2

*Continued on next page...*

*Continued from previous page...*

Chain	Residue	Modelled	Actual	Comment	Reference
A	19	GLY	-	EXPRESSION TAG	UNP P0C0L2
A	20	HIS	-	EXPRESSION TAG	UNP P0C0L2
B	202	HIS	-	EXPRESSION TAG	UNP P0C0L2
B	203	HIS	-	EXPRESSION TAG	UNP P0C0L2
B	204	HIS	-	EXPRESSION TAG	UNP P0C0L2
B	205	HIS	-	EXPRESSION TAG	UNP P0C0L2
B	206	ASP	-	EXPRESSION TAG	UNP P0C0L2
B	207	TYR	-	EXPRESSION TAG	UNP P0C0L2
B	208	ASP	-	EXPRESSION TAG	UNP P0C0L2
B	209	ILE	-	EXPRESSION TAG	UNP P0C0L2
B	210	PRO	-	EXPRESSION TAG	UNP P0C0L2
B	211	THR	-	EXPRESSION TAG	UNP P0C0L2
B	212	THR	-	EXPRESSION TAG	UNP P0C0L2
B	213	GLU	-	EXPRESSION TAG	UNP P0C0L2
B	214	ASN	-	EXPRESSION TAG	UNP P0C0L2
B	215	LEU	-	EXPRESSION TAG	UNP P0C0L2
B	216	TYR	-	EXPRESSION TAG	UNP P0C0L2
B	217	PHE	-	EXPRESSION TAG	UNP P0C0L2
B	218	GLN	-	EXPRESSION TAG	UNP P0C0L2
B	219	GLY	-	EXPRESSION TAG	UNP P0C0L2
B	220	HIS	-	EXPRESSION TAG	UNP P0C0L2
C	402	HIS	-	EXPRESSION TAG	UNP P0C0L2
C	403	HIS	-	EXPRESSION TAG	UNP P0C0L2
C	404	HIS	-	EXPRESSION TAG	UNP P0C0L2
C	405	HIS	-	EXPRESSION TAG	UNP P0C0L2
C	406	ASP	-	EXPRESSION TAG	UNP P0C0L2
C	407	TYR	-	EXPRESSION TAG	UNP P0C0L2
C	408	ASP	-	EXPRESSION TAG	UNP P0C0L2
C	409	ILE	-	EXPRESSION TAG	UNP P0C0L2
C	410	PRO	-	EXPRESSION TAG	UNP P0C0L2
C	411	THR	-	EXPRESSION TAG	UNP P0C0L2
C	412	THR	-	EXPRESSION TAG	UNP P0C0L2
C	413	GLU	-	EXPRESSION TAG	UNP P0C0L2
C	414	ASN	-	EXPRESSION TAG	UNP P0C0L2
C	415	LEU	-	EXPRESSION TAG	UNP P0C0L2
C	416	TYR	-	EXPRESSION TAG	UNP P0C0L2
C	417	PHE	-	EXPRESSION TAG	UNP P0C0L2
C	418	GLN	-	EXPRESSION TAG	UNP P0C0L2
C	419	GLY	-	EXPRESSION TAG	UNP P0C0L2
C	420	HIS	-	EXPRESSION TAG	UNP P0C0L2
D	602	HIS	-	EXPRESSION TAG	UNP P0C0L2
D	603	HIS	-	EXPRESSION TAG	UNP P0C0L2

*Continued on next page...*

*Continued from previous page...*

Chain	Residue	Modelled	Actual	Comment	Reference
D	604	HIS	-	EXPRESSION TAG	UNP P0C0L2
D	605	HIS	-	EXPRESSION TAG	UNP P0C0L2
D	606	ASP	-	EXPRESSION TAG	UNP P0C0L2
D	607	TYR	-	EXPRESSION TAG	UNP P0C0L2
D	608	ASP	-	EXPRESSION TAG	UNP P0C0L2
D	609	ILE	-	EXPRESSION TAG	UNP P0C0L2
D	610	PRO	-	EXPRESSION TAG	UNP P0C0L2
D	611	THR	-	EXPRESSION TAG	UNP P0C0L2
D	612	THR	-	EXPRESSION TAG	UNP P0C0L2
D	613	GLU	-	EXPRESSION TAG	UNP P0C0L2
D	614	ASN	-	EXPRESSION TAG	UNP P0C0L2
D	615	LEU	-	EXPRESSION TAG	UNP P0C0L2
D	616	TYR	-	EXPRESSION TAG	UNP P0C0L2
D	617	PHE	-	EXPRESSION TAG	UNP P0C0L2
D	618	GLN	-	EXPRESSION TAG	UNP P0C0L2
D	619	GLY	-	EXPRESSION TAG	UNP P0C0L2
D	620	HIS	-	EXPRESSION TAG	UNP P0C0L2
E	802	HIS	-	EXPRESSION TAG	UNP P0C0L2
E	803	HIS	-	EXPRESSION TAG	UNP P0C0L2
E	804	HIS	-	EXPRESSION TAG	UNP P0C0L2
E	805	HIS	-	EXPRESSION TAG	UNP P0C0L2
E	806	ASP	-	EXPRESSION TAG	UNP P0C0L2
E	807	TYR	-	EXPRESSION TAG	UNP P0C0L2
E	808	ASP	-	EXPRESSION TAG	UNP P0C0L2
E	809	ILE	-	EXPRESSION TAG	UNP P0C0L2
E	810	PRO	-	EXPRESSION TAG	UNP P0C0L2
E	811	THR	-	EXPRESSION TAG	UNP P0C0L2
E	812	THR	-	EXPRESSION TAG	UNP P0C0L2
E	813	GLU	-	EXPRESSION TAG	UNP P0C0L2
E	814	ASN	-	EXPRESSION TAG	UNP P0C0L2
E	815	LEU	-	EXPRESSION TAG	UNP P0C0L2
E	816	TYR	-	EXPRESSION TAG	UNP P0C0L2
E	817	PHE	-	EXPRESSION TAG	UNP P0C0L2
E	818	GLN	-	EXPRESSION TAG	UNP P0C0L2
E	819	GLY	-	EXPRESSION TAG	UNP P0C0L2
E	820	HIS	-	EXPRESSION TAG	UNP P0C0L2
F	1002	HIS	-	EXPRESSION TAG	UNP P0C0L2
F	1003	HIS	-	EXPRESSION TAG	UNP P0C0L2
F	1004	HIS	-	EXPRESSION TAG	UNP P0C0L2
F	1005	HIS	-	EXPRESSION TAG	UNP P0C0L2
F	1006	ASP	-	EXPRESSION TAG	UNP P0C0L2
F	1007	TYR	-	EXPRESSION TAG	UNP P0C0L2

*Continued on next page...*

*Continued from previous page...*

Chain	Residue	Modelled	Actual	Comment	Reference
F	1008	ASP	-	EXPRESSION TAG	UNP P0C0L2
F	1009	ILE	-	EXPRESSION TAG	UNP P0C0L2
F	1010	PRO	-	EXPRESSION TAG	UNP P0C0L2
F	1011	THR	-	EXPRESSION TAG	UNP P0C0L2
F	1012	THR	-	EXPRESSION TAG	UNP P0C0L2
F	1013	GLU	-	EXPRESSION TAG	UNP P0C0L2
F	1014	ASN	-	EXPRESSION TAG	UNP P0C0L2
F	1015	LEU	-	EXPRESSION TAG	UNP P0C0L2
F	1016	TYR	-	EXPRESSION TAG	UNP P0C0L2
F	1017	PHE	-	EXPRESSION TAG	UNP P0C0L2
F	1018	GLN	-	EXPRESSION TAG	UNP P0C0L2
F	1019	GLY	-	EXPRESSION TAG	UNP P0C0L2
F	1020	HIS	-	EXPRESSION TAG	UNP P0C0L2

- Molecule 2 is water.

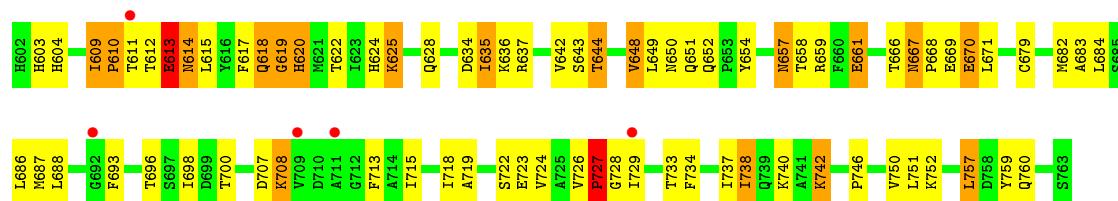
Mol	Chain	Residues	Atoms	ZeroOcc	AltConf
2	A	12	Total O 12 12	0	0
2	B	16	Total O 16 16	0	0
2	C	8	Total O 8 8	0	0
2	D	16	Total O 16 16	0	0
2	E	20	Total O 20 20	0	0
2	F	15	Total O 15 15	0	0



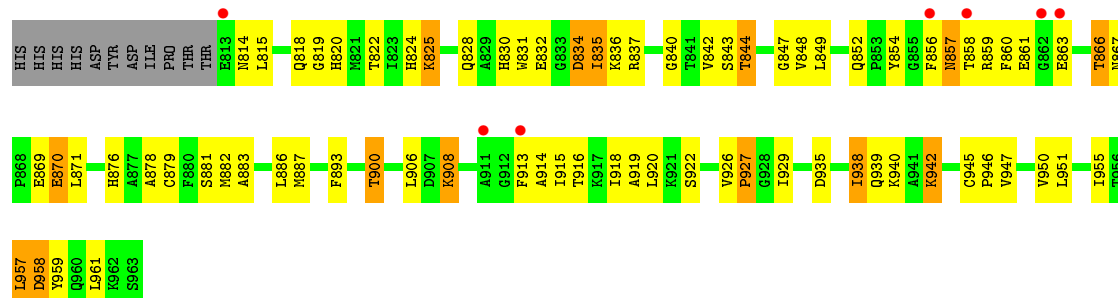
- Molecule 1: Osmotically inducible protein C



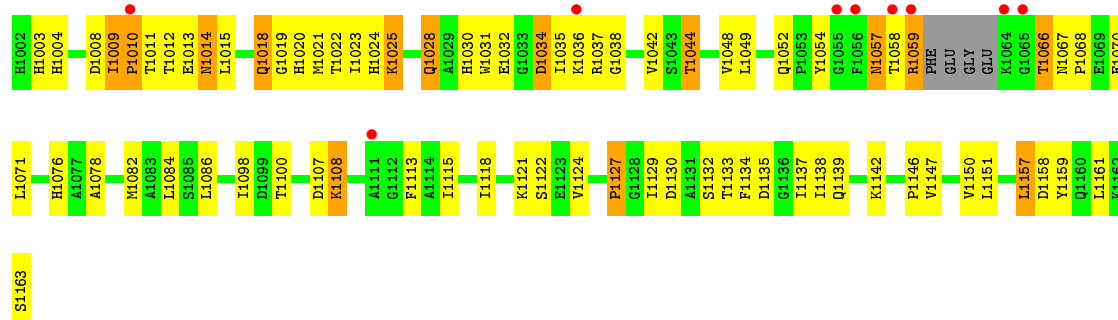




• Molecule 1: Osmotically inducible protein C



• Molecule 1: Osmotically inducible protein C



S1163

## 4 Data and refinement statistics

Property	Value	Source
Space group	P 1 21 1	Depositor
Cell constants a, b, c, $\alpha$ , $\beta$ , $\gamma$	49.53 Å 90.29 Å 112.68 Å 90.00° 93.90° 90.00°	Depositor
Resolution (Å)	19.96 – 2.40 46.41 – 2.40	Depositor EDS
% Data completeness (in resolution range)	81.6 (19.96-2.40) 92.7 (46.41-2.40)	Depositor EDS
$R_{merge}$	(Not available)	Depositor
$R_{sym}$	0.06	Depositor
$\langle I/\sigma(I) \rangle$ <sup>1</sup>	3.57 (at 2.39 Å)	Xtriage
Refinement program	CNS 1.0	Depositor
R, $R_{free}$	0.218 , 0.277 0.234 , 0.288	Depositor DCC
$R_{free}$ test set	3585 reflections (9.97%)	DCC
Wilson B-factor (Å <sup>2</sup> )	44.5	Xtriage
Anisotropy	0.617	Xtriage
Bulk solvent $k_{sol}$ (e/Å <sup>3</sup> ), $B_{sol}$ (Å <sup>2</sup> )	0.27 , 43.8	EDS
Estimated twinning fraction	No twinning to report.	Xtriage
L-test for twinning <sup>2</sup>	$\langle  L  \rangle = 0.50$ , $\langle L^2 \rangle = 0.33$	Xtriage
Outliers	0 of 38395 reflections	Xtriage
$F_o, F_c$ correlation	0.93	EDS
Total number of atoms	6900	wwPDB-VP
Average B, all atoms (Å <sup>2</sup> )	63.0	wwPDB-VP

Xtriage's analysis on translational NCS is as follows: *The largest off-origin peak in the Patterson function is 5.23% of the height of the origin peak. No significant pseudotranslation is detected.*

<sup>1</sup>Intensities estimated from amplitudes.

<sup>2</sup>Theoretical values of  $\langle |L| \rangle$ ,  $\langle L^2 \rangle$  for acentric reflections are 0.5, 0.375 respectively for untwinned datasets, and 0.333, 0.2 for perfectly twinned datasets.

## 5 Model quality

### 5.1 Standard geometry

The Z score for a bond length (or angle) is the number of standard deviations the observed value is removed from the expected value. A bond length (or angle) with  $|Z| > 5$  is considered an outlier worth inspection. RMSZ is the root-mean-square of all Z scores of the bond lengths (or angles).

Mol	Chain	Bond lengths		Bond angles	
		RMSZ	$\# Z  > 5$	RMSZ	$\# Z  > 5$
1	A	0.42	0/1076	0.80	2/1451 (0.1%)
1	B	0.42	0/1076	0.73	0/1451
1	C	0.45	2/1164 (0.2%)	0.74	2/1571 (0.1%)
1	D	0.40	0/1253	0.69	1/1694 (0.1%)
1	E	0.41	0/1150	0.69	0/1551
1	F	0.41	0/1218	0.68	0/1646
All	All	0.42	2/6937 (0.0%)	0.72	5/9364 (0.1%)

Chiral center outliers are detected by calculating the chiral volume of a chiral center and verifying if the center is modelled as a planar moiety or with the opposite hand. A planarity outlier is detected by checking planarity of atoms in a peptide group, atoms in a mainchain group or atoms of a sidechain that are expected to be planar.

Mol	Chain	#Chirality outliers	#Planarity outliers
1	A	1	0
1	C	0	1
All	All	1	1

All (2) bond length outliers are listed below:

Mol	Chain	Res	Type	Atoms	Z	Observed(Å)	Ideal(Å)
1	C	422	THR	N-CA	5.99	1.58	1.46
1	C	413	GLU	N-CA	5.10	1.56	1.46

All (5) bond angle outliers are listed below:

Mol	Chain	Res	Type	Atoms	Z	Observed(°)	Ideal(°)
1	A	21	MET	CB-CA-C	11.93	134.26	110.40
1	C	420	HIS	C-N-CA	8.09	141.94	121.70
1	C	422	THR	N-CA-CB	6.16	122.00	110.30
1	A	22	THR	N-CA-C	-5.26	96.80	111.00
1	D	613	GLU	C-N-CA	5.10	134.46	121.70

All (1) chirality outliers are listed below:

Mol	Chain	Res	Type	Atom
1	A	21	MET	CA

All (1) planarity outliers are listed below:

Mol	Chain	Res	Type	Group
1	C	421	MET	Peptide

## 5.2 Too-close contacts ⓘ

In the following table, the Non-H and H(model) columns list the number of non-hydrogen atoms and hydrogen atoms in the chain respectively. The H(added) column lists the number of hydrogen atoms added and optimized by MolProbity. The Clashes column lists the number of clashes within the asymmetric unit, whereas Symm-Clashes lists symmetry related clashes.

Mol	Chain	Non-H	H(model)	H(added)	Clashes	Symm-Clashes
1	A	1059	0	1059	118	0
1	B	1059	0	1059	99	0
1	C	1144	0	1132	115	0
1	D	1227	0	1195	124	0
1	E	1130	0	1118	104	1
1	F	1194	0	1170	124	0
2	A	12	0	0	0	0
2	B	16	0	0	3	0
2	C	8	0	0	3	0
2	D	16	0	0	2	1
2	E	20	0	0	3	0
2	F	15	0	0	1	0
All	All	6900	0	6733	548	1

The all-atom clashscore is defined as the number of clashes found per 1000 atoms (including hydrogen atoms). The all-atom clashscore for this structure is 40.

All (548) close contacts within the same asymmetric unit are listed below, sorted by their clash magnitude.

Atom-1	Atom-2	Interatomic distance (Å)	Clash overlap (Å)
1:C:421:MET:O	1:D:708:LYS:HE3	1.24	1.24
1:C:420:HIS:O	1:D:708:LYS:HE2	1.48	1.13
1:C:508:LYS:HD3	1:C:508:LYS:H	1.14	1.13
1:E:908:LYS:HD3	1:E:908:LYS:H	1.02	1.12

*Continued on next page...*

*Continued from previous page...*

Atom-1	Atom-2	Interatomic distance (Å)	Clash overlap (Å)
1:F:1108:LYS:HD3	1:F:1108:LYS:H	1.11	1.12
1:D:708:LYS:HD3	1:D:708:LYS:H	1.06	1.10
1:A:115:ILE:HB	1:B:350:VAL:HG21	1.31	1.09
1:E:935:ASP:HA	1:E:938:ILE:HD11	1.37	1.03
1:B:308:LYS:HD3	1:B:308:LYS:H	1.24	1.02
1:E:835:ILE:H	1:E:835:ILE:HD12	1.25	1.02
1:B:235:ILE:H	1:B:235:ILE:HD12	1.25	1.01
1:C:421:MET:O	1:D:708:LYS:CE	2.12	0.97
1:D:611:THR:HG22	1:D:612:THR:H	1.28	0.96
1:E:915:ILE:HB	1:F:1150:VAL:HG21	1.49	0.94
1:E:908:LYS:N	1:E:908:LYS:HD3	1.86	0.91
1:C:452:GLN:HE21	1:D:648:VAL:HG13	1.36	0.90
1:D:708:LYS:N	1:D:708:LYS:HD3	1.86	0.89
1:E:834:ASP:HB3	1:E:837:ARG:HB3	1.55	0.88
1:F:1035:ILE:H	1:F:1035:ILE:HD12	1.38	0.87
1:C:459:ARG:NH1	2:C:1265:HOH:O	2.08	0.87
1:A:135:ASP:HA	1:A:138:ILE:HD11	1.55	0.86
1:E:866:THR:OG1	1:F:1048:VAL:HG21	1.73	0.86
1:C:550:VAL:HG21	1:D:715:ILE:HB	1.56	0.85
1:A:21:MET:O	1:B:308:LYS:HE3	1.78	0.84
1:E:883:ALA:O	1:E:887:MET:HG2	1.78	0.84
1:F:1018:GLN:NE2	1:F:1018:GLN:H	1.75	0.84
1:C:459:ARG:NH2	2:C:1265:HOH:O	2.10	0.84
1:E:918:ILE:HD12	1:E:951:LEU:HD13	1.60	0.83
1:A:146:PRO:O	1:A:150:VAL:HG23	1.78	0.83
1:D:657:ASN:HA	1:D:661:GLU:HB2	1.62	0.81
1:E:848:VAL:HG13	1:F:1052:GLN:NE2	1.96	0.80
1:A:34:ASP:HB3	1:A:37:ARG:HB3	1.63	0.80
1:A:86:LEU:HD23	1:B:235:ILE:HG21	1.63	0.79
1:C:538:ILE:HD12	1:C:539:GLN:N	1.97	0.79
1:C:459:ARG:CZ	2:C:1265:HOH:O	2.30	0.79
1:C:457:ASN:HD22	1:C:458:THR:H	1.29	0.78
1:E:848:VAL:HG13	1:F:1052:GLN:HE21	1.49	0.78
1:B:267:ASN:ND2	1:B:270:GLU:H	1.82	0.77
1:E:900:THR:HB	1:E:922:SER:HB2	1.65	0.77
1:F:1108:LYS:N	1:F:1108:LYS:HD3	1.96	0.76
1:D:635:ILE:N	1:D:635:ILE:HD13	2.00	0.76
1:A:57:ASN:HD22	1:A:57:ASN:H	1.31	0.76
1:C:424:HIS:O	1:C:425:LYS:HD2	1.84	0.76
1:E:935:ASP:HA	1:E:938:ILE:CD1	2.14	0.75
1:D:726:VAL:HG12	1:D:729:ILE:HD13	1.69	0.75

*Continued on next page...*

*Continued from previous page...*

Atom-1	Atom-2	Interatomic distance (Å)	Clash overlap (Å)
1:B:221:MET:HG3	1:B:221:MET:O	1.87	0.75
1:F:1009:ILE:H	1:F:1010:PRO:CD	2.00	0.75
1:A:48:VAL:HG13	1:B:252:GLN:HG3	1.67	0.75
1:C:486:LEU:HD23	1:D:635:ILE:HG21	1.69	0.74
1:A:44:THR:HG22	1:A:47:GLY:H	1.52	0.74
1:F:1059:ARG:HH11	1:F:1068:PRO:HD2	1.52	0.74
1:F:1057:ASN:N	1:F:1057:ASN:HD22	1.86	0.74
1:C:421:MET:CG	1:C:422:THR:H	2.01	0.74
1:D:708:LYS:HB3	1:D:713:PHE:CE1	2.23	0.74
1:C:508:LYS:CD	1:C:508:LYS:H	1.96	0.74
1:D:634:ASP:HB3	1:D:637:ARG:HB3	1.70	0.74
1:A:160:GLN:HG2	1:D:603:HIS:HD2	1.52	0.74
1:B:235:ILE:CD1	1:B:235:ILE:H	1.99	0.73
1:A:52:GLN:HG3	1:B:248:VAL:HG13	1.70	0.73
1:C:526:VAL:HG11	1:C:529:ILE:CD1	2.19	0.73
1:C:515:ILE:HB	1:D:750:VAL:HG21	1.70	0.73
1:A:150:VAL:HG21	1:B:315:ILE:HD12	1.71	0.73
1:A:129:ILE:HD12	1:A:129:ILE:N	2.04	0.72
1:F:1100:THR:HG22	1:F:1122:SER:OG	1.88	0.72
1:E:878:ALA:HB2	1:F:1042:VAL:HG12	1.70	0.72
1:A:30:HIS:NE2	1:A:32:GLU:HG3	2.04	0.72
1:E:886:LEU:HA	1:F:1035:ILE:HG12	1.72	0.72
1:C:452:GLN:HG3	1:D:648:VAL:HG13	1.72	0.72
1:B:335:ASP:HA	1:B:338:ILE:HD11	1.70	0.72
1:B:224:HIS:O	1:B:225:LYS:HD2	1.90	0.72
1:F:1034:ASP:HB3	1:F:1037:ARG:HB3	1.72	0.72
1:B:257:ASN:HD22	1:B:258:THR:H	1.38	0.72
1:A:24:HIS:O	1:A:25:LYS:HD2	1.90	0.71
1:C:448:VAL:HG13	1:D:652:GLN:HG3	1.72	0.71
1:D:687:MET:CE	1:D:740:LYS:HB3	2.20	0.71
1:B:235:ILE:N	1:B:235:ILE:HD12	2.04	0.71
1:C:500:THR:HG22	1:C:522:SER:OG	1.90	0.70
1:E:926:VAL:HG11	1:E:929:ILE:HD11	1.73	0.70
1:B:234:ASP:HB3	1:B:237:ARG:HB3	1.74	0.70
1:C:444:THR:HG23	1:C:446:SER:H	1.56	0.70
1:D:644:THR:HB	1:D:649:LEU:HB2	1.74	0.70
1:A:108:LYS:HD3	1:A:108:LYS:H	1.56	0.70
1:D:611:THR:HG22	1:D:612:THR:N	2.05	0.69
1:D:624:HIS:O	1:D:625:LYS:HD2	1.92	0.69
1:F:1028:GLN:HB2	2:F:1254:HOH:O	1.91	0.69
1:C:467:ASN:ND2	1:D:625:LYS:HG2	2.07	0.69

*Continued on next page...*

*Continued from previous page...*

Atom-1	Atom-2	Interatomic distance (Å)	Clash overlap (Å)
1:C:457:ASN:HA	1:C:461:GLU:HG3	1.73	0.69
1:D:729:ILE:N	1:D:729:ILE:HD12	2.07	0.69
1:E:882:MET:HG3	1:F:1031:TRP:CZ3	2.27	0.69
1:A:118:ILE:CD1	1:A:151:LEU:HD13	2.23	0.69
1:F:1108:LYS:CD	1:F:1108:LYS:H	1.95	0.69
1:E:835:ILE:HG12	1:F:1086:LEU:HA	1.73	0.69
1:B:266:THR:HG22	1:B:270:GLU:OE2	1.93	0.69
1:A:59:ARG:NH1	1:A:68:PRO:HB2	2.09	0.68
1:E:878:ALA:HB2	1:F:1042:VAL:CG1	2.23	0.68
1:E:946:PRO:O	1:E:950:VAL:HG23	1.93	0.68
1:C:457:ASN:ND2	1:C:458:THR:H	1.91	0.68
1:F:1076:HIS:ND1	1:F:1118:ILE:HG21	2.09	0.68
1:C:448:VAL:CG1	1:D:652:GLN:HG3	2.23	0.68
1:C:435:ILE:HG21	1:D:686:LEU:HD23	1.76	0.68
1:E:836:LYS:HD2	1:E:836:LYS:O	1.93	0.68
1:C:421:MET:C	1:D:708:LYS:HE3	2.10	0.67
1:A:107:ASP:OD2	1:B:222:THR:HB	1.95	0.67
1:D:609:ILE:HD12	1:D:609:ILE:H	1.58	0.67
1:A:57:ASN:HD22	1:A:57:ASN:N	1.89	0.67
1:B:296:THR:HG23	1:B:327:PRO:HD3	1.76	0.67
1:C:546:PRO:O	1:C:550:VAL:HG23	1.93	0.67
1:C:434:ASP:HB3	1:C:437:ARG:HB3	1.75	0.67
1:E:825:LYS:HG2	1:F:1067:ASN:HD21	1.59	0.67
1:C:487:MET:CE	1:C:540:LYS:HB3	2.25	0.67
1:A:108:LYS:HE2	1:B:221:MET:N	2.10	0.66
1:A:67:ASN:ND2	1:B:225:LYS:HG2	2.09	0.66
1:A:35:ILE:HD12	1:B:286:LEU:N	2.10	0.66
1:E:824:HIS:O	1:E:825:LYS:HD2	1.96	0.66
1:F:1035:ILE:N	1:F:1035:ILE:HD12	2.10	0.66
1:D:613:GLU:HG3	1:D:614:ASN:H	1.61	0.66
1:C:457:ASN:HD22	1:C:458:THR:N	1.95	0.65
1:B:257:ASN:HB3	2:B:1213:HOH:O	1.96	0.65
1:C:435:ILE:HG12	1:D:686:LEU:HA	1.78	0.65
1:A:35:ILE:HD12	1:B:286:LEU:HA	1.79	0.65
1:C:452:GLN:HG3	1:D:648:VAL:CG1	2.26	0.65
1:E:867:ASN:ND2	1:E:870:GLU:H	1.95	0.65
1:B:236:LYS:HD2	1:B:236:LYS:O	1.97	0.65
1:C:436:LYS:O	1:C:436:LYS:HD2	1.97	0.65
1:C:518:ILE:HD12	1:C:551:LEU:HD13	1.77	0.65
1:A:100:THR:HG22	1:A:122:SER:OG	1.97	0.65
1:B:360:GLN:NE2	1:F:1003:HIS:NE2	2.43	0.65

*Continued on next page...*

*Continued from previous page...*

Atom-1	Atom-2	Interatomic distance (Å)	Clash overlap (Å)
1:F:1133:THR:O	1:F:1137:ILE:HG12	1.97	0.64
1:A:59:ARG:HD3	1:A:68:PRO:HD2	1.79	0.64
1:D:613:GLU:O	1:D:614:ASN:HB2	1.97	0.64
1:B:355:ILE:O	1:F:1008:ASP:HB3	1.97	0.64
1:A:78:ALA:HB2	1:B:242:VAL:CG1	2.28	0.64
1:E:881:SER:OG	1:E:900:THR:HG23	1.98	0.64
1:F:1139:GLN:HA	1:F:1139:GLN:NE2	2.13	0.64
1:F:1018:GLN:HE21	1:F:1018:GLN:H	1.45	0.63
1:E:825:LYS:HG2	1:F:1067:ASN:ND2	2.13	0.63
1:D:718:ILE:HD12	1:D:751:LEU:HD13	1.80	0.63
1:D:746:PRO:O	1:D:750:VAL:HG23	1.98	0.63
1:E:887:MET:CE	1:E:940:LYS:HB3	2.29	0.63
1:E:919:ALA:HB1	2:E:1264:HOH:O	1.98	0.63
1:C:414:ASN:O	1:C:415:LEU:HB2	1.99	0.63
1:F:1036:LYS:O	1:F:1036:LYS:HD2	1.99	0.63
1:D:726:VAL:HG12	1:D:729:ILE:CD1	2.28	0.63
1:D:738:ILE:HD12	1:D:759:TYR:CE1	2.34	0.62
1:A:35:ILE:CD1	1:B:286:LEU:HA	2.29	0.62
1:C:421:MET:HG3	1:C:422:THR:H	1.63	0.62
1:A:108:LYS:CE	1:B:221:MET:N	2.62	0.62
1:E:920:LEU:O	2:E:1237:HOH:O	2.16	0.62
1:A:57:ASN:H	1:A:57:ASN:ND2	1.96	0.62
1:E:842:VAL:HG12	1:F:1078:ALA:HB2	1.82	0.62
1:C:458:THR:HG22	1:C:463:GLU:HB3	1.80	0.62
1:C:508:LYS:HD3	1:C:508:LYS:N	1.99	0.62
1:D:687:MET:HE3	1:D:740:LYS:HB3	1.82	0.62
1:E:842:VAL:HG13	1:E:854:TYR:CD1	2.34	0.62
1:D:696:THR:HG23	1:D:727:PRO:HD3	1.82	0.62
1:A:96:THR:HG23	1:A:127:PRO:HD3	1.81	0.61
1:D:618:GLN:O	1:D:620:HIS:N	2.32	0.61
1:D:652:GLN:HA	1:D:652:GLN:OE1	2.01	0.61
1:F:1138:ILE:HD12	1:F:1139:GLN:N	2.15	0.61
1:C:412:THR:HB	1:C:415:LEU:HD12	1.81	0.61
1:D:734:PHE:O	1:D:738:ILE:HG12	2.01	0.61
1:A:135:ASP:O	1:A:138:ILE:HD12	1.99	0.61
1:F:1057:ASN:H	1:F:1057:ASN:HD22	1.46	0.61
1:A:126:VAL:HG12	1:A:129:ILE:CD1	2.31	0.61
1:F:1035:ILE:H	1:F:1035:ILE:CD1	2.13	0.60
1:C:538:ILE:HD12	1:C:539:GLN:H	1.66	0.60
1:A:25:LYS:HA	1:A:45:GLU:OE2	2.01	0.60
1:D:657:ASN:CA	1:D:661:GLU:HB2	2.31	0.60

*Continued on next page...*



*Continued from previous page...*

Atom-1	Atom-2	Interatomic distance (Å)	Clash overlap (Å)
1:C:486:LEU:HA	1:D:635:ILE:HD12	1.83	0.60
1:C:550:VAL:HA	1:D:752:LYS:HG2	1.83	0.60
1:B:329:ILE:HG21	1:B:334:PHE:HB2	1.83	0.60
1:E:950:VAL:HG21	1:F:1115:ILE:HB	1.83	0.60
1:A:44:THR:HG23	1:B:270:GLU:CD	2.22	0.60
1:F:1057:ASN:ND2	1:F:1058:THR:H	1.98	0.60
1:D:728:GLY:C	1:D:729:ILE:HD12	2.22	0.60
1:C:452:GLN:NE2	1:D:648:VAL:HG13	2.12	0.60
1:A:160:GLN:HG2	1:D:603:HIS:CD2	2.36	0.60
1:C:488:LEU:HD23	1:C:537:ILE:HG21	1.84	0.60
1:F:1009:ILE:N	1:F:1010:PRO:CD	2.64	0.60
1:E:879:CYS:SG	1:E:946:PRO:HD2	2.42	0.60
1:F:1138:ILE:HD12	1:F:1139:GLN:H	1.67	0.59
1:E:835:ILE:HD12	1:E:835:ILE:N	2.07	0.59
1:C:457:ASN:ND2	1:C:458:THR:N	2.50	0.59
1:E:938:ILE:HD13	1:E:959:TYR:CE1	2.38	0.59
1:E:870:GLU:CD	1:F:1044:THR:HG23	2.22	0.59
1:D:659:ARG:HD3	1:D:668:PRO:HD2	1.84	0.59
1:E:857:ASN:N	1:E:857:ASN:HD22	1.99	0.59
1:D:657:ASN:HD22	1:D:658:THR:H	1.49	0.59
1:E:926:VAL:HG11	1:E:929:ILE:CD1	2.31	0.59
1:E:893:PHE:CD1	1:E:929:ILE:HG12	2.38	0.59
1:C:467:ASN:HD21	1:D:625:LYS:HG2	1.67	0.59
1:E:893:PHE:CE1	1:E:929:ILE:HG12	2.38	0.59
1:B:246:SER:OG	1:B:248:VAL:HG23	2.03	0.58
1:D:667:ASN:ND2	1:D:670:GLU:H	2.01	0.58
1:A:48:VAL:CG1	1:B:252:GLN:HG3	2.31	0.58
1:F:1057:ASN:ND2	1:F:1057:ASN:H	2.00	0.58
1:D:609:ILE:HD11	2:D:1222:HOH:O	2.02	0.58
1:C:412:THR:O	1:C:413:GLU:C	2.42	0.58
1:D:643:SER:HA	1:D:649:LEU:O	2.03	0.58
1:B:308:LYS:HD3	1:B:308:LYS:N	2.08	0.58
1:C:421:MET:CG	1:C:422:THR:N	2.67	0.58
1:A:112:GLY:HA2	1:F:1018:GLN:NE2	2.19	0.58
1:A:67:ASN:ND2	1:A:70:GLU:H	2.01	0.58
1:C:484:LEU:HD23	1:C:498:ILE:HD13	1.85	0.58
1:D:657:ASN:ND2	1:D:658:THR:H	2.02	0.58
1:A:150:VAL:HG21	1:B:315:ILE:HB	1.84	0.58
1:C:435:ILE:HD12	1:C:435:ILE:N	2.18	0.58
1:E:844:THR:HG22	1:E:847:GLY:H	1.69	0.57
1:A:108:LYS:CD	1:A:108:LYS:H	2.18	0.57

*Continued on next page...*

*Continued from previous page...*

Atom-1	Atom-2	Interatomic distance (Å)	Clash overlap (Å)
1:B:326:VAL:HG11	1:B:329:ILE:HD11	1.85	0.57
1:A:35:ILE:HD12	1:B:286:LEU:CA	2.33	0.57
1:E:915:ILE:HB	1:F:1150:VAL:CG2	2.29	0.57
1:B:360:GLN:HE21	1:F:1003:HIS:CE1	2.23	0.57
1:D:657:ASN:N	1:D:657:ASN:HD22	2.01	0.57
1:E:882:MET:HE2	1:F:1054:TYR:CE2	2.40	0.57
1:B:257:ASN:N	1:B:257:ASN:HD22	2.01	0.57
1:D:618:GLN:C	1:D:620:HIS:N	2.57	0.57
1:C:526:VAL:HG11	1:C:529:ILE:HD11	1.86	0.57
1:A:30:HIS:HB3	1:A:41:THR:OG1	2.04	0.57
1:C:414:ASN:O	1:C:415:LEU:CB	2.53	0.57
1:F:1008:ASP:O	1:F:1009:ILE:HB	2.05	0.57
1:B:261:GLU:OE2	1:D:622:THR:HG22	2.05	0.57
1:A:150:VAL:HG22	2:B:1227:HOH:O	2.05	0.56
1:B:257:ASN:HD22	1:B:258:THR:N	2.02	0.56
1:A:129:ILE:CD1	1:A:129:ILE:N	2.67	0.56
1:F:1139:GLN:HA	1:F:1139:GLN:HE21	1.71	0.56
1:C:457:ASN:HA	1:C:461:GLU:CG	2.35	0.56
1:D:687:MET:HE2	1:D:740:LYS:HB3	1.85	0.56
1:C:487:MET:HE2	1:C:540:LYS:HB3	1.87	0.56
1:A:79:CYS:SG	1:A:145:CYS:HB2	2.46	0.56
1:F:1057:ASN:ND2	1:F:1057:ASN:N	2.53	0.56
1:F:1098:ILE:HG12	1:F:1124:VAL:HG13	1.88	0.56
1:E:908:LYS:CD	1:E:908:LYS:H	1.90	0.55
1:C:466:THR:OG1	1:D:648:VAL:HG21	2.06	0.55
1:E:867:ASN:HD21	1:E:870:GLU:H	1.53	0.55
1:C:435:ILE:HD12	1:C:435:ILE:H	1.70	0.55
1:A:160:GLN:NE2	1:D:603:HIS:NE2	2.53	0.55
1:F:1135:ASP:HA	1:F:1138:ILE:HD11	1.88	0.55
1:C:467:ASN:ND2	1:C:470:GLU:H	2.04	0.55
1:D:679:CYS:SG	1:D:746:PRO:HD2	2.47	0.55
1:D:617:PHE:O	1:D:620:HIS:HB2	2.06	0.55
1:A:47:GLY:O	1:A:49:LEU:N	2.40	0.55
1:E:870:GLU:OE1	1:F:1044:THR:HG23	2.07	0.55
1:E:906:LEU:HD12	1:F:1023:ILE:HD12	1.89	0.55
1:C:457:ASN:O	1:C:463:GLU:HB2	2.06	0.55
1:A:35:ILE:HD13	1:B:285:SER:OG	2.06	0.55
1:E:942:LYS:HD3	1:E:955:ILE:HG22	1.89	0.55
1:F:1057:ASN:HD22	1:F:1058:THR:H	1.55	0.55
1:F:1009:ILE:N	1:F:1010:PRO:HD3	2.22	0.55
1:E:914:ALA:O	1:E:916:THR:HG23	2.07	0.54

*Continued on next page...*

*Continued from previous page...*

Atom-1	Atom-2	Interatomic distance (Å)	Clash overlap (Å)
1:D:635:ILE:H	1:D:635:ILE:HD13	1.69	0.54
1:D:726:VAL:CG1	1:D:729:ILE:HD13	2.37	0.54
1:A:108:LYS:O	1:A:108:LYS:HG2	2.07	0.54
1:F:1024:HIS:O	1:F:1025:LYS:HD2	2.06	0.54
1:C:444:THR:HG23	1:D:670:GLU:OE1	2.07	0.54
1:E:844:THR:HG23	1:F:1070:GLU:CD	2.27	0.54
1:A:108:LYS:N	1:A:108:LYS:HD3	2.21	0.54
1:F:1118:ILE:HD12	1:F:1151:LEU:HD13	1.89	0.54
1:A:126:VAL:HG12	1:A:129:ILE:HD13	1.88	0.54
1:B:359:TYR:CE1	1:F:1004:HIS:HB2	2.43	0.54
1:F:1146:PRO:O	1:F:1150:VAL:HG23	2.08	0.53
1:D:729:ILE:CD1	1:D:729:ILE:N	2.71	0.53
1:F:1030:HIS:NE2	1:F:1032:GLU:HG3	2.24	0.53
1:B:257:ASN:ND2	1:B:257:ASN:H	2.07	0.53
1:E:835:ILE:HG21	1:F:1086:LEU:HD23	1.91	0.53
1:B:244:THR:HB	1:B:249:LEU:HB2	1.90	0.53
1:A:130:ASP:OD2	1:A:133:THR:HG23	2.07	0.53
1:D:659:ARG:CD	1:D:668:PRO:HD2	2.38	0.53
1:D:737:ILE:O	1:D:740:LYS:HB2	2.08	0.53
1:E:950:VAL:CG2	1:F:1115:ILE:HB	2.38	0.53
1:F:1135:ASP:O	1:F:1139:GLN:HG2	2.07	0.53
1:E:848:VAL:HG21	1:F:1066:THR:OG1	2.09	0.53
1:C:446:SER:OG	1:C:448:VAL:HG23	2.09	0.53
1:C:457:ASN:N	1:C:457:ASN:HD22	2.07	0.53
1:A:44:THR:HB	1:A:49:LEU:HB2	1.91	0.53
1:F:1084:LEU:HD23	1:F:1098:ILE:HD13	1.91	0.53
1:C:420:HIS:O	1:D:708:LYS:CE	2.39	0.53
1:D:708:LYS:O	1:D:708:LYS:HG2	2.09	0.53
1:B:257:ASN:N	1:B:257:ASN:ND2	2.56	0.53
1:C:486:LEU:C	1:C:486:LEU:HD13	2.29	0.52
1:C:412:THR:O	1:C:414:ASN:O	2.27	0.52
1:C:518:ILE:CD1	1:C:551:LEU:HD13	2.39	0.52
1:F:1067:ASN:ND2	1:F:1070:GLU:H	2.07	0.52
1:C:469:GLU:H	1:C:469:GLU:CD	2.13	0.52
1:F:1042:VAL:HG13	1:F:1054:TYR:CD1	2.45	0.52
1:E:831:TRP:CE3	1:E:840:GLY:HA3	2.45	0.52
1:D:618:GLN:C	1:D:620:HIS:H	2.13	0.52
1:A:128:GLY:C	1:A:129:ILE:HD12	2.29	0.52
1:E:843:SER:HA	1:E:849:LEU:O	2.09	0.52
1:A:79:CYS:SG	1:A:146:PRO:HD2	2.49	0.52
1:A:52:GLN:HE21	1:B:248:VAL:HG13	1.74	0.51

*Continued on next page...*

*Continued from previous page...*

Atom-1	Atom-2	Interatomic distance (Å)	Clash overlap (Å)
1:C:421:MET:HG2	1:C:422:THR:H	1.75	0.51
1:C:486:LEU:HA	1:D:635:ILE:CD1	2.41	0.51
1:A:42:VAL:HG13	1:A:54:TYR:CD1	2.45	0.51
1:C:421:MET:C	1:D:708:LYS:CE	2.74	0.51
1:A:35:ILE:HG21	1:B:286:LEU:HD23	1.90	0.51
1:F:1142:LYS:HG3	1:F:1157:LEU:HB2	1.92	0.51
1:E:814:ASN:O	1:E:815:LEU:HB2	2.10	0.51
1:D:724:VAL:HG12	1:D:726:VAL:HG23	1.92	0.51
1:B:329:ILE:CG2	1:B:334:PHE:HB2	2.40	0.51
1:E:886:LEU:HA	1:F:1035:ILE:CG1	2.39	0.51
1:B:267:ASN:HD21	1:B:270:GLU:H	1.53	0.51
1:A:49:LEU:CD2	1:B:248:VAL:HG12	2.41	0.51
1:B:257:ASN:ND2	1:B:258:THR:H	2.06	0.51
1:D:609:ILE:HD12	1:D:609:ILE:N	2.24	0.51
1:C:457:ASN:ND2	1:C:458:THR:HG23	2.26	0.51
1:F:1129:ILE:HG21	1:F:1134:PHE:HB2	1.91	0.51
1:C:466:THR:HG23	1:C:470:GLU:OE2	2.11	0.50
1:D:669:GLU:CD	1:D:669:GLU:H	2.14	0.50
1:A:113:PHE:CE2	1:F:1018:GLN:HG3	2.46	0.50
1:E:878:ALA:HB1	1:F:1054:TYR:CZ	2.47	0.50
1:D:635:ILE:CD1	1:D:635:ILE:N	2.68	0.50
1:B:225:LYS:HA	1:B:245:GLU:OE2	2.12	0.50
1:E:856:PHE:CE2	1:E:860:PHE:HD2	2.30	0.50
1:C:508:LYS:HE2	1:D:620:HIS:O	2.11	0.50
1:E:835:ILE:CD1	1:E:835:ILE:H	2.01	0.50
1:A:150:VAL:HG21	1:B:315:ILE:CD1	2.39	0.50
1:A:35:ILE:N	1:A:35:ILE:HD13	2.27	0.49
1:F:1009:ILE:H	1:F:1010:PRO:HD3	1.75	0.49
1:F:1134:PHE:O	1:F:1138:ILE:HG13	2.12	0.49
1:C:498:ILE:HG12	1:C:524:VAL:HG13	1.93	0.49
1:D:657:ASN:ND2	1:D:658:THR:N	2.60	0.49
1:A:67:ASN:HD22	1:A:69:GLU:HB2	1.77	0.49
1:E:818:GLN:C	1:E:820:HIS:H	2.15	0.49
1:B:312:GLY:HA2	1:D:618:GLN:HE21	1.77	0.49
1:F:1135:ASP:O	1:F:1138:ILE:HD12	2.12	0.49
1:D:734:PHE:CE1	1:D:738:ILE:HD13	2.47	0.49
1:A:59:ARG:HH12	1:A:68:PRO:HB2	1.77	0.49
1:A:86:LEU:HA	1:B:235:ILE:CG1	2.43	0.49
1:A:118:ILE:HD12	1:A:151:LEU:HD13	1.93	0.49
1:D:708:LYS:CD	1:D:708:LYS:H	1.99	0.49
1:A:150:VAL:CG2	1:B:315:ILE:HB	2.42	0.49

*Continued on next page...*

*Continued from previous page...*

Atom-1	Atom-2	Interatomic distance (Å)	Clash overlap (Å)
1:A:108:LYS:HD2	1:B:221:MET:HG3	1.95	0.49
1:A:59:ARG:NH1	1:A:69:GLU:OE2	2.45	0.49
1:E:882:MET:HE1	1:F:1059:ARG:HD3	1.95	0.49
1:A:86:LEU:HD12	1:A:87:MET:SD	2.53	0.48
1:D:635:ILE:CD1	1:D:635:ILE:H	2.24	0.48
1:A:94:THR:HG22	1:B:233:GLY:HA2	1.94	0.48
1:D:657:ASN:O	1:D:661:GLU:HB2	2.14	0.48
1:C:448:VAL:HG21	1:D:666:THR:OG1	2.12	0.48
1:C:488:LEU:CD2	1:C:537:ILE:HG21	2.43	0.48
1:C:478:ALA:HB2	1:D:642:VAL:HG12	1.95	0.48
1:F:1108:LYS:O	1:F:1108:LYS:HG2	2.13	0.48
1:B:269:GLU:CD	1:B:269:GLU:H	2.16	0.48
1:D:693:PHE:CD1	1:D:729:ILE:HD11	2.48	0.48
1:A:126:VAL:HG12	1:A:129:ILE:HD11	1.95	0.48
1:D:696:THR:CG2	1:D:727:PRO:HD3	2.44	0.48
1:E:857:ASN:HD22	1:E:858:THR:N	2.12	0.48
1:F:1009:ILE:HG13	1:F:1009:ILE:O	2.13	0.48
1:E:857:ASN:HD22	1:E:858:THR:H	1.60	0.48
1:E:881:SER:OG	1:E:900:THR:CG2	2.61	0.48
1:A:57:ASN:N	1:A:57:ASN:ND2	2.57	0.48
1:D:750:VAL:O	1:D:750:VAL:HG12	2.14	0.48
1:E:857:ASN:O	1:E:863:GLU:HB2	2.13	0.48
1:A:158:ASP:HA	1:D:604:HIS:O	2.13	0.48
1:B:322:SER:O	1:B:359:TYR:HA	2.14	0.48
1:A:31:TRP:HB3	1:B:298:ILE:HB	1.95	0.48
1:C:552:LYS:HG3	1:C:552:LYS:O	2.14	0.48
1:E:852:GLN:CD	1:F:1048:VAL:HG13	2.34	0.47
1:F:1018:GLN:CD	1:F:1018:GLN:H	2.18	0.47
1:E:854:TYR:CZ	1:F:1078:ALA:HB1	2.49	0.47
1:E:852:GLN:HG3	1:F:1048:VAL:CG1	2.44	0.47
1:E:946:PRO:HD3	2:E:1255:HOH:O	2.14	0.47
1:B:236:LYS:HZ2	1:C:508:LYS:HG2	1.78	0.47
1:A:112:GLY:HA2	1:F:1018:GLN:HE22	1.78	0.47
1:A:44:THR:HG22	1:A:47:GLY:N	2.24	0.47
1:E:882:MET:CE	1:F:1059:ARG:HD3	2.44	0.47
1:B:338:ILE:HG13	1:B:338:ILE:H	1.53	0.47
1:A:44:THR:HG23	1:A:46:SER:H	1.80	0.47
1:E:818:GLN:O	1:E:820:HIS:N	2.47	0.47
1:C:444:THR:CG2	1:C:446:SER:H	2.24	0.47
1:A:108:LYS:HE3	1:B:221:MET:N	2.30	0.47
1:D:688:LEU:HD23	1:D:737:ILE:HG21	1.97	0.47

*Continued on next page...*

*Continued from previous page...*

Atom-1	Atom-2	Interatomic distance (Å)	Clash overlap (Å)
1:C:487:MET:HG3	1:C:541:ALA:HB2	1.97	0.47
1:C:479:CYS:SG	1:C:546:PRO:HD2	2.54	0.47
1:C:457:ASN:O	1:C:461:GLU:HG3	2.14	0.47
1:A:48:VAL:HG12	1:B:249:LEU:CD2	2.45	0.47
1:A:86:LEU:HD13	1:A:86:LEU:C	2.35	0.47
1:A:150:VAL:CG2	1:B:315:ILE:HD12	2.42	0.46
1:E:842:VAL:CG1	1:F:1078:ALA:HB2	2.44	0.46
1:E:822:THR:HB	1:F:1107:ASP:OD2	2.15	0.46
1:D:684:LEU:HD23	1:D:698:ILE:HD13	1.96	0.46
1:D:698:ILE:HG23	1:D:724:VAL:HG22	1.97	0.46
1:B:295:PRO:HA	1:B:326:VAL:HG22	1.96	0.46
1:D:661:GLU:HA	1:D:661:GLU:OE2	2.15	0.46
1:E:857:ASN:ND2	1:E:857:ASN:N	2.63	0.46
1:C:471:LEU:HA	1:C:471:LEU:HD12	1.76	0.46
1:D:611:THR:CG2	1:D:612:THR:H	2.12	0.46
1:C:469:GLU:CD	1:C:469:GLU:N	2.69	0.46
1:C:515:ILE:HB	1:D:750:VAL:CG2	2.41	0.46
1:A:35:ILE:HD12	1:B:285:SER:C	2.35	0.46
1:D:693:PHE:CZ	1:D:729:ILE:HG13	2.51	0.46
1:B:326:VAL:HG11	1:B:329:ILE:CD1	2.44	0.46
1:A:142:LYS:C	1:A:142:LYS:HD2	2.36	0.46
1:B:312:GLY:HA3	1:D:615:LEU:O	2.16	0.46
1:A:52:GLN:NE2	1:B:248:VAL:HG13	2.31	0.46
1:C:425:LYS:HG2	1:D:667:ASN:ND2	2.31	0.46
1:A:157:LEU:HD22	1:A:158:ASP:N	2.30	0.46
1:D:723:GLU:HG2	1:D:760:GLN:OE1	2.15	0.46
1:B:224:HIS:C	1:B:225:LYS:HD2	2.36	0.46
1:F:1034:ASP:OD1	1:F:1035:ILE:N	2.49	0.46
1:F:1044:THR:HB	1:F:1049:LEU:HB2	1.97	0.45
1:C:457:ASN:C	1:C:463:GLU:HB2	2.37	0.45
1:E:866:THR:HG23	1:E:870:GLU:OE2	2.15	0.45
1:A:78:ALA:HB2	1:B:242:VAL:HG12	1.95	0.45
1:F:1130:ASP:OD2	1:F:1132:SER:HB3	2.16	0.45
1:D:618:GLN:O	1:D:619:GLY:C	2.54	0.45
1:B:234:ASP:OD1	1:B:235:ILE:N	2.49	0.45
1:A:138:ILE:HD12	1:A:139:GLN:H	1.81	0.45
1:A:115:ILE:N	1:A:115:ILE:HD12	2.31	0.45
1:E:876:HIS:ND1	1:E:918:ILE:HG21	2.32	0.45
1:C:461:GLU:O	1:C:463:GLU:N	2.49	0.45
1:B:259:ARG:HD3	1:B:268:PRO:HD2	1.99	0.45
1:D:636:LYS:HD2	1:D:636:LYS:O	2.16	0.45

*Continued on next page...*

*Continued from previous page...*

Atom-1	Atom-2	Interatomic distance (Å)	Clash overlap (Å)
1:F:1022:THR:HG23	1:F:1022:THR:O	2.16	0.45
1:A:160:GLN:HE21	1:D:603:HIS:CD2	2.35	0.45
1:D:722:SER:O	1:D:759:TYR:HA	2.17	0.45
1:E:920:LEU:O	1:E:957:LEU:HD23	2.17	0.45
1:E:854:TYR:CE2	1:F:1078:ALA:HB1	2.52	0.45
1:B:300:THR:HA	1:B:321:LYS:O	2.16	0.45
1:C:539:GLN:HA	1:C:539:GLN:NE2	2.32	0.45
1:A:52:GLN:HG3	1:B:248:VAL:CG1	2.43	0.45
1:F:1009:ILE:H	1:F:1010:PRO:HD2	1.79	0.45
1:A:88:LEU:CD1	1:A:95:PRO:HD3	2.47	0.45
1:E:842:VAL:HG13	1:E:854:TYR:CE1	2.52	0.45
1:C:561:LEU:HD13	1:C:563:SER:O	2.17	0.45
1:C:535:ASP:O	1:C:539:GLN:HG2	2.17	0.44
1:F:1108:LYS:HB3	1:F:1113:PHE:CE1	2.52	0.44
1:F:1122:SER:O	1:F:1159:TYR:HA	2.17	0.44
1:B:259:ARG:HG2	1:B:260:PHE:CE2	2.52	0.44
1:E:908:LYS:HE3	1:F:1021:MET:O	2.18	0.44
1:C:448:VAL:HG13	1:D:652:GLN:HE21	1.82	0.44
1:F:1161:LEU:HD13	1:F:1161:LEU:C	2.37	0.44
1:A:44:THR:CG2	1:A:46:SER:H	2.31	0.44
1:C:444:THR:HG22	1:C:447:GLY:N	2.33	0.44
1:C:493:PHE:CE1	1:C:529:ILE:HG12	2.53	0.44
1:C:537:ILE:O	1:C:540:LYS:N	2.50	0.44
1:E:830:HIS:NE2	1:E:832:GLU:HG3	2.31	0.44
1:E:908:LYS:O	1:E:908:LYS:HG2	2.17	0.44
1:A:126:VAL:CG1	1:A:129:ILE:HD13	2.48	0.44
1:F:1076:HIS:HA	1:F:1147:VAL:HG11	1.98	0.44
1:D:650:ASN:O	1:D:651:GLN:HG3	2.18	0.44
1:E:908:LYS:HE2	1:F:1019:GLY:O	2.17	0.44
1:A:59:ARG:NH2	1:B:279:CYS:SG	2.91	0.44
1:A:100:THR:HA	1:A:121:LYS:O	2.17	0.44
1:A:123:GLU:HG2	1:A:160:GLN:OE1	2.17	0.44
1:F:1052:GLN:OE1	1:F:1052:GLN:HA	2.18	0.43
1:D:693:PHE:CE1	1:D:729:ILE:HG13	2.52	0.43
1:F:1059:ARG:HH11	1:F:1068:PRO:CD	2.26	0.43
1:D:609:ILE:HG22	1:D:610:PRO:HD2	1.99	0.43
1:A:86:LEU:HA	1:B:235:ILE:HG13	2.00	0.43
1:A:109:VAL:O	1:A:110:ASP:HB2	2.18	0.43
1:C:501:THR:CG2	1:C:502:ALA:N	2.80	0.43
1:B:267:ASN:ND2	1:B:269:GLU:HB2	2.34	0.43
1:E:835:ILE:CD1	1:E:835:ILE:N	2.76	0.43

*Continued on next page...*

*Continued from previous page...*

Atom-1	Atom-2	Interatomic distance (Å)	Clash overlap (Å)
1:F:1032:GLU:O	1:F:1038:GLY:HA3	2.17	0.43
1:A:70:GLU:CD	1:B:244:THR:HG23	2.39	0.43
1:E:857:ASN:ND2	1:E:857:ASN:H	2.16	0.43
1:F:1121:LYS:HA	1:F:1158:ASP:O	2.19	0.43
1:D:618:GLN:H	1:D:618:GLN:HG3	1.61	0.43
1:E:867:ASN:ND2	1:F:1025:LYS:HG2	2.34	0.43
1:A:126:VAL:CG1	1:A:129:ILE:CD1	2.96	0.43
1:A:100:THR:O	1:B:228:GLN:HG2	2.17	0.43
1:E:908:LYS:HE2	1:F:1020:HIS:CA	2.49	0.43
1:E:870:GLU:CD	1:F:1044:THR:CG2	2.86	0.43
1:F:1086:LEU:HD13	1:F:1086:LEU:C	2.39	0.43
1:A:129:ILE:HG22	1:A:130:ASP:O	2.18	0.43
1:D:719:ALA:HB1	2:D:1281:HOH:O	2.18	0.43
1:E:908:LYS:HE2	1:F:1020:HIS:HA	2.01	0.43
1:D:657:ASN:HD22	1:D:658:THR:N	2.14	0.43
1:C:457:ASN:N	1:C:457:ASN:ND2	2.67	0.43
1:C:493:PHE:CD1	1:C:529:ILE:HG12	2.53	0.43
1:C:487:MET:HE3	1:C:540:LYS:HB3	2.01	0.43
1:D:733:THR:O	1:D:737:ILE:HG12	2.19	0.43
1:E:844:THR:HG22	1:E:847:GLY:N	2.32	0.43
1:F:1082:MET:HB2	1:F:1082:MET:HE3	1.86	0.43
1:E:961:LEU:HD13	1:E:961:LEU:O	2.19	0.43
1:B:334:PHE:O	1:B:338:ILE:HG13	2.18	0.42
1:E:879:CYS:SG	1:E:947:VAL:HG23	2.59	0.42
1:C:441:THR:HB	1:C:451:GLN:O	2.19	0.42
1:C:452:GLN:OE1	1:C:452:GLN:HA	2.19	0.42
1:F:1057:ASN:ND2	1:F:1058:THR:N	2.66	0.42
1:D:742:LYS:HG3	1:D:757:LEU:HB2	2.01	0.42
1:E:887:MET:HE3	1:E:940:LYS:HB3	1.98	0.42
1:C:435:ILE:CG1	1:D:686:LEU:HA	2.47	0.42
1:F:1161:LEU:HD11	1:F:1163:SER:O	2.19	0.42
1:C:444:THR:HG22	1:C:447:GLY:H	1.83	0.42
1:E:882:MET:HE2	1:F:1054:TYR:HE2	1.82	0.42
1:F:1059:ARG:NH1	1:F:1068:PRO:CG	2.82	0.42
1:E:822:THR:O	1:E:822:THR:HG23	2.20	0.42
1:E:908:LYS:HG3	1:F:1019:GLY:O	2.19	0.42
1:F:1108:LYS:HA	1:F:1113:PHE:CD1	2.55	0.42
1:A:135:ASP:O	1:A:138:ILE:CD1	2.67	0.42
1:A:106:LEU:CD1	1:A:113:PHE:CD1	3.02	0.42
1:C:537:ILE:O	1:C:540:LYS:HB2	2.20	0.42
1:A:67:ASN:ND2	1:A:69:GLU:HB2	2.34	0.42

*Continued on next page...*



*Continued from previous page...*

Atom-1	Atom-2	Interatomic distance (Å)	Clash overlap (Å)
1:F:1059:ARG:HH12	1:F:1068:PRO:HB2	1.85	0.42
1:E:849:LEU:HD21	1:F:1049:LEU:HD21	2.02	0.42
1:D:657:ASN:ND2	1:D:657:ASN:N	2.67	0.42
1:C:486:LEU:CA	1:D:635:ILE:HD12	2.50	0.42
1:F:1031:TRP:CD1	1:F:1032:GLU:N	2.88	0.42
1:C:526:VAL:HG11	1:C:529:ILE:HD12	1.97	0.42
1:C:459:ARG:NH2	1:C:469:GLU:OE2	2.53	0.42
1:B:269:GLU:CD	1:B:269:GLU:N	2.73	0.42
1:F:1022:THR:HG23	1:F:1024:HIS:NE2	2.34	0.41
1:C:483:ALA:O	1:C:486:LEU:HB3	2.20	0.41
1:C:448:VAL:HG12	1:D:649:LEU:CD2	2.49	0.41
1:F:1161:LEU:CD1	1:F:1163:SER:O	2.67	0.41
1:A:48:VAL:HG13	1:B:252:GLN:CG	2.43	0.41
1:A:59:ARG:CD	1:A:68:PRO:HD2	2.46	0.41
1:F:1042:VAL:HG13	1:F:1054:TYR:CE1	2.56	0.41
1:D:683:ALA:O	1:D:687:MET:HG2	2.20	0.41
1:E:935:ASP:O	1:E:939:GLN:HG2	2.21	0.41
1:B:259:ARG:NH1	1:B:269:GLU:OE2	2.52	0.41
1:F:1059:ARG:NH1	1:F:1068:PRO:HG2	2.35	0.41
1:B:257:ASN:ND2	1:B:258:THR:N	2.64	0.41
1:A:138:ILE:H	1:A:138:ILE:HG13	1.59	0.41
1:E:879:CYS:SG	1:E:945:CYS:HB2	2.61	0.41
1:F:1036:LYS:HE2	1:F:1036:LYS:HB3	1.88	0.41
1:A:52:GLN:CG	1:B:248:VAL:HG13	2.44	0.41
1:B:244:THR:HG22	1:B:247:GLY:H	1.86	0.41
1:B:252:GLN:OE1	1:B:253:PRO:HD2	2.20	0.41
1:A:42:VAL:HG13	1:A:54:TYR:CE1	2.55	0.41
1:C:561:LEU:CD1	1:C:563:SER:O	2.68	0.41
1:B:271:LEU:HA	1:B:271:LEU:HD12	1.88	0.41
1:E:859:ARG:NH1	1:E:869:GLU:OE1	2.54	0.41
1:C:538:ILE:HD12	1:C:539:GLN:HG2	2.01	0.41
1:B:241:THR:HA	1:B:252:GLN:O	2.21	0.41
1:A:24:HIS:C	1:A:25:LYS:HD2	2.40	0.41
1:B:308:LYS:CD	1:B:308:LYS:H	2.06	0.41
1:A:99:ASP:O	1:A:122:SER:HA	2.20	0.41
1:C:449:LEU:HD22	1:D:648:VAL:CG1	2.51	0.41
1:D:698:ILE:HG12	1:D:724:VAL:HG22	2.02	0.41
1:A:70:GLU:OE1	1:B:244:THR:HG23	2.21	0.41
1:A:117:LYS:HG2	1:A:118:ILE:N	2.36	0.41
1:C:454:TYR:CE2	1:D:682:MET:HE3	2.56	0.40
1:F:1015:LEU:HD23	1:F:1015:LEU:N	2.36	0.40

*Continued on next page...*

Continued from previous page...

Atom-1	Atom-2	Interatomic distance (Å)	Clash overlap (Å)
1:A:76:HIS:HA	1:A:147:VAL:HG11	2.03	0.40
2:B:1270:HOH:O	1:F:1014:ASN:HA	2.20	0.40
1:E:908:LYS:HB3	1:E:913:PHE:CE1	2.56	0.40
1:D:624:HIS:C	1:D:625:LYS:HD2	2.41	0.40
1:B:243:SER:HA	1:B:249:LEU:O	2.21	0.40
1:B:360:GLN:HG2	1:F:1003:HIS:CD2	2.57	0.40
1:E:830:HIS:NE2	1:E:832:GLU:CG	2.84	0.40
1:A:57:ASN:HD22	1:A:58:THR:H	1.68	0.40
1:C:478:ALA:HB2	1:D:642:VAL:CG1	2.51	0.40
1:E:918:ILE:HD12	1:E:951:LEU:CD1	2.41	0.40
1:D:642:VAL:HG13	1:D:654:TYR:CD1	2.57	0.40

All (1) symmetry-related close contacts are listed below. The label for Atom-2 includes the symmetry operator and encoded unit-cell translations to be applied.

Atom-1	Atom-2	Interatomic distance (Å)	Clash overlap (Å)
1:E:958:ASP:OD2	2:D:1223:HOH:O[1_455]	2.17	0.03

## 5.3 Torsion angles [i](#)

### 5.3.1 Protein backbone [i](#)

In the following table, the Percentiles column shows the percent Ramachandran outliers of the chain as a percentile score with respect to all X-ray entries followed by that with respect to entries of similar resolution.

The Analysed column shows the number of residues for which the backbone conformation was analysed, and the total number of residues.

Mol	Chain	Analysed	Favoured	Allowed	Outliers	Percentiles	
1	A	141/162 (87%)	130 (92%)	8 (6%)	3 (2%)	9	10
1	B	141/162 (87%)	129 (92%)	8 (6%)	4 (3%)	6	5
1	C	151/162 (93%)	132 (87%)	12 (8%)	7 (5%)	3	2
1	D	160/162 (99%)	141 (88%)	12 (8%)	7 (4%)	3	2
1	E	149/162 (92%)	133 (89%)	13 (9%)	3 (2%)	9	11
1	F	154/162 (95%)	139 (90%)	8 (5%)	7 (4%)	3	2
All	All	896/972 (92%)	804 (90%)	61 (7%)	31 (4%)	4	3

All (31) Ramachandran outliers are listed below:

Mol	Chain	Res	Type
1	A	48	VAL
1	A	127	PRO
1	B	327	PRO
1	C	413	GLU
1	C	415	LEU
1	C	422	THR
1	C	434	ASP
1	C	462	GLY
1	D	727	PRO
1	E	834	ASP
1	F	1009	ILE
1	F	1012	THR
1	F	1127	PRO
1	A	62	GLY
1	B	234	ASP
1	C	420	HIS
1	D	613	GLU
1	D	618	GLN
1	E	819	GLY
1	F	1013	GLU
1	B	262	GLY
1	C	527	PRO
1	D	614	ASN
1	F	1034	ASP
1	E	927	PRO
1	B	250	ASN
1	D	610	PRO
1	D	619	GLY
1	F	1014	ASN
1	D	648	VAL
1	F	1010	PRO

### 5.3.2 Protein sidechains ⓘ

In the following table, the Percentiles column shows the percent sidechain outliers of the chain as a percentile score with respect to all X-ray entries followed by that with respect to entries of similar resolution.

The Analysed column shows the number of residues for which the sidechain conformation was analysed, and the total number of residues.

Mol	Chain	Analysed	Rotameric	Outliers	Percentiles	
1	A	112/130 (86%)	93 (83%)	19 (17%)	2	3
1	B	112/130 (86%)	92 (82%)	20 (18%)	2	2
1	C	121/130 (93%)	106 (88%)	15 (12%)	6	7
1	D	130/130 (100%)	112 (86%)	18 (14%)	4	5
1	E	119/130 (92%)	103 (87%)	16 (13%)	5	6
1	F	127/130 (98%)	115 (91%)	12 (9%)	11	16
All	All	721/780 (92%)	621 (86%)	100 (14%)	4	5

All (100) residues with a non-rotameric sidechain are listed below:

Mol	Chain	Res	Type
1	A	21	MET
1	A	22	THR
1	A	25	LYS
1	A	28	GLN
1	A	44	THR
1	A	57	ASN
1	A	59	ARG
1	A	66	THR
1	A	70	GLU
1	A	71	LEU
1	A	100	THR
1	A	107	ASP
1	A	108	LYS
1	A	127	PRO
1	A	129	ILE
1	A	138	ILE
1	A	142	LYS
1	A	157	LEU
1	A	161	LEU
1	B	222	THR
1	B	225	LYS
1	B	228	GLN
1	B	235	ILE
1	B	242	VAL
1	B	244	THR
1	B	257	ASN
1	B	259	ARG
1	B	261	GLU
1	B	267	ASN
1	B	271	LEU

*Continued on next page...*

*Continued from previous page...*

Mol	Chain	Res	Type
1	B	300	THR
1	B	306	LEU
1	B	308	LYS
1	B	327	PRO
1	B	338	ILE
1	B	342	LYS
1	B	348	SER
1	B	357	LEU
1	B	361	LEU
1	C	413	GLU
1	C	420	HIS
1	C	428	GLN
1	C	444	THR
1	C	457	ASN
1	C	459	ARG
1	C	463	GLU
1	C	466	THR
1	C	471	LEU
1	C	500	THR
1	C	501	THR
1	C	507	ASP
1	C	508	LYS
1	C	557	LEU
1	C	558	ASP
1	D	609	ILE
1	D	620	HIS
1	D	625	LYS
1	D	628	GLN
1	D	635	ILE
1	D	644	THR
1	D	657	ASN
1	D	661	GLU
1	D	667	ASN
1	D	670	GLU
1	D	671	LEU
1	D	700	THR
1	D	707	ASP
1	D	708	LYS
1	D	727	PRO
1	D	738	ILE
1	D	742	LYS
1	D	757	LEU

*Continued on next page...*

*Continued from previous page...*

Mol	Chain	Res	Type
1	E	825	LYS
1	E	828	GLN
1	E	835	ILE
1	E	844	THR
1	E	857	ASN
1	E	861	GLU
1	E	866	THR
1	E	870	GLU
1	E	871	LEU
1	E	900	THR
1	E	908	LYS
1	E	927	PRO
1	E	938	ILE
1	E	942	LYS
1	E	957	LEU
1	E	958	ASP
1	F	1011	THR
1	F	1018	GLN
1	F	1025	LYS
1	F	1028	GLN
1	F	1044	THR
1	F	1057	ASN
1	F	1059	ARG
1	F	1066	THR
1	F	1071	LEU
1	F	1108	LYS
1	F	1127	PRO
1	F	1157	LEU

Some sidechains can be flipped to improve hydrogen bonding and reduce clashes. All (21) such sidechains are listed below:

Mol	Chain	Res	Type
1	A	57	ASN
1	A	67	ASN
1	A	160	GLN
1	B	257	ASN
1	B	267	ASN
1	C	452	GLN
1	C	457	ASN
1	C	467	ASN
1	C	539	GLN
1	D	614	ASN

*Continued on next page...*

*Continued from previous page...*

Mol	Chain	Res	Type
1	D	618	GLN
1	D	657	ASN
1	D	667	ASN
1	D	739	GLN
1	E	857	ASN
1	E	867	ASN
1	E	939	GLN
1	F	1018	GLN
1	F	1057	ASN
1	F	1067	ASN
1	F	1139	GLN

### 5.3.3 RNA [i](#)

There are no RNA molecules in this entry.

### 5.4 Non-standard residues in protein, DNA, RNA chains [i](#)

There are no non-standard protein/DNA/RNA residues in this entry.

### 5.5 Carbohydrates [i](#)

There are no carbohydrates in this entry.

### 5.6 Ligand geometry [i](#)

There are no ligands in this entry.

### 5.7 Other polymers [i](#)

There are no such residues in this entry.

### 5.8 Polymer linkage issues [i](#)

There are no chain breaks in this entry.

## 6 Fit of model and data ⓘ

### 6.1 Protein, DNA and RNA chains ⓘ

In the following table, the column labelled ‘#RSRZ> 2’ contains the number (and percentage) of RSRZ outliers, followed by percent RSRZ outliers for the chain as percentile scores relative to all X-ray entries and entries of similar resolution. The OWAB column contains the minimum, median, 95<sup>th</sup> percentile and maximum values of the occupancy-weighted average B-factor per residue. The column labelled ‘Q< 0.9’ lists the number of (and percentage) of residues with an average occupancy less than 0.9.

Mol	Chain	Analysed	<RSRZ>	#RSRZ>2	OWAB(Å <sup>2</sup> )	Q<0.9
1	A	143/162 (88%)	-0.08	1 (0%) 89 88	24, 46, 87, 139	0
1	B	143/162 (88%)	-0.09	1 (0%) 89 88	26, 47, 92, 130	0
1	C	153/162 (94%)	0.20	10 (6%) 22 22	39, 67, 124, 152	0
1	D	162/162 (100%)	0.13	5 (3%) 52 52	35, 57, 104, 164	0
1	E	151/162 (93%)	0.07	7 (4%) 36 37	26, 53, 128, 148	0
1	F	158/162 (97%)	0.24	9 (5%) 27 27	27, 56, 141, 172	0
All	All	910/972 (93%)	0.08	33 (3%) 46 47	24, 54, 121, 172	0

All (33) RSRZ outliers are listed below:

Mol	Chain	Res	Type	RSRZ
1	F	1056	PHE	7.4
1	F	1058	THR	7.1
1	F	1010	PRO	5.8
1	F	1111	ALA	5.8
1	F	1064	LYS	5.7
1	F	1059	ARG	4.7
1	C	413	GLU	4.6
1	E	858	THR	4.2
1	A	21	MET	4.1
1	E	911	ALA	4.1
1	C	525	ALA	3.8
1	F	1065	GLY	3.6
1	E	862	GLY	3.5
1	C	526	VAL	3.4
1	E	863	GLU	2.9
1	D	611	THR	2.8
1	C	436	LYS	2.8
1	E	856	PHE	2.7
1	F	1055	GLY	2.6

*Continued on next page...*



*Continued from previous page...*

Mol	Chain	Res	Type	RSRZ
1	C	439	LYS	2.6
1	E	913	PHE	2.6
1	D	729	ILE	2.4
1	C	416	TYR	2.4
1	F	1036	LYS	2.4
1	C	527	PRO	2.3
1	D	692	GLY	2.2
1	C	412	THR	2.1
1	C	417	PHE	2.1
1	C	563	SER	2.1
1	B	311	ALA	2.1
1	D	711	ALA	2.1
1	E	813	GLU	2.1
1	D	709	VAL	2.0

## 6.2 Non-standard residues in protein, DNA, RNA chains [i](#)

There are no non-standard protein/DNA/RNA residues in this entry.

## 6.3 Carbohydrates [i](#)

There are no carbohydrates in this entry.

## 6.4 Ligands [i](#)

There are no ligands in this entry.

## 6.5 Other polymers [i](#)

There are no such residues in this entry.