



# Full wwPDB X-ray Structure Validation Report ⓘ

Jan 31, 2016 – 09:16 PM GMT

PDB ID : 1O77  
Title : CRYSTAL STRUCTURE OF THE C713S MUTANT OF THE TIR DOMAIN  
OF HUMAN TLR2  
Authors : Tao, X.; Xu, Y.; Ye, Z.; Beg, A.A.; Tong, L.  
Deposited on : 2002-10-24  
Resolution : 3.20 Å(reported)

This is a Full wwPDB X-ray Structure Validation Report for a publicly released PDB entry.  
We welcome your comments at [validation@mail.wwpdb.org](mailto:validation@mail.wwpdb.org)  
A user guide is available at  
<http://wwpdb.org/validation/2016/XrayValidationReportHelp>  
with specific help available everywhere you see the ⓘ symbol.

---

The following versions of software and data (see [references ⓘ](#)) were used in the production of this report:

MolProbity : 4.02b-467  
Mogul : 1.7 (RC4), CSD as536be (2015)  
Xtriage (Phenix) : **NOT EXECUTED**  
EDS : **NOT EXECUTED**  
Percentile statistics : 20151230.v01 (using entries in the PDB archive December 30th 2015)  
Ideal geometry (proteins) : Engh & Huber (2001)  
Ideal geometry (DNA, RNA) : Parkinson et al. (1996)  
Validation Pipeline (wwPDB-VP) : trunk26865

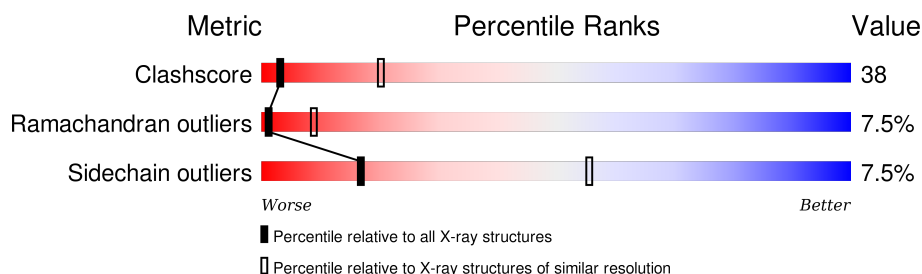
# 1 Overall quality at a glance

The following experimental techniques were used to determine the structure:

*X-RAY DIFFRACTION*

The reported resolution of this entry is 3.20 Å.


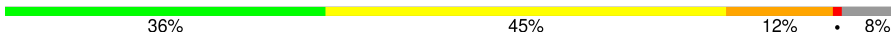
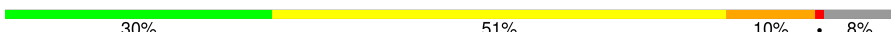


Percentile scores (ranging between 0-100) for global validation metrics of the entry are shown in the following graphic. The table shows the number of entries on which the scores are based.



Metric	Whole archive (#Entries)	Similar resolution (#Entries, resolution range(Å))
Clashscore	102246	1024 (3.22-3.18)
Ramachandran outliers	100387	1004 (3.22-3.18)
Sidechain outliers	100360	1003 (3.22-3.18)

The table below summarises the geometric issues observed across the polymeric chains and their fit to the electron density. The red, orange, yellow and green segments on the lower bar indicate the fraction of residues that contain outliers for  $\geq 3$ , 2, 1 and 0 types of geometric quality criteria. A grey segment represents the fraction of residues that are not modelled. The numeric value for each fraction is indicated below the corresponding segment, with a dot representing fractions  $\leq 5\%$ . The upper red bar (where present) indicates the fraction of residues that have poor fit to the electron density. The numeric value is given above the bar.

Note EDS was not executed.

Mol	Chain	Length	Quality of chain
1	A	146	
1	B	146	
1	C	146	
1	D	146	
1	E	146	

## 2 Entry composition

There is only 1 type of molecule in this entry. The entry contains 5824 atoms, of which 0 are hydrogens and 0 are deuteriums.

In the tables below, the ZeroOcc column contains the number of atoms modelled with zero occupancy, the AltConf column contains the number of residues with at least one atom in alternate conformation and the Trace column contains the number of residues modelled with at most 2 atoms.

- Molecule 1 is a protein called TOLL-LIKE RECEPTOR 2.

Mol	Chain	Residues	Atoms					ZeroOcc	AltConf	Trace
1	A	141	Total	C	N	O	S	0	0	0
			1195	785	196	208	6			
1	B	135	Total	C	N	O	S	0	0	0
			1138	748	185	199	6			
1	C	135	Total	C	N	O	S	0	0	0
			1138	746	185	201	6			
1	D	141	Total	C	N	O	S	0	0	0
			1195	785	196	208	6			
1	E	137	Total	C	N	O	S	0	0	0
			1158	761	187	204	6			

There are 5 discrepancies between the modelled and reference sequences:

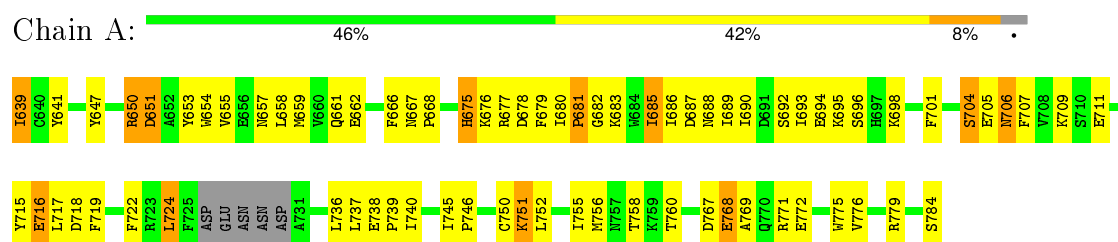
Chain	Residue	Modelled	Actual	Comment	Reference
A	713	SER	CYS	ENGINEERED MUTATION	UNP O60603
B	713	SER	CYS	ENGINEERED MUTATION	UNP O60603
C	713	SER	CYS	ENGINEERED MUTATION	UNP O60603
D	713	SER	CYS	ENGINEERED MUTATION	UNP O60603
E	713	SER	CYS	ENGINEERED MUTATION	UNP O60603

### 3 Residue-property plots

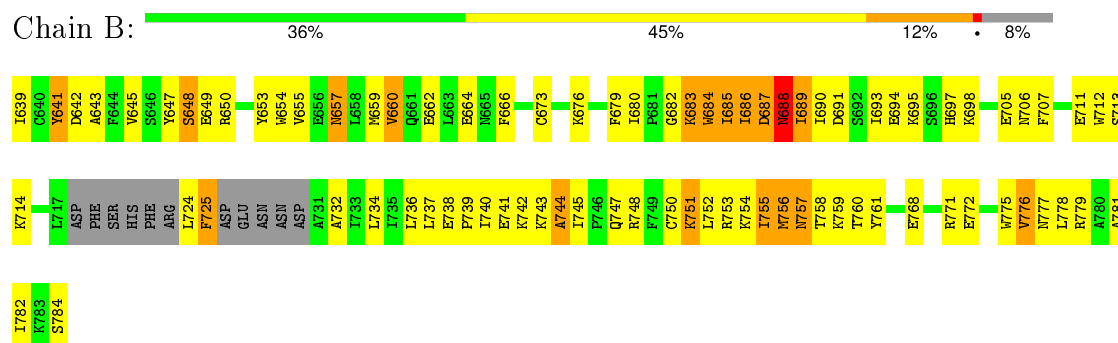
These plots are drawn for all protein, RNA and DNA chains in the entry. The first graphic for a chain summarises the proportions of errors displayed in the second graphic. The second graphic shows the sequence view annotated by issues in geometry and electron density. Residues are color-coded according to the number of geometric quality criteria for which they contain at least one outlier: green = 0, yellow = 1, orange = 2 and red = 3 or more. A red dot above a residue indicates a poor fit to the electron density ( $RSRZ > 2$ ). Stretches of 2 or more consecutive residues without any outlier are shown as a green connector. Residues present in the sample, but not in the model, are shown in grey.

Note EDS was not executed.

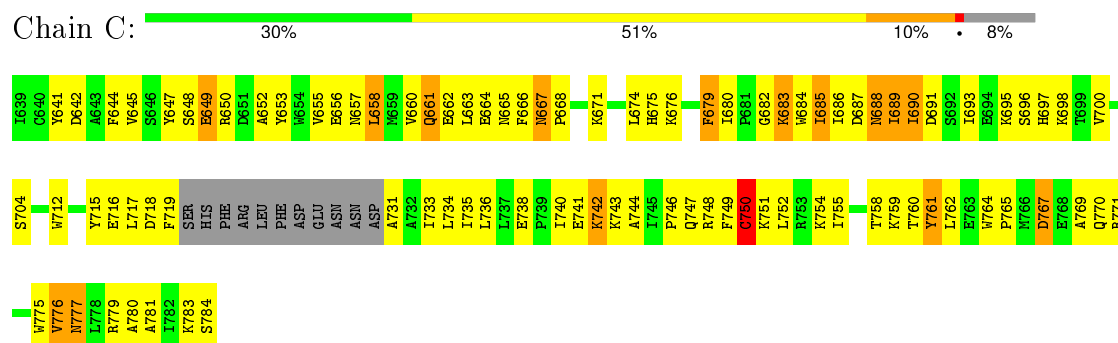
#### • Molecule 1: TOLL-LIKE RECEPTOR 2



#### • Molecule 1: TOLL-LIKE RECEPTOR 2

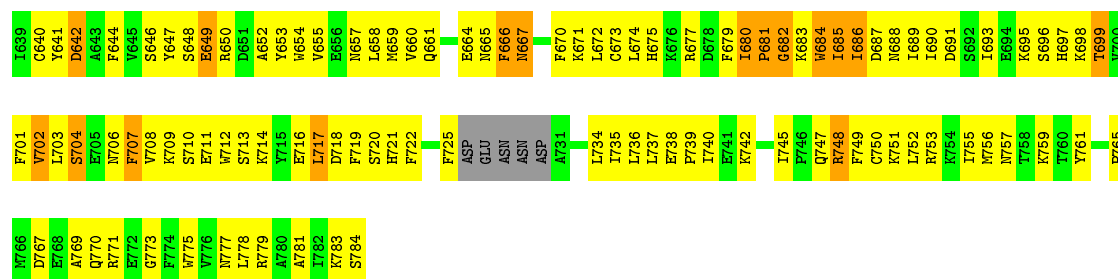


#### • Molecule 1: TOLL-LIKE RECEPTOR 2



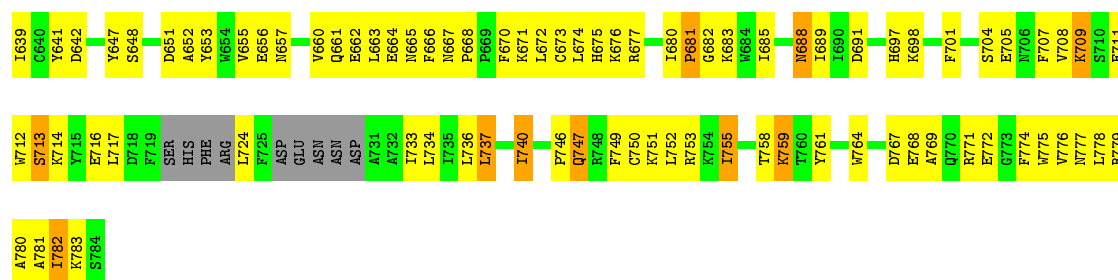
#### • Molecule 1: TOLL-LIKE RECEPTOR 2

Chain D:  26% 60% 11%



• Molecule 1: TOLL-LIKE RECEPTOR 2

Chain E:  37% 50% 7% 6%



## 4 Data and refinement statistics

Xtriage (Phenix) and EDS were not executed - this section will therefore be incomplete.

Property	Value	Source
Space group	P 65 2 2	Depositor
Cell constants a, b, c, $\alpha$ , $\beta$ , $\gamma$	112.30Å 112.30Å 362.80Å 90.00° 90.00° 120.00°	Depositor
Resolution (Å)	20.00 – 3.20	Depositor
% Data completeness (in resolution range)	84.9 (20.00-3.20)	Depositor
$R_{merge}$	0.09	Depositor
$R_{sym}$	(Not available)	Depositor
Refinement program	CNS 1.1	Depositor
R, $R_{free}$	0.249 , 0.315	Depositor
Estimated twinning fraction	No twinning to report.	Xtriage
Total number of atoms	5824	wwPDB-VP
Average B, all atoms (Å <sup>2</sup> )	69.0	wwPDB-VP

## 5 Model quality [i](#)

### 5.1 Standard geometry [i](#)

The Z score for a bond length (or angle) is the number of standard deviations the observed value is removed from the expected value. A bond length (or angle) with  $|Z| > 5$  is considered an outlier worth inspection. RMSZ is the root-mean-square of all Z scores of the bond lengths (or angles).

Mol	Chain	Bond lengths		Bond angles	
		RMSZ	# $ Z  > 5$	RMSZ	# $ Z  > 5$
1	A	0.52	0/1228	0.69	0/1657
1	B	0.50	0/1167	0.71	0/1574
1	C	0.43	0/1168	0.68	1/1577 (0.1%)
1	D	0.43	0/1228	0.62	0/1657
1	E	0.42	0/1188	0.63	0/1601
All	All	0.46	0/5979	0.67	1/8066 (0.0%)

There are no bond length outliers.

All (1) bond angle outliers are listed below:

Mol	Chain	Res	Type	Atoms	Z	Observed(°)	Ideal(°)
1	C	750	CYS	CA-CB-SG	-8.78	98.20	114.00

There are no chirality outliers.

There are no planarity outliers.

### 5.2 Too-close contacts [i](#)

In the following table, the Non-H and H(model) columns list the number of non-hydrogen atoms and hydrogen atoms in the chain respectively. The H(added) column lists the number of hydrogen atoms added and optimized by MolProbity. The Clashes column lists the number of clashes within the asymmetric unit, whereas Symm-Clashes lists symmetry related clashes.

Mol	Chain	Non-H	H(model)	H(added)	Clashes	Symm-Clashes
1	A	1195	0	1188	71	0
1	B	1138	0	1140	99	0
1	C	1138	0	1134	98	0
1	D	1195	0	1188	111	0
1	E	1158	0	1155	76	0
All	All	5824	0	5805	439	0

The all-atom clashscore is defined as the number of clashes found per 1000 atoms (including hydrogen atoms). The all-atom clashscore for this structure is 38.

All (439) close contacts within the same asymmetric unit are listed below, sorted by their clash magnitude.

Atom-1	Atom-2	Interatomic distance (Å)	Clash overlap (Å)
1:A:758:THR:HG22	1:A:760:THR:HG23	1.44	1.00
1:C:777:ASN:HD22	1:C:777:ASN:H	1.03	0.98
1:B:741:GLU:HG3	1:B:744:ALA:H	1.26	0.96
1:C:661:GLN:HA	1:C:665:ASN:HD22	1.28	0.96
1:E:661:GLN:HA	1:E:665:ASN:HD22	1.31	0.94
1:C:690:ILE:H	1:C:690:ILE:HD12	1.31	0.93
1:B:688:ASN:HD22	1:B:689:ILE:N	1.71	0.88
1:E:661:GLN:HA	1:E:665:ASN:ND2	1.89	0.88
1:B:688:ASN:HD22	1:B:689:ILE:H	1.23	0.85
1:C:719:PHE:CZ	1:C:751:LYS:HG2	2.12	0.84
1:C:734:LEU:HD11	1:C:755:ILE:HG22	1.57	0.84
1:C:777:ASN:N	1:C:777:ASN:HD22	1.75	0.83
1:D:701:PHE:HE1	1:D:725:PHE:HZ	1.28	0.82
1:B:689:ILE:HG22	1:B:690:ILE:HD12	1.62	0.81
1:C:777:ASN:H	1:C:777:ASN:ND2	1.80	0.79
1:B:688:ASN:ND2	1:B:689:ILE:H	1.81	0.78
1:E:747:GLN:H	1:E:747:GLN:CD	1.87	0.78
1:A:686:ILE:O	1:A:690:ILE:HG13	1.84	0.77
1:E:701:PHE:HB2	1:E:734:LEU:HD23	1.67	0.76
1:A:680:ILE:HG23	1:A:681:PRO:HD2	1.67	0.75
1:A:738:GLU:HB2	1:A:739:PRO:HD2	1.69	0.74
1:A:641:TYR:HB2	1:A:696:SER:HB3	1.69	0.74
1:A:639:ILE:HD12	1:A:639:ILE:N	2.03	0.73
1:A:661:GLN:HG3	1:E:750:CYS:SG	2.29	0.72
1:E:663:LEU:O	1:E:670:PHE:HB2	1.89	0.72
1:E:648:SER:HB3	1:E:651:ASP:OD2	1.90	0.72
1:D:670:PHE:CE2	1:D:783:LYS:HE2	2.24	0.72
1:B:679:PHE:HE2	1:B:688:ASN:CB	2.02	0.72
1:C:679:PHE:N	1:C:679:PHE:HD2	1.88	0.72
1:D:711:GLU:HG2	1:D:714:LYS:NZ	2.05	0.71
1:C:697:HIS:O	1:C:698:LYS:HD2	1.90	0.71
1:B:639:ILE:HD13	1:B:697:HIS:CE1	2.26	0.71
1:E:681:PRO:O	1:E:683:LYS:N	2.22	0.71
1:C:653:TYR:O	1:C:657:ASN:HB2	1.90	0.70
1:B:682:GLY:O	1:B:683:LYS:HB3	1.91	0.70
1:D:750:CYS:O	1:D:753:ARG:HB2	1.91	0.70
1:D:701:PHE:HE1	1:D:725:PHE:CZ	2.09	0.70

*Continued on next page...*



*Continued from previous page...*

Atom-1	Atom-2	Interatomic distance (Å)	Clash overlap (Å)
1:E:759:LYS:HA	1:E:761:TYR:CE2	2.27	0.70
1:B:772:GLU:O	1:B:776:VAL:HG23	1.92	0.69
1:C:765:PRO:HG2	1:C:771:ARG:HD3	1.73	0.69
1:B:753:ARG:O	1:B:756:MET:HB2	1.92	0.69
1:E:747:GLN:H	1:E:747:GLN:NE2	1.90	0.69
1:C:679:PHE:N	1:C:679:PHE:CD2	2.58	0.69
1:C:767:ASP:OD2	1:C:769:ALA:HB3	1.94	0.68
1:B:684:TRP:HB3	1:B:687:ASP:OD1	1.94	0.67
1:C:667:ASN:HD22	1:C:668:PRO:HA	1.58	0.67
1:D:701:PHE:HB2	1:D:734:LEU:HD23	1.76	0.67
1:B:688:ASN:O	1:B:689:ILE:C	2.33	0.67
1:E:661:GLN:O	1:E:665:ASN:HB2	1.95	0.67
1:D:711:GLU:HG2	1:D:714:LYS:HZ2	1.58	0.67
1:D:710:SER:O	1:D:711:GLU:HG3	1.95	0.66
1:E:734:LEU:HD11	1:E:755:ILE:HD12	1.75	0.66
1:A:680:ILE:CG2	1:A:681:PRO:HD2	2.25	0.66
1:D:767:ASP:HB2	1:D:770:GLN:HB2	1.77	0.66
1:C:719:PHE:CE2	1:C:751:LYS:HE2	2.32	0.65
1:D:659:MET:HA	1:D:775:TRP:CZ3	2.31	0.65
1:B:679:PHE:HE2	1:B:688:ASN:HB2	1.61	0.65
1:A:718:ASP:OD1	1:B:680:ILE:HG13	1.96	0.65
1:B:759:LYS:HA	1:B:761:TYR:CD2	2.32	0.65
1:B:662:GLU:OE1	1:B:779:ARG:NH2	2.30	0.64
1:D:701:PHE:CE1	1:D:725:PHE:HZ	2.13	0.64
1:B:781:ALA:O	1:B:784:SER:HB3	1.98	0.64
1:A:647:TYR:CD2	1:A:655:VAL:HG11	2.32	0.64
1:C:682:GLY:O	1:C:683:LYS:HB3	1.98	0.63
1:E:708:VAL:HA	1:E:712:TRP:HB2	1.81	0.63
1:B:775:TRP:O	1:B:778:LEU:N	2.32	0.63
1:E:758:THR:O	1:E:759:LYS:HB2	1.99	0.63
1:D:666:PHE:O	1:D:667:ASN:HB2	1.97	0.63
1:D:691:ASP:O	1:D:695:LYS:HB2	1.99	0.63
1:D:680:ILE:H	1:D:680:ILE:HD13	1.64	0.62
1:C:647:TYR:CZ	1:C:676:LYS:HB2	2.34	0.62
1:C:700:VAL:HG22	1:C:733:ILE:HB	1.80	0.62
1:E:672:LEU:HB3	1:E:674:LEU:HD21	1.82	0.62
1:D:712:TRP:NE1	1:D:716:GLU:HG2	2.14	0.62
1:C:689:ILE:H	1:C:689:ILE:HD12	1.65	0.61
1:A:719:PHE:HB3	1:A:722:PHE:HD1	1.64	0.61
1:B:743:LYS:O	1:B:745:ILE:N	2.32	0.61
1:C:741:GLU:HG3	1:C:743:LYS:H	1.65	0.61

*Continued on next page...*

*Continued from previous page...*

Atom-1	Atom-2	Interatomic distance (Å)	Clash overlap (Å)
1:B:687:ASP:O	1:B:688:ASN:ND2	2.33	0.61
1:E:734:LEU:CD1	1:E:755:ILE:HD12	2.29	0.61
1:B:653:TYR:O	1:B:657:ASN:HB2	2.01	0.61
1:A:675:HIS:NE2	1:A:676:LYS:NZ	2.48	0.61
1:B:750:CYS:O	1:B:753:ARG:N	2.33	0.60
1:D:681:PRO:O	1:D:683:LYS:N	2.35	0.60
1:E:734:LEU:HD13	1:E:755:ILE:HG23	1.82	0.60
1:D:773:GLY:O	1:D:777:ASN:ND2	2.34	0.60
1:C:662:GLU:O	1:C:663:LEU:HD23	2.01	0.60
1:D:641:TYR:HB2	1:D:696:SER:OG	2.00	0.60
1:C:744:ALA:O	1:C:746:PRO:HD3	2.02	0.60
1:A:718:ASP:HA	1:B:688:ASN:OD1	2.02	0.59
1:B:650:ARG:HD3	1:B:706:ASN:OD1	2.02	0.59
1:A:681:PRO:O	1:A:683:LYS:N	2.35	0.59
1:C:746:PRO:HD2	1:C:749:PHE:HD1	1.67	0.59
1:D:686:ILE:O	1:D:689:ILE:HB	2.02	0.59
1:A:758:THR:HG22	1:A:760:THR:CG2	2.26	0.59
1:D:690:ILE:HG23	1:D:722:PHE:CE1	2.36	0.59
1:C:686:ILE:O	1:C:690:ILE:HD13	2.03	0.59
1:D:641:TYR:CD2	1:D:673:CYS:HB2	2.38	0.59
1:A:662:GLU:HG3	1:A:775:TRP:CE2	2.38	0.59
1:C:689:ILE:N	1:C:689:ILE:HD12	2.18	0.58
1:D:734:LEU:O	1:D:761:TYR:HB2	2.04	0.58
1:C:718:ASP:O	1:C:719:PHE:CD1	2.56	0.58
1:D:690:ILE:HG23	1:D:722:PHE:HE1	1.67	0.58
1:B:648:SER:HB2	1:B:711:GLU:HG2	1.86	0.58
1:B:679:PHE:CE2	1:B:688:ASN:HB2	2.39	0.58
1:C:758:THR:HG22	1:C:760:THR:HG23	1.86	0.58
1:B:768:GLU:O	1:B:771:ARG:HG3	2.04	0.58
1:C:655:VAL:HG12	1:C:674:LEU:HD13	1.85	0.57
1:B:647:TYR:CZ	1:B:676:LYS:HB2	2.38	0.57
1:D:686:ILE:HG23	1:D:687:ASP:H	1.70	0.57
1:E:714:LYS:HB2	1:E:714:LYS:HZ2	1.69	0.57
1:C:718:ASP:C	1:C:719:PHE:CD1	2.77	0.57
1:E:772:GLU:O	1:E:776:VAL:HG23	2.03	0.57
1:E:733:ILE:H	1:E:733:ILE:HD12	1.69	0.57
1:C:698:LYS:HG2	1:C:733:ILE:HD11	1.86	0.57
1:C:662:GLU:OE1	1:C:779:ARG:NH2	2.37	0.57
1:E:716:GLU:OE1	1:E:751:LYS:HB2	2.05	0.57
1:B:778:LEU:O	1:B:782:ILE:HG13	2.05	0.57
1:B:747:GLN:O	1:D:640:CYS:SG	2.63	0.57

*Continued on next page...*

*Continued from previous page...*

Atom-1	Atom-2	Interatomic distance (Å)	Clash overlap (Å)
1:E:752:LEU:O	1:E:755:ILE:HB	2.04	0.57
1:E:681:PRO:C	1:E:683:LYS:H	2.08	0.56
1:A:653:TYR:CD1	1:A:657:ASN:ND2	2.71	0.56
1:B:752:LEU:O	1:B:756:MET:HG2	2.06	0.56
1:E:641:TYR:CD2	1:E:673:CYS:HB2	2.40	0.56
1:E:662:GLU:O	1:E:666:PHE:HB2	2.05	0.56
1:D:712:TRP:NE1	1:D:752:LEU:HB2	2.19	0.56
1:B:645:VAL:HG21	1:B:659:MET:CE	2.35	0.56
1:A:690:ILE:HD11	1:B:684:TRP:HH2	1.70	0.56
1:C:777:ASN:O	1:C:780:ALA:HB3	2.05	0.56
1:D:716:GLU:OE2	1:D:751:LYS:HB2	2.06	0.56
1:E:642:ASP:HB2	1:E:671:LYS:O	2.05	0.56
1:C:734:LEU:HD11	1:C:755:ILE:CG2	2.31	0.56
1:D:734:LEU:HD11	1:D:755:ILE:HD12	1.87	0.56
1:C:712:TRP:NE1	1:C:752:LEU:HB2	2.21	0.56
1:C:688:ASN:HB2	1:C:689:ILE:HD12	1.87	0.56
1:D:650:ARG:HD3	1:D:706:ASN:OD1	2.06	0.56
1:D:674:LEU:HD13	1:D:677:ARG:CZ	2.36	0.56
1:D:704:SER:C	1:D:740:ILE:HD11	2.25	0.55
1:B:690:ILE:HD12	1:B:690:ILE:N	2.21	0.55
1:A:772:GLU:O	1:A:776:VAL:HG23	2.05	0.55
1:A:758:THR:CG2	1:A:760:THR:HG23	2.28	0.55
1:E:734:LEU:O	1:E:761:TYR:HB2	2.06	0.55
1:C:698:LYS:HG3	1:C:731:ALA:O	2.06	0.55
1:D:775:TRP:O	1:D:779:ARG:HG3	2.07	0.55
1:D:680:ILE:O	1:D:688:ASN:ND2	2.40	0.55
1:E:712:TRP:O	1:E:713:SER:C	2.45	0.55
1:D:661:GLN:O	1:D:665:ASN:HB2	2.06	0.55
1:E:639:ILE:HG21	1:E:697:HIS:CD2	2.42	0.55
1:B:734:LEU:HD21	1:B:755:ILE:HG23	1.88	0.55
1:D:767:ASP:C	1:D:769:ALA:H	2.08	0.54
1:E:662:GLU:HG3	1:E:775:TRP:CE2	2.42	0.54
1:A:718:ASP:CG	1:B:680:ILE:HG13	2.27	0.54
1:A:709:LYS:HB3	1:A:709:LYS:NZ	2.23	0.54
1:C:689:ILE:HG22	1:C:690:ILE:N	2.23	0.54
1:B:759:LYS:HA	1:B:761:TYR:HD2	1.69	0.54
1:E:656:GLU:O	1:E:660:VAL:HG21	2.06	0.54
1:B:654:TRP:CD2	1:B:737:LEU:HD11	2.43	0.54
1:C:704:SER:HB2	1:C:738:GLU:HG2	1.90	0.54
1:B:743:LYS:C	1:B:745:ILE:H	2.11	0.54
1:E:708:VAL:HA	1:E:712:TRP:CB	2.38	0.54

*Continued on next page...*

*Continued from previous page...*

Atom-1	Atom-2	Interatomic distance (Å)	Clash overlap (Å)
1:A:751:LYS:HE3	1:B:695:LYS:HZ2	1.71	0.54
1:B:741:GLU:OE2	1:B:743:LYS:HB2	2.07	0.54
1:B:643:ALA:HA	1:B:698:LYS:O	2.08	0.54
1:C:719:PHE:CE2	1:C:751:LYS:HG2	2.43	0.54
1:E:759:LYS:HA	1:E:761:TYR:CD2	2.42	0.53
1:D:659:MET:HA	1:D:775:TRP:HZ3	1.71	0.53
1:D:674:LEU:HD13	1:D:677:ARG:NH2	2.22	0.53
1:C:777:ASN:N	1:C:777:ASN:ND2	2.49	0.53
1:A:689:ILE:O	1:A:693:ILE:HG13	2.08	0.53
1:A:717:LEU:O	1:B:688:ASN:HB3	2.09	0.53
1:B:707:PHE:CD1	1:B:711:GLU:HB2	2.43	0.53
1:B:741:GLU:HB3	1:B:744:ALA:HB3	1.89	0.53
1:D:655:VAL:O	1:D:660:VAL:HG23	2.08	0.53
1:E:709:LYS:C	1:E:709:LYS:HD3	2.29	0.53
1:C:684:TRP:HB3	1:C:687:ASP:OD1	2.09	0.53
1:B:748:ARG:HB3	1:D:641:TYR:OH	2.08	0.53
1:A:767:ASP:O	1:A:769:ALA:N	2.42	0.53
1:C:689:ILE:O	1:C:693:ILE:HG13	2.09	0.53
1:D:765:PRO:HG2	1:D:771:ARG:HG2	1.91	0.53
1:D:717:LEU:HA	1:D:720:SER:HB2	1.90	0.53
1:E:737:LEU:O	1:E:764:TRP:HB3	2.08	0.53
1:B:750:CYS:O	1:B:752:LEU:N	2.43	0.52
1:C:662:GLU:HG3	1:C:775:TRP:CD2	2.44	0.52
1:A:758:THR:HG22	1:A:758:THR:O	2.09	0.52
1:A:751:LYS:HE3	1:B:695:LYS:NZ	2.24	0.52
1:C:658:LEU:HD23	1:C:658:LEU:N	2.23	0.52
1:E:683:LYS:HD3	1:E:691:ASP:OD2	2.10	0.52
1:D:748:ARG:HG3	1:D:749:PHE:CD2	2.45	0.52
1:C:776:VAL:O	1:C:777:ASN:C	2.48	0.52
1:C:662:GLU:HG3	1:C:775:TRP:CE2	2.45	0.52
1:D:706:ASN:O	1:D:709:LYS:HB3	2.09	0.52
1:D:717:LEU:HD12	1:D:717:LEU:N	2.24	0.52
1:C:693:ILE:C	1:C:695:LYS:H	2.13	0.51
1:D:674:LEU:N	1:D:674:LEU:HD12	2.25	0.51
1:D:713:SER:O	1:D:717:LEU:HD12	2.11	0.51
1:C:652:ALA:O	1:C:656:GLU:N	2.43	0.51
1:B:689:ILE:HG22	1:B:690:ILE:N	2.25	0.51
1:C:660:VAL:CG1	1:C:664:GLU:HB2	2.41	0.51
1:E:777:ASN:O	1:E:780:ALA:HB3	2.10	0.51
1:E:674:LEU:HD12	1:E:677:ARG:CZ	2.40	0.51
1:E:714:LYS:CB	1:E:714:LYS:HZ2	2.24	0.51

*Continued on next page...*

*Continued from previous page...*

Atom-1	Atom-2	Interatomic distance (Å)	Clash overlap (Å)
1:D:680:ILE:HD11	1:D:683:LYS:CE	2.40	0.51
1:B:647:TYR:CE1	1:B:676:LYS:HB2	2.46	0.51
1:E:660:VAL:HG13	1:E:664:GLU:OE1	2.11	0.51
1:B:684:TRP:HB3	1:B:687:ASP:CG	2.31	0.51
1:C:741:GLU:HG3	1:C:743:LYS:HB2	1.92	0.51
1:D:757:ASN:C	1:D:759:LYS:H	2.14	0.51
1:A:738:GLU:HB2	1:A:739:PRO:CD	2.39	0.51
1:E:771:ARG:O	1:E:772:GLU:C	2.48	0.51
1:E:653:TYR:CD1	1:E:657:ASN:ND2	2.79	0.51
1:E:689:ILE:HD11	1:E:714:LYS:HZ1	1.75	0.50
1:E:704:SER:OG	1:E:705:GLU:N	2.43	0.50
1:D:660:VAL:O	1:D:664:GLU:N	2.35	0.50
1:B:775:TRP:O	1:B:776:VAL:C	2.48	0.50
1:E:775:TRP:C	1:E:779:ARG:NH1	2.65	0.50
1:D:734:LEU:HD13	1:D:755:ILE:HG23	1.92	0.50
1:E:652:ALA:HB1	1:E:656:GLU:OE1	2.11	0.50
1:A:667:ASN:HA	1:A:668:PRO:C	2.32	0.50
1:D:751:LYS:O	1:D:755:ILE:HG12	2.12	0.50
1:B:757:ASN:O	1:B:759:LYS:HG3	2.12	0.50
1:C:660:VAL:HG13	1:C:664:GLU:HB2	1.94	0.50
1:E:707:PHE:CD1	1:E:711:GLU:HB2	2.46	0.50
1:A:740:ILE:HB	1:A:756:MET:CE	2.41	0.50
1:B:690:ILE:O	1:B:694:GLU:HG3	2.12	0.50
1:E:680:ILE:HD11	1:E:683:LYS:CE	2.41	0.50
1:D:680:ILE:HD11	1:D:683:LYS:HE2	1.93	0.50
1:D:759:LYS:HA	1:D:761:TYR:CE2	2.46	0.49
1:D:686:ILE:O	1:D:690:ILE:HG13	2.13	0.49
1:C:690:ILE:N	1:C:690:ILE:HD12	2.14	0.49
1:C:641:TYR:O	1:C:696:SER:HA	2.12	0.49
1:D:654:TRP:CE2	1:D:737:LEU:HD13	2.47	0.49
1:E:647:TYR:CE2	1:E:655:VAL:HG11	2.47	0.49
1:B:688:ASN:O	1:B:691:ASP:N	2.46	0.49
1:B:682:GLY:O	1:B:683:LYS:CB	2.59	0.49
1:A:751:LYS:O	1:A:755:ILE:HG12	2.13	0.49
1:A:650:ARG:NE	1:A:706:ASN:ND2	2.60	0.49
1:C:649:GLU:OE2	1:C:676:LYS:HD2	2.13	0.49
1:B:645:VAL:HG21	1:B:659:MET:HE3	1.93	0.49
1:A:690:ILE:HG23	1:A:722:PHE:CZ	2.48	0.48
1:D:703:LEU:HB2	1:D:735:ILE:O	2.13	0.48
1:A:716:GLU:CG	1:A:751:LYS:HB2	2.42	0.48
1:D:708:VAL:HA	1:D:712:TRP:HB2	1.94	0.48

*Continued on next page...*

*Continued from previous page...*

Atom-1	Atom-2	Interatomic distance (Å)	Clash overlap (Å)
1:D:734:LEU:CD1	1:D:755:ILE:HD12	2.42	0.48
1:A:704:SER:O	1:A:705:GLU:C	2.50	0.48
1:D:664:GLU:HG3	1:D:672:LEU:HD12	1.95	0.48
1:C:648:SER:O	1:C:650:ARG:N	2.47	0.48
1:E:781:ALA:O	1:E:783:LYS:N	2.45	0.48
1:C:750:CYS:C	1:C:752:LEU:N	2.65	0.48
1:A:771:ARG:O	1:A:772:GLU:C	2.52	0.48
1:B:685:ILE:O	1:B:686:ILE:C	2.52	0.48
1:E:698:LYS:HD3	1:E:733:ILE:HD11	1.96	0.48
1:D:647:TYR:HA	1:D:707:PHE:CE1	2.48	0.48
1:B:750:CYS:O	1:B:751:LYS:C	2.52	0.48
1:D:706:ASN:O	1:D:707:PHE:C	2.51	0.48
1:E:642:ASP:O	1:E:697:HIS:HB2	2.13	0.48
1:D:642:ASP:HB2	1:D:671:LYS:O	2.12	0.48
1:E:775:TRP:CB	1:E:779:ARG:HH12	2.27	0.48
1:D:654:TRP:CD1	1:D:658:LEU:HD12	2.49	0.48
1:B:687:ASP:C	1:B:688:ASN:ND2	2.68	0.47
1:B:743:LYS:C	1:B:745:ILE:N	2.68	0.47
1:E:736:LEU:HD13	1:E:761:TYR:CE1	2.49	0.47
1:C:742:LYS:HE2	1:C:743:LYS:HZ3	1.78	0.47
1:C:655:VAL:O	1:C:660:VAL:HG23	2.14	0.47
1:A:705:GLU:O	1:A:709:LYS:HG3	2.13	0.47
1:B:647:TYR:CD2	1:B:655:VAL:HG11	2.49	0.47
1:C:680:ILE:HG13	1:D:718:ASP:OD2	2.14	0.47
1:E:653:TYR:O	1:E:657:ASN:HB2	2.14	0.47
1:D:685:ILE:O	1:D:686:ILE:C	2.50	0.47
1:A:695:LYS:NZ	1:C:748:ARG:HB2	2.29	0.47
1:A:647:TYR:CE2	1:A:655:VAL:HG11	2.50	0.47
1:E:639:ILE:HD13	1:E:697:HIS:CE1	2.50	0.47
1:C:736:LEU:C	1:C:736:LEU:HD23	2.35	0.47
1:B:712:TRP:CE2	1:B:752:LEU:HB2	2.50	0.47
1:B:748:ARG:HH11	1:B:748:ARG:HG2	1.80	0.47
1:E:733:ILE:N	1:E:733:ILE:HD12	2.29	0.47
1:D:736:LEU:HD22	1:D:761:TYR:CE1	2.50	0.47
1:A:686:ILE:HD12	1:B:684:TRP:CZ3	2.50	0.47
1:B:687:ASP:CG	1:B:688:ASN:ND2	2.68	0.47
1:B:639:ILE:HD13	1:B:697:HIS:ND1	2.29	0.47
1:C:715:TYR:O	1:C:717:LEU:N	2.48	0.46
1:A:650:ARG:NH2	1:A:706:ASN:HD21	2.14	0.46
1:E:716:GLU:OE2	1:E:749:PHE:HA	2.16	0.46
1:D:701:PHE:O	1:D:703:LEU:N	2.48	0.46

*Continued on next page...*

*Continued from previous page...*

Atom-1	Atom-2	Interatomic distance (Å)	Clash overlap (Å)
1:C:742:LYS:HD3	1:C:742:LYS:H	1.81	0.46
1:A:736:LEU:CD1	1:A:740:ILE:HD12	2.46	0.46
1:B:724:LEU:HD22	1:B:732:ALA:HB2	1.97	0.46
1:A:722:PHE:HB2	1:A:724:LEU:HD12	1.96	0.46
1:C:688:ASN:HB2	1:C:689:ILE:H	1.55	0.46
1:A:685:ILE:O	1:A:686:ILE:C	2.51	0.46
1:D:738:GLU:HB2	1:D:739:PRO:HD2	1.98	0.46
1:D:757:ASN:C	1:D:759:LYS:N	2.69	0.46
1:A:680:ILE:HD11	1:C:748:ARG:NH1	2.31	0.46
1:D:765:PRO:HG2	1:D:771:ARG:CG	2.45	0.46
1:D:653:TYR:O	1:D:657:ASN:HB2	2.15	0.46
1:C:700:VAL:HA	1:C:733:ILE:O	2.16	0.46
1:C:684:TRP:HB3	1:C:687:ASP:OD2	2.15	0.45
1:E:688:ASN:HD22	1:E:688:ASN:HA	1.57	0.45
1:C:687:ASP:O	1:C:688:ASN:C	2.54	0.45
1:D:717:LEU:HD12	1:D:717:LEU:H	1.82	0.45
1:A:647:TYR:CG	1:A:655:VAL:HG21	2.52	0.45
1:D:646:SER:HB3	1:D:701:PHE:HD2	1.81	0.45
1:C:648:SER:C	1:C:650:ARG:N	2.70	0.45
1:A:654:TRP:HZ3	1:A:659:MET:HE3	1.82	0.45
1:E:698:LYS:HE3	1:E:781:ALA:O	2.16	0.45
1:A:692:SER:O	1:A:693:ILE:C	2.55	0.45
1:B:724:LEU:C	1:B:725:PHE:CG	2.90	0.45
1:B:738:GLU:HB2	1:B:739:PRO:HD2	1.99	0.45
1:B:741:GLU:HG3	1:B:744:ALA:N	2.11	0.45
1:A:722:PHE:CB	1:A:724:LEU:HD12	2.47	0.45
1:D:767:ASP:C	1:D:769:ALA:N	2.70	0.45
1:A:775:TRP:O	1:A:779:ARG:HG3	2.17	0.45
1:B:705:GLU:HG2	1:B:740:ILE:HG23	1.98	0.45
1:C:689:ILE:N	1:C:689:ILE:CD1	2.80	0.45
1:A:685:ILE:O	1:A:688:ASN:N	2.50	0.45
1:E:736:LEU:HD13	1:E:761:TYR:CZ	2.52	0.44
1:E:767:ASP:C	1:E:769:ALA:H	2.20	0.44
1:B:688:ASN:O	1:B:690:ILE:N	2.49	0.44
1:B:689:ILE:O	1:B:693:ILE:HG13	2.16	0.44
1:D:736:LEU:HD11	1:D:738:GLU:O	2.17	0.44
1:D:679:PHE:CZ	1:D:689:ILE:HA	2.52	0.44
1:D:674:LEU:H	1:D:674:LEU:HD12	1.82	0.44
1:A:745:ILE:HG22	1:A:746:PRO:O	2.16	0.44
1:B:771:ARG:O	1:B:772:GLU:C	2.56	0.44
1:C:771:ARG:HH11	1:C:771:ARG:HG3	1.83	0.44

*Continued on next page...*

*Continued from previous page...*

Atom-1	Atom-2	Interatomic distance (Å)	Clash overlap (Å)
1:A:651:ASP:HB3	1:A:737:LEU:CD2	2.47	0.44
1:C:747:GLN:O	1:C:750:CYS:SG	2.76	0.44
1:D:749:PHE:N	1:D:749:PHE:CD2	2.85	0.44
1:B:742:LYS:O	1:B:753:ARG:NH2	2.51	0.44
1:C:746:PRO:HD2	1:C:749:PHE:CD1	2.52	0.44
1:C:671:LYS:HE2	1:D:747:GLN:HG2	2.00	0.44
1:D:674:LEU:HB2	1:D:677:ARG:HB3	2.00	0.44
1:B:759:LYS:HG2	1:B:761:TYR:HE2	1.83	0.44
1:C:687:ASP:HA	1:D:721:HIS:CG	2.53	0.44
1:A:768:GLU:N	1:A:768:GLU:OE1	2.51	0.44
1:C:735:ILE:HG22	1:C:735:ILE:O	2.17	0.44
1:B:736:LEU:HD11	1:B:740:ILE:HG13	2.00	0.43
1:E:758:THR:O	1:E:759:LYS:CB	2.64	0.43
1:C:645:VAL:HB	1:C:674:LEU:HD22	2.00	0.43
1:C:647:TYR:CE1	1:C:676:LYS:HB2	2.53	0.43
1:E:775:TRP:O	1:E:779:ARG:NH1	2.51	0.43
1:D:650:ARG:HD3	1:D:706:ASN:CG	2.38	0.43
1:C:781:ALA:HA	1:C:784:SER:OG	2.18	0.43
1:D:670:PHE:CE1	1:D:779:ARG:HD3	2.53	0.43
1:D:680:ILE:HD13	1:D:688:ASN:OD1	2.19	0.43
1:B:685:ILE:O	1:B:687:ASP:O	2.36	0.43
1:D:736:LEU:CD2	1:D:761:TYR:CE1	3.02	0.43
1:D:711:GLU:HG2	1:D:714:LYS:HZ3	1.82	0.43
1:C:783:LYS:O	1:C:783:LYS:HD2	2.19	0.43
1:B:752:LEU:O	1:B:753:ARG:C	2.56	0.43
1:B:714:LYS:N	1:B:714:LYS:HD3	2.34	0.43
1:C:644:PHE:CZ	1:C:675:HIS:HB2	2.53	0.43
1:B:660:VAL:HG22	1:B:664:GLU:OE1	2.18	0.43
1:A:767:ASP:C	1:A:769:ALA:N	2.71	0.43
1:A:698:LYS:HZ1	1:A:784:SER:HB3	1.83	0.43
1:E:750:CYS:O	1:E:753:ARG:HB2	2.18	0.43
1:B:768:GLU:OE1	1:B:771:ARG:HD2	2.18	0.43
1:B:759:LYS:C	1:B:761:TYR:H	2.22	0.43
1:D:681:PRO:HG2	1:D:682:GLY:H	1.83	0.43
1:B:654:TRP:CE2	1:B:737:LEU:HD11	2.53	0.43
1:B:775:TRP:O	1:B:777:ASN:N	2.52	0.43
1:C:667:ASN:HD22	1:C:668:PRO:CA	2.29	0.43
1:E:673:CYS:C	1:E:674:LEU:HD23	2.39	0.43
1:E:724:LEU:HG	1:E:724:LEU:O	2.19	0.43
1:B:641:TYR:CD2	1:B:673:CYS:HB2	2.53	0.43
1:D:650:ARG:NH1	1:D:706:ASN:OD1	2.50	0.42

*Continued on next page...*



*Continued from previous page...*

Atom-1	Atom-2	Interatomic distance (Å)	Clash overlap (Å)
1:A:704:SER:O	1:A:707:PHE:N	2.47	0.42
1:A:767:ASP:O	1:A:768:GLU:C	2.57	0.42
1:E:764:TRP:HE3	1:E:774:PHE:CE1	2.37	0.42
1:D:648:SER:OG	1:D:649:GLU:N	2.52	0.42
1:A:701:PHE:HE2	1:A:715:TYR:CD2	2.37	0.42
1:C:718:ASP:O	1:C:719:PHE:CG	2.72	0.42
1:D:666:PHE:CG	1:D:667:ASN:N	2.86	0.42
1:D:652:ALA:O	1:D:653:TYR:C	2.56	0.42
1:A:752:LEU:HD12	1:A:752:LEU:O	2.19	0.42
1:E:778:LEU:HG	1:E:782:ILE:CD1	2.49	0.42
1:A:679:PHE:HE1	1:A:689:ILE:HG12	1.85	0.42
1:E:767:ASP:O	1:E:769:ALA:N	2.52	0.42
1:A:698:LYS:NZ	1:A:784:SER:HB3	2.34	0.42
1:B:666:PHE:CE1	1:B:779:ARG:NE	2.87	0.42
1:D:689:ILE:HG21	1:D:719:PHE:CZ	2.54	0.42
1:A:679:PHE:HE1	1:A:689:ILE:CG1	2.32	0.42
1:C:682:GLY:O	1:C:683:LYS:CB	2.68	0.42
1:D:745:ILE:CD1	1:D:756:MET:HG3	2.50	0.42
1:B:687:ASP:O	1:B:688:ASN:C	2.57	0.42
1:B:697:HIS:C	1:B:698:LYS:HG2	2.39	0.42
1:C:666:PHE:CG	1:C:667:ASN:N	2.87	0.42
1:A:641:TYR:HB2	1:A:696:SER:CB	2.45	0.42
1:C:685:ILE:O	1:C:686:ILE:C	2.57	0.42
1:A:690:ILE:O	1:A:694:GLU:HG3	2.20	0.42
1:C:742:LYS:HE2	1:C:743:LYS:NZ	2.34	0.42
1:D:686:ILE:HG23	1:D:687:ASP:N	2.33	0.42
1:B:645:VAL:HG21	1:B:659:MET:HE1	2.02	0.42
1:D:647:TYR:N	1:D:647:TYR:CD2	2.88	0.42
1:B:690:ILE:CD1	1:B:690:ILE:N	2.83	0.42
1:E:714:LYS:CB	1:E:714:LYS:NZ	2.82	0.42
1:C:752:LEU:C	1:C:754:LYS:N	2.73	0.42
1:C:734:LEU:HB2	1:C:761:TYR:HB3	2.02	0.41
1:D:735:ILE:CG2	1:D:736:LEU:N	2.83	0.41
1:D:749:PHE:O	1:D:750:CYS:C	2.59	0.41
1:D:665:ASN:O	1:D:666:PHE:O	2.37	0.41
1:D:684:TRP:CE3	1:D:684:TRP:HA	2.56	0.41
1:D:659:MET:HE2	1:D:778:LEU:HD21	2.03	0.41
1:D:689:ILE:HG22	1:D:693:ILE:CD1	2.50	0.41
1:C:758:THR:O	1:C:758:THR:HG22	2.21	0.41
1:C:689:ILE:O	1:C:693:ILE:N	2.40	0.41
1:C:684:TRP:HB3	1:C:687:ASP:CG	2.40	0.41

*Continued on next page...*

*Continued from previous page...*

Atom-1	Atom-2	Interatomic distance (Å)	Clash overlap (Å)
1:D:748:ARG:HG3	1:D:749:PHE:CE2	2.54	0.41
1:C:648:SER:O	1:C:649:GLU:C	2.58	0.41
1:C:660:VAL:C	1:C:662:GLU:N	2.74	0.41
1:D:646:SER:HB3	1:D:701:PHE:CD2	2.55	0.41
1:E:689:ILE:CD1	1:E:714:LYS:HZ1	2.33	0.41
1:C:658:LEU:HD23	1:C:658:LEU:H	1.86	0.41
1:D:702:VAL:O	1:D:702:VAL:HG12	2.20	0.41
1:D:781:ALA:O	1:D:784:SER:HB3	2.21	0.41
1:B:712:TRP:NE1	1:B:752:LEU:HB2	2.36	0.41
1:D:680:ILE:HD13	1:D:680:ILE:N	2.32	0.41
1:D:680:ILE:CD1	1:D:680:ILE:H	2.33	0.41
1:B:680:ILE:HG13	1:B:680:ILE:H	1.68	0.41
1:D:735:ILE:HG22	1:D:736:LEU:N	2.35	0.41
1:B:750:CYS:C	1:B:752:LEU:N	2.74	0.41
1:E:698:LYS:HD2	1:E:782:ILE:O	2.21	0.41
1:A:707:PHE:CE1	1:A:711:GLU:HB2	2.56	0.41
1:D:698:LYS:HE3	1:D:781:ALA:O	2.21	0.41
1:C:767:ASP:HB3	1:C:770:GLN:NE2	2.36	0.41
1:A:651:ASP:O	1:A:655:VAL:HG23	2.21	0.41
1:D:644:PHE:CD2	1:D:699:THR:HG23	2.55	0.41
1:C:764:TRP:CZ2	1:C:771:ARG:HD2	2.55	0.40
1:E:685:ILE:O	1:E:689:ILE:HG13	2.20	0.40
1:A:745:ILE:HD11	1:A:756:MET:HG3	2.02	0.40
1:B:686:ILE:HG13	1:B:686:ILE:H	1.70	0.40
1:C:719:PHE:HE2	1:C:751:LYS:HE2	1.85	0.40
1:E:704:SER:O	1:E:740:ILE:HD13	2.22	0.40
1:B:641:TYR:N	1:B:641:TYR:CD1	2.88	0.40
1:B:758:THR:HG22	1:B:760:THR:HG23	2.02	0.40
1:A:745:ILE:O	1:A:746:PRO:C	2.60	0.40
1:A:686:ILE:HG13	1:A:687:ASP:N	2.37	0.40
1:D:698:LYS:HE3	1:D:784:SER:HB3	2.02	0.40
1:B:679:PHE:N	1:B:679:PHE:CD1	2.90	0.40
1:E:667:ASN:HA	1:E:668:PRO:C	2.41	0.40

There are no symmetry-related clashes.

## 5.3 Torsion angles

### 5.3.1 Protein backbone

In the following table, the Percentiles column shows the percent Ramachandran outliers of the chain as a percentile score with respect to all X-ray entries followed by that with respect to entries of similar resolution.

The Analysed column shows the number of residues for which the backbone conformation was analysed, and the total number of residues.

Mol	Chain	Analysed	Favoured	Allowed	Outliers	Percentiles	
1	A	137/146 (94%)	104 (76%)	25 (18%)	8 (6%)	2	17
1	B	129/146 (88%)	91 (70%)	24 (19%)	14 (11%)	0	3
1	C	131/146 (90%)	88 (67%)	36 (28%)	7 (5%)	2	19
1	D	137/146 (94%)	103 (75%)	24 (18%)	10 (7%)	1	9
1	E	131/146 (90%)	97 (74%)	23 (18%)	11 (8%)	1	6
All	All	665/730 (91%)	483 (73%)	132 (20%)	50 (8%)	1	9

All (50) Ramachandran outliers are listed below:

Mol	Chain	Res	Type
1	A	675	HIS
1	B	685	ILE
1	B	689	ILE
1	B	756	MET
1	D	666	PHE
1	D	675	HIS
1	D	682	GLY
1	D	702	VAL
1	E	675	HIS
1	E	737	LEU
1	A	681	PRO
1	A	682	GLY
1	A	768	GLU
1	B	688	ASN
1	B	713	SER
1	B	744	ALA
1	B	757	ASN
1	C	689	ILE
1	C	716	GLU
1	E	676	LYS
1	E	682	GLY

*Continued on next page...*

*Continued from previous page...*

Mol	Chain	Res	Type
1	E	768	GLU
1	A	677	ARG
1	A	704	SER
1	B	687	ASP
1	B	751	LYS
1	B	776	VAL
1	C	685	ILE
1	D	681	PRO
1	D	685	ILE
1	D	707	PHE
1	D	742	LYS
1	E	681	PRO
1	E	747	GLN
1	E	782	ILE
1	B	649	GLU
1	B	683	LYS
1	B	754	LYS
1	C	759	LYS
1	D	686	ILE
1	E	713	SER
1	E	759	LYS
1	A	666	PHE
1	C	649	GLU
1	C	776	VAL
1	C	683	LYS
1	D	667	ASN
1	E	755	ILE
1	A	685	ILE
1	B	686	ILE

### 5.3.2 Protein sidechains ⓘ

In the following table, the Percentiles column shows the percent sidechain outliers of the chain as a percentile score with respect to all X-ray entries followed by that with respect to entries of similar resolution.

The Analysed column shows the number of residues for which the sidechain conformation was analysed, and the total number of residues.

Mol	Chain	Analysed	Rotameric	Outliers	Percentiles	
1	A	131/136 (96%)	121 (92%)	10 (8%)	16	55
1	B	125/136 (92%)	116 (93%)	9 (7%)	18	57

*Continued on next page...*

*Continued from previous page...*

Mol	Chain	Analysed	Rotameric	Outliers	Percentiles	
1	C	125/136 (92%)	110 (88%)	15 (12%)	6	28
1	D	131/136 (96%)	122 (93%)	9 (7%)	19	59
1	E	127/136 (93%)	122 (96%)	5 (4%)	39	78
All	All	639/680 (94%)	591 (92%)	48 (8%)	17	55

All (48) residues with a non-rotameric sidechain are listed below:

Mol	Chain	Res	Type
1	A	639	ILE
1	A	650	ARG
1	A	651	ASP
1	A	658	LEU
1	A	678	ASP
1	A	706	ASN
1	A	716	GLU
1	A	724	LEU
1	A	750	CYS
1	A	751	LYS
1	B	641	TYR
1	B	642	ASP
1	B	648	SER
1	B	657	ASN
1	B	660	VAL
1	B	684	TRP
1	B	688	ASN
1	B	725	PHE
1	B	755	ILE
1	C	642	ASP
1	C	658	LEU
1	C	661	GLN
1	C	667	ASN
1	C	679	PHE
1	C	688	ASN
1	C	690	ILE
1	C	691	ASP
1	C	740	ILE
1	C	742	LYS
1	C	750	CYS
1	C	761	TYR
1	C	762	LEU
1	C	767	ASP

*Continued on next page...*

*Continued from previous page...*

Mol	Chain	Res	Type
1	C	777	ASN
1	D	642	ASP
1	D	649	GLU
1	D	680	ILE
1	D	684	TRP
1	D	697	HIS
1	D	699	THR
1	D	704	SER
1	D	717	LEU
1	D	748	ARG
1	E	688	ASN
1	E	709	LYS
1	E	717	LEU
1	E	740	ILE
1	E	746	PRO

Some sidechains can be flipped to improve hydrogen bonding and reduce clashes. All (18) such sidechains are listed below:

Mol	Chain	Res	Type
1	A	688	ASN
1	A	706	ASN
1	B	675	HIS
1	B	688	ASN
1	C	665	ASN
1	C	667	ASN
1	C	675	HIS
1	C	777	ASN
1	D	657	ASN
1	D	661	GLN
1	D	747	GLN
1	D	770	GLN
1	D	777	ASN
1	E	657	ASN
1	E	665	ASN
1	E	688	ASN
1	E	747	GLN
1	E	770	GLN

### 5.3.3 RNA ⓘ

There are no RNA molecules in this entry.

## 5.4 Non-standard residues in protein, DNA, RNA chains [i](#)

There are no non-standard protein/DNA/RNA residues in this entry.

## 5.5 Carbohydrates [i](#)

There are no carbohydrates in this entry.

## 5.6 Ligand geometry [i](#)

There are no ligands in this entry.

## 5.7 Other polymers [i](#)

There are no such residues in this entry.

## 5.8 Polymer linkage issues [i](#)

There are no chain breaks in this entry.

## 6 Fit of model and data ⓘ

### 6.1 Protein, DNA and RNA chains ⓘ

EDS was not executed - this section will therefore be empty.

### 6.2 Non-standard residues in protein, DNA, RNA chains ⓘ

EDS was not executed - this section will therefore be empty.

### 6.3 Carbohydrates ⓘ

EDS was not executed - this section will therefore be empty.

### 6.4 Ligands ⓘ

EDS was not executed - this section will therefore be empty.

### 6.5 Other polymers ⓘ

EDS was not executed - this section will therefore be empty.