



Full wwPDB X-ray Structure Validation Report ⓘ

Jan 31, 2016 – 09:22 PM GMT

PDB ID : 1OPF
Title : THE STRUCTURE OF OMPF PORIN IN A TETRAGONAL CRYSTAL FORM
Authors : Cowan, S.W.; Schirmer, T.; Paupit, R.A.; Jansonius, J.N.
Deposited on : 1994-11-21
Resolution : 3.20 Å(reported)

This is a Full wwPDB X-ray Structure Validation Report for a publicly released PDB entry.
We welcome your comments at validation@mail.wwpdb.org
A user guide is available at
<http://wwpdb.org/validation/2016/XrayValidationReportHelp>
with specific help available everywhere you see the ⓘ symbol.

The following versions of software and data (see [references ⓘ](#)) were used in the production of this report:

MolProbity : 4.02b-467
Mogul : 1.7 (RC4), CSD as536be (2015)
Xtriage (Phenix) : **NOT EXECUTED**
EDS : **NOT EXECUTED**
Percentile statistics : 20151230.v01 (using entries in the PDB archive December 30th 2015)
Ideal geometry (proteins) : Engh & Huber (2001)
Ideal geometry (DNA, RNA) : Parkinson et al. (1996)
Validation Pipeline (wwPDB-VP) : trunk26865

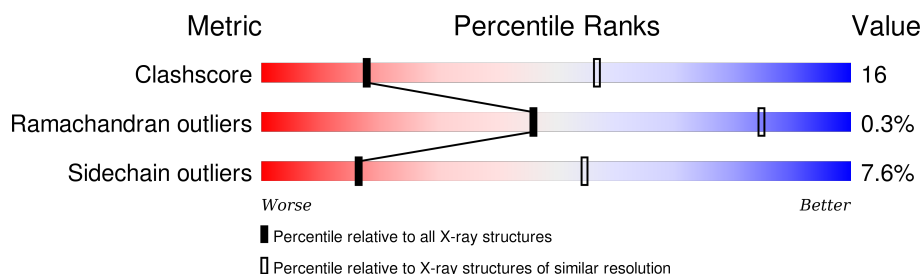
1 Overall quality at a glance

The following experimental techniques were used to determine the structure:

X-RAY DIFFRACTION

The reported resolution of this entry is 3.20 Å.

Percentile scores (ranging between 0-100) for global validation metrics of the entry are shown in the following graphic. The table shows the number of entries on which the scores are based.



Metric	Whole archive (#Entries)	Similar resolution (#Entries, resolution range(Å))
Clashscore	102246	1024 (3.22-3.18)
Ramachandran outliers	100387	1004 (3.22-3.18)
Sidechain outliers	100360	1003 (3.22-3.18)

The table below summarises the geometric issues observed across the polymeric chains and their fit to the electron density. The red, orange, yellow and green segments on the lower bar indicate the fraction of residues that contain outliers for ≥ 3 , 2, 1 and 0 types of geometric quality criteria. A grey segment represents the fraction of residues that are not modelled. The numeric value for each fraction is indicated below the corresponding segment, with a dot representing fractions $\leq 5\%$. The upper red bar (where present) indicates the fraction of residues that have poor fit to the electron density. The numeric value is given above the bar.

Note EDS was not executed.

Mol	Chain	Length	Quality of chain
1	A	340	
1	B	340	
1	C	340	
1	D	340	
1	E	340	
1	F	340	

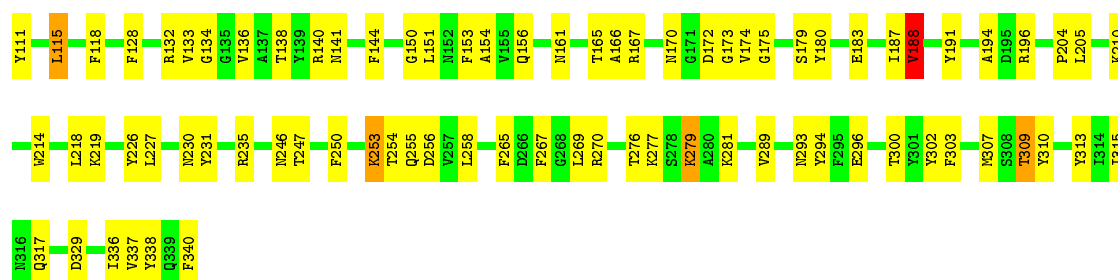
2 Entry composition

There is only 1 type of molecule in this entry. The entry contains 15762 atoms, of which 0 are hydrogens and 0 are deuteriums.

In the tables below, the ZeroOcc column contains the number of atoms modelled with zero occupancy, the AltConf column contains the number of residues with at least one atom in alternate conformation and the Trace column contains the number of residues modelled with at most 2 atoms.


- Molecule 1 is a protein called MATRIX PORIN OUTER MEMBRANE PROTEIN F.

Mol	Chain	Residues	Atoms					ZeroOcc	AltConf	Trace
1	A	340	Total	C	N	O	S	0	0	0
			2627	1654	438	532	3			
1	B	340	Total	C	N	O	S	0	0	0
			2627	1654	438	532	3			
1	C	340	Total	C	N	O	S	0	0	0
			2627	1654	438	532	3			
1	D	340	Total	C	N	O	S	0	0	0
			2627	1654	438	532	3			
1	E	340	Total	C	N	O	S	0	0	0
			2627	1654	438	532	3			
1	F	340	Total	C	N	O	S	0	0	0
			2627	1654	438	532	3			



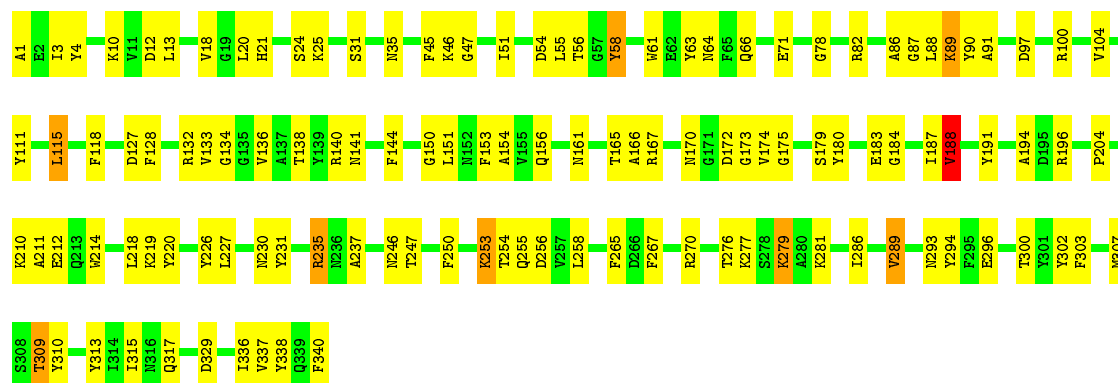
• Molecule 1: MATRIX PORIN OUTER MEMBRANE PROTEIN F

Chain D: 65% 33%



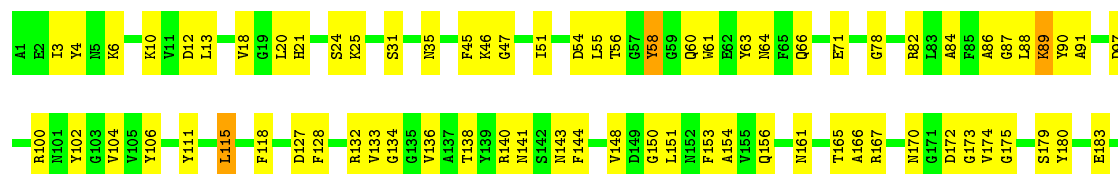
• Molecule 1: MATRIX PORIN OUTER MEMBRANE PROTEIN F

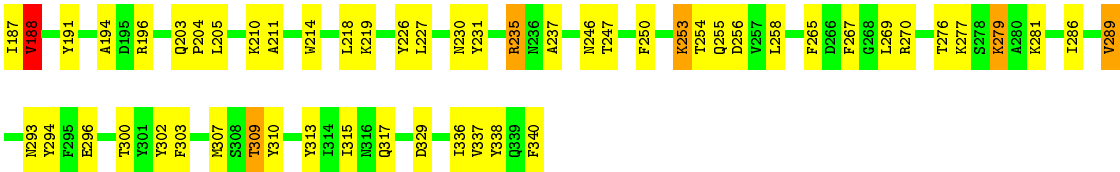
Chain E: 64% 33%



• Molecule 1: MATRIX PORIN OUTER MEMBRANE PROTEIN F

Chain F: 63% 35%





4 Data and refinement statistics

Xtriage (Phenix) and EDS were not executed - this section will therefore be incomplete.

Property	Value	Source
Space group	P 42	Depositor
Cell constants a, b, c, α , β , γ	154.90 Å 154.90 Å 172.20 Å 90.00° 90.00° 90.00°	Depositor
Resolution (Å)	10.00 – 3.20	Depositor
% Data completeness (in resolution range)	(Not available) (10.00-3.20)	Depositor
R_{merge}	(Not available)	Depositor
R_{sym}	(Not available)	Depositor
Refinement program	X-PLOR	Depositor
R, R_{free}	0.241 , (Not available)	Depositor
Estimated twinning fraction	No twinning to report.	Xtriage
Total number of atoms	15762	wwPDB-VP
Average B, all atoms (Å ²)	33.0	wwPDB-VP

5 Model quality

5.1 Standard geometry

The Z score for a bond length (or angle) is the number of standard deviations the observed value is removed from the expected value. A bond length (or angle) with $|Z| > 5$ is considered an outlier worth inspection. RMSZ is the root-mean-square of all Z scores of the bond lengths (or angles).

Mol	Chain	Bond lengths		Bond angles	
		RMSZ	# Z >5	RMSZ	# Z >5
1	A	0.50	0/2683	0.74	1/3628 (0.0%)
1	B	0.50	0/2683	0.74	1/3628 (0.0%)
1	C	0.50	0/2683	0.74	1/3628 (0.0%)
1	D	0.50	0/2683	0.74	1/3628 (0.0%)
1	E	0.50	0/2683	0.74	1/3628 (0.0%)
1	F	0.50	0/2683	0.74	1/3628 (0.0%)
All	All	0.50	0/16098	0.74	6/21768 (0.0%)

There are no bond length outliers.

All (6) bond angle outliers are listed below:

Mol	Chain	Res	Type	Atoms	Z	Observed(°)	Ideal(°)
1	F	188	VAL	CB-CA-C	-5.31	101.32	111.40
1	B	188	VAL	CB-CA-C	-5.30	101.34	111.40
1	C	188	VAL	CB-CA-C	-5.29	101.35	111.40
1	E	188	VAL	CB-CA-C	-5.29	101.35	111.40
1	A	188	VAL	CB-CA-C	-5.28	101.36	111.40
1	D	188	VAL	CB-CA-C	-5.28	101.37	111.40

There are no chirality outliers.

There are no planarity outliers.

5.2 Too-close contacts

In the following table, the Non-H and H(model) columns list the number of non-hydrogen atoms and hydrogen atoms in the chain respectively. The H(added) column lists the number of hydrogen atoms added and optimized by MolProbity. The Clashes column lists the number of clashes within the asymmetric unit, whereas Symm-Clashes lists symmetry related clashes.

Mol	Chain	Non-H	H(model)	H(added)	Clashes	Symm-Clashes
1	A	2627	0	2444	84	0

Continued on next page...

Continued from previous page...

Mol	Chain	Non-H	H(model)	H(added)	Clashes	Symm-Clashes
1	B	2627	0	2444	87	3
1	C	2627	0	2444	81	0
1	D	2627	0	2444	83	0
1	E	2627	0	2444	86	0
1	F	2627	0	2444	89	3
All	All	15762	0	14664	480	3

The all-atom clashscore is defined as the number of clashes found per 1000 atoms (including hydrogen atoms). The all-atom clashscore for this structure is 16.

All (480) close contacts within the same asymmetric unit are listed below, sorted by their clash magnitude.

Atom-1	Atom-2	Interatomic distance (Å)	Clash overlap (Å)
1:F:51:ILE:HD12	1:F:55:LEU:HG	1.64	0.80
1:E:51:ILE:HD12	1:E:55:LEU:HG	1.64	0.80
1:B:51:ILE:HD12	1:B:55:LEU:HG	1.64	0.80
1:A:51:ILE:HD12	1:A:55:LEU:HG	1.64	0.79
1:D:51:ILE:HD12	1:D:55:LEU:HG	1.64	0.79
1:C:51:ILE:HD12	1:C:55:LEU:HG	1.64	0.77
1:C:56:THR:HB	1:C:89:LYS:HG2	1.68	0.76
1:E:56:THR:HB	1:E:89:LYS:HG2	1.68	0.75
1:D:56:THR:HB	1:D:89:LYS:HG2	1.68	0.75
1:A:56:THR:HB	1:A:89:LYS:HG2	1.68	0.74
1:F:56:THR:HB	1:F:89:LYS:HG2	1.68	0.74
1:B:56:THR:HB	1:B:89:LYS:HG2	1.68	0.74
1:D:144:PHE:HB2	1:D:151:LEU:HD23	1.78	0.66
1:A:144:PHE:HB2	1:A:151:LEU:HD23	1.78	0.66
1:F:144:PHE:HB2	1:F:151:LEU:HD23	1.78	0.66
1:E:144:PHE:HB2	1:E:151:LEU:HD23	1.78	0.66
1:C:144:PHE:HB2	1:C:151:LEU:HD23	1.78	0.65
1:E:253:LYS:HD2	1:E:254:THR:H	1.61	0.65
1:D:253:LYS:HD2	1:D:254:THR:H	1.62	0.65
1:A:253:LYS:HD2	1:A:254:THR:H	1.62	0.65
1:B:144:PHE:HB2	1:B:151:LEU:HD23	1.78	0.64
1:B:253:LYS:HD2	1:B:254:THR:H	1.61	0.64
1:C:253:LYS:HD2	1:C:254:THR:H	1.62	0.64
1:F:253:LYS:HD2	1:F:254:THR:H	1.62	0.63
1:B:165:THR:HG22	1:B:167:ARG:H	1.64	0.63
1:F:165:THR:HG22	1:F:167:ARG:H	1.64	0.63
1:B:294:TYR:HA	1:B:317:GLN:HG2	1.81	0.62
1:D:165:THR:HG22	1:D:167:ARG:H	1.64	0.62

Continued on next page...

Continued from previous page...

Atom-1	Atom-2	Interatomic distance (Å)	Clash overlap (Å)
1:A:165:THR:HG22	1:A:167:ARG:H	1.64	0.62
1:E:165:THR:HG22	1:E:167:ARG:H	1.64	0.62
1:C:294:TYR:HA	1:C:317:GLN:HG2	1.81	0.62
1:C:165:THR:HG22	1:C:167:ARG:H	1.64	0.62
1:A:191:TYR:HD2	1:A:214:TRP:HB3	1.65	0.62
1:E:191:TYR:HD2	1:E:214:TRP:HB3	1.65	0.62
1:D:294:TYR:HA	1:D:317:GLN:HG2	1.81	0.61
1:A:294:TYR:HA	1:A:317:GLN:HG2	1.81	0.61
1:C:191:TYR:HD2	1:C:214:TRP:HB3	1.65	0.61
1:F:191:TYR:HD2	1:F:214:TRP:HB3	1.65	0.61
1:E:294:TYR:HA	1:E:317:GLN:HG2	1.81	0.60
1:B:191:TYR:HD2	1:B:214:TRP:HB3	1.65	0.60
1:D:191:TYR:HD2	1:D:214:TRP:HB3	1.65	0.60
1:D:254:THR:HA	1:D:279:LYS:O	2.02	0.60
1:E:254:THR:HA	1:E:279:LYS:O	2.02	0.60
1:D:313:TYR:HE1	1:D:315:ILE:HG13	1.67	0.60
1:B:313:TYR:HE1	1:B:315:ILE:HG13	1.67	0.60
1:C:254:THR:HA	1:C:279:LYS:O	2.02	0.60
1:E:313:TYR:HE1	1:E:315:ILE:HG13	1.66	0.60
1:C:179:SER:HB3	1:C:188:VAL:HG13	1.84	0.60
1:B:179:SER:HB3	1:B:188:VAL:HG13	1.84	0.60
1:C:313:TYR:HE1	1:C:315:ILE:HG13	1.67	0.60
1:A:179:SER:HB3	1:A:188:VAL:HG13	1.84	0.60
1:F:294:TYR:HA	1:F:317:GLN:HG2	1.81	0.60
1:B:254:THR:HA	1:B:279:LYS:O	2.02	0.59
1:C:150:GLY:O	1:C:180:TYR:HA	2.02	0.59
1:E:150:GLY:O	1:E:180:TYR:HA	2.02	0.59
1:F:254:THR:HA	1:F:279:LYS:O	2.02	0.59
1:D:179:SER:HB3	1:D:188:VAL:HG13	1.84	0.59
1:A:313:TYR:HE1	1:A:315:ILE:HG13	1.67	0.59
1:F:313:TYR:HE1	1:F:315:ILE:HG13	1.67	0.59
1:A:254:THR:HA	1:A:279:LYS:O	2.02	0.58
1:B:150:GLY:O	1:B:180:TYR:HA	2.02	0.58
1:D:150:GLY:O	1:D:180:TYR:HA	2.02	0.58
1:E:179:SER:HB3	1:E:188:VAL:HG13	1.84	0.58
1:F:179:SER:HB3	1:F:188:VAL:HG13	1.84	0.58
1:F:150:GLY:O	1:F:180:TYR:HA	2.02	0.57
1:B:104:VAL:HG13	1:B:156:GLN:HB2	1.86	0.57
1:A:150:GLY:O	1:A:180:TYR:HA	2.02	0.57
1:A:133:VAL:HG12	1:A:134:GLY:N	2.20	0.57
1:E:133:VAL:HG12	1:E:134:GLY:N	2.20	0.57

Continued on next page...

Continued from previous page...

Atom-1	Atom-2	Interatomic distance (Å)	Clash overlap (Å)
1:A:104:VAL:HG13	1:A:156:GLN:HB2	1.87	0.57
1:D:104:VAL:HG13	1:D:156:GLN:HB2	1.87	0.57
1:F:133:VAL:HG12	1:F:134:GLY:N	2.20	0.57
1:C:104:VAL:HG13	1:C:156:GLN:HB2	1.87	0.57
1:C:133:VAL:HG12	1:C:134:GLY:N	2.20	0.57
1:B:133:VAL:HG12	1:B:134:GLY:N	2.20	0.57
1:B:31:SER:HA	1:B:329:ASP:HB2	1.87	0.57
1:B:115:LEU:N	1:B:115:LEU:HD23	2.20	0.56
1:E:115:LEU:N	1:E:115:LEU:HD23	2.21	0.56
1:D:133:VAL:HG12	1:D:134:GLY:N	2.20	0.56
1:D:31:SER:HA	1:D:329:ASP:HB2	1.87	0.56
1:E:104:VAL:HG13	1:E:156:GLN:HB2	1.87	0.56
1:F:104:VAL:HG13	1:F:156:GLN:HB2	1.86	0.56
1:A:31:SER:HA	1:A:329:ASP:HB2	1.87	0.56
1:F:115:LEU:HD23	1:F:115:LEU:N	2.21	0.56
1:E:31:SER:HA	1:E:329:ASP:HB2	1.87	0.56
1:C:31:SER:HA	1:C:329:ASP:HB2	1.87	0.56
1:A:115:LEU:N	1:A:115:LEU:HD23	2.21	0.55
1:A:82:ARG:O	1:A:132:ARG:HD2	2.07	0.55
1:F:31:SER:HA	1:F:329:ASP:HB2	1.87	0.55
1:C:115:LEU:N	1:C:115:LEU:HD23	2.21	0.55
1:D:3:ILE:HG21	1:F:3:ILE:HD12	1.89	0.55
1:A:3:ILE:HD12	1:B:3:ILE:HG21	1.89	0.55
1:B:82:ARG:O	1:B:132:ARG:HD2	2.07	0.55
1:D:253:LYS:HD2	1:D:254:THR:N	2.22	0.55
1:B:253:LYS:HD2	1:B:254:THR:N	2.22	0.55
1:F:82:ARG:O	1:F:132:ARG:HD2	2.07	0.55
1:E:82:ARG:O	1:E:132:ARG:HD2	2.07	0.55
1:E:3:ILE:HD12	1:F:3:ILE:HG21	1.89	0.55
1:E:253:LYS:HD2	1:E:254:THR:N	2.22	0.54
1:D:3:ILE:HD12	1:E:3:ILE:HG21	1.89	0.54
1:A:253:LYS:HD2	1:A:254:THR:N	2.22	0.54
1:A:3:ILE:HG21	1:C:3:ILE:HD12	1.89	0.54
1:D:82:ARG:O	1:D:132:ARG:HD2	2.07	0.54
1:C:253:LYS:HD2	1:C:254:THR:N	2.22	0.54
1:C:82:ARG:O	1:C:132:ARG:HD2	2.07	0.54
1:D:115:LEU:HD23	1:D:115:LEU:N	2.21	0.54
1:F:24:SER:HB2	1:F:35:ASN:HB2	1.89	0.54
1:B:3:ILE:HD12	1:C:3:ILE:HG21	1.89	0.54
1:B:24:SER:HB2	1:B:35:ASN:HB2	1.89	0.54
1:C:24:SER:HB2	1:C:35:ASN:HB2	1.90	0.54

Continued on next page...

Continued from previous page...

Atom-1	Atom-2	Interatomic distance (Å)	Clash overlap (Å)
1:E:24:SER:HB2	1:E:35:ASN:HB2	1.90	0.54
1:D:24:SER:HB2	1:D:35:ASN:HB2	1.90	0.53
1:B:173:GLY:HA3	1:B:194:ALA:HB2	1.91	0.53
1:D:18:VAL:HG13	1:D:337:VAL:HG22	1.91	0.53
1:A:111:TYR:CZ	1:A:188:VAL:HG22	2.44	0.53
1:A:204:PRO:HB2	1:A:247:THR:CG2	2.39	0.53
1:B:111:TYR:CZ	1:B:188:VAL:HG22	2.44	0.53
1:D:204:PRO:HB2	1:D:247:THR:CG2	2.39	0.53
1:D:173:GLY:HA3	1:D:194:ALA:HB2	1.91	0.53
1:C:173:GLY:HA3	1:C:194:ALA:HB2	1.91	0.53
1:F:267:PHE:H	1:F:267:PHE:HD1	1.57	0.53
1:F:111:TYR:CZ	1:F:188:VAL:HG22	2.44	0.53
1:E:204:PRO:HB2	1:E:247:THR:CG2	2.39	0.53
1:B:165:THR:HG22	1:B:167:ARG:N	2.24	0.53
1:C:111:TYR:CZ	1:C:188:VAL:HG22	2.44	0.53
1:F:173:GLY:HA3	1:F:194:ALA:HB2	1.91	0.53
1:D:267:PHE:HD1	1:D:267:PHE:H	1.57	0.53
1:B:267:PHE:HD1	1:B:267:PHE:H	1.57	0.52
1:E:173:GLY:HA3	1:E:194:ALA:HB2	1.91	0.52
1:E:111:TYR:CZ	1:E:188:VAL:HG22	2.44	0.52
1:A:267:PHE:HD1	1:A:267:PHE:H	1.57	0.52
1:F:204:PRO:HB2	1:F:247:THR:CG2	2.39	0.52
1:E:267:PHE:HD1	1:E:267:PHE:H	1.57	0.52
1:D:165:THR:HG22	1:D:167:ARG:N	2.24	0.52
1:A:165:THR:HG22	1:A:167:ARG:N	2.24	0.52
1:C:267:PHE:HD1	1:C:267:PHE:H	1.57	0.52
1:F:253:LYS:HD2	1:F:254:THR:N	2.22	0.52
1:E:315:ILE:HG22	1:E:317:GLN:HE21	1.75	0.52
1:B:315:ILE:HG22	1:B:317:GLN:HE21	1.75	0.52
1:F:315:ILE:HG22	1:F:317:GLN:HE21	1.75	0.52
1:D:111:TYR:CZ	1:D:188:VAL:HG22	2.44	0.52
1:A:173:GLY:HA3	1:A:194:ALA:HB2	1.91	0.52
1:A:24:SER:HB2	1:A:35:ASN:HB2	1.90	0.52
1:E:165:THR:HG22	1:E:167:ARG:N	2.24	0.52
1:F:18:VAL:HG13	1:F:337:VAL:HG22	1.91	0.52
1:A:315:ILE:HG22	1:A:317:GLN:HE21	1.75	0.52
1:B:204:PRO:HB2	1:B:247:THR:CG2	2.39	0.52
1:C:18:VAL:HG13	1:C:337:VAL:HG22	1.91	0.52
1:E:18:VAL:HG13	1:E:337:VAL:HG22	1.91	0.51
1:C:104:VAL:CG1	1:C:156:GLN:HB2	2.40	0.51
1:E:104:VAL:CG1	1:E:156:GLN:HB2	2.40	0.51

Continued on next page...

Continued from previous page...

Atom-1	Atom-2	Interatomic distance (Å)	Clash overlap (Å)
1:A:18:VAL:HG13	1:A:337:VAL:HG22	1.91	0.51
1:B:104:VAL:CG1	1:B:156:GLN:HB2	2.40	0.51
1:A:104:VAL:CG1	1:A:156:GLN:HB2	2.40	0.51
1:C:204:PRO:HB2	1:C:247:THR:CG2	2.39	0.51
1:C:315:ILE:HG22	1:C:317:GLN:HE21	1.75	0.51
1:D:104:VAL:CG1	1:D:156:GLN:HB2	2.40	0.51
1:B:18:VAL:HG13	1:B:337:VAL:HG22	1.91	0.51
1:F:165:THR:HG22	1:F:167:ARG:N	2.24	0.51
1:D:191:TYR:CD2	1:D:214:TRP:HB3	2.46	0.51
1:B:111:TYR:CE2	1:B:219:LYS:HG2	2.46	0.51
1:F:104:VAL:CG1	1:F:156:GLN:HB2	2.40	0.51
1:C:165:THR:HG22	1:C:167:ARG:N	2.24	0.51
1:E:111:TYR:CE2	1:E:219:LYS:HG2	2.46	0.51
1:F:191:TYR:CD2	1:F:214:TRP:HB3	2.46	0.50
1:F:111:TYR:CE2	1:F:219:LYS:HG2	2.46	0.50
1:F:196:ARG:HH21	1:F:250:PHE:HD2	1.59	0.50
1:E:191:TYR:CD2	1:E:214:TRP:HB3	2.46	0.50
1:C:111:TYR:CE2	1:C:219:LYS:HG2	2.46	0.50
1:B:253:LYS:HB3	1:B:281:LYS:HB2	1.94	0.50
1:A:191:TYR:CD2	1:A:214:TRP:HB3	2.46	0.50
1:D:315:ILE:HG22	1:D:317:GLN:HE21	1.75	0.50
1:D:253:LYS:HB3	1:D:281:LYS:HB2	1.94	0.50
1:C:253:LYS:HB3	1:C:281:LYS:HB2	1.94	0.50
1:F:253:LYS:HB3	1:F:281:LYS:HB2	1.94	0.50
1:C:191:TYR:CD2	1:C:214:TRP:HB3	2.46	0.50
1:A:111:TYR:CE2	1:A:219:LYS:HG2	2.46	0.50
1:C:231:TYR:HA	1:C:256:ASP:O	2.12	0.50
1:A:226:TYR:O	1:A:227:LEU:HD23	2.12	0.50
1:D:231:TYR:HA	1:D:256:ASP:O	2.12	0.50
1:D:111:TYR:CE2	1:D:219:LYS:HG2	2.46	0.49
1:B:231:TYR:HA	1:B:256:ASP:O	2.12	0.49
1:F:315:ILE:HG22	1:F:317:GLN:NE2	2.28	0.49
1:A:128:PHE:O	1:A:133:VAL:HG21	2.13	0.49
1:A:196:ARG:HH21	1:A:250:PHE:HD2	1.59	0.49
1:A:231:TYR:HA	1:A:256:ASP:O	2.12	0.49
1:E:196:ARG:HH21	1:E:250:PHE:HD2	1.59	0.49
1:E:226:TYR:O	1:E:227:LEU:HD23	2.12	0.49
1:E:253:LYS:HB3	1:E:281:LYS:HB2	1.94	0.49
1:D:315:ILE:HG22	1:D:317:GLN:NE2	2.28	0.49
1:B:226:TYR:O	1:B:227:LEU:HD23	2.12	0.49
1:B:315:ILE:HG22	1:B:317:GLN:NE2	2.28	0.49

Continued on next page...

Continued from previous page...

Atom-1	Atom-2	Interatomic distance (Å)	Clash overlap (Å)
1:C:66:GLN:HG3	1:C:78:GLY:HA3	1.95	0.49
1:D:226:TYR:O	1:D:227:LEU:HD23	2.12	0.49
1:D:196:ARG:HH21	1:D:250:PHE:HD2	1.59	0.49
1:A:253:LYS:HB3	1:A:281:LYS:HB2	1.94	0.49
1:C:315:ILE:HG22	1:C:317:GLN:NE2	2.28	0.49
1:E:128:PHE:O	1:E:133:VAL:HG21	2.13	0.49
1:C:128:PHE:O	1:C:133:VAL:HG21	2.13	0.49
1:F:66:GLN:HG3	1:F:78:GLY:HA3	1.95	0.49
1:E:231:TYR:HA	1:E:256:ASP:O	2.12	0.49
1:B:196:ARG:HH21	1:B:250:PHE:HD2	1.59	0.49
1:A:66:GLN:HG3	1:A:78:GLY:HA3	1.95	0.49
1:F:226:TYR:O	1:F:227:LEU:HD23	2.12	0.49
1:C:226:TYR:O	1:C:227:LEU:HD23	2.12	0.49
1:E:66:GLN:HG3	1:E:78:GLY:HA3	1.95	0.49
1:E:315:ILE:HG22	1:E:317:GLN:NE2	2.28	0.49
1:D:128:PHE:O	1:D:133:VAL:HG21	2.13	0.49
1:B:128:PHE:O	1:B:133:VAL:HG21	2.13	0.49
1:A:315:ILE:HG22	1:A:317:GLN:NE2	2.28	0.48
1:C:196:ARG:HH21	1:C:250:PHE:HD2	1.59	0.48
1:F:231:TYR:HA	1:F:256:ASP:O	2.12	0.48
1:F:128:PHE:O	1:F:133:VAL:HG21	2.13	0.48
1:B:141:ASN:HB3	1:B:153:PHE:CE1	2.49	0.48
1:D:71:GLU:HG3	1:F:100:ARG:NH2	2.29	0.48
1:B:12:ASP:O	1:B:45:PHE:HA	2.14	0.48
1:A:3:ILE:HD12	1:B:3:ILE:CG2	2.44	0.48
1:A:161:ASN:HB2	1:A:170:ASN:OD1	2.14	0.48
1:D:141:ASN:HB3	1:D:153:PHE:CE1	2.49	0.48
1:B:66:GLN:HG3	1:B:78:GLY:HA3	1.95	0.48
1:D:3:ILE:HD12	1:E:3:ILE:CG2	2.44	0.48
1:C:141:ASN:HB3	1:C:153:PHE:CE1	2.49	0.48
1:C:12:ASP:O	1:C:45:PHE:HA	2.14	0.48
1:D:12:ASP:O	1:D:45:PHE:HA	2.14	0.48
1:E:141:ASN:HB3	1:E:153:PHE:CE1	2.49	0.48
1:A:71:GLU:HG3	1:C:100:ARG:NH2	2.29	0.48
1:F:161:ASN:HB2	1:F:170:ASN:OD1	2.14	0.48
1:B:161:ASN:HB2	1:B:170:ASN:OD1	2.14	0.47
1:E:12:ASP:O	1:E:45:PHE:HA	2.14	0.47
1:F:12:ASP:O	1:F:45:PHE:HA	2.14	0.47
1:D:3:ILE:CG2	1:F:3:ILE:HD12	2.44	0.47
1:B:140:ARG:HG2	1:B:154:ALA:CB	2.45	0.47
1:D:161:ASN:HB2	1:D:170:ASN:OD1	2.14	0.47

Continued on next page...

Continued from previous page...

Atom-1	Atom-2	Interatomic distance (Å)	Clash overlap (Å)
1:E:100:ARG:NH2	1:F:71:GLU:HG3	2.29	0.47
1:C:161:ASN:HB2	1:C:170:ASN:OD1	2.14	0.47
1:E:161:ASN:HB2	1:E:170:ASN:OD1	2.14	0.47
1:B:100:ARG:NH2	1:C:71:GLU:HG3	2.29	0.47
1:B:191:TYR:CD2	1:B:214:TRP:HB3	2.46	0.47
1:E:3:ILE:HD12	1:F:3:ILE:CG2	2.44	0.47
1:A:12:ASP:O	1:A:45:PHE:HA	2.14	0.47
1:C:140:ARG:HG2	1:C:154:ALA:CB	2.45	0.47
1:A:100:ARG:NH2	1:B:71:GLU:HG3	2.29	0.47
1:E:258:LEU:CD1	1:E:276:THR:HG23	2.45	0.47
1:A:258:LEU:CD1	1:A:276:THR:HG23	2.45	0.47
1:D:140:ARG:HG2	1:D:154:ALA:CB	2.45	0.47
1:C:258:LEU:CD1	1:C:276:THR:HG23	2.45	0.47
1:A:140:ARG:HG2	1:A:154:ALA:CB	2.45	0.47
1:B:3:ILE:HD12	1:C:3:ILE:CG2	2.44	0.47
1:A:277:LYS:HE3	1:A:293:ASN:ND2	2.30	0.47
1:C:309:THR:HG22	1:C:336:ILE:HA	1.97	0.47
1:B:277:LYS:HE3	1:B:293:ASN:ND2	2.30	0.47
1:D:258:LEU:HD13	1:D:276:THR:HG23	1.97	0.47
1:E:309:THR:HG22	1:E:336:ILE:HA	1.97	0.47
1:A:309:THR:HG22	1:A:336:ILE:HA	1.97	0.47
1:A:141:ASN:HB3	1:A:153:PHE:CE1	2.49	0.47
1:F:258:LEU:CD1	1:F:276:THR:HG23	2.45	0.47
1:D:100:ARG:NH2	1:E:71:GLU:HG3	2.29	0.47
1:B:12:ASP:HB3	1:B:46:LYS:HG3	1.97	0.47
1:D:12:ASP:HB3	1:D:46:LYS:HG3	1.97	0.47
1:D:66:GLN:HG3	1:D:78:GLY:HA3	1.95	0.47
1:F:141:ASN:HB3	1:F:153:PHE:CE1	2.49	0.47
1:D:309:THR:HG22	1:D:336:ILE:HA	1.97	0.47
1:F:24:SER:H	1:F:35:ASN:HD22	1.63	0.47
1:F:140:ARG:HG2	1:F:154:ALA:CB	2.45	0.47
1:B:258:LEU:CD1	1:B:276:THR:HG23	2.45	0.47
1:E:303:PHE:HB2	1:E:307:MET:HB3	1.97	0.47
1:C:24:SER:H	1:C:35:ASN:HD22	1.63	0.46
1:B:258:LEU:HD13	1:B:276:THR:HG23	1.97	0.46
1:F:309:THR:HG22	1:F:336:ILE:HA	1.97	0.46
1:C:277:LYS:HE3	1:C:293:ASN:ND2	2.30	0.46
1:A:3:ILE:CG2	1:C:3:ILE:HD12	2.45	0.46
1:A:12:ASP:HB3	1:A:46:LYS:HG3	1.97	0.46
1:C:258:LEU:HD13	1:C:276:THR:HG23	1.97	0.46
1:D:277:LYS:HE3	1:D:293:ASN:ND2	2.30	0.46

Continued on next page...

Continued from previous page...

Atom-1	Atom-2	Interatomic distance (Å)	Clash overlap (Å)
1:C:270:ARG:HD2	1:C:302:TYR:HE1	1.80	0.46
1:C:303:PHE:HB2	1:C:307:MET:HB3	1.97	0.46
1:E:24:SER:H	1:E:35:ASN:HD22	1.63	0.46
1:C:12:ASP:HB3	1:C:46:LYS:HG3	1.97	0.46
1:E:12:ASP:HB3	1:E:46:LYS:HG3	1.97	0.46
1:F:265:PHE:HB3	1:F:267:PHE:CE1	2.51	0.46
1:F:303:PHE:HB2	1:F:307:MET:HB3	1.97	0.46
1:A:265:PHE:HB3	1:A:267:PHE:CE1	2.51	0.46
1:C:265:PHE:HB3	1:C:267:PHE:CE1	2.51	0.46
1:E:258:LEU:HD13	1:E:276:THR:HG23	1.97	0.46
1:D:258:LEU:CD1	1:D:276:THR:HG23	2.45	0.46
1:B:270:ARG:HD2	1:B:302:TYR:HE1	1.81	0.46
1:E:277:LYS:HE3	1:E:293:ASN:ND2	2.30	0.46
1:D:265:PHE:HB3	1:D:267:PHE:CE1	2.51	0.46
1:B:309:THR:HG22	1:B:336:ILE:HA	1.97	0.46
1:E:140:ARG:HG2	1:E:154:ALA:CB	2.45	0.46
1:D:270:ARG:HD2	1:D:302:TYR:HE1	1.80	0.46
1:F:258:LEU:HD13	1:F:276:THR:HG23	1.97	0.46
1:E:58:TYR:CD1	1:E:58:TYR:N	2.84	0.46
1:E:270:ARG:HD2	1:E:302:TYR:HE1	1.80	0.46
1:B:265:PHE:HB3	1:B:267:PHE:CE1	2.51	0.46
1:A:338:TYR:CZ	1:C:47:GLY:HA3	2.51	0.46
1:F:313:TYR:CE1	1:F:315:ILE:HG13	2.49	0.46
1:D:24:SER:H	1:D:35:ASN:HD22	1.63	0.46
1:C:140:ARG:HG2	1:C:154:ALA:HB2	1.98	0.46
1:A:258:LEU:HD13	1:A:276:THR:HG23	1.97	0.46
1:F:270:ARG:HD2	1:F:302:TYR:HE1	1.80	0.46
1:A:24:SER:H	1:A:35:ASN:HD22	1.63	0.46
1:F:277:LYS:HE3	1:F:293:ASN:ND2	2.30	0.46
1:D:140:ARG:HG2	1:D:154:ALA:HB2	1.98	0.45
1:A:270:ARG:HD2	1:A:302:TYR:HE1	1.80	0.45
1:B:58:TYR:CD1	1:B:58:TYR:N	2.84	0.45
1:C:24:SER:H	1:C:35:ASN:ND2	2.14	0.45
1:E:265:PHE:HB3	1:E:267:PHE:CE1	2.51	0.45
1:F:12:ASP:HB3	1:F:46:LYS:HG3	1.97	0.45
1:A:47:GLY:HA3	1:B:338:TYR:CZ	2.52	0.45
1:E:47:GLY:HA3	1:F:338:TYR:CZ	2.52	0.45
1:F:58:TYR:N	1:F:58:TYR:CD1	2.84	0.45
1:B:303:PHE:HB2	1:B:307:MET:HB3	1.97	0.45
1:A:313:TYR:CE1	1:A:315:ILE:HG13	2.50	0.45
1:A:24:SER:H	1:A:35:ASN:ND2	2.15	0.45

Continued on next page...

Continued from previous page...

Atom-1	Atom-2	Interatomic distance (Å)	Clash overlap (Å)
1:F:140:ARG:HG2	1:F:154:ALA:HB2	1.98	0.45
1:A:303:PHE:HB2	1:A:307:MET:HB3	1.97	0.45
1:D:338:TYR:CZ	1:F:47:GLY:HA3	2.52	0.45
1:A:58:TYR:N	1:A:58:TYR:CD1	2.84	0.45
1:B:24:SER:H	1:B:35:ASN:HD22	1.63	0.45
1:A:140:ARG:HG2	1:A:154:ALA:HB2	1.98	0.45
1:D:58:TYR:N	1:D:58:TYR:CD1	2.84	0.45
1:C:58:TYR:CD1	1:C:58:TYR:N	2.84	0.45
1:F:24:SER:H	1:F:35:ASN:ND2	2.15	0.44
1:D:303:PHE:HB2	1:D:307:MET:HB3	1.98	0.44
1:B:47:GLY:HA3	1:C:338:TYR:CZ	2.52	0.44
1:E:24:SER:H	1:E:35:ASN:ND2	2.15	0.44
1:E:140:ARG:HG2	1:E:154:ALA:HB2	1.98	0.44
1:F:55:LEU:HD13	1:F:90:TYR:HB2	1.99	0.44
1:D:24:SER:H	1:D:35:ASN:ND2	2.15	0.44
1:B:140:ARG:HG2	1:B:154:ALA:HB2	1.98	0.44
1:D:47:GLY:HA3	1:E:338:TYR:CZ	2.52	0.44
1:B:56:THR:O	1:B:88:LEU:HA	2.18	0.44
1:C:313:TYR:CE1	1:C:315:ILE:HG13	2.49	0.44
1:C:179:SER:HB3	1:C:188:VAL:CG1	2.48	0.44
1:C:230:ASN:HB2	1:C:258:LEU:HB2	1.99	0.44
1:D:230:ASN:HB2	1:D:258:LEU:HB2	1.99	0.44
1:C:56:THR:O	1:C:88:LEU:HA	2.18	0.44
1:F:56:THR:O	1:F:88:LEU:HA	2.18	0.44
1:F:179:SER:HB3	1:F:188:VAL:CG1	2.48	0.44
1:D:204:PRO:HB2	1:D:247:THR:HG23	2.00	0.44
1:B:55:LEU:HD13	1:B:90:TYR:HB2	1.99	0.44
1:A:56:THR:O	1:A:88:LEU:HA	2.18	0.44
1:D:179:SER:HB3	1:D:188:VAL:CG1	2.48	0.43
1:B:24:SER:H	1:B:35:ASN:ND2	2.15	0.43
1:E:204:PRO:HB2	1:E:247:THR:HG23	2.00	0.43
1:A:230:ASN:HB2	1:A:258:LEU:HB2	1.99	0.43
1:B:230:ASN:HB2	1:B:258:LEU:HB2	1.99	0.43
1:A:336:ILE:HD11	1:C:87:GLY:HA2	2.01	0.43
1:F:13:LEU:HD23	1:F:340:PHE:HE2	1.84	0.43
1:E:13:LEU:HD23	1:E:340:PHE:HE2	1.84	0.43
1:D:55:LEU:HD13	1:D:90:TYR:HB2	1.99	0.43
1:C:55:LEU:HD13	1:C:90:TYR:HB2	1.99	0.43
1:C:204:PRO:HB2	1:C:247:THR:HG23	2.00	0.43
1:D:54:ASP:HB3	1:D:91:ALA:HB2	2.01	0.43
1:E:55:LEU:HD13	1:E:90:TYR:HB2	1.99	0.43

Continued on next page...

Continued from previous page...

Atom-1	Atom-2	Interatomic distance (Å)	Clash overlap (Å)
1:D:313:TYR:CE1	1:D:315:ILE:HG13	2.49	0.43
1:E:230:ASN:HB2	1:E:258:LEU:HB2	1.99	0.43
1:E:56:THR:O	1:E:88:LEU:HA	2.18	0.43
1:C:54:ASP:HB3	1:C:91:ALA:HB2	2.01	0.43
1:A:55:LEU:HD13	1:A:90:TYR:HB2	1.99	0.43
1:D:336:ILE:HD11	1:F:87:GLY:HA2	2.01	0.43
1:D:56:THR:O	1:D:88:LEU:HA	2.18	0.43
1:E:54:ASP:HB3	1:E:91:ALA:HB2	2.01	0.43
1:E:300:THR:HG23	1:E:310:TYR:HB3	2.01	0.43
1:D:13:LEU:HD23	1:D:340:PHE:HE2	1.83	0.43
1:B:179:SER:HB3	1:B:188:VAL:CG1	2.48	0.42
1:B:204:PRO:HB2	1:B:247:THR:HG23	2.00	0.42
1:F:230:ASN:HB2	1:F:258:LEU:HB2	1.99	0.42
1:A:300:THR:HG23	1:A:310:TYR:HB3	2.01	0.42
1:E:87:GLY:HA2	1:F:336:ILE:HD11	2.01	0.42
1:D:300:THR:HG23	1:D:310:TYR:HB3	2.01	0.42
1:B:13:LEU:HD23	1:B:340:PHE:HE2	1.84	0.42
1:A:54:ASP:HB3	1:A:91:ALA:HB2	2.01	0.42
1:C:269:LEU:HA	1:C:269:LEU:HD12	1.78	0.42
1:A:13:LEU:HD23	1:A:340:PHE:HE2	1.84	0.42
1:C:13:LEU:HD23	1:C:340:PHE:HE2	1.84	0.42
1:F:300:THR:HG23	1:F:310:TYR:HB3	2.01	0.42
1:E:20:LEU:HD12	1:E:21:HIS:H	1.85	0.42
1:B:300:THR:HG23	1:B:310:TYR:HB3	2.01	0.42
1:B:54:ASP:HB3	1:B:91:ALA:HB2	2.01	0.42
1:B:20:LEU:HD12	1:B:21:HIS:H	1.85	0.42
1:E:179:SER:HB3	1:E:188:VAL:CG1	2.48	0.42
1:E:1:ALA:N	1:E:340:PHE:OXT	2.52	0.42
1:B:313:TYR:CE1	1:B:315:ILE:HG13	2.50	0.42
1:F:204:PRO:HB2	1:F:247:THR:HG23	2.00	0.42
1:C:20:LEU:HD12	1:C:21:HIS:H	1.85	0.42
1:D:20:LEU:HD12	1:D:21:HIS:H	1.85	0.42
1:A:20:LEU:HD12	1:A:21:HIS:H	1.85	0.42
1:A:204:PRO:HB2	1:A:247:THR:HG23	2.00	0.42
1:A:1:ALA:N	1:A:340:PHE:OXT	2.52	0.42
1:B:115:LEU:N	1:B:115:LEU:CD2	2.83	0.42
1:E:115:LEU:N	1:E:115:LEU:CD2	2.83	0.42
1:F:54:ASP:HB3	1:F:91:ALA:HB2	2.01	0.42
1:E:100:ARG:HG3	1:E:100:ARG:NH1	2.35	0.41
1:A:87:GLY:HA2	1:B:336:ILE:HD11	2.01	0.41
1:F:235:ARG:HA	1:F:235:ARG:HD3	1.89	0.41

Continued on next page...

Continued from previous page...

Atom-1	Atom-2	Interatomic distance (Å)	Clash overlap (Å)
1:B:100:ARG:HG3	1:B:100:ARG:NH1	2.36	0.41
1:B:87:GLY:HA2	1:C:336:ILE:HD11	2.01	0.41
1:D:86:ALA:O	1:D:97:ASP:HA	2.20	0.41
1:E:86:ALA:O	1:E:97:ASP:HA	2.20	0.41
1:A:179:SER:HB3	1:A:188:VAL:CG1	2.48	0.41
1:C:115:LEU:CD2	1:C:115:LEU:N	2.83	0.41
1:C:205:LEU:HG	1:C:247:THR:HG22	2.02	0.41
1:B:86:ALA:O	1:B:97:ASP:HA	2.20	0.41
1:D:165:THR:HG22	1:D:166:ALA:N	2.35	0.41
1:A:205:LEU:HG	1:A:247:THR:HG22	2.03	0.41
1:D:87:GLY:HA2	1:E:336:ILE:HD11	2.01	0.41
1:A:4:TYR:O	1:A:10:LYS:HA	2.20	0.41
1:E:4:TYR:O	1:E:10:LYS:HA	2.20	0.41
1:E:165:THR:HG22	1:E:166:ALA:N	2.35	0.41
1:C:165:THR:HG22	1:C:166:ALA:N	2.35	0.41
1:C:300:THR:HG23	1:C:310:TYR:HB3	2.01	0.41
1:F:4:TYR:O	1:F:10:LYS:HA	2.20	0.41
1:D:179:SER:CB	1:D:188:VAL:HG13	2.49	0.41
1:A:115:LEU:CD2	1:A:115:LEU:N	2.83	0.41
1:C:115:LEU:HD13	1:C:296:GLU:CD	2.41	0.41
1:B:4:TYR:O	1:B:10:LYS:HA	2.20	0.41
1:C:4:TYR:O	1:C:10:LYS:HA	2.20	0.41
1:B:115:LEU:HD13	1:B:296:GLU:CD	2.41	0.41
1:A:86:ALA:O	1:A:97:ASP:HA	2.20	0.41
1:C:61:TRP:CZ2	1:C:63:TYR:HB2	2.56	0.41
1:D:4:TYR:O	1:D:10:LYS:HA	2.20	0.41
1:F:20:LEU:HD12	1:F:21:HIS:H	1.85	0.41
1:F:165:THR:HG22	1:F:166:ALA:N	2.35	0.41
1:E:313:TYR:CE1	1:E:315:ILE:HG13	2.49	0.41
1:E:127:ASP:O	1:E:128:PHE:HB2	2.21	0.41
1:A:115:LEU:HD13	1:A:296:GLU:CD	2.41	0.41
1:D:115:LEU:N	1:D:115:LEU:CD2	2.83	0.41
1:A:100:ARG:NH1	1:A:100:ARG:HG3	2.35	0.41
1:E:184:GLY:O	1:E:220:TYR:HA	2.21	0.41
1:A:61:TRP:CZ2	1:A:63:TYR:HB2	2.56	0.41
1:D:174:VAL:HG12	1:D:175:GLY:N	2.36	0.41
1:C:86:ALA:O	1:C:97:ASP:HA	2.20	0.41
1:F:86:ALA:O	1:F:97:ASP:HA	2.20	0.41
1:F:269:LEU:HD12	1:F:269:LEU:HA	1.78	0.41
1:B:179:SER:CB	1:B:188:VAL:HG13	2.49	0.41
1:F:127:ASP:O	1:F:128:PHE:HB2	2.21	0.41

Continued on next page...

Continued from previous page...

Atom-1	Atom-2	Interatomic distance (Å)	Clash overlap (Å)
1:D:205:LEU:HG	1:D:247:THR:HG22	2.03	0.41
1:D:61:TRP:CZ2	1:D:63:TYR:HB2	2.56	0.41
1:F:174:VAL:HG12	1:F:175:GLY:N	2.36	0.41
1:E:115:LEU:HD13	1:E:296:GLU:CD	2.41	0.40
1:F:115:LEU:HD13	1:F:296:GLU:CD	2.41	0.40
1:F:143:ASN:HA	1:F:148:VAL:O	2.21	0.40
1:C:174:VAL:HG12	1:C:175:GLY:N	2.36	0.40
1:D:102:TYR:CD2	1:D:106:TYR:CD2	3.09	0.40
1:F:203:GLN:HA	1:F:204:PRO:HD3	1.82	0.40
1:C:100:ARG:HG3	1:C:100:ARG:NH1	2.36	0.40
1:F:102:TYR:CD2	1:F:106:TYR:CD2	3.10	0.40
1:B:174:VAL:HG12	1:B:175:GLY:N	2.36	0.40
1:E:174:VAL:HG12	1:E:175:GLY:N	2.36	0.40
1:B:235:ARG:HD3	1:B:235:ARG:HA	1.89	0.40
1:B:102:TYR:CD2	1:B:106:TYR:CD2	3.09	0.40
1:B:165:THR:HG22	1:B:166:ALA:N	2.35	0.40
1:F:100:ARG:NH1	1:F:100:ARG:HG3	2.35	0.40
1:D:100:ARG:NH1	1:D:100:ARG:HG3	2.35	0.40
1:F:286:ILE:HG21	1:F:289:VAL:HG22	2.04	0.40
1:D:60:GLN:O	1:D:84:ALA:HA	2.22	0.40
1:F:61:TRP:CZ2	1:F:63:TYR:HB2	2.56	0.40
1:A:324:LEU:HA	1:A:324:LEU:HD23	1.88	0.40
1:A:143:ASN:HA	1:A:148:VAL:O	2.21	0.40
1:E:179:SER:CB	1:E:188:VAL:HG13	2.49	0.40
1:B:127:ASP:O	1:B:128:PHE:HB2	2.21	0.40
1:F:205:LEU:HG	1:F:247:THR:HG22	2.03	0.40
1:B:212:GLU:HG2	1:B:235:ARG:HB2	2.04	0.40
1:B:143:ASN:HA	1:B:148:VAL:O	2.21	0.40
1:E:61:TRP:CZ2	1:E:63:TYR:HB2	2.56	0.40
1:A:184:GLY:O	1:A:220:TYR:HA	2.21	0.40
1:B:61:TRP:CZ2	1:B:63:TYR:HB2	2.56	0.40
1:A:102:TYR:CD2	1:A:106:TYR:CD2	3.09	0.40
1:E:211:ALA:HB1	1:E:237:ALA:HB2	2.04	0.40
1:B:14:TYR:N	1:B:14:TYR:CD1	2.90	0.40
1:B:60:GLN:O	1:B:84:ALA:HA	2.22	0.40
1:E:286:ILE:HG21	1:E:289:VAL:HG22	2.04	0.40
1:F:115:LEU:N	1:F:115:LEU:CD2	2.83	0.40
1:D:115:LEU:HD13	1:D:296:GLU:CD	2.41	0.40
1:F:211:ALA:HB1	1:F:237:ALA:HB2	2.04	0.40
1:E:212:GLU:HG2	1:E:235:ARG:HB2	2.04	0.40
1:F:60:GLN:O	1:F:84:ALA:HA	2.22	0.40

Continued on next page...

Continued from previous page...

Atom-1	Atom-2	Interatomic distance (Å)	Clash overlap (Å)
1:A:14:TYR:CD1	1:A:14:TYR:N	2.90	0.40

All (3) symmetry-related close contacts are listed below. The label for Atom-2 includes the symmetry operator and encoded unit-cell translations to be applied.

Atom-1	Atom-2	Interatomic distance (Å)	Clash overlap (Å)
1:B:6:LYS:CD	1:F:6:LYS:CD[3_655]	1.59	0.61
1:B:6:LYS:NZ	1:F:6:LYS:CB[3_655]	2.08	0.12
1:B:6:LYS:CB	1:F:6:LYS:NZ[3_655]	2.18	0.02

5.3 Torsion angles [i](#)

5.3.1 Protein backbone [i](#)

In the following table, the Percentiles column shows the percent Ramachandran outliers of the chain as a percentile score with respect to all X-ray entries followed by that with respect to entries of similar resolution.

The Analysed column shows the number of residues for which the backbone conformation was analysed, and the total number of residues.

Mol	Chain	Analysed	Favoured	Allowed	Outliers	Percentiles	
1	A	338/340 (99%)	312 (92%)	25 (7%)	1 (0%)	46	85
1	B	338/340 (99%)	312 (92%)	25 (7%)	1 (0%)	46	85
1	C	338/340 (99%)	312 (92%)	25 (7%)	1 (0%)	46	85
1	D	338/340 (99%)	312 (92%)	25 (7%)	1 (0%)	46	85
1	E	338/340 (99%)	312 (92%)	25 (7%)	1 (0%)	46	85
1	F	338/340 (99%)	312 (92%)	25 (7%)	1 (0%)	46	85
All	All	2028/2040 (99%)	1872 (92%)	150 (7%)	6 (0%)	46	85

All (6) Ramachandran outliers are listed below:

Mol	Chain	Res	Type
1	A	118	PHE
1	B	118	PHE
1	C	118	PHE
1	D	118	PHE
1	E	118	PHE

Continued on next page...

Continued from previous page...

Mol	Chain	Res	Type
1	F	118	PHE

5.3.2 Protein sidechains ⓘ

In the following table, the Percentiles column shows the percent sidechain outliers of the chain as a percentile score with respect to all X-ray entries followed by that with respect to entries of similar resolution.

The Analysed column shows the number of residues for which the sidechain conformation was analysed, and the total number of residues.

Mol	Chain	Analysed	Rotameric	Outliers	Percentiles	
1	A	263/263 (100%)	243 (92%)	20 (8%)	16	55
1	B	263/263 (100%)	243 (92%)	20 (8%)	16	55
1	C	263/263 (100%)	243 (92%)	20 (8%)	16	55
1	D	263/263 (100%)	243 (92%)	20 (8%)	16	55
1	E	263/263 (100%)	243 (92%)	20 (8%)	16	55
1	F	263/263 (100%)	243 (92%)	20 (8%)	16	55
All	All	1578/1578 (100%)	1458 (92%)	120 (8%)	16	55

All (120) residues with a non-rotameric sidechain are listed below:

Mol	Chain	Res	Type
1	A	25	LYS
1	A	58	TYR
1	A	64	ASN
1	A	89	LYS
1	A	115	LEU
1	A	136	VAL
1	A	138	THR
1	A	172	ASP
1	A	183	GLU
1	A	187	ILE
1	A	188	VAL
1	A	210	LYS
1	A	218	LEU
1	A	235	ARG
1	A	246	ASN
1	A	253	LYS
1	A	255	GLN

Continued on next page...

Continued from previous page...

Mol	Chain	Res	Type
1	A	279	LYS
1	A	289	VAL
1	A	309	THR
1	B	25	LYS
1	B	58	TYR
1	B	64	ASN
1	B	89	LYS
1	B	115	LEU
1	B	136	VAL
1	B	138	THR
1	B	172	ASP
1	B	183	GLU
1	B	187	ILE
1	B	188	VAL
1	B	210	LYS
1	B	218	LEU
1	B	235	ARG
1	B	246	ASN
1	B	253	LYS
1	B	255	GLN
1	B	279	LYS
1	B	289	VAL
1	B	309	THR
1	C	25	LYS
1	C	58	TYR
1	C	64	ASN
1	C	89	LYS
1	C	115	LEU
1	C	136	VAL
1	C	138	THR
1	C	172	ASP
1	C	183	GLU
1	C	187	ILE
1	C	188	VAL
1	C	210	LYS
1	C	218	LEU
1	C	235	ARG
1	C	246	ASN
1	C	253	LYS
1	C	255	GLN
1	C	279	LYS
1	C	289	VAL

Continued on next page...

Continued from previous page...

Mol	Chain	Res	Type
1	C	309	THR
1	D	25	LYS
1	D	58	TYR
1	D	64	ASN
1	D	89	LYS
1	D	115	LEU
1	D	136	VAL
1	D	138	THR
1	D	172	ASP
1	D	183	GLU
1	D	187	ILE
1	D	188	VAL
1	D	210	LYS
1	D	218	LEU
1	D	235	ARG
1	D	246	ASN
1	D	253	LYS
1	D	255	GLN
1	D	279	LYS
1	D	289	VAL
1	D	309	THR
1	E	25	LYS
1	E	58	TYR
1	E	64	ASN
1	E	89	LYS
1	E	115	LEU
1	E	136	VAL
1	E	138	THR
1	E	172	ASP
1	E	183	GLU
1	E	187	ILE
1	E	188	VAL
1	E	210	LYS
1	E	218	LEU
1	E	235	ARG
1	E	246	ASN
1	E	253	LYS
1	E	255	GLN
1	E	279	LYS
1	E	289	VAL
1	E	309	THR
1	F	25	LYS

Continued on next page...

Continued from previous page...

Mol	Chain	Res	Type
1	F	58	TYR
1	F	64	ASN
1	F	89	LYS
1	F	115	LEU
1	F	136	VAL
1	F	138	THR
1	F	172	ASP
1	F	183	GLU
1	F	187	ILE
1	F	188	VAL
1	F	210	LYS
1	F	218	LEU
1	F	235	ARG
1	F	246	ASN
1	F	253	LYS
1	F	255	GLN
1	F	279	LYS
1	F	289	VAL
1	F	309	THR

Some sidechains can be flipped to improve hydrogen bonding and reduce clashes. All (30) such sidechains are listed below:

Mol	Chain	Res	Type
1	A	30	ASN
1	A	35	ASN
1	A	64	ASN
1	A	76	GLN
1	A	317	GLN
1	B	30	ASN
1	B	35	ASN
1	B	64	ASN
1	B	76	GLN
1	B	317	GLN
1	C	30	ASN
1	C	35	ASN
1	C	64	ASN
1	C	76	GLN
1	C	317	GLN
1	D	30	ASN
1	D	35	ASN
1	D	64	ASN
1	D	76	GLN

Continued on next page...

Continued from previous page...

Mol	Chain	Res	Type
1	D	317	GLN
1	E	30	ASN
1	E	35	ASN
1	E	64	ASN
1	E	76	GLN
1	E	317	GLN
1	F	30	ASN
1	F	35	ASN
1	F	64	ASN
1	F	76	GLN
1	F	317	GLN

5.3.3 RNA [i](#)

There are no RNA molecules in this entry.

5.4 Non-standard residues in protein, DNA, RNA chains [i](#)

There are no non-standard protein/DNA/RNA residues in this entry.

5.5 Carbohydrates [i](#)

There are no carbohydrates in this entry.

5.6 Ligand geometry [i](#)

There are no ligands in this entry.

5.7 Other polymers [i](#)

There are no such residues in this entry.

5.8 Polymer linkage issues [i](#)

There are no chain breaks in this entry.

6 Fit of model and data ⓘ

6.1 Protein, DNA and RNA chains ⓘ

EDS was not executed - this section will therefore be empty.

6.2 Non-standard residues in protein, DNA, RNA chains ⓘ

EDS was not executed - this section will therefore be empty.

6.3 Carbohydrates ⓘ

EDS was not executed - this section will therefore be empty.

6.4 Ligands ⓘ

EDS was not executed - this section will therefore be empty.

6.5 Other polymers ⓘ

EDS was not executed - this section will therefore be empty.