



Full wwPDB X-ray Structure Validation Report ⓘ

Jan 31, 2016 – 09:27 PM GMT

PDB ID : 1P3B
Title : Crystallographic Studies of Nucleosome Core Particles containing Histone 'Sin' Mutants
Authors : Muthurajan, U.M.; Bao, Y.; Forsberg, L.J.; Edayathumangalam, R.S.; Dyer, P.N.; White, C.L.; Luger, K.
Deposited on : 2003-04-17
Resolution : 3.00 Å(reported)

This is a Full wwPDB X-ray Structure Validation Report for a publicly released PDB entry.
We welcome your comments at validation@mail.wwpdb.org
A user guide is available at
<http://wwpdb.org/validation/2016/XrayValidationReportHelp>
with specific help available everywhere you see the ⓘ symbol.

The following versions of software and data (see [references ⓘ](#)) were used in the production of this report:

MolProbity : 4.02b-467
Mogul : 1.7 (RC4), CSD as536be (2015)
Xtriage (Phenix) : **NOT EXECUTED**
EDS : **NOT EXECUTED**
Percentile statistics : 20151230.v01 (using entries in the PDB archive December 30th 2015)
Ideal geometry (proteins) : Engh & Huber (2001)
Ideal geometry (DNA, RNA) : Parkinson et al. (1996)
Validation Pipeline (wwPDB-VP) : trunk26865

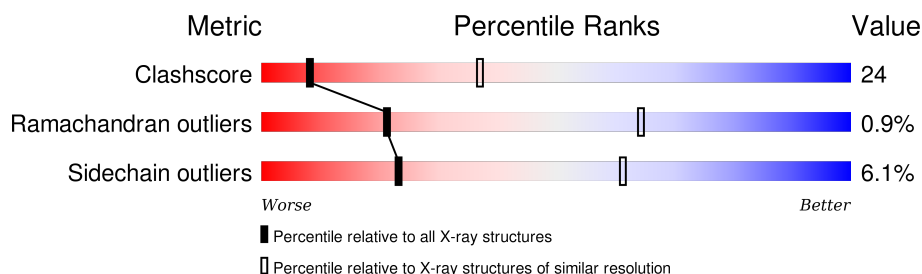
1 Overall quality at a glance

The following experimental techniques were used to determine the structure:

X-RAY DIFFRACTION

The reported resolution of this entry is 3.00 Å.

Percentile scores (ranging between 0-100) for global validation metrics of the entry are shown in the following graphic. The table shows the number of entries on which the scores are based.



Metric	Whole archive (#Entries)	Similar resolution (#Entries, resolution range(Å))
Clashscore	102246	1912 (3.00-3.00)
Ramachandran outliers	100387	1853 (3.00-3.00)
Sidechain outliers	100360	1856 (3.00-3.00)




The table below summarises the geometric issues observed across the polymeric chains and their fit to the electron density. The red, orange, yellow and green segments on the lower bar indicate the fraction of residues that contain outliers for ≥ 3 , 2, 1 and 0 types of geometric quality criteria. A grey segment represents the fraction of residues that are not modelled. The numeric value for each fraction is indicated below the corresponding segment, with a dot representing fractions $\leq 5\%$. The upper red bar (where present) indicates the fraction of residues that have poor fit to the electron density. The numeric value is given above the bar.

Note EDS was not executed.

Mol	Chain	Length	Quality of chain
1	I	146	<div> <div>29%</div> <div>71%</div> </div>
1	J	146	<div> <div>29%</div> <div>71%</div> </div>
2	A	135	<div> <div>47%</div> <div>23%</div> <div>27%</div> </div>
2	E	135	<div> <div>44%</div> <div>23%</div> <div>6%</div> <div>27%</div> </div>
3	B	102	<div> <div>52%</div> <div>22%</div> <div>24%</div> </div>
3	F	102	<div> <div>58%</div> <div>21%</div> <div>21%</div> </div>
4	C	129	<div> <div>48%</div> <div>32%</div> <div>16%</div> </div>

Continued on next page...

Continued from previous page...

Mol	Chain	Length	Quality of chain
4	G	129	 58% 22% • 19%
5	D	125	 48% 25% • 25%
5	H	125	 45% 27% • 26%

2 Entry composition [i](#)

There are 6 unique types of molecules in this entry. The entry contains 12131 atoms, of which 0 are hydrogens and 0 are deuteriums.

In the tables below, the ZeroOcc column contains the number of atoms modelled with zero occupancy, the AltConf column contains the number of residues with at least one atom in alternate conformation and the Trace column contains the number of residues modelled with at most 2 atoms.

- Molecule 1 is a DNA chain called Palindromic 146bp Human Alpha-Satellite DNA fragment.

Mol	Chain	Residues	Atoms					ZeroOcc	AltConf	Trace
1	I	146	Total	C	N	O	P	0	0	0
			2990	1430	541	874	145			
1	J	146	Total	C	N	O	P	0	0	0
			2990	1430	541	874	145			

- Molecule 2 is a protein called Histone H3.

Mol	Chain	Residues	Atoms					ZeroOcc	AltConf	Trace
2	A	99	Total	C	N	O	S	0	0	0
			817	515	158	141	3			
2	E	99	Total	C	N	O	S	0	0	0
			817	515	158	141	3			

There are 6 discrepancies between the modelled and reference sequences:

Chain	Residue	Modelled	Actual	Comment	Reference
A	434	GLU	GLY	CONFLICT	UNP Q7ZT64
A	435	SER	VAL	CONFLICT	UNP Q7ZT64
A	502	ALA	GLY	CONFLICT	UNP Q7ZT64
E	634	GLU	GLY	CONFLICT	UNP Q7ZT64
E	635	SER	VAL	CONFLICT	UNP Q7ZT64
E	702	ALA	GLY	CONFLICT	UNP Q7ZT64

- Molecule 3 is a protein called Histone H4.

Mol	Chain	Residues	Atoms					ZeroOcc	AltConf	Trace
3	B	78	Total	C	N	O	S	0	0	0
			613	388	117	107	1			
3	F	81	Total	C	N	O	S	0	0	0
			640	404	123	112	1			

There are 2 discrepancies between the modelled and reference sequences:

Chain	Residue	Modelled	Actual	Comment	Reference
B	45	ALA	ARG	CONFLICT	UNP P62799
F	245	ALA	ARG	CONFLICT	UNP P62799

- Molecule 4 is a protein called Histone H2A.

Mol	Chain	Residues	Atoms				ZeroOcc	AltConf	Trace
4	C	108	Total	C	N	O	0	0	0
			834	526	163	145			
4	G	105	Total	C	N	O	0	0	0
			813	513	159	141			

There are 48 discrepancies between the modelled and reference sequences:

Chain	Residue	Modelled	Actual	Comment	Reference
C	814	ALA	SER	CONFLICT	UNP Q7ZT66
C	867	GLY	TRP	CONFLICT	UNP Q7ZT66
C	868	ASN	GLU	CONFLICT	UNP Q7ZT66
C	869	ALA	ARG	CONFLICT	UNP Q7ZT66
C	870	ALA	LEU	CONFLICT	UNP Q7ZT66
C	871	ARG	PRO	CONFLICT	UNP Q7ZT66
C	872	ASP	GLU	CONFLICT	UNP Q7ZT66
C	873	ASN	ILE	CONFLICT	UNP Q7ZT66
C	874	LYS	TRP	CONFLICT	UNP Q7ZT66
C	876	THR	ARG	CONFLICT	UNP Q7ZT66
C	877	ARG	PRO	CONFLICT	UNP Q7ZT66
C	878	ILE	VAL	CONFLICT	UNP Q7ZT66
C	879	ILE	LEU	CONFLICT	UNP Q7ZT66
C	880	PRO	SER	CONFLICT	UNP Q7ZT66
C	881	ARG	PRO	CONFLICT	UNP Q7ZT66
C	882	HIS	GLY	CONFLICT	UNP Q7ZT66
C	883	LEU	TRP	CONFLICT	UNP Q7ZT66
C	884	GLN	CYS	CONFLICT	UNP Q7ZT66
C	885	LEU	ASN	CONFLICT	UNP Q7ZT66
C	886	ALA	SER	CONFLICT	UNP Q7ZT66
C	887	VAL	LEU	CONFLICT	UNP Q7ZT66
C	888	ARG	CYS	CONFLICT	UNP Q7ZT66
C	923	ALA	SER	CONFLICT	UNP Q7ZT66
C	926	ALA	THR	CONFLICT	UNP Q7ZT66
G	1014	ALA	SER	CONFLICT	UNP Q7ZT66
G	1067	GLY	TRP	CONFLICT	UNP Q7ZT66
G	1068	ASN	GLU	CONFLICT	UNP Q7ZT66
G	1069	ALA	ARG	CONFLICT	UNP Q7ZT66
G	1070	ALA	LEU	CONFLICT	UNP Q7ZT66

Continued on next page...

Continued from previous page...

Chain	Residue	Modelled	Actual	Comment	Reference
G	1071	ARG	PRO	CONFLICT	UNP Q7ZT66
G	1072	ASP	GLU	CONFLICT	UNP Q7ZT66
G	1073	ASN	ILE	CONFLICT	UNP Q7ZT66
G	1074	LYS	TRP	CONFLICT	UNP Q7ZT66
G	1076	THR	ARG	CONFLICT	UNP Q7ZT66
G	1077	ARG	PRO	CONFLICT	UNP Q7ZT66
G	1078	ILE	VAL	CONFLICT	UNP Q7ZT66
G	1079	ILE	LEU	CONFLICT	UNP Q7ZT66
G	1080	PRO	SER	CONFLICT	UNP Q7ZT66
G	1081	ARG	PRO	CONFLICT	UNP Q7ZT66
G	1082	HIS	GLY	CONFLICT	UNP Q7ZT66
G	1083	LEU	TRP	CONFLICT	UNP Q7ZT66
G	1084	GLN	CYS	CONFLICT	UNP Q7ZT66
G	1085	LEU	ASN	CONFLICT	UNP Q7ZT66
G	1086	ALA	SER	CONFLICT	UNP Q7ZT66
G	1087	VAL	LEU	CONFLICT	UNP Q7ZT66
G	1088	ARG	CYS	CONFLICT	UNP Q7ZT66
G	1123	ALA	SER	CONFLICT	UNP Q7ZT66
G	1126	ALA	THR	CONFLICT	UNP Q7ZT66

- Molecule 5 is a protein called Histone H2B.

Mol	Chain	Residues	Atoms					ZeroOcc	AltConf	Trace
5	D	94	Total	C	N	O	S	0	0	0
			735	462	132	139	2			
5	H	92	Total	C	N	O	S	0	0	0
			718	453	127	136	2			

There are 8 discrepancies between the modelled and reference sequences:

Chain	Residue	Modelled	Actual	Comment	Reference
D	1219	GLN	PRO	CONFLICT	UNP P02281
D	1242	LEU	MET	CONFLICT	UNP P02281
D	1257	SER	GLY	CONFLICT	UNP P02281
D	1266	VAL	ILE	CONFLICT	UNP P02281
H	1419	GLN	PRO	CONFLICT	UNP P02281
H	1442	LEU	MET	CONFLICT	UNP P02281
H	1457	SER	GLY	CONFLICT	UNP P02281
H	1466	VAL	ILE	CONFLICT	UNP P02281

- Molecule 6 is water.

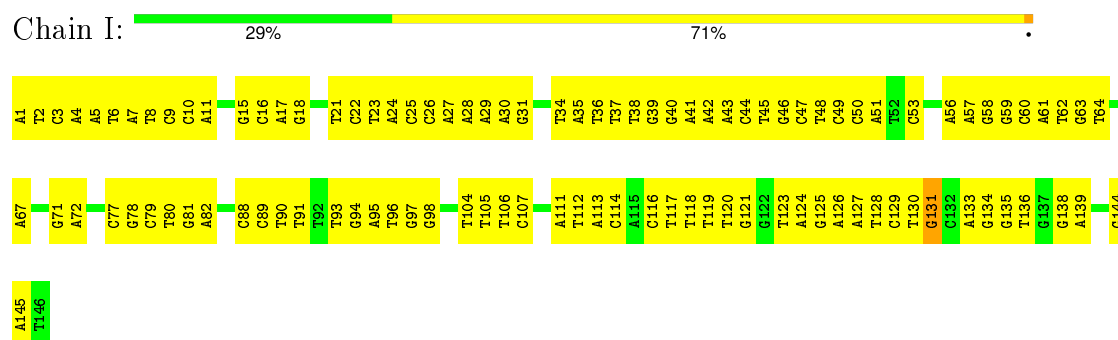
Mol	Chain	Residues	Atoms	ZeroOcc	AltConf
6	A	9	Total O 9 9	0	0
6	B	8	Total O 8 8	0	0
6	C	15	Total O 15 15	0	0
6	D	8	Total O 8 8	0	0
6	E	17	Total O 17 17	0	0
6	F	15	Total O 15 15	0	0
6	G	17	Total O 17 17	0	0
6	H	2	Total O 2 2	0	0
6	I	31	Total O 31 31	0	0
6	J	42	Total O 42 42	0	0

3 Residue-property plots

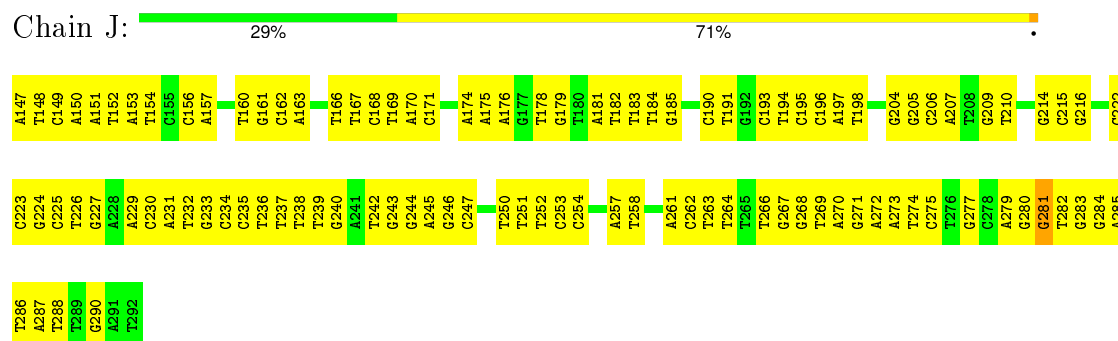
These plots are drawn for all protein, RNA and DNA chains in the entry. The first graphic for a chain summarises the proportions of errors displayed in the second graphic. The second graphic shows the sequence view annotated by issues in geometry and electron density. Residues are color-coded according to the number of geometric quality criteria for which they contain at least one outlier: green = 0, yellow = 1, orange = 2 and red = 3 or more. A red dot above a residue indicates a poor fit to the electron density ($\text{RSRZ} > 2$). Stretches of 2 or more consecutive residues without any outlier are shown as a green connector. Residues present in the sample, but not in the model, are shown in grey.

Note EDS was not executed.


- Molecule 1: Palindromic 146bp Human Alpha-Satellite DNA fragment



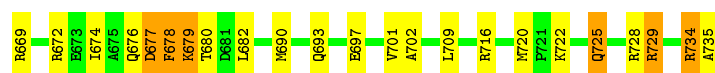
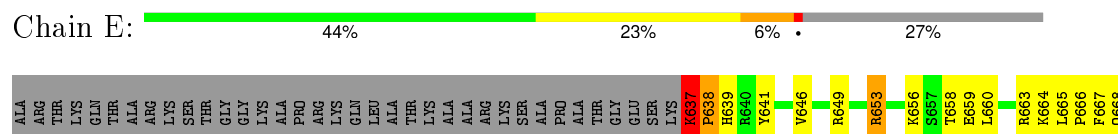
- Molecule 1: Palindromic 146bp Human Alpha-Satellite DNA fragment



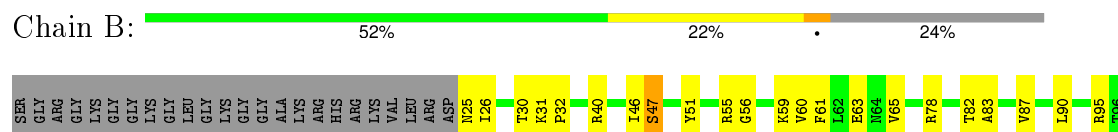
- Molecule 2: Histone H3



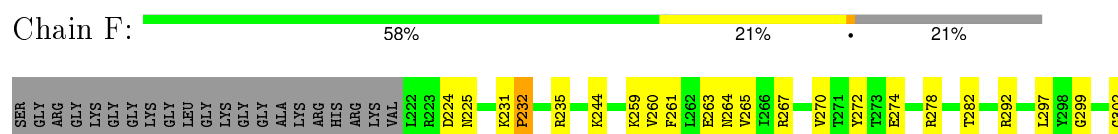
- Molecule 2: Histone H3



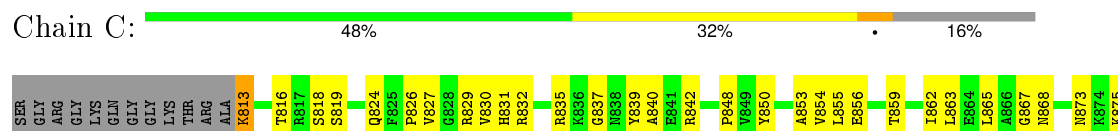
• Molecule 3: Histone H4



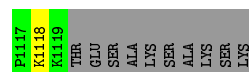
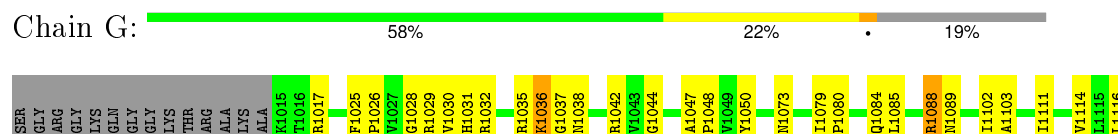
• Molecule 3: Histone H4



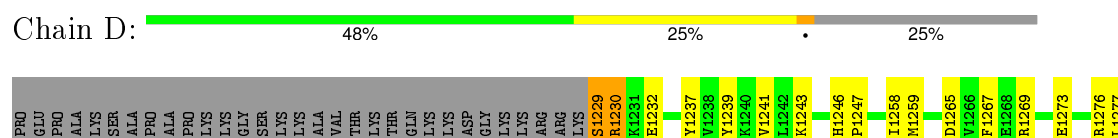
• Molecule 4: Histone H2A



• Molecule 4: Histone H2A

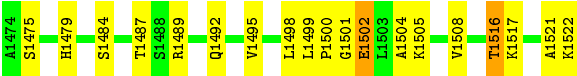


• Molecule 5: Histone H2B





● Molecule 5: Histone H2B



4 Data and refinement statistics

Xtriage (Phenix) and EDS were not executed - this section will therefore be incomplete.

Property	Value	Source
Space group	P 21 21 21	Depositor
Cell constants a, b, c, α , β , γ	106.18Å 109.52Å 182.44Å 90.00° 90.00° 90.00°	Depositor
Resolution (Å)	35.00 – 3.00	Depositor
% Data completeness (in resolution range)	97.0 (35.00-3.00)	Depositor
R_{merge}	0.06	Depositor
R_{sym}	(Not available)	Depositor
Refinement program	CNS	Depositor
R, R_{free}	0.219 , 0.286	Depositor
Estimated twinning fraction	No twinning to report.	Xtriage
Total number of atoms	12131	wwPDB-VP
Average B, all atoms (Å ²)	65.0	wwPDB-VP

5 Model quality

5.1 Standard geometry

The Z score for a bond length (or angle) is the number of standard deviations the observed value is removed from the expected value. A bond length (or angle) with $|Z| > 5$ is considered an outlier worth inspection. RMSZ is the root-mean-square of all Z scores of the bond lengths (or angles).

Mol	Chain	Bond lengths		Bond angles	
		RMSZ	# Z >5	RMSZ	# Z >5
1	I	0.36	0/3354	0.72	0/5175
1	J	0.36	0/3354	0.74	0/5175
2	A	0.39	0/829	0.63	0/1111
2	E	0.48	0/829	0.70	1/1111 (0.1%)
3	B	0.54	1/620 (0.2%)	0.93	3/830 (0.4%)
3	F	0.49	0/647	0.70	0/866
4	C	0.41	0/844	0.64	0/1138
4	G	0.34	0/823	0.59	0/1110
5	D	0.43	0/746	0.68	0/1002
5	H	0.41	0/729	0.61	0/980
All	All	0.40	1/12775 (0.0%)	0.71	4/18498 (0.0%)

Chiral center outliers are detected by calculating the chiral volume of a chiral center and verifying if the center is modelled as a planar moiety or with the opposite hand. A planarity outlier is detected by checking planarity of atoms in a peptide group, atoms in a mainchain group or atoms of a sidechain that are expected to be planar.

Mol	Chain	#Chirality outliers	#Planarity outliers
1	I	0	1
1	J	0	1
All	All	0	2

All (1) bond length outliers are listed below:

Mol	Chain	Res	Type	Atoms	Z	Observed(Å)	Ideal(Å)
3	B	102	GLY	CA-C	-5.23	1.43	1.51

All (4) bond angle outliers are listed below:

Mol	Chain	Res	Type	Atoms	Z	Observed(°)	Ideal(°)
3	B	101	GLY	N-CA-C	-11.30	84.84	113.10
3	B	102	GLY	N-CA-C	-10.11	87.82	113.10
3	B	101	GLY	CA-C-N	7.15	130.50	116.20

Continued on next page...

Continued from previous page...

Mol	Chain	Res	Type	Atoms	Z	Observed($^{\circ}$)	Ideal($^{\circ}$)
2	E	637	LYS	C-N-CD	-6.12	107.15	120.60

There are no chirality outliers.

All (2) planarity outliers are listed below:

Mol	Chain	Res	Type	Group
1	I	131	DG	Sidechain
1	J	281	DG	Sidechain

5.2 Too-close contacts

In the following table, the Non-H and H(model) columns list the number of non-hydrogen atoms and hydrogen atoms in the chain respectively. The H(added) column lists the number of hydrogen atoms added and optimized by MolProbity. The Clashes column lists the number of clashes within the asymmetric unit, whereas Symm-Clashes lists symmetry related clashes.

Mol	Chain	Non-H	H(model)	H(added)	Clashes	Symm-Clashes
1	I	2990	0	1651	134	0
1	J	2990	0	1651	169	0
2	A	817	0	858	39	0
2	E	817	0	858	51	0
3	B	613	0	651	30	0
3	F	640	0	679	20	0
4	C	834	0	897	56	0
4	G	813	0	872	36	0
5	D	735	0	758	42	0
5	H	718	0	740	35	0
6	A	9	0	0	0	0
6	B	8	0	0	1	0
6	C	15	0	0	0	0
6	D	8	0	0	0	0
6	E	17	0	0	5	0
6	F	15	0	0	1	0
6	G	17	0	0	0	0
6	H	2	0	0	0	0
6	I	31	0	0	2	0
6	J	42	0	0	6	0
All	All	12131	0	9615	522	0

The all-atom clashscore is defined as the number of clashes found per 1000 atoms (including hydrogen atoms). The all-atom clashscore for this structure is 24.

All (522) close contacts within the same asymmetric unit are listed below, sorted by their clash magnitude.

Atom-1	Atom-2	Interatomic distance (Å)	Clash overlap (Å)
3:B:87:VAL:HG11	3:B:102:GLY:HA3	1.17	1.16
2:E:677:ASP:OD1	6:E:144:HOH:O	1.75	1.04
1:J:174:DA:H2"	1:J:175:DA:H5"	1.42	1.00
3:B:87:VAL:HG11	3:B:102:GLY:CA	1.94	0.97
1:J:245:DA:H2"	1:J:246:DG:H5"	1.44	0.95
3:B:101:GLY:O	3:B:102:GLY:C	2.04	0.94
1:J:261:DA:H2"	1:J:262:DC:H5"	1.54	0.90
2:E:677:ASP:HB2	6:E:152:HOH:O	1.72	0.89
2:E:676:GLN:C	2:E:678:PHE:H	1.76	0.88
4:C:813:LYS:HG3	4:C:813:LYS:O	1.75	0.87
5:D:1287:THR:H	5:D:1290:GLU:HG2	1.37	0.86
1:I:89:DC:H2"	1:I:90:DT:H71	1.56	0.86
1:J:272:DA:H1'	1:J:273:DA:H5'	1.57	0.85
4:G:1017:ARG:HH12	4:G:1031:HIS:HD2	1.25	0.84
5:H:1489:ARG:HH11	5:H:1489:ARG:HG2	1.42	0.83
2:E:725:GLN:HG3	2:E:734:ARG:NH1	1.93	0.83
1:I:57:DA:H2"	1:I:58:DG:C8	2.14	0.82
5:D:1292:GLN:HE21	5:D:1308:VAL:HG13	1.45	0.81
1:I:128:DT:H1'	1:I:129:DC:H5'	1.62	0.81
4:C:919:LYS:HE2	4:C:919:LYS:N	1.95	0.80
1:J:283:DG:H2"	1:J:284:DG:OP2	1.82	0.79
3:B:87:VAL:CG1	3:B:102:GLY:HA3	2.06	0.79
1:J:176:DA:OP2	4:G:1032:ARG:HD3	1.83	0.78
1:I:61:DA:H2"	1:I:62:DT:H5'	1.65	0.78
5:D:1292:GLN:NE2	5:D:1308:VAL:HG13	1.97	0.78
4:C:855:LEU:O	4:C:859:THR:HG23	1.84	0.78
1:J:193:DC:H2"	1:J:194:DT:H71	1.65	0.78
1:I:28:DA:H2"	1:I:29:DA:H5"	1.67	0.77
5:H:1443:LYS:HE2	5:H:1443:LYS:HA	1.66	0.77
2:E:728:ARG:HE	2:E:734:ARG:HH21	1.30	0.77
4:G:1036:LYS:HA	4:G:1036:LYS:HE3	1.67	0.76
3:F:231:LYS:HB3	3:F:232:PRO:HD3	1.67	0.76
1:J:151:DA:H2"	1:J:152:DT:C5'	2.15	0.75
3:B:95:ARG:HD2	6:B:109:HOH:O	1.84	0.75
1:I:98:DG:H1	1:J:195:DC:H42	1.34	0.75
1:J:274:DT:H1'	1:J:275:DC:H5'	1.68	0.75
3:F:292:ARG:NH1	3:F:292:ARG:HB3	2.03	0.74
1:I:135:DG:H2"	1:I:136:DT:OP2	1.86	0.74
1:J:246:DG:H2"	1:J:247:DC:C5	2.23	0.73
5:D:1229:SER:O	5:D:1230:ARG:HG3	1.86	0.73

Continued on next page...

Continued from previous page...

Atom-1	Atom-2	Interatomic distance (Å)	Clash overlap (Å)
1:I:30:DA:OP2	4:C:832:ARG:HD3	1.88	0.73
1:J:223:DC:H2''	1:J:224:DG:C8	2.23	0.73
1:I:41:DA:H2''	1:I:42:DA:H5'	1.71	0.72
1:J:272:DA:H1'	1:J:273:DA:C5'	2.19	0.72
1:J:150:DA:H4'	1:J:151:DA:OP1	1.89	0.72
5:H:1492:GLN:HE21	5:H:1508:VAL:HG13	1.54	0.72
1:J:197:DA:H2''	1:J:198:DT:H5'	1.71	0.72
1:J:280:DG:H2''	1:J:281:DG:OP2	1.89	0.72
1:I:1:DA:H2'	1:I:2:DT:H72	1.72	0.71
3:F:231:LYS:HE2	3:F:235:ARG:NH2	2.06	0.71
1:J:215:DC:H2''	1:J:216:DG:C8	2.26	0.71
1:J:151:DA:H2''	1:J:152:DT:H5''	1.74	0.70
3:B:30:THR:HB	3:B:32:PRO:HD2	1.73	0.70
1:I:25:DC:H2''	1:I:26:DC:H5'	1.72	0.70
5:D:1296:ARG:HG3	5:D:1296:ARG:HH11	1.55	0.70
1:J:266:DT:H2''	1:J:267:DG:N7	2.06	0.70
5:D:1277:LEU:HD21	5:D:1293:THR:CG2	2.21	0.70
1:I:57:DA:H2''	1:I:58:DG:H8	1.55	0.70
1:J:261:DA:C2'	1:J:262:DC:H5''	2.22	0.70
4:G:1102:ILE:HG23	5:H:1458:ILE:HD13	1.74	0.70
5:D:1287:THR:H	5:D:1290:GLU:CG	2.05	0.69
1:I:58:DG:H1	1:J:235:DC:H42	1.37	0.69
1:I:5:DA:H2''	1:I:6:DT:C5'	2.22	0.69
1:J:229:DA:H2''	1:J:230:DC:H5'	1.74	0.69
1:J:174:DA:C2'	1:J:175:DA:H5''	2.22	0.69
1:I:124:DA:H2''	1:I:125:DG:C8	2.27	0.69
1:J:151:DA:C2'	1:J:152:DT:H5''	2.23	0.69
1:J:229:DA:H2''	1:J:230:DC:C5'	2.21	0.69
1:J:230:DC:H2''	1:J:231:DA:C8	2.28	0.69
2:E:637:LYS:C	2:E:639:HIS:H	1.95	0.68
1:J:226:DT:H2''	1:J:227:DG:C8	2.28	0.68
5:H:1442:LEU:O	5:H:1445:VAL:HG22	1.94	0.68
1:J:280:DG:C6	1:J:281:DG:O6	2.47	0.68
1:J:182:DT:H1'	1:J:183:DT:H5'	1.76	0.67
1:I:121:DG:H5''	5:H:1437:TYR:OH	1.94	0.67
2:A:476:GLN:NE2	2:A:480:THR:HG22	2.08	0.67
1:I:5:DA:H2''	1:I:6:DT:H5''	1.75	0.67
4:G:1017:ARG:HH12	4:G:1031:HIS:CD2	2.11	0.67
5:H:1464:ASN:O	5:H:1468:GLU:HG3	1.95	0.67
2:A:463:ARG:NH1	2:A:463:ARG:HB2	2.11	0.66
1:J:263:DT:H1'	1:J:264:DT:H5'	1.78	0.66

Continued on next page...

Continued from previous page...

Atom-1	Atom-2	Interatomic distance (Å)	Clash overlap (Å)
2:E:679:LYS:C	2:E:679:LYS:HD3	2.15	0.66
5:H:1446:HIS:HB3	5:H:1449:THR:OG1	1.95	0.66
2:E:660:LEU:HD13	2:E:693:GLN:HG2	1.78	0.66
1:I:26:DC:H1'	1:I:27:DA:C4	2.31	0.66
2:A:468:GLN:HE21	2:A:489:VAL:HG21	1.59	0.66
1:I:93:DT:H2''	1:I:94:DG:H5'	1.78	0.66
4:C:826:PRO:HB2	4:C:829:ARG:HB3	1.78	0.65
1:J:245:DA:C2'	1:J:246:DG:H5''	2.22	0.65
1:I:30:DA:P	4:C:832:ARG:HH11	2.19	0.65
1:I:138:DG:H2''	1:I:139:DA:OP2	1.97	0.65
5:D:1295:VAL:HG13	5:D:1299:LEU:HD12	1.76	0.65
1:I:114:DC:H4'	1:I:114:DC:OP1	1.97	0.65
1:J:160:DT:H2''	1:J:161:DG:C8	2.32	0.65
1:I:125:DG:H2''	1:I:126:DA:OP2	1.97	0.65
1:J:237:DT:OP1	2:A:466:PRO:HG3	1.98	0.64
3:B:97:LEU:O	3:B:102:GLY:O	2.16	0.64
2:E:729:ARG:O	2:E:735:ALA:HB3	1.97	0.64
4:C:826:PRO:HG3	5:D:1237:TYR:CZ	2.32	0.64
1:I:36:DT:H2''	1:I:37:DT:OP2	1.98	0.64
1:I:26:DC:H1'	1:I:27:DA:C5	2.34	0.63
1:I:6:DT:H2''	1:I:7:DA:C8	2.33	0.63
1:J:205:DG:H2''	1:J:206:DC:C5'	2.29	0.63
4:G:1084:GLN:OE1	4:G:1088:ARG:HD2	1.99	0.63
2:E:674:ILE:O	2:E:678:PHE:HB2	1.98	0.63
1:J:181:DA:H2''	1:J:182:DT:OP2	1.97	0.63
2:E:676:GLN:C	2:E:678:PHE:N	2.48	0.63
1:J:205:DG:H2''	1:J:206:DC:H5''	1.79	0.63
2:E:653:ARG:HH11	2:E:653:ARG:HG3	1.63	0.63
2:E:637:LYS:O	2:E:639:HIS:N	2.32	0.63
1:J:197:DA:C2'	1:J:198:DT:H5'	2.29	0.62
3:B:83:ALA:O	3:B:87:VAL:HG23	1.99	0.62
5:H:1492:GLN:NE2	5:H:1508:VAL:HG13	2.14	0.62
2:A:465:LEU:HB3	2:A:466:PRO:HD3	1.80	0.62
3:B:59:LYS:O	3:B:63:GLU:HG3	1.99	0.62
1:I:79:DC:H2''	1:I:80:DT:H71	1.81	0.62
5:H:1489:ARG:HG2	5:H:1489:ARG:NH1	2.13	0.62
5:H:1495:VAL:HG13	5:H:1499:LEU:HD12	1.82	0.62
5:D:1302:GLU:O	5:D:1305:LYS:HB3	2.00	0.62
1:I:61:DA:C2'	1:I:62:DT:H5'	2.30	0.62
1:J:261:DA:H2''	1:J:262:DC:C5'	2.28	0.61
1:I:10:DC:H2''	1:I:11:DA:C8	2.36	0.61

Continued on next page...

Continued from previous page...

Atom-1	Atom-2	Interatomic distance (Å)	Clash overlap (Å)
2:E:637:LYS:C	2:E:639:HIS:N	2.52	0.61
1:J:197:DA:H1'	1:J:198:DT:H5'	1.81	0.61
1:J:227:DG:H5'	3:B:47:SER:HA	1.83	0.61
1:I:44:DC:H1'	1:I:45:DT:H5'	1.82	0.61
5:H:1502:GLU:O	5:H:1505:LYS:HB3	1.99	0.61
1:I:113:DA:H2''	1:I:114:DC:O5'	2.00	0.61
3:B:31:LYS:HG3	3:B:51:TYR:CE1	2.35	0.61
5:H:1445:VAL:HG23	5:H:1446:HIS:ND1	2.15	0.61
1:J:149:DC:H2'	1:J:150:DA:C8	2.35	0.61
2:E:679:LYS:HD3	2:E:680:THR:N	2.16	0.60
2:E:735:ALA:HB1	6:E:98:HOH:O	2.01	0.60
1:J:214:DG:H2''	1:J:215:DC:C5	2.36	0.60
1:J:285:DA:H1'	1:J:286:DT:H5'	1.84	0.60
4:G:1026:PRO:HD3	5:H:1437:TYR:CD2	2.37	0.60
3:B:61:PHE:O	3:B:65:VAL:HG23	2.01	0.60
4:G:1047:ALA:N	4:G:1048:PRO:HD2	2.16	0.60
4:C:888:ARG:N	4:C:888:ARG:HD2	2.17	0.60
1:J:151:DA:H2''	1:J:152:DT:H5'	1.83	0.59
1:J:242:DT:H2''	1:J:243:DG:OP2	2.01	0.59
4:C:918:LYS:HG2	4:C:919:LYS:CE	2.31	0.59
4:G:1017:ARG:NH2	4:G:1028:GLY:HA2	2.16	0.59
1:I:114:DC:H42	1:J:179:DG:H1	1.50	0.59
3:B:87:VAL:CG2	3:B:102:GLY:OXT	2.51	0.59
1:I:17:DA:H2''	1:I:18:DG:C8	2.37	0.59
2:E:676:GLN:O	2:E:678:PHE:N	2.35	0.59
1:I:89:DC:H2''	1:I:90:DT:C7	2.31	0.59
2:A:497:GLU:O	2:A:501:VAL:HG23	2.03	0.58
5:H:1443:LYS:HE2	5:H:1443:LYS:CA	2.32	0.58
1:J:242:DT:H3'	6:J:318:HOH:O	2.04	0.58
1:I:42:DA:H2''	1:I:43:DA:C8	2.39	0.58
5:D:1269:ARG:HB3	5:D:1298:LEU:HD11	1.86	0.58
1:I:5:DA:C2'	1:I:6:DT:H5''	2.33	0.58
3:B:87:VAL:HG21	3:B:102:GLY:OXT	2.04	0.58
1:J:227:DG:C5'	3:B:47:SER:HA	2.34	0.58
2:E:729:ARG:HE	2:E:735:ALA:HB1	1.68	0.58
1:I:5:DA:H5''	2:E:637:LYS:HD2	1.86	0.58
1:J:287:DA:H2''	1:J:288:DT:C5'	2.32	0.58
1:I:71:DG:H1'	1:I:72:DA:C8	2.39	0.58
1:J:151:DA:H1'	1:J:152:DT:H5''	1.86	0.58
1:J:262:DC:H2'	1:J:263:DT:H71	1.85	0.57
1:J:185:DG:H3'	5:H:1484:SER:OG	2.04	0.57

Continued on next page...

Continued from previous page...

Atom-1	Atom-2	Interatomic distance (Å)	Clash overlap (Å)
5:D:1277:LEU:HD21	5:D:1293:THR:HB	1.87	0.57
6:I:158:HOH:O	2:E:664:LYS:HD2	2.05	0.57
3:B:30:THR:CB	3:B:32:PRO:HD2	2.34	0.57
4:C:892:GLU:OE1	5:D:1302:GLU:HB3	2.05	0.57
3:B:90:LEU:HB3	3:B:95:ARG:O	2.05	0.57
5:H:1516:THR:HG22	5:H:1517:LYS:N	2.18	0.57
2:E:653:ARG:HG3	2:E:653:ARG:NH1	2.20	0.57
4:C:826:PRO:CG	5:D:1237:TYR:CZ	2.88	0.57
5:D:1237:TYR:O	5:D:1241:VAL:HG23	2.04	0.57
1:J:266:DT:H2''	1:J:267:DG:C8	2.40	0.56
1:I:106:DT:H2''	1:I:107:DC:C6	2.40	0.56
2:E:669:ARG:HD2	3:F:225:ASN:OD1	2.04	0.56
1:J:246:DG:H2''	1:J:247:DC:C6	2.39	0.56
1:I:53:DC:H42	1:J:240:DG:H1	1.54	0.56
4:C:824:GLN:HB2	4:C:856:GLU:OE1	2.06	0.56
2:A:463:ARG:HB2	2:A:463:ARG:HH11	1.70	0.56
1:I:116:DC:H2''	1:I:117:DT:OP2	2.05	0.56
1:J:149:DC:H2''	1:J:150:DA:O5'	2.04	0.56
1:I:16:DC:H2''	1:I:17:DA:OP2	2.05	0.56
1:I:128:DT:H5'	6:I:152:HOH:O	2.06	0.56
3:F:231:LYS:HE2	3:F:235:ARG:HH22	1.71	0.56
2:A:529:ARG:NH1	2:A:529:ARG:HG2	2.18	0.56
2:E:729:ARG:HG3	2:E:735:ALA:HB2	1.87	0.56
2:A:469:ARG:HD2	3:B:25:ASN:OD1	2.06	0.56
1:I:82:DA:P	2:E:646:VAL:HB	2.46	0.56
5:D:1277:LEU:HD21	5:D:1293:THR:HG21	1.87	0.55
4:C:854:VAL:HG21	5:D:1295:VAL:HG21	1.88	0.55
3:F:259:LYS:O	3:F:263:GLU:HG3	2.06	0.55
2:E:679:LYS:HB3	2:E:682:LEU:HD11	1.88	0.55
1:J:190:DC:H1'	1:J:191:DT:H5'	1.87	0.55
1:I:22:DC:N4	1:J:271:DG:H1	2.05	0.55
5:D:1239:TYR:CE2	5:D:1243:LYS:HD3	2.42	0.55
1:I:58:DG:H1	1:J:235:DC:N4	2.04	0.55
4:C:824:GLN:N	4:C:856:GLU:OE1	2.39	0.55
1:I:22:DC:H42	1:J:271:DG:H1	1.55	0.55
1:J:152:DT:H2''	1:J:153:DA:C8	2.42	0.55
2:A:451:ILE:O	2:A:455:GLN:HG3	2.07	0.54
3:B:78:ARG:NH1	3:B:82:THR:HG23	2.23	0.54
2:E:665:LEU:HB3	2:E:666:PRO:HD3	1.88	0.54
1:J:253:DC:H4'	1:J:254:DC:OP1	2.08	0.54
4:C:865:LEU:HA	4:C:868:ASN:HD22	1.71	0.54

Continued on next page...

Continued from previous page...

Atom-1	Atom-2	Interatomic distance (Å)	Clash overlap (Å)
1:I:94:DG:H2''	1:I:95:DA:OP2	2.07	0.54
4:C:899:ARG:HH11	4:C:899:ARG:HG3	1.73	0.54
1:I:124:DA:N6	1:J:168:DC:N4	2.56	0.54
4:G:1050:TYR:OH	5:H:1492:GLN:HG3	2.08	0.54
2:A:437:LYS:N	2:A:438:PRO:CD	2.71	0.54
1:J:205:DG:C2'	1:J:206:DC:H5''	2.38	0.53
5:D:1239:TYR:CZ	5:D:1243:LYS:HD3	2.42	0.53
1:J:195:DC:H1'	1:J:196:DC:C5	2.42	0.53
5:D:1273:GLU:HA	5:D:1276:ARG:NH1	2.23	0.53
1:I:2:DT:H1'	1:I:3:DC:H5'	1.90	0.53
5:D:1296:ARG:NH1	5:D:1296:ARG:HG3	2.23	0.53
5:H:1487:THR:OG1	5:H:1489:ARG:HB3	2.08	0.53
1:J:287:DA:H2''	1:J:288:DT:H5'	1.91	0.53
2:A:529:ARG:HH11	2:A:529:ARG:HG2	1.73	0.53
4:C:842:ARG:HG3	5:D:1285:THR:HG23	1.90	0.53
4:G:1037:GLY:O	4:G:1038:ASN:HB2	2.08	0.53
1:J:280:DG:C2'	1:J:281:DG:OP2	2.55	0.53
1:J:195:DC:H1'	1:J:196:DC:C6	2.44	0.53
2:A:529:ARG:CG	2:A:529:ARG:HH11	2.22	0.53
1:J:283:DG:H8	1:J:283:DG:OP2	1.92	0.53
3:F:292:ARG:CZ	3:F:292:ARG:HB3	2.38	0.53
3:B:26:ILE:HG13	3:B:55:ARG:HB3	1.90	0.53
5:H:1437:TYR:O	5:H:1441:VAL:HG23	2.09	0.53
1:J:238:DT:C7	2:A:465:LEU:HD22	2.39	0.53
1:J:176:DA:P	4:G:1032:ARG:HH11	2.32	0.53
4:C:826:PRO:O	4:C:830:VAL:HG23	2.09	0.53
1:J:273:DA:H1'	1:J:274:DT:H5'	1.91	0.52
3:F:292:ARG:HH21	5:H:1498:LEU:HD23	1.73	0.52
4:C:818:SER:HA	4:C:827:VAL:HG23	1.91	0.52
4:G:1031:HIS:HE1	4:G:1035:ARG:NH2	2.06	0.52
1:J:280:DG:N7	6:J:314:HOH:O	2.43	0.52
1:J:272:DA:H2''	1:J:273:DA:OP2	2.09	0.52
1:I:56:DA:H2''	1:I:57:DA:OP2	2.08	0.52
1:I:63:DG:H2''	1:I:64:DT:OP2	2.09	0.52
1:J:266:DT:H73	6:J:317:HOH:O	2.10	0.52
2:A:493:GLN:O	2:A:497:GLU:HG3	2.09	0.52
5:D:1273:GLU:HA	5:D:1276:ARG:HH11	1.75	0.52
1:I:29:DA:H2'	1:I:30:DA:C8	2.45	0.52
1:J:160:DT:H2''	1:J:161:DG:N7	2.25	0.52
1:J:262:DC:C2'	1:J:263:DT:H71	2.40	0.52
4:G:1084:GLN:O	4:G:1088:ARG:HG2	2.09	0.52

Continued on next page...

Continued from previous page...

Atom-1	Atom-2	Interatomic distance (Å)	Clash overlap (Å)
4:C:831:HIS:ND1	4:C:848:PRO:HG3	2.25	0.52
4:C:873:ASN:O	4:C:875:LYS:HG2	2.10	0.52
4:G:1031:HIS:CE1	4:G:1035:ARG:NH2	2.78	0.51
1:J:235:DC:H2''	1:J:236:DT:OP2	2.10	0.51
4:C:831:HIS:HA	4:C:848:PRO:HB3	1.92	0.51
1:I:40:DG:H1	1:J:253:DC:H42	1.56	0.51
1:I:134:DG:H2''	1:I:135:DG:H8	1.74	0.51
1:I:7:DA:C2	1:J:287:DA:C2	2.98	0.51
1:J:257:DA:H4'	4:C:842:ARG:HD3	1.92	0.51
4:C:914:VAL:HG23	4:C:915:LEU:HD23	1.92	0.51
3:F:272:TYR:OH	5:H:1473:GLU:OE1	2.23	0.51
3:B:31:LYS:HB3	3:B:32:PRO:HD3	1.92	0.51
5:D:1277:LEU:HD21	5:D:1293:THR:CB	2.40	0.51
5:D:1243:LYS:O	5:D:1247:PRO:HG3	2.11	0.51
1:I:111:DA:OP1	4:G:1044:GLY:HA2	2.10	0.51
1:I:127:DA:H2''	1:I:128:DT:OP2	2.10	0.51
1:I:1:DA:C2'	1:I:2:DT:H72	2.39	0.51
1:I:57:DA:C2'	1:I:58:DG:C8	2.90	0.51
4:C:826:PRO:CB	4:C:829:ARG:HB3	2.41	0.51
1:J:161:DG:H2''	1:J:162:DC:C5	2.46	0.51
3:F:231:LYS:HB3	3:F:232:PRO:CD	2.40	0.51
4:C:837:GLY:HA3	4:C:839:TYR:CE1	2.45	0.51
4:G:1035:ARG:HH11	4:G:1035:ARG:HG2	1.76	0.50
1:I:125:DG:H1	1:J:168:DC:H42	1.59	0.50
1:I:29:DA:C2'	1:I:30:DA:C8	2.94	0.50
3:F:235:ARG:HH11	3:F:235:ARG:HG3	1.75	0.50
5:H:1439:TYR:O	5:H:1442:LEU:HB3	2.11	0.50
1:I:77:DC:H4'	1:I:78:DG:OP1	2.12	0.50
4:C:879:ILE:HG12	4:C:882:HIS:CE1	2.47	0.50
1:I:67:DA:N6	1:J:225:DC:N4	2.60	0.50
1:I:59:DG:OP1	1:I:59:DG:H4'	2.11	0.50
1:I:21:DT:O2	1:J:273:DA:H2	1.94	0.50
1:J:252:DT:H2''	1:J:253:DC:C6	2.47	0.50
1:I:46:DG:H2''	1:I:47:DC:C6	2.46	0.50
1:I:22:DC:N3	1:J:271:DG:N2	2.59	0.50
1:J:153:DA:H5'	2:A:441:TYR:OH	2.12	0.50
1:I:118:DT:H1'	1:I:119:DT:H5'	1.94	0.50
1:I:88:DC:N4	1:J:204:DG:C6	2.80	0.49
1:I:111:DA:C8	1:I:112:DT:H72	2.48	0.49
1:I:22:DC:H2''	1:I:23:DT:C5	2.47	0.49
3:B:26:ILE:CG1	3:B:55:ARG:HB3	2.42	0.49

Continued on next page...

Continued from previous page...

Atom-1	Atom-2	Interatomic distance (Å)	Clash overlap (Å)
5:D:1302:GLU:OE2	5:D:1306:HIS:HE1	1.95	0.49
1:I:49:DC:H1'	1:I:50:DC:C6	2.48	0.49
1:J:239:DT:H2''	1:J:240:DG:C8	2.47	0.49
1:I:98:DG:H1	1:J:195:DC:N4	2.07	0.49
4:C:830:VAL:HG13	5:D:1267:PHE:HE1	1.76	0.49
4:G:1025:PHE:HE1	5:H:1441:VAL:HG21	1.77	0.49
1:J:197:DA:C1'	1:J:198:DT:H5'	2.43	0.49
1:J:197:DA:H1'	1:J:198:DT:C5'	2.43	0.49
1:J:277:DG:H5''	4:C:876:THR:HG21	1.95	0.49
5:D:1287:THR:N	5:D:1290:GLU:HG2	2.17	0.49
3:B:31:LYS:N	3:B:32:PRO:CD	2.76	0.49
2:E:667:PHE:CE2	2:E:693:GLN:HB2	2.47	0.49
1:I:80:DT:H2''	1:I:81:DG:C8	2.48	0.48
1:J:270:DA:H2''	1:J:271:DG:O5'	2.13	0.48
1:J:195:DC:H4'	1:J:196:DC:OP1	2.13	0.48
1:I:5:DA:P	2:E:637:LYS:NZ	2.87	0.48
4:C:918:LYS:HG2	4:C:919:LYS:NZ	2.28	0.48
1:J:282:DT:H2''	1:J:283:DG:OP2	2.13	0.48
1:J:183:DT:H2'	1:J:184:DT:H71	1.96	0.48
1:I:49:DC:H4'	1:I:50:DC:OP1	2.13	0.48
1:I:79:DC:H2''	1:I:80:DT:C7	2.43	0.48
4:C:892:GLU:HB3	5:D:1300:PRO:HB2	1.95	0.48
4:C:878:ILE:HA	4:C:882:HIS:ND1	2.29	0.48
2:A:476:GLN:HE22	2:A:480:THR:HA	1.79	0.48
2:E:729:ARG:HE	2:E:735:ALA:CB	2.26	0.48
1:J:152:DT:H2''	1:J:153:DA:H8	1.79	0.48
4:G:1036:LYS:HA	4:G:1036:LYS:CE	2.39	0.48
1:I:17:DA:OP2	1:I:17:DA:C8	2.67	0.48
1:J:270:DA:H1'	1:J:271:DG:O5'	2.14	0.48
2:E:702:ALA:HB3	6:E:37:HOH:O	2.14	0.48
2:E:668:GLN:O	2:E:672:ARG:HG2	2.14	0.48
1:J:279:DA:C6	1:J:280:DG:N2	2.82	0.47
1:I:28:DA:H2''	1:I:29:DA:H8	1.78	0.47
2:A:437:LYS:N	2:A:438:PRO:HD2	2.29	0.47
1:J:222:DC:H2''	1:J:223:DC:C5	2.49	0.47
1:I:123:DT:OP1	5:H:1431:LYS:HB2	2.14	0.47
1:J:151:DA:C1'	1:J:152:DT:H5''	2.43	0.47
1:J:224:DG:H1'	1:J:225:DC:C6	2.49	0.47
1:I:94:DG:H2''	1:I:95:DA:H8	1.79	0.47
1:I:82:DA:OP1	2:E:646:VAL:HB	2.14	0.47
1:I:41:DA:H2''	1:I:42:DA:C5'	2.41	0.47

Continued on next page...

Continued from previous page...

Atom-1	Atom-2	Interatomic distance (Å)	Clash overlap (Å)
4:C:826:PRO:HG3	5:D:1237:TYR:CE2	2.50	0.47
1:J:150:DA:H1'	1:J:151:DA:C8	2.50	0.47
4:G:1026:PRO:O	4:G:1030:VAL:HG23	2.14	0.47
1:I:106:DT:H2''	1:I:107:DC:H6	1.78	0.47
4:G:1079:ILE:HB	4:G:1080:PRO:HD2	1.96	0.47
1:I:46:DG:C6	1:J:246:DG:C6	3.03	0.47
1:I:48:DT:H2'	1:I:49:DC:C6	2.50	0.47
2:E:728:ARG:HE	2:E:734:ARG:NH2	2.05	0.47
1:J:149:DC:C2'	1:J:150:DA:C8	2.97	0.47
2:E:729:ARG:HG3	2:E:735:ALA:CB	2.44	0.47
5:H:1489:ARG:CG	5:H:1489:ARG:NH1	2.77	0.47
1:J:287:DA:H2''	1:J:288:DT:O5'	2.15	0.47
1:J:183:DT:C2'	1:J:184:DT:H71	2.45	0.47
5:D:1239:TYR:O	5:D:1243:LYS:HG2	2.14	0.47
1:J:280:DG:C5	6:J:314:HOH:O	2.56	0.47
4:C:831:HIS:HD1	4:C:848:PRO:HG3	1.78	0.47
2:A:513:HIS:HE1	2:E:722:LYS:HG3	1.79	0.47
1:I:5:DA:P	2:E:637:LYS:HZ2	2.38	0.46
4:C:813:LYS:HB2	4:C:813:LYS:HE2	1.60	0.46
1:J:193:DC:H2''	1:J:194:DT:C7	2.39	0.46
1:J:229:DA:H2''	1:J:230:DC:H5''	1.95	0.46
4:G:1085:LEU:O	4:G:1089:ASN:HB2	2.15	0.46
1:J:154:DT:P	2:A:449:ARG:HD2	2.55	0.46
2:A:476:GLN:NE2	2:A:480:THR:HA	2.31	0.46
1:J:239:DT:H2''	1:J:240:DG:H8	1.80	0.46
4:C:831:HIS:NE2	4:C:835:ARG:NH2	2.63	0.46
1:I:46:DG:H2''	1:I:47:DC:C5	2.51	0.46
1:I:8:DT:H2''	1:I:9:DC:OP2	2.15	0.46
1:I:62:DT:H2''	1:I:63:DG:C8	2.51	0.46
1:J:161:DG:H2''	1:J:162:DC:C6	2.51	0.46
4:G:1114:VAL:HG22	4:G:1114:VAL:O	2.14	0.46
3:F:270:VAL:O	3:F:274:GLU:HG3	2.16	0.46
1:J:280:DG:N2	6:J:296:HOH:O	2.47	0.46
1:I:8:DT:H2''	1:I:9:DC:C6	2.51	0.46
1:I:61:DA:H1'	1:I:62:DT:H5'	1.98	0.45
1:J:224:DG:H1'	1:J:225:DC:C5	2.50	0.45
1:I:5:DA:H2''	1:I:6:DT:H5'	1.95	0.45
2:A:468:GLN:HG2	2:A:472:ARG:HE	1.81	0.45
2:E:664:LYS:HE3	2:E:690:MET:CE	2.46	0.45
1:J:274:DT:H1'	1:J:275:DC:C5'	2.43	0.45
1:J:230:DC:OP1	2:A:441:TYR:N	2.45	0.45

Continued on next page...

Continued from previous page...

Atom-1	Atom-2	Interatomic distance (Å)	Clash overlap (Å)
1:J:215:DC:H2''	1:J:216:DG:N7	2.30	0.45
1:J:227:DG:H3'	3:B:46:ILE:O	2.16	0.45
1:J:151:DA:OP1	2:A:437:LYS:NZ	2.35	0.45
1:I:114:DC:N4	1:J:179:DG:H1	2.12	0.45
1:I:59:DG:H2'	1:I:60:DC:C6	2.52	0.45
1:I:96:DT:H2''	1:I:97:DG:C8	2.52	0.45
1:J:286:DT:H2''	1:J:287:DA:O5'	2.17	0.45
1:J:178:DT:H2''	1:J:179:DG:C8	2.52	0.45
2:A:448:LEU:HD21	4:G:1116:LEU:HD23	1.99	0.45
1:I:34:DT:H2''	1:I:35:DA:H8	1.82	0.45
1:J:229:DA:C2'	1:J:230:DC:H5''	2.46	0.45
1:I:25:DC:N4	1:I:26:DC:N4	2.65	0.45
1:J:204:DG:H2''	1:J:205:DG:N7	2.32	0.45
1:J:232:DT:H72	6:J:334:HOH:O	2.17	0.45
3:F:261:PHE:O	3:F:265:VAL:HG23	2.17	0.45
4:G:1031:HIS:HE1	4:G:1035:ARG:CZ	2.30	0.45
1:I:127:DA:H61	1:J:166:DT:H3	1.65	0.45
4:C:888:ARG:NH1	4:C:894:ASN:OD1	2.50	0.45
4:C:850:TYR:OH	5:D:1292:GLN:NE2	2.47	0.45
1:I:7:DA:H5'	2:E:641:TYR:OH	2.17	0.45
5:D:1295:VAL:HG13	5:D:1299:LEU:CD1	2.45	0.45
1:J:281:DG:H1'	1:J:282:DT:H5'	1.98	0.44
1:I:67:DA:N6	1:J:225:DC:H42	2.14	0.44
4:C:899:ARG:NH1	4:C:899:ARG:HG3	2.32	0.44
1:I:21:DT:H1'	1:I:22:DC:H5''	1.99	0.44
4:C:919:LYS:H	4:C:919:LYS:HE2	1.78	0.44
5:H:1499:LEU:HB2	5:H:1504:ALA:HB2	2.00	0.44
1:J:233:DG:H1'	1:J:234:DC:H5'	1.98	0.44
2:E:697:GLU:O	2:E:701:VAL:HG23	2.17	0.44
5:H:1522:LYS:HG3	5:H:1522:LYS:O	2.18	0.44
1:I:144:DG:H2''	1:I:145:DA:OP2	2.17	0.44
1:J:263:DT:H1'	1:J:264:DT:C5'	2.47	0.44
1:J:257:DA:H2''	1:J:258:DT:OP2	2.18	0.44
1:J:250:DT:C6	1:J:251:DT:H72	2.53	0.44
3:B:56:GLY:O	3:B:60:VAL:HG23	2.18	0.44
2:E:716:ARG:NH1	2:E:720:MET:HG3	2.33	0.44
1:I:94:DG:H2''	1:I:95:DA:C8	2.51	0.44
1:J:178:DT:H2''	1:J:179:DG:H8	1.83	0.44
1:J:268:DG:C8	1:J:268:DG:H5'	2.53	0.44
1:J:263:DT:H2''	1:J:264:DT:OP2	2.16	0.44
1:J:147:DA:H2'	1:J:148:DT:H72	2.00	0.44

Continued on next page...

Continued from previous page...

Atom-1	Atom-2	Interatomic distance (Å)	Clash overlap (Å)
1:J:206:DC:H2''	1:J:207:DA:C8	2.52	0.44
4:G:1079:ILE:HG22	5:H:1452:SER:HB3	2.00	0.44
4:C:816:THR:O	4:C:819:SER:HB3	2.17	0.44
1:J:272:DA:H1'	1:J:273:DA:O5'	2.18	0.44
1:I:29:DA:H2''	1:I:30:DA:C8	2.53	0.44
1:J:233:DG:H2''	1:J:234:DC:OP2	2.17	0.44
1:I:31:DG:H5''	4:C:816:THR:HA	2.00	0.44
4:G:1026:PRO:HB2	4:G:1029:ARG:HB3	1.99	0.43
2:E:677:ASP:CB	6:E:152:HOH:O	2.50	0.43
4:C:850:TYR:O	4:C:853:ALA:HB3	2.18	0.43
4:C:832:ARG:HH22	5:D:1232:GLU:CD	2.21	0.43
2:E:729:ARG:CG	2:E:735:ALA:HB2	2.48	0.43
1:J:156:DC:H2''	1:J:157:DA:C8	2.53	0.43
1:J:167:DT:H1'	1:J:168:DC:H5'	2.01	0.43
6:F:159:HOH:O	5:H:1498:LEU:HD21	2.18	0.43
5:H:1446:HIS:HB3	5:H:1449:THR:CB	2.48	0.43
1:I:113:DA:C2	1:J:181:DA:C2	3.06	0.43
4:G:1088:ARG:HG2	4:G:1088:ARG:H	1.50	0.43
2:E:656:LYS:HB2	2:E:656:LYS:HE3	1.88	0.43
2:E:725:GLN:CG	2:E:734:ARG:NH1	2.75	0.43
1:J:166:DT:H2''	1:J:167:DT:C6	2.53	0.43
1:J:243:DG:C6	1:J:244:DG:C6	3.06	0.43
1:J:281:DG:H2''	1:J:282:DT:O5'	2.19	0.43
2:A:479:LYS:HB3	2:A:482:LEU:HD11	2.01	0.43
4:C:867:GLY:HA3	5:D:1246:HIS:CD2	2.53	0.43
1:I:38:DT:H2''	1:I:39:DG:N7	2.34	0.43
4:G:1035:ARG:NH1	4:G:1035:ARG:HG2	2.33	0.43
4:C:826:PRO:HD3	5:D:1237:TYR:CD2	2.54	0.43
5:D:1302:GLU:OE2	5:D:1305:LYS:HD3	2.19	0.43
1:I:15:DG:H2''	1:I:16:DC:O5'	2.17	0.43
2:A:519:ILE:HG13	2:A:519:ILE:O	2.18	0.43
1:I:104:DT:C2'	1:I:105:DT:H71	2.47	0.43
1:I:93:DT:H1'	1:I:94:DG:H5''	2.00	0.43
3:F:297:LEU:O	3:F:302:GLY:O	2.37	0.43
1:J:270:DA:C2'	1:J:271:DG:O5'	2.67	0.42
3:F:292:ARG:HH11	3:F:292:ARG:HB3	1.77	0.42
2:A:476:GLN:HA	2:A:476:GLN:OE1	2.19	0.42
1:J:175:DA:C2'	1:J:176:DA:C8	3.02	0.42
1:J:168:DC:H2''	1:J:169:DT:C6	2.54	0.42
1:J:148:DT:H2''	1:J:149:DC:O5'	2.19	0.42
2:E:649:ARG:HH11	2:E:649:ARG:HG3	1.84	0.42

Continued on next page...

Continued from previous page...

Atom-1	Atom-2	Interatomic distance (Å)	Clash overlap (Å)
1:J:237:DT:O3'	2:A:463:ARG:HG2	2.19	0.42
1:I:51:DA:C2	1:J:243:DG:N2	2.88	0.42
1:I:2:DT:H2''	1:I:3:DC:O5'	2.19	0.42
1:J:205:DG:H2''	1:J:206:DC:H5'	2.02	0.42
5:D:1243:LYS:HE3	5:D:1243:LYS:HA	2.01	0.42
2:E:678:PHE:HE2	3:F:267:ARG:HB2	1.84	0.42
1:I:128:DT:H1'	1:I:129:DC:C5'	2.42	0.42
2:A:451:ILE:HG21	4:G:1111:ILE:HG12	2.01	0.42
1:J:243:DG:H2''	1:J:244:DG:O5'	2.20	0.42
1:I:111:DA:H4'	4:G:1042:ARG:HD3	2.01	0.42
1:I:47:DC:H2''	1:I:48:DT:C7	2.50	0.42
1:I:120:DT:H2''	1:I:121:DG:N7	2.35	0.42
5:D:1265:ASP:O	5:D:1269:ARG:HG3	2.20	0.42
1:J:238:DT:H72	2:A:465:LEU:HD22	2.02	0.42
3:F:260:VAL:HG12	3:F:264:ASN:ND2	2.35	0.42
1:I:50:DC:H2''	1:I:51:DA:C8	2.54	0.41
3:B:51:TYR:O	3:B:55:ARG:HG3	2.20	0.41
1:I:8:DT:P	2:E:649:ARG:HD3	2.60	0.41
2:A:439:HIS:ND1	2:A:439:HIS:C	2.72	0.41
1:I:22:DC:C2	1:J:271:DG:N2	2.85	0.41
4:C:818:SER:HA	4:C:827:VAL:CG2	2.49	0.41
3:F:278:ARG:NH1	3:F:282:THR:HG23	2.35	0.41
1:I:129:DC:H42	1:J:163:DA:N6	2.18	0.41
4:C:863:LEU:HG	5:D:1259:MET:HE1	2.03	0.41
1:I:4:DA:C2	1:J:290:DG:N2	2.88	0.41
2:A:459:GLU:HG3	2:A:459:GLU:H	1.56	0.41
4:G:1030:VAL:HG13	5:H:1467:PHE:HE1	1.85	0.41
1:I:71:DG:H1'	1:I:72:DA:N7	2.36	0.41
1:J:257:DA:C8	1:J:258:DT:H72	2.55	0.41
2:A:496:SER:O	2:A:499:TYR:HB3	2.21	0.41
1:J:170:DA:H2''	1:J:171:DC:OP2	2.21	0.41
1:J:284:DG:OP2	1:J:284:DG:H8	2.04	0.41
2:A:494:GLU:OE2	4:G:1103:ALA:HA	2.21	0.41
5:H:1475:SER:O	5:H:1479:HIS:HD2	2.03	0.41
4:C:862:ILE:HG23	4:C:863:LEU:N	2.36	0.41
4:G:1085:LEU:O	4:G:1089:ASN:ND2	2.53	0.41
5:D:1286:ILE:HA	5:D:1290:GLU:HG3	2.02	0.41
1:J:147:DA:H2'	1:J:148:DT:C7	2.51	0.41
3:F:272:TYR:OH	3:F:292:ARG:HD2	2.21	0.41
3:B:26:ILE:HG13	3:B:55:ARG:HD3	2.03	0.41
1:J:287:DA:H8	1:J:287:DA:H5''	1.85	0.41

Continued on next page...

Continued from previous page...

Atom-1	Atom-2	Interatomic distance (Å)	Clash overlap (Å)
4:C:840:ALA:C	4:G:1038:ASN:HD21	2.24	0.41
2:A:474:ILE:O	2:A:477:ASP:HB2	2.20	0.41
2:E:709:LEU:HD23	2:E:709:LEU:HA	1.87	0.41
1:I:50:DC:H2''	1:I:51:DA:N7	2.36	0.41
1:I:133:DA:N7	1:I:134:DG:C6	2.89	0.41
4:C:831:HIS:CA	4:C:848:PRO:HB3	2.50	0.41
1:I:91:DT:C5'	2:E:663:ARG:HH12	2.35	0.40
2:A:461:LEU:HD11	3:B:40:ARG:CZ	2.51	0.40
5:D:1258:ILE:HD12	3:F:299:GLY:HA2	2.03	0.40
3:B:87:VAL:HG11	3:B:102:GLY:C	2.40	0.40
2:A:513:HIS:CE1	2:E:722:LYS:HG3	2.55	0.40
1:J:268:DG:H2''	1:J:269:DT:O5'	2.20	0.40
1:I:23:DT:H2''	1:I:24:DA:O5'	2.20	0.40
2:A:502:ALA:O	2:A:505:GLU:HB2	2.22	0.40
1:I:47:DC:H2''	1:I:48:DT:H72	2.03	0.40
1:I:130:DT:H2''	1:I:131:DG:N7	2.36	0.40
4:C:859:THR:O	4:C:863:LEU:HG	2.21	0.40
4:G:1025:PHE:CE1	5:H:1441:VAL:HG21	2.55	0.40
1:I:138:DG:H1'	1:I:139:DA:C8	2.56	0.40
1:J:268:DG:H8	1:J:268:DG:H5'	1.85	0.40
1:J:209:DG:H2''	1:J:210:DT:OP2	2.21	0.40
4:C:881:ARG:O	4:C:885:LEU:HG	2.22	0.40
1:I:90:DT:O3'	2:E:663:ARG:NH1	2.54	0.40
1:I:21:DT:H2''	1:I:22:DC:H5'	2.04	0.40
4:C:918:LYS:C	4:C:919:LYS:HE2	2.40	0.40
1:J:224:DG:H4'	1:J:225:DC:OP1	2.22	0.40
5:H:1504:ALA:O	5:H:1508:VAL:HG23	2.22	0.40
3:B:26:ILE:O	3:B:55:ARG:HD3	2.21	0.40
1:I:44:DC:H2''	1:I:45:DT:OP2	2.22	0.40
4:C:835:ARG:HG2	4:C:835:ARG:HH11	1.86	0.40
4:C:881:ARG:HH22	4:C:909:PRO:HD3	1.86	0.40

There are no symmetry-related clashes.

5.3 Torsion angles ⓘ

5.3.1 Protein backbone ⓘ

In the following table, the Percentiles column shows the percent Ramachandran outliers of the chain as a percentile score with respect to all X-ray entries followed by that with respect to entries of similar resolution.

The Analysed column shows the number of residues for which the backbone conformation was analysed, and the total number of residues.

Mol	Chain	Analysed	Favoured	Allowed	Outliers	Percentiles	
2	A	97/135 (72%)	92 (95%)	5 (5%)	0	100	100
2	E	97/135 (72%)	88 (91%)	6 (6%)	3 (3%)	5	28
3	B	76/102 (74%)	75 (99%)	1 (1%)	0	100	100
3	F	79/102 (78%)	74 (94%)	5 (6%)	0	100	100
4	C	106/129 (82%)	95 (90%)	11 (10%)	0	100	100
4	G	103/129 (80%)	98 (95%)	4 (4%)	1 (1%)	19	61
5	D	92/125 (74%)	87 (95%)	4 (4%)	1 (1%)	17	58
5	H	90/125 (72%)	81 (90%)	7 (8%)	2 (2%)	8	38
All	All	740/982 (75%)	690 (93%)	43 (6%)	7 (1%)	21	64

All (7) Ramachandran outliers are listed below:

Mol	Chain	Res	Type
2	E	638	PRO
5	H	1501	GLY
4	G	1118	LYS
2	E	677	ASP
2	E	734	ARG
5	D	1301	GLY
5	H	1521	ALA

5.3.2 Protein sidechains ⓘ

In the following table, the Percentiles column shows the percent sidechain outliers of the chain as a percentile score with respect to all X-ray entries followed by that with respect to entries of similar resolution.

The Analysed column shows the number of residues for which the sidechain conformation was analysed, and the total number of residues.

Mol	Chain	Analysed	Rotameric	Outliers	Percentiles	
2	A	86/111 (78%)	79 (92%)	7 (8%)	15	47
2	E	86/111 (78%)	77 (90%)	9 (10%)	8	32
3	B	62/77 (80%)	61 (98%)	1 (2%)	70	92
3	F	65/77 (84%)	62 (95%)	3 (5%)	33	73
4	C	86/100 (86%)	80 (93%)	6 (7%)	19	55

Continued on next page...

Continued from previous page...

Mol	Chain	Analysed	Rotameric	Outliers	Percentiles	
4	G	84/100 (84%)	81 (96%)	3 (4%)	42	79
5	D	80/105 (76%)	76 (95%)	4 (5%)	30	70
5	H	78/105 (74%)	73 (94%)	5 (6%)	22	59
All	All	627/786 (80%)	589 (94%)	38 (6%)	23	61

All (38) residues with a non-rotameric sidechain are listed below:

Mol	Chain	Res	Type
2	A	438	PRO
2	A	448	LEU
2	A	459	GLU
2	A	463	ARG
2	A	486	SER
2	A	521	PRO
2	A	529	ARG
3	B	47	SER
4	C	813	LYS
4	C	876	THR
4	C	888	ARG
4	C	895	LYS
4	C	909	PRO
4	C	919	LYS
5	D	1229	SER
5	D	1230	ARG
5	D	1298	LEU
5	D	1309	SER
2	E	637	LYS
2	E	638	PRO
2	E	653	ARG
2	E	658	THR
2	E	659	GLU
2	E	678	PHE
2	E	679	LYS
2	E	725	GLN
2	E	729	ARG
3	F	224	ASP
3	F	232	PRO
3	F	244	LYS
4	G	1036	LYS
4	G	1073	ASN
4	G	1088	ARG

Continued on next page...

Continued from previous page...

Mol	Chain	Res	Type
5	H	1436	ILE
5	H	1453	SER
5	H	1500	PRO
5	H	1502	GLU
5	H	1516	THR

Some sidechains can be flipped to improve hydrogen bonding and reduce clashes. All (12) such sidechains are listed below:

Mol	Chain	Res	Type
2	A	468	GLN
2	A	476	GLN
4	C	868	ASN
5	D	1292	GLN
5	D	1306	HIS
2	E	693	GLN
4	G	1031	HIS
4	G	1038	ASN
4	G	1073	ASN
5	H	1479	HIS
5	H	1481	ASN
5	H	1492	GLN

5.3.3 RNA [i](#)

There are no RNA molecules in this entry.

5.4 Non-standard residues in protein, DNA, RNA chains [i](#)

There are no non-standard protein/DNA/RNA residues in this entry.

5.5 Carbohydrates [i](#)

There are no carbohydrates in this entry.

5.6 Ligand geometry [i](#)

There are no ligands in this entry.

5.7 Other polymers [i](#)

There are no such residues in this entry.

5.8 Polymer linkage issues [i](#)

There are no chain breaks in this entry.

6 Fit of model and data [i](#)

6.1 Protein, DNA and RNA chains [i](#)

EDS was not executed - this section will therefore be empty.

6.2 Non-standard residues in protein, DNA, RNA chains [i](#)

EDS was not executed - this section will therefore be empty.

6.3 Carbohydrates [i](#)

EDS was not executed - this section will therefore be empty.

6.4 Ligands [i](#)

EDS was not executed - this section will therefore be empty.

6.5 Other polymers [i](#)

EDS was not executed - this section will therefore be empty.