



# Full wwPDB X-ray Structure Validation Report ⓘ

Feb 1, 2016 – 11:41 AM GMT

PDB ID : 3PHF  
Title : Crystal Structure of the Epstein-Barr virus gH and gL complex  
Authors : Matsuura, H.; Kirschner, A.N.; Jardetzky, T.S.  
Deposited on : 2010-11-04  
Resolution : 3.58 Å(reported)

This is a Full wwPDB X-ray Structure Validation Report for a publicly released PDB entry.  
We welcome your comments at [validation@mail.wwpdb.org](mailto:validation@mail.wwpdb.org)  
A user guide is available at  
<http://wwpdb.org/validation/2016/XrayValidationReportHelp>  
with specific help available everywhere you see the ⓘ symbol.

---

The following versions of software and data (see [references ⓘ](#)) were used in the production of this report:

MolProbity : 4.02b-467  
Mogul : 1.7 (RC4), CSD as536be (2015)  
Xtriage (Phenix) : 1.9-1692  
EDS : rb-20026688  
Percentile statistics : 20151230.v01 (using entries in the PDB archive December 30th 2015)  
Refmac : 5.8.0135  
CCP4 : 6.5.0  
Ideal geometry (proteins) : Engh & Huber (2001)  
Ideal geometry (DNA, RNA) : Parkinson et al. (1996)  
Validation Pipeline (wwPDB-VP) : trunk26865

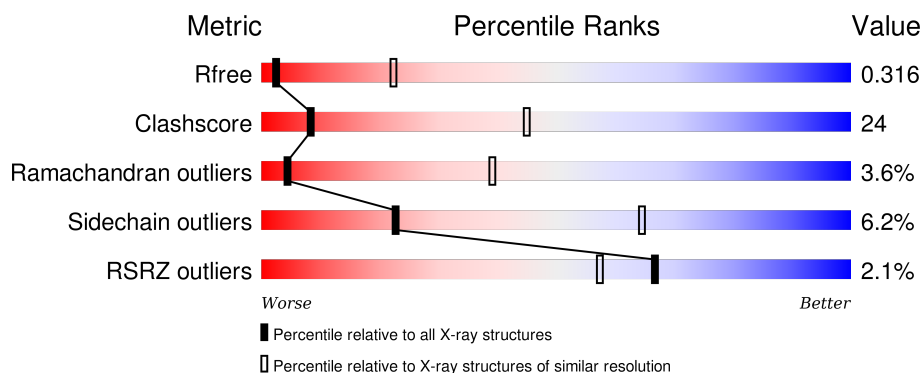
# 1 Overall quality at a glance

The following experimental techniques were used to determine the structure:

## *X-RAY DIFFRACTION*

The reported resolution of this entry is 3.58 Å.

Percentile scores (ranging between 0-100) for global validation metrics of the entry are shown in the following graphic. The table shows the number of entries on which the scores are based.



Metric	Whole archive (#Entries)	Similar resolution (#Entries, resolution range(Å))
$R_{free}$	91344	1261 (3.76-3.40)
Clashscore	102246	1026 (3.72-3.44)
Ramachandran outliers	100387	1028 (3.74-3.42)
Sidechain outliers	100360	1028 (3.74-3.42)
RSRZ outliers	91569	1268 (3.76-3.40)

The table below summarises the geometric issues observed across the polymeric chains and their fit to the electron density. The red, orange, yellow and green segments on the lower bar indicate the fraction of residues that contain outliers for  $\geq 3$ , 2, 1 and 0 types of geometric quality criteria. A grey segment represents the fraction of residues that are not modelled. The numeric value for each fraction is indicated below the corresponding segment, with a dot representing fractions  $\leq 5\%$ . The upper red bar (where present) indicates the fraction of residues that have poor fit to the electron density. The numeric value is given above the bar.

Mol	Chain	Length	Quality of chain
1	1	653	<div> <div></div> <div>53% 43% .</div> </div>
1	3	653	<div> <div>2%</div> <div>56% 40% .</div> </div>
1	5	653	<div> <div>2%</div> <div>54% 42% .</div> </div>
1	A	653	<div> <div>%</div> <div>53% 43% .</div> </div>
1	C	653	<div> <div></div> <div>53% 42% 5%</div> </div>

*Continued on next page...*

*Continued from previous page...*

Mol	Chain	Length	Quality of chain
1	E	653	% 54% 42% .
1	G	653	% 54% 43% .
1	I	653	52% 44% .
1	K	653	% 55% 42% .
1	M	653	53% 43% .
1	O	653	54% 41% . .
1	Q	653	% 53% 43% .
1	S	653	54% 41% 5%
1	U	653	53% 43% . .
1	W	653	% 55% 40% 5%
1	Y	653	% 55% 41% .
2	2	108	8% 55% 35% 9% .
2	4	108	17% 50% 43% 6% .
2	6	108	19% 43% 47% 9% .
2	B	108	11% 51% 43% 6% .
2	D	108	3% 50% 41% 6% .
2	F	108	7% 48% 42% 8% .
2	H	108	9% 54% 39% 6% .
2	J	108	11% 50% 41% 7% .
2	L	108	10% 48% 44% 6% .
2	N	108	6% 48% 44% 6% .
2	P	108	7% 51% 37% 11% .
2	R	108	14% 52% 41% 6% .
2	T	108	4% 45% 44% 10% .
2	V	108	10% 44% 47% 6% .

*Continued on next page...*

Continued from previous page...

Mol	Chain	Length	Quality of chain
2	X	108	<div><div></div><div>12%</div><div>53%</div><div>38%</div><div>8%</div><div></div></div>
2	Z	108	<div><div></div><div>14%</div><div>48%</div><div>46%</div><div></div><div></div></div>

## 2 Entry composition

There are 2 unique types of molecules in this entry. The entry contains 94656 atoms, of which 0 are hydrogens and 0 are deuteriums.

In the tables below, the ZeroOcc column contains the number of atoms modelled with zero occupancy, the AltConf column contains the number of residues with at least one atom in alternate conformation and the Trace column contains the number of residues modelled with at most 2 atoms.

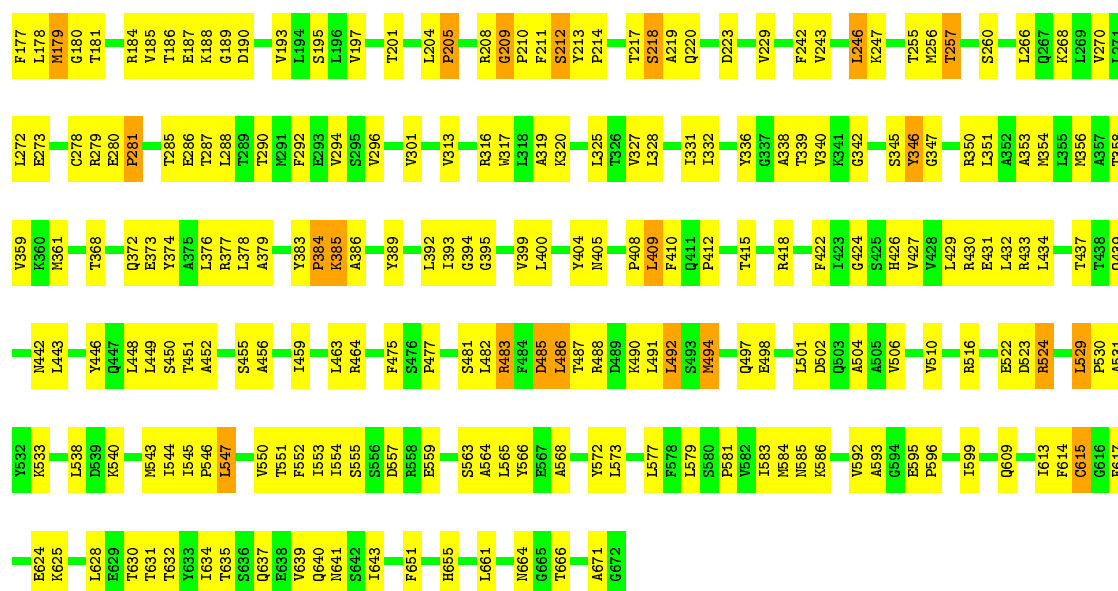
- Molecule 1 is a protein called Envelope glycoprotein H.

Mol	Chain	Residues	Atoms					ZeroOcc	AltConf	Trace
1	A	653	Total	C	N	O	S	0	0	0
			5078	3253	840	954	31			
1	C	653	Total	C	N	O	S	0	0	0
			5078	3253	840	954	31			
1	E	653	Total	C	N	O	S	0	0	0
			5078	3253	840	954	31			
1	G	653	Total	C	N	O	S	0	0	0
			5078	3253	840	954	31			
1	I	653	Total	C	N	O	S	0	0	0
			5078	3253	840	954	31			
1	K	653	Total	C	N	O	S	0	0	0
			5078	3253	840	954	31			
1	M	653	Total	C	N	O	S	0	0	0
			5078	3253	840	954	31			
1	O	653	Total	C	N	O	S	0	0	0
			5078	3253	840	954	31			
1	Q	653	Total	C	N	O	S	0	0	0
			5078	3253	840	954	31			
1	S	653	Total	C	N	O	S	0	0	0
			5078	3253	840	954	31			
1	U	653	Total	C	N	O	S	0	0	0
			5078	3253	840	954	31			
1	W	653	Total	C	N	O	S	0	0	0
			5078	3253	840	954	31			
1	Y	653	Total	C	N	O	S	0	0	0
			5078	3253	840	954	31			
1	1	653	Total	C	N	O	S	0	0	0
			5078	3253	840	954	31			
1	3	653	Total	C	N	O	S	0	0	0
			5078	3253	840	954	31			
1	5	653	Total	C	N	O	S	0	0	0
			5078	3253	840	954	31			

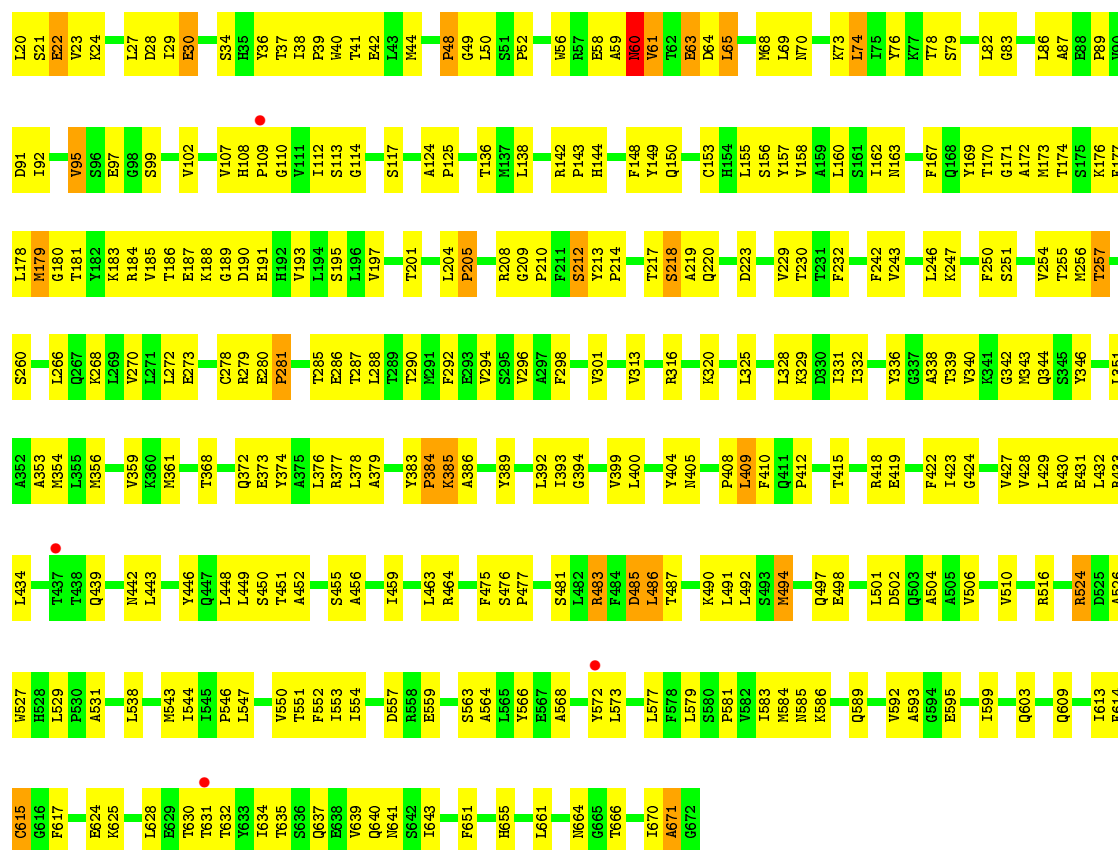
- Molecule 2 is a protein called Envelope glycoprotein L.

Mol	Chain	Residues	Atoms					ZeroOcc	AltConf	Trace
2	B	108	Total	C	N	O	S	0	0	0
			838	529	145	160	4			
2	D	108	Total	C	N	O	S	0	0	0
			838	529	145	160	4			
2	F	108	Total	C	N	O	S	0	0	0
			838	529	145	160	4			
2	H	108	Total	C	N	O	S	0	0	0
			838	529	145	160	4			
2	J	108	Total	C	N	O	S	0	0	0
			838	529	145	160	4			
2	L	108	Total	C	N	O	S	0	0	0
			838	529	145	160	4			
2	N	108	Total	C	N	O	S	0	0	0
			838	529	145	160	4			
2	P	108	Total	C	N	O	S	0	0	0
			838	529	145	160	4			
2	R	108	Total	C	N	O	S	0	0	0
			838	529	145	160	4			
2	T	108	Total	C	N	O	S	0	0	0
			838	529	145	160	4			
2	V	108	Total	C	N	O	S	0	0	0
			838	529	145	160	4			
2	X	108	Total	C	N	O	S	0	0	0
			838	529	145	160	4			
2	Z	108	Total	C	N	O	S	0	0	0
			838	529	145	160	4			
2	2	108	Total	C	N	O	S	0	0	0
			838	529	145	160	4			
2	4	108	Total	C	N	O	S	0	0	0
			838	529	145	160	4			
2	6	108	Total	C	N	O	S	0	0	0
			838	529	145	160	4			





• Molecule 1: Envelope glycoprotein H



• Molecule 1: Envelope glycoprotein H





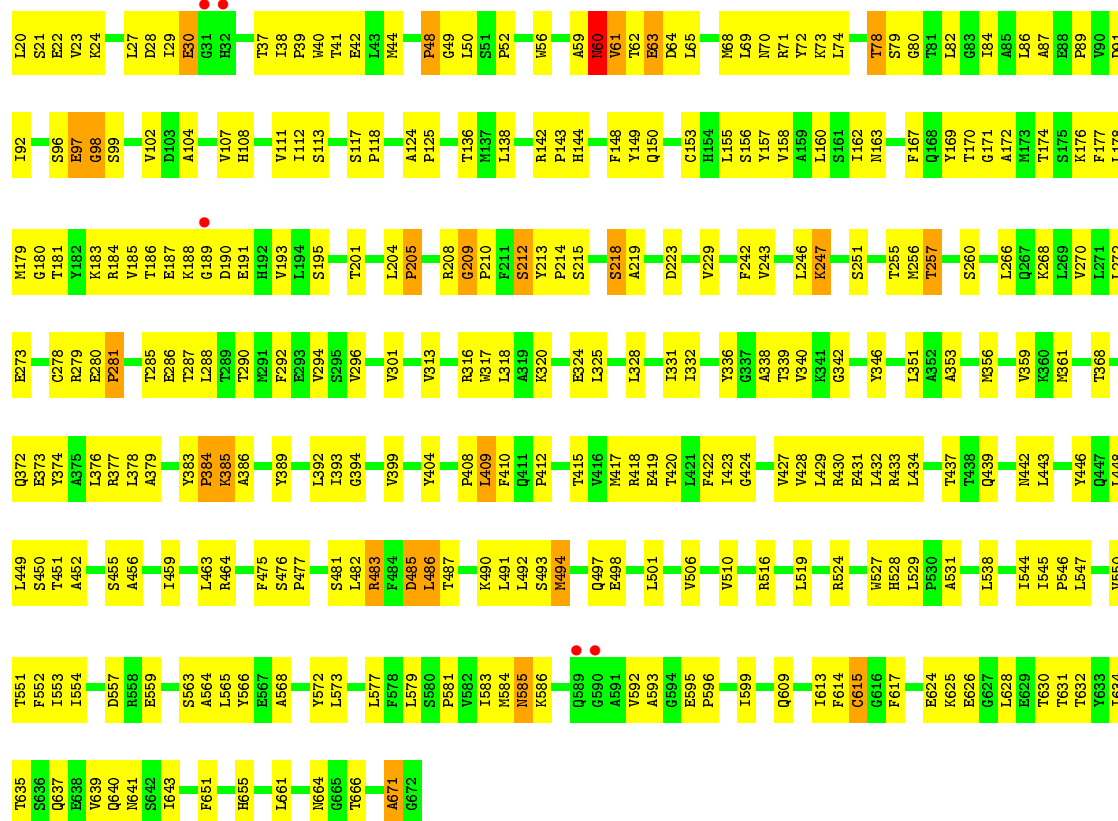


Response	Percentage
Yes	52%
No	44%

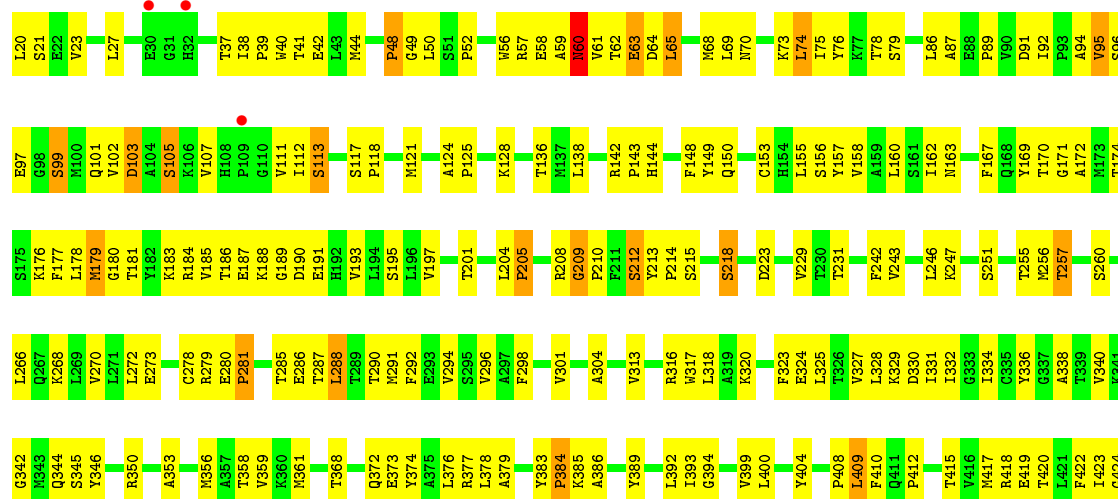


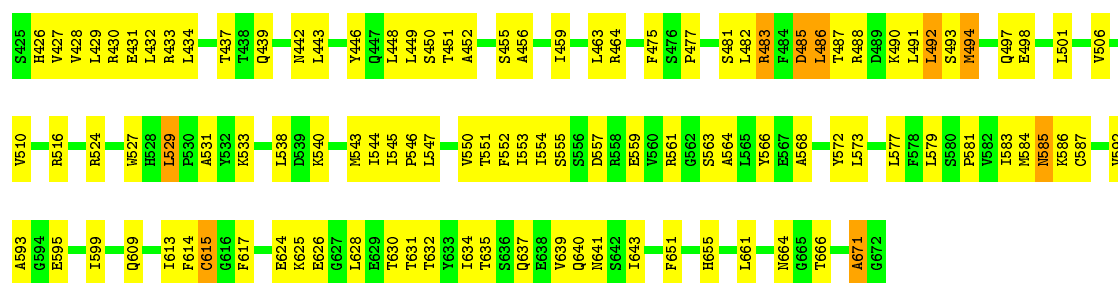


- Molecule 1: Envelope glycoprotein H



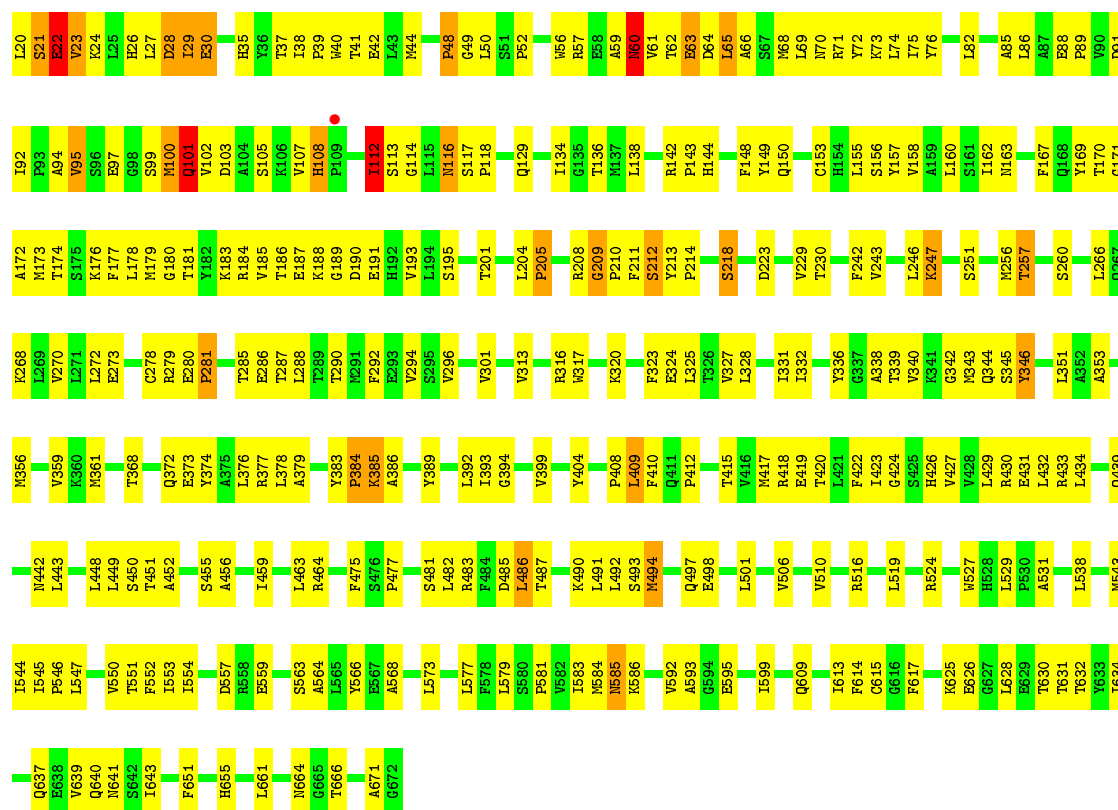
- Molecule 1: Envelope glycoprotein H





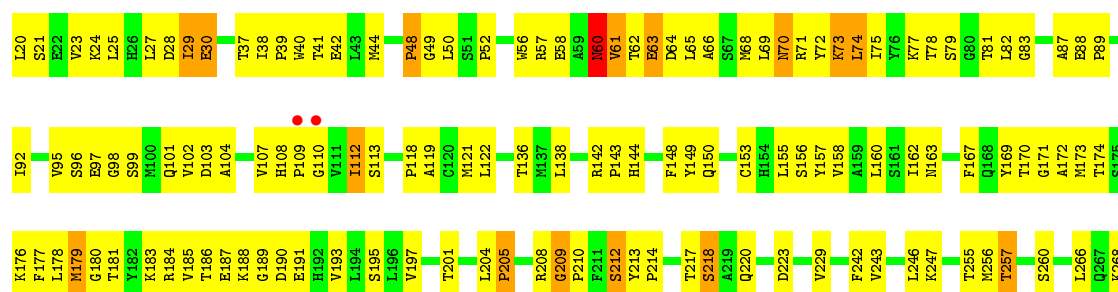
• Molecule 1: Envelope glycoprotein H

Chain O: 54% 41%

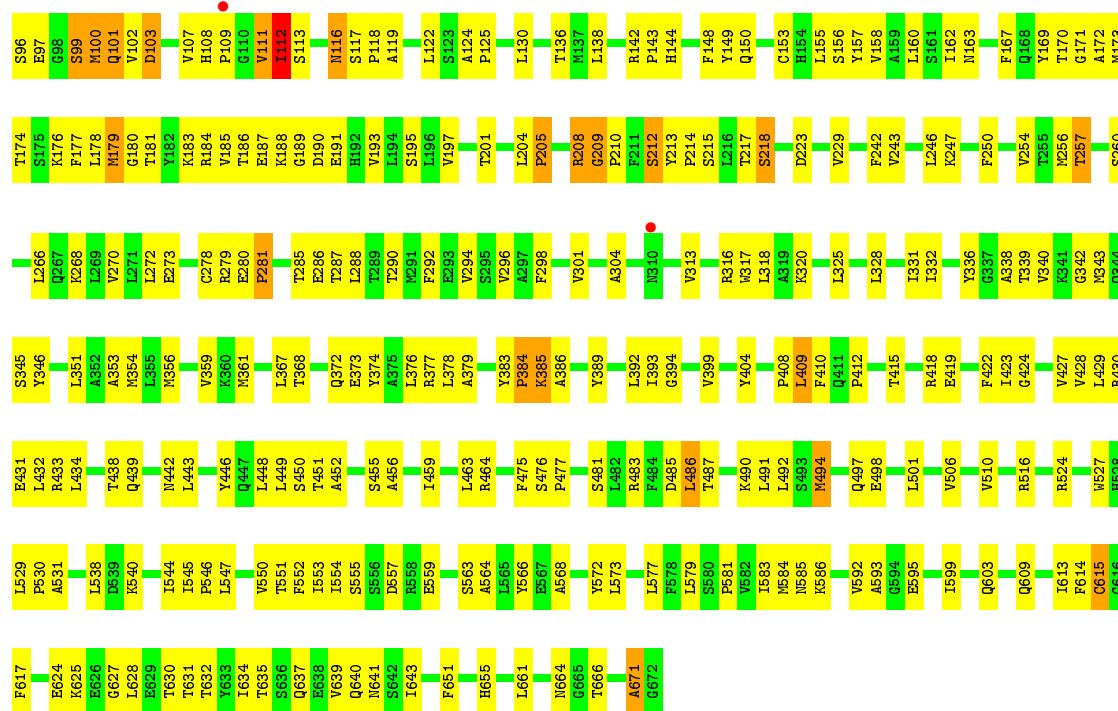


• Molecule 1: Envelope glycoprotein H

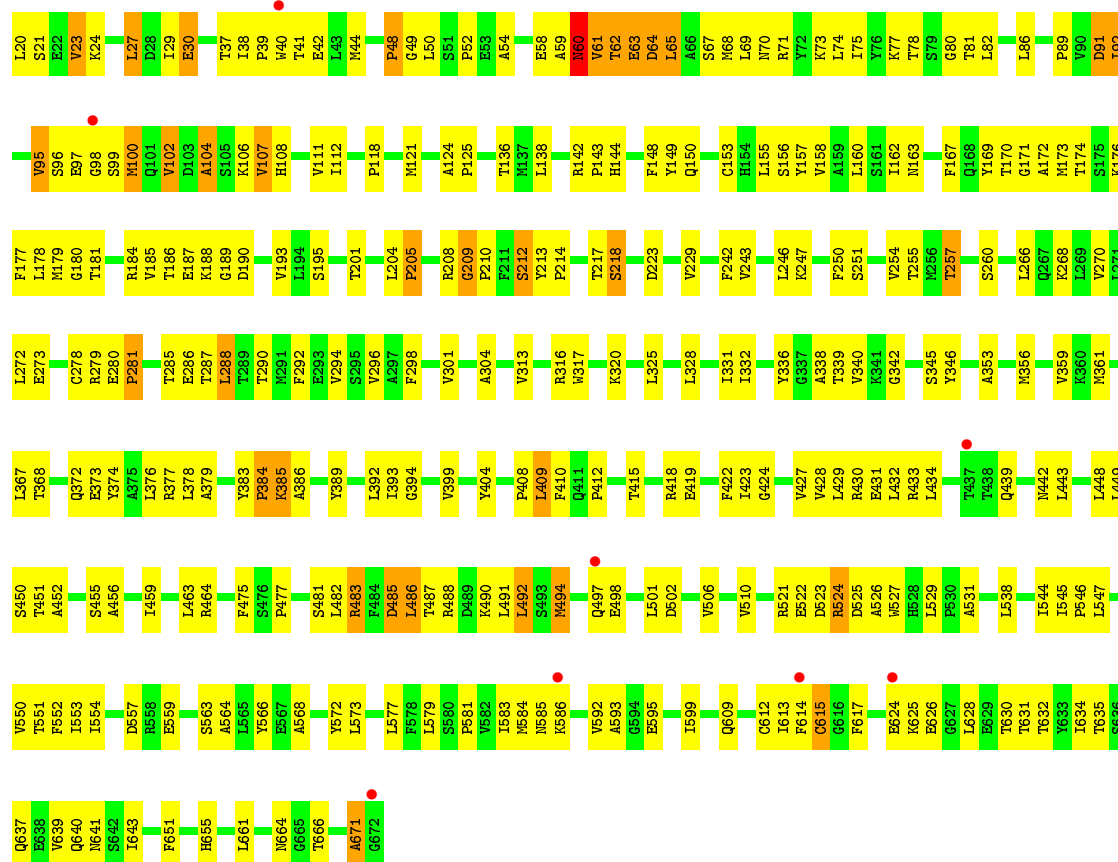
Chain Q: 53% 43%








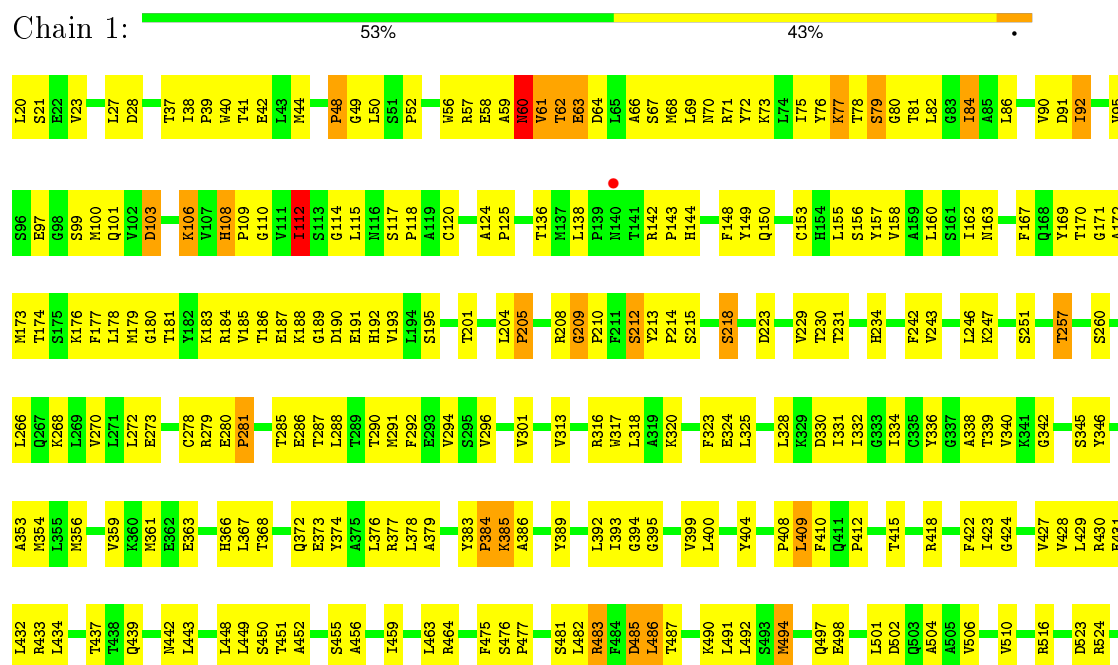
• Molecule 1: Envelope glycoprotein H

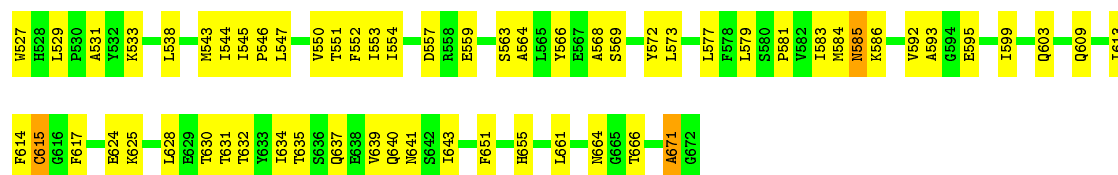


- Molecule 1: Envelope glycoprotein H

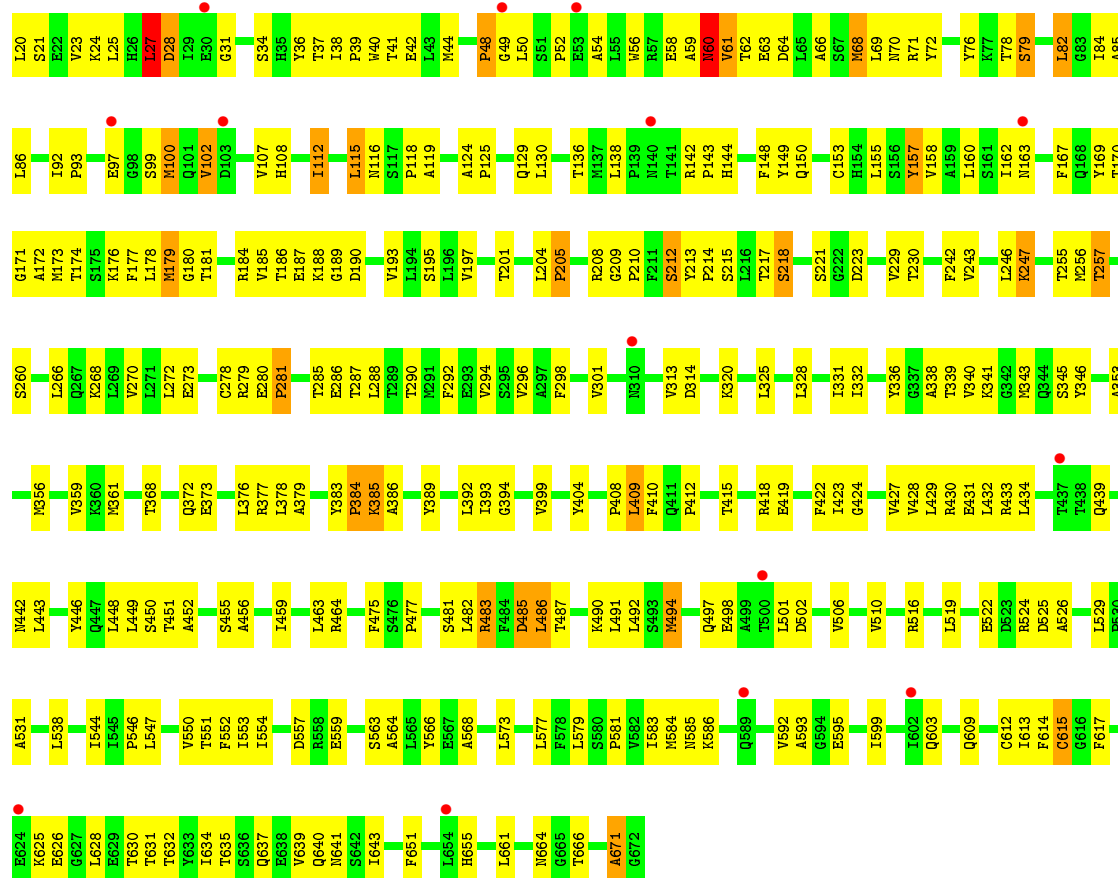


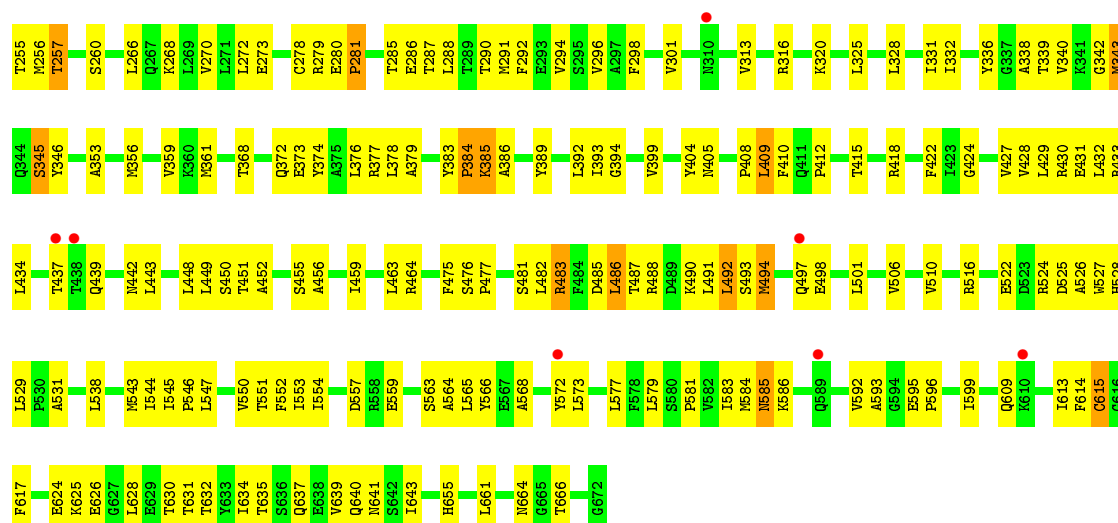
- Molecule 1: Envelope glycoprotein H



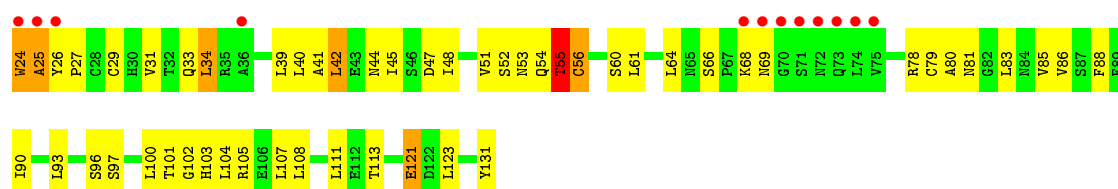


• Molecule 1: Envelope glycoprotein H

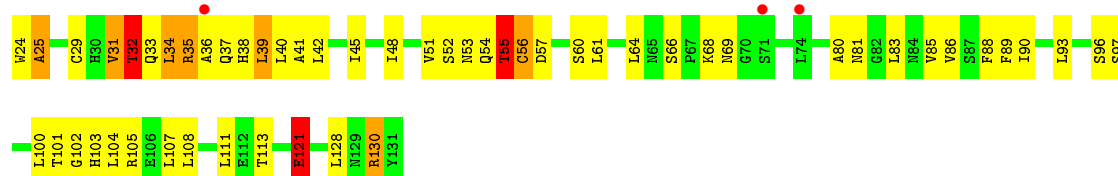




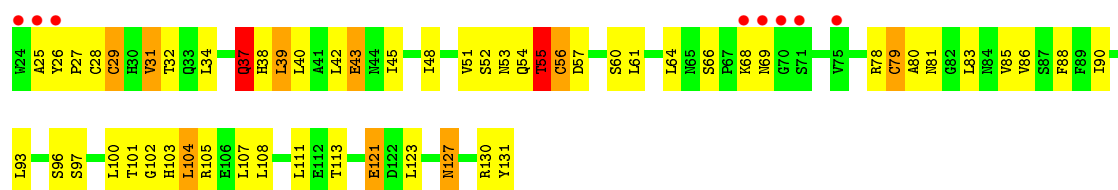
• Molecule 2: Envelope glycoprotein L



• Molecule 2: Envelope glycoprotein L



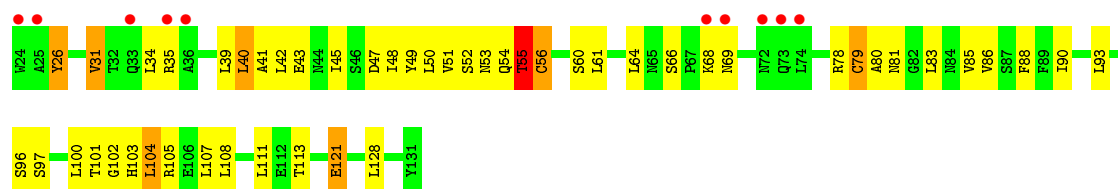
• Molecule 2: Envelope glycoprotein L



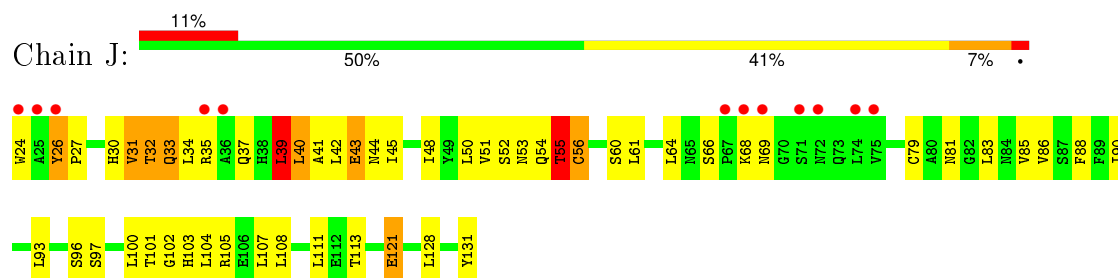
• Molecule 2: Envelope glycoprotein L



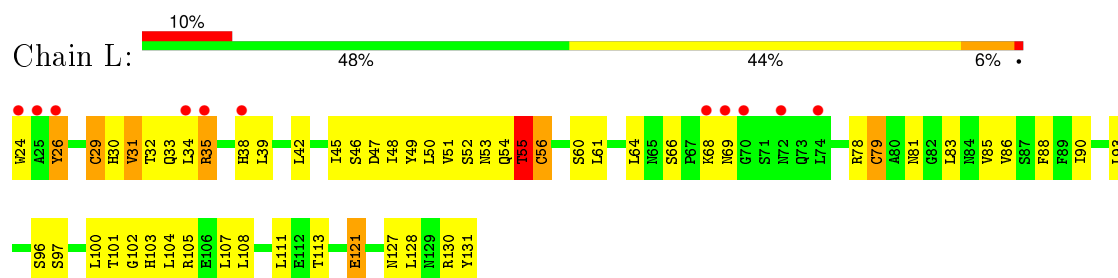




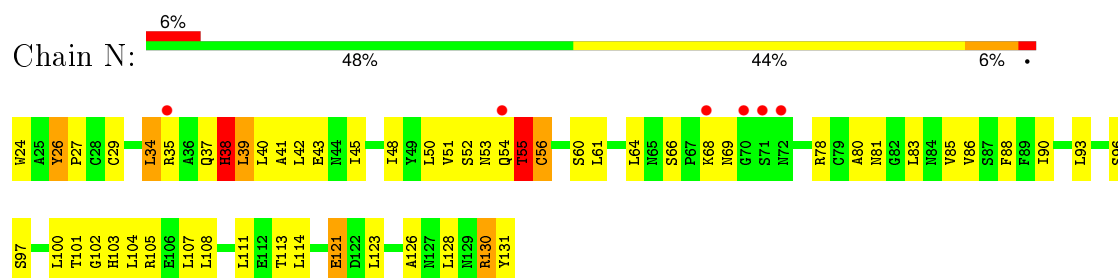
• Molecule 2: Envelope glycoprotein L



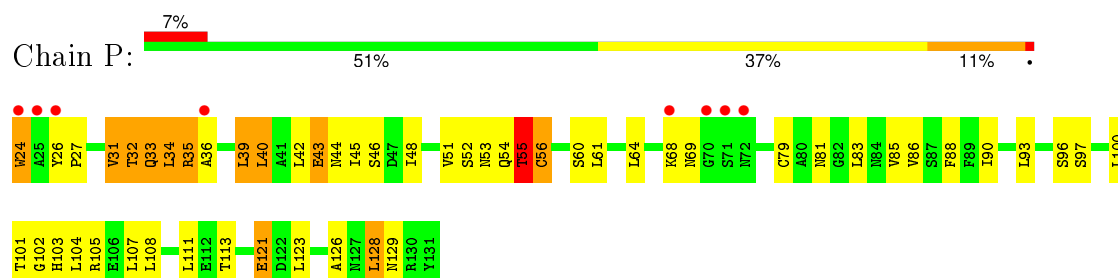
• Molecule 2: Envelope glycoprotein L



• Molecule 2: Envelope glycoprotein L

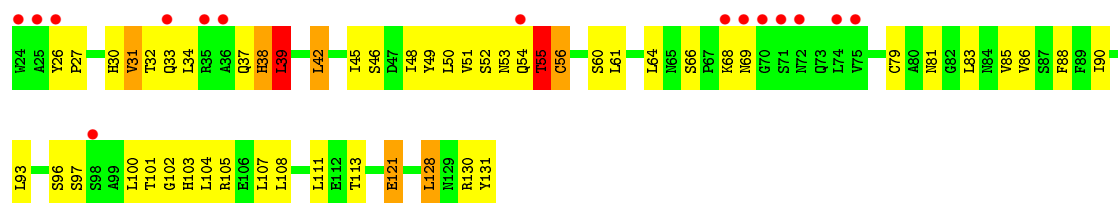


• Molecule 2: Envelope glycoprotein L

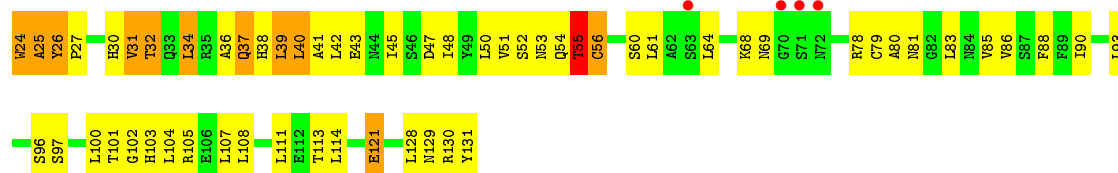
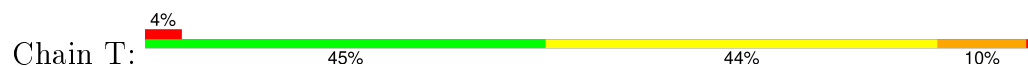


• Molecule 2: Envelope glycoprotein L

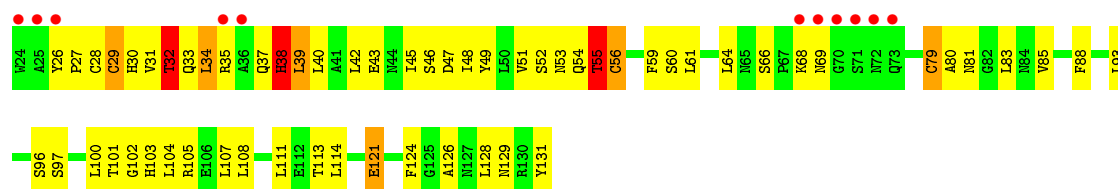
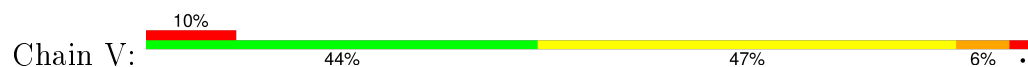




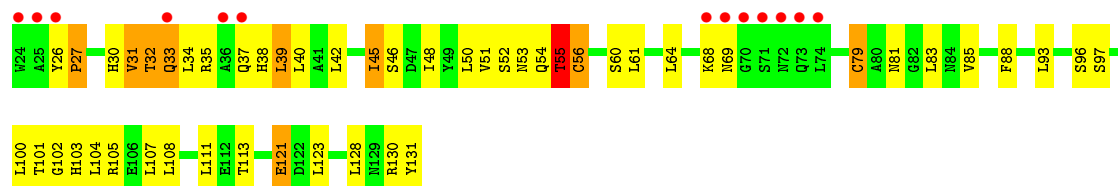
• Molecule 2: Envelope glycoprotein L



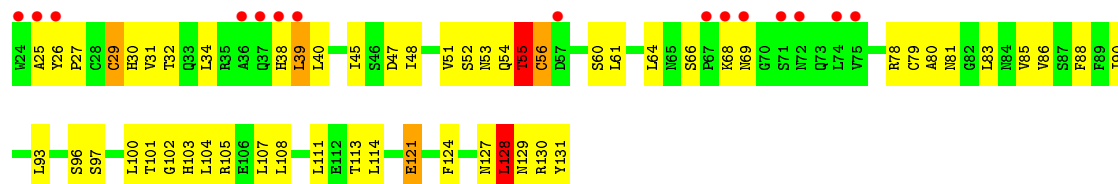
• Molecule 2: Envelope glycoprotein L



• Molecule 2: Envelope glycoprotein L

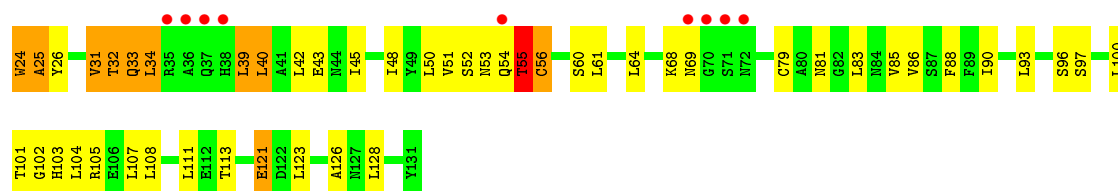


• Molecule 2: Envelope glycoprotein L

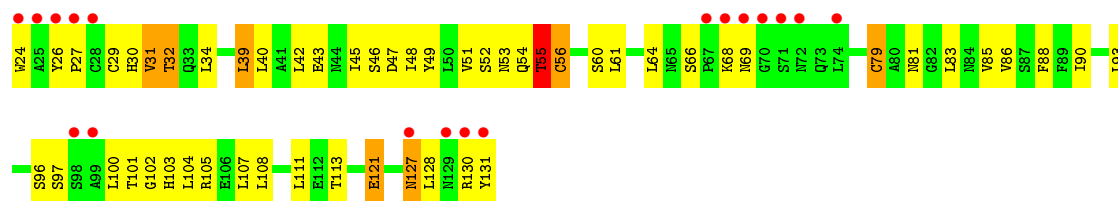


• Molecule 2: Envelope glycoprotein L

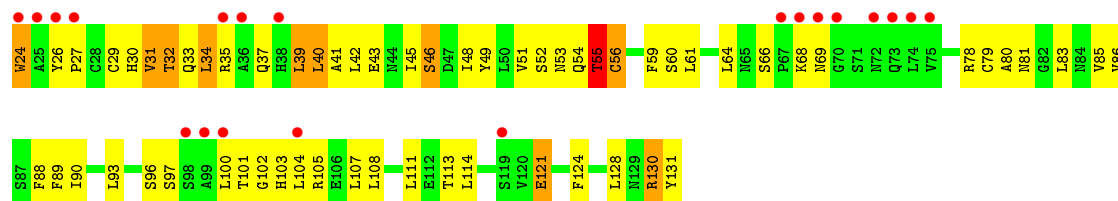
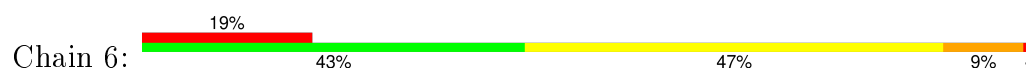




• Molecule 2: Envelope glycoprotein L



• Molecule 2: Envelope glycoprotein L



## 4 Data and refinement statistics

Property	Value	Source
Space group	P 1 21 1	Depositor
Cell constants a, b, c, $\alpha$ , $\beta$ , $\gamma$	151.51Å 244.91Å 287.95Å 90.00° 91.21° 90.00°	Depositor
Resolution (Å)	28.87 – 3.58 28.86 – 3.58	Depositor EDS
% Data completeness (in resolution range)	99.6 (28.87-3.58) 99.6 (28.86-3.58)	Depositor EDS
$R_{merge}$	0.14	Depositor
$R_{sym}$	0.14	Depositor
$\langle I/\sigma(I) \rangle$ <sup>1</sup>	1.81 (at 3.55Å)	Xtriage
Refinement program	CNS	Depositor
R, $R_{free}$	0.284 , 0.313 0.288 , 0.316	Depositor DCC
$R_{free}$ test set	No test flags present.	DCC
Wilson B-factor (Å <sup>2</sup> )	123.9	Xtriage
Anisotropy	0.147	Xtriage
Bulk solvent $k_{sol}$ (e/Å <sup>3</sup> ), $B_{sol}$ (Å <sup>2</sup> )	0.26 , 99.0	EDS
Estimated twinning fraction	0.039 for h,-k,-l	Xtriage
L-test for twinning <sup>2</sup>	$\langle  L  \rangle = 0.47$ , $\langle L^2 \rangle = 0.30$	Xtriage
Outliers	24 of 245101 reflections (0.010%)	Xtriage
$F_o, F_c$ correlation	0.90	EDS
Total number of atoms	94656	wwPDB-VP
Average B, all atoms (Å <sup>2</sup> )	121.0	wwPDB-VP

Xtriage's analysis on translational NCS is as follows: *The largest off-origin peak in the Patterson function is 1.76% of the height of the origin peak. No significant pseudotranslation is detected.*

<sup>1</sup>Intensities estimated from amplitudes.

<sup>2</sup>Theoretical values of  $\langle |L| \rangle$ ,  $\langle L^2 \rangle$  for acentric reflections are 0.5, 0.375 respectively for untwinned datasets, and 0.333, 0.2 for perfectly twinned datasets.

## 5 Model quality

### 5.1 Standard geometry

The Z score for a bond length (or angle) is the number of standard deviations the observed value is removed from the expected value. A bond length (or angle) with  $|Z| > 5$  is considered an outlier worth inspection. RMSZ is the root-mean-square of all Z scores of the bond lengths (or angles).

Mol	Chain	Bond lengths		Bond angles	
		RMSZ	# $ Z  > 5$	RMSZ	# $ Z  > 5$
1	1	0.26	0/5186	0.49	0/7037
1	3	0.26	0/5186	0.48	0/7037
1	5	0.26	0/5186	0.48	0/7037
1	A	0.26	0/5186	0.49	0/7037
1	C	0.26	0/5186	0.49	0/7037
1	E	0.26	0/5186	0.49	0/7037
1	G	0.26	0/5186	0.48	0/7037
1	I	0.26	0/5186	0.49	0/7037
1	K	0.26	0/5186	0.49	0/7037
1	M	0.26	0/5186	0.49	0/7037
1	O	0.26	0/5186	0.49	0/7037
1	Q	0.26	0/5186	0.49	0/7037
1	S	0.26	0/5186	0.49	0/7037
1	U	0.26	0/5186	0.49	0/7037
1	W	0.26	0/5186	0.50	0/7037
1	Y	0.26	0/5186	0.49	0/7037
2	2	0.27	0/853	0.51	0/1157
2	4	0.27	0/853	0.52	0/1157
2	6	0.27	0/853	0.51	0/1157
2	B	0.27	0/853	0.55	0/1157
2	D	0.27	0/853	0.52	0/1157
2	F	0.28	0/853	0.51	0/1157
2	H	0.27	0/853	0.53	0/1157
2	J	0.27	0/853	0.54	0/1157
2	L	0.27	0/853	0.56	0/1157
2	N	0.27	0/853	0.52	0/1157
2	P	0.26	0/853	0.53	0/1157
2	R	0.26	0/853	0.51	0/1157
2	T	0.27	0/853	0.54	0/1157
2	V	0.27	0/853	0.54	0/1157
2	X	0.27	0/853	0.55	0/1157
2	Z	0.27	0/853	0.54	0/1157
All	All	0.26	0/96624	0.49	0/131104

There are no bond length outliers.

There are no bond angle outliers.

There are no chirality outliers.

There are no planarity outliers.

## 5.2 Too-close contacts

In the following table, the Non-H and H(model) columns list the number of non-hydrogen atoms and hydrogen atoms in the chain respectively. The H(added) column lists the number of hydrogen atoms added and optimized by MolProbity. The Clashes column lists the number of clashes within the asymmetric unit, whereas Symm-Clashes lists symmetry related clashes.

Mol	Chain	Non-H	H(model)	H(added)	Clashes	Symm-Clashes
1	1	5078	0	5095	265	0
1	3	5078	0	5095	233	0
1	5	5078	0	5095	240	0
1	A	5078	0	5095	245	0
1	C	5078	0	5095	257	0
1	E	5078	0	5095	242	0
1	G	5078	0	5095	253	0
1	I	5078	0	5095	265	0
1	K	5078	0	5095	237	0
1	M	5078	0	5095	257	0
1	O	5078	0	5095	251	0
1	Q	5078	0	5095	240	0
1	S	5078	0	5095	252	0
1	U	5078	0	5095	250	0
1	W	5078	0	5095	241	0
1	Y	5078	0	5095	237	0
2	2	838	0	826	50	0
2	4	838	0	826	54	0
2	6	838	0	826	68	0
2	B	838	0	826	55	0
2	D	838	0	826	63	0
2	F	838	0	826	49	0
2	H	838	0	826	51	0
2	J	838	0	826	62	0
2	L	838	0	826	50	0
2	N	838	0	826	59	0
2	P	838	0	826	58	0
2	R	838	0	826	46	0
2	T	838	0	826	63	0
2	V	838	0	826	61	0

*Continued on next page...*

*Continued from previous page...*

Mol	Chain	Non-H	H(model)	H(added)	Clashes	Symm-Clashes
2	X	838	0	826	52	0
2	Z	838	0	826	48	0
All	All	94656	0	94736	4586	0

The all-atom clashscore is defined as the number of clashes found per 1000 atoms (including hydrogen atoms). The all-atom clashscore for this structure is 24.

All (4586) close contacts within the same asymmetric unit are listed below, sorted by their clash magnitude.

Atom-1	Atom-2	Interatomic distance (Å)	Clash overlap (Å)
1:5:456:ALA:H	1:5:630:THR:HG22	1.16	1.09
1:O:60:ASN:HB3	1:O:63:GLU:HB2	1.39	1.05
1:E:60:ASN:HB3	1:E:63:GLU:HB2	1.39	1.05
1:A:456:ALA:H	1:A:630:THR:HG22	1.21	1.05
1:O:456:ALA:H	1:O:630:THR:HG22	1.19	1.04
1:K:60:ASN:HB3	1:K:63:GLU:HB2	1.37	1.04
1:Q:456:ALA:H	1:Q:630:THR:HG22	1.20	1.02
1:Q:60:ASN:HB3	1:Q:63:GLU:HB2	1.41	1.02
1:M:60:ASN:HB3	1:M:63:GLU:HB2	1.41	1.01
2:T:40:LEU:HD21	2:T:78:ARG:HD2	1.41	1.01
1:I:456:ALA:H	1:I:630:THR:HG22	1.24	0.99
1:5:21:SER:HB3	1:5:41:THR:HB	1.44	0.99
1:U:70:ASN:HA	1:U:73:LYS:HG2	1.43	0.98
1:I:60:ASN:HB3	1:I:63:GLU:HB2	1.45	0.98
1:I:21:SER:HB3	1:I:41:THR:HB	1.44	0.98
1:W:546:PRO:HA	1:W:551:THR:HG22	1.46	0.97
1:3:522:GLU:HG2	1:3:524:ARG:HG2	1.46	0.97
1:G:456:ALA:H	1:G:630:THR:HG22	1.26	0.97
1:K:108:HIS:HB2	1:K:112:ILE:HD11	1.45	0.96
1:M:546:PRO:HA	1:M:551:THR:HG22	1.47	0.96
1:K:456:ALA:H	1:K:630:THR:HG22	1.30	0.95
1:K:71:ARG:HH22	1:K:209:GLY:HA3	1.29	0.95
1:E:456:ALA:H	1:E:630:THR:HG22	1.29	0.95
1:M:456:ALA:H	1:M:630:THR:HG22	1.28	0.95
1:5:409:LEU:HD21	1:5:632:THR:HG23	1.48	0.95
1:1:546:PRO:HA	1:1:551:THR:HG22	1.48	0.95
1:K:546:PRO:HA	1:K:551:THR:HG22	1.48	0.95
1:3:546:PRO:HA	1:3:551:THR:HG22	1.46	0.95
1:3:456:ALA:H	1:3:630:THR:HG22	1.26	0.95
1:C:456:ALA:H	1:C:630:THR:HG22	1.29	0.95
1:U:546:PRO:HA	1:U:551:THR:HG22	1.49	0.95

*Continued on next page...*

*Continued from previous page...*

Atom-1	Atom-2	Interatomic distance (Å)	Clash overlap (Å)
1:Q:181:THR:HG22	1:Q:195:SER:HB3	1.49	0.94
1:Q:546:PRO:HA	1:Q:551:THR:HG22	1.46	0.94
1:W:70:ASN:HA	1:W:73:LYS:HE2	1.48	0.94
1:Y:546:PRO:HA	1:Y:551:THR:HG22	1.48	0.94
1:C:60:ASN:HB3	1:C:63:GLU:HB2	1.49	0.94
1:U:92:ILE:HD11	1:U:304:ALA:HB1	1.47	0.94
1:S:546:PRO:HA	1:S:551:THR:HG22	1.50	0.94
1:E:524:ARG:H	1:E:524:ARG:HD2	1.33	0.93
1:C:546:PRO:HA	1:C:551:THR:HG22	1.50	0.93
1:K:181:THR:HG22	1:K:195:SER:HB3	1.48	0.93
1:E:181:THR:HG22	1:E:195:SER:HB3	1.48	0.93
1:W:456:ALA:H	1:W:630:THR:HG22	1.32	0.93
1:I:181:THR:HG22	1:I:195:SER:HB3	1.50	0.92
1:O:546:PRO:HA	1:O:551:THR:HG22	1.47	0.92
2:Z:128:LEU:HD12	2:Z:128:LEU:H	1.33	0.92
1:C:70:ASN:HA	1:C:73:LYS:HG2	1.50	0.92
1:U:181:THR:HG22	1:U:195:SER:HB3	1.50	0.92
1:I:546:PRO:HA	1:I:551:THR:HG22	1.49	0.92
1:E:546:PRO:HA	1:E:551:THR:HG22	1.49	0.92
1:5:546:PRO:HA	1:5:551:THR:HG22	1.48	0.92
1:C:71:ARG:HH22	1:C:209:GLY:HA3	1.32	0.92
1:I:456:ALA:H	1:I:630:THR:HG22	1.32	0.92
1:K:451:THR:HA	1:K:481:SER:HB2	1.52	0.92
1:C:451:THR:HA	1:C:481:SER:HB2	1.51	0.92
1:G:546:PRO:HA	1:G:551:THR:HG22	1.51	0.92
1:A:546:PRO:HA	1:A:551:THR:HG22	1.49	0.92
1:E:24:LYS:HG3	1:E:37:THR:HG22	1.51	0.91
1:W:181:THR:HG22	1:W:195:SER:HB3	1.52	0.91
1:A:451:THR:HA	1:A:481:SER:HB2	1.52	0.91
1:I:64:ASP:HA	2:J:31:VAL:HB	1.53	0.91
1:5:181:THR:HG22	1:5:195:SER:HB3	1.54	0.90
1:U:29:ILE:HG22	1:U:30:GLU:H	1.34	0.90
1:K:243:VAL:H	1:K:285:THR:HG22	1.36	0.90
1:Y:181:THR:HG22	1:Y:195:SER:HB3	1.53	0.90
1:S:456:ALA:H	1:S:630:THR:HG22	1.35	0.90
1:5:451:THR:HA	1:5:481:SER:HB2	1.52	0.90
1:Y:60:ASN:HB3	1:Y:63:GLU:HB2	1.51	0.90
1:I:451:THR:HA	1:I:481:SER:HB2	1.53	0.90
1:O:181:THR:HG22	1:O:195:SER:HB3	1.53	0.90
1:S:181:THR:HG22	1:S:195:SER:HB3	1.53	0.90
1:I:103:ASP:HB2	1:I:125:PRO:HG3	1.52	0.90

*Continued on next page...*



*Continued from previous page...*

Atom-1	Atom-2	Interatomic distance (Å)	Clash overlap (Å)
1:W:451:THR:HA	1:W:481:SER:HB2	1.53	0.90
1:G:451:THR:HA	1:G:481:SER:HB2	1.53	0.90
1:I:451:THR:HA	1:I:481:SER:HB2	1.54	0.90
1:O:451:THR:HA	1:O:481:SER:HB2	1.51	0.90
1:M:181:THR:HG22	1:M:195:SER:HB3	1.51	0.90
1:U:243:VAL:H	1:U:285:THR:HG22	1.37	0.89
1:5:60:ASN:HB3	1:5:63:GLU:HB2	1.54	0.89
1:C:64:ASP:HA	2:D:31:VAL:HB	1.53	0.89
1:S:452:ALA:HA	1:S:631:THR:HG23	1.53	0.89
1:K:21:SER:HB3	1:K:41:THR:HB	1.54	0.89
1:A:181:THR:HG22	1:A:195:SER:HB3	1.54	0.88
1:Y:451:THR:HA	1:Y:481:SER:HB2	1.52	0.88
1:3:181:THR:HG22	1:3:195:SER:HB3	1.55	0.88
1:U:60:ASN:HB3	1:U:63:GLU:HB2	1.55	0.88
1:G:181:THR:HG22	1:G:195:SER:HB3	1.56	0.88
1:C:243:VAL:H	1:C:285:THR:HG22	1.39	0.88
1:3:21:SER:HB3	1:3:41:THR:HB	1.55	0.88
1:U:24:LYS:HG3	1:U:37:THR:HG22	1.56	0.88
2:J:128:LEU:HD12	2:J:128:LEU:H	1.39	0.88
2:R:42:LEU:H	2:R:42:LEU:HD12	1.38	0.88
1:1:181:THR:HG22	1:1:195:SER:HB3	1.56	0.88
1:3:451:THR:HA	1:3:481:SER:HB2	1.54	0.87
1:Y:21:SER:HB3	1:Y:41:THR:HB	1.56	0.87
1:E:451:THR:HA	1:E:481:SER:HB2	1.56	0.87
2:6:42:LEU:HA	2:6:45:ILE:HG22	1.56	0.87
1:E:243:VAL:H	1:E:285:THR:HG22	1.39	0.87
1:G:243:VAL:H	1:G:285:THR:HG22	1.39	0.87
1:U:21:SER:HB3	1:U:41:THR:HB	1.55	0.87
1:W:243:VAL:H	1:W:285:THR:HG22	1.38	0.87
1:Y:243:VAL:H	1:Y:285:THR:HG22	1.39	0.87
1:3:66:ALA:HA	2:4:128:LEU:HD13	1.57	0.87
1:K:452:ALA:HA	1:K:631:THR:HG23	1.56	0.87
1:O:409:LEU:HD21	1:O:632:THR:HG23	1.56	0.86
1:C:181:THR:HG22	1:C:195:SER:HB3	1.54	0.86
1:M:243:VAL:H	1:M:285:THR:HG22	1.39	0.86
1:5:243:VAL:H	1:5:285:THR:HG22	1.39	0.86
1:S:451:THR:HA	1:S:481:SER:HB2	1.56	0.86
1:U:451:THR:HA	1:U:481:SER:HB2	1.55	0.86
1:3:23:VAL:HG23	1:3:40:TRP:HE1	1.39	0.86
2:2:40:LEU:HD13	2:2:45:ILE:HD11	1.58	0.86
1:M:58:GLU:OE1	1:M:150:GLN:HB2	1.76	0.86

*Continued on next page...*

*Continued from previous page...*

Atom-1	Atom-2	Interatomic distance (Å)	Clash overlap (Å)
1:I:111:VAL:HG11	1:I:358:THR:HG21	1.58	0.86
1:1:452:ALA:HA	1:1:631:THR:HG23	1.58	0.86
1:M:451:THR:HA	1:M:481:SER:HB2	1.56	0.86
1:A:70:ASN:HA	1:A:73:LYS:HG2	1.58	0.86
2:4:51:VAL:HB	2:4:55:THR:HG21	1.58	0.85
2:6:26:TYR:HB3	2:6:27:PRO:HD2	1.58	0.85
1:S:243:VAL:H	1:S:285:THR:HG22	1.40	0.85
1:Q:243:VAL:H	1:Q:285:THR:HG22	1.38	0.85
1:Y:456:ALA:H	1:Y:630:THR:HG22	1.41	0.85
1:U:456:ALA:H	1:U:630:THR:HG22	1.40	0.85
2:Z:45:ILE:HA	2:Z:66:SER:HB3	1.57	0.85
1:A:243:VAL:H	1:A:285:THR:HG22	1.40	0.85
1:Q:70:ASN:HA	1:Q:73:LYS:HG2	1.55	0.85
1:I:243:VAL:H	1:I:285:THR:HG22	1.39	0.85
1:Q:451:THR:HA	1:Q:481:SER:HB2	1.55	0.85
1:C:409:LEU:HD21	1:C:632:THR:HG23	1.59	0.84
1:A:409:LEU:HD21	1:A:632:THR:HG23	1.59	0.84
1:1:409:LEU:HD21	1:1:632:THR:HG23	1.58	0.84
1:Q:409:LEU:HD21	1:Q:632:THR:HG23	1.56	0.84
1:M:409:LEU:HD21	1:M:632:THR:HG23	1.57	0.84
1:O:243:VAL:H	1:O:285:THR:HG22	1.39	0.84
1:3:243:VAL:H	1:3:285:THR:HG22	1.41	0.84
1:Y:111:VAL:HG22	1:Y:354:MET:HB3	1.60	0.83
1:3:160:LEU:HD13	1:3:338:ALA:HB2	1.60	0.83
1:1:60:ASN:HB3	1:1:63:GLU:HB2	1.60	0.83
1:A:550:VAL:HG12	1:A:583:ILE:HA	1.59	0.83
1:W:409:LEU:HD21	1:W:632:THR:HG23	1.60	0.83
1:E:68:MET:SD	1:E:210:PRO:HG2	2.17	0.83
1:M:393:ILE:H	1:M:393:ILE:HD12	1.43	0.83
1:W:21:SER:HA	1:W:41:THR:HB	1.61	0.83
1:1:243:VAL:H	1:1:285:THR:HG22	1.41	0.83
1:Q:21:SER:HB3	1:Q:41:THR:HB	1.61	0.83
1:3:409:LEU:HD21	1:3:632:THR:HG23	1.61	0.83
1:C:160:LEU:HD13	1:C:338:ALA:HB2	1.59	0.83
1:E:409:LEU:HD21	1:E:632:THR:HG23	1.61	0.83
1:I:550:VAL:HG12	1:I:583:ILE:HA	1.60	0.82
1:5:393:ILE:HD12	1:5:393:ILE:H	1.44	0.82
1:I:103:ASP:HB3	1:I:122:LEU:HD12	1.60	0.82
2:F:51:VAL:HB	2:F:55:THR:HG21	1.60	0.82
2:Z:51:VAL:HB	2:Z:55:THR:HG21	1.61	0.82
1:S:60:ASN:HB3	1:S:63:GLU:HB2	1.61	0.82

*Continued on next page...*

*Continued from previous page...*

Atom-1	Atom-2	Interatomic distance (Å)	Clash overlap (Å)
1:U:550:VAL:HG12	1:U:583:ILE:HA	1.61	0.82
1:E:160:LEU:HD13	1:E:338:ALA:HB2	1.62	0.82
1:I:409:LEU:HD21	1:I:632:THR:HG23	1.62	0.82
1:M:452:ALA:HA	1:M:631:THR:HG23	1.60	0.82
2:F:34:LEU:HD22	2:F:39:LEU:HA	1.60	0.82
1:M:550:VAL:HG12	1:M:583:ILE:HA	1.62	0.82
1:G:376:LEU:HD21	1:G:399:VAL:HG11	1.62	0.82
1:Q:160:LEU:HD13	1:Q:338:ALA:HB2	1.61	0.82
1:W:393:ILE:HD12	1:W:393:ILE:H	1.44	0.82
1:G:409:LEU:HD21	1:G:632:THR:HG23	1.60	0.81
1:M:158:VAL:HG13	1:M:340:VAL:HG22	1.63	0.81
1:S:393:ILE:H	1:S:393:ILE:HD12	1.46	0.81
1:G:160:LEU:HD13	1:G:338:ALA:HB2	1.63	0.81
1:K:393:ILE:HD12	1:K:393:ILE:H	1.45	0.81
1:C:68:MET:SD	1:C:210:PRO:HG2	2.21	0.81
1:E:452:ALA:HA	1:E:631:THR:HG23	1.60	0.81
1:5:160:LEU:HD13	1:5:338:ALA:HB2	1.59	0.81
1:C:316:ARG:HA	1:C:374:TYR:HE1	1.44	0.81
1:E:393:ILE:H	1:E:393:ILE:HD12	1.44	0.81
1:Q:393:ILE:HD12	1:Q:393:ILE:H	1.46	0.81
1:O:550:VAL:HG12	1:O:583:ILE:HA	1.63	0.81
1:Y:393:ILE:HD12	1:Y:393:ILE:H	1.45	0.81
1:5:452:ALA:HA	1:5:631:THR:HG23	1.62	0.81
1:E:320:LYS:HA	1:E:377:ARG:HD3	1.62	0.81
2:R:30:HIS:HB2	2:R:131:TYR:HB2	1.61	0.81
1:C:550:VAL:HG12	1:C:583:ILE:HA	1.62	0.80
2:4:39:LEU:H	2:4:39:LEU:HD13	1.45	0.80
1:U:92:ILE:H	1:U:92:ILE:HD12	1.46	0.80
1:U:376:LEU:HD21	1:U:399:VAL:HG11	1.64	0.80
1:C:393:ILE:H	1:C:393:ILE:HD12	1.46	0.80
1:1:550:VAL:HG12	1:1:583:ILE:HA	1.61	0.80
1:Y:95:VAL:HG22	1:Y:96:SER:H	1.46	0.80
1:M:92:ILE:H	1:M:92:ILE:HD12	1.45	0.80
1:S:320:LYS:HA	1:S:377:ARG:HD3	1.62	0.80
1:3:60:ASN:HB3	1:3:63:GLU:HB2	1.61	0.80
1:U:452:ALA:HA	1:U:631:THR:HG23	1.63	0.80
1:O:114:GLY:H	1:O:117:SER:HB3	1.46	0.80
1:G:393:ILE:H	1:G:393:ILE:HD12	1.45	0.80
2:6:51:VAL:HB	2:6:55:THR:HG21	1.62	0.80
2:F:40:LEU:HD21	2:F:78:ARG:HD2	1.63	0.80
1:5:550:VAL:HG12	1:5:583:ILE:HA	1.63	0.80

*Continued on next page...*

*Continued from previous page...*

Atom-1	Atom-2	Interatomic distance (Å)	Clash overlap (Å)
1:Y:550:VAL:HG12	1:Y:583:ILE:HA	1.63	0.80
1:3:393:ILE:HD12	1:3:393:ILE:H	1.46	0.80
2:D:51:VAL:HB	2:D:55:THR:HG21	1.64	0.80
1:Y:376:LEU:HD21	1:Y:399:VAL:HG11	1.64	0.80
1:C:376:LEU:HD21	1:C:399:VAL:HG11	1.64	0.80
1:A:160:LEU:HD13	1:A:338:ALA:HB2	1.63	0.80
2:2:51:VAL:HB	2:2:55:THR:HG21	1.62	0.80
1:A:452:ALA:HA	1:A:631:THR:HG23	1.64	0.80
1:K:550:VAL:HG12	1:K:583:ILE:HA	1.64	0.80
1:1:160:LEU:HD13	1:1:338:ALA:HB2	1.63	0.80
2:X:51:VAL:HB	2:X:55:THR:HG21	1.64	0.80
1:A:60:ASN:HB3	1:A:63:GLU:HB2	1.61	0.80
1:O:376:LEU:HD21	1:O:399:VAL:HG11	1.64	0.80
1:5:456:ALA:N	1:5:630:THR:HG22	1.96	0.80
1:I:62:THR:HG21	2:J:34:LEU:HD22	1.64	0.80
2:H:51:VAL:HB	2:H:55:THR:HG21	1.64	0.80
1:1:554:ILE:HG21	1:1:628:LEU:HD11	1.64	0.80
1:5:158:VAL:HG13	1:5:340:VAL:HG22	1.64	0.80
1:W:376:LEU:HD21	1:W:399:VAL:HG11	1.64	0.80
1:E:376:LEU:HD21	1:E:399:VAL:HG11	1.63	0.80
1:Y:554:ILE:HG21	1:Y:628:LEU:HD11	1.62	0.79
2:V:51:VAL:HB	2:V:55:THR:HG21	1.63	0.79
2:N:51:VAL:HB	2:N:55:THR:HG21	1.64	0.79
2:T:51:VAL:HB	2:T:55:THR:HG21	1.61	0.79
1:K:409:LEU:HD21	1:K:632:THR:HG23	1.63	0.79
1:C:452:ALA:HA	1:C:631:THR:HG23	1.62	0.79
1:Q:102:VAL:HG11	1:Q:351:LEU:HD13	1.64	0.79
2:J:51:VAL:HB	2:J:55:THR:HG21	1.65	0.79
1:S:524:ARG:HB2	1:S:524:ARG:HH11	1.48	0.79
1:U:393:ILE:H	1:U:393:ILE:HD12	1.47	0.79
1:S:62:THR:HG21	2:T:34:LEU:HD13	1.63	0.79
1:K:160:LEU:HD13	1:K:338:ALA:HB2	1.64	0.79
2:B:51:VAL:HB	2:B:55:THR:HG21	1.63	0.79
1:O:393:ILE:HD12	1:O:393:ILE:H	1.47	0.79
1:5:412:PRO:HB2	1:5:415:THR:HB	1.65	0.79
1:I:23:VAL:HG23	1:I:40:TRP:HE1	1.46	0.79
1:1:70:ASN:HA	1:1:73:LYS:HG2	1.65	0.79
1:1:376:LEU:HD21	1:1:399:VAL:HG11	1.65	0.79
1:3:550:VAL:HG12	1:3:583:ILE:HA	1.64	0.79
1:M:376:LEU:HD21	1:M:399:VAL:HG11	1.63	0.78
1:A:393:ILE:HD12	1:A:393:ILE:H	1.46	0.78

*Continued on next page...*

*Continued from previous page...*

Atom-1	Atom-2	Interatomic distance (Å)	Clash overlap (Å)
1:K:65:LEU:HB3	2:L:128:LEU:HD12	1.64	0.78
2:R:45:ILE:HA	2:R:66:SER:HB3	1.66	0.78
2:R:51:VAL:HB	2:R:55:THR:HG21	1.63	0.78
1:E:412:PRO:HB2	1:E:415:THR:HB	1.65	0.78
1:3:412:PRO:HB2	1:3:415:THR:HB	1.66	0.78
1:S:66:ALA:HA	2:T:128:LEU:HD13	1.65	0.78
1:I:92:ILE:HG21	1:I:313:VAL:HG12	1.65	0.78
1:K:320:LYS:HA	1:K:377:ARG:HD3	1.65	0.78
1:E:550:VAL:HG12	1:E:583:ILE:HA	1.63	0.78
1:I:376:LEU:HD21	1:I:399:VAL:HG11	1.65	0.78
1:3:376:LEU:HD21	1:3:399:VAL:HG11	1.64	0.78
1:E:554:ILE:HG21	1:E:628:LEU:HD11	1.66	0.78
1:I:393:ILE:HD12	1:I:393:ILE:H	1.47	0.78
1:M:320:LYS:HA	1:M:377:ARG:HD3	1.65	0.78
1:U:554:ILE:HG21	1:U:628:LEU:HD11	1.65	0.78
1:5:376:LEU:HD21	1:5:399:VAL:HG11	1.64	0.78
1:G:550:VAL:HG12	1:G:583:ILE:HA	1.64	0.78
1:Y:160:LEU:HD13	1:Y:338:ALA:HB2	1.64	0.78
2:L:31:VAL:HG13	2:L:79:CYS:HB3	1.64	0.78
1:O:412:PRO:HB2	1:O:415:THR:HB	1.66	0.78
1:U:160:LEU:HD13	1:U:338:ALA:HB2	1.64	0.78
1:I:452:ALA:HA	1:I:631:THR:HG23	1.64	0.78
1:S:92:ILE:HD11	1:S:304:ALA:HB1	1.66	0.78
1:S:160:LEU:HD13	1:S:338:ALA:HB2	1.65	0.78
1:O:68:MET:SD	1:O:210:PRO:HG2	2.24	0.78
1:Q:376:LEU:HD21	1:Q:399:VAL:HG11	1.62	0.78
1:Q:550:VAL:HG12	1:Q:583:ILE:HA	1.64	0.78
1:K:554:ILE:HG21	1:K:628:LEU:HD11	1.65	0.78
1:W:158:VAL:HG13	1:W:340:VAL:HG22	1.66	0.78
1:K:376:LEU:HD21	1:K:399:VAL:HG11	1.66	0.78
1:O:71:ARG:HH22	1:O:209:GLY:HA3	1.49	0.78
1:U:320:LYS:HA	1:U:377:ARG:HD3	1.66	0.78
1:O:452:ALA:HA	1:O:631:THR:HG23	1.64	0.78
1:Q:412:PRO:HB2	1:Q:415:THR:HB	1.66	0.78
1:3:452:ALA:HA	1:3:631:THR:HG23	1.66	0.77
1:1:393:ILE:HD12	1:1:393:ILE:H	1.46	0.77
1:S:550:VAL:HG12	1:S:583:ILE:HA	1.66	0.77
1:3:554:ILE:HG21	1:3:628:LEU:HD11	1.65	0.77
2:F:26:TYR:HB3	2:F:27:PRO:HD2	1.66	0.77
1:I:412:PRO:HB2	1:I:415:THR:HB	1.66	0.77
1:S:409:LEU:HD21	1:S:632:THR:HG23	1.66	0.77

*Continued on next page...*

*Continued from previous page...*

Atom-1	Atom-2	Interatomic distance (Å)	Clash overlap (Å)
1:W:550:VAL:HG12	1:W:583:ILE:HA	1.64	0.77
1:G:452:ALA:HA	1:G:631:THR:HG23	1.66	0.77
1:Q:70:ASN:O	1:Q:74:LEU:HG	1.84	0.77
1:S:376:LEU:HD21	1:S:399:VAL:HG11	1.65	0.77
2:N:26:TYR:CG	2:N:27:PRO:HD2	2.19	0.77
2:P:51:VAL:HB	2:P:55:THR:HG21	1.64	0.77
2:V:34:LEU:HD21	2:V:40:LEU:HD23	1.65	0.77
1:O:415:THR:HG23	1:O:418:ARG:H	1.50	0.77
1:Y:102:VAL:HG11	1:Y:351:LEU:HD13	1.66	0.77
1:K:412:PRO:HB2	1:K:415:THR:HB	1.64	0.77
2:L:51:VAL:HB	2:L:55:THR:HG21	1.64	0.77
1:I:66:ALA:HA	2:2:128:LEU:HD13	1.66	0.77
1:I:160:LEU:HD13	1:I:338:ALA:HB2	1.65	0.77
1:Y:415:THR:HG23	1:Y:418:ARG:H	1.50	0.77
1:C:68:MET:HE1	2:D:83:LEU:HD12	1.67	0.77
1:W:160:LEU:HD13	1:W:338:ALA:HB2	1.64	0.77
1:G:412:PRO:HB2	1:G:415:THR:HB	1.66	0.77
1:O:320:LYS:HA	1:O:377:ARG:HD3	1.67	0.77
1:C:316:ARG:HA	1:C:374:TYR:CE1	2.20	0.77
1:I:412:PRO:HB2	1:I:415:THR:HB	1.67	0.77
1:S:415:THR:HG23	1:S:418:ARG:H	1.50	0.77
1:Y:69:LEU:HD12	1:Y:69:LEU:H	1.48	0.77
1:G:554:ILE:HG21	1:G:628:LEU:HD11	1.66	0.77
1:Y:412:PRO:HB2	1:Y:415:THR:HB	1.66	0.77
1:W:412:PRO:HB2	1:W:415:THR:HB	1.65	0.77
1:O:21:SER:HB3	1:O:41:THR:HB	1.66	0.77
1:A:415:THR:HG23	1:A:418:ARG:H	1.50	0.77
1:I:84:ILE:HG12	1:I:86:LEU:HG	1.65	0.77
1:C:320:LYS:HA	1:C:377:ARG:HD3	1.67	0.77
1:A:376:LEU:HD21	1:A:399:VAL:HG11	1.66	0.77
1:A:554:ILE:HG21	1:A:628:LEU:HD11	1.66	0.77
1:W:554:ILE:HG21	1:W:628:LEU:HD11	1.67	0.77
1:A:320:LYS:HA	1:A:377:ARG:HD3	1.67	0.76
1:E:70:ASN:HA	1:E:73:LYS:HG2	1.68	0.76
1:Q:97:GLU:HG3	1:Q:98:GLY:H	1.49	0.76
1:C:412:PRO:HB2	1:C:415:THR:HB	1.66	0.76
1:I:415:THR:HG23	1:I:418:ARG:H	1.50	0.76
1:O:160:LEU:HD13	1:O:338:ALA:HB2	1.67	0.76
1:Y:409:LEU:HD21	1:Y:632:THR:HG23	1.66	0.76
1:K:415:THR:HG23	1:K:418:ARG:H	1.50	0.76
2:B:26:TYR:HB3	2:B:27:PRO:HD2	1.68	0.76

*Continued on next page...*

*Continued from previous page...*

Atom-1	Atom-2	Interatomic distance (Å)	Clash overlap (Å)
1:A:412:PRO:HB2	1:A:415:THR:HB	1.66	0.76
1:G:92:ILE:HD11	1:G:304:ALA:HB1	1.67	0.76
1:O:23:VAL:HG12	1:O:40:TRP:HE1	1.51	0.76
1:C:21:SER:HB3	1:C:41:THR:HB	1.67	0.76
1:G:415:THR:HG23	1:G:418:ARG:H	1.50	0.76
1:A:82:LEU:O	1:A:219:ALA:HA	1.84	0.76
1:5:554:ILE:HG21	1:5:628:LEU:HD11	1.66	0.76
1:M:415:THR:HG23	1:M:418:ARG:H	1.51	0.76
1:1:100:MET:HG3	1:1:101:GLN:H	1.50	0.76
1:M:554:ILE:HG21	1:M:628:LEU:HD11	1.66	0.76
1:3:415:THR:HG23	1:3:418:ARG:H	1.51	0.75
1:W:415:THR:HG23	1:W:418:ARG:H	1.49	0.75
1:Q:415:THR:HG23	1:Q:418:ARG:H	1.50	0.75
1:1:21:SER:HA	1:1:41:THR:HB	1.68	0.75
1:S:71:ARG:HH21	1:S:209:GLY:HA3	1.50	0.75
1:S:412:PRO:HB2	1:S:415:THR:HB	1.67	0.75
1:Y:320:LYS:HA	1:Y:377:ARG:HD3	1.68	0.75
1:Q:89:PRO:HD3	1:Q:255:THR:HA	1.68	0.75
1:Q:433:ARG:HD2	1:Q:524:ARG:HH11	1.51	0.75
1:1:174:THR:HG23	1:1:176:LYS:H	1.50	0.75
1:G:320:LYS:HA	1:G:377:ARG:HD3	1.67	0.75
1:A:158:VAL:HG13	1:A:340:VAL:HG22	1.68	0.75
1:U:158:VAL:HG13	1:U:340:VAL:HG22	1.68	0.75
1:O:174:THR:HG23	1:O:176:LYS:H	1.51	0.75
2:6:39:LEU:HD13	2:6:39:LEU:H	1.50	0.75
1:C:554:ILE:HG21	1:C:628:LEU:HD11	1.68	0.75
1:U:409:LEU:HD21	1:U:632:THR:HG23	1.69	0.75
1:I:554:ILE:HG21	1:I:628:LEU:HD11	1.68	0.75
1:M:160:LEU:HD13	1:M:338:ALA:HB2	1.66	0.75
1:W:100:MET:HG2	1:W:112:ILE:HG22	1.69	0.75
2:X:34:LEU:HB3	2:X:37:GLN:HG2	1.68	0.75
2:4:40:LEU:HB3	2:4:45:ILE:HG23	1.69	0.75
1:W:452:ALA:HA	1:W:631:THR:HG23	1.69	0.74
1:Y:452:ALA:HA	1:Y:631:THR:HG23	1.69	0.74
2:Z:40:LEU:HB3	2:Z:45:ILE:HD11	1.67	0.74
1:G:92:ILE:HG21	1:G:313:VAL:HG12	1.69	0.74
1:Q:174:THR:HG23	1:Q:176:LYS:H	1.51	0.74
1:M:412:PRO:HB2	1:M:415:THR:HB	1.67	0.74
1:Y:158:VAL:HG13	1:Y:340:VAL:HG22	1.67	0.74
1:M:70:ASN:O	1:M:74:LEU:HB2	1.87	0.74
1:U:412:PRO:HB2	1:U:415:THR:HB	1.66	0.74

*Continued on next page...*

*Continued from previous page...*

Atom-1	Atom-2	Interatomic distance (Å)	Clash overlap (Å)
1:1:415:THR:HG23	1:1:418:ARG:H	1.51	0.74
1:S:554:ILE:HG21	1:S:628:LEU:HD11	1.68	0.74
1:K:174:THR:HG23	1:K:176:LYS:H	1.53	0.74
1:5:415:THR:HG23	1:5:418:ARG:H	1.52	0.74
1:Y:68:MET:SD	1:Y:210:PRO:HG2	2.28	0.74
2:F:31:VAL:HG13	2:F:79:CYS:HB3	1.68	0.74
1:M:174:THR:HG23	1:M:176:LYS:H	1.51	0.74
1:E:415:THR:HG23	1:E:418:ARG:H	1.51	0.74
1:U:415:THR:HG23	1:U:418:ARG:H	1.51	0.74
1:U:353:ALA:HB1	1:U:386:ALA:HB3	1.68	0.74
1:A:174:THR:HG23	1:A:176:LYS:H	1.52	0.73
1:W:65:LEU:HD22	2:X:31:VAL:HG23	1.70	0.73
1:C:415:THR:HG23	1:C:418:ARG:H	1.51	0.73
1:3:158:VAL:HG13	1:3:340:VAL:HG22	1.69	0.73
1:G:174:THR:HG23	1:G:176:LYS:H	1.52	0.73
1:O:353:ALA:HB1	1:O:386:ALA:HB3	1.70	0.73
1:C:174:THR:HG23	1:C:176:LYS:H	1.51	0.73
1:U:99:SER:N	1:U:118:PRO:HB3	2.02	0.73
1:Q:68:MET:SD	1:Q:210:PRO:HG2	2.28	0.73
1:Q:554:ILE:HG21	1:Q:628:LEU:HD11	1.69	0.73
1:O:554:ILE:HG21	1:O:628:LEU:HD11	1.70	0.73
1:1:21:SER:CA	1:1:41:THR:HB	2.19	0.73
1:G:158:VAL:HG13	1:G:340:VAL:HG22	1.70	0.73
2:J:60:SER:HB3	2:J:83:LEU:HG	1.71	0.73
1:1:62:THR:HB	2:2:33:GLN:HA	1.70	0.73
2:Z:55:THR:HG23	2:Z:56:CYS:H	1.53	0.73
1:G:58:GLU:OE1	1:G:150:GLN:HB2	1.89	0.73
1:S:174:THR:HG23	1:S:176:LYS:H	1.54	0.73
1:S:158:VAL:HG13	1:S:340:VAL:HG22	1.69	0.73
2:6:60:SER:HB3	2:6:83:LEU:HG	1.70	0.73
1:Y:174:THR:HG23	1:Y:176:LYS:H	1.53	0.73
2:4:31:VAL:HG13	2:4:79:CYS:HB3	1.70	0.73
1:O:158:VAL:HG13	1:O:340:VAL:HG22	1.70	0.72
1:E:158:VAL:HG13	1:E:340:VAL:HG22	1.70	0.72
1:C:158:VAL:HG13	1:C:340:VAL:HG22	1.70	0.72
1:5:66:ALA:HA	2:6:128:LEU:HD13	1.70	0.72
1:Q:353:ALA:HB1	1:Q:386:ALA:HB3	1.71	0.72
1:K:71:ARG:NH2	1:K:209:GLY:HA3	2.03	0.72
2:T:34:LEU:HD23	2:T:39:LEU:HA	1.70	0.72
2:T:60:SER:HB3	2:T:83:LEU:HG	1.71	0.72
1:K:158:VAL:HG13	1:K:340:VAL:HG22	1.70	0.72

*Continued on next page...*



*Continued from previous page...*

Atom-1	Atom-2	Interatomic distance (Å)	Clash overlap (Å)
1:C:432:LEU:HG	1:C:443:LEU:HD11	1.71	0.72
2:4:55:THR:HG23	2:4:56:CYS:H	1.54	0.72
1:O:57:ARG:NH1	2:P:39:LEU:HG	2.05	0.72
1:3:174:THR:HG23	1:3:176:LYS:H	1.55	0.72
1:3:62:THR:HG21	2:4:34:LEU:HD13	1.71	0.72
2:T:55:THR:HG23	2:T:56:CYS:H	1.55	0.72
1:I:158:VAL:HG13	1:I:340:VAL:HG22	1.72	0.72
2:F:60:SER:HB3	2:F:83:LEU:HG	1.71	0.72
1:1:524:ARG:HA	1:1:527:TRP:CD1	2.24	0.72
1:E:108:HIS:O	1:E:112:ILE:HD11	1.89	0.72
2:L:60:SER:HB3	2:L:83:LEU:HG	1.71	0.72
1:C:464:ARG:HD3	1:C:501:LEU:HD21	1.72	0.72
1:U:70:ASN:HB3	1:U:73:LYS:HE2	1.72	0.72
1:E:181:THR:HG22	1:E:195:SER:CB	2.19	0.72
1:5:353:ALA:HB1	1:5:386:ALA:HB3	1.71	0.72
1:1:114:GLY:H	1:1:117:SER:HB3	1.55	0.72
2:X:55:THR:HG23	2:X:56:CYS:H	1.55	0.72
1:Q:452:ALA:HA	1:Q:631:THR:HG23	1.70	0.72
1:5:320:LYS:HA	1:5:377:ARG:HD3	1.72	0.72
1:O:456:ALA:N	1:O:630:THR:HG22	2.00	0.71
1:M:353:ALA:HB1	1:M:386:ALA:HB3	1.70	0.71
2:R:60:SER:HB3	2:R:83:LEU:HG	1.71	0.71
1:1:353:ALA:HB1	1:1:386:ALA:HB3	1.71	0.71
1:3:129:GLN:OE1	1:3:345:SER:HB3	1.90	0.71
1:M:21:SER:HA	1:M:41:THR:HB	1.70	0.71
1:Q:71:ARG:HH22	1:Q:209:GLY:HA3	1.53	0.71
2:H:55:THR:HG23	2:H:56:CYS:H	1.55	0.71
1:I:432:LEU:HG	1:I:443:LEU:HD11	1.72	0.71
2:F:45:ILE:HA	2:F:66:SER:HB3	1.72	0.71
2:H:60:SER:HB3	2:H:83:LEU:HG	1.71	0.71
2:B:60:SER:HB3	2:B:83:LEU:HG	1.73	0.71
1:I:353:ALA:HB1	1:I:386:ALA:HB3	1.73	0.71
1:5:464:ARG:HD3	1:5:501:LEU:HD21	1.72	0.71
2:B:45:ILE:HA	2:B:66:SER:HB3	1.72	0.71
2:X:26:TYR:HB3	2:X:27:PRO:HD2	1.71	0.71
2:R:34:LEU:HD11	2:R:39:LEU:HD23	1.72	0.71
1:S:102:VAL:HG11	1:S:351:LEU:HD13	1.72	0.71
1:K:21:SER:CB	1:K:41:THR:HB	2.18	0.71
2:4:60:SER:HB3	2:4:83:LEU:HG	1.71	0.71
1:A:21:SER:HA	1:A:41:THR:HB	1.71	0.71
1:Y:464:ARG:HD3	1:Y:501:LEU:HD21	1.73	0.71

*Continued on next page...*

*Continued from previous page...*

Atom-1	Atom-2	Interatomic distance (Å)	Clash overlap (Å)
2:R:55:THR:HG23	2:R:56:CYS:H	1.56	0.71
1:U:174:THR:HG23	1:U:176:LYS:H	1.54	0.71
1:O:464:ARG:HD3	1:O:501:LEU:HD21	1.73	0.71
2:6:55:THR:HG23	2:6:56:CYS:H	1.56	0.71
2:J:55:THR:HG23	2:J:56:CYS:H	1.56	0.71
1:W:464:ARG:HD3	1:W:501:LEU:HD21	1.72	0.71
1:O:29:ILE:HG22	1:O:30:GLU:H	1.56	0.71
1:I:53:GLU:OE2	2:J:41:ALA:HB1	1.90	0.71
1:U:464:ARG:HD3	1:U:501:LEU:HD21	1.73	0.71
1:G:102:VAL:HG11	1:G:351:LEU:HD13	1.72	0.71
1:W:63:GLU:OE2	1:W:68:MET:HA	1.89	0.71
2:B:40:LEU:HD23	2:B:40:LEU:H	1.54	0.71
1:S:353:ALA:HB1	1:S:386:ALA:HB3	1.73	0.71
1:I:174:THR:HG23	1:I:176:LYS:H	1.54	0.71
1:I:68:MET:SD	1:I:210:PRO:HG2	2.30	0.70
1:A:71:ARG:NH2	1:A:209:GLY:HA3	2.06	0.70
1:I:464:ARG:HD3	1:I:501:LEU:HD21	1.72	0.70
1:I:56:TRP:CZ2	1:I:61:VAL:HG11	2.25	0.70
2:V:37:GLN:HG2	2:V:38:HIS:H	1.55	0.70
1:Q:103:ASP:HB2	1:Q:122:LEU:HD12	1.73	0.70
1:O:538:LEU:H	1:O:538:LEU:HD23	1.57	0.70
1:G:432:LEU:HG	1:G:443:LEU:HD11	1.74	0.70
1:A:353:ALA:HB1	1:A:386:ALA:HB3	1.72	0.70
1:Q:464:ARG:HD3	1:Q:501:LEU:HD21	1.72	0.70
1:Q:158:VAL:HG13	1:Q:340:VAL:HG22	1.73	0.70
1:K:181:THR:HG22	1:K:195:SER:CB	2.21	0.70
1:I:65:LEU:HB3	2:J:128:LEU:HD23	1.72	0.70
2:V:55:THR:HG23	2:V:56:CYS:H	1.55	0.70
1:1:158:VAL:HG13	1:1:340:VAL:HG22	1.74	0.70
1:W:174:THR:HG23	1:W:176:LYS:H	1.57	0.70
2:P:55:THR:HG23	2:P:56:CYS:H	1.55	0.70
2:V:34:LEU:HD12	2:V:37:GLN:HB3	1.74	0.70
1:E:464:ARG:HD3	1:E:501:LEU:HD21	1.73	0.70
1:Q:92:ILE:HD13	1:Q:313:VAL:HG12	1.74	0.70
1:G:86:LEU:HD11	1:G:251:SER:HA	1.71	0.70
1:3:464:ARG:HD3	1:3:501:LEU:HD21	1.73	0.70
1:1:316:ARG:HA	1:1:374:TYR:HE1	1.56	0.70
1:W:65:LEU:HD22	1:W:65:LEU:H	1.56	0.70
1:5:174:THR:HG23	1:5:176:LYS:H	1.56	0.70
1:W:95:VAL:HG22	1:W:96:SER:H	1.54	0.70
2:N:60:SER:HB3	2:N:83:LEU:HG	1.72	0.70

*Continued on next page...*

*Continued from previous page...*

Atom-1	Atom-2	Interatomic distance (Å)	Clash overlap (Å)
2:P:40:LEU:HD13	2:P:45:ILE:HD11	1.74	0.70
2:2:60:SER:HB3	2:2:83:LEU:HG	1.72	0.70
1:3:320:LYS:HA	1:3:377:ARG:HD3	1.74	0.70
2:P:60:SER:HB3	2:P:83:LEU:HG	1.72	0.70
2:6:56:CYS:HB3	2:6:131:TYR:OH	1.91	0.70
2:X:60:SER:HB3	2:X:83:LEU:HG	1.74	0.70
1:1:320:LYS:HA	1:1:377:ARG:HD3	1.73	0.70
1:M:464:ARG:HD3	1:M:501:LEU:HD21	1.72	0.70
1:I:70:ASN:HA	1:I:73:LYS:HE2	1.74	0.70
1:1:464:ARG:HD3	1:1:501:LEU:HD21	1.74	0.70
1:A:432:LEU:HG	1:A:443:LEU:HD11	1.73	0.70
2:L:55:THR:HG23	2:L:56:CYS:H	1.56	0.70
1:A:573:LEU:H	1:A:573:LEU:HD12	1.56	0.70
1:Q:181:THR:HG22	1:Q:195:SER:CB	2.22	0.69
1:A:57:ARG:HH12	2:B:39:LEU:HD22	1.56	0.69
1:M:27:LEU:HD23	2:N:50:LEU:HD12	1.74	0.69
1:K:353:ALA:HB1	1:K:386:ALA:HB3	1.72	0.69
1:E:23:VAL:HG23	1:E:40:TRP:HE1	1.55	0.69
1:A:538:LEU:H	1:A:538:LEU:HD23	1.57	0.69
1:Y:432:LEU:HG	1:Y:443:LEU:HD11	1.74	0.69
1:W:353:ALA:HB1	1:W:386:ALA:HB3	1.73	0.69
2:D:60:SER:HB3	2:D:83:LEU:HG	1.75	0.69
2:N:55:THR:HG23	2:N:56:CYS:H	1.57	0.69
2:R:101:THR:HG22	2:R:102:GLY:H	1.58	0.69
1:A:107:VAL:HG21	1:A:350:ARG:HD3	1.74	0.69
1:C:538:LEU:HD23	1:C:538:LEU:H	1.56	0.69
2:V:60:SER:HB3	2:V:83:LEU:HG	1.72	0.69
1:G:62:THR:HG21	2:H:34:LEU:HD11	1.75	0.69
1:G:538:LEU:H	1:G:538:LEU:HD23	1.58	0.69
1:3:353:ALA:HB1	1:3:386:ALA:HB3	1.74	0.69
1:K:68:MET:SD	1:K:210:PRO:HG2	2.32	0.69
1:5:101:GLN:HG2	1:5:120:CYS:SG	2.33	0.69
1:E:538:LEU:H	1:E:538:LEU:HD23	1.57	0.69
1:A:459:ILE:HD12	1:A:486:LEU:HD23	1.75	0.69
2:J:40:LEU:HD23	2:J:40:LEU:H	1.56	0.69
2:2:55:THR:HG23	2:2:56:CYS:H	1.55	0.69
2:B:55:THR:HG23	2:B:56:CYS:H	1.57	0.69
1:5:31:GLY:H	2:6:24:TRP:HZ3	1.41	0.69
1:1:432:LEU:HG	1:1:443:LEU:HD11	1.75	0.69
1:W:538:LEU:H	1:W:538:LEU:HD23	1.57	0.69
1:3:538:LEU:HD23	1:3:538:LEU:H	1.57	0.69

*Continued on next page...*

*Continued from previous page...*

Atom-1	Atom-2	Interatomic distance (Å)	Clash overlap (Å)
1:G:464:ARG:HD3	1:G:501:LEU:HD21	1.73	0.69
1:S:464:ARG:HD3	1:S:501:LEU:HD21	1.75	0.69
1:G:66:ALA:HA	2:H:128:LEU:HD13	1.75	0.69
1:M:538:LEU:H	1:M:538:LEU:HD23	1.58	0.69
1:W:24:LYS:HB3	1:W:37:THR:HG22	1.75	0.69
1:I:181:THR:HG22	1:I:195:SER:CB	2.22	0.69
2:F:55:THR:HG23	2:F:56:CYS:H	1.58	0.69
1:Y:56:TRP:CE2	1:Y:61:VAL:HG21	2.28	0.69
2:L:35:ARG:HD3	2:L:35:ARG:H	1.58	0.68
1:Q:29:ILE:HG22	1:Q:30:GLU:H	1.56	0.68
2:2:101:THR:HG22	2:2:102:GLY:H	1.58	0.68
1:C:82:LEU:HD12	1:C:84:ILE:HD11	1.75	0.68
1:S:21:SER:HB3	1:S:41:THR:HB	1.72	0.68
1:G:113:SER:HB2	1:G:117:SER:OG	1.92	0.68
1:E:432:LEU:HG	1:E:443:LEU:HD11	1.75	0.68
2:Z:60:SER:HB3	2:Z:83:LEU:HG	1.74	0.68
1:5:432:LEU:HG	1:5:443:LEU:HD11	1.74	0.68
1:1:64:ASP:HB3	2:2:32:THR:HA	1.74	0.68
2:H:101:THR:HG22	2:H:102:GLY:H	1.58	0.68
1:M:432:LEU:HG	1:M:443:LEU:HD11	1.76	0.68
1:G:115:LEU:HD13	1:G:359:VAL:HG21	1.76	0.68
1:C:58:GLU:OE1	1:C:150:GLN:HB2	1.93	0.68
1:G:78:THR:HG22	1:G:215:SER:C	2.13	0.68
1:Q:432:LEU:HG	1:Q:443:LEU:HD11	1.74	0.68
1:E:353:ALA:HB1	1:E:386:ALA:HB3	1.74	0.68
1:Y:343:MET:HE2	1:Y:343:MET:HA	1.74	0.68
1:1:58:GLU:OE1	1:1:150:GLN:HB2	1.92	0.68
1:K:61:VAL:HG12	2:L:85:VAL:HG22	1.75	0.68
2:D:39:LEU:HD13	2:D:39:LEU:H	1.57	0.68
2:4:26:TYR:HB3	2:4:27:PRO:HD2	1.75	0.68
1:Y:101:GLN:HB3	1:Y:122:LEU:HD21	1.76	0.68
1:K:538:LEU:H	1:K:538:LEU:HD23	1.58	0.68
1:I:538:LEU:HD23	1:I:538:LEU:H	1.58	0.68
2:J:45:ILE:HA	2:J:66:SER:HB3	1.74	0.68
1:W:89:PRO:HD3	1:W:255:THR:HA	1.73	0.68
2:T:101:THR:HG22	2:T:102:GLY:H	1.58	0.68
1:3:432:LEU:HG	1:3:443:LEU:HD11	1.74	0.68
1:Y:353:ALA:HB1	1:Y:386:ALA:HB3	1.74	0.68
1:1:524:ARG:HA	1:1:527:TRP:HD1	1.58	0.68
1:Q:538:LEU:H	1:Q:538:LEU:HD23	1.59	0.68
1:G:353:ALA:HB1	1:G:386:ALA:HB3	1.73	0.68

*Continued on next page...*

*Continued from previous page...*

Atom-1	Atom-2	Interatomic distance (Å)	Clash overlap (Å)
1:U:181:THR:HG22	1:U:195:SER:CB	2.23	0.68
1:I:328:LEU:HG	1:I:332:ILE:HD11	1.75	0.68
1:E:174:THR:HG23	1:E:176:LYS:H	1.57	0.68
2:6:101:THR:HG22	2:6:102:GLY:H	1.59	0.68
1:I:447:GLN:OE1	1:I:529:LEU:HD21	1.94	0.68
1:1:538:LEU:HD23	1:1:538:LEU:H	1.58	0.68
2:L:34:LEU:HD11	2:L:78:ARG:NH1	2.08	0.68
1:S:432:LEU:HG	1:S:443:LEU:HD11	1.74	0.68
1:O:66:ALA:HB2	2:P:128:LEU:HD23	1.76	0.68
1:5:328:LEU:HG	1:5:332:ILE:HD11	1.76	0.68
1:G:71:ARG:HH22	1:G:209:GLY:HA3	1.57	0.68
1:O:432:LEU:HG	1:O:443:LEU:HD11	1.76	0.68
2:H:40:LEU:HD13	2:H:78:ARG:HD2	1.76	0.68
1:K:87:ALA:O	1:K:255:THR:HG22	1.94	0.68
1:Y:112:ILE:H	1:Y:112:ILE:HD13	1.58	0.68
2:L:101:THR:HG22	2:L:102:GLY:H	1.60	0.67
1:3:328:LEU:HG	1:3:332:ILE:HD11	1.76	0.67
1:C:115:LEU:HD13	1:C:359:VAL:HG21	1.76	0.67
2:N:101:THR:HG22	2:N:102:GLY:H	1.58	0.67
1:5:538:LEU:H	1:5:538:LEU:HD23	1.60	0.67
1:3:394:GLY:HA2	1:3:442:ASN:HD21	1.58	0.67
1:W:181:THR:HG22	1:W:195:SER:CB	2.24	0.67
1:3:68:MET:SD	1:3:210:PRO:HG2	2.34	0.67
1:U:38:ILE:HD11	2:V:107:LEU:HD21	1.75	0.67
2:R:26:TYR:HB3	2:R:27:PRO:HD2	1.76	0.67
1:G:92:ILE:HD12	1:G:92:ILE:H	1.59	0.67
1:Q:38:ILE:HD11	2:R:107:LEU:HD21	1.76	0.67
1:W:432:LEU:HG	1:W:443:LEU:HD11	1.77	0.67
1:O:459:ILE:HD12	1:O:486:LEU:HD23	1.77	0.67
2:X:31:VAL:HG13	2:X:79:CYS:HB3	1.77	0.67
1:K:464:ARG:HD3	1:K:501:LEU:HD21	1.75	0.67
1:U:573:LEU:HD12	1:U:573:LEU:H	1.60	0.67
1:M:181:THR:HG22	1:M:195:SER:CB	2.24	0.67
1:5:23:VAL:HG23	1:5:40:TRP:HE1	1.60	0.67
1:O:71:ARG:NH2	1:O:209:GLY:HA3	2.10	0.67
1:I:114:GLY:H	1:I:117:SER:HB2	1.60	0.67
1:O:60:ASN:ND2	2:P:33:GLN:HE21	1.93	0.67
1:Q:456:ALA:N	1:Q:630:THR:HG22	2.03	0.67
1:W:69:LEU:HD11	2:X:128:LEU:HD21	1.77	0.67
1:O:573:LEU:H	1:O:573:LEU:HD12	1.59	0.67
1:U:138:LEU:HD13	1:U:148:PHE:HB3	1.77	0.67

*Continued on next page...*

*Continued from previous page...*

Atom-1	Atom-2	Interatomic distance (Å)	Clash overlap (Å)
1:W:328:LEU:HG	1:W:332:ILE:HD11	1.77	0.67
2:F:101:THR:HG22	2:F:102:GLY:H	1.60	0.67
1:C:353:ALA:HB1	1:C:386:ALA:HB3	1.77	0.67
1:S:538:LEU:H	1:S:538:LEU:HD23	1.57	0.67
1:C:111:VAL:HG11	1:C:358:THR:HG21	1.77	0.67
1:S:68:MET:HE3	1:S:210:PRO:HG2	1.77	0.66
2:X:101:THR:HG22	2:X:102:GLY:H	1.59	0.66
1:E:138:LEU:HD13	1:E:148:PHE:HB3	1.78	0.66
1:1:143:PRO:HG3	1:1:193:VAL:HG21	1.77	0.66
2:B:101:THR:HG22	2:B:102:GLY:H	1.59	0.66
1:G:79:SER:HB2	1:U:73:LYS:HZ3	1.60	0.66
1:C:181:THR:HG22	1:C:195:SER:CB	2.25	0.66
2:6:41:ALA:HB3	2:6:43:GLU:HG2	1.76	0.66
2:V:101:THR:HG22	2:V:102:GLY:H	1.59	0.66
1:I:60:ASN:ND2	2:J:33:GLN:HE21	1.93	0.66
1:K:328:LEU:HG	1:K:332:ILE:HD11	1.77	0.66
1:U:328:LEU:HG	1:U:332:ILE:HD11	1.77	0.66
1:O:23:VAL:CG1	1:O:40:TRP:HE1	2.07	0.66
1:A:464:ARG:HD3	1:A:501:LEU:HD21	1.75	0.66
1:E:573:LEU:H	1:E:573:LEU:HD12	1.60	0.66
1:Y:573:LEU:HD12	1:Y:573:LEU:H	1.60	0.66
2:P:93:LEU:HB2	2:P:108:LEU:HD13	1.76	0.66
1:Y:181:THR:HG22	1:Y:195:SER:CB	2.25	0.66
1:S:181:THR:HG22	1:S:195:SER:CB	2.25	0.66
1:1:328:LEU:HG	1:1:332:ILE:HD11	1.77	0.66
1:5:70:ASN:HA	1:5:73:LYS:HE2	1.77	0.66
1:1:573:LEU:HD12	1:1:573:LEU:H	1.59	0.66
1:Q:394:GLY:HA2	1:Q:442:ASN:HD21	1.60	0.66
1:C:37:THR:O	1:C:39:PRO:HD3	1.96	0.66
2:P:101:THR:HG22	2:P:102:GLY:H	1.59	0.66
1:1:38:ILE:HD11	2:2:107:LEU:HD21	1.78	0.66
1:S:328:LEU:HG	1:S:332:ILE:HD11	1.78	0.66
1:W:37:THR:O	1:W:39:PRO:HD3	1.94	0.66
2:L:93:LEU:HB2	2:L:108:LEU:HD13	1.77	0.66
1:U:432:LEU:HG	1:U:443:LEU:HD11	1.76	0.66
1:Y:538:LEU:HD23	1:Y:538:LEU:H	1.59	0.66
1:S:573:LEU:HD12	1:S:573:LEU:H	1.61	0.66
1:G:316:ARG:HA	1:G:374:TYR:HE1	1.60	0.66
2:D:101:THR:HG22	2:D:102:GLY:H	1.61	0.66
2:Z:128:LEU:HD11	1:1:80:GLY:HA2	1.77	0.66
1:E:23:VAL:CG2	1:E:40:TRP:HE1	2.08	0.66

*Continued on next page...*

*Continued from previous page...*

Atom-1	Atom-2	Interatomic distance (Å)	Clash overlap (Å)
1:5:573:LEU:HD12	1:5:573:LEU:H	1.61	0.66
1:S:78:THR:O	1:S:80:GLY:N	2.29	0.66
1:5:64:ASP:HB3	2:6:32:THR:HA	1.76	0.66
1:E:38:ILE:HD11	2:F:107:LEU:HD21	1.77	0.66
2:L:29:CYS:SG	2:L:30:HIS:N	2.69	0.66
1:E:64:ASP:HB3	2:F:32:THR:HA	1.78	0.65
2:J:40:LEU:HD12	2:J:45:ILE:HG12	1.76	0.65
1:5:181:THR:HG22	1:5:195:SER:CB	2.25	0.65
2:D:55:THR:HG23	2:D:56:CYS:H	1.61	0.65
1:3:27:LEU:HB3	1:3:34:SER:HB2	1.78	0.65
1:W:48:PRO:HG2	1:W:49:GLY:H	1.62	0.65
1:K:432:LEU:HG	1:K:443:LEU:HD11	1.76	0.65
1:G:181:THR:HG22	1:G:195:SER:CB	2.26	0.65
1:K:62:THR:HG21	2:L:34:LEU:HD22	1.78	0.65
2:4:101:THR:HG22	2:4:102:GLY:H	1.60	0.65
1:I:37:THR:O	1:I:39:PRO:HD3	1.96	0.65
1:W:573:LEU:HD12	1:W:573:LEU:H	1.61	0.65
1:U:538:LEU:H	1:U:538:LEU:HD23	1.60	0.65
1:I:651:PHE:CD1	1:I:671:ALA:HA	2.31	0.65
1:C:459:ILE:HD11	1:C:491:LEU:HD23	1.78	0.65
1:C:138:LEU:HD13	1:C:148:PHE:HB3	1.77	0.65
1:G:459:ILE:HD12	1:G:486:LEU:HD23	1.79	0.65
2:Z:101:THR:HG22	2:Z:102:GLY:H	1.60	0.65
1:3:573:LEU:HD12	1:3:573:LEU:H	1.60	0.65
1:G:573:LEU:HD12	1:G:573:LEU:H	1.61	0.65
1:Q:24:LYS:HB2	1:Q:37:THR:HG22	1.78	0.65
1:5:143:PRO:HG3	1:5:193:VAL:HG21	1.78	0.65
1:5:62:THR:HB	2:6:33:GLN:HA	1.79	0.65
1:M:68:MET:SD	1:M:210:PRO:HG2	2.35	0.65
1:G:70:ASN:HA	1:G:73:LYS:HE2	1.79	0.65
1:Q:573:LEU:HD12	1:Q:573:LEU:H	1.61	0.65
1:K:573:LEU:HD12	1:K:573:LEU:H	1.61	0.65
1:M:573:LEU:H	1:M:573:LEU:HD12	1.61	0.65
2:J:101:THR:HG22	2:J:102:GLY:H	1.62	0.65
1:O:38:ILE:HD11	2:P:107:LEU:HD21	1.79	0.65
1:1:448:LEU:HD22	1:1:546:PRO:O	1.96	0.65
1:K:243:VAL:H	1:K:285:THR:CG2	2.10	0.65
1:5:138:LEU:HD13	1:5:148:PHE:HB3	1.79	0.65
1:C:573:LEU:H	1:C:573:LEU:HD12	1.61	0.65
1:S:143:PRO:HG3	1:S:193:VAL:HG21	1.76	0.65
1:1:78:THR:HG22	1:1:215:SER:C	2.16	0.65

*Continued on next page...*

*Continued from previous page...*

Atom-1	Atom-2	Interatomic distance (Å)	Clash overlap (Å)
1:E:328:LEU:HG	1:E:332:ILE:HD11	1.77	0.65
1:Q:328:LEU:HG	1:Q:332:ILE:HD11	1.77	0.65
1:G:328:LEU:HG	1:G:332:ILE:HD11	1.76	0.65
1:S:138:LEU:HD13	1:S:148:PHE:HB3	1.78	0.65
1:S:58:GLU:OE1	1:S:150:GLN:HB2	1.95	0.65
2:B:34:LEU:HD23	2:B:34:LEU:H	1.61	0.65
1:5:99:SER:HB2	1:5:119:ALA:HA	1.79	0.65
1:A:38:ILE:HD11	2:B:107:LEU:HD21	1.78	0.65
1:A:328:LEU:HG	1:A:332:ILE:HD11	1.77	0.65
1:O:328:LEU:HG	1:O:332:ILE:HD11	1.79	0.65
1:K:143:PRO:HG3	1:K:193:VAL:HG21	1.77	0.65
1:U:100:MET:SD	1:U:112:ILE:HB	2.36	0.65
2:V:42:LEU:H	2:V:42:LEU:HD12	1.61	0.65
1:W:459:ILE:HD11	1:W:491:LEU:HD23	1.78	0.65
1:A:143:PRO:HG3	1:A:193:VAL:HG21	1.78	0.65
1:K:459:ILE:HD12	1:K:486:LEU:HD23	1.78	0.65
1:O:68:MET:CE	1:O:210:PRO:HG2	2.27	0.65
1:5:38:ILE:HD11	2:6:107:LEU:HD21	1.78	0.65
1:W:38:ILE:HD11	2:X:107:LEU:HD21	1.79	0.65
1:K:38:ILE:HD11	2:L:107:LEU:HD21	1.79	0.65
1:5:394:GLY:HA2	1:5:442:ASN:HD21	1.61	0.65
1:K:138:LEU:HD13	1:K:148:PHE:HB3	1.78	0.65
1:C:328:LEU:HG	1:C:332:ILE:HD11	1.79	0.65
1:U:498:GLU:HB2	1:U:501:LEU:HD13	1.79	0.65
1:G:37:THR:O	1:G:39:PRO:HD3	1.97	0.65
1:W:104:ALA:HB3	1:W:125:PRO:HB2	1.78	0.65
2:4:93:LEU:HB2	2:4:108:LEU:HD13	1.78	0.65
1:K:71:ARG:HH22	1:K:209:GLY:CA	2.04	0.65
1:1:459:ILE:HD11	1:1:491:LEU:HD23	1.79	0.65
1:C:70:ASN:O	1:C:74:LEU:HB2	1.96	0.64
2:J:40:LEU:N	2:J:40:LEU:HD23	2.11	0.64
1:O:181:THR:HG22	1:O:195:SER:CB	2.25	0.64
1:O:138:LEU:HD13	1:O:148:PHE:HB3	1.79	0.64
1:E:498:GLU:HB2	1:E:501:LEU:HD13	1.79	0.64
1:M:37:THR:O	1:M:39:PRO:HD3	1.97	0.64
1:Y:394:GLY:HA2	1:Y:442:ASN:HD21	1.62	0.64
1:W:394:GLY:HA2	1:W:442:ASN:HD21	1.62	0.64
1:W:138:LEU:HD13	1:W:148:PHE:HB3	1.78	0.64
1:O:394:GLY:HA2	1:O:442:ASN:HD21	1.62	0.64
1:M:138:LEU:HD13	1:M:148:PHE:HB3	1.77	0.64
1:G:138:LEU:HD13	1:G:148:PHE:HB3	1.80	0.64

*Continued on next page...*



*Continued from previous page...*

Atom-1	Atom-2	Interatomic distance (Å)	Clash overlap (Å)
1:1:138:LEU:HD13	1:1:148:PHE:HB3	1.78	0.64
2:X:30:HIS:HB2	2:X:131:TYR:HB2	1.79	0.64
1:G:60:ASN:HB3	1:G:63:GLU:HB2	1.78	0.64
1:1:459:ILE:HD12	1:1:486:LEU:HD23	1.78	0.64
1:A:70:ASN:O	1:A:74:LEU:HD23	1.98	0.64
1:U:452:ALA:HA	1:U:631:THR:CG2	2.28	0.64
1:C:48:PRO:HG2	1:C:49:GLY:H	1.62	0.64
1:M:48:PRO:HG2	1:M:49:GLY:H	1.61	0.64
1:5:37:THR:O	1:5:39:PRO:HD3	1.98	0.64
1:O:37:THR:O	1:O:39:PRO:HD3	1.97	0.64
1:G:38:ILE:HD11	2:H:107:LEU:HD21	1.79	0.64
1:1:48:PRO:HG2	1:1:49:GLY:H	1.63	0.64
1:C:394:GLY:HA2	1:C:442:ASN:HD21	1.62	0.64
2:H:93:LEU:HB2	2:H:108:LEU:HD13	1.79	0.64
1:K:48:PRO:HG2	1:K:49:GLY:H	1.62	0.64
2:B:93:LEU:HB2	2:B:108:LEU:HD13	1.79	0.64
1:I:38:ILE:HD11	2:J:107:LEU:HD21	1.79	0.64
2:J:128:LEU:HD11	1:S:80:GLY:HA3	1.80	0.64
1:S:71:ARG:NH2	1:S:209:GLY:HA3	2.12	0.64
1:5:24:LYS:HG3	1:5:37:THR:HG22	1.79	0.64
1:U:394:GLY:HA2	1:U:442:ASN:HD21	1.63	0.64
1:M:524:ARG:HA	1:M:527:TRP:NE1	2.12	0.64
1:C:459:ILE:HD12	1:C:486:LEU:HD23	1.80	0.64
2:R:34:LEU:HD21	2:R:39:LEU:HB3	1.78	0.64
1:E:20:LEU:HB2	2:F:43:GLU:HG2	1.79	0.64
1:1:56:TRP:CZ2	1:1:61:VAL:HG11	2.33	0.64
1:3:38:ILE:HD11	2:4:107:LEU:HD21	1.80	0.64
1:M:356:MET:O	1:M:359:VAL:HG12	1.98	0.64
1:5:459:ILE:HD11	1:5:491:LEU:HD23	1.79	0.64
1:E:37:THR:O	1:E:39:PRO:HD3	1.97	0.64
1:1:181:THR:HG22	1:1:195:SER:CB	2.27	0.64
1:Q:138:LEU:HD13	1:Q:148:PHE:HB3	1.78	0.64
1:W:212:SER:C	1:W:214:PRO:HD2	2.18	0.64
1:Y:84:ILE:HG22	1:Y:86:LEU:HG	1.80	0.64
1:M:329:LYS:NZ	1:M:344:GLN:HE21	1.96	0.64
1:C:268:LYS:HD3	1:C:290:THR:HG22	1.78	0.64
1:C:143:PRO:HG3	1:C:193:VAL:HG21	1.78	0.64
1:M:456:ALA:N	1:M:630:THR:HG22	2.08	0.64
1:A:138:LEU:HD13	1:A:148:PHE:HB3	1.79	0.64
1:I:48:PRO:HG2	1:I:49:GLY:H	1.62	0.64
1:1:37:THR:O	1:1:39:PRO:HD3	1.97	0.64

*Continued on next page...*

*Continued from previous page...*

Atom-1	Atom-2	Interatomic distance (Å)	Clash overlap (Å)
1:I:69:LEU:O	1:I:73:LYS:HG2	1.98	0.64
1:U:112:ILE:H	1:U:112:ILE:HD12	1.62	0.64
1:M:524:ARG:HA	1:M:527:TRP:HE1	1.61	0.64
1:E:651:PHE:CD1	1:E:671:ALA:HA	2.33	0.64
1:S:292:PHE:O	1:S:296:VAL:HG23	1.97	0.64
1:U:48:PRO:HG2	1:U:49:GLY:H	1.62	0.64
1:O:48:PRO:HG2	1:O:49:GLY:H	1.62	0.64
1:S:356:MET:O	1:S:359:VAL:HG12	1.97	0.64
1:I:138:LEU:HD13	1:I:148:PHE:HB3	1.79	0.64
1:3:181:THR:HG22	1:3:195:SER:CB	2.26	0.64
1:S:92:ILE:H	1:S:92:ILE:HD12	1.62	0.64
2:H:128:LEU:CD1	1:U:80:GLY:HA3	2.28	0.64
1:K:498:GLU:HB2	1:K:501:LEU:HD13	1.80	0.64
1:M:143:PRO:HG3	1:M:193:VAL:HG21	1.80	0.64
1:E:48:PRO:HG2	1:E:49:GLY:H	1.62	0.64
1:Y:27:LEU:HG	1:Y:28:ASP:H	1.62	0.64
1:5:115:LEU:HD22	1:5:359:VAL:HG23	1.77	0.64
1:M:328:LEU:HG	1:M:332:ILE:HD11	1.78	0.64
1:U:102:VAL:HG22	1:U:112:ILE:HD13	1.80	0.64
1:Y:48:PRO:HG2	1:Y:49:GLY:H	1.63	0.64
1:G:48:PRO:HG2	1:G:49:GLY:H	1.63	0.64
1:Q:69:LEU:H	1:Q:69:LEU:HD12	1.62	0.64
1:1:268:LYS:HD3	1:1:290:THR:HG22	1.79	0.64
1:U:109:PRO:HA	1:U:354:MET:SD	2.38	0.64
1:O:383:TYR:HB3	1:O:384:PRO:HD3	1.80	0.63
1:5:48:PRO:HG2	1:5:49:GLY:H	1.63	0.63
1:U:212:SER:C	1:U:214:PRO:HD2	2.18	0.63
1:I:320:LYS:HA	1:I:377:ARG:HD3	1.80	0.63
1:S:37:THR:O	1:S:39:PRO:HD3	1.97	0.63
2:4:51:VAL:HB	2:4:55:THR:CG2	2.28	0.63
1:M:394:GLY:HA2	1:M:442:ASN:HD21	1.63	0.63
1:A:394:GLY:HA2	1:A:442:ASN:HD21	1.64	0.63
1:G:212:SER:C	1:G:214:PRO:HD2	2.19	0.63
1:K:37:THR:O	1:K:39:PRO:HD3	1.98	0.63
1:K:452:ALA:HA	1:K:631:THR:CG2	2.28	0.63
1:Y:328:LEU:HG	1:Y:332:ILE:HD11	1.79	0.63
1:Y:70:ASN:HA	1:Y:73:LYS:HE2	1.80	0.63
1:U:353:ALA:CB	1:U:386:ALA:HB3	2.28	0.63
1:3:138:LEU:HD13	1:3:148:PHE:HB3	1.80	0.63
1:5:459:ILE:HD12	1:5:486:LEU:HD23	1.79	0.63
1:A:332:ILE:HG22	1:A:338:ALA:HB3	1.80	0.63

*Continued on next page...*

*Continued from previous page...*

Atom-1	Atom-2	Interatomic distance (Å)	Clash overlap (Å)
1:O:353:ALA:CB	1:O:386:ALA:HB3	2.28	0.63
1:5:115:LEU:HD13	1:5:359:VAL:HB	1.79	0.63
2:R:93:LEU:HB2	2:R:108:LEU:HD13	1.81	0.63
1:A:24:LYS:HB2	1:A:37:THR:HG22	1.80	0.63
1:W:143:PRO:HG3	1:W:193:VAL:HG21	1.80	0.63
1:S:212:SER:C	1:S:214:PRO:HD2	2.19	0.63
2:X:93:LEU:HB2	2:X:108:LEU:HD13	1.80	0.63
1:I:573:LEU:H	1:I:573:LEU:HD12	1.63	0.63
2:J:93:LEU:HB2	2:J:108:LEU:HD13	1.79	0.63
2:V:45:ILE:HA	2:V:66:SER:HB3	1.81	0.63
1:U:27:LEU:HD21	2:V:114:LEU:HD22	1.81	0.63
1:K:292:PHE:O	1:K:296:VAL:HG23	1.98	0.63
1:U:459:ILE:HD12	1:U:486:LEU:HD23	1.80	0.63
1:O:21:SER:HA	1:O:40:TRP:CH2	2.34	0.63
1:O:498:GLU:HB2	1:O:501:LEU:HD13	1.80	0.63
1:Y:138:LEU:HD13	1:Y:148:PHE:HB3	1.81	0.63
1:5:356:MET:O	1:5:359:VAL:HG12	1.99	0.63
1:W:92:ILE:HG21	1:W:313:VAL:HG12	1.80	0.63
1:I:292:PHE:O	1:I:296:VAL:HG23	1.98	0.63
1:E:143:PRO:HG3	1:E:193:VAL:HG21	1.79	0.63
1:3:37:THR:O	1:3:39:PRO:HD3	1.99	0.63
1:K:332:ILE:HG22	1:K:338:ALA:HB3	1.81	0.63
1:Y:498:GLU:HB2	1:Y:501:LEU:HD13	1.81	0.63
2:L:45:ILE:HA	2:L:66:SER:HB3	1.81	0.63
1:S:38:ILE:HD11	2:T:107:LEU:HD21	1.80	0.63
1:C:38:ILE:HD11	2:D:107:LEU:HD21	1.79	0.63
1:E:356:MET:O	1:E:359:VAL:HG12	1.99	0.63
1:3:31:GLY:HA2	2:4:24:TRP:NE1	2.14	0.63
1:E:394:GLY:HA2	1:E:442:ASN:HD21	1.64	0.63
1:M:70:ASN:HA	1:M:73:LYS:HG2	1.81	0.63
1:M:498:GLU:HB2	1:M:501:LEU:HD13	1.81	0.63
1:M:86:LEU:HD13	1:M:251:SER:HA	1.81	0.63
1:A:552:PHE:CE2	1:A:661:LEU:HB3	2.34	0.63
1:G:143:PRO:HG3	1:G:193:VAL:HG21	1.78	0.63
1:C:114:GLY:H	1:C:117:SER:CB	2.10	0.63
2:2:93:LEU:HB2	2:2:108:LEU:HD13	1.79	0.63
1:5:493:SER:HB3	1:5:626:GLU:HG2	1.80	0.63
1:C:332:ILE:HG22	1:C:338:ALA:HB3	1.81	0.63
1:I:56:TRP:CH2	1:I:61:VAL:HG11	2.34	0.63
1:Y:487:THR:H	1:Y:490:LYS:HB3	1.64	0.63
1:Y:459:ILE:HD11	1:Y:491:LEU:HD23	1.81	0.63

*Continued on next page...*

*Continued from previous page...*

Atom-1	Atom-2	Interatomic distance (Å)	Clash overlap (Å)
1:I:394:GLY:HA2	1:I:442:ASN:HD21	1.64	0.63
1:S:56:TRP:CZ2	1:S:61:VAL:HG11	2.34	0.63
1:S:383:TYR:HB3	1:S:384:PRO:HD3	1.81	0.63
1:A:48:PRO:HG2	1:A:49:GLY:H	1.63	0.63
1:S:487:THR:H	1:S:490:LYS:HB3	1.64	0.63
1:1:172:ALA:O	1:1:178:LEU:HD12	1.99	0.63
1:K:356:MET:O	1:K:359:VAL:HG12	1.99	0.63
1:Q:383:TYR:HB3	1:Q:384:PRO:HD3	1.81	0.63
1:Q:48:PRO:HG2	1:Q:49:GLY:H	1.63	0.63
2:D:93:LEU:HB2	2:D:108:LEU:HD13	1.79	0.63
1:Y:459:ILE:HD12	1:Y:486:LEU:HD23	1.80	0.62
1:S:268:LYS:HD3	1:S:290:THR:HG22	1.80	0.62
1:M:57:ARG:HD3	2:N:39:LEU:HG	1.81	0.62
1:E:95:VAL:HG23	1:E:99:SER:HB2	1.81	0.62
1:1:394:GLY:HA2	1:1:442:ASN:HD21	1.63	0.62
1:W:526:ALA:HB1	1:W:529:LEU:HD12	1.80	0.62
1:K:394:GLY:HA2	1:K:442:ASN:HD21	1.64	0.62
1:K:213:TYR:N	1:K:214:PRO:HD2	2.14	0.62
1:A:181:THR:HG22	1:A:195:SER:CB	2.27	0.62
1:W:243:VAL:H	1:W:285:THR:CG2	2.12	0.62
1:W:459:ILE:HD12	1:W:486:LEU:HD23	1.79	0.62
1:S:213:TYR:N	1:S:214:PRO:HD2	2.14	0.62
1:K:212:SER:C	1:K:214:PRO:HD2	2.19	0.62
1:S:394:GLY:HA2	1:S:442:ASN:HD21	1.64	0.62
1:M:213:TYR:N	1:M:214:PRO:HD2	2.15	0.62
1:W:356:MET:O	1:W:359:VAL:HG12	1.99	0.62
1:A:68:MET:SD	1:A:210:PRO:HG2	2.40	0.62
1:U:143:PRO:HG3	1:U:193:VAL:HG21	1.81	0.62
1:K:383:TYR:HB3	1:K:384:PRO:HD3	1.81	0.62
1:M:459:ILE:HD12	1:M:486:LEU:HD23	1.80	0.62
1:U:37:THR:O	1:U:39:PRO:HD3	1.98	0.62
2:T:51:VAL:HB	2:T:55:THR:CG2	2.29	0.62
1:A:356:MET:O	1:A:359:VAL:HG12	2.00	0.62
1:1:383:TYR:HB3	1:1:384:PRO:HD3	1.81	0.62
1:Y:38:ILE:HD11	2:Z:107:LEU:HD21	1.79	0.62
2:N:93:LEU:HB2	2:N:108:LEU:HD13	1.80	0.62
1:3:48:PRO:HG2	1:3:49:GLY:H	1.62	0.62
1:Q:212:SER:C	1:Q:214:PRO:HD2	2.20	0.62
1:G:79:SER:HB2	1:U:73:LYS:NZ	2.13	0.62
1:C:356:MET:O	1:C:359:VAL:HG12	1.99	0.62
1:Q:37:THR:O	1:Q:39:PRO:HD3	2.00	0.62

*Continued on next page...*

*Continued from previous page...*

Atom-1	Atom-2	Interatomic distance (Å)	Clash overlap (Å)
1:W:213:TYR:N	1:W:214:PRO:HD2	2.14	0.62
1:Q:213:TYR:N	1:Q:214:PRO:HD2	2.15	0.62
1:W:86:LEU:HD11	1:W:251:SER:HA	1.81	0.62
1:A:268:LYS:HD3	1:A:290:THR:HG22	1.80	0.62
1:O:292:PHE:O	1:O:296:VAL:HG23	2.00	0.62
1:I:459:ILE:HD12	1:I:486:LEU:HD23	1.80	0.62
1:3:356:MET:O	1:3:359:VAL:HG12	1.99	0.62
1:M:78:THR:HG22	1:M:215:SER:C	2.20	0.62
2:L:26:TYR:CE2	2:L:49:TYR:HB3	2.35	0.62
1:W:62:THR:O	1:W:64:ASP:N	2.33	0.62
1:U:243:VAL:H	1:U:285:THR:CG2	2.11	0.62
1:S:524:ARG:HA	1:S:527:TRP:NE1	2.15	0.62
1:I:332:ILE:HG22	1:I:338:ALA:HB3	1.80	0.62
1:W:498:GLU:HB2	1:W:501:LEU:HD13	1.81	0.62
1:3:498:GLU:HB2	1:3:501:LEU:HD13	1.81	0.62
1:5:212:SER:C	1:5:214:PRO:HD2	2.20	0.62
1:C:213:TYR:N	1:C:214:PRO:HD2	2.15	0.62
1:O:493:SER:HB3	1:O:626:GLU:HG2	1.82	0.62
1:O:332:ILE:HG22	1:O:338:ALA:HB3	1.81	0.62
1:M:38:ILE:HD11	2:N:107:LEU:HD21	1.80	0.62
2:R:107:LEU:O	2:R:111:LEU:HB2	2.00	0.62
2:F:93:LEU:HB2	2:F:108:LEU:HD13	1.80	0.62
1:E:213:TYR:N	1:E:214:PRO:HD2	2.15	0.62
2:J:30:HIS:HB2	2:J:131:TYR:O	2.00	0.62
2:T:93:LEU:HB2	2:T:108:LEU:HD13	1.81	0.62
1:3:292:PHE:O	1:3:296:VAL:HG23	1.99	0.62
1:1:212:SER:C	1:1:214:PRO:HD2	2.20	0.62
1:5:292:PHE:O	1:5:296:VAL:HG23	1.99	0.62
1:O:116:ASN:ND2	1:O:116:ASN:H	1.97	0.62
1:U:332:ILE:HG22	1:U:338:ALA:HB3	1.81	0.62
1:M:27:LEU:CD2	2:N:50:LEU:HD12	2.30	0.62
1:5:213:TYR:N	1:5:214:PRO:HD2	2.15	0.62
2:H:45:ILE:HG21	2:H:64:LEU:HD22	1.80	0.62
2:R:97:SER:HA	2:R:100:LEU:HD11	1.81	0.62
1:M:424:GLY:O	1:M:427:VAL:HG12	2.00	0.62
1:G:433:ARG:HD2	1:G:524:ARG:NH2	2.14	0.62
1:C:71:ARG:HH22	1:C:209:GLY:CA	2.09	0.62
1:S:456:ALA:N	1:S:630:THR:HG22	2.13	0.62
1:S:524:ARG:HA	1:S:527:TRP:CD1	2.35	0.62
1:S:48:PRO:HG2	1:S:49:GLY:H	1.63	0.62
1:G:394:GLY:HA2	1:G:442:ASN:HD21	1.64	0.62

*Continued on next page...*

*Continued from previous page...*

Atom-1	Atom-2	Interatomic distance (Å)	Clash overlap (Å)
1:O:213:TYR:N	1:O:214:PRO:HD2	2.15	0.62
1:W:268:LYS:HD3	1:W:290:THR:HG22	1.81	0.62
1:E:292:PHE:O	1:E:296:VAL:HG23	2.00	0.62
1:K:84:ILE:HG22	1:K:86:LEU:HG	1.82	0.62
2:J:107:LEU:O	2:J:111:LEU:HB2	2.00	0.62
1:Y:332:ILE:HG22	1:Y:338:ALA:HB3	1.82	0.62
1:Q:353:ALA:CB	1:Q:386:ALA:HB3	2.30	0.62
1:1:353:ALA:CB	1:1:386:ALA:HB3	2.30	0.62
1:U:61:VAL:HG13	2:V:85:VAL:HG22	1.82	0.62
1:1:213:TYR:N	1:1:214:PRO:HD2	2.15	0.62
1:U:356:MET:O	1:U:359:VAL:HG12	2.00	0.62
1:O:552:PHE:CE2	1:O:661:LEU:HB3	2.35	0.62
1:Q:356:MET:O	1:Q:359:VAL:HG12	2.00	0.62
1:C:292:PHE:O	1:C:296:VAL:HG23	2.00	0.62
2:L:97:SER:HA	2:L:100:LEU:HD11	1.81	0.62
1:Q:320:LYS:HA	1:Q:377:ARG:HD3	1.82	0.62
1:M:383:TYR:HB3	1:M:384:PRO:HD3	1.82	0.62
1:C:61:VAL:HG12	2:D:80:ALA:HB1	1.81	0.62
1:5:498:GLU:HB2	1:5:501:LEU:HD13	1.82	0.62
1:I:498:GLU:HB2	1:I:501:LEU:HD13	1.81	0.62
1:M:212:SER:C	1:M:214:PRO:HD2	2.20	0.62
1:E:212:SER:C	1:E:214:PRO:HD2	2.20	0.62
1:U:383:TYR:HB3	1:U:384:PRO:HD3	1.81	0.62
1:5:92:ILE:HG12	1:5:313:VAL:HG12	1.82	0.62
2:P:97:SER:HA	2:P:100:LEU:HD11	1.80	0.62
1:E:459:ILE:HD12	1:E:486:LEU:HD23	1.82	0.61
2:6:51:VAL:HB	2:6:55:THR:CG2	2.29	0.61
2:2:51:VAL:HB	2:2:55:THR:CG2	2.30	0.61
1:A:498:GLU:HB2	1:A:501:LEU:HD13	1.81	0.61
1:I:459:ILE:HD11	1:I:491:LEU:HD23	1.82	0.61
2:V:93:LEU:HB2	2:V:108:LEU:HD13	1.82	0.61
1:W:218:SER:OG	1:W:246:LEU:HD13	1.99	0.61
1:5:268:LYS:HD3	1:5:290:THR:HG22	1.81	0.61
1:Y:212:SER:C	1:Y:214:PRO:HD2	2.20	0.61
1:Y:213:TYR:N	1:Y:214:PRO:HD2	2.15	0.61
1:I:383:TYR:HB3	1:I:384:PRO:HD3	1.82	0.61
1:Y:143:PRO:HG3	1:Y:193:VAL:HG21	1.82	0.61
1:Q:143:PRO:HG3	1:Q:193:VAL:HG21	1.82	0.61
1:I:212:SER:C	1:I:214:PRO:HD2	2.20	0.61
1:Q:292:PHE:O	1:Q:296:VAL:HG23	2.00	0.61
1:E:383:TYR:HB3	1:E:384:PRO:HD3	1.82	0.61

*Continued on next page...*

*Continued from previous page...*

Atom-1	Atom-2	Interatomic distance (Å)	Clash overlap (Å)
1:E:268:LYS:HD3	1:E:290:THR:HG22	1.82	0.61
1:3:383:TYR:HB3	1:3:384:PRO:HD3	1.82	0.61
1:U:424:GLY:O	1:U:427:VAL:HG12	2.00	0.61
1:S:452:ALA:HA	1:S:631:THR:CG2	2.28	0.61
2:6:26:TYR:CD2	2:6:49:TYR:HB3	2.35	0.61
1:1:498:GLU:HB2	1:1:501:LEU:HD13	1.82	0.61
1:G:213:TYR:N	1:G:214:PRO:HD2	2.15	0.61
1:C:212:SER:C	1:C:214:PRO:HD2	2.21	0.61
1:1:424:GLY:O	1:1:427:VAL:HG12	2.00	0.61
1:G:383:TYR:HB3	1:G:384:PRO:HD3	1.81	0.61
1:3:82:LEU:HD12	1:3:84:ILE:HD11	1.81	0.61
2:Z:93:LEU:HB2	2:Z:108:LEU:HD13	1.81	0.61
2:6:40:LEU:HG	2:6:78:ARG:HD2	1.83	0.61
1:A:383:TYR:HB3	1:A:384:PRO:HD3	1.81	0.61
1:C:361:MET:HE2	1:C:392:LEU:HA	1.81	0.61
1:A:213:TYR:N	1:A:214:PRO:HD2	2.15	0.61
1:A:212:SER:C	1:A:214:PRO:HD2	2.20	0.61
1:G:332:ILE:HG22	1:G:338:ALA:HB3	1.81	0.61
2:H:107:LEU:O	2:H:111:LEU:HB2	2.00	0.61
1:A:37:THR:O	1:A:39:PRO:HD3	2.00	0.61
1:Y:383:TYR:HB3	1:Y:384:PRO:HD3	1.81	0.61
2:Z:97:SER:HA	2:Z:100:LEU:HD11	1.82	0.61
1:I:143:PRO:HG3	1:I:193:VAL:HG21	1.82	0.61
1:Q:99:SER:HB2	1:Q:119:ALA:HA	1.81	0.61
1:W:20:LEU:HA	1:W:40:TRP:CH2	2.35	0.61
2:F:51:VAL:HB	2:F:55:THR:CG2	2.29	0.61
1:K:353:ALA:CB	1:K:386:ALA:HB3	2.30	0.61
2:F:107:LEU:O	2:F:111:LEU:HB2	2.00	0.61
1:3:213:TYR:N	1:3:214:PRO:HD2	2.15	0.61
1:O:270:VAL:HG13	1:O:516:ARG:HD2	1.80	0.61
1:I:104:ALA:O	1:I:107:VAL:HG23	1.99	0.61
1:S:424:GLY:O	1:S:427:VAL:HG12	2.00	0.61
1:O:218:SER:OG	1:O:246:LEU:HD13	2.00	0.61
1:W:383:TYR:HB3	1:W:384:PRO:HD3	1.81	0.61
1:5:487:THR:H	1:5:490:LYS:HB3	1.65	0.61
1:O:62:THR:HB	2:P:34:LEU:H	1.65	0.61
2:P:32:THR:HB	2:P:35:ARG:HG2	1.81	0.61
1:Q:459:ILE:HD12	1:Q:486:LEU:HD23	1.82	0.61
1:3:459:ILE:HD11	1:3:491:LEU:HD23	1.81	0.61
1:U:448:LEU:HD22	1:U:546:PRO:O	2.01	0.61
2:D:51:VAL:HB	2:D:55:THR:CG2	2.31	0.61

*Continued on next page...*

*Continued from previous page...*

Atom-1	Atom-2	Interatomic distance (Å)	Clash overlap (Å)
1:G:356:MET:O	1:G:359:VAL:HG12	2.00	0.61
1:U:213:TYR:N	1:U:214:PRO:HD2	2.15	0.61
1:I:213:TYR:N	1:I:214:PRO:HD2	2.15	0.61
1:W:292:PHE:O	1:W:296:VAL:HG23	2.00	0.61
1:1:92:ILE:HD13	1:1:313:VAL:HG12	1.81	0.61
1:O:212:SER:C	1:O:214:PRO:HD2	2.21	0.61
1:Y:292:PHE:O	1:Y:296:VAL:HG23	2.00	0.61
1:M:286:GLU:O	1:M:290:THR:HG23	2.01	0.61
1:3:143:PRO:HG3	1:3:193:VAL:HG21	1.81	0.61
1:I:552:PHE:CE2	1:I:661:LEU:HB3	2.36	0.61
1:O:143:PRO:HG3	1:O:193:VAL:HG21	1.82	0.61
2:Z:51:VAL:HB	2:Z:55:THR:CG2	2.29	0.61
1:G:86:LEU:HD13	1:G:254:VAL:HB	1.82	0.61
1:3:212:SER:C	1:3:214:PRO:HD2	2.21	0.61
1:K:487:THR:H	1:K:490:LYS:HB3	1.66	0.61
1:C:102:VAL:HG11	1:C:351:LEU:HD13	1.83	0.61
1:A:487:THR:H	1:A:490:LYS:HB3	1.65	0.61
1:G:21:SER:HA	1:G:41:THR:HB	1.83	0.61
1:S:459:ILE:HD12	1:S:486:LEU:HD23	1.80	0.61
1:M:243:VAL:H	1:M:285:THR:CG2	2.13	0.61
1:E:332:ILE:HG22	1:E:338:ALA:HB3	1.81	0.61
1:M:69:LEU:HD22	1:M:69:LEU:N	2.15	0.61
1:U:117:SER:HB2	1:U:118:PRO:CD	2.31	0.61
1:5:353:ALA:CB	1:5:386:ALA:HB3	2.30	0.61
1:Q:487:THR:H	1:Q:490:LYS:HB3	1.65	0.61
1:U:487:THR:H	1:U:490:LYS:HB3	1.66	0.61
1:5:218:SER:OG	1:5:246:LEU:HD13	2.01	0.61
1:W:64:ASP:HB3	2:X:32:THR:HA	1.81	0.61
1:3:332:ILE:HG22	1:3:338:ALA:HB3	1.82	0.61
2:X:107:LEU:O	2:X:111:LEU:HB2	2.00	0.61
1:A:526:ALA:HB1	1:A:529:LEU:HD12	1.81	0.61
2:V:97:SER:HA	2:V:100:LEU:HD11	1.83	0.61
1:U:268:LYS:HD3	1:U:290:THR:HG22	1.83	0.61
1:S:53:GLU:OE2	2:T:41:ALA:HB1	2.01	0.61
1:Y:218:SER:OG	1:Y:246:LEU:HD13	2.01	0.61
1:M:56:TRP:CZ2	1:M:61:VAL:HG11	2.36	0.61
1:3:487:THR:H	1:3:490:LYS:HB3	1.65	0.61
1:Y:37:THR:O	1:Y:39:PRO:HD3	2.00	0.61
1:U:459:ILE:HD11	1:U:491:LEU:HD23	1.82	0.61
1:Q:332:ILE:HG22	1:Q:338:ALA:HB3	1.82	0.61
2:D:52:SER:H	2:D:55:THR:CG2	2.13	0.61

*Continued on next page...*



*Continued from previous page...*

Atom-1	Atom-2	Interatomic distance (Å)	Clash overlap (Å)
2:T:39:LEU:HD22	2:T:39:LEU:O	2.00	0.61
2:P:51:VAL:HB	2:P:55:THR:CG2	2.31	0.61
1:1:21:SER:CB	1:1:41:THR:HB	2.31	0.61
2:H:128:LEU:HD11	1:U:80:GLY:HA3	1.82	0.61
2:Z:29:CYS:SG	2:Z:30:HIS:N	2.74	0.61
1:Q:218:SER:OG	1:Q:246:LEU:HD13	2.00	0.61
1:K:424:GLY:O	1:K:427:VAL:HG12	2.01	0.61
1:E:459:ILE:HD11	1:E:491:LEU:HD23	1.82	0.60
1:1:452:ALA:HA	1:1:631:THR:CG2	2.30	0.60
1:E:566:TYR:HB2	1:E:579:LEU:HB2	1.83	0.60
1:I:172:ALA:O	1:I:178:LEU:HD12	2.01	0.60
2:2:97:SER:HA	2:2:100:LEU:HD11	1.83	0.60
1:W:487:THR:H	1:W:490:LYS:HB3	1.65	0.60
2:N:51:VAL:HB	2:N:55:THR:CG2	2.30	0.60
1:Q:498:GLU:HB2	1:Q:501:LEU:HD13	1.83	0.60
1:G:498:GLU:HB2	1:G:501:LEU:HD13	1.82	0.60
1:5:23:VAL:HA	2:6:46:SER:HA	1.83	0.60
1:O:268:LYS:HD3	1:O:290:THR:HG22	1.84	0.60
1:E:424:GLY:O	1:E:427:VAL:HG12	2.01	0.60
1:U:29:ILE:HG22	1:U:30:GLU:N	2.12	0.60
1:M:409:LEU:HD21	1:M:632:THR:CG2	2.30	0.60
1:M:353:ALA:CB	1:M:386:ALA:HB3	2.30	0.60
1:A:353:ALA:CB	1:A:386:ALA:HB3	2.31	0.60
1:1:316:ARG:HA	1:1:374:TYR:CE1	2.35	0.60
1:3:68:MET:HE1	1:3:69:LEU:HD12	1.83	0.60
2:T:26:TYR:CD1	2:T:27:PRO:HD2	2.36	0.60
1:I:268:LYS:HD3	1:I:290:THR:HG22	1.83	0.60
1:W:99:SER:HA	1:W:118:PRO:O	2.01	0.60
1:K:459:ILE:HD11	1:K:491:LEU:HD23	1.81	0.60
1:Q:243:VAL:H	1:Q:285:THR:CG2	2.11	0.60
1:W:353:ALA:CB	1:W:386:ALA:HB3	2.31	0.60
2:B:107:LEU:O	2:B:111:LEU:HB2	2.00	0.60
2:6:93:LEU:HB2	2:6:108:LEU:HD13	1.82	0.60
1:5:383:TYR:HB3	1:5:384:PRO:HD3	1.82	0.60
1:1:356:MET:O	1:1:359:VAL:HG12	2.01	0.60
1:U:552:PHE:CE2	1:U:661:LEU:HB3	2.37	0.60
1:K:552:PHE:CE2	1:K:661:LEU:HB3	2.37	0.60
1:A:459:ILE:HD11	1:A:491:LEU:HD23	1.82	0.60
1:A:456:ALA:N	1:A:630:THR:HG22	2.04	0.60
1:C:63:GLU:HA	2:D:33:GLN:HG3	1.81	0.60
1:I:103:ASP:CB	1:I:122:LEU:HD12	2.31	0.60

*Continued on next page...*

*Continued from previous page...*

Atom-1	Atom-2	Interatomic distance (Å)	Clash overlap (Å)
1:I:353:ALA:CB	1:I:386:ALA:HB3	2.31	0.60
1:G:316:ARG:HA	1:G:374:TYR:CE1	2.35	0.60
1:E:614:PHE:HB2	1:E:634:ILE:HD12	1.82	0.60
1:C:218:SER:OG	1:C:246:LEU:HD13	2.02	0.60
1:C:23:VAL:HG12	1:C:40:TRP:HE1	1.66	0.60
1:3:92:ILE:HD13	1:3:313:VAL:HG12	1.84	0.60
2:N:97:SER:HA	2:N:100:LEU:HD11	1.84	0.60
1:O:92:ILE:HD13	1:O:313:VAL:HG12	1.83	0.60
1:O:95:VAL:HG23	1:O:99:SER:HB2	1.83	0.60
1:K:56:TRP:CZ2	1:K:61:VAL:HG11	2.35	0.60
1:3:60:ASN:HB3	1:3:63:GLU:CB	2.31	0.60
1:3:566:TYR:HB2	1:3:579:LEU:HB2	1.84	0.60
1:S:353:ALA:CB	1:S:386:ALA:HB3	2.31	0.60
1:S:498:GLU:HB2	1:S:501:LEU:HD13	1.82	0.60
1:3:424:GLY:O	1:3:427:VAL:HG12	2.02	0.60
1:K:69:LEU:O	1:K:73:LYS:HG2	2.01	0.60
1:C:383:TYR:HB3	1:C:384:PRO:HD3	1.82	0.60
1:A:292:PHE:O	1:A:296:VAL:HG23	2.02	0.60
1:M:487:THR:H	1:M:490:LYS:HB3	1.66	0.60
1:Q:268:LYS:HD3	1:Q:290:THR:HG22	1.84	0.60
1:K:268:LYS:HD3	1:K:290:THR:HG22	1.83	0.60
1:3:459:ILE:HD12	1:3:486:LEU:HD23	1.82	0.60
1:E:448:LEU:HD22	1:E:546:PRO:O	2.01	0.60
1:C:71:ARG:NH2	1:C:209:GLY:HA3	2.11	0.60
1:U:409:LEU:HD22	1:U:631:THR:O	2.00	0.60
2:X:51:VAL:HB	2:X:55:THR:CG2	2.31	0.60
2:X:97:SER:HA	2:X:100:LEU:HD11	1.83	0.60
1:5:566:TYR:HB2	1:5:579:LEU:HB2	1.84	0.60
1:O:70:ASN:HA	1:O:73:LYS:HG2	1.84	0.60
1:I:487:THR:H	1:I:490:LYS:HB3	1.66	0.60
1:C:487:THR:H	1:C:490:LYS:HB3	1.66	0.60
1:G:218:SER:OG	1:G:246:LEU:HD13	2.02	0.60
1:I:456:ALA:N	1:I:630:THR:HG22	2.08	0.60
2:D:107:LEU:O	2:D:111:LEU:HB2	2.00	0.60
1:U:218:SER:OG	1:U:246:LEU:HD13	2.02	0.60
1:S:89:PRO:HG2	1:S:256:MET:N	2.16	0.60
1:5:409:LEU:HD21	1:5:632:THR:CG2	2.28	0.60
1:C:551:THR:HG23	1:C:585:ASN:HD21	1.67	0.60
2:R:51:VAL:HB	2:R:55:THR:CG2	2.30	0.60
1:K:566:TYR:HB2	1:K:579:LEU:HB2	1.83	0.60
2:B:40:LEU:HD22	2:B:78:ARG:HD2	1.84	0.60

*Continued on next page...*

*Continued from previous page...*

Atom-1	Atom-2	Interatomic distance (Å)	Clash overlap (Å)
1:G:459:ILE:HD11	1:G:491:LEU:HD23	1.84	0.60
2:4:107:LEU:O	2:4:111:LEU:HB2	2.01	0.60
1:E:603:GLN:HG2	1:E:671:ALA:O	2.02	0.60
1:U:292:PHE:O	1:U:296:VAL:HG23	2.02	0.60
1:M:552:PHE:CE2	1:M:661:LEU:HB3	2.36	0.60
1:M:167:PHE:CZ	1:M:288:LEU:HD11	2.36	0.60
1:K:89:PRO:HG2	1:K:256:MET:N	2.17	0.60
2:J:97:SER:HA	2:J:100:LEU:HD11	1.82	0.60
1:A:424:GLY:O	1:A:427:VAL:HG12	2.02	0.60
1:K:56:TRP:CH2	1:K:61:VAL:HG11	2.37	0.60
1:M:459:ILE:HD11	1:M:491:LEU:HD23	1.83	0.60
1:G:424:GLY:O	1:G:427:VAL:HG12	2.02	0.60
2:N:107:LEU:O	2:N:111:LEU:HB2	2.01	0.60
1:G:353:ALA:CB	1:G:386:ALA:HB3	2.31	0.60
1:1:552:PHE:CE2	1:1:661:LEU:HB3	2.35	0.60
1:G:68:MET:SD	1:G:210:PRO:HG2	2.41	0.60
2:N:52:SER:H	2:N:55:THR:CG2	2.15	0.59
2:2:123:LEU:HA	2:2:126:ALA:HB3	1.84	0.59
1:C:424:GLY:O	1:C:427:VAL:HG12	2.02	0.59
1:I:356:MET:O	1:I:359:VAL:HG12	2.02	0.59
1:C:552:PHE:CE2	1:C:661:LEU:HB3	2.37	0.59
1:W:566:TYR:HB2	1:W:579:LEU:HB2	1.84	0.59
1:W:422:PHE:CD1	1:W:475:PHE:HB2	2.36	0.59
1:3:268:LYS:HD3	1:3:290:THR:HG22	1.83	0.59
1:3:23:VAL:CG2	1:3:40:TRP:HE1	2.14	0.59
2:V:34:LEU:HG	2:V:39:LEU:HA	1.82	0.59
2:2:107:LEU:O	2:2:111:LEU:HB2	2.01	0.59
1:O:424:GLY:O	1:O:427:VAL:HG12	2.02	0.59
1:5:56:TRP:CZ2	1:5:61:VAL:HG11	2.36	0.59
1:W:167:PHE:CZ	1:W:288:LEU:HD11	2.36	0.59
1:Y:424:GLY:O	1:Y:427:VAL:HG12	2.02	0.59
1:I:218:SER:OG	1:I:246:LEU:HD13	2.01	0.59
1:1:487:THR:H	1:1:490:LYS:HB3	1.67	0.59
1:E:487:THR:H	1:E:490:LYS:HB3	1.67	0.59
1:C:243:VAL:H	1:C:285:THR:CG2	2.13	0.59
1:G:61:VAL:HG12	2:H:80:ALA:HB1	1.82	0.59
1:O:356:MET:O	1:O:359:VAL:HG12	2.02	0.59
1:E:69:LEU:HD11	2:F:123:LEU:HB3	1.83	0.59
1:W:332:ILE:HG22	1:W:338:ALA:HB3	1.84	0.59
1:O:21:SER:O	1:O:22:GLU:HB2	2.01	0.59
1:1:20:LEU:HD23	1:1:21:SER:N	2.18	0.59

*Continued on next page...*

*Continued from previous page...*

Atom-1	Atom-2	Interatomic distance (Å)	Clash overlap (Å)
1:C:498:GLU:HB2	1:C:501:LEU:HD13	1.83	0.59
1:C:111:VAL:HG22	1:C:354:MET:HB3	1.84	0.59
2:T:107:LEU:O	2:T:111:LEU:HB2	2.02	0.59
1:Y:552:PHE:CE2	1:Y:661:LEU:HB3	2.37	0.59
1:G:551:THR:HG23	1:G:585:ASN:HD21	1.67	0.59
1:3:40:TRP:HH2	2:4:43:GLU:HG2	1.67	0.59
1:M:92:ILE:HG21	1:M:313:VAL:HG12	1.85	0.59
1:1:332:ILE:HG22	1:1:338:ALA:HB3	1.83	0.59
2:B:51:VAL:HB	2:B:55:THR:CG2	2.30	0.59
1:M:332:ILE:HG22	1:M:338:ALA:HB3	1.84	0.59
1:5:424:GLY:O	1:5:427:VAL:HG12	2.03	0.59
1:Y:27:LEU:HD11	2:Z:114:LEU:HD22	1.84	0.59
1:E:552:PHE:CE2	1:E:661:LEU:HB3	2.38	0.59
1:G:50:LEU:HD12	2:H:96:SER:HB3	1.84	0.59
1:1:103:ASP:OD2	1:1:106:LYS:HB2	2.02	0.59
1:Q:566:TYR:HB2	1:Q:579:LEU:HB2	1.85	0.59
1:M:111:VAL:CG1	1:M:358:THR:HG21	2.32	0.59
1:E:243:VAL:H	1:E:285:THR:CG2	2.13	0.59
1:I:243:VAL:H	1:I:285:THR:CG2	2.12	0.59
1:A:107:VAL:HG11	1:A:350:ARG:HB3	1.84	0.59
2:Z:107:LEU:O	2:Z:111:LEU:HB2	2.02	0.59
1:G:292:PHE:O	1:G:296:VAL:HG23	2.02	0.59
1:G:89:PRO:HG2	1:G:256:MET:N	2.17	0.59
2:D:24:TRP:O	2:D:25:ALA:HB2	2.02	0.59
1:Q:552:PHE:CE2	1:Q:661:LEU:HB3	2.38	0.59
1:M:551:THR:HG23	1:M:585:ASN:HD21	1.68	0.59
1:5:332:ILE:HG22	1:5:338:ALA:HB3	1.84	0.59
1:S:68:MET:SD	1:S:210:PRO:HG2	2.42	0.59
1:3:70:ASN:N	1:3:70:ASN:HD22	2.00	0.59
1:G:566:TYR:HB2	1:G:579:LEU:HB2	1.84	0.59
1:1:292:PHE:O	1:1:296:VAL:HG23	2.02	0.59
1:3:614:PHE:HB2	1:3:634:ILE:HD12	1.85	0.59
1:Y:356:MET:O	1:Y:359:VAL:HG12	2.01	0.59
1:G:172:ALA:O	1:G:178:LEU:HD12	2.03	0.59
1:S:551:THR:HG23	1:S:585:ASN:HD21	1.68	0.59
1:1:456:ALA:N	1:1:630:THR:HG22	2.12	0.59
1:Q:70:ASN:HA	1:Q:73:LYS:HE3	1.85	0.59
1:M:361:MET:HE2	1:M:392:LEU:HA	1.85	0.59
2:T:97:SER:HA	2:T:100:LEU:HD11	1.83	0.59
1:I:50:LEU:HD12	2:J:96:SER:HB3	1.85	0.59
1:M:65:LEU:HB3	2:N:128:LEU:HD12	1.85	0.59

*Continued on next page...*

*Continued from previous page...*

Atom-1	Atom-2	Interatomic distance (Å)	Clash overlap (Å)
1:W:552:PHE:CE2	1:W:661:LEU:HB3	2.38	0.59
1:E:68:MET:CE	1:E:210:PRO:HG2	2.32	0.59
1:S:361:MET:HE2	1:S:392:LEU:HA	1.83	0.59
1:I:566:TYR:HB2	1:I:579:LEU:HB2	1.84	0.59
1:E:218:SER:OG	1:E:246:LEU:HD13	2.03	0.59
1:Y:23:VAL:HG23	1:Y:40:TRP:HE1	1.68	0.59
2:J:51:VAL:HB	2:J:55:THR:CG2	2.32	0.59
2:L:51:VAL:HB	2:L:55:THR:CG2	2.32	0.59
1:I:21:SER:HB3	1:I:41:THR:HB	1.84	0.59
1:Y:353:ALA:CB	1:Y:386:ALA:HB3	2.32	0.59
1:M:218:SER:OG	1:M:246:LEU:HD13	2.03	0.59
1:A:78:THR:HG22	1:A:228:ILE:HD12	1.84	0.59
1:G:487:THR:H	1:G:490:LYS:HB3	1.68	0.59
1:U:566:TYR:HB2	1:U:579:LEU:HB2	1.84	0.59
1:I:20:LEU:O	1:I:21:SER:HB2	2.03	0.58
1:I:84:ILE:HD13	1:I:84:ILE:H	1.68	0.58
2:B:34:LEU:HD11	2:B:39:LEU:HG	1.84	0.58
1:U:68:MET:SD	1:U:210:PRO:HG2	2.42	0.58
2:6:107:LEU:O	2:6:111:LEU:HB2	2.02	0.58
1:Y:268:LYS:HD3	1:Y:290:THR:HG22	1.85	0.58
1:G:167:PHE:CZ	1:G:288:LEU:HD11	2.37	0.58
1:E:551:THR:HG23	1:E:585:ASN:HD21	1.67	0.58
2:V:107:LEU:O	2:V:111:LEU:HB2	2.03	0.58
1:C:552:PHE:CE1	1:C:581:PRO:HB3	2.37	0.58
2:4:97:SER:HA	2:4:100:LEU:HD11	1.83	0.58
1:E:86:LEU:HD13	1:E:251:SER:HA	1.85	0.58
1:I:57:ARG:HD3	2:2:39:LEU:HD13	1.85	0.58
1:Q:64:ASP:H	2:R:33:GLN:HG2	1.68	0.58
1:5:373:GLU:O	1:5:377:ARG:HB2	2.03	0.58
1:5:78:THR:HG21	1:5:217:THR:O	2.03	0.58
1:S:614:PHE:HB2	1:S:634:ILE:HD12	1.84	0.58
1:O:60:ASN:HD21	2:P:33:GLN:HE21	1.52	0.58
2:P:107:LEU:O	2:P:111:LEU:HB2	2.04	0.58
1:M:57:ARG:NH1	2:N:39:LEU:HB3	2.19	0.58
1:G:552:PHE:CE2	1:G:661:LEU:HB3	2.38	0.58
1:U:50:LEU:HD12	2:V:96:SER:HB3	1.84	0.58
1:A:111:VAL:HG12	1:A:113:SER:H	1.68	0.58
1:I:566:TYR:HB2	1:I:579:LEU:HB2	1.85	0.58
1:M:89:PRO:HG2	1:M:256:MET:N	2.18	0.58
1:3:456:ALA:N	1:3:630:THR:HG22	2.09	0.58
1:S:409:LEU:HD22	1:S:631:THR:O	2.03	0.58

*Continued on next page...*

*Continued from previous page...*

Atom-1	Atom-2	Interatomic distance (Å)	Clash overlap (Å)
1:5:243:VAL:H	1:5:285:THR:CG2	2.13	0.58
1:3:23:VAL:HG22	2:4:45:ILE:O	2.04	0.58
2:T:34:LEU:CD2	2:T:39:LEU:HA	2.33	0.58
1:S:68:MET:CE	1:S:210:PRO:HG2	2.34	0.58
1:3:353:ALA:CB	1:3:386:ALA:HB3	2.33	0.58
1:Q:424:GLY:O	1:Q:427:VAL:HG12	2.03	0.58
1:G:524:ARG:HA	1:G:527:TRP:CD1	2.37	0.58
1:C:345:SER:O	1:C:347:GLY:N	2.37	0.58
1:S:218:SER:OG	1:S:246:LEU:HD13	2.03	0.58
2:P:26:TYR:HB3	2:P:27:PRO:HD2	1.84	0.58
1:S:50:LEU:HD12	2:T:96:SER:HB3	1.85	0.58
1:E:456:ALA:N	1:E:630:THR:HG22	2.10	0.58
1:G:243:VAL:H	1:G:285:THR:CG2	2.13	0.58
1:1:23:VAL:CG2	1:1:40:TRP:HE1	2.16	0.58
1:A:373:GLU:O	1:A:377:ARG:HB2	2.04	0.58
1:O:577:LEU:HD11	1:O:628:LEU:HD21	1.86	0.58
1:E:353:ALA:CB	1:E:386:ALA:HB3	2.33	0.58
1:I:142:ARG:N	1:I:143:PRO:HD2	2.19	0.58
1:M:552:PHE:CE1	1:M:581:PRO:HB3	2.38	0.58
1:Q:25:LEU:HD23	2:R:48:ILE:HB	1.85	0.58
1:W:320:LYS:HA	1:W:377:ARG:HD3	1.83	0.58
1:C:99:SER:HA	1:C:118:PRO:HB2	1.84	0.58
1:Q:459:ILE:HD11	1:Q:491:LEU:HD23	1.86	0.58
1:O:243:VAL:H	1:O:285:THR:CG2	2.12	0.58
1:K:24:LYS:O	2:L:47:ASP:HA	2.03	0.58
1:I:204:LEU:HB3	1:I:213:TYR:CZ	2.39	0.58
1:G:162:ILE:HG22	1:G:163:ASN:N	2.18	0.58
1:S:23:VAL:HG12	1:S:40:TRP:HE1	1.68	0.58
2:H:51:VAL:HB	2:H:55:THR:CG2	2.32	0.58
1:S:332:ILE:HG22	1:S:338:ALA:HB3	1.83	0.58
1:Y:102:VAL:HG23	1:Y:120:CYS:O	2.04	0.58
1:3:373:GLU:O	1:3:377:ARG:HB2	2.04	0.58
1:S:142:ARG:N	1:S:143:PRO:HD2	2.19	0.58
1:U:100:MET:O	1:U:102:VAL:HG23	2.04	0.58
1:O:162:ILE:HG22	1:O:163:ASN:N	2.19	0.58
1:S:552:PHE:CE2	1:S:661:LEU:HB3	2.39	0.58
1:1:167:PHE:CZ	1:1:288:LEU:HD11	2.38	0.58
1:A:614:PHE:HB2	1:A:634:ILE:HD12	1.85	0.58
1:3:552:PHE:CE2	1:3:661:LEU:HB3	2.38	0.58
1:O:487:THR:H	1:O:490:LYS:HB3	1.67	0.58
1:O:459:ILE:HD11	1:O:491:LEU:HD23	1.86	0.58

*Continued on next page...*

*Continued from previous page...*

Atom-1	Atom-2	Interatomic distance (Å)	Clash overlap (Å)
1:K:456:ALA:N	1:K:630:THR:HG22	2.11	0.58
1:A:551:THR:HG23	1:A:585:ASN:HD21	1.68	0.58
1:1:409:LEU:HD21	1:1:632:THR:CG2	2.33	0.58
1:G:78:THR:HG23	2:V:124:PHE:O	2.03	0.58
1:A:142:ARG:N	1:A:143:PRO:HD2	2.19	0.58
1:1:201:THR:HA	1:1:204:LEU:HD13	1.84	0.58
1:3:92:ILE:HG21	1:3:313:VAL:HA	1.85	0.58
1:A:218:SER:OG	1:A:246:LEU:HD13	2.04	0.58
2:6:97:SER:HA	2:6:100:LEU:HD11	1.84	0.58
1:1:218:SER:OG	1:1:246:LEU:HD13	2.04	0.58
1:5:50:LEU:HD12	2:6:96:SER:HB3	1.86	0.58
1:C:614:PHE:HB2	1:C:634:ILE:HD12	1.86	0.58
1:K:172:ALA:O	1:K:178:LEU:HD12	2.04	0.58
1:C:110:GLY:O	1:C:112:ILE:HG13	2.04	0.58
1:E:316:ARG:HA	1:E:374:TYR:CE1	2.39	0.58
1:M:614:PHE:HB2	1:M:634:ILE:HD12	1.86	0.58
1:Q:162:ILE:HG22	1:Q:163:ASN:N	2.19	0.58
1:5:342:GLY:O	1:5:343:MET:HG2	2.04	0.58
1:1:142:ARG:N	1:1:143:PRO:HD2	2.19	0.58
1:Y:280:GLU:N	1:Y:281:PRO:HD3	2.19	0.58
1:G:280:GLU:N	1:G:281:PRO:HD3	2.19	0.58
1:1:50:LEU:HD12	2:2:96:SER:HB3	1.85	0.58
1:I:99:SER:HB3	1:I:119:ALA:HA	1.85	0.58
1:E:279:ARG:C	1:E:281:PRO:HD3	2.25	0.58
1:Y:551:THR:HG23	1:Y:585:ASN:HD21	1.69	0.57
1:Y:373:GLU:O	1:Y:377:ARG:HB2	2.04	0.57
1:3:129:GLN:HB3	1:3:345:SER:OG	2.04	0.57
1:U:280:GLU:N	1:U:281:PRO:HD3	2.19	0.57
1:C:651:PHE:CD1	1:C:671:ALA:HA	2.39	0.57
1:Q:172:ALA:O	1:Q:178:LEU:HD12	2.04	0.57
1:K:280:GLU:N	1:K:281:PRO:HD3	2.19	0.57
2:D:97:SER:HA	2:D:100:LEU:HD11	1.85	0.57
1:5:526:ALA:HB1	1:5:529:LEU:HD12	1.85	0.57
1:5:167:PHE:CZ	1:5:288:LEU:HD11	2.39	0.57
1:I:551:THR:HG23	1:I:585:ASN:HD21	1.69	0.57
2:L:34:LEU:HD23	2:L:39:LEU:HA	1.86	0.57
1:Y:142:ARG:N	1:Y:143:PRO:HD2	2.20	0.57
1:O:92:ILE:HG21	1:O:313:VAL:HG12	1.86	0.57
2:F:97:SER:HA	2:F:100:LEU:HD11	1.86	0.57
2:H:97:SER:HA	2:H:100:LEU:HD11	1.86	0.57
1:K:50:LEU:HD12	2:L:96:SER:HB3	1.86	0.57

*Continued on next page...*

*Continued from previous page...*

Atom-1	Atom-2	Interatomic distance (Å)	Clash overlap (Å)
1:C:409:LEU:HD21	1:C:632:THR:CG2	2.33	0.57
2:V:51:VAL:HB	2:V:55:THR:CG2	2.31	0.57
1:A:566:TYR:HB2	1:A:579:LEU:HB2	1.85	0.57
2:L:107:LEU:O	2:L:111:LEU:HB2	2.04	0.57
1:A:204:LEU:HB3	1:A:213:TYR:CZ	2.40	0.57
1:I:424:GLY:O	1:I:427:VAL:HG12	2.04	0.57
1:A:280:GLU:N	1:A:281:PRO:HD3	2.19	0.57
1:Y:566:TYR:HB2	1:Y:579:LEU:HB2	1.87	0.57
1:E:162:ILE:HG22	1:E:163:ASN:N	2.19	0.57
1:Q:614:PHE:HB2	1:Q:634:ILE:HD12	1.85	0.57
1:M:156:SER:CB	1:M:342:GLY:HA3	2.34	0.57
1:5:21:SER:HB3	1:5:41:THR:CB	2.28	0.57
1:5:551:THR:HG23	1:5:585:ASN:HD21	1.70	0.57
1:1:393:ILE:HB	1:1:439:GLN:NE2	2.20	0.57
1:Q:57:ARG:NH1	2:R:39:LEU:HD13	2.19	0.57
1:E:142:ARG:N	1:E:143:PRO:HD2	2.19	0.57
1:C:204:LEU:HB3	1:C:213:TYR:CZ	2.40	0.57
1:A:201:THR:HA	1:A:204:LEU:HD13	1.85	0.57
1:I:280:GLU:N	1:I:281:PRO:HD3	2.20	0.57
1:O:361:MET:HE2	1:O:392:LEU:HA	1.87	0.57
1:K:266:LEU:O	1:K:270:VAL:HG23	2.05	0.57
2:B:97:SER:HA	2:B:100:LEU:HD11	1.84	0.57
1:G:614:PHE:HB2	1:G:634:ILE:HD12	1.86	0.57
1:1:95:VAL:HB	1:1:99:SER:OG	2.04	0.57
1:M:280:GLU:N	1:M:281:PRO:HD3	2.20	0.57
1:O:167:PHE:CZ	1:O:288:LEU:HD11	2.40	0.57
1:1:243:VAL:H	1:1:285:THR:CG2	2.16	0.57
2:V:56:CYS:HB3	2:V:131:TYR:OH	2.04	0.57
1:O:20:LEU:O	1:O:21:SER:HB2	2.05	0.57
1:5:379:ALA:HB1	1:5:392:LEU:HD22	1.87	0.57
1:O:273:GLU:HG2	1:O:519:LEU:HD12	1.87	0.57
1:E:50:LEU:HD12	2:F:96:SER:HB3	1.85	0.57
1:I:393:ILE:HB	1:I:439:GLN:NE2	2.20	0.57
1:S:566:TYR:HB2	1:S:579:LEU:HB2	1.86	0.57
1:O:566:TYR:HB2	1:O:579:LEU:HB2	1.84	0.57
1:G:204:LEU:HB3	1:G:213:TYR:CZ	2.40	0.57
1:I:201:THR:HA	1:I:204:LEU:HD13	1.85	0.57
1:O:50:LEU:HD12	2:P:96:SER:HB3	1.86	0.57
1:3:50:LEU:HD12	2:4:96:SER:HB3	1.86	0.57
1:W:424:GLY:O	1:W:427:VAL:HG12	2.04	0.57
1:5:25:LEU:CD2	2:6:48:ILE:HB	2.34	0.57

*Continued on next page...*



*Continued from previous page...*

Atom-1	Atom-2	Interatomic distance (Å)	Clash overlap (Å)
1:K:551:THR:HG23	1:K:585:ASN:HD21	1.68	0.57
1:C:452:ALA:HA	1:C:631:THR:CG2	2.33	0.57
1:K:361:MET:HE2	1:K:392:LEU:HA	1.87	0.57
1:C:142:ARG:N	1:C:143:PRO:HD2	2.19	0.57
1:5:201:THR:HA	1:5:204:LEU:HD13	1.87	0.57
1:K:270:VAL:HG13	1:K:516:ARG:HD2	1.85	0.57
1:Y:167:PHE:CZ	1:Y:288:LEU:HD11	2.39	0.57
1:5:614:PHE:HB2	1:5:634:ILE:HD12	1.86	0.57
1:I:89:PRO:HG2	1:I:256:MET:N	2.20	0.57
1:E:89:PRO:HG2	1:E:256:MET:N	2.20	0.57
1:Y:422:PHE:CD1	1:Y:475:PHE:HB2	2.39	0.57
1:C:448:LEU:HD22	1:C:546:PRO:O	2.04	0.57
1:A:243:VAL:H	1:A:285:THR:CG2	2.14	0.57
2:B:52:SER:H	2:B:55:THR:CG2	2.17	0.57
1:1:70:ASN:HA	1:1:73:LYS:HE2	1.85	0.57
1:M:142:ARG:N	1:M:143:PRO:HD2	2.19	0.57
1:A:552:PHE:CE1	1:A:581:PRO:HB3	2.39	0.57
1:O:142:ARG:N	1:O:143:PRO:HD2	2.19	0.57
1:K:162:ILE:HG22	1:K:163:ASN:N	2.19	0.57
1:M:316:ARG:HA	1:M:374:TYR:HE1	1.69	0.57
1:1:162:ILE:HG22	1:1:163:ASN:N	2.20	0.57
1:M:162:ILE:HG22	1:M:163:ASN:N	2.20	0.57
1:O:23:VAL:HB	2:P:45:ILE:O	2.05	0.57
1:C:566:TYR:HB2	1:C:579:LEU:HB2	1.87	0.57
2:L:34:LEU:HD11	2:L:78:ARG:HH11	1.70	0.57
1:5:552:PHE:CE2	1:5:661:LEU:HB3	2.38	0.57
1:5:280:GLU:N	1:5:281:PRO:HD3	2.20	0.57
1:W:162:ILE:HG22	1:W:163:ASN:N	2.20	0.57
1:E:21:SER:HB3	1:E:41:THR:HB	1.86	0.57
1:W:50:LEU:HD12	2:X:96:SER:HB3	1.86	0.57
1:C:280:GLU:N	1:C:281:PRO:HD3	2.20	0.57
1:W:40:TRP:O	1:W:44:MET:HG3	2.05	0.57
1:S:71:ARG:NH1	1:S:208:ARG:NH2	2.53	0.57
1:E:110:GLY:O	1:E:112:ILE:HG13	2.04	0.57
1:A:71:ARG:NH1	1:A:208:ARG:HH21	2.02	0.57
1:K:204:LEU:HB3	1:K:213:TYR:CZ	2.40	0.57
1:M:201:THR:HA	1:M:204:LEU:HD13	1.87	0.57
1:Q:142:ARG:N	1:Q:143:PRO:HD2	2.19	0.57
1:3:201:THR:HA	1:3:204:LEU:HD13	1.86	0.57
1:3:204:LEU:HB3	1:3:213:TYR:CZ	2.40	0.57
1:G:20:LEU:HD23	1:G:21:SER:N	2.20	0.57

*Continued on next page...*

*Continued from previous page...*

Atom-1	Atom-2	Interatomic distance (Å)	Clash overlap (Å)
1:M:292:PHE:O	1:M:296:VAL:HG23	2.05	0.57
1:K:218:SER:OG	1:K:246:LEU:HD13	2.05	0.57
2:T:30:HIS:HB2	2:T:131:TYR:OXT	2.05	0.57
2:N:41:ALA:O	2:N:45:ILE:HD12	2.05	0.57
1:S:447:GLN:OE1	1:S:529:LEU:HD21	2.04	0.57
1:E:373:GLU:O	1:E:377:ARG:HB2	2.05	0.56
1:1:204:LEU:HB3	1:1:213:TYR:CZ	2.39	0.56
1:S:280:GLU:N	1:S:281:PRO:HD3	2.19	0.56
1:U:614:PHE:HB2	1:U:634:ILE:HD12	1.86	0.56
1:1:28:ASP:HB2	2:2:26:TYR:HD2	1.70	0.56
2:V:29:CYS:SG	2:V:30:HIS:N	2.76	0.56
1:A:162:ILE:HG22	1:A:163:ASN:N	2.20	0.56
1:C:66:ALA:HA	2:D:128:LEU:HD13	1.85	0.56
1:S:393:ILE:HB	1:S:439:GLN:NE2	2.20	0.56
1:U:373:GLU:O	1:U:377:ARG:HB2	2.05	0.56
1:U:56:TRP:CZ2	1:U:61:VAL:HG11	2.40	0.56
1:G:24:LYS:HB3	1:G:37:THR:HG22	1.86	0.56
1:M:268:LYS:HD3	1:M:290:THR:HG22	1.85	0.56
1:U:162:ILE:HG22	1:U:163:ASN:N	2.20	0.56
1:M:566:TYR:HB2	1:M:579:LEU:HB2	1.85	0.56
1:C:162:ILE:HG22	1:C:163:ASN:N	2.20	0.56
1:C:184:ARG:HG2	1:C:185:VAL:H	1.69	0.56
1:K:614:PHE:HB2	1:K:634:ILE:HD12	1.87	0.56
1:K:108:HIS:HB2	1:K:112:ILE:CD1	2.29	0.56
1:U:551:THR:HG23	1:U:585:ASN:HD21	1.69	0.56
1:S:459:ILE:HD11	1:S:491:LEU:HD23	1.85	0.56
1:W:452:ALA:HA	1:W:631:THR:CG2	2.36	0.56
1:E:409:LEU:HD21	1:E:632:THR:CG2	2.32	0.56
1:E:409:LEU:HD22	1:E:631:THR:O	2.04	0.56
1:Y:393:ILE:HB	1:Y:439:GLN:NE2	2.20	0.56
1:K:142:ARG:N	1:K:143:PRO:HD2	2.19	0.56
1:I:373:GLU:O	1:I:377:ARG:HB2	2.04	0.56
1:G:142:ARG:N	1:G:143:PRO:HD2	2.20	0.56
1:5:204:LEU:HB3	1:5:213:TYR:CZ	2.40	0.56
1:O:204:LEU:HB3	1:O:213:TYR:CZ	2.40	0.56
1:3:142:ARG:N	1:3:143:PRO:HD2	2.20	0.56
1:G:279:ARG:C	1:G:281:PRO:HD3	2.25	0.56
1:E:280:GLU:N	1:E:281:PRO:HD3	2.19	0.56
1:5:552:PHE:CE1	1:5:581:PRO:HB3	2.41	0.56
1:O:112:ILE:N	1:O:112:ILE:HD13	2.20	0.56
1:1:280:GLU:N	1:1:281:PRO:HD3	2.21	0.56

*Continued on next page...*

*Continued from previous page...*

Atom-1	Atom-2	Interatomic distance (Å)	Clash overlap (Å)
1:U:23:VAL:HA	2:V:46:SER:HA	1.87	0.56
2:P:43:GLU:HG2	2:P:44:ASN:N	2.14	0.56
1:1:651:PHE:CD1	1:1:671:ALA:HA	2.41	0.56
1:W:280:GLU:N	1:W:281:PRO:HD3	2.20	0.56
1:Q:50:LEU:HD12	2:R:96:SER:HB3	1.87	0.56
1:C:68:MET:CE	2:D:81:ASN:HD21	2.17	0.56
1:5:65:LEU:HB3	2:6:128:LEU:HD22	1.88	0.56
1:G:201:THR:HA	1:G:204:LEU:HD13	1.87	0.56
1:C:279:ARG:C	1:C:281:PRO:HD3	2.26	0.56
1:1:614:PHE:HB2	1:1:634:ILE:HD12	1.87	0.56
1:3:280:GLU:N	1:3:281:PRO:HD3	2.19	0.56
1:M:506:VAL:O	1:M:510:VAL:HG23	2.05	0.56
1:U:92:ILE:HG21	1:U:313:VAL:HG12	1.88	0.56
1:3:452:ALA:HA	1:3:631:THR:CG2	2.34	0.56
1:E:70:ASN:HA	1:E:73:LYS:HE2	1.87	0.56
1:S:204:LEU:HB3	1:S:213:TYR:CZ	2.40	0.56
1:I:162:ILE:HG22	1:I:163:ASN:N	2.20	0.56
1:3:218:SER:OG	1:3:246:LEU:HD13	2.05	0.56
1:C:53:GLU:OE2	2:D:41:ALA:HB1	2.05	0.56
1:S:162:ILE:HG22	1:S:163:ASN:N	2.21	0.56
1:I:167:PHE:CZ	1:I:288:LEU:HD11	2.41	0.56
1:S:373:GLU:O	1:S:377:ARG:HB2	2.06	0.56
1:K:373:GLU:O	1:K:377:ARG:HB2	2.06	0.56
1:I:24:LYS:HG3	1:I:37:THR:HG22	1.87	0.56
1:I:552:PHE:CE1	1:I:581:PRO:HB3	2.41	0.56
1:G:286:GLU:O	1:G:290:THR:HG23	2.06	0.56
1:A:50:LEU:HD12	2:B:96:SER:HB3	1.87	0.56
1:1:110:GLY:O	1:1:112:ILE:HG12	2.06	0.56
1:A:172:ALA:O	1:A:178:LEU:HD12	2.05	0.56
1:C:456:ALA:N	1:C:630:THR:HG22	2.11	0.56
1:O:551:THR:HG23	1:O:585:ASN:HD21	1.71	0.56
2:F:52:SER:H	2:F:55:THR:CG2	2.19	0.56
1:K:379:ALA:HB1	1:K:392:LEU:HD22	1.88	0.56
1:5:142:ARG:N	1:5:143:PRO:HD2	2.20	0.56
1:S:201:THR:HA	1:S:204:LEU:HD13	1.88	0.56
1:C:114:GLY:H	1:C:117:SER:HB3	1.69	0.56
1:Q:201:THR:HA	1:Q:204:LEU:HD13	1.87	0.56
1:C:201:THR:HA	1:C:204:LEU:HD13	1.88	0.56
1:W:373:GLU:O	1:W:377:ARG:HB2	2.05	0.56
1:G:184:ARG:HG2	1:G:185:VAL:H	1.71	0.56
1:S:651:PHE:CD1	1:S:671:ALA:HA	2.41	0.56

*Continued on next page...*

*Continued from previous page...*

Atom-1	Atom-2	Interatomic distance (Å)	Clash overlap (Å)
1:Q:280:GLU:N	1:Q:281:PRO:HD3	2.20	0.56
1:5:162:ILE:HG22	1:5:163:ASN:N	2.21	0.56
1:3:551:THR:HG23	1:3:585:ASN:HD21	1.70	0.56
1:3:393:ILE:HG12	1:3:431:GLU:HG2	1.88	0.56
1:M:69:LEU:HD22	1:M:69:LEU:H	1.71	0.56
1:W:142:ARG:N	1:W:143:PRO:HD2	2.20	0.56
1:G:23:VAL:HG22	2:H:45:ILE:O	2.05	0.56
1:5:286:GLU:O	1:5:290:THR:HG23	2.05	0.56
1:I:279:ARG:C	1:I:281:PRO:HD3	2.26	0.56
1:O:280:GLU:N	1:O:281:PRO:HD3	2.20	0.56
1:S:279:ARG:C	1:S:281:PRO:HD3	2.26	0.56
1:K:167:PHE:CZ	1:K:288:LEU:HD11	2.40	0.56
2:V:26:TYR:CE2	2:V:49:TYR:HB3	2.40	0.56
1:1:551:THR:HG23	1:1:585:ASN:HD21	1.71	0.56
1:1:68:MET:SD	1:1:210:PRO:HG2	2.46	0.56
1:U:142:ARG:N	1:U:143:PRO:HD2	2.20	0.56
1:O:552:PHE:CE1	1:O:581:PRO:HB3	2.40	0.56
1:C:184:ARG:HG2	1:C:185:VAL:N	2.21	0.56
1:3:279:ARG:C	1:3:281:PRO:HD3	2.27	0.56
1:C:167:PHE:CZ	1:C:288:LEU:HD11	2.41	0.56
1:W:266:LEU:O	1:W:270:VAL:HG23	2.06	0.56
1:U:78:THR:O	1:U:78:THR:HG23	2.06	0.56
1:W:59:ALA:O	1:W:61:VAL:N	2.39	0.56
1:S:184:ARG:HG2	1:S:185:VAL:H	1.71	0.56
1:W:551:THR:HG23	1:W:585:ASN:HD21	1.71	0.56
1:Q:167:PHE:CZ	1:Q:288:LEU:HD11	2.41	0.56
1:A:167:PHE:CZ	1:A:288:LEU:HD11	2.41	0.56
1:3:379:ALA:HB1	1:3:392:LEU:HD22	1.87	0.56
1:A:379:ALA:HB1	1:A:392:LEU:HD22	1.88	0.56
1:Y:204:LEU:HB3	1:Y:213:TYR:CZ	2.41	0.56
1:O:614:PHE:HB2	1:O:634:ILE:HD12	1.87	0.56
1:I:614:PHE:HB2	1:I:634:ILE:HD12	1.88	0.56
1:I:266:LEU:O	1:I:270:VAL:HG23	2.05	0.56
1:Y:162:ILE:HG22	1:Y:163:ASN:N	2.21	0.56
1:K:448:LEU:HD22	1:K:546:PRO:O	2.06	0.55
2:4:45:ILE:HA	2:4:66:SER:HB3	1.89	0.55
1:S:243:VAL:H	1:S:285:THR:CG2	2.15	0.55
2:T:52:SER:H	2:T:55:THR:CG2	2.19	0.55
1:G:373:GLU:O	1:G:377:ARG:HB2	2.06	0.55
1:I:70:ASN:O	1:I:74:LEU:HB2	2.06	0.55
1:E:316:ARG:HA	1:E:374:TYR:HE1	1.71	0.55

*Continued on next page...*

*Continued from previous page...*

Atom-1	Atom-2	Interatomic distance (Å)	Clash overlap (Å)
1:Y:379:ALA:HB1	1:Y:392:LEU:HD22	1.89	0.55
1:K:70:ASN:ND2	1:K:70:ASN:H	2.03	0.55
1:Y:50:LEU:HD12	2:Z:96:SER:HB3	1.87	0.55
1:1:71:ARG:HH22	1:1:209:GLY:HA3	1.71	0.55
1:O:491:LEU:HB3	1:O:510:VAL:HG13	1.87	0.55
1:M:448:LEU:HD22	1:M:546:PRO:O	2.05	0.55
1:1:393:ILE:HG12	1:1:431:GLU:HG2	1.89	0.55
1:C:353:ALA:CB	1:C:386:ALA:HB3	2.36	0.55
1:C:50:LEU:HD12	2:D:96:SER:HB3	1.88	0.55
1:E:61:VAL:HG12	2:F:80:ALA:HB1	1.88	0.55
1:3:422:PHE:CD1	1:3:475:PHE:HB2	2.41	0.55
1:M:184:ARG:HG2	1:M:185:VAL:H	1.71	0.55
1:M:373:GLU:O	1:M:377:ARG:HB2	2.06	0.55
2:F:26:TYR:CB	2:F:27:PRO:HD2	2.34	0.55
1:5:430:ARG:O	1:5:434:LEU:HD13	2.07	0.55
1:C:110:GLY:O	1:C:112:ILE:N	2.40	0.55
1:U:279:ARG:C	1:U:281:PRO:HD3	2.27	0.55
1:A:279:ARG:C	1:A:281:PRO:HD3	2.27	0.55
2:T:45:ILE:HG21	2:T:64:LEU:HD22	1.88	0.55
1:E:422:PHE:CD1	1:E:475:PHE:HB2	2.41	0.55
1:U:103:ASP:HB2	1:U:122:LEU:HD12	1.87	0.55
1:5:455:SER:HB2	1:5:630:THR:HB	1.88	0.55
1:I:60:ASN:HD21	2:J:33:GLN:HE21	1.54	0.55
1:W:64:ASP:HB3	2:X:32:THR:CA	2.36	0.55
1:Y:243:VAL:H	1:Y:285:THR:CG2	2.13	0.55
1:U:456:ALA:N	1:U:630:THR:HG22	2.18	0.55
1:Q:20:LEU:HD12	1:Q:21:SER:N	2.21	0.55
1:5:160:LEU:CD1	1:5:338:ALA:HB2	2.34	0.55
1:Q:393:ILE:HB	1:Q:439:GLN:NE2	2.21	0.55
1:1:160:LEU:CD1	1:1:338:ALA:HB2	2.35	0.55
1:K:201:THR:HA	1:K:204:LEU:HD13	1.87	0.55
1:O:379:ALA:HB1	1:O:392:LEU:HD22	1.89	0.55
2:V:31:VAL:HG12	2:V:79:CYS:HB3	1.87	0.55
1:5:506:VAL:O	1:5:510:VAL:HG23	2.07	0.55
1:I:101:GLN:HG3	1:I:122:LEU:HD21	1.87	0.55
2:H:52:SER:H	2:H:55:THR:CG2	2.20	0.55
2:L:52:SER:H	2:L:55:THR:CG2	2.19	0.55
1:Y:201:THR:HA	1:Y:204:LEU:HD13	1.88	0.55
1:M:316:ARG:HA	1:M:374:TYR:CE1	2.40	0.55
1:M:107:VAL:HG21	1:M:350:ARG:HB3	1.87	0.55
1:Q:422:PHE:CD1	1:Q:475:PHE:HB2	2.42	0.55

*Continued on next page...*

*Continued from previous page...*

Atom-1	Atom-2	Interatomic distance (Å)	Clash overlap (Å)
1:G:422:PHE:CD1	1:G:475:PHE:HB2	2.42	0.55
1:S:393:ILE:HG12	1:S:431:GLU:HG2	1.88	0.55
1:K:68:MET:CE	1:K:210:PRO:HG2	2.36	0.55
1:C:482:LEU:HD13	1:C:544:ILE:HG13	1.88	0.55
1:W:614:PHE:HB2	1:W:634:ILE:HD12	1.88	0.55
1:M:577:LEU:HD11	1:M:628:LEU:HD21	1.89	0.55
1:G:70:ASN:HA	1:G:73:LYS:HG2	1.88	0.55
1:C:204:LEU:HD23	1:C:213:TYR:CE2	2.41	0.55
1:5:91:ASP:HB2	1:5:92:ILE:HD12	1.89	0.55
1:5:172:ALA:O	1:5:178:LEU:HD12	2.07	0.55
1:O:422:PHE:CD1	1:O:475:PHE:HB2	2.41	0.55
1:I:368:THR:O	1:I:372:GLN:HB2	2.07	0.55
1:K:422:PHE:CD1	1:K:475:PHE:HB2	2.42	0.55
1:Q:551:THR:HG23	1:Q:585:ASN:HD21	1.72	0.55
1:1:23:VAL:HG23	1:1:40:TRP:HE1	1.71	0.55
2:6:52:SER:H	2:6:55:THR:CG2	2.20	0.55
2:6:34:LEU:HG	2:6:39:LEU:HA	1.88	0.55
1:A:23:VAL:CG2	1:A:40:TRP:HE1	2.19	0.55
1:W:204:LEU:HB3	1:W:213:TYR:CZ	2.42	0.55
1:W:286:GLU:O	1:W:290:THR:HG23	2.06	0.55
1:Q:373:GLU:O	1:Q:377:ARG:HB2	2.06	0.55
1:A:430:ARG:O	1:A:434:LEU:HD13	2.06	0.55
1:K:279:ARG:C	1:K:281:PRO:HD3	2.27	0.55
1:M:279:ARG:C	1:M:281:PRO:HD3	2.26	0.55
1:W:279:ARG:C	1:W:281:PRO:HD3	2.27	0.55
1:I:345:SER:O	1:I:349:GLU:HG3	2.07	0.55
1:W:379:ALA:HB1	1:W:392:LEU:HD22	1.89	0.55
2:6:45:ILE:HA	2:6:66:SER:HB3	1.89	0.55
1:E:452:ALA:HA	1:E:631:THR:CG2	2.34	0.55
1:U:204:LEU:HB3	1:U:213:TYR:CZ	2.41	0.55
1:1:430:ARG:O	1:1:434:LEU:HD13	2.07	0.55
1:Q:66:ALA:HA	2:R:128:LEU:HD23	1.89	0.55
1:O:64:ASP:HA	2:P:31:VAL:HB	1.88	0.55
2:J:128:LEU:HD11	1:S:80:GLY:CA	2.37	0.55
1:W:393:ILE:HG12	1:W:431:GLU:HG2	1.89	0.55
2:R:52:SER:H	2:R:55:THR:CG2	2.19	0.55
2:L:31:VAL:CG1	2:L:79:CYS:HB3	2.35	0.55
1:I:61:VAL:HG12	2:J:85:VAL:HG22	1.89	0.55
1:1:373:GLU:O	1:1:377:ARG:HB2	2.06	0.55
1:Y:110:GLY:O	1:Y:112:ILE:HD13	2.07	0.55
1:M:204:LEU:HB3	1:M:213:TYR:CZ	2.42	0.55

*Continued on next page...*

*Continued from previous page...*

Atom-1	Atom-2	Interatomic distance (Å)	Clash overlap (Å)
1:W:430:ARG:O	1:W:434:LEU:HD13	2.06	0.55
1:1:279:ARG:C	1:1:281:PRO:HD3	2.27	0.55
1:K:70:ASN:HD22	1:K:70:ASN:H	1.55	0.55
1:S:316:ARG:HA	1:S:374:TYR:HE1	1.70	0.55
1:W:172:ALA:O	1:W:178:LEU:HD12	2.07	0.55
1:1:379:ALA:HB1	1:1:392:LEU:HD22	1.89	0.55
1:W:65:LEU:HB3	2:X:128:LEU:HD23	1.90	0.54
1:E:524:ARG:HA	1:E:527:TRP:CD2	2.42	0.54
1:C:56:TRP:CE2	1:C:61:VAL:HG21	2.42	0.54
1:O:393:ILE:HB	1:O:439:GLN:NE2	2.22	0.54
1:5:58:GLU:OE1	1:5:150:GLN:HB2	2.07	0.54
1:U:61:VAL:HG12	2:V:80:ALA:HB1	1.89	0.54
1:C:379:ALA:HB1	1:C:392:LEU:HD22	1.90	0.54
1:G:162:ILE:HG22	1:G:163:ASN:H	1.72	0.54
1:K:107:VAL:O	1:K:107:VAL:HG13	2.07	0.54
1:Q:368:THR:O	1:Q:372:GLN:HB2	2.07	0.54
1:3:368:THR:O	1:3:372:GLN:HB2	2.06	0.54
1:U:393:ILE:HB	1:U:439:GLN:NE2	2.22	0.54
1:C:373:GLU:O	1:C:377:ARG:HB2	2.07	0.54
1:Y:452:ALA:HA	1:Y:631:THR:CG2	2.35	0.54
1:M:524:ARG:HA	1:M:527:TRP:CD1	2.42	0.54
1:W:201:THR:HA	1:W:204:LEU:HD13	1.88	0.54
1:Y:491:LEU:HB3	1:Y:510:VAL:HG13	1.89	0.54
1:Q:286:GLU:O	1:Q:290:THR:HG23	2.07	0.54
1:1:552:PHE:CE1	1:1:581:PRO:HB3	2.41	0.54
1:3:78:THR:HG21	1:3:217:THR:O	2.07	0.54
1:3:162:ILE:HG22	1:3:163:ASN:N	2.22	0.54
1:S:491:LEU:HB3	1:S:510:VAL:HG13	1.89	0.54
2:6:45:ILE:CD1	2:6:64:LEU:HD22	2.38	0.54
1:K:409:LEU:HD21	1:K:632:THR:CG2	2.36	0.54
1:A:409:LEU:HD21	1:A:632:THR:CG2	2.35	0.54
2:J:52:SER:H	2:J:55:THR:CG2	2.20	0.54
1:M:379:ALA:HB1	1:M:392:LEU:HD22	1.89	0.54
1:I:379:ALA:HB1	1:I:392:LEU:HD22	1.90	0.54
2:P:52:SER:H	2:P:55:THR:CG2	2.20	0.54
1:C:577:LEU:HD11	1:C:628:LEU:HD21	1.88	0.54
1:G:59:ALA:HB2	1:G:149:TYR:OH	2.07	0.54
1:Q:204:LEU:HB3	1:Q:213:TYR:CZ	2.42	0.54
1:U:430:ARG:O	1:U:434:LEU:HD13	2.07	0.54
1:Y:430:ARG:O	1:Y:434:LEU:HD13	2.08	0.54
1:E:552:PHE:CE1	1:E:581:PRO:HB3	2.42	0.54

*Continued on next page...*

*Continued from previous page...*

Atom-1	Atom-2	Interatomic distance (Å)	Clash overlap (Å)
1:3:552:PHE:CE1	1:3:581:PRO:HB3	2.41	0.54
1:O:524:ARG:HA	1:O:527:TRP:CD1	2.42	0.54
1:I:102:VAL:HG11	1:I:351:LEU:HD13	1.88	0.54
1:U:167:PHE:CZ	1:U:288:LEU:HD11	2.43	0.54
1:5:75:ILE:HD12	1:5:75:ILE:N	2.23	0.54
2:H:31:VAL:HG13	2:H:79:CYS:HB3	1.89	0.54
1:E:368:THR:O	1:E:372:GLN:HB2	2.07	0.54
1:5:491:LEU:HB3	1:5:510:VAL:HG13	1.90	0.54
1:3:506:VAL:O	1:3:510:VAL:HG23	2.07	0.54
1:W:20:LEU:HA	1:W:40:TRP:CZ2	2.42	0.54
1:O:373:GLU:O	1:O:377:ARG:HB2	2.08	0.54
1:A:577:LEU:HD11	1:A:628:LEU:HD21	1.89	0.54
1:M:69:LEU:CD2	1:M:69:LEU:H	2.19	0.54
1:M:70:ASN:HA	1:M:73:LYS:HE2	1.89	0.54
1:E:204:LEU:HB3	1:E:213:TYR:CZ	2.42	0.54
1:O:201:THR:HA	1:O:204:LEU:HD13	1.88	0.54
1:M:111:VAL:HG13	1:M:358:THR:HG21	1.90	0.54
2:V:129:ASN:HD22	2:V:129:ASN:N	2.05	0.54
1:1:361:MET:HE2	1:1:392:LEU:HA	1.90	0.54
1:5:368:THR:O	1:5:372:GLN:HB2	2.07	0.54
1:O:368:THR:O	1:O:372:GLN:HB2	2.08	0.54
1:E:172:ALA:O	1:E:178:LEU:HD12	2.07	0.54
1:I:27:LEU:HD23	2:J:50:LEU:HD12	1.90	0.54
1:3:491:LEU:HB3	1:3:510:VAL:HG13	1.89	0.54
1:S:455:SER:HB2	1:S:630:THR:HB	1.88	0.54
1:S:409:LEU:HD21	1:S:632:THR:CG2	2.38	0.54
1:3:243:VAL:H	1:3:285:THR:CG2	2.16	0.54
2:2:52:SER:H	2:2:55:THR:CG2	2.20	0.54
1:A:361:MET:HE2	1:A:392:LEU:HA	1.89	0.54
1:M:86:LEU:CD1	1:M:251:SER:HA	2.38	0.54
1:I:491:LEU:HB3	1:I:510:VAL:HG13	1.90	0.54
1:C:422:PHE:CD1	1:C:475:PHE:HB2	2.43	0.54
1:O:172:ALA:O	1:O:178:LEU:HD12	2.08	0.54
1:5:68:MET:SD	1:5:210:PRO:HG2	2.47	0.54
1:E:102:VAL:HG11	1:E:351:LEU:HD13	1.90	0.54
1:5:522:GLU:HB2	1:5:525:ASP:OD1	2.06	0.54
1:A:270:VAL:HG13	1:A:516:ARG:HD2	1.88	0.54
1:U:422:PHE:CD1	1:U:475:PHE:HB2	2.43	0.54
1:Q:491:LEU:HB3	1:Q:510:VAL:HG13	1.88	0.54
1:E:506:VAL:O	1:E:510:VAL:HG23	2.06	0.54
2:4:45:ILE:HG21	2:4:64:LEU:HB3	1.89	0.54

*Continued on next page...*



*Continued from previous page...*

Atom-1	Atom-2	Interatomic distance (Å)	Clash overlap (Å)
1:U:491:LEU:HB3	1:U:510:VAL:HG13	1.90	0.54
1:G:379:ALA:HB1	1:G:392:LEU:HD22	1.89	0.54
1:O:148:PHE:CZ	1:O:229:VAL:HG21	2.43	0.54
1:1:20:LEU:HD23	1:1:21:SER:H	1.71	0.54
2:4:31:VAL:O	2:4:32:THR:HG23	2.07	0.54
1:K:204:LEU:HD23	1:K:213:TYR:CE2	2.43	0.54
1:Y:279:ARG:C	1:Y:281:PRO:HD3	2.26	0.54
1:W:78:THR:HG22	1:W:80:GLY:H	1.71	0.54
1:I:422:PHE:CD1	1:I:475:PHE:HB2	2.43	0.54
1:Q:266:LEU:O	1:Q:270:VAL:HG23	2.06	0.54
1:Q:170:THR:O	1:Q:180:GLY:HA2	2.08	0.54
1:C:368:THR:O	1:C:372:GLN:HB2	2.08	0.54
1:1:23:VAL:HG22	2:2:45:ILE:O	2.08	0.54
2:V:52:SER:H	2:V:55:THR:CG2	2.20	0.54
1:A:393:ILE:HB	1:A:439:GLN:NE2	2.22	0.54
1:W:149:TYR:CE2	1:W:208:ARG:HA	2.42	0.54
1:Y:286:GLU:O	1:Y:290:THR:HG23	2.08	0.54
1:Y:290:THR:O	1:Y:294:VAL:HG23	2.07	0.54
1:Y:368:THR:O	1:Y:372:GLN:HB2	2.08	0.54
1:5:266:LEU:O	1:5:270:VAL:HG23	2.08	0.54
2:T:31:VAL:HG13	2:T:79:CYS:HB3	1.90	0.54
1:U:257:THR:HG23	1:U:260:SER:HB2	1.90	0.54
1:C:90:VAL:O	1:C:90:VAL:HG13	2.06	0.54
1:S:172:ALA:O	1:S:178:LEU:HD12	2.08	0.54
1:K:112:ILE:HG22	1:K:112:ILE:O	2.08	0.54
1:U:506:VAL:O	1:U:510:VAL:HG23	2.07	0.54
1:M:452:ALA:HA	1:M:631:THR:CG2	2.34	0.54
1:E:393:ILE:HG12	1:E:431:GLU:HG2	1.89	0.54
2:D:52:SER:H	2:D:55:THR:HG21	1.72	0.54
1:E:361:MET:HE2	1:E:392:LEU:HA	1.89	0.54
1:Q:68:MET:CE	1:Q:210:PRO:HG2	2.37	0.54
1:5:23:VAL:CG2	1:5:40:TRP:HE1	2.20	0.54
1:C:24:LYS:HB3	1:C:37:THR:HG22	1.90	0.54
1:3:27:LEU:HD23	1:3:28:ASP:H	1.73	0.54
1:O:430:ARG:O	1:O:434:LEU:HD13	2.08	0.54
1:3:430:ARG:O	1:3:434:LEU:HD13	2.07	0.54
1:I:490:LYS:HZ2	1:I:626:GLU:HB3	1.73	0.54
1:3:286:GLU:O	1:3:290:THR:HG23	2.07	0.54
1:M:111:VAL:HG12	1:M:112:ILE:N	2.23	0.54
1:Q:279:ARG:C	1:Q:281:PRO:HD3	2.28	0.54
2:Z:26:TYR:HB3	2:Z:27:PRO:HD2	1.88	0.54

*Continued on next page...*

*Continued from previous page...*

Atom-1	Atom-2	Interatomic distance (Å)	Clash overlap (Å)
1:M:368:THR:O	1:M:372:GLN:HB2	2.07	0.54
1:A:316:ARG:HA	1:A:374:TYR:HE1	1.72	0.54
1:S:422:PHE:CD1	1:S:475:PHE:HB2	2.43	0.54
1:Q:404:TYR:CD2	1:Q:449:LEU:HD22	2.43	0.54
1:M:422:PHE:CD1	1:M:475:PHE:HB2	2.43	0.54
1:1:184:ARG:HG2	1:1:185:VAL:H	1.72	0.54
1:K:59:ALA:O	1:K:61:VAL:N	2.41	0.54
1:M:184:ARG:HG2	1:M:185:VAL:N	2.23	0.54
1:S:316:ARG:HA	1:S:374:TYR:CE1	2.42	0.54
1:E:266:LEU:O	1:E:270:VAL:HG23	2.08	0.54
1:3:266:LEU:O	1:3:270:VAL:HG23	2.08	0.54
1:A:491:LEU:HB3	1:A:510:VAL:HG13	1.89	0.54
1:I:63:GLU:OE2	1:I:68:MET:HB2	2.08	0.54
1:E:491:LEU:HB3	1:E:510:VAL:HG13	1.89	0.54
1:1:491:LEU:HB3	1:1:510:VAL:HG13	1.90	0.54
1:O:409:LEU:HD21	1:O:632:THR:CG2	2.33	0.54
1:3:160:LEU:CD1	1:3:338:ALA:HB2	2.34	0.54
1:K:393:ILE:HB	1:K:439:GLN:NE2	2.22	0.54
1:E:393:ILE:HB	1:E:439:GLN:NE2	2.23	0.54
2:X:52:SER:H	2:X:55:THR:CG2	2.21	0.54
1:Y:69:LEU:HB2	1:1:79:SER:OG	2.08	0.54
1:I:114:GLY:H	1:I:117:SER:CB	2.20	0.54
1:I:148:PHE:CZ	1:I:229:VAL:HG21	2.43	0.54
1:G:184:ARG:HG2	1:G:185:VAL:N	2.22	0.54
1:M:50:LEU:HD12	2:N:96:SER:HB3	1.89	0.54
1:C:107:VAL:HG21	1:C:350:ARG:HB3	1.89	0.54
1:S:167:PHE:CZ	1:S:288:LEU:HD11	2.43	0.54
1:W:651:PHE:CD1	1:W:671:ALA:HA	2.43	0.54
1:M:266:LEU:O	1:M:270:VAL:HG23	2.08	0.54
1:O:63:GLU:HA	2:P:33:GLN:HG3	1.88	0.53
1:1:506:VAL:O	1:1:510:VAL:HG23	2.07	0.53
1:1:64:ASP:HA	2:2:31:VAL:HB	1.89	0.53
1:W:393:ILE:HB	1:W:439:GLN:NE2	2.23	0.53
1:U:409:LEU:HD11	1:U:632:THR:OG1	2.08	0.53
1:E:577:LEU:HD11	1:E:628:LEU:HD21	1.90	0.53
2:N:26:TYR:CD2	2:N:27:PRO:HD2	2.43	0.53
1:S:61:VAL:HG12	2:T:80:ALA:HB1	1.89	0.53
1:S:204:LEU:HD23	1:S:213:TYR:CE2	2.43	0.53
1:Q:552:PHE:CE1	1:Q:581:PRO:HB3	2.43	0.53
1:1:184:ARG:HG2	1:1:185:VAL:N	2.23	0.53
1:M:87:ALA:O	1:M:255:THR:HG22	2.08	0.53

*Continued on next page...*

*Continued from previous page...*

Atom-1	Atom-2	Interatomic distance (Å)	Clash overlap (Å)
2:H:26:TYR:CE2	2:H:49:TYR:HB3	2.43	0.53
1:Y:92:ILE:H	1:Y:92:ILE:HD12	1.72	0.53
2:Z:81:ASN:O	2:Z:85:VAL:HG23	2.08	0.53
1:K:243:VAL:N	1:K:285:THR:HG22	2.17	0.53
2:2:31:VAL:O	2:2:32:THR:HG23	2.09	0.53
1:O:116:ASN:HD22	1:O:116:ASN:H	1.57	0.53
1:G:393:ILE:HB	1:G:439:GLN:NE2	2.23	0.53
1:M:21:SER:CA	1:M:41:THR:HB	2.36	0.53
1:O:204:LEU:HD23	1:O:213:TYR:CE2	2.43	0.53
2:J:26:TYR:HB3	2:J:27:PRO:HD2	1.89	0.53
1:A:61:VAL:HG12	2:B:80:ALA:HB1	1.89	0.53
1:3:172:ALA:O	1:3:178:LEU:HD12	2.08	0.53
1:E:170:THR:O	1:E:180:GLY:HA2	2.08	0.53
1:5:422:PHE:CD1	1:5:475:PHE:HB2	2.43	0.53
1:Y:266:LEU:O	1:Y:270:VAL:HG23	2.09	0.53
1:O:459:ILE:O	1:O:463:LEU:HD13	2.08	0.53
2:D:42:LEU:HD12	2:D:42:LEU:H	1.72	0.53
2:4:52:SER:H	2:4:55:THR:CG2	2.21	0.53
1:5:393:ILE:HB	1:5:439:GLN:NE2	2.22	0.53
1:Y:506:VAL:O	1:Y:510:VAL:HG23	2.09	0.53
1:E:201:THR:HA	1:E:204:LEU:HD13	1.88	0.53
1:O:279:ARG:C	1:O:281:PRO:HD3	2.29	0.53
1:5:279:ARG:C	1:5:281:PRO:HD3	2.28	0.53
2:L:127:ASN:HD22	2:L:130:ARG:HB3	1.73	0.53
1:1:404:TYR:CD2	1:1:449:LEU:HD22	2.44	0.53
1:1:368:THR:O	1:1:372:GLN:HB2	2.07	0.53
1:S:404:TYR:CD2	1:S:449:LEU:HD22	2.43	0.53
2:T:40:LEU:H	2:T:40:LEU:HD12	1.74	0.53
2:D:39:LEU:HD13	2:D:39:LEU:N	2.23	0.53
1:E:524:ARG:HD2	1:E:524:ARG:N	2.13	0.53
1:E:379:ALA:HB1	1:E:392:LEU:HD22	1.90	0.53
1:5:65:LEU:HG	2:6:31:VAL:HG21	1.90	0.53
1:A:21:SER:CA	1:A:41:THR:HB	2.37	0.53
1:3:59:ALA:O	1:3:61:VAL:N	2.41	0.53
1:S:430:ARG:O	1:S:434:LEU:HD13	2.08	0.53
1:A:68:MET:CE	1:A:210:PRO:HG2	2.38	0.53
1:I:430:ARG:O	1:I:434:LEU:HD13	2.09	0.53
1:E:430:ARG:O	1:E:434:LEU:HD13	2.08	0.53
1:1:28:ASP:HB2	2:2:26:TYR:CD2	2.43	0.53
1:Y:614:PHE:HB2	1:Y:634:ILE:HD12	1.91	0.53
1:U:266:LEU:O	1:U:270:VAL:HG23	2.08	0.53

*Continued on next page...*

*Continued from previous page...*

Atom-1	Atom-2	Interatomic distance (Å)	Clash overlap (Å)
1:W:368:THR:O	1:W:372:GLN:HB2	2.08	0.53
1:Q:184:ARG:HG2	1:Q:185:VAL:H	1.74	0.53
1:K:273:GLU:HG2	1:K:519:LEU:HD12	1.89	0.53
1:I:23:VAL:HB	1:I:38:ILE:O	2.08	0.53
1:G:448:LEU:HD22	1:G:546:PRO:O	2.07	0.53
1:M:23:VAL:HG22	2:N:45:ILE:O	2.08	0.53
1:G:266:LEU:O	1:G:270:VAL:HG23	2.09	0.53
1:C:29:ILE:HG22	1:C:30:GLU:H	1.73	0.53
1:A:651:PHE:CD1	1:A:671:ALA:HA	2.42	0.53
1:5:29:ILE:H	1:5:29:ILE:HD12	1.74	0.53
1:A:422:PHE:CD1	1:A:475:PHE:HB2	2.43	0.53
1:M:102:VAL:HG13	1:M:121:MET:HG2	1.89	0.53
1:5:257:THR:HG23	1:5:260:SER:HB2	1.90	0.53
1:M:393:ILE:HB	1:M:439:GLN:NE2	2.23	0.53
1:U:201:THR:HA	1:U:204:LEU:HD13	1.90	0.53
1:K:356:MET:HG2	1:K:378:LEU:HD11	1.91	0.53
1:Q:430:ARG:O	1:Q:434:LEU:HD13	2.08	0.53
1:K:430:ARG:O	1:K:434:LEU:HD13	2.08	0.53
1:1:95:VAL:HG11	1:1:120:CYS:SG	2.49	0.53
1:A:56:TRP:CZ2	1:A:61:VAL:HG11	2.43	0.53
1:E:78:THR:HG21	1:E:217:THR:O	2.09	0.53
1:Q:61:VAL:HG12	2:R:85:VAL:HG22	1.89	0.53
1:S:368:THR:O	1:S:372:GLN:HB2	2.08	0.53
1:C:506:VAL:O	1:C:510:VAL:HG23	2.08	0.53
1:U:379:ALA:HB1	1:U:392:LEU:HD22	1.89	0.53
1:G:491:LEU:HB3	1:G:510:VAL:HG13	1.90	0.53
1:U:56:TRP:CE2	1:U:61:VAL:HG21	2.44	0.53
1:E:286:GLU:O	1:E:290:THR:HG23	2.09	0.53
1:G:552:PHE:CE1	1:G:581:PRO:HB3	2.44	0.53
1:M:156:SER:HB3	1:M:342:GLY:HA3	1.90	0.53
1:5:361:MET:HE2	1:5:392:LEU:HA	1.89	0.53
1:S:184:ARG:HG2	1:S:185:VAL:N	2.23	0.53
1:W:316:ARG:HA	1:W:374:TYR:HE1	1.72	0.53
1:3:86:LEU:HD23	1:3:221:SER:OG	2.09	0.53
1:K:170:THR:O	1:K:180:GLY:HA2	2.09	0.53
1:C:637:GLN:HE21	1:C:641:ASN:HD21	1.57	0.53
1:M:172:ALA:O	1:M:178:LEU:HD12	2.08	0.53
1:A:404:TYR:CD2	1:A:449:LEU:HD22	2.43	0.53
1:M:459:ILE:O	1:M:463:LEU:HD13	2.09	0.53
1:C:62:THR:HG23	2:D:33:GLN:HA	1.90	0.53
1:C:61:VAL:HG13	2:D:85:VAL:HG22	1.91	0.53

*Continued on next page...*

*Continued from previous page...*

Atom-1	Atom-2	Interatomic distance (Å)	Clash overlap (Å)
1:S:506:VAL:O	1:S:510:VAL:HG23	2.08	0.53
1:K:20:LEU:O	1:K:21:SER:HB2	2.09	0.53
2:F:34:LEU:HD22	2:F:39:LEU:CA	2.36	0.53
1:O:393:ILE:HG12	1:O:431:GLU:HG2	1.91	0.53
1:W:491:LEU:HB3	1:W:510:VAL:HG13	1.91	0.53
1:I:115:LEU:HD13	1:I:359:VAL:HG21	1.91	0.53
1:E:21:SER:O	1:E:22:GLU:HG2	2.09	0.53
1:G:268:LYS:HD3	1:G:290:THR:HG22	1.90	0.53
1:E:156:SER:HB3	1:E:342:GLY:HA3	1.91	0.53
2:N:37:GLN:O	2:N:38:HIS:HB3	2.08	0.53
1:C:172:ALA:O	1:C:178:LEU:HD12	2.09	0.53
2:D:45:ILE:HD13	2:D:64:LEU:HD22	1.89	0.53
1:5:301:VAL:HG21	1:5:325:LEU:HD11	1.90	0.53
1:S:266:LEU:O	1:S:270:VAL:HG23	2.09	0.53
1:M:491:LEU:HB3	1:M:510:VAL:HG13	1.91	0.53
2:4:39:LEU:N	2:4:39:LEU:HD13	2.21	0.53
1:Y:29:ILE:H	1:Y:29:ILE:HD12	1.74	0.53
2:N:34:LEU:HD21	2:N:78:ARG:HH11	1.74	0.53
1:O:637:GLN:HE21	1:O:641:ASN:HD21	1.57	0.53
1:S:111:VAL:HG21	1:S:358:THR:CG2	2.39	0.53
1:5:103:ASP:HB3	1:5:106:LYS:HB2	1.91	0.53
1:K:368:THR:O	1:K:372:GLN:HB2	2.09	0.53
1:3:25:LEU:HD11	1:3:36:TYR:HB2	1.90	0.53
1:Q:108:HIS:C	1:Q:110:GLY:H	2.10	0.53
1:Q:160:LEU:CD1	1:Q:338:ALA:HB2	2.36	0.53
1:M:20:LEU:O	1:M:21:SER:HB3	2.08	0.53
1:S:286:GLU:O	1:S:290:THR:HG23	2.09	0.53
1:5:290:THR:O	1:5:294:VAL:HG23	2.08	0.53
1:G:430:ARG:O	1:G:434:LEU:HD13	2.09	0.53
1:5:61:VAL:HG12	2:6:80:ALA:HB1	1.91	0.53
2:V:30:HIS:HE1	2:V:129:ASN:ND2	2.07	0.53
1:C:257:THR:HG23	1:C:260:SER:HB2	1.91	0.53
1:5:108:HIS:HB2	1:5:112:ILE:CD1	2.39	0.53
1:E:184:ARG:HG2	1:E:185:VAL:H	1.73	0.53
1:C:78:THR:HG21	1:C:217:THR:O	2.08	0.53
1:C:92:ILE:HD13	1:C:313:VAL:HG12	1.90	0.53
1:C:68:MET:CE	1:C:210:PRO:HG2	2.39	0.52
2:J:128:LEU:HD12	2:J:128:LEU:N	2.18	0.52
1:3:23:VAL:HA	2:4:46:SER:HA	1.90	0.52
1:Q:393:ILE:HG12	1:Q:431:GLU:HG2	1.92	0.52
1:I:361:MET:HE2	1:I:392:LEU:HA	1.91	0.52

*Continued on next page...*

*Continued from previous page...*

Atom-1	Atom-2	Interatomic distance (Å)	Clash overlap (Å)
1:Q:379:ALA:HB1	1:Q:392:LEU:HD22	1.89	0.52
1:U:117:SER:HB2	1:U:118:PRO:HD2	1.90	0.52
1:G:66:ALA:CA	2:H:128:LEU:HD13	2.38	0.52
1:S:356:MET:HG2	1:S:378:LEU:HD11	1.91	0.52
1:1:356:MET:HG2	1:1:378:LEU:HD11	1.91	0.52
1:O:162:ILE:HG22	1:O:163:ASN:H	1.74	0.52
1:A:162:ILE:HG22	1:A:163:ASN:H	1.74	0.52
1:S:270:VAL:HG13	1:S:516:ARG:HD2	1.90	0.52
1:Y:114:GLY:H	1:Y:117:SER:HB2	1.75	0.52
1:5:77:LYS:HZ3	1:5:232:PHE:HE2	1.56	0.52
1:Y:172:ALA:O	1:Y:178:LEU:HD12	2.08	0.52
2:P:123:LEU:HA	2:P:126:ALA:HB3	1.90	0.52
1:S:637:GLN:HE21	1:S:641:ASN:HD21	1.56	0.52
1:U:459:ILE:O	1:U:463:LEU:HD13	2.09	0.52
1:5:393:ILE:HG12	1:5:431:GLU:HG2	1.90	0.52
1:G:160:LEU:CD1	1:G:338:ALA:HB2	2.38	0.52
2:F:40:LEU:HD11	2:F:78:ARG:HD2	1.90	0.52
1:O:20:LEU:O	1:O:21:SER:CB	2.57	0.52
1:S:59:ALA:HB2	1:S:149:TYR:OH	2.10	0.52
2:6:60:SER:CB	2:6:83:LEU:HG	2.38	0.52
1:C:286:GLU:O	1:C:290:THR:HG23	2.08	0.52
1:A:368:THR:O	1:A:372:GLN:HB2	2.09	0.52
1:C:25:LEU:HD13	1:C:27:LEU:HD21	1.91	0.52
1:K:491:LEU:HB3	1:K:510:VAL:HG13	1.91	0.52
1:M:409:LEU:HD22	1:M:631:THR:O	2.10	0.52
1:3:361:MET:HE2	1:3:392:LEU:HA	1.90	0.52
2:L:35:ARG:CD	2:L:35:ARG:H	2.22	0.52
1:U:59:ALA:O	1:U:61:VAL:N	2.42	0.52
1:W:506:VAL:O	1:W:510:VAL:HG23	2.09	0.52
1:G:24:LYS:O	2:H:47:ASP:HA	2.08	0.52
1:O:170:THR:O	1:O:180:GLY:HA2	2.09	0.52
1:W:257:THR:HG23	1:W:260:SER:HB2	1.91	0.52
2:N:52:SER:H	2:N:55:THR:HG21	1.74	0.52
1:S:71:ARG:NH1	1:S:208:ARG:HH21	2.07	0.52
2:B:41:ALA:O	2:B:45:ILE:HG12	2.09	0.52
2:B:42:LEU:HD22	2:B:45:ILE:HD11	1.92	0.52
1:C:111:VAL:HG11	1:C:358:THR:CG2	2.40	0.52
1:O:24:LYS:HB2	1:O:37:THR:HG22	1.92	0.52
1:I:459:ILE:O	1:I:463:LEU:HD13	2.10	0.52
1:I:286:GLU:O	1:I:290:THR:HG23	2.09	0.52
1:U:157:TYR:HA	1:U:171:GLY:O	2.10	0.52

*Continued on next page...*

*Continued from previous page...*

Atom-1	Atom-2	Interatomic distance (Å)	Clash overlap (Å)
1:K:27:LEU:CD2	2:L:50:LEU:HD12	2.39	0.52
1:U:89:PRO:HG2	1:U:256:MET:N	2.25	0.52
1:I:40:TRP:O	1:I:44:MET:HG3	2.09	0.52
1:E:526:ALA:HB1	1:E:529:LEU:HD12	1.92	0.52
1:Y:21:SER:CB	1:Y:41:THR:HB	2.34	0.52
2:Z:40:LEU:HD12	2:Z:78:ARG:HD2	1.92	0.52
1:C:393:ILE:HG12	1:C:431:GLU:HG2	1.90	0.52
1:G:452:ALA:HA	1:G:631:THR:CG2	2.39	0.52
1:S:21:SER:O	1:S:22:GLU:HB2	2.08	0.52
1:Y:101:GLN:HB3	1:Y:122:LEU:CD2	2.40	0.52
1:O:266:LEU:O	1:O:270:VAL:HG23	2.09	0.52
1:U:286:GLU:O	1:U:290:THR:HG23	2.09	0.52
1:K:162:ILE:HG22	1:K:163:ASN:H	1.75	0.52
1:Q:184:ARG:HG2	1:Q:185:VAL:N	2.24	0.52
1:G:270:VAL:HG13	1:G:516:ARG:HD2	1.91	0.52
1:I:433:ARG:HD2	1:I:524:ARG:HE	1.75	0.52
1:K:316:ARG:HA	1:K:374:TYR:HE1	1.74	0.52
1:G:57:ARG:HH11	2:H:39:LEU:CD2	2.22	0.52
1:U:184:ARG:HG2	1:U:185:VAL:H	1.75	0.52
1:M:301:VAL:HG21	1:M:325:LEU:HD11	1.91	0.52
2:Z:128:LEU:HD12	2:Z:128:LEU:N	2.14	0.52
1:I:452:ALA:HA	1:I:631:THR:CG2	2.35	0.52
1:5:40:TRP:O	1:5:44:MET:HG3	2.10	0.52
1:3:356:MET:HG2	1:3:378:LEU:HD11	1.91	0.52
1:U:78:THR:HG22	1:U:215:SER:C	2.30	0.52
1:O:102:VAL:HG11	1:O:351:LEU:HD13	1.92	0.52
2:Z:34:LEU:HD12	2:Z:34:LEU:H	1.75	0.52
1:5:86:LEU:HD12	1:5:221:SER:OG	2.10	0.52
1:K:29:ILE:O	1:K:30:GLU:C	2.48	0.52
2:N:130:ARG:HD3	2:N:131:TYR:CZ	2.44	0.52
1:1:482:LEU:HD11	1:1:529:LEU:HD11	1.90	0.52
1:U:404:TYR:CD2	1:U:449:LEU:HD22	2.45	0.52
1:3:637:GLN:HE21	1:3:641:ASN:HD21	1.58	0.52
1:K:459:ILE:O	1:K:463:LEU:HD13	2.10	0.52
1:W:62:THR:HG21	2:X:34:LEU:HG	1.90	0.52
2:T:39:LEU:H	2:T:39:LEU:HD13	1.75	0.52
1:G:459:ILE:O	1:G:463:LEU:HD13	2.10	0.52
1:M:162:ILE:HG22	1:M:163:ASN:H	1.74	0.52
1:C:29:ILE:HG22	1:C:30:GLU:N	2.24	0.52
1:K:301:VAL:HG21	1:K:325:LEU:HD11	1.92	0.52
1:U:637:GLN:HE21	1:U:641:ASN:HD21	1.56	0.52

*Continued on next page...*

*Continued from previous page...*

Atom-1	Atom-2	Interatomic distance (Å)	Clash overlap (Å)
1:W:170:THR:O	1:W:180:GLY:HA2	2.10	0.52
1:Q:544:ILE:HG22	1:Q:553:ILE:HG12	1.91	0.52
1:C:491:LEU:HB3	1:C:510:VAL:HG13	1.91	0.52
1:Q:20:LEU:HD12	1:Q:21:SER:H	1.73	0.52
1:3:409:LEU:HD21	1:3:632:THR:CG2	2.36	0.52
1:E:160:LEU:CD1	1:E:338:ALA:HB2	2.36	0.52
1:G:56:TRP:CZ2	1:G:61:VAL:HG11	2.45	0.52
1:S:20:LEU:HD23	1:S:21:SER:N	2.23	0.52
1:G:506:VAL:O	1:G:510:VAL:HG23	2.10	0.52
1:O:24:LYS:HD3	1:O:37:THR:HG22	1.91	0.52
1:E:204:LEU:HD23	1:E:213:TYR:CE2	2.45	0.52
1:C:430:ARG:O	1:C:434:LEU:HD13	2.10	0.52
1:E:56:TRP:CZ2	1:E:61:VAL:HG11	2.44	0.52
1:C:266:LEU:O	1:C:270:VAL:HG23	2.10	0.52
1:3:257:THR:HG23	1:3:260:SER:HB2	1.92	0.52
1:O:64:ASP:HB3	2:P:32:THR:HA	1.91	0.52
1:W:68:MET:HE3	1:W:210:PRO:HG2	1.92	0.52
1:1:577:LEU:HD11	1:1:628:LEU:HD21	1.91	0.52
1:Y:73:LYS:HZ3	1:1:79:SER:HB2	1.75	0.52
1:S:577:LEU:HD11	1:S:628:LEU:HD21	1.92	0.52
1:W:95:VAL:HG22	1:W:96:SER:N	2.25	0.52
1:M:111:VAL:HG12	1:M:113:SER:H	1.74	0.52
1:Q:162:ILE:HG22	1:Q:163:ASN:H	1.72	0.52
2:T:130:ARG:HG3	2:T:131:TYR:CE2	2.45	0.52
1:I:157:TYR:HA	1:I:171:GLY:O	2.10	0.52
1:K:257:THR:HG23	1:K:260:SER:HB2	1.92	0.52
1:I:184:ARG:HG2	1:I:185:VAL:H	1.73	0.52
1:G:301:VAL:HG21	1:G:325:LEU:HD11	1.92	0.52
1:S:429:LEU:HD11	1:S:433:ARG:HH12	1.75	0.52
1:M:404:TYR:CD2	1:M:449:LEU:HD22	2.44	0.52
1:W:448:LEU:HD22	1:W:546:PRO:O	2.10	0.52
1:K:59:ALA:HB2	1:K:149:TYR:OH	2.10	0.52
1:C:459:ILE:HD13	1:C:494:MET:HE2	1.92	0.52
1:C:64:ASP:HB3	2:D:32:THR:HA	1.92	0.52
1:K:577:LEU:HD11	1:K:628:LEU:HD21	1.92	0.52
1:E:149:TYR:CE2	1:E:208:ARG:HA	2.45	0.52
2:4:42:LEU:HD11	2:4:88:PHE:CZ	2.45	0.52
1:Y:204:LEU:HD23	1:Y:213:TYR:CE2	2.45	0.52
1:A:524:ARG:HD3	1:A:524:ARG:N	2.25	0.52
1:U:552:PHE:CE1	1:U:581:PRO:HB3	2.45	0.52
1:C:40:TRP:O	1:C:44:MET:HG3	2.09	0.52

*Continued on next page...*



*Continued from previous page...*

Atom-1	Atom-2	Interatomic distance (Å)	Clash overlap (Å)
1:Y:552:PHE:CE1	1:Y:581:PRO:HB3	2.45	0.52
2:Z:34:LEU:HD22	2:Z:38:HIS:O	2.09	0.52
1:Y:301:VAL:HG21	1:Y:325:LEU:HD11	1.91	0.52
1:K:506:VAL:O	1:K:510:VAL:HG23	2.10	0.51
1:K:409:LEU:HD22	1:K:631:THR:O	2.10	0.51
1:O:23:VAL:HG11	2:P:42:LEU:CD2	2.40	0.51
1:O:23:VAL:HG11	2:P:42:LEU:HD21	1.93	0.51
1:5:356:MET:HG2	1:5:378:LEU:HD11	1.90	0.51
1:W:356:MET:HG2	1:W:378:LEU:HD11	1.92	0.51
1:M:430:ARG:O	1:M:434:LEU:HD13	2.09	0.51
1:K:286:GLU:O	1:K:290:THR:HG23	2.10	0.51
1:S:482:LEU:HD11	1:S:529:LEU:HD11	1.92	0.51
1:C:162:ILE:HG22	1:C:163:ASN:H	1.75	0.51
2:N:35:ARG:HB2	2:N:37:GLN:HE21	1.74	0.51
1:S:111:VAL:HG22	1:S:354:MET:HB3	1.91	0.51
1:3:100:MET:O	1:3:102:VAL:HG23	2.09	0.51
1:G:368:THR:O	1:G:372:GLN:HB2	2.11	0.51
1:3:167:PHE:CZ	1:3:288:LEU:HD11	2.45	0.51
1:E:82:LEU:O	1:E:219:ALA:HA	2.10	0.51
1:C:522:GLU:HB3	1:C:524:ARG:HH21	1.75	0.51
1:Y:651:PHE:CD1	1:Y:671:ALA:HA	2.45	0.51
1:O:59:ALA:O	1:O:61:VAL:N	2.43	0.51
1:G:170:THR:O	1:G:180:GLY:HA2	2.11	0.51
1:I:27:LEU:CD2	2:J:50:LEU:HD12	2.40	0.51
1:Y:393:ILE:HG12	1:Y:431:GLU:HG2	1.92	0.51
1:Y:99:SER:HB2	1:Y:119:ALA:HA	1.92	0.51
1:U:393:ILE:HG12	1:U:431:GLU:HG2	1.91	0.51
1:U:577:LEU:HD11	1:U:628:LEU:HD21	1.92	0.51
1:W:204:LEU:HD23	1:W:213:TYR:CE2	2.45	0.51
2:4:81:ASN:O	2:4:85:VAL:HG23	2.09	0.51
1:G:20:LEU:HD23	1:G:21:SER:H	1.74	0.51
1:C:516:ARG:HG3	1:C:516:ARG:HH11	1.76	0.51
1:G:651:PHE:CD1	1:G:671:ALA:HA	2.45	0.51
1:G:482:LEU:HD11	1:G:529:LEU:HD11	1.92	0.51
1:I:68:MET:CE	1:I:210:PRO:HG2	2.40	0.51
1:C:459:ILE:O	1:C:463:LEU:HD13	2.10	0.51
1:W:20:LEU:HG	1:W:40:TRP:CZ3	2.45	0.51
1:A:71:ARG:HH21	1:A:209:GLY:HA3	1.73	0.51
1:W:552:PHE:CE1	1:W:581:PRO:HB3	2.45	0.51
1:E:156:SER:CB	1:E:342:GLY:HA3	2.40	0.51
2:D:40:LEU:HD23	2:D:40:LEU:H	1.76	0.51

*Continued on next page...*

*Continued from previous page...*

Atom-1	Atom-2	Interatomic distance (Å)	Clash overlap (Å)
1:G:108:HIS:C	1:G:110:GLY:H	2.14	0.51
1:E:329:LYS:NZ	1:E:344:GLN:NE2	2.58	0.51
1:O:184:ARG:HG2	1:O:185:VAL:H	1.73	0.51
1:K:404:TYR:CD2	1:K:449:LEU:HD22	2.46	0.51
1:W:637:GLN:HE21	1:W:641:ASN:HD21	1.59	0.51
1:K:184:ARG:HG2	1:K:185:VAL:H	1.76	0.51
1:Q:637:GLN:HE21	1:Q:641:ASN:HD21	1.57	0.51
2:P:31:VAL:O	2:P:32:THR:HG23	2.10	0.51
1:Q:506:VAL:O	1:Q:510:VAL:HG23	2.10	0.51
1:Y:65:LEU:HB3	2:Z:128:LEU:HD23	1.91	0.51
1:3:393:ILE:HB	1:3:439:GLN:NE2	2.25	0.51
1:K:160:LEU:CD1	1:K:338:ALA:HB2	2.38	0.51
1:O:415:THR:HG23	1:O:418:ARG:N	2.24	0.51
1:O:21:SER:O	1:O:22:GLU:CB	2.56	0.51
1:E:40:TRP:O	1:E:44:MET:HG3	2.11	0.51
1:3:149:TYR:CE2	1:3:208:ARG:HA	2.45	0.51
1:C:114:GLY:H	1:C:117:SER:HB2	1.75	0.51
1:I:204:LEU:HD23	1:I:213:TYR:CE2	2.46	0.51
1:O:286:GLU:O	1:O:290:THR:HG23	2.10	0.51
1:1:106:LYS:HA	1:1:106:LYS:HE3	1.93	0.51
1:A:266:LEU:O	1:A:270:VAL:HG23	2.10	0.51
1:A:170:THR:O	1:A:180:GLY:HA2	2.10	0.51
1:5:459:ILE:O	1:5:463:LEU:HD13	2.11	0.51
1:A:506:VAL:O	1:A:510:VAL:HG23	2.10	0.51
1:5:452:ALA:HA	1:5:631:THR:CG2	2.38	0.51
1:S:459:ILE:HD13	1:S:494:MET:HE2	1.93	0.51
1:U:361:MET:HE2	1:U:392:LEU:HA	1.93	0.51
1:Y:160:LEU:CD1	1:Y:338:ALA:HB2	2.39	0.51
1:S:379:ALA:HB1	1:S:392:LEU:HD22	1.92	0.51
1:1:86:LEU:HD11	1:1:251:SER:HA	1.92	0.51
1:W:111:VAL:C	1:W:112:ILE:HG13	2.30	0.51
1:Y:130:LEU:HB3	1:Y:343:MET:HE1	1.93	0.51
1:U:111:VAL:C	1:U:113:SER:H	2.14	0.51
1:5:204:LEU:HD23	1:5:213:TYR:CE2	2.46	0.51
1:S:552:PHE:CE1	1:S:581:PRO:HB3	2.45	0.51
1:Y:361:MET:HE2	1:Y:392:LEU:HA	1.91	0.51
1:E:184:ARG:HG2	1:E:185:VAL:N	2.25	0.51
1:O:184:ARG:HG2	1:O:185:VAL:N	2.26	0.51
1:O:157:TYR:HA	1:O:171:GLY:O	2.10	0.51
1:I:170:THR:O	1:I:180:GLY:HA2	2.11	0.51
1:U:368:THR:O	1:U:372:GLN:HB2	2.11	0.51

*Continued on next page...*

*Continued from previous page...*

Atom-1	Atom-2	Interatomic distance (Å)	Clash overlap (Å)
1:K:82:LEU:HD21	1:K:247:LYS:HE2	1.91	0.51
1:E:404:TYR:CD2	1:E:449:LEU:HD22	2.46	0.51
1:C:301:VAL:HG21	1:C:325:LEU:HD11	1.93	0.51
1:Y:170:THR:O	1:Y:180:GLY:HA2	2.10	0.51
1:K:64:ASP:HB3	2:L:32:THR:HA	1.91	0.51
1:3:459:ILE:O	1:3:463:LEU:HD13	2.10	0.51
1:U:91:ASP:HB3	1:U:92:ILE:HD12	1.93	0.51
1:C:68:MET:HE3	2:D:81:ASN:HD21	1.76	0.51
1:G:551:THR:CG2	1:G:585:ASN:HD21	2.24	0.51
1:K:393:ILE:HG12	1:K:431:GLU:HG2	1.93	0.51
1:A:393:ILE:HG12	1:A:431:GLU:HG2	1.92	0.51
1:I:393:ILE:HG12	1:I:431:GLU:HG2	1.92	0.51
1:G:459:ILE:HD13	1:G:494:MET:HE2	1.92	0.51
1:I:99:SER:HA	1:I:118:PRO:O	2.10	0.51
2:D:45:ILE:HA	2:D:66:SER:HB3	1.92	0.51
1:Q:301:VAL:HG21	1:Q:325:LEU:HD11	1.92	0.51
1:I:301:VAL:HG21	1:I:325:LEU:HD11	1.92	0.51
1:A:459:ILE:O	1:A:463:LEU:HD13	2.11	0.51
1:C:149:TYR:CE2	1:C:208:ARG:HA	2.46	0.51
1:C:148:PHE:CZ	1:C:229:VAL:HG21	2.46	0.51
2:Z:52:SER:H	2:Z:55:THR:CG2	2.22	0.51
1:C:393:ILE:HB	1:C:439:GLN:NE2	2.26	0.51
1:Q:361:MET:HE2	1:Q:392:LEU:HA	1.92	0.51
1:A:57:ARG:NH1	2:B:39:LEU:HD22	2.23	0.51
2:V:60:SER:CB	2:V:83:LEU:HG	2.41	0.51
2:R:26:TYR:CD2	2:R:49:TYR:HB3	2.46	0.51
1:I:506:VAL:O	1:I:510:VAL:HG23	2.10	0.51
1:5:92:ILE:HG23	1:5:313:VAL:HA	1.93	0.51
1:M:61:VAL:HG12	2:N:80:ALA:HB1	1.92	0.51
1:I:89:PRO:HG2	1:I:256:MET:H	1.76	0.51
1:3:526:ALA:HB1	1:3:529:LEU:HD22	1.93	0.51
1:C:91:ASP:OD2	1:C:317:TRP:HH2	1.93	0.51
1:O:506:VAL:O	1:O:510:VAL:HG23	2.11	0.51
1:O:160:LEU:CD1	1:O:338:ALA:HB2	2.40	0.51
1:I:577:LEU:HD11	1:I:628:LEU:HD21	1.93	0.51
2:4:60:SER:CB	2:4:83:LEU:HG	2.40	0.51
1:O:24:LYS:HB2	1:O:37:THR:HA	1.91	0.51
1:1:56:TRP:CH2	1:1:61:VAL:HG11	2.46	0.51
1:C:614:PHE:HA	1:C:617:PHE:CD2	2.46	0.51
1:S:162:ILE:HG22	1:S:163:ASN:H	1.75	0.51
1:C:170:THR:O	1:C:180:GLY:HA2	2.11	0.51

*Continued on next page...*

*Continued from previous page...*

Atom-1	Atom-2	Interatomic distance (Å)	Clash overlap (Å)
1:3:186:THR:HG22	1:3:187:GLU:H	1.76	0.51
1:U:70:ASN:CB	1:U:73:LYS:HE2	2.41	0.51
1:G:456:ALA:N	1:G:630:THR:HG22	2.09	0.51
1:Y:448:LEU:HD22	1:Y:546:PRO:O	2.11	0.51
1:G:393:ILE:HG12	1:G:431:GLU:HG2	1.92	0.51
1:Y:459:ILE:HD13	1:Y:494:MET:HE2	1.93	0.51
1:K:552:PHE:CE1	1:K:581:PRO:HB3	2.45	0.51
1:5:75:ILE:HD12	1:5:75:ILE:H	1.76	0.51
2:H:26:TYR:HH	2:H:49:TYR:HD1	1.57	0.51
1:G:25:LEU:O	1:G:25:LEU:HD12	2.11	0.51
1:K:148:PHE:CZ	1:K:229:VAL:HG21	2.45	0.51
1:C:551:THR:CG2	1:C:585:ASN:HD21	2.24	0.51
1:C:160:LEU:CD1	1:C:338:ALA:HB2	2.37	0.51
2:B:40:LEU:HD12	2:B:45:ILE:HG21	1.93	0.51
1:M:27:LEU:HD21	2:N:111:LEU:CD1	2.40	0.51
1:5:149:TYR:CE2	1:5:208:ARG:HA	2.46	0.51
1:U:100:MET:HB2	1:U:119:ALA:HA	1.93	0.51
1:W:162:ILE:HG22	1:W:163:ASN:H	1.76	0.51
1:G:116:ASN:HA	1:G:371:LYS:HZ2	1.75	0.51
1:W:157:TYR:HA	1:W:171:GLY:O	2.11	0.51
1:G:27:LEU:CD2	2:H:50:LEU:HD12	2.41	0.51
1:Y:404:TYR:CD2	1:Y:449:LEU:HD22	2.46	0.51
1:K:527:TRP:C	1:K:529:LEU:H	2.14	0.51
1:K:63:GLU:HA	2:L:33:GLN:HG3	1.93	0.50
1:I:20:LEU:O	1:I:21:SER:CB	2.59	0.50
1:M:393:ILE:HG12	1:M:431:GLU:HG2	1.93	0.50
1:C:320:LYS:HA	1:C:377:ARG:CD	2.40	0.50
1:M:112:ILE:O	1:M:113:SER:HB3	2.11	0.50
1:1:422:PHE:CD1	1:1:475:PHE:HB2	2.46	0.50
2:F:81:ASN:O	2:F:85:VAL:HG23	2.12	0.50
1:U:40:TRP:O	1:U:44:MET:HG3	2.11	0.50
1:E:459:ILE:HD13	1:E:494:MET:HE2	1.92	0.50
1:3:459:ILE:CG2	1:3:494:MET:HG2	2.41	0.50
1:I:57:ARG:NH1	2:J:39:LEU:HG	2.26	0.50
1:3:415:THR:HG23	1:3:418:ARG:N	2.24	0.50
1:A:71:ARG:NH1	1:A:208:ARG:NH2	2.59	0.50
2:T:26:TYR:CG	2:T:27:PRO:HD2	2.47	0.50
1:5:78:THR:HG22	1:5:215:SER:C	2.32	0.50
1:5:108:HIS:HB2	1:5:112:ILE:HD12	1.93	0.50
2:P:123:LEU:HA	2:P:126:ALA:CB	2.41	0.50
1:1:557:ASP:OD2	1:1:559:GLU:HB2	2.11	0.50

*Continued on next page...*

*Continued from previous page...*

Atom-1	Atom-2	Interatomic distance (Å)	Clash overlap (Å)
2:P:85:VAL:O	2:P:88:PHE:HB3	2.11	0.50
1:5:170:THR:O	1:5:180:GLY:HA2	2.11	0.50
1:W:60:ASN:HB3	1:W:63:GLU:HB2	1.93	0.50
2:D:85:VAL:O	2:D:88:PHE:HB3	2.11	0.50
1:U:459:ILE:CG2	1:U:494:MET:HG2	2.42	0.50
1:Q:409:LEU:HD21	1:Q:632:THR:CG2	2.34	0.50
2:B:52:SER:H	2:B:55:THR:HG21	1.76	0.50
1:O:40:TRP:O	1:O:44:MET:HG3	2.12	0.50
1:O:23:VAL:HG23	2:P:46:SER:C	2.31	0.50
1:G:149:TYR:CE2	1:G:208:ARG:HA	2.46	0.50
1:I:24:LYS:CG	1:I:37:THR:HG22	2.42	0.50
1:Y:459:ILE:CG2	1:Y:494:MET:HG2	2.41	0.50
1:A:286:GLU:O	1:A:290:THR:HG23	2.11	0.50
1:U:184:ARG:HG2	1:U:185:VAL:N	2.27	0.50
1:C:404:TYR:CD2	1:C:449:LEU:HD22	2.46	0.50
1:Y:129:GLN:CG	1:Y:345:SER:HB2	2.41	0.50
1:M:94:ALA:O	1:M:95:VAL:C	2.50	0.50
2:H:81:ASN:O	2:H:85:VAL:HG23	2.12	0.50
1:S:157:TYR:HA	1:S:171:GLY:O	2.11	0.50
1:S:551:THR:CG2	1:S:585:ASN:HD21	2.25	0.50
1:O:116:ASN:N	1:O:116:ASN:HD22	2.09	0.50
1:Y:577:LEU:HD11	1:Y:628:LEU:HD21	1.94	0.50
1:I:160:LEU:CD1	1:I:338:ALA:HB2	2.39	0.50
1:Y:415:THR:HG23	1:Y:418:ARG:N	2.25	0.50
2:J:60:SER:CB	2:J:83:LEU:HG	2.41	0.50
1:U:100:MET:CB	1:U:119:ALA:HA	2.42	0.50
1:G:23:VAL:CG2	1:G:40:TRP:HE1	2.24	0.50
1:S:614:PHE:O	1:S:634:ILE:HD12	2.11	0.50
1:A:316:ARG:HA	1:A:374:TYR:CE1	2.46	0.50
1:K:316:ARG:HA	1:K:374:TYR:CE1	2.47	0.50
1:E:83:GLY:HA2	1:E:220:GLN:H	1.76	0.50
1:5:95:VAL:HG22	1:5:96:SER:N	2.26	0.50
1:5:157:TYR:HA	1:5:171:GLY:O	2.12	0.50
1:S:448:LEU:HD22	1:S:546:PRO:O	2.11	0.50
1:G:336:TYR:C	1:G:338:ALA:H	2.15	0.50
1:I:328:LEU:O	1:I:331:ILE:HG22	2.12	0.50
1:A:40:TRP:CZ2	2:B:42:LEU:HD12	2.47	0.50
1:A:107:VAL:CG2	1:A:350:ARG:HD3	2.39	0.50
2:H:101:THR:HG23	2:H:105:ARG:CZ	2.42	0.50
1:U:149:TYR:CE2	1:U:208:ARG:HA	2.47	0.50
1:I:148:PHE:CE2	1:I:229:VAL:HG21	2.47	0.50

*Continued on next page...*

*Continued from previous page...*

Atom-1	Atom-2	Interatomic distance (Å)	Clash overlap (Å)
2:N:35:ARG:H	2:N:37:GLN:HE21	1.58	0.50
1:Q:27:LEU:HD22	2:R:50:LEU:HD12	1.92	0.50
1:I:25:LEU:HD12	1:I:25:LEU:O	2.11	0.50
1:W:184:ARG:HG2	1:W:185:VAL:H	1.77	0.50
1:E:272:LEU:HD21	1:E:287:THR:HA	1.94	0.50
2:6:59:PHE:HE2	2:6:130:ARG:HB2	1.75	0.50
2:X:42:LEU:HD23	2:X:45:ILE:CD1	2.41	0.50
1:Y:184:ARG:HG2	1:Y:185:VAL:N	2.27	0.50
1:G:361:MET:HE2	1:G:392:LEU:HA	1.92	0.50
1:C:24:LYS:CB	1:C:37:THR:HG22	2.42	0.50
1:K:23:VAL:HG23	2:L:46:SER:HA	1.93	0.50
1:M:356:MET:HG2	1:M:378:LEU:HD11	1.94	0.50
1:G:383:TYR:CD1	1:G:430:ARG:HD3	2.46	0.50
1:I:107:VAL:HG11	1:I:350:ARG:HB3	1.93	0.50
1:3:70:ASN:N	1:3:70:ASN:ND2	2.60	0.50
1:E:162:ILE:HG22	1:E:163:ASN:H	1.75	0.50
1:5:272:LEU:HD21	1:5:287:THR:HA	1.93	0.50
1:M:529:LEU:HD13	1:M:544:ILE:HD12	1.93	0.50
2:B:81:ASN:O	2:B:85:VAL:HG23	2.10	0.50
1:M:170:THR:O	1:M:180:GLY:HA2	2.12	0.50
1:5:459:ILE:CG2	1:5:494:MET:HG2	2.42	0.50
2:X:128:LEU:H	2:X:128:LEU:HD12	1.77	0.50
1:1:459:ILE:CG2	1:1:494:MET:HG2	2.42	0.50
1:Y:95:VAL:HG22	1:Y:96:SER:N	2.23	0.50
1:C:415:THR:HG23	1:C:418:ARG:N	2.25	0.50
1:S:59:ALA:O	1:S:61:VAL:N	2.45	0.50
1:Y:149:TYR:CE2	1:Y:208:ARG:HA	2.47	0.50
1:O:356:MET:HG2	1:O:378:LEU:HD11	1.94	0.50
1:1:162:ILE:HG22	1:1:163:ASN:H	1.75	0.50
1:M:169:TYR:OH	1:M:292:PHE:HA	2.11	0.50
1:M:637:GLN:HE21	1:M:641:ASN:HD21	1.59	0.50
1:M:40:TRP:O	1:M:44:MET:HG3	2.12	0.50
1:O:75:ILE:HG21	1:O:211:PHE:HE1	1.76	0.50
1:M:455:SER:HB2	1:M:630:THR:HB	1.93	0.50
1:3:448:LEU:HD22	1:3:546:PRO:O	2.12	0.50
1:S:149:TYR:O	1:S:150:GLN:C	2.50	0.50
1:S:148:PHE:CZ	1:S:229:VAL:HG21	2.47	0.50
1:G:356:MET:HG2	1:G:378:LEU:HD11	1.93	0.50
1:A:356:MET:HG2	1:A:378:LEU:HD11	1.93	0.50
1:M:614:PHE:HA	1:M:617:PHE:CD2	2.47	0.50
1:U:162:ILE:HG22	1:U:163:ASN:H	1.75	0.50

*Continued on next page...*

*Continued from previous page...*

Atom-1	Atom-2	Interatomic distance (Å)	Clash overlap (Å)
1:3:86:LEU:HB3	1:3:255:THR:HG23	1.94	0.50
1:C:270:VAL:HG13	1:C:516:ARG:HD2	1.93	0.50
1:O:156:SER:CB	1:O:342:GLY:HA3	2.42	0.50
1:O:257:THR:HG23	1:O:260:SER:HB2	1.94	0.50
1:E:167:PHE:CZ	1:E:288:LEU:HD11	2.47	0.50
2:N:81:ASN:O	2:N:85:VAL:HG23	2.12	0.50
1:K:482:LEU:HD13	1:K:544:ILE:HG13	1.93	0.50
1:1:170:THR:O	1:1:180:GLY:HA2	2.11	0.50
1:M:543:MET:HE2	1:M:545:ILE:HG12	1.94	0.50
1:W:65:LEU:HB3	2:X:128:LEU:HB3	1.94	0.50
1:Y:23:VAL:CG2	1:Y:40:TRP:HE1	2.24	0.50
1:M:149:TYR:O	1:M:150:GLN:C	2.51	0.50
1:U:328:LEU:O	1:U:331:ILE:HG22	2.12	0.50
1:O:336:TYR:C	1:O:338:ALA:H	2.14	0.50
1:S:148:PHE:CE2	1:S:229:VAL:HG21	2.47	0.50
1:U:564:ALA:O	1:U:581:PRO:HD2	2.12	0.50
1:Q:614:PHE:O	1:Q:634:ILE:HD12	2.12	0.50
1:5:68:MET:CE	1:5:210:PRO:HG2	2.41	0.50
1:K:82:LEU:HD21	1:K:247:LYS:HG2	1.94	0.50
1:A:184:ARG:HG2	1:A:185:VAL:N	2.27	0.50
1:I:404:TYR:CD2	1:I:449:LEU:HD22	2.46	0.50
1:Y:637:GLN:HE21	1:Y:641:ASN:HD21	1.60	0.50
1:G:450:SER:HB2	1:G:477:PRO:O	2.12	0.50
2:P:32:THR:O	2:P:34:LEU:N	2.45	0.49
1:M:551:THR:CG2	1:M:585:ASN:HD21	2.25	0.49
1:E:455:SER:HB2	1:E:630:THR:HB	1.94	0.49
1:K:551:THR:CG2	1:K:585:ASN:HD21	2.25	0.49
1:M:148:PHE:CZ	1:M:229:VAL:HG21	2.47	0.49
1:G:328:LEU:O	1:G:331:ILE:HG22	2.12	0.49
1:M:69:LEU:O	1:M:73:LYS:HG2	2.12	0.49
1:G:455:SER:O	1:G:459:ILE:HG22	2.12	0.49
1:G:204:LEU:HD23	1:G:213:TYR:CE2	2.46	0.49
1:5:162:ILE:HG22	1:5:163:ASN:H	1.76	0.49
1:Y:162:ILE:HG22	1:Y:163:ASN:H	1.75	0.49
1:Y:184:ARG:HG2	1:Y:185:VAL:H	1.76	0.49
1:U:65:LEU:HB3	2:V:128:LEU:HD12	1.94	0.49
1:Y:272:LEU:HD21	1:Y:287:THR:HA	1.94	0.49
1:K:148:PHE:CE2	1:K:229:VAL:HG21	2.47	0.49
1:C:148:PHE:CE2	1:C:229:VAL:HG21	2.48	0.49
1:A:551:THR:CG2	1:A:585:ASN:HD21	2.25	0.49
1:E:415:THR:HG23	1:E:418:ARG:N	2.25	0.49

*Continued on next page...*

*Continued from previous page...*

Atom-1	Atom-2	Interatomic distance (Å)	Clash overlap (Å)
1:5:57:ARG:NH1	2:6:39:LEU:HG	2.27	0.49
1:Y:59:ALA:O	1:Y:61:VAL:N	2.44	0.49
1:3:27:LEU:CG	1:3:28:ASP:H	2.24	0.49
1:U:56:TRP:CB	2:V:42:LEU:HD11	2.42	0.49
2:2:81:ASN:O	2:2:85:VAL:HG23	2.11	0.49
1:E:614:PHE:O	1:E:634:ILE:HD12	2.13	0.49
1:K:82:LEU:O	1:K:219:ALA:HA	2.12	0.49
1:U:156:SER:HB3	1:U:342:GLY:HA3	1.94	0.49
1:Q:316:ARG:HA	1:Q:374:TYR:HE1	1.78	0.49
1:U:272:LEU:HD21	1:U:287:THR:HA	1.94	0.49
1:W:524:ARG:HA	1:W:527:TRP:CD1	2.47	0.49
1:Q:346:TYR:HB2	1:Q:385:LYS:HD2	1.94	0.49
1:Y:40:TRP:O	1:Y:44:MET:HG3	2.13	0.49
1:E:328:LEU:O	1:E:331:ILE:HG22	2.11	0.49
2:N:52:SER:O	2:N:55:THR:HG22	2.12	0.49
2:T:52:SER:O	2:T:55:THR:HG22	2.12	0.49
1:A:149:TYR:CE2	1:A:208:ARG:HA	2.48	0.49
1:E:58:GLU:OE1	1:E:150:GLN:HB2	2.11	0.49
1:1:286:GLU:O	1:1:290:THR:HG23	2.12	0.49
1:U:356:MET:HG2	1:U:378:LEU:HD11	1.93	0.49
1:A:383:TYR:CD1	1:A:430:ARG:HD3	2.47	0.49
1:A:524:ARG:HD3	1:A:524:ARG:H	1.77	0.49
1:3:290:THR:O	1:3:294:VAL:HG23	2.12	0.49
1:3:70:ASN:C	1:3:72:TYR:H	2.15	0.49
1:I:184:ARG:HG2	1:I:185:VAL:N	2.26	0.49
1:I:257:THR:HG23	1:I:260:SER:HB2	1.94	0.49
1:U:170:THR:O	1:U:180:GLY:HA2	2.12	0.49
1:M:664:ASN:C	1:M:666:THR:H	2.16	0.49
1:A:89:PRO:HG2	1:A:256:MET:N	2.26	0.49
1:O:103:ASP:OD1	1:O:105:SER:HB3	2.12	0.49
1:3:404:TYR:CD2	1:3:449:LEU:HD22	2.47	0.49
1:3:170:THR:O	1:3:180:GLY:HA2	2.11	0.49
1:3:184:ARG:HG2	1:3:185:VAL:H	1.77	0.49
1:U:316:ARG:HA	1:U:374:TYR:CE1	2.47	0.49
2:4:29:CYS:SG	2:4:30:HIS:N	2.85	0.49
1:S:179:MET:HG2	1:S:197:VAL:HG22	1.94	0.49
1:Y:188:LYS:C	1:Y:190:ASP:H	2.16	0.49
2:T:40:LEU:HD21	2:T:78:ARG:CD	2.28	0.49
2:D:34:LEU:HD23	2:D:39:LEU:HA	1.94	0.49
1:I:103:ASP:OD2	1:I:106:LYS:HB2	2.12	0.49
1:Q:40:TRP:O	1:Q:44:MET:HG3	2.13	0.49

*Continued on next page...*



*Continued from previous page...*

Atom-1	Atom-2	Interatomic distance (Å)	Clash overlap (Å)
1:C:336:TYR:C	1:C:338:ALA:H	2.15	0.49
1:I:415:THR:HG23	1:I:418:ARG:N	2.24	0.49
1:1:76:TYR:HB3	1:1:230:THR:HG23	1.94	0.49
1:G:86:LEU:HD22	1:G:255:THR:HG23	1.94	0.49
1:E:356:MET:HG2	1:E:378:LEU:HD11	1.94	0.49
1:Y:459:ILE:O	1:Y:463:LEU:HD13	2.11	0.49
2:N:39:LEU:CD1	2:N:39:LEU:H	2.25	0.49
1:W:86:LEU:CD1	1:W:251:SER:HA	2.42	0.49
1:I:459:ILE:CG2	1:I:494:MET:HG2	2.42	0.49
1:3:169:TYR:OH	1:3:292:PHE:HA	2.12	0.49
1:O:564:ALA:O	1:O:581:PRO:HD2	2.13	0.49
1:Q:169:TYR:OH	1:Q:292:PHE:HA	2.12	0.49
1:I:493:SER:HB3	1:I:626:GLU:HG2	1.95	0.49
2:N:40:LEU:HB3	2:N:45:ILE:HD11	1.95	0.49
2:F:57:ASP:HB2	2:F:130:ARG:HH22	1.78	0.49
1:Y:157:TYR:HA	1:Y:171:GLY:O	2.12	0.49
1:3:272:LEU:HD21	1:3:287:THR:HA	1.94	0.49
1:W:346:TYR:HB2	1:W:385:LYS:HD2	1.95	0.49
1:I:21:SER:O	1:I:22:GLU:CB	2.59	0.49
1:E:144:HIS:HE1	1:E:181:THR:HG21	1.76	0.49
1:S:459:ILE:O	1:S:463:LEU:HD13	2.11	0.49
1:U:459:ILE:HG21	1:U:494:MET:HG2	1.95	0.49
1:A:328:LEU:O	1:A:331:ILE:HG22	2.12	0.49
1:1:70:ASN:HA	1:1:73:LYS:CG	2.40	0.49
2:2:60:SER:CB	2:2:83:LEU:HG	2.42	0.49
1:W:383:TYR:CD1	1:W:430:ARG:HD3	2.48	0.49
1:5:637:GLN:HE21	1:5:641:ASN:HD21	1.58	0.49
1:U:172:ALA:O	1:U:178:LEU:HD12	2.13	0.49
1:I:639:VAL:O	1:I:643:ILE:HG13	2.13	0.49
1:I:272:LEU:HD21	1:I:287:THR:HA	1.95	0.49
1:A:429:LEU:HD11	1:A:433:ARG:HH12	1.77	0.49
1:U:70:ASN:HA	1:U:73:LYS:CG	2.30	0.49
1:3:459:ILE:HG21	1:3:494:MET:HG2	1.95	0.49
1:E:551:THR:CG2	1:E:585:ASN:HD21	2.25	0.49
1:M:149:TYR:CE2	1:M:208:ARG:HA	2.47	0.49
1:I:243:VAL:N	1:I:285:THR:HG22	2.19	0.49
1:5:328:LEU:O	1:5:331:ILE:HG22	2.12	0.49
2:V:34:LEU:HD11	2:V:37:GLN:OE1	2.12	0.49
1:1:20:LEU:N	2:2:43:GLU:O	2.46	0.49
2:6:39:LEU:N	2:6:39:LEU:HD22	2.27	0.49
1:A:59:ALA:HB2	1:A:149:TYR:OH	2.13	0.49

*Continued on next page...*

*Continued from previous page...*

Atom-1	Atom-2	Interatomic distance (Å)	Clash overlap (Å)
1:C:82:LEU:CD1	1:C:84:ILE:HD11	2.41	0.49
1:1:149:TYR:CE2	1:1:208:ARG:HA	2.48	0.49
1:E:148:PHE:CE2	1:E:229:VAL:HG21	2.48	0.49
1:E:148:PHE:CZ	1:E:229:VAL:HG21	2.48	0.49
1:W:104:ALA:O	1:W:107:VAL:HG23	2.13	0.49
1:1:59:ALA:O	1:1:61:VAL:N	2.46	0.49
1:Y:455:SER:O	1:Y:459:ILE:HG22	2.13	0.49
1:A:490:LYS:HZ2	1:A:626:GLU:HB3	1.78	0.49
1:A:184:ARG:HG2	1:A:185:VAL:H	1.76	0.49
1:3:184:ARG:HG2	1:3:185:VAL:N	2.27	0.49
1:A:637:GLN:HE21	1:A:641:ASN:HD21	1.59	0.49
1:1:301:VAL:HG21	1:1:325:LEU:HD11	1.93	0.49
1:A:557:ASP:OD2	1:A:559:GLU:HB2	2.12	0.49
1:5:316:ARG:HA	1:5:374:TYR:HE1	1.77	0.49
1:M:345:SER:OG	1:M:345:SER:O	2.29	0.49
1:M:257:THR:HG23	1:M:260:SER:HB2	1.95	0.49
1:S:170:THR:O	1:S:180:GLY:HA2	2.13	0.49
1:Q:459:ILE:O	1:Q:463:LEU:HD13	2.13	0.49
1:W:60:ASN:C	1:W:62:THR:H	2.15	0.49
1:W:68:MET:CE	2:X:81:ASN:HD21	2.26	0.49
1:1:409:LEU:HD22	1:1:631:THR:O	2.12	0.49
1:M:409:LEU:HD11	1:M:632:THR:OG1	2.13	0.49
2:B:52:SER:O	2:B:55:THR:HG22	2.13	0.49
2:R:52:SER:H	2:R:55:THR:HG21	1.78	0.49
2:L:52:SER:H	2:L:55:THR:HG21	1.77	0.49
1:E:70:ASN:O	1:E:74:LEU:HB2	2.13	0.49
1:O:328:LEU:O	1:O:331:ILE:HG22	2.12	0.49
1:U:71:ARG:NH2	1:U:209:GLY:HA3	2.27	0.49
1:I:149:TYR:CE2	1:I:208:ARG:HA	2.47	0.49
1:I:58:GLU:OE1	1:I:150:GLN:HB2	2.13	0.49
2:V:128:LEU:HD22	2:V:128:LEU:H	1.77	0.49
1:W:301:VAL:HG21	1:W:325:LEU:HD11	1.94	0.49
1:3:24:LYS:O	2:4:47:ASP:HA	2.13	0.49
1:1:429:LEU:HD11	1:1:433:ARG:HH12	1.78	0.49
1:5:346:TYR:HB2	1:5:385:LYS:HD2	1.95	0.49
1:Q:459:ILE:CG2	1:Q:494:MET:HG2	2.43	0.49
1:M:393:ILE:H	1:M:393:ILE:CD1	2.19	0.49
1:Q:23:VAL:HA	2:R:46:SER:HA	1.95	0.49
1:E:336:TYR:C	1:E:338:ALA:H	2.15	0.49
2:H:52:SER:H	2:H:55:THR:HG21	1.78	0.49
1:S:160:LEU:CD1	1:S:338:ALA:HB2	2.38	0.49

*Continued on next page...*

*Continued from previous page...*

Atom-1	Atom-2	Interatomic distance (Å)	Clash overlap (Å)
1:G:415:THR:HG23	1:G:418:ARG:N	2.25	0.49
1:1:86:LEU:CD1	1:1:251:SER:HA	2.42	0.49
1:Q:149:TYR:O	1:Q:150:GLN:C	2.50	0.49
2:B:40:LEU:HD12	2:B:45:ILE:CG2	2.43	0.49
1:W:459:ILE:O	1:W:463:LEU:HD13	2.12	0.49
2:Z:34:LEU:HD12	2:Z:34:LEU:N	2.28	0.49
1:K:184:ARG:HG2	1:K:185:VAL:N	2.28	0.49
1:K:82:LEU:CD2	1:K:247:LYS:HE2	2.43	0.49
1:M:651:PHE:CD1	1:M:671:ALA:HA	2.48	0.49
1:E:257:THR:HG23	1:E:260:SER:HB2	1.95	0.49
1:O:450:SER:HB2	1:O:477:PRO:O	2.13	0.49
1:Q:603:GLN:HG2	1:Q:671:ALA:O	2.13	0.49
1:S:272:LEU:HD21	1:S:287:THR:HA	1.95	0.49
1:M:272:LEU:HD21	1:M:287:THR:HA	1.94	0.49
1:5:459:ILE:HG21	1:5:494:MET:HG2	1.94	0.49
1:E:459:ILE:O	1:E:463:LEU:HD13	2.12	0.49
1:3:455:SER:O	1:3:459:ILE:HG22	2.12	0.49
2:X:34:LEU:HB3	2:X:37:GLN:CG	2.41	0.49
2:D:81:ASN:O	2:D:85:VAL:HG23	2.13	0.49
1:Y:336:TYR:C	1:Y:338:ALA:H	2.16	0.49
1:Q:577:LEU:HD11	1:Q:628:LEU:HD21	1.94	0.49
1:Q:149:TYR:CE2	1:Q:208:ARG:HA	2.46	0.49
1:Q:148:PHE:CZ	1:Q:229:VAL:HG21	2.48	0.49
1:Y:343:MET:HA	1:Y:343:MET:CE	2.43	0.49
1:1:149:TYR:O	1:1:150:GLN:C	2.51	0.49
1:W:58:GLU:OE1	1:W:150:GLN:HB2	2.13	0.49
1:U:204:LEU:HD23	1:U:213:TYR:CE2	2.48	0.49
1:1:564:ALA:O	1:1:581:PRO:HD2	2.12	0.49
1:5:564:ALA:O	1:5:581:PRO:HD2	2.13	0.49
1:U:614:PHE:HA	1:U:617:PHE:CD2	2.47	0.49
1:1:603:GLN:HG2	1:1:671:ALA:O	2.13	0.49
1:I:162:ILE:HG22	1:I:163:ASN:H	1.76	0.49
1:O:614:PHE:HA	1:O:617:PHE:CD2	2.48	0.49
1:I:614:PHE:HA	1:I:617:PHE:CD2	2.48	0.49
1:G:273:GLU:HG3	1:G:278:CYS:SG	2.53	0.49
1:I:188:LYS:HG2	1:I:189:GLY:H	1.78	0.49
1:W:272:LEU:HD21	1:W:287:THR:HA	1.93	0.49
1:S:257:THR:HG23	1:S:260:SER:HB2	1.94	0.49
1:K:144:HIS:HE1	1:K:181:THR:HG21	1.77	0.49
2:T:52:SER:H	2:T:55:THR:HG21	1.78	0.49
2:J:52:SER:H	2:J:55:THR:HG21	1.78	0.49

*Continued on next page...*

*Continued from previous page...*

Atom-1	Atom-2	Interatomic distance (Å)	Clash overlap (Å)
1:K:336:TYR:C	1:K:338:ALA:H	2.16	0.49
1:G:66:ALA:CB	2:H:128:LEU:HD13	2.43	0.49
1:S:20:LEU:HD21	2:T:43:GLU:OE2	2.12	0.49
2:6:101:THR:HG23	2:6:105:ARG:CZ	2.43	0.49
1:O:383:TYR:CD1	1:O:430:ARG:HD3	2.48	0.49
1:S:383:TYR:CD1	1:S:430:ARG:HD3	2.48	0.49
1:W:86:LEU:HD13	1:W:254:VAL:HB	1.94	0.49
1:3:564:ALA:O	1:3:581:PRO:HD2	2.12	0.49
2:D:45:ILE:CD1	2:D:64:LEU:HD13	2.43	0.49
1:3:529:LEU:HD23	1:3:544:ILE:HD12	1.95	0.49
2:X:42:LEU:HD23	2:X:45:ILE:HD11	1.94	0.49
1:I:637:GLN:HE21	1:I:641:ASN:HD21	1.59	0.49
1:W:68:MET:SD	2:X:81:ASN:ND2	2.86	0.48
2:6:81:ASN:O	2:6:85:VAL:HG23	2.13	0.48
1:A:452:ALA:HA	1:A:631:THR:CG2	2.39	0.48
1:1:328:LEU:O	1:1:331:ILE:HG22	2.13	0.48
1:K:415:THR:HG23	1:K:418:ARG:N	2.24	0.48
2:P:101:THR:HG23	2:P:105:ARG:CZ	2.43	0.48
1:Y:459:ILE:HG21	1:Y:494:MET:HG2	1.95	0.48
1:5:169:TYR:OH	1:5:292:PHE:HA	2.13	0.48
1:Y:383:TYR:CD1	1:Y:430:ARG:HD3	2.48	0.48
1:A:523:ASP:HB2	1:A:524:ARG:NH1	2.28	0.48
1:5:614:PHE:HA	1:5:617:PHE:CD2	2.48	0.48
1:3:162:ILE:HG22	1:3:163:ASN:H	1.78	0.48
1:3:270:VAL:HG13	1:3:516:ARG:HD2	1.94	0.48
1:G:272:LEU:HD21	1:G:287:THR:HA	1.95	0.48
1:Y:544:ILE:HG22	1:Y:553:ILE:HG12	1.93	0.48
1:K:637:GLN:HE21	1:K:641:ASN:HD21	1.61	0.48
1:U:301:VAL:HG21	1:U:325:LEU:HD11	1.94	0.48
1:K:346:TYR:HB2	1:K:385:LYS:HD2	1.95	0.48
2:X:33:GLN:O	2:X:34:LEU:HB2	2.12	0.48
1:3:328:LEU:O	1:3:331:ILE:HG22	2.13	0.48
2:F:52:SER:H	2:F:55:THR:HG21	1.77	0.48
1:K:328:LEU:O	1:K:331:ILE:HG22	2.13	0.48
1:S:66:ALA:CA	2:T:128:LEU:HD13	2.41	0.48
1:Y:328:LEU:O	1:Y:331:ILE:HG22	2.14	0.48
1:S:336:TYR:C	1:S:338:ALA:H	2.16	0.48
1:G:577:LEU:HD11	1:G:628:LEU:HD21	1.94	0.48
2:F:31:VAL:CG1	2:F:79:CYS:HB3	2.43	0.48
1:G:148:PHE:CE2	1:G:229:VAL:HG21	2.48	0.48
1:C:356:MET:HG2	1:C:378:LEU:HD11	1.95	0.48

*Continued on next page...*

*Continued from previous page...*

Atom-1	Atom-2	Interatomic distance (Å)	Clash overlap (Å)
2:B:101:THR:HG22	2:B:102:GLY:N	2.28	0.48
1:S:115:LEU:CD1	1:S:359:VAL:HG21	2.43	0.48
1:Y:614:PHE:HA	1:Y:617:PHE:CD2	2.49	0.48
1:E:609:GLN:OE1	1:E:613:ILE:HD11	2.12	0.48
1:C:609:GLN:OE1	1:C:613:ILE:HD11	2.14	0.48
1:5:184:ARG:HG2	1:5:185:VAL:H	1.77	0.48
1:U:450:SER:HB2	1:U:477:PRO:O	2.12	0.48
1:O:272:LEU:HD21	1:O:287:THR:HA	1.94	0.48
1:3:301:VAL:HG21	1:3:325:LEU:HD11	1.94	0.48
1:1:272:LEU:HD21	1:1:287:THR:HA	1.95	0.48
1:E:637:GLN:HE21	1:E:641:ASN:HD21	1.61	0.48
1:M:157:TYR:HA	1:M:171:GLY:O	2.14	0.48
1:S:63:GLU:O	1:S:64:ASP:C	2.51	0.48
1:G:409:LEU:HD21	1:G:632:THR:CG2	2.37	0.48
1:1:69:LEU:HD11	2:2:123:LEU:HB3	1.94	0.48
1:S:415:THR:HG23	1:S:418:ARG:N	2.24	0.48
1:S:102:VAL:HG11	1:S:351:LEU:CD1	2.43	0.48
1:A:149:TYR:O	1:A:150:GLN:C	2.51	0.48
1:1:148:PHE:CZ	1:1:229:VAL:HG21	2.47	0.48
1:U:148:PHE:CZ	1:U:229:VAL:HG21	2.48	0.48
1:K:383:TYR:CD1	1:K:430:ARG:HD3	2.48	0.48
1:3:383:TYR:CD1	1:3:430:ARG:HD3	2.48	0.48
1:A:169:TYR:OH	1:A:292:PHE:HA	2.13	0.48
1:A:614:PHE:HA	1:A:617:PHE:CD2	2.48	0.48
1:Y:242:PHE:CE1	1:Y:288:LEU:HB3	2.49	0.48
1:M:557:ASP:OD2	1:M:559:GLU:HB2	2.13	0.48
1:I:346:TYR:HB2	1:I:385:LYS:HD2	1.95	0.48
2:V:33:GLN:O	2:V:35:ARG:HG3	2.14	0.48
1:Q:450:SER:HB2	1:Q:477:PRO:O	2.13	0.48
1:C:89:PRO:HG2	1:C:256:MET:N	2.28	0.48
1:K:149:TYR:CE2	1:K:208:ARG:HA	2.48	0.48
1:E:459:ILE:CG2	1:E:494:MET:HG2	2.43	0.48
1:Q:23:VAL:HG23	1:Q:40:TRP:HE1	1.78	0.48
2:6:52:SER:H	2:6:55:THR:HG21	1.79	0.48
1:G:148:PHE:CZ	1:G:229:VAL:HG21	2.47	0.48
2:H:60:SER:CB	2:H:83:LEU:HG	2.42	0.48
1:A:40:TRP:O	1:A:44:MET:HG3	2.13	0.48
2:J:81:ASN:O	2:J:85:VAL:HG23	2.13	0.48
1:Y:58:GLU:OE1	1:Y:150:GLN:HB2	2.14	0.48
1:K:497:GLN:O	1:K:498:GLU:HG3	2.14	0.48
1:U:112:ILE:H	1:U:112:ILE:CD1	2.21	0.48

*Continued on next page...*

*Continued from previous page...*

Atom-1	Atom-2	Interatomic distance (Å)	Clash overlap (Å)
1:Q:204:LEU:HD23	1:Q:213:TYR:CE2	2.48	0.48
1:G:40:TRP:O	1:G:44:MET:HG3	2.13	0.48
1:S:614:PHE:HA	1:S:617:PHE:CD2	2.48	0.48
1:I:270:VAL:HG13	1:I:516:ARG:HD2	1.95	0.48
1:U:64:ASP:HB3	2:V:32:THR:HA	1.95	0.48
1:5:184:ARG:HG2	1:5:185:VAL:N	2.29	0.48
1:Q:78:THR:HG21	1:Q:217:THR:C	2.33	0.48
1:M:75:ILE:HG22	1:M:76:TYR:N	2.28	0.48
1:A:301:VAL:HG21	1:A:325:LEU:HD11	1.96	0.48
1:A:346:TYR:HB2	1:A:385:LYS:HD2	1.94	0.48
1:S:186:THR:HG22	1:S:187:GLU:H	1.78	0.48
1:O:490:LYS:HZ2	1:O:626:GLU:HB3	1.77	0.48
1:1:551:THR:CG2	1:1:585:ASN:HD21	2.26	0.48
1:S:459:ILE:CG2	1:S:494:MET:HG2	2.44	0.48
2:D:52:SER:O	2:D:55:THR:HG22	2.13	0.48
2:V:59:PHE:HD2	2:V:131:TYR:HE2	1.61	0.48
1:Q:415:THR:HG23	1:Q:418:ARG:N	2.24	0.48
1:K:86:LEU:CD1	1:K:251:SER:HA	2.44	0.48
1:5:524:ARG:HA	1:5:527:TRP:CD1	2.48	0.48
1:K:614:PHE:HA	1:K:617:PHE:CD2	2.48	0.48
1:S:111:VAL:C	1:S:112:ILE:HG13	2.33	0.48
2:F:127:ASN:O	2:F:130:ARG:HB2	2.13	0.48
1:Q:651:PHE:CD1	1:Q:671:ALA:HA	2.48	0.48
1:3:79:SER:OG	1:5:69:LEU:HB2	2.12	0.48
1:O:188:LYS:C	1:O:190:ASP:H	2.17	0.48
1:C:188:LYS:HG2	1:C:189:GLY:H	1.79	0.48
1:1:266:LEU:O	1:1:270:VAL:HG23	2.14	0.48
1:C:664:ASN:C	1:C:666:THR:H	2.16	0.48
1:K:188:LYS:C	1:K:190:ASP:H	2.16	0.48
1:K:149:TYR:O	1:K:150:GLN:C	2.51	0.48
1:1:459:ILE:O	1:1:463:LEU:HD13	2.14	0.48
2:4:45:ILE:HD13	2:4:48:ILE:HD11	1.94	0.48
1:I:409:LEU:HD21	1:I:632:THR:CG2	2.39	0.48
1:O:149:TYR:O	1:O:150:GLN:C	2.52	0.48
1:Y:70:ASN:HA	1:Y:73:LYS:HG2	1.95	0.48
1:A:148:PHE:CE2	1:A:229:VAL:HG21	2.48	0.48
2:N:101:THR:HG23	2:N:105:ARG:CZ	2.44	0.48
1:U:71:ARG:HH22	1:U:209:GLY:HA3	1.79	0.48
2:V:101:THR:HG22	2:V:102:GLY:N	2.28	0.48
1:3:61:VAL:HG12	2:4:85:VAL:HG22	1.96	0.48
1:Q:66:ALA:HA	2:R:128:LEU:CD2	2.44	0.48

*Continued on next page...*

*Continued from previous page...*

Atom-1	Atom-2	Interatomic distance (Å)	Clash overlap (Å)
1:3:102:VAL:HG11	1:3:107:VAL:HG13	1.94	0.48
1:5:95:VAL:HG22	1:5:96:SER:H	1.78	0.48
1:A:89:PRO:HD3	1:A:255:THR:HA	1.95	0.48
1:M:450:SER:HB2	1:M:477:PRO:O	2.13	0.48
1:U:557:ASP:OD2	1:U:559:GLU:HB2	2.13	0.48
1:A:26:HIS:N	1:A:26:HIS:CD2	2.82	0.48
1:S:586:LYS:O	1:S:586:LYS:HG3	2.13	0.48
1:5:404:TYR:CD2	1:5:449:LEU:HD22	2.49	0.48
1:I:21:SER:O	1:I:22:GLU:HB2	2.14	0.48
1:W:144:HIS:HE1	1:W:181:THR:HG21	1.79	0.48
2:J:31:VAL:HG12	2:J:32:THR:H	1.77	0.48
1:S:455:SER:HB2	1:S:630:THR:CG2	2.44	0.48
1:U:409:LEU:HD21	1:U:632:THR:CG2	2.40	0.48
1:3:577:LEU:HD11	1:3:628:LEU:HD21	1.94	0.48
2:X:60:SER:CB	2:X:83:LEU:HG	2.43	0.48
1:W:148:PHE:CZ	1:W:229:VAL:HG21	2.49	0.48
1:I:459:ILE:HG21	1:I:494:MET:HG2	1.96	0.48
1:G:68:MET:HE3	1:G:210:PRO:HG2	1.96	0.48
1:G:169:TYR:OH	1:G:292:PHE:HA	2.14	0.48
1:K:544:ILE:HG22	1:K:553:ILE:HG12	1.96	0.48
1:S:664:ASN:C	1:S:666:THR:H	2.16	0.48
1:S:493:SER:HB3	1:S:626:GLU:HG2	1.96	0.48
1:C:272:LEU:HD21	1:C:287:THR:HA	1.96	0.48
1:I:273:GLU:HG3	1:I:278:CYS:SG	2.54	0.48
1:O:455:SER:HB2	1:O:630:THR:HB	1.95	0.48
1:3:551:THR:CG2	1:3:585:ASN:HD21	2.27	0.48
1:I:551:THR:CG2	1:I:585:ASN:HD21	2.27	0.48
1:C:59:ALA:O	1:C:61:VAL:N	2.46	0.48
2:4:52:SER:O	2:4:55:THR:HG22	2.14	0.48
1:E:68:MET:SD	1:E:210:PRO:CG	2.99	0.48
1:Q:328:LEU:O	1:Q:331:ILE:HG22	2.13	0.48
1:A:336:TYR:C	1:A:338:ALA:H	2.16	0.48
1:I:80:GLY:HA3	2:T:128:LEU:HD12	1.95	0.48
1:I:92:ILE:HD11	1:I:304:ALA:HB1	1.95	0.48
1:Y:409:LEU:HD22	1:Y:631:THR:O	2.13	0.48
1:Q:89:PRO:HG2	1:Q:256:MET:N	2.29	0.48
1:G:149:TYR:O	1:G:150:GLN:C	2.52	0.48
2:Z:60:SER:CB	2:Z:83:LEU:HG	2.43	0.48
1:U:149:TYR:O	1:U:150:GLN:C	2.52	0.48
1:W:149:TYR:O	1:W:150:GLN:C	2.52	0.48
1:Y:29:ILE:HD12	1:Y:29:ILE:N	2.29	0.48

*Continued on next page...*

*Continued from previous page...*

Atom-1	Atom-2	Interatomic distance (Å)	Clash overlap (Å)
1:W:290:THR:O	1:W:294:VAL:HG23	2.14	0.48
1:3:93:PRO:HG2	1:3:314:ASP:HB2	1.94	0.48
1:3:614:PHE:HA	1:3:617:PHE:CD2	2.49	0.48
1:O:156:SER:HB3	1:O:342:GLY:HA3	1.96	0.48
1:A:272:LEU:HD21	1:A:287:THR:HA	1.95	0.48
1:A:186:THR:HG22	1:A:187:GLU:H	1.79	0.48
1:1:346:TYR:HB2	1:1:385:LYS:HD2	1.94	0.48
1:O:557:ASP:OD2	1:O:559:GLU:HB2	2.13	0.48
1:G:586:LYS:O	1:G:586:LYS:HG3	2.13	0.48
1:O:107:VAL:O	1:O:108:HIS:C	2.51	0.48
1:O:76:TYR:HB3	1:O:230:THR:O	2.14	0.48
1:S:609:GLN:OE1	1:S:613:ILE:HD11	2.13	0.48
1:K:459:ILE:CG2	1:K:494:MET:HG2	2.44	0.48
2:X:39:LEU:N	2:X:39:LEU:HD22	2.28	0.48
1:1:459:ILE:HG21	1:1:494:MET:HG2	1.96	0.48
1:3:40:TRP:O	1:3:44:MET:HG3	2.14	0.48
1:C:543:MET:HE1	1:C:631:THR:HG21	1.96	0.48
1:O:242:PHE:CE1	1:O:288:LEU:HB3	2.49	0.48
2:2:52:SER:H	2:2:55:THR:HG21	1.78	0.48
1:S:149:TYR:CE2	1:S:208:ARG:HA	2.48	0.48
1:5:62:THR:HG22	2:6:32:THR:O	2.13	0.48
2:N:123:LEU:HA	2:N:126:ALA:HB3	1.94	0.48
1:Q:138:LEU:HD13	1:Q:148:PHE:CB	2.43	0.48
2:T:101:THR:HG22	2:T:102:GLY:N	2.27	0.48
2:N:101:THR:HG22	2:N:102:GLY:N	2.28	0.48
1:U:102:VAL:HG11	1:U:351:LEU:HD13	1.96	0.48
1:W:459:ILE:CG2	1:W:494:MET:HG2	2.44	0.48
1:W:138:LEU:HD13	1:W:148:PHE:CB	2.44	0.48
1:3:148:PHE:CE2	1:3:229:VAL:HG21	2.49	0.48
1:3:56:TRP:CH2	1:3:61:VAL:HG11	2.49	0.48
1:1:614:PHE:HA	1:1:617:PHE:CD2	2.49	0.48
2:R:81:ASN:O	2:R:85:VAL:HG23	2.14	0.48
1:W:184:ARG:HG2	1:W:185:VAL:N	2.28	0.48
1:M:75:ILE:HA	1:M:231:THR:HA	1.96	0.48
1:C:186:THR:HG22	1:C:187:GLU:H	1.78	0.48
1:I:586:LYS:HG3	1:I:586:LYS:O	2.14	0.48
1:1:450:SER:HB2	1:1:477:PRO:O	2.13	0.48
1:W:188:LYS:HG2	1:W:189:GLY:H	1.79	0.48
1:G:327:VAL:HG23	1:G:426:HIS:CE1	2.49	0.48
1:K:557:ASP:OD2	1:K:559:GLU:HB2	2.14	0.48
1:M:609:GLN:OE1	1:M:613:ILE:HD11	2.13	0.48

*Continued on next page...*



*Continued from previous page...*

Atom-1	Atom-2	Interatomic distance (Å)	Clash overlap (Å)
1:Q:257:THR:HG23	1:Q:260:SER:HB2	1.96	0.48
1:A:459:ILE:CG2	1:A:494:MET:HG2	2.44	0.48
1:Q:144:HIS:HE1	1:Q:181:THR:HG21	1.78	0.48
1:Y:551:THR:CG2	1:Y:585:ASN:HD21	2.27	0.48
2:6:42:LEU:HA	2:6:45:ILE:CG2	2.37	0.48
1:E:243:VAL:N	1:E:285:THR:HG22	2.20	0.48
1:M:138:LEU:HD13	1:M:148:PHE:CB	2.44	0.48
1:Q:336:TYR:C	1:Q:338:ALA:H	2.16	0.48
1:5:415:THR:HG23	1:5:418:ARG:N	2.25	0.48
1:K:554:ILE:HG13	1:K:579:LEU:HD23	1.96	0.48
1:M:336:TYR:C	1:M:338:ALA:H	2.16	0.48
2:L:60:SER:CB	2:L:83:LEU:HG	2.41	0.48
1:C:319:ALA:HB1	1:C:378:LEU:HB3	1.96	0.48
2:4:101:THR:HG23	2:4:105:ARG:CZ	2.44	0.48
1:I:138:LEU:HD13	1:I:148:PHE:CB	2.44	0.48
2:N:39:LEU:HD13	2:N:39:LEU:O	2.14	0.48
1:M:188:LYS:C	1:M:190:ASP:H	2.17	0.48
1:5:186:THR:HG22	1:5:187:GLU:H	1.79	0.48
1:I:186:THR:HG22	1:I:187:GLU:H	1.79	0.48
1:Q:186:THR:HG22	1:Q:187:GLU:H	1.79	0.48
2:N:48:ILE:HG12	2:N:64:LEU:HD23	1.95	0.48
1:S:188:LYS:HG2	1:S:189:GLY:H	1.78	0.48
2:L:81:ASN:O	2:L:85:VAL:HG23	2.13	0.47
2:D:33:GLN:O	2:D:35:ARG:N	2.47	0.47
1:W:409:LEU:HD21	1:W:632:THR:CG2	2.37	0.47
1:C:328:LEU:O	1:C:331:ILE:HG22	2.14	0.47
1:A:160:LEU:CD1	1:A:338:ALA:HB2	2.37	0.47
1:1:336:TYR:C	1:1:338:ALA:H	2.16	0.47
2:R:52:SER:O	2:R:55:THR:HG22	2.14	0.47
1:O:148:PHE:CE2	1:O:229:VAL:HG21	2.48	0.47
1:Q:524:ARG:HA	1:Q:527:TRP:CD1	2.49	0.47
1:5:497:GLN:O	1:5:498:GLU:HG3	2.14	0.47
1:A:148:PHE:CZ	1:A:229:VAL:HG21	2.49	0.47
1:A:24:LYS:HD3	1:A:37:THR:HG22	1.95	0.47
1:E:614:PHE:HA	1:E:617:PHE:CD2	2.49	0.47
1:1:482:LEU:HD13	1:1:544:ILE:HG13	1.96	0.47
1:Q:78:THR:HG21	1:Q:217:THR:O	2.14	0.47
1:5:188:LYS:C	1:5:190:ASP:H	2.18	0.47
1:A:69:LEU:HD11	2:B:123:LEU:HB3	1.96	0.47
1:I:450:SER:HB2	1:I:477:PRO:O	2.14	0.47
1:A:92:ILE:HD13	1:A:313:VAL:HG12	1.96	0.47

*Continued on next page...*

*Continued from previous page...*

Atom-1	Atom-2	Interatomic distance (Å)	Clash overlap (Å)
1:S:346:TYR:HB2	1:S:385:LYS:HD2	1.95	0.47
1:G:257:THR:HG23	1:G:260:SER:HB2	1.95	0.47
1:Q:664:ASN:C	1:Q:666:THR:H	2.18	0.47
1:M:459:ILE:CG2	1:M:494:MET:HG2	2.44	0.47
1:Y:65:LEU:HB3	2:Z:128:LEU:CD2	2.44	0.47
1:U:336:TYR:C	1:U:338:ALA:H	2.18	0.47
1:O:138:LEU:HD13	1:O:148:PHE:CB	2.44	0.47
1:1:21:SER:HB3	1:1:41:THR:CB	2.44	0.47
1:Q:71:ARG:NH2	1:Q:209:GLY:HA3	2.25	0.47
2:H:101:THR:HG22	2:H:102:GLY:N	2.28	0.47
1:1:148:PHE:CE2	1:1:229:VAL:HG21	2.49	0.47
2:4:101:THR:HG22	2:4:102:GLY:N	2.28	0.47
1:Q:99:SER:HA	1:Q:118:PRO:O	2.13	0.47
1:A:482:LEU:HD13	1:A:544:ILE:HG13	1.95	0.47
1:K:89:PRO:HG2	1:K:256:MET:H	1.78	0.47
1:G:564:ALA:O	1:G:581:PRO:HD2	2.14	0.47
1:5:634:ILE:HG21	1:5:640:GLN:HB2	1.96	0.47
1:E:639:VAL:O	1:E:643:ILE:HG13	2.14	0.47
1:3:651:PHE:CD1	1:3:671:ALA:HA	2.48	0.47
1:C:346:TYR:HB2	1:C:385:LYS:HD2	1.96	0.47
1:G:346:TYR:HB2	1:G:385:LYS:HD2	1.95	0.47
1:K:92:ILE:HD13	1:K:313:VAL:HG12	1.95	0.47
1:K:157:TYR:HA	1:K:171:GLY:O	2.14	0.47
1:5:586:LYS:HG3	1:5:586:LYS:O	2.14	0.47
1:E:586:LYS:HG3	1:E:586:LYS:O	2.15	0.47
1:M:91:ASP:OD1	1:M:317:TRP:HH2	1.96	0.47
1:W:186:THR:HG22	1:W:187:GLU:H	1.79	0.47
1:3:157:TYR:HA	1:3:171:GLY:O	2.14	0.47
1:E:188:LYS:C	1:E:190:ASP:H	2.17	0.47
1:Q:459:ILE:HG21	1:Q:494:MET:HG2	1.96	0.47
1:E:24:LYS:HE3	1:E:37:THR:CG2	2.44	0.47
2:4:127:ASN:HD22	2:4:128:LEU:N	2.11	0.47
1:W:20:LEU:HG	1:W:40:TRP:CH2	2.50	0.47
1:5:336:TYR:C	1:5:338:ALA:H	2.16	0.47
2:V:34:LEU:CD1	2:V:37:GLN:HB3	2.43	0.47
1:W:160:LEU:CD1	1:W:338:ALA:HB2	2.38	0.47
2:L:101:THR:HG23	2:L:105:ARG:CZ	2.44	0.47
2:F:101:THR:HG23	2:F:105:ARG:CZ	2.44	0.47
2:D:101:THR:HG22	2:D:102:GLY:N	2.29	0.47
1:5:27:LEU:HD21	2:6:114:LEU:HD22	1.96	0.47
1:I:149:TYR:O	1:I:150:GLN:C	2.52	0.47

*Continued on next page...*

*Continued from previous page...*

Atom-1	Atom-2	Interatomic distance (Å)	Clash overlap (Å)
1:A:24:LYS:NZ	1:A:24:LYS:HB3	2.30	0.47
1:I:169:TYR:OH	1:I:292:PHE:HA	2.13	0.47
1:U:169:TYR:OH	1:U:292:PHE:HA	2.14	0.47
1:G:614:PHE:HA	1:G:617:PHE:CD2	2.49	0.47
1:M:270:VAL:HG13	1:M:516:ARG:HD2	1.97	0.47
1:5:316:ARG:HA	1:5:374:TYR:CE1	2.50	0.47
1:E:301:VAL:HG21	1:E:325:LEU:HD11	1.96	0.47
1:G:664:ASN:C	1:G:666:THR:H	2.16	0.47
1:I:664:ASN:C	1:I:666:THR:H	2.17	0.47
1:Q:272:LEU:HD21	1:Q:287:THR:HA	1.95	0.47
1:K:272:LEU:HD21	1:K:287:THR:HA	1.95	0.47
1:K:40:TRP:O	1:K:44:MET:HG3	2.15	0.47
1:3:188:LYS:HG2	1:3:189:GLY:H	1.79	0.47
1:Y:316:ARG:HA	1:Y:374:TYR:HE1	1.78	0.47
1:I:68:MET:SD	1:I:210:PRO:CG	3.00	0.47
1:Y:21:SER:HA	1:Y:40:TRP:CH2	2.49	0.47
2:X:52:SER:H	2:X:55:THR:HG21	1.79	0.47
2:J:52:SER:O	2:J:55:THR:HG22	2.14	0.47
1:Y:298:PHE:CE1	1:Y:328:LEU:HD23	2.50	0.47
1:U:160:LEU:CD1	1:U:338:ALA:HB2	2.39	0.47
2:P:52:SER:H	2:P:55:THR:HG21	1.78	0.47
1:I:59:ALA:O	1:I:61:VAL:N	2.47	0.47
2:L:101:THR:HG22	2:L:102:GLY:N	2.28	0.47
1:E:149:TYR:O	1:E:150:GLN:C	2.52	0.47
1:5:149:TYR:O	1:5:150:GLN:C	2.53	0.47
1:W:544:ILE:HG22	1:W:553:ILE:HG12	1.96	0.47
1:3:204:LEU:HD23	1:3:213:TYR:CE2	2.49	0.47
1:K:290:THR:O	1:K:294:VAL:HG23	2.15	0.47
1:A:111:VAL:HG21	1:A:358:THR:HG21	1.97	0.47
1:5:614:PHE:O	1:5:634:ILE:HD12	2.15	0.47
1:S:483:ARG:HD3	1:S:485:ASP:HB3	1.97	0.47
1:1:188:LYS:C	1:1:190:ASP:H	2.18	0.47
1:W:273:GLU:HG3	1:W:278:CYS:SG	2.55	0.47
1:E:27:LEU:HD12	1:E:36:TYR:CE2	2.50	0.47
1:W:664:ASN:C	1:W:666:THR:H	2.17	0.47
2:T:40:LEU:N	2:T:40:LEU:HD12	2.29	0.47
1:E:524:ARG:HG3	1:E:527:TRP:CH2	2.50	0.47
2:P:51:VAL:HG22	2:P:61:LEU:O	2.15	0.47
2:V:37:GLN:HG2	2:V:38:HIS:N	2.24	0.47
1:1:78:THR:HG23	1:1:78:THR:O	2.14	0.47
1:3:56:TRP:CZ2	1:3:61:VAL:HG11	2.49	0.47

*Continued on next page...*

*Continued from previous page...*

Atom-1	Atom-2	Interatomic distance (Å)	Clash overlap (Å)
1:W:169:TYR:OH	1:W:292:PHE:HA	2.13	0.47
1:Q:564:ALA:O	1:Q:581:PRO:HD2	2.14	0.47
2:B:85:VAL:O	2:B:88:PHE:HB3	2.14	0.47
1:W:188:LYS:C	1:W:190:ASP:H	2.18	0.47
1:Y:316:ARG:HA	1:Y:374:TYR:CE1	2.49	0.47
1:O:609:GLN:OE1	1:O:613:ILE:HD11	2.14	0.47
1:W:177:PHE:CZ	1:W:205:PRO:HG3	2.49	0.47
1:M:586:LYS:HG3	1:M:586:LYS:O	2.14	0.47
1:O:664:ASN:C	1:O:666:THR:H	2.17	0.47
1:E:273:GLU:HG3	1:E:278:CYS:SG	2.54	0.47
1:S:156:SER:CB	1:S:342:GLY:HA3	2.44	0.47
1:I:22:GLU:O	1:I:23:VAL:HG23	2.14	0.47
2:J:34:LEU:CD2	2:J:39:LEU:HB3	2.45	0.47
1:U:243:VAL:N	1:U:285:THR:HG22	2.18	0.47
2:F:52:SER:O	2:F:55:THR:HG22	2.15	0.47
2:Z:52:SER:O	2:Z:55:THR:HG22	2.14	0.47
1:G:459:ILE:CG2	1:G:494:MET:HG2	2.45	0.47
1:S:40:TRP:O	1:S:44:MET:HG3	2.13	0.47
1:A:614:PHE:O	1:A:634:ILE:HD12	2.14	0.47
1:M:634:ILE:HG21	1:M:640:GLN:HB2	1.96	0.47
1:Q:614:PHE:HA	1:Q:617:PHE:CD2	2.49	0.47
1:3:482:LEU:HD11	1:3:529:LEU:HD21	1.95	0.47
2:N:85:VAL:O	2:N:88:PHE:HB3	2.13	0.47
1:S:156:SER:HB3	1:S:342:GLY:HA3	1.96	0.47
1:Y:557:ASP:OD2	1:Y:559:GLU:HB2	2.15	0.47
1:Q:83:GLY:HA2	1:Q:220:GLN:H	1.79	0.47
1:S:301:VAL:HG21	1:S:325:LEU:HD11	1.96	0.47
1:Q:65:LEU:H	2:R:31:VAL:HG23	1.80	0.47
1:E:107:VAL:HB	1:E:354:MET:HE1	1.96	0.47
1:I:68:MET:HE3	1:I:210:PRO:HG2	1.97	0.47
1:5:409:LEU:HD22	1:5:631:THR:O	2.14	0.47
2:X:85:VAL:O	2:X:88:PHE:HB3	2.15	0.47
1:I:144:HIS:HE1	1:I:181:THR:HG21	1.79	0.47
1:U:144:HIS:HE1	1:U:181:THR:HG21	1.80	0.47
1:5:551:THR:CG2	1:5:585:ASN:HD21	2.27	0.47
1:C:243:VAL:N	1:C:285:THR:HG22	2.20	0.47
1:I:242:PHE:CE1	1:I:288:LEU:HB3	2.50	0.47
2:V:52:SER:H	2:V:55:THR:HG21	1.78	0.47
1:S:328:LEU:O	1:S:331:ILE:HG22	2.15	0.47
2:L:52:SER:O	2:L:55:THR:HG22	2.15	0.47
1:1:69:LEU:HD12	2:2:128:LEU:HD11	1.96	0.47

*Continued on next page...*

*Continued from previous page...*

Atom-1	Atom-2	Interatomic distance (Å)	Clash overlap (Å)
1:W:336:TYR:C	1:W:338:ALA:H	2.18	0.47
1:A:415:THR:HG23	1:A:418:ARG:N	2.25	0.47
1:O:23:VAL:HB	2:P:46:SER:HA	1.97	0.47
2:6:34:LEU:HG	2:6:39:LEU:HB3	1.96	0.47
2:F:60:SER:CB	2:F:83:LEU:HG	2.42	0.47
1:Q:497:GLN:O	1:Q:498:GLU:HG3	2.15	0.47
2:R:101:THR:HG23	2:R:105:ARG:CZ	2.44	0.47
1:Y:148:PHE:CZ	1:Y:229:VAL:HG21	2.49	0.47
1:5:138:LEU:HD13	1:5:148:PHE:CB	2.44	0.47
1:1:290:THR:O	1:1:294:VAL:HG23	2.15	0.47
1:3:58:GLU:OE1	1:3:150:GLN:HB2	2.15	0.47
1:3:31:GLY:HA2	2:4:24:TRP:CD1	2.50	0.47
1:Q:383:TYR:CD1	1:Q:430:ARG:HD3	2.50	0.47
1:S:290:THR:O	1:S:294:VAL:HG23	2.14	0.47
1:M:383:TYR:CD1	1:M:430:ARG:HD3	2.50	0.47
1:K:490:LYS:HZ2	1:K:626:GLU:HB3	1.80	0.47
1:A:493:SER:HB3	1:A:626:GLU:HG2	1.97	0.47
1:M:59:ALA:O	1:M:61:VAL:N	2.48	0.47
1:Q:290:THR:O	1:Q:294:VAL:HG23	2.14	0.47
1:M:614:PHE:O	1:M:634:ILE:HD12	2.14	0.47
1:5:524:ARG:HG2	1:5:524:ARG:HH11	1.80	0.47
1:5:242:PHE:CE1	1:5:288:LEU:HB3	2.50	0.47
2:V:26:TYR:HB3	2:V:27:PRO:HD2	1.96	0.47
1:W:78:THR:C	1:W:80:GLY:H	2.18	0.47
1:5:257:THR:HG23	1:5:260:SER:CB	2.44	0.47
1:C:257:THR:HG23	1:C:260:SER:CB	2.44	0.47
1:W:257:THR:HG23	1:W:260:SER:CB	2.45	0.47
1:3:108:HIS:HB2	1:3:112:ILE:HD11	1.97	0.47
1:U:156:SER:CB	1:U:342:GLY:HA3	2.45	0.47
1:E:107:VAL:HB	1:E:354:MET:CE	2.44	0.47
1:E:76:TYR:HD1	1:E:232:PHE:CE1	2.33	0.47
1:G:404:TYR:CD2	1:G:449:LEU:HD22	2.49	0.47
1:A:323:PHE:CZ	1:A:423:ILE:HG23	2.50	0.47
1:3:635:THR:OG1	1:3:639:VAL:HG21	2.14	0.47
1:1:186:THR:HG22	1:1:187:GLU:H	1.78	0.47
1:K:664:ASN:C	1:K:666:THR:H	2.18	0.47
1:S:450:SER:HB2	1:S:477:PRO:O	2.14	0.47
1:M:186:THR:HG22	1:M:187:GLU:H	1.80	0.47
1:Y:346:TYR:HB2	1:Y:385:LYS:HD2	1.96	0.47
1:U:186:THR:HG22	1:U:187:GLU:H	1.79	0.47
2:B:48:ILE:HG12	2:B:64:LEU:HD23	1.97	0.47

*Continued on next page...*

*Continued from previous page...*

Atom-1	Atom-2	Interatomic distance (Å)	Clash overlap (Å)
1:3:76:TYR:HB2	1:3:230:THR:HG23	1.96	0.47
1:W:639:VAL:O	1:W:643:ILE:HG13	2.15	0.47
1:O:455:SER:O	1:O:459:ILE:HG22	2.15	0.47
1:Q:455:SER:O	1:Q:459:ILE:HG22	2.15	0.47
1:S:455:SER:O	1:S:459:ILE:HG22	2.15	0.47
1:U:24:LYS:O	2:V:47:ASP:HA	2.14	0.47
1:1:40:TRP:O	1:1:44:MET:HG3	2.14	0.47
2:6:52:SER:O	2:6:55:THR:HG22	2.15	0.47
2:P:52:SER:O	2:P:55:THR:HG22	2.15	0.47
1:W:328:LEU:O	1:W:331:ILE:HG22	2.15	0.47
1:S:56:TRP:CD2	2:T:42:LEU:HD21	2.50	0.47
1:A:138:LEU:HD13	1:A:148:PHE:CB	2.45	0.47
1:A:62:THR:HB	2:B:33:GLN:OE1	2.15	0.47
1:3:148:PHE:CZ	1:3:229:VAL:HG21	2.50	0.47
1:W:482:LEU:HD13	1:W:544:ILE:HG13	1.96	0.47
1:3:115:LEU:CD2	1:3:359:VAL:HB	2.45	0.47
1:C:169:TYR:OH	1:C:292:PHE:HA	2.15	0.47
1:I:564:ALA:O	1:I:581:PRO:HD2	2.15	0.47
1:M:65:LEU:HD12	2:N:128:LEU:HD11	1.96	0.47
1:K:634:ILE:HG21	1:K:640:GLN:HB2	1.95	0.47
1:O:188:LYS:HG2	1:O:189:GLY:H	1.80	0.47
1:A:188:LYS:C	1:A:190:ASP:H	2.16	0.47
1:K:91:ASP:OD1	1:K:317:TRP:HH2	1.97	0.47
1:1:257:THR:HG23	1:1:260:SER:HB2	1.97	0.47
1:1:27:LEU:CD2	2:2:50:LEU:HD12	2.45	0.47
1:Y:257:THR:HG23	1:Y:260:SER:HB2	1.95	0.47
1:3:450:SER:HB2	1:3:477:PRO:O	2.15	0.47
1:I:22:GLU:HA	1:I:22:GLU:OE1	2.14	0.47
1:M:455:SER:O	1:M:459:ILE:HG22	2.15	0.47
1:W:70:ASN:O	1:W:74:LEU:HG	2.15	0.47
1:E:527:TRP:C	1:E:529:LEU:H	2.17	0.47
1:5:448:LEU:HD22	1:5:546:PRO:O	2.15	0.47
1:Y:144:HIS:HE1	1:Y:181:THR:HG21	1.80	0.47
1:3:336:TYR:C	1:3:338:ALA:H	2.18	0.47
1:S:522:GLU:C	1:S:524:ARG:H	2.18	0.47
2:B:26:TYR:CB	2:B:27:PRO:HD2	2.40	0.47
1:3:138:LEU:HD13	1:3:148:PHE:CB	2.45	0.47
1:I:356:MET:HG2	1:I:378:LEU:HD11	1.95	0.47
1:W:361:MET:HE2	1:W:392:LEU:HA	1.95	0.47
1:K:257:THR:HG23	1:K:260:SER:CB	2.45	0.47
1:S:557:ASP:OD2	1:S:559:GLU:HB2	2.15	0.47

*Continued on next page...*

*Continued from previous page...*

Atom-1	Atom-2	Interatomic distance (Å)	Clash overlap (Å)
1:G:637:GLN:HE21	1:G:641:ASN:HD21	1.63	0.47
1:U:188:LYS:C	1:U:190:ASP:H	2.17	0.47
1:G:100:MET:HG2	1:G:112:ILE:HG22	1.97	0.47
1:W:156:SER:HB3	1:W:342:GLY:HA3	1.97	0.47
1:Q:188:LYS:C	1:Q:190:ASP:H	2.18	0.47
1:E:450:SER:HB2	1:E:477:PRO:O	2.14	0.47
1:K:609:GLN:OE1	1:K:613:ILE:HD11	2.15	0.47
1:3:557:ASP:OD2	1:3:559:GLU:HB2	2.15	0.47
1:5:455:SER:O	1:5:459:ILE:HG22	2.14	0.47
2:X:81:ASN:O	2:X:85:VAL:HG23	2.15	0.47
1:C:62:THR:HG21	2:D:34:LEU:H	1.80	0.47
1:U:91:ASP:OD1	1:U:317:TRP:HH2	1.98	0.47
1:O:551:THR:CG2	1:O:585:ASN:HD21	2.28	0.47
2:J:51:VAL:HG22	2:J:61:LEU:O	2.15	0.47
1:O:71:ARG:HH22	1:O:209:GLY:CA	2.24	0.47
2:F:26:TYR:HB3	2:F:27:PRO:CD	2.42	0.47
1:Y:69:LEU:HD23	2:Z:124:PHE:CD1	2.50	0.47
1:S:138:LEU:HD13	1:S:148:PHE:CB	2.44	0.47
1:G:56:TRP:CE2	1:G:61:VAL:HG21	2.50	0.47
1:A:23:VAL:HG21	1:A:40:TRP:HE1	1.80	0.47
2:2:101:THR:HG22	2:2:102:GLY:N	2.27	0.47
1:1:138:LEU:HD13	1:1:148:PHE:CB	2.45	0.47
1:3:68:MET:HE3	1:3:210:PRO:HG2	1.97	0.47
2:Z:101:THR:HG23	2:Z:105:ARG:CZ	2.44	0.47
1:W:92:ILE:HD11	1:W:304:ALA:HB1	1.97	0.47
1:I:455:SER:O	1:I:459:ILE:HG22	2.14	0.47
1:5:383:TYR:CD1	1:5:430:ARG:HD3	2.50	0.47
1:A:634:ILE:HG21	1:A:640:GLN:HB2	1.96	0.47
1:U:634:ILE:HG21	1:U:640:GLN:HB2	1.96	0.47
1:1:634:ILE:HG21	1:1:640:GLN:HB2	1.96	0.47
1:W:91:ASP:OD1	1:W:317:TRP:HH2	1.97	0.47
1:1:637:GLN:HE21	1:1:641:ASN:HD21	1.63	0.47
1:U:586:LYS:O	1:U:586:LYS:HG3	2.15	0.47
1:Q:586:LYS:HG3	1:Q:586:LYS:O	2.15	0.47
1:3:586:LYS:HG3	1:3:586:LYS:O	2.14	0.47
1:Q:557:ASP:OD2	1:Q:559:GLU:HB2	2.15	0.47
1:U:551:THR:CG2	1:U:585:ASN:HD21	2.28	0.46
1:Q:551:THR:CG2	1:Q:585:ASN:HD21	2.28	0.46
2:D:51:VAL:HG22	2:D:61:LEU:O	2.15	0.46
1:I:336:TYR:C	1:I:338:ALA:H	2.17	0.46
1:W:577:LEU:HD11	1:W:628:LEU:HD21	1.96	0.46

*Continued on next page...*

*Continued from previous page...*

Atom-1	Atom-2	Interatomic distance (Å)	Clash overlap (Å)
1:M:328:LEU:O	1:M:331:ILE:HG22	2.15	0.46
1:Q:71:ARG:HH22	1:Q:209:GLY:CA	2.23	0.46
2:J:101:THR:HG23	2:J:105:ARG:CZ	2.44	0.46
1:5:148:PHE:CZ	1:5:229:VAL:HG21	2.51	0.46
2:V:85:VAL:O	2:V:88:PHE:HB3	2.15	0.46
1:S:169:TYR:OH	1:S:292:PHE:HA	2.16	0.46
1:3:149:TYR:O	1:3:150:GLN:C	2.52	0.46
1:E:169:TYR:OH	1:E:292:PHE:HA	2.14	0.46
1:3:614:PHE:O	1:3:634:ILE:HD12	2.15	0.46
1:G:614:PHE:O	1:G:634:ILE:HD12	2.14	0.46
1:I:634:ILE:HG21	1:I:640:GLN:HB2	1.98	0.46
1:3:188:LYS:C	1:3:190:ASP:H	2.18	0.46
1:G:186:THR:HG22	1:G:187:GLU:H	1.80	0.46
1:U:346:TYR:HB2	1:U:385:LYS:HD2	1.96	0.46
1:3:664:ASN:C	1:3:666:THR:H	2.18	0.46
1:A:29:ILE:HB	1:A:30:GLU:H	1.50	0.46
1:U:544:ILE:HG22	1:U:553:ILE:HG12	1.97	0.46
1:1:664:ASN:C	1:1:666:THR:H	2.18	0.46
2:L:48:ILE:HG12	2:L:64:LEU:HD23	1.97	0.46
1:K:138:LEU:HD13	1:K:148:PHE:CB	2.43	0.46
1:C:149:TYR:O	1:C:150:GLN:C	2.52	0.46
2:2:45:ILE:HG21	2:2:48:ILE:HD11	1.97	0.46
1:Q:21:SER:HA	1:Q:40:TRP:CH2	2.50	0.46
1:M:69:LEU:N	1:M:69:LEU:CD2	2.77	0.46
1:U:415:THR:HG23	1:U:418:ARG:N	2.25	0.46
2:J:85:VAL:O	2:J:88:PHE:HB3	2.15	0.46
1:Y:130:LEU:O	1:Y:342:GLY:O	2.33	0.46
1:K:143:PRO:HG3	1:K:193:VAL:CG2	2.44	0.46
1:M:329:LYS:HZ3	1:M:344:GLN:HE21	1.63	0.46
1:K:24:LYS:HG3	1:K:37:THR:HG22	1.95	0.46
1:I:383:TYR:CD1	1:I:430:ARG:HD3	2.50	0.46
1:A:204:LEU:HD23	1:A:213:TYR:CE2	2.49	0.46
1:K:564:ALA:O	1:K:581:PRO:HD2	2.14	0.46
1:M:242:PHE:CE1	1:M:288:LEU:HB3	2.50	0.46
1:G:68:MET:CE	1:G:210:PRO:HG2	2.45	0.46
1:S:111:VAL:HG12	1:S:113:SER:H	1.80	0.46
1:1:27:LEU:HD23	2:2:50:LEU:HD12	1.97	0.46
1:S:24:LYS:O	2:T:47:ASP:HA	2.15	0.46
1:C:483:ARG:HD3	1:C:485:ASP:HB3	1.97	0.46
1:Q:273:GLU:HG3	1:Q:278:CYS:SG	2.56	0.46
1:W:450:SER:HB2	1:W:477:PRO:O	2.16	0.46

*Continued on next page...*



*Continued from previous page...*

Atom-1	Atom-2	Interatomic distance (Å)	Clash overlap (Å)
1:S:540:LYS:O	1:S:555:SER:HB2	2.16	0.46
1:K:455:SER:O	1:K:459:ILE:HG22	2.15	0.46
2:L:85:VAL:O	2:L:88:PHE:HB3	2.16	0.46
1:C:59:ALA:HB2	1:C:149:TYR:OH	2.15	0.46
1:Y:21:SER:HB3	1:Y:41:THR:CB	2.36	0.46
1:S:64:ASP:HB3	2:T:32:THR:HA	1.96	0.46
1:1:69:LEU:HD21	2:2:123:LEU:HD22	1.97	0.46
1:C:497:GLN:O	1:C:498:GLU:HG3	2.15	0.46
2:2:101:THR:HG23	2:2:105:ARG:CZ	2.45	0.46
2:X:101:THR:HG23	2:X:105:ARG:CZ	2.46	0.46
2:D:101:THR:HG23	2:D:105:ARG:CZ	2.46	0.46
2:V:42:LEU:N	2:V:42:LEU:HD12	2.29	0.46
1:5:27:LEU:HD11	2:6:111:LEU:HD13	1.96	0.46
1:G:433:ARG:CZ	1:G:522:GLU:HG3	2.46	0.46
1:Q:634:ILE:HG21	1:Q:640:GLN:HB2	1.97	0.46
1:1:614:PHE:O	1:1:634:ILE:HD12	2.16	0.46
1:S:111:VAL:HG21	1:S:358:THR:HG21	1.96	0.46
1:Y:129:GLN:HG2	1:Y:345:SER:HB2	1.98	0.46
2:6:130:ARG:HD2	2:6:130:ARG:O	2.14	0.46
1:C:188:LYS:C	1:C:190:ASP:H	2.18	0.46
1:G:188:LYS:C	1:G:190:ASP:H	2.18	0.46
1:K:78:THR:C	1:K:80:GLY:H	2.18	0.46
1:Y:664:ASN:C	1:Y:666:THR:H	2.17	0.46
1:A:450:SER:HB2	1:A:477:PRO:O	2.14	0.46
1:A:664:ASN:C	1:A:666:THR:H	2.18	0.46
1:U:90:VAL:HG13	1:U:90:VAL:O	2.16	0.46
1:U:664:ASN:C	1:U:666:THR:H	2.18	0.46
1:A:327:VAL:HG23	1:A:426:HIS:CE1	2.51	0.46
1:E:557:ASP:OD2	1:E:559:GLU:HB2	2.15	0.46
1:O:82:LEU:HD22	1:O:247:LYS:HE2	1.97	0.46
1:K:651:PHE:CD1	1:K:671:ALA:HA	2.49	0.46
1:O:404:TYR:CD2	1:O:449:LEU:HD22	2.50	0.46
1:E:664:ASN:C	1:E:666:THR:H	2.18	0.46
2:P:34:LEU:O	2:P:36:ALA:N	2.48	0.46
1:C:208:ARG:HG2	1:C:209:GLY:N	2.31	0.46
1:S:144:HIS:HE1	1:S:181:THR:HG21	1.81	0.46
2:T:81:ASN:O	2:T:85:VAL:HG23	2.14	0.46
1:Y:497:GLN:O	1:Y:498:GLU:HG3	2.15	0.46
1:W:497:GLN:O	1:W:498:GLU:HG3	2.16	0.46
1:Y:149:TYR:O	1:Y:150:GLN:C	2.53	0.46
1:5:424:GLY:O	1:5:428:VAL:HG23	2.16	0.46

*Continued on next page...*

*Continued from previous page...*

Atom-1	Atom-2	Interatomic distance (Å)	Clash overlap (Å)
2:B:101:THR:HG23	2:B:105:ARG:CZ	2.45	0.46
1:A:143:PRO:HG3	1:A:193:VAL:CG2	2.46	0.46
1:I:459:ILE:HD13	1:I:494:MET:HE2	1.98	0.46
1:A:544:ILE:HG22	1:A:553:ILE:HG12	1.97	0.46
1:1:169:TYR:OH	1:1:292:PHE:HA	2.15	0.46
1:1:242:PHE:CE1	1:1:288:LEU:HB3	2.50	0.46
1:S:516:ARG:HG3	1:S:516:ARG:HH11	1.81	0.46
1:W:156:SER:CB	1:W:342:GLY:HA3	2.45	0.46
1:Q:188:LYS:HG2	1:Q:189:GLY:H	1.80	0.46
1:5:482:LEU:HB3	1:5:544:ILE:HG13	1.97	0.46
1:I:273:GLU:HG3	1:I:278:CYS:SG	2.55	0.46
1:1:516:ARG:HG3	1:1:516:ARG:HH11	1.81	0.46
2:F:37:GLN:HB3	2:F:38:HIS:H	1.46	0.46
1:O:301:VAL:HB	1:O:343:MET:HE1	1.97	0.46
1:Y:186:THR:HG22	1:Y:187:GLU:H	1.80	0.46
1:E:455:SER:O	1:E:459:ILE:HG22	2.15	0.46
1:M:144:HIS:HE1	1:M:181:THR:HG21	1.80	0.46
1:M:148:PHE:CE2	1:M:229:VAL:HG21	2.51	0.46
1:Q:87:ALA:O	1:Q:255:THR:HG22	2.15	0.46
1:G:24:LYS:CB	1:G:37:THR:HG22	2.45	0.46
2:2:85:VAL:O	2:2:88:PHE:HB3	2.16	0.46
1:1:383:TYR:CD1	1:1:430:ARG:HD3	2.50	0.46
1:I:173:MET:HB3	1:I:178:LEU:HD13	1.98	0.46
1:I:290:THR:O	1:I:294:VAL:HG23	2.16	0.46
1:M:564:ALA:O	1:M:581:PRO:HD2	2.16	0.46
1:W:634:ILE:HG21	1:W:640:GLN:HB2	1.98	0.46
2:Z:85:VAL:O	2:Z:88:PHE:HB3	2.15	0.46
1:S:111:VAL:HG12	1:S:112:ILE:N	2.29	0.46
2:H:85:VAL:O	2:H:88:PHE:HB3	2.15	0.46
1:I:188:LYS:C	1:I:190:ASP:H	2.19	0.46
1:1:188:LYS:HG2	1:1:189:GLY:H	1.80	0.46
1:G:188:LYS:HG2	1:G:189:GLY:H	1.81	0.46
1:5:72:TYR:C	1:5:74:LEU:H	2.18	0.46
1:5:557:ASP:OD2	1:5:559:GLU:HB2	2.16	0.46
1:5:664:ASN:C	1:5:666:THR:H	2.17	0.46
1:K:186:THR:HG22	1:K:187:GLU:H	1.80	0.46
1:Y:429:LEU:HD11	1:Y:433:ARG:HH12	1.80	0.46
1:C:557:ASP:OD2	1:C:559:GLU:HB2	2.15	0.46
1:Y:250:PHE:O	1:Y:254:VAL:HG23	2.16	0.46
1:U:84:ILE:O	1:U:86:LEU:HG	2.15	0.46
1:S:273:GLU:HG2	1:S:519:LEU:HD12	1.98	0.46

*Continued on next page...*

*Continued from previous page...*

Atom-1	Atom-2	Interatomic distance (Å)	Clash overlap (Å)
1:Q:448:LEU:HD22	1:Q:546:PRO:O	2.15	0.46
1:S:409:LEU:HD11	1:S:632:THR:OG1	2.16	0.46
1:U:455:SER:HB2	1:U:630:THR:HB	1.97	0.46
1:E:409:LEU:HD11	1:E:632:THR:OG1	2.15	0.46
2:4:34:LEU:HD22	2:4:39:LEU:HD12	1.97	0.46
2:H:52:SER:O	2:H:55:THR:HG22	2.16	0.46
2:L:51:VAL:HG22	2:L:61:LEU:O	2.15	0.46
1:5:577:LEU:HD11	1:5:628:LEU:HD21	1.98	0.46
1:I:497:GLN:O	1:I:498:GLU:HG3	2.16	0.46
1:Y:138:LEU:HD13	1:Y:148:PHE:CB	2.45	0.46
2:6:101:THR:HG22	2:6:102:GLY:N	2.28	0.46
2:B:93:LEU:CB	2:B:108:LEU:HD13	2.46	0.46
1:W:564:ALA:O	1:W:581:PRO:HD2	2.15	0.46
1:A:111:VAL:HG12	1:A:112:ILE:N	2.31	0.46
2:T:30:HIS:CE1	2:T:129:ASN:HD22	2.34	0.46
1:M:516:ARG:HG3	1:M:516:ARG:HH11	1.81	0.46
1:U:635:THR:OG1	1:U:639:VAL:HG21	2.16	0.46
1:G:157:TYR:HA	1:G:171:GLY:O	2.15	0.46
1:G:609:GLN:OE1	1:G:613:ILE:HD11	2.16	0.46
1:3:346:TYR:HB2	1:3:385:LYS:HD2	1.98	0.46
1:C:459:ILE:CG2	1:C:494:MET:HG2	2.46	0.46
1:3:409:LEU:HD22	1:3:631:THR:O	2.16	0.46
1:E:298:PHE:CE1	1:E:328:LEU:HD23	2.51	0.46
2:X:51:VAL:HG22	2:X:61:LEU:O	2.16	0.46
2:B:40:LEU:H	2:B:40:LEU:CD2	2.27	0.46
2:T:101:THR:HG23	2:T:105:ARG:CZ	2.46	0.46
1:W:482:LEU:HD11	1:W:529:LEU:HD11	1.98	0.46
1:Q:356:MET:HG2	1:Q:378:LEU:HD11	1.96	0.46
1:K:493:SER:HB3	1:K:626:GLU:HG2	1.97	0.46
1:U:78:THR:HG21	1:U:217:THR:O	2.16	0.46
1:O:614:PHE:O	1:O:634:ILE:HD12	2.15	0.46
1:U:257:THR:HG23	1:U:260:SER:CB	2.45	0.46
1:E:301:VAL:HB	1:E:343:MET:HE1	1.96	0.46
1:E:114:GLY:H	1:E:117:SER:HB2	1.80	0.46
1:1:157:TYR:HA	1:1:171:GLY:O	2.16	0.46
1:M:346:TYR:HB2	1:M:385:LYS:HD2	1.97	0.46
1:1:586:LYS:O	1:1:586:LYS:HG3	2.14	0.46
1:E:409:LEU:HD21	1:E:632:THR:CB	2.46	0.46
1:E:497:GLN:O	1:E:498:GLU:HG3	2.15	0.46
1:1:497:GLN:O	1:1:498:GLU:HG3	2.16	0.46
1:S:497:GLN:O	1:S:498:GLU:HG3	2.15	0.46

*Continued on next page...*

*Continued from previous page...*

Atom-1	Atom-2	Interatomic distance (Å)	Clash overlap (Å)
1:U:148:PHE:CE2	1:U:229:VAL:HG21	2.50	0.46
1:G:20:LEU:HD12	2:H:43:GLU:OE1	2.16	0.46
1:5:56:TRP:CE2	1:5:61:VAL:HG21	2.50	0.46
1:K:70:ASN:O	1:K:74:LEU:HB2	2.16	0.46
1:C:529:LEU:HD23	1:C:530:PRO:HD2	1.96	0.46
1:K:524:ARG:HA	1:K:527:TRP:CE2	2.50	0.46
1:W:102:VAL:HG23	1:W:121:MET:HG2	1.97	0.46
1:U:516:ARG:HG3	1:U:516:ARG:HH11	1.81	0.46
1:E:186:THR:HG22	1:E:187:GLU:H	1.80	0.46
1:A:157:TYR:HA	1:A:171:GLY:O	2.15	0.46
2:Z:128:LEU:HD11	1:1:80:GLY:CA	2.46	0.46
1:E:543:MET:HE3	1:E:631:THR:HG21	1.98	0.46
2:T:51:VAL:HG22	2:T:61:LEU:O	2.14	0.46
1:G:563:SER:OG	1:G:583:ILE:HG22	2.16	0.46
1:3:68:MET:CE	1:3:210:PRO:HG2	2.45	0.46
1:E:383:TYR:CD1	1:E:430:ARG:HD3	2.51	0.46
1:M:290:THR:O	1:M:294:VAL:HG23	2.16	0.46
1:5:59:ALA:O	1:5:61:VAL:N	2.49	0.46
1:3:634:ILE:HG21	1:3:640:GLN:HB2	1.98	0.46
1:S:634:ILE:HG21	1:S:640:GLN:HB2	1.98	0.46
1:C:634:ILE:HG21	1:C:640:GLN:HB2	1.96	0.46
1:Q:56:TRP:CZ2	1:Q:61:VAL:HG11	2.51	0.46
1:A:404:TYR:HD2	1:A:449:LEU:HD22	1.81	0.46
2:D:45:ILE:HD11	2:D:64:LEU:HD13	1.98	0.46
1:U:316:ARG:HA	1:U:374:TYR:HE1	1.81	0.46
1:I:327:VAL:HG23	1:I:426:HIS:CE1	2.50	0.46
1:O:89:PRO:HG2	1:O:256:MET:N	2.31	0.46
1:C:156:SER:HB3	1:C:342:GLY:HA3	1.96	0.46
1:O:586:LYS:HG3	1:O:586:LYS:O	2.15	0.46
1:Q:177:PHE:CZ	1:Q:205:PRO:HG3	2.50	0.46
1:A:459:ILE:HG21	1:A:494:MET:HG2	1.98	0.46
1:E:459:ILE:HG21	1:E:494:MET:HG2	1.97	0.46
1:O:448:LEU:HD22	1:O:546:PRO:O	2.16	0.46
2:V:52:SER:O	2:V:55:THR:HG22	2.14	0.46
1:I:80:GLY:O	1:I:82:LEU:N	2.48	0.46
1:5:148:PHE:CE2	1:5:229:VAL:HG21	2.51	0.46
1:A:564:ALA:O	1:A:581:PRO:HD2	2.16	0.46
1:G:20:LEU:HA	2:H:43:GLU:HA	1.98	0.46
1:I:614:PHE:O	1:I:634:ILE:HD12	2.16	0.46
1:W:614:PHE:HA	1:W:617:PHE:CD2	2.50	0.46
2:R:85:VAL:O	2:R:88:PHE:HB3	2.16	0.46

*Continued on next page...*

*Continued from previous page...*

Atom-1	Atom-2	Interatomic distance (Å)	Clash overlap (Å)
1:M:404:TYR:HD2	1:M:449:LEU:HD22	1.81	0.46
1:A:188:LYS:HG2	1:A:189:GLY:H	1.80	0.46
1:O:327:VAL:HG23	1:O:426:HIS:CE1	2.50	0.46
1:I:557:ASP:OD2	1:I:559:GLU:HB2	2.15	0.46
1:I:100:MET:CE	1:I:100:MET:HA	2.46	0.46
1:3:273:GLU:HG3	1:3:278:CYS:SG	2.56	0.46
1:M:429:LEU:HD11	1:M:433:ARG:HH12	1.81	0.46
1:W:551:THR:CG2	1:W:585:ASN:HD21	2.29	0.45
1:K:111:VAL:C	1:K:112:ILE:HG13	2.35	0.45
1:K:71:ARG:HG2	1:K:71:ARG:O	2.17	0.45
1:Q:23:VAL:HG22	2:R:45:ILE:O	2.16	0.45
2:X:52:SER:O	2:X:55:THR:HG22	2.16	0.45
2:P:128:LEU:O	2:P:129:ASN:HB2	2.16	0.45
1:U:138:LEU:HD13	1:U:148:PHE:CB	2.44	0.45
2:V:81:ASN:O	2:V:85:VAL:HG23	2.16	0.45
2:4:85:VAL:O	2:4:88:PHE:HB3	2.16	0.45
1:3:143:PRO:HG3	1:3:193:VAL:CG2	2.47	0.45
1:G:21:SER:CB	1:G:41:THR:HB	2.46	0.45
1:C:564:ALA:O	1:C:581:PRO:HD2	2.17	0.45
1:Y:552:PHE:CG	1:Y:661:LEU:HD13	2.50	0.45
1:E:21:SER:CB	1:E:41:THR:HB	2.45	0.45
2:T:48:ILE:HG12	2:T:64:LEU:HD23	1.98	0.45
1:G:557:ASP:OD2	1:G:559:GLU:HB2	2.15	0.45
1:Y:450:SER:HB2	1:Y:477:PRO:O	2.16	0.45
1:Q:157:TYR:HA	1:Q:171:GLY:O	2.16	0.45
1:K:459:ILE:HG21	1:K:494:MET:HG2	1.98	0.45
1:W:69:LEU:HD21	2:X:123:LEU:HB2	1.98	0.45
1:W:415:THR:HG23	1:W:418:ARG:N	2.24	0.45
1:S:56:TRP:CE3	2:T:42:LEU:HD21	2.51	0.45
2:R:60:SER:CB	2:R:83:LEU:HG	2.41	0.45
2:P:60:SER:CB	2:P:83:LEU:HG	2.43	0.45
1:M:143:PRO:HG3	1:M:193:VAL:CG2	2.46	0.45
1:G:490:LYS:HZ2	1:G:626:GLU:HB3	1.81	0.45
1:U:614:PHE:O	1:U:634:ILE:HD12	2.15	0.45
1:K:614:PHE:O	1:K:634:ILE:HD12	2.15	0.45
1:5:544:ILE:HG22	1:5:553:ILE:HG12	1.98	0.45
1:C:157:TYR:HA	1:C:171:GLY:O	2.15	0.45
1:1:156:SER:HB3	1:1:342:GLY:HA3	1.97	0.45
1:C:179:MET:HG2	1:C:197:VAL:HG22	1.97	0.45
1:M:99:SER:HA	1:M:118:PRO:O	2.16	0.45
1:U:116:ASN:N	1:U:116:ASN:ND2	2.59	0.45

*Continued on next page...*

*Continued from previous page...*

Atom-1	Atom-2	Interatomic distance (Å)	Clash overlap (Å)
1:C:586:LYS:O	1:C:586:LYS:HG3	2.16	0.45
1:W:586:LYS:HG3	1:W:586:LYS:O	2.16	0.45
2:D:57:ASP:HB2	2:D:130:ARG:HH12	1.81	0.45
2:X:38:HIS:C	2:X:39:LEU:HD13	2.36	0.45
1:C:138:LEU:HD13	1:C:148:PHE:CB	2.44	0.45
2:D:60:SER:CB	2:D:83:LEU:HG	2.45	0.45
2:2:45:ILE:HG12	2:2:64:LEU:HD22	1.97	0.45
1:Q:563:SER:OG	1:Q:583:ILE:HG22	2.17	0.45
1:1:75:ILE:O	1:1:76:TYR:C	2.54	0.45
1:W:554:ILE:HD12	1:W:554:ILE:N	2.31	0.45
1:M:160:LEU:CD1	1:M:338:ALA:HB2	2.39	0.45
1:G:77:LYS:HD2	2:V:124:PHE:CD1	2.50	0.45
1:1:143:PRO:HG3	1:1:193:VAL:CG2	2.45	0.45
1:W:459:ILE:HG21	1:W:494:MET:HG2	1.98	0.45
1:A:290:THR:O	1:A:294:VAL:HG23	2.16	0.45
1:5:92:ILE:N	1:5:92:ILE:HD12	2.32	0.45
1:E:290:THR:O	1:E:294:VAL:HG23	2.16	0.45
1:A:273:GLU:HG3	1:A:278:CYS:SG	2.56	0.45
1:K:592:VAL:HG12	1:K:593:ALA:N	2.32	0.45
1:Y:483:ARG:HD3	1:Y:485:ASP:HB3	1.97	0.45
1:Q:609:GLN:OE1	1:Q:613:ILE:HD11	2.16	0.45
1:W:23:VAL:O	1:W:23:VAL:HG13	2.17	0.45
1:C:592:VAL:HG12	1:C:593:ALA:N	2.31	0.45
1:I:317:TRP:HD1	1:I:318:LEU:HD23	1.81	0.45
1:3:502:ASP:O	1:3:506:VAL:HG23	2.16	0.45
2:6:45:ILE:CD1	2:6:64:LEU:HB3	2.45	0.45
2:6:85:VAL:O	2:6:88:PHE:HB3	2.15	0.45
1:U:455:SER:HB2	1:U:630:THR:CG2	2.47	0.45
2:D:52:SER:H	2:D:55:THR:HG22	1.81	0.45
2:N:51:VAL:HG22	2:N:61:LEU:O	2.15	0.45
1:G:543:MET:HE3	1:G:631:THR:HG21	1.98	0.45
1:G:138:LEU:HD13	1:G:148:PHE:CB	2.44	0.45
1:W:24:LYS:HA	1:W:37:THR:HA	1.99	0.45
1:E:177:PHE:CZ	1:E:205:PRO:HG3	2.52	0.45
1:U:112:ILE:O	1:U:113:SER:HB2	2.16	0.45
1:W:455:SER:O	1:W:459:ILE:HG22	2.16	0.45
1:C:143:PRO:HG3	1:C:193:VAL:CG2	2.45	0.45
1:E:564:ALA:O	1:E:581:PRO:HD2	2.16	0.45
1:G:634:ILE:HG21	1:G:640:GLN:HB2	1.99	0.45
1:I:516:ARG:HH11	1:I:516:ARG:HG3	1.81	0.45
2:V:35:ARG:HH11	2:V:35:ARG:HG2	1.80	0.45

*Continued on next page...*

*Continued from previous page...*

Atom-1	Atom-2	Interatomic distance (Å)	Clash overlap (Å)
1:W:71:ARG:NH2	1:W:209:GLY:HA3	2.31	0.45
1:5:450:SER:HB2	1:5:477:PRO:O	2.15	0.45
1:5:102:VAL:HG23	1:5:121:MET:HG2	1.98	0.45
1:K:586:LYS:O	1:K:586:LYS:HG3	2.15	0.45
1:C:635:THR:OG1	1:C:639:VAL:HG21	2.16	0.45
1:S:327:VAL:HG23	1:S:426:HIS:CE1	2.50	0.45
1:I:592:VAL:HG12	1:I:593:ALA:N	2.32	0.45
1:K:21:SER:HB3	1:K:41:THR:CB	2.38	0.45
1:1:144:HIS:HE1	1:1:181:THR:HG21	1.82	0.45
2:2:51:VAL:HG22	2:2:61:LEU:O	2.16	0.45
2:N:29:CYS:O	2:N:61:LEU:HD13	2.16	0.45
1:C:41:THR:HG23	1:C:42:GLU:N	2.31	0.45
1:I:554:ILE:HG13	1:I:579:LEU:HD23	1.97	0.45
2:N:60:SER:CB	2:N:83:LEU:HG	2.43	0.45
2:V:101:THR:HG23	2:V:105:ARG:CZ	2.46	0.45
1:W:148:PHE:CE2	1:W:229:VAL:HG21	2.51	0.45
1:M:329:LYS:NZ	1:M:344:GLN:NE2	2.63	0.45
1:1:204:LEU:HD23	1:1:213:TYR:CE2	2.51	0.45
1:Y:356:MET:HG2	1:Y:378:LEU:HD11	1.98	0.45
1:G:242:PHE:CE1	1:G:288:LEU:HB3	2.52	0.45
1:C:614:PHE:O	1:C:634:ILE:HD12	2.17	0.45
2:T:30:HIS:NE2	2:T:129:ASN:HA	2.31	0.45
1:O:634:ILE:HG21	1:O:640:GLN:HB2	1.99	0.45
1:3:257:THR:HG23	1:3:260:SER:CB	2.47	0.45
1:3:544:ILE:HG22	1:3:553:ILE:HG12	1.98	0.45
1:K:188:LYS:HG2	1:K:189:GLY:H	1.82	0.45
1:E:157:TYR:HA	1:E:171:GLY:O	2.15	0.45
1:O:346:TYR:HB2	1:O:385:LYS:HD2	1.98	0.45
1:S:91:ASP:OD2	1:S:317:TRP:HH2	2.00	0.45
1:M:493:SER:HB3	1:M:626:GLU:HG2	1.98	0.45
1:5:104:ALA:HB3	1:5:125:PRO:HB2	1.97	0.45
1:Y:586:LYS:O	1:Y:586:LYS:HG3	2.15	0.45
1:E:516:ARG:HH11	1:E:516:ARG:HG3	1.81	0.45
1:M:592:VAL:HG12	1:M:593:ALA:N	2.31	0.45
1:E:544:ILE:HG22	1:E:553:ILE:HG12	1.98	0.45
1:A:257:THR:HG23	1:A:260:SER:HB2	1.98	0.45
1:M:273:GLU:HG3	1:M:278:CYS:SG	2.56	0.45
1:U:41:THR:HG23	1:U:42:GLU:N	2.32	0.45
2:R:51:VAL:HG22	2:R:61:LEU:O	2.17	0.45
1:M:415:THR:HG23	1:M:418:ARG:N	2.26	0.45
1:3:497:GLN:O	1:3:498:GLU:HG3	2.17	0.45

*Continued on next page...*

*Continued from previous page...*

Atom-1	Atom-2	Interatomic distance (Å)	Clash overlap (Å)
1:Y:156:SER:CB	1:Y:342:GLY:HA3	2.45	0.45
1:O:66:ALA:CB	2:P:128:LEU:HD23	2.46	0.45
1:G:429:LEU:HD11	1:G:433:ARG:HH12	1.82	0.45
1:I:50:LEU:HD22	1:I:52:PRO:HD3	1.99	0.45
1:U:242:PHE:CE1	1:U:288:LEU:HB3	2.51	0.45
1:Y:188:LYS:HG2	1:Y:189:GLY:H	1.80	0.45
1:U:188:LYS:HG2	1:U:189:GLY:H	1.82	0.45
2:D:57:ASP:CB	2:D:130:ARG:HH12	2.29	0.45
1:C:639:VAL:O	1:C:643:ILE:HG13	2.17	0.45
1:S:70:ASN:HA	1:S:73:LYS:HE2	1.99	0.45
2:2:24:TRP:O	2:2:25:ALA:HB2	2.17	0.45
1:A:586:LYS:O	1:A:586:LYS:HG3	2.16	0.45
1:3:179:MET:HG2	1:3:197:VAL:HG22	1.99	0.45
1:W:568:ALA:HA	1:W:599:ILE:HD12	1.99	0.45
1:Y:273:GLU:HG3	1:Y:278:CYS:SG	2.57	0.45
1:M:243:VAL:N	1:M:285:THR:HG22	2.20	0.45
1:U:455:SER:O	1:U:459:ILE:HG22	2.17	0.45
2:2:52:SER:O	2:2:55:THR:HG22	2.16	0.45
1:O:68:MET:SD	1:O:210:PRO:CG	3.01	0.45
1:E:70:ASN:CA	1:E:73:LYS:HG2	2.44	0.45
2:T:85:VAL:O	2:T:88:PHE:HB3	2.16	0.45
1:Q:554:ILE:HD12	1:Q:554:ILE:N	2.31	0.45
1:O:273:GLU:HG3	1:O:278:CYS:SG	2.56	0.45
1:S:107:VAL:O	1:S:108:HIS:C	2.54	0.45
1:S:188:LYS:C	1:S:190:ASP:H	2.19	0.45
1:5:188:LYS:HG2	1:5:189:GLY:H	1.80	0.45
1:E:188:LYS:HG2	1:E:189:GLY:H	1.81	0.45
1:G:483:ARG:HD3	1:G:485:ASP:HB3	1.99	0.45
1:O:186:THR:HG22	1:O:187:GLU:H	1.80	0.45
1:C:273:GLU:HG3	1:C:278:CYS:SG	2.57	0.45
2:R:86:VAL:O	2:R:90:ILE:HG13	2.17	0.45
1:W:609:GLN:OE1	1:W:613:ILE:HD11	2.16	0.45
1:U:603:GLN:HG2	1:U:671:ALA:O	2.16	0.45
2:2:48:ILE:HG12	2:2:64:LEU:HD23	1.98	0.45
2:4:52:SER:H	2:4:55:THR:HG21	1.81	0.45
2:P:24:TRP:HZ3	2:P:55:THR:HB	1.82	0.45
1:1:415:THR:HG23	1:1:418:ARG:N	2.25	0.45
1:O:29:ILE:HG22	1:O:30:GLU:N	2.26	0.45
2:R:101:THR:HG22	2:R:102:GLY:N	2.27	0.45
1:Y:148:PHE:CE2	1:Y:229:VAL:HG21	2.52	0.45
1:C:290:THR:O	1:C:294:VAL:HG23	2.16	0.45

*Continued on next page...*



*Continued from previous page...*

Atom-1	Atom-2	Interatomic distance (Å)	Clash overlap (Å)
1:K:242:PHE:CE1	1:K:288:LEU:HB3	2.51	0.45
2:F:85:VAL:O	2:F:88:PHE:HB3	2.16	0.45
1:O:257:THR:HG23	1:O:260:SER:CB	2.47	0.45
1:K:482:LEU:HB3	1:K:544:ILE:CG1	2.47	0.45
1:O:651:PHE:CD1	1:O:671:ALA:HA	2.52	0.45
1:5:639:VAL:O	1:5:643:ILE:HG13	2.17	0.45
1:M:483:ARG:HD3	1:M:485:ASP:HB3	1.98	0.45
1:E:92:ILE:HG21	1:E:313:VAL:HG12	1.98	0.45
1:O:592:VAL:HG12	1:O:593:ALA:N	2.31	0.45
1:W:68:MET:SD	1:W:210:PRO:HG2	2.57	0.45
1:M:563:SER:OG	1:M:583:ILE:HG22	2.17	0.45
2:L:128:LEU:HD22	2:L:128:LEU:N	2.32	0.45
1:5:66:ALA:CA	2:6:128:LEU:HD13	2.42	0.45
1:M:497:GLN:O	1:M:498:GLU:HG3	2.16	0.45
1:A:62:THR:HG21	2:B:34:LEU:CD2	2.46	0.45
2:F:101:THR:HG22	2:F:102:GLY:N	2.29	0.45
1:C:242:PHE:CE1	1:C:288:LEU:HB3	2.51	0.45
1:I:102:VAL:O	1:I:121:MET:HA	2.17	0.45
1:Y:634:ILE:HG21	1:Y:640:GLN:HB2	1.99	0.45
1:W:316:ARG:HA	1:W:374:TYR:CE1	2.52	0.45
2:N:34:LEU:HD12	2:N:38:HIS:O	2.17	0.45
1:Y:639:VAL:O	1:Y:643:ILE:HG13	2.16	0.45
1:U:85:ALA:O	1:U:86:LEU:HD23	2.16	0.45
2:6:86:VAL:O	2:6:90:ILE:HG13	2.16	0.45
1:K:156:SER:CB	1:K:342:GLY:HA3	2.47	0.45
1:W:65:LEU:CD2	1:W:65:LEU:H	2.28	0.45
2:D:33:GLN:O	2:D:34:LEU:C	2.55	0.45
1:1:455:SER:O	1:1:459:ILE:HG22	2.17	0.45
1:5:144:HIS:HE1	1:5:181:THR:HG21	1.81	0.45
1:O:116:ASN:HD22	1:O:117:SER:N	2.14	0.45
1:K:563:SER:OG	1:K:583:ILE:HG22	2.17	0.45
1:Q:148:PHE:CE2	1:Q:229:VAL:HG21	2.51	0.45
1:U:58:GLU:OE1	1:U:150:GLN:HB2	2.16	0.45
1:E:138:LEU:HD13	1:E:148:PHE:CB	2.45	0.45
1:W:143:PRO:HG3	1:W:193:VAL:CG2	2.47	0.45
1:M:552:PHE:CG	1:M:661:LEU:HD13	2.52	0.45
1:C:345:SER:O	1:C:345:SER:OG	2.34	0.45
1:M:50:LEU:HD22	1:M:52:PRO:HD3	1.99	0.45
1:E:27:LEU:HB2	1:E:34:SER:HB2	1.99	0.45
1:K:156:SER:HB3	1:K:342:GLY:HA3	1.99	0.45
1:5:273:GLU:HG3	1:5:278:CYS:SG	2.57	0.45

*Continued on next page...*

*Continued from previous page...*

Atom-1	Atom-2	Interatomic distance (Å)	Clash overlap (Å)
1:3:99:SER:CB	1:3:119:ALA:HA	2.47	0.45
1:O:85:ALA:O	1:O:86:LEU:HD23	2.17	0.45
1:S:27:LEU:HD23	2:T:50:LEU:HD12	1.98	0.45
1:5:609:GLN:OE1	1:5:613:ILE:HD11	2.17	0.45
2:R:37:GLN:HG2	2:R:38:HIS:H	1.82	0.45
1:W:483:ARG:HD3	1:W:485:ASP:HB3	1.98	0.45
1:U:609:GLN:OE1	1:U:613:ILE:HD11	2.16	0.45
1:C:459:ILE:HG21	1:C:494:MET:HG2	2.00	0.44
1:Y:554:ILE:HD12	1:Y:554:ILE:N	2.32	0.44
2:T:39:LEU:O	2:T:39:LEU:HD13	2.17	0.44
1:O:21:SER:CB	1:O:41:THR:HB	2.41	0.44
1:U:497:GLN:O	1:U:498:GLU:HG3	2.16	0.44
1:K:169:TYR:OH	1:K:292:PHE:HA	2.16	0.44
1:1:71:ARG:NH2	1:1:209:GLY:HA3	2.32	0.44
1:E:635:THR:OG1	1:E:639:VAL:HG21	2.17	0.44
1:C:88:GLU:HA	1:C:89:PRO:HD3	1.81	0.44
1:M:188:LYS:HG2	1:M:189:GLY:H	1.82	0.44
1:M:568:ALA:HA	1:M:599:ILE:HD12	1.98	0.44
1:G:323:PHE:CZ	1:G:423:ILE:HG23	2.52	0.44
1:O:129:GLN:OE1	1:O:345:SER:HB2	2.16	0.44
1:O:459:ILE:CG2	1:O:494:MET:HG2	2.48	0.44
1:C:56:TRP:CG	2:D:42:LEU:HD11	2.51	0.44
1:G:144:HIS:HE1	1:G:181:THR:HG21	1.82	0.44
1:E:554:ILE:HG13	1:E:579:LEU:HD23	1.99	0.44
2:4:93:LEU:CB	2:4:108:LEU:HD13	2.46	0.44
1:G:433:ARG:NH2	1:G:522:GLU:HG3	2.32	0.44
1:O:204:LEU:HD23	1:O:213:TYR:CD2	2.52	0.44
1:O:516:ARG:HH11	1:O:516:ARG:HG3	1.81	0.44
1:Y:169:TYR:OH	1:Y:292:PHE:HA	2.17	0.44
1:S:86:LEU:HB3	1:S:255:THR:HG23	1.98	0.44
1:S:564:ALA:O	1:S:581:PRO:HD2	2.17	0.44
1:G:57:ARG:HH11	2:H:39:LEU:HD23	1.81	0.44
1:Q:488:ARG:NH1	1:Q:492:LEU:HD12	2.32	0.44
1:E:346:TYR:HB2	1:E:385:LYS:HD2	2.00	0.44
1:I:316:ARG:HA	1:I:374:TYR:HE1	1.81	0.44
1:3:609:GLN:OE1	1:3:613:ILE:HD11	2.17	0.44
1:I:84:ILE:O	1:I:86:LEU:HG	2.18	0.44
1:K:568:ALA:HA	1:K:599:ILE:HD12	1.99	0.44
1:G:179:MET:HG2	1:G:197:VAL:HG22	1.99	0.44
1:K:483:ARG:HD3	1:K:485:ASP:HB3	1.98	0.44
1:I:27:LEU:HD21	2:J:111:LEU:CD1	2.48	0.44

*Continued on next page...*

*Continued from previous page...*

Atom-1	Atom-2	Interatomic distance (Å)	Clash overlap (Å)
1:W:67:SER:HA	1:W:70:ASN:ND2	2.32	0.44
1:W:64:ASP:HA	2:X:31:VAL:HB	2.00	0.44
1:S:459:ILE:HG21	1:S:494:MET:HG2	1.99	0.44
1:C:144:HIS:HE1	1:C:181:THR:HG21	1.82	0.44
2:F:51:VAL:HG22	2:F:61:LEU:O	2.18	0.44
1:O:149:TYR:CE2	1:O:208:ARG:HA	2.52	0.44
1:M:70:ASN:HA	1:M:73:LYS:CG	2.47	0.44
1:A:497:GLN:O	1:A:498:GLU:HG3	2.17	0.44
1:I:61:VAL:HG12	2:2:85:VAL:HG22	1.98	0.44
1:G:143:PRO:HG3	1:G:193:VAL:CG2	2.45	0.44
1:I:173:MET:HB3	1:I:178:LEU:HD13	1.99	0.44
1:O:92:ILE:HD13	1:O:313:VAL:CG1	2.48	0.44
1:Q:404:TYR:HD2	1:Q:449:LEU:HD22	1.81	0.44
1:I:544:ILE:HG22	1:I:553:ILE:HG12	2.00	0.44
1:I:257:THR:HG23	1:I:260:SER:CB	2.46	0.44
1:M:483:ARG:NH1	1:M:483:ARG:HG3	2.32	0.44
1:O:482:LEU:HD11	1:O:529:LEU:HD11	1.98	0.44
1:W:572:TYR:HB2	1:W:624:GLU:O	2.18	0.44
1:S:177:PHE:CZ	1:S:205:PRO:HG3	2.52	0.44
1:S:531:ALA:HB2	1:S:551:THR:OG1	2.18	0.44
1:W:456:ALA:N	1:W:630:THR:HG22	2.15	0.44
1:A:448:LEU:HD22	1:A:546:PRO:O	2.17	0.44
1:I:62:THR:HG21	2:J:34:LEU:CD2	2.42	0.44
1:M:409:LEU:HD21	1:M:632:THR:CB	2.47	0.44
2:H:51:VAL:HG22	2:H:61:LEU:O	2.17	0.44
1:Y:73:LYS:NZ	1:I:76:TYR:HE1	2.16	0.44
2:6:34:LEU:HG	2:6:39:LEU:CA	2.48	0.44
1:3:64:ASP:HB3	2:4:32:THR:HA	2.00	0.44
2:F:48:ILE:HG12	2:F:64:LEU:HD23	1.99	0.44
2:F:45:ILE:CD1	2:F:64:LEU:HD13	2.47	0.44
1:G:497:GLN:O	1:G:498:GLU:HG3	2.18	0.44
1:5:143:PRO:HG3	1:5:193:VAL:CG2	2.46	0.44
2:H:93:LEU:CB	2:H:108:LEU:HD13	2.47	0.44
1:M:204:LEU:HD23	1:M:213:TYR:CE2	2.52	0.44
2:L:26:TYR:CZ	2:L:49:TYR:HB3	2.52	0.44
1:U:428:VAL:HG21	1:U:446:TYR:CE1	2.53	0.44
1:K:482:LEU:HB3	1:K:544:ILE:HG13	1.99	0.44
1:Y:257:THR:HG23	1:Y:260:SER:CB	2.47	0.44
1:C:156:SER:CB	1:C:342:GLY:HA3	2.47	0.44
2:D:130:ARG:O	2:D:130:ARG:HD2	2.17	0.44
2:2:86:VAL:O	2:2:90:ILE:HG13	2.18	0.44

*Continued on next page...*

*Continued from previous page...*

Atom-1	Atom-2	Interatomic distance (Å)	Clash overlap (Å)
1:M:103:ASP:OD2	1:M:105:SER:HB3	2.17	0.44
1:I:568:ALA:HA	1:I:599:ILE:HD12	2.00	0.44
1:C:450:SER:HB2	1:C:477:PRO:O	2.17	0.44
1:M:419:GLU:O	1:M:423:ILE:HG13	2.17	0.44
1:K:450:SER:HB2	1:K:477:PRO:O	2.17	0.44
1:M:208:ARG:HG2	1:M:209:GLY:N	2.33	0.44
1:E:68:MET:HG3	1:E:69:LEU:N	2.32	0.44
1:U:298:PHE:CE1	1:U:328:LEU:HD23	2.53	0.44
1:G:320:LYS:HA	1:G:377:ARG:CD	2.44	0.44
1:M:20:LEU:N	2:N:43:GLU:O	2.51	0.44
1:A:208:ARG:HG2	1:A:209:GLY:N	2.33	0.44
2:N:103:HIS:C	2:N:105:ARG:H	2.21	0.44
2:P:103:HIS:C	2:P:105:ARG:H	2.21	0.44
1:E:634:ILE:HG21	1:E:640:GLN:HB2	1.98	0.44
1:E:280:GLU:N	1:E:281:PRO:CD	2.81	0.44
1:5:524:ARG:HG2	1:5:524:ARG:NH1	2.32	0.44
1:Y:177:PHE:CZ	1:Y:205:PRO:HG3	2.52	0.44
1:Y:341:LYS:HB2	1:Y:341:LYS:HE3	1.84	0.44
1:I:482:LEU:HD13	1:I:544:ILE:HG13	1.99	0.44
1:K:635:THR:OG1	1:K:639:VAL:HG21	2.18	0.44
1:O:177:PHE:CZ	1:O:205:PRO:HG3	2.53	0.44
1:U:130:LEU:HD22	1:U:343:MET:O	2.17	0.44
1:A:609:GLN:OE1	1:A:613:ILE:HD11	2.17	0.44
1:Q:104:ALA:HB2	1:Q:121:MET:CE	2.48	0.44
1:K:455:SER:HB2	1:K:630:THR:HB	1.98	0.44
1:I:455:SER:HB2	1:I:630:THR:HB	2.00	0.44
1:G:243:VAL:N	1:G:285:THR:HG22	2.20	0.44
1:Y:456:ALA:N	1:Y:630:THR:HG22	2.22	0.44
1:5:298:PHE:CE1	1:5:328:LEU:HD23	2.53	0.44
1:M:92:ILE:HD11	1:M:304:ALA:HB1	1.98	0.44
1:I:84:ILE:HD13	1:I:84:ILE:N	2.31	0.44
1:A:62:THR:HG21	2:B:34:LEU:HD22	1.99	0.44
1:Y:56:TRP:CZ2	1:Y:61:VAL:HG11	2.53	0.44
1:Y:61:VAL:HG11	2:Z:64:LEU:HD11	2.00	0.44
2:T:103:HIS:C	2:T:105:ARG:H	2.21	0.44
1:5:138:LEU:HD12	1:5:149:TYR:O	2.17	0.44
1:G:23:VAL:HG21	1:G:40:TRP:HE1	1.82	0.44
1:O:143:PRO:HG3	1:O:193:VAL:CG2	2.48	0.44
1:W:242:PHE:CE1	1:W:288:LEU:HB3	2.51	0.44
1:5:50:LEU:HD22	1:5:52:PRO:HD3	2.00	0.44
1:A:516:ARG:HG3	1:A:516:ARG:HH11	1.82	0.44

*Continued on next page...*

*Continued from previous page...*

Atom-1	Atom-2	Interatomic distance (Å)	Clash overlap (Å)
1:K:273:GLU:HG3	1:K:278:CYS:SG	2.58	0.44
1:I:429:LEU:HD11	1:I:433:ARG:HH12	1.82	0.44
1:1:482:LEU:HB3	1:1:544:ILE:CG1	2.47	0.44
1:3:242:PHE:CE1	1:3:288:LEU:HB3	2.53	0.44
1:A:433:ARG:NH2	1:A:522:GLU:HG3	2.32	0.44
1:U:116:ASN:N	1:U:116:ASN:HD22	2.14	0.44
1:I:609:GLN:OE1	1:I:613:ILE:HD11	2.16	0.44
1:W:557:ASP:OD2	1:W:559:GLU:HB2	2.18	0.44
2:J:68:LYS:HG2	2:J:69:ASN:N	2.33	0.44
1:W:65:LEU:CD2	2:X:31:VAL:HG23	2.41	0.44
2:J:32:THR:O	2:J:34:LEU:N	2.51	0.44
2:J:40:LEU:N	2:J:40:LEU:CD2	2.81	0.44
1:I:111:VAL:CG1	1:I:358:THR:HG21	2.40	0.44
1:Q:242:PHE:CE1	1:Q:288:LEU:HB3	2.53	0.44
1:Y:563:SER:OG	1:Y:583:ILE:HG22	2.18	0.44
2:T:39:LEU:CD1	2:T:39:LEU:N	2.80	0.44
1:1:70:ASN:C	1:1:72:TYR:H	2.21	0.44
1:G:554:ILE:N	1:G:554:ILE:HD12	2.33	0.44
1:A:115:LEU:HD22	1:A:359:VAL:CG2	2.48	0.44
1:C:204:LEU:HD23	1:C:213:TYR:CD2	2.52	0.44
1:A:424:GLY:O	1:A:428:VAL:HG23	2.18	0.44
1:G:290:THR:O	1:G:294:VAL:HG23	2.17	0.44
1:U:64:ASP:HA	2:V:31:VAL:CG2	2.48	0.44
1:S:242:PHE:CE1	1:S:288:LEU:HB3	2.52	0.44
1:O:100:MET:HB3	1:O:101:GLN:H	1.60	0.44
2:T:68:LYS:HG2	2:T:69:ASN:N	2.33	0.44
1:I:108:HIS:O	1:I:354:MET:HE1	2.18	0.44
1:A:625:LYS:HE2	1:A:655:HIS:CE1	2.53	0.44
2:D:35:ARG:O	2:D:37:GLN:N	2.51	0.44
1:C:409:LEU:HD22	1:C:631:THR:O	2.18	0.44
2:R:130:ARG:HG3	2:R:131:TYR:CE2	2.53	0.44
2:T:60:SER:CB	2:T:83:LEU:HG	2.44	0.44
1:O:57:ARG:HH11	2:P:39:LEU:HG	1.81	0.44
1:M:41:THR:HG23	1:M:42:GLU:N	2.33	0.44
1:O:497:GLN:O	1:O:498:GLU:HG3	2.17	0.44
1:G:78:THR:C	1:G:80:GLY:H	2.20	0.44
2:X:101:THR:HG22	2:X:102:GLY:N	2.28	0.44
1:W:138:LEU:HD12	1:W:149:TYR:O	2.18	0.44
1:3:56:TRP:HB2	2:4:42:LEU:HD11	2.00	0.44
1:U:383:TYR:CD1	1:U:430:ARG:HD3	2.53	0.44
1:C:345:SER:C	1:C:347:GLY:N	2.71	0.44

*Continued on next page...*

*Continued from previous page...*

Atom-1	Atom-2	Interatomic distance (Å)	Clash overlap (Å)
1:3:102:VAL:CG1	1:3:107:VAL:HG13	2.47	0.44
1:3:483:ARG:HD3	1:3:485:ASP:HB3	2.00	0.44
1:A:483:ARG:HD3	1:A:485:ASP:HB3	1.99	0.44
1:5:130:LEU:HD23	1:5:345:SER:HB2	2.00	0.44
1:M:327:VAL:HG23	1:M:426:HIS:CE1	2.53	0.44
1:O:568:ALA:HA	1:O:599:ILE:HD12	1.99	0.44
1:M:459:ILE:HG21	1:M:494:MET:HG2	2.00	0.44
1:U:531:ALA:HB2	1:U:551:THR:OG1	2.18	0.44
1:S:554:ILE:HG13	1:S:579:LEU:HD23	1.99	0.44
1:E:20:LEU:HD12	1:E:40:TRP:CH2	2.52	0.44
1:Y:138:LEU:HD12	1:Y:149:TYR:O	2.18	0.44
1:G:69:LEU:O	1:G:73:LYS:HG2	2.17	0.44
1:G:41:THR:HG23	1:G:42:GLU:N	2.33	0.44
1:Y:564:ALA:O	1:Y:581:PRO:HD2	2.18	0.44
2:D:24:TRP:O	2:D:25:ALA:CB	2.64	0.44
1:S:50:LEU:HD22	1:S:52:PRO:HD3	2.00	0.44
1:E:50:LEU:HD22	1:E:52:PRO:HD3	2.00	0.44
1:O:50:LEU:HD22	1:O:52:PRO:HD3	2.00	0.44
1:3:280:GLU:N	1:3:281:PRO:CD	2.81	0.44
1:Y:50:LEU:HD22	1:Y:52:PRO:HD3	2.00	0.44
1:3:25:LEU:C	1:3:25:LEU:HD12	2.38	0.44
1:3:102:VAL:HG22	1:3:112:ILE:HG21	1.99	0.44
1:M:635:THR:OG1	1:M:639:VAL:HG21	2.17	0.44
1:3:99:SER:HB2	1:3:119:ALA:HA	1.98	0.44
1:S:27:LEU:HD22	2:T:114:LEU:HD22	1.99	0.44
2:X:68:LYS:HG2	2:X:69:ASN:N	2.33	0.44
1:W:27:LEU:HD22	2:X:50:LEU:HD12	2.00	0.44
1:E:625:LYS:HE2	1:E:655:HIS:CE1	2.53	0.44
1:1:409:LEU:HD11	1:1:632:THR:OG1	2.18	0.43
1:Q:73:LYS:C	1:Q:75:ILE:H	2.22	0.43
1:U:376:LEU:O	1:U:379:ALA:HB3	2.18	0.43
1:O:208:ARG:HG2	1:O:209:GLY:N	2.33	0.43
1:1:100:MET:O	1:1:101:GLN:HG3	2.18	0.43
1:I:61:VAL:CG1	2:J:85:VAL:HG22	2.48	0.43
1:O:552:PHE:CG	1:O:661:LEU:HD13	2.53	0.43
1:U:424:GLY:O	1:U:428:VAL:HG23	2.18	0.43
1:G:545:ILE:HD12	1:G:661:LEU:CD1	2.48	0.43
1:W:50:LEU:HD22	1:W:52:PRO:HD3	1.99	0.43
1:O:639:VAL:O	1:O:643:ILE:HG13	2.18	0.43
1:C:78:THR:HG21	1:C:217:THR:C	2.38	0.43
1:G:273:GLU:HG2	1:G:519:LEU:HD12	2.00	0.43

*Continued on next page...*

*Continued from previous page...*

Atom-1	Atom-2	Interatomic distance (Å)	Clash overlap (Å)
1:G:257:THR:HG23	1:G:260:SER:CB	2.48	0.43
1:U:651:PHE:CD1	1:U:671:ALA:HA	2.53	0.43
1:1:192:HIS:HA	1:1:234:HIS:CE1	2.53	0.43
1:O:429:LEU:HD11	1:O:433:ARG:HH12	1.81	0.43
2:F:68:LYS:HG2	2:F:69:ASN:N	2.33	0.43
1:U:625:LYS:HE2	1:U:655:HIS:CE1	2.53	0.43
2:B:68:LYS:HG2	2:B:69:ASN:N	2.33	0.43
1:M:533:LYS:HG3	1:M:533:LYS:H	1.67	0.43
1:G:76:TYR:HB3	1:G:230:THR:HG23	1.99	0.43
1:A:156:SER:HB3	1:A:342:GLY:HA3	2.00	0.43
1:Y:41:THR:HG23	1:Y:42:GLU:N	2.34	0.43
1:Y:23:VAL:HG22	2:Z:45:ILE:O	2.17	0.43
1:Q:21:SER:HA	1:Q:40:TRP:CZ2	2.52	0.43
2:V:51:VAL:HG22	2:V:61:LEU:O	2.18	0.43
1:S:208:ARG:HG2	1:S:209:GLY:N	2.33	0.43
1:O:554:ILE:N	1:O:554:ILE:HD12	2.33	0.43
1:A:41:THR:HG23	1:A:42:GLU:N	2.34	0.43
1:W:538:LEU:H	1:W:538:LEU:CD2	2.30	0.43
2:L:93:LEU:CB	2:L:108:LEU:HD13	2.46	0.43
1:S:143:PRO:HG3	1:S:193:VAL:CG2	2.44	0.43
1:C:383:TYR:CD1	1:C:430:ARG:HD3	2.53	0.43
1:A:112:ILE:O	1:A:112:ILE:HG22	2.18	0.43
1:W:78:THR:HG21	1:W:217:THR:O	2.19	0.43
1:S:404:TYR:HD2	1:S:449:LEU:HD22	1.84	0.43
1:Y:614:PHE:O	1:Y:634:ILE:HD12	2.17	0.43
1:S:257:THR:HG23	1:S:260:SER:CB	2.48	0.43
1:S:273:GLU:HG3	1:S:278:CYS:SG	2.58	0.43
1:K:639:VAL:O	1:K:643:ILE:HG13	2.18	0.43
1:U:183:LYS:HE3	1:U:191:GLU:OE1	2.18	0.43
1:Y:516:ARG:HH11	1:Y:516:ARG:HG3	1.82	0.43
1:U:592:VAL:HG12	1:U:593:ALA:N	2.33	0.43
1:O:144:HIS:HE1	1:O:181:THR:HG21	1.82	0.43
1:3:144:HIS:HE1	1:3:181:THR:HG21	1.82	0.43
2:6:26:TYR:CG	2:6:49:TYR:HB3	2.54	0.43
1:G:376:LEU:O	1:G:379:ALA:HB3	2.19	0.43
1:C:563:SER:OG	1:C:583:ILE:HG22	2.18	0.43
2:6:39:LEU:N	2:6:39:LEU:HD13	2.26	0.43
2:P:93:LEU:CB	2:P:108:LEU:HD13	2.44	0.43
1:K:23:VAL:HG12	1:K:38:ILE:O	2.19	0.43
1:O:543:MET:HE2	1:O:545:ILE:HG12	2.00	0.43
1:G:21:SER:CA	1:G:41:THR:HB	2.47	0.43

*Continued on next page...*

*Continued from previous page...*

Atom-1	Atom-2	Interatomic distance (Å)	Clash overlap (Å)
1:Q:493:SER:HB3	1:Q:626:GLU:HG2	1.99	0.43
1:O:290:THR:O	1:O:294:VAL:HG23	2.18	0.43
1:U:552:PHE:CG	1:U:661:LEU:HD13	2.54	0.43
2:R:48:ILE:HG12	2:R:64:LEU:HD23	2.01	0.43
1:Y:280:GLU:N	1:Y:281:PRO:CD	2.82	0.43
1:3:50:LEU:HD22	1:3:52:PRO:HD3	2.01	0.43
1:E:41:THR:HG23	1:E:42:GLU:N	2.33	0.43
1:A:50:LEU:HD22	1:A:52:PRO:HD3	2.00	0.43
1:1:635:THR:OG1	1:1:639:VAL:HG21	2.19	0.43
2:R:68:LYS:HG2	2:R:69:ASN:N	2.33	0.43
1:C:177:PHE:CZ	1:C:205:PRO:HG3	2.53	0.43
1:1:625:LYS:HE2	1:1:655:HIS:CE1	2.53	0.43
1:Q:516:ARG:HG3	1:Q:516:ARG:HH11	1.83	0.43
1:S:94:ALA:O	1:S:95:VAL:C	2.56	0.43
2:P:48:ILE:HG12	2:P:64:LEU:HD23	1.99	0.43
1:U:568:ALA:HA	1:U:599:ILE:HD12	2.00	0.43
1:G:544:ILE:HG22	1:G:553:ILE:HG12	1.99	0.43
1:W:68:MET:SD	1:W:210:PRO:CG	3.06	0.43
1:Q:243:VAL:N	1:Q:285:THR:HG22	2.19	0.43
2:Z:51:VAL:HG22	2:Z:61:LEU:O	2.17	0.43
2:6:51:VAL:HG22	2:6:61:LEU:O	2.18	0.43
1:O:138:LEU:HD12	1:O:149:TYR:O	2.19	0.43
1:3:554:ILE:HG13	1:3:579:LEU:HD23	2.01	0.43
1:I:298:PHE:CE1	1:I:328:LEU:HD23	2.53	0.43
1:5:62:THR:HG21	2:6:34:LEU:HD22	2.00	0.43
1:G:86:LEU:CD1	1:G:251:SER:HA	2.44	0.43
2:H:103:HIS:C	2:H:105:ARG:H	2.22	0.43
1:E:138:LEU:HD12	1:E:149:TYR:O	2.18	0.43
1:G:459:ILE:HG21	1:G:494:MET:HG2	1.99	0.43
1:Q:69:LEU:N	1:Q:69:LEU:HD12	2.32	0.43
1:U:143:PRO:HG3	1:U:193:VAL:CG2	2.48	0.43
2:6:93:LEU:CB	2:6:108:LEU:HD13	2.49	0.43
1:1:115:LEU:HD23	1:1:115:LEU:O	2.18	0.43
1:K:280:GLU:N	1:K:281:PRO:CD	2.81	0.43
1:G:615:CYS:C	1:G:617:PHE:H	2.22	0.43
2:D:40:LEU:HD11	2:D:45:ILE:HD11	2.00	0.43
2:L:68:LYS:HG2	2:L:69:ASN:N	2.33	0.43
1:1:609:GLN:OE1	1:1:613:ILE:HD11	2.19	0.43
1:E:179:MET:HG2	1:E:197:VAL:HG22	2.00	0.43
1:Y:609:GLN:OE1	1:Y:613:ILE:HD11	2.17	0.43
1:Y:522:GLU:C	1:Y:524:ARG:H	2.21	0.43

*Continued on next page...*



*Continued from previous page...*

Atom-1	Atom-2	Interatomic distance (Å)	Clash overlap (Å)
2:N:86:VAL:O	2:N:90:ILE:HG13	2.19	0.43
2:P:68:LYS:HG2	2:P:69:ASN:N	2.33	0.43
1:A:455:SER:O	1:A:459:ILE:HG22	2.18	0.43
1:W:73:LYS:C	1:W:75:ILE:H	2.22	0.43
1:C:62:THR:HB	2:D:34:LEU:HD13	1.99	0.43
1:A:144:HIS:HE1	1:A:181:THR:HG21	1.82	0.43
1:I:66:ALA:N	2:J:128:LEU:HD22	2.34	0.43
2:Z:52:SER:H	2:Z:55:THR:HG21	1.81	0.43
2:6:29:CYS:SG	2:6:30:HIS:N	2.91	0.43
1:5:554:ILE:N	1:5:554:ILE:HD12	2.34	0.43
1:Q:208:ARG:HG2	1:Q:209:GLY:N	2.33	0.43
2:B:60:SER:CB	2:B:83:LEU:HG	2.43	0.43
1:Y:56:TRP:CZ2	1:Y:61:VAL:HG21	2.53	0.43
2:2:103:HIS:C	2:2:105:ARG:H	2.22	0.43
1:C:84:ILE:N	1:C:84:ILE:HD12	2.34	0.43
1:S:41:THR:HG23	1:S:42:GLU:N	2.32	0.43
1:Q:428:VAL:HG21	1:Q:446:TYR:CE1	2.53	0.43
1:S:204:LEU:HD23	1:S:213:TYR:CD2	2.53	0.43
1:Q:143:PRO:HG3	1:Q:193:VAL:CG2	2.48	0.43
1:W:490:LYS:HZ2	1:W:626:GLU:HB3	1.84	0.43
1:Q:545:ILE:HD12	1:Q:661:LEU:CD1	2.48	0.43
1:5:524:ARG:C	1:5:526:ALA:H	2.22	0.43
1:I:280:GLU:N	1:I:281:PRO:CD	2.82	0.43
1:W:614:PHE:O	1:W:634:ILE:HD12	2.17	0.43
1:I:544:ILE:HG22	1:I:553:ILE:HG12	2.00	0.43
1:G:635:THR:OG1	1:G:639:VAL:HG21	2.19	0.43
1:G:183:LYS:HE3	1:G:191:GLU:OE1	2.17	0.43
1:Y:572:TYR:HB2	1:Y:624:GLU:O	2.18	0.43
1:U:177:PHE:CZ	1:U:205:PRO:HG3	2.53	0.43
1:O:544:ILE:HG22	1:O:553:ILE:HG12	1.99	0.43
1:A:76:TYR:HB2	1:A:230:THR:HG23	2.00	0.43
1:A:77:LYS:O	1:A:79:SER:N	2.52	0.43
2:N:68:LYS:HG2	2:N:69:ASN:N	2.33	0.43
1:G:177:PHE:CZ	1:G:205:PRO:HG3	2.53	0.43
1:K:531:ALA:HB2	1:K:551:THR:OG1	2.19	0.43
1:3:531:ALA:HB2	1:3:551:THR:OG1	2.19	0.43
1:C:455:SER:O	1:C:459:ILE:HG22	2.18	0.43
1:E:524:ARG:H	1:E:524:ARG:CD	2.18	0.43
1:I:531:ALA:HB2	1:I:551:THR:OG1	2.18	0.43
2:4:51:VAL:HG22	2:4:61:LEU:O	2.18	0.43
1:W:563:SER:OG	1:W:583:ILE:HG22	2.17	0.43

*Continued on next page...*

*Continued from previous page...*

Atom-1	Atom-2	Interatomic distance (Å)	Clash overlap (Å)
2:Z:48:ILE:HG12	2:Z:64:LEU:HD23	2.01	0.43
1:C:115:LEU:CD1	1:C:359:VAL:HG21	2.46	0.43
2:V:103:HIS:C	2:V:105:ARG:H	2.21	0.43
1:Y:143:PRO:HG3	1:Y:193:VAL:CG2	2.48	0.43
1:U:290:THR:O	1:U:294:VAL:HG23	2.18	0.43
1:1:545:ILE:HD12	1:1:661:LEU:CD1	2.48	0.43
1:1:50:LEU:HD22	1:1:52:PRO:HD3	2.00	0.43
1:C:280:GLU:N	1:C:281:PRO:CD	2.82	0.43
1:C:66:ALA:CA	2:D:128:LEU:HD13	2.49	0.43
1:C:50:LEU:HD22	1:C:52:PRO:HD3	2.00	0.43
1:Q:108:HIS:C	1:Q:110:GLY:N	2.72	0.43
1:G:603:GLN:HG2	1:G:671:ALA:O	2.18	0.43
1:E:257:THR:HG23	1:E:260:SER:CB	2.49	0.43
1:1:639:VAL:O	1:1:643:ILE:HG13	2.19	0.43
1:S:488:ARG:NH1	1:S:492:LEU:HD12	2.33	0.43
1:W:522:GLU:H	1:W:525:ASP:CG	2.22	0.43
1:E:572:TYR:HB2	1:E:624:GLU:O	2.19	0.43
1:U:419:GLU:O	1:U:423:ILE:HG13	2.19	0.43
1:G:531:ALA:HB2	1:G:551:THR:OG1	2.19	0.43
2:B:51:VAL:HG22	2:B:61:LEU:O	2.19	0.43
2:L:128:LEU:H	2:L:128:LEU:CD2	2.32	0.43
1:Q:89:PRO:CD	1:Q:255:THR:HA	2.41	0.43
1:Q:58:GLU:OE1	1:Q:150:GLN:HB2	2.19	0.43
1:G:464:ARG:HH11	1:G:464:ARG:HG2	1.84	0.43
2:F:103:HIS:C	2:F:105:ARG:H	2.22	0.43
2:J:101:THR:HG22	2:J:102:GLY:N	2.30	0.43
1:W:98:GLY:O	1:W:118:PRO:HD2	2.19	0.43
1:3:92:ILE:HG23	1:3:93:PRO:HD2	2.01	0.43
1:E:552:PHE:CG	1:E:661:LEU:HD13	2.54	0.43
1:C:615:CYS:C	1:C:617:PHE:H	2.22	0.43
1:O:280:GLU:N	1:O:281:PRO:CD	2.82	0.43
1:S:173:MET:HB3	1:S:178:LEU:HD13	2.00	0.43
1:1:404:TYR:HD2	1:1:449:LEU:HD22	1.82	0.43
1:O:641:ASN:C	1:O:643:ILE:H	2.22	0.43
1:U:639:VAL:O	1:U:643:ILE:HG13	2.18	0.43
1:A:183:LYS:HE3	1:A:191:GLU:OE1	2.19	0.43
1:C:625:LYS:HE2	1:C:655:HIS:CE1	2.53	0.43
2:F:86:VAL:O	2:F:90:ILE:HG13	2.19	0.43
2:D:68:LYS:HG2	2:D:69:ASN:N	2.33	0.43
1:A:455:SER:HB2	1:A:630:THR:HB	2.00	0.43
1:I:563:SER:OG	1:I:583:ILE:HG22	2.19	0.43

*Continued on next page...*

*Continued from previous page...*

Atom-1	Atom-2	Interatomic distance (Å)	Clash overlap (Å)
1:Y:96:SER:HB2	1:Y:99:SER:HB3	2.01	0.43
2:T:39:LEU:H	2:T:39:LEU:CD1	2.32	0.43
2:P:40:LEU:HD22	2:P:45:ILE:CD1	2.49	0.43
1:O:554:ILE:HG13	1:O:579:LEU:HD23	2.01	0.43
1:Y:29:ILE:O	1:Y:30:GLU:C	2.56	0.43
1:M:57:ARG:CD	2:N:39:LEU:HG	2.48	0.43
1:S:615:CYS:C	1:S:617:PHE:H	2.21	0.43
1:C:173:MET:HB3	1:C:178:LEU:HD13	2.01	0.43
1:K:82:LEU:CD2	1:K:247:LYS:HG2	2.49	0.43
1:G:572:TYR:HB2	1:G:624:GLU:O	2.19	0.43
1:U:273:GLU:HG3	1:U:278:CYS:SG	2.59	0.43
2:Z:68:LYS:HG2	2:Z:69:ASN:N	2.34	0.43
1:5:592:VAL:HG12	1:5:593:ALA:N	2.34	0.43
1:Q:179:MET:HG2	1:Q:197:VAL:HG22	2.01	0.43
1:E:29:ILE:H	1:E:29:ILE:HG13	1.63	0.43
1:I:488:ARG:NH1	1:I:492:LEU:HD12	2.34	0.43
1:Y:625:LYS:HE2	1:Y:655:HIS:CE1	2.54	0.43
1:S:625:LYS:HE2	1:S:655:HIS:CE1	2.54	0.43
1:A:459:ILE:HD13	1:A:494:MET:HE2	2.00	0.43
1:Q:62:THR:HG22	2:R:33:GLN:HA	2.00	0.43
1:K:208:ARG:HG2	1:K:209:GLY:N	2.34	0.43
1:U:24:LYS:HG3	1:U:37:THR:CG2	2.39	0.43
1:A:563:SER:OG	1:A:583:ILE:HG22	2.19	0.43
1:E:69:LEU:HD11	2:F:123:LEU:CB	2.47	0.43
1:1:243:VAL:N	1:1:285:THR:HG22	2.22	0.43
1:1:41:THR:HG23	1:1:42:GLU:N	2.33	0.43
1:1:117:SER:HA	1:1:118:PRO:HD3	1.87	0.43
1:C:538:LEU:CD2	1:C:538:LEU:H	2.28	0.43
2:D:103:HIS:C	2:D:105:ARG:H	2.22	0.43
2:Z:103:HIS:C	2:Z:105:ARG:H	2.22	0.43
1:I:138:LEU:HD12	1:I:149:TYR:O	2.19	0.43
1:3:138:LEU:HD12	1:3:149:TYR:O	2.18	0.43
1:G:20:LEU:O	1:G:21:SER:HB2	2.18	0.43
1:5:25:LEU:HD23	2:6:48:ILE:HB	2.00	0.43
2:N:45:ILE:HA	2:N:66:SER:HB3	2.00	0.43
1:S:280:GLU:N	1:S:281:PRO:CD	2.81	0.43
1:W:612:CYS:HA	1:W:640:GLN:NE2	2.34	0.43
1:3:78:THR:HG22	1:3:215:SER:C	2.39	0.43
1:G:482:LEU:CD1	1:G:529:LEU:HD11	2.49	0.43
1:1:257:THR:HG23	1:1:260:SER:CB	2.48	0.43
1:E:29:ILE:HG22	1:E:30:GLU:H	1.83	0.43

*Continued on next page...*

*Continued from previous page...*

Atom-1	Atom-2	Interatomic distance (Å)	Clash overlap (Å)
1:O:419:GLU:O	1:O:423:ILE:HG13	2.18	0.43
1:Q:592:VAL:HG12	1:Q:593:ALA:N	2.34	0.43
2:B:29:CYS:O	2:B:131:TYR:HB2	2.18	0.43
1:3:568:ALA:HA	1:3:599:ILE:HD12	2.01	0.43
1:O:26:HIS:HD2	1:O:35:HIS:CD2	2.37	0.43
1:M:128:LYS:NZ	1:Q:601:LYS:HE2	2.34	0.43
2:B:86:VAL:O	2:B:90:ILE:HG13	2.18	0.43
1:Q:639:VAL:O	1:Q:643:ILE:HG13	2.19	0.43
1:5:625:LYS:HE2	1:5:655:HIS:CE1	2.54	0.43
1:C:62:THR:CG2	2:D:33:GLN:HA	2.49	0.43
1:Y:243:VAL:N	1:Y:285:THR:HG22	2.20	0.43
1:W:41:THR:HG23	1:W:42:GLU:N	2.34	0.43
2:F:29:CYS:H	2:F:61:LEU:HD13	1.83	0.43
1:I:554:ILE:N	1:I:554:ILE:HD12	2.34	0.43
1:Q:138:LEU:HD12	1:Q:149:TYR:O	2.19	0.43
1:G:428:VAL:HG21	1:G:446:TYR:CE1	2.54	0.43
2:L:45:ILE:H	2:L:45:ILE:HG13	1.63	0.43
2:H:45:ILE:HA	2:H:66:SER:HB3	2.01	0.43
1:A:524:ARG:CD	1:A:524:ARG:H	2.30	0.43
1:3:424:GLY:O	1:3:428:VAL:HG23	2.19	0.43
1:W:545:ILE:HD12	1:W:661:LEU:CD1	2.49	0.43
1:W:424:GLY:O	1:W:428:VAL:HG23	2.19	0.43
1:W:280:GLU:N	1:W:281:PRO:CD	2.82	0.43
1:1:482:LEU:CD1	1:1:529:LEU:HD11	2.48	0.43
1:U:367:LEU:HG	1:U:368:THR:H	1.84	0.43
1:O:86:LEU:CD1	1:O:251:SER:HA	2.49	0.43
1:Q:104:ALA:HB1	1:Q:347:GLY:HA3	2.01	0.43
2:T:24:TRP:O	2:T:25:ALA:C	2.58	0.43
1:K:97:GLU:O	1:K:98:GLY:C	2.57	0.43
1:U:540:LYS:O	1:U:555:SER:HB2	2.19	0.43
1:S:82:LEU:H	1:S:82:LEU:HD23	1.82	0.43
2:6:68:LYS:HG2	2:6:69:ASN:N	2.33	0.43
1:I:177:PHE:CZ	1:I:205:PRO:HG3	2.53	0.43
2:2:68:LYS:HG2	2:2:69:ASN:N	2.32	0.43
1:W:68:MET:HG2	1:W:210:PRO:HG2	2.01	0.42
1:3:563:SER:OG	1:3:583:ILE:HG22	2.18	0.42
1:C:86:LEU:HB3	1:C:255:THR:HG23	2.01	0.42
1:S:88:GLU:HA	1:S:89:PRO:HD3	1.83	0.42
1:G:50:LEU:HD22	1:G:52:PRO:HD3	2.01	0.42
1:U:280:GLU:N	1:U:281:PRO:CD	2.82	0.42
1:K:50:LEU:HD22	1:K:52:PRO:HD3	1.99	0.42

*Continued on next page...*

*Continued from previous page...*

Atom-1	Atom-2	Interatomic distance (Å)	Clash overlap (Å)
1:A:280:GLU:N	1:A:281:PRO:CD	2.81	0.42
1:I:615:CYS:C	1:I:617:PHE:H	2.23	0.42
1:C:529:LEU:HD13	1:C:544:ILE:HD12	2.00	0.42
2:D:40:LEU:CD1	2:D:45:ILE:HD11	2.49	0.42
1:M:257:THR:HG23	1:M:260:SER:CB	2.48	0.42
1:I:183:LYS:HE3	1:I:191:GLU:OE1	2.19	0.42
1:U:25:LEU:HA	2:V:48:ILE:O	2.18	0.42
1:A:417:MET:O	1:A:420:THR:HB	2.19	0.42
1:K:183:LYS:HE3	1:K:191:GLU:OE1	2.18	0.42
1:O:490:LYS:HE3	1:O:494:MET:SD	2.59	0.42
1:I:63:GLU:HA	2:J:33:GLN:HG3	2.00	0.42
1:I:41:THR:HG23	1:I:42:GLU:N	2.35	0.42
1:M:459:ILE:HD13	1:M:494:MET:HE2	2.01	0.42
1:E:531:ALA:HB2	1:E:551:THR:OG1	2.19	0.42
1:I:62:THR:O	1:I:64:ASP:N	2.52	0.42
1:A:138:LEU:HD12	1:A:149:TYR:O	2.19	0.42
1:Y:61:VAL:HG12	2:Z:80:ALA:HB1	2.00	0.42
2:J:103:HIS:C	2:J:105:ARG:H	2.23	0.42
1:W:250:PHE:O	1:W:254:VAL:HG23	2.19	0.42
1:I:552:PHE:CG	1:I:661:LEU:HD13	2.55	0.42
1:G:20:LEU:HG	2:H:43:GLU:HG2	2.01	0.42
1:I:543:MET:HE2	1:I:545:ILE:HG12	2.01	0.42
1:U:50:LEU:HD22	1:U:52:PRO:HD3	2.01	0.42
1:A:112:ILE:N	1:A:112:ILE:HD12	2.34	0.42
1:A:615:CYS:C	1:A:617:PHE:H	2.23	0.42
1:Q:50:LEU:HD22	1:Q:52:PRO:HD3	2.00	0.42
1:C:429:LEU:HD11	1:C:433:ARG:HH12	1.84	0.42
1:M:625:LYS:HE2	1:M:655:HIS:CE1	2.54	0.42
1:O:183:LYS:HE3	1:O:191:GLU:OE1	2.18	0.42
1:O:316:ARG:HA	1:O:374:TYR:HE1	1.82	0.42
1:S:568:ALA:HA	1:S:599:ILE:HD12	2.01	0.42
2:X:48:ILE:HG12	2:X:64:LEU:HD23	2.01	0.42
1:5:21:SER:O	1:5:22:GLU:HB2	2.18	0.42
1:3:41:THR:HG23	1:3:42:GLU:N	2.34	0.42
2:6:45:ILE:HD13	2:6:64:LEU:HD22	2.01	0.42
1:W:243:VAL:N	1:W:285:THR:HG22	2.19	0.42
1:O:409:LEU:HD11	1:O:632:THR:OG1	2.20	0.42
1:O:409:LEU:HD22	1:O:631:THR:O	2.19	0.42
1:W:20:LEU:HD23	1:W:21:SER:N	2.33	0.42
1:A:554:ILE:HD12	1:A:554:ILE:N	2.35	0.42
1:G:138:LEU:HD12	1:G:149:TYR:O	2.19	0.42

*Continued on next page...*

*Continued from previous page...*

Atom-1	Atom-2	Interatomic distance (Å)	Clash overlap (Å)
2:R:103:HIS:C	2:R:105:ARG:H	2.22	0.42
2:R:93:LEU:CB	2:R:108:LEU:HD13	2.49	0.42
1:O:169:TYR:OH	1:O:292:PHE:HA	2.19	0.42
1:Q:552:PHE:CG	1:Q:661:LEU:HD13	2.55	0.42
1:S:529:LEU:HA	1:S:530:PRO:HD3	1.81	0.42
2:D:48:ILE:HG12	2:D:64:LEU:HD23	2.01	0.42
1:S:639:VAL:O	1:S:643:ILE:HG13	2.19	0.42
1:Q:257:THR:HG23	1:Q:260:SER:CB	2.49	0.42
1:E:92:ILE:HG13	1:E:92:ILE:H	1.61	0.42
1:U:524:ARG:O	1:U:527:TRP:HB2	2.19	0.42
2:J:86:VAL:O	2:J:90:ILE:HG13	2.18	0.42
2:D:86:VAL:O	2:D:90:ILE:HG13	2.19	0.42
1:E:87:ALA:O	1:E:255:THR:HG22	2.20	0.42
1:W:106:LYS:NZ	1:W:106:LYS:HB2	2.34	0.42
1:3:625:LYS:HE2	1:3:655:HIS:CE1	2.53	0.42
1:E:455:SER:HB2	1:E:630:THR:CG2	2.49	0.42
1:1:531:ALA:HB2	1:1:551:THR:OG1	2.19	0.42
1:C:56:TRP:CB	2:D:42:LEU:HD11	2.49	0.42
2:J:39:LEU:HB2	2:J:40:LEU:H	1.67	0.42
2:4:48:ILE:HG12	2:4:64:LEU:HD23	2.00	0.42
1:Q:70:ASN:HB3	1:Q:73:LYS:NZ	2.34	0.42
1:U:563:SER:OG	1:U:583:ILE:HG22	2.19	0.42
1:1:563:SER:OG	1:1:583:ILE:HG22	2.19	0.42
1:E:554:ILE:HD12	1:E:554:ILE:N	2.35	0.42
1:C:554:ILE:N	1:C:554:ILE:HD12	2.34	0.42
1:3:501:LEU:N	1:3:501:LEU:HD12	2.35	0.42
2:B:103:HIS:C	2:B:105:ARG:H	2.23	0.42
1:3:612:CYS:HA	1:3:640:GLN:NE2	2.34	0.42
1:S:552:PHE:CG	1:S:661:LEU:HD13	2.54	0.42
1:5:615:CYS:C	1:5:617:PHE:H	2.22	0.42
1:C:544:ILE:HG22	1:C:553:ILE:HG12	2.01	0.42
1:C:107:VAL:O	1:C:108:HIS:C	2.58	0.42
1:Y:62:THR:HG21	2:Z:34:LEU:HD11	2.01	0.42
1:O:88:GLU:HA	1:O:89:PRO:HD3	1.82	0.42
1:3:99:SER:HA	1:3:118:PRO:O	2.19	0.42
1:S:27:LEU:CD2	2:T:50:LEU:HD12	2.49	0.42
1:K:117:SER:HA	1:K:118:PRO:HD3	1.90	0.42
1:W:592:VAL:HG12	1:W:593:ALA:N	2.34	0.42
1:U:429:LEU:HD11	1:U:433:ARG:HH12	1.84	0.42
2:T:37:GLN:HG2	2:T:38:HIS:N	2.34	0.42
1:A:568:ALA:HA	1:A:599:ILE:HD12	2.01	0.42

*Continued on next page...*

*Continued from previous page...*

Atom-1	Atom-2	Interatomic distance (Å)	Clash overlap (Å)
1:K:419:GLU:O	1:K:423:ILE:HG13	2.19	0.42
1:3:130:LEU:HD22	1:3:343:MET:C	2.39	0.42
1:1:533:LYS:H	1:1:533:LYS:HG3	1.68	0.42
1:S:419:GLU:O	1:S:423:ILE:HG13	2.19	0.42
1:Q:156:SER:HB3	1:Q:342:GLY:HA3	2.00	0.42
1:A:572:TYR:HB2	1:A:624:GLU:O	2.19	0.42
1:1:91:ASP:HB3	1:1:317:TRP:CH2	2.54	0.42
1:M:63:GLU:O	1:M:64:ASP:C	2.56	0.42
1:Y:21:SER:O	1:Y:22:GLU:HB2	2.19	0.42
1:1:62:THR:O	2:2:33:GLN:HA	2.19	0.42
1:I:82:LEU:HD12	1:I:82:LEU:C	2.39	0.42
1:M:69:LEU:HD11	2:N:123:LEU:HB2	2.02	0.42
2:B:34:LEU:CG	2:B:39:LEU:HG	2.50	0.42
1:S:20:LEU:HD23	1:S:21:SER:H	1.83	0.42
1:5:429:LEU:HD11	1:5:433:ARG:HH12	1.83	0.42
1:O:27:LEU:HD11	2:P:111:LEU:CD1	2.50	0.42
1:W:459:ILE:HD13	1:W:494:MET:HE2	2.01	0.42
1:S:213:TYR:N	1:S:214:PRO:CD	2.83	0.42
1:O:99:SER:HA	1:O:118:PRO:HB2	2.01	0.42
1:W:552:PHE:CG	1:W:661:LEU:HD13	2.54	0.42
1:M:615:CYS:C	1:M:617:PHE:H	2.22	0.42
1:1:71:ARG:O	1:1:71:ARG:HG2	2.19	0.42
1:Q:482:LEU:HB3	1:Q:544:ILE:HG13	2.02	0.42
1:A:273:GLU:HG2	1:A:519:LEU:HD12	2.02	0.42
1:G:639:VAL:O	1:G:643:ILE:HG13	2.20	0.42
2:H:68:LYS:HG2	2:H:69:ASN:N	2.34	0.42
1:A:192:HIS:HA	1:A:234:HIS:CE1	2.54	0.42
1:Y:104:ALA:HB3	1:Y:125:PRO:HB2	2.01	0.42
1:I:572:TYR:HB2	1:I:624:GLU:O	2.20	0.42
1:C:568:ALA:HA	1:C:599:ILE:HD12	2.01	0.42
1:K:102:VAL:HG11	1:K:351:LEU:HD13	2.00	0.42
1:I:483:ARG:HD3	1:I:485:ASP:HB3	2.00	0.42
1:Q:183:LYS:HE3	1:Q:191:GLU:OE1	2.19	0.42
2:V:68:LYS:HG2	2:V:69:ASN:N	2.34	0.42
1:S:592:VAL:HG12	1:S:593:ALA:N	2.34	0.42
2:J:48:ILE:HG12	2:J:64:LEU:HD23	2.01	0.42
1:E:483:ARG:HD3	1:E:485:ASP:HB3	2.02	0.42
1:O:62:THR:O	1:O:64:ASP:N	2.52	0.42
1:W:531:ALA:HB2	1:W:551:THR:OG1	2.19	0.42
1:C:70:ASN:HA	1:C:73:LYS:CG	2.36	0.42
1:O:563:SER:OG	1:O:583:ILE:HG22	2.19	0.42

*Continued on next page...*

*Continued from previous page...*

Atom-1	Atom-2	Interatomic distance (Å)	Clash overlap (Å)
2:N:52:SER:H	2:N:55:THR:HG22	1.83	0.42
1:S:92:ILE:HG21	1:S:313:VAL:HG12	2.01	0.42
1:O:41:THR:HG23	1:O:42:GLU:N	2.34	0.42
2:P:39:LEU:O	2:P:39:LEU:HD13	2.20	0.42
1:A:20:LEU:HA	1:A:40:TRP:CH2	2.55	0.42
1:C:83:GLY:C	1:C:84:ILE:HD12	2.39	0.42
1:C:84:ILE:HG22	1:C:86:LEU:HG	2.00	0.42
1:1:538:LEU:CD2	1:1:538:LEU:H	2.31	0.42
1:U:138:LEU:HD12	1:U:149:TYR:O	2.18	0.42
1:U:208:ARG:HG2	1:U:209:GLY:N	2.35	0.42
2:X:103:HIS:C	2:X:105:ARG:H	2.23	0.42
1:M:213:TYR:N	1:M:214:PRO:CD	2.83	0.42
1:K:516:ARG:HH11	1:K:516:ARG:HG3	1.84	0.42
1:M:280:GLU:N	1:M:281:PRO:CD	2.82	0.42
1:3:173:MET:HB3	1:3:178:LEU:HD13	2.01	0.42
1:M:641:ASN:C	1:M:643:ILE:H	2.23	0.42
1:Y:635:THR:OG1	1:Y:639:VAL:HG21	2.20	0.42
2:4:68:LYS:HG2	2:4:69:ASN:N	2.34	0.42
1:Y:75:ILE:O	1:Y:77:LYS:HE3	2.19	0.42
1:1:363:GLU:HG3	1:1:366:HIS:HD2	1.85	0.42
2:T:86:VAL:O	2:T:90:ILE:HG13	2.19	0.42
1:Y:255:THR:O	1:Y:256:MET:HB2	2.20	0.42
1:G:156:SER:HB3	1:G:342:GLY:HA3	2.02	0.42
1:S:428:VAL:HG21	1:S:446:TYR:CE1	2.54	0.42
1:3:455:SER:HB2	1:3:630:THR:HB	2.01	0.42
2:X:39:LEU:H	2:X:39:LEU:HD22	1.83	0.42
1:C:531:ALA:HB2	1:C:551:THR:OG1	2.19	0.42
1:O:531:ALA:HB2	1:O:551:THR:OG1	2.20	0.42
1:K:41:THR:HG23	1:K:42:GLU:N	2.34	0.42
1:G:298:PHE:CE1	1:G:328:LEU:HD23	2.54	0.42
1:I:399:VAL:HG13	1:I:400:LEU:N	2.34	0.42
1:E:670:ILE:HG22	1:E:671:ALA:N	2.33	0.42
1:I:208:ARG:HG2	1:I:209:GLY:N	2.34	0.42
1:3:59:ALA:HB2	1:3:149:TYR:OH	2.20	0.42
1:A:552:PHE:CG	1:A:661:LEU:HD13	2.55	0.42
2:2:93:LEU:CB	2:2:108:LEU:HD13	2.47	0.42
2:N:39:LEU:O	2:N:39:LEU:HD22	2.20	0.42
1:A:529:LEU:HD13	1:A:544:ILE:HD12	2.00	0.42
1:K:552:PHE:CG	1:K:661:LEU:HD13	2.54	0.42
1:Y:545:ILE:HD12	1:Y:661:LEU:CD1	2.50	0.42
1:G:88:GLU:HA	1:G:89:PRO:HD3	1.85	0.42

*Continued on next page...*



*Continued from previous page...*

Atom-1	Atom-2	Interatomic distance (Å)	Clash overlap (Å)
1:A:100:MET:HE2	1:A:112:ILE:O	2.20	0.42
1:G:280:GLU:N	1:G:281:PRO:CD	2.81	0.42
1:I:424:GLY:O	1:I:428:VAL:HG23	2.19	0.42
1:Q:280:GLU:N	1:Q:281:PRO:CD	2.82	0.42
1:5:173:MET:HB3	1:5:178:LEU:HD13	2.02	0.42
1:O:69:LEU:HD11	2:P:123:LEU:HB2	2.00	0.42
2:P:81:ASN:O	2:P:85:VAL:HG23	2.19	0.42
1:Q:316:ARG:HA	1:Q:374:TYR:CE1	2.55	0.42
1:G:419:GLU:O	1:G:423:ILE:HG13	2.19	0.42
1:I:482:LEU:HB3	1:I:544:ILE:HG13	2.01	0.42
2:T:68:LYS:HG2	2:T:69:ASN:H	1.85	0.42
1:3:592:VAL:HG12	1:3:593:ALA:N	2.34	0.42
1:U:572:TYR:HB2	1:U:624:GLU:O	2.20	0.42
1:W:625:LYS:HE2	1:W:655:HIS:CE1	2.55	0.42
1:3:459:ILE:HD13	1:3:494:MET:HE2	2.02	0.42
1:C:455:SER:HB2	1:C:630:THR:HB	2.02	0.42
1:S:543:MET:HE3	1:S:631:THR:HG21	2.01	0.42
1:Y:24:LYS:O	2:Z:47:ASP:HA	2.20	0.42
1:U:554:ILE:HD12	1:U:554:ILE:N	2.35	0.42
1:O:324:GLU:O	1:O:328:LEU:HB2	2.20	0.42
1:1:100:MET:HG3	1:1:101:GLN:N	2.27	0.42
1:A:538:LEU:N	1:A:538:LEU:HD23	2.32	0.42
1:3:27:LEU:CD2	1:3:28:ASP:H	2.32	0.42
1:W:502:ASP:O	1:W:506:VAL:HG23	2.20	0.42
1:K:545:ILE:HD12	1:K:661:LEU:CD1	2.50	0.42
1:G:493:SER:HB3	1:G:626:GLU:HG2	2.01	0.42
1:5:78:THR:O	1:5:78:THR:HG23	2.20	0.42
1:M:156:SER:HB2	1:M:342:GLY:HA3	2.02	0.42
1:O:279:ARG:HE	1:O:519:LEU:HD21	1.84	0.42
2:N:130:ARG:HD3	2:N:131:TYR:CE1	2.54	0.42
1:M:639:VAL:O	1:M:643:ILE:HG13	2.19	0.42
1:E:242:PHE:CE1	1:E:288:LEU:HB3	2.55	0.42
1:G:112:ILE:HG22	1:G:112:ILE:O	2.19	0.42
1:Y:524:ARG:HG2	1:Y:524:ARG:HH11	1.85	0.42
1:Q:635:THR:OG1	1:Q:639:VAL:HG21	2.20	0.42
1:O:625:LYS:HE2	1:O:655:HIS:CE1	2.55	0.42
1:W:429:LEU:HD11	1:W:433:ARG:HH12	1.85	0.42
1:A:177:PHE:CZ	1:A:205:PRO:HG3	2.54	0.42
1:1:82:LEU:C	1:1:82:LEU:HD12	2.39	0.42
2:F:42:LEU:HD23	2:F:42:LEU:HA	1.87	0.42
1:Y:482:LEU:HD11	1:Y:529:LEU:HD11	2.02	0.42

*Continued on next page...*

*Continued from previous page...*

Atom-1	Atom-2	Interatomic distance (Å)	Clash overlap (Å)
1:C:565:LEU:HD23	1:C:596:PRO:HG3	2.02	0.42
1:S:572:TYR:HB2	1:S:624:GLU:O	2.20	0.42
1:Q:572:TYR:HB2	1:Q:624:GLU:O	2.18	0.42
1:M:179:MET:HG2	1:M:197:VAL:HG22	2.02	0.42
1:A:242:PHE:CE1	1:A:288:LEU:HB3	2.55	0.42
1:M:376:LEU:O	1:M:379:ALA:HB3	2.20	0.42
1:S:563:SER:OG	1:S:583:ILE:HG22	2.20	0.42
2:V:38:HIS:O	2:V:39:LEU:HB3	2.19	0.42
1:W:108:HIS:NE2	1:W:112:ILE:HG12	2.35	0.42
1:S:554:ILE:HD12	1:S:554:ILE:N	2.35	0.42
1:G:250:PHE:O	1:G:254:VAL:HG23	2.20	0.42
2:B:39:LEU:N	2:B:39:LEU:HD12	2.34	0.42
1:M:27:LEU:HD22	2:N:114:LEU:HD22	2.01	0.42
2:6:103:HIS:C	2:6:105:ARG:H	2.23	0.42
1:W:204:LEU:HD23	1:W:213:TYR:CD2	2.55	0.42
1:3:82:LEU:HD21	1:3:247:LYS:HE2	2.02	0.42
1:O:70:ASN:HA	1:O:73:LYS:CD	2.50	0.42
1:5:543:MET:HE2	1:5:545:ILE:HG12	2.01	0.42
1:G:516:ARG:HG3	1:G:516:ARG:HH11	1.85	0.42
1:S:108:HIS:HB2	1:S:112:ILE:HD11	2.01	0.42
1:G:108:HIS:O	1:G:110:GLY:N	2.52	0.42
1:K:404:TYR:HD2	1:K:449:LEU:HD22	1.84	0.42
1:K:317:TRP:HD1	1:K:318:LEU:HD23	1.84	0.42
1:3:273:GLU:OE2	1:3:519:LEU:HD12	2.20	0.42
1:W:521:ARG:HG3	1:W:525:ASP:OD1	2.20	0.42
1:K:177:PHE:CZ	1:K:205:PRO:HG3	2.55	0.42
1:K:565:LEU:HD23	1:K:596:PRO:HG3	2.02	0.42
1:I:540:LYS:O	1:I:555:SER:HB2	2.19	0.42
1:1:108:HIS:HA	1:1:109:PRO:HD2	1.93	0.42
2:F:28:CYS:HB2	2:F:131:TYR:CE1	2.55	0.42
1:Q:107:VAL:HG21	1:Q:350:ARG:HD3	2.01	0.42
2:B:34:LEU:HD23	2:B:34:LEU:N	2.30	0.42
2:L:29:CYS:O	2:L:131:TYR:HB2	2.20	0.42
1:Y:502:ASP:O	1:Y:506:VAL:HG23	2.20	0.42
1:E:204:LEU:HD23	1:E:213:TYR:CD2	2.55	0.42
2:H:48:ILE:HG12	2:H:64:LEU:HD23	2.02	0.42
1:C:545:ILE:HD12	1:C:661:LEU:CD1	2.50	0.42
1:I:615:CYS:C	1:I:617:PHE:H	2.23	0.42
1:M:482:LEU:HD13	1:M:544:ILE:HG13	2.02	0.42
1:O:301:VAL:HG21	1:O:325:LEU:HD11	2.01	0.42
1:1:330:ASP:O	1:1:334:ILE:HG13	2.20	0.42

*Continued on next page...*

*Continued from previous page...*

Atom-1	Atom-2	Interatomic distance (Å)	Clash overlap (Å)
1:E:568:ALA:HA	1:E:599:ILE:HD12	2.01	0.42
1:A:592:VAL:HG12	1:A:593:ALA:N	2.34	0.42
1:Q:625:LYS:HE2	1:Q:655:HIS:CE1	2.55	0.42
1:K:417:MET:O	1:K:420:THR:HB	2.20	0.42
1:1:568:ALA:HA	1:1:599:ILE:HD12	2.02	0.42
1:C:488:ARG:NH1	1:C:492:LEU:HD12	2.35	0.42
1:1:124:ALA:HB3	1:1:125:PRO:HD3	2.02	0.42
1:5:250:PHE:O	1:5:254:VAL:HG23	2.19	0.42
1:E:63:GLU:O	1:E:64:ASP:C	2.57	0.41
1:5:41:THR:HG23	1:5:42:GLU:N	2.34	0.41
1:K:138:LEU:HD12	1:K:149:TYR:O	2.20	0.41
1:S:409:LEU:HD21	1:S:632:THR:CB	2.50	0.41
1:A:242:PHE:HA	1:A:285:THR:HG22	2.02	0.41
1:1:63:GLU:OE2	1:1:68:MET:HA	2.19	0.41
1:O:501:LEU:N	1:O:501:LEU:HD12	2.35	0.41
1:3:538:LEU:HD23	1:3:538:LEU:N	2.32	0.41
2:P:101:THR:HG22	2:P:102:GLY:N	2.29	0.41
1:W:124:ALA:HB3	1:W:125:PRO:HD3	2.03	0.41
1:Y:27:LEU:HD23	1:Y:29:ILE:HD11	2.02	0.41
1:A:24:LYS:O	2:B:47:ASP:HA	2.20	0.41
1:Q:615:CYS:C	1:Q:617:PHE:H	2.22	0.41
1:1:156:SER:CB	1:1:342:GLY:HA3	2.49	0.41
1:C:405:ASN:ND2	1:C:635:THR:OG1	2.53	0.41
1:A:257:THR:HG23	1:A:260:SER:CB	2.50	0.41
1:K:429:LEU:HD11	1:K:433:ARG:HH12	1.84	0.41
1:G:488:ARG:NH1	1:G:492:LEU:HD12	2.35	0.41
1:S:124:ALA:HB3	1:S:125:PRO:HD3	2.02	0.41
1:G:592:VAL:HG12	1:G:593:ALA:N	2.34	0.41
1:I:20:LEU:HG	2:J:43:GLU:OE2	2.20	0.41
1:C:138:LEU:HD12	1:C:149:TYR:O	2.19	0.41
1:S:455:SER:HB2	1:S:630:THR:CB	2.50	0.41
1:O:452:ALA:HA	1:O:631:THR:CG2	2.42	0.41
1:O:243:VAL:N	1:O:285:THR:HG22	2.20	0.41
2:B:52:SER:H	2:B:55:THR:HG22	1.84	0.41
1:I:376:LEU:O	1:I:379:ALA:HB3	2.20	0.41
1:Y:68:MET:SD	1:Y:210:PRO:CG	3.05	0.41
1:G:87:ALA:O	1:G:255:THR:HG22	2.19	0.41
1:I:538:LEU:CD2	1:I:538:LEU:H	2.31	0.41
1:K:501:LEU:HD12	1:K:501:LEU:N	2.35	0.41
1:A:213:TYR:N	1:A:214:PRO:CD	2.83	0.41
1:Y:291:MET:O	1:Y:294:VAL:HB	2.20	0.41

*Continued on next page...*

*Continued from previous page...*

Atom-1	Atom-2	Interatomic distance (Å)	Clash overlap (Å)
1:3:108:HIS:HB2	1:3:112:ILE:CD1	2.50	0.41
1:G:116:ASN:HA	1:G:371:LYS:NZ	2.35	0.41
1:M:664:ASN:O	1:M:666:THR:N	2.52	0.41
1:E:76:TYR:HB3	1:E:230:THR:HG23	2.02	0.41
1:W:635:THR:OG1	1:W:639:VAL:HG21	2.20	0.41
1:U:116:ASN:ND2	1:U:116:ASN:H	2.16	0.41
1:O:316:ARG:HA	1:O:374:TYR:CE1	2.55	0.41
1:I:156:SER:HB3	1:I:342:GLY:HA3	2.01	0.41
1:W:404:TYR:CD2	1:W:449:LEU:HD22	2.55	0.41
2:L:86:VAL:O	2:L:90:ILE:HG13	2.20	0.41
1:E:429:LEU:HD11	1:E:433:ARG:HH12	1.85	0.41
1:1:183:LYS:HE3	1:1:191:GLU:OE1	2.19	0.41
2:Z:86:VAL:O	2:Z:90:ILE:HG13	2.20	0.41
1:C:124:ALA:HB3	1:C:125:PRO:HD3	2.03	0.41
1:G:625:LYS:HE2	1:G:655:HIS:CE1	2.55	0.41
1:1:459:ILE:HD13	1:1:494:MET:HE2	2.02	0.41
2:4:127:ASN:C	2:4:127:ASN:HD22	2.23	0.41
2:2:40:LEU:HD22	2:2:45:ILE:CD1	2.51	0.41
1:Y:95:VAL:HG13	1:Y:96:SER:N	2.35	0.41
1:5:563:SER:OG	1:5:583:ILE:HG22	2.20	0.41
1:E:563:SER:OG	1:E:583:ILE:HG22	2.19	0.41
1:W:298:PHE:CE1	1:W:328:LEU:HD23	2.54	0.41
1:M:554:ILE:N	1:M:554:ILE:HD12	2.35	0.41
1:S:329:LYS:HE2	1:S:340:VAL:HB	2.02	0.41
1:Q:452:ALA:HA	1:Q:631:THR:CG2	2.44	0.41
2:B:44:ASN:O	2:B:66:SER:HB2	2.20	0.41
1:Q:92:ILE:HD13	1:Q:313:VAL:CG1	2.45	0.41
1:C:538:LEU:HD23	1:C:538:LEU:N	2.30	0.41
1:Y:156:SER:HB3	1:Y:342:GLY:HA3	2.01	0.41
2:L:103:HIS:C	2:L:105:ARG:H	2.23	0.41
1:1:56:TRP:CD2	2:2:42:LEU:HD23	2.55	0.41
1:S:291:MET:O	1:S:294:VAL:HB	2.21	0.41
1:K:213:TYR:N	1:K:214:PRO:CD	2.83	0.41
1:K:86:LEU:HD13	1:K:251:SER:HA	2.03	0.41
1:E:615:CYS:C	1:E:617:PHE:H	2.23	0.41
1:3:615:CYS:C	1:3:617:PHE:H	2.24	0.41
1:Q:173:MET:HB3	1:Q:178:LEU:HD13	2.02	0.41
1:5:475:PHE:CG	1:5:476:SER:N	2.88	0.41
1:Q:56:TRP:CH2	1:Q:61:VAL:HG11	2.56	0.41
1:3:85:ALA:O	1:3:86:LEU:HD13	2.20	0.41
1:5:124:ALA:HB3	1:5:125:PRO:HD3	2.02	0.41

*Continued on next page...*

*Continued from previous page...*

Atom-1	Atom-2	Interatomic distance (Å)	Clash overlap (Å)
1:A:156:SER:CB	1:A:342:GLY:HA3	2.50	0.41
1:G:156:SER:CB	1:G:342:GLY:HA3	2.50	0.41
1:3:429:LEU:HD11	1:3:433:ARG:HH12	1.84	0.41
1:G:317:TRP:HD1	1:G:318:LEU:HD23	1.85	0.41
1:5:565:LEU:HD23	1:5:596:PRO:HG3	2.02	0.41
1:Y:192:HIS:HA	1:Y:234:HIS:CE1	2.55	0.41
2:4:86:VAL:O	2:4:90:ILE:HG13	2.20	0.41
2:P:34:LEU:HG	2:P:34:LEU:O	2.21	0.41
1:Q:531:ALA:HB2	1:Q:551:THR:OG1	2.20	0.41
1:I:448:LEU:HD22	1:I:546:PRO:O	2.20	0.41
2:6:45:ILE:HD12	2:6:64:LEU:HB3	2.01	0.41
2:4:45:ILE:HG22	2:4:66:SER:HB3	2.01	0.41
1:M:138:LEU:HD12	1:M:149:TYR:O	2.21	0.41
2:F:52:SER:H	2:F:55:THR:HG22	1.86	0.41
2:6:29:CYS:O	2:6:131:TYR:HB2	2.20	0.41
1:U:438:THR:HG22	1:U:439:GLN:HG3	2.03	0.41
1:A:554:ILE:HG13	1:A:579:LEU:HD23	2.02	0.41
1:E:108:HIS:HA	1:E:109:PRO:HD2	1.92	0.41
1:A:20:LEU:O	1:A:22:GLU:N	2.53	0.41
1:Y:501:LEU:N	1:Y:501:LEU:HD12	2.35	0.41
1:Q:428:VAL:O	1:Q:432:LEU:HD12	2.20	0.41
1:A:24:LYS:HG3	1:A:36:TYR:O	2.21	0.41
1:5:92:ILE:H	1:5:92:ILE:HD12	1.85	0.41
1:5:291:MET:O	1:5:294:VAL:HB	2.21	0.41
1:Y:204:LEU:HD23	1:Y:213:TYR:CD2	2.56	0.41
1:I:543:MET:HE2	1:I:545:ILE:HG12	2.02	0.41
1:5:280:GLU:N	1:5:281:PRO:CD	2.82	0.41
1:W:367:LEU:HG	1:W:368:THR:H	1.85	0.41
1:A:670:ILE:HG22	1:A:671:ALA:N	2.34	0.41
1:1:482:LEU:HB3	1:1:544:ILE:HG13	2.02	0.41
1:O:56:TRP:CZ2	1:O:61:VAL:HG11	2.55	0.41
1:G:27:LEU:HD23	2:H:50:LEU:HD12	2.02	0.41
1:U:173:MET:HB3	1:U:178:LEU:HD13	2.03	0.41
1:K:483:ARG:HG3	1:K:483:ARG:NH1	2.35	0.41
2:B:68:LYS:HG2	2:B:69:ASN:H	1.85	0.41
1:K:124:ALA:HB3	1:K:125:PRO:HD3	2.03	0.41
1:U:179:MET:HG2	1:U:197:VAL:HG22	2.02	0.41
1:3:341:LYS:HB2	1:3:341:LYS:HE3	1.92	0.41
1:1:90:VAL:O	1:1:90:VAL:HG13	2.20	0.41
1:1:483:ARG:HD3	1:1:485:ASP:HB3	2.01	0.41
1:U:124:ALA:HB3	1:U:125:PRO:HD3	2.02	0.41

*Continued on next page...*

*Continued from previous page...*

Atom-1	Atom-2	Interatomic distance (Å)	Clash overlap (Å)
1:Q:483:ARG:HD3	1:Q:485:ASP:HB3	2.01	0.41
1:5:20:LEU:O	1:5:21:SER:HB2	2.21	0.41
1:Y:23:VAL:HG12	1:Y:24:LYS:N	2.35	0.41
1:1:554:ILE:N	1:1:554:ILE:HD12	2.35	0.41
1:1:75:ILE:HA	1:1:231:THR:HA	2.01	0.41
1:A:376:LEU:O	1:A:379:ALA:HB3	2.20	0.41
1:S:138:LEU:HD12	1:S:149:TYR:O	2.20	0.41
1:C:554:ILE:HG13	1:C:579:LEU:HD23	2.03	0.41
1:M:324:GLU:O	1:M:328:LEU:HB2	2.21	0.41
1:U:117:SER:CB	1:U:118:PRO:CD	2.97	0.41
1:E:108:HIS:HB2	1:E:112:ILE:HG12	2.03	0.41
1:U:501:LEU:HD12	1:U:501:LEU:N	2.35	0.41
1:K:68:MET:SD	1:K:210:PRO:CG	3.06	0.41
1:1:291:MET:O	1:1:294:VAL:HB	2.20	0.41
1:U:107:VAL:HG12	1:U:354:MET:HE1	2.01	0.41
1:C:213:TYR:N	1:C:214:PRO:CD	2.83	0.41
1:1:213:TYR:N	1:1:214:PRO:CD	2.84	0.41
1:G:40:TRP:CZ2	2:H:42:LEU:HB3	2.55	0.41
1:3:428:VAL:HG21	1:3:446:TYR:CE1	2.55	0.41
1:3:255:THR:O	1:3:256:MET:HB2	2.20	0.41
1:S:635:THR:OG1	1:S:639:VAL:HG21	2.20	0.41
1:1:475:PHE:CG	1:1:476:SER:N	2.88	0.41
1:Y:129:GLN:HB3	1:Y:345:SER:HB2	2.02	0.41
1:A:255:THR:O	1:A:256:MET:HB2	2.20	0.41
1:U:62:THR:HB	2:V:33:GLN:HA	2.03	0.41
1:M:323:PHE:CZ	1:M:423:ILE:HG23	2.55	0.41
2:6:68:LYS:HG2	2:6:69:ASN:H	1.85	0.41
2:V:48:ILE:HG12	2:V:64:LEU:HD23	2.03	0.41
1:1:317:TRP:HD1	1:1:318:LEU:HD23	1.85	0.41
1:I:179:MET:HG2	1:I:197:VAL:HG22	2.01	0.41
1:5:568:ALA:HA	1:5:599:ILE:HD12	2.03	0.41
1:M:488:ARG:NH1	1:M:492:LEU:HD12	2.35	0.41
1:E:183:LYS:HE3	1:E:191:GLU:OE1	2.21	0.41
1:Q:63:GLU:O	1:Q:64:ASP:C	2.58	0.41
1:Q:41:THR:HG23	1:Q:42:GLU:N	2.35	0.41
1:C:395:GLY:O	1:C:399:VAL:HG12	2.21	0.41
1:1:324:GLU:O	1:1:328:LEU:HB2	2.21	0.41
1:1:73:LYS:HA	1:1:77:LYS:NZ	2.36	0.41
1:G:208:ARG:HG2	1:G:209:GLY:N	2.35	0.41
1:G:59:ALA:O	1:G:61:VAL:N	2.54	0.41
1:M:538:LEU:H	1:M:538:LEU:CD2	2.30	0.41

*Continued on next page...*

*Continued from previous page...*

Atom-1	Atom-2	Interatomic distance (Å)	Clash overlap (Å)
2:H:40:LEU:O	2:H:41:ALA:HB2	2.20	0.41
2:Z:101:THR:HG22	2:Z:102:GLY:N	2.29	0.41
1:W:107:VAL:HG12	1:W:107:VAL:O	2.21	0.41
1:Q:213:TYR:N	1:Q:214:PRO:CD	2.83	0.41
2:T:93:LEU:CB	2:T:108:LEU:HD13	2.49	0.41
1:3:490:LYS:HZ2	1:3:626:GLU:HB3	1.85	0.41
1:5:545:ILE:HD12	1:5:661:LEU:CD1	2.50	0.41
2:N:40:LEU:HA	2:N:40:LEU:HD12	1.96	0.41
1:K:615:CYS:C	1:K:617:PHE:H	2.22	0.41
1:S:641:ASN:C	1:S:643:ILE:H	2.24	0.41
1:Q:482:LEU:HD13	1:Q:544:ILE:HG13	2.02	0.41
1:G:664:ASN:O	1:G:666:THR:N	2.54	0.41
1:3:639:VAL:O	1:3:643:ILE:HG13	2.20	0.41
2:R:68:LYS:HG2	2:R:69:ASN:H	1.85	0.41
2:Z:68:LYS:HG2	2:Z:69:ASN:H	1.86	0.41
1:Y:124:ALA:HB3	1:Y:125:PRO:HD3	2.03	0.41
1:A:363:GLU:HG3	1:A:366:HIS:HD2	1.86	0.41
1:U:250:PHE:O	1:U:254:VAL:HG23	2.20	0.41
2:B:24:TRP:O	2:B:25:ALA:HB2	2.20	0.41
1:E:592:VAL:HG12	1:E:593:ALA:N	2.36	0.41
1:E:502:ASP:OD2	1:E:504:ALA:HB3	2.21	0.41
1:W:419:GLU:O	1:W:423:ILE:HG13	2.20	0.41
1:5:572:TYR:HB2	1:5:624:GLU:O	2.20	0.41
1:Y:82:LEU:HD12	1:Y:82:LEU:C	2.41	0.41
1:K:625:LYS:HE2	1:K:655:HIS:CE1	2.55	0.41
1:1:592:VAL:HG12	1:1:593:ALA:N	2.35	0.41
1:Q:455:SER:HB2	1:Q:630:THR:HB	2.02	0.41
1:5:531:ALA:HB2	1:5:551:THR:OG1	2.21	0.41
1:U:24:LYS:HD2	1:U:26:HIS:NE2	2.35	0.41
1:M:58:GLU:OE2	1:M:150:GLN:N	2.53	0.41
1:I:242:PHE:HA	1:I:285:THR:HG22	2.03	0.41
1:1:63:GLU:HA	2:2:33:GLN:HG2	2.03	0.41
1:Q:88:GLU:HA	1:Q:89:PRO:HD3	1.79	0.41
1:M:298:PHE:CE1	1:M:328:LEU:HD23	2.56	0.41
1:A:20:LEU:HD12	1:A:40:TRP:CH2	2.56	0.41
1:S:501:LEU:N	1:S:501:LEU:HD12	2.36	0.41
1:Y:54:ALA:O	1:Y:58:GLU:HG3	2.21	0.41
1:E:174:THR:HG23	1:E:177:PHE:H	1.85	0.41
1:5:136:THR:HG22	1:5:138:LEU:O	2.21	0.41
1:U:56:TRP:HB3	2:V:42:LEU:HD11	2.02	0.41
1:5:204:LEU:HD23	1:5:213:TYR:CD2	2.55	0.41

*Continued on next page...*

*Continued from previous page...*

Atom-1	Atom-2	Interatomic distance (Å)	Clash overlap (Å)
1:I:545:ILE:HD12	1:I:661:LEU:CD1	2.50	0.41
1:Q:490:LYS:HZ2	1:Q:626:GLU:HB3	1.86	0.41
1:U:490:LYS:HZ2	1:U:627:GLY:H	1.68	0.41
2:F:100:LEU:HD13	2:F:104:LEU:O	2.20	0.41
2:H:100:LEU:HD13	2:H:104:LEU:O	2.21	0.41
1:E:475:PHE:CG	1:E:476:SER:N	2.88	0.41
1:W:615:CYS:C	1:W:617:PHE:H	2.24	0.41
1:O:173:MET:HB3	1:O:178:LEU:HD13	2.03	0.41
1:Y:641:ASN:C	1:Y:643:ILE:H	2.23	0.41
1:E:405:ASN:HD22	1:E:405:ASN:N	2.18	0.41
1:5:635:THR:OG1	1:5:639:VAL:HG21	2.21	0.41
1:3:116:ASN:O	1:3:118:PRO:HD3	2.20	0.41
2:J:68:LYS:HG2	2:J:69:ASN:H	1.86	0.41
2:L:68:LYS:HG2	2:L:69:ASN:H	1.86	0.41
1:Q:565:LEU:HD23	1:Q:596:PRO:HG3	2.02	0.41
1:E:124:ALA:HB3	1:E:125:PRO:HD3	2.03	0.41
1:3:124:ALA:HB3	1:3:125:PRO:HD3	2.02	0.41
2:J:35:ARG:C	2:J:37:GLN:H	2.24	0.41
1:A:405:ASN:HD22	1:A:405:ASN:N	2.19	0.41
1:I:115:LEU:HD13	1:I:115:LEU:O	2.20	0.41
1:A:533:LYS:HG3	1:A:533:LYS:H	1.67	0.41
1:C:547:LEU:HA	1:C:547:LEU:HD12	1.91	0.41
1:I:75:ILE:HG22	1:I:76:TYR:N	2.35	0.41
1:G:124:ALA:HB3	1:G:125:PRO:HD3	2.03	0.41
1:A:329:LYS:NZ	1:A:344:GLN:HE21	2.18	0.41
1:M:572:TYR:HB2	1:M:624:GLU:O	2.20	0.41
1:5:483:ARG:NH2	1:5:494:MET:HE1	2.36	0.41
2:X:37:GLN:HE21	2:X:38:HIS:CE1	2.39	0.41
1:M:320:LYS:HA	1:M:377:ARG:CD	2.42	0.41
1:O:21:SER:HA	1:O:40:TRP:CZ3	2.56	0.41
1:E:65:LEU:H	2:F:31:VAL:HG23	1.86	0.41
1:G:428:VAL:O	1:G:432:LEU:HD12	2.20	0.41
2:B:33:GLN:OE1	2:B:34:LEU:HD23	2.21	0.41
1:S:21:SER:CB	1:S:41:THR:HB	2.46	0.41
1:S:538:LEU:HD23	1:S:538:LEU:N	2.31	0.41
1:3:54:ALA:O	1:3:58:GLU:HG3	2.21	0.41
1:M:291:MET:O	1:M:294:VAL:HB	2.21	0.41
1:E:424:GLY:O	1:E:428:VAL:HG23	2.21	0.41
1:O:70:ASN:HA	1:O:73:LYS:CG	2.50	0.41
1:5:25:LEU:HD21	2:6:89:PHE:CZ	2.55	0.41
1:I:255:THR:O	1:I:256:MET:HB2	2.21	0.41

*Continued on next page...*



*Continued from previous page...*

Atom-1	Atom-2	Interatomic distance (Å)	Clash overlap (Å)
1:1:280:GLU:N	1:1:281:PRO:CD	2.83	0.41
1:K:72:TYR:C	1:K:74:LEU:H	2.23	0.41
1:I:257:THR:HG23	1:I:260:SER:OG	2.21	0.41
1:E:405:ASN:ND2	1:E:635:THR:OG1	2.53	0.41
2:X:68:LYS:HG2	2:X:69:ASN:H	1.86	0.41
2:2:68:LYS:HG2	2:2:69:ASN:H	1.85	0.41
1:3:177:PHE:CZ	1:3:205:PRO:HG3	2.55	0.41
1:5:183:LYS:HE3	1:5:191:GLU:OE1	2.21	0.41
1:S:200:LYS:HA	1:S:223:ASP:O	2.21	0.41
1:M:561:ARG:O	1:M:587:CYS:HB2	2.21	0.41
2:H:86:VAL:O	2:H:90:ILE:HG13	2.21	0.41
1:Q:568:ALA:HA	1:Q:599:ILE:HD12	2.02	0.41
1:5:255:THR:O	1:5:256:MET:HB2	2.21	0.41
1:O:417:MET:O	1:O:420:THR:HB	2.20	0.41
1:3:419:GLU:O	1:3:423:ILE:HG13	2.20	0.41
1:C:502:ASP:OD2	1:C:504:ALA:HB3	2.20	0.41
1:I:71:ARG:NH2	1:I:146:TYR:O	2.54	0.41
1:I:21:SER:O	1:I:22:GLU:HG2	2.21	0.41
1:M:456:ALA:HA	1:M:459:ILE:CG2	2.51	0.41
1:I:64:ASP:CA	2:J:31:VAL:HB	2.37	0.41
1:U:60:ASN:HB3	1:U:63:GLU:CB	2.38	0.41
1:5:243:VAL:N	1:5:285:THR:HG22	2.20	0.41
1:O:242:PHE:HA	1:O:285:THR:HG22	2.03	0.41
1:W:409:LEU:HD22	1:W:631:THR:O	2.21	0.41
1:E:393:ILE:CD1	1:E:393:ILE:H	2.19	0.41
1:Y:96:SER:HB2	1:Y:99:SER:CB	2.51	0.41
1:1:399:VAL:HG13	1:1:400:LEU:N	2.36	0.41
1:S:324:GLU:O	1:S:328:LEU:HB2	2.21	0.41
2:L:52:SER:H	2:L:55:THR:HG22	1.86	0.41
2:P:39:LEU:HD22	2:P:39:LEU:C	2.41	0.41
1:W:464:ARG:HG2	1:W:464:ARG:HH11	1.86	0.41
1:I:464:ARG:HH11	1:I:464:ARG:HG2	1.86	0.41
1:I:69:LEU:H	1:I:69:LEU:HD12	1.85	0.41
2:6:24:TRP:HE3	2:6:24:TRP:HA	1.86	0.41
1:1:138:LEU:HD12	1:1:149:TYR:O	2.20	0.41
1:I:529:LEU:HA	1:I:530:PRO:HD3	1.92	0.41
2:4:103:HIS:C	2:4:105:ARG:H	2.23	0.41
1:W:54:ALA:O	1:W:58:GLU:HG3	2.21	0.41
1:E:143:PRO:HG3	1:E:193:VAL:CG2	2.46	0.41
1:K:204:LEU:HD23	1:K:213:TYR:CD2	2.56	0.41
1:W:482:LEU:HB3	1:W:544:ILE:CG1	2.51	0.41

*Continued on next page...*

*Continued from previous page...*

Atom-1	Atom-2	Interatomic distance (Å)	Clash overlap (Å)
2:N:93:LEU:CB	2:N:108:LEU:HD13	2.49	0.41
1:A:291:MET:O	1:A:294:VAL:HB	2.21	0.41
1:M:428:VAL:HG21	1:M:446:TYR:CE1	2.56	0.41
1:A:524:ARG:C	1:A:526:ALA:N	2.74	0.41
1:A:529:LEU:HA	1:A:530:PRO:HD3	1.91	0.41
1:S:255:THR:O	1:S:256:MET:HB2	2.20	0.41
1:3:552:PHE:CG	1:3:661:LEU:HD13	2.55	0.41
1:G:291:MET:O	1:G:294:VAL:HB	2.21	0.41
2:N:34:LEU:HD11	2:N:78:ARG:NH1	2.34	0.41
1:I:433:ARG:CD	1:I:524:ARG:HE	2.33	0.41
1:O:75:ILE:HG21	1:O:211:PHE:CE1	2.55	0.41
1:I:635:THR:OG1	1:I:639:VAL:HG21	2.20	0.41
1:Y:257:THR:HG23	1:Y:260:SER:OG	2.20	0.41
1:K:78:THR:HG22	1:K:215:SER:C	2.41	0.41
2:F:68:LYS:HG2	2:F:69:ASN:H	1.86	0.41
2:N:68:LYS:HG2	2:N:69:ASN:H	1.86	0.41
1:W:522:GLU:HB2	1:W:525:ASP:OD2	2.21	0.41
1:I:483:ARG:HG3	1:I:483:ARG:NH1	2.36	0.41
2:4:68:LYS:HG2	2:4:69:ASN:H	1.85	0.41
1:M:177:PHE:CZ	1:M:205:PRO:HG3	2.55	0.41
1:Y:592:VAL:HG12	1:Y:593:ALA:N	2.36	0.41
1:1:177:PHE:CZ	1:1:205:PRO:HG3	2.56	0.41
1:I:419:GLU:O	1:I:423:ILE:HG13	2.21	0.41
1:M:540:LYS:O	1:M:555:SER:HB2	2.21	0.41
1:A:635:THR:OG1	1:A:639:VAL:HG21	2.20	0.41
2:6:35:ARG:C	2:6:37:GLN:H	2.24	0.41
1:S:76:TYR:HB2	1:S:230:THR:HG23	2.01	0.41
1:G:547:LEU:HD12	1:G:547:LEU:HA	1.92	0.41
1:M:417:MET:O	1:M:420:THR:HB	2.20	0.41
1:Q:459:ILE:HD13	1:Q:494:MET:HE2	2.03	0.41
1:M:531:ALA:HB2	1:M:551:THR:OG1	2.21	0.41
1:U:317:TRP:HD1	1:U:318:LEU:HD23	1.86	0.41
1:U:91:ASP:HB3	1:U:92:ILE:H	1.61	0.41
2:J:44:ASN:O	2:J:66:SER:HB2	2.21	0.41
2:J:40:LEU:CD1	2:J:45:ILE:HG12	2.46	0.41
1:S:456:ALA:HA	1:S:459:ILE:CG2	2.51	0.41
1:U:409:LEU:HD21	1:U:632:THR:CB	2.51	0.41
1:K:376:LEU:O	1:K:379:ALA:HB3	2.21	0.41
1:G:424:GLY:O	1:G:428:VAL:HG23	2.20	0.41
2:B:34:LEU:CD1	2:B:39:LEU:HG	2.48	0.41
1:Y:59:ALA:HB2	1:Y:149:TYR:OH	2.21	0.41

*Continued on next page...*

*Continued from previous page...*

Atom-1	Atom-2	Interatomic distance (Å)	Clash overlap (Å)
1:C:82:LEU:O	1:C:219:ALA:HA	2.21	0.41
2:4:26:TYR:CD2	2:4:49:TYR:HB3	2.56	0.41
1:K:538:LEU:H	1:K:538:LEU:CD2	2.30	0.41
1:3:31:GLY:HA2	2:4:24:TRP:HE1	1.85	0.41
1:Q:204:LEU:HD23	1:Q:213:TYR:CD2	2.56	0.41
1:G:40:TRP:CE2	2:H:42:LEU:HD23	2.56	0.41
1:O:545:ILE:HD12	1:O:661:LEU:CD1	2.50	0.41
1:1:424:GLY:O	1:1:428:VAL:HG23	2.20	0.41
1:I:143:PRO:HG3	1:I:193:VAL:CG2	2.49	0.41
1:O:94:ALA:O	1:O:95:VAL:C	2.60	0.41
1:U:64:ASP:HA	2:V:31:VAL:HG23	2.03	0.41
1:C:257:THR:HG23	1:C:260:SER:OG	2.21	0.41
1:A:641:ASN:C	1:A:643:ILE:H	2.24	0.41
1:M:117:SER:HA	1:M:118:PRO:HD3	1.89	0.41
1:1:502:ASP:OD2	1:1:504:ALA:HB3	2.21	0.41
1:O:459:ILE:HG21	1:O:494:MET:HG2	2.04	0.40
2:6:42:LEU:HD11	2:6:88:PHE:CZ	2.56	0.40
1:E:376:LEU:O	1:E:379:ALA:HB3	2.21	0.40
1:S:376:LEU:O	1:S:379:ALA:HB3	2.20	0.40
2:V:39:LEU:N	2:V:39:LEU:CD1	2.84	0.40
1:S:61:VAL:HG13	2:T:85:VAL:HG22	2.03	0.40
1:I:70:ASN:HA	1:I:73:LYS:CE	2.45	0.40
1:A:501:LEU:HD12	1:A:501:LEU:N	2.36	0.40
1:O:27:LEU:O	1:O:28:ASP:HB2	2.21	0.40
2:X:93:LEU:CB	2:X:108:LEU:HD13	2.49	0.40
1:Y:213:TYR:N	1:Y:214:PRO:CD	2.83	0.40
1:1:552:PHE:CG	1:1:661:LEU:HD13	2.56	0.40
1:C:552:PHE:CG	1:C:661:LEU:HD13	2.57	0.40
1:Y:475:PHE:CG	1:Y:476:SER:N	2.89	0.40
2:J:26:TYR:CB	2:J:27:PRO:HD2	2.51	0.40
1:C:25:LEU:HD23	2:D:89:PHE:CZ	2.56	0.40
2:H:39:LEU:C	2:H:39:LEU:HD12	2.42	0.40
1:C:404:TYR:HD2	1:C:449:LEU:HD22	1.85	0.40
1:M:544:ILE:HG22	1:M:553:ILE:HG12	2.02	0.40
2:V:126:ALA:O	2:V:128:LEU:HD22	2.21	0.40
1:E:641:ASN:C	1:E:643:ILE:H	2.24	0.40
2:R:37:GLN:CG	2:R:38:HIS:H	2.34	0.40
2:P:68:LYS:HG2	2:P:69:ASN:H	1.86	0.40
1:1:109:PRO:HA	1:1:354:MET:SD	2.61	0.40
1:Y:57:ARG:HD3	2:Z:39:LEU:HG	2.03	0.40
1:Q:317:TRP:HD1	1:Q:318:LEU:HD23	1.86	0.40

*Continued on next page...*

*Continued from previous page...*

Atom-1	Atom-2	Interatomic distance (Å)	Clash overlap (Å)
1:M:124:ALA:HB3	1:M:125:PRO:HD3	2.02	0.40
1:Y:78:THR:HG22	1:Y:228:ILE:HD12	2.02	0.40
1:5:405:ASN:N	1:5:405:ASN:HD22	2.18	0.40
1:Y:419:GLU:O	1:Y:423:ILE:HG13	2.21	0.40
1:O:91:ASP:OD2	1:O:317:TRP:HH2	2.04	0.40
1:O:134:ILE:HG13	1:1:569:SER:HB2	2.02	0.40
1:C:97:GLU:HB3	1:C:98:GLY:H	1.70	0.40
1:C:327:VAL:HG23	1:C:426:HIS:CE1	2.55	0.40
2:X:38:HIS:HB2	2:X:39:LEU:H	1.77	0.40
1:A:531:ALA:HB2	1:A:551:THR:OG1	2.22	0.40
1:E:320:LYS:HA	1:E:377:ARG:CD	2.40	0.40
1:1:395:GLY:O	1:1:399:VAL:HG12	2.21	0.40
1:K:554:ILE:HD12	1:K:554:ILE:N	2.37	0.40
1:G:92:ILE:CG2	1:G:313:VAL:HG12	2.46	0.40
1:I:501:LEU:HD12	1:I:501:LEU:N	2.36	0.40
1:Q:501:LEU:HD12	1:Q:501:LEU:N	2.36	0.40
1:M:538:LEU:HD23	1:M:538:LEU:N	2.32	0.40
1:Q:424:GLY:O	1:Q:428:VAL:HG23	2.21	0.40
1:U:68:MET:O	1:U:71:ARG:HB3	2.22	0.40
1:W:213:TYR:N	1:W:214:PRO:CD	2.83	0.40
1:U:545:ILE:HD12	1:U:661:LEU:CD1	2.51	0.40
1:S:86:LEU:HD13	1:S:251:SER:HA	2.03	0.40
1:1:367:LEU:HG	1:1:368:THR:H	1.86	0.40
1:3:603:GLN:HG2	1:3:671:ALA:O	2.21	0.40
1:O:664:ASN:O	1:O:666:THR:N	2.54	0.40
1:1:641:ASN:C	1:1:643:ILE:H	2.24	0.40
1:M:183:LYS:HE3	1:M:191:GLU:OE1	2.20	0.40
1:E:250:PHE:O	1:E:254:VAL:HG23	2.21	0.40
1:U:529:LEU:HA	1:U:530:PRO:HD3	1.89	0.40
1:5:488:ARG:NH1	1:5:492:LEU:HD12	2.37	0.40
2:D:121:GLU:N	2:D:121:GLU:OE1	2.54	0.40
2:Z:127:ASN:HA	1:1:81:THR:O	2.21	0.40
2:Z:130:ARG:HB2	2:Z:131:TYR:CE2	2.56	0.40
1:5:437:THR:HG22	1:5:528:HIS:ND1	2.36	0.40
1:W:488:ARG:NH1	1:W:492:LEU:HD12	2.37	0.40
1:I:21:SER:HB3	1:I:41:THR:CB	2.33	0.40
1:I:66:ALA:CA	2:J:128:LEU:HD22	2.51	0.40
1:U:459:ILE:HD13	1:U:494:MET:HE2	2.02	0.40
1:3:298:PHE:CE1	1:3:328:LEU:HD23	2.57	0.40
1:A:324:GLU:O	1:A:328:LEU:HB2	2.21	0.40
2:T:34:LEU:HA	2:T:34:LEU:HD12	1.95	0.40

*Continued on next page...*

*Continued from previous page...*

Atom-1	Atom-2	Interatomic distance (Å)	Clash overlap (Å)
1:M:399:VAL:HG13	1:M:400:LEU:N	2.36	0.40
1:3:376:LEU:O	1:3:379:ALA:HB3	2.21	0.40
1:Y:102:VAL:HB	1:Y:121:MET:HG2	2.02	0.40
1:Q:97:GLU:CG	1:Q:98:GLY:H	2.21	0.40
1:5:101:GLN:HA	1:5:120:CYS:O	2.21	0.40
1:E:59:ALA:HB2	1:E:149:TYR:OH	2.22	0.40
1:5:54:ALA:O	1:5:58:GLU:HG3	2.21	0.40
1:W:81:THR:OG1	1:W:214:PRO:O	2.39	0.40
1:G:204:LEU:HD23	1:G:213:TYR:CD2	2.56	0.40
1:A:24:LYS:CB	1:A:37:THR:HG22	2.50	0.40
1:5:213:TYR:N	1:5:214:PRO:CD	2.83	0.40
1:M:424:GLY:O	1:M:428:VAL:HG23	2.22	0.40
1:E:428:VAL:HG21	1:E:446:TYR:CE1	2.56	0.40
1:M:65:LEU:HD12	2:N:128:LEU:CD1	2.50	0.40
1:U:615:CYS:C	1:U:617:PHE:H	2.24	0.40
1:Q:475:PHE:CG	1:Q:476:SER:N	2.89	0.40
1:K:475:PHE:CG	1:K:476:SER:N	2.89	0.40
1:U:475:PHE:CG	1:U:476:SER:N	2.89	0.40
1:Q:108:HIS:O	1:Q:110:GLY:N	2.54	0.40
1:U:637:GLN:HE21	1:U:641:ASN:ND2	2.19	0.40
1:1:257:THR:HG23	1:1:260:SER:OG	2.21	0.40
1:S:317:TRP:HD1	1:S:318:LEU:HD23	1.85	0.40
1:I:108:HIS:C	1:I:110:GLY:H	2.24	0.40
1:1:572:TYR:HB2	1:1:624:GLU:O	2.21	0.40
1:E:589:GLN:H	1:E:589:GLN:HG2	1.73	0.40
1:M:101:GLN:H	1:M:101:GLN:HG3	1.72	0.40
1:C:533:LYS:HG3	1:C:533:LYS:H	1.67	0.40
1:A:400:LEU:HD22	1:A:446:TYR:CZ	2.57	0.40
1:K:428:VAL:HG21	1:K:446:TYR:CE1	2.56	0.40
1:A:322:PHE:HE1	1:A:343:MET:O	2.05	0.40
1:K:572:TYR:HB2	1:K:624:GLU:O	2.20	0.40
1:O:62:THR:O	2:P:33:GLN:HA	2.22	0.40
1:W:69:LEU:O	1:W:73:LYS:HG2	2.21	0.40
1:K:181:THR:CG2	1:K:195:SER:HB3	2.36	0.40
1:C:209:GLY:O	1:C:211:PHE:N	2.55	0.40
1:Q:376:LEU:O	1:Q:379:ALA:HB3	2.21	0.40
1:S:68:MET:SD	2:T:81:ASN:ND2	2.93	0.40
1:C:501:LEU:HD12	1:C:501:LEU:N	2.36	0.40
1:5:429:LEU:HA	1:5:432:LEU:HD12	2.04	0.40
1:A:108:HIS:HB2	1:A:112:ILE:HD11	2.04	0.40
1:A:612:CYS:HA	1:A:640:GLN:NE2	2.37	0.40

*Continued on next page...*

*Continued from previous page...*

Atom-1	Atom-2	Interatomic distance (Å)	Clash overlap (Å)
1:I:367:LEU:HG	1:I:368:THR:H	1.85	0.40
1:W:173:MET:HB3	1:W:178:LEU:HD13	2.03	0.40
1:I:475:PHE:CG	1:I:476:SER:N	2.89	0.40
1:O:323:PHE:CZ	1:O:423:ILE:HG23	2.56	0.40
1:G:540:LYS:O	1:G:555:SER:HB2	2.22	0.40
1:1:323:PHE:CZ	1:1:423:ILE:HG23	2.57	0.40
1:I:90:VAL:O	1:I:90:VAL:HG13	2.22	0.40
1:M:330:ASP:O	1:M:334:ILE:HG13	2.21	0.40
1:C:400:LEU:HD22	1:C:446:TYR:CZ	2.57	0.40
1:A:102:VAL:HG21	1:A:351:LEU:HD13	2.04	0.40
2:P:86:VAL:O	2:P:90:ILE:HG13	2.22	0.40
1:5:409:LEU:HD11	1:5:632:THR:OG1	2.21	0.40
1:E:524:ARG:HA	1:E:527:TRP:CE2	2.56	0.40
1:Q:242:PHE:HA	1:Q:285:THR:HG22	2.03	0.40
1:Q:160:LEU:HD11	1:Q:336:TYR:HB3	2.04	0.40
1:E:399:VAL:HG13	1:E:400:LEU:N	2.37	0.40
1:K:324:GLU:O	1:K:328:LEU:HB2	2.21	0.40
1:Q:399:VAL:HG13	1:Q:400:LEU:N	2.37	0.40
1:O:336:TYR:C	1:O:338:ALA:N	2.75	0.40
1:Q:429:LEU:HD11	1:Q:433:ARG:HH12	1.87	0.40
1:I:56:TRP:CE3	2:J:42:LEU:HD21	2.57	0.40
1:I:69:LEU:N	1:I:69:LEU:HD12	2.36	0.40
1:C:83:GLY:HA2	1:C:220:GLN:O	2.22	0.40
1:5:428:VAL:O	1:5:432:LEU:HD12	2.22	0.40
1:A:528:HIS:O	1:A:529:LEU:C	2.59	0.40
1:I:291:MET:O	1:I:294:VAL:HB	2.21	0.40
1:S:545:ILE:HD12	1:S:661:LEU:CD1	2.51	0.40
1:3:78:THR:HG23	2:6:124:PHE:O	2.22	0.40
1:E:173:MET:HB3	1:E:178:LEU:HD13	2.03	0.40
1:5:270:VAL:HG13	1:5:516:ARG:HD2	2.04	0.40
1:Y:615:CYS:C	1:Y:617:PHE:H	2.24	0.40
1:W:524:ARG:H	1:W:524:ARG:HG2	1.61	0.40
2:4:29:CYS:O	2:4:131:TYR:HB2	2.22	0.40
1:M:317:TRP:HD1	1:M:318:LEU:HD23	1.85	0.40
2:D:68:LYS:HG2	2:D:69:ASN:H	1.86	0.40
1:I:330:ASP:O	1:I:334:ILE:HG13	2.21	0.40
1:5:192:HIS:HA	1:5:234:HIS:CE1	2.56	0.40
1:C:572:TYR:HB2	1:C:624:GLU:O	2.22	0.40
1:G:107:VAL:HG12	1:G:354:MET:CE	2.51	0.40
1:Y:200:LYS:HA	1:Y:223:ASP:O	2.22	0.40
1:Q:417:MET:O	1:Q:420:THR:HB	2.21	0.40

*Continued on next page...*

*Continued from previous page...*

Atom-1	Atom-2	Interatomic distance (Å)	Clash overlap (Å)
1:C:540:LYS:O	1:C:555:SER:HB2	2.22	0.40
1:E:419:GLU:O	1:E:423:ILE:HG13	2.21	0.40
1:Q:589:GLN:H	1:Q:589:GLN:HG2	1.72	0.40
2:X:130:ARG:HG2	2:X:130:ARG:O	2.21	0.40

There are no symmetry-related clashes.

## 5.3 Torsion angles

### 5.3.1 Protein backbone

In the following table, the Percentiles column shows the percent Ramachandran outliers of the chain as a percentile score with respect to all X-ray entries followed by that with respect to entries of similar resolution.

The Analysed column shows the number of residues for which the backbone conformation was analysed, and the total number of residues.

Mol	Chain	Analysed	Favoured	Allowed	Outliers	Percentiles	
1	1	651/653 (100%)	549 (84%)	83 (13%)	19 (3%)	6	44
1	3	651/653 (100%)	556 (85%)	78 (12%)	17 (3%)	7	46
1	5	651/653 (100%)	552 (85%)	82 (13%)	17 (3%)	7	46
1	A	651/653 (100%)	545 (84%)	87 (13%)	19 (3%)	6	44
1	C	651/653 (100%)	550 (84%)	84 (13%)	17 (3%)	7	46
1	E	651/653 (100%)	551 (85%)	84 (13%)	16 (2%)	7	48
1	G	651/653 (100%)	555 (85%)	82 (13%)	14 (2%)	8	51
1	I	651/653 (100%)	551 (85%)	82 (13%)	18 (3%)	6	45
1	K	651/653 (100%)	543 (83%)	87 (13%)	21 (3%)	5	42
1	M	651/653 (100%)	547 (84%)	83 (13%)	21 (3%)	5	42
1	O	651/653 (100%)	534 (82%)	93 (14%)	24 (4%)	4	38
1	Q	651/653 (100%)	545 (84%)	83 (13%)	23 (4%)	4	40
1	S	651/653 (100%)	549 (84%)	80 (12%)	22 (3%)	5	41
1	U	651/653 (100%)	543 (83%)	86 (13%)	22 (3%)	5	41
1	W	651/653 (100%)	551 (85%)	77 (12%)	23 (4%)	4	40
1	Y	651/653 (100%)	547 (84%)	86 (13%)	18 (3%)	6	45

*Continued on next page...*

*Continued from previous page...*

Mol	Chain	Analysed	Favoured	Allowed	Outliers	Percentiles	
2	2	106/108 (98%)	82 (77%)	16 (15%)	8 (8%)	1	17
2	4	106/108 (98%)	81 (76%)	18 (17%)	7 (7%)	1	22
2	6	106/108 (98%)	80 (76%)	18 (17%)	8 (8%)	1	17
2	B	106/108 (98%)	85 (80%)	14 (13%)	7 (7%)	1	22
2	D	106/108 (98%)	80 (76%)	15 (14%)	11 (10%)	1	11
2	F	106/108 (98%)	78 (74%)	20 (19%)	8 (8%)	1	17
2	H	106/108 (98%)	82 (77%)	17 (16%)	7 (7%)	1	22
2	J	106/108 (98%)	81 (76%)	17 (16%)	8 (8%)	1	17
2	L	106/108 (98%)	82 (77%)	17 (16%)	7 (7%)	1	22
2	N	106/108 (98%)	83 (78%)	16 (15%)	7 (7%)	1	22
2	P	106/108 (98%)	85 (80%)	13 (12%)	8 (8%)	1	17
2	R	106/108 (98%)	84 (79%)	15 (14%)	7 (7%)	1	22
2	T	106/108 (98%)	82 (77%)	16 (15%)	8 (8%)	1	17
2	V	106/108 (98%)	81 (76%)	15 (14%)	10 (9%)	1	12
2	X	106/108 (98%)	82 (77%)	15 (14%)	9 (8%)	1	14
2	Z	106/108 (98%)	83 (78%)	15 (14%)	8 (8%)	1	17
All	All	12112/12176 (100%)	10079 (83%)	1594 (13%)	439 (4%)	4	39

All (439) Ramachandran outliers are listed below:

Mol	Chain	Res	Type
1	A	29	ILE
1	A	97	GLU
2	B	25	ALA
1	C	97	GLU
2	D	25	ALA
1	E	79	SER
1	E	97	GLU
1	G	29	ILE
2	H	40	LEU
1	I	22	GLU
1	I	79	SER
1	I	97	GLU
2	J	33	GLN
1	K	60	ASN
1	M	79	SER

*Continued on next page...*



*Continued from previous page...*

Mol	Chain	Res	Type
1	M	97	GLU
1	M	105	SER
1	M	113	SER
1	O	22	GLU
1	O	29	ILE
1	O	60	ASN
2	P	35	ARG
1	S	79	SER
1	S	105	SER
1	U	60	ASN
1	U	97	GLU
1	W	23	VAL
1	W	30	GLU
1	W	60	ASN
1	W	63	GLU
1	Y	60	ASN
1	Y	95	VAL
1	1	60	ASN
1	1	79	SER
1	3	60	ASN
1	A	48	PRO
2	B	56	CYS
1	C	48	PRO
1	C	60	ASN
1	C	110	GLY
1	C	346	TYR
2	D	34	LEU
2	D	36	ALA
2	D	56	CYS
2	D	104	LEU
1	E	48	PRO
1	E	60	ASN
2	F	25	ALA
2	F	56	CYS
2	F	104	LEU
1	G	48	PRO
1	G	60	ASN
2	H	56	CYS
2	H	104	LEU
1	I	48	PRO
1	I	60	ASN
2	J	39	LEU

*Continued on next page...*

*Continued from previous page...*

Mol	Chain	Res	Type
2	J	56	CYS
1	K	30	GLU
1	K	48	PRO
1	K	98	GLY
2	L	38	HIS
2	L	56	CYS
1	M	48	PRO
1	M	60	ASN
1	M	63	GLU
2	N	56	CYS
2	N	104	LEU
1	O	21	SER
1	O	28	ASP
1	O	48	PRO
1	O	63	GLU
1	O	100	MET
2	P	33	GLN
2	P	56	CYS
2	P	104	LEU
1	Q	48	PRO
1	Q	60	ASN
1	Q	63	GLU
1	Q	95	VAL
2	R	56	CYS
2	R	104	LEU
1	S	30	GLU
1	S	48	PRO
1	S	60	ASN
2	T	36	ALA
2	T	56	CYS
2	T	104	LEU
1	U	27	LEU
1	U	48	PRO
1	U	79	SER
1	U	111	VAL
1	U	112	ILE
2	V	38	HIS
2	V	56	CYS
2	V	104	LEU
1	W	48	PRO
1	W	61	VAL
1	W	97	GLU

*Continued on next page...*

*Continued from previous page...*

Mol	Chain	Res	Type
2	X	33	GLN
2	X	35	ARG
2	X	56	CYS
1	Y	48	PRO
1	Y	94	ALA
2	Z	56	CYS
2	Z	104	LEU
1	1	48	PRO
1	1	63	GLU
2	2	25	ALA
2	2	56	CYS
2	2	104	LEU
1	3	27	LEU
1	3	48	PRO
1	3	102	VAL
1	3	115	LEU
1	3	671	ALA
2	4	56	CYS
2	4	130	ARG
1	5	28	ASP
1	5	48	PRO
1	5	60	ASN
1	5	99	SER
1	5	100	MET
2	6	40	LEU
2	6	56	CYS
1	A	21	SER
1	A	28	ASP
1	A	60	ASN
1	A	281	PRO
1	A	384	PRO
2	B	54	GLN
2	B	104	LEU
1	C	281	PRO
1	C	384	PRO
2	D	32	THR
2	D	54	GLN
2	D	121	GLU
1	E	281	PRO
1	E	384	PRO
1	E	671	ALA
2	F	37	GLN

*Continued on next page...*

*Continued from previous page...*

Mol	Chain	Res	Type
2	F	54	GLN
1	G	281	PRO
1	G	384	PRO
2	H	121	GLU
1	I	21	SER
1	I	281	PRO
1	I	384	PRO
2	J	54	GLN
2	J	104	LEU
1	K	22	GLU
1	K	28	ASP
1	K	96	SER
1	K	281	PRO
1	K	384	PRO
2	L	55	THR
2	L	104	LEU
2	L	121	GLU
1	M	96	SER
1	M	281	PRO
1	M	384	PRO
2	N	38	HIS
1	O	30	GLU
1	O	95	VAL
1	O	101	GLN
1	O	281	PRO
1	O	384	PRO
2	P	54	GLN
1	Q	81	THR
1	Q	281	PRO
1	Q	384	PRO
1	S	63	GLU
1	S	78	THR
1	S	97	GLU
1	S	281	PRO
1	S	384	PRO
2	T	55	THR
1	U	281	PRO
1	U	384	PRO
2	V	54	GLN
1	W	65	LEU
1	W	91	ASP
1	W	95	VAL

*Continued on next page...*

*Continued from previous page...*

Mol	Chain	Res	Type
1	W	281	PRO
1	W	384	PRO
2	X	54	GLN
2	X	104	LEU
1	Y	22	GLU
1	Y	281	PRO
1	Y	384	PRO
1	Y	595	GLU
2	Z	25	ALA
1	1	97	GLU
1	1	281	PRO
1	1	384	PRO
1	3	97	GLU
1	3	281	PRO
1	3	384	PRO
2	4	55	THR
2	4	104	LEU
1	5	281	PRO
1	5	343	MET
1	5	384	PRO
2	6	54	GLN
2	6	104	LEU
1	A	79	SER
1	A	585	ASN
1	A	595	GLU
1	A	671	ALA
2	B	55	THR
2	B	121	GLU
1	C	111	VAL
1	C	410	PHE
1	C	595	GLU
2	D	53	ASN
2	D	55	THR
1	E	30	GLU
1	E	410	PHE
1	E	595	GLU
2	F	55	THR
2	F	121	GLU
1	G	410	PHE
1	G	595	GLU
2	H	54	GLN
2	H	55	THR

*Continued on next page...*

*Continued from previous page...*

Mol	Chain	Res	Type
1	I	30	GLU
1	I	410	PHE
1	I	585	ASN
1	I	595	GLU
2	J	55	THR
2	J	121	GLU
1	K	63	GLU
1	K	410	PHE
1	K	595	GLU
2	L	54	GLN
1	M	95	VAL
1	M	209	GLY
1	M	247	LYS
1	M	410	PHE
1	M	595	GLU
1	M	671	ALA
2	N	53	ASN
2	N	54	GLN
2	N	55	THR
2	N	121	GLU
1	O	209	GLY
1	O	410	PHE
1	O	585	ASN
1	O	595	GLU
2	P	55	THR
2	P	121	GLU
1	Q	28	ASP
1	Q	113	SER
1	Q	209	GLY
1	Q	410	PHE
1	Q	526	ALA
1	Q	595	GLU
2	R	39	LEU
2	R	54	GLN
2	R	55	THR
2	R	121	GLU
1	S	209	GLY
1	S	247	LYS
1	S	410	PHE
1	S	595	GLU
2	T	25	ALA
2	T	53	ASN

*Continued on next page...*

*Continued from previous page...*

Mol	Chain	Res	Type
2	T	54	GLN
2	T	121	GLU
1	U	29	ILE
1	U	99	SER
1	U	101	GLN
1	U	410	PHE
1	U	595	GLU
1	U	671	ALA
2	V	32	THR
2	V	55	THR
2	V	121	GLU
1	W	64	ASP
1	W	410	PHE
1	W	595	GLU
2	X	55	THR
2	X	121	GLU
1	Y	111	VAL
1	Y	247	LYS
2	Z	54	GLN
2	Z	55	THR
2	Z	121	GLU
2	Z	128	LEU
1	1	92	ILE
1	1	108	HIS
1	1	247	LYS
1	1	410	PHE
1	1	585	ASN
1	1	595	GLU
1	1	671	ALA
2	2	54	GLN
2	2	55	THR
2	2	121	GLU
1	3	28	ASP
1	3	595	GLU
2	4	54	GLN
1	5	345	SER
1	5	595	GLU
2	6	55	THR
1	A	96	SER
1	A	205	PRO
1	A	247	LYS
1	A	410	PHE

*Continued on next page...*

*Continued from previous page...*

Mol	Chain	Res	Type
1	A	437	THR
2	B	53	ASN
1	C	209	GLY
1	C	246	LEU
1	C	247	LYS
1	C	437	THR
2	D	29	CYS
1	E	63	GLU
1	E	113	SER
1	E	247	LYS
2	F	53	ASN
1	G	109	PRO
1	G	247	LYS
1	G	585	ASN
2	H	53	ASN
1	I	247	LYS
2	J	53	ASN
1	K	104	ALA
1	K	247	LYS
1	K	528	HIS
1	K	585	ASN
1	K	671	ALA
2	L	53	ASN
1	M	99	SER
1	M	437	THR
1	M	585	ASN
1	O	65	LEU
1	O	247	LYS
1	O	346	TYR
2	P	53	ASN
1	Q	79	SER
1	Q	247	LYS
1	Q	437	THR
1	Q	671	ALA
2	R	53	ASN
1	S	585	ASN
1	U	91	ASP
1	U	209	GLY
1	U	247	LYS
2	V	28	CYS
2	V	53	ASN
1	W	29	ILE

*Continued on next page...*



*Continued from previous page...*

Mol	Chain	Res	Type
1	W	247	LYS
1	W	671	ALA
2	X	53	ASN
1	Y	89	PRO
1	Y	410	PHE
2	Z	53	ASN
1	1	437	THR
2	2	34	LEU
2	2	53	ASN
1	3	71	ARG
1	3	247	LYS
1	3	410	PHE
2	4	53	ASN
1	5	30	GLU
1	5	247	LYS
1	5	410	PHE
1	5	585	ASN
2	6	46	SER
2	6	53	ASN
2	6	121	GLU
1	C	63	GLU
1	C	205	PRO
1	E	205	PRO
1	G	205	PRO
1	I	205	PRO
1	K	209	GLY
1	K	437	THR
1	O	205	PRO
1	Q	585	ASN
1	S	108	HIS
1	S	205	PRO
1	S	208	ARG
1	S	246	LEU
1	U	208	ARG
2	V	43	GLU
1	W	104	ALA
2	X	27	PRO
1	Y	208	ARG
1	Y	209	GLY
1	Y	585	ASN
2	4	121	GLU
1	A	408	PRO

*Continued on next page...*

*Continued from previous page...*

Mol	Chain	Res	Type
1	C	408	PRO
1	E	408	PRO
1	G	23	VAL
1	G	408	PRO
1	I	209	GLY
1	I	408	PRO
1	K	205	PRO
1	K	408	PRO
1	M	205	PRO
1	M	408	PRO
1	O	108	HIS
1	O	408	PRO
1	Q	29	ILE
1	Q	205	PRO
1	Q	408	PRO
1	S	408	PRO
1	U	205	PRO
1	U	408	PRO
1	W	205	PRO
1	W	408	PRO
1	Y	205	PRO
1	Y	408	PRO
1	1	205	PRO
1	1	408	PRO
1	3	205	PRO
1	3	408	PRO
1	5	205	PRO
1	5	209	GLY
1	5	408	PRO
1	A	209	GLY
1	E	209	GLY
1	I	107	VAL
1	Q	112	ILE
1	S	95	VAL
1	Y	112	ILE
1	1	209	GLY
1	3	209	GLY
1	G	209	GLY
1	I	112	ILE
1	O	112	ILE
1	Q	109	PRO
1	U	31	GLY

*Continued on next page...*

*Continued from previous page...*

Mol	Chain	Res	Type
1	W	107	VAL
1	W	209	GLY
1	S	107	VAL
1	1	112	ILE

### 5.3.2 Protein sidechains ⓘ

In the following table, the Percentiles column shows the percent sidechain outliers of the chain as a percentile score with respect to all X-ray entries followed by that with respect to entries of similar resolution.

The Analysed column shows the number of residues for which the sidechain conformation was analysed, and the total number of residues.

Mol	Chain	Analysed	Rotameric	Outliers	Percentiles	
1	1	559/559 (100%)	528 (94%)	31 (6%)	27	68
1	3	559/559 (100%)	528 (94%)	31 (6%)	27	68
1	5	559/559 (100%)	532 (95%)	27 (5%)	31	72
1	A	559/559 (100%)	522 (93%)	37 (7%)	21	62
1	C	559/559 (100%)	522 (93%)	37 (7%)	21	62
1	E	559/559 (100%)	530 (95%)	29 (5%)	29	69
1	G	559/559 (100%)	531 (95%)	28 (5%)	30	70
1	I	559/559 (100%)	529 (95%)	30 (5%)	27	68
1	K	559/559 (100%)	532 (95%)	27 (5%)	31	72
1	M	559/559 (100%)	534 (96%)	25 (4%)	34	74
1	O	559/559 (100%)	527 (94%)	32 (6%)	25	67
1	Q	559/559 (100%)	525 (94%)	34 (6%)	23	65
1	S	559/559 (100%)	528 (94%)	31 (6%)	27	68
1	U	559/559 (100%)	524 (94%)	35 (6%)	22	64
1	W	559/559 (100%)	526 (94%)	33 (6%)	24	66
1	Y	559/559 (100%)	533 (95%)	26 (5%)	32	72
2	2	95/95 (100%)	84 (88%)	11 (12%)	7	36
2	4	95/95 (100%)	87 (92%)	8 (8%)	14	52
2	6	95/95 (100%)	85 (90%)	10 (10%)	8	41
2	B	95/95 (100%)	87 (92%)	8 (8%)	14	52

*Continued on next page...*

*Continued from previous page...*

Mol	Chain	Analysed	Rotameric	Outliers	Percentiles	
2	D	95/95 (100%)	86 (90%)	9 (10%)	11	46
2	F	95/95 (100%)	85 (90%)	10 (10%)	8	41
2	H	95/95 (100%)	88 (93%)	7 (7%)	17	57
2	J	95/95 (100%)	84 (88%)	11 (12%)	7	36
2	L	95/95 (100%)	85 (90%)	10 (10%)	8	41
2	N	95/95 (100%)	85 (90%)	10 (10%)	8	41
2	P	95/95 (100%)	83 (87%)	12 (13%)	5	31
2	R	95/95 (100%)	85 (90%)	10 (10%)	8	41
2	T	95/95 (100%)	84 (88%)	11 (12%)	7	36
2	V	95/95 (100%)	86 (90%)	9 (10%)	11	46
2	X	95/95 (100%)	85 (90%)	10 (10%)	8	41
2	Z	95/95 (100%)	85 (90%)	10 (10%)	8	41
All	All	10464/10464 (100%)	9815 (94%)	649 (6%)	23	64

All (649) residues with a non-rotameric sidechain are listed below:

Mol	Chain	Res	Type
1	A	29	ILE
1	A	60	ASN
1	A	61	VAL
1	A	62	THR
1	A	65	LEU
1	A	72	TYR
1	A	74	LEU
1	A	88	GLU
1	A	91	ASP
1	A	103	ASP
1	A	106	LYS
1	A	108	HIS
1	A	116	ASN
1	A	136	THR
1	A	153	CYS
1	A	155	LEU
1	A	157	TYR
1	A	179	MET
1	A	212	SER
1	A	218	SER
1	A	223	ASP

*Continued on next page...*

*Continued from previous page...*

Mol	Chain	Res	Type
1	A	257	THR
1	A	339	THR
1	A	385	LYS
1	A	389	TYR
1	A	409	LEU
1	A	483	ARG
1	A	485	ASP
1	A	486	LEU
1	A	492	LEU
1	A	494	MET
1	A	523	ASP
1	A	524	ARG
1	A	527	TRP
1	A	547	LEU
1	A	584	MET
1	A	615	CYS
2	B	24	TRP
2	B	31	VAL
2	B	34	LEU
2	B	42	LEU
2	B	55	THR
2	B	79	CYS
2	B	113	THR
2	B	121	GLU
1	C	20	LEU
1	C	25	LEU
1	C	30	GLU
1	C	60	ASN
1	C	64	ASP
1	C	70	ASN
1	C	72	TYR
1	C	74	LEU
1	C	82	LEU
1	C	91	ASP
1	C	97	GLU
1	C	105	SER
1	C	112	ILE
1	C	113	SER
1	C	136	THR
1	C	153	CYS
1	C	155	LEU
1	C	179	MET

*Continued on next page...*

*Continued from previous page...*

Mol	Chain	Res	Type
1	C	212	SER
1	C	218	SER
1	C	223	ASP
1	C	257	THR
1	C	339	THR
1	C	385	LYS
1	C	389	TYR
1	C	409	LEU
1	C	483	ARG
1	C	485	ASP
1	C	486	LEU
1	C	492	LEU
1	C	494	MET
1	C	523	ASP
1	C	524	ARG
1	C	529	LEU
1	C	547	LEU
1	C	584	MET
1	C	615	CYS
2	D	31	VAL
2	D	32	THR
2	D	35	ARG
2	D	38	HIS
2	D	39	LEU
2	D	55	THR
2	D	113	THR
2	D	121	GLU
2	D	130	ARG
1	E	22	GLU
1	E	28	ASP
1	E	60	ASN
1	E	61	VAL
1	E	65	LEU
1	E	74	LEU
1	E	91	ASP
1	E	95	VAL
1	E	136	THR
1	E	153	CYS
1	E	155	LEU
1	E	179	MET
1	E	212	SER
1	E	218	SER

*Continued on next page...*

*Continued from previous page...*

Mol	Chain	Res	Type
1	E	223	ASP
1	E	257	THR
1	E	339	THR
1	E	385	LYS
1	E	389	TYR
1	E	409	LEU
1	E	483	ARG
1	E	485	ASP
1	E	486	LEU
1	E	492	LEU
1	E	494	MET
1	E	524	ARG
1	E	547	LEU
1	E	584	MET
1	E	615	CYS
2	F	29	CYS
2	F	31	VAL
2	F	37	GLN
2	F	39	LEU
2	F	43	GLU
2	F	55	THR
2	F	79	CYS
2	F	113	THR
2	F	121	GLU
2	F	127	ASN
1	G	25	LEU
1	G	30	GLU
1	G	60	ASN
1	G	62	THR
1	G	82	LEU
1	G	97	GLU
1	G	100	MET
1	G	136	THR
1	G	153	CYS
1	G	155	LEU
1	G	179	MET
1	G	212	SER
1	G	218	SER
1	G	223	ASP
1	G	257	THR
1	G	339	THR
1	G	385	LYS

*Continued on next page...*

*Continued from previous page...*

Mol	Chain	Res	Type
1	G	389	TYR
1	G	409	LEU
1	G	483	ARG
1	G	485	ASP
1	G	486	LEU
1	G	492	LEU
1	G	494	MET
1	G	523	ASP
1	G	547	LEU
1	G	584	MET
1	G	615	CYS
2	H	26	TYR
2	H	31	VAL
2	H	35	ARG
2	H	55	THR
2	H	79	CYS
2	H	113	THR
2	H	121	GLU
1	I	22	GLU
1	I	60	ASN
1	I	61	VAL
1	I	72	TYR
1	I	74	LEU
1	I	92	ILE
1	I	103	ASP
1	I	113	SER
1	I	115	LEU
1	I	136	THR
1	I	153	CYS
1	I	155	LEU
1	I	179	MET
1	I	212	SER
1	I	218	SER
1	I	223	ASP
1	I	257	THR
1	I	345	SER
1	I	385	LYS
1	I	389	TYR
1	I	409	LEU
1	I	483	ARG
1	I	485	ASP
1	I	486	LEU

*Continued on next page...*



*Continued from previous page...*

Mol	Chain	Res	Type
1	I	492	LEU
1	I	494	MET
1	I	523	ASP
1	I	547	LEU
1	I	584	MET
1	I	615	CYS
2	J	24	TRP
2	J	26	TYR
2	J	31	VAL
2	J	32	THR
2	J	39	LEU
2	J	40	LEU
2	J	43	GLU
2	J	55	THR
2	J	79	CYS
2	J	113	THR
2	J	121	GLU
1	K	60	ASN
1	K	61	VAL
1	K	78	THR
1	K	79	SER
1	K	97	GLU
1	K	99	SER
1	K	113	SER
1	K	136	THR
1	K	153	CYS
1	K	155	LEU
1	K	179	MET
1	K	212	SER
1	K	218	SER
1	K	223	ASP
1	K	257	THR
1	K	339	THR
1	K	385	LYS
1	K	389	TYR
1	K	409	LEU
1	K	483	ARG
1	K	485	ASP
1	K	486	LEU
1	K	492	LEU
1	K	494	MET
1	K	547	LEU

*Continued on next page...*

*Continued from previous page...*

Mol	Chain	Res	Type
1	K	584	MET
1	K	615	CYS
2	L	24	TRP
2	L	26	TYR
2	L	29	CYS
2	L	31	VAL
2	L	35	ARG
2	L	42	LEU
2	L	55	THR
2	L	79	CYS
2	L	113	THR
2	L	121	GLU
1	M	60	ASN
1	M	62	THR
1	M	65	LEU
1	M	74	LEU
1	M	103	ASP
1	M	136	THR
1	M	153	CYS
1	M	155	LEU
1	M	179	MET
1	M	212	SER
1	M	218	SER
1	M	223	ASP
1	M	257	THR
1	M	288	LEU
1	M	389	TYR
1	M	409	LEU
1	M	483	ARG
1	M	485	ASP
1	M	486	LEU
1	M	492	LEU
1	M	494	MET
1	M	529	LEU
1	M	547	LEU
1	M	584	MET
1	M	615	CYS
2	N	24	TRP
2	N	26	TYR
2	N	34	LEU
2	N	38	HIS
2	N	39	LEU

*Continued on next page...*

*Continued from previous page...*

Mol	Chain	Res	Type
2	N	42	LEU
2	N	55	THR
2	N	113	THR
2	N	121	GLU
2	N	130	ARG
1	O	22	GLU
1	O	23	VAL
1	O	60	ASN
1	O	65	LEU
1	O	72	TYR
1	O	74	LEU
1	O	97	GLU
1	O	101	GLN
1	O	112	ILE
1	O	113	SER
1	O	116	ASN
1	O	136	THR
1	O	153	CYS
1	O	155	LEU
1	O	179	MET
1	O	212	SER
1	O	218	SER
1	O	223	ASP
1	O	257	THR
1	O	339	THR
1	O	344	GLN
1	O	385	LYS
1	O	389	TYR
1	O	409	LEU
1	O	483	ARG
1	O	485	ASP
1	O	486	LEU
1	O	492	LEU
1	O	494	MET
1	O	547	LEU
1	O	584	MET
1	O	615	CYS
2	P	24	TRP
2	P	31	VAL
2	P	32	THR
2	P	34	LEU
2	P	39	LEU

*Continued on next page...*

*Continued from previous page...*

Mol	Chain	Res	Type
2	P	40	LEU
2	P	43	GLU
2	P	55	THR
2	P	79	CYS
2	P	113	THR
2	P	121	GLU
2	P	128	LEU
1	Q	30	GLU
1	Q	60	ASN
1	Q	61	VAL
1	Q	70	ASN
1	Q	72	TYR
1	Q	73	LYS
1	Q	74	LEU
1	Q	77	LYS
1	Q	82	LEU
1	Q	96	SER
1	Q	101	GLN
1	Q	112	ILE
1	Q	136	THR
1	Q	153	CYS
1	Q	155	LEU
1	Q	179	MET
1	Q	212	SER
1	Q	218	SER
1	Q	223	ASP
1	Q	257	THR
1	Q	339	THR
1	Q	385	LYS
1	Q	389	TYR
1	Q	409	LEU
1	Q	483	ARG
1	Q	485	ASP
1	Q	486	LEU
1	Q	492	LEU
1	Q	494	MET
1	Q	522	GLU
1	Q	523	ASP
1	Q	547	LEU
1	Q	584	MET
1	Q	615	CYS
2	R	31	VAL

*Continued on next page...*

*Continued from previous page...*

Mol	Chain	Res	Type
2	R	32	THR
2	R	38	HIS
2	R	39	LEU
2	R	42	LEU
2	R	55	THR
2	R	79	CYS
2	R	113	THR
2	R	121	GLU
2	R	128	LEU
1	S	22	GLU
1	S	60	ASN
1	S	64	ASP
1	S	65	LEU
1	S	79	SER
1	S	82	LEU
1	S	91	ASP
1	S	103	ASP
1	S	113	SER
1	S	136	THR
1	S	153	CYS
1	S	155	LEU
1	S	179	MET
1	S	212	SER
1	S	218	SER
1	S	223	ASP
1	S	257	THR
1	S	345	SER
1	S	385	LYS
1	S	389	TYR
1	S	409	LEU
1	S	483	ARG
1	S	485	ASP
1	S	486	LEU
1	S	492	LEU
1	S	494	MET
1	S	523	ASP
1	S	524	ARG
1	S	547	LEU
1	S	584	MET
1	S	615	CYS
2	T	24	TRP
2	T	26	TYR

*Continued on next page...*

*Continued from previous page...*

Mol	Chain	Res	Type
2	T	31	VAL
2	T	32	THR
2	T	34	LEU
2	T	37	GLN
2	T	39	LEU
2	T	40	LEU
2	T	55	THR
2	T	113	THR
2	T	121	GLU
1	U	20	LEU
1	U	25	LEU
1	U	27	LEU
1	U	60	ASN
1	U	72	TYR
1	U	77	LYS
1	U	91	ASP
1	U	96	SER
1	U	100	MET
1	U	101	GLN
1	U	103	ASP
1	U	108	HIS
1	U	112	ILE
1	U	116	ASN
1	U	136	THR
1	U	153	CYS
1	U	155	LEU
1	U	179	MET
1	U	212	SER
1	U	218	SER
1	U	223	ASP
1	U	257	THR
1	U	339	THR
1	U	345	SER
1	U	385	LYS
1	U	389	TYR
1	U	409	LEU
1	U	483	ARG
1	U	485	ASP
1	U	486	LEU
1	U	492	LEU
1	U	494	MET
1	U	547	LEU

*Continued on next page...*

*Continued from previous page...*

Mol	Chain	Res	Type
1	U	584	MET
1	U	615	CYS
2	V	29	CYS
2	V	32	THR
2	V	34	LEU
2	V	38	HIS
2	V	39	LEU
2	V	55	THR
2	V	79	CYS
2	V	113	THR
2	V	121	GLU
1	W	27	LEU
1	W	30	GLU
1	W	60	ASN
1	W	62	THR
1	W	77	LYS
1	W	82	LEU
1	W	92	ILE
1	W	100	MET
1	W	102	VAL
1	W	136	THR
1	W	153	CYS
1	W	155	LEU
1	W	179	MET
1	W	212	SER
1	W	218	SER
1	W	223	ASP
1	W	257	THR
1	W	288	LEU
1	W	339	THR
1	W	345	SER
1	W	385	LYS
1	W	389	TYR
1	W	409	LEU
1	W	483	ARG
1	W	485	ASP
1	W	486	LEU
1	W	492	LEU
1	W	494	MET
1	W	523	ASP
1	W	524	ARG
1	W	547	LEU

*Continued on next page...*

*Continued from previous page...*

Mol	Chain	Res	Type
1	W	584	MET
1	W	615	CYS
2	X	31	VAL
2	X	32	THR
2	X	39	LEU
2	X	40	LEU
2	X	45	ILE
2	X	46	SER
2	X	55	THR
2	X	79	CYS
2	X	113	THR
2	X	121	GLU
1	Y	26	HIS
1	Y	60	ASN
1	Y	72	TYR
1	Y	112	ILE
1	Y	136	THR
1	Y	153	CYS
1	Y	155	LEU
1	Y	179	MET
1	Y	212	SER
1	Y	218	SER
1	Y	223	ASP
1	Y	257	THR
1	Y	339	THR
1	Y	344	GLN
1	Y	385	LYS
1	Y	389	TYR
1	Y	409	LEU
1	Y	483	ARG
1	Y	485	ASP
1	Y	486	LEU
1	Y	492	LEU
1	Y	494	MET
1	Y	525	ASP
1	Y	547	LEU
1	Y	584	MET
1	Y	615	CYS
2	Z	29	CYS
2	Z	31	VAL
2	Z	32	THR
2	Z	39	LEU

*Continued on next page...*



*Continued from previous page...*

Mol	Chain	Res	Type
2	Z	55	THR
2	Z	79	CYS
2	Z	113	THR
2	Z	121	GLU
2	Z	128	LEU
2	Z	129	ASN
1	1	60	ASN
1	1	61	VAL
1	1	62	THR
1	1	67	SER
1	1	77	LYS
1	1	84	ILE
1	1	103	ASP
1	1	106	LYS
1	1	112	ILE
1	1	136	THR
1	1	153	CYS
1	1	155	LEU
1	1	179	MET
1	1	212	SER
1	1	218	SER
1	1	223	ASP
1	1	257	THR
1	1	339	THR
1	1	345	SER
1	1	385	LYS
1	1	389	TYR
1	1	409	LEU
1	1	483	ARG
1	1	485	ASP
1	1	486	LEU
1	1	492	LEU
1	1	494	MET
1	1	523	ASP
1	1	547	LEU
1	1	584	MET
1	1	615	CYS
2	2	24	TRP
2	2	31	VAL
2	2	32	THR
2	2	33	GLN
2	2	34	LEU

*Continued on next page...*

*Continued from previous page...*

Mol	Chain	Res	Type
2	2	39	LEU
2	2	40	LEU
2	2	55	THR
2	2	79	CYS
2	2	113	THR
2	2	121	GLU
1	3	20	LEU
1	3	27	LEU
1	3	60	ASN
1	3	61	VAL
1	3	68	MET
1	3	79	SER
1	3	82	LEU
1	3	100	MET
1	3	112	ILE
1	3	136	THR
1	3	153	CYS
1	3	155	LEU
1	3	157	TYR
1	3	179	MET
1	3	212	SER
1	3	218	SER
1	3	223	ASP
1	3	257	THR
1	3	339	THR
1	3	385	LYS
1	3	389	TYR
1	3	409	LEU
1	3	483	ARG
1	3	485	ASP
1	3	486	LEU
1	3	492	LEU
1	3	494	MET
1	3	525	ASP
1	3	547	LEU
1	3	584	MET
1	3	615	CYS
2	4	31	VAL
2	4	32	THR
2	4	39	LEU
2	4	55	THR
2	4	79	CYS

*Continued on next page...*

*Continued from previous page...*

Mol	Chain	Res	Type
2	4	113	THR
2	4	121	GLU
2	4	127	ASN
1	5	27	LEU
1	5	60	ASN
1	5	62	THR
1	5	72	TYR
1	5	74	LEU
1	5	102	VAL
1	5	112	ILE
1	5	136	THR
1	5	153	CYS
1	5	155	LEU
1	5	179	MET
1	5	212	SER
1	5	218	SER
1	5	223	ASP
1	5	257	THR
1	5	339	THR
1	5	385	LYS
1	5	389	TYR
1	5	409	LEU
1	5	483	ARG
1	5	485	ASP
1	5	486	LEU
1	5	492	LEU
1	5	494	MET
1	5	547	LEU
1	5	584	MET
1	5	615	CYS
2	6	24	TRP
2	6	31	VAL
2	6	32	THR
2	6	34	LEU
2	6	39	LEU
2	6	55	THR
2	6	79	CYS
2	6	113	THR
2	6	121	GLU
2	6	130	ARG

Some sidechains can be flipped to improve hydrogen bonding and reduce clashes. All (250) such sidechains are listed below:

Mol	Chain	Res	Type
1	A	344	GLN
1	A	366	HIS
1	A	405	ASN
1	A	411	GLN
1	A	439	GLN
1	A	442	ASN
1	A	585	ASN
1	A	640	GLN
1	A	641	ASN
1	A	655	HIS
2	B	69	ASN
2	B	73	GLN
1	C	60	ASN
1	C	101	GLN
1	C	116	ASN
1	C	237	ASN
1	C	344	GLN
1	C	366	HIS
1	C	405	ASN
1	C	411	GLN
1	C	439	GLN
1	C	442	ASN
1	C	585	ASN
1	C	640	GLN
1	C	641	ASN
1	C	655	HIS
2	D	37	GLN
2	D	69	ASN
2	D	73	GLN
2	D	81	ASN
2	D	129	ASN
1	E	60	ASN
1	E	237	ASN
1	E	344	GLN
1	E	366	HIS
1	E	405	ASN
1	E	411	GLN
1	E	439	GLN
1	E	442	ASN
1	E	585	ASN
1	E	640	GLN
1	E	641	ASN
1	E	655	HIS

*Continued on next page...*

*Continued from previous page...*

Mol	Chain	Res	Type
2	F	33	GLN
2	F	37	GLN
2	F	69	ASN
2	F	73	GLN
2	F	84	ASN
1	G	140	ASN
1	G	150	GLN
1	G	237	ASN
1	G	366	HIS
1	G	405	ASN
1	G	411	GLN
1	G	439	GLN
1	G	442	ASN
1	G	585	ASN
1	G	640	GLN
1	G	641	ASN
1	G	655	HIS
2	H	69	ASN
2	H	73	GLN
1	I	60	ASN
1	I	237	ASN
1	I	366	HIS
1	I	405	ASN
1	I	411	GLN
1	I	439	GLN
1	I	442	ASN
1	I	585	ASN
1	I	640	GLN
1	I	641	ASN
1	I	655	HIS
2	J	54	GLN
2	J	69	ASN
2	J	73	GLN
2	J	84	ASN
1	K	26	HIS
1	K	60	ASN
1	K	70	ASN
1	K	237	ASN
1	K	344	GLN
1	K	366	HIS
1	K	405	ASN
1	K	411	GLN

*Continued on next page...*

*Continued from previous page...*

Mol	Chain	Res	Type
1	K	439	GLN
1	K	442	ASN
1	K	585	ASN
1	K	640	GLN
1	K	641	ASN
1	K	655	HIS
2	L	44	ASN
2	L	69	ASN
2	L	73	GLN
2	L	127	ASN
1	M	344	GLN
1	M	366	HIS
1	M	405	ASN
1	M	411	GLN
1	M	439	GLN
1	M	442	ASN
1	M	585	ASN
1	M	640	GLN
1	M	641	ASN
1	M	655	HIS
2	N	37	GLN
2	N	69	ASN
2	N	73	GLN
2	N	127	ASN
1	O	26	HIS
1	O	60	ASN
1	O	116	ASN
1	O	237	ASN
1	O	366	HIS
1	O	405	ASN
1	O	411	GLN
1	O	439	GLN
1	O	442	ASN
1	O	585	ASN
1	O	640	GLN
1	O	641	ASN
1	O	655	HIS
2	P	37	GLN
2	P	69	ASN
2	P	73	GLN
2	P	84	ASN
1	Q	116	ASN

*Continued on next page...*

*Continued from previous page...*

Mol	Chain	Res	Type
1	Q	237	ASN
1	Q	344	GLN
1	Q	366	HIS
1	Q	405	ASN
1	Q	411	GLN
1	Q	439	GLN
1	Q	442	ASN
1	Q	585	ASN
1	Q	640	GLN
1	Q	641	ASN
1	Q	655	HIS
2	R	69	ASN
2	R	73	GLN
1	S	237	ASN
1	S	344	GLN
1	S	366	HIS
1	S	405	ASN
1	S	411	GLN
1	S	439	GLN
1	S	442	ASN
1	S	585	ASN
1	S	640	GLN
1	S	641	ASN
1	S	655	HIS
2	T	69	ASN
2	T	73	GLN
2	T	129	ASN
1	U	70	ASN
1	U	116	ASN
1	U	237	ASN
1	U	344	GLN
1	U	366	HIS
1	U	405	ASN
1	U	411	GLN
1	U	439	GLN
1	U	442	ASN
1	U	585	ASN
1	U	640	GLN
1	U	641	ASN
1	U	655	HIS
2	V	30	HIS
2	V	69	ASN

*Continued on next page...*

*Continued from previous page...*

Mol	Chain	Res	Type
2	V	73	GLN
2	V	84	ASN
2	V	129	ASN
1	W	26	HIS
1	W	60	ASN
1	W	70	ASN
1	W	140	ASN
1	W	150	GLN
1	W	366	HIS
1	W	405	ASN
1	W	411	GLN
1	W	439	GLN
1	W	442	ASN
1	W	585	ASN
1	W	640	GLN
1	W	641	ASN
1	W	655	HIS
2	X	33	GLN
2	X	38	HIS
2	X	44	ASN
2	X	69	ASN
2	X	73	GLN
2	X	81	ASN
1	Y	237	ASN
1	Y	366	HIS
1	Y	405	ASN
1	Y	411	GLN
1	Y	439	GLN
1	Y	442	ASN
1	Y	585	ASN
1	Y	640	GLN
1	Y	641	ASN
1	Y	655	HIS
2	Z	33	GLN
2	Z	37	GLN
2	Z	69	ASN
2	Z	73	GLN
1	1	366	HIS
1	1	405	ASN
1	1	411	GLN
1	1	439	GLN
1	1	442	ASN

*Continued on next page...*



*Continued from previous page...*

Mol	Chain	Res	Type
1	1	585	ASN
1	1	640	GLN
1	1	641	ASN
1	1	655	HIS
2	2	30	HIS
2	2	69	ASN
2	2	73	GLN
2	2	129	ASN
1	3	70	ASN
1	3	366	HIS
1	3	405	ASN
1	3	411	GLN
1	3	439	GLN
1	3	442	ASN
1	3	585	ASN
1	3	640	GLN
1	3	641	ASN
1	3	655	HIS
2	4	33	GLN
2	4	69	ASN
2	4	73	GLN
2	4	127	ASN
1	5	108	HIS
1	5	344	GLN
1	5	366	HIS
1	5	405	ASN
1	5	411	GLN
1	5	439	GLN
1	5	442	ASN
1	5	585	ASN
1	5	640	GLN
1	5	641	ASN
1	5	655	HIS
2	6	30	HIS
2	6	33	GLN
2	6	44	ASN
2	6	69	ASN
2	6	73	GLN
2	6	129	ASN

### 5.3.3 RNA [i](#)

There are no RNA molecules in this entry.

## 5.4 Non-standard residues in protein, DNA, RNA chains [i](#)

There are no non-standard protein/DNA/RNA residues in this entry.

## 5.5 Carbohydrates [i](#)

There are no carbohydrates in this entry.

## 5.6 Ligand geometry [i](#)

There are no ligands in this entry.

## 5.7 Other polymers [i](#)

There are no such residues in this entry.

## 5.8 Polymer linkage issues [i](#)

There are no chain breaks in this entry.

## 6 Fit of model and data ⓘ

### 6.1 Protein, DNA and RNA chains ⓘ

In the following table, the column labelled ‘#RSRZ> 2’ contains the number (and percentage) of RSRZ outliers, followed by percent RSRZ outliers for the chain as percentile scores relative to all X-ray entries and entries of similar resolution. The OWAB column contains the minimum, median, 95<sup>th</sup> percentile and maximum values of the occupancy-weighted average B-factor per residue. The column labelled ‘Q< 0.9’ lists the number of (and percentage) of residues with an average occupancy less than 0.9.

Mol	Chain	Analysed	<RSRZ>	#RSRZ>2	OWAB(Å <sup>2</sup> )	Q<0.9
1	1	653/653 (100%)	-0.34	1 (0%) 95 93	68, 113, 161, 218	0
1	3	653/653 (100%)	-0.03	14 (2%) 67 57	76, 118, 187, 244	0
1	5	653/653 (100%)	-0.01	13 (1%) 68 59	74, 118, 182, 243	0
1	A	653/653 (100%)	-0.33	6 (0%) 85 79	70, 115, 162, 220	0
1	C	653/653 (100%)	-0.27	0 100 100	53, 108, 157, 205	0
1	E	653/653 (100%)	-0.33	4 (0%) 90 85	68, 111, 161, 206	0
1	G	653/653 (100%)	-0.34	5 (0%) 87 81	68, 113, 162, 214	0
1	I	653/653 (100%)	-0.38	1 (0%) 95 93	66, 112, 161, 220	0
1	K	653/653 (100%)	-0.33	5 (0%) 87 81	63, 109, 161, 225	0
1	M	653/653 (100%)	-0.37	3 (0%) 91 88	56, 110, 158, 209	0
1	O	653/653 (100%)	-0.30	1 (0%) 95 93	59, 109, 159, 224	0
1	Q	653/653 (100%)	-0.37	5 (0%) 87 81	69, 114, 162, 211	0
1	S	653/653 (100%)	-0.32	0 100 100	63, 109, 157, 217	0
1	U	653/653 (100%)	-0.35	2 (0%) 94 92	70, 114, 161, 224	0
1	W	653/653 (100%)	-0.26	8 (1%) 81 73	69, 115, 161, 206	0
1	Y	653/653 (100%)	-0.22	9 (1%) 78 69	71, 116, 165, 235	0
2	2	108/108 (100%)	0.20	9 (8%) 14 12	83, 127, 206, 241	0
2	4	108/108 (100%)	0.85	18 (16%) 2 2	94, 152, 229, 249	0
2	6	108/108 (100%)	0.80	20 (18%) 2 2	91, 151, 229, 279	0
2	B	108/108 (100%)	0.29	12 (11%) 7 7	89, 137, 214, 260	0
2	D	108/108 (100%)	0.06	3 (2%) 56 46	78, 119, 204, 240	0
2	F	108/108 (100%)	0.42	8 (7%) 17 14	89, 138, 216, 289	0
2	H	108/108 (100%)	0.13	10 (9%) 11 9	92, 135, 214, 242	0
2	J	108/108 (100%)	0.40	12 (11%) 7 7	81, 130, 214, 262	0

*Continued on next page...*

*Continued from previous page...*

Mol	Chain	Analysed	<RSRZ>	#RSRZ>2	OWAB(Å <sup>2</sup> )	Q<0.9
2	L	108/108 (100%)	0.25	11 (10%) 9 8	88, 132, 208, 248	0
2	N	108/108 (100%)	-0.01	6 (5%) 28 22	78, 120, 196, 240	0
2	P	108/108 (100%)	0.23	8 (7%) 17 14	83, 123, 214, 246	0
2	R	108/108 (100%)	0.30	15 (13%) 4 4	86, 138, 211, 253	0
2	T	108/108 (100%)	0.02	4 (3%) 45 36	79, 123, 204, 240	0
2	V	108/108 (100%)	0.27	11 (10%) 9 8	90, 139, 220, 250	0
2	X	108/108 (100%)	0.27	13 (12%) 6 6	90, 133, 208, 250	0
2	Z	108/108 (100%)	0.23	15 (13%) 4 4	91, 142, 230, 251	0
All	All	12176/12176 (100%)	-0.20	252 (2%) 67 57	53, 115, 174, 289	0

All (252) RSRZ outliers are listed below:

Mol	Chain	Res	Type	RSRZ
2	J	25	ALA	16.8
2	F	25	ALA	16.2
2	6	25	ALA	12.8
2	V	25	ALA	8.2
2	B	25	ALA	7.7
2	P	25	ALA	7.4
2	R	25	ALA	7.1
2	F	24	TRP	7.1
2	L	24	TRP	7.0
2	H	73	GLN	6.9
2	2	36	ALA	6.7
2	F	26	TYR	6.1
2	4	69	ASN	6.0
2	4	74	LEU	5.9
2	V	69	ASN	5.9
2	F	69	ASN	5.8
2	J	36	ALA	5.8
2	P	24	TRP	5.7
2	6	24	TRP	5.7
2	6	69	ASN	5.6
2	Z	25	ALA	5.6
2	X	25	ALA	5.5
2	2	70	GLY	5.4
2	R	70	GLY	5.4
2	Z	24	TRP	5.4
2	R	24	TRP	5.4

*Continued on next page...*

*Continued from previous page...*

Mol	Chain	Res	Type	RSRZ
2	V	70	GLY	5.3
2	6	26	TYR	5.2
2	X	36	ALA	5.2
2	4	67	PRO	5.2
2	H	24	TRP	5.2
2	L	25	ALA	5.1
2	R	68	LYS	5.0
2	B	71	SER	4.9
2	V	26	TYR	4.9
2	R	72	ASN	4.9
2	J	24	TRP	4.8
2	P	70	GLY	4.8
2	Z	69	ASN	4.7
2	F	70	GLY	4.7
2	V	24	TRP	4.7
2	J	26	TYR	4.6
2	X	74	LEU	4.6
2	J	72	ASN	4.6
2	4	68	LYS	4.6
2	X	72	ASN	4.6
2	H	72	ASN	4.5
2	R	26	TYR	4.5
2	4	71	SER	4.4
2	B	74	LEU	4.4
2	N	71	SER	4.4
1	5	589	GLN	4.3
1	Q	589	GLN	4.3
2	6	68	LYS	4.3
2	J	68	LYS	4.2
2	J	74	LEU	4.1
2	D	36	ALA	4.1
2	P	72	ASN	4.1
2	6	74	LEU	4.1
2	L	69	ASN	4.1
2	X	24	TRP	4.0
1	5	437	THR	3.9
2	B	24	TRP	3.9
2	4	26	TYR	3.9
1	O	109	PRO	3.9
2	R	36	ALA	3.9
2	B	69	ASN	3.9
2	B	68	LYS	3.8

*Continued on next page...*

*Continued from previous page...*

Mol	Chain	Res	Type	RSRZ
2	6	67	PRO	3.8
2	Z	39	LEU	3.8
2	B	72	ASN	3.8
2	V	36	ALA	3.8
2	H	69	ASN	3.7
2	X	69	ASN	3.7
2	V	68	LYS	3.7
1	Y	109	PRO	3.7
2	Z	72	ASN	3.7
2	P	68	LYS	3.7
2	4	25	ALA	3.6
2	P	71	SER	3.5
2	R	71	SER	3.5
2	F	68	LYS	3.5
2	B	70	GLY	3.5
2	V	71	SER	3.4
2	F	71	SER	3.4
2	Z	36	ALA	3.4
1	I	437	THR	3.4
2	2	35	ARG	3.3
2	6	75	VAL	3.3
2	4	70	GLY	3.3
1	5	152	ARG	3.3
2	2	37	GLN	3.3
2	B	26	TYR	3.2
1	A	109	PRO	3.2
2	6	27	PRO	3.2
2	H	36	ALA	3.2
2	2	71	SER	3.2
2	B	73	GLN	3.1
1	Q	109	PRO	3.1
2	X	68	LYS	3.1
2	4	99	ALA	3.1
1	K	32	HIS	3.1
1	G	32	HIS	3.1
2	H	74	LEU	3.0
2	R	35	ARG	3.0
2	4	24	TRP	3.0
2	R	75	VAL	3.0
2	Z	26	TYR	3.0
2	4	127	ASN	3.0
2	L	74	LEU	3.0

*Continued on next page...*

*Continued from previous page...*

Mol	Chain	Res	Type	RSRZ
2	P	36	ALA	3.0
2	R	69	ASN	3.0
2	J	35	ARG	2.9
2	4	130	ARG	2.9
2	4	98	SER	2.9
2	Z	38	HIS	2.9
1	5	153	CYS	2.9
1	E	109	PRO	2.9
1	5	109	PRO	2.9
2	X	26	TYR	2.9
2	6	119	SER	2.9
2	H	25	ALA	2.9
2	6	38	HIS	2.9
2	T	70	GLY	2.8
2	X	33	GLN	2.8
1	W	437	THR	2.8
1	3	140	ASN	2.8
1	M	32	HIS	2.8
2	X	70	GLY	2.8
2	6	99	ALA	2.8
1	G	31	GLY	2.7
1	5	239	HIS	2.7
2	6	35	ARG	2.7
1	Q	437	THR	2.7
2	4	131	TYR	2.7
2	N	72	ASN	2.6
1	E	572	TYR	2.6
1	Y	437	THR	2.6
2	J	75	VAL	2.6
2	F	75	VAL	2.6
2	H	35	ARG	2.6
2	X	71	SER	2.6
2	4	72	ASN	2.6
2	6	104	LEU	2.6
2	2	72	ASN	2.6
2	Z	71	SER	2.6
1	5	497	GLN	2.5
1	3	97	GLU	2.5
2	X	73	GLN	2.5
2	Z	74	LEU	2.5
1	K	589	GLN	2.5
2	T	71	SER	2.5

*Continued on next page...*

*Continued from previous page...*

Mol	Chain	Res	Type	RSRZ
1	G	109	PRO	2.5
2	2	54	GLN	2.5
2	L	72	ASN	2.5
2	4	129	ASN	2.5
2	6	70	GLY	2.5
1	W	586	LYS	2.5
1	3	437	THR	2.5
1	Y	389	TYR	2.5
2	L	68	LYS	2.5
2	2	69	ASN	2.5
2	H	33	GLN	2.4
2	2	38	HIS	2.4
2	T	63	SER	2.4
2	Z	68	LYS	2.4
1	A	49	GLY	2.4
2	L	34	LEU	2.4
1	G	572	TYR	2.4
2	N	35	ARG	2.4
2	L	35	ARG	2.4
1	K	189	GLY	2.4
1	3	500	THR	2.4
2	R	54	GLN	2.4
1	U	109	PRO	2.4
1	5	40	TRP	2.4
1	5	310	ASN	2.4
2	V	72	ASN	2.4
2	N	70	GLY	2.3
2	D	71	SER	2.3
2	X	37	GLN	2.3
2	6	73	GLN	2.3
1	3	103	ASP	2.3
2	L	70	GLY	2.3
1	3	589	GLN	2.3
2	6	36	ALA	2.3
1	G	606	THR	2.3
2	6	100	LEU	2.3
1	3	602	ILE	2.3
2	R	98	SER	2.3
2	Z	75	VAL	2.3
1	W	40	TRP	2.3
1	E	631	THR	2.3
2	B	36	ALA	2.3

*Continued on next page...*



*Continued from previous page...*

Mol	Chain	Res	Type	RSRZ
2	L	26	TYR	2.3
1	E	437	THR	2.2
1	Q	590	GLY	2.2
1	U	310	ASN	2.2
2	V	35	ARG	2.2
1	3	654	LEU	2.2
1	Y	108	HIS	2.2
2	J	67	PRO	2.2
1	Q	110	GLY	2.2
1	W	672	GLY	2.2
1	A	48	PRO	2.2
2	H	68	LYS	2.2
1	W	98	GLY	2.2
1	Y	654	LEU	2.2
2	P	26	TYR	2.2
1	3	163	ASN	2.2
1	Y	30	GLU	2.2
2	B	75	VAL	2.2
1	K	590	GLY	2.2
1	W	614	PHE	2.2
2	T	72	ASN	2.2
1	3	49	GLY	2.2
1	M	109	PRO	2.2
1	5	572	TYR	2.2
2	Z	57	ASP	2.2
2	D	74	LEU	2.1
1	5	610	LYS	2.1
2	Z	67	PRO	2.1
1	M	30	GLU	2.1
2	L	38	HIS	2.1
1	W	624	GLU	2.1
1	A	413	LEU	2.1
1	3	53	GLU	2.1
1	1	140	ASN	2.1
2	J	71	SER	2.1
2	4	27	PRO	2.1
2	N	54	GLN	2.1
1	3	624	GLU	2.1
1	K	31	GLY	2.1
1	5	150	GLN	2.1
2	6	98	SER	2.1
2	R	74	LEU	2.1

*Continued on next page...*

*Continued from previous page...*

Mol	Chain	Res	Type	RSRZ
2	R	33	GLN	2.1
2	V	73	GLN	2.1
1	A	310	ASN	2.1
2	6	72	ASN	2.1
2	4	28	CYS	2.1
1	3	30	GLU	2.1
1	A	190	ASP	2.0
1	Y	590	GLY	2.0
1	3	310	ASN	2.0
1	W	497	GLN	2.0
2	N	68	LYS	2.0
2	Z	37	GLN	2.0
1	Y	388	VAL	2.0
1	5	438	THR	2.0
2	J	69	ASN	2.0
1	Y	583	ILE	2.0

## 6.2 Non-standard residues in protein, DNA, RNA chains [i](#)

There are no non-standard protein/DNA/RNA residues in this entry.

## 6.3 Carbohydrates [i](#)

There are no carbohydrates in this entry.

## 6.4 Ligands [i](#)

There are no ligands in this entry.

## 6.5 Other polymers [i](#)

There are no such residues in this entry.