



Full wwPDB X-ray Structure Validation Report ⓘ

Feb 1, 2016 – 05:09 AM GMT

PDB ID : 2PM6
Title : Crystal Structure of yeast Sec13/31 edge element of the COPII vesicular coat, native version
Authors : Goldberg, J.; Fath, S.; Mancias, J.D.; Bi, X.
Deposited on : 2007-04-20
Resolution : 2.45 Å(reported)

This is a Full wwPDB X-ray Structure Validation Report for a publicly released PDB entry.
We welcome your comments at validation@mail.wwpdb.org
A user guide is available at
<http://wwpdb.org/validation/2016/XrayValidationReportHelp>
with specific help available everywhere you see the ⓘ symbol.

The following versions of software and data (see [references ⓘ](#)) were used in the production of this report:

MolProbity : 4.02b-467
Mogul : 1.7 (RC4), CSD as536be (2015)
Xtriage (Phenix) : 1.9-1692
EDS : rb-20026688
Percentile statistics : 20151230.v01 (using entries in the PDB archive December 30th 2015)
Refmac : 5.8.0135
CCP4 : 6.5.0
Ideal geometry (proteins) : Engh & Huber (2001)
Ideal geometry (DNA, RNA) : Parkinson et al. (1996)
Validation Pipeline (wwPDB-VP) : trunk26865

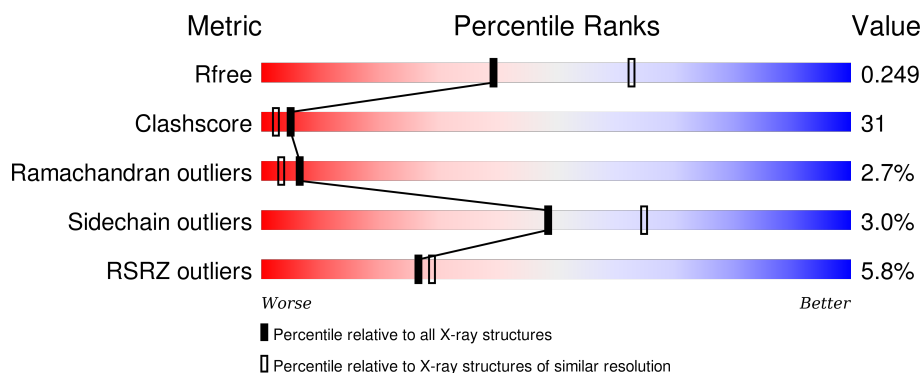
1 Overall quality at a glance ⓘ

The following experimental techniques were used to determine the structure:

X-RAY DIFFRACTION

The reported resolution of this entry is 2.45 Å.

Percentile scores (ranging between 0-100) for global validation metrics of the entry are shown in the following graphic. The table shows the number of entries on which the scores are based.



Metric	Whole archive (#Entries)	Similar resolution (#Entries, resolution range(Å))
R_{free}	91344	4776 (2.50-2.42)
Clashscore	102246	1030 (2.48-2.44)
Ramachandran outliers	100387	1024 (2.48-2.44)
Sidechain outliers	100360	1024 (2.48-2.44)
RSRZ outliers	91569	4787 (2.50-2.42)

The table below summarises the geometric issues observed across the polymeric chains and their fit to the electron density. The red, orange, yellow and green segments on the lower bar indicate the fraction of residues that contain outliers for ≥ 3 , 2, 1 and 0 types of geometric quality criteria. A grey segment represents the fraction of residues that are not modelled. The numeric value for each fraction is indicated below the corresponding segment, with a dot representing fractions $\leq 5\%$. The upper red bar (where present) indicates the fraction of residues that have poor fit to the electron density. The numeric value is given above the bar.

Mol	Chain	Length	Quality of chain
1	A	399	<div> <div>5%</div> <div>43%</div> <div>40%</div> <div>•</div> <div>14%</div> </div>
1	C	399	<div> <div>5%</div> <div>50%</div> <div>34%</div> <div>•</div> <div>13%</div> </div>
2	B	297	<div> <div>5%</div> <div>44%</div> <div>49%</div> <div>•</div> <div>6%</div> </div>
2	D	297	<div> <div>6%</div> <div>52%</div> <div>43%</div> <div>• •</div> </div>

2 Entry composition

There are 3 unique types of molecules in this entry. The entry contains 10195 atoms, of which 0 are hydrogens and 0 are deuteriums.

In the tables below, the ZeroOcc column contains the number of atoms modelled with zero occupancy, the AltConf column contains the number of residues with at least one atom in alternate conformation and the Trace column contains the number of residues modelled with at most 2 atoms.

- Molecule 1 is a protein called Protein transport protein SEC31.

Mol	Chain	Residues	Atoms					ZeroOcc	AltConf	Trace
1	A	345	Total	C	N	O	S	0	0	0
			2729	1728	449	547	5			
1	C	347	Total	C	N	O	S	0	0	0
			2746	1739	452	550	5			

There are 10 discrepancies between the modelled and reference sequences:

Chain	Residue	Modelled	Actual	Comment	Reference
A	365	GLY	-	CLONING ARTIFACT	UNP P38968
A	366	ALA	-	CLONING ARTIFACT	UNP P38968
A	367	MET	-	CLONING ARTIFACT	UNP P38968
A	368	GLY	-	CLONING ARTIFACT	UNP P38968
A	369	SER	-	CLONING ARTIFACT	UNP P38968
C	365	GLY	-	CLONING ARTIFACT	UNP P38968
C	366	ALA	-	CLONING ARTIFACT	UNP P38968
C	367	MET	-	CLONING ARTIFACT	UNP P38968
C	368	GLY	-	CLONING ARTIFACT	UNP P38968
C	369	SER	-	CLONING ARTIFACT	UNP P38968

- Molecule 2 is a protein called Protein transport protein SEC13.

Mol	Chain	Residues	Atoms					ZeroOcc	AltConf	Trace
2	B	279	Total	C	N	O	S	0	0	0
			2196	1403	375	415	3			
2	D	288	Total	C	N	O	S	0	0	0
			2263	1444	387	429	3			

- Molecule 3 is water.

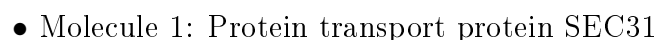
Mol	Chain	Residues	Atoms		ZeroOcc	AltConf
3	A	28	Total	O	0	0
			28	28		

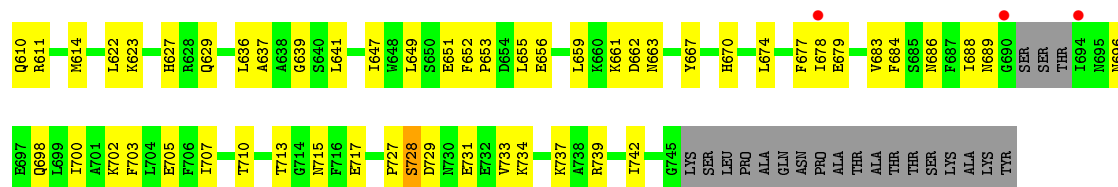
Continued on next page...

Continued from previous page...

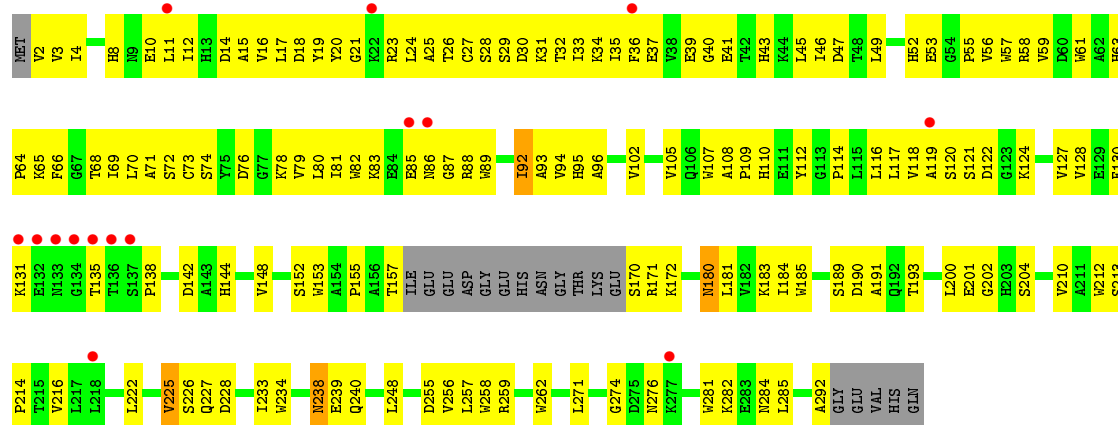
Mol	Chain	Residues	Atoms		ZeroOcc	AltConf
3	B	61	Total 61	O 61	0	0
3	C	51	Total 51	O 51	0	0
3	D	121	Total 121	O 121	0	0

- Molecule 1: Protein transport protein SEC31

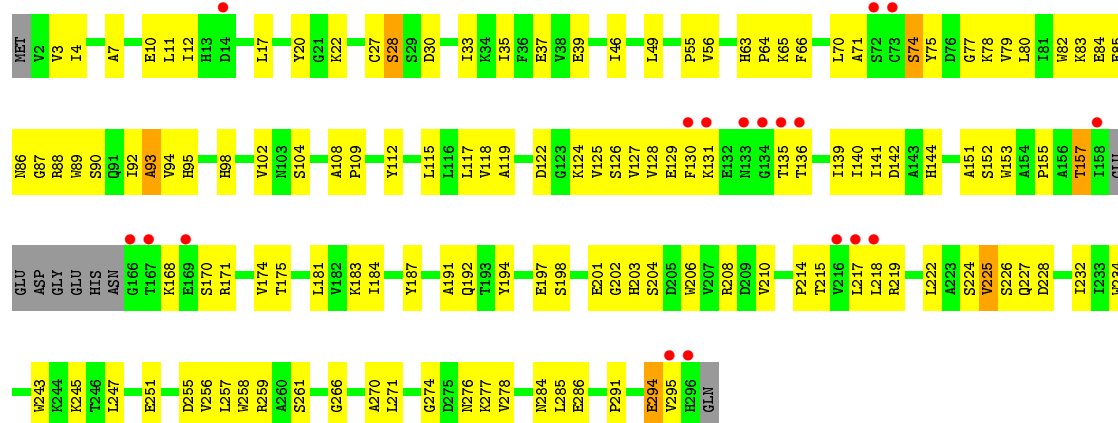




• Molecule 2: Protein transport protein SEC13



• Molecule 2: Protein transport protein SEC13



4 Data and refinement statistics

Property	Value	Source
Space group	P 1 21 1	Depositor
Cell constants a, b, c, α , β , γ	128.39 Å 52.34 Å 133.13 Å 90.00° 108.62° 90.00°	Depositor
Resolution (Å)	30.00 – 2.45 26.00 – 2.45	Depositor EDS
% Data completeness (in resolution range)	88.0 (30.00-2.45) 88.0 (26.00-2.45)	Depositor EDS
R_{merge}	0.04	Depositor
R_{sym}	0.04	Depositor
$\langle I/\sigma(I) \rangle$ ¹	3.05 (at 2.44 Å)	Xtriage
Refinement program	CNS	Depositor
R, R_{free}	0.251 , 0.301 0.256 , 0.249	Depositor DCC
R_{free} test set	2783 reflections (5.06%)	DCC
Wilson B-factor (Å ²)	48.5	Xtriage
Anisotropy	0.612	Xtriage
Bulk solvent k_{sol} (e/Å ³), B_{sol} (Å ²)	0.30 , 71.8	EDS
Estimated twinning fraction	0.013 for l,-k,h	Xtriage
L-test for twinning ²	$\langle L \rangle = 0.49$, $\langle L^2 \rangle = 0.32$	Xtriage
Outliers	0 of 59182 reflections	Xtriage
F_o, F_c correlation	0.93	EDS
Total number of atoms	10195	wwPDB-VP
Average B, all atoms (Å ²)	68.0	wwPDB-VP

Xtriage's analysis on translational NCS is as follows: *The largest off-origin peak in the Patterson function is 3.62% of the height of the origin peak. No significant pseudotranslation is detected.*

¹Intensities estimated from amplitudes.

²Theoretical values of $\langle |L| \rangle$, $\langle L^2 \rangle$ for acentric reflections are 0.5, 0.375 respectively for untwinned datasets, and 0.333, 0.2 for perfectly twinned datasets.

5 Model quality [i](#)

5.1 Standard geometry [i](#)

The Z score for a bond length (or angle) is the number of standard deviations the observed value is removed from the expected value. A bond length (or angle) with $|Z| > 5$ is considered an outlier worth inspection. RMSZ is the root-mean-square of all Z scores of the bond lengths (or angles).

Mol	Chain	Bond lengths		Bond angles	
		RMSZ	# $ Z > 5$	RMSZ	# $ Z > 5$
1	A	0.33	0/2773	0.55	0/3744
1	C	0.38	0/2790	0.58	0/3767
2	B	0.39	0/2256	0.68	0/3079
2	D	0.44	0/2324	0.74	0/3170
All	All	0.39	0/10143	0.64	0/13760

There are no bond length outliers.

There are no bond angle outliers.

There are no chirality outliers.

There are no planarity outliers.

5.2 Too-close contacts [i](#)

In the following table, the Non-H and H(model) columns list the number of non-hydrogen atoms and hydrogen atoms in the chain respectively. The H(added) column lists the number of hydrogen atoms added and optimized by MolProbity. The Clashes column lists the number of clashes within the asymmetric unit, whereas Symm-Clashes lists symmetry related clashes.

Mol	Chain	Non-H	H(model)	H(added)	Clashes	Symm-Clashes
1	A	2729	0	2706	206	0
1	C	2746	0	2725	175	0
2	B	2196	0	2138	169	0
2	D	2263	0	2203	114	0
3	A	28	0	0	15	1
3	B	61	0	0	24	0
3	C	51	0	0	8	0
3	D	121	0	0	14	1
All	All	10195	0	9772	612	1

The all-atom clashscore is defined as the number of clashes found per 1000 atoms (including hydrogen atoms). The all-atom clashscore for this structure is 31.

All (612) close contacts within the same asymmetric unit are listed below, sorted by their clash magnitude.

Atom-1	Atom-2	Interatomic distance (Å)	Clash overlap (Å)
2:D:129:GLU:HG2	2:D:130:PHE:H	1.14	1.08
1:C:425:LYS:HE2	1:C:686:ASN:HD21	1.21	1.06
1:C:688:ILE:HG13	1:C:689:ASN:H	1.21	1.04
1:C:408:LYS:H	1:C:408:LYS:HD3	1.22	1.04
2:D:55:PRO:HA	3:D:416:HOH:O	1.55	1.04
1:A:431:ILE:HD11	1:A:683:VAL:HG11	1.42	1.01
2:B:11:LEU:O	2:B:28:SER:HB2	1.61	1.00
2:B:128:VAL:HG22	2:B:138:PRO:HB3	1.43	0.98
1:A:720:THR:HA	1:A:723:LEU:HD12	1.46	0.98
1:A:438:VAL:HG23	1:A:443:ASN:HD22	1.28	0.96
1:C:623:LYS:HE3	1:C:647:ILE:HD12	1.44	0.95
1:C:535:LEU:HB3	1:C:538:GLU:HG3	1.48	0.95
2:D:83:LYS:HB2	2:D:92:ILE:HD13	1.49	0.94
1:C:407:PRO:HD2	3:C:214:HOH:O	1.67	0.94
2:D:124:LYS:HG3	3:D:408:HOH:O	1.69	0.91
1:A:639:GLY:HA2	1:A:688:ILE:HD11	1.51	0.90
1:C:420:GLU:O	1:C:423:LYS:HG2	1.71	0.90
1:A:496:THR:HG23	1:C:557:ASN:HB3	1.54	0.89
2:B:81:ILE:HB	3:B:320:HOH:O	1.73	0.88
1:A:428:LYS:HB2	1:A:429:PRO:HD3	1.54	0.88
2:B:81:ILE:HD13	2:B:93:ALA:HB3	1.54	0.87
1:A:412:LEU:HD21	1:A:713:THR:HG22	1.57	0.86
1:C:649:LEU:HD22	1:C:698:GLN:HG2	1.55	0.86
1:C:425:LYS:HD3	1:C:425:LYS:O	1.75	0.86
3:A:245:HOH:O	1:C:602:ASN:HB3	1.75	0.85
1:A:592:GLN:HE21	1:C:506:LEU:HD12	1.40	0.85
2:D:129:GLU:HG2	2:D:130:PHE:N	1.88	0.85
1:C:408:LYS:HE3	2:D:294:GLU:HG2	1.59	0.84
2:B:257:LEU:HD13	2:B:271:LEU:HD21	1.59	0.84
2:B:83:LYS:O	2:B:89:TRP:HA	1.76	0.84
1:C:703:PHE:O	1:C:707:ILE:HG12	1.78	0.84
1:C:524:LYS:HG3	1:C:525:SER:H	1.43	0.84
1:C:494:ILE:HG13	1:C:495:GLU:H	1.42	0.84
2:B:12:ILE:HA	2:B:28:SER:HB3	1.59	0.83
1:A:505:SER:HB3	1:C:589:ASP:HB2	1.62	0.81
1:C:439:ILE:HG21	1:C:659:LEU:HD21	1.63	0.80
1:A:420:GLU:HA	1:A:423:LYS:HE2	1.63	0.80
1:A:518:LEU:HB3	1:C:576:ILE:HD13	1.63	0.80
1:C:427:PHE:O	1:C:431:ILE:HG12	1.81	0.79
2:D:152:SER:HB2	3:D:407:HOH:O	1.80	0.79

Continued on next page...

Continued from previous page...

Atom-1	Atom-2	Interatomic distance (Å)	Clash overlap (Å)
1:C:408:LYS:N	1:C:408:LYS:HD3	1.97	0.78
1:A:590:VAL:HG13	1:A:622:LEU:HD23	1.65	0.78
1:C:652:PHE:HB3	1:C:653:PRO:HD3	1.64	0.78
1:C:688:ILE:HG13	1:C:689:ASN:N	1.98	0.78
1:C:393:VAL:HG21	2:D:17:LEU:HG	1.66	0.77
1:A:589:ASP:HB2	1:C:505:SER:HB3	1.67	0.77
2:D:95:HIS:CD2	2:D:128:VAL:HG21	2.20	0.76
1:A:393:VAL:HG22	1:A:404:ILE:HG13	1.67	0.76
2:D:144:HIS:CE1	2:D:183:LYS:HD2	2.19	0.76
1:C:513:THR:HB	3:C:202:HOH:O	1.84	0.75
1:C:524:LYS:HG3	1:C:525:SER:N	2.01	0.75
1:A:719:ALA:O	1:A:723:LEU:HG	1.87	0.75
1:A:723:LEU:HD11	1:A:740:VAL:HG21	1.69	0.75
2:B:10:GLU:HB2	3:B:336:HOH:O	1.86	0.75
1:C:408:LYS:HE3	2:D:294:GLU:CG	2.17	0.74
1:A:652:PHE:HB3	1:A:653:PRO:HD3	1.69	0.74
2:B:117:LEU:HA	3:B:340:HOH:O	1.86	0.73
1:A:578:LYS:O	1:A:580:GLU:HG3	1.88	0.73
1:A:393:VAL:HG21	2:B:17:LEU:HG	1.69	0.73
1:A:496:THR:O	1:A:497:ASN:HB2	1.89	0.73
1:C:592:GLN:HG3	1:C:595:PHE:HB3	1.69	0.72
1:C:510:ILE:HD12	1:C:510:ILE:H	1.55	0.72
1:C:428:LYS:HB2	1:C:429:PRO:HD3	1.69	0.72
2:D:259:ARG:HB2	3:D:413:HOH:O	1.90	0.72
2:B:255:ASP:OD2	2:B:274:GLY:HA3	1.89	0.72
1:C:548:ASN:O	1:C:552:LYS:HB2	1.89	0.72
1:A:431:ILE:HD13	1:A:447:TRP:HZ3	1.55	0.71
2:B:105:VAL:HG23	2:B:118:VAL:HG22	1.73	0.71
1:A:518:LEU:HD13	1:C:576:ILE:HD12	1.73	0.71
1:A:388:PHE:HB2	1:A:739:ARG:HH21	1.56	0.70
1:A:428:LYS:NZ	1:A:455:MET:HG2	2.06	0.70
1:C:567:SER:HB3	1:C:570:SER:HB2	1.73	0.70
1:A:665:THR:OG1	1:A:668:GLU:HG3	1.91	0.70
1:A:420:GLU:HG3	1:A:423:LYS:HE2	1.72	0.70
2:B:74:SER:HB3	2:B:76:ASP:OD1	1.91	0.70
1:A:595:PHE:CZ	1:C:515:SER:HB2	2.28	0.69
2:D:78:LYS:HD2	3:D:378:HOH:O	1.91	0.69
2:D:95:HIS:NE2	2:D:128:VAL:HG21	2.08	0.69
1:C:444:GLU:HG2	1:C:448:ASN:ND2	2.08	0.68
2:B:24:LEU:HB3	2:B:36:PHE:HB2	1.76	0.68
2:B:144:HIS:CE1	2:B:183:LYS:HD2	2.28	0.68

Continued on next page...

Continued from previous page...

Atom-1	Atom-2	Interatomic distance (Å)	Clash overlap (Å)
2:B:233:ILE:HD11	2:B:248:LEU:HD13	1.76	0.68
1:A:736:GLU:O	1:A:740:VAL:HG23	1.93	0.67
1:A:528:LYS:HG3	1:C:493:GLN:HE22	1.58	0.67
1:C:425:LYS:HE2	1:C:686:ASN:ND2	2.02	0.67
2:B:53:GLU:HG3	3:B:337:HOH:O	1.93	0.67
1:A:427:PHE:O	1:A:431:ILE:HG12	1.94	0.67
1:A:590:VAL:HG13	1:A:622:LEU:CD2	2.23	0.67
1:A:402:VAL:HG11	2:B:24:LEU:HD21	1.76	0.67
1:C:509:ASN:N	1:C:509:ASN:HD22	1.92	0.67
2:D:129:GLU:O	2:D:136:THR:HG22	1.94	0.66
1:A:536:LEU:O	1:A:540:MET:HG3	1.96	0.66
1:A:498:PHE:HB2	1:C:561:ALA:HA	1.77	0.66
1:C:535:LEU:HB3	1:C:538:GLU:CG	2.23	0.66
1:A:639:GLY:CA	1:A:688:ILE:HD11	2.25	0.66
1:C:439:ILE:HG13	1:C:440:ASP:H	1.60	0.66
1:A:557:ASN:HB3	1:C:496:THR:HG23	1.77	0.65
2:D:184:ILE:HD11	2:D:222:LEU:HD11	1.78	0.65
1:C:590:VAL:HG13	1:C:622:LEU:CD2	2.25	0.65
2:B:157:THR:OG1	2:B:170:SER:HB2	1.95	0.65
1:C:416:THR:HG22	1:C:420:GLU:OE2	1.96	0.65
1:C:647:ILE:O	1:C:651:GLU:HG3	1.96	0.65
1:A:414:SER:OG	1:A:715:ASN:HB2	1.96	0.65
2:D:33:ILE:CD1	2:D:56:VAL:HG11	2.27	0.65
2:D:225:VAL:HG22	2:D:257:LEU:HB3	1.77	0.65
2:D:49:LEU:HB3	2:D:82:TRP:CZ3	2.32	0.65
1:A:519:VAL:HG13	1:C:599:ALA:HA	1.79	0.65
1:A:427:PHE:CD2	1:A:683:VAL:HG22	2.31	0.65
1:C:408:LYS:CD	1:C:408:LYS:H	2.05	0.64
1:A:608:ILE:HB	1:A:611:ARG:HH12	1.62	0.64
1:A:557:ASN:HB3	1:C:496:THR:CG2	2.27	0.64
2:B:40:GLY:N	3:B:335:HOH:O	2.30	0.64
2:B:33:ILE:HD11	2:B:56:VAL:HG11	1.80	0.64
2:D:225:VAL:HG22	2:D:257:LEU:CB	2.27	0.64
1:A:727:PRO:C	1:A:729:ASP:H	2.01	0.64
2:B:274:GLY:C	2:B:276:ASN:H	2.00	0.63
2:B:102:VAL:CG2	3:B:353:HOH:O	2.45	0.63
2:B:18:ASP:HB2	3:B:317:HOH:O	1.97	0.63
1:A:608:ILE:HD13	1:A:611:ARG:HH11	1.62	0.63
2:B:238:ASN:HD22	2:B:240:GLN:H	1.44	0.63
1:A:458:THR:HG23	1:A:459:GLU:N	2.14	0.63
1:A:592:GLN:HG3	1:A:595:PHE:HB3	1.80	0.63

Continued on next page...

Continued from previous page...

Atom-1	Atom-2	Interatomic distance (Å)	Clash overlap (Å)
2:D:174:VAL:HG23	2:D:183:LYS:O	1.99	0.63
2:B:23:ARG:NH1	2:B:68:THR:HG21	2.14	0.63
1:C:519:VAL:C	1:C:521:GLY:H	2.02	0.63
1:A:438:VAL:HG23	1:A:443:ASN:ND2	2.07	0.62
1:C:641:LEU:HD13	1:C:688:ILE:HG21	1.82	0.62
1:C:510:ILE:HA	3:C:202:HOH:O	1.99	0.62
2:B:12:ILE:HA	2:B:28:SER:CB	2.30	0.62
1:A:596:ILE:O	1:A:600:ILE:HG12	2.00	0.62
2:B:66:PHE:HE2	2:B:114:PRO:HD3	1.65	0.62
1:A:703:PHE:HA	3:A:200:HOH:O	2.00	0.62
1:A:514:ILE:HA	1:A:517:ASN:HD22	1.65	0.62
1:C:639:GLY:HA2	1:C:688:ILE:HD11	1.81	0.62
1:A:592:GLN:O	1:A:592:GLN:HG3	1.99	0.61
2:B:157:THR:HG22	2:B:157:THR:O	2.00	0.61
2:B:102:VAL:HG23	3:B:353:HOH:O	2.00	0.61
1:A:517:ASN:ND2	1:A:529:ASN:HD22	1.98	0.61
1:A:458:THR:HG23	1:A:459:GLU:H	1.66	0.61
1:A:392:LEU:HD13	3:A:219:HOH:O	2.00	0.61
2:B:3:VAL:C	2:B:4:ILE:HD12	2.21	0.61
1:C:604:TYR:CE2	1:C:610:GLN:HG2	2.36	0.61
1:C:742:ILE:HD12	2:D:20:TYR:CE2	2.35	0.61
2:B:37:GLU:HG2	2:B:46:ILE:HG13	1.82	0.61
2:B:257:LEU:CD1	2:B:271:LEU:HD21	2.30	0.61
2:B:30:ASP:OD1	2:B:32:THR:N	2.34	0.61
1:A:742:ILE:HB	2:B:20:TYR:CD2	2.36	0.61
1:A:518:LEU:HB3	1:C:576:ILE:CD1	2.31	0.60
1:A:608:ILE:CD1	1:A:611:ARG:HH11	2.14	0.60
2:B:155:PRO:HG3	2:B:214:PRO:HA	1.83	0.60
1:A:675:THR:O	1:A:679:GLU:HG3	2.01	0.60
1:C:553:GLU:HG2	1:C:557:ASN:HD21	1.66	0.60
2:B:4:ILE:HG13	2:B:43:HIS:ND1	2.16	0.60
1:A:559:TYR:CD2	1:C:541:VAL:HG21	2.35	0.60
1:A:519:VAL:C	1:A:521:GLY:H	2.05	0.60
1:C:458:THR:HG23	1:C:459:GLU:H	1.65	0.60
2:B:200:LEU:HB3	2:B:234:TRP:CZ3	2.36	0.60
1:A:537:MET:O	1:A:541:VAL:HG23	2.02	0.60
1:A:396:THR:HG23	3:A:251:HOH:O	2.01	0.60
2:D:274:GLY:C	2:D:276:ASN:H	2.05	0.60
1:C:377:TYR:HB3	3:C:113:HOH:O	2.02	0.59
2:B:29:SER:HA	2:B:55:PRO:HB3	1.84	0.59
2:D:291:PRO:CB	2:D:295:VAL:HG22	2.32	0.59

Continued on next page...

Continued from previous page...

Atom-1	Atom-2	Interatomic distance (Å)	Clash overlap (Å)
2:B:180:ASN:N	2:B:180:ASN:HD22	2.00	0.59
1:C:670:HIS:HE1	1:C:705:GLU:OE1	1.86	0.59
1:A:709:LEU:O	1:A:713:THR:HG23	2.02	0.59
2:B:52:HIS:HA	3:B:337:HOH:O	2.01	0.59
2:B:216:VAL:HG12	2:B:216:VAL:O	2.03	0.59
2:D:49:LEU:HD13	2:D:82:TRP:CD2	2.37	0.59
1:A:386:TRP:HA	3:A:219:HOH:O	2.01	0.59
1:A:496:THR:O	1:A:497:ASN:CB	2.51	0.59
1:A:388:PHE:CD1	1:A:739:ARG:CZ	2.86	0.59
2:B:120:SER:HB3	2:B:122:ASP:OD1	2.03	0.59
1:A:730:ASN:O	1:A:733:VAL:HB	2.03	0.59
1:A:674:LEU:O	1:A:678:ILE:HG12	2.03	0.59
1:C:663:ASN:O	2:D:285:LEU:HD11	2.03	0.59
2:B:19:TYR:CD2	2:B:64:PRO:HG2	2.38	0.59
1:C:592:GLN:HG3	1:C:595:PHE:CB	2.33	0.58
1:A:584:LEU:HD12	1:A:584:LEU:N	2.18	0.58
1:A:496:THR:HG23	1:C:557:ASN:CB	2.31	0.58
2:B:68:THR:C	2:B:69:ILE:HD12	2.23	0.58
1:A:511:GLU:HG3	3:A:107:HOH:O	2.03	0.58
1:C:661:LYS:C	1:C:663:ASN:H	2.06	0.58
2:B:83:LYS:HB2	2:B:92:ILE:HD13	1.85	0.58
2:D:3:VAL:C	2:D:4:ILE:HD12	2.23	0.58
1:A:509:ASN:N	1:A:509:ASN:HD22	2.01	0.58
2:B:225:VAL:HG13	2:B:257:LEU:HB2	1.84	0.58
1:C:438:VAL:HG23	1:C:443:ASN:HD22	1.68	0.58
2:B:24:LEU:HG	2:B:25:ALA:N	2.19	0.58
1:A:612:ASN:O	1:A:616:ILE:HG12	2.03	0.58
2:B:108:ALA:HB1	2:B:109:PRO:CD	2.34	0.57
1:C:656:GLU:OE2	1:C:670:HIS:HA	2.04	0.57
2:D:255:ASP:OD1	2:D:256:VAL:N	2.35	0.57
1:A:731:GLU:O	1:A:734:LYS:HB3	2.04	0.57
1:A:438:VAL:HG22	1:A:439:ILE:N	2.20	0.57
2:B:222:LEU:HB2	2:B:234:TRP:HB2	1.85	0.57
1:A:423:LYS:HG3	1:A:424:THR:HG23	1.86	0.57
1:C:727:PRO:C	1:C:729:ASP:H	2.06	0.57
2:D:79:VAL:HB	2:D:95:HIS:HB3	1.86	0.57
1:A:468:PHE:CE1	1:A:598:LYS:HE3	2.40	0.57
1:A:418:LEU:HG	1:A:718:LEU:HD11	1.87	0.57
1:A:647:ILE:O	1:A:651:GLU:HG3	2.04	0.57
1:C:430:LEU:HD11	1:C:679:GLU:HG2	1.86	0.56
1:C:535:LEU:CB	1:C:538:GLU:HG3	2.31	0.56

Continued on next page...

Continued from previous page...

Atom-1	Atom-2	Interatomic distance (Å)	Clash overlap (Å)
2:B:4:ILE:HG13	2:B:43:HIS:CG	2.40	0.56
1:C:462:LEU:HD22	1:C:637:ALA:HB2	1.87	0.56
2:B:189:SER:C	2:B:191:ALA:H	2.09	0.56
1:A:616:ILE:HD11	1:A:640:SER:HB2	1.88	0.56
1:C:509:ASN:N	1:C:509:ASN:ND2	2.51	0.56
1:A:584:LEU:H	1:A:584:LEU:HD12	1.71	0.56
1:C:431:ILE:HD11	1:C:683:VAL:HG11	1.88	0.56
2:B:4:ILE:N	2:B:4:ILE:HD12	2.20	0.56
2:D:155:PRO:HG3	2:D:214:PRO:HA	1.88	0.56
2:B:69:ILE:HD12	2:B:69:ILE:N	2.21	0.56
1:A:730:ASN:HB3	1:A:733:VAL:CG2	2.36	0.55
2:B:180:ASN:ND2	2:B:180:ASN:N	2.53	0.55
1:A:509:ASN:ND2	1:A:509:ASN:N	2.54	0.55
1:A:434:ARG:HG3	1:A:447:TRP:CZ2	2.41	0.55
1:C:519:VAL:HG23	1:C:520:SER:N	2.21	0.55
1:A:528:LYS:HG3	1:C:493:GLN:NE2	2.22	0.55
2:B:66:PHE:CE2	2:B:114:PRO:HD3	2.41	0.55
2:B:56:VAL:HA	2:B:74:SER:HB2	1.88	0.55
2:B:8:HIS:ND1	2:B:30:ASP:OD2	2.39	0.55
2:D:210:VAL:O	2:D:210:VAL:HG23	2.06	0.55
1:A:420:GLU:HG3	1:A:423:LYS:CE	2.37	0.55
1:C:444:GLU:HG2	1:C:448:ASN:HD21	1.71	0.55
1:C:663:ASN:C	2:D:285:LEU:HD11	2.26	0.55
2:B:73:CYS:HB2	2:B:102:VAL:CG1	2.37	0.55
2:D:4:ILE:N	2:D:4:ILE:HD12	2.22	0.55
2:D:33:ILE:HD11	2:D:56:VAL:HG11	1.87	0.54
1:C:535:LEU:HD22	1:C:538:GLU:HG3	1.88	0.54
2:D:226:SER:HB3	2:D:228:ASP:OD1	2.07	0.54
1:C:733:VAL:O	1:C:737:LYS:HG3	2.07	0.54
1:A:510:ILE:HB	3:A:107:HOH:O	2.06	0.54
1:A:623:LYS:HE3	1:A:647:ILE:HD12	1.89	0.54
1:C:590:VAL:HG13	1:C:622:LEU:HD23	1.90	0.54
1:A:517:ASN:HD21	1:A:529:ASN:ND2	2.04	0.54
2:D:271:LEU:O	2:D:278:VAL:HA	2.08	0.54
1:A:723:LEU:HA	3:A:255:HOH:O	2.08	0.54
1:C:423:LYS:CG	1:C:424:THR:N	2.71	0.54
2:B:45:LEU:O	2:B:46:ILE:HD13	2.08	0.54
2:D:86:ASN:O	2:D:88:ARG:N	2.40	0.54
2:D:28:SER:O	3:D:416:HOH:O	2.19	0.53
2:D:56:VAL:HA	2:D:74:SER:HB2	1.91	0.53
1:A:418:LEU:HD23	1:A:718:LEU:HD21	1.89	0.53

Continued on next page...

Continued from previous page...

Atom-1	Atom-2	Interatomic distance (Å)	Clash overlap (Å)
1:C:604:TYR:CZ	1:C:610:GLN:HG2	2.43	0.53
1:C:510:ILE:HG21	1:C:533:ASN:ND2	2.23	0.53
1:C:696:ASN:O	1:C:700:ILE:HG13	2.08	0.53
1:A:742:ILE:H	1:A:742:ILE:HD12	1.73	0.53
2:D:104:SER:OG	2:D:119:ALA:HB3	2.08	0.53
2:D:10:GLU:HG3	2:D:30:ASP:HB3	1.90	0.53
1:C:707:ILE:O	1:C:710:THR:HB	2.09	0.53
2:B:49:LEU:HB3	2:B:82:TRP:CZ3	2.44	0.53
2:B:80:LEU:CD2	2:B:94:VAL:HG23	2.38	0.53
1:A:439:ILE:HG21	1:A:659:LEU:HD21	1.90	0.53
2:B:39:GLU:HB2	3:B:335:HOH:O	2.08	0.53
1:A:388:PHE:CD1	1:A:739:ARG:NH2	2.77	0.53
2:D:227:GLN:HA	2:D:256:VAL:HG13	1.90	0.53
2:D:225:VAL:CG2	2:D:271:LEU:HD11	2.38	0.53
1:A:649:LEU:HB3	1:A:698:GLN:OE1	2.09	0.53
2:D:232:ILE:HD13	2:D:247:LEU:HD23	1.91	0.53
2:D:83:LYS:HB3	2:D:92:ILE:HG21	1.90	0.52
1:C:494:ILE:HG13	1:C:495:GLU:N	2.18	0.52
2:B:25:ALA:HB2	2:B:61:TRP:CZ2	2.44	0.52
1:A:531:LEU:C	1:A:533:ASN:H	2.13	0.52
2:D:294:GLU:O	2:D:294:GLU:HG3	2.09	0.52
2:D:22:LYS:HE2	2:D:39:GLU:OE1	2.09	0.52
2:B:128:VAL:CG2	2:B:138:PRO:HB3	2.27	0.52
2:D:175:THR:C	3:D:369:HOH:O	2.47	0.52
1:A:608:ILE:HD13	1:A:611:ARG:NH1	2.24	0.52
1:A:505:SER:CB	1:C:589:ASP:HB2	2.37	0.52
1:A:584:LEU:H	1:A:584:LEU:CD1	2.22	0.52
2:B:80:LEU:HD23	2:B:94:VAL:HG23	1.90	0.52
1:A:593:TRP:C	1:A:595:PHE:H	2.13	0.52
1:A:451:GLU:O	1:A:454:SER:HB3	2.09	0.52
2:D:232:ILE:HG21	2:D:234:TRP:CE2	2.44	0.52
2:B:117:LEU:HD12	3:B:340:HOH:O	2.08	0.52
2:B:33:ILE:CD1	2:B:56:VAL:HG11	2.39	0.52
1:C:674:LEU:HD21	1:C:705:GLU:HB3	1.91	0.52
1:A:420:GLU:CA	1:A:423:LYS:HE2	2.38	0.52
2:B:69:ILE:HG22	2:B:70:LEU:N	2.25	0.52
1:A:688:ILE:HD13	1:A:689:ASN:N	2.25	0.51
1:C:519:VAL:C	1:C:521:GLY:N	2.63	0.51
1:C:377:TYR:HA	3:C:113:HOH:O	2.11	0.51
1:A:551:LEU:C	1:A:553:GLU:H	2.11	0.51
2:B:95:HIS:CE1	2:B:128:VAL:HG21	2.46	0.51

Continued on next page...

Continued from previous page...

Atom-1	Atom-2	Interatomic distance (Å)	Clash overlap (Å)
1:C:430:LEU:HD23	1:C:430:LEU:O	2.11	0.51
1:A:431:ILE:HD13	1:A:447:TRP:CZ3	2.40	0.51
1:A:519:VAL:CG1	1:C:599:ALA:HA	2.40	0.51
2:D:126:SER:HA	2:D:139:ILE:O	2.11	0.51
2:D:84:GLU:HB2	2:D:89:TRP:CE2	2.46	0.51
2:D:217:LEU:O	2:D:219:ARG:N	2.44	0.51
1:C:677:PHE:CD2	1:C:678:ILE:HD12	2.46	0.51
2:B:238:ASN:HD22	2:B:240:GLN:N	2.07	0.50
1:A:524:LYS:HG3	1:A:525:SER:N	2.26	0.50
2:D:115:LEU:HD11	2:D:127:VAL:HG12	1.93	0.50
1:C:636:LEU:HD12	1:C:688:ILE:HD12	1.93	0.50
2:D:11:LEU:O	2:D:28:SER:HB2	2.12	0.50
2:D:55:PRO:HD2	2:D:75:TYR:HB3	1.92	0.50
1:C:494:ILE:HG23	1:C:495:GLU:N	2.26	0.50
2:B:33:ILE:HB	2:B:49:LEU:HB2	1.92	0.50
2:B:4:ILE:HG22	2:B:4:ILE:O	2.11	0.50
1:A:567:SER:HB3	1:A:570:SER:HB2	1.93	0.50
2:B:255:ASP:CG	2:B:256:VAL:H	2.14	0.50
1:A:664:LYS:HA	1:A:668:GLU:OE1	2.11	0.50
1:C:397:PRO:HA	2:D:276:ASN:HD21	1.77	0.50
2:B:259:ARG:HG3	2:B:259:ARG:HH11	1.77	0.50
2:B:26:THR:O	2:B:33:ILE:HG23	2.12	0.50
1:A:608:ILE:HB	1:A:611:ARG:NH1	2.27	0.50
2:D:215:THR:O	2:D:215:THR:HG23	2.11	0.50
2:B:112:TYR:CZ	2:B:171:ARG:HG2	2.47	0.50
1:C:601:GLN:HE22	1:C:611:ARG:HD3	1.77	0.50
2:B:105:VAL:CG2	2:B:116:LEU:HD21	2.41	0.49
1:A:402:VAL:HG11	2:B:24:LEU:CD2	2.42	0.49
2:D:33:ILE:HB	2:D:49:LEU:HB2	1.94	0.49
2:B:200:LEU:HD13	2:B:234:TRP:CE3	2.47	0.49
2:D:10:GLU:CG	2:D:30:ASP:HB3	2.42	0.49
2:B:95:HIS:HE1	2:B:138:PRO:HG3	1.77	0.49
1:C:551:LEU:C	1:C:551:LEU:HD23	2.33	0.49
2:D:203:HIS:CE1	2:D:232:ILE:HG12	2.48	0.49
1:A:663:ASN:HA	2:B:285:LEU:HD11	1.94	0.49
1:A:432:ASN:O	1:A:436:VAL:HG23	2.11	0.49
2:B:63:HIS:CD2	3:B:334:HOH:O	2.65	0.49
2:D:261:SER:HA	3:D:351:HOH:O	2.13	0.49
2:B:148:VAL:O	3:B:338:HOH:O	2.20	0.49
1:C:530:SER:O	1:C:533:ASN:O	2.31	0.49
2:D:222:LEU:HG	2:D:243:TRP:CZ3	2.48	0.49

Continued on next page...

Continued from previous page...

Atom-1	Atom-2	Interatomic distance (Å)	Clash overlap (Å)
1:A:585:VAL:HA	1:A:596:ILE:HG21	1.95	0.49
1:A:731:GLU:HA	1:A:734:LYS:HB3	1.93	0.49
1:A:430:LEU:HD23	1:A:430:LEU:O	2.13	0.49
1:A:555:VAL:O	1:A:558:ALA:HB3	2.12	0.49
1:A:568:SER:HB2	1:C:511:GLU:OE1	2.13	0.49
1:A:496:THR:HG22	1:A:497:ASN:N	2.27	0.49
2:D:70:LEU:HG	2:D:71:ALA:N	2.28	0.49
2:B:184:ILE:N	2:B:184:ILE:HD12	2.28	0.49
1:A:593:TRP:C	1:A:595:PHE:N	2.66	0.48
2:B:57:TRP:O	2:B:58:ARG:HG2	2.14	0.48
1:A:536:LEU:HD23	1:C:537:MET:HE3	1.94	0.48
1:A:466:LEU:O	1:A:598:LYS:HE2	2.13	0.48
2:D:94:VAL:HG13	2:D:94:VAL:O	2.11	0.48
1:A:644:VAL:HG11	1:A:684:PHE:CE2	2.48	0.48
2:B:108:ALA:HA	2:B:153:TRP:CD1	2.49	0.48
2:B:225:VAL:HG13	2:B:257:LEU:CB	2.43	0.48
2:D:27:CYS:HB2	2:D:56:VAL:HB	1.94	0.48
2:D:10:GLU:HB2	2:D:28:SER:OG	2.14	0.48
1:C:733:VAL:HG12	1:C:737:LYS:HE3	1.95	0.48
1:C:728:SER:HB3	1:C:737:LYS:NZ	2.29	0.48
1:C:388:PHE:CE1	1:C:739:ARG:HD3	2.49	0.48
2:B:212:TRP:CD2	2:B:222:LEU:HD21	2.49	0.48
2:B:29:SER:C	2:B:31:LYS:H	2.16	0.48
2:D:227:GLN:HG2	3:D:409:HOH:O	2.13	0.48
1:C:514:ILE:HA	1:C:517:ASN:HD22	1.79	0.48
2:B:59:VAL:HA	2:B:71:ALA:O	2.14	0.48
2:D:90:SER:O	2:D:92:ILE:HG23	2.14	0.48
1:C:439:ILE:HG13	1:C:440:ASP:N	2.27	0.48
2:B:69:ILE:CG2	2:B:70:LEU:N	2.77	0.48
1:A:514:ILE:HA	1:A:517:ASN:ND2	2.28	0.48
2:B:15:ALA:HA	2:B:25:ALA:O	2.14	0.47
2:B:8:HIS:CE1	2:B:34:LYS:HE2	2.48	0.47
1:C:727:PRO:C	1:C:729:ASP:N	2.67	0.47
1:C:456:ASP:O	1:C:460:GLU:HB2	2.14	0.47
2:B:93:ALA:HB1	3:B:344:HOH:O	2.14	0.47
1:A:664:LYS:HB3	1:A:668:GLU:HB2	1.95	0.47
2:B:74:SER:CB	2:B:76:ASP:OD1	2.61	0.47
1:A:412:LEU:C	1:A:412:LEU:HD23	2.35	0.47
2:B:172:LYS:HA	2:B:185:TRP:O	2.14	0.47
2:B:72:SER:O	2:B:79:VAL:HG13	2.14	0.47
1:C:408:LYS:CE	2:D:294:GLU:HG2	2.36	0.47

Continued on next page...

Continued from previous page...

Atom-1	Atom-2	Interatomic distance (Å)	Clash overlap (Å)
2:B:119:ALA:HB1	2:B:148:VAL:HG12	1.96	0.47
1:C:424:THR:O	1:C:425:LYS:CB	2.62	0.47
1:A:426:ASP:OD1	1:A:429:PRO:HD3	2.14	0.47
2:B:27:CYS:HB2	2:B:56:VAL:CG1	2.45	0.47
1:C:438:VAL:HG21	1:C:444:GLU:HA	1.97	0.47
2:B:34:LYS:HB3	2:B:36:PHE:HE1	1.80	0.47
2:D:276:ASN:ND2	3:D:310:HOH:O	2.47	0.47
1:C:386:TRP:NE1	2:D:270:ALA:HB2	2.30	0.47
2:B:109:PRO:HD2	2:B:112:TYR:CD1	2.50	0.47
2:B:119:ALA:HB1	2:B:148:VAL:CG1	2.45	0.47
2:D:92:ILE:O	2:D:93:ALA:HB2	2.15	0.47
1:A:593:TRP:O	1:A:595:PHE:N	2.48	0.47
2:B:29:SER:O	2:B:31:LYS:HG3	2.14	0.47
1:A:652:PHE:HB3	1:A:653:PRO:CD	2.44	0.47
1:A:392:LEU:CD1	3:A:219:HOH:O	2.61	0.47
1:C:641:LEU:HD12	1:C:684:PHE:HE2	1.80	0.47
2:B:233:ILE:CD1	2:B:248:LEU:HD13	2.43	0.47
1:A:608:ILE:CD1	1:A:611:ARG:NH1	2.78	0.47
2:B:18:ASP:OD2	2:B:23:ARG:HB3	2.14	0.47
2:D:35:ILE:HG13	2:D:89:TRP:CE2	2.50	0.47
1:C:412:LEU:CD2	1:C:713:THR:HG22	2.45	0.47
1:A:572:ILE:CD1	1:C:504:PHE:HE1	2.28	0.47
1:C:731:GLU:HA	1:C:734:LYS:HB3	1.97	0.47
2:D:108:ALA:HB2	2:D:153:TRP:CE2	2.50	0.47
1:C:553:GLU:HG2	1:C:557:ASN:ND2	2.28	0.46
1:A:536:LEU:HD23	1:C:537:MET:CE	2.46	0.46
2:D:225:VAL:HG21	2:D:271:LEU:HD11	1.97	0.46
2:D:277:LYS:HG3	2:D:278:VAL:N	2.30	0.46
2:D:222:LEU:HB2	2:D:234:TRP:HB2	1.97	0.46
2:B:259:ARG:HG3	2:B:259:ARG:NH1	2.30	0.46
1:C:438:VAL:HG23	1:C:443:ASN:ND2	2.30	0.46
2:D:274:GLY:C	2:D:276:ASN:N	2.69	0.46
1:A:462:LEU:HD13	1:A:637:ALA:HB2	1.97	0.46
2:D:141:ILE:HG22	3:D:322:HOH:O	2.14	0.46
1:A:542:ILE:HD11	1:C:573:LEU:CD2	2.44	0.46
1:A:542:ILE:HD11	1:C:573:LEU:HD21	1.96	0.46
2:B:37:GLU:HG2	2:B:46:ILE:CG1	2.44	0.46
2:D:245:LYS:NZ	3:D:335:HOH:O	2.44	0.46
1:C:386:TRP:HZ3	3:C:214:HOH:O	1.98	0.46
2:B:200:LEU:HB3	2:B:234:TRP:CH2	2.50	0.46
1:A:441:ASP:HA	3:A:212:HOH:O	2.15	0.46

Continued on next page...

Continued from previous page...

Atom-1	Atom-2	Interatomic distance (Å)	Clash overlap (Å)
2:D:98:HIS:ND1	2:D:122:ASP:OD2	2.49	0.46
2:B:124:LYS:HE2	2:B:142:ASP:OD1	2.15	0.46
1:A:739:ARG:HD2	2:B:19:TYR:CZ	2.50	0.46
1:A:727:PRO:C	1:A:729:ASP:N	2.69	0.46
2:D:65:LYS:HE2	2:D:66:PHE:CZ	2.50	0.46
1:C:641:LEU:HD12	1:C:684:PHE:CE2	2.51	0.46
2:B:31:LYS:O	3:B:321:HOH:O	2.20	0.46
1:A:718:LEU:O	1:A:722:PHE:HD1	1.98	0.46
2:B:117:LEU:HB2	2:B:153:TRP:NE1	2.31	0.46
2:B:25:ALA:HB2	2:B:61:TRP:HZ2	1.81	0.46
1:A:663:ASN:CA	2:B:285:LEU:HD11	2.46	0.46
1:A:436:VAL:HG12	1:A:436:VAL:O	2.16	0.46
2:D:284:ASN:OD1	2:D:286:GLU:N	2.49	0.46
2:B:127:VAL:HA	3:B:340:HOH:O	2.15	0.46
2:B:29:SER:C	2:B:31:LYS:N	2.70	0.45
1:A:412:LEU:CD2	1:A:713:THR:HG22	2.38	0.45
1:A:392:LEU:HA	3:A:219:HOH:O	2.16	0.45
1:C:458:THR:HG23	1:C:459:GLU:N	2.30	0.45
2:B:121:SER:HA	3:B:338:HOH:O	2.15	0.45
2:D:77:GLY:HA2	2:D:102:VAL:HG23	1.98	0.45
1:A:581:VAL:HG11	1:A:600:ILE:HD13	1.98	0.45
2:D:80:LEU:HD23	2:D:94:VAL:HG23	1.98	0.45
2:B:30:ASP:OD1	2:B:30:ASP:C	2.55	0.45
1:C:596:ILE:O	1:C:600:ILE:HG13	2.16	0.45
1:C:639:GLY:HA2	1:C:688:ILE:CD1	2.47	0.45
1:C:431:ILE:HD13	1:C:447:TRP:HZ3	1.82	0.45
1:A:601:GLN:HE22	1:A:611:ARG:HD3	1.82	0.45
1:A:543:ALA:C	1:A:545:ASP:H	2.19	0.45
2:B:284:ASN:HB2	3:B:352:HOH:O	2.16	0.45
2:D:37:GLU:HB2	2:D:46:ILE:HD11	1.98	0.45
1:C:524:LYS:CG	1:C:525:SER:H	2.24	0.45
2:B:274:GLY:C	2:B:276:ASN:N	2.69	0.45
1:A:559:TYR:CE2	1:C:541:VAL:HG21	2.52	0.45
2:D:30:ASP:OD1	2:D:30:ASP:C	2.54	0.45
1:C:590:VAL:O	1:C:590:VAL:CG1	2.64	0.45
2:B:66:PHE:CD2	2:B:114:PRO:HB3	2.51	0.45
1:C:674:LEU:O	1:C:678:ILE:HD13	2.15	0.45
2:B:191:ALA:HB1	2:B:193:THR:HG22	1.99	0.45
2:D:83:LYS:CB	2:D:92:ILE:HG21	2.47	0.45
2:B:239:GLU:HG3	3:B:327:HOH:O	2.16	0.45
1:C:727:PRO:O	1:C:729:ASP:N	2.50	0.45

Continued on next page...

Continued from previous page...

Atom-1	Atom-2	Interatomic distance (Å)	Clash overlap (Å)
2:D:139:ILE:O	2:D:140:ILE:HD13	2.16	0.45
1:A:564:GLY:HA2	1:A:570:SER:OG	2.16	0.45
1:C:399:GLY:O	2:D:11:LEU:HD12	2.17	0.45
2:B:35:ILE:HG13	2:B:89:TRP:CE2	2.51	0.45
2:B:30:ASP:OD1	2:B:32:THR:HG23	2.17	0.45
1:C:432:ASN:O	1:C:436:VAL:HG23	2.16	0.45
2:B:4:ILE:HG21	2:B:36:PHE:CE2	2.52	0.45
2:B:181:LEU:CD2	2:B:201:GLU:HG2	2.47	0.45
1:A:399:GLY:O	2:B:11:LEU:HD12	2.17	0.44
1:A:449:LEU:O	1:A:453:LEU:HB2	2.17	0.44
1:C:377:TYR:CA	3:C:113:HOH:O	2.64	0.44
1:C:622:LEU:O	1:C:627:HIS:HB2	2.16	0.44
2:D:108:ALA:HB1	2:D:109:PRO:HD2	2.00	0.44
1:A:537:MET:CE	1:C:536:LEU:HD23	2.48	0.44
1:A:604:TYR:N	1:A:605:PRO:CD	2.81	0.44
1:C:652:PHE:HB3	1:C:653:PRO:CD	2.42	0.44
2:B:14:ASP:HB3	2:B:27:CYS:SG	2.58	0.44
1:A:573:LEU:HD23	1:C:518:LEU:CD1	2.47	0.44
2:D:142:ASP:HB3	3:D:366:HOH:O	2.17	0.44
1:A:688:ILE:HG12	1:A:689:ASN:H	1.82	0.44
2:B:105:VAL:HG22	2:B:116:LEU:HD11	1.99	0.44
1:A:379:GLU:HG2	2:B:258:TRP:CZ2	2.53	0.44
2:D:187:TYR:HB2	2:D:194:TYR:CE2	2.53	0.44
1:A:504:PHE:CZ	1:C:588:LEU:HD13	2.52	0.44
1:A:688:ILE:CG1	1:A:689:ASN:H	2.31	0.44
1:C:608:ILE:HD13	1:C:611:ARG:NH1	2.33	0.44
2:D:112:TYR:CZ	2:D:171:ARG:HG2	2.53	0.44
2:D:184:ILE:O	2:D:197:GLU:HB2	2.17	0.44
1:A:706:PHE:CB	3:A:200:HOH:O	2.66	0.44
2:B:85:GLU:O	2:B:86:ASN:HB2	2.18	0.44
2:B:102:VAL:HG22	3:B:353:HOH:O	2.13	0.44
1:A:551:LEU:C	1:A:553:GLU:N	2.71	0.44
2:B:213:SER:HB2	2:B:262:TRP:CE2	2.53	0.44
2:D:108:ALA:HB1	2:D:109:PRO:CD	2.48	0.43
2:D:63:HIS:ND1	2:D:64:PRO:HD2	2.32	0.43
2:D:10:GLU:HB2	2:D:28:SER:HG	1.83	0.43
1:A:639:GLY:HA2	1:A:688:ILE:CD1	2.35	0.43
2:B:112:TYR:N	2:B:112:TYR:CD2	2.86	0.43
2:B:63:HIS:CE1	2:B:65:LYS:HB3	2.53	0.43
1:C:614:MET:HA	1:C:614:MET:HE2	1.99	0.43
1:C:571:ARG:O	1:C:574:TYR:HB3	2.18	0.43

Continued on next page...

Continued from previous page...

Atom-1	Atom-2	Interatomic distance (Å)	Clash overlap (Å)
1:C:420:GLU:HA	1:C:423:LYS:HD3	2.01	0.43
1:A:423:LYS:HG3	1:A:424:THR:N	2.33	0.43
1:C:384:ALA:N	3:D:413:HOH:O	2.50	0.43
1:C:636:LEU:HD12	1:C:688:ILE:CD1	2.48	0.43
1:A:595:PHE:C	1:A:597:SER:N	2.72	0.43
2:B:227:GLN:HA	2:B:256:VAL:HG13	2.01	0.43
2:B:255:ASP:CG	2:B:256:VAL:N	2.72	0.43
1:A:519:VAL:C	1:A:521:GLY:N	2.71	0.43
1:C:661:LYS:C	1:C:663:ASN:N	2.72	0.43
1:A:422:LEU:CD2	1:A:721:GLU:HG2	2.49	0.43
2:D:208:ARG:CZ	2:D:258:TRP:HZ3	2.32	0.43
2:B:238:ASN:ND2	2:B:240:GLN:H	2.14	0.43
1:C:439:ILE:CG2	1:C:659:LEU:HD21	2.39	0.43
2:B:74:SER:C	2:B:76:ASP:N	2.71	0.43
1:C:519:VAL:O	1:C:521:GLY:N	2.51	0.43
2:B:87:GLY:C	2:B:88:ARG:HG3	2.39	0.43
1:A:496:THR:CG2	1:A:497:ASN:N	2.81	0.43
1:A:388:PHE:CE2	1:A:716:PHE:HE2	2.37	0.43
2:B:18:ASP:CG	2:B:23:ARG:HB3	2.39	0.43
1:C:412:LEU:HD21	1:C:713:THR:HG22	2.01	0.43
1:A:504:PHE:CE1	1:C:588:LEU:HD13	2.53	0.43
2:B:107:TRP:CH2	2:B:130:PHE:HE1	2.37	0.43
2:B:64:PRO:HD2	3:B:334:HOH:O	2.18	0.43
2:B:46:ILE:HG22	2:B:46:ILE:O	2.19	0.43
1:C:590:VAL:HG13	1:C:622:LEU:HD22	1.99	0.42
1:A:608:ILE:HA	1:A:611:ARG:NH1	2.34	0.42
1:A:438:VAL:CG2	1:A:439:ILE:N	2.81	0.42
2:B:225:VAL:CG2	2:B:271:LEU:HD11	2.50	0.42
1:A:511:GLU:HG2	1:C:569:LEU:HB2	1.99	0.42
2:B:226:SER:HB3	2:B:228:ASP:OD1	2.19	0.42
1:A:399:GLY:HA3	2:B:11:LEU:CD1	2.49	0.42
2:D:124:LYS:HE3	2:D:142:ASP:OD1	2.19	0.42
2:D:224:SER:OG	2:D:232:ILE:HB	2.19	0.42
1:A:414:SER:HG	1:A:715:ASN:HB2	1.82	0.42
1:A:706:PHE:HB2	3:A:200:HOH:O	2.19	0.42
1:A:610:GLN:HA	1:A:610:GLN:OE1	2.20	0.42
1:A:404:ILE:HD12	1:A:404:ILE:N	2.35	0.42
2:B:16:VAL:HG12	2:B:61:TRP:HD1	1.84	0.42
1:C:420:GLU:HA	1:C:423:LYS:CD	2.50	0.42
1:A:733:VAL:HG13	3:A:255:HOH:O	2.20	0.42
2:B:49:LEU:HA	3:B:355:HOH:O	2.20	0.42

Continued on next page...

Continued from previous page...

Atom-1	Atom-2	Interatomic distance (Å)	Clash overlap (Å)
1:C:536:LEU:O	1:C:537:MET:C	2.57	0.42
2:D:225:VAL:HG22	2:D:257:LEU:HB2	2.00	0.42
2:B:155:PRO:CG	2:B:214:PRO:HA	2.49	0.42
1:A:584:LEU:CD1	1:A:584:LEU:N	2.81	0.42
2:D:157:THR:HG21	2:D:170:SER:HB2	2.00	0.42
1:A:497:ASN:OD1	1:A:498:PHE:N	2.53	0.42
1:A:428:LYS:HB2	1:A:429:PRO:CD	2.38	0.42
2:B:52:HIS:CD2	2:B:56:VAL:HG22	2.55	0.42
2:B:63:HIS:CD2	2:B:110:HIS:HB3	2.54	0.42
1:C:655:LEU:HD12	1:C:655:LEU:HA	1.78	0.42
2:B:281:TRP:N	2:B:281:TRP:CD1	2.87	0.42
1:A:500:PRO:O	1:A:501:GLU:HG2	2.20	0.42
1:A:431:ILE:HG21	1:A:451:GLU:HA	2.02	0.42
1:C:408:LYS:HG3	2:D:294:GLU:OE1	2.19	0.42
1:A:447:TRP:O	1:A:451:GLU:N	2.53	0.42
1:A:429:PRO:HD2	3:A:159:HOH:O	2.18	0.42
1:C:493:GLN:HG3	1:C:494:ILE:N	2.35	0.42
1:A:458:THR:CG2	1:A:459:GLU:N	2.81	0.42
1:C:589:ASP:C	1:C:591:SER:H	2.23	0.42
2:B:233:ILE:HD12	2:B:233:ILE:N	2.35	0.42
2:D:118:VAL:HB	2:D:126:SER:OG	2.20	0.42
2:D:118:VAL:O	2:D:125:VAL:HA	2.20	0.42
1:A:549:GLU:HA	1:A:552:LYS:HB3	2.01	0.42
1:A:644:VAL:HG21	1:A:684:PHE:CZ	2.55	0.41
2:B:225:VAL:CG1	2:B:257:LEU:O	2.68	0.41
1:A:517:ASN:HD21	1:A:529:ASN:HD22	1.60	0.41
2:B:121:SER:CA	3:B:338:HOH:O	2.68	0.41
2:B:282:LYS:HB3	2:B:292:ALA:HB2	2.02	0.41
1:C:667:TYR:CD1	2:D:266:GLY:HA2	2.55	0.41
1:C:424:THR:O	1:C:425:LYS:HB3	2.19	0.41
1:A:412:LEU:HD23	1:A:413:GLU:N	2.36	0.41
2:D:277:LYS:HG3	2:D:278:VAL:H	1.86	0.41
2:B:213:SER:HB2	2:B:262:TRP:CD2	2.55	0.41
2:D:7:ALA:HB3	2:D:12:ILE:HD11	2.01	0.41
1:A:517:ASN:ND2	1:A:529:ASN:ND2	2.63	0.41
1:C:447:TRP:CE3	1:C:450:LEU:HD12	2.55	0.41
2:B:17:LEU:HB3	2:B:21:GLY:HA2	2.03	0.41
1:A:653:PRO:O	1:A:656:GLU:N	2.54	0.41
2:B:238:ASN:HB2	3:B:327:HOH:O	2.20	0.41
2:B:2:VAL:HG13	2:B:41:GLU:HA	2.03	0.41
2:D:191:ALA:O	2:D:192:GLN:HB2	2.20	0.41

Continued on next page...

Continued from previous page...

Atom-1	Atom-2	Interatomic distance (Å)	Clash overlap (Å)
2:B:152:SER:OG	2:B:210:VAL:O	2.33	0.41
1:A:434:ARG:HG3	1:A:447:TRP:CH2	2.55	0.41
1:A:420:GLU:O	1:A:423:LYS:HG2	2.20	0.41
2:B:212:TRP:HA	2:B:222:LEU:HD23	2.03	0.41
1:A:578:LYS:HD3	1:A:580:GLU:OE2	2.21	0.41
2:D:203:HIS:NE2	2:D:232:ILE:HG12	2.35	0.41
1:A:551:LEU:HD23	1:A:551:LEU:C	2.41	0.41
2:D:181:LEU:CD2	2:D:201:GLU:HG2	2.50	0.41
1:C:438:VAL:HG21	1:C:444:GLU:CA	2.50	0.41
1:A:694:ILE:HG23	1:A:699:LEU:HD23	2.02	0.41
1:A:396:THR:HB	1:A:398:ASP:OD1	2.21	0.41
1:A:421:ALA:O	1:A:425:LYS:HA	2.21	0.41
1:A:444:GLU:HG2	1:A:448:ASN:ND2	2.36	0.41
1:C:497:ASN:CG	1:C:497:ASN:O	2.59	0.41
1:A:704:LEU:O	1:A:707:ILE:HB	2.21	0.41
1:A:388:PHE:HB2	1:A:739:ARG:NH2	2.30	0.41
2:B:46:ILE:O	2:B:47:ASP:HB2	2.21	0.41
1:C:457:GLY:O	1:C:458:THR:C	2.59	0.41
1:A:497:ASN:O	1:A:498:PHE:HB3	2.20	0.40
1:C:649:LEU:CD2	1:C:698:GLN:HG2	2.38	0.40
1:C:438:VAL:HG22	1:C:439:ILE:N	2.36	0.40
2:D:33:ILE:HB	2:D:49:LEU:HD12	2.03	0.40
1:A:519:VAL:O	1:A:521:GLY:N	2.52	0.40
2:B:23:ARG:NH1	2:B:68:THR:CG2	2.83	0.40
2:B:78:LYS:HG2	2:B:96:ALA:CB	2.52	0.40
1:A:439:ILE:HG13	1:A:440:ASP:H	1.85	0.40
1:C:551:LEU:O	1:C:553:GLU:N	2.54	0.40
1:A:598:LYS:O	1:A:602:ASN:HB2	2.20	0.40
1:A:563:TYR:C	1:A:565:SER:H	2.24	0.40
1:C:677:PHE:HD2	1:C:678:ILE:HD12	1.83	0.40
2:D:117:LEU:HD21	2:D:151:ALA:HB1	2.03	0.40
1:C:652:PHE:CE2	1:C:702:LYS:HE2	2.56	0.40
1:C:572:ILE:HG22	1:C:573:LEU:N	2.35	0.40
1:A:456:ASP:O	1:A:460:GLU:HB2	2.22	0.40
1:C:535:LEU:CD2	1:C:538:GLU:HG3	2.52	0.40
2:B:24:LEU:HG	2:B:25:ALA:H	1.85	0.40
1:C:409:ILE:HB	1:C:412:LEU:HB3	2.04	0.40
1:C:412:LEU:C	1:C:412:LEU:HD23	2.42	0.40
1:C:717:GLU:N	3:C:127:HOH:O	2.55	0.40

All (1) symmetry-related close contacts are listed below. The label for Atom-2 includes the symmetry operator and encoded unit-cell translations to be applied.

Atom-1	Atom-2	Interatomic distance (Å)	Clash overlap (Å)
3:A:118:HOH:O	3:D:311:HOH:O[1_644]	2.02	0.18

5.3 Torsion angles [i](#)

5.3.1 Protein backbone [i](#)

In the following table, the Percentiles column shows the percent Ramachandran outliers of the chain as a percentile score with respect to all X-ray entries followed by that with respect to entries of similar resolution.

The Analysed column shows the number of residues for which the backbone conformation was analysed, and the total number of residues.

Mol	Chain	Analysed	Favoured	Allowed	Outliers	Percentiles	
1	A	339/399 (85%)	285 (84%)	43 (13%)	11 (3%)	5	2
1	C	341/399 (86%)	298 (87%)	34 (10%)	9 (3%)	7	4
2	B	275/297 (93%)	241 (88%)	30 (11%)	4 (2%)	13	12
2	D	284/297 (96%)	255 (90%)	20 (7%)	9 (3%)	5	2
All	All	1239/1392 (89%)	1079 (87%)	127 (10%)	33 (3%)	6	3

All (33) Ramachandran outliers are listed below:

Mol	Chain	Res	Type
1	A	497	ASN
2	B	131	LYS
1	C	715	ASN
2	D	131	LYS
2	D	218	LEU
2	D	294	GLU
1	A	388	PHE
1	A	425	LYS
1	A	518	LEU
2	B	135	THR
1	C	425	LYS
2	D	87	GLY
2	D	135	THR
1	A	520	SER
1	A	728	SER
2	B	190	ASP
1	C	439	ILE

Continued on next page...

Continued from previous page...

Mol	Chain	Res	Type
1	C	552	LYS
1	C	728	SER
1	A	439	ILE
1	A	498	PHE
1	A	561	ALA
2	B	202	GLY
1	C	407	PRO
2	D	168	LYS
2	D	206	TRP
1	A	548	ASN
1	A	653	PRO
1	C	520	SER
1	C	662	ASP
2	D	202	GLY
2	D	93	ALA
1	C	494	ILE

5.3.2 Protein sidechains ⓘ

In the following table, the Percentiles column shows the percent sidechain outliers of the chain as a percentile score with respect to all X-ray entries followed by that with respect to entries of similar resolution.

The Analysed column shows the number of residues for which the sidechain conformation was analysed, and the total number of residues.

Mol	Chain	Analysed	Rotameric	Outliers	Percentiles	
1	A	306/350 (87%)	297 (97%)	9 (3%)	50	66
1	C	308/350 (88%)	297 (96%)	11 (4%)	42	58
2	B	237/252 (94%)	232 (98%)	5 (2%)	61	77
2	D	244/252 (97%)	236 (97%)	8 (3%)	45	61
All	All	1095/1204 (91%)	1062 (97%)	33 (3%)	48	65

All (33) residues with a non-rotameric sidechain are listed below:

Mol	Chain	Res	Type
1	A	430	LEU
1	A	509	ASN
1	A	534	ASP
1	A	537	MET
1	A	545	ASP

Continued on next page...

Continued from previous page...

Mol	Chain	Res	Type
1	A	657	ASP
1	A	688	ILE
1	A	703	PHE
1	A	720	THR
2	B	92	ILE
2	B	180	ASN
2	B	204	SER
2	B	225	VAL
2	B	238	ASN
1	C	377	TYR
1	C	381	SER
1	C	408	LYS
1	C	413	GLU
1	C	432	ASN
1	C	509	ASN
1	C	510	ILE
1	C	534	ASP
1	C	538	GLU
1	C	545	ASP
1	C	629	GLN
2	D	28	SER
2	D	74	SER
2	D	85	GLU
2	D	157	THR
2	D	198	SER
2	D	204	SER
2	D	225	VAL
2	D	251	GLU

Some sidechains can be flipped to improve hydrogen bonding and reduce clashes. All (27) such sidechains are listed below:

Mol	Chain	Res	Type
1	A	433	GLN
1	A	443	ASN
1	A	448	ASN
1	A	509	ASN
1	A	517	ASN
1	A	592	GLN
1	A	601	GLN
2	B	95	HIS
2	B	149	ASN
2	B	180	ASN

Continued on next page...

Continued from previous page...

Mol	Chain	Res	Type
2	B	238	ASN
2	B	240	GLN
2	B	276	ASN
1	C	443	ASN
1	C	448	ASN
1	C	493	GLN
1	C	509	ASN
1	C	517	ASN
1	C	557	ASN
1	C	592	GLN
1	C	601	GLN
1	C	606	ASN
1	C	670	HIS
1	C	686	ASN
2	D	149	ASN
2	D	180	ASN
2	D	276	ASN

5.3.3 RNA [i](#)

There are no RNA molecules in this entry.

5.4 Non-standard residues in protein, DNA, RNA chains [i](#)

There are no non-standard protein/DNA/RNA residues in this entry.

5.5 Carbohydrates [i](#)

There are no carbohydrates in this entry.

5.6 Ligand geometry [i](#)

There are no ligands in this entry.

5.7 Other polymers [i](#)

There are no such residues in this entry.

5.8 Polymer linkage issues ⓘ

There are no chain breaks in this entry.

6 Fit of model and data ⓘ

6.1 Protein, DNA and RNA chains ⓘ

In the following table, the column labelled ‘#RSRZ> 2’ contains the number (and percentage) of RSRZ outliers, followed by percent RSRZ outliers for the chain as percentile scores relative to all X-ray entries and entries of similar resolution. The OWAB column contains the minimum, median, 95th percentile and maximum values of the occupancy-weighted average B-factor per residue. The column labelled ‘Q< 0.9’ lists the number of (and percentage) of residues with an average occupancy less than 0.9.

Mol	Chain	Analysed	<RSRZ>	#RSRZ>2	OWAB(Å ²)	Q<0.9
1	A	345/399 (86%)	0.48	21 (6%) 25 26	49, 83, 114, 130	0
1	C	347/399 (86%)	0.21	19 (5%) 29 31	30, 66, 103, 130	0
2	B	279/297 (93%)	0.44	15 (5%) 29 32	15, 62, 110, 142	0
2	D	288/297 (96%)	0.23	18 (6%) 23 25	16, 47, 96, 135	0
All	All	1259/1392 (90%)	0.34	73 (5%) 26 29	15, 68, 109, 142	0

All (73) RSRZ outliers are listed below:

Mol	Chain	Res	Type	RSRZ
1	A	496	THR	8.1
2	B	133	ASN	7.8
2	B	134	GLY	7.5
2	D	295	VAL	7.5
2	B	136	THR	7.4
2	D	296	HIS	7.1
2	D	135	THR	6.6
2	B	135	THR	6.3
2	D	216	VAL	6.0
2	D	133	ASN	5.9
1	C	496	THR	5.4
2	D	134	GLY	5.3
2	D	158	ILE	4.8
2	D	136	THR	4.7
1	C	436	VAL	4.4
1	C	469	ASP	4.3
2	B	137	SER	4.2
1	C	494	ILE	4.1
1	A	595	PHE	4.1
2	B	218	LEU	4.1
1	A	436	VAL	4.0

Continued on next page...

Continued from previous page...

Mol	Chain	Res	Type	RSRZ
2	B	131	LYS	3.9
1	A	550	ARG	3.7
1	A	435	LEU	3.7
2	D	166	GLY	3.6
1	A	741	LEU	3.4
2	B	132	GLU	3.4
1	C	694	ILE	3.3
1	A	495	GLU	3.1
1	A	551	LEU	3.0
2	D	169	GLU	3.0
2	D	72	SER	3.0
1	C	550	ARG	3.0
1	A	690	GLY	2.9
2	D	73	CYS	2.9
1	C	468	PHE	2.9
1	A	633	THR	2.7
2	D	130	PHE	2.7
1	A	455	MET	2.7
1	A	579	ARG	2.6
2	B	22	LYS	2.5
1	C	435	LEU	2.5
1	A	441	ASP	2.4
2	D	217	LEU	2.4
1	A	439	ILE	2.4
1	C	678	ILE	2.4
2	D	131	LYS	2.4
2	B	85	GLU	2.4
2	B	86	ASN	2.3
1	C	579	ARG	2.3
1	C	497	ASN	2.3
1	A	729	ASP	2.3
1	C	437	LYS	2.2
1	A	674	LEU	2.2
1	C	690	GLY	2.2
2	D	167	THR	2.2
2	B	119	ALA	2.2
1	C	551	LEU	2.2
1	A	497	ASN	2.2
1	C	499	GLN	2.2
1	A	689	ASN	2.2
1	C	432	ASN	2.1
2	B	36	PHE	2.1

Continued on next page...

Continued from previous page...

Mol	Chain	Res	Type	RSRZ
2	D	14	ASP	2.1
2	D	218	LEU	2.1
1	A	528	LYS	2.1
2	B	11	LEU	2.1
1	C	495	GLU	2.1
1	C	537	MET	2.0
1	C	439	ILE	2.0
1	A	373	ALA	2.0
1	A	437	LYS	2.0
2	B	277	LYS	2.0

6.2 Non-standard residues in protein, DNA, RNA chains ⓘ

There are no non-standard protein/DNA/RNA residues in this entry.

6.3 Carbohydrates ⓘ

There are no carbohydrates in this entry.

6.4 Ligands ⓘ

There are no ligands in this entry.

6.5 Other polymers ⓘ

There are no such residues in this entry.