



# Full wwPDB X-ray Structure Validation Report ⓘ

Feb 1, 2016 – 05:22 AM GMT

PDB ID : 2Q50  
Title : Ensemble refinement of the protein crystal structure of a glyoxylate/hydroxy pyruvate reductase from Homo sapiens  
Authors : Levin, E.J.; Kondrashov, D.A.; Wesenberg, G.E.; Phillips Jr., G.N.; Center for Eukaryotic Structural Genomics (CESG)  
Deposited on : 2007-05-31  
Resolution : 2.45 Å(reported)

This is a Full wwPDB X-ray Structure Validation Report for a publicly released PDB entry.  
We welcome your comments at [validation@mail.wwpdb.org](mailto:validation@mail.wwpdb.org)  
A user guide is available at  
<http://wwpdb.org/validation/2016/XrayValidationReportHelp>  
with specific help available everywhere you see the ⓘ symbol.

---

The following versions of software and data (see [references ⓘ](#)) were used in the production of this report:

MolProbity : 4.02b-467  
Mogul : 1.7 (RC4), CSD as536be (2015)  
Xtriage (Phenix) : 1.9-1692  
EDS : rb-20026688  
Percentile statistics : 20151230.v01 (using entries in the PDB archive December 30th 2015)  
Refmac : 5.8.0135  
CCP4 : 6.5.0  
Ideal geometry (proteins) : Engh & Huber (2001)  
Ideal geometry (DNA, RNA) : Parkinson et al. (1996)  
Validation Pipeline (wwPDB-VP) : trunk26865

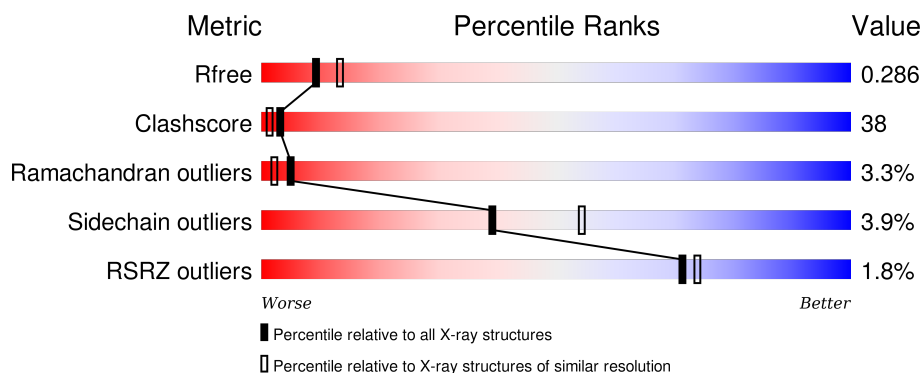
# 1 Overall quality at a glance

The following experimental techniques were used to determine the structure:

## *X-RAY DIFFRACTION*

The reported resolution of this entry is 2.45 Å.

Percentile scores (ranging between 0-100) for global validation metrics of the entry are shown in the following graphic. The table shows the number of entries on which the scores are based.



Metric	Whole archive (#Entries)	Similar resolution (#Entries, resolution range(Å))
$R_{free}$	91344	4776 (2.50-2.42)
Clashscore	102246	1030 (2.48-2.44)
Ramachandran outliers	100387	1024 (2.48-2.44)
Sidechain outliers	100360	1024 (2.48-2.44)
RSRZ outliers	91569	4787 (2.50-2.42)

The table below summarises the geometric issues observed across the polymeric chains and their fit to the electron density. The red, orange, yellow and green segments on the lower bar indicate the fraction of residues that contain outliers for  $\geq 3$ , 2, 1 and 0 types of geometric quality criteria. A grey segment represents the fraction of residues that are not modelled. The numeric value for each fraction is indicated below the corresponding segment, with a dot representing fractions  $\leq 5\%$ . The upper red bar (where present) indicates the fraction of residues that have poor fit to the electron density. The numeric value is given above the bar.

Mol	Chain	Length	Quality of chain
1	1-A	328	
1	1-B	328	
1	1-C	328	
1	1-D	328	
1	2-A	328	

*Continued on next page...*

Continued from previous page...

Mol	Chain	Length	Quality of chain
1	2-B	328	
1	2-C	328	
1	2-D	328	
1	3-A	328	
1	3-B	328	
1	3-C	328	
1	3-D	328	
1	4-A	328	
1	4-B	328	
1	4-C	328	
1	4-D	328	
1	5-A	328	
1	5-B	328	
1	5-C	328	
1	5-D	328	
1	6-A	328	
1	6-B	328	
1	6-C	328	
1	6-D	328	
1	7-A	328	
1	7-B	328	
1	7-C	328	
1	7-D	328	
1	8-A	328	
1	8-B	328	

Continued on next page...

Continued from previous page...

Mol	Chain	Length	Quality of chain
1	8-C	328	 2% 46% 46% 6%
1	8-D	328	 1% 51% 45% 3%

## 2 Entry composition

There are 2 unique types of molecules in this entry. The entry contains 81744 atoms, of which 0 are hydrogens and 0 are deuteriums.

In the tables below, the ZeroOcc column contains the number of atoms modelled with zero occupancy, the AltConf column contains the number of residues with at least one atom in alternate conformation and the Trace column contains the number of residues modelled with at most 2 atoms.

- Molecule 1 is a protein called Glyoxylate reductase/hydroxypyruvate reductase.

Mol	Chain	Residues	Atoms						ZeroOcc	AltConf	Trace
1	1-A	321	Total	C	N	O	S	Se	0	0	0
			2442	1542	431	457	7	5			
1	2-A	321	Total	C	N	O	S	Se	0	0	0
			2442	1542	431	457	7	5			
1	3-A	321	Total	C	N	O	S	Se	0	0	0
			2442	1542	431	457	7	5			
1	4-A	321	Total	C	N	O	S	Se	0	0	0
			2442	1542	431	457	7	5			
1	5-A	321	Total	C	N	O	S	Se	0	0	0
			2442	1542	431	457	7	5			
1	6-A	321	Total	C	N	O	S	Se	0	0	0
			2442	1542	431	457	7	5			
1	7-A	321	Total	C	N	O	S	Se	0	0	0
			2442	1542	431	457	7	5			
1	8-A	321	Total	C	N	O	S	Se	0	0	0
			2442	1542	431	457	7	5			
1	1-B	321	Total	C	N	O	S	Se	0	0	0
			2442	1542	431	457	7	5			
1	2-B	321	Total	C	N	O	S	Se	0	0	0
			2442	1542	431	457	7	5			
1	3-B	321	Total	C	N	O	S	Se	0	0	0
			2442	1542	431	457	7	5			
1	4-B	321	Total	C	N	O	S	Se	0	0	0
			2442	1542	431	457	7	5			
1	5-B	321	Total	C	N	O	S	Se	0	0	0
			2442	1542	431	457	7	5			
1	6-B	321	Total	C	N	O	S	Se	0	0	0
			2442	1542	431	457	7	5			
1	7-B	321	Total	C	N	O	S	Se	0	0	0
			2442	1542	431	457	7	5			
1	8-B	321	Total	C	N	O	S	Se	0	0	0
			2442	1542	431	457	7	5			

*Continued on next page...*

*Continued from previous page...*

Mol	Chain	Residues	Atoms						ZeroOcc	AltConf	Trace
1	1-C	321	Total	C	N	O	S	Se	0	0	0
			2442	1542	431	457	7	5			
1	2-C	321	Total	C	N	O	S	Se	0	0	0
			2442	1542	431	457	7	5			
1	3-C	321	Total	C	N	O	S	Se	0	0	0
			2442	1542	431	457	7	5			
1	4-C	321	Total	C	N	O	S	Se	0	0	0
			2442	1542	431	457	7	5			
1	5-C	321	Total	C	N	O	S	Se	0	0	0
			2442	1542	431	457	7	5			
1	6-C	321	Total	C	N	O	S	Se	0	0	0
			2442	1542	431	457	7	5			
1	7-C	321	Total	C	N	O	S	Se	0	0	0
			2442	1542	431	457	7	5			
1	8-C	321	Total	C	N	O	S	Se	0	0	0
			2442	1542	431	457	7	5			
1	1-D	321	Total	C	N	O	S	Se	0	0	0
			2442	1542	431	457	7	5			
1	2-D	321	Total	C	N	O	S	Se	0	0	0
			2442	1542	431	457	7	5			
1	3-D	321	Total	C	N	O	S	Se	0	0	0
			2442	1542	431	457	7	5			
1	4-D	321	Total	C	N	O	S	Se	0	0	0
			2442	1542	431	457	7	5			
1	5-D	321	Total	C	N	O	S	Se	0	0	0
			2442	1542	431	457	7	5			
1	6-D	321	Total	C	N	O	S	Se	0	0	0
			2442	1542	431	457	7	5			
1	7-D	321	Total	C	N	O	S	Se	0	0	0
			2442	1542	431	457	7	5			
1	8-D	321	Total	C	N	O	S	Se	0	0	0
			2442	1542	431	457	7	5			

There are 24 discrepancies between the modelled and reference sequences:

Chain	Residue	Modelled	Actual	Comment	Reference
A	1	SER	-	EXPRESSION TAG	UNP Q9UBQ7
A	7	MSE	MET	MODIFIED RESIDUE	UNP Q9UBQ7
A	81	MSE	MET	MODIFIED RESIDUE	UNP Q9UBQ7
A	234	MSE	MET	MODIFIED RESIDUE	UNP Q9UBQ7
A	305	MSE	MET	MODIFIED RESIDUE	UNP Q9UBQ7
A	322	MSE	MET	MODIFIED RESIDUE	UNP Q9UBQ7
B	1	SER	-	EXPRESSION TAG	UNP Q9UBQ7

*Continued on next page...*

*Continued from previous page...*

Chain	Residue	Modelled	Actual	Comment	Reference
B	7	MSE	MET	MODIFIED RESIDUE	UNP Q9UBQ7
B	81	MSE	MET	MODIFIED RESIDUE	UNP Q9UBQ7
B	234	MSE	MET	MODIFIED RESIDUE	UNP Q9UBQ7
B	305	MSE	MET	MODIFIED RESIDUE	UNP Q9UBQ7
B	322	MSE	MET	MODIFIED RESIDUE	UNP Q9UBQ7
C	1	SER	-	EXPRESSION TAG	UNP Q9UBQ7
C	7	MSE	MET	MODIFIED RESIDUE	UNP Q9UBQ7
C	81	MSE	MET	MODIFIED RESIDUE	UNP Q9UBQ7
C	234	MSE	MET	MODIFIED RESIDUE	UNP Q9UBQ7
C	305	MSE	MET	MODIFIED RESIDUE	UNP Q9UBQ7
C	322	MSE	MET	MODIFIED RESIDUE	UNP Q9UBQ7
D	1	SER	-	EXPRESSION TAG	UNP Q9UBQ7
D	7	MSE	MET	MODIFIED RESIDUE	UNP Q9UBQ7
D	81	MSE	MET	MODIFIED RESIDUE	UNP Q9UBQ7
D	234	MSE	MET	MODIFIED RESIDUE	UNP Q9UBQ7
D	305	MSE	MET	MODIFIED RESIDUE	UNP Q9UBQ7
D	322	MSE	MET	MODIFIED RESIDUE	UNP Q9UBQ7

- Molecule 2 is water.

Mol	Chain	Residues	Atoms	ZeroOcc	AltConf
2	1-A	103	Total O 103 103	0	0
2	2-A	104	Total O 104 104	0	0
2	3-A	104	Total O 104 104	0	0
2	4-A	104	Total O 104 104	0	0
2	5-A	111	Total O 111 111	0	0
2	6-A	107	Total O 107 107	0	0
2	7-A	106	Total O 106 106	0	0
2	8-A	108	Total O 108 108	0	0
2	1-B	130	Total O 130 130	0	0
2	2-B	128	Total O 128 128	0	0
2	3-B	128	Total O 128 128	0	0

*Continued on next page...*

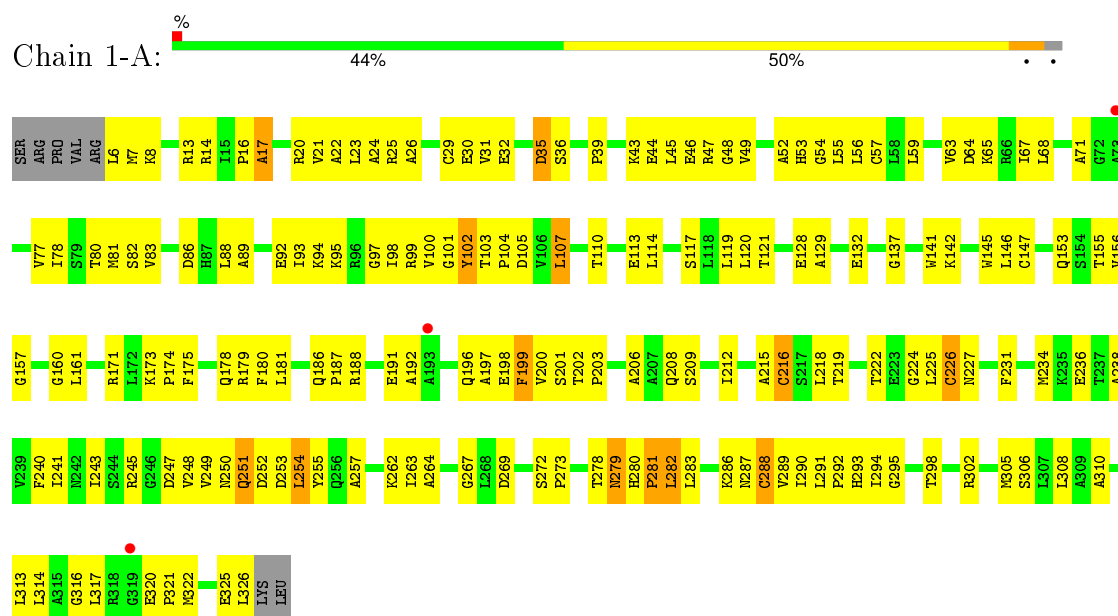
*Continued from previous page...*

Mol	Chain	Residues	Atoms		ZeroOcc	AltConf
2	4-B	128	Total 128	O 128	0	0
2	5-B	121	Total 121	O 121	0	0
2	6-B	125	Total 125	O 125	0	0
2	7-B	126	Total 126	O 126	0	0
2	8-B	124	Total 124	O 124	0	0
2	1-C	122	Total 122	O 122	0	0
2	2-C	122	Total 122	O 122	0	0
2	3-C	121	Total 121	O 121	0	0
2	4-C	122	Total 122	O 122	0	0
2	5-C	121	Total 121	O 121	0	0
2	6-C	120	Total 120	O 120	0	0
2	7-C	119	Total 119	O 119	0	0
2	8-C	119	Total 119	O 119	0	0
2	1-D	95	Total 95	O 95	0	0
2	2-D	96	Total 96	O 96	0	0
2	3-D	97	Total 97	O 97	0	0
2	4-D	96	Total 96	O 96	0	0
2	5-D	97	Total 97	O 97	0	0
2	6-D	98	Total 98	O 98	0	0
2	7-D	99	Total 99	O 99	0	0
2	8-D	99	Total 99	O 99	0	0

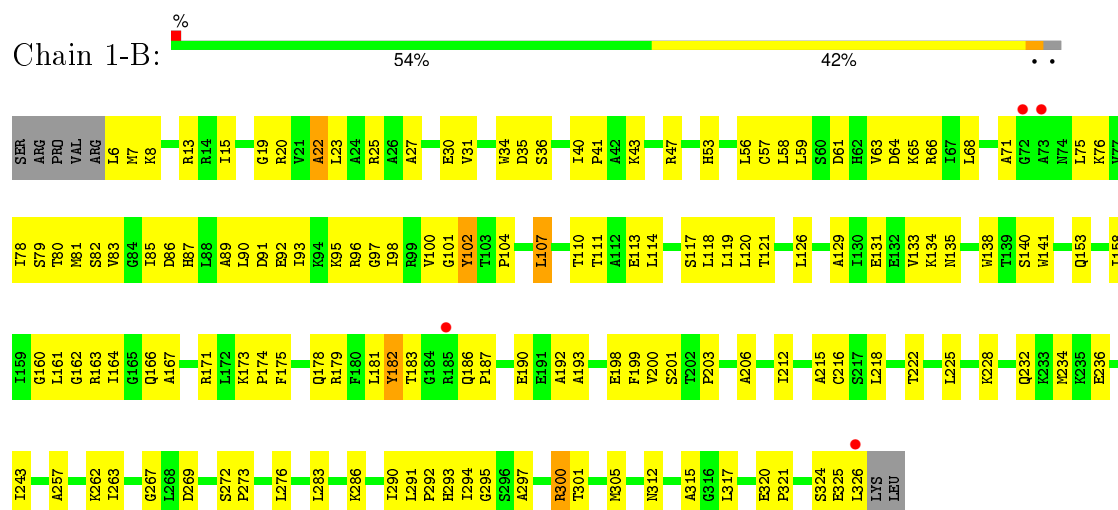
### 3 Residue-property plots

These plots are drawn for all protein, RNA and DNA chains in the entry. The first graphic for a chain summarises the proportions of errors displayed in the second graphic. The second graphic shows the sequence view annotated by issues in geometry and electron density. Residues are color-coded according to the number of geometric quality criteria for which they contain at least one outlier: green = 0, yellow = 1, orange = 2 and red = 3 or more. A red dot above a residue indicates a poor fit to the electron density ( $RSRZ > 2$ ). Stretches of 2 or more consecutive residues without any outlier are shown as a green connector. Residues present in the sample, but not in the model, are shown in grey.

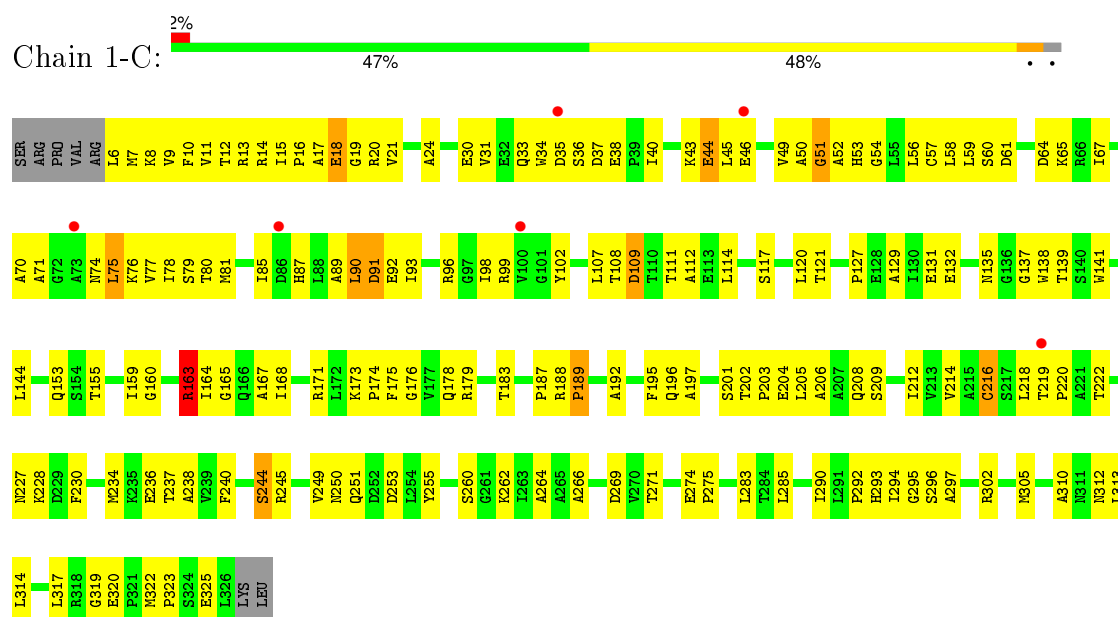
- Molecule 1: Glyoxylate reductase/hydroxypyruvate reductase



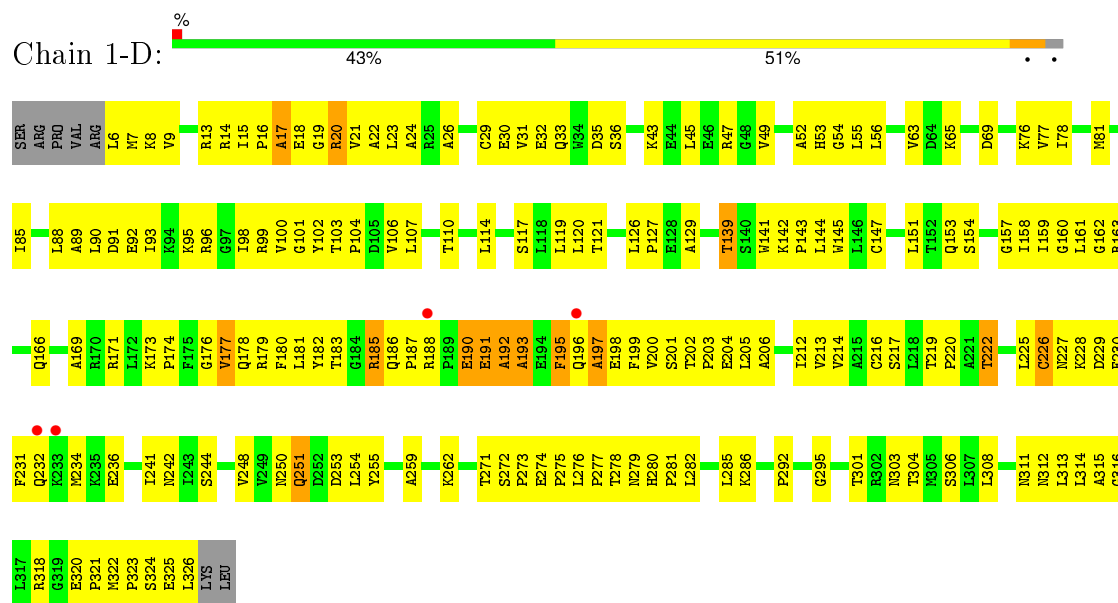
- Molecule 1: Glyoxylate reductase/hydroxypyruvate reductase



- Molecule 1: Glyoxylate reductase/hydroxypyruvate reductase

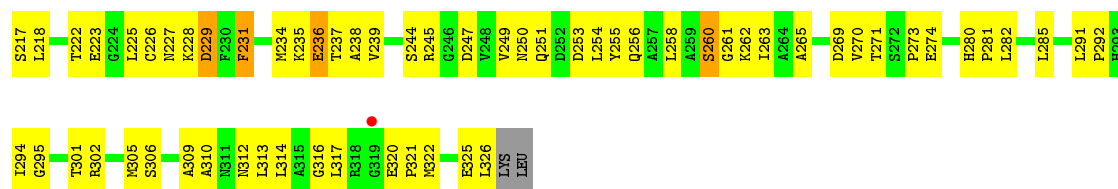


- Molecule 1: Glyoxylate reductase/hydroxypyruvate reductase

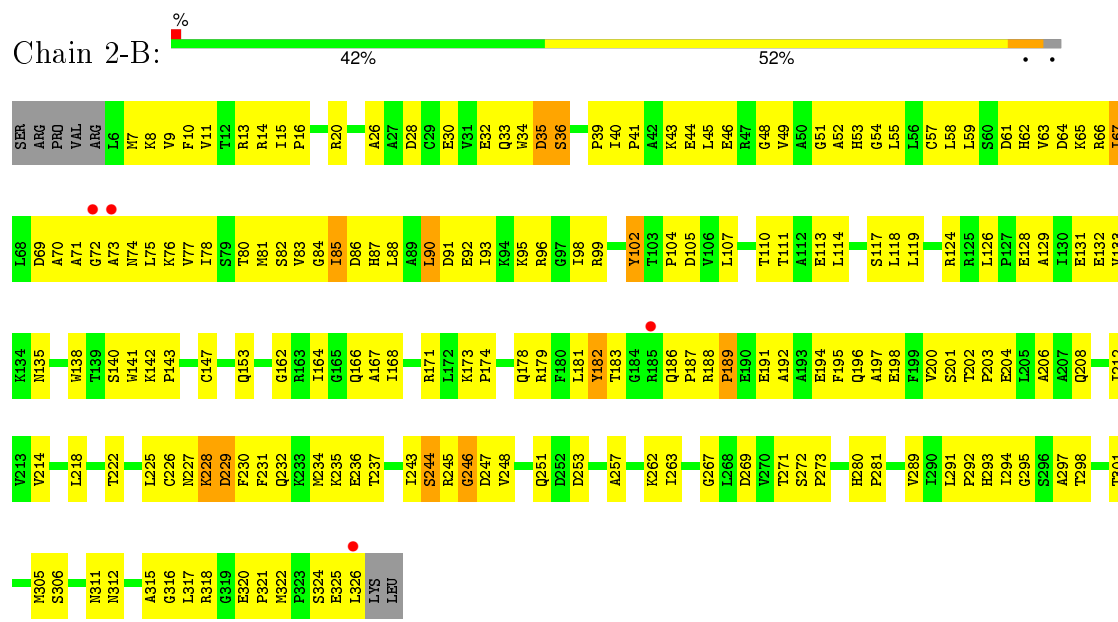


- Molecule 1: Glyoxylate reductase/hydroxypyruvate reductase

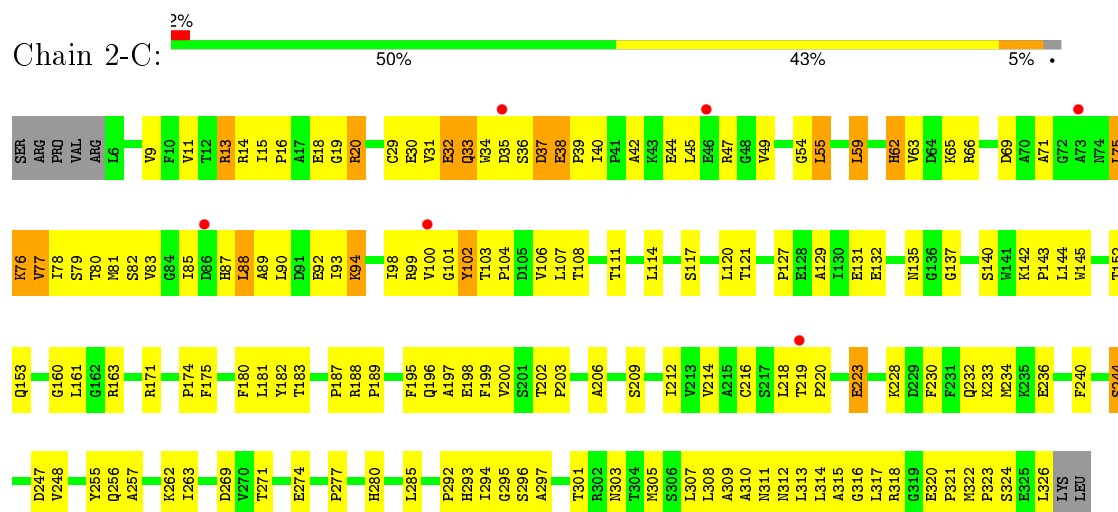





- Molecule 1: Glyoxylate reductase/hydroxypyruvate reductase

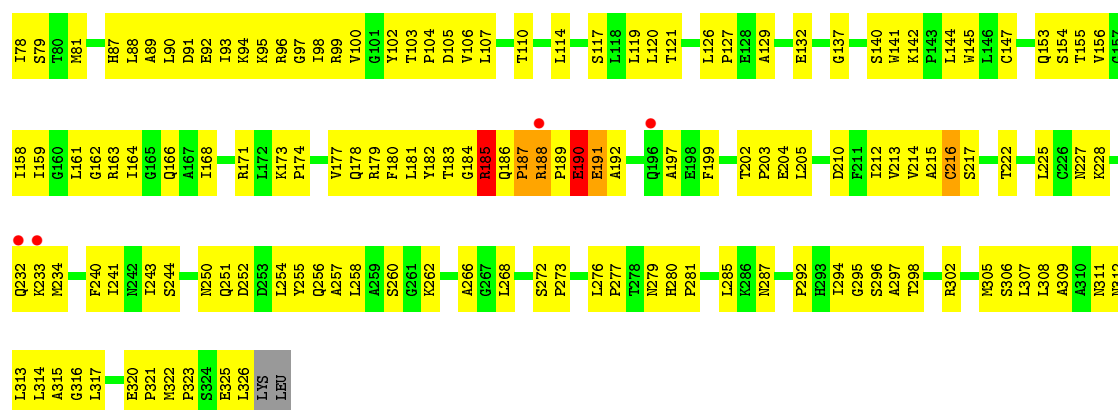


- Molecule 1: Glyoxylate reductase/hydroxypyruvate reductase

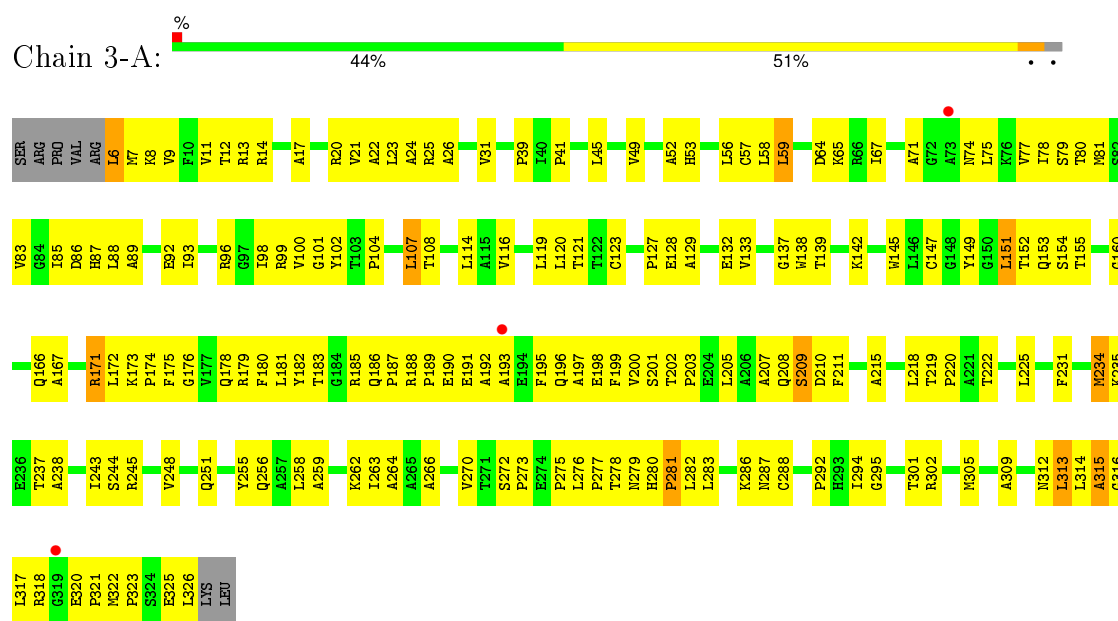


- Molecule 1: Glyoxylate reductase/hydroxypyruvate reductase

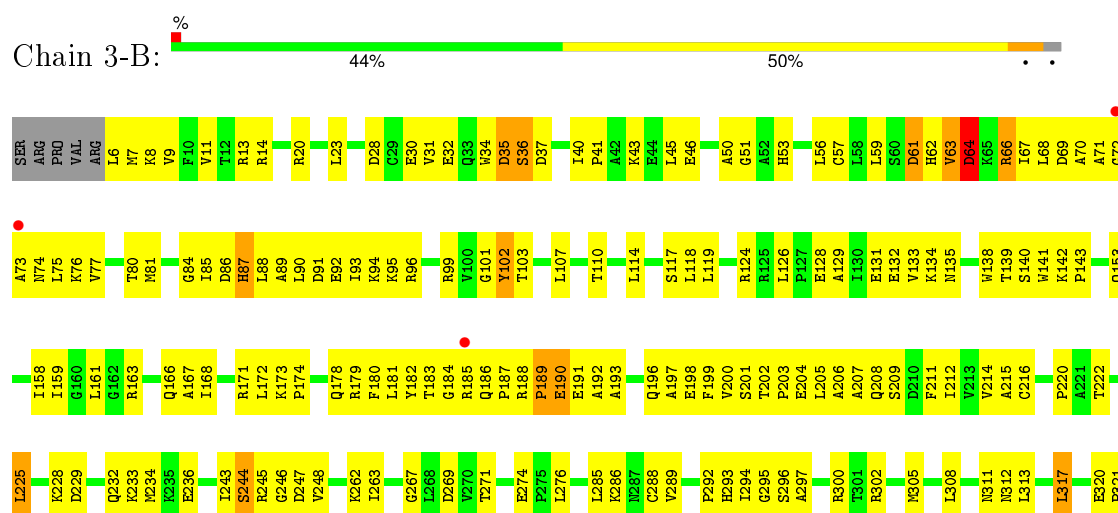


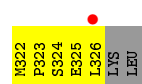


• Molecule 1: Glyoxylate reductase/hydroxypyruvate reductase

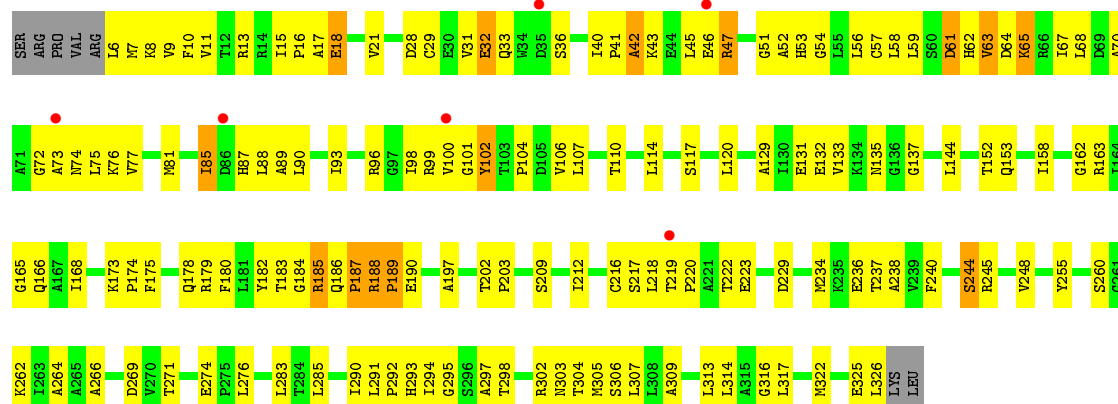


• Molecule 1: Glyoxylate reductase/hydroxypyruvate reductase

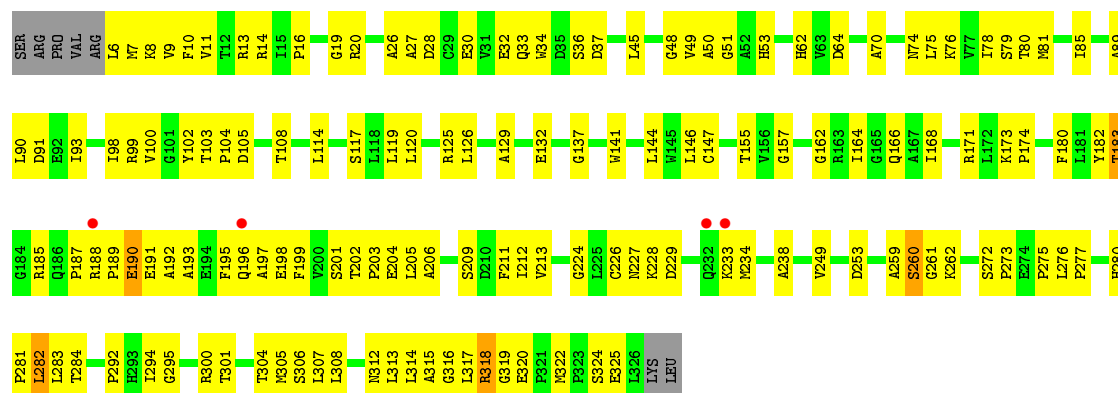




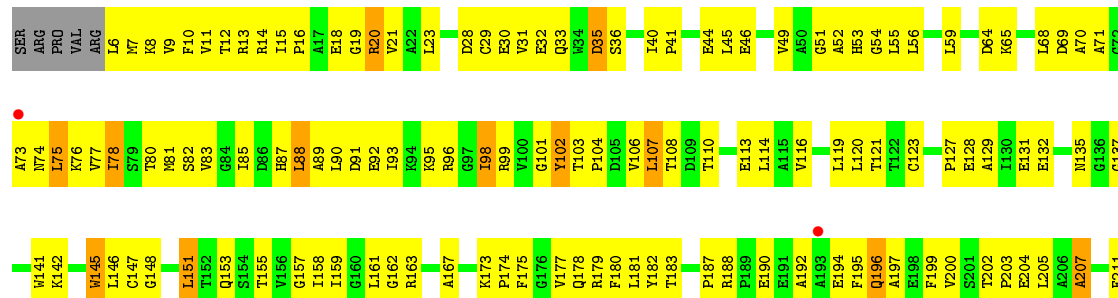
• Molecule 1: Glyoxylate reductase/hydroxypyruvate reductase

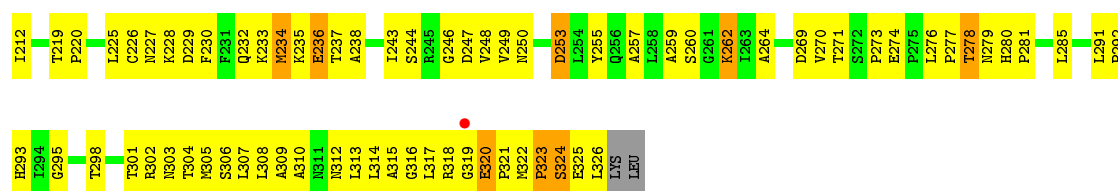


• Molecule 1: Glyoxylate reductase/hydroxypyruvate reductase

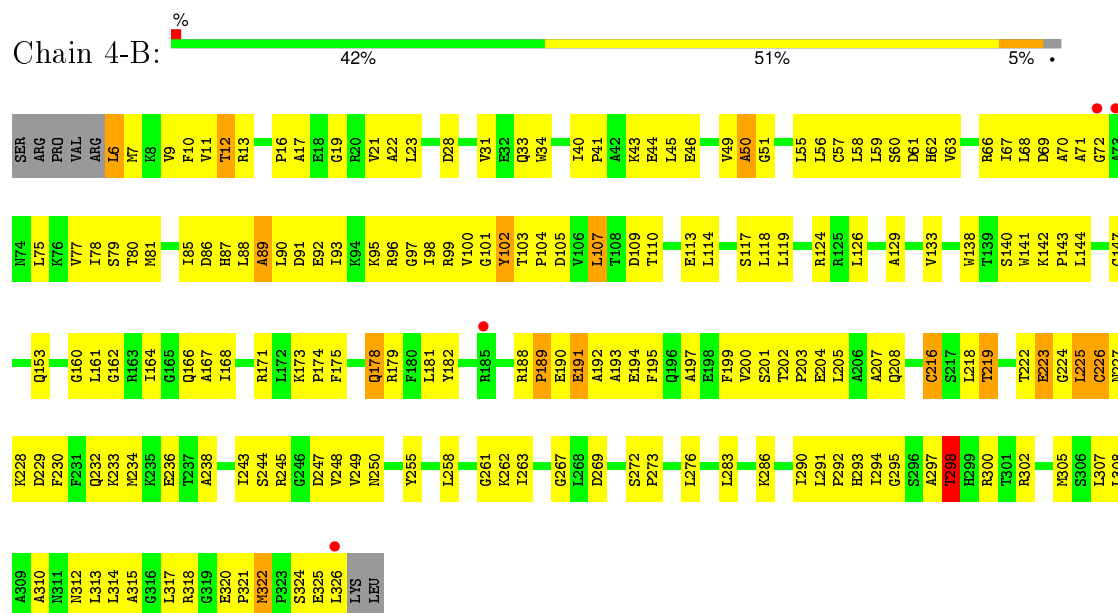


• Molecule 1: Glyoxylate reductase/hydroxypyruvate reductase

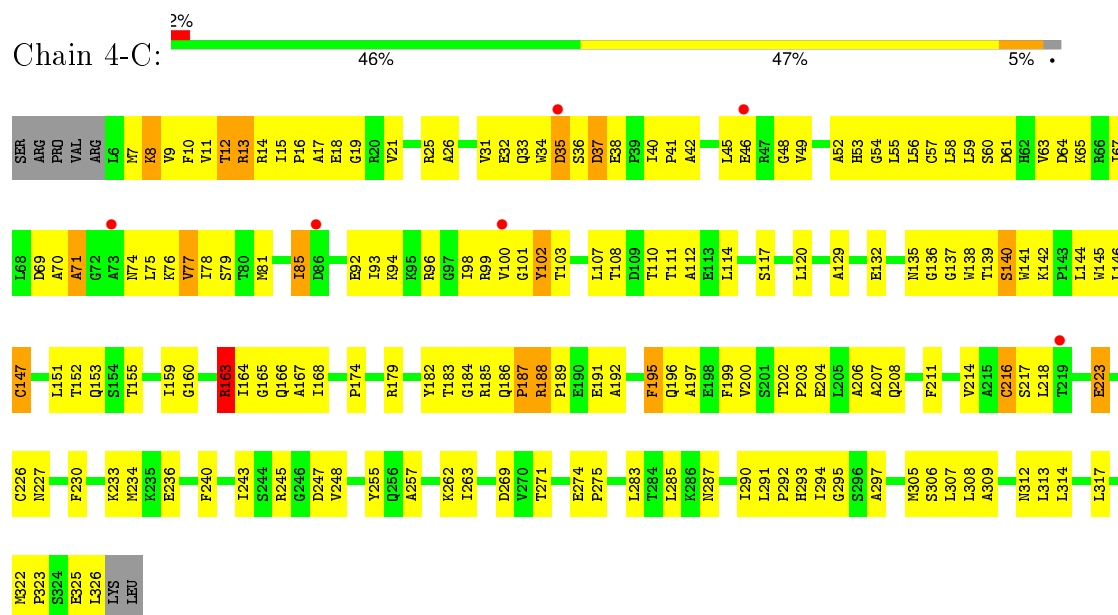




- Molecule 1: Glyoxylate reductase/hydroxypyruvate reductase

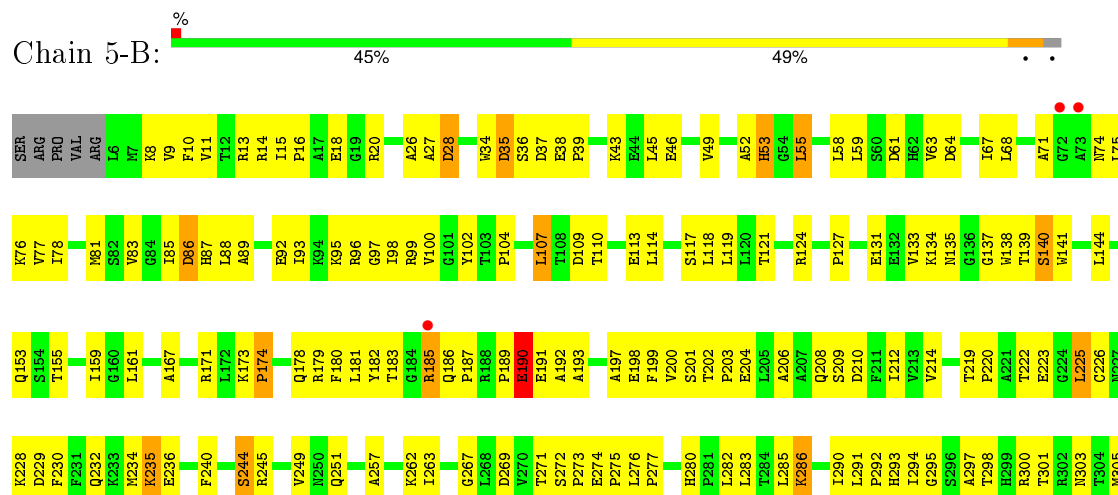


- Molecule 1: Glyoxylate reductase/hydroxypyruvate reductase



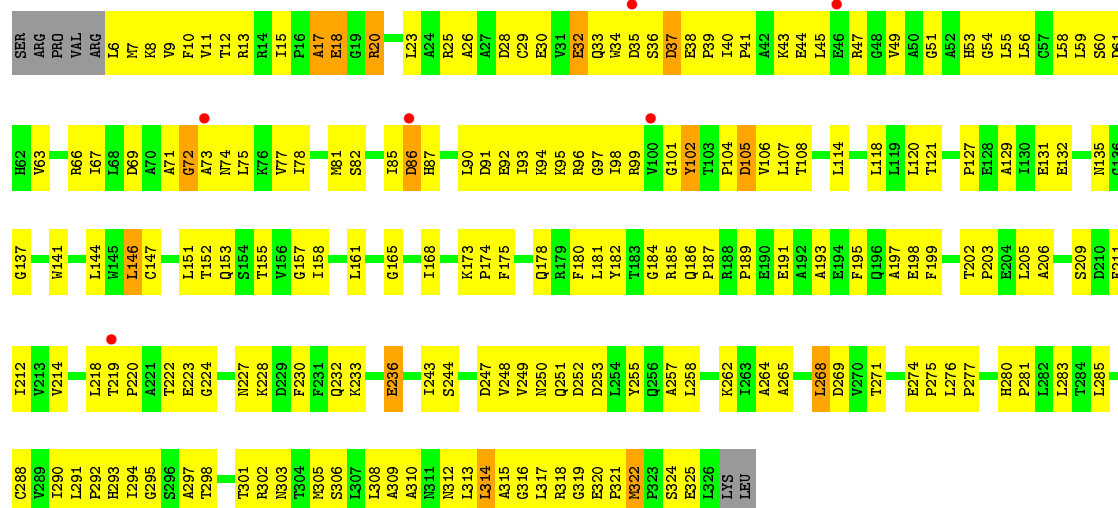
- Molecule 1: Glyoxylate reductase/hydroxypyruvate reductase



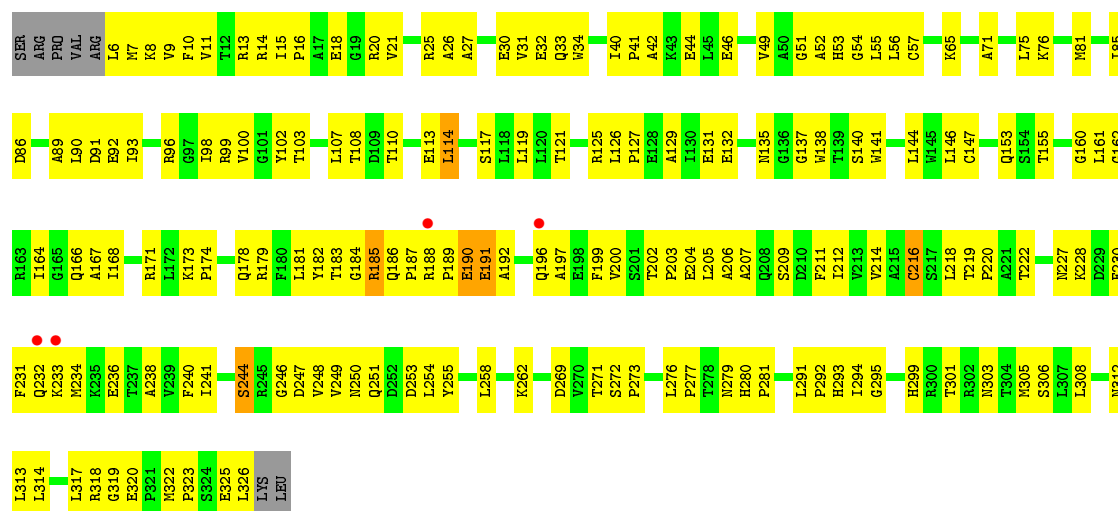




- Molecule 1: Glyoxylate reductase/hydroxypyruvate reductase

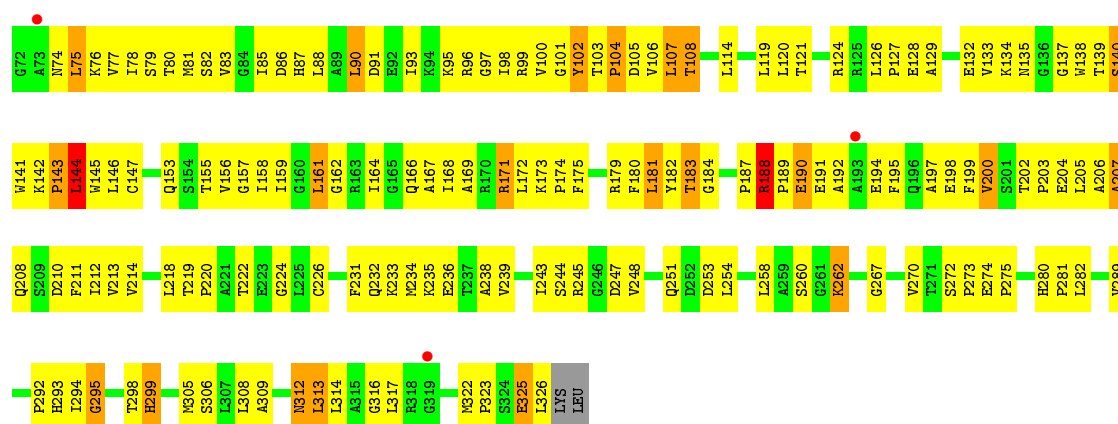


- Molecule 1: Glyoxylate reductase/hydroxypyruvate reductase

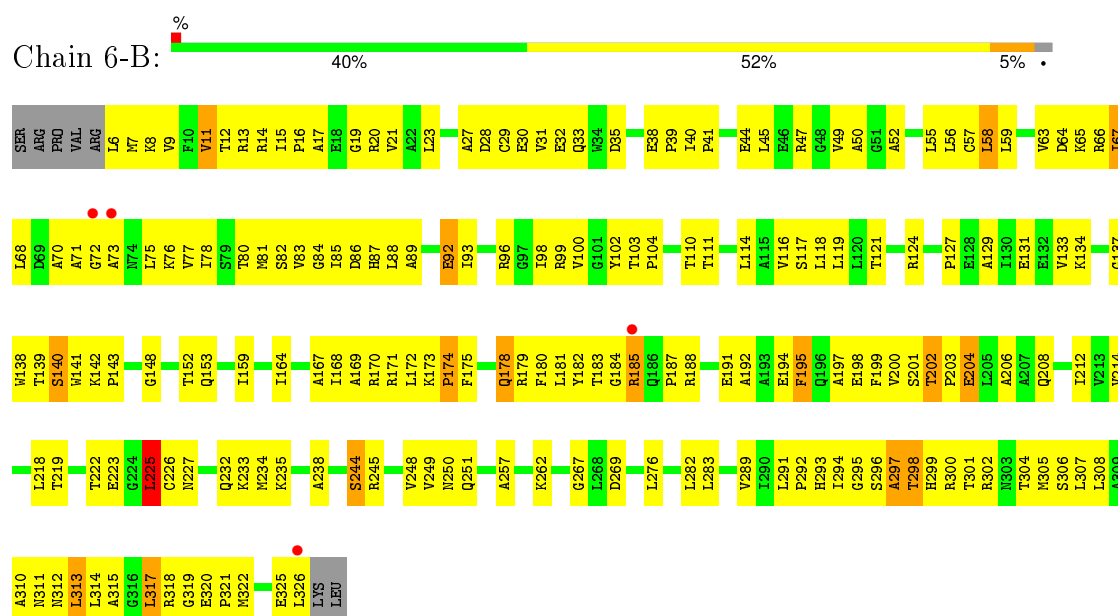


- Molecule 1: Glyoxylate reductase/hydroxypyruvate reductase

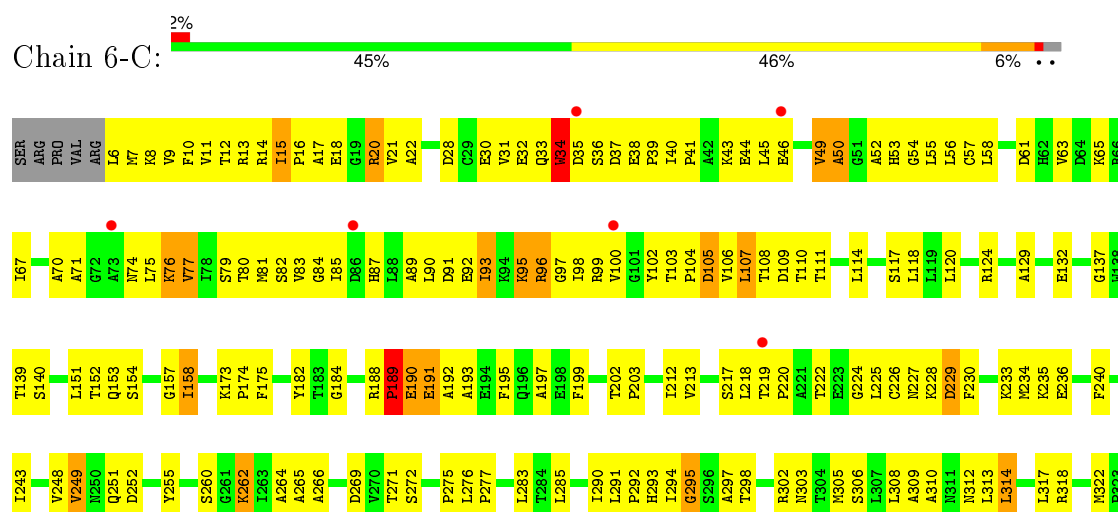




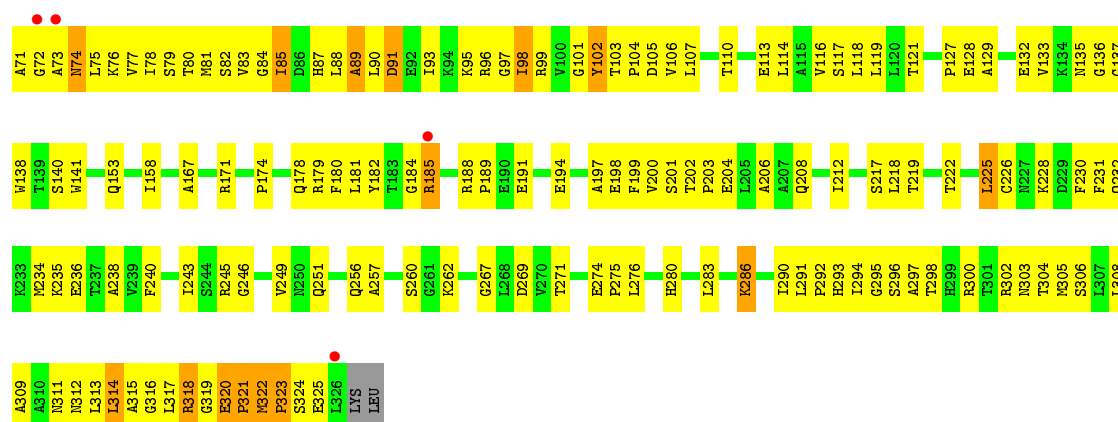
• Molecule 1: Glyoxylate reductase/hydroxypyruvate reductase



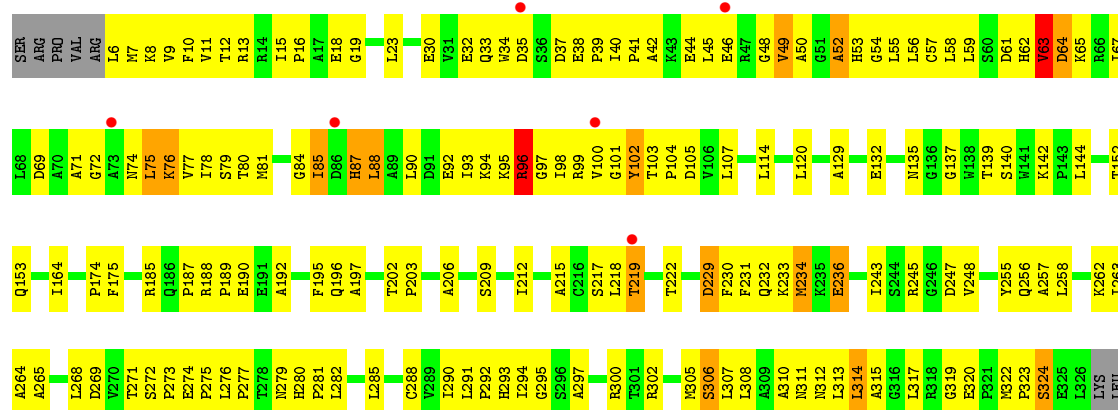
• Molecule 1: Glyoxylate reductase/hydroxypyruvate reductase



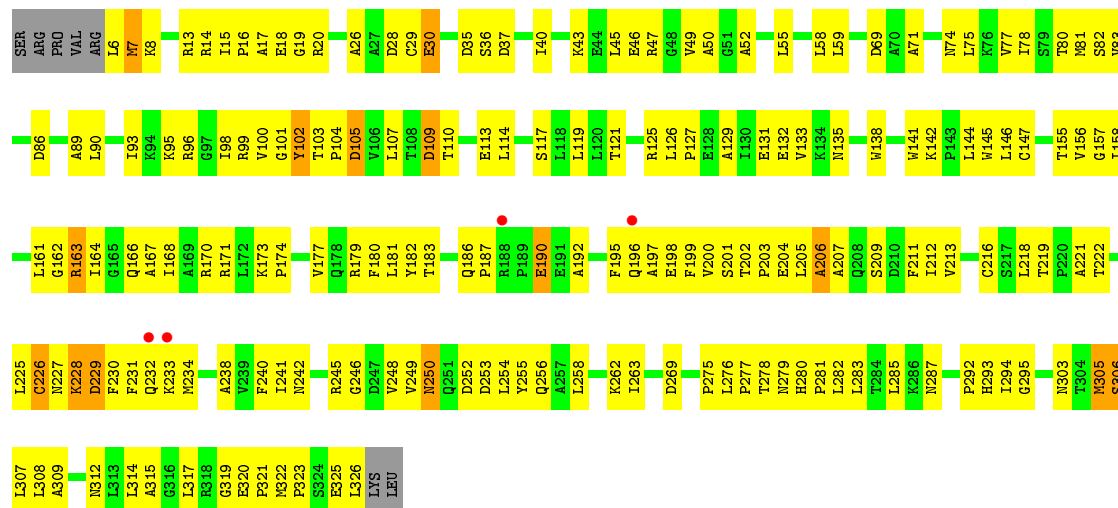
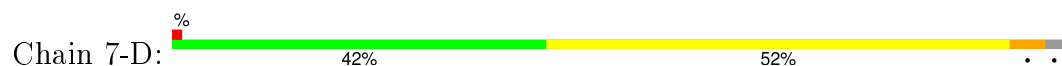
SER	ARG	PRO	VAL	ARG	L6	M7	K8	V9	F10	V11	T12	R13	R14	I15	P16	G19	V21	A22	L23	A24	E30	V31	Q33	H34	P39	I40	P41	A42	K43	E44	L45	V49	G51	A52	H53	G54	L55	L56	C57	L58	L59	S60	D61	H62	G63	D64	R65	I67	L68	D69	L70
-----	-----	-----	-----	-----	----	----	----	----	-----	-----	-----	-----	-----	-----	-----	-----	-----	-----	-----	-----	-----	-----	-----	-----	-----	-----	-----	-----	-----	-----	-----	-----	-----	-----	-----	-----	-----	-----	-----	-----	-----	-----	-----	-----	-----	-----	-----	-----	-----	-----	-----



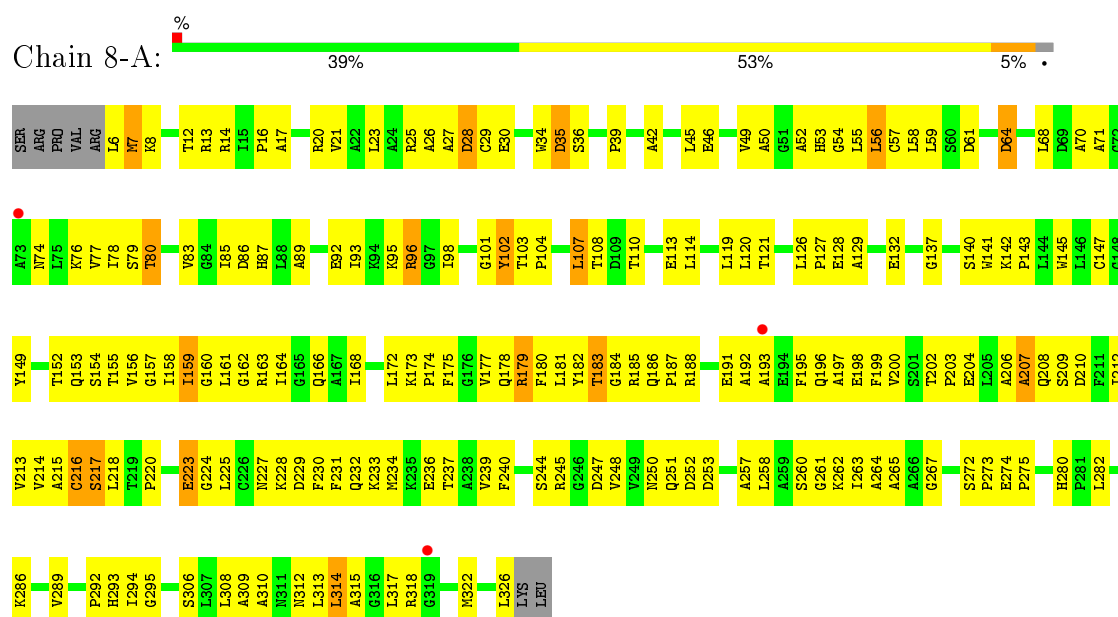
• Molecule 1: Glyoxylate reductase/hydroxypyruvate reductase



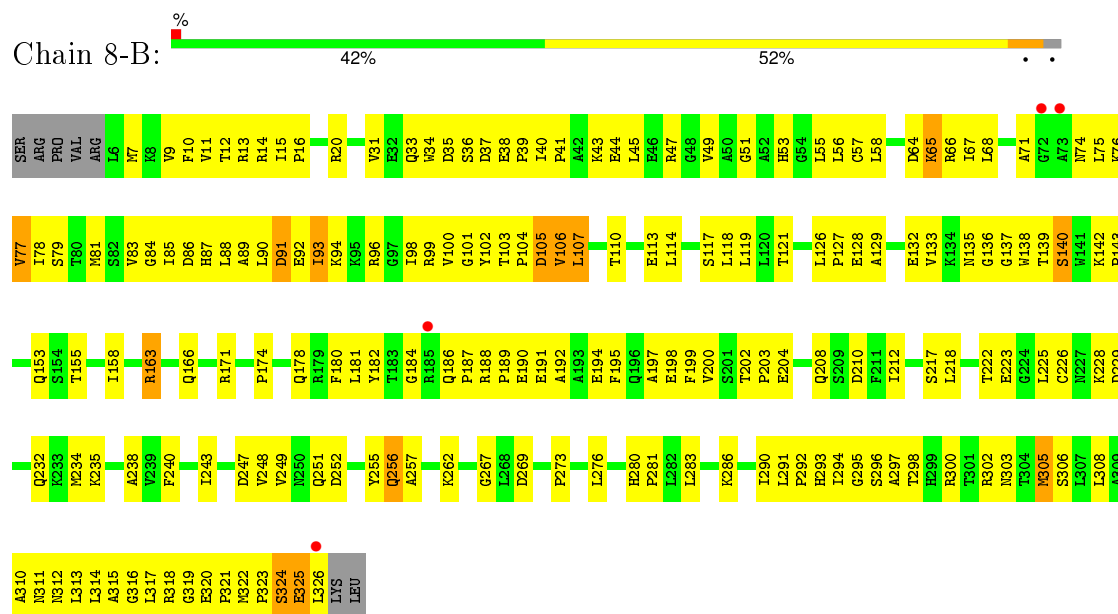
• Molecule 1: Glyoxylate reductase/hydroxypyruvate reductase



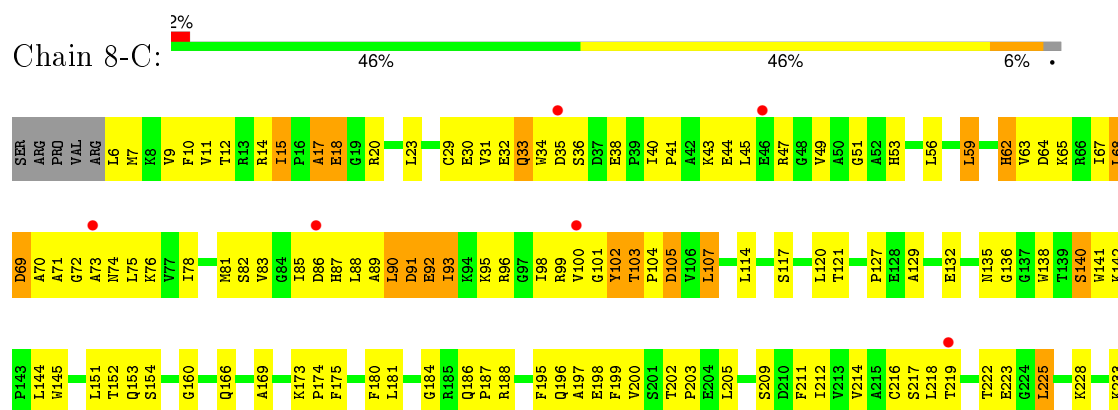
• Molecule 1: Glyoxylate reductase/hydroxypyruvate reductase

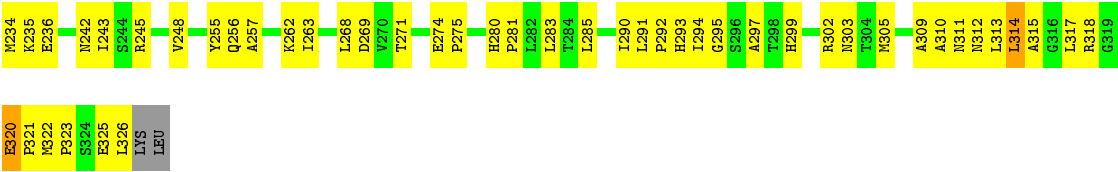


- Molecule 1: Glyoxylate reductase/hydroxypyruvate reductase

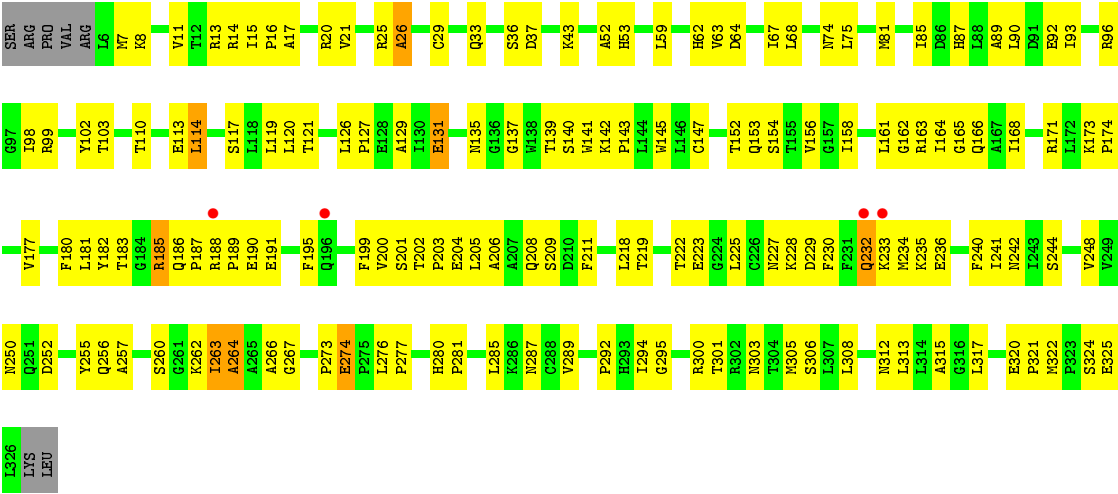


- Molecule 1: Glyoxylate reductase/hydroxypyruvate reductase





● Molecule 1: Glyoxylate reductase/hydroxypyruvate reductase



## 4 Data and refinement statistics

Property	Value	Source
Space group	P 1 21 1	Depositor
Cell constants a, b, c, $\alpha$ , $\beta$ , $\gamma$	76.00 Å 66.44 Å 148.77 Å 90.00° 98.59° 90.00°	Depositor
Resolution (Å)	49.33 – 2.45 49.30 – 2.46	Depositor EDS
% Data completeness (in resolution range)	93.0 (49.33-2.45) 93.1 (49.30-2.46)	Depositor EDS
$R_{merge}$	(Not available)	Depositor
$R_{sym}$	(Not available)	Depositor
$\langle I/\sigma(I) \rangle$ <sup>1</sup>	3.19 (at 2.45 Å)	Xtriage
Refinement program	CNS 1.1	Depositor
R, $R_{free}$	0.200 , 0.286 0.206 , 0.286	Depositor DCC
$R_{free}$ test set	2551 reflections (5.36%)	DCC
Wilson B-factor (Å <sup>2</sup> )	31.6	Xtriage
Anisotropy	0.210	Xtriage
Bulk solvent $k_{sol}$ (e/Å <sup>3</sup> ), $B_{sol}$ (Å <sup>2</sup> )	(Not available) , (Not available)	EDS
Estimated twinning fraction	No twinning to report.	Xtriage
L-test for twinning <sup>2</sup>	$\langle  L  \rangle = 0.48$ , $\langle L^2 \rangle = 0.30$	Xtriage
Outliers	2 of 50129 reflections (0.004%)	Xtriage
$F_o, F_c$ correlation	0.91	EDS
Total number of atoms	81744	wwPDB-VP
Average B, all atoms (Å <sup>2</sup> )	25.0	wwPDB-VP

Xtriage's analysis on translational NCS is as follows: *The largest off-origin peak in the Patterson function is 18.90% of the height of the origin peak. No significant pseudotranslation is detected.*

<sup>1</sup>Intensities estimated from amplitudes.

<sup>2</sup>Theoretical values of  $\langle |L| \rangle$ ,  $\langle L^2 \rangle$  for acentric reflections are 0.5, 0.375 respectively for untwinned datasets, and 0.333, 0.2 for perfectly twinned datasets.

## 5 Model quality

### 5.1 Standard geometry

The Z score for a bond length (or angle) is the number of standard deviations the observed value is removed from the expected value. A bond length (or angle) with  $|Z| > 5$  is considered an outlier worth inspection. RMSZ is the root-mean-square of all Z scores of the bond lengths (or angles).

Mol	Chain	Bond lengths		Bond angles	
		RMSZ	# Z  >5	RMSZ	# Z  >5
1	1-A	0.32	0/2481	0.58	0/3363
1	1-B	0.32	0/2481	0.58	0/3363
1	1-C	0.33	0/2481	0.61	0/3363
1	1-D	0.33	0/2481	0.59	0/3363
1	2-A	0.33	0/2481	0.60	0/3363
1	2-B	0.32	0/2481	0.59	0/3363
1	2-C	0.33	0/2481	0.62	0/3363
1	2-D	0.33	0/2481	0.58	0/3363
1	3-A	0.32	0/2481	0.59	0/3363
1	3-B	0.32	0/2481	0.58	0/3363
1	3-C	0.33	0/2481	0.60	0/3363
1	3-D	0.33	0/2481	0.60	0/3363
1	4-A	0.32	0/2481	0.59	0/3363
1	4-B	0.32	0/2481	0.58	0/3363
1	4-C	0.32	0/2481	0.60	0/3363
1	4-D	0.33	0/2481	0.58	0/3363
1	5-A	0.34	0/2481	0.60	0/3363
1	5-B	0.33	0/2481	0.63	0/3363
1	5-C	0.35	0/2481	0.64	0/3363
1	5-D	0.33	0/2481	0.61	0/3363
1	6-A	0.34	0/2481	0.61	0/3363
1	6-B	0.33	0/2481	0.61	0/3363
1	6-C	0.34	0/2481	0.64	0/3363
1	6-D	0.34	0/2481	0.61	0/3363
1	7-A	0.34	0/2481	0.62	0/3363
1	7-B	0.35	0/2481	0.63	0/3363
1	7-C	0.34	0/2481	0.65	0/3363
1	7-D	0.34	0/2481	0.60	0/3363
1	8-A	0.34	0/2481	0.62	0/3363
1	8-B	0.33	0/2481	0.61	0/3363
1	8-C	0.34	0/2481	0.64	0/3363
1	8-D	0.34	0/2481	0.61	0/3363
All	All	0.33	0/79392	0.61	0/107616

There are no bond length outliers.

There are no bond angle outliers.

There are no chirality outliers.

There are no planarity outliers.

## 5.2 Too-close contacts

In the following table, the Non-H and H(model) columns list the number of non-hydrogen atoms and hydrogen atoms in the chain respectively. The H(added) column lists the number of hydrogen atoms added and optimized by MolProbity. The Clashes column lists the number of clashes within the asymmetric unit, whereas Symm-Clashes lists symmetry related clashes.

Mol	Chain	Non-H	H(model)	H(added)	Clashes	Symm-Clashes
1	1-A	2442	0	2491	176	0
1	1-B	2442	0	2491	134	0
1	1-C	2442	0	2491	170	0
1	1-D	2442	0	2491	226	0
1	2-A	2442	0	2491	213	0
1	2-B	2442	0	2491	201	0
1	2-C	2442	0	2491	167	0
1	2-D	2442	0	2491	189	0
1	3-A	2442	0	2491	178	0
1	3-B	2442	0	2491	205	0
1	3-C	2442	0	2491	163	0
1	3-D	2442	0	2491	140	0
1	4-A	2442	0	2491	250	0
1	4-B	2442	0	2491	200	0
1	4-C	2442	0	2491	178	0
1	4-D	2442	0	2491	165	0
1	5-A	2442	0	2491	207	0
1	5-B	2442	0	2491	197	0
1	5-C	2442	0	2491	188	0
1	5-D	2442	0	2491	148	0
1	6-A	2442	0	2491	270	0
1	6-B	2442	0	2491	217	0
1	6-C	2442	0	2491	215	0
1	6-D	2442	0	2491	201	0
1	7-A	2442	0	2491	205	0
1	7-B	2442	0	2491	249	0
1	7-C	2442	0	2491	200	0
1	7-D	2442	0	2491	220	0
1	8-A	2442	0	2491	232	0
1	8-B	2442	0	2491	209	0

*Continued on next page...*

*Continued from previous page...*

Mol	Chain	Non-H	H(model)	H(added)	Clashes	Symm-Clashes
1	8-C	2442	0	2491	191	0
1	8-D	2442	0	2491	147	0
2	1-A	103	0	0	9	0
2	1-B	130	0	0	12	0
2	1-C	122	0	0	11	0
2	1-D	95	0	0	15	0
2	2-A	104	0	0	19	0
2	2-B	128	0	0	18	0
2	2-C	122	0	0	13	0
2	2-D	96	0	0	8	0
2	3-A	104	0	0	11	0
2	3-B	128	0	0	15	0
2	3-C	121	0	0	12	0
2	3-D	97	0	0	9	0
2	4-A	104	0	0	15	0
2	4-B	128	0	0	18	0
2	4-C	122	0	0	7	0
2	4-D	96	0	0	7	0
2	5-A	111	0	0	10	0
2	5-B	121	0	0	12	0
2	5-C	121	0	0	11	0
2	5-D	97	0	0	10	0
2	6-A	107	0	0	24	0
2	6-B	125	0	0	15	0
2	6-C	120	0	0	11	0
2	6-D	98	0	0	10	0
2	7-A	106	0	0	6	0
2	7-B	126	0	0	11	0
2	7-C	119	0	0	8	0
2	7-D	99	0	0	10	0
2	8-A	108	0	0	14	0
2	8-B	124	0	0	19	0
2	8-C	119	0	0	11	0
2	8-D	99	0	0	2	0
All	All	81744	0	79712	5967	0

The all-atom clashscore is defined as the number of clashes found per 1000 atoms (including hydrogen atoms). The all-atom clashscore for this structure is 38.

All (5967) close contacts within the same asymmetric unit are listed below, sorted by their clash magnitude.

Atom-1	Atom-2	Interatomic distance (Å)	Clash overlap (Å)
1:A:99:ARG:HH21	1:A:316:GLY:HA2	1.07	1.16
1:A:8:LYS:HA	1:A:30:GLU:HB3	1.27	1.15
1:C:46:GLU:HG3	1:C:67:ILE:HD13	1.22	1.14
1:B:167:ALA:HA	1:B:170:ARG:HH12	1.16	1.09
1:A:174:PRO:HG2	1:B:174:PRO:HG3	1.33	1.09
1:C:8:LYS:HB3	1:C:52:ALA:HA	1.35	1.09
1:C:18:GLU:HG2	1:C:307:LEU:HD22	1.37	1.07
1:D:185:ARG:HG2	1:D:186:GLN:H	1.15	1.06
1:A:9:VAL:HB	1:A:31:VAL:HG22	1.40	1.04
1:C:81:MSE:HB3	1:C:305:MSE:HE3	1.40	1.04
1:C:69:ASP:HA	1:C:96:ARG:HH22	1.19	1.03
1:C:11:VAL:HB	1:C:33:GLN:HE21	1.19	1.03
1:B:229:ASP:HA	1:B:232:GLN:HE21	1.18	1.03
1:A:174:PRO:HG2	1:B:174:PRO:HG3	1.41	1.03
1:D:302:ARG:HA	1:D:305:MSE:SE	2.09	1.03
1:A:81:MSE:HE2	1:A:306:SER:HA	1.41	1.02
1:A:155:THR:HB	1:A:209:SER:HA	1.42	1.02
1:A:59:LEU:HD22	1:A:59:LEU:H	1.17	1.01
1:D:202:THR:HG21	1:D:225:LEU:HD11	1.42	1.01
1:B:102:TYR:HE1	1:B:326:LEU:HB2	1.22	1.01
1:B:170:ARG:HH11	1:B:170:ARG:HB3	1.26	1.01
1:B:66:ARG:HB3	1:B:66:ARG:HH11	1.20	1.01
1:A:53:HIS:HB3	1:A:317:LEU:HD11	1.42	1.01
1:A:174:PRO:HG2	1:B:174:PRO:HG3	1.43	1.01
1:D:158:ILE:HG12	1:D:213:VAL:HB	1.38	1.00
1:D:156:VAL:HG22	1:D:211:PHE:HB2	1.40	1.00
1:B:85:ILE:HB	1:B:90:LEU:HD21	1.39	1.00
1:D:192:ALA:HB1	1:D:197:ALA:HB3	1.41	1.00
1:B:226:CYS:HB2	1:B:249:VAL:HA	1.44	1.00
1:A:8:LYS:HB3	1:A:52:ALA:HA	1.41	1.00
1:D:15:ILE:N	1:D:20:ARG:HH21	1.60	0.99
1:C:40:ILE:HD11	1:C:44:GLU:O	1.62	0.99
1:D:15:ILE:N	1:D:20:ARG:HH21	1.60	0.99
1:A:49:VAL:HG21	1:A:67:ILE:HG23	1.42	0.99
1:A:206:ALA:HB1	1:A:234:MSE:HA	1.43	0.99
1:A:125:ARG:NH1	1:A:146:LEU:HA	1.77	0.98
1:C:218:LEU:HD13	1:C:248:VAL:HG22	1.41	0.98
1:A:143:PRO:HG2	1:A:144:LEU:HD23	1.46	0.98
1:C:99:ARG:HH21	1:C:316:GLY:HA2	1.28	0.98
1:D:179:ARG:HE	1:D:181:LEU:HD21	1.29	0.97
1:C:7:MSE:H	1:C:29:CYS:HA	1.28	0.97
1:A:192:ALA:HB1	1:A:197:ALA:HB3	1.45	0.97

Continued on next page...

*Continued from previous page...*

Atom-1	Atom-2	Interatomic distance (Å)	Clash overlap (Å)
1:B:222:THR:HA	1:B:225:LEU:HD23	1.42	0.97
1:B:83:VAL:HB	1:B:107:LEU:HD11	1.44	0.97
1:C:203:PRO:HB3	1:C:233:LYS:HE2	1.43	0.97
1:D:63:VAL:HG13	1:D:67:ILE:HG21	1.46	0.96
1:A:174:PRO:HG2	1:B:174:PRO:HG3	1.46	0.96
1:B:40:ILE:HG21	1:B:45:LEU:HD13	1.46	0.96
1:D:181:LEU:HD13	1:D:200:VAL:HG21	1.46	0.96
1:A:192:ALA:HB1	1:A:197:ALA:HB3	1.47	0.96
1:C:114:LEU:HD11	1:C:294:ILE:HG13	1.47	0.95
1:B:8:LYS:HE3	1:B:52:ALA:HB2	1.49	0.95
1:C:160:GLY:HA3	1:C:216:CYS:HB3	1.47	0.95
1:D:99:ARG:HB3	1:D:322:MSE:HE1	1.49	0.95
1:B:99:ARG:HH22	1:B:319:GLY:HA2	1.28	0.95
1:B:181:LEU:HD22	1:B:198:GLU:HB3	1.49	0.95
1:D:312:ASN:HA	1:D:323:PRO:HD2	1.49	0.94
1:A:114:LEU:HD11	1:A:294:ILE:HG13	1.48	0.94
1:A:232:GLN:HE22	1:A:262:LYS:NZ	1.63	0.94
1:C:114:LEU:HD11	1:C:294:ILE:HG13	1.50	0.94
1:B:7:MSE:HE3	1:B:28:ASP:HB2	1.48	0.94
1:A:114:LEU:HD22	1:A:295:GLY:HA2	1.47	0.94
1:C:8:LYS:HB3	1:C:52:ALA:HA	1.50	0.94
1:A:114:LEU:HD11	1:A:294:ILE:HG13	1.48	0.93
1:A:55:LEU:HD23	1:A:78:ILE:HG12	1.50	0.93
1:B:188:ARG:HD2	2:B:358:HOH:O	1.68	0.93
1:D:15:ILE:H	1:D:20:ARG:HH21	1.00	0.93
1:C:188:ARG:HH11	1:C:188:ARG:HB2	1.31	0.93
1:D:114:LEU:HD11	1:D:294:ILE:HG13	1.49	0.93
1:C:11:VAL:HB	1:C:33:GLN:HB3	1.50	0.92
1:D:225:LEU:HB3	1:D:248:VAL:HG13	1.51	0.92
1:D:93:ILE:HG23	1:D:98:ILE:HB	1.51	0.92
1:D:20:ARG:HD2	1:D:33:GLN:HE22	1.32	0.92
1:D:63:VAL:HA	1:D:67:ILE:HG13	1.50	0.92
1:C:114:LEU:HD11	1:C:294:ILE:HG13	1.52	0.92
1:C:23:LEU:HD21	1:C:313:LEU:HD23	1.52	0.92
1:D:121:THR:HG23	1:D:126:LEU:HB2	1.52	0.91
1:D:14:ARG:HD3	1:D:20:ARG:HH22	1.34	0.91
1:D:85:ILE:HD12	1:D:90:LEU:HD11	1.49	0.91
1:B:66:ARG:NH1	1:B:66:ARG:HB3	1.86	0.91
1:A:114:LEU:HD11	1:A:294:ILE:HG13	1.52	0.91
1:D:192:ALA:HB1	1:D:197:ALA:HB3	1.52	0.91
1:D:167:ALA:HB1	1:D:171:ARG:HH21	1.35	0.91

*Continued on next page...*

*Continued from previous page...*

Atom-1	Atom-2	Interatomic distance (Å)	Clash overlap (Å)
1:C:99:ARG:HH22	1:C:319:GLY:HA2	1.33	0.91
1:B:81:MSE:HE2	1:B:306:SER:HA	1.51	0.91
1:B:83:VAL:HG23	1:B:104:PRO:HA	1.52	0.91
1:A:171:ARG:NH1	1:B:175:PHE:HA	1.86	0.91
1:B:102:TYR:CE1	1:B:326:LEU:HB2	2.06	0.91
1:C:202:THR:HG21	1:C:225:LEU:HD11	1.53	0.90
1:D:20:ARG:HD2	1:D:33:GLN:HE22	1.35	0.90
1:C:185:ARG:H	1:C:185:ARG:HE	1.18	0.90
1:B:46:GLU:HG3	1:B:67:ILE:HD13	1.50	0.90
1:B:80:THR:HG22	1:B:82:SER:H	1.36	0.90
1:D:14:ARG:HG3	1:D:20:ARG:HH22	1.36	0.90
1:D:32:GLU:HG2	1:D:33:GLN:H	1.34	0.90
1:C:76:LYS:HE3	1:C:317:LEU:HA	1.54	0.89
1:D:15:ILE:H	1:D:20:ARG:HH21	1.11	0.89
1:A:114:LEU:HD22	1:A:295:GLY:HA2	1.54	0.89
1:C:8:LYS:HG3	1:C:30:GLU:HB3	1.54	0.89
1:B:101:GLY:HA2	1:B:325:GLU:HA	1.53	0.89
1:C:114:LEU:HD11	1:C:294:ILE:HG13	1.55	0.89
1:C:59:LEU:HD12	1:C:59:LEU:H	1.38	0.89
1:B:107:LEU:HD23	1:B:305:MSE:HE3	1.54	0.89
1:A:181:LEU:HB2	1:A:205:LEU:HD13	1.54	0.88
1:B:17:ALA:HA	1:B:20:ARG:HE	1.38	0.88
1:D:302:ARG:HD3	1:D:305:MSE:SE	2.24	0.88
1:A:98:ILE:HG22	1:A:99:ARG:H	1.37	0.88
1:D:314:LEU:HA	1:D:317:LEU:HD23	1.55	0.88
1:B:75:LEU:HD21	1:B:78:ILE:HD11	1.53	0.88
1:B:218:LEU:HD13	1:B:248:VAL:HG22	1.54	0.88
1:D:81:MSE:HE2	1:D:306:SER:HA	1.53	0.88
1:A:26:ALA:HB2	1:A:314:LEU:HD21	1.56	0.88
1:B:81:MSE:HE2	1:B:306:SER:HA	1.55	0.87
1:B:107:LEU:HD23	1:B:305:MSE:HE3	1.54	0.87
1:C:271:THR:HB	1:C:276:LEU:HD13	1.56	0.87
1:D:20:ARG:HG3	2:D:333:HOH:O	1.73	0.87
1:C:188:ARG:HD2	2:C:359:HOH:O	1.75	0.87
1:D:185:ARG:H	1:D:185:ARG:HD3	1.35	0.87
1:B:7:MSE:SE	1:B:76:LYS:HD3	2.24	0.87
1:D:114:LEU:HD13	1:D:295:GLY:CA	2.05	0.87
1:A:8:LYS:HB3	1:A:51:GLY:O	1.74	0.87
1:C:188:ARG:NH1	1:C:188:ARG:HB2	1.90	0.87
1:D:103:THR:HG22	1:D:308:LEU:HG	1.54	0.87
1:A:16:PRO:HD2	1:A:81:MSE:HE1	1.58	0.86

*Continued on next page...*

*Continued from previous page...*

Atom-1	Atom-2	Interatomic distance (Å)	Clash overlap (Å)
1:D:207:ALA:HB2	1:D:233:LYS:HB3	1.56	0.86
1:A:232:GLN:HE22	1:A:262:LYS:NZ	1.73	0.86
1:D:121:THR:HG23	1:D:126:LEU:HB2	1.57	0.86
1:A:174:PRO:HG2	1:B:174:PRO:HG3	1.58	0.86
1:C:15:ILE:HD12	1:C:81:MSE:HE1	1.55	0.86
1:C:79:SER:HB2	2:C:361:HOH:O	1.75	0.86
1:D:18:GLU:HB2	1:D:306:SER:HB3	1.56	0.86
1:B:114:LEU:HD11	1:B:294:ILE:HG13	1.56	0.86
1:C:301:THR:HG22	1:C:305:MSE:SE	2.25	0.86
1:A:58:LEU:HD21	1:A:81:MSE:HE3	1.56	0.86
1:C:68:LEU:HD13	1:C:75:LEU:HD23	1.57	0.86
1:A:93:ILE:HG23	1:A:98:ILE:HB	1.56	0.86
1:C:114:LEU:HD22	1:C:295:GLY:HA2	1.57	0.86
1:B:80:THR:HG21	1:B:85:ILE:HG23	1.56	0.86
1:A:222:THR:HA	1:A:225:LEU:HD13	1.55	0.86
1:B:71:ALA:HB1	1:B:75:LEU:HD11	1.57	0.86
1:C:99:ARG:HH22	1:C:319:GLY:HA2	1.40	0.86
1:C:111:THR:HA	1:C:295:GLY:O	1.76	0.86
1:C:15:ILE:HG12	1:C:20:ARG:NH1	1.89	0.86
1:D:121:THR:HG23	1:D:126:LEU:HB2	1.57	0.86
1:D:85:ILE:HD13	1:D:90:LEU:HD11	1.57	0.86
1:B:325:GLU:HG3	1:B:326:LEU:N	1.90	0.85
1:D:99:ARG:HD2	1:D:325:GLU:OE2	1.76	0.85
1:B:99:ARG:NH2	1:B:316:GLY:HA2	1.91	0.85
1:D:7:MSE:SE	1:D:317:LEU:HG	2.26	0.85
1:C:9:VAL:HB	1:C:31:VAL:HG22	1.58	0.85
1:C:114:LEU:HD22	1:C:295:GLY:HA2	1.58	0.85
1:B:192:ALA:HB1	1:B:197:ALA:HB3	1.56	0.85
1:A:173:LYS:HB3	1:A:174:PRO:HD3	1.58	0.85
1:A:107:LEU:HB3	1:A:305:MSE:SE	2.26	0.85
1:A:205:LEU:HG	1:A:212:ILE:HD11	1.58	0.85
1:B:41:PRO:HB2	1:B:44:GLU:HB2	1.56	0.85
1:D:315:ALA:HB3	1:D:322:MSE:HG3	1.57	0.85
1:A:171:ARG:HH11	1:B:175:PHE:HA	1.40	0.85
1:B:16:PRO:HD2	1:B:306:SER:HB2	1.56	0.85
1:B:75:LEU:HD23	1:B:98:ILE:HD13	1.58	0.85
1:B:76:LYS:HE2	1:B:317:LEU:HA	1.57	0.85
1:D:81:MSE:HE2	1:D:306:SER:HA	1.58	0.85
1:D:114:LEU:HD22	1:D:295:GLY:HA2	1.57	0.85
1:C:114:LEU:HD13	1:C:295:GLY:HA2	1.59	0.85
1:D:81:MSE:HG2	1:D:305:MSE:HE2	1.56	0.84

*Continued on next page...*

*Continued from previous page...*

Atom-1	Atom-2	Interatomic distance (Å)	Clash overlap (Å)
1:A:258:LEU:HD23	1:A:263:ILE:HG13	1.58	0.84
1:A:167:ALA:HB1	1:A:171:ARG:HH21	1.41	0.84
1:C:174:PRO:HG3	1:D:174:PRO:HG2	1.56	0.84
1:C:76:LYS:HA	1:C:98:ILE:HG13	1.57	0.84
1:C:45:LEU:HD21	1:C:63:VAL:HG22	1.58	0.84
1:C:219:THR:HB	1:C:220:PRO:HD2	1.58	0.84
1:D:114:LEU:HD22	1:D:295:GLY:HA2	1.59	0.84
1:C:23:LEU:HD21	1:C:313:LEU:HD23	1.60	0.84
1:D:114:LEU:HD13	1:D:295:GLY:HA2	1.59	0.84
1:C:174:PRO:HG3	1:D:174:PRO:HG2	1.58	0.84
1:B:76:LYS:HG3	2:B:444:HOH:O	1.77	0.84
1:A:6:LEU:HD23	1:A:30:GLU:HB2	1.58	0.84
1:C:9:VAL:HB	1:C:31:VAL:HG22	1.58	0.84
1:D:234:MSE:HE2	1:D:238:ALA:HB1	1.58	0.84
1:D:121:THR:HG22	1:D:127:PRO:HD3	1.57	0.84
1:A:161:LEU:HG	1:A:166:GLN:HE21	1.41	0.84
1:D:15:ILE:HB	1:D:81:MSE:HE1	1.59	0.84
1:C:92:GLU:HA	1:C:95:LYS:HD3	1.59	0.84
1:B:167:ALA:HB1	1:B:171:ARG:HH21	1.42	0.83
1:C:206:ALA:O	1:C:234:MSE:HA	1.78	0.83
1:B:170:ARG:HB3	1:B:170:ARG:NH1	1.93	0.83
1:A:77:VAL:HG21	1:A:313:LEU:HA	1.61	0.83
1:C:236:GLU:HG2	2:C:395:HOH:O	1.77	0.83
1:B:229:ASP:HA	1:B:232:GLN:HE21	1.43	0.83
1:B:167:ALA:HB1	1:B:171:ARG:HH21	1.43	0.83
1:C:59:LEU:H	1:C:59:LEU:HD12	1.43	0.83
1:B:114:LEU:HD22	1:B:295:GLY:HA2	1.61	0.83
1:A:309:ALA:HA	2:A:363:HOH:O	1.78	0.83
1:B:200:VAL:HG22	1:B:201:SER:H	1.41	0.83
1:D:53:HIS:HB3	1:D:317:LEU:HD11	1.58	0.83
1:B:99:ARG:HH21	1:B:316:GLY:HA2	1.42	0.83
1:A:86:ASP:OD2	1:A:218:LEU:HD23	1.79	0.83
1:B:107:LEU:HD23	1:B:305:MSE:HE3	1.60	0.83
1:B:99:ARG:HH22	1:B:319:GLY:HA2	1.43	0.83
1:C:114:LEU:HD13	1:C:295:GLY:HA2	1.61	0.83
1:B:234:MSE:HE1	1:B:240:PHE:HB2	1.60	0.83
1:D:181:LEU:HD22	1:D:200:VAL:HG11	1.61	0.82
1:C:45:LEU:HD21	1:C:63:VAL:HG22	1.60	0.82
1:D:85:ILE:HD13	1:D:90:LEU:HD11	1.61	0.82
1:A:151:LEU:HA	1:A:154:SER:HB3	1.62	0.82
1:C:185:ARG:HE	1:C:185:ARG:N	1.77	0.82

*Continued on next page...*

*Continued from previous page...*

Atom-1	Atom-2	Interatomic distance (Å)	Clash overlap (Å)
1:A:92:GLU:O	1:A:96:ARG:HD3	1.78	0.82
1:B:66:ARG:HH11	1:B:66:ARG:HB3	1.44	0.82
1:A:93:ILE:HG23	1:A:98:ILE:HB	1.59	0.82
1:C:203:PRO:HB3	1:C:233:LYS:HE2	1.60	0.82
1:B:198:GLU:OE1	1:B:200:VAL:HB	1.80	0.82
1:C:38:GLU:OE1	1:C:39:PRO:HD2	1.80	0.82
1:B:235:LYS:HB2	1:B:238:ALA:HB2	1.60	0.82
1:D:185:ARG:HG2	1:D:186:GLN:N	1.95	0.82
1:C:92:GLU:HG2	1:C:95:LYS:NZ	1.94	0.82
1:B:84:GLY:HA3	1:B:245:ARG:NH2	1.94	0.82
1:B:100:VAL:HG23	1:B:326:LEU:HB3	1.61	0.82
1:A:59:LEU:H	1:A:59:LEU:CD2	1.93	0.82
1:D:9:VAL:HB	1:D:31:VAL:HG22	1.60	0.82
1:C:93:ILE:HG23	1:C:98:ILE:HB	1.59	0.82
1:B:92:GLU:O	1:B:96:ARG:HG3	1.79	0.82
1:A:8:LYS:HD3	1:A:9:VAL:H	1.45	0.81
1:D:192:ALA:HB1	1:D:197:ALA:HB3	1.61	0.81
1:B:79:SER:HA	1:B:101:GLY:O	1.79	0.81
1:A:223:GLU:OE1	1:A:247:ASP:HB3	1.80	0.81
1:A:187:PRO:O	1:A:188:ARG:HD2	1.80	0.81
1:B:315:ALA:HB3	1:B:322:MSE:HG2	1.61	0.81
1:C:75:LEU:H	1:C:75:LEU:HD23	1.45	0.81
1:D:16:PRO:HD2	1:D:81:MSE:HE1	1.62	0.81
1:B:38:GLU:HB3	1:B:39:PRO:HD2	1.62	0.81
1:D:183:THR:HG23	1:D:205:LEU:HD13	1.63	0.81
1:B:107:LEU:H	1:B:107:LEU:HD23	1.43	0.81
1:B:58:LEU:HD23	1:B:81:MSE:HE2	1.62	0.81
1:A:8:LYS:HE3	1:A:32:GLU:HG3	1.62	0.81
1:A:318:ARG:HD2	1:A:320:GLU:OE2	1.80	0.81
1:D:50:ALA:HA	1:D:70:ALA:O	1.80	0.81
1:A:102:TYR:HD1	1:A:102:TYR:H	1.25	0.81
1:A:55:LEU:HB2	1:A:75:LEU:HD11	1.61	0.81
1:A:173:LYS:HB3	1:A:174:PRO:HD3	1.62	0.81
1:C:111:THR:HG21	1:C:164:ILE:HD13	1.63	0.81
1:B:8:LYS:HG3	1:B:51:GLY:O	1.81	0.81
1:A:100:VAL:HB	1:A:326:LEU:HB3	1.63	0.81
1:D:163:ARG:HA	1:D:163:ARG:HE	1.45	0.81
1:D:114:LEU:HD22	1:D:295:GLY:HA2	1.61	0.81
1:A:83:VAL:HG23	1:A:104:PRO:HB3	1.63	0.81
1:A:320:GLU:HB3	1:A:321:PRO:HD2	1.62	0.80
1:A:202:THR:HB	1:A:203:PRO:HD3	1.63	0.80

*Continued on next page...*

*Continued from previous page...*

Atom-1	Atom-2	Interatomic distance (Å)	Clash overlap (Å)
1:A:157:GLY:HA3	1:A:205:LEU:HD11	1.61	0.80
1:A:316:GLY:HA3	1:A:322:MSE:HG2	1.63	0.80
1:A:22:ALA:HA	1:A:25:ARG:HE	1.46	0.80
1:D:260:SER:OG	1:D:262:LYS:HG2	1.81	0.80
1:A:99:ARG:NH2	1:A:316:GLY:HA2	1.93	0.80
1:D:107:LEU:HD23	1:D:305:MSE:HE2	1.62	0.80
1:B:101:GLY:HA2	1:B:325:GLU:HA	1.64	0.80
1:A:100:VAL:HB	1:A:326:LEU:HB3	1.63	0.80
1:A:121:THR:HG22	1:A:127:PRO:HD3	1.61	0.80
1:A:77:VAL:HG11	1:A:317:LEU:HG	1.61	0.80
1:B:246:GLY:HA3	1:B:271:THR:O	1.80	0.80
1:D:85:ILE:HD13	1:D:90:LEU:HD11	1.61	0.80
1:A:121:THR:HG22	1:A:127:PRO:HD3	1.61	0.80
1:A:93:ILE:HG23	1:A:98:ILE:HB	1.63	0.80
1:B:13:ARG:HD2	1:B:58:LEU:HD11	1.63	0.80
1:D:185:ARG:HH22	1:D:188:ARG:NH2	1.79	0.80
1:B:200:VAL:HG13	1:B:205:LEU:HB2	1.63	0.80
1:A:7:MSE:H	1:A:7:MSE:SE	2.15	0.80
1:B:13:ARG:HD2	1:B:58:LEU:CD1	2.11	0.80
1:D:99:ARG:HH22	1:D:319:GLY:HA2	1.47	0.80
1:B:322:MSE:SE	1:B:325:GLU:HB3	2.31	0.80
1:C:71:ALA:HB1	1:C:75:LEU:HD11	1.62	0.80
1:B:312:ASN:HA	1:B:323:PRO:HD2	1.62	0.80
1:A:212:ILE:HG13	1:A:234:MSE:HE3	1.63	0.80
1:C:202:THR:HG21	1:C:225:LEU:HD11	1.62	0.80
1:D:185:ARG:N	1:D:185:ARG:HD3	1.97	0.80
1:D:181:LEU:HD13	1:D:205:LEU:HA	1.64	0.79
1:C:8:LYS:HD3	1:C:52:ALA:HB2	1.64	0.79
1:D:231:PHE:HA	1:D:234:MSE:SE	2.32	0.79
1:B:318:ARG:O	1:B:320:GLU:HG3	1.83	0.79
1:C:114:LEU:HD13	1:C:295:GLY:HA2	1.65	0.79
1:A:174:PRO:HG2	1:B:174:PRO:HG3	1.61	0.79
1:C:92:GLU:HA	1:C:95:LYS:HD3	1.65	0.79
1:D:125:ARG:NH1	1:D:146:LEU:HA	1.96	0.79
1:B:63:VAL:HG11	1:B:78:ILE:HD13	1.64	0.79
1:B:228:LYS:O	1:B:232:GLN:HG3	1.81	0.79
1:B:226:CYS:SG	1:B:249:VAL:HG22	2.22	0.79
1:C:257:ALA:HA	1:C:262:LYS:HD2	1.63	0.79
1:A:51:GLY:HA2	1:A:74:ASN:HD22	1.47	0.79
1:D:99:ARG:NH2	1:D:316:GLY:HA2	1.98	0.79
1:C:77:VAL:HG11	1:C:317:LEU:HD12	1.64	0.79

*Continued on next page...*

*Continued from previous page...*

Atom-1	Atom-2	Interatomic distance (Å)	Clash overlap (Å)
1:B:245:ARG:HB2	1:B:248:VAL:CG2	2.13	0.79
1:C:78:ILE:HB	1:C:100:VAL:HG22	1.65	0.79
1:B:163:ARG:HH11	1:B:163:ARG:HA	1.45	0.79
1:D:315:ALA:HB1	1:D:322:MSE:HA	1.63	0.79
1:C:51:GLY:HA2	1:C:72:GLY:HA3	1.63	0.79
1:C:6:LEU:HG	1:C:28:ASP:O	1.82	0.79
1:C:34:TRP:NE1	1:C:36:SER:HB3	1.98	0.79
1:A:7:MSE:HE1	1:A:317:LEU:HB3	1.65	0.79
1:A:99:ARG:HD2	1:A:325:GLU:OE2	1.82	0.79
1:D:114:LEU:HD22	1:D:295:GLY:HA2	1.63	0.79
1:B:137:GLY:O	1:B:139:THR:HG23	1.83	0.79
1:B:66:ARG:NH1	1:B:66:ARG:HB3	1.97	0.78
1:C:66:ARG:HG3	2:C:424:HOH:O	1.83	0.78
1:A:68:LEU:HD22	1:A:98:ILE:HD13	1.65	0.78
1:A:23:LEU:HD23	1:A:314:LEU:HD22	1.63	0.78
1:C:45:LEU:O	1:C:49:VAL:HG13	1.84	0.78
1:B:78:ILE:HB	1:B:100:VAL:HG12	1.65	0.78
1:D:103:THR:HB	1:D:308:LEU:HD23	1.65	0.78
1:D:121:THR:HG23	1:D:126:LEU:HB2	1.63	0.78
1:D:6:LEU:HB3	1:D:30:GLU:HB2	1.66	0.78
1:B:80:THR:O	1:B:102:TYR:HA	1.84	0.78
1:A:225:LEU:HB3	1:A:248:VAL:HG13	1.66	0.78
1:D:15:ILE:HG12	1:D:20:ARG:HE	1.48	0.78
1:A:56:LEU:HD21	1:A:309:ALA:HB1	1.66	0.78
1:A:76:LYS:HD2	1:A:317:LEU:HA	1.63	0.78
1:D:90:LEU:HD23	1:D:93:ILE:HD12	1.65	0.78
1:D:202:THR:HG21	1:D:225:LEU:HD11	1.63	0.78
1:C:271:THR:O	1:C:274:GLU:HG3	1.84	0.78
1:A:93:ILE:HG23	1:A:98:ILE:HB	1.66	0.78
1:A:185:ARG:HH21	1:A:221:ALA:HB2	1.47	0.78
1:B:167:ALA:HB1	1:B:171:ARG:NH2	1.99	0.78
1:C:202:THR:HB	1:C:203:PRO:HD3	1.65	0.78
1:A:125:ARG:HH11	1:A:146:LEU:HA	1.45	0.78
1:A:202:THR:HB	1:A:203:PRO:HD3	1.66	0.78
1:B:312:ASN:HD21	1:B:324:SER:HB3	1.48	0.78
1:B:63:VAL:HB	1:B:88:LEU:HD23	1.65	0.78
1:C:45:LEU:HG	1:C:67:ILE:HD12	1.66	0.78
1:D:15:ILE:HG12	1:D:20:ARG:HE	1.48	0.78
1:B:311:ASN:O	1:B:323:PRO:HG2	1.83	0.78
1:A:121:THR:HG22	1:A:127:PRO:HD3	1.63	0.78
1:B:167:ALA:HB1	1:B:171:ARG:NH2	1.99	0.78

*Continued on next page...*

*Continued from previous page...*

Atom-1	Atom-2	Interatomic distance (Å)	Clash overlap (Å)
1:B:245:ARG:HB2	1:B:248:VAL:HG23	1.63	0.78
1:C:312:ASN:HD21	1:C:324:SER:HB3	1.47	0.77
1:B:206:ALA:HB2	1:B:230:PHE:CE2	2.19	0.77
1:C:271:THR:O	1:C:274:GLU:HG3	1.83	0.77
1:B:114:LEU:HD11	1:B:294:ILE:HG13	1.65	0.77
1:D:103:THR:HB	1:D:308:LEU:HD23	1.66	0.77
1:B:13:ARG:NH2	1:B:39:PRO:HA	1.99	0.77
1:B:22:ALA:HB3	1:B:310:ALA:HB1	1.65	0.77
1:C:107:LEU:HD23	1:C:305:MSE:HE3	1.65	0.77
1:C:111:THR:HG21	1:C:164:ILE:HD13	1.67	0.77
1:A:114:LEU:HD13	1:A:295:GLY:HA2	1.67	0.77
1:B:106:VAL:HB	1:B:304:THR:HG21	1.64	0.77
1:C:15:ILE:HG12	1:C:20:ARG:HH12	1.47	0.77
1:A:49:VAL:HG12	1:A:55:LEU:HD13	1.66	0.77
1:C:110:THR:HG23	1:D:124:ARG:HH12	1.49	0.77
1:B:320:GLU:HB3	1:B:321:PRO:HD2	1.65	0.77
1:D:8:LYS:HA	1:D:30:GLU:HB3	1.66	0.77
1:C:99:ARG:NH2	1:C:316:GLY:HA2	1.98	0.77
1:D:212:ILE:HD12	1:D:234:MSE:HE3	1.65	0.77
1:D:181:LEU:HD13	1:D:200:VAL:HG21	1.66	0.77
1:A:65:LYS:HA	1:A:68:LEU:HD12	1.67	0.77
1:C:11:VAL:HB	1:C:33:GLN:HB3	1.66	0.77
1:B:181:LEU:HD22	1:B:198:GLU:HB3	1.67	0.77
1:D:59:LEU:HD13	1:D:245:ARG:HH22	1.46	0.77
1:B:170:ARG:CZ	2:B:405:HOH:O	2.32	0.77
1:C:59:LEU:CD1	1:C:59:LEU:H	1.98	0.77
1:A:49:VAL:HG12	1:A:55:LEU:HD13	1.66	0.77
1:B:49:VAL:HG23	1:B:71:ALA:HB2	1.65	0.77
1:B:55:LEU:HD23	1:B:78:ILE:HG12	1.66	0.77
1:C:271:THR:O	1:C:274:GLU:HG3	1.85	0.77
1:D:121:THR:HG22	1:D:127:PRO:HD3	1.65	0.77
1:B:181:LEU:CD2	1:B:198:GLU:HB3	2.14	0.77
1:D:121:THR:HG22	1:D:127:PRO:HD3	1.67	0.77
1:C:55:LEU:HB3	1:C:78:ILE:HG12	1.67	0.77
1:C:54:GLY:HA3	1:C:317:LEU:HD21	1.67	0.77
1:A:114:LEU:HD22	1:A:295:GLY:HA2	1.66	0.77
1:C:271:THR:O	1:C:274:GLU:HG3	1.85	0.77
1:A:63:VAL:HB	1:A:88:LEU:HD23	1.67	0.76
1:D:202:THR:OG1	1:D:203:PRO:HD3	1.86	0.76
1:C:214:VAL:HG11	1:C:248:VAL:HG11	1.67	0.76
1:D:167:ALA:HB1	1:D:171:ARG:NH2	1.99	0.76

*Continued on next page...*

*Continued from previous page...*

Atom-1	Atom-2	Interatomic distance (Å)	Clash overlap (Å)
1:B:11:VAL:HG11	1:B:33:GLN:HE21	1.50	0.76
1:D:162:GLY:O	1:D:166:GLN:HG3	1.85	0.76
1:D:76:LYS:HA	1:D:98:ILE:HG12	1.67	0.76
1:B:181:LEU:HD23	1:B:198:GLU:HB3	1.67	0.76
1:B:35:ASP:O	1:B:36:SER:HB3	1.83	0.76
1:C:218:LEU:HB2	1:C:245:ARG:HG3	1.67	0.76
1:A:302:ARG:HA	1:A:305:MSE:HE2	1.67	0.76
1:C:174:PRO:HG3	1:D:174:PRO:HG2	1.65	0.76
1:B:99:ARG:NH2	1:B:319:GLY:HA2	1.98	0.76
1:A:90:LEU:HA	1:A:93:ILE:HB	1.67	0.76
1:A:202:THR:OG1	1:A:203:PRO:HD3	1.85	0.76
1:D:43:LYS:HB3	2:D:406:HOH:O	1.86	0.76
1:D:184:GLY:HA3	2:D:413:HOH:O	1.85	0.76
1:C:188:ARG:HD2	2:C:360:HOH:O	1.85	0.76
1:A:234:MSE:HE2	1:A:238:ALA:HB1	1.67	0.76
1:A:202:THR:OG1	1:A:203:PRO:HD3	1.85	0.76
1:B:166:GLN:HG2	1:B:195:PHE:HE2	1.50	0.76
1:A:114:LEU:HD13	1:A:295:GLY:HA2	1.67	0.76
1:C:277:PRO:HD2	1:C:280:HIS:HB2	1.68	0.76
1:D:156:VAL:HG22	1:D:211:PHE:HB2	1.67	0.76
1:A:305:MSE:HE1	1:B:141:TRP:CH2	2.20	0.76
1:A:85:ILE:HG21	1:A:326:LEU:HD22	1.68	0.76
1:A:107:LEU:HD23	1:A:305:MSE:HE3	1.68	0.76
1:A:23:LEU:HD23	1:A:314:LEU:HD22	1.68	0.76
1:D:83:VAL:HG23	1:D:104:PRO:HB3	1.67	0.76
1:C:76:LYS:CA	1:C:98:ILE:HG13	2.16	0.76
1:D:232:GLN:HE22	1:D:262:LYS:HE2	1.50	0.76
1:C:271:THR:O	1:C:274:GLU:HG3	1.86	0.76
1:A:173:LYS:HB3	1:A:174:PRO:HD3	1.68	0.76
1:A:114:LEU:HD21	1:A:294:ILE:HG13	1.68	0.76
1:D:81:MSE:HE2	1:D:306:SER:HA	1.68	0.76
1:A:8:LYS:HB3	1:A:52:ALA:HA	1.68	0.76
1:A:153:GLN:HA	1:A:153:GLN:HE21	1.51	0.76
1:A:8:LYS:HA	1:A:30:GLU:O	1.86	0.75
1:C:271:THR:O	1:C:274:GLU:HG3	1.87	0.75
1:C:297:ALA:HA	1:C:302:ARG:HD2	1.68	0.75
1:D:50:ALA:HA	1:D:70:ALA:O	1.86	0.75
1:C:92:GLU:HG2	1:C:95:LYS:HZ2	1.50	0.75
1:C:231:PHE:HA	1:C:234:MSE:SE	2.36	0.75
1:B:202:THR:HB	1:B:203:PRO:HD3	1.66	0.75
1:C:107:LEU:HD23	1:C:305:MSE:HE3	1.68	0.75

*Continued on next page...*

*Continued from previous page...*

Atom-1	Atom-2	Interatomic distance (Å)	Clash overlap (Å)
1:B:107:LEU:HD23	1:B:305:MSE:HE3	1.68	0.75
1:D:114:LEU:HD22	1:D:295:GLY:HA2	1.66	0.75
1:D:121:THR:HG22	1:D:127:PRO:HD3	1.68	0.75
1:C:17:ALA:HA	1:C:20:ARG:NH1	2.01	0.75
1:A:183:THR:HA	1:A:200:VAL:O	1.86	0.75
1:A:20:ARG:HG3	2:A:372:HOH:O	1.85	0.75
1:C:174:PRO:HG3	1:D:174:PRO:HG2	1.67	0.75
1:B:180:PHE:O	1:B:181:LEU:HD23	1.86	0.75
1:A:95:LYS:HB2	2:A:350:HOH:O	1.86	0.75
1:A:147:CYS:HA	1:B:297:ALA:O	1.87	0.75
1:B:236:GLU:HA	1:B:263:ILE:HA	1.66	0.75
1:A:114:LEU:HD22	1:A:295:GLY:HA2	1.68	0.75
1:C:219:THR:HB	1:C:220:PRO:HD2	1.68	0.75
1:A:107:LEU:HD23	1:A:305:MSE:SE	2.37	0.75
1:B:8:LYS:HA	1:B:30:GLU:HB3	1.67	0.75
1:A:114:LEU:HD13	1:A:295:GLY:CA	2.16	0.75
1:A:41:PRO:HB2	1:A:44:GLU:HG2	1.68	0.75
1:B:312:ASN:OD1	1:B:322:MSE:HB3	1.87	0.75
1:A:236:GLU:HA	1:A:263:ILE:HA	1.68	0.75
1:B:10:PHE:CE2	1:B:12:THR:HG22	2.22	0.75
1:B:14:ARG:HB2	1:B:14:ARG:HH11	1.49	0.74
1:B:184:GLY:H	1:B:199:PHE:HE1	1.35	0.74
1:A:202:THR:OG1	1:A:203:PRO:HD3	1.86	0.74
1:B:107:LEU:HD23	1:B:305:MSE:HE3	1.67	0.74
1:A:95:LYS:HB2	2:A:350:HOH:O	1.86	0.74
1:C:188:ARG:O	1:C:191:GLU:HB2	1.85	0.74
1:C:8:LYS:HB3	1:C:52:ALA:HA	1.68	0.74
1:C:45:LEU:O	1:C:49:VAL:HG22	1.87	0.74
1:C:271:THR:O	1:C:274:GLU:HG3	1.87	0.74
1:A:181:LEU:HD23	1:A:198:GLU:HB2	1.69	0.74
1:B:105:ASP:O	1:B:107:LEU:N	2.20	0.74
1:C:202:THR:HB	1:C:203:PRO:HD3	1.69	0.74
1:B:180:PHE:O	1:B:181:LEU:HD23	1.88	0.74
1:A:156:VAL:HG12	1:A:158:ILE:HG13	1.69	0.74
1:B:85:ILE:HD13	1:B:90:LEU:HD11	1.69	0.74
1:B:228:LYS:O	1:B:232:GLN:HG3	1.86	0.74
1:C:234:MSE:HE1	1:C:240:PHE:HB2	1.67	0.74
1:A:11:VAL:HG13	1:A:56:LEU:HB3	1.70	0.74
1:B:91:ASP:HB2	2:B:428:HOH:O	1.87	0.74
1:D:41:PRO:HB2	1:D:44:GLU:HG2	1.68	0.74
1:A:161:LEU:HD21	1:A:192:ALA:HB2	1.69	0.74

*Continued on next page...*

*Continued from previous page...*

Atom-1	Atom-2	Interatomic distance (Å)	Clash overlap (Å)
1:A:301:THR:O	1:A:305:MSE:HG3	1.88	0.74
1:D:297:ALA:HA	1:D:302:ARG:NH2	2.03	0.74
1:A:55:LEU:HB3	1:A:78:ILE:HG12	1.68	0.74
1:B:193:ALA:HB3	2:B:416:HOH:O	1.87	0.74
1:A:114:LEU:HD13	1:A:295:GLY:HA2	1.69	0.74
1:B:256:GLN:HE22	1:B:262:LYS:HZ3	1.34	0.74
1:B:137:GLY:O	1:B:139:THR:HG23	1.87	0.74
1:D:202:THR:HB	1:D:203:PRO:HD3	1.70	0.74
1:C:76:LYS:HB3	1:C:76:LYS:NZ	2.02	0.74
1:B:8:LYS:O	1:B:52:ALA:HA	1.88	0.74
1:C:192:ALA:HB1	1:C:197:ALA:HB3	1.70	0.74
1:B:206:ALA:O	1:B:234:MSE:HA	1.88	0.74
1:C:45:LEU:O	1:C:49:VAL:HG22	1.87	0.74
1:A:8:LYS:HD2	1:A:52:ALA:HB2	1.70	0.74
1:C:34:TRP:NE1	1:C:36:SER:HB3	2.02	0.74
1:B:192:ALA:HB1	1:B:197:ALA:HB3	1.70	0.74
1:B:92:GLU:HG2	2:B:428:HOH:O	1.87	0.74
1:B:188:ARG:HB3	1:B:191:GLU:OE1	1.87	0.74
1:A:206:ALA:HB1	1:A:234:MSE:HG3	1.68	0.74
1:D:121:THR:HG22	1:D:127:PRO:HD3	1.70	0.74
1:D:212:ILE:HD12	1:D:234:MSE:HE3	1.68	0.74
1:C:11:VAL:HG22	1:C:56:LEU:HB3	1.70	0.74
1:B:228:LYS:O	1:B:232:GLN:HG3	1.88	0.74
1:A:16:PRO:O	1:A:20:ARG:HG3	1.88	0.74
1:C:219:THR:HB	1:C:220:PRO:HD2	1.70	0.73
1:A:143:PRO:HA	1:B:302:ARG:HH11	1.52	0.73
1:A:114:LEU:HD22	1:A:295:GLY:CA	2.17	0.73
1:D:249:VAL:HG12	1:D:250:ASN:H	1.52	0.73
1:D:15:ILE:H	1:D:20:ARG:NH2	1.82	0.73
1:B:114:LEU:HD13	1:B:295:GLY:HA2	1.70	0.73
1:A:11:VAL:HB	1:A:33:GLN:HG3	1.70	0.73
1:A:155:THR:N	1:A:210:ASP:OD2	2.21	0.73
1:A:262:LYS:HG3	2:A:400:HOH:O	1.87	0.73
1:C:302:ARG:HA	1:C:305:MSE:SE	2.38	0.73
1:A:147:CYS:HA	1:B:297:ALA:O	1.88	0.73
1:A:314:LEU:HG	1:A:318:ARG:HH11	1.50	0.73
1:B:200:VAL:CG2	1:B:204:GLU:HB3	2.18	0.73
1:A:51:GLY:CA	1:A:74:ASN:HD22	2.01	0.73
1:D:11:VAL:HG21	1:D:23:LEU:HD13	1.71	0.73
1:A:99:ARG:NH2	1:A:322:MSE:HG3	2.04	0.73
1:A:181:LEU:O	1:A:182:TYR:HB3	1.85	0.73

*Continued on next page...*

*Continued from previous page...*

Atom-1	Atom-2	Interatomic distance (Å)	Clash overlap (Å)
1:B:78:ILE:HG13	1:B:98:ILE:HG21	1.70	0.73
1:D:85:ILE:HD12	1:D:90:LEU:CD1	2.18	0.73
1:C:85:ILE:HD13	1:C:90:LEU:HD11	1.71	0.73
1:B:315:ALA:HA	1:B:320:GLU:OE1	1.88	0.73
1:C:185:ARG:HB2	1:C:186:GLN:OE1	1.88	0.73
1:B:9:VAL:HB	1:B:31:VAL:HG22	1.71	0.73
1:B:320:GLU:HB3	1:B:321:PRO:HD2	1.70	0.73
1:D:75:LEU:HD23	1:D:98:ILE:HD13	1.70	0.73
1:D:242:ASN:ND2	1:D:246:GLY:HA2	2.03	0.73
1:A:8:LYS:HB3	1:A:52:ALA:HA	1.69	0.73
1:A:23:LEU:HD11	1:A:56:LEU:HD12	1.71	0.73
1:A:322:MSE:HB2	1:A:325:GLU:HB2	1.70	0.73
1:D:78:ILE:HB	1:D:100:VAL:HG22	1.70	0.73
1:C:310:ALA:O	1:C:313:LEU:HB3	1.89	0.73
1:A:232:GLN:HE22	1:A:262:LYS:HZ2	1.35	0.73
1:D:16:PRO:HD2	1:D:81:MSE:HE1	1.71	0.73
1:D:8:LYS:HB3	1:D:52:ALA:HA	1.70	0.73
1:B:222:THR:O	1:B:223:GLU:HB2	1.89	0.73
1:A:99:ARG:HH21	1:A:322:MSE:HG3	1.54	0.73
1:C:107:LEU:HD23	1:C:305:MSE:HE3	1.71	0.73
1:C:14:ARG:NH2	1:C:36:SER:HA	2.02	0.73
1:C:57:CYS:HB2	1:C:61:ASP:OD2	1.89	0.73
1:A:298:THR:OG1	1:A:301:THR:HB	1.89	0.73
1:B:222:THR:O	1:B:225:LEU:HB2	1.88	0.73
1:B:45:LEU:O	1:B:49:VAL:HG22	1.89	0.73
1:C:99:ARG:NH2	1:C:319:GLY:HA2	2.03	0.72
1:C:9:VAL:HB	1:C:31:VAL:HG22	1.71	0.72
1:B:193:ALA:HB3	2:B:422:HOH:O	1.88	0.72
1:A:53:HIS:CB	1:A:317:LEU:HD11	2.19	0.72
1:D:13:ARG:HG2	1:D:36:SER:O	1.88	0.72
1:C:223:GLU:HG2	1:C:247:ASP:HB3	1.70	0.72
1:B:226:CYS:HB2	1:B:249:VAL:HA	1.70	0.72
1:D:173:LYS:HB3	1:D:174:PRO:HD3	1.71	0.72
1:C:198:GLU:O	1:C:200:VAL:HG13	1.89	0.72
1:A:301:THR:O	1:A:305:MSE:HG3	1.89	0.72
1:A:96:ARG:HH11	1:A:96:ARG:HG2	1.55	0.72
1:D:81:MSE:HE2	1:D:306:SER:HA	1.72	0.72
1:C:14:ARG:HH21	1:C:37:ASP:N	1.85	0.72
1:C:76:LYS:NZ	1:C:76:LYS:HB3	2.05	0.72
1:C:65:LYS:HB3	1:C:92:GLU:HG3	1.70	0.72
1:A:64:ASP:C	1:A:68:LEU:HD12	2.10	0.72

*Continued on next page...*

*Continued from previous page...*

Atom-1	Atom-2	Interatomic distance (Å)	Clash overlap (Å)
1:D:85:ILE:HD13	1:D:90:LEU:HD11	1.71	0.72
1:B:322:MSE:HE3	1:B:323:PRO:HD2	1.72	0.72
1:D:249:VAL:HG12	1:D:250:ASN:N	2.04	0.72
1:D:280:HIS:ND1	1:D:281:PRO:HD2	2.05	0.72
1:C:14:ARG:HD3	1:C:35:ASP:OD1	1.89	0.72
1:A:187:PRO:HG3	1:A:199:PHE:CD2	2.24	0.72
1:C:20:ARG:NE	1:C:33:GLN:HE22	1.87	0.72
1:A:26:ALA:HB2	1:A:314:LEU:HD21	1.69	0.72
1:A:174:PRO:HG2	1:B:174:PRO:HG3	1.71	0.72
1:C:18:GLU:OE1	1:C:303:ASN:HB3	1.89	0.72
1:C:166:GLN:HE22	1:C:188:ARG:NH2	1.87	0.72
1:A:177:VAL:HG21	1:A:180:PHE:CZ	2.24	0.72
1:A:202:THR:HB	1:A:203:PRO:HD3	1.72	0.72
1:A:29:CYS:HB2	2:A:347:HOH:O	1.89	0.72
1:B:249:VAL:HG12	1:B:250:ASN:N	2.05	0.72
1:C:251:GLN:HE22	1:C:272:SER:H	1.35	0.72
1:A:17:ALA:O	1:A:21:VAL:HG23	1.89	0.72
1:A:76:LYS:HD2	1:A:317:LEU:HD12	1.71	0.72
1:B:235:LYS:HB2	1:B:238:ALA:HB2	1.71	0.72
1:B:222:THR:O	1:B:225:LEU:HB2	1.89	0.72
1:D:164:ILE:HB	1:D:215:ALA:HB1	1.72	0.72
1:D:8:LYS:H	1:D:53:HIS:CE1	2.07	0.72
1:D:13:ARG:HG2	1:D:14:ARG:H	1.55	0.72
1:B:188:ARG:HA	2:B:343:HOH:O	1.89	0.72
1:B:71:ALA:HB1	1:B:75:LEU:HB3	1.70	0.72
1:A:85:ILE:HD12	1:A:90:LEU:HD11	1.72	0.72
1:A:93:ILE:HG23	1:A:98:ILE:HB	1.71	0.72
1:C:96:ARG:HB2	1:C:98:ILE:HD13	1.72	0.72
1:D:8:LYS:HA	1:D:30:GLU:O	1.88	0.72
1:A:157:GLY:O	1:A:212:ILE:HA	1.90	0.72
1:A:322:MSE:SE	1:A:325:GLU:HB2	2.40	0.71
1:C:104:PRO:O	1:C:106:VAL:HG13	1.89	0.71
1:A:223:GLU:OE2	1:A:247:ASP:HB3	1.90	0.71
1:C:202:THR:HB	1:C:203:PRO:HD3	1.72	0.71
1:A:11:VAL:HG13	1:A:56:LEU:HD13	1.71	0.71
1:B:11:VAL:HB	1:B:33:GLN:HG3	1.73	0.71
1:A:107:LEU:HD23	1:A:305:MSE:HE3	1.71	0.71
1:D:78:ILE:HB	1:D:100:VAL:HG22	1.71	0.71
1:D:8:LYS:NZ	1:D:52:ALA:HB2	2.05	0.71
1:C:87:HIS:C	1:C:88:LEU:HD22	2.11	0.71
1:A:114:LEU:HD13	1:A:295:GLY:CA	2.19	0.71

*Continued on next page...*

*Continued from previous page...*

Atom-1	Atom-2	Interatomic distance (Å)	Clash overlap (Å)
1:D:234:MSE:HG2	1:D:235:LYS:N	2.05	0.71
1:B:103:THR:HG22	1:B:308:LEU:HG	1.70	0.71
1:D:312:ASN:OD1	1:D:323:PRO:HB2	1.90	0.71
1:D:157:GLY:O	1:D:212:ILE:HA	1.90	0.71
1:A:143:PRO:HA	1:B:302:ARG:NH1	2.04	0.71
1:A:159:ILE:HG12	1:A:183:THR:HG22	1.72	0.71
1:C:214:VAL:HG12	1:C:244:SER:OG	1.90	0.71
1:B:63:VAL:HA	1:B:67:ILE:HG13	1.72	0.71
1:A:151:LEU:N	1:A:151:LEU:HD12	2.05	0.71
1:B:79:SER:H	1:B:313:LEU:HD13	1.55	0.71
1:C:9:VAL:HG13	1:C:313:LEU:HD21	1.72	0.71
1:A:11:VAL:HB	1:A:33:GLN:HE21	1.54	0.71
1:C:152:THR:HG22	1:C:153:GLN:HG3	1.72	0.71
1:B:11:VAL:HG13	1:B:56:LEU:HD22	1.71	0.71
1:B:41:PRO:HB2	1:B:44:GLU:HG2	1.71	0.71
1:C:206:ALA:HB2	1:C:230:PHE:CE1	2.24	0.71
1:C:310:ALA:O	1:C:314:LEU:HD13	1.91	0.71
1:B:78:ILE:O	1:B:100:VAL:HA	1.91	0.71
1:D:315:ALA:HB1	1:D:320:GLU:HB2	1.70	0.71
1:C:163:ARG:HB2	2:C:340:HOH:O	1.91	0.71
1:B:79:SER:HB2	1:B:313:LEU:HB2	1.73	0.71
1:B:15:ILE:HB	1:B:81:MSE:HE1	1.72	0.71
1:A:114:LEU:HD22	1:A:295:GLY:HA2	1.73	0.71
1:A:49:VAL:HG12	1:A:55:LEU:HD13	1.73	0.71
1:A:181:LEU:HD23	1:A:198:GLU:HB2	1.72	0.71
1:B:200:VAL:HG22	1:B:204:GLU:HB3	1.72	0.71
1:D:49:VAL:HG23	1:D:50:ALA:N	2.06	0.71
1:A:95:LYS:HB2	2:A:351:HOH:O	1.91	0.71
1:A:73:ALA:N	2:A:419:HOH:O	2.22	0.71
1:A:45:LEU:O	1:A:49:VAL:HG22	1.91	0.71
1:A:53:HIS:O	1:A:77:VAL:HG12	1.91	0.71
1:A:11:VAL:HB	1:A:33:GLN:OE1	1.91	0.71
1:C:135:ASN:OD1	1:C:136:GLY:N	2.23	0.71
1:C:152:THR:HG22	1:C:153:GLN:HG3	1.72	0.71
1:C:114:LEU:HD22	1:C:295:GLY:HA2	1.73	0.71
1:C:245:ARG:HB2	1:C:248:VAL:HG23	1.71	0.71
1:A:320:GLU:HB3	1:A:321:PRO:HD2	1.73	0.71
1:B:92:GLU:HG2	2:B:434:HOH:O	1.91	0.71
1:B:102:TYR:CD1	1:B:326:LEU:HB2	2.26	0.71
1:B:234:MSE:SE	1:B:263:ILE:HG21	2.40	0.71
1:C:8:LYS:NZ	1:C:52:ALA:HB2	2.06	0.71

*Continued on next page...*

*Continued from previous page...*

Atom-1	Atom-2	Interatomic distance (Å)	Clash overlap (Å)
1:C:114:LEU:HD22	1:C:295:GLY:HA2	1.73	0.70
1:D:155:THR:OG1	1:D:179:ARG:HB3	1.91	0.70
1:A:114:LEU:HD13	1:A:295:GLY:CA	2.19	0.70
1:A:161:LEU:HG	1:A:166:GLN:NE2	2.05	0.70
1:C:202:THR:HB	1:C:203:PRO:HD3	1.72	0.70
1:A:257:ALA:HB1	1:A:262:LYS:HB2	1.72	0.70
1:B:222:THR:HA	1:B:225:LEU:HD23	1.71	0.70
1:B:111:THR:HG21	1:B:164:ILE:HD13	1.72	0.70
1:C:14:ARG:NH2	1:C:36:SER:HA	2.07	0.70
1:B:167:ALA:HA	1:B:170:ARG:NH1	2.00	0.70
1:D:7:MSE:HE2	1:D:53:HIS:HB3	1.72	0.70
1:C:45:LEU:HD23	1:C:67:ILE:HD12	1.72	0.70
1:A:86:ASP:HB3	1:A:218:LEU:HD22	1.73	0.70
1:D:49:VAL:HG23	1:D:50:ALA:H	1.55	0.70
1:C:63:VAL:HG13	1:C:67:ILE:HB	1.72	0.70
1:C:85:ILE:HG13	2:C:353:HOH:O	1.92	0.70
1:A:90:LEU:HG	2:A:425:HOH:O	1.90	0.70
1:A:201:SER:OG	1:A:203:PRO:HD2	1.91	0.70
1:A:11:VAL:HA	1:A:56:LEU:HB3	1.72	0.70
1:D:43:LYS:HB3	2:D:405:HOH:O	1.92	0.70
1:B:85:ILE:HB	1:B:88:LEU:HD12	1.73	0.70
1:C:323:PRO:O	1:C:324:SER:HB2	1.92	0.70
1:B:188:ARG:HD3	1:B:191:GLU:OE2	1.90	0.70
1:A:43:LYS:HE3	1:A:47:ARG:HH21	1.54	0.70
1:A:62:HIS:HA	1:A:87:HIS:O	1.92	0.70
1:C:59:LEU:CD1	1:C:59:LEU:H	2.03	0.70
1:C:6:LEU:HB2	1:C:30:GLU:HB2	1.73	0.70
1:A:139:THR:OG1	1:A:142:LYS:HE3	1.92	0.70
1:B:185:ARG:HG3	1:B:185:ARG:HH11	1.56	0.70
1:C:11:VAL:HB	1:C:33:GLN:HE21	1.56	0.70
1:D:159:ILE:HG23	1:D:183:THR:HG21	1.73	0.70
1:B:325:GLU:HG3	1:B:326:LEU:N	2.06	0.70
1:B:78:ILE:HD12	1:B:93:ILE:HD13	1.72	0.70
1:C:202:THR:HB	1:C:203:PRO:HD3	1.72	0.70
1:D:7:MSE:HG2	1:D:28:ASP:O	1.92	0.70
1:D:159:ILE:HA	1:D:183:THR:HG23	1.71	0.70
1:B:163:ARG:HH11	1:B:163:ARG:CA	2.04	0.70
1:A:45:LEU:HG	1:A:67:ILE:HD12	1.72	0.70
1:D:81:MSE:HE2	1:D:306:SER:HA	1.74	0.70
1:C:54:GLY:HA2	1:C:77:VAL:HG13	1.73	0.70
1:D:51:GLY:HA2	2:D:414:HOH:O	1.90	0.70

*Continued on next page...*

*Continued from previous page...*

Atom-1	Atom-2	Interatomic distance (Å)	Clash overlap (Å)
1:B:6:LEU:HD12	1:B:6:LEU:N	2.06	0.70
1:A:90:LEU:HG	2:A:425:HOH:O	1.91	0.70
1:A:83:VAL:HG23	1:A:104:PRO:HB3	1.73	0.70
1:B:55:LEU:HG	1:B:78:ILE:HG23	1.73	0.70
1:C:102:TYR:HE1	2:C:439:HOH:O	1.74	0.70
1:C:114:LEU:HD13	1:C:295:GLY:CA	2.22	0.70
1:A:129:ALA:HB1	1:B:292:PRO:HD2	1.74	0.70
1:C:109:ASP:HB2	2:C:338:HOH:O	1.92	0.69
1:D:20:ARG:HD2	1:D:33:GLN:NE2	2.04	0.69
1:B:315:ALA:HB3	1:B:322:MSE:HG2	1.73	0.69
1:C:257:ALA:HA	1:C:262:LYS:HD2	1.73	0.69
1:C:90:LEU:HD12	2:C:383:HOH:O	1.92	0.69
1:C:217:SER:HA	2:C:349:HOH:O	1.93	0.69
1:C:63:VAL:HA	1:C:67:ILE:HG13	1.73	0.69
1:C:81:MSE:HG2	1:C:305:MSE:HB3	1.74	0.69
1:B:325:GLU:HG2	1:B:326:LEU:H	1.56	0.69
1:B:200:VAL:HG22	1:B:201:SER:N	2.07	0.69
1:A:324:SER:HA	2:A:342:HOH:O	1.91	0.69
1:D:173:LYS:HB3	1:D:174:PRO:HD3	1.73	0.69
1:B:286:LYS:HG3	2:B:362:HOH:O	1.92	0.69
1:D:125:ARG:NH1	1:D:146:LEU:HA	2.08	0.69
1:B:55:LEU:HB3	1:B:78:ILE:HG12	1.75	0.69
1:B:153:GLN:HG2	2:B:339:HOH:O	1.91	0.69
1:C:103:THR:HG22	1:C:308:LEU:HD23	1.73	0.69
1:B:226:CYS:SG	1:B:249:VAL:HG22	2.32	0.69
1:C:7:MSE:HB2	1:C:29:CYS:SG	2.33	0.69
1:B:101:GLY:HA2	1:B:325:GLU:HA	1.74	0.69
1:D:191:GLU:HB3	2:D:371:HOH:O	1.91	0.69
1:B:66:ARG:CB	1:B:66:ARG:HH11	2.00	0.69
1:A:232:GLN:HE22	1:A:262:LYS:HZ1	1.38	0.69
1:A:59:LEU:N	1:A:59:LEU:HD22	2.01	0.69
1:B:184:GLY:N	1:B:199:PHE:HE1	1.90	0.69
1:C:163:ARG:HB2	2:C:340:HOH:O	1.93	0.69
1:A:206:ALA:O	1:A:234:MSE:HA	1.92	0.69
1:A:8:LYS:HD3	1:A:30:GLU:O	1.92	0.69
1:D:185:ARG:N	1:D:185:ARG:HD3	2.07	0.69
1:B:202:THR:OG1	1:B:203:PRO:HD3	1.92	0.69
1:D:186:GLN:HG3	1:D:187:PRO:HD2	1.75	0.69
1:B:181:LEU:CD2	1:B:198:GLU:HB3	2.21	0.69
1:C:132:GLU:HA	1:C:135:ASN:ND2	2.07	0.69
1:C:184:GLY:N	1:C:199:PHE:HE1	1.90	0.69

*Continued on next page...*

*Continued from previous page...*

Atom-1	Atom-2	Interatomic distance (Å)	Clash overlap (Å)
1:D:161:LEU:HD22	1:D:182:TYR:CE2	2.27	0.69
1:D:181:LEU:HD22	1:D:200:VAL:CG1	2.21	0.69
1:A:192:ALA:HB1	1:A:197:ALA:HB3	1.74	0.69
1:A:312:ASN:O	1:A:316:GLY:HA3	1.92	0.69
1:B:59:LEU:HA	1:B:87:HIS:ND1	2.07	0.69
1:A:182:TYR:CE1	1:A:199:PHE:HB2	2.27	0.69
1:C:75:LEU:HG	1:C:98:ILE:HD13	1.74	0.69
1:D:15:ILE:H	1:D:20:ARG:NH2	1.88	0.69
1:C:65:LYS:HB2	1:C:92:GLU:HG2	1.75	0.69
1:D:59:LEU:HD13	1:D:245:ARG:NH2	2.07	0.69
1:D:159:ILE:O	1:D:216:CYS:HB3	1.93	0.69
1:C:46:GLU:CG	1:C:67:ILE:HD13	2.14	0.69
1:D:20:ARG:HD2	2:D:333:HOH:O	1.93	0.69
1:C:54:GLY:HA3	1:C:313:LEU:HD11	1.74	0.69
1:A:181:LEU:CD2	1:A:198:GLU:HB2	2.23	0.69
1:D:187:PRO:HG3	1:D:199:PHE:CD2	2.27	0.69
1:A:202:THR:OG1	1:A:203:PRO:HD3	1.93	0.69
1:D:78:ILE:HB	1:D:100:VAL:HG22	1.73	0.69
1:A:237:THR:HA	1:A:264:ALA:HB2	1.75	0.69
1:D:202:THR:OG1	1:D:203:PRO:HD3	1.92	0.69
1:C:85:ILE:HD12	1:C:90:LEU:HD11	1.74	0.69
1:C:202:THR:HB	1:C:203:PRO:HD3	1.75	0.69
1:A:236:GLU:HA	1:A:262:LYS:O	1.93	0.69
1:A:9:VAL:HB	1:A:31:VAL:HG22	1.74	0.69
1:A:155:THR:HG23	1:A:179:ARG:HD2	1.75	0.69
1:A:34:TRP:CD1	1:A:40:ILE:HB	2.27	0.69
1:A:81:MSE:HE2	1:A:306:SER:HA	1.73	0.69
1:A:63:VAL:HG13	1:A:67:ILE:HG21	1.73	0.69
1:B:11:VAL:HG23	1:B:32:GLU:O	1.92	0.69
1:A:144:LEU:HD11	1:B:14:ARG:HG2	1.75	0.69
1:C:277:PRO:HB2	1:C:280:HIS:HB2	1.75	0.68
1:D:161:LEU:HG	1:D:166:GLN:HG2	1.76	0.68
1:A:98:ILE:HG22	1:A:99:ARG:N	2.08	0.68
1:D:220:PRO:HA	2:D:403:HOH:O	1.93	0.68
1:A:164:ILE:O	1:A:164:ILE:HG22	1.91	0.68
1:A:151:LEU:HD12	1:A:151:LEU:N	2.08	0.68
1:B:286:LYS:HG2	2:B:364:HOH:O	1.93	0.68
1:B:193:ALA:HB3	2:B:421:HOH:O	1.93	0.68
1:D:102:TYR:CZ	1:D:104:PRO:HG3	2.28	0.68
1:D:163:ARG:HH11	1:D:166:GLN:HE22	1.41	0.68
1:A:85:ILE:HG21	1:A:326:LEU:CD2	2.23	0.68

*Continued on next page...*

*Continued from previous page...*

Atom-1	Atom-2	Interatomic distance (Å)	Clash overlap (Å)
1:C:18:GLU:OE1	1:C:303:ASN:HB3	1.92	0.68
1:B:114:LEU:HD11	1:B:294:ILE:HG13	1.74	0.68
1:B:75:LEU:HD23	1:B:98:ILE:HD13	1.75	0.68
1:C:218:LEU:HD12	1:C:222:THR:OG1	1.92	0.68
1:C:38:GLU:OE1	1:D:139:THR:HG21	1.94	0.68
1:A:179:ARG:NE	1:A:181:LEU:HD21	2.08	0.68
1:B:57:CYS:HB2	1:B:61:ASP:OD2	1.94	0.68
1:B:226:CYS:HA	1:B:230:PHE:CG	2.29	0.68
1:B:11:VAL:H	1:B:33:GLN:HB3	1.58	0.68
1:C:39:PRO:HA	2:C:443:HOH:O	1.93	0.68
1:B:68:LEU:HD13	1:B:96:ARG:HH11	1.58	0.68
1:B:289:VAL:HA	2:B:376:HOH:O	1.93	0.68
1:D:200:VAL:HB	1:D:204:GLU:HB2	1.75	0.68
1:C:58:LEU:HD23	1:C:81:MSE:HB3	1.76	0.68
1:D:103:THR:HG22	1:D:308:LEU:CG	2.23	0.68
1:C:218:LEU:HA	1:C:222:THR:OG1	1.94	0.68
1:C:38:GLU:OE2	1:D:139:THR:HG21	1.93	0.68
1:D:19:GLY:HA2	1:D:307:LEU:HA	1.74	0.68
1:C:81:MSE:HB3	1:C:305:MSE:CE	2.22	0.68
1:C:162:GLY:C	1:C:166:GLN:HE21	1.97	0.68
1:C:69:ASP:HA	1:C:96:ARG:NH2	2.03	0.68
1:B:161:LEU:HD21	1:B:192:ALA:HB2	1.74	0.68
1:D:180:PHE:HB2	1:D:197:ALA:HB2	1.76	0.68
1:D:55:LEU:HB3	1:D:78:ILE:HG12	1.75	0.68
1:D:173:LYS:HB3	1:D:174:PRO:HD3	1.75	0.68
1:B:83:VAL:HG23	1:B:104:PRO:HA	1.75	0.68
1:D:142:LYS:HD2	1:D:145:TRP:CD2	2.27	0.68
1:B:273:PRO:HD2	1:B:277:PRO:HD3	1.75	0.68
1:C:152:THR:HG22	1:C:153:GLN:HG3	1.76	0.68
1:B:223:GLU:HA	1:B:248:VAL:HA	1.75	0.68
1:A:277:PRO:HB2	1:A:280:HIS:HB2	1.76	0.68
1:A:80:THR:HG22	1:A:101:GLY:O	1.94	0.68
1:A:181:LEU:HD13	1:A:200:VAL:HG11	1.75	0.68
1:B:40:ILE:HD11	1:B:44:GLU:HB3	1.75	0.68
1:C:75:LEU:HD12	1:C:77:VAL:H	1.59	0.68
1:C:85:ILE:HD12	1:C:90:LEU:HD11	1.76	0.68
1:D:20:ARG:HG3	2:D:333:HOH:O	1.92	0.68
1:A:11:VAL:HB	1:A:33:GLN:HE21	1.58	0.68
1:C:26:ALA:HA	1:C:318:ARG:NH2	2.09	0.68
1:D:45:LEU:O	1:D:49:VAL:HG13	1.94	0.68
1:B:51:GLY:HA2	2:B:336:HOH:O	1.94	0.68

*Continued on next page...*

*Continued from previous page...*

Atom-1	Atom-2	Interatomic distance (Å)	Clash overlap (Å)
1:C:11:VAL:O	1:C:33:GLN:HG3	1.94	0.68
1:D:20:ARG:HH11	1:D:33:GLN:HE22	1.41	0.68
1:B:72:GLY:HA3	2:B:336:HOH:O	1.92	0.68
1:A:293:HIS:HB3	1:B:141:TRP:HD1	1.59	0.68
1:B:283:LEU:HD23	1:B:290:ILE:HD12	1.76	0.68
1:B:153:GLN:HA	1:B:178:GLN:HB2	1.76	0.68
1:D:234:MSE:HG2	1:D:235:LYS:H	1.59	0.68
1:A:81:MSE:HG2	1:A:305:MSE:HE3	1.76	0.67
1:B:98:ILE:HD12	1:B:98:ILE:H	1.59	0.67
1:C:8:LYS:HD3	1:C:52:ALA:N	2.09	0.67
1:D:9:VAL:HG11	1:D:313:LEU:HD21	1.76	0.67
1:A:58:LEU:CD2	1:A:81:MSE:HB3	2.23	0.67
1:A:22:ALA:HA	1:A:25:ARG:NE	2.09	0.67
1:B:212:ILE:HD12	1:B:234:MSE:SE	2.43	0.67
1:C:38:GLU:OE2	1:C:39:PRO:HD2	1.94	0.67
1:C:312:ASN:HA	1:C:323:PRO:HD2	1.76	0.67
1:A:232:GLN:HE22	1:A:262:LYS:HZ3	1.41	0.67
1:C:11:VAL:CB	1:C:33:GLN:HE21	2.03	0.67
1:A:158:ILE:O	1:A:182:TYR:HA	1.95	0.67
1:B:153:GLN:HA	1:B:178:GLN:HB2	1.75	0.67
1:B:47:ARG:HD3	1:B:47:ARG:O	1.93	0.67
1:C:174:PRO:HG3	1:D:174:PRO:HG2	1.76	0.67
1:A:131:GLU:HG3	1:A:135:ASN:ND2	2.08	0.67
1:D:197:ALA:HA	2:D:349:HOH:O	1.94	0.67
1:B:99:ARG:NH2	1:B:315:ALA:HB1	2.09	0.67
1:B:206:ALA:O	1:B:234:MSE:HA	1.94	0.67
1:C:108:THR:HA	1:C:164:ILE:HG12	1.76	0.67
1:D:234:MSE:HB3	2:D:345:HOH:O	1.92	0.67
1:A:59:LEU:HD12	1:A:60:SER:N	2.08	0.67
1:A:159:ILE:HA	1:A:183:THR:HG23	1.75	0.67
1:C:69:ASP:HA	1:C:96:ARG:NH2	2.10	0.67
1:B:14:ARG:HB2	1:B:14:ARG:NH1	2.09	0.67
1:D:212:ILE:HD12	1:D:234:MSE:HE3	1.74	0.67
1:D:121:THR:HG23	1:D:126:LEU:HB2	1.75	0.67
1:A:129:ALA:HB1	1:B:292:PRO:HD2	1.76	0.67
1:A:312:ASN:HA	1:A:323:PRO:HD2	1.75	0.67
1:B:18:GLU:HB2	1:B:303:ASN:HD22	1.58	0.67
1:A:17:ALA:O	1:A:20:ARG:HB2	1.95	0.67
1:A:17:ALA:N	1:A:20:ARG:HE	1.92	0.67
1:D:68:LEU:HB3	1:D:96:ARG:CZ	2.24	0.67
1:A:114:LEU:HD22	1:A:295:GLY:CA	2.24	0.67

*Continued on next page...*

*Continued from previous page...*

Atom-1	Atom-2	Interatomic distance (Å)	Clash overlap (Å)
1:C:34:TRP:CD1	1:C:40:ILE:HB	2.30	0.67
1:C:292:PRO:HD2	1:D:129:ALA:HB1	1.76	0.67
1:B:14:ARG:HA	1:B:33:GLN:CD	2.14	0.67
1:A:156:VAL:O	1:A:180:PHE:HA	1.94	0.67
1:A:227:ASN:HA	1:A:250:ASN:CB	2.25	0.67
1:D:305:MSE:O	1:D:308:LEU:HB3	1.95	0.67
1:B:212:ILE:HD13	1:B:234:MSE:HE3	1.76	0.67
1:A:17:ALA:HA	1:A:20:ARG:HE	1.59	0.67
1:C:192:ALA:HB1	1:C:197:ALA:HB3	1.77	0.67
1:A:155:THR:HG22	1:A:209:SER:HA	1.75	0.67
1:A:56:LEU:HD11	1:A:310:ALA:HA	1.75	0.67
1:B:160:GLY:HA3	1:B:216:CYS:HB3	1.74	0.67
1:B:85:ILE:HG22	1:B:88:LEU:HB2	1.77	0.67
1:C:14:ARG:NH2	1:C:36:SER:HA	2.10	0.67
1:A:85:ILE:HD12	1:A:86:ASP:N	2.10	0.67
1:B:194:GLU:HB2	2:B:394:HOH:O	1.94	0.67
1:B:41:PRO:HD2	1:B:44:GLU:HG3	1.76	0.67
1:D:91:ASP:O	1:D:95:LYS:HB2	1.93	0.67
1:B:34:TRP:HB2	1:B:40:ILE:HD12	1.77	0.67
1:D:312:ASN:HD21	1:D:324:SER:HB2	1.58	0.67
1:D:206:ALA:O	1:D:234:MSE:HA	1.94	0.67
1:B:312:ASN:O	1:B:322:MSE:HE3	1.93	0.67
1:C:77:VAL:HA	1:C:99:ARG:O	1.93	0.67
1:A:283:LEU:HD21	1:B:134:LYS:HG2	1.76	0.67
1:C:20:ARG:HB2	1:C:20:ARG:NH1	2.09	0.67
1:C:310:ALA:O	1:C:313:LEU:HB3	1.95	0.67
1:A:206:ALA:O	1:A:234:MSE:HA	1.95	0.67
1:A:72:GLY:HA3	2:A:423:HOH:O	1.95	0.67
1:C:53:HIS:HB3	1:C:76:LYS:NZ	2.10	0.67
1:A:283:LEU:HD23	1:A:283:LEU:O	1.95	0.67
1:B:107:LEU:HD23	1:B:305:MSE:CE	2.25	0.67
1:D:322:MSE:SE	1:D:322:MSE:H	2.28	0.67
1:D:53:HIS:HA	1:D:74:ASN:O	1.95	0.67
1:D:180:PHE:CD2	1:D:195:PHE:HB3	2.29	0.67
1:B:114:LEU:HD13	1:B:295:GLY:HA2	1.77	0.67
1:D:192:ALA:HB1	1:D:197:ALA:CB	2.24	0.67
1:A:7:MSE:CE	1:A:317:LEU:HB3	2.25	0.67
1:A:32:GLU:HG3	2:A:368:HOH:O	1.94	0.67
1:D:234:MSE:HE2	1:D:238:ALA:CB	2.23	0.67
1:B:277:PRO:HB2	1:B:280:HIS:HB2	1.77	0.67
1:A:244:SER:O	1:A:270:VAL:HG11	1.94	0.67

*Continued on next page...*

*Continued from previous page...*

Atom-1	Atom-2	Interatomic distance (Å)	Clash overlap (Å)
1:A:173:LYS:HB3	1:A:174:PRO:HD3	1.77	0.67
1:A:93:ILE:HG23	1:A:98:ILE:HB	1.77	0.67
1:C:12:THR:O	1:C:34:TRP:HB3	1.95	0.66
1:D:234:MSE:HA	2:D:344:HOH:O	1.95	0.66
1:C:23:LEU:HD21	1:C:313:LEU:CD2	2.25	0.66
1:C:292:PRO:HD2	1:D:129:ALA:HB1	1.76	0.66
1:D:50:ALA:HA	1:D:70:ALA:O	1.94	0.66
1:B:159:ILE:HB	1:B:214:VAL:HG13	1.76	0.66
1:A:315:ALA:HB1	1:A:321:PRO:O	1.95	0.66
1:D:106:VAL:O	1:D:301:THR:HG23	1.95	0.66
1:B:7:MSE:SE	1:B:317:LEU:HG	2.46	0.66
1:B:9:VAL:HG11	1:B:313:LEU:HD11	1.77	0.66
1:A:81:MSE:O	1:A:305:MSE:HE3	1.95	0.66
1:A:114:LEU:HD23	1:A:295:GLY:HA2	1.76	0.66
1:D:63:VAL:HB	1:D:88:LEU:HD23	1.77	0.66
1:A:155:THR:HG23	1:A:179:ARG:HG3	1.77	0.66
1:B:212:ILE:HD12	1:B:234:MSE:SE	2.45	0.66
1:D:53:HIS:HA	1:D:74:ASN:O	1.95	0.66
1:A:56:LEU:HD21	1:A:309:ALA:HB1	1.77	0.66
1:A:147:CYS:HA	1:B:297:ALA:O	1.96	0.66
1:C:312:ASN:HA	1:C:323:PRO:HD2	1.78	0.66
1:B:19:GLY:O	1:B:22:ALA:HB3	1.96	0.66
1:B:103:THR:HB	1:B:308:LEU:HD23	1.76	0.66
1:C:302:ARG:HG3	1:D:147:CYS:SG	2.35	0.66
1:A:204:GLU:HG2	1:D:204:GLU:OE2	1.94	0.66
1:B:153:GLN:HB3	1:B:178:GLN:NE2	2.11	0.66
1:D:93:ILE:HG23	1:D:98:ILE:HB	1.78	0.66
1:A:257:ALA:HA	1:A:262:LYS:HD2	1.77	0.66
1:C:174:PRO:HG3	1:D:174:PRO:HG2	1.77	0.66
1:D:90:LEU:C	1:D:92:GLU:H	1.99	0.66
1:B:8:LYS:HB3	1:B:52:ALA:HA	1.78	0.66
1:A:119:LEU:HD13	1:A:172:LEU:HD11	1.78	0.66
1:A:230:PHE:O	1:A:234:MSE:HG3	1.95	0.66
1:C:16:PRO:HD2	1:C:81:MSE:HE1	1.78	0.66
1:D:16:PRO:HB2	1:D:18:GLU:HG2	1.77	0.66
1:C:14:ARG:HH21	1:C:37:ASP:H	1.42	0.66
1:D:40:ILE:HD13	1:D:45:LEU:HA	1.78	0.66
1:A:140:SER:HB3	1:B:39:PRO:HD3	1.78	0.66
1:D:173:LYS:HB3	1:D:174:PRO:HD3	1.76	0.66
1:A:249:VAL:HG12	1:A:250:ASN:N	2.10	0.66
1:A:181:LEU:CD2	1:A:198:GLU:HB2	2.25	0.66

*Continued on next page...*

*Continued from previous page...*

Atom-1	Atom-2	Interatomic distance (Å)	Clash overlap (Å)
1:A:65:LYS:HG3	1:A:92:GLU:HG3	1.78	0.66
1:C:76:LYS:HE2	1:C:317:LEU:HA	1.78	0.66
1:D:32:GLU:HG2	1:D:33:GLN:N	2.10	0.66
1:D:192:ALA:HA	1:D:195:PHE:CE2	2.30	0.66
1:C:114:LEU:HD13	1:C:295:GLY:CA	2.24	0.66
1:D:173:LYS:HB3	1:D:174:PRO:HD3	1.77	0.66
1:A:257:ALA:HA	1:A:262:LYS:HE3	1.78	0.66
1:D:227:ASN:H	1:D:230:PHE:HB3	1.60	0.66
1:D:34:TRP:HB2	1:D:40:ILE:HD12	1.77	0.66
1:B:75:LEU:HD23	1:B:98:ILE:CD1	2.26	0.66
1:B:77:VAL:N	1:B:98:ILE:HG23	2.11	0.66
1:B:14:ARG:HG3	1:B:20:ARG:HD3	1.77	0.66
1:D:222:THR:O	1:D:248:VAL:HA	1.95	0.66
1:D:102:TYR:CE1	1:D:326:LEU:HA	2.30	0.66
1:C:56:LEU:HA	1:C:79:SER:O	1.95	0.66
1:A:141:TRP:HH2	1:B:305:MSE:SE	2.28	0.66
1:B:58:LEU:H	1:B:58:LEU:HD12	1.60	0.66
1:C:17:ALA:O	1:C:21:VAL:HG23	1.95	0.66
1:A:133:VAL:HG23	1:B:292:PRO:HD3	1.76	0.66
1:B:212:ILE:HD12	1:B:234:MSE:SE	2.45	0.66
1:A:214:VAL:HG12	1:A:244:SER:OG	1.96	0.66
1:A:320:GLU:HB3	1:A:321:PRO:HD2	1.77	0.66
1:A:188:ARG:HG3	1:A:191:GLU:OE1	1.96	0.65
1:C:114:LEU:HD13	1:C:295:GLY:HA2	1.77	0.65
1:C:65:LYS:CD	1:C:96:ARG:HH22	2.08	0.65
1:A:143:PRO:HG2	1:A:144:LEU:CD2	2.23	0.65
1:B:188:ARG:HD2	2:B:361:HOH:O	1.95	0.65
1:B:229:ASP:HA	1:B:232:GLN:NE2	2.02	0.65
1:C:14:ARG:HD3	1:C:35:ASP:CG	2.16	0.65
1:A:46:GLU:HG2	1:A:70:ALA:HB1	1.77	0.65
1:C:188:ARG:N	1:C:189:PRO:HD3	2.12	0.65
1:B:53:HIS:O	1:B:75:LEU:HD12	1.96	0.65
1:A:187:PRO:HG3	1:A:199:PHE:CE2	2.31	0.65
1:A:187:PRO:HG3	1:A:199:PHE:CZ	2.31	0.65
1:A:208:GLN:HA	1:A:208:GLN:HE21	1.60	0.65
1:A:75:LEU:HD21	1:A:78:ILE:HD11	1.78	0.65
1:D:77:VAL:HG11	1:D:317:LEU:HD22	1.77	0.65
1:D:163:ARG:HH21	1:D:166:GLN:CB	2.09	0.65
1:C:44:GLU:OE2	1:C:44:GLU:HA	1.96	0.65
1:D:158:ILE:HG12	1:D:213:VAL:HB	1.77	0.65
1:D:203:PRO:HB3	1:D:233:LYS:HE2	1.77	0.65

*Continued on next page...*

*Continued from previous page...*

Atom-1	Atom-2	Interatomic distance (Å)	Clash overlap (Å)
1:A:32:GLU:O	1:A:33:GLN:HB2	1.96	0.65
1:A:159:ILE:HG23	1:A:183:THR:OG1	1.97	0.65
1:C:89:ALA:HA	2:C:383:HOH:O	1.96	0.65
1:B:45:LEU:CD2	1:B:61:ASP:HB3	2.26	0.65
1:A:186:GLN:HG3	1:A:187:PRO:HD2	1.79	0.65
1:C:214:VAL:HG12	1:C:244:SER:OG	1.95	0.65
1:C:301:THR:CG2	1:C:305:MSE:SE	2.94	0.65
1:D:99:ARG:HD2	1:D:325:GLU:OE2	1.96	0.65
1:D:100:VAL:HB	1:D:326:LEU:HB3	1.78	0.65
1:B:76:LYS:HG3	1:B:77:VAL:HG12	1.78	0.65
1:A:11:VAL:HB	1:A:33:GLN:CD	2.17	0.65
1:A:202:THR:HB	1:A:203:PRO:HD3	1.78	0.65
1:D:205:LEU:HD23	1:D:206:ALA:N	2.10	0.65
1:C:292:PRO:HD2	1:D:129:ALA:HB1	1.77	0.65
1:A:234:MSE:HG2	2:A:342:HOH:O	1.96	0.65
1:D:7:MSE:O	1:D:30:GLU:N	2.30	0.65
1:C:252:ASP:HB2	2:C:403:HOH:O	1.97	0.65
1:D:59:LEU:HB3	1:D:82:SER:CB	2.26	0.65
1:D:183:THR:HG23	1:D:205:LEU:HD13	1.78	0.65
1:C:292:PRO:HD2	1:D:129:ALA:HB1	1.77	0.65
1:C:107:LEU:HD23	1:C:305:MSE:HE3	1.79	0.65
1:D:251:GLN:NE2	1:D:280:HIS:NE2	2.44	0.65
1:A:121:THR:CG2	1:A:126:LEU:HB2	2.27	0.65
1:C:106:VAL:O	1:C:301:THR:HG23	1.97	0.65
1:B:188:ARG:HB3	1:B:191:GLU:OE1	1.97	0.65
1:B:317:LEU:H	1:B:317:LEU:HD22	1.62	0.65
1:A:204:GLU:OE2	1:D:204:GLU:HG3	1.97	0.65
1:B:89:ALA:O	1:B:93:ILE:HD12	1.95	0.65
1:D:8:LYS:HB3	1:D:53:HIS:ND1	2.11	0.65
1:D:276:LEU:HD11	1:D:280:HIS:HD2	1.62	0.65
1:A:179:ARG:CZ	2:A:411:HOH:O	2.45	0.65
1:A:85:ILE:HG21	1:A:326:LEU:HD22	1.77	0.65
1:C:114:LEU:HD22	1:C:295:GLY:CA	2.25	0.65
1:A:49:VAL:HG21	1:A:67:ILE:HG23	1.78	0.65
1:C:75:LEU:H	1:C:75:LEU:HD12	1.62	0.65
1:B:251:GLN:HE22	1:B:272:SER:H	1.42	0.65
1:A:153:GLN:HA	1:A:153:GLN:NE2	2.11	0.65
1:B:9:VAL:HB	1:B:31:VAL:HG22	1.78	0.65
1:A:99:ARG:HD2	1:A:325:GLU:OE2	1.95	0.65
1:B:234:MSE:HE1	1:B:240:PHE:CD1	2.31	0.65
1:B:76:LYS:HG3	1:B:77:VAL:HG12	1.79	0.65

*Continued on next page...*

*Continued from previous page...*

Atom-1	Atom-2	Interatomic distance (Å)	Clash overlap (Å)
1:A:129:ALA:HA	1:A:146:LEU:HD11	1.79	0.65
1:D:8:LYS:HD3	1:D:52:ALA:HA	1.78	0.65
1:D:173:LYS:HB3	1:D:174:PRO:HD3	1.77	0.65
1:A:121:THR:CG2	1:A:126:LEU:HB2	2.27	0.65
1:C:142:LYS:HB2	1:C:145:TRP:HB2	1.79	0.65
1:D:232:GLN:OE1	1:D:262:LYS:HD2	1.96	0.65
1:D:225:LEU:HB3	1:D:248:VAL:CG1	2.26	0.65
1:B:55:LEU:O	1:B:78:ILE:HG23	1.97	0.65
1:B:19:GLY:O	1:B:22:ALA:HB3	1.97	0.65
1:B:300:ARG:HG3	2:B:444:HOH:O	1.97	0.65
1:C:14:ARG:HH21	1:C:37:ASP:N	1.95	0.65
1:D:180:PHE:O	1:D:181:LEU:HD23	1.97	0.65
1:A:129:ALA:HB1	1:B:292:PRO:HD2	1.78	0.65
1:D:88:LEU:HB3	1:D:93:ILE:HD11	1.78	0.65
1:D:184:GLY:H	1:D:199:PHE:HE1	1.44	0.65
1:C:292:PRO:HD2	1:D:129:ALA:HB1	1.78	0.65
1:C:276:LEU:HG	1:C:277:PRO:HD2	1.79	0.64
1:B:10:PHE:HA	1:B:32:GLU:O	1.97	0.64
1:A:227:ASN:HD21	1:A:229:ASP:HB2	1.62	0.64
1:D:142:LYS:HB3	2:D:362:HOH:O	1.98	0.64
1:A:100:VAL:CB	1:A:326:LEU:HB3	2.25	0.64
1:D:241:ILE:HG22	1:D:242:ASN:N	2.13	0.64
1:C:291:LEU:HD13	1:C:294:ILE:HD11	1.79	0.64
1:A:160:GLY:HA3	1:A:216:CYS:HB3	1.80	0.64
1:D:20:ARG:HD2	1:D:33:GLN:NE2	2.09	0.64
1:D:7:MSE:SE	1:D:317:LEU:HG	2.47	0.64
1:A:232:GLN:HE22	1:A:262:LYS:HZ2	1.45	0.64
1:A:192:ALA:CB	1:A:197:ALA:HB3	2.25	0.64
1:B:135:ASN:O	1:B:137:GLY:N	2.30	0.64
1:B:162:GLY:O	1:B:166:GLN:HG3	1.98	0.64
1:A:90:LEU:HD23	1:A:100:VAL:HG21	1.78	0.64
1:C:20:ARG:HB2	1:C:20:ARG:HH11	1.62	0.64
1:A:167:ALA:HB1	1:A:171:ARG:NH2	2.10	0.64
1:A:103:THR:HG22	1:A:308:LEU:HD23	1.77	0.64
1:C:292:PRO:HD2	1:D:129:ALA:HB1	1.78	0.64
1:A:159:ILE:CG2	1:A:216:CYS:HB3	2.27	0.64
1:A:93:ILE:CG2	1:A:98:ILE:HB	2.28	0.64
1:D:8:LYS:HB3	1:D:52:ALA:HA	1.79	0.64
1:C:102:TYR:H	1:C:102:TYR:HD1	1.44	0.64
1:D:45:LEU:O	1:D:49:VAL:HG13	1.98	0.64
1:B:50:ALA:HA	1:B:70:ALA:O	1.97	0.64

*Continued on next page...*

*Continued from previous page...*

Atom-1	Atom-2	Interatomic distance (Å)	Clash overlap (Å)
1:C:114:LEU:HD13	1:C:295:GLY:CA	2.27	0.64
1:A:94:LYS:HD3	1:A:94:LYS:O	1.98	0.64
1:D:162:GLY:O	1:D:166:GLN:HG3	1.98	0.64
1:B:126:LEU:N	1:B:126:LEU:HD12	2.13	0.64
1:B:229:ASP:HA	1:B:232:GLN:NE2	2.12	0.64
1:A:50:ALA:HA	1:A:70:ALA:O	1.97	0.64
1:B:126:LEU:N	1:B:126:LEU:HD12	2.13	0.64
1:B:271:THR:OG1	1:B:276:LEU:HD13	1.98	0.64
1:B:104:PRO:O	1:B:105:ASP:HB2	1.96	0.64
1:C:6:LEU:HD12	1:C:6:LEU:N	2.12	0.64
1:D:81:MSE:SE	1:D:306:SER:HA	2.46	0.64
1:B:194:GLU:HB2	2:B:419:HOH:O	1.98	0.64
1:C:13:ARG:HD2	1:C:37:ASP:C	2.17	0.64
1:C:40:ILE:HD13	1:C:45:LEU:HA	1.78	0.64
1:D:231:PHE:HZ	1:D:249:VAL:HG13	1.62	0.64
1:B:206:ALA:O	1:B:234:MSE:HA	1.98	0.64
1:D:173:LYS:HB3	1:D:174:PRO:HD3	1.78	0.64
1:B:8:LYS:H	1:B:53:HIS:CE1	2.15	0.64
1:B:212:ILE:HD12	1:B:234:MSE:SE	2.47	0.64
1:B:11:VAL:HB	1:B:33:GLN:HG3	1.79	0.64
1:C:41:PRO:HB2	1:C:44:GLU:HG2	1.80	0.64
1:D:114:LEU:HD22	1:D:295:GLY:HA2	1.80	0.64
1:A:187:PRO:O	1:A:188:ARG:HG3	1.98	0.64
1:D:180:PHE:O	1:D:197:ALA:HA	1.97	0.64
1:C:202:THR:HB	1:C:203:PRO:HD3	1.79	0.64
1:B:158:ILE:O	1:B:182:TYR:HA	1.96	0.64
1:D:13:ARG:HG2	1:D:14:ARG:N	2.12	0.64
1:B:66:ARG:HG2	1:B:66:ARG:HH11	1.62	0.64
1:C:318:ARG:HB2	1:C:320:GLU:HG3	1.80	0.64
1:A:151:LEU:CA	1:A:154:SER:HB3	2.28	0.64
1:C:132:GLU:OE1	1:C:137:GLY:HA3	1.98	0.64
1:D:158:ILE:O	1:D:182:TYR:HA	1.97	0.64
1:A:206:ALA:O	1:A:234:MSE:HA	1.97	0.64
1:D:7:MSE:HA	1:D:53:HIS:CE1	2.32	0.64
1:A:46:GLU:O	1:A:50:ALA:HB2	1.98	0.64
1:D:173:LYS:HB3	1:D:174:PRO:HD3	1.78	0.64
1:C:6:LEU:HB3	1:C:30:GLU:HG3	1.78	0.64
1:A:143:PRO:HG2	2:B:437:HOH:O	1.97	0.64
1:A:7:MSE:N	1:A:29:CYS:HA	2.13	0.64
1:B:26:ALA:C	1:B:28:ASP:H	2.00	0.64
1:B:118:LEU:HD13	1:B:291:LEU:HD11	1.80	0.64

*Continued on next page...*

*Continued from previous page...*

Atom-1	Atom-2	Interatomic distance (Å)	Clash overlap (Å)
1:C:7:MSE:O	1:C:29:CYS:HA	1.98	0.64
1:D:20:ARG:HG3	2:D:333:HOH:O	1.97	0.64
1:C:114:LEU:HD22	1:C:295:GLY:CA	2.26	0.64
1:B:126:LEU:HD12	1:B:126:LEU:N	2.13	0.64
1:A:227:ASN:HA	1:A:250:ASN:HB2	1.79	0.64
1:B:126:LEU:N	1:B:126:LEU:HD12	2.13	0.64
1:A:68:LEU:HD22	1:A:75:LEU:HD21	1.79	0.64
1:A:212:ILE:HG13	1:A:234:MSE:HE3	1.80	0.64
1:B:153:GLN:HG2	2:B:340:HOH:O	1.97	0.64
1:A:161:LEU:CD2	1:A:192:ALA:HB2	2.27	0.64
1:A:159:ILE:HG12	1:A:183:THR:CG2	2.27	0.64
1:C:56:LEU:HA	1:C:79:SER:O	1.98	0.64
1:C:75:LEU:HD12	1:C:75:LEU:N	2.12	0.64
1:C:268:LEU:HD12	1:C:271:THR:HG22	1.80	0.64
1:B:257:ALA:HA	1:B:262:LYS:HG2	1.79	0.64
1:D:81:MSE:HE2	1:D:306:SER:HA	1.79	0.64
1:A:161:LEU:CD2	1:A:191:GLU:HB2	2.28	0.64
1:A:159:ILE:HA	1:A:183:THR:CG2	2.28	0.64
1:A:250:ASN:O	1:A:252:ASP:N	2.31	0.63
1:A:219:THR:OG1	1:A:222:THR:HG23	1.98	0.63
1:B:153:GLN:HG2	2:B:340:HOH:O	1.97	0.63
1:D:18:GLU:OE1	1:D:303:ASN:HB3	1.97	0.63
1:C:8:LYS:HB3	1:C:52:ALA:HA	1.79	0.63
1:A:312:ASN:OD1	1:A:323:PRO:HG2	1.99	0.63
1:D:320:GLU:HB2	1:D:321:PRO:HD2	1.80	0.63
1:A:9:VAL:O	1:A:31:VAL:HG13	1.97	0.63
1:C:75:LEU:HD23	1:C:98:ILE:HG12	1.80	0.63
1:A:20:ARG:HD2	1:A:20:ARG:C	2.19	0.63
1:D:79:SER:HB2	1:D:313:LEU:HB2	1.79	0.63
1:C:318:ARG:O	1:C:320:GLU:HG2	1.98	0.63
1:D:139:THR:OG1	1:D:142:LYS:HE3	1.99	0.63
1:A:159:ILE:HG12	1:A:205:LEU:HD21	1.79	0.63
1:A:121:THR:HG23	1:A:126:LEU:HD22	1.79	0.63
1:B:55:LEU:HB3	1:B:78:ILE:HG12	1.78	0.63
1:C:95:LYS:HE2	1:C:96:ARG:HH21	1.64	0.63
1:C:312:ASN:HA	1:C:322:MSE:CB	2.28	0.63
1:C:162:GLY:O	1:C:166:GLN:HG3	1.99	0.63
1:C:37:ASP:O	1:D:142:LYS:HE2	1.99	0.63
1:A:17:ALA:O	1:A:20:ARG:HG2	1.97	0.63
1:A:201:SER:OG	1:A:203:PRO:HD2	1.99	0.63
1:A:153:GLN:HA	1:A:178:GLN:HB2	1.79	0.63

*Continued on next page...*

*Continued from previous page...*

Atom-1	Atom-2	Interatomic distance (Å)	Clash overlap (Å)
1:B:192:ALA:HB1	1:B:195:PHE:HD2	1.63	0.63
1:D:10:PHE:CD1	1:D:32:GLU:HG2	2.34	0.63
1:B:92:GLU:N	2:B:428:HOH:O	2.31	0.63
1:B:79:SER:H	1:B:313:LEU:CD1	2.11	0.63
1:C:315:ALA:HB3	1:C:322:MSE:HG2	1.81	0.63
1:C:245:ARG:HG2	1:C:245:ARG:HH11	1.62	0.63
1:B:314:LEU:HD13	1:B:318:ARG:NH1	2.13	0.63
1:C:63:VAL:HG13	1:C:67:ILE:HG21	1.81	0.63
1:C:107:LEU:HB3	1:C:305:MSE:SE	2.49	0.63
1:C:292:PRO:HD2	1:D:129:ALA:HB1	1.78	0.63
1:A:310:ALA:O	1:A:314:LEU:HB2	1.98	0.63
1:B:181:LEU:HD23	1:B:198:GLU:HB3	1.81	0.63
1:C:47:ARG:NH1	1:C:47:ARG:HB3	2.14	0.63
1:A:204:GLU:HG2	1:D:204:GLU:OE2	1.99	0.63
1:D:18:GLU:HB2	1:D:306:SER:CB	2.28	0.63
1:B:85:ILE:HD12	1:B:90:LEU:HD21	1.79	0.63
1:D:92:GLU:HA	1:D:95:LYS:HE2	1.79	0.63
1:C:232:GLN:OE1	1:C:262:LYS:HG3	1.99	0.63
1:B:12:THR:CG2	1:B:57:CYS:HA	2.27	0.63
1:B:30:GLU:OE2	1:B:30:GLU:HA	1.99	0.63
1:B:257:ALA:HA	1:B:262:LYS:HG2	1.80	0.63
1:A:190:GLU:HB2	2:A:352:HOH:O	1.99	0.63
1:C:6:LEU:HD13	1:C:30:GLU:HB2	1.81	0.63
1:C:202:THR:HB	1:C:203:PRO:HD3	1.79	0.63
1:A:158:ILE:O	1:A:182:TYR:HA	1.99	0.63
1:A:13:ARG:HG3	1:A:14:ARG:H	1.62	0.63
1:D:162:GLY:O	1:D:166:GLN:HG3	1.98	0.63
1:D:99:ARG:CZ	1:D:322:MSE:HE3	2.29	0.63
1:D:222:THR:O	1:D:248:VAL:HA	1.99	0.63
1:B:66:ARG:CB	1:B:66:ARG:HH11	2.12	0.63
1:B:193:ALA:HB3	2:B:423:HOH:O	1.99	0.63
1:D:21:VAL:O	1:D:24:ALA:HB3	1.99	0.63
1:B:326:LEU:HG	1:B:326:LEU:O	1.98	0.63
1:C:50:ALA:HA	1:C:70:ALA:O	1.98	0.63
1:B:45:LEU:HG	1:B:67:ILE:HD12	1.80	0.63
1:B:182:TYR:HE1	1:B:197:ALA:O	1.82	0.63
1:D:7:MSE:CE	1:D:317:LEU:HB3	2.29	0.63
1:A:159:ILE:HA	1:A:183:THR:HG23	1.80	0.63
1:A:79:SER:HB2	1:A:313:LEU:HD23	1.81	0.63
1:A:192:ALA:HB1	1:A:197:ALA:HB3	1.79	0.63
1:B:153:GLN:HG2	2:B:340:HOH:O	1.98	0.63

*Continued on next page...*

*Continued from previous page...*

Atom-1	Atom-2	Interatomic distance (Å)	Clash overlap (Å)
1:A:292:PRO:HD2	1:B:129:ALA:HB1	1.80	0.63
1:D:192:ALA:CB	1:D:197:ALA:HB3	2.24	0.63
1:A:63:VAL:HG12	1:A:64:ASP:N	2.14	0.63
1:D:54:GLY:O	1:D:313:LEU:HD21	1.98	0.63
1:B:187:PRO:HG3	1:B:199:PHE:CD2	2.34	0.63
1:B:286:LYS:HG3	2:B:362:HOH:O	1.99	0.63
1:B:87:HIS:CD2	1:B:87:HIS:H	2.17	0.63
1:C:63:VAL:O	1:C:63:VAL:HG12	1.99	0.63
1:C:63:VAL:HG21	1:C:88:LEU:HD23	1.81	0.63
1:C:53:HIS:CE1	1:C:74:ASN:HD22	2.17	0.62
1:D:179:ARG:NE	2:D:396:HOH:O	2.30	0.62
1:A:312:ASN:O	1:A:322:MSE:HE3	2.00	0.62
1:A:103:THR:HG22	1:A:308:LEU:HB3	1.81	0.62
1:C:69:ASP:HA	1:C:96:ARG:HH21	1.64	0.62
1:D:163:ARG:HH21	1:D:166:GLN:HB2	1.64	0.62
1:C:83:VAL:HA	1:C:102:TYR:HD2	1.64	0.62
1:C:93:ILE:HG21	1:C:100:VAL:CG2	2.29	0.62
1:B:65:LYS:NZ	1:B:65:LYS:HB3	2.14	0.62
1:D:13:ARG:HG2	1:D:14:ARG:N	2.14	0.62
1:B:41:PRO:HD2	1:B:44:GLU:HG3	1.80	0.62
1:B:189:PRO:HG2	2:B:344:HOH:O	1.99	0.62
1:C:13:ARG:HG3	1:C:36:SER:O	1.99	0.62
1:C:13:ARG:HG2	1:C:58:LEU:HD11	1.79	0.62
1:C:234:MSE:HE1	1:C:240:PHE:HB2	1.80	0.62
1:D:162:GLY:O	1:D:166:GLN:HG3	1.99	0.62
1:B:322:MSE:HE3	1:B:325:GLU:HB2	1.80	0.62
1:B:192:ALA:HB1	1:B:197:ALA:HB3	1.81	0.62
1:A:155:THR:CB	1:A:209:SER:HA	2.25	0.62
1:C:7:MSE:O	1:C:30:GLU:N	2.33	0.62
1:D:276:LEU:HG	1:D:277:PRO:HD2	1.82	0.62
1:D:114:LEU:HD22	1:D:295:GLY:HA2	1.81	0.62
1:B:84:GLY:HA3	1:B:245:ARG:HH21	1.65	0.62
1:B:10:PHE:CG	1:B:49:VAL:HG12	2.34	0.62
1:C:89:ALA:HB1	1:C:91:ASP:OD1	1.99	0.62
1:B:312:ASN:HD21	1:B:324:SER:HB3	1.64	0.62
1:A:85:ILE:HD13	1:A:90:LEU:HD11	1.81	0.62
1:C:104:PRO:HD3	1:C:324:SER:OG	1.99	0.62
1:D:11:VAL:HB	1:D:33:GLN:HG3	1.81	0.62
1:D:68:LEU:CD1	1:D:92:GLU:HB3	2.29	0.62
1:D:11:VAL:HG13	1:D:56:LEU:HD22	1.80	0.62
1:B:76:LYS:O	1:B:98:ILE:HA	1.99	0.62

*Continued on next page...*

*Continued from previous page...*

Atom-1	Atom-2	Interatomic distance (Å)	Clash overlap (Å)
1:A:154:SER:O	1:A:177:VAL:HG13	2.00	0.62
1:A:121:THR:HG23	1:A:127:PRO:HD3	1.80	0.62
1:A:206:ALA:HB1	1:A:234:MSE:CA	2.24	0.62
1:A:184:GLY:HA3	1:A:188:ARG:HH12	1.64	0.62
1:C:218:LEU:CB	1:C:245:ARG:HG3	2.29	0.62
1:B:70:ALA:C	2:B:335:HOH:O	2.38	0.62
1:C:14:ARG:HH21	1:C:37:ASP:H	1.47	0.62
1:D:181:LEU:HD13	1:D:200:VAL:CG2	2.27	0.62
1:B:49:VAL:HB	1:B:71:ALA:HB2	1.82	0.62
1:D:155:THR:N	1:D:210:ASP:OD2	2.25	0.62
1:D:79:SER:CB	1:D:313:LEU:HB2	2.29	0.62
1:B:236:GLU:HA	1:B:263:ILE:HA	1.79	0.62
1:A:8:LYS:HD3	1:A:52:ALA:HB2	1.80	0.62
1:A:202:THR:HG21	1:A:225:LEU:HD11	1.81	0.62
1:C:271:THR:HB	1:C:276:LEU:HD13	1.82	0.62
1:C:34:TRP:CD1	1:C:40:ILE:HB	2.35	0.62
1:A:93:ILE:HG21	1:A:100:VAL:HG23	1.81	0.62
1:C:271:THR:CB	1:C:276:LEU:HD13	2.29	0.62
1:A:121:THR:HG23	1:A:126:LEU:HB2	1.81	0.62
1:D:10:PHE:HD1	1:D:32:GLU:HG2	1.65	0.62
1:A:188:ARG:NH2	2:A:433:HOH:O	2.33	0.62
1:A:121:THR:HG23	1:A:126:LEU:HB2	1.80	0.62
1:D:162:GLY:O	1:D:166:GLN:HG3	2.00	0.62
1:A:74:ASN:HB2	2:A:422:HOH:O	2.00	0.62
1:B:218:LEU:HD13	1:B:245:ARG:HG3	1.81	0.62
1:C:132:GLU:HA	1:C:135:ASN:OD1	1.99	0.62
1:D:182:TYR:CD1	1:D:197:ALA:HB1	2.35	0.62
1:C:108:THR:HG23	1:C:164:ILE:N	2.14	0.62
1:B:76:LYS:C	1:B:98:ILE:HG23	2.20	0.62
1:C:51:GLY:H	1:C:71:ALA:C	2.03	0.62
1:B:51:GLY:HA2	1:B:71:ALA:O	1.99	0.62
1:A:114:LEU:CD2	1:A:295:GLY:HA2	2.26	0.62
1:A:151:LEU:HG	1:A:211:PHE:CE1	2.35	0.62
1:C:104:PRO:HD2	1:C:324:SER:OG	1.99	0.62
1:A:49:VAL:O	1:A:71:ALA:HA	2.00	0.62
1:D:56:LEU:HD12	1:D:313:LEU:HD22	1.82	0.62
1:D:205:LEU:HD23	1:D:206:ALA:N	2.14	0.62
1:B:201:SER:O	1:B:204:GLU:N	2.33	0.62
1:D:103:THR:HB	1:D:308:LEU:HD23	1.82	0.62
1:C:99:ARG:NE	1:C:322:MSE:HE3	2.14	0.62
1:B:43:LYS:HB2	2:B:456:HOH:O	2.00	0.62

*Continued on next page...*

*Continued from previous page...*

Atom-1	Atom-2	Interatomic distance (Å)	Clash overlap (Å)
1:C:102:TYR:CD2	1:C:104:PRO:HD3	2.35	0.62
1:A:42:ALA:O	1:A:46:GLU:HG3	2.00	0.62
1:A:314:LEU:O	1:A:318:ARG:HD3	2.00	0.62
1:B:81:MSE:HE2	1:B:309:ALA:HB3	1.81	0.62
1:B:188:ARG:HB2	2:B:432:HOH:O	2.00	0.62
1:D:201:SER:CB	1:D:203:PRO:HD2	2.30	0.62
1:A:17:ALA:O	1:A:20:ARG:HG2	2.00	0.62
1:A:269:ASP:OD1	1:A:291:LEU:HB2	1.99	0.62
1:A:8:LYS:CA	1:A:30:GLU:HB3	2.18	0.62
1:D:225:LEU:O	1:D:230:PHE:HB2	2.00	0.62
1:A:167:ALA:HB1	1:A:171:ARG:HH21	1.65	0.62
1:B:63:VAL:HA	1:B:67:ILE:HG13	1.81	0.62
1:B:200:VAL:HG22	1:B:201:SER:N	2.15	0.62
1:D:185:ARG:HH21	1:D:188:ARG:HD2	1.65	0.62
1:A:68:LEU:HD22	1:A:96:ARG:HD2	1.81	0.62
1:B:18:GLU:H	1:B:303:ASN:ND2	1.98	0.62
1:A:100:VAL:HG11	1:A:326:LEU:HD23	1.82	0.62
1:B:107:LEU:N	1:B:107:LEU:HD23	2.14	0.61
1:A:231:PHE:CE1	1:A:254:LEU:HD12	2.35	0.61
1:A:260:SER:OG	1:A:262:LYS:HD3	2.00	0.61
1:C:71:ALA:CB	1:C:75:LEU:HD11	2.31	0.61
1:A:77:VAL:HG21	1:A:313:LEU:O	2.00	0.61
1:A:182:TYR:OH	1:A:187:PRO:HA	2.00	0.61
1:A:49:VAL:O	1:A:71:ALA:HA	2.00	0.61
1:B:23:LEU:HD11	1:B:56:LEU:CD1	2.30	0.61
1:C:251:GLN:HE22	1:C:272:SER:N	1.97	0.61
1:C:292:PRO:HD2	1:D:129:ALA:HB1	1.82	0.61
1:B:245:ARG:HB2	1:B:248:VAL:CG2	2.30	0.61
1:D:216:CYS:SG	1:D:217:SER:N	2.72	0.61
1:A:251:GLN:NE2	2:A:415:HOH:O	2.33	0.61
1:B:13:ARG:HG2	1:B:14:ARG:H	1.65	0.61
1:A:83:VAL:HG23	1:A:104:PRO:HB3	1.81	0.61
1:C:218:LEU:HD13	1:C:248:VAL:HG22	1.82	0.61
1:D:161:LEU:HD13	1:D:182:TYR:CD2	2.35	0.61
1:A:49:VAL:HG12	1:A:55:LEU:HD13	1.81	0.61
1:D:35:ASP:O	1:D:36:SER:HB2	2.00	0.61
1:A:102:TYR:CD2	1:A:104:PRO:HD3	2.36	0.61
1:C:229:ASP:HB3	2:C:352:HOH:O	2.00	0.61
1:B:299:HIS:HB2	2:B:332:HOH:O	1.99	0.61
1:B:102:TYR:OH	1:B:326:LEU:HD13	1.99	0.61
1:C:314:LEU:O	1:C:318:ARG:HD2	2.00	0.61

*Continued on next page...*

*Continued from previous page...*

Atom-1	Atom-2	Interatomic distance (Å)	Clash overlap (Å)
1:A:65:LYS:O	1:A:69:ASP:HB2	2.00	0.61
1:C:297:ALA:O	1:D:147:CYS:HA	2.00	0.61
1:A:10:PHE:HA	1:A:32:GLU:O	2.00	0.61
1:A:45:LEU:O	1:A:49:VAL:HG22	2.00	0.61
1:A:312:ASN:OD1	1:A:323:PRO:HG2	1.99	0.61
1:A:99:ARG:CZ	1:A:322:MSE:HE2	2.31	0.61
1:B:153:GLN:HB3	1:B:178:GLN:HE21	1.65	0.61
1:B:274:GLU:HA	1:B:276:LEU:N	2.14	0.61
1:B:11:VAL:O	1:B:33:GLN:HB2	2.00	0.61
1:D:315:ALA:CB	1:D:322:MSE:HG2	2.30	0.61
1:C:13:ARG:HG2	1:C:58:LEU:HD11	1.83	0.61
1:A:282:LEU:HD13	1:A:290:ILE:HD11	1.82	0.61
1:A:181:LEU:CD2	1:A:198:GLU:HB2	2.30	0.61
1:B:170:ARG:CB	1:B:170:ARG:NH1	2.63	0.61
1:A:179:ARG:NE	2:A:411:HOH:O	2.32	0.61
1:C:104:PRO:O	1:C:106:VAL:N	2.32	0.61
1:B:114:LEU:HD11	1:B:294:ILE:HG13	1.81	0.61
1:B:75:LEU:HD21	1:B:78:ILE:HD11	1.82	0.61
1:D:183:THR:HG21	1:D:202:THR:HA	1.83	0.61
1:C:7:MSE:SE	1:C:317:LEU:HB3	2.50	0.61
1:A:236:GLU:HA	1:A:262:LYS:O	1.99	0.61
1:B:77:VAL:HB	1:B:316:GLY:O	2.00	0.61
1:B:93:ILE:HG23	1:B:98:ILE:HB	1.82	0.61
1:B:234:MSE:HE1	1:B:240:PHE:HD1	1.65	0.61
1:C:165:GLY:O	1:C:168:ILE:N	2.34	0.61
1:D:125:ARG:HH12	1:D:146:LEU:HA	1.63	0.61
1:A:134:LYS:HG2	1:B:283:LEU:HD22	1.83	0.61
1:A:166:GLN:HB3	1:A:195:PHE:CZ	2.34	0.61
1:A:75:LEU:HD21	1:A:78:ILE:HD11	1.83	0.61
1:A:42:ALA:O	1:A:46:GLU:HG3	2.01	0.61
1:B:23:LEU:HB3	1:B:31:VAL:HG21	1.83	0.61
1:A:231:PHE:O	1:A:234:MSE:N	2.29	0.61
1:B:236:GLU:HA	1:B:262:LYS:O	2.00	0.61
1:B:118:LEU:HD13	1:B:291:LEU:HD11	1.81	0.61
1:A:183:THR:HG23	1:A:184:GLY:N	2.15	0.61
1:C:81:MSE:HE2	1:C:306:SER:HA	1.82	0.61
1:D:155:THR:HA	1:D:179:ARG:O	2.00	0.61
1:A:260:SER:OG	1:A:262:LYS:HD3	2.01	0.61
1:C:219:THR:HB	1:C:220:PRO:HD2	1.82	0.61
1:B:313:LEU:HD23	1:B:314:LEU:N	2.16	0.61
1:A:151:LEU:HG	1:A:211:PHE:CE1	2.36	0.61

*Continued on next page...*

*Continued from previous page...*

Atom-1	Atom-2	Interatomic distance (Å)	Clash overlap (Å)
1:A:231:PHE:HA	1:A:234:MSE:SE	2.51	0.61
1:B:229:ASP:CA	1:B:232:GLN:HE21	2.03	0.61
1:C:8:LYS:HZ2	1:C:52:ALA:HB2	1.65	0.61
1:A:234:MSE:HE2	1:A:238:ALA:HB1	1.82	0.61
1:D:95:LYS:HD2	1:D:96:ARG:HG3	1.81	0.61
1:B:199:PHE:N	2:B:342:HOH:O	2.21	0.61
1:D:20:ARG:HD2	2:D:333:HOH:O	2.00	0.61
1:C:142:LYS:HE2	1:D:37:ASP:O	2.00	0.61
1:D:185:ARG:NE	2:D:411:HOH:O	2.33	0.61
1:D:318:ARG:HH11	1:D:318:ARG:HG3	1.65	0.61
1:A:159:ILE:HG22	1:A:216:CYS:HB3	1.83	0.61
1:C:108:THR:HG23	1:C:164:ILE:HA	1.83	0.61
1:B:68:LEU:HD12	1:B:92:GLU:HB3	1.83	0.61
1:A:245:ARG:O	1:A:247:ASP:N	2.33	0.61
1:B:187:PRO:HG3	1:B:199:PHE:CE2	2.36	0.61
1:A:68:LEU:HD22	1:A:98:ILE:CD1	2.31	0.61
1:D:75:LEU:HD23	1:D:98:ILE:HD13	1.82	0.61
1:A:239:VAL:HA	1:A:265:ALA:O	2.01	0.61
1:C:99:ARG:NH2	1:C:316:GLY:HA2	2.16	0.61
1:B:226:CYS:HB2	1:B:249:VAL:CA	2.27	0.61
1:A:301:THR:O	1:A:305:MSE:HE2	2.01	0.61
1:A:21:VAL:HG12	1:A:25:ARG:NH2	2.16	0.61
1:B:280:HIS:CE1	1:B:282:LEU:HG	2.35	0.61
1:C:312:ASN:HA	1:C:322:MSE:HB3	1.83	0.61
1:D:322:MSE:HE3	1:D:325:GLU:HG3	1.83	0.61
1:B:214:VAL:HG12	1:B:244:SER:OG	1.99	0.61
1:A:6:LEU:HG	1:A:28:ASP:O	2.01	0.61
1:C:9:VAL:HG12	1:C:10:PHE:N	2.15	0.61
1:A:159:ILE:O	1:A:216:CYS:HA	2.01	0.61
1:D:313:LEU:O	1:D:317:LEU:HB2	2.00	0.61
1:B:226:CYS:HB2	1:B:249:VAL:HG22	1.83	0.61
1:A:103:THR:HA	1:A:308:LEU:HD23	1.81	0.61
1:D:314:LEU:HD23	1:D:317:LEU:HD22	1.82	0.61
1:D:242:ASN:HD21	1:D:246:GLY:HA2	1.66	0.61
1:C:40:ILE:CG1	1:C:44:GLU:HB2	2.30	0.61
1:A:114:LEU:CD2	1:A:294:ILE:HG13	2.30	0.61
1:D:100:VAL:HG12	1:D:101:GLY:N	2.16	0.61
1:B:99:ARG:HH22	1:B:319:GLY:CA	2.09	0.61
1:A:52:ALA:O	1:A:75:LEU:HA	2.00	0.61
1:C:184:GLY:H	1:C:199:PHE:HE1	1.47	0.61
1:C:165:GLY:O	1:C:168:ILE:N	2.34	0.61

*Continued on next page...*

*Continued from previous page...*

Atom-1	Atom-2	Interatomic distance (Å)	Clash overlap (Å)
1:D:90:LEU:O	1:D:92:GLU:N	2.34	0.60
1:C:226:CYS:HB2	1:C:249:VAL:HG23	1.83	0.60
1:C:104:PRO:O	1:C:106:VAL:HG22	2.01	0.60
1:D:13:ARG:HG2	1:D:14:ARG:H	1.65	0.60
1:B:15:ILE:HB	1:B:81:MSE:HE1	1.82	0.60
1:B:49:VAL:O	1:B:71:ALA:HA	2.01	0.60
1:D:314:LEU:HA	1:D:317:LEU:HD23	1.83	0.60
1:A:7:MSE:N	1:A:7:MSE:SE	2.82	0.60
1:B:110:THR:HG21	1:B:298:THR:OG1	2.00	0.60
1:B:317:LEU:O	1:B:318:ARG:HG3	2.01	0.60
1:A:235:LYS:N	2:A:342:HOH:O	2.33	0.60
1:A:51:GLY:H	1:A:71:ALA:HA	1.65	0.60
1:C:107:LEU:HD12	1:C:108:THR:N	2.15	0.60
1:A:226:CYS:HB2	1:A:249:VAL:HA	1.83	0.60
1:A:244:SER:O	1:A:270:VAL:HG11	2.01	0.60
1:B:35:ASP:O	1:B:36:SER:HB2	2.00	0.60
1:D:154:SER:O	1:D:178:GLN:N	2.34	0.60
1:A:99:ARG:HD2	1:A:325:GLU:OE2	2.01	0.60
1:B:13:ARG:HG2	1:B:14:ARG:H	1.66	0.60
1:A:174:PRO:HB2	1:B:171:ARG:HA	1.82	0.60
1:D:188:ARG:O	1:D:192:ALA:HB3	2.01	0.60
1:D:166:GLN:NE2	2:D:371:HOH:O	2.34	0.60
1:D:157:GLY:HA3	1:D:209:SER:OG	2.01	0.60
1:A:257:ALA:HB1	1:A:263:ILE:HG12	1.83	0.60
1:A:137:GLY:O	1:A:139:THR:HG23	2.01	0.60
1:B:63:VAL:HB	1:B:88:LEU:HD23	1.82	0.60
1:D:68:LEU:HD12	1:D:92:GLU:HB3	1.82	0.60
1:C:75:LEU:H	1:C:75:LEU:CD2	2.13	0.60
1:D:236:GLU:HA	1:D:262:LYS:O	1.98	0.60
1:A:225:LEU:HB3	1:A:248:VAL:HG13	1.82	0.60
1:C:25:ARG:HH11	1:C:25:ARG:HG3	1.66	0.60
1:A:125:ARG:NH1	1:A:146:LEU:HD23	2.17	0.60
1:D:89:ALA:O	1:D:93:ILE:HG13	2.01	0.60
1:B:9:VAL:HG22	1:B:54:GLY:HA3	1.82	0.60
1:B:92:GLU:HG2	2:B:427:HOH:O	2.00	0.60
1:D:85:ILE:HD13	1:D:90:LEU:CD1	2.31	0.60
1:C:101:GLY:HA2	1:C:325:GLU:HA	1.83	0.60
1:C:49:VAL:HG12	1:C:55:LEU:HD13	1.83	0.60
1:D:162:GLY:O	1:D:166:GLN:HG3	2.02	0.60
1:D:187:PRO:HG3	1:D:199:PHE:CE2	2.35	0.60
1:D:320:GLU:HB3	1:D:321:PRO:HD2	1.82	0.60

*Continued on next page...*

*Continued from previous page...*

Atom-1	Atom-2	Interatomic distance (Å)	Clash overlap (Å)
1:B:167:ALA:O	1:B:171:ARG:HG3	2.01	0.60
1:C:40:ILE:HB	1:C:45:LEU:CD2	2.32	0.60
1:B:9:VAL:HG13	1:B:54:GLY:HA3	1.84	0.60
1:B:72:GLY:O	1:B:75:LEU:HD13	2.02	0.60
1:A:129:ALA:HB1	1:B:292:PRO:HD2	1.82	0.60
1:B:128:GLU:O	1:B:132:GLU:HG2	2.01	0.60
1:B:222:THR:O	1:B:225:LEU:HB2	2.01	0.60
1:A:250:ASN:C	1:A:252:ASP:H	2.05	0.60
1:B:85:ILE:CD1	1:B:90:LEU:HD21	2.31	0.60
1:B:7:MSE:HG2	1:B:53:HIS:CE1	2.37	0.60
1:A:246:GLY:N	1:A:270:VAL:HB	2.16	0.60
1:C:124:ARG:NH2	1:D:114:LEU:HD12	2.15	0.60
1:D:159:ILE:HA	1:D:183:THR:CG2	2.32	0.60
1:B:47:ARG:O	1:B:47:ARG:HD3	2.01	0.60
1:C:75:LEU:N	1:C:75:LEU:HD23	2.13	0.60
1:A:151:LEU:HA	1:A:154:SER:CB	2.31	0.60
1:A:45:LEU:O	1:A:49:VAL:HG22	2.01	0.60
1:D:63:VAL:HG13	1:D:67:ILE:CG2	2.26	0.60
1:C:180:PHE:O	1:C:197:ALA:HA	2.01	0.60
1:A:9:VAL:HA	1:A:54:GLY:HA3	1.83	0.60
1:C:76:LYS:HA	1:C:98:ILE:HG23	1.83	0.60
1:D:59:LEU:HA	1:D:87:HIS:CD2	2.36	0.60
1:A:95:LYS:N	2:A:351:HOH:O	2.34	0.60
1:C:76:LYS:N	1:C:98:ILE:HD12	2.17	0.60
1:D:13:ARG:HG2	1:D:14:ARG:N	2.17	0.60
1:C:85:ILE:HD12	1:C:90:LEU:HD11	1.83	0.60
1:B:311:ASN:HB3	1:B:323:PRO:HG2	1.84	0.60
1:A:7:MSE:HE1	1:A:28:ASP:HB2	1.83	0.60
1:D:35:ASP:OD1	2:D:384:HOH:O	2.17	0.60
1:B:53:HIS:HA	1:B:75:LEU:HA	1.82	0.60
1:A:153:GLN:HA	1:A:178:GLN:HB2	1.84	0.60
1:C:74:ASN:ND2	2:C:434:HOH:O	2.33	0.60
1:D:315:ALA:HB1	1:D:322:MSE:HG2	1.84	0.60
1:D:15:ILE:CG1	1:D:20:ARG:HE	2.14	0.60
1:C:104:PRO:O	1:C:106:VAL:N	2.34	0.60
1:C:251:GLN:NE2	1:C:272:SER:H	2.00	0.60
1:A:302:ARG:HD3	1:A:305:MSE:SE	2.52	0.60
1:C:187:PRO:C	1:C:189:PRO:HD3	2.22	0.60
1:D:20:ARG:HG3	2:D:333:HOH:O	2.00	0.60
1:A:13:ARG:HG3	1:A:14:ARG:N	2.17	0.60
1:A:236:GLU:HB2	1:A:261:GLY:O	2.01	0.60

*Continued on next page...*

*Continued from previous page...*

Atom-1	Atom-2	Interatomic distance (Å)	Clash overlap (Å)
1:B:300:ARG:HG3	2:B:443:HOH:O	2.00	0.60
1:D:312:ASN:HD21	1:D:324:SER:HB3	1.66	0.60
1:C:174:PRO:HG3	1:D:174:PRO:HG2	1.84	0.60
1:D:262:LYS:HD2	2:D:345:HOH:O	2.00	0.60
1:D:14:ARG:HA	1:D:20:ARG:NH2	2.16	0.60
1:C:260:SER:OG	1:C:262:LYS:HD3	2.01	0.60
1:D:99:ARG:HH21	1:D:316:GLY:HA2	1.67	0.60
1:C:93:ILE:HG23	1:C:94:LYS:N	2.17	0.60
1:B:16:PRO:CD	1:B:306:SER:HB2	2.31	0.60
1:D:23:LEU:HD11	1:D:56:LEU:HD13	1.83	0.60
1:C:160:GLY:HA3	1:C:216:CYS:HB3	1.82	0.60
1:A:8:LYS:HE3	1:A:32:GLU:CG	2.32	0.60
1:C:236:GLU:HA	1:C:262:LYS:O	2.02	0.60
1:C:251:GLN:HB2	2:C:357:HOH:O	2.02	0.60
1:B:236:GLU:HA	1:B:262:LYS:O	2.02	0.60
1:C:17:ALA:O	1:C:21:VAL:HG23	2.01	0.60
1:B:65:LYS:HE3	1:B:96:ARG:NH2	2.16	0.60
1:B:15:ILE:HB	1:B:81:MSE:HE1	1.83	0.60
1:A:187:PRO:HG3	1:A:199:PHE:CD2	2.38	0.59
1:C:49:VAL:O	1:C:71:ALA:HA	2.01	0.59
1:A:179:ARG:CD	1:A:181:LEU:HD21	2.31	0.59
1:C:16:PRO:O	1:C:20:ARG:HB2	2.01	0.59
1:C:103:THR:HG22	1:C:308:LEU:CD2	2.32	0.59
1:C:6:LEU:HD22	1:C:30:GLU:OE1	2.02	0.59
1:A:221:ALA:O	1:A:225:LEU:HB2	2.00	0.59
1:B:167:ALA:O	1:B:171:ARG:HG2	2.02	0.59
1:C:192:ALA:HB1	1:C:197:ALA:HB3	1.84	0.59
1:D:181:LEU:HB3	1:D:200:VAL:HG22	1.85	0.59
1:D:226:CYS:HA	1:D:230:PHE:CD2	2.37	0.59
1:D:227:ASN:H	1:D:230:PHE:CB	2.15	0.59
1:B:181:LEU:CD2	1:B:198:GLU:HB3	2.32	0.59
1:A:207:ALA:HA	1:A:233:LYS:O	2.02	0.59
1:A:82:SER:HA	1:A:305:MSE:HE3	1.82	0.59
1:C:315:ALA:CB	1:C:322:MSE:HA	2.33	0.59
1:C:41:PRO:HD2	1:C:44:GLU:HB2	1.85	0.59
1:D:206:ALA:HB2	1:D:230:PHE:CE1	2.36	0.59
1:C:76:LYS:HB3	1:C:76:LYS:HZ2	1.67	0.59
1:A:173:LYS:HB3	1:A:174:PRO:HD3	1.85	0.59
1:C:88:LEU:HD12	1:C:88:LEU:O	2.01	0.59
1:C:16:PRO:HG2	1:C:302:ARG:O	2.03	0.59
1:B:8:LYS:HD2	1:B:30:GLU:O	2.02	0.59

*Continued on next page...*

*Continued from previous page...*

Atom-1	Atom-2	Interatomic distance (Å)	Clash overlap (Å)
1:C:15:ILE:CD1	1:C:81:MSE:HE1	2.27	0.59
1:C:132:GLU:OE1	1:C:137:GLY:HA3	2.02	0.59
1:C:9:VAL:HG22	1:C:30:GLU:O	2.02	0.59
1:C:184:GLY:N	1:C:199:PHE:HE1	1.99	0.59
1:C:99:ARG:CZ	1:C:322:MSE:HE3	2.32	0.59
1:C:43:LYS:HA	1:C:46:GLU:CD	2.23	0.59
1:C:315:ALA:HB3	1:C:322:MSE:HG2	1.83	0.59
1:A:250:ASN:O	1:A:252:ASP:N	2.35	0.59
1:B:63:VAL:HG13	1:B:67:ILE:HG21	1.84	0.59
1:C:34:TRP:CH2	1:C:41:PRO:HD3	2.37	0.59
1:A:271:THR:OG1	1:A:274:GLU:HG2	2.01	0.59
1:A:182:TYR:OH	1:A:187:PRO:HA	2.01	0.59
1:D:182:TYR:CE1	1:D:197:ALA:HB1	2.37	0.59
1:B:100:VAL:HG12	1:B:101:GLY:N	2.17	0.59
1:A:76:LYS:HA	2:A:415:HOH:O	2.02	0.59
1:A:222:THR:O	1:A:248:VAL:HA	2.02	0.59
1:A:49:VAL:O	1:A:71:ALA:HA	2.02	0.59
1:A:182:TYR:O	1:A:199:PHE:HA	2.02	0.59
1:A:158:ILE:HD12	1:A:158:ILE:N	2.16	0.59
1:C:46:GLU:O	1:C:70:ALA:HB1	2.02	0.59
1:C:13:ARG:CZ	1:C:58:LEU:HD12	2.32	0.59
1:A:8:LYS:HD3	1:A:9:VAL:N	2.16	0.59
1:C:219:THR:H	1:C:222:THR:HG1	1.50	0.59
1:B:81:MSE:HG3	1:B:305:MSE:HG2	1.84	0.59
1:C:54:GLY:HA3	1:C:313:LEU:HD11	1.85	0.59
1:B:85:ILE:HD13	1:B:326:LEU:HD21	1.84	0.59
1:B:13:ARG:HG2	1:B:14:ARG:H	1.68	0.59
1:B:49:VAL:HG12	1:B:55:LEU:HD13	1.85	0.59
1:D:7:MSE:CE	1:D:317:LEU:HB3	2.33	0.59
1:B:300:ARG:HG3	2:B:446:HOH:O	2.02	0.59
1:D:262:LYS:HD2	2:D:346:HOH:O	2.03	0.59
1:C:184:GLY:N	1:C:199:PHE:HE1	2.00	0.59
1:D:280:HIS:ND1	1:D:281:PRO:HD2	2.17	0.59
1:B:312:ASN:HA	1:B:323:PRO:CD	2.31	0.59
1:D:214:VAL:HG11	1:D:248:VAL:HG11	1.83	0.59
1:B:57:CYS:O	1:B:58:LEU:HD23	2.02	0.59
1:A:141:TRP:O	1:A:142:LYS:HG3	2.03	0.59
1:B:64:ASP:OD1	1:B:67:ILE:HG12	2.02	0.59
1:D:85:ILE:HD13	1:D:90:LEU:CD1	2.33	0.59
1:D:99:ARG:CB	1:D:322:MSE:HE1	2.26	0.59
1:A:250:ASN:C	1:A:252:ASP:H	2.06	0.59

*Continued on next page...*

*Continued from previous page...*

Atom-1	Atom-2	Interatomic distance (Å)	Clash overlap (Å)
1:B:163:ARG:HD2	2:B:426:HOH:O	2.02	0.59
1:A:217:SER:HA	2:A:380:HOH:O	2.01	0.59
1:B:326:LEU:HG	2:B:386:HOH:O	2.02	0.59
1:D:280:HIS:ND1	1:D:281:PRO:HD2	2.18	0.59
1:B:200:VAL:CG1	1:B:205:LEU:HB2	2.32	0.59
1:B:55:LEU:HD23	1:B:78:ILE:HD13	1.84	0.59
1:D:64:ASP:HA	1:D:89:ALA:HB2	1.84	0.59
1:C:78:ILE:HD12	1:C:93:ILE:HD13	1.85	0.59
1:A:8:LYS:HE3	1:A:32:GLU:OE1	2.01	0.59
1:D:24:ALA:O	2:D:354:HOH:O	2.16	0.59
1:A:280:HIS:ND1	1:A:281:PRO:HD2	2.18	0.59
1:C:34:TRP:HE1	1:C:40:ILE:HA	1.68	0.59
1:A:167:ALA:HB2	2:A:373:HOH:O	2.02	0.59
1:D:155:THR:HG23	1:D:179:ARG:O	2.02	0.59
1:D:103:THR:HG22	1:D:308:LEU:HG	1.84	0.59
1:C:214:VAL:HG12	1:C:244:SER:HG	1.68	0.59
1:B:114:LEU:HD13	1:B:295:GLY:HA2	1.85	0.59
1:A:280:HIS:HE1	1:A:282:LEU:HD12	1.67	0.59
1:D:81:MSE:CE	1:D:306:SER:HA	2.33	0.59
1:B:7:MSE:HB2	1:B:28:ASP:O	2.02	0.59
1:D:114:LEU:HD22	1:D:295:GLY:CA	2.32	0.59
1:A:313:LEU:HD13	1:A:317:LEU:HD13	1.85	0.59
1:C:56:LEU:HA	1:C:79:SER:O	2.03	0.59
1:D:282:LEU:HD23	1:D:285:LEU:HD12	1.84	0.59
1:D:114:LEU:HD22	1:D:295:GLY:CA	2.32	0.59
1:B:152:THR:HG22	1:B:153:GLN:OE1	2.02	0.59
1:C:10:PHE:HA	1:C:32:GLU:HB3	1.85	0.59
1:B:229:ASP:HA	1:B:232:GLN:HE21	1.67	0.59
1:C:17:ALA:HB3	1:C:303:ASN:OD1	2.03	0.59
1:C:53:HIS:HB3	1:C:76:LYS:HZ3	1.66	0.59
1:B:202:THR:HB	1:B:203:PRO:HD3	1.83	0.59
1:A:16:PRO:HG3	1:B:144:LEU:HG	1.83	0.59
1:A:228:LYS:HA	1:A:253:ASP:OD2	2.02	0.59
1:B:251:GLN:HE22	1:B:276:LEU:HD11	1.67	0.59
1:C:218:LEU:O	1:C:219:THR:HG23	2.02	0.59
1:A:81:MSE:HG3	1:A:305:MSE:HB3	1.85	0.59
1:C:38:GLU:CD	1:D:139:THR:HG21	2.23	0.59
1:A:309:ALA:O	1:A:312:ASN:HB2	2.03	0.59
1:B:8:LYS:HZ1	1:B:32:GLU:HB3	1.68	0.59
1:B:70:ALA:C	1:B:72:GLY:H	2.05	0.59
1:A:189:PRO:C	1:A:191:GLU:H	2.04	0.59

*Continued on next page...*

*Continued from previous page...*

Atom-1	Atom-2	Interatomic distance (Å)	Clash overlap (Å)
1:D:89:ALA:O	1:D:93:ILE:HG13	2.03	0.59
1:C:108:THR:O	1:C:108:THR:HG22	2.01	0.59
1:B:64:ASP:OD2	1:B:66:ARG:HG3	2.03	0.59
1:B:228:LYS:O	1:B:228:LYS:HG2	2.03	0.59
1:B:206:ALA:HB2	1:B:230:PHE:HE2	1.68	0.59
1:B:68:LEU:CD1	1:B:96:ARG:HH11	2.16	0.59
1:B:187:PRO:HG3	1:B:199:PHE:CD2	2.38	0.59
1:B:322:MSE:HB2	1:B:325:GLU:OE1	2.03	0.59
1:A:79:SER:OG	1:A:313:LEU:HB3	2.04	0.58
1:B:49:VAL:HG11	1:B:67:ILE:HG23	1.85	0.58
1:D:212:ILE:HD12	1:D:234:MSE:SE	2.53	0.58
1:C:178:GLN:HG3	2:C:387:HOH:O	2.01	0.58
1:D:203:PRO:HB3	1:D:233:LYS:NZ	2.18	0.58
1:C:85:ILE:C	1:C:85:ILE:HD12	2.24	0.58
1:A:175:PHE:HA	1:B:171:ARG:NH1	2.18	0.58
1:D:40:ILE:HG12	1:D:44:GLU:HB2	1.85	0.58
1:A:18:GLU:OE1	1:A:307:LEU:HD13	2.03	0.58
1:B:283:LEU:HD23	1:B:290:ILE:HD12	1.86	0.58
1:C:224:GLY:O	1:C:227:ASN:ND2	2.36	0.58
1:B:85:ILE:CB	1:B:90:LEU:HD21	2.24	0.58
1:D:6:LEU:HD22	1:D:28:ASP:C	2.23	0.58
1:A:59:LEU:HD12	1:A:87:HIS:ND1	2.18	0.58
1:A:183:THR:CG2	1:A:205:LEU:HD22	2.33	0.58
1:C:88:LEU:HD13	1:C:100:VAL:HG11	1.85	0.58
1:C:53:HIS:HA	1:C:74:ASN:O	2.03	0.58
1:A:23:LEU:CD2	1:A:314:LEU:HD22	2.33	0.58
1:B:92:GLU:HG2	2:B:432:HOH:O	2.02	0.58
1:C:58:LEU:HD22	1:D:141:TRP:HZ3	1.69	0.58
1:A:231:PHE:CZ	1:A:254:LEU:HD13	2.38	0.58
1:B:133:VAL:HG22	1:B:138:TRP:CE3	2.39	0.58
1:C:77:VAL:HG11	1:C:317:LEU:HG	1.84	0.58
1:C:310:ALA:O	1:C:314:LEU:HB2	2.04	0.58
1:C:92:GLU:HA	1:C:95:LYS:CD	2.32	0.58
1:A:8:LYS:HD2	1:A:32:GLU:HB2	1.86	0.58
1:A:255:TYR:HD1	1:A:282:LEU:HD23	1.69	0.58
1:A:16:PRO:HD2	1:A:306:SER:HB2	1.84	0.58
1:D:312:ASN:HD21	1:D:324:SER:HB3	1.67	0.58
1:B:96:ARG:HB2	1:B:98:ILE:HD12	1.84	0.58
1:B:66:ARG:NH1	2:B:422:HOH:O	2.37	0.58
1:C:102:TYR:CD1	1:C:326:LEU:HD12	2.38	0.58
1:A:132:GLU:OE1	1:A:137:GLY:HA3	2.03	0.58

*Continued on next page...*

*Continued from previous page...*

Atom-1	Atom-2	Interatomic distance (Å)	Clash overlap (Å)
1:B:320:GLU:HB3	1:B:321:PRO:HD2	1.84	0.58
1:A:206:ALA:HB2	1:A:230:PHE:CZ	2.38	0.58
1:C:81:MSE:SE	1:C:306:SER:HA	2.53	0.58
1:C:53:HIS:HA	1:C:74:ASN:O	2.02	0.58
1:B:183:THR:HB	1:B:205:LEU:HD23	1.84	0.58
1:C:65:LYS:O	1:C:69:ASP:HB2	2.04	0.58
1:B:249:VAL:HG12	1:B:250:ASN:H	1.67	0.58
1:B:153:GLN:HG2	2:B:339:HOH:O	2.02	0.58
1:A:157:GLY:O	1:A:212:ILE:HA	2.03	0.58
1:A:129:ALA:HB2	1:A:146:LEU:HD13	1.86	0.58
1:D:107:LEU:HD23	1:D:305:MSE:HE1	1.85	0.58
1:A:156:VAL:CG1	1:A:158:ILE:HG13	2.32	0.58
1:B:314:LEU:HD13	1:B:318:ARG:CZ	2.32	0.58
1:A:64:ASP:HA	1:A:89:ALA:HB2	1.86	0.58
1:C:155:THR:HG23	1:C:179:ARG:HB3	1.85	0.58
1:D:163:ARG:HG2	1:D:163:ARG:HH11	1.67	0.58
1:A:234:MSE:SE	1:A:263:ILE:HG21	2.53	0.58
1:C:78:ILE:HG13	1:C:98:ILE:HG21	1.84	0.58
1:C:99:ARG:HD2	1:C:325:GLU:CD	2.23	0.58
1:A:258:LEU:HD11	1:A:266:ALA:HB3	1.84	0.58
1:D:6:LEU:HD13	2:D:420:HOH:O	2.03	0.58
1:C:68:LEU:CD1	1:C:75:LEU:HD23	2.32	0.58
1:B:256:GLN:HE22	1:B:262:LYS:NZ	1.99	0.58
1:A:141:TRP:HE1	1:B:302:ARG:NH2	2.01	0.58
1:B:89:ALA:O	1:B:93:ILE:HG13	2.03	0.58
1:A:56:LEU:HD21	1:A:309:ALA:CB	2.33	0.58
1:C:209:SER:HB2	1:C:212:ILE:HD11	1.85	0.58
1:A:59:LEU:HD21	1:A:82:SER:HB3	1.85	0.58
1:D:187:PRO:HA	1:D:199:PHE:CE1	2.38	0.58
1:A:129:ALA:HA	1:A:146:LEU:HD11	1.85	0.58
1:C:77:VAL:HA	1:C:98:ILE:HG23	1.84	0.58
1:D:187:PRO:HG3	1:D:199:PHE:CD2	2.38	0.58
1:A:9:VAL:HG13	1:A:54:GLY:C	2.24	0.58
1:D:100:VAL:HB	1:D:326:LEU:HB3	1.86	0.58
1:B:312:ASN:OD1	1:B:323:PRO:HB2	2.03	0.58
1:A:129:ALA:HB1	1:B:292:PRO:HD2	1.84	0.58
1:A:14:ARG:HD3	1:A:35:ASP:OD1	2.03	0.58
1:A:157:GLY:HA2	1:A:181:LEU:O	2.02	0.58
1:A:185:ARG:O	1:A:186:GLN:HG3	2.04	0.58
1:D:185:ARG:CG	1:D:186:GLN:H	2.00	0.58
1:B:325:GLU:HG3	1:B:326:LEU:H	1.67	0.58

*Continued on next page...*

*Continued from previous page...*

Atom-1	Atom-2	Interatomic distance (Å)	Clash overlap (Å)
1:A:80:THR:HG22	1:A:101:GLY:O	2.04	0.58
1:D:13:ARG:HG2	1:D:14:ARG:H	1.67	0.58
1:D:14:ARG:CD	1:D:20:ARG:HH22	2.12	0.58
1:C:41:PRO:O	1:C:42:ALA:HB2	2.03	0.58
1:A:228:LYS:HB2	1:A:253:ASP:OD2	2.02	0.58
1:C:64:ASP:OD1	1:C:67:ILE:HG12	2.03	0.58
1:A:142:LYS:O	1:B:302:ARG:NH1	2.35	0.58
1:C:144:LEU:O	1:C:147:CYS:SG	2.62	0.58
1:D:206:ALA:HB2	1:D:230:PHE:CE1	2.39	0.58
1:D:187:PRO:HA	1:D:199:PHE:CZ	2.39	0.58
1:C:40:ILE:HG22	1:C:61:ASP:OD1	2.03	0.58
1:B:217:SER:O	1:B:219:THR:HG23	2.04	0.58
1:B:69:ASP:HA	1:B:96:ARG:HH12	1.68	0.58
1:C:37:ASP:O	1:D:142:LYS:HG2	2.04	0.58
1:C:13:ARG:HD2	1:C:37:ASP:HA	1.86	0.58
1:B:201:SER:OG	1:B:204:GLU:HB2	2.04	0.58
1:C:49:VAL:O	1:C:71:ALA:HA	2.04	0.58
1:A:171:ARG:O	1:A:174:PRO:HD2	2.03	0.58
1:D:188:ARG:CZ	1:D:191:GLU:HG2	2.34	0.58
1:C:187:PRO:C	1:C:189:PRO:HD3	2.24	0.58
1:D:13:ARG:HG2	1:D:14:ARG:H	1.67	0.58
1:C:9:VAL:HB	1:C:31:VAL:HG22	1.86	0.58
1:B:218:LEU:HD12	1:B:222:THR:OG1	2.04	0.58
1:A:121:THR:CG2	1:A:126:LEU:HB2	2.34	0.58
1:C:64:ASP:OD1	1:C:64:ASP:N	2.35	0.58
1:A:83:VAL:HG23	1:A:104:PRO:CB	2.34	0.58
1:B:167:ALA:O	1:B:171:ARG:HG3	2.04	0.58
1:A:129:ALA:HB1	1:B:292:PRO:HD2	1.84	0.58
1:D:297:ALA:HA	1:D:302:ARG:HH22	1.68	0.58
1:B:309:ALA:HA	1:B:312:ASN:HD22	1.68	0.58
1:A:234:MSE:HE1	1:A:263:ILE:HG22	1.85	0.58
1:B:13:ARG:HG2	1:B:14:ARG:H	1.68	0.58
1:D:257:ALA:HB1	1:D:263:ILE:CG2	2.34	0.58
1:C:94:LYS:C	1:C:96:ARG:H	2.06	0.58
1:D:182:TYR:OH	1:D:187:PRO:HA	2.03	0.58
1:B:85:ILE:N	1:B:85:ILE:HD12	2.18	0.58
1:D:104:PRO:O	1:D:105:ASP:HB2	2.03	0.58
1:A:245:ARG:C	1:A:247:ASP:H	2.07	0.58
1:D:322:MSE:SE	1:D:325:GLU:HB2	2.54	0.58
1:C:57:CYS:HB2	1:C:61:ASP:HB2	1.84	0.58
1:B:188:ARG:HB3	1:B:191:GLU:OE1	2.03	0.58

*Continued on next page...*

*Continued from previous page...*

Atom-1	Atom-2	Interatomic distance (Å)	Clash overlap (Å)
1:C:114:LEU:HD13	1:C:294:ILE:O	2.04	0.58
1:A:210:ASP:OD1	1:A:235:LYS:HD2	2.04	0.58
1:B:118:LEU:HD13	1:B:291:LEU:HD11	1.86	0.58
1:C:217:SER:O	1:C:219:THR:HG23	2.04	0.58
1:A:141:TRP:NE1	1:B:59:LEU:HD21	2.19	0.58
1:D:162:GLY:O	1:D:166:GLN:HG3	2.04	0.58
1:C:234:MSE:HB3	2:C:343:HOH:O	2.04	0.57
1:C:13:ARG:HD2	1:C:37:ASP:C	2.24	0.57
1:B:85:ILE:C	1:B:85:ILE:HD12	2.24	0.57
1:A:251:GLN:NE2	2:A:413:HOH:O	2.34	0.57
1:A:144:LEU:N	2:A:365:HOH:O	2.37	0.57
1:C:22:ALA:HB3	1:C:310:ALA:CB	2.34	0.57
1:C:71:ALA:HB1	1:C:75:LEU:HD21	1.84	0.57
1:C:34:TRP:HB2	1:C:40:ILE:HD11	1.86	0.57
1:A:114:LEU:CD2	1:A:295:GLY:HA2	2.34	0.57
1:A:120:LEU:HB3	1:B:117:SER:OG	2.04	0.57
1:A:121:THR:HG22	1:B:121:THR:OG1	2.04	0.57
1:C:90:LEU:HA	1:C:93:ILE:HD12	1.85	0.57
1:C:18:GLU:HG2	1:C:307:LEU:HB2	1.85	0.57
1:C:40:ILE:O	1:C:40:ILE:HG23	2.04	0.57
1:D:17:ALA:HB1	1:D:21:VAL:HG23	1.85	0.57
1:B:161:LEU:HD23	1:B:161:LEU:O	2.03	0.57
1:D:185:ARG:H	1:D:185:ARG:CZ	2.17	0.57
1:C:298:THR:HA	1:D:148:GLY:O	2.03	0.57
1:A:55:LEU:HD22	1:A:75:LEU:HD21	1.86	0.57
1:B:206:ALA:HA	1:B:212:ILE:HD11	1.86	0.57
1:A:7:MSE:HB3	1:A:53:HIS:CG	2.39	0.57
1:A:96:ARG:HG2	1:A:96:ARG:NH1	2.16	0.57
1:A:100:VAL:HG11	1:A:326:LEU:HD23	1.87	0.57
1:B:43:LYS:HB2	2:B:458:HOH:O	2.03	0.57
1:B:14:ARG:HA	1:B:33:GLN:NE2	2.19	0.57
1:A:256:GLN:HE22	1:A:260:SER:HB3	1.69	0.57
1:B:57:CYS:O	1:B:58:LEU:HD23	2.04	0.57
1:D:195:PHE:O	1:D:196:GLN:HB2	2.04	0.57
1:D:75:LEU:O	1:D:98:ILE:HG12	2.05	0.57
1:D:14:ARG:HA	1:D:20:ARG:HH21	1.70	0.57
1:A:73:ALA:N	2:A:418:HOH:O	2.38	0.57
1:A:244:SER:O	1:A:270:VAL:HG11	2.03	0.57
1:A:79:SER:CB	1:A:313:LEU:HD23	2.34	0.57
1:A:17:ALA:HA	1:A:20:ARG:NE	2.20	0.57
1:D:163:ARG:HD3	1:D:166:GLN:OE1	2.05	0.57

*Continued on next page...*

*Continued from previous page...*

Atom-1	Atom-2	Interatomic distance (Å)	Clash overlap (Å)
1:D:198:GLU:O	1:D:200:VAL:HG13	2.04	0.57
1:D:277:PRO:C	1:D:279:ASN:H	2.07	0.57
1:A:314:LEU:HD22	1:A:314:LEU:H	1.69	0.57
1:A:51:GLY:HA2	2:A:421:HOH:O	2.02	0.57
1:A:81:MSE:HE2	1:B:141:TRP:HH2	1.68	0.57
1:B:300:ARG:HG3	2:B:444:HOH:O	2.05	0.57
1:C:322:MSE:HE1	1:C:325:GLU:HA	1.86	0.57
1:D:81:MSE:HG3	1:D:305:MSE:HB3	1.86	0.57
1:A:79:SER:OG	2:A:360:HOH:O	2.17	0.57
1:C:315:ALA:HB1	1:C:321:PRO:O	2.04	0.57
1:B:188:ARG:HD2	2:B:360:HOH:O	2.04	0.57
1:D:213:VAL:HA	1:D:241:ILE:O	2.04	0.57
1:B:6:LEU:HD22	1:B:27:ALA:O	2.05	0.57
1:A:157:GLY:CA	1:A:205:LEU:HD11	2.32	0.57
1:A:206:ALA:HB1	1:A:234:MSE:HG3	1.86	0.57
1:B:314:LEU:HD13	1:B:318:ARG:NH1	2.19	0.57
1:D:15:ILE:HB	1:D:81:MSE:HE1	1.86	0.57
1:D:81:MSE:HE2	1:D:306:SER:CA	2.34	0.57
1:C:85:ILE:HG12	1:C:326:LEU:HD21	1.87	0.57
1:A:238:ALA:O	1:A:264:ALA:HB3	2.04	0.57
1:D:125:ARG:NH1	1:D:146:LEU:HA	2.20	0.57
1:A:183:THR:HG21	1:A:202:THR:HG22	1.86	0.57
1:A:180:PHE:O	1:A:197:ALA:HA	2.04	0.57
1:C:132:GLU:OE1	1:C:137:GLY:HA3	2.04	0.57
1:B:180:PHE:O	1:B:197:ALA:HA	2.04	0.57
1:C:85:ILE:HG21	1:C:326:LEU:HD22	1.87	0.57
1:A:251:GLN:HB2	2:A:361:HOH:O	2.04	0.57
1:C:152:THR:HG22	1:C:153:GLN:HG3	1.86	0.57
1:D:202:THR:HB	1:D:203:PRO:HD3	1.86	0.57
1:B:201:SER:OG	1:B:203:PRO:HD2	2.05	0.57
1:D:59:LEU:HB3	1:D:82:SER:HB3	1.87	0.57
1:A:191:GLU:HG3	2:A:352:HOH:O	2.04	0.57
1:D:144:LEU:HB2	2:D:361:HOH:O	2.04	0.57
1:A:244:SER:O	1:A:270:VAL:HG11	2.03	0.57
1:D:187:PRO:HG3	1:D:199:PHE:CD2	2.39	0.57
1:A:186:GLN:HB3	1:A:188:ARG:NH1	2.20	0.57
1:B:180:PHE:O	1:B:197:ALA:HA	2.05	0.57
1:A:207:ALA:HB1	1:A:208:GLN:NE2	2.20	0.57
1:A:280:HIS:ND1	1:A:282:LEU:HB2	2.18	0.57
1:A:114:LEU:CD2	1:A:295:GLY:HA2	2.34	0.57
1:A:160:GLY:O	1:A:165:GLY:HA3	2.04	0.57

*Continued on next page...*

*Continued from previous page...*

Atom-1	Atom-2	Interatomic distance (Å)	Clash overlap (Å)
1:D:191:GLU:H	1:D:191:GLU:CD	2.08	0.57
1:A:283:LEU:CD2	1:A:283:LEU:O	2.53	0.57
1:B:15:ILE:HG22	1:B:81:MSE:SE	2.54	0.57
1:A:129:ALA:HA	1:A:146:LEU:HD11	1.85	0.57
1:B:222:THR:O	1:B:248:VAL:HG13	2.05	0.57
1:D:89:ALA:O	1:D:93:ILE:HG13	2.04	0.57
1:A:63:VAL:HG12	1:A:64:ASP:H	1.69	0.57
1:C:63:VAL:HG13	1:C:67:ILE:CB	2.34	0.57
1:C:132:GLU:OE1	1:C:137:GLY:HA3	2.04	0.57
1:C:206:ALA:HB2	1:C:230:PHE:CE1	2.39	0.57
1:D:314:LEU:HA	1:D:317:LEU:CD2	2.32	0.57
1:C:42:ALA:O	1:C:45:LEU:HB3	2.04	0.57
1:B:322:MSE:HB3	1:B:325:GLU:HB3	1.85	0.57
1:D:183:THR:HA	1:D:200:VAL:O	2.04	0.57
1:A:200:VAL:HB	1:A:204:GLU:OE1	2.05	0.57
1:D:228:LYS:HB2	1:D:253:ASP:OD1	2.05	0.57
1:C:192:ALA:CB	1:C:197:ALA:HB3	2.35	0.57
1:D:181:LEU:HD22	1:D:200:VAL:CG1	2.35	0.57
1:C:40:ILE:HB	1:C:45:LEU:HD21	1.87	0.57
1:D:212:ILE:HD12	1:D:234:MSE:HE3	1.85	0.57
1:B:13:ARG:HD3	1:B:37:ASP:O	2.04	0.57
1:A:250:ASN:OD1	1:A:252:ASP:HB2	2.05	0.57
1:D:305:MSE:HG2	1:D:306:SER:N	2.19	0.57
1:A:161:LEU:HD21	1:A:192:ALA:HB2	1.87	0.57
1:C:18:GLU:CG	1:C:307:LEU:HB2	2.35	0.57
1:A:120:LEU:HB3	1:B:117:SER:OG	2.05	0.57
1:C:275:PRO:HB3	1:D:138:TRP:CG	2.39	0.57
1:A:100:VAL:HG12	1:A:101:GLY:N	2.20	0.57
1:A:252:ASP:O	1:A:255:TYR:HB3	2.05	0.57
1:A:325:GLU:HG2	1:A:326:LEU:H	1.69	0.57
1:B:218:LEU:HD11	1:B:223:GLU:HG2	1.87	0.57
1:D:183:THR:CG2	1:D:205:LEU:HD13	2.34	0.57
1:B:92:GLU:O	1:B:96:ARG:HG3	2.05	0.57
1:A:163:ARG:NH2	2:A:418:HOH:O	2.37	0.57
1:C:297:ALA:O	1:D:147:CYS:HA	2.05	0.57
1:D:187:PRO:HG3	1:D:199:PHE:CD2	2.39	0.57
1:D:186:GLN:HG2	1:D:187:PRO:O	2.05	0.57
1:B:160:GLY:HA3	1:B:216:CYS:CB	2.35	0.57
1:A:125:ARG:HH12	1:A:146:LEU:HA	1.64	0.56
1:A:161:LEU:HD21	1:A:192:ALA:HA	1.86	0.56
1:A:124:ARG:NH1	1:B:110:THR:HG23	2.20	0.56

*Continued on next page...*

*Continued from previous page...*

Atom-1	Atom-2	Interatomic distance (Å)	Clash overlap (Å)
1:D:311:ASN:HB3	1:D:323:PRO:HG2	1.86	0.56
1:A:121:THR:HG22	1:B:121:THR:OG1	2.04	0.56
1:B:78:ILE:HG13	1:B:98:ILE:HG21	1.86	0.56
1:A:313:LEU:HD23	1:A:314:LEU:N	2.20	0.56
1:B:315:ALA:HB3	1:B:322:MSE:HG2	1.86	0.56
1:D:78:ILE:HG13	1:D:98:ILE:HG21	1.87	0.56
1:C:75:LEU:H	1:C:75:LEU:CD1	2.18	0.56
1:D:8:LYS:HZ1	1:D:52:ALA:HB2	1.71	0.56
1:A:121:THR:HG23	1:A:127:PRO:HD3	1.86	0.56
1:C:163:ARG:N	1:C:166:GLN:HE21	2.03	0.56
1:D:14:ARG:HH21	1:D:37:ASP:CG	2.08	0.56
1:A:120:LEU:HB3	1:B:117:SER:OG	2.05	0.56
1:B:77:VAL:HA	1:B:99:ARG:O	2.04	0.56
1:D:301:THR:HG22	1:D:305:MSE:SE	2.55	0.56
1:B:167:ALA:O	1:B:171:ARG:HG3	2.05	0.56
1:B:85:ILE:H	1:B:85:ILE:HD12	1.70	0.56
1:D:92:GLU:O	1:D:96:ARG:HG3	2.04	0.56
1:A:29:CYS:HB2	2:A:345:HOH:O	2.03	0.56
1:A:121:THR:HG23	1:A:126:LEU:HD22	1.87	0.56
1:C:12:THR:CG2	1:C:55:LEU:HD11	2.34	0.56
1:A:132:GLU:HA	1:A:135:ASN:OD1	2.05	0.56
1:D:202:THR:HB	1:D:203:PRO:HD3	1.87	0.56
1:C:34:TRP:CD1	1:C:36:SER:HB3	2.40	0.56
1:D:131:GLU:OE1	1:D:135:ASN:HB3	2.04	0.56
1:A:8:LYS:HB3	1:A:52:ALA:CA	2.28	0.56
1:B:13:ARG:NH2	1:B:39:PRO:HA	2.20	0.56
1:D:142:LYS:HB2	1:D:145:TRP:HB2	1.86	0.56
1:B:185:ARG:HG3	1:B:185:ARG:NH1	2.18	0.56
1:A:132:GLU:OE1	1:A:137:GLY:HA3	2.04	0.56
1:D:201:SER:OG	1:D:203:PRO:HD2	2.05	0.56
1:A:86:ASP:OD1	1:A:245:ARG:NH2	2.39	0.56
1:A:173:LYS:CB	1:A:174:PRO:HD3	2.34	0.56
1:D:86:ASP:C	1:D:88:LEU:H	2.08	0.56
1:A:64:ASP:O	1:A:68:LEU:HG	2.06	0.56
1:A:80:THR:HG22	1:A:101:GLY:O	2.05	0.56
1:C:81:MSE:HG3	1:C:305:MSE:HG2	1.85	0.56
1:C:95:LYS:C	1:C:97:GLY:H	2.09	0.56
1:D:168:ILE:HG21	1:D:213:VAL:HG11	1.88	0.56
1:A:173:LYS:HB3	1:A:174:PRO:HD3	1.87	0.56
1:C:114:LEU:CD1	1:C:294:ILE:HG13	2.32	0.56
1:D:76:LYS:HD3	1:D:317:LEU:HD12	1.86	0.56

*Continued on next page...*

*Continued from previous page...*

Atom-1	Atom-2	Interatomic distance (Å)	Clash overlap (Å)
1:A:22:ALA:O	1:A:25:ARG:HB2	2.05	0.56
1:A:10:PHE:O	1:A:55:LEU:HD12	2.06	0.56
1:B:89:ALA:HB1	1:B:92:GLU:HB2	1.86	0.56
1:B:93:ILE:HG21	1:B:100:VAL:CG2	2.34	0.56
1:A:34:TRP:NE1	1:A:36:SER:HB3	2.19	0.56
1:C:26:ALA:HB2	1:C:314:LEU:HD21	1.88	0.56
1:C:315:ALA:HB3	1:C:322:MSE:HB3	1.87	0.56
1:C:184:GLY:H	1:C:199:PHE:HE1	1.53	0.56
1:D:179:ARG:HD2	1:D:181:LEU:HD21	1.87	0.56
1:A:251:GLN:HG2	1:A:280:HIS:NE2	2.20	0.56
1:D:269:ASP:O	1:D:293:HIS:HA	2.05	0.56
1:B:45:LEU:HD21	1:B:61:ASP:HB3	1.86	0.56
1:A:318:ARG:HB2	1:A:320:GLU:HG3	1.87	0.56
1:A:99:ARG:HD2	1:A:325:GLU:OE2	2.05	0.56
1:A:256:GLN:HA	1:A:259:ALA:HB3	1.87	0.56
1:B:11:VAL:HG13	1:B:56:LEU:HD22	1.86	0.56
1:D:11:VAL:HB	1:D:33:GLN:HG3	1.87	0.56
1:C:6:LEU:HD23	1:C:29:CYS:O	2.05	0.56
1:B:158:ILE:O	1:B:182:TYR:HA	2.05	0.56
1:A:57:CYS:O	1:A:58:LEU:HD23	2.05	0.56
1:A:232:GLN:NE2	1:A:262:LYS:NZ	2.45	0.56
1:B:55:LEU:O	1:B:78:ILE:HA	2.04	0.56
1:B:11:VAL:CG1	1:B:33:GLN:HE21	2.17	0.56
1:C:93:ILE:HG21	1:C:100:VAL:CG2	2.35	0.56
1:B:23:LEU:HD11	1:B:56:LEU:HD12	1.88	0.56
1:D:192:ALA:O	1:D:196:GLN:N	2.39	0.56
1:B:114:LEU:HD13	1:B:295:GLY:CA	2.36	0.56
1:B:6:LEU:HD12	1:B:7:MSE:HG3	1.86	0.56
1:C:297:ALA:O	1:D:147:CYS:HA	2.05	0.56
1:B:320:GLU:HB3	1:B:321:PRO:HD2	1.88	0.56
1:D:40:ILE:CD1	1:D:45:LEU:HA	2.35	0.56
1:C:41:PRO:HD2	1:C:44:GLU:HG3	1.86	0.56
1:C:236:GLU:HA	1:C:263:ILE:HA	1.87	0.56
1:B:162:GLY:O	1:B:166:GLN:HG3	2.05	0.56
1:D:11:VAL:HB	1:D:33:GLN:HG3	1.86	0.56
1:C:39:PRO:CB	1:C:60:SER:HB2	2.36	0.56
1:C:268:LEU:HD23	1:C:268:LEU:N	2.20	0.56
1:C:185:ARG:NE	1:C:185:ARG:N	2.52	0.56
1:C:85:ILE:HG12	1:C:326:LEU:CD2	2.35	0.56
1:A:11:VAL:CG1	1:A:56:LEU:HD13	2.33	0.56
1:D:183:THR:HG21	1:D:202:THR:HA	1.86	0.56

*Continued on next page...*

*Continued from previous page...*

Atom-1	Atom-2	Interatomic distance (Å)	Clash overlap (Å)
1:D:168:ILE:HD13	1:D:213:VAL:HG11	1.86	0.56
1:A:139:THR:OG1	1:A:142:LYS:HE3	2.06	0.56
1:B:85:ILE:HD12	1:B:90:LEU:HD21	1.87	0.56
1:B:55:LEU:HD23	1:B:78:ILE:CD1	2.35	0.56
1:C:89:ALA:C	1:C:91:ASP:H	2.09	0.56
1:B:110:THR:HG22	1:B:296:SER:HA	1.88	0.56
1:C:34:TRP:CE3	1:C:40:ILE:HG13	2.39	0.56
1:A:157:GLY:HA3	1:A:209:SER:OG	2.06	0.56
1:A:269:ASP:O	1:A:293:HIS:HA	2.05	0.56
1:C:302:ARG:HH22	1:D:141:TRP:HZ2	1.54	0.56
1:D:78:ILE:O	1:D:100:VAL:HA	2.06	0.56
1:C:36:SER:HB2	2:C:410:HOH:O	2.05	0.56
1:B:13:ARG:HA	1:B:34:TRP:HB3	1.86	0.56
1:A:255:TYR:O	1:A:259:ALA:N	2.35	0.56
1:D:81:MSE:HG2	1:D:305:MSE:HG3	1.88	0.56
1:A:314:LEU:HG	1:A:318:ARG:NH1	2.19	0.56
1:B:107:LEU:HD23	1:B:305:MSE:CE	2.34	0.56
1:B:110:THR:O	1:B:113:GLU:HB3	2.06	0.56
1:D:114:LEU:CD2	1:D:295:GLY:HA2	2.32	0.56
1:C:11:VAL:O	1:C:33:GLN:HG3	2.05	0.56
1:C:50:ALA:HA	1:C:70:ALA:O	2.05	0.56
1:A:45:LEU:HG	1:A:67:ILE:HD12	1.88	0.56
1:A:144:LEU:HD23	1:A:144:LEU:N	2.21	0.56
1:B:214:VAL:HG12	1:B:244:SER:OG	2.05	0.56
1:D:213:VAL:HA	1:D:241:ILE:O	2.06	0.56
1:C:72:GLY:O	1:C:74:ASN:N	2.35	0.56
1:B:186:GLN:HE21	1:B:187:PRO:HD2	1.70	0.56
1:D:32:GLU:OE2	1:D:48:GLY:HA2	2.05	0.56
1:C:182:TYR:O	1:C:199:PHE:HA	2.05	0.56
1:C:65:LYS:HE3	1:C:92:GLU:OE1	2.04	0.56
1:D:216:CYS:SG	1:D:248:VAL:HG21	2.46	0.56
1:C:69:ASP:CA	1:C:96:ARG:HH21	2.18	0.56
1:B:71:ALA:CB	1:B:75:LEU:HB3	2.36	0.56
1:B:49:VAL:HG11	1:B:67:ILE:HG22	1.87	0.56
1:B:228:LYS:HE2	1:B:232:GLN:HE21	1.70	0.56
1:A:206:ALA:CB	1:A:234:MSE:HG3	2.36	0.56
1:B:17:ALA:O	1:B:21:VAL:HG23	2.06	0.56
1:B:308:LEU:O	1:B:312:ASN:HB2	2.05	0.56
1:B:208:GLN:O	1:B:235:LYS:HE3	2.05	0.56
1:B:173:LYS:HG3	2:B:437:HOH:O	2.05	0.56
1:D:13:ARG:HG2	1:D:14:ARG:N	2.19	0.56

*Continued on next page...*

*Continued from previous page...*

Atom-1	Atom-2	Interatomic distance (Å)	Clash overlap (Å)
1:D:276:LEU:HG	1:D:277:PRO:HD2	1.86	0.56
1:A:262:LYS:HG3	2:A:398:HOH:O	2.05	0.56
1:C:40:ILE:CG1	1:C:44:GLU:HB2	2.36	0.56
1:C:8:LYS:HB3	1:C:52:ALA:HA	1.88	0.56
1:C:229:ASP:O	1:C:233:LYS:HG3	2.05	0.56
1:D:216:CYS:SG	1:D:222:THR:HG21	2.46	0.56
1:C:74:ASN:CG	2:C:433:HOH:O	2.44	0.56
1:A:168:ILE:HD13	1:A:213:VAL:HG11	1.86	0.56
1:D:161:LEU:O	1:D:188:ARG:NH1	2.39	0.56
1:A:58:LEU:HD22	1:A:81:MSE:HB3	1.87	0.56
1:D:144:LEU:HB2	2:D:361:HOH:O	2.05	0.56
1:A:93:ILE:HG23	1:A:98:ILE:HB	1.87	0.56
1:A:53:HIS:CD2	1:A:74:ASN:HB3	2.41	0.56
1:A:161:LEU:HB2	1:A:182:TYR:CD2	2.40	0.56
1:A:149:TYR:OH	1:A:237:THR:HG22	2.06	0.56
1:A:7:MSE:SE	1:A:317:LEU:HB3	2.56	0.56
1:B:77:VAL:HG13	1:B:313:LEU:HD22	1.88	0.56
1:A:77:VAL:HG23	1:A:99:ARG:O	2.06	0.56
1:B:226:CYS:HB3	1:B:231:PHE:CZ	2.40	0.56
1:D:279:ASN:HA	2:D:332:HOH:O	2.05	0.56
1:C:187:PRO:HG3	1:C:199:PHE:CD2	2.41	0.56
1:B:137:GLY:O	1:B:139:THR:HG23	2.05	0.56
1:D:180:PHE:CD2	1:D:195:PHE:HB3	2.41	0.56
1:C:56:LEU:HA	1:C:79:SER:O	2.06	0.56
1:D:144:LEU:HD12	1:D:144:LEU:N	2.21	0.56
1:D:11:VAL:HG12	1:D:13:ARG:H	1.70	0.56
1:D:249:VAL:CG1	1:D:250:ASN:H	2.19	0.56
1:D:262:LYS:HB3	2:D:345:HOH:O	2.05	0.56
1:D:185:ARG:CZ	2:D:411:HOH:O	2.54	0.56
1:B:86:ASP:HA	2:B:415:HOH:O	2.05	0.56
1:B:139:THR:O	1:B:140:SER:HB3	2.06	0.56
1:B:169:ALA:HB3	1:B:195:PHE:CE1	2.41	0.56
1:B:45:LEU:O	1:B:49:VAL:HG22	2.05	0.56
1:B:71:ALA:CB	1:B:75:LEU:HD22	2.36	0.56
1:A:72:GLY:CA	2:A:423:HOH:O	2.52	0.56
1:B:139:THR:O	1:B:140:SER:HB3	2.05	0.56
1:D:218:LEU:HD12	1:D:219:THR:N	2.21	0.56
1:D:16:PRO:CD	1:D:81:MSE:HE1	2.34	0.56
1:C:219:THR:HB	1:C:220:PRO:CD	2.33	0.56
1:A:315:ALA:HA	1:A:318:ARG:NE	2.21	0.56
1:A:277:PRO:C	1:A:279:ASN:H	2.10	0.56

*Continued on next page...*

*Continued from previous page...*

Atom-1	Atom-2	Interatomic distance (Å)	Clash overlap (Å)
1:B:63:VAL:HA	1:B:67:ILE:HG13	1.87	0.56
1:D:15:ILE:HB	1:D:81:MSE:HE1	1.87	0.56
1:A:129:ALA:HB1	1:B:292:PRO:HD2	1.86	0.56
1:C:94:LYS:HB2	1:C:94:LYS:NZ	2.21	0.56
1:B:313:LEU:C	1:B:315:ALA:H	2.10	0.55
1:B:55:LEU:HD23	1:B:78:ILE:HD13	1.88	0.55
1:C:13:ARG:HH21	1:C:39:PRO:HA	1.70	0.55
1:B:12:THR:HG23	1:B:56:LEU:O	2.07	0.55
1:C:297:ALA:O	1:D:147:CYS:HA	2.06	0.55
1:A:310:ALA:O	1:A:314:LEU:HD13	2.05	0.55
1:C:49:VAL:HG21	1:C:67:ILE:HG22	1.87	0.55
1:B:64:ASP:HA	1:B:89:ALA:HB2	1.88	0.55
1:A:103:THR:HG22	1:A:312:ASN:ND2	2.21	0.55
1:C:163:ARG:CZ	2:C:431:HOH:O	2.54	0.55
1:A:45:LEU:HG	1:A:67:ILE:HD12	1.88	0.55
1:C:264:ALA:O	1:C:265:ALA:HB2	2.06	0.55
1:C:43:LYS:HA	1:C:46:GLU:OE2	2.06	0.55
1:A:153:GLN:HA	1:A:178:GLN:HB2	1.86	0.55
1:D:222:THR:O	1:D:248:VAL:HA	2.05	0.55
1:D:226:CYS:N	1:D:248:VAL:O	2.39	0.55
1:B:81:MSE:HA	1:B:103:THR:HG23	1.88	0.55
1:B:79:SER:CB	1:B:313:LEU:HB2	2.35	0.55
1:B:93:ILE:HG21	1:B:100:VAL:CG2	2.36	0.55
1:C:152:THR:HG22	1:C:153:GLN:HG3	1.88	0.55
1:B:85:ILE:HD12	1:B:90:LEU:CD2	2.37	0.55
1:D:114:LEU:HD22	1:D:295:GLY:CA	2.31	0.55
1:C:59:LEU:N	1:C:59:LEU:HD12	2.16	0.55
1:D:315:ALA:HB3	1:D:322:MSE:HG2	1.87	0.55
1:B:194:GLU:HB2	2:B:396:HOH:O	2.06	0.55
1:C:18:GLU:O	1:C:307:LEU:HD13	2.06	0.55
1:A:171:ARG:O	1:A:174:PRO:HD2	2.06	0.55
1:C:39:PRO:HB3	1:C:60:SER:HB2	1.87	0.55
1:A:69:ASP:O	1:A:72:GLY:N	2.38	0.55
1:C:86:ASP:N	1:C:86:ASP:OD1	2.39	0.55
1:B:86:ASP:OD2	1:B:245:ARG:HG3	2.06	0.55
1:C:92:GLU:OE1	1:C:95:LYS:HB3	2.06	0.55
1:A:152:THR:HG22	1:A:153:GLN:OE1	2.06	0.55
1:A:19:GLY:N	1:A:306:SER:HB3	2.21	0.55
1:C:102:TYR:CD1	1:C:102:TYR:N	2.74	0.55
1:D:314:LEU:HA	1:D:317:LEU:HD22	1.87	0.55
1:B:314:LEU:HD23	1:B:317:LEU:HD23	1.87	0.55

*Continued on next page...*

*Continued from previous page...*

Atom-1	Atom-2	Interatomic distance (Å)	Clash overlap (Å)
1:C:208:GLN:HG2	2:C:379:HOH:O	2.05	0.55
1:B:222:THR:HA	1:B:225:LEU:CD2	2.35	0.55
1:B:222:THR:O	1:B:225:LEU:HD23	2.06	0.55
1:B:206:ALA:HB2	1:B:230:PHE:CE2	2.41	0.55
1:B:92:GLU:O	1:B:96:ARG:HG3	2.07	0.55
1:C:65:LYS:HB3	1:C:92:GLU:CG	2.36	0.55
1:D:312:ASN:C	1:D:314:LEU:H	2.10	0.55
1:B:163:ARG:NH2	1:B:166:GLN:HE22	2.05	0.55
1:A:236:GLU:HA	1:A:262:LYS:O	2.06	0.55
1:D:181:LEU:HD11	1:D:208:GLN:HB2	1.88	0.55
1:C:227:ASN:O	1:C:230:PHE:HB3	2.06	0.55
1:D:114:LEU:HD22	1:D:295:GLY:CA	2.36	0.55
1:A:56:LEU:HD11	1:A:309:ALA:HB1	1.89	0.55
1:B:23:LEU:HB3	1:B:31:VAL:HG21	1.89	0.55
1:A:203:PRO:HB3	1:A:233:LYS:HE3	1.88	0.55
1:A:238:ALA:HA	2:A:354:HOH:O	2.06	0.55
1:A:49:VAL:HG21	1:A:67:ILE:HG23	1.87	0.55
1:A:228:LYS:HB2	1:A:253:ASP:OD1	2.06	0.55
1:B:99:ARG:HD2	1:B:325:GLU:OE1	2.06	0.55
1:A:108:THR:HG23	1:A:164:ILE:HA	1.88	0.55
1:A:283:LEU:HD22	1:B:134:LYS:HG2	1.88	0.55
1:A:17:ALA:HA	1:A:20:ARG:HE	1.71	0.55
1:A:10:PHE:HB2	1:A:32:GLU:HB2	1.88	0.55
1:C:18:GLU:HG3	1:C:307:LEU:HD13	1.89	0.55
1:D:177:VAL:HG11	1:D:180:PHE:CE1	2.42	0.55
1:D:99:ARG:NH2	1:D:319:GLY:HA2	2.19	0.55
1:A:53:HIS:HB3	1:A:76:LYS:HE2	1.89	0.55
1:D:182:TYR:HE2	1:D:188:ARG:CB	2.20	0.55
1:A:167:ALA:CB	1:A:171:ARG:HH21	2.16	0.55
1:B:10:PHE:HA	1:B:32:GLU:O	2.05	0.55
1:B:95:LYS:O	1:B:95:LYS:HG2	2.06	0.55
1:C:302:ARG:HD3	1:C:305:MSE:SE	2.56	0.55
1:C:82:SER:O	1:C:102:TYR:HB2	2.06	0.55
1:D:200:VAL:HB	1:D:204:GLU:CB	2.36	0.55
1:C:72:GLY:C	1:C:74:ASN:H	2.10	0.55
1:A:314:LEU:CG	1:A:318:ARG:HH11	2.20	0.55
1:A:49:VAL:O	1:A:71:ALA:HA	2.06	0.55
1:B:187:PRO:HG3	1:B:199:PHE:CD2	2.42	0.55
1:B:13:ARG:HH21	1:B:39:PRO:HA	1.71	0.55
1:D:91:ASP:HB2	2:D:357:HOH:O	2.06	0.55
1:B:131:GLU:OE2	1:B:135:ASN:HB3	2.07	0.55

*Continued on next page...*

*Continued from previous page...*

Atom-1	Atom-2	Interatomic distance (Å)	Clash overlap (Å)
1:B:192:ALA:HB1	1:B:197:ALA:O	2.07	0.55
1:C:99:ARG:HD2	1:C:325:GLU:OE1	2.07	0.55
1:D:95:LYS:HD2	1:D:96:ARG:N	2.22	0.55
1:D:192:ALA:HB1	1:D:197:ALA:H	1.72	0.55
1:A:29:CYS:SG	1:A:317:LEU:HD23	2.46	0.55
1:B:179:ARG:HA	2:B:380:HOH:O	2.07	0.55
1:C:98:ILE:HD12	1:C:98:ILE:N	2.22	0.55
1:C:57:CYS:O	1:C:80:THR:HA	2.06	0.55
1:A:181:LEU:HD22	1:A:200:VAL:CG1	2.37	0.55
1:C:208:GLN:NE2	2:C:444:HOH:O	2.39	0.55
1:C:45:LEU:HG	1:C:67:ILE:HD12	1.87	0.55
1:D:185:ARG:HH22	1:D:188:ARG:HH21	1.53	0.55
1:D:35:ASP:O	1:D:36:SER:CB	2.54	0.55
1:A:180:PHE:CD2	1:A:195:PHE:HB3	2.42	0.55
1:B:70:ALA:C	1:B:72:GLY:N	2.59	0.55
1:A:251:GLN:HB2	2:A:364:HOH:O	2.06	0.55
1:C:195:PHE:O	1:C:196:GLN:HB2	2.07	0.55
1:A:174:PRO:CG	1:B:174:PRO:HG3	2.23	0.55
1:C:34:TRP:NE1	1:C:36:SER:HB3	2.21	0.55
1:C:59:LEU:N	1:C:59:LEU:HD12	2.17	0.55
1:B:16:PRO:HB2	1:B:306:SER:OG	2.07	0.55
1:A:55:LEU:HB2	1:A:75:LEU:HD11	1.87	0.55
1:D:143:PRO:HB2	1:D:144:LEU:HD12	1.89	0.55
1:A:16:PRO:HA	1:B:144:LEU:HD11	1.88	0.55
1:B:257:ALA:HA	1:B:262:LYS:HG2	1.87	0.55
1:A:175:PHE:CD2	1:B:171:ARG:HD3	2.42	0.55
1:C:83:VAL:H	1:C:107:LEU:HD21	1.72	0.55
1:B:257:ALA:HA	1:B:262:LYS:HG2	1.88	0.55
1:C:40:ILE:HG22	1:C:61:ASP:OD1	2.07	0.55
1:C:54:GLY:HA3	1:C:313:LEU:HD11	1.88	0.55
1:B:325:GLU:O	1:B:326:LEU:HB2	2.06	0.55
1:A:322:MSE:CB	1:A:325:GLU:HB2	2.36	0.55
1:A:312:ASN:O	1:A:322:MSE:HE2	2.06	0.55
1:A:11:VAL:CB	1:A:33:GLN:HE21	2.20	0.55
1:A:105:ASP:HA	1:A:108:THR:OG1	2.07	0.55
1:A:18:GLU:HB3	1:A:307:LEU:HB2	1.87	0.55
1:B:99:ARG:NH2	1:B:319:GLY:HA2	2.17	0.55
1:C:315:ALA:CB	1:C:322:MSE:HG2	2.36	0.55
1:C:52:ALA:O	1:C:74:ASN:HB3	2.07	0.55
1:A:81:MSE:HG2	1:A:305:MSE:HG2	1.87	0.55
1:D:15:ILE:N	1:D:20:ARG:NH2	2.43	0.55

*Continued on next page...*

*Continued from previous page...*

Atom-1	Atom-2	Interatomic distance (Å)	Clash overlap (Å)
1:C:90:LEU:C	1:C:93:ILE:HG22	2.27	0.55
1:D:185:ARG:H	1:D:185:ARG:NE	2.05	0.55
1:A:312:ASN:OD1	1:A:322:MSE:HE2	2.06	0.55
1:C:121:THR:HG23	1:C:127:PRO:HD3	1.89	0.55
1:B:159:ILE:HD12	1:B:214:VAL:HG22	1.88	0.55
1:C:152:THR:HG22	1:C:153:GLN:HG3	1.88	0.55
1:D:62:HIS:NE2	1:D:64:ASP:HB3	2.21	0.55
1:B:34:TRP:HB2	1:B:40:ILE:HD12	1.88	0.55
1:C:6:LEU:CB	1:C:30:GLU:HB2	2.37	0.55
1:C:205:LEU:HD23	1:C:212:ILE:HD12	1.89	0.55
1:D:218:LEU:HB2	1:D:245:ARG:HB2	1.89	0.55
1:A:8:LYS:HE3	1:A:30:GLU:HG3	1.88	0.55
1:C:22:ALA:HB3	1:C:310:ALA:HB1	1.87	0.55
1:D:6:LEU:HD12	1:D:6:LEU:N	2.22	0.55
1:D:214:VAL:HG12	1:D:244:SER:OG	2.07	0.55
1:B:183:THR:HG21	1:B:202:THR:HG22	1.88	0.55
1:D:42:ALA:O	1:D:46:GLU:HG3	2.07	0.55
1:A:159:ILE:HG23	1:A:183:THR:CG2	2.37	0.55
1:A:26:ALA:HB1	1:A:318:ARG:NH2	2.22	0.55
1:A:260:SER:OG	1:A:262:LYS:HG3	2.06	0.55
1:B:133:VAL:HG22	1:B:138:TRP:CE3	2.42	0.55
1:C:12:THR:O	1:C:13:ARG:HB2	2.07	0.54
1:C:297:ALA:HA	1:C:302:ARG:CD	2.37	0.54
1:D:7:MSE:HB3	1:D:53:HIS:CG	2.42	0.54
1:C:71:ALA:CB	1:C:75:LEU:HD21	2.37	0.54
1:A:71:ALA:C	2:A:419:HOH:O	2.44	0.54
1:C:276:LEU:HG	1:C:277:PRO:CD	2.36	0.54
1:C:26:ALA:HA	1:C:318:ARG:HH21	1.70	0.54
1:B:286:LYS:HD2	1:B:286:LYS:C	2.27	0.54
1:D:86:ASP:OD2	1:D:218:LEU:HD23	2.06	0.54
1:A:174:PRO:HG2	1:B:174:PRO:HG3	1.88	0.54
1:A:191:GLU:HA	2:A:406:HOH:O	2.07	0.54
1:D:53:HIS:CD2	1:D:74:ASN:HB3	2.42	0.54
1:D:191:GLU:CD	1:D:191:GLU:H	2.11	0.54
1:C:297:ALA:O	1:D:147:CYS:HA	2.06	0.54
1:A:229:ASP:HB3	1:A:233:LYS:HZ3	1.71	0.54
1:B:88:LEU:O	1:B:90:LEU:HG	2.07	0.54
1:B:11:VAL:HG11	1:B:15:ILE:HD13	1.89	0.54
1:D:110:THR:O	1:D:113:GLU:HB3	2.07	0.54
1:B:100:VAL:HG12	1:B:101:GLY:H	1.70	0.54
1:A:54:GLY:HA3	1:A:317:LEU:HD11	1.89	0.54

*Continued on next page...*

*Continued from previous page...*

Atom-1	Atom-2	Interatomic distance (Å)	Clash overlap (Å)
1:B:283:LEU:HD23	1:B:290:ILE:HD12	1.89	0.54
1:B:47:ARG:HD3	1:B:47:ARG:O	2.07	0.54
1:B:89:ALA:O	1:B:93:ILE:HG13	2.07	0.54
1:A:137:GLY:O	1:A:139:THR:N	2.40	0.54
1:A:53:HIS:HA	1:A:75:LEU:HA	1.88	0.54
1:A:182:TYR:O	1:A:199:PHE:HA	2.07	0.54
1:C:101:GLY:HA2	1:C:324:SER:O	2.07	0.54
1:D:312:ASN:OD1	1:D:323:PRO:HD2	2.06	0.54
1:A:119:LEU:C	1:A:119:LEU:HD23	2.28	0.54
1:D:182:TYR:OH	1:D:187:PRO:HA	2.07	0.54
1:A:140:SER:OG	1:A:141:TRP:N	2.40	0.54
1:C:107:LEU:HD23	1:C:305:MSE:HE3	1.89	0.54
1:B:251:GLN:HE21	1:B:280:HIS:CE1	2.25	0.54
1:B:15:ILE:HG13	1:B:20:ARG:HG3	1.90	0.54
1:A:40:ILE:HD11	1:A:44:GLU:HB2	1.90	0.54
1:D:192:ALA:HB1	1:D:197:ALA:HB2	1.88	0.54
1:B:81:MSE:CG	1:B:305:MSE:HG2	2.37	0.54
1:D:8:LYS:H	1:D:53:HIS:CE1	2.26	0.54
1:B:66:ARG:NH1	1:B:66:ARG:HG2	2.20	0.54
1:A:167:ALA:HB1	1:A:171:ARG:NH2	2.22	0.54
1:B:179:ARG:HG3	2:B:412:HOH:O	2.06	0.54
1:C:114:LEU:CD1	1:C:294:ILE:HG13	2.31	0.54
1:C:217:SER:O	1:C:222:THR:HG21	2.08	0.54
1:B:80:THR:HG21	1:B:87:HIS:HE1	1.71	0.54
1:B:51:GLY:HA2	2:B:336:HOH:O	2.06	0.54
1:C:223:GLU:CG	1:C:247:ASP:HB3	2.36	0.54
1:B:75:LEU:HD23	1:B:98:ILE:HD13	1.88	0.54
1:B:49:VAL:C	1:B:71:ALA:HA	2.28	0.54
1:B:181:LEU:HD23	1:B:198:GLU:HB3	1.89	0.54
1:B:84:GLY:O	1:B:85:ILE:HG23	2.07	0.54
1:B:46:GLU:HB3	1:B:70:ALA:HB3	1.89	0.54
1:A:302:ARG:HG3	1:B:147:CYS:SG	2.47	0.54
1:A:7:MSE:O	1:A:29:CYS:HB2	2.08	0.54
1:C:77:VAL:HG13	1:C:313:LEU:HD12	1.88	0.54
1:A:72:GLY:C	2:A:423:HOH:O	2.45	0.54
1:C:322:MSE:SE	1:C:322:MSE:H	2.40	0.54
1:B:131:GLU:OE2	1:B:135:ASN:HB3	2.07	0.54
1:D:300:ARG:HB2	2:D:355:HOH:O	2.07	0.54
1:A:86:ASP:OD1	1:A:245:ARG:NH2	2.39	0.54
1:D:322:MSE:HG3	1:D:325:GLU:HB2	1.88	0.54
1:C:95:LYS:HG2	1:C:95:LYS:O	2.08	0.54

*Continued on next page...*

*Continued from previous page...*

Atom-1	Atom-2	Interatomic distance (Å)	Clash overlap (Å)
1:C:21:VAL:O	1:C:25:ARG:HG2	2.08	0.54
1:A:195:PHE:O	1:A:196:GLN:HB2	2.08	0.54
1:B:286:LYS:C	1:B:286:LYS:HD2	2.28	0.54
1:D:155:THR:HG23	1:D:179:ARG:O	2.08	0.54
1:C:114:LEU:CD1	1:C:294:ILE:HG13	2.34	0.54
1:B:114:LEU:CD1	1:B:294:ILE:HG13	2.33	0.54
1:C:65:LYS:HD3	1:C:96:ARG:HH22	1.70	0.54
1:C:181:LEU:HD23	1:C:198:GLU:HB3	1.89	0.54
1:B:228:LYS:H	1:B:253:ASP:HB3	1.73	0.54
1:C:297:ALA:O	1:D:147:CYS:HA	2.07	0.54
1:B:251:GLN:OE1	1:B:272:SER:HB2	2.07	0.54
1:C:189:PRO:O	1:C:193:ALA:HB2	2.07	0.54
1:C:16:PRO:HD2	1:C:306:SER:HB2	1.89	0.54
1:D:114:LEU:HD22	1:D:295:GLY:CA	2.34	0.54
1:A:222:THR:O	1:A:248:VAL:HG13	2.07	0.54
1:C:57:CYS:HB2	1:C:61:ASP:OD2	2.08	0.54
1:D:64:ASP:HA	1:D:89:ALA:CB	2.38	0.54
1:D:14:ARG:HH21	1:D:37:ASP:CG	2.11	0.54
1:A:203:PRO:HB3	1:A:233:LYS:HE2	1.88	0.54
1:A:120:LEU:HB3	1:B:117:SER:OG	2.07	0.54
1:A:114:LEU:HD11	1:B:126:LEU:HD11	1.89	0.54
1:A:17:ALA:HA	1:A:20:ARG:HE	1.72	0.54
1:C:260:SER:OG	1:C:262:LYS:HG3	2.08	0.54
1:B:257:ALA:HA	1:B:262:LYS:HG2	1.89	0.54
1:B:49:VAL:O	1:B:71:ALA:HA	2.08	0.54
1:A:120:LEU:HB3	1:B:117:SER:OG	2.07	0.54
1:B:318:ARG:O	1:B:320:GLU:HG3	2.08	0.54
1:B:249:VAL:CG1	1:B:250:ASN:N	2.71	0.54
1:C:93:ILE:HG23	1:C:98:ILE:HB	1.90	0.54
1:D:277:PRO:HD2	1:D:280:HIS:HD2	1.73	0.54
1:D:131:GLU:OE2	1:D:135:ASN:HB3	2.08	0.54
1:C:132:GLU:OE1	1:C:137:GLY:HA3	2.07	0.54
1:B:34:TRP:NE1	1:B:36:SER:HB3	2.23	0.54
1:D:95:LYS:C	1:D:95:LYS:HD3	2.28	0.54
1:A:204:GLU:HB2	1:D:204:GLU:CD	2.28	0.54
1:A:209:SER:HB2	1:A:212:ILE:HD13	1.90	0.54
1:D:14:ARG:HH21	1:D:37:ASP:CG	2.11	0.54
1:C:78:ILE:O	1:C:100:VAL:HG13	2.07	0.54
1:C:161:LEU:HD22	1:C:182:TYR:CD1	2.42	0.54
1:B:246:GLY:HA3	1:B:271:THR:O	2.08	0.54
1:A:172:LEU:HB2	1:A:180:PHE:HZ	1.73	0.54

*Continued on next page...*

*Continued from previous page...*

Atom-1	Atom-2	Interatomic distance (Å)	Clash overlap (Å)
1:A:17:ALA:CA	1:A:20:ARG:HE	2.21	0.54
1:B:178:GLN:OE1	1:B:179:ARG:HB2	2.08	0.54
1:A:114:LEU:CD2	1:A:295:GLY:HA2	2.29	0.54
1:C:99:ARG:NH2	1:C:319:GLY:HA2	2.17	0.54
1:B:40:ILE:HG23	1:B:45:LEU:HB2	1.90	0.54
1:A:23:LEU:HB3	1:A:31:VAL:HG21	1.90	0.54
1:C:14:ARG:HB3	1:C:37:ASP:CG	2.27	0.54
1:A:143:PRO:HB3	1:B:81:MSE:HE3	1.90	0.54
1:C:271:THR:HG21	1:C:276:LEU:HD22	1.90	0.54
1:C:77:VAL:HG23	1:C:99:ARG:O	2.08	0.54
1:B:6:LEU:HD22	1:B:27:ALA:O	2.07	0.54
1:A:69:ASP:C	1:A:71:ALA:H	2.10	0.54
1:B:95:LYS:C	1:B:97:GLY:H	2.10	0.54
1:C:222:THR:O	1:C:248:VAL:HG13	2.07	0.54
1:B:87:HIS:H	1:B:87:HIS:HD2	1.55	0.54
1:D:13:ARG:HG3	1:D:36:SER:O	2.08	0.54
1:A:83:VAL:HG23	1:A:104:PRO:HB3	1.89	0.54
1:A:121:THR:HG23	1:A:126:LEU:HD22	1.90	0.54
1:A:120:LEU:HB3	1:B:117:SER:OG	2.07	0.54
1:D:81:MSE:HE2	1:D:309:ALA:HB3	1.88	0.54
1:C:185:ARG:HH12	1:C:217:SER:HB3	1.73	0.54
1:B:12:THR:HG21	1:B:57:CYS:HA	1.89	0.54
1:B:83:VAL:HA	1:B:102:TYR:HB2	1.90	0.54
1:C:114:LEU:HD13	1:C:295:GLY:CA	2.38	0.54
1:B:168:ILE:HG22	1:B:172:LEU:HD12	1.88	0.54
1:D:90:LEU:O	1:D:91:ASP:C	2.45	0.54
1:C:129:ALA:HB1	1:D:292:PRO:HD2	1.89	0.54
1:C:132:GLU:OE1	1:C:137:GLY:HA3	2.08	0.54
1:B:34:TRP:CD1	1:B:40:ILE:HB	2.42	0.54
1:B:114:LEU:HD13	1:B:295:GLY:CA	2.38	0.54
1:B:251:GLN:HE21	1:B:280:HIS:CE1	2.26	0.54
1:B:313:LEU:O	1:B:317:LEU:HB2	2.07	0.54
1:D:78:ILE:O	1:D:100:VAL:HA	2.07	0.54
1:B:314:LEU:HD23	1:B:317:LEU:HB2	1.89	0.54
1:C:48:GLY:O	1:C:50:ALA:N	2.40	0.54
1:D:76:LYS:O	1:D:99:ARG:HB2	2.08	0.54
1:A:119:LEU:C	1:A:119:LEU:HD23	2.29	0.54
1:D:34:TRP:NE1	1:D:36:SER:HB3	2.23	0.54
1:B:83:VAL:HG23	1:B:104:PRO:HB3	1.90	0.54
1:A:161:LEU:HD22	1:A:188:ARG:HB2	1.89	0.54
1:B:110:THR:HG23	1:B:298:THR:HG23	1.90	0.54

*Continued on next page...*

*Continued from previous page...*

Atom-1	Atom-2	Interatomic distance (Å)	Clash overlap (Å)
1:D:188:ARG:HD2	2:D:412:HOH:O	2.07	0.54
1:C:218:LEU:HD13	1:C:248:VAL:CG2	2.38	0.53
1:D:277:PRO:O	1:D:280:HIS:HB2	2.07	0.53
1:D:229:ASP:O	1:D:233:LYS:HG3	2.08	0.53
1:C:129:ALA:HB1	1:D:292:PRO:HD2	1.89	0.53
1:B:114:LEU:HD13	1:B:295:GLY:CA	2.36	0.53
1:B:133:VAL:HG22	1:B:138:TRP:CE3	2.43	0.53
1:D:121:THR:CG2	1:D:127:PRO:HD3	2.38	0.53
1:A:91:ASP:O	1:A:95:LYS:HG3	2.07	0.53
1:B:94:LYS:C	1:B:96:ARG:H	2.12	0.53
1:A:322:MSE:HB2	1:A:325:GLU:HB2	1.89	0.53
1:C:102:TYR:O	1:C:104:PRO:HD2	2.08	0.53
1:C:138:TRP:HA	2:C:337:HOH:O	2.08	0.53
1:C:236:GLU:HA	1:C:262:LYS:O	2.08	0.53
1:D:14:ARG:HG3	1:D:20:ARG:NH2	2.16	0.53
1:D:231:PHE:HD1	1:D:234:MSE:SE	2.40	0.53
1:C:129:ALA:HB1	1:D:292:PRO:HD2	1.90	0.53
1:D:163:ARG:HA	1:D:166:GLN:CD	2.29	0.53
1:C:7:MSE:O	1:C:30:GLU:N	2.39	0.53
1:A:257:ALA:CB	1:A:262:LYS:HB2	2.38	0.53
1:A:132:GLU:OE1	1:A:137:GLY:HA3	2.08	0.53
1:A:88:LEU:HD13	1:A:100:VAL:HG22	1.89	0.53
1:A:63:VAL:HG13	1:A:67:ILE:CG2	2.37	0.53
1:A:224:GLY:N	1:A:247:ASP:O	2.42	0.53
1:B:59:LEU:HD23	1:B:82:SER:HB2	1.91	0.53
1:C:44:GLU:O	1:C:47:ARG:HB3	2.08	0.53
1:D:163:ARG:CZ	2:D:368:HOH:O	2.56	0.53
1:D:249:VAL:HG12	1:D:250:ASN:N	2.22	0.53
1:D:85:ILE:HD13	1:D:90:LEU:CD1	2.34	0.53
1:B:163:ARG:CZ	1:B:166:GLN:HE22	2.19	0.53
1:C:260:SER:OG	1:C:262:LYS:HG3	2.08	0.53
1:B:320:GLU:HB3	1:B:321:PRO:HD2	1.90	0.53
1:A:161:LEU:HD23	1:A:191:GLU:HB2	1.88	0.53
1:D:18:GLU:OE1	1:D:303:ASN:HB3	2.08	0.53
1:C:313:LEU:O	1:C:317:LEU:HG	2.08	0.53
1:C:312:ASN:OD1	1:C:322:MSE:HB3	2.08	0.53
1:B:17:ALA:O	1:B:21:VAL:HG23	2.08	0.53
1:B:225:LEU:O	1:B:227:ASN:N	2.41	0.53
1:D:43:LYS:O	1:D:47:ARG:HG2	2.08	0.53
1:B:95:LYS:O	1:B:95:LYS:HG2	2.08	0.53
1:B:16:PRO:HB2	1:B:306:SER:OG	2.08	0.53

*Continued on next page...*

*Continued from previous page...*

Atom-1	Atom-2	Interatomic distance (Å)	Clash overlap (Å)
1:C:103:THR:HG22	1:C:308:LEU:HD23	1.90	0.53
1:D:20:ARG:HD2	1:D:33:GLN:OE1	2.08	0.53
1:B:246:GLY:HA3	1:B:271:THR:O	2.08	0.53
1:A:192:ALA:HB1	1:A:197:ALA:HB3	1.89	0.53
1:B:43:LYS:HB2	2:B:456:HOH:O	2.08	0.53
1:B:251:GLN:HE22	1:B:271:THR:HB	1.73	0.53
1:A:155:THR:HG23	1:A:179:ARG:O	2.08	0.53
1:D:81:MSE:HA	1:D:103:THR:HG21	1.90	0.53
1:A:141:TRP:HA	2:B:354:HOH:O	2.07	0.53
1:A:23:LEU:HD23	1:A:314:LEU:HD13	1.89	0.53
1:A:312:ASN:HA	1:A:322:MSE:HG3	1.90	0.53
1:A:119:LEU:HD23	1:A:119:LEU:C	2.29	0.53
1:C:269:ASP:O	1:C:293:HIS:HA	2.09	0.53
1:D:203:PRO:HB3	1:D:233:LYS:HE2	1.91	0.53
1:B:251:GLN:HE22	1:B:276:LEU:CD1	2.22	0.53
1:D:114:LEU:CD2	1:D:295:GLY:HA2	2.36	0.53
1:B:99:ARG:HH21	1:B:315:ALA:HB1	1.74	0.53
1:B:13:ARG:NH2	1:B:39:PRO:HB3	2.24	0.53
1:D:13:ARG:HG2	1:D:36:SER:O	2.09	0.53
1:A:63:VAL:HG12	1:A:68:LEU:HD21	1.90	0.53
1:C:158:ILE:O	1:C:182:TYR:HA	2.08	0.53
1:D:254:LEU:O	1:D:258:LEU:HG	2.08	0.53
1:B:92:GLU:N	2:B:433:HOH:O	2.41	0.53
1:A:187:PRO:HG3	1:A:199:PHE:CD2	2.44	0.53
1:C:68:LEU:HD21	1:C:78:ILE:HD11	1.91	0.53
1:B:14:ARG:HA	1:B:33:GLN:OE1	2.07	0.53
1:C:322:MSE:SE	1:C:325:GLU:HB3	2.58	0.53
1:C:187:PRO:HG3	1:C:199:PHE:CD1	2.43	0.53
1:B:103:THR:HA	1:B:308:LEU:HD23	1.88	0.53
1:B:118:LEU:HD13	1:B:291:LEU:HD11	1.91	0.53
1:A:183:THR:HG22	1:A:184:GLY:N	2.22	0.53
1:C:236:GLU:HA	1:C:262:LYS:O	2.09	0.53
1:B:222:THR:CA	1:B:225:LEU:HD23	2.38	0.53
1:D:20:ARG:HH11	1:D:33:GLN:NE2	2.06	0.53
1:D:77:VAL:HA	1:D:99:ARG:O	2.08	0.53
1:B:76:LYS:C	1:B:98:ILE:HG23	2.29	0.53
1:A:79:SER:HB3	1:A:313:LEU:CB	2.39	0.53
1:B:46:GLU:HG2	1:B:66:ARG:HB3	1.90	0.53
1:D:186:GLN:HG2	1:D:187:PRO:N	2.24	0.53
1:D:183:THR:HG22	1:D:200:VAL:O	2.07	0.53
1:A:175:PHE:CD1	1:B:171:ARG:HG2	2.43	0.53

*Continued on next page...*

*Continued from previous page...*

Atom-1	Atom-2	Interatomic distance (Å)	Clash overlap (Å)
1:D:202:THR:HB	1:D:203:PRO:HD3	1.89	0.53
1:A:175:PHE:CE2	1:B:171:ARG:HD3	2.44	0.53
1:A:35:ASP:O	1:A:36:SER:HB2	2.09	0.53
1:C:78:ILE:HD12	1:C:93:ILE:CD1	2.39	0.53
1:A:9:VAL:HG22	1:A:54:GLY:HA3	1.89	0.53
1:C:297:ALA:CA	1:C:302:ARG:HD2	2.39	0.53
1:A:56:LEU:HD23	1:A:56:LEU:C	2.29	0.53
1:B:85:ILE:HG13	1:B:90:LEU:HD11	1.90	0.53
1:D:183:THR:HG21	1:D:205:LEU:HB2	1.90	0.53
1:C:94:LYS:HA	1:C:94:LYS:HE3	1.90	0.53
1:A:77:VAL:HG22	1:A:313:LEU:HD22	1.89	0.53
1:A:7:MSE:CE	1:A:28:ASP:HB2	2.39	0.53
1:C:105:ASP:HA	1:C:108:THR:OG1	2.08	0.53
1:D:108:THR:HA	1:D:164:ILE:HG12	1.91	0.53
1:B:7:MSE:CE	1:B:28:ASP:HB2	2.32	0.53
1:C:99:ARG:HD2	1:C:325:GLU:OE2	2.09	0.53
1:D:281:PRO:O	1:D:284:THR:N	2.37	0.53
1:B:38:GLU:HB3	1:B:39:PRO:CD	2.37	0.53
1:A:229:ASP:O	1:A:233:LYS:HG3	2.09	0.53
1:C:114:LEU:CD2	1:C:295:GLY:HA2	2.38	0.53
1:D:180:PHE:HB2	1:D:197:ALA:CB	2.39	0.53
1:C:9:VAL:O	1:C:31:VAL:HA	2.09	0.53
1:A:257:ALA:HA	1:A:262:LYS:HB2	1.88	0.53
1:A:114:LEU:CD1	1:A:295:GLY:HA2	2.38	0.53
1:A:88:LEU:HD12	1:A:100:VAL:HG13	1.91	0.53
1:A:78:ILE:O	1:A:100:VAL:HA	2.09	0.53
1:C:39:PRO:HA	2:C:442:HOH:O	2.09	0.53
1:C:76:LYS:CE	1:C:317:LEU:HA	2.35	0.53
1:B:83:VAL:CB	1:B:107:LEU:HD11	2.30	0.53
1:D:17:ALA:O	1:D:21:VAL:HG23	2.09	0.53
1:B:89:ALA:O	1:B:93:ILE:HG13	2.08	0.53
1:C:45:LEU:O	1:C:49:VAL:HG22	2.07	0.53
1:C:99:ARG:HB3	1:C:322:MSE:HE2	1.90	0.53
1:A:174:PRO:HG2	1:B:174:PRO:CG	2.29	0.53
1:A:82:SER:O	1:A:102:TYR:HB2	2.09	0.53
1:A:68:LEU:HD13	1:A:92:GLU:HB3	1.91	0.53
1:A:161:LEU:C	1:A:166:GLN:NE2	2.62	0.53
1:C:189:PRO:O	1:C:191:GLU:N	2.42	0.53
1:A:119:LEU:HD23	1:A:119:LEU:C	2.29	0.53
1:A:182:TYR:O	1:A:199:PHE:HA	2.09	0.53
1:B:296:SER:O	1:B:298:THR:N	2.42	0.53

*Continued on next page...*

*Continued from previous page...*

Atom-1	Atom-2	Interatomic distance (Å)	Clash overlap (Å)
1:A:68:LEU:HD21	1:A:78:ILE:HD11	1.90	0.53
1:B:186:GLN:HG3	1:B:187:PRO:CD	2.38	0.53
1:A:322:MSE:HE3	1:A:325:GLU:HB2	1.90	0.53
1:B:75:LEU:HD23	1:B:98:ILE:HD13	1.91	0.53
1:B:68:LEU:HD12	1:B:92:GLU:HB3	1.91	0.53
1:B:257:ALA:HA	1:B:262:LYS:HG2	1.91	0.53
1:B:114:LEU:HD13	1:B:295:GLY:HA2	1.89	0.53
1:A:168:ILE:HD13	1:A:213:VAL:HG11	1.89	0.53
1:C:195:PHE:O	1:C:196:GLN:HB2	2.09	0.53
1:C:41:PRO:HD2	1:C:44:GLU:HG3	1.90	0.53
1:C:75:LEU:CD2	1:C:98:ILE:HG12	2.39	0.53
1:D:81:MSE:HE2	1:D:306:SER:CA	2.35	0.53
1:A:231:PHE:HD1	1:A:234:MSE:SE	2.41	0.53
1:B:325:GLU:HG2	1:B:326:LEU:N	2.23	0.53
1:B:200:VAL:CG2	1:B:201:SER:N	2.71	0.53
1:D:240:PHE:O	1:D:266:ALA:HA	2.09	0.53
1:B:133:VAL:HG22	1:B:138:TRP:CE3	2.43	0.53
1:A:53:HIS:HA	1:A:75:LEU:HA	1.91	0.53
1:A:302:ARG:NH1	1:B:143:PRO:O	2.42	0.53
1:D:78:ILE:O	1:D:100:VAL:HA	2.09	0.53
1:C:291:LEU:HD21	1:D:126:LEU:HG	1.90	0.53
1:B:200:VAL:HG22	1:B:201:SER:H	1.74	0.53
1:B:11:VAL:H	1:B:33:GLN:CB	2.22	0.53
1:B:251:GLN:HE22	1:B:276:LEU:HD11	1.74	0.53
1:D:11:VAL:HB	1:D:33:GLN:HB3	1.90	0.53
1:D:309:ALA:HA	2:D:357:HOH:O	2.08	0.53
1:D:255:TYR:CD1	1:D:285:LEU:HD11	2.44	0.53
1:B:89:ALA:O	1:B:93:ILE:HG13	2.09	0.53
1:D:132:GLU:OE1	1:D:137:GLY:HA3	2.09	0.53
1:C:9:VAL:CB	1:C:31:VAL:HG22	2.39	0.53
1:A:286:LYS:N	2:A:347:HOH:O	2.42	0.53
1:A:292:PRO:HD2	1:B:129:ALA:HB1	1.90	0.53
1:A:64:ASP:HA	1:A:89:ALA:HB2	1.91	0.53
1:D:18:GLU:HG3	1:D:303:ASN:O	2.09	0.53
1:A:302:ARG:HD3	1:A:305:MSE:SE	2.59	0.53
1:A:95:LYS:O	1:A:97:GLY:N	2.43	0.52
1:A:119:LEU:C	1:A:119:LEU:HD23	2.30	0.52
1:D:49:VAL:CG2	1:D:71:ALA:HB2	2.39	0.52
1:B:64:ASP:O	1:B:68:LEU:HD12	2.09	0.52
1:C:38:GLU:OE2	1:D:139:THR:HG21	2.10	0.52
1:C:13:ARG:HD2	1:C:37:ASP:CA	2.39	0.52

*Continued on next page...*

*Continued from previous page...*

Atom-1	Atom-2	Interatomic distance (Å)	Clash overlap (Å)
1:D:181:LEU:HD22	1:D:200:VAL:HG13	1.91	0.52
1:B:81:MSE:HG2	1:B:305:MSE:HE3	1.91	0.52
1:C:206:ALA:CB	1:C:233:LYS:HB2	2.38	0.52
1:A:166:GLN:NE2	1:A:191:GLU:HB3	2.24	0.52
1:A:7:MSE:HE3	1:A:28:ASP:HB2	1.90	0.52
1:B:99:ARG:HD2	1:B:325:GLU:CD	2.30	0.52
1:C:218:LEU:HD13	1:C:247:ASP:HB2	1.90	0.52
1:B:41:PRO:O	1:B:45:LEU:N	2.41	0.52
1:C:325:GLU:HG2	1:C:326:LEU:N	2.24	0.52
1:B:13:ARG:HG2	1:B:14:ARG:N	2.24	0.52
1:B:14:ARG:HG3	1:B:20:ARG:HH11	1.74	0.52
1:A:190:GLU:N	2:A:350:HOH:O	2.32	0.52
1:D:14:ARG:HA	1:D:20:ARG:NH2	2.24	0.52
1:D:49:VAL:HG23	1:D:71:ALA:HB2	1.90	0.52
1:C:114:LEU:CD2	1:C:295:GLY:HA2	2.39	0.52
1:C:114:LEU:HD22	1:C:295:GLY:CA	2.36	0.52
1:D:236:GLU:HA	1:D:262:LYS:O	2.10	0.52
1:B:118:LEU:HD13	1:B:291:LEU:HD11	1.91	0.52
1:A:82:SER:O	1:A:102:TYR:HB2	2.09	0.52
1:C:92:GLU:O	1:C:95:LYS:N	2.41	0.52
1:D:164:ILE:HG22	1:D:168:ILE:HD11	1.91	0.52
1:C:314:LEU:HA	1:C:317:LEU:HD12	1.91	0.52
1:A:317:LEU:HD23	1:A:318:ARG:HG3	1.92	0.52
1:C:276:LEU:HG	1:C:277:PRO:HD2	1.91	0.52
1:B:183:THR:N	1:B:205:LEU:HD22	2.24	0.52
1:A:133:VAL:HG23	1:B:292:PRO:HD3	1.90	0.52
1:D:108:THR:HA	1:D:164:ILE:HG12	1.91	0.52
1:A:208:GLN:HB3	2:A:412:HOH:O	2.10	0.52
1:A:156:VAL:HB	1:A:180:PHE:CD1	2.45	0.52
1:A:46:GLU:O	1:A:70:ALA:HB1	2.09	0.52
1:D:165:GLY:HA2	1:D:168:ILE:HD12	1.90	0.52
1:D:280:HIS:ND1	1:D:281:PRO:HD2	2.25	0.52
1:D:285:LEU:HB3	1:D:287:ASN:OD1	2.08	0.52
1:A:8:LYS:HE3	1:A:32:GLU:HG3	1.90	0.52
1:D:59:LEU:HA	1:D:87:HIS:CG	2.45	0.52
1:D:163:ARG:NH2	1:D:166:GLN:OE1	2.43	0.52
1:A:56:LEU:HG	1:A:79:SER:O	2.10	0.52
1:A:121:THR:HG23	1:A:126:LEU:HB2	1.90	0.52
1:D:15:ILE:N	1:D:20:ARG:NH2	2.43	0.52
1:A:53:HIS:CD2	1:A:74:ASN:HB3	2.45	0.52
1:A:114:LEU:CD1	1:A:295:GLY:HA2	2.38	0.52

*Continued on next page...*

*Continued from previous page...*

Atom-1	Atom-2	Interatomic distance (Å)	Clash overlap (Å)
1:C:101:GLY:HA2	1:C:325:GLU:HA	1.91	0.52
1:D:91:ASP:HB2	2:D:358:HOH:O	2.09	0.52
1:C:83:VAL:HG23	1:C:104:PRO:HB3	1.91	0.52
1:C:314:LEU:HD12	1:C:317:LEU:HD12	1.91	0.52
1:C:218:LEU:HD11	1:C:223:GLU:HA	1.91	0.52
1:D:81:MSE:HE2	1:D:306:SER:HA	1.91	0.52
1:A:13:ARG:O	1:A:15:ILE:N	2.38	0.52
1:A:196:GLN:OE1	1:A:196:GLN:N	2.42	0.52
1:C:269:ASP:O	1:C:293:HIS:HA	2.10	0.52
1:D:312:ASN:HA	1:D:315:ALA:HB3	1.91	0.52
1:A:206:ALA:HB1	1:A:234:MSE:HG3	1.91	0.52
1:D:49:VAL:CG2	1:D:50:ALA:H	2.22	0.52
1:A:109:ASP:OD2	1:A:171:ARG:NH1	2.43	0.52
1:C:309:ALA:HA	2:C:361:HOH:O	2.09	0.52
1:A:180:PHE:CD2	1:A:195:PHE:HB3	2.45	0.52
1:A:114:LEU:HD22	1:A:294:ILE:O	2.09	0.52
1:C:92:GLU:HG2	1:C:95:LYS:HZ1	1.74	0.52
1:B:235:LYS:O	1:B:263:ILE:HG22	2.09	0.52
1:A:280:HIS:HE1	1:A:282:LEU:HG	1.74	0.52
1:D:75:LEU:O	1:D:98:ILE:HG12	2.09	0.52
1:C:138:TRP:HA	2:C:338:HOH:O	2.10	0.52
1:D:110:THR:O	1:D:113:GLU:HB3	2.09	0.52
1:D:206:ALA:HB2	1:D:230:PHE:CD1	2.44	0.52
1:D:49:VAL:HG12	1:D:55:LEU:HD13	1.91	0.52
1:C:9:VAL:HG11	1:C:313:LEU:HD21	1.92	0.52
1:D:132:GLU:HA	1:D:135:ASN:OD1	2.10	0.52
1:B:91:ASP:HB2	2:B:430:HOH:O	2.10	0.52
1:C:8:LYS:CB	1:C:52:ALA:HA	2.32	0.52
1:D:26:ALA:HB3	1:D:29:CYS:SG	2.49	0.52
1:A:279:ASN:C	1:A:279:ASN:HD22	2.12	0.52
1:B:76:LYS:O	1:B:98:ILE:HA	2.10	0.52
1:C:85:ILE:CD1	1:C:90:LEU:HD11	2.39	0.52
1:A:11:VAL:CB	1:A:33:GLN:HE21	2.21	0.52
1:A:56:LEU:HD11	1:A:310:ALA:HA	1.91	0.52
1:D:99:ARG:NH1	1:D:325:GLU:OE1	2.42	0.52
1:C:9:VAL:HA	1:C:54:GLY:O	2.10	0.52
1:D:68:LEU:HB3	1:D:96:ARG:CZ	2.40	0.52
1:C:165:GLY:O	1:C:168:ILE:N	2.43	0.52
1:A:132:GLU:OE1	1:A:137:GLY:HA3	2.09	0.52
1:A:49:VAL:HG12	1:A:55:LEU:HD13	1.92	0.52
1:B:49:VAL:O	1:B:71:ALA:HA	2.10	0.52

*Continued on next page...*

*Continued from previous page...*

Atom-1	Atom-2	Interatomic distance (Å)	Clash overlap (Å)
1:D:262:LYS:HB3	2:D:345:HOH:O	2.09	0.52
1:D:6:LEU:HD13	1:D:30:GLU:HG2	1.92	0.52
1:B:78:ILE:HG13	1:B:98:ILE:CG2	2.37	0.52
1:C:19:GLY:HA3	1:C:306:SER:O	2.10	0.52
1:C:8:LYS:HD3	1:C:51:GLY:C	2.30	0.52
1:D:217:SER:O	1:D:219:THR:N	2.42	0.52
1:A:23:LEU:HD11	1:A:56:LEU:CD1	2.40	0.52
1:A:93:ILE:O	1:A:98:ILE:HB	2.10	0.52
1:C:55:LEU:N	1:C:55:LEU:HD23	2.25	0.52
1:A:187:PRO:O	1:A:189:PRO:HD3	2.09	0.52
1:C:20:ARG:CZ	1:C:33:GLN:HE22	2.21	0.52
1:C:13:ARG:O	1:C:15:ILE:HG23	2.10	0.52
1:C:101:GLY:CA	1:C:325:GLU:HA	2.38	0.52
1:C:114:LEU:HD22	1:C:295:GLY:CA	2.36	0.52
1:A:190:GLU:HB3	2:A:350:HOH:O	2.09	0.52
1:A:65:LYS:HG3	1:A:69:ASP:OD2	2.10	0.52
1:B:269:ASP:O	1:B:293:HIS:HA	2.10	0.52
1:A:59:LEU:HD11	1:A:82:SER:CB	2.39	0.52
1:C:9:VAL:CG1	1:C:313:LEU:HD21	2.39	0.52
1:B:81:MSE:CG	1:B:305:MSE:HB3	2.39	0.52
1:A:9:VAL:CG2	1:A:317:LEU:HD21	2.40	0.52
1:A:159:ILE:HD12	1:A:214:VAL:HG22	1.90	0.52
1:D:282:LEU:CD2	1:D:285:LEU:HD12	2.38	0.52
1:C:139:THR:O	1:D:275:PRO:HD3	2.10	0.52
1:D:93:ILE:HG12	1:D:98:ILE:HD12	1.91	0.52
1:D:32:GLU:O	1:D:33:GLN:HB2	2.09	0.52
1:A:236:GLU:HA	1:A:262:LYS:O	2.10	0.52
1:C:59:LEU:HD12	1:C:60:SER:N	2.24	0.52
1:D:59:LEU:O	1:D:59:LEU:HD12	2.10	0.52
1:C:255:TYR:CD1	1:C:285:LEU:HD11	2.45	0.52
1:D:280:HIS:ND1	1:D:281:PRO:HD2	2.24	0.52
1:B:83:VAL:HG23	1:B:104:PRO:HB3	1.92	0.52
1:A:114:LEU:CD2	1:A:295:GLY:HA2	2.37	0.52
1:C:71:ALA:O	1:C:72:GLY:O	2.28	0.52
1:C:7:MSE:HE3	1:C:28:ASP:O	2.09	0.52
1:B:40:ILE:HD13	1:B:45:LEU:HA	1.92	0.52
1:A:100:VAL:CG1	1:A:326:LEU:HB3	2.40	0.52
1:B:100:VAL:O	1:B:325:GLU:HB2	2.09	0.52
1:C:11:VAL:HG12	1:C:12:THR:N	2.25	0.52
1:A:17:ALA:HA	1:A:20:ARG:HB2	1.92	0.52
1:A:155:THR:HA	1:A:179:ARG:O	2.09	0.52

*Continued on next page...*

*Continued from previous page...*

Atom-1	Atom-2	Interatomic distance (Å)	Clash overlap (Å)
1:A:59:LEU:HA	1:A:87:HIS:CE1	2.45	0.52
1:A:269:ASP:HA	1:A:291:LEU:HB2	1.92	0.52
1:B:64:ASP:OD1	1:B:66:ARG:HB2	2.10	0.52
1:D:226:CYS:HA	1:D:230:PHE:CG	2.45	0.52
1:B:187:PRO:HG3	1:B:199:PHE:CE2	2.44	0.52
1:D:176:GLY:O	1:D:177:VAL:O	2.27	0.52
1:C:302:ARG:NH2	1:D:141:TRP:HZ2	2.08	0.52
1:B:52:ALA:O	1:B:74:ASN:HB3	2.09	0.52
1:A:310:ALA:O	1:A:313:LEU:HB3	2.08	0.52
1:B:77:VAL:N	1:B:98:ILE:HG23	2.24	0.52
1:B:246:GLY:C	1:B:248:VAL:H	2.13	0.52
1:A:41:PRO:HD2	1:A:44:GLU:HG3	1.91	0.52
1:B:38:GLU:HB3	1:B:39:PRO:HD2	1.90	0.52
1:C:188:ARG:O	1:C:189:PRO:O	2.28	0.52
1:B:14:ARG:NH2	2:B:401:HOH:O	2.41	0.52
1:A:179:ARG:NH2	2:A:412:HOH:O	2.41	0.52
1:C:187:PRO:HG3	1:C:199:PHE:CE1	2.44	0.52
1:B:283:LEU:HD23	1:B:290:ILE:HD12	1.92	0.52
1:D:15:ILE:CG1	1:D:20:ARG:HE	2.19	0.52
1:C:219:THR:N	1:C:222:THR:OG1	2.43	0.52
1:D:102:TYR:CG	1:D:104:PRO:HD3	2.45	0.52
1:C:40:ILE:HG13	1:C:44:GLU:HB2	1.91	0.52
1:A:147:CYS:HA	1:B:297:ALA:HB1	1.91	0.52
1:C:209:SER:HB2	1:C:212:ILE:HD11	1.92	0.52
1:D:100:VAL:HB	1:D:326:LEU:HB3	1.91	0.52
1:B:315:ALA:HB1	1:B:321:PRO:O	2.09	0.52
1:A:35:ASP:O	1:A:36:SER:HB2	2.09	0.52
1:B:17:ALA:HA	1:B:20:ARG:NE	2.16	0.52
1:A:140:SER:CB	1:B:39:PRO:HD3	2.40	0.52
1:A:144:LEU:HD21	2:B:439:HOH:O	2.08	0.52
1:D:49:VAL:HG12	1:D:55:LEU:HD13	1.92	0.52
1:C:39:PRO:HB3	1:C:60:SER:CB	2.39	0.52
1:A:187:PRO:HG3	1:A:199:PHE:CE2	2.44	0.52
1:A:81:MSE:SE	1:B:143:PRO:HB3	2.60	0.52
1:A:11:VAL:HG13	1:A:56:LEU:HD22	1.92	0.52
1:C:46:GLU:N	1:C:46:GLU:OE1	2.43	0.52
1:C:236:GLU:HG3	1:C:237:THR:N	2.24	0.52
1:C:11:VAL:HG12	1:C:12:THR:H	1.75	0.52
1:B:204:GLU:O	1:B:208:GLN:HG2	2.09	0.52
1:C:204:GLU:OE2	1:C:208:GLN:NE2	2.42	0.52
1:C:114:LEU:CD2	1:C:295:GLY:HA2	2.34	0.52

*Continued on next page...*

*Continued from previous page...*

Atom-1	Atom-2	Interatomic distance (Å)	Clash overlap (Å)
1:B:198:GLU:CD	1:B:200:VAL:HB	2.30	0.52
1:B:12:THR:HG23	1:B:57:CYS:HA	1.91	0.52
1:A:232:GLN:HA	1:A:262:LYS:HD3	1.92	0.52
1:A:102:TYR:O	1:A:103:THR:HG23	2.10	0.52
1:C:276:LEU:CD2	1:C:290:ILE:HD13	2.40	0.52
1:C:76:LYS:O	1:C:77:VAL:HB	2.10	0.52
1:B:315:ALA:CB	1:B:322:MSE:HG2	2.40	0.52
1:B:236:GLU:HA	1:B:263:ILE:HA	1.90	0.52
1:D:19:GLY:O	1:D:22:ALA:HB3	2.09	0.52
1:C:269:ASP:O	1:C:293:HIS:HA	2.10	0.52
1:A:79:SER:N	1:A:313:LEU:HD23	2.25	0.52
1:A:68:LEU:HD13	1:A:92:GLU:OE1	2.10	0.52
1:A:293:HIS:HB3	1:B:141:TRP:CD1	2.43	0.52
1:C:129:ALA:HB1	1:D:292:PRO:HD2	1.91	0.52
1:A:191:GLU:HG2	2:A:360:HOH:O	2.10	0.52
1:B:114:LEU:HD13	1:B:294:ILE:O	2.09	0.52
1:D:241:ILE:HG22	1:D:242:ASN:H	1.75	0.52
1:C:49:VAL:O	1:C:71:ALA:HA	2.10	0.51
1:C:120:LEU:HB3	1:D:117:SER:OG	2.10	0.51
1:C:313:LEU:C	1:C:313:LEU:HD23	2.30	0.51
1:A:215:ALA:O	1:A:216:CYS:HB3	2.09	0.51
1:A:272:SER:HA	2:A:419:HOH:O	2.10	0.51
1:A:6:LEU:HD22	1:A:30:GLU:OE1	2.10	0.51
1:A:174:PRO:HB2	1:B:171:ARG:HA	1.91	0.51
1:A:182:TYR:CZ	1:A:199:PHE:HB2	2.45	0.51
1:B:102:TYR:HE1	1:B:326:LEU:CB	2.09	0.51
1:B:325:GLU:HG3	1:B:326:LEU:H	1.75	0.51
1:A:236:GLU:HA	1:A:262:LYS:O	2.10	0.51
1:A:312:ASN:HA	1:A:322:MSE:HB3	1.91	0.51
1:A:74:ASN:ND2	2:A:406:HOH:O	2.43	0.51
1:D:10:PHE:HA	1:D:32:GLU:O	2.09	0.51
1:C:78:ILE:O	1:C:100:VAL:HG13	2.10	0.51
1:B:283:LEU:CD2	1:B:290:ILE:HD12	2.40	0.51
1:A:166:GLN:HB3	2:A:419:HOH:O	2.10	0.51
1:D:41:PRO:HD2	1:D:44:GLU:HG3	1.91	0.51
1:A:159:ILE:HG12	1:A:205:LEU:CD2	2.40	0.51
1:B:71:ALA:O	1:B:73:ALA:N	2.43	0.51
1:C:275:PRO:HD3	1:D:139:THR:O	2.10	0.51
1:C:214:VAL:HG12	1:C:244:SER:HG	1.76	0.51
1:B:81:MSE:HE3	1:B:305:MSE:HE3	1.92	0.51
1:A:162:GLY:O	1:A:166:GLN:NE2	2.43	0.51

*Continued on next page...*

*Continued from previous page...*

Atom-1	Atom-2	Interatomic distance (Å)	Clash overlap (Å)
1:B:225:LEU:O	1:B:227:ASN:N	2.44	0.51
1:A:20:ARG:HE	1:A:21:VAL:HG22	1.76	0.51
1:C:53:HIS:CE1	1:C:74:ASN:HD22	2.28	0.51
1:A:275:PRO:HB3	1:B:138:TRP:CG	2.45	0.51
1:B:312:ASN:HD21	1:B:324:SER:HB3	1.76	0.51
1:D:114:LEU:CD2	1:D:295:GLY:HA2	2.36	0.51
1:D:13:ARG:HG3	1:D:36:SER:O	2.10	0.51
1:A:147:CYS:HA	1:B:297:ALA:O	2.10	0.51
1:C:75:LEU:HD12	1:C:98:ILE:HD11	1.93	0.51
1:B:212:ILE:HG21	1:B:234:MSE:HE3	1.92	0.51
1:C:141:TRP:O	1:D:13:ARG:NH1	2.36	0.51
1:B:200:VAL:HG22	1:B:201:SER:H	1.72	0.51
1:B:202:THR:HB	1:B:203:PRO:HD3	1.93	0.51
1:C:114:LEU:CD2	1:C:295:GLY:HA2	2.34	0.51
1:A:258:LEU:HD22	1:A:265:ALA:HA	1.92	0.51
1:C:121:THR:HG23	1:C:127:PRO:HD3	1.92	0.51
1:B:10:PHE:CD2	1:B:49:VAL:HG12	2.43	0.51
1:B:114:LEU:CD1	1:B:294:ILE:HG13	2.40	0.51
1:A:227:ASN:CB	1:A:250:ASN:HD22	2.24	0.51
1:A:25:ARG:O	1:A:27:ALA:N	2.43	0.51
1:C:185:ARG:H	1:C:185:ARG:HD2	1.76	0.51
1:B:135:ASN:O	1:B:137:GLY:N	2.43	0.51
1:B:53:HIS:O	1:B:76:LYS:HG2	2.09	0.51
1:A:198:GLU:O	1:A:200:VAL:HG13	2.10	0.51
1:C:220:PRO:C	1:C:222:THR:H	2.13	0.51
1:A:322:MSE:SE	1:A:325:GLU:HG3	2.59	0.51
1:A:45:LEU:HG	1:A:67:ILE:CD1	2.41	0.51
1:A:95:LYS:CA	2:A:351:HOH:O	2.59	0.51
1:D:90:LEU:O	1:D:93:ILE:N	2.43	0.51
1:B:283:LEU:CD2	1:B:290:ILE:HD12	2.40	0.51
1:B:183:THR:HB	1:B:205:LEU:CD2	2.40	0.51
1:C:77:VAL:CG1	1:C:317:LEU:HD12	2.39	0.51
1:C:212:ILE:HG13	1:C:234:MSE:SE	2.60	0.51
1:A:164:ILE:O	1:A:168:ILE:HG13	2.11	0.51
1:A:15:ILE:HD12	1:A:19:GLY:HA3	1.91	0.51
1:B:50:ALA:HA	1:B:70:ALA:O	2.11	0.51
1:D:182:TYR:N	1:D:205:LEU:HD12	2.25	0.51
1:D:200:VAL:CG2	1:D:205:LEU:HB2	2.41	0.51
1:A:74:ASN:O	1:A:75:LEU:C	2.48	0.51
1:C:256:GLN:HE22	1:C:262:LYS:NZ	2.09	0.51
1:D:276:LEU:HG	1:D:277:PRO:HD2	1.92	0.51

*Continued on next page...*

*Continued from previous page...*

Atom-1	Atom-2	Interatomic distance (Å)	Clash overlap (Å)
1:B:170:ARG:NH2	2:B:405:HOH:O	2.42	0.51
1:B:57:CYS:O	1:B:81:MSE:N	2.43	0.51
1:B:189:PRO:HG2	2:B:345:HOH:O	2.10	0.51
1:D:21:VAL:HG12	1:D:25:ARG:HD2	1.92	0.51
1:A:56:LEU:C	1:A:56:LEU:HD23	2.31	0.51
1:A:251:GLN:HG2	1:A:280:HIS:HE2	1.75	0.51
1:C:180:PHE:HB2	1:C:197:ALA:HA	1.93	0.51
1:A:8:LYS:HD3	1:A:52:ALA:N	2.25	0.51
1:A:11:VAL:HG22	1:A:56:LEU:HD13	1.91	0.51
1:C:179:ARG:HH11	1:C:179:ARG:HG3	1.75	0.51
1:C:93:ILE:HD13	1:C:100:VAL:HG21	1.93	0.51
1:C:219:THR:OG1	1:C:222:THR:HG23	2.10	0.51
1:D:312:ASN:HD21	1:D:324:SER:HB2	1.75	0.51
1:A:77:VAL:HG22	1:A:313:LEU:HA	1.92	0.51
1:A:52:ALA:O	1:A:75:LEU:HA	2.10	0.51
1:C:59:LEU:O	1:C:61:ASP:N	2.43	0.51
1:B:10:PHE:CD2	1:B:12:THR:HG22	2.44	0.51
1:C:8:LYS:O	1:C:53:HIS:N	2.41	0.51
1:C:69:ASP:N	1:C:96:ARG:HH21	2.07	0.51
1:D:250:ASN:HB3	1:D:253:ASP:OD2	2.10	0.51
1:D:190:GLU:HB2	1:D:191:GLU:OE2	2.10	0.51
1:B:228:LYS:HE2	1:B:232:GLN:NE2	2.25	0.51
1:A:6:LEU:HD12	1:A:6:LEU:N	2.25	0.51
1:C:10:PHE:HA	1:C:32:GLU:O	2.10	0.51
1:B:179:ARG:HA	2:B:381:HOH:O	2.10	0.51
1:D:49:VAL:CG1	1:D:55:LEU:HD13	2.41	0.51
1:D:54:GLY:C	1:D:313:LEU:HD11	2.31	0.51
1:C:165:GLY:O	1:C:168:ILE:HB	2.10	0.51
1:B:69:ASP:C	1:B:71:ALA:H	2.14	0.51
1:A:258:LEU:HB3	1:A:287:ASN:OD1	2.11	0.51
1:A:129:ALA:HB1	1:B:292:PRO:CD	2.41	0.51
1:B:43:LYS:O	1:B:46:GLU:N	2.43	0.51
1:B:243:ILE:C	1:B:243:ILE:HD12	2.31	0.51
1:C:77:VAL:CA	1:C:98:ILE:HG23	2.41	0.51
1:C:59:LEU:HA	1:C:87:HIS:CE1	2.46	0.51
1:C:34:TRP:CE3	1:C:34:TRP:HA	2.45	0.51
1:D:292:PRO:HG2	1:D:294:ILE:HG23	1.93	0.51
1:C:249:VAL:O	1:C:249:VAL:HG12	2.11	0.51
1:D:308:LEU:O	1:D:312:ASN:HB2	2.10	0.51
1:D:142:LYS:HB2	1:D:145:TRP:CB	2.40	0.51
1:B:63:VAL:HG22	1:B:67:ILE:HG21	1.92	0.51

*Continued on next page...*

*Continued from previous page...*

Atom-1	Atom-2	Interatomic distance (Å)	Clash overlap (Å)
1:C:63:VAL:HB	1:C:88:LEU:HD13	1.93	0.51
1:A:320:GLU:HB3	1:A:321:PRO:HD2	1.91	0.51
1:D:186:GLN:HG2	1:D:187:PRO:N	2.25	0.51
1:B:186:GLN:HG2	1:B:187:PRO:N	2.25	0.51
1:C:16:PRO:HB2	1:C:306:SER:CB	2.41	0.51
1:C:77:VAL:HG21	1:C:316:GLY:HA3	1.93	0.51
1:A:58:LEU:HD23	1:A:81:MSE:HB3	1.93	0.51
1:A:218:LEU:HB2	1:A:245:ARG:HG3	1.93	0.51
1:C:291:LEU:HD21	1:D:126:LEU:HG	1.92	0.51
1:B:101:GLY:HA2	1:B:325:GLU:CA	2.38	0.51
1:B:163:ARG:N	1:B:163:ARG:HH11	2.09	0.51
1:C:255:TYR:CD1	1:C:285:LEU:HD11	2.46	0.51
1:A:274:GLU:CD	1:A:293:HIS:HD1	2.14	0.51
1:B:85:ILE:C	1:B:87:HIS:H	2.14	0.51
1:A:188:ARG:HD3	2:A:432:HOH:O	2.09	0.51
1:A:292:PRO:HD2	1:B:129:ALA:HB1	1.92	0.51
1:A:80:THR:O	1:A:80:THR:HG23	2.10	0.51
1:C:107:LEU:HD12	1:C:108:THR:N	2.26	0.51
1:C:269:ASP:O	1:C:293:HIS:HA	2.11	0.51
1:C:129:ALA:HB1	1:D:292:PRO:HD2	1.92	0.51
1:C:92:GLU:O	1:C:95:LYS:HB2	2.11	0.51
1:B:59:LEU:HD23	1:B:82:SER:CB	2.41	0.51
1:C:230:PHE:C	1:C:232:GLN:H	2.14	0.51
1:A:52:ALA:O	1:A:75:LEU:HA	2.10	0.51
1:B:167:ALA:O	1:B:171:ARG:HG3	2.10	0.51
1:A:270:VAL:HG12	1:A:293:HIS:CE1	2.46	0.51
1:D:132:GLU:HA	1:D:135:ASN:OD1	2.11	0.51
1:C:129:ALA:HB1	1:D:292:PRO:HD2	1.93	0.51
1:D:318:ARG:O	1:D:320:GLU:N	2.44	0.51
1:C:152:THR:HG22	1:C:153:GLN:HG3	1.93	0.51
1:B:200:VAL:HG13	1:B:204:GLU:HB2	1.92	0.51
1:A:218:LEU:HD11	1:A:247:ASP:HB2	1.93	0.51
1:A:208:GLN:HA	1:A:208:GLN:NE2	2.26	0.51
1:B:40:ILE:CG2	1:B:45:LEU:HD13	2.31	0.51
1:B:184:GLY:N	1:B:199:PHE:HE1	2.08	0.51
1:B:229:ASP:HA	1:B:232:GLN:NE2	2.25	0.51
1:D:64:ASP:HA	1:D:89:ALA:HB2	1.93	0.51
1:D:121:THR:CG2	1:D:127:PRO:HD3	2.38	0.51
1:D:18:GLU:HG3	1:D:303:ASN:CA	2.40	0.51
1:B:99:ARG:HB3	1:B:322:MSE:HE1	1.92	0.51
1:D:214:VAL:HG12	1:D:244:SER:OG	2.10	0.51

*Continued on next page...*

*Continued from previous page...*

Atom-1	Atom-2	Interatomic distance (Å)	Clash overlap (Å)
1:C:10:PHE:CZ	1:C:48:GLY:HA3	2.45	0.51
1:D:163:ARG:CZ	1:D:166:GLN:OE1	2.59	0.51
1:A:34:TRP:NE1	1:A:40:ILE:HB	2.25	0.51
1:B:283:LEU:CD2	1:B:290:ILE:HD12	2.40	0.51
1:A:147:CYS:HA	1:B:297:ALA:HB1	1.93	0.51
1:B:85:ILE:HD13	1:B:326:LEU:CD2	2.40	0.51
1:A:56:LEU:CD2	1:A:309:ALA:HB1	2.38	0.51
1:A:280:HIS:HD1	1:A:282:LEU:HB2	1.75	0.51
1:B:186:GLN:HG3	1:B:187:PRO:HD2	1.92	0.51
1:B:49:VAL:HG12	1:B:55:LEU:CD1	2.41	0.51
1:C:214:VAL:HG12	1:C:244:SER:OG	2.11	0.51
1:C:228:LYS:HE2	2:C:331:HOH:O	2.09	0.51
1:B:9:VAL:HG21	1:B:317:LEU:HD21	1.92	0.51
1:B:317:LEU:N	1:B:317:LEU:HD22	2.24	0.51
1:B:257:ALA:HB1	1:B:262:LYS:HB2	1.92	0.51
1:B:224:GLY:H	1:B:248:VAL:HA	1.75	0.51
1:A:18:GLU:HG3	1:A:303:ASN:O	2.10	0.51
1:A:246:GLY:HA3	1:A:271:THR:O	2.11	0.51
1:C:108:THR:HG21	1:C:163:ARG:HD3	1.93	0.51
1:A:175:PHE:CD1	1:B:171:ARG:HG2	2.46	0.51
1:A:63:VAL:N	1:A:87:HIS:O	2.43	0.51
1:A:57:CYS:SG	1:A:87:HIS:NE2	2.83	0.51
1:B:9:VAL:O	1:B:31:VAL:HA	2.11	0.51
1:D:7:MSE:HB3	1:D:53:HIS:HB2	1.92	0.51
1:A:110:THR:O	1:A:113:GLU:HB3	2.10	0.51
1:B:13:ARG:HG2	1:B:14:ARG:N	2.25	0.51
1:D:8:LYS:HD3	1:D:52:ALA:CA	2.40	0.51
1:D:110:THR:O	1:D:113:GLU:HB3	2.11	0.51
1:D:301:THR:HG22	1:D:305:MSE:SE	2.61	0.51
1:D:21:VAL:HG12	1:D:25:ARG:NE	2.25	0.51
1:B:72:GLY:C	1:B:74:ASN:H	2.14	0.51
1:D:90:LEU:HD23	1:D:93:ILE:HD12	1.93	0.51
1:D:301:THR:O	1:D:304:THR:N	2.44	0.51
1:C:9:VAL:HG12	1:C:10:PHE:H	1.75	0.51
1:B:188:ARG:HD2	2:B:359:HOH:O	2.10	0.51
1:A:159:ILE:HG23	1:A:183:THR:HG23	1.93	0.51
1:A:114:LEU:HD22	1:A:294:ILE:O	2.10	0.51
1:A:276:LEU:HG	1:A:277:PRO:HD2	1.93	0.51
1:A:103:THR:CA	1:A:308:LEU:HD23	2.40	0.51
1:A:51:GLY:HA2	1:A:74:ASN:HD22	1.76	0.51
1:A:83:VAL:HB	1:A:107:LEU:HD21	1.93	0.51

*Continued on next page...*

*Continued from previous page...*

Atom-1	Atom-2	Interatomic distance (Å)	Clash overlap (Å)
1:A:95:LYS:O	1:A:95:LYS:HD2	2.11	0.51
1:A:145:TRP:CZ2	1:A:146:LEU:HD12	2.46	0.51
1:B:80:THR:O	1:B:102:TYR:HA	2.11	0.51
1:B:68:LEU:HD22	1:B:92:GLU:HB3	1.91	0.51
1:D:276:LEU:O	1:D:277:PRO:C	2.49	0.51
1:D:250:ASN:HB3	1:D:253:ASP:HB2	1.92	0.51
1:C:209:SER:HB2	1:C:212:ILE:HD11	1.93	0.51
1:A:173:LYS:HB3	1:A:174:PRO:CD	2.35	0.51
1:A:143:PRO:O	1:A:145:TRP:N	2.43	0.51
1:A:88:LEU:HB3	1:A:93:ILE:CD1	2.40	0.51
1:D:325:GLU:HG2	1:D:326:LEU:O	2.09	0.51
1:D:29:CYS:SG	1:D:317:LEU:HG	2.51	0.51
1:B:19:GLY:HA2	1:B:307:LEU:HA	1.93	0.51
1:D:20:ARG:HA	1:D:23:LEU:HD12	1.93	0.51
1:C:209:SER:HB2	1:C:212:ILE:HD11	1.93	0.51
1:A:39:PRO:HD3	1:B:140:SER:HB3	1.93	0.51
1:B:114:LEU:HD13	1:B:294:ILE:O	2.10	0.51
1:C:269:ASP:O	1:C:293:HIS:HA	2.11	0.51
1:C:11:VAL:HG13	1:C:56:LEU:HD22	1.93	0.51
1:C:14:ARG:O	1:C:15:ILE:O	2.29	0.51
1:D:260:SER:C	1:D:262:LYS:H	2.12	0.51
1:B:243:ILE:C	1:B:243:ILE:HD12	2.31	0.51
1:D:64:ASP:HA	1:D:89:ALA:HB2	1.93	0.51
1:A:81:MSE:HG3	1:A:305:MSE:O	2.11	0.50
1:B:81:MSE:HA	1:B:103:THR:CG2	2.41	0.50
1:B:321:PRO:O	1:B:322:MSE:HB2	2.10	0.50
1:B:283:LEU:CD2	1:B:290:ILE:HD12	2.41	0.50
1:A:49:VAL:HG21	1:A:67:ILE:CG2	2.39	0.50
1:C:291:LEU:HD21	1:D:126:LEU:HG	1.93	0.50
1:A:219:THR:HB	1:A:220:PRO:CD	2.40	0.50
1:A:292:PRO:HD2	1:B:129:ALA:HB1	1.92	0.50
1:A:218:LEU:HB2	1:A:245:ARG:HG3	1.92	0.50
1:B:243:ILE:HD12	1:B:243:ILE:C	2.31	0.50
1:D:144:LEU:HD12	1:D:144:LEU:O	2.11	0.50
1:A:28:ASP:CG	1:A:318:ARG:HH21	2.15	0.50
1:C:205:LEU:HG	1:C:212:ILE:HD11	1.92	0.50
1:B:180:PHE:HB2	2:B:382:HOH:O	2.11	0.50
1:B:114:LEU:HD13	1:B:295:GLY:CA	2.41	0.50
1:A:189:PRO:O	1:A:193:ALA:HB2	2.11	0.50
1:A:56:LEU:HG	1:A:79:SER:HB3	1.94	0.50
1:C:209:SER:O	1:C:235:LYS:HD3	2.11	0.50

*Continued on next page...*

*Continued from previous page...*

Atom-1	Atom-2	Interatomic distance (Å)	Clash overlap (Å)
1:C:175:PHE:HA	1:D:171:ARG:NH1	2.25	0.50
1:A:14:ARG:NE	2:A:391:HOH:O	2.43	0.50
1:C:63:VAL:HG13	1:C:67:ILE:HB	1.93	0.50
1:B:79:SER:OG	2:B:429:HOH:O	2.20	0.50
1:D:177:VAL:HG11	1:D:180:PHE:CZ	2.45	0.50
1:D:15:ILE:CB	1:D:81:MSE:HE1	2.37	0.50
1:B:83:VAL:HG23	1:B:104:PRO:HA	1.93	0.50
1:B:188:ARG:N	1:B:189:PRO:CD	2.73	0.50
1:B:23:LEU:CB	1:B:31:VAL:HG21	2.41	0.50
1:A:186:GLN:HB3	1:A:188:ARG:NH1	2.27	0.50
1:A:114:LEU:CD2	1:A:295:GLY:HA2	2.40	0.50
1:C:17:ALA:O	1:C:21:VAL:HG23	2.11	0.50
1:A:175:PHE:CD2	1:B:171:ARG:HD3	2.46	0.50
1:D:189:PRO:O	1:D:192:ALA:HB3	2.11	0.50
1:A:103:THR:HG22	1:A:308:LEU:HG	1.92	0.50
1:A:99:ARG:HH12	1:A:321:PRO:HA	1.76	0.50
1:B:189:PRO:O	1:B:190:GLU:C	2.49	0.50
1:C:131:GLU:HG3	1:C:135:ASN:ND2	2.26	0.50
1:D:190:GLU:OE2	1:D:191:GLU:N	2.44	0.50
1:A:89:ALA:O	1:A:93:ILE:HG13	2.11	0.50
1:B:8:LYS:HE3	1:B:32:GLU:HB2	1.94	0.50
1:A:313:LEU:O	1:A:317:LEU:HG	2.11	0.50
1:A:183:THR:HA	1:A:200:VAL:O	2.12	0.50
1:C:9:VAL:HB	1:C:31:VAL:HA	1.93	0.50
1:A:160:GLY:HA3	1:A:215:ALA:O	2.11	0.50
1:B:103:THR:OG1	1:B:305:MSE:SE	2.79	0.50
1:B:45:LEU:O	1:B:49:VAL:HG22	2.12	0.50
1:C:202:THR:HB	1:C:203:PRO:CD	2.38	0.50
1:A:76:LYS:NZ	1:A:317:LEU:HA	2.26	0.50
1:A:46:GLU:CG	1:A:70:ALA:HB1	2.40	0.50
1:A:119:LEU:C	1:A:119:LEU:HD23	2.32	0.50
1:B:207:ALA:HA	1:B:233:LYS:O	2.11	0.50
1:A:82:SER:O	1:A:102:TYR:HB2	2.11	0.50
1:D:102:TYR:CZ	1:D:104:PRO:HG3	2.46	0.50
1:A:56:LEU:HD23	1:A:56:LEU:C	2.32	0.50
1:B:106:VAL:HG11	1:B:308:LEU:HD22	1.94	0.50
1:D:83:VAL:HG12	1:D:107:LEU:HD21	1.92	0.50
1:C:58:LEU:HD22	1:D:141:TRP:CZ3	2.45	0.50
1:C:18:GLU:CG	1:C:307:LEU:HB2	2.40	0.50
1:C:206:ALA:O	1:C:234:MSE:HA	2.11	0.50
1:A:129:ALA:HA	1:A:146:LEU:HD11	1.94	0.50

*Continued on next page...*

*Continued from previous page...*

Atom-1	Atom-2	Interatomic distance (Å)	Clash overlap (Å)
1:B:186:GLN:HG3	1:B:187:PRO:HD2	1.92	0.50
1:C:227:ASN:O	1:C:230:PHE:HB3	2.10	0.50
1:B:243:ILE:HD12	1:B:243:ILE:C	2.32	0.50
1:B:103:THR:CB	1:B:308:LEU:HD23	2.41	0.50
1:B:310:ALA:C	1:B:312:ASN:H	2.13	0.50
1:A:119:LEU:C	1:A:119:LEU:HD23	2.32	0.50
1:C:219:THR:H	1:C:222:THR:HG1	1.57	0.50
1:A:276:LEU:HD11	1:A:280:HIS:CD2	2.46	0.50
1:B:302:ARG:NH2	2:B:364:HOH:O	2.43	0.50
1:B:244:SER:O	1:B:245:ARG:HD3	2.11	0.50
1:A:147:CYS:SG	1:B:298:THR:N	2.85	0.50
1:B:243:ILE:HD12	1:B:243:ILE:C	2.32	0.50
1:B:77:VAL:HG11	1:B:313:LEU:O	2.10	0.50
1:B:226:CYS:HG	1:B:240:PHE:HZ	1.57	0.50
1:D:249:VAL:CG1	1:D:250:ASN:N	2.73	0.50
1:B:23:LEU:HB3	1:B:31:VAL:HG21	1.94	0.50
1:B:232:GLN:HB3	2:B:426:HOH:O	2.12	0.50
1:C:89:ALA:C	1:C:91:ASP:H	2.14	0.50
1:A:236:GLU:C	1:A:238:ALA:H	2.15	0.50
1:B:103:THR:HA	1:B:308:LEU:CD2	2.41	0.50
1:D:23:LEU:HB3	1:D:31:VAL:HG21	1.92	0.50
1:A:114:LEU:HD23	1:A:295:GLY:HA2	1.94	0.50
1:A:181:LEU:HD23	1:A:198:GLU:HB2	1.93	0.50
1:A:292:PRO:HD2	1:B:129:ALA:HB1	1.93	0.50
1:B:289:VAL:HA	2:B:376:HOH:O	2.10	0.50
1:D:56:LEU:HD23	1:D:57:CYS:N	2.26	0.50
1:A:188:ARG:HB3	1:A:191:GLU:HB2	1.93	0.50
1:A:129:ALA:HB1	1:B:292:PRO:CD	2.41	0.50
1:C:17:ALA:O	1:C:20:ARG:N	2.44	0.50
1:D:137:GLY:O	1:D:139:THR:HG23	2.12	0.50
1:A:132:GLU:OE1	1:A:137:GLY:HA3	2.12	0.50
1:B:223:GLU:HA	1:B:247:ASP:O	2.12	0.50
1:C:120:LEU:HB3	1:D:117:SER:OG	2.12	0.50
1:A:81:MSE:HG2	1:A:305:MSE:CE	2.42	0.50
1:B:7:MSE:HB3	1:B:53:HIS:ND1	2.27	0.50
1:C:10:PHE:HA	1:C:32:GLU:O	2.11	0.50
1:D:286:LYS:HD2	2:D:417:HOH:O	2.11	0.50
1:B:78:ILE:HD12	1:B:93:ILE:HD13	1.92	0.50
1:B:85:ILE:HD12	1:B:90:LEU:HD22	1.94	0.50
1:A:313:LEU:O	1:A:317:LEU:HG	2.11	0.50
1:C:20:ARG:CD	1:C:33:GLN:HE22	2.24	0.50

*Continued on next page...*

*Continued from previous page...*

Atom-1	Atom-2	Interatomic distance (Å)	Clash overlap (Å)
1:B:280:HIS:HE1	1:B:282:LEU:HG	1.76	0.50
1:D:76:LYS:C	1:D:98:ILE:HG23	2.31	0.50
1:B:285:LEU:HB2	1:B:288:CYS:HB3	1.93	0.50
1:A:119:LEU:HD23	1:A:119:LEU:C	2.32	0.50
1:D:228:LYS:O	1:D:232:GLN:HB2	2.12	0.50
1:C:53:HIS:CD2	1:C:74:ASN:HB3	2.46	0.50
1:A:91:ASP:HB2	2:A:346:HOH:O	2.12	0.50
1:A:219:THR:O	1:A:221:ALA:N	2.45	0.50
1:A:206:ALA:HB2	1:A:230:PHE:CE1	2.47	0.50
1:D:8:LYS:HA	1:D:30:GLU:HB3	1.94	0.50
1:C:82:SER:O	1:C:103:THR:N	2.43	0.50
1:D:76:LYS:CA	1:D:98:ILE:HG12	2.38	0.50
1:C:158:ILE:HG12	1:C:213:VAL:HB	1.93	0.50
1:D:7:MSE:HB3	1:D:53:HIS:CB	2.42	0.50
1:C:131:GLU:HG3	1:C:135:ASN:ND2	2.26	0.50
1:B:26:ALA:C	1:B:28:ASP:H	2.15	0.50
1:D:256:GLN:O	1:D:260:SER:N	2.44	0.50
1:D:206:ALA:O	1:D:234:MSE:HA	2.12	0.50
1:C:72:GLY:C	1:C:74:ASN:H	2.15	0.50
1:B:246:GLY:C	1:B:248:VAL:H	2.14	0.50
1:C:120:LEU:HB3	1:D:117:SER:OG	2.12	0.50
1:B:34:TRP:CE2	1:B:36:SER:HB3	2.47	0.50
1:A:80:THR:HG1	1:A:87:HIS:HE2	1.60	0.50
1:C:129:ALA:HB1	1:D:292:PRO:HD2	1.93	0.50
1:A:232:GLN:NE2	1:A:262:LYS:HZ1	2.05	0.50
1:B:99:ARG:NH2	1:B:322:MSE:SE	2.94	0.50
1:B:85:ILE:HD11	1:B:90:LEU:HD11	1.92	0.50
1:C:14:ARG:HD3	1:C:35:ASP:OD1	2.11	0.50
1:A:153:GLN:NE2	1:A:178:GLN:NE2	2.59	0.50
1:C:38:GLU:HB3	1:C:39:PRO:HD2	1.92	0.50
1:B:12:THR:OG1	1:B:58:LEU:HG	2.12	0.50
1:A:171:ARG:HH11	1:A:171:ARG:HG2	1.77	0.50
1:D:271:THR:HG21	1:D:276:LEU:HD22	1.94	0.50
1:A:7:MSE:SE	1:A:317:LEU:HD23	2.61	0.50
1:C:178:GLN:CD	2:C:387:HOH:O	2.49	0.50
1:B:183:THR:HA	1:B:199:PHE:CE1	2.47	0.50
1:C:81:MSE:HG3	1:C:305:MSE:O	2.11	0.50
1:D:121:THR:CG2	1:D:127:PRO:HD3	2.40	0.50
1:C:53:HIS:HA	1:C:74:ASN:O	2.12	0.50
1:C:45:LEU:CD2	1:C:67:ILE:HD12	2.40	0.50
1:C:299:HIS:CE1	1:D:147:CYS:HB2	2.47	0.50

*Continued on next page...*

*Continued from previous page...*

Atom-1	Atom-2	Interatomic distance (Å)	Clash overlap (Å)
1:C:33:GLN:CG	1:C:34:TRP:N	2.75	0.50
1:A:16:PRO:HB2	1:A:306:SER:CB	2.42	0.50
1:B:228:LYS:HE2	1:B:232:GLN:HE21	1.77	0.50
1:B:180:PHE:O	1:B:197:ALA:HA	2.12	0.50
1:D:318:ARG:HG3	1:D:318:ARG:NH1	2.27	0.50
1:B:170:ARG:CB	1:B:170:ARG:HH11	2.11	0.50
1:A:104:PRO:HB2	2:A:378:HOH:O	2.10	0.50
1:C:76:LYS:HB3	1:C:76:LYS:HZ2	1.75	0.50
1:D:7:MSE:HE2	1:D:53:HIS:CB	2.41	0.50
1:B:121:THR:HG23	1:B:127:PRO:HD3	1.93	0.50
1:D:255:TYR:HE1	1:D:285:LEU:HD21	1.77	0.50
1:B:14:ARG:HG3	1:B:20:ARG:HH11	1.77	0.50
1:B:301:THR:HG22	1:B:305:MSE:SE	2.62	0.50
1:C:312:ASN:O	1:C:322:MSE:HG2	2.12	0.50
1:B:153:GLN:HG2	2:B:338:HOH:O	2.11	0.50
1:B:40:ILE:HG23	1:B:45:LEU:HB2	1.93	0.50
1:A:219:THR:HB	1:A:220:PRO:CD	2.42	0.50
1:C:132:GLU:HA	1:C:135:ASN:OD1	2.11	0.50
1:A:103:THR:HG22	1:A:308:LEU:HD23	1.94	0.50
1:B:100:VAL:O	1:B:325:GLU:HB2	2.12	0.50
1:B:10:PHE:HE2	1:B:12:THR:HG22	1.75	0.50
1:A:158:ILE:O	1:A:183:THR:HG22	2.11	0.50
1:C:16:PRO:CD	1:C:81:MSE:HE1	2.42	0.50
1:A:121:THR:HG23	1:A:127:PRO:HD3	1.92	0.50
1:A:158:ILE:HG12	1:A:213:VAL:HB	1.94	0.50
1:D:255:TYR:HB3	1:D:256:GLN:OE1	2.12	0.50
1:D:180:PHE:HB2	1:D:195:PHE:HB2	1.93	0.50
1:A:56:LEU:C	1:A:56:LEU:HD23	2.32	0.50
1:C:201:SER:OG	1:C:204:GLU:HG2	2.11	0.50
1:C:34:TRP:HA	1:C:34:TRP:HE3	1.77	0.50
1:C:222:THR:O	1:C:248:VAL:HG13	2.12	0.50
1:A:190:GLU:C	1:A:191:GLU:HG3	2.32	0.50
1:C:10:PHE:HD1	1:C:32:GLU:HB3	1.77	0.50
1:A:164:ILE:O	1:A:168:ILE:HG13	2.12	0.50
1:A:219:THR:HB	1:A:220:PRO:HD2	1.93	0.50
1:A:71:ALA:CB	2:A:419:HOH:O	2.60	0.50
1:D:142:LYS:HD2	1:D:145:TRP:CE3	2.47	0.50
1:C:49:VAL:HG23	1:C:71:ALA:CB	2.42	0.50
1:B:251:GLN:NE2	1:B:272:SER:H	2.08	0.50
1:A:120:LEU:HB3	1:B:117:SER:OG	2.12	0.50
1:D:206:ALA:HA	1:D:212:ILE:HD11	1.94	0.50

*Continued on next page...*

*Continued from previous page...*

Atom-1	Atom-2	Interatomic distance (Å)	Clash overlap (Å)
1:B:312:ASN:HA	1:B:322:MSE:HB2	1.94	0.50
1:D:318:ARG:HG2	2:D:373:HOH:O	2.11	0.50
1:B:53:HIS:HA	1:B:74:ASN:O	2.12	0.50
1:D:222:THR:O	1:D:248:VAL:HG22	2.12	0.50
1:B:249:VAL:CG1	1:B:250:ASN:H	2.25	0.50
1:D:227:ASN:O	1:D:230:PHE:HB3	2.12	0.49
1:B:79:SER:HB2	1:B:313:LEU:CA	2.42	0.49
1:A:183:THR:HG21	1:A:202:THR:OG1	2.12	0.49
1:C:257:ALA:HA	1:C:262:LYS:HD3	1.93	0.49
1:A:257:ALA:HB1	1:A:262:LYS:HB3	1.94	0.49
1:A:147:CYS:HA	1:B:297:ALA:O	2.12	0.49
1:D:142:LYS:HB2	1:D:145:TRP:CB	2.42	0.49
1:D:180:PHE:CD2	1:D:195:PHE:HB3	2.46	0.49
1:C:322:MSE:HB3	1:C:325:GLU:HB2	1.94	0.49
1:B:63:VAL:HG11	1:B:78:ILE:HD13	1.93	0.49
1:D:322:MSE:SE	1:D:325:GLU:HB2	2.62	0.49
1:B:11:VAL:HG12	1:B:13:ARG:O	2.12	0.49
1:C:13:ARG:HD2	1:C:37:ASP:C	2.32	0.49
1:A:249:VAL:CG1	1:A:250:ASN:N	2.74	0.49
1:A:15:ILE:HB	1:A:81:MSE:HE1	1.94	0.49
1:C:255:TYR:CD1	1:C:285:LEU:HD11	2.47	0.49
1:A:283:LEU:HD22	1:B:134:LYS:HG2	1.94	0.49
1:C:223:GLU:HA	1:C:248:VAL:HA	1.93	0.49
1:A:245:ARG:HG2	1:A:245:ARG:HH11	1.76	0.49
1:C:71:ALA:CB	1:C:75:LEU:HD22	2.42	0.49
1:B:13:ARG:HG2	1:B:14:ARG:N	2.27	0.49
1:B:194:GLU:HB2	2:B:394:HOH:O	2.11	0.49
1:B:269:ASP:O	1:B:293:HIS:HA	2.12	0.49
1:B:315:ALA:HB3	1:B:322:MSE:HG3	1.93	0.49
1:B:318:ARG:O	1:B:320:GLU:HG3	2.12	0.49
1:A:9:VAL:O	1:A:31:VAL:HA	2.12	0.49
1:B:79:SER:HB2	1:B:313:LEU:CB	2.40	0.49
1:A:221:ALA:O	1:A:225:LEU:HD13	2.12	0.49
1:D:201:SER:HB2	1:D:203:PRO:HD2	1.93	0.49
1:D:14:ARG:NH1	1:D:35:ASP:OD2	2.45	0.49
1:B:56:LEU:HD23	1:B:56:LEU:C	2.32	0.49
1:C:93:ILE:O	1:C:97:GLY:O	2.30	0.49
1:B:301:THR:O	1:B:304:THR:HB	2.11	0.49
1:B:118:LEU:HD21	1:B:267:GLY:C	2.32	0.49
1:B:75:LEU:HG	1:B:98:ILE:HD13	1.94	0.49
1:B:126:LEU:CD1	1:B:126:LEU:N	2.74	0.49

*Continued on next page...*

*Continued from previous page...*

Atom-1	Atom-2	Interatomic distance (Å)	Clash overlap (Å)
1:C:163:ARG:NE	2:C:431:HOH:O	2.44	0.49
1:A:77:VAL:O	1:A:78:ILE:HG13	2.11	0.49
1:D:121:THR:HA	1:D:126:LEU:HD13	1.94	0.49
1:D:214:VAL:HG12	1:D:244:SER:OG	2.11	0.49
1:C:58:LEU:HD21	1:C:81:MSE:HE3	1.93	0.49
1:B:206:ALA:HA	1:B:212:ILE:HD11	1.93	0.49
1:D:182:TYR:OH	1:D:188:ARG:N	2.45	0.49
1:B:118:LEU:HD21	1:B:267:GLY:C	2.33	0.49
1:A:159:ILE:HA	1:A:183:THR:CG2	2.41	0.49
1:A:103:THR:HA	1:A:308:LEU:CD2	2.42	0.49
1:D:23:LEU:HB3	1:D:31:VAL:HG21	1.93	0.49
1:A:142:LYS:HD3	2:A:337:HOH:O	2.11	0.49
1:B:110:THR:HG23	1:B:298:THR:HG23	1.95	0.49
1:D:90:LEU:C	1:D:92:GLU:N	2.64	0.49
1:C:131:GLU:HG3	1:C:135:ASN:ND2	2.27	0.49
1:A:103:THR:HG22	1:A:312:ASN:HD22	1.77	0.49
1:A:162:GLY:CA	1:A:166:GLN:HE22	2.26	0.49
1:A:206:ALA:O	1:A:234:MSE:HA	2.12	0.49
1:A:209:SER:HB2	1:A:212:ILE:CD1	2.43	0.49
1:A:188:ARG:HB3	1:A:191:GLU:OE2	2.11	0.49
1:A:239:VAL:HG22	1:A:265:ALA:HB3	1.94	0.49
1:B:212:ILE:CD1	1:B:234:MSE:HE3	2.43	0.49
1:A:114:LEU:CD1	1:A:295:GLY:HA2	2.41	0.49
1:B:126:LEU:N	1:B:126:LEU:CD1	2.74	0.49
1:B:80:THR:HG21	1:B:87:HIS:CE1	2.48	0.49
1:C:165:GLY:O	1:C:168:ILE:HB	2.11	0.49
1:C:209:SER:HB2	1:C:212:ILE:HD11	1.93	0.49
1:C:76:LYS:HA	1:C:98:ILE:HG12	1.95	0.49
1:B:126:LEU:CD1	1:B:126:LEU:N	2.74	0.49
1:D:205:LEU:HD23	1:D:205:LEU:C	2.33	0.49
1:C:61:ASP:O	1:C:63:VAL:HG23	2.11	0.49
1:A:196:GLN:HA	2:A:339:HOH:O	2.11	0.49
1:D:7:MSE:HG3	1:D:29:CYS:HA	1.95	0.49
1:B:200:VAL:HG21	1:B:204:GLU:HB3	1.91	0.49
1:A:218:LEU:HA	1:A:222:THR:HG21	1.92	0.49
1:C:245:ARG:HG2	1:C:245:ARG:NH1	2.26	0.49
1:B:121:THR:HG23	1:B:127:PRO:HD3	1.95	0.49
1:D:56:LEU:HD12	1:D:313:LEU:CD2	2.42	0.49
1:C:18:GLU:O	1:C:21:VAL:N	2.45	0.49
1:D:63:VAL:HG11	1:D:78:ILE:HD13	1.94	0.49
1:B:56:LEU:HD23	1:B:57:CYS:N	2.27	0.49

*Continued on next page...*

*Continued from previous page...*

Atom-1	Atom-2	Interatomic distance (Å)	Clash overlap (Å)
1:C:106:VAL:HG23	1:C:107:LEU:HG	1.94	0.49
1:D:164:ILE:O	1:D:168:ILE:HG13	2.12	0.49
1:C:39:PRO:HA	2:C:441:HOH:O	2.12	0.49
1:A:81:MSE:HE1	1:B:143:PRO:HB3	1.94	0.49
1:D:160:GLY:HA3	1:D:215:ALA:O	2.12	0.49
1:D:153:GLN:C	1:D:178:GLN:HB2	2.32	0.49
1:B:59:LEU:HA	1:B:87:HIS:CD2	2.47	0.49
1:A:174:PRO:HB2	1:B:171:ARG:HA	1.94	0.49
1:B:312:ASN:O	1:B:322:MSE:HE3	2.13	0.49
1:C:228:LYS:HG2	1:C:232:GLN:OE1	2.12	0.49
1:B:168:ILE:HG22	1:B:172:LEU:HD12	1.94	0.49
1:C:89:ALA:HA	2:C:382:HOH:O	2.13	0.49
1:A:193:ALA:O	1:A:196:GLN:N	2.45	0.49
1:C:100:VAL:O	1:C:326:LEU:HB3	2.12	0.49
1:A:114:LEU:HD23	1:A:295:GLY:HA2	1.94	0.49
1:D:152:THR:O	1:D:154:SER:N	2.45	0.49
1:D:95:LYS:CD	1:D:96:ARG:HG3	2.42	0.49
1:A:129:ALA:HB1	1:B:292:PRO:CD	2.42	0.49
1:C:85:ILE:HD12	1:C:326:LEU:HD21	1.94	0.49
1:C:140:SER:HB2	1:D:39:PRO:HD3	1.95	0.49
1:C:257:ALA:HB1	1:C:262:LYS:HB2	1.93	0.49
1:D:278:THR:C	1:D:280:HIS:H	2.15	0.49
1:B:57:CYS:O	1:B:58:LEU:HD23	2.12	0.49
1:B:153:GLN:C	1:B:178:GLN:HE22	2.16	0.49
1:A:181:LEU:HD22	1:A:200:VAL:HG13	1.93	0.49
1:D:214:VAL:HG11	1:D:248:VAL:HG11	1.94	0.49
1:D:49:VAL:CG2	1:D:50:ALA:N	2.75	0.49
1:A:81:MSE:HE1	1:B:143:PRO:CB	2.43	0.49
1:D:184:GLY:C	1:D:185:ARG:HD3	2.33	0.49
1:D:218:LEU:HD13	1:D:247:ASP:HB2	1.95	0.49
1:A:132:GLU:OE1	1:A:137:GLY:HA3	2.12	0.49
1:D:11:VAL:HB	1:D:33:GLN:HG3	1.93	0.49
1:A:257:ALA:CB	1:A:262:LYS:HB2	2.41	0.49
1:A:156:VAL:HB	1:A:180:PHE:CE1	2.47	0.49
1:B:251:GLN:HE22	1:B:276:LEU:HD11	1.76	0.49
1:A:244:SER:O	1:A:245:ARG:HG2	2.13	0.49
1:A:322:MSE:C	1:A:324:SER:H	2.16	0.49
1:B:126:LEU:N	1:B:126:LEU:CD1	2.74	0.49
1:C:129:ALA:HB1	1:D:292:PRO:HD2	1.94	0.49
1:D:192:ALA:O	1:D:195:PHE:N	2.42	0.49
1:A:159:ILE:HG22	1:A:159:ILE:O	2.13	0.49

*Continued on next page...*

*Continued from previous page...*

Atom-1	Atom-2	Interatomic distance (Å)	Clash overlap (Å)
1:A:200:VAL:HG23	1:A:201:SER:N	2.27	0.49
1:D:13:ARG:NH2	1:D:58:LEU:HD12	2.28	0.49
1:D:163:ARG:CZ	1:D:188:ARG:HH22	2.25	0.49
1:D:183:THR:HA	1:D:199:PHE:CE1	2.48	0.49
1:A:103:THR:HB	1:A:308:LEU:HD23	1.95	0.49
1:B:269:ASP:O	1:B:293:HIS:HA	2.13	0.49
1:D:183:THR:OG1	1:D:205:LEU:HD22	2.12	0.49
1:D:257:ALA:HA	1:D:260:SER:OG	2.13	0.49
1:C:218:LEU:HD13	1:C:248:VAL:HG22	1.95	0.49
1:B:76:LYS:C	1:B:98:ILE:HG23	2.33	0.49
1:C:218:LEU:CD1	1:C:247:ASP:HB2	2.42	0.49
1:B:200:VAL:HG13	1:B:201:SER:N	2.27	0.49
1:D:161:LEU:HD22	1:D:182:TYR:CG	2.47	0.49
1:D:314:LEU:C	1:D:316:GLY:N	2.64	0.49
1:C:63:VAL:HG12	1:C:67:ILE:HG21	1.93	0.49
1:D:34:TRP:NE1	1:D:36:SER:HB3	2.27	0.49
1:A:187:PRO:O	1:A:188:ARG:HD2	2.12	0.49
1:A:142:LYS:HB2	1:A:145:TRP:HB3	1.94	0.49
1:A:78:ILE:HD12	1:A:93:ILE:HD13	1.94	0.49
1:B:139:THR:O	1:B:140:SER:HB3	2.12	0.49
1:B:204:GLU:HA	1:B:204:GLU:OE1	2.13	0.49
1:A:101:GLY:HA3	1:A:312:ASN:HB3	1.94	0.49
1:D:292:PRO:HG2	1:D:294:ILE:HG23	1.94	0.49
1:A:269:ASP:O	1:A:293:HIS:HA	2.13	0.49
1:A:292:PRO:HD2	1:B:129:ALA:HB1	1.93	0.49
1:B:80:THR:HG22	1:B:82:SER:OG	2.13	0.49
1:C:218:LEU:HB2	1:C:245:ARG:CG	2.39	0.49
1:A:181:LEU:HD22	1:A:200:VAL:CG1	2.42	0.49
1:A:132:GLU:HA	1:A:135:ASN:OD1	2.12	0.49
1:D:16:PRO:HD2	1:D:81:MSE:HE1	1.95	0.49
1:D:251:GLN:HB3	1:D:280:HIS:NE2	2.27	0.49
1:D:219:THR:HB	1:D:220:PRO:HD2	1.93	0.49
1:A:156:VAL:HB	1:A:180:PHE:CD1	2.48	0.49
1:D:188:ARG:O	1:D:192:ALA:HB2	2.12	0.49
1:B:15:ILE:HD12	1:B:306:SER:OG	2.12	0.49
1:C:190:GLU:O	1:C:193:ALA:HB3	2.13	0.49
1:C:203:PRO:HA	1:C:233:LYS:HD2	1.95	0.49
1:A:228:LYS:HG2	1:A:228:LYS:O	2.12	0.49
1:B:131:GLU:OE2	1:B:135:ASN:HB3	2.12	0.49
1:B:118:LEU:HD21	1:B:267:GLY:C	2.32	0.49
1:C:224:GLY:O	1:C:227:ASN:ND2	2.46	0.49

*Continued on next page...*

*Continued from previous page...*

Atom-1	Atom-2	Interatomic distance (Å)	Clash overlap (Å)
1:A:185:ARG:HD3	1:A:221:ALA:CB	2.43	0.49
1:B:68:LEU:O	1:B:71:ALA:HB3	2.13	0.49
1:A:138:TRP:CZ3	1:B:276:LEU:HB2	2.48	0.49
1:A:219:THR:HB	1:A:220:PRO:HD2	1.93	0.49
1:D:132:GLU:OE1	1:D:137:GLY:HA3	2.12	0.49
1:C:68:LEU:O	1:C:71:ALA:HB3	2.13	0.49
1:D:99:ARG:NH1	1:D:322:MSE:HE3	2.27	0.49
1:B:303:ASN:O	1:B:306:SER:HB3	2.12	0.49
1:B:234:MSE:HE2	1:B:238:ALA:HB3	1.94	0.49
1:C:8:LYS:HZ3	1:C:52:ALA:HB2	1.77	0.49
1:A:141:TRP:CD1	1:B:59:LEU:HD21	2.47	0.49
1:D:159:ILE:HD12	1:D:214:VAL:HG22	1.93	0.49
1:B:200:VAL:HG22	1:B:201:SER:N	2.28	0.49
1:B:308:LEU:O	1:B:312:ASN:HB2	2.13	0.49
1:B:114:LEU:CD1	1:B:294:ILE:HG13	2.37	0.49
1:B:118:LEU:HD21	1:B:267:GLY:C	2.33	0.49
1:B:81:MSE:HG2	1:B:305:MSE:SE	2.63	0.49
1:B:74:ASN:HB2	2:B:336:HOH:O	2.12	0.49
1:D:75:LEU:O	1:D:98:ILE:HG12	2.12	0.49
1:A:155:THR:O	1:A:209:SER:HA	2.13	0.49
1:D:311:ASN:HB3	1:D:323:PRO:HG2	1.95	0.49
1:A:151:LEU:HG	1:A:211:PHE:CZ	2.48	0.49
1:A:114:LEU:CD2	1:A:295:GLY:HA2	2.40	0.49
1:B:133:VAL:HG22	1:B:138:TRP:CE3	2.47	0.49
1:A:161:LEU:HD21	1:A:191:GLU:HB2	1.95	0.49
1:B:323:PRO:O	1:B:324:SER:HB2	2.12	0.49
1:C:99:ARG:HH12	1:C:322:MSE:HG3	1.78	0.49
1:D:229:ASP:OD1	1:D:233:LYS:HE2	2.12	0.49
1:B:63:VAL:HB	1:B:88:LEU:HD23	1.94	0.49
1:A:41:PRO:CB	1:A:44:GLU:HG2	2.38	0.49
1:D:280:HIS:CE1	1:D:281:PRO:HD2	2.47	0.49
1:D:240:PHE:O	1:D:241:ILE:HD13	2.12	0.49
1:C:269:ASP:O	1:C:293:HIS:HA	2.13	0.49
1:A:57:CYS:SG	1:A:80:THR:HB	2.53	0.49
1:A:212:ILE:HG13	1:A:234:MSE:HE3	1.95	0.49
1:D:202:THR:N	1:D:203:PRO:CD	2.75	0.49
1:D:13:ARG:HG3	1:D:36:SER:O	2.13	0.49
1:A:103:THR:HG22	1:A:308:LEU:HB3	1.94	0.49
1:A:93:ILE:CG2	1:A:98:ILE:HB	2.39	0.49
1:D:234:MSE:HE1	1:D:240:PHE:CD1	2.47	0.49
1:C:8:LYS:HD3	1:C:52:ALA:HB2	1.95	0.49

*Continued on next page...*

*Continued from previous page...*

Atom-1	Atom-2	Interatomic distance (Å)	Clash overlap (Å)
1:A:14:ARG:CD	2:A:391:HOH:O	2.61	0.49
1:C:106:VAL:HA	2:C:436:HOH:O	2.12	0.49
1:B:201:SER:HB2	1:B:203:PRO:HD2	1.95	0.49
1:D:10:PHE:HA	1:D:32:GLU:O	2.13	0.49
1:B:104:PRO:O	1:B:105:ASP:HB2	2.12	0.49
1:C:120:LEU:HB3	1:D:117:SER:OG	2.13	0.49
1:B:226:CYS:HB3	1:B:231:PHE:CZ	2.48	0.49
1:A:79:SER:CB	1:A:313:LEU:HB2	2.43	0.49
1:A:114:LEU:HD12	1:B:124:ARG:NH2	2.27	0.49
1:D:206:ALA:HB2	1:D:230:PHE:CE1	2.48	0.49
1:D:93:ILE:HG23	1:D:98:ILE:HB	1.95	0.49
1:D:246:GLY:HA3	1:D:271:THR:C	2.33	0.49
1:B:300:ARG:HG3	2:B:441:HOH:O	2.11	0.49
1:B:302:ARG:HD3	1:B:305:MSE:SE	2.63	0.49
1:B:207:ALA:HB2	1:B:233:LYS:HB3	1.95	0.49
1:C:36:SER:HB2	2:C:410:HOH:O	2.13	0.49
1:A:302:ARG:HG3	1:B:147:CYS:SG	2.53	0.49
1:A:219:THR:HB	1:A:220:PRO:HD2	1.95	0.49
1:C:132:GLU:OE1	1:C:137:GLY:HA3	2.13	0.49
1:C:185:ARG:HD2	1:C:185:ARG:N	2.27	0.49
1:D:95:LYS:HD3	1:D:95:LYS:C	2.33	0.49
1:D:121:THR:CG2	1:D:127:PRO:HD3	2.41	0.49
1:A:160:GLY:HA3	1:A:215:ALA:O	2.13	0.49
1:C:141:TRP:O	1:D:13:ARG:NH1	2.45	0.49
1:A:17:ALA:HA	1:A:20:ARG:NE	2.27	0.49
1:C:251:GLN:HB2	2:C:356:HOH:O	2.13	0.49
1:B:111:THR:HG21	1:B:164:ILE:HD13	1.95	0.49
1:A:61:ASP:O	1:A:87:HIS:HB2	2.13	0.49
1:C:81:MSE:CG	1:C:305:MSE:HG2	2.42	0.49
1:A:188:ARG:N	1:A:189:PRO:CD	2.76	0.49
1:C:233:LYS:NZ	2:C:352:HOH:O	2.42	0.49
1:B:322:MSE:HE3	1:B:325:GLU:CB	2.43	0.49
1:C:102:TYR:N	1:C:102:TYR:CD1	2.81	0.49
1:C:99:ARG:HH21	1:C:316:GLY:HA2	1.76	0.49
1:C:100:VAL:HG12	1:C:101:GLY:N	2.27	0.49
1:A:235:LYS:C	1:A:237:THR:H	2.16	0.49
1:C:114:LEU:CD1	1:C:294:ILE:HG13	2.31	0.49
1:C:39:PRO:HG3	1:D:140:SER:HB2	1.94	0.49
1:C:325:GLU:HG2	1:C:326:LEU:H	1.78	0.49
1:A:172:LEU:HB2	1:A:180:PHE:CZ	2.48	0.49
1:C:165:GLY:O	1:C:168:ILE:N	2.46	0.49

*Continued on next page...*

*Continued from previous page...*

Atom-1	Atom-2	Interatomic distance (Å)	Clash overlap (Å)
1:C:255:TYR:CD1	1:C:285:LEU:HD11	2.48	0.49
1:B:40:ILE:O	1:B:40:ILE:HG23	2.12	0.49
1:A:159:ILE:HG13	1:A:214:VAL:HA	1.94	0.49
1:D:167:ALA:CB	1:D:171:ARG:HH21	2.18	0.49
1:A:77:VAL:CG2	1:A:313:LEU:HA	2.43	0.49
1:A:55:LEU:H	1:A:313:LEU:HD21	1.77	0.49
1:B:195:PHE:C	1:B:197:ALA:H	2.17	0.49
1:A:175:PHE:CD2	1:B:171:ARG:HD3	2.48	0.49
1:C:257:ALA:HB1	1:C:262:LYS:HB2	1.95	0.49
1:C:139:THR:O	1:C:140:SER:HB2	2.13	0.49
1:C:297:ALA:O	1:D:147:CYS:HA	2.13	0.49
1:A:184:GLY:O	1:A:185:ARG:HB2	2.11	0.48
1:C:323:PRO:O	1:C:324:SER:CB	2.57	0.48
1:B:7:MSE:HG2	1:B:53:HIS:NE2	2.29	0.48
1:D:277:PRO:O	1:D:279:ASN:N	2.45	0.48
1:A:129:ALA:HB1	1:B:292:PRO:CD	2.43	0.48
1:D:13:ARG:HA	1:D:34:TRP:O	2.13	0.48
1:D:46:GLU:HA	1:D:49:VAL:HG22	1.95	0.48
1:A:308:LEU:O	1:A:312:ASN:N	2.46	0.48
1:B:7:MSE:HB2	1:B:29:CYS:SG	2.53	0.48
1:A:161:LEU:O	1:A:166:GLN:NE2	2.45	0.48
1:C:157:GLY:O	1:C:212:ILE:HA	2.13	0.48
1:B:159:ILE:HB	1:B:214:VAL:HG13	1.95	0.48
1:B:133:VAL:HG22	1:B:138:TRP:CE3	2.48	0.48
1:B:118:LEU:HD13	1:B:291:LEU:CD1	2.43	0.48
1:C:120:LEU:HB3	1:D:117:SER:OG	2.13	0.48
1:A:100:VAL:HG12	1:A:101:GLY:N	2.28	0.48
1:C:98:ILE:HD12	1:C:98:ILE:N	2.28	0.48
1:B:12:THR:OG1	1:B:57:CYS:HA	2.12	0.48
1:C:85:ILE:HD12	1:C:86:ASP:N	2.28	0.48
1:D:322:MSE:SE	1:D:325:GLU:HB2	2.64	0.48
1:D:152:THR:C	1:D:154:SER:H	2.16	0.48
1:C:184:GLY:HA2	2:C:365:HOH:O	2.12	0.48
1:A:246:GLY:HA3	1:A:271:THR:C	2.33	0.48
1:A:65:LYS:HE2	1:A:92:GLU:OE1	2.13	0.48
1:B:283:LEU:HD23	1:B:290:ILE:HD12	1.95	0.48
1:B:51:GLY:HA2	2:B:336:HOH:O	2.13	0.48
1:D:181:LEU:CD1	1:D:205:LEU:HA	2.40	0.48
1:B:188:ARG:NH1	1:B:191:GLU:OE1	2.46	0.48
1:A:245:ARG:NH2	2:A:355:HOH:O	2.43	0.48
1:D:185:ARG:H	1:D:185:ARG:HD3	1.78	0.48

*Continued on next page...*

*Continued from previous page...*

Atom-1	Atom-2	Interatomic distance (Å)	Clash overlap (Å)
1:A:81:MSE:CG	1:A:305:MSE:HB3	2.42	0.48
1:A:120:LEU:HB3	1:B:117:SER:OG	2.12	0.48
1:A:83:VAL:CG2	1:A:104:PRO:HB3	2.40	0.48
1:A:79:SER:CB	1:A:313:LEU:HB3	2.43	0.48
1:D:159:ILE:HG21	1:D:225:LEU:CD2	2.43	0.48
1:A:310:ALA:O	1:A:314:LEU:HD22	2.13	0.48
1:A:90:LEU:CA	1:A:93:ILE:HB	2.41	0.48
1:B:245:ARG:HB2	1:B:248:VAL:HG21	1.95	0.48
1:B:13:ARG:HG2	1:B:14:ARG:N	2.27	0.48
1:C:45:LEU:O	1:C:49:VAL:HG23	2.12	0.48
1:A:10:PHE:CE2	1:A:45:LEU:HD12	2.48	0.48
1:D:121:THR:CG2	1:D:126:LEU:HB2	2.35	0.48
1:B:53:HIS:HA	1:B:74:ASN:O	2.12	0.48
1:D:320:GLU:O	1:D:322:MSE:SE	2.81	0.48
1:B:313:LEU:O	1:B:317:LEU:HD13	2.12	0.48
1:C:62:HIS:O	1:C:62:HIS:ND1	2.44	0.48
1:A:196:GLN:O	1:A:198:GLU:OE1	2.31	0.48
1:A:159:ILE:HG21	1:A:216:CYS:HB3	1.95	0.48
1:D:313:LEU:O	1:D:317:LEU:HD13	2.13	0.48
1:A:12:THR:HG23	1:A:56:LEU:O	2.13	0.48
1:D:198:GLU:O	1:D:200:VAL:HG13	2.13	0.48
1:A:214:VAL:HG12	1:A:244:SER:OG	2.13	0.48
1:D:102:TYR:CZ	1:D:326:LEU:HD12	2.48	0.48
1:A:246:GLY:O	1:A:272:SER:HB3	2.14	0.48
1:C:48:GLY:C	1:C:50:ALA:H	2.16	0.48
1:A:164:ILE:O	1:A:168:ILE:HG13	2.13	0.48
1:B:182:TYR:CZ	1:B:192:ALA:HB2	2.48	0.48
1:D:17:ALA:HB1	1:D:21:VAL:CG2	2.42	0.48
1:B:269:ASP:O	1:B:293:HIS:HA	2.14	0.48
1:D:159:ILE:HB	1:D:214:VAL:HG22	1.93	0.48
1:D:8:LYS:HZ2	1:D:52:ALA:HB2	1.79	0.48
1:D:56:LEU:HA	1:D:79:SER:O	2.13	0.48
1:C:66:ARG:O	1:C:69:ASP:HB2	2.14	0.48
1:C:315:ALA:HB1	1:C:321:PRO:O	2.13	0.48
1:A:147:CYS:HA	1:B:297:ALA:HB1	1.94	0.48
1:D:41:PRO:HB2	1:D:44:GLU:HG2	1.95	0.48
1:C:43:LYS:HB2	2:C:390:HOH:O	2.12	0.48
1:D:203:PRO:HB3	1:D:233:LYS:HZ3	1.76	0.48
1:C:88:LEU:HB3	1:C:93:ILE:CD1	2.43	0.48
1:B:312:ASN:OD1	1:B:324:SER:N	2.45	0.48
1:A:17:ALA:HA	1:A:20:ARG:NE	2.28	0.48

*Continued on next page...*

*Continued from previous page...*

Atom-1	Atom-2	Interatomic distance (Å)	Clash overlap (Å)
1:D:59:LEU:HA	1:D:87:HIS:CD2	2.48	0.48
1:A:49:VAL:HG12	1:A:55:LEU:CD1	2.40	0.48
1:A:93:ILE:HG23	1:A:98:ILE:HD12	1.96	0.48
1:D:318:ARG:NH1	2:D:388:HOH:O	2.46	0.48
1:C:315:ALA:HA	1:C:320:GLU:HG2	1.96	0.48
1:C:93:ILE:CG2	1:C:94:LYS:N	2.76	0.48
1:C:59:LEU:HD12	1:C:59:LEU:C	2.34	0.48
1:C:160:GLY:HA3	1:C:216:CYS:HA	1.95	0.48
1:B:313:LEU:HD22	1:B:317:LEU:HD21	1.95	0.48
1:C:236:GLU:HA	1:C:262:LYS:O	2.12	0.48
1:C:88:LEU:HD22	1:C:88:LEU:N	2.27	0.48
1:B:35:ASP:O	1:B:36:SER:CB	2.61	0.48
1:A:33:GLN:HG2	1:A:34:TRP:N	2.28	0.48
1:A:185:ARG:HD3	1:A:221:ALA:HB1	1.94	0.48
1:C:175:PHE:HA	1:D:171:ARG:NH1	2.28	0.48
1:C:41:PRO:HD2	1:C:44:GLU:HG3	1.95	0.48
1:A:175:PHE:CD2	1:B:171:ARG:HD3	2.48	0.48
1:A:80:THR:OG1	1:A:87:HIS:NE2	2.44	0.48
1:A:87:HIS:CE1	1:A:88:LEU:HG	2.48	0.48
1:A:142:LYS:HB2	1:A:145:TRP:HB2	1.95	0.48
1:C:218:LEU:HD22	1:C:245:ARG:HG3	1.94	0.48
1:B:206:ALA:HB2	1:B:230:PHE:CD2	2.49	0.48
1:D:192:ALA:O	1:D:193:ALA:C	2.52	0.48
1:D:9:VAL:CG1	1:D:313:LEU:HD21	2.43	0.48
1:B:15:ILE:HG13	1:B:20:ARG:HG3	1.95	0.48
1:D:92:GLU:OE2	1:D:96:ARG:NE	2.46	0.48
1:C:120:LEU:HB3	1:D:117:SER:OG	2.14	0.48
1:D:45:LEU:O	1:D:49:VAL:HG13	2.14	0.48
1:A:96:ARG:HB3	1:A:98:ILE:HG13	1.94	0.48
1:B:9:VAL:HB	1:B:30:GLU:O	2.14	0.48
1:A:161:LEU:HD11	1:A:166:GLN:HG3	1.94	0.48
1:D:226:CYS:HB2	1:D:249:VAL:HA	1.95	0.48
1:C:95:LYS:HE3	1:C:96:ARG:HE	1.78	0.48
1:D:142:LYS:HB2	1:D:145:TRP:HB3	1.95	0.48
1:A:175:PHE:CD2	1:B:171:ARG:HD3	2.48	0.48
1:B:110:THR:O	1:B:113:GLU:HB3	2.13	0.48
1:D:182:TYR:HA	1:D:205:LEU:HD12	1.96	0.48
1:C:96:ARG:HG3	1:C:96:ARG:HH11	1.78	0.48
1:C:102:TYR:CE1	1:C:326:LEU:HD13	2.48	0.48
1:C:107:LEU:C	1:C:107:LEU:HD12	2.34	0.48
1:A:153:GLN:HA	1:A:178:GLN:HB2	1.95	0.48

*Continued on next page...*

*Continued from previous page...*

Atom-1	Atom-2	Interatomic distance (Å)	Clash overlap (Å)
1:A:13:ARG:HG3	1:A:14:ARG:H	1.79	0.48
1:C:120:LEU:HB3	1:D:117:SER:OG	2.14	0.48
1:B:229:ASP:HA	1:B:232:GLN:HE21	1.78	0.48
1:B:224:GLY:H	1:B:248:VAL:CA	2.26	0.48
1:C:312:ASN:O	1:C:322:MSE:HG2	2.13	0.48
1:A:132:GLU:OE1	1:A:137:GLY:HA3	2.13	0.48
1:D:81:MSE:O	1:D:81:MSE:HG2	2.13	0.48
1:B:68:LEU:HD22	1:B:75:LEU:HD23	1.96	0.48
1:B:64:ASP:HA	1:B:93:ILE:HD11	1.95	0.48
1:B:236:GLU:HA	1:B:262:LYS:O	2.13	0.48
1:D:228:LYS:O	1:D:232:GLN:HG2	2.13	0.48
1:D:228:LYS:HG3	1:D:229:ASP:N	2.28	0.48
1:D:85:ILE:HB	1:D:88:LEU:HD12	1.96	0.48
1:A:141:TRP:CD1	1:B:59:LEU:HD21	2.48	0.48
1:D:163:ARG:NH2	2:D:367:HOH:O	2.32	0.48
1:C:10:PHE:O	1:C:55:LEU:HD12	2.13	0.48
1:B:72:GLY:C	2:B:336:HOH:O	2.52	0.48
1:A:20:ARG:HG3	2:A:369:HOH:O	2.13	0.48
1:A:271:THR:OG1	1:A:274:GLU:HG2	2.13	0.48
1:C:7:MSE:HE1	1:C:317:LEU:O	2.14	0.48
1:D:99:ARG:NH2	1:D:320:GLU:O	2.44	0.48
1:A:173:LYS:HG3	1:A:180:PHE:HE2	1.77	0.48
1:C:36:SER:HB2	2:C:409:HOH:O	2.13	0.48
1:A:8:LYS:HD2	1:A:52:ALA:CB	2.43	0.48
1:A:187:PRO:HG3	1:A:199:PHE:CD2	2.48	0.48
1:B:208:GLN:O	1:B:235:LYS:HE3	2.13	0.48
1:A:10:PHE:HA	1:A:32:GLU:O	2.13	0.48
1:D:218:LEU:HB2	1:D:245:ARG:CB	2.43	0.48
1:C:160:GLY:HA3	1:C:216:CYS:HA	1.95	0.48
1:D:167:ALA:HA	1:D:170:ARG:NH1	2.28	0.48
1:A:142:LYS:HB2	1:A:145:TRP:HB3	1.96	0.48
1:C:291:LEU:CD2	1:D:126:LEU:HG	2.44	0.48
1:A:204:GLU:HB2	1:D:204:GLU:OE2	2.13	0.48
1:B:218:LEU:HD12	1:B:222:THR:OG1	2.14	0.48
1:D:64:ASP:HA	1:D:89:ALA:HB2	1.95	0.48
1:D:49:VAL:O	1:D:71:ALA:HA	2.13	0.48
1:A:49:VAL:O	1:A:71:ALA:HA	2.13	0.48
1:B:315:ALA:CB	1:B:322:MSE:HG2	2.43	0.48
1:D:205:LEU:HD21	1:D:212:ILE:HG12	1.96	0.48
1:A:179:ARG:NE	1:A:181:LEU:HD21	2.29	0.48
1:C:104:PRO:O	1:C:106:VAL:N	2.40	0.48

*Continued on next page...*

*Continued from previous page...*

Atom-1	Atom-2	Interatomic distance (Å)	Clash overlap (Å)
1:B:133:VAL:HG22	1:B:138:TRP:CE3	2.48	0.48
1:B:101:GLY:HA3	1:B:322:MSE:SE	2.63	0.48
1:A:275:PRO:HD3	1:B:139:THR:O	2.12	0.48
1:C:309:ALA:HA	2:C:361:HOH:O	2.13	0.48
1:C:181:LEU:CD2	1:C:198:GLU:HB3	2.44	0.48
1:A:114:LEU:HD22	1:A:294:ILE:C	2.33	0.48
1:A:192:ALA:HB1	1:A:197:ALA:HB3	1.96	0.48
1:B:297:ALA:HA	1:B:302:ARG:CZ	2.44	0.48
1:C:140:SER:OG	1:C:141:TRP:N	2.45	0.48
1:A:236:GLU:HA	1:A:262:LYS:O	2.13	0.48
1:D:227:ASN:OD1	1:D:229:ASP:N	2.47	0.48
1:D:65:LYS:HG2	1:D:69:ASP:OD2	2.13	0.48
1:B:81:MSE:SE	1:B:305:MSE:HE3	2.63	0.48
1:D:81:MSE:HG2	1:D:305:MSE:HG2	1.95	0.48
1:B:102:TYR:CE1	1:B:326:LEU:HD22	2.49	0.48
1:C:102:TYR:CD2	1:C:104:PRO:HD3	2.49	0.48
1:D:190:GLU:O	1:D:191:GLU:HB2	2.14	0.48
1:A:58:LEU:C	1:A:60:SER:H	2.17	0.48
1:B:15:ILE:CB	1:B:81:MSE:HE1	2.43	0.48
1:A:83:VAL:HG23	1:A:104:PRO:HA	1.95	0.48
1:B:244:SER:O	1:B:245:ARG:HD3	2.13	0.48
1:C:70:ALA:C	1:C:72:GLY:N	2.65	0.48
1:D:250:ASN:OD1	1:D:252:ASP:HB2	2.13	0.48
1:C:280:HIS:CG	1:C:281:PRO:HD2	2.49	0.48
1:B:179:ARG:NH1	1:B:208:GLN:HE22	2.12	0.48
1:D:258:LEU:HD22	1:D:287:ASN:ND2	2.29	0.48
1:C:178:GLN:NE2	2:C:387:HOH:O	2.46	0.48
1:A:6:LEU:HD23	1:A:30:GLU:HB2	1.95	0.48
1:B:80:THR:HG21	1:B:87:HIS:CE1	2.49	0.48
1:D:185:ARG:HG2	1:D:186:GLN:H	1.78	0.48
1:D:179:ARG:HD2	2:D:396:HOH:O	2.13	0.48
1:D:158:ILE:HG22	1:D:159:ILE:N	2.29	0.48
1:A:192:ALA:HB1	1:A:197:ALA:CB	2.41	0.48
1:C:56:LEU:HD11	1:C:309:ALA:HB1	1.96	0.48
1:A:153:GLN:HG2	1:A:153:GLN:O	2.14	0.48
1:B:55:LEU:HD23	1:B:78:ILE:CG1	2.40	0.48
1:C:14:ARG:HH11	1:C:14:ARG:HG3	1.79	0.48
1:A:129:ALA:HB2	1:A:146:LEU:HD13	1.95	0.48
1:B:10:PHE:CE1	1:B:48:GLY:HA3	2.49	0.48
1:C:234:MSE:HE1	1:C:240:PHE:HB2	1.96	0.48
1:B:229:ASP:HB2	2:B:347:HOH:O	2.13	0.48

*Continued on next page...*

*Continued from previous page...*

Atom-1	Atom-2	Interatomic distance (Å)	Clash overlap (Å)
1:A:7:MSE:SE	1:A:317:LEU:HD21	2.63	0.48
1:B:322:MSE:SE	1:B:325:GLU:HG3	2.64	0.48
1:C:181:LEU:HD23	1:C:198:GLU:HB3	1.96	0.48
1:A:19:GLY:HA2	1:A:307:LEU:HA	1.96	0.48
1:B:68:LEU:HB3	1:B:96:ARG:NH1	2.29	0.48
1:B:56:LEU:HD23	1:B:56:LEU:C	2.34	0.48
1:C:96:ARG:HB2	1:C:98:ILE:CD1	2.43	0.48
1:D:272:SER:HA	1:D:273:PRO:HA	1.70	0.48
1:B:65:LYS:HB2	1:B:92:GLU:HG3	1.96	0.48
1:D:218:LEU:HD12	1:D:219:THR:H	1.79	0.48
1:C:243:ILE:C	1:C:243:ILE:HD12	2.34	0.48
1:C:63:VAL:HA	1:C:67:ILE:HG13	1.95	0.48
1:A:51:GLY:CA	1:A:74:ASN:HD22	2.27	0.48
1:C:65:LYS:O	1:C:69:ASP:N	2.47	0.48
1:A:56:LEU:HD11	1:A:309:ALA:HB1	1.94	0.48
1:D:262:LYS:HB3	2:D:346:HOH:O	2.12	0.48
1:B:8:LYS:HZ1	1:B:32:GLU:CB	2.25	0.48
1:A:23:LEU:O	1:A:31:VAL:HG21	2.14	0.48
1:C:120:LEU:HB3	1:D:117:SER:OG	2.14	0.48
1:C:296:SER:HB2	1:C:305:MSE:SE	2.63	0.48
1:D:322:MSE:HB2	1:D:325:GLU:HB2	1.96	0.48
1:D:59:LEU:HD12	1:D:59:LEU:C	2.34	0.48
1:B:13:ARG:HH21	1:B:39:PRO:HA	1.78	0.48
1:B:26:ALA:O	1:B:28:ASP:N	2.46	0.48
1:C:317:LEU:C	1:C:319:GLY:H	2.17	0.48
1:A:274:GLU:HB2	2:A:382:HOH:O	2.13	0.48
1:C:23:LEU:C	1:C:25:ARG:H	2.16	0.48
1:B:182:TYR:C	1:B:205:LEU:HD22	2.33	0.48
1:A:99:ARG:HB3	1:A:322:MSE:CE	2.44	0.48
1:D:19:GLY:HA2	1:D:307:LEU:HA	1.96	0.48
1:B:153:GLN:HG2	2:B:340:HOH:O	2.13	0.48
1:C:40:ILE:HG12	1:C:44:GLU:HB2	1.96	0.48
1:D:131:GLU:CD	1:D:135:ASN:HD22	2.17	0.48
1:A:280:HIS:CG	1:A:281:PRO:HD2	2.49	0.48
1:B:13:ARG:HA	1:B:34:TRP:O	2.14	0.47
1:B:219:THR:OG1	1:B:222:THR:HG23	2.13	0.47
1:B:218:LEU:HB2	1:B:245:ARG:HB2	1.96	0.47
1:A:240:PHE:O	1:A:241:ILE:HD13	2.13	0.47
1:B:218:LEU:HD12	1:B:222:THR:OG1	2.14	0.47
1:B:118:LEU:HD21	1:B:267:GLY:C	2.34	0.47
1:D:255:TYR:O	1:D:259:ALA:N	2.47	0.47

*Continued on next page...*

*Continued from previous page...*

Atom-1	Atom-2	Interatomic distance (Å)	Clash overlap (Å)
1:A:181:LEU:HB2	1:A:205:LEU:CD1	2.35	0.47
1:C:276:LEU:O	1:C:277:PRO:C	2.51	0.47
1:A:194:GLU:HG2	1:A:195:PHE:CD1	2.49	0.47
1:A:14:ARG:HD3	2:A:391:HOH:O	2.13	0.47
1:A:251:GLN:NE2	1:A:280:HIS:NE2	2.61	0.47
1:B:178:GLN:NE2	2:B:338:HOH:O	2.47	0.47
1:C:178:GLN:HA	1:C:178:GLN:OE1	2.14	0.47
1:B:86:ASP:HA	2:B:408:HOH:O	2.14	0.47
1:C:62:HIS:O	1:C:64:ASP:OD1	2.32	0.47
1:A:12:THR:OG1	1:A:57:CYS:HA	2.13	0.47
1:C:6:LEU:N	1:C:6:LEU:HD12	2.29	0.47
1:D:189:PRO:O	1:D:193:ALA:HB2	2.13	0.47
1:A:154:SER:HA	1:A:210:ASP:OD2	2.14	0.47
1:B:103:THR:HG22	1:B:308:LEU:CG	2.43	0.47
1:C:236:GLU:HA	1:C:263:ILE:HA	1.96	0.47
1:B:114:LEU:HD13	1:B:294:ILE:C	2.35	0.47
1:B:110:THR:O	1:B:113:GLU:HB3	2.14	0.47
1:A:110:THR:O	1:A:113:GLU:HB3	2.13	0.47
1:B:118:LEU:HD21	1:B:267:GLY:C	2.34	0.47
1:C:53:HIS:NE2	1:C:74:ASN:HB3	2.29	0.47
1:A:129:ALA:HB1	1:B:292:PRO:HD2	1.95	0.47
1:B:82:SER:HA	1:B:305:MSE:CE	2.44	0.47
2:C:333:HOH:O	1:D:133:VAL:HB	2.13	0.47
1:D:46:GLU:O	1:D:46:GLU:HG2	2.14	0.47
1:D:7:MSE:C	1:D:30:GLU:HB3	2.35	0.47
1:C:58:LEU:CD2	1:C:81:MSE:HB3	2.43	0.47
1:B:325:GLU:CG	1:B:326:LEU:N	2.74	0.47
1:D:11:VAL:HG21	1:D:23:LEU:CD1	2.42	0.47
1:A:114:LEU:HD22	1:A:294:ILE:C	2.34	0.47
1:C:183:THR:HB	1:C:200:VAL:O	2.14	0.47
1:D:212:ILE:HD12	1:D:234:MSE:CE	2.43	0.47
1:C:198:GLU:HG2	1:C:199:PHE:N	2.29	0.47
1:B:40:ILE:CD1	1:B:45:LEU:HA	2.43	0.47
1:B:214:VAL:HG12	1:B:244:SER:HG	1.79	0.47
1:A:188:ARG:HG2	1:A:191:GLU:OE2	2.13	0.47
1:B:102:TYR:HE1	1:B:325:GLU:O	1.97	0.47
1:C:68:LEU:HD21	1:C:78:ILE:CD1	2.44	0.47
1:B:40:ILE:CG1	1:B:44:GLU:HB2	2.44	0.47
1:C:14:ARG:NH2	2:C:373:HOH:O	2.47	0.47
1:D:114:LEU:CD2	1:D:295:GLY:HA2	2.40	0.47
1:A:16:PRO:CA	1:B:144:LEU:HD11	2.44	0.47

*Continued on next page...*

*Continued from previous page...*

Atom-1	Atom-2	Interatomic distance (Å)	Clash overlap (Å)
1:C:322:MSE:HE3	1:C:325:GLU:HB2	1.96	0.47
1:C:114:LEU:HD11	1:C:294:ILE:HG13	1.96	0.47
1:D:314:LEU:O	1:D:315:ALA:C	2.52	0.47
1:A:110:THR:O	1:A:113:GLU:HB3	2.13	0.47
1:D:196:GLN:O	1:D:198:GLU:N	2.47	0.47
1:D:18:GLU:HG3	1:D:303:ASN:HA	1.96	0.47
1:B:131:GLU:OE2	1:B:135:ASN:HB3	2.14	0.47
1:C:40:ILE:HG23	1:C:40:ILE:O	2.13	0.47
1:B:23:LEU:HD11	1:B:56:LEU:HD13	1.95	0.47
1:A:312:ASN:O	1:A:322:MSE:HG2	2.14	0.47
1:C:276:LEU:HD22	1:C:290:ILE:HG21	1.95	0.47
1:B:11:VAL:HB	1:B:33:GLN:HG3	1.96	0.47
1:B:178:GLN:OE1	1:B:179:ARG:HB2	2.15	0.47
1:D:19:GLY:O	1:D:22:ALA:HB3	2.13	0.47
1:C:315:ALA:HB1	1:C:322:MSE:HA	1.96	0.47
1:A:79:SER:OG	2:A:360:HOH:O	2.19	0.47
1:D:202:THR:HB	1:D:203:PRO:HD3	1.96	0.47
1:B:312:ASN:HD21	1:B:324:SER:HB3	1.79	0.47
1:A:76:LYS:HB2	2:A:416:HOH:O	2.14	0.47
1:D:202:THR:HB	1:D:203:PRO:HD3	1.96	0.47
1:D:322:MSE:CG	1:D:325:GLU:HB2	2.44	0.47
1:C:228:LYS:CE	2:C:331:HOH:O	2.62	0.47
1:A:292:PRO:HD2	1:B:129:ALA:HB1	1.95	0.47
1:A:87:HIS:CG	1:A:88:LEU:H	2.32	0.47
1:D:155:THR:N	1:D:210:ASP:OD2	2.43	0.47
1:D:280:HIS:CG	1:D:281:PRO:HD2	2.49	0.47
1:A:114:LEU:HD22	1:A:295:GLY:N	2.28	0.47
1:C:114:LEU:HD22	1:C:295:GLY:N	2.29	0.47
1:D:114:LEU:O	1:D:114:LEU:HG	2.14	0.47
1:D:49:VAL:HG12	1:D:55:LEU:HD13	1.96	0.47
1:D:219:THR:C	1:D:221:ALA:H	2.18	0.47
1:B:128:GLU:O	1:B:132:GLU:HG2	2.14	0.47
1:C:255:TYR:CD1	1:C:285:LEU:HD11	2.49	0.47
1:D:164:ILE:HG22	1:D:168:ILE:CD1	2.44	0.47
1:A:188:ARG:HG2	1:A:191:GLU:OE2	2.15	0.47
1:D:218:LEU:HD22	1:D:245:ARG:CB	2.44	0.47
1:C:28:ASP:OD2	1:C:318:ARG:NH2	2.40	0.47
1:C:57:CYS:SG	1:C:80:THR:HB	2.55	0.47
1:A:322:MSE:SE	1:A:325:GLU:HB2	2.64	0.47
1:C:218:LEU:HD11	1:C:223:GLU:CB	2.44	0.47
1:B:118:LEU:HD21	1:B:267:GLY:C	2.34	0.47

*Continued on next page...*

*Continued from previous page...*

Atom-1	Atom-2	Interatomic distance (Å)	Clash overlap (Å)
1:B:11:VAL:HG12	1:B:13:ARG:O	2.15	0.47
1:A:65:LYS:HG2	1:A:69:ASP:OD2	2.14	0.47
1:D:162:GLY:O	1:D:166:GLN:HG3	2.14	0.47
1:C:269:ASP:O	1:C:293:HIS:HA	2.14	0.47
1:B:269:ASP:O	1:B:293:HIS:HA	2.15	0.47
1:A:198:GLU:O	1:A:200:VAL:HG13	2.14	0.47
1:C:49:VAL:HG11	1:C:67:ILE:HG23	1.96	0.47
1:C:114:LEU:HD22	1:C:295:GLY:N	2.29	0.47
1:D:257:ALA:HB1	1:D:263:ILE:HG23	1.95	0.47
1:C:140:SER:OG	1:C:141:TRP:N	2.46	0.47
1:C:142:LYS:HB2	1:C:145:TRP:CB	2.45	0.47
1:D:18:GLU:HG3	1:D:303:ASN:C	2.35	0.47
1:B:228:LYS:HE3	2:B:431:HOH:O	2.15	0.47
1:A:314:LEU:HD23	2:A:403:HOH:O	2.14	0.47
1:B:188:ARG:HB3	1:B:191:GLU:OE1	2.14	0.47
1:B:181:LEU:O	1:B:182:TYR:HB3	2.14	0.47
1:D:182:TYR:HE1	1:D:197:ALA:HB1	1.78	0.47
1:C:55:LEU:O	1:C:78:ILE:HA	2.15	0.47
1:D:45:LEU:C	1:D:47:ARG:H	2.16	0.47
1:C:121:THR:HG23	1:C:127:PRO:HD3	1.97	0.47
1:A:114:LEU:HD22	1:A:294:ILE:O	2.14	0.47
1:C:45:LEU:HD23	1:C:67:ILE:HD12	1.96	0.47
1:C:6:LEU:CB	1:C:30:GLU:HG3	2.45	0.47
1:C:205:LEU:CD2	1:C:212:ILE:HD12	2.45	0.47
1:D:187:PRO:HA	1:D:199:PHE:CE1	2.49	0.47
1:A:114:LEU:CD2	1:A:295:GLY:HA2	2.42	0.47
1:A:183:THR:HG21	1:A:202:THR:CG2	2.44	0.47
1:A:80:THR:CG2	1:A:102:TYR:HA	2.45	0.47
1:C:283:LEU:CD2	1:C:290:ILE:HD12	2.45	0.47
1:A:52:ALA:O	1:A:75:LEU:CA	2.63	0.47
1:A:52:ALA:O	1:A:75:LEU:N	2.48	0.47
1:C:117:SER:OG	1:D:120:LEU:HB3	2.15	0.47
1:B:114:LEU:CD2	1:B:295:GLY:HA2	2.44	0.47
1:A:53:HIS:O	1:A:77:VAL:HG12	2.13	0.47
1:D:186:GLN:O	2:D:412:HOH:O	2.20	0.47
1:B:228:LYS:O	1:B:232:GLN:HG3	2.14	0.47
1:A:315:ALA:C	1:A:317:LEU:H	2.16	0.47
1:B:215:ALA:HB2	1:B:243:ILE:HD11	1.97	0.47
1:C:202:THR:HB	1:C:203:PRO:CD	2.41	0.47
1:D:234:MSE:SE	1:D:263:ILE:HB	2.64	0.47
1:A:23:LEU:HD11	1:A:56:LEU:CD1	2.44	0.47

*Continued on next page...*

*Continued from previous page...*

Atom-1	Atom-2	Interatomic distance (Å)	Clash overlap (Å)
1:A:114:LEU:HD21	1:A:294:ILE:HG13	1.95	0.47
1:A:149:TYR:HB3	2:A:335:HOH:O	2.15	0.47
1:A:59:LEU:HA	1:A:87:HIS:CD2	2.50	0.47
1:B:229:ASP:HA	1:B:232:GLN:NE2	2.29	0.47
1:C:63:VAL:HG13	1:C:67:ILE:CG2	2.44	0.47
1:A:153:GLN:HE21	1:A:153:GLN:CA	2.15	0.47
1:C:185:ARG:O	1:C:186:GLN:HG3	2.13	0.47
1:D:320:GLU:HB3	1:D:321:PRO:HD2	1.97	0.47
1:D:7:MSE:O	1:D:7:MSE:HG3	2.15	0.47
1:B:222:THR:C	1:B:225:LEU:HD23	2.34	0.47
1:D:6:LEU:CB	1:D:30:GLU:HB2	2.41	0.47
1:B:206:ALA:HA	1:B:212:ILE:HD11	1.95	0.47
1:D:13:ARG:CG	1:D:14:ARG:N	2.78	0.47
1:C:139:THR:O	1:D:275:PRO:HD3	2.14	0.47
1:D:181:LEU:CD1	1:D:205:LEU:HA	2.45	0.47
1:D:231:PHE:CZ	1:D:254:LEU:HD13	2.49	0.47
1:A:95:LYS:C	1:A:97:GLY:H	2.18	0.47
1:B:195:PHE:CD2	1:B:195:PHE:N	2.82	0.47
1:B:61:ASP:O	1:B:87:HIS:HB2	2.14	0.47
1:C:31:VAL:HG12	1:C:32:GLU:N	2.29	0.47
1:D:186:GLN:CD	2:D:408:HOH:O	2.52	0.47
1:C:315:ALA:HB3	1:C:322:MSE:CB	2.44	0.47
1:B:114:LEU:CD2	1:B:295:GLY:HA2	2.44	0.47
1:C:11:VAL:HG12	1:C:13:ARG:H	1.78	0.47
1:D:81:MSE:HA	1:D:103:THR:CG2	2.44	0.47
1:B:93:ILE:HG23	1:B:98:ILE:HB	1.96	0.47
1:C:12:THR:OG1	1:C:57:CYS:HA	2.14	0.47
1:A:19:GLY:HA2	1:A:310:ALA:HB2	1.97	0.47
1:A:229:ASP:HB3	1:A:233:LYS:NZ	2.29	0.47
1:D:104:PRO:O	1:D:105:ASP:HB2	2.14	0.47
1:D:168:ILE:HD13	1:D:213:VAL:HG11	1.96	0.47
1:D:183:THR:HG21	1:D:202:THR:OG1	2.14	0.47
1:C:42:ALA:O	1:C:46:GLU:N	2.38	0.47
1:C:15:ILE:HB	1:C:81:MSE:HE1	1.97	0.47
1:D:312:ASN:O	1:D:322:MSE:HE3	2.14	0.47
1:D:16:PRO:CB	1:D:18:GLU:HG2	2.44	0.47
1:B:232:GLN:HB3	2:B:430:HOH:O	2.13	0.47
1:C:228:LYS:HB2	1:C:253:ASP:OD1	2.15	0.47
1:D:43:LYS:HB3	2:D:403:HOH:O	2.14	0.47
1:C:106:VAL:HG11	1:C:308:LEU:HD22	1.97	0.47
1:C:15:ILE:HD12	1:C:81:MSE:CE	2.36	0.47

*Continued on next page...*

*Continued from previous page...*

Atom-1	Atom-2	Interatomic distance (Å)	Clash overlap (Å)
1:B:68:LEU:O	1:B:71:ALA:N	2.47	0.47
1:B:235:LYS:HB2	1:B:238:ALA:HB2	1.96	0.47
1:B:131:GLU:OE1	1:B:134:LYS:HB2	2.14	0.47
1:A:9:VAL:HG13	1:A:54:GLY:HA3	1.97	0.47
1:D:53:HIS:ND1	1:D:74:ASN:HB3	2.30	0.47
1:D:187:PRO:O	1:D:188:ARG:HB2	2.14	0.47
1:A:166:GLN:HB3	1:A:195:PHE:CE2	2.49	0.47
1:C:19:GLY:HA2	1:C:307:LEU:HA	1.95	0.47
1:D:140:SER:OG	1:D:141:TRP:N	2.47	0.47
1:B:269:ASP:O	1:B:293:HIS:HA	2.15	0.47
1:A:79:SER:H	1:A:313:LEU:HD23	1.80	0.47
1:A:77:VAL:HG22	1:A:78:ILE:N	2.30	0.47
1:A:12:THR:HG22	1:A:45:LEU:HD13	1.97	0.47
1:A:302:ARG:HA	1:A:305:MSE:CE	2.42	0.47
1:C:59:LEU:CD1	1:C:82:SER:HB3	2.45	0.47
1:A:244:SER:O	1:A:270:VAL:HG11	2.14	0.47
1:C:222:THR:O	1:C:248:VAL:HG22	2.14	0.47
1:B:269:ASP:O	1:B:293:HIS:HA	2.15	0.47
1:A:114:LEU:HD12	1:B:124:ARG:NH2	2.29	0.47
1:D:317:LEU:H	1:D:317:LEU:HD22	1.78	0.47
1:B:159:ILE:HD12	1:B:214:VAL:HG22	1.95	0.47
1:A:21:VAL:O	1:A:25:ARG:HG3	2.15	0.47
1:D:157:GLY:O	1:D:212:ILE:HA	2.15	0.47
1:D:13:ARG:CG	1:D:14:ARG:N	2.77	0.47
1:C:88:LEU:CD1	1:C:100:VAL:HG11	2.44	0.47
1:B:118:LEU:HD21	1:B:267:GLY:C	2.34	0.47
1:B:192:ALA:O	1:B:196:GLN:N	2.48	0.47
1:B:228:LYS:C	1:B:232:GLN:HG3	2.35	0.47
1:A:239:VAL:HA	1:A:265:ALA:O	2.15	0.47
1:D:183:THR:HG22	1:D:200:VAL:O	2.13	0.47
1:A:142:LYS:HB2	1:A:145:TRP:HB3	1.96	0.47
1:A:154:SER:OG	1:A:177:VAL:HG22	2.15	0.47
1:B:320:GLU:HB3	1:B:321:PRO:HD2	1.95	0.47
1:A:23:LEU:HD11	1:A:56:LEU:HD12	1.95	0.47
1:C:76:LYS:C	1:C:98:ILE:HG23	2.35	0.47
1:A:57:CYS:C	1:A:58:LEU:HD23	2.35	0.47
1:A:13:ARG:HG3	1:A:14:ARG:N	2.29	0.47
1:D:320:GLU:HB3	1:D:321:PRO:HD2	1.97	0.47
1:B:57:CYS:SG	1:B:87:HIS:HE1	2.38	0.47
1:D:200:VAL:CG2	1:D:205:LEU:HD12	2.45	0.47
1:A:159:ILE:HG12	1:A:183:THR:HG21	1.97	0.47

*Continued on next page...*

*Continued from previous page...*

Atom-1	Atom-2	Interatomic distance (Å)	Clash overlap (Å)
1:C:140:SER:CB	1:D:39:PRO:HD3	2.44	0.47
1:D:132:GLU:HG3	1:D:146:LEU:HD11	1.97	0.47
1:C:114:LEU:CD1	1:C:294:ILE:HG13	2.44	0.47
1:B:85:ILE:O	1:B:88:LEU:N	2.41	0.47
1:C:61:ASP:O	1:C:87:HIS:HB2	2.14	0.47
1:B:65:LYS:HG2	1:B:92:GLU:HG3	1.97	0.47
1:A:78:ILE:HG21	1:A:88:LEU:HD22	1.96	0.47
1:C:76:LYS:HG3	1:C:317:LEU:HA	1.96	0.47
1:D:230:PHE:O	1:D:234:MSE:HG3	2.15	0.47
1:C:92:GLU:O	1:C:93:ILE:C	2.53	0.47
1:C:65:LYS:CG	1:C:96:ARG:HH22	2.28	0.47
1:A:74:ASN:O	1:A:76:LYS:N	2.48	0.47
1:A:274:GLU:CD	1:A:293:HIS:HD1	2.18	0.47
1:C:232:GLN:OE1	1:C:232:GLN:HA	2.15	0.47
1:A:314:LEU:H	1:A:314:LEU:HD22	1.80	0.47
1:A:231:PHE:CZ	1:A:254:LEU:HD13	2.50	0.47
1:B:55:LEU:HD23	1:B:55:LEU:C	2.35	0.47
1:B:53:HIS:O	1:B:76:LYS:HG2	2.13	0.47
1:D:49:VAL:HB	1:D:71:ALA:HB2	1.97	0.47
1:C:243:ILE:HD12	1:C:243:ILE:C	2.35	0.47
1:A:151:LEU:C	1:A:154:SER:HB3	2.35	0.47
1:B:68:LEU:HD23	1:B:75:LEU:HD22	1.97	0.47
1:C:218:LEU:HD11	1:C:223:GLU:HB2	1.97	0.47
1:D:13:ARG:CG	1:D:14:ARG:H	2.28	0.47
1:A:281:PRO:C	1:A:283:LEU:H	2.18	0.47
1:C:102:TYR:H	1:C:102:TYR:HD1	1.61	0.47
1:C:257:ALA:CA	1:C:262:LYS:HD2	2.41	0.47
1:A:216:CYS:SG	1:A:248:VAL:HG21	2.54	0.47
1:C:11:VAL:HG13	1:C:56:LEU:O	2.14	0.47
1:A:322:MSE:O	1:A:324:SER:N	2.47	0.47
1:B:190:GLU:C	1:B:192:ALA:H	2.18	0.47
1:B:297:ALA:N	1:B:302:ARG:NH2	2.62	0.47
1:A:42:ALA:HA	1:A:45:LEU:HB3	1.97	0.47
1:D:16:PRO:HB3	1:D:303:ASN:OD1	2.14	0.47
1:D:15:ILE:HB	1:D:81:MSE:HE1	1.97	0.47
1:B:181:LEU:HD23	1:B:198:GLU:HB3	1.96	0.47
1:C:205:LEU:HD23	1:C:212:ILE:HD12	1.96	0.47
1:B:114:LEU:CD2	1:B:295:GLY:HA2	2.45	0.47
1:D:182:TYR:HE2	1:D:188:ARG:HB3	1.78	0.47
1:A:312:ASN:C	1:A:322:MSE:HE3	2.36	0.47
1:A:322:MSE:HB3	1:A:323:PRO:HD2	1.96	0.47

*Continued on next page...*

*Continued from previous page...*

Atom-1	Atom-2	Interatomic distance (Å)	Clash overlap (Å)
1:D:23:LEU:HD11	1:D:56:LEU:CD1	2.45	0.47
1:C:49:VAL:HG12	1:C:55:LEU:HB2	1.97	0.47
1:C:109:ASP:CG	2:C:345:HOH:O	2.53	0.47
1:C:84:GLY:O	1:C:87:HIS:HE1	1.98	0.47
1:A:26:ALA:HB2	1:A:314:LEU:CD1	2.44	0.47
1:A:222:THR:CA	1:A:225:LEU:HD13	2.36	0.47
1:C:257:ALA:CA	1:C:262:LYS:HD2	2.39	0.47
1:C:94:LYS:CA	1:C:94:LYS:HE3	2.45	0.47
1:A:181:LEU:HB2	1:A:205:LEU:HD12	1.97	0.47
1:B:200:VAL:CG2	1:B:201:SER:H	2.27	0.47
1:A:180:PHE:O	1:A:197:ALA:HA	2.15	0.47
1:D:155:THR:HG22	1:D:209:SER:HA	1.97	0.47
1:A:185:ARG:H	1:A:188:ARG:HH22	1.63	0.47
1:A:155:THR:CG2	1:A:209:SER:HA	2.42	0.47
1:B:49:VAL:O	1:B:49:VAL:HG23	2.14	0.47
1:D:68:LEU:HB3	1:D:96:ARG:NE	2.28	0.47
1:C:233:LYS:NZ	2:C:352:HOH:O	2.43	0.47
1:B:121:THR:HG23	1:B:127:PRO:HD3	1.97	0.47
1:B:99:ARG:NH1	1:B:325:GLU:OE2	2.48	0.47
1:D:59:LEU:C	1:D:59:LEU:HD12	2.35	0.47
1:A:87:HIS:CG	1:A:88:LEU:N	2.83	0.47
1:C:23:LEU:CD2	1:C:313:LEU:HD23	2.36	0.47
1:D:203:PRO:HA	1:D:233:LYS:HZ1	1.80	0.47
1:C:15:ILE:HD12	1:C:81:MSE:HE1	1.96	0.47
1:C:53:HIS:O	1:C:75:LEU:HA	2.15	0.47
1:C:21:VAL:HA	1:C:24:ALA:HB3	1.96	0.47
1:C:114:LEU:HD22	1:C:295:GLY:N	2.30	0.47
1:C:13:ARG:NE	2:C:442:HOH:O	2.34	0.47
1:C:187:PRO:C	1:C:189:PRO:HD3	2.35	0.47
1:D:114:LEU:HD23	1:D:114:LEU:O	2.15	0.47
1:A:183:THR:H	1:A:205:LEU:HD22	1.80	0.47
1:A:68:LEU:O	1:A:96:ARG:NH1	2.48	0.47
1:B:66:ARG:O	1:B:67:ILE:C	2.53	0.47
1:C:235:LYS:HA	2:C:395:HOH:O	2.14	0.47
1:D:7:MSE:HE2	1:D:28:ASP:O	2.15	0.47
1:B:188:ARG:HG2	2:B:433:HOH:O	2.14	0.47
1:B:76:LYS:CG	1:B:77:VAL:HG12	2.45	0.47
1:A:138:TRP:CZ2	1:B:274:GLU:HG2	2.50	0.47
1:C:121:THR:HG23	1:C:127:PRO:HD3	1.96	0.47
1:B:167:ALA:CB	1:B:171:ARG:HH21	2.22	0.47
1:A:302:ARG:HD3	1:A:305:MSE:SE	2.65	0.47

*Continued on next page...*

*Continued from previous page...*

Atom-1	Atom-2	Interatomic distance (Å)	Clash overlap (Å)
1:D:228:LYS:HB2	1:D:253:ASP:CG	2.35	0.47
1:D:186:GLN:CG	1:D:187:PRO:N	2.78	0.47
1:B:91:ASP:OD1	1:B:91:ASP:N	2.48	0.47
1:C:256:GLN:NE2	2:C:408:HOH:O	2.45	0.47
1:B:322:MSE:CB	1:B:325:GLU:HB3	2.45	0.47
1:D:218:LEU:CB	1:D:245:ARG:HG3	2.45	0.47
1:A:110:THR:O	1:A:113:GLU:HB3	2.14	0.47
1:A:320:GLU:HB3	1:A:321:PRO:CD	2.39	0.46
1:A:99:ARG:HB3	1:A:322:MSE:SE	2.65	0.46
1:A:227:ASN:C	1:A:227:ASN:ND2	2.69	0.46
1:C:34:TRP:CD1	1:C:40:ILE:HB	2.49	0.46
1:D:227:ASN:N	1:D:230:PHE:HB3	2.30	0.46
1:C:219:THR:N	1:C:222:THR:OG1	2.41	0.46
1:A:29:CYS:SG	1:A:314:LEU:HD13	2.55	0.46
1:A:17:ALA:C	1:A:19:GLY:H	2.19	0.46
1:A:254:LEU:O	1:A:258:LEU:HG	2.14	0.46
1:A:175:PHE:CG	1:B:171:ARG:HD3	2.51	0.46
1:B:8:LYS:HB3	1:B:52:ALA:CB	2.45	0.46
1:B:109:ASP:HA	1:B:171:ARG:NH2	2.30	0.46
1:B:13:ARG:NH2	1:B:39:PRO:HA	2.30	0.46
1:A:68:LEU:HD13	1:A:92:GLU:HG3	1.97	0.46
1:A:186:GLN:N	1:A:199:PHE:CZ	2.83	0.46
1:C:107:LEU:C	1:C:107:LEU:HD12	2.35	0.46
1:C:87:HIS:CE1	1:C:88:LEU:HG	2.50	0.46
1:A:78:ILE:HB	1:A:99:ARG:O	2.13	0.46
1:B:190:GLU:O	1:B:192:ALA:N	2.48	0.46
1:C:291:LEU:HD11	1:D:126:LEU:HG	1.97	0.46
1:B:106:VAL:HB	1:B:304:THR:CG2	2.42	0.46
1:B:313:LEU:O	1:B:315:ALA:N	2.45	0.46
1:A:227:ASN:HD22	1:A:227:ASN:C	2.17	0.46
1:C:102:TYR:CD1	1:C:102:TYR:N	2.83	0.46
1:A:21:VAL:O	1:A:24:ALA:N	2.49	0.46
1:A:43:LYS:HD3	1:A:44:GLU:OE2	2.15	0.46
1:C:16:PRO:HG3	1:D:144:LEU:CD1	2.45	0.46
1:B:167:ALA:CA	1:B:170:ARG:HH12	2.06	0.46
1:B:13:ARG:HD3	1:B:38:GLU:O	2.15	0.46
1:B:23:LEU:HD11	1:B:56:LEU:HD12	1.96	0.46
1:C:103:THR:HB	1:C:106:VAL:HG21	1.96	0.46
1:B:92:GLU:HB2	2:B:429:HOH:O	2.15	0.46
1:B:103:THR:HA	1:B:308:LEU:HD21	1.96	0.46
1:C:16:PRO:HA	1:D:144:LEU:HD21	1.96	0.46

*Continued on next page...*

*Continued from previous page...*

Atom-1	Atom-2	Interatomic distance (Å)	Clash overlap (Å)
1:B:289:VAL:HA	2:B:374:HOH:O	2.14	0.46
1:A:211:PHE:CD2	1:A:239:VAL:HB	2.50	0.46
1:B:202:THR:N	1:B:203:PRO:CD	2.77	0.46
1:C:75:LEU:O	1:C:76:LYS:HB3	2.14	0.46
1:B:92:GLU:OE2	1:B:96:ARG:CZ	2.63	0.46
1:B:105:ASP:O	1:B:106:VAL:C	2.54	0.46
1:C:242:ASN:HD21	1:C:248:VAL:HB	1.79	0.46
1:D:18:GLU:HB3	1:D:307:LEU:HB2	1.97	0.46
1:A:204:GLU:HG3	1:D:204:GLU:CD	2.36	0.46
1:C:188:ARG:N	1:C:189:PRO:CD	2.79	0.46
1:C:234:MSE:SE	1:C:263:ILE:HG21	2.65	0.46
1:B:236:GLU:HG2	1:B:262:LYS:O	2.15	0.46
1:D:142:LYS:HB2	1:D:145:TRP:HB2	1.98	0.46
1:C:144:LEU:CD2	1:D:16:PRO:HG3	2.45	0.46
1:B:22:ALA:O	1:B:25:ARG:N	2.47	0.46
1:A:103:THR:CB	1:A:308:LEU:HD23	2.46	0.46
1:B:313:LEU:O	1:B:317:LEU:HD22	2.16	0.46
1:D:65:LYS:HD3	1:D:92:GLU:OE2	2.16	0.46
1:C:269:ASP:O	1:C:293:HIS:HA	2.14	0.46
1:C:143:PRO:O	1:D:302:ARG:HG2	2.15	0.46
1:A:164:ILE:CG2	1:A:164:ILE:O	2.62	0.46
1:B:178:GLN:O	1:B:178:GLN:HG2	2.15	0.46
1:C:182:TYR:O	1:C:199:PHE:HA	2.14	0.46
1:D:280:HIS:CE1	1:D:281:PRO:HD2	2.50	0.46
1:D:49:VAL:HG12	1:D:55:LEU:HD13	1.97	0.46
1:B:85:ILE:C	1:B:87:HIS:H	2.19	0.46
1:B:103:THR:HA	1:B:308:LEU:CD2	2.44	0.46
1:C:121:THR:HG1	1:D:121:THR:HG1	1.60	0.46
1:A:49:VAL:HB	1:A:71:ALA:HB2	1.96	0.46
1:B:224:GLY:H	1:B:248:VAL:C	2.19	0.46
1:D:212:ILE:CD1	1:D:234:MSE:HE3	2.40	0.46
1:C:121:THR:HG1	1:D:121:THR:HG1	1.61	0.46
1:D:161:LEU:CD2	1:D:188:ARG:HB2	2.46	0.46
1:C:56:LEU:HB2	1:C:313:LEU:HD13	1.97	0.46
1:D:22:ALA:C	1:D:24:ALA:N	2.69	0.46
1:B:236:GLU:HA	1:B:262:LYS:O	2.15	0.46
1:D:274:GLU:HA	1:D:275:PRO:C	2.36	0.46
1:D:179:ARG:HA	2:D:348:HOH:O	2.15	0.46
1:A:214:VAL:HG11	1:A:248:VAL:HG11	1.97	0.46
1:C:175:PHE:HA	1:D:171:ARG:NH1	2.30	0.46
1:D:158:ILE:HG22	1:D:159:ILE:N	2.30	0.46

*Continued on next page...*

*Continued from previous page...*

Atom-1	Atom-2	Interatomic distance (Å)	Clash overlap (Å)
1:B:74:ASN:N	2:B:336:HOH:O	2.38	0.46
1:B:246:GLY:O	1:B:248:VAL:N	2.48	0.46
1:D:78:ILE:HG13	1:D:98:ILE:CG2	2.45	0.46
1:B:166:GLN:OE1	1:B:191:GLU:HG2	2.16	0.46
1:D:312:ASN:O	1:D:314:LEU:N	2.48	0.46
1:C:223:GLU:HG2	1:C:247:ASP:HB3	1.96	0.46
1:A:188:ARG:NH1	2:A:436:HOH:O	2.48	0.46
1:B:204:GLU:OE1	1:B:204:GLU:HA	2.15	0.46
1:B:35:ASP:O	1:B:36:SER:CB	2.57	0.46
1:D:78:ILE:O	1:D:100:VAL:HA	2.15	0.46
1:D:125:ARG:NH1	1:D:146:LEU:HA	2.30	0.46
1:B:163:ARG:NH1	1:B:163:ARG:N	2.64	0.46
1:D:187:PRO:HG3	1:D:199:PHE:CG	2.50	0.46
1:D:16:PRO:C	1:D:18:GLU:H	2.18	0.46
1:A:314:LEU:O	1:A:318:ARG:NH1	2.49	0.46
1:A:151:LEU:N	1:A:151:LEU:CD1	2.76	0.46
1:C:114:LEU:HD22	1:C:295:GLY:N	2.30	0.46
1:B:261:GLY:HA2	2:B:375:HOH:O	2.15	0.46
1:A:39:PRO:HD3	1:B:140:SER:HB3	1.96	0.46
1:D:7:MSE:O	1:D:30:GLU:HB2	2.15	0.46
1:C:280:HIS:HE1	1:C:282:LEU:HG	1.80	0.46
1:D:234:MSE:HE2	1:D:238:ALA:CB	2.45	0.46
1:D:234:MSE:SE	1:D:263:ILE:HG21	2.66	0.46
1:D:280:HIS:CG	1:D:281:PRO:HD2	2.50	0.46
1:D:203:PRO:HA	1:D:233:LYS:NZ	2.30	0.46
1:B:162:GLY:O	1:B:166:GLN:HG3	2.15	0.46
1:B:167:ALA:CB	1:B:171:ARG:HH21	2.23	0.46
1:C:219:THR:HB	1:C:220:PRO:CD	2.44	0.46
1:B:201:SER:O	1:B:202:THR:C	2.52	0.46
1:C:251:GLN:NE2	2:C:341:HOH:O	2.48	0.46
1:B:65:LYS:HE3	1:B:92:GLU:CD	2.36	0.46
1:A:9:VAL:HA	1:A:54:GLY:O	2.16	0.46
1:B:181:LEU:HB2	1:B:205:LEU:CD1	2.45	0.46
1:C:114:LEU:CD1	1:C:294:ILE:HG13	2.45	0.46
1:B:12:THR:HG23	1:B:56:LEU:O	2.16	0.46
1:D:257:ALA:HB1	1:D:263:ILE:HG21	1.97	0.46
1:B:40:ILE:HG12	1:B:44:GLU:HB2	1.98	0.46
1:D:315:ALA:HB3	1:D:322:MSE:HB3	1.98	0.46
1:B:173:LYS:HB3	1:B:174:PRO:CD	2.46	0.46
1:A:77:VAL:HG13	1:A:77:VAL:O	2.15	0.46
1:B:203:PRO:HB3	1:B:233:LYS:HE2	1.98	0.46

*Continued on next page...*

*Continued from previous page...*

Atom-1	Atom-2	Interatomic distance (Å)	Clash overlap (Å)
1:A:155:THR:HG23	1:A:179:ARG:O	2.15	0.46
1:B:95:LYS:C	1:B:97:GLY:H	2.18	0.46
1:A:222:THR:O	1:A:223:GLU:C	2.53	0.46
1:C:312:ASN:ND2	1:C:324:SER:HB3	2.25	0.46
1:C:262:LYS:NZ	2:C:439:HOH:O	2.48	0.46
1:B:7:MSE:CB	1:B:317:LEU:HD21	2.46	0.46
1:B:7:MSE:HB2	1:B:317:LEU:HD21	1.96	0.46
1:D:100:VAL:HG12	1:D:101:GLY:H	1.81	0.46
1:A:280:HIS:ND1	1:A:281:PRO:CD	2.78	0.46
1:B:222:THR:O	1:B:225:LEU:HB2	2.16	0.46
1:B:160:GLY:HA3	1:B:216:CYS:HB3	1.98	0.46
1:B:133:VAL:HG22	1:B:138:TRP:CE3	2.50	0.46
1:A:8:LYS:HB3	1:A:52:ALA:HA	1.97	0.46
1:B:192:ALA:CB	1:B:197:ALA:HB3	2.39	0.46
1:D:8:LYS:NZ	1:D:52:ALA:HB2	2.31	0.46
1:D:64:ASP:O	1:D:68:LEU:HG	2.16	0.46
1:B:73:ALA:N	2:B:336:HOH:O	2.48	0.46
1:C:107:LEU:HB3	1:C:305:MSE:CE	2.46	0.46
1:A:57:CYS:C	1:A:58:LEU:HD23	2.36	0.46
1:C:90:LEU:O	1:C:94:LYS:HB2	2.16	0.46
1:D:17:ALA:O	1:D:21:VAL:HG23	2.16	0.46
1:A:68:LEU:HD13	1:A:92:GLU:CG	2.46	0.46
1:D:100:VAL:HG11	1:D:326:LEU:HD22	1.96	0.46
1:A:43:LYS:O	1:A:46:GLU:HB2	2.15	0.46
1:D:7:MSE:HB3	1:D:53:HIS:CG	2.50	0.46
1:C:13:ARG:HB3	1:C:58:LEU:HD11	1.97	0.46
1:B:201:SER:O	1:B:204:GLU:N	2.47	0.46
1:C:74:ASN:CG	2:C:433:HOH:O	2.54	0.46
1:B:173:LYS:N	1:B:174:PRO:HD2	2.30	0.46
1:C:9:VAL:HG21	1:C:31:VAL:HG22	1.96	0.46
1:D:226:CYS:HB2	1:D:249:VAL:HG22	1.97	0.46
1:C:180:PHE:O	1:C:197:ALA:HA	2.16	0.46
1:D:26:ALA:HB1	1:D:28:ASP:OD1	2.15	0.46
1:A:7:MSE:SE	1:A:29:CYS:HA	2.65	0.46
1:D:186:GLN:HG3	1:D:187:PRO:CD	2.45	0.46
1:B:217:SER:O	1:B:222:THR:HG21	2.15	0.46
1:C:234:MSE:HG2	2:C:344:HOH:O	2.14	0.46
1:B:161:LEU:HD21	1:B:192:ALA:CB	2.43	0.46
1:D:15:ILE:HD12	1:D:19:GLY:HA3	1.98	0.46
1:C:100:VAL:HG12	1:C:101:GLY:N	2.31	0.46
1:C:243:ILE:C	1:C:243:ILE:HD12	2.36	0.46

*Continued on next page...*

*Continued from previous page...*

Atom-1	Atom-2	Interatomic distance (Å)	Clash overlap (Å)
1:D:154:SER:HG	1:D:177:VAL:HG22	1.80	0.46
1:A:20:ARG:HH11	1:A:20:ARG:HG2	1.80	0.46
1:A:17:ALA:O	1:A:21:VAL:HG23	2.16	0.46
1:C:151:LEU:HA	1:C:154:SER:HB3	1.96	0.46
1:D:9:VAL:CG1	1:D:313:LEU:HD21	2.45	0.46
1:A:249:VAL:HG12	1:A:250:ASN:H	1.81	0.46
1:D:255:TYR:HD1	1:D:285:LEU:HD11	1.81	0.46
1:D:104:PRO:O	1:D:106:VAL:N	2.47	0.46
1:A:8:LYS:H	1:A:53:HIS:CE1	2.34	0.46
1:B:283:LEU:C	1:B:285:LEU:N	2.68	0.46
1:D:279:ASN:HA	2:D:332:HOH:O	2.15	0.46
1:A:254:LEU:O	1:A:258:LEU:HG	2.15	0.46
1:B:189:PRO:C	1:B:191:GLU:H	2.19	0.46
1:B:274:GLU:HB2	2:B:393:HOH:O	2.16	0.46
1:A:6:LEU:N	1:A:6:LEU:HD12	2.31	0.46
1:B:313:LEU:O	1:B:317:LEU:HD22	2.16	0.46
1:D:227:ASN:HA	1:D:250:ASN:HB3	1.96	0.46
1:A:161:LEU:HD21	1:A:192:ALA:CB	2.45	0.46
1:C:322:MSE:HB2	1:C:325:GLU:HB3	1.98	0.46
1:C:16:PRO:HD2	1:C:81:MSE:CE	2.46	0.46
1:D:26:ALA:HB1	1:D:29:CYS:SG	2.56	0.46
1:C:94:LYS:C	1:C:96:ARG:N	2.68	0.46
1:A:59:LEU:HD12	1:A:59:LEU:C	2.36	0.46
1:D:180:PHE:O	1:D:197:ALA:HB1	2.16	0.46
1:A:76:LYS:NZ	1:A:317:LEU:HA	2.31	0.46
1:A:179:ARG:CZ	1:A:181:LEU:HD21	2.46	0.46
1:B:78:ILE:CG1	1:B:98:ILE:HG21	2.42	0.46
1:A:251:GLN:HB2	2:A:363:HOH:O	2.15	0.46
1:A:171:ARG:NH1	1:B:175:PHE:CA	2.71	0.46
1:D:192:ALA:CB	1:D:197:ALA:CB	2.92	0.46
1:A:280:HIS:CE1	1:A:281:PRO:HD2	2.51	0.46
1:A:44:GLU:O	1:A:48:GLY:N	2.49	0.46
1:B:56:LEU:HD23	1:B:56:LEU:C	2.35	0.46
1:B:57:CYS:HB2	1:B:61:ASP:HB2	1.96	0.46
1:A:75:LEU:HB3	1:A:98:ILE:CD1	2.46	0.46
1:B:313:LEU:C	1:B:317:LEU:HD22	2.36	0.46
1:A:121:THR:HG22	1:A:126:LEU:HB2	1.97	0.46
1:B:318:ARG:O	1:B:320:GLU:HG2	2.16	0.46
1:C:218:LEU:HD13	1:C:248:VAL:CG2	2.45	0.46
1:B:227:ASN:O	1:B:229:ASP:N	2.49	0.46
1:C:72:GLY:C	1:C:74:ASN:H	2.17	0.46

*Continued on next page...*

*Continued from previous page...*

Atom-1	Atom-2	Interatomic distance (Å)	Clash overlap (Å)
1:A:59:LEU:HB3	1:A:82:SER:CB	2.46	0.46
1:B:18:GLU:H	1:B:303:ASN:HD22	1.64	0.46
1:B:158:ILE:O	1:B:182:TYR:HA	2.16	0.46
1:B:312:ASN:OD1	1:B:322:MSE:HB2	2.15	0.46
1:D:209:SER:HB3	1:D:211:PHE:O	2.16	0.46
1:C:131:GLU:HG3	1:C:135:ASN:ND2	2.31	0.46
1:C:234:MSE:HE1	1:C:240:PHE:HB2	1.97	0.46
1:B:212:ILE:HD12	1:B:234:MSE:HE3	1.98	0.46
1:C:320:GLU:HB2	1:C:321:PRO:CD	2.46	0.46
1:A:244:SER:O	1:A:245:ARG:NH1	2.39	0.46
1:B:57:CYS:O	1:B:58:LEU:HD23	2.16	0.46
1:C:63:VAL:HG13	1:C:67:ILE:HG21	1.98	0.46
1:D:315:ALA:HB3	1:D:322:MSE:HG2	1.97	0.46
1:D:182:TYR:OH	1:D:188:ARG:N	2.49	0.46
1:D:53:HIS:O	1:D:76:LYS:HG2	2.15	0.46
1:A:142:LYS:HB2	1:A:145:TRP:HB3	1.98	0.46
1:C:92:GLU:CA	1:C:95:LYS:HD3	2.36	0.46
1:C:63:VAL:HB	1:C:88:LEU:HB3	1.98	0.46
1:B:11:VAL:HG12	1:B:12:THR:N	2.31	0.46
1:B:301:THR:HG22	1:B:305:MSE:SE	2.66	0.46
1:A:7:MSE:SE	1:A:317:LEU:HB3	2.65	0.46
1:C:249:VAL:HG12	1:C:250:ASN:N	2.30	0.46
1:A:76:LYS:CA	2:A:415:HOH:O	2.63	0.46
1:C:243:ILE:C	1:C:243:ILE:HD12	2.36	0.46
1:D:76:LYS:C	1:D:98:ILE:HG23	2.36	0.46
1:C:75:LEU:CD1	1:C:75:LEU:N	2.78	0.46
1:C:40:ILE:HG22	1:C:45:LEU:HG	1.97	0.46
1:C:257:ALA:HA	1:C:262:LYS:CG	2.45	0.46
1:B:236:GLU:HA	1:B:262:LYS:O	2.16	0.46
1:B:16:PRO:HB3	1:B:303:ASN:OD1	2.16	0.46
1:D:103:THR:CB	1:D:308:LEU:HD23	2.45	0.46
1:C:13:ARG:HD2	1:C:37:ASP:C	2.35	0.46
1:B:161:LEU:HD22	1:B:182:TYR:CD1	2.50	0.46
1:C:173:LYS:N	1:C:174:PRO:HD2	2.31	0.46
1:D:164:ILE:O	1:D:168:ILE:HG13	2.16	0.46
1:C:135:ASN:OD1	1:C:136:GLY:N	2.48	0.46
1:C:81:MSE:HA	1:C:103:THR:CG2	2.46	0.46
1:B:56:LEU:HD23	1:B:56:LEU:C	2.36	0.46
1:A:64:ASP:HA	1:A:89:ALA:CB	2.46	0.46
1:A:59:LEU:HD11	1:A:82:SER:HB2	1.98	0.46
1:D:182:TYR:OH	1:D:192:ALA:HB2	2.16	0.46

*Continued on next page...*

*Continued from previous page...*

Atom-1	Atom-2	Interatomic distance (Å)	Clash overlap (Å)
1:C:280:HIS:CE1	1:C:282:LEU:H	2.33	0.46
1:C:78:ILE:HD12	1:C:93:ILE:HD11	1.98	0.46
1:D:160:GLY:C	1:D:162:GLY:H	2.18	0.46
1:D:81:MSE:HE2	1:D:306:SER:CA	2.43	0.46
1:D:251:GLN:HB3	1:D:280:HIS:CE1	2.51	0.46
1:A:157:GLY:O	1:A:212:ILE:HA	2.16	0.46
1:B:13:ARG:NH2	1:B:58:LEU:HD22	2.30	0.46
1:B:58:LEU:N	1:B:58:LEU:HD12	2.30	0.46
1:C:15:ILE:H	1:C:20:ARG:HH12	1.64	0.46
1:C:114:LEU:HD13	1:C:294:ILE:O	2.16	0.46
1:B:202:THR:HB	1:B:203:PRO:HD3	1.98	0.46
1:D:296:SER:C	1:D:302:ARG:HH21	2.20	0.46
1:C:234:MSE:HA	2:C:343:HOH:O	2.15	0.46
1:A:315:ALA:C	1:A:317:LEU:H	2.19	0.46
1:A:202:THR:HB	1:A:203:PRO:CD	2.44	0.46
1:B:159:ILE:CB	1:B:214:VAL:HG13	2.43	0.46
1:B:313:LEU:HD23	1:B:313:LEU:C	2.36	0.46
1:A:80:THR:OG1	1:A:87:HIS:NE2	2.43	0.46
1:D:186:GLN:HG2	1:D:187:PRO:N	2.31	0.46
1:C:15:ILE:O	1:C:20:ARG:NH1	2.49	0.46
1:D:89:ALA:O	1:D:93:ILE:HG13	2.15	0.46
1:A:114:LEU:CD2	1:A:294:ILE:HG13	2.46	0.46
1:A:59:LEU:HD12	1:A:59:LEU:C	2.36	0.46
1:C:228:LYS:HE3	2:C:331:HOH:O	2.15	0.46
1:C:169:ALA:HB3	1:C:195:PHE:CE1	2.51	0.46
1:A:236:GLU:OE1	1:A:236:GLU:N	2.41	0.46
1:C:102:TYR:HE1	1:C:325:GLU:C	2.20	0.46
1:A:205:LEU:C	1:A:207:ALA:H	2.19	0.46
1:B:23:LEU:HD23	1:B:314:LEU:HG	1.97	0.46
1:C:236:GLU:HA	1:C:263:ILE:HA	1.97	0.46
1:D:89:ALA:O	1:D:93:ILE:HG13	2.16	0.46
1:A:121:THR:CG2	1:A:127:PRO:HD3	2.46	0.46
1:D:19:GLY:HA2	1:D:310:ALA:HB2	1.98	0.46
1:C:155:THR:HG23	1:C:179:ARG:O	2.15	0.46
1:D:45:LEU:C	1:D:47:ARG:H	2.19	0.46
1:B:107:LEU:HD12	1:B:296:SER:HB3	1.98	0.45
1:C:93:ILE:CD1	1:C:100:VAL:HG22	2.46	0.45
1:B:118:LEU:HD13	1:B:291:LEU:CD1	2.45	0.45
1:A:190:GLU:O	1:A:193:ALA:HB3	2.17	0.45
1:D:227:ASN:O	1:D:230:PHE:HB3	2.16	0.45
1:D:280:HIS:O	1:D:282:LEU:N	2.49	0.45

*Continued on next page...*

*Continued from previous page...*

Atom-1	Atom-2	Interatomic distance (Å)	Clash overlap (Å)
1:A:243:ILE:HG22	1:A:269:ASP:HB3	1.98	0.45
1:A:183:THR:HG23	1:A:184:GLY:H	1.79	0.45
1:B:9:VAL:N	1:B:30:GLU:O	2.49	0.45
1:A:204:GLU:OE2	1:D:204:GLU:HG3	2.16	0.45
1:A:47:ARG:HG3	1:A:48:GLY:N	2.32	0.45
1:A:194:GLU:HG2	1:A:195:PHE:CE1	2.51	0.45
1:B:244:SER:OG	1:B:245:ARG:N	2.47	0.45
1:D:307:LEU:HD11	1:D:311:ASN:HD21	1.81	0.45
1:C:314:LEU:N	1:C:314:LEU:CD1	2.79	0.45
1:C:318:ARG:CB	1:C:320:GLU:HG3	2.45	0.45
1:B:114:LEU:HD22	1:B:294:ILE:O	2.17	0.45
1:B:107:LEU:HB3	1:B:305:MSE:SE	2.66	0.45
1:A:43:LYS:HA	1:A:46:GLU:OE1	2.17	0.45
1:A:132:GLU:HA	1:A:135:ASN:OD1	2.16	0.45
1:A:222:THR:O	1:A:225:LEU:HB2	2.16	0.45
1:C:52:ALA:O	1:C:74:ASN:HB3	2.16	0.45
1:A:79:SER:HA	1:A:101:GLY:O	2.15	0.45
1:A:92:GLU:O	1:A:96:ARG:HG3	2.16	0.45
1:D:307:LEU:HG	1:D:311:ASN:ND2	2.31	0.45
1:D:56:LEU:HD21	1:D:81:MSE:HE3	1.98	0.45
1:D:183:THR:HG22	1:D:201:SER:C	2.37	0.45
1:A:274:GLU:OE1	1:B:138:TRP:HZ2	1.99	0.45
1:B:204:GLU:O	1:B:208:GLN:HG2	2.15	0.45
1:C:8:LYS:HE2	1:C:30:GLU:OE1	2.15	0.45
1:B:8:LYS:HE3	1:B:51:GLY:HA3	1.98	0.45
1:C:45:LEU:HG	1:C:67:ILE:HD12	1.99	0.45
1:C:10:PHE:CE1	1:C:48:GLY:HA3	2.51	0.45
1:C:18:GLU:HG2	1:C:307:LEU:HB2	1.99	0.45
1:D:102:TYR:O	1:D:324:SER:HB3	2.16	0.45
1:B:15:ILE:CB	1:B:81:MSE:HE1	2.45	0.45
1:B:93:ILE:HG23	1:B:98:ILE:HB	1.98	0.45
1:B:34:TRP:CD1	1:B:36:SER:HB3	2.51	0.45
1:B:300:ARG:NH2	2:B:424:HOH:O	2.49	0.45
1:A:88:LEU:HB3	1:A:93:ILE:HD12	1.98	0.45
1:C:228:LYS:O	1:C:232:GLN:HB2	2.15	0.45
1:C:303:ASN:HB3	2:C:380:HOH:O	2.15	0.45
1:A:114:LEU:HD22	1:A:295:GLY:HA2	1.98	0.45
1:B:236:GLU:HA	1:B:262:LYS:O	2.15	0.45
1:D:292:PRO:HG2	1:D:294:ILE:HG23	1.98	0.45
1:C:92:GLU:HB3	1:C:96:ARG:HE	1.80	0.45
1:D:219:THR:HB	1:D:220:PRO:CD	2.47	0.45

*Continued on next page...*

*Continued from previous page...*

Atom-1	Atom-2	Interatomic distance (Å)	Clash overlap (Å)
1:D:10:PHE:O	1:D:55:LEU:HD12	2.16	0.45
1:C:88:LEU:HB3	1:C:93:ILE:HD11	1.97	0.45
1:A:277:PRO:O	1:A:279:ASN:N	2.49	0.45
1:B:99:ARG:HH22	1:B:319:GLY:CA	2.21	0.45
1:B:85:ILE:C	1:B:87:HIS:H	2.19	0.45
1:A:54:GLY:HA2	1:A:77:VAL:O	2.17	0.45
1:A:182:TYR:HD1	1:A:197:ALA:O	1.98	0.45
1:B:68:LEU:HA	1:B:68:LEU:HD23	1.82	0.45
1:A:56:LEU:C	1:A:56:LEU:HD23	2.36	0.45
1:C:255:TYR:CD1	1:C:285:LEU:HD11	2.51	0.45
1:D:69:ASP:OD2	1:D:96:ARG:NH2	2.50	0.45
1:B:56:LEU:HA	1:B:79:SER:O	2.17	0.45
1:A:63:VAL:HB	1:A:88:LEU:HD23	1.99	0.45
1:D:81:MSE:CE	1:D:306:SER:HA	2.44	0.45
1:A:47:ARG:HA	2:A:419:HOH:O	2.15	0.45
1:C:182:TYR:CZ	1:C:199:PHE:HB2	2.52	0.45
1:C:143:PRO:O	1:D:302:ARG:NH1	2.32	0.45
1:D:163:ARG:NH2	2:D:368:HOH:O	2.49	0.45
1:A:16:PRO:HB2	1:A:306:SER:OG	2.15	0.45
1:D:272:SER:HA	1:D:273:PRO:HA	1.74	0.45
1:C:77:VAL:HG13	1:C:313:LEU:CD1	2.45	0.45
1:C:322:MSE:SE	1:C:322:MSE:N	2.99	0.45
1:D:7:MSE:HE1	1:D:317:LEU:HB3	1.98	0.45
1:A:181:LEU:HD11	1:A:208:GLN:HB2	1.97	0.45
1:A:141:TRP:CD1	1:B:59:LEU:HD21	2.52	0.45
1:D:316:GLY:O	1:D:317:LEU:C	2.54	0.45
1:D:99:ARG:HD2	1:D:325:GLU:OE2	2.17	0.45
1:D:103:THR:HG22	1:D:308:LEU:HD23	1.98	0.45
1:A:202:THR:HG21	1:A:225:LEU:HD11	1.98	0.45
1:B:110:THR:HG22	1:B:296:SER:HA	1.98	0.45
1:C:14:ARG:NH1	1:C:35:ASP:OD1	2.49	0.45
1:A:202:THR:HG1	1:A:203:PRO:HD3	1.81	0.45
1:C:40:ILE:HG22	2:C:440:HOH:O	2.15	0.45
1:C:206:ALA:HB1	1:C:234:MSE:HG3	1.97	0.45
1:C:11:VAL:HG12	1:C:33:GLN:HE21	1.80	0.45
1:B:102:TYR:CD2	1:B:104:PRO:HD3	2.51	0.45
1:C:74:ASN:ND2	2:C:432:HOH:O	2.49	0.45
1:C:92:GLU:O	1:C:96:ARG:HD2	2.16	0.45
1:B:92:GLU:O	1:B:96:ARG:HG3	2.16	0.45
1:A:218:LEU:HD22	1:A:247:ASP:OD2	2.16	0.45
1:C:188:ARG:N	1:C:189:PRO:HD3	2.31	0.45

*Continued on next page...*

*Continued from previous page...*

Atom-1	Atom-2	Interatomic distance (Å)	Clash overlap (Å)
1:A:22:ALA:O	1:A:25:ARG:HB2	2.17	0.45
1:A:310:ALA:O	1:A:313:LEU:HB3	2.15	0.45
1:C:34:TRP:O	1:C:36:SER:N	2.48	0.45
1:A:75:LEU:HB3	1:A:98:ILE:HD13	1.98	0.45
1:B:7:MSE:O	1:B:30:GLU:N	2.36	0.45
1:D:16:PRO:HB2	1:D:306:SER:CB	2.46	0.45
1:C:89:ALA:O	1:C:93:ILE:HG12	2.17	0.45
1:D:201:SER:HB2	1:D:203:PRO:HD2	1.98	0.45
1:B:72:GLY:CA	2:B:336:HOH:O	2.59	0.45
1:B:78:ILE:N	1:B:99:ARG:O	2.46	0.45
1:B:186:GLN:HA	1:B:187:PRO:HD3	1.80	0.45
1:D:279:ASN:HA	2:D:332:HOH:O	2.16	0.45
1:A:49:VAL:HG21	1:A:67:ILE:CG2	2.30	0.45
1:B:71:ALA:HB1	1:B:75:LEU:HB2	1.97	0.45
1:A:234:MSE:HE2	1:A:238:ALA:CB	2.40	0.45
1:D:7:MSE:HB3	1:D:53:HIS:CB	2.46	0.45
1:D:114:LEU:CD2	1:D:295:GLY:HA2	2.40	0.45
1:B:114:LEU:CD1	1:B:294:ILE:HG13	2.46	0.45
1:C:21:VAL:O	1:C:21:VAL:HG12	2.16	0.45
1:C:9:VAL:CG2	1:C:31:VAL:HG22	2.46	0.45
1:D:281:PRO:O	1:D:283:LEU:N	2.49	0.45
1:A:87:HIS:ND1	1:A:87:HIS:N	2.62	0.45
1:A:234:MSE:HE1	1:A:240:PHE:HD1	1.82	0.45
1:B:71:ALA:CB	1:B:75:LEU:HD22	2.47	0.45
1:C:56:LEU:HD12	1:C:313:LEU:HD22	1.97	0.45
1:A:7:MSE:HE1	1:A:28:ASP:OD2	2.15	0.45
1:C:245:ARG:O	1:C:248:VAL:HG23	2.17	0.45
1:C:257:ALA:HB1	1:C:262:LYS:HB2	1.97	0.45
1:C:34:TRP:CZ3	1:C:44:GLU:HG3	2.52	0.45
1:D:99:ARG:HD2	1:D:325:GLU:OE2	2.16	0.45
1:A:114:LEU:HD22	1:A:295:GLY:HA2	1.98	0.45
1:A:220:PRO:N	2:A:429:HOH:O	2.48	0.45
1:A:40:ILE:HG21	1:A:45:LEU:HD13	1.97	0.45
1:A:80:THR:O	1:A:80:THR:HG23	2.15	0.45
1:B:158:ILE:O	1:B:182:TYR:HA	2.17	0.45
1:D:78:ILE:HG13	1:D:98:ILE:HG21	1.98	0.45
1:C:54:GLY:HA2	1:C:77:VAL:CG1	2.47	0.45
1:C:93:ILE:HG23	1:C:98:ILE:HB	1.99	0.45
1:A:103:THR:HG22	1:A:308:LEU:HD23	1.98	0.45
1:C:40:ILE:CD1	1:C:45:LEU:HA	2.44	0.45
1:A:142:LYS:NZ	1:B:38:GLU:OE2	2.47	0.45

*Continued on next page...*

*Continued from previous page...*

Atom-1	Atom-2	Interatomic distance (Å)	Clash overlap (Å)
1:D:211:PHE:HD1	1:D:239:VAL:HB	1.81	0.45
1:A:76:LYS:HD3	1:A:316:GLY:O	2.17	0.45
1:C:36:SER:OG	1:C:37:ASP:N	2.49	0.45
1:A:280:HIS:ND1	1:A:282:LEU:HB2	2.32	0.45
1:C:92:GLU:HA	1:C:95:LYS:HZ2	1.81	0.45
1:B:276:LEU:HD22	1:B:290:ILE:HD13	1.98	0.45
1:C:107:LEU:HD12	1:C:107:LEU:C	2.37	0.45
1:B:182:TYR:CZ	1:B:199:PHE:HB2	2.52	0.45
1:C:144:LEU:CD2	1:D:16:PRO:HG3	2.47	0.45
1:B:128:GLU:O	1:B:132:GLU:HG2	2.17	0.45
1:A:158:ILE:N	1:A:158:ILE:CD1	2.78	0.45
1:B:74:ASN:HB2	2:B:336:HOH:O	2.17	0.45
1:C:114:LEU:HD11	1:C:294:ILE:HG13	1.99	0.45
1:D:161:LEU:HB2	1:D:182:TYR:CD2	2.52	0.45
1:A:53:HIS:O	1:A:317:LEU:HD21	2.16	0.45
1:C:42:ALA:O	1:C:45:LEU:HB3	2.17	0.45
1:A:227:ASN:HB3	1:A:250:ASN:HD22	1.82	0.45
1:C:146:LEU:CD1	1:D:294:ILE:HG21	2.46	0.45
1:D:104:PRO:O	1:D:105:ASP:CB	2.65	0.45
1:B:55:LEU:HG	1:B:78:ILE:HG23	1.99	0.45
1:D:185:ARG:HH11	1:D:185:ARG:CG	2.29	0.45
1:D:93:ILE:CG2	1:D:98:ILE:HB	2.36	0.45
1:A:83:VAL:HG23	1:A:104:PRO:HA	1.99	0.45
1:A:209:SER:HB2	1:A:212:ILE:CD1	2.46	0.45
1:C:188:ARG:HD2	2:C:359:HOH:O	2.16	0.45
1:A:110:THR:O	1:A:113:GLU:HB3	2.16	0.45
1:A:155:THR:N	1:A:210:ASP:OD2	2.32	0.45
1:C:77:VAL:HA	1:C:99:ARG:O	2.17	0.45
1:A:124:ARG:CZ	1:B:298:THR:HG22	2.47	0.45
1:C:264:ALA:O	1:C:265:ALA:HB2	2.16	0.45
1:B:100:VAL:O	1:B:325:GLU:HG3	2.17	0.45
1:A:158:ILE:CD1	1:A:169:ALA:HB2	2.47	0.45
1:A:59:LEU:HA	1:A:87:HIS:CE1	2.51	0.45
1:A:114:LEU:HD21	1:A:294:ILE:HG13	1.98	0.45
1:A:181:LEU:CD2	1:A:198:GLU:HB2	2.47	0.45
1:D:258:LEU:HD11	1:D:266:ALA:HB3	1.99	0.45
1:A:157:GLY:CA	1:A:205:LEU:HD11	2.46	0.45
1:A:157:GLY:HA3	1:A:205:LEU:HD11	1.99	0.45
1:B:173:LYS:N	1:B:174:PRO:HD2	2.31	0.45
1:A:10:PHE:CD1	1:A:32:GLU:O	2.70	0.45
1:A:302:ARG:HD3	1:A:305:MSE:HE1	1.98	0.45

*Continued on next page...*

*Continued from previous page...*

Atom-1	Atom-2	Interatomic distance (Å)	Clash overlap (Å)
1:B:159:ILE:CG2	1:B:214:VAL:HG13	2.46	0.45
1:A:249:VAL:HG12	1:A:250:ASN:N	2.31	0.45
1:B:191:GLU:HA	2:B:392:HOH:O	2.16	0.45
1:A:210:ASP:OD1	1:A:235:LYS:HD2	2.17	0.45
1:B:68:LEU:HD13	1:B:96:ARG:NH1	2.30	0.45
1:C:163:ARG:HA	1:C:166:GLN:NE2	2.32	0.45
1:A:142:LYS:HB3	2:A:362:HOH:O	2.16	0.45
1:C:158:ILE:O	1:C:182:TYR:HA	2.17	0.45
1:D:51:GLY:HA2	2:D:416:HOH:O	2.15	0.45
1:A:161:LEU:CD2	1:A:188:ARG:HB2	2.46	0.45
1:B:325:GLU:HG3	1:B:326:LEU:N	2.30	0.45
1:A:180:PHE:CD2	1:A:195:PHE:HB3	2.52	0.45
1:B:184:GLY:N	1:B:199:PHE:HE1	2.13	0.45
1:D:256:GLN:NE2	1:D:260:SER:HB3	2.31	0.45
1:C:117:SER:OG	1:D:120:LEU:HB3	2.17	0.45
1:A:49:VAL:O	1:A:71:ALA:HA	2.17	0.45
1:B:23:LEU:CD2	1:B:314:LEU:HG	2.47	0.45
1:A:219:THR:HB	1:A:220:PRO:CD	2.47	0.45
1:B:76:LYS:HD3	1:B:316:GLY:O	2.16	0.45
1:B:269:ASP:O	1:B:293:HIS:HA	2.17	0.45
1:A:98:ILE:CG2	1:A:99:ARG:H	2.17	0.45
1:C:240:PHE:O	1:C:266:ALA:HA	2.16	0.45
1:B:65:LYS:HB3	1:B:65:LYS:HZ3	1.81	0.45
1:B:219:THR:O	1:B:223:GLU:HB2	2.17	0.45
1:C:110:THR:HG23	1:D:124:ARG:NH1	2.32	0.45
1:B:7:MSE:SE	1:B:317:LEU:HG	2.66	0.45
1:A:143:PRO:HB2	1:B:16:PRO:HD3	1.98	0.45
1:A:182:TYR:CE1	1:A:199:PHE:HA	2.51	0.45
1:C:255:TYR:CD1	1:C:285:LEU:HD11	2.51	0.45
1:C:161:LEU:HD22	1:C:182:TYR:CD1	2.50	0.45
1:B:110:THR:O	1:B:113:GLU:HB3	2.17	0.45
1:D:75:LEU:O	1:D:98:ILE:HG12	2.17	0.45
1:C:258:LEU:HD13	1:C:288:CYS:HB2	1.98	0.45
1:D:292:PRO:HG2	1:D:294:ILE:HG23	1.99	0.45
1:A:121:THR:HG22	1:A:126:LEU:HB2	1.98	0.45
1:A:12:THR:HG22	1:A:45:LEU:HD13	1.99	0.45
1:D:183:THR:HG23	1:D:205:LEU:CD1	2.42	0.45
1:C:192:ALA:HB1	1:C:197:ALA:HB3	1.99	0.45
1:C:102:TYR:HD1	1:C:102:TYR:N	2.14	0.45
1:A:51:GLY:HA2	1:A:74:ASN:ND2	2.32	0.45
1:C:159:ILE:HG22	1:C:216:CYS:HB3	1.99	0.45

*Continued on next page...*

*Continued from previous page...*

Atom-1	Atom-2	Interatomic distance (Å)	Clash overlap (Å)
1:D:212:ILE:HD12	1:D:234:MSE:HE3	1.99	0.45
1:A:59:LEU:N	1:A:59:LEU:CD2	2.71	0.45
1:B:53:HIS:C	1:B:75:LEU:HD12	2.37	0.45
1:C:54:GLY:HA2	1:C:77:VAL:HG12	1.98	0.45
1:A:148:GLY:O	1:B:298:THR:HA	2.16	0.45
1:C:18:GLU:HG3	1:C:307:LEU:HB2	1.99	0.45
1:D:121:THR:HA	1:D:126:LEU:HD13	1.99	0.45
1:A:224:GLY:H	1:A:248:VAL:HA	1.81	0.45
1:D:142:LYS:HB2	1:D:145:TRP:HB2	1.98	0.45
1:C:6:LEU:HD23	1:C:30:GLU:HG3	1.98	0.45
1:A:325:GLU:HG2	1:A:326:LEU:N	2.32	0.45
1:B:45:LEU:HD23	1:B:67:ILE:HD12	1.98	0.45
1:D:202:THR:CG2	1:D:225:LEU:HD11	2.30	0.45
1:C:11:VAL:HB	1:C:33:GLN:CB	2.34	0.45
1:A:125:ARG:NH1	1:A:146:LEU:HA	2.32	0.45
1:B:191:GLU:N	1:B:191:GLU:OE1	2.41	0.45
1:B:59:LEU:C	1:B:59:LEU:HD12	2.37	0.45
1:A:51:GLY:N	1:A:71:ALA:O	2.44	0.45
1:C:302:ARG:O	1:C:305:MSE:HG2	2.15	0.45
1:A:145:TRP:CZ2	1:A:146:LEU:HD12	2.52	0.45
1:B:26:ALA:C	1:B:28:ASP:N	2.67	0.45
1:A:152:THR:C	1:A:154:SER:H	2.20	0.45
1:A:21:VAL:O	1:A:24:ALA:N	2.50	0.45
1:D:10:PHE:HA	1:D:32:GLU:O	2.17	0.45
1:B:99:ARG:HD2	1:B:325:GLU:OE1	2.16	0.45
1:B:83:VAL:HG13	1:B:84:GLY:N	2.32	0.45
1:B:77:VAL:HG11	1:B:317:LEU:HD13	1.99	0.45
1:C:99:ARG:NH2	1:C:320:GLU:O	2.50	0.45
1:A:280:HIS:CE1	1:A:282:LEU:HD12	2.51	0.45
1:C:43:LYS:HE3	1:C:47:ARG:NH2	2.32	0.45
1:B:66:ARG:CZ	2:B:403:HOH:O	2.64	0.45
1:A:174:PRO:HG2	1:B:174:PRO:CG	2.30	0.45
1:A:157:GLY:HA3	1:A:205:LEU:HD11	1.99	0.45
1:B:313:LEU:HD13	1:B:317:LEU:HD22	1.98	0.45
1:B:201:SER:HB2	1:B:203:PRO:HD2	1.98	0.45
1:D:140:SER:OG	1:D:141:TRP:N	2.50	0.45
1:D:161:LEU:O	1:D:161:LEU:HG	2.17	0.45
1:D:163:ARG:HD3	1:D:166:GLN:CD	2.37	0.45
1:D:195:PHE:O	1:D:196:GLN:C	2.55	0.45
1:C:111:THR:CG2	1:C:164:ILE:HD13	2.44	0.45
1:D:100:VAL:CG1	1:D:101:GLY:N	2.80	0.45

*Continued on next page...*

*Continued from previous page...*

Atom-1	Atom-2	Interatomic distance (Å)	Clash overlap (Å)
1:C:16:PRO:HD2	1:C:81:MSE:HE1	1.98	0.45
1:A:8:LYS:HE2	1:A:32:GLU:HB2	1.98	0.45
1:A:59:LEU:HD11	1:A:82:SER:OG	2.17	0.45
1:B:76:LYS:CE	1:B:317:LEU:HA	2.38	0.45
1:C:249:VAL:O	1:C:249:VAL:CG1	2.64	0.45
1:B:83:VAL:HG13	1:B:84:GLY:N	2.31	0.45
1:B:301:THR:O	1:B:305:MSE:HG3	2.17	0.45
1:D:240:PHE:O	1:D:241:ILE:HD13	2.16	0.45
1:C:146:LEU:CD1	1:D:292:PRO:HG3	2.47	0.45
1:B:244:SER:OG	1:B:245:ARG:N	2.48	0.45
1:D:93:ILE:HG23	1:D:98:ILE:HB	1.99	0.45
1:D:99:ARG:NH1	1:D:325:GLU:OE1	2.48	0.45
1:A:64:ASP:OD1	1:A:67:ILE:HG12	2.17	0.45
1:B:316:GLY:C	1:B:318:ARG:H	2.21	0.45
1:A:8:LYS:CD	1:A:52:ALA:HB2	2.46	0.45
1:C:49:VAL:O	1:C:71:ALA:HA	2.17	0.45
1:A:229:ASP:O	1:A:233:LYS:HD2	2.16	0.45
1:A:325:GLU:HG2	1:A:326:LEU:N	2.32	0.45
1:B:283:LEU:CD2	1:B:290:ILE:HD12	2.46	0.45
1:A:128:GLU:HG3	2:A:382:HOH:O	2.17	0.45
1:C:53:HIS:CE1	1:C:74:ASN:HD22	2.34	0.45
1:B:82:SER:O	1:B:83:VAL:C	2.56	0.45
1:A:202:THR:O	1:A:205:LEU:HB3	2.17	0.45
1:C:45:LEU:HG	1:C:67:ILE:HG21	1.99	0.45
1:C:139:THR:HA	1:D:275:PRO:HG3	1.99	0.45
1:D:254:LEU:O	1:D:258:LEU:HG	2.16	0.45
1:C:300:ARG:HG2	1:C:300:ARG:HH11	1.82	0.45
1:B:76:LYS:C	1:B:98:ILE:HG23	2.37	0.45
1:D:13:ARG:CG	1:D:14:ARG:H	2.30	0.45
1:D:22:ALA:C	1:D:24:ALA:H	2.19	0.45
1:A:128:GLU:HG3	2:A:381:HOH:O	2.16	0.45
1:C:124:ARG:HD3	1:D:113:GLU:OE1	2.17	0.45
1:D:114:LEU:HD13	1:D:295:GLY:N	2.32	0.45
1:A:208:GLN:O	1:A:235:LYS:HE3	2.17	0.45
1:C:189:PRO:O	1:C:190:GLU:C	2.56	0.45
1:C:117:SER:OG	1:D:120:LEU:HB3	2.17	0.45
1:A:76:LYS:HD2	1:A:317:LEU:CA	2.41	0.45
1:A:218:LEU:HD22	1:A:247:ASP:HB2	1.98	0.45
1:B:62:HIS:CE1	2:B:414:HOH:O	2.69	0.45
1:C:49:VAL:HG23	1:C:71:ALA:HB2	1.97	0.45
1:C:95:LYS:C	1:C:97:GLY:H	2.21	0.45

*Continued on next page...*

*Continued from previous page...*

Atom-1	Atom-2	Interatomic distance (Å)	Clash overlap (Å)
1:B:230:PHE:O	1:B:234:MSE:HG3	2.17	0.45
1:C:315:ALA:HB3	1:C:322:MSE:CG	2.47	0.45
1:C:106:VAL:HG11	1:C:308:LEU:HD22	1.99	0.45
1:B:114:LEU:HD22	1:B:295:GLY:HA2	1.99	0.45
1:B:62:HIS:O	1:B:64:ASP:N	2.44	0.45
1:C:105:ASP:N	1:C:105:ASP:OD2	2.50	0.45
1:C:275:PRO:HA	1:D:138:TRP:CH2	2.52	0.45
1:C:19:GLY:HA3	1:C:306:SER:O	2.18	0.45
1:B:320:GLU:O	1:B:321:PRO:O	2.35	0.44
1:C:107:LEU:C	1:C:107:LEU:HD12	2.38	0.44
1:C:264:ALA:O	1:C:265:ALA:HB2	2.17	0.44
1:B:71:ALA:HB1	1:B:75:LEU:HB2	1.99	0.44
1:D:247:ASP:HA	2:D:406:HOH:O	2.16	0.44
1:A:9:VAL:HG13	1:A:54:GLY:CA	2.46	0.44
1:D:320:GLU:HB3	1:D:321:PRO:HD2	1.99	0.44
1:C:310:ALA:O	1:C:314:LEU:HB2	2.16	0.44
1:C:90:LEU:HD23	1:C:93:ILE:HD12	1.99	0.44
1:D:269:ASP:OD1	1:D:291:LEU:HB2	2.17	0.44
1:D:249:VAL:CG1	1:D:250:ASN:N	2.79	0.44
1:A:138:TRP:CD2	1:B:275:PRO:HB3	2.52	0.44
1:D:312:ASN:HB3	2:D:357:HOH:O	2.17	0.44
1:B:114:LEU:HD13	1:B:294:ILE:C	2.38	0.44
1:D:183:THR:HG21	1:D:202:THR:CA	2.47	0.44
1:B:101:GLY:CA	1:B:322:MSE:SE	3.15	0.44
1:B:77:VAL:HA	1:B:99:ARG:O	2.16	0.44
1:C:244:SER:OG	1:C:245:ARG:N	2.42	0.44
1:B:13:ARG:HH21	1:B:39:PRO:HA	1.80	0.44
1:B:65:LYS:CB	1:B:92:GLU:HG3	2.47	0.44
1:A:250:ASN:C	1:A:252:ASP:N	2.71	0.44
1:B:140:SER:OG	1:B:141:TRP:N	2.50	0.44
1:D:182:TYR:HE1	1:D:197:ALA:CB	2.29	0.44
1:D:144:LEU:HB2	2:D:362:HOH:O	2.18	0.44
1:D:292:PRO:HG2	1:D:294:ILE:HG23	1.99	0.44
1:B:59:LEU:C	1:B:61:ASP:H	2.20	0.44
1:A:8:LYS:HB3	1:A:52:ALA:HA	1.98	0.44
1:D:164:ILE:O	1:D:168:ILE:HG13	2.18	0.44
1:C:7:MSE:O	1:C:30:GLU:HB2	2.16	0.44
1:D:86:ASP:C	1:D:88:LEU:N	2.70	0.44
1:B:78:ILE:HD12	1:B:93:ILE:CD1	2.48	0.44
1:C:93:ILE:HG21	1:C:100:VAL:HG22	1.98	0.44
1:C:95:LYS:C	1:C:97:GLY:N	2.71	0.44

*Continued on next page...*

*Continued from previous page...*

Atom-1	Atom-2	Interatomic distance (Å)	Clash overlap (Å)
1:B:59:LEU:HD22	1:B:245:ARG:NH2	2.33	0.44
1:B:322:MSE:HB2	1:B:325:GLU:HB2	1.99	0.44
1:D:182:TYR:O	1:D:199:PHE:HA	2.17	0.44
1:A:45:LEU:O	1:A:49:VAL:HG13	2.17	0.44
1:B:15:ILE:O	1:B:20:ARG:HD3	2.17	0.44
1:A:208:GLN:HE21	1:A:208:GLN:CA	2.23	0.44
1:B:245:ARG:HB2	1:B:248:VAL:HG21	1.98	0.44
1:A:8:LYS:CB	1:A:52:ALA:HA	2.45	0.44
1:B:222:THR:HA	1:B:225:LEU:HD23	1.98	0.44
1:C:309:ALA:O	1:C:313:LEU:HB2	2.17	0.44
1:D:158:ILE:O	1:D:182:TYR:HB2	2.17	0.44
1:C:107:LEU:HD23	1:C:305:MSE:CE	2.41	0.44
1:C:257:ALA:CB	1:C:262:LYS:HD2	2.48	0.44
1:C:283:LEU:CD2	1:C:290:ILE:HD12	2.46	0.44
1:C:243:ILE:HD12	1:C:243:ILE:C	2.38	0.44
1:C:74:ASN:O	1:C:75:LEU:C	2.56	0.44
1:A:125:ARG:HH21	1:A:128:GLU:CD	2.21	0.44
1:A:95:LYS:C	1:A:97:GLY:N	2.70	0.44
1:B:41:PRO:O	1:B:44:GLU:N	2.50	0.44
1:B:317:LEU:C	1:B:318:ARG:HG3	2.38	0.44
1:D:102:TYR:CD2	1:D:104:PRO:HD3	2.53	0.44
1:C:109:ASP:CB	2:C:338:HOH:O	2.61	0.44
1:C:312:ASN:O	1:C:322:MSE:HE2	2.17	0.44
1:B:200:VAL:HG22	1:B:201:SER:H	1.82	0.44
1:D:181:LEU:HD12	1:D:205:LEU:HA	1.99	0.44
1:B:192:ALA:CB	1:B:197:ALA:HB3	2.45	0.44
1:B:228:LYS:O	1:B:232:GLN:N	2.51	0.44
1:A:91:ASP:HB2	2:A:346:HOH:O	2.18	0.44
1:A:41:PRO:HB2	1:A:44:GLU:HG2	1.99	0.44
1:D:258:LEU:HD22	1:D:287:ASN:ND2	2.32	0.44
1:B:128:GLU:O	1:B:132:GLU:HG2	2.18	0.44
1:B:173:LYS:HB3	1:B:174:PRO:CD	2.48	0.44
1:A:8:LYS:HE3	1:A:32:GLU:CB	2.48	0.44
1:C:54:GLY:CA	1:C:313:LEU:HD11	2.47	0.44
1:D:140:SER:OG	1:D:141:TRP:N	2.50	0.44
1:C:314:LEU:O	1:C:318:ARG:N	2.38	0.44
1:D:240:PHE:O	1:D:241:ILE:HD13	2.17	0.44
1:D:9:VAL:HB	1:D:31:VAL:HA	1.98	0.44
1:C:43:LYS:CB	2:C:390:HOH:O	2.65	0.44
1:B:46:GLU:HG3	1:B:67:ILE:CD1	2.48	0.44
1:A:128:GLU:HG3	2:A:381:HOH:O	2.17	0.44

*Continued on next page...*

*Continued from previous page...*

Atom-1	Atom-2	Interatomic distance (Å)	Clash overlap (Å)
1:A:141:TRP:NE1	1:B:302:ARG:NH2	2.65	0.44
1:D:8:LYS:N	1:D:53:HIS:ND1	2.62	0.44
1:D:7:MSE:HB3	1:D:53:HIS:CG	2.52	0.44
1:B:41:PRO:HD2	1:B:44:GLU:CG	2.48	0.44
1:A:23:LEU:CD2	1:A:314:LEU:HD13	2.47	0.44
1:D:241:ILE:CG2	1:D:242:ASN:N	2.79	0.44
1:A:49:VAL:O	1:A:50:ALA:C	2.55	0.44
1:D:16:PRO:O	1:D:18:GLU:N	2.48	0.44
1:C:7:MSE:HE2	1:C:53:HIS:HD2	1.82	0.44
1:C:95:LYS:C	1:C:97:GLY:H	2.20	0.44
1:C:219:THR:H	1:C:222:THR:HG1	1.64	0.44
1:C:164:ILE:CG2	1:C:215:ALA:HB1	2.48	0.44
1:C:175:PHE:HA	1:D:171:ARG:NH1	2.33	0.44
1:D:121:THR:CG2	1:D:126:LEU:HB2	2.40	0.44
1:C:18:GLU:O	1:C:20:ARG:N	2.50	0.44
1:B:276:LEU:HD22	1:B:290:ILE:HD13	2.00	0.44
1:C:159:ILE:HG22	1:C:216:CYS:HB3	1.99	0.44
1:B:114:LEU:HD22	1:B:294:ILE:O	2.18	0.44
1:A:238:ALA:O	1:A:264:ALA:HB3	2.16	0.44
1:B:173:LYS:O	1:B:175:PHE:N	2.50	0.44
1:D:14:ARG:NH2	1:D:35:ASP:OD2	2.50	0.44
1:D:204:GLU:HB3	1:D:208:GLN:HE21	1.81	0.44
1:B:66:ARG:HD3	1:B:66:ARG:HA	1.72	0.44
1:B:49:VAL:HG12	1:B:55:LEU:HD13	1.99	0.44
1:A:174:PRO:HB2	1:B:171:ARG:HA	1.99	0.44
1:C:93:ILE:CG2	1:C:98:ILE:HB	2.39	0.44
1:D:164:ILE:HG21	1:D:243:ILE:HD11	1.98	0.44
1:B:34:TRP:CB	1:B:40:ILE:HD12	2.45	0.44
1:B:326:LEU:C	1:B:326:LEU:HD23	2.38	0.44
1:D:8:LYS:HD3	1:D:51:GLY:C	2.38	0.44
1:D:7:MSE:HE3	1:D:317:LEU:HB3	2.00	0.44
1:B:68:LEU:CD2	1:B:75:LEU:HD22	2.48	0.44
1:B:88:LEU:HB2	1:B:90:LEU:HD11	1.99	0.44
1:D:104:PRO:O	1:D:105:ASP:HB2	2.17	0.44
1:D:209:SER:HB3	1:D:211:PHE:O	2.17	0.44
1:A:156:VAL:HG11	1:A:172:LEU:HD12	1.99	0.44
1:D:152:THR:C	1:D:154:SER:N	2.71	0.44
1:A:114:LEU:HD22	1:A:295:GLY:N	2.33	0.44
1:C:11:VAL:HG23	1:C:31:VAL:HG13	2.00	0.44
1:B:202:THR:N	1:B:203:PRO:CD	2.81	0.44
1:C:312:ASN:OD1	1:C:323:PRO:HD2	2.18	0.44

*Continued on next page...*

*Continued from previous page...*

Atom-1	Atom-2	Interatomic distance (Å)	Clash overlap (Å)
1:A:95:LYS:C	1:A:97:GLY:H	2.20	0.44
1:B:97:GLY:O	1:B:98:ILE:C	2.55	0.44
1:C:195:PHE:O	1:C:196:GLN:HB2	2.18	0.44
1:A:280:HIS:CE1	1:A:281:PRO:HD2	2.53	0.44
1:A:83:VAL:HG23	1:A:104:PRO:HB3	1.99	0.44
1:C:279:ASN:HB3	2:C:355:HOH:O	2.18	0.44
1:A:171:ARG:NH1	1:B:174:PRO:O	2.51	0.44
1:D:192:ALA:HB1	1:D:197:ALA:H	1.82	0.44
1:A:250:ASN:C	1:A:252:ASP:N	2.71	0.44
1:D:214:VAL:HB	1:D:242:ASN:OD1	2.18	0.44
1:C:77:VAL:CG1	1:C:317:LEU:HD12	2.48	0.44
1:D:121:THR:CG2	1:D:127:PRO:HD3	2.40	0.44
1:D:209:SER:HB2	1:D:212:ILE:CD1	2.48	0.44
1:D:159:ILE:HG21	1:D:225:LEU:HD23	1.98	0.44
1:C:106:VAL:HG23	1:C:305:MSE:HG2	2.00	0.44
1:C:307:LEU:HG	1:C:311:ASN:ND2	2.33	0.44
1:D:156:VAL:HB	1:D:180:PHE:CE1	2.53	0.44
1:A:103:THR:HG21	1:A:305:MSE:HB3	2.00	0.44
1:B:95:LYS:C	1:B:97:GLY:N	2.70	0.44
1:C:185:ARG:NH2	2:C:359:HOH:O	2.51	0.44
1:C:85:ILE:CD1	1:C:90:LEU:HD11	2.44	0.44
1:B:311:ASN:C	1:B:313:LEU:N	2.71	0.44
1:A:236:GLU:O	1:A:264:ALA:N	2.50	0.44
1:D:62:HIS:NE2	1:D:64:ASP:HB3	2.33	0.44
1:B:297:ALA:O	1:B:298:THR:HG23	2.17	0.44
1:B:59:LEU:HD12	1:B:60:SER:N	2.32	0.44
1:A:106:VAL:HB	1:A:304:THR:CG2	2.47	0.44
1:C:75:LEU:HG	1:C:98:ILE:HG21	1.99	0.44
1:A:121:THR:HG22	1:A:126:LEU:HB2	1.99	0.44
1:C:80:THR:HG22	1:C:101:GLY:O	2.18	0.44
1:C:13:ARG:HH21	1:C:39:PRO:CA	2.30	0.44
1:A:161:LEU:HG	1:A:161:LEU:O	2.18	0.44
1:A:135:ASN:OD1	1:A:136:GLY:N	2.50	0.44
1:C:219:THR:HB	1:C:220:PRO:CD	2.45	0.44
1:D:42:ALA:O	1:D:46:GLU:HG3	2.17	0.44
1:D:181:LEU:HA	1:D:198:GLU:O	2.16	0.44
1:C:114:LEU:CD1	1:C:294:ILE:O	2.66	0.44
1:A:106:VAL:HG23	1:A:107:LEU:N	2.33	0.44
1:A:99:ARG:NH2	1:A:316:GLY:HA2	2.32	0.44
1:A:80:THR:HB	1:A:87:HIS:HE2	1.82	0.44
1:C:151:LEU:O	1:C:154:SER:HB3	2.17	0.44

*Continued on next page...*

*Continued from previous page...*

Atom-1	Atom-2	Interatomic distance (Å)	Clash overlap (Å)
1:B:245:ARG:HB2	1:B:248:VAL:HG23	1.99	0.44
1:D:99:ARG:HD2	1:D:325:GLU:CD	2.37	0.44
1:D:8:LYS:O	1:D:52:ALA:HB1	2.18	0.44
1:A:114:LEU:CD2	1:A:294:ILE:HG13	2.48	0.44
1:D:59:LEU:HA	1:D:87:HIS:CD2	2.52	0.44
1:A:313:LEU:O	1:A:317:LEU:HB3	2.17	0.44
1:D:231:PHE:O	1:D:234:MSE:N	2.51	0.44
1:C:75:LEU:HD12	1:C:98:ILE:CD1	2.48	0.44
1:D:262:LYS:HD2	2:D:345:HOH:O	2.17	0.44
1:B:40:ILE:HA	1:B:41:PRO:HD3	1.88	0.44
1:B:271:THR:HG1	1:B:276:LEU:HD13	1.83	0.44
1:D:203:PRO:HG3	1:D:233:LYS:HZ2	1.83	0.44
1:C:183:THR:CG2	1:C:184:GLY:N	2.80	0.44
1:B:71:ALA:HB1	1:B:75:LEU:HB2	2.00	0.44
1:A:61:ASP:O	1:A:87:HIS:HB2	2.17	0.44
1:D:205:LEU:HD23	1:D:205:LEU:O	2.18	0.44
1:A:53:HIS:N	1:A:53:HIS:CD2	2.84	0.44
1:A:96:ARG:HH11	1:A:96:ARG:HG3	1.82	0.44
1:D:132:GLU:HB3	1:D:137:GLY:O	2.18	0.44
1:C:26:ALA:HB2	1:C:314:LEU:HD11	1.99	0.44
1:C:76:LYS:HA	1:C:98:ILE:HG23	2.00	0.44
1:A:139:THR:HA	1:B:275:PRO:HG3	1.99	0.44
1:A:183:THR:CG2	1:A:184:GLY:N	2.80	0.44
1:A:144:LEU:HD11	1:B:14:ARG:CG	2.48	0.44
1:A:272:SER:HA	1:A:273:PRO:HA	1.87	0.44
1:C:45:LEU:HG	1:C:67:ILE:CG2	2.48	0.44
1:B:260:SER:OG	1:B:262:LYS:HE2	2.18	0.44
1:D:163:ARG:HD3	1:D:166:GLN:NE2	2.33	0.44
1:D:250:ASN:CG	1:D:253:ASP:HB2	2.38	0.44
1:D:320:GLU:HB3	1:D:321:PRO:HD2	2.00	0.44
1:C:175:PHE:HA	1:D:171:ARG:NH1	2.33	0.44
1:B:140:SER:OG	1:B:141:TRP:N	2.50	0.44
1:A:325:GLU:O	1:A:326:LEU:HB2	2.17	0.44
1:C:83:VAL:HG23	1:C:103:THR:O	2.18	0.44
1:D:8:LYS:N	1:D:53:HIS:ND1	2.64	0.44
1:C:184:GLY:N	1:C:199:PHE:CE1	2.84	0.44
1:D:272:SER:HA	1:D:273:PRO:HA	1.70	0.44
1:B:179:ARG:HD2	1:B:181:LEU:HD21	2.00	0.44
1:A:188:ARG:HB3	1:A:191:GLU:CD	2.38	0.44
1:C:219:THR:O	1:C:223:GLU:HG3	2.17	0.44
1:B:9:VAL:HG13	1:B:313:LEU:HD11	2.00	0.44

*Continued on next page...*

*Continued from previous page...*

Atom-1	Atom-2	Interatomic distance (Å)	Clash overlap (Å)
1:A:281:PRO:O	1:A:282:LEU:C	2.56	0.44
1:D:21:VAL:HG12	1:D:25:ARG:CD	2.47	0.44
1:D:9:VAL:HG22	1:D:317:LEU:HD11	2.00	0.44
1:D:308:LEU:O	1:D:312:ASN:N	2.51	0.44
1:A:11:VAL:CG2	1:A:56:LEU:HD13	2.48	0.44
1:C:302:ARG:HG3	1:D:147:CYS:SG	2.58	0.44
1:C:87:HIS:NE2	1:C:88:LEU:HG	2.33	0.44
1:C:151:LEU:HA	1:C:154:SER:OG	2.17	0.44
1:A:182:TYR:OH	1:A:187:PRO:CA	2.65	0.44
1:B:195:PHE:C	1:B:197:ALA:N	2.70	0.44
1:A:255:TYR:O	1:A:259:ALA:N	2.40	0.44
1:C:283:LEU:CD2	1:C:290:ILE:HD12	2.47	0.44
1:D:119:LEU:O	1:D:119:LEU:HD23	2.18	0.44
1:C:93:ILE:HD11	1:C:100:VAL:HG22	2.00	0.44
1:A:180:PHE:O	1:A:197:ALA:HA	2.18	0.44
1:B:49:VAL:HB	1:B:70:ALA:HB3	2.00	0.44
1:D:262:LYS:HD3	1:D:262:LYS:HA	1.87	0.44
1:A:175:PHE:CE2	1:B:171:ARG:HD2	2.52	0.44
1:D:258:LEU:HD22	1:D:287:ASN:HD21	1.82	0.44
1:C:107:LEU:HD12	1:C:107:LEU:C	2.39	0.44
1:C:312:ASN:OD1	1:C:322:MSE:HG2	2.17	0.44
1:A:278:THR:C	1:A:280:HIS:H	2.20	0.44
1:A:286:LYS:HA	2:A:405:HOH:O	2.17	0.44
1:D:158:ILE:CD1	1:D:169:ALA:HB2	2.47	0.44
1:A:102:TYR:CG	1:A:104:PRO:HD3	2.52	0.44
1:A:78:ILE:HG21	1:A:88:LEU:CD2	2.48	0.44
1:C:310:ALA:O	1:C:314:LEU:HB2	2.18	0.44
1:B:142:LYS:HA	1:B:143:PRO:HD2	1.81	0.44
1:D:157:GLY:HA3	1:D:209:SER:OG	2.18	0.44
1:B:8:LYS:HB2	1:B:52:ALA:HA	2.00	0.44
1:C:121:THR:HG1	1:D:121:THR:HG1	1.62	0.44
1:A:188:ARG:C	2:A:350:HOH:O	2.56	0.44
1:B:65:LYS:O	1:B:69:ASP:CB	2.66	0.44
1:D:227:ASN:HA	1:D:250:ASN:HB3	1.99	0.44
1:B:10:PHE:O	1:B:55:LEU:HG	2.17	0.44
1:D:255:TYR:CE1	1:D:281:PRO:HB3	2.52	0.44
1:D:76:LYS:C	1:D:98:ILE:HG23	2.38	0.44
1:A:211:PHE:CD2	1:A:239:VAL:HB	2.53	0.44
1:B:322:MSE:SE	1:B:324:SER:O	2.86	0.44
1:B:179:ARG:HH22	1:B:208:GLN:NE2	2.16	0.44
1:A:182:TYR:CD1	1:A:197:ALA:HB1	2.52	0.44

*Continued on next page...*

*Continued from previous page...*

Atom-1	Atom-2	Interatomic distance (Å)	Clash overlap (Å)
1:B:7:MSE:HE3	1:B:317:LEU:O	2.17	0.44
1:B:139:THR:OG1	1:B:142:LYS:NZ	2.48	0.44
1:D:303:ASN:O	1:D:306:SER:HB3	2.17	0.44
1:C:203:PRO:HB3	1:C:233:LYS:CE	2.40	0.44
1:B:144:LEU:HD23	2:B:361:HOH:O	2.17	0.44
1:B:23:LEU:HA	1:B:314:LEU:HD11	2.00	0.44
1:D:80:THR:HG22	1:D:101:GLY:O	2.18	0.44
1:D:305:MSE:O	1:D:306:SER:C	2.56	0.44
1:C:34:TRP:CH2	1:C:44:GLU:HG3	2.52	0.44
1:A:175:PHE:CD2	1:B:171:ARG:HD2	2.53	0.44
1:A:171:ARG:HD3	1:B:175:PHE:CD2	2.53	0.44
1:A:257:ALA:CA	1:A:262:LYS:HB2	2.48	0.44
1:A:88:LEU:CD1	1:A:100:VAL:HG22	2.48	0.44
1:A:147:CYS:SG	1:B:302:ARG:HG3	2.58	0.44
1:B:185:ARG:HD2	1:B:185:ARG:HA	1.86	0.44
1:D:155:THR:HB	1:D:210:ASP:OD2	2.18	0.44
1:D:15:ILE:HD11	1:D:23:LEU:HD11	2.00	0.44
1:A:156:VAL:HB	1:A:180:PHE:CD1	2.53	0.44
1:A:271:THR:O	1:A:274:GLU:HG3	2.18	0.44
1:C:175:PHE:HA	1:D:171:ARG:NH1	2.32	0.44
1:A:131:GLU:HG3	1:A:135:ASN:ND2	2.32	0.44
1:A:325:GLU:CG	1:A:326:LEU:N	2.81	0.44
1:C:315:ALA:HB1	1:C:320:GLU:O	2.18	0.44
1:B:85:ILE:HB	1:B:88:LEU:HD12	1.99	0.44
1:D:34:TRP:CD2	1:D:40:ILE:HD12	2.53	0.44
1:A:154:SER:OG	1:A:210:ASP:HB2	2.18	0.44
1:C:216:CYS:O	1:C:244:SER:HB2	2.18	0.44
1:B:6:LEU:HD12	1:B:30:GLU:OE1	2.17	0.44
1:D:276:LEU:O	1:D:277:PRO:C	2.56	0.44
1:A:184:GLY:N	1:A:199:PHE:HE1	2.15	0.44
1:B:312:ASN:HA	1:B:323:PRO:HD2	1.99	0.44
1:B:49:VAL:HG12	1:B:55:LEU:HD13	1.99	0.44
1:C:142:LYS:HB3	2:C:377:HOH:O	2.17	0.44
1:D:7:MSE:HE3	1:D:29:CYS:HB2	1.99	0.43
1:B:188:ARG:HG2	1:B:188:ARG:O	2.17	0.43
1:B:316:GLY:C	1:B:318:ARG:H	2.22	0.43
1:B:58:LEU:N	1:B:61:ASP:OD2	2.46	0.43
1:D:19:GLY:O	1:D:23:LEU:HG	2.18	0.43
1:C:305:MSE:O	1:C:308:LEU:HB3	2.18	0.43
1:C:202:THR:HB	1:C:203:PRO:CD	2.44	0.43
1:B:181:LEU:O	1:B:182:TYR:HB3	2.18	0.43

*Continued on next page...*

*Continued from previous page...*

Atom-1	Atom-2	Interatomic distance (Å)	Clash overlap (Å)
1:B:180:PHE:HB2	2:B:379:HOH:O	2.18	0.43
1:A:32:GLU:HG3	1:A:33:GLN:H	1.82	0.43
1:A:43:LYS:O	1:A:46:GLU:HB2	2.17	0.43
1:A:227:ASN:C	1:A:229:ASP:H	2.22	0.43
1:A:7:MSE:HE3	1:A:28:ASP:O	2.17	0.43
1:A:182:TYR:OH	1:A:188:ARG:N	2.51	0.43
1:A:182:TYR:CE1	1:A:199:PHE:HB2	2.53	0.43
1:A:128:GLU:HG3	2:A:385:HOH:O	2.18	0.43
1:C:155:THR:HG22	1:C:209:SER:HA	2.00	0.43
1:A:309:ALA:HA	1:A:312:ASN:HD22	1.81	0.43
1:A:11:VAL:HG22	1:A:56:LEU:CD1	2.48	0.43
1:D:259:ALA:C	1:D:261:GLY:H	2.20	0.43
1:A:76:LYS:CD	1:A:317:LEU:HD12	2.45	0.43
1:A:258:LEU:CD2	1:A:263:ILE:HG13	2.40	0.43
1:A:155:THR:HG23	1:A:179:ARG:CD	2.46	0.43
1:D:7:MSE:HA	1:D:53:HIS:CE1	2.53	0.43
1:D:218:LEU:HD12	1:D:219:THR:N	2.32	0.43
1:A:236:GLU:C	1:A:238:ALA:H	2.21	0.43
1:D:314:LEU:HD23	1:D:317:LEU:CD2	2.46	0.43
1:B:297:ALA:N	1:B:302:ARG:HH21	2.16	0.43
1:A:181:LEU:HB2	1:A:205:LEU:HD13	2.00	0.43
1:D:192:ALA:HB1	1:D:197:ALA:HB3	2.00	0.43
1:D:245:ARG:HD3	1:D:245:ARG:HA	1.80	0.43
1:B:64:ASP:CA	1:B:93:ILE:HD11	2.48	0.43
1:C:255:TYR:CD1	1:C:285:LEU:HD11	2.53	0.43
1:D:8:LYS:CG	1:D:52:ALA:HA	2.48	0.43
1:A:272:SER:HA	1:A:273:PRO:HA	1.86	0.43
1:B:13:ARG:NH2	1:B:58:LEU:HD12	2.33	0.43
1:D:161:LEU:HG	1:D:166:GLN:CG	2.47	0.43
1:D:156:VAL:HB	1:D:180:PHE:CE1	2.53	0.43
1:A:59:LEU:HD11	1:A:82:SER:CB	2.48	0.43
1:D:251:GLN:OE1	1:D:272:SER:N	2.50	0.43
1:C:230:PHE:C	1:C:232:GLN:N	2.71	0.43
1:C:326:LEU:C	1:C:326:LEU:HD23	2.38	0.43
1:D:94:LYS:C	1:D:96:ARG:N	2.70	0.43
1:B:65:LYS:HE3	1:B:92:GLU:CG	2.48	0.43
1:D:312:ASN:C	1:D:314:LEU:N	2.70	0.43
1:B:53:HIS:HD2	1:B:76:LYS:CD	2.31	0.43
1:C:81:MSE:O	1:C:81:MSE:HG2	2.18	0.43
1:A:268:LEU:O	1:A:290:ILE:HA	2.18	0.43
1:C:185:ARG:O	1:C:186:GLN:HG2	2.19	0.43

*Continued on next page...*

*Continued from previous page...*

Atom-1	Atom-2	Interatomic distance (Å)	Clash overlap (Å)
1:D:6:LEU:HD21	1:D:27:ALA:O	2.18	0.43
1:A:152:THR:HA	1:A:176:GLY:O	2.19	0.43
1:A:155:THR:O	1:A:209:SER:HA	2.18	0.43
1:A:179:ARG:O	1:A:179:ARG:HD2	2.18	0.43
1:B:40:ILE:HG22	2:B:361:HOH:O	2.16	0.43
1:A:79:SER:HB2	1:A:313:LEU:HB2	1.99	0.43
1:D:185:ARG:H	1:D:185:ARG:CD	2.31	0.43
1:C:12:THR:O	1:C:34:TRP:HB3	2.18	0.43
1:B:223:GLU:CA	1:B:248:VAL:HA	2.44	0.43
1:B:72:GLY:HA3	2:B:336:HOH:O	2.17	0.43
1:C:310:ALA:O	1:C:313:LEU:HB3	2.18	0.43
1:C:311:ASN:O	1:C:314:LEU:N	2.51	0.43
1:B:68:LEU:HD22	1:B:75:LEU:CD2	2.48	0.43
1:C:300:ARG:NH1	1:C:300:ARG:HG2	2.33	0.43
1:B:302:ARG:HD3	1:B:302:ARG:HA	1.80	0.43
1:A:83:VAL:HG23	1:A:104:PRO:CA	2.48	0.43
1:C:117:SER:OG	1:D:120:LEU:HB3	2.19	0.43
1:C:112:ALA:HB2	1:C:167:ALA:HB3	2.00	0.43
1:D:231:PHE:CZ	1:D:254:LEU:HD13	2.53	0.43
1:A:235:LYS:HB2	1:A:238:ALA:HB2	2.01	0.43
1:C:102:TYR:CG	1:C:103:THR:N	2.86	0.43
1:A:126:LEU:HG	1:B:291:LEU:HD21	1.99	0.43
1:C:182:TYR:O	1:C:199:PHE:HA	2.18	0.43
1:C:57:CYS:HB2	1:C:61:ASP:OD2	2.18	0.43
1:D:227:ASN:ND2	1:D:228:LYS:N	2.65	0.43
1:A:11:VAL:HB	1:A:33:GLN:NE2	2.27	0.43
1:C:256:GLN:NE2	2:C:409:HOH:O	2.47	0.43
1:B:34:TRP:CD1	1:B:40:ILE:HB	2.53	0.43
1:B:140:SER:OG	1:B:141:TRP:N	2.51	0.43
1:D:206:ALA:HB2	1:D:230:PHE:CD1	2.53	0.43
1:B:179:ARG:HH22	1:B:208:GLN:NE2	2.15	0.43
1:D:209:SER:HB3	1:D:211:PHE:O	2.18	0.43
1:C:47:ARG:CZ	2:C:415:HOH:O	2.65	0.43
1:D:114:LEU:HG	1:D:114:LEU:O	2.18	0.43
1:C:202:THR:HB	1:C:203:PRO:CD	2.45	0.43
1:C:283:LEU:CD2	1:C:290:ILE:HD12	2.48	0.43
1:A:272:SER:HA	1:A:273:PRO:HA	1.66	0.43
1:D:103:THR:HG22	1:D:308:LEU:HG	2.01	0.43
1:C:76:LYS:O	1:C:98:ILE:HG23	2.18	0.43
1:C:312:ASN:OD1	1:C:323:PRO:HD2	2.19	0.43
1:A:83:VAL:HG23	1:A:104:PRO:CB	2.47	0.43

*Continued on next page...*

*Continued from previous page...*

Atom-1	Atom-2	Interatomic distance (Å)	Clash overlap (Å)
1:B:184:GLY:N	1:B:199:PHE:CE1	2.87	0.43
1:A:163:ARG:O	1:A:166:GLN:N	2.51	0.43
1:D:87:HIS:HD1	1:D:87:HIS:H	1.66	0.43
1:D:252:ASP:O	1:D:255:TYR:HB3	2.18	0.43
1:D:315:ALA:CB	1:D:322:MSE:HG2	2.48	0.43
1:D:280:HIS:CE1	1:D:282:LEU:H	2.36	0.43
1:A:104:PRO:HG2	2:A:398:HOH:O	2.17	0.43
1:D:205:LEU:C	1:D:207:ALA:H	2.21	0.43
1:C:314:LEU:HA	1:C:314:LEU:HD12	1.90	0.43
1:D:305:MSE:O	1:D:309:ALA:N	2.40	0.43
1:B:40:ILE:CD1	1:B:44:GLU:HB3	2.47	0.43
1:B:212:ILE:HD13	1:B:234:MSE:CE	2.45	0.43
1:B:179:ARG:HH12	1:B:208:GLN:HE22	1.66	0.43
1:A:80:THR:HG1	1:A:87:HIS:CE1	2.34	0.43
1:D:13:ARG:HG2	1:D:36:SER:O	2.18	0.43
1:A:89:ALA:O	1:A:93:ILE:HG13	2.19	0.43
1:B:234:MSE:HG2	2:B:331:HOH:O	2.18	0.43
1:B:59:LEU:C	1:B:59:LEU:HD12	2.39	0.43
1:B:183:THR:HA	1:B:199:PHE:CD1	2.54	0.43
1:C:108:THR:CG2	1:C:108:THR:O	2.66	0.43
1:C:227:ASN:H	1:C:230:PHE:HB2	1.82	0.43
1:D:9:VAL:HG11	1:D:313:LEU:HD21	2.00	0.43
1:A:144:LEU:HD23	1:A:144:LEU:H	1.82	0.43
1:D:75:LEU:CD2	1:D:98:ILE:HD13	2.47	0.43
1:A:255:TYR:HE1	1:A:285:LEU:HG	1.83	0.43
1:C:85:ILE:HD12	2:C:352:HOH:O	2.17	0.43
1:A:79:SER:OG	2:A:362:HOH:O	2.21	0.43
1:B:153:GLN:HA	1:B:178:GLN:HB2	2.00	0.43
1:A:94:LYS:HB3	2:A:350:HOH:O	2.18	0.43
1:D:53:HIS:N	1:D:53:HIS:ND1	2.66	0.43
1:C:102:TYR:CZ	1:C:104:PRO:HG3	2.53	0.43
1:A:116:VAL:HG21	1:A:171:ARG:HB3	2.00	0.43
1:C:96:ARG:HG3	1:C:96:ARG:NH1	2.33	0.43
1:A:227:ASN:O	1:A:230:PHE:HB3	2.19	0.43
1:B:11:VAL:HG12	1:B:13:ARG:O	2.18	0.43
1:B:90:LEU:HD23	1:B:93:ILE:HD12	2.00	0.43
1:C:236:GLU:HA	1:C:262:LYS:O	2.18	0.43
1:C:99:ARG:NH1	1:C:322:MSE:HG3	2.33	0.43
1:D:177:VAL:HG11	1:D:180:PHE:CZ	2.53	0.43
1:D:59:LEU:C	1:D:59:LEU:HD12	2.38	0.43
1:D:163:ARG:HD3	1:D:163:ARG:HA	1.82	0.43

*Continued on next page...*

*Continued from previous page...*

Atom-1	Atom-2	Interatomic distance (Å)	Clash overlap (Å)
1:A:21:VAL:C	1:A:23:LEU:H	2.21	0.43
1:A:322:MSE:C	1:A:324:SER:N	2.71	0.43
1:D:218:LEU:HB3	1:D:245:ARG:HG3	1.99	0.43
1:A:102:TYR:CD1	1:A:102:TYR:N	2.86	0.43
1:D:83:VAL:HG23	1:D:104:PRO:HB3	2.00	0.43
1:D:186:GLN:HG2	1:D:187:PRO:N	2.33	0.43
1:B:312:ASN:CG	1:B:322:MSE:HE2	2.39	0.43
1:D:278:THR:O	1:D:280:HIS:N	2.42	0.43
1:B:53:HIS:CA	1:B:75:LEU:HA	2.47	0.43
1:B:45:LEU:HG	1:B:45:LEU:O	2.19	0.43
1:C:75:LEU:O	1:C:98:ILE:HD11	2.18	0.43
1:A:212:ILE:CG1	1:A:234:MSE:HE3	2.49	0.43
1:B:178:GLN:NE2	2:B:340:HOH:O	2.52	0.43
1:A:103:THR:CG2	1:A:308:LEU:HB3	2.49	0.43
1:C:283:LEU:CD2	1:C:290:ILE:HD12	2.48	0.43
1:C:43:LYS:O	1:C:46:GLU:HB2	2.19	0.43
1:D:179:ARG:O	1:D:180:PHE:CG	2.72	0.43
1:D:181:LEU:HB3	1:D:200:VAL:HG22	2.01	0.43
1:A:114:LEU:CG	1:A:295:GLY:HA2	2.49	0.43
1:D:85:ILE:O	1:D:88:LEU:HB2	2.18	0.43
1:C:76:LYS:CD	1:C:317:LEU:HA	2.48	0.43
1:A:43:LYS:HE3	1:A:47:ARG:NH2	2.26	0.43
1:C:227:ASN:H	1:C:230:PHE:CB	2.31	0.43
1:C:206:ALA:HB3	1:C:233:LYS:HB2	2.00	0.43
1:D:164:ILE:CB	1:D:215:ALA:HB1	2.46	0.43
1:A:133:VAL:HG23	1:B:292:PRO:HD3	2.01	0.43
1:B:226:CYS:CB	1:B:249:VAL:HG13	2.49	0.43
1:D:277:PRO:HB2	1:D:280:HIS:HB2	2.01	0.43
1:C:102:TYR:HD1	1:C:102:TYR:H	1.66	0.43
1:A:256:GLN:HA	1:A:256:GLN:NE2	2.34	0.43
1:B:140:SER:OG	1:B:141:TRP:N	2.51	0.43
1:B:69:ASP:OD1	1:B:96:ARG:NH2	2.50	0.43
1:D:183:THR:HG21	1:D:202:THR:N	2.33	0.43
1:B:67:ILE:O	1:B:70:ALA:N	2.51	0.43
1:A:155:THR:O	1:A:155:THR:HG22	2.17	0.43
1:C:30:GLU:HG2	2:C:443:HOH:O	2.17	0.43
1:A:272:SER:HA	1:A:273:PRO:HA	1.68	0.43
1:A:53:HIS:HB3	1:A:76:LYS:HG2	2.00	0.43
1:D:40:ILE:CG1	1:D:44:GLU:HB2	2.48	0.43
1:C:185:ARG:HH22	1:C:217:SER:H	1.65	0.43
1:D:135:ASN:HB3	2:D:342:HOH:O	2.18	0.43

*Continued on next page...*

*Continued from previous page...*

Atom-1	Atom-2	Interatomic distance (Å)	Clash overlap (Å)
1:A:6:LEU:HD22	1:A:28:ASP:O	2.18	0.43
1:B:62:HIS:CE1	2:B:415:HOH:O	2.71	0.43
1:D:314:LEU:O	1:D:317:LEU:N	2.52	0.43
1:A:74:ASN:O	1:A:75:LEU:O	2.37	0.43
1:C:311:ASN:O	1:C:312:ASN:C	2.56	0.43
1:B:114:LEU:HD13	1:B:294:ILE:O	2.19	0.43
1:D:74:ASN:HB2	2:D:417:HOH:O	2.18	0.43
1:C:18:GLU:OE1	1:C:18:GLU:HA	2.18	0.43
1:C:10:PHE:CE2	1:C:12:THR:HG22	2.53	0.43
1:C:296:SER:O	1:C:302:ARG:NE	2.52	0.43
1:B:12:THR:O	1:B:13:ARG:HG3	2.19	0.43
1:C:103:THR:HG22	1:C:308:LEU:HD23	1.99	0.43
1:C:18:GLU:O	1:C:21:VAL:HB	2.17	0.43
1:B:206:ALA:HA	1:B:212:ILE:HD11	2.00	0.43
1:B:49:VAL:CG1	1:B:55:LEU:HD13	2.48	0.43
1:C:49:VAL:HG23	1:C:71:ALA:HA	2.01	0.43
1:C:157:GLY:HA3	1:C:212:ILE:HD13	2.01	0.43
1:D:218:LEU:HD22	1:D:245:ARG:HG3	2.01	0.43
1:A:12:THR:O	1:A:13:ARG:HB2	2.18	0.43
1:C:236:GLU:HA	1:C:262:LYS:O	2.18	0.43
1:A:168:ILE:HD13	1:A:213:VAL:HG11	2.00	0.43
1:A:10:PHE:CE1	1:A:48:GLY:HA3	2.53	0.43
1:B:68:LEU:CD2	1:B:75:LEU:HD23	2.49	0.43
1:C:283:LEU:CD2	1:C:290:ILE:HD12	2.49	0.43
1:D:314:LEU:C	1:D:316:GLY:H	2.20	0.43
1:C:47:ARG:HH11	1:C:47:ARG:HB3	1.81	0.43
1:B:322:MSE:SE	1:B:325:GLU:HA	2.68	0.43
1:C:240:PHE:O	1:C:266:ALA:HA	2.19	0.43
1:B:119:LEU:HD23	1:B:119:LEU:C	2.39	0.43
1:A:228:LYS:HB2	1:A:253:ASP:CG	2.39	0.43
1:B:180:PHE:O	1:B:197:ALA:HA	2.18	0.43
1:C:311:ASN:O	1:C:312:ASN:C	2.56	0.43
1:B:222:THR:O	1:B:248:VAL:HA	2.18	0.43
1:A:315:ALA:HB3	1:A:322:MSE:SE	2.68	0.43
1:D:280:HIS:CE1	1:D:281:PRO:HD2	2.53	0.43
1:C:144:LEU:CD2	1:D:16:PRO:HG3	2.49	0.43
1:D:276:LEU:HG	1:D:277:PRO:HD2	2.01	0.43
1:A:81:MSE:HE2	1:B:141:TRP:HH2	1.84	0.43
1:B:140:SER:OG	1:B:141:TRP:N	2.51	0.43
1:B:234:MSE:SE	1:B:263:ILE:CG2	3.13	0.43
1:C:182:TYR:CD1	1:C:197:ALA:HB1	2.53	0.43

*Continued on next page...*

*Continued from previous page...*

Atom-1	Atom-2	Interatomic distance (Å)	Clash overlap (Å)
1:A:92:GLU:OE1	1:A:96:ARG:NH1	2.46	0.43
1:B:204:GLU:OE1	1:B:208:GLN:NE2	2.52	0.43
1:B:19:GLY:HA2	1:B:307:LEU:HA	2.00	0.43
1:B:319:GLY:O	1:B:320:GLU:O	2.37	0.43
1:A:85:ILE:CD1	1:A:90:LEU:HD11	2.46	0.43
1:B:218:LEU:HB2	1:B:245:ARG:CB	2.48	0.43
1:A:110:THR:HG23	1:A:298:THR:HG23	2.01	0.43
1:A:10:PHE:HA	1:A:32:GLU:O	2.19	0.43
1:C:75:LEU:HD23	1:C:98:ILE:CG1	2.48	0.43
1:D:8:LYS:N	1:D:30:GLU:HB3	2.34	0.43
1:C:14:ARG:HG2	1:C:14:ARG:O	2.18	0.43
1:B:80:THR:HG21	1:B:87:HIS:HE1	1.83	0.43
1:D:144:LEU:N	1:D:144:LEU:HD12	2.33	0.43
1:A:94:LYS:O	1:A:97:GLY:N	2.49	0.43
1:D:153:GLN:HE21	1:D:178:GLN:HE22	1.65	0.43
1:B:95:LYS:C	1:B:97:GLY:H	2.21	0.43
1:A:99:ARG:NH2	1:A:316:GLY:CA	2.82	0.43
1:A:9:VAL:HG13	1:A:54:GLY:O	2.17	0.43
1:A:63:VAL:CG1	1:A:64:ASP:N	2.81	0.43
1:B:119:LEU:C	1:B:119:LEU:HD23	2.39	0.43
1:C:202:THR:HB	1:C:203:PRO:CD	2.44	0.43
1:A:135:ASN:OD1	1:A:136:GLY:N	2.52	0.43
1:C:175:PHE:HA	1:D:171:ARG:NH1	2.33	0.43
1:B:8:LYS:HB3	1:B:52:ALA:HA	2.01	0.43
1:B:219:THR:HB	1:B:220:PRO:HD2	2.01	0.43
1:B:126:LEU:H	1:B:126:LEU:CD1	2.32	0.43
1:B:99:ARG:HD2	1:B:322:MSE:SE	2.68	0.43
1:D:182:TYR:CE1	1:D:199:PHE:HA	2.54	0.43
1:C:89:ALA:O	1:C:91:ASP:N	2.49	0.43
1:C:169:ALA:HB3	1:C:195:PHE:CZ	2.54	0.43
1:B:310:ALA:O	1:B:314:LEU:HG	2.19	0.43
1:B:49:VAL:CG1	1:B:55:LEU:HD13	2.48	0.43
1:B:58:LEU:O	1:B:61:ASP:HB2	2.19	0.43
1:B:114:LEU:HD11	1:B:294:ILE:HG13	2.01	0.43
1:A:40:ILE:HG23	1:A:45:LEU:HB2	1.99	0.43
1:A:23:LEU:HD22	1:A:314:LEU:HD13	1.99	0.43
1:D:202:THR:HG21	1:D:225:LEU:HD11	2.00	0.43
1:C:312:ASN:OD1	1:C:323:PRO:HD2	2.18	0.43
1:C:15:ILE:HB	1:C:81:MSE:HE1	2.01	0.43
1:A:319:GLY:O	1:A:320:GLU:O	2.37	0.43
1:C:291:LEU:CD2	1:D:126:LEU:HG	2.48	0.43

*Continued on next page...*

*Continued from previous page...*

Atom-1	Atom-2	Interatomic distance (Å)	Clash overlap (Å)
1:A:123:CYS:O	1:A:148:GLY:HA3	2.18	0.43
1:B:119:LEU:C	1:B:119:LEU:HD23	2.39	0.43
1:A:20:ARG:HH11	1:A:20:ARG:HG3	1.84	0.43
1:B:181:LEU:CD2	1:B:198:GLU:HB3	2.48	0.43
1:A:121:THR:HG23	1:A:126:LEU:CD2	2.48	0.43
1:A:144:LEU:HD11	1:B:14:ARG:HG2	2.01	0.43
1:B:10:PHE:CD1	1:B:33:GLN:HA	2.54	0.43
1:A:314:LEU:O	1:A:318:ARG:HD2	2.17	0.43
1:B:325:GLU:CG	1:B:326:LEU:N	2.72	0.43
1:C:228:LYS:H	1:C:253:ASP:CG	2.22	0.43
1:C:54:GLY:HA2	1:C:77:VAL:O	2.19	0.43
1:A:280:HIS:HA	1:A:281:PRO:HD3	1.96	0.43
1:A:65:LYS:NZ	1:A:69:ASP:OD2	2.52	0.43
1:B:7:MSE:O	1:B:30:GLU:N	2.52	0.43
1:D:64:ASP:HA	1:D:89:ALA:CB	2.49	0.43
1:A:49:VAL:HG11	1:A:67:ILE:CG2	2.48	0.43
1:C:186:GLN:HA	1:C:187:PRO:HD3	1.85	0.43
1:A:107:LEU:HD12	1:A:108:THR:N	2.34	0.43
1:A:191:GLU:HA	2:A:358:HOH:O	2.19	0.43
1:D:280:HIS:CG	1:D:281:PRO:HD2	2.53	0.43
1:A:186:GLN:O	1:A:188:ARG:NH1	2.52	0.43
1:C:62:HIS:O	1:C:67:ILE:HG13	2.19	0.43
1:B:65:LYS:HE3	1:B:96:ARG:HH22	1.84	0.43
1:C:292:PRO:CD	1:D:129:ALA:HB1	2.48	0.43
1:B:15:ILE:O	1:B:20:ARG:NH1	2.49	0.43
1:A:160:GLY:C	1:A:162:GLY:H	2.20	0.43
1:C:34:TRP:O	1:C:34:TRP:CD1	2.72	0.43
1:B:12:THR:C	1:B:34:TRP:HB3	2.39	0.43
1:A:33:GLN:N	2:A:368:HOH:O	2.47	0.43
1:B:178:GLN:OE1	1:B:178:GLN:O	2.37	0.43
1:B:276:LEU:HD22	1:B:290:ILE:HD13	2.00	0.43
1:B:271:THR:HB	1:B:276:LEU:HD13	2.00	0.43
1:B:251:GLN:NE2	1:B:276:LEU:HD11	2.30	0.43
1:B:271:THR:HG21	1:B:276:LEU:HD22	2.01	0.43
1:C:40:ILE:HG12	1:C:44:GLU:HB2	1.98	0.43
1:B:6:LEU:HB3	1:B:7:MSE:H	1.58	0.43
1:A:34:TRP:CE2	1:A:40:ILE:HB	2.54	0.43
1:A:161:LEU:O	1:A:166:GLN:HG3	2.18	0.43
1:A:107:LEU:HD23	1:A:305:MSE:CE	2.47	0.43
1:D:192:ALA:CB	1:D:197:ALA:HB3	2.48	0.43
1:A:188:ARG:NE	2:A:431:HOH:O	2.50	0.43

*Continued on next page...*

*Continued from previous page...*

Atom-1	Atom-2	Interatomic distance (Å)	Clash overlap (Å)
1:D:104:PRO:C	1:D:106:VAL:H	2.22	0.43
1:A:249:VAL:HB	2:A:399:HOH:O	2.17	0.43
1:B:64:ASP:OD2	1:B:67:ILE:HG12	2.18	0.43
1:A:272:SER:HA	1:A:273:PRO:HA	1.65	0.43
1:A:59:LEU:HG	1:A:59:LEU:O	2.19	0.43
1:B:126:LEU:CD1	1:B:126:LEU:H	2.32	0.43
1:C:322:MSE:HG2	1:C:324:SER:H	1.84	0.43
1:C:219:THR:HB	1:C:220:PRO:HD2	2.01	0.43
1:A:25:ARG:O	1:A:27:ALA:N	2.52	0.43
1:C:292:PRO:CD	1:D:129:ALA:HB1	2.48	0.43
1:A:148:GLY:O	1:B:298:THR:HA	2.19	0.43
1:A:201:SER:CB	1:A:203:PRO:HD2	2.49	0.43
1:B:64:ASP:HA	1:B:89:ALA:HB2	2.01	0.43
1:D:201:SER:OG	1:D:203:PRO:HD2	2.19	0.43
1:B:135:ASN:C	1:B:137:GLY:H	2.22	0.43
1:B:302:ARG:HA	1:B:302:ARG:HD3	1.71	0.43
1:A:286:LYS:N	2:A:349:HOH:O	2.46	0.43
1:B:58:LEU:N	1:B:61:ASP:OD2	2.51	0.43
1:A:13:ARG:O	1:A:15:ILE:HG23	2.19	0.43
1:A:233:LYS:O	1:A:234:MSE:C	2.57	0.43
1:A:235:LYS:HB2	1:A:238:ALA:HB2	2.00	0.43
1:D:262:LYS:HD2	2:D:345:HOH:O	2.18	0.43
1:C:159:ILE:HB	1:C:214:VAL:HA	2.01	0.43
1:D:155:THR:O	1:D:210:ASP:HB2	2.19	0.43
1:B:255:TYR:C	1:B:255:TYR:CD1	2.91	0.43
1:D:156:VAL:HB	1:D:180:PHE:CD1	2.54	0.43
1:C:231:PHE:HD1	1:C:234:MSE:SE	2.52	0.43
1:B:153:GLN:HA	1:B:178:GLN:NE2	2.34	0.43
1:A:46:GLU:CG	1:A:67:ILE:HD13	2.49	0.43
1:A:204:GLU:O	1:A:208:GLN:HG2	2.19	0.43
1:C:240:PHE:O	1:C:266:ALA:HA	2.19	0.43
1:A:147:CYS:HA	1:B:297:ALA:O	2.19	0.43
1:A:180:PHE:O	1:A:197:ALA:HA	2.19	0.43
1:C:16:PRO:HG3	1:D:144:LEU:HD11	2.01	0.43
1:C:238:ALA:O	1:C:264:ALA:HB3	2.19	0.43
1:B:119:LEU:HD23	1:B:119:LEU:C	2.39	0.43
1:C:249:VAL:O	1:C:251:GLN:N	2.52	0.43
1:C:12:THR:HG23	1:C:55:LEU:HD11	2.01	0.43
1:D:280:HIS:CE1	1:D:281:PRO:HD2	2.54	0.43
1:A:16:PRO:HD2	1:A:306:SER:HB3	2.01	0.43
1:D:228:LYS:O	1:D:232:GLN:HG2	2.19	0.43

*Continued on next page...*

*Continued from previous page...*

Atom-1	Atom-2	Interatomic distance (Å)	Clash overlap (Å)
1:B:311:ASN:ND2	2:B:404:HOH:O	2.52	0.43
1:A:322:MSE:CG	1:A:325:GLU:HB2	2.49	0.43
1:B:230:PHE:CD1	1:B:234:MSE:SE	3.22	0.43
1:C:309:ALA:HA	2:C:362:HOH:O	2.17	0.43
1:C:7:MSE:SE	1:C:53:HIS:ND1	3.02	0.43
1:A:277:PRO:C	1:A:279:ASN:N	2.72	0.43
1:C:117:SER:OG	1:D:120:LEU:HB3	2.18	0.43
1:C:59:LEU:HD12	1:C:59:LEU:C	2.39	0.43
1:C:228:LYS:NZ	2:C:331:HOH:O	2.49	0.43
1:B:88:LEU:O	1:B:90:LEU:N	2.52	0.43
1:C:63:VAL:HG13	1:C:67:ILE:CB	2.49	0.43
1:A:16:PRO:HD3	1:B:143:PRO:HB2	2.01	0.43
1:B:226:CYS:HA	1:B:230:PHE:CD2	2.53	0.43
1:D:163:ARG:HA	1:D:163:ARG:NE	2.23	0.42
1:B:312:ASN:OD1	1:B:322:MSE:HE2	2.18	0.42
1:D:280:HIS:CB	1:D:283:LEU:HD12	2.49	0.42
1:D:315:ALA:CB	1:D:322:MSE:HA	2.42	0.42
1:D:18:GLU:HG3	1:D:303:ASN:CA	2.48	0.42
1:B:110:THR:O	1:B:113:GLU:HB3	2.18	0.42
1:A:175:PHE:CE1	1:B:171:ARG:HG2	2.54	0.42
1:B:16:PRO:O	1:B:20:ARG:HG2	2.19	0.42
1:A:78:ILE:HG22	1:A:78:ILE:O	2.18	0.42
1:B:63:VAL:CB	1:B:88:LEU:HD23	2.44	0.42
1:B:67:ILE:O	1:B:70:ALA:HB3	2.18	0.42
1:C:233:LYS:NZ	2:C:394:HOH:O	2.45	0.42
1:A:163:ARG:HG2	1:A:163:ARG:HH11	1.84	0.42
1:B:14:ARG:CG	1:B:20:ARG:HH11	2.31	0.42
1:C:51:GLY:CA	1:C:72:GLY:HA3	2.41	0.42
1:B:159:ILE:HB	1:B:214:VAL:HA	2.00	0.42
1:C:12:THR:O	1:C:34:TRP:HB3	2.18	0.42
1:D:292:PRO:HG2	1:D:294:ILE:HG23	2.01	0.42
1:C:47:ARG:NH2	2:C:415:HOH:O	2.52	0.42
1:B:183:THR:N	1:B:205:LEU:CD2	2.82	0.42
1:C:40:ILE:HG12	1:C:45:LEU:HB2	2.01	0.42
1:B:189:PRO:O	1:B:191:GLU:N	2.42	0.42
1:D:20:ARG:NH2	2:D:424:HOH:O	2.51	0.42
1:B:88:LEU:HB2	1:B:90:LEU:CD1	2.49	0.42
1:C:179:ARG:HG3	1:C:179:ARG:NH1	2.33	0.42
1:B:285:LEU:HB2	1:B:288:CYS:CB	2.49	0.42
1:A:167:ALA:O	1:A:171:ARG:HB2	2.19	0.42
1:A:192:ALA:O	1:A:196:GLN:N	2.52	0.42

*Continued on next page...*

*Continued from previous page...*

Atom-1	Atom-2	Interatomic distance (Å)	Clash overlap (Å)
1:B:79:SER:CB	1:B:313:LEU:HD23	2.49	0.42
1:B:110:THR:CG2	1:B:298:THR:HG23	2.49	0.42
1:D:16:PRO:HB3	1:D:303:ASN:OD1	2.19	0.42
1:C:202:THR:CB	1:C:203:PRO:HD3	2.44	0.42
1:D:114:LEU:HG	1:D:114:LEU:O	2.18	0.42
1:A:250:ASN:OD1	1:A:253:ASP:HB2	2.19	0.42
1:A:14:ARG:NH1	1:A:35:ASP:HB3	2.34	0.42
1:B:326:LEU:HD12	2:B:389:HOH:O	2.18	0.42
1:C:76:LYS:HB3	1:C:76:LYS:HZ3	1.83	0.42
1:B:8:LYS:HE3	1:B:51:GLY:C	2.39	0.42
1:B:116:VAL:HG21	1:B:171:ARG:HB2	2.01	0.42
1:C:99:ARG:NH1	1:C:320:GLU:O	2.52	0.42
1:A:226:CYS:SG	1:A:248:VAL:HG12	2.59	0.42
1:A:280:HIS:ND1	1:A:281:PRO:N	2.66	0.42
1:D:187:PRO:HG3	1:D:199:PHE:CZ	2.54	0.42
1:A:21:VAL:O	1:A:25:ARG:N	2.51	0.42
1:A:227:ASN:HB2	1:A:253:ASP:OD2	2.20	0.42
1:C:58:LEU:HD13	1:D:141:TRP:CZ3	2.54	0.42
1:B:320:GLU:HB3	1:B:321:PRO:CD	2.42	0.42
1:C:240:PHE:CE2	1:C:249:VAL:HG21	2.55	0.42
1:C:192:ALA:CB	1:C:197:ALA:HB3	2.46	0.42
1:D:162:GLY:HA2	1:D:188:ARG:HH12	1.84	0.42
1:A:188:ARG:NH1	2:A:432:HOH:O	2.44	0.42
1:B:186:GLN:HG3	1:B:187:PRO:N	2.34	0.42
1:D:251:GLN:OE1	1:D:272:SER:N	2.50	0.42
1:B:272:SER:HA	1:B:273:PRO:HA	1.80	0.42
1:C:312:ASN:OD1	1:C:322:MSE:HB2	2.19	0.42
1:C:11:VAL:HG11	1:C:15:ILE:CG2	2.48	0.42
1:A:235:LYS:C	1:A:237:THR:H	2.22	0.42
1:B:53:HIS:O	1:B:75:LEU:HA	2.19	0.42
1:D:85:ILE:HD12	1:D:85:ILE:C	2.39	0.42
1:A:175:PHE:CG	1:B:171:ARG:HG2	2.54	0.42
1:A:301:THR:O	1:A:305:MSE:HG3	2.19	0.42
1:A:266:ALA:O	1:A:288:CYS:HA	2.19	0.42
1:A:182:TYR:CZ	1:A:199:PHE:HB2	2.54	0.42
1:B:118:LEU:HD13	1:B:291:LEU:CD1	2.49	0.42
1:A:64:ASP:O	1:A:68:LEU:HG	2.20	0.42
1:B:255:TYR:CZ	1:B:281:PRO:HB3	2.54	0.42
1:D:273:PRO:C	1:D:274:GLU:HG2	2.39	0.42
1:D:81:MSE:HA	1:D:103:THR:HG21	2.00	0.42
1:C:203:PRO:HA	1:C:233:LYS:HD3	2.00	0.42

*Continued on next page...*

*Continued from previous page...*

Atom-1	Atom-2	Interatomic distance (Å)	Clash overlap (Å)
1:A:153:GLN:NE2	1:A:153:GLN:CA	2.79	0.42
1:A:320:GLU:HB3	1:A:321:PRO:CD	2.48	0.42
1:B:126:LEU:H	1:B:126:LEU:CD1	2.33	0.42
1:A:103:THR:CB	1:A:308:LEU:HD23	2.49	0.42
1:C:107:LEU:C	1:C:107:LEU:HD12	2.40	0.42
1:C:236:GLU:HA	1:C:263:ILE:HA	2.01	0.42
1:A:204:GLU:HA	1:A:207:ALA:HB3	2.01	0.42
1:C:206:ALA:HB2	1:C:230:PHE:CE1	2.54	0.42
1:A:187:PRO:HG3	1:A:199:PHE:CZ	2.54	0.42
1:A:47:ARG:O	1:A:47:ARG:HG2	2.20	0.42
1:C:236:GLU:HG3	1:C:237:THR:N	2.35	0.42
1:D:119:LEU:HD23	1:D:119:LEU:C	2.39	0.42
1:D:46:GLU:OE2	1:D:66:ARG:O	2.37	0.42
1:B:13:ARG:HD3	1:B:38:GLU:C	2.39	0.42
1:C:240:PHE:CZ	1:C:249:VAL:HG21	2.55	0.42
1:C:144:LEU:CD2	1:D:16:PRO:HG3	2.49	0.42
1:D:164:ILE:O	1:D:168:ILE:HG13	2.19	0.42
1:A:188:ARG:CA	2:A:350:HOH:O	2.67	0.42
1:A:188:ARG:HA	2:A:350:HOH:O	2.20	0.42
1:C:188:ARG:N	1:C:189:PRO:HD3	2.34	0.42
1:A:256:GLN:NE2	1:A:260:SER:HB3	2.32	0.42
1:A:8:LYS:CE	1:A:32:GLU:HG3	2.42	0.42
1:C:298:THR:HG1	1:C:301:THR:HB	1.84	0.42
1:C:305:MSE:HE1	1:D:141:TRP:CZ2	2.54	0.42
1:C:16:PRO:HA	1:D:144:LEU:HD21	2.02	0.42
1:A:26:ALA:CB	1:A:314:LEU:HD11	2.49	0.42
1:B:246:GLY:O	1:B:248:VAL:N	2.52	0.42
1:A:102:TYR:CD2	1:A:104:PRO:HD3	2.54	0.42
1:C:217:SER:O	1:C:219:THR:N	2.46	0.42
1:B:110:THR:CG2	1:B:296:SER:HA	2.47	0.42
1:B:314:LEU:C	1:B:316:GLY:N	2.72	0.42
1:C:108:THR:HA	1:C:164:ILE:HG12	2.02	0.42
1:B:81:MSE:HG2	1:B:305:MSE:HB3	2.02	0.42
1:B:40:ILE:HA	1:B:41:PRO:HD3	1.91	0.42
1:B:286:LYS:NZ	2:B:395:HOH:O	2.52	0.42
1:D:22:ALA:HA	1:D:25:ARG:HG3	2.01	0.42
1:D:101:GLY:HA3	1:D:312:ASN:HD22	1.84	0.42
1:C:187:PRO:C	1:C:189:PRO:HD3	2.39	0.42
1:D:119:LEU:HD21	1:D:211:PHE:CD1	2.55	0.42
1:D:45:LEU:C	1:D:47:ARG:N	2.71	0.42
1:B:212:ILE:HD12	1:B:212:ILE:N	2.34	0.42

*Continued on next page...*

*Continued from previous page...*

Atom-1	Atom-2	Interatomic distance (Å)	Clash overlap (Å)
1:C:218:LEU:HA	1:C:222:THR:HG1	1.84	0.42
1:D:190:GLU:H	1:D:190:GLU:CD	2.23	0.42
1:C:79:SER:HB3	1:C:313:LEU:HB2	2.00	0.42
1:A:218:LEU:HD12	1:A:222:THR:OG1	2.19	0.42
1:B:102:TYR:CE2	1:B:104:PRO:HB3	2.55	0.42
1:C:65:LYS:HD3	1:C:92:GLU:OE2	2.19	0.42
1:B:286:LYS:NZ	2:B:397:HOH:O	2.52	0.42
1:B:40:ILE:HA	1:B:41:PRO:HD3	1.92	0.42
1:B:80:THR:HG22	1:B:81:MSE:N	2.34	0.42
1:A:108:THR:N	2:A:329:HOH:O	2.52	0.42
1:C:139:THR:O	1:C:140:SER:HB2	2.20	0.42
1:D:276:LEU:HG	1:D:277:PRO:CD	2.48	0.42
1:D:177:VAL:HG11	1:D:180:PHE:CE1	2.55	0.42
1:D:119:LEU:HD23	1:D:119:LEU:C	2.39	0.42
1:B:34:TRP:C	1:B:36:SER:H	2.22	0.42
1:A:96:ARG:HG2	1:A:96:ARG:HH11	1.85	0.42
1:D:160:GLY:HA3	1:D:216:CYS:HA	2.02	0.42
1:C:157:GLY:O	1:C:212:ILE:HA	2.19	0.42
1:C:238:ALA:O	1:C:264:ALA:HB3	2.19	0.42
1:A:195:PHE:O	1:A:196:GLN:C	2.57	0.42
1:A:186:GLN:O	1:A:188:ARG:CZ	2.68	0.42
1:A:275:PRO:HB3	1:B:138:TRP:CG	2.54	0.42
1:C:203:PRO:CB	1:C:233:LYS:HE2	2.40	0.42
1:C:207:ALA:HA	1:C:233:LYS:O	2.19	0.42
1:C:9:VAL:HG13	1:C:313:LEU:HD21	2.01	0.42
1:D:144:LEU:CD1	1:D:144:LEU:N	2.82	0.42
1:A:314:LEU:CG	1:A:318:ARG:NH1	2.81	0.42
1:A:81:MSE:HE1	1:B:143:PRO:HB3	2.00	0.42
1:B:200:VAL:HG22	1:B:201:SER:H	1.82	0.42
1:D:182:TYR:CE2	1:D:199:PHE:HD1	2.37	0.42
1:D:205:LEU:C	1:D:205:LEU:HD23	2.39	0.42
1:D:322:MSE:CB	1:D:325:GLU:HB2	2.49	0.42
1:A:17:ALA:O	1:A:20:ARG:N	2.53	0.42
1:A:161:LEU:HD11	1:A:195:PHE:CE2	2.55	0.42
1:D:121:THR:HB	1:D:127:PRO:HD3	2.01	0.42
1:D:192:ALA:HB1	1:D:197:ALA:HB3	1.99	0.42
1:C:153:GLN:HA	1:C:176:GLY:O	2.18	0.42
1:D:217:SER:O	1:D:219:THR:N	2.52	0.42
1:C:63:VAL:HG13	1:C:67:ILE:CG2	2.47	0.42
1:D:185:ARG:NH1	2:D:413:HOH:O	2.53	0.42
1:D:49:VAL:O	1:D:50:ALA:C	2.57	0.42

*Continued on next page...*

*Continued from previous page...*

Atom-1	Atom-2	Interatomic distance (Å)	Clash overlap (Å)
1:D:181:LEU:HD22	1:D:200:VAL:HG11	2.01	0.42
1:A:210:ASP:O	1:A:238:ALA:HB1	2.19	0.42
1:C:225:LEU:HD13	1:C:225:LEU:C	2.40	0.42
1:B:257:ALA:HA	1:B:262:LYS:CG	2.47	0.42
1:B:82:SER:HB3	2:B:341:HOH:O	2.18	0.42
1:D:132:GLU:O	1:D:137:GLY:N	2.52	0.42
1:A:128:GLU:HG3	2:A:384:HOH:O	2.19	0.42
1:D:163:ARG:NH1	2:D:368:HOH:O	2.53	0.42
1:A:185:ARG:HB3	1:A:186:GLN:NE2	2.35	0.42
1:C:77:VAL:HG23	1:C:99:ARG:O	2.20	0.42
1:D:212:ILE:HD13	1:D:230:PHE:CZ	2.55	0.42
1:B:68:LEU:HD23	1:B:75:LEU:HD23	2.00	0.42
1:B:77:VAL:HA	1:B:98:ILE:HG23	2.01	0.42
1:A:142:LYS:HB2	1:A:145:TRP:HB3	2.00	0.42
1:C:158:ILE:O	1:C:182:TYR:HA	2.19	0.42
1:A:39:PRO:HD3	1:B:140:SER:HB3	2.01	0.42
1:B:99:ARG:HH12	1:B:321:PRO:HA	1.85	0.42
1:D:229:ASP:HB2	2:D:411:HOH:O	2.19	0.42
1:B:74:ASN:ND2	2:B:336:HOH:O	2.53	0.42
1:A:56:LEU:HD23	1:A:79:SER:O	2.20	0.42
1:A:13:ARG:HE	1:A:39:PRO:HA	1.85	0.42
1:B:286:LYS:NZ	2:B:393:HOH:O	2.52	0.42
1:C:14:ARG:CZ	1:C:36:SER:HA	2.50	0.42
1:C:9:VAL:O	1:C:31:VAL:HA	2.18	0.42
1:A:157:GLY:CA	1:A:205:LEU:HD11	2.49	0.42
1:C:10:PHE:CD1	1:C:32:GLU:O	2.72	0.42
1:C:146:LEU:HD12	1:D:294:ILE:HG21	2.02	0.42
1:B:205:LEU:HD23	1:B:205:LEU:C	2.39	0.42
1:D:102:TYR:CD2	1:D:104:PRO:HD3	2.55	0.42
1:B:12:THR:O	1:B:13:ARG:HB3	2.20	0.42
1:D:8:LYS:HB3	1:D:52:ALA:HA	2.02	0.42
1:A:100:VAL:CG1	1:A:101:GLY:N	2.82	0.42
1:B:236:GLU:HA	1:B:263:ILE:HA	2.00	0.42
1:C:173:LYS:N	1:C:174:PRO:HD2	2.35	0.42
1:B:173:LYS:N	1:B:174:PRO:HD2	2.35	0.42
1:C:313:LEU:O	1:C:317:LEU:HD13	2.19	0.42
1:B:110:THR:HG23	1:B:298:THR:HG21	2.01	0.42
1:D:114:LEU:O	1:D:114:LEU:HG	2.19	0.42
1:A:218:LEU:CD2	1:A:247:ASP:HB2	2.50	0.42
1:A:258:LEU:HB3	1:A:285:LEU:HD13	2.01	0.42
1:D:132:GLU:OE1	1:D:137:GLY:HA3	2.19	0.42

*Continued on next page...*

*Continued from previous page...*

Atom-1	Atom-2	Interatomic distance (Å)	Clash overlap (Å)
1:D:45:LEU:HD12	1:D:45:LEU:O	2.20	0.42
1:D:254:LEU:HD21	1:D:268:LEU:HD11	2.01	0.42
1:C:80:THR:HG23	1:C:82:SER:O	2.20	0.42
1:A:314:LEU:HD12	1:A:314:LEU:HA	1.82	0.42
1:D:277:PRO:C	1:D:279:ASN:H	2.21	0.42
1:D:119:LEU:HD21	1:D:211:PHE:CD1	2.54	0.42
1:C:16:PRO:CG	1:C:306:SER:HB2	2.49	0.42
1:B:302:ARG:NH2	2:B:366:HOH:O	2.49	0.42
1:B:102:TYR:N	1:B:102:TYR:CD1	2.88	0.42
1:A:190:GLU:O	1:A:193:ALA:HB3	2.19	0.42
1:A:257:ALA:O	1:A:260:SER:N	2.52	0.42
1:B:142:LYS:HA	1:B:143:PRO:HD2	1.83	0.42
1:C:186:GLN:HA	1:C:187:PRO:HD3	1.87	0.42
1:B:13:ARG:HD2	1:B:58:LEU:HD12	1.95	0.42
1:D:218:LEU:HD22	1:D:245:ARG:HB3	2.01	0.42
1:A:85:ILE:HB	1:A:90:LEU:HD11	2.01	0.42
1:C:103:THR:HG22	1:C:308:LEU:HG	2.01	0.42
1:C:72:GLY:C	1:C:74:ASN:N	2.72	0.42
1:C:12:THR:C	1:C:34:TRP:HB3	2.39	0.42
1:A:246:GLY:H	1:A:270:VAL:HB	1.82	0.42
1:D:282:LEU:HD23	1:D:285:LEU:CD1	2.50	0.42
1:A:186:GLN:HB3	1:A:188:ARG:HH12	1.84	0.42
1:C:153:GLN:HG2	2:C:387:HOH:O	2.18	0.42
1:B:114:LEU:HD22	1:B:294:ILE:C	2.40	0.42
1:A:179:ARG:NH2	1:A:208:GLN:OE1	2.53	0.42
1:D:227:ASN:HA	1:D:250:ASN:HB2	2.00	0.42
1:C:14:ARG:NH1	1:C:14:ARG:HG3	2.35	0.42
1:A:121:THR:CG2	1:A:127:PRO:HD3	2.49	0.42
1:C:277:PRO:HD2	1:C:280:HIS:HB2	2.02	0.42
1:C:142:LYS:HB2	1:C:145:TRP:CB	2.50	0.42
1:D:205:LEU:CD2	1:D:212:ILE:HG12	2.50	0.42
1:D:8:LYS:HD3	1:D:52:ALA:N	2.35	0.42
1:B:119:LEU:C	1:B:119:LEU:HD23	2.40	0.42
1:A:309:ALA:HB2	2:A:360:HOH:O	2.18	0.42
1:D:280:HIS:CE1	1:D:282:LEU:H	2.37	0.42
1:C:133:VAL:CG1	1:D:283:LEU:HD21	2.50	0.42
1:C:183:THR:HG22	1:C:184:GLY:N	2.34	0.42
1:A:182:TYR:O	1:A:199:PHE:HA	2.19	0.42
1:A:159:ILE:HB	1:A:215:ALA:H	1.84	0.42
1:B:273:PRO:HB2	2:B:337:HOH:O	2.20	0.42
1:B:119:LEU:C	1:B:119:LEU:HD23	2.40	0.42

*Continued on next page...*

*Continued from previous page...*

Atom-1	Atom-2	Interatomic distance (Å)	Clash overlap (Å)
1:D:18:GLU:HG3	1:D:303:ASN:HB3	2.01	0.42
1:C:223:GLU:HA	1:C:248:VAL:HA	2.01	0.42
1:B:92:GLU:O	1:B:96:ARG:HG3	2.19	0.42
1:C:78:ILE:O	1:C:100:VAL:HA	2.19	0.42
1:D:19:GLY:O	1:D:23:LEU:HG	2.20	0.42
1:D:269:ASP:O	1:D:293:HIS:HA	2.20	0.42
1:C:13:ARG:NH1	1:C:37:ASP:O	2.53	0.42
1:A:245:ARG:HA	1:A:270:VAL:HG11	2.02	0.42
1:C:32:GLU:OE1	1:C:32:GLU:HA	2.20	0.42
1:B:61:ASP:O	1:B:87:HIS:ND1	2.43	0.42
1:A:207:ALA:O	1:A:235:LYS:HE2	2.20	0.42
1:A:53:HIS:HB2	1:A:317:LEU:HD21	2.01	0.42
1:B:73:ALA:N	2:B:336:HOH:O	2.52	0.42
1:A:11:VAL:HB	1:A:33:GLN:HG3	2.01	0.42
1:B:212:ILE:HD13	1:B:230:PHE:HZ	1.85	0.42
1:C:54:GLY:HA2	1:C:77:VAL:CG1	2.47	0.42
1:A:57:CYS:O	1:A:58:LEU:HD23	2.20	0.42
1:A:131:GLU:HG3	1:A:135:ASN:HD22	1.85	0.42
1:D:216:CYS:SG	1:D:248:VAL:HG21	2.59	0.42
1:C:214:VAL:HG11	1:C:248:VAL:HG11	2.01	0.42
1:D:153:GLN:HA	1:D:178:GLN:HB2	2.02	0.42
1:A:155:THR:O	1:A:210:ASP:N	2.49	0.42
1:C:75:LEU:HD12	1:C:76:LYS:H	1.84	0.42
1:B:91:ASP:HB3	2:B:433:HOH:O	2.20	0.42
1:D:275:PRO:O	1:D:277:PRO:HD3	2.20	0.42
1:C:65:LYS:NZ	1:C:65:LYS:HB2	2.34	0.42
1:C:68:LEU:C	1:C:70:ALA:H	2.22	0.42
1:A:21:VAL:O	1:A:21:VAL:HG12	2.20	0.42
1:B:142:LYS:HA	1:B:143:PRO:HD2	1.88	0.42
1:C:100:VAL:HG12	1:C:101:GLY:N	2.35	0.42
1:D:155:THR:HG22	1:D:209:SER:HA	2.02	0.42
1:A:15:ILE:HB	1:A:81:MSE:HE1	2.01	0.42
1:C:95:LYS:O	1:C:97:GLY:N	2.53	0.42
1:B:99:ARG:NH1	1:B:325:GLU:OE1	2.53	0.42
1:B:15:ILE:HG13	1:B:20:ARG:CG	2.49	0.42
1:D:86:ASP:OD2	1:D:218:LEU:HD23	2.19	0.42
1:D:89:ALA:O	1:D:93:ILE:HG13	2.19	0.42
1:B:119:LEU:C	1:B:119:LEU:HD23	2.40	0.42
1:D:190:GLU:N	1:D:190:GLU:OE1	2.52	0.42
1:C:84:GLY:O	1:C:85:ILE:HG23	2.20	0.42
1:A:102:TYR:N	1:A:102:TYR:CD1	2.87	0.42

*Continued on next page...*

*Continued from previous page...*

Atom-1	Atom-2	Interatomic distance (Å)	Clash overlap (Å)
1:D:311:ASN:O	1:D:315:ALA:N	2.52	0.42
1:D:77:VAL:HA	1:D:99:ARG:O	2.19	0.42
1:A:179:ARG:NH2	2:A:407:HOH:O	2.49	0.42
1:A:141:TRP:O	1:B:13:ARG:NH1	2.47	0.42
1:A:75:LEU:HD23	1:A:98:ILE:HD13	2.02	0.42
1:B:318:ARG:HB2	1:B:320:GLU:OE1	2.20	0.42
1:B:315:ALA:C	1:B:317:LEU:H	2.23	0.42
1:A:166:GLN:CD	1:A:191:GLU:HB3	2.40	0.42
1:B:257:ALA:HB1	1:B:262:LYS:HB2	2.02	0.42
1:C:62:HIS:ND1	1:C:62:HIS:N	2.67	0.42
1:D:204:GLU:OE2	1:D:204:GLU:HA	2.20	0.42
1:C:59:LEU:HD13	1:D:141:TRP:CD2	2.55	0.42
1:C:233:LYS:NZ	2:C:394:HOH:O	2.52	0.42
1:C:94:LYS:O	1:C:94:LYS:HD3	2.20	0.42
1:C:18:GLU:HG2	1:C:307:LEU:CD2	2.28	0.42
1:A:152:THR:HA	1:A:176:GLY:HA3	2.01	0.42
1:D:80:THR:O	1:D:103:THR:HG23	2.18	0.42
1:A:245:ARG:HB2	1:A:248:VAL:HG23	2.01	0.42
1:A:192:ALA:HB1	1:A:197:ALA:HB3	2.01	0.42
1:A:57:CYS:SG	1:A:80:THR:HB	2.59	0.42
1:D:140:SER:OG	1:D:141:TRP:N	2.53	0.42
1:C:206:ALA:HB2	1:C:230:PHE:CE1	2.55	0.42
1:A:194:GLU:HG2	1:A:195:PHE:CE1	2.55	0.42
1:A:96:ARG:HG3	1:A:96:ARG:NH1	2.35	0.42
1:C:151:LEU:HD23	1:C:211:PHE:CE1	2.55	0.42
1:B:83:VAL:HG13	1:B:84:GLY:N	2.35	0.42
1:A:56:LEU:CD1	1:A:309:ALA:HB1	2.49	0.42
1:A:76:LYS:HG3	1:A:77:VAL:HG12	2.01	0.42
1:D:102:TYR:CE1	1:D:104:PRO:HG3	2.55	0.42
1:A:245:ARG:C	1:A:247:ASP:N	2.71	0.42
1:C:247:ASP:OD1	1:C:272:SER:HB3	2.20	0.42
1:D:40:ILE:O	1:D:40:ILE:HG23	2.20	0.42
1:A:13:ARG:HG3	1:A:14:ARG:N	2.35	0.42
1:C:292:PRO:CD	1:D:129:ALA:HB1	2.47	0.42
1:D:151:LEU:HB3	1:D:177:VAL:CG2	2.50	0.42
1:C:138:TRP:CH2	1:D:274:GLU:HG2	2.55	0.42
1:D:161:LEU:HB2	1:D:182:TYR:HB2	2.02	0.42
1:A:114:LEU:HD12	1:B:124:ARG:NH2	2.35	0.42
1:A:198:GLU:O	1:A:200:VAL:HG13	2.20	0.42
1:D:7:MSE:SE	1:D:317:LEU:HD12	2.69	0.42
1:B:119:LEU:HD23	1:B:119:LEU:C	2.40	0.42

*Continued on next page...*

*Continued from previous page...*

Atom-1	Atom-2	Interatomic distance (Å)	Clash overlap (Å)
1:A:231:PHE:HE2	1:A:253:ASP:HB3	1.85	0.42
1:B:249:VAL:HG12	1:B:250:ASN:N	2.34	0.42
1:B:53:HIS:HB3	1:B:76:LYS:HG2	2.02	0.42
1:B:202:THR:HG22	1:B:230:PHE:HD2	1.84	0.42
1:A:218:LEU:HB2	1:A:245:ARG:HB2	2.02	0.42
1:A:74:ASN:N	2:A:419:HOH:O	2.53	0.42
1:D:250:ASN:OD1	1:D:252:ASP:HB2	2.19	0.42
1:B:235:LYS:C	1:B:237:THR:H	2.22	0.42
1:A:114:LEU:HD22	1:A:295:GLY:CA	2.43	0.42
1:D:299:HIS:O	1:D:303:ASN:HB2	2.20	0.42
1:D:322:MSE:SE	1:D:325:GLU:HA	2.69	0.42
1:A:219:THR:O	1:A:221:ALA:N	2.53	0.42
1:C:58:LEU:HD13	1:D:141:TRP:CZ3	2.55	0.42
1:A:138:TRP:HZ3	1:B:276:LEU:HB2	1.83	0.42
1:A:56:LEU:C	1:A:56:LEU:HD23	2.40	0.42
1:D:234:MSE:HE2	1:D:238:ALA:HB3	2.01	0.42
1:A:183:THR:HB	1:A:205:LEU:HB2	2.02	0.42
1:C:188:ARG:HA	1:C:189:PRO:HD3	1.92	0.42
1:D:180:PHE:O	1:D:197:ALA:HA	2.20	0.42
1:A:34:TRP:O	1:A:36:SER:N	2.53	0.42
1:A:45:LEU:HG	1:A:45:LEU:O	2.19	0.42
1:C:64:ASP:O	1:C:67:ILE:N	2.52	0.42
1:D:262:LYS:HD3	1:D:262:LYS:HA	1.77	0.42
1:B:236:GLU:HG2	2:B:450:HOH:O	2.20	0.42
1:B:103:THR:HA	1:B:308:LEU:CD2	2.50	0.42
1:A:6:LEU:HD22	1:A:28:ASP:C	2.40	0.42
1:A:162:GLY:O	1:A:163:ARG:C	2.59	0.42
1:B:105:ASP:O	2:B:380:HOH:O	2.22	0.42
1:C:166:GLN:CD	1:C:191:GLU:HB3	2.40	0.42
1:A:315:ALA:HB3	1:A:322:MSE:HG2	2.02	0.41
1:B:114:LEU:HD13	1:B:294:ILE:C	2.40	0.41
1:C:192:ALA:CB	1:C:197:ALA:HB3	2.50	0.41
1:A:280:HIS:ND1	1:A:281:PRO:HD2	2.35	0.41
1:C:11:VAL:O	1:C:33:GLN:HG3	2.21	0.41
1:D:269:ASP:O	1:D:293:HIS:HA	2.20	0.41
1:C:313:LEU:O	1:C:317:LEU:HG	2.19	0.41
1:B:118:LEU:HD13	1:B:291:LEU:CD1	2.50	0.41
1:A:95:LYS:HB2	2:A:347:HOH:O	2.19	0.41
1:A:8:LYS:HA	1:A:30:GLU:CB	2.21	0.41
1:C:275:PRO:O	1:C:277:PRO:HD3	2.19	0.41
1:B:302:ARG:C	1:B:304:THR:N	2.72	0.41

*Continued on next page...*

*Continued from previous page...*

Atom-1	Atom-2	Interatomic distance (Å)	Clash overlap (Å)
1:A:16:PRO:HD2	1:A:306:SER:HB2	2.01	0.41
1:B:85:ILE:CD1	1:B:326:LEU:HD21	2.50	0.41
1:B:98:ILE:HG22	1:B:99:ARG:N	2.34	0.41
1:A:6:LEU:CA	1:A:29:CYS:HA	2.50	0.41
1:B:228:LYS:H	1:B:253:ASP:CB	2.33	0.41
1:B:188:ARG:N	1:B:189:PRO:CD	2.82	0.41
1:D:307:LEU:HG	1:D:311:ASN:ND2	2.35	0.41
1:B:89:ALA:O	1:B:93:ILE:N	2.52	0.41
1:D:89:ALA:HB1	1:D:92:GLU:HG2	2.01	0.41
1:B:185:ARG:NH1	1:B:185:ARG:HB2	2.35	0.41
1:B:92:GLU:O	1:B:94:LYS:N	2.53	0.41
1:A:231:PHE:HD2	1:A:253:ASP:HB3	1.85	0.41
1:C:9:VAL:CG1	1:C:10:PHE:N	2.82	0.41
1:D:236:GLU:HG2	1:D:262:LYS:O	2.19	0.41
1:D:267:GLY:HA2	1:D:289:VAL:O	2.20	0.41
1:B:58:LEU:HB3	2:B:341:HOH:O	2.20	0.41
1:C:38:GLU:CD	1:D:139:THR:HG21	2.38	0.41
1:D:41:PRO:HD2	1:D:44:GLU:CG	2.49	0.41
1:D:232:GLN:OE1	1:D:232:GLN:HA	2.19	0.41
1:A:259:ALA:HB2	1:A:285:LEU:HD21	2.03	0.41
1:C:117:SER:OG	1:D:120:LEU:HB3	2.20	0.41
1:D:219:THR:HB	1:D:220:PRO:CD	2.49	0.41
1:A:129:ALA:HB1	1:B:292:PRO:CD	2.50	0.41
1:B:200:VAL:HG13	1:B:201:SER:O	2.20	0.41
1:A:57:CYS:HG	1:A:87:HIS:CD2	2.37	0.41
1:A:21:VAL:O	1:A:24:ALA:N	2.53	0.41
1:D:315:ALA:HB1	1:D:322:MSE:CA	2.42	0.41
1:C:218:LEU:O	1:C:219:THR:HG23	2.20	0.41
1:C:244:SER:HB2	1:C:245:ARG:H	1.51	0.41
1:C:16:PRO:CD	1:C:81:MSE:HE1	2.49	0.41
1:A:267:GLY:HA2	1:A:289:VAL:HB	2.02	0.41
1:D:182:TYR:CE1	1:D:199:PHE:HD1	2.38	0.41
1:A:140:SER:O	1:A:142:LYS:HG3	2.20	0.41
1:C:95:LYS:O	1:C:97:GLY:N	2.53	0.41
1:B:297:ALA:HA	1:B:302:ARG:CZ	2.50	0.41
1:D:213:VAL:O	1:D:213:VAL:HG12	2.18	0.41
1:C:256:GLN:OE1	1:C:262:LYS:NZ	2.53	0.41
1:C:13:ARG:O	1:C:15:ILE:HG23	2.19	0.41
1:A:280:HIS:HA	1:A:281:PRO:HD3	1.96	0.41
1:B:194:GLU:N	2:B:420:HOH:O	2.53	0.41
1:B:204:GLU:O	1:B:208:GLN:HG2	2.20	0.41

*Continued on next page...*

*Continued from previous page...*

Atom-1	Atom-2	Interatomic distance (Å)	Clash overlap (Å)
1:D:110:THR:HG23	1:D:298:THR:HG23	2.02	0.41
1:B:251:GLN:OE1	1:B:272:SER:O	2.38	0.41
1:D:277:PRO:C	1:D:279:ASN:N	2.74	0.41
1:B:179:ARG:HH22	1:B:208:GLN:CD	2.23	0.41
1:A:140:SER:OG	1:A:141:TRP:N	2.53	0.41
1:A:250:ASN:O	1:A:253:ASP:HB2	2.21	0.41
1:C:250:ASN:ND2	2:C:346:HOH:O	2.52	0.41
1:A:17:ALA:HA	1:A:20:ARG:HE	1.86	0.41
1:A:314:LEU:HD12	1:A:314:LEU:HA	1.92	0.41
1:A:160:GLY:O	1:A:162:GLY:N	2.46	0.41
1:D:218:LEU:O	1:D:219:THR:HG23	2.19	0.41
1:B:314:LEU:O	1:B:318:ARG:HD2	2.20	0.41
1:C:302:ARG:HD2	1:D:143:PRO:O	2.19	0.41
1:A:10:PHE:HD1	1:A:32:GLU:HB3	1.84	0.41
1:C:46:GLU:HG3	1:C:67:ILE:HD13	2.02	0.41
1:A:312:ASN:O	1:A:322:MSE:HE2	2.19	0.41
1:D:62:HIS:NE2	1:D:64:ASP:HB3	2.35	0.41
1:D:161:LEU:HD22	1:D:182:TYR:CD1	2.54	0.41
1:A:138:TRP:CE3	1:B:275:PRO:HA	2.56	0.41
1:B:275:PRO:O	1:B:276:LEU:C	2.58	0.41
1:D:77:VAL:CG1	1:D:317:LEU:HD22	2.48	0.41
1:B:107:LEU:CD2	1:B:107:LEU:N	2.82	0.41
1:A:312:ASN:O	1:A:322:MSE:HE3	2.20	0.41
1:C:218:LEU:HD12	1:C:219:THR:H	1.84	0.41
1:D:49:VAL:CG1	1:D:55:LEU:HD13	2.50	0.41
1:D:179:ARG:NH2	2:D:396:HOH:O	2.53	0.41
1:D:54:GLY:HA2	1:D:77:VAL:O	2.20	0.41
1:B:203:PRO:HB3	1:B:233:LYS:HE2	2.02	0.41
1:D:312:ASN:OD1	1:D:323:PRO:HD2	2.20	0.41
1:A:298:THR:HA	1:B:148:GLY:O	2.20	0.41
1:D:254:LEU:CD2	1:D:268:LEU:HD11	2.51	0.41
1:C:29:CYS:HB3	1:C:30:GLU:H	1.67	0.41
1:C:173:LYS:N	1:C:174:PRO:HD2	2.35	0.41
1:A:65:LYS:N	1:A:68:LEU:HD12	2.34	0.41
1:D:155:THR:HG22	1:D:209:SER:HA	2.02	0.41
1:A:16:PRO:HG3	1:B:144:LEU:CD2	2.50	0.41
1:C:118:LEU:HD13	1:C:291:LEU:HD11	2.02	0.41
1:C:51:GLY:HA2	2:C:433:HOH:O	2.20	0.41
1:B:81:MSE:O	1:B:305:MSE:HE2	2.20	0.41
1:A:234:MSE:HE1	1:A:263:ILE:CG2	2.49	0.41
1:D:280:HIS:HA	1:D:281:PRO:HD3	1.93	0.41

*Continued on next page...*

*Continued from previous page...*

Atom-1	Atom-2	Interatomic distance (Å)	Clash overlap (Å)
1:A:161:LEU:HB2	1:A:182:TYR:CE2	2.55	0.41
1:B:94:LYS:C	1:B:96:ARG:N	2.74	0.41
1:B:126:LEU:CD1	1:B:126:LEU:H	2.34	0.41
1:C:312:ASN:HB3	1:C:322:MSE:HE2	2.02	0.41
1:D:132:GLU:O	1:D:137:GLY:N	2.53	0.41
1:A:56:LEU:HD11	1:A:309:ALA:CB	2.50	0.41
1:D:245:ARG:HD2	2:D:363:HOH:O	2.20	0.41
1:D:59:LEU:C	1:D:59:LEU:HD12	2.40	0.41
1:C:62:HIS:O	1:C:64:ASP:N	2.53	0.41
1:C:11:VAL:HG23	1:C:31:VAL:HG13	2.01	0.41
1:A:209:SER:HB2	1:A:212:ILE:HD11	2.03	0.41
1:C:12:THR:O	1:C:34:TRP:O	2.37	0.41
1:B:160:GLY:O	1:B:215:ALA:O	2.38	0.41
1:B:272:SER:HA	1:B:273:PRO:HA	1.86	0.41
1:A:309:ALA:O	1:A:312:ASN:CB	2.69	0.41
1:C:104:PRO:O	1:C:105:ASP:C	2.59	0.41
1:A:9:VAL:HB	1:A:31:VAL:CG2	2.28	0.41
1:B:246:GLY:C	1:B:248:VAL:N	2.74	0.41
1:D:81:MSE:HG2	1:D:305:MSE:HE2	2.02	0.41
1:D:90:LEU:HA	1:D:93:ILE:HD12	2.02	0.41
1:B:124:ARG:HB2	1:B:126:LEU:HD11	2.01	0.41
1:B:251:GLN:OE1	1:B:272:SER:N	2.53	0.41
1:B:142:LYS:HA	1:B:143:PRO:HD2	1.86	0.41
1:D:186:GLN:HG2	1:D:187:PRO:CD	2.51	0.41
1:B:315:ALA:HA	1:B:320:GLU:OE1	2.20	0.41
1:A:11:VAL:HB	1:A:33:GLN:NE2	2.29	0.41
1:C:301:THR:O	1:C:305:MSE:HG2	2.19	0.41
1:C:186:GLN:HA	1:C:186:GLN:OE1	2.19	0.41
1:C:233:LYS:NZ	2:C:352:HOH:O	2.45	0.41
1:B:43:LYS:O	1:B:46:GLU:HB2	2.20	0.41
1:B:142:LYS:HA	1:B:143:PRO:HD2	1.86	0.41
1:B:325:GLU:HG3	1:B:326:LEU:N	2.35	0.41
1:C:106:VAL:HB	1:C:304:THR:HG22	2.02	0.41
1:A:166:GLN:HB3	2:A:414:HOH:O	2.19	0.41
1:C:202:THR:CB	1:C:203:PRO:HD3	2.46	0.41
1:C:78:ILE:O	1:C:100:VAL:HA	2.20	0.41
1:C:31:VAL:CG1	1:C:32:GLU:N	2.83	0.41
1:D:199:PHE:O	1:D:200:VAL:HG13	2.20	0.41
1:C:41:PRO:HD2	1:C:44:GLU:CG	2.50	0.41
1:D:229:ASP:O	1:D:230:PHE:C	2.59	0.41
1:A:35:ASP:OD2	1:A:35:ASP:C	2.58	0.41

*Continued on next page...*

*Continued from previous page...*

Atom-1	Atom-2	Interatomic distance (Å)	Clash overlap (Å)
1:C:274:GLU:HA	1:C:275:PRO:C	2.40	0.41
1:D:202:THR:OG1	1:D:225:LEU:HD11	2.21	0.41
1:D:177:VAL:HG11	1:D:180:PHE:CE1	2.55	0.41
1:D:29:CYS:SG	1:D:317:LEU:HD23	2.60	0.41
1:D:74:ASN:HB2	2:D:415:HOH:O	2.19	0.41
1:C:7:MSE:HE2	1:C:53:HIS:CD2	2.56	0.41
1:D:206:ALA:HB2	1:D:230:PHE:CE1	2.56	0.41
1:C:95:LYS:C	1:C:97:GLY:N	2.73	0.41
1:B:13:ARG:HH22	1:B:39:PRO:HB3	1.84	0.41
1:A:57:CYS:SG	1:A:87:HIS:NE2	2.93	0.41
1:B:202:THR:HB	1:B:203:PRO:HD3	2.01	0.41
1:D:142:LYS:HE3	1:D:145:TRP:CD2	2.55	0.41
1:D:251:GLN:HG2	1:D:251:GLN:H	1.70	0.41
1:C:179:ARG:HH11	1:C:179:ARG:HG2	1.85	0.41
1:A:39:PRO:HD3	1:B:140:SER:HB3	2.01	0.41
1:B:114:LEU:C	1:B:114:LEU:HD23	2.40	0.41
1:D:322:MSE:HB2	1:D:325:GLU:HB2	2.03	0.41
1:D:119:LEU:C	1:D:119:LEU:HD23	2.40	0.41
1:A:195:PHE:O	1:A:196:GLN:C	2.59	0.41
1:A:269:ASP:HA	1:A:291:LEU:HB2	2.03	0.41
1:A:126:LEU:HG	1:B:291:LEU:HD21	2.02	0.41
1:B:189:PRO:O	1:B:192:ALA:N	2.53	0.41
1:A:269:ASP:HA	1:A:291:LEU:HB2	2.02	0.41
1:D:65:LYS:HG3	1:D:96:ARG:NH2	2.34	0.41
1:A:279:ASN:OD1	1:A:279:ASN:C	2.59	0.41
1:C:16:PRO:CD	1:C:306:SER:HB2	2.51	0.41
1:C:13:ARG:NH2	2:C:441:HOH:O	2.46	0.41
1:A:100:VAL:HG11	1:A:326:LEU:HB3	2.03	0.41
1:D:166:GLN:HE22	1:D:191:GLU:HB3	1.86	0.41
1:B:14:ARG:CZ	1:B:37:ASP:OD1	2.69	0.41
1:D:263:ILE:HG13	1:D:264:ALA:N	2.32	0.41
1:B:57:CYS:O	1:B:80:THR:HA	2.19	0.41
1:A:76:LYS:HZ2	1:A:317:LEU:HA	1.84	0.41
1:C:14:ARG:O	1:D:143:PRO:HG3	2.21	0.41
1:C:54:GLY:HA3	1:C:313:LEU:HD11	2.03	0.41
1:C:13:ARG:CZ	1:C:58:LEU:HD12	2.51	0.41
1:A:194:GLU:HG2	1:A:195:PHE:CD1	2.55	0.41
1:B:179:ARG:CZ	1:B:181:LEU:HD21	2.50	0.41
1:A:116:VAL:HG11	1:B:175:PHE:HZ	1.85	0.41
1:C:309:ALA:HA	2:C:361:HOH:O	2.20	0.41
1:D:315:ALA:HA	1:D:320:GLU:OE1	2.21	0.41

*Continued on next page...*

*Continued from previous page...*

Atom-1	Atom-2	Interatomic distance (Å)	Clash overlap (Å)
1:A:79:SER:CB	1:A:313:LEU:HB2	2.50	0.41
1:B:226:CYS:CB	1:B:249:VAL:HG22	2.50	0.41
1:D:209:SER:HB3	1:D:211:PHE:O	2.20	0.41
1:D:234:MSE:HE2	1:D:238:ALA:HB3	2.02	0.41
1:C:55:LEU:HD21	1:C:63:VAL:HG11	2.03	0.41
1:C:59:LEU:HD13	1:D:141:TRP:CD2	2.55	0.41
1:B:188:ARG:CA	2:B:343:HOH:O	2.58	0.41
1:D:203:PRO:HB3	1:D:233:LYS:HZ2	1.86	0.41
1:B:256:GLN:NE2	1:B:260:SER:HB3	2.35	0.41
1:C:75:LEU:HD23	1:C:98:ILE:CD1	2.51	0.41
1:C:58:LEU:N	1:C:61:ASP:OD2	2.51	0.41
1:B:179:ARG:HA	2:B:383:HOH:O	2.20	0.41
1:A:206:ALA:O	1:A:207:ALA:C	2.59	0.41
1:C:7:MSE:SE	1:C:317:LEU:HD23	2.70	0.41
1:C:118:LEU:HD13	1:C:291:LEU:HD11	2.01	0.41
1:D:164:ILE:HG21	1:D:243:ILE:HD11	2.02	0.41
1:D:157:GLY:O	1:D:212:ILE:HA	2.21	0.41
1:C:312:ASN:O	1:C:322:MSE:HE3	2.20	0.41
1:C:16:PRO:CD	1:C:81:MSE:HE1	2.50	0.41
1:C:301:THR:C	1:C:303:ASN:H	2.24	0.41
1:B:124:ARG:HB2	1:B:126:LEU:CD1	2.51	0.41
1:D:307:LEU:HG	1:D:311:ASN:HD21	1.84	0.41
1:B:110:THR:HG23	1:B:298:THR:HG23	2.03	0.41
1:B:111:THR:HG21	1:B:164:ILE:HD13	2.02	0.41
1:D:262:LYS:HD3	1:D:262:LYS:HA	1.92	0.41
1:A:114:LEU:CG	1:A:295:GLY:HA2	2.51	0.41
1:D:205:LEU:HD23	1:D:205:LEU:C	2.40	0.41
1:B:283:LEU:C	1:B:285:LEU:H	2.23	0.41
1:C:81:MSE:HE2	1:C:306:SER:HA	2.03	0.41
1:A:180:PHE:CD2	1:A:195:PHE:HB3	2.56	0.41
1:D:228:LYS:HB2	1:D:253:ASP:OD1	2.21	0.41
1:B:58:LEU:N	1:B:61:ASP:OD2	2.49	0.41
1:C:317:LEU:H	1:C:317:LEU:HD12	1.85	0.41
1:A:185:ARG:O	1:A:186:GLN:HB2	2.21	0.41
1:C:302:ARG:HD3	1:C:302:ARG:HA	1.95	0.41
1:D:26:ALA:C	1:D:28:ASP:H	2.24	0.41
1:A:13:ARG:HG3	1:A:14:ARG:N	2.35	0.41
1:A:123:CYS:HB2	1:A:149:TYR:O	2.20	0.41
1:C:102:TYR:N	1:C:102:TYR:CD1	2.89	0.41
1:C:17:ALA:O	1:C:18:GLU:C	2.58	0.41
1:D:181:LEU:CD1	1:D:208:GLN:HB2	2.50	0.41

*Continued on next page...*

*Continued from previous page...*

Atom-1	Atom-2	Interatomic distance (Å)	Clash overlap (Å)
1:D:219:THR:O	1:D:223:GLU:HB2	2.21	0.41
1:A:74:ASN:N	2:A:418:HOH:O	2.53	0.41
1:B:40:ILE:HG12	1:B:44:GLU:HB2	2.01	0.41
1:A:85:ILE:HD13	1:A:90:LEU:HD11	2.02	0.41
1:A:167:ALA:HB2	2:A:371:HOH:O	2.21	0.41
1:D:195:PHE:C	1:D:196:GLN:OE1	2.59	0.41
1:D:110:THR:HG22	1:D:295:GLY:O	2.20	0.41
1:D:16:PRO:HA	2:D:384:HOH:O	2.19	0.41
1:D:314:LEU:O	1:D:318:ARG:HB2	2.21	0.41
1:C:65:LYS:NZ	1:C:92:GLU:OE2	2.42	0.41
1:A:240:PHE:O	1:A:241:ILE:HD13	2.21	0.41
1:B:103:THR:OG1	1:B:103:THR:O	2.33	0.41
1:C:234:MSE:HB3	2:C:343:HOH:O	2.19	0.41
1:D:17:ALA:O	1:D:18:GLU:C	2.59	0.41
1:B:82:SER:O	1:B:102:TYR:HB2	2.21	0.41
1:C:111:THR:HA	1:C:295:GLY:O	2.20	0.41
1:D:185:ARG:HA	2:D:398:HOH:O	2.20	0.41
1:A:69:ASP:C	1:A:71:ALA:N	2.72	0.41
1:B:195:PHE:O	1:B:196:GLN:HB2	2.20	0.41
1:A:128:GLU:HG3	2:A:382:HOH:O	2.20	0.41
1:A:12:THR:HG22	1:A:45:LEU:CD1	2.49	0.41
1:C:219:THR:H	1:C:222:THR:HG1	1.66	0.41
1:C:182:TYR:N	1:C:198:GLU:O	2.53	0.41
1:B:161:LEU:HD22	1:B:182:TYR:CG	2.56	0.41
1:C:151:LEU:HD23	1:C:211:PHE:CE1	2.56	0.41
1:C:41:PRO:O	1:C:42:ALA:CB	2.68	0.41
1:A:238:ALA:HA	2:A:351:HOH:O	2.20	0.41
1:C:96:ARG:HB2	1:C:98:ILE:HD13	2.03	0.41
1:A:59:LEU:HA	1:A:59:LEU:HD12	1.81	0.41
1:A:186:GLN:N	1:A:199:PHE:CZ	2.88	0.41
1:C:7:MSE:HA	1:C:53:HIS:ND1	2.35	0.41
1:C:154:SER:OG	1:C:211:PHE:HE1	2.04	0.41
1:D:26:ALA:CB	1:D:29:CYS:SG	3.08	0.41
1:A:315:ALA:C	1:A:317:LEU:H	2.23	0.41
1:B:219:THR:O	1:B:222:THR:O	2.38	0.41
1:C:114:LEU:CD1	1:C:294:ILE:HG13	2.51	0.41
1:A:249:VAL:CG1	1:A:250:ASN:N	2.83	0.41
1:D:177:VAL:HG11	1:D:180:PHE:CZ	2.55	0.41
1:A:246:GLY:C	1:A:248:VAL:H	2.23	0.41
1:B:272:SER:HA	1:B:273:PRO:HA	1.87	0.41
1:D:192:ALA:O	1:D:196:GLN:N	2.54	0.41

*Continued on next page...*

*Continued from previous page...*

Atom-1	Atom-2	Interatomic distance (Å)	Clash overlap (Å)
1:A:68:LEU:HA	1:A:75:LEU:HD22	2.02	0.41
1:B:22:ALA:O	1:B:24:ALA:N	2.53	0.41
1:C:302:ARG:HG3	1:D:147:CYS:SG	2.61	0.41
1:C:144:LEU:CD2	1:D:16:PRO:HG3	2.51	0.41
1:D:142:LYS:HE3	1:D:145:TRP:CE3	2.55	0.41
1:B:89:ALA:O	1:B:93:ILE:HG13	2.21	0.41
1:C:114:LEU:CD1	1:C:294:ILE:HG13	2.51	0.41
1:D:157:GLY:O	1:D:212:ILE:HA	2.21	0.41
1:A:117:SER:OG	1:B:120:LEU:HB3	2.21	0.41
1:D:13:ARG:HD3	1:D:38:GLU:O	2.21	0.41
1:A:206:ALA:C	1:A:234:MSE:HA	2.41	0.41
1:C:302:ARG:O	1:C:305:MSE:HB3	2.21	0.41
1:D:53:HIS:O	1:D:75:LEU:HA	2.21	0.41
1:B:302:ARG:HA	1:B:302:ARG:HD3	1.87	0.41
1:A:156:VAL:O	1:A:180:PHE:HA	2.21	0.41
1:A:189:PRO:C	1:A:191:GLU:N	2.72	0.41
1:A:53:HIS:HD2	1:A:74:ASN:O	2.04	0.41
1:B:116:VAL:HG22	1:B:172:LEU:HG	2.02	0.41
1:A:267:GLY:HA2	1:A:289:VAL:O	2.21	0.41
1:A:144:LEU:HG	2:A:362:HOH:O	2.19	0.41
1:D:77:VAL:HG12	1:D:317:LEU:HD13	2.02	0.41
1:D:296:SER:C	1:D:302:ARG:NH2	2.74	0.41
1:B:257:ALA:HA	1:B:262:LYS:CG	2.47	0.41
1:C:302:ARG:HA	1:C:305:MSE:HG2	2.02	0.41
1:B:53:HIS:CD2	1:B:76:LYS:HD2	2.56	0.41
1:C:34:TRP:CD1	1:C:36:SER:HB3	2.56	0.41
1:C:144:LEU:CD2	1:D:16:PRO:HG3	2.51	0.41
1:C:13:ARG:NE	2:C:441:HOH:O	2.47	0.41
1:A:179:ARG:HH21	1:A:208:GLN:NE2	2.18	0.41
1:B:94:LYS:O	1:B:96:ARG:N	2.54	0.41
1:A:234:MSE:HB2	1:A:234:MSE:HE2	2.01	0.41
1:A:142:LYS:HD3	2:A:336:HOH:O	2.19	0.41
1:C:10:PHE:HA	1:C:32:GLU:O	2.21	0.41
1:C:31:VAL:HG12	1:C:32:GLU:N	2.34	0.41
1:C:274:GLU:HA	1:C:275:PRO:C	2.41	0.41
1:A:162:GLY:O	1:A:166:GLN:N	2.50	0.41
1:D:256:GLN:HA	1:D:256:GLN:OE1	2.21	0.41
1:D:25:ARG:HH11	1:D:25:ARG:HG2	1.84	0.41
1:D:119:LEU:C	1:D:119:LEU:HD23	2.40	0.41
1:B:173:LYS:HB3	1:B:174:PRO:HD3	2.02	0.41
1:C:275:PRO:HD3	1:D:139:THR:O	2.19	0.41

*Continued on next page...*

*Continued from previous page...*

Atom-1	Atom-2	Interatomic distance (Å)	Clash overlap (Å)
1:A:277:PRO:O	1:A:279:ASN:N	2.54	0.41
1:B:124:ARG:HB2	1:B:126:LEU:CD1	2.51	0.41
1:A:107:LEU:HD12	1:A:108:THR:N	2.35	0.41
1:A:110:THR:HG23	1:A:298:THR:HG23	2.03	0.41
1:A:68:LEU:HD12	1:A:92:GLU:OE1	2.20	0.41
1:D:212:ILE:HD12	1:D:234:MSE:CE	2.44	0.41
1:B:182:TYR:O	1:B:199:PHE:HA	2.21	0.41
1:A:40:ILE:HD11	1:A:44:GLU:CB	2.50	0.41
1:B:45:LEU:HD21	1:B:63:VAL:HG12	2.03	0.41
1:B:41:PRO:O	1:B:42:ALA:C	2.59	0.41
1:D:50:ALA:HA	1:D:71:ALA:HA	2.03	0.41
1:C:139:THR:O	1:C:140:SER:HB2	2.21	0.41
1:B:135:ASN:C	1:B:137:GLY:H	2.24	0.41
1:C:6:LEU:HD12	1:C:6:LEU:N	2.36	0.41
1:C:76:LYS:HG3	1:C:77:VAL:HG12	2.03	0.41
1:A:102:TYR:N	1:A:102:TYR:HD1	2.18	0.41
1:A:78:ILE:O	1:A:101:GLY:N	2.54	0.41
1:D:114:LEU:HG	1:D:114:LEU:O	2.21	0.41
1:B:65:LYS:O	1:B:65:LYS:HD3	2.20	0.41
1:A:46:GLU:HG2	1:A:67:ILE:HD13	2.02	0.41
1:D:205:LEU:HD23	1:D:205:LEU:C	2.41	0.41
1:B:86:ASP:OD2	1:B:218:LEU:HD23	2.21	0.41
1:A:44:GLU:HA	1:A:47:ARG:HB3	2.02	0.41
1:A:286:LYS:C	1:A:288:CYS:H	2.25	0.41
1:C:195:PHE:O	1:C:196:GLN:HB2	2.21	0.41
1:C:77:VAL:HG13	1:C:313:LEU:HD12	2.02	0.41
1:A:44:GLU:HA	1:A:47:ARG:HG2	2.03	0.41
1:D:219:THR:HG22	1:D:220:PRO:HD2	2.03	0.41
1:A:298:THR:O	1:A:299:HIS:C	2.58	0.41
1:D:309:ALA:HA	2:D:356:HOH:O	2.20	0.41
1:D:269:ASP:O	1:D:293:HIS:HA	2.20	0.41
1:B:49:VAL:HG12	1:B:55:LEU:HD13	2.02	0.41
1:B:63:VAL:HG13	1:B:67:ILE:HB	2.03	0.41
1:C:81:MSE:CG	1:C:305:MSE:HB3	2.46	0.41
1:C:71:ALA:HB1	1:C:75:LEU:CD1	2.42	0.41
1:C:13:ARG:HD3	1:C:38:GLU:O	2.20	0.41
1:D:142:LYS:HB2	1:D:145:TRP:HB3	2.03	0.41
1:A:129:ALA:HA	1:A:146:LEU:HD11	2.03	0.41
1:D:94:LYS:O	1:D:97:GLY:N	2.46	0.41
1:B:26:ALA:C	1:B:28:ASP:N	2.74	0.41
1:B:114:LEU:HD22	1:B:294:ILE:C	2.41	0.41

*Continued on next page...*

*Continued from previous page...*

Atom-1	Atom-2	Interatomic distance (Å)	Clash overlap (Å)
1:A:325:GLU:HG2	1:A:326:LEU:N	2.36	0.41
1:C:271:THR:HB	1:C:276:LEU:HD13	2.03	0.41
1:A:280:HIS:CE1	1:A:282:LEU:H	2.39	0.41
1:C:275:PRO:HB3	1:D:138:TRP:CG	2.56	0.41
1:A:58:LEU:HB2	1:A:61:ASP:OD2	2.21	0.41
1:A:243:ILE:HD12	1:A:243:ILE:O	2.21	0.41
1:B:124:ARG:HB2	1:B:126:LEU:CD1	2.51	0.41
1:B:124:ARG:HB2	1:B:126:LEU:HD11	2.02	0.41
1:B:245:ARG:O	1:B:248:VAL:HB	2.21	0.41
1:B:190:GLU:C	1:B:191:GLU:HG3	2.41	0.41
1:D:195:PHE:O	1:D:196:GLN:CB	2.68	0.41
1:C:133:VAL:HG12	1:D:283:LEU:HD21	2.02	0.41
1:B:203:PRO:HB3	1:B:233:LYS:HE2	2.03	0.41
1:D:226:CYS:O	1:D:249:VAL:HA	2.21	0.41
1:A:85:ILE:O	1:A:88:LEU:HG	2.21	0.41
1:C:268:LEU:HD13	1:C:271:THR:HG22	2.03	0.41
1:D:92:GLU:OE1	1:D:96:ARG:HD2	2.21	0.41
1:A:64:ASP:HA	1:A:89:ALA:CB	2.51	0.41
1:D:260:SER:C	1:D:262:LYS:N	2.73	0.41
1:B:43:LYS:HB2	2:B:452:HOH:O	2.19	0.41
1:D:18:GLU:OE2	1:D:18:GLU:HA	2.21	0.41
1:D:56:LEU:HA	1:D:79:SER:O	2.20	0.41
1:B:189:PRO:O	1:B:190:GLU:C	2.59	0.41
1:C:99:ARG:HB3	1:C:322:MSE:CE	2.51	0.41
1:C:16:PRO:HB2	1:C:306:SER:CB	2.51	0.41
1:B:109:ASP:HB3	1:B:171:ARG:HH22	1.86	0.41
1:B:43:LYS:O	1:B:44:GLU:C	2.59	0.41
1:D:155:THR:HB	1:D:210:ASP:OD2	2.21	0.41
1:C:146:LEU:HD23	1:C:146:LEU:HA	1.90	0.41
1:C:112:ALA:HB2	1:C:167:ALA:HB3	2.02	0.41
1:D:322:MSE:HB2	1:D:325:GLU:HB2	2.02	0.41
1:D:226:CYS:H	1:D:248:VAL:HG12	1.86	0.41
1:B:81:MSE:HG2	1:B:305:MSE:HB3	2.03	0.41
1:A:216:CYS:SG	1:A:222:THR:HG22	2.61	0.41
1:B:22:ALA:C	1:B:24:ALA:N	2.73	0.41
1:A:110:THR:CG2	1:A:298:THR:HG23	2.51	0.41
1:B:173:LYS:N	1:B:174:PRO:HD2	2.35	0.41
1:A:302:ARG:HD3	1:A:305:MSE:SE	2.71	0.41
1:D:312:ASN:O	1:D:316:GLY:N	2.39	0.41
1:C:17:ALA:HA	1:C:20:ARG:CZ	2.50	0.41
1:A:104:PRO:O	1:A:105:ASP:HB2	2.21	0.41

*Continued on next page...*

*Continued from previous page...*

Atom-1	Atom-2	Interatomic distance (Å)	Clash overlap (Å)
1:A:282:LEU:HD23	1:A:282:LEU:HA	1.91	0.41
1:B:200:VAL:HG22	1:B:201:SER:N	2.35	0.41
1:D:185:ARG:HG2	1:D:186:GLN:N	2.36	0.41
1:D:34:TRP:CD1	1:D:40:ILE:HB	2.56	0.41
1:A:51:GLY:N	1:A:71:ALA:HA	2.35	0.41
1:C:76:LYS:HZ3	1:C:76:LYS:HB3	1.81	0.41
1:A:79:SER:HB3	1:A:313:LEU:HB3	2.03	0.41
1:A:134:LYS:HE3	1:A:134:LYS:HB2	1.80	0.41
1:A:40:ILE:CG1	1:A:44:GLU:HB2	2.51	0.41
1:B:182:TYR:CG	1:B:183:THR:N	2.89	0.41
1:B:173:LYS:HE3	2:B:437:HOH:O	2.21	0.41
1:A:298:THR:HG1	1:A:301:THR:HB	1.83	0.41
1:A:305:MSE:HE3	1:A:305:MSE:HB2	1.94	0.41
1:A:316:GLY:CA	1:A:322:MSE:HG2	2.43	0.41
1:C:280:HIS:CG	1:C:281:PRO:HD2	2.56	0.41
1:A:206:ALA:HB2	1:A:230:PHE:CE1	2.56	0.41
1:A:102:TYR:CE1	1:A:104:PRO:HD3	2.56	0.41
1:D:272:SER:HA	1:D:273:PRO:HA	1.93	0.41
1:D:107:LEU:C	1:D:107:LEU:HD12	2.40	0.41
1:D:305:MSE:O	1:D:308:LEU:HB3	2.20	0.41
1:A:77:VAL:HG12	1:A:317:LEU:HD23	2.02	0.41
1:A:243:ILE:HD12	1:A:243:ILE:O	2.21	0.41
1:C:110:THR:HG23	1:C:298:THR:HG23	2.02	0.41
1:A:239:VAL:HG22	1:A:265:ALA:HB3	2.03	0.41
1:C:151:LEU:O	1:C:154:SER:HB2	2.21	0.41
1:B:11:VAL:HG12	1:B:13:ARG:O	2.21	0.41
1:A:302:ARG:HE	1:A:305:MSE:SE	2.54	0.41
1:A:228:LYS:O	1:A:229:ASP:C	2.59	0.41
1:A:249:VAL:HG12	1:A:250:ASN:N	2.35	0.41
1:C:292:PRO:CD	1:D:129:ALA:HB1	2.48	0.41
1:A:142:LYS:HB3	2:A:362:HOH:O	2.20	0.41
1:B:164:ILE:O	1:B:168:ILE:HG13	2.20	0.41
1:C:53:HIS:CE1	1:C:74:ASN:ND2	2.89	0.40
1:A:142:LYS:HB3	2:A:364:HOH:O	2.20	0.40
1:D:312:ASN:O	1:D:322:MSE:HG3	2.20	0.40
1:D:99:ARG:HB3	1:D:322:MSE:CE	2.34	0.40
1:C:312:ASN:HB3	1:C:322:MSE:HE2	2.03	0.40
1:D:102:TYR:CE1	1:D:326:LEU:HD12	2.57	0.40
1:A:20:ARG:O	1:A:23:LEU:HB2	2.21	0.40
1:A:26:ALA:HA	1:A:318:ARG:NH2	2.37	0.40
1:D:256:GLN:N	1:D:256:GLN:OE1	2.53	0.40

*Continued on next page...*

*Continued from previous page...*

Atom-1	Atom-2	Interatomic distance (Å)	Clash overlap (Å)
1:D:90:LEU:HA	1:D:93:ILE:HB	2.02	0.40
1:D:17:ALA:O	1:D:18:GLU:C	2.60	0.40
1:A:102:TYR:CZ	1:A:326:LEU:HD13	2.56	0.40
1:C:58:LEU:HD13	1:D:141:TRP:HE3	1.86	0.40
1:D:255:TYR:CD1	1:D:285:LEU:HD11	2.56	0.40
1:D:180:PHE:CD2	1:D:195:PHE:HB3	2.56	0.40
1:A:232:GLN:HE22	1:A:262:LYS:NZ	2.18	0.40
1:B:75:LEU:HG	1:B:98:ILE:HG12	2.03	0.40
1:B:7:MSE:SE	1:B:76:LYS:NZ	3.05	0.40
1:A:20:ARG:HE	1:A:21:VAL:CG2	2.34	0.40
1:A:280:HIS:ND1	1:A:282:LEU:HB2	2.35	0.40
1:B:201:SER:CB	1:B:203:PRO:HD2	2.51	0.40
1:D:77:VAL:N	1:D:98:ILE:HG23	2.36	0.40
1:C:14:ARG:HB3	1:C:36:SER:O	2.21	0.40
1:A:312:ASN:HB3	1:A:322:MSE:SE	2.71	0.40
1:C:223:GLU:CG	1:C:247:ASP:HB3	2.51	0.40
1:B:86:ASP:O	1:B:86:ASP:OD1	2.39	0.40
1:C:39:PRO:HB2	1:C:60:SER:HB2	2.03	0.40
1:A:11:VAL:HG13	1:A:56:LEU:HD22	2.03	0.40
1:D:269:ASP:HA	1:D:291:LEU:HB2	2.03	0.40
1:B:139:THR:O	1:B:140:SER:CB	2.68	0.40
1:A:40:ILE:O	1:A:40:ILE:HG23	2.21	0.40
1:C:11:VAL:HG13	1:C:56:LEU:HD22	2.02	0.40
1:B:155:THR:N	1:B:210:ASP:OD2	2.52	0.40
1:C:218:LEU:HA	1:C:222:THR:OG1	2.20	0.40
1:B:86:ASP:OD1	1:B:245:ARG:NE	2.54	0.40
1:D:108:THR:HG23	1:D:164:ILE:HA	2.03	0.40
1:D:182:TYR:CD1	1:D:197:ALA:HB1	2.56	0.40
1:D:224:GLY:O	1:D:227:ASN:ND2	2.54	0.40
1:D:30:GLU:HA	1:D:30:GLU:OE1	2.21	0.40
1:D:201:SER:OG	1:D:204:GLU:HG2	2.20	0.40
1:D:20:ARG:CZ	1:D:33:GLN:HE22	2.35	0.40
1:B:85:ILE:HD12	1:B:90:LEU:HD11	2.03	0.40
1:C:320:GLU:HB2	1:C:321:PRO:HD2	2.03	0.40
1:C:81:MSE:HA	1:C:103:THR:HG21	2.03	0.40
1:A:267:GLY:HA2	1:A:289:VAL:O	2.21	0.40
1:A:128:GLU:HG3	2:A:384:HOH:O	2.21	0.40
1:B:155:THR:N	1:B:210:ASP:OD2	2.53	0.40
1:A:302:ARG:HD3	1:A:302:ARG:HA	1.88	0.40
1:A:187:PRO:C	1:A:188:ARG:HG3	2.41	0.40
1:B:124:ARG:HB2	1:B:126:LEU:HD11	2.02	0.40

*Continued on next page...*

*Continued from previous page...*

Atom-1	Atom-2	Interatomic distance (Å)	Clash overlap (Å)
1:A:147:CYS:SG	1:B:302:ARG:HG3	2.61	0.40
1:B:110:THR:O	1:B:113:GLU:HB3	2.21	0.40
1:D:312:ASN:O	1:D:322:MSE:HE3	2.21	0.40
1:B:313:LEU:CD1	1:B:317:LEU:HD22	2.52	0.40
1:C:183:THR:HB	1:C:200:VAL:O	2.21	0.40
1:D:265:ALA:HB2	1:D:287:ASN:HB2	2.03	0.40
1:A:182:TYR:O	1:A:200:VAL:HG22	2.21	0.40
1:C:34:TRP:HB2	1:C:40:ILE:HD12	2.02	0.40
1:C:103:THR:HG22	1:C:308:LEU:CD2	2.51	0.40
1:A:12:THR:O	1:A:13:ARG:HB2	2.21	0.40
1:C:268:LEU:HB2	1:C:290:ILE:HG12	2.02	0.40
1:D:301:THR:O	1:D:304:THR:N	2.54	0.40
1:D:179:ARG:CZ	2:D:396:HOH:O	2.68	0.40
1:B:257:ALA:HB1	1:B:262:LYS:HB2	2.04	0.40
1:D:26:ALA:CB	1:D:29:CYS:SG	3.09	0.40
1:D:90:LEU:O	1:D:91:ASP:C	2.60	0.40
1:A:243:ILE:O	1:A:243:ILE:HD12	2.21	0.40
1:B:232:GLN:HB3	2:B:425:HOH:O	2.21	0.40
1:A:8:LYS:O	1:A:52:ALA:HB2	2.22	0.40
1:A:163:ARG:CZ	2:A:418:HOH:O	2.69	0.40
1:C:182:TYR:O	1:C:199:PHE:HA	2.20	0.40
1:D:177:VAL:HG11	1:D:180:PHE:CZ	2.56	0.40
1:A:77:VAL:HG11	1:A:317:LEU:HB2	2.03	0.40
1:D:188:ARG:HD2	2:D:412:HOH:O	2.20	0.40
1:B:45:LEU:O	1:B:49:VAL:HG13	2.20	0.40
1:B:64:ASP:OD1	1:B:67:ILE:HG12	2.21	0.40
1:B:68:LEU:HD12	1:B:92:GLU:HB3	2.02	0.40
1:C:17:ALA:O	1:C:20:ARG:N	2.54	0.40
1:A:219:THR:O	1:A:223:GLU:N	2.54	0.40
1:B:114:LEU:HD22	1:B:294:ILE:C	2.42	0.40
1:B:185:ARG:HH11	1:B:185:ARG:HB2	1.86	0.40
1:B:216:CYS:SG	1:B:248:VAL:HG11	2.61	0.40
1:C:271:THR:HB	1:C:276:LEU:HD13	2.03	0.40
1:B:262:LYS:HE3	2:B:359:HOH:O	2.21	0.40
1:D:119:LEU:C	1:D:119:LEU:HD23	2.41	0.40
1:A:193:ALA:C	1:A:196:GLN:H	2.24	0.40
1:B:79:SER:HB3	1:B:313:LEU:HD23	2.04	0.40
1:C:173:LYS:N	1:C:174:PRO:HD2	2.37	0.40
1:C:40:ILE:HA	1:C:41:PRO:HD3	1.95	0.40
1:D:177:VAL:HG11	1:D:180:PHE:CE1	2.56	0.40
1:C:280:HIS:CG	1:C:281:PRO:HD2	2.56	0.40

*Continued on next page...*

*Continued from previous page...*

Atom-1	Atom-2	Interatomic distance (Å)	Clash overlap (Å)
1:D:302:ARG:HD3	1:D:302:ARG:HA	1.89	0.40
1:B:85:ILE:O	1:B:87:HIS:N	2.54	0.40
1:D:200:VAL:HG23	1:D:205:LEU:HD12	2.03	0.40
1:C:40:ILE:HG22	1:C:61:ASP:OD1	2.21	0.40
1:A:21:VAL:C	1:A:23:LEU:N	2.73	0.40
1:A:16:PRO:C	1:A:18:GLU:H	2.23	0.40
1:A:18:GLU:HB3	1:A:306:SER:HB2	2.02	0.40
1:D:85:ILE:HD12	1:D:85:ILE:C	2.41	0.40
1:C:135:ASN:CG	1:C:136:GLY:N	2.75	0.40
1:C:152:THR:CG2	1:C:153:GLN:HG3	2.46	0.40
1:A:68:LEU:HD21	1:A:93:ILE:HD11	2.02	0.40
1:D:119:LEU:C	1:D:119:LEU:HD23	2.41	0.40
1:B:194:GLU:HG2	1:B:194:GLU:O	2.20	0.40
1:A:226:CYS:HA	1:A:230:PHE:CG	2.57	0.40
1:D:267:GLY:HA2	1:D:289:VAL:O	2.21	0.40
1:A:305:MSE:HE1	1:B:141:TRP:HH2	1.82	0.40
1:A:222:THR:O	1:A:225:LEU:N	2.42	0.40
1:B:188:ARG:N	1:B:189:PRO:HD2	2.37	0.40
1:A:40:ILE:HA	1:A:41:PRO:HD3	1.90	0.40
1:B:59:LEU:HD12	1:B:60:SER:N	2.35	0.40
1:C:272:SER:HA	1:C:273:PRO:HA	1.84	0.40
1:D:109:ASP:HB2	2:D:329:HOH:O	2.21	0.40
1:C:54:GLY:HA3	1:C:77:VAL:HG13	2.04	0.40
1:D:16:PRO:O	1:D:18:GLU:N	2.54	0.40
1:A:155:THR:O	1:A:209:SER:HA	2.21	0.40
1:D:219:THR:HB	1:D:220:PRO:CD	2.51	0.40
1:B:80:THR:C	1:B:82:SER:H	2.25	0.40
1:A:110:THR:HG23	1:A:298:THR:HG23	2.03	0.40
1:C:64:ASP:OD1	1:C:64:ASP:N	2.54	0.40
1:D:272:SER:HA	1:D:273:PRO:HA	1.80	0.40
1:B:164:ILE:O	1:B:167:ALA:HB3	2.21	0.40
1:D:315:ALA:HB3	1:D:322:MSE:HG2	2.03	0.40
1:A:313:LEU:C	1:A:313:LEU:HD23	2.42	0.40
1:B:202:THR:HG21	1:B:225:LEU:HD11	2.02	0.40
1:B:40:ILE:HA	1:B:41:PRO:HD3	1.92	0.40
1:C:18:GLU:OE1	1:C:303:ASN:CG	2.60	0.40
1:B:251:GLN:HG2	1:B:282:LEU:HD11	2.03	0.40
1:A:40:ILE:O	1:A:40:ILE:HG23	2.20	0.40
1:B:15:ILE:HG21	1:B:81:MSE:HE1	2.03	0.40
1:A:53:HIS:HB3	1:A:76:LYS:HG2	2.03	0.40
1:A:238:ALA:O	1:A:263:ILE:HB	2.22	0.40

*Continued on next page...*

*Continued from previous page...*

Atom-1	Atom-2	Interatomic distance (Å)	Clash overlap (Å)
1:D:13:ARG:CG	1:D:14:ARG:N	2.83	0.40
1:B:164:ILE:O	1:B:168:ILE:HG13	2.21	0.40
1:C:180:PHE:HB2	1:C:197:ALA:HA	2.03	0.40
1:D:99:ARG:NH1	1:D:325:GLU:OE1	2.51	0.40
1:C:10:PHE:O	1:C:55:LEU:HD12	2.22	0.40
1:C:86:ASP:HB3	1:C:218:LEU:HD23	2.03	0.40
1:B:110:THR:HG23	1:B:298:THR:HG23	2.03	0.40
1:D:166:GLN:O	1:D:168:ILE:N	2.54	0.40
1:C:249:VAL:HG12	1:C:250:ASN:N	2.36	0.40
1:C:292:PRO:CD	1:D:129:ALA:HB1	2.49	0.40
1:A:99:ARG:HB3	1:A:322:MSE:HE1	2.03	0.40
1:C:49:VAL:O	1:C:71:ALA:HA	2.20	0.40
1:A:65:LYS:HE2	1:A:92:GLU:HG3	2.04	0.40
1:B:201:SER:CB	1:B:203:PRO:HD2	2.51	0.40
1:C:218:LEU:HB2	1:C:245:ARG:HG3	2.02	0.40
1:D:258:LEU:HD13	1:D:288:CYS:HB2	2.03	0.40
1:A:139:THR:O	1:B:275:PRO:HD3	2.22	0.40
1:A:76:LYS:HZ1	1:A:317:LEU:HA	1.86	0.40
1:D:276:LEU:HG	1:D:280:HIS:CD2	2.56	0.40
1:C:16:PRO:HA	1:D:144:LEU:HD21	2.03	0.40
1:C:258:LEU:HD13	1:C:288:CYS:HB2	2.03	0.40
1:B:57:CYS:O	1:B:58:LEU:HD23	2.21	0.40
1:C:43:LYS:O	1:C:46:GLU:HB2	2.22	0.40
1:A:90:LEU:HD21	1:A:100:VAL:HG11	2.02	0.40
1:D:254:LEU:O	1:D:255:TYR:C	2.58	0.40
1:D:203:PRO:O	1:D:204:GLU:C	2.59	0.40
1:D:318:ARG:O	1:D:320:GLU:HG3	2.21	0.40
1:B:16:PRO:HD2	1:B:306:SER:HB2	2.03	0.40
1:A:202:THR:N	1:A:203:PRO:CD	2.85	0.40
1:A:231:PHE:CD1	1:A:234:MSE:SE	3.24	0.40
1:A:234:MSE:SE	1:A:263:ILE:CG2	3.20	0.40
1:B:114:LEU:HD22	1:B:295:GLY:HA2	2.03	0.40
1:A:49:VAL:HG11	1:A:67:ILE:HG23	2.04	0.40
1:B:273:PRO:HB2	2:B:337:HOH:O	2.20	0.40
1:B:280:HIS:CG	1:B:281:PRO:HD2	2.55	0.40
1:A:45:LEU:HG	1:A:67:ILE:CD1	2.51	0.40
1:C:92:GLU:HA	1:C:95:LYS:HB3	2.02	0.40
1:A:65:LYS:HA	1:A:68:LEU:HB2	2.02	0.40
1:A:280:HIS:HA	1:A:281:PRO:HD3	1.98	0.40
1:C:218:LEU:HD21	1:C:247:ASP:OD2	2.22	0.40
1:B:302:ARG:HA	1:B:302:ARG:HD3	1.82	0.40

*Continued on next page...*

*Continued from previous page...*

Atom-1	Atom-2	Interatomic distance (Å)	Clash overlap (Å)
1:A:81:MSE:SE	1:B:141:TRP:HH2	2.54	0.40
2:C:350:HOH:O	1:D:300:ARG:HD2	2.21	0.40
1:B:209:SER:HB3	1:B:211:PHE:O	2.21	0.40
1:B:300:ARG:HG3	2:B:447:HOH:O	2.21	0.40
1:A:182:TYR:CE1	1:A:199:PHE:N	2.89	0.40
1:C:291:LEU:HD21	1:D:126:LEU:HG	2.04	0.40
1:A:203:PRO:HB3	1:A:233:LYS:HD3	2.03	0.40
1:C:173:LYS:HB3	1:C:174:PRO:CD	2.51	0.40
1:C:70:ALA:C	1:C:72:GLY:H	2.25	0.40
1:C:36:SER:C	1:C:38:GLU:H	2.25	0.40
1:A:77:VAL:CG1	1:A:317:LEU:HG	2.43	0.40
1:B:16:PRO:HD2	1:B:81:MSE:HE1	2.03	0.40
1:A:243:ILE:HD12	1:A:243:ILE:O	2.22	0.40
1:B:66:ARG:O	1:B:69:ASP:HB2	2.21	0.40
1:B:80:THR:HG21	1:B:85:ILE:CG2	2.39	0.40
1:B:319:GLY:O	1:B:320:GLU:C	2.60	0.40
1:D:201:SER:HB2	1:D:203:PRO:HD2	2.03	0.40
1:A:14:ARG:HB3	1:A:37:ASP:OD1	2.22	0.40
1:D:82:SER:N	1:D:103:THR:HG23	2.37	0.40
1:A:202:THR:HB	1:A:203:PRO:CD	2.44	0.40
1:B:8:LYS:CD	1:B:30:GLU:HG3	2.50	0.40
1:A:322:MSE:HB2	1:A:325:GLU:HB2	2.03	0.40
1:A:13:ARG:HG3	1:A:14:ARG:N	2.36	0.40
1:C:171:ARG:HG3	1:C:171:ARG:HH11	1.86	0.40
1:A:77:VAL:HG11	1:A:316:GLY:HA3	2.04	0.40
1:A:9:VAL:HA	1:A:54:GLY:O	2.21	0.40
1:C:14:ARG:NE	1:C:37:ASP:OD2	2.54	0.40
1:A:114:LEU:HD13	1:A:295:GLY:N	2.37	0.40
1:C:85:ILE:HD12	1:C:90:LEU:CD1	2.48	0.40
1:C:227:ASN:HB2	1:C:228:LYS:H	1.63	0.40
1:D:312:ASN:HA	1:D:323:PRO:HD2	2.03	0.40
1:A:23:LEU:HB3	1:A:31:VAL:HG21	2.03	0.40
1:B:102:TYR:CD1	1:B:102:TYR:N	2.89	0.40
1:B:173:LYS:HB3	1:B:174:PRO:CD	2.52	0.40
1:A:302:ARG:HA	1:A:302:ARG:HD3	1.90	0.40
1:A:69:ASP:O	1:A:71:ALA:N	2.48	0.40
1:B:34:TRP:CG	1:B:40:ILE:HD12	2.57	0.40
1:D:107:LEU:HD12	1:D:107:LEU:C	2.41	0.40
1:C:171:ARG:HG3	1:C:171:ARG:HH11	1.86	0.40
1:A:12:THR:O	1:A:13:ARG:HB2	2.20	0.40
1:A:77:VAL:C	1:A:78:ILE:HG13	2.42	0.40

*Continued on next page...*

Continued from previous page...

Atom-1	Atom-2	Interatomic distance (Å)	Clash overlap (Å)
1:D:20:ARG:CG	2:D:333:HOH:O	2.65	0.40
1:C:45:LEU:HB3	1:C:67:ILE:HD12	2.03	0.40
1:C:85:ILE:O	1:C:87:HIS:N	2.55	0.40
1:B:121:THR:HG22	1:B:127:PRO:HD3	2.04	0.40
1:A:147:CYS:HA	1:B:297:ALA:O	2.22	0.40
1:B:34:TRP:CD1	1:B:40:ILE:HB	2.57	0.40
1:B:200:VAL:CG2	1:B:204:GLU:HB2	2.52	0.40
1:D:280:HIS:ND1	1:D:281:PRO:HD2	2.37	0.40
1:C:87:HIS:H	1:C:87:HIS:HD1	1.70	0.40
1:D:85:ILE:C	1:D:85:ILE:HD12	2.42	0.40
1:A:159:ILE:HA	1:A:183:THR:HG22	2.02	0.40
1:D:285:LEU:C	1:D:287:ASN:H	2.24	0.40
1:B:252:ASP:OD1	1:B:255:TYR:HD1	2.04	0.40
1:A:107:LEU:HD12	1:A:108:THR:N	2.36	0.40
1:B:88:LEU:HB3	1:B:93:ILE:CD1	2.52	0.40
1:A:40:ILE:HA	1:A:41:PRO:HD3	1.90	0.40
1:B:258:LEU:HD23	1:B:263:ILE:HG13	2.02	0.40
1:A:182:TYR:CD1	1:A:197:ALA:O	2.74	0.40
1:C:186:GLN:HA	1:C:187:PRO:HD3	1.89	0.40
1:A:102:TYR:CZ	1:A:326:LEU:HD13	2.56	0.40
1:D:75:LEU:HG	1:D:98:ILE:HD13	2.04	0.40

There are no symmetry-related clashes.

## 5.3 Torsion angles [i](#)

### 5.3.1 Protein backbone [i](#)

In the following table, the Percentiles column shows the percent Ramachandran outliers of the chain as a percentile score with respect to all X-ray entries followed by that with respect to entries of similar resolution.

The Analysed column shows the number of residues for which the backbone conformation was analysed, and the total number of residues.

Mol	Chain	Analysed	Favoured	Allowed	Outliers	Percentiles	
1	1-A	319/328 (97%)	263 (82%)	48 (15%)	8 (2%)	7	4
1	1-B	319/328 (97%)	276 (86%)	42 (13%)	1 (0%)	46	57
1	1-C	319/328 (97%)	269 (84%)	41 (13%)	9 (3%)	6	3
1	1-D	319/328 (97%)	258 (81%)	44 (14%)	17 (5%)	2	1

Continued on next page...

*Continued from previous page...*

Mol	Chain	Analysed	Favoured	Allowed	Outliers	Percentiles	
1	2-A	319/328 (97%)	253 (79%)	53 (17%)	13 (4%)	3	1
1	2-B	319/328 (97%)	269 (84%)	40 (12%)	10 (3%)	5	2
1	2-C	319/328 (97%)	272 (85%)	41 (13%)	6 (2%)	10	8
1	2-D	319/328 (97%)	276 (86%)	33 (10%)	10 (3%)	5	2
1	3-A	319/328 (97%)	263 (82%)	48 (15%)	8 (2%)	7	4
1	3-B	319/328 (97%)	275 (86%)	31 (10%)	13 (4%)	3	1
1	3-C	319/328 (97%)	276 (86%)	35 (11%)	8 (2%)	7	4
1	3-D	319/328 (97%)	266 (83%)	47 (15%)	6 (2%)	10	8
1	4-A	319/328 (97%)	253 (79%)	55 (17%)	11 (3%)	5	2
1	4-B	319/328 (97%)	267 (84%)	44 (14%)	8 (2%)	7	4
1	4-C	319/328 (97%)	266 (83%)	39 (12%)	14 (4%)	3	1
1	4-D	319/328 (97%)	275 (86%)	35 (11%)	9 (3%)	6	3
1	5-A	319/328 (97%)	276 (86%)	39 (12%)	4 (1%)	15	15
1	5-B	319/328 (97%)	272 (85%)	38 (12%)	9 (3%)	6	3
1	5-C	319/328 (97%)	274 (86%)	37 (12%)	8 (2%)	7	4
1	5-D	319/328 (97%)	278 (87%)	34 (11%)	7 (2%)	8	6
1	6-A	319/328 (97%)	247 (77%)	51 (16%)	21 (7%)	1	0
1	6-B	319/328 (97%)	268 (84%)	37 (12%)	14 (4%)	3	1
1	6-C	319/328 (97%)	263 (82%)	42 (13%)	14 (4%)	3	1
1	6-D	319/328 (97%)	268 (84%)	40 (12%)	11 (3%)	5	2
1	7-A	319/328 (97%)	255 (80%)	45 (14%)	19 (6%)	2	0
1	7-B	319/328 (97%)	239 (75%)	59 (18%)	21 (7%)	1	0
1	7-C	319/328 (97%)	273 (86%)	35 (11%)	11 (3%)	5	2
1	7-D	319/328 (97%)	270 (85%)	41 (13%)	8 (2%)	7	4
1	8-A	319/328 (97%)	264 (83%)	45 (14%)	10 (3%)	5	2
1	8-B	319/328 (97%)	275 (86%)	35 (11%)	9 (3%)	6	3
1	8-C	319/328 (97%)	271 (85%)	39 (12%)	9 (3%)	6	3
1	8-D	319/328 (97%)	277 (87%)	36 (11%)	6 (2%)	10	8
All	All	10208/10496 (97%)	8547 (84%)	1329 (13%)	332 (3%)	5	2

All (332) Ramachandran outliers are listed below:

Mol	Chain	Res	Type
1	1-A	251	GLN
1	1-B	22	ALA
1	1-C	18	GLU
1	1-C	163	ARG
1	1-C	244	SER
1	1-D	91	ASP
1	1-D	177	VAL
1	1-D	197	ALA
1	1-D	225	LEU
1	2-A	260	SER
1	2-B	228	LYS
1	2-C	76	LYS
1	2-D	187	PRO
1	2-D	188	ARG
1	2-D	191	GLU
1	3-A	209	SER
1	3-A	315	ALA
1	3-B	64	ASP
1	3-B	244	SER
1	3-C	42	ALA
1	3-C	189	PRO
1	3-C	244	SER
1	4-A	98	ILE
1	4-A	262	LYS
1	4-A	320	GLU
1	4-B	89	ALA
1	4-B	223	GLU
1	4-B	298	THR
1	4-C	12	THR
1	4-C	60	SER
1	4-C	140	SER
1	4-C	163	ARG
1	5-B	140	SER
1	5-B	209	SER
1	5-B	244	SER
1	5-C	17	ALA
1	5-C	73	ALA
1	6-A	75	LEU
1	6-A	108	THR
1	6-A	138	TRP
1	6-A	161	LEU
1	6-A	183	THR
1	6-B	226	CYS

*Continued on next page...*

*Continued from previous page...*

Mol	Chain	Res	Type
1	6-B	244	SER
1	6-B	297	ALA
1	6-C	35	ASP
1	6-C	95	LYS
1	6-C	105	ASP
1	6-C	189	PRO
1	6-D	36	SER
1	6-D	218	LEU
1	7-A	26	ALA
1	7-A	27	ALA
1	7-A	75	LEU
1	7-A	185	ARG
1	7-B	22	ALA
1	7-B	74	ASN
1	7-B	321	PRO
1	7-C	49	VAL
1	7-C	105	ASP
1	7-C	324	SER
1	8-A	216	CYS
1	8-A	251	GLN
1	8-B	106	VAL
1	8-B	136	GLY
1	8-B	324	SER
1	8-B	325	GLU
1	8-C	15	ILE
1	1-A	26	ALA
1	1-C	216	CYS
1	1-D	191	GLU
1	1-D	192	ALA
1	1-D	226	CYS
1	1-D	278	THR
1	2-A	17	ALA
1	2-A	26	ALA
1	2-A	231	PHE
1	2-B	36	SER
1	2-B	85	ILE
1	2-B	90	LEU
1	2-B	247	ASP
1	2-C	244	SER
1	2-D	185	ARG
1	2-D	313	LEU
1	3-A	278	THR

*Continued on next page...*

*Continued from previous page...*

Mol	Chain	Res	Type
1	3-A	282	LEU
1	3-B	63	VAL
1	3-B	95	LYS
1	3-B	190	GLU
1	3-B	247	ASP
1	3-C	63	VAL
1	3-C	190	GLU
1	3-D	282	LEU
1	4-A	35	ASP
1	4-A	207	ALA
1	4-A	234	MSE
1	4-B	86	ASP
1	4-B	189	PRO
1	4-B	191	GLU
1	4-B	226	CYS
1	4-C	71	ALA
1	4-C	216	CYS
1	4-D	282	LEU
1	5-A	26	ALA
1	5-A	73	ALA
1	5-B	27	ALA
1	5-B	35	ASP
1	5-C	72	GLY
1	5-C	86	ASP
1	5-C	105	ASP
1	5-C	146	LEU
1	5-D	216	CYS
1	5-D	319	GLY
1	6-A	90	LEU
1	6-A	105	ASP
1	6-A	207	ALA
1	6-B	140	SER
1	6-B	185	ARG
1	6-B	225	LEU
1	6-C	77	VAL
1	6-C	190	GLU
1	6-C	191	GLU
1	6-D	50	ALA
1	7-A	96	ARG
1	7-A	182	TYR
1	7-A	223	GLU
1	7-A	244	SER

*Continued on next page...*

*Continued from previous page...*

Mol	Chain	Res	Type
1	7-B	31	VAL
1	7-B	51	GLY
1	7-B	66	ARG
1	7-B	72	GLY
1	7-B	98	ILE
1	7-B	105	ASP
1	7-B	136	GLY
1	7-B	314	LEU
1	7-C	35	ASP
1	7-C	63	VAL
1	7-C	87	HIS
1	7-D	105	ASP
1	7-D	279	ASN
1	8-A	28	ASP
1	8-A	35	ASP
1	8-A	207	ALA
1	8-A	217	SER
1	8-B	105	ASP
1	8-B	140	SER
1	8-C	17	ALA
1	8-D	153	GLN
1	1-A	199	PHE
1	1-A	226	CYS
1	1-C	19	GLY
1	1-D	17	ALA
1	1-D	139	THR
1	1-D	190	GLU
1	1-D	193	ALA
1	2-A	71	ALA
1	2-A	73	ALA
1	2-A	216	CYS
1	2-B	244	SER
1	2-C	42	ALA
1	2-D	105	ASP
1	2-D	216	CYS
1	3-A	207	ALA
1	3-B	50	ALA
1	3-B	73	ALA
1	3-B	185	ARG
1	3-D	27	ALA
1	3-D	190	GLU
1	4-A	278	THR

*Continued on next page...*

*Continued from previous page...*

Mol	Chain	Res	Type
1	4-C	226	CYS
1	4-D	17	ALA
1	4-D	35	ASP
1	4-D	206	ALA
1	5-B	235	LYS
1	5-D	26	ALA
1	5-D	244	SER
1	6-A	104	PRO
1	6-A	143	PRO
1	6-A	144	LEU
1	6-A	226	CYS
1	6-B	86	ASP
1	6-C	96	ARG
1	6-D	190	GLU
1	6-D	203	PRO
1	6-D	264	ALA
1	7-A	97	GLY
1	7-A	160	GLY
1	7-A	220	PRO
1	7-B	89	ALA
1	7-B	323	PRO
1	7-C	52	ALA
1	7-C	75	LEU
1	7-C	190	GLU
1	7-D	226	CYS
1	7-D	306	SER
1	8-C	73	ALA
1	8-C	90	LEU
1	8-C	140	SER
1	8-D	190	GLU
1	8-D	244	SER
1	1-A	287	ASN
1	1-D	222	THR
1	1-D	244	SER
1	2-A	236	GLU
1	2-A	261	GLY
1	2-B	51	GLY
1	2-C	75	LEU
1	2-C	140	SER
1	2-D	190	GLU
1	3-A	41	PRO
1	3-B	36	SER

*Continued on next page...*

*Continued from previous page...*

Mol	Chain	Res	Type
1	3-B	189	PRO
1	3-C	73	ALA
1	3-D	183	THR
1	4-A	324	SER
1	4-C	8	LYS
1	4-D	143	PRO
1	5-A	251	GLN
1	5-B	190	GLU
1	5-C	18	GLU
1	5-D	167	ALA
1	5-D	189	PRO
1	6-A	140	SER
1	6-A	299	HIS
1	6-B	87	HIS
1	6-B	174	PRO
1	6-B	311	ASN
1	6-D	189	PRO
1	6-D	191	GLU
1	6-D	262	LYS
1	6-D	295	GLY
1	7-A	90	LEU
1	7-A	187	PRO
1	7-B	23	LEU
1	7-B	30	GLU
1	7-B	42	ALA
1	7-B	320	GLU
1	7-C	85	ILE
1	7-C	96	ARG
1	7-D	229	ASP
1	8-A	25	ARG
1	8-A	232	GLN
1	8-B	86	ASP
1	8-D	26	ALA
1	8-D	264	ALA
1	1-A	17	ALA
1	1-A	216	CYS
1	1-C	15	ILE
1	1-C	90	LEU
1	1-C	189	PRO
1	1-D	204	GLU
1	1-D	281	PRO
1	2-A	48	GLY

*Continued on next page...*

*Continued from previous page...*

Mol	Chain	Res	Type
1	2-A	65	LYS
1	2-A	108	THR
1	2-D	50	ALA
1	2-D	189	PRO
1	3-D	319	GLY
1	4-A	88	LEU
1	4-A	247	ASP
1	4-B	50	ALA
1	4-C	189	PRO
1	4-D	105	ASP
1	5-A	69	ASP
1	5-B	86	ASP
1	5-B	174	PRO
1	5-C	35	ASP
1	5-D	251	GLN
1	6-A	188	ARG
1	6-A	190	GLU
1	6-A	325	GLU
1	7-A	74	ASN
1	7-A	200	VAL
1	7-B	68	LEU
1	7-B	91	ASP
1	7-B	318	ARG
1	7-D	26	ALA
1	7-D	228	LYS
1	8-A	27	ALA
1	2-B	189	PRO
1	3-C	85	ILE
1	3-C	187	PRO
1	3-D	260	SER
1	4-C	17	ALA
1	4-C	187	PRO
1	4-C	287	ASN
1	4-D	46	GLU
1	6-A	200	VAL
1	6-C	34	TRP
1	6-C	50	ALA
1	6-C	98	ILE
1	6-D	228	LYS
1	7-A	17	ALA
1	7-A	246	GLY
1	7-D	206	ALA

*Continued on next page...*

*Continued from previous page...*

Mol	Chain	Res	Type
1	8-B	93	ILE
1	8-C	18	GLU
1	1-A	281	PRO
1	1-D	143	PRO
1	6-A	19	GLY
1	6-A	295	GLY
1	6-B	202	THR
1	6-C	93	ILE
1	7-A	162	GLY
1	2-A	164	ILE
1	2-B	67	ILE
1	2-B	246	GLY
1	3-A	281	PRO
1	4-A	323	PRO
1	4-C	77	VAL
1	4-C	85	ILE
1	4-D	21	VAL
1	6-B	67	ILE
1	8-C	51	GLY
1	8-C	103	THR
1	1-C	51	GLY
1	2-C	321	PRO
1	3-A	321	PRO
1	6-B	85	ILE
1	6-C	295	GLY
1	8-A	224	GLY
1	8-B	77	VAL
1	8-C	93	ILE
1	6-A	187	PRO
1	6-B	184	GLY
1	6-C	49	VAL
1	7-B	322	MSE
1	3-B	93	ILE
1	3-B	220	PRO
1	4-D	15	ILE
1	7-A	188	ARG
1	8-D	189	PRO

### 5.3.2 Protein sidechains ⓘ

In the following table, the Percentiles column shows the percent sidechain outliers of the chain as a percentile score with respect to all X-ray entries followed by that with respect to entries of similar

resolution.

The Analysed column shows the number of residues for which the sidechain conformation was analysed, and the total number of residues.

Mol	Chain	Analysed	Rotameric	Outliers	Percentiles	
1	1-A	262/264 (99%)	253 (97%)	9 (3%)	44	61
1	1-B	262/264 (99%)	254 (97%)	8 (3%)	47	64
1	1-C	262/264 (99%)	255 (97%)	7 (3%)	52	69
1	1-D	262/264 (99%)	255 (97%)	7 (3%)	52	69
1	2-A	262/264 (99%)	253 (97%)	9 (3%)	44	61
1	2-B	262/264 (99%)	257 (98%)	5 (2%)	65	79
1	2-C	262/264 (99%)	247 (94%)	15 (6%)	25	35
1	2-D	262/264 (99%)	257 (98%)	5 (2%)	65	79
1	3-A	262/264 (99%)	254 (97%)	8 (3%)	47	64
1	3-B	262/264 (99%)	254 (97%)	8 (3%)	47	64
1	3-C	262/264 (99%)	252 (96%)	10 (4%)	40	55
1	3-D	262/264 (99%)	257 (98%)	5 (2%)	65	79
1	4-A	262/264 (99%)	249 (95%)	13 (5%)	30	42
1	4-B	262/264 (99%)	250 (95%)	12 (5%)	33	46
1	4-C	262/264 (99%)	251 (96%)	11 (4%)	36	51
1	4-D	262/264 (99%)	257 (98%)	5 (2%)	65	79
1	5-A	262/264 (99%)	253 (97%)	9 (3%)	44	61
1	5-B	262/264 (99%)	249 (95%)	13 (5%)	30	42
1	5-C	262/264 (99%)	246 (94%)	16 (6%)	23	32
1	5-D	262/264 (99%)	253 (97%)	9 (3%)	44	61
1	6-A	262/264 (99%)	248 (95%)	14 (5%)	28	39
1	6-B	262/264 (99%)	248 (95%)	14 (5%)	28	39
1	6-C	262/264 (99%)	247 (94%)	15 (6%)	25	35
1	6-D	262/264 (99%)	251 (96%)	11 (4%)	36	51
1	7-A	262/264 (99%)	253 (97%)	9 (3%)	44	61
1	7-B	262/264 (99%)	248 (95%)	14 (5%)	28	39
1	7-C	262/264 (99%)	250 (95%)	12 (5%)	33	46
1	7-D	262/264 (99%)	251 (96%)	11 (4%)	36	51
1	8-A	262/264 (99%)	249 (95%)	13 (5%)	30	42

*Continued on next page...*

*Continued from previous page...*

Mol	Chain	Analysed	Rotameric	Outliers	Percentiles	
1	8-B	262/264 (99%)	252 (96%)	10 (4%)	40	55
1	8-C	262/264 (99%)	248 (95%)	14 (5%)	28	39
1	8-D	262/264 (99%)	254 (97%)	8 (3%)	47	64
All	All	8384/8448 (99%)	8055 (96%)	329 (4%)	39	54

All (329) residues with a non-rotameric sidechain are listed below:

Mol	Chain	Res	Type
1	1-A	35	ASP
1	1-A	59	LEU
1	1-A	102	TYR
1	1-A	107	LEU
1	1-A	196	GLN
1	1-A	254	LEU
1	1-A	279	ASN
1	1-A	282	LEU
1	1-A	288	CYS
1	1-B	35	ASP
1	1-B	91	ASP
1	1-B	102	TYR
1	1-B	107	LEU
1	1-B	182	TYR
1	1-B	183	THR
1	1-B	190	GLU
1	1-B	300	ARG
1	1-C	44	GLU
1	1-C	75	LEU
1	1-C	91	ASP
1	1-C	102	TYR
1	1-C	109	ASP
1	1-C	163	ARG
1	1-C	183	THR
1	1-D	20	ARG
1	1-D	47	ARG
1	1-D	107	LEU
1	1-D	185	ARG
1	1-D	195	PHE
1	1-D	232	GLN
1	1-D	251	GLN
1	2-A	64	ASP
1	2-A	69	ASP

*Continued on next page...*

*Continued from previous page...*

Mol	Chain	Res	Type
1	2-A	75	LEU
1	2-A	102	TYR
1	2-A	105	ASP
1	2-A	107	LEU
1	2-A	144	LEU
1	2-A	229	ASP
1	2-A	273	PRO
1	2-B	35	ASP
1	2-B	91	ASP
1	2-B	102	TYR
1	2-B	182	TYR
1	2-B	229	ASP
1	2-C	13	ARG
1	2-C	20	ARG
1	2-C	32	GLU
1	2-C	33	GLN
1	2-C	35	ASP
1	2-C	37	ASP
1	2-C	38	GLU
1	2-C	55	LEU
1	2-C	59	LEU
1	2-C	62	HIS
1	2-C	77	VAL
1	2-C	88	LEU
1	2-C	94	LYS
1	2-C	102	TYR
1	2-C	223	GLU
1	2-D	7	MSE
1	2-D	102	TYR
1	2-D	185	ARG
1	2-D	190	GLU
1	2-D	222	THR
1	3-A	6	LEU
1	3-A	59	LEU
1	3-A	102	TYR
1	3-A	107	LEU
1	3-A	151	LEU
1	3-A	171	ARG
1	3-A	234	MSE
1	3-A	313	LEU
1	3-B	35	ASP
1	3-B	61	ASP

*Continued on next page...*

*Continued from previous page...*

Mol	Chain	Res	Type
1	3-B	64	ASP
1	3-B	66	ARG
1	3-B	87	HIS
1	3-B	102	TYR
1	3-B	225	LEU
1	3-B	317	LEU
1	3-C	18	GLU
1	3-C	32	GLU
1	3-C	47	ARG
1	3-C	61	ASP
1	3-C	65	LYS
1	3-C	102	TYR
1	3-C	185	ARG
1	3-C	188	ARG
1	3-C	229	ASP
1	3-C	314	LEU
1	3-D	102	TYR
1	3-D	185	ARG
1	3-D	190	GLU
1	3-D	198	GLU
1	3-D	318	ARG
1	4-A	20	ARG
1	4-A	30	GLU
1	4-A	75	LEU
1	4-A	78	ILE
1	4-A	102	TYR
1	4-A	107	LEU
1	4-A	145	TRP
1	4-A	151	LEU
1	4-A	196	GLN
1	4-A	236	GLU
1	4-A	253	ASP
1	4-A	273	PRO
1	4-A	278	THR
1	4-B	6	LEU
1	4-B	12	THR
1	4-B	91	ASP
1	4-B	102	TYR
1	4-B	107	LEU
1	4-B	178	GLN
1	4-B	216	CYS
1	4-B	219	THR

*Continued on next page...*

*Continued from previous page...*

Mol	Chain	Res	Type
1	4-B	225	LEU
1	4-B	247	ASP
1	4-B	298	THR
1	4-B	322	MSE
1	4-C	7	MSE
1	4-C	13	ARG
1	4-C	35	ASP
1	4-C	37	ASP
1	4-C	75	LEU
1	4-C	102	TYR
1	4-C	147	CYS
1	4-C	163	ARG
1	4-C	188	ARG
1	4-C	195	PHE
1	4-C	223	GLU
1	4-D	53	HIS
1	4-D	95	LYS
1	4-D	102	TYR
1	4-D	185	ARG
1	4-D	232	GLN
1	5-A	80	THR
1	5-A	81	MSE
1	5-A	92	GLU
1	5-A	102	TYR
1	5-A	107	LEU
1	5-A	181	LEU
1	5-A	251	GLN
1	5-A	293	HIS
1	5-A	317	LEU
1	5-B	28	ASP
1	5-B	35	ASP
1	5-B	37	ASP
1	5-B	53	HIS
1	5-B	55	LEU
1	5-B	102	TYR
1	5-B	107	LEU
1	5-B	185	ARG
1	5-B	190	GLU
1	5-B	223	GLU
1	5-B	225	LEU
1	5-B	286	LYS
1	5-B	317	LEU

*Continued on next page...*

*Continued from previous page...*

Mol	Chain	Res	Type
1	5-C	20	ARG
1	5-C	32	GLU
1	5-C	37	ASP
1	5-C	43	LYS
1	5-C	69	ASP
1	5-C	91	ASP
1	5-C	102	TYR
1	5-C	147	CYS
1	5-C	191	GLU
1	5-C	195	PHE
1	5-C	236	GLU
1	5-C	252	ASP
1	5-C	253	ASP
1	5-C	268	LEU
1	5-C	314	LEU
1	5-C	322	MSE
1	5-D	30	GLU
1	5-D	102	TYR
1	5-D	114	LEU
1	5-D	185	ARG
1	5-D	190	GLU
1	5-D	191	GLU
1	5-D	196	GLN
1	5-D	227	ASN
1	5-D	232	GLN
1	6-A	20	ARG
1	6-A	28	ASP
1	6-A	53	HIS
1	6-A	59	LEU
1	6-A	91	ASP
1	6-A	102	TYR
1	6-A	107	LEU
1	6-A	144	LEU
1	6-A	171	ARG
1	6-A	181	LEU
1	6-A	188	ARG
1	6-A	262	LYS
1	6-A	312	ASN
1	6-A	313	LEU
1	6-B	11	VAL
1	6-B	28	ASP
1	6-B	35	ASP

*Continued on next page...*

*Continued from previous page...*

Mol	Chain	Res	Type
1	6-B	58	LEU
1	6-B	92	GLU
1	6-B	102	TYR
1	6-B	178	GLN
1	6-B	195	PHE
1	6-B	200	VAL
1	6-B	204	GLU
1	6-B	225	LEU
1	6-B	298	THR
1	6-B	313	LEU
1	6-B	317	LEU
1	6-C	15	ILE
1	6-C	20	ARG
1	6-C	34	TRP
1	6-C	76	LYS
1	6-C	91	ASP
1	6-C	107	LEU
1	6-C	158	ILE
1	6-C	173	LYS
1	6-C	189	PRO
1	6-C	195	PHE
1	6-C	217	SER
1	6-C	229	ASP
1	6-C	249	VAL
1	6-C	262	LYS
1	6-C	314	LEU
1	6-D	35	ASP
1	6-D	37	ASP
1	6-D	56	LEU
1	6-D	82	SER
1	6-D	102	TYR
1	6-D	107	LEU
1	6-D	182	TYR
1	6-D	185	ARG
1	6-D	190	GLU
1	6-D	191	GLU
1	6-D	217	SER
1	7-A	14	ARG
1	7-A	91	ASP
1	7-A	96	ARG
1	7-A	102	TYR
1	7-A	107	LEU

*Continued on next page...*

*Continued from previous page...*

Mol	Chain	Res	Type
1	7-A	196	GLN
1	7-A	198	GLU
1	7-A	227	ASN
1	7-A	247	ASP
1	7-B	6	LEU
1	7-B	8	LYS
1	7-B	14	ARG
1	7-B	65	LYS
1	7-B	66	ARG
1	7-B	67	ILE
1	7-B	74	ASN
1	7-B	85	ILE
1	7-B	102	TYR
1	7-B	185	ARG
1	7-B	225	LEU
1	7-B	286	LYS
1	7-B	303	ASN
1	7-B	324	SER
1	7-C	63	VAL
1	7-C	64	ASP
1	7-C	76	LYS
1	7-C	88	LEU
1	7-C	96	ARG
1	7-C	102	TYR
1	7-C	219	THR
1	7-C	229	ASP
1	7-C	234	MSE
1	7-C	236	GLU
1	7-C	306	SER
1	7-C	314	LEU
1	7-D	7	MSE
1	7-D	30	GLU
1	7-D	35	ASP
1	7-D	102	TYR
1	7-D	109	ASP
1	7-D	163	ARG
1	7-D	190	GLU
1	7-D	204	GLU
1	7-D	250	ASN
1	7-D	252	ASP
1	7-D	305	MSE
1	8-A	7	MSE

*Continued on next page...*

*Continued from previous page...*

Mol	Chain	Res	Type
1	8-A	56	LEU
1	8-A	64	ASP
1	8-A	80	THR
1	8-A	96	ARG
1	8-A	102	TYR
1	8-A	107	LEU
1	8-A	159	ILE
1	8-A	179	ARG
1	8-A	183	THR
1	8-A	217	SER
1	8-A	223	GLU
1	8-A	314	LEU
1	8-B	35	ASP
1	8-B	65	LYS
1	8-B	91	ASP
1	8-B	107	LEU
1	8-B	163	ARG
1	8-B	186	GLN
1	8-B	190	GLU
1	8-B	200	VAL
1	8-B	256	GLN
1	8-B	305	MSE
1	8-C	33	GLN
1	8-C	59	LEU
1	8-C	62	HIS
1	8-C	68	LEU
1	8-C	69	ASP
1	8-C	91	ASP
1	8-C	92	GLU
1	8-C	102	TYR
1	8-C	105	ASP
1	8-C	107	LEU
1	8-C	196	GLN
1	8-C	225	LEU
1	8-C	314	LEU
1	8-C	320	GLU
1	8-D	102	TYR
1	8-D	114	LEU
1	8-D	131	GLU
1	8-D	185	ARG
1	8-D	232	GLN
1	8-D	263	ILE

*Continued on next page...*

*Continued from previous page...*

Mol	Chain	Res	Type
1	8-D	274	GLU
1	8-D	300	ARG

Some sidechains can be flipped to improve hydrogen bonding and reduce clashes. All (142) such sidechains are listed below:

Mol	Chain	Res	Type
1	1-A	251	GLN
1	1-A	279	ASN
1	1-B	33	GLN
1	1-B	87	HIS
1	1-B	166	GLN
1	1-B	178	GLN
1	1-B	232	GLN
1	1-B	303	ASN
1	1-C	33	GLN
1	1-C	53	HIS
1	1-C	178	GLN
1	1-D	33	GLN
1	1-D	166	GLN
1	1-D	178	GLN
1	1-D	251	GLN
1	1-D	311	ASN
1	2-A	53	HIS
1	2-A	62	HIS
1	2-A	74	ASN
1	2-A	135	ASN
1	2-A	186	GLN
1	2-A	251	GLN
1	2-A	256	GLN
1	2-B	33	GLN
1	2-B	62	HIS
1	2-B	74	ASN
1	2-B	87	HIS
1	2-B	178	GLN
1	2-B	232	GLN
1	2-B	303	ASN
1	2-C	178	GLN
1	2-C	311	ASN
1	2-D	33	GLN
1	2-D	153	GLN
1	2-D	208	GLN
1	2-D	303	ASN

*Continued on next page...*

*Continued from previous page...*

Mol	Chain	Res	Type
1	2-D	311	ASN
1	3-A	208	GLN
1	3-B	33	GLN
1	3-B	87	HIS
1	3-B	166	GLN
1	3-B	186	GLN
1	3-B	208	GLN
1	3-B	232	GLN
1	3-B	256	GLN
1	3-B	299	HIS
1	3-B	303	ASN
1	3-B	311	ASN
1	3-C	33	GLN
1	3-C	74	ASN
1	3-C	166	GLN
1	3-C	178	GLN
1	3-D	33	GLN
1	3-D	166	GLN
1	3-D	312	ASN
1	4-A	53	HIS
1	4-A	74	ASN
1	4-A	153	GLN
1	4-A	178	GLN
1	4-A	232	GLN
1	4-A	250	ASN
1	4-B	33	GLN
1	4-B	87	HIS
1	4-B	166	GLN
1	4-B	232	GLN
1	4-B	256	GLN
1	4-B	299	HIS
1	4-B	303	ASN
1	4-C	33	GLN
1	4-C	87	HIS
1	4-C	178	GLN
1	4-D	311	ASN
1	5-A	33	GLN
1	5-A	232	GLN
1	5-A	251	GLN
1	5-A	256	GLN
1	5-A	293	HIS
1	5-A	299	HIS

*Continued on next page...*

*Continued from previous page...*

Mol	Chain	Res	Type
1	5-B	53	HIS
1	5-B	74	ASN
1	5-B	166	GLN
1	5-B	178	GLN
1	5-B	186	GLN
1	5-B	208	GLN
1	5-B	232	GLN
1	5-B	251	GLN
1	5-B	303	ASN
1	5-C	33	GLN
1	5-C	74	ASN
1	5-C	299	HIS
1	5-D	33	GLN
1	5-D	279	ASN
1	6-A	53	HIS
1	6-A	166	GLN
1	6-A	232	GLN
1	6-B	166	GLN
1	6-B	186	GLN
1	6-B	251	GLN
1	6-B	303	ASN
1	6-C	53	HIS
1	6-C	178	GLN
1	6-C	186	GLN
1	6-C	251	GLN
1	6-C	299	HIS
1	6-D	166	GLN
1	6-D	208	GLN
1	6-D	227	ASN
1	6-D	232	GLN
1	6-D	311	ASN
1	7-A	53	HIS
1	7-A	74	ASN
1	7-A	186	GLN
1	7-A	227	ASN
1	7-A	256	GLN
1	7-B	166	GLN
1	7-B	208	GLN
1	7-B	232	GLN
1	7-B	251	GLN
1	7-B	256	GLN
1	7-B	303	ASN

*Continued on next page...*

*Continued from previous page...*

Mol	Chain	Res	Type
1	7-B	311	ASN
1	7-C	33	GLN
1	7-C	74	ASN
1	7-C	299	HIS
1	7-D	153	GLN
1	7-D	232	GLN
1	7-D	242	ASN
1	7-D	250	ASN
1	7-D	280	HIS
1	8-A	53	HIS
1	8-A	74	ASN
1	8-A	208	GLN
1	8-B	178	GLN
1	8-B	232	GLN
1	8-B	256	GLN
1	8-B	311	ASN
1	8-C	33	GLN
1	8-C	178	GLN
1	8-C	299	HIS
1	8-D	33	GLN
1	8-D	166	GLN
1	8-D	178	GLN

### 5.3.3 RNA [i](#)

There are no RNA molecules in this entry.

## 5.4 Non-standard residues in protein, DNA, RNA chains [i](#)

There are no non-standard protein/DNA/RNA residues in this entry.

### 5.5 Carbohydrates [i](#)

There are no carbohydrates in this entry.

### 5.6 Ligand geometry [i](#)

There are no ligands in this entry.

## 5.7 Other polymers [i](#)

There are no such residues in this entry.

## 5.8 Polymer linkage issues [i](#)

There are no chain breaks in this entry.

## 6 Fit of model and data ⓘ

### 6.1 Protein, DNA and RNA chains ⓘ

In the following table, the column labelled ‘#RSRZ> 2’ contains the number (and percentage) of RSRZ outliers, followed by percent RSRZ outliers for the chain as percentile scores relative to all X-ray entries and entries of similar resolution. The OWAB column contains the minimum, median, 95<sup>th</sup> percentile and maximum values of the occupancy-weighted average B-factor per residue. The column labelled ‘Q< 0.9’ lists the number of (and percentage) of residues with an average occupancy less than 0.9.

Mol	Chain	Analysed	<RSRZ>	#RSRZ>2	OWAB(Å <sup>2</sup> )	Q<0.9
1	1-A	316/328 (96%)	-0.49	3 (0%) 85 87	18, 24, 31, 38	316 (100%)
1	1-B	316/328 (96%)	-0.49	4 (1%) 79 81	18, 24, 31, 39	316 (100%)
1	1-C	316/328 (96%)	-0.42	6 (1%) 70 72	17, 23, 31, 39	316 (100%)
1	1-D	316/328 (96%)	-0.58	4 (1%) 79 81	18, 24, 30, 39	316 (100%)
1	2-A	316/328 (96%)	-0.49	3 (0%) 85 87	18, 24, 31, 38	316 (100%)
1	2-B	316/328 (96%)	-0.49	4 (1%) 79 81	18, 24, 31, 39	316 (100%)
1	2-C	316/328 (96%)	-0.42	6 (1%) 70 72	17, 23, 31, 39	316 (100%)
1	2-D	316/328 (96%)	-0.58	4 (1%) 79 81	18, 24, 30, 39	316 (100%)
1	3-A	316/328 (96%)	-0.49	3 (0%) 85 87	18, 24, 31, 38	316 (100%)
1	3-B	316/328 (96%)	-0.49	4 (1%) 79 81	18, 24, 31, 39	316 (100%)
1	3-C	316/328 (96%)	-0.42	6 (1%) 70 72	17, 23, 31, 39	316 (100%)
1	3-D	316/328 (96%)	-0.58	4 (1%) 79 81	18, 24, 30, 39	316 (100%)
1	4-A	316/328 (96%)	-0.49	3 (0%) 85 87	18, 24, 31, 38	316 (100%)
1	4-B	316/328 (96%)	-0.49	4 (1%) 79 81	18, 24, 31, 39	316 (100%)
1	4-C	316/328 (96%)	-0.42	6 (1%) 70 72	17, 23, 31, 39	316 (100%)
1	4-D	316/328 (96%)	-0.58	4 (1%) 79 81	18, 24, 30, 39	316 (100%)
1	5-A	316/328 (96%)	-0.49	3 (0%) 85 87	18, 24, 31, 38	316 (100%)
1	5-B	316/328 (96%)	-0.49	4 (1%) 79 81	18, 24, 31, 39	316 (100%)
1	5-C	316/328 (96%)	-0.42	6 (1%) 70 72	17, 23, 31, 39	316 (100%)
1	5-D	316/328 (96%)	-0.58	4 (1%) 79 81	18, 24, 30, 39	316 (100%)
1	6-A	316/328 (96%)	-0.49	3 (0%) 85 87	18, 24, 31, 38	316 (100%)
1	6-B	316/328 (96%)	-0.49	4 (1%) 79 81	18, 24, 31, 39	316 (100%)
1	6-C	316/328 (96%)	-0.42	6 (1%) 70 72	17, 23, 31, 39	316 (100%)
1	6-D	316/328 (96%)	-0.58	4 (1%) 79 81	18, 24, 30, 39	316 (100%)

*Continued on next page...*

*Continued from previous page...*

Mol	Chain	Analysed	<RSRZ>	#RSRZ>2	OWAB(Å <sup>2</sup> )	Q<0.9
1	7-A	316/328 (96%)	-0.49	3 (0%) 85 87	18, 24, 31, 38	316 (100%)
1	7-B	316/328 (96%)	-0.49	4 (1%) 79 81	18, 24, 31, 39	316 (100%)
1	7-C	316/328 (96%)	-0.42	6 (1%) 70 72	17, 23, 31, 39	316 (100%)
1	7-D	316/328 (96%)	-0.58	4 (1%) 79 81	18, 24, 30, 39	316 (100%)
1	8-A	316/328 (96%)	-0.49	3 (0%) 85 87	18, 24, 31, 38	316 (100%)
1	8-B	316/328 (96%)	-0.49	4 (1%) 79 81	18, 24, 31, 39	316 (100%)
1	8-C	316/328 (96%)	-0.42	6 (1%) 70 72	17, 23, 31, 39	316 (100%)
1	8-D	316/328 (96%)	-0.58	4 (1%) 79 81	18, 24, 30, 39	316 (100%)
All	All	10112/10496 (96%)	-0.50	136 (1%) 71 81	17, 24, 31, 39	10112 (100%)

All (136) RSRZ outliers are listed below:

Mol	Chain	Res	Type	RSRZ
1	1-B	185	ARG	5.8
1	2-B	185	ARG	5.8
1	3-B	185	ARG	5.8
1	4-B	185	ARG	5.8
1	5-B	185	ARG	5.8
1	6-B	185	ARG	5.8
1	7-B	185	ARG	5.8
1	8-B	185	ARG	5.8
1	1-B	73	ALA	4.8
1	2-B	73	ALA	4.8
1	3-B	73	ALA	4.8
1	4-B	73	ALA	4.8
1	5-B	73	ALA	4.8
1	6-B	73	ALA	4.8
1	7-B	73	ALA	4.8
1	8-B	73	ALA	4.8
1	1-A	73	ALA	3.5
1	2-A	73	ALA	3.5
1	3-A	73	ALA	3.5
1	4-A	73	ALA	3.5
1	5-A	73	ALA	3.5
1	6-A	73	ALA	3.5
1	7-A	73	ALA	3.5
1	8-A	73	ALA	3.5
1	1-D	232	GLN	3.4
1	2-D	232	GLN	3.4

*Continued on next page...*

*Continued from previous page...*

Mol	Chain	Res	Type	RSRZ
1	3-D	232	GLN	3.4
1	4-D	232	GLN	3.4
1	5-D	232	GLN	3.4
1	6-D	232	GLN	3.4
1	7-D	232	GLN	3.4
1	8-D	232	GLN	3.4
1	1-C	100	VAL	3.3
1	2-C	100	VAL	3.3
1	3-C	100	VAL	3.3
1	4-C	100	VAL	3.3
1	5-C	100	VAL	3.3
1	6-C	100	VAL	3.3
1	7-C	100	VAL	3.3
1	8-C	100	VAL	3.3
1	1-D	188	ARG	3.0
1	2-D	188	ARG	3.0
1	3-D	188	ARG	3.0
1	4-D	188	ARG	3.0
1	5-D	188	ARG	3.0
1	6-D	188	ARG	3.0
1	7-D	188	ARG	3.0
1	8-D	188	ARG	3.0
1	1-C	46	GLU	2.9
1	2-C	46	GLU	2.9
1	3-C	46	GLU	2.9
1	4-C	46	GLU	2.9
1	5-C	46	GLU	2.9
1	6-C	46	GLU	2.9
1	7-C	46	GLU	2.9
1	8-C	46	GLU	2.9
1	1-D	233	LYS	2.8
1	2-D	233	LYS	2.8
1	3-D	233	LYS	2.8
1	4-D	233	LYS	2.8
1	5-D	233	LYS	2.8
1	6-D	233	LYS	2.8
1	7-D	233	LYS	2.8
1	8-D	233	LYS	2.8
1	1-C	86	ASP	2.3
1	2-C	86	ASP	2.3
1	3-C	86	ASP	2.3
1	4-C	86	ASP	2.3

*Continued on next page...*

*Continued from previous page...*

<b>Mol</b>	<b>Chain</b>	<b>Res</b>	<b>Type</b>	<b>RSRZ</b>
1	5-C	86	ASP	2.3
1	6-C	86	ASP	2.3
1	7-C	86	ASP	2.3
1	8-C	86	ASP	2.3
1	1-A	193	ALA	2.3
1	1-B	72	GLY	2.3
1	2-A	193	ALA	2.3
1	2-B	72	GLY	2.3
1	3-A	193	ALA	2.3
1	3-B	72	GLY	2.3
1	4-A	193	ALA	2.3
1	4-B	72	GLY	2.3
1	5-A	193	ALA	2.3
1	5-B	72	GLY	2.3
1	6-A	193	ALA	2.3
1	6-B	72	GLY	2.3
1	7-A	193	ALA	2.3
1	7-B	72	GLY	2.3
1	8-A	193	ALA	2.3
1	8-B	72	GLY	2.3
1	1-C	73	ALA	2.3
1	2-C	73	ALA	2.3
1	3-C	73	ALA	2.3
1	4-C	73	ALA	2.3
1	5-C	73	ALA	2.3
1	6-C	73	ALA	2.3
1	7-C	73	ALA	2.3
1	8-C	73	ALA	2.3
1	1-B	326	LEU	2.1
1	2-B	326	LEU	2.1
1	3-B	326	LEU	2.1
1	4-B	326	LEU	2.1
1	5-B	326	LEU	2.1
1	6-B	326	LEU	2.1
1	7-B	326	LEU	2.1
1	8-B	326	LEU	2.1
1	1-C	35	ASP	2.1
1	2-C	35	ASP	2.1
1	3-C	35	ASP	2.1
1	4-C	35	ASP	2.1
1	5-C	35	ASP	2.1
1	6-C	35	ASP	2.1

*Continued on next page...*

*Continued from previous page...*

Mol	Chain	Res	Type	RSRZ
1	7-C	35	ASP	2.1
1	8-C	35	ASP	2.1
1	1-C	219	THR	2.1
1	2-C	219	THR	2.1
1	3-C	219	THR	2.1
1	4-C	219	THR	2.1
1	5-C	219	THR	2.1
1	6-C	219	THR	2.1
1	7-C	219	THR	2.1
1	8-C	219	THR	2.1
1	1-D	196	GLN	2.1
1	2-D	196	GLN	2.1
1	3-D	196	GLN	2.1
1	4-D	196	GLN	2.1
1	5-D	196	GLN	2.1
1	6-D	196	GLN	2.1
1	7-D	196	GLN	2.1
1	8-D	196	GLN	2.1
1	1-A	319	GLY	2.1
1	2-A	319	GLY	2.1
1	3-A	319	GLY	2.1
1	4-A	319	GLY	2.1
1	5-A	319	GLY	2.1
1	6-A	319	GLY	2.1
1	7-A	319	GLY	2.1
1	8-A	319	GLY	2.1

## 6.2 Non-standard residues in protein, DNA, RNA chains ⓘ

There are no non-standard protein/DNA/RNA residues in this entry.

## 6.3 Carbohydrates ⓘ

There are no carbohydrates in this entry.

## 6.4 Ligands ⓘ

There are no ligands in this entry.

## 6.5 Other polymers

There are no such residues in this entry.