



Full wwPDB X-ray Structure Validation Report ⓘ

Jan 31, 2016 – 09:49 PM GMT

PDB ID : 1Q7Y
Title : Crystal Structure of CCdAP-Puromycin bound at the Peptidyl transferase center of the 50S ribosomal subunit
Authors : Hansen, J.L.; Schmeing, T.M.; Moore, P.B.; Steitz, T.A.
Deposited on : 2003-08-20
Resolution : 3.20 Å(reported)

This is a Full wwPDB X-ray Structure Validation Report for a publicly released PDB entry.
We welcome your comments at validation@mail.wwpdb.org
A user guide is available at
<http://wwpdb.org/validation/2016/XrayValidationReportHelp>
with specific help available everywhere you see the ⓘ symbol.

The following versions of software and data (see [references ⓘ](#)) were used in the production of this report:

MolProbity : 4.02b-467
Mogul : 1.7 (RC4), CSD as536be (2015)
Xtriage (Phenix) : 1.9-1692
EDS : rb-20026688
Percentile statistics : 20151230.v01 (using entries in the PDB archive December 30th 2015)
Refmac : 5.8.0135
CCP4 : 6.5.0
Ideal geometry (proteins) : Engh & Huber (2001)
Ideal geometry (DNA, RNA) : Parkinson et al. (1996)
Validation Pipeline (wwPDB-VP) : trunk26865

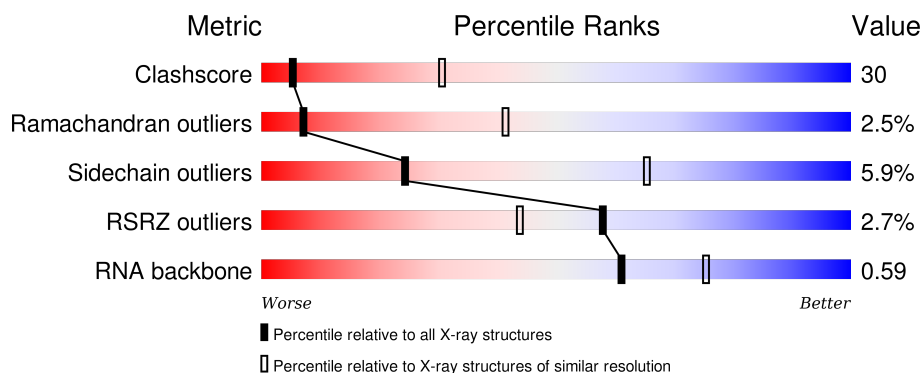
1 Overall quality at a glance

The following experimental techniques were used to determine the structure:

X-RAY DIFFRACTION

The reported resolution of this entry is 3.20 Å.

Percentile scores (ranging between 0-100) for global validation metrics of the entry are shown in the following graphic. The table shows the number of entries on which the scores are based.



Metric	Whole archive (#Entries)	Similar resolution (#Entries, resolution range(Å))
Clashscore	102246	1024 (3.22-3.18)
Ramachandran outliers	100387	1004 (3.22-3.18)
Sidechain outliers	100360	1003 (3.22-3.18)
RSRZ outliers	91569	1129 (3.24-3.16)
RNA backbone	2183	1079 (3.70-2.70)

The table below summarises the geometric issues observed across the polymeric chains and their fit to the electron density. The red, orange, yellow and green segments on the lower bar indicate the fraction of residues that contain outliers for ≥ 3 , 2, 1 and 0 types of geometric quality criteria. A grey segment represents the fraction of residues that are not modelled. The numeric value for each fraction is indicated below the corresponding segment, with a dot representing fractions $\leq 5\%$. The upper red bar (where present) indicates the fraction of residues that have poor fit to the electron density. The numeric value is given above the bar.

Mol	Chain	Length	Quality of chain
1	A	2922	<div> <div>32%</div> <div>45%</div> <div>15%</div> <div>6%</div> </div>
2	B	122	<div> <div>3%</div> <div>30%</div> <div>48%</div> <div>17%</div> <div>•</div> </div>
3	5	3	<div> <div>33%</div> <div>67%</div> </div>
4	C	239	<div> <div>4%</div> <div>46%</div> <div>46%</div> <div>6%</div> <div>•</div> </div>
5	D	337	<div> <div>42%</div> <div>52%</div> <div>6%</div> </div>


Continued on next page...

Continued from previous page...

Mol	Chain	Length	Quality of chain
6	E	246	
7	F	176	
8	G	177	
9	H	119	
10	I	348	
11	J	167	
12	K	145	
13	L	132	
14	M	164	
15	N	194	
16	O	186	
17	P	115	
18	Q	148	
19	R	95	
20	S	154	
21	T	84	
22	U	119	
23	V	66	
24	W	70	
25	X	154	
26	Y	91	
27	Z	240	
28	1	73	
29	2	56	
30	3	48	

Continued on next page...

Continued from previous page...

Mol	Chain	Length	Quality of chain
31	4	92	

The following table lists non-polymeric compounds, carbohydrate monomers and non-standard residues in protein, DNA, RNA chains that are outliers for geometric or electron-density-fit criteria:

Mol	Type	Chain	Res	Chirality	Geometry	Clashes	Electron density
32	MG	1	8105	-	-	-	X
32	MG	A	8044	-	-	-	X
32	MG	A	8049	-	-	-	X
32	MG	A	8060	-	-	-	X
32	MG	A	8110	-	-	-	X
33	K	A	8201	-	-	-	X
34	NA	A	8303	-	-	-	X
34	NA	A	8321	-	-	-	X
34	NA	A	8323	-	-	-	X
34	NA	A	8331	-	-	-	X
34	NA	A	8332	-	-	-	X
34	NA	A	8335	-	-	-	X
34	NA	A	8340	-	-	-	X
34	NA	A	8350	-	-	-	X
34	NA	A	8356	-	-	-	X
34	NA	A	8361	-	-	-	X
34	NA	A	8362	-	-	-	X
34	NA	A	8369	-	-	-	X
34	NA	A	8371	-	-	-	X
34	NA	A	8374	-	-	-	X
34	NA	A	8377	-	-	-	X
34	NA	B	8383	-	-	-	X
34	NA	M	8380	-	-	-	X
34	NA	S	8386	-	-	-	X
35	CL	A	8505	-	-	-	X
35	CL	A	8510	-	-	-	X
35	CL	A	8511	-	-	-	X
35	CL	A	8513	-	-	-	X
35	CL	A	8515	-	-	-	X
35	CL	D	8519	-	-	-	X
35	CL	P	8508	-	-	-	X
37	PUY	5	78	-	-	-	X
38	CD	4	8404	-	-	X	-

2 Entry composition [i](#)

There are 39 unique types of molecules in this entry. The entry contains 98616 atoms, of which 0 are hydrogens and 0 are deuteriums.

In the tables below, the ZeroOcc column contains the number of atoms modelled with zero occupancy, the AltConf column contains the number of residues with at least one atom in alternate conformation and the Trace column contains the number of residues modelled with at most 2 atoms.

- Molecule 1 is a RNA chain called 23S ribosomal rna.

Mol	Chain	Residues	Atoms					ZeroOcc	AltConf	Trace
1	A	2754	Total	C	N	O	P	0	0	0
			59017	26346	10878	19048	2745			

- Molecule 2 is a RNA chain called 5S ribosomal RNA.

Mol	Chain	Residues	Atoms					ZeroOcc	AltConf	Trace
2	B	122	Total	C	N	O	P	0	0	0
			2600	1160	472	847	121			

- Molecule 3 is DNA/RNA hybrid called CCdA-P-Puromycin.

Mol	Chain	Residues	Atoms					ZeroOcc	AltConf	Trace
3	5	3	Total	C	N	O	P	0	0	0
			58	28	11	17	2			

- Molecule 4 is a protein called 50S ribosomal protein L2P.

Mol	Chain	Residues	Atoms					ZeroOcc	AltConf	Trace
4	C	237	Total	C	N	O	S	0	0	0
			1754	1072	352	325	5			

- Molecule 5 is a protein called 50S ribosomal protein L3P.

Mol	Chain	Residues	Atoms					ZeroOcc	AltConf	Trace
5	D	337	Total	C	N	O	S	0	0	0
			2624	1616	493	510	5			

There are 2 discrepancies between the modelled and reference sequences:

Chain	Residue	Modelled	Actual	Comment	Reference
D	?	-	PRO	DELETION	UNP P20279
D	310	ARG	PHE	CONFLICT	UNP P20279

- Molecule 6 is a protein called 50S ribosomal protein L4E.

Mol	Chain	Residues	Atoms					ZeroOcc	AltConf	Trace
6	E	246	Total	C	N	O	S	0	0	0
			1858	1131	344	382	1			

- Molecule 7 is a protein called 50S ribosomal protein L5P.

Mol	Chain	Residues	Atoms					ZeroOcc	AltConf	Trace
7	F	140	Total	C	N	O	S	0	0	0
			1094	685	195	210	4			

- Molecule 8 is a protein called 50S ribosomal protein L6P.

Mol	Chain	Residues	Atoms					ZeroOcc	AltConf	Trace
8	G	172	Total	C	N	O	S	0	0	0
			1357	840	224	289	4			

- Molecule 9 is a protein called 50S ribosomal protein L7Ae.

Mol	Chain	Residues	Atoms					ZeroOcc	AltConf	Trace
9	H	119	Total	C	N	O	S	0	0	0
			885	552	141	191	1			

- Molecule 10 is a protein called Acidic ribosomal protein P0 homolog.

Mol	Chain	Residues	Atoms					ZeroOcc	AltConf	Trace
10	I	29	Total	C	N	O	S	0	0	0
			240	149	39	51	1			

- Molecule 11 is a protein called L10 Ribosomal Protein.

Mol	Chain	Residues	Atoms					ZeroOcc	AltConf	Trace
11	J	156	Total	C	N	O	S	0	0	0
			1215	766	233	212	4			

- Molecule 12 is a protein called 50S ribosomal protein L13P.

Mol	Chain	Residues	Atoms					ZeroOcc	AltConf	Trace
12	K	142	Total	C	N	O	S	0	0	0
			1119	696	199	221	3			

- Molecule 13 is a protein called 50S ribosomal protein L14P.

Mol	Chain	Residues	Atoms					ZeroOcc	AltConf	Trace
13	L	132	Total	C	N	O	S	0	0	0
			993	609	189	191	4			

- Molecule 14 is a protein called 50S ribosomal protein L15P.

Mol	Chain	Residues	Atoms					ZeroOcc	AltConf	Trace
14	M	145	Total	C	N	O		0	0	0
			1114	668	222	224				

- Molecule 15 is a protein called L15 Ribosomal Protein.

Mol	Chain	Residues	Atoms					ZeroOcc	AltConf	Trace
15	N	194	Total	C	N	O	S	0	0	0
			1605	988	346	266	5			

- Molecule 16 is a protein called 50S ribosomal protein L18P.

Mol	Chain	Residues	Atoms					ZeroOcc	AltConf	Trace
16	O	186	Total	C	N	O	S	0	0	0
			1444	895	262	285	2			

- Molecule 17 is a protein called 50S ribosomal protein L18e.

Mol	Chain	Residues	Atoms					ZeroOcc	AltConf	Trace
17	P	115	Total	C	N	O		0	0	0
			864	529	161	174				

- Molecule 18 is a protein called 50S ribosomal protein L19E.

Mol	Chain	Residues	Atoms					ZeroOcc	AltConf	Trace
18	Q	143	Total	C	N	O		0	0	0
			1133	680	230	223				

There is a discrepancy between the modelled and reference sequences:

Chain	Residue	Modelled	Actual	Comment	Reference
Q	71	LYS	TYR	CONFLICT	UNP P14119

- Molecule 19 is a protein called 50S ribosomal protein L21e.

Mol	Chain	Residues	Atoms				ZeroOcc	AltConf	Trace
19	R	95	Total	C	N	O			
			734	450	141	143	0	0	0

- Molecule 20 is a protein called 50S ribosomal protein L22P.

Mol	Chain	Residues	Atoms				ZeroOcc	AltConf	Trace
20	S	150	Total	C	N	O	S		
			1149	713	209	223	4	0	0

- Molecule 21 is a protein called 50S ribosomal protein L23P.

Mol	Chain	Residues	Atoms				ZeroOcc	AltConf	Trace
21	T	81	Total	C	N	O	S		
			641	389	111	138	3	0	0

- Molecule 22 is a protein called 50S ribosomal protein L24P.

Mol	Chain	Residues	Atoms				ZeroOcc	AltConf	Trace
22	U	119	Total	C	N	O			
			949	568	180	201		0	0

- Molecule 23 is a protein called 50S ribosomal protein L24E.

Mol	Chain	Residues	Atoms				ZeroOcc	AltConf	Trace
23	V	53	Total	C	N	O	S		
			410	244	75	86	5	0	0

- Molecule 24 is a protein called 50S ribosomal protein L29P.

Mol	Chain	Residues	Atoms				ZeroOcc	AltConf	Trace
24	W	65	Total	C	N	O	S		
			499	304	94	100	1	0	0

- Molecule 25 is a protein called 50S ribosomal protein L30P.

Mol	Chain	Residues	Atoms				ZeroOcc	AltConf	Trace
25	X	154	Total	C	N	O	S		
			1195	737	209	243	6	0	0

- Molecule 26 is a protein called 50S ribosomal protein L31e.

Mol	Chain	Residues	Atoms					ZeroOcc	AltConf	Trace
26	Y	82	Total	C	N	O	S	0	0	0
			654	402	129	122	1			

- Molecule 27 is a protein called 50S ribosomal protein L32E.

Mol	Chain	Residues	Atoms					ZeroOcc	AltConf	Trace
27	Z	142	Total	C	N	O	S	0	0	0
			1130	686	228	216				

- Molecule 28 is a protein called L37Ae 50S ribosomal protein.

Mol	Chain	Residues	Atoms					ZeroOcc	AltConf	Trace
28	1	73	Total	C	N	O	S	0	0	0
			563	359	111	86	7			

- Molecule 29 is a protein called 50S ribosomal protein L37e.

Mol	Chain	Residues	Atoms					ZeroOcc	AltConf	Trace
29	2	56	Total	C	N	O	S	0	0	0
			430	258	86	82	4			

- Molecule 30 is a protein called 50S ribosomal protein L39e.

Mol	Chain	Residues	Atoms					ZeroOcc	AltConf	Trace
30	3	46	Total	C	N	O	S	0	0	0
			393	238	86	68	1			

There is a discrepancy between the modelled and reference sequences:

Chain	Residue	Modelled	Actual	Comment	Reference
3	?	-	ARG	DELETION	UNP P22452

- Molecule 31 is a protein called 50S ribosomal protein L44E.

Mol	Chain	Residues	Atoms					ZeroOcc	AltConf	Trace
31	4	92	Total	C	N	O	S	0	0	0
			755	458	153	137	7			

- Molecule 32 is MAGNESIUM ION (three-letter code: MG) (formula: Mg).

Mol	Chain	Residues	Atoms	ZeroOcc	AltConf
32	1	1	Total Mg 1 1	0	0
32	B	1	Total Mg 1 1	0	0
32	5	1	Total Mg 1 1	0	0
32	C	1	Total Mg 1 1	0	0
32	Z	1	Total Mg 1 1	0	0
32	A	109	Total Mg 109 109	0	0
32	4	1	Total Mg 1 1	0	0
32	U	1	Total Mg 1 1	0	0
32	L	1	Total Mg 1 1	0	0

- Molecule 33 is POTASSIUM ION (three-letter code: K) (formula: K).

Mol	Chain	Residues	Atoms	ZeroOcc	AltConf
33	A	2	Total K 2 2	0	0

- Molecule 34 is SODIUM ION (three-letter code: NA) (formula: Na).

Mol	Chain	Residues	Atoms	ZeroOcc	AltConf
34	J	2	Total Na 2 2	0	0
34	K	1	Total Na 1 1	0	0
34	E	1	Total Na 1 1	0	0
34	B	2	Total Na 2 2	0	0
34	C	1	Total Na 1 1	0	0
34	A	72	Total Na 72 72	0	0
34	T	1	Total Na 1 1	0	0
34	N	1	Total Na 1 1	0	0

Continued on next page...

Continued from previous page...

Mol	Chain	Residues	Atoms		ZeroOcc	AltConf
34	R	1	Total 1	Na 1	0	0
34	S	3	Total 3	Na 3	0	0
34	M	1	Total 1	Na 1	0	0

- Molecule 35 is CHLORIDE ION (three-letter code: CL) (formula: Cl).

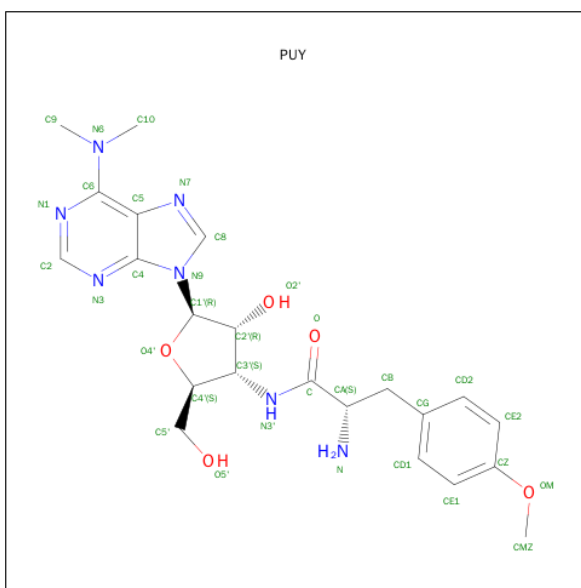
Mol	Chain	Residues	Atoms		ZeroOcc	AltConf
35	P	1	Total 1	Cl 1	0	0
35	D	1	Total 1	Cl 1	0	0
35	K	3	Total 3	Cl 3	0	0
35	C	1	Total 1	Cl 1	0	0
35	Z	1	Total 1	Cl 1	0	0
35	A	11	Total 11	Cl 11	0	0
35	4	1	Total 1	Cl 1	0	0
35	N	1	Total 1	Cl 1	0	0
35	O	1	Total 1	Cl 1	0	0
35	S	1	Total 1	Cl 1	0	0

- Molecule 36 is PHOSPHATE ION (three-letter code: PO4) (formula: O₄P).



Mol	Chain	Residues	Atoms			ZeroOcc	AltConf
36	5	1	Total	O	P	0	0
			3	2	1		

- Molecule 37 is PUROMYCIN (three-letter code: PUY) (formula: $C_{22}H_{29}N_7O_5$).



Mol	Chain	Residues	Atoms				ZeroOcc	AltConf
37	5	1	Total	C	N	O	0	0
			34	22	7	5		

- Molecule 38 is CADMIUM ION (three-letter code: CD) (formula: Cd).

Mol	Chain	Residues	Atoms	ZeroOcc	AltConf
38	P	1	Total Cd 1 1	0	0
38	2	1	Total Cd 1 1	0	0
38	1	1	Total Cd 1 1	0	0
38	4	1	Total Cd 1 1	0	0
38	V	1	Total Cd 1 1	0	0

- Molecule 39 is water.

Mol	Chain	Residues	Atoms	ZeroOcc	AltConf
39	A	5861	Total O 5861 5861	0	0
39	B	154	Total O 154 154	0	0
39	5	6	Total O 6 6	0	0
39	C	123	Total O 123 123	0	0
39	D	149	Total O 149 149	0	0
39	E	178	Total O 178 178	0	0
39	F	50	Total O 50 50	0	0
39	G	46	Total O 46 46	0	0
39	H	27	Total O 27 27	0	0
39	I	20	Total O 20 20	0	0
39	J	75	Total O 75 75	0	0
39	K	56	Total O 56 56	0	0
39	L	60	Total O 60 60	0	0
39	M	90	Total O 90 90	0	0
39	N	128	Total O 128 128	0	0

Continued on next page...

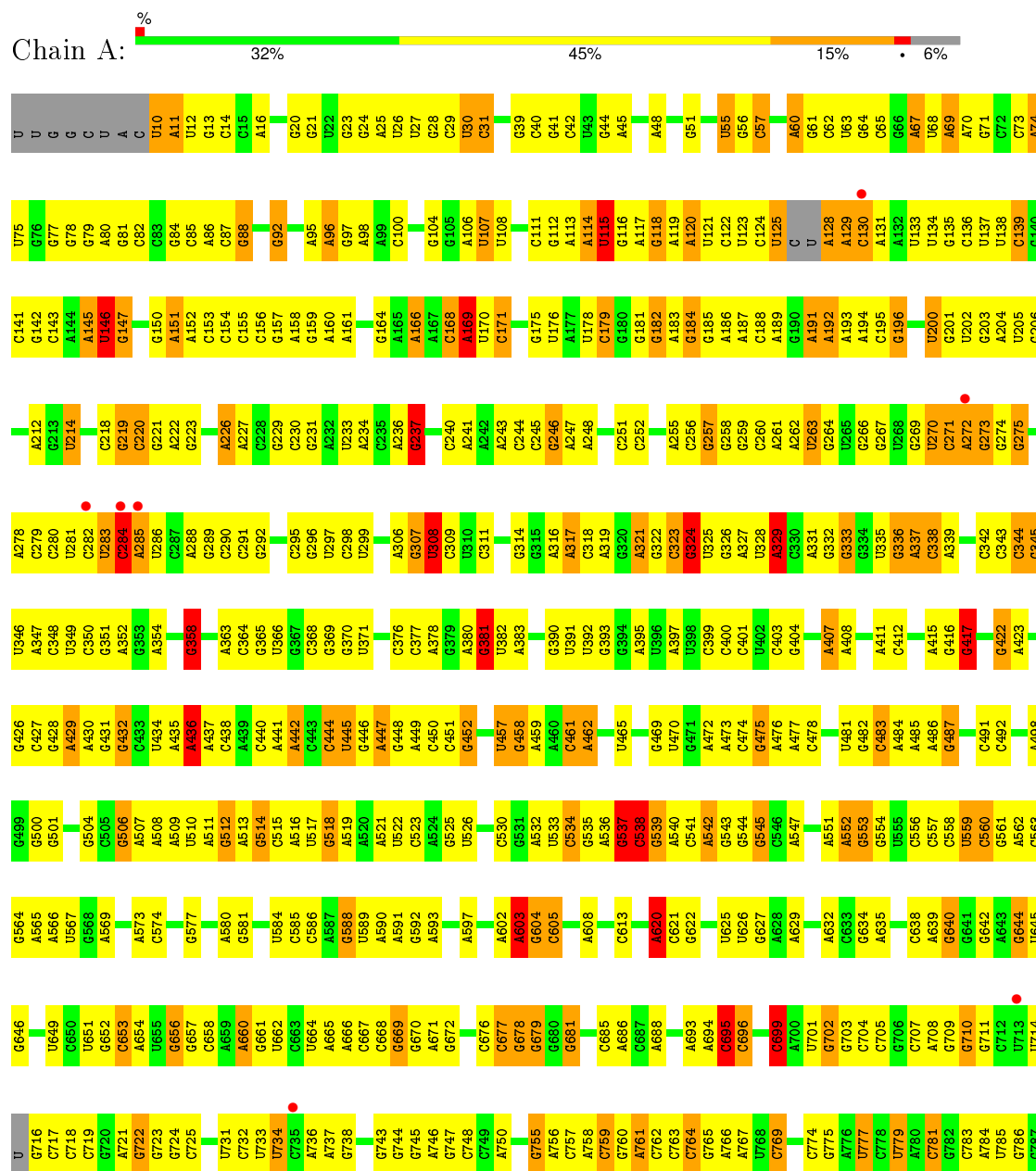
Continued from previous page...

Mol	Chain	Residues	Atoms		ZeroOcc	AltConf
39	O	63	Total 63	O 63	0	0
39	P	45	Total 45	O 45	0	0
39	Q	62	Total 62	O 62	0	0
39	R	53	Total 53	O 53	0	0
39	S	86	Total 86	O 86	0	0
39	T	36	Total 36	O 36	0	0
39	U	42	Total 42	O 42	0	0
39	V	30	Total 30	O 30	0	0
39	W	15	Total 15	O 15	0	0
39	X	73	Total 73	O 73	0	0
39	Y	30	Total 30	O 30	0	0
39	Z	99	Total 99	O 99	0	0
39	1	36	Total 36	O 36	0	0
39	2	63	Total 63	O 63	0	0
39	3	42	Total 42	O 42	0	0
39	4	73	Total 73	O 73	0	0

3 Residue-property plots

These plots are drawn for all protein, RNA and DNA chains in the entry. The first graphic for a chain summarises the proportions of errors displayed in the second graphic. The second graphic shows the sequence view annotated by issues in geometry and electron density. Residues are color-coded according to the number of geometric quality criteria for which they contain at least one outlier: green = 0, yellow = 1, orange = 2 and red = 3 or more. A red dot above a residue indicates a poor fit to the electron density ($\text{RSRZ} > 2$). Stretches of 2 or more consecutive residues without any outlier are shown as a green connector. Residues present in the sample, but not in the model, are shown in grey.

- Molecule 1: 23S ribosomal rna

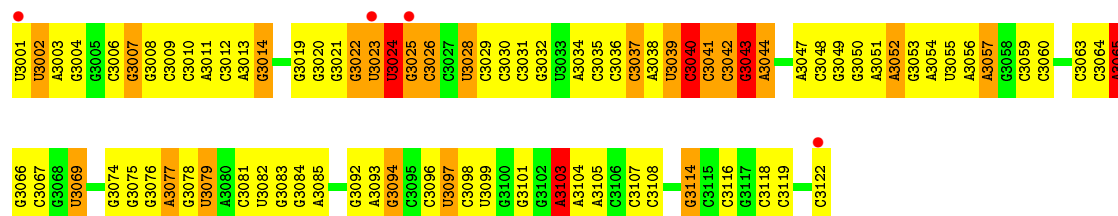


U1758	G1686	A1815	G1540	C1469	G1401	U1336	G1273	G1211	A1150	G1074	A	C930	A857	A788
A1759	C1687	G1618	G1543	A1470	G1402	A1337	A1274	C1212	G1151	G1075	C	C931	U858	C769
G1760	G1688	G1619	U1544	A1471	U1405	G1338	U1275	C1213	C1152	G1076	A	U932	C859	A790
U1761	A1689	U1545	U1549	C1472	A1406	G1339	U1276	G1214	C1153		C999	C933	U860	A791
C1762	C1692	C1623	U1548	C1473	A1407	G1340	A1277	A1215	G1154	A1079	C1000	C934	A861	C792
C1763	A1693	A1824	C1549	G1475	U1403	C1342	A1278	G1216	G1155	G1080	U1003	G935	U862	A793
U1696	U1696	U1625	A1550	A1476	G1409	C1343	A1281	U1218	C1157	A1081	C1004	C937	G863	U794
G1765	G1697	C1551	C1552	C1477	G1410	G1344	U1282	U1219	G1158	A1082	U1005	G938	A867	A796
U1766	U1698	C1553	U1554	U1411	A1412	U1346	U1283	U1220	G1159	C1084	A1006	C939	G868	A797
C1768	C1699	C1555	U1555	G1481	U1413	U1347	G1284	A1223	A1161	C1085	A1007	G940	G869	C798
C1769	G1700	A1630	U1554	C1482	U1414	U1348	U1285	G1223	G1162	A1086	G1008	G941	G870	C799
U1770	A1701	A1632	U1555	G1483	G1417	G1349	U1286	G1224	G1163	U1087		U942	G871	G800
C1771	U1702	C1633	C1558	G1484	C1420	U1350	A1287	U1225	U1164	A1088	A1013		U872	U801
U1772	U1703	G1634	U1559	A1485	C1421	G1351	A1288	G1226	G1165	G1089	A1014	U945	A874	G802
G1773	G1707	C1635	U	U1488	U1422	C1352	C1289	C1227	A1166	U1096	U1016	C946	A875	
A1776	G1708	G1636	U1561	G1489	C1423	C1353	G1292	U1228	G1167	A1097		U947	A876	G809
G1777	G1709	C1562	C1562	G1490	A1424	G1354	U1293	G1229	C1168	A1098	C1019	G948	A877	G810
A1778	A1710	C1563	C1563	G1491	G1425	A1355	U1294	A1230	U1169	G1099	A1020	U949	G877	C811
A1779	A1711	C1564	C1564	A1492	C1426	A1356	G1295	A1231	U1170	U1100	G1021	G950	C878	A812
	A1712	C1565	C1565	A1493	A1427	A1357	G1296	A1232	A1171	U1101	A1022	G952	C879	C813
		C1566	C1566	A1494	A1427	A1358	A1297		A1172	C1102	A1023	G953	C880	G814
		A1567	A1567	G1495	G1430	U1359	U1298	G1235	A1173	C1103	G1024	U954	A882	G816
G1718	G1718	G1646	C1570	G1496	C1431	C1360	U1299	A1236	A1174	C1104	G1025	A955	U883	G817
U1784	G1720	G1647	C1570	G1497	U1432	C1361	G1299	U1237	G1175		C1026	G956	C884	A818
G1785	G1721	G1648	G1571	G1498	G1433	U1362	G1300	C1238	A1177	U1109	U1029	G960	A886	A819
C1786	C1722	G1649	G1572	U1499	A1434	G1363		G1239	C1176	G1110		G961	A885	G820
G1787	G1723	C1650	C1573	U1500	U1435	G1364	U1304	G1240	U1180	U1111	G1038	C962	G892	U821
U1788	U1724	C1652	A1574	A1501	C1436	C1365	U1306	A1242	A1181	G1112	G1039	C963	C893	U823
C1790	C1725	A1653	C1574	A1502	A1437	C1366	U1307	C1243	C1182	U1113		C964	A894	G824
	G1726	U1654	C1578	U1503	C1438	C1367	A1307	G1244	U1183	U1115	U1042	U966		U825
G1795	G1727	C1655	C1579	A1504	C1439	U1368	A1308	U1245	C1184	U1116	C1043	G	G902	G830
A1796	G1728	A1656	A1580	U1505	U1440	A1369	U1309	C1246	U1185	U1117	C1044	U	U903	U831
A1797	A1729	A1657	U1583	U1506	G1441	G1370	U1310	A1247	C1186	A1118	G1045	G	C905	U832
C1798	G1730	C1658	U1584	C1507	A1442	U1371	G1311	A1248	U1187	G1119	G1046	U	A907	G833
G1799	C1731	A1659	C1584	C1508	G1443	A1372	G1312	U1249	A1188	U1120		U	A908	U834
	A1732	G1660	G1444	C1509	G1444		A1313		U1189	U1121	G1050	C	U909	U835
A1804	A1733		G1445	G1510	G1445	A1375	U1314	C1250	A1189	A1123	G1051	C	G910	C839
G1805	C1734	A1664	U1446	U1511	U1446	G1376	G1315	C1251	G1190	A1124	C1052	C	G911	U840
	G1735	C1665	A1590	G1512	U1447	C1377	G1316	A1252	A1191	U1125	G1053	C	A912	A841
G1809	A1736	C1666	A1591	C1513	U1447		A1317	C1253	A1192	C1126	G1054	C	A908	C842
C1810	C1737	U1667	C1592	C1514	C1450	U1380	A1318	G1254	A1193	U1127	G1055	C	U909	C843
A1811	C1738	U1668	C1593	C1514	C1451	A1381	U1319	A1255	A1194	U1128	U1056	U	G910	C839
G1812		A1669	C1594	C1514	G1452	G1382	U1320	C1256	G1195	C1129	A1057	C	G911	U840
U1813	U1741		C1595	A1522	G1453	U1383	G1321		C1196	U1130	G1058	C	A913	A844
G1814	A1742	G1672	U1596	G1523	U1454		G1322	A1259	U1197	C1129	A1059	G	U917	C847
A1815	G1743	U1673	A1597	U1524	G1455	G1386	G1323	G1260	U1198	U1131	G1060	A	G918	C848
C1816	G1744	G1674	C1598	A1526	C1456	G1387	G1324	A1261	A1199	A1132	C1061	G	U919	C849
U1817	G1745	C1675	U1599	A1527	U1457	U1388	G1325	C1262	U1200	G1133	U1062	C	A922	U850
G1818	A1746	G1676	U1599	A1528	A1458	G1389	U1326	G1263	A1201	U1134	U1063	G	A923	C851
C1819	A1747	U1677	C1602	G1529	A1459		G1327	U1264	C1202	G1135	G1064	G	G924	U852
G1820	U1748	A1678	A1603	U1533	G1460	A1393	A1328	G1265	A1202	U1136	U1064	G	C925	C853
A1821	U1749	C1679	U1604	U1461	U1461	C1394	A1329	U1266	U1203	G1137		C	A926	U855
A1822	C1750	G1680	C1605	C1634	C1462	C1395	U1330	C1267	U1205	U1138	A1067	G	G927	C854
G1823	G1681	A1606	A1606	G1535	C1463	C1396	A1331	C1268	U1206	U1139		U	G928	C855
	A1682			C1536	U1464	C1397	C1332	G1269	A1207	C1140	A1070	C	C929	C856
G1827	G1752	A1683		C1537	A1465	G1398	U1333	G1270	U1208	G1141	G1072	G	A926	
A1754	A1753	C1684	C1613	C1538	A1465	A1399	U1334	A1271	C1209	C1142	A1073	C	A929	
A1829	A1755	A1685	G1614	U1539	G1468	C1400	C1335	C1272	G1210					





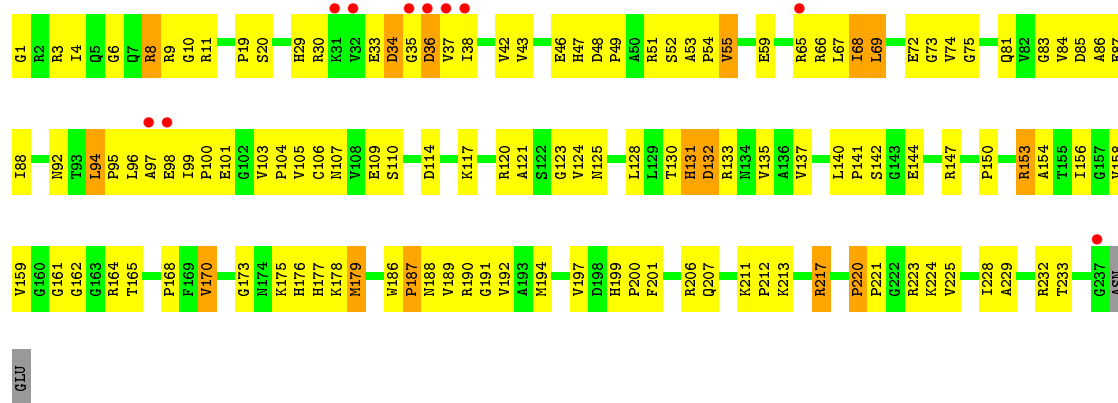
• Molecule 2: 5S ribosomal RNA



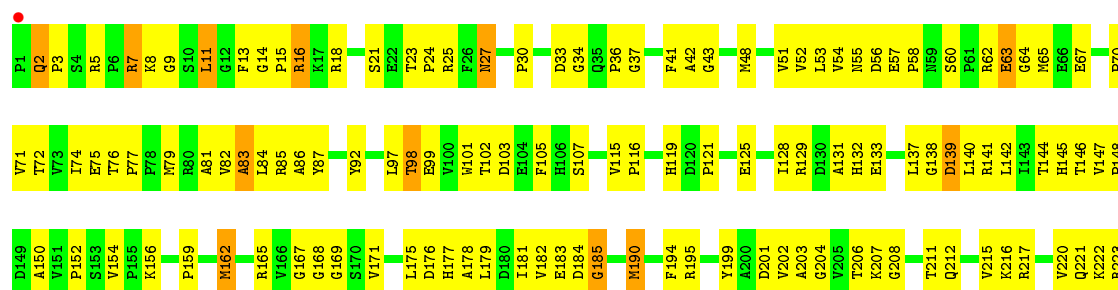
• Molecule 3: CCdA-P-Puromycin

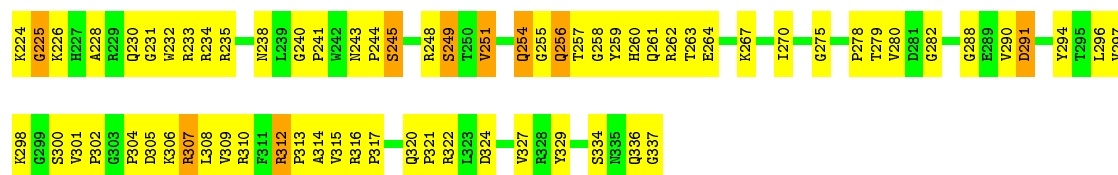


• Molecule 4: 50S ribosomal protein L2P




• Molecule 5: 50S ribosomal protein L3P





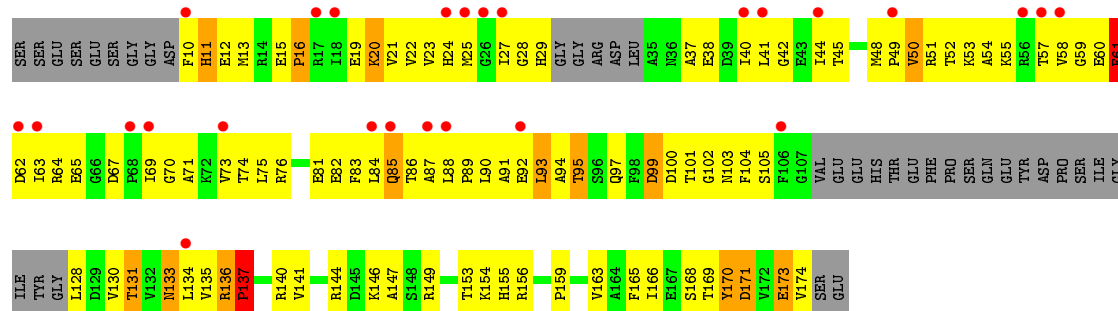
• Molecule 6: 50S ribosomal protein L4E

Chain E: 44% 47% 9%



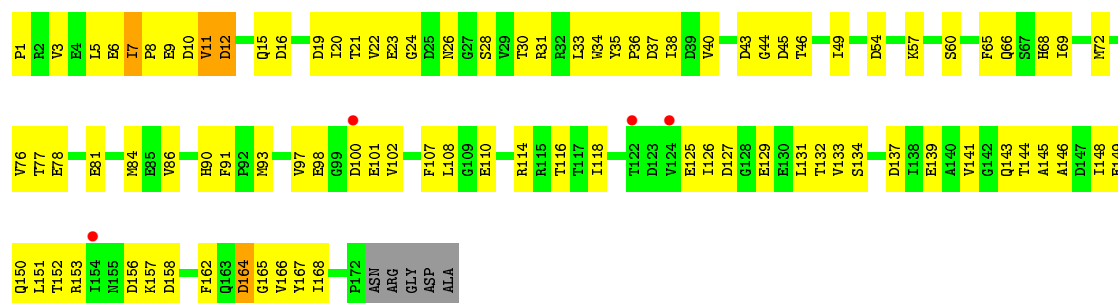
• Molecule 7: 50S ribosomal protein L5P

Chain F: 15% 23% 47% 8% 20%

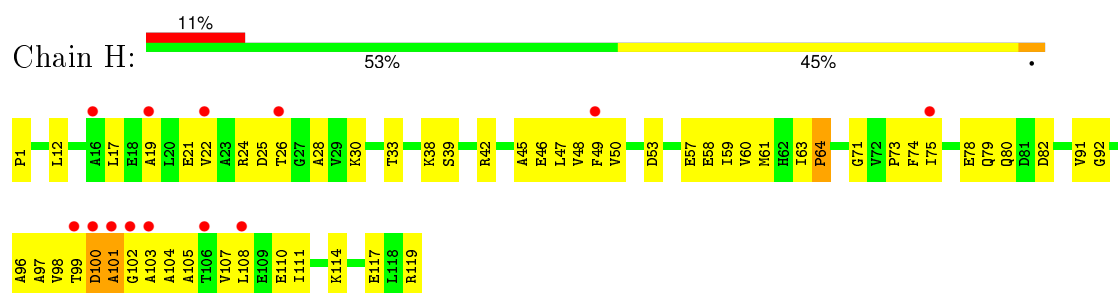


• Molecule 8: 50S ribosomal protein L6P

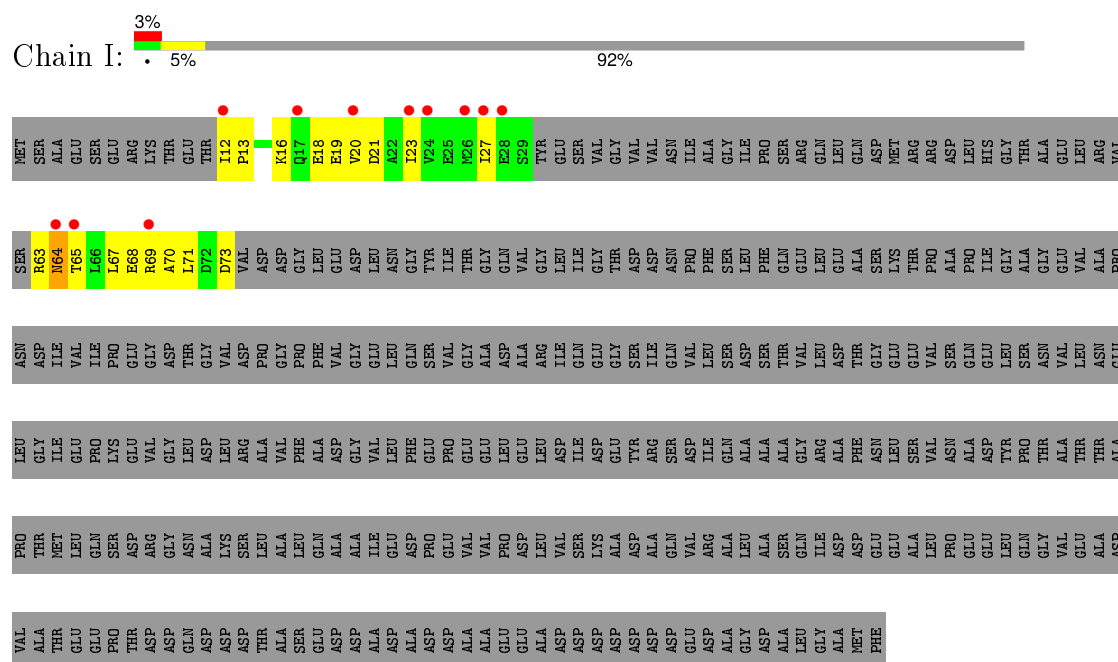
Chain G: 2% 45% 50% 2%



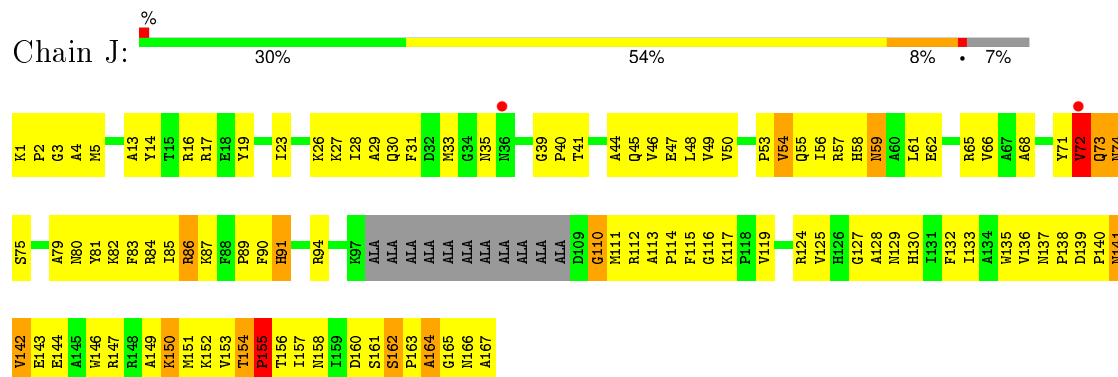
• Molecule 9: 50S ribosomal protein L7Ae



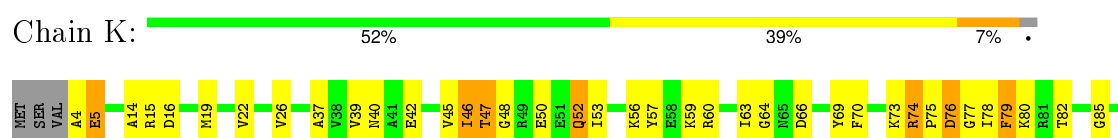
- Molecule 10: Acidic ribosomal protein P0 homolog



- Molecule 11: L10 Ribosomal Protein



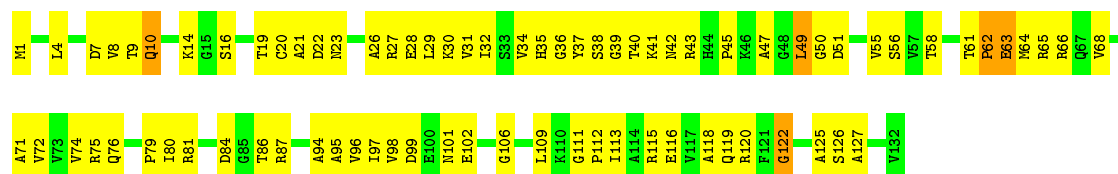
- Molecule 12: 50S ribosomal protein L13P





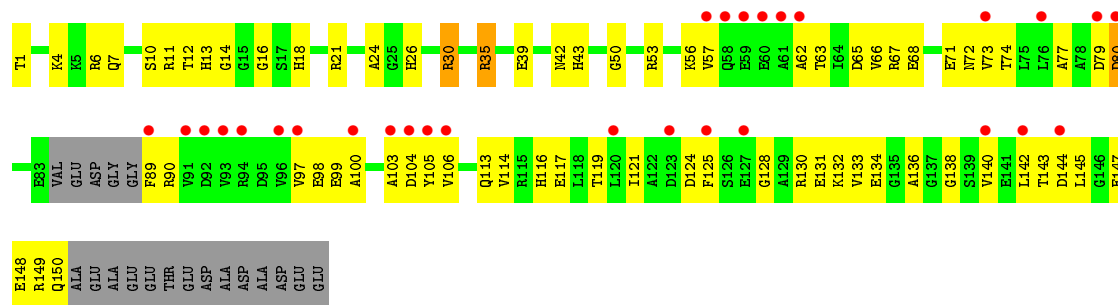
• Molecule 13: 50S ribosomal protein L14P

Chain L: 41% 55%



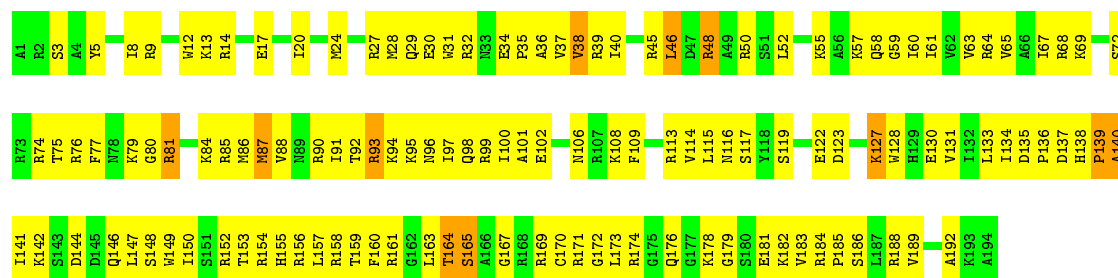
• Molecule 14: 50S ribosomal protein L15P

Chain M: 18% 45% 41% 12%



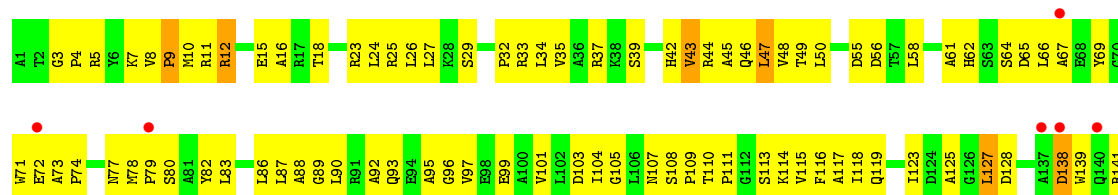
• Molecule 15: L15 Ribosomal Protein

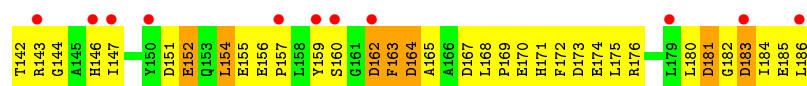
Chain N: 34% 61% 6%



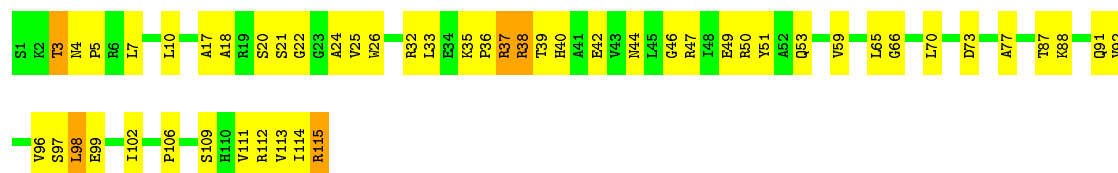
• Molecule 16: 50S ribosomal protein L18P

Chain O: 9% 35% 58% 7%

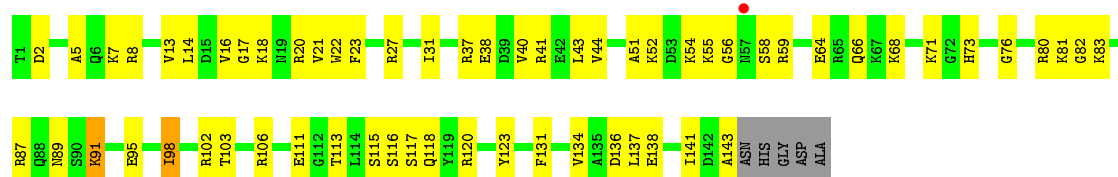




• Molecule 17: 50S ribosomal protein L18e



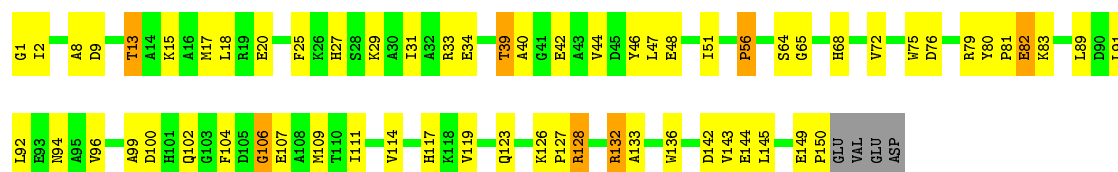
• Molecule 18: 50S ribosomal protein L19E



• Molecule 19: 50S ribosomal protein L21e



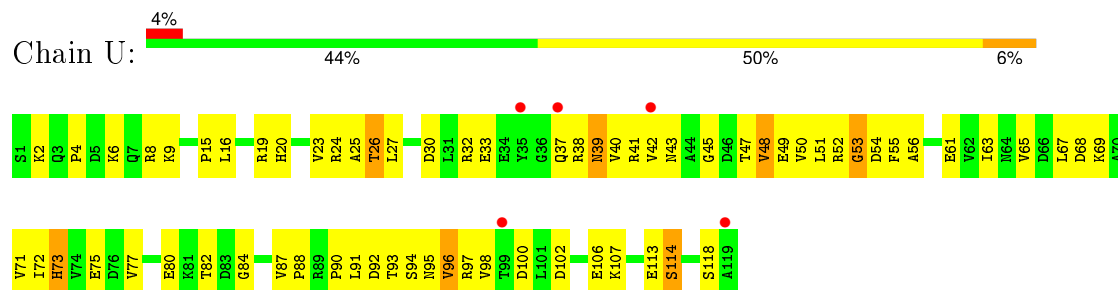
• Molecule 20: 50S ribosomal protein L22P



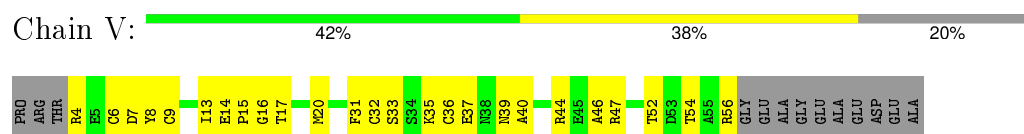
• Molecule 21: 50S ribosomal protein L23P



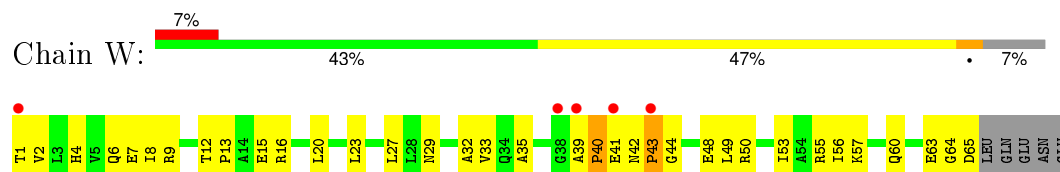
- Molecule 22: 50S ribosomal protein L24P



- Molecule 23: 50S ribosomal protein L24E



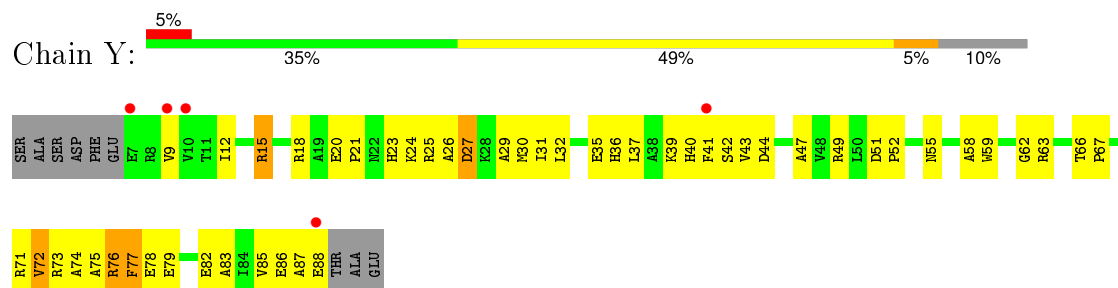
- Molecule 24: 50S ribosomal protein L29P



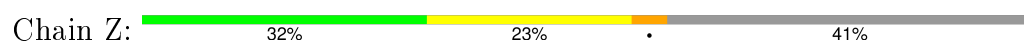
- Molecule 25: 50S ribosomal protein L30P




- Molecule 26: 50S ribosomal protein L31e

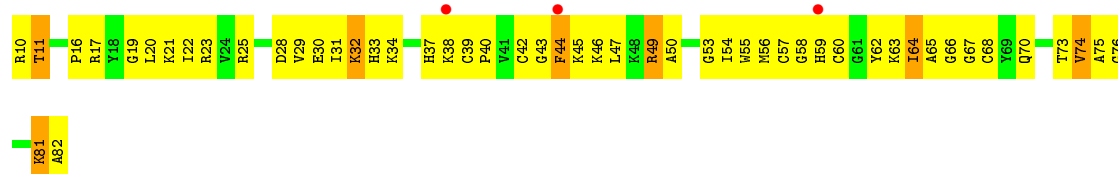


- Molecule 27: 50S ribosomal protein L32E

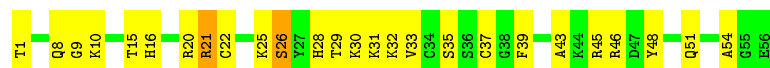




• Molecule 28: L37Ae 50S ribosomal protein



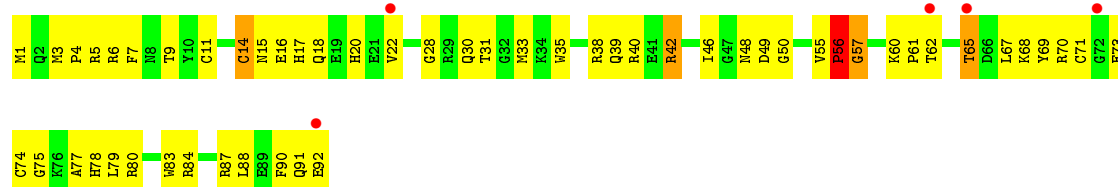
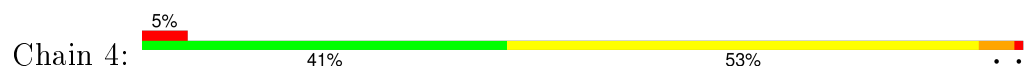
• Molecule 29: 50S ribosomal protein L37e



• Molecule 30: 50S ribosomal protein L39e



• Molecule 31: 50S ribosomal protein L44E



4 Data and refinement statistics

Property	Value	Source
Space group	C 2 2 21	Depositor
Cell constants a, b, c, α , β , γ	212.90Å 300.47Å 575.18Å 90.00° 90.00° 90.00°	Depositor
Resolution (Å)	19.99 – 3.20 49.89 – 2.98	Depositor EDS
% Data completeness (in resolution range)	92.1 (19.99-3.20) 88.4 (49.89-2.98)	Depositor EDS
R_{merge}	(Not available)	Depositor
R_{sym}	(Not available)	Depositor
$\langle I/\sigma(I) \rangle$ ¹	1.47 (at 2.96Å)	Xtriage
Refinement program	CNS 1.0	Depositor
R, R_{free}	0.225 , 0.280 0.211 , (Not available)	Depositor DCC
R_{free} test set	No test flags present.	DCC
Wilson B-factor (Å ²)	55.2	Xtriage
Anisotropy	0.709	Xtriage
Bulk solvent k_{sol} (e/Å ³), B_{sol} (Å ²)	0.29 , 59.4	EDS
Estimated twinning fraction	No twinning to report.	Xtriage
L-test for twinning ²	$\langle L \rangle = 0.48$, $\langle L^2 \rangle = 0.31$	Xtriage
Outliers	0 of 366227 reflections	Xtriage
F_o, F_c correlation	0.91	EDS
Total number of atoms	98616	wwPDB-VP
Average B, all atoms (Å ²)	56.0	wwPDB-VP

Xtriage's analysis on translational NCS is as follows: *The largest off-origin peak in the Patterson function is 1.45% of the height of the origin peak. No significant pseudotranslation is detected.*

¹Intensities estimated from amplitudes.

²Theoretical values of $\langle |L| \rangle$, $\langle L^2 \rangle$ for acentric reflections are 0.5, 0.375 respectively for untwinned datasets, and 0.333, 0.2 for perfectly twinned datasets.

5 Model quality ⓘ

5.1 Standard geometry ⓘ

Bond lengths and bond angles in the following residue types are not validated in this section: MG, CL, NA, PO4, CD, PUY, K

The Z score for a bond length (or angle) is the number of standard deviations the observed value is removed from the expected value. A bond length (or angle) with $|Z| > 5$ is considered an outlier worth inspection. RMSZ is the root-mean-square of all Z scores of the bond lengths (or angles).

Mol	Chain	Bond lengths		Bond angles	
		RMSZ	# $ Z > 5$	RMSZ	# $ Z > 5$
1	A	1.03	52/66076 (0.1%)	0.96	138/103052 (0.1%)
2	B	0.91	0/2905	0.95	10/4528 (0.2%)
3	5	1.87	0/64	1.14	0/97
4	C	0.76	0/1787	0.95	1/2409 (0.0%)
5	D	0.73	0/2689	0.96	1/3652 (0.0%)
6	E	0.77	0/1883	0.97	1/2551 (0.0%)
7	F	0.63	0/1111	0.79	0/1498
8	G	0.71	0/1382	0.85	1/1880 (0.1%)
9	H	0.69	0/896	0.85	0/1219
10	I	0.99	0/241	0.91	0/324
11	J	0.79	0/1246	1.05	4/1686 (0.2%)
12	K	0.76	0/1135	0.89	0/1530
13	L	0.80	1/1003 (0.1%)	1.00	0/1351
14	M	0.75	0/1126	1.00	1/1504 (0.1%)
15	N	0.89	0/1633	1.04	2/2180 (0.1%)
16	O	0.70	0/1473	0.94	0/1999
17	P	0.78	0/873	0.97	2/1181 (0.2%)
18	Q	0.74	0/1143	0.91	0/1521
19	R	0.77	0/748	1.00	2/1005 (0.2%)
20	S	0.81	0/1172	0.99	1/1578 (0.1%)
21	T	0.79	0/648	0.94	0/875
22	U	0.76	0/957	0.95	0/1289
23	V	0.74	0/417	0.88	0/562
24	W	0.66	0/502	0.81	0/675
25	X	0.75	1/1218 (0.1%)	0.94	0/1655
26	Y	0.74	0/664	0.94	0/895
27	Z	0.74	0/1146	0.93	0/1536
28	1	0.79	0/575	0.98	0/763
29	2	0.87	0/437	1.08	0/578
30	3	0.70	0/398	0.86	0/527
31	4	0.81	1/771 (0.1%)	0.97	1/1024 (0.1%)
All	All	0.95	55/98319 (0.1%)	0.96	165/147124 (0.1%)

Chiral center outliers are detected by calculating the chiral volume of a chiral center and verifying if the center is modelled as a planar moiety or with the opposite hand. A planarity outlier is detected by checking planarity of atoms in a peptide group, atoms in a mainchain group or atoms of a sidechain that are expected to be planar.

Mol	Chain	#Chirality outliers	#Planarity outliers
1	A	1	386
2	B	1	12
5	D	0	2
6	E	0	1
25	X	0	1
29	2	0	1
All	All	2	403

All (55) bond length outliers are listed below:

Mol	Chain	Res	Type	Atoms	Z	Observed(Å)	Ideal(Å)
1	A	2638	G	P-OP2	12.82	1.70	1.49
1	A	2636	C	C3'-O3'	11.93	1.58	1.42
1	A	2619	U	C3'-O3'	10.66	1.57	1.42
1	A	2620	U	C5'-C4'	-10.62	1.38	1.51
1	A	2619	U	C2'-O2'	-10.44	1.28	1.41
1	A	2620	U	C4'-C3'	-10.34	1.41	1.53
1	A	2637	A	P-OP2	9.12	1.64	1.49
1	A	2620	U	C4'-O4'	-8.95	1.33	1.45
1	A	2634	G	C4'-C3'	-8.51	1.43	1.53
1	A	2620	U	O3'-P	-7.89	1.51	1.61
1	A	2619	U	C4'-O4'	-7.71	1.35	1.45
1	A	2636	C	O3'-P	7.43	1.70	1.61
1	A	2636	C	C4'-O4'	-7.34	1.36	1.45
1	A	2619	U	C2'-C1'	-7.33	1.45	1.53
1	A	2634	G	O3'-P	-7.28	1.52	1.61
1	A	2637	A	C5-C6	7.17	1.47	1.41
1	A	2620	U	C3'-O3'	6.89	1.51	1.42
1	A	2636	C	P-O5'	-6.88	1.52	1.59
1	A	2636	C	P-OP2	6.57	1.60	1.49
1	A	2635	A	O3'-P	6.56	1.69	1.61
1	A	2638	G	C5'-C4'	6.41	1.59	1.51
1	A	2637	A	N9-C4	6.38	1.41	1.37
1	A	2246	U	N1-C2	6.31	1.44	1.38
1	A	2637	A	C5-C4	6.25	1.43	1.38
1	A	2637	A	O3'-P	6.24	1.68	1.61
1	A	2637	A	P-O5'	-6.21	1.53	1.59
1	A	2637	A	C6-N1	6.20	1.39	1.35
1	A	2635	A	C4'-O4'	5.90	1.53	1.45

Continued on next page...

Continued from previous page...

Mol	Chain	Res	Type	Atoms	Z	Observed(Å)	Ideal(Å)
1	A	2637	A	N1-C2	5.89	1.39	1.34
1	A	2620	U	O5'-C5'	-5.79	1.33	1.42
1	A	1014	A	C2-N3	-5.74	1.28	1.33
1	A	1835	U	N3-C4	-5.57	1.33	1.38
31	4	14	CYS	CB-SG	-5.48	1.72	1.81
1	A	620	A	C5-C6	-5.42	1.36	1.41
1	A	329	A	C5-C6	5.37	1.45	1.41
1	A	2637	A	C5'-C4'	-5.32	1.45	1.51
1	A	2812	A	C5-C6	-5.31	1.36	1.41
1	A	2637	A	C2-N3	5.28	1.38	1.33
1	A	1231	A	C2-N3	-5.27	1.28	1.33
1	A	2622	A	O3'-P	5.22	1.67	1.61
1	A	2620	U	C4-C5	5.19	1.48	1.43
1	A	2585	G	C5-C6	-5.18	1.37	1.42
1	A	2370	A	N9-C4	-5.17	1.34	1.37
1	A	2636	C	N1-C2	-5.16	1.34	1.40
1	A	2632	G	C5-C6	-5.13	1.37	1.42
1	A	2620	U	C2'-C1'	-5.12	1.47	1.53
1	A	2635	A	P-O5'	5.12	1.64	1.59
1	A	2556	C	C2-O2	-5.10	1.19	1.24
1	A	271	C	C2-O2	5.10	1.29	1.24
1	A	465	U	N1-C2	5.09	1.43	1.38
1	A	2635	A	C3'-C2'	5.08	1.58	1.52
13	L	63	GLU	CB-CG	5.08	1.61	1.52
1	A	2637	A	C6-N6	5.04	1.38	1.33
1	A	841	A	C5-C6	-5.02	1.36	1.41
25	X	86	GLU	CG-CD	5.00	1.59	1.51

All (165) bond angle outliers are listed below:

Mol	Chain	Res	Type	Atoms	Z	Observed(°)	Ideal(°)
1	A	1164	U	OP1-P-O3'	-19.52	62.25	105.20
1	A	1164	U	OP2-P-O3'	-16.77	68.31	105.20
1	A	1165	G	O5'-P-OP1	-15.53	91.72	105.70
1	A	1563	G	C2'-C3'-O3'	10.27	132.10	109.50
1	A	1942	A	C5'-C4'-C3'	9.66	131.46	116.00
2	B	3024	U	C2'-C3'-O3'	9.52	130.45	109.50
1	A	2914	A	C2'-C3'-O3'	9.41	130.21	109.50
1	A	2316	G	C5'-C4'-C3'	-8.68	102.11	116.00
1	A	2635	A	O5'-P-OP1	7.78	120.03	110.70
1	A	1707	G	N9-C1'-C2'	-7.74	103.48	112.00
1	A	2636	C	OP2-P-O3'	7.73	122.21	105.20

Continued on next page...

Continued from previous page...

Mol	Chain	Res	Type	Atoms	Z	Observed(°)	Ideal(°)
1	A	2338	G	C2'-C3'-O3'	7.67	126.38	109.50
1	A	2664	A	N9-C1'-C2'	7.61	123.89	114.00
1	A	871	G	C5'-C4'-O4'	-7.57	100.02	109.10
1	A	1165	G	O5'-P-OP2	-7.55	98.90	105.70
1	A	1979	G	C2'-C3'-O3'	7.52	126.05	109.50
4	C	187	PRO	N-CA-C	7.50	131.59	112.10
1	A	1504	A	N9-C1'-C2'	7.48	123.73	114.00
1	A	2313	C	C5'-C4'-O4'	7.44	118.03	109.10
1	A	1971	G	O4'-C1'-N9	7.28	114.03	108.20
1	A	128	A	O5'-C5'-C4'	7.23	125.43	111.70
1	A	921	G	N9-C1'-C2'	7.22	123.39	114.00
1	A	146	U	N1-C1'-C2'	7.22	123.38	114.00
1	A	2636	C	O3'-P-O5'	-7.21	90.31	104.00
1	A	1504	A	C5'-C4'-O4'	7.20	117.74	109.10
1	A	1165	G	OP1-P-OP2	7.00	130.10	119.60
2	B	3039	U	N1-C1'-C2'	6.93	123.01	114.00
1	A	656	G	N9-C1'-C2'	-6.91	104.40	112.00
1	A	2318	C	N1-C1'-C2'	-6.85	104.47	112.00
1	A	603	A	N9-C1'-C2'	6.78	122.81	114.00
1	A	2636	C	C1'-O4'-C4'	-6.68	104.55	109.90
1	A	2526	C	N1-C1'-C2'	6.66	122.66	114.00
1	A	2667	G	O5'-C5'-C4'	6.49	124.03	111.70
1	A	206	G	C5'-C4'-C3'	-6.47	105.65	116.00
1	A	1504	A	C1'-O4'-C4'	-6.46	104.73	109.90
1	A	2615	U	N1-C1'-C2'	6.44	122.37	114.00
1	A	710	G	N9-C1'-C2'	-6.43	104.93	112.00
11	J	74	ASN	N-CA-C	-6.38	93.78	111.00
1	A	2836	G	N9-C1'-C2'	-6.35	105.01	112.00
1	A	407	A	O4'-C4'-C3'	-6.30	97.70	104.00
1	A	1120	U	C5'-C4'-C3'	-6.28	105.95	116.00
1	A	1473	U	O5'-P-OP1	-6.28	100.05	105.70
1	A	2419	U	N1-C1'-C2'	6.28	122.17	114.00
1	A	1819	G	C5'-C4'-C3'	6.26	126.02	116.00
1	A	1819	G	C4'-C3'-C2'	-6.26	96.34	102.60
1	A	2096	A	N9-C1'-C2'	6.26	122.14	114.00
1	A	1641	A	N9-C1'-C2'	-6.25	105.12	112.00
1	A	324	G	N9-C1'-C2'	-6.21	105.17	112.00
1	A	1942	A	C4'-C3'-C2'	-6.21	96.39	102.60
1	A	2071	C	N1-C1'-C2'	6.20	122.06	114.00
1	A	537	G	N9-C1'-C2'	6.18	122.04	114.00
17	P	37	ARG	NE-CZ-NH2	-6.14	117.23	120.30
1	A	1275	C	N1-C1'-C2'	-6.12	105.27	112.00

Continued on next page...

Continued from previous page...

Mol	Chain	Res	Type	Atoms	Z	Observed(°)	Ideal(°)
1	A	1334	C	OP2-P-O3'	6.12	118.67	105.20
1	A	530	C	N1-C1'-C2'	-6.07	105.33	112.00
15	N	139	PRO	N-CA-C	-6.06	96.34	112.10
1	A	237	G	C5'-C4'-O4'	6.06	116.37	109.10
1	A	1862	C	O5'-P-OP2	-6.02	100.28	105.70
1	A	1721	C	N1-C1'-C2'	6.00	121.81	114.00
1	A	1738	C	O4'-C4'-C3'	-5.98	98.02	104.00
19	R	17	LYS	N-CA-C	-5.98	94.85	111.00
1	A	2620	U	O4'-C1'-N1	5.96	112.97	108.20
1	A	504	G	N9-C1'-C2'	-5.95	105.46	112.00
1	A	1359	U	N1-C1'-C2'	5.93	121.70	114.00
1	A	2312	G	N9-C1'-C2'	-5.93	105.48	112.00
1	A	1884	G	OP2-P-O3'	5.91	118.19	105.20
19	R	69	ASP	CB-CG-OD1	5.89	123.61	118.30
1	A	2635	A	OP1-P-O3'	5.88	118.12	105.20
1	A	381	G	N9-C1'-C2'	5.87	121.63	114.00
11	J	110	GLY	N-CA-C	-5.86	98.44	113.10
1	A	1210	G	N9-C1'-C2'	-5.84	105.57	112.00
1	A	2726	U	N1-C1'-C2'	5.84	121.60	114.00
1	A	323	C	N1-C1'-C2'	-5.81	105.61	112.00
1	A	1861	C	O4'-C4'-C3'	-5.79	98.21	104.00
1	A	1206	U	N1-C1'-C2'	-5.77	105.66	112.00
1	A	2637	A	O5'-P-OP1	5.76	117.61	110.70
1	A	1615	A	C5'-C4'-C3'	5.75	125.21	116.00
1	A	1618	G	N9-C1'-C2'	-5.75	105.67	112.00
1	A	457	U	C1'-O4'-C4'	-5.75	105.30	109.90
1	A	1559	A	C2'-C3'-O3'	5.73	122.86	113.70
1	A	1877	G	N9-C1'-C2'	5.70	121.41	114.00
1	A	755	G	O4'-C4'-C3'	-5.68	98.32	104.00
1	A	1450	C	N1-C1'-C2'	-5.67	105.76	112.00
1	A	2364	A	N9-C1'-C2'	-5.67	105.76	112.00
5	D	84	LEU	CA-CB-CG	5.67	128.33	115.30
2	B	3103	A	C4'-C3'-C2'	-5.64	96.96	102.60
1	A	1189	A	N9-C1'-C2'	5.58	121.25	114.00
1	A	2363	G	O4'-C4'-C3'	-5.55	98.45	104.00
1	A	2675	A	N9-C1'-C2'	5.55	121.21	114.00
11	J	141	ASN	N-CA-C	-5.54	96.04	111.00
1	A	2313	C	C4'-C3'-C2'	-5.53	97.07	102.60
2	B	3037	C	N1-C1'-C2'	-5.52	105.93	112.00
1	A	1492	A	C5'-C4'-C3'	-5.52	107.17	116.00
1	A	2635	A	C5'-C4'-O4'	5.51	115.72	109.10
1	A	2718	C	C5'-C4'-O4'	-5.51	102.49	109.10

Continued on next page...

Continued from previous page...

Mol	Chain	Res	Type	Atoms	Z	Observed(°)	Ideal(°)
1	A	118	G	O4'-C4'-C3'	-5.51	98.49	104.00
1	A	2077	C	N1-C1'-C2'	5.51	121.16	114.00
1	A	2853	U	N1-C1'-C2'	-5.50	105.95	112.00
1	A	2314	G	OP1-P-O3'	5.49	117.27	105.20
2	B	3019	G	N9-C1'-C2'	-5.49	105.97	112.00
1	A	1592	G	N9-C1'-C2'	5.48	121.12	114.00
1	A	270	U	N1-C1'-C2'	5.47	121.11	114.00
1	A	2098	C	N1-C1'-C2'	-5.47	105.98	112.00
1	A	699	C	C1'-O4'-C4'	-5.45	105.54	109.90
15	N	127	LYS	N-CA-C	-5.45	96.29	111.00
1	A	920	C	O4'-C4'-C3'	-5.43	98.57	104.00
1	A	226	A	OP2-P-O3'	5.42	117.13	105.20
1	A	1283	G	N9-C1'-C2'	-5.42	106.04	112.00
1	A	1839	A	N9-C1'-C2'	5.41	121.03	114.00
1	A	2313	C	C1'-O4'-C4'	-5.40	105.58	109.90
1	A	1450	C	C4'-C3'-O3'	5.40	123.81	113.00
1	A	1684	A	C5'-C4'-C3'	-5.39	107.37	116.00
1	A	1232	A	O4'-C1'-C2'	-5.38	100.42	105.80
1	A	1602	C	N1-C1'-C2'	-5.36	106.10	112.00
1	A	358	G	N9-C1'-C2'	5.36	120.97	114.00
14	M	43	HIS	N-CA-C	-5.33	96.60	111.00
2	B	3040	C	O4'-C4'-C3'	-5.33	98.67	104.00
1	A	877	G	OP1-P-O3'	5.33	116.92	105.20
1	A	129	A	C2'-C3'-O3'	5.32	122.21	113.70
1	A	2294	C	C5'-C4'-C3'	-5.31	107.50	116.00
20	S	128	ARG	NE-CZ-NH1	5.31	122.95	120.30
1	A	876	A	O4'-C4'-C3'	-5.30	98.70	104.00
1	A	2328	U	N1-C1'-C2'	-5.29	106.18	112.00
1	A	1738	C	C5'-C4'-C3'	5.28	124.45	116.00
2	B	3024	U	C4'-C3'-O3'	5.28	123.56	113.00
1	A	475	G	N9-C1'-C2'	-5.27	106.20	112.00
31	4	5	ARG	NE-CZ-NH1	-5.26	117.67	120.30
1	A	1878	G	O4'-C1'-N9	5.26	112.41	108.20
1	A	2637	A	OP1-P-O3'	5.23	116.71	105.20
1	A	1885	A	N9-C1'-C2'	-5.23	106.24	112.00
1	A	96	A	N9-C1'-C2'	5.22	120.78	114.00
1	A	1386	G	N9-C1'-C2'	-5.21	106.27	112.00
2	B	3103	A	C5'-C4'-O4'	5.20	115.34	109.10
1	A	1697	G	OP2-P-O3'	5.19	116.61	105.20
2	B	3103	A	C1'-O4'-C4'	-5.19	105.75	109.90
1	A	1388	U	N1-C1'-C2'	-5.18	106.31	112.00
1	A	1044	C	OP2-P-O3'	5.17	116.57	105.20

Continued on next page...

Continued from previous page...

Mol	Chain	Res	Type	Atoms	Z	Observed(°)	Ideal(°)
8	G	11	VAL	N-CA-C	5.17	124.94	111.00
1	A	1512	G	O4'-C4'-C3'	-5.16	98.84	104.00
1	A	1261	A	N9-C1'-C2'	5.16	120.71	114.00
1	A	189	A	C5'-C4'-O4'	-5.14	102.93	109.10
1	A	1651	C	N1-C1'-C2'	5.14	120.68	114.00
1	A	284	C	N1-C1'-C2'	5.13	120.67	114.00
1	A	2668	G	O4'-C4'-C3'	-5.13	98.87	104.00
2	B	3103	A	O4'-C4'-C3'	-5.10	98.90	104.00
1	A	2300	A	N9-C1'-C2'	5.10	120.63	114.00
1	A	2620	U	C5'-C4'-C3'	-5.10	107.85	116.00
1	A	2620	U	C1'-O4'-C4'	5.09	113.98	109.90
1	A	118	G	C4'-C3'-C2'	-5.09	97.51	102.60
17	P	66	GLY	N-CA-C	5.09	125.83	113.10
1	A	1942	A	C1'-O4'-C4'	-5.09	105.83	109.90
1	A	1080	C	C4'-C3'-C2'	-5.07	97.53	102.60
1	A	695	C	OP2-P-O3'	5.07	116.35	105.20
1	A	476	A	C5'-C4'-C3'	-5.07	107.89	116.00
1	A	1438	G	N9-C1'-C2'	5.06	120.58	114.00
1	A	307	G	OP2-P-O3'	5.06	116.33	105.20
6	E	157	LEU	CA-CB-CG	-5.05	103.68	115.30
1	A	2607	U	N1-C1'-C2'	5.04	120.55	114.00
1	A	605	C	O4'-C4'-C3'	-5.03	98.97	104.00
11	J	155	PRO	N-CA-C	5.02	125.16	112.10
1	A	436	A	N9-C1'-C2'	5.02	120.53	114.00
1	A	1942	A	C5'-C4'-O4'	5.01	115.11	109.10
1	A	2539	U	O5'-P-OP1	-5.01	101.19	105.70
1	A	2826	G	N9-C1'-C2'	5.01	120.51	114.00
1	A	2467	A	C1'-O4'-C4'	-5.00	105.90	109.90

All (2) chirality outliers are listed below:

Mol	Chain	Res	Type	Atom
1	A	1563	G	C3'
2	B	3024	U	C3'

All (403) planarity outliers are listed below:

Mol	Chain	Res	Type	Group
29	2	48	TYR	Sidechain
1	A	1003	U	Sidechain
1	A	1005	A	Sidechain
1	A	1006	A	Sidechain

Continued on next page...

Continued from previous page...

Mol	Chain	Res	Type	Group
1	A	1008	C	Sidechain
1	A	1013	A	Sidechain
1	A	1026	C	Sidechain
1	A	1029	U	Sidechain
1	A	1038	G	Sidechain
1	A	1039	G	Sidechain
1	A	1052	G	Sidechain
1	A	1054	G	Sidechain
1	A	1062	U	Sidechain
1	A	1063	G	Sidechain
1	A	1064	U	Sidechain
1	A	107	U	Sidechain
1	A	1070	A	Sidechain
1	A	1076	G	Sidechain
1	A	1100	G	Sidechain
1	A	1117	A	Sidechain
1	A	1125	U	Sidechain
1	A	1127	C	Sidechain
1	A	1129	C	Sidechain
1	A	1134	G	Sidechain
1	A	115	U	Sidechain
1	A	117	A	Sidechain
1	A	1197	G	Sidechain
1	A	1206	U	Sidechain
1	A	1210	G	Sidechain
1	A	1213	C	Sidechain
1	A	122	C	Sidechain
1	A	1229	C	Sidechain
1	A	1230	A	Sidechain
1	A	1240	G	Sidechain
1	A	1241	G	Sidechain
1	A	125	U	Sidechain
1	A	1259	A	Sidechain
1	A	1265	G	Sidechain
1	A	1267	C	Sidechain
1	A	1288	U	Sidechain
1	A	1295	G	Sidechain
1	A	1309	U	Sidechain
1	A	1310	U	Sidechain
1	A	1311	G	Sidechain
1	A	1316	G	Sidechain
1	A	1320	U	Sidechain

Continued on next page...

Continued from previous page...

Mol	Chain	Res	Type	Group
1	A	1323	G	Sidechain
1	A	1325	G	Sidechain
1	A	1326	U	Sidechain
1	A	1333	U	Sidechain
1	A	1340	G	Sidechain
1	A	1346	U	Sidechain
1	A	1347	U	Sidechain
1	A	1348	A	Sidechain
1	A	1349	G	Sidechain
1	A	1350	U	Sidechain
1	A	1351	G	Sidechain
1	A	1357	A	Sidechain
1	A	1360	C	Sidechain
1	A	1364	G	Sidechain
1	A	1376	G	Sidechain
1	A	1377	C	Sidechain
1	A	1380	U	Sidechain
1	A	1388	U	Sidechain
1	A	1398	G	Sidechain
1	A	1400	C	Sidechain
1	A	1410	G	Sidechain
1	A	1412	U	Sidechain
1	A	1417	G	Sidechain
1	A	1421	C	Sidechain
1	A	1423	C	Sidechain
1	A	1430	G	Sidechain
1	A	1432	U	Sidechain
1	A	1437	A	Sidechain
1	A	1443	G	Sidechain
1	A	1444	G	Sidechain
1	A	1445	G	Sidechain
1	A	145	A	Sidechain
1	A	1454	U	Sidechain
1	A	1458	A	Sidechain
1	A	146	U	Sidechain
1	A	1462	C	Sidechain
1	A	147	G	Sidechain
1	A	1472	C	Sidechain
1	A	1474	C	Sidechain
1	A	1484	G	Sidechain
1	A	1490	G	Sidechain
1	A	1505	U	Sidechain

Continued on next page...

Continued from previous page...

Mol	Chain	Res	Type	Group
1	A	1506	U	Sidechain
1	A	1507	C	Sidechain
1	A	1514	C	Sidechain
1	A	1522	A	Sidechain
1	A	1533	A	Sidechain
1	A	1537	C	Sidechain
1	A	1538	C	Sidechain
1	A	1548	U	Sidechain
1	A	1551	C	Sidechain
1	A	1555	G	Sidechain
1	A	1561	U	Sidechain
1	A	1572	A	Sidechain
1	A	1573	A	Sidechain
1	A	1579	C	Sidechain
1	A	1588	G	Sidechain
1	A	1590	A	Sidechain
1	A	1599	U	Sidechain
1	A	16	A	Sidechain
1	A	1629	G	Sidechain
1	A	1635	U	Sidechain
1	A	1642	A	Sidechain
1	A	1646	G	Sidechain
1	A	1647	G	Sidechain
1	A	1658	A	Sidechain
1	A	166	A	Sidechain
1	A	1660	G	Sidechain
1	A	1673	U	Sidechain
1	A	1677	U	Sidechain
1	A	168	C	Sidechain
1	A	1681	G	Sidechain
1	A	169	A	Sidechain
1	A	1693	A	Sidechain
1	A	1696	U	Sidechain
1	A	1699	C	Sidechain
1	A	171	C	Sidechain
1	A	1710	A	Sidechain
1	A	1721	C	Sidechain
1	A	1726	G	Sidechain
1	A	1730	G	Sidechain
1	A	1744	G	Sidechain
1	A	1749	U	Sidechain
1	A	1751	G	Sidechain

Continued on next page...

Continued from previous page...

Mol	Chain	Res	Type	Group
1	A	1754	A	Sidechain
1	A	176	U	Sidechain
1	A	1769	C	Sidechain
1	A	1777	G	Sidechain
1	A	1785	G	Sidechain
1	A	179	C	Sidechain
1	A	1790	C	Sidechain
1	A	1809	G	Sidechain
1	A	1816	C	Sidechain
1	A	1819	G	Sidechain
1	A	182	G	Sidechain
1	A	1829	A	Sidechain
1	A	1835	U	Sidechain
1	A	1839	A	Sidechain
1	A	184	G	Sidechain
1	A	1842	A	Sidechain
1	A	1843	A	Sidechain
1	A	1850	U	Sidechain
1	A	1857	A	Sidechain
1	A	1860	U	Sidechain
1	A	1865	A	Sidechain
1	A	1866	A	Sidechain
1	A	1871	U	Sidechain
1	A	1874	U	Sidechain
1	A	1877	G	Sidechain
1	A	1878	G	Sidechain
1	A	1881	A	Sidechain
1	A	1883	U	Sidechain
1	A	1887	U	Sidechain
1	A	1889	C	Sidechain
1	A	1903	U	Sidechain
1	A	1912	A	Sidechain
1	A	1921	A	Sidechain
1	A	196	G	Sidechain
1	A	1970	G	Sidechain
1	A	1972	U	Sidechain
1	A	1975	C	Sidechain
1	A	1978	A	Sidechain
1	A	1985	U	Sidechain
1	A	1992	U	Sidechain
1	A	1995	G	Sidechain
1	A	1996	U	Sidechain

Continued on next page...

Continued from previous page...

Mol	Chain	Res	Type	Group
1	A	2013	G	Sidechain
1	A	2020	C	Sidechain
1	A	2028	U	Sidechain
1	A	2035	C	Sidechain
1	A	2037	C	Sidechain
1	A	2052	U	Sidechain
1	A	2069	U	Sidechain
1	A	2073	G	Sidechain
1	A	2077	C	Sidechain
1	A	2081	A	Sidechain
1	A	2082	G	Sidechain
1	A	2093	G	Sidechain
1	A	2104	C	Sidechain
1	A	2113	G	Sidechain
1	A	2119	C	Sidechain
1	A	2134	G	Sidechain
1	A	214	U	Sidechain
1	A	220	C	Sidechain
1	A	2258	A	Sidechain
1	A	2260	A	Sidechain
1	A	2264	A	Sidechain
1	A	2265	U	Sidechain
1	A	2266	A	Sidechain
1	A	2268	C	Sidechain
1	A	2276	U	Sidechain
1	A	2279	G	Sidechain
1	A	2292	C	Sidechain
1	A	2293	G	Sidechain
1	A	2294	C	Sidechain
1	A	2300	A	Sidechain
1	A	2308	U	Sidechain
1	A	2313	C	Sidechain
1	A	2314	G	Sidechain
1	A	2320	U	Sidechain
1	A	2321	A	Sidechain
1	A	2337	G	Sidechain
1	A	2338	G	Sidechain
1	A	2364	A	Sidechain
1	A	2382	A	Sidechain
1	A	2388	C	Sidechain
1	A	2411	C	Sidechain
1	A	2413	A	Sidechain

Continued on next page...

Continued from previous page...

Mol	Chain	Res	Type	Group
1	A	2423	C	Sidechain
1	A	2429	A	Sidechain
1	A	2442	G	Sidechain
1	A	246	G	Sidechain
1	A	2463	A	Sidechain
1	A	2472	C	Sidechain
1	A	2476	C	Sidechain
1	A	248	A	Sidechain
1	A	2492	U	Sidechain
1	A	2493	C	Sidechain
1	A	2501	G	Sidechain
1	A	2506	A	Sidechain
1	A	2510	C	Sidechain
1	A	2514	U	Sidechain
1	A	2516	G	Sidechain
1	A	2542	C	Sidechain
1	A	2548	C	Sidechain
1	A	2551	C	Sidechain
1	A	2564	G	Sidechain
1	A	2568	A	Sidechain
1	A	257	G	Sidechain
1	A	2597	U	Sidechain
1	A	2600	A	Sidechain
1	A	2607	U	Sidechain
1	A	261	A	Sidechain
1	A	2619	U	Sidechain
1	A	2621	U	Sidechain
1	A	263	U	Sidechain
1	A	2630	G	Sidechain
1	A	2632	G	Sidechain
1	A	2636	C	Sidechain
1	A	264	G	Sidechain
1	A	2640	U	Sidechain
1	A	2649	A	Sidechain
1	A	2656	G	Sidechain
1	A	2658	G	Sidechain
1	A	2672	C	Sidechain
1	A	2673	U	Sidechain
1	A	2676	C	Sidechain
1	A	2710	U	Sidechain
1	A	2720	C	Sidechain
1	A	2722	G	Sidechain

Continued on next page...

Continued from previous page...

Mol	Chain	Res	Type	Group
1	A	2729	C	Sidechain
1	A	2735	U	Sidechain
1	A	2745	C	Sidechain
1	A	275	G	Sidechain
1	A	2753	G	Sidechain
1	A	2759	C	Sidechain
1	A	2774	U	Sidechain
1	A	2781	U	Sidechain
1	A	2793	A	Sidechain
1	A	2800	A	Sidechain
1	A	2807	U	Sidechain
1	A	2811	A	Sidechain
1	A	2815	G	Sidechain
1	A	2826	G	Sidechain
1	A	2837	U	Sidechain
1	A	2839	C	Sidechain
1	A	2840	A	Sidechain
1	A	2851	G	Sidechain
1	A	2858	U	Sidechain
1	A	2866	U	Sidechain
1	A	2867	G	Sidechain
1	A	2873	C	Sidechain
1	A	2888	U	Sidechain
1	A	2897	C	Sidechain
1	A	30	U	Sidechain
1	A	308	U	Sidechain
1	A	311	C	Sidechain
1	A	321	A	Sidechain
1	A	324	G	Sidechain
1	A	329	A	Sidechain
1	A	333	G	Sidechain
1	A	344	C	Sidechain
1	A	404	G	Sidechain
1	A	412	C	Sidechain
1	A	416	G	Sidechain
1	A	417	G	Sidechain
1	A	422	G	Sidechain
1	A	429	A	Sidechain
1	A	432	G	Sidechain
1	A	434	U	Sidechain
1	A	436	A	Sidechain
1	A	437	A	Sidechain

Continued on next page...

Continued from previous page...

Mol	Chain	Res	Type	Group
1	A	438	C	Sidechain
1	A	44	G	Sidechain
1	A	442	A	Sidechain
1	A	444	C	Sidechain
1	A	445	U	Sidechain
1	A	446	G	Sidechain
1	A	447	A	Sidechain
1	A	452	G	Sidechain
1	A	458	G	Sidechain
1	A	462	A	Sidechain
1	A	470	U	Sidechain
1	A	481	U	Sidechain
1	A	482	G	Sidechain
1	A	483	C	Sidechain
1	A	506	G	Sidechain
1	A	507	A	Sidechain
1	A	512	G	Sidechain
1	A	518	G	Sidechain
1	A	534	C	Sidechain
1	A	535	G	Sidechain
1	A	537	G	Sidechain
1	A	538	C	Sidechain
1	A	55	U	Sidechain
1	A	552	A	Sidechain
1	A	554	G	Sidechain
1	A	560	C	Sidechain
1	A	57	C	Sidechain
1	A	608	A	Sidechain
1	A	640	G	Sidechain
1	A	649	U	Sidechain
1	A	651	U	Sidechain
1	A	653	C	Sidechain
1	A	669	G	Sidechain
1	A	677	C	Sidechain
1	A	678	G	Sidechain
1	A	679	G	Sidechain
1	A	695	C	Sidechain
1	A	696	C	Sidechain
1	A	702	G	Sidechain
1	A	722	G	Sidechain
1	A	723	G	Sidechain
1	A	734	U	Sidechain

Continued on next page...

Continued from previous page...

Mol	Chain	Res	Type	Group
1	A	74	A	Sidechain
1	A	743	G	Sidechain
1	A	75	U	Sidechain
1	A	750	A	Sidechain
1	A	761	A	Sidechain
1	A	764	C	Sidechain
1	A	769	C	Sidechain
1	A	779	U	Sidechain
1	A	781	C	Sidechain
1	A	788	A	Sidechain
1	A	791	A	Sidechain
1	A	801	U	Sidechain
1	A	815	U	Sidechain
1	A	816	G	Sidechain
1	A	817	G	Sidechain
1	A	820	G	Sidechain
1	A	823	U	Sidechain
1	A	825	U	Sidechain
1	A	827	A	Sidechain
1	A	831	U	Sidechain
1	A	840	U	Sidechain
1	A	843	A	Sidechain
1	A	844	A	Sidechain
1	A	852	U	Sidechain
1	A	855	U	Sidechain
1	A	857	A	Sidechain
1	A	86	A	Sidechain
1	A	862	U	Sidechain
1	A	867	A	Sidechain
1	A	868	G	Sidechain
1	A	869	G	Sidechain
1	A	871	G	Sidechain
1	A	873	G	Sidechain
1	A	892	G	Sidechain
1	A	893	C	Sidechain
1	A	898	G	Sidechain
1	A	902	G	Sidechain
1	A	906	C	Sidechain
1	A	913	A	Sidechain
1	A	919	U	Sidechain
1	A	92	G	Sidechain
1	A	930	C	Sidechain

Continued on next page...

Continued from previous page...

Mol	Chain	Res	Type	Group
1	A	946	C	Sidechain
1	A	948	G	Sidechain
1	A	952	G	Sidechain
1	A	954	U	Sidechain
1	A	966	U	Sidechain
2	B	3024	U	Sidechain
2	B	3028	U	Sidechain
2	B	3042	C	Sidechain
2	B	3043	G	Sidechain
2	B	3060	C	Sidechain
2	B	3065	A	Sidechain
2	B	3067	C	Sidechain
2	B	3069	U	Sidechain
2	B	3079	U	Sidechain
2	B	3097	U	Sidechain
2	B	3099	U	Sidechain
2	B	3116	C	Sidechain
5	D	199	TYR	Sidechain
5	D	259	TYR	Sidechain
6	E	186	TYR	Sidechain
25	X	90	TYR	Sidechain

5.2 Too-close contacts ⓘ

In the following table, the Non-H and H(model) columns list the number of non-hydrogen atoms and hydrogen atoms in the chain respectively. The H(added) column lists the number of hydrogen atoms added and optimized by MolProbity. The Clashes column lists the number of clashes within the asymmetric unit, whereas Symm-Clashes lists symmetry related clashes.

Mol	Chain	Non-H	H(model)	H(added)	Clashes	Symm-Clashes
1	A	59017	0	29801	2017	0
2	B	2600	0	1326	128	0
3	5	58	0	34	2	0
4	C	1754	0	1763	155	0
5	D	2624	0	2533	238	0
6	E	1858	0	1816	194	0
7	F	1094	0	1085	172	0
8	G	1357	0	1266	103	0
9	H	885	0	854	74	0
10	I	240	0	231	33	0
11	J	1215	0	1215	194	0
12	K	1119	0	1098	80	0

Continued on next page...

Continued from previous page...

Mol	Chain	Non-H	H(model)	H(added)	Clashes	Symm-Clashes
13	L	993	0	1027	88	0
14	M	1114	0	1072	85	0
15	N	1605	0	1676	207	0
16	O	1444	0	1401	182	0
17	P	864	0	873	65	0
18	Q	1133	0	1127	74	0
19	R	734	0	728	62	0
20	S	1149	0	1122	87	0
21	T	641	0	605	27	0
22	U	949	0	923	87	0
23	V	410	0	364	44	0
24	W	499	0	511	40	0
25	X	1195	0	1137	120	0
26	Y	654	0	653	64	0
27	Z	1130	0	1133	81	0
28	1	563	0	599	76	0
29	2	430	0	427	38	0
30	3	393	0	406	34	0
31	4	755	0	730	64	0
32	1	1	0	0	0	0
32	4	1	0	0	0	0
32	5	1	0	0	0	0
32	A	109	0	0	0	0
32	B	1	0	0	0	0
32	C	1	0	0	0	0
32	L	1	0	0	0	0
32	U	1	0	0	0	0
32	Z	1	0	0	0	0
33	A	2	0	0	0	0
34	A	72	0	0	0	0
34	B	2	0	0	0	0
34	C	1	0	0	1	0
34	E	1	0	0	0	0
34	J	2	0	0	0	0
34	K	1	0	0	0	0
34	M	1	0	0	0	0
34	N	1	0	0	0	0
34	R	1	0	0	0	0
34	S	3	0	0	0	0
34	T	1	0	0	0	0
35	4	1	0	0	0	0
35	A	11	0	0	2	0

Continued on next page...

Continued from previous page...

Mol	Chain	Non-H	H(model)	H(added)	Clashes	Symm-Clashes
35	C	1	0	0	1	0
35	D	1	0	0	0	0
35	K	3	0	0	2	0
35	N	1	0	0	1	0
35	O	1	0	0	1	0
35	P	1	0	0	1	0
35	S	1	0	0	0	0
35	Z	1	0	0	0	0
36	5	3	0	0	1	0
37	5	34	0	28	0	0
38	1	1	0	0	0	0
38	2	1	0	0	0	0
38	4	1	0	0	2	0
38	P	1	0	0	0	0
38	V	1	0	0	0	0
39	1	36	0	0	15	0
39	2	63	0	0	13	0
39	3	42	0	0	7	0
39	4	73	0	0	17	0
39	5	6	0	0	0	0
39	A	5861	0	0	566	2
39	B	154	0	0	27	0
39	C	123	0	0	34	0
39	D	149	0	0	35	0
39	E	178	0	0	56	0
39	F	50	0	0	34	0
39	G	46	0	0	17	0
39	H	27	0	0	14	0
39	I	20	0	0	5	0
39	J	75	0	0	34	0
39	K	56	0	0	10	0
39	L	60	0	0	20	0
39	M	90	0	0	27	0
39	N	128	0	0	35	0
39	O	63	0	0	41	0
39	P	45	0	0	21	0
39	Q	62	0	0	11	0
39	R	53	0	0	10	0
39	S	86	0	0	15	0
39	T	36	0	0	6	0
39	U	42	0	0	14	0
39	V	30	0	0	10	0

Continued on next page...

Continued from previous page...

Mol	Chain	Non-H	H(model)	H(added)	Clashes	Symm-Clashes
39	W	15	0	0	5	1
39	X	73	0	0	20	0
39	Y	30	0	0	11	0
39	Z	99	0	0	19	0
All	All	98616	0	59564	4529	2

The all-atom clashscore is defined as the number of clashes found per 1000 atoms (including hydrogen atoms). The all-atom clashscore for this structure is 30.

All (4529) close contacts within the same asymmetric unit are listed below, sorted by their clash magnitude.

Atom-1	Atom-2	Interatomic distance (Å)	Clash overlap (Å)
1:A:871:G:H5'	1:A:871:G:C8	1.74	1.23
30:3:39:ARG:HG2	39:3:3143:HOH:O	1.36	1.22
2:B:3006:C:H5''	16:O:37:ARG:NH1	1.55	1.19
1:A:1702:U:H5''	39:A:6685:HOH:O	1.35	1.19
1:A:871:G:H5'	1:A:871:G:H8	1.02	1.18
14:M:68:GLU:HA	39:M:8419:HOH:O	1.42	1.17
2:B:3023:U:H3'	39:B:8485:HOH:O	1.47	1.14
7:F:25:MET:HE2	7:F:41:LEU:HG	1.23	1.14
24:W:12:THR:HG22	24:W:15:GLU:HG3	1.15	1.13
1:A:1160:G:H5'	1:A:1161:A:H5'	1.14	1.12
1:A:711:G:H1'	39:A:6562:HOH:O	1.47	1.12
15:N:164:THR:HG22	15:N:167:GLY:H	1.04	1.11
20:S:8:ALA:HB1	20:S:13:THR:HG21	1.29	1.10
11:J:162:SER:HB2	11:J:163:PRO:HD3	1.31	1.10
6:E:236:THR:HG22	6:E:239:ALA:H	1.00	1.10
1:A:1835:U:H5	1:A:1840:A:N7	1.50	1.10
6:E:127:ARG:NH2	6:E:225:PRO:HG2	1.66	1.09
6:E:180:SER:HB2	39:E:8453:HOH:O	1.51	1.09
6:E:78:ARG:HH11	6:E:78:ARG:HG3	1.17	1.08
1:A:1667:A:H5'	1:A:1667:A:H8	1.18	1.08
1:A:542:A:H8	1:A:542:A:H5'	1.17	1.08
16:O:144:GLY:O	16:O:147:ILE:HG22	1.54	1.08
11:J:86:ARG:HH11	11:J:133:ILE:HG13	0.94	1.07
20:S:99:ALA:HB1	20:S:109:MET:HE1	1.27	1.07
39:A:6918:HOH:O	5:D:211:THR:HG21	1.54	1.07
5:D:140:LEU:HA	39:D:8584:HOH:O	1.52	1.07
2:B:3006:C:H5''	16:O:37:ARG:HH12	0.98	1.06
1:A:156:C:H5''	15:N:171:ARG:HD3	1.32	1.06
9:H:46:GLU:O	9:H:73:PRO:HD2	1.53	1.06

Continued on next page...

Continued from previous page...

Atom-1	Atom-2	Interatomic distance (Å)	Clash overlap (Å)
10:I:23:ILE:HD13	10:I:67:LEU:HD23	1.37	1.05
39:A:9068:HOH:O	5:D:267:LYS:HD3	1.56	1.05
8:G:107:PHE:CE2	8:G:108:LEU:HD13	1.91	1.05
18:Q:115:SER:OG	18:Q:118:GLN:HG3	1.57	1.05
15:N:164:THR:HG22	15:N:167:GLY:N	1.72	1.04
28:1:10:ARG:HA	39:1:3188:HOH:O	1.56	1.04
11:J:161:SER:HB3	39:J:8362:HOH:O	1.58	1.03
23:V:14:GLU:OE1	23:V:15:PRO:HD2	1.56	1.03
39:A:4340:HOH:O	15:N:14:ARG:HG2	1.58	1.02
15:N:94:LYS:HE3	39:N:8581:HOH:O	1.59	1.02
19:R:23:THR:HA	39:R:4792:HOH:O	1.57	1.01
1:A:962:C:H1'	16:O:5:ARG:NH1	1.74	1.01
26:Y:76:ARG:HH11	26:Y:76:ARG:HG3	1.24	1.01
11:J:86:ARG:NH1	11:J:133:ILE:HG13	1.72	1.01
1:A:1134:G:H4'	11:J:151:MET:HE1	1.42	1.01
1:A:1679:C:H5'	39:A:8833:HOH:O	1.60	1.00
9:H:107:VAL:HG23	39:H:6617:HOH:O	1.60	1.00
2:B:3056:A:H2'	2:B:3057:A:H5''	1.42	1.00
11:J:2:PRO:HB2	39:J:8365:HOH:O	1.59	1.00
13:L:29:LEU:HB3	13:L:55:VAL:HG11	1.43	1.00
1:A:856:G:H2'	39:A:4902:HOH:O	1.59	1.00
1:A:1127:C:H2'	1:A:1128:U:H5'	1.43	1.00
6:E:5:ILE:HD11	6:E:16:VAL:HG23	1.43	0.99
6:E:76:ARG:HD2	39:E:8441:HOH:O	1.61	0.99
39:A:3217:HOH:O	15:N:157:LEU:HD11	1.62	0.99
11:J:45:GLN:HB3	11:J:163:PRO:HD2	1.40	0.99
14:M:67:ARG:O	14:M:71:GLU:HG3	1.61	0.99
11:J:26:LYS:HD2	11:J:28:ILE:HD12	1.42	0.98
18:Q:115:SER:H	18:Q:118:GLN:HE21	0.99	0.98
2:B:3107:C:H5	39:B:8439:HOH:O	1.47	0.97
13:L:10:GLN:HE21	13:L:10:GLN:H	1.07	0.97
11:J:142:VAL:HG13	39:J:8380:HOH:O	1.62	0.97
27:Z:185:VAL:HA	39:Z:8565:HOH:O	1.62	0.97
12:K:131:THR:HG22	12:K:134:GLU:H	1.26	0.97
1:A:1482:A:H1'	39:A:8923:HOH:O	1.64	0.97
5:D:190:MET:HE2	5:D:194:PHE:CD1	1.98	0.97
1:A:2830:U:H3'	39:A:4706:HOH:O	1.63	0.97
7:F:134:LEU:HD11	7:F:166:ILE:HD11	1.45	0.96
14:M:143:THR:HG21	39:M:8412:HOH:O	1.65	0.96
7:F:174:VAL:HG11	39:F:2195:HOH:O	1.65	0.96
39:A:5133:HOH:O	4:C:192:VAL:HB	1.64	0.96

Continued on next page...

Continued from previous page...

Atom-1	Atom-2	Interatomic distance (Å)	Clash overlap (Å)
5:D:62:ARG:HA	5:D:65:MET:CE	1.95	0.96
15:N:64:ARG:HD2	39:N:8584:HOH:O	1.63	0.96
15:N:35:PRO:CG	15:N:38:VAL:HG23	1.95	0.96
11:J:165:GLY:HA3	39:J:8396:HOH:O	1.63	0.96
2:B:3006:C:C5'	16:O:37:ARG:NH1	2.28	0.96
5:D:62:ARG:HA	5:D:65:MET:HE2	1.45	0.96
1:A:870:G:H2'	1:A:871:G:H5''	1.47	0.96
39:A:8965:HOH:O	20:S:83:LYS:HD3	1.66	0.96
6:E:61:PHE:HB3	39:E:8452:HOH:O	1.63	0.95
2:B:3035:C:H5''	39:B:8458:HOH:O	1.65	0.95
13:L:10:GLN:NE2	13:L:10:GLN:H	1.65	0.95
31:4:73:GLU:HB3	39:4:8561:HOH:O	1.66	0.95
2:B:3023:U:H4'	2:B:3024:U:OP2	1.67	0.94
13:L:81:ARG:HB2	13:L:87:ARG:HH11	1.29	0.94
1:A:1559:A:H1'	39:A:5341:HOH:O	1.67	0.94
11:J:163:PRO:HG2	39:J:8337:HOH:O	1.67	0.94
1:A:2890:A:H1'	23:V:56:ARG:NH2	1.83	0.94
1:A:962:C:H1'	16:O:5:ARG:HH12	1.30	0.94
39:A:9845:HOH:O	19:R:16:ASN:HB2	1.66	0.94
1:A:513:A:N3	39:A:3154:HOH:O	1.99	0.94
1:A:1863:G:H3'	39:A:4662:HOH:O	1.67	0.94
5:D:258:GLY:H	5:D:260:HIS:CE1	1.87	0.93
1:A:31:C:H4'	39:A:6884:HOH:O	1.68	0.93
1:A:2256:G:H2'	1:A:2257:G:H5'	1.50	0.93
6:E:236:THR:HG22	6:E:239:ALA:N	1.84	0.93
1:A:1080:C:H4'	1:A:1081:A:OP1	1.68	0.93
25:X:88:THR:HB	39:X:6679:HOH:O	1.68	0.93
15:N:87:MET:HG2	31:4:46:ILE:HG21	1.51	0.93
31:4:60:LYS:HG3	31:4:61:PRO:HD2	1.48	0.93
18:Q:143:ALA:HA	39:Q:5521:HOH:O	1.67	0.93
8:G:15:GLN:HG3	8:G:20:ILE:HG12	1.50	0.93
31:4:56:PRO:HA	39:4:8549:HOH:O	1.67	0.92
20:S:9:ASP:O	20:S:13:THR:HB	1.69	0.92
6:E:235:PHE:HE2	6:E:243:VAL:HG21	1.33	0.92
1:A:2004:U:H4'	39:A:4781:HOH:O	1.69	0.92
25:X:154:ARG:C	39:X:4276:HOH:O	2.08	0.92
8:G:97:VAL:HG12	39:G:4191:HOH:O	1.68	0.92
9:H:91:VAL:HG12	9:H:92:GLY:H	1.32	0.92
1:A:1116:U:O2'	1:A:1118:A:H2	1.52	0.92
5:D:162:MET:HE3	5:D:308:LEU:HD21	1.50	0.92
22:U:71:VAL:HG11	22:U:90:PRO:HB3	1.50	0.92

Continued on next page...

Continued from previous page...

Atom-1	Atom-2	Interatomic distance (Å)	Clash overlap (Å)
4:C:164:ARG:HB2	28:1:68:CYS:SG	2.09	0.91
1:A:1667:A:H5'	1:A:1667:A:C8	2.05	0.91
2:B:3107:C:C5	39:B:8439:HOH:O	2.22	0.91
11:J:59:ASN:HD22	11:J:59:ASN:H	0.98	0.91
2:B:3006:C:C5'	16:O:37:ARG:HH12	1.81	0.91
11:J:141:ASN:HA	39:J:8366:HOH:O	1.69	0.91
16:O:89:GLY:O	16:O:92:ALA:HB3	1.70	0.91
1:A:1118:A:H62	1:A:1244:U:H3	1.16	0.90
15:N:30:GLU:O	15:N:34:GLU:HG3	1.71	0.90
15:N:35:PRO:HG2	15:N:38:VAL:HG23	1.51	0.90
6:E:236:THR:HG21	39:E:8378:HOH:O	1.70	0.90
1:A:542:A:H5'	1:A:542:A:C8	2.07	0.89
15:N:60:ILE:C	15:N:61:ILE:HD12	1.91	0.89
1:A:21:G:H5'	20:S:2:ILE:HA	1.54	0.89
8:G:37:ASP:OD1	12:K:125:SER:HB3	1.71	0.89
1:A:871:G:C5'	1:A:871:G:H8	1.83	0.89
4:C:161:GLY:O	28:1:68:CYS:SG	2.31	0.89
11:J:162:SER:HB2	11:J:163:PRO:CD	2.03	0.89
29:2:25:LYS:O	29:2:25:LYS:HG2	1.73	0.89
24:W:1:THR:HG23	24:W:2:VAL:H	1.36	0.89
7:F:154:LYS:H	7:F:154:LYS:HD2	1.38	0.89
18:Q:38:GLU:HA	18:Q:41:ARG:HH11	1.38	0.89
5:D:321:PRO:HA	39:D:8660:HOH:O	1.71	0.88
11:J:86:ARG:HH11	11:J:133:ILE:CG1	1.85	0.88
5:D:152:PRO:HD2	39:D:8633:HOH:O	1.71	0.88
28:1:46:LYS:HD3	28:1:59:HIS:HB2	1.56	0.88
23:V:4:ARG:N	39:V:5334:HOH:O	2.06	0.88
14:M:133:VAL:HA	39:M:8452:HOH:O	1.74	0.88
1:A:645:U:OP2	14:M:4:LYS:HE2	1.74	0.87
15:N:139:PRO:O	15:N:140:ALA:HB3	1.72	0.87
1:A:383:A:H4'	39:A:4802:HOH:O	1.74	0.87
6:E:115:LEU:HD13	6:E:223:LEU:HD21	1.56	0.87
11:J:139:ASP:N	11:J:140:PRO:HD3	1.89	0.87
1:A:1256:C:OP2	39:A:6621:HOH:O	1.91	0.87
15:N:87:MET:HB3	31:4:46:ILE:HD13	1.55	0.87
2:B:3056:A:C2'	2:B:3057:A:H5''	2.04	0.87
1:A:346:U:H4'	39:A:6305:HOH:O	1.72	0.87
1:A:1213:C:O2'	1:A:1214:G:H5'	1.75	0.87
1:A:1151:G:OP1	10:I:16:LYS:NZ	2.08	0.86
1:A:559:U:H6	1:A:559:U:H5'	1.40	0.86
1:A:1333:U:H2'	1:A:1334:C:H6	1.37	0.86

Continued on next page...

Continued from previous page...

Atom-1	Atom-2	Interatomic distance (Å)	Clash overlap (Å)
15:N:60:ILE:O	15:N:61:ILE:HD12	1.75	0.86
10:I:12:ILE:HB	39:I:4714:HOH:O	1.74	0.86
1:A:1474:C:H6	1:A:1474:C:H5'	1.39	0.86
15:N:52:LEU:HD11	39:N:8613:HOH:O	1.74	0.86
16:O:164:ASP:OD2	16:O:167:ASP:HA	1.74	0.86
1:A:31:C:H2'	39:A:7150:HOH:O	1.75	0.86
20:S:99:ALA:HB1	20:S:109:MET:CE	2.04	0.86
14:M:42:ASN:HB2	39:M:8424:HOH:O	1.72	0.86
1:A:1160:G:C5'	1:A:1161:A:H5'	2.04	0.86
1:A:1835:U:C5	1:A:1840:A:N7	2.41	0.86
1:A:1751:G:H2'	1:A:1752:G:H5''	1.58	0.86
25:X:88:THR:HG22	25:X:89:ASP:H	1.39	0.86
5:D:238:ASN:HD22	5:D:240:GLY:H	1.19	0.86
7:F:19:GLU:HG3	39:F:6165:HOH:O	1.76	0.86
7:F:146:LYS:NZ	16:O:107:ASN:HD21	1.74	0.86
1:A:289:G:H22	1:A:363:A:H2	1.24	0.86
11:J:26:LYS:HG2	11:J:28:ILE:H	1.40	0.85
15:N:80:GLY:O	15:N:81:ARG:HD3	1.75	0.85
27:Z:186:ARG:HH11	27:Z:186:ARG:HG2	1.40	0.85
8:G:100:ASP:HB2	39:G:2789:HOH:O	1.74	0.85
1:A:1160:G:H5'	1:A:1161:A:C5'	2.04	0.85
1:A:1328:A:OP1	27:Z:169:ARG:HD2	1.76	0.85
1:A:1594:C:OP2	18:Q:120:ARG:HD2	1.77	0.85
5:D:55:ASN:HB3	5:D:63:GLU:HA	1.59	0.85
5:D:7:ARG:HG2	5:D:7:ARG:HH11	1.40	0.85
1:A:2346:C:O2'	7:F:52:THR:HG21	1.77	0.85
1:A:1634:G:OP2	39:A:5594:HOH:O	1.93	0.85
1:A:1701:A:H5'	39:A:5748:HOH:O	1.75	0.85
1:A:21:G:C5'	20:S:2:ILE:HA	2.05	0.85
7:F:20:LYS:HA	7:F:75:LEU:O	1.76	0.85
6:E:132:ASP:HB3	39:E:8369:HOH:O	1.76	0.85
16:O:4:PRO:HD2	39:O:8555:HOH:O	1.76	0.85
16:O:87:LEU:HD12	16:O:186:LEU:HD21	1.57	0.84
1:A:2256:G:C2'	1:A:2257:G:H5'	2.07	0.84
28:1:37:HIS:HB2	28:1:47:LEU:HB2	1.58	0.84
13:L:74:VAL:HG12	13:L:75:ARG:HG3	1.58	0.84
1:A:1168:C:O2'	39:A:5829:HOH:O	1.93	0.84
9:H:100:ASP:HB3	39:H:5691:HOH:O	1.77	0.84
15:N:87:MET:HB2	15:N:91:ILE:HD11	1.59	0.84
9:H:91:VAL:HG12	9:H:92:GLY:N	1.92	0.84
1:A:544:G:H2'	1:A:545:G:H5''	1.57	0.84

Continued on next page...

Continued from previous page...

Atom-1	Atom-2	Interatomic distance (Å)	Clash overlap (Å)
11:J:27:LYS:H	11:J:58:HIS:HD2	1.25	0.84
1:A:1507:C:H4'	39:T:8322:HOH:O	1.76	0.84
1:A:2469:A:OP2	39:A:6936:HOH:O	1.94	0.84
17:P:22:GLY:O	39:P:2823:HOH:O	1.95	0.84
1:A:1936:C:H3'	39:A:6643:HOH:O	1.78	0.84
1:A:2812:A:H2	1:A:2814:A:H62	1.22	0.84
16:O:181:ASP:HA	39:O:8567:HOH:O	1.78	0.84
4:C:228:ILE:HG13	39:C:8518:HOH:O	1.78	0.84
29:2:29:THR:O	29:2:32:LYS:HE2	1.78	0.84
16:O:113:SER:HB2	39:O:8556:HOH:O	1.78	0.84
1:A:1242:A:H5'	12:K:82:THR:HG23	1.60	0.84
15:N:164:THR:CG2	15:N:167:GLY:H	1.90	0.83
6:E:236:THR:CG2	6:E:239:ALA:H	1.89	0.83
10:I:23:ILE:CD1	10:I:67:LEU:HD23	2.07	0.83
1:A:1119:G:H22	1:A:1246:A:H2	1.25	0.83
11:J:55:GLN:HE21	11:J:124:ARG:HE	1.26	0.83
1:A:214:U:H5'	39:A:5610:HOH:O	1.77	0.83
1:A:1191:A:H3'	1:A:1192:A:H5''	1.59	0.83
16:O:169:PRO:O	16:O:172:PHE:HB3	1.78	0.83
6:E:104:ASP:HA	6:E:107:ARG:HH12	1.42	0.83
1:A:1702:U:H5'	39:A:9920:HOH:O	1.78	0.83
12:K:74:ARG:HD3	39:K:5061:HOH:O	1.77	0.83
16:O:7:LYS:HE3	19:R:21:ARG:O	1.78	0.83
1:A:57:C:H5''	39:A:6221:HOH:O	1.79	0.83
1:A:1151:G:H5''	39:A:4487:HOH:O	1.78	0.83
8:G:81:GLU:HG2	8:G:134:SER:HB3	1.61	0.83
1:A:2506:A:H1'	39:A:3241:HOH:O	1.78	0.83
1:A:2508:C:H2'	39:A:6216:HOH:O	1.77	0.83
7:F:22:VAL:HG22	7:F:74:THR:HG22	1.61	0.83
4:C:101:GLU:OE2	4:C:131:HIS:HB2	1.79	0.83
1:A:1666:C:O2'	1:A:1667:A:H5''	1.78	0.82
25:X:129:LYS:HG2	39:X:1990:HOH:O	1.79	0.82
6:E:214:THR:HG21	39:E:8409:HOH:O	1.79	0.82
2:B:3025:G:H3'	2:B:3026:C:H5'	1.60	0.82
1:A:157:G:H4'	15:N:95:LYS:HE3	1.61	0.82
16:O:47:LEU:HD11	16:O:127:LEU:HD21	1.61	0.82
13:L:81:ARG:HB2	13:L:87:ARG:NH1	1.93	0.82
2:B:3076:G:H3'	2:B:3077:A:H5''	1.59	0.82
1:A:2717:C:H2'	1:A:2718:C:H5''	1.61	0.82
1:A:2815:G:H2'	39:A:5194:HOH:O	1.79	0.82
24:W:12:THR:CG2	24:W:15:GLU:HG3	2.06	0.82

Continued on next page...

Continued from previous page...

Atom-1	Atom-2	Interatomic distance (Å)	Clash overlap (Å)
5:D:190:MET:HE2	5:D:194:PHE:HD1	1.43	0.82
1:A:2036:C:OP1	39:A:6165:HOH:O	1.97	0.82
27:Z:187:VAL:HB	39:Z:8572:HOH:O	1.79	0.82
11:J:56:ILE:HG22	11:J:61:LEU:CD2	2.09	0.82
8:G:7:ILE:HD11	8:G:11:VAL:C	2.00	0.82
25:X:72:PRO:HG2	25:X:77:ALA:HB3	1.61	0.82
1:A:541:C:H2'	1:A:542:A:H5''	1.60	0.82
11:J:59:ASN:HD22	11:J:59:ASN:N	1.74	0.82
6:E:107:ARG:NH1	6:E:107:ARG:HB3	1.95	0.82
1:A:870:G:C2'	1:A:871:G:H5''	2.10	0.81
24:W:12:THR:HG22	24:W:15:GLU:CG	2.04	0.81
1:A:871:G:C5'	1:A:871:G:C8	2.59	0.81
23:V:14:GLU:OE1	23:V:15:PRO:CD	2.28	0.81
11:J:26:LYS:HD2	11:J:28:ILE:CD1	2.10	0.81
25:X:122:ARG:HH21	25:X:154:ARG:HD2	1.46	0.81
1:A:1333:U:H2'	1:A:1334:C:C6	2.15	0.81
1:A:639:A:H2'	1:A:640:G:C8	2.15	0.81
1:A:733:U:H5''	39:A:9352:HOH:O	1.78	0.81
5:D:297:VAL:HB	39:D:8608:HOH:O	1.80	0.81
15:N:139:PRO:O	15:N:140:ALA:CB	2.28	0.81
20:S:18:LEU:HD12	20:S:143:VAL:HG11	1.61	0.81
17:P:47:ARG:HH11	17:P:47:ARG:HG3	1.45	0.81
11:J:140:PRO:HB3	39:J:8380:HOH:O	1.80	0.81
26:Y:66:THR:HG23	26:Y:67:PRO:HD2	1.63	0.81
1:A:960:G:H4'	39:A:6891:HOH:O	1.79	0.81
7:F:25:MET:HE1	7:F:37:ALA:HB1	1.63	0.81
11:J:59:ASN:ND2	11:J:59:ASN:H	1.77	0.81
24:W:49:LEU:O	24:W:53:ILE:HG13	1.81	0.81
5:D:201:ASP:HB2	5:D:312:ARG:HD2	1.61	0.81
25:X:122:ARG:HG2	25:X:122:ARG:HH11	1.45	0.81
20:S:150:PRO:O	39:S:8527:HOH:O	1.99	0.81
5:D:36:PRO:HA	5:D:168:GLY:CA	2.10	0.80
29:2:10:LYS:HG3	39:2:2979:HOH:O	1.82	0.80
17:P:26:TRP:HB2	39:P:3062:HOH:O	1.81	0.80
1:A:2054:A:N3	20:S:128:ARG:NH2	2.29	0.80
1:A:1692:C:H1'	39:A:8969:HOH:O	1.80	0.80
15:N:154:ARG:O	39:N:8552:HOH:O	2.00	0.80
20:S:34:GLU:HG2	20:S:46:TYR:OH	1.79	0.80
6:E:139:VAL:HG13	39:E:8456:HOH:O	1.79	0.80
1:A:564:G:H1'	39:A:5774:HOH:O	1.81	0.80
26:Y:71:ARG:HB3	26:Y:88:GLU:OE1	1.82	0.80

Continued on next page...

Continued from previous page...

Atom-1	Atom-2	Interatomic distance (Å)	Clash overlap (Å)
26:Y:41:PHE:O	26:Y:43:VAL:HG23	1.80	0.80
8:G:166:VAL:HG12	39:G:3134:HOH:O	1.81	0.80
1:A:553:G:P	27:Z:204:ARG:HH22	2.04	0.80
1:A:92:G:H5'	39:W:7247:HOH:O	1.81	0.80
1:A:447:A:OP1	22:U:2:LYS:HG2	1.82	0.80
1:A:1159:G:P	39:A:3774:HOH:O	2.40	0.80
5:D:238:ASN:ND2	5:D:240:GLY:H	1.80	0.80
1:A:1151:G:P	10:I:16:LYS:HZ3	2.03	0.80
1:A:1116:U:H3	1:A:1246:A:H62	1.29	0.80
4:C:177:HIS:HE1	39:C:8618:HOH:O	1.63	0.80
12:K:74:ARG:HB3	12:K:74:ARG:HH11	1.47	0.79
24:W:16:ARG:NH2	24:W:63:GLU:HG3	1.97	0.79
1:A:2064:U:H5'	1:A:2652:U:O3'	1.82	0.79
1:A:2426:G:H1'	39:A:5562:HOH:O	1.81	0.79
25:X:122:ARG:NH2	25:X:154:ARG:HD2	1.97	0.79
1:A:2548:C:OP2	5:D:5:ARG:NH2	2.16	0.79
1:A:1874:U:H2'	4:C:120:ARG:HG3	1.64	0.79
1:A:1615:A:H4'	39:A:5362:HOH:O	1.81	0.79
12:K:76:ASP:HA	39:K:5907:HOH:O	1.83	0.79
7:F:64:ARG:HG2	7:F:67:ASP:HB3	1.64	0.79
9:H:53:ASP:OD1	9:H:80:GLN:HB2	1.83	0.79
1:A:2073:G:OP1	39:A:4224:HOH:O	2.00	0.79
25:X:88:THR:HG23	25:X:110:GLN:NE2	1.97	0.79
1:A:545:G:H5'	1:A:545:G:H8	1.44	0.79
27:Z:142:SER:OG	39:Z:8613:HOH:O	2.00	0.79
7:F:27:ILE:HG22	7:F:28:GLY:H	1.47	0.79
1:A:2590:U:O4	39:A:5097:HOH:O	2.01	0.79
28:1:58:GLY:HA3	39:1:7239:HOH:O	1.83	0.79
27:Z:187:VAL:HG23	27:Z:192:ASP:CB	2.12	0.79
6:E:246:ARG:NH1	6:E:246:ARG:HB3	1.97	0.79
1:A:1120:U:H6	1:A:1120:U:H5''	1.47	0.79
1:A:1735:C:O2'	1:A:1736:A:H5'	1.82	0.79
1:A:2612:A:H4'	39:A:3175:HOH:O	1.83	0.79
28:1:38:LYS:HE2	28:1:45:LYS:HE2	1.63	0.79
11:J:65:ARG:NH1	39:J:8384:HOH:O	2.14	0.79
15:N:74:ARG:HH11	15:N:74:ARG:HG3	1.47	0.79
15:N:172:GLY:O	15:N:183:VAL:HG11	1.82	0.79
1:A:1166:A:H1'	1:A:1192:A:C2	2.18	0.78
2:B:3025:G:H3'	2:B:3026:C:C5'	2.13	0.78
1:A:1470:A:OP1	15:N:93:ARG:HD2	1.83	0.78
2:B:3014:G:H8	2:B:3014:G:H5'	1.48	0.78

Continued on next page...

Continued from previous page...

Atom-1	Atom-2	Interatomic distance (Å)	Clash overlap (Å)
2:B:3028:U:H2'	2:B:3029:C:C6	2.17	0.78
26:Y:78:GLU:HG2	26:Y:79:GLU:H	1.47	0.78
1:A:316:A:H5'	22:U:54:ASP:OD2	1.84	0.78
16:O:86:LEU:HD12	16:O:125:ALA:HB2	1.65	0.78
11:J:47:GLU:HB3	11:J:133:ILE:CD1	2.13	0.78
8:G:132:THR:HB	39:G:2227:HOH:O	1.83	0.78
10:I:64:ASN:N	10:I:64:ASN:HD22	1.80	0.78
1:A:428:G:OP1	39:A:5688:HOH:O	2.01	0.78
1:A:1187:U:H3'	39:A:6358:HOH:O	1.84	0.78
1:A:1401:G:O6	39:A:5896:HOH:O	2.01	0.78
6:E:162:VAL:HG12	6:E:192:ILE:HD11	1.64	0.78
1:A:2780:C:H1'	8:G:143:GLN:HE21	1.47	0.78
12:K:59:LYS:O	12:K:63:ILE:HG13	1.83	0.78
5:D:43:GLY:O	5:D:308:LEU:HD12	1.82	0.78
1:A:2322:U:O3'	39:A:6484:HOH:O	2.00	0.78
1:A:1202:A:N7	39:A:5699:HOH:O	2.16	0.78
1:A:790:A:H1'	1:A:1710:A:H2'	1.64	0.78
1:A:2659:U:H3'	39:A:3878:HOH:O	1.83	0.78
1:A:1187:U:H2'	39:A:6358:HOH:O	1.83	0.78
39:A:3942:HOH:O	15:N:146:GLN:HG2	1.83	0.78
1:A:1353:C:P	39:A:4154:HOH:O	2.42	0.78
39:A:5973:HOH:O	30:3:1:GLY:HA3	1.84	0.78
11:J:130:HIS:CD2	11:J:133:ILE:HD11	2.19	0.78
1:A:2121:G:OP2	39:A:3005:HOH:O	2.02	0.78
39:A:6921:HOH:O	6:E:188:ARG:HD2	1.83	0.78
17:P:87:THR:O	17:P:91:GLN:HG3	1.85	0.78
12:K:16:ASP:OD1	39:K:2858:HOH:O	2.01	0.78
10:I:63:ARG:N	39:I:2569:HOH:O	2.15	0.77
1:A:2256:G:H2'	1:A:2257:G:C5'	2.13	0.77
18:Q:143:ALA:CA	39:Q:5521:HOH:O	2.28	0.77
28:1:62:TYR:CE2	28:1:64:ILE:HG23	2.18	0.77
14:M:26:HIS:HB2	39:M:8383:HOH:O	1.83	0.77
31:4:87:ARG:HG3	39:4:8573:HOH:O	1.82	0.77
1:A:639:A:H2'	1:A:640:G:H8	1.48	0.77
26:Y:31:ILE:O	26:Y:35:GLU:HG3	1.84	0.77
39:A:4699:HOH:O	13:L:39:GLY:HA2	1.84	0.77
27:Z:220:GLU:HG2	39:Z:8548:HOH:O	1.83	0.77
4:C:140:LEU:HB3	4:C:141:PRO:HD2	1.67	0.77
7:F:57:THR:HG23	7:F:63:ILE:HG22	1.66	0.77
15:N:102:GLU:OE1	15:N:164:THR:HG21	1.83	0.77
1:A:1118:A:H3'	1:A:1118:A:H8	1.49	0.77

Continued on next page...

Continued from previous page...

Atom-1	Atom-2	Interatomic distance (Å)	Clash overlap (Å)
1:A:1119:G:N2	1:A:1246:A:C2	2.53	0.77
1:A:2660:G:OP2	39:A:3878:HOH:O	2.01	0.77
39:A:6921:HOH:O	6:E:188:ARG:CD	2.33	0.77
1:A:221:G:N3	39:A:8644:HOH:O	2.17	0.77
4:C:211:LYS:HB3	4:C:212:PRO:HD2	1.66	0.77
1:A:1160:G:N3	39:A:5110:HOH:O	2.18	0.77
1:A:1204:C:O2	39:A:4219:HOH:O	1.99	0.77
15:N:169:ARG:HD2	39:N:8587:HOH:O	1.84	0.77
2:B:3024:U:C6	39:B:8490:HOH:O	2.36	0.77
9:H:63:ILE:HB	9:H:64:PRO:HD3	1.67	0.77
18:Q:16:VAL:HG12	18:Q:17:GLY:N	1.99	0.77
1:A:2261:C:O2	39:A:4457:HOH:O	2.02	0.77
1:A:1377:C:H5'	1:A:1377:C:H6	1.50	0.77
17:P:32:ARG:HB2	39:P:4656:HOH:O	1.83	0.77
17:P:37:ARG:HG3	39:P:3002:HOH:O	1.84	0.77
4:C:173:GLY:O	4:C:176:HIS:HB3	1.84	0.77
1:A:2435:U:H1'	39:A:4905:HOH:O	1.85	0.77
12:K:107:ASN:ND2	12:K:109:TYR:H	1.82	0.77
1:A:272:A:H5'	1:A:273:G:OP2	1.84	0.76
19:R:93:ARG:HH11	19:R:93:ARG:HG3	1.51	0.76
15:N:157:LEU:HB3	15:N:160:PHE:HD1	1.50	0.76
39:A:5265:HOH:O	15:N:170:CYS:SG	2.43	0.76
11:J:137:ASN:O	11:J:139:ASP:N	2.19	0.76
16:O:143:ARG:HA	16:O:172:PHE:CD2	2.20	0.76
12:K:107:ASN:HD21	12:K:109:TYR:HB2	1.48	0.76
1:A:236:A:H4'	1:A:237:G:H5'	1.68	0.76
1:A:1603:A:H5'	1:A:1605:G:O4'	1.86	0.76
4:C:35:GLY:O	4:C:36:ASP:HB3	1.84	0.76
11:J:55:GLN:NE2	11:J:124:ARG:HE	1.84	0.76
6:E:111:VAL:HB	39:E:8324:HOH:O	1.84	0.76
26:Y:76:ARG:HG3	26:Y:76:ARG:NH1	2.00	0.76
16:O:159:TYR:HB3	16:O:162:ASP:HB2	1.68	0.76
31:4:70:ARG:HD3	39:4:8539:HOH:O	1.84	0.76
2:B:3064:C:C2'	2:B:3065:A:H5'	2.15	0.76
1:A:2081:A:H4'	12:K:69:TYR:CE1	2.21	0.76
1:A:1441:G:O2'	1:A:1442:A:H5'	1.84	0.76
1:A:284:C:H4'	1:A:285:A:O5'	1.85	0.76
6:E:237:GLU:HB2	39:E:8438:HOH:O	1.86	0.76
14:M:148:GLU:HA	39:M:8451:HOH:O	1.84	0.76
22:U:52:ARG:HB2	22:U:95:ASN:HB3	1.66	0.76
13:L:72:VAL:O	13:L:95:ALA:HB1	1.85	0.76

Continued on next page...

Continued from previous page...

Atom-1	Atom-2	Interatomic distance (Å)	Clash overlap (Å)
29:2:25:LYS:HE2	39:2:7213:HOH:O	1.85	0.76
18:Q:115:SER:H	18:Q:118:GLN:NE2	1.80	0.76
5:D:162:MET:CE	5:D:308:LEU:HD21	2.14	0.76
7:F:54:ALA:HB2	7:F:69:ILE:HD12	1.67	0.76
11:J:150:LYS:HE2	39:J:8382:HOH:O	1.84	0.76
20:S:111:ILE:O	20:S:111:ILE:HG22	1.82	0.76
21:T:51:GLN:HE21	21:T:53:ASN:HD21	1.31	0.76
1:A:1118:A:C8	1:A:1118:A:H3'	2.20	0.75
1:A:2813:A:OP2	39:A:3765:HOH:O	2.02	0.75
18:Q:115:SER:N	18:Q:118:GLN:HE21	1.81	0.75
22:U:25:ALA:O	22:U:39:ASN:HB2	1.86	0.75
25:X:13:MET:CE	25:X:17:ILE:HG22	2.16	0.75
29:2:31:LYS:O	29:2:33:VAL:HG23	1.85	0.75
1:A:282:C:H1'	1:A:368:C:N4	2.00	0.75
1:A:2533:C:H5'	1:A:2533:C:H6	1.51	0.75
1:A:1080:C:O2	39:A:6081:HOH:O	2.05	0.75
12:K:19:MET:HE1	12:K:79:PHE:HA	1.68	0.75
1:A:2120:U:H3'	39:A:3005:HOH:O	1.86	0.75
1:A:2039:A:OP1	39:A:4553:HOH:O	2.05	0.75
1:A:693:A:H5''	35:A:8510:CL:CL	2.22	0.75
25:X:4:LEU:HD23	25:X:54:PHE:HB3	1.69	0.75
15:N:57:LYS:HB3	15:N:60:ILE:HD12	1.67	0.75
6:E:1:MET:HG2	6:E:2:GLN:H	1.50	0.75
2:B:3069:U:OP1	16:O:4:PRO:HG3	1.86	0.75
16:O:33:ARG:NH1	16:O:103:ASP:OD2	2.18	0.75
13:L:14:LYS:HB2	13:L:45:PRO:HG2	1.68	0.75
27:Z:115:ARG:NE	39:Z:8556:HOH:O	2.19	0.75
6:E:246:ARG:HH11	6:E:246:ARG:HB3	1.51	0.75
1:A:1564:C:H4'	39:A:6296:HOH:O	1.84	0.75
1:A:2768:A:H2'	1:A:2769:C:O4'	1.86	0.75
7:F:19:GLU:O	7:F:20:LYS:HG2	1.87	0.75
11:J:47:GLU:HB3	11:J:133:ILE:HD13	1.67	0.75
20:S:18:LEU:HD12	20:S:143:VAL:CG1	2.17	0.75
6:E:67:GLN:OE1	39:E:8432:HOH:O	2.05	0.75
4:C:88:ILE:HD13	4:C:100:PRO:HD3	1.69	0.75
5:D:175:LEU:C	5:D:175:LEU:HD23	2.07	0.75
1:A:2586:U:H3	1:A:2592:G:H22	1.34	0.75
1:A:1919:A:H4'	39:A:4327:HOH:O	1.87	0.74
1:A:603:A:H5''	1:A:604:G:OP1	1.87	0.74
15:N:94:LYS:CE	39:N:8581:HOH:O	2.27	0.74
12:K:74:ARG:O	12:K:78:ILE:HG12	1.87	0.74

Continued on next page...

Continued from previous page...

Atom-1	Atom-2	Interatomic distance (Å)	Clash overlap (Å)
5:D:85:ARG:NH1	39:D:8636:HOH:O	2.19	0.74
27:Z:154:ARG:HG2	27:Z:154:ARG:O	1.87	0.74
6:E:78:ARG:CG	6:E:78:ARG:HH11	1.97	0.74
1:A:1666:C:H2'	1:A:1667:A:H5'	1.69	0.74
1:A:2547:C:OP2	5:D:5:ARG:NH1	2.20	0.74
1:A:1164:U:H3	1:A:1192:A:H2	1.34	0.74
25:X:6:GLN:HB2	25:X:26:ILE:CD1	2.17	0.74
29:2:46:ARG:HB2	39:2:6935:HOH:O	1.86	0.74
1:A:1450:C:H4'	1:A:1451:C:OP2	1.88	0.74
1:A:2912:C:OP2	39:A:5028:HOH:O	2.05	0.74
12:K:70:PHE:O	39:K:6807:HOH:O	2.06	0.74
31:4:60:LYS:CG	31:4:61:PRO:HD2	2.17	0.74
31:4:75:GLY:HA2	39:4:8560:HOH:O	1.87	0.74
14:M:77:ALA:HB3	39:M:8405:HOH:O	1.88	0.74
1:A:514:G:O5'	1:A:514:G:H8	1.69	0.74
23:V:39:ASN:ND2	23:V:44:ARG:HH11	1.86	0.74
7:F:128:LEU:N	39:F:5495:HOH:O	2.20	0.74
10:I:73:ASP:C	39:I:2994:HOH:O	2.25	0.74
1:A:821:U:O2'	1:A:822:C:H5'	1.88	0.74
31:4:56:PRO:CA	39:4:8549:HOH:O	2.32	0.74
16:O:78:MET:HB2	16:O:79:PRO:HD3	1.68	0.74
20:S:92:LEU:HD23	20:S:145:LEU:HD21	1.69	0.74
26:Y:73:ARG:O	26:Y:85:VAL:HG13	1.88	0.74
7:F:135:VAL:HG22	7:F:136:ARG:H	1.53	0.74
12:K:52:GLN:HG3	12:K:53:ILE:N	2.02	0.73
16:O:171:HIS:CE1	39:O:8562:HOH:O	2.41	0.73
1:A:1909:A:H2'	1:A:1910:A:C8	2.23	0.73
1:A:1936:C:O5'	39:A:6643:HOH:O	2.06	0.73
7:F:64:ARG:CG	7:F:67:ASP:HB3	2.19	0.73
24:W:56:ILE:O	24:W:60:GLN:HG3	1.87	0.73
16:O:181:ASP:CA	39:O:8567:HOH:O	2.35	0.73
25:X:88:THR:HG22	25:X:89:ASP:N	2.03	0.73
6:E:162:VAL:HG13	6:E:232:LEU:HD21	1.69	0.73
21:T:51:GLN:NE2	21:T:53:ASN:HD21	1.86	0.73
1:A:2546:U:OP1	39:A:3338:HOH:O	2.05	0.73
15:N:67:ILE:HG21	15:N:97:ILE:HG23	1.69	0.73
1:A:182:G:H5'	39:A:4633:HOH:O	1.86	0.73
1:A:1625:U:H4'	39:A:4142:HOH:O	1.88	0.73
14:M:134:GLU:HA	14:M:138:GLY:O	1.88	0.73
1:A:1209:C:O2	1:A:1210:G:C8	2.41	0.73
1:A:501:G:OP2	39:A:4492:HOH:O	2.06	0.73

Continued on next page...

Continued from previous page...

Atom-1	Atom-2	Interatomic distance (Å)	Clash overlap (Å)
1:A:2265:U:H2'	1:A:2266:A:C8	2.24	0.73
13:L:27:ARG:HD2	39:L:4747:HOH:O	1.86	0.73
15:N:59:GLY:HA3	15:N:141:ILE:HD12	1.69	0.73
18:Q:38:GLU:HA	18:Q:41:ARG:NH1	2.04	0.73
1:A:1474:C:C6	1:A:1474:C:H5'	2.21	0.73
27:Z:151:SER:HB3	27:Z:154:ARG:HB3	1.70	0.73
1:A:415:A:O2'	39:A:3791:HOH:O	2.07	0.73
1:A:1167:G:O2'	39:A:6872:HOH:O	2.06	0.73
7:F:136:ARG:HD2	7:F:155:HIS:O	1.88	0.73
2:B:3002:U:H4'	2:B:3002:U:OP2	1.89	0.73
2:B:3010:C:OP2	39:B:8521:HOH:O	2.07	0.73
6:E:235:PHE:CE2	6:E:243:VAL:HG21	2.21	0.73
1:A:1589:G:N2	1:A:1605:G:H1'	2.03	0.73
15:N:164:THR:HG23	15:N:165:SER:N	2.02	0.73
1:A:745:G:H4'	39:A:4625:HOH:O	1.88	0.73
15:N:46:LEU:CD2	15:N:50:ARG:HG3	2.18	0.73
7:F:105:SER:HB2	7:F:131:THR:HG23	1.69	0.73
27:Z:141:THR:HG23	39:Z:8590:HOH:O	1.89	0.73
23:V:37:GLU:O	23:V:40:ALA:HB3	1.87	0.73
11:J:41:THR:HA	39:J:8393:HOH:O	1.88	0.73
1:A:2089:A:OP1	39:A:6535:HOH:O	2.07	0.73
21:T:51:GLN:HE21	21:T:53:ASN:ND2	1.87	0.73
4:C:100:PRO:HG2	4:C:103:VAL:HG21	1.70	0.73
1:A:1221:G:N7	39:A:5461:HOH:O	2.22	0.72
5:D:41:PHE:CD1	5:D:79:MET:HE2	2.24	0.72
22:U:71:VAL:HG13	22:U:91:LEU:O	1.89	0.72
5:D:175:LEU:O	5:D:175:LEU:HD23	1.89	0.72
5:D:212:GLN:HB2	5:D:257:THR:HG21	1.70	0.72
1:A:2251:G:H4'	39:A:6868:HOH:O	1.90	0.72
7:F:101:THR:HG22	39:F:7400:HOH:O	1.88	0.72
1:A:1120:U:C6	1:A:1120:U:H5''	2.24	0.72
16:O:48:VAL:CG1	16:O:55:ASP:HB3	2.20	0.72
26:Y:37:LEU:HD13	26:Y:85:VAL:HG21	1.71	0.72
1:A:584:U:H3'	39:A:5565:HOH:O	1.89	0.72
1:A:1321:A:N3	39:A:9721:HOH:O	2.22	0.72
27:Z:235:GLU:H	27:Z:235:GLU:CD	1.92	0.72
5:D:36:PRO:HA	5:D:168:GLY:HA3	1.71	0.72
1:A:485:A:O2'	1:A:487:G:H5'	1.90	0.72
16:O:71:TRP:CE3	16:O:175:LEU:HD22	2.24	0.72
1:A:349:U:O2'	1:A:350:C:H5'	1.90	0.72
1:A:557:C:H1'	39:A:5139:HOH:O	1.90	0.72

Continued on next page...

Continued from previous page...

Atom-1	Atom-2	Interatomic distance (Å)	Clash overlap (Å)
11:J:33:MET:HB2	11:J:83:PHE:HB3	1.70	0.72
1:A:960:G:N3	1:A:960:G:H2'	2.04	0.72
4:C:69:LEU:HD21	4:C:120:ARG:HB3	1.70	0.72
1:A:282:C:O2'	1:A:283:U:H5'	1.90	0.72
14:M:73:VAL:HG21	14:M:116:HIS:CD2	2.23	0.72
8:G:11:VAL:HG12	8:G:12:ASP:N	2.04	0.72
1:A:1589:G:H22	1:A:1605:G:H1'	1.54	0.72
5:D:146:THR:O	5:D:148:PRO:HD3	1.90	0.72
1:A:2783:A:O5'	39:A:4710:HOH:O	2.07	0.72
14:M:143:THR:HG22	14:M:144:ASP:N	2.05	0.72
1:A:2346:C:H6	1:A:2346:C:O5'	1.73	0.72
1:A:2506:A:O2'	1:A:2507:G:H8	1.73	0.72
2:B:3064:C:H2'	2:B:3065:A:H5'	1.70	0.72
9:H:99:THR:HA	39:H:3461:HOH:O	1.90	0.71
13:L:55:VAL:HG12	13:L:56:SER:H	1.55	0.71
15:N:113:ARG:NH2	15:N:156:ARG:HG2	2.05	0.71
1:A:2831:C:H2'	1:A:2832:C:H5'	1.72	0.71
20:S:132:ARG:NH1	39:S:8587:HOH:O	2.23	0.71
39:A:7044:HOH:O	28:I:31:ILE:HG13	1.90	0.71
6:E:69:HIS:O	39:E:8313:HOH:O	2.07	0.71
1:A:777:U:OP1	39:A:6961:HOH:O	2.08	0.71
28:I:59:HIS:HA	39:I:7607:HOH:O	1.87	0.71
11:J:140:PRO:O	39:J:8366:HOH:O	2.07	0.71
7:F:99:ASP:CB	7:F:103:ASN:H	2.03	0.71
4:C:199:HIS:CD2	4:C:201:PHE:H	2.09	0.71
1:A:240:C:C5'	15:N:146:GLN:NE2	2.54	0.71
1:A:1308:A:H5'	39:A:6398:HOH:O	1.90	0.71
1:A:1629:G:N2	1:A:1632:A:OP2	2.23	0.71
1:A:1116:U:H1'	39:A:4006:HOH:O	1.89	0.71
39:A:3276:HOH:O	15:N:189:VAL:HG21	1.90	0.71
16:O:82:TYR:C	16:O:82:TYR:CD2	2.64	0.71
5:D:179:LEU:O	5:D:183:GLU:HG2	1.88	0.71
5:D:238:ASN:HD22	5:D:240:GLY:N	1.87	0.71
1:A:1634:G:H3'	39:A:3385:HOH:O	1.91	0.71
20:S:132:ARG:CZ	39:S:8587:HOH:O	2.37	0.71
6:E:25:PRO:HD2	39:E:8436:HOH:O	1.91	0.71
1:A:1127:C:C2'	1:A:1128:U:H5'	2.18	0.71
7:F:146:LYS:HZ3	16:O:107:ASN:HD21	1.39	0.71
1:A:2605:G:N7	39:A:6957:HOH:O	2.22	0.71
1:A:1901:G:O2'	1:A:1902:G:H5'	1.91	0.71
17:P:73:ASP:HA	17:P:92:VAL:O	1.89	0.71

Continued on next page...

Continued from previous page...

Atom-1	Atom-2	Interatomic distance (Å)	Clash overlap (Å)
23:V:14:GLU:O	23:V:17:THR:HB	1.91	0.71
28:1:58:GLY:CA	39:1:7239:HOH:O	2.38	0.71
1:A:1778:A:H2'	1:A:1779:A:H5'	1.72	0.71
1:A:2359:G:O5'	39:A:5169:HOH:O	2.08	0.71
1:A:625:U:H5''	1:A:1044:C:N4	2.05	0.71
1:A:1170:U:O2'	1:A:1172:G:N7	2.21	0.71
6:E:140:VAL:O	39:E:8459:HOH:O	2.08	0.71
5:D:75:GLU:C	5:D:77:PRO:HD3	2.11	0.71
20:S:44:VAL:O	20:S:48:GLU:HG3	1.91	0.71
1:A:2760:C:H5''	39:A:4801:HOH:O	1.91	0.71
7:F:25:MET:CE	7:F:41:LEU:HG	2.14	0.71
13:L:55:VAL:HG12	13:L:56:SER:N	2.05	0.71
27:Z:187:VAL:HG23	27:Z:192:ASP:HB2	1.71	0.71
14:M:90:ARG:NH2	14:M:121:ILE:HD11	2.05	0.71
1:A:204:A:H2'	1:A:205:U:H5'	1.73	0.71
1:A:2729:C:H2'	1:A:2730:G:H8	1.53	0.71
1:A:1165:G:O2'	1:A:1166:A:OP1	2.07	0.71
11:J:139:ASP:H	11:J:140:PRO:HD3	1.55	0.71
16:O:92:ALA:O	16:O:95:ALA:HB3	1.90	0.71
1:A:1909:A:N1	1:A:2128:G:H1'	2.05	0.71
1:A:2401:A:H5'	39:A:8998:HOH:O	1.91	0.71
4:C:121:ALA:O	4:C:124:VAL:HG22	1.91	0.71
13:L:87:ARG:CZ	39:L:4854:HOH:O	2.38	0.70
1:A:308:U:OP2	39:A:6151:HOH:O	2.09	0.70
1:A:306:A:P	22:U:38:ARG:HH21	2.14	0.70
39:A:6694:HOH:O	15:N:13:LYS:HE2	1.91	0.70
4:C:223:ARG:HG3	39:C:8604:HOH:O	1.90	0.70
5:D:82:VAL:O	5:D:83:ALA:HB2	1.90	0.70
1:A:1834:C:H2'	1:A:1840:A:N6	2.06	0.70
1:A:21:G:H5''	20:S:1:GLY:O	1.92	0.70
1:A:1751:G:C2'	1:A:1752:G:H5''	2.20	0.70
1:A:516:A:OP2	39:A:5123:HOH:O	2.08	0.70
13:L:20:CYS:HB3	13:L:26:ALA:O	1.91	0.70
23:V:9:CYS:HA	23:V:52:THR:HG23	1.74	0.70
26:Y:72:VAL:HG22	26:Y:85:VAL:HG12	1.72	0.70
8:G:157:LYS:NZ	39:G:2401:HOH:O	2.23	0.70
14:M:148:GLU:HG3	39:M:8429:HOH:O	1.90	0.70
1:A:2064:U:H4'	1:A:2653:A:OP1	1.91	0.70
1:A:283:U:H5	1:A:284:C:N4	1.89	0.70
1:A:1494:A:N3	39:A:8747:HOH:O	2.24	0.70
1:A:2851:G:O2'	1:A:2852:A:H5'	1.92	0.70

Continued on next page...

Continued from previous page...

Atom-1	Atom-2	Interatomic distance (Å)	Clash overlap (Å)
24:W:12:THR:O	24:W:15:GLU:N	2.23	0.70
14:M:79:ASP:HB3	39:M:8437:HOH:O	1.89	0.70
1:A:63:U:C5	39:A:3497:HOH:O	2.44	0.70
1:A:2638:G:H1'	39:A:7219:HOH:O	1.90	0.70
1:A:193:A:H3'	39:A:8839:HOH:O	1.92	0.70
16:O:141:ARG:N	39:O:8565:HOH:O	2.24	0.70
17:P:115:ARG:NH1	39:P:6194:HOH:O	2.25	0.70
7:F:135:VAL:HG22	7:F:136:ARG:N	2.07	0.70
28:1:28:ASP:O	28:1:31:ILE:HG22	1.90	0.70
7:F:88:LEU:HB2	7:F:89:PRO:HD3	1.72	0.70
39:A:9783:HOH:O	13:L:9:THR:HA	1.92	0.70
2:B:3014:G:H5'	2:B:3014:G:C8	2.26	0.70
1:A:2400:G:O2'	39:A:4620:HOH:O	2.10	0.70
6:E:7:ASP:OD1	6:E:11:ASN:O	2.09	0.70
27:Z:216:ARG:HD3	39:Z:8571:HOH:O	1.90	0.70
7:F:146:LYS:NZ	16:O:107:ASN:ND2	2.40	0.70
1:A:2594:C:O2'	1:A:2595:U:H5'	1.92	0.70
1:A:541:C:C2'	1:A:542:A:H5''	2.22	0.70
9:H:46:GLU:N	39:H:3461:HOH:O	2.24	0.70
14:M:42:ASN:O	39:M:8454:HOH:O	2.10	0.70
31:4:62:THR:HB	39:4:8550:HOH:O	1.92	0.70
16:O:183:ASP:OD2	16:O:186:LEU:HD12	1.90	0.69
1:A:1184:C:C6	39:A:5710:HOH:O	2.44	0.69
1:A:1209:C:C2	1:A:1210:G:C8	2.80	0.69
13:L:45:PRO:HB2	39:L:7169:HOH:O	1.92	0.69
39:A:9129:HOH:O	9:H:38:LYS:HD2	1.91	0.69
6:E:238:SER:O	39:E:8386:HOH:O	2.10	0.69
1:A:430:A:H4'	39:A:9525:HOH:O	1.91	0.69
2:B:3048:C:H4'	16:O:141:ARG:HH21	1.57	0.69
7:F:64:ARG:CD	7:F:67:ASP:HB3	2.21	0.69
6:E:129:HIS:CE1	6:E:231:ARG:HA	2.27	0.69
27:Z:200:THR:HG22	27:Z:201:GLU:CG	2.22	0.69
11:J:57:ARG:O	11:J:61:LEU:HD22	1.91	0.69
1:A:401:C:H5'	39:A:5265:HOH:O	1.91	0.69
21:T:57:THR:HG22	21:T:59:ASP:H	1.58	0.69
1:A:78:G:C6	1:A:79:G:C6	2.80	0.69
6:E:236:THR:HA	39:E:8459:HOH:O	1.93	0.69
6:E:16:VAL:HG12	6:E:17:ASP:N	2.08	0.69
16:O:164:ASP:CG	16:O:167:ASP:HA	2.12	0.69
31:4:87:ARG:HD2	39:4:8523:HOH:O	1.92	0.69
28:1:30:GLU:HA	28:1:33:HIS:HB3	1.74	0.69

Continued on next page...

Continued from previous page...

Atom-1	Atom-2	Interatomic distance (Å)	Clash overlap (Å)
1:A:411:A:O2'	39:A:6772:HOH:O	2.09	0.69
39:A:4994:HOH:O	5:D:298:LYS:HD3	1.93	0.69
13:L:23:ASN:OD1	39:L:5264:HOH:O	2.10	0.69
1:A:2243:C:O5'	39:A:3245:HOH:O	2.10	0.69
2:B:3026:C:H1'	39:B:8421:HOH:O	1.91	0.69
22:U:25:ALA:O	22:U:39:ASN:CB	2.40	0.69
1:A:710:G:OP1	17:P:24:ALA:HB3	1.92	0.69
22:U:4:PRO:O	22:U:8:ARG:HG3	1.92	0.69
1:A:1653:A:N7	39:A:6411:HOH:O	2.25	0.69
1:A:1810:C:OP1	23:V:44:ARG:NE	2.17	0.69
30:3:41:HIS:H	30:3:45:ASN:HD22	1.40	0.69
5:D:81:ALA:HB1	5:D:142:LEU:HD13	1.74	0.69
39:A:6107:HOH:O	17:P:24:ALA:N	2.25	0.69
28:1:38:LYS:HG2	28:1:45:LYS:HG2	1.73	0.69
1:A:514:G:O5'	1:A:514:G:C8	2.46	0.69
39:A:9204:HOH:O	5:D:254:GLN:HG3	1.91	0.69
1:A:506:G:H22	1:A:509:A:H5'	1.56	0.69
1:A:1289:C:H3'	39:A:5873:HOH:O	1.91	0.69
15:N:35:PRO:HD2	15:N:38:VAL:CG2	2.22	0.69
6:E:233:THR:HG22	6:E:234:VAL:N	2.06	0.69
26:Y:43:VAL:CG1	26:Y:47:ALA:HB3	2.23	0.69
1:A:1187:U:C3'	39:A:6358:HOH:O	2.39	0.69
1:A:111:C:O2'	1:A:112:G:H5'	1.91	0.69
1:A:1676:G:O2'	39:A:8934:HOH:O	2.11	0.69
1:A:130:C:H5'	39:A:4691:HOH:O	1.93	0.69
1:A:1891:G:OP2	39:A:4453:HOH:O	2.11	0.69
1:A:2672:C:P	5:D:25:ARG:NH1	2.66	0.69
2:B:3042:C:H2'	39:B:8512:HOH:O	1.93	0.69
11:J:26:LYS:HD2	11:J:28:ILE:CG1	2.22	0.69
5:D:41:PHE:CD2	5:D:190:MET:HE3	2.27	0.69
2:B:3029:C:H2'	2:B:3030:C:H5'	1.75	0.69
1:A:2866:U:H4'	1:A:2867:G:H5'	1.75	0.69
1:A:746:A:OP1	39:A:4988:HOH:O	2.11	0.69
1:A:1135:G:H5'	39:A:5402:HOH:O	1.92	0.69
15:N:106:ASN:ND2	35:N:8518:CL:CL	2.63	0.69
1:A:1993:C:N3	39:A:9428:HOH:O	2.26	0.69
16:O:151:ASP:HB3	39:O:8527:HOH:O	1.92	0.69
7:F:37:ALA:O	7:F:40:ILE:HG12	1.93	0.69
16:O:142:THR:N	39:O:8565:HOH:O	2.25	0.69
11:J:49:VAL:O	11:J:157:ILE:HG23	1.93	0.69
1:A:1669:A:H2	39:A:3196:HOH:O	1.75	0.69

Continued on next page...

Continued from previous page...

Atom-1	Atom-2	Interatomic distance (Å)	Clash overlap (Å)
22:U:37:GLN:HB3	39:U:6711:HOH:O	1.91	0.69
16:O:49:THR:HG22	16:O:56:ASP:HB2	1.74	0.69
13:L:63:GLU:HG3	39:L:6344:HOH:O	1.92	0.69
25:X:110:GLN:HA	25:X:110:GLN:NE2	2.08	0.68
1:A:281:U:H2'	1:A:282:C:O4'	1.93	0.68
1:A:1008:C:H5''	11:J:16:ARG:HH12	1.58	0.68
25:X:139:GLY:O	25:X:141:HIS:HD2	1.75	0.68
4:C:105:VAL:HG12	4:C:106:CYS:N	2.07	0.68
20:S:15:LYS:HE3	39:S:8582:HOH:O	1.92	0.68
15:N:113:ARG:NH1	15:N:152:ARG:O	2.22	0.68
1:A:240:C:H5'	15:N:146:GLN:NE2	2.07	0.68
7:F:21:VAL:HG13	7:F:131:THR:O	1.94	0.68
27:Z:188:HIS:NE2	39:Z:8579:HOH:O	2.26	0.68
1:A:1505:U:H6	1:A:1505:U:H5'	1.56	0.68
15:N:46:LEU:HB2	39:N:8604:HOH:O	1.92	0.68
1:A:2468:A:H61	31:4:48:ASN:HD21	1.42	0.68
1:A:1500:U:O4'	39:A:4232:HOH:O	2.11	0.68
1:A:1185:U:H2'	1:A:1186:C:C6	2.27	0.68
17:P:21:SER:CB	17:P:106:PRO:O	2.42	0.68
39:A:4426:HOH:O	2:B:3103:A:H4'	1.93	0.68
1:A:1271:A:C2	1:A:1286:A:C2	2.81	0.68
31:4:49:ASP:OD2	39:4:8524:HOH:O	2.11	0.68
10:I:12:ILE:N	10:I:13:PRO:HD3	2.07	0.68
1:A:119:A:H2'	1:A:120:A:H5''	1.73	0.68
4:C:55:VAL:HG13	4:C:67:LEU:HD22	1.74	0.68
14:M:125:PHE:CZ	14:M:140:VAL:HG13	2.28	0.68
5:D:119:HIS:O	5:D:121:PRO:HD3	1.92	0.68
11:J:47:GLU:HG2	11:J:133:ILE:HD12	1.74	0.68
1:A:2269:C:H2'	1:A:2270:G:H5'	1.75	0.68
1:A:1494:A:O2'	1:A:1505:U:O2	2.09	0.68
22:U:48:VAL:HG22	22:U:97:ARG:C	2.14	0.68
1:A:593:A:OP2	39:A:3881:HOH:O	2.10	0.68
1:A:1200:A:H4'	39:A:6805:HOH:O	1.93	0.68
1:A:2363:G:O3'	19:R:11:ARG:NH1	2.27	0.68
28:1:50:ALA:HB3	28:1:54:ILE:HG22	1.74	0.68
1:A:1422:U:H2'	1:A:1423:C:C6	2.28	0.68
1:A:635:A:OP1	1:A:1359:U:O2'	2.11	0.68
5:D:267:LYS:NZ	5:D:300:SER:O	2.21	0.68
31:4:74:CYS:N	39:4:8561:HOH:O	2.27	0.68
25:X:149:LEU:HG	25:X:153:MET:HE2	1.75	0.68
1:A:1759:A:N7	39:A:9062:HOH:O	2.27	0.68

Continued on next page...

Continued from previous page...

Atom-1	Atom-2	Interatomic distance (Å)	Clash overlap (Å)
1:A:1497:G:P	39:A:6011:HOH:O	2.52	0.68
17:P:99:GLU:HG3	39:P:6044:HOH:O	1.93	0.68
2:B:3024:U:O2'	2:B:3025:G:H4'	1.94	0.68
20:S:18:LEU:HG	20:S:91:LEU:HD13	1.75	0.68
35:K:8501:CL:CL	39:K:4038:HOH:O	2.48	0.68
1:A:160:A:OP1	39:A:6112:HOH:O	2.11	0.68
11:J:139:ASP:HA	39:J:8370:HOH:O	1.94	0.68
5:D:329:TYR:CE2	23:V:15:PRO:HG3	2.29	0.68
7:F:99:ASP:HB3	7:F:103:ASN:H	1.59	0.68
25:X:13:MET:HE3	25:X:17:ILE:HG22	1.74	0.68
1:A:2716:G:H5''	5:D:206:THR:HG21	1.74	0.68
6:E:242:GLU:HG3	39:E:8386:HOH:O	1.93	0.68
1:A:786:G:N7	39:A:9305:HOH:O	2.26	0.68
1:A:2466:G:H8	39:A:9036:HOH:O	1.76	0.68
1:A:1186:C:N4	1:A:1187:U:C4	2.61	0.68
1:A:1209:C:H4'	39:A:4755:HOH:O	1.93	0.68
13:L:115:ARG:HG3	13:L:116:GLU:N	2.07	0.68
8:G:118:ILE:HG23	8:G:144:THR:HG21	1.76	0.68
39:A:8902:HOH:O	15:N:94:LYS:HE2	1.94	0.67
22:U:65:VAL:HG22	22:U:72:ILE:HG22	1.75	0.67
1:A:2672:C:OP2	5:D:25:ARG:NH1	2.27	0.67
1:A:1329:A:H2	39:A:4159:HOH:O	1.77	0.67
9:H:57:GLU:O	9:H:61:MET:HG3	1.93	0.67
31:4:17:HIS:O	31:4:18:GLN:HG3	1.94	0.67
31:4:30:GLN:HB3	39:4:8554:HOH:O	1.92	0.67
1:A:541:C:H5	39:A:9778:HOH:O	1.75	0.67
29:2:21:ARG:HD2	29:2:39:PHE:HB2	1.74	0.67
1:A:2292:C:OP1	39:A:6364:HOH:O	2.11	0.67
1:A:2040:C:OP1	39:A:4047:HOH:O	2.11	0.67
4:C:170:VAL:HG22	28:1:22:ILE:HG23	1.77	0.67
1:A:2430:A:OP2	39:A:9464:HOH:O	2.11	0.67
1:A:1316:G:H1'	1:A:1340:G:N2	2.10	0.67
7:F:23:VAL:HG23	7:F:23:VAL:O	1.93	0.67
11:J:56:ILE:HG22	11:J:61:LEU:HD22	1.76	0.67
29:2:46:ARG:HD2	39:2:6935:HOH:O	1.94	0.67
1:A:2252:A:C5	1:A:2253:G:H1'	2.30	0.67
8:G:3:VAL:HG22	8:G:49:ILE:HB	1.76	0.67
11:J:56:ILE:HG22	11:J:61:LEU:HD21	1.77	0.67
23:V:33:SER:O	23:V:37:GLU:HG3	1.95	0.67
5:D:82:VAL:HG12	5:D:82:VAL:O	1.92	0.67
4:C:105:VAL:HG11	4:C:154:ALA:HB1	1.75	0.67

Continued on next page...

Continued from previous page...

Atom-1	Atom-2	Interatomic distance (Å)	Clash overlap (Å)
15:N:12:TRP:CE2	15:N:20:ILE:HD11	2.29	0.67
1:A:1641:A:H2'	1:A:1642:A:H5'	1.76	0.67
1:A:1370:G:C4	39:A:9638:HOH:O	2.48	0.67
1:A:558:C:H5'	39:A:4735:HOH:O	1.95	0.67
15:N:72:SER:HB2	15:N:93:ARG:HG2	1.75	0.67
23:V:46:ALA:HB1	23:V:52:THR:HG21	1.76	0.67
28:1:31:ILE:HG23	28:1:32:LYS:N	2.10	0.67
22:U:48:VAL:HG23	22:U:98:VAL:HA	1.77	0.67
5:D:336:GLN:NE2	39:D:8525:HOH:O	2.28	0.67
39:A:8729:HOH:O	4:C:11:ARG:HD3	1.94	0.67
22:U:106:GLU:HG3	39:U:4913:HOH:O	1.94	0.67
13:L:62:PRO:HG3	13:L:65:ARG:NH2	2.10	0.67
7:F:86:THR:HG23	39:F:7477:HOH:O	1.95	0.67
20:S:99:ALA:CB	20:S:109:MET:HE1	2.18	0.67
27:Z:187:VAL:HG23	27:Z:192:ASP:HB3	1.75	0.67
27:Z:187:VAL:CG2	27:Z:192:ASP:HB2	2.25	0.67
25:X:6:GLN:HB2	25:X:26:ILE:HD12	1.75	0.67
23:V:39:ASN:HD22	23:V:44:ARG:HH11	1.40	0.67
1:A:241:A:C2	1:A:378:A:H4'	2.29	0.67
12:K:93:ARG:HH11	12:K:93:ARG:HB3	1.60	0.67
1:A:2067:A:N7	39:A:6115:HOH:O	2.28	0.67
1:A:125:U:H2'	39:A:3259:HOH:O	1.93	0.67
7:F:25:MET:CE	7:F:37:ALA:HB1	2.25	0.67
1:A:2502:C:C2'	1:A:2503:A:H5'	2.25	0.67
1:A:1200:A:C4'	39:A:6805:HOH:O	2.42	0.67
1:A:88:G:H8	1:A:88:G:H5'	1.59	0.67
1:A:581:G:H5'	39:A:7144:HOH:O	1.94	0.67
2:B:3020:G:O2'	2:B:3021:G:H5'	1.94	0.67
5:D:42:ALA:HB1	5:D:308:LEU:HD11	1.76	0.67
20:S:39:THR:HG23	20:S:107:GLU:O	1.93	0.67
1:A:2594:C:C2'	1:A:2595:U:H5'	2.25	0.67
8:G:101:GLU:HB2	8:G:116:THR:O	1.95	0.67
39:A:6060:HOH:O	31:4:79:LEU:HD12	1.92	0.67
1:A:544:G:C2'	1:A:545:G:H5''	2.24	0.66
1:A:290:C:O2'	1:A:291:C:H5'	1.95	0.66
1:A:20:G:H21	20:S:117:HIS:HD2	1.43	0.66
15:N:35:PRO:HD2	15:N:38:VAL:HG21	1.75	0.66
27:Z:186:ARG:NH1	27:Z:186:ARG:HG2	2.08	0.66
25:X:142:ASP:HB2	39:X:2729:HOH:O	1.95	0.66
1:A:2487:C:OP2	39:A:5708:HOH:O	2.13	0.66
1:A:1558:C:O2	1:A:1563:G:N2	2.23	0.66

Continued on next page...

Continued from previous page...

Atom-1	Atom-2	Interatomic distance (Å)	Clash overlap (Å)
11:J:57:ARG:HG3	39:J:8353:HOH:O	1.95	0.66
1:A:1209:C:H2'	1:A:1210:G:H8	1.58	0.66
7:F:54:ALA:CB	7:F:69:ILE:HD12	2.25	0.66
1:A:2635:A:H2'	1:A:2636:C:C6	2.31	0.66
25:X:64:THR:O	25:X:68:THR:HG22	1.95	0.66
1:A:1191:A:C3'	1:A:1192:A:H5''	2.25	0.66
25:X:137:GLN:HE21	25:X:141:HIS:HE1	1.41	0.66
1:A:2635:A:H2'	1:A:2636:C:H6	1.60	0.66
5:D:71:VAL:HG11	5:D:296:LEU:HB3	1.78	0.66
27:Z:155:ARG:NH1	39:Z:8558:HOH:O	2.28	0.66
18:Q:103:THR:HA	18:Q:106:ARG:NH1	2.11	0.66
1:A:537:G:OP2	39:A:4524:HOH:O	2.14	0.66
4:C:153:ARG:HB2	4:C:153:ARG:HH11	1.59	0.66
1:A:2249:G:OP2	39:A:4916:HOH:O	2.12	0.66
30:3:24:TRP:CD1	39:3:6863:HOH:O	2.48	0.66
1:A:1934:A:C8	1:A:1935:C:C5	2.84	0.66
27:Z:122:ARG:NH2	39:Z:8533:HOH:O	2.26	0.66
1:A:1089:G:H1'	39:A:6170:HOH:O	1.94	0.66
8:G:7:ILE:HD11	8:G:11:VAL:O	1.96	0.66
1:A:100:C:O5'	39:A:3593:HOH:O	2.12	0.66
1:A:758:A:OP2	39:A:3043:HOH:O	2.13	0.66
1:A:2631:U:OP2	39:A:9589:HOH:O	2.13	0.66
1:A:1427:A:N3	39:A:4280:HOH:O	2.29	0.66
1:A:702:G:O2'	1:A:703:G:H5'	1.95	0.66
1:A:130:C:H2'	39:A:9657:HOH:O	1.96	0.66
14:M:53:ARG:NH2	14:M:57:VAL:HG12	2.10	0.66
1:A:399:C:H5'	15:N:179:GLY:O	1.96	0.66
1:A:629:A:N7	39:A:9357:HOH:O	2.27	0.66
1:A:681:G:H5'	1:A:681:G:N3	2.11	0.66
2:B:3023:U:H6	2:B:3023:U:H5''	1.60	0.66
1:A:1165:G:H3'	1:A:1165:G:OP1	1.95	0.66
1:A:1328:A:C8	27:Z:169:ARG:HD3	2.31	0.66
1:A:1377:C:H1'	39:A:6740:HOH:O	1.95	0.66
4:C:179:MET:HG2	4:C:186:TRP:CG	2.31	0.66
1:A:82:C:OP1	22:U:67:LEU:HB2	1.95	0.66
1:A:963:C:O5'	1:A:963:C:H6	1.78	0.66
5:D:48:MET:N	39:D:8563:HOH:O	2.29	0.66
20:S:79:ARG:C	20:S:81:PRO:HD3	2.15	0.66
15:N:144:ASP:O	15:N:148:SER:HB3	1.96	0.66
1:A:506:G:H22	1:A:509:A:C5'	2.08	0.66
1:A:1056:U:H2'	1:A:1057:A:O4'	1.96	0.66

Continued on next page...

Continued from previous page...

Atom-1	Atom-2	Interatomic distance (Å)	Clash overlap (Å)
1:A:1306:U:C5'	6:E:184:ARG:NH1	2.59	0.66
1:A:195:C:H2'	1:A:196:G:H5'	1.78	0.66
30:3:48:ASP:O	39:3:719:HOH:O	2.14	0.66
1:A:1187:U:O2'	1:A:1189:A:H2	1.79	0.66
1:A:2278:U:H3'	39:A:4569:HOH:O	1.96	0.66
1:A:2825:C:O2'	39:A:5457:HOH:O	2.14	0.66
26:Y:21:PRO:HG2	26:Y:24:LYS:HD3	1.78	0.66
11:J:162:SER:CB	11:J:163:PRO:HD3	2.18	0.65
7:F:105:SER:CB	7:F:131:THR:HG23	2.25	0.65
5:D:217:ARG:HG3	5:D:257:THR:CG2	2.25	0.65
1:A:1270:U:OP1	39:A:7308:HOH:O	2.13	0.65
16:O:58:LEU:HD12	16:O:58:LEU:N	2.10	0.65
1:A:1986:G:H2'	1:A:1987:C:C6	2.31	0.65
5:D:211:THR:HA	5:D:255:GLY:O	1.96	0.65
5:D:132:HIS:HB2	5:D:137:LEU:HD22	1.77	0.65
9:H:99:THR:HG23	9:H:99:THR:O	1.97	0.65
1:A:2717:C:C2'	1:A:2718:C:H5''	2.27	0.65
1:A:332:G:H4'	22:U:2:LYS:O	1.95	0.65
27:Z:200:THR:HG22	27:Z:201:GLU:HG2	1.78	0.65
30:3:41:HIS:N	30:3:45:ASN:HD22	1.94	0.65
1:A:2311:A:OP2	39:A:7205:HOH:O	2.14	0.65
15:N:77:PHE:O	39:N:8544:HOH:O	2.15	0.65
1:A:338:C:H4'	6:E:174:ILE:HD11	1.79	0.65
1:A:926:A:H5'	14:M:39:GLU:OE2	1.96	0.65
1:A:1362:U:H5'	39:A:9762:HOH:O	1.94	0.65
14:M:114:VAL:HG11	39:M:8452:HOH:O	1.94	0.65
1:A:560:C:H42	1:A:597:A:H61	1.43	0.65
17:P:32:ARG:HD3	17:P:32:ARG:O	1.97	0.65
18:Q:16:VAL:CG1	18:Q:17:GLY:N	2.59	0.65
16:O:159:TYR:HB2	39:O:8530:HOH:O	1.97	0.65
20:S:18:LEU:HB2	20:S:143:VAL:CG1	2.26	0.65
1:A:473:A:O2'	1:A:474:C:H5'	1.97	0.65
1:A:2388:C:OP1	39:A:4076:HOH:O	2.14	0.65
22:U:50:VAL:HG12	22:U:56:ALA:HA	1.77	0.65
1:A:710:G:P	17:P:24:ALA:HB3	2.36	0.65
1:A:1119:G:H2'	12:K:52:GLN:NE2	2.11	0.65
1:A:2508:C:OP1	39:A:4017:HOH:O	2.14	0.65
7:F:69:ILE:O	7:F:69:ILE:HG22	1.95	0.65
23:V:52:THR:CG2	23:V:54:THR:HB	2.27	0.65
14:M:90:ARG:O	39:M:8437:HOH:O	2.15	0.65
28:1:33:HIS:NE2	39:1:5656:HOH:O	2.30	0.65

Continued on next page...

Continued from previous page...

Atom-1	Atom-2	Interatomic distance (Å)	Clash overlap (Å)
19:R:26:PRO:O	19:R:29:ALA:N	2.29	0.65
24:W:39:ALA:N	24:W:40:PRO:HD2	2.12	0.65
4:C:221:PRO:O	39:C:8591:HOH:O	2.12	0.65
8:G:20:ILE:HD11	8:G:40:VAL:HG11	1.78	0.65
9:H:91:VAL:CG1	9:H:92:GLY:H	2.07	0.65
5:D:74:ILE:HG22	5:D:76:THR:HG23	1.79	0.65
12:K:103:VAL:HG12	39:K:5907:HOH:O	1.96	0.65
1:A:2506:A:C1'	39:A:3241:HOH:O	2.40	0.65
17:P:39:THR:HB	39:P:3360:HOH:O	1.97	0.65
22:U:55:PHE:HB2	39:U:6384:HOH:O	1.96	0.65
16:O:170:GLU:O	16:O:174:GLU:HG3	1.97	0.65
6:E:198:ASP:O	39:E:8478:HOH:O	2.13	0.65
11:J:71:TYR:C	11:J:73:GLN:H	1.98	0.65
1:A:1126:C:OP2	39:A:3133:HOH:O	2.15	0.65
1:A:1088:A:N1	39:A:8943:HOH:O	2.29	0.65
11:J:26:LYS:HD3	11:J:89:PRO:HG3	1.78	0.65
1:A:677:C:OP2	39:A:8705:HOH:O	2.14	0.65
23:V:6:CYS:HA	23:V:13:ILE:HD11	1.77	0.65
1:A:1819:G:H2'	1:A:1820:G:H4'	1.77	0.65
1:A:1151:G:OP1	10:I:63:ARG:NH1	2.30	0.65
6:E:5:ILE:HD11	6:E:16:VAL:CG2	2.23	0.65
15:N:61:ILE:HG13	39:N:8623:HOH:O	1.96	0.65
1:A:401:C:C5'	39:A:5265:HOH:O	2.44	0.65
1:A:2768:A:C2	39:A:3904:HOH:O	2.49	0.65
1:A:2436:U:H5'	31:4:68:LYS:HE2	1.77	0.65
1:A:1693:A:OP1	39:A:9932:HOH:O	2.14	0.65
26:Y:30:MET:HE1	26:Y:55:ASN:HA	1.78	0.65
14:M:133:VAL:HB	39:M:8435:HOH:O	1.96	0.65
13:L:62:PRO:HG3	13:L:65:ARG:HH21	1.62	0.65
21:T:8:PRO:HD2	24:W:32:ALA:HA	1.77	0.65
39:A:5106:HOH:O	18:Q:58:SER:HB3	1.97	0.65
1:A:801:U:H2'	1:A:802:G:H8	1.61	0.65
1:A:1182:C:H1'	1:A:1192:A:H8	1.62	0.65
1:A:2780:C:H2'	1:A:2781:U:C6	2.32	0.65
17:P:99:GLU:HA	39:P:7481:HOH:O	1.96	0.65
6:E:54:LEU:HD21	6:E:87:ARG:HD2	1.77	0.65
25:X:80:ASP:O	25:X:84:VAL:HG23	1.97	0.65
1:A:2630:G:O6	4:C:206:ARG:NH2	2.29	0.65
27:Z:131:GLN:HB3	27:Z:153:GLN:OE1	1.97	0.65
1:A:2834:G:C4	1:A:2847:G:N2	2.65	0.65
1:A:2492:U:H5	39:A:6483:HOH:O	1.80	0.65

Continued on next page...

Continued from previous page...

Atom-1	Atom-2	Interatomic distance (Å)	Clash overlap (Å)
5:D:76:THR:N	5:D:77:PRO:HD3	2.10	0.64
1:A:1185:U:O4'	39:A:6930:HOH:O	2.14	0.64
19:R:33:PHE:N	19:R:71:TYR:OH	2.25	0.64
25:X:85:ALA:HB2	25:X:91:ASP:O	1.96	0.64
4:C:188:ASN:OD1	39:C:8562:HOH:O	2.14	0.64
27:Z:133:HIS:HD2	39:Z:8582:HOH:O	1.80	0.64
5:D:264:GLU:HG2	5:D:267:LYS:HE2	1.79	0.64
1:A:962:C:C1'	16:O:5:ARG:NH1	2.58	0.64
12:K:48:GLY:HA3	12:K:53:ILE:HD11	1.79	0.64
29:2:10:LYS:CB	39:2:2979:HOH:O	2.46	0.64
1:A:240:C:H5'	15:N:146:GLN:HE22	1.62	0.64
16:O:83:LEU:HD13	16:O:175:LEU:HD23	1.79	0.64
1:A:536:A:H3'	39:A:4524:HOH:O	1.98	0.64
4:C:9:ARG:HD3	39:C:8524:HOH:O	1.98	0.64
39:A:5784:HOH:O	7:F:55:LYS:HB2	1.97	0.64
13:L:10:GLN:HE21	13:L:10:GLN:N	1.86	0.64
27:Z:126:PRO:HG2	27:Z:128:PHE:CE1	2.33	0.64
1:A:1878:G:O3'	39:A:5591:HOH:O	2.14	0.64
15:N:154:ARG:HD3	39:N:8639:HOH:O	1.96	0.64
1:A:2285:G:OP2	39:A:3729:HOH:O	2.14	0.64
13:L:74:VAL:CG1	13:L:113:ILE:HG12	2.28	0.64
4:C:177:HIS:CE1	39:C:8618:HOH:O	2.42	0.64
1:A:316:A:N3	1:A:336:G:O2'	2.30	0.64
1:A:1497:G:O2'	1:A:1498:G:H5'	1.96	0.64
27:Z:212:ARG:HD2	39:Z:8602:HOH:O	1.96	0.64
11:J:141:ASN:CA	39:J:8366:HOH:O	2.33	0.64
11:J:65:ARG:CZ	39:J:8384:HOH:O	2.44	0.64
12:K:99:GLU:HA	39:K:7377:HOH:O	1.97	0.64
2:B:3064:C:O2'	2:B:3065:A:H5'	1.97	0.64
27:Z:115:ARG:CZ	39:Z:8556:HOH:O	2.46	0.64
4:C:170:VAL:HG13	28:1:22:ILE:HG21	1.80	0.64
1:A:2326:U:H4'	1:A:2412:G:H4'	1.80	0.64
16:O:50:LEU:HB2	39:O:8523:HOH:O	1.97	0.64
1:A:1664:A:H8	1:A:1664:A:OP1	1.80	0.64
1:A:1130:U:H2'	1:A:1131:G:O4'	1.98	0.64
9:H:104:ALA:HA	39:H:6617:HOH:O	1.98	0.64
1:A:289:G:N2	1:A:363:A:H2	1.93	0.64
1:A:545:G:C8	1:A:545:G:H5'	2.30	0.64
23:V:31:PHE:CE2	23:V:37:GLU:HA	2.32	0.64
1:A:2243:C:C5'	39:A:3245:HOH:O	2.44	0.64
2:B:3103:A:H1'	39:B:8405:HOH:O	1.97	0.64

Continued on next page...

Continued from previous page...

Atom-1	Atom-2	Interatomic distance (Å)	Clash overlap (Å)
1:A:2496:C:OP2	39:A:6810:HOH:O	2.15	0.64
1:A:1166:A:H2'	1:A:1166:A:N3	2.12	0.64
11:J:27:LYS:N	11:J:58:HIS:HD2	1.95	0.64
1:A:2831:C:C2'	1:A:2832:C:H5'	2.28	0.64
12:K:52:GLN:HG3	12:K:53:ILE:H	1.61	0.64
15:N:74:ARG:HG3	15:N:74:ARG:NH1	2.05	0.64
39:A:6151:HOH:O	22:U:38:ARG:NH1	2.31	0.64
22:U:48:VAL:HG22	22:U:97:ARG:O	1.98	0.64
21:T:57:THR:HG22	21:T:59:ASP:N	2.13	0.64
1:A:1211:G:O2'	1:A:1212:C:H5'	1.97	0.64
26:Y:85:VAL:HG12	26:Y:86:GLU:N	2.11	0.64
8:G:107:PHE:CD2	8:G:108:LEU:HD13	2.32	0.64
7:F:95:THR:O	7:F:97:GLN:N	2.26	0.64
15:N:46:LEU:HD22	15:N:50:ARG:HG3	1.79	0.64
28:I:49:ARG:HD2	39:I:5656:HOH:O	1.98	0.64
1:A:1920:C:H2'	1:A:1921:A:H5'	1.79	0.64
1:A:1046:G:OP1	39:A:9656:HOH:O	2.15	0.64
1:A:1543:G:HO2'	1:A:1544:U:H6	1.46	0.64
5:D:315:VAL:HG23	5:D:316:ARG:HG2	1.79	0.64
1:A:212:A:O4'	1:A:214:U:C6	2.51	0.63
5:D:36:PRO:HA	5:D:168:GLY:HA2	1.80	0.63
30:3:41:HIS:H	30:3:45:ASN:ND2	1.96	0.63
1:A:2467:A:H2'	39:A:4931:HOH:O	1.98	0.63
39:A:9470:HOH:O	6:E:174:ILE:HD12	1.98	0.63
21:T:73:ASP:O	21:T:77:VAL:HG23	1.98	0.63
1:A:877:G:H5'	1:A:878:G:OP1	1.98	0.63
5:D:21:SER:OG	39:D:8654:HOH:O	2.05	0.63
1:A:1080:C:H5'	39:A:3549:HOH:O	1.98	0.63
9:H:50:VAL:HG13	9:H:60:VAL:HG11	1.78	0.63
1:A:1450:C:O2'	1:A:1493:A:H2'	1.97	0.63
2:B:3002:U:OP2	2:B:3003:A:H5'	1.98	0.63
16:O:18:THR:HA	39:O:8524:HOH:O	1.98	0.63
1:A:1161:A:O5'	1:A:1161:A:H8	1.79	0.63
1:A:558:C:O2'	1:A:559:U:H5''	1.98	0.63
1:A:1593:C:O2'	1:A:1594:C:H5'	1.99	0.63
25:X:13:MET:HE1	25:X:18:GLN:HA	1.79	0.63
14:M:104:ASP:O	14:M:105:TYR:HB3	1.98	0.63
6:E:1:MET:HG2	6:E:2:GLN:N	2.13	0.63
1:A:2913:A:OP2	39:A:5835:HOH:O	2.15	0.63
1:A:2898:G:H4'	5:D:288:GLY:HA2	1.80	0.63
1:A:2723:G:H1'	39:A:4318:HOH:O	1.98	0.63

Continued on next page...

Continued from previous page...

Atom-1	Atom-2	Interatomic distance (Å)	Clash overlap (Å)
18:Q:64:GLU:HG2	39:Q:2495:HOH:O	1.98	0.63
1:A:542:A:H8	1:A:542:A:C5'	2.05	0.63
16:O:113:SER:CB	39:O:8556:HOH:O	2.40	0.63
16:O:125:ALA:O	39:O:8554:HOH:O	2.15	0.63
1:A:774:C:OP2	39:A:5089:HOH:O	2.15	0.63
6:E:166:ILE:HG23	6:E:208:ALA:HB3	1.80	0.63
5:D:278:PRO:HD2	39:D:8653:HOH:O	1.99	0.63
30:3:5:LYS:O	30:3:9:LYS:HG3	1.98	0.63
1:A:797:A:C4'	28:1:10:ARG:N	2.61	0.63
1:A:1266:U:H4'	27:Z:115:ARG:HH21	1.64	0.63
5:D:81:ALA:CB	5:D:142:LEU:HD13	2.29	0.63
1:A:1422:U:H2'	1:A:1423:C:H6	1.63	0.63
1:A:2727:A:H2'	1:A:2728:C:H5'	1.80	0.63
1:A:1649:G:O2'	39:A:5009:HOH:O	2.15	0.63
1:A:1701:A:H4'	39:A:6685:HOH:O	1.99	0.63
5:D:51:VAL:CG2	5:D:327:VAL:HG13	2.29	0.63
1:A:281:U:O2'	1:A:282:C:H5'	1.99	0.63
16:O:71:TRP:HE3	16:O:175:LEU:HD22	1.61	0.63
31:4:31:THR:HB	31:4:33:MET:CE	2.29	0.63
31:4:3:MET:O	31:4:90:PHE:HA	1.98	0.63
16:O:73:ALA:N	39:O:8562:HOH:O	2.32	0.63
26:Y:23:HIS:HB2	39:Y:7830:HOH:O	1.99	0.63
2:B:3092:G:H2'	2:B:3093:A:C8	2.34	0.63
19:R:13:LYS:NZ	39:R:1719:HOH:O	2.32	0.63
19:R:53:HIS:CE1	19:R:55:ARG:HG3	2.34	0.63
1:A:1827:G:H2'	1:A:1828:G:C8	2.34	0.63
1:A:1119:G:N2	1:A:1246:A:H2	1.95	0.62
16:O:34:LEU:HA	16:O:47:LEU:HD23	1.81	0.62
26:Y:21:PRO:HD3	39:Y:6179:HOH:O	1.99	0.62
18:Q:91:LYS:O	18:Q:95:GLU:HG3	1.98	0.62
1:A:445:U:C1'	39:A:6800:HOH:O	2.47	0.62
5:D:62:ARG:HA	5:D:65:MET:HE3	1.77	0.62
1:A:1119:G:H2'	12:K:52:GLN:HE22	1.64	0.62
1:A:1752:G:H2'	39:A:7011:HOH:O	1.99	0.62
5:D:248:ARG:HG2	39:D:8580:HOH:O	1.97	0.62
4:C:33:GLU:O	4:C:34:ASP:HB2	1.97	0.62
1:A:1947:G:N2	1:A:1966:U:C2	2.67	0.62
2:B:3040:C:N4	7:F:51:ARG:HB2	2.14	0.62
1:A:1192:A:O2'	1:A:1193:A:OP1	2.17	0.62
7:F:10:PHE:CD1	7:F:11:HIS:N	2.67	0.62
1:A:187:A:H3'	1:A:188:C:H6	1.64	0.62

Continued on next page...

Continued from previous page...

Atom-1	Atom-2	Interatomic distance (Å)	Clash overlap (Å)
23:V:52:THR:HG22	23:V:54:THR:N	2.13	0.62
1:A:1312:G:H1'	39:A:3780:HOH:O	1.99	0.62
1:A:2502:C:H2'	1:A:2503:A:H5'	1.80	0.62
1:A:1080:C:C4'	1:A:1081:A:OP1	2.47	0.62
16:O:77:ASN:OD1	16:O:80:SER:HB2	1.99	0.62
26:Y:41:PHE:CZ	26:Y:74:ALA:HB3	2.34	0.62
1:A:1185:U:H5'	39:A:6930:HOH:O	1.98	0.62
1:A:1057:A:C6	1:A:1058:A:C6	2.87	0.62
1:A:894:A:C2	6:E:87:ARG:NH2	2.67	0.62
1:A:168:C:O2'	1:A:169:A:H5'	1.99	0.62
1:A:2276:U:H2'	1:A:2277:U:C6	2.34	0.62
28:1:19:GLY:O	28:1:23:ARG:HG2	2.00	0.62
14:M:143:THR:HG22	14:M:144:ASP:H	1.64	0.62
1:A:2265:U:H2'	1:A:2266:A:H8	1.63	0.62
1:A:2359:G:H3'	39:A:5169:HOH:O	1.98	0.62
12:K:45:VAL:HG23	12:K:130:VAL:O	2.00	0.62
1:A:1657:A:H2'	1:A:1658:A:C8	2.34	0.62
1:A:381:G:H5''	39:A:3800:HOH:O	1.98	0.62
1:A:695:C:H2'	1:A:696:C:H6	1.65	0.62
1:A:1191:A:C2	1:A:1207:A:C2	2.88	0.62
1:A:1151:G:P	10:I:16:LYS:NZ	2.71	0.62
25:X:88:THR:HG23	25:X:110:GLN:HE21	1.64	0.62
4:C:105:VAL:CG1	4:C:154:ALA:HB1	2.30	0.62
31:4:31:THR:HB	31:4:33:MET:HE3	1.81	0.62
1:A:288:A:H61	1:A:364:C:H42	1.48	0.62
13:L:49:LEU:HD21	13:L:74:VAL:O	2.00	0.62
1:A:2547:C:H2'	1:A:2548:C:H6	1.63	0.62
1:A:2269:C:C2'	1:A:2270:G:H5'	2.30	0.62
1:A:2243:C:H5''	39:A:3245:HOH:O	1.99	0.62
25:X:141:HIS:HB2	25:X:146:ILE:HG12	1.81	0.62
1:A:2387:U:H2'	1:A:2388:C:C6	2.35	0.62
31:4:71:CYS:SG	38:4:8404:CD:CD	2.09	0.62
1:A:1523:G:H2'	1:A:1524:U:C6	2.35	0.62
4:C:125:ASN:HB3	4:C:158:VAL:HG12	1.81	0.62
7:F:86:THR:CG2	39:F:7477:HOH:O	2.48	0.62
11:J:74:ASN:ND2	11:J:141:ASN:OD1	2.32	0.62
5:D:41:PHE:CZ	5:D:79:MET:HG3	2.34	0.62
28:1:40:PRO:HD3	28:1:47:LEU:HD11	1.82	0.62
1:A:2346:C:O3'	7:F:52:THR:HG23	2.00	0.62
1:A:2326:U:H4'	1:A:2412:G:C4'	2.30	0.62
8:G:69:ILE:O	8:G:72:MET:HB2	2.00	0.62

Continued on next page...

Continued from previous page...

Atom-1	Atom-2	Interatomic distance (Å)	Clash overlap (Å)
1:A:1783:A:O2'	1:A:1784:U:H5'	2.00	0.62
28:1:53:GLY:HA2	28:1:67:GLY:O	1.99	0.62
15:N:137:ASP:O	15:N:142:LYS:HE3	1.99	0.62
1:A:2748:G:H5'	39:A:7005:HOH:O	2.00	0.62
1:A:1164:U:C4'	1:A:1165:G:OP1	2.46	0.62
4:C:131:HIS:O	4:C:132:ASP:HB2	1.98	0.62
1:A:514:G:OP1	1:A:514:G:H2'	2.00	0.62
5:D:16:ARG:HB3	5:D:217:ARG:NH2	2.15	0.62
1:A:484:A:N1	1:A:506:G:H4'	2.14	0.62
17:P:21:SER:HB3	17:P:106:PRO:O	1.99	0.62
6:E:104:ASP:HA	6:E:107:ARG:NH1	2.15	0.62
11:J:147:ARG:HA	11:J:150:LYS:NZ	2.15	0.62
1:A:263:U:O4'	9:H:59:ILE:HD13	2.00	0.62
9:H:96:ALA:HA	39:H:3111:HOH:O	2.00	0.62
1:A:328:U:O4'	6:E:202:THR:HG22	1.99	0.62
5:D:129:ARG:NH2	5:D:176:ASP:OD1	2.31	0.62
18:Q:13:VAL:HG21	18:Q:41:ARG:HG2	1.81	0.61
1:A:1189:A:H1'	1:A:1209:C:C1'	2.31	0.61
12:K:70:PHE:C	39:K:6807:HOH:O	2.37	0.61
31:4:65:THR:HG23	31:4:67:LEU:HG	1.81	0.61
39:A:3143:HOH:O	17:P:3:THR:HG21	2.00	0.61
1:A:812:A:H1'	39:A:3448:HOH:O	1.99	0.61
20:S:96:VAL:HG13	20:S:106:GLY:HA3	1.82	0.61
4:C:199:HIS:HD2	4:C:201:PHE:H	1.45	0.61
30:3:49:GLU:HB2	39:3:719:HOH:O	2.00	0.61
1:A:638:C:H2'	1:A:639:A:C8	2.35	0.61
26:Y:9:VAL:HG13	26:Y:88:GLU:OE2	1.99	0.61
6:E:154:VAL:O	6:E:158:GLU:HG3	2.00	0.61
1:A:395:A:H4'	39:A:9466:HOH:O	2.00	0.61
1:A:347:A:C2'	1:A:348:C:H5'	2.29	0.61
1:A:1123:A:C6	1:A:1238:C:H5'	2.36	0.61
1:A:1682:A:H5''	39:A:8958:HOH:O	1.99	0.61
14:M:136:ALA:HB3	39:M:8452:HOH:O	1.99	0.61
6:E:115:LEU:HD13	6:E:223:LEU:CD2	2.28	0.61
29:2:28:HIS:CE1	29:2:31:LYS:HE2	2.35	0.61
6:E:214:THR:HB	39:E:8327:HOH:O	1.99	0.61
26:Y:43:VAL:HG12	26:Y:44:ASP:N	2.14	0.61
1:A:92:G:C5'	39:W:7247:HOH:O	2.44	0.61
11:J:48:LEU:CD1	11:J:157:ILE:HG21	2.31	0.61
30:3:22:PRO:HB2	30:3:24:TRP:CD1	2.35	0.61
1:A:445:U:H1'	39:A:6800:HOH:O	2.00	0.61

Continued on next page...

Continued from previous page...

Atom-1	Atom-2	Interatomic distance (Å)	Clash overlap (Å)
1:A:2836:G:C6	1:A:2838:A:C2	2.88	0.61
1:A:288:A:O3'	39:A:4082:HOH:O	2.16	0.61
12:K:42:GLU:HG3	12:K:145:TRP:CD1	2.35	0.61
26:Y:25:ARG:HD2	39:Y:3861:HOH:O	2.00	0.61
5:D:86:ALA:HA	39:D:8584:HOH:O	2.01	0.61
26:Y:76:ARG:HH11	26:Y:76:ARG:CG	2.05	0.61
5:D:258:GLY:H	5:D:260:HIS:HE1	1.46	0.61
6:E:162:VAL:CG1	6:E:192:ILE:HD11	2.30	0.61
5:D:16:ARG:NH2	39:D:8558:HOH:O	2.31	0.61
16:O:24:LEU:HD13	19:R:26:PRO:HB3	1.80	0.61
6:E:79:ARG:O	6:E:87:ARG:HG2	2.01	0.61
1:A:255:A:H2'	1:A:256:C:C6	2.36	0.61
11:J:75:SER:O	11:J:79:ALA:HB2	2.00	0.61
6:E:39:GLN:O	6:E:43:LYS:HD3	2.00	0.61
39:A:5386:HOH:O	15:N:189:VAL:HG23	2.00	0.61
1:A:2252:A:C6	1:A:2253:G:H1'	2.35	0.61
22:U:32:ARG:NH1	22:U:38:ARG:HH12	1.98	0.61
1:A:1423:C:O2'	1:A:1424:A:H5'	2.01	0.61
1:A:1641:A:C2'	1:A:1642:A:H5'	2.30	0.61
12:K:45:VAL:HG21	12:K:129:PHE:CD1	2.35	0.61
1:A:939:A:OP1	39:A:4886:HOH:O	2.16	0.61
17:P:112:ARG:HA	39:P:1484:HOH:O	1.98	0.61
26:Y:78:GLU:HG2	26:Y:79:GLU:N	2.15	0.61
13:L:81:ARG:HD3	13:L:87:ARG:NH1	2.15	0.61
25:X:125:HIS:HE1	39:X:3071:HOH:O	1.83	0.61
1:A:417:G:P	39:A:6878:HOH:O	2.58	0.61
1:A:338:C:H5''	39:A:5311:HOH:O	2.00	0.61
1:A:1878:G:O2'	1:A:1879:U:H6	1.84	0.61
1:A:299:U:H5'	39:A:6800:HOH:O	2.00	0.61
1:A:2047:C:H5'	39:A:9321:HOH:O	1.99	0.61
1:A:1614:G:H2'	39:A:4101:HOH:O	2.01	0.61
12:K:39:VAL:HG12	12:K:40:ASN:ND2	2.16	0.61
26:Y:72:VAL:HG22	26:Y:85:VAL:CG1	2.31	0.61
1:A:1920:C:C2'	1:A:1921:A:H5'	2.31	0.61
1:A:2748:G:H2'	39:A:7005:HOH:O	2.00	0.61
6:E:133:ARG:NH1	39:E:8417:HOH:O	2.17	0.61
12:K:142:ASN:O	12:K:144:THR:N	2.34	0.61
27:Z:107:PRO:HD3	27:Z:182:PHE:CE1	2.36	0.61
1:A:775:G:OP2	39:A:5062:HOH:O	2.16	0.61
11:J:150:LYS:CD	39:J:8382:HOH:O	2.49	0.61
1:A:338:C:H4'	6:E:174:ILE:CD1	2.31	0.61

Continued on next page...

Continued from previous page...

Atom-1	Atom-2	Interatomic distance (Å)	Clash overlap (Å)
11:J:84:ARG:NH2	11:J:135:TRP:HH2	1.98	0.61
1:A:1134:G:H4'	11:J:151:MET:CE	2.26	0.61
4:C:135:VAL:HG21	4:C:147:ARG:NH1	2.16	0.61
1:A:2676:C:H4'	12:K:70:PHE:CE1	2.36	0.61
4:C:168:PRO:O	4:C:170:VAL:HG23	2.01	0.61
6:E:177:GLY:HA3	39:E:8314:HOH:O	2.01	0.61
6:E:114:ALA:HB1	6:E:223:LEU:HB3	1.82	0.60
8:G:6:GLU:HA	8:G:46:THR:HG22	1.81	0.60
1:A:514:G:O5'	1:A:514:G:H2'	2.01	0.60
25:X:142:ASP:CB	39:X:2729:HOH:O	2.49	0.60
12:K:45:VAL:HG22	12:K:46:ILE:N	2.16	0.60
1:A:1380:U:H5'	39:A:8730:HOH:O	2.00	0.60
2:B:3025:G:H5''	2:B:3026:C:C6	2.36	0.60
20:S:8:ALA:HB3	39:S:8582:HOH:O	2.01	0.60
1:A:1184:C:H1'	39:A:6930:HOH:O	2.01	0.60
1:A:1008:C:OP1	11:J:16:ARG:NH2	2.35	0.60
1:A:2320:U:H4'	1:A:2321:A:O4'	2.02	0.60
1:A:1434:A:H2'	1:A:1436:C:C5	2.35	0.60
1:A:380:A:H5''	15:N:48:ARG:NH2	2.15	0.60
1:A:1316:G:H1'	1:A:1340:G:H22	1.65	0.60
1:A:80:A:H3'	22:U:43:ASN:OD1	2.01	0.60
17:P:7:LEU:HD22	39:P:5650:HOH:O	2.00	0.60
39:A:4048:HOH:O	15:N:86:MET:HE3	1.99	0.60
5:D:329:TYR:CE2	23:V:15:PRO:CG	2.85	0.60
8:G:23:GLU:HG2	8:G:28:SER:HB3	1.83	0.60
25:X:139:GLY:O	25:X:141:HIS:CD2	2.54	0.60
1:A:2310:G:OP2	11:J:114:PRO:HD2	2.00	0.60
1:A:354:A:H3'	39:A:6626:HOH:O	2.00	0.60
1:A:820:G:O2'	1:A:856:G:H4'	2.02	0.60
1:A:331:A:N6	1:A:332:G:C2	2.69	0.60
5:D:82:VAL:HG12	5:D:101:TRP:CE3	2.36	0.60
39:A:6060:HOH:O	31:4:79:LEU:HB2	2.00	0.60
15:N:119:SER:OG	39:N:8572:HOH:O	2.16	0.60
6:E:29:ASP:OD1	17:P:5:PRO:HD3	2.02	0.60
1:A:2827:A:H2'	1:A:2828:G:O4'	2.01	0.60
16:O:43:VAL:HG13	16:O:118:ILE:HD11	1.82	0.60
1:A:266:G:C2	1:A:267:G:C8	2.89	0.60
28:1:39:CYS:HA	28:1:47:LEU:HD11	1.82	0.60
1:A:1187:U:HO2'	1:A:1189:A:H2	1.47	0.60
22:U:55:PHE:CD2	22:U:77:VAL:HG13	2.37	0.60
1:A:1306:U:H5''	6:E:184:ARG:NH1	2.17	0.60

Continued on next page...

Continued from previous page...

Atom-1	Atom-2	Interatomic distance (Å)	Clash overlap (Å)
1:A:324:G:O2'	1:A:325:U:H5'	2.01	0.60
1:A:2541:U:O2'	1:A:2542:C:H5'	2.01	0.60
1:A:2464:C:H5''	1:A:2465:A:OP1	2.02	0.60
11:J:136:VAL:HG22	11:J:137:ASN:O	2.02	0.60
1:A:1213:C:N4	1:A:1214:G:N1	2.49	0.60
7:F:65:GLU:HG3	39:F:6752:HOH:O	2.01	0.60
6:E:133:ARG:HD2	39:E:8417:HOH:O	2.02	0.60
1:A:2125:G:O6	39:A:9909:HOH:O	2.12	0.60
26:Y:36:HIS:CE1	26:Y:40:HIS:CD2	2.90	0.60
15:N:55:LYS:HB2	15:N:60:ILE:CD1	2.32	0.60
1:A:1185:U:C5'	39:A:6930:HOH:O	2.50	0.60
1:A:2323:G:H5'	39:A:6484:HOH:O	2.02	0.60
1:A:154:C:H2'	1:A:155:C:H6	1.66	0.60
5:D:102:THR:HG23	5:D:182:VAL:HG12	1.83	0.60
4:C:105:VAL:CG1	4:C:106:CYS:N	2.65	0.60
30:3:40:ARG:HH11	30:3:40:ARG:HG2	1.66	0.60
1:A:135:G:O2'	15:N:135:ASP:OD2	2.19	0.60
1:A:1687:C:H1'	29:2:8:GLN:O	2.02	0.60
2:B:3024:U:H1'	39:B:8438:HOH:O	2.00	0.60
6:E:107:ARG:CZ	6:E:107:ARG:HB3	2.31	0.60
20:S:18:LEU:HB2	20:S:143:VAL:HG12	1.83	0.60
17:P:25:VAL:HG23	17:P:26:TRP:N	2.17	0.60
1:A:2780:C:H2'	1:A:2781:U:H6	1.65	0.60
1:A:283:U:H5''	1:A:284:C:P	2.41	0.60
13:L:50:GLY:O	13:L:120:ARG:NH1	2.35	0.60
1:A:2371:G:H5'	39:A:4484:HOH:O	2.00	0.60
7:F:144:ARG:NH2	39:F:3839:HOH:O	2.30	0.60
21:T:57:THR:C	21:T:59:ASP:H	2.05	0.60
2:B:3078:G:O2'	2:B:3079:U:OP2	2.20	0.60
1:A:1329:A:N1	35:A:8513:CL:CL	2.72	0.60
1:A:2443:C:H5'	14:M:57:VAL:HG21	1.83	0.60
1:A:1003:U:HO2'	11:J:90:PHE:HE1	1.50	0.60
19:R:50:GLY:HA3	19:R:87:THR:CG2	2.32	0.60
1:A:1195:G:C2	1:A:1205:U:O2	2.54	0.60
8:G:146:ALA:O	8:G:150:GLN:HG2	2.02	0.60
11:J:127:GLY:O	11:J:128:ALA:HB3	2.01	0.60
4:C:200:PRO:HG2	4:C:225:VAL:HG21	1.84	0.60
11:J:132:PHE:O	11:J:133:ILE:HD13	2.02	0.59
11:J:26:LYS:HD2	11:J:28:ILE:HB	1.84	0.59
5:D:190:MET:CE	5:D:194:PHE:CD1	2.82	0.59
7:F:163:VAL:HA	39:F:6326:HOH:O	2.01	0.59

Continued on next page...

Continued from previous page...

Atom-1	Atom-2	Interatomic distance (Å)	Clash overlap (Å)
8:G:11:VAL:HG11	8:G:22:VAL:HG13	1.83	0.59
1:A:2073:G:OP2	1:A:2490:A:H5'	2.02	0.59
1:A:273:G:OP2	39:A:6481:HOH:O	2.16	0.59
22:U:6:LYS:NZ	39:U:644:HOH:O	2.24	0.59
1:A:2792:A:O2'	39:A:4031:HOH:O	2.17	0.59
15:N:37:VAL:HG13	15:N:63:VAL:HG11	1.83	0.59
1:A:1081:A:C6	1:A:1082:A:N1	2.70	0.59
1:A:223:G:O2'	39:A:6555:HOH:O	2.17	0.59
6:E:174:ILE:HG12	6:E:186:TYR:CE2	2.38	0.59
7:F:140:ARG:O	7:F:144:ARG:HG2	2.02	0.59
1:A:1503:U:H2'	1:A:1504:A:O4'	2.02	0.59
1:A:884:C:O2	39:A:3312:HOH:O	2.14	0.59
7:F:169:THR:O	7:F:170:TYR:HB2	2.02	0.59
9:H:22:VAL:HG21	9:H:104:ALA:HB2	1.84	0.59
9:H:49:PHE:HE1	9:H:98:VAL:HG23	1.68	0.59
1:A:2890:A:C1'	23:V:56:ARG:NH2	2.63	0.59
20:S:132:ARG:HG2	20:S:133:ALA:N	2.16	0.59
24:W:44:GLY:O	24:W:48:GLU:HG2	2.01	0.59
1:A:283:U:H5''	1:A:284:C:OP2	2.03	0.59
1:A:2769:C:C2'	1:A:2770:G:H5'	2.33	0.59
1:A:169:A:C5'	39:A:9115:HOH:O	2.50	0.59
11:J:75:SER:HB3	11:J:79:ALA:HB1	1.83	0.59
1:A:1989:G:O2'	1:A:1990:C:H5'	2.03	0.59
1:A:1535:G:H2'	1:A:1536:C:C6	2.37	0.59
19:R:22:GLY:O	19:R:23:THR:O	2.19	0.59
1:A:240:C:H4'	15:N:146:GLN:NE2	2.17	0.59
16:O:3:GLY:HA3	39:O:8512:HOH:O	2.02	0.59
22:U:87:VAL:HB	39:U:5545:HOH:O	2.02	0.59
25:X:35:VAL:HG23	25:X:41:TYR:CD2	2.38	0.59
1:A:2281:C:C2'	1:A:2282:U:H5'	2.31	0.59
8:G:26:ASN:CG	39:G:7046:HOH:O	2.41	0.59
27:Z:172:THR:HG22	27:Z:173:ALA:N	2.17	0.59
20:S:8:ALA:CB	20:S:13:THR:HG21	2.17	0.59
5:D:41:PHE:N	39:D:8651:HOH:O	2.35	0.59
1:A:2256:G:O2'	1:A:2257:G:H5'	2.03	0.59
17:P:39:THR:O	17:P:115:ARG:NH2	2.35	0.59
7:F:64:ARG:O	7:F:67:ASP:OD2	2.18	0.59
11:J:48:LEU:HG	11:J:157:ILE:HG21	1.85	0.59
11:J:71:TYR:O	11:J:73:GLN:N	2.35	0.59
1:A:1477:C:H4'	1:A:1868:G:OP1	2.03	0.59
15:N:75:THR:HG21	39:N:8539:HOH:O	2.01	0.59

Continued on next page...

Continued from previous page...

Atom-1	Atom-2	Interatomic distance (Å)	Clash overlap (Å)
1:A:1409:G:H5'	39:A:3219:HOH:O	2.02	0.59
1:A:229:G:O2'	1:A:230:C:H5'	2.03	0.59
1:A:886:A:P	39:A:3976:HOH:O	2.60	0.59
11:J:85:ILE:HB	11:J:132:PHE:CE2	2.38	0.59
15:N:35:PRO:CD	15:N:38:VAL:HG23	2.31	0.59
29:2:25:LYS:O	29:2:25:LYS:CG	2.47	0.59
39:A:9543:HOH:O	29:2:32:LYS:HD2	2.02	0.59
1:A:2815:G:N7	12:K:80:LYS:NZ	2.49	0.59
29:2:10:LYS:CG	39:2:2979:HOH:O	2.45	0.59
1:A:669:G:O2'	1:A:670:G:H5'	2.03	0.59
17:P:4:ASN:HB3	17:P:7:LEU:HB3	1.84	0.59
1:A:2325:C:H1'	39:A:3635:HOH:O	2.02	0.59
1:A:2859:C:H5''	1:A:2859:C:H6	1.66	0.59
39:A:3476:HOH:O	22:U:82:THR:HA	2.00	0.59
20:S:106:GLY:HA2	20:S:109:MET:CE	2.33	0.59
25:X:31:HIS:ND1	39:X:2229:HOH:O	2.31	0.59
5:D:217:ARG:HG3	5:D:257:THR:HG22	1.83	0.59
1:A:431:G:P	15:N:48:ARG:HH12	2.25	0.59
1:A:2570:G:OP2	39:A:4390:HOH:O	2.17	0.59
1:A:2763:G:H2'	1:A:2764:C:H6	1.68	0.59
25:X:110:GLN:HA	25:X:110:GLN:HE21	1.67	0.59
1:A:2819:C:H2'	1:A:2820:A:C8	2.37	0.59
1:A:2415:A:O2'	16:O:29:SER:HB3	2.02	0.59
1:A:2777:G:O2'	1:A:2778:A:H5'	2.02	0.59
22:U:71:VAL:HG12	22:U:72:ILE:N	2.16	0.59
5:D:146:THR:C	5:D:148:PRO:HD3	2.23	0.59
2:B:3007:G:OP1	16:O:23:ARG:NE	2.35	0.59
1:A:2526:C:O2'	1:A:2527:U:H5'	2.02	0.59
1:A:1896:G:H1'	39:A:3741:HOH:O	2.01	0.59
1:A:435:A:O2'	1:A:436:A:H5'	2.02	0.59
21:T:6:LYS:HB2	21:T:27:ALA:O	2.02	0.59
1:A:1730:G:H5'	1:A:1731:C:C5	2.38	0.59
2:B:3025:G:C3'	2:B:3026:C:H5'	2.30	0.59
7:F:10:PHE:CG	7:F:11:HIS:N	2.71	0.59
39:A:6762:HOH:O	15:N:152:ARG:HB3	2.01	0.59
7:F:174:VAL:HG13	39:F:6555:HOH:O	2.03	0.59
1:A:2676:C:H4'	12:K:70:PHE:HE1	1.68	0.59
39:A:5416:HOH:O	28:1:34:LYS:HE2	2.03	0.59
31:4:11:CYS:HB2	31:4:20:HIS:NE2	2.18	0.59
4:C:188:ASN:HA	39:C:8571:HOH:O	2.02	0.59
1:A:1477:C:H5'	1:A:1868:G:C5'	2.33	0.59

Continued on next page...

Continued from previous page...

Atom-1	Atom-2	Interatomic distance (Å)	Clash overlap (Å)
1:A:1855:G:H8	4:C:144:GLU:OE2	1.86	0.59
1:A:2610:U:H4'	39:D:8531:HOH:O	2.03	0.59
9:H:79:GLN:HG3	9:H:82:ASP:OD2	2.01	0.59
39:A:4487:HOH:O	10:I:16:LYS:NZ	2.35	0.58
6:E:107:ARG:CB	6:E:107:ARG:NH1	2.64	0.58
1:A:1189:A:H1'	1:A:1209:C:H1'	1.85	0.58
6:E:2:GLN:HB3	39:E:8340:HOH:O	2.03	0.58
24:W:23:LEU:HD12	24:W:56:ILE:HD12	1.85	0.58
24:W:39:ALA:C	24:W:41:GLU:H	2.06	0.58
14:M:63:THR:O	39:M:8460:HOH:O	2.17	0.58
1:A:12:U:H2'	1:A:13:G:H5'	1.85	0.58
34:C:8345:NA:NA	39:C:8602:HOH:O	1.73	0.58
6:E:197:SER:HB3	39:E:8378:HOH:O	2.03	0.58
15:N:59:GLY:HA3	15:N:141:ILE:CD1	2.32	0.58
1:A:558:C:C2'	1:A:559:U:H5''	2.33	0.58
16:O:74:PRO:HG2	16:O:159:TYR:CZ	2.38	0.58
16:O:116:PHE:O	16:O:119:GLN:HB3	2.03	0.58
8:G:149:GLU:OE1	8:G:168:ILE:HG12	2.02	0.58
15:N:74:ARG:NH1	39:N:8579:HOH:O	2.36	0.58
10:I:64:ASN:ND2	10:I:64:ASN:N	2.50	0.58
22:U:37:GLN:HG2	39:U:2876:HOH:O	2.03	0.58
1:A:1878:G:HO2'	1:A:1879:U:H6	1.51	0.58
2:B:3114:G:O6	16:O:11:ARG:HD3	2.02	0.58
28:1:55:TRP:CZ2	28:1:70:GLN:C	2.77	0.58
31:4:57:GLY:HA2	39:4:8525:HOH:O	2.02	0.58
6:E:140:VAL:HB	39:E:8459:HOH:O	2.01	0.58
15:N:153:THR:O	15:N:156:ARG:HG3	2.01	0.58
11:J:13:ALA:HA	11:J:91:HIS:CE1	2.38	0.58
1:A:1603:A:H5''	1:A:1605:G:H5'	1.84	0.58
1:A:1820:G:C6	1:A:2030:A:C2	2.91	0.58
1:A:1675:C:H5''	30:3:5:LYS:HD2	1.83	0.58
1:A:1730:G:OP2	39:A:4523:HOH:O	2.17	0.58
14:M:10:SER:O	14:M:11:ARG:HB3	2.03	0.58
5:D:144:THR:HG22	5:D:145:HIS:N	2.17	0.58
1:A:1175:G:H8	39:A:6854:HOH:O	1.86	0.58
39:A:6030:HOH:O	25:X:154:ARG:HD3	2.04	0.58
8:G:97:VAL:C	39:G:4191:HOH:O	2.41	0.58
11:J:55:GLN:HE21	11:J:124:ARG:NE	1.99	0.58
1:A:514:G:P	1:A:514:G:H2'	2.42	0.58
21:T:57:THR:HG22	21:T:59:ASP:HB2	1.85	0.58
1:A:257:G:O2'	1:A:258:G:H5'	2.04	0.58

Continued on next page...

Continued from previous page...

Atom-1	Atom-2	Interatomic distance (Å)	Clash overlap (Å)
39:L:1387:HOH:O	23:V:20:MET:HE3	2.04	0.58
8:G:77:THR:OG1	8:G:78:GLU:N	2.36	0.58
1:A:1973:A:P	39:A:6350:HOH:O	2.61	0.58
1:A:970:U:H2'	39:A:5791:HOH:O	2.04	0.58
1:A:2650:U:O2'	1:A:2651:C:H5'	2.02	0.58
17:P:96:VAL:HG12	17:P:97:SER:O	2.02	0.58
2:B:3023:U:H3'	2:B:3024:U:H5''	1.84	0.58
1:A:797:A:H4'	28:1:10:ARG:N	2.19	0.58
11:J:147:ARG:HA	11:J:150:LYS:HZ2	1.68	0.58
1:A:2768:A:O2'	1:A:2769:C:H5'	2.04	0.58
1:A:1891:G:N7	39:A:7259:HOH:O	2.32	0.58
11:J:53:PRO:HA	11:J:125:VAL:O	2.03	0.58
1:A:1747:A:H1'	39:A:3597:HOH:O	2.02	0.58
8:G:86:VAL:CG1	8:G:129:GLU:HA	2.33	0.58
1:A:2908:A:H2'	1:A:2909:G:O4'	2.02	0.58
7:F:92:GLU:O	7:F:93:LEU:O	2.21	0.58
5:D:62:ARG:HG2	5:D:65:MET:HE3	1.85	0.58
18:Q:37:ARG:O	18:Q:41:ARG:HG3	2.02	0.58
24:W:16:ARG:NH1	24:W:65:ASP:O	2.36	0.58
27:Z:144:ARG:CZ	39:Z:8613:HOH:O	2.50	0.58
1:A:158:A:O2'	1:A:159:G:H5'	2.04	0.58
4:C:86:ALA:O	39:C:8615:HOH:O	2.16	0.58
1:A:281:U:H3'	39:A:6674:HOH:O	2.02	0.58
1:A:2276:U:H5'	39:A:8606:HOH:O	2.03	0.58
28:1:17:ARG:HG2	39:1:4874:HOH:O	2.03	0.58
20:S:119:VAL:HG21	20:S:142:ASP:CG	2.24	0.58
15:N:184:ARG:HB2	15:N:184:ARG:CZ	2.32	0.58
1:A:1014:A:H2'	1:A:1015:C:H5'	1.86	0.58
1:A:1636:G:O2'	1:A:1637:A:H5'	2.03	0.58
1:A:458:G:H2'	1:A:459:A:C8	2.38	0.58
7:F:97:GLN:O	7:F:97:GLN:HG2	2.04	0.58
2:B:3036:C:C5	2:B:3037:C:C5	2.92	0.58
1:A:2044:G:OP1	26:Y:23:HIS:HE1	1.86	0.58
1:A:2253:G:N2	39:A:5010:HOH:O	2.25	0.58
16:O:154:LEU:HD12	16:O:156:GLU:O	2.02	0.58
1:A:2050:G:OP1	39:A:3535:HOH:O	2.17	0.58
1:A:801:U:H2'	1:A:802:G:C8	2.39	0.58
1:A:1205:U:H2'	1:A:1206:U:H5'	1.83	0.58
4:C:200:PRO:HD3	39:C:8521:HOH:O	2.04	0.58
1:A:844:A:C6	1:A:882:A:C6	2.91	0.58
25:X:122:ARG:CZ	39:X:5817:HOH:O	2.52	0.58

Continued on next page...

Continued from previous page...

Atom-1	Atom-2	Interatomic distance (Å)	Clash overlap (Å)
1:A:2035:C:O2'	1:A:2036:C:H5'	2.03	0.58
8:G:145:ALA:HB1	8:G:168:ILE:CD1	2.34	0.58
1:A:626:U:O4	1:A:627:G:C6	2.57	0.58
16:O:12:ARG:HD3	16:O:18:THR:OG1	2.03	0.58
1:A:73:C:O2'	1:A:74:A:H5'	2.04	0.58
1:A:1552:G:H2'	1:A:1553:C:C6	2.38	0.58
21:T:43:GLU:HB3	39:T:8345:HOH:O	2.02	0.58
7:F:95:THR:C	7:F:97:GLN:H	2.07	0.58
16:O:143:ARG:NH1	16:O:173:ASP:OD2	2.33	0.58
9:H:50:VAL:HG21	9:H:63:ILE:HG21	1.86	0.58
5:D:337:GLY:C	39:D:8557:HOH:O	2.42	0.58
1:A:68:U:OP1	39:A:9505:HOH:O	2.17	0.58
1:A:121:U:OP2	30:3:10:ARG:NH2	2.37	0.58
1:A:2621:U:H2'	1:A:2622:A:O4'	2.04	0.58
22:U:63:ILE:HD11	22:U:75:GLU:HB2	1.86	0.58
5:D:249:SER:OG	12:K:66:ASP:OD1	2.22	0.58
20:S:33:ARG:NH1	39:S:8545:HOH:O	2.35	0.58
6:E:236:THR:H	6:E:239:ALA:HB3	1.69	0.58
1:A:1666:C:H2'	1:A:1667:A:C5'	2.33	0.58
1:A:283:U:H5	1:A:284:C:H42	1.52	0.58
2:B:3003:A:N6	2:B:3022:G:H1'	2.19	0.58
8:G:127:ASP:HB3	39:G:6772:HOH:O	2.04	0.58
11:J:4:ALA:HB3	39:J:8365:HOH:O	2.02	0.57
11:J:27:LYS:H	11:J:58:HIS:CD2	2.15	0.57
5:D:175:LEU:C	5:D:175:LEU:CD2	2.72	0.57
5:D:102:THR:CG2	5:D:182:VAL:HG12	2.34	0.57
15:N:106:ASN:HD22	15:N:114:VAL:HG23	1.69	0.57
11:J:71:TYR:C	11:J:73:GLN:N	2.56	0.57
1:A:847:C:O2'	1:A:848:C:H5'	2.04	0.57
1:A:2745:C:H5	39:A:5361:HOH:O	1.87	0.57
9:H:28:ALA:HB3	9:H:99:THR:O	2.04	0.57
1:A:282:C:H1'	1:A:368:C:H42	1.66	0.57
12:K:70:PHE:N	39:K:6807:HOH:O	2.36	0.57
1:A:244:C:O5'	1:A:244:C:H6	1.85	0.57
1:A:299:U:C5'	39:A:6800:HOH:O	2.51	0.57
39:A:4048:HOH:O	15:N:86:MET:SD	2.56	0.57
4:C:213:LYS:HB2	39:C:8512:HOH:O	2.04	0.57
1:A:2421:G:H3'	1:A:2422:U:H5''	1.85	0.57
5:D:51:VAL:HG23	5:D:329:TYR:O	2.04	0.57
5:D:162:MET:HE3	5:D:308:LEU:CD2	2.29	0.57
1:A:2505:G:H8	39:A:5116:HOH:O	1.86	0.57

Continued on next page...

Continued from previous page...

Atom-1	Atom-2	Interatomic distance (Å)	Clash overlap (Å)
25:X:6:GLN:HB2	25:X:26:ILE:HD11	1.86	0.57
23:V:8:TYR:O	23:V:46:ALA:CB	2.51	0.57
1:A:1743:G:N3	39:A:4368:HOH:O	2.32	0.57
20:S:119:VAL:O	20:S:119:VAL:HG12	2.03	0.57
14:M:148:GLU:CG	39:M:8429:HOH:O	2.52	0.57
7:F:57:THR:HG23	7:F:63:ILE:CG2	2.33	0.57
23:V:6:CYS:HB2	23:V:32:CYS:HB3	1.86	0.57
11:J:112:ARG:O	11:J:113:ALA:C	2.42	0.57
1:A:1215:A:O3'	1:A:1216:G:H4'	2.04	0.57
1:A:952:G:H4'	39:A:3517:HOH:O	2.03	0.57
1:A:825:U:H5''	1:A:826:U:OP1	2.04	0.57
1:A:41:G:OP1	39:A:3436:HOH:O	2.17	0.57
1:A:512:G:O3'	1:A:513:A:H8	1.87	0.57
4:C:120:ARG:NH2	39:C:8584:HOH:O	2.36	0.57
1:A:154:C:C2	1:A:155:C:C5	2.92	0.57
1:A:1908:G:N1	1:A:1930:A:OP2	2.34	0.57
18:Q:89:ASN:O	18:Q:89:ASN:OD1	2.21	0.57
1:A:792:G:O2'	1:A:793:A:H5'	2.04	0.57
2:B:3049:G:H5''	39:B:8469:HOH:O	2.03	0.57
7:F:44:ILE:HG23	7:F:45:THR:HG23	1.86	0.57
1:A:1163:G:H3'	1:A:1164:U:H2'	1.85	0.57
11:J:151:MET:HA	11:J:151:MET:CE	2.35	0.57
12:K:52:GLN:HG2	39:K:5290:HOH:O	2.03	0.57
16:O:163:PHE:HA	39:O:8563:HOH:O	2.04	0.57
27:Z:200:THR:HG22	27:Z:201:GLU:HG3	1.87	0.57
28:1:29:VAL:O	28:1:33:HIS:HB2	2.04	0.57
1:A:1299:G:O6	14:M:6:ARG:HD3	2.04	0.57
1:A:2860:G:N2	1:A:2898:G:C4	2.73	0.57
1:A:694:A:H2'	1:A:695:C:H5'	1.84	0.57
1:A:812:A:N3	39:A:3448:HOH:O	2.32	0.57
1:A:2864:U:OP1	23:V:35:LYS:HD2	2.05	0.57
1:A:569:A:OP2	39:A:8842:HOH:O	2.17	0.57
1:A:1512:G:N2	1:A:1513:C:H1'	2.19	0.57
5:D:221:GLN:HE22	13:L:42:ASN:HD22	1.51	0.57
1:A:2112:A:H2'	1:A:2113:G:C8	2.39	0.57
2:B:3013:A:O2'	2:B:3014:G:H5''	2.04	0.57
1:A:2316:G:H4'	39:A:5562:HOH:O	2.03	0.57
1:A:2769:C:H2'	1:A:2770:G:O4'	2.04	0.57
5:D:175:LEU:O	5:D:178:ALA:HB3	2.04	0.57
13:L:22:ASP:HB2	39:L:5264:HOH:O	2.05	0.57
16:O:151:ASP:OD1	16:O:151:ASP:O	2.21	0.57

Continued on next page...

Continued from previous page...

Atom-1	Atom-2	Interatomic distance (Å)	Clash overlap (Å)
1:A:1762:C:H4'	39:A:4130:HOH:O	2.05	0.57
1:A:2453:G:O3'	14:M:50:GLY:HA2	2.05	0.57
9:H:39:SER:HB3	9:H:45:ALA:HB2	1.85	0.57
39:A:4313:HOH:O	12:K:47:THR:HB	2.04	0.57
1:A:1528:A:H2'	1:A:1529:G:O4'	2.04	0.57
1:A:2109:U:OP1	39:A:8642:HOH:O	2.17	0.57
1:A:1456:C:H2'	1:A:1457:U:C6	2.39	0.57
1:A:1829:A:H5''	39:A:9585:HOH:O	2.04	0.57
14:M:148:GLU:HB2	39:M:8467:HOH:O	2.03	0.57
6:E:233:THR:CG2	6:E:234:VAL:N	2.68	0.57
1:A:532:A:N6	1:A:2661:U:H4'	2.19	0.57
12:K:74:ARG:CB	12:K:74:ARG:HH11	2.16	0.57
1:A:2769:C:O2'	1:A:2770:G:H5'	2.04	0.57
1:A:1314:U:C2	1:A:1316:G:N2	2.73	0.57
1:A:2862:G:H4'	5:D:336:GLN:O	2.04	0.57
1:A:536:A:HO2'	1:A:2061:C:HO2'	1.45	0.57
1:A:2301:A:H5''	1:A:2302:A:H5'	1.87	0.57
1:A:2613:G:H2'	1:A:2614:C:H6	1.70	0.57
1:A:2382:A:OP1	31:4:80:ARG:HG2	2.04	0.57
1:A:781:C:H4'	1:A:873:G:OP1	2.05	0.57
6:E:21:VAL:C	6:E:23:GLU:H	2.08	0.57
27:Z:143:TRP:CE2	27:Z:164:VAL:HG23	2.40	0.57
1:A:245:C:H2'	1:A:246:G:H5'	1.87	0.57
1:A:534:C:OP2	39:A:6911:HOH:O	2.17	0.57
12:K:75:PRO:HG2	12:K:105:LEU:HD21	1.87	0.57
1:A:1667:A:H2'	1:A:1668:U:C6	2.40	0.57
2:B:3055:U:H4'	2:B:3056:A:C8	2.40	0.57
1:A:21:G:H4'	20:S:2:ILE:HG22	1.85	0.57
1:A:960:G:N3	1:A:960:G:C2'	2.67	0.57
10:I:64:ASN:H	10:I:64:ASN:HD22	1.53	0.57
6:E:15:GLU:HG3	39:E:8340:HOH:O	2.03	0.57
14:M:73:VAL:HG23	14:M:74:THR:N	2.20	0.57
1:A:1973:A:H5'	1:A:1973:A:H8	1.67	0.57
8:G:57:LYS:O	8:G:60:SER:HB2	2.04	0.57
1:A:422:G:O2'	1:A:423:A:H5'	2.04	0.57
7:F:49:PRO:HG3	39:F:5828:HOH:O	2.05	0.57
1:A:1193:A:O2'	39:A:6854:HOH:O	2.17	0.57
9:H:19:ALA:O	9:H:22:VAL:HG22	2.05	0.57
15:N:157:LEU:HD23	39:N:8628:HOH:O	2.04	0.57
31:4:55:VAL:HB	31:4:56:PRO:HD2	1.87	0.57
23:V:52:THR:HG22	23:V:54:THR:HB	1.87	0.57

Continued on next page...

Continued from previous page...

Atom-1	Atom-2	Interatomic distance (Å)	Clash overlap (Å)
16:O:48:VAL:HG11	16:O:55:ASP:HB3	1.87	0.57
1:A:2729:C:H2'	1:A:2730:G:C8	2.38	0.57
1:A:2135:A:O2'	1:A:2136:G:H5'	2.05	0.57
1:A:200:U:H2'	39:A:9937:HOH:O	2.04	0.57
1:A:1696:U:H5''	39:A:4987:HOH:O	2.05	0.57
1:A:1654:U:H5''	39:A:6881:HOH:O	2.03	0.57
6:E:120:ASP:HB3	6:E:123:LEU:HB2	1.87	0.57
1:A:1164:U:H6	1:A:1164:U:O5'	1.88	0.56
16:O:139:TRP:HH2	16:O:176:ARG:HH11	1.53	0.56
5:D:41:PHE:HB3	5:D:190:MET:HE1	1.87	0.56
15:N:34:GLU:HB3	15:N:35:PRO:HD2	1.86	0.56
1:A:506:G:C5'	39:A:5408:HOH:O	2.53	0.56
16:O:151:ASP:OD1	16:O:154:LEU:HD13	2.05	0.56
16:O:154:LEU:HD11	16:O:157:PRO:HA	1.87	0.56
1:A:2897:C:H2'	1:A:2898:G:H8	1.70	0.56
30:3:19:SER:O	30:3:36:ASN:ND2	2.38	0.56
31:4:15:ASN:ND2	39:4:8547:HOH:O	2.37	0.56
1:A:1169:U:C5	1:A:1170:U:C4	2.93	0.56
14:M:143:THR:HG22	14:M:145:LEU:H	1.69	0.56
1:A:638:C:OP1	27:Z:138:ARG:HG2	2.05	0.56
1:A:1377:C:C6	1:A:1377:C:H5'	2.36	0.56
15:N:67:ILE:CG2	15:N:97:ILE:HG23	2.35	0.56
1:A:2715:G:H5'	5:D:13:PHE:CE1	2.40	0.56
1:A:347:A:O2'	1:A:348:C:H5'	2.06	0.56
2:B:3031:C:O2'	2:B:3032:G:H5'	2.04	0.56
11:J:28:ILE:HA	11:J:62:GLU:OE1	2.04	0.56
1:A:2890:A:H1'	23:V:56:ARG:HH21	1.68	0.56
25:X:122:ARG:CG	25:X:122:ARG:HH11	2.15	0.56
1:A:559:U:H2'	1:A:560:C:O4'	2.05	0.56
5:D:7:ARG:HG2	5:D:7:ARG:NH1	2.18	0.56
5:D:7:ARG:NH2	39:D:8538:HOH:O	2.35	0.56
4:C:88:ILE:O	4:C:88:ILE:HG22	2.04	0.56
28:1:34:LYS:NZ	39:1:7354:HOH:O	2.27	0.56
28:1:30:GLU:HA	28:1:33:HIS:CB	2.35	0.56
1:A:2436:U:OP1	31:4:68:LYS:NZ	2.37	0.56
1:A:695:C:H2'	1:A:696:C:C6	2.40	0.56
1:A:1393:A:H2'	1:A:1394:C:C6	2.40	0.56
1:A:1728:G:H1'	39:A:9205:HOH:O	2.04	0.56
1:A:2053:G:H4'	20:S:136:TRP:CE2	2.41	0.56
25:X:122:ARG:NH1	25:X:152:ALA:O	2.39	0.56
1:A:2812:A:H1'	39:A:5262:HOH:O	2.05	0.56

Continued on next page...

Continued from previous page...

Atom-1	Atom-2	Interatomic distance (Å)	Clash overlap (Å)
29:2:28:HIS:HD2	29:2:30:LYS:H	1.54	0.56
8:G:132:THR:HG23	8:G:132:THR:O	2.06	0.56
39:A:5675:HOH:O	5:D:2:GLN:CD	2.43	0.56
3:5:76:DA:H2''	36:5:77:PO4:O1	2.05	0.56
23:V:44:ARG:HB3	39:V:3805:HOH:O	2.06	0.56
23:V:52:THR:HG22	23:V:54:THR:H	1.69	0.56
1:A:1632:A:O5'	1:A:1632:A:H8	1.89	0.56
1:A:2400:G:H4'	39:A:4620:HOH:O	2.06	0.56
1:A:1439:C:OP1	30:3:41:HIS:HE1	1.89	0.56
1:A:1370:G:OP1	20:S:64:SER:OG	2.18	0.56
19:R:29:ALA:HB1	39:R:1295:HOH:O	2.05	0.56
1:A:2785:C:H4'	1:A:2786:G:OP2	2.06	0.56
1:A:29:C:O2'	1:A:30:U:H5'	2.05	0.56
15:N:28:MET:HA	15:N:31:TRP:HB2	1.88	0.56
1:A:1916:C:O2'	1:A:1917:G:H5'	2.05	0.56
1:A:1462:C:O2'	1:A:1463:A:H5'	2.05	0.56
4:C:94:LEU:HG	4:C:99:ILE:CD1	2.36	0.56
1:A:668:C:H2'	1:A:669:G:C8	2.41	0.56
5:D:146:THR:O	5:D:159:PRO:HB3	2.05	0.56
1:A:474:C:O3'	6:E:73:LEU:HD21	2.06	0.56
1:A:1787:C:H4'	1:A:2883:A:O4'	2.06	0.56
1:A:613:C:H5'	39:A:3428:HOH:O	2.06	0.56
13:L:101:ASN:O	13:L:102:GLU:HB2	2.04	0.56
1:A:734:U:O2'	1:A:737:A:N6	2.39	0.56
6:E:78:ARG:NH1	6:E:78:ARG:HG3	1.95	0.56
1:A:1666:C:C2'	1:A:1667:A:C5'	2.84	0.56
20:S:99:ALA:CB	20:S:109:MET:CE	2.80	0.56
7:F:93:LEU:HG	39:F:3862:HOH:O	2.05	0.56
1:A:1118:A:C8	1:A:1118:A:C3'	2.85	0.56
18:Q:120:ARG:NH2	18:Q:123:TYR:CD2	2.74	0.56
1:A:2346:C:O3'	7:F:52:THR:CG2	2.54	0.56
12:K:107:ASN:HD22	12:K:109:TYR:H	1.52	0.56
12:K:93:ARG:HB3	12:K:93:ARG:NH1	2.20	0.56
19:R:26:PRO:HA	39:R:2847:HOH:O	2.04	0.56
1:A:1923:G:H4'	31:4:31:THR:O	2.06	0.56
4:C:4:ILE:HB	39:C:8516:HOH:O	2.05	0.56
7:F:50:VAL:O	7:F:71:ALA:HA	2.06	0.56
1:A:1162:G:N3	1:A:1162:G:H2'	2.20	0.56
4:C:101:GLU:HG2	4:C:131:HIS:ND1	2.21	0.56
17:P:25:VAL:HG23	17:P:26:TRP:H	1.71	0.56
12:K:63:ILE:HG22	12:K:64:GLY:N	2.20	0.56

Continued on next page...

Continued from previous page...

Atom-1	Atom-2	Interatomic distance (Å)	Clash overlap (Å)
24:W:39:ALA:O	24:W:41:GLU:N	2.39	0.56
39:A:6853:HOH:O	27:Z:133:HIS:HE1	1.88	0.56
1:A:2058:G:N7	39:A:9333:HOH:O	2.33	0.56
39:A:8718:HOH:O	27:Z:125:LYS:HD3	2.05	0.56
1:A:1886:A:H4'	39:1:395:HOH:O	2.05	0.56
1:A:1772:C:H5'	1:A:1773:G:C5	2.40	0.56
1:A:42:C:H1'	39:A:4151:HOH:O	2.04	0.56
7:F:38:GLU:OE2	7:F:51:ARG:CZ	2.54	0.56
1:A:710:G:O2'	1:A:711:G:H5'	2.06	0.56
5:D:87:TYR:O	5:D:138:GLY:N	2.31	0.56
5:D:41:PHE:CE1	5:D:79:MET:HG3	2.41	0.56
15:N:60:ILE:HG12	15:N:134:ILE:HD12	1.87	0.56
13:L:74:VAL:HG11	13:L:113:ILE:HG12	1.87	0.56
1:A:120:A:H2'	1:A:120:A:N3	2.21	0.56
7:F:67:ASP:O	7:F:69:ILE:HG13	2.06	0.56
1:A:668:C:H2'	1:A:669:G:H8	1.71	0.56
1:A:236:A:H8	1:A:236:A:OP1	1.89	0.56
1:A:1236:A:H2'	1:A:1237:U:O4'	2.06	0.56
1:A:800:G:H4'	39:A:6524:HOH:O	2.05	0.56
7:F:41:LEU:HA	7:F:44:ILE:HG22	1.88	0.56
7:F:86:THR:O	7:F:90:LEU:HG	2.06	0.56
1:A:31:C:OP2	22:U:8:ARG:HD2	2.05	0.56
2:B:3037:C:H4'	16:O:110:THR:CG2	2.35	0.56
25:X:72:PRO:CG	25:X:77:ALA:HB3	2.34	0.56
1:A:1329:A:C2	39:A:4159:HOH:O	2.53	0.56
15:N:77:PHE:HD2	39:N:8525:HOH:O	1.89	0.56
4:C:188:ASN:HA	39:C:8562:HOH:O	2.05	0.56
13:L:101:ASN:HA	39:L:6456:HOH:O	2.06	0.56
1:A:251:C:H1'	15:N:58:GLN:HE22	1.71	0.56
1:A:84:G:O2'	1:A:85:C:H5'	2.06	0.56
9:H:33:THR:O	9:H:33:THR:HG22	2.05	0.56
25:X:63:GLU:HG2	25:X:93:ILE:HG22	1.87	0.56
39:A:4723:HOH:O	15:N:29:GLN:HA	2.05	0.56
16:O:37:ARG:HD3	35:O:8507:CL:CL	2.43	0.55
1:A:1701:A:H4'	1:A:1702:U:H5''	1.88	0.55
11:J:44:ALA:HA	11:J:163:PRO:O	2.06	0.55
7:F:93:LEU:HB3	7:F:97:GLN:OE1	2.07	0.55
15:N:37:VAL:CG1	15:N:63:VAL:HG11	2.35	0.55
7:F:146:LYS:HE2	16:O:107:ASN:ND2	2.21	0.55
8:G:81:GLU:HB3	39:G:4761:HOH:O	2.05	0.55
1:A:1186:C:C4	1:A:1187:U:C4	2.93	0.55

Continued on next page...

Continued from previous page...

Atom-1	Atom-2	Interatomic distance (Å)	Clash overlap (Å)
1:A:1878:G:H1'	39:A:5591:HOH:O	2.06	0.55
4:C:217:ARG:CG	4:C:217:ARG:HH11	2.19	0.55
7:F:156:ARG:NH1	39:F:5234:HOH:O	2.39	0.55
1:A:2241:C:O2'	1:A:2242:U:H5'	2.06	0.55
19:R:10:THR:HB	19:R:14:LEU:HG	1.88	0.55
11:J:86:ARG:NH1	11:J:130:HIS:CD2	2.75	0.55
11:J:26:LYS:CD	11:J:28:ILE:HB	2.36	0.55
18:Q:38:GLU:CA	18:Q:41:ARG:NH1	2.68	0.55
1:A:1592:G:C5	1:A:1593:C:C4	2.94	0.55
8:G:11:VAL:CG1	8:G:12:ASP:N	2.69	0.55
20:S:39:THR:HB	20:S:42:GLU:HG3	1.87	0.55
1:A:1878:G:O2'	1:A:1879:U:C6	2.58	0.55
5:D:129:ARG:O	5:D:133:GLU:HG3	2.07	0.55
1:A:2613:G:H2'	1:A:2614:C:C6	2.41	0.55
1:A:113:A:OP2	1:A:114:A:H5''	2.06	0.55
1:A:797:A:O4'	28:1:10:ARG:N	2.39	0.55
5:D:7:ARG:HH11	5:D:7:ARG:CG	2.12	0.55
6:E:107:ARG:CB	6:E:107:ARG:HH11	2.19	0.55
2:B:3076:G:C3'	2:B:3077:A:H5''	2.35	0.55
2:B:3001:U:O3'	2:B:3003:A:H5''	2.07	0.55
1:A:51:G:N2	1:A:111:C:C2	2.74	0.55
16:O:154:LEU:O	16:O:155:GLU:HB3	2.06	0.55
22:U:20:HIS:CE1	22:U:67:LEU:HD11	2.41	0.55
1:A:1305:C:O2'	1:A:1306:U:H5'	2.06	0.55
19:R:26:PRO:O	19:R:27:GLN:C	2.44	0.55
1:A:849:C:C2'	1:A:850:U:H5'	2.36	0.55
8:G:31:ARG:NH1	8:G:68:HIS:CG	2.75	0.55
15:N:79:LYS:NZ	39:N:8554:HOH:O	2.38	0.55
1:A:522:U:O2'	1:A:1366:C:H5'	2.05	0.55
1:A:2477:C:O2'	1:A:2478:U:H5'	2.06	0.55
11:J:45:GLN:HE21	11:J:135:TRP:HE1	1.53	0.55
9:H:91:VAL:CG1	39:H:985:HOH:O	2.54	0.55
6:E:115:LEU:CD1	6:E:223:LEU:HD21	2.34	0.55
13:L:109:LEU:HD13	13:L:113:ILE:HD11	1.89	0.55
1:A:790:A:H1'	1:A:1710:A:C2'	2.36	0.55
1:A:2594:C:H2'	1:A:2595:U:H5'	1.86	0.55
6:E:54:LEU:HD23	6:E:79:ARG:HG3	1.87	0.55
25:X:81:ASP:OD1	25:X:92:ASP:HB2	2.06	0.55
15:N:36:ALA:HB1	39:N:8548:HOH:O	2.07	0.55
1:A:1425:G:O2'	1:A:1426:C:H5'	2.06	0.55
7:F:154:LYS:HD3	39:F:1796:HOH:O	2.06	0.55

Continued on next page...

Continued from previous page...

Atom-1	Atom-2	Interatomic distance (Å)	Clash overlap (Å)
1:A:1593:C:OP1	18:Q:117:SER:HB3	2.07	0.55
7:F:63:ILE:C	39:F:5728:HOH:O	2.45	0.55
1:A:154:C:N3	1:A:155:C:C5	2.74	0.55
16:O:48:VAL:HG12	39:O:8552:HOH:O	2.06	0.55
1:A:1631:A:O2'	1:A:1632:A:H5'	2.07	0.55
1:A:327:A:H2'	6:E:150:THR:OG1	2.06	0.55
30:3:40:ARG:NH1	30:3:40:ARG:HG2	2.20	0.55
1:A:1477:C:H5'	1:A:1868:G:H5'	1.89	0.55
7:F:153:THR:HG22	39:F:5234:HOH:O	2.05	0.55
17:P:59:VAL:HG23	17:P:111:VAL:HG23	1.87	0.55
1:A:1869:A:OP2	39:A:4447:HOH:O	2.17	0.55
2:B:3023:U:C6	2:B:3023:U:H5''	2.42	0.55
1:A:1166:A:H61	1:A:1180:U:H3	1.52	0.55
15:N:164:THR:CG2	15:N:165:SER:N	2.67	0.55
16:O:139:TRP:HA	16:O:139:TRP:CE3	2.42	0.55
1:A:877:G:H1'	39:A:8677:HOH:O	2.06	0.55
1:A:2419:U:H5''	1:A:2420:G:H5'	1.89	0.55
1:A:2032:U:H5'	39:A:3988:HOH:O	2.05	0.55
5:D:241:PRO:HD2	39:D:8658:HOH:O	2.06	0.55
1:A:2900:G:H2'	1:A:2901:C:O4'	2.07	0.55
16:O:32:PRO:HD2	16:O:99:GLU:O	2.06	0.55
11:J:163:PRO:O	11:J:164:ALA:HB2	2.06	0.55
9:H:101:ALA:HB2	9:H:108:LEU:CD2	2.37	0.55
1:A:820:G:H5'	1:A:821:U:H5'	1.87	0.55
5:D:41:PHE:HB3	5:D:190:MET:CE	2.37	0.55
2:B:3037:C:H4'	16:O:110:THR:HG23	1.88	0.55
1:A:2270:G:H4'	4:C:223:ARG:HH12	1.71	0.55
11:J:150:LYS:O	11:J:150:LYS:HG2	2.03	0.55
26:Y:25:ARG:HG2	39:Y:5356:HOH:O	2.05	0.55
1:A:1851:G:O2'	1:A:1852:A:H5'	2.05	0.55
18:Q:8:ARG:HG3	39:Q:5725:HOH:O	2.06	0.55
18:Q:59:ARG:HH11	18:Q:59:ARG:HG2	1.72	0.55
17:P:88:LYS:O	39:P:4826:HOH:O	2.18	0.55
17:P:33:LEU:HA	17:P:40:HIS:CE1	2.42	0.55
7:F:23:VAL:HG12	7:F:130:VAL:HG22	1.89	0.55
11:J:57:ARG:HG3	11:J:57:ARG:HH11	1.71	0.55
15:N:39:ARG:HA	15:N:63:VAL:HG22	1.88	0.55
1:A:1652:C:O2	4:C:164:ARG:HD2	2.06	0.55
29:2:10:LYS:HB2	39:2:2979:HOH:O	2.05	0.55
1:A:656:G:OP2	17:P:37:ARG:HD2	2.07	0.55
1:A:285:A:H2'	1:A:286:U:O4'	2.06	0.55

Continued on next page...

Continued from previous page...

Atom-1	Atom-2	Interatomic distance (Å)	Clash overlap (Å)
23:V:37:GLU:OE2	39:V:408:HOH:O	2.18	0.55
11:J:112:ARG:C	11:J:114:PRO:HD3	2.27	0.55
6:E:29:ASP:OD1	17:P:5:PRO:CD	2.55	0.55
1:A:849:C:H2'	1:A:850:U:H5'	1.89	0.55
39:A:9971:HOH:O	6:E:98:ARG:HB3	2.07	0.55
14:M:145:LEU:O	14:M:148:GLU:HG3	2.06	0.55
2:B:3011:A:OP2	39:B:8536:HOH:O	2.18	0.55
1:A:212:A:OP1	1:A:212:A:H8	1.90	0.55
26:Y:71:ARG:HB2	39:Y:6590:HOH:O	2.07	0.55
14:M:73:VAL:HG23	14:M:74:THR:H	1.72	0.55
28:1:31:ILE:HG23	28:1:32:LYS:H	1.70	0.55
1:A:329:A:C5	1:A:347:A:C2	2.95	0.55
19:R:43:ILE:O	19:R:45:PRO:HD3	2.06	0.55
1:A:1930:A:H2'	1:A:1931:A:C8	2.41	0.55
16:O:114:LYS:O	16:O:117:ALA:HB3	2.07	0.55
1:A:2896:A:H5''	39:A:5569:HOH:O	2.06	0.55
11:J:139:ASP:N	11:J:140:PRO:CD	2.66	0.55
1:A:797:A:H5'	28:1:10:ARG:HG2	1.89	0.55
1:A:447:A:O2'	1:A:448:G:H5'	2.07	0.55
1:A:1810:C:N3	1:A:1811:A:C5	2.75	0.55
1:A:78:G:N1	1:A:98:A:OP2	2.39	0.55
1:A:1316:G:O6	39:A:6027:HOH:O	2.18	0.55
1:A:80:A:H5''	22:U:41:ARG:CZ	2.37	0.55
2:B:3092:G:C6	2:B:3093:A:C6	2.95	0.55
1:A:1016:U:O2'	1:A:2303:A:N7	2.26	0.55
15:N:69:LYS:CG	15:N:127:LYS:HG3	2.37	0.55
1:A:1871:U:P	39:A:4642:HOH:O	2.65	0.55
1:A:2626:C:H2'	1:A:2627:G:C8	2.42	0.55
24:W:4:HIS:HB3	39:W:6622:HOH:O	2.07	0.55
4:C:97:ALA:HB2	4:C:150:PRO:HB2	1.89	0.55
1:A:1168:C:H2'	1:A:1169:U:O4'	2.07	0.54
11:J:86:ARG:HD3	11:J:130:HIS:HD2	1.72	0.54
9:H:101:ALA:HB2	9:H:108:LEU:HD22	1.88	0.54
10:I:27:ILE:HD12	10:I:70:ALA:HB1	1.89	0.54
26:Y:71:ARG:HD3	39:Y:2171:HOH:O	2.06	0.54
1:A:1215:A:O3'	1:A:1216:G:C4'	2.55	0.54
1:A:2632:G:O2'	39:A:9389:HOH:O	2.18	0.54
11:J:117:LYS:O	11:J:119:VAL:HG13	2.08	0.54
1:A:1590:A:H1'	1:A:1606:A:C2	2.42	0.54
7:F:62:ASP:HA	39:F:4233:HOH:O	2.07	0.54
7:F:23:VAL:HG21	7:F:45:THR:HG21	1.89	0.54

Continued on next page...

Continued from previous page...

Atom-1	Atom-2	Interatomic distance (Å)	Clash overlap (Å)
5:D:132:HIS:CE1	5:D:171:VAL:HG21	2.42	0.54
2:B:3056:A:C3'	2:B:3057:A:H5''	2.37	0.54
18:Q:13:VAL:HG11	18:Q:40:VAL:CG1	2.37	0.54
14:M:134:GLU:HG3	39:M:8435:HOH:O	2.07	0.54
1:A:1593:C:OP1	18:Q:117:SER:CB	2.55	0.54
8:G:23:GLU:HG2	8:G:28:SER:CB	2.37	0.54
28:1:31:ILE:CG2	28:1:32:LYS:H	2.20	0.54
13:L:115:ARG:O	13:L:118:ALA:N	2.37	0.54
1:A:1827:G:C6	1:A:1828:G:C6	2.95	0.54
1:A:169:A:HO2'	1:A:170:U:H6	1.53	0.54
1:A:2526:C:C2'	1:A:2527:U:H5'	2.38	0.54
1:A:1292:G:H5'	39:A:9882:HOH:O	2.05	0.54
1:A:644:G:H5'	1:A:644:G:N3	2.22	0.54
1:A:2104:C:O2	1:A:2485:A:N1	2.41	0.54
9:H:28:ALA:CB	9:H:99:THR:HG23	2.37	0.54
15:N:87:MET:CG	31:4:46:ILE:HG21	2.30	0.54
6:E:103:ASN:O	6:E:104:ASP:C	2.45	0.54
17:P:32:ARG:CB	39:P:4656:HOH:O	2.49	0.54
24:W:27:LEU:HA	24:W:49:LEU:HD13	1.88	0.54
1:A:1188:A:C5	1:A:1189:A:C2	2.95	0.54
16:O:71:TRP:N	39:O:8538:HOH:O	2.40	0.54
1:A:2729:C:O2'	1:A:2730:G:H5'	2.07	0.54
1:A:1669:A:C2	39:A:3196:HOH:O	2.52	0.54
12:K:93:ARG:HH11	12:K:93:ARG:CB	2.20	0.54
1:A:2387:U:O2	1:A:2402:A:C2	2.60	0.54
1:A:2727:A:C2'	1:A:2728:C:H5'	2.37	0.54
1:A:255:A:H2'	1:A:256:C:H6	1.70	0.54
1:A:234:A:O2'	1:A:436:A:N3	2.37	0.54
1:A:585:C:H2'	1:A:586:C:C6	2.42	0.54
1:A:1979:G:OP1	39:A:5778:HOH:O	2.18	0.54
11:J:74:ASN:HD22	11:J:141:ASN:CG	2.11	0.54
6:E:78:ARG:CG	6:E:78:ARG:NH1	2.61	0.54
11:J:62:GLU:O	11:J:66:VAL:HG23	2.08	0.54
7:F:99:ASP:HB2	7:F:103:ASN:H	1.73	0.54
1:A:1118:A:H8	1:A:1119:G:H5''	1.71	0.54
1:A:2819:C:O2	5:D:85:ARG:NH2	2.40	0.54
1:A:1625:U:H5'	39:A:4142:HOH:O	2.07	0.54
1:A:1286:A:H2'	39:A:3321:HOH:O	2.06	0.54
39:B:8479:HOH:O	16:O:23:ARG:NH1	2.39	0.54
39:A:5314:HOH:O	13:L:79:PRO:HG2	2.07	0.54
1:A:933:C:O2'	1:A:934:C:H5'	2.07	0.54

Continued on next page...

Continued from previous page...

Atom-1	Atom-2	Interatomic distance (Å)	Clash overlap (Å)
26:Y:75:ALA:O	26:Y:83:ALA:HA	2.07	0.54
1:A:2501:G:N7	39:A:9281:HOH:O	2.33	0.54
1:A:2361:A:O2'	39:A:8578:HOH:O	2.18	0.54
1:A:1330:A:H5''	1:A:1331:A:OP2	2.07	0.54
28:1:73:THR:O	28:1:76:GLY:N	2.40	0.54
2:B:3026:C:OP2	39:B:8443:HOH:O	2.19	0.54
9:H:22:VAL:CG2	9:H:104:ALA:HB2	2.38	0.54
1:A:2338:G:OP1	7:F:97:GLN:HG3	2.07	0.54
25:X:122:ARG:NH2	39:X:4276:HOH:O	2.38	0.54
26:Y:43:VAL:HG12	26:Y:47:ALA:HB3	1.87	0.54
13:L:118:ALA:O	13:L:120:ARG:N	2.41	0.54
22:U:23:VAL:HG23	22:U:41:ARG:HG3	1.89	0.54
1:A:61:G:O2'	1:A:62:C:H5'	2.08	0.54
1:A:2694:A:H4'	8:G:91:PHE:HE1	1.72	0.54
1:A:426:G:H2'	1:A:427:C:O4'	2.08	0.54
26:Y:18:ARG:NH1	39:Y:4132:HOH:O	2.32	0.54
1:A:1352:A:N1	6:E:48:SER:HB3	2.22	0.54
5:D:139:ASP:O	39:D:8584:HOH:O	2.18	0.54
19:R:24:SER:N	39:R:4792:HOH:O	2.35	0.54
5:D:36:PRO:CA	5:D:168:GLY:HA3	2.38	0.54
20:S:132:ARG:NH2	39:S:8587:HOH:O	2.41	0.54
4:C:211:LYS:HB2	39:C:8619:HOH:O	2.06	0.54
1:A:2050:G:H5''	20:S:80:TYR:O	2.08	0.54
18:Q:59:ARG:NH2	18:Q:66:GLN:HE22	2.05	0.54
14:M:35:ARG:C	14:M:35:ARG:HD3	2.28	0.54
17:P:49:GLU:HG2	39:P:5191:HOH:O	2.06	0.54
18:Q:31:ILE:HG12	18:Q:43:LEU:HD13	1.89	0.54
25:X:106:THR:OG1	25:X:109:GLU:HG3	2.08	0.54
11:J:5:MET:HG3	39:J:8365:HOH:O	2.07	0.54
18:Q:143:ALA:N	39:Q:5521:HOH:O	2.40	0.54
10:I:12:ILE:N	10:I:13:PRO:CD	2.71	0.54
39:B:8531:HOH:O	16:O:107:ASN:HB3	2.07	0.54
1:A:2533:C:H5'	1:A:2533:C:C6	2.38	0.54
1:A:241:A:N1	1:A:378:A:H4'	2.22	0.54
1:A:2849:U:OP1	39:A:6680:HOH:O	2.18	0.54
2:B:3039:U:H1'	2:B:3044:A:H61	1.72	0.54
7:F:25:MET:HE1	7:F:37:ALA:O	2.08	0.54
26:Y:78:GLU:CG	26:Y:79:GLU:H	2.20	0.54
16:O:159:TYR:CE2	16:O:163:PHE:HE2	2.26	0.54
1:A:2064:U:H5'	1:A:2652:U:H4'	1.89	0.54
31:4:70:ARG:HG2	31:4:77:ALA:HB2	1.89	0.54

Continued on next page...

Continued from previous page...

Atom-1	Atom-2	Interatomic distance (Å)	Clash overlap (Å)
1:A:2716:G:H1'	39:D:8545:HOH:O	2.07	0.54
11:J:48:LEU:HD11	11:J:157:ILE:HG21	1.90	0.54
13:L:122:GLY:O	13:L:125:ALA:N	2.41	0.54
1:A:2281:C:H2'	1:A:2282:U:H5'	1.89	0.54
1:A:2878:U:H2'	1:A:2879:A:O4'	2.07	0.54
1:A:152:A:C2	1:A:153:C:C2	2.96	0.54
1:A:1815:A:N1	39:A:9069:HOH:O	2.34	0.54
27:Z:134:HIS:H	27:Z:134:HIS:CD2	2.25	0.54
2:B:3047:A:C2	2:B:3048:C:C2	2.95	0.54
2:B:3055:U:H4'	2:B:3056:A:H8	1.72	0.54
11:J:26:LYS:HD3	11:J:89:PRO:CG	2.37	0.54
4:C:194:MET:CE	4:C:199:HIS:HB2	2.37	0.54
22:U:4:PRO:CB	39:U:2331:HOH:O	2.55	0.54
1:A:1116:U:HO2'	1:A:1118:A:H2	0.70	0.54
1:A:1159:G:H21	1:A:1189:A:H8	1.55	0.54
1:A:1874:U:C2'	4:C:120:ARG:HG3	2.35	0.54
1:A:2779:G:O2'	1:A:2780:C:H5'	2.08	0.54
1:A:1204:C:H1'	39:A:4219:HOH:O	2.07	0.54
1:A:274:G:N2	1:A:377:C:C2	2.76	0.54
16:O:151:ASP:O	16:O:154:LEU:HB2	2.08	0.54
6:E:201:SER:HB3	6:E:204:ALA:HB3	1.89	0.54
1:A:2114:C:OP1	4:C:1:GLY:HA2	2.08	0.54
26:Y:15:ARG:HH11	26:Y:15:ARG:HB3	1.72	0.54
29:2:22:CYS:HB2	39:2:1159:HOH:O	2.08	0.54
1:A:2329:C:O2'	1:A:2330:U:H5'	2.08	0.54
18:Q:7:LYS:HD3	18:Q:21:VAL:HG21	1.90	0.54
1:A:1974:G:OP1	39:A:6324:HOH:O	2.18	0.54
10:I:23:ILE:HG22	10:I:70:ALA:CB	2.38	0.54
7:F:10:PHE:CE1	7:F:11:HIS:HB3	2.43	0.54
11:J:59:ASN:ND2	11:J:59:ASN:N	2.46	0.54
1:A:645:U:OP2	14:M:4:LYS:CE	2.54	0.54
1:A:1473:U:C2	39:A:9250:HOH:O	2.53	0.54
1:A:1473:U:O2'	1:A:1474:C:H5''	2.08	0.54
5:D:55:ASN:HB3	5:D:64:GLY:H	1.73	0.54
1:A:119:A:H2'	1:A:120:A:C5'	2.38	0.54
1:A:1189:A:H1'	1:A:1209:C:O4'	2.08	0.54
18:Q:16:VAL:CG1	18:Q:17:GLY:H	2.19	0.54
39:A:9734:HOH:O	4:C:221:PRO:HA	2.07	0.54
15:N:24:MET:HE3	15:N:28:MET:HE3	1.90	0.54
1:A:2775:A:C6	1:A:2799:A:C8	2.96	0.54
1:A:136:C:H2'	1:A:137:U:O4'	2.07	0.54

Continued on next page...

Continued from previous page...

Atom-1	Atom-2	Interatomic distance (Å)	Clash overlap (Å)
15:N:84:LYS:HE2	39:N:8574:HOH:O	2.08	0.54
29:2:1:THR:HB	39:2:6858:HOH:O	2.07	0.54
11:J:136:VAL:HG23	39:J:8342:HOH:O	2.08	0.53
5:D:162:MET:HE2	5:D:310:ARG:HD3	1.91	0.53
7:F:154:LYS:H	7:F:154:LYS:CD	2.15	0.53
4:C:48:ASP:HB3	39:C:8608:HOH:O	2.06	0.53
6:E:246:ARG:NH2	39:E:8431:HOH:O	2.40	0.53
1:A:2039:A:H2'	1:A:2040:C:C6	2.43	0.53
1:A:1741:U:O3'	1:A:1742:A:H8	1.90	0.53
1:A:2896:A:OP1	26:Y:15:ARG:NH1	2.41	0.53
1:A:1815:A:H5'	39:A:3650:HOH:O	2.07	0.53
1:A:839:C:P	39:A:9043:HOH:O	2.66	0.53
1:A:1509:C:O2'	1:A:1510:G:H5'	2.09	0.53
8:G:54:ASP:OD1	8:G:54:ASP:N	2.40	0.53
1:A:799:C:O2	39:A:8533:HOH:O	2.18	0.53
11:J:130:HIS:CG	11:J:133:ILE:HD11	2.43	0.53
1:A:363:A:O5'	1:A:363:A:H8	1.91	0.53
5:D:54:VAL:HB	39:D:8615:HOH:O	2.07	0.53
13:L:49:LEU:HD12	13:L:80:ILE:HD13	1.90	0.53
15:N:186:SER:O	15:N:189:VAL:HG12	2.08	0.53
1:A:1625:U:C5'	39:A:4142:HOH:O	2.57	0.53
28:1:31:ILE:CG2	28:1:32:LYS:N	2.71	0.53
17:P:70:LEU:O	17:P:92:VAL:HG21	2.08	0.53
5:D:82:VAL:HG12	5:D:101:TRP:CZ3	2.43	0.53
20:S:80:TYR:N	20:S:81:PRO:HD3	2.24	0.53
14:M:72:ASN:HB2	39:M:8461:HOH:O	2.09	0.53
4:C:96:LEU:HD22	4:C:128:LEU:HD13	1.90	0.53
39:A:5759:HOH:O	7:F:99:ASP:HA	2.08	0.53
1:A:1853:C:H5'	4:C:228:ILE:O	2.08	0.53
1:A:2269:C:H2'	1:A:2270:G:C5'	2.39	0.53
4:C:211:LYS:HB3	4:C:212:PRO:CD	2.38	0.53
5:D:16:ARG:NE	39:D:8558:HOH:O	2.26	0.53
14:M:90:ARG:NH1	14:M:119:THR:HG21	2.23	0.53
1:A:1269:G:H2'	1:A:1270:U:C6	2.42	0.53
6:E:20:ASP:O	6:E:23:GLU:HB2	2.08	0.53
6:E:98:ARG:NH1	39:E:8362:HOH:O	2.35	0.53
1:A:2309:C:H5''	39:A:9513:HOH:O	2.07	0.53
9:H:48:VAL:CG2	9:H:74:PHE:HB3	2.38	0.53
1:A:755:G:O2'	1:A:756:A:H5'	2.08	0.53
6:E:152:GLU:OE1	39:E:8421:HOH:O	2.19	0.53
1:A:1400:C:H1'	39:A:3622:HOH:O	2.08	0.53

Continued on next page...

Continued from previous page...

Atom-1	Atom-2	Interatomic distance (Å)	Clash overlap (Å)
1:A:1181:A:H2'	1:A:1182:C:O4'	2.07	0.53
7:F:10:PHE:O	7:F:11:HIS:O	2.26	0.53
6:E:5:ILE:CG2	39:E:8438:HOH:O	2.55	0.53
14:M:143:THR:CG2	14:M:144:ASP:H	2.21	0.53
4:C:94:LEU:N	4:C:94:LEU:HD23	2.23	0.53
1:A:2782:G:O6	1:A:2790:C:H5''	2.08	0.53
1:A:506:G:H5'	39:A:5408:HOH:O	2.07	0.53
1:A:793:A:H5''	18:Q:83:LYS:HG2	1.91	0.53
1:A:1654:U:H2'	4:C:47:HIS:HD2	1.74	0.53
5:D:18:ARG:HG3	5:D:256:GLN:HG3	1.90	0.53
1:A:1405:U:O2'	39:A:5751:HOH:O	2.19	0.53
1:A:542:A:H2'	1:A:543:G:O4'	2.08	0.53
13:L:30:LYS:O	13:L:55:VAL:HG13	2.08	0.53
14:M:143:THR:CG2	14:M:144:ASP:N	2.71	0.53
4:C:94:LEU:HD21	4:C:156:ILE:HD11	1.90	0.53
27:Z:189:ASN:ND2	27:Z:192:ASP:H	2.06	0.53
17:P:32:ARG:CG	39:P:3240:HOH:O	2.56	0.53
1:A:2819:C:H2'	1:A:2820:A:H8	1.72	0.53
4:C:55:VAL:CG1	4:C:67:LEU:HD22	2.37	0.53
1:A:399:C:OP2	39:A:3398:HOH:O	2.18	0.53
5:D:248:ARG:O	5:D:251:VAL:CG1	2.57	0.53
1:A:106:A:H1'	39:A:9003:HOH:O	2.07	0.53
4:C:114:ASP:HB2	4:C:117:LYS:HE2	1.91	0.53
1:A:247:A:C6	1:A:262:A:C2	2.96	0.53
1:A:2434:A:O3'	31:4:28:GLY:HA3	2.08	0.53
4:C:84:VAL:O	4:C:98:GLU:HG3	2.07	0.53
5:D:195:ARG:HD2	5:D:324:ASP:OD1	2.08	0.53
6:E:127:ARG:HH21	6:E:225:PRO:HG2	1.64	0.53
11:J:46:VAL:HG13	11:J:160:ASP:O	2.09	0.53
6:E:76:ARG:HD3	39:E:8372:HOH:O	2.09	0.53
28:1:47:LEU:HA	28:1:56:MET:O	2.08	0.53
1:A:2815:G:C8	39:A:5194:HOH:O	2.53	0.53
31:4:1:MET:N	31:4:87:ARG:O	2.38	0.53
15:N:3:SER:OG	15:N:5:TYR:HB2	2.08	0.53
1:A:2413:A:N6	16:O:109:PRO:HG3	2.24	0.53
39:B:8479:HOH:O	16:O:23:ARG:HD3	2.09	0.53
1:A:1795:G:OP2	39:A:3003:HOH:O	2.18	0.53
27:Z:99:ALA:HB2	27:Z:233:TYR:CZ	2.43	0.53
5:D:24:PRO:HG2	5:D:204:GLY:HA2	1.91	0.53
1:A:2240:U:H5''	39:A:5844:HOH:O	2.09	0.53
1:A:860:U:H2'	1:A:861:A:C8	2.43	0.53

Continued on next page...

Continued from previous page...

Atom-1	Atom-2	Interatomic distance (Å)	Clash overlap (Å)
1:A:2754:G:H2'	1:A:2755:G:O4'	2.08	0.53
9:H:107:VAL:O	9:H:111:ILE:HG13	2.08	0.53
1:A:660:A:H4'	1:A:661:G:O5'	2.09	0.53
2:B:3078:G:O2'	2:B:3079:U:P	2.67	0.53
11:J:35:ASN:ND2	11:J:79:ALA:O	2.42	0.53
1:A:1972:U:H2'	1:A:1973:A:H5'	1.91	0.53
14:M:98:GLU:O	14:M:99:GLU:CB	2.57	0.53
1:A:1345:A:C6	1:A:1346:U:O4	2.62	0.53
39:A:9059:HOH:O	25:X:119:HIS:HE1	1.92	0.53
7:F:99:ASP:HB2	7:F:103:ASN:HB2	1.91	0.53
25:X:88:THR:CG2	25:X:89:ASP:H	2.17	0.53
24:W:64:GLY:O	24:W:65:ASP:HB2	2.09	0.53
1:A:1615:A:H5'	39:A:3670:HOH:O	2.08	0.53
22:U:48:VAL:CG2	22:U:98:VAL:HA	2.39	0.53
22:U:37:GLN:OE1	22:U:118:SER:HA	2.08	0.53
1:A:1306:U:OP1	6:E:184:ARG:HD2	2.08	0.53
16:O:58:LEU:CD1	16:O:58:LEU:N	2.72	0.53
4:C:1:GLY:HA2	4:C:197:VAL:HG23	1.91	0.53
13:L:79:PRO:HB2	39:L:782:HOH:O	2.09	0.53
5:D:294:TYR:C	5:D:294:TYR:CD1	2.83	0.53
1:A:1096:U:O2	1:A:1261:A:C2	2.62	0.53
1:A:2349:G:OP1	7:F:20:LYS:NZ	2.41	0.53
5:D:72:THR:HB	39:D:8608:HOH:O	2.08	0.53
15:N:61:ILE:HA	39:N:8623:HOH:O	2.07	0.53
16:O:167:ASP:O	16:O:168:LEU:HD23	2.08	0.53
29:2:29:THR:O	29:2:32:LYS:CE	2.53	0.53
27:Z:189:ASN:HD22	27:Z:191:ASP:N	2.07	0.53
1:A:2038:A:O2'	1:A:2039:A:H5'	2.09	0.53
39:A:5952:HOH:O	15:N:189:VAL:HA	2.09	0.53
8:G:31:ARG:HH12	8:G:68:HIS:CE1	2.27	0.53
20:S:65:GLY:C	39:S:8514:HOH:O	2.47	0.53
1:A:1084:C:H6	1:A:1084:C:O5'	1.91	0.53
5:D:185:GLY:HA2	39:D:8635:HOH:O	2.09	0.53
1:A:2437:A:H2'	1:A:2438:G:C8	2.44	0.53
1:A:1157:C:C4	1:A:1158:G:N7	2.77	0.53
14:M:7:GLN:NE2	39:M:8464:HOH:O	2.41	0.53
1:A:28:G:H5''	1:A:1343:C:OP1	2.09	0.53
1:A:45:A:C5	1:A:147:G:C6	2.96	0.53
2:B:3006:C:OP1	16:O:37:ARG:NH1	2.41	0.53
1:A:1180:U:H2'	1:A:1181:A:O4'	2.09	0.53
1:A:2502:C:H4'	11:J:151:MET:HG2	1.91	0.53

Continued on next page...

Continued from previous page...

Atom-1	Atom-2	Interatomic distance (Å)	Clash overlap (Å)
22:U:71:VAL:HG11	22:U:90:PRO:CB	2.32	0.53
16:O:80:SER:HB2	39:O:8535:HOH:O	2.09	0.53
15:N:173:LEU:HD23	15:N:183:VAL:HG12	1.91	0.53
1:A:514:G:O5'	1:A:514:G:C2'	2.57	0.53
1:A:2672:C:P	5:D:25:ARG:HH11	2.32	0.53
26:Y:12:ILE:HG23	26:Y:36:HIS:CG	2.44	0.53
1:A:1535:G:C2	1:A:1536:C:C2	2.97	0.53
18:Q:131:PHE:O	39:Q:1865:HOH:O	2.19	0.53
16:O:44:ARG:HG3	16:O:45:ALA:N	2.24	0.53
6:E:42:ARG:HG2	6:E:42:ARG:HH11	1.74	0.53
26:Y:27:ASP:OD2	26:Y:27:ASP:N	2.42	0.53
13:L:40:THR:O	13:L:41:LYS:C	2.47	0.53
11:J:31:PHE:HA	11:J:85:ILE:CG2	2.39	0.52
8:G:11:VAL:HG12	8:G:12:ASP:H	1.72	0.52
4:C:85:ASP:C	39:C:8615:HOH:O	2.47	0.52
1:A:2911:C:H3'	39:A:5028:HOH:O	2.09	0.52
8:G:118:ILE:HG23	8:G:144:THR:CG2	2.38	0.52
1:A:1306:U:H5'	6:E:184:ARG:NH1	2.23	0.52
1:A:2389:U:OP1	19:R:82:LYS:NZ	2.35	0.52
1:A:875:A:N7	4:C:189:VAL:HG21	2.24	0.52
1:A:2445:U:H2'	1:A:2446:G:C8	2.44	0.52
1:A:2010:A:H2'	39:A:5432:HOH:O	2.08	0.52
1:A:1375:A:H2'	1:A:1376:G:H5'	1.90	0.52
18:Q:80:ARG:HG2	18:Q:87:ARG:CZ	2.39	0.52
7:F:27:ILE:HG22	7:F:28:GLY:N	2.19	0.52
15:N:138:HIS:C	15:N:139:PRO:O	2.45	0.52
1:A:558:C:H2'	1:A:559:U:C5'	2.39	0.52
22:U:2:LYS:HE2	39:U:7214:HOH:O	2.08	0.52
1:A:1565:C:O2'	1:A:1566:C:H5'	2.09	0.52
1:A:155:C:OP1	15:N:186:SER:OG	2.21	0.52
27:Z:107:PRO:HD3	27:Z:182:PHE:CD1	2.43	0.52
1:A:1942:A:O2'	1:A:1943:C:H5'	2.09	0.52
1:A:243:A:C2	1:A:275:G:O4'	2.62	0.52
18:Q:55:LYS:HG3	18:Q:56:GLY:N	2.24	0.52
7:F:166:ILE:HD12	39:F:6326:HOH:O	2.08	0.52
7:F:146:LYS:CE	16:O:107:ASN:ND2	2.72	0.52
19:R:26:PRO:CA	39:R:2847:HOH:O	2.57	0.52
1:A:1015:C:H2'	1:A:1016:U:C6	2.44	0.52
1:A:246:G:OP2	39:A:6456:HOH:O	2.19	0.52
1:A:2291:A:C8	1:A:2309:C:H5'	2.45	0.52
5:D:204:GLY:HA3	39:D:8656:HOH:O	2.10	0.52

Continued on next page...

Continued from previous page...

Atom-1	Atom-2	Interatomic distance (Å)	Clash overlap (Å)
5:D:14:GLY:HA2	5:D:15:PRO:C	2.28	0.52
1:A:1865:A:H2'	1:A:1866:A:C8	2.44	0.52
1:A:1181:A:N1	1:A:1192:A:O2'	2.42	0.52
20:S:13:THR:HG22	20:S:13:THR:O	2.09	0.52
1:A:2830:U:C4	1:A:2831:C:C5	2.98	0.52
7:F:174:VAL:CG1	39:F:2195:HOH:O	2.41	0.52
7:F:94:ALA:HB3	7:F:174:VAL:HA	1.91	0.52
1:A:280:C:H2'	1:A:281:U:O4'	2.09	0.52
13:L:101:ASN:O	13:L:102:GLU:CB	2.57	0.52
11:J:152:LYS:NZ	39:J:8358:HOH:O	2.41	0.52
14:M:130:ARG:O	14:M:131:GLU:C	2.48	0.52
1:A:819:A:H5''	39:1:4400:HOH:O	2.10	0.52
19:R:40:HIS:CE1	19:R:94:GLN:HA	2.44	0.52
9:H:105:ALA:HB2	39:H:5522:HOH:O	2.08	0.52
1:A:2497:A:OP2	39:A:3480:HOH:O	2.19	0.52
11:J:46:VAL:HG12	11:J:146:TRP:HZ3	1.74	0.52
7:F:11:HIS:C	7:F:13:MET:H	2.12	0.52
11:J:26:LYS:HD2	11:J:28:ILE:CB	2.39	0.52
5:D:7:ARG:NH1	5:D:11:LEU:HD21	2.24	0.52
1:A:2346:C:H4'	7:F:52:THR:CG2	2.38	0.52
16:O:143:ARG:HA	16:O:172:PHE:CE2	2.44	0.52
10:I:64:ASN:O	10:I:68:GLU:HG3	2.09	0.52
1:A:204:A:C2'	1:A:205:U:H5'	2.40	0.52
1:A:2415:A:C2	16:O:25:ARG:HB3	2.45	0.52
15:N:137:ASP:HA	15:N:142:LYS:HE3	1.92	0.52
11:J:114:PRO:O	11:J:115:PHE:C	2.46	0.52
29:2:45:ARG:NH1	39:2:3370:HOH:O	2.41	0.52
1:A:2601:A:N1	13:L:38:SER:HB2	2.24	0.52
20:S:29:LYS:HD3	39:S:8532:HOH:O	2.10	0.52
1:A:1134:G:C5'	11:J:151:MET:HE3	2.39	0.52
6:E:138:VAL:O	6:E:234:VAL:HA	2.09	0.52
25:X:4:LEU:O	25:X:32:CYS:HA	2.09	0.52
26:Y:85:VAL:HG12	26:Y:86:GLU:H	1.75	0.52
1:A:626:U:C4	1:A:627:G:C6	2.97	0.52
17:P:21:SER:OG	17:P:106:PRO:HB2	2.10	0.52
1:A:1314:U:C2	1:A:1316:G:C2	2.97	0.52
11:J:75:SER:C	11:J:79:ALA:HB2	2.30	0.52
1:A:2361:A:H5''	39:A:8523:HOH:O	2.09	0.52
1:A:151:A:H2'	1:A:152:A:O4'	2.09	0.52
29:2:45:ARG:NH2	39:2:2086:HOH:O	2.26	0.52
1:A:1764:C:N4	1:A:1765:G:C6	2.78	0.52

Continued on next page...

Continued from previous page...

Atom-1	Atom-2	Interatomic distance (Å)	Clash overlap (Å)
1:A:321:A:H1'	39:A:6499:HOH:O	2.10	0.52
1:A:1317:A:N3	1:A:1342:C:O2'	2.41	0.52
2:B:3023:U:C3'	2:B:3024:U:H5''	2.40	0.52
2:B:3026:C:P	39:B:8443:HOH:O	2.68	0.52
22:U:4:PRO:HB3	39:U:2331:HOH:O	2.09	0.52
25:X:122:ARG:HH22	25:X:154:ARG:C	2.12	0.52
1:A:1750:C:N4	1:A:1751:G:C6	2.78	0.52
5:D:54:VAL:O	5:D:55:ASN:C	2.46	0.52
12:K:19:MET:CE	12:K:79:PHE:HA	2.36	0.52
29:2:46:ARG:O	39:2:4074:HOH:O	2.19	0.52
1:A:593:A:C8	39:A:3881:HOH:O	2.54	0.52
1:A:1497:G:OP2	39:A:6011:HOH:O	2.19	0.52
1:A:450:C:OP1	6:E:184:ARG:NH2	2.37	0.52
1:A:475:G:OP1	6:E:73:LEU:HD22	2.09	0.52
8:G:26:ASN:ND2	39:G:7046:HOH:O	2.42	0.52
1:A:2694:A:H4'	8:G:91:PHE:CE1	2.44	0.52
26:Y:62:GLY:HA2	39:Y:2724:HOH:O	2.10	0.52
18:Q:27:ARG:CD	39:Q:5262:HOH:O	2.58	0.52
1:A:2355:G:C2'	39:A:5113:HOH:O	2.58	0.52
1:A:1085:C:N4	1:A:1086:A:C6	2.77	0.52
5:D:223:ARG:O	5:D:228:ALA:HB2	2.10	0.52
1:A:1194:A:N7	39:A:4952:HOH:O	2.43	0.52
7:F:59:GLY:O	7:F:61:PHE:N	2.34	0.52
11:J:44:ALA:HB3	11:J:136:VAL:O	2.09	0.52
18:Q:41:ARG:O	18:Q:44:VAL:HB	2.10	0.52
13:L:74:VAL:HG21	13:L:96:VAL:HG23	1.91	0.52
1:A:2506:A:O2'	1:A:2507:G:C8	2.60	0.52
24:W:64:GLY:O	24:W:65:ASP:CB	2.57	0.52
1:A:316:A:H1'	1:A:336:G:N3	2.24	0.52
1:A:515:C:H3'	39:A:5123:HOH:O	2.09	0.52
1:A:920:C:H5'	1:A:921:G:C4	2.45	0.52
15:N:12:TRP:HB2	39:N:8599:HOH:O	2.09	0.52
1:A:1471:A:H2'	1:A:1472:C:C6	2.44	0.52
1:A:1583:U:H1'	39:A:9481:HOH:O	2.09	0.52
27:Z:213:LYS:O	27:Z:217:ILE:HG13	2.09	0.52
1:A:2019:A:H5'	39:A:4014:HOH:O	2.10	0.52
6:E:180:SER:N	39:E:8379:HOH:O	2.42	0.52
7:F:154:LYS:HD2	7:F:154:LYS:N	2.18	0.52
6:E:219:ASN:O	6:E:222:ASP:OD1	2.27	0.52
11:J:13:ALA:HA	11:J:91:HIS:HE1	1.74	0.52
4:C:36:ASP:O	4:C:38:ILE:N	2.43	0.52

Continued on next page...

Continued from previous page...

Atom-1	Atom-2	Interatomic distance (Å)	Clash overlap (Å)
11:J:154:THR:HB	11:J:155:PRO:CD	2.40	0.52
13:L:99:ASP:OD1	13:L:101:ASN:N	2.42	0.52
6:E:35:VAL:HG11	6:E:227:GLY:N	2.25	0.52
1:A:707:C:O2'	1:A:708:A:H5'	2.10	0.52
25:X:7:LEU:CD1	25:X:53:ALA:HB2	2.40	0.52
1:A:871:G:P	4:C:8:ARG:HE	2.32	0.52
6:E:16:VAL:HG12	6:E:17:ASP:H	1.73	0.52
17:P:22:GLY:CA	39:P:2823:HOH:O	2.58	0.52
1:A:92:G:H4'	24:W:44:GLY:HA3	1.92	0.52
31:4:84:ARG:HD3	39:4:8550:HOH:O	2.10	0.52
1:A:1772:C:O4'	1:A:1773:G:C2	2.63	0.52
18:Q:7:LYS:CD	18:Q:21:VAL:CG2	2.88	0.52
1:A:2685:C:O2'	1:A:2686:C:H5'	2.10	0.52
18:Q:22:TRP:O	18:Q:23:PHE:HD1	1.92	0.52
2:B:3097:U:H2'	2:B:3098:C:H6	1.75	0.52
1:A:2084:C:H2'	1:A:2085:A:H8	1.75	0.52
5:D:234:ARG:NH1	39:D:8622:HOH:O	2.42	0.52
11:J:26:LYS:HG2	11:J:28:ILE:N	2.20	0.51
28:1:46:LYS:O	28:1:57:CYS:HA	2.10	0.51
4:C:94:LEU:HG	4:C:99:ILE:HD11	1.91	0.51
1:A:1370:G:N3	39:A:9638:HOH:O	2.42	0.51
25:X:142:ASP:HB3	25:X:145:GLY:H	1.75	0.51
11:J:53:PRO:HG3	11:J:127:GLY:H	1.74	0.51
2:B:3008:G:O6	16:O:11:ARG:NH1	2.43	0.51
1:A:2365:G:H4'	19:R:45:PRO:O	2.10	0.51
1:A:2613:G:H1'	39:A:8662:HOH:O	2.10	0.51
1:A:245:C:C2'	1:A:246:G:H5'	2.40	0.51
1:A:295:C:O2'	1:A:296:G:H5'	2.10	0.51
1:A:2239:C:H6	39:A:6137:HOH:O	1.93	0.51
1:A:764:C:O2'	1:A:765:G:H5'	2.10	0.51
25:X:90:TYR:CD1	25:X:90:TYR:N	2.78	0.51
1:A:1050:G:C6	1:A:1051:C:C4	2.99	0.51
15:N:96:ASN:ND2	39:N:8536:HOH:O	2.34	0.51
4:C:73:GLY:N	28:1:65:ALA:O	2.34	0.51
6:E:72:LYS:O	39:E:8334:HOH:O	2.19	0.51
11:J:140:PRO:HA	11:J:142:VAL:HG12	1.91	0.51
1:A:1666:C:C2'	1:A:1667:A:H5'	2.40	0.51
11:J:47:GLU:CB	11:J:133:ILE:CD1	2.86	0.51
11:J:62:GLU:OE2	11:J:66:VAL:CG2	2.58	0.51
7:F:94:ALA:HB3	7:F:174:VAL:CA	2.39	0.51
1:A:1116:U:O2'	1:A:1118:A:C2	2.39	0.51

Continued on next page...

Continued from previous page...

Atom-1	Atom-2	Interatomic distance (Å)	Clash overlap (Å)
1:A:559:U:C6	1:A:559:U:H5'	2.32	0.51
16:O:72:GLU:H	16:O:171:HIS:CE1	2.28	0.51
13:L:75:ARG:HD3	13:L:112:PRO:O	2.10	0.51
19:R:32:GLU:HA	19:R:71:TYR:OH	2.10	0.51
7:F:65:GLU:HA	39:F:6752:HOH:O	2.10	0.51
1:A:2549:C:H5''	39:A:9941:HOH:O	2.10	0.51
1:A:229:G:H2'	1:A:230:C:H6	1.75	0.51
1:A:2241:C:H2'	1:A:2242:U:C6	2.44	0.51
2:B:3097:U:H2'	2:B:3098:C:C6	2.45	0.51
23:V:47:ARG:HG2	39:V:4381:HOH:O	2.10	0.51
4:C:66:ARG:HH11	4:C:66:ARG:HB2	1.74	0.51
1:A:1262:C:O2'	25:X:120:PRO:HD3	2.10	0.51
1:A:25:A:C2'	1:A:26:U:H5'	2.40	0.51
6:E:140:VAL:C	39:E:8459:HOH:O	2.47	0.51
10:I:71:LEU:C	10:I:73:ASP:H	2.14	0.51
15:N:14:ARG:HB3	15:N:17:GLU:HG3	1.92	0.51
15:N:87:MET:CB	31:4:46:ILE:HD13	2.33	0.51
16:O:73:ALA:HB1	16:O:74:PRO:CD	2.41	0.51
18:Q:98:ILE:HD12	18:Q:102:ARG:NE	2.25	0.51
8:G:133:VAL:HG12	8:G:141:VAL:HG13	1.92	0.51
5:D:217:ARG:HE	5:D:257:THR:HG22	1.75	0.51
1:A:516:A:P	39:A:5123:HOH:O	2.66	0.51
5:D:254:GLN:HB3	39:D:8537:HOH:O	2.09	0.51
22:U:20:HIS:ND1	22:U:41:ARG:NE	2.50	0.51
1:A:245:C:H2'	39:A:5046:HOH:O	2.10	0.51
18:Q:13:VAL:HG11	18:Q:40:VAL:HG12	1.92	0.51
5:D:301:VAL:HG13	5:D:302:PRO:HD2	1.91	0.51
1:A:222:A:H2'	1:A:223:G:O4'	2.10	0.51
20:S:111:ILE:O	20:S:111:ILE:CG2	2.55	0.51
1:A:1311:G:C2	1:A:1312:G:C8	2.98	0.51
7:F:170:TYR:O	7:F:171:ASP:HB3	2.10	0.51
17:P:10:LEU:HD12	17:P:10:LEU:O	2.10	0.51
25:X:38:THR:HG22	25:X:39:ASP:H	1.75	0.51
16:O:87:LEU:CD1	16:O:186:LEU:HD21	2.37	0.51
5:D:138:GLY:O	5:D:139:ASP:O	2.27	0.51
15:N:37:VAL:HG21	15:N:108:LYS:CG	2.40	0.51
22:U:69:LYS:O	22:U:71:VAL:HG23	2.10	0.51
29:2:15:THR:O	29:2:28:HIS:HA	2.09	0.51
29:2:30:LYS:HD3	39:2:3205:HOH:O	2.11	0.51
2:B:3002:U:H4'	39:B:8484:HOH:O	2.10	0.51
16:O:67:ALA:HA	16:O:71:TRP:H	1.75	0.51

Continued on next page...

Continued from previous page...

Atom-1	Atom-2	Interatomic distance (Å)	Clash overlap (Å)
1:A:2791:U:H1'	1:A:2792:A:H5''	1.92	0.51
1:A:146:U:O2'	1:A:147:G:H5'	2.11	0.51
5:D:141:ARG:HG2	5:D:165:ARG:HA	1.93	0.51
21:T:75:GLN:HG3	39:T:8321:HOH:O	2.10	0.51
27:Z:117:LEU:HA	27:Z:174:VAL:HG11	1.91	0.51
6:E:22:PHE:HA	6:E:116:ALA:HA	1.93	0.51
7:F:84:LEU:C	7:F:86:THR:H	2.14	0.51
8:G:15:GLN:NE2	8:G:40:VAL:O	2.44	0.51
16:O:74:PRO:HD3	16:O:159:TYR:CE2	2.46	0.51
24:W:27:LEU:CA	24:W:49:LEU:HD13	2.40	0.51
15:N:169:ARG:HB3	39:N:8587:HOH:O	2.09	0.51
1:A:1589:G:C2	1:A:1605:G:N3	2.78	0.51
1:A:88:G:N3	30:3:24:TRP:HB2	2.26	0.51
5:D:125:GLU:O	5:D:129:ARG:HG3	2.10	0.51
1:A:1003:U:H5''	39:A:9140:HOH:O	2.09	0.51
1:A:2420:G:O2'	1:A:2421:G:H5'	2.10	0.51
18:Q:134:VAL:O	18:Q:137:LEU:HB3	2.10	0.51
2:B:3096:C:H2'	2:B:3097:U:C6	2.45	0.51
22:U:9:LYS:CD	39:U:2196:HOH:O	2.58	0.51
7:F:91:ALA:HB1	39:F:5198:HOH:O	2.10	0.51
1:A:2642:G:H2'	1:A:2643:G:O4'	2.10	0.51
1:A:815:U:OP1	39:A:9168:HOH:O	2.19	0.51
13:L:51:ASP:OD2	39:L:5632:HOH:O	2.19	0.51
2:B:3025:G:H2'	39:B:8465:HOH:O	2.10	0.51
15:N:156:ARG:O	15:N:161:ARG:NH2	2.42	0.51
12:K:77:GLY:O	12:K:78:ILE:C	2.47	0.51
15:N:154:ARG:NH1	39:N:8639:HOH:O	2.42	0.51
27:Z:96:GLU:O	27:Z:235:GLU:HA	2.11	0.51
1:A:475:G:H5'	6:E:73:LEU:HD23	1.91	0.51
1:A:1278:A:H4'	1:A:1279:U:C4	2.45	0.51
21:T:23:LYS:HD3	21:T:65:VAL:HG12	1.93	0.51
7:F:23:VAL:HG22	7:F:73:VAL:HB	1.93	0.51
5:D:41:PHE:CG	5:D:190:MET:HE3	2.46	0.51
4:C:191:GLY:HA2	4:C:194:MET:HE3	1.92	0.51
15:N:37:VAL:HG21	15:N:108:LYS:HG2	1.92	0.51
24:W:1:THR:HG23	24:W:2:VAL:N	2.15	0.51
1:A:158:A:C2'	1:A:159:G:H5'	2.41	0.51
1:A:1505:U:H5'	1:A:1505:U:C6	2.43	0.51
11:J:48:LEU:CD1	11:J:157:ILE:CG2	2.89	0.51
1:A:2415:A:H2'	1:A:2416:G:H5'	1.92	0.51
11:J:35:ASN:ND2	11:J:80:ASN:HA	2.25	0.51

Continued on next page...

Continued from previous page...

Atom-1	Atom-2	Interatomic distance (Å)	Clash overlap (Å)
1:A:2274:A:H3'	39:A:9620:HOH:O	2.10	0.51
11:J:53:PRO:O	11:J:54:VAL:HG13	2.11	0.51
1:A:1890:U:H4'	1:A:2010:A:C6	2.46	0.51
25:X:11:VAL:O	25:X:12:ASN:HB2	2.10	0.51
28:1:25:ARG:HD2	39:1:2448:HOH:O	2.10	0.51
1:A:202:U:H2'	1:A:203:G:O4'	2.11	0.51
26:Y:29:ALA:O	26:Y:32:LEU:N	2.44	0.51
19:R:46:SER:O	39:R:3488:HOH:O	2.19	0.51
1:A:1372:A:H3'	39:A:6657:HOH:O	2.09	0.51
39:A:3265:HOH:O	22:U:52:ARG:HD2	2.10	0.51
13:L:118:ALA:HA	13:L:125:ALA:HB2	1.93	0.51
25:X:68:THR:HG23	25:X:69:ARG:HG2	1.92	0.51
1:A:1552:G:C6	1:A:1553:C:C4	2.98	0.51
9:H:48:VAL:HG23	9:H:74:PHE:CB	2.41	0.51
22:U:92:ASP:O	22:U:94:SER:N	2.44	0.51
6:E:56:THR:O	39:E:8317:HOH:O	2.20	0.51
9:H:26:THR:HB	9:H:102:GLY:O	2.11	0.51
1:A:551:A:C6	1:A:552:A:N1	2.79	0.51
12:K:19:MET:HE3	12:K:78:ILE:HG22	1.93	0.51
7:F:57:THR:HG23	7:F:63:ILE:CB	2.41	0.51
19:R:32:GLU:O	19:R:93:ARG:NH2	2.44	0.51
22:U:24:ARG:HH21	22:U:39:ASN:ND2	2.09	0.51
7:F:155:HIS:NE2	39:F:7597:HOH:O	2.23	0.51
23:V:37:GLU:HB3	39:V:408:HOH:O	2.10	0.51
16:O:152:GLU:C	16:O:154:LEU:H	2.13	0.51
39:A:3476:HOH:O	22:U:82:THR:HG23	2.10	0.51
15:N:69:LYS:HG2	15:N:127:LYS:HG3	1.91	0.51
6:E:84:VAL:O	6:E:85:LYS:HB2	2.11	0.51
16:O:61:ALA:HB3	16:O:88:ALA:HB2	1.93	0.51
16:O:42:HIS:CG	16:O:62:HIS:HE1	2.29	0.51
16:O:139:TRP:HA	16:O:139:TRP:HE3	1.76	0.50
1:A:1150:A:O3'	10:I:16:LYS:NZ	2.44	0.50
4:C:194:MET:HE1	4:C:199:HIS:HB2	1.92	0.50
19:R:93:ARG:NH1	19:R:93:ARG:HG3	2.21	0.50
7:F:58:VAL:HG12	7:F:59:GLY:N	2.26	0.50
1:A:1350:U:H4'	39:A:4599:HOH:O	2.11	0.50
6:E:224:ALA:O	6:E:225:PRO:C	2.49	0.50
11:J:47:GLU:CB	11:J:133:ILE:HD13	2.37	0.50
2:B:3057:A:C8	7:F:141:VAL:HG21	2.46	0.50
1:A:212:A:H5'	1:A:214:U:O4'	2.10	0.50
1:A:1197:G:N2	39:A:5699:HOH:O	2.43	0.50

Continued on next page...

Continued from previous page...

Atom-1	Atom-2	Interatomic distance (Å)	Clash overlap (Å)
15:N:97:ILE:HA	15:N:100:ILE:HD12	1.91	0.50
5:D:102:THR:HG23	5:D:182:VAL:CG1	2.42	0.50
1:A:703:G:O2'	1:A:704:C:H5'	2.11	0.50
30:3:9:LYS:O	30:3:12:ALA:HB3	2.11	0.50
25:X:38:THR:HG22	39:X:3580:HOH:O	2.10	0.50
22:U:9:LYS:HD2	39:U:2196:HOH:O	2.11	0.50
1:A:542:A:C8	1:A:542:A:C5'	2.89	0.50
15:N:57:LYS:HE2	15:N:140:ALA:O	2.12	0.50
28:1:46:LYS:HB3	39:1:7239:HOH:O	2.10	0.50
1:A:332:G:O2'	1:A:333:G:H5'	2.11	0.50
1:A:1210:G:O2'	1:A:1211:G:H5'	2.11	0.50
19:R:93:ARG:CG	19:R:93:ARG:HH11	2.22	0.50
20:S:40:ALA:O	20:S:44:VAL:HG23	2.10	0.50
1:A:244:C:OP2	9:H:38:LYS:HE3	2.11	0.50
1:A:2276:U:H2'	1:A:2277:U:H6	1.75	0.50
11:J:154:THR:HB	11:J:155:PRO:HD3	1.92	0.50
1:A:1864:C:OP1	15:N:75:THR:HG23	2.11	0.50
1:A:1763:C:O2'	1:A:1764:C:H5'	2.11	0.50
1:A:830:G:O2'	1:A:831:U:H5'	2.11	0.50
1:A:841:A:C8	1:A:843:A:C8	3.00	0.50
1:A:2499:U:O2'	1:A:2500:C:H5'	2.11	0.50
1:A:2687:G:O4'	13:L:1:MET:HA	2.12	0.50
11:J:144:GLU:OE1	11:J:144:GLU:HA	2.11	0.50
1:A:1525:G:H5'	1:A:1526:A:OP2	2.12	0.50
1:A:1823:G:C2	1:A:2027:U:C2	3.00	0.50
1:A:1161:A:O5'	1:A:1161:A:C8	2.62	0.50
5:D:128:ILE:O	5:D:131:ALA:HB3	2.11	0.50
26:Y:76:ARG:NH1	26:Y:76:ARG:CG	2.67	0.50
1:A:154:C:C2	1:A:155:C:C6	2.99	0.50
1:A:154:C:O2	1:A:155:C:C6	2.64	0.50
28:1:30:GLU:HB3	28:1:34:LYS:HE3	1.92	0.50
8:G:69:ILE:HA	8:G:72:MET:CE	2.41	0.50
1:A:1746:A:O4'	1:A:1747:A:C2	2.64	0.50
1:A:832:U:H2'	1:A:833:G:C8	2.47	0.50
1:A:1007:A:OP1	39:A:5567:HOH:O	2.19	0.50
1:A:218:C:C5	1:A:220:C:C4	2.99	0.50
8:G:158:ASP:HA	39:G:2712:HOH:O	2.12	0.50
8:G:21:THR:HG23	8:G:30:THR:OG1	2.12	0.50
9:H:100:ASP:O	9:H:101:ALA:O	2.30	0.50
12:K:48:GLY:CA	12:K:53:ILE:HD11	2.40	0.50
5:D:162:MET:CE	5:D:310:ARG:HD3	2.41	0.50

Continued on next page...

Continued from previous page...

Atom-1	Atom-2	Interatomic distance (Å)	Clash overlap (Å)
16:O:77:ASN:O	16:O:80:SER:HB3	2.12	0.50
1:A:1204:C:O5'	1:A:1204:C:H6	1.93	0.50
1:A:485:A:N3	1:A:487:G:H5''	2.26	0.50
1:A:1308:A:O4'	6:E:226:GLY:HA3	2.12	0.50
5:D:82:VAL:CG1	5:D:82:VAL:O	2.59	0.50
1:A:1920:C:H2'	1:A:1921:A:C5'	2.41	0.50
1:A:1730:G:H5'	1:A:1731:C:C6	2.47	0.50
26:Y:15:ARG:NH1	26:Y:15:ARG:HB3	2.26	0.50
1:A:1260:G:H3'	1:A:1261:A:N7	2.27	0.50
19:R:48:PRO:HG3	39:R:3488:HOH:O	2.12	0.50
1:A:1007:A:H2'	11:J:19:TYR:CZ	2.47	0.50
1:A:2889:U:O2'	39:A:8764:HOH:O	2.17	0.50
1:A:2344:G:H8	39:A:6126:HOH:O	1.94	0.50
15:N:65:VAL:HG11	15:N:101:ALA:HA	1.94	0.50
16:O:139:TRP:CH2	16:O:176:ARG:NH1	2.79	0.50
16:O:90:LEU:HB2	16:O:186:LEU:HD22	1.93	0.50
2:B:3056:A:N1	7:F:13:MET:HE3	2.27	0.50
39:A:3217:HOH:O	15:N:157:LEU:CD1	2.37	0.50
15:N:138:HIS:ND1	15:N:139:PRO:O	2.38	0.50
8:G:7:ILE:CG2	8:G:45:ASP:O	2.59	0.50
13:L:34:VAL:HG22	13:L:47:ALA:HB2	1.93	0.50
6:E:166:ILE:CD1	6:E:207:LEU:HD13	2.41	0.50
1:A:538:C:OP2	27:Z:134:HIS:HE1	1.95	0.50
1:A:1194:A:C5	39:A:4952:HOH:O	2.55	0.50
1:A:1021:G:O2'	1:A:1022:A:H5'	2.12	0.50
1:A:738:G:O5'	1:A:738:G:H8	1.95	0.50
1:A:2511:A:N7	39:A:5958:HOH:O	2.44	0.50
4:C:130:THR:C	39:C:8575:HOH:O	2.49	0.50
17:P:77:ALA:HB1	17:P:98:LEU:HD12	1.93	0.50
15:N:40:ILE:HD11	15:N:130:GLU:HG2	1.93	0.50
1:A:2815:G:OP2	12:K:99:GLU:HG2	2.12	0.50
5:D:82:VAL:O	5:D:83:ALA:CB	2.54	0.50
24:W:39:ALA:N	24:W:40:PRO:CD	2.73	0.50
1:A:2274:A:N3	15:N:86:MET:CE	2.75	0.50
1:A:2314:G:H2'	1:A:2315:C:H5'	1.92	0.50
1:A:949:U:O2'	19:R:40:HIS:HE1	1.94	0.50
25:X:38:THR:HB	39:X:5390:HOH:O	2.11	0.50
1:A:233:U:H5'	1:A:667:C:O2'	2.12	0.50
1:A:2649:A:H5'	1:A:2649:A:H8	1.77	0.50
1:A:1166:A:C6	1:A:1167:G:C5	2.99	0.50
11:J:68:ALA:HB2	11:J:149:ALA:HB2	1.92	0.50

Continued on next page...

Continued from previous page...

Atom-1	Atom-2	Interatomic distance (Å)	Clash overlap (Å)
1:A:161:A:OP1	15:N:81:ARG:HA	2.12	0.50
1:A:2004:U:H5''	1:A:2005:G:C8	2.46	0.50
1:A:120:A:OP1	29:2:32:LYS:NZ	2.37	0.50
8:G:22:VAL:O	8:G:28:SER:HA	2.11	0.50
28:1:38:LYS:CG	28:1:45:LYS:HG2	2.42	0.50
1:A:2780:C:C1'	8:G:143:GLN:HE21	2.21	0.50
29:2:37:CYS:SG	29:2:39:PHE:HB2	2.51	0.50
14:M:53:ARG:HH22	14:M:57:VAL:HG12	1.76	0.50
26:Y:26:ALA:HB1	26:Y:59:TRP:CE2	2.46	0.50
6:E:39:GLN:O	6:E:43:LYS:CD	2.60	0.50
1:A:2332:A:C2	1:A:2355:G:C5	3.00	0.50
1:A:1469:C:N3	1:A:1472:C:OP2	2.45	0.50
1:A:1023:C:H2'	1:A:1024:G:O4'	2.11	0.50
1:A:1139:U:H2'	1:A:1140:C:C6	2.47	0.50
1:A:2719:A:C2	5:D:70:PRO:HG3	2.47	0.50
1:A:1684:A:H1'	30:3:43:ARG:HH22	1.76	0.50
7:F:44:ILE:HG12	7:F:83:PHE:HE1	1.77	0.50
5:D:79:MET:HE1	39:D:8628:HOH:O	2.10	0.50
7:F:102:GLY:O	7:F:134:LEU:HD12	2.12	0.50
16:O:113:SER:C	39:O:8556:HOH:O	2.50	0.50
5:D:36:PRO:HA	5:D:167:GLY:O	2.12	0.50
8:G:145:ALA:O	8:G:148:ILE:HB	2.12	0.50
6:E:162:VAL:HG12	6:E:192:ILE:CD1	2.37	0.50
23:V:52:THR:HG21	23:V:54:THR:HB	1.94	0.50
7:F:128:LEU:N	39:F:6007:HOH:O	2.44	0.50
20:S:39:THR:HB	20:S:42:GLU:CG	2.41	0.50
22:U:48:VAL:CG1	22:U:96:VAL:HG13	2.41	0.50
8:G:156:ASP:OD2	8:G:157:LYS:NZ	2.32	0.50
25:X:125:HIS:HD2	25:X:127:GLY:H	1.60	0.50
31:4:48:ASN:ND2	31:4:50:GLY:H	2.10	0.50
1:A:2362:A:H2'	1:A:2363:G:C8	2.47	0.50
9:H:58:GLU:HA	9:H:61:MET:HG3	1.92	0.50
30:3:24:TRP:NE1	39:3:6863:HOH:O	2.45	0.50
1:A:2472:C:O2'	1:A:2634:G:H4'	2.12	0.50
1:A:2635:A:C4	1:A:2636:C:C5	2.99	0.50
4:C:109:GLU:OE2	4:C:153:ARG:NH1	2.45	0.50
1:A:469:G:N2	1:A:472:A:OP2	2.33	0.50
1:A:1522:A:H2'	1:A:1523:G:H5'	1.93	0.50
1:A:1380:U:OP2	1:A:2747:C:N4	2.45	0.50
1:A:1771:U:H4'	1:A:1772:C:OP2	2.12	0.50
8:G:31:ARG:HH12	8:G:68:HIS:CD2	2.30	0.50

Continued on next page...

Continued from previous page...

Atom-1	Atom-2	Interatomic distance (Å)	Clash overlap (Å)
1:A:1327:G:N2	1:A:1331:A:C4	2.80	0.50
1:A:2355:G:OP2	39:A:6282:HOH:O	2.19	0.50
16:O:64:SER:C	16:O:66:LEU:H	2.16	0.50
39:O:8541:HOH:O	19:R:19:ARG:HD3	2.12	0.50
25:X:19:ASP:O	25:X:23:MET:HG3	2.12	0.50
1:A:2379:G:H4'	1:A:2380:A:H5''	1.92	0.50
21:T:16:ASN:O	21:T:20:PHE:HB2	2.11	0.50
26:Y:66:THR:CG2	26:Y:67:PRO:HD2	2.37	0.49
24:W:57:LYS:HA	24:W:60:GLN:HE21	1.77	0.49
11:J:48:LEU:CG	11:J:157:ILE:HG21	2.42	0.49
1:A:2467:A:O2'	1:A:2468:A:H2'	2.11	0.49
17:P:17:ALA:O	17:P:21:SER:HB2	2.12	0.49
22:U:41:ARG:NH1	22:U:42:VAL:O	2.45	0.49
1:A:1783:A:C2'	1:A:1784:U:H5'	2.42	0.49
1:A:2421:G:H3'	1:A:2422:U:C5'	2.41	0.49
1:A:1654:U:H2'	4:C:47:HIS:CD2	2.47	0.49
24:W:4:HIS:O	24:W:8:ILE:HG13	2.11	0.49
1:A:2290:U:H4'	1:A:2291:A:OP1	2.12	0.49
15:N:98:GLN:NE2	15:N:117:SER:OG	2.42	0.49
6:E:46:TYR:CE1	6:E:92:PRO:HB3	2.46	0.49
1:A:1856:C:O2	39:A:9710:HOH:O	2.17	0.49
1:A:795:G:N3	1:A:817:G:C2	2.80	0.49
1:A:2573:G:N3	39:A:6765:HOH:O	2.34	0.49
2:B:3039:U:H3'	2:B:3040:C:H5''	1.95	0.49
39:A:4882:HOH:O	4:C:164:ARG:NE	2.44	0.49
1:A:1213:C:N4	1:A:1214:G:H1	2.09	0.49
7:F:52:THR:HG22	7:F:52:THR:O	2.12	0.49
4:C:223:ARG:NE	39:C:8574:HOH:O	2.44	0.49
9:H:50:VAL:CG2	9:H:63:ILE:HG21	2.41	0.49
1:A:283:U:C5	1:A:284:C:N4	2.75	0.49
1:A:2254:G:C1'	39:A:5010:HOH:O	2.60	0.49
21:T:57:THR:CG2	21:T:59:ASP:HB2	2.41	0.49
5:D:30:PRO:HG2	5:D:313:PRO:HD2	1.92	0.49
1:A:327:A:H4'	1:A:329:A:C8	2.47	0.49
39:A:9373:HOH:O	29:2:1:THR:HG21	2.11	0.49
1:A:1375:A:C2'	1:A:1376:G:H5'	2.42	0.49
25:X:7:LEU:HD12	25:X:53:ALA:HB2	1.94	0.49
1:A:945:U:O2'	1:A:946:C:H5'	2.12	0.49
17:P:42:GLU:HB2	39:P:2176:HOH:O	2.11	0.49
1:A:2735:U:H2'	1:A:2736:U:C6	2.47	0.49
1:A:269:G:C2	1:A:270:U:O4	2.65	0.49

Continued on next page...

Continued from previous page...

Atom-1	Atom-2	Interatomic distance (Å)	Clash overlap (Å)
16:O:182:GLY:N	39:O:8567:HOH:O	2.45	0.49
12:K:131:THR:HG22	12:K:134:GLU:N	2.09	0.49
17:P:32:ARG:HG2	39:P:3240:HOH:O	2.11	0.49
1:A:1603:A:C5'	1:A:1605:G:H5'	2.43	0.49
4:C:88:ILE:CD1	4:C:100:PRO:HD3	2.41	0.49
1:A:1125:U:H3'	1:A:1126:C:C6	2.48	0.49
11:J:111:MET:O	11:J:114:PRO:HD3	2.13	0.49
1:A:2406:U:C4	1:A:2407:G:N7	2.80	0.49
1:A:525:G:O2'	1:A:526:U:H5'	2.12	0.49
1:A:2668:G:H2'	1:A:2669:U:C6	2.47	0.49
31:4:38:ARG:O	31:4:42:ARG:HB2	2.13	0.49
11:J:162:SER:CA	39:J:8341:HOH:O	2.60	0.49
7:F:95:THR:OG1	7:F:174:VAL:HG22	2.12	0.49
25:X:6:GLN:HA	25:X:52:VAL:HG23	1.93	0.49
15:N:189:VAL:O	15:N:189:VAL:HG22	2.11	0.49
27:Z:129:ASN:OD1	27:Z:141:THR:OG1	2.30	0.49
17:P:99:GLU:CG	39:P:6044:HOH:O	2.57	0.49
1:A:952:G:OP1	19:R:42:LYS:HE2	2.13	0.49
6:E:42:ARG:NH1	6:E:42:ARG:HG2	2.25	0.49
10:I:18:GLU:O	10:I:21:ASP:HB2	2.12	0.49
1:A:2793:A:H2'	39:A:3970:HOH:O	2.11	0.49
5:D:307:ARG:HD3	39:D:8524:HOH:O	2.13	0.49
6:E:193:LEU:HD12	6:E:211:ASP:O	2.13	0.49
1:A:1667:A:O2'	1:A:1668:U:H5'	2.13	0.49
7:F:10:PHE:N	39:F:7345:HOH:O	2.45	0.49
39:A:9054:HOH:O	31:4:46:ILE:HB	2.12	0.49
9:H:91:VAL:HG13	39:H:985:HOH:O	2.12	0.49
26:Y:71:ARG:CD	39:Y:2171:HOH:O	2.61	0.49
4:C:69:LEU:CD2	4:C:120:ARG:HB3	2.42	0.49
2:B:3029:C:C2'	2:B:3030:C:H5'	2.42	0.49
1:A:2660:G:P	39:A:3878:HOH:O	2.69	0.49
16:O:78:MET:CB	16:O:79:PRO:HD3	2.36	0.49
1:A:1649:G:C2'	39:A:5009:HOH:O	2.60	0.49
1:A:1016:U:H1'	39:A:3153:HOH:O	2.11	0.49
1:A:2242:U:O2'	39:A:4394:HOH:O	2.14	0.49
14:M:98:GLU:O	14:M:99:GLU:HB2	2.11	0.49
1:A:1866:A:H8	1:A:1866:A:O5'	1.96	0.49
1:A:533:U:O2	12:K:95:ARG:NH2	2.45	0.49
1:A:2499:U:H2'	1:A:2500:C:H6	1.76	0.49
6:E:168:ARG:NH2	6:E:190:ALA:O	2.46	0.49
1:A:2334:C:O2'	1:A:2335:C:H5'	2.12	0.49

Continued on next page...

Continued from previous page...

Atom-1	Atom-2	Interatomic distance (Å)	Clash overlap (Å)
1:A:1250:C:O2'	1:A:1251:C:H5'	2.12	0.49
1:A:342:C:OP1	39:A:5852:HOH:O	2.19	0.49
1:A:1280:A:N6	1:A:1281:C:C4	2.81	0.49
7:F:147:ALA:HA	16:O:15:GLU:O	2.12	0.49
2:B:3041:C:O4'	7:F:50:VAL:HG23	2.13	0.49
1:A:1256:C:H5''	39:A:6621:HOH:O	2.12	0.49
17:P:32:ARG:CZ	39:P:3360:HOH:O	2.59	0.49
22:U:27:LEU:HD21	22:U:40:VAL:CG1	2.43	0.49
25:X:13:MET:CE	25:X:17:ILE:CG2	2.90	0.49
1:A:486:A:H1'	39:A:6238:HOH:O	2.13	0.49
31:4:18:GLN:O	31:4:20:HIS:ND1	2.45	0.49
1:A:169:A:H5''	39:A:9115:HOH:O	2.09	0.49
31:4:71:CYS:HG	38:4:8404:CD:CD	1.47	0.49
1:A:1552:G:H2'	1:A:1553:C:H6	1.75	0.49
1:A:2896:A:H2'	1:A:2896:A:N3	2.27	0.49
1:A:1574:C:H4'	39:A:3284:HOH:O	2.11	0.49
1:A:392:U:O2'	15:N:182:LYS:HE2	2.13	0.49
16:O:35:VAL:HB	16:O:46:GLN:HB2	1.95	0.49
1:A:1323:G:C2	1:A:1324:G:C8	3.00	0.49
19:R:41:LEU:HB3	19:R:52:PHE:CZ	2.46	0.49
1:A:23:G:C6	1:A:24:G:N1	2.81	0.49
1:A:1666:C:H2'	1:A:1667:A:H8	1.78	0.49
7:F:103:ASN:ND2	7:F:134:LEU:H	2.11	0.49
13:L:74:VAL:HG13	13:L:113:ILE:HG12	1.93	0.49
8:G:167:TYR:CD1	8:G:167:TYR:N	2.81	0.49
28:1:38:LYS:HE2	28:1:45:LYS:CE	2.36	0.49
1:A:2781:U:H1'	8:G:139:GLU:OE2	2.11	0.49
2:B:3002:U:C4'	39:B:8484:HOH:O	2.61	0.49
1:A:1073:A:H4'	27:Z:155:ARG:O	2.12	0.49
27:Z:126:PRO:HG2	27:Z:128:PHE:CZ	2.46	0.49
6:E:204:ALA:O	6:E:207:LEU:HB2	2.13	0.49
11:J:50:VAL:HG21	11:J:125:VAL:HG11	1.95	0.49
18:Q:27:ARG:HD3	39:Q:5262:HOH:O	2.12	0.49
23:V:47:ARG:CG	39:V:4381:HOH:O	2.60	0.49
1:A:622:G:P	27:Z:148:GLY:HA3	2.52	0.49
1:A:1724:U:OP2	39:A:3710:HOH:O	2.18	0.49
1:A:1683:G:H1'	1:A:1723:G:HO2'	1.77	0.49
11:J:162:SER:HB3	39:J:8341:HOH:O	2.11	0.49
39:A:7141:HOH:O	15:N:154:ARG:HB2	2.13	0.49
9:H:50:VAL:CG1	9:H:60:VAL:HG11	2.42	0.49
1:A:1450:C:O2'	1:A:1494:A:H5'	2.13	0.49

Continued on next page...

Continued from previous page...

Atom-1	Atom-2	Interatomic distance (Å)	Clash overlap (Å)
5:D:16:ARG:NH1	39:D:8620:HOH:O	2.46	0.49
20:S:39:THR:O	20:S:40:ALA:C	2.50	0.49
18:Q:7:LYS:CD	18:Q:21:VAL:HG21	2.42	0.49
9:H:26:THR:HG21	9:H:103:ALA:CB	2.43	0.49
1:A:2773:G:H22	1:A:2801:A:H2	1.59	0.49
5:D:154:VAL:CG1	5:D:156:LYS:HG2	2.43	0.49
1:A:134:U:C2	1:A:145:A:C2	3.01	0.49
1:A:736:A:N1	39:A:6169:HOH:O	2.34	0.49
11:J:139:ASP:HB2	39:J:8346:HOH:O	2.12	0.49
5:D:132:HIS:CE1	5:D:171:VAL:CG2	2.95	0.49
2:B:3056:A:P	39:B:8525:HOH:O	2.71	0.49
16:O:73:ALA:HB1	16:O:74:PRO:HD2	1.94	0.49
5:D:201:ASP:HB2	5:D:312:ARG:CD	2.39	0.49
1:A:627:G:H2'	1:A:2071:C:C5	2.48	0.49
1:A:1497:G:C2'	1:A:1498:G:H5'	2.43	0.49
4:C:179:MET:HG2	4:C:186:TRP:CB	2.42	0.49
5:D:177:HIS:O	5:D:181:ILE:HG13	2.13	0.49
1:A:518:G:H4'	39:A:5532:HOH:O	2.13	0.49
1:A:779:U:H5'	1:A:1836:A:C2	2.48	0.49
1:A:95:A:H5''	1:A:97:G:O4'	2.13	0.49
18:Q:111:GLU:OE2	18:Q:113:THR:OG1	2.24	0.49
10:I:23:ILE:HD13	10:I:67:LEU:CD2	2.27	0.49
15:N:14:ARG:HB3	15:N:17:GLU:CG	2.42	0.49
11:J:149:ALA:C	11:J:151:MET:H	2.16	0.49
15:N:113:ARG:HH21	15:N:156:ARG:HG2	1.78	0.49
16:O:159:TYR:HE2	16:O:163:PHE:HE2	1.59	0.49
1:A:677:C:O2'	1:A:678:G:H5'	2.13	0.49
1:A:2780:C:C4	1:A:2781:U:C4	3.01	0.49
1:A:1565:C:O4'	1:A:2738:G:H1'	2.13	0.49
1:A:319:A:H4'	1:A:338:C:C5	2.47	0.49
1:A:2112:A:H2'	1:A:2113:G:H8	1.77	0.49
1:A:1461:U:H4'	39:A:3039:HOH:O	2.13	0.49
1:A:834:G:H5''	1:A:835:U:O5'	2.13	0.49
6:E:164:ALA:O	6:E:167:ASP:HB2	2.13	0.49
1:A:1304:U:O2	39:A:9967:HOH:O	2.18	0.49
1:A:1087:G:H8	25:X:10:GLU:OE2	1.96	0.49
1:A:370:G:O2'	1:A:371:U:H5'	2.13	0.49
25:X:122:ARG:CG	25:X:122:ARG:NH1	2.73	0.48
1:A:2547:C:H2'	1:A:2548:C:C6	2.45	0.48
1:A:2781:U:O2'	1:A:2782:G:H5'	2.13	0.48
9:H:63:ILE:CB	9:H:64:PRO:HD3	2.42	0.48

Continued on next page...

Continued from previous page...

Atom-1	Atom-2	Interatomic distance (Å)	Clash overlap (Å)
1:A:272:A:H3'	39:A:6993:HOH:O	2.13	0.48
1:A:282:C:H2'	1:A:283:U:O4'	2.12	0.48
1:A:1996:U:C5	1:A:2592:G:N2	2.80	0.48
1:A:2249:G:C2	1:A:2253:G:C6	3.01	0.48
1:A:1307:A:H2'	1:A:1308:A:C8	2.48	0.48
6:E:12:THR:HB	39:E:8449:HOH:O	2.13	0.48
4:C:46:GLU:O	4:C:55:VAL:N	2.39	0.48
1:A:251:C:O2'	1:A:252:C:H5'	2.13	0.48
1:A:2324:G:H4'	1:A:2418:G:O2'	2.13	0.48
1:A:2707:C:H2'	1:A:2707:C:O2	2.13	0.48
22:U:61:GLU:HG3	39:U:3851:HOH:O	2.11	0.48
21:T:80:ARG:NH1	39:T:8346:HOH:O	2.45	0.48
1:A:1888:C:N4	1:A:1889:C:C4	2.81	0.48
1:A:2385:G:H2'	1:A:2386:U:C6	2.48	0.48
1:A:1162:G:C2	1:A:1163:G:C8	3.02	0.48
6:E:221:GLU:O	6:E:225:PRO:N	2.46	0.48
8:G:152:THR:HG21	8:G:165:GLY:HA2	1.93	0.48
1:A:2831:C:H2'	1:A:2832:C:C5'	2.41	0.48
13:L:87:ARG:CB	39:V:1102:HOH:O	2.61	0.48
1:A:1559:A:C1'	39:A:5341:HOH:O	2.39	0.48
25:X:122:ARG:NE	39:X:5817:HOH:O	2.46	0.48
8:G:45:ASP:OD2	8:G:46:THR:HG23	2.13	0.48
2:B:3030:C:OP1	7:F:137:PRO:O	2.31	0.48
1:A:314:G:N2	1:A:316:A:H3'	2.27	0.48
1:A:1996:U:H5	1:A:2592:G:N2	2.10	0.48
20:S:39:THR:HB	20:S:42:GLU:CD	2.33	0.48
25:X:65:VAL:HA	25:X:68:THR:HG22	1.95	0.48
1:A:1125:U:H3'	1:A:1126:C:H6	1.78	0.48
1:A:1821:A:N6	1:A:2029:C:H42	2.11	0.48
1:A:1947:G:H2'	1:A:1948:G:H8	1.78	0.48
1:A:2453:G:H4'	14:M:50:GLY:C	2.33	0.48
1:A:2355:G:H2'	39:A:5113:HOH:O	2.13	0.48
25:X:61:THR:HG22	25:X:61:THR:O	2.13	0.48
1:A:1407:A:O2'	1:A:1408:U:H3'	2.13	0.48
22:U:113:GLU:O	22:U:114:SER:O	2.31	0.48
1:A:1804:A:H2'	1:A:1805:G:C8	2.47	0.48
1:A:1295:G:OP1	14:M:16:GLY:N	2.43	0.48
1:A:870:G:C3'	1:A:871:G:H5"	2.42	0.48
11:J:140:PRO:HA	11:J:142:VAL:CG1	2.43	0.48
19:R:18:PRO:O	19:R:21:ARG:HB2	2.14	0.48
8:G:98:GLU:N	39:G:4191:HOH:O	2.46	0.48

Continued on next page...

Continued from previous page...

Atom-1	Atom-2	Interatomic distance (Å)	Clash overlap (Å)
6:E:214:THR:CB	39:E:8327:HOH:O	2.56	0.48
7:F:53:LYS:HA	7:F:67:ASP:O	2.14	0.48
1:A:2911:C:H2'	1:A:2912:C:C6	2.49	0.48
1:A:2266:A:OP2	15:N:90:ARG:NH2	2.47	0.48
1:A:658:C:N4	39:A:9607:HOH:O	2.47	0.48
4:C:105:VAL:HG11	4:C:154:ALA:CB	2.42	0.48
1:A:1310:U:C2'	1:A:1311:G:O5'	2.61	0.48
4:C:125:ASN:CB	4:C:158:VAL:HG12	2.42	0.48
6:E:27:ARG:HD2	6:E:29:ASP:OD1	2.13	0.48
2:B:3049:G:H2'	2:B:3050:G:O4'	2.14	0.48
1:A:585:C:H2'	1:A:586:C:H6	1.79	0.48
5:D:215:VAL:HB	5:D:234:ARG:HH12	1.77	0.48
1:A:1182:C:H1'	1:A:1192:A:C8	2.46	0.48
10:I:63:ARG:O	10:I:67:LEU:HG	2.12	0.48
1:A:1248:A:OP1	39:A:8876:HOH:O	2.20	0.48
13:L:75:ARG:NH1	39:L:6493:HOH:O	2.27	0.48
16:O:115:VAL:HG23	39:O:8556:HOH:O	2.12	0.48
5:D:37:GLY:N	5:D:167:GLY:O	2.45	0.48
15:N:154:ARG:CZ	39:N:8639:HOH:O	2.61	0.48
25:X:13:MET:O	25:X:14:HIS:O	2.32	0.48
26:Y:72:VAL:O	26:Y:72:VAL:CG1	2.60	0.48
9:H:38:LYS:O	9:H:42:ARG:HD2	2.14	0.48
1:A:920:C:C4	1:A:2467:A:C5	3.02	0.48
13:L:125:ALA:C	13:L:127:ALA:H	2.16	0.48
1:A:2413:A:H2'	1:A:2414:A:O4'	2.13	0.48
18:Q:89:ASN:C	18:Q:89:ASN:OD1	2.51	0.48
5:D:23:THR:HA	5:D:24:PRO:HD3	1.54	0.48
20:S:114:VAL:O	20:S:114:VAL:HG13	2.13	0.48
1:A:60:A:OP2	39:A:3580:HOH:O	2.20	0.48
1:A:1114:A:H2'	1:A:1115:U:H6	1.77	0.48
1:A:948:G:N7	39:A:5325:HOH:O	2.35	0.48
1:A:1732:A:O5'	1:A:1732:A:H8	1.96	0.48
2:B:3074:G:C6	2:B:3075:G:N7	2.81	0.48
24:W:55:ARG:NH2	39:W:2551:HOH:O	2.36	0.48
8:G:38:ILE:HG21	8:G:65:PHE:CE1	2.48	0.48
26:Y:51:ASP:OD2	26:Y:52:PRO:HD2	2.13	0.48
1:A:393:G:O6	15:N:181:GLU:HG2	2.14	0.48
14:M:65:ASP:O	14:M:66:VAL:C	2.52	0.48
11:J:26:LYS:CG	11:J:28:ILE:H	2.19	0.48
1:A:2832:C:H5'	39:A:6212:HOH:O	2.13	0.48
14:M:144:ASP:HA	14:M:147:GLU:HG3	1.96	0.48

Continued on next page...

Continued from previous page...

Atom-1	Atom-2	Interatomic distance (Å)	Clash overlap (Å)
1:A:558:C:H2'	1:A:559:U:H5''	1.96	0.48
10:I:12:ILE:CB	39:I:4714:HOH:O	2.48	0.48
10:I:12:ILE:HA	39:I:4499:HOH:O	2.13	0.48
8:G:11:VAL:CG1	8:G:12:ASP:H	2.27	0.48
13:L:34:VAL:CG2	13:L:47:ALA:HB2	2.43	0.48
1:A:2387:U:C2	1:A:2402:A:C2	3.02	0.48
1:A:2029:C:O2'	1:A:2030:A:H5'	2.13	0.48
2:B:3008:G:C6	2:B:3009:C:C4	3.02	0.48
1:A:825:U:O5'	1:A:825:U:H6	1.95	0.48
1:A:793:A:OP2	39:A:4345:HOH:O	2.19	0.48
1:A:292:G:H2'	1:A:358:G:N2	2.29	0.48
1:A:227:A:O2'	39:A:8978:HOH:O	2.14	0.48
1:A:1420:C:C2	1:A:1445:G:N2	2.80	0.48
11:J:72:VAL:CG1	11:J:81:TYR:CZ	2.97	0.48
28:1:11:THR:OG1	28:1:23:ARG:HB2	2.14	0.48
26:Y:43:VAL:CG1	26:Y:44:ASP:N	2.75	0.48
13:L:72:VAL:O	13:L:95:ALA:CB	2.60	0.48
1:A:1766:U:O2	1:A:1778:A:H5'	2.13	0.48
1:A:204:A:H2'	1:A:205:U:C5'	2.44	0.48
22:U:20:HIS:HB3	22:U:41:ARG:HD2	1.94	0.48
20:S:56:PRO:HB3	20:S:80:TYR:CE2	2.48	0.48
1:A:2542:C:H5	39:A:8579:HOH:O	1.95	0.48
1:A:2763:G:C5	1:A:2764:C:C5	3.01	0.48
23:V:35:LYS:HB2	39:V:774:HOH:O	2.13	0.48
1:A:2445:U:H2'	1:A:2446:G:H8	1.78	0.48
25:X:40:ALA:HB3	39:X:5390:HOH:O	2.14	0.48
1:A:175:G:H2'	15:N:192:ALA:HB3	1.95	0.48
1:A:259:G:O2'	1:A:260:C:H5'	2.14	0.48
15:N:155:HIS:O	15:N:158:ARG:HG2	2.13	0.48
13:L:29:LEU:HB3	13:L:55:VAL:CG1	2.29	0.48
13:L:55:VAL:CG1	13:L:56:SER:H	2.26	0.48
15:N:35:PRO:CD	15:N:38:VAL:CG2	2.88	0.48
15:N:81:ARG:HG3	15:N:85:ARG:HB2	1.96	0.48
22:U:71:VAL:CG1	22:U:72:ILE:N	2.76	0.48
1:A:2505:G:C2'	1:A:2506:A:H5'	2.43	0.48
1:A:2506:A:O2'	1:A:2507:G:O5'	2.32	0.48
17:P:36:PRO:O	17:P:39:THR:OG1	2.32	0.48
26:Y:9:VAL:HG22	26:Y:88:GLU:OE2	2.12	0.48
1:A:2243:C:P	39:A:3245:HOH:O	2.71	0.48
1:A:431:G:H5'	39:N:8545:HOH:O	2.11	0.48
1:A:2825:C:H4'	1:A:2826:G:O5'	2.14	0.48

Continued on next page...

Continued from previous page...

Atom-1	Atom-2	Interatomic distance (Å)	Clash overlap (Å)
16:O:24:LEU:O	16:O:25:ARG:C	2.49	0.48
1:A:1886:A:H1'	39:A:4299:HOH:O	2.13	0.48
7:F:147:ALA:HA	16:O:16:ALA:HB3	1.96	0.48
1:A:1019:C:P	39:A:3437:HOH:O	2.71	0.48
1:A:1484:G:H2'	39:A:8621:HOH:O	2.13	0.48
1:A:1223:G:O2'	1:A:1224:G:H5'	2.13	0.48
14:M:149:ARG:O	14:M:150:GLN:HB2	2.14	0.48
31:4:14:CYS:HB3	31:4:16:GLU:HG2	1.96	0.48
1:A:1992:U:OP2	13:L:66:ARG:HD2	2.14	0.48
2:B:3104:A:O2'	2:B:3105:A:H5'	2.13	0.48
1:A:2001:G:O2'	1:A:2002:C:H5'	2.13	0.48
31:4:40:ARG:HD2	39:4:8548:HOH:O	2.14	0.48
1:A:1164:U:O4'	1:A:1165:G:OP1	2.31	0.48
16:O:176:ARG:O	16:O:180:LEU:HG	2.13	0.48
16:O:180:LEU:O	16:O:181:ASP:HB3	2.14	0.48
29:2:25:LYS:HD2	30:3:49:GLU:H	1.79	0.48
1:A:1334:C:OP2	39:A:3503:HOH:O	2.20	0.48
1:A:1692:C:OP2	39:A:9643:HOH:O	2.20	0.48
1:A:240:C:C4'	15:N:146:GLN:NE2	2.76	0.48
1:A:306:A:O5'	22:U:38:ARG:NH2	2.46	0.48
1:A:515:C:H5	39:A:6564:HOH:O	1.97	0.48
25:X:125:HIS:CD2	25:X:127:GLY:H	2.31	0.48
1:A:347:A:H2'	1:A:348:C:H5'	1.95	0.48
1:A:966:U:H4'	11:J:90:PHE:HE2	1.78	0.48
2:B:3008:G:OP1	39:B:8479:HOH:O	2.20	0.48
1:A:1015:C:H2'	1:A:1016:U:H6	1.78	0.48
6:E:123:LEU:HA	6:E:123:LEU:HD23	1.64	0.48
1:A:181:G:H5''	1:A:1472:C:H4'	1.96	0.48
1:A:25:A:H1'	1:A:519:A:C2	2.49	0.48
1:A:2668:G:N2	1:A:2669:U:C2	2.82	0.48
1:A:1596:U:H2'	1:A:1598:A:OP2	2.13	0.48
1:A:1848:G:H4'	39:A:6007:HOH:O	2.14	0.48
6:E:19:PRO:CB	6:E:244:ALA:HB2	2.44	0.48
2:B:3052:A:H8	2:B:3052:A:O5'	1.97	0.48
13:L:28:GLU:OE2	13:L:58:THR:HG21	2.12	0.48
12:K:14:ALA:O	12:K:15:ARG:C	2.50	0.48
1:A:1173:A:H4'	1:A:1174:A:C8	2.49	0.48
11:J:58:HIS:HA	11:J:61:LEU:HD23	1.96	0.48
15:N:63:VAL:O	15:N:130:GLU:HA	2.14	0.48
28:1:46:LYS:NZ	39:1:7607:HOH:O	2.46	0.48
39:A:4831:HOH:O	18:Q:117:SER:HB2	2.13	0.48

Continued on next page...

Continued from previous page...

Atom-1	Atom-2	Interatomic distance (Å)	Clash overlap (Å)
8:G:11:VAL:HG11	8:G:22:VAL:CG1	2.44	0.48
1:A:155:C:OP2	15:N:188:ARG:NH1	2.38	0.48
1:A:2549:C:H1'	5:D:248:ARG:NH2	2.29	0.48
8:G:69:ILE:O	8:G:72:MET:N	2.46	0.48
4:C:29:HIS:CE1	4:C:107:ASN:ND2	2.82	0.48
1:A:67:A:H5'	1:A:67:A:N3	2.29	0.48
1:A:1623:C:OP2	1:A:1624:A:O2'	2.25	0.48
1:A:721:A:H2'	1:A:722:G:H5'	1.96	0.48
1:A:278:A:H2'	1:A:279:C:O4'	2.14	0.48
9:H:21:GLU:HA	9:H:24:ARG:HE	1.78	0.48
1:A:343:C:H2'	1:A:344:C:H6	1.78	0.48
5:D:36:PRO:CA	5:D:168:GLY:CA	2.88	0.48
1:A:2039:A:H2'	1:A:2040:C:H6	1.78	0.48
1:A:380:A:H3'	1:A:380:A:OP1	2.13	0.48
1:A:664:U:O4	1:A:681:G:H5''	2.13	0.48
6:E:27:ARG:HD2	17:P:5:PRO:HD2	1.96	0.48
1:A:517:U:C2'	1:A:518:G:H5'	2.43	0.48
1:A:1570:C:N4	1:A:1571:G:C6	2.82	0.48
6:E:109:LEU:O	6:E:109:LEU:HD12	2.14	0.48
1:A:116:G:H5''	1:A:131:A:H5'	1.95	0.48
1:A:2100:A:H5'	39:E:8470:HOH:O	2.12	0.48
11:J:161:SER:N	39:J:8362:HOH:O	2.42	0.47
9:H:28:ALA:HB3	9:H:99:THR:HG23	1.96	0.47
16:O:8:VAL:O	16:O:9:PRO:O	2.32	0.47
20:S:39:THR:CG2	20:S:42:GLU:HG3	2.44	0.47
22:U:32:ARG:NH1	22:U:38:ARG:NH1	2.61	0.47
1:A:2595:U:H2'	1:A:2596:A:O4'	2.13	0.47
39:A:5537:HOH:O	28:1:34:LYS:HE2	2.13	0.47
5:D:251:VAL:O	5:D:251:VAL:HG22	2.14	0.47
1:A:135:G:H1'	15:N:135:ASP:OD2	2.14	0.47
1:A:1205:U:H2'	1:A:1206:U:C5'	2.43	0.47
18:Q:5:ALA:O	18:Q:8:ARG:HB3	2.13	0.47
1:A:1760:G:C8	1:A:1813:U:C2	3.01	0.47
1:A:1697:G:H1'	39:A:6744:HOH:O	2.14	0.47
1:A:1231:A:H2'	39:A:8804:HOH:O	2.13	0.47
1:A:2758:G:O2'	1:A:2759:C:H5'	2.13	0.47
25:X:1:MET:HB2	25:X:103:GLU:HG2	1.96	0.47
16:O:176:ARG:HE	16:O:180:LEU:HD11	1.78	0.47
16:O:182:GLY:O	16:O:183:ASP:O	2.32	0.47
11:J:26:LYS:CD	11:J:28:ILE:HD12	2.28	0.47
1:A:2909:G:H2'	1:A:2910:A:H8	1.79	0.47

Continued on next page...

Continued from previous page...

Atom-1	Atom-2	Interatomic distance (Å)	Clash overlap (Å)
27:Z:186:ARG:NH1	27:Z:186:ARG:CG	2.74	0.47
17:P:47:ARG:NH1	17:P:47:ARG:HG3	2.17	0.47
1:A:1190:G:H5'	1:A:1208:C:O2'	2.14	0.47
1:A:2545:U:P	39:A:5675:HOH:O	2.72	0.47
28:1:33:HIS:CE1	28:1:49:ARG:HD2	2.49	0.47
1:A:746:A:P	39:A:4988:HOH:O	2.72	0.47
16:O:154:LEU:C	16:O:156:GLU:H	2.16	0.47
1:A:696:C:O2'	1:A:731:U:OP1	2.30	0.47
8:G:69:ILE:HA	8:G:72:MET:HE2	1.96	0.47
1:A:1504:A:H5'	39:A:3896:HOH:O	2.14	0.47
1:A:1730:G:C5'	1:A:1731:C:C6	2.97	0.47
1:A:1463:A:C2	1:A:1481:G:C2	3.02	0.47
25:X:67:ALA:HB2	25:X:93:ILE:HD13	1.95	0.47
1:A:1979:G:O2'	1:A:1980:U:OP1	2.30	0.47
19:R:41:LEU:HD12	19:R:41:LEU:N	2.29	0.47
1:A:171:C:H6	1:A:171:C:O5'	1.97	0.47
1:A:1857:A:N6	1:A:2247:C:H1'	2.29	0.47
14:M:24:ALA:HB2	14:M:30:ARG:HD2	1.95	0.47
21:T:37:VAL:O	21:T:41:VAL:HG23	2.14	0.47
15:N:138:HIS:HD1	15:N:140:ALA:HB3	1.80	0.47
1:A:1500:U:P	18:Q:41:ARG:HH22	2.37	0.47
27:Z:189:ASN:HD22	27:Z:189:ASN:C	2.17	0.47
4:C:69:LEU:HB3	39:C:8578:HOH:O	2.14	0.47
26:Y:23:HIS:O	26:Y:63:ARG:HG2	2.13	0.47
18:Q:20:ARG:NH1	18:Q:54:LYS:HD3	2.29	0.47
12:K:42:GLU:OE2	12:K:106:GLY:N	2.48	0.47
1:A:191:A:N1	1:A:236:A:O2'	2.41	0.47
25:X:13:MET:O	25:X:14:HIS:C	2.53	0.47
1:A:51:G:C2	1:A:111:C:C2	3.02	0.47
9:H:58:GLU:OE1	15:N:27:ARG:NH2	2.37	0.47
1:A:1942:A:H3'	39:A:6809:HOH:O	2.14	0.47
9:H:21:GLU:O	9:H:25:ASP:OD2	2.31	0.47
20:S:100:ASP:C	20:S:102:GLN:H	2.17	0.47
1:A:1767:A:O2'	1:A:1768:C:H5'	2.14	0.47
1:A:491:C:O2'	1:A:492:C:H5'	2.14	0.47
5:D:275:GLY:O	5:D:291:ASP:HA	2.14	0.47
39:A:6336:HOH:O	15:N:178:LYS:HB2	2.14	0.47
1:A:1555:G:H4'	1:A:1630:A:H2	1.78	0.47
11:J:47:GLU:CG	11:J:133:ILE:HD12	2.41	0.47
9:H:46:GLU:OE1	9:H:100:ASP:HA	2.15	0.47
11:J:55:GLN:HE22	11:J:91:HIS:CD2	2.31	0.47

Continued on next page...

Continued from previous page...

Atom-1	Atom-2	Interatomic distance (Å)	Clash overlap (Å)
7:F:128:LEU:HD23	7:F:128:LEU:C	2.34	0.47
1:A:556:C:OP1	27:Z:121:HIS:HE1	1.97	0.47
1:A:1632:A:C8	1:A:1632:A:O5'	2.68	0.47
13:L:8:VAL:HG12	13:L:9:THR:N	2.30	0.47
1:A:2748:G:H1'	39:A:7361:HOH:O	2.14	0.47
1:A:61:G:C6	1:A:62:C:C4	3.03	0.47
9:H:75:ILE:HG23	9:H:75:ILE:O	2.13	0.47
2:B:3034:A:H8	2:B:3034:A:O5'	1.96	0.47
13:L:61:THR:O	13:L:64:MET:N	2.47	0.47
1:A:1701:A:H4'	1:A:1702:U:C5'	2.44	0.47
2:B:3039:U:H1'	2:B:3044:A:N6	2.29	0.47
1:A:1192:A:H3'	1:A:1193:A:H5'	1.96	0.47
7:F:94:ALA:CB	7:F:173:GLU:C	2.83	0.47
16:O:47:LEU:HD13	16:O:97:VAL:HG11	1.95	0.47
5:D:238:ASN:ND2	5:D:240:GLY:N	2.52	0.47
1:A:1098:A:H2'	1:A:1099:G:O4'	2.15	0.47
27:Z:189:ASN:ND2	27:Z:192:ASP:N	2.62	0.47
8:G:84:MET:HB2	8:G:131:LEU:HB2	1.97	0.47
7:F:67:ASP:OD1	7:F:67:ASP:N	2.47	0.47
1:A:677:C:H4'	6:E:246:ARG:NH2	2.29	0.47
7:F:135:VAL:CG2	7:F:136:ARG:N	2.78	0.47
16:O:155:GLU:O	16:O:156:GLU:HG3	2.15	0.47
1:A:1269:G:H2'	1:A:1270:U:H6	1.80	0.47
1:A:474:C:O3'	6:E:73:LEU:CD2	2.63	0.47
7:F:55:LYS:C	39:F:4069:HOH:O	2.53	0.47
1:A:707:C:C2	1:A:708:A:C8	3.02	0.47
1:A:1406:A:H5'	1:A:1407:A:C8	2.49	0.47
5:D:243:ASN:HA	5:D:244:PRO:C	2.33	0.47
1:A:783:C:O2'	1:A:784:A:H5'	2.14	0.47
1:A:2080:G:N3	39:A:9993:HOH:O	2.36	0.47
1:A:1859:A:N7	1:A:1860:U:C5	2.83	0.47
1:A:1191:A:H3'	1:A:1192:A:C5'	2.36	0.47
39:A:8568:HOH:O	28:1:19:GLY:HA2	2.14	0.47
6:E:16:VAL:CG1	6:E:17:ASP:N	2.75	0.47
7:F:104:PHE:CE2	7:F:166:ILE:CD1	2.97	0.47
4:C:192:VAL:CG2	4:C:201:PHE:HB3	2.44	0.47
5:D:258:GLY:N	5:D:260:HIS:CE1	2.70	0.47
1:A:840:U:O2	1:A:2055:A:H1'	2.15	0.47
24:W:16:ARG:CZ	24:W:63:GLU:HG3	2.44	0.47
1:A:2594:C:H2'	1:A:2595:U:C5'	2.45	0.47
6:E:129:HIS:HE1	6:E:231:ARG:HA	1.78	0.47

Continued on next page...

Continued from previous page...

Atom-1	Atom-2	Interatomic distance (Å)	Clash overlap (Å)
16:O:157:PRO:HA	39:O:8525:HOH:O	2.15	0.47
4:C:170:VAL:HG13	28:1:22:ILE:CG2	2.43	0.47
1:A:100:C:P	39:A:3593:HOH:O	2.73	0.47
1:A:1942:A:C4'	39:A:6809:HOH:O	2.63	0.47
1:A:1728:G:N2	1:A:2048:C:C2	2.83	0.47
26:Y:15:ARG:HH11	26:Y:15:ARG:CB	2.27	0.47
14:M:7:GLN:HB3	14:M:13:HIS:ND1	2.30	0.47
39:O:8541:HOH:O	19:R:19:ARG:CD	2.62	0.47
1:A:2379:G:C8	1:A:2381:C:C5	3.02	0.47
16:O:15:GLU:O	16:O:16:ALA:HB3	2.14	0.47
1:A:2598:U:O2	1:A:2600:A:H8	1.97	0.47
1:A:477:A:C6	1:A:478:C:C4	3.02	0.47
1:A:2871:G:C6	1:A:2872:U:C4	3.02	0.47
6:E:187:ARG:HA	39:E:8393:HOH:O	2.15	0.47
1:A:1892:C:C4	1:A:1893:C:C5	3.03	0.47
11:J:86:ARG:H	11:J:86:ARG:HG2	1.53	0.47
9:H:104:ALA:O	9:H:108:LEU:HB3	2.14	0.47
7:F:11:HIS:O	7:F:12:GLU:HB3	2.14	0.47
1:A:1246:A:O2'	1:A:1247:A:H3'	2.14	0.47
7:F:146:LYS:HZ1	16:O:107:ASN:HD21	1.61	0.47
1:A:187:A:H3'	1:A:188:C:C6	2.47	0.47
20:S:92:LEU:HD23	20:S:145:LEU:CD2	2.41	0.47
25:X:4:LEU:HD22	25:X:52:VAL:CG2	2.45	0.47
1:A:2254:G:H1'	39:A:5010:HOH:O	2.14	0.47
5:D:102:THR:HG22	39:D:8618:HOH:O	2.15	0.47
13:L:63:GLU:CG	39:L:6344:HOH:O	2.58	0.47
1:A:380:A:H5''	15:N:48:ARG:HH21	1.80	0.47
15:N:8:ILE:O	15:N:9:ARG:C	2.52	0.47
1:A:758:A:H2'	1:A:759:C:O4'	2.14	0.47
26:Y:30:MET:CE	26:Y:58:ALA:HB3	2.45	0.47
39:A:4313:HOH:O	12:K:47:THR:CB	2.61	0.47
1:A:2314:G:O2'	1:A:2361:A:C1'	2.63	0.47
18:Q:27:ARG:HA	39:Q:3969:HOH:O	2.13	0.47
1:A:816:G:C6	1:A:817:G:N1	2.83	0.47
31:4:91:GLN:O	31:4:92:GLU:HB2	2.14	0.47
1:A:1355:A:N3	1:A:1355:A:H2'	2.30	0.47
5:D:207:LYS:HG2	5:D:304:PRO:HB3	1.95	0.47
25:X:58:SER:O	25:X:59:GLN:C	2.52	0.47
1:A:1102:C:H2'	1:A:1103:C:H6	1.79	0.47
1:A:2587:U:H2'	1:A:2589:U:H5''	1.95	0.47
1:A:461:C:H2'	39:A:3488:HOH:O	2.14	0.47

Continued on next page...

Continued from previous page...

Atom-1	Atom-2	Interatomic distance (Å)	Clash overlap (Å)
7:F:23:VAL:CG2	7:F:23:VAL:O	2.60	0.47
7:F:159:PRO:O	7:F:163:VAL:HG23	2.14	0.47
1:A:2038:A:H5''	5:D:222:LYS:HG3	1.96	0.47
1:A:111:C:H2'	1:A:112:G:O4'	2.15	0.47
1:A:1306:U:H5''	6:E:184:ARG:HH11	1.79	0.47
1:A:1819:G:H2'	1:A:1820:G:C4'	2.44	0.47
1:A:1635:U:O2'	1:A:1636:G:H5'	2.15	0.47
15:N:24:MET:CE	15:N:28:MET:HE3	2.44	0.47
1:A:1916:C:C2'	1:A:1917:G:H5'	2.45	0.47
1:A:794:U:H3	1:A:819:A:H61	1.63	0.47
1:A:201:G:N2	1:A:202:U:C2	2.83	0.47
1:A:1684:A:O2'	1:A:1685:A:H5''	2.15	0.47
1:A:1929:G:H1'	39:A:4634:HOH:O	2.14	0.47
1:A:1748:U:H4'	39:A:6984:HOH:O	2.14	0.47
1:A:297:U:H2'	1:A:298:C:H6	1.80	0.47
1:A:2514:U:O5'	1:A:2514:U:H6	1.98	0.47
13:L:68:VAL:HG12	13:L:68:VAL:O	2.14	0.47
1:A:1711:A:C2'	1:A:1712:A:H5'	2.45	0.47
1:A:2656:G:C2'	1:A:2657:G:H5'	2.45	0.47
16:O:141:ARG:CA	39:O:8565:HOH:O	2.62	0.47
2:B:3107:C:H2'	2:B:3108:C:C6	2.50	0.47
13:L:10:GLN:NE2	13:L:10:GLN:N	2.48	0.47
14:M:145:LEU:HD23	14:M:145:LEU:O	2.14	0.47
15:N:38:VAL:O	15:N:63:VAL:HG13	2.15	0.47
13:L:86:THR:HG22	13:L:87:ARG:N	2.29	0.47
25:X:88:THR:HG23	25:X:110:GLN:HB3	1.96	0.47
5:D:7:ARG:NH1	5:D:11:LEU:CD2	2.78	0.47
16:O:86:LEU:HD12	16:O:125:ALA:CB	2.43	0.47
1:A:1235:G:C1'	12:K:63:ILE:HG23	2.44	0.47
25:X:14:HIS:HA	39:X:2978:HOH:O	2.14	0.47
14:M:53:ARG:NH2	14:M:57:VAL:CG1	2.77	0.47
1:A:2311:A:O2'	1:A:2312:G:H5'	2.15	0.47
20:S:119:VAL:O	20:S:119:VAL:CG1	2.62	0.47
19:R:42:LYS:NZ	19:R:43:ILE:O	2.41	0.47
28:1:73:THR:O	28:1:75:ALA:N	2.47	0.47
1:A:151:A:C2	1:A:442:A:C8	3.03	0.47
1:A:1085:C:C4	1:A:1086:A:C5	3.03	0.47
1:A:1711:A:O2'	1:A:1712:A:H5'	2.14	0.47
1:A:2861:G:O4'	5:D:282:GLY:HA2	2.15	0.47
25:X:132:VAL:O	25:X:134:GLU:N	2.48	0.47
11:J:166:ASN:N	11:J:166:ASN:HD22	2.12	0.47

Continued on next page...

Continued from previous page...

Atom-1	Atom-2	Interatomic distance (Å)	Clash overlap (Å)
10:I:67:LEU:O	10:I:71:LEU:HG	2.15	0.47
15:N:149:TRP:O	15:N:152:ARG:HG2	2.15	0.47
8:G:15:GLN:HG2	8:G:19:ASP:O	2.15	0.47
1:A:1118:A:C8	1:A:1119:G:H5'	2.49	0.47
6:E:112:ARG:O	6:E:115:LEU:HB2	2.15	0.47
2:B:3012:C:OP2	2:B:3069:U:O2'	2.33	0.47
1:A:840:U:H2'	20:S:128:ARG:NH1	2.30	0.47
1:A:1186:C:N4	1:A:1187:U:O4	2.48	0.47
6:E:162:VAL:O	6:E:162:VAL:HG12	2.15	0.47
25:X:5:VAL:HG22	25:X:32:CYS:HB2	1.96	0.47
1:A:777:U:OP2	1:A:777:U:H4'	2.15	0.47
1:A:2388:C:O2'	1:A:2389:U:H5'	2.15	0.47
1:A:1088:A:OP1	39:A:5125:HOH:O	2.20	0.47
1:A:2032:U:H2'	1:A:2033:G:C5'	2.45	0.47
1:A:912:A:N6	39:A:4355:HOH:O	2.48	0.47
11:J:72:VAL:HG11	11:J:81:TYR:CZ	2.50	0.47
1:A:400:C:O2	39:A:9551:HOH:O	2.18	0.47
39:A:5039:HOH:O	5:D:3:PRO:HD2	2.14	0.47
1:A:2732:U:H1'	39:A:4443:HOH:O	2.14	0.47
24:W:6:GLN:HA	39:W:7325:HOH:O	2.13	0.47
8:G:7:ILE:HG22	8:G:45:ASP:O	2.15	0.46
4:C:75:GLY:HA3	28:1:62:TYR:CZ	2.50	0.46
12:K:39:VAL:CG1	12:K:107:ASN:HB2	2.46	0.46
15:N:45:ARG:HB3	15:N:48:ARG:HB2	1.97	0.46
1:A:2443:C:H3'	39:A:9966:HOH:O	2.14	0.46
1:A:926:A:O4'	14:M:39:GLU:HG2	2.15	0.46
28:1:55:TRP:O	28:1:63:LYS:HA	2.16	0.46
1:A:2501:G:H1'	39:A:4019:HOH:O	2.15	0.46
1:A:1327:G:C2	1:A:1331:A:C2	3.03	0.46
20:S:114:VAL:HA	20:S:144:GLU:O	2.15	0.46
1:A:2247:C:O2'	1:A:2248:C:H5'	2.14	0.46
1:A:1555:G:H4'	1:A:1630:A:C2	2.50	0.46
1:A:123:U:H2'	1:A:124:C:C6	2.50	0.46
20:S:47:LEU:O	20:S:51:ILE:HG13	2.15	0.46
27:Z:103:THR:HG22	27:Z:104:GLU:OE2	2.15	0.46
15:N:123:ASP:C	15:N:123:ASP:OD1	2.54	0.46
1:A:1285:U:H4'	25:X:74:GLU:OE1	2.15	0.46
6:E:139:VAL:HG21	6:E:240:LEU:HD12	1.97	0.46
5:D:53:LEU:HD21	5:D:270:ILE:HD12	1.97	0.46
1:A:645:U:H2'	1:A:646:G:C8	2.51	0.46
13:L:75:ARG:NH1	39:L:5638:HOH:O	2.48	0.46

Continued on next page...

Continued from previous page...

Atom-1	Atom-2	Interatomic distance (Å)	Clash overlap (Å)
4:C:135:VAL:N	39:C:8596:HOH:O	2.47	0.46
1:A:920:C:H5'	1:A:921:G:O5'	2.15	0.46
1:A:1947:G:N2	1:A:1966:U:O2	2.48	0.46
11:J:127:GLY:O	11:J:128:ALA:CB	2.62	0.46
22:U:87:VAL:HB	22:U:88:PRO:HD2	1.97	0.46
9:H:105:ALA:CB	39:H:5522:HOH:O	2.62	0.46
1:A:2094:G:H4'	5:D:245:SER:HB3	1.97	0.46
1:A:2833:C:C2	1:A:2848:G:N2	2.84	0.46
1:A:908:A:O2'	1:A:909:U:H5'	2.16	0.46
10:I:16:LYS:O	10:I:20:VAL:HG23	2.16	0.46
5:D:52:VAL:O	5:D:53:LEU:HD12	2.15	0.46
7:F:104:PHE:CE2	7:F:166:ILE:HD13	2.51	0.46
31:4:60:LYS:HG3	31:4:61:PRO:CD	2.32	0.46
18:Q:16:VAL:CG1	18:Q:20:ARG:HB2	2.45	0.46
11:J:150:LYS:HE2	39:J:8378:HOH:O	2.15	0.46
23:V:44:ARG:CB	39:V:3805:HOH:O	2.62	0.46
6:E:238:SER:HB3	39:E:8386:HOH:O	2.16	0.46
26:Y:30:MET:HE3	26:Y:55:ASN:OD1	2.16	0.46
1:A:324:G:C6	1:A:325:U:C5	3.03	0.46
20:S:29:LYS:NZ	39:S:8541:HOH:O	2.48	0.46
1:A:561:G:O2'	1:A:562:A:H5'	2.16	0.46
1:A:1042:U:H1'	39:A:3037:HOH:O	2.15	0.46
1:A:699:C:C2	1:A:744:G:C2	3.02	0.46
1:A:444:C:H1'	39:A:3531:HOH:O	2.16	0.46
7:F:84:LEU:HA	7:F:87:ALA:HB3	1.96	0.46
1:A:1191:A:N3	1:A:1207:A:C2	2.83	0.46
15:N:99:ARG:HD2	15:N:167:GLY:HA2	1.97	0.46
18:Q:102:ARG:HG2	18:Q:123:TYR:CE1	2.50	0.46
4:C:99:ILE:O	4:C:131:HIS:HE1	1.97	0.46
5:D:16:ARG:CZ	39:D:8558:HOH:O	2.61	0.46
14:M:90:ARG:HH21	14:M:121:ILE:HD11	1.79	0.46
1:A:661:G:C5	1:A:686:A:C2	3.03	0.46
1:A:1421:C:C2	1:A:1422:U:C5	3.04	0.46
19:R:42:LYS:NZ	19:R:43:ILE:N	2.64	0.46
4:C:217:ARG:NH1	4:C:217:ARG:CG	2.76	0.46
1:A:2356:A:H5'	39:A:5113:HOH:O	2.16	0.46
6:E:83:ALA:O	6:E:86:GLY:N	2.42	0.46
25:X:132:VAL:C	25:X:134:GLU:H	2.19	0.46
1:A:39:G:N2	1:A:444:C:C2	2.84	0.46
1:A:69:A:C8	1:A:69:A:H5'	2.50	0.46
6:E:95:GLU:N	6:E:95:GLU:OE1	2.40	0.46

Continued on next page...

Continued from previous page...

Atom-1	Atom-2	Interatomic distance (Å)	Clash overlap (Å)
19:R:30:VAL:O	19:R:30:VAL:HG12	2.15	0.46
16:O:181:ASP:CB	39:O:8567:HOH:O	2.63	0.46
2:B:3057:A:H5'	2:B:3057:A:N3	2.31	0.46
4:C:192:VAL:O	4:C:207:GLN:HG2	2.14	0.46
16:O:74:PRO:CD	16:O:159:TYR:CE2	2.99	0.46
2:B:3001:U:O3'	2:B:3003:A:C5'	2.64	0.46
1:A:485:A:HO2'	1:A:487:G:H5'	1.80	0.46
1:A:1846:U:H5''	4:C:186:TRP:CZ2	2.51	0.46
5:D:145:HIS:C	5:D:145:HIS:CD2	2.88	0.46
11:J:81:TYR:CD1	11:J:81:TYR:C	2.88	0.46
12:K:88:PRO:C	35:K:8502:CL:CL	2.91	0.46
6:E:96:LYS:HG2	6:E:97:ASP:N	2.30	0.46
9:H:110:GLU:O	9:H:114:LYS:HG3	2.15	0.46
1:A:2796:U:C4	1:A:2797:C:C5	3.04	0.46
19:R:25:PRO:HB2	39:R:4350:HOH:O	2.14	0.46
1:A:2088:C:H1'	1:A:2841:A:N1	2.30	0.46
16:O:10:MET:N	39:O:8550:HOH:O	2.36	0.46
1:A:710:G:N2	1:A:719:C:C2	2.84	0.46
4:C:99:ILE:O	4:C:131:HIS:CE1	2.68	0.46
1:A:2717:C:H5'	5:D:302:PRO:HA	1.98	0.46
26:Y:23:HIS:HD2	39:Y:1192:HOH:O	1.98	0.46
4:C:223:ARG:CZ	39:C:8574:HOH:O	2.63	0.46
1:A:2769:C:H2'	1:A:2770:G:H5'	1.98	0.46
1:A:2769:C:H2'	1:A:2770:G:C5'	2.45	0.46
1:A:2543:G:H2'	1:A:2544:G:O4'	2.15	0.46
1:A:2716:G:P	5:D:262:ARG:HH21	2.39	0.46
6:E:11:ASN:O	6:E:12:THR:C	2.54	0.46
17:P:21:SER:HB2	17:P:106:PRO:O	2.13	0.46
1:A:593:A:P	39:A:3881:HOH:O	2.70	0.46
1:A:2361:A:H5'	39:A:8694:HOH:O	2.14	0.46
39:A:9283:HOH:O	19:R:48:PRO:HB3	2.14	0.46
4:C:130:THR:HB	4:C:137:VAL:HB	1.98	0.46
1:A:2719:A:H5''	39:A:3176:HOH:O	2.13	0.46
22:U:113:GLU:O	22:U:114:SER:C	2.54	0.46
1:A:2679:G:H2'	1:A:2681:A:OP2	2.15	0.46
14:M:113:GLN:HA	39:M:8444:HOH:O	2.16	0.46
12:K:22:VAL:O	12:K:26:VAL:HG23	2.15	0.46
1:A:351:G:O2'	1:A:352:A:H5'	2.16	0.46
28:I:10:ARG:HG3	28:I:11:THR:N	2.31	0.46
1:A:1751:G:C3'	1:A:1752:G:H5''	2.45	0.46
39:A:3677:HOH:O	27:Z:186:ARG:HD2	2.15	0.46

Continued on next page...

Continued from previous page...

Atom-1	Atom-2	Interatomic distance (Å)	Clash overlap (Å)
1:A:657:G:H2'	1:A:658:C:C6	2.51	0.46
4:C:55:VAL:HG22	4:C:68:ILE:O	2.16	0.46
25:X:65:VAL:HA	25:X:68:THR:CG2	2.45	0.46
1:A:474:C:O2'	6:E:73:LEU:HD21	2.15	0.46
1:A:168:C:H6	1:A:168:C:O5'	1.99	0.46
1:A:327:A:N6	39:A:4350:HOH:O	2.48	0.46
7:F:169:THR:HG22	7:F:169:THR:O	2.15	0.46
1:A:2245:C:OP1	39:A:4723:HOH:O	2.20	0.46
9:H:48:VAL:HG23	9:H:74:PHE:HB3	1.98	0.46
1:A:1277:C:N4	1:A:1278:A:C6	2.84	0.46
6:E:165:ASP:O	6:E:168:ARG:HB3	2.16	0.46
1:A:107:U:C2'	1:A:108:U:H5'	2.46	0.46
31:4:35:TRP:O	31:4:35:TRP:CG	2.68	0.46
1:A:1315:G:H1'	27:Z:211:ALA:HB3	1.96	0.46
11:J:85:ILE:O	11:J:85:ILE:HG23	2.15	0.46
10:I:27:ILE:HD12	10:I:70:ALA:CB	2.46	0.46
5:D:62:ARG:CA	5:D:65:MET:HE2	2.30	0.46
12:K:53:ILE:O	12:K:57:TYR:HD1	1.99	0.46
4:C:164:ARG:CB	28:1:68:CYS:SG	2.93	0.46
4:C:132:ASP:HB3	4:C:135:VAL:H	1.81	0.46
1:A:670:G:N2	1:A:677:C:C2	2.84	0.46
16:O:93:GLN:CG	39:O:8554:HOH:O	2.64	0.46
1:A:2712:G:OP1	13:L:43:ARG:NH1	2.48	0.46
5:D:222:LYS:HE2	39:D:8551:HOH:O	2.16	0.46
4:C:88:ILE:HD13	4:C:100:PRO:CD	2.43	0.46
7:F:136:ARG:CD	7:F:155:HIS:O	2.62	0.46
28:1:30:GLU:O	28:1:33:HIS:HB3	2.16	0.46
1:A:80:A:H4'	1:A:81:G:O5'	2.16	0.46
1:A:2763:G:H2'	1:A:2764:C:C6	2.51	0.46
25:X:38:THR:O	25:X:42:ARG:HB2	2.16	0.46
1:A:1114:A:H2'	1:A:1115:U:C6	2.51	0.46
1:A:2795:C:O2'	1:A:2796:U:H5'	2.16	0.46
4:C:19:PRO:HD3	39:C:8603:HOH:O	2.16	0.46
1:A:2688:U:H2'	1:A:2689:A:H8	1.81	0.46
13:L:76:GLN:HB2	39:L:1433:HOH:O	2.16	0.46
15:N:76:ARG:HG2	15:N:76:ARG:HH11	1.81	0.46
21:T:10:VAL:HG13	24:W:35:ALA:O	2.14	0.46
11:J:17:ARG:HD3	11:J:23:ILE:CD1	2.46	0.46
25:X:2:HIS:HD2	25:X:56:GLU:N	2.14	0.46
22:U:19:ARG:NH1	22:U:68:ASP:O	2.49	0.46
21:T:32:ALA:HA	21:T:36:GLU:OE1	2.16	0.46

Continued on next page...

Continued from previous page...

Atom-1	Atom-2	Interatomic distance (Å)	Clash overlap (Å)
1:A:1174:A:H5'	1:A:1176:C:OP2	2.15	0.46
8:G:107:PHE:CZ	8:G:108:LEU:HD13	2.46	0.46
1:A:2256:G:C2'	1:A:2257:G:C5'	2.83	0.46
1:A:1210:G:C2	1:A:1211:G:C8	3.04	0.46
16:O:93:GLN:HG2	39:O:8554:HOH:O	2.16	0.46
4:C:100:PRO:HG2	4:C:103:VAL:CG2	2.44	0.46
1:A:2912:C:H2'	1:A:2913:A:O4'	2.16	0.46
1:A:130:C:C5'	39:A:4691:HOH:O	2.57	0.46
14:M:1:THR:HA	39:M:8396:HOH:O	2.15	0.46
1:A:2441:U:H4'	14:M:53:ARG:HD2	1.97	0.46
5:D:316:ARG:N	5:D:317:PRO:HD3	2.31	0.46
5:D:248:ARG:O	5:D:251:VAL:HG12	2.16	0.46
1:A:2397:G:C5	1:A:2465:A:C6	3.04	0.46
1:A:1327:G:N1	1:A:1331:A:C6	2.83	0.46
39:A:9015:HOH:O	5:D:18:ARG:HD3	2.15	0.46
1:A:1468:G:O2'	1:A:1865:A:N3	2.42	0.46
6:E:95:GLU:H	6:E:95:GLU:CD	2.13	0.46
1:A:1396:C:H4'	18:Q:2:ASP:OD1	2.15	0.46
6:E:33:LYS:HD2	39:E:8466:HOH:O	2.16	0.46
1:A:1079:A:N1	1:A:2068:G:O2'	2.28	0.46
5:D:305:ASP:O	5:D:306:LYS:CB	2.63	0.46
1:A:2299:G:O6	19:R:1:PRO:HA	2.16	0.46
1:A:2398:A:O2'	39:A:3319:HOH:O	2.19	0.46
16:O:37:ARG:NE	39:O:8533:HOH:O	2.49	0.46
7:F:81:GLU:O	7:F:83:PHE:N	2.49	0.46
15:N:85:ARG:HA	15:N:87:MET:SD	2.56	0.46
5:D:74:ILE:HD13	5:D:309:VAL:HG21	1.97	0.46
6:E:219:ASN:O	6:E:223:LEU:HB2	2.15	0.46
6:E:223:LEU:HD12	6:E:223:LEU:HA	1.68	0.46
1:A:1874:U:P	4:C:51:ARG:HD2	2.56	0.46
7:F:57:THR:CG2	7:F:63:ILE:HG22	2.44	0.46
1:A:686:A:O2'	1:A:747:G:H4'	2.16	0.46
1:A:1097:A:N3	1:A:1259:A:C6	2.84	0.46
1:A:924:G:P	39:A:3173:HOH:O	2.73	0.46
39:A:4732:HOH:O	6:E:73:LEU:HD11	2.16	0.46
1:A:2388:C:H2'	1:A:2389:U:O4'	2.16	0.46
7:F:55:LYS:HA	39:F:6752:HOH:O	2.16	0.46
1:A:2274:A:H1'	15:N:86:MET:SD	2.56	0.46
1:A:2642:G:H5'	39:A:7206:HOH:O	2.16	0.46
31:4:69:TYR:CB	31:4:78:HIS:CE1	2.99	0.46
1:A:407:A:H3'	39:A:3937:HOH:O	2.17	0.46

Continued on next page...

Continued from previous page...

Atom-1	Atom-2	Interatomic distance (Å)	Clash overlap (Å)
16:O:104:ILE:O	16:O:105:GLY:C	2.54	0.46
1:A:1136:U:H4'	39:A:3454:HOH:O	2.15	0.46
17:P:113:VAL:O	17:P:114:ILE:HD13	2.15	0.46
11:J:110:GLY:N	39:J:8394:HOH:O	2.49	0.46
16:O:142:THR:O	16:O:142:THR:HG22	2.16	0.45
9:H:99:THR:O	9:H:100:ASP:HB2	2.15	0.45
2:B:3057:A:N6	39:B:8446:HOH:O	2.37	0.45
1:A:2338:G:P	7:F:97:GLN:HG3	2.55	0.45
24:W:20:LEU:HD11	24:W:53:ILE:HG23	1.98	0.45
1:A:2055:A:H4'	39:S:8587:HOH:O	2.16	0.45
1:A:1189:A:O2'	1:A:1208:C:H2'	2.15	0.45
1:A:1707:G:N2	1:A:1710:A:OP2	2.47	0.45
1:A:2715:G:O2'	5:D:262:ARG:HD2	2.16	0.45
1:A:746:A:H5'	39:A:4988:HOH:O	2.17	0.45
13:L:4:LEU:HD22	13:L:116:GLU:HB3	1.97	0.45
1:A:196:G:O2'	14:M:56:LYS:NZ	2.50	0.45
1:A:1821:A:N6	1:A:2029:C:N4	2.64	0.45
7:F:140:ARG:O	7:F:140:ARG:HG2	2.16	0.45
1:A:2365:G:N3	1:A:2370:A:C2	2.84	0.45
20:S:29:LYS:HD3	39:S:8541:HOH:O	2.14	0.45
1:A:1086:A:C6	25:X:11:VAL:HG11	2.50	0.45
1:A:1112:G:C2	1:A:1252:A:C2	3.04	0.45
1:A:2884:G:O2'	1:A:2885:A:H5'	2.16	0.45
2:B:3118:C:O2'	2:B:3119:C:H5'	2.16	0.45
1:A:1167:G:O2'	1:A:1168:C:H5'	2.17	0.45
5:D:74:ILE:HG22	5:D:76:THR:CG2	2.44	0.45
1:A:1213:C:C2'	1:A:1214:G:H5'	2.46	0.45
1:A:1592:G:O2'	1:A:1593:C:O4'	2.32	0.45
1:A:2508:C:P	39:A:4017:HOH:O	2.73	0.45
8:G:11:VAL:HG13	8:G:23:GLU:O	2.15	0.45
1:A:1189:A:N3	39:A:7142:HOH:O	2.48	0.45
7:F:64:ARG:HB3	7:F:67:ASP:OD2	2.16	0.45
1:A:1734:C:N3	1:A:1735:C:C5	2.84	0.45
25:X:31:HIS:C	39:X:5420:HOH:O	2.55	0.45
19:R:53:HIS:ND1	19:R:54:PRO:HD2	2.31	0.45
14:M:7:GLN:HB3	14:M:13:HIS:CE1	2.52	0.45
1:A:2668:G:C2	1:A:2669:U:C2	3.04	0.45
1:A:1964:U:C6	39:A:4034:HOH:O	2.56	0.45
1:A:2353:A:H4'	1:A:2354:A:O5'	2.15	0.45
7:F:29:HIS:C	39:F:5858:HOH:O	2.55	0.45
1:A:150:G:N2	1:A:185:G:O6	2.49	0.45

Continued on next page...

Continued from previous page...

Atom-1	Atom-2	Interatomic distance (Å)	Clash overlap (Å)
8:G:108:LEU:HD11	8:G:164:ASP:HB2	1.99	0.45
1:A:2502:C:C4'	11:J:151:MET:HG2	2.46	0.45
6:E:5:ILE:HD13	39:E:8438:HOH:O	2.15	0.45
1:A:184:G:H5''	15:N:153:THR:HG22	1.98	0.45
5:D:55:ASN:HB3	5:D:64:GLY:N	2.31	0.45
1:A:118:G:C6	1:A:119:A:C5	3.04	0.45
15:N:154:ARG:HG3	39:N:8610:HOH:O	2.15	0.45
1:A:1874:U:OP1	4:C:51:ARG:HD2	2.16	0.45
1:A:401:C:P	39:A:5265:HOH:O	2.74	0.45
1:A:484:A:C6	1:A:486:A:C6	3.05	0.45
1:A:241:A:N1	1:A:378:A:O2'	2.44	0.45
1:A:378:A:OP1	15:N:9:ARG:NH2	2.33	0.45
18:Q:103:THR:HB	39:Q:4563:HOH:O	2.16	0.45
1:A:877:G:C2	1:A:885:G:O4'	2.69	0.45
1:A:472:A:O4'	1:A:774:C:H4'	2.16	0.45
1:A:731:U:H2'	1:A:732:C:C6	2.51	0.45
1:A:903:U:OP2	14:M:11:ARG:NH1	2.43	0.45
7:F:58:VAL:CG1	7:F:59:GLY:N	2.78	0.45
1:A:832:U:H2'	1:A:833:G:H8	1.81	0.45
1:A:2379:G:N7	1:A:2408:A:N1	2.65	0.45
22:U:30:ASP:O	22:U:33:GLU:HB3	2.17	0.45
1:A:853:C:H2'	1:A:854:G:O4'	2.15	0.45
17:P:53:GLN:O	17:P:53:GLN:HG3	2.16	0.45
31:4:39:GLN:HG2	31:4:39:GLN:O	2.16	0.45
5:D:233:ARG:HH11	5:D:233:ARG:HG2	1.81	0.45
1:A:1887:U:OP1	28:1:21:LYS:HG3	2.16	0.45
1:A:2673:U:C2	1:A:2817:G:C2	3.04	0.45
1:A:2863:G:C2	1:A:2894:C:O2	2.69	0.45
11:J:84:ARG:NH2	11:J:135:TRP:CH2	2.83	0.45
29:2:28:HIS:CD2	29:2:31:LYS:HG3	2.50	0.45
12:K:107:ASN:C	12:K:107:ASN:HD22	2.18	0.45
1:A:2363:G:C6	1:A:2364:A:C5	3.04	0.45
1:A:2364:A:OP1	19:R:11:ARG:NH1	2.49	0.45
1:A:2067:A:C2'	39:A:4460:HOH:O	2.63	0.45
1:A:2763:G:C6	1:A:2764:C:C4	3.05	0.45
5:D:24:PRO:CG	5:D:204:GLY:HA2	2.45	0.45
2:B:3097:U:H6	2:B:3097:U:O5'	2.00	0.45
1:A:652:G:N2	1:A:653:C:H1'	2.31	0.45
9:H:117:GLU:C	9:H:119:ARG:H	2.20	0.45
1:A:318:C:H5'	1:A:339:A:C4	2.50	0.45
1:A:1389:G:H1'	1:A:1435:U:O2	2.16	0.45

Continued on next page...

Continued from previous page...

Atom-1	Atom-2	Interatomic distance (Å)	Clash overlap (Å)
1:A:714:U:H3'	39:A:6405:HOH:O	2.16	0.45
1:A:1134:G:C4'	11:J:151:MET:HE1	2.29	0.45
16:O:163:PHE:O	16:O:164:ASP:OD1	2.34	0.45
16:O:73:ALA:HB2	16:O:163:PHE:CZ	2.51	0.45
1:A:1592:G:C2	1:A:1593:C:C2	3.05	0.45
1:A:2346:C:H4'	7:F:52:THR:HG22	1.98	0.45
1:A:2505:G:N2	39:A:5526:HOH:O	2.49	0.45
13:L:37:TYR:HD2	39:L:7169:HOH:O	2.00	0.45
2:B:3093:A:C5	2:B:3094:G:H1'	2.52	0.45
1:A:1862:C:N4	1:A:1868:G:C6	2.84	0.45
1:A:844:A:C6	1:A:882:A:C5	3.04	0.45
1:A:533:U:C5	1:A:2084:C:H5'	2.52	0.45
5:D:279:THR:CG2	5:D:280:VAL:N	2.79	0.45
1:A:760:G:H2'	1:A:761:A:N7	2.32	0.45
39:A:9546:HOH:O	29:2:54:ALA:HA	2.15	0.45
13:L:55:VAL:CG1	13:L:56:SER:N	2.75	0.45
1:A:907:A:H4'	1:A:1328:A:C2	2.52	0.45
5:D:7:ARG:CD	5:D:9:GLY:O	2.64	0.45
5:D:7:ARG:NH1	5:D:7:ARG:CG	2.73	0.45
1:A:187:A:OP1	15:N:154:ARG:NE	2.49	0.45
8:G:145:ALA:HB1	8:G:168:ILE:HD12	1.98	0.45
1:A:1184:C:O2'	1:A:1185:U:OP2	2.31	0.45
27:Z:130:ARG:HA	39:Z:8532:HOH:O	2.15	0.45
31:4:70:ARG:HG2	31:4:70:ARG:NH1	2.31	0.45
11:J:150:LYS:HA	11:J:153:VAL:HG22	1.97	0.45
1:A:2544:G:H2'	1:A:2545:U:O4'	2.16	0.45
15:N:186:SER:OG	15:N:189:VAL:HG12	2.16	0.45
6:E:25:PRO:HG2	39:E:8325:HOH:O	2.17	0.45
1:A:111:C:O2'	29:2:20:ARG:HG2	2.17	0.45
11:J:48:LEU:HD11	11:J:157:ILE:CG2	2.46	0.45
13:L:115:ARG:CG	13:L:116:GLU:N	2.77	0.45
1:A:1642:A:O2'	39:A:6443:HOH:O	2.21	0.45
1:A:1878:G:C1'	39:A:5591:HOH:O	2.64	0.45
6:E:27:ARG:HG3	6:E:29:ASP:OD1	2.16	0.45
1:A:229:G:H2'	1:A:230:C:C6	2.51	0.45
1:A:458:G:H2'	1:A:459:A:H8	1.80	0.45
1:A:1527:A:H1'	1:A:1528:A:C8	2.51	0.45
4:C:110:SER:N	4:C:114:ASP:OD2	2.49	0.45
1:A:2557:U:C2	1:A:2800:A:N7	2.85	0.45
1:A:1104:C:H4'	12:K:88:PRO:HD3	1.99	0.45
1:A:1252:A:H4'	39:A:9431:HOH:O	2.17	0.45

Continued on next page...

Continued from previous page...

Atom-1	Atom-2	Interatomic distance (Å)	Clash overlap (Å)
15:N:63:VAL:HG21	15:N:109:PHE:CE1	2.52	0.45
8:G:24:GLY:HA3	8:G:76:VAL:HB	1.99	0.45
27:Z:130:ARG:HB2	27:Z:142:SER:O	2.16	0.45
1:A:158:A:H2'	1:A:159:G:O4'	2.17	0.45
1:A:240:C:C5'	15:N:146:GLN:HE21	2.28	0.45
18:Q:16:VAL:HG12	18:Q:17:GLY:H	1.77	0.45
23:V:6:CYS:C	23:V:8:TYR:H	2.20	0.45
1:A:155:C:OP2	15:N:188:ARG:HD3	2.16	0.45
1:A:2638:G:O2'	1:A:2639:G:H5'	2.17	0.45
1:A:1125:U:C2'	1:A:1126:C:H5'	2.46	0.45
19:R:53:HIS:HA	19:R:54:PRO:HD3	1.79	0.45
1:A:2118:A:O2'	1:A:2119:C:H5'	2.17	0.45
1:A:1434:A:H2'	1:A:1436:C:C4	2.51	0.45
9:H:79:GLN:HB2	9:H:82:ASP:CG	2.37	0.45
28:1:73:THR:O	28:1:74:VAL:C	2.55	0.45
1:A:676:C:H4'	39:E:8422:HOH:O	2.16	0.45
14:M:21:ARG:N	39:M:8406:HOH:O	2.48	0.45
1:A:2572:G:N2	39:A:5170:HOH:O	2.48	0.45
1:A:462:A:H2'	39:A:4360:HOH:O	2.16	0.45
2:B:3041:C:H4'	7:F:48:MET:HB2	1.99	0.45
16:O:139:TRP:O	16:O:142:THR:HB	2.16	0.45
1:A:821:U:H2'	1:A:822:C:H6	1.82	0.45
16:O:74:PRO:O	39:O:8535:HOH:O	2.20	0.45
2:B:3011:A:O2'	2:B:3013:A:OP2	2.34	0.45
1:A:159:G:H5''	15:N:74:ARG:HH22	1.82	0.45
1:A:221:G:H2'	1:A:222:A:C8	2.51	0.45
1:A:629:A:C2	1:A:2074:A:C2	3.05	0.45
14:M:105:TYR:CD2	39:M:8442:HOH:O	2.56	0.45
1:A:1761:U:H2'	1:A:1762:C:C6	2.51	0.45
1:A:1535:G:N2	1:A:1536:C:C2	2.85	0.45
25:X:35:VAL:CG2	25:X:41:TYR:CD2	2.99	0.45
1:A:1463:A:H8	1:A:1463:A:O5'	2.00	0.45
1:A:2032:U:P	39:A:3988:HOH:O	2.74	0.45
1:A:403:C:OP1	15:N:69:LYS:HB3	2.17	0.45
1:A:1764:C:C4	1:A:1765:G:C5	3.05	0.45
1:A:1102:C:H2'	1:A:1103:C:C6	2.51	0.45
1:A:55:U:H4'	1:A:69:A:C5	2.51	0.45
1:A:2673:U:C2	1:A:2817:G:N2	2.85	0.45
1:A:929:A:C6	1:A:930:C:N3	2.85	0.45
14:M:62:ALA:HB2	14:M:103:ALA:CB	2.47	0.45
1:A:769:C:OP1	39:A:8686:HOH:O	2.20	0.45

Continued on next page...

Continued from previous page...

Atom-1	Atom-2	Interatomic distance (Å)	Clash overlap (Å)
13:L:71:ALA:HB2	13:L:97:ILE:HA	1.99	0.45
20:S:20:GLU:HG3	39:S:8546:HOH:O	2.17	0.45
1:A:867:A:H2	1:A:880:C:O2	1.99	0.45
2:B:3038:A:H2	2:B:3043:G:H5''	1.81	0.45
5:D:329:TYR:HE2	23:V:15:PRO:HG2	1.81	0.45
15:N:14:ARG:CB	15:N:17:GLU:HG3	2.47	0.45
1:A:1334:C:H2'	1:A:1335:C:H6	1.82	0.45
5:D:55:ASN:ND2	5:D:67:GLU:OE2	2.50	0.45
1:A:331:A:C6	1:A:332:G:C4	3.04	0.45
24:W:16:ARG:HH22	24:W:63:GLU:HG3	1.80	0.45
16:O:125:ALA:C	39:O:8554:HOH:O	2.54	0.45
39:A:6921:HOH:O	6:E:188:ARG:HD3	2.08	0.45
11:J:150:LYS:CE	39:J:8382:HOH:O	2.48	0.45
1:A:1985:U:C2	1:A:1996:U:O4'	2.70	0.45
4:C:67:LEU:HD23	4:C:67:LEU:HA	1.75	0.45
1:A:1862:C:H5''	39:C:8514:HOH:O	2.17	0.45
1:A:342:C:H6	1:A:342:C:O5'	1.99	0.45
1:A:721:A:C2'	1:A:722:G:H5'	2.46	0.45
1:A:2821:C:H6	1:A:2821:C:O5'	2.00	0.45
1:A:2518:C:H2'	1:A:2519:C:O4'	2.16	0.45
6:E:59:GLU:C	6:E:71:PRO:HA	2.37	0.45
1:A:192:A:C4'	15:N:176:GLN:HE22	2.30	0.45
7:F:51:ARG:HD3	39:F:7636:HOH:O	2.17	0.45
1:A:1165:G:H4'	1:A:1174:A:O2'	2.17	0.45
1:A:1832:G:C2	1:A:1833:U:C6	3.05	0.45
11:J:29:ALA:HB3	11:J:65:ARG:HH12	1.82	0.45
23:V:14:GLU:OE1	23:V:15:PRO:CG	2.65	0.45
7:F:95:THR:HG21	7:F:174:VAL:HG22	1.98	0.45
15:N:63:VAL:HG12	15:N:64:ARG:N	2.32	0.45
6:E:115:LEU:O	6:E:118:THR:HB	2.17	0.45
1:A:1213:C:C4	1:A:1214:G:N1	2.85	0.45
27:Z:189:ASN:ND2	27:Z:191:ASP:N	2.64	0.45
28:1:33:HIS:HE1	28:1:49:ARG:NE	2.14	0.45
1:A:581:G:H4'	1:A:1254:C:O2'	2.17	0.45
4:C:179:MET:O	39:C:8523:HOH:O	2.20	0.45
6:E:57:PRO:HG2	6:E:73:LEU:CD1	2.47	0.45
1:A:1730:G:C5'	1:A:1731:C:H6	2.30	0.45
1:A:2609:G:C6	1:A:2610:U:N3	2.84	0.45
1:A:847:C:H2'	1:A:848:C:C6	2.51	0.45
5:D:215:VAL:HA	5:D:220:VAL:HG22	1.98	0.45
1:A:830:G:H2'	1:A:831:U:C6	2.52	0.45

Continued on next page...

Continued from previous page...

Atom-1	Atom-2	Interatomic distance (Å)	Clash overlap (Å)
1:A:1295:G:H5''	14:M:14:GLY:O	2.17	0.45
1:A:577:G:N2	1:A:580:A:OP2	2.32	0.45
5:D:57:GLU:HA	5:D:58:PRO:HD2	1.87	0.45
30:3:31:GLU:O	39:3:2890:HOH:O	2.20	0.45
5:D:105:PHE:CD1	5:D:115:VAL:HG11	2.52	0.45
1:A:2296:C:H5	39:A:5995:HOH:O	1.98	0.45
20:S:27:HIS:O	20:S:31:ILE:HG13	2.17	0.45
1:A:1402:G:N2	1:A:1721:C:C2	2.85	0.45
2:B:3025:G:OP1	2:B:3026:C:C5	2.70	0.44
7:F:49:PRO:HA	7:F:73:VAL:HG22	1.99	0.44
11:J:143:GLU:N	39:J:8380:HOH:O	2.50	0.44
1:A:2909:G:O2'	1:A:2910:A:H5'	2.17	0.44
18:Q:13:VAL:CG2	18:Q:41:ARG:HG2	2.45	0.44
5:D:321:PRO:HG3	39:D:8625:HOH:O	2.17	0.44
1:A:2718:C:H6	1:A:2718:C:H5'	1.81	0.44
25:X:83:TRP:CZ3	25:X:112:LEU:HD21	2.52	0.44
8:G:125:GLU:O	8:G:132:THR:HG22	2.17	0.44
10:I:64:ASN:ND2	10:I:64:ASN:H	2.11	0.44
23:V:39:ASN:ND2	23:V:44:ARG:NH1	2.58	0.44
8:G:3:VAL:CG2	8:G:49:ILE:HB	2.46	0.44
1:A:168:C:H5'	1:A:2277:U:OP1	2.17	0.44
1:A:1687:C:H2'	1:A:1688:G:O4'	2.17	0.44
1:A:56:G:H5''	24:W:50:ARG:NH1	2.31	0.44
1:A:2001:G:C2'	1:A:2002:C:H5'	2.47	0.44
1:A:1859:A:C5	1:A:1860:U:C5	3.05	0.44
1:A:565:A:OP2	1:A:592:G:N1	2.46	0.44
2:B:3053:G:O2'	2:B:3054:A:H5'	2.16	0.44
14:M:128:GLY:O	14:M:132:LYS:HG3	2.17	0.44
7:F:16:PRO:HB2	7:F:165:PHE:CD1	2.52	0.44
1:A:1153:C:C4	1:A:1154:A:N7	2.85	0.44
28:1:81:LYS:O	28:1:82:ALA:C	2.55	0.44
8:G:34:TRP:O	12:K:127:ILE:HD11	2.17	0.44
1:A:1161:A:C6	1:A:1162:G:N7	2.85	0.44
16:O:144:GLY:HA2	16:O:146:HIS:CE1	2.52	0.44
28:1:58:GLY:N	39:1:7239:HOH:O	2.48	0.44
1:A:559:U:H6	1:A:559:U:C5'	2.20	0.44
7:F:146:LYS:HZ1	16:O:107:ASN:ND2	2.12	0.44
8:G:81:GLU:CB	39:G:4761:HOH:O	2.65	0.44
1:A:709:G:O2'	17:P:25:VAL:HG12	2.18	0.44
1:A:1183:C:N4	39:A:3882:HOH:O	2.49	0.44
30:3:22:PRO:HG2	30:3:25:VAL:HG23	1.99	0.44

Continued on next page...

Continued from previous page...

Atom-1	Atom-2	Interatomic distance (Å)	Clash overlap (Å)
1:A:473:A:OP1	29:2:51:GLN:NE2	2.50	0.44
5:D:314:ALA:HB3	5:D:317:PRO:HG3	1.98	0.44
15:N:137:ASP:O	15:N:142:LYS:CE	2.64	0.44
1:A:1206:U:H5'	1:A:1206:U:H6	1.82	0.44
1:A:2859:C:H6	1:A:2859:C:C5'	2.30	0.44
39:A:5003:HOH:O	15:N:58:GLN:HG3	2.17	0.44
8:G:31:ARG:HH12	8:G:68:HIS:CG	2.35	0.44
1:A:2497:A:H2'	1:A:2498:C:H6	1.82	0.44
1:A:2410:G:H2'	1:A:2411:C:C6	2.53	0.44
6:E:26:VAL:HB	39:E:8472:HOH:O	2.16	0.44
1:A:2531:U:O2'	1:A:2532:A:H5'	2.17	0.44
1:A:142:G:O2'	1:A:143:C:H5'	2.17	0.44
1:A:1884:G:O6	4:C:190:ARG:HD2	2.16	0.44
27:Z:116:LEU:HD13	39:Z:8545:HOH:O	2.17	0.44
39:A:9185:HOH:O	27:Z:163:THR:HG23	2.17	0.44
4:C:8:ARG:HG2	39:C:8557:HOH:O	2.18	0.44
7:F:23:VAL:HG21	7:F:45:THR:CG2	2.47	0.44
9:H:49:PHE:CE1	9:H:98:VAL:HG23	2.51	0.44
8:G:107:PHE:O	8:G:110:GLU:HB2	2.18	0.44
5:D:329:TYR:CD2	23:V:15:PRO:HG3	2.52	0.44
11:J:56:ILE:HG21	11:J:61:LEU:CD1	2.47	0.44
1:A:345:G:N2	1:A:346:U:H1'	2.31	0.44
13:L:34:VAL:HB	39:L:7169:HOH:O	2.17	0.44
1:A:1566:C:O2'	1:A:1567:A:H5'	2.17	0.44
4:C:103:VAL:HA	4:C:104:PRO:HD3	1.79	0.44
23:V:8:TYR:OH	39:V:3805:HOH:O	2.20	0.44
25:X:125:HIS:CD2	25:X:125:HIS:C	2.91	0.44
1:A:380:A:OP2	15:N:9:ARG:HD2	2.17	0.44
1:A:1254:C:O2'	1:A:1255:A:H5'	2.17	0.44
1:A:1427:A:H61	1:A:1440:U:H1'	1.83	0.44
20:S:79:ARG:O	20:S:81:PRO:HD3	2.17	0.44
1:A:1306:U:C5'	6:E:184:ARG:HH11	2.30	0.44
1:A:792:G:HO2'	1:A:793:A:H5'	1.81	0.44
1:A:1885:A:O5'	1:A:1885:A:H8	2.01	0.44
1:A:1815:A:H4'	1:A:2751:C:O4'	2.17	0.44
1:A:1260:G:H3'	1:A:1261:A:C8	2.53	0.44
1:A:1050:G:C5	1:A:1051:C:C5	3.05	0.44
1:A:2837:U:H1'	5:D:307:ARG:HH12	1.81	0.44
1:A:2079:G:H2'	1:A:2080:G:O4'	2.18	0.44
1:A:192:A:N6	1:A:194:A:C2	2.86	0.44
30:3:31:GLU:O	39:3:5416:HOH:O	2.20	0.44

Continued on next page...

Continued from previous page...

Atom-1	Atom-2	Interatomic distance (Å)	Clash overlap (Å)
7:F:16:PRO:HB2	7:F:165:PHE:CG	2.52	0.44
22:U:80:GLU:OE2	22:U:84:GLY:HA2	2.17	0.44
1:A:1055:G:N7	39:A:3335:HOH:O	2.35	0.44
7:F:81:GLU:O	7:F:84:LEU:N	2.50	0.44
39:A:8568:HOH:O	28:1:19:GLY:N	2.50	0.44
15:N:38:VAL:C	15:N:63:VAL:HG13	2.38	0.44
12:K:39:VAL:O	12:K:40:ASN:HB2	2.18	0.44
8:G:157:LYS:HD2	8:G:162:PHE:CZ	2.52	0.44
9:H:38:LYS:NZ	15:N:3:SER:HA	2.33	0.44
1:A:88:G:C2	30:3:24:TRP:HB2	2.53	0.44
1:A:894:A:N1	6:E:87:ARG:NH2	2.66	0.44
1:A:1855:G:O6	4:C:142:SER:HB3	2.18	0.44
1:A:1942:A:O3'	4:C:213:LYS:HE2	2.18	0.44
14:M:98:GLU:C	14:M:99:GLU:HG3	2.38	0.44
1:A:1822:A:O2'	1:A:1823:G:H5'	2.17	0.44
1:A:517:U:H2'	1:A:518:G:H5'	1.98	0.44
6:E:95:GLU:HG3	39:E:8481:HOH:O	2.16	0.44
1:A:322:G:O2'	1:A:323:C:H5'	2.17	0.44
1:A:2090:G:N2	1:A:2655:U:C2	2.86	0.44
11:J:136:VAL:O	11:J:136:VAL:HG13	2.17	0.44
11:J:14:TYR:H	11:J:91:HIS:CE1	2.35	0.44
1:A:1718:G:O2'	1:A:1719:G:H5'	2.17	0.44
1:A:317:A:OP1	22:U:52:ARG:O	2.35	0.44
1:A:1733:A:H4'	5:D:212:GLN:HA	1.98	0.44
1:A:111:C:C2'	1:A:112:G:H5'	2.47	0.44
1:A:844:A:N6	1:A:882:A:N6	2.66	0.44
1:A:2244:A:H5"	15:N:29:GLN:OE1	2.17	0.44
7:F:59:GLY:C	7:F:61:PHE:H	2.17	0.44
1:A:665:A:C6	1:A:666:A:C6	3.05	0.44
1:A:1755:A:H8	1:A:1755:A:O5'	2.00	0.44
1:A:2619:U:H5	39:A:5327:HOH:O	1.99	0.44
16:O:101:VAL:HG12	39:O:8529:HOH:O	2.17	0.44
2:B:3041:C:H2'	2:B:3042:C:H6	1.81	0.44
1:A:1667:A:C5'	1:A:1667:A:C8	2.89	0.44
16:O:141:ARG:HB3	39:O:8565:HOH:O	2.18	0.44
1:A:184:G:H8	1:A:184:G:O5'	2.00	0.44
31:4:60:LYS:CD	31:4:61:PRO:HD2	2.48	0.44
17:P:26:TRP:HA	17:P:26:TRP:CE3	2.53	0.44
1:A:1564:C:O2'	1:A:1565:C:H5'	2.16	0.44
1:A:1625:U:C4'	39:A:4142:HOH:O	2.56	0.44
1:A:2362:A:H4'	39:A:4654:HOH:O	2.16	0.44

Continued on next page...

Continued from previous page...

Atom-1	Atom-2	Interatomic distance (Å)	Clash overlap (Å)
1:A:195:C:C2'	1:A:196:G:H5'	2.47	0.44
1:A:2834:G:OP1	26:Y:39:LYS:HE2	2.17	0.44
1:A:2859:C:H5''	1:A:2859:C:C6	2.48	0.44
21:T:39:ASP:O	21:T:43:GLU:HG3	2.18	0.44
19:R:42:LYS:HZ3	19:R:43:ILE:H	1.64	0.44
1:A:2104:C:O2	1:A:2486:A:C2	2.71	0.44
1:A:1023:C:C2'	1:A:1024:G:H5'	2.47	0.44
39:A:8786:HOH:O	15:N:181:GLU:HB3	2.17	0.44
1:A:115:U:O4'	1:A:131:A:C8	2.71	0.44
5:D:57:GLU:OE1	5:D:60:SER:HB2	2.18	0.44
1:A:671:A:O2'	1:A:672:G:H2'	2.17	0.44
7:F:168:SER:O	7:F:168:SER:OG	2.28	0.44
21:T:49:VAL:O	21:T:49:VAL:HG12	2.17	0.44
1:A:1338:U:O2'	1:A:1339:G:H5'	2.18	0.44
1:A:10:U:HO2'	1:A:11:A:P	2.40	0.44
4:C:232:ARG:NE	39:C:8582:HOH:O	2.47	0.44
1:A:1163:G:N2	39:A:5517:HOH:O	2.39	0.44
11:J:46:VAL:HA	11:J:161:SER:HA	2.00	0.44
19:R:22:GLY:O	19:R:23:THR:C	2.55	0.44
5:D:74:ILE:HG13	39:D:8608:HOH:O	2.18	0.44
28:1:39:CYS:HB2	28:1:57:CYS:SG	2.57	0.44
17:P:26:TRP:HA	17:P:26:TRP:HE3	1.82	0.44
1:A:2489:G:C4	1:A:2490:A:C8	3.06	0.44
6:E:218:VAL:CG1	39:E:8431:HOH:O	2.65	0.44
1:A:1736:A:OP1	5:D:231:GLY:HA2	2.17	0.44
1:A:273:G:H2'	1:A:274:G:O4'	2.17	0.44
25:X:5:VAL:HG11	25:X:153:MET:HE3	2.00	0.44
5:D:182:VAL:O	5:D:183:GLU:C	2.55	0.44
1:A:537:G:C6	1:A:2060:A:N3	2.85	0.44
1:A:1771:U:O2'	1:A:1773:G:N7	2.44	0.44
1:A:2626:C:H2'	1:A:2627:G:H8	1.82	0.44
1:A:2754:G:O2'	1:A:2755:G:H5'	2.18	0.44
16:O:39:SER:HB3	16:O:42:HIS:H	1.81	0.44
1:A:830:G:H2'	1:A:831:U:H6	1.83	0.44
1:A:2408:A:H2	39:4:8515:HOH:O	2.00	0.44
1:A:2100:A:C5'	39:E:8470:HOH:O	2.66	0.44
13:L:111:GLY:C	39:L:4172:HOH:O	2.55	0.44
2:B:3082:U:H2'	2:B:3083:G:C8	2.53	0.44
1:A:1789:G:O6	18:Q:73:HIS:HE1	2.01	0.44
16:O:96:GLY:O	39:O:8510:HOH:O	2.21	0.44
1:A:1777:G:H2'	39:A:4109:HOH:O	2.18	0.44

Continued on next page...

Continued from previous page...

Atom-1	Atom-2	Interatomic distance (Å)	Clash overlap (Å)
1:A:1831:U:H2'	1:A:1832:G:H5'	1.99	0.44
15:N:37:VAL:HB	15:N:108:LYS:HG3	2.00	0.44
4:C:132:ASP:OD1	4:C:133:ARG:N	2.50	0.44
15:N:173:LEU:CD2	15:N:183:VAL:HG12	2.48	0.44
1:A:2467:A:H1'	39:A:4207:HOH:O	2.18	0.44
1:A:1125:U:H2'	1:A:1126:C:H5'	2.00	0.44
1:A:74:A:H5'	24:W:9:ARG:HH22	1.81	0.44
1:A:41:G:O5'	1:A:41:G:H8	2.01	0.44
2:B:3031:C:C2	2:B:3050:G:N2	2.85	0.44
1:A:1829:A:C8	1:A:1885:A:C8	3.06	0.44
25:X:92:ASP:N	25:X:92:ASP:OD1	2.51	0.44
1:A:1262:C:H4'	25:X:29:VAL:O	2.17	0.44
1:A:2735:U:P	39:A:4139:HOH:O	2.75	0.44
1:A:1893:C:C2	1:A:1940:C:N4	2.85	0.44
1:A:297:U:H2'	1:A:298:C:C6	2.53	0.44
1:A:40:C:O5'	1:A:40:C:H6	2.01	0.44
1:A:1843:A:O5'	1:A:1843:A:C8	2.71	0.44
1:A:1141:U:H2'	1:A:1142:C:H6	1.82	0.44
1:A:1052:G:H2'	1:A:1052:G:N3	2.32	0.44
1:A:620:A:N3	39:A:9006:HOH:O	2.36	0.44
22:U:15:PRO:O	22:U:16:LEU:C	2.56	0.44
11:J:84:ARG:HH21	11:J:135:TRP:HH2	1.65	0.44
16:O:138:ASP:O	16:O:139:TRP:HB3	2.18	0.44
16:O:69:TYR:HE2	16:O:183:ASP:OD2	2.01	0.44
1:A:2505:G:O2'	1:A:2506:A:H5'	2.18	0.44
1:A:368:C:H2'	1:A:369:G:H5'	2.00	0.44
1:A:2813:A:P	39:A:3765:HOH:O	2.74	0.44
1:A:2768:A:C2'	1:A:2769:C:O4'	2.60	0.44
15:N:46:LEU:HD22	15:N:50:ARG:CD	2.48	0.44
16:O:82:TYR:HD2	16:O:83:LEU:N	2.15	0.44
16:O:49:THR:CG2	16:O:56:ASP:HB2	2.44	0.44
1:A:380:A:O2'	39:A:3123:HOH:O	2.09	0.44
1:A:1641:A:H2'	1:A:1642:A:C5'	2.46	0.44
1:A:1879:U:H5'	39:A:5591:HOH:O	2.18	0.44
1:A:1947:G:P	39:A:3161:HOH:O	2.75	0.44
26:Y:25:ARG:NH1	39:Y:3861:HOH:O	2.50	0.44
1:A:1550:A:C2	1:A:1636:G:C2	3.05	0.44
1:A:114:A:H3'	39:A:9934:HOH:O	2.18	0.44
1:A:861:A:H2'	1:A:862:U:C6	2.52	0.44
1:A:1087:G:OP2	25:X:9:GLY:HA3	2.18	0.44
1:A:2673:U:C2'	1:A:2674:G:H5'	2.48	0.44

Continued on next page...

Continued from previous page...

Atom-1	Atom-2	Interatomic distance (Å)	Clash overlap (Å)
1:A:652:G:H8	39:A:9514:HOH:O	2.00	0.44
22:U:45:GLY:HA3	22:U:102:ASP:CB	2.47	0.44
6:E:149:LYS:HD2	6:E:149:LYS:HA	1.88	0.44
1:A:1313:A:H5'	27:Z:208:LYS:O	2.17	0.44
24:W:42:ASN:N	24:W:43:PRO:HD3	2.33	0.44
1:A:1785:G:OP1	18:Q:76:GLY:HA3	2.17	0.44
7:F:27:ILE:HD11	7:F:37:ALA:CB	2.48	0.43
1:A:1832:G:O2'	39:A:8683:HOH:O	2.06	0.43
1:A:1500:U:H2'	1:A:1502:A:OP2	2.18	0.43
1:A:2505:G:H2'	1:A:2506:A:H5'	2.00	0.43
12:K:63:ILE:CG2	12:K:64:GLY:N	2.81	0.43
15:N:169:ARG:CB	39:N:8587:HOH:O	2.66	0.43
22:U:53:GLY:HA3	39:U:6384:HOH:O	2.18	0.43
25:X:4:LEU:HD22	25:X:52:VAL:HG21	1.99	0.43
26:Y:85:VAL:CG1	26:Y:86:GLU:N	2.80	0.43
1:A:308:U:H5'	22:U:97:ARG:NH2	2.33	0.43
1:A:593:A:N7	39:A:3881:HOH:O	2.51	0.43
1:A:380:A:H1'	39:A:3123:HOH:O	2.17	0.43
27:Z:152:LYS:NZ	39:Z:8558:HOH:O	2.51	0.43
12:K:45:VAL:CG2	12:K:46:ILE:N	2.81	0.43
1:A:1477:C:C5'	1:A:1868:G:H5''	2.47	0.43
28:1:55:TRP:HZ2	28:1:70:GLN:N	2.16	0.43
1:A:1973:A:H5'	1:A:1973:A:C8	2.51	0.43
1:A:849:C:H2'	1:A:850:U:C5'	2.47	0.43
1:A:1157:C:C6	1:A:1157:C:H3'	2.53	0.43
1:A:1296:A:O2'	1:A:1297:U:H5'	2.17	0.43
1:A:2404:G:H4'	19:R:68:GLY:CA	2.47	0.43
1:A:2433:A:H1'	39:A:6759:HOH:O	2.18	0.43
5:D:203:ALA:HA	5:D:263:THR:HA	1.99	0.43
39:A:6190:HOH:O	19:R:2:SER:HA	2.17	0.43
12:K:122:ASP:OD1	12:K:124:LEU:HB2	2.18	0.43
2:B:3024:U:H6	39:B:8490:HOH:O	1.90	0.43
1:A:1835:U:C4	1:A:1839:A:C8	3.06	0.43
1:A:822:C:C2	1:A:823:U:C5	3.07	0.43
6:E:5:ILE:HG23	39:E:8438:HOH:O	2.16	0.43
6:E:61:PHE:HD1	39:E:8383:HOH:O	2.00	0.43
5:D:208:GLY:HA2	5:D:258:GLY:HA3	2.00	0.43
12:K:79:PHE:HB3	12:K:103:VAL:HG11	2.00	0.43
8:G:22:VAL:O	8:G:76:VAL:HG11	2.19	0.43
1:A:1735:C:C2'	1:A:1736:A:H5'	2.48	0.43
12:K:107:ASN:HD22	12:K:108:PRO:N	2.17	0.43

Continued on next page...

Continued from previous page...

Atom-1	Atom-2	Interatomic distance (Å)	Clash overlap (Å)
19:R:93:ARG:CG	19:R:93:ARG:NH1	2.78	0.43
1:A:2038:A:C5'	5:D:222:LYS:HG3	2.48	0.43
16:O:71:TRP:CE3	16:O:175:LEU:CD2	2.98	0.43
1:A:111:C:H2'	1:A:112:G:C5'	2.49	0.43
16:O:154:LEU:HG	16:O:155:GLU:N	2.32	0.43
9:H:58:GLU:HB3	15:N:8:ILE:HG23	2.00	0.43
1:A:1920:C:O2'	1:A:1921:A:H5'	2.18	0.43
1:A:694:A:C2'	1:A:695:C:H5'	2.48	0.43
1:A:1524:U:H4'	1:A:1524:U:OP1	2.19	0.43
1:A:449:A:N7	6:E:43:LYS:HG2	2.32	0.43
1:A:1195:G:C2	1:A:1205:U:C2	3.06	0.43
1:A:2763:G:C4	1:A:2764:C:C5	3.06	0.43
1:A:844:A:N6	1:A:882:A:C6	2.86	0.43
6:E:21:VAL:C	6:E:23:GLU:N	2.71	0.43
1:A:869:G:OP1	15:N:79:LYS:HE2	2.17	0.43
18:Q:131:PHE:CD1	18:Q:137:LEU:HD13	2.52	0.43
4:C:66:ARG:NH1	4:C:66:ARG:HB2	2.33	0.43
1:A:2732:U:O2	39:A:4443:HOH:O	2.21	0.43
1:A:2296:C:P	19:R:5:GLY:HA3	2.57	0.43
1:A:2403:C:H2'	1:A:2404:G:O5'	2.18	0.43
10:I:23:ILE:CG2	10:I:70:ALA:CB	2.97	0.43
1:A:1134:G:C5'	11:J:151:MET:CE	2.96	0.43
11:J:3:GLY:HA2	11:J:57:ARG:HH12	1.82	0.43
12:K:19:MET:CE	12:K:78:ILE:HG22	2.48	0.43
1:A:2251:G:H2'	1:A:2252:A:C8	2.52	0.43
1:A:306:A:P	22:U:38:ARG:NH2	2.89	0.43
4:C:186:TRP:HA	4:C:187:PRO:HA	1.71	0.43
1:A:1456:C:H2'	1:A:1457:U:O4'	2.18	0.43
1:A:1886:A:C2'	39:A:4299:HOH:O	2.65	0.43
17:P:59:VAL:CG2	17:P:111:VAL:HG23	2.48	0.43
1:A:1979:G:P	39:A:5778:HOH:O	2.77	0.43
1:A:932:U:H2'	1:A:933:C:C6	2.54	0.43
1:A:1496:G:C2	1:A:1510:G:C2	3.07	0.43
1:A:1157:C:C2	1:A:1158:G:C8	3.06	0.43
20:S:29:LYS:CD	39:S:8541:HOH:O	2.66	0.43
6:E:35:VAL:HG11	6:E:227:GLY:H	1.82	0.43
6:E:47:GLY:HA2	6:E:92:PRO:HB2	2.00	0.43
1:A:1860:U:H2'	1:A:1861:C:O4'	2.18	0.43
1:A:1112:G:C6	1:A:1252:A:N1	2.86	0.43
1:A:941:G:O2'	1:A:942:U:H5'	2.18	0.43
1:A:2691:A:OP1	1:A:2691:A:H8	2.00	0.43

Continued on next page...

Continued from previous page...

Atom-1	Atom-2	Interatomic distance (Å)	Clash overlap (Å)
1:A:2455:A:H2'	1:A:2456:A:O4'	2.18	0.43
1:A:1336:U:C2	1:A:1337:A:C8	3.06	0.43
4:C:81:GLN:H	4:C:92:ASN:ND2	2.16	0.43
2:B:3024:U:C1'	39:B:8438:HOH:O	2.63	0.43
1:A:1117:A:C2	1:A:1244:U:C2	3.07	0.43
1:A:1099:G:OP1	25:X:129:LYS:HE3	2.17	0.43
25:X:73:LEU:CD1	25:X:112:LEU:O	2.66	0.43
8:G:84:MET:HE1	8:G:133:VAL:HG21	2.00	0.43
1:A:2072:G:C6	1:A:2533:C:H1'	2.54	0.43
25:X:125:HIS:HB2	25:X:137:GLN:OE1	2.18	0.43
11:J:73:GLN:OE1	11:J:73:GLN:CA	2.66	0.43
1:A:1310:U:H2'	1:A:1311:G:O5'	2.18	0.43
1:A:1436:C:C2	1:A:1437:A:C8	3.07	0.43
11:J:114:PRO:O	11:J:116:GLY:N	2.52	0.43
30:3:18:ASN:HD21	30:3:40:ARG:H	1.66	0.43
7:F:169:THR:C	7:F:170:TYR:HD1	2.22	0.43
1:A:2607:U:O5'	1:A:2609:G:H4'	2.18	0.43
2:B:3031:C:H2'	2:B:3032:G:O4'	2.18	0.43
1:A:25:A:H2'	1:A:26:U:H5'	1.99	0.43
1:A:2649:A:C8	1:A:2649:A:H5'	2.54	0.43
1:A:1861:C:H4'	4:C:6:GLY:O	2.18	0.43
1:A:2578:G:H5'	1:A:2578:G:H8	1.83	0.43
39:A:6044:HOH:O	2:B:3083:G:H4'	2.18	0.43
4:C:53:ALA:HB1	4:C:54:PRO:HD2	2.00	0.43
1:A:1880:C:C4	1:A:1881:A:N7	2.87	0.43
1:A:521:A:N1	1:A:1364:G:O2'	2.43	0.43
1:A:724:G:O2'	1:A:725:C:H5'	2.18	0.43
1:A:1029:U:O2'	1:A:1273:C:OP1	2.31	0.43
2:B:3024:U:H5''	39:B:8485:HOH:O	2.19	0.43
2:B:3044:A:O4'	7:F:76:ARG:NE	2.51	0.43
6:E:218:VAL:HG13	39:E:8431:HOH:O	2.17	0.43
6:E:238:SER:C	39:E:8386:HOH:O	2.56	0.43
1:A:1762:C:C2	1:A:1783:A:C2	3.07	0.43
1:A:256:C:H2'	1:A:257:G:O4'	2.17	0.43
1:A:1745:G:O6	39:A:5421:HOH:O	2.20	0.43
18:Q:27:ARG:HD2	39:Q:5262:HOH:O	2.18	0.43
1:A:764:C:H2'	1:A:765:G:O4'	2.18	0.43
1:A:10:U:H3'	39:A:9830:HOH:O	2.17	0.43
1:A:936:C:C2'	1:A:937:C:H5'	2.48	0.43
1:A:1991:A:O5'	1:A:1991:A:H8	2.02	0.43
30:3:13:LYS:O	30:3:17:GLN:HG3	2.19	0.43

Continued on next page...

Continued from previous page...

Atom-1	Atom-2	Interatomic distance (Å)	Clash overlap (Å)
1:A:2808:U:OP1	5:D:261:GLN:HG2	2.17	0.43
25:X:21:LEU:HA	25:X:21:LEU:HD23	1.70	0.43
27:Z:100:ARG:HE	27:Z:234:VAL:HG21	1.84	0.43
1:A:1264:U:H2'	1:A:1265:G:H8	1.84	0.43
6:E:200:PRO:HB3	6:E:212:VAL:HG23	2.01	0.43
31:4:6:ARG:O	31:4:7:PHE:HB3	2.19	0.43
1:A:1162:G:C2	1:A:1163:G:N7	2.87	0.43
2:B:3048:C:H4'	16:O:141:ARG:NH2	2.29	0.43
11:J:83:PHE:HE1	11:J:146:TRP:CZ2	2.36	0.43
15:N:152:ARG:HG3	39:N:8553:HOH:O	2.18	0.43
15:N:37:VAL:CB	15:N:108:LYS:HG3	2.48	0.43
5:D:43:GLY:HA3	5:D:76:THR:HG22	2.00	0.43
15:N:134:ILE:O	15:N:136:PRO:HD3	2.19	0.43
1:A:383:A:OP1	15:N:174:ARG:NH1	2.49	0.43
6:E:14:GLY:O	6:E:15:GLU:HB3	2.19	0.43
7:F:101:THR:CG2	39:F:7400:HOH:O	2.57	0.43
1:A:1902:G:H2'	1:A:1903:U:O4'	2.19	0.43
1:A:1766:U:H2'	1:A:1776:A:N6	2.34	0.43
22:U:48:VAL:CG2	22:U:96:VAL:HG13	2.49	0.43
1:A:2629:C:H5	39:A:8726:HOH:O	2.00	0.43
27:Z:153:GLN:O	27:Z:156:GLY:N	2.39	0.43
1:A:2613:G:C1'	39:A:8662:HOH:O	2.66	0.43
1:A:2614:C:O2'	1:A:2615:U:H5'	2.18	0.43
1:A:1461:U:H2'	1:A:1462:C:H6	1.84	0.43
1:A:2858:U:C2	1:A:2900:G:N2	2.86	0.43
1:A:533:U:C6	1:A:2084:C:H5'	2.54	0.43
4:C:65:ARG:C	4:C:66:ARG:HG3	2.39	0.43
31:4:69:TYR:HB3	31:4:78:HIS:CE1	2.54	0.43
18:Q:138:GLU:O	18:Q:141:ILE:HB	2.18	0.43
20:S:72:VAL:CG1	20:S:75:TRP:HB3	2.48	0.43
1:A:602:A:O2'	1:A:605:C:H4'	2.18	0.43
1:A:1070:A:H2'	1:A:1071:G:C8	2.54	0.43
4:C:178:LYS:HD3	35:C:8509:CL:CL	2.56	0.43
1:A:1367:A:H2'	1:A:1368:U:H5'	1.99	0.43
5:D:232:TRP:CD1	5:D:235:ARG:HD2	2.53	0.43
7:F:45:THR:HG22	7:F:75:LEU:HD11	2.01	0.43
1:A:1835:U:C2	1:A:1839:A:N7	2.87	0.43
4:C:191:GLY:HA2	4:C:194:MET:CE	2.48	0.43
13:L:87:ARG:NH1	39:L:4066:HOH:O	2.50	0.43
1:A:558:C:C2'	1:A:559:U:C5'	2.95	0.43
1:A:2712:G:H5'	39:A:4699:HOH:O	2.19	0.43

Continued on next page...

Continued from previous page...

Atom-1	Atom-2	Interatomic distance (Å)	Clash overlap (Å)
4:C:211:LYS:NZ	39:C:8574:HOH:O	2.51	0.43
25:X:6:GLN:CB	25:X:26:ILE:HD12	2.45	0.43
25:X:32:CYS:N	39:X:5420:HOH:O	2.51	0.43
1:A:1450:C:C4'	1:A:1451:C:OP2	2.61	0.43
7:F:21:VAL:CG1	7:F:131:THR:O	2.66	0.43
1:A:625:U:O2'	1:A:627:G:N7	2.37	0.43
1:A:506:G:H22	1:A:509:A:H5''	1.83	0.43
31:4:11:CYS:HB2	31:4:20:HIS:CE1	2.52	0.43
1:A:2412:G:N2	1:A:2415:A:OP2	2.48	0.43
1:A:1878:G:O2'	1:A:1879:U:P	2.77	0.43
14:M:104:ASP:HB2	39:M:8455:HOH:O	2.17	0.43
1:A:1742:A:C6	1:A:1743:G:C6	3.07	0.43
31:4:65:THR:HB	31:4:83:TRP:H	1.84	0.43
1:A:1393:A:OP1	39:A:5109:HOH:O	2.21	0.43
2:B:3004:G:O2'	16:O:44:ARG:NH2	2.51	0.43
21:T:23:LYS:HG2	21:T:67:ARG:HA	2.00	0.43
1:A:2848:G:O4'	1:A:2906:A:C2	2.71	0.43
1:A:407:A:H2'	1:A:408:A:C8	2.54	0.43
7:F:15:GLU:HA	7:F:16:PRO:HD3	1.88	0.43
1:A:1881:A:C2	1:A:1882:C:C4	3.06	0.43
11:J:158:ASN:ND2	39:J:8385:HOH:O	2.51	0.43
1:A:1156:C:H3'	1:A:1156:C:C6	2.52	0.43
1:A:1318:A:H2'	1:A:1319:G:O4'	2.18	0.43
1:A:1969:A:H8	1:A:1969:A:O5'	2.00	0.43
17:P:44:ASN:HB2	35:P:8508:CL:CL	2.56	0.43
4:C:43:VAL:HG21	4:C:59:GLU:HG3	2.00	0.43
1:A:2392:C:H4'	39:R:2875:HOH:O	2.18	0.43
11:J:136:VAL:HA	39:J:8342:HOH:O	2.19	0.43
16:O:141:ARG:NH1	16:O:146:HIS:CD2	2.87	0.43
20:S:99:ALA:O	20:S:104:PHE:HD1	2.02	0.43
1:A:183:A:C6	1:A:184:G:C6	3.07	0.43
7:F:173:GLU:O	7:F:174:VAL:C	2.57	0.43
5:D:320:GLN:HG3	5:D:321:PRO:HD2	2.01	0.43
10:I:12:ILE:HG22	10:I:12:ILE:O	2.18	0.43
4:C:223:ARG:CG	39:C:8604:HOH:O	2.57	0.43
1:A:1778:A:C2'	1:A:1779:A:H5'	2.45	0.43
1:A:2635:A:C5	1:A:2636:C:C5	3.07	0.43
1:A:1726:G:N2	1:A:2050:G:C4	2.87	0.43
1:A:951:A:C2'	1:A:952:G:H5'	2.48	0.43
6:E:83:ALA:O	6:E:84:VAL:C	2.57	0.43
1:A:1322:G:H2'	1:A:1323:G:O4'	2.18	0.43

Continued on next page...

Continued from previous page...

Atom-1	Atom-2	Interatomic distance (Å)	Clash overlap (Å)
1:A:2587:U:O5'	1:A:2587:U:H6	2.02	0.43
1:A:2894:C:O2'	1:A:2895:C:H5'	2.18	0.43
5:D:105:PHE:CD1	5:D:115:VAL:CG1	3.02	0.43
1:A:1055:G:OP2	11:J:94:ARG:NH1	2.51	0.43
25:X:21:LEU:HD21	25:X:48:VAL:CG1	2.49	0.43
5:D:27:ASN:HD22	5:D:27:ASN:H	1.66	0.43
28:1:42:CYS:SG	28:1:43:GLY:N	2.92	0.43
4:C:123:GLY:HA2	4:C:159:VAL:O	2.19	0.43
7:F:94:ALA:O	7:F:95:THR:O	2.36	0.43
2:B:3011:A:C8	16:O:8:VAL:CG2	3.02	0.43
17:P:18:ALA:HB2	39:P:3062:HOH:O	2.19	0.43
1:A:2316:G:H5'	39:A:5562:HOH:O	2.19	0.43
1:A:1381:A:H4'	1:A:1382:G:O5'	2.18	0.43
2:B:3063:C:O2'	2:B:3064:C:H5'	2.19	0.43
22:U:52:ARG:O	22:U:53:GLY:O	2.36	0.43
20:S:92:LEU:CD2	20:S:145:LEU:HD21	2.43	0.43
16:O:67:ALA:HA	16:O:71:TRP:HB3	2.01	0.43
1:A:1758:U:H2'	1:A:1759:A:O4'	2.19	0.43
1:A:1477:C:H4'	1:A:1868:G:H5''	2.01	0.43
1:A:74:A:C2	1:A:104:G:C2	3.06	0.43
15:N:28:MET:O	15:N:32:ARG:HG3	2.19	0.43
1:A:2245:C:O5'	1:A:2245:C:H6	2.02	0.43
16:O:62:HIS:HB3	16:O:65:ASP:OD1	2.18	0.43
1:A:1322:G:C4	1:A:1323:G:C8	3.07	0.43
4:C:232:ARG:O	4:C:233:THR:CG2	2.67	0.43
1:A:2403:C:H3'	39:A:4689:HOH:O	2.18	0.43
1:A:573:A:O2'	1:A:574:C:H5'	2.19	0.43
1:A:2318:C:C6	1:A:2318:C:H3'	2.53	0.43
1:A:1228:C:C4	1:A:1229:C:C4	3.06	0.43
1:A:365:G:C5	1:A:366:U:C5	3.07	0.43
19:R:61:GLY:HA3	19:R:73:VAL:CG1	2.48	0.43
1:A:796:A:C2	1:A:797:A:C4	3.07	0.43
26:Y:76:ARG:O	26:Y:77:PHE:HB3	2.19	0.43
1:A:1134:G:H5'	11:J:151:MET:HE3	2.01	0.43
1:A:2831:C:O2'	39:A:6212:HOH:O	2.21	0.43
1:A:1500:U:C2	1:A:1502:A:OP2	2.72	0.43
2:B:3036:C:H2'	2:B:3037:C:H5'	2.00	0.43
5:D:301:VAL:CG1	5:D:302:PRO:HD2	2.49	0.43
8:G:166:VAL:C	8:G:167:TYR:CD1	2.93	0.43
27:Z:184:GLU:OE2	27:Z:204:ARG:HD2	2.19	0.43
1:A:1189:A:O2'	1:A:1209:C:O4'	2.27	0.43

Continued on next page...

Continued from previous page...

Atom-1	Atom-2	Interatomic distance (Å)	Clash overlap (Å)
1:A:1718:G:OP1	18:Q:20:ARG:HD3	2.19	0.43
1:A:2081:A:H2'	1:A:2082:G:O4'	2.19	0.43
20:S:111:ILE:HG12	20:S:145:LEU:HD11	2.01	0.43
1:A:1902:G:O2'	1:A:1903:U:H5'	2.19	0.43
13:L:106:GLY:HA3	39:L:5264:HOH:O	2.19	0.43
1:A:1259:A:N6	39:A:3045:HOH:O	2.52	0.43
39:A:9260:HOH:O	20:S:117:HIS:HB3	2.19	0.43
1:A:2635:A:O2'	1:A:2636:C:H5'	2.19	0.43
4:C:95:PRO:HA	4:C:153:ARG:HA	2.00	0.43
22:U:50:VAL:O	22:U:56:ALA:HA	2.19	0.43
1:A:1205:U:C2'	1:A:1206:U:C5'	2.97	0.43
1:A:13:G:H2'	1:A:14:C:H6	1.84	0.43
1:A:2033:G:N2	1:A:2037:C:O2	2.47	0.43
1:A:862:U:OP1	39:A:8933:HOH:O	2.21	0.43
1:A:2685:C:H2'	1:A:2686:C:C6	2.53	0.43
1:A:335:U:H4'	22:U:92:ASP:OD2	2.19	0.43
11:J:166:ASN:N	11:J:166:ASN:ND2	2.67	0.43
6:E:94:THR:HB	39:E:8359:HOH:O	2.19	0.43
1:A:1838:U:H4'	39:A:8668:HOH:O	2.19	0.43
6:E:124:VAL:HA	6:E:230:GLY:O	2.18	0.43
1:A:1797:A:H2'	1:A:1799:G:O5'	2.19	0.43
1:A:2568:A:C2'	1:A:2569:A:H5'	2.49	0.43
1:A:2011:A:C6	1:A:2013:G:O6	2.72	0.43
1:A:1168:C:H5'	39:A:6872:HOH:O	2.19	0.42
11:J:47:GLU:HA	11:J:146:TRP:CH2	2.54	0.42
28:I:11:THR:CG2	28:I:23:ARG:HB2	2.49	0.42
13:L:32:ILE:HD11	13:L:56:SER:HB3	2.00	0.42
7:F:133:ASN:HD22	7:F:134:LEU:N	2.17	0.42
1:A:2034:U:H2'	1:A:2035:C:H6	1.84	0.42
17:P:47:ARG:CD	17:P:115:ARG:O	2.67	0.42
1:A:1369:A:N1	1:A:2054:A:H5''	2.34	0.42
1:A:1188:A:P	39:A:6358:HOH:O	2.76	0.42
4:C:51:ARG:NH1	4:C:120:ARG:O	2.52	0.42
12:K:40:ASN:OD1	12:K:106:GLY:HA2	2.19	0.42
1:A:2768:A:N3	1:A:2768:A:H3'	2.34	0.42
27:Z:151:SER:HB3	27:Z:154:ARG:CB	2.45	0.42
23:V:6:CYS:O	23:V:8:TYR:N	2.52	0.42
1:A:746:A:H4'	1:A:747:G:H5'	2.01	0.42
15:N:48:ARG:NH2	39:N:8560:HOH:O	2.52	0.42
1:A:2778:A:H1'	8:G:153:ARG:NH1	2.34	0.42
18:Q:59:ARG:NH1	18:Q:59:ARG:HG2	2.34	0.42

Continued on next page...

Continued from previous page...

Atom-1	Atom-2	Interatomic distance (Å)	Clash overlap (Å)
2:B:3004:G:OP1	2:B:3059:C:O2'	2.37	0.42
1:A:2708:G:N2	13:L:1:MET:O	2.51	0.42
1:A:24:G:N2	1:A:518:G:H1'	2.34	0.42
1:A:1294:A:O3'	14:M:16:GLY:HA2	2.18	0.42
25:X:21:LEU:HD21	25:X:48:VAL:HG11	2.00	0.42
31:4:7:PHE:HE2	31:4:22:VAL:HG21	1.84	0.42
1:A:1969:A:OP2	39:A:3242:HOH:O	2.21	0.42
1:A:685:C:O2	1:A:748:C:H4'	2.18	0.42
1:A:1677:U:OP2	30:3:8:LYS:NZ	2.40	0.42
1:A:133:U:H5'	1:A:1465:A:OP1	2.19	0.42
1:A:621:C:H5'	27:Z:132:ASP:OD2	2.19	0.42
1:A:2554:U:C6	1:A:2577:A:N6	2.87	0.42
7:F:95:THR:CG2	7:F:174:VAL:HG22	2.49	0.42
1:A:558:C:H2'	1:A:559:U:H5'	2.01	0.42
26:Y:31:ILE:HG22	26:Y:31:ILE:O	2.19	0.42
1:A:284:C:N4	39:A:6654:HOH:O	2.52	0.42
22:U:39:ASN:HD22	22:U:39:ASN:C	2.23	0.42
27:Z:216:ARG:CD	39:Z:8571:HOH:O	2.58	0.42
1:A:1097:A:H5''	25:X:125:HIS:NE2	2.34	0.42
1:A:2414:A:H2'	1:A:2415:A:C8	2.54	0.42
1:A:1773:G:C8	28:1:16:PRO:HA	2.53	0.42
1:A:756:A:H2'	1:A:757:C:C6	2.53	0.42
1:A:27:U:H2'	1:A:28:G:O4'	2.19	0.42
14:M:124:ASP:OD1	14:M:149:ARG:NH2	2.52	0.42
1:A:766:A:HO2'	1:A:767:A:H8	1.65	0.42
20:S:126:LYS:O	20:S:127:PRO:C	2.55	0.42
21:T:22:ASN:ND2	21:T:68:LEU:HB2	2.34	0.42
1:A:2536:C:OP1	39:A:9616:HOH:O	2.21	0.42
8:G:9:GLU:HG3	8:G:10:ASP:N	2.34	0.42
1:A:2584:G:H4'	39:A:6583:HOH:O	2.18	0.42
5:D:56:ASP:HB3	5:D:322:ARG:HH21	1.84	0.42
1:A:710:G:OP1	39:A:6107:HOH:O	2.21	0.42
9:H:98:VAL:O	39:H:3461:HOH:O	2.22	0.42
1:A:821:U:H2'	1:A:822:C:C6	2.54	0.42
20:S:82:GLU:HG3	20:S:83:LYS:N	2.33	0.42
15:N:91:ILE:HG23	39:N:8641:HOH:O	2.19	0.42
6:E:233:THR:HG21	6:E:235:PHE:CE1	2.54	0.42
12:K:52:GLN:CG	12:K:53:ILE:N	2.75	0.42
20:S:149:GLU:HA	20:S:150:PRO:HD3	1.89	0.42
6:E:246:ARG:CB	6:E:246:ARG:HH11	2.26	0.42
4:C:223:ARG:NH2	39:C:8574:HOH:O	2.52	0.42

Continued on next page...

Continued from previous page...

Atom-1	Atom-2	Interatomic distance (Å)	Clash overlap (Å)
1:A:401:C:O2'	15:N:92:THR:HB	2.18	0.42
1:A:236:A:H4'	1:A:237:G:OP1	2.19	0.42
23:V:9:CYS:CA	23:V:52:THR:HG23	2.46	0.42
1:A:2543:G:O2'	1:A:2544:G:H5'	2.19	0.42
1:A:2363:G:O2'	19:R:11:ARG:HG3	2.19	0.42
1:A:475:G:C5'	6:E:73:LEU:HD23	2.49	0.42
1:A:1447:U:C5	1:A:1504:A:H2	2.37	0.42
3:5:75:C:H2'	3:5:76:DA:H1'	2.01	0.42
1:A:850:U:C5	1:A:851:C:C5	3.07	0.42
16:O:66:LEU:HA	16:O:66:LEU:HD12	1.86	0.42
1:A:1723:G:H2'	39:A:9130:HOH:O	2.20	0.42
1:A:1861:C:OP1	4:C:224:LYS:HB3	2.19	0.42
9:H:78:GLU:HG3	39:H:5966:HOH:O	2.19	0.42
1:A:1613:C:O2	39:A:5451:HOH:O	2.20	0.42
16:O:165:ALA:HA	39:O:8517:HOH:O	2.20	0.42
1:A:1833:U:C2	1:A:1834:C:C5	3.07	0.42
11:J:31:PHE:CD2	11:J:85:ILE:HG23	2.54	0.42
11:J:31:PHE:HE2	11:J:87:LYS:O	2.02	0.42
9:H:47:LEU:HB2	9:H:108:LEU:HD11	2.02	0.42
11:J:56:ILE:HG21	11:J:61:LEU:HD11	2.01	0.42
11:J:57:ARG:O	11:J:61:LEU:CD2	2.64	0.42
12:K:131:THR:O	12:K:134:GLU:HB2	2.18	0.42
7:F:95:THR:C	7:F:97:GLN:N	2.68	0.42
15:N:87:MET:HG2	31:4:46:ILE:CG2	2.36	0.42
1:A:1184:C:N1	39:A:5710:HOH:O	2.47	0.42
4:C:48:ASP:HA	4:C:49:PRO:HD3	1.73	0.42
12:K:39:VAL:HG13	12:K:106:GLY:O	2.18	0.42
39:A:5675:HOH:O	5:D:2:GLN:NE2	2.51	0.42
5:D:313:PRO:O	5:D:314:ALA:C	2.57	0.42
27:Z:106:THR:HG23	27:Z:107:PRO:HD2	2.01	0.42
1:A:1447:U:H3'	1:A:1506:U:O2	2.20	0.42
1:A:1476:A:O2'	1:A:1868:G:H5'	2.19	0.42
1:A:830:G:H2'	1:A:831:U:O4'	2.19	0.42
8:G:34:TRP:HA	39:G:4572:HOH:O	2.19	0.42
25:X:48:VAL:O	25:X:48:VAL:CG1	2.66	0.42
16:O:184:ILE:HG22	16:O:185:GLU:HG3	2.00	0.42
20:S:68:HIS:HA	20:S:76:ASP:O	2.19	0.42
1:A:1672:G:H4'	39:A:9377:HOH:O	2.19	0.42
29:2:26:SER:HB3	29:2:35:SER:OG	2.20	0.42
21:T:13:LYS:NZ	39:T:8319:HOH:O	2.40	0.42
1:A:48:A:C2'	39:A:3838:HOH:O	2.66	0.42

Continued on next page...

Continued from previous page...

Atom-1	Atom-2	Interatomic distance (Å)	Clash overlap (Å)
8:G:93:MET:HE1	8:G:165:GLY:N	2.35	0.42
16:O:47:LEU:HD23	16:O:47:LEU:HA	1.78	0.42
30:3:48:ASP:O	30:3:49:GLU:HB2	2.19	0.42
30:3:7:THR:HG23	30:3:49:GLU:OE1	2.19	0.42
1:A:906:C:C2	1:A:1300:G:N2	2.88	0.42
1:A:118:G:C6	1:A:119:A:N7	2.88	0.42
8:G:8:PRO:O	8:G:11:VAL:N	2.48	0.42
20:S:18:LEU:HB2	20:S:143:VAL:HG13	2.02	0.42
17:P:32:ARG:O	17:P:35:LYS:HB2	2.18	0.42
8:G:126:ILE:HB	8:G:131:LEU:CD2	2.50	0.42
39:A:5226:HOH:O	27:Z:144:ARG:NH1	2.49	0.42
1:A:1382:G:C6	1:A:1401:G:C2	3.08	0.42
2:B:3010:C:P	39:B:8521:HOH:O	2.76	0.42
1:A:1044:C:C5'	39:A:8543:HOH:O	2.68	0.42
5:D:254:GLN:CB	39:D:8537:HOH:O	2.67	0.42
1:A:1270:U:H2'	1:A:1271:A:C8	2.55	0.42
1:A:2364:A:P	19:R:11:ARG:NH1	2.92	0.42
1:A:537:G:C6	1:A:2060:A:C2	3.07	0.42
1:A:1741:U:H5'	1:A:1742:A:OP1	2.19	0.42
6:E:166:ILE:HD13	6:E:207:LEU:HD13	2.01	0.42
1:A:1205:U:C2'	1:A:1206:U:H5''	2.49	0.42
1:A:1972:U:H2'	1:A:1973:A:C5'	2.50	0.42
1:A:1745:G:N2	1:A:2033:G:OP2	2.45	0.42
1:A:2749:U:H3'	1:A:2750:G:H5''	2.01	0.42
1:A:275:G:C2	1:A:376:C:N3	2.88	0.42
21:T:23:LYS:HE2	39:T:8333:HOH:O	2.20	0.42
5:D:154:VAL:HG12	5:D:156:LYS:HG2	2.00	0.42
1:A:912:A:C4	1:A:1294:A:C2	3.07	0.42
1:A:164:G:O3'	14:M:30:ARG:HB2	2.19	0.42
1:A:676:C:OP1	6:E:38:ALA:HA	2.20	0.42
1:A:1006:A:H5''	39:A:3021:HOH:O	2.20	0.42
1:A:2327:A:H2'	1:A:2328:U:C6	2.54	0.42
1:A:876:A:H2'	1:A:876:A:N3	2.34	0.42
1:A:2107:U:OP2	39:A:3733:HOH:O	2.21	0.42
1:A:1752:G:H1'	1:A:1754:A:N6	2.35	0.42
1:A:1592:G:H2'	1:A:1593:C:C6	2.55	0.42
4:C:83:GLY:O	4:C:94:LEU:HB3	2.19	0.42
26:Y:47:ALA:HB1	26:Y:82:GLU:HA	2.02	0.42
1:A:2712:G:H1'	39:A:5320:HOH:O	2.19	0.42
16:O:48:VAL:HG13	16:O:55:ASP:HB3	1.96	0.42
1:A:921:G:H4'	1:A:924:G:C6	2.53	0.42

Continued on next page...

Continued from previous page...

Atom-1	Atom-2	Interatomic distance (Å)	Clash overlap (Å)
16:O:50:LEU:HA	16:O:50:LEU:HD12	1.81	0.42
1:A:1741:U:O2'	1:A:2723:G:H4'	2.20	0.42
39:A:4048:HOH:O	15:N:86:MET:CE	2.60	0.42
15:N:69:LYS:HG3	15:N:127:LYS:HG3	2.01	0.42
1:A:795:G:H1'	1:A:817:G:N2	2.34	0.42
17:P:44:ASN:HA	17:P:65:LEU:O	2.20	0.42
1:A:138:U:H5''	1:A:139:C:OP2	2.20	0.42
1:A:2765:C:H2'	1:A:2766:A:C8	2.54	0.42
24:W:12:THR:O	24:W:13:PRO:C	2.58	0.42
6:E:236:THR:HG22	6:E:239:ALA:CB	2.49	0.42
5:D:137:LEU:HD11	5:D:140:LEU:HD21	2.01	0.42
5:D:51:VAL:HG13	5:D:53:LEU:HD13	2.02	0.42
1:A:2008:U:OP2	39:A:3578:HOH:O	2.21	0.42
5:D:75:GLU:CD	5:D:290:VAL:HG22	2.39	0.42
16:O:110:THR:HB	16:O:113:SER:OG	2.19	0.42
17:P:18:ALA:HB2	17:P:26:TRP:HB2	2.01	0.42
5:D:5:ARG:HD2	5:D:8:LYS:NZ	2.35	0.42
1:A:1603:A:H5'	1:A:1605:G:C4'	2.49	0.42
1:A:282:C:C2'	1:A:283:U:H5'	2.48	0.42
1:A:1766:U:O4'	1:A:1779:A:N6	2.53	0.42
2:B:3078:G:N2	2:B:3103:A:OP2	2.42	0.42
16:O:108:SER:HA	16:O:109:PRO:HD3	1.75	0.42
1:A:1453:G:N2	1:A:1675:C:C2	2.88	0.42
1:A:1635:U:P	39:A:5642:HOH:O	2.77	0.42
1:A:2032:U:O2'	1:A:2033:G:H5''	2.20	0.42
15:N:122:GLU:OE2	15:N:127:LYS:HE2	2.20	0.42
1:A:1816:C:H2'	1:A:1817:U:O4'	2.19	0.42
1:A:1157:C:C3'	1:A:1157:C:C6	3.02	0.42
1:A:1573:A:H2'	1:A:1574:C:O4'	2.18	0.42
1:A:622:G:OP2	27:Z:148:GLY:HA3	2.20	0.42
1:A:1697:G:O2'	1:A:1698:U:H5'	2.20	0.42
1:A:1768:C:C2'	1:A:1769:C:H5'	2.49	0.42
4:C:123:GLY:HA3	4:C:162:GLY:HA2	2.01	0.42
1:A:917:U:O5'	1:A:917:U:H6	2.02	0.42
2:B:3023:U:H6	2:B:3023:U:C5'	2.29	0.42
1:A:1175:G:H1'	1:A:1193:A:H2'	2.02	0.42
6:E:142:ASP:OD1	6:E:236:THR:HG23	2.20	0.42
9:H:49:PHE:HE1	9:H:98:VAL:CG2	2.32	0.42
14:M:66:VAL:HG23	14:M:67:ARG:N	2.35	0.42
13:L:21:ALA:O	13:L:96:VAL:HG22	2.20	0.42
16:O:110:THR:HA	16:O:111:PRO:HD3	1.81	0.42

Continued on next page...

Continued from previous page...

Atom-1	Atom-2	Interatomic distance (Å)	Clash overlap (Å)
27:Z:189:ASN:HB2	39:Z:8525:HOH:O	2.20	0.42
1:A:1183:C:N4	1:A:1184:C:H41	2.17	0.42
9:H:63:ILE:HB	9:H:64:PRO:CD	2.44	0.42
6:E:1:MET:CG	6:E:2:GLN:H	2.27	0.42
1:A:2546:U:H5	5:D:2:GLN:HE22	1.68	0.42
1:A:2729:C:O2'	1:A:2730:G:C5'	2.67	0.42
1:A:81:G:OP1	22:U:43:ASN:HA	2.20	0.42
1:A:1947:G:H2'	1:A:1948:G:C8	2.54	0.42
19:R:50:GLY:CA	19:R:87:THR:HG23	2.50	0.42
1:A:1205:U:O2'	1:A:1206:U:H5''	2.20	0.42
39:A:6463:HOH:O	19:R:9:GLY:HA2	2.18	0.42
6:E:94:THR:HG22	6:E:95:GLU:N	2.35	0.42
5:D:305:ASP:O	5:D:306:LYS:HB2	2.19	0.42
5:D:280:VAL:CG1	5:D:334:SER:HA	2.50	0.42
1:A:1156:C:C3'	1:A:1156:C:C6	3.02	0.42
1:A:64:G:H2'	1:A:65:C:C6	2.55	0.42
1:A:2515:C:H2'	1:A:2516:G:O4'	2.20	0.42
1:A:883:U:H6	39:A:9290:HOH:O	2.02	0.42
1:A:539:G:H2'	1:A:540:A:C8	2.55	0.42
21:T:11:THR:H	21:T:14:ALA:HB3	1.84	0.42
1:A:2106:C:H1'	1:A:2484:U:O2	2.19	0.42
7:F:42:GLY:HA2	39:F:5828:HOH:O	2.20	0.42
1:A:1133:A:H2'	1:A:1134:G:O4'	2.20	0.42
11:J:3:GLY:HA2	11:J:57:ARG:NH1	2.35	0.42
24:W:1:THR:CG2	24:W:2:VAL:H	2.14	0.42
28:1:59:HIS:CE1	39:1:4742:HOH:O	2.72	0.42
1:A:1593:C:H5'	18:Q:116:SER:O	2.20	0.42
16:O:119:GLN:O	16:O:123:ILE:HG13	2.20	0.42
1:A:1098:A:OP1	25:X:128:VAL:HG22	2.20	0.42
1:A:2316:G:C5'	39:A:5562:HOH:O	2.67	0.42
5:D:212:GLN:HB2	5:D:257:THR:CG2	2.45	0.42
29:2:21:ARG:NH2	29:2:43:ALA:O	2.53	0.42
18:Q:103:THR:O	18:Q:106:ARG:HB3	2.20	0.42
26:Y:20:GLU:CD	26:Y:21:PRO:HD2	2.40	0.42
1:A:1130:U:H5'	39:A:7133:HOH:O	2.20	0.42
14:M:105:TYR:CG	39:M:8442:HOH:O	2.71	0.42
30:3:6:ALA:O	30:3:9:LYS:HB2	2.20	0.42
1:A:1461:U:H2'	1:A:1462:C:C6	2.55	0.42
18:Q:59:ARG:HH22	18:Q:66:GLN:HE22	1.68	0.42
27:Z:213:LYS:HE3	27:Z:213:LYS:HB2	1.87	0.42
1:A:2398:A:H2'	1:A:2399:G:H5'	2.00	0.42

Continued on next page...

Continued from previous page...

Atom-1	Atom-2	Interatomic distance (Å)	Clash overlap (Å)
1:A:1367:A:C2'	1:A:1368:U:H5'	2.49	0.42
9:H:78:GLU:HB2	39:H:2750:HOH:O	2.19	0.42
1:A:1383:U:OP1	39:A:5948:HOH:O	2.21	0.42
31:4:88:LEU:HD12	31:4:88:LEU:HA	1.70	0.42
27:Z:203:VAL:HG12	27:Z:228:VAL:HG22	2.02	0.42
25:X:47:LYS:NZ	39:X:3920:HOH:O	2.27	0.42
12:K:37:ALA:HA	12:K:102:ARG:O	2.19	0.42
1:A:2563:U:H2'	1:A:2565:C:O5'	2.20	0.42
1:A:1647:G:H2'	1:A:1648:G:O4'	2.20	0.42
1:A:820:G:H5'	1:A:821:U:C5'	2.50	0.42
1:A:183:A:H5'	15:N:157:LEU:HD12	2.02	0.42
25:X:88:THR:CG2	25:X:110:GLN:NE2	2.78	0.42
1:A:2507:G:H2'	1:A:2510:C:H42	1.85	0.42
4:C:48:ASP:OD2	4:C:51:ARG:HG3	2.20	0.42
1:A:1736:A:C2	1:A:2044:G:C2	3.08	0.42
25:X:3:ALA:O	25:X:54:PHE:HA	2.19	0.42
13:L:34:VAL:O	13:L:35:HIS:C	2.58	0.42
11:J:39:GLY:O	11:J:41:THR:N	2.53	0.42
1:A:483:C:C4	1:A:484:A:C6	3.08	0.42
1:A:508:A:H2'	1:A:509:A:H5''	2.01	0.42
1:A:2029:C:H2'	1:A:2030:A:O4'	2.20	0.42
1:A:2834:G:C5	1:A:2847:G:N2	2.87	0.42
7:F:55:LYS:O	39:F:4069:HOH:O	2.22	0.42
1:A:1878:G:C4'	39:A:5591:HOH:O	2.67	0.42
31:4:3:MET:HG3	31:4:4:PRO:HD2	2.02	0.42
1:A:1523:G:C6	1:A:1524:U:O4	2.72	0.42
5:D:144:THR:CG2	5:D:145:HIS:N	2.83	0.42
1:A:1052:G:C5	1:A:1063:G:C6	3.08	0.42
1:A:642:G:OP2	39:A:8945:HOH:O	2.21	0.42
1:A:1246:A:H8	1:A:1246:A:H5'	1.85	0.41
1:A:668:C:C2	1:A:679:G:N2	2.88	0.41
22:U:24:ARG:HH21	22:U:39:ASN:HD22	1.68	0.41
22:U:26:THR:HA	22:U:39:ASN:HB3	2.01	0.41
1:A:2716:G:OP1	5:D:262:ARG:NH2	2.53	0.41
27:Z:235:GLU:CD	27:Z:235:GLU:N	2.68	0.41
39:A:8898:HOH:O	28:1:34:LYS:HD3	2.20	0.41
1:A:1743:G:H1'	39:A:4368:HOH:O	2.19	0.41
1:A:2694:A:H5''	8:G:90:HIS:CE1	2.55	0.41
14:M:12:THR:HG21	14:M:16:GLY:O	2.19	0.41
1:A:226:A:H1'	1:A:393:G:C5	2.55	0.41
1:A:2816:A:H5''	1:A:2817:G:H5'	2.02	0.41

Continued on next page...

Continued from previous page...

Atom-1	Atom-2	Interatomic distance (Å)	Clash overlap (Å)
1:A:128:A:H3'	1:A:128:A:C8	2.55	0.41
1:A:911:G:H8	1:A:911:G:O5'	2.02	0.41
18:Q:14:LEU:HD13	18:Q:51:ALA:HB2	2.01	0.41
11:J:26:LYS:HG3	11:J:58:HIS:HB2	2.02	0.41
39:A:9662:HOH:O	15:N:87:MET:HE3	2.20	0.41
1:A:1500:U:OP2	18:Q:41:ARG:NH2	2.52	0.41
2:B:3011:A:C2	2:B:3069:U:O4'	2.73	0.41
8:G:43:ASP:O	8:G:45:ASP:N	2.53	0.41
1:A:553:G:C1'	1:A:1325:G:H5'	2.50	0.41
1:A:2912:C:H3'	39:A:5835:HOH:O	2.19	0.41
8:G:162:PHE:CD1	8:G:162:PHE:N	2.88	0.41
1:A:1289:C:C6	39:A:5873:HOH:O	2.57	0.41
26:Y:30:MET:CE	26:Y:55:ASN:OD1	2.68	0.41
1:A:1490:G:H1'	1:A:1658:A:N1	2.35	0.41
1:A:1771:U:H4'	28:1:20:LEU:HD21	2.01	0.41
1:A:2478:U:H2'	1:A:2479:A:C8	2.55	0.41
1:A:2869:G:H2'	1:A:2870:C:C6	2.54	0.41
14:M:97:VAL:HG21	14:M:106:VAL:CG1	2.49	0.41
1:A:785:U:H4'	1:A:1485:A:N1	2.35	0.41
1:A:718:C:C2'	1:A:719:C:H5'	2.49	0.41
11:J:47:GLU:HG2	11:J:133:ILE:CD1	2.48	0.41
9:H:99:THR:CG2	9:H:99:THR:O	2.67	0.41
1:A:588:G:O6	25:X:154:ARG:NH1	2.53	0.41
16:O:74:PRO:HG2	16:O:159:TYR:OH	2.21	0.41
29:2:31:LYS:O	29:2:32:LYS:C	2.59	0.41
8:G:145:ALA:HB1	8:G:168:ILE:HD11	2.01	0.41
8:G:84:MET:HE3	8:G:148:ILE:HG21	2.01	0.41
15:N:185:PRO:HG2	15:N:189:VAL:HG11	2.01	0.41
1:A:634:G:O3'	1:A:1359:U:H4'	2.19	0.41
1:A:431:G:O2'	1:A:432:G:H5'	2.20	0.41
1:A:2314:G:HO2'	1:A:2361:A:C1'	2.33	0.41
1:A:2837:U:O4	39:A:4552:HOH:O	2.21	0.41
5:D:147:VAL:O	5:D:150:ALA:HB3	2.20	0.41
1:A:1578:C:O2	1:A:1619:G:C2	2.73	0.41
6:E:146:ASP:O	6:E:147:LEU:C	2.57	0.41
1:A:2096:A:N3	1:A:2096:A:H3'	2.35	0.41
8:G:114:ARG:HB3	8:G:151:LEU:HD11	2.02	0.41
1:A:2279:G:N3	39:A:9328:HOH:O	2.37	0.41
6:E:236:THR:C	39:E:8456:HOH:O	2.59	0.41
20:S:106:GLY:HA2	20:S:109:MET:HE2	2.02	0.41
26:Y:77:PHE:CD1	26:Y:78:GLU:HB2	2.55	0.41

Continued on next page...

Continued from previous page...

Atom-1	Atom-2	Interatomic distance (Å)	Clash overlap (Å)
2:B:3057:A:H8	7:F:141:VAL:HG21	1.84	0.41
12:K:131:THR:HG23	12:K:133:GLY:H	1.85	0.41
15:N:40:ILE:HA	39:N:8537:HOH:O	2.19	0.41
1:A:1080:C:H3'	1:A:1080:C:C6	2.56	0.41
15:N:85:ARG:C	15:N:87:MET:HG3	2.41	0.41
1:A:1119:G:H8	12:K:52:GLN:HE22	1.68	0.41
1:A:1501:A:C6	1:A:1502:A:C6	3.08	0.41
1:A:1751:G:OP1	39:A:9296:HOH:O	2.22	0.41
1:A:188:C:H5''	15:N:163:LEU:HD21	2.02	0.41
1:A:240:C:O2	1:A:240:C:H2'	2.20	0.41
4:C:220:PRO:HD2	4:C:223:ARG:HD3	2.00	0.41
14:M:1:THR:HB	14:M:6:ARG:NH1	2.36	0.41
9:H:58:GLU:CD	15:N:27:ARG:HH22	2.21	0.41
31:4:31:THR:HB	31:4:33:MET:HE2	2.03	0.41
30:3:16:ASN:C	30:3:18:ASN:N	2.74	0.41
1:A:2113:G:C6	1:A:2114:C:C4	3.08	0.41
1:A:1456:C:H2'	1:A:1457:U:C1'	2.50	0.41
1:A:2478:U:O2'	1:A:2479:A:H5'	2.20	0.41
1:A:2900:G:C2'	1:A:2901:C:H5'	2.51	0.41
1:A:644:G:C2	1:A:762:C:H1'	2.55	0.41
1:A:218:C:OP2	1:A:220:C:N4	2.52	0.41
1:A:1804:A:O2'	1:A:1805:G:H5'	2.19	0.41
1:A:96:A:H2	24:W:6:GLN:OE1	2.02	0.41
1:A:2531:U:C5	1:A:2532:A:C6	3.09	0.41
22:U:16:LEU:HA	22:U:16:LEU:HD23	1.88	0.41
1:A:2318:C:H6	1:A:2318:C:O5'	2.03	0.41
9:H:30:LYS:HB2	9:H:97:ALA:HB3	2.02	0.41
14:M:89:PHE:N	14:M:89:PHE:CD1	2.87	0.41
4:C:30:ARG:HB3	4:C:30:ARG:HE	1.67	0.41
22:U:107:LYS:NZ	39:U:4056:HOH:O	2.43	0.41
10:I:65:THR:O	10:I:69:ARG:HB2	2.20	0.41
12:K:56:LYS:O	12:K:60:ARG:HG3	2.21	0.41
11:J:33:MET:SD	11:J:65:ARG:HD2	2.60	0.41
1:A:1246:A:C5	1:A:1248:A:C5	3.09	0.41
1:A:1653:A:OP1	4:C:52:SER:OG	2.27	0.41
29:2:21:ARG:NH1	29:2:37:CYS:O	2.54	0.41
1:A:417:G:O2'	1:A:2443:C:C2	2.69	0.41
1:A:2415:A:N7	1:A:2416:G:H1'	2.35	0.41
1:A:1820:G:O6	1:A:2030:A:C2	2.73	0.41
26:Y:25:ARG:O	26:Y:26:ALA:C	2.59	0.41
1:A:1074:G:H4'	1:A:1260:G:C6	2.56	0.41

Continued on next page...

Continued from previous page...

Atom-1	Atom-2	Interatomic distance (Å)	Clash overlap (Å)
1:A:763:C:H2'	1:A:764:C:H6	1.85	0.41
9:H:26:THR:HB	9:H:102:GLY:C	2.41	0.41
20:S:72:VAL:HG11	20:S:75:TRP:HB3	2.03	0.41
1:A:2318:C:C6	1:A:2318:C:C3'	3.02	0.41
9:H:78:GLU:CB	39:H:2750:HOH:O	2.68	0.41
1:A:2698:G:H2'	1:A:2699:A:C8	2.56	0.41
2:B:3084:G:O2'	2:B:3085:A:H5'	2.21	0.41
1:A:2664:A:OP1	1:A:2664:A:H8	2.03	0.41
1:A:1138:G:C4	1:A:1226:G:N2	2.88	0.41
24:W:29:ASN:O	24:W:33:VAL:HG23	2.21	0.41
15:N:131:VAL:O	15:N:133:LEU:HD12	2.19	0.41
1:A:1218:U:H2'	1:A:1219:U:C6	2.55	0.41
7:F:44:ILE:HG12	7:F:83:PHE:CE1	2.56	0.41
5:D:41:PHE:HA	5:D:79:MET:HE2	2.02	0.41
15:N:108:LYS:HD3	15:N:108:LYS:HA	1.84	0.41
25:X:122:ARG:CG	25:X:152:ALA:O	2.69	0.41
1:A:1119:G:H8	12:K:52:GLN:NE2	2.17	0.41
5:D:202:VAL:HA	5:D:310:ARG:O	2.21	0.41
2:B:3011:A:N7	16:O:8:VAL:HG23	2.35	0.41
6:E:191:SER:OG	6:E:192:ILE:N	2.52	0.41
1:A:658:C:O2'	1:A:662:U:OP1	2.34	0.41
1:A:661:G:C4	1:A:686:A:C2	3.09	0.41
11:J:113:ALA:N	11:J:114:PRO:CD	2.83	0.41
39:A:6463:HOH:O	19:R:10:THR:N	2.53	0.41
1:A:849:C:O2'	1:A:850:U:H5'	2.21	0.41
1:A:2289:G:C6	1:A:2290:U:C4	3.09	0.41
1:A:1277:C:N4	1:A:1278:A:N6	2.67	0.41
1:A:2846:C:H4'	5:D:156:LYS:HB3	2.01	0.41
1:A:2657:G:N2	1:A:2658:G:H1'	2.35	0.41
8:G:35:TYR:N	39:G:4572:HOH:O	2.47	0.41
1:A:1938:G:H2'	1:A:1939:U:O4'	2.20	0.41
1:A:2553:A:N3	1:A:2553:A:H2'	2.35	0.41
14:M:18:HIS:CD2	14:M:18:HIS:O	2.74	0.41
1:A:178:U:H4'	39:A:9011:HOH:O	2.21	0.41
1:A:2752:C:C2	1:A:2753:G:C8	3.08	0.41
25:X:118:LEU:HD11	25:X:150:LEU:HD23	2.02	0.41
5:D:226:LYS:O	5:D:230:GLN:HG2	2.20	0.41
2:B:3039:U:H3	2:B:3042:C:H5''	1.86	0.41
16:O:5:ARG:HG3	19:R:18:PRO:CB	2.51	0.41
7:F:174:VAL:CG1	39:F:6555:HOH:O	2.66	0.41
8:G:20:ILE:HD12	8:G:33:LEU:HD12	2.02	0.41

Continued on next page...

Continued from previous page...

Atom-1	Atom-2	Interatomic distance (Å)	Clash overlap (Å)
1:A:906:C:C2	1:A:907:A:C8	3.09	0.41
20:S:91:LEU:O	20:S:94:ASN:HB3	2.19	0.41
17:P:18:ALA:CB	39:P:3062:HOH:O	2.69	0.41
1:A:336:G:H4'	1:A:337:A:OP2	2.21	0.41
6:E:162:VAL:CG1	6:E:162:VAL:O	2.69	0.41
19:R:33:PHE:HB2	19:R:71:TYR:CE2	2.55	0.41
1:A:382:U:O2'	1:A:430:A:H1'	2.21	0.41
21:T:57:THR:C	21:T:59:ASP:N	2.72	0.41
16:O:154:LEU:HG	16:O:155:GLU:H	1.86	0.41
25:X:65:VAL:CA	25:X:68:THR:HG22	2.51	0.41
1:A:2834:G:C5	1:A:2847:G:C2	3.09	0.41
1:A:1688:G:H2'	1:A:1689:A:OP1	2.21	0.41
1:A:2614:C:C2'	1:A:2615:U:H5'	2.50	0.41
12:K:75:PRO:HG2	12:K:105:LEU:CD2	2.51	0.41
15:N:32:ARG:NH2	39:N:8595:HOH:O	2.54	0.41
20:S:25:PHE:O	20:S:29:LYS:HG3	2.20	0.41
1:A:2247:C:C5'	39:A:6807:HOH:O	2.68	0.41
1:A:1892:C:N4	1:A:1893:C:N4	2.68	0.41
6:E:33:LYS:HE2	39:E:8365:HOH:O	2.20	0.41
5:D:115:VAL:HA	5:D:116:PRO:HD3	1.93	0.41
1:A:1789:G:H2'	1:A:1790:C:O5'	2.20	0.41
1:A:2404:G:OP1	19:R:68:GLY:HA3	2.21	0.41
1:A:2765:C:H2'	1:A:2766:A:H8	1.86	0.41
1:A:654:A:OP2	17:P:38:ARG:HD3	2.20	0.41
11:J:167:ALA:HA	39:J:8372:HOH:O	2.21	0.41
1:A:2608:C:H3'	39:A:7268:HOH:O	2.20	0.41
4:C:72:GLU:HG3	28:1:66:GLY:HA2	2.02	0.41
12:K:4:ALA:O	12:K:5:GLU:O	2.38	0.41
16:O:37:ARG:CZ	39:O:8533:HOH:O	2.69	0.41
7:F:81:GLU:C	7:F:83:PHE:N	2.74	0.41
5:D:86:ALA:HB2	5:D:128:ILE:HD13	2.02	0.41
11:J:57:ARG:HG3	11:J:57:ARG:NH1	2.35	0.41
1:A:2097:G:C4	1:A:2612:A:C2	3.09	0.41
11:J:150:LYS:CG	39:J:8382:HOH:O	2.67	0.41
1:A:556:C:H2'	1:A:557:C:C6	2.56	0.41
6:E:177:GLY:CA	39:E:8314:HOH:O	2.64	0.41
22:U:73:HIS:CD2	22:U:88:PRO:HG3	2.56	0.41
1:A:1787:C:OP1	18:Q:68:LYS:HE2	2.20	0.41
1:A:1292:G:HO2'	1:A:1293:U:H6	1.66	0.41
7:F:59:GLY:C	7:F:61:PHE:N	2.74	0.41
25:X:38:THR:HG22	25:X:39:ASP:N	2.34	0.41

Continued on next page...

Continued from previous page...

Atom-1	Atom-2	Interatomic distance (Å)	Clash overlap (Å)
1:A:69:A:H8	1:A:69:A:H5'	1.86	0.41
1:A:1884:G:O6	4:C:190:ARG:CD	2.69	0.41
1:A:1968:A:O2'	1:A:1969:A:H5'	2.21	0.41
16:O:165:ALA:O	39:O:8517:HOH:O	2.22	0.41
4:C:165:THR:HG22	39:C:8617:HOH:O	2.21	0.41
1:A:390:G:C4	1:A:391:U:C6	3.09	0.41
1:A:2271:G:H2'	1:A:2271:G:N3	2.36	0.41
15:N:147:LEU:O	15:N:150:ILE:HG22	2.21	0.41
1:A:440:C:C4	1:A:441:A:C6	3.09	0.41
11:J:162:SER:HA	39:J:8341:HOH:O	2.21	0.41
11:J:151:MET:HA	11:J:151:MET:HE3	2.03	0.41
5:D:62:ARG:CA	5:D:65:MET:CE	2.84	0.41
1:A:567:U:H5''	39:X:5817:HOH:O	2.20	0.41
39:A:4882:HOH:O	4:C:164:ARG:CZ	2.69	0.41
6:E:118:THR:HG22	6:E:137:PRO:HB3	2.03	0.41
7:F:52:THR:N	7:F:70:GLY:O	2.54	0.41
1:A:563:C:H2'	1:A:564:G:H5'	2.03	0.41
8:G:166:VAL:C	39:G:3134:HOH:O	2.59	0.41
4:C:51:ARG:O	4:C:52:SER:HB2	2.20	0.41
6:E:1:MET:CG	6:E:2:GLN:N	2.84	0.41
1:A:1072:G:OP2	27:Z:154:ARG:NH2	2.52	0.41
5:D:217:ARG:NE	5:D:257:THR:HG22	2.35	0.41
22:U:38:ARG:HG3	22:U:38:ARG:NH1	2.36	0.41
1:A:308:U:C5'	22:U:97:ARG:NH2	2.83	0.41
31:4:84:ARG:CD	39:4:8550:HOH:O	2.69	0.41
1:A:429:A:C6	1:A:430:A:C6	3.09	0.41
1:A:918:G:C2	1:A:926:A:C2	3.08	0.41
7:F:55:LYS:N	39:F:4069:HOH:O	2.54	0.41
1:A:1523:G:C4	1:A:1524:U:C5	3.09	0.41
1:A:1761:U:H4'	18:Q:82:GLY:O	2.20	0.41
1:A:326:G:C6	1:A:327:A:C5	3.09	0.41
1:A:1123:A:N1	1:A:1238:C:H5'	2.35	0.41
11:J:75:SER:HB3	11:J:79:ALA:CB	2.49	0.41
30:3:16:ASN:C	30:3:18:ASN:H	2.24	0.41
1:A:1687:C:O2	29:2:9:GLY:HA2	2.21	0.41
11:J:54:VAL:HG21	11:J:155:PRO:HD3	2.01	0.41
1:A:13:G:H2'	1:A:14:C:C6	2.56	0.41
1:A:1014:A:H5''	2:B:3101:G:O2'	2.20	0.41
13:L:99:ASP:OD1	13:L:99:ASP:C	2.59	0.41
1:A:613:C:C5'	39:A:3428:HOH:O	2.68	0.41
8:G:31:ARG:NH1	39:G:5919:HOH:O	2.53	0.41

Continued on next page...

Continued from previous page...

Atom-1	Atom-2	Interatomic distance (Å)	Clash overlap (Å)
1:A:1842:A:C4	1:A:1979:G:C6	3.09	0.41
1:A:275:G:C2	1:A:376:C:C2	3.09	0.41
15:N:65:VAL:O	15:N:128:TRP:HA	2.20	0.41
15:N:178:LYS:HD2	39:N:8619:HOH:O	2.21	0.41
1:A:935:G:O2'	1:A:936:C:H5'	2.21	0.41
20:S:126:LYS:HG3	20:S:127:PRO:O	2.21	0.41
1:A:178:U:H2'	1:A:179:C:H6	1.86	0.41
1:A:956:G:H5'	2:B:3081:C:H4'	2.03	0.41
1:A:2580:G:C6	1:A:2581:U:N3	2.89	0.41
1:A:1847:A:OP1	4:C:175:LYS:HG3	2.20	0.41
1:A:500:G:H4'	20:S:17:MET:O	2.21	0.41
12:K:73:LYS:O	12:K:136:SER:HB3	2.21	0.41
1:A:589:U:H2'	1:A:590:A:H8	1.85	0.41
24:W:12:THR:H	24:W:15:GLU:HB2	1.86	0.41
25:X:122:ARG:HG3	25:X:152:ALA:O	2.21	0.41
1:A:21:G:C2	1:A:523:C:C2	3.08	0.41
1:A:344:C:H2'	1:A:345:G:O4'	2.21	0.41
29:2:15:THR:OG1	29:2:16:HIS:N	2.54	0.41
15:N:154:ARG:CD	39:N:8639:HOH:O	2.64	0.41
1:A:1185:U:C4'	39:A:6930:HOH:O	2.69	0.41
1:A:1707:G:N2	1:A:1709:G:H3'	2.36	0.41
20:S:44:VAL:HG13	20:S:89:LEU:HD22	2.02	0.41
31:4:9:THR:O	31:4:17:HIS:HA	2.21	0.41
1:A:2634:G:H2'	1:A:2635:A:H8	1.86	0.41
1:A:2413:A:H62	16:O:109:PRO:CG	2.34	0.41
5:D:176:ASP:O	5:D:177:HIS:C	2.59	0.41
27:Z:106:THR:HG22	27:Z:107:PRO:O	2.21	0.41
2:B:3051:A:H5'	16:O:160:SER:HB3	2.03	0.41
1:A:2244:A:H3'	1:A:2245:C:C6	2.55	0.41
1:A:814:G:H2'	1:A:815:U:O4'	2.21	0.41
1:A:2681:A:H4'	1:A:2682:C:H5'	2.03	0.41
1:A:929:A:O5'	1:A:929:A:H8	2.04	0.41
11:J:94:ARG:NH2	39:J:8331:HOH:O	2.54	0.41
1:A:590:A:H2'	1:A:591:A:H5'	2.02	0.41
1:A:1584:C:C2	1:A:1612:A:C2	3.09	0.41
13:L:16:SER:O	13:L:31:VAL:HG23	2.21	0.41
1:A:1538:C:H2'	1:A:1539:U:O4'	2.21	0.41
1:A:451:C:N4	1:A:452:G:C6	2.89	0.41
1:A:1540:G:N2	1:A:1646:G:H1'	2.36	0.41
1:A:1174:A:C5'	1:A:1176:C:OP2	2.68	0.40
20:S:96:VAL:O	20:S:96:VAL:HG12	2.20	0.40

Continued on next page...

Continued from previous page...

Atom-1	Atom-2	Interatomic distance (Å)	Clash overlap (Å)
15:N:52:LEU:HD13	15:N:116:ASN:HB3	2.04	0.40
1:A:1201:C:C6	39:A:5699:HOH:O	2.71	0.40
4:C:211:LYS:NZ	39:C:8620:HOH:O	2.43	0.40
1:A:2039:A:OP2	39:A:5554:HOH:O	2.22	0.40
20:S:89:LEU:HD23	20:S:89:LEU:HA	1.67	0.40
13:L:19:THR:HB	13:L:94:ALA:HB2	2.03	0.40
13:L:19:THR:HG22	13:L:20:CYS:N	2.36	0.40
1:A:77:G:O2'	1:A:78:G:H5'	2.20	0.40
11:J:156:THR:HG22	11:J:157:ILE:N	2.36	0.40
17:P:17:ALA:CB	17:P:102:ILE:HG23	2.51	0.40
1:A:1299:G:N2	39:A:4159:HOH:O	2.53	0.40
1:A:1299:G:N7	14:M:6:ARG:NH1	2.69	0.40
30:3:9:LYS:HE2	30:3:9:LYS:HB3	1.91	0.40
1:A:1682:A:C5'	39:A:8958:HOH:O	2.65	0.40
9:H:79:GLN:HB2	9:H:82:ASP:OD2	2.21	0.40
1:A:1815:A:H3'	1:A:1816:C:C6	2.56	0.40
1:A:2750:G:O2'	1:A:2751:C:H5'	2.21	0.40
18:Q:18:LYS:O	18:Q:21:VAL:HG22	2.21	0.40
1:A:756:A:H2'	1:A:757:C:H6	1.86	0.40
14:M:7:GLN:CD	39:M:8464:HOH:O	2.60	0.40
9:H:17:LEU:O	9:H:21:GLU:HG3	2.20	0.40
1:A:2682:C:C2	1:A:2713:G:N2	2.89	0.40
1:A:2354:A:O5'	1:A:2354:A:H2'	2.20	0.40
8:G:5:LEU:HD21	8:G:66:GLN:HG3	2.02	0.40
25:X:66:LEU:HD23	25:X:66:LEU:HA	1.74	0.40
1:A:2368:A:H8	39:O:8531:HOH:O	2.02	0.40
1:A:547:A:H3'	39:A:4421:HOH:O	2.21	0.40
1:A:1038:G:C2'	1:A:1039:G:H5'	2.51	0.40
5:D:224:LYS:O	5:D:225:GLY:C	2.60	0.40
1:A:1162:G:N1	1:A:1163:G:C5	2.89	0.40
1:A:1181:A:C8	1:A:1182:C:C5	3.10	0.40
8:G:93:MET:HE1	8:G:107:PHE:HE1	1.86	0.40
1:A:823:U:O4	1:A:824:G:C6	2.75	0.40
25:X:72:PRO:HA	25:X:112:LEU:HD23	2.04	0.40
8:G:84:MET:HA	8:G:167:TYR:O	2.21	0.40
1:A:1873:G:H3'	39:C:8584:HOH:O	2.21	0.40
6:E:162:VAL:CG1	6:E:192:ILE:CD1	2.99	0.40
1:A:1810:C:C2	1:A:1811:A:C8	3.10	0.40
1:A:2715:G:OP1	5:D:16:ARG:NH2	2.54	0.40
22:U:48:VAL:HG21	22:U:96:VAL:CG1	2.51	0.40
22:U:48:VAL:HG11	22:U:96:VAL:CG1	2.52	0.40

Continued on next page...

Continued from previous page...

Atom-1	Atom-2	Interatomic distance (Å)	Clash overlap (Å)
1:A:661:G:C5	1:A:662:U:C4	3.10	0.40
1:A:88:G:C8	1:A:88:G:H5'	2.46	0.40
1:A:2029:C:C2'	1:A:2030:A:H5'	2.51	0.40
7:F:65:GLU:CG	39:F:6752:HOH:O	2.65	0.40
39:A:3016:HOH:O	18:Q:91:LYS:HD2	2.20	0.40
1:A:2838:A:H2'	1:A:2839:C:O4'	2.21	0.40
1:A:1327:G:C6	1:A:1331:A:C6	3.09	0.40
1:A:2379:G:C5	1:A:2381:C:N4	2.90	0.40
1:A:2385:G:H2'	1:A:2386:U:H6	1.84	0.40
14:M:142:LEU:HA	14:M:142:LEU:HD12	1.86	0.40
22:U:47:THR:HB	22:U:100:ASP:HB3	2.02	0.40
9:H:12:LEU:HD23	9:H:12:LEU:O	2.20	0.40
5:D:92:TYR:CD1	5:D:92:TYR:N	2.89	0.40
27:Z:136:LYS:HB3	27:Z:139:VAL:HG23	2.02	0.40
5:D:98:THR:O	5:D:99:GLU:HG3	2.21	0.40
7:F:81:GLU:O	7:F:85:GLN:HG3	2.22	0.40
1:A:566:A:H2'	1:A:567:U:O4'	2.21	0.40
1:A:21:G:H5''	20:S:2:ILE:HA	1.96	0.40
1:A:532:A:C6	1:A:2661:U:C4'	3.04	0.40
8:G:6:GLU:HG2	8:G:46:THR:HG22	2.04	0.40
1:A:563:C:C2'	1:A:564:G:H5'	2.51	0.40
8:G:137:ASP:O	8:G:141:VAL:HG23	2.21	0.40
22:U:27:LEU:HG	22:U:39:ASN:HA	2.04	0.40
25:X:26:ILE:HG22	39:X:5420:HOH:O	2.20	0.40
13:L:35:HIS:HB2	39:L:5729:HOH:O	2.19	0.40
1:A:2715:G:H4'	5:D:13:PHE:CZ	2.56	0.40
22:U:49:GLU:OE2	22:U:51:LEU:HD21	2.22	0.40
2:B:3079:U:O2	2:B:3079:U:H2'	2.22	0.40
1:A:1200:A:C1'	39:A:6805:HOH:O	2.68	0.40
1:A:1370:G:C1'	39:A:9638:HOH:O	2.69	0.40
1:A:1427:A:C2	39:A:4280:HOH:O	2.71	0.40
16:O:29:SER:HA	39:O:8553:HOH:O	2.20	0.40
1:A:2629:C:C4	1:A:2630:G:N7	2.89	0.40
1:A:2898:G:O2'	1:A:2899:A:H5'	2.21	0.40
5:D:248:ARG:O	5:D:251:VAL:HG13	2.21	0.40
1:A:168:C:C2'	1:A:169:A:H5'	2.51	0.40
1:A:2838:A:H1'	1:A:2844:C:O2	2.22	0.40
1:A:1942:A:H2'	1:A:1943:C:H6	1.86	0.40
2:B:3050:G:C6	2:B:3051:A:C6	3.09	0.40
1:A:2295:G:C4	1:A:2314:G:N2	2.89	0.40
4:C:42:VAL:HG21	4:C:74:VAL:CG1	2.52	0.40

Continued on next page...

Continued from previous page...

Atom-1	Atom-2	Interatomic distance (Å)	Clash overlap (Å)
1:A:784:A:C4	1:A:863:G:N2	2.89	0.40
1:A:477:A:N6	1:A:478:C:N4	2.69	0.40
1:A:64:G:H2'	1:A:65:C:O4'	2.21	0.40
1:A:1000:C:P	39:A:4195:HOH:O	2.77	0.40
1:A:2597:U:OP2	39:A:3318:HOH:O	2.21	0.40
1:A:2003:U:O5'	1:A:2003:U:H6	2.03	0.40
1:A:2724:U:O4	1:A:2725:G:N1	2.55	0.40
1:A:1241:G:O2'	12:K:85:GLY:HA3	2.21	0.40
25:X:108:ARG:HE	25:X:114:PRO:HG3	1.85	0.40
7:F:38:GLU:HB3	7:F:49:PRO:HG2	2.03	0.40
11:J:47:GLU:CG	11:J:133:ILE:CD1	2.99	0.40
1:A:2721:U:H4'	13:L:87:ARG:HG3	2.04	0.40
16:O:47:LEU:HD12	16:O:92:ALA:HB1	2.03	0.40
15:N:134:ILE:HG23	15:N:141:ILE:HD13	2.04	0.40
39:A:8919:HOH:O	15:N:52:LEU:HD23	2.21	0.40
25:X:26:ILE:CG2	39:X:5420:HOH:O	2.68	0.40
22:U:38:ARG:HG3	22:U:38:ARG:HH11	1.86	0.40
22:U:48:VAL:HG13	22:U:49:GLU:N	2.37	0.40
17:P:102:ILE:HD13	17:P:102:ILE:HG21	1.87	0.40
1:A:1058:A:H2'	1:A:1060:C:C5'	2.51	0.40
1:A:1452:G:H2'	1:A:1453:G:O4'	2.21	0.40
1:A:812:A:H2'	1:A:813:C:O4'	2.21	0.40
26:Y:12:ILE:HD12	26:Y:12:ILE:HG23	1.75	0.40
1:A:230:C:H2'	1:A:231:G:H8	1.85	0.40
1:A:247:A:C5	1:A:262:A:C6	3.09	0.40
1:A:2755:G:H1'	39:A:4158:HOH:O	2.22	0.40
4:C:74:VAL:H	28:1:65:ALA:HB3	1.86	0.40
1:A:292:G:H8	1:A:292:G:O5'	2.05	0.40
15:N:158:ARG:NH2	39:N:8630:HOH:O	2.29	0.40
1:A:784:A:C2	1:A:863:G:N3	2.89	0.40
1:A:652:G:O6	39:A:9209:HOH:O	2.21	0.40
1:A:936:C:O2'	1:A:937:C:H5'	2.21	0.40
28:1:42:CYS:SG	28:1:44:PHE:HB2	2.61	0.40
1:A:1838:U:H3'	39:A:4996:HOH:O	2.21	0.40
10:I:19:GLU:HA	10:I:19:GLU:OE1	2.22	0.40
17:P:50:ARG:HD2	17:P:51:TYR:CZ	2.55	0.40
39:A:5640:HOH:O	5:D:216:LYS:HD2	2.21	0.40
1:A:2670:G:O2'	1:A:2671:U:H5'	2.22	0.40
11:J:133:ILE:HG23	11:J:133:ILE:HD12	1.80	0.40
11:J:46:VAL:CG1	11:J:160:ASP:O	2.69	0.40
19:R:16:ASN:HA	19:R:16:ASN:HD22	1.71	0.40

Continued on next page...

Continued from previous page...

Atom-1	Atom-2	Interatomic distance (Å)	Clash overlap (Å)
1:A:2005:G:C6	1:A:2008:U:C4	3.09	0.40
1:A:288:A:H2'	1:A:289:G:C8	2.56	0.40
16:O:115:VAL:HG23	16:O:116:PHE:N	2.37	0.40
1:A:2054:A:H2	20:S:128:ARG:HH22	1.62	0.40
1:A:1183:C:N4	1:A:1184:C:N4	2.70	0.40
1:A:2044:G:C6	1:A:2045:G:C5	3.10	0.40
1:A:1197:G:C6	1:A:1198:U:C4	3.10	0.40
1:A:1707:G:H2'	1:A:1709:G:OP2	2.22	0.40
1:A:236:A:O5'	1:A:236:A:H2'	2.21	0.40
4:C:36:ASP:OD2	4:C:85:ASP:HB2	2.22	0.40
31:4:70:ARG:HG2	31:4:70:ARG:HH11	1.86	0.40
23:V:36:CYS:O	23:V:39:ASN:N	2.53	0.40
6:E:25:PRO:HA	39:E:8361:HOH:O	2.21	0.40
1:A:657:G:C2'	39:A:8532:HOH:O	2.69	0.40
1:A:307:G:C5	1:A:324:G:C2	3.10	0.40
19:R:50:GLY:HA3	19:R:87:THR:OG1	2.22	0.40
25:X:35:VAL:HG23	25:X:41:TYR:CG	2.57	0.40
16:O:23:ARG:O	16:O:27:LEU:HG	2.22	0.40
1:A:1886:A:N3	39:A:4299:HOH:O	2.37	0.40
25:X:92:ASP:O	25:X:93:ILE:C	2.58	0.40
24:W:4:HIS:HB2	24:W:7:GLU:HG3	2.03	0.40
18:Q:7:LYS:HD3	18:Q:21:VAL:CG2	2.51	0.40
1:A:1067:A:O2'	25:X:12:ASN:HA	2.21	0.40
1:A:219:G:O5'	1:A:220:C:H5"	2.21	0.40
28:1:81:LYS:O	28:1:82:ALA:O	2.40	0.40
13:L:84:ASP:O	23:V:16:GLY:HA2	2.22	0.40
20:S:123:GLN:NE2	39:S:8537:HOH:O	2.53	0.40
19:R:7:LEU:N	19:R:7:LEU:HD23	2.35	0.40
18:Q:71:LYS:HG3	18:Q:71:LYS:O	2.21	0.40
1:A:2297:U:P	39:A:6939:HOH:O	2.79	0.40
1:A:810:G:H2'	1:A:811:C:C6	2.56	0.40

All (2) symmetry-related close contacts are listed below. The label for Atom-2 includes the symmetry operator and encoded unit-cell translations to be applied.

Atom-1	Atom-2	Interatomic distance (Å)	Clash overlap (Å)
39:A:5574:HOH:O	39:W:2786:HOH:O[4_565]	2.14	0.06
39:A:3438:HOH:O	39:A:9956:HOH:O[5_445]	2.17	0.03

5.3 Torsion angles

5.3.1 Protein backbone

In the following table, the Percentiles column shows the percent Ramachandran outliers of the chain as a percentile score with respect to all X-ray entries followed by that with respect to entries of similar resolution.

The Analysed column shows the number of residues for which the backbone conformation was analysed, and the total number of residues.

Mol	Chain	Analysed	Favoured	Allowed	Outliers	Percentiles	
4	C	235/239 (98%)	204 (87%)	23 (10%)	8 (3%)	5	31
5	D	335/337 (99%)	297 (89%)	28 (8%)	10 (3%)	5	35
6	E	244/246 (99%)	206 (84%)	34 (14%)	4 (2%)	12	54
7	F	134/176 (76%)	95 (71%)	26 (19%)	13 (10%)	1	4
8	G	170/177 (96%)	160 (94%)	9 (5%)	1 (1%)	30	75
9	H	117/119 (98%)	105 (90%)	10 (8%)	2 (2%)	11	52
10	I	25/348 (7%)	23 (92%)	2 (8%)	0	100	100
11	J	152/167 (91%)	130 (86%)	13 (9%)	9 (6%)	2	16
12	K	140/145 (97%)	125 (89%)	11 (8%)	4 (3%)	6	36
13	L	130/132 (98%)	110 (85%)	15 (12%)	5 (4%)	4	28
14	M	141/164 (86%)	114 (81%)	25 (18%)	2 (1%)	14	57
15	N	192/194 (99%)	167 (87%)	22 (12%)	3 (2%)	12	54
16	O	184/186 (99%)	153 (83%)	23 (12%)	8 (4%)	3	25
17	P	113/115 (98%)	107 (95%)	4 (4%)	2 (2%)	11	51
18	Q	141/148 (95%)	129 (92%)	12 (8%)	0	100	100
19	R	93/95 (98%)	89 (96%)	3 (3%)	1 (1%)	17	62
20	S	148/154 (96%)	132 (89%)	15 (10%)	1 (1%)	26	72
21	T	79/84 (94%)	75 (95%)	3 (4%)	1 (1%)	15	59
22	U	117/119 (98%)	103 (88%)	11 (9%)	3 (3%)	7	40
23	V	51/66 (77%)	45 (88%)	5 (10%)	1 (2%)	9	48
24	W	63/70 (90%)	56 (89%)	5 (8%)	2 (3%)	5	33
25	X	152/154 (99%)	141 (93%)	8 (5%)	3 (2%)	9	48
26	Y	80/91 (88%)	69 (86%)	8 (10%)	3 (4%)	4	28
27	Z	140/240 (58%)	133 (95%)	7 (5%)	0	100	100
28	1	71/73 (97%)	58 (82%)	11 (16%)	2 (3%)	6	37

Continued on next page...

Continued from previous page...

Mol	Chain	Analysed	Favoured	Allowed	Outliers	Percentiles	
29	2	54/56 (96%)	47 (87%)	7 (13%)	0	100	100
30	3	42/48 (88%)	42 (100%)	0	0	100	100
31	4	90/92 (98%)	81 (90%)	7 (8%)	2 (2%)	8	45
All	All	3633/4235 (86%)	3196 (88%)	347 (10%)	90 (2%)	7	41

All (90) Ramachandran outliers are listed below:

Mol	Chain	Res	Type
5	D	139	ASP
7	F	11	HIS
7	F	93	LEU
7	F	95	THR
7	F	173	GLU
9	H	101	ALA
11	J	162	SER
13	L	119	GLN
14	M	80	ASP
16	O	154	LEU
16	O	164	ASP
16	O	183	ASP
19	R	23	THR
25	X	14	HIS
4	C	10	GLY
4	C	34	ASP
4	C	37	VAL
5	D	34	GLY
5	D	169	GLY
7	F	16	PRO
7	F	171	ASP
11	J	164	ALA
12	K	5	GLU
12	K	89	HIS
12	K	143	LYS
16	O	9	PRO
16	O	162	ASP
22	U	53	GLY
23	V	7	ASP
24	W	43	PRO
25	X	77	ALA
25	X	133	LYS
26	Y	87	ALA

Continued on next page...

Continued from previous page...

Mol	Chain	Res	Type
31	4	57	GLY
4	C	20	SER
4	C	87	GLU
4	C	132	ASP
4	C	229	ALA
5	D	83	ALA
5	D	107	SER
5	D	184	ASP
5	D	291	ASP
6	E	201	SER
7	F	20	LYS
7	F	82	GLU
7	F	85	GLN
7	F	137	PRO
7	F	170	TYR
8	G	44	GLY
9	H	71	GLY
11	J	40	PRO
11	J	72	VAL
13	L	126	SER
22	U	93	THR
22	U	114	SER
28	1	74	VAL
28	1	81	LYS
5	D	185	GLY
7	F	60	GLU
11	J	91	HIS
11	J	138	PRO
11	J	155	PRO
14	M	100	ALA
15	N	140	ALA
16	O	12	ARG
16	O	138	ASP
16	O	181	ASP
21	T	58	MET
24	W	40	PRO
26	Y	77	PHE
31	4	56	PRO
6	E	244	ALA
7	F	61	PHE
11	J	154	THR
12	K	50	GLU

Continued on next page...

Continued from previous page...

Mol	Chain	Res	Type
15	N	165	SER
5	D	2	GLN
6	E	175	LYS
17	P	20	SER
26	Y	42	SER
4	C	170	VAL
6	E	225	PRO
11	J	54	VAL
15	N	88	VAL
13	L	62	PRO
13	L	122	GLY
5	D	225	GLY
13	L	36	GLY
20	S	106	GLY
17	P	46	GLY

5.3.2 Protein sidechains ⓘ

In the following table, the Percentiles column shows the percent sidechain outliers of the chain as a percentile score with respect to all X-ray entries followed by that with respect to entries of similar resolution.

The Analysed column shows the number of residues for which the sidechain conformation was analysed, and the total number of residues.

Mol	Chain	Analysed	Rotameric	Outliers	Percentiles	
4	C	179/181 (99%)	167 (93%)	12 (7%)	20	60
5	D	282/282 (100%)	264 (94%)	18 (6%)	22	62
6	E	193/193 (100%)	173 (90%)	20 (10%)	9	35
7	F	117/147 (80%)	107 (92%)	10 (8%)	13	47
8	G	152/155 (98%)	145 (95%)	7 (5%)	33	74
9	H	92/92 (100%)	89 (97%)	3 (3%)	45	81
10	I	27/283 (10%)	26 (96%)	1 (4%)	41	79
11	J	122/122 (100%)	112 (92%)	10 (8%)	14	50
12	K	118/121 (98%)	107 (91%)	11 (9%)	11	41
13	L	106/106 (100%)	102 (96%)	4 (4%)	40	78
14	M	112/126 (89%)	108 (96%)	4 (4%)	42	79
15	N	166/166 (100%)	156 (94%)	10 (6%)	24	65

Continued on next page...

Continued from previous page...

Mol	Chain	Analysed	Rotameric	Outliers	Percentiles	
16	O	149/149 (100%)	142 (95%)	7 (5%)	32	73
17	P	93/93 (100%)	88 (95%)	5 (5%)	27	68
18	Q	113/116 (97%)	108 (96%)	5 (4%)	35	74
19	R	79/79 (100%)	75 (95%)	4 (5%)	29	70
20	S	117/121 (97%)	112 (96%)	5 (4%)	35	75
21	T	71/73 (97%)	70 (99%)	1 (1%)	74	92
22	U	105/105 (100%)	100 (95%)	5 (5%)	31	72
23	V	44/52 (85%)	44 (100%)	0	100	100
24	W	51/56 (91%)	51 (100%)	0	100	100
25	X	130/130 (100%)	122 (94%)	8 (6%)	23	64
26	Y	66/73 (90%)	61 (92%)	5 (8%)	16	55
27	Z	120/195 (62%)	109 (91%)	11 (9%)	11	41
28	1	56/56 (100%)	50 (89%)	6 (11%)	8	34
29	2	46/46 (100%)	44 (96%)	2 (4%)	35	75
30	3	42/44 (96%)	41 (98%)	1 (2%)	57	86
31	4	79/79 (100%)	76 (96%)	3 (4%)	40	78
All	All	3027/3441 (88%)	2849 (94%)	178 (6%)	24	65

All (178) residues with a non-rotameric sidechain are listed below:

Mol	Chain	Res	Type
4	C	3	ARG
4	C	8	ARG
4	C	36	ASP
4	C	55	VAL
4	C	68	ILE
4	C	69	LEU
4	C	94	LEU
4	C	131	HIS
4	C	153	ARG
4	C	179	MET
4	C	217	ARG
4	C	220	PRO
5	D	7	ARG
5	D	11	LEU
5	D	16	ARG

Continued on next page...

Continued from previous page...

Mol	Chain	Res	Type
5	D	27	ASN
5	D	33	ASP
5	D	63	GLU
5	D	97	LEU
5	D	98	THR
5	D	103	ASP
5	D	162	MET
5	D	190	MET
5	D	245	SER
5	D	249	SER
5	D	251	VAL
5	D	254	GLN
5	D	256	GLN
5	D	307	ARG
5	D	312	ARG
6	E	2	GLN
6	E	27	ARG
6	E	42	ARG
6	E	67	GLN
6	E	76	ARG
6	E	78	ARG
6	E	91	PRO
6	E	94	THR
6	E	95	GLU
6	E	115	LEU
6	E	136	VAL
6	E	187	ARG
6	E	214	THR
6	E	222	ASP
6	E	223	LEU
6	E	234	VAL
6	E	236	THR
6	E	237	GLU
6	E	240	LEU
6	E	243	VAL
7	F	24	HIS
7	F	50	VAL
7	F	61	PHE
7	F	99	ASP
7	F	100	ASP
7	F	131	THR
7	F	133	ASN

Continued on next page...

Continued from previous page...

Mol	Chain	Res	Type
7	F	136	ARG
7	F	137	PRO
7	F	149	ARG
8	G	1	PRO
8	G	7	ILE
8	G	12	ASP
8	G	16	ASP
8	G	36	PRO
8	G	102	VAL
8	G	164	ASP
9	H	1	PRO
9	H	64	PRO
9	H	100	ASP
10	I	64	ASN
11	J	1	LYS
11	J	30	GLN
11	J	59	ASN
11	J	72	VAL
11	J	73	GLN
11	J	82	LYS
11	J	86	ARG
11	J	129	ASN
11	J	142	VAL
11	J	150	LYS
12	K	46	ILE
12	K	47	THR
12	K	52	GLN
12	K	74	ARG
12	K	76	ASP
12	K	79	PHE
12	K	107	ASN
12	K	112	ASP
12	K	120	SER
12	K	127	ILE
12	K	131	THR
13	L	7	ASP
13	L	10	GLN
13	L	49	LEU
13	L	98	VAL
14	M	30	ARG
14	M	35	ARG
14	M	80	ASP

Continued on next page...

Continued from previous page...

Mol	Chain	Res	Type
14	M	117	GLU
15	N	38	VAL
15	N	46	LEU
15	N	48	ARG
15	N	68	ARG
15	N	81	ARG
15	N	87	MET
15	N	93	ARG
15	N	115	LEU
15	N	159	THR
15	N	164	THR
16	O	26	LEU
16	O	43	VAL
16	O	47	LEU
16	O	127	LEU
16	O	128	ASP
16	O	152	GLU
16	O	163	PHE
17	P	3	THR
17	P	38	ARG
17	P	98	LEU
17	P	109	SER
17	P	115	ARG
18	Q	52	LYS
18	Q	81	LYS
18	Q	91	LYS
18	Q	98	ILE
18	Q	136	ASP
19	R	11	ARG
19	R	16	ASN
19	R	57	ASP
19	R	95	GLU
20	S	13	THR
20	S	39	THR
20	S	56	PRO
20	S	82	GLU
20	S	132	ARG
21	T	10	VAL
22	U	26	THR
22	U	39	ASN
22	U	48	VAL
22	U	73	HIS

Continued on next page...

Continued from previous page...

Mol	Chain	Res	Type
22	U	96	VAL
25	X	4	LEU
25	X	26	ILE
25	X	35	VAL
25	X	73	LEU
25	X	122	ARG
25	X	142	ASP
25	X	146	ILE
25	X	154	ARG
26	Y	15	ARG
26	Y	27	ASP
26	Y	49	ARG
26	Y	72	VAL
26	Y	76	ARG
27	Z	103	THR
27	Z	154	ARG
27	Z	163	THR
27	Z	172	THR
27	Z	186	ARG
27	Z	189	ASN
27	Z	200	THR
27	Z	203	VAL
27	Z	204	ARG
27	Z	231	PRO
27	Z	235	GLU
28	1	11	THR
28	1	32	LYS
28	1	44	PHE
28	1	49	ARG
28	1	60	CYS
28	1	64	ILE
29	2	21	ARG
29	2	26	SER
30	3	18	ASN
31	4	42	ARG
31	4	56	PRO
31	4	65	THR

Some sidechains can be flipped to improve hydrogen bonding and reduce clashes. All (96) such sidechains are listed below:

Mol	Chain	Res	Type
4	C	47	HIS

Continued on next page...

Continued from previous page...

Mol	Chain	Res	Type
4	C	92	ASN
4	C	125	ASN
4	C	127	GLN
4	C	188	ASN
4	C	199	HIS
5	D	27	ASN
5	D	55	ASN
5	D	145	HIS
5	D	221	GLN
5	D	238	ASN
5	D	260	HIS
5	D	318	ASN
5	D	332	ASN
6	E	39	GLN
6	E	44	GLN
6	E	129	HIS
7	F	47	GLN
7	F	103	ASN
7	F	133	ASN
8	G	90	HIS
8	G	106	ASN
8	G	143	GLN
9	H	80	GLN
10	I	64	ASN
11	J	8	ASN
11	J	35	ASN
11	J	36	ASN
11	J	55	GLN
11	J	58	HIS
11	J	59	ASN
11	J	69	ASN
11	J	74	ASN
11	J	91	HIS
11	J	129	ASN
11	J	130	HIS
11	J	158	ASN
11	J	166	ASN
12	K	25	GLN
12	K	52	GLN
12	K	107	ASN
13	L	10	GLN
14	M	18	HIS

Continued on next page...

Continued from previous page...

Mol	Chain	Res	Type
14	M	41	HIS
14	M	58	GLN
14	M	116	HIS
15	N	58	GLN
15	N	176	GLN
16	O	107	ASN
16	O	119	GLN
16	O	140	GLN
17	P	53	GLN
17	P	100	GLN
18	Q	50	GLN
18	Q	66	GLN
18	Q	73	HIS
18	Q	118	GLN
19	R	16	ASN
19	R	40	HIS
20	S	61	GLN
20	S	94	ASN
20	S	98	ASN
20	S	113	HIS
20	S	117	HIS
20	S	122	GLN
20	S	123	GLN
21	T	53	ASN
21	T	55	GLN
22	U	39	ASN
22	U	95	ASN
23	V	39	ASN
24	W	60	GLN
25	X	2	HIS
25	X	14	HIS
25	X	87	HIS
25	X	110	GLN
25	X	125	HIS
25	X	141	HIS
26	Y	23	HIS
26	Y	40	HIS
27	Z	121	HIS
27	Z	133	HIS
27	Z	134	HIS
27	Z	149	GLN
27	Z	189	ASN

Continued on next page...

Continued from previous page...

Mol	Chain	Res	Type
28	1	33	HIS
29	2	8	GLN
29	2	16	HIS
29	2	28	HIS
30	3	16	ASN
30	3	18	ASN
30	3	41	HIS
30	3	45	ASN
31	4	15	ASN
31	4	30	GLN
31	4	48	ASN

5.3.3 RNA [i](#)

Mol	Chain	Analysed	Backbone Outliers	Pucker Outliers
1	A	2747/2922 (94%)	259 (9%)	44 (1%)
2	B	121/122 (99%)	19 (15%)	5 (4%)
3	5	1/3 (33%)	0	0
All	All	2869/3047 (94%)	278 (9%)	49 (1%)

All (278) RNA backbone outliers are listed below:

Mol	Chain	Res	Type
1	A	11	A
1	A	31	C
1	A	60	A
1	A	67	A
1	A	69	A
1	A	70	A
1	A	71	G
1	A	87	C
1	A	88	G
1	A	114	A
1	A	115	U
1	A	120	A
1	A	130	C
1	A	139	C
1	A	141	C
1	A	151	A
1	A	166	A
1	A	169	A

Continued on next page...

Continued from previous page...

Mol	Chain	Res	Type
1	A	186	A
1	A	191	A
1	A	192	A
1	A	200	U
1	A	219	G
1	A	237	G
1	A	271	C
1	A	272	A
1	A	273	G
1	A	283	U
1	A	284	C
1	A	285	A
1	A	308	U
1	A	309	C
1	A	317	A
1	A	336	G
1	A	337	A
1	A	345	G
1	A	358	G
1	A	381	G
1	A	397	A
1	A	417	G
1	A	457	U
1	A	461	C
1	A	487	G
1	A	498	A
1	A	510	U
1	A	511	A
1	A	514	G
1	A	537	G
1	A	538	C
1	A	539	G
1	A	542	A
1	A	545	G
1	A	553	G
1	A	559	U
1	A	588	G
1	A	604	G
1	A	620	A
1	A	632	A
1	A	644	G
1	A	660	A

Continued on next page...

Continued from previous page...

Mol	Chain	Res	Type
1	A	688	A
1	A	701	U
1	A	705	C
1	A	717	C
1	A	759	C
1	A	777	U
1	A	809	G
1	A	821	U
1	A	835	U
1	A	840	U
1	A	857	A
1	A	858	U
1	A	868	G
1	A	869	G
1	A	872	U
1	A	875	A
1	A	877	G
1	A	878	G
1	A	882	A
1	A	884	C
1	A	885	G
1	A	898	G
1	A	905	C
1	A	921	G
1	A	923	A
1	A	953	G
1	A	960	G
1	A	1006	A
1	A	1008	C
1	A	1015	C
1	A	1029	U
1	A	1045	G
1	A	1059	G
1	A	1060	C
1	A	1072	G
1	A	1081	A
1	A	1083	C
1	A	1087	G
1	A	1088	A
1	A	1109	U
1	A	1110	G
1	A	1119	G

Continued on next page...

Continued from previous page...

Mol	Chain	Res	Type
1	A	1120	U
1	A	1129	C
1	A	1130	U
1	A	1138	G
1	A	1151	G
1	A	1161	A
1	A	1162	G
1	A	1164	U
1	A	1165	G
1	A	1166	A
1	A	1171	A
1	A	1174	A
1	A	1175	G
1	A	1177	A
1	A	1185	U
1	A	1192	A
1	A	1193	A
1	A	1206	U
1	A	1216	G
1	A	1237	U
1	A	1238	C
1	A	1239	G
1	A	1242	A
1	A	1279	U
1	A	1289	C
1	A	1342	C
1	A	1353	C
1	A	1360	C
1	A	1377	C
1	A	1407	A
1	A	1451	C
1	A	1457	U
1	A	1460	G
1	A	1474	C
1	A	1488	U
1	A	1504	A
1	A	1505	U
1	A	1506	U
1	A	1507	C
1	A	1524	U
1	A	1525	G
1	A	1526	A

Continued on next page...

Continued from previous page...

Mol	Chain	Res	Type
1	A	1528	A
1	A	1562	C
1	A	1564	C
1	A	1580	A
1	A	1592	G
1	A	1625	U
1	A	1626	A
1	A	1633	C
1	A	1634	G
1	A	1656	A
1	A	1667	A
1	A	1682	A
1	A	1684	A
1	A	1685	A
1	A	1692	C
1	A	1701	A
1	A	1722	U
1	A	1723	G
1	A	1725	C
1	A	1731	C
1	A	1732	A
1	A	1737	A
1	A	1741	U
1	A	1752	G
1	A	1778	A
1	A	1798	C
1	A	1819	G
1	A	1820	G
1	A	1829	A
1	A	1856	C
1	A	1879	U
1	A	1904	A
1	A	1919	A
1	A	1942	A
1	A	1971	G
1	A	1973	A
1	A	1974	G
1	A	1978	A
1	A	1980	U
1	A	1996	U
1	A	2004	U
1	A	2008	U

Continued on next page...

Continued from previous page...

Mol	Chain	Res	Type
1	A	2011	A
1	A	2012	U
1	A	2013	G
1	A	2033	G
1	A	2034	U
1	A	2064	U
1	A	2072	G
1	A	2073	G
1	A	2074	A
1	A	2096	A
1	A	2097	G
1	A	2101	A
1	A	2102	G
1	A	2110	G
1	A	2238	A
1	A	2243	C
1	A	2258	A
1	A	2271	G
1	A	2272	G
1	A	2316	G
1	A	2317	C
1	A	2320	U
1	A	2321	A
1	A	2354	A
1	A	2361	A
1	A	2369	A
1	A	2379	G
1	A	2422	U
1	A	2462	G
1	A	2465	A
1	A	2467	A
1	A	2469	A
1	A	2476	C
1	A	2480	G
1	A	2483	A
1	A	2507	G
1	A	2509	A
1	A	2511	A
1	A	2533	C
1	A	2537	G
1	A	2541	U
1	A	2553	A

Continued on next page...

Continued from previous page...

Mol	Chain	Res	Type
1	A	2564	G
1	A	2589	U
1	A	2601	A
1	A	2602	G
1	A	2608	C
1	A	2613	G
1	A	2637	A
1	A	2648	U
1	A	2649	A
1	A	2664	A
1	A	2681	A
1	A	2682	C
1	A	2718	C
1	A	2719	A
1	A	2726	U
1	A	2747	C
1	A	2748	G
1	A	2749	U
1	A	2750	G
1	A	2762	C
1	A	2768	A
1	A	2786	G
1	A	2792	A
1	A	2800	A
1	A	2811	A
1	A	2825	C
1	A	2850	C
1	A	2876	G
1	A	2890	A
1	A	2896	A
1	A	2914	A
2	B	3002	U
2	B	3007	G
2	B	3014	G
2	B	3022	G
2	B	3023	U
2	B	3024	U
2	B	3025	G
2	B	3026	C
2	B	3040	C
2	B	3041	C
2	B	3043	G

Continued on next page...

Continued from previous page...

Mol	Chain	Res	Type
2	B	3044	A
2	B	3052	A
2	B	3057	A
2	B	3066	G
2	B	3077	A
2	B	3094	G
2	B	3114	G
2	B	3122	C

All (49) RNA pucker outliers are listed below:

Mol	Chain	Res	Type
1	A	10	U
1	A	129	A
1	A	284	C
1	A	338	C
1	A	542	A
1	A	603	A
1	A	644	G
1	A	681	G
1	A	699	C
1	A	716	G
1	A	834	G
1	A	857	A
1	A	869	G
1	A	871	G
1	A	877	G
1	A	898	G
1	A	1080	C
1	A	1137	G
1	A	1164	U
1	A	1165	G
1	A	1232	A
1	A	1237	U
1	A	1246	A
1	A	1352	A
1	A	1377	C
1	A	1438	G
1	A	1446	U
1	A	1450	C
1	A	1504	A
1	A	1563	G

Continued on next page...

Continued from previous page...

Mol	Chain	Res	Type
1	A	1667	A
1	A	1692	C
1	A	1738	C
1	A	1856	C
1	A	1942	A
1	A	1979	G
1	A	2005	G
1	A	2011	A
1	A	2313	C
1	A	2467	A
1	A	2526	C
1	A	2649	A
1	A	2718	C
1	A	2791	U
2	B	3023	U
2	B	3024	U
2	B	3043	G
2	B	3065	A
2	B	3103	A

5.4 Non-standard residues in protein, DNA, RNA chains [i](#)

There are no non-standard protein/DNA/RNA residues in this entry.

5.5 Carbohydrates [i](#)

There are no carbohydrates in this entry.

5.6 Ligand geometry [i](#)

Of 234 ligands modelled in this entry, 232 are monoatomic - leaving 2 for Mogul analysis.

In the following table, the Counts columns list the number of bonds (or angles) for which Mogul statistics could be retrieved, the number of bonds (or angles) that are observed in the model and the number of bonds (or angles) that are defined in the chemical component dictionary. The Link column lists molecule types, if any, to which the group is linked. The Z score for a bond length (or angle) is the number of standard deviations the observed value is removed from the expected value. A bond length (or angle) with $|Z| > 2$ is considered an outlier worth inspection. RMSZ is the root-mean-square of all Z scores of the bond lengths (or angles).

Mol	Type	Chain	Res	Link	Bond lengths			Bond angles		
					Counts	RMSZ	# Z > 2	Counts	RMSZ	# Z > 2
36	PO4	5	77	3,37	0,2,4	0.00	-	0,1,6	0.00	-
37	PUY	5	78	36	31,37,37	3.04	11 (35%)	37,53,53	2.34	11 (29%)

In the following table, the Chirals column lists the number of chiral outliers, the number of chiral centers analysed, the number of these observed in the model and the number defined in the chemical component dictionary. Similar counts are reported in the Torsion and Rings columns. '-' means no outliers of that kind were identified.

Mol	Type	Chain	Res	Link	Chirals	Torsions	Rings
36	PO4	5	77	3,37	-	0/0/0/0	0/0/0/0
37	PUY	5	78	36	-	0/20/40/40	0/4/4/4

All (11) bond length outliers are listed below:

Mol	Chain	Res	Type	Atoms	Z	Observed(Å)	Ideal(Å)
37	5	78	PUY	OM-CMZ	-4.67	1.28	1.42
37	5	78	PUY	C9-N6	-3.91	1.36	1.45
37	5	78	PUY	C10-N6	-3.45	1.37	1.45
37	5	78	PUY	C8-N7	-2.01	1.30	1.34
37	5	78	PUY	CB-CG	2.50	1.57	1.51
37	5	78	PUY	CE1-CD1	2.57	1.43	1.38
37	5	78	PUY	CE1-CZ	4.54	1.47	1.38
37	5	78	PUY	C-N3'	5.75	1.47	1.34
37	5	78	PUY	CD2-CG	6.17	1.51	1.38
37	5	78	PUY	CD1-CG	6.77	1.53	1.38
37	5	78	PUY	CE2-CZ	7.69	1.54	1.38

All (11) bond angle outliers are listed below:

Mol	Chain	Res	Type	Atoms	Z	Observed(°)	Ideal(°)
37	5	78	PUY	C4'-C3'-N3'	-6.73	99.56	113.61
37	5	78	PUY	CG-CB-CA	-4.73	103.18	114.31
37	5	78	PUY	O-C-N3'	-3.96	115.18	122.93
37	5	78	PUY	CB-CA-C	-3.43	101.63	108.33
37	5	78	PUY	C3'-N3'-C	-2.76	118.83	123.18
37	5	78	PUY	CE1-CD1-CG	-2.75	117.27	121.04
37	5	78	PUY	CB-CG-CD1	-2.21	116.27	120.90
37	5	78	PUY	CD2-CG-CD1	2.45	122.05	118.13
37	5	78	PUY	C2-N1-C6	3.91	119.75	111.43
37	5	78	PUY	C2'-C3'-N3'	4.34	124.34	113.18
37	5	78	PUY	CMZ-OM-CZ	4.71	128.54	117.51

There are no chirality outliers.

There are no torsion outliers.

There are no ring outliers.

1 monomer is involved in 1 short contact:

Mol	Chain	Res	Type	Clashes	Symm-Clashes
36	5	77	PO4	1	0

5.7 Other polymers [i](#)

There are no such residues in this entry.

5.8 Polymer linkage issues [i](#)

There are no chain breaks in this entry.

6 Fit of model and data ⓘ

6.1 Protein, DNA and RNA chains ⓘ

In the following table, the column labelled ‘#RSRZ> 2’ contains the number (and percentage) of RSRZ outliers, followed by percent RSRZ outliers for the chain as percentile scores relative to all X-ray entries and entries of similar resolution. The OWAB column contains the minimum, median, 95th percentile and maximum values of the occupancy-weighted average B-factor per residue. The column labelled ‘Q< 0.9’ lists the number of (and percentage) of residues with an average occupancy less than 0.9.

Mol	Chain	Analysed	<RSRZ>	#RSRZ>2	OWAB(Å ²)	Q<0.9
1	A	2754/2922 (94%)	-0.17	34 (1%) 81 69	24, 50, 96, 142	0
2	B	122/122 (100%)	0.07	4 (3%) 50 35	36, 65, 94, 147	0
3	5	3/3 (100%)	0.03	0 100 100	53, 53, 56, 62	0
4	C	237/239 (99%)	0.14	10 (4%) 40 26	29, 59, 91, 111	0
5	D	337/337 (100%)	-0.18	1 (0%) 94 93	23, 55, 83, 90	0
6	E	246/246 (100%)	-0.19	0 100 100	29, 54, 76, 85	0
7	F	140/176 (79%)	1.09	26 (18%) 2 1	62, 101, 118, 131	0
8	G	172/177 (97%)	0.34	4 (2%) 64 49	40, 69, 91, 96	0
9	H	119/119 (100%)	0.59	13 (10%) 7 4	58, 81, 101, 106	0
10	I	29/348 (8%)	1.68	11 (37%) 0 0	82, 96, 102, 103	0
11	J	156/167 (93%)	-0.05	2 (1%) 79 67	33, 54, 85, 93	0
12	K	142/145 (97%)	-0.24	0 100 100	32, 48, 71, 87	0
13	L	132/132 (100%)	-0.27	0 100 100	28, 51, 73, 82	0
14	M	145/164 (88%)	0.71	29 (20%) 1 1	24, 76, 110, 119	0
15	N	194/194 (100%)	-0.21	0 100 100	37, 52, 69, 78	0
16	O	186/186 (100%)	0.40	17 (9%) 11 6	43, 70, 109, 120	0
17	P	115/115 (100%)	-0.09	0 100 100	48, 61, 81, 85	0
18	Q	143/148 (96%)	0.05	1 (0%) 89 83	40, 62, 75, 80	0
19	R	95/95 (100%)	-0.13	0 100 100	29, 49, 59, 74	0
20	S	150/154 (97%)	-0.28	0 100 100	31, 47, 66, 72	0
21	T	81/84 (96%)	0.13	3 (3%) 45 30	53, 70, 85, 90	0
22	U	119/119 (100%)	0.50	5 (4%) 40 26	48, 63, 85, 94	0
23	V	53/66 (80%)	-0.10	0 100 100	43, 57, 74, 81	0
24	W	65/70 (92%)	0.77	5 (7%) 16 9	61, 81, 110, 114	0

Continued on next page...

Continued from previous page...

Mol	Chain	Analysed	<RSRZ>	#RSRZ>2	OWAB(Å ²)	Q<0.9
25	X	154/154 (100%)	-0.38	0 100 100	37, 49, 67, 76	0
26	Y	82/91 (90%)	0.14	5 (6%) 25 13	38, 62, 81, 97	0
27	Z	142/240 (59%)	-0.09	1 (0%) 89 83	30, 51, 74, 89	0
28	1	73/73 (100%)	-0.02	3 (4%) 41 27	52, 66, 80, 84	0
29	2	56/56 (100%)	-0.29	0 100 100	25, 40, 46, 48	0
30	3	46/48 (95%)	0.12	0 100 100	43, 65, 86, 95	0
31	4	92/92 (100%)	0.33	5 (5%) 29 17	36, 62, 72, 78	0
All	All	6580/7282 (90%)	-0.02	179 (2%) 58 44	23, 56, 97, 147	0

All (179) RSRZ outliers are listed below:

Mol	Chain	Res	Type	RSRZ
14	M	104	ASP	6.5
16	O	186	LEU	5.6
10	I	27	ILE	5.4
14	M	105	TYR	5.2
2	B	3001	U	4.7
10	I	23	ILE	4.6
22	U	119	ALA	4.5
24	W	1	THR	4.4
1	A	735	C	4.4
1	A	1172	G	4.4
7	F	57	THR	4.3
1	A	1177	A	4.3
24	W	43	PRO	4.2
14	M	59	GLU	4.1
7	F	18	ILE	4.0
7	F	26	GLY	3.9
14	M	97	VAL	3.9
9	H	102	GLY	3.9
1	A	1173	A	3.9
2	B	3122	C	3.8
10	I	24	VAL	3.8
9	H	101	ALA	3.7
10	I	20	VAL	3.7
7	F	69	ILE	3.7
14	M	60	GLU	3.6
1	A	1525	G	3.6
14	M	106	VAL	3.6
14	M	91	VAL	3.6

Continued on next page...

Continued from previous page...

Mol	Chain	Res	Type	RSRZ
9	H	19	ALA	3.6
14	M	61	ALA	3.6
2	B	3023	U	3.5
4	C	32	VAL	3.5
2	B	3025	G	3.5
1	A	282	C	3.4
1	A	1175	G	3.4
4	C	37	VAL	3.4
7	F	134	LEU	3.3
28	1	59	HIS	3.3
24	W	39	ALA	3.3
9	H	106	THR	3.3
1	A	1171	A	3.2
1	A	1951	G	3.2
14	M	93	VAL	3.2
1	A	2238	A	3.1
14	M	73	VAL	3.1
24	W	38	GLY	3.1
16	O	147	ILE	3.1
1	A	1198	U	3.1
7	F	44	ILE	3.1
7	F	24	HIS	3.1
16	O	159	TYR	3.1
7	F	25	MET	3.0
14	M	79	ASP	3.0
7	F	88	LEU	3.0
14	M	96	VAL	3.0
5	D	1	PRO	3.0
14	M	58	GLN	2.9
16	O	162	ASP	2.9
14	M	140	VAL	2.9
31	4	72	GLY	2.9
1	A	2237	G	2.9
7	F	49	PRO	2.9
7	F	62	ASP	2.9
14	M	89	PHE	2.8
1	A	285	A	2.8
16	O	146	HIS	2.8
1	A	1526	A	2.7
7	F	41	LEU	2.7
9	H	16	ALA	2.7
1	A	970	U	2.7

Continued on next page...

Continued from previous page...

Mol	Chain	Res	Type	RSRZ
27	Z	108	ASP	2.7
14	M	142	LEU	2.7
10	I	64	ASN	2.7
16	O	157	PRO	2.7
1	A	1162	G	2.7
7	F	56	ARG	2.7
10	I	28	GLU	2.7
16	O	160	SER	2.6
14	M	100	ALA	2.6
7	F	84	LEU	2.6
10	I	65	THR	2.6
22	U	99	THR	2.6
14	M	57	VAL	2.6
1	A	1279	U	2.6
10	I	12	ILE	2.6
14	M	62	ALA	2.6
1	A	1205	U	2.6
4	C	31	LYS	2.6
7	F	73	VAL	2.6
16	O	140	GLN	2.6
7	F	68	PRO	2.6
7	F	17	ARG	2.6
16	O	67	ALA	2.6
7	F	58	VAL	2.6
31	4	92	GLU	2.6
1	A	960	G	2.6
7	F	40	ILE	2.6
1	A	1188	A	2.5
14	M	76	LEU	2.5
31	4	62	THR	2.5
1	A	1527	A	2.5
14	M	80	ASP	2.5
16	O	183	ASP	2.5
1	A	2004	U	2.5
1	A	130	C	2.5
9	H	99	THR	2.5
9	H	22	VAL	2.5
9	H	103	ALA	2.5
1	A	2249	G	2.5
4	C	97	ALA	2.5
8	G	154	ILE	2.5
11	J	72	VAL	2.4

Continued on next page...

Continued from previous page...

Mol	Chain	Res	Type	RSRZ
31	4	22	VAL	2.4
21	T	67	ARG	2.4
16	O	143	ARG	2.4
1	A	713	U	2.4
7	F	87	ALA	2.4
14	M	144	ASP	2.4
4	C	98	GLU	2.4
28	1	44	PHE	2.4
9	H	100	ASP	2.4
9	H	26	THR	2.3
8	G	100	ASP	2.3
22	U	35	TYR	2.3
14	M	123	ASP	2.3
24	W	41	GLU	2.3
7	F	106	PHE	2.3
14	M	120	LEU	2.3
4	C	65	ARG	2.3
18	Q	57	ASN	2.3
7	F	63	ILE	2.3
4	C	38	ILE	2.2
7	F	92	GLU	2.2
14	M	94	ARG	2.2
4	C	35	GLY	2.2
1	A	2239	C	2.2
7	F	85	GLN	2.2
1	A	1161	A	2.2
21	T	81	ILE	2.2
26	Y	9	VAL	2.2
8	G	122	THR	2.2
4	C	36	ASP	2.2
10	I	17	GLN	2.2
31	4	65	THR	2.2
22	U	42	VAL	2.2
26	Y	10	VAL	2.2
14	M	127	GLU	2.1
16	O	137	ALA	2.1
4	C	237	GLY	2.1
8	G	124	VAL	2.1
16	O	138	ASP	2.1
1	A	1199	A	2.1
10	I	26	MET	2.1
14	M	125	PHE	2.1

Continued on next page...

Continued from previous page...

Mol	Chain	Res	Type	RSRZ
26	Y	41	PHE	2.1
21	T	50	GLU	2.1
1	A	284	C	2.1
10	I	69	ARG	2.1
1	A	1204	C	2.1
14	M	92	ASP	2.1
1	A	1190	G	2.1
1	A	1665	G	2.1
7	F	10	PHE	2.1
16	O	150	TYR	2.1
9	H	108	LEU	2.1
7	F	27	ILE	2.1
1	A	1168	C	2.0
9	H	49	PHE	2.0
22	U	37	GLN	2.0
11	J	36	ASN	2.0
26	Y	88	GLU	2.0
9	H	75	ILE	2.0
28	1	38	LYS	2.0
1	A	272	A	2.0
16	O	72	GLU	2.0
26	Y	7	GLU	2.0
14	M	103	ALA	2.0
16	O	79	PRO	2.0
16	O	179	LEU	2.0

6.2 Non-standard residues in protein, DNA, RNA chains ⓘ

There are no non-standard protein/DNA/RNA residues in this entry.

6.3 Carbohydrates ⓘ

There are no carbohydrates in this entry.

6.4 Ligands ⓘ

In the following table, the Atoms column lists the number of modelled atoms in the group and the number defined in the chemical component dictionary. LLDF column lists the quality of electron density of the group with respect to its neighbouring residues in protein, DNA or RNA chains. The B-factors column lists the minimum, median, 95th percentile and maximum values of B factors

of atoms in the group. The column labelled 'Q< 0.9' lists the number of atoms with occupancy less than 0.9.

Mol	Type	Chain	Res	Atoms	RSCC	RSR	LLDF	B-factors(\AA^2)	Q<0.9
34	NA	A	8356	1/1	0.92	0.60	76.89	86,86,86,86	0
34	NA	A	8303	1/1	0.76	0.41	26.22	42,42,42,42	0
34	NA	A	8323	1/1	0.71	0.49	23.80	62,62,62,62	0
35	CL	A	8515	1/1	0.85	0.46	16.64	131,131,131,131	0
34	NA	A	8362	1/1	0.90	0.27	12.58	38,38,38,38	0
34	NA	A	8377	1/1	0.93	0.36	11.03	70,70,70,70	0
32	MG	A	8049	1/1	0.96	0.30	9.14	49,49,49,49	0
35	CL	P	8508	1/1	0.72	0.62	9.08	113,113,113,113	0
34	NA	A	8332	1/1	0.90	0.26	8.69	37,37,37,37	0
35	CL	A	8513	1/1	0.86	0.35	8.59	81,81,81,81	0
34	NA	B	8383	1/1	0.60	0.26	7.88	63,63,63,63	0
34	NA	A	8374	1/1	0.95	0.30	7.65	46,46,46,46	0
34	NA	A	8335	1/1	0.98	0.23	7.38	43,43,43,43	0
34	NA	S	8386	1/1	0.51	0.47	7.17	48,48,48,48	0
34	NA	M	8380	1/1	0.95	0.35	7.12	73,73,73,73	0
34	NA	A	8371	1/1	0.78	0.23	6.58	32,32,32,32	0
34	NA	A	8340	1/1	0.95	0.23	6.43	29,29,29,29	0
37	PUY	5	78	34/34	0.88	0.37	6.36	66,69,74,75	0
34	NA	A	8321	1/1	0.97	0.22	6.29	52,52,52,52	0
35	CL	D	8519	1/1	0.95	0.33	4.55	55,55,55,55	0
34	NA	A	8361	1/1	0.97	0.22	4.32	35,35,35,35	0
35	CL	A	8505	1/1	0.67	0.30	4.24	65,65,65,65	0
33	K	A	8201	1/1	0.86	0.22	4.19	76,76,76,76	0
34	NA	A	8350	1/1	0.95	0.22	3.73	18,18,18,18	0
34	NA	A	8369	1/1	0.92	0.30	3.45	49,49,49,49	0
35	CL	A	8510	1/1	0.81	0.70	3.42	101,101,101,101	0
32	MG	A	8060	1/1	0.94	0.23	3.37	43,43,43,43	0
32	MG	1	8105	1/1	0.85	0.33	3.24	32,32,32,32	0
32	MG	A	8110	1/1	0.97	0.17	2.86	54,54,54,54	0
35	CL	A	8511	1/1	0.77	0.42	2.60	92,92,92,92	0
34	NA	A	8331	1/1	0.97	0.19	2.55	35,35,35,35	0
32	MG	A	8044	1/1	0.92	0.23	2.42	68,68,68,68	0
34	NA	A	8327	1/1	0.94	0.19	1.91	24,24,24,24	0
34	NA	A	8355	1/1	0.91	0.23	1.72	60,60,60,60	0
34	NA	A	8372	1/1	0.92	0.18	1.49	25,25,25,25	0
34	NA	A	8378	1/1	0.97	0.21	1.40	18,18,18,18	0
32	MG	A	8064	1/1	0.90	0.17	0.95	31,31,31,31	0
34	NA	S	8337	1/1	0.89	0.28	0.85	70,70,70,70	0
34	NA	A	8366	1/1	0.82	0.19	0.65	58,58,58,58	0
35	CL	4	8504	1/1	0.71	0.35	0.42	69,69,69,69	0

Continued on next page...

Continued from previous page...

Mol	Type	Chain	Res	Atoms	RSCC	RSR	LLDF	B-factors(\AA^2)	Q<0.9
34	NA	S	8338	1/1	0.98	0.21	0.18	65,65,65,65	0
32	MG	5	8114	1/1	0.94	0.19	0.00	44,44,44,44	0
33	K	A	8202	1/1	0.93	0.16	-0.01	56,56,56,56	0
32	MG	A	8112	1/1	0.96	0.18	-0.08	58,58,58,58	0
34	NA	A	8365	1/1	0.89	0.20	-0.09	29,29,29,29	0
35	CL	K	8521	1/1	0.94	0.18	-0.13	47,47,47,47	0
32	MG	A	8056	1/1	0.95	0.20	-0.21	75,75,75,75	0
34	NA	A	8326	1/1	0.89	0.17	-0.28	35,35,35,35	0
32	MG	A	8096	1/1	0.96	0.16	-0.39	33,33,33,33	0
34	NA	J	8309	1/1	0.97	0.15	-0.40	21,21,21,21	0
34	NA	A	8379	1/1	0.97	0.14	-0.67	33,33,33,33	0
34	NA	C	8345	1/1	0.95	0.17	-0.72	68,68,68,68	0
32	MG	A	8052	1/1	0.84	0.14	-1.00	24,24,24,24	0
32	MG	A	8013	1/1	0.98	0.15	-1.10	21,21,21,21	0
32	MG	A	8101	1/1	0.96	0.13	-1.13	49,49,49,49	0
38	CD	1	8403	1/1	0.99	0.07	-1.26	88,88,88,88	0
32	MG	A	8055	1/1	0.95	0.12	-1.39	29,29,29,29	0
32	MG	A	8086	1/1	0.98	0.11	-1.46	75,75,75,75	0
35	CL	A	8512	1/1	0.93	0.13	-1.50	30,30,30,30	0
32	MG	A	8018	1/1	0.89	0.13	-1.59	24,24,24,24	0
34	NA	A	8314	1/1	0.93	0.12	-1.64	29,29,29,29	0
38	CD	4	8404	1/1	0.99	0.08	-1.66	67,67,67,67	0
38	CD	V	8401	1/1	0.98	0.11	-1.66	70,70,70,70	0
32	MG	U	8073	1/1	0.95	0.14	-1.70	21,21,21,21	0
32	MG	A	8053	1/1	0.94	0.12	-1.70	85,85,85,85	0
34	NA	K	8346	1/1	0.97	0.14	-1.76	7,7,7,7	0
34	NA	A	8333	1/1	0.86	0.10	-1.84	14,14,14,14	0
34	NA	A	8325	1/1	0.96	0.12	-1.95	48,48,48,48	0
32	MG	A	8008	1/1	0.98	0.12	-2.02	40,40,40,40	0
35	CL	N	8518	1/1	0.98	0.15	-2.11	50,50,50,50	0
34	NA	E	8304	1/1	0.94	0.09	-2.28	4,4,4,4	0
32	MG	Z	8109	1/1	0.82	0.12	-2.28	32,32,32,32	0
32	MG	A	8012	1/1	0.99	0.10	-2.33	35,35,35,35	0
32	MG	A	8067	1/1	0.97	0.12	-2.34	22,22,22,22	0
32	MG	A	8077	1/1	0.99	0.11	-2.35	39,39,39,39	0
32	MG	A	8058	1/1	0.98	0.11	-2.50	33,33,33,33	0
32	MG	A	8032	1/1	0.96	0.07	-2.55	23,23,23,23	0
32	MG	A	8003	1/1	0.98	0.13	-2.57	30,30,30,30	0
32	MG	A	8039	1/1	0.96	0.10	-2.59	57,57,57,57	0
32	MG	A	8015	1/1	0.97	0.07	-2.61	66,66,66,66	0
32	MG	A	8074	1/1	0.99	0.07	-2.62	16,16,16,16	0
38	CD	2	8402	1/1	0.99	0.07	-2.73	72,72,72,72	0

Continued on next page...

Continued from previous page...

Mol	Type	Chain	Res	Atoms	RSCC	RSR	LLDF	B-factors(\AA^2)	Q<0.9
32	MG	C	8065	1/1	0.95	0.09	-2.83	85,85,85,85	0
34	NA	A	8353	1/1	0.95	0.07	-2.93	13,13,13,13	0
32	MG	A	8057	1/1	0.96	0.11	-3.03	15,15,15,15	0
32	MG	A	8108	1/1	0.90	0.10	-3.27	50,50,50,50	0
34	NA	A	8368	1/1	0.90	0.08	-3.32	35,35,35,35	0
34	NA	A	8376	1/1	0.98	0.12	-3.34	27,27,27,27	0
32	MG	A	8010	1/1	0.98	0.09	-3.77	26,26,26,26	0
34	NA	A	8381	1/1	0.96	0.11	-3.90	51,51,51,51	0
34	NA	N	8347	1/1	0.97	0.10	-4.03	19,19,19,19	0
32	MG	A	8017	1/1	0.97	0.04	-4.25	40,40,40,40	0
32	MG	A	8014	1/1	0.96	0.10	-4.29	18,18,18,18	0
32	MG	A	8093	1/1	0.98	0.10	-4.36	16,16,16,16	0
32	MG	A	8022	1/1	0.98	0.05	-4.40	22,22,22,22	0
32	MG	4	8078	1/1	0.95	0.07	-4.45	23,23,23,23	0
34	NA	R	8348	1/1	0.98	0.07	-4.46	18,18,18,18	0
32	MG	A	8019	1/1	0.98	0.07	-4.59	31,31,31,31	0
32	MG	A	8027	1/1	0.95	0.06	-4.63	60,60,60,60	0
32	MG	A	8004	1/1	0.97	0.05	-4.69	43,43,43,43	0
32	MG	A	8007	1/1	0.99	0.08	-4.79	9,9,9,9	0
34	NA	A	8373	1/1	0.95	0.07	-4.89	36,36,36,36	0
32	MG	A	8054	1/1	0.98	0.11	-5.26	46,46,46,46	0
34	NA	A	8343	1/1	0.94	0.07	-5.27	9,9,9,9	0
34	NA	A	8317	1/1	0.95	0.06	-5.33	25,25,25,25	0
32	MG	A	8020	1/1	0.99	0.07	-5.37	36,36,36,36	0
32	MG	A	8006	1/1	0.96	0.05	-5.64	33,33,33,33	0
32	MG	A	8038	1/1	0.99	0.08	-5.81	43,43,43,43	0
32	MG	A	8033	1/1	0.91	0.10	-6.03	42,42,42,42	0
32	MG	A	8002	1/1	0.98	0.06	-6.18	15,15,15,15	0
32	MG	A	8035	1/1	0.95	0.07	-6.44	70,70,70,70	0
34	NA	A	8344	1/1	0.95	0.06	-6.53	11,11,11,11	0
32	MG	A	8001	1/1	0.93	0.09	-6.57	31,31,31,31	0
32	MG	A	8091	1/1	0.98	0.05	-6.67	65,65,65,65	0
32	MG	A	8080	1/1	0.99	0.07	-7.42	38,38,38,38	0
34	NA	A	8305	1/1	0.96	0.08	-7.75	10,10,10,10	0
34	NA	A	8339	1/1	0.93	0.08	-8.29	30,30,30,30	0
34	NA	A	8320	1/1	0.96	0.09	-8.88	29,29,29,29	0
32	MG	A	8084	1/1	0.99	0.03	-17.18	34,34,34,34	0
35	CL	K	8501	1/1	0.95	0.12	-	55,55,55,55	0
35	CL	A	8517	1/1	0.91	0.24	-	61,61,61,61	0
32	MG	A	8083	1/1	0.97	0.04	-	32,32,32,32	0
32	MG	A	8090	1/1	0.95	0.22	-	46,46,46,46	0
34	NA	A	8358	1/1	0.96	0.50	-	109,109,109,109	0

Continued on next page...

Continued from previous page...

Mol	Type	Chain	Res	Atoms	RSCC	RSR	LLDF	B-factors(\AA^2)	Q<0.9
34	NA	A	8328	1/1	0.90	0.26	-	52,52,52,52	0
34	NA	A	8319	1/1	0.95	0.11	-	43,43,43,43	0
34	NA	A	8329	1/1	0.90	0.10	-	40,40,40,40	0
32	MG	A	8087	1/1	0.93	0.19	-	41,41,41,41	0
34	NA	A	8324	1/1	0.97	0.10	-	32,32,32,32	0
34	NA	A	8375	1/1	0.86	0.56	-	42,42,42,42	0
34	NA	A	8354	1/1	0.93	0.17	-	16,16,16,16	0
32	MG	A	8061	1/1	0.98	0.06	-	33,33,33,33	0
32	MG	A	8016	1/1	0.98	0.08	-	23,23,23,23	0
34	NA	A	8367	1/1	0.94	0.09	-	22,22,22,22	0
32	MG	A	8062	1/1	0.98	0.07	-	38,38,38,38	0
32	MG	A	8046	1/1	0.85	0.13	-	62,62,62,62	0
34	NA	A	8302	1/1	0.93	0.17	-	25,25,25,25	0
32	MG	A	8048	1/1	0.98	0.08	-	33,33,33,33	0
34	NA	A	8352	1/1	0.97	0.16	-	17,17,17,17	0
34	NA	A	8306	1/1	0.98	0.40	-	35,35,35,35	0
32	MG	A	8028	1/1	0.93	0.10	-	75,75,75,75	0
34	NA	A	8384	1/1	0.22	0.80	-	103,103,103,103	0
34	NA	A	8360	1/1	0.87	0.43	-	37,37,37,37	0
32	MG	A	8036	1/1	0.98	0.06	-	29,29,29,29	0
32	MG	A	8029	1/1	0.98	0.12	-	34,34,34,34	0
32	MG	A	8068	1/1	0.95	0.09	-	44,44,44,44	0
34	NA	A	8336	1/1	0.93	0.09	-	51,51,51,51	0
32	MG	A	8031	1/1	0.97	0.05	-	29,29,29,29	0
34	NA	A	8313	1/1	0.94	0.14	-	47,47,47,47	0
35	CL	A	8514	1/1	0.98	0.15	-	45,45,45,45	0
32	MG	A	8037	1/1	0.98	0.09	-	41,41,41,41	0
35	CL	A	8516	1/1	0.99	0.10	-	37,37,37,37	0
32	MG	A	8102	1/1	0.88	0.18	-	83,83,83,83	0
32	MG	A	8089	1/1	0.79	0.24	-	104,104,104,104	0
38	CD	P	8405	1/1	0.93	0.33	-	196,196,196,196	0
34	NA	A	8315	1/1	0.94	0.11	-	25,25,25,25	0
34	NA	A	8341	1/1	0.84	0.14	-	40,40,40,40	0
32	MG	A	8082	1/1	0.98	0.07	-	16,16,16,16	0
32	MG	A	8045	1/1	0.96	0.14	-	63,63,63,63	0
34	NA	A	8364	1/1	0.96	0.18	-	12,12,12,12	0
32	MG	A	8059	1/1	0.95	0.13	-	119,119,119,119	0
32	MG	A	8050	1/1	0.94	0.11	-	41,41,41,41	0
34	NA	A	8310	1/1	0.97	0.15	-	22,22,22,22	0
32	MG	A	8021	1/1	0.96	0.10	-	46,46,46,46	0
34	NA	A	8382	1/1	0.81	0.46	-	52,52,52,52	0
36	PO4	5	77	3/5	0.96	0.13	-	67,67,68,68	0

Continued on next page...

Continued from previous page...

Mol	Type	Chain	Res	Atoms	RSCC	RSR	LLDF	B-factors(\AA^2)	Q<0.9
32	MG	A	8076	1/1	0.93	0.44	-	134,134,134,134	0
32	MG	A	8116	1/1	0.86	0.24	-	95,95,95,95	0
32	MG	A	8023	1/1	0.98	0.07	-	35,35,35,35	0
34	NA	A	8318	1/1	0.97	0.15	-	65,65,65,65	0
32	MG	A	8106	1/1	0.95	0.12	-	69,69,69,69	0
32	MG	L	8069	1/1	0.88	0.13	-	105,105,105,105	0
32	MG	A	8063	1/1	0.98	0.12	-	64,64,64,64	0
32	MG	A	8071	1/1	0.94	0.07	-	52,52,52,52	0
32	MG	A	8005	1/1	0.96	0.10	-	68,68,68,68	0
35	CL	C	8509	1/1	0.92	0.20	-	66,66,66,66	0
32	MG	A	8072	1/1	0.95	0.26	-	55,55,55,55	0
32	MG	A	8075	1/1	0.91	0.07	-	42,42,42,42	0
32	MG	A	8026	1/1	0.99	0.13	-	45,45,45,45	0
34	NA	A	8311	1/1	0.96	0.19	-	43,43,43,43	0
32	MG	A	8113	1/1	0.94	0.10	-	29,29,29,29	0
35	CL	Z	8520	1/1	0.93	0.21	-	64,64,64,64	0
32	MG	A	8079	1/1	0.98	0.09	-	25,25,25,25	0
34	NA	A	8359	1/1	0.87	0.46	-	47,47,47,47	0
32	MG	A	8070	1/1	0.81	0.80	-	101,101,101,101	0
32	MG	A	8030	1/1	0.92	0.13	-	68,68,68,68	0
32	MG	A	8097	1/1	0.94	0.52	-	64,64,64,64	0
32	MG	A	8034	1/1	0.92	0.04	-	50,50,50,50	0
34	NA	A	8308	1/1	0.93	0.09	-	40,40,40,40	0
32	MG	A	8100	1/1	0.84	0.13	-	51,51,51,51	0
34	NA	A	8334	1/1	0.96	0.06	-	30,30,30,30	0
34	NA	A	8349	1/1	0.98	0.21	-	25,25,25,25	0
32	MG	A	8117	1/1	0.96	0.08	-	1,1,1,1	0
35	CL	A	8503	1/1	0.89	0.24	-	62,62,62,62	0
32	MG	A	8088	1/1	0.96	0.10	-	12,12,12,12	0
32	MG	A	8066	1/1	0.75	0.27	-	84,84,84,84	0
32	MG	A	8025	1/1	0.98	0.05	-	12,12,12,12	0
32	MG	A	8099	1/1	0.94	0.14	-	43,43,43,43	0
34	NA	A	8363	1/1	0.88	0.40	-	100,100,100,100	0
32	MG	A	8092	1/1	0.91	0.20	-	58,58,58,58	0
32	MG	A	8040	1/1	0.98	0.07	-	33,33,33,33	0
32	MG	A	8098	1/1	0.96	0.24	-	47,47,47,47	0
34	NA	T	8312	1/1	0.72	0.57	-	122,122,122,122	0
32	MG	A	8051	1/1	0.96	0.10	-	93,93,93,93	0
32	MG	A	8009	1/1	0.99	0.05	-	14,14,14,14	0
32	MG	A	8047	1/1	0.99	0.09	-	62,62,62,62	0
32	MG	A	8041	1/1	0.93	0.18	-	80,80,80,80	0
32	MG	A	8094	1/1	0.95	0.09	-	50,50,50,50	0

Continued on next page...

Continued from previous page...

Mol	Type	Chain	Res	Atoms	RSCC	RSR	LLDF	B-factors(\AA^2)	Q<0.9
34	NA	A	8357	1/1	0.85	0.07	-	43,43,43,43	0
34	NA	A	8370	1/1	0.46	0.40	-	93,93,93,93	0
34	NA	A	8330	1/1	0.91	0.14	-	36,36,36,36	0
32	MG	A	8024	1/1	0.93	1.03	-	108,108,108,108	0
35	CL	A	8522	1/1	0.92	0.45	-	57,57,57,57	0
34	NA	A	8385	1/1	0.92	0.26	-	22,22,22,22	0
34	NA	J	8322	1/1	0.86	0.17	-	26,26,26,26	0
35	CL	O	8507	1/1	0.71	0.51	-	102,102,102,102	0
34	NA	A	8307	1/1	0.87	0.17	-	34,34,34,34	0
32	MG	A	8104	1/1	0.93	0.11	-	31,31,31,31	0
32	MG	A	8103	1/1	0.75	0.39	-	57,57,57,57	0
32	MG	A	8115	1/1	0.88	0.17	-	51,51,51,51	0
35	CL	S	8506	1/1	0.86	0.30	-	77,77,77,77	0
34	NA	A	8342	1/1	0.96	0.18	-	30,30,30,30	0
32	MG	A	8107	1/1	0.95	0.03	-	46,46,46,46	0
34	NA	B	8351	1/1	0.54	0.26	-	67,67,67,67	0
34	NA	A	8301	1/1	0.95	0.14	-	22,22,22,22	0
32	MG	A	8042	1/1	0.91	0.10	-	25,25,25,25	0
34	NA	A	8316	1/1	0.91	0.23	-	42,42,42,42	0
32	MG	A	8043	1/1	0.96	0.07	-	50,50,50,50	0
32	MG	A	8011	1/1	0.97	0.05	-	27,27,27,27	0
32	MG	B	8095	1/1	0.95	0.17	-	85,85,85,85	0
32	MG	A	8085	1/1	0.90	0.12	-	39,39,39,39	0
32	MG	A	8111	1/1	0.95	0.27	-	82,82,82,82	0
35	CL	K	8502	1/1	0.92	0.26	-	91,91,91,91	0
32	MG	A	8081	1/1	0.96	0.15	-	29,29,29,29	0

6.5 Other polymers [i](#)

There are no such residues in this entry.