



# Full wwPDB X-ray Structure Validation Report ⓘ

Jan 31, 2016 – 09:46 PM GMT

PDB ID : 1QGN  
Title : CYSTATHIONINE GAMMA-SYNTHASE FROM NICOTIANA TABACUM  
Authors : Steegborn, C.; Messerschmidt, A.; Laber, B.; Streber, W.; Huber, R.; Clausen, T.  
Deposited on : 1999-05-02  
Resolution : 2.90 Å(reported)

This is a Full wwPDB X-ray Structure Validation Report for a publicly released PDB entry.  
We welcome your comments at [validation@mail.wwpdb.org](mailto:validation@mail.wwpdb.org)  
A user guide is available at  
<http://wwpdb.org/validation/2016/XrayValidationReportHelp>  
with specific help available everywhere you see the ⓘ symbol.

---

The following versions of software and data (see [references ⓘ](#)) were used in the production of this report:

MolProbity : 4.02b-467  
Mogul : 1.7 (RC4), CSD as536be (2015)  
Xtriage (Phenix) : 1.9-1692  
EDS : rb-20026688  
Percentile statistics : 20151230.v01 (using entries in the PDB archive December 30th 2015)  
Refmac : 5.8.0135  
CCP4 : 6.5.0  
Ideal geometry (proteins) : Engh & Huber (2001)  
Ideal geometry (DNA, RNA) : Parkinson et al. (1996)  
Validation Pipeline (wwPDB-VP) : trunk26865

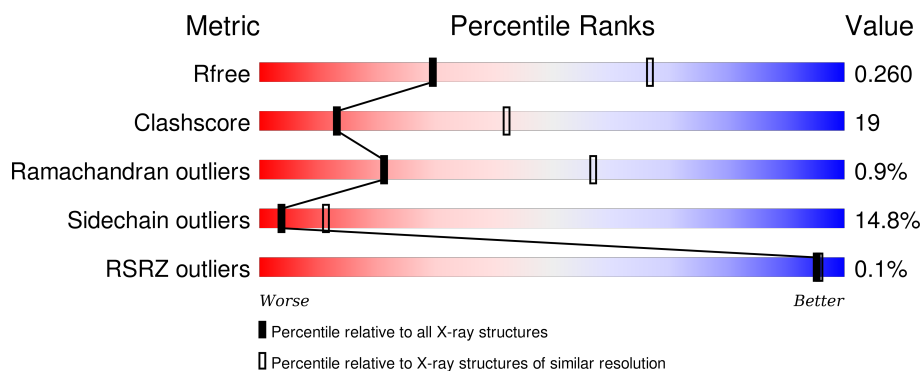
# 1 Overall quality at a glance i

The following experimental techniques were used to determine the structure:

## *X-RAY DIFFRACTION*

The reported resolution of this entry is 2.90 Å.

Percentile scores (ranging between 0-100) for global validation metrics of the entry are shown in the following graphic. The table shows the number of entries on which the scores are based.






Metric	Whole archive (#Entries)	Similar resolution (#Entries, resolution range(Å))
$R_{free}$	91344	1451 (2.90-2.90)
Clashscore	102246	1668 (2.90-2.90)
Ramachandran outliers	100387	1630 (2.90-2.90)
Sidechain outliers	100360	1632 (2.90-2.90)
RSRZ outliers	91569	1456 (2.90-2.90)

The table below summarises the geometric issues observed across the polymeric chains and their fit to the electron density. The red, orange, yellow and green segments on the lower bar indicate the fraction of residues that contain outliers for  $\geq 3$ , 2, 1 and 0 types of geometric quality criteria. A grey segment represents the fraction of residues that are not modelled. The numeric value for each fraction is indicated below the corresponding segment, with a dot representing fractions  $\leq 5\%$ . The upper red bar (where present) indicates the fraction of residues that have poor fit to the electron density. The numeric value is given above the bar.

Mol	Chain	Length	Quality of chain
1	A	445	<div> <div>51%</div> <div>33%</div> <div>5%</div> <div>11%</div> </div>
1	B	445	<div> <div>55%</div> <div>29%</div> <div>5%</div> <div>11%</div> </div>
1	C	445	<div> <div>51%</div> <div>33%</div> <div>5%</div> <div>11%</div> </div>
1	D	445	<div> <div>53%</div> <div>30%</div> <div>6%</div> <div>11%</div> </div>
1	E	445	<div> <div>56%</div> <div>29%</div> <div>•</div> <div>11%</div> </div>

*Continued on next page...*

*Continued from previous page...*

Mol	Chain	Length	Quality of chain
1	F	445	 52% 32% 6% 11%
1	G	445	 54% 30% 5% 11%
1	H	445	 55% 30% 5% 11%

## 2 Entry composition

There are 3 unique types of molecules in this entry. The entry contains 24702 atoms, of which 0 are hydrogens and 0 are deuteriums.

In the tables below, the ZeroOcc column contains the number of atoms modelled with zero occupancy, the AltConf column contains the number of residues with at least one atom in alternate conformation and the Trace column contains the number of residues modelled with at most 2 atoms.

- Molecule 1 is a protein called PROTEIN (CYSTATHIONINE GAMMA-SYNTHASE).

Mol	Chain	Residues	Atoms					ZeroOcc	AltConf	Trace
1	A	398	Total	C	N	O	S	0	0	0
			3032	1933	514	569	16			
1	B	398	Total	C	N	O	S	0	0	0
			3032	1933	514	569	16			
1	C	398	Total	C	N	O	S	0	0	0
			3032	1933	514	569	16			
1	D	398	Total	C	N	O	S	0	0	0
			3032	1933	514	569	16			
1	E	398	Total	C	N	O	S	0	0	0
			3032	1933	514	569	16			
1	F	398	Total	C	N	O	S	0	0	0
			3032	1933	514	569	16			
1	G	398	Total	C	N	O	S	0	0	0
			3032	1933	514	569	16			
1	H	398	Total	C	N	O	S	0	0	0
			3032	1933	514	569	16			

- Molecule 2 is PYRIDOXAL-5'-PHOSPHATE (three-letter code: PLP) (formula: C<sub>8</sub>H<sub>10</sub>NO<sub>6</sub>P).



Mol	Chain	Residues	Atoms					ZeroOcc	AltConf
2	A	1	Total	C	N	O	P	0	0
			15	8	1	5	1		
2	B	1	Total	C	N	O	P	0	0
			15	8	1	5	1		
2	C	1	Total	C	N	O	P	0	0
			15	8	1	5	1		
2	D	1	Total	C	N	O	P	0	0
			15	8	1	5	1		
2	E	1	Total	C	N	O	P	0	0
			15	8	1	5	1		
2	F	1	Total	C	N	O	P	0	0
			15	8	1	5	1		
2	G	1	Total	C	N	O	P	0	0
			15	8	1	5	1		
2	H	1	Total	C	N	O	P	0	0
			15	8	1	5	1		

- Molecule 3 is water.

Mol	Chain	Residues	Atoms		ZeroOcc	AltConf
3	A	44	Total	O	0	0
			44	44		
3	B	41	Total	O	0	0
			41	41		
3	C	41	Total	O	0	0
			41	41		
3	D	37	Total	O	0	0
			37	37		

*Continued on next page...*

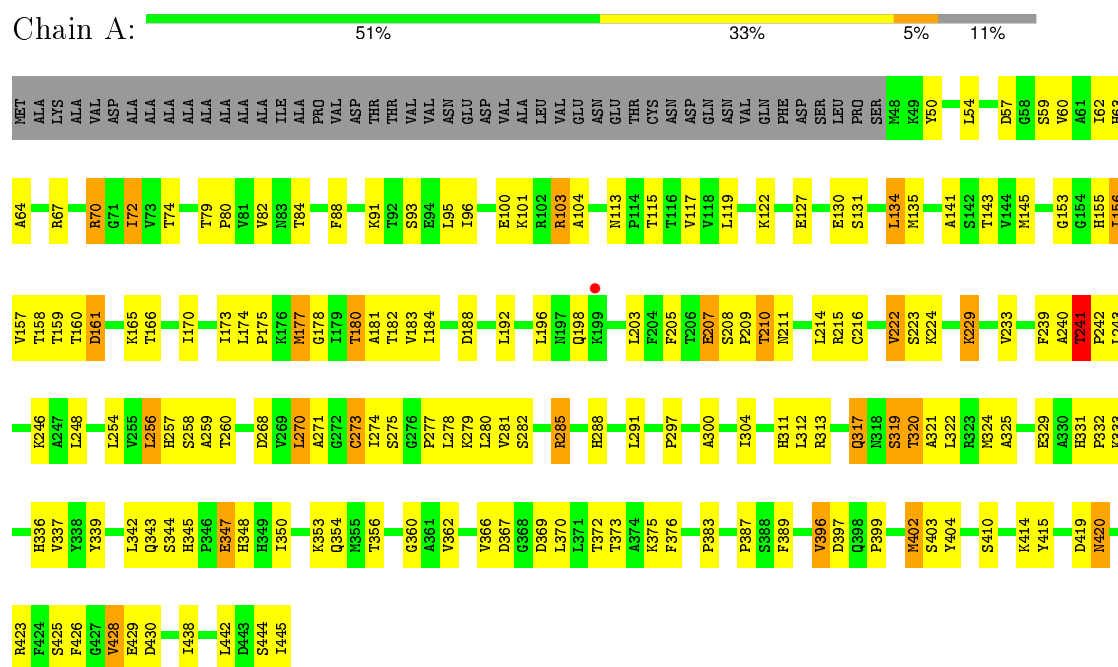
*Continued from previous page...*

Mol	Chain	Residues	Atoms		ZeroOcc	AltConf
3	E	39	Total	O	0	0
			39	39		
3	F	42	Total	O	0	0
			42	42		
3	G	41	Total	O	0	0
			41	41		
3	H	41	Total	O	0	0
			41	41		

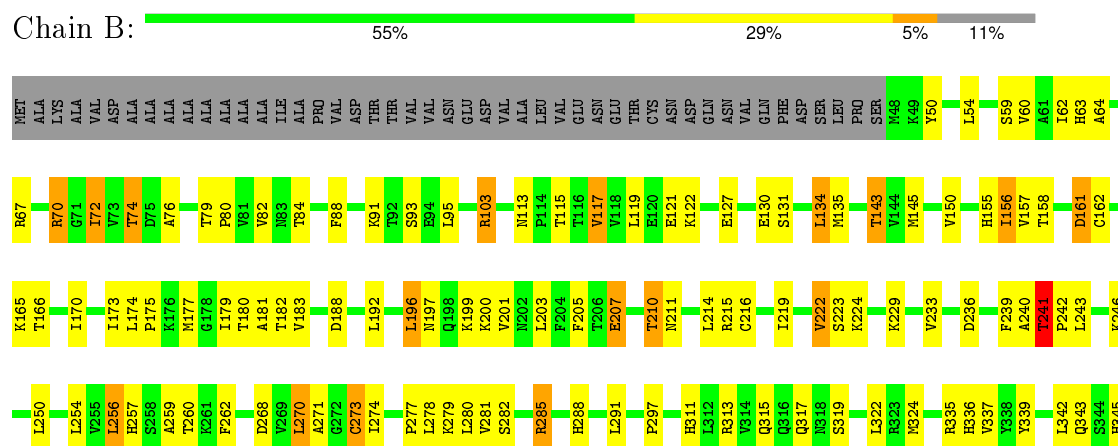
### 3 Residue-property plots

These plots are drawn for all protein, RNA and DNA chains in the entry. The first graphic for a chain summarises the proportions of errors displayed in the second graphic. The second graphic shows the sequence view annotated by issues in geometry and electron density. Residues are color-coded according to the number of geometric quality criteria for which they contain at least one outlier: green = 0, yellow = 1, orange = 2 and red = 3 or more. A red dot above a residue indicates a poor fit to the electron density ( $RSRZ > 2$ ). Stretches of 2 or more consecutive residues without any outlier are shown as a green connector. Residues present in the sample, but not in the model, are shown in grey.

#### • Molecule 1: PROTEIN (CYSTATHIONINE GAMMA-SYNTHASE)




#### • Molecule 1: PROTEIN (CYSTATHIONINE GAMMA-SYNTHASE)






• Molecule 1: PROTEIN (CYSTATHIONINE GAMMA-SYNTHASE)

Chain C: 51% 33% 5% 11%



• Molecule 1: PROTEIN (CYSTATHIONINE GAMMA-SYNTHASE)

Chain D: 53% 30% 6% 11%

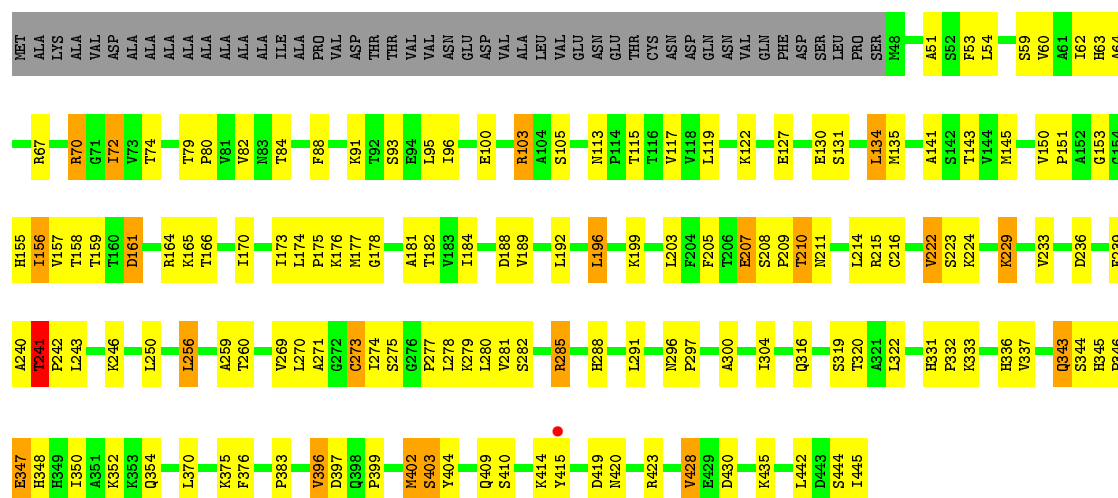


• Molecule 1: PROTEIN (CYSTATHIONINE GAMMA-SYNTHASE)


Chain E: 56% 29% 11%



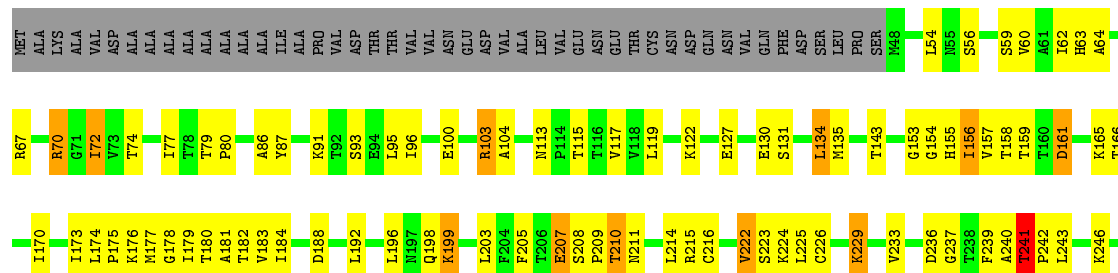


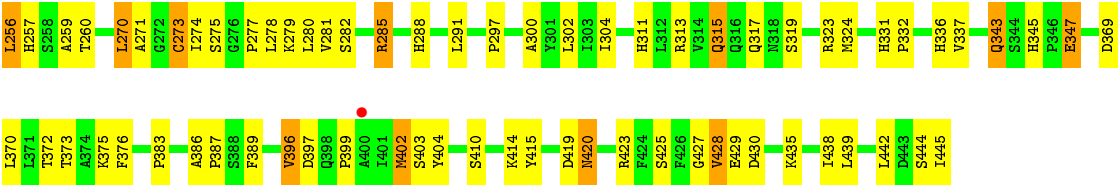


- Molecule 1: PROTEIN (CYSTATHIONINE GAMMA-SYNTHASE)

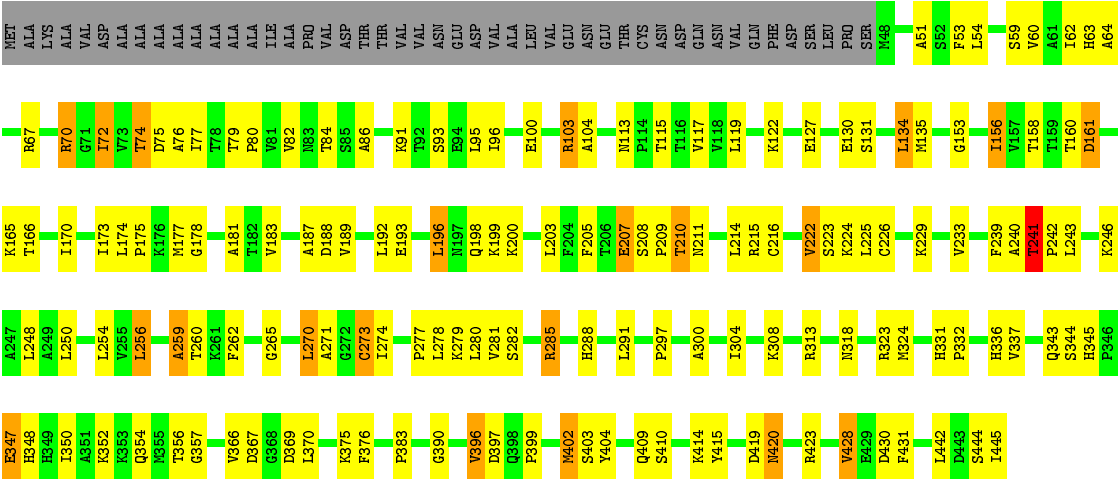


- Molecule 1: PROTEIN (CYSTATHIONINE GAMMA-SYNTHASE)





● Molecule 1: PROTEIN (CYSTATHIONINE GAMMA-SYNTHASE)



## 4 Data and refinement statistics

Property	Value	Source
Space group	P 21 21 21	Depositor
Cell constants a, b, c, $\alpha$ , $\beta$ , $\gamma$	120.00 Å 129.50 Å 309.80 Å 90.00° 90.00° 90.00°	Depositor
Resolution (Å)	8.00 – 2.90 24.95 – 2.79	Depositor EDS
% Data completeness (in resolution range)	88.2 (8.00-2.90) 86.2 (24.95-2.79)	Depositor EDS
$R_{merge}$	0.15	Depositor
$R_{sym}$	(Not available)	Depositor
$\langle I/\sigma(I) \rangle$ <sup>1</sup>	1.37 (at 2.80 Å)	Xtriage
Refinement program	X-PLOR	Depositor
R, $R_{free}$	0.201 , 0.250 0.239 , 0.260	Depositor DCC
$R_{free}$ test set	4802 reflections (5.05%)	DCC
Wilson B-factor (Å <sup>2</sup> )	50.9	Xtriage
Anisotropy	0.383	Xtriage
Bulk solvent $k_{sol}$ (e/Å <sup>3</sup> ), $B_{sol}$ (Å <sup>2</sup> )	0.29 , 30.0	EDS
Estimated twinning fraction	No twinning to report.	Xtriage
L-test for twinning <sup>2</sup>	$\langle  L  \rangle = 0.48$ , $\langle L^2 \rangle = 0.31$	Xtriage
Outliers	0 of 104425 reflections	Xtriage
$F_o, F_c$ correlation	0.90	EDS
Total number of atoms	24702	wwPDB-VP
Average B, all atoms (Å <sup>2</sup> )	32.0	wwPDB-VP

Xtriage's analysis on translational NCS is as follows: *The largest off-origin peak in the Patterson function is 5.05% of the height of the origin peak. No significant pseudotranslation is detected.*

<sup>1</sup>Intensities estimated from amplitudes.

<sup>2</sup>Theoretical values of  $\langle |L| \rangle$ ,  $\langle L^2 \rangle$  for acentric reflections are 0.5, 0.375 respectively for untwinned datasets, and 0.333, 0.2 for perfectly twinned datasets.

## 5 Model quality

### 5.1 Standard geometry

Bond lengths and bond angles in the following residue types are not validated in this section: PLP

The Z score for a bond length (or angle) is the number of standard deviations the observed value is removed from the expected value. A bond length (or angle) with  $|Z| > 5$  is considered an outlier worth inspection. RMSZ is the root-mean-square of all Z scores of the bond lengths (or angles).

Mol	Chain	Bond lengths		Bond angles	
		RMSZ	# Z  >5	RMSZ	# Z  >5
1	A	0.36	0/3091	0.59	1/4190 (0.0%)
1	B	0.35	0/3091	0.58	1/4190 (0.0%)
1	C	0.33	0/3091	0.58	1/4190 (0.0%)
1	D	0.35	0/3091	0.59	1/4190 (0.0%)
1	E	0.35	0/3091	0.58	1/4190 (0.0%)
1	F	0.34	0/3091	0.57	1/4190 (0.0%)
1	G	0.34	0/3091	0.58	1/4190 (0.0%)
1	H	0.34	0/3091	0.58	1/4190 (0.0%)
All	All	0.34	0/24728	0.58	8/33520 (0.0%)

There are no bond length outliers.

All (8) bond angle outliers are listed below:

Mol	Chain	Res	Type	Atoms	Z	Observed(°)	Ideal(°)
1	C	414	LYS	CD-CE-NZ	5.57	124.50	111.70
1	F	414	LYS	CD-CE-NZ	5.56	124.48	111.70
1	B	414	LYS	CD-CE-NZ	5.52	124.40	111.70
1	E	414	LYS	CD-CE-NZ	5.50	124.35	111.70
1	D	414	LYS	CD-CE-NZ	5.47	124.29	111.70
1	H	414	LYS	CD-CE-NZ	5.46	124.27	111.70
1	A	414	LYS	CD-CE-NZ	5.46	124.26	111.70
1	G	414	LYS	CD-CE-NZ	5.44	124.21	111.70

There are no chirality outliers.

There are no planarity outliers.

## 5.2 Too-close contacts ⓘ

In the following table, the Non-H and H(model) columns list the number of non-hydrogen atoms and hydrogen atoms in the chain respectively. The H(added) column lists the number of hydrogen atoms added and optimized by MolProbity. The Clashes column lists the number of clashes within the asymmetric unit, whereas Symm-Clashes lists symmetry related clashes.

Mol	Chain	Non-H	H(model)	H(added)	Clashes	Symm-Clashes
1	A	3032	0	3054	125	0
1	B	3032	0	3055	117	0
1	C	3032	0	3055	129	0
1	D	3032	0	3055	120	0
1	E	3032	0	3055	116	0
1	F	3032	0	3055	131	0
1	G	3032	0	3055	121	0
1	H	3032	0	3055	114	0
2	A	15	0	6	0	0
2	B	15	0	6	0	0
2	C	15	0	6	0	0
2	D	15	0	6	0	0
2	E	15	0	6	0	0
2	F	15	0	6	0	0
2	G	15	0	6	0	0
2	H	15	0	6	0	0
3	A	44	0	0	2	0
3	B	41	0	0	3	0
3	C	41	0	0	3	0
3	D	37	0	0	2	0
3	E	39	0	0	1	0
3	F	42	0	0	3	0
3	G	41	0	0	1	0
3	H	41	0	0	3	0
All	All	24702	0	24487	925	0

The all-atom clashscore is defined as the number of clashes found per 1000 atoms (including hydrogen atoms). The all-atom clashscore for this structure is 19.

All (925) close contacts within the same asymmetric unit are listed below, sorted by their clash magnitude.

Atom-1	Atom-2	Interatomic distance (Å)	Clash overlap (Å)
1:C:241:THR:HG22	1:C:243:LEU:H	1.22	1.02
1:H:241:THR:HG22	1:H:243:LEU:H	1.25	1.02
1:B:241:THR:HG22	1:B:243:LEU:H	1.23	1.01

*Continued on next page...*

*Continued from previous page...*

Atom-1	Atom-2	Interatomic distance (Å)	Clash overlap (Å)
1:E:241:THR:HG22	1:E:243:LEU:H	1.20	1.00
1:G:241:THR:HG22	1:G:243:LEU:H	1.26	0.99
1:A:241:THR:HG22	1:A:243:LEU:H	1.26	0.99
1:F:240:ALA:O	1:F:241:THR:HB	1.63	0.99
1:C:240:ALA:O	1:C:241:THR:HB	1.60	0.98
1:F:241:THR:HG22	1:F:243:LEU:H	1.27	0.97
1:B:240:ALA:O	1:B:241:THR:HB	1.63	0.97
1:D:240:ALA:O	1:D:241:THR:HB	1.65	0.96
1:D:241:THR:HG22	1:D:243:LEU:H	1.26	0.96
1:A:240:ALA:O	1:A:241:THR:HB	1.62	0.96
1:E:240:ALA:O	1:E:241:THR:HB	1.63	0.96
1:D:376:PHE:HB2	1:D:445:ILE:HD11	1.44	0.95
1:H:240:ALA:O	1:H:241:THR:HB	1.68	0.93
1:G:240:ALA:O	1:G:241:THR:HB	1.65	0.92
1:E:376:PHE:HB2	1:E:445:ILE:HD11	1.52	0.90
1:C:376:PHE:HB2	1:C:445:ILE:HD11	1.56	0.84
1:A:63:HIS:HB3	1:A:67:ARG:HB2	1.60	0.83
1:F:216:CYS:H	1:F:347:GLU:HG3	1.43	0.82
1:H:376:PHE:HB2	1:H:445:ILE:HD11	1.57	0.82
1:A:196:LEU:HD12	1:A:229:LYS:HB2	1.62	0.82
1:E:63:HIS:HB3	1:E:67:ARG:HB2	1.61	0.81
1:F:376:PHE:HB2	1:F:445:ILE:HD11	1.61	0.80
1:A:376:PHE:HB2	1:A:445:ILE:HD11	1.62	0.80
1:F:63:HIS:HB3	1:F:67:ARG:HB2	1.63	0.80
1:C:63:HIS:HB3	1:C:67:ARG:HB2	1.63	0.79
1:H:63:HIS:HB3	1:H:67:ARG:HB2	1.63	0.77
1:H:248:LEU:HB2	3:H:805:HOH:O	1.85	0.76
1:F:158:THR:HG22	1:F:205:PHE:O	1.85	0.76
1:D:63:HIS:HB3	1:D:67:ARG:HB2	1.68	0.76
1:G:376:PHE:HB2	1:G:445:ILE:HD11	1.67	0.76
1:G:63:HIS:HB3	1:G:67:ARG:HB2	1.67	0.75
1:B:63:HIS:HB3	1:B:67:ARG:HB2	1.66	0.75
1:G:130:GLU:HB3	1:G:277:PRO:HA	1.69	0.74
1:F:153:GLY:HA2	1:F:178:GLY:O	1.87	0.74
1:E:156:ILE:HG22	1:E:181:ALA:CB	2.18	0.74
1:E:72:ILE:HG23	1:E:72:ILE:O	1.87	0.74
1:E:343:GLN:HA	1:E:348:HIS:HD2	1.53	0.73
1:H:72:ILE:O	1:H:72:ILE:HG23	1.88	0.73
1:E:156:ILE:HG22	1:E:181:ALA:HB2	1.69	0.73
1:H:347:GLU:HB3	1:H:350:ILE:HD12	1.69	0.73
1:C:157:VAL:HG22	1:C:182:THR:HB	1.71	0.73

*Continued on next page...*

*Continued from previous page...*

Atom-1	Atom-2	Interatomic distance (Å)	Clash overlap (Å)
1:E:345:HIS:HE1	1:E:347:GLU:HG2	1.53	0.73
1:D:156:ILE:HG22	1:D:181:ALA:CB	2.19	0.73
1:H:158:THR:HG22	1:H:205:PHE:O	1.89	0.72
1:F:196:LEU:HG	1:F:229:LYS:HG3	1.71	0.71
1:A:62:ILE:HD11	1:D:428:VAL:HG12	1.71	0.71
1:E:343:GLN:HA	1:E:348:HIS:CD2	2.25	0.71
1:E:62:ILE:HD11	1:H:428:VAL:HG12	1.73	0.71
1:B:216:CYS:H	1:B:347:GLU:HG3	1.54	0.71
1:F:130:GLU:HB3	1:F:277:PRO:HA	1.72	0.70
1:G:72:ILE:HG23	1:G:72:ILE:O	1.91	0.70
1:D:324:MET:HE2	1:D:438:ILE:HD12	1.73	0.70
1:A:115:THR:HG21	1:A:297:PRO:HB3	1.74	0.70
1:A:428:VAL:HG12	1:D:62:ILE:HD11	1.73	0.70
1:A:72:ILE:HG23	1:A:72:ILE:O	1.91	0.69
1:B:158:THR:HG22	1:B:205:PHE:O	1.93	0.69
1:H:156:ILE:HG22	1:H:181:ALA:CB	2.22	0.69
1:F:72:ILE:O	1:F:72:ILE:HG23	1.91	0.69
1:A:113:ASN:OD1	1:A:115:THR:HG22	1.93	0.69
1:D:72:ILE:O	1:D:72:ILE:HG23	1.91	0.69
1:B:119:LEU:HG	1:B:134:LEU:HD11	1.75	0.69
1:A:103:ARG:HH11	1:A:103:ARG:HB2	1.58	0.69
1:A:156:ILE:HG22	1:A:181:ALA:HB2	1.75	0.68
1:C:119:LEU:HG	1:C:134:LEU:HD11	1.75	0.68
1:E:345:HIS:CE1	1:E:347:GLU:HG2	2.28	0.68
1:G:54:LEU:HD22	1:G:59:SER:HB3	1.74	0.68
1:C:156:ILE:HG22	1:C:181:ALA:CB	2.24	0.68
1:F:115:THR:HG21	1:F:297:PRO:HB3	1.76	0.68
1:G:313:ARG:O	1:G:317:GLN:HG3	1.92	0.68
1:E:428:VAL:HG12	1:H:62:ILE:HD11	1.76	0.67
1:E:130:GLU:HB3	1:E:277:PRO:HA	1.76	0.67
1:C:72:ILE:O	1:C:72:ILE:HG23	1.93	0.67
1:E:54:LEU:HD22	1:E:59:SER:HB3	1.75	0.67
1:B:72:ILE:O	1:B:72:ILE:HG23	1.93	0.67
1:G:115:THR:HG21	1:G:297:PRO:HB3	1.76	0.67
1:F:166:THR:O	1:F:170:ILE:HG13	1.94	0.67
1:E:158:THR:HG22	1:E:205:PHE:O	1.94	0.67
1:E:242:PRO:O	1:E:246:LYS:HE2	1.95	0.67
1:H:216:CYS:H	1:H:347:GLU:HG3	1.60	0.67
1:B:345:HIS:CE1	1:B:347:GLU:HG2	2.30	0.67
1:E:115:THR:HG21	1:E:297:PRO:HB3	1.77	0.67
1:C:158:THR:O	1:C:183:VAL:HA	1.94	0.66

*Continued on next page...*

*Continued from previous page...*

Atom-1	Atom-2	Interatomic distance (Å)	Clash overlap (Å)
1:E:241:THR:HG23	1:E:242:PRO:HD2	1.77	0.66
1:G:158:THR:HG22	1:G:205:PHE:O	1.96	0.66
1:B:376:PHE:HB2	1:B:445:ILE:HD11	1.77	0.66
1:G:103:ARG:HH11	1:G:103:ARG:HB2	1.60	0.66
1:B:192:LEU:O	1:B:196:LEU:HB2	1.95	0.66
1:D:324:MET:CE	1:D:438:ILE:HD12	2.26	0.66
1:D:54:LEU:HD22	1:D:59:SER:HB3	1.78	0.66
1:E:103:ARG:HH11	1:E:103:ARG:HB2	1.61	0.66
1:A:166:THR:O	1:A:170:ILE:HG13	1.96	0.66
1:H:130:GLU:HB3	1:H:277:PRO:HA	1.78	0.66
1:B:130:GLU:HB3	1:B:277:PRO:HA	1.78	0.66
1:C:130:GLU:HB3	1:C:277:PRO:HA	1.78	0.65
1:H:193:GLU:HG3	1:H:225:LEU:HD13	1.79	0.65
1:C:241:THR:HG22	1:C:243:LEU:N	2.05	0.65
1:E:241:THR:HG22	1:E:243:LEU:N	2.03	0.65
1:D:345:HIS:CE1	1:D:347:GLU:HG2	2.32	0.65
1:H:127:GLU:OE2	1:H:242:PRO:HB3	1.95	0.65
1:A:242:PRO:O	1:A:246:LYS:HE2	1.97	0.65
1:A:156:ILE:HG22	1:A:181:ALA:CB	2.27	0.65
1:F:115:THR:CG2	1:F:297:PRO:HB3	2.27	0.65
1:C:196:LEU:HD11	1:C:226:CYS:HA	1.78	0.65
1:D:130:GLU:HB3	1:D:277:PRO:HA	1.77	0.65
1:B:54:LEU:HD22	1:B:59:SER:HB3	1.79	0.65
1:C:335:ARG:HH21	1:C:367:ASP:HA	1.60	0.65
1:H:115:THR:HG21	1:H:297:PRO:HB3	1.79	0.65
1:E:157:VAL:HG22	1:E:182:THR:HB	1.79	0.64
1:H:166:THR:O	1:H:170:ILE:HG13	1.96	0.64
1:A:54:LEU:HD22	1:A:59:SER:HB3	1.77	0.64
1:B:115:THR:HG21	1:B:297:PRO:HB3	1.79	0.64
1:H:103:ARG:HB2	1:H:103:ARG:HH11	1.63	0.64
1:C:103:ARG:HB2	1:C:103:ARG:HH11	1.61	0.64
1:H:242:PRO:O	1:H:246:LYS:HE2	1.97	0.64
1:F:103:ARG:HH11	1:F:103:ARG:HB2	1.63	0.64
1:H:54:LEU:HD22	1:H:59:SER:HB3	1.79	0.64
1:D:119:LEU:HG	1:D:134:LEU:HD11	1.78	0.64
1:A:130:GLU:HB3	1:A:277:PRO:HA	1.80	0.64
1:F:156:ILE:HG22	1:F:181:ALA:CB	2.27	0.64
1:F:54:LEU:HD22	1:F:59:SER:HB3	1.80	0.63
1:B:428:VAL:HG12	1:C:62:ILE:HD11	1.79	0.63
1:B:62:ILE:HD11	1:C:428:VAL:HG12	1.80	0.63
1:G:241:THR:HG22	1:G:243:LEU:N	2.08	0.63

*Continued on next page...*



*Continued from previous page...*

Atom-1	Atom-2	Interatomic distance (Å)	Clash overlap (Å)
1:H:156:ILE:HG22	1:H:181:ALA:HB2	1.81	0.63
1:E:370:LEU:HD23	1:E:419:ASP:HB3	1.81	0.63
1:C:343:GLN:HA	1:C:348:HIS:CD2	2.32	0.63
1:F:241:THR:HG22	1:F:243:LEU:N	2.08	0.63
1:C:241:THR:HG23	1:C:242:PRO:HD2	1.80	0.63
1:C:442:LEU:HD23	1:C:445:ILE:HD12	1.81	0.63
1:G:215:ARG:HD2	1:G:347:GLU:OE2	2.00	0.62
1:F:313:ARG:O	1:F:317:GLN:HG3	1.97	0.62
1:D:156:ILE:HG22	1:D:181:ALA:HB2	1.81	0.62
1:E:113:ASN:OD1	1:E:115:THR:HG22	1.98	0.62
1:H:192:LEU:CD2	1:H:222:VAL:HG22	2.29	0.62
1:C:115:THR:HG21	1:C:297:PRO:HB3	1.81	0.62
1:F:174:LEU:N	1:F:175:PRO:HD2	2.14	0.62
1:B:103:ARG:HB2	1:B:103:ARG:HH11	1.64	0.62
1:B:115:THR:CG2	1:B:297:PRO:HB3	2.30	0.62
1:A:370:LEU:HD23	1:A:419:ASP:HB3	1.82	0.62
1:F:62:ILE:HD11	1:G:428:VAL:HG12	1.80	0.62
1:E:192:LEU:O	1:E:196:LEU:HB2	1.99	0.62
1:H:370:LEU:HD23	1:H:419:ASP:HB3	1.82	0.62
1:D:242:PRO:O	1:D:246:LYS:HE2	1.99	0.62
1:C:156:ILE:HG22	1:C:181:ALA:HB2	1.82	0.62
1:G:115:THR:CG2	1:G:297:PRO:HB3	2.30	0.62
1:G:174:LEU:N	1:G:175:PRO:HD2	2.15	0.62
1:E:119:LEU:HG	1:E:134:LEU:HD11	1.81	0.62
1:D:103:ARG:HB2	1:D:103:ARG:HH11	1.65	0.62
1:D:335:ARG:HH21	1:D:367:ASP:HA	1.65	0.62
1:A:216:CYS:H	1:A:347:GLU:HG3	1.64	0.62
1:C:242:PRO:O	1:C:246:LYS:HE2	1.99	0.62
1:A:119:LEU:HG	1:A:134:LEU:HD11	1.81	0.61
1:C:127:GLU:OE2	1:C:242:PRO:HB3	2.01	0.61
1:C:248:LEU:HB2	3:C:604:HOH:O	1.99	0.61
1:A:345:HIS:CE1	1:A:347:GLU:HG2	2.35	0.61
1:G:158:THR:O	1:G:183:VAL:HA	2.00	0.61
1:H:113:ASN:OD1	1:H:115:THR:HG22	1.99	0.61
1:G:216:CYS:H	1:G:347:GLU:HG3	1.64	0.61
1:C:174:LEU:N	1:C:175:PRO:HD2	2.15	0.61
1:B:127:GLU:OE2	1:B:242:PRO:HB3	2.01	0.61
1:B:370:LEU:HD23	1:B:419:ASP:HB3	1.83	0.61
1:C:194:LEU:O	1:C:198:GLN:HG2	2.01	0.61
1:F:119:LEU:HG	1:F:134:LEU:HD11	1.80	0.61
1:B:215:ARG:NH1	1:B:347:GLU:OE2	2.32	0.61

*Continued on next page...*

*Continued from previous page...*

Atom-1	Atom-2	Interatomic distance (Å)	Clash overlap (Å)
1:E:155:HIS:CE1	1:E:199:LYS:HD3	2.36	0.61
1:E:166:THR:O	1:E:170:ILE:HG13	2.01	0.61
1:C:322:LEU:HD13	1:C:339:TYR:HE2	1.66	0.61
1:B:241:THR:HG22	1:B:243:LEU:N	2.05	0.60
1:H:174:LEU:N	1:H:175:PRO:HD2	2.15	0.60
1:F:70:ARG:HB2	3:F:711:HOH:O	2.00	0.60
1:B:336:HIS:ND1	1:B:337:VAL:N	2.49	0.60
1:H:70:ARG:HD3	1:H:79:THR:OG1	2.01	0.60
1:D:241:THR:HG22	1:D:243:LEU:N	2.08	0.60
1:C:345:HIS:CE1	1:C:347:GLU:HG2	2.37	0.60
1:F:336:HIS:ND1	1:F:337:VAL:N	2.50	0.60
1:G:113:ASN:OD1	1:G:115:THR:HG22	2.02	0.60
1:D:442:LEU:HD23	1:D:445:ILE:HD12	1.84	0.60
1:A:60:VAL:HG13	1:A:64:ALA:HB2	1.82	0.60
1:D:158:THR:HG22	1:D:205:PHE:O	2.02	0.60
1:E:72:ILE:O	1:E:72:ILE:CG2	2.48	0.60
1:A:174:LEU:N	1:A:175:PRO:HD2	2.16	0.60
1:C:54:LEU:HD22	1:C:59:SER:HB3	1.85	0.59
1:E:216:CYS:H	1:E:347:GLU:HG3	1.66	0.59
1:C:115:THR:CG2	1:C:297:PRO:HB3	2.31	0.59
1:G:156:ILE:HG22	1:G:181:ALA:CB	2.33	0.59
1:G:370:LEU:HD23	1:G:419:ASP:HB3	1.84	0.59
1:C:335:ARG:NH2	1:C:367:ASP:HA	2.17	0.59
1:D:336:HIS:ND1	1:D:337:VAL:N	2.51	0.59
1:D:196:LEU:HB3	1:D:229:LYS:HG3	1.85	0.59
1:F:70:ARG:HD3	1:F:79:THR:OG1	2.02	0.59
1:B:155:HIS:HD2	1:B:201:VAL:HG22	1.67	0.59
1:H:442:LEU:HD23	1:H:445:ILE:HD12	1.84	0.59
1:H:72:ILE:O	1:H:72:ILE:CG2	2.50	0.59
1:A:115:THR:CG2	1:A:297:PRO:HB3	2.31	0.59
1:H:60:VAL:HG13	1:H:64:ALA:HB2	1.84	0.59
1:E:336:HIS:ND1	1:E:337:VAL:N	2.51	0.59
1:E:174:LEU:N	1:E:175:PRO:HD2	2.18	0.59
1:D:174:LEU:N	1:D:175:PRO:HD2	2.17	0.59
1:D:370:LEU:HD23	1:D:419:ASP:HB3	1.83	0.58
1:H:241:THR:HG22	1:H:243:LEU:N	2.07	0.58
1:G:242:PRO:O	1:G:246:LYS:HE2	2.03	0.58
1:H:347:GLU:CB	1:H:350:ILE:HD12	2.32	0.58
1:C:322:LEU:O	1:C:325:ALA:HB3	2.03	0.58
1:F:326:GLU:HG2	1:F:342:LEU:HD21	1.85	0.58
1:D:319:SER:O	1:D:321:ALA:N	2.36	0.58

*Continued on next page...*

*Continued from previous page...*

Atom-1	Atom-2	Interatomic distance (Å)	Clash overlap (Å)
1:G:127:GLU:OE2	1:G:242:PRO:HB3	2.04	0.58
1:F:428:VAL:HG12	1:G:62:ILE:HD11	1.83	0.58
1:E:115:THR:CG2	1:E:297:PRO:HB3	2.33	0.58
1:B:174:LEU:N	1:B:175:PRO:HD2	2.18	0.58
1:B:242:PRO:O	1:B:246:LYS:HE2	2.03	0.58
1:F:158:THR:O	1:F:183:VAL:HA	2.04	0.58
1:H:173:ILE:C	1:H:175:PRO:HD2	2.24	0.58
1:F:326:GLU:HG2	1:F:342:LEU:CD2	2.34	0.58
1:H:119:LEU:HG	1:H:134:LEU:HD11	1.86	0.58
1:A:72:ILE:O	1:A:72:ILE:CG2	2.52	0.57
1:D:241:THR:CG2	1:D:243:LEU:H	2.09	0.57
1:D:216:CYS:H	1:D:347:GLU:HG3	1.70	0.57
1:B:70:ARG:HD3	1:B:79:THR:OG1	2.04	0.57
1:C:70:ARG:HD3	1:C:79:THR:OG1	2.04	0.57
1:F:370:LEU:HD23	1:F:419:ASP:HB3	1.87	0.57
1:F:241:THR:HG23	1:F:242:PRO:HD2	1.87	0.57
1:B:158:THR:O	1:B:183:VAL:HA	2.04	0.57
1:C:158:THR:HG22	1:C:205:PHE:O	2.04	0.57
1:C:80:PRO:O	1:C:115:THR:HB	2.03	0.57
1:A:215:ARG:HD2	1:A:347:GLU:OE2	2.05	0.57
1:G:166:THR:O	1:G:170:ILE:HG13	2.05	0.57
1:G:72:ILE:CG2	1:G:72:ILE:O	2.53	0.57
1:B:156:ILE:HG22	1:B:181:ALA:CB	2.35	0.57
1:H:196:LEU:CD1	1:H:226:CYS:HA	2.34	0.57
1:D:166:THR:O	1:D:170:ILE:HG13	2.04	0.57
1:G:119:LEU:HG	1:G:134:LEU:HD11	1.86	0.57
1:F:113:ASN:OD1	1:F:115:THR:HG22	2.05	0.57
1:F:173:ILE:C	1:F:175:PRO:HD2	2.25	0.57
1:E:383:PRO:HB2	1:E:396:VAL:HG22	1.86	0.57
1:C:260:THR:CG2	1:C:270:LEU:HD22	2.35	0.57
1:D:80:PRO:O	1:D:115:THR:HB	2.05	0.56
1:A:383:PRO:HB2	1:A:396:VAL:HG22	1.88	0.56
1:F:345:HIS:CE1	1:F:347:GLU:HG2	2.40	0.56
1:A:70:ARG:HD3	1:A:79:THR:OG1	2.05	0.56
1:H:115:THR:CG2	1:H:297:PRO:HB3	2.34	0.56
1:F:95:LEU:HD21	1:H:402:MET:HG2	1.87	0.56
1:B:241:THR:HG23	1:B:242:PRO:HD2	1.87	0.56
1:A:127:GLU:OE2	1:A:242:PRO:HB3	2.05	0.56
1:F:72:ILE:CG2	1:F:72:ILE:O	2.53	0.56
1:H:270:LEU:HD23	1:H:270:LEU:N	2.21	0.56
1:B:113:ASN:OD1	1:B:115:THR:HG22	2.05	0.56

*Continued on next page...*

*Continued from previous page...*

Atom-1	Atom-2	Interatomic distance (Å)	Clash overlap (Å)
1:C:240:ALA:O	1:C:241:THR:CB	2.45	0.56
1:D:72:ILE:O	1:D:72:ILE:CG2	2.54	0.56
1:D:383:PRO:HB2	1:D:396:VAL:HG22	1.87	0.56
1:F:60:VAL:HG13	1:F:64:ALA:HB2	1.88	0.56
1:H:383:PRO:HB2	1:H:396:VAL:HG22	1.88	0.56
1:E:442:LEU:HD23	1:E:445:ILE:HD12	1.86	0.56
1:F:366:VAL:CG1	1:F:367:ASP:N	2.69	0.56
1:F:348:HIS:NE2	1:F:352:LYS:HD2	2.20	0.56
1:A:336:HIS:ND1	1:A:337:VAL:N	2.54	0.56
1:F:156:ILE:HG22	1:F:181:ALA:HB2	1.87	0.56
1:F:343:GLN:HA	1:F:348:HIS:CD2	2.40	0.55
1:G:336:HIS:ND1	1:G:337:VAL:N	2.54	0.55
1:B:95:LEU:HD21	1:D:402:MET:HG2	1.89	0.55
1:F:242:PRO:O	1:F:246:LYS:HE2	2.05	0.55
1:B:442:LEU:HD23	1:B:445:ILE:HD12	1.87	0.55
1:C:64:ALA:O	1:C:122:LYS:HE2	2.06	0.55
1:C:113:ASN:OD1	1:C:115:THR:HG22	2.07	0.55
1:D:115:THR:HG21	1:D:297:PRO:HB3	1.87	0.55
1:A:442:LEU:HD23	1:A:445:ILE:HD12	1.87	0.55
1:D:192:LEU:O	1:D:196:LEU:HD22	2.07	0.55
1:B:215:ARG:HD2	1:B:347:GLU:OE2	2.06	0.55
1:H:336:HIS:ND1	1:H:337:VAL:N	2.55	0.55
1:G:442:LEU:HD23	1:G:445:ILE:HD12	1.88	0.55
1:C:70:ARG:HB2	3:C:597:HOH:O	2.05	0.55
1:C:72:ILE:CG2	1:C:72:ILE:O	2.55	0.55
1:C:322:LEU:HD13	1:C:339:TYR:CE2	2.42	0.55
1:E:260:THR:CG2	1:E:270:LEU:HD22	2.37	0.55
1:E:153:GLY:HA2	1:E:178:GLY:O	2.07	0.55
1:C:260:THR:HG23	1:C:270:LEU:HD22	1.89	0.55
1:G:383:PRO:HB2	1:G:396:VAL:HG22	1.88	0.55
1:E:70:ARG:HD3	1:E:79:THR:OG1	2.06	0.54
1:C:196:LEU:HD12	1:C:229:LYS:HB2	1.89	0.54
1:F:366:VAL:HG12	1:F:367:ASP:N	2.21	0.54
1:D:173:ILE:C	1:D:175:PRO:HD2	2.27	0.54
1:E:95:LEU:HD21	1:G:402:MET:HG2	1.87	0.54
1:D:241:THR:HG23	1:D:242:PRO:HD2	1.89	0.54
1:C:216:CYS:H	1:C:347:GLU:HG3	1.72	0.54
1:E:240:ALA:O	1:E:241:THR:CB	2.46	0.54
1:B:72:ILE:O	1:B:72:ILE:CG2	2.54	0.54
1:C:192:LEU:HD22	1:C:222:VAL:HG22	1.90	0.54
1:C:370:LEU:HD23	1:C:419:ASP:HB3	1.89	0.54

*Continued on next page...*

*Continued from previous page...*

Atom-1	Atom-2	Interatomic distance (Å)	Clash overlap (Å)
1:G:198:GLN:HG3	1:G:199:LYS:H	1.72	0.54
1:D:300:ALA:O	1:D:304:ILE:HG13	2.07	0.54
1:G:196:LEU:HG	1:G:229:LYS:HG3	1.90	0.54
1:F:348:HIS:CE1	1:F:352:LYS:HD2	2.42	0.54
1:E:211:ASN:HB2	1:E:239:PHE:HE2	1.73	0.54
1:G:173:ILE:C	1:G:175:PRO:HD2	2.29	0.54
1:A:173:ILE:C	1:A:175:PRO:HD2	2.28	0.54
1:B:166:THR:O	1:B:170:ILE:HG13	2.08	0.54
1:C:166:THR:O	1:C:170:ILE:HG13	2.08	0.54
1:A:158:THR:HG22	1:A:205:PHE:O	2.07	0.54
1:B:383:PRO:HB2	1:B:396:VAL:HG22	1.89	0.54
1:D:156:ILE:HG22	1:D:181:ALA:HB1	1.90	0.53
1:B:311:HIS:O	1:B:315:GLN:HG3	2.07	0.53
1:C:336:HIS:ND1	1:C:337:VAL:N	2.56	0.53
1:F:161:ASP:HB3	1:F:210:THR:CG2	2.38	0.53
1:D:211:ASN:HB2	1:D:239:PHE:HE2	1.73	0.53
1:G:60:VAL:HG13	1:G:64:ALA:HB2	1.90	0.53
1:C:177:MET:HB2	1:C:179:ILE:HD12	1.89	0.53
1:H:241:THR:HG23	1:H:242:PRO:HD2	1.90	0.53
1:B:196:LEU:HD12	1:B:229:LYS:HB2	1.91	0.53
1:E:196:LEU:HD12	1:E:229:LYS:HB2	1.90	0.53
1:H:324:MET:HG2	1:H:431:PHE:HE1	1.73	0.53
1:F:127:GLU:OE2	1:F:242:PRO:HB3	2.08	0.53
1:C:173:ILE:C	1:C:175:PRO:HD2	2.29	0.53
1:A:95:LEU:HD21	1:C:402:MET:HG2	1.88	0.53
1:B:80:PRO:O	1:B:115:THR:HB	2.08	0.53
1:G:196:LEU:HD21	1:G:226:CYS:HA	1.89	0.53
1:D:131:SER:HB3	1:D:281:VAL:HG11	1.90	0.53
1:E:176:LYS:HD2	1:G:177:MET:CE	2.39	0.53
1:G:241:THR:CG2	1:G:243:LEU:H	2.12	0.52
1:E:347:GLU:HB3	1:E:350:ILE:HD12	1.92	0.52
1:A:428:VAL:O	1:A:428:VAL:HG13	2.09	0.52
1:H:196:LEU:HD11	1:H:226:CYS:HA	1.92	0.52
1:D:113:ASN:OD1	1:D:115:THR:HG22	2.10	0.52
1:G:155:HIS:ND1	1:G:180:THR:HG23	2.25	0.52
1:C:210:THR:O	1:C:214:LEU:HA	2.09	0.52
1:A:211:ASN:HB2	1:A:239:PHE:HE2	1.74	0.52
1:E:210:THR:HG23	1:E:211:ASN:N	2.24	0.52
1:C:192:LEU:CD2	1:C:222:VAL:HG22	2.38	0.52
1:A:210:THR:O	1:A:214:LEU:HA	2.09	0.52
1:F:402:MET:HG2	1:H:95:LEU:HD21	1.91	0.52

*Continued on next page...*

*Continued from previous page...*

Atom-1	Atom-2	Interatomic distance (Å)	Clash overlap (Å)
1:G:80:PRO:O	1:G:115:THR:HB	2.09	0.52
1:G:198:GLN:HG3	1:G:199:LYS:HD2	1.92	0.52
1:D:131:SER:CB	1:D:281:VAL:HG11	2.40	0.52
1:A:153:GLY:HA2	1:A:178:GLY:C	2.30	0.52
1:H:215:ARG:HD2	1:H:347:GLU:OE2	2.10	0.52
1:D:215:ARG:HD2	1:D:347:GLU:OE2	2.10	0.52
1:D:115:THR:CG2	1:D:297:PRO:HB3	2.40	0.52
1:B:270:LEU:HD23	1:B:270:LEU:N	2.25	0.52
1:A:241:THR:HG22	1:A:243:LEU:N	2.09	0.52
1:E:60:VAL:HG13	1:E:64:ALA:HB2	1.92	0.52
1:A:291:LEU:HD22	1:C:143:THR:HG21	1.91	0.52
1:G:241:THR:HG23	1:G:242:PRO:HD2	1.92	0.52
1:C:256:LEU:C	1:C:256:LEU:HD12	2.30	0.52
1:A:300:ALA:O	1:A:304:ILE:HG13	2.10	0.52
1:D:366:VAL:CG1	1:D:367:ASP:N	2.73	0.51
1:F:383:PRO:HB2	1:F:396:VAL:HG22	1.91	0.51
1:C:331:HIS:CE1	1:C:333:LYS:HB2	2.45	0.51
1:G:210:THR:O	1:G:214:LEU:HA	2.10	0.51
1:C:211:ASN:HB2	1:C:239:PHE:HE2	1.75	0.51
1:B:157:VAL:HG22	1:B:182:THR:HB	1.92	0.51
1:D:428:VAL:O	1:D:428:VAL:HG13	2.09	0.51
1:B:173:ILE:C	1:B:175:PRO:HD2	2.31	0.51
1:E:63:HIS:CD2	1:E:67:ARG:HD3	2.45	0.51
1:G:345:HIS:CE1	1:G:347:GLU:HG2	2.45	0.51
1:B:223:SER:HA	1:B:233:VAL:HG21	1.93	0.51
1:H:153:GLY:HA2	1:H:178:GLY:O	2.10	0.51
1:A:241:THR:HG23	1:A:242:PRO:HD2	1.93	0.51
1:A:63:HIS:CD2	1:A:67:ARG:HD3	2.46	0.51
1:F:80:PRO:O	1:F:115:THR:HB	2.10	0.51
1:C:223:SER:HA	1:C:233:VAL:HG21	1.92	0.51
1:A:291:LEU:CD2	1:C:143:THR:HG21	2.41	0.51
1:G:260:THR:HG23	1:G:270:LEU:HD22	1.93	0.51
1:H:240:ALA:O	1:H:241:THR:CB	2.52	0.51
1:F:130:GLU:CB	1:F:277:PRO:HA	2.41	0.51
1:G:157:VAL:HG22	1:G:182:THR:HB	1.92	0.51
1:D:64:ALA:O	1:D:122:LYS:HE2	2.11	0.51
1:H:210:THR:HG23	1:H:211:ASN:N	2.25	0.51
1:A:428:VAL:O	1:A:428:VAL:CG1	2.59	0.51
1:B:277:PRO:HG2	1:B:280:LEU:HB2	1.92	0.51
1:F:347:GLU:HB3	1:F:350:ILE:HD12	1.91	0.51
1:F:153:GLY:HA2	1:F:178:GLY:C	2.32	0.51

*Continued on next page...*

*Continued from previous page...*

Atom-1	Atom-2	Interatomic distance (Å)	Clash overlap (Å)
1:E:192:LEU:CD2	1:E:222:VAL:HG22	2.41	0.51
1:C:60:VAL:HG13	1:C:64:ALA:HB2	1.93	0.51
1:C:383:PRO:HB2	1:C:396:VAL:HG22	1.92	0.51
1:H:277:PRO:HG2	1:H:280:LEU:HB2	1.92	0.50
1:G:156:ILE:HG22	1:G:181:ALA:HB2	1.93	0.50
1:G:153:GLY:HA2	1:G:178:GLY:O	2.11	0.50
1:G:435:LYS:O	1:G:439:LEU:HG	2.10	0.50
1:G:131:SER:HB3	1:G:281:VAL:HG11	1.93	0.50
1:F:215:ARG:NH1	1:F:347:GLU:OE2	2.44	0.50
1:F:256:LEU:HD12	1:F:256:LEU:C	2.31	0.50
1:G:70:ARG:HD3	1:G:79:THR:OG1	2.10	0.50
1:A:63:HIS:HD2	1:A:67:ARG:HD3	1.76	0.50
1:F:64:ALA:O	1:F:122:LYS:HE2	2.10	0.50
1:D:70:ARG:HD3	1:D:79:THR:OG1	2.11	0.50
1:C:285:ARG:O	1:C:288:HIS:HB3	2.11	0.50
1:A:192:LEU:HD22	1:A:222:VAL:HG22	1.93	0.50
1:F:442:LEU:HD23	1:F:445:ILE:HD12	1.92	0.50
1:C:428:VAL:O	1:C:428:VAL:HG13	2.12	0.50
1:E:173:ILE:C	1:E:175:PRO:HD2	2.32	0.50
1:D:210:THR:O	1:D:214:LEU:HA	2.11	0.50
1:D:127:GLU:OE2	1:D:242:PRO:HB3	2.12	0.50
1:H:428:VAL:HG13	1:H:428:VAL:O	2.12	0.50
1:B:192:LEU:HD22	1:B:222:VAL:HG22	1.92	0.50
1:E:64:ALA:O	1:E:122:LYS:HE2	2.12	0.50
1:E:291:LEU:HD22	1:G:143:THR:HG21	1.94	0.50
1:G:240:ALA:O	1:G:241:THR:CB	2.49	0.50
1:G:63:HIS:CD2	1:G:67:ARG:HD3	2.47	0.50
1:A:345:HIS:HB3	1:A:348:HIS:HB2	1.94	0.50
1:G:211:ASN:HB2	1:G:239:PHE:HE2	1.77	0.50
1:H:250:LEU:CD1	1:H:354:GLN:HB2	2.42	0.50
1:G:131:SER:CB	1:G:281:VAL:HG11	2.42	0.50
1:A:248:LEU:HB2	3:A:515:HOH:O	2.11	0.50
1:E:322:LEU:HD12	1:E:322:LEU:O	2.11	0.50
1:G:192:LEU:HD22	1:G:222:VAL:HG22	1.93	0.50
1:E:346:PRO:HB2	1:E:347:GLU:OE2	2.12	0.49
1:E:428:VAL:HG13	1:E:428:VAL:O	2.11	0.49
1:F:215:ARG:HD2	1:F:347:GLU:OE2	2.11	0.49
1:D:82:VAL:HG12	1:D:84:THR:HG22	1.94	0.49
1:D:96:ILE:O	1:D:100:GLU:HG3	2.12	0.49
1:B:241:THR:CG2	1:B:243:LEU:H	2.11	0.49
1:F:210:THR:O	1:F:214:LEU:HA	2.12	0.49

*Continued on next page...*

*Continued from previous page...*

Atom-1	Atom-2	Interatomic distance (Å)	Clash overlap (Å)
1:F:428:VAL:HG13	1:F:428:VAL:O	2.12	0.49
1:E:260:THR:HG23	1:E:270:LEU:HD22	1.93	0.49
1:B:64:ALA:O	1:B:122:LYS:HE2	2.12	0.49
1:E:210:THR:CG2	1:E:211:ASN:N	2.75	0.49
1:H:210:THR:CG2	1:H:211:ASN:N	2.75	0.49
1:A:80:PRO:O	1:A:115:THR:HB	2.12	0.49
1:D:158:THR:O	1:D:183:VAL:HA	2.13	0.49
1:D:319:SER:O	1:D:320:THR:C	2.50	0.49
1:G:331:HIS:ND1	1:G:332:PRO:HD2	2.27	0.49
1:F:285:ARG:O	1:F:288:HIS:HB3	2.12	0.49
1:F:131:SER:CB	1:F:281:VAL:HG11	2.42	0.49
1:A:331:HIS:CG	1:A:332:PRO:HD2	2.47	0.49
1:G:237:GLY:HA3	3:G:752:HOH:O	2.12	0.49
1:F:82:VAL:HG12	1:F:84:THR:HG22	1.93	0.49
1:E:156:ILE:O	1:E:181:ALA:HA	2.13	0.49
1:E:127:GLU:OE2	1:E:242:PRO:HB3	2.13	0.49
1:E:331:HIS:CE1	1:E:333:LYS:HB2	2.48	0.49
1:C:324:MET:HG2	1:C:431:PHE:CE1	2.47	0.48
1:B:210:THR:O	1:B:214:LEU:HA	2.11	0.48
1:D:157:VAL:HG22	1:D:182:THR:HB	1.95	0.48
1:E:161:ASP:HB3	1:E:210:THR:CG2	2.43	0.48
1:F:210:THR:HG23	1:F:211:ASN:N	2.28	0.48
1:F:399:PRO:O	1:F:404:TYR:HD1	1.97	0.48
1:F:192:LEU:O	1:F:196:LEU:HB2	2.14	0.48
1:C:429:GLU:HB2	1:C:434:LEU:HD11	1.95	0.48
1:H:348:HIS:NE2	1:H:352:LYS:HD2	2.29	0.48
1:C:155:HIS:HD2	1:C:201:VAL:HG22	1.77	0.48
1:B:262:PHE:CE1	1:B:390:GLY:HA2	2.48	0.48
1:H:285:ARG:O	1:H:288:HIS:HB3	2.14	0.48
1:G:63:HIS:HD2	1:G:67:ARG:HD3	1.79	0.48
1:C:103:ARG:HB2	1:C:103:ARG:NH1	2.29	0.48
1:F:265:GLY:HA3	1:F:313:ARG:NH1	2.29	0.48
1:D:60:VAL:HG13	1:D:64:ALA:HB2	1.94	0.48
1:G:130:GLU:CB	1:G:277:PRO:HA	2.42	0.48
1:H:260:THR:HG23	1:H:270:LEU:HD22	1.94	0.48
1:E:211:ASN:HB2	1:E:239:PHE:CE2	2.49	0.48
1:C:324:MET:HE2	1:C:438:ILE:HD12	1.95	0.48
1:C:321:ALA:HB2	1:C:360:GLY:HA2	1.96	0.48
1:E:215:ARG:HD2	1:E:347:GLU:OE2	2.14	0.48
1:F:211:ASN:HB2	1:F:239:PHE:HE2	1.77	0.48
1:A:211:ASN:HB2	1:A:239:PHE:CE2	2.49	0.48

*Continued on next page...*



*Continued from previous page...*

Atom-1	Atom-2	Interatomic distance (Å)	Clash overlap (Å)
1:C:153:GLY:HA2	1:C:178:GLY:O	2.14	0.48
1:E:80:PRO:O	1:E:115:THR:HB	2.14	0.48
1:C:210:THR:HG23	1:C:211:ASN:N	2.28	0.48
1:B:210:THR:HG23	1:B:211:ASN:N	2.29	0.48
1:F:319:SER:O	1:F:321:ALA:N	2.46	0.48
1:G:260:THR:CG2	1:G:270:LEU:HD22	2.43	0.48
1:F:250:LEU:CD1	1:F:354:GLN:HB2	2.44	0.48
1:E:223:SER:HA	1:E:233:VAL:HG21	1.95	0.48
1:G:223:SER:HA	1:G:233:VAL:HG21	1.96	0.48
1:C:210:THR:CG2	1:C:211:ASN:N	2.77	0.47
1:G:159:THR:HA	1:G:184:ILE:O	2.14	0.47
1:B:324:MET:HG2	1:B:431:PHE:HE1	1.79	0.47
1:D:155:HIS:HA	1:D:180:THR:O	2.14	0.47
1:D:285:ARG:O	1:D:288:HIS:HB3	2.14	0.47
1:A:254:LEU:HD11	1:A:280:LEU:HD13	1.96	0.47
1:C:428:VAL:O	1:C:428:VAL:CG1	2.62	0.47
1:H:324:MET:HG2	1:H:431:PHE:CE1	2.48	0.47
1:G:153:GLY:N	1:G:177:MET:O	2.47	0.47
1:A:389:PHE:HB2	1:A:425:SER:OG	2.14	0.47
1:G:256:LEU:HD12	1:G:256:LEU:C	2.34	0.47
1:D:327:ILE:CD1	1:D:435:LYS:HD2	2.44	0.47
1:E:316:GLN:O	1:E:316:GLN:HG3	2.15	0.47
1:C:63:HIS:CD2	1:C:67:ARG:HD3	2.49	0.47
1:A:113:ASN:OD1	1:A:115:THR:CG2	2.60	0.47
1:C:198:GLN:HG3	1:C:199:LYS:HD2	1.95	0.47
1:F:329:GLU:OE1	1:F:342:LEU:HD13	2.14	0.47
1:F:131:SER:HB3	1:F:281:VAL:HG11	1.95	0.47
1:C:82:VAL:HG12	1:C:84:THR:HG22	1.95	0.47
1:H:241:THR:CG2	1:H:243:LEU:H	2.12	0.47
1:D:277:PRO:HG2	1:D:280:LEU:HB2	1.96	0.47
1:H:174:LEU:N	1:H:175:PRO:CD	2.77	0.47
1:F:428:VAL:CG1	1:F:428:VAL:O	2.62	0.47
1:D:327:ILE:HG23	3:D:658:HOH:O	2.14	0.47
1:D:256:LEU:C	1:D:256:LEU:HD12	2.34	0.47
1:A:319:SER:O	1:A:321:ALA:N	2.47	0.47
1:C:241:THR:CG2	1:C:243:LEU:H	2.10	0.47
1:D:63:HIS:CD2	1:D:67:ARG:HD3	2.49	0.47
1:H:103:ARG:HB2	1:H:103:ARG:NH1	2.30	0.47
1:D:336:HIS:HB3	1:D:365:GLU:HG3	1.95	0.47
1:F:259:ALA:HB3	1:F:271:ALA:HB3	1.95	0.47
1:C:313:ARG:O	1:C:317:GLN:HG3	2.13	0.47

*Continued on next page...*

*Continued from previous page...*

Atom-1	Atom-2	Interatomic distance (Å)	Clash overlap (Å)
1:C:113:ASN:OD1	1:C:115:THR:N	2.48	0.47
1:A:64:ALA:O	1:A:122:LYS:HE2	2.14	0.47
1:B:155:HIS:HB3	1:B:200:LYS:O	2.14	0.47
1:A:153:GLY:N	1:A:177:MET:O	2.47	0.47
1:B:210:THR:CG2	1:B:211:ASN:N	2.77	0.47
1:A:131:SER:HB3	1:A:281:VAL:HG11	1.97	0.47
1:B:259:ALA:HB3	1:B:271:ALA:HB3	1.96	0.47
1:B:285:ARG:O	1:B:288:HIS:HB3	2.14	0.47
1:D:349:HIS:CD2	1:D:350:ILE:HG13	2.49	0.47
1:D:259:ALA:HB3	1:D:271:ALA:HB3	1.97	0.47
1:A:312:LEU:HD11	1:D:428:VAL:CG2	2.45	0.47
1:G:113:ASN:ND2	1:G:297:PRO:HG3	2.28	0.47
1:F:174:LEU:N	1:F:175:PRO:CD	2.76	0.47
1:G:174:LEU:N	1:G:175:PRO:CD	2.77	0.47
1:C:270:LEU:HD23	1:C:270:LEU:N	2.30	0.47
1:H:260:THR:CG2	1:H:270:LEU:HD22	2.45	0.47
1:F:210:THR:CG2	1:F:211:ASN:N	2.77	0.47
1:G:64:ALA:O	1:G:122:LYS:HE2	2.14	0.47
1:F:256:LEU:HD12	1:F:257:HIS:N	2.30	0.47
1:B:60:VAL:HG13	1:B:64:ALA:HB2	1.96	0.47
1:C:207:GLU:H	1:C:207:GLU:HG2	1.59	0.47
1:F:159:THR:HA	1:F:184:ILE:O	2.14	0.47
1:A:141:ALA:O	1:A:274:ILE:HD11	2.14	0.47
1:F:270:LEU:HD23	1:F:270:LEU:N	2.30	0.47
1:B:367:ASP:OD1	1:E:352:LYS:NZ	2.44	0.47
1:D:345:HIS:HB3	1:D:348:HIS:HB2	1.97	0.47
1:C:256:LEU:HD12	1:C:257:HIS:N	2.30	0.47
1:A:96:ILE:O	1:A:100:GLU:HG3	2.15	0.47
1:F:103:ARG:HB2	1:F:103:ARG:NH1	2.28	0.47
1:B:428:VAL:HG13	1:B:428:VAL:O	2.14	0.47
1:C:113:ASN:ND2	1:C:297:PRO:HG3	2.30	0.47
1:G:210:THR:HG23	1:G:211:ASN:N	2.30	0.47
1:A:260:THR:HG23	1:A:270:LEU:HD22	1.97	0.47
1:G:319:SER:O	1:G:323:ARG:HG3	2.14	0.47
1:E:428:VAL:O	1:E:428:VAL:CG1	2.63	0.47
1:G:113:ASN:OD1	1:G:115:THR:N	2.48	0.47
1:B:113:ASN:ND2	1:B:297:PRO:HG3	2.30	0.47
1:B:211:ASN:HB2	1:B:239:PHE:HE2	1.79	0.47
1:D:256:LEU:HD12	1:D:257:HIS:N	2.30	0.47
1:C:259:ALA:HB3	1:C:271:ALA:HB3	1.95	0.47
1:A:192:LEU:CD2	1:A:222:VAL:HG22	2.46	0.46

*Continued on next page...*

*Continued from previous page...*

Atom-1	Atom-2	Interatomic distance (Å)	Clash overlap (Å)
1:H:254:LEU:HD11	1:H:280:LEU:HD13	1.97	0.46
1:G:428:VAL:HG13	1:G:428:VAL:O	2.15	0.46
1:B:82:VAL:HG12	1:B:84:THR:HG22	1.97	0.46
1:F:195:ALA:HA	1:F:198:GLN:HG3	1.97	0.46
1:H:256:LEU:C	1:H:256:LEU:HD12	2.36	0.46
1:E:103:ARG:NH1	1:E:103:ARG:HB2	2.29	0.46
1:F:313:ARG:NH1	3:F:709:HOH:O	2.45	0.46
1:D:210:THR:HG23	1:D:211:ASN:N	2.30	0.46
1:B:260:THR:HG23	1:B:270:LEU:HD22	1.96	0.46
1:H:211:ASN:HB2	1:H:239:PHE:HE2	1.80	0.46
1:H:223:SER:HA	1:H:233:VAL:HG21	1.96	0.46
1:B:402:MET:HG2	1:D:95:LEU:HD21	1.98	0.46
1:B:256:LEU:C	1:B:256:LEU:HD12	2.35	0.46
1:G:87:TYR:HA	1:H:75:ASP:O	2.14	0.46
1:C:174:LEU:N	1:C:175:PRO:CD	2.78	0.46
1:A:174:LEU:N	1:A:175:PRO:CD	2.78	0.46
1:G:270:LEU:N	1:G:270:LEU:HD23	2.30	0.46
1:F:324:MET:HG2	1:F:431:PHE:HE1	1.80	0.46
1:E:82:VAL:HG12	1:E:84:THR:HG22	1.97	0.46
1:B:428:VAL:CG1	1:B:428:VAL:O	2.62	0.46
1:B:103:ARG:HB2	1:B:103:ARG:NH1	2.30	0.46
1:E:210:THR:O	1:E:214:LEU:HA	2.15	0.46
1:F:157:VAL:HG22	1:F:182:THR:HB	1.98	0.46
1:G:96:ILE:O	1:G:100:GLU:HG3	2.16	0.46
1:D:207:GLU:HG2	1:D:207:GLU:H	1.59	0.46
1:F:63:HIS:CD2	1:F:67:ARG:HD3	2.50	0.46
1:G:277:PRO:HG2	1:G:280:LEU:HB2	1.98	0.46
1:H:80:PRO:O	1:H:115:THR:HB	2.14	0.46
1:B:324:MET:HG2	1:B:431:PHE:CE1	2.50	0.46
1:A:82:VAL:HG12	1:A:84:THR:HG22	1.97	0.46
1:F:113:ASN:ND2	1:F:297:PRO:HG3	2.30	0.46
1:F:131:SER:OG	1:F:281:VAL:HG11	2.16	0.46
1:A:319:SER:O	1:A:320:THR:C	2.53	0.46
1:A:260:THR:CG2	1:A:270:LEU:HD22	2.46	0.46
1:A:366:VAL:CG1	1:A:367:ASP:N	2.77	0.46
1:F:143:THR:HG21	1:H:291:LEU:HD22	1.98	0.46
1:D:329:GLU:OE1	1:D:342:LEU:HD13	2.16	0.46
1:F:156:ILE:O	1:F:181:ALA:HA	2.16	0.46
1:D:161:ASP:HB3	1:D:210:THR:CG2	2.46	0.46
1:B:211:ASN:HB2	1:B:239:PHE:CE2	2.51	0.46
1:H:256:LEU:HB2	1:H:273:CYS:O	2.16	0.46

*Continued on next page...*

*Continued from previous page...*

Atom-1	Atom-2	Interatomic distance (Å)	Clash overlap (Å)
1:D:248:LEU:HB2	3:D:643:HOH:O	2.14	0.46
1:C:373:THR:O	1:C:376:PHE:HB3	2.15	0.46
1:E:105:SER:HB2	3:E:676:HOH:O	2.16	0.46
1:A:88:PHE:HA	1:C:386:ALA:HB2	1.98	0.46
1:E:63:HIS:HD2	1:E:67:ARG:HD3	1.81	0.46
1:F:192:LEU:O	1:F:192:LEU:HG	2.15	0.46
1:F:319:SER:O	1:F:320:THR:C	2.54	0.46
1:H:265:GLY:HA3	1:H:313:ARG:NH1	2.31	0.46
1:E:376:PHE:HB2	1:E:445:ILE:CD1	2.36	0.45
1:A:103:ARG:NH1	1:A:103:ARG:HB2	2.28	0.45
1:D:174:LEU:N	1:D:175:PRO:CD	2.79	0.45
1:A:240:ALA:O	1:A:241:THR:CB	2.47	0.45
1:F:373:THR:O	1:F:376:PHE:HB3	2.16	0.45
1:B:256:LEU:HB2	1:B:273:CYS:O	2.17	0.45
1:E:285:ARG:O	1:E:288:HIS:HB3	2.15	0.45
1:H:366:VAL:CG1	1:H:367:ASP:N	2.78	0.45
1:A:420:ASN:HD22	1:A:420:ASN:HA	1.54	0.45
1:D:51:ALA:HB1	1:D:53:PHE:CE2	2.52	0.45
1:A:329:GLU:OE1	1:A:342:LEU:HD13	2.17	0.45
1:D:366:VAL:HG12	1:D:367:ASP:N	2.30	0.45
1:H:64:ALA:O	1:H:122:LYS:HE2	2.15	0.45
1:A:321:ALA:HB2	1:A:360:GLY:HA2	1.99	0.45
1:E:143:THR:HG21	1:G:291:LEU:HD22	1.99	0.45
1:A:399:PRO:O	1:A:404:TYR:HD1	2.00	0.45
1:G:103:ARG:HG2	1:G:104:ALA:N	2.31	0.45
1:C:211:ASN:HB2	1:C:239:PHE:CE2	2.51	0.45
1:E:256:LEU:HB2	1:E:273:CYS:O	2.16	0.45
1:B:88:PHE:HA	1:D:386:ALA:HB2	1.98	0.45
1:C:131:SER:HB3	1:C:281:VAL:HG11	1.98	0.45
1:H:399:PRO:O	1:H:404:TYR:HD1	1.99	0.45
1:D:428:VAL:O	1:D:428:VAL:CG1	2.65	0.45
1:B:373:THR:O	1:B:376:PHE:HB3	2.16	0.45
1:F:143:THR:HG21	1:H:291:LEU:CD2	2.46	0.45
1:F:223:SER:HA	1:F:233:VAL:HG21	1.97	0.45
1:C:63:HIS:HD2	1:C:67:ARG:HD3	1.81	0.45
1:H:428:VAL:CG1	1:H:428:VAL:O	2.63	0.45
1:C:324:MET:HG2	1:C:431:PHE:HE1	1.82	0.45
1:H:259:ALA:HB3	1:H:271:ALA:HB3	1.98	0.45
1:C:350:ILE:O	1:C:354:GLN:HG2	2.17	0.45
1:F:347:GLU:HB3	1:F:350:ILE:CD1	2.47	0.45
1:G:210:THR:CG2	1:G:211:ASN:N	2.79	0.45

*Continued on next page...*

*Continued from previous page...*

Atom-1	Atom-2	Interatomic distance (Å)	Clash overlap (Å)
1:G:273:CYS:O	1:G:274:ILE:HG13	2.17	0.45
1:A:143:THR:HG21	1:C:291:LEU:HD22	1.97	0.45
1:F:155:HIS:HD1	1:F:180:THR:HG23	1.82	0.45
1:D:211:ASN:HB2	1:D:239:PHE:CE2	2.51	0.45
1:B:131:SER:CB	1:B:281:VAL:HG11	2.47	0.45
1:B:74:THR:HB	1:B:76:ALA:H	1.82	0.45
1:A:113:ASN:ND2	1:A:297:PRO:HG3	2.31	0.44
1:G:174:LEU:HD13	1:G:179:ILE:HG21	1.98	0.44
1:A:270:LEU:N	1:A:270:LEU:HD23	2.31	0.44
1:B:256:LEU:HD12	1:B:257:HIS:N	2.32	0.44
1:H:131:SER:OG	1:H:281:VAL:HG11	2.18	0.44
1:C:209:PRO:HD3	1:C:355:MET:HE2	1.99	0.44
1:G:63:HIS:HB3	1:G:67:ARG:CB	2.43	0.44
1:B:150:VAL:HG12	1:B:179:ILE:HG12	1.98	0.44
1:A:158:THR:O	1:A:183:VAL:HA	2.17	0.44
1:H:250:LEU:HD11	1:H:354:GLN:HB2	2.00	0.44
1:D:223:SER:HA	1:D:233:VAL:HG21	1.99	0.44
1:E:189:VAL:HG12	1:E:189:VAL:O	2.17	0.44
1:B:207:GLU:HA	1:B:236:ASP:HB3	2.00	0.44
1:D:103:ARG:HB2	1:D:103:ARG:NH1	2.30	0.44
1:B:174:LEU:N	1:B:175:PRO:CD	2.80	0.44
1:F:161:ASP:HB3	1:F:210:THR:HG21	1.99	0.44
1:F:211:ASN:HB2	1:F:239:PHE:CE2	2.51	0.44
1:F:256:LEU:HB2	1:F:273:CYS:O	2.18	0.44
1:B:161:ASP:HB3	1:B:210:THR:CG2	2.47	0.44
1:C:207:GLU:HG2	3:C:614:HOH:O	2.17	0.44
1:E:256:LEU:C	1:E:256:LEU:HD12	2.38	0.44
1:A:143:THR:HG21	1:C:291:LEU:CD2	2.48	0.44
1:B:131:SER:HB3	1:B:281:VAL:HG11	1.98	0.44
1:B:162:CYS:HA	3:B:567:HOH:O	2.17	0.44
1:A:324:MET:CE	1:A:438:ILE:HD12	2.47	0.44
1:E:174:LEU:N	1:E:175:PRO:CD	2.81	0.44
1:G:383:PRO:HB2	1:G:396:VAL:CG2	2.47	0.44
1:F:161:ASP:HB3	1:F:210:THR:HG23	1.99	0.44
1:C:435:LYS:O	1:C:439:LEU:HG	2.17	0.44
1:D:389:PHE:HB2	1:D:425:SER:OG	2.17	0.44
1:E:164:ARG:NH1	1:E:403:SER:O	2.50	0.44
1:G:300:ALA:O	1:G:304:ILE:HG13	2.17	0.44
1:H:161:ASP:HB3	1:H:210:THR:CG2	2.48	0.44
1:B:435:LYS:O	1:B:439:LEU:HG	2.17	0.44
1:G:343:GLN:HB3	1:G:343:GLN:HE21	1.55	0.44

*Continued on next page...*

*Continued from previous page...*

Atom-1	Atom-2	Interatomic distance (Å)	Clash overlap (Å)
1:H:420:ASN:HD22	1:H:420:ASN:HA	1.55	0.44
1:B:63:HIS:CD2	1:B:67:ARG:HD3	2.52	0.44
1:H:156:ILE:HG22	1:H:181:ALA:HB1	2.00	0.44
1:H:113:ASN:OD1	1:H:115:THR:N	2.50	0.44
1:C:343:GLN:NE2	1:C:348:HIS:HD2	2.16	0.44
1:C:273:CYS:O	1:C:274:ILE:HG13	2.18	0.44
1:A:63:HIS:HB3	1:A:67:ARG:CB	2.41	0.44
1:A:429:GLU:OE2	1:D:63:HIS:HE1	2.01	0.44
1:B:335:ARG:NH2	1:B:367:ASP:HA	2.33	0.44
1:A:277:PRO:HG2	1:A:280:LEU:HB2	2.00	0.44
1:E:383:PRO:HB2	1:E:396:VAL:CG2	2.48	0.44
1:F:162:CYS:HA	3:F:726:HOH:O	2.18	0.44
1:F:96:ILE:O	1:F:100:GLU:HG3	2.18	0.44
1:C:369:ASP:H	1:C:372:THR:HB	1.81	0.44
1:A:373:THR:O	1:A:376:PHE:HB3	2.18	0.44
1:C:103:ARG:HG2	1:C:104:ALA:N	2.33	0.44
1:G:399:PRO:O	1:G:404:TYR:HD1	2.00	0.44
1:F:63:HIS:HD2	1:F:67:ARG:HD3	1.82	0.44
1:B:174:LEU:HD13	1:B:179:ILE:HG21	1.99	0.44
1:G:196:LEU:HD11	1:G:229:LYS:HB2	1.99	0.44
1:G:324:MET:CE	1:G:438:ILE:HD12	2.48	0.44
1:A:241:THR:CG2	1:A:243:LEU:H	2.13	0.43
1:A:312:LEU:HD11	1:D:428:VAL:HG21	1.99	0.43
1:G:103:ARG:NH1	1:G:103:ARG:HB2	2.29	0.43
1:C:277:PRO:HG2	1:C:280:LEU:HB2	2.00	0.43
1:A:331:HIS:CE1	1:A:333:LYS:HB2	2.53	0.43
1:B:273:CYS:C	1:B:274:ILE:HG13	2.38	0.43
1:D:399:PRO:O	1:D:404:TYR:HD1	2.01	0.43
1:D:260:THR:CG2	1:D:270:LEU:HD22	2.48	0.43
1:D:353:LYS:HG2	1:D:354:GLN:N	2.33	0.43
1:E:113:ASN:OD1	1:E:115:THR:N	2.51	0.43
1:E:270:LEU:HD23	1:E:270:LEU:N	2.33	0.43
1:H:210:THR:O	1:H:214:LEU:HA	2.18	0.43
1:C:273:CYS:C	1:C:274:ILE:HG13	2.39	0.43
1:A:192:LEU:O	1:A:196:LEU:HD23	2.18	0.43
1:H:215:ARG:NH1	1:H:347:GLU:OE2	2.49	0.43
1:E:113:ASN:OD1	1:E:115:THR:CG2	2.63	0.43
1:G:428:VAL:CG1	1:G:428:VAL:O	2.66	0.43
1:A:345:HIS:HE1	1:A:347:GLU:HG2	1.81	0.43
1:A:256:LEU:HB2	1:A:273:CYS:O	2.18	0.43
1:H:189:VAL:HG12	1:H:189:VAL:O	2.17	0.43

*Continued on next page...*

*Continued from previous page...*

Atom-1	Atom-2	Interatomic distance (Å)	Clash overlap (Å)
1:E:402:MET:HG2	1:G:95:LEU:HD21	2.00	0.43
1:C:57:ASP:HB3	1:C:243:LEU:HD22	2.01	0.43
1:H:67:ARG:HD2	1:H:67:ARG:HA	1.86	0.43
1:D:113:ASN:ND2	1:D:297:PRO:HG3	2.33	0.43
1:D:210:THR:CG2	1:D:211:ASN:N	2.79	0.43
1:G:389:PHE:HB2	1:G:425:SER:OG	2.19	0.43
1:E:51:ALA:HB1	1:E:53:PHE:CE2	2.53	0.43
1:B:369:ASP:H	1:B:372:THR:HB	1.82	0.43
1:G:131:SER:OG	1:G:281:VAL:HG11	2.18	0.43
1:D:153:GLY:HA2	1:D:178:GLY:O	2.18	0.43
1:A:322:LEU:O	1:A:325:ALA:HB3	2.18	0.43
1:G:113:ASN:OD1	1:G:115:THR:CG2	2.65	0.43
1:B:196:LEU:CD1	1:B:229:LYS:HB2	2.49	0.43
1:A:256:LEU:C	1:A:256:LEU:HD12	2.38	0.43
1:A:329:GLU:CD	1:A:342:LEU:HD13	2.38	0.43
1:G:427:GLY:HA3	1:G:429:GLU:OE1	2.18	0.43
1:F:368:GLY:O	1:F:420:ASN:ND2	2.50	0.43
1:E:399:PRO:O	1:E:404:TYR:HD1	2.01	0.43
1:A:113:ASN:OD1	1:A:115:THR:N	2.52	0.43
1:B:196:LEU:HD12	1:B:229:LYS:CB	2.48	0.43
1:F:103:ARG:HG2	1:F:104:ALA:N	2.33	0.43
1:A:131:SER:CB	1:A:281:VAL:HG11	2.49	0.43
1:B:207:GLU:HB3	1:B:236:ASP:HB3	2.01	0.43
1:B:313:ARG:O	1:B:317:GLN:HG3	2.19	0.43
1:A:159:THR:HA	1:A:184:ILE:O	2.19	0.43
1:H:207:GLU:HG2	3:H:814:HOH:O	2.18	0.43
1:F:113:ASN:OD1	1:F:115:THR:N	2.51	0.43
1:E:277:PRO:HG2	1:E:280:LEU:HB2	2.00	0.43
1:H:70:ARG:HB2	3:H:798:HOH:O	2.19	0.43
1:G:192:LEU:HD23	1:G:225:LEU:HD12	1.99	0.43
1:A:223:SER:HA	1:A:233:VAL:HG21	1.99	0.43
1:A:350:ILE:O	1:A:354:GLN:HG2	2.19	0.43
1:A:402:MET:HG2	1:C:95:LEU:HD21	1.99	0.43
1:F:366:VAL:HG11	1:F:445:ILE:HD13	2.00	0.43
1:C:335:ARG:HH21	1:C:367:ASP:CA	2.29	0.43
1:D:113:ASN:OD1	1:D:115:THR:N	2.50	0.43
1:G:211:ASN:HB2	1:G:239:PHE:CE2	2.53	0.43
1:H:51:ALA:HB1	1:H:53:PHE:CE2	2.54	0.43
1:B:156:ILE:HG22	1:B:181:ALA:HB2	2.01	0.43
1:B:383:PRO:HB2	1:B:396:VAL:CG2	2.48	0.43
1:D:131:SER:OG	1:D:281:VAL:HG11	2.18	0.43

*Continued on next page...*

*Continued from previous page...*

Atom-1	Atom-2	Interatomic distance (Å)	Clash overlap (Å)
1:C:383:PRO:HB2	1:C:396:VAL:CG2	2.49	0.43
1:G:331:HIS:CG	1:G:332:PRO:HD2	2.54	0.43
1:D:435:LYS:O	1:D:439:LEU:HG	2.19	0.43
1:C:159:THR:HA	1:C:184:ILE:O	2.19	0.43
1:G:302:LEU:HA	1:G:302:LEU:HD23	1.88	0.43
1:D:189:VAL:HG12	1:D:189:VAL:O	2.18	0.43
1:B:113:ASN:OD1	1:B:115:THR:N	2.52	0.42
1:G:256:LEU:HB2	1:G:273:CYS:O	2.19	0.42
1:D:342:LEU:HD23	1:D:342:LEU:HA	1.84	0.42
1:E:273:CYS:O	1:E:274:ILE:HG13	2.19	0.42
1:G:369:ASP:H	1:G:372:THR:HB	1.83	0.42
1:G:386:ALA:HB1	1:G:387:PRO:CD	2.49	0.42
1:D:345:HIS:HE1	1:D:347:GLU:HG2	1.80	0.42
1:A:161:ASP:HB3	1:A:210:THR:CG2	2.49	0.42
1:F:350:ILE:O	1:F:353:LYS:HG2	2.19	0.42
1:E:260:THR:HG21	1:E:270:LEU:HD22	2.02	0.42
1:B:324:MET:HE2	1:B:438:ILE:HD12	2.00	0.42
1:E:141:ALA:O	1:E:274:ILE:HD11	2.19	0.42
1:H:318:ASN:ND2	1:H:357:GLY:HA3	2.34	0.42
1:B:420:ASN:HA	1:B:420:ASN:HD22	1.54	0.42
1:E:259:ALA:HB3	1:E:271:ALA:HB3	2.01	0.42
1:A:207:GLU:HG2	3:A:525:HOH:O	2.19	0.42
1:C:156:ILE:O	1:C:181:ALA:HA	2.18	0.42
1:A:280:LEU:HA	1:A:280:LEU:HD23	1.89	0.42
1:H:369:ASP:O	1:H:370:LEU:C	2.57	0.42
1:H:211:ASN:HB2	1:H:239:PHE:CE2	2.55	0.42
1:D:74:THR:HB	1:D:76:ALA:H	1.84	0.42
1:A:285:ARG:O	1:A:288:HIS:HB3	2.19	0.42
1:F:277:PRO:HG2	1:F:280:LEU:HB2	2.01	0.42
1:A:419:ASP:N	1:A:419:ASP:OD1	2.52	0.42
1:E:196:LEU:HD12	1:E:229:LYS:CB	2.50	0.42
1:H:273:CYS:C	1:H:274:ILE:HG13	2.39	0.42
1:D:270:LEU:N	1:D:270:LEU:HD23	2.34	0.42
1:C:74:THR:HB	1:C:76:ALA:H	1.84	0.42
1:F:386:ALA:HB1	1:F:387:PRO:CD	2.50	0.42
1:H:103:ARG:HG2	1:H:104:ALA:N	2.34	0.42
1:H:345:HIS:HB3	1:H:348:HIS:HB2	2.00	0.42
1:F:324:MET:HE2	1:F:438:ILE:HD12	2.02	0.42
1:E:159:THR:HA	1:E:184:ILE:O	2.20	0.42
1:H:187:ALA:HB2	1:H:215:ARG:HH12	1.84	0.42
1:G:161:ASP:HB3	1:G:210:THR:CG2	2.50	0.42

*Continued on next page...*



*Continued from previous page...*

Atom-1	Atom-2	Interatomic distance (Å)	Clash overlap (Å)
1:A:369:ASP:H	1:A:372:THR:HB	1.83	0.42
1:E:300:ALA:O	1:E:304:ILE:HG13	2.20	0.42
1:E:96:ILE:O	1:E:100:GLU:HG3	2.20	0.42
1:C:96:ILE:O	1:C:100:GLU:HG3	2.20	0.42
1:E:113:ASN:ND2	1:E:297:PRO:HG3	2.35	0.42
1:H:113:ASN:C	1:H:113:ASN:OD1	2.59	0.42
1:B:365:GLU:HB3	1:B:420:ASN:HB3	2.02	0.42
1:C:75:ASP:O	1:D:87:TYR:HA	2.20	0.42
1:G:77:ILE:HD12	1:H:86:ALA:HB3	2.02	0.42
1:F:240:ALA:O	1:F:241:THR:CB	2.47	0.42
1:H:158:THR:O	1:H:183:VAL:HA	2.20	0.42
1:C:160:THR:CG2	1:C:183:VAL:HG12	2.49	0.42
1:F:50:TYR:CD2	1:F:64:ALA:HA	2.54	0.42
1:D:256:LEU:HB2	1:D:273:CYS:O	2.20	0.42
1:C:386:ALA:HB1	1:C:387:PRO:CD	2.50	0.42
1:C:131:SER:CB	1:C:281:VAL:HG11	2.50	0.42
1:F:209:PRO:HD3	1:F:355:MET:HE2	2.00	0.42
1:H:262:PHE:CE1	1:H:390:GLY:HA2	2.55	0.42
1:A:259:ALA:HB3	1:A:271:ALA:HB3	2.00	0.42
1:F:51:ALA:HB1	1:F:53:PHE:CE2	2.54	0.42
1:G:208:SER:HA	1:G:209:PRO:C	2.40	0.42
1:G:420:ASN:HD22	1:G:420:ASN:HA	1.55	0.42
1:H:160:THR:HG22	1:H:183:VAL:HG12	2.01	0.42
1:B:130:GLU:CB	1:B:277:PRO:HA	2.49	0.42
1:H:113:ASN:OD1	1:H:115:THR:CG2	2.68	0.42
1:D:370:LEU:HD23	1:D:419:ASP:CB	2.49	0.41
1:A:268:ASP:HB3	1:D:78:THR:HG21	2.02	0.41
1:E:319:SER:O	1:E:320:THR:C	2.59	0.41
1:B:291:LEU:HD22	1:D:143:THR:HG21	2.02	0.41
1:H:127:GLU:CD	1:H:242:PRO:HB3	2.41	0.41
1:B:63:HIS:HB3	1:B:67:ARG:CB	2.44	0.41
1:A:366:VAL:HG12	1:A:367:ASP:N	2.34	0.41
1:A:339:TYR:CD1	1:A:362:VAL:HG22	2.55	0.41
1:F:331:HIS:ND1	1:F:333:LYS:HB2	2.36	0.41
1:B:219:ILE:HG21	1:B:250:LEU:HB2	2.01	0.41
1:A:57:ASP:HB3	1:A:243:LEU:HD22	2.03	0.41
1:B:366:VAL:CG1	1:B:367:ASP:N	2.83	0.41
1:C:226:CYS:HB3	1:C:231:ALA:HB3	2.02	0.41
1:E:291:LEU:CD2	1:G:143:THR:HG21	2.49	0.41
1:D:260:THR:HG23	1:D:270:LEU:HD22	2.03	0.41
1:E:131:SER:OG	1:E:281:VAL:HG11	2.20	0.41

*Continued on next page...*

*Continued from previous page...*

Atom-1	Atom-2	Interatomic distance (Å)	Clash overlap (Å)
1:H:208:SER:HA	1:H:209:PRO:C	2.40	0.41
1:F:189:VAL:O	1:F:189:VAL:HG12	2.20	0.41
1:E:176:LYS:HD2	1:G:177:MET:HE3	2.02	0.41
1:E:88:PHE:HA	1:G:386:ALA:HB2	2.02	0.41
1:H:82:VAL:HG12	1:H:84:THR:HG22	2.02	0.41
1:A:155:HIS:HA	1:A:180:THR:O	2.21	0.41
1:E:177:MET:HE2	1:G:176:LYS:HD3	2.02	0.41
1:B:268:ASP:HB3	1:C:78:THR:HG21	2.02	0.41
1:F:199:LYS:H	1:F:199:LYS:HD2	1.86	0.41
1:H:74:THR:HB	1:H:76:ALA:H	1.85	0.41
1:B:324:MET:HE2	1:B:324:MET:HB3	1.95	0.41
1:F:208:SER:HA	1:F:209:PRO:C	2.40	0.41
1:B:322:LEU:HA	1:B:339:TYR:CE2	2.55	0.41
1:B:63:HIS:HD2	1:B:67:ARG:HD3	1.86	0.41
1:B:335:ARG:NH2	1:E:343:GLN:OE1	2.54	0.41
1:F:322:LEU:O	1:F:326:GLU:HG3	2.21	0.41
1:B:70:ARG:HB2	3:B:553:HOH:O	2.21	0.41
1:B:399:PRO:O	1:B:404:TYR:HD1	2.03	0.41
1:H:331:HIS:HA	1:H:332:PRO:HD2	1.92	0.41
1:C:366:VAL:CG1	1:C:367:ASP:N	2.83	0.41
1:A:160:THR:HG22	1:A:183:VAL:HG12	2.03	0.41
1:A:256:LEU:HD12	1:A:257:HIS:N	2.35	0.41
1:F:260:THR:HG23	1:F:270:LEU:HD22	2.03	0.41
1:H:96:ILE:O	1:H:100:GLU:HG3	2.20	0.41
1:E:207:GLU:HA	1:E:236:ASP:HB3	2.02	0.41
1:H:63:HIS:HD2	1:H:67:ARG:HD3	1.85	0.41
1:F:50:TYR:CE2	1:F:64:ALA:HA	2.56	0.41
1:H:161:ASP:HB3	1:H:210:THR:HG21	2.03	0.41
1:B:131:SER:OG	1:B:281:VAL:HG11	2.21	0.41
1:B:207:GLU:HG2	3:B:567:HOH:O	2.21	0.41
1:F:433:ASP:OD2	1:G:56:SER:HB3	2.21	0.41
1:C:67:ARG:HA	1:C:67:ARG:HD2	1.87	0.41
1:A:311:HIS:HE2	1:D:428:VAL:HG13	1.84	0.41
1:A:103:ARG:HG2	1:A:104:ALA:N	2.35	0.41
1:G:154:GLY:O	1:G:179:ILE:HA	2.20	0.41
1:F:419:ASP:N	1:F:419:ASP:OD1	2.54	0.41
1:E:331:HIS:CG	1:E:332:PRO:HD2	2.56	0.41
1:F:324:MET:HG2	1:F:431:PHE:CE1	2.54	0.41
1:A:208:SER:HA	1:A:209:PRO:C	2.40	0.41
1:B:386:ALA:HB2	1:D:88:PHE:HA	2.03	0.41
1:D:150:VAL:HA	1:D:151:PRO:HD3	1.96	0.41

*Continued on next page...*

*Continued from previous page...*

Atom-1	Atom-2	Interatomic distance (Å)	Clash overlap (Å)
1:G:207:GLU:HA	1:G:236:ASP:HB3	2.02	0.41
1:B:335:ARG:HH21	1:B:367:ASP:HA	1.86	0.41
1:E:215:ARG:NH1	1:E:347:GLU:OE2	2.54	0.41
1:E:296:ASN:HA	1:E:297:PRO:HD3	1.96	0.41
1:F:174:LEU:HD22	1:F:179:ILE:HD12	2.03	0.41
1:E:161:ASP:HB3	1:E:210:THR:HG21	2.03	0.41
1:A:273:CYS:O	1:A:274:ILE:HG13	2.20	0.41
1:C:399:PRO:O	1:C:404:TYR:HD1	2.03	0.41
1:B:143:THR:HG21	1:D:291:LEU:HD22	2.03	0.41
1:G:285:ARG:O	1:G:288:HIS:HB3	2.20	0.41
1:E:250:LEU:CD1	1:E:354:GLN:HB2	2.51	0.41
1:H:300:ALA:O	1:H:304:ILE:HG13	2.20	0.41
1:E:130:GLU:CB	1:E:277:PRO:HA	2.46	0.40
1:D:383:PRO:HB2	1:D:396:VAL:CG2	2.50	0.40
1:D:161:ASP:HB3	1:D:210:THR:HG21	2.03	0.40
1:G:192:LEU:CD2	1:G:222:VAL:HG22	2.51	0.40
1:C:87:TYR:HA	1:D:75:ASP:O	2.20	0.40
1:D:117:VAL:O	1:D:121:GLU:HG3	2.20	0.40
1:E:208:SER:HA	1:E:209:PRO:C	2.41	0.40
1:F:346:PRO:HB2	1:F:347:GLU:OE2	2.20	0.40
1:A:196:LEU:HB3	1:A:229:LYS:HG3	2.02	0.40
1:G:373:THR:O	1:G:376:PHE:HB3	2.21	0.40
1:H:280:LEU:HD23	1:H:280:LEU:HA	1.90	0.40
1:E:419:ASP:OD1	1:E:419:ASP:N	2.54	0.40
1:D:192:LEU:CD2	1:D:222:VAL:HG22	2.50	0.40
1:H:383:PRO:HB2	1:H:396:VAL:CG2	2.51	0.40
1:A:210:THR:HG23	1:A:211:ASN:N	2.36	0.40
1:F:123:ILE:HD13	1:F:273:CYS:SG	2.61	0.40
1:A:324:MET:HG3	1:A:426:PHE:CE1	2.56	0.40
1:B:219:ILE:CG2	1:B:250:LEU:HB2	2.50	0.40
1:G:259:ALA:HB3	1:G:271:ALA:HB3	2.03	0.40
1:F:311:HIS:O	1:F:315:GLN:HG3	2.21	0.40
1:E:150:VAL:HA	1:E:151:PRO:HD3	1.94	0.40
1:G:86:ALA:HB3	1:H:77:ILE:HD12	2.04	0.40
1:D:324:MET:HG2	1:D:431:PHE:CE1	2.56	0.40
1:B:254:LEU:HD11	1:B:280:LEU:HD13	2.02	0.40
1:G:256:LEU:HD12	1:G:257:HIS:N	2.36	0.40
1:A:157:VAL:HG22	1:A:182:THR:HB	2.04	0.40
1:D:262:PHE:CE1	1:D:390:GLY:HA2	2.56	0.40
1:A:196:LEU:HD12	1:A:229:LYS:CB	2.42	0.40
1:H:63:HIS:HB3	1:H:67:ARG:CB	2.43	0.40

*Continued on next page...*

Continued from previous page...

Atom-1	Atom-2	Interatomic distance (Å)	Clash overlap (Å)
1:F:192:LEU:CD2	1:F:222:VAL:HG22	2.52	0.40
1:D:280:LEU:HD23	1:D:280:LEU:HA	1.90	0.40
1:E:370:LEU:HD23	1:E:419:ASP:CB	2.50	0.40
1:C:79:THR:HA	1:C:80:PRO:HD3	1.97	0.40
1:C:198:GLN:H	1:C:198:GLN:HG2	1.67	0.40
1:F:161:ASP:CB	1:F:210:THR:HG21	2.51	0.40
1:F:273:CYS:C	1:F:274:ILE:HG13	2.42	0.40
1:H:131:SER:CB	1:H:281:VAL:HG11	2.51	0.40
1:C:208:SER:HA	1:C:209:PRO:C	2.41	0.40
1:E:131:SER:CB	1:E:281:VAL:HG11	2.51	0.40
1:C:106:PHE:CD1	1:C:112:GLY:HA3	2.56	0.40
1:F:262:PHE:CE1	1:F:390:GLY:HA2	2.56	0.40
1:C:212:PRO:HG2	1:C:421:LEU:HD21	2.03	0.40
1:B:342:LEU:O	1:B:348:HIS:ND1	2.54	0.40
1:A:313:ARG:O	1:A:317:GLN:HG3	2.22	0.40
1:D:376:PHE:HB2	1:D:445:ILE:CD1	2.32	0.40
1:C:113:ASN:OD1	1:C:115:THR:CG2	2.70	0.40
1:C:144:VAL:HG12	1:C:284:ILE:HG23	2.04	0.40
1:G:311:HIS:O	1:G:315:GLN:HB2	2.20	0.40
1:B:117:VAL:O	1:B:121:GLU:HG3	2.22	0.40

There are no symmetry-related clashes.

## 5.3 Torsion angles [i](#)

### 5.3.1 Protein backbone [i](#)

In the following table, the Percentiles column shows the percent Ramachandran outliers of the chain as a percentile score with respect to all X-ray entries followed by that with respect to entries of similar resolution.

The Analysed column shows the number of residues for which the backbone conformation was analysed, and the total number of residues.

Mol	Chain	Analysed	Favoured	Allowed	Outliers	Percentiles
1	A	396/445 (89%)	360 (91%)	31 (8%)	5 (1%)	15 46
1	B	396/445 (89%)	363 (92%)	29 (7%)	4 (1%)	19 54
1	C	396/445 (89%)	361 (91%)	32 (8%)	3 (1%)	24 60
1	D	396/445 (89%)	364 (92%)	28 (7%)	4 (1%)	19 54

Continued on next page...

*Continued from previous page...*

Mol	Chain	Analysed	Favoured	Allowed	Outliers	Percentiles	
1	E	396/445 (89%)	363 (92%)	30 (8%)	3 (1%)	24	60
1	F	396/445 (89%)	356 (90%)	35 (9%)	5 (1%)	15	46
1	G	396/445 (89%)	363 (92%)	31 (8%)	2 (0%)	34	71
1	H	396/445 (89%)	364 (92%)	29 (7%)	3 (1%)	24	60
All	All	3168/3560 (89%)	2894 (91%)	245 (8%)	29 (1%)	21	57

All (29) Ramachandran outliers are listed below:

Mol	Chain	Res	Type
1	A	188	ASP
1	B	188	ASP
1	C	188	ASP
1	D	320	THR
1	E	188	ASP
1	F	188	ASP
1	G	188	ASP
1	H	188	ASP
1	A	50	TYR
1	D	188	ASP
1	F	320	THR
1	A	320	THR
1	F	319	SER
1	A	241	THR
1	B	50	TYR
1	B	241	THR
1	C	333	LYS
1	D	241	THR
1	D	319	SER
1	E	241	THR
1	F	50	TYR
1	F	241	THR
1	G	241	THR
1	A	319	SER
1	C	241	THR
1	H	241	THR
1	H	259	ALA
1	E	269	VAL
1	B	399	PRO

### 5.3.2 Protein sidechains ⓘ

In the following table, the Percentiles column shows the percent sidechain outliers of the chain as a percentile score with respect to all X-ray entries followed by that with respect to entries of similar resolution.

The Analysed column shows the number of residues for which the sidechain conformation was analysed, and the total number of residues.

Mol	Chain	Analysed	Rotameric	Outliers	Percentiles	
1	A	327/364 (90%)	275 (84%)	52 (16%)	3	9
1	B	327/364 (90%)	280 (86%)	47 (14%)	4	12
1	C	327/364 (90%)	278 (85%)	49 (15%)	3	11
1	D	327/364 (90%)	276 (84%)	51 (16%)	3	10
1	E	327/364 (90%)	282 (86%)	45 (14%)	4	13
1	F	327/364 (90%)	277 (85%)	50 (15%)	3	10
1	G	327/364 (90%)	284 (87%)	43 (13%)	5	15
1	H	327/364 (90%)	277 (85%)	50 (15%)	3	10
All	All	2616/2912 (90%)	2229 (85%)	387 (15%)	4	11

All (387) residues with a non-rotameric sidechain are listed below:

Mol	Chain	Res	Type
1	A	70	ARG
1	A	72	ILE
1	A	74	THR
1	A	91	LYS
1	A	93	SER
1	A	101	LYS
1	A	103	ARG
1	A	117	VAL
1	A	134	LEU
1	A	135	MET
1	A	145	MET
1	A	156	ILE
1	A	161	ASP
1	A	165	LYS
1	A	177	MET
1	A	180	THR
1	A	198	GLN
1	A	203	LEU
1	A	207	GLU

*Continued on next page...*

*Continued from previous page...*

Mol	Chain	Res	Type
1	A	210	THR
1	A	222	VAL
1	A	224	LYS
1	A	229	LYS
1	A	241	THR
1	A	256	LEU
1	A	258	SER
1	A	270	LEU
1	A	273	CYS
1	A	275	SER
1	A	278	LEU
1	A	279	LYS
1	A	282	SER
1	A	285	ARG
1	A	317	GLN
1	A	343	GLN
1	A	344	SER
1	A	347	GLU
1	A	353	LYS
1	A	356	THR
1	A	375	LYS
1	A	387	PRO
1	A	396	VAL
1	A	397	ASP
1	A	402	MET
1	A	403	SER
1	A	410	SER
1	A	415	TYR
1	A	420	ASN
1	A	423	ARG
1	A	428	VAL
1	A	430	ASP
1	A	444	SER
1	B	70	ARG
1	B	72	ILE
1	B	74	THR
1	B	91	LYS
1	B	93	SER
1	B	103	ARG
1	B	117	VAL
1	B	134	LEU
1	B	135	MET

*Continued on next page...*

*Continued from previous page...*

Mol	Chain	Res	Type
1	B	143	THR
1	B	145	MET
1	B	156	ILE
1	B	161	ASP
1	B	165	LYS
1	B	177	MET
1	B	180	THR
1	B	196	LEU
1	B	197	ASN
1	B	199	LYS
1	B	203	LEU
1	B	207	GLU
1	B	210	THR
1	B	222	VAL
1	B	224	LYS
1	B	241	THR
1	B	256	LEU
1	B	270	LEU
1	B	273	CYS
1	B	278	LEU
1	B	279	LYS
1	B	282	SER
1	B	285	ARG
1	B	319	SER
1	B	343	GLN
1	B	347	GLU
1	B	375	LYS
1	B	396	VAL
1	B	397	ASP
1	B	402	MET
1	B	403	SER
1	B	409	GLN
1	B	410	SER
1	B	415	TYR
1	B	420	ASN
1	B	423	ARG
1	B	430	ASP
1	B	444	SER
1	C	70	ARG
1	C	72	ILE
1	C	74	THR
1	C	91	LYS

*Continued on next page...*



*Continued from previous page...*

Mol	Chain	Res	Type
1	C	93	SER
1	C	101	LYS
1	C	103	ARG
1	C	117	VAL
1	C	134	LEU
1	C	135	MET
1	C	145	MET
1	C	156	ILE
1	C	161	ASP
1	C	165	LYS
1	C	177	MET
1	C	179	ILE
1	C	180	THR
1	C	196	LEU
1	C	198	GLN
1	C	199	LYS
1	C	203	LEU
1	C	207	GLU
1	C	210	THR
1	C	222	VAL
1	C	224	LYS
1	C	229	LYS
1	C	241	THR
1	C	256	LEU
1	C	270	LEU
1	C	273	CYS
1	C	278	LEU
1	C	279	LYS
1	C	282	SER
1	C	285	ARG
1	C	343	GLN
1	C	347	GLU
1	C	353	LYS
1	C	375	LYS
1	C	396	VAL
1	C	397	ASP
1	C	402	MET
1	C	403	SER
1	C	410	SER
1	C	415	TYR
1	C	420	ASN
1	C	423	ARG

*Continued on next page...*

*Continued from previous page...*

Mol	Chain	Res	Type
1	C	430	ASP
1	C	432	ASP
1	C	444	SER
1	D	70	ARG
1	D	72	ILE
1	D	74	THR
1	D	91	LYS
1	D	93	SER
1	D	103	ARG
1	D	117	VAL
1	D	134	LEU
1	D	135	MET
1	D	156	ILE
1	D	161	ASP
1	D	165	LYS
1	D	180	THR
1	D	196	LEU
1	D	200	LYS
1	D	203	LEU
1	D	207	GLU
1	D	210	THR
1	D	222	VAL
1	D	224	LYS
1	D	229	LYS
1	D	241	THR
1	D	256	LEU
1	D	258	SER
1	D	270	LEU
1	D	273	CYS
1	D	278	LEU
1	D	279	LYS
1	D	282	SER
1	D	285	ARG
1	D	308	LYS
1	D	315	GLN
1	D	323	ARG
1	D	333	LYS
1	D	343	GLN
1	D	347	GLU
1	D	353	LYS
1	D	356	THR
1	D	375	LYS

*Continued on next page...*

*Continued from previous page...*

Mol	Chain	Res	Type
1	D	396	VAL
1	D	397	ASP
1	D	402	MET
1	D	403	SER
1	D	409	GLN
1	D	410	SER
1	D	415	TYR
1	D	420	ASN
1	D	423	ARG
1	D	428	VAL
1	D	430	ASP
1	D	444	SER
1	E	70	ARG
1	E	72	ILE
1	E	74	THR
1	E	91	LYS
1	E	93	SER
1	E	103	ARG
1	E	117	VAL
1	E	134	LEU
1	E	135	MET
1	E	145	MET
1	E	156	ILE
1	E	161	ASP
1	E	165	LYS
1	E	196	LEU
1	E	203	LEU
1	E	207	GLU
1	E	210	THR
1	E	222	VAL
1	E	224	LYS
1	E	229	LYS
1	E	241	THR
1	E	256	LEU
1	E	273	CYS
1	E	275	SER
1	E	278	LEU
1	E	279	LYS
1	E	282	SER
1	E	285	ARG
1	E	343	GLN
1	E	344	SER

*Continued on next page...*

*Continued from previous page...*

Mol	Chain	Res	Type
1	E	347	GLU
1	E	375	LYS
1	E	396	VAL
1	E	397	ASP
1	E	402	MET
1	E	403	SER
1	E	409	GLN
1	E	410	SER
1	E	415	TYR
1	E	420	ASN
1	E	423	ARG
1	E	428	VAL
1	E	430	ASP
1	E	435	LYS
1	E	444	SER
1	F	70	ARG
1	F	72	ILE
1	F	74	THR
1	F	91	LYS
1	F	93	SER
1	F	101	LYS
1	F	103	ARG
1	F	117	VAL
1	F	134	LEU
1	F	135	MET
1	F	145	MET
1	F	156	ILE
1	F	161	ASP
1	F	165	LYS
1	F	177	MET
1	F	180	THR
1	F	192	LEU
1	F	198	GLN
1	F	199	LYS
1	F	203	LEU
1	F	207	GLU
1	F	210	THR
1	F	222	VAL
1	F	224	LYS
1	F	229	LYS
1	F	241	THR
1	F	256	LEU

*Continued on next page...*

*Continued from previous page...*

Mol	Chain	Res	Type
1	F	270	LEU
1	F	273	CYS
1	F	275	SER
1	F	278	LEU
1	F	279	LYS
1	F	282	SER
1	F	285	ARG
1	F	322	LEU
1	F	323	ARG
1	F	343	GLN
1	F	347	GLU
1	F	375	LYS
1	F	396	VAL
1	F	397	ASP
1	F	402	MET
1	F	403	SER
1	F	409	GLN
1	F	410	SER
1	F	415	TYR
1	F	420	ASN
1	F	423	ARG
1	F	430	ASP
1	F	444	SER
1	G	70	ARG
1	G	72	ILE
1	G	74	THR
1	G	91	LYS
1	G	93	SER
1	G	103	ARG
1	G	117	VAL
1	G	134	LEU
1	G	135	MET
1	G	156	ILE
1	G	161	ASP
1	G	165	LYS
1	G	199	LYS
1	G	203	LEU
1	G	207	GLU
1	G	210	THR
1	G	222	VAL
1	G	224	LYS
1	G	229	LYS

*Continued on next page...*

*Continued from previous page...*

Mol	Chain	Res	Type
1	G	241	THR
1	G	256	LEU
1	G	270	LEU
1	G	273	CYS
1	G	275	SER
1	G	278	LEU
1	G	279	LYS
1	G	282	SER
1	G	285	ARG
1	G	315	GLN
1	G	343	GLN
1	G	347	GLU
1	G	375	LYS
1	G	396	VAL
1	G	397	ASP
1	G	402	MET
1	G	403	SER
1	G	410	SER
1	G	415	TYR
1	G	420	ASN
1	G	423	ARG
1	G	428	VAL
1	G	430	ASP
1	G	444	SER
1	H	70	ARG
1	H	72	ILE
1	H	74	THR
1	H	91	LYS
1	H	93	SER
1	H	103	ARG
1	H	117	VAL
1	H	134	LEU
1	H	135	MET
1	H	156	ILE
1	H	161	ASP
1	H	165	LYS
1	H	177	MET
1	H	196	LEU
1	H	198	GLN
1	H	199	LYS
1	H	200	LYS
1	H	203	LEU

*Continued on next page...*

*Continued from previous page...*

Mol	Chain	Res	Type
1	H	207	GLU
1	H	210	THR
1	H	222	VAL
1	H	224	LYS
1	H	229	LYS
1	H	241	THR
1	H	256	LEU
1	H	270	LEU
1	H	273	CYS
1	H	278	LEU
1	H	279	LYS
1	H	282	SER
1	H	285	ARG
1	H	308	LYS
1	H	323	ARG
1	H	343	GLN
1	H	344	SER
1	H	347	GLU
1	H	356	THR
1	H	375	LYS
1	H	396	VAL
1	H	397	ASP
1	H	402	MET
1	H	403	SER
1	H	409	GLN
1	H	410	SER
1	H	415	TYR
1	H	420	ASN
1	H	423	ARG
1	H	428	VAL
1	H	430	ASP
1	H	444	SER

Some sidechains can be flipped to improve hydrogen bonding and reduce clashes. All (25) such sidechains are listed below:

Mol	Chain	Res	Type
1	A	63	HIS
1	A	343	GLN
1	A	420	ASN
1	B	63	HIS
1	B	420	ASN
1	C	63	HIS

*Continued on next page...*

*Continued from previous page...*

Mol	Chain	Res	Type
1	C	343	GLN
1	C	348	HIS
1	C	420	ASN
1	D	63	HIS
1	D	343	GLN
1	D	349	HIS
1	D	420	ASN
1	E	63	HIS
1	E	420	ASN
1	F	63	HIS
1	F	420	ASN
1	G	63	HIS
1	G	343	GLN
1	G	345	HIS
1	G	398	GLN
1	G	420	ASN
1	H	63	HIS
1	H	343	GLN
1	H	420	ASN

### 5.3.3 RNA [i](#)

There are no RNA molecules in this entry.

## 5.4 Non-standard residues in protein, DNA, RNA chains [i](#)

There are no non-standard protein/DNA/RNA residues in this entry.

## 5.5 Carbohydrates [i](#)

There are no carbohydrates in this entry.

## 5.6 Ligand geometry [i](#)

8 ligands are modelled in this entry.

In the following table, the Counts columns list the number of bonds (or angles) for which Mogul statistics could be retrieved, the number of bonds (or angles) that are observed in the model and the number of bonds (or angles) that are defined in the chemical component dictionary. The Link column lists molecule types, if any, to which the group is linked. The Z score for a bond length (or angle) is the number of standard deviations the observed value is removed from the expected



value. A bond length (or angle) with  $|Z| > 2$  is considered an outlier worth inspection. RMSZ is the root-mean-square of all Z scores of the bond lengths (or angles).

Mol	Type	Chain	Res	Link	Bond lengths			Bond angles		
					Counts	RMSZ	# $ Z  > 2$	Counts	RMSZ	# $ Z  > 2$
2	PLP	A	500	1	15,15,16	4.03	5 (33%)	21,22,23	2.32	10 (47%)
2	PLP	B	500	1	15,15,16	3.74	4 (26%)	21,22,23	2.37	10 (47%)
2	PLP	C	500	1	15,15,16	4.26	6 (40%)	21,22,23	2.35	10 (47%)
2	PLP	D	500	1	15,15,16	3.74	5 (33%)	21,22,23	2.29	10 (47%)
2	PLP	E	500	1	15,15,16	3.77	5 (33%)	21,22,23	2.29	10 (47%)
2	PLP	F	500	1	15,15,16	3.60	5 (33%)	21,22,23	2.35	9 (42%)
2	PLP	G	500	1	15,15,16	4.11	4 (26%)	21,22,23	2.28	9 (42%)
2	PLP	H	500	1	15,15,16	3.89	4 (26%)	21,22,23	2.33	9 (42%)

In the following table, the Chirals column lists the number of chiral outliers, the number of chiral centers analysed, the number of these observed in the model and the number defined in the chemical component dictionary. Similar counts are reported in the Torsion and Rings columns. '-' means no outliers of that kind were identified.

Mol	Type	Chain	Res	Link	Chirals	Torsions	Rings
2	PLP	A	500	1	-	0/6/6/8	0/1/1/1
2	PLP	B	500	1	-	0/6/6/8	0/1/1/1
2	PLP	C	500	1	-	0/6/6/8	0/1/1/1
2	PLP	D	500	1	-	0/6/6/8	0/1/1/1
2	PLP	E	500	1	-	0/6/6/8	0/1/1/1
2	PLP	F	500	1	-	0/6/6/8	0/1/1/1
2	PLP	G	500	1	-	0/6/6/8	0/1/1/1
2	PLP	H	500	1	-	0/6/6/8	0/1/1/1

All (38) bond length outliers are listed below:

Mol	Chain	Res	Type	Atoms	Z	Observed(Å)	Ideal(Å)
2	A	500	PLP	P-O3P	-2.82	1.44	1.54
2	E	500	PLP	P-O3P	-2.81	1.44	1.54
2	H	500	PLP	P-O3P	-2.80	1.44	1.54
2	D	500	PLP	P-O3P	-2.79	1.44	1.54
2	C	500	PLP	P-O3P	-2.72	1.44	1.54
2	G	500	PLP	P-O3P	-2.64	1.45	1.54
2	A	500	PLP	C4A-C4	-2.57	1.46	1.51
2	B	500	PLP	P-O3P	-2.46	1.45	1.54
2	F	500	PLP	P-O3P	-2.27	1.46	1.54
2	D	500	PLP	C4A-C4	-2.25	1.47	1.51
2	E	500	PLP	C4A-C4	-2.24	1.47	1.51

*Continued on next page...*

*Continued from previous page...*

Mol	Chain	Res	Type	Atoms	Z	Observed(Å)	Ideal(Å)
2	C	500	PLP	C4A-C4	-2.00	1.47	1.51
2	F	500	PLP	C6-N1	2.02	1.38	1.34
2	C	500	PLP	C6-N1	2.07	1.38	1.34
2	G	500	PLP	C2-N1	2.78	1.40	1.34
2	F	500	PLP	C2-N1	2.94	1.40	1.34
2	A	500	PLP	C2-N1	3.18	1.40	1.34
2	D	500	PLP	C2-N1	3.31	1.41	1.34
2	E	500	PLP	C2-N1	3.37	1.41	1.34
2	B	500	PLP	C2-N1	3.48	1.41	1.34
2	C	500	PLP	C2-N1	3.55	1.41	1.34
2	H	500	PLP	C2-N1	3.61	1.41	1.34
2	F	500	PLP	C3-C2	7.67	1.46	1.40
2	B	500	PLP	C3-C2	8.30	1.46	1.40
2	D	500	PLP	C3-C2	8.85	1.46	1.40
2	E	500	PLP	C5-C4	9.32	1.51	1.40
2	H	500	PLP	C3-C2	9.46	1.47	1.40
2	E	500	PLP	C3-C2	9.52	1.47	1.40
2	A	500	PLP	C5-C4	9.89	1.52	1.40
2	D	500	PLP	C5-C4	9.90	1.52	1.40
2	H	500	PLP	C5-C4	10.26	1.52	1.40
2	F	500	PLP	C5-C4	10.36	1.52	1.40
2	C	500	PLP	C5-C4	10.45	1.52	1.40
2	B	500	PLP	C5-C4	10.47	1.52	1.40
2	A	500	PLP	C3-C2	10.50	1.48	1.40
2	G	500	PLP	C3-C2	10.62	1.48	1.40
2	G	500	PLP	C5-C4	10.74	1.53	1.40
2	C	500	PLP	C3-C2	11.28	1.48	1.40

All (77) bond angle outliers are listed below:

Mol	Chain	Res	Type	Atoms	Z	Observed(°)	Ideal(°)
2	B	500	PLP	O3-C3-C2	-3.44	111.68	117.66
2	F	500	PLP	O3-C3-C2	-3.23	112.05	117.66
2	D	500	PLP	O3-C3-C2	-3.16	112.17	117.66
2	H	500	PLP	O3-C3-C2	-3.12	112.24	117.66
2	G	500	PLP	O3-C3-C2	-3.01	112.42	117.66
2	D	500	PLP	C5-C6-N1	-2.93	118.77	123.86
2	F	500	PLP	C5-C6-N1	-2.90	118.83	123.86
2	E	500	PLP	C3-C2-N1	-2.84	116.69	120.61
2	C	500	PLP	C5-C6-N1	-2.82	118.96	123.86
2	H	500	PLP	C3-C2-N1	-2.80	116.75	120.61
2	H	500	PLP	C5-C6-N1	-2.75	119.08	123.86

*Continued on next page...*

*Continued from previous page...*

Mol	Chain	Res	Type	Atoms	Z	Observed(°)	Ideal(°)
2	C	500	PLP	O3-C3-C2	-2.75	112.88	117.66
2	E	500	PLP	C5-C6-N1	-2.75	119.09	123.86
2	A	500	PLP	C5-C6-N1	-2.74	119.10	123.86
2	A	500	PLP	O3-C3-C2	-2.74	112.89	117.66
2	E	500	PLP	O3-C3-C2	-2.70	112.97	117.66
2	B	500	PLP	C5-C6-N1	-2.68	119.20	123.86
2	F	500	PLP	C3-C2-N1	-2.68	116.91	120.61
2	G	500	PLP	C5-C6-N1	-2.63	119.29	123.86
2	B	500	PLP	C3-C2-N1	-2.63	116.97	120.61
2	D	500	PLP	C3-C2-N1	-2.62	116.99	120.61
2	A	500	PLP	C3-C2-N1	-2.60	117.02	120.61
2	A	500	PLP	C5A-C5-C4	-2.57	118.24	121.65
2	H	500	PLP	C5A-C5-C4	-2.56	118.25	121.65
2	C	500	PLP	C3-C2-N1	-2.55	117.08	120.61
2	D	500	PLP	C5A-C5-C4	-2.49	118.35	121.65
2	C	500	PLP	C5A-C5-C4	-2.46	118.39	121.65
2	G	500	PLP	C3-C2-N1	-2.42	117.27	120.61
2	E	500	PLP	C5A-C5-C4	-2.40	118.48	121.65
2	F	500	PLP	C5A-C5-C4	-2.38	118.50	121.65
2	B	500	PLP	C5A-C5-C4	-2.31	118.58	121.65
2	G	500	PLP	C5A-C5-C4	-2.21	118.72	121.65
2	C	500	PLP	O3P-P-O1P	2.05	117.18	110.58
2	D	500	PLP	O3P-P-O1P	2.08	117.28	110.58
2	A	500	PLP	O3P-P-O1P	2.08	117.29	110.58
2	G	500	PLP	O4P-C5A-C5	2.30	112.79	108.99
2	B	500	PLP	O3P-P-O1P	2.33	118.09	110.58
2	F	500	PLP	C6-C5-C4	2.44	120.22	118.15
2	E	500	PLP	O3P-P-O1P	2.47	118.55	110.58
2	A	500	PLP	C6-C5-C4	2.61	120.36	118.15
2	G	500	PLP	C6-C5-C4	2.63	120.38	118.15
2	B	500	PLP	C6-C5-C4	2.65	120.39	118.15
2	E	500	PLP	C6-C5-C4	2.66	120.40	118.15
2	H	500	PLP	O4P-C5A-C5	2.79	113.60	108.99
2	E	500	PLP	O4P-C5A-C5	2.79	113.60	108.99
2	C	500	PLP	C6-C5-C4	2.87	120.58	118.15
2	D	500	PLP	C6-C5-C4	2.90	120.60	118.15
2	C	500	PLP	C6-N1-C2	2.90	125.20	119.28
2	E	500	PLP	C6-N1-C2	2.95	125.30	119.28
2	G	500	PLP	C6-N1-C2	2.96	125.32	119.28
2	C	500	PLP	O4P-C5A-C5	2.96	113.89	108.99
2	A	500	PLP	C6-N1-C2	2.97	125.33	119.28
2	D	500	PLP	C6-N1-C2	2.97	125.33	119.28

*Continued on next page...*

*Continued from previous page...*

Mol	Chain	Res	Type	Atoms	Z	Observed(°)	Ideal(°)
2	H	500	PLP	C6-C5-C4	2.97	120.67	118.15
2	F	500	PLP	O4P-C5A-C5	3.04	114.02	108.99
2	B	500	PLP	O4P-C5A-C5	3.05	114.03	108.99
2	B	500	PLP	C6-N1-C2	3.07	125.54	119.28
2	E	500	PLP	O3-C3-C4	3.07	126.77	118.12
2	C	500	PLP	O3-C3-C4	3.10	126.85	118.12
2	H	500	PLP	C6-N1-C2	3.11	125.62	119.28
2	D	500	PLP	O4P-C5A-C5	3.12	114.16	108.99
2	A	500	PLP	O3-C3-C4	3.19	127.09	118.12
2	A	500	PLP	O4P-C5A-C5	3.22	114.31	108.99
2	G	500	PLP	O3-C3-C4	3.25	127.25	118.12
2	F	500	PLP	C6-N1-C2	3.31	126.04	119.28
2	D	500	PLP	O3-C3-C4	3.32	127.45	118.12
2	H	500	PLP	O3-C3-C4	3.38	127.63	118.12
2	F	500	PLP	O3-C3-C4	3.48	127.92	118.12
2	B	500	PLP	O3-C3-C4	3.52	128.01	118.12
2	D	500	PLP	C2A-C2-C3	5.52	127.69	121.04
2	H	500	PLP	C2A-C2-C3	5.71	127.92	121.04
2	B	500	PLP	C2A-C2-C3	5.76	127.98	121.04
2	E	500	PLP	C2A-C2-C3	5.86	128.10	121.04
2	F	500	PLP	C2A-C2-C3	5.88	128.13	121.04
2	A	500	PLP	C2A-C2-C3	6.07	128.36	121.04
2	G	500	PLP	C2A-C2-C3	6.10	128.39	121.04
2	C	500	PLP	C2A-C2-C3	6.19	128.50	121.04

There are no chirality outliers.

There are no torsion outliers.

There are no ring outliers.

No monomer is involved in short contacts.

## 5.7 Other polymers [i](#)

There are no such residues in this entry.

## 5.8 Polymer linkage issues [i](#)

There are no chain breaks in this entry.

## 6 Fit of model and data [i](#)

### 6.1 Protein, DNA and RNA chains [i](#)

In the following table, the column labelled ‘#RSRZ> 2’ contains the number (and percentage) of RSRZ outliers, followed by percent RSRZ outliers for the chain as percentile scores relative to all X-ray entries and entries of similar resolution. The OWAB column contains the minimum, median, 95<sup>th</sup> percentile and maximum values of the occupancy-weighted average B-factor per residue. The column labelled ‘Q< 0.9’ lists the number of (and percentage) of residues with an average occupancy less than 0.9.

Mol	Chain	Analysed	<RSRZ>	#RSRZ>2	OWAB(Å <sup>2</sup> )	Q<0.9
1	A	398/445 (89%)	-0.18	1 (0%) 94 94	12, 29, 57, 95	0
1	B	398/445 (89%)	-0.36	0 100 100	9, 28, 57, 92	0
1	C	398/445 (89%)	-0.26	1 (0%) 94 94	11, 31, 61, 95	0
1	D	398/445 (89%)	-0.31	0 100 100	9, 28, 58, 91	0
1	E	398/445 (89%)	-0.10	1 (0%) 94 94	9, 28, 57, 87	0
1	F	398/445 (89%)	-0.41	0 100 100	8, 31, 60, 89	0
1	G	398/445 (89%)	-0.09	1 (0%) 94 94	7, 31, 60, 89	0
1	H	398/445 (89%)	-0.37	0 100 100	9, 29, 56, 97	0
All	All	3184/3560 (89%)	-0.26	4 (0%) 95 96	7, 30, 58, 97	0

All (4) RSRZ outliers are listed below:

Mol	Chain	Res	Type	RSRZ
1	C	415	TYR	3.1
1	E	415	TYR	2.8
1	G	400	ALA	2.2
1	A	199	LYS	2.0

### 6.2 Non-standard residues in protein, DNA, RNA chains [i](#)

There are no non-standard protein/DNA/RNA residues in this entry.

### 6.3 Carbohydrates [i](#)

There are no carbohydrates in this entry.

## 6.4 Ligands [i](#)

In the following table, the Atoms column lists the number of modelled atoms in the group and the number defined in the chemical component dictionary. LLDF column lists the quality of electron density of the group with respect to its neighbouring residues in protein, DNA or RNA chains. The B-factors column lists the minimum, median, 95<sup>th</sup> percentile and maximum values of B factors of atoms in the group. The column labelled 'Q< 0.9' lists the number of atoms with occupancy less than 0.9.

Mol	Type	Chain	Res	Atoms	RSCC	RSR	LLDF	B-factors(Å <sup>2</sup> )	Q<0.9
2	PLP	C	500	15/16	0.94	0.20	1.71	19,31,37,38	0
2	PLP	A	500	15/16	0.93	0.23	1.37	14,29,35,36	0
2	PLP	H	500	15/16	0.96	0.19	0.98	17,30,34,36	0
2	PLP	G	500	15/16	0.94	0.23	0.93	20,30,39,42	0
2	PLP	E	500	15/16	0.97	0.19	0.53	15,28,36,37	0
2	PLP	F	500	15/16	0.98	0.15	0.21	17,33,37,37	0
2	PLP	D	500	15/16	0.96	0.17	0.12	13,23,28,30	0
2	PLP	B	500	15/16	0.97	0.15	-0.51	8,26,32,34	0

## 6.5 Other polymers [i](#)

There are no such residues in this entry.