



# Full wwPDB X-ray Structure Validation Report ⓘ

Dec 6, 2016 – 03:51 PM EST

PDB ID : 5TGA  
Title : Crystal structure of the *S.cerevisiae* 80S ribosome in complex with the A-site bound aminoacyl-tRNA analog ACCA-Pro  
Authors : Melnikov, S.; Mailliot, J.  
Deposited on : 2016-09-27  
Resolution : 3.30 Å(reported)

This is a Full wwPDB X-ray Structure Validation Report for a publicly released PDB entry.

We welcome your comments at [validation@mail.wwpdb.org](mailto:validation@mail.wwpdb.org)

A user guide is available at

<http://wwpdb.org/validation/2016/XrayValidationReportHelp>

with specific help available everywhere you see the ⓘ symbol.

---

The following versions of software and data (see [references ⓘ](#)) were used in the production of this report:

MolProbity : 4.02b-467  
Mogul : 1.7.1 (RC1), CSD as537be (2016)  
Xtriage (Phenix) : 1.9-1692  
EDS : rb-20028442  
Percentile statistics : 20151230.v01 (using entries in the PDB archive December 30th 2015)  
Refmac : 5.8.0135  
CCP4 : 6.5.0  
Ideal geometry (proteins) : Engh & Huber (2001)  
Ideal geometry (DNA, RNA) : Parkinson et al. (1996)  
Validation Pipeline (wwPDB-VP) : rb-20028442

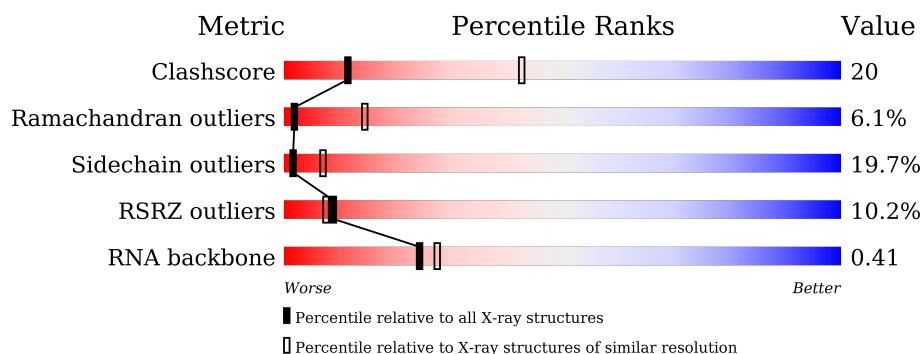
# 1 Overall quality at a glance

The following experimental techniques were used to determine the structure:

*X-RAY DIFFRACTION*

The reported resolution of this entry is 3.30 Å.

Percentile scores (ranging between 0-100) for global validation metrics of the entry are shown in the following graphic. The table shows the number of entries on which the scores are based.



Metric	Whole archive (#Entries)	Similar resolution (#Entries, resolution range(Å))
Clashscore	102246	1058 (3.38-3.22)
Ramachandran outliers	100387	1038 (3.38-3.22)
Sidechain outliers	100360	1037 (3.38-3.22)
RSRZ outliers	91569	2070 (3.40-3.20)
RNA backbone	2183	1005 (3.82-2.78)

The table below summarises the geometric issues observed across the polymeric chains and their fit to the electron density. The red, orange, yellow and green segments on the lower bar indicate the fraction of residues that contain outliers for  $\geq 3$ , 2, 1 and 0 types of geometric quality criteria. A grey segment represents the fraction of residues that are not modelled. The numeric value for each fraction is indicated below the corresponding segment, with a dot representing fractions  $\leq 5\%$ . The upper red bar (where present) indicates the fraction of residues that have poor fit to the electron density. The numeric value is given above the bar.

Mol	Chain	Length	Quality of chain
1	2	1829	<div> <div>5%</div> <div>24%</div> <div>45%</div> <div>23%</div> <div>5%</div> <div>.</div> </div>
2	S0	206	<div> <div>48%</div> <div>23%</div> <div>60%</div> <div>16%</div> <div>.</div> </div>
2	s0	206	<div> <div>17%</div> <div>73%</div> <div>25%</div> <div>.</div> </div>
3	S1	216	<div> <div>23%</div> <div>19%</div> <div>59%</div> <div>19%</div> <div>..</div> </div>
3	s1	216	<div> <div>18%</div> <div>76%</div> <div>20%</div> <div>.</div> </div>
4	S2	217	<div> <div>5%</div> <div>28%</div> <div>57%</div> <div>14%</div> <div>.</div> </div>

*Continued on next page...*

Continued from previous page...

Mol	Chain	Length	Quality of chain
4	s2	217	
5	S3	223	
5	s3	223	
6	S4	260	
6	s4	260	
7	S5	206	
7	s5	206	
8	S6	226	
8	s6	226	
9	S7	186	
9	s7	186	
10	S8	199	
10	s8	199	
11	S9	185	
11	s9	185	
12	C0	96	
13	C1	155	
13	c1	155	
14	C2	124	
14	c2	124	
15	C3	150	
15	c3	150	
16	C4	128	
16	c4	128	
17	C5	135	

Continued on next page...

Continued from previous page...

Mol	Chain	Length	Quality of chain
17	c5	135	
18	C6	142	
18	c6	142	
19	C7	125	
19	c7	125	
20	C8	145	
20	c8	145	
21	C9	143	
21	c9	143	
22	D0	110	
22	d0	110	
23	D1	87	
23	d1	87	
24	D2	129	
24	d2	129	
25	D3	144	
25	d3	144	
26	D4	134	
26	d4	134	
27	D5	70	
27	d5	70	
28	D6	97	
28	d6	97	
29	D7	81	
29	d7	81	

Continued on next page...

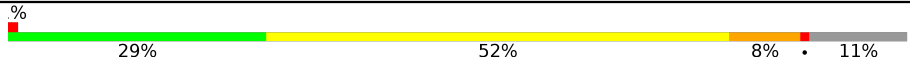





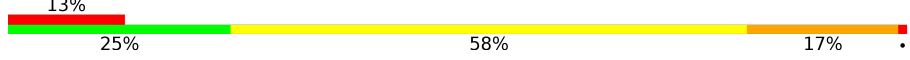

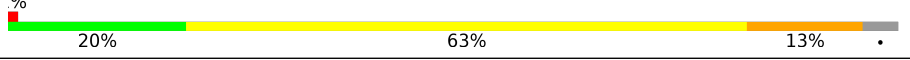

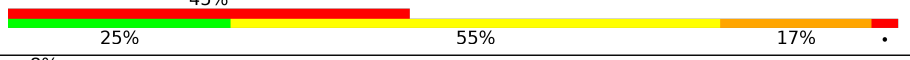

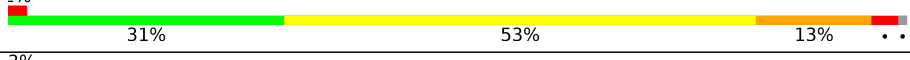

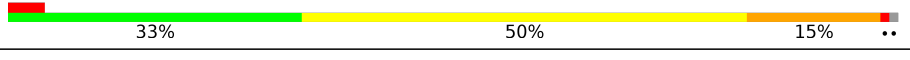

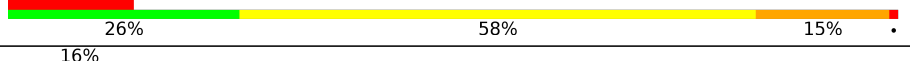
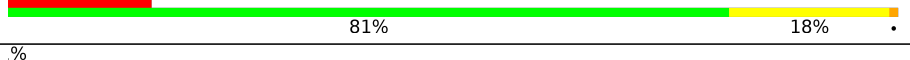









Continued from previous page...

Mol	Chain	Length	Quality of chain
30	D8	63	
30	d8	63	
31	D9	53	
31	d9	53	
32	E0	62	
32	e0	62	
33	E1	76	
33	e1	76	
34	SR	318	
34	sR	318	
35	SM	159	
36	1	3394	
36	5	3394	
37	3	121	
37	7	121	
38	4	158	
38	8	158	
39	L2	252	
39	l2	252	
40	L3	386	
40	l3	386	
41	L4	361	
41	l4	361	
42	L5	296	
42	l5	296	

Continued on next page...

Continued from previous page...

Mol	Chain	Length	Quality of chain
43	L6	175	
43	l6	175	
44	L7	223	
44	l7	223	
45	L8	233	
45	l8	233	
46	L9	191	
46	l9	191	
47	M0	220	
47	m0	220	
48	M1	169	
48	m1	169	
49	M3	194	
49	m3	194	
50	M4	137	
50	m4	137	
51	M5	203	
51	m5	203	
52	M6	197	
52	m6	197	
53	M7	183	
53	m7	183	
54	M8	185	
54	m8	185	
55	M9	188	

Continued on next page...

Continued from previous page...

Mol	Chain	Length	Quality of chain
55	m9	188	
56	N0	172	
56	n0	172	
57	N1	159	
57	n1	159	
58	N2	100	
58	n2	100	
59	N3	136	
59	n3	136	
60	N4	135	
60	n4	135	
61	N5	121	
61	n5	121	
62	N6	126	
62	n6	126	
63	N7	135	
63	n7	135	
64	N8	148	
64	n8	148	
65	N9	58	
65	n9	58	
66	O0	100	
66	o0	100	
67	O1	109	
67	o1	109	



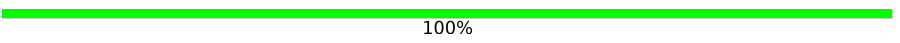

Continued on next page...

Continued from previous page...

Mol	Chain	Length	Quality of chain
68	O2	127	
68	o2	127	
69	O3	106	
69	o3	106	
70	O4	112	
70	o4	112	
71	O5	119	
71	o5	119	
72	O6	99	
72	o6	99	
73	O7	87	
73	o7	87	
74	O8	77	
74	o8	77	
75	O9	50	
75	o9	50	
76	Q0	52	
76	q0	52	
77	Q1	25	
77	q1	25	
78	Q2	105	
78	q2	105	
79	Q3	91	
79	q3	91	
80	6	1800	

Continued on next page...

Continued from previous page...

Mol	Chain	Length	Quality of chain
81	c0	96	
82	sM	104	
83	m2	150	
84	p0	219	
85	p1	47	
85	p2	47	

The following table lists non-polymeric compounds, carbohydrate monomers and non-standard residues in protein, DNA, RNA chains that are outliers for geometric or electron-density-fit criteria:

Mol	Type	Chain	Res	Chirality	Geometry	Clashes	Electron density
86	OHX	1	3407	-	-	-	X
86	OHX	1	3415	-	-	-	X
86	OHX	1	3418	-	-	-	X
86	OHX	1	3422	-	-	-	X
86	OHX	1	3436	-	-	-	X
86	OHX	1	3437	-	-	X	-
86	OHX	1	3439	-	-	-	X
86	OHX	1	3443	-	-	-	X
86	OHX	1	3451	-	-	-	X
86	OHX	1	3452	-	-	-	X
86	OHX	1	3455	-	-	-	X
86	OHX	1	3459	-	-	-	X
86	OHX	1	3464	-	-	-	X
86	OHX	1	3466	-	-	-	X
86	OHX	1	3470	-	-	-	X
86	OHX	1	3471	-	-	-	X
86	OHX	1	3474	-	-	-	X
86	OHX	1	3476	-	-	X	-
86	OHX	1	3479	-	-	X	X
86	OHX	1	3480	-	-	X	-
86	OHX	1	3483	-	-	-	X
86	OHX	1	3485	-	-	-	X
86	OHX	1	3486	-	-	-	X
86	OHX	1	3487	-	-	-	X
86	OHX	1	3494	-	-	X	-
86	OHX	1	3495	-	-	-	X
86	OHX	1	3500	-	-	X	-

Continued on next page...

*Continued from previous page...*

Mol	Type	Chain	Res	Chirality	Geometry	Clashes	Electron density
86	OHX	1	3502	-	-	-	X
86	OHX	1	3505	-	-	-	X
86	OHX	1	3507	-	-	-	X
86	OHX	1	3511	-	-	X	-
86	OHX	1	3514	-	-	-	X
86	OHX	1	3518	-	-	X	-
86	OHX	1	3521	-	-	-	X
86	OHX	1	3530	-	-	-	X
86	OHX	1	3531	-	-	-	X
86	OHX	1	3532	-	-	-	X
86	OHX	1	3534	-	-	-	X
86	OHX	1	3536	-	-	-	X
86	OHX	1	3541	-	-	-	X
86	OHX	1	3542	-	-	-	X
86	OHX	1	3544	-	-	-	X
86	OHX	1	3545	-	-	-	X
86	OHX	1	3546	-	-	-	X
86	OHX	1	3547	-	-	-	X
86	OHX	1	3550	-	-	-	X
86	OHX	1	3561	-	-	-	X
86	OHX	1	3570	-	-	-	X
86	OHX	1	3575	-	-	-	X
86	OHX	1	3583	-	-	-	X
86	OHX	1	3585	-	-	-	X
86	OHX	1	3587	-	-	-	X
86	OHX	1	3592	-	-	-	X
86	OHX	1	3593	-	-	-	X
86	OHX	1	3598	-	-	-	X
86	OHX	1	3599	-	-	-	X
86	OHX	1	3603	-	-	-	X
86	OHX	1	3609	-	-	-	X
86	OHX	1	3613	-	-	-	X
86	OHX	1	3627	-	-	-	X
86	OHX	1	3631	-	-	-	X
86	OHX	1	3633	-	-	-	X
86	OHX	1	3635	-	-	-	X
86	OHX	1	3643	-	-	-	X
86	OHX	1	3647	-	-	X	-
86	OHX	1	3652	-	-	-	X
86	OHX	1	3656	-	-	-	X
86	OHX	1	3659	-	-	-	X
86	OHX	1	3661	-	-	-	X

*Continued on next page...*

*Continued from previous page...*

Mol	Type	Chain	Res	Chirality	Geometry	Clashes	Electron density
86	OHX	1	3667	-	-	-	X
86	OHX	1	3669	-	-	-	X
86	OHX	1	3671	-	-	-	X
86	OHX	1	3675	-	-	-	X
86	OHX	1	3684	-	-	-	X
86	OHX	1	3688	-	-	-	X
86	OHX	1	3689	-	-	X	-
86	OHX	1	3691	-	-	X	-
86	OHX	1	3695	-	-	X	X
86	OHX	1	3702	-	-	-	X
86	OHX	1	3703	-	-	-	X
86	OHX	1	3708	-	-	-	X
86	OHX	1	3716	-	-	-	X
86	OHX	1	3725	-	-	-	X
86	OHX	1	3728	-	-	-	X
86	OHX	1	3729	-	-	-	X
86	OHX	1	3730	-	-	-	X
86	OHX	1	3733	-	-	-	X
86	OHX	1	3734	-	-	X	X
86	OHX	1	3737	-	-	X	X
86	OHX	1	3738	-	-	-	X
86	OHX	1	3739	-	-	-	X
86	OHX	1	3745	-	-	-	X
86	OHX	1	3746	-	-	X	-
86	OHX	1	3747	-	-	-	X
86	OHX	1	3748	-	-	-	X
86	OHX	1	3751	-	-	X	-
86	OHX	1	3753	-	-	X	-
86	OHX	1	3759	-	-	-	X
86	OHX	1	3760	-	-	-	X
86	OHX	1	3771	-	-	-	X
86	OHX	1	3774	-	-	-	X
86	OHX	1	3776	-	-	X	-
86	OHX	1	3777	-	-	X	-
86	OHX	1	3779	-	-	X	X
86	OHX	1	3783	-	-	-	X
86	OHX	1	3790	-	-	-	X
86	OHX	1	3791	-	-	X	-
86	OHX	1	3793	-	-	-	X
86	OHX	1	3795	-	-	-	X
86	OHX	1	3797	-	-	X	X
86	OHX	1	3798	-	-	-	X

*Continued on next page...*

*Continued from previous page...*

Mol	Type	Chain	Res	Chirality	Geometry	Clashes	Electron density
86	OHX	1	3799	-	-	X	-
86	OHX	1	3800	-	-	X	-
86	OHX	1	3801	-	-	-	X
86	OHX	1	3802	-	-	-	X
86	OHX	1	3803	-	-	-	X
86	OHX	1	3804	-	-	X	-
86	OHX	1	3805	-	-	X	-
86	OHX	1	3809	-	-	X	-
86	OHX	1	3810	-	-	X	-
86	OHX	2	1905	-	-	-	X
86	OHX	2	1909	-	-	X	-
86	OHX	2	1913	-	-	-	X
86	OHX	2	1918	-	-	X	X
86	OHX	2	1933	-	-	-	X
86	OHX	2	1936	-	-	-	X
86	OHX	2	1938	-	-	-	X
86	OHX	2	1951	-	-	-	X
86	OHX	2	1962	-	-	X	-
86	OHX	2	1964	-	-	X	-
86	OHX	2	1969	-	-	X	-
86	OHX	2	1985	-	-	-	X
86	OHX	2	1989	-	-	-	X
86	OHX	2	2002	-	-	-	X
86	OHX	2	2005	-	-	-	X
86	OHX	2	2009	-	-	-	X
86	OHX	2	2021	-	-	-	X
86	OHX	2	2023	-	-	-	X
86	OHX	2	2029	-	-	-	X
86	OHX	2	2030	-	-	-	X
86	OHX	2	2032	-	-	-	X
86	OHX	2	2035	-	-	X	-
86	OHX	2	2041	-	-	-	X
86	OHX	2	2055	-	-	-	X
86	OHX	2	2060	-	-	-	X
86	OHX	2	2063	-	-	-	X
86	OHX	2	2069	-	-	-	X
86	OHX	2	2070	-	-	-	X
86	OHX	2	2077	-	-	-	X
86	OHX	2	2079	-	-	-	X
86	OHX	2	2080	-	-	-	X
86	OHX	2	2081	-	-	-	X
86	OHX	2	2085	-	-	-	X

*Continued on next page...*



*Continued from previous page...*

Mol	Type	Chain	Res	Chirality	Geometry	Clashes	Electron density
86	OHX	2	2088	-	-	-	X
86	OHX	2	2089	-	-	-	X
86	OHX	3	202	-	-	-	X
86	OHX	3	203	-	-	-	X
86	OHX	4	201	-	-	-	X
86	OHX	4	208	-	-	-	X
86	OHX	4	209	-	-	-	X
86	OHX	4	212	-	-	-	X
86	OHX	4	213	-	-	-	X
86	OHX	4	214	-	-	-	X
86	OHX	4	216	-	-	-	X
86	OHX	4	218	-	-	-	X
86	OHX	5	3407	-	-	-	X
86	OHX	5	3417	-	-	-	X
86	OHX	5	3418	-	-	-	X
86	OHX	5	3428	-	-	-	X
86	OHX	5	3433	-	-	-	X
86	OHX	5	3434	-	-	-	X
86	OHX	5	3439	-	-	-	X
86	OHX	5	3440	-	-	-	X
86	OHX	5	3442	-	-	-	X
86	OHX	5	3444	-	-	-	X
86	OHX	5	3445	-	-	-	X
86	OHX	5	3448	-	-	-	X
86	OHX	5	3449	-	-	X	-
86	OHX	5	3452	-	-	-	X
86	OHX	5	3453	-	-	X	X
86	OHX	5	3454	-	-	-	X
86	OHX	5	3457	-	-	X	-
86	OHX	5	3458	-	-	-	X
86	OHX	5	3463	-	-	-	X
86	OHX	5	3465	-	-	X	X
86	OHX	5	3467	-	-	-	X
86	OHX	5	3474	-	-	-	X
86	OHX	5	3475	-	-	-	X
86	OHX	5	3477	-	-	-	X
86	OHX	5	3478	-	-	-	X
86	OHX	5	3482	-	-	X	-
86	OHX	5	3483	-	-	-	X
86	OHX	5	3484	-	-	-	X
86	OHX	5	3487	-	-	-	X
86	OHX	5	3488	-	-	-	X

*Continued on next page...*

*Continued from previous page...*

Mol	Type	Chain	Res	Chirality	Geometry	Clashes	Electron density
86	OHX	5	3489	-	-	-	X
86	OHX	5	3490	-	-	-	X
86	OHX	5	3491	-	-	-	X
86	OHX	5	3492	-	-	-	X
86	OHX	5	3493	-	-	-	X
86	OHX	5	3496	-	-	-	X
86	OHX	5	3502	-	-	-	X
86	OHX	5	3503	-	-	-	X
86	OHX	5	3504	-	-	-	X
86	OHX	5	3506	-	-	-	X
86	OHX	5	3507	-	-	-	X
86	OHX	5	3509	-	-	-	X
86	OHX	5	3515	-	-	-	X
86	OHX	5	3520	-	-	-	X
86	OHX	5	3523	-	-	X	-
86	OHX	5	3524	-	-	X	-
86	OHX	5	3527	-	-	-	X
86	OHX	5	3528	-	-	-	X
86	OHX	5	3529	-	-	-	X
86	OHX	5	3531	-	-	-	X
86	OHX	5	3534	-	-	-	X
86	OHX	5	3539	-	-	-	X
86	OHX	5	3541	-	-	X	-
86	OHX	5	3542	-	-	-	X
86	OHX	5	3543	-	-	-	X
86	OHX	5	3549	-	-	-	X
86	OHX	5	3555	-	-	-	X
86	OHX	5	3557	-	-	-	X
86	OHX	5	3559	-	-	-	X
86	OHX	5	3561	-	-	-	X
86	OHX	5	3568	-	-	-	X
86	OHX	5	3569	-	-	-	X
86	OHX	5	3571	-	-	-	X
86	OHX	5	3572	-	-	-	X
86	OHX	5	3573	-	-	X	-
86	OHX	5	3579	-	-	-	X
86	OHX	5	3580	-	-	X	-
86	OHX	5	3587	-	-	-	X
86	OHX	5	3589	-	-	-	X
86	OHX	5	3590	-	-	X	-
86	OHX	5	3593	-	-	-	X
86	OHX	5	3594	-	-	-	X

*Continued on next page...*

*Continued from previous page...*

Mol	Type	Chain	Res	Chirality	Geometry	Clashes	Electron density
86	OHX	5	3596	-	-	-	X
86	OHX	5	3597	-	-	X	X
86	OHX	5	3600	-	-	-	X
86	OHX	5	3602	-	-	X	X
86	OHX	5	3608	-	-	-	X
86	OHX	5	3610	-	-	-	X
86	OHX	5	3612	-	-	-	X
86	OHX	5	3616	-	-	-	X
86	OHX	5	3618	-	-	-	X
86	OHX	5	3619	-	-	-	X
86	OHX	5	3620	-	-	-	X
86	OHX	5	3623	-	-	-	X
86	OHX	5	3626	-	-	-	X
86	OHX	5	3628	-	-	-	X
86	OHX	5	3633	-	-	-	X
86	OHX	5	3636	-	-	-	X
86	OHX	5	3638	-	-	-	X
86	OHX	5	3647	-	-	-	X
86	OHX	5	3649	-	-	-	X
86	OHX	5	3651	-	-	-	X
86	OHX	5	3653	-	-	-	X
86	OHX	5	3655	-	-	-	X
86	OHX	5	3656	-	-	-	X
86	OHX	5	3657	-	-	-	X
86	OHX	5	3658	-	-	-	X
86	OHX	5	3659	-	-	X	-
86	OHX	5	3661	-	-	-	X
86	OHX	5	3672	-	-	-	X
86	OHX	5	3674	-	-	-	X
86	OHX	5	3676	-	-	-	X
86	OHX	5	3678	-	-	-	X
86	OHX	5	3680	-	-	-	X
86	OHX	5	3681	-	-	-	X
86	OHX	5	3685	-	-	-	X
86	OHX	5	3687	-	-	-	X
86	OHX	5	3688	-	-	X	X
86	OHX	5	3691	-	-	X	X
86	OHX	5	3692	-	-	-	X
86	OHX	5	3694	-	-	-	X
86	OHX	5	3702	-	-	-	X
86	OHX	5	3703	-	-	-	X
86	OHX	5	3705	-	-	-	X

*Continued on next page...*

*Continued from previous page...*

Mol	Type	Chain	Res	Chirality	Geometry	Clashes	Electron density
86	OHX	5	3709	-	-	-	X
86	OHX	5	3716	-	-	X	X
86	OHX	5	3722	-	-	X	X
86	OHX	5	3724	-	-	-	X
86	OHX	5	3725	-	-	-	X
86	OHX	5	3727	-	-	X	-
86	OHX	5	3728	-	-	-	X
86	OHX	5	3729	-	-	X	-
86	OHX	5	3730	-	-	-	X
86	OHX	5	3735	-	-	-	X
86	OHX	5	3741	-	-	-	X
86	OHX	5	3742	-	-	-	X
86	OHX	5	3745	-	-	-	X
86	OHX	5	3749	-	-	-	X
86	OHX	5	3753	-	-	X	X
86	OHX	5	3756	-	-	-	X
86	OHX	5	3757	-	-	X	-
86	OHX	5	3767	-	-	-	X
86	OHX	5	3770	-	-	-	X
86	OHX	5	3772	-	-	-	X
86	OHX	5	3773	-	-	-	X
86	OHX	5	3779	-	-	X	X
86	OHX	5	3782	-	-	-	X
86	OHX	5	3785	-	-	-	X
86	OHX	5	3786	-	-	-	X
86	OHX	5	3789	-	-	-	X
86	OHX	5	3790	-	-	-	X
86	OHX	5	3792	-	-	-	X
86	OHX	5	3796	-	-	X	-
86	OHX	5	3797	-	-	-	X
86	OHX	5	3798	-	-	-	X
86	OHX	5	3802	-	-	-	X
86	OHX	5	3806	-	-	X	-
86	OHX	5	3808	-	-	X	X
86	OHX	5	3810	-	-	X	-
86	OHX	6	1903	-	-	-	X
86	OHX	6	1906	-	-	-	X
86	OHX	6	1909	-	-	X	-
86	OHX	6	1914	-	-	-	X
86	OHX	6	1918	-	-	-	X
86	OHX	6	1920	-	-	X	-
86	OHX	6	1929	-	-	-	X

*Continued on next page...*

*Continued from previous page...*

Mol	Type	Chain	Res	Chirality	Geometry	Clashes	Electron density
86	OHX	6	1931	-	-	X	-
86	OHX	6	1939	-	-	-	X
86	OHX	6	1944	-	-	-	X
86	OHX	6	1945	-	-	-	X
86	OHX	6	1946	-	-	-	X
86	OHX	6	1947	-	-	-	X
86	OHX	6	1953	-	-	-	X
86	OHX	6	1959	-	-	-	X
86	OHX	6	1961	-	-	-	X
86	OHX	6	1966	-	-	-	X
86	OHX	6	1969	-	-	-	X
86	OHX	6	1977	-	-	-	X
86	OHX	6	1981	-	-	-	X
86	OHX	6	1985	-	-	-	X
86	OHX	6	1988	-	-	-	X
86	OHX	6	1989	-	-	-	X
86	OHX	6	1993	-	-	-	X
86	OHX	6	1995	-	-	-	X
86	OHX	6	2002	-	-	-	X
86	OHX	6	2003	-	-	-	X
86	OHX	6	2004	-	-	-	X
86	OHX	6	2006	-	-	-	X
86	OHX	6	2007	-	-	-	X
86	OHX	6	2008	-	-	-	X
86	OHX	6	2014	-	-	-	X
86	OHX	6	2015	-	-	-	X
86	OHX	6	2018	-	-	-	X
86	OHX	6	2019	-	-	-	X
86	OHX	6	2023	-	-	-	X
86	OHX	6	2028	-	-	-	X
86	OHX	6	2029	-	-	-	X
86	OHX	6	2036	-	-	-	X
86	OHX	6	2044	-	-	-	X
86	OHX	6	2052	-	-	-	X
86	OHX	6	2054	-	-	-	X
86	OHX	6	2060	-	-	-	X
86	OHX	6	2061	-	-	-	X
86	OHX	6	2068	-	-	-	X
86	OHX	6	2072	-	-	-	X
86	OHX	6	2077	-	-	-	X
86	OHX	6	2082	-	-	X	X
86	OHX	6	2083	-	-	X	-

*Continued on next page...*

*Continued from previous page...*

Mol	Type	Chain	Res	Chirality	Geometry	Clashes	Electron density
86	OHX	6	2084	-	-	X	X
86	OHX	6	2085	-	-	-	X
86	OHX	6	2088	-	-	-	X
86	OHX	6	2090	-	-	X	-
86	OHX	6	2093	-	-	-	X
86	OHX	6	2095	-	-	-	X
86	OHX	6	2096	-	-	-	X
86	OHX	6	2098	-	-	X	-
86	OHX	7	203	-	-	-	X
86	OHX	7	205	-	-	-	X
86	OHX	7	209	-	-	-	X
86	OHX	7	211	-	-	-	X
86	OHX	7	213	-	-	-	X
86	OHX	8	206	-	-	-	X
86	OHX	8	207	-	-	X	-
86	OHX	8	208	-	-	-	X
86	OHX	8	209	-	-	-	X
86	OHX	8	210	-	-	-	X
86	OHX	8	212	-	-	X	-
86	OHX	8	213	-	-	-	X
86	OHX	8	216	-	-	-	X
86	OHX	8	221	-	-	X	-
86	OHX	C5	201	-	-	X	-
86	OHX	L4	401	-	-	X	-
86	OHX	M0	301	-	-	-	X
86	OHX	M0	302	-	-	-	X
86	OHX	M0	303	-	-	X	-
86	OHX	M0	304	-	-	X	-
86	OHX	O3	201	-	-	-	X
86	OHX	O7	102	-	-	X	-
86	OHX	Q2	502	-	-	X	-
86	OHX	S2	301	-	-	-	X
86	OHX	m0	302	-	-	-	X
86	OHX	m0	304	-	-	-	X
86	OHX	n3	202	-	-	-	X
86	OHX	o3	201	-	-	-	X
86	OHX	o9	101	-	-	-	X
87	MG	1	3815	-	-	-	X
87	MG	1	3820	-	-	-	X
87	MG	1	3822	-	-	-	X
87	MG	1	3824	-	-	-	X
87	MG	1	3828	-	-	-	X

*Continued on next page...*

*Continued from previous page...*

Mol	Type	Chain	Res	Chirality	Geometry	Clashes	Electron density
87	MG	1	3830	-	-	-	X
87	MG	1	3831	-	-	-	X
87	MG	1	3840	-	-	-	X
87	MG	1	3850	-	-	-	X
87	MG	1	3854	-	-	-	X
87	MG	1	3867	-	-	-	X
87	MG	1	3874	-	-	-	X
87	MG	1	3884	-	-	-	X
87	MG	1	3886	-	-	-	X
87	MG	1	3887	-	-	-	X
87	MG	1	3889	-	-	-	X
87	MG	1	3891	-	-	-	X
87	MG	1	3904	-	-	-	X
87	MG	1	3908	-	-	-	X
87	MG	1	3909	-	-	-	X
87	MG	1	3911	-	-	-	X
87	MG	1	3914	-	-	-	X
87	MG	1	3921	-	-	-	X
87	MG	1	3924	-	-	-	X
87	MG	1	3925	-	-	-	X
87	MG	1	3929	-	-	-	X
87	MG	1	3931	-	-	-	X
87	MG	1	3932	-	-	-	X
87	MG	1	3934	-	-	-	X
87	MG	1	3936	-	-	-	X
87	MG	1	3940	-	-	-	X
87	MG	1	3941	-	-	-	X
87	MG	1	3942	-	-	-	X
87	MG	1	3946	-	-	-	X
87	MG	1	3950	-	-	-	X
87	MG	1	3951	-	-	-	X
87	MG	1	3952	-	-	-	X
87	MG	1	3959	-	-	-	X
87	MG	1	3963	-	-	-	X
87	MG	1	3965	-	-	-	X
87	MG	1	3966	-	-	-	X
87	MG	1	3967	-	-	-	X
87	MG	1	3975	-	-	-	X
87	MG	1	3976	-	-	-	X
87	MG	1	3977	-	-	-	X
87	MG	1	3982	-	-	-	X
87	MG	1	3983	-	-	-	X

*Continued on next page...*

*Continued from previous page...*

Mol	Type	Chain	Res	Chirality	Geometry	Clashes	Electron density
87	MG	1	3989	-	-	-	X
87	MG	1	3992	-	-	-	X
87	MG	1	3993	-	-	-	X
87	MG	1	3994	-	-	-	X
87	MG	1	3997	-	-	-	X
87	MG	1	3998	-	-	-	X
87	MG	1	3999	-	-	-	X
87	MG	1	4007	-	-	-	X
87	MG	1	4009	-	-	-	X
87	MG	1	4010	-	-	-	X
87	MG	1	4012	-	-	-	X
87	MG	1	4013	-	-	-	X
87	MG	1	4017	-	-	-	X
87	MG	1	4019	-	-	-	X
87	MG	1	4020	-	-	-	X
87	MG	1	4022	-	-	-	X
87	MG	1	4024	-	-	-	X
87	MG	1	4025	-	-	-	X
87	MG	1	4034	-	-	-	X
87	MG	1	4040	-	-	-	X
87	MG	1	4041	-	-	-	X
87	MG	1	4050	-	-	-	X
87	MG	1	4059	-	-	-	X
87	MG	1	4060	-	-	-	X
87	MG	1	4061	-	-	-	X
87	MG	1	4082	-	-	-	X
87	MG	1	4091	-	-	-	X
87	MG	1	4093	-	-	-	X
87	MG	1	4094	-	-	-	X
87	MG	1	4111	-	-	-	X
87	MG	1	4116	-	-	-	X
87	MG	1	4134	-	-	-	X
87	MG	1	4135	-	-	-	X
87	MG	1	4137	-	-	-	X
87	MG	1	4139	-	-	-	X
87	MG	1	4140	-	-	-	X
87	MG	1	4143	-	-	-	X
87	MG	1	4151	-	-	-	X
87	MG	1	4157	-	-	-	X
87	MG	1	4159	-	-	-	X
87	MG	1	4160	-	-	-	X
87	MG	1	4170	-	-	-	X

*Continued on next page...*



*Continued from previous page...*

Mol	Type	Chain	Res	Chirality	Geometry	Clashes	Electron density
87	MG	1	4173	-	-	-	X
87	MG	1	4174	-	-	-	X
87	MG	1	4193	-	-	-	X
87	MG	1	4198	-	-	-	X
87	MG	1	4200	-	-	-	X
87	MG	1	4201	-	-	-	X
87	MG	1	4202	-	-	-	X
87	MG	1	4203	-	-	-	X
87	MG	1	4206	-	-	-	X
87	MG	1	4208	-	-	-	X
87	MG	1	4210	-	-	-	X
87	MG	1	4211	-	-	-	X
87	MG	1	4212	-	-	-	X
87	MG	1	4215	-	-	-	X
87	MG	1	4220	-	-	-	X
87	MG	1	4225	-	-	-	X
87	MG	1	4242	-	-	-	X
87	MG	1	4243	-	-	-	X
87	MG	1	4250	-	-	-	X
87	MG	1	4257	-	-	-	X
87	MG	1	4266	-	-	-	X
87	MG	1	4268	-	-	-	X
87	MG	1	4273	-	-	-	X
87	MG	1	4284	-	-	-	X
87	MG	1	4291	-	-	-	X
87	MG	1	4307	-	-	-	X
87	MG	1	4313	-	-	-	X
87	MG	1	4315	-	-	-	X
87	MG	1	4317	-	-	-	X
87	MG	1	4323	-	-	-	X
87	MG	1	4328	-	-	-	X
87	MG	1	4339	-	-	-	X
87	MG	1	4340	-	-	-	X
87	MG	1	4341	-	-	-	X
87	MG	1	4346	-	-	-	X
87	MG	1	4350	-	-	-	X
87	MG	1	4362	-	-	-	X
87	MG	1	4366	-	-	-	X
87	MG	1	4376	-	-	-	X
87	MG	1	4377	-	-	-	X
87	MG	1	4378	-	-	-	X
87	MG	1	4379	-	-	-	X

*Continued on next page...*

*Continued from previous page...*

Mol	Type	Chain	Res	Chirality	Geometry	Clashes	Electron density
87	MG	1	4383	-	-	-	X
87	MG	1	4385	-	-	-	X
87	MG	1	4387	-	-	-	X
87	MG	1	4391	-	-	-	X
87	MG	1	4392	-	-	-	X
87	MG	1	4393	-	-	-	X
87	MG	1	4395	-	-	-	X
87	MG	1	4396	-	-	-	X
87	MG	1	4397	-	-	-	X
87	MG	1	4408	-	-	-	X
87	MG	1	4410	-	-	-	X
87	MG	1	4411	-	-	-	X
87	MG	1	4412	-	-	-	X
87	MG	1	4424	-	-	-	X
87	MG	1	4431	-	-	-	X
87	MG	1	4432	-	-	-	X
87	MG	1	4433	-	-	-	X
87	MG	1	4437	-	-	-	X
87	MG	1	4444	-	-	-	X
87	MG	1	4447	-	-	-	X
87	MG	1	4451	-	-	-	X
87	MG	1	4461	-	-	-	X
87	MG	1	4469	-	-	-	X
87	MG	1	4471	-	-	-	X
87	MG	1	4478	-	-	-	X
87	MG	1	4480	-	-	-	X
87	MG	1	4485	-	-	-	X
87	MG	1	4496	-	-	-	X
87	MG	1	4505	-	-	-	X
87	MG	1	4507	-	-	-	X
87	MG	1	4508	-	-	-	X
87	MG	1	4511	-	-	-	X
87	MG	2	2099	-	-	-	X
87	MG	2	2100	-	-	-	X
87	MG	2	2103	-	-	-	X
87	MG	2	2109	-	-	-	X
87	MG	2	2112	-	-	-	X
87	MG	2	2117	-	-	-	X
87	MG	2	2127	-	-	-	X
87	MG	2	2128	-	-	-	X
87	MG	2	2130	-	-	-	X
87	MG	2	2133	-	-	-	X

*Continued on next page...*

*Continued from previous page...*

Mol	Type	Chain	Res	Chirality	Geometry	Clashes	Electron density
87	MG	2	2135	-	-	-	X
87	MG	2	2139	-	-	-	X
87	MG	2	2141	-	-	-	X
87	MG	2	2144	-	-	-	X
87	MG	2	2149	-	-	-	X
87	MG	2	2151	-	-	-	X
87	MG	2	2157	-	-	-	X
87	MG	2	2158	-	-	-	X
87	MG	2	2168	-	-	-	X
87	MG	2	2186	-	-	-	X
87	MG	2	2194	-	-	-	X
87	MG	2	2197	-	-	-	X
87	MG	2	2199	-	-	-	X
87	MG	2	2206	-	-	-	X
87	MG	2	2210	-	-	-	X
87	MG	2	2250	-	-	-	X
87	MG	2	2258	-	-	-	X
87	MG	2	2259	-	-	-	X
87	MG	4	222	-	-	-	X
87	MG	4	223	-	-	-	X
87	MG	4	224	-	-	-	X
87	MG	4	226	-	-	-	X
87	MG	4	230	-	-	-	X
87	MG	4	232	-	-	-	X
87	MG	4	238	-	-	-	X
87	MG	4	239	-	-	-	X
87	MG	4	244	-	-	-	X
87	MG	5	3820	-	-	-	X
87	MG	5	3822	-	-	-	X
87	MG	5	3823	-	-	-	X
87	MG	5	3824	-	-	-	X
87	MG	5	3825	-	-	-	X
87	MG	5	3829	-	-	-	X
87	MG	5	3830	-	-	-	X
87	MG	5	3833	-	-	-	X
87	MG	5	3834	-	-	-	X
87	MG	5	3835	-	-	-	X
87	MG	5	3836	-	-	-	X
87	MG	5	3837	-	-	-	X
87	MG	5	3841	-	-	-	X
87	MG	5	3844	-	-	-	X
87	MG	5	3846	-	-	-	X

*Continued on next page...*

*Continued from previous page...*

Mol	Type	Chain	Res	Chirality	Geometry	Clashes	Electron density
87	MG	5	3848	-	-	-	X
87	MG	5	3849	-	-	-	X
87	MG	5	3859	-	-	-	X
87	MG	5	3861	-	-	-	X
87	MG	5	3863	-	-	-	X
87	MG	5	3876	-	-	-	X
87	MG	5	3881	-	-	-	X
87	MG	5	3882	-	-	-	X
87	MG	5	3891	-	-	-	X
87	MG	5	3898	-	-	-	X
87	MG	5	3899	-	-	-	X
87	MG	5	3911	-	-	-	X
87	MG	5	3919	-	-	-	X
87	MG	5	3922	-	-	-	X
87	MG	5	3925	-	-	-	X
87	MG	5	3926	-	-	-	X
87	MG	5	3928	-	-	-	X
87	MG	5	3930	-	-	-	X
87	MG	5	3934	-	-	-	X
87	MG	5	3938	-	-	-	X
87	MG	5	3940	-	-	-	X
87	MG	5	3941	-	-	-	X
87	MG	5	3945	-	-	-	X
87	MG	5	3946	-	-	-	X
87	MG	5	3950	-	-	-	X
87	MG	5	3952	-	-	-	X
87	MG	5	3954	-	-	-	X
87	MG	5	3955	-	-	-	X
87	MG	5	3956	-	-	-	X
87	MG	5	3961	-	-	-	X
87	MG	5	3972	-	-	-	X
87	MG	5	3977	-	-	-	X
87	MG	5	3980	-	-	-	X
87	MG	5	3981	-	-	-	X
87	MG	5	3982	-	-	-	X
87	MG	5	3986	-	-	-	X
87	MG	5	3989	-	-	-	X
87	MG	5	3991	-	-	-	X
87	MG	5	3992	-	-	-	X
87	MG	5	3996	-	-	-	X
87	MG	5	3997	-	-	-	X
87	MG	5	3999	-	-	-	X

*Continued on next page...*

*Continued from previous page...*

Mol	Type	Chain	Res	Chirality	Geometry	Clashes	Electron density
87	MG	5	4000	-	-	-	X
87	MG	5	4001	-	-	-	X
87	MG	5	4002	-	-	-	X
87	MG	5	4005	-	-	-	X
87	MG	5	4006	-	-	-	X
87	MG	5	4013	-	-	-	X
87	MG	5	4017	-	-	-	X
87	MG	5	4019	-	-	-	X
87	MG	5	4021	-	-	-	X
87	MG	5	4022	-	-	-	X
87	MG	5	4023	-	-	-	X
87	MG	5	4025	-	-	-	X
87	MG	5	4026	-	-	-	X
87	MG	5	4027	-	-	-	X
87	MG	5	4029	-	-	-	X
87	MG	5	4030	-	-	-	X
87	MG	5	4031	-	-	-	X
87	MG	5	4037	-	-	-	X
87	MG	5	4040	-	-	-	X
87	MG	5	4041	-	-	-	X
87	MG	5	4045	-	-	-	X
87	MG	5	4047	-	-	-	X
87	MG	5	4048	-	-	-	X
87	MG	5	4053	-	-	-	X
87	MG	5	4075	-	-	-	X
87	MG	5	4089	-	-	-	X
87	MG	5	4096	-	-	-	X
87	MG	5	4097	-	-	-	X
87	MG	5	4105	-	-	-	X
87	MG	5	4111	-	-	-	X
87	MG	5	4115	-	-	-	X
87	MG	5	4118	-	-	-	X
87	MG	5	4127	-	-	-	X
87	MG	5	4131	-	-	-	X
87	MG	5	4133	-	-	-	X
87	MG	5	4142	-	-	-	X
87	MG	5	4150	-	-	-	X
87	MG	5	4154	-	-	-	X
87	MG	5	4156	-	-	-	X
87	MG	5	4159	-	-	-	X
87	MG	5	4167	-	-	-	X
87	MG	5	4170	-	-	-	X

*Continued on next page...*

*Continued from previous page...*

Mol	Type	Chain	Res	Chirality	Geometry	Clashes	Electron density
87	MG	5	4176	-	-	-	X
87	MG	5	4189	-	-	-	X
87	MG	5	4191	-	-	-	X
87	MG	5	4200	-	-	-	X
87	MG	5	4208	-	-	-	X
87	MG	5	4210	-	-	-	X
87	MG	5	4218	-	-	-	X
87	MG	5	4231	-	-	-	X
87	MG	5	4232	-	-	-	X
87	MG	5	4235	-	-	-	X
87	MG	5	4236	-	-	-	X
87	MG	5	4237	-	-	-	X
87	MG	5	4241	-	-	-	X
87	MG	5	4245	-	-	-	X
87	MG	5	4247	-	-	-	X
87	MG	5	4250	-	-	-	X
87	MG	5	4263	-	-	-	X
87	MG	5	4266	-	-	-	X
87	MG	5	4275	-	-	-	X
87	MG	5	4276	-	-	-	X
87	MG	5	4277	-	-	-	X
87	MG	5	4278	-	-	-	X
87	MG	5	4279	-	-	-	X
87	MG	5	4284	-	-	-	X
87	MG	5	4286	-	-	-	X
87	MG	5	4289	-	-	-	X
87	MG	5	4290	-	-	-	X
87	MG	5	4294	-	-	-	X
87	MG	5	4297	-	-	-	X
87	MG	5	4305	-	-	-	X
87	MG	5	4306	-	-	-	X
87	MG	5	4316	-	-	-	X
87	MG	5	4326	-	-	-	X
87	MG	5	4333	-	-	-	X
87	MG	5	4341	-	-	-	X
87	MG	5	4342	-	-	-	X
87	MG	5	4343	-	-	-	X
87	MG	5	4344	-	-	-	X
87	MG	5	4347	-	-	-	X
87	MG	5	4348	-	-	-	X
87	MG	5	4357	-	-	-	X
87	MG	5	4360	-	-	-	X

*Continued on next page...*

*Continued from previous page...*

Mol	Type	Chain	Res	Chirality	Geometry	Clashes	Electron density
87	MG	5	4361	-	-	-	X
87	MG	5	4362	-	-	-	X
87	MG	5	4363	-	-	-	X
87	MG	5	4365	-	-	-	X
87	MG	5	4370	-	-	-	X
87	MG	5	4372	-	-	-	X
87	MG	5	4384	-	-	-	X
87	MG	5	4390	-	-	-	X
87	MG	5	4396	-	-	-	X
87	MG	5	4401	-	-	-	X
87	MG	5	4403	-	-	-	X
87	MG	5	4404	-	-	-	X
87	MG	5	4405	-	-	-	X
87	MG	5	4409	-	-	-	X
87	MG	5	4415	-	-	-	X
87	MG	5	4427	-	-	-	X
87	MG	5	4429	-	-	-	X
87	MG	5	4436	-	-	-	X
87	MG	5	4438	-	-	-	X
87	MG	5	4439	-	-	-	X
87	MG	5	4442	-	-	-	X
87	MG	5	4443	-	-	-	X
87	MG	5	4447	-	-	-	X
87	MG	5	4448	-	-	-	X
87	MG	5	4452	-	-	-	X
87	MG	5	4453	-	-	-	X
87	MG	5	4459	-	-	-	X
87	MG	5	4461	-	-	-	X
87	MG	5	4463	-	-	-	X
87	MG	5	4467	-	-	-	X
87	MG	5	4477	-	-	-	X
87	MG	5	4478	-	-	-	X
87	MG	5	4480	-	-	-	X
87	MG	5	4482	-	-	-	X
87	MG	5	4483	-	-	-	X
87	MG	5	4487	-	-	-	X
87	MG	5	4491	-	-	-	X
87	MG	5	4498	-	-	-	X
87	MG	5	4501	-	-	-	X
87	MG	5	4502	-	-	-	X
87	MG	5	4504	-	-	-	X
87	MG	5	4512	-	-	-	X

*Continued on next page...*

*Continued from previous page...*

Mol	Type	Chain	Res	Chirality	Geometry	Clashes	Electron density
87	MG	5	4514	-	-	-	X
87	MG	5	4515	-	-	-	X
87	MG	5	4519	-	-	-	X
87	MG	5	4520	-	-	-	X
87	MG	5	4533	-	-	-	X
87	MG	5	4538	-	-	-	X
87	MG	5	4547	-	-	-	X
87	MG	5	4550	-	-	-	X
87	MG	5	4566	-	-	-	X
87	MG	5	4571	-	-	-	X
87	MG	5	4575	-	-	-	X
87	MG	5	4576	-	-	-	X
87	MG	6	2099	-	-	-	X
87	MG	6	2104	-	-	-	X
87	MG	6	2110	-	-	-	X
87	MG	6	2115	-	-	-	X
87	MG	6	2118	-	-	-	X
87	MG	6	2125	-	-	-	X
87	MG	6	2126	-	-	-	X
87	MG	6	2127	-	-	-	X
87	MG	6	2131	-	-	-	X
87	MG	6	2138	-	-	-	X
87	MG	6	2144	-	-	-	X
87	MG	6	2150	-	-	-	X
87	MG	6	2159	-	-	-	X
87	MG	6	2164	-	-	-	X
87	MG	6	2167	-	-	-	X
87	MG	6	2173	-	-	-	X
87	MG	6	2180	-	-	-	X
87	MG	6	2185	-	-	-	X
87	MG	6	2209	-	-	-	X
87	MG	6	2211	-	-	-	X
87	MG	6	2212	-	-	-	X
87	MG	6	2221	-	-	-	X
87	MG	6	2229	-	-	-	X
87	MG	6	2232	-	-	-	X
87	MG	6	2239	-	-	-	X
87	MG	6	2242	-	-	-	X
87	MG	6	2246	-	-	-	X
87	MG	6	2248	-	-	-	X
87	MG	6	2251	-	-	-	X
87	MG	6	2282	-	-	-	X

*Continued on next page...*



*Continued from previous page...*

Mol	Type	Chain	Res	Chirality	Geometry	Clashes	Electron density
87	MG	6	2285	-	-	-	X
87	MG	6	2296	-	-	-	X
87	MG	6	2303	-	-	-	X
87	MG	6	2308	-	-	-	X
87	MG	6	2309	-	-	-	X
87	MG	6	2310	-	-	-	X
87	MG	6	2311	-	-	-	X
87	MG	6	2313	-	-	-	X
87	MG	6	2316	-	-	-	X
87	MG	6	2318	-	-	-	X
87	MG	6	2328	-	-	-	X
87	MG	6	2329	-	-	-	X
87	MG	7	227	-	-	-	X
87	MG	7	229	-	-	-	X
87	MG	7	239	-	-	-	X
87	MG	8	222	-	-	-	X
87	MG	8	231	-	-	-	X
87	MG	C1	201	-	-	-	X
87	MG	C1	202	-	-	-	X
87	MG	C5	202	-	-	-	X
87	MG	D9	105	-	-	-	X
87	MG	L2	302	-	-	-	X
87	MG	L2	303	-	-	-	X
87	MG	L3	406	-	-	-	X
87	MG	L4	405	-	-	-	X
87	MG	L4	406	-	-	-	X
87	MG	L4	407	-	-	-	X
87	MG	L4	408	-	-	-	X
87	MG	L7	302	-	-	-	X
87	MG	M0	308	-	-	-	X
87	MG	M3	202	-	-	-	X
87	MG	M3	203	-	-	-	X
87	MG	M5	302	-	-	-	X
87	MG	M5	303	-	-	-	X
87	MG	M5	305	-	-	-	X
87	MG	M6	201	-	-	-	X
87	MG	M6	202	-	-	-	X
87	MG	M6	203	-	-	-	X
87	MG	M6	204	-	-	-	X
87	MG	M7	204	-	-	-	X
87	MG	M7	209	-	-	-	X
87	MG	M8	202	-	-	-	X

*Continued on next page...*

*Continued from previous page...*

Mol	Type	Chain	Res	Chirality	Geometry	Clashes	Electron density
87	MG	M8	203	-	-	-	X
87	MG	M8	204	-	-	-	X
87	MG	N0	201	-	-	-	X
87	MG	N0	202	-	-	-	X
87	MG	N1	201	-	-	-	X
87	MG	N3	201	-	-	-	X
87	MG	N3	203	-	-	-	X
87	MG	N6	202	-	-	-	X
87	MG	N8	202	-	-	-	X
87	MG	N8	203	-	-	-	X
87	MG	N8	205	-	-	-	X
87	MG	N8	207	-	-	-	X
87	MG	N9	102	-	-	-	X
87	MG	O1	202	-	-	-	X
87	MG	O1	203	-	-	-	X
87	MG	O1	204	-	-	-	X
87	MG	O1	206	-	-	-	X
87	MG	O2	202	-	-	-	X
87	MG	O2	203	-	-	-	X
87	MG	O3	202	-	-	-	X
87	MG	O3	203	-	-	-	X
87	MG	O5	202	-	-	-	X
87	MG	O7	107	-	-	-	X
87	MG	O7	109	-	-	-	X
87	MG	Q0	202	-	-	-	X
87	MG	S8	302	-	-	-	X
87	MG	c7	201	-	-	-	X
87	MG	c9	203	-	-	-	X
87	MG	d3	202	-	-	-	X
87	MG	d9	103	-	-	-	X
87	MG	l2	302	-	-	-	X
87	MG	l2	304	-	-	-	X
87	MG	l2	307	-	-	-	X
87	MG	l3	404	-	-	-	X
87	MG	l3	406	-	-	-	X
87	MG	l3	407	-	-	-	X
87	MG	l3	408	-	-	-	X
87	MG	l3	410	-	-	-	X
87	MG	l3	411	-	-	-	X
87	MG	l3	412	-	-	-	X
87	MG	l3	413	-	-	-	X
87	MG	l3	414	-	-	-	X

*Continued on next page...*

*Continued from previous page...*

Mol	Type	Chain	Res	Chirality	Geometry	Clashes	Electron density
87	MG	l5	307	-	-	-	X
87	MG	l5	308	-	-	-	X
87	MG	l5	309	-	-	-	X
87	MG	l7	301	-	-	-	X
87	MG	l7	302	-	-	-	X
87	MG	l7	303	-	-	-	X
87	MG	l7	305	-	-	-	X
87	MG	l7	306	-	-	-	X
87	MG	m5	505	-	-	-	X
87	MG	m6	201	-	-	-	X
87	MG	m6	202	-	-	-	X
87	MG	m7	202	-	-	-	X
87	MG	m7	204	-	-	-	X
87	MG	m7	206	-	-	-	X
87	MG	m7	207	-	-	-	X
87	MG	m7	208	-	-	-	X
87	MG	m7	209	-	-	-	X
87	MG	m8	1501	-	-	-	X
87	MG	m8	1503	-	-	-	X
87	MG	m8	1504	-	-	-	X
87	MG	m9	202	-	-	-	X
87	MG	n0	201	-	-	-	X
87	MG	n0	202	-	-	-	X
87	MG	n0	205	-	-	-	X
87	MG	n1	202	-	-	-	X
87	MG	n1	203	-	-	-	X
87	MG	n1	204	-	-	-	X
87	MG	n3	203	-	-	-	X
87	MG	n8	201	-	-	-	X
87	MG	n8	204	-	-	-	X
87	MG	n8	206	-	-	-	X
87	MG	n8	207	-	-	-	X
87	MG	n9	103	-	-	-	X
87	MG	o2	203	-	-	-	X
87	MG	o4	201	-	-	-	X
87	MG	o7	504	-	-	-	X
87	MG	q1	103	-	-	-	X
87	MG	q2	503	-	-	-	X
87	MG	q3	502	-	-	-	X
87	MG	s8	303	-	-	-	X
87	MG	s8	304	-	-	-	X
87	MG	sM	202	-	-	-	X

*Continued on next page...*

*Continued from previous page...*

Mol	Type	Chain	Res	Chirality	Geometry	Clashes	Electron density
88	ZN	Q2	501	-	-	X	-
89	C	1	3401	-	-	-	X
90	8AN	1	3403	-	-	X	X
90	8AN	5	3403	-	-	X	X
91	PRO	5	3404	-	-	-	X

## 2 Entry composition

There are 91 unique types of molecules in this entry. The entry contains 414270 atoms, of which 0 are hydrogens and 0 are deuteriums.

In the tables below, the ZeroOcc column contains the number of atoms modelled with zero occupancy, the AltConf column contains the number of residues with at least one atom in alternate conformation and the Trace column contains the number of residues modelled with at most 2 atoms.

- Molecule 1 is a RNA chain called 18S ribosomal RNA.

Mol	Chain	Residues	Atoms					ZeroOcc	AltConf	Trace
1	2	1781	Total	C	N	O	P	0	1	0
			37970	16975	6720	12493	1782			

- Molecule 2 is a protein called 40S ribosomal protein S0-A.

Mol	Chain	Residues	Atoms					ZeroOcc	AltConf	Trace
2	S0	206	Total	C	N	O	S	0	0	0
			1577	1014	278	283	2			
2	s0	206	Total	C	N	O	S	0	0	0
			1583	1017	281	283	2			

- Molecule 3 is a protein called 40S ribosomal protein S1-A.

Mol	Chain	Residues	Atoms					ZeroOcc	AltConf	Trace
3	S1	214	Total	C	N	O	S	0	0	0
			1709	1084	310	311	4			
3	s1	216	Total	C	N	O	S	0	0	0
			1722	1091	312	315	4			

- Molecule 4 is a protein called 40S ribosomal protein S2.

Mol	Chain	Residues	Atoms					ZeroOcc	AltConf	Trace
4	S2	217	Total	C	N	O	S	0	0	0
			1635	1047	289	297	2			
4	s2	217	Total	C	N	O	S	0	0	0
			1635	1047	289	297	2			

- Molecule 5 is a protein called 40S ribosomal protein S3.

Mol	Chain	Residues	Atoms					ZeroOcc	AltConf	Trace
5	S3	223	Total	C	N	O	S	0	0	0
			1734	1101	313	314	6			

*Continued on next page...*

*Continued from previous page...*

Mol	Chain	Residues	Atoms					ZeroOcc	AltConf	Trace
5	s3	223	Total	C	N	O	S	0	0	0
			1734	1101	313	314	6			

- Molecule 6 is a protein called 40S ribosomal protein S4-A.

Mol	Chain	Residues	Atoms					ZeroOcc	AltConf	Trace
6	S4	260	Total	C	N	O	S	0	0	0
			2068	1316	389	360	3			
6	s4	260	Total	C	N	O	S	0	0	0
			2068	1316	389	360	3			

- Molecule 7 is a protein called 40S ribosomal protein S5.

Mol	Chain	Residues	Atoms					ZeroOcc	AltConf	Trace
7	S5	206	Total	C	N	O	S	0	0	0
			1609	1007	300	299	3			
7	s5	206	Total	C	N	O	S	0	0	0
			1609	1007	300	299	3			

- Molecule 8 is a protein called 40S ribosomal protein S6-A.

Mol	Chain	Residues	Atoms					ZeroOcc	AltConf	Trace
8	S6	226	Total	C	N	O	S	0	0	0
			1799	1129	346	321	3			
8	s6	218	Total	C	N	O	S	0	0	0
			1755	1102	337	313	3			

- Molecule 9 is a protein called 40S ribosomal protein S7-A.

Mol	Chain	Residues	Atoms				ZeroOcc	AltConf	Trace
9	S7	184	Total	C	N	O	0	0	0
			1481	951	265	265			
9	s7	186	Total	C	N	O	0	0	0
			1491	957	267	267			

- Molecule 10 is a protein called 40S ribosomal protein S8-A.

Mol	Chain	Residues	Atoms				ZeroOcc	AltConf	Trace
10	S8	188	Total	C	N	O	0	0	0
			1489	925	298	264			
10	s8	188	Total	C	N	O	0	0	0
			1489	925	298	264			

- Molecule 11 is a protein called 40S ribosomal protein S9-A.

Mol	Chain	Residues	Atoms					ZeroOcc	AltConf	Trace
11	S9	185	Total	C	N	O	S	0	0	0
			1494	943	289	261	1			
11	s9	185	Total	C	N	O	S	0	0	0
			1494	943	289	261	1			

- Molecule 12 is a protein called 40S ribosomal protein S10-A.

Mol	Chain	Residues	Atoms					ZeroOcc	AltConf	Trace
12	C0	96	Total	C	N	O	S	0	0	0
			772	499	126	145	2			

- Molecule 13 is a protein called 40S ribosomal protein S11-A.

Mol	Chain	Residues	Atoms					ZeroOcc	AltConf	Trace
13	C1	155	Total	C	N	O	S	0	0	0
			1213	774	230	206	3			
13	c1	146	Total	C	N	O	S	0	0	0
			1168	747	221	197	3			

- Molecule 14 is a protein called 40S ribosomal protein S12.

Mol	Chain	Residues	Atoms					ZeroOcc	AltConf	Trace
14	C2	124	Total	C	N	O	S	0	0	0
			890	560	156	172	2			
14	c2	124	Total	C	N	O	S	0	0	0
			890	560	156	172	2			

- Molecule 15 is a protein called 40S ribosomal protein S13.

Mol	Chain	Residues	Atoms					ZeroOcc	AltConf	Trace
15	C3	150	Total	C	N	O	S	0	0	0
			1192	759	224	207	2			
15	c3	150	Total	C	N	O	S	0	0	0
			1192	759	224	207	2			

- Molecule 16 is a protein called 40S ribosomal protein S14-B.

Mol	Chain	Residues	Atoms					ZeroOcc	AltConf	Trace
16	C4	127	Total	C	N	O	S	0	0	0
			891	545	182	163	1			

*Continued on next page...*

*Continued from previous page...*

Mol	Chain	Residues	Atoms					ZeroOcc	AltConf	Trace
16	c4	128	Total	C	N	O	S	0	0	0
			949	582	188	176	3			

- Molecule 17 is a protein called 40S ribosomal protein S15.

Mol	Chain	Residues	Atoms					ZeroOcc	AltConf	Trace
17	C5	124	Total	C	N	O	S	0	0	0
			977	622	182	166	7			
17	c5	135	Total	C	N	O	S	0	0	0
			1039	658	196	178	7			

- Molecule 18 is a protein called 40S ribosomal protein S16-A.

Mol	Chain	Residues	Atoms					ZeroOcc	AltConf	Trace
18	C6	141	Total	C	N	O	S	0	0	0
			1105	708	203	194				
18	c6	142	Total	C	N	O	S	0	0	0
			1111	711	204	196				

- Molecule 19 is a protein called 40S ribosomal protein S17-B.

Mol	Chain	Residues	Atoms					ZeroOcc	AltConf	Trace
19	C7	120	Total	C	N	O	S	0	0	0
			926	577	177	170	2			
19	c7	117	Total	C	N	O	S	0	0	0
			906	563	174	167	2			

- Molecule 20 is a protein called 40S ribosomal protein S18-A.

Mol	Chain	Residues	Atoms					ZeroOcc	AltConf	Trace
20	C8	145	Total	C	N	O	S	0	0	0
			1192	743	237	210	2			
20	c8	145	Total	C	N	O	S	0	0	0
			1192	743	237	210	2			

- Molecule 21 is a protein called 40S ribosomal protein S19-A.

Mol	Chain	Residues	Atoms					ZeroOcc	AltConf	Trace
21	C9	143	Total	C	N	O	S	0	0	0
			1112	694	208	208	2			
21	c9	143	Total	C	N	O	S	0	0	0
			1112	694	208	208	2			



- Molecule 22 is a protein called 40S ribosomal protein S20.

Mol	Chain	Residues	Atoms					ZeroOcc	AltConf	Trace
22	D0	107	Total	C	N	O	S	0	0	0
			855	539	156	159	1			
22	d0	110	Total	C	N	O	S	0	0	0
			882	554	161	166	1			

- Molecule 23 is a protein called 40S ribosomal protein S21-A.

Mol	Chain	Residues	Atoms					ZeroOcc	AltConf	Trace
23	D1	87	Total	C	N	O	S	0	0	0
			684	420	125	137	2			
23	d1	87	Total	C	N	O	S	0	0	0
			684	420	125	137	2			

- Molecule 24 is a protein called 40S ribosomal protein S22-A.

Mol	Chain	Residues	Atoms					ZeroOcc	AltConf	Trace
24	D2	129	Total	C	N	O	S	0	0	0
			1021	650	188	180	3			
24	d2	129	Total	C	N	O	S	0	0	0
			1021	650	188	180	3			

- Molecule 25 is a protein called 40S ribosomal protein S23-A.

Mol	Chain	Residues	Atoms					ZeroOcc	AltConf	Trace
25	D3	144	Total	C	N	O	S	0	0	0
			1121	708	220	191	2			
25	d3	144	Total	C	N	O	S	0	0	0
			1121	708	220	191	2			

- Molecule 26 is a protein called 40S ribosomal protein S24-A.

Mol	Chain	Residues	Atoms				ZeroOcc	AltConf	Trace
26	D4	134	Total	C	N	O	0	0	0
			1073	676	208	189			
26	d4	134	Total	C	N	O	0	0	0
			1073	676	208	189			

- Molecule 27 is a protein called 40S ribosomal protein S25-A.

Mol	Chain	Residues	Atoms				ZeroOcc	AltConf	Trace
27	D5	70	Total	C	N	O	0	0	0
			563	360	104	99			
27	d5	69	Total	C	N	O	0	0	0
			558	357	103	98			

- Molecule 28 is a protein called 40S ribosomal protein S26-B.

Mol	Chain	Residues	Atoms					ZeroOcc	AltConf	Trace
28	D6	97	Total	C	N	O	S	0	0	0
			769	475	160	129	5			
28	d6	97	Total	C	N	O	S	0	0	0
			769	475	160	129	5			

- Molecule 29 is a protein called 40S ribosomal protein S27-A.

Mol	Chain	Residues	Atoms					ZeroOcc	AltConf	Trace
29	D7	81	Total	C	N	O	S	0	0	0
			610	382	110	113	5			
29	d7	81	Total	C	N	O	S	0	0	0
			610	382	110	113	5			

- Molecule 30 is a protein called 40S ribosomal protein S28-A.

Mol	Chain	Residues	Atoms					ZeroOcc	AltConf	Trace
30	D8	63	Total	C	N	O	S	0	0	0
			497	306	99	91	1			
30	d8	63	Total	C	N	O	S	0	0	0
			497	306	99	91	1			

- Molecule 31 is a protein called 40S ribosomal protein S29-A.

Mol	Chain	Residues	Atoms					ZeroOcc	AltConf	Trace
31	D9	53	Total	C	N	O	S	0	0	0
			442	274	92	72	4			
31	d9	53	Total	C	N	O	S	0	0	0
			442	274	92	72	4			

- Molecule 32 is a protein called 40S ribosomal protein S30-A.

Mol	Chain	Residues	Atoms					ZeroOcc	AltConf	Trace
32	E0	60	Total	C	N	O	S	0	0	0
			475	299	98	77	1			

*Continued on next page...*

*Continued from previous page...*

Mol	Chain	Residues	Atoms					ZeroOcc	AltConf	Trace
32	e0	62	Total	C	N	O	S	0	0	0
			491	309	101	80	1			

- Molecule 33 is a protein called Ubiquitin-40S ribosomal protein S31.

Mol	Chain	Residues	Atoms					ZeroOcc	AltConf	Trace
33	E1	71	Total	C	N	O	S	0	0	0
			566	362	106	94	4			
33	e1	76	Total	C	N	O	S	0	0	0
			608	388	117	99	4			

- Molecule 34 is a protein called Guanine nucleotide-binding protein subunit beta-like protein.

Mol	Chain	Residues	Atoms					ZeroOcc	AltConf	Trace
34	SR	318	Total	C	N	O	S	0	0	0
			2437	1541	418	470	8			
34	sR	318	Total	C	N	O	S	0	0	0
			2442	1544	418	472	8			

- Molecule 35 is a protein called Suppressor protein STM1,Suppressor protein STM1,Ribosome-bound protein Stm1.

Mol	Chain	Residues	Atoms				ZeroOcc	AltConf	Trace
35	SM	159	Total	C	N	O	0	0	0
			1104	654	221	229			

There is a discrepancy between the modelled and reference sequences:

Chain	Residue	Modelled	Actual	Comment	Reference
SM	134	LEU	ASP	conflict	UNP P39015

- Molecule 36 is a RNA chain called 25S ribosomal RNA.

Mol	Chain	Residues	Atoms					ZeroOcc	AltConf	Trace
36	1	3149	Total	C	N	O	P	0	0	0
			67355	30086	12142	21978	3149			
36	5	3150	Total	C	N	O	P	0	0	0
			67376	30095	12145	21987	3149			

- Molecule 37 is a RNA chain called 5S ribosomal RNA.

Mol	Chain	Residues	Atoms					ZeroOcc	AltConf	Trace
37	3	121	Total	C	N	O	P	0	0	0
			2579	1152	461	845	121			
37	7	121	Total	C	N	O	P	0	0	0
			2579	1152	461	845	121			

- Molecule 38 is a RNA chain called 5.8S ribosomal RNA.

Mol	Chain	Residues	Atoms					ZeroOcc	AltConf	Trace
38	4	158	Total	C	N	O	P	0	0	0
			3353	1500	586	1109	158			
38	8	158	Total	C	N	O	P	0	0	0
			3353	1500	586	1109	158			

- Molecule 39 is a protein called 60S ribosomal protein L2-A.

Mol	Chain	Residues	Atoms					ZeroOcc	AltConf	Trace
39	L2	252	Total	C	N	O	S	0	0	0
			1914	1191	388	334	1			
39	12	252	Total	C	N	O	S	0	0	0
			1912	1190	388	333	1			

- Molecule 40 is a protein called 60S ribosomal protein L3.

Mol	Chain	Residues	Atoms					ZeroOcc	AltConf	Trace
40	L3	386	Total	C	N	O	S	0	0	0
			3075	1950	584	533	8			
40	13	386	Total	C	N	O	S	0	0	0
			3075	1950	584	533	8			

- Molecule 41 is a protein called 60S ribosomal protein L4-A.

Mol	Chain	Residues	Atoms					ZeroOcc	AltConf	Trace
41	L4	361	Total	C	N	O	S	0	0	0
			2748	1729	522	494	3			
41	14	361	Total	C	N	O	S	0	0	0
			2748	1729	522	494	3			

- Molecule 42 is a protein called 60S ribosomal protein L5.

Mol	Chain	Residues	Atoms					ZeroOcc	AltConf	Trace
42	L5	296	Total	C	N	O	S	0	0	0
			2375	1501	414	458	2			

*Continued on next page...*

*Continued from previous page...*

Mol	Chain	Residues	Atoms					ZeroOcc	AltConf	Trace
42	15	294	Total	C	N	O	S	0	0	0
			2359	1489	412	456	2			

- Molecule 43 is a protein called 60S ribosomal protein L6-A.

Mol	Chain	Residues	Atoms					ZeroOcc	AltConf	Trace
43	L6	156	Total	C	N	O	S	0	0	0
			1239	800	222	216	1			
43	16	157	Total	C	N	O	S	0	0	0
			1248	806	224	217	1			

- Molecule 44 is a protein called 60S ribosomal protein L7-A.

Mol	Chain	Residues	Atoms					ZeroOcc	AltConf	Trace
44	L7	222	Total	C	N	O	S	0	0	0
			1784	1151	324	308	1			
44	17	223	Total	C	N	O	S	0	0	0
			1791	1155	325	310	1			

- Molecule 45 is a protein called 60S ribosomal protein L8-A.

Mol	Chain	Residues	Atoms					ZeroOcc	AltConf	Trace
45	L8	233	Total	C	N	O	S	0	0	0
			1804	1151	323	327	3			
45	18	231	Total	C	N	O	S	0	0	0
			1763	1130	316	314	3			

- Molecule 46 is a protein called 60S ribosomal protein L9-A.

Mol	Chain	Residues	Atoms					ZeroOcc	AltConf	Trace
46	L9	191	Total	C	N	O	S	0	0	0
			1518	963	274	277	4			
46	19	191	Total	C	N	O	S	0	0	0
			1518	963	274	277	4			

- Molecule 47 is a protein called 60S ribosomal protein L10.

Mol	Chain	Residues	Atoms					ZeroOcc	AltConf	Trace
47	M0	211	Total	C	N	O	S	0	0	0
			1705	1083	322	294	6			
47	m0	213	Total	C	N	O	S	0	0	0
			1722	1094	325	297	6			

- Molecule 48 is a protein called 60S ribosomal protein L11-B.

Mol	Chain	Residues	Atoms					ZeroOcc	AltConf	Trace
48	M1	169	Total	C	N	O	S	0	0	0
			1353	847	253	249	4			
48	m1	169	Total	C	N	O	S	0	0	0
			1353	847	253	249	4			

- Molecule 49 is a protein called 60S ribosomal protein L13-A.

Mol	Chain	Residues	Atoms					ZeroOcc	AltConf	Trace
49	M3	193	Total	C	N	O		0	0	0
			1543	962	315	266				
49	m3	194	Total	C	N	O		0	0	0
			1548	965	316	267				

- Molecule 50 is a protein called 60S ribosomal protein L14-A.

Mol	Chain	Residues	Atoms					ZeroOcc	AltConf	Trace
50	M4	136	Total	C	N	O	S	0	0	0
			1053	675	199	177	2			
50	m4	137	Total	C	N	O	S	0	0	0
			1059	678	200	179	2			

- Molecule 51 is a protein called 60S ribosomal protein L15-A.

Mol	Chain	Residues	Atoms					ZeroOcc	AltConf	Trace
51	M5	203	Total	C	N	O	S	0	0	0
			1720	1077	361	281	1			
51	m5	203	Total	C	N	O	S	0	0	0
			1720	1077	361	281	1			

- Molecule 52 is a protein called 60S ribosomal protein L16-A.

Mol	Chain	Residues	Atoms					ZeroOcc	AltConf	Trace
52	M6	197	Total	C	N	O	S	0	0	0
			1555	1003	289	262	1			
52	m6	197	Total	C	N	O	S	0	0	0
			1555	1003	289	262	1			

- Molecule 53 is a protein called 60S ribosomal protein L17-A.

Mol	Chain	Residues	Atoms				ZeroOcc	AltConf	Trace
53	M7	183	Total	C	N	O	0	0	0
			1420	882	281	257			
53	m7	155	Total	C	N	O	0	0	0
			1227	764	238	225			

- Molecule 54 is a protein called 60S ribosomal protein L18-A.

Mol	Chain	Residues	Atoms					ZeroOcc	AltConf	Trace
54	M8	185	Total	C	N	O	S	0	0	0
			1441	908	290	241	2			
54	m8	185	Total	C	N	O	S	0	0	0
			1441	908	290	241	2			

- Molecule 55 is a protein called 60S ribosomal protein L19-A.

Mol	Chain	Residues	Atoms				ZeroOcc	AltConf	Trace
55	M9	188	Total	C	N	O	0	0	0
			1521	935	326	260			
55	m9	188	Total	C	N	O	0	0	0
			1521	935	326	260			

- Molecule 56 is a protein called 60S ribosomal protein L20-A.

Mol	Chain	Residues	Atoms					ZeroOcc	AltConf	Trace
56	N0	172	Total	C	N	O	S	0	0	0
			1445	930	267	244	4			
56	n0	172	Total	C	N	O	S	0	0	0
			1445	930	267	244	4			

- Molecule 57 is a protein called 60S ribosomal protein L21-A.

Mol	Chain	Residues	Atoms					ZeroOcc	AltConf	Trace
57	N1	159	Total	C	N	O	S	0	0	0
			1276	805	246	221	4			
57	n1	159	Total	C	N	O	S	0	0	0
			1276	805	246	221	4			

- Molecule 58 is a protein called 60S ribosomal protein L22-A.

Mol	Chain	Residues	Atoms				ZeroOcc	AltConf	Trace
58	N2	100	Total	C	N	O	0	0	0
			796	516	131	149			

*Continued on next page...*

*Continued from previous page...*

Mol	Chain	Residues	Atoms				ZeroOcc	AltConf	Trace
58	n2	98	Total	C	N	O	0	0	0
			778	505	127	146			

- Molecule 59 is a protein called 60S ribosomal protein L23-A.

Mol	Chain	Residues	Atoms					ZeroOcc	AltConf	Trace
59	N3	136	Total	C	N	O	S	0	0	0
			1003	628	189	179	7			
59	n3	136	Total	C	N	O	S	0	0	0
			1003	628	189	179	7			

- Molecule 60 is a protein called 60S ribosomal protein L24-A.

Mol	Chain	Residues	Atoms					ZeroOcc	AltConf	Trace
60	N4	98	Total	C	N	O	S	0	0	0
			699	443	137	118	1			
60	n4	135	Total	C	N	O	S	0	0	0
			1038	651	206	180	1			

- Molecule 61 is a protein called 60S ribosomal protein L25.

Mol	Chain	Residues	Atoms					ZeroOcc	AltConf	Trace
61	N5	121	Total	C	N	O	S	0	0	0
			964	620	169	173	2			
61	n5	120	Total	C	N	O	S	0	0	0
			959	617	168	172	2			

- Molecule 62 is a protein called 60S ribosomal protein L26-A.

Mol	Chain	Residues	Atoms				ZeroOcc	AltConf	Trace
62	N6	126	Total	C	N	O	0	0	0
			993	625	192	176			
62	n6	126	Total	C	N	O	0	0	0
			993	625	192	176			

- Molecule 63 is a protein called 60S ribosomal protein L27-A.

Mol	Chain	Residues	Atoms				ZeroOcc	AltConf	Trace
63	N7	135	Total	C	N	O	0	0	0
			1092	710	202	180			
63	n7	135	Total	C	N	O	0	0	0
			1092	710	202	180			



- Molecule 64 is a protein called 60S ribosomal protein L28.

Mol	Chain	Residues	Atoms					ZeroOcc	AltConf	Trace
64	N8	148	Total	C	N	O	S	0	0	0
			1173	749	231	190	3			
64	n8	148	Total	C	N	O	S	0	0	0
			1173	749	231	190	3			

- Molecule 65 is a protein called 60S ribosomal protein L29.

Mol	Chain	Residues	Atoms					ZeroOcc	AltConf	Trace
65	N9	58	Total	C	N	O	S	0	0	0
			462	289	100	73				
65	n9	58	Total	C	N	O	S	0	0	0
			462	289	100	73				

- Molecule 66 is a protein called 60S ribosomal protein L30.

Mol	Chain	Residues	Atoms					ZeroOcc	AltConf	Trace
66	O0	97	Total	C	N	O	S	0	0	0
			743	479	124	139	1			
66	o0	100	Total	C	N	O	S	0	0	0
			767	492	128	146	1			

- Molecule 67 is a protein called 60S ribosomal protein L31-A.

Mol	Chain	Residues	Atoms					ZeroOcc	AltConf	Trace
67	O1	109	Total	C	N	O	S	0	0	0
			876	556	167	152	1			
67	o1	109	Total	C	N	O	S	0	0	0
			883	559	167	156	1			

- Molecule 68 is a protein called 60S ribosomal protein L32.

Mol	Chain	Residues	Atoms					ZeroOcc	AltConf	Trace
68	O2	127	Total	C	N	O	S	0	0	0
			1020	647	205	167	1			
68	o2	127	Total	C	N	O	S	0	0	0
			1020	647	205	167	1			

- Molecule 69 is a protein called 60S ribosomal protein L33-A.

Mol	Chain	Residues	Atoms					ZeroOcc	AltConf	Trace
69	O3	106	Total	C	N	O	S	0	0	0
			850	540	165	144	1			
69	o3	106	Total	C	N	O	S	0	0	0
			850	540	165	144	1			

- Molecule 70 is a protein called 60S ribosomal protein L34-A.

Mol	Chain	Residues	Atoms					ZeroOcc	AltConf	Trace
70	O4	112	Total	C	N	O	S	0	0	0
			880	545	179	152	4			
70	o4	112	Total	C	N	O	S	0	0	0
			880	545	179	152	4			

- Molecule 71 is a protein called 60S ribosomal protein L35-A.

Mol	Chain	Residues	Atoms					ZeroOcc	AltConf	Trace
71	O5	119	Total	C	N	O	S	0	0	0
			969	615	186	167	1			
71	o5	119	Total	C	N	O	S	0	0	0
			965	612	185	167	1			

- Molecule 72 is a protein called 60S ribosomal protein L36-A.

Mol	Chain	Residues	Atoms					ZeroOcc	AltConf	Trace
72	O6	99	Total	C	N	O	S	0	0	0
			771	481	156	132	2			
72	o6	99	Total	C	N	O	S	0	0	0
			770	481	156	131	2			

- Molecule 73 is a protein called 60S ribosomal protein L37-A.

Mol	Chain	Residues	Atoms					ZeroOcc	AltConf	Trace
73	O7	87	Total	C	N	O	S	0	0	0
			681	414	148	114	5			
73	o7	87	Total	C	N	O	S	0	0	0
			681	414	148	114	5			

- Molecule 74 is a protein called 60S ribosomal protein L38.

Mol	Chain	Residues	Atoms				ZeroOcc	AltConf	Trace
74	O8	77	Total	C	N	O	0	0	0
			612	391	115	106			

*Continued on next page...*

*Continued from previous page...*

Mol	Chain	Residues	Atoms				ZeroOcc	AltConf	Trace
74	o8	77	Total	C	N	O	0	0	0
			608	388	114	106			

- Molecule 75 is a protein called 60S ribosomal protein L39.

Mol	Chain	Residues	Atoms					ZeroOcc	AltConf	Trace
75	O9	50	Total	C	N	O	S	0	0	0
			436	272	97	65	2			
75	o9	50	Total	C	N	O	S	0	0	0
			436	272	97	65	2			

- Molecule 76 is a protein called Ubiquitin-60S ribosomal protein L40.

Mol	Chain	Residues	Atoms					ZeroOcc	AltConf	Trace
76	Q0	52	Total	C	N	O	S	0	0	0
			417	259	86	67	5			
76	q0	52	Total	C	N	O	S	0	0	0
			417	259	86	67	5			

- Molecule 77 is a protein called 60S ribosomal protein L41-A.

Mol	Chain	Residues	Atoms					ZeroOcc	AltConf	Trace
77	Q1	25	Total	C	N	O	S	0	0	0
			233	142	63	27	1			
77	q1	25	Total	C	N	O	S	0	0	0
			233	142	63	27	1			

- Molecule 78 is a protein called 60S ribosomal protein L42-A.

Mol	Chain	Residues	Atoms					ZeroOcc	AltConf	Trace
78	Q2	105	Total	C	N	O	S	0	0	0
			847	534	170	138	5			
78	q2	105	Total	C	N	O	S	0	0	0
			847	534	170	138	5			

- Molecule 79 is a protein called 60S ribosomal protein L43-A.

Mol	Chain	Residues	Atoms					ZeroOcc	AltConf	Trace
79	Q3	91	Total	C	N	O	S	0	0	0
			694	429	138	121	6			
79	q3	91	Total	C	N	O	S	0	0	0
			694	429	138	121	6			

- Molecule 80 is a RNA chain called 18S ribosomal RNA.

Mol	Chain	Residues	Atoms					ZeroOcc	AltConf	Trace
80	6	1795	Total	C	N	O	P	0	1	0
			38260	17105	6763	12596	1796			

- Molecule 81 is a protein called 40S ribosomal protein S10-A,40S ribosomal protein S10-A,40S Ribosomal Protein S10-A.

Mol	Chain	Residues	Atoms					ZeroOcc	AltConf	Trace
81	c0	96	Total	C	N	O	S	0	0	0
			762	491	125	144	2			

- Molecule 82 is a protein called Suppressor protein STM1,Suppressor protein STM1,Ribosome-bound protein Stm1.

Mol	Chain	Residues	Atoms				ZeroOcc	AltConf	Trace
82	sM	104	Total	C	N	O	0	0	0
			681	404	140	137			

There is a discrepancy between the modelled and reference sequences:

Chain	Residue	Modelled	Actual	Comment	Reference
sM	59	ALA	GLY	conflict	UNP P39015

- Molecule 83 is a protein called 60S Ribosomal Protein L12.

Mol	Chain	Residues	Atoms				ZeroOcc	AltConf	Trace
83	m2	150	Total	C	N	O	0	0	0
			750	450	150	150			

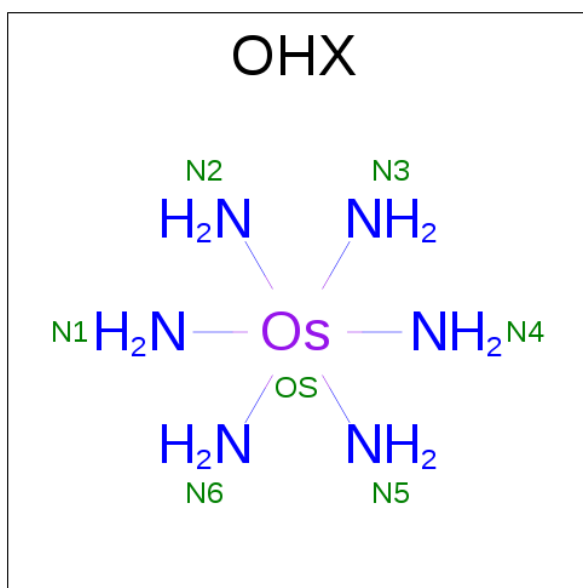
- Molecule 84 is a protein called 60S acidic ribosomal protein P0.

Mol	Chain	Residues	Atoms					ZeroOcc	AltConf	Trace
84	p0	143	Total	C	N	O	S	0	0	0
			1077	687	192	195	3			

- Molecule 85 is a protein called 60S Ribosomal Protein P1/2.

Mol	Chain	Residues	Atoms				ZeroOcc	AltConf	Trace
85	p1	47	Total	C	N	O	0	0	0
			235	141	47	47			
85	p2	46	Total	C	N	O	0	0	0
			230	138	46	46			

- Molecule 86 is osmium (III) hexammine (three-letter code: OHX) (formula:  $\text{H}_{12}\text{N}_6\text{Os}$ ).



Mol	Chain	Residues	Atoms			ZeroOcc	AltConf
86	2	1	Total	N	Os	0	0
			7	6	1		
86	2	1	Total	N	Os	0	0
			7	6	1		
86	2	1	Total	N	Os	0	0
			7	6	1		
86	2	1	Total	N	Os	0	0
			7	6	1		
86	2	1	Total	N	Os	0	0
			7	6	1		
86	2	1	Total	N	Os	0	0
			7	6	1		
86	2	1	Total	N	Os	0	0
			7	6	1		
86	2	1	Total	N	Os	0	0
			7	6	1		
86	2	1	Total	N	Os	0	0
			7	6	1		

*Continued on next page...*

*Continued from previous page...*

Mol	Chain	Residues	Atoms			ZeroOcc	AltConf
86	2	1	Total	N	Os	0	0
			7	6	1		
86	2	1	Total	N	Os	0	0
			7	6	1		
86	2	1	Total	N	Os	0	0
			7	6	1		
86	2	1	Total	N	Os	0	0
			7	6	1		
86	2	1	Total	N	Os	0	0
			7	6	1		
86	2	1	Total	N	Os	0	0
			7	6	1		
86	2	1	Total	N	Os	0	0
			7	6	1		
86	2	1	Total	N	Os	0	0
			7	6	1		
86	2	1	Total	N	Os	0	0
			7	6	1		
86	2	1	Total	N	Os	0	0
			7	6	1		
86	2	1	Total	N	Os	0	0
			7	6	1		
86	2	1	Total	N	Os	0	0
			7	6	1		
86	2	1	Total	N	Os	0	0
			7	6	1		
86	2	1	Total	N	Os	0	0
			7	6	1		
86	2	1	Total	N	Os	0	0
			7	6	1		
86	2	1	Total	N	Os	0	0
			7	6	1		
86	2	1	Total	N	Os	0	0
			7	6	1		
86	2	1	Total	N	Os	0	0
			7	6	1		

*Continued on next page...*

*Continued from previous page...*

Mol	Chain	Residues	Atoms			ZeroOcc	AltConf
86	2	1	Total	N	Os	0	0
			7	6	1		
86	2	1	Total	N	Os	0	0
			7	6	1		
86	2	1	Total	N	Os	0	0
			7	6	1		
86	2	1	Total	N	Os	0	0
			7	6	1		
86	2	1	Total	N	Os	0	0
			7	6	1		
86	2	1	Total	N	Os	0	0
			7	6	1		
86	2	1	Total	N	Os	0	0
			7	6	1		
86	2	1	Total	N	Os	0	0
			7	6	1		
86	2	1	Total	N	Os	0	0
			7	6	1		
86	2	1	Total	N	Os	0	0
			7	6	1		
86	2	1	Total	N	Os	0	0
			7	6	1		
86	2	1	Total	N	Os	0	0
			7	6	1		
86	2	1	Total	N	Os	0	0
			7	6	1		
86	2	1	Total	N	Os	0	0
			7	6	1		
86	2	1	Total	N	Os	0	0
			7	6	1		
86	2	1	Total	N	Os	0	0
			7	6	1		
86	2	1	Total	N	Os	0	0
			7	6	1		
86	2	1	Total	N	Os	0	0
			7	6	1		

*Continued on next page...*

*Continued from previous page...*

Mol	Chain	Residues	Atoms			ZeroOcc	AltConf
86	2	1	Total	N	Os	0	0
			7	6	1		
86	2	1	Total	N	Os	0	0
			7	6	1		
86	2	1	Total	N	Os	0	0
			7	6	1		
86	2	1	Total	N	Os	0	0
			7	6	1		
86	2	1	Total	N	Os	0	0
			7	6	1		
86	2	1	Total	N	Os	0	0
			7	6	1		
86	2	1	Total	N	Os	0	0
			7	6	1		
86	2	1	Total	N	Os	0	0
			7	6	1		
86	2	1	Total	N	Os	0	0
			7	6	1		
86	2	1	Total	N	Os	0	0
			7	6	1		
86	2	1	Total	N	Os	0	0
			7	6	1		
86	2	1	Total	N	Os	0	0
			7	6	1		
86	2	1	Total	N	Os	0	0
			7	6	1		
86	2	1	Total	N	Os	0	0
			7	6	1		
86	2	1	Total	N	Os	0	0
			7	6	1		
86	2	1	Total	N	Os	0	0
			7	6	1		
86	2	1	Total	N	Os	0	0
			7	6	1		

*Continued on next page...*



*Continued from previous page...*

Mol	Chain	Residues	Atoms			ZeroOcc	AltConf
86	2	1	Total	N	Os	0	0
			7	6	1		
86	2	1	Total	N	Os	0	0
			7	6	1		
86	2	1	Total	N	Os	0	0
			7	6	1		
86	2	1	Total	N	Os	0	0
			7	6	1		
86	2	1	Total	N	Os	0	0
			7	6	1		
86	2	1	Total	N	Os	0	0
			7	6	1		
86	2	1	Total	N	Os	0	0
			7	6	1		
86	2	1	Total	N	Os	0	0
			7	6	1		
86	2	1	Total	N	Os	0	0
			7	6	1		
86	2	1	Total	N	Os	0	0
			7	6	1		
86	2	1	Total	N	Os	0	0
			7	6	1		
86	2	1	Total	N	Os	0	0
			7	6	1		
86	2	1	Total	N	Os	0	0
			7	6	1		
86	2	1	Total	N	Os	0	0
			7	6	1		
86	2	1	Total	N	Os	0	0
			7	6	1		
86	2	1	Total	N	Os	0	0
			7	6	1		
86	2	1	Total	N	Os	0	0
			7	6	1		

*Continued on next page...*

*Continued from previous page...*

Mol	Chain	Residues	Atoms			ZeroOcc	AltConf
86	2	1	Total	N	Os	0	0
			7	6	1		
86	2	1	Total	N	Os	0	0
			7	6	1		
86	2	1	Total	N	Os	0	0
			7	6	1		
86	2	1	Total	N	Os	0	0
			7	6	1		
86	2	1	Total	N	Os	0	0
			7	6	1		
86	2	1	Total	N	Os	0	0
			7	6	1		
86	2	1	Total	N	Os	0	0
			7	6	1		
86	2	1	Total	N	Os	0	0
			7	6	1		
86	2	1	Total	N	Os	0	0
			7	6	1		
86	2	1	Total	N	Os	0	0
			7	6	1		
86	2	1	Total	N	Os	0	0
			7	6	1		
86	2	1	Total	N	Os	0	0
			7	6	1		
86	2	1	Total	N	Os	0	0
			7	6	1		
86	2	1	Total	N	Os	0	0
			7	6	1		
86	2	1	Total	N	Os	0	0
			7	6	1		
86	2	1	Total	N	Os	0	0
			7	6	1		
86	2	1	Total	N	Os	0	0
			7	6	1		
86	2	1	Total	N	Os	0	0
			7	6	1		

*Continued on next page...*

*Continued from previous page...*

Mol	Chain	Residues	Atoms			ZeroOcc	AltConf
86	2	1	Total	N	Os	0	0
			7	6	1		
86	2	1	Total	N	Os	0	0
			7	6	1		
86	2	1	Total	N	Os	0	0
			7	6	1		
86	2	1	Total	N	Os	0	0
			7	6	1		
86	2	1	Total	N	Os	0	0
			7	6	1		
86	2	1	Total	N	Os	0	0
			7	6	1		
86	2	1	Total	N	Os	0	0
			7	6	1		
86	2	1	Total	N	Os	0	0
			7	6	1		
86	2	1	Total	N	Os	0	0
			7	6	1		
86	2	1	Total	N	Os	0	0
			7	6	1		
86	2	1	Total	N	Os	0	0
			7	6	1		
86	2	1	Total	N	Os	0	0
			7	6	1		
86	2	1	Total	N	Os	0	0
			7	6	1		
86	2	1	Total	N	Os	0	0
			7	6	1		
86	2	1	Total	N	Os	0	0
			7	6	1		
86	2	1	Total	N	Os	0	0
			7	6	1		
86	2	1	Total	N	Os	0	0
			7	6	1		
86	2	1	Total	N	Os	0	0
			7	6	1		

*Continued on next page...*

*Continued from previous page...*

Mol	Chain	Residues	Atoms			ZeroOcc	AltConf
86	2	1	Total	N	Os	0	0
			7	6	1		
86	2	1	Total	N	Os	0	0
			7	6	1		
86	2	1	Total	N	Os	0	0
			7	6	1		
86	2	1	Total	N	Os	0	0
			7	6	1		
86	2	1	Total	N	Os	0	0
			7	6	1		
86	2	1	Total	N	Os	0	0
			7	6	1		
86	2	1	Total	N	Os	0	0
			7	6	1		
86	2	1	Total	N	Os	0	0
			7	6	1		
86	2	1	Total	N	Os	0	0
			7	6	1		
86	2	1	Total	N	Os	0	0
			7	6	1		
86	2	1	Total	N	Os	0	0
			7	6	1		
86	2	1	Total	N	Os	0	0
			7	6	1		
86	2	1	Total	N	Os	0	0
			7	6	1		
86	2	1	Total	N	Os	0	0
			7	6	1		
86	2	1	Total	N	Os	0	0
			7	6	1		
86	2	1	Total	N	Os	0	0
			7	6	1		
86	2	1	Total	N	Os	0	0
			7	6	1		
86	2	1	Total	N	Os	0	0
			7	6	1		

*Continued on next page...*

*Continued from previous page...*

Mol	Chain	Residues	Atoms			ZeroOcc	AltConf
86	2	1	Total	N	Os	0	0
			7	6	1		
86	2	1	Total	N	Os	0	0
			7	6	1		
86	2	1	Total	N	Os	0	0
			7	6	1		
86	2	1	Total	N	Os	0	0
			7	6	1		
86	2	1	Total	N	Os	0	0
			7	6	1		
86	2	1	Total	N	Os	0	0
			7	6	1		
86	2	1	Total	N	Os	0	0
			7	6	1		
86	2	1	Total	N	Os	0	0
			7	6	1		
86	2	1	Total	N	Os	0	0
			7	6	1		
86	2	1	Total	N	Os	0	0
			7	6	1		
86	2	1	Total	N	Os	0	0
			7	6	1		
86	2	1	Total	N	Os	0	0
			7	6	1		
86	2	1	Total	N	Os	0	0
			7	6	1		
86	2	1	Total	N	Os	0	0
			7	6	1		
86	2	1	Total	N	Os	0	0
			7	6	1		
86	2	1	Total	N	Os	0	0
			7	6	1		
86	2	1	Total	N	Os	0	0
			7	6	1		
86	2	1	Total	N	Os	0	0
			7	6	1		

*Continued on next page...*

*Continued from previous page...*

Mol	Chain	Residues	Atoms			ZeroOcc	AltConf
86	2	1	Total	N	Os	0	0
			7	6	1		
86	2	1	Total	N	Os	0	0
			7	6	1		
86	2	1	Total	N	Os	0	0
			7	6	1		
86	2	1	Total	N	Os	0	0
			7	6	1		
86	2	1	Total	N	Os	0	0
			7	6	1		
86	2	1	Total	N	Os	0	0
			7	6	1		
86	2	1	Total	N	Os	0	0
			7	6	1		
86	S2	1	Total	N	Os	0	0
			7	6	1		
86	S8	1	Total	N	Os	0	0
			7	6	1		
86	C3	1	Total	N	Os	0	0
			7	6	1		
86	C5	1	Total	N	Os	0	0
			7	6	1		
86	C8	1	Total	N	Os	0	0
			7	6	1		
86	C8	1	Total	N	Os	0	0
			7	6	1		
86	D9	1	Total	N	Os	0	0
			7	6	1		
86	SR	1	Total	N	Os	0	0
			7	6	1		
86	1	1	Total	N	Os	0	0
			7	6	1		
86	1	1	Total	N	Os	0	0
			7	6	1		
86	1	1	Total	N	Os	0	0
			7	6	1		
86	1	1	Total	N	Os	0	0
			7	6	1		

*Continued on next page...*

*Continued from previous page...*

Mol	Chain	Residues	Atoms			ZeroOcc	AltConf
86	1	1	Total	N	Os	0	0
			7	6	1		
86	1	1	Total	N	Os	0	0
			7	6	1		
86	1	1	Total	N	Os	0	0
			7	6	1		
86	1	1	Total	N	Os	0	0
			7	6	1		
86	1	1	Total	N	Os	0	0
			7	6	1		
86	1	1	Total	N	Os	0	0
			7	6	1		
86	1	1	Total	N	Os	0	0
			7	6	1		
86	1	1	Total	N	Os	0	0
			7	6	1		
86	1	1	Total	N	Os	0	0
			7	6	1		
86	1	1	Total	N	Os	0	0
			7	6	1		
86	1	1	Total	N	Os	0	0
			7	6	1		
86	1	1	Total	N	Os	0	0
			7	6	1		
86	1	1	Total	N	Os	0	0
			7	6	1		
86	1	1	Total	N	Os	0	0
			7	6	1		
86	1	1	Total	N	Os	0	0
			7	6	1		
86	1	1	Total	N	Os	0	0
			7	6	1		
86	1	1	Total	N	Os	0	0
			7	6	1		
86	1	1	Total	N	Os	0	0
			7	6	1		

*Continued on next page...*

*Continued from previous page...*

Mol	Chain	Residues	Atoms			ZeroOcc	AltConf
86	1	1	Total	N	Os	0	0
			7	6	1		
86	1	1	Total	N	Os	0	0
			7	6	1		
86	1	1	Total	N	Os	0	0
			7	6	1		
86	1	1	Total	N	Os	0	0
			7	6	1		
86	1	1	Total	N	Os	0	0
			7	6	1		
86	1	1	Total	N	Os	0	0
			7	6	1		
86	1	1	Total	N	Os	0	0
			7	6	1		
86	1	1	Total	N	Os	0	0
			7	6	1		
86	1	1	Total	N	Os	0	0
			7	6	1		
86	1	1	Total	N	Os	0	0
			7	6	1		
86	1	1	Total	N	Os	0	0
			7	6	1		
86	1	1	Total	N	Os	0	0
			7	6	1		
86	1	1	Total	N	Os	0	0
			7	6	1		
86	1	1	Total	N	Os	0	0
			7	6	1		
86	1	1	Total	N	Os	0	0
			7	6	1		
86	1	1	Total	N	Os	0	0
			7	6	1		
86	1	1	Total	N	Os	0	0
			7	6	1		

*Continued on next page...*



*Continued from previous page...*

Mol	Chain	Residues	Atoms			ZeroOcc	AltConf
86	1	1	Total	N	Os	0	0
			7	6	1		
86	1	1	Total	N	Os	0	0
			7	6	1		
86	1	1	Total	N	Os	0	0
			7	6	1		
86	1	1	Total	N	Os	0	0
			7	6	1		
86	1	1	Total	N	Os	0	0
			7	6	1		
86	1	1	Total	N	Os	0	0
			7	6	1		
86	1	1	Total	N	Os	0	0
			7	6	1		
86	1	1	Total	N	Os	0	0
			7	6	1		
86	1	1	Total	N	Os	0	0
			7	6	1		
86	1	1	Total	N	Os	0	0
			7	6	1		
86	1	1	Total	N	Os	0	0
			7	6	1		
86	1	1	Total	N	Os	0	0
			7	6	1		
86	1	1	Total	N	Os	0	0
			7	6	1		
86	1	1	Total	N	Os	0	0
			7	6	1		
86	1	1	Total	N	Os	0	0
			7	6	1		
86	1	1	Total	N	Os	0	0
			7	6	1		
86	1	1	Total	N	Os	0	0
			7	6	1		
86	1	1	Total	N	Os	0	0
			7	6	1		

*Continued on next page...*

*Continued from previous page...*

Mol	Chain	Residues	Atoms			ZeroOcc	AltConf
86	1	1	Total	N	Os	0	0
			7	6	1		
86	1	1	Total	N	Os	0	0
			7	6	1		
86	1	1	Total	N	Os	0	0
			7	6	1		
86	1	1	Total	N	Os	0	0
			7	6	1		
86	1	1	Total	N	Os	0	0
			7	6	1		
86	1	1	Total	N	Os	0	0
			7	6	1		
86	1	1	Total	N	Os	0	0
			7	6	1		
86	1	1	Total	N	Os	0	0
			7	6	1		
86	1	1	Total	N	Os	0	0
			7	6	1		
86	1	1	Total	N	Os	0	0
			7	6	1		
86	1	1	Total	N	Os	0	0
			7	6	1		
86	1	1	Total	N	Os	0	0
			7	6	1		
86	1	1	Total	N	Os	0	0
			7	6	1		
86	1	1	Total	N	Os	0	0
			7	6	1		
86	1	1	Total	N	Os	0	0
			7	6	1		
86	1	1	Total	N	Os	0	0
			7	6	1		
86	1	1	Total	N	Os	0	0
			7	6	1		
86	1	1	Total	N	Os	0	0
			7	6	1		

*Continued on next page...*

*Continued from previous page...*

Mol	Chain	Residues	Atoms			ZeroOcc	AltConf
86	1	1	Total	N	Os	0	0
			7	6	1		
86	1	1	Total	N	Os	0	0
			7	6	1		
86	1	1	Total	N	Os	0	0
			7	6	1		
86	1	1	Total	N	Os	0	0
			7	6	1		
86	1	1	Total	N	Os	0	0
			7	6	1		
86	1	1	Total	N	Os	0	0
			7	6	1		
86	1	1	Total	N	Os	0	0
			7	6	1		
86	1	1	Total	N	Os	0	0
			7	6	1		
86	1	1	Total	N	Os	0	0
			7	6	1		
86	1	1	Total	N	Os	0	0
			7	6	1		
86	1	1	Total	N	Os	0	0
			7	6	1		
86	1	1	Total	N	Os	0	0
			7	6	1		
86	1	1	Total	N	Os	0	0
			7	6	1		
86	1	1	Total	N	Os	0	0
			7	6	1		
86	1	1	Total	N	Os	0	0
			7	6	1		
86	1	1	Total	N	Os	0	0
			7	6	1		
86	1	1	Total	N	Os	0	0
			7	6	1		

*Continued on next page...*

*Continued from previous page...*

Mol	Chain	Residues	Atoms			ZeroOcc	AltConf
86	1	1	Total	N	Os	0	0
			7	6	1		
86	1	1	Total	N	Os	0	0
			7	6	1		
86	1	1	Total	N	Os	0	0
			7	6	1		
86	1	1	Total	N	Os	0	0
			7	6	1		
86	1	1	Total	N	Os	0	0
			7	6	1		
86	1	1	Total	N	Os	0	0
			7	6	1		
86	1	1	Total	N	Os	0	0
			7	6	1		
86	1	1	Total	N	Os	0	0
			7	6	1		
86	1	1	Total	N	Os	0	0
			7	6	1		
86	1	1	Total	N	Os	0	0
			7	6	1		
86	1	1	Total	N	Os	0	0
			7	6	1		
86	1	1	Total	N	Os	0	0
			7	6	1		
86	1	1	Total	N	Os	0	0
			7	6	1		
86	1	1	Total	N	Os	0	0
			7	6	1		
86	1	1	Total	N	Os	0	0
			7	6	1		
86	1	1	Total	N	Os	0	0
			7	6	1		
86	1	1	Total	N	Os	0	0
			7	6	1		
86	1	1	Total	N	Os	0	0
			7	6	1		

*Continued on next page...*

*Continued from previous page...*

Mol	Chain	Residues	Atoms			ZeroOcc	AltConf
86	1	1	Total	N	Os	0	0
			7	6	1		
86	1	1	Total	N	Os	0	0
			7	6	1		
86	1	1	Total	N	Os	0	0
			7	6	1		
86	1	1	Total	N	Os	0	0
			7	6	1		
86	1	1	Total	N	Os	0	0
			7	6	1		
86	1	1	Total	N	Os	0	0
			7	6	1		
86	1	1	Total	N	Os	0	0
			7	6	1		
86	1	1	Total	N	Os	0	0
			7	6	1		
86	1	1	Total	N	Os	0	0
			7	6	1		
86	1	1	Total	N	Os	0	0
			7	6	1		
86	1	1	Total	N	Os	0	0
			7	6	1		
86	1	1	Total	N	Os	0	0
			7	6	1		
86	1	1	Total	N	Os	0	0
			7	6	1		
86	1	1	Total	N	Os	0	0
			7	6	1		
86	1	1	Total	N	Os	0	0
			7	6	1		
86	1	1	Total	N	Os	0	0
			7	6	1		
86	1	1	Total	N	Os	0	0
			7	6	1		
86	1	1	Total	N	Os	0	0
			7	6	1		

*Continued on next page...*

*Continued from previous page...*

Mol	Chain	Residues	Atoms			ZeroOcc	AltConf
86	1	1	Total	N	Os	0	0
			7	6	1		
86	1	1	Total	N	Os	0	0
			7	6	1		
86	1	1	Total	N	Os	0	0
			7	6	1		
86	1	1	Total	N	Os	0	0
			7	6	1		
86	1	1	Total	N	Os	0	0
			7	6	1		
86	1	1	Total	N	Os	0	0
			7	6	1		
86	1	1	Total	N	Os	0	0
			7	6	1		
86	1	1	Total	N	Os	0	0
			7	6	1		
86	1	1	Total	N	Os	0	0
			7	6	1		
86	1	1	Total	N	Os	0	0
			7	6	1		
86	1	1	Total	N	Os	0	0
			7	6	1		
86	1	1	Total	N	Os	0	0
			7	6	1		
86	1	1	Total	N	Os	0	0
			7	6	1		
86	1	1	Total	N	Os	0	0
			7	6	1		
86	1	1	Total	N	Os	0	0
			7	6	1		
86	1	1	Total	N	Os	0	0
			7	6	1		
86	1	1	Total	N	Os	0	0
			7	6	1		
86	1	1	Total	N	Os	0	0
			7	6	1		

*Continued on next page...*

*Continued from previous page...*

Mol	Chain	Residues	Atoms			ZeroOcc	AltConf
86	1	1	Total	N	Os	0	0
			7	6	1		
86	1	1	Total	N	Os	0	0
			7	6	1		
86	1	1	Total	N	Os	0	0
			7	6	1		
86	1	1	Total	N	Os	0	0
			7	6	1		
86	1	1	Total	N	Os	0	0
			7	6	1		
86	1	1	Total	N	Os	0	0
			7	6	1		
86	1	1	Total	N	Os	0	0
			7	6	1		
86	1	1	Total	N	Os	0	0
			7	6	1		
86	1	1	Total	N	Os	0	0
			7	6	1		
86	1	1	Total	N	Os	0	0
			7	6	1		
86	1	1	Total	N	Os	0	0
			7	6	1		
86	1	1	Total	N	Os	0	0
			7	6	1		
86	1	1	Total	N	Os	0	0
			7	6	1		
86	1	1	Total	N	Os	0	0
			7	6	1		
86	1	1	Total	N	Os	0	0
			7	6	1		
86	1	1	Total	N	Os	0	0
			7	6	1		
86	1	1	Total	N	Os	0	0
			7	6	1		
86	1	1	Total	N	Os	0	0
			7	6	1		

*Continued on next page...*

*Continued from previous page...*

Mol	Chain	Residues	Atoms			ZeroOcc	AltConf
86	1	1	Total	N	Os	0	0
			7	6	1		
86	1	1	Total	N	Os	0	0
			7	6	1		
86	1	1	Total	N	Os	0	0
			7	6	1		
86	1	1	Total	N	Os	0	0
			7	6	1		
86	1	1	Total	N	Os	0	0
			7	6	1		
86	1	1	Total	N	Os	0	0
			7	6	1		
86	1	1	Total	N	Os	0	0
			7	6	1		
86	1	1	Total	N	Os	0	0
			7	6	1		
86	1	1	Total	N	Os	0	0
			7	6	1		
86	1	1	Total	N	Os	0	0
			7	6	1		
86	1	1	Total	N	Os	0	0
			7	6	1		
86	1	1	Total	N	Os	0	0
			7	6	1		
86	1	1	Total	N	Os	0	0
			7	6	1		
86	1	1	Total	N	Os	0	0
			7	6	1		
86	1	1	Total	N	Os	0	0
			7	6	1		
86	1	1	Total	N	Os	0	0
			7	6	1		
86	1	1	Total	N	Os	0	0
			7	6	1		
86	1	1	Total	N	Os	0	0
			7	6	1		

*Continued on next page...*



*Continued from previous page...*

Mol	Chain	Residues	Atoms			ZeroOcc	AltConf
86	1	1	Total	N	Os	0	0
			7	6	1		
86	1	1	Total	N	Os	0	0
			7	6	1		
86	1	1	Total	N	Os	0	0
			7	6	1		
86	1	1	Total	N	Os	0	0
			7	6	1		
86	1	1	Total	N	Os	0	0
			7	6	1		
86	1	1	Total	N	Os	0	0
			7	6	1		
86	1	1	Total	N	Os	0	0
			7	6	1		
86	1	1	Total	N	Os	0	0
			7	6	1		
86	1	1	Total	N	Os	0	0
			7	6	1		
86	1	1	Total	N	Os	0	0
			7	6	1		
86	1	1	Total	N	Os	0	0
			7	6	1		
86	1	1	Total	N	Os	0	0
			7	6	1		
86	1	1	Total	N	Os	0	0
			7	6	1		
86	1	1	Total	N	Os	0	0
			7	6	1		
86	1	1	Total	N	Os	0	0
			7	6	1		
86	1	1	Total	N	Os	0	0
			7	6	1		
86	1	1	Total	N	Os	0	0
			7	6	1		
86	1	1	Total	N	Os	0	0
			7	6	1		

*Continued on next page...*

*Continued from previous page...*

Mol	Chain	Residues	Atoms			ZeroOcc	AltConf
86	1	1	Total	N	Os	0	0
			7	6	1		
86	1	1	Total	N	Os	0	0
			7	6	1		
86	1	1	Total	N	Os	0	0
			7	6	1		
86	1	1	Total	N	Os	0	0
			7	6	1		
86	1	1	Total	N	Os	0	0
			7	6	1		
86	1	1	Total	N	Os	0	0
			7	6	1		
86	1	1	Total	N	Os	0	0
			7	6	1		
86	1	1	Total	N	Os	0	0
			7	6	1		
86	1	1	Total	N	Os	0	0
			7	6	1		
86	1	1	Total	N	Os	0	0
			7	6	1		
86	1	1	Total	N	Os	0	0
			7	6	1		
86	1	1	Total	N	Os	0	0
			7	6	1		
86	1	1	Total	N	Os	0	0
			7	6	1		
86	1	1	Total	N	Os	0	0
			7	6	1		
86	1	1	Total	N	Os	0	0
			7	6	1		
86	1	1	Total	N	Os	0	0
			7	6	1		
86	1	1	Total	N	Os	0	0
			7	6	1		
86	1	1	Total	N	Os	0	0
			7	6	1		

*Continued on next page...*

*Continued from previous page...*

Mol	Chain	Residues	Atoms			ZeroOcc	AltConf
86	1	1	Total	N	Os	0	0
			7	6	1		
86	1	1	Total	N	Os	0	0
			7	6	1		
86	1	1	Total	N	Os	0	0
			7	6	1		
86	1	1	Total	N	Os	0	0
			7	6	1		
86	1	1	Total	N	Os	0	0
			7	6	1		
86	1	1	Total	N	Os	0	0
			7	6	1		
86	1	1	Total	N	Os	0	0
			7	6	1		
86	1	1	Total	N	Os	0	0
			7	6	1		
86	1	1	Total	N	Os	0	0
			7	6	1		
86	1	1	Total	N	Os	0	0
			7	6	1		
86	1	1	Total	N	Os	0	0
			7	6	1		
86	1	1	Total	N	Os	0	0
			7	6	1		
86	1	1	Total	N	Os	0	0
			7	6	1		
86	1	1	Total	N	Os	0	0
			7	6	1		
86	1	1	Total	N	Os	0	0
			7	6	1		
86	1	1	Total	N	Os	0	0
			7	6	1		
86	1	1	Total	N	Os	0	0
			7	6	1		
86	1	1	Total	N	Os	0	0
			7	6	1		

*Continued on next page...*

*Continued from previous page...*

Mol	Chain	Residues	Atoms			ZeroOcc	AltConf
86	1	1	Total	N	Os	0	0
			7	6	1		
86	1	1	Total	N	Os	0	0
			7	6	1		
86	1	1	Total	N	Os	0	0
			7	6	1		
86	1	1	Total	N	Os	0	0
			7	6	1		
86	1	1	Total	N	Os	0	0
			7	6	1		
86	1	1	Total	N	Os	0	0
			7	6	1		
86	1	1	Total	N	Os	0	0
			7	6	1		
86	1	1	Total	N	Os	0	0
			7	6	1		
86	1	1	Total	N	Os	0	0
			7	6	1		
86	1	1	Total	N	Os	0	0
			7	6	1		
86	1	1	Total	N	Os	0	0
			7	6	1		
86	1	1	Total	N	Os	0	0
			7	6	1		
86	1	1	Total	N	Os	0	0
			7	6	1		
86	1	1	Total	N	Os	0	0
			7	6	1		
86	1	1	Total	N	Os	0	0
			7	6	1		
86	1	1	Total	N	Os	0	0
			7	6	1		
86	1	1	Total	N	Os	0	0
			7	6	1		
86	1	1	Total	N	Os	0	0
			7	6	1		

*Continued on next page...*

*Continued from previous page...*

Mol	Chain	Residues	Atoms			ZeroOcc	AltConf
86	1	1	Total	N	Os	0	0
			7	6	1		
86	1	1	Total	N	Os	0	0
			7	6	1		
86	1	1	Total	N	Os	0	0
			7	6	1		
86	1	1	Total	N	Os	0	0
			7	6	1		
86	1	1	Total	N	Os	0	0
			7	6	1		
86	1	1	Total	N	Os	0	0
			7	6	1		
86	1	1	Total	N	Os	0	0
			7	6	1		
86	1	1	Total	N	Os	0	0
			7	6	1		
86	1	1	Total	N	Os	0	0
			7	6	1		
86	1	1	Total	N	Os	0	0
			7	6	1		
86	1	1	Total	N	Os	0	0
			7	6	1		
86	1	1	Total	N	Os	0	0
			7	6	1		
86	1	1	Total	N	Os	0	0
			7	6	1		
86	1	1	Total	N	Os	0	0
			7	6	1		
86	1	1	Total	N	Os	0	0
			7	6	1		
86	1	1	Total	N	Os	0	0
			7	6	1		
86	1	1	Total	N	Os	0	0
			7	6	1		
86	1	1	Total	N	Os	0	0
			7	6	1		

*Continued on next page...*

*Continued from previous page...*

Mol	Chain	Residues	Atoms			ZeroOcc	AltConf
86	1	1	Total	N	Os	0	0
			7	6	1		
86	1	1	Total	N	Os	0	0
			7	6	1		
86	1	1	Total	N	Os	0	0
			7	6	1		
86	1	1	Total	N	Os	0	0
			7	6	1		
86	1	1	Total	N	Os	0	0
			7	6	1		
86	1	1	Total	N	Os	0	0
			7	6	1		
86	1	1	Total	N	Os	0	0
			7	6	1		
86	1	1	Total	N	Os	0	0
			7	6	1		
86	1	1	Total	N	Os	0	0
			7	6	1		
86	1	1	Total	N	Os	0	0
			7	6	1		
86	1	1	Total	N	Os	0	0
			7	6	1		
86	1	1	Total	N	Os	0	0
			7	6	1		
86	1	1	Total	N	Os	0	0
			7	6	1		
86	1	1	Total	N	Os	0	0
			7	6	1		
86	1	1	Total	N	Os	0	0
			7	6	1		
86	1	1	Total	N	Os	0	0
			7	6	1		
86	1	1	Total	N	Os	0	0
			7	6	1		
86	1	1	Total	N	Os	0	0
			7	6	1		

*Continued on next page...*

*Continued from previous page...*

Mol	Chain	Residues	Atoms			ZeroOcc	AltConf
86	1	1	Total	N	Os	0	0
			7	6	1		
86	1	1	Total	N	Os	0	0
			7	6	1		
86	1	1	Total	N	Os	0	0
			7	6	1		
86	1	1	Total	N	Os	0	0
			7	6	1		
86	1	1	Total	N	Os	0	0
			7	6	1		
86	1	1	Total	N	Os	0	0
			7	6	1		
86	1	1	Total	N	Os	0	0
			7	6	1		
86	1	1	Total	N	Os	0	0
			7	6	1		
86	1	1	Total	N	Os	0	0
			7	6	1		
86	1	1	Total	N	Os	0	0
			7	6	1		
86	1	1	Total	N	Os	0	0
			7	6	1		
86	1	1	Total	N	Os	0	0
			7	6	1		
86	1	1	Total	N	Os	0	0
			7	6	1		
86	1	1	Total	N	Os	0	0
			7	6	1		
86	1	1	Total	N	Os	0	0
			7	6	1		
86	1	1	Total	N	Os	0	0
			7	6	1		
86	1	1	Total	N	Os	0	0
			7	6	1		

*Continued on next page...*

*Continued from previous page...*

Mol	Chain	Residues	Atoms			ZeroOcc	AltConf
86	1	1	Total	N	Os	0	0
			7	6	1		
86	1	1	Total	N	Os	0	0
			7	6	1		
86	1	1	Total	N	Os	0	0
			7	6	1		
86	1	1	Total	N	Os	0	0
			7	6	1		
86	1	1	Total	N	Os	0	0
			7	6	1		
86	1	1	Total	N	Os	0	0
			7	6	1		
86	1	1	Total	N	Os	0	0
			7	6	1		
86	1	1	Total	N	Os	0	0
			7	6	1		
86	1	1	Total	N	Os	0	0
			7	6	1		
86	1	1	Total	N	Os	0	0
			7	6	1		
86	1	1	Total	N	Os	0	0
			7	6	1		
86	1	1	Total	N	Os	0	0
			7	6	1		
86	1	1	Total	N	Os	0	0
			7	6	1		
86	1	1	Total	N	Os	0	0
			7	6	1		
86	1	1	Total	N	Os	0	0
			7	6	1		
86	1	1	Total	N	Os	0	0
			7	6	1		
86	1	1	Total	N	Os	0	0
			7	6	1		
86	1	1	Total	N	Os	0	0
			7	6	1		

*Continued on next page...*



*Continued from previous page...*

Mol	Chain	Residues	Atoms			ZeroOcc	AltConf
86	1	1	Total	N	Os	0	0
			7	6	1		
86	1	1	Total	N	Os	0	0
			7	6	1		
86	1	1	Total	N	Os	0	0
			7	6	1		
86	1	1	Total	N	Os	0	0
			7	6	1		
86	1	1	Total	N	Os	0	0
			7	6	1		
86	1	1	Total	N	Os	0	0
			7	6	1		
86	1	1	Total	N	Os	0	0
			7	6	1		
86	1	1	Total	N	Os	0	0
			7	6	1		
86	1	1	Total	N	Os	0	0
			7	6	1		
86	1	1	Total	N	Os	0	0
			7	6	1		
86	1	1	Total	N	Os	0	0
			7	6	1		
86	1	1	Total	N	Os	0	0
			7	6	1		
86	1	1	Total	N	Os	0	0
			7	6	1		
86	1	1	Total	N	Os	0	0
			7	6	1		
86	1	1	Total	N	Os	0	0
			7	6	1		
86	1	1	Total	N	Os	0	0
			7	6	1		
86	1	1	Total	N	Os	0	0
			7	6	1		
86	1	1	Total	N	Os	0	0
			7	6	1		

*Continued on next page...*

*Continued from previous page...*

Mol	Chain	Residues	Atoms			ZeroOcc	AltConf
86	1	1	Total	N	Os	0	0
			7	6	1		
86	1	1	Total	N	Os	0	0
			7	6	1		
86	1	1	Total	N	Os	0	0
			7	6	1		
86	1	1	Total	N	Os	0	0
			7	6	1		
86	1	1	Total	N	Os	0	0
			7	6	1		
86	3	1	Total	N	Os	0	0
			7	6	1		
86	3	1	Total	N	Os	0	0
			7	6	1		
86	3	1	Total	N	Os	0	0
			7	6	1		
86	3	1	Total	N	Os	0	0
			7	6	1		
86	3	1	Total	N	Os	0	0
			7	6	1		
86	3	1	Total	N	Os	0	0
			7	6	1		
86	3	1	Total	N	Os	0	0
			7	6	1		
86	3	1	Total	N	Os	0	0
			7	6	1		
86	3	1	Total	N	Os	0	0
			7	6	1		
86	3	1	Total	N	Os	0	0
			7	6	1		
86	4	1	Total	N	Os	0	0
			7	6	1		
86	4	1	Total	N	Os	0	0
			7	6	1		
86	4	1	Total	N	Os	0	0
			7	6	1		

*Continued on next page...*

*Continued from previous page...*

Mol	Chain	Residues	Atoms			ZeroOcc	AltConf
86	4	1	Total	N	Os	0	0
			7	6	1		
86	4	1	Total	N	Os	0	0
			7	6	1		
86	4	1	Total	N	Os	0	0
			7	6	1		
86	4	1	Total	N	Os	0	0
			7	6	1		
86	4	1	Total	N	Os	0	0
			7	6	1		
86	4	1	Total	N	Os	0	0
			7	6	1		
86	4	1	Total	N	Os	0	0
			7	6	1		
86	4	1	Total	N	Os	0	0
			7	6	1		
86	4	1	Total	N	Os	0	0
			7	6	1		
86	4	1	Total	N	Os	0	0
			7	6	1		
86	4	1	Total	N	Os	0	0
			7	6	1		
86	4	1	Total	N	Os	0	0
			7	6	1		
86	L3	1	Total	N	Os	0	0
			7	6	1		
86	L3	1	Total	N	Os	0	0
			7	6	1		
86	L3	1	Total	N	Os	0	0
			7	6	1		
86	L4	1	Total	N	Os	0	0
			7	6	1		
86	L5	1	Total	N	Os	0	0
			7	6	1		
86	M0	1	Total	N	Os	0	0
			7	6	1		

*Continued on next page...*

*Continued from previous page...*

Mol	Chain	Residues	Atoms			ZeroOcc	AltConf
86	M0	1	Total	N	Os	0	0
			7	6	1		
86	M0	1	Total	N	Os	0	0
			7	6	1		
86	M0	1	Total	N	Os	0	0
			7	6	1		
86	M5	1	Total	N	Os	0	0
			7	6	1		
86	M7	1	Total	N	Os	0	0
			7	6	1		
86	M8	1	Total	N	Os	0	0
			7	6	1		
86	M9	1	Total	N	Os	0	0
			7	6	1		
86	M9	1	Total	N	Os	0	0
			7	6	1		
86	M9	1	Total	N	Os	0	0
			7	6	1		
86	N8	1	Total	N	Os	0	0
			7	6	1		
86	N9	1	Total	N	Os	0	0
			7	6	1		
86	O1	1	Total	N	Os	0	0
			7	6	1		
86	O3	1	Total	N	Os	0	0
			7	6	1		
86	O7	1	Total	N	Os	0	0
			7	6	1		
86	O7	1	Total	N	Os	0	0
			7	6	1		
86	Q2	1	Total	N	Os	0	0
			7	6	1		
86	6	1	Total	N	Os	0	0
			7	6	1		
86	6	1	Total	N	Os	0	0
			7	6	1		
86	6	1	Total	N	Os	0	0
			7	6	1		
86	6	1	Total	N	Os	0	0
			7	6	1		
86	6	1	Total	N	Os	0	0
			7	6	1		

*Continued on next page...*

*Continued from previous page...*

Mol	Chain	Residues	Atoms			ZeroOcc	AltConf
86	6	1	Total	N	Os	0	0
			7	6	1		
86	6	1	Total	N	Os	0	0
			7	6	1		
86	6	1	Total	N	Os	0	0
			7	6	1		
86	6	1	Total	N	Os	0	0
			7	6	1		
86	6	1	Total	N	Os	0	0
			7	6	1		
86	6	1	Total	N	Os	0	0
			7	6	1		
86	6	1	Total	N	Os	0	0
			7	6	1		
86	6	1	Total	N	Os	0	0
			7	6	1		
86	6	1	Total	N	Os	0	0
			7	6	1		
86	6	1	Total	N	Os	0	0
			7	6	1		
86	6	1	Total	N	Os	0	0
			7	6	1		
86	6	1	Total	N	Os	0	0
			7	6	1		
86	6	1	Total	N	Os	0	0
			7	6	1		
86	6	1	Total	N	Os	0	0
			7	6	1		
86	6	1	Total	N	Os	0	0
			7	6	1		
86	6	1	Total	N	Os	0	0
			7	6	1		
86	6	1	Total	N	Os	0	0
			7	6	1		
86	6	1	Total	N	Os	0	0
			7	6	1		

*Continued on next page...*

*Continued from previous page...*

Mol	Chain	Residues	Atoms			ZeroOcc	AltConf
86	6	1	Total	N	Os	0	0
			7	6	1		
86	6	1	Total	N	Os	0	0
			7	6	1		
86	6	1	Total	N	Os	0	0
			7	6	1		
86	6	1	Total	N	Os	0	0
			7	6	1		
86	6	1	Total	N	Os	0	0
			7	6	1		
86	6	1	Total	N	Os	0	0
			7	6	1		
86	6	1	Total	N	Os	0	0
			7	6	1		
86	6	1	Total	N	Os	0	0
			7	6	1		
86	6	1	Total	N	Os	0	0
			7	6	1		
86	6	1	Total	N	Os	0	0
			7	6	1		
86	6	1	Total	N	Os	0	0
			7	6	1		
86	6	1	Total	N	Os	0	0
			7	6	1		
86	6	1	Total	N	Os	0	0
			7	6	1		
86	6	1	Total	N	Os	0	0
			7	6	1		
86	6	1	Total	N	Os	0	0
			7	6	1		
86	6	1	Total	N	Os	0	0
			7	6	1		
86	6	1	Total	N	Os	0	0
			7	6	1		
86	6	1	Total	N	Os	0	0
			7	6	1		

*Continued on next page...*

*Continued from previous page...*

Mol	Chain	Residues	Atoms			ZeroOcc	AltConf
86	6	1	Total	N	Os	0	0
			7	6	1		
86	6	1	Total	N	Os	0	0
			7	6	1		
86	6	1	Total	N	Os	0	0
			7	6	1		
86	6	1	Total	N	Os	0	0
			7	6	1		
86	6	1	Total	N	Os	0	0
			7	6	1		
86	6	1	Total	N	Os	0	0
			7	6	1		
86	6	1	Total	N	Os	0	0
			7	6	1		
86	6	1	Total	N	Os	0	0
			7	6	1		
86	6	1	Total	N	Os	0	0
			7	6	1		
86	6	1	Total	N	Os	0	0
			7	6	1		
86	6	1	Total	N	Os	0	0
			7	6	1		
86	6	1	Total	N	Os	0	0
			7	6	1		
86	6	1	Total	N	Os	0	0
			7	6	1		
86	6	1	Total	N	Os	0	0
			7	6	1		
86	6	1	Total	N	Os	0	0
			7	6	1		
86	6	1	Total	N	Os	0	0
			7	6	1		
86	6	1	Total	N	Os	0	0
			7	6	1		

*Continued on next page...*

*Continued from previous page...*

Mol	Chain	Residues	Atoms			ZeroOcc	AltConf
86	6	1	Total	N	Os	0	0
			7	6	1		
86	6	1	Total	N	Os	0	0
			7	6	1		
86	6	1	Total	N	Os	0	0
			7	6	1		
86	6	1	Total	N	Os	0	0
			7	6	1		
86	6	1	Total	N	Os	0	0
			7	6	1		
86	6	1	Total	N	Os	0	0
			7	6	1		
86	6	1	Total	N	Os	0	0
			7	6	1		
86	6	1	Total	N	Os	0	0
			7	6	1		
86	6	1	Total	N	Os	0	0
			7	6	1		
86	6	1	Total	N	Os	0	0
			7	6	1		
86	6	1	Total	N	Os	0	0
			7	6	1		
86	6	1	Total	N	Os	0	0
			7	6	1		
86	6	1	Total	N	Os	0	0
			7	6	1		
86	6	1	Total	N	Os	0	0
			7	6	1		
86	6	1	Total	N	Os	0	0
			7	6	1		
86	6	1	Total	N	Os	0	0
			7	6	1		
86	6	1	Total	N	Os	0	0
			7	6	1		
86	6	1	Total	N	Os	0	0
			7	6	1		

*Continued on next page...*



*Continued from previous page...*

Mol	Chain	Residues	Atoms			ZeroOcc	AltConf
86	6	1	Total	N	Os	0	0
			7	6	1		
86	6	1	Total	N	Os	0	0
			7	6	1		
86	6	1	Total	N	Os	0	0
			7	6	1		
86	6	1	Total	N	Os	0	0
			7	6	1		
86	6	1	Total	N	Os	0	0
			7	6	1		
86	6	1	Total	N	Os	0	0
			7	6	1		
86	6	1	Total	N	Os	0	0
			7	6	1		
86	6	1	Total	N	Os	0	0
			7	6	1		
86	6	1	Total	N	Os	0	0
			7	6	1		
86	6	1	Total	N	Os	0	0
			7	6	1		
86	6	1	Total	N	Os	0	0
			7	6	1		
86	6	1	Total	N	Os	0	0
			7	6	1		
86	6	1	Total	N	Os	0	0
			7	6	1		
86	6	1	Total	N	Os	0	0
			7	6	1		
86	6	1	Total	N	Os	0	0
			7	6	1		
86	6	1	Total	N	Os	0	0
			7	6	1		
86	6	1	Total	N	Os	0	0
			7	6	1		
86	6	1	Total	N	Os	0	0
			7	6	1		

*Continued on next page...*

*Continued from previous page...*

Mol	Chain	Residues	Atoms			ZeroOcc	AltConf
86	6	1	Total	N	Os	0	0
			7	6	1		
86	6	1	Total	N	Os	0	0
			7	6	1		
86	6	1	Total	N	Os	0	0
			7	6	1		
86	6	1	Total	N	Os	0	0
			7	6	1		
86	6	1	Total	N	Os	0	0
			7	6	1		
86	6	1	Total	N	Os	0	0
			7	6	1		
86	6	1	Total	N	Os	0	0
			7	6	1		
86	6	1	Total	N	Os	0	0
			7	6	1		
86	6	1	Total	N	Os	0	0
			7	6	1		
86	6	1	Total	N	Os	0	0
			7	6	1		
86	6	1	Total	N	Os	0	0
			7	6	1		
86	6	1	Total	N	Os	0	0
			7	6	1		
86	6	1	Total	N	Os	0	0
			7	6	1		
86	6	1	Total	N	Os	0	0
			7	6	1		
86	6	1	Total	N	Os	0	0
			7	6	1		
86	6	1	Total	N	Os	0	0
			7	6	1		
86	6	1	Total	N	Os	0	0
			7	6	1		

*Continued on next page...*

*Continued from previous page...*

Mol	Chain	Residues	Atoms			ZeroOcc	AltConf
86	6	1	Total	N	Os	0	0
			7	6	1		
86	6	1	Total	N	Os	0	0
			7	6	1		
86	6	1	Total	N	Os	0	0
			7	6	1		
86	6	1	Total	N	Os	0	0
			7	6	1		
86	6	1	Total	N	Os	0	0
			7	6	1		
86	6	1	Total	N	Os	0	0
			7	6	1		
86	6	1	Total	N	Os	0	0
			7	6	1		
86	6	1	Total	N	Os	0	0
			7	6	1		
86	6	1	Total	N	Os	0	0
			7	6	1		
86	6	1	Total	N	Os	0	0
			7	6	1		
86	6	1	Total	N	Os	0	0
			7	6	1		
86	6	1	Total	N	Os	0	0
			7	6	1		
86	6	1	Total	N	Os	0	0
			7	6	1		
86	6	1	Total	N	Os	0	0
			7	6	1		
86	6	1	Total	N	Os	0	0
			7	6	1		
86	6	1	Total	N	Os	0	0
			7	6	1		
86	6	1	Total	N	Os	0	0
			7	6	1		
86	6	1	Total	N	Os	0	0
			7	6	1		

*Continued on next page...*

*Continued from previous page...*

Mol	Chain	Residues	Atoms			ZeroOcc	AltConf
86	6	1	Total	N	Os	0	0
			7	6	1		
86	6	1	Total	N	Os	0	0
			7	6	1		
86	6	1	Total	N	Os	0	0
			7	6	1		
86	6	1	Total	N	Os	0	0
			7	6	1		
86	6	1	Total	N	Os	0	0
			7	6	1		
86	6	1	Total	N	Os	0	0
			7	6	1		
86	6	1	Total	N	Os	0	0
			7	6	1		
86	6	1	Total	N	Os	0	0
			7	6	1		
86	6	1	Total	N	Os	0	0
			7	6	1		
86	6	1	Total	N	Os	0	0
			7	6	1		
86	6	1	Total	N	Os	0	0
			7	6	1		
86	6	1	Total	N	Os	0	0
			7	6	1		
86	6	1	Total	N	Os	0	0
			7	6	1		
86	6	1	Total	N	Os	0	0
			7	6	1		
86	6	1	Total	N	Os	0	0
			7	6	1		
86	6	1	Total	N	Os	0	0
			7	6	1		
86	6	1	Total	N	Os	0	0
			7	6	1		

*Continued on next page...*

*Continued from previous page...*

Mol	Chain	Residues	Atoms			ZeroOcc	AltConf
86	6	1	Total	N	Os	0	0
			7	6	1		
86	6	1	Total	N	Os	0	0
			7	6	1		
86	6	1	Total	N	Os	0	0
			7	6	1		
86	6	1	Total	N	Os	0	0
			7	6	1		
86	6	1	Total	N	Os	0	0
			7	6	1		
86	6	1	Total	N	Os	0	0
			7	6	1		
86	6	1	Total	N	Os	0	0
			7	6	1		
86	6	1	Total	N	Os	0	0
			7	6	1		
86	6	1	Total	N	Os	0	0
			7	6	1		
86	6	1	Total	N	Os	0	0
			7	6	1		
86	6	1	Total	N	Os	0	0
			7	6	1		
86	6	1	Total	N	Os	0	0
			7	6	1		
86	6	1	Total	N	Os	0	0
			7	6	1		
86	6	1	Total	N	Os	0	0
			7	6	1		
86	6	1	Total	N	Os	0	0
			7	6	1		
86	6	1	Total	N	Os	0	0
			7	6	1		
86	6	1	Total	N	Os	0	0
			7	6	1		
86	6	1	Total	N	Os	0	0
			7	6	1		

*Continued on next page...*

*Continued from previous page...*

Mol	Chain	Residues	Atoms			ZeroOcc	AltConf
86	6	1	Total	N	Os	0	0
			7	6	1		
86	6	1	Total	N	Os	0	0
			7	6	1		
86	6	1	Total	N	Os	0	0
			7	6	1		
86	6	1	Total	N	Os	0	0
			7	6	1		
86	s1	1	Total	N	Os	0	0
			7	6	1		
86	s1	1	Total	N	Os	0	0
			7	6	1		
86	s4	1	Total	N	Os	0	0
			7	6	1		
86	s8	1	Total	N	Os	0	0
			7	6	1		
86	c1	1	Total	N	Os	0	0
			7	6	1		
86	c3	1	Total	N	Os	0	0
			7	6	1		
86	c5	1	Total	N	Os	0	0
			7	6	1		
86	c5	1	Total	N	Os	0	0
			7	6	1		
86	c8	1	Total	N	Os	0	0
			7	6	1		
86	d9	1	Total	N	Os	0	0
			7	6	1		
86	sR	1	Total	N	Os	0	0
			7	6	1		
86	5	1	Total	N	Os	2	0
			7	6	1		
86	5	1	Total	N	Os	0	0
			7	6	1		
86	5	1	Total	N	Os	0	0
			7	6	1		
86	5	1	Total	N	Os	0	0
			7	6	1		
86	5	1	Total	N	Os	1	0
			7	6	1		
86	5	1	Total	N	Os	0	0
			7	6	1		

*Continued on next page...*

*Continued from previous page...*

Mol	Chain	Residues	Atoms			ZeroOcc	AltConf
86	5	1	Total	N	Os	0	0
			7	6	1		
86	5	1	Total	N	Os	0	0
			7	6	1		
86	5	1	Total	N	Os	0	0
			7	6	1		
86	5	1	Total	N	Os	0	0
			7	6	1		
86	5	1	Total	N	Os	0	0
			7	6	1		
86	5	1	Total	N	Os	0	0
			7	6	1		
86	5	1	Total	N	Os	0	0
			7	6	1		
86	5	1	Total	N	Os	0	0
			7	6	1		
86	5	1	Total	N	Os	0	0
			7	6	1		
86	5	1	Total	N	Os	0	0
			7	6	1		
86	5	1	Total	N	Os	0	0
			7	6	1		
86	5	1	Total	N	Os	0	0
			7	6	1		
86	5	1	Total	N	Os	0	0
			7	6	1		
86	5	1	Total	N	Os	0	0
			7	6	1		
86	5	1	Total	N	Os	0	0
			7	6	1		
86	5	1	Total	N	Os	0	0
			7	6	1		
86	5	1	Total	N	Os	0	0
			7	6	1		
86	5	1	Total	N	Os	0	0
			7	6	1		

*Continued on next page...*

*Continued from previous page...*

Mol	Chain	Residues	Atoms			ZeroOcc	AltConf
86	5	1	Total	N	Os	0	0
			7	6	1		
86	5	1	Total	N	Os	0	0
			7	6	1		
86	5	1	Total	N	Os	0	0
			7	6	1		
86	5	1	Total	N	Os	0	0
			7	6	1		
86	5	1	Total	N	Os	0	0
			7	6	1		
86	5	1	Total	N	Os	0	0
			7	6	1		
86	5	1	Total	N	Os	0	0
			7	6	1		
86	5	1	Total	N	Os	0	0
			7	6	1		
86	5	1	Total	N	Os	0	0
			7	6	1		
86	5	1	Total	N	Os	0	0
			7	6	1		
86	5	1	Total	N	Os	0	0
			7	6	1		
86	5	1	Total	N	Os	0	0
			7	6	1		
86	5	1	Total	N	Os	0	0
			7	6	1		
86	5	1	Total	N	Os	0	0
			7	6	1		
86	5	1	Total	N	Os	0	0
			7	6	1		
86	5	1	Total	N	Os	0	0
			7	6	1		
86	5	1	Total	N	Os	0	0
			7	6	1		
86	5	1	Total	N	Os	0	0
			7	6	1		

*Continued on next page...*



*Continued from previous page...*

Mol	Chain	Residues	Atoms			ZeroOcc	AltConf
86	5	1	Total	N	Os	0	0
			7	6	1		
86	5	1	Total	N	Os	0	0
			7	6	1		
86	5	1	Total	N	Os	0	0
			7	6	1		
86	5	1	Total	N	Os	0	0
			7	6	1		
86	5	1	Total	N	Os	0	0
			7	6	1		
86	5	1	Total	N	Os	0	0
			7	6	1		
86	5	1	Total	N	Os	0	0
			7	6	1		
86	5	1	Total	N	Os	0	0
			7	6	1		
86	5	1	Total	N	Os	0	0
			7	6	1		
86	5	1	Total	N	Os	0	0
			7	6	1		
86	5	1	Total	N	Os	0	0
			7	6	1		
86	5	1	Total	N	Os	0	0
			7	6	1		
86	5	1	Total	N	Os	0	0
			7	6	1		
86	5	1	Total	N	Os	0	0
			7	6	1		
86	5	1	Total	N	Os	0	0
			7	6	1		
86	5	1	Total	N	Os	0	0
			7	6	1		
86	5	1	Total	N	Os	0	0
			7	6	1		
86	5	1	Total	N	Os	0	0
			7	6	1		

*Continued on next page...*

*Continued from previous page...*

Mol	Chain	Residues	Atoms			ZeroOcc	AltConf
86	5	1	Total	N	Os	0	0
			7	6	1		
86	5	1	Total	N	Os	0	0
			7	6	1		
86	5	1	Total	N	Os	0	0
			7	6	1		
86	5	1	Total	N	Os	0	0
			7	6	1		
86	5	1	Total	N	Os	0	0
			7	6	1		
86	5	1	Total	N	Os	0	0
			7	6	1		
86	5	1	Total	N	Os	0	0
			7	6	1		
86	5	1	Total	N	Os	0	0
			7	6	1		
86	5	1	Total	N	Os	0	0
			7	6	1		
86	5	1	Total	N	Os	0	0
			7	6	1		
86	5	1	Total	N	Os	0	0
			7	6	1		
86	5	1	Total	N	Os	0	0
			7	6	1		
86	5	1	Total	N	Os	0	0
			7	6	1		
86	5	1	Total	N	Os	0	0
			7	6	1		
86	5	1	Total	N	Os	0	0
			7	6	1		
86	5	1	Total	N	Os	0	0
			7	6	1		
86	5	1	Total	N	Os	0	0
			7	6	1		
86	5	1	Total	N	Os	0	0
			7	6	1		

*Continued on next page...*

*Continued from previous page...*

Mol	Chain	Residues	Atoms			ZeroOcc	AltConf
86	5	1	Total	N	Os	0	0
			7	6	1		
86	5	1	Total	N	Os	0	0
			7	6	1		
86	5	1	Total	N	Os	0	0
			7	6	1		
86	5	1	Total	N	Os	0	0
			7	6	1		
86	5	1	Total	N	Os	0	0
			7	6	1		
86	5	1	Total	N	Os	0	0
			7	6	1		
86	5	1	Total	N	Os	0	0
			7	6	1		
86	5	1	Total	N	Os	0	0
			7	6	1		
86	5	1	Total	N	Os	0	0
			7	6	1		
86	5	1	Total	N	Os	0	0
			7	6	1		
86	5	1	Total	N	Os	0	0
			7	6	1		
86	5	1	Total	N	Os	0	0
			7	6	1		
86	5	1	Total	N	Os	0	0
			7	6	1		
86	5	1	Total	N	Os	0	0
			7	6	1		
86	5	1	Total	N	Os	0	0
			7	6	1		
86	5	1	Total	N	Os	0	0
			7	6	1		
86	5	1	Total	N	Os	0	0
			7	6	1		
86	5	1	Total	N	Os	0	0
			7	6	1		

*Continued on next page...*

*Continued from previous page...*

Mol	Chain	Residues	Atoms			ZeroOcc	AltConf
86	5	1	Total	N	Os	0	0
			7	6	1		
86	5	1	Total	N	Os	0	0
			7	6	1		
86	5	1	Total	N	Os	0	0
			7	6	1		
86	5	1	Total	N	Os	0	0
			7	6	1		
86	5	1	Total	N	Os	0	0
			7	6	1		
86	5	1	Total	N	Os	0	0
			7	6	1		
86	5	1	Total	N	Os	0	0
			7	6	1		
86	5	1	Total	N	Os	0	0
			7	6	1		
86	5	1	Total	N	Os	0	0
			7	6	1		
86	5	1	Total	N	Os	0	0
			7	6	1		
86	5	1	Total	N	Os	0	0
			7	6	1		
86	5	1	Total	N	Os	0	0
			7	6	1		
86	5	1	Total	N	Os	0	0
			7	6	1		
86	5	1	Total	N	Os	0	0
			7	6	1		
86	5	1	Total	N	Os	0	0
			7	6	1		
86	5	1	Total	N	Os	0	0
			7	6	1		
86	5	1	Total	N	Os	0	0
			7	6	1		
86	5	1	Total	N	Os	0	0
			7	6	1		

*Continued on next page...*

*Continued from previous page...*

Mol	Chain	Residues	Atoms			ZeroOcc	AltConf
86	5	1	Total	N	Os	0	0
			7	6	1		
86	5	1	Total	N	Os	0	0
			7	6	1		
86	5	1	Total	N	Os	0	0
			7	6	1		
86	5	1	Total	N	Os	0	0
			7	6	1		
86	5	1	Total	N	Os	0	0
			7	6	1		
86	5	1	Total	N	Os	0	0
			7	6	1		
86	5	1	Total	N	Os	0	0
			7	6	1		
86	5	1	Total	N	Os	0	0
			7	6	1		
86	5	1	Total	N	Os	0	0
			7	6	1		
86	5	1	Total	N	Os	0	0
			7	6	1		
86	5	1	Total	N	Os	0	0
			7	6	1		
86	5	1	Total	N	Os	0	0
			7	6	1		
86	5	1	Total	N	Os	0	0
			7	6	1		
86	5	1	Total	N	Os	0	0
			7	6	1		
86	5	1	Total	N	Os	0	0
			7	6	1		
86	5	1	Total	N	Os	0	0
			7	6	1		
86	5	1	Total	N	Os	0	0
			7	6	1		
86	5	1	Total	N	Os	0	0
			7	6	1		

*Continued on next page...*

*Continued from previous page...*

Mol	Chain	Residues	Atoms			ZeroOcc	AltConf
86	5	1	Total	N	Os	0	0
			7	6	1		
86	5	1	Total	N	Os	0	0
			7	6	1		
86	5	1	Total	N	Os	0	0
			7	6	1		
86	5	1	Total	N	Os	0	0
			7	6	1		
86	5	1	Total	N	Os	0	0
			7	6	1		
86	5	1	Total	N	Os	0	0
			7	6	1		
86	5	1	Total	N	Os	0	0
			7	6	1		
86	5	1	Total	N	Os	0	0
			7	6	1		
86	5	1	Total	N	Os	0	0
			7	6	1		
86	5	1	Total	N	Os	0	0
			7	6	1		
86	5	1	Total	N	Os	0	0
			7	6	1		
86	5	1	Total	N	Os	0	0
			7	6	1		
86	5	1	Total	N	Os	0	0
			7	6	1		
86	5	1	Total	N	Os	0	0
			7	6	1		
86	5	1	Total	N	Os	0	0
			7	6	1		
86	5	1	Total	N	Os	0	0
			7	6	1		
86	5	1	Total	N	Os	0	0
			7	6	1		
86	5	1	Total	N	Os	0	0
			7	6	1		

*Continued on next page...*

*Continued from previous page...*

Mol	Chain	Residues	Atoms			ZeroOcc	AltConf
86	5	1	Total	N	Os	0	0
			7	6	1		
86	5	1	Total	N	Os	0	0
			7	6	1		
86	5	1	Total	N	Os	0	0
			7	6	1		
86	5	1	Total	N	Os	0	0
			7	6	1		
86	5	1	Total	N	Os	0	0
			7	6	1		
86	5	1	Total	N	Os	0	0
			7	6	1		
86	5	1	Total	N	Os	0	0
			7	6	1		
86	5	1	Total	N	Os	0	0
			7	6	1		
86	5	1	Total	N	Os	0	0
			7	6	1		
86	5	1	Total	N	Os	0	0
			7	6	1		
86	5	1	Total	N	Os	0	0
			7	6	1		
86	5	1	Total	N	Os	0	0
			7	6	1		
86	5	1	Total	N	Os	0	0
			7	6	1		
86	5	1	Total	N	Os	0	0
			7	6	1		
86	5	1	Total	N	Os	0	0
			7	6	1		
86	5	1	Total	N	Os	0	0
			7	6	1		
86	5	1	Total	N	Os	0	0
			7	6	1		
86	5	1	Total	N	Os	0	0
			7	6	1		

*Continued on next page...*

*Continued from previous page...*

Mol	Chain	Residues	Atoms			ZeroOcc	AltConf
86	5	1	Total	N	Os	0	0
			7	6	1		
86	5	1	Total	N	Os	0	0
			7	6	1		
86	5	1	Total	N	Os	0	0
			7	6	1		
86	5	1	Total	N	Os	0	0
			7	6	1		
86	5	1	Total	N	Os	0	0
			7	6	1		
86	5	1	Total	N	Os	0	0
			7	6	1		
86	5	1	Total	N	Os	0	0
			7	6	1		
86	5	1	Total	N	Os	0	0
			7	6	1		
86	5	1	Total	N	Os	0	0
			7	6	1		
86	5	1	Total	N	Os	0	0
			7	6	1		
86	5	1	Total	N	Os	0	0
			7	6	1		
86	5	1	Total	N	Os	0	0
			7	6	1		
86	5	1	Total	N	Os	0	0
			7	6	1		
86	5	1	Total	N	Os	0	0
			7	6	1		
86	5	1	Total	N	Os	0	0
			7	6	1		
86	5	1	Total	N	Os	0	0
			7	6	1		
86	5	1	Total	N	Os	0	0
			7	6	1		
86	5	1	Total	N	Os	0	0
			7	6	1		

*Continued on next page...*



*Continued from previous page...*

Mol	Chain	Residues	Atoms			ZeroOcc	AltConf
86	5	1	Total	N	Os	0	0
			7	6	1		
86	5	1	Total	N	Os	0	0
			7	6	1		
86	5	1	Total	N	Os	0	0
			7	6	1		
86	5	1	Total	N	Os	0	0
			7	6	1		
86	5	1	Total	N	Os	0	0
			7	6	1		
86	5	1	Total	N	Os	0	0
			7	6	1		
86	5	1	Total	N	Os	0	0
			7	6	1		
86	5	1	Total	N	Os	0	0
			7	6	1		
86	5	1	Total	N	Os	0	0
			7	6	1		
86	5	1	Total	N	Os	0	0
			7	6	1		
86	5	1	Total	N	Os	0	0
			7	6	1		
86	5	1	Total	N	Os	0	0
			7	6	1		
86	5	1	Total	N	Os	0	0
			7	6	1		
86	5	1	Total	N	Os	0	0
			7	6	1		
86	5	1	Total	N	Os	0	0
			7	6	1		
86	5	1	Total	N	Os	0	0
			7	6	1		
86	5	1	Total	N	Os	0	0
			7	6	1		
86	5	1	Total	N	Os	0	0
			7	6	1		

*Continued on next page...*

*Continued from previous page...*

Mol	Chain	Residues	Atoms			ZeroOcc	AltConf
86	5	1	Total	N	Os	0	0
			7	6	1		
86	5	1	Total	N	Os	0	0
			7	6	1		
86	5	1	Total	N	Os	0	0
			7	6	1		
86	5	1	Total	N	Os	0	0
			7	6	1		
86	5	1	Total	N	Os	0	0
			7	6	1		
86	5	1	Total	N	Os	0	0
			7	6	1		
86	5	1	Total	N	Os	0	0
			7	6	1		
86	5	1	Total	N	Os	0	0
			7	6	1		
86	5	1	Total	N	Os	0	0
			7	6	1		
86	5	1	Total	N	Os	0	0
			7	6	1		
86	5	1	Total	N	Os	0	0
			7	6	1		
86	5	1	Total	N	Os	0	0
			7	6	1		
86	5	1	Total	N	Os	0	0
			7	6	1		
86	5	1	Total	N	Os	0	0
			7	6	1		
86	5	1	Total	N	Os	0	0
			7	6	1		
86	5	1	Total	N	Os	0	0
			7	6	1		
86	5	1	Total	N	Os	0	0
			7	6	1		
86	5	1	Total	N	Os	0	0
			7	6	1		

*Continued on next page...*

*Continued from previous page...*

Mol	Chain	Residues	Atoms			ZeroOcc	AltConf
86	5	1	Total	N	Os	0	0
			7	6	1		
86	5	1	Total	N	Os	0	0
			7	6	1		
86	5	1	Total	N	Os	0	0
			7	6	1		
86	5	1	Total	N	Os	0	0
			7	6	1		
86	5	1	Total	N	Os	0	0
			7	6	1		
86	5	1	Total	N	Os	0	0
			7	6	1		
86	5	1	Total	N	Os	0	0
			7	6	1		
86	5	1	Total	N	Os	0	0
			7	6	1		
86	5	1	Total	N	Os	0	0
			7	6	1		
86	5	1	Total	N	Os	0	0
			7	6	1		
86	5	1	Total	N	Os	0	0
			7	6	1		
86	5	1	Total	N	Os	0	0
			7	6	1		
86	5	1	Total	N	Os	0	0
			7	6	1		
86	5	1	Total	N	Os	0	0
			7	6	1		
86	5	1	Total	N	Os	0	0
			7	6	1		
86	5	1	Total	N	Os	0	0
			7	6	1		
86	5	1	Total	N	Os	0	0
			7	6	1		
86	5	1	Total	N	Os	0	0
			7	6	1		

*Continued on next page...*

*Continued from previous page...*

Mol	Chain	Residues	Atoms			ZeroOcc	AltConf
86	5	1	Total	N	Os	0	0
			7	6	1		
86	5	1	Total	N	Os	0	0
			7	6	1		
86	5	1	Total	N	Os	0	0
			7	6	1		
86	5	1	Total	N	Os	0	0
			7	6	1		
86	5	1	Total	N	Os	0	0
			7	6	1		
86	5	1	Total	N	Os	0	0
			7	6	1		
86	5	1	Total	N	Os	0	0
			7	6	1		
86	5	1	Total	N	Os	0	0
			7	6	1		
86	5	1	Total	N	Os	0	0
			7	6	1		
86	5	1	Total	N	Os	0	0
			7	6	1		
86	5	1	Total	N	Os	0	0
			7	6	1		
86	5	1	Total	N	Os	0	0
			7	6	1		
86	5	1	Total	N	Os	0	0
			7	6	1		
86	5	1	Total	N	Os	0	0
			7	6	1		
86	5	1	Total	N	Os	0	0
			7	6	1		
86	5	1	Total	N	Os	0	0
			7	6	1		
86	5	1	Total	N	Os	0	0
			7	6	1		

*Continued on next page...*

*Continued from previous page...*

Mol	Chain	Residues	Atoms			ZeroOcc	AltConf
86	5	1	Total	N	Os	0	0
			7	6	1		
86	5	1	Total	N	Os	0	0
			7	6	1		
86	5	1	Total	N	Os	0	0
			7	6	1		
86	5	1	Total	N	Os	0	0
			7	6	1		
86	5	1	Total	N	Os	0	0
			7	6	1		
86	5	1	Total	N	Os	0	0
			7	6	1		
86	5	1	Total	N	Os	0	0
			7	6	1		
86	5	1	Total	N	Os	0	0
			7	6	1		
86	5	1	Total	N	Os	0	0
			7	6	1		
86	5	1	Total	N	Os	0	0
			7	6	1		
86	5	1	Total	N	Os	0	0
			7	6	1		
86	5	1	Total	N	Os	0	0
			7	6	1		
86	5	1	Total	N	Os	0	0
			7	6	1		
86	5	1	Total	N	Os	0	0
			7	6	1		
86	5	1	Total	N	Os	0	0
			7	6	1		
86	5	1	Total	N	Os	0	0
			7	6	1		
86	5	1	Total	N	Os	0	0
			7	6	1		
86	5	1	Total	N	Os	0	0
			7	6	1		

*Continued on next page...*

*Continued from previous page...*

Mol	Chain	Residues	Atoms			ZeroOcc	AltConf
86	5	1	Total	N	Os	0	0
			7	6	1		
86	5	1	Total	N	Os	0	0
			7	6	1		
86	5	1	Total	N	Os	0	0
			7	6	1		
86	5	1	Total	N	Os	0	0
			7	6	1		
86	5	1	Total	N	Os	0	0
			7	6	1		
86	5	1	Total	N	Os	0	0
			7	6	1		
86	5	1	Total	N	Os	0	0
			7	6	1		
86	5	1	Total	N	Os	0	0
			7	6	1		
86	5	1	Total	N	Os	0	0
			7	6	1		
86	5	1	Total	N	Os	0	0
			7	6	1		
86	5	1	Total	N	Os	0	0
			7	6	1		
86	5	1	Total	N	Os	0	0
			7	6	1		
86	5	1	Total	N	Os	0	0
			7	6	1		
86	5	1	Total	N	Os	0	0
			7	6	1		
86	5	1	Total	N	Os	0	0
			7	6	1		
86	5	1	Total	N	Os	0	0
			7	6	1		
86	5	1	Total	N	Os	0	0
			7	6	1		

*Continued on next page...*

*Continued from previous page...*

Mol	Chain	Residues	Atoms			ZeroOcc	AltConf
86	5	1	Total	N	Os	0	0
			7	6	1		
86	5	1	Total	N	Os	0	0
			7	6	1		
86	5	1	Total	N	Os	0	0
			7	6	1		
86	5	1	Total	N	Os	0	0
			7	6	1		
86	5	1	Total	N	Os	0	0
			7	6	1		
86	5	1	Total	N	Os	0	0
			7	6	1		
86	5	1	Total	N	Os	0	0
			7	6	1		
86	5	1	Total	N	Os	0	0
			7	6	1		
86	5	1	Total	N	Os	0	0
			7	6	1		
86	5	1	Total	N	Os	0	0
			7	6	1		
86	5	1	Total	N	Os	0	0
			7	6	1		
86	5	1	Total	N	Os	0	0
			7	6	1		
86	5	1	Total	N	Os	0	0
			7	6	1		
86	5	1	Total	N	Os	0	0
			7	6	1		
86	5	1	Total	N	Os	0	0
			7	6	1		
86	5	1	Total	N	Os	0	0
			7	6	1		
86	5	1	Total	N	Os	0	0
			7	6	1		
86	5	1	Total	N	Os	0	0
			7	6	1		

*Continued on next page...*

*Continued from previous page...*

Mol	Chain	Residues	Atoms			ZeroOcc	AltConf
86	5	1	Total	N	Os	0	0
			7	6	1		
86	5	1	Total	N	Os	0	0
			7	6	1		
86	5	1	Total	N	Os	0	0
			7	6	1		
86	5	1	Total	N	Os	0	0
			7	6	1		
86	5	1	Total	N	Os	0	0
			7	6	1		
86	5	1	Total	N	Os	0	0
			7	6	1		
86	5	1	Total	N	Os	0	0
			7	6	1		
86	5	1	Total	N	Os	0	0
			7	6	1		
86	5	1	Total	N	Os	0	0
			7	6	1		
86	5	1	Total	N	Os	0	0
			7	6	1		
86	5	1	Total	N	Os	0	0
			7	6	1		
86	5	1	Total	N	Os	0	0
			7	6	1		
86	5	1	Total	N	Os	0	0
			7	6	1		
86	5	1	Total	N	Os	0	0
			7	6	1		
86	5	1	Total	N	Os	0	0
			7	6	1		
86	5	1	Total	N	Os	0	0
			7	6	1		
86	5	1	Total	N	Os	0	0
			7	6	1		
86	5	1	Total	N	Os	0	0
			7	6	1		

*Continued on next page...*



*Continued from previous page...*

Mol	Chain	Residues	Atoms			ZeroOcc	AltConf
86	5	1	Total	N	Os	0	0
			7	6	1		
86	5	1	Total	N	Os	0	0
			7	6	1		
86	5	1	Total	N	Os	0	0
			7	6	1		
86	5	1	Total	N	Os	0	0
			7	6	1		
86	5	1	Total	N	Os	0	0
			7	6	1		
86	5	1	Total	N	Os	0	0
			7	6	1		
86	5	1	Total	N	Os	0	0
			7	6	1		
86	5	1	Total	N	Os	0	0
			7	6	1		
86	5	1	Total	N	Os	0	0
			7	6	1		
86	5	1	Total	N	Os	0	0
			7	6	1		
86	5	1	Total	N	Os	0	0
			7	6	1		
86	5	1	Total	N	Os	0	0
			7	6	1		
86	5	1	Total	N	Os	0	0
			7	6	1		
86	5	1	Total	N	Os	0	0
			7	6	1		
86	5	1	Total	N	Os	0	0
			7	6	1		
86	5	1	Total	N	Os	0	0
			7	6	1		
86	5	1	Total	N	Os	0	0
			7	6	1		

*Continued on next page...*

*Continued from previous page...*

Mol	Chain	Residues	Atoms			ZeroOcc	AltConf
86	5	1	Total	N	Os	0	0
			7	6	1		
86	5	1	Total	N	Os	0	0
			7	6	1		
86	5	1	Total	N	Os	0	0
			7	6	1		
86	5	1	Total	N	Os	0	0
			7	6	1		
86	5	1	Total	N	Os	0	0
			7	6	1		
86	5	1	Total	N	Os	0	0
			7	6	1		
86	5	1	Total	N	Os	0	0
			7	6	1		
86	7	1	Total	N	Os	0	0
			7	6	1		
86	7	1	Total	N	Os	0	0
			7	6	1		
86	7	1	Total	N	Os	0	0
			7	6	1		
86	7	1	Total	N	Os	0	0
			7	6	1		
86	7	1	Total	N	Os	0	0
			7	6	1		
86	7	1	Total	N	Os	0	0
			7	6	1		
86	7	1	Total	N	Os	0	0
			7	6	1		
86	7	1	Total	N	Os	0	0
			7	6	1		
86	7	1	Total	N	Os	0	0
			7	6	1		
86	7	1	Total	N	Os	0	0
			7	6	1		

*Continued on next page...*

*Continued from previous page...*

Mol	Chain	Residues	Atoms			ZeroOcc	AltConf
86	7	1	Total	N	Os	0	0
			7	6	1		
86	8	1	Total	N	Os	0	0
			7	6	1		
86	8	1	Total	N	Os	1	0
			7	6	1		
86	8	1	Total	N	Os	0	0
			7	6	1		
86	8	1	Total	N	Os	0	0
			7	6	1		
86	8	1	Total	N	Os	0	0
			7	6	1		
86	8	1	Total	N	Os	0	0
			7	6	1		
86	8	1	Total	N	Os	0	0
			7	6	1		
86	8	1	Total	N	Os	0	0
			7	6	1		
86	8	1	Total	N	Os	0	0
			7	6	1		
86	8	1	Total	N	Os	0	0
			7	6	1		
86	8	1	Total	N	Os	0	0
			7	6	1		
86	8	1	Total	N	Os	0	0
			7	6	1		
86	8	1	Total	N	Os	0	0
			7	6	1		
86	8	1	Total	N	Os	0	0
			7	6	1		
86	8	1	Total	N	Os	0	0
			7	6	1		
86	8	1	Total	N	Os	0	0
			7	6	1		
86	8	1	Total	N	Os	0	0
			7	6	1		

*Continued on next page...*

*Continued from previous page...*

Mol	Chain	Residues	Atoms			ZeroOcc	AltConf
86	8	1	Total 7	N 6	Os 1	0	0
86	12	1	Total 7	N 6	Os 1	0	0
86	13	1	Total 7	N 6	Os 1	0	0
86	13	1	Total 7	N 6	Os 1	0	0
86	14	1	Total 7	N 6	Os 1	0	0
86	14	1	Total 7	N 6	Os 1	0	0
86	15	1	Total 7	N 6	Os 1	0	0
86	15	1	Total 7	N 6	Os 1	0	0
86	15	1	Total 7	N 6	Os 1	0	0
86	19	1	Total 7	N 6	Os 1	0	0
86	m0	1	Total 7	N 6	Os 1	0	0
86	m0	1	Total 7	N 6	Os 1	0	0
86	m0	1	Total 7	N 6	Os 1	0	0
86	m0	1	Total 7	N 6	Os 1	0	0
86	m1	1	Total 7	N 6	Os 1	0	0
86	m4	1	Total 7	N 6	Os 1	0	0
86	m5	1	Total 7	N 6	Os 1	0	0
86	m5	1	Total 7	N 6	Os 1	0	0
86	m7	1	Total 7	N 6	Os 1	0	0
86	m9	1	Total 7	N 6	Os 1	0	0
86	n1	1	Total 7	N 6	Os 1	0	0

*Continued on next page...*

*Continued from previous page...*

Mol	Chain	Residues	Atoms			ZeroOcc	AltConf
86	n3	1	Total	N	Os	0	0
			7	6	1		
86	n3	1	Total	N	Os	0	0
			7	6	1		
86	n9	1	Total	N	Os	0	0
			7	6	1		
86	o3	1	Total	N	Os	0	0
			7	6	1		
86	o7	1	Total	N	Os	0	0
			7	6	1		
86	o7	1	Total	N	Os	0	0
			7	6	1		
86	o9	1	Total	N	Os	0	0
			7	6	1		
86	q1	1	Total	N	Os	0	0
			7	6	1		
86	q2	1	Total	N	Os	0	0
			7	6	1		

- Molecule 87 is MAGNESIUM ION (three-letter code: MG) (formula: Mg).

Mol	Chain	Residues	Atoms		ZeroOcc	AltConf
87	n8	7	Total	Mg	0	0
			7	7		
87	c6	2	Total	Mg	0	0
			2	2		
87	Q0	2	Total	Mg	0	0
			2	2		
87	sM	2	Total	Mg	0	0
			2	2		
87	O3	2	Total	Mg	0	0
			2	2		
87	M9	2	Total	Mg	0	0
			2	2		
87	q0	1	Total	Mg	0	0
			1	1		
87	O2	4	Total	Mg	0	0
			4	4		
87	D9	3	Total	Mg	0	0
			3	3		
87	m9	1	Total	Mg	0	0
			1	1		

*Continued on next page...*

*Continued from previous page...*

Mol	Chain	Residues	Atoms		ZeroOcc	AltConf
87	M3	3	Total 3	Mg 3	0	0
87	D4	1	Total 1	Mg 1	0	0
87	S4	2	Total 2	Mg 2	0	0
87	l5	6	Total 6	Mg 6	0	0
87	m6	4	Total 4	Mg 4	0	0
87	o2	3	Total 3	Mg 3	0	0
87	d5	1	Total 1	Mg 1	0	0
87	d9	2	Total 2	Mg 2	0	0
87	m3	1	Total 1	Mg 1	0	0
87	d4	2	Total 2	Mg 2	0	0
87	s4	1	Total 1	Mg 1	0	0
87	M6	4	Total 4	Mg 4	0	0
87	N9	1	Total 1	Mg 1	0	0
87	p0	1	Total 1	Mg 1	0	0
87	n0	5	Total 5	Mg 5	0	0
87	C8	1	Total 1	Mg 1	0	0
87	n9	2	Total 2	Mg 2	0	0
87	M5	4	Total 4	Mg 4	0	0
87	S2	1	Total 1	Mg 1	0	0
87	N6	2	Total 2	Mg 2	0	0
87	D0	1	Total 1	Mg 1	0	0

*Continued on next page...*

*Continued from previous page...*

Mol	Chain	Residues	Atoms		ZeroOcc	AltConf
87	O5	2	Total 2	Mg 2	0	0
87	m5	3	Total 3	Mg 3	0	0
87	n6	1	Total 1	Mg 1	0	0
87	S8	1	Total 1	Mg 1	0	0
87	M8	3	Total 3	Mg 3	0	0
87	q3	1	Total 1	Mg 1	0	0
87	N3	3	Total 3	Mg 3	0	0
87	4	28	Total 28	Mg 28	0	0
87	L2	3	Total 3	Mg 3	0	0
87	o3	4	Total 4	Mg 4	0	0
87	O1	5	Total 5	Mg 5	0	0
87	s8	4	Total 4	Mg 4	0	0
87	m8	4	Total 4	Mg 4	0	0
87	n3	3	Total 3	Mg 3	0	0
87	l2	6	Total 6	Mg 6	0	0
87	N0	2	Total 2	Mg 2	0	0
87	L7	3	Total 3	Mg 3	0	0
87	6	235	Total 235	Mg 235	0	0
87	O4	1	Total 1	Mg 1	0	0
87	C1	2	Total 2	Mg 2	0	0
87	M1	2	Total 2	Mg 2	0	0

*Continued on next page...*

*Continued from previous page...*

Mol	Chain	Residues	Atoms		ZeroOcc	AltConf
87	D6	1	Total 1	Mg 1	0	0
87	S6	1	Total 1	Mg 1	0	0
87	c9	3	Total 3	Mg 3	0	0
87	l7	7	Total 7	Mg 7	0	0
87	L8	1	Total 1	Mg 1	0	0
87	SM	1	Total 1	Mg 1	0	0
87	o4	1	Total 1	Mg 1	0	0
87	O7	6	Total 6	Mg 6	0	0
87	s6	2	Total 2	Mg 2	0	0
87	M4	1	Total 1	Mg 1	0	0
87	1	698	Total 698	Mg 698	0	0
87	S1	1	Total 1	Mg 1	0	0
87	l8	1	Total 1	Mg 1	0	0
87	Q2	3	Total 3	Mg 3	0	0
87	o7	1	Total 1	Mg 1	0	0
87	m4	1	Total 1	Mg 1	0	0
87	s1	1	Total 1	Mg 1	0	0
87	q2	1	Total 1	Mg 1	0	0
87	c7	1	Total 1	Mg 1	0	0
87	L3	5	Total 5	Mg 5	0	0
87	8	19	Total 19	Mg 19	0	0

*Continued on next page...*



*Continued from previous page...*

Mol	Chain	Residues	Atoms		ZeroOcc	AltConf
87	3	18	Total 18	Mg 18	0	0
87	C5	1	Total 1	Mg 1	0	0
87	q1	2	Total 2	Mg 2	0	0
87	l3	13	Total 13	Mg 13	0	0
87	N1	1	Total 1	Mg 1	0	0
87	2	170	Total 170	Mg 170	0	0
87	L4	7	Total 7	Mg 7	0	0
87	M0	5	Total 5	Mg 5	0	0
87	5	759	Total 759	Mg 759	0	0
87	n1	3	Total 3	Mg 3	0	0
87	c8	4	Total 4	Mg 4	0	0
87	l4	1	Total 1	Mg 1	0	0
87	d2	1	Total 1	Mg 1	0	0
87	d3	2	Total 2	Mg 2	0	0
87	E1	1	Total 1	Mg 1	0	0
87	m0	1	Total 1	Mg 1	0	0
87	M7	10	Total 10	Mg 10	0	0
87	N8	7	Total 7	Mg 7	0	0
87	l9	3	Total 3	Mg 3	0	0
87	7	28	Total 28	Mg 28	0	0
87	o6	1	Total 1	Mg 1	0	0

*Continued on next page...*

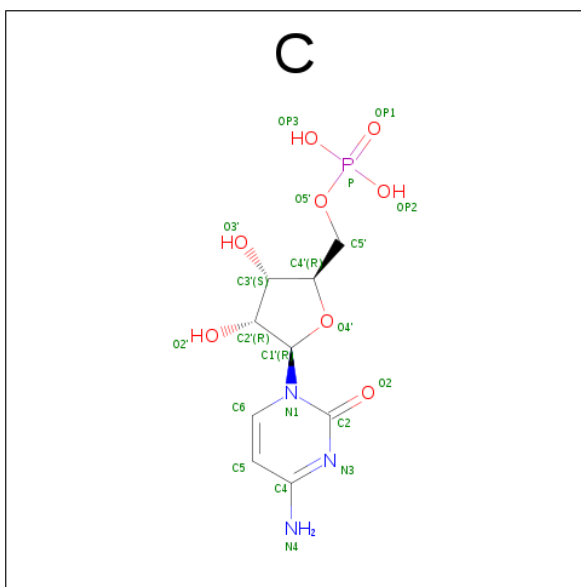
*Continued from previous page...*

Mol	Chain	Residues	Atoms		ZeroOcc	AltConf
87	m7	8	Total	Mg	0	0
			8	8		

- Molecule 88 is ZINC ION (three-letter code: ZN) (formula: Zn).

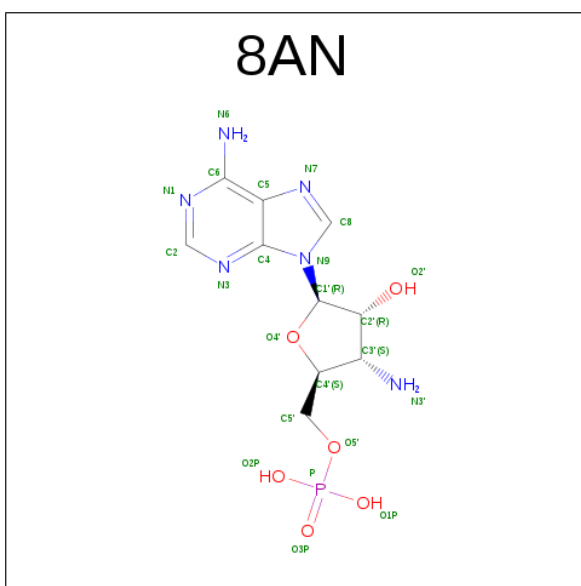
Mol	Chain	Residues	Atoms		ZeroOcc	AltConf
88	q0	1	Total	Zn	0	0
			1	1		
88	D6	1	Total	Zn	0	0
			1	1		
88	Q2	1	Total	Zn	0	0
			1	1		
88	e1	1	Total	Zn	0	0
			1	1		
88	Q3	1	Total	Zn	0	0
			1	1		
88	D9	1	Total	Zn	0	0
			1	1		
88	E1	1	Total	Zn	0	0
			1	1		
88	Q0	1	Total	Zn	0	0
			1	1		
88	d7	1	Total	Zn	0	0
			1	1		
88	q3	1	Total	Zn	0	0
			1	1		
88	d9	1	Total	Zn	0	0
			1	1		
88	D7	1	Total	Zn	0	0
			1	1		
88	d6	1	Total	Zn	0	0
			1	1		
88	o7	1	Total	Zn	0	0
			1	1		
88	O7	1	Total	Zn	0	0
			1	1		
88	q2	1	Total	Zn	0	0
			1	1		

- Molecule 89 is CYTIDINE-5'-MONOPHOSPHATE (three-letter code: C) (formula: C<sub>9</sub>H<sub>14</sub>N<sub>3</sub>O<sub>8</sub>P).



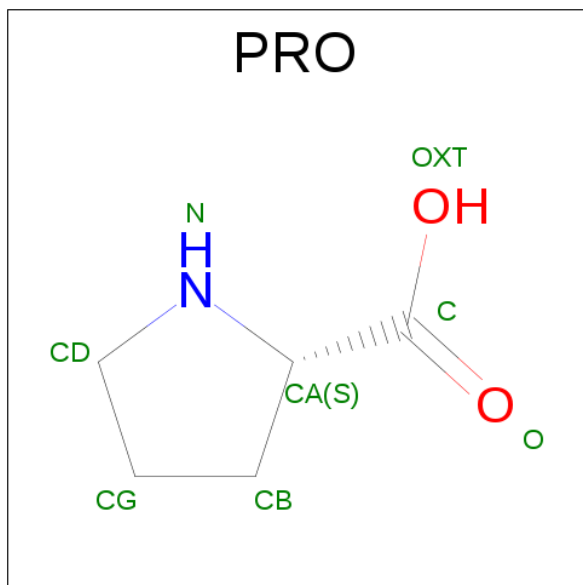
Mol	Chain	Residues	Atoms					ZeroOcc	AltConf
89	1	1	Total	C	N	O	P	0	0
			20	9	3	7	1		
89	1	1	Total	C	N	O	P	0	0
			20	9	3	7	1		
89	5	1	Total	C	N	O	P	0	0
			20	9	3	7	1		
89	5	1	Total	C	N	O	P	0	0
			20	9	3	7	1		

- Molecule 90 is 3'-amino-3'-deoxyadenosine 5'-(dihydrogen phosphate) (three-letter code: 8AN) (formula: C<sub>10</sub>H<sub>15</sub>N<sub>6</sub>O<sub>6</sub>P).



Mol	Chain	Residues	Atoms					ZeroOcc	AltConf
90	1	1	Total	C	N	O	P	0	0
			22	10	6	5	1		
90	5	1	Total	C	N	O	P	0	0
			22	10	6	5	1		

- Molecule 91 is PROLINE (three-letter code: PRO) (formula:  $C_5H_9NO_2$ ).

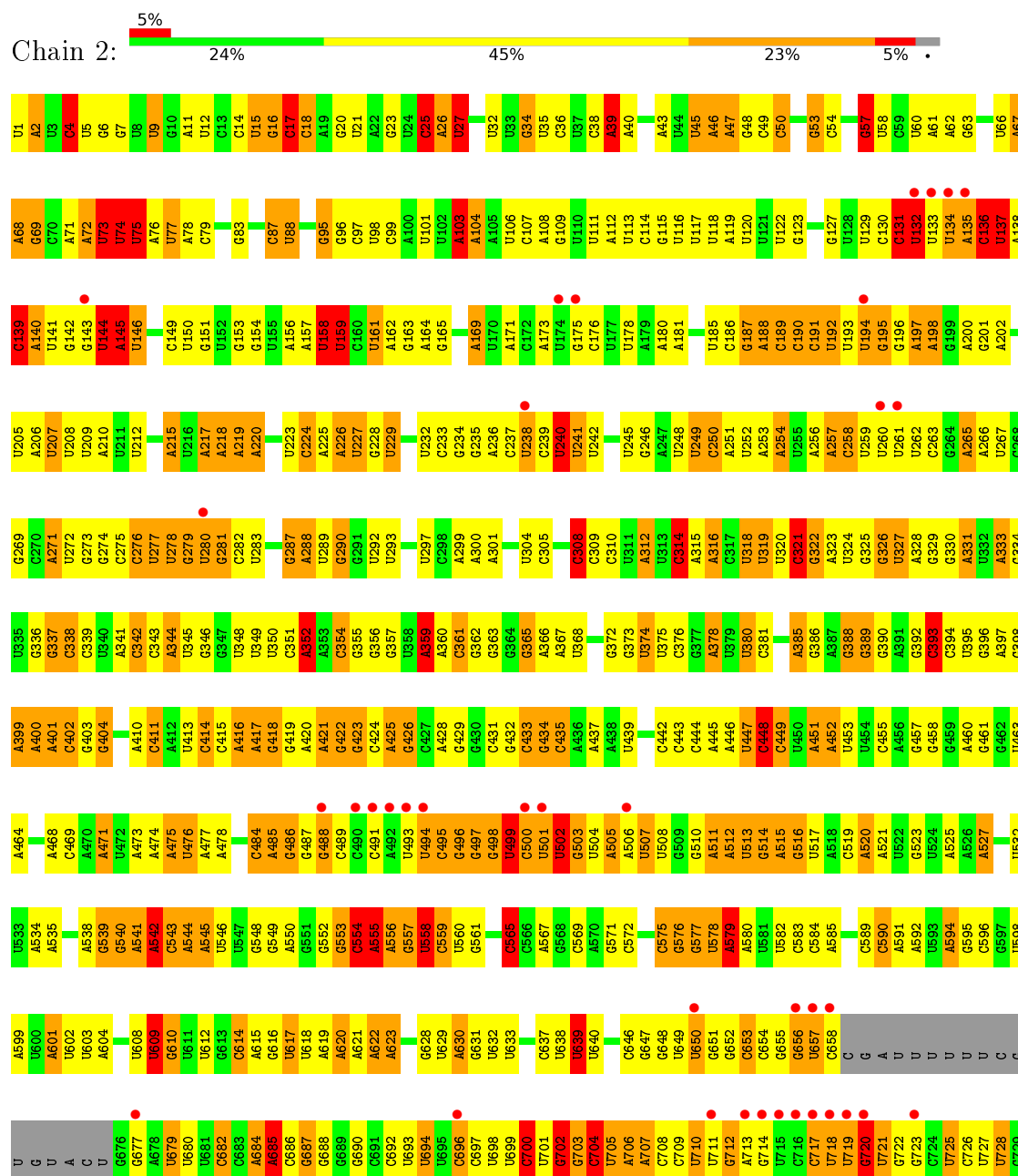


Mol	Chain	Residues	Atoms				ZeroOcc	AltConf
91	1	1	Total	C	N	O	0	0
			7	5	1	1		
91	5	1	Total	C	N	O	0	0
			7	5	1	1		

### 3 Residue-property plots

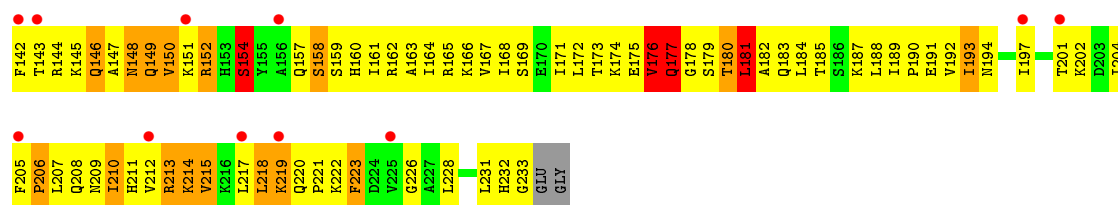
These plots are drawn for all protein, RNA and DNA chains in the entry. The first graphic for a chain summarises the proportions of errors displayed in the second graphic. The second graphic shows the sequence view annotated by issues in geometry and electron density. Residues are color-coded according to the number of geometric quality criteria for which they contain at least one outlier: green = 0, yellow = 1, orange = 2 and red = 3 or more. A red dot above a residue indicates a poor fit to the electron density ( $RSRZ > 2$ ). Stretches of 2 or more consecutive residues without any outlier are shown as a green connector. Residues present in the sample, but not in the model, are shown in grey.

- Molecule 1: 18S ribosomal RNA

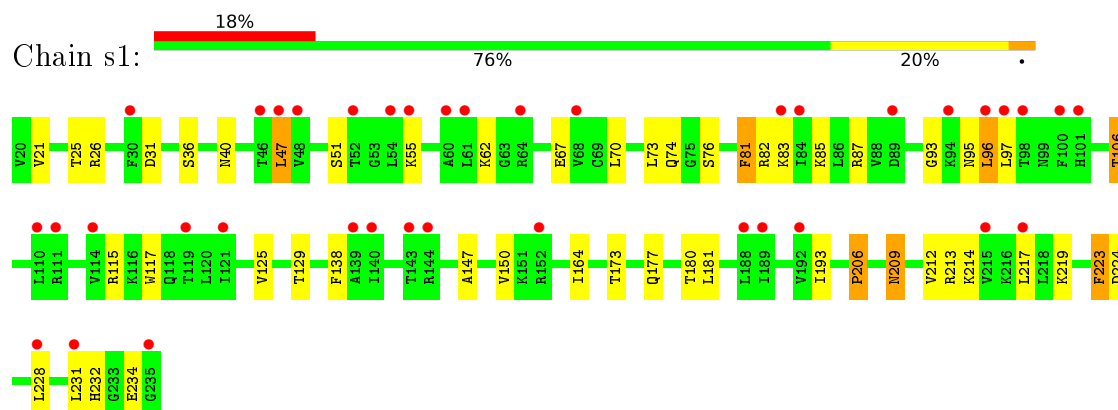




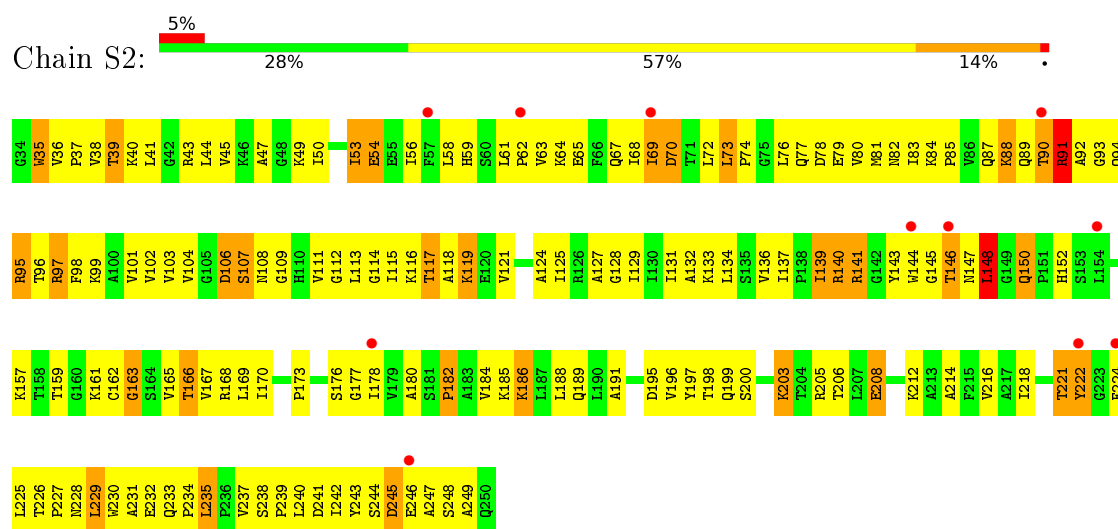




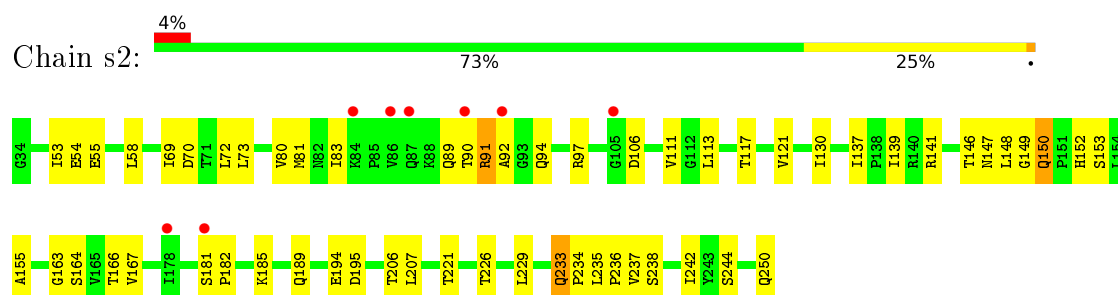
• Molecule 3: 40S ribosomal protein S1-A



• Molecule 4: 40S ribosomal protein S2

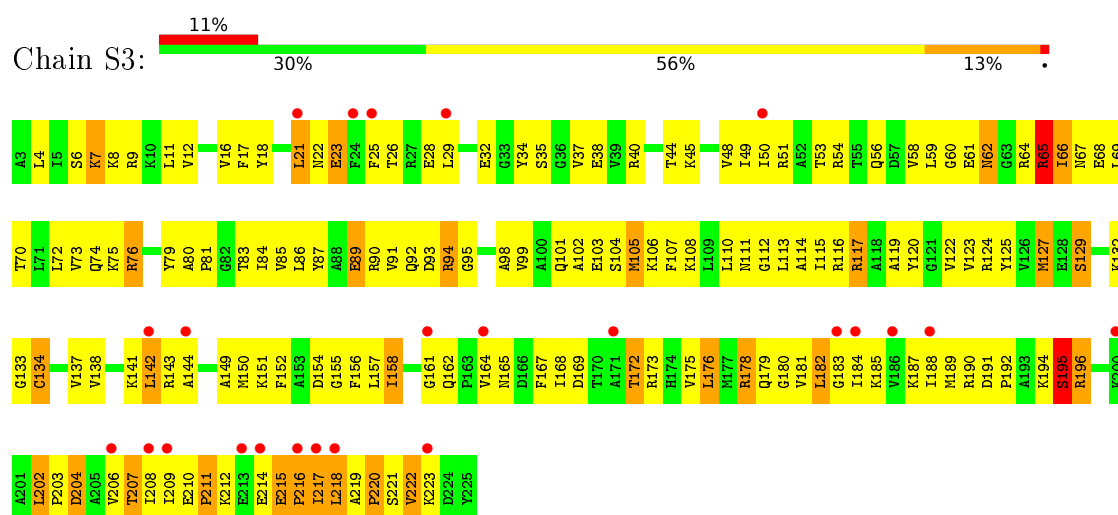


• Molecule 4: 40S ribosomal protein S2

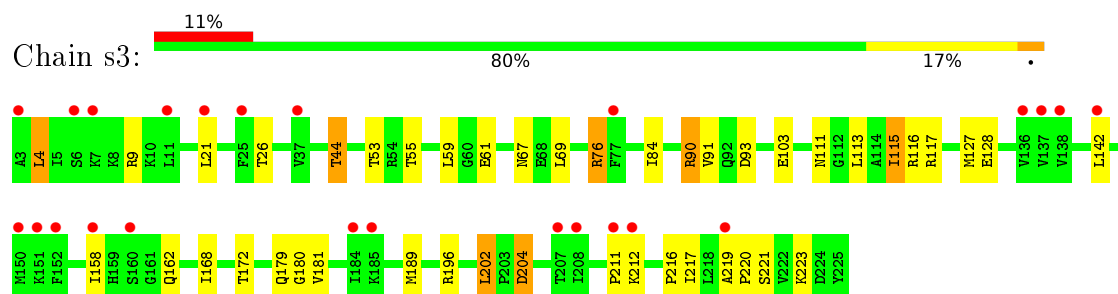


• Molecule 5: 40S ribosomal protein S3

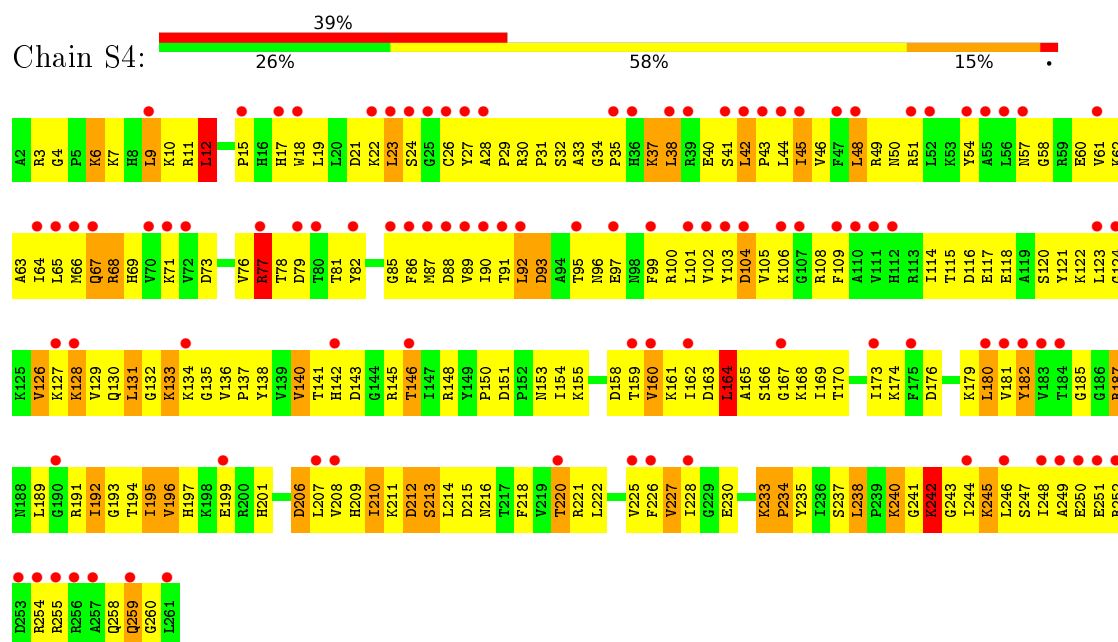




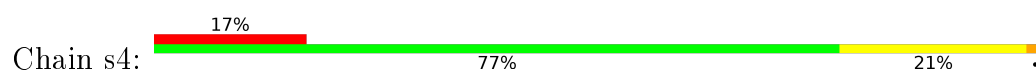
• Molecule 5: 40S ribosomal protein S3

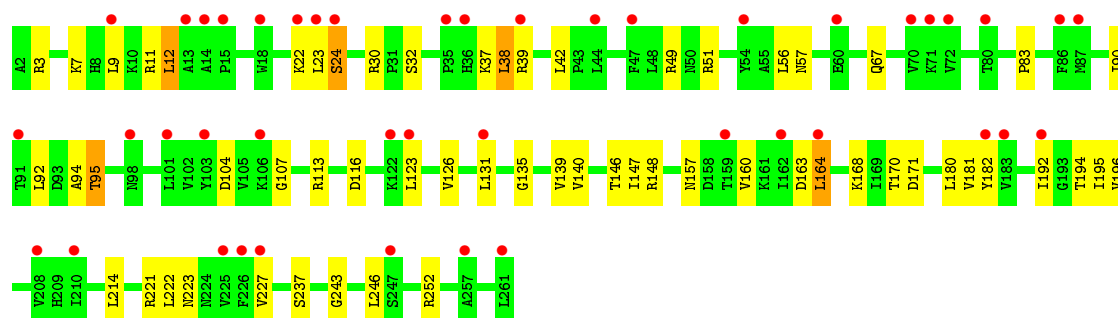


• Molecule 6: 40S ribosomal protein S4-A

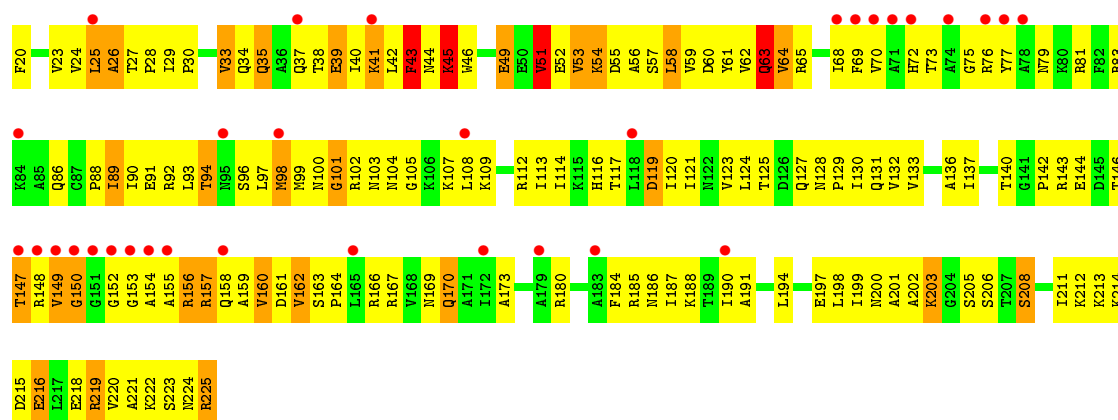


• Molecule 6: 40S ribosomal protein S4-A

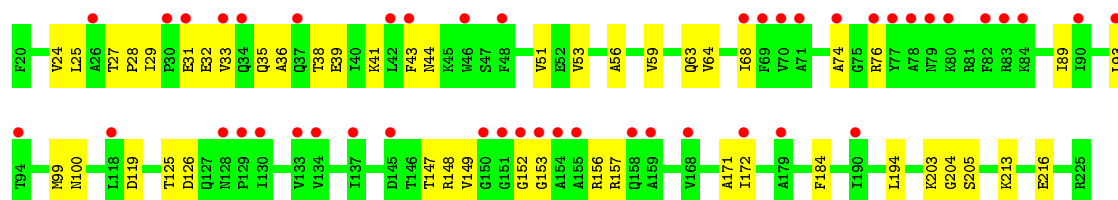
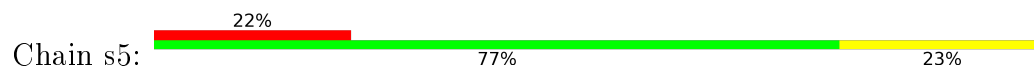




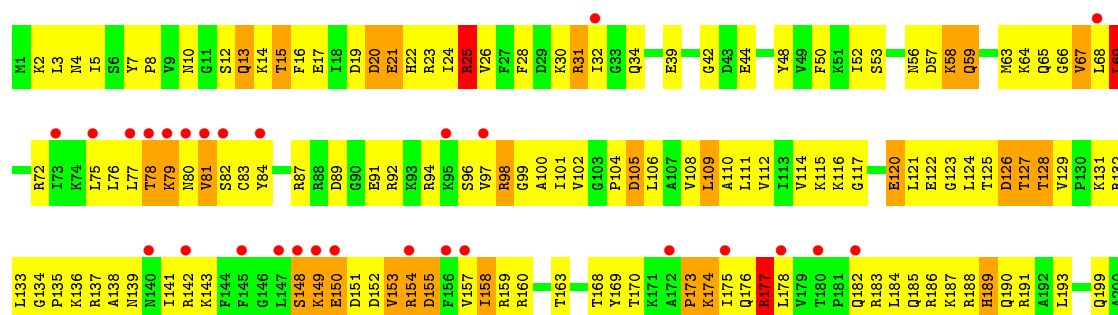
• Molecule 7: 40S ribosomal protein S5



• Molecule 7: 40S ribosomal protein S5

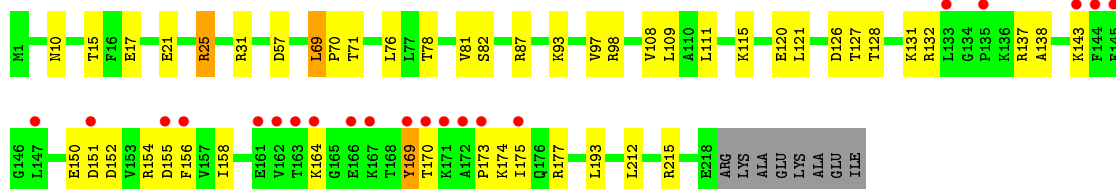
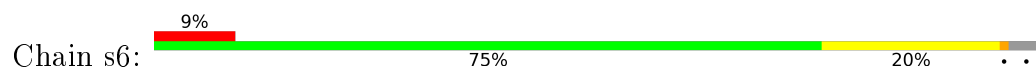


• Molecule 8: 40S ribosomal protein S6-A






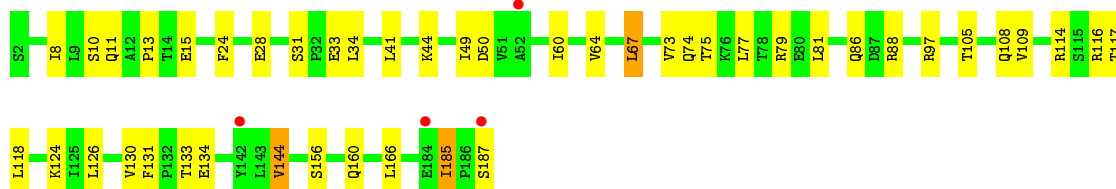
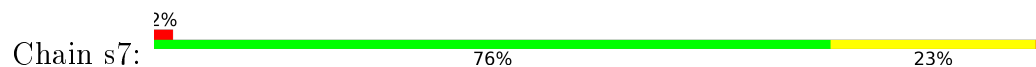
• Molecule 8: 40S ribosomal protein S6-A



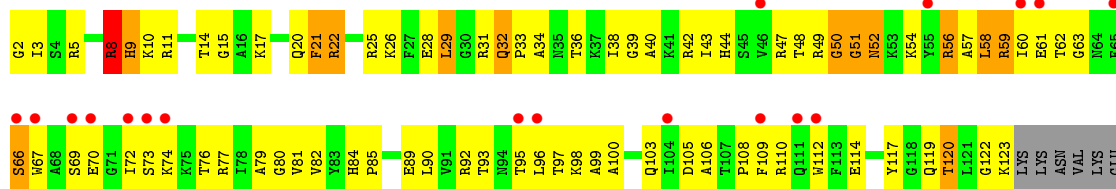
• Molecule 9: 40S ribosomal protein S7-A

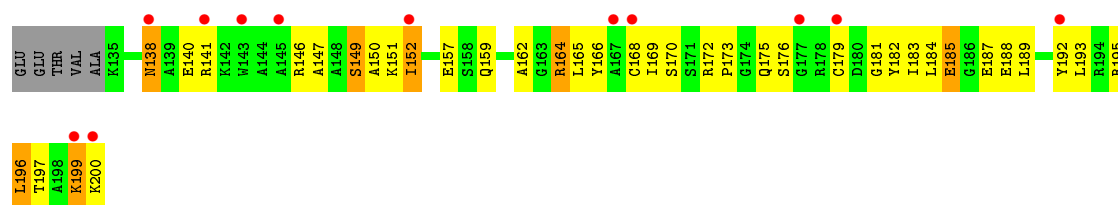


• Molecule 9: 40S ribosomal protein S7-A

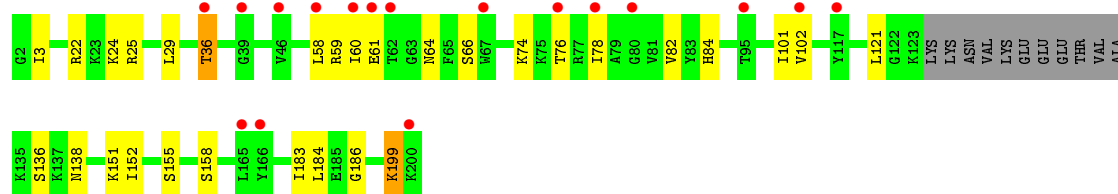
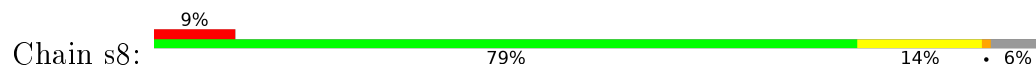


• Molecule 10: 40S ribosomal protein S8-A

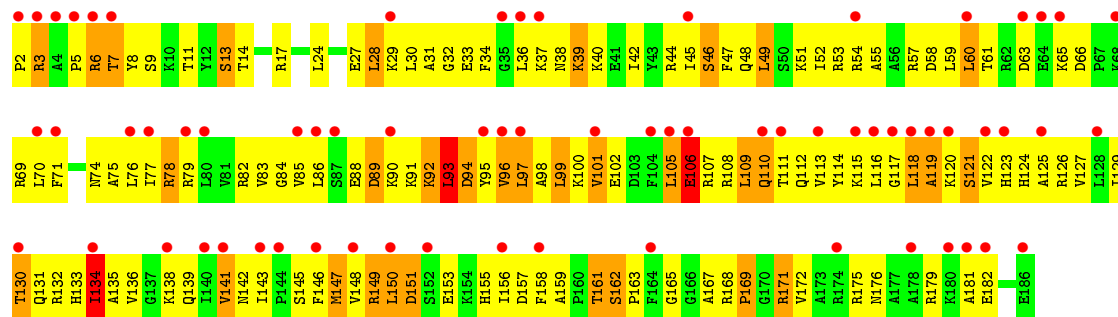




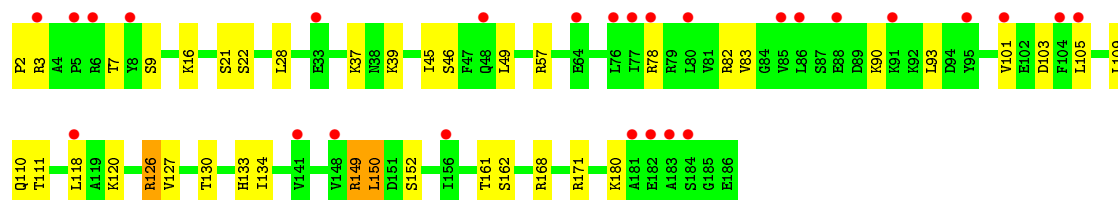
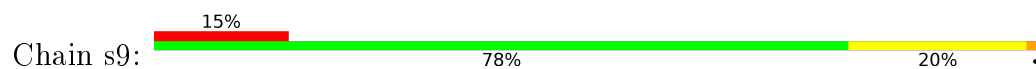
- Molecule 10: 40S ribosomal protein S8-A




- Molecule 11: 40S ribosomal protein S9-A




- Molecule 11: 40S ribosomal protein S9-A

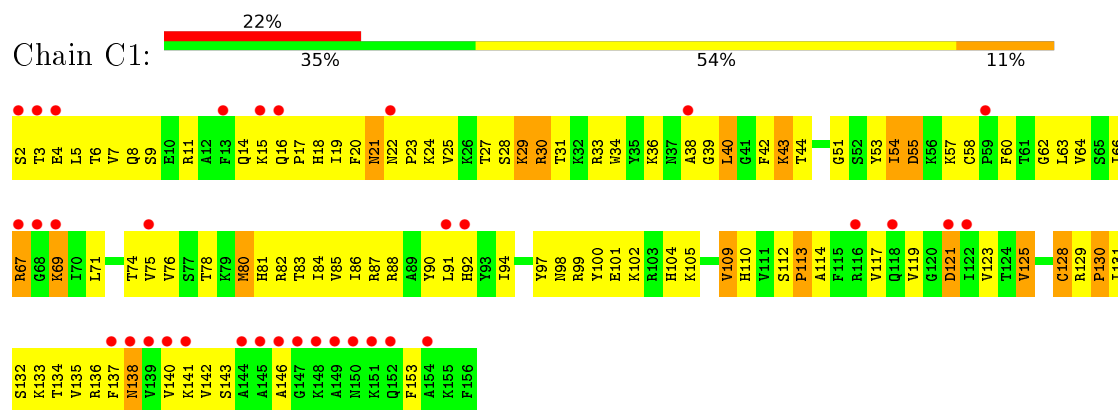


- Molecule 12: 40S ribosomal protein S10-A

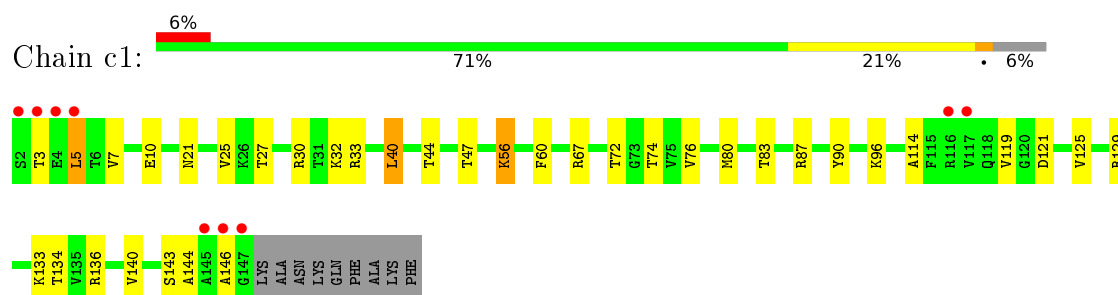




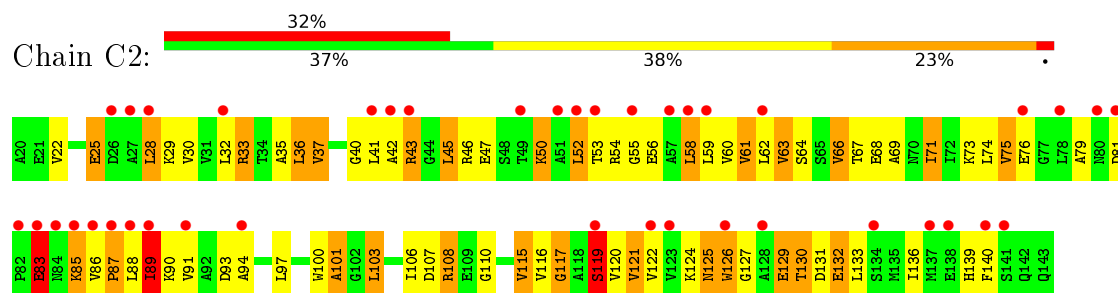
• Molecule 13: 40S ribosomal protein S11-A



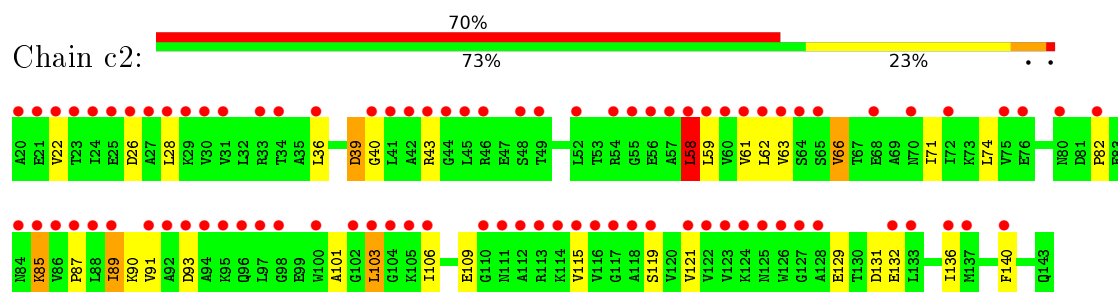
• Molecule 13: 40S ribosomal protein S11-A



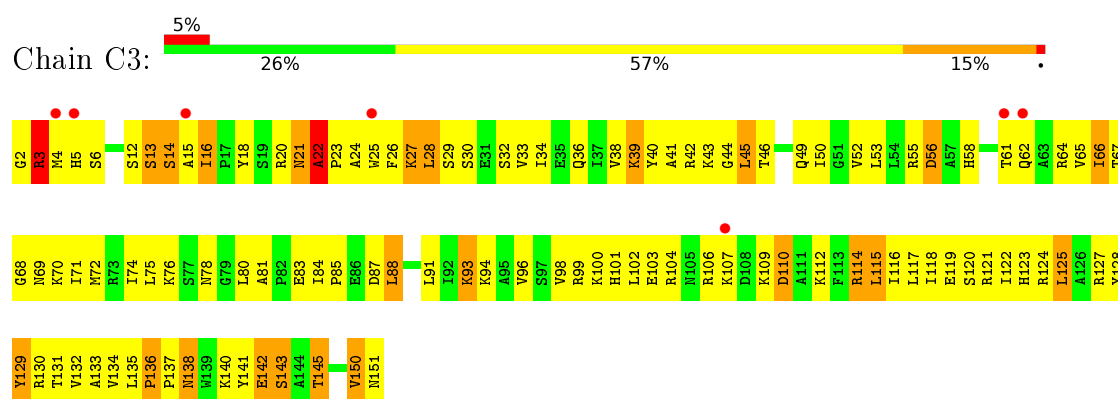
• Molecule 14: 40S ribosomal protein S12



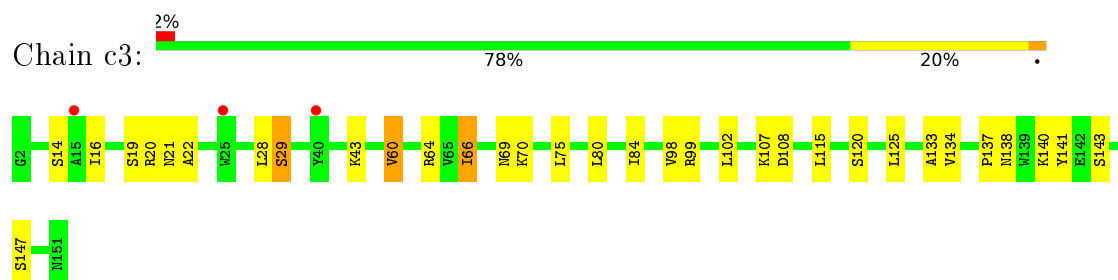
• Molecule 14: 40S ribosomal protein S12



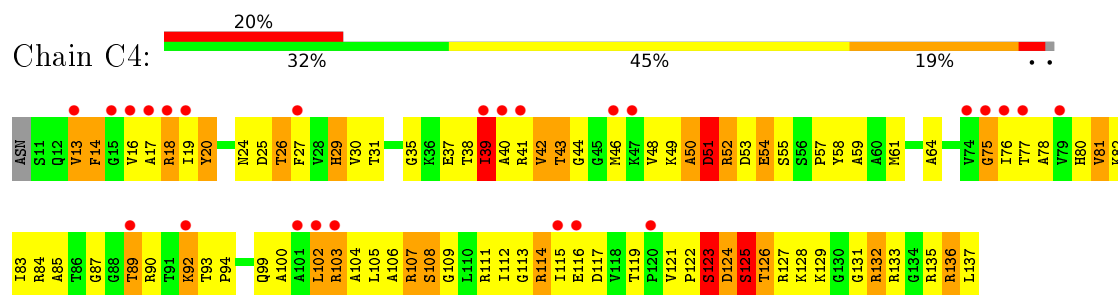
• Molecule 15: 40S ribosomal protein S13



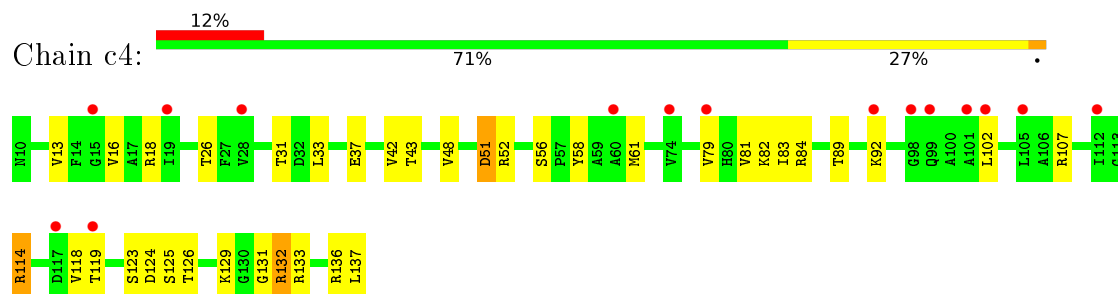
- Molecule 15: 40S ribosomal protein S13



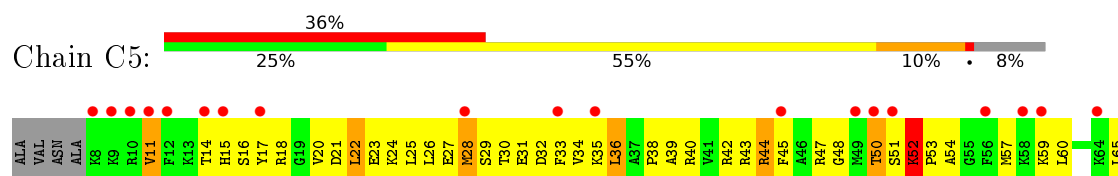
- Molecule 16: 40S ribosomal protein S14-B

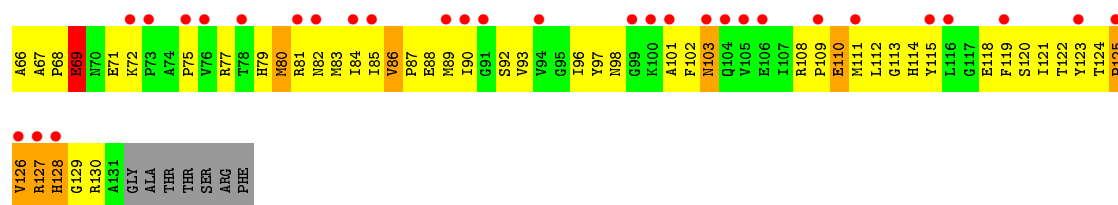


- Molecule 16: 40S ribosomal protein S14-B



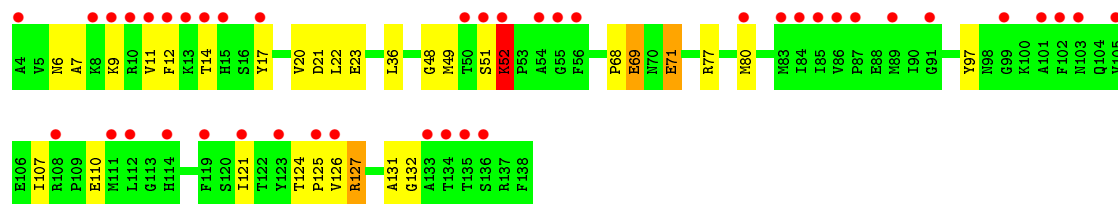
- Molecule 17: 40S ribosomal protein S15





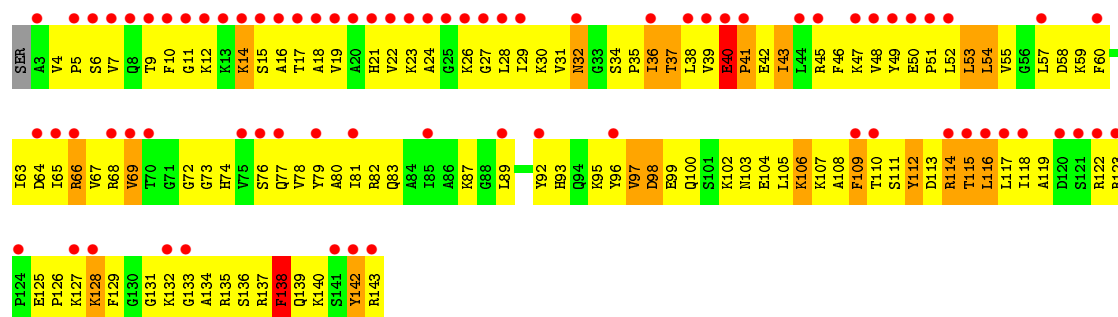
• Molecule 17: 40S ribosomal protein S15

Chain c5: 31% 77% 20% ..



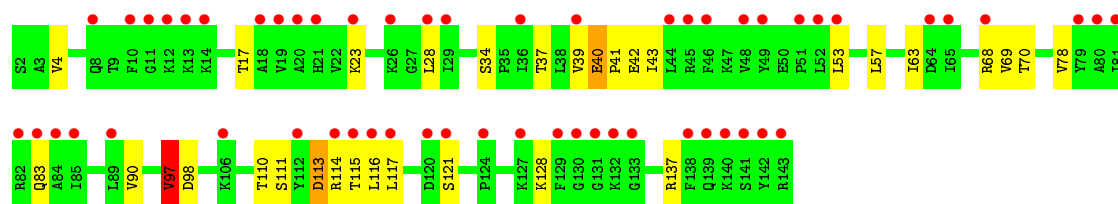
• Molecule 18: 40S ribosomal protein S16-A

Chain C6: 18% 65% 14% ..



• Molecule 18: 40S ribosomal protein S16-A

Chain c6: 39% 77% 20% ..



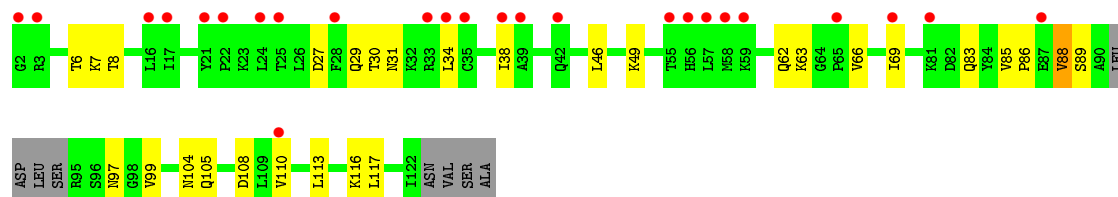
• Molecule 19: 40S ribosomal protein S17-B

Chain C7: 26% 54% 14% ..

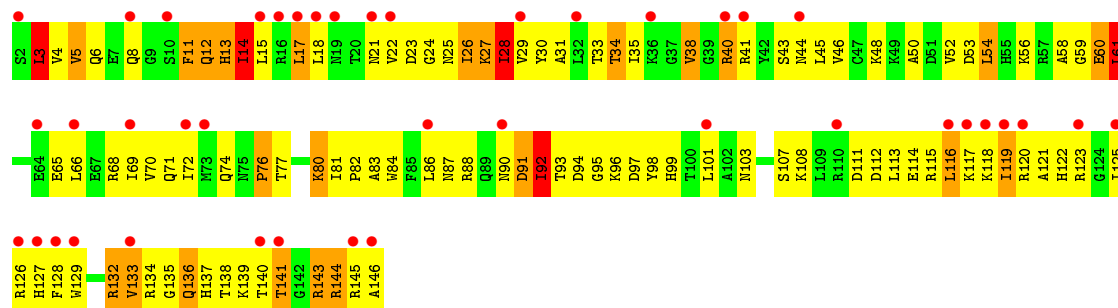




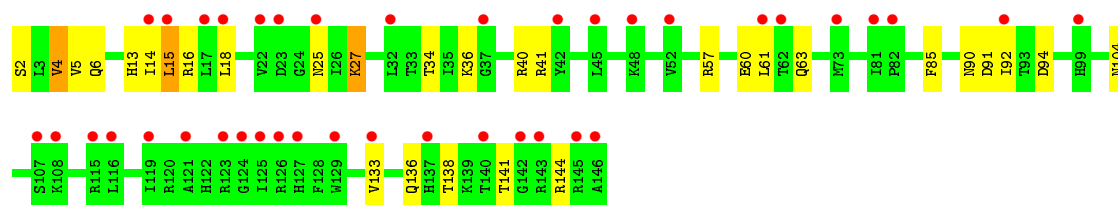
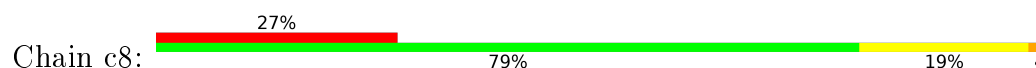
• Molecule 19: 40S ribosomal protein S17-B



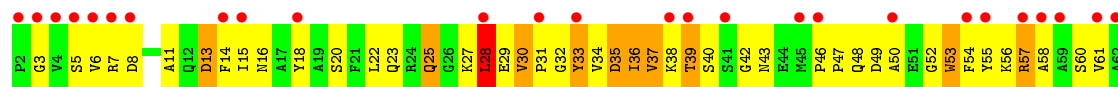
• Molecule 20: 40S ribosomal protein S18-A



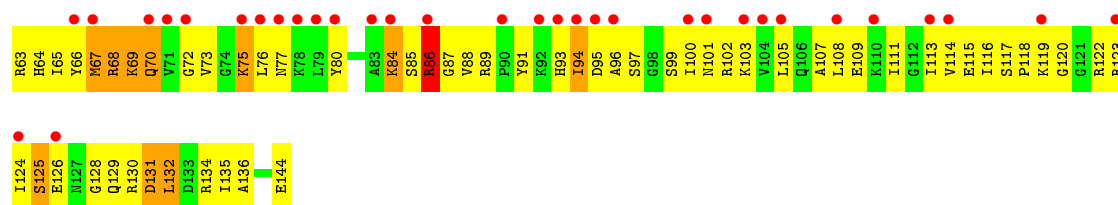
• Molecule 20: 40S ribosomal protein S18-A



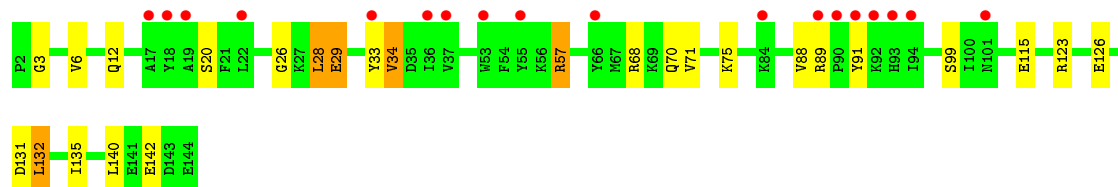
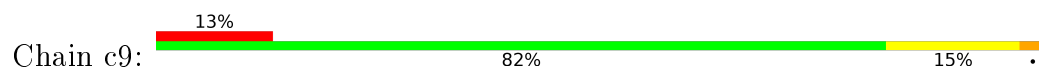
• Molecule 21: 40S ribosomal protein S19-A



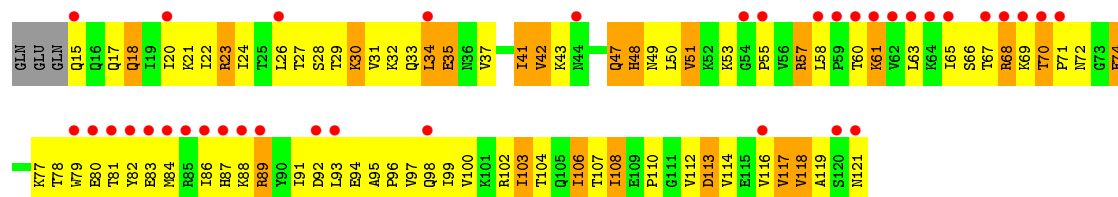




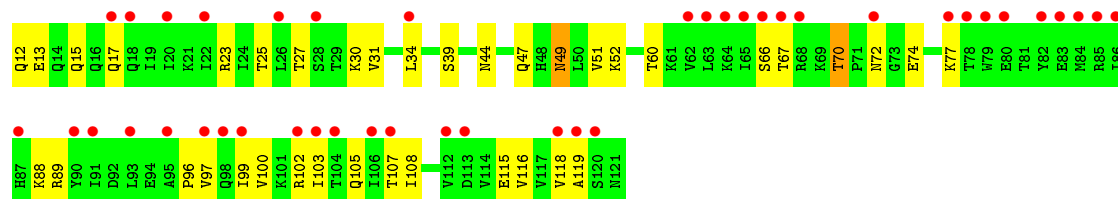
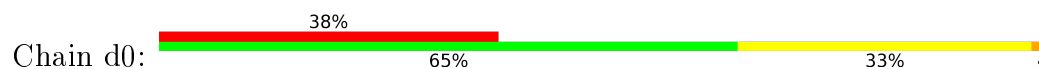
- Molecule 21: 40S ribosomal protein S19-A



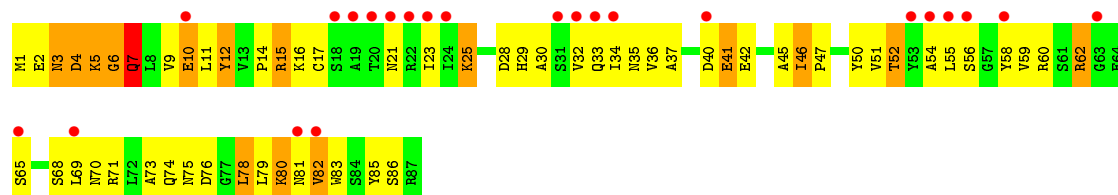
- Molecule 22: 40S ribosomal protein S20



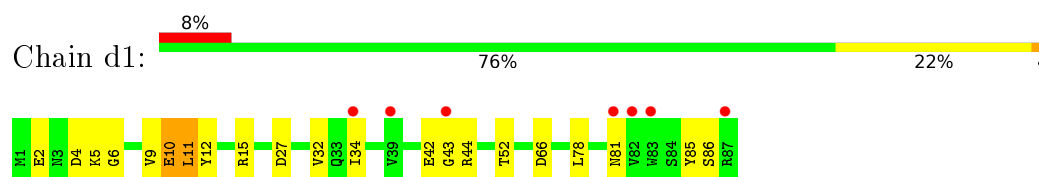
- Molecule 22: 40S ribosomal protein S20



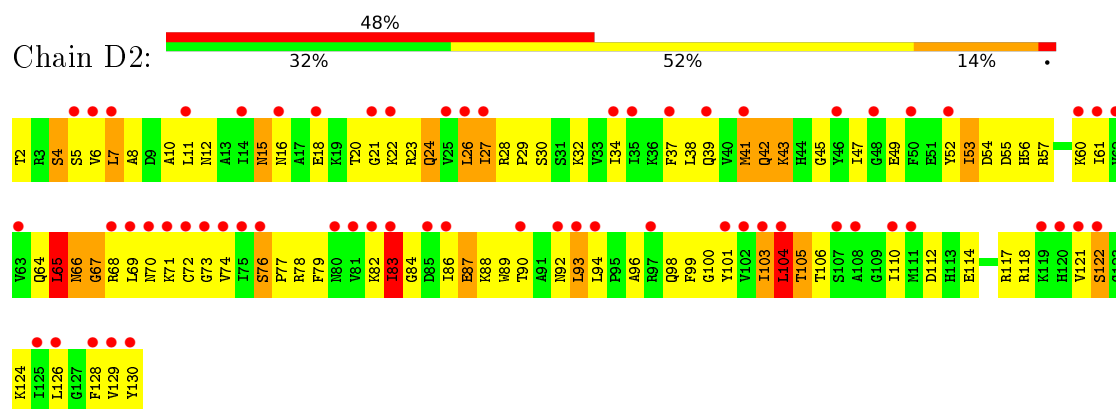
- Molecule 23: 40S ribosomal protein S21-A



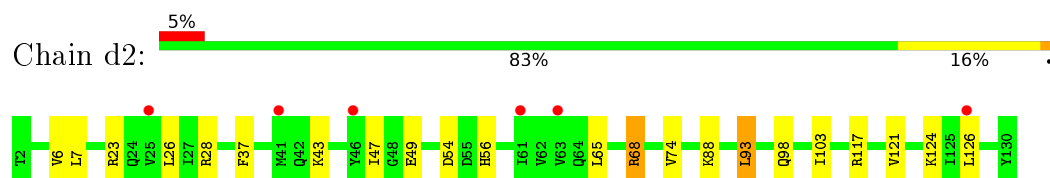
- Molecule 23: 40S ribosomal protein S21-A



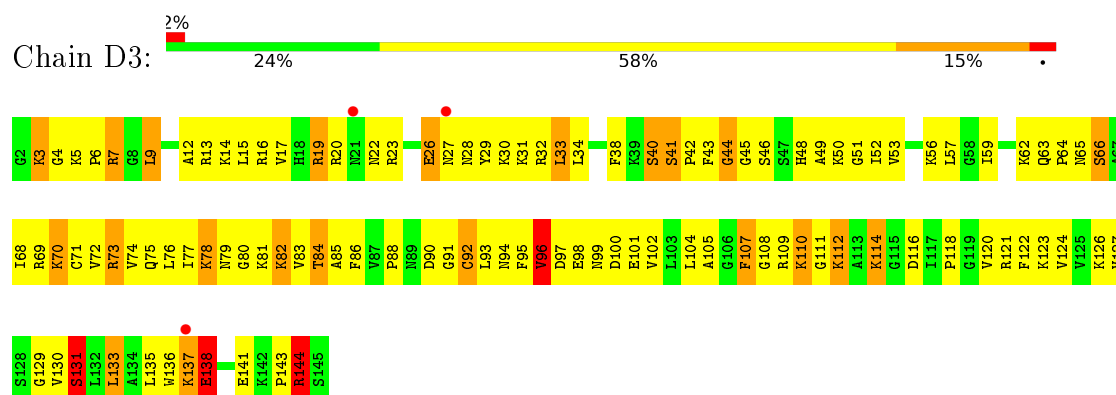
- Molecule 24: 40S ribosomal protein S22-A



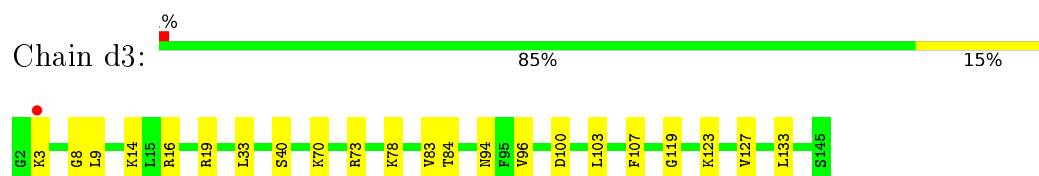
- Molecule 24: 40S ribosomal protein S22-A



- Molecule 25: 40S ribosomal protein S23-A

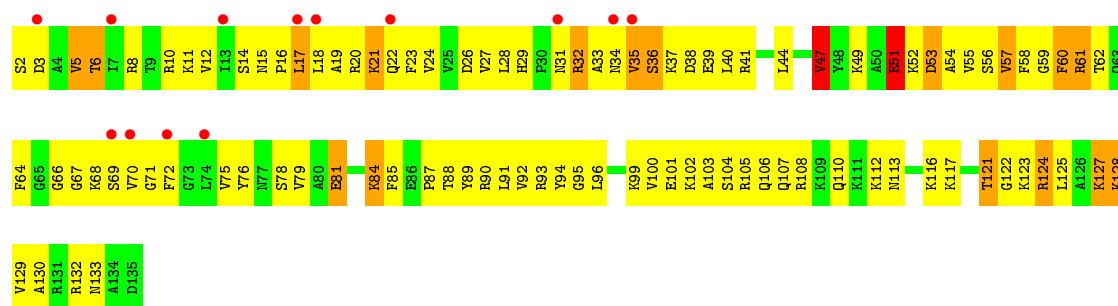


- Molecule 25: 40S ribosomal protein S23-A

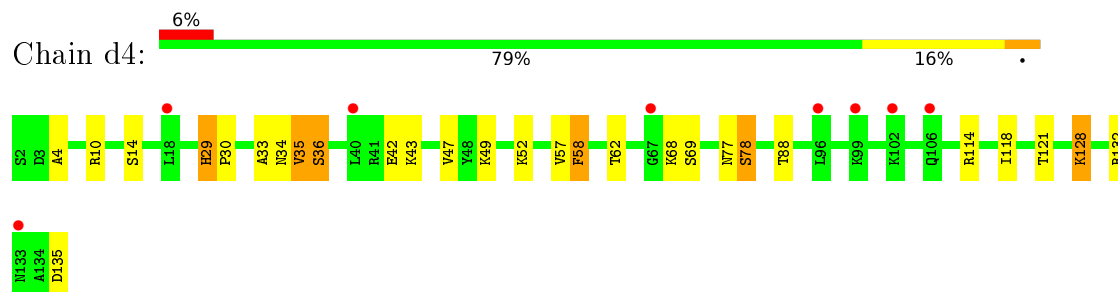


- Molecule 26: 40S ribosomal protein S24-A

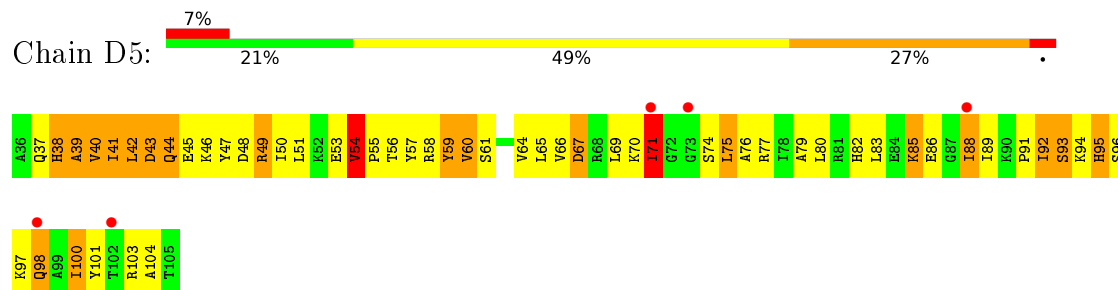




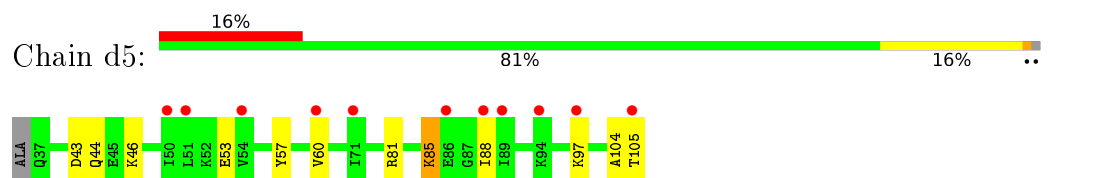
- Molecule 26: 40S ribosomal protein S24-A



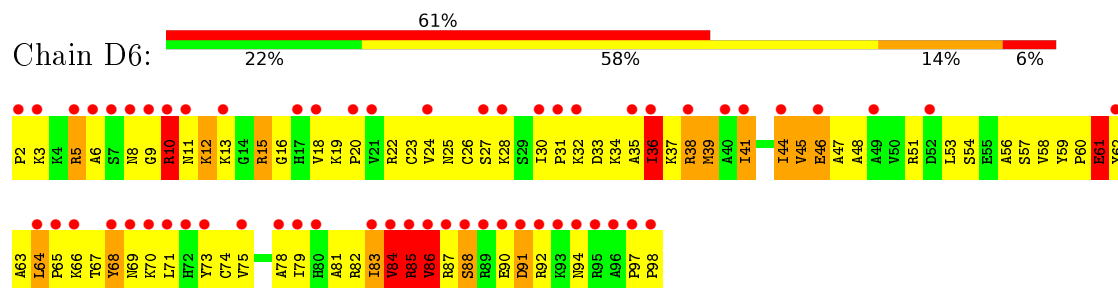
- Molecule 27: 40S ribosomal protein S25-A



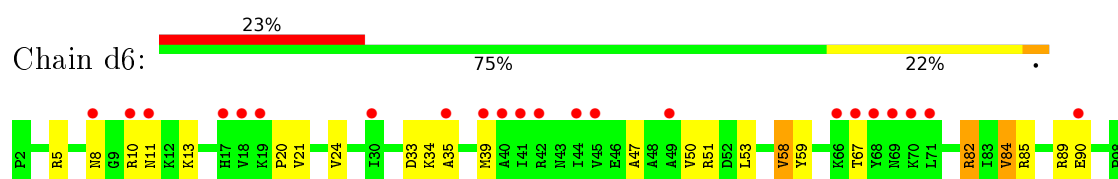
- Molecule 27: 40S ribosomal protein S25-A



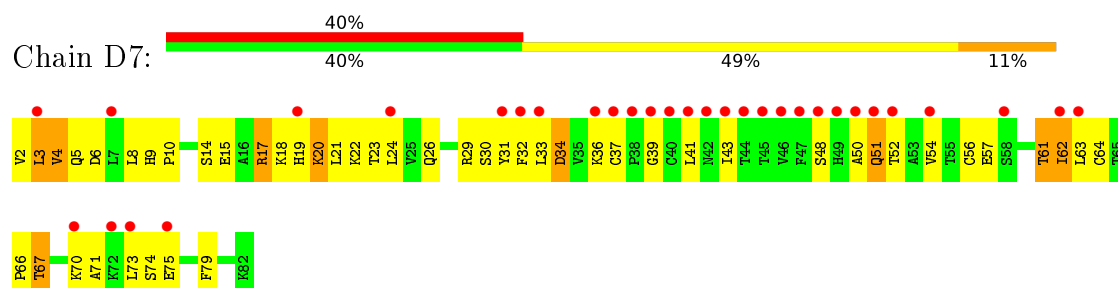
- Molecule 28: 40S ribosomal protein S26-B



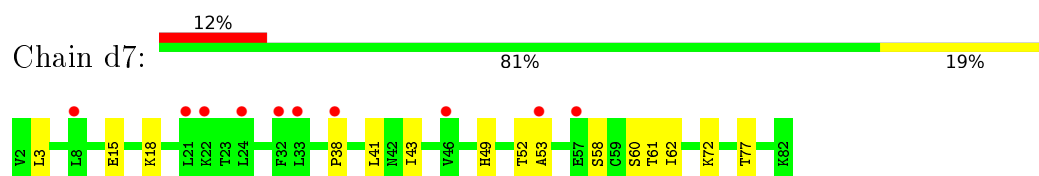
- Molecule 28: 40S ribosomal protein S26-B



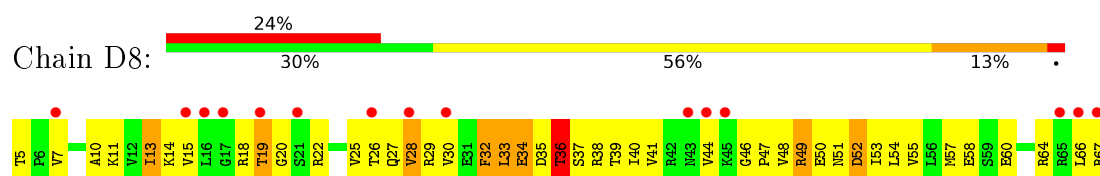
- Molecule 29: 40S ribosomal protein S27-A



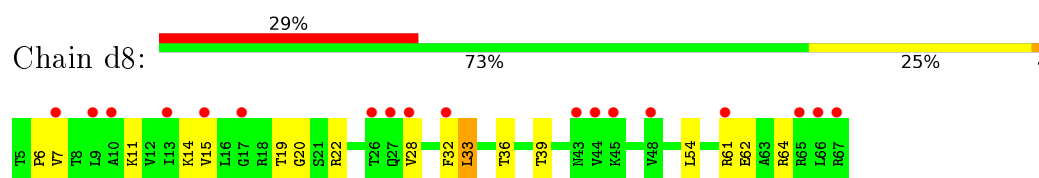
- Molecule 29: 40S ribosomal protein S27-A



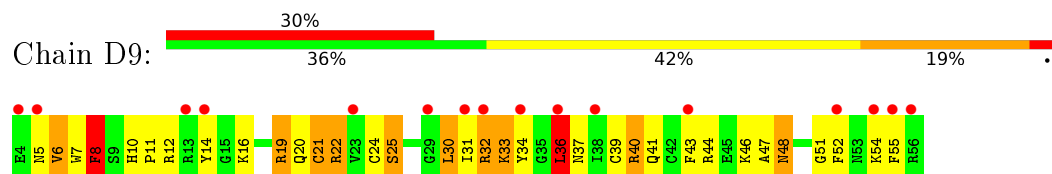
- Molecule 30: 40S ribosomal protein S28-A



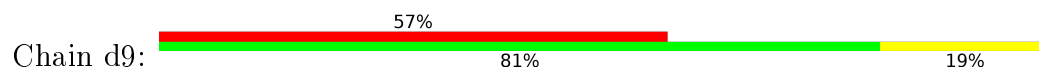
- Molecule 30: 40S ribosomal protein S28-A

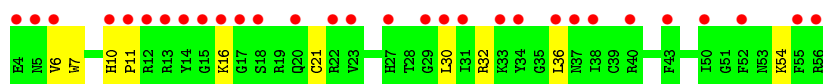


- Molecule 31: 40S ribosomal protein S29-A

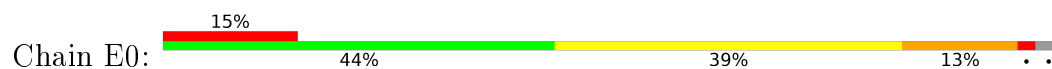


- Molecule 31: 40S ribosomal protein S29-A





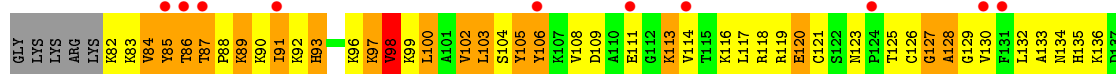
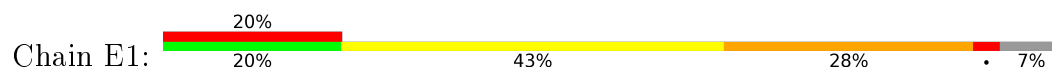
- Molecule 32: 40S ribosomal protein S30-A



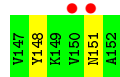
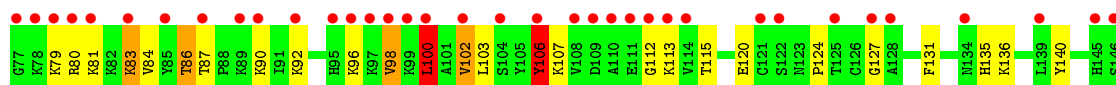
- Molecule 32: 40S ribosomal protein S30-A



- Molecule 33: Ubiquitin-40S ribosomal protein S31

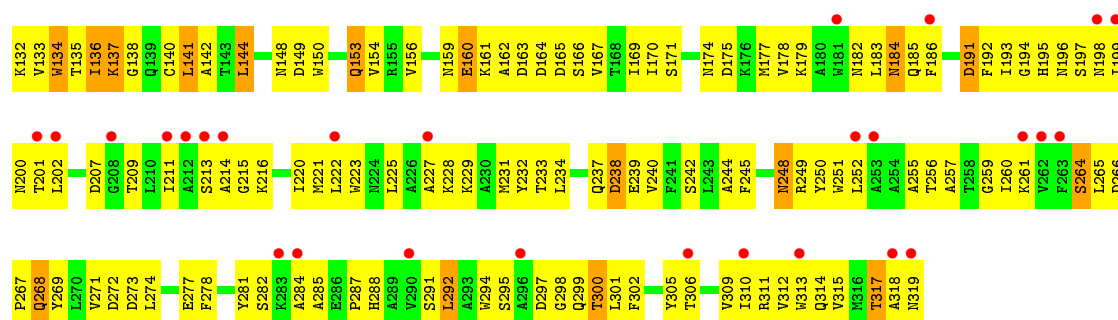


- Molecule 33: Ubiquitin-40S ribosomal protein S31

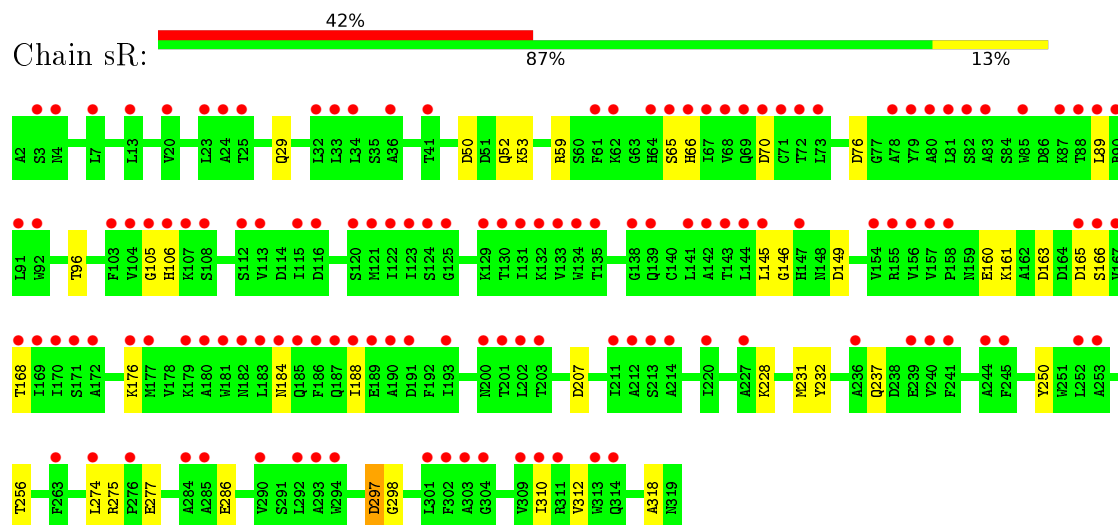


- Molecule 34: Guanine nucleotide-binding protein subunit beta-like protein

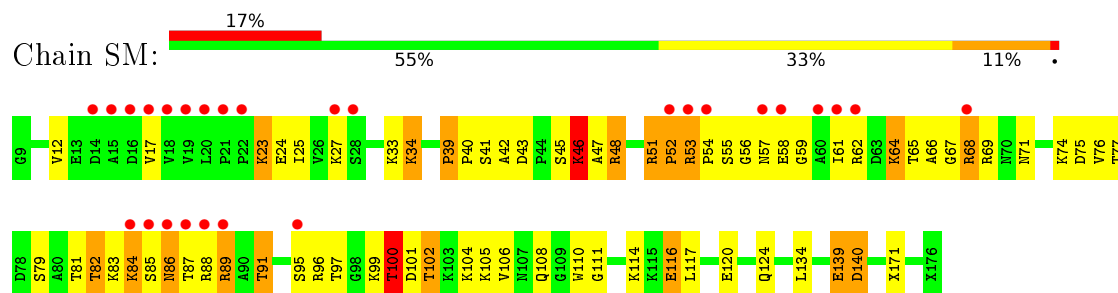




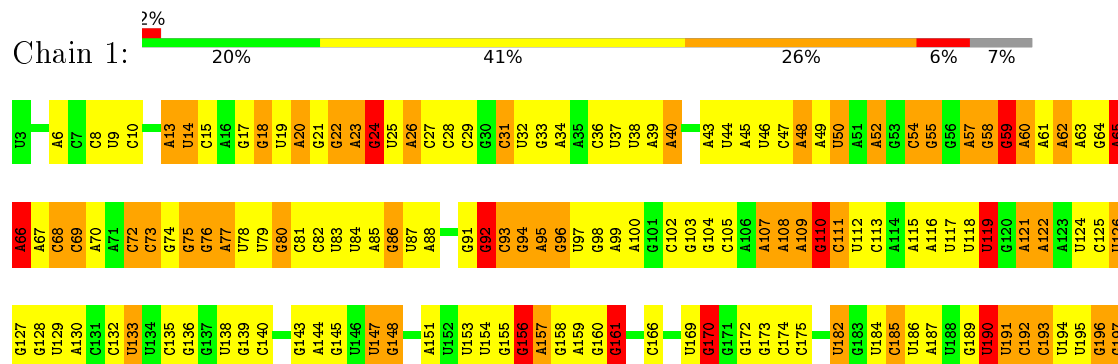
- Molecule 34: Guanine nucleotide-binding protein subunit beta-like protein



- Molecule 35: Suppressor protein STM1, Suppressor protein STM1, Ribosome-bound protein Stm1



- Molecule 36: 25S ribosomal RNA

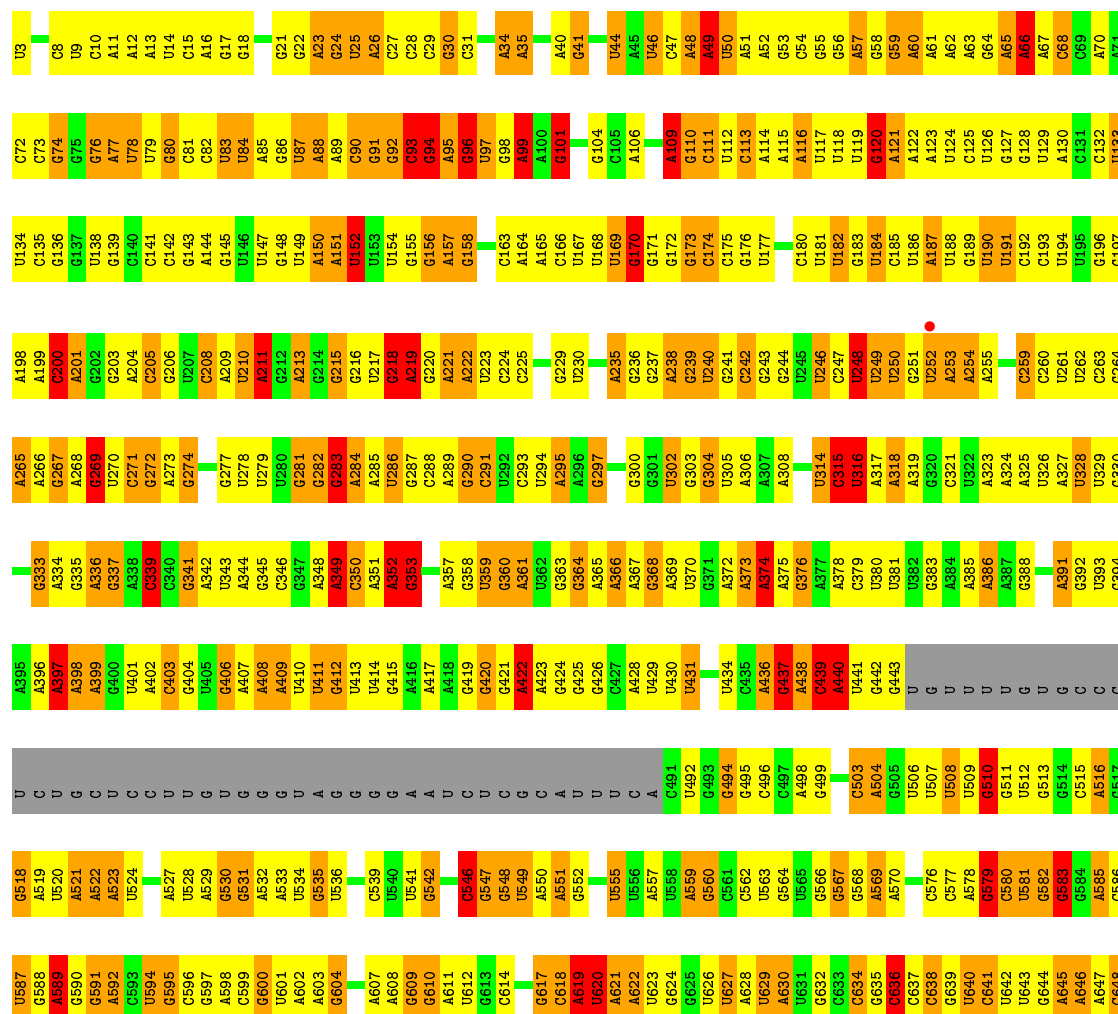


U1151	G1090	G1024	U860	U899	A706	A645	A585	G517	C	U393	G333	G267	A198
G1152	A1091	G1025	C961	G900	A709	A646	C586	G518	C	C394	A334	A268	A199
A1153	A1092	A1026	A962	G901	A710	A647	U587	A519	U	A395	G335	G269	C200
C1154	A1093	G1027	C963	G902	A711	A648	G588	U520	C	A396	A336	U270	A201
G1155	U1094	U1028	A965	U903	A712	A649	A589	A521	G	A397	G337	G271	G202
G1156	U1095	G1029	A966	G904	G713	C650	G590		U	A398	A338	G272	G203
U1157	U1096	G1030	U966	U905	U713	C651	G591	A527	C	A399	C339	A273	A204
A1158	G1097	A1030	A967	A906	G714	G652	A592	U528	U	G400	C340	G274	C205
A1159	G1098	C1031	G968	G907	G715	A653	A593	U529	C	U401	G341	U275	G206
G1160	A1099	U1032	C969	G908	A716	C654	U594	G530	U	A402	A342	U276	U207
C1161	U1100	U1033	A970	G909	A717	C655	G595	G531	U	C403	U343	G277	C208
U1162	G1101	U1034	A971	G910	G718	A656	C596	A532	U	G404	A344	U278	A209
A1163	A1102	U1035	A972	C911	A719	A657	G597	A533	G	U405	G345	U279	U210
G1164	A1103	A1036	U850	G912	G720	G658	A598	U534	U	G406	C346	U280	A211
A1165	G1104	C1037	C851	A913	G721	G659	C599	G535	G	A407	G347	G281	G212
G1166	C1038	C1037		A914	G722	A660	G600	G536	U	A408	A348	G282	A213
U1167	C1107	U1041	G854	A915	G725	U661	U601	U540	U	A409	A349	G283	G214
A1170	U1108		U855	G916	G726	U662	A602	U541	G	U410	C350	G284	G215
G1171	U1109		G856	A917	G727	C663	A603	G542	A	U411	A351	A285	G216
U1172	U1110	C1045	G857	C918	G728	U664	G604	C543	G	G412	A352	G286	U217
A1173	A1112	A1046	A980	U919	G729	A665	U605	C544	G	U413	G353	G287	G218
G1174	U1173	A1047	G859	G920	G730	C666	C606	U545	G	U414	U354	C288	A219
C1175	G1113	A1048	C982	A921	C730	C667	A607	C546	G	G415	A355	A289	G220
C1176	U1114	C1049	A983	U922	U731	G668	A608	G547	A	A416	C356	G290	A221
G1115	G1115	U1050	U862	C923	G732	U669	G609	G548	U	A417	A357	C291	A222
G1116	G1116	U1051	U863	G924	G733	C670	G610	U549	A	G418	G358	U292	U223
A1177	G1117	U1052	G864	A925	G734	A671	A611	A550	U	G419	U359	C293	U224
C1178	C1118	A1055	U867	A926	A735	A672	G612	A551	C	G420	G360	U294	C225
A1179	U1119	A1056	G868	C927	A736	G673	G613	G552	U	G421	A361	G295	C226
U1180	A1120	U1056	C989	G928	G737	U674	C614	U553	C	A422	U362	A296	G227
A1181	U1121	U1057	G869	A929	G740	C675	U615	A554	C	A423	G363	U298	U228
A1182	U1122		G870	U930	G742	G676	G616	U555	A	G424	G364	C299	G229
G1186	U1123	U1060	U871	C931	A744	A677	G617	U556	U	A425	A365	G300	U230
C1187	U1124	A1061	U872	U932	A745	U678	C618	A557	U	G426	A366	G301	G231
A1190	U1125	A1062	C873	A933	U747	U679	A619	U558	C	C427	A367	U302	G232
G1127	G1126	G1063	G874	U934	U748	G680	U620	A559	C	A428	G368	G303	G233
G1128	U1128	A1064	G875	U935	G749	U681	A621	G560	A	U429	A369	G304	
A1193	A1129	A1065	G876	A936	G750	U682	A622	G561	C	U430	U370	U305	A238
G1194	U1130	G1066	C877	G937	A744		U623	C562	U	U431	G371	A306	G239
A1195	G1132	C1068	U878	C938	C752	G685	G624	U563	G	G432	A372	A307	U240
C1196	A1133	U1071	U879	U939	C753	G686	G625	G564	U	C435	A373	A313	G241
A1197	U1134	G1072	A881	G941	G754	U687	U627	U565	U	A436	A374	U314	C242
A1200	A1135	U1073	A882	U942	A755	U688	U628	G566	U	C437	A375	G315	G243
C1201	A1136	A1074	A883	U943	C758	A690	U629	G567	U	A438	A377	U316	U245
A1202	C1137	A1075	U884	C945	U759	A691	A630	A569	U	C439	A378	A317	
A1203	U1138	C1076	U885	U946	G760	A692	U631		U	A440	C379	A318	U248
A1204	G1139	U1077	C886	G947	A761	A693	G632	G573	U	U	U380	A319	U249
A1205	G1140	U1078	G887	U948	U762	C694	G633	U574	G	G	U381	G320	U250
G1206	C1141	A1079	U888	G950	G763	C695	C634	U575	U	U	U382	C321	G251
G1207	G1142	U1080	U889	G951	U764	C696	G635	G576	U	U	G383	U322	U252
U1208	A1143	U1081	C890	A952	G765	A697	C636	C577	U	G	A384	A323	A255
G1209	U1144	U1082	U891	G953	U766	U698	C637	U578	U	U	A385	A324	A256
U1210	C1016	G1083	U892	U954	U767	A699	C638	A579	U	U	A386	U326	G257
C1145	G1145	A1084	C893	U955	G768	C700	G639	G579	U	U	A387		
U1211	U1146	U1084	G894	U956	G769	G701	U640	C580	U	U	G388		
A1212	G1147	A1085	A895	U957	G770	C702	C641	U581	U	G	A389	U329	C263
G1148	G1148	C1086	U896	C957	A771	G703	U642	G582	U	U	G390	G330	G264
U1215	G1149	U1087	U897	C958	G772	U704	U643	G583	G	G	A391	G331	A265
C1216	A1150		U898	C959	G773	A705	G644	G584	C	C	G392	C332	A266



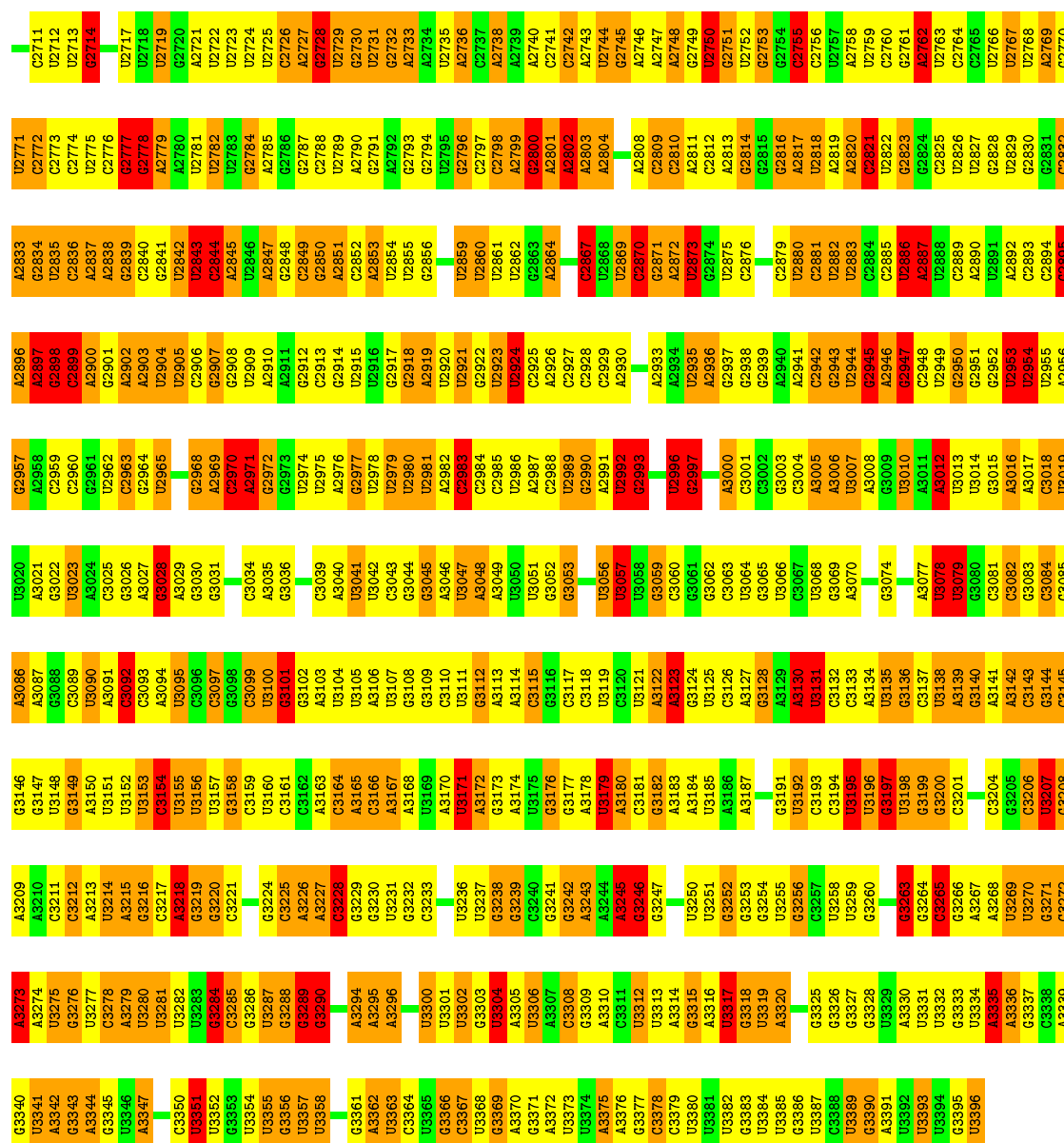


G3075	G3076	G3077	G3078	G3079	G3080	G3081	G3082	G3083	G3084	G3085	G3086	G3087	G3088	G3089	G3090	G3091	G3092	G3093	G3094	G3095	G3096	G3097	G3098	G3099	G3100	G3101	G3102	G3103	G3104	G3105	G3106	G3107	G3108	G3109	G3110	G3111	G3112	G3113	G3114	G3115	G3116	G3117	G3118	G3119	G3120	G3121	G3122	G3123	G3124	G3125	G3126	G3127	G3128	G3129	G3130	G3131	G3132	G3133	G3134																																																																																																																																																																																																																																																																																																																																																																																																																																					
G2950	G2951	G2952	G2953	G2954	G2955	G2956	G2957	G2958	G2959	G2960	G2961	G2962	G2963	G2964	A2967										G2968	G2969	G2970	G2971	G2972	G2973	G2974	G2975	G2976	G2977	G2978	G2979	G2980	G2981	G2982	G2983	G2984	G2985	G2986	G2987	G2988	G2989	G2990	G2991	G2992	G2993	G2994	G2995	G2996	G2997	G2998	G2999	G3000	G3001	G3002	G3003	G3004	G3005	G3006	G3007	A3008		G3009	G3010	G3011																																																																																																																																																																																																																																																																																																																																																																																																																											
G2823	G2824	G2827		G2828	G2829	G2830	G2831	G2832	G2833	G2834	G2835	G2836	G2837	G2838	G2839	G2840	G2841	G2842	G2843	G2844	G2845	G2846	G2847	G2848	G2849	G2850	G2851	G2852	G2853	G2854	G2855	G2856	G2857	G2858	G2859	G2860	G2861	G2862	G2863	G2864	G2865	G2866	G2867	G2868	G2869	G2870	G2871	G2872	G2873	G2874	G2875	G2876	G2877	G2878	G2879	G2880	G2881	G2882	G2883	G2884	G2885																																																																																																																																																																																																																																																																																																																																																																																																																																			
G2761	G2762	G2764		G2767		G2768	G2769	G2770	G2771	G2772	G2773	G2774	G2775	G2776	G2777	G2778	G2779	G2782										G2783	G2784	G2785	G2786	G2787	G2788	G2789	G2790	G2791	G2792	G2793	G2794	G2795	G2796	G2797	G2798	G2799	G2800	G2801	G2802	G2803	G2804	G2805	G2806	G2807	G2808	G2809	G2810	G2811	G2812	G2813	G2814	G2815	G2816	G2817	G2818	G2819	G2820	G2821	G2822																																																																																																																																																																																																																																																																																																																																																																																																																													
G2691	G2692	G2693	G2694	G2695	G2696	G2697	G2698	G2699	G2700	G2701	G2702	G2703	G2704	G2705	G2706	G2707	G2708	G2709	G2710	G2711	G2712	G2713	G2714	G2715	G2716	G2717	G2718	G2719	G2720	G2721	G2724										G2725	G2726	G2727	G2728	G2729	G2730	G2731	G2732	G2733	G2734	G2735	G2736	G2737	G2742										G2743	G2744	G2745	G2746	G2747	G2748	G2749	G2750	G2751	G2752	G2753	G2754	G2755	G2756	G2757	G2758	G2759	G2760																																																																																																																																																																																																																																																																																																																																																																																																															
G2503	G2504	G2505	G2506	G2507	G2508	G2509	G2510	G2511	G2512	G2513	G2514	G2515	G2516	G2517	G2518	G2519	G2520	G2521	G2522	G2523	G2524	G2525	G2526	G2527	G2528	G2529	G2530	G2531	G2532	G2533	G2534	G2535	G2536	G2537	G2538	G2539	G2540	G2541	G2542	G2543	G2544	G2545	G2546	G2547	G2548	G2549	G2550	G2551	G2552	G2553	G2554	G2555	G2556	G2557										G2558	G2559	G2560	G2561	G2562	G2563	G2564	G2565	G2566	G2567	G2568	G2569	G2570	G2571	G2572	G2573	G2574	G2575	G2576	G2577	G2578	G2579	G2580	G2581	G2582	G2583	G2584	G2585	G2586	G2587	G2588	G2589	G2590	G2591	G2592	G2593	G2594	G2595	G2596	G2597	G2598	G2599	G2600	G2601	G2602	G2603	G2604	G2605	G2606	G2607	G2608	G2609	G2610	G2611	G2612	G2613	G2614	G2615	G2616	G2617	G2618	G2619	G2620	G2621	G2622	G2623	G2624	G2625	G2626	G2627	G2628	G2629	G2630	G2631	G2632	G2633	G2634	G2635	G2636	G2637	G2638	G2639	G2640	G2641	G2642	G2643	G2644	G2645	G2646	G2647	G2648	G2649	G2650	G2651	G2652	G2653	G2654	G2655	G2656	G2657	G2658	G2659	G2660	G2661	G2662	G2663	G2664	G2665	G2666	G2667	G2668	G2669	G2674										G2675	G2676	G2677	G2678	G2679	G2680	G2681	G2682	G2683	G2684	G2685	G2686	G2687	G2688	G2689	G2690	G2691	G2692	G2693	G2694	G2695	G2696	G2697	G2698	G2699	G2700	G2701	G2702	G2703	G2704	G2705	G2706	G2707	G2708	G2709	G2710	G2711	G2712	G2713	G2714	G2715	G2716	G2717	G2718	G2719	G2720	G2721	G2722	G2723	G2724	G2725	G2726	G2727	G2728	G2729	G2730	G2731	G2732	G2733	G2734	G2735	G2736	G2737	G2738	G2739	G2740	G2741	G2742	G2743	G2744	G2745	G2746	G2747	G2748	G2749	G2750	G2751	G2752	G2753	G2754	G2755	G2756	G2757	G2758	G2759	G2760																																																																																																																																																																																																																	
G2431	G2432	G2433	G2434	G2435	G2436	G2437	G2438	G2439	G2440	G2441	G2442	G2443	G2444	G2445	U	G2438	G2439	G2440	G2441	G2442	G2443	G2444	G2445	G2446	G2447	G2448	G2449	G2450	G2451	G2452	G2453	G2454	G2455	G2456	G2457	G2458	G2459	G2460	G2461	G2462	G2463	G2464	G2465	G2466	G2467	G2468	G2469	G2470	G2471	G2472	G2473	G2474	G2475	G2476	G2477	G2478	G2479	G2480	G2481	G2482	G2483	G2484	G2485	G2486	G2487	G2488	G2489	G2490	G2491	G2492	G2493	G2494	G2495	G2496	G2497	G2498	G2499	G2500	G2501	G2502	G2503	G2504	G2505	G2506	G2507	G2508	G2509	G2510	G2511	G2512	G2513	G2514	G2515	G2516	G2517	G2518	G2519	G2520	G2521	G2522	G2523	G2524	G2525	G2526	G2527	G2528	G2529	G2530	G2531	G2532	G2533	G2534	G2535	G2536	G2537	G2538	G2539	G2540	G2541	G2542	G2543	G2544	G2545	G2546	G2547	G2548	G2549	G2550	G2551	G2552	G2553	G2554	G2555	G2556	G2557	G2558	G2559	G2560	G2561	G2562	G2563	G2564	G2565	G2566	G2567	G2568	G2569	G2570	G2571	G2572	G2573	G2574	G2575	G2576	G2577	G2578	G2579	G2580	G2581	G2582	G2583	G2584	G2585	G2586	G2587	G2588	G2589	G2590	G2591	G2592	G2593	G2594	G2595	G2596	G2597	G2598	G2599	G2600	G2601	G2602	G2603	G2604	G2605	G2606	G2607	G2608	G2609	G2610	G2611	G2612	G2613	G2614	G2615	G2616	G2617	G2618	G2619	G2620	G2621	G2622	G2623	G2624	G2625	G2626	G2627	G2628	G2629	G2630	G2631	G2632	G2633	G2634	G2635	G2636	G2637	G2638	G2639	G2640	G2641	G2642	G2643	G2644	G2645	G2646	G2647	G2648	G2649	G2650	G2651	G2652	G2653	G2654	G2655	G2656	G2657	G2658	G2659	G2660	G2661	G2662	G2663	G2664	G2665	G2666	G2667	G2668	G2669	G2670	G2671	G2672	G2673	G2674	G2675	G2676	G2677	G2678	G2679	G2680	G2681	G2682	G2683	G2684	G2685	G2686	G2687	G2688	G2689	G2690	G2691	G2692	G2693	G2694	G2695	G2696	G2697	G2698	G2699	G2700	G2701	G2702	G2703	G2704	G2705	G2706	G2707	G2708	G2709	G2710	G2711	G2712	G2713	G2714	G2715	G2716	G2717	G2718	G2719	G2720	G2721	G2722	G2723	G2724	G2725	G2726	G2727	G2728	G2729	G2730	G2731	G2732	G2733	G2734	G2735	G2736	G2737	G2738	G2739	G2740	G2741	G2742	G2743	G2744	G2745	G2746	G2747	G2748	G2749	G2750	G2751	G2752	G2753	G2754	G2755	G2756	G2757	G2758	G2759	G2760																																																																																																																																														
G2201	G2202	G2203	G2204	G2205	G2206	G2207	G2208	G2209	G2210	G2211	G2212	G2213	G2214	G2215	G2216	G2217	G2218	G2219	G2220	G2221	G2222	G2223	G2224	G2225	G2226	G2227	G2228	G2229	G2230	G2231	G2232	G2233	G2234	G2235	G2236	G2237	G2238	G2239	G2240	G2241	G2242	G2243	G2244	G2245	G2246	G2247	G2248	G2249	G2250	G2251	G2252	G2253	G2254	G2255	G2256	G2257	G2258	G2259	G2260	G2261	G2262	G2263	G2264	G2265	G2266	G2267	G2268	G2269	G2270	G2271	G2272	G2273	G2274	G2275	G2276	G2277	G2278	G2279	G2280	G2281	G2282	G2283	G2284	G2285	G2286	G2290										G2291	G2292	G2293	G2294	G2295	G2296	G2297	G2298	G2299	G2300	G2301	G2302	G2303	G2304	G2305	G2306	G2307	G2308	G2309	G2310	G2311	G2312	G2313	G2314	G2315	G2316	G2317	G2318	G2319	G2320	G2321	G2322	G2323	G2324	G2325	G2326	G2327	G2328	G2329	G2330	G2331	G2332	G2333	G2334	G2335	G2336	G2337	G2338	G2339	G2340	G2341	G2342	G2343	G2344	G2345	G2346	G2347	G2348	G2349	G2350	G2351	G2352	G2353	G2354	G2355	G2356	G2357	G2358	G2359	G2360	G2361	G2362	G2363	G2364	G2365	G2366	G2367	G2368	G2369	G2370	G2371	G2372	G2373	G2374	G2375	G2376	G2377	G2378	G2379	G2380	G2381	G2382	G2383	G2384	G2385	G2386	G2387	G2388	G2389	G2390	G2391	G2392	G2393	G2394	G2395	G2396	G2397	G2398	G2399	G2400	G2401	G2402	G2403	G2404	G2405	G2406	G2407	G2408	G2409	G2410	G2411	G2412	G2413	G2414	G2415	G2416	G2417	G2418	G2419	G2420	G2421	G2422	G2423	G2424	G2425	G2426	G2427	G2428	G2429	G2430	G2431	G2432	G2433	G2434	G2435	G2436	G2437	G2438	G2439	G2440	G2441	G2442	G2443	G2444	G2445	G2446	G2447	G2448	G2449	G2450	G2451	G2452	G2453	G2454	G2455	G2456	G2457	G2458	G2459	G2460	G2461	G2462	G2463	G2464	G2465	G2466	G2467	G2468	G2469	G2470	G2471	G2472	G2473	G2474	G2475	G2476	G2477	G2478	G2479	G2480	G2481	G2482	G2483	G2484	G2485	G2486	G2487	G2488	G2489	G2490	G2491	G2492	G2493	G2494	G2495	G2496	G2497	G2498	G2499	G2500	G2501	G2502	G2503	G2504	G2505	G2506	G2507	G2508	G2509	G2510	G2511	G2512	G2513	G2514	G2515	G2516	G2517	G2518	G2519	G2520	G2521	G2522	G2523	G2524	G2525	G2526	G2527	G2528	G2529	G2530	G2531	G2532	G2533	G2534	G2535	G2536	G2537	G2538	G2539	G2540	G2541	G2542	G2543	G2544	G2545	G2546	G2547	G2548	G2549	G2550	G2551	G2552	G2553	G2554	G2555	G2556	G2557	G2558	G2559	G2560	G2561	G2562	G2563	G2564	G2565	G2566	G2567	G2568	G2569	G2570	G2571	G2572	G2573	G2574	G2575	G2576	G2577	G2578	G2579	G2580	G2581	G2582	G2583	G2584	G2585	G2586	G2587	G2588	G2589	G2590	G2591	G2592	G2593	G2594	G2595	G2596	G2597	G2598	G2599	G2600	G2601	G2602	G2603	G2604	G2605	G2606	G2607	G2608	G2609	G2610	G2611	G2612	G2613	G2614	G2615	G2616	G2617	G2618	G2619	G2620	G2621	G2622	G2623	G2624	G2625	G2626	G2627	G2628	G2629	G2630	G2631	G2632	G2633	G2634	G2635	G2636	G2637	G2638	G2639	G2640	G2641	G2642	G2643	G2644	G2645	G2646	G2647	G2648	G2649	G2650	G2651	G2652	G2653	G2654	G2655	G2656	G2657	G2658	G2659	G2660	G2661	G2662	G2663	G2664	G2665	G2666	G2667	G2668	G2669	G2670	G2671	G2672	G2673	G2674	G2675

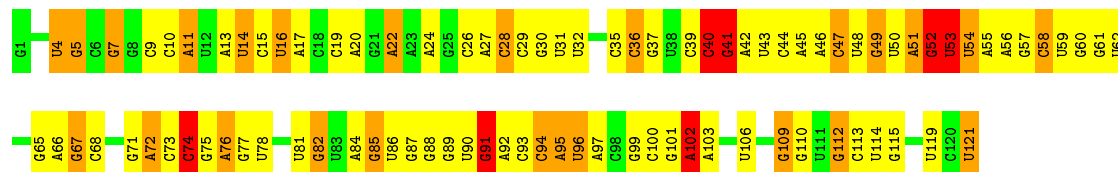




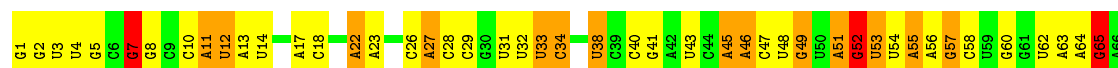
G2648	A2580	U2513	U	A2390	G2322	G2261	C2197	U2135	A	U	U1890	U1824	C1756	C1685
A2649	U2581	A2514	G	G2391	G2323	A2262	A2198	C2136	G	G	A1891	C1826	C1759	U1686
U2650	C2582	A2515	U	C2392	C2324	U2264	G2199	A2138	A	C	G1892	G1827	U1687	U1688
G2651	C2583	G2516	A	G2393	A2326	G2265	U2200	A2139	C	U	A1893		C1761	U1689
U2652	G2584	C2518	G	G2394	C2329	C2267	G2201	A2140	G	U	A1894	U1831	C1762	C1690
C2653	A2585	A2519	A	G2395	C2330	U2268	U2203	U2141	U	G	A1896	C1832	U1763	U1691
G2654	G2586	A2520	A	G2396	C2331	U2269	G2204	A2142	C	C	G1898	U1834	U1765	U1692
U2655	U2587	U2521	U	A2397	C2332	A2270	U2205	A2143	G	U	A1899	U1836	U1766	C1693
A2656	G2588	G2522	A	A2398	C2333	G2271	G2206	A2144	C	A	A1895	C1836	U1766	A1696
G2657	G2589	A2523	G	G2399	G2334	A2271	G2206	A2145	U	G	A1900	U1837	U1769	A1697
C2658	U2590	A2524	G	G2400	G2335	G2272	A2207	C2146	U	G	A1901	C1837	C1770	
U2659	A2593	G2525	U	A2401	U2336	G2273	A2208	C2147	G	C	G1902	U1838	C1771	G1700
G2660	C2594	C2526	G	A2402	C2337	U2274	U2209	A2148	C	G	U1903	U1839		G1701
C2661	G2600	G2530	G	G2403	C2338	A2275	G2210	U2149	U	U	C1904	U1840		U1702
G2662	A2601	C2531	A	A2404	G2339	G2276	U2211	C2150	A	A	G1905	A1841	G1778	U1703
C2663	G2602	U2532	G	G2405	C2340	C2277	G2212	G2151	C	U	G1906	A1842	C1779	A1704
U2664	G2603	G2533	C	C2406	A2341	C2278	C2213	C2152	A	U	C1907	C1843	G1780	U1705
A2665	U2604	G2534	U	G2407	U2342	A2279	A2214	A2152	G	A	A1908	C1846	C1781	C1706
C2666	G2605	A2535	U	U2408	C2343	A2280		U2153	U	C	A1909	C1847	U1782	U1707
U2667	A2606	U2536	G	G2409	U2344	A2281	G2218	U2154	U	C	A1910	U1848	C1783	G1709
G2668	G2607	G2537	G	U2410	A2345	G2282	A2219	C2155	A	U	C1911	G1849	G1784	C1710
C2669	U2538	U2538	C	G2411	C2346	G2283		C2156			U1912	C1849	U1785	G1711
A2670	G2608	C2539	G	G2412	U2347	C2284	A2222	G2157	A2093	C	A1913	A1850	G1786	C1712
G2671	A2609	U2540	U	A2413	A2348	G2285	A2223	A2158	C2094	G	C1914	C1851	U1787	G1713
U2672	G2610	G2541	G	G2414	U2349	U2286	U2224	U2159		C	G1915	C1852	C1788	A1714
A2673	U2611	C2542	C	C2415	C2350	C2287	U2225	G2160	C2098	U	U1916	U1853	G1789	U1715
C2674	U2612	U2543	C	U2416	U2351	G2288	U2226	C2161		C	C1917	C1854	G1790	U1716
U2675	G2613	U2544	G	G2417	A2352	C2289	C2227	A2164	A2100	C	A1918	U1855	C1791	U1717
G2676	U2614	U2545	C	U2418	C2353	C2290	A2228	C2165	C2101	U	G1919	C1856	C1792	U1718
A2677	G2615	C2546	U	A2419	C2354	A2291	A2229	A2166	U2102	C	U1920	C1857	G1793	G1719
C2678	U2616	C2547	G	G2420	G2355	U2292		A2167	A2104	U	A1921	A1858	G1794	U1720
U2681	A2617	A2548	A	A2424	A2356	C2293	A2232	C2168		U	G1922	A1859	U1795	
G2682	G2618	G2549	A	G2425	A2357	U2294	A2233	G2169	A2107	C	G1923	G1860	G1796	U1724
C2683	U2619	U2550	U	U2426	A2358	A2295	G2234	C2170	C2108	G	U1924	G1861	A1797	C1725
A2684	G2620	C2551	A	A2427	C2359	A2296	C2235	U2170	U2109	U	U1925	U1862	C1726	C1725
G2685	G2621	U2551	U	U2428	C2360	U2297	G2236	C2171	G2110	A	C1926		A1800	G1727
U2686	C2622	C2552	C	G2429	A2361	U2298	C2237	A2172	G2111	G	G1927	A1865	U1801	G1728
C2687	G2623	U2553	C	A2430	U2362	A2299	G2238	C2173	U2112	C	U1928	C1866	C1802	G1729
U2688	G2624	A2554	C	C2431	A2363	G2300	G2239	G2174	A2113	C	G1929	A1867	C1803	A1729
A2689	C2625	C2555	U	A2432	C2364	U2301	U2240	U2175	C2114	G	U1930	G1868	A1804	G1730
G2690	A2626	G2556	C	U2433	G2370	G2302	G2241	U2176	G2115	C	U1931	C1805	C1805	
C2691	C2627	A2557	A	U2434	G2371	A2303	A2242	G2177	A2116	C	A1932	U1871	U1871	G1734
A2692	U2628	U2558	C	G2435	A2372	C2304	A2243	A2178	C2117	C	G1933	C1872	G1807	G1735
U2693	C2630	U2559	C	U2436	A2373	G2305	A2244	C2179	U2118	C	G1934	U1873	G1808	G1736
G2694	U2631	G2560	U	G2437	C2374	C2306	C2245	G2180	A2119	U	C1935	A1874	U1737	G1737
A2695	G2632	A2561	U	A2438	G2375	G2307	G2246	C2181	A2120	G	U1936	G1875	A1810	C1738
C2696	U2633	U2562	U	U2439	G2376	C2308	G2247	A2182	G2121	U	U1937	U1876	G1811	
U2697	G2634	A2563	U	A2440	C2377	A2309	C2248	A2183	G2122	C	G1938	U1877	G1812	G1741
A2698	U2635	U2564	A	A2441	G2378	U2310	G2249	U2184	A2117	U	U1939	U1878	U1742	U1742
G2699	A2636	C2566	A	G2442	U2379	G2311	G2250	G2185	G2123	A	G1940	A1879	A1814	G1743
U2700	G2637	C2567	G	A2443	U2380	A2312	G2251	U2186	C2124	C	U1941	U1880	U1815	
C2701	C2638	A2568	U	U2434	G2381	A2313	A2252	G2187	A2125	U	G1942	A1881	C1816	G1747
A2702	U2639	G2569	U	A	G2382	U2314	G2253	A2188	A2126	C	C1943	G1817	G1817	G1748
G2703	A2640	U2570	U	U2441	C2377	C2315	U2254	U2189	U2129	U	U1944	U1818	U1818	A1749
U2704	A2641	C2571	A	A2442	C2378	G2316	A2255	C2192	G2130	C	U1945	A1885	U1819	A1750
A2705	G2642	U2572	G	G2443	A2379	A2317	A2256	C2192	A2131	U	U1946	A1886	U1820	G1751
C2706	A2643	G2573	A	A2444	A2380	U2318	C2257	U2193	C2132	U	G1947	A1887	U1821	A1752
G2707	G2644	G2574	G	A	A2381	U2319	U2258	G2194	U2132	U	U1948	U1888	C1822	
U2708	U2645	U2575	G	G	C2382	A2320	C2259	C2195	C2133	U	C1949	U1889	A1822	C1755
C2709	C2647	C2576	C	U2445	U2383	A2321	U2260	C2196	C2134	U	U1950	C1890	A1823	



- Molecule 37: 5S ribosomal RNA


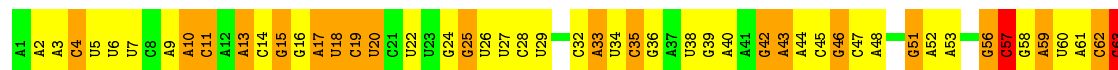
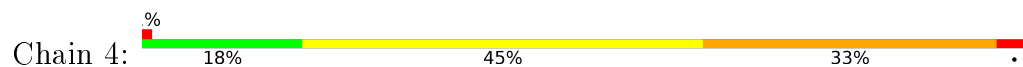


- Molecule 37: 5S ribosomal RNA

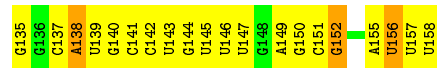




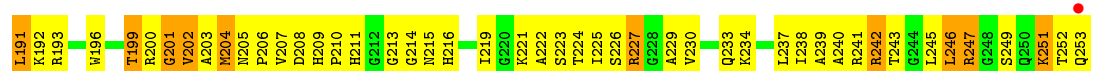
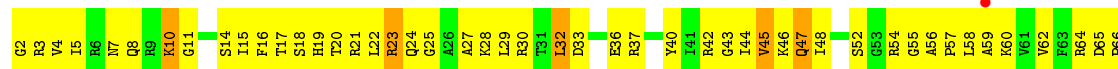
• Molecule 38: 5.8S ribosomal RNA



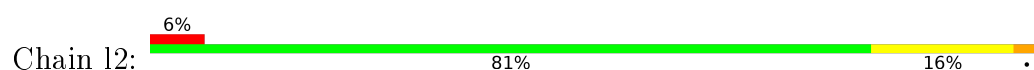
• Molecule 38: 5.8S ribosomal RNA

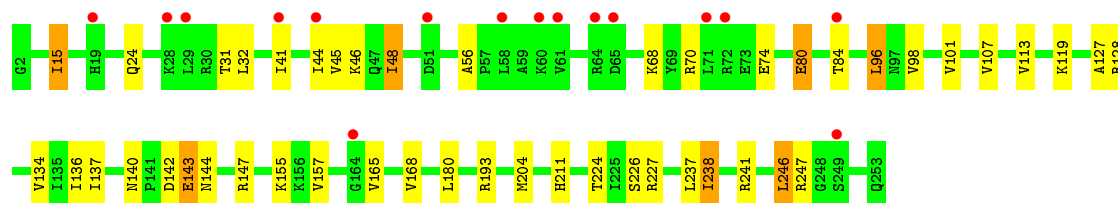


• Molecule 39: 60S ribosomal protein L2-A



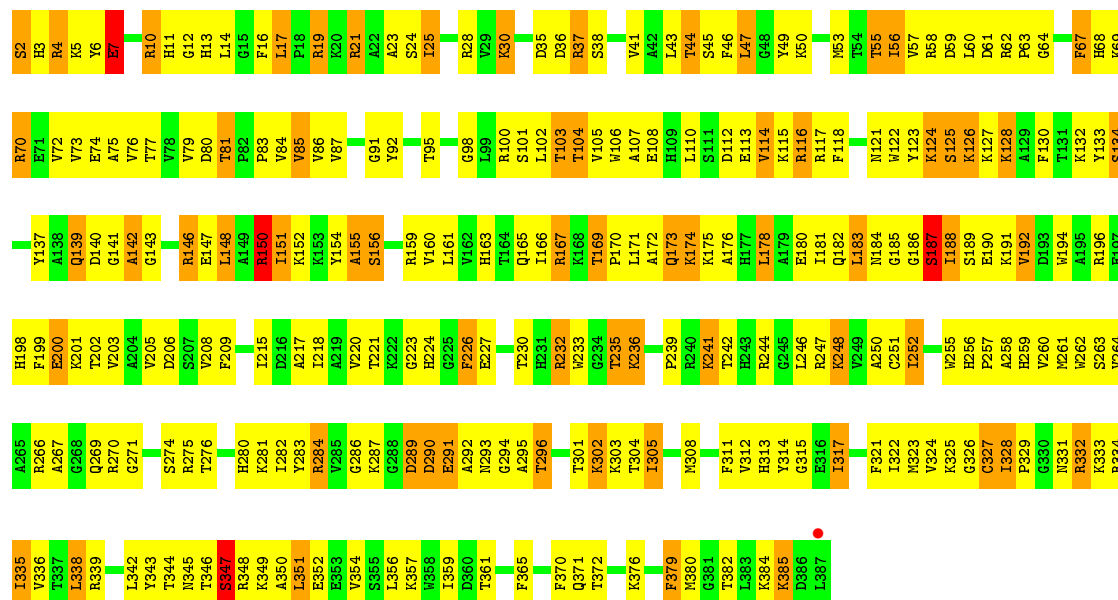
• Molecule 39: 60S ribosomal protein L2-A





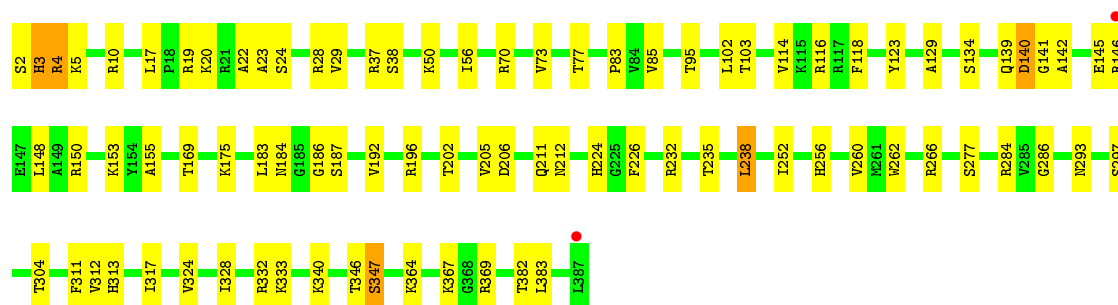
• Molecule 40: 60S ribosomal protein L3

Chain L3: 32% 50% 17%



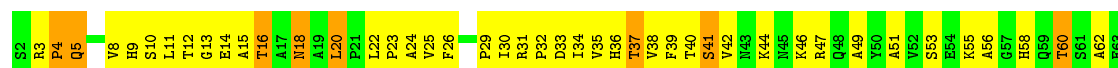
• Molecule 40: 60S ribosomal protein L3

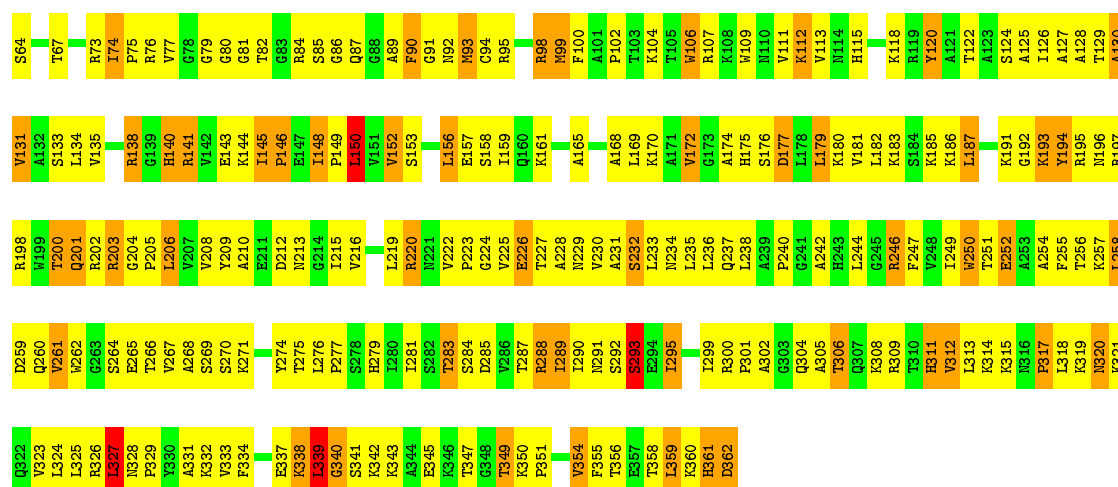
Chain l3: 78% 21%



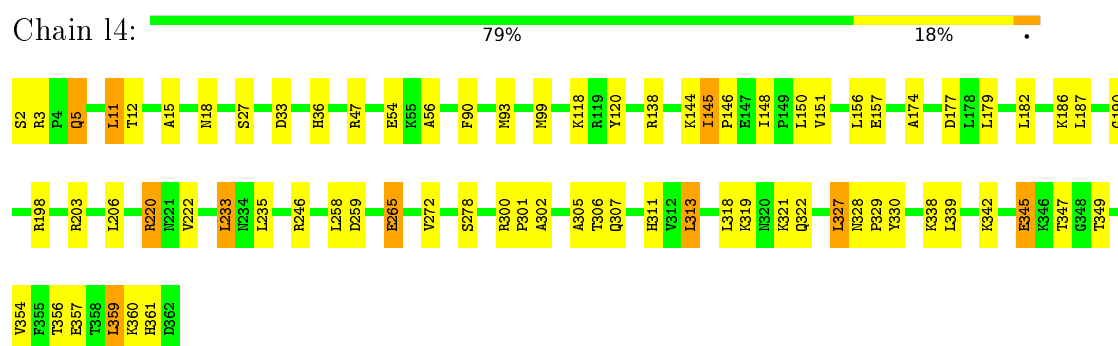
• Molecule 41: 60S ribosomal protein L4-A

Chain L4: 28% 54% 17%

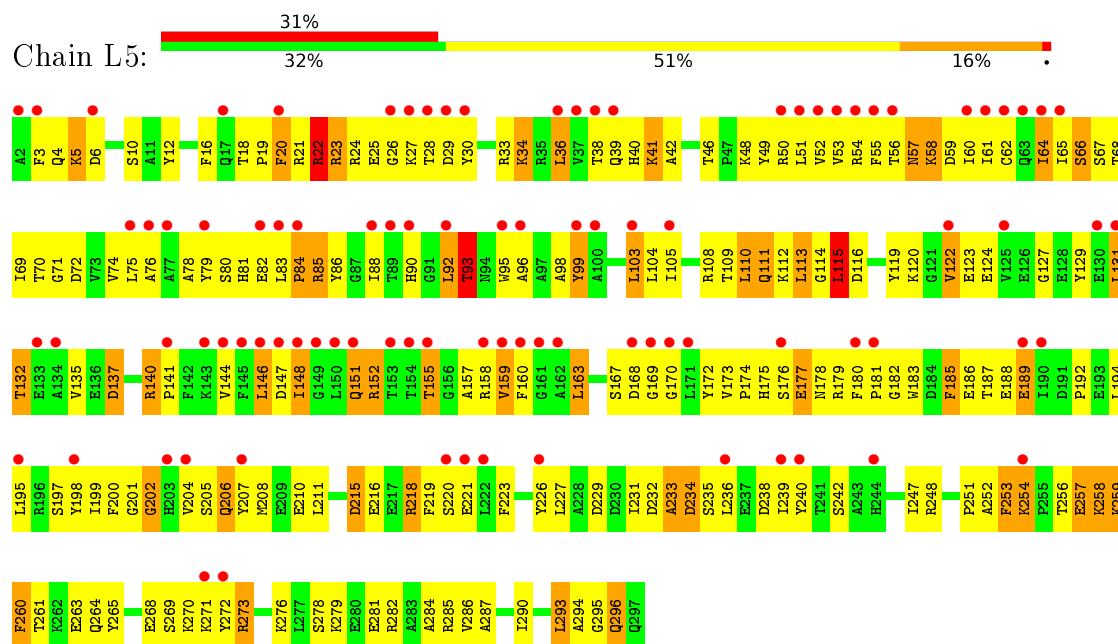




- Molecule 41: 60S ribosomal protein L4-A

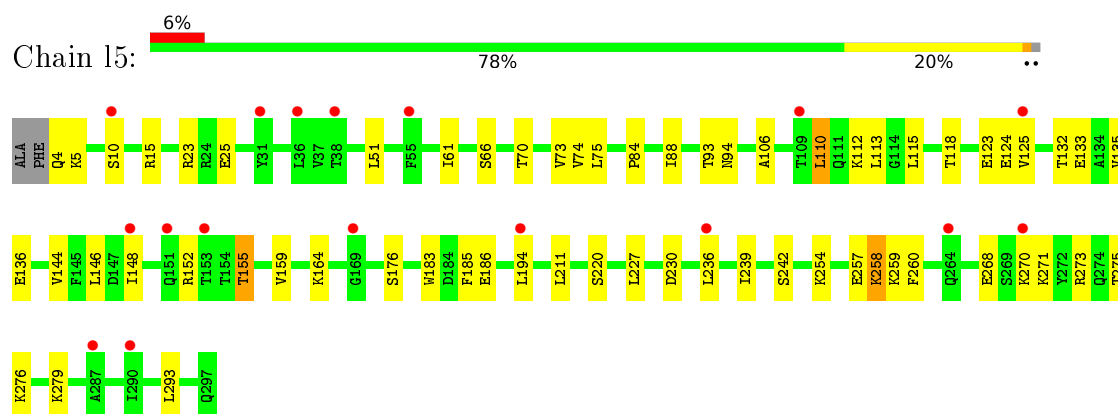


- Molecule 42: 60S ribosomal protein L5

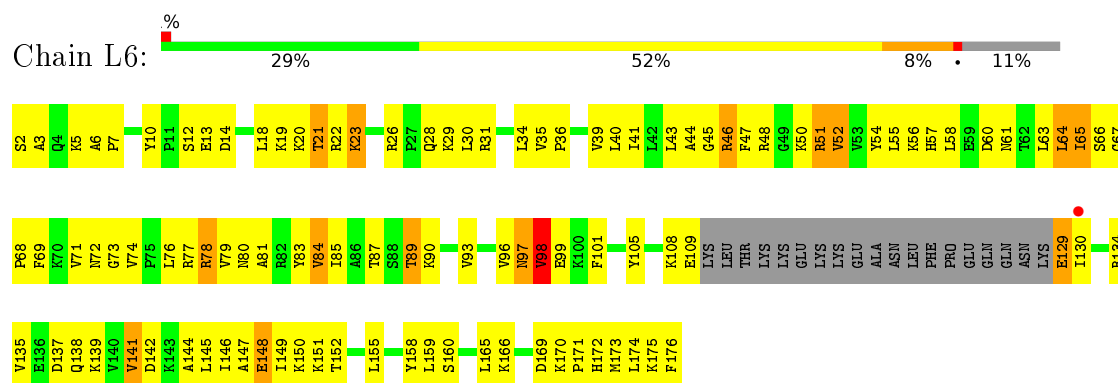


- Molecule 42: 60S ribosomal protein L5

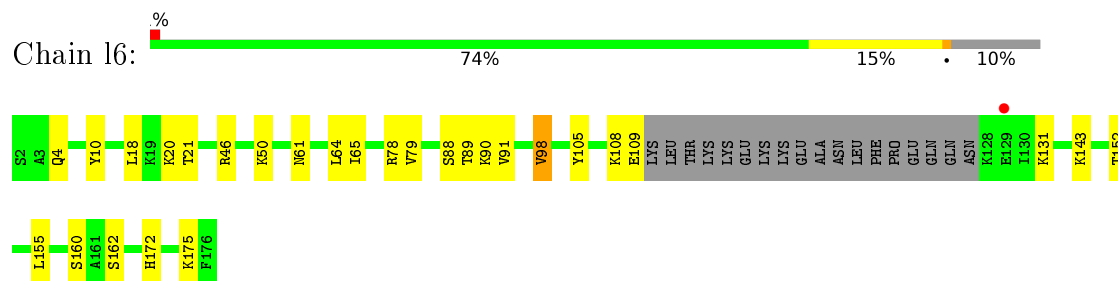




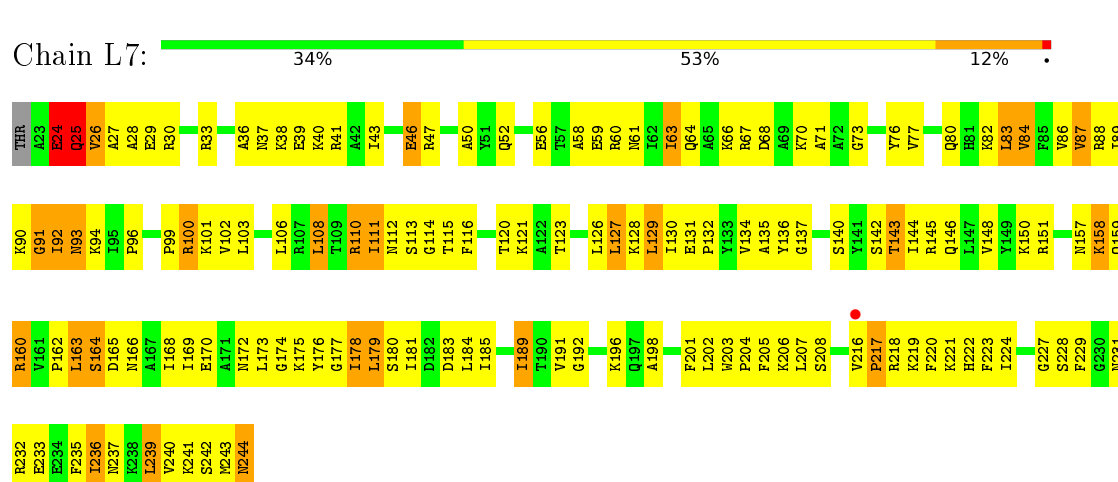
- Molecule 43: 60S ribosomal protein L6-A



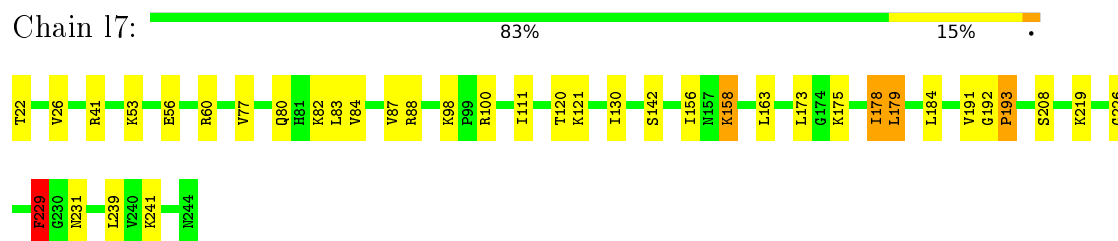
- Molecule 43: 60S ribosomal protein L6-A



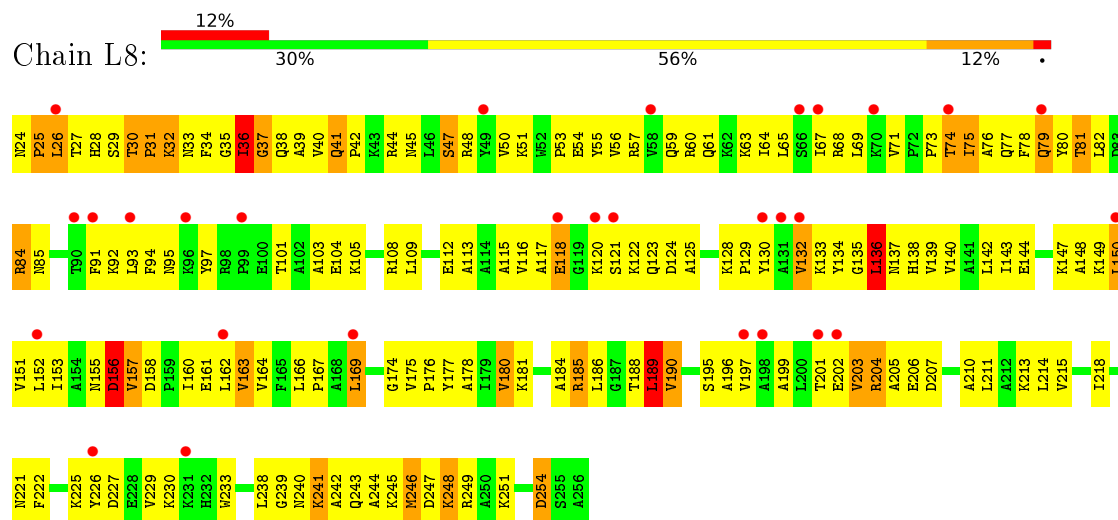
- Molecule 44: 60S ribosomal protein L7-A



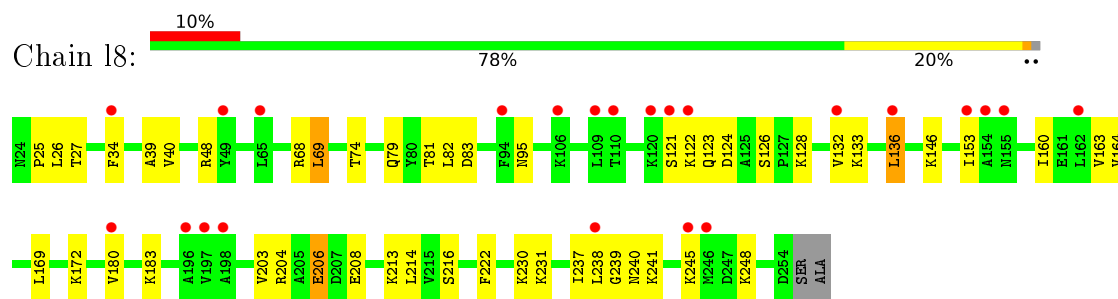
- Molecule 44: 60S ribosomal protein L7-A



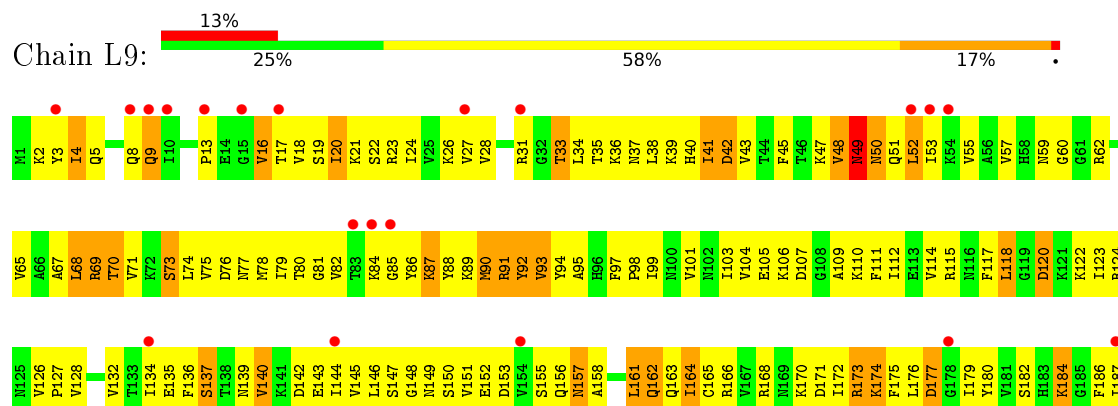
- Molecule 45: 60S ribosomal protein L8-A



- Molecule 45: 60S ribosomal protein L8-A

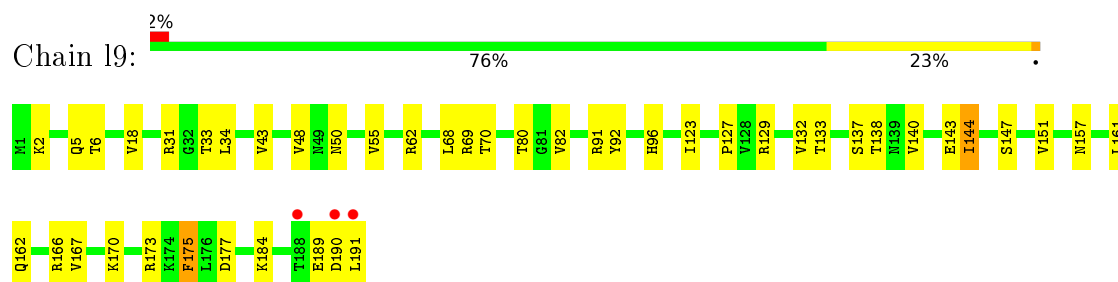


- Molecule 46: 60S ribosomal protein L9-A

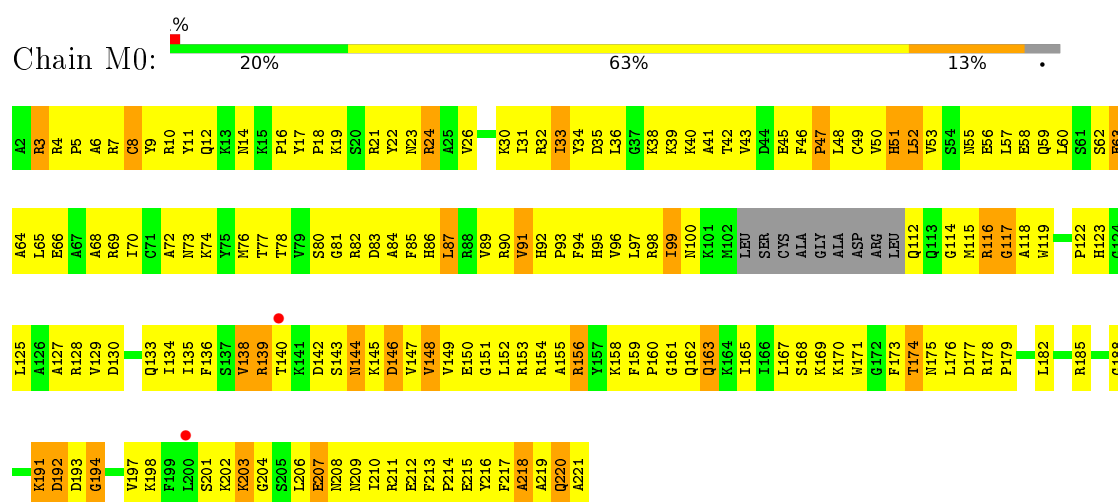




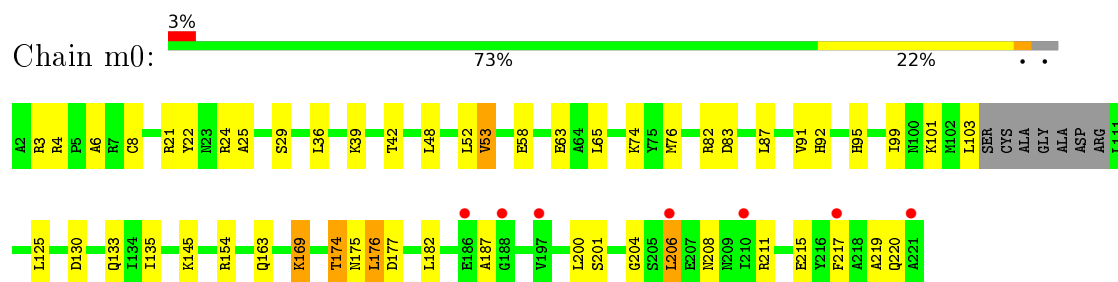
• Molecule 46: 60S ribosomal protein L9-A



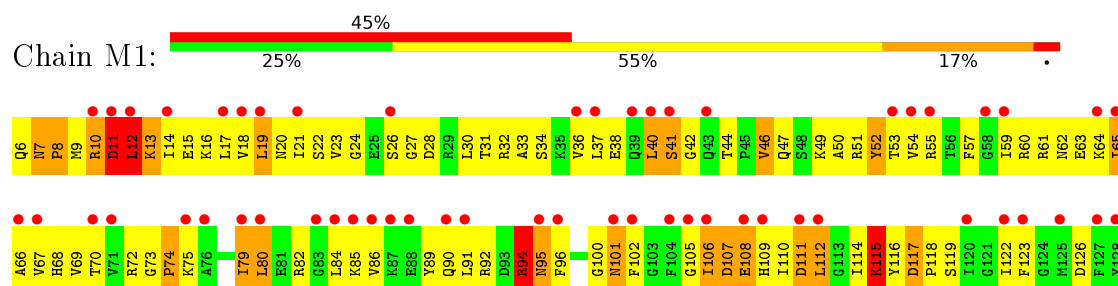
• Molecule 47: 60S ribosomal protein L10

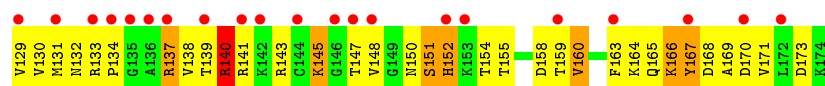


• Molecule 47: 60S ribosomal protein L10

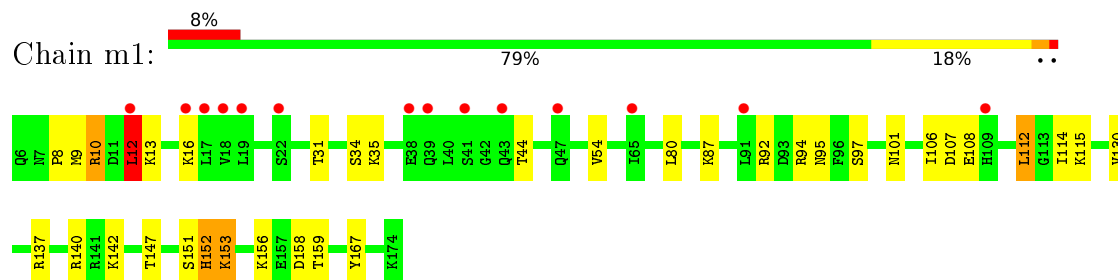


• Molecule 48: 60S ribosomal protein L11-B

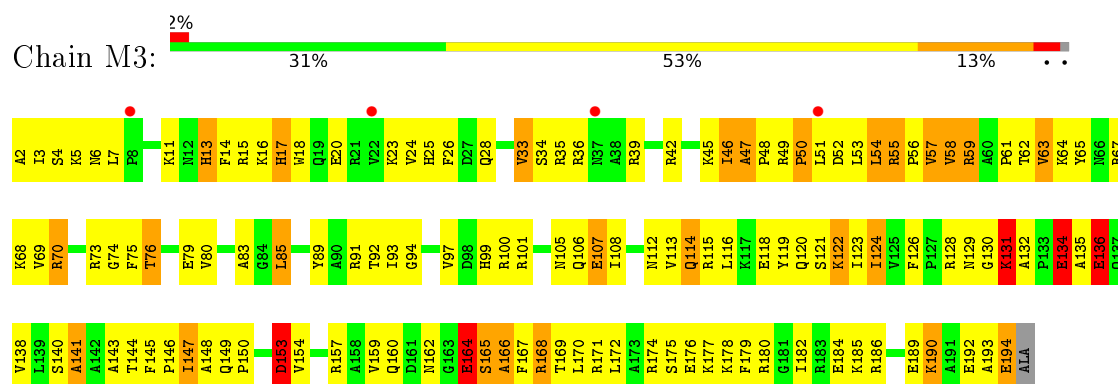




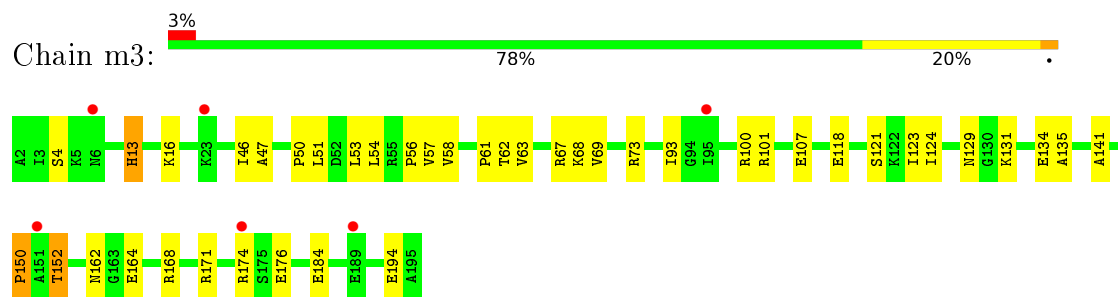
• Molecule 48: 60S ribosomal protein L11-B



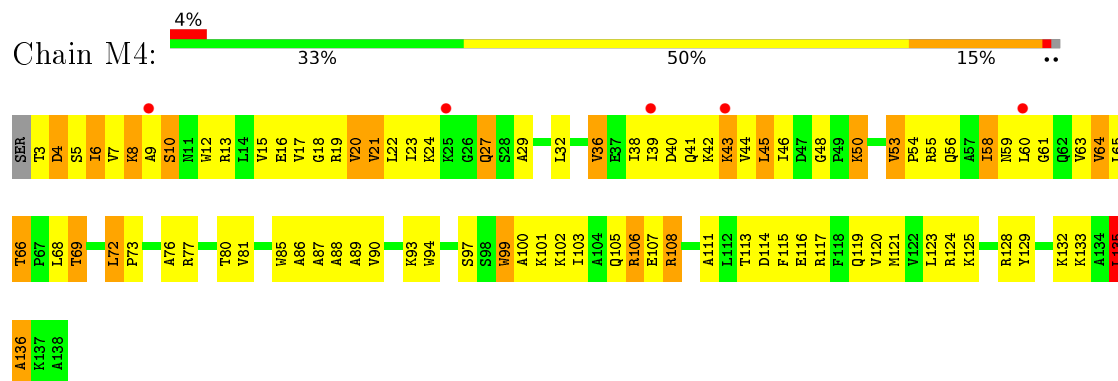
• Molecule 49: 60S ribosomal protein L13-A



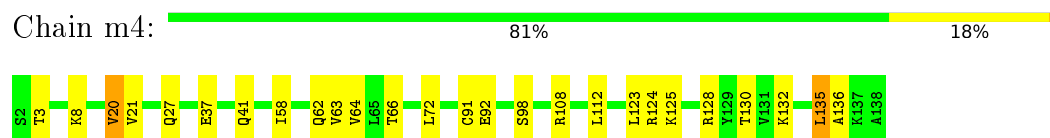
• Molecule 49: 60S ribosomal protein L13-A



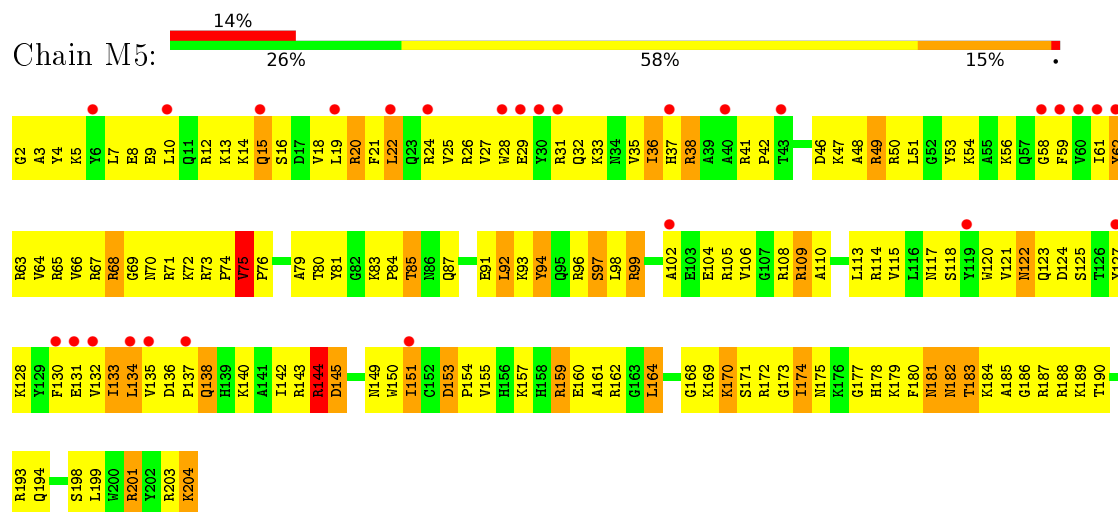
• Molecule 50: 60S ribosomal protein L14-A



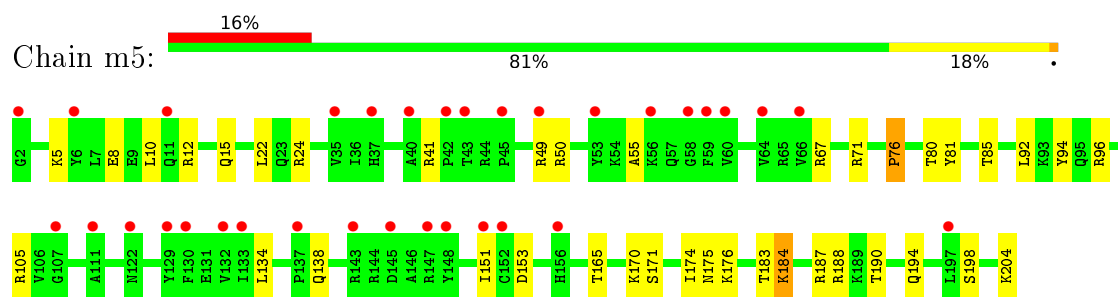
- Molecule 50: 60S ribosomal protein L14-A



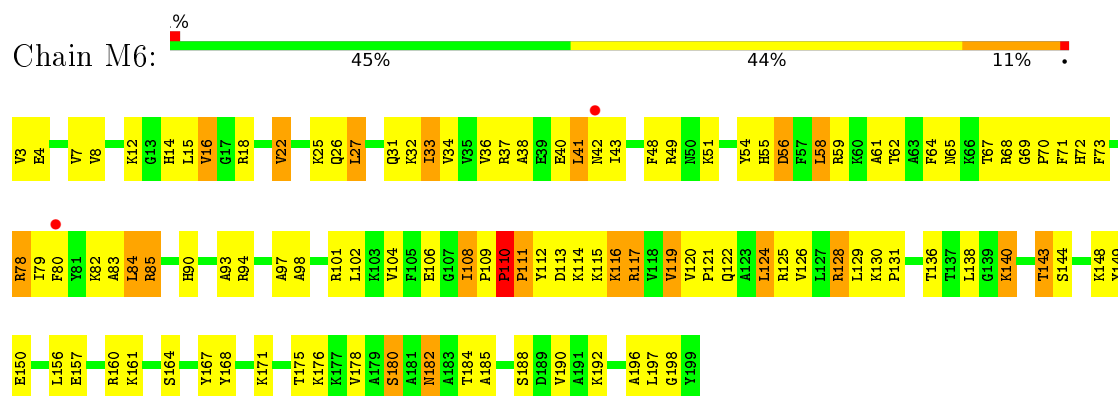
- Molecule 51: 60S ribosomal protein L15-A



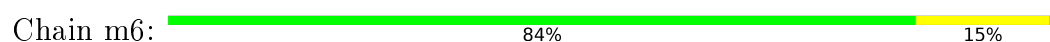
- Molecule 51: 60S ribosomal protein L15-A

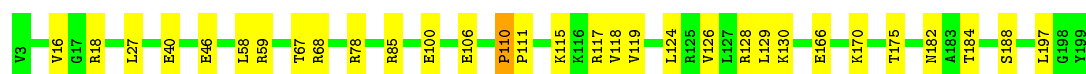


- Molecule 52: 60S ribosomal protein L16-A

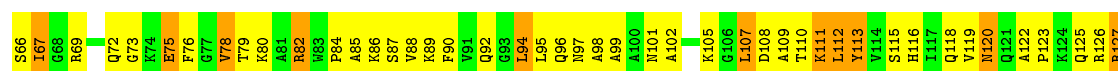
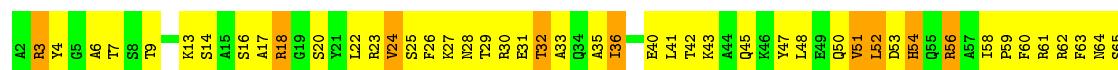


- Molecule 52: 60S ribosomal protein L16-A

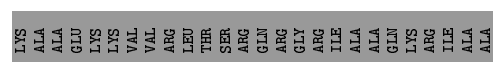
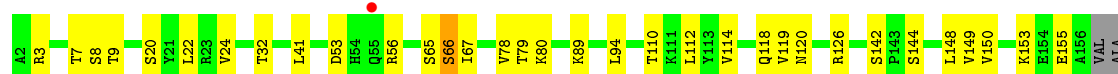




• Molecule 53: 60S ribosomal protein L17-A



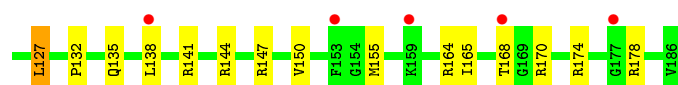
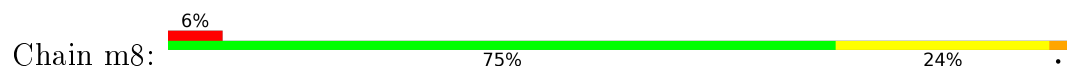
• Molecule 53: 60S ribosomal protein L17-A



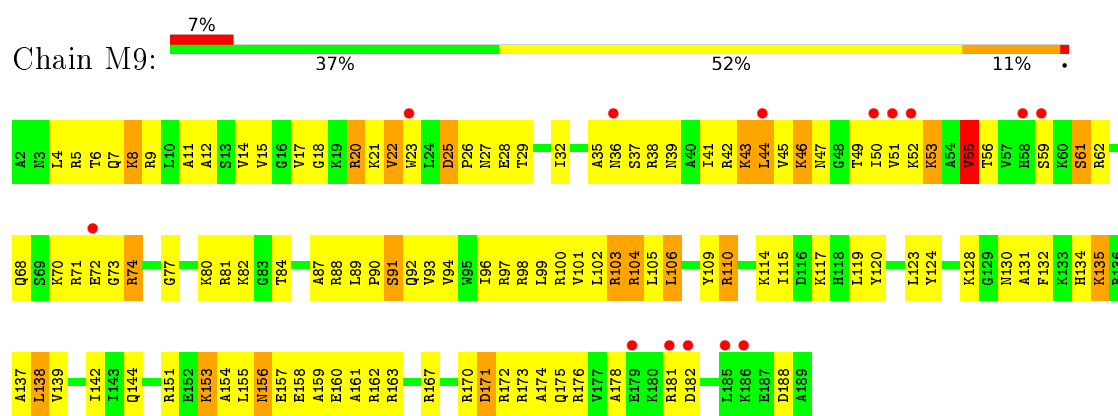
• Molecule 54: 60S ribosomal protein L18-A



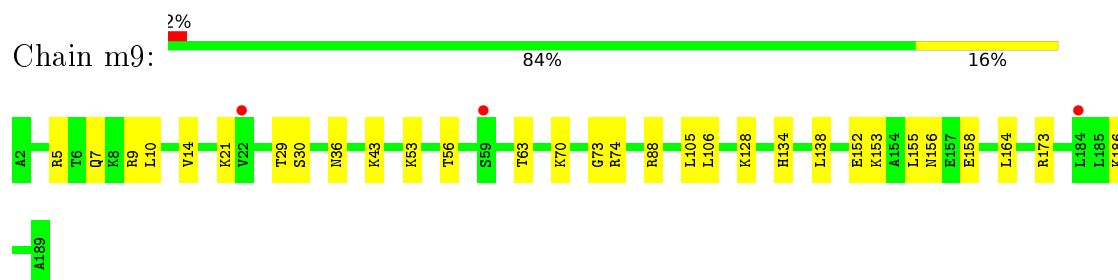
• Molecule 54: 60S ribosomal protein L18-A



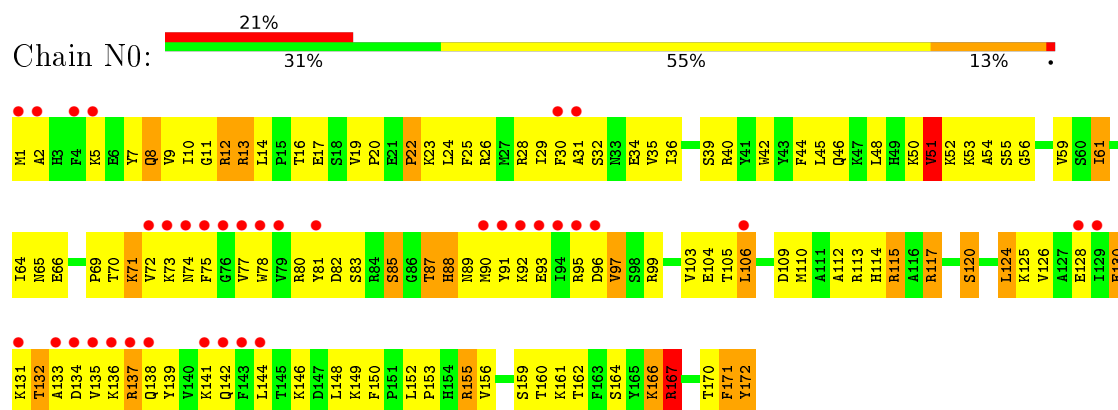
• Molecule 55: 60S ribosomal protein L19-A



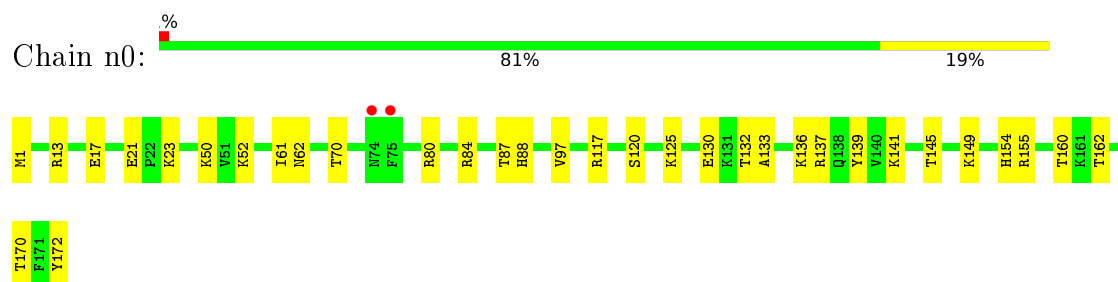
• Molecule 55: 60S ribosomal protein L19-A



• Molecule 56: 60S ribosomal protein L20-A

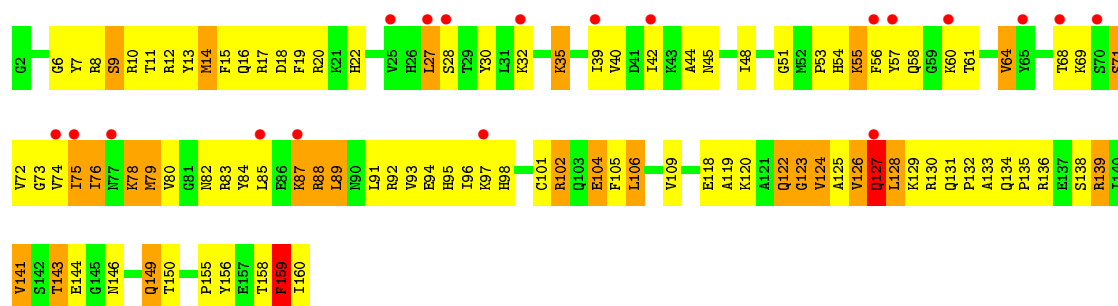


• Molecule 56: 60S ribosomal protein L20-A

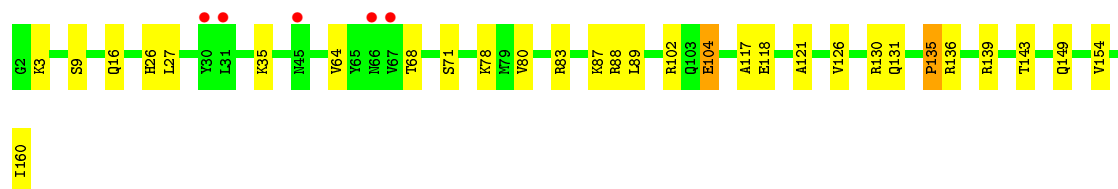
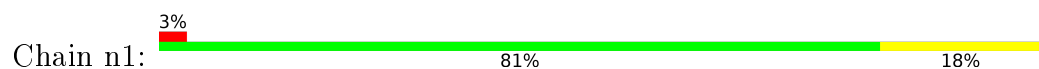


• Molecule 57: 60S ribosomal protein L21-A

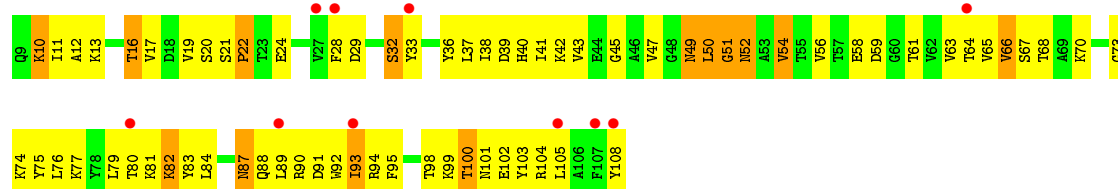




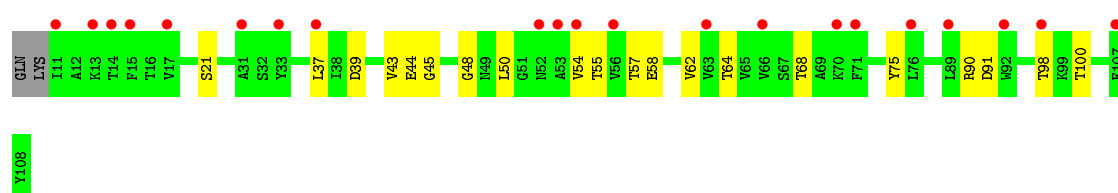
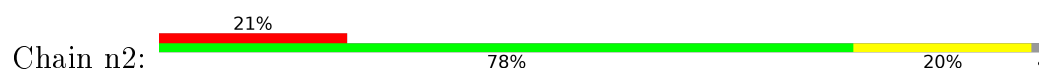
- Molecule 57: 60S ribosomal protein L21-A



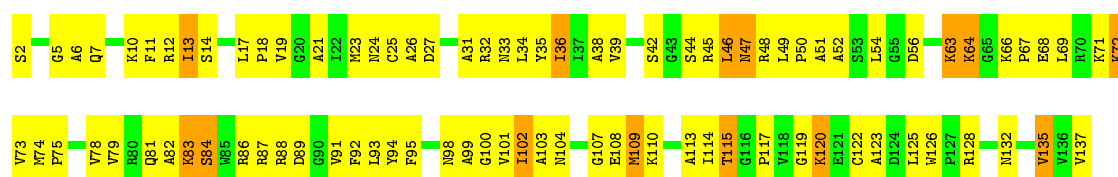
- Molecule 58: 60S ribosomal protein L22-A



- Molecule 58: 60S ribosomal protein L22-A

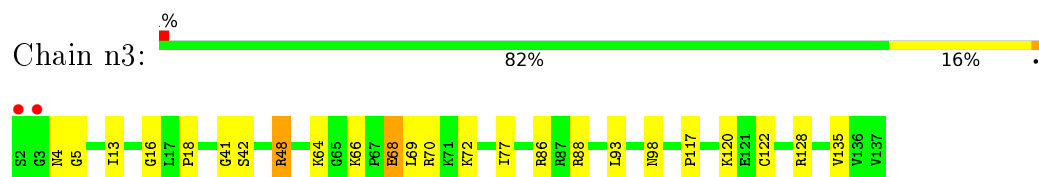


- Molecule 59: 60S ribosomal protein L23-A

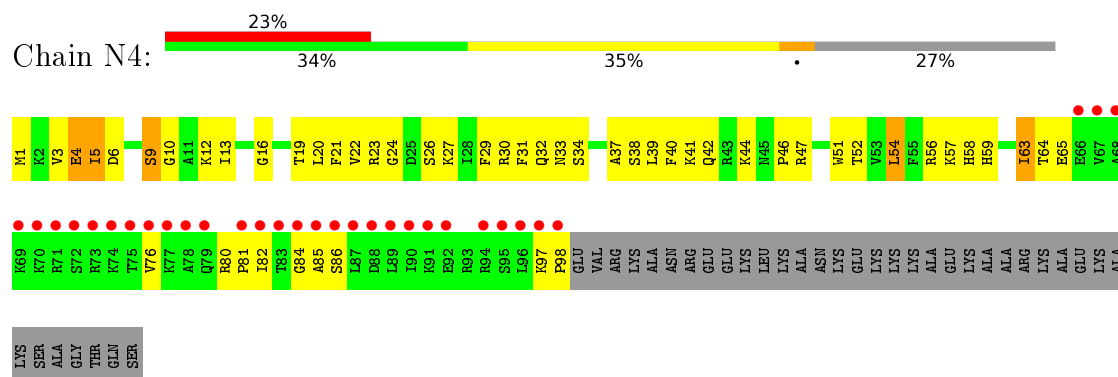




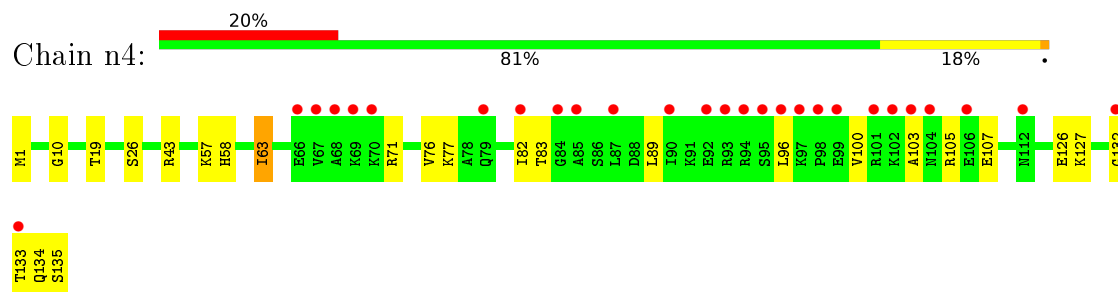
- Molecule 59: 60S ribosomal protein L23-A



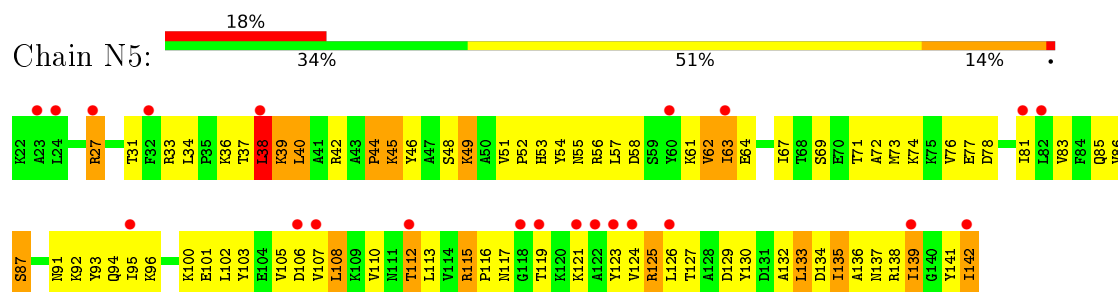
- Molecule 60: 60S ribosomal protein L24-A



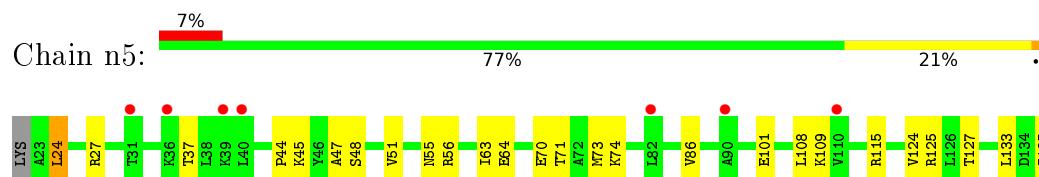
- Molecule 60: 60S ribosomal protein L24-A



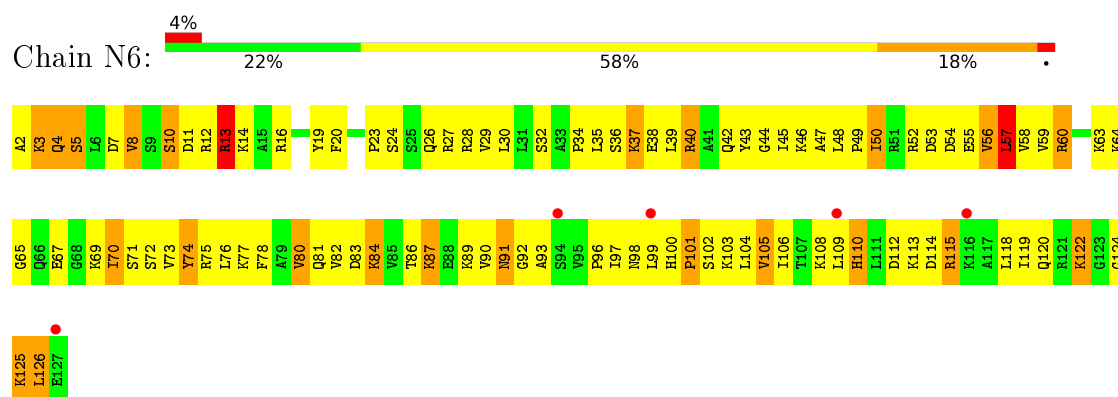
- Molecule 61: 60S ribosomal protein L25



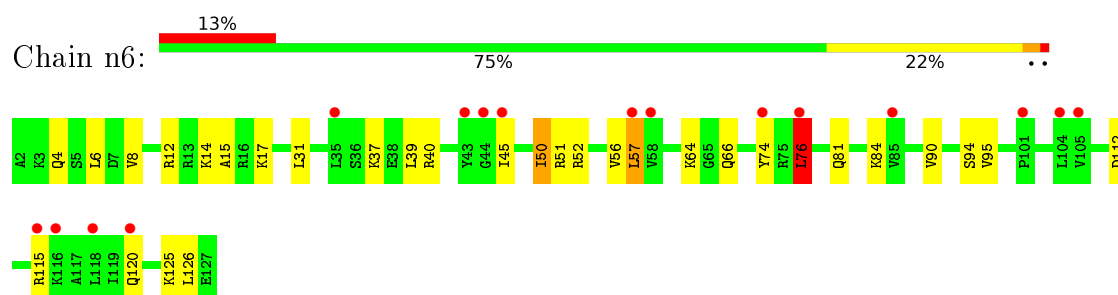
- Molecule 61: 60S ribosomal protein L25



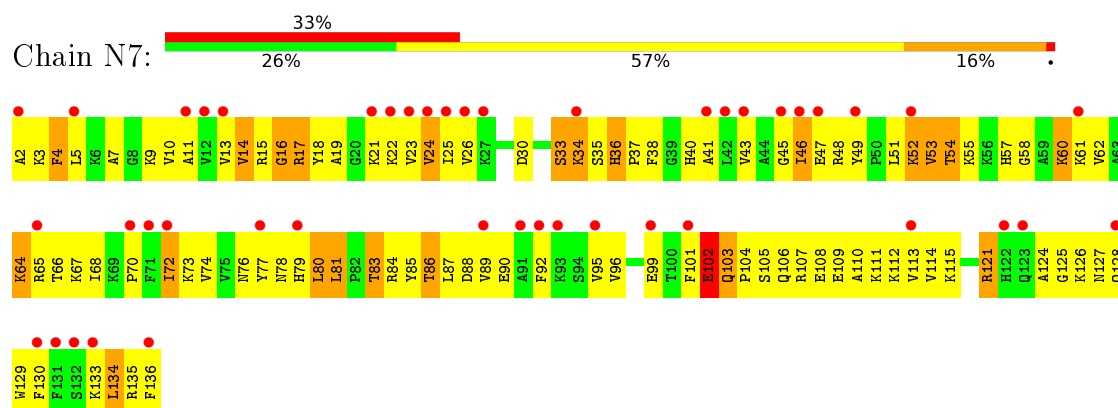
- Molecule 62: 60S ribosomal protein L26-A



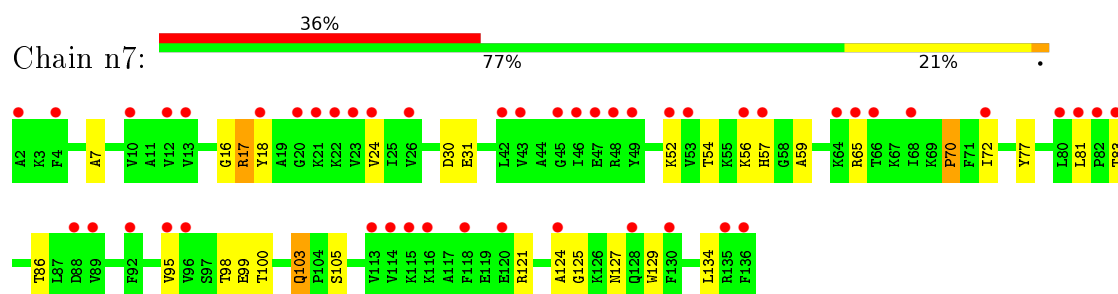
• Molecule 62: 60S ribosomal protein L26-A



• Molecule 63: 60S ribosomal protein L27-A

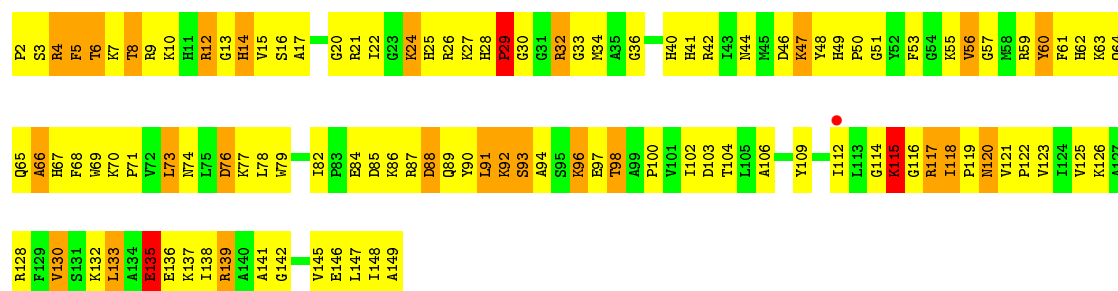


• Molecule 63: 60S ribosomal protein L27-A

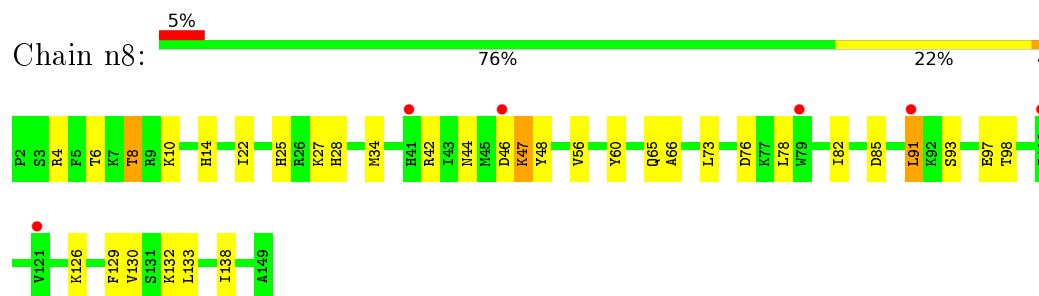


• Molecule 64: 60S ribosomal protein L28

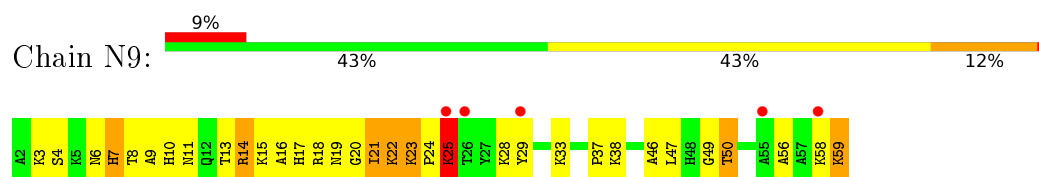




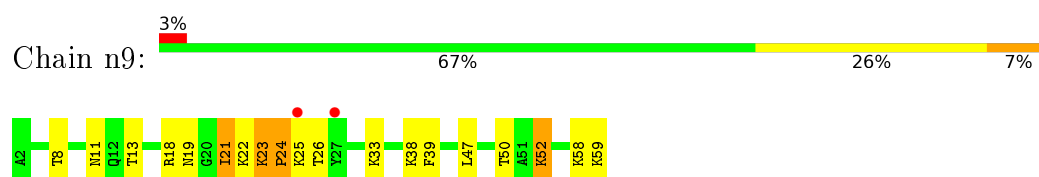
- Molecule 64: 60S ribosomal protein L28



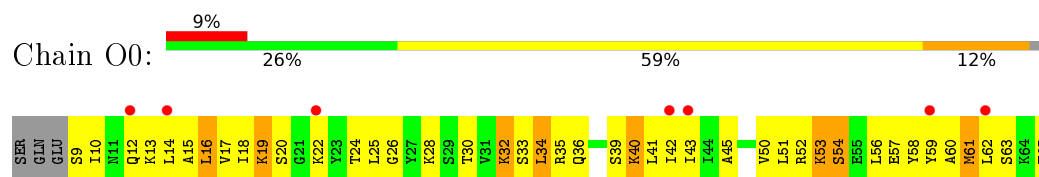
- Molecule 65: 60S ribosomal protein L29



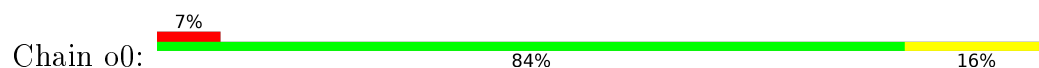
- Molecule 65: 60S ribosomal protein L29




- Molecule 66: 60S ribosomal protein L30



- Molecule 66: 60S ribosomal protein L30



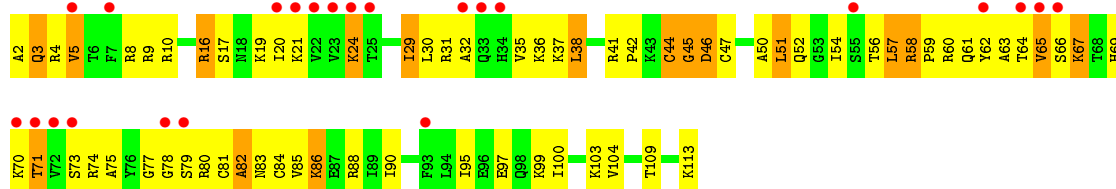


Chain o3:  85% 13% .




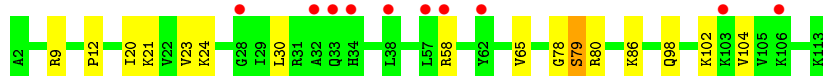
- Molecule 70: 60S ribosomal protein L34-A

Chain O4:  21% 38% 46% 15%



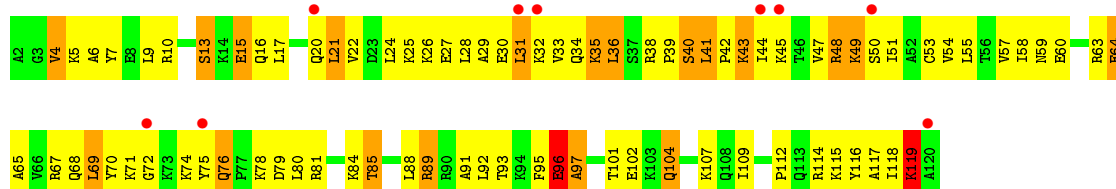
- Molecule 70: 60S ribosomal protein L34-A

Chain o4:  9% 86% 13% .




- Molecule 71: 60S ribosomal protein L35-A

Chain O5:  8% 29% 53% 16% .



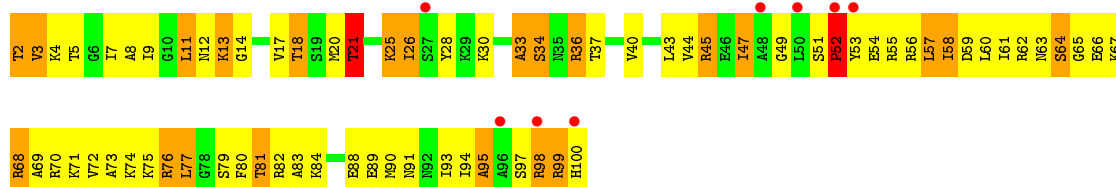
- Molecule 71: 60S ribosomal protein L35-A

Chain o5:  2% 82% 14% .

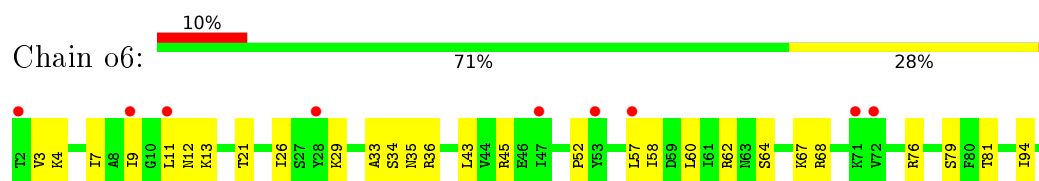


- Molecule 72: 60S ribosomal protein L36-A


Chain O6:  8% 26% 49% 22% .



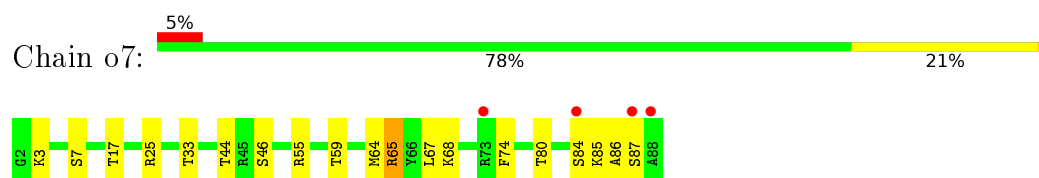
- Molecule 72: 60S ribosomal protein L36-A



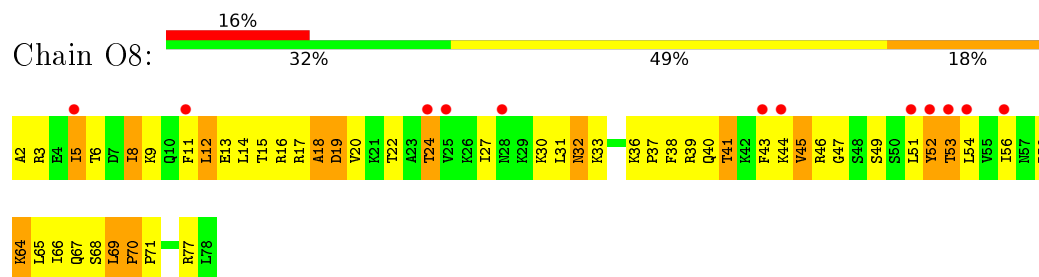
- Molecule 73: 60S ribosomal protein L37-A



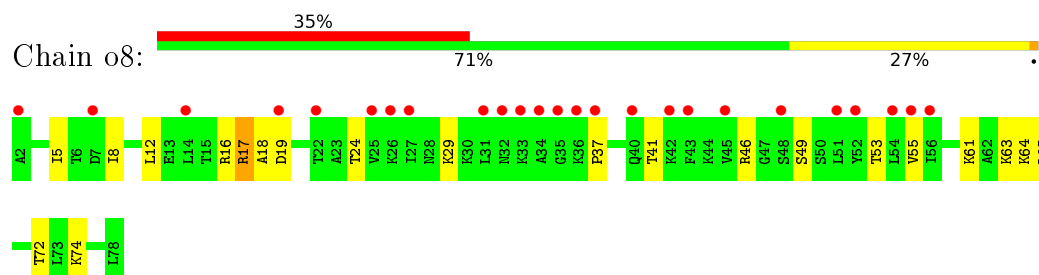
- Molecule 73: 60S ribosomal protein L37-A



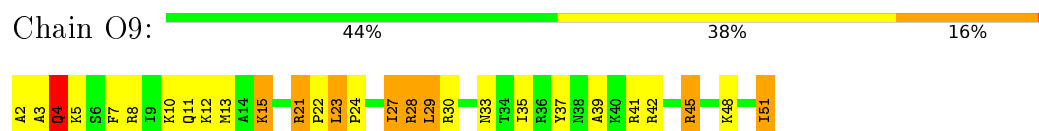
- Molecule 74: 60S ribosomal protein L38



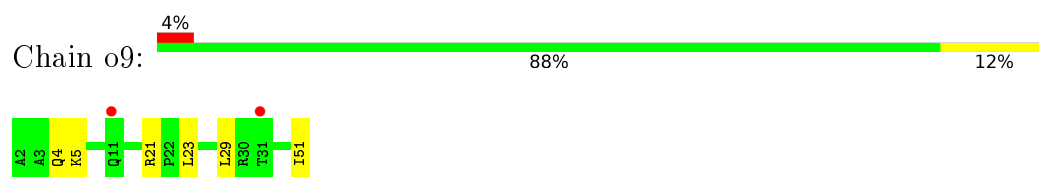
- Molecule 74: 60S ribosomal protein L38



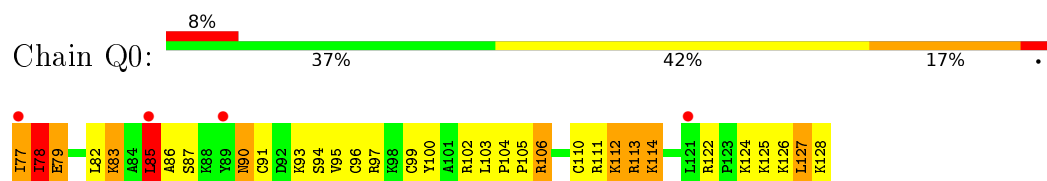
- Molecule 75: 60S ribosomal protein L39



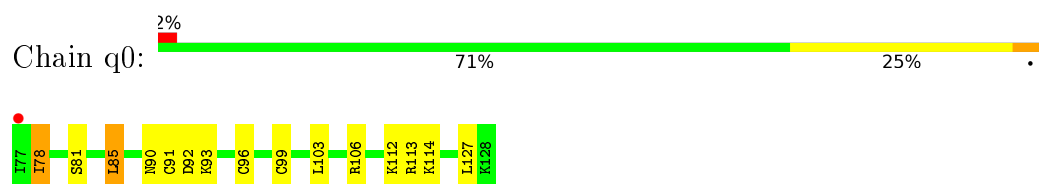
- Molecule 75: 60S ribosomal protein L39




- Molecule 76: Ubiquitin-60S ribosomal protein L40



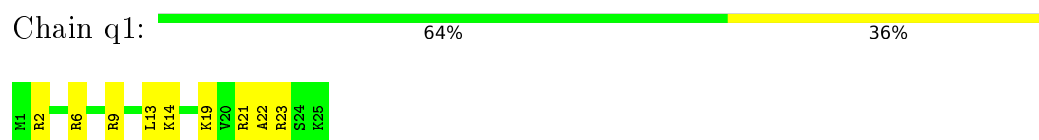
- Molecule 76: Ubiquitin-60S ribosomal protein L40



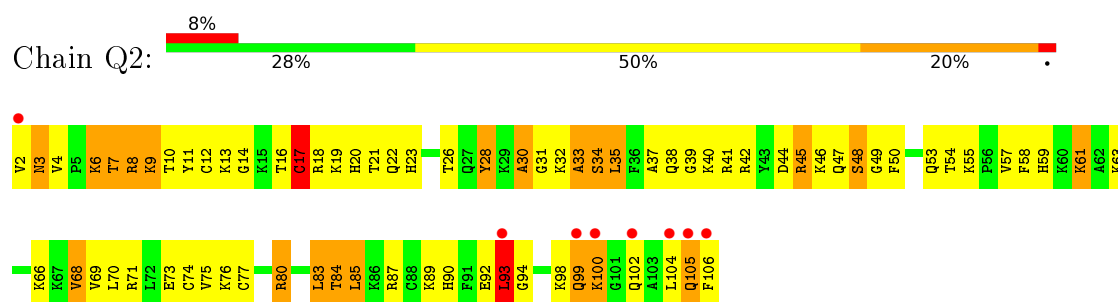
- Molecule 77: 60S ribosomal protein L41-A



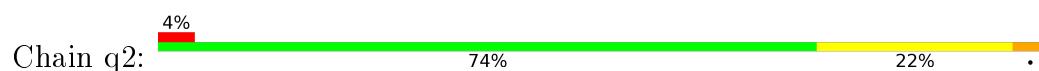
- Molecule 77: 60S ribosomal protein L41-A



- Molecule 78: 60S ribosomal protein L42-A

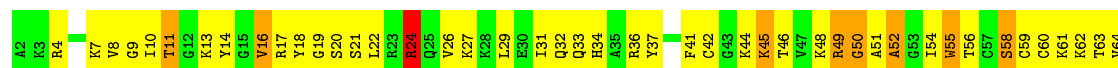


- Molecule 78: 60S ribosomal protein L42-A

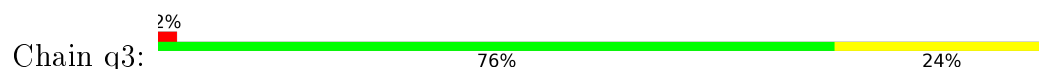




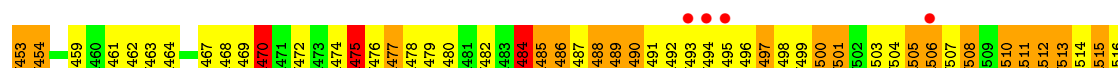

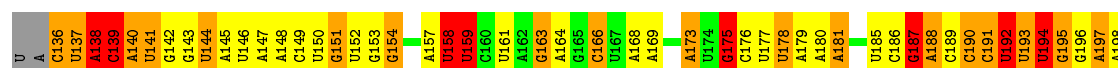
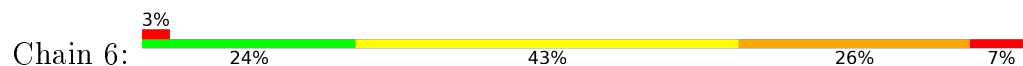
- Molecule 79: 60S ribosomal protein L43-A



- Molecule 79: 60S ribosomal protein L43-A

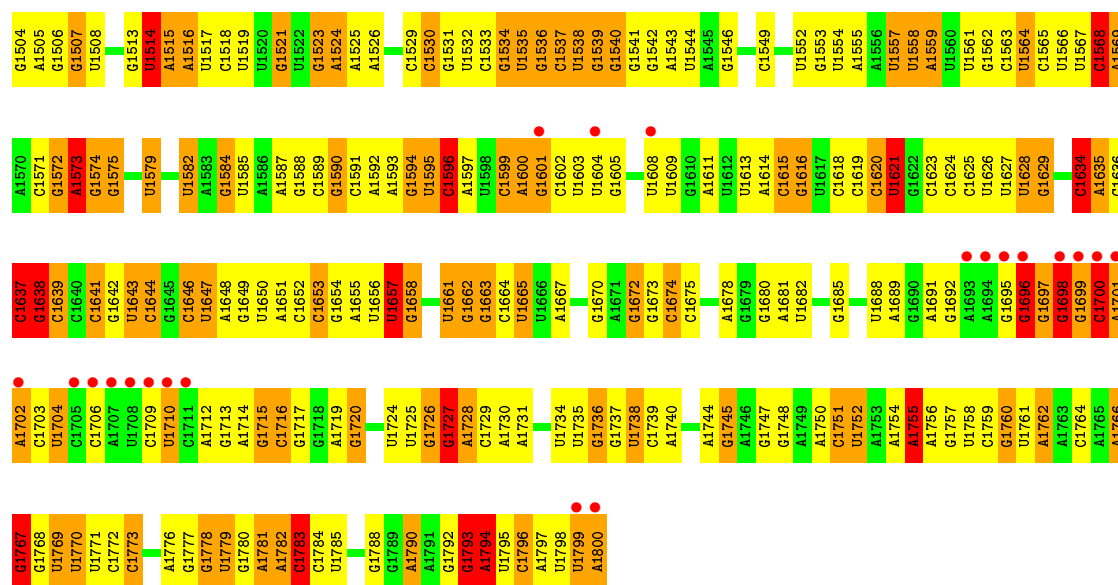


- Molecule 80: 18S ribosomal RNA

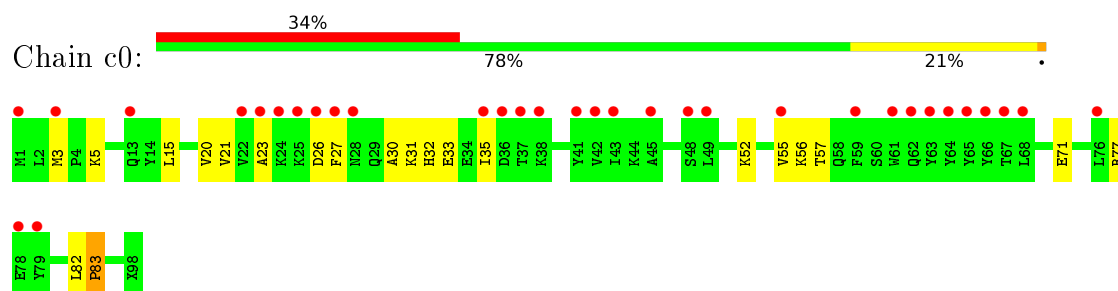




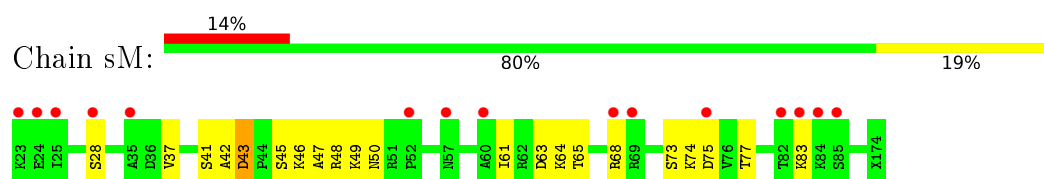
U1443	C1309	A1242	G1165	G1100	A0979	U918	A850	U785	C717	C654	A585	U517
A1375	U1310	G1243	A1166	G1101	G990	A919	U851	C786	U718	G555	G586	A518
C1376	U1311	A1244	G1167	G1102	U981	U920	C952	G787	U719	G556	C587	C519
U1377	A1312	G1245	G1168	G1042	U982	U921	U852	A788	G720	U657	U888	A520
C1378	A1313	U1246	A1171	G1105	A983	G922	A856	A789	U721	C558	C589	A521
U1380	U1314	U1247	G1172	U1044	G984	A923	U857	U792	G722	C559	C590	U522
U1381	U1315	C1248	G1173	G1045	G985	A924	G858	U793	G723	G660	A591	C523
A1382	G1316	U1249	G1174	G1046	G986	G925	A859	A794	G724	A661	A592	U524
C1383	C1317	U1175	U1175	G1047	G987	A926	U860	U795	U725	U662	U593	A525
A1384	G1318	U1251	G1178	G1048	A988	U927	U861	G796	G726	U663	A594	A526
C1385	A1319	U1252	G1179	U1049	U989	U928	U862	A797	U727	U664	G595	A527
U1320	U1253	U1254	G1180	G1050	C990	A929	A863	U800	U728	U665	C596	
A1321	U1254			G1051	G991	U930	U864	U801	G729	U666	G597	C530
A1322	U1255			U1052	A992	C931		G802	U730	U667		C531
C1323	U1256			G1053	A993	U932		G803	C731	C568	U602	U532
A1326	U1257			U1054	G994	A933		A803		G669	U603	U533
C1327	U1258			U1055	A995	G934		A804		U670	A604	
A1391	U1259			U1056	U996	U935	G871	U805		G	A605	C536
G1328	U1260			U1057	G997	G936	G872	U806		U	A606	C537
A1329	U1261			U1058	G998	C937	U873	A807		A673	G687	A538
C1330	U1262			U1059	U999	G938	C874	U808		C574	U608	A539
A1331	C1196			U1060	C1000	A939	G875	A809		U675	U609	U540
C1332	A1197			A1061	A1001	A940	G876	G810		U676	G610	A541
U1269	G1198			U1062	G1002	A941	G877	A811		G677	U611	A542
G1270	C1199			U1063	A1003	G942	G878	A812		A678	U612	C543
	G1200			G1064	U1004	C943	G879	U813		U679	G613	A544
G1273	G1201			A1065	A1005	A944	C880	A814		U680	C614	A545
C1274	A1202			C1066	C1006	U945	A881	G815		U681	G615	U548
A1203	A1203			C1067	C1007	U946	U882	G816		C682	G616	U549
U1275	U1275			C1068	G1008	U947	C883	U817		C683	U617	U550
G1277	C1207			A1069	U1009	G948	A884	U819		A684	U618	
U1278	A1208			C1070	C1010	C949	G885	U820		A685	A619	
C1279	C1209			U1071	U1011	C950	G886	U821		C886	A620	A553
U1280	U1214			C1072	U1012	A951	U887	U822		G687	A621	A556
G1281				G1073	A1013	U958	U888	U823		U688	A622	G557
U1282	A1137			G1074	G1014	U959		G824		U689	A623	U558
U1283	A1138			C1075	U1015	U960	A891	U825		G690	G624	C559
C1284	A1139			A1076	C1016	C962	A892	U826		C691	C625	U560
U1285	A1219			C1077	U1017	G957	U893	C827		U694	U626	G561
U1286	G1140			C1078	U1018	U958	U894	U828		U695	G628	G562
A1287	A1221			U1079	A1019	U959	C895	U829		C696	U632	U563
G1288	A1142			U1080	C1020	U960	A898	U830		C697	U633	C565
U1289	U1144			A1081	C1021	U961	U899	U831		U698	U634	A567
	U1225			C1082	C1022	C962	G899	U832		U699	G634	A568
U1293	A1226			G1083	A1023	A963	A900	U833		U700	A635	C569
G1294	C1227			A1084	U1024	U964	G901	U834		C701	A636	A570
C1295	G1228			G1085	A1025	U965	G902	U835		G702	C637	
A1296	A1151			A1086	C1026	A966	U903	U836		G703	U638	
U1297	C1230			A1087	A1027	A967	G904	G837		G704	U639	
U1298	U1231			A1088	C1028	U968	A905	G838		C705	U640	
G1299	U1232			A1089	U1029	C969	A906	U839		A706		C573
A1300	G1233			A1091	A1030	A970	A907	U840		U707		C574
U1301	A1234			A1092	U1031	A971		U841		C646		C577
C1235	C1235			A1093	G1032	G972	U911	U842		C709	G647	U578
A1236	G1236			G1094	C1033	A973	U912	U843		U710	G648	A579
G1237	C1237			U1095	C1034	A974	G913	U844		U711	U649	A580
A1238	A1238			C1096	G1035	C975	G914	G845		G712	U650	U581
U1239	U1239			U1097	A1036	G976	A915	G846		G713	G651	U582
U1240	U1240			U1098	C1037	A977	U916	G847		G714	G652	C583
G1241	G1241			U1099	U1038	A978	U917	A847			C653	C584



- Molecule 81: 40S ribosomal protein S10-A, 40S ribosomal protein S10-A, 40S Ribosomal Protein S10-A



- Molecule 82: Suppressor protein STM1, Suppressor protein STM1, Ribosome-bound protein Stm1

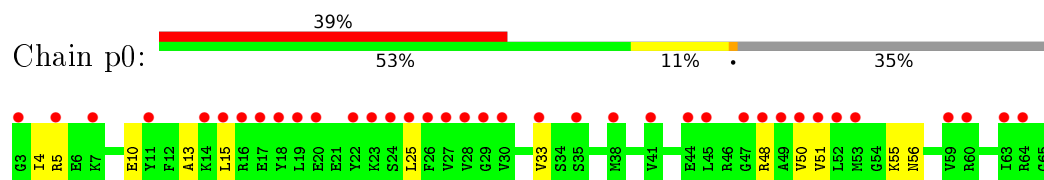


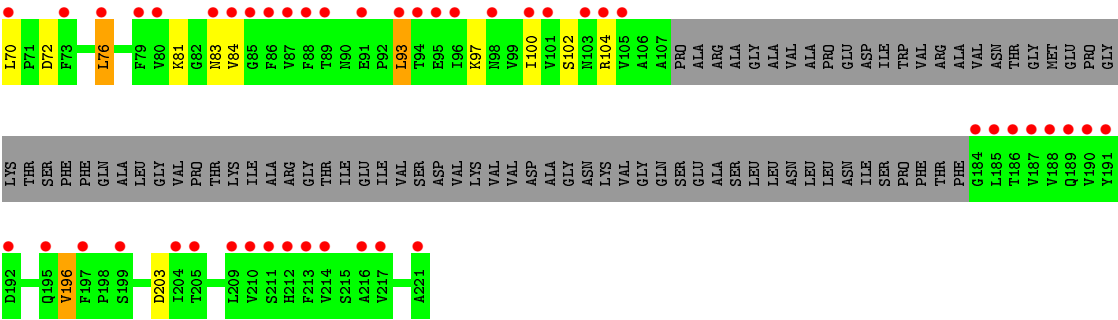
- Molecule 83: 60S Ribosomal Protein L12



There are no outlier residues recorded for this chain.

- Molecule 84: 60S acidic ribosomal protein P0





● Molecule 85: 60S Ribosomal Protein P1/2



There are no outlier residues recorded for this chain.

● Molecule 85: 60S Ribosomal Protein P1/2



## 4 Data and refinement statistics

Property	Value	Source
Space group	P 1 21 1	Depositor
Cell constants a, b, c, $\alpha$ , $\beta$ , $\gamma$	435.45Å 288.14Å 304.16Å 90.00° 99.11° 90.00°	Depositor
Resolution (Å)	149.31 – 3.30 149.31 – 3.30	Depositor EDS
% Data completeness (in resolution range)	92.3 (149.31-3.30) 92.3 (149.31-3.30)	Depositor EDS
$R_{merge}$	0.33	Depositor
$R_{sym}$	(Not available)	Depositor
$\langle I/\sigma(I) \rangle$ <sup>1</sup>	1.38 (at 3.33Å)	Xtriage
Refinement program	PHENIX	Depositor
R, $R_{free}$	0.211 , 0.265 0.212 , (Not available)	Depositor DCC
$R_{free}$ test set	No test flags present.	DCC
Wilson B-factor (Å <sup>2</sup> )	82.5	Xtriage
Anisotropy	0.225	Xtriage
Bulk solvent $k_{sol}$ (e/Å <sup>3</sup> ), $B_{sol}$ (Å <sup>2</sup> )	0.31 , 69.8	EDS
L-test for twinning <sup>2</sup>	$\langle  L  \rangle = 0.45$ , $\langle L^2 \rangle = 0.28$	Xtriage
Estimated twinning fraction	No twinning to report.	Xtriage
$F_o, F_c$ correlation	0.91	EDS
Total number of atoms	414270	wwPDB-VP
Average B, all atoms (Å <sup>2</sup> )	73.0	wwPDB-VP

Xtriage's analysis on translational NCS is as follows: *The largest off-origin peak in the Patterson function is 1.76% of the height of the origin peak. No significant pseudotranslation is detected.*

<sup>1</sup>Intensities estimated from amplitudes.

<sup>2</sup>Theoretical values of  $\langle |L| \rangle$ ,  $\langle L^2 \rangle$  for acentric reflections are 0.5, 0.333 respectively for untwinned datasets, and 0.375, 0.2 for perfectly twinned datasets.

## 5 Model quality ⓘ

### 5.1 Standard geometry ⓘ

Bond lengths and bond angles in the following residue types are not validated in this section: ZN, OHX, MG, 8AN

The Z score for a bond length (or angle) is the number of standard deviations the observed value is removed from the expected value. A bond length (or angle) with  $|Z| > 5$  is considered an outlier worth inspection. RMSZ is the root-mean-square of all Z scores of the bond lengths (or angles).

Mol	Chain	Bond lengths		Bond angles	
		RMSZ	$\# Z  > 5$	RMSZ	$\# Z  > 5$
1	2	0.75	7/42467 (0.0%)	1.40	452/66169 (0.7%)
2	S0	0.54	1/1617 (0.1%)	0.63	0/2215
2	s0	0.51	0/1623	0.70	0/2222
3	S1	0.37	0/1735	0.62	1/2335 (0.0%)
3	s1	0.48	0/1748	0.67	3/2352 (0.1%)
4	S2	0.46	0/1665	0.69	0/2263
4	s2	0.61	0/1665	0.78	2/2263 (0.1%)
5	S3	0.46	0/1759	0.63	1/2368 (0.0%)
5	s3	0.48	0/1759	0.64	1/2368 (0.0%)
6	S4	0.45	0/2109	0.71	0/2839
6	s4	0.55	0/2109	0.78	3/2839 (0.1%)
7	S5	0.39	0/1629	0.59	0/2202
7	s5	0.46	0/1629	0.63	0/2202
8	S6	0.47	0/1823	0.64	0/2439
8	s6	0.56	0/1779	0.77	2/2379 (0.1%)
9	S7	0.44	0/1506	0.66	0/2028
9	s7	0.51	0/1516	0.69	1/2043 (0.0%)
10	S8	0.50	0/1514	0.67	0/2021
10	s8	0.59	0/1514	0.74	0/2021
11	S9	0.48	0/1519	0.65	0/2035
11	s9	0.55	0/1519	0.74	1/2035 (0.0%)
12	C0	0.41	0/789	0.69	1/1067 (0.1%)
13	C1	0.52	0/1239	0.65	0/1673
13	c1	0.60	0/1194	0.78	1/1610 (0.1%)
14	C2	0.40	0/898	0.67	0/1220
14	c2	0.33	0/898	0.61	1/1220 (0.1%)
15	C3	0.48	0/1215	0.66	1/1638 (0.1%)
15	c3	0.53	0/1215	0.70	0/1638
16	C4	0.37	0/901	0.62	0/1217
16	c4	0.50	0/960	0.66	0/1290
17	C5	0.48	0/998	0.65	0/1341
17	c5	0.51	0/1060	0.68	0/1426

Mol	Chain	Bond lengths		Bond angles	
		RMSZ	# Z  >5	RMSZ	# Z  >5
18	C6	0.43	0/1125	0.68	2/1510 (0.1%)
18	c6	0.55	1/1131 (0.1%)	0.69	1/1518 (0.1%)
19	C7	0.43	0/935	0.67	0/1254
19	c7	0.48	0/914	0.66	0/1224
20	C8	0.48	0/1211	0.69	2/1628 (0.1%)
20	c8	0.46	0/1211	0.67	1/1628 (0.1%)
21	C9	0.45	0/1130	0.64	0/1517
21	c9	0.50	0/1130	0.66	3/1517 (0.2%)
22	D0	0.47	0/865	0.68	0/1169
22	d0	0.45	0/892	0.65	0/1205
23	D1	0.44	0/693	0.65	0/935
23	d1	0.64	0/693	0.75	1/935 (0.1%)
24	D2	0.49	0/1038	0.74	3/1395 (0.2%)
24	d2	0.59	0/1038	0.77	1/1395 (0.1%)
25	D3	0.57	0/1139	0.72	1/1518 (0.1%)
25	d3	0.63	0/1139	0.83	0/1518
26	D4	0.46	0/1087	0.63	0/1449
26	d4	0.55	0/1087	0.74	0/1449
27	D5	0.42	0/571	0.68	0/768
27	d5	0.45	0/566	0.60	0/761
28	D6	0.43	0/782	0.70	1/1047 (0.1%)
28	d6	0.58	0/782	0.68	0/1047
29	D7	0.44	0/620	0.64	0/838
29	d7	0.48	0/620	0.70	0/838
30	D8	0.40	0/499	0.60	0/670
30	d8	0.43	0/499	0.63	0/670
31	D9	0.59	0/452	0.71	1/600 (0.2%)
31	d9	0.52	0/452	0.64	0/600
32	E0	0.45	0/483	0.61	0/643
32	e0	0.55	0/499	0.72	0/665
33	E1	0.43	0/577	0.73	0/770
33	e1	0.40	0/619	0.72	2/822 (0.2%)
34	SR	0.40	0/2490	0.61	1/3389 (0.0%)
34	sR	0.41	0/2495	0.61	0/3395
35	SM	0.49	0/984	0.67	0/1323
36	1	1.08	150/75394 (0.2%)	1.76	2353/117545 (2.0%)
36	5	1.16	238/75414 (0.3%)	1.85	2720/117575 (2.3%)
37	3	0.96	4/2883 (0.1%)	1.60	55/4491 (1.2%)
37	7	1.09	5/2883 (0.2%)	1.77	83/4491 (1.8%)
38	4	1.01	3/3746 (0.1%)	1.72	114/5832 (2.0%)
38	8	0.95	2/3746 (0.1%)	1.62	75/5832 (1.3%)
39	L2	0.58	0/1948	0.77	0/2617
39	l2	0.61	0/1946	0.82	2/2614 (0.1%)

Mol	Chain	Bond lengths		Bond angles	
		RMSZ	# Z  >5	RMSZ	# Z  >5
40	L3	0.65	2/3146 (0.1%)	0.81	3/4228 (0.1%)
40	l3	0.73	0/3146	0.84	4/4228 (0.1%)
41	L4	0.67	1/2800 (0.0%)	0.84	4/3790 (0.1%)
41	l4	0.68	1/2800 (0.0%)	0.81	2/3790 (0.1%)
42	L5	0.59	0/2425	0.71	2/3271 (0.1%)
42	l5	0.73	2/2408 (0.1%)	0.77	1/3248 (0.0%)
43	L6	0.65	1/1260 (0.1%)	0.77	0/1694
43	l6	0.68	0/1269	0.79	0/1705
44	L7	0.66	0/1821	0.80	4/2451 (0.2%)
44	l7	0.71	0/1828	0.86	3/2461 (0.1%)
45	L8	0.49	0/1836	0.64	1/2481 (0.0%)
45	l8	0.48	0/1795	0.65	1/2429 (0.0%)
46	L9	0.58	0/1539	0.74	0/2073
46	l9	0.70	0/1539	0.77	0/2073
47	M0	0.72	1/1741 (0.1%)	0.77	0/2335
47	m0	0.85	2/1758 (0.1%)	0.83	0/2358
48	M1	0.52	0/1374	0.70	0/1842
48	m1	0.66	0/1374	0.80	2/1842 (0.1%)
49	M3	0.63	0/1568	0.78	0/2106
49	m3	0.59	0/1573	0.76	0/2113
50	M4	0.61	0/1068	0.72	0/1438
50	m4	0.66	0/1074	0.79	2/1446 (0.1%)
51	M5	0.63	0/1757	0.77	0/2354
51	m5	0.57	0/1757	0.73	0/2354
52	M6	0.74	0/1585	0.83	4/2128 (0.2%)
52	m6	0.83	1/1585 (0.1%)	0.84	2/2128 (0.1%)
53	M7	0.69	0/1443	0.82	2/1944 (0.1%)
53	m7	0.77	0/1250	0.84	0/1683
54	M8	0.66	1/1465 (0.1%)	0.84	2/1965 (0.1%)
54	m8	0.64	0/1465	0.84	2/1965 (0.1%)
55	M9	0.49	0/1538	0.66	0/2050
55	m9	0.58	0/1538	0.67	0/2050
56	N0	0.65	0/1481	0.78	1/1990 (0.1%)
56	n0	0.68	0/1481	0.78	0/1990
57	N1	0.66	0/1300	0.78	1/1743 (0.1%)
57	n1	0.69	1/1300 (0.1%)	0.74	0/1743
58	N2	0.44	0/812	0.62	0/1099
58	n2	0.54	0/794	0.67	0/1076
59	N3	0.66	0/1018	0.82	0/1369
59	n3	0.78	2/1018 (0.2%)	0.90	2/1369 (0.1%)
60	N4	0.54	0/712	0.68	0/958
60	n4	0.61	0/1052	0.71	0/1398
61	N5	0.57	0/979	0.75	3/1321 (0.2%)

Mol	Chain	Bond lengths		Bond angles	
		RMSZ	# Z  >5	RMSZ	# Z  >5
61	n5	0.56	0/974	0.74	0/1314
62	N6	0.62	0/1004	0.84	3/1341 (0.2%)
62	n6	0.62	0/1004	0.80	2/1341 (0.1%)
63	N7	0.48	0/1118	0.61	0/1497
63	n7	0.49	0/1118	0.61	0/1497
64	N8	0.68	1/1204 (0.1%)	0.84	2/1612 (0.1%)
64	n8	0.72	1/1204 (0.1%)	0.90	3/1612 (0.2%)
65	N9	0.64	0/473	0.78	0/629
65	n9	0.68	0/473	0.89	0/629
66	O0	0.42	0/751	0.59	0/1008
66	o0	0.50	0/775	0.72	0/1040
67	O1	0.60	0/890	0.74	0/1196
67	o1	0.74	0/897	0.76	0/1205
68	O2	0.68	0/1041	0.81	0/1394
68	o2	0.70	0/1041	0.82	1/1394 (0.1%)
69	O3	0.81	0/868	0.85	1/1168 (0.1%)
69	o3	0.77	0/868	0.82	0/1168
70	O4	0.54	0/890	0.70	2/1189 (0.2%)
70	o4	0.55	0/890	0.69	0/1189
71	O5	0.60	1/978 (0.1%)	0.70	0/1301
71	o5	0.58	0/974	0.69	1/1297 (0.1%)
72	O6	0.57	0/778	0.72	0/1034
72	o6	0.51	0/777	0.76	0/1033
73	O7	0.58	0/696	0.77	1/923 (0.1%)
73	o7	0.62	0/696	0.89	1/923 (0.1%)
74	O8	0.48	0/618	0.62	0/826
74	o8	0.47	0/614	0.63	0/822
75	O9	0.70	0/443	0.88	2/588 (0.3%)
75	o9	0.69	0/443	0.86	0/588
76	Q0	0.70	0/423	0.85	2/562 (0.4%)
76	q0	0.86	1/423 (0.2%)	1.00	3/562 (0.5%)
77	Q1	0.61	0/234	0.76	0/300
77	q1	0.68	0/234	0.84	0/300
78	Q2	0.91	1/860 (0.1%)	0.85	1/1136 (0.1%)
78	q2	0.81	1/860 (0.1%)	0.83	1/1136 (0.1%)
79	Q3	0.64	1/701 (0.1%)	0.77	0/934
79	q3	0.69	0/701	0.81	2/934 (0.2%)
80	6	0.97	84/42790 (0.2%)	1.64	980/66673 (1.5%)
81	c0	0.40	0/718	0.60	1/968 (0.1%)
82	sM	0.51	0/481	0.62	0/644
84	p0	0.42	0/1092	0.62	1/1474 (0.1%)
All	All	0.87	517/430468 (0.1%)	1.41	6951/632045 (1.1%)



Chiral center outliers are detected by calculating the chiral volume of a chiral center and verifying if the center is modelled as a planar moiety or with the opposite hand. A planarity outlier is detected by checking planarity of atoms in a peptide group, atoms in a mainchain group or atoms of a sidechain that are expected to be planar.

Mol	Chain	#Chirality outliers	#Planarity outliers
3	S1	0	1
7	s5	0	2
9	S7	0	1
10	S8	0	1
16	C4	0	1
17	c5	0	1
18	c6	0	2
19	C7	0	2
19	c7	0	1
22	d0	0	1
24	d2	0	1
25	D3	0	1
27	D5	0	2
27	d5	0	1
28	D6	0	3
33	E1	0	3
33	e1	0	1
39	L2	0	1
39	l2	0	3
40	L3	0	1
40	l3	0	1
41	l4	0	1
42	L5	0	2
42	l5	0	2
43	L6	0	1
44	l7	0	2
45	L8	0	1
47	M0	0	1
48	m1	0	1
49	m3	0	1
50	m4	0	1
52	M6	0	1
52	m6	0	1
53	M7	0	1
53	m7	0	1
55	m9	0	1
56	N0	0	2
56	n0	0	2
59	n3	0	2

*Continued on next page...*

*Continued from previous page...*

Mol	Chain	#Chirality outliers	#Planarity outliers
62	N6	0	1
64	N8	0	1
64	n8	0	1
65	N9	0	1
65	n9	0	1
67	O1	0	1
67	o1	0	1
68	o2	0	2
70	o4	0	1
78	Q2	0	1
78	q2	0	1
All	All	0	67

All (517) bond length outliers are listed below:

Mol	Chain	Res	Type	Atoms	Z	Observed(Å)	Ideal(Å)
36	5	2707	C	C4-N4	22.02	1.53	1.33
78	Q2	17	CYS	CB-SG	16.14	2.09	1.82
47	m0	92	HIS	C-N	-13.33	1.08	1.34
80	6	89	G	C6-O6	13.07	1.35	1.24
36	5	2606	G	N7-C5	12.96	1.47	1.39
80	6	1727	G	C6-O6	12.77	1.35	1.24
36	5	1134	G	C8-N7	12.41	1.38	1.30
36	5	3010	U	C4-O4	12.31	1.33	1.23
2	S0	95	ALA	C-N	12.25	1.62	1.34
80	6	1294	G	C8-N7	11.99	1.38	1.30
78	q2	17	CYS	CB-SG	11.45	2.01	1.82
36	5	1134	G	N7-C5	11.16	1.46	1.39
80	6	1649	G	C8-N7	11.07	1.37	1.30
36	5	2971	A	N9-C4	10.71	1.44	1.37
80	6	33	U	C4-O4	10.25	1.31	1.23
80	6	871	G	C8-N7	10.11	1.37	1.30
36	5	2851	A	P-OP1	10.05	1.66	1.49
18	c6	4	VAL	C-N	10.05	1.53	1.34
36	5	2861	U	P-OP1	10.04	1.66	1.49
36	5	3377	G	C6-O6	9.88	1.33	1.24
80	6	122	U	C4-O4	9.83	1.31	1.23
36	5	2663	G	C6-O6	9.82	1.32	1.24
80	6	129	U	C2-O2	9.57	1.30	1.22
80	6	32	U	C4-O4	9.55	1.31	1.23
36	5	994	G	C6-O6	9.51	1.32	1.24
80	6	305	C	P-OP2	9.47	1.65	1.49

*Continued on next page...*

*Continued from previous page...*

Mol	Chain	Res	Type	Atoms	Z	Observed(Å)	Ideal(Å)
80	6	894	U	C4-O4	9.45	1.31	1.23
80	6	761	G	C8-N7	9.28	1.36	1.30
36	5	1662	G	C6-O6	9.24	1.32	1.24
36	5	2123	G	C8-N7	9.24	1.36	1.30
36	5	2604	U	P-OP2	9.15	1.64	1.49
36	5	1734	G	C8-N7	9.10	1.36	1.30
80	6	1122	G	C8-N7	9.06	1.36	1.30
36	1	1103	A	N3-C4	8.97	1.40	1.34
80	6	1649	G	N7-C5	8.96	1.44	1.39
80	6	434	G	C8-N7	8.91	1.36	1.30
36	5	2627	C	P-OP1	8.87	1.64	1.49
36	5	2766	U	C4-O4	8.79	1.30	1.23
36	5	3006	A	N9-C4	-8.76	1.32	1.37
80	6	1048	G	C6-O6	8.74	1.32	1.24
36	5	2662	G	C6-O6	8.71	1.31	1.24
36	5	2401	A	N9-C4	8.70	1.43	1.37
80	6	1294	G	N9-C8	8.65	1.44	1.37
36	1	2314	U	C4-O4	8.59	1.30	1.23
36	1	2147	A	N9-C4	-8.40	1.32	1.37
36	1	2820	A	N9-C4	-8.34	1.32	1.37
36	1	2971	A	N9-C4	8.28	1.42	1.37
80	6	1738	U	C4-O4	8.24	1.30	1.23
36	5	2606	G	C8-N7	8.21	1.35	1.30
36	5	1078	U	C4-O4	8.20	1.30	1.23
36	1	25	U	C4-O4	8.20	1.30	1.23
36	5	970	A	N9-C4	-8.13	1.32	1.37
36	5	2401	A	N3-C4	8.11	1.39	1.34
36	5	2707	C	N3-C4	8.10	1.39	1.33
36	5	3245	A	C5-C6	-8.07	1.33	1.41
36	5	2172	A	N9-C4	-8.06	1.33	1.37
80	6	871	G	N7-C5	7.98	1.44	1.39
80	6	110	U	C4-O4	7.97	1.30	1.23
36	5	2261	G	N7-C5	7.94	1.44	1.39
36	1	2401	A	N7-C5	7.93	1.44	1.39
36	5	1222	G	C6-O6	7.91	1.31	1.24
36	5	1454	A	P-OP2	7.89	1.62	1.49
36	5	1734	G	N7-C5	7.88	1.44	1.39
41	14	349	THR	C-N	7.88	1.52	1.34
36	5	2261	G	C8-N7	7.85	1.35	1.30
37	7	76	A	P-OP2	7.80	1.62	1.49
36	5	2603	G	C6-O6	7.79	1.31	1.24
36	5	583	G	P-OP1	7.79	1.62	1.49

*Continued on next page...*

*Continued from previous page...*

Mol	Chain	Res	Type	Atoms	Z	Observed(Å)	Ideal(Å)
36	5	2602	G	C6-O6	7.75	1.31	1.24
36	5	2601	A	N9-C4	-7.75	1.33	1.37
38	8	15	G	P-OP2	7.74	1.62	1.49
80	6	1294	G	N7-C5	7.74	1.43	1.39
36	5	1152	G	N9-C4	-7.69	1.31	1.38
36	5	2872	A	C6-N1	7.69	1.41	1.35
36	1	417	A	N9-C4	-7.67	1.33	1.37
80	6	635	A	N9-C4	-7.66	1.33	1.37
36	5	2969	A	N9-C4	-7.65	1.33	1.37
36	5	2707	C	C2-N3	7.62	1.41	1.35
80	6	434	G	N7-C5	7.56	1.43	1.39
36	5	2766	U	C2-N3	7.56	1.43	1.37
36	5	2246	G	C3'-O3'	7.55	1.52	1.42
36	5	431	U	C4-O4	7.54	1.29	1.23
36	5	2798	C	N3-C4	-7.50	1.28	1.33
36	1	1103	A	C5-C4	7.48	1.44	1.38
36	1	2971	A	C5-C4	7.47	1.44	1.38
80	6	871	G	N9-C8	7.47	1.43	1.37
36	5	933	A	N9-C4	-7.42	1.33	1.37
36	5	2166	A	N9-C4	-7.39	1.33	1.37
36	5	3036	G	C6-O6	7.37	1.30	1.24
36	5	95	A	N9-C4	-7.36	1.33	1.37
80	6	89	G	N1-C2	7.35	1.43	1.37
36	5	2606	G	N9-C8	7.31	1.43	1.37
80	6	33	U	C2-N3	7.30	1.42	1.37
80	6	1781	A	P-OP1	7.30	1.61	1.49
37	7	88	G	P-OP1	7.28	1.61	1.49
36	5	1674	G	P-OP2	7.26	1.61	1.49
36	5	2284	C	C2-O2	7.26	1.30	1.24
1	2	1738	U	C4-O4	7.26	1.29	1.23
36	5	367	A	P-OP1	7.24	1.61	1.49
80	6	89	G	C6-N1	7.23	1.44	1.39
36	1	66	A	N9-C4	-7.23	1.33	1.37
36	5	2707	C	C5-C6	7.22	1.40	1.34
36	1	409	A	N9-C4	-7.22	1.33	1.37
80	6	1672	G	C6-O6	7.15	1.30	1.24
36	1	2396	G	N7-C5	-7.14	1.34	1.39
36	5	942	U	C4-O4	7.13	1.29	1.23
36	5	509	U	C4-O4	7.12	1.29	1.23
36	5	617	G	C6-O6	7.11	1.30	1.24
36	5	2404	A	N7-C5	7.11	1.43	1.39
36	5	274	G	C6-O6	7.08	1.30	1.24

*Continued on next page...*

*Continued from previous page...*

Mol	Chain	Res	Type	Atoms	Z	Observed(Å)	Ideal(Å)
36	5	1486	G	C6-O6	7.08	1.30	1.24
36	5	99	A	N9-C4	-7.07	1.33	1.37
47	m0	8	CYS	CB-SG	-7.03	1.70	1.82
36	5	2291	A	N9-C4	-7.03	1.33	1.37
38	4	132	G	C8-N7	7.03	1.35	1.30
36	1	269	G	C6-O6	7.02	1.30	1.24
36	1	1103	A	N9-C4	7.02	1.42	1.37
80	6	58	U	C4-O4	7.01	1.29	1.23
36	5	1143	A	N9-C4	-7.01	1.33	1.37
80	6	1095	U	C4-O4	7.01	1.29	1.23
36	5	201	A	P-OP2	7.01	1.60	1.49
36	1	942	U	C4-O4	7.00	1.29	1.23
80	6	122	U	C2-N3	6.93	1.42	1.37
36	1	1143	A	N9-C4	-6.89	1.33	1.37
38	4	132	G	N7-C5	6.86	1.43	1.39
36	5	2403	G	C6-N1	6.86	1.44	1.39
36	1	2207	A	N9-C4	6.85	1.42	1.37
36	1	1164	G	N9-C4	-6.85	1.32	1.38
36	5	2924	U	C2'-O2'	6.79	1.50	1.41
36	5	2385	G	N9-C4	-6.77	1.32	1.38
36	5	2656	A	C2'-O2'	6.76	1.50	1.41
36	5	2809	C	N1-C6	-6.74	1.33	1.37
36	5	2751	G	C6-O6	6.73	1.30	1.24
36	5	2318	U	C4-O4	6.72	1.29	1.23
36	1	666	A	N9-C4	-6.71	1.33	1.37
36	5	1152	G	N3-C4	-6.69	1.30	1.35
36	5	426	G	C5-C4	-6.68	1.33	1.38
36	1	367	A	N9-C4	-6.68	1.33	1.37
80	6	1634	C	C2-O2	6.66	1.30	1.24
36	5	2872	A	N9-C4	-6.66	1.33	1.37
36	5	1378	U	P-OP1	6.62	1.60	1.49
36	1	984	G	N7-C5	-6.60	1.35	1.39
80	6	894	U	C2-N3	6.60	1.42	1.37
36	1	342	A	N9-C4	-6.60	1.33	1.37
36	5	2924	U	C2-O2	6.60	1.28	1.22
80	6	1599	C	C2-O2	6.59	1.30	1.24
36	1	2714	G	N9-C4	-6.54	1.32	1.38
80	6	403	G	C3'-O3'	6.54	1.51	1.42
36	5	1390	A	N3-C4	-6.53	1.30	1.34
36	5	1467	A	N9-C4	-6.53	1.33	1.37
54	M8	172	PHE	CA-CB	-6.53	1.39	1.53
36	1	1369	A	C5-C6	-6.52	1.35	1.41

*Continued on next page...*

*Continued from previous page...*

Mol	Chain	Res	Type	Atoms	Z	Observed(Å)	Ideal(Å)
80	6	1653	C	N1-C6	-6.52	1.33	1.37
36	5	2707	C	C4-C5	6.49	1.48	1.43
80	6	1750	A	N9-C4	-6.46	1.33	1.37
36	5	2943	G	N7-C5	-6.45	1.35	1.39
80	6	122	U	N3-C4	6.45	1.44	1.38
36	5	2643	A	N9-C4	-6.44	1.33	1.37
36	5	1045	C	P-OP2	6.43	1.59	1.49
36	5	2404	A	N3-C4	6.43	1.38	1.34
36	5	2767	U	C4-O4	6.43	1.28	1.23
36	5	1886	A	N9-C4	-6.42	1.33	1.37
36	5	1485	G	C6-O6	6.41	1.29	1.24
80	6	1744	A	N9-C4	-6.40	1.34	1.37
36	1	2902	A	N9-C4	-6.40	1.34	1.37
36	5	1432	C	N1-C6	-6.37	1.33	1.37
36	5	874	U	C2-N3	-6.36	1.33	1.37
36	1	2401	A	N3-C4	6.36	1.38	1.34
36	5	1915	A	N9-C4	-6.36	1.34	1.37
36	5	847	A	N9-C4	-6.34	1.34	1.37
36	5	2867	C	N1-C6	-6.32	1.33	1.37
36	1	2401	A	C5-C6	6.32	1.46	1.41
80	6	1648	A	N9-C4	-6.32	1.34	1.37
36	1	1345	G	C8-N7	6.30	1.34	1.30
36	1	921	A	N7-C5	-6.27	1.35	1.39
80	6	579	A	N9-C4	6.27	1.41	1.37
1	2	1114	G	N9-C4	-6.25	1.32	1.38
36	1	1153	A	N7-C5	-6.25	1.35	1.39
38	4	88	A	N9-C4	-6.25	1.34	1.37
36	1	421	G	C6-N1	-6.23	1.35	1.39
36	5	964	G	P-OP1	6.21	1.59	1.49
36	1	2982	A	C5-C6	6.21	1.46	1.41
36	5	1047	A	N7-C5	-6.21	1.35	1.39
36	1	2726	C	N3-C4	-6.20	1.29	1.33
80	6	1092	A	P-OP1	6.20	1.59	1.49
80	6	337	G	C2-N3	6.19	1.37	1.32
80	6	1626	U	C4-O4	6.17	1.28	1.23
37	7	102	A	N9-C4	-6.17	1.34	1.37
36	5	2404	A	C5-C6	6.17	1.46	1.41
36	1	2188	A	N9-C4	-6.16	1.34	1.37
36	5	1331	U	P-OP2	6.14	1.59	1.49
36	1	2404	A	N9-C4	6.14	1.41	1.37
36	5	3308	C	N1-C6	-6.14	1.33	1.37
36	1	2605	G	N9-C4	-6.12	1.33	1.38

*Continued on next page...*

*Continued from previous page...*

Mol	Chain	Res	Type	Atoms	Z	Observed(Å)	Ideal(Å)
36	5	3008	A	N9-C4	-6.11	1.34	1.37
64	n8	98	THR	C-N	6.11	1.48	1.34
36	5	410	U	C4-O4	6.11	1.28	1.23
36	5	2943	G	C5-C6	-6.10	1.36	1.42
36	1	1164	G	N3-C4	-6.10	1.31	1.35
36	5	2731	U	C2-N3	-6.08	1.33	1.37
36	1	1100	U	N1-C2	-6.08	1.33	1.38
80	6	1720	G	C6-O6	6.08	1.29	1.24
36	5	2727	A	N9-C4	6.08	1.41	1.37
36	5	1134	G	N9-C8	6.07	1.42	1.37
36	1	2286	U	C2-N3	-6.06	1.33	1.37
80	6	129	U	N1-C2	6.05	1.44	1.38
36	5	3197	G	N9-C4	-6.05	1.33	1.38
80	6	46	A	N9-C4	-6.04	1.34	1.37
36	5	1373	A	C5-C6	-6.04	1.35	1.41
36	5	2346	C	N1-C6	-6.03	1.33	1.37
36	1	1865	A	N9-C4	-6.03	1.34	1.37
36	5	531	G	C8-N7	6.02	1.34	1.30
80	6	982	U	P-OP1	5.98	1.59	1.49
80	6	337	G	C2-N2	5.97	1.40	1.34
36	5	980	A	N7-C5	5.97	1.42	1.39
80	6	1449	U	C4-O4	5.97	1.28	1.23
36	5	2372	A	N9-C4	5.97	1.41	1.37
36	5	980	A	C5-C6	5.97	1.46	1.41
36	1	699	A	N9-C4	-5.96	1.34	1.37
36	1	2401	A	C6-N1	5.95	1.39	1.35
36	5	2899	C	N3-C4	-5.94	1.29	1.33
1	2	1208	A	N9-C4	-5.94	1.34	1.37
36	5	2941	A	N3-C4	-5.94	1.31	1.34
80	6	550	A	P-OP2	5.94	1.59	1.49
36	5	3138	U	N1-C2	-5.94	1.33	1.38
36	1	3006	A	N9-C4	-5.93	1.34	1.37
36	5	522	A	P-OP1	5.93	1.59	1.49
36	5	2971	A	N7-C5	5.93	1.42	1.39
36	5	128	G	C6-O6	5.93	1.29	1.24
36	1	2821	C	N3-C4	5.92	1.38	1.33
36	5	755	A	N9-C4	-5.91	1.34	1.37
80	6	163	G	N9-C4	-5.91	1.33	1.38
36	5	2659	G	C8-N7	-5.91	1.27	1.30
80	6	1730	A	N9-C4	-5.90	1.34	1.37
36	1	874	U	C2-N3	-5.90	1.33	1.37
36	5	2377	G	N9-C8	-5.90	1.33	1.37

*Continued on next page...*

*Continued from previous page...*

Mol	Chain	Res	Type	Atoms	Z	Observed(Å)	Ideal(Å)
36	1	368	G	N9-C4	-5.90	1.33	1.38
36	1	2994	A	C5-C6	-5.88	1.35	1.41
36	5	2890	A	N7-C5	-5.88	1.35	1.39
36	1	885	U	C2-N3	-5.88	1.33	1.37
36	5	648	C	N1-C6	-5.88	1.33	1.37
36	1	371	G	C6-O6	5.86	1.29	1.24
36	5	1317	A	P-OP1	5.84	1.58	1.49
36	1	1372	C	N1-C6	-5.84	1.33	1.37
36	5	408	A	N9-C4	-5.84	1.34	1.37
80	6	1385	G	N7-C5	5.83	1.42	1.39
36	5	3139	A	N9-C4	-5.83	1.34	1.37
36	5	2939	G	C6-N1	-5.82	1.35	1.39
36	5	3330	A	N3-C4	-5.82	1.31	1.34
36	1	2813	A	N9-C4	5.81	1.41	1.37
36	5	1399	A	N9-C4	-5.81	1.34	1.37
36	5	2286	U	C2-N3	-5.80	1.33	1.37
36	5	999	G	C5-C4	-5.80	1.34	1.38
80	6	1305	U	N1-C2	5.79	1.43	1.38
36	5	2386	A	N7-C5	-5.79	1.35	1.39
36	1	1133	A	N9-C4	-5.78	1.34	1.37
36	1	2679	A	N9-C4	-5.78	1.34	1.37
37	3	89	G	C5-C6	-5.78	1.36	1.42
36	1	3277	U	N1-C2	5.77	1.43	1.38
36	1	921	A	N9-C4	-5.76	1.34	1.37
37	3	89	G	C5-C4	-5.75	1.34	1.38
79	Q3	55	TRP	CB-CG	-5.75	1.40	1.50
36	5	1433	A	N7-C5	-5.75	1.35	1.39
36	5	994	G	C5-C6	5.74	1.48	1.42
36	5	3016	A	P-OP2	5.74	1.58	1.49
36	1	2971	A	N3-C4	5.74	1.38	1.34
36	5	1137	C	N3-C4	5.74	1.38	1.33
36	5	1222	G	C5-C6	5.74	1.48	1.42
36	1	2621	G	C6-N1	-5.74	1.35	1.39
36	1	796	U	C2-N3	-5.73	1.33	1.37
36	5	1439	U	N1-C2	-5.73	1.33	1.38
36	5	1178	G	N7-C5	-5.72	1.35	1.39
80	6	321	C	N1-C2	5.71	1.45	1.40
36	5	1441	G	C5-C4	-5.71	1.34	1.38
36	1	1201	C	N1-C6	5.70	1.40	1.37
36	1	2618	G	N7-C5	5.69	1.42	1.39
36	5	1865	A	N9-C4	-5.69	1.34	1.37
36	1	755	A	N9-C4	-5.68	1.34	1.37

*Continued on next page...*



*Continued from previous page...*

Mol	Chain	Res	Type	Atoms	Z	Observed(Å)	Ideal(Å)
36	5	2261	G	N9-C4	-5.68	1.33	1.38
36	5	1103	A	N9-C4	5.68	1.41	1.37
36	1	979	U	N1-C2	5.67	1.43	1.38
40	L3	7	GLU	CG-CD	5.66	1.60	1.51
36	5	2334	U	C4-O4	-5.65	1.19	1.23
36	1	2381	G	N3-C4	-5.65	1.31	1.35
36	5	2804	A	N9-C4	-5.64	1.34	1.37
36	1	1313	G	C5-C6	-5.63	1.36	1.42
36	5	518	G	C6-O6	5.62	1.29	1.24
36	5	1201	C	P-OP1	5.61	1.58	1.49
36	5	2993	G	C5-C4	-5.61	1.34	1.38
36	5	1408	G	N9-C4	-5.61	1.33	1.38
80	6	110	U	C2-N3	5.61	1.41	1.37
36	5	863	C	P-OP1	5.61	1.58	1.49
36	1	646	A	N3-C4	-5.61	1.31	1.34
80	6	1727	G	C5-C6	5.60	1.48	1.42
36	5	3021	A	C5-C4	-5.60	1.34	1.38
36	1	3139	A	N9-C4	-5.59	1.34	1.37
36	1	1589	A	N9-C4	-5.59	1.34	1.37
42	15	257	GLU	CG-CD	5.59	1.60	1.51
36	5	2404	A	N9-C4	5.59	1.41	1.37
36	1	1893	A	N9-C4	-5.59	1.34	1.37
36	1	1313	G	N7-C5	-5.58	1.35	1.39
36	5	2707	C	N1-C6	5.58	1.40	1.37
36	1	3020	U	C4-O4	5.57	1.28	1.23
36	1	921	A	N3-C4	-5.57	1.31	1.34
80	6	1107	G	P-OP1	5.57	1.58	1.49
80	6	1122	G	N9-C4	-5.56	1.33	1.38
36	5	648	C	N1-C2	-5.56	1.34	1.40
36	1	1489	A	N9-C4	-5.56	1.34	1.37
36	1	2973	G	N9-C4	-5.56	1.33	1.38
36	5	420	G	N9-C8	-5.56	1.33	1.37
36	5	589	A	N9-C4	-5.55	1.34	1.37
80	6	979	A	N9-C4	5.55	1.41	1.37
36	1	940	G	N9-C8	-5.55	1.33	1.37
36	1	2761	G	N9-C8	-5.54	1.33	1.37
36	1	2394	G	N1-C2	-5.54	1.33	1.37
64	N8	135	GLU	CB-CG	-5.53	1.41	1.52
36	1	1152	G	C6-N1	-5.53	1.35	1.39
36	1	2860	U	C2-N3	5.53	1.41	1.37
36	5	1348	U	N1-C2	5.53	1.43	1.38
36	5	1192	C	N1-C2	5.53	1.45	1.40

*Continued on next page...*

*Continued from previous page...*

Mol	Chain	Res	Type	Atoms	Z	Observed(Å)	Ideal(Å)
36	5	2533	G	C8-N7	5.52	1.34	1.30
36	1	1345	G	N9-C4	-5.52	1.33	1.38
80	6	46	A	N3-C4	-5.52	1.31	1.34
36	5	426	G	N9-C8	-5.50	1.33	1.37
36	5	1099	A	C5-C6	-5.50	1.36	1.41
36	5	2395	G	N7-C5	5.50	1.42	1.39
36	5	2882	U	C2-O2	-5.50	1.17	1.22
36	1	2309	A	C5-C6	-5.49	1.36	1.41
36	5	2400	G	C5-C6	-5.49	1.36	1.42
36	1	1364	C	N3-C4	-5.49	1.30	1.33
80	6	264	G	C6-O6	5.49	1.29	1.24
80	6	1143	A	P-OP2	5.49	1.58	1.49
38	8	77	A	P-OP2	5.49	1.58	1.49
36	5	1779	C	N3-C4	5.48	1.37	1.33
36	1	983	A	N9-C4	-5.48	1.34	1.37
36	1	2636	A	N7-C5	-5.48	1.35	1.39
36	5	2147	A	C5-C6	-5.47	1.36	1.41
36	5	3000	A	N9-C4	-5.47	1.34	1.37
36	1	2971	A	N9-C8	5.47	1.42	1.37
36	5	2288	G	N1-C2	-5.47	1.33	1.37
36	5	1434	G	N9-C4	-5.47	1.33	1.38
41	L4	106	TRP	CB-CG	-5.47	1.40	1.50
36	5	3136	G	N1-C2	-5.47	1.33	1.37
36	1	2355	G	N7-C5	-5.47	1.35	1.39
36	1	2326	A	N9-C4	-5.46	1.34	1.37
36	1	266	A	N9-C4	-5.45	1.34	1.37
36	5	2918	G	N7-C5	-5.45	1.35	1.39
36	1	2601	A	N9-C4	-5.45	1.34	1.37
36	5	1043	C	P-OP2	5.44	1.58	1.49
36	5	2399	A	N9-C4	-5.44	1.34	1.37
36	1	919	U	C2-N3	-5.43	1.33	1.37
36	5	1151	U	C4-O4	5.43	1.27	1.23
36	1	640	U	C2-N3	5.43	1.41	1.37
36	5	2519	A	N9-C4	5.43	1.41	1.37
36	5	1338	C	N1-C6	-5.42	1.33	1.37
36	5	2736	A	N9-C4	-5.41	1.34	1.37
36	1	962	A	C5-C4	-5.40	1.34	1.38
40	L3	327	CYS	CB-SG	-5.40	1.73	1.81
36	1	2903	A	N9-C4	-5.40	1.34	1.37
36	1	2847	A	C5-C6	-5.39	1.36	1.41
36	1	2403	G	N1-C2	5.38	1.42	1.37
36	5	2983	C	N1-C6	-5.38	1.33	1.37

*Continued on next page...*

*Continued from previous page...*

Mol	Chain	Res	Type	Atoms	Z	Observed(Å)	Ideal(Å)
36	1	2377	G	N9-C4	-5.37	1.33	1.38
37	3	81	U	C2-N3	-5.37	1.33	1.37
36	1	57	A	N9-C4	-5.36	1.34	1.37
36	5	2797	C	N1-C6	-5.36	1.33	1.37
36	5	2320	A	N7-C5	5.36	1.42	1.39
1	2	352	A	N7-C5	-5.36	1.36	1.39
80	6	1667	A	N7-C5	-5.36	1.36	1.39
36	5	2404	A	C6-N1	5.36	1.39	1.35
36	5	981	U	N1-C2	5.36	1.43	1.38
36	5	917	A	P-OP2	5.35	1.58	1.49
36	1	667	C	N3-C4	-5.34	1.30	1.33
36	1	1447	G	N9-C4	-5.34	1.33	1.38
36	5	2144	A	N9-C4	5.33	1.41	1.37
36	5	420	G	C5-C4	-5.33	1.34	1.38
36	5	1348	U	C2-N3	5.33	1.41	1.37
36	5	3215	A	N9-C4	-5.33	1.34	1.37
80	6	32	U	C2-N3	5.32	1.41	1.37
36	5	878	G	N9-C4	5.32	1.42	1.38
37	7	95	A	N7-C5	-5.32	1.36	1.39
80	6	761	G	N9-C8	5.31	1.41	1.37
36	1	1048	A	N9-C4	-5.31	1.34	1.37
36	1	2648	G	C2-N3	-5.31	1.28	1.32
36	5	374	A	N3-C4	-5.31	1.31	1.34
80	6	58	U	C2-N3	5.30	1.41	1.37
36	5	3092	C	N1-C6	-5.29	1.33	1.37
36	5	1734	G	N9-C8	5.29	1.41	1.37
36	5	2145	A	C6-N1	-5.29	1.31	1.35
36	5	1196	C	C2-O2	5.27	1.29	1.24
36	5	1913	A	N7-C5	-5.27	1.36	1.39
36	1	2971	A	N7-C5	5.27	1.42	1.39
42	15	257	GLU	CB-CG	5.27	1.62	1.52
36	5	318	A	P-OP1	5.26	1.57	1.49
80	6	1497	U	P-OP2	5.26	1.57	1.49
36	1	1887	A	N9-C4	-5.25	1.34	1.37
36	5	236	G	N7-C5	5.25	1.42	1.39
52	m6	40	GLU	CG-CD	5.25	1.59	1.51
36	1	3008	A	N9-C4	-5.25	1.34	1.37
36	5	836	A	C5-C6	-5.25	1.36	1.41
36	5	3053	G	N7-C5	-5.24	1.36	1.39
36	1	677	A	N7-C5	-5.24	1.36	1.39
36	5	1434	G	C5-C6	-5.24	1.37	1.42
36	5	3084	C	P-OP1	5.24	1.57	1.49

*Continued on next page...*

*Continued from previous page...*

Mol	Chain	Res	Type	Atoms	Z	Observed(Å)	Ideal(Å)
36	1	1344	G	C6-N1	5.23	1.43	1.39
36	1	885	U	N3-C4	-5.23	1.33	1.38
36	5	1057	A	N9-C4	-5.22	1.34	1.37
36	1	1055	A	N9-C4	-5.22	1.34	1.37
36	5	2386	A	N9-C4	-5.22	1.34	1.37
36	5	3136	G	C6-N1	-5.22	1.35	1.39
36	1	2748	A	N9-C4	-5.22	1.34	1.37
36	1	65	A	N9-C4	5.22	1.41	1.37
36	5	980	A	N9-C4	5.22	1.41	1.37
36	1	440	A	N9-C4	5.21	1.41	1.37
36	1	1167	U	C2-N3	-5.21	1.34	1.37
36	5	1922	A	N9-C4	-5.21	1.34	1.37
36	1	2748	A	C5-C6	-5.21	1.36	1.41
76	q0	99	CYS	CB-SG	-5.21	1.73	1.81
36	1	2426	U	C2-N3	-5.20	1.34	1.37
80	6	57	G	C6-O6	5.20	1.28	1.24
80	6	1649	G	N9-C8	5.20	1.41	1.37
36	1	1704	A	N9-C4	-5.19	1.34	1.37
36	5	1902	G	N9-C8	-5.19	1.34	1.37
36	5	2286	U	N3-C4	-5.19	1.33	1.38
71	O5	64	GLU	CG-CD	5.18	1.59	1.51
36	5	980	A	N3-C4	5.18	1.38	1.34
36	1	1103	A	C6-N1	5.18	1.39	1.35
80	6	62	A	P-OP1	5.18	1.57	1.49
36	5	2320	A	P-OP2	5.18	1.57	1.49
36	1	3319	U	N1-C2	5.17	1.43	1.38
36	5	1414	G	C6-O6	5.17	1.28	1.24
36	5	2579	G	N9-C4	5.17	1.42	1.38
80	6	1727	G	C6-N1	5.16	1.43	1.39
36	1	1100	U	C2-N3	-5.16	1.34	1.37
36	1	1152	G	N3-C4	-5.16	1.31	1.35
36	5	2971	A	N3-C4	5.16	1.38	1.34
36	5	2996	U	N1-C2	5.15	1.43	1.38
36	5	2873	U	C2-N3	5.15	1.41	1.37
36	5	1134	G	N9-C4	-5.15	1.33	1.38
37	7	95	A	N9-C8	-5.15	1.33	1.37
36	5	755	A	N3-C4	-5.15	1.31	1.34
36	5	2714	G	N3-C4	-5.14	1.31	1.35
36	5	2326	A	N9-C4	-5.14	1.34	1.37
36	1	3296	A	N9-C4	5.14	1.41	1.37
36	1	1351	U	N1-C2	5.14	1.43	1.38
36	1	2314	U	C2-N3	5.14	1.41	1.37

*Continued on next page...*

*Continued from previous page...*

Mol	Chain	Res	Type	Atoms	Z	Observed(Å)	Ideal(Å)
80	6	568	G	C6-N1	-5.14	1.35	1.39
36	1	3017	A	N9-C4	5.13	1.41	1.37
36	1	958	C	N1-C6	-5.12	1.34	1.37
36	1	3142	A	N9-C4	-5.12	1.34	1.37
36	5	635	G	C5-C6	-5.12	1.37	1.42
36	1	880	G	N9-C4	-5.12	1.33	1.38
36	5	1293	U	C4-O4	-5.12	1.19	1.23
36	1	2727	A	N9-C4	5.12	1.41	1.37
36	1	3130	A	N7-C5	-5.11	1.36	1.39
36	1	1103	A	N7-C5	5.11	1.42	1.39
80	6	89	G	C5-C4	5.11	1.42	1.38
80	6	1322	A	N9-C4	-5.11	1.34	1.37
36	5	645	A	N3-C4	-5.11	1.31	1.34
36	1	1182	A	N9-C4	-5.11	1.34	1.37
36	1	1798	A	N9-C4	-5.11	1.34	1.37
36	5	2903	A	N9-C4	-5.11	1.34	1.37
36	1	2376	G	C2-N3	5.10	1.36	1.32
1	2	977	A	N9-C4	-5.10	1.34	1.37
80	6	65	A	N9-C4	-5.10	1.34	1.37
59	n3	68	GLU	CG-CD	5.10	1.59	1.51
36	5	2141	U	N1-C2	-5.10	1.33	1.38
47	M0	8	CYS	CB-SG	-5.09	1.73	1.81
36	5	648	C	C4-C5	-5.09	1.38	1.43
36	5	2131	A	N7-C5	-5.09	1.36	1.39
36	5	1133	A	N7-C5	-5.09	1.36	1.39
57	n1	104	GLU	CB-CG	5.09	1.61	1.52
80	6	204	G	P-OP1	5.09	1.57	1.49
36	5	951	A	N9-C4	-5.09	1.34	1.37
36	1	2983	C	N3-C4	-5.08	1.30	1.33
36	1	317	A	C5-C6	-5.08	1.36	1.41
36	5	2882	U	C2-N3	-5.07	1.34	1.37
1	2	359	A	C5-C6	5.07	1.45	1.41
36	1	2798	C	N3-C4	-5.07	1.30	1.33
36	5	3104	U	N1-C2	-5.07	1.33	1.38
36	1	2205	U	N1-C2	5.06	1.43	1.38
1	2	336	G	N9-C4	-5.06	1.33	1.38
36	5	592	A	N9-C4	-5.06	1.34	1.37
43	L6	148	GLU	CG-CD	5.05	1.59	1.51
36	5	3362	A	N7-C5	-5.05	1.36	1.39
36	5	2726	C	N3-C4	-5.05	1.30	1.33
80	6	452	A	N9-C4	-5.05	1.34	1.37
80	6	1728	A	N9-C4	-5.05	1.34	1.37

*Continued on next page...*

*Continued from previous page...*

Mol	Chain	Res	Type	Atoms	Z	Observed(Å)	Ideal(Å)
36	5	3095	U	N3-C4	-5.05	1.33	1.38
36	1	2838	A	N9-C4	-5.04	1.34	1.37
36	5	1301	A	N7-C5	-5.04	1.36	1.39
36	1	2364	G	C5-C4	-5.04	1.34	1.38
36	1	2636	A	N3-C4	-5.04	1.31	1.34
36	5	1879	A	C5-C6	-5.04	1.36	1.41
36	5	2620	G	C2-N3	-5.04	1.28	1.32
80	6	1728	A	N3-C4	-5.04	1.31	1.34
36	5	2145	A	C6-N6	-5.04	1.29	1.33
37	3	82	G	C6-N1	-5.04	1.36	1.39
36	5	3319	U	N1-C2	5.04	1.43	1.38
36	1	1915	A	N9-C4	-5.03	1.34	1.37
36	1	2387	A	N9-C4	-5.03	1.34	1.37
80	6	310	C	N1-C6	-5.03	1.34	1.37
36	1	1134	G	N9-C8	-5.02	1.34	1.37
36	5	684	G	N9-C4	-5.02	1.33	1.38
36	1	269	G	C6-N1	5.02	1.43	1.39
36	5	1307	G	C3'-O3'	5.02	1.49	1.42
36	1	338	A	N7-C5	-5.01	1.36	1.39
36	1	2404	A	C5-C6	5.01	1.45	1.41
36	1	1365	G	N9-C4	5.01	1.42	1.38
59	n3	122	CYS	CB-SG	-5.01	1.73	1.81
80	6	1794	A	P-OP1	5.01	1.57	1.49
36	1	2996	U	N1-C2	5.01	1.43	1.38
36	5	1047	A	C6-N6	-5.01	1.29	1.33
36	1	2352	A	C5-C6	-5.00	1.36	1.41
36	1	827	A	C5-C4	-5.00	1.35	1.38
36	1	2403	G	C6-N1	5.00	1.43	1.39
36	5	1434	G	N3-C4	-5.00	1.31	1.35

All (6951) bond angle outliers are listed below:

Mol	Chain	Res	Type	Atoms	Z	Observed(°)	Ideal(°)
36	5	3144	G	O5'-P-OP1	-41.01	61.49	110.70
36	5	2707	C	N3-C4-C5	-37.89	106.74	121.90
36	5	2707	C	C6-N1-C2	-27.23	109.41	120.30
36	5	1779	C	C2-N3-C4	-24.43	107.69	119.90
36	5	1134	G	C5-N7-C8	-21.53	93.53	104.30
36	5	3144	G	O5'-P-OP2	-21.51	84.89	110.70
80	6	89	G	C5-C6-N1	-20.52	101.24	111.50
80	6	871	G	C5-N7-C8	-19.19	94.70	104.30
80	6	1294	G	C5-N7-C8	-19.13	94.73	104.30

*Continued on next page...*

*Continued from previous page...*

Mol	Chain	Res	Type	Atoms	Z	Observed(°)	Ideal(°)
80	6	1305	U	O4'-C1'-N1	-18.48	93.42	108.20
80	6	293	U	O5'-P-OP1	-17.80	89.34	110.70
80	6	403	G	P-O3'-C3'	-16.90	99.42	119.70
36	5	2662	G	N1-C6-O6	16.81	129.99	119.90
36	5	2704	A	O5'-P-OP1	-16.53	90.82	105.70
36	5	2707	C	C2-N3-C4	16.27	128.03	119.90
80	6	1122	G	C5-N7-C8	-16.25	96.17	104.30
36	5	994	G	C5-C6-O6	16.13	138.28	128.60
36	1	2979	U	N1-C2-O2	15.96	133.97	122.80
80	6	1649	G	C5-N7-C8	-15.88	96.36	104.30
36	5	1779	C	N3-C4-C5	15.80	128.22	121.90
36	5	2602	G	N1-C6-O6	15.75	129.35	119.90
80	6	1727	G	C5-C6-N1	-15.59	103.70	111.50
36	5	3083	G	OP1-P-O3'	15.41	139.11	105.20
36	1	2403	G	N1-C6-O6	15.32	129.09	119.90
36	5	404	G	O5'-P-OP2	-15.30	91.93	105.70
36	5	3036	G	N1-C6-O6	15.25	129.05	119.90
36	1	2714	G	N3-C4-N9	-15.21	116.88	126.00
80	6	871	G	C4-C5-N7	15.08	116.83	110.80
36	5	1373	A	N1-C6-N6	15.04	127.62	118.60
36	5	3010	U	N3-C4-C5	-14.98	105.61	114.60
36	5	1305	U	O5'-P-OP1	-14.93	92.27	105.70
36	5	2400	G	N1-C6-O6	14.79	128.77	119.90
36	5	2751	G	N1-C6-O6	14.73	128.74	119.90
80	6	33	U	N3-C4-C5	-14.70	105.78	114.60
36	5	2606	G	C5-N7-C8	-14.58	97.01	104.30
80	6	89	G	N1-C6-O6	14.55	128.63	119.90
36	5	2246	G	C8-N9-C4	-14.44	100.62	106.40
36	5	2310	U	O5'-P-OP2	-14.41	92.73	105.70
36	5	2663	G	N1-C6-O6	14.37	128.52	119.90
36	5	2851	A	O5'-P-OP2	-14.36	92.77	105.70
36	5	1134	G	N7-C8-N9	14.34	120.27	113.10
36	5	1662	G	C5-C6-N1	-14.27	104.37	111.50
36	5	2943	G	N1-C6-O6	14.20	128.42	119.90
36	5	1934	G	N1-C6-O6	14.13	128.38	119.90
36	5	2766	U	N3-C4-O4	14.07	129.25	119.40
36	5	2261	G	C5-N7-C8	-14.01	97.30	104.30
36	5	1179	A	O5'-P-OP1	-13.90	93.19	105.70
80	6	122	U	N3-C4-O4	13.88	129.12	119.40
36	5	2707	C	C4-C5-C6	13.88	124.34	117.40
36	5	1006	A	O5'-P-OP2	-13.78	93.30	105.70
36	5	1485	G	N1-C6-O6	13.65	128.09	119.90

*Continued on next page...*

*Continued from previous page...*

Mol	Chain	Res	Type	Atoms	Z	Observed(°)	Ideal(°)
36	5	1881	A	O5'-P-OP2	-13.65	93.42	105.70
80	6	894	U	N3-C4-O4	13.64	128.95	119.40
36	1	2714	G	N3-C4-C5	13.59	135.40	128.60
80	6	434	G	C5-N7-C8	-13.53	97.53	104.30
80	6	1294	G	N7-C8-N9	13.45	119.82	113.10
36	5	1116	G	O5'-P-OP1	-13.34	93.69	105.70
36	1	2209	U	C5-C6-N1	13.32	129.36	122.70
36	1	1345	G	C5-N7-C8	-13.23	97.69	104.30
80	6	1751	C	O5'-P-OP2	-13.22	93.80	105.70
36	5	2603	G	C5-C6-N1	-13.20	104.90	111.50
80	6	894	U	N3-C4-C5	-13.16	106.70	114.60
36	1	269	G	N1-C6-O6	13.11	127.77	119.90
36	5	1152	G	C2-N3-C4	-13.01	105.39	111.90
38	4	94	C	C6-N1-C2	12.97	125.49	120.30
80	6	129	U	N1-C2-O2	12.91	131.84	122.80
36	5	1897	G	N1-C6-O6	12.87	127.62	119.90
36	5	2123	G	C5-N7-C8	-12.85	97.88	104.30
80	6	33	U	C6-N1-C2	-12.83	113.30	121.00
36	5	1734	G	C5-N7-C8	-12.83	97.89	104.30
36	5	1152	G	N3-C4-N9	-12.80	118.32	126.00
36	1	2982	A	N1-C6-N6	-12.76	110.95	118.60
36	5	1897	G	C5-C6-O6	-12.76	120.95	128.60
36	5	3245	A	C2-N3-C4	-12.74	104.23	110.60
36	1	2410	U	O5'-P-OP1	-12.71	94.26	105.70
36	5	1373	A	C5-C6-N6	-12.71	113.53	123.70
36	5	1134	G	C4-C5-N7	12.71	115.88	110.80
80	6	32	U	N3-C4-O4	12.63	128.24	119.40
36	1	638	C	O5'-P-OP2	-12.62	94.34	105.70
36	5	2707	C	N1-C2-O2	-12.59	111.34	118.90
36	5	1900	A	O5'-P-OP1	-12.57	94.39	105.70
36	5	3245	A	N1-C6-N6	12.56	126.14	118.60
80	6	1294	G	C4-C5-N7	12.53	115.81	110.80
36	5	1378	U	O5'-P-OP2	-12.48	94.47	105.70
36	5	222	A	O5'-P-OP2	-12.48	94.47	105.70
36	5	2187	G	O5'-P-OP2	12.47	125.66	110.70
36	5	1434	G	N1-C6-O6	12.46	127.38	119.90
36	5	2943	G	O5'-P-OP2	-12.45	94.49	105.70
80	6	1122	G	C4-C5-N7	12.45	115.78	110.80
36	1	2748	A	N1-C6-N6	12.37	126.02	118.60
36	5	1426	C	C6-N1-C2	12.33	125.23	120.30
36	5	2766	U	N3-C4-C5	-12.31	107.21	114.60
36	1	282	G	C8-N9-C4	-12.31	101.47	106.40

*Continued on next page...*



*Continued from previous page...*

Mol	Chain	Res	Type	Atoms	Z	Observed(°)	Ideal(°)
80	6	1662	G	N1-C6-O6	12.25	127.25	119.90
36	5	2603	G	N1-C6-O6	12.25	127.25	119.90
36	5	2246	G	P-O3'-C3'	-12.20	105.06	119.70
80	6	163	G	N3-C4-N9	-12.17	118.70	126.00
80	6	1294	G	C8-N9-C4	-12.15	101.54	106.40
36	5	994	G	C4-C5-N7	-12.12	105.95	110.80
36	5	2662	G	C6-C5-N7	-12.10	123.14	130.40
36	5	60	A	O5'-P-OP2	-12.07	94.84	105.70
80	6	293	U	O5'-P-OP2	12.06	125.17	110.70
36	5	2751	G	C6-C5-N7	-12.06	123.16	130.40
80	6	89	G	N3-C2-N2	-12.03	111.48	119.90
36	1	1860	G	N1-C6-O6	12.03	127.12	119.90
36	1	692	A	O5'-P-OP1	-12.00	94.90	105.70
36	5	2851	A	O5'-P-OP1	11.99	125.09	110.70
80	6	1634	C	N1-C2-O2	11.99	126.09	118.90
36	5	2943	G	C5-C6-O6	-11.98	121.41	128.60
36	5	1434	G	C5-C6-O6	-11.97	121.42	128.60
36	5	2603	G	OP2-P-O3'	11.96	131.52	105.20
36	1	2355	G	C6-C5-N7	-11.96	123.23	130.40
36	1	435	C	C6-N1-C2	11.91	125.07	120.30
36	1	2726	C	N3-C4-N4	-11.88	109.69	118.00
36	5	3197	G	N3-C4-C5	11.87	134.54	128.60
36	1	372	A	O5'-P-OP2	-11.85	95.03	105.70
36	5	2924	U	N1-C2-N3	-11.83	107.80	114.90
36	1	2979	U	C2-N3-C4	11.82	134.09	127.00
80	6	1048	G	C5-C6-N1	-11.82	105.59	111.50
36	5	1306	G	N1-C6-O6	11.80	126.98	119.90
36	1	2618	G	N1-C6-O6	-11.75	112.85	119.90
36	1	2355	G	N1-C6-O6	11.71	126.93	119.90
36	1	752	C	C6-N1-C2	11.65	124.96	120.30
36	1	1308	A	O5'-P-OP1	-11.64	95.22	105.70
80	6	403	G	C4-N9-C1'	11.63	141.62	126.50
36	1	1150	A	O5'-P-OP2	-11.57	95.28	105.70
36	1	347	G	C4-C5-N7	11.53	115.41	110.80
36	5	1152	G	N3-C4-C5	11.50	134.35	128.60
80	6	32	U	N3-C4-C5	-11.49	107.70	114.60
80	6	871	G	N7-C8-N9	11.49	118.84	113.10
36	5	3016	A	O5'-P-OP1	-11.49	95.36	105.70
36	1	1365	G	C8-N9-C4	-11.44	101.82	106.40
36	5	366	A	OP1-P-O3'	11.40	130.28	105.20
38	4	132	G	C5-N7-C8	-11.39	98.60	104.30
80	6	761	G	C5-N7-C8	-11.39	98.60	104.30

*Continued on next page...*

*Continued from previous page...*

Mol	Chain	Res	Type	Atoms	Z	Observed(°)	Ideal(°)
36	5	274	G	C5-C6-N1	-11.37	105.81	111.50
36	5	2663	G	N3-C2-N2	-11.38	111.94	119.90
36	5	2400	G	C4-C5-N7	11.37	115.35	110.80
80	6	89	G	C4-C5-C6	11.36	125.62	118.80
80	6	1738	U	N3-C4-C5	-11.32	107.81	114.60
36	5	2606	G	N7-C8-N9	11.32	118.76	113.10
36	1	347	G	N9-C4-C5	-11.31	100.87	105.40
80	6	1428	G	O5'-P-OP1	-11.31	95.52	105.70
36	5	617	G	C5-C6-N1	-11.29	105.85	111.50
36	1	3110	C	C6-N1-C2	-11.29	115.78	120.30
36	5	2707	C	C5-C6-N1	11.29	126.64	121.00
36	5	1222	G	C5-C6-O6	11.28	135.37	128.60
36	1	2819	A	O5'-P-OP2	-11.28	95.55	105.70
36	5	2403	G	N1-C6-O6	11.27	126.66	119.90
36	1	2726	C	C5-C4-N4	11.21	128.05	120.20
36	5	1317	A	O5'-P-OP1	11.19	124.13	110.70
36	5	1892	G	O5'-P-OP2	-11.18	95.64	105.70
36	5	1078	U	C5-C4-O4	11.14	132.59	125.90
80	6	129	U	N1-C2-N3	-11.12	108.23	114.90
36	5	1779	C	C5-C4-N4	-11.12	112.42	120.20
80	6	1294	G	C8-N9-C1'	11.08	141.40	127.00
36	5	1342	C	C6-N1-C2	11.06	124.72	120.30
36	5	942	U	N3-C4-C5	-11.05	107.97	114.60
36	5	2707	C	C5-C4-N4	11.05	127.93	120.20
36	5	1897	G	C4-C5-N7	11.04	115.22	110.80
36	5	1196	C	C6-N1-C2	11.03	124.71	120.30
36	1	2309	A	N1-C6-N6	11.03	125.22	118.60
36	5	2943	G	C4-C5-N7	10.97	115.19	110.80
36	5	2247	G	O5'-P-OP2	-10.95	95.85	105.70
80	6	321	C	N3-C2-O2	-10.93	114.25	121.90
80	6	58	U	N3-C4-C5	-10.90	108.06	114.60
36	5	2197	C	C6-N1-C2	10.90	124.66	120.30
36	5	2644	C	C6-N1-C2	10.87	124.65	120.30
36	5	2400	G	C6-C5-N7	-10.86	123.89	130.40
80	6	399	A	N1-C6-N6	-10.85	112.09	118.60
36	5	1434	G	C4-C5-N7	10.83	115.13	110.80
80	6	144	U	N3-C2-O2	-10.82	114.62	122.20
36	5	994	G	N9-C4-C5	10.82	109.73	105.40
36	5	2282	U	O5'-P-OP1	-10.81	95.97	105.70
36	1	979	U	N3-C2-O2	-10.78	114.66	122.20
36	5	2821	C	N1-C2-O2	10.78	125.37	118.90
80	6	1672	G	C4-C5-C6	10.76	125.26	118.80

*Continued on next page...*

*Continued from previous page...*

Mol	Chain	Res	Type	Atoms	Z	Observed(°)	Ideal(°)
36	5	1662	G	N1-C6-O6	10.76	126.35	119.90
36	1	3306	U	N3-C4-O4	-10.75	111.87	119.40
36	1	2852	C	C6-N1-C2	10.74	124.60	120.30
36	1	2726	C	N3-C2-O2	-10.74	114.38	121.90
80	6	264	G	N1-C6-O6	10.74	126.34	119.90
36	1	304	G	N9-C4-C5	10.73	109.69	105.40
36	5	2751	G	C5-C6-N1	-10.72	106.14	111.50
36	1	3264	G	O5'-P-OP1	-10.71	96.06	105.70
36	5	835	G	C4-C5-N7	10.71	115.09	110.80
36	5	2400	G	N9-C4-C5	-10.70	101.12	105.40
80	6	894	U	C6-N1-C2	-10.69	114.58	121.00
36	1	2186	U	O5'-P-OP2	-10.68	96.09	105.70
36	5	1060	U	OP1-P-O3'	10.67	128.67	105.20
80	6	1496	U	OP2-P-O3'	10.66	128.66	105.20
36	5	583	G	O5'-P-OP1	10.66	123.50	110.70
80	6	110	U	N3-C4-C5	-10.65	108.21	114.60
80	6	1095	U	N3-C4-O4	10.65	126.85	119.40
36	5	2924	U	N3-C2-O2	10.63	129.64	122.20
36	5	504	A	N1-C6-N6	10.63	124.98	118.60
36	5	2400	G	C5-C6-O6	-10.63	122.22	128.60
36	5	2663	G	C5-C6-N1	-10.63	106.19	111.50
36	5	2821	C	N3-C2-O2	-10.58	114.50	121.90
80	6	1646	C	C6-N1-C2	-10.57	116.07	120.30
36	1	23	A	O5'-P-OP2	-10.57	96.19	105.70
36	1	2917	G	O5'-P-OP2	-10.56	96.20	105.70
36	1	3058	U	C2-N1-C1'	10.55	130.36	117.70
36	5	2602	G	C5-C6-N1	-10.55	106.22	111.50
36	5	2767	U	N3-C4-C5	-10.54	108.27	114.60
36	1	2306	C	C2-N1-C1'	10.54	130.39	118.80
36	5	2246	G	N7-C8-N9	10.54	118.37	113.10
1	2	1428	G	O5'-P-OP1	-10.53	96.22	105.70
36	1	3278	C	N1-C2-O2	10.53	125.22	118.90
36	1	1151	U	N3-C4-C5	-10.51	108.29	114.60
36	5	2353	G	N1-C6-O6	10.51	126.20	119.90
38	4	99	C	C6-N1-C2	10.51	124.50	120.30
36	5	1078	U	N3-C4-C5	-10.51	108.30	114.60
36	5	1222	G	C4-C5-N7	-10.50	106.60	110.80
36	5	1856	C	C6-N1-C2	-10.50	116.10	120.30
36	5	1911	A	O5'-P-OP2	-10.50	96.25	105.70
36	5	2707	C	N3-C4-N4	10.46	125.32	118.00
80	6	58	U	N1-C2-O2	-10.46	115.48	122.80
36	1	752	C	N3-C4-C5	10.45	126.08	121.90

*Continued on next page...*

*Continued from previous page...*

Mol	Chain	Res	Type	Atoms	Z	Observed(°)	Ideal(°)
36	1	421	G	N1-C6-O6	-10.43	113.64	119.90
36	5	2627	C	O5'-P-OP1	10.42	123.20	110.70
36	5	2603	G	C4-C5-C6	10.38	125.03	118.80
36	5	1592	G	C8-N9-C4	-10.37	102.25	106.40
36	1	1313	G	C5-C6-O6	-10.37	122.38	128.60
36	5	3010	U	N3-C4-O4	10.36	126.65	119.40
36	1	1407	A	O5'-P-OP2	-10.35	96.38	105.70
36	5	1331	U	O5'-P-OP1	-10.35	96.38	105.70
80	6	1122	G	C8-N9-C1'	10.34	140.44	127.00
36	1	2733	A	O5'-P-OP2	-10.33	96.41	105.70
80	6	453	U	N3-C2-O2	-10.33	114.97	122.20
36	1	3001	C	C6-N1-C2	10.32	124.43	120.30
36	5	835	G	C5-C6-O6	-10.31	122.41	128.60
36	5	3034	C	C6-N1-C2	10.31	124.43	120.30
36	1	25	U	N3-C4-C5	-10.31	108.41	114.60
36	1	1151	U	C6-N1-C2	-10.30	114.82	121.00
36	5	2849	C	O5'-P-OP2	-10.26	96.47	105.70
37	3	89	G	C4-C5-N7	10.26	114.90	110.80
36	5	1149	G	C8-N9-C4	-10.25	102.30	106.40
1	2	1096	C	C2-N1-C1'	10.24	130.06	118.80
78	q2	17	CYS	CA-CB-SG	10.24	132.43	114.00
36	1	1333	C	C6-N1-C2	-10.23	116.21	120.30
36	1	2572	C	N1-C2-O2	10.22	125.03	118.90
80	6	434	G	C4-C5-C6	-10.22	112.67	118.80
36	5	2385	G	N3-C4-C5	10.22	133.71	128.60
36	5	911	C	O5'-P-OP1	-10.22	96.50	105.70
36	5	966	U	N3-C2-O2	-10.21	115.05	122.20
36	5	2393	G	N1-C6-O6	10.21	126.03	119.90
80	6	1672	G	N1-C6-O6	10.19	126.01	119.90
36	1	2979	U	N3-C2-O2	-10.17	115.08	122.20
36	5	836	A	N1-C6-N6	10.17	124.70	118.60
36	1	2617	U	C5-C4-O4	10.15	131.99	125.90
36	1	57	A	C8-N9-C4	10.15	109.86	105.80
36	1	1111	U	C6-N1-C2	10.14	127.09	121.00
36	1	2798	C	C6-N1-C2	-10.13	116.25	120.30
80	6	1726	G	N1-C6-O6	10.12	125.97	119.90
36	5	2307	G	N1-C6-O6	-10.11	113.83	119.90
80	6	17	C	C6-N1-C2	-10.11	116.26	120.30
36	5	2707	C	C6-N1-C1'	10.10	132.92	120.80
36	1	347	G	C6-C5-N7	-10.10	124.34	130.40
36	5	942	U	C6-N1-C2	-10.10	114.94	121.00
80	6	779	U	O4'-C1'-N1	10.09	116.28	108.20

*Continued on next page...*

*Continued from previous page...*

Mol	Chain	Res	Type	Atoms	Z	Observed(°)	Ideal(°)
36	5	2404	A	O5'-P-OP1	10.08	122.79	110.70
36	5	2943	G	C6-C5-N7	-10.06	124.37	130.40
36	1	2869	U	O5'-P-OP1	-10.05	96.66	105.70
36	5	48	A	O5'-P-OP1	-10.05	96.66	105.70
36	5	2187	G	O5'-P-OP1	-10.05	96.66	105.70
36	1	3277	U	N3-C2-O2	-10.05	115.17	122.20
80	6	1730	A	N1-C6-N6	10.03	124.62	118.60
80	6	1305	U	C2-N1-C1'	10.02	129.72	117.70
36	5	2404	A	O5'-P-OP2	-10.02	96.69	105.70
36	5	336	A	N1-C6-N6	10.00	124.60	118.60
36	5	3004	C	C6-N1-C2	10.00	124.30	120.30
36	1	2309	A	N9-C4-C5	-9.99	101.81	105.80
36	1	1186	G	C8-N9-C4	9.97	110.39	106.40
37	7	103	A	N1-C6-N6	9.96	124.57	118.60
36	1	2605	G	N3-C4-C5	9.93	133.57	128.60
80	6	402	C	O4'-C1'-N1	9.93	116.14	108.20
36	5	2353	G	C5-C6-O6	-9.93	122.64	128.60
36	5	426	G	C8-N9-C4	9.93	110.37	106.40
37	7	103	A	C5-C6-N6	-9.93	115.76	123.70
36	5	994	G	O5'-P-OP2	-9.92	96.77	105.70
80	6	1095	U	N3-C4-C5	-9.91	108.66	114.60
1	2	1738	U	N3-C4-C5	-9.90	108.66	114.60
36	5	2963	C	C6-N1-C2	9.90	124.26	120.30
36	5	794	U	O5'-P-OP2	-9.90	96.79	105.70
36	1	1313	G	N1-C6-O6	9.89	125.84	119.90
36	5	2980	U	C6-N1-C2	-9.89	115.06	121.00
36	1	2988	C	C6-N1-C2	9.87	124.25	120.30
36	5	994	G	C5-C6-N1	-9.87	106.56	111.50
36	5	1933	A	N1-C6-N6	9.86	124.52	118.60
37	7	109	G	N1-C6-O6	9.86	125.82	119.90
36	1	2624	G	N1-C6-O6	9.86	125.82	119.90
80	6	33	U	N3-C4-O4	9.86	126.30	119.40
36	5	733	G	N1-C6-O6	9.83	125.80	119.90
36	1	2245	C	C6-N1-C2	-9.83	116.37	120.30
36	1	2868	U	N1-C2-O2	9.83	129.68	122.80
80	6	1026	A	O5'-P-OP1	-9.82	96.86	105.70
1	2	453	U	N3-C2-O2	-9.82	115.32	122.20
36	5	1389	G	N9-C4-C5	-9.80	101.48	105.40
36	5	1373	A	C6-C5-N7	-9.79	125.45	132.30
80	6	1649	G	N7-C8-N9	9.78	117.99	113.10
36	1	1408	G	N9-C4-C5	-9.78	101.49	105.40
36	1	645	A	N1-C6-N6	-9.77	112.74	118.60

*Continued on next page...*

*Continued from previous page...*

Mol	Chain	Res	Type	Atoms	Z	Observed(°)	Ideal(°)
36	1	80	G	C5-C6-O6	-9.76	122.74	128.60
36	1	1303	A	N9-C4-C5	-9.75	101.90	105.80
80	6	130	C	C6-N1-C2	-9.75	116.40	120.30
36	5	2882	U	C6-N1-C2	-9.74	115.16	121.00
36	5	2719	U	C2-N1-C1'	-9.73	106.02	117.70
38	4	103	G	N3-C4-C5	-9.72	123.74	128.60
36	1	2247	G	C5-C6-O6	-9.72	122.77	128.60
80	6	163	G	N3-C4-C5	9.72	133.46	128.60
80	6	1022	C	C6-N1-C2	9.71	124.18	120.30
36	5	1816	A	OP1-P-O3'	9.70	126.55	105.20
36	5	789	A	O5'-P-OP2	-9.70	96.97	105.70
80	6	1572	G	N3-C2-N2	9.69	126.68	119.90
36	5	2261	G	N3-C4-C5	9.68	133.44	128.60
36	1	2247	G	N1-C6-O6	9.68	125.71	119.90
36	1	2352	A	N1-C6-N6	9.67	124.40	118.60
36	1	2847	A	N1-C6-N6	9.67	124.40	118.60
1	2	558	U	N1-C2-O2	9.67	129.57	122.80
36	5	1149	G	N9-C4-C5	9.66	109.27	105.40
36	5	1055	A	OP2-P-O3'	9.66	126.45	105.20
36	1	2355	G	N3-C4-N9	9.63	131.78	126.00
36	5	3197	G	N3-C4-N9	-9.62	120.23	126.00
36	5	3036	G	C5-C6-N1	-9.61	106.69	111.50
36	5	1149	G	N1-C6-O6	-9.60	114.14	119.90
36	5	218	G	O5'-P-OP2	-9.58	97.08	105.70
80	6	1637	C	C2-N1-C1'	9.57	129.33	118.80
37	7	103	A	N9-C4-C5	-9.56	101.98	105.80
36	1	304	G	C8-N9-C4	-9.56	102.58	106.40
36	5	1132	C	O5'-P-OP1	-9.56	97.10	105.70
36	1	1791	C	C6-N1-C2	9.55	124.12	120.30
36	5	3214	U	N3-C2-O2	-9.55	115.52	122.20
80	6	385	A	N1-C6-N6	-9.54	112.87	118.60
36	1	693	A	O5'-P-OP1	-9.53	97.12	105.70
36	5	2924	U	C6-N1-C2	9.53	126.72	121.00
36	1	2283	G	N1-C6-O6	9.53	125.62	119.90
36	1	406	G	N1-C6-O6	-9.52	114.19	119.90
36	1	2241	U	O5'-P-OP1	-9.52	97.13	105.70
36	5	1369	A	O5'-P-OP1	-9.51	97.14	105.70
36	1	1303	A	N1-C6-N6	9.51	124.31	118.60
80	6	363	G	C5-C6-O6	-9.51	122.89	128.60
36	5	965	A	OP1-P-OP2	-9.51	105.34	119.60
36	5	636	C	N1-C2-O2	-9.50	113.20	118.90
36	1	206	G	N1-C6-O6	-9.49	114.20	119.90

*Continued on next page...*

*Continued from previous page...*

Mol	Chain	Res	Type	Atoms	Z	Observed(°)	Ideal(°)
36	5	509	U	C5-C4-O4	9.48	131.59	125.90
36	5	1306	G	C6-C5-N7	-9.48	124.72	130.40
36	5	1432	C	N1-C2-O2	9.48	124.58	118.90
36	1	1849	C	O5'-P-OP1	-9.47	97.17	105.70
36	5	97	U	N3-C2-O2	9.47	128.83	122.20
36	5	2800	G	N9-C4-C5	9.47	109.19	105.40
36	1	28	C	C6-N1-C2	9.47	124.09	120.30
36	1	1000	C	C6-N1-C2	9.47	124.09	120.30
36	5	2644	C	O5'-P-OP1	-9.47	97.17	105.70
36	5	2766	U	C4-C5-C6	9.47	125.38	119.70
36	5	922	U	C5-C6-N1	-9.47	117.97	122.70
36	5	824	C	C6-N1-C2	-9.47	116.51	120.30
80	6	1161	C	O5'-P-OP2	-9.46	97.19	105.70
36	5	653	A	O5'-P-OP1	-9.45	97.19	105.70
36	1	918	C	O5'-P-OP2	-9.44	97.20	105.70
36	5	1710	C	C6-N1-C2	9.44	124.08	120.30
36	5	2974	U	OP1-P-O3'	9.44	125.96	105.20
36	1	637	C	P-O3'-C3'	9.43	131.02	119.70
36	5	1134	G	C4-C5-C6	-9.42	113.15	118.80
36	5	1373	A	C4-C5-N7	9.42	115.41	110.70
80	6	453	U	C6-N1-C2	-9.41	115.35	121.00
36	5	2769	A	O5'-P-OP2	-9.39	97.24	105.70
36	5	2606	G	C4-C5-C6	-9.39	113.16	118.80
36	1	580	C	O5'-P-OP1	-9.38	97.26	105.70
36	1	347	G	N3-C4-N9	9.38	131.63	126.00
1	2	1560	U	N3-C2-O2	-9.38	115.64	122.20
36	5	2246	G	N3-C4-C5	-9.37	123.91	128.60
36	1	2896	A	N1-C6-N6	9.37	124.22	118.60
36	1	2314	U	N3-C4-C5	-9.37	108.98	114.60
36	5	2726	C	C6-N1-C2	-9.36	116.56	120.30
36	1	1774	C	C6-N1-C2	9.36	124.04	120.30
36	5	2627	C	O5'-P-OP2	-9.36	97.28	105.70
36	5	3010	U	C4-C5-C6	9.35	125.31	119.70
36	1	1835	A	O5'-P-OP1	-9.34	97.29	105.70
80	6	58	U	C6-N1-C2	-9.34	115.39	121.00
36	1	3370	A	O5'-P-OP2	-9.34	97.30	105.70
36	1	406	G	C5-C6-O6	9.33	134.20	128.60
36	5	835	G	N9-C4-C5	-9.33	101.67	105.40
36	5	2400	G	C2-N3-C4	-9.33	107.23	111.90
38	8	80	A	C8-N9-C4	-9.33	102.07	105.80
36	5	977	C	OP1-P-O3'	9.33	125.72	105.20
38	8	80	A	N7-C8-N9	9.32	118.46	113.80

*Continued on next page...*

*Continued from previous page...*

Mol	Chain	Res	Type	Atoms	Z	Observed(°)	Ideal(°)
80	6	1672	G	C5-C6-N1	-9.32	106.84	111.50
36	1	3278	C	N3-C2-O2	-9.31	115.38	121.90
36	5	2675	C	O5'-P-OP1	-9.31	97.32	105.70
36	5	2980	U	C5-C6-N1	9.31	127.36	122.70
36	5	2403	G	C5-C6-O6	-9.31	123.02	128.60
36	5	2662	G	C4-C5-C6	9.31	124.38	118.80
36	5	2318	U	N3-C4-O4	9.30	125.91	119.40
37	7	107	C	C6-N1-C2	9.30	124.02	120.30
36	1	1313	G	C4-C5-N7	9.30	114.52	110.80
36	5	530	G	N1-C6-O6	9.29	125.48	119.90
36	5	1200	A	N1-C6-N6	9.28	124.17	118.60
36	5	2662	G	C5-C6-N1	-9.28	106.86	111.50
36	5	3245	A	C4-C5-N7	9.28	115.34	110.70
36	1	2355	G	C5-C6-O6	-9.28	123.03	128.60
36	1	1370	G	C8-N9-C4	9.27	110.11	106.40
36	5	2821	C	C6-N1-C2	-9.27	116.59	120.30
36	5	437	G	C8-N9-C4	-9.27	102.69	106.40
36	1	2605	G	N3-C4-N9	-9.26	120.44	126.00
80	6	1000	C	C2-N1-C1'	9.26	128.98	118.80
36	1	1889	G	C8-N9-C4	9.25	110.10	106.40
37	3	89	G	N1-C6-O6	9.24	125.44	119.90
1	2	569	C	C6-N1-C2	9.24	124.00	120.30
36	5	1254	C	OP2-P-O3'	9.24	125.53	105.20
36	5	2811	A	N1-C6-N6	-9.23	113.06	118.60
80	6	1305	U	C6-N1-C2	-9.23	115.46	121.00
80	6	144	U	C2-N1-C1'	9.22	128.77	117.70
36	5	406	G	N3-C4-N9	-9.22	120.47	126.00
36	1	1889	G	N9-C4-C5	-9.22	101.71	105.40
80	6	1422	A	O5'-P-OP1	-9.21	97.41	105.70
36	5	1879	A	N1-C6-N6	9.21	124.13	118.60
36	5	2643	A	C8-N9-C4	9.21	109.48	105.80
1	2	73	U	O4'-C1'-N1	9.20	115.56	108.20
36	1	347	G	C5-C6-O6	-9.20	123.08	128.60
80	6	32	U	N1-C2-O2	-9.20	116.36	122.80
36	5	2996	U	O5'-P-OP2	-9.19	97.43	105.70
36	5	2964	G	N1-C6-O6	-9.19	114.39	119.90
80	6	434	G	C8-N9-C1'	9.19	138.94	127.00
36	5	1897	G	C6-C5-N7	-9.19	124.89	130.40
36	5	635	G	C5-C6-O6	-9.18	123.09	128.60
80	6	1649	G	C4-C5-N7	9.18	114.47	110.80
36	1	1433	A	N9-C4-C5	9.18	109.47	105.80
80	6	58	U	N3-C4-O4	9.16	125.81	119.40

*Continued on next page...*



*Continued from previous page...*

Mol	Chain	Res	Type	Atoms	Z	Observed(°)	Ideal(°)
36	5	2300	G	C4-C5-N7	9.16	114.47	110.80
80	6	1122	G	C4-N9-C1'	-9.16	114.59	126.50
1	2	558	U	N3-C2-O2	-9.15	115.79	122.20
36	1	267	G	O5'-P-OP1	-9.15	97.46	105.70
37	3	89	G	C5-C6-O6	-9.15	123.11	128.60
36	5	531	G	C5-N7-C8	-9.15	99.73	104.30
36	5	1434	G	C6-C5-N7	-9.14	124.91	130.40
80	6	1039	A	O4'-C1'-N9	9.14	115.51	108.20
80	6	403	G	C8-N9-C1'	-9.14	115.12	127.00
36	5	1390	A	N9-C4-C5	9.14	109.45	105.80
36	5	966	U	N1-C2-O2	9.13	129.19	122.80
36	5	564	G	O5'-P-OP1	-9.12	97.49	105.70
36	1	96	G	N3-C4-C5	9.12	133.16	128.60
36	1	2209	U	C6-N1-C2	-9.12	115.53	121.00
36	1	496	C	C6-N1-C2	-9.11	116.66	120.30
36	1	960	U	C6-N1-C2	9.11	126.46	121.00
36	1	80	G	C8-N9-C4	9.10	110.04	106.40
36	1	1129	A	N1-C6-N6	9.09	124.06	118.60
36	1	2944	U	O5'-P-OP1	-9.09	97.52	105.70
36	5	1239	C	C5-C6-N1	9.09	125.55	121.00
36	5	2662	G	C5-C6-O6	-9.09	123.14	128.60
36	1	776	U	C4-C5-C6	9.09	125.15	119.70
80	6	379	U	O5'-P-OP1	-9.09	97.52	105.70
36	5	406	G	N9-C4-C5	9.08	109.03	105.40
36	1	1365	G	N3-C4-C5	-9.08	124.06	128.60
36	5	274	G	N1-C6-O6	9.08	125.35	119.90
80	6	1422	A	O5'-P-OP2	9.08	121.59	110.70
36	5	1099	A	N1-C6-N6	9.06	124.04	118.60
36	5	2953	U	C5-C6-N1	9.06	127.23	122.70
80	6	308	C	C2-N1-C1'	-9.05	108.84	118.80
36	1	86	G	O5'-P-OP2	-9.05	97.56	105.70
36	5	3053	G	C5-C6-O6	-9.05	123.17	128.60
80	6	871	G	C4-C5-C6	-9.04	113.38	118.80
36	1	2728	G	N3-C4-C5	-9.04	124.08	128.60
36	5	3092	C	N1-C2-O2	9.03	124.32	118.90
36	5	2385	G	C8-N9-C4	9.03	110.01	106.40
80	6	981	U	OP1-P-O3'	9.03	125.06	105.20
36	5	3245	A	C6-C5-N7	-9.02	125.99	132.30
36	5	1904	C	N1-C2-O2	9.01	124.31	118.90
36	1	837	A	O5'-P-OP2	-9.01	97.59	105.70
36	5	1734	G	C4-C5-N7	9.01	114.40	110.80
36	1	1372	C	N3-C4-C5	-9.00	118.30	121.90

*Continued on next page...*

*Continued from previous page...*

Mol	Chain	Res	Type	Atoms	Z	Observed(°)	Ideal(°)
36	1	2412	G	O5'-P-OP2	-9.00	97.60	105.70
36	1	661	G	C5-C6-O6	9.00	134.00	128.60
36	5	1513	G	C8-N9-C4	-9.00	102.80	106.40
36	5	2700	G	O5'-P-OP2	-9.00	97.60	105.70
36	5	431	U	N3-C4-O4	9.00	125.70	119.40
36	5	1373	A	N9-C4-C5	-9.00	102.20	105.80
1	2	577	G	C4-C5-N7	8.99	114.40	110.80
36	5	3377	G	C5-C6-N1	-8.99	107.00	111.50
36	1	2277	C	N3-C4-C5	8.99	125.50	121.90
36	1	2403	G	C6-C5-N7	-8.98	125.01	130.40
36	1	3143	C	N3-C2-O2	8.98	128.19	121.90
1	2	1501	C	C6-N1-C2	-8.97	116.71	120.30
36	1	2809	C	N3-C2-O2	-8.97	115.62	121.90
36	5	3154	C	N1-C2-O2	8.97	124.28	118.90
36	1	2983	C	N3-C4-N4	-8.97	111.72	118.00
36	5	1485	G	N3-C2-N2	-8.96	113.62	119.90
36	1	3306	U	C5-C4-O4	8.96	131.28	125.90
36	5	2284	C	N1-C2-N3	-8.96	112.93	119.20
36	1	1207	G	N1-C6-O6	8.95	125.27	119.90
36	5	947	G	O5'-P-OP2	-8.95	97.65	105.70
80	6	550	A	O5'-P-OP2	8.94	121.43	110.70
80	6	403	G	C8-N9-C4	-8.93	102.83	106.40
12	C0	88	PRO	N-CA-CB	8.93	114.02	103.30
80	6	1026	A	C8-N9-C4	8.93	109.37	105.80
36	5	2924	U	C5-C4-O4	-8.92	120.55	125.90
80	6	194	U	C2-N1-C1'	8.92	128.41	117.70
36	5	2630	C	O5'-P-OP1	-8.92	97.67	105.70
36	1	500	C	O5'-P-OP1	-8.91	97.68	105.70
36	5	2290	C	O5'-P-OP2	-8.91	97.68	105.70
36	1	3143	C	N1-C2-O2	-8.90	113.56	118.90
36	5	2572	C	C2-N1-C1'	8.90	128.59	118.80
36	5	3083	G	OP2-P-O3'	-8.90	85.62	105.20
36	1	2230	C	C6-N1-C2	-8.90	116.74	120.30
36	5	3115	C	N1-C2-O2	-8.90	113.56	118.90
80	6	1781	A	O5'-P-OP2	-8.89	97.70	105.70
36	5	1429	G	C4-C5-N7	8.88	114.35	110.80
36	1	2305	G	C6-C5-N7	-8.88	125.07	130.40
36	5	92	G	C5-C6-O6	-8.88	123.28	128.60
36	1	2603	G	N1-C6-O6	8.87	125.22	119.90
36	1	1303	A	C8-N9-C4	8.87	109.35	105.80
36	1	3076	C	C6-N1-C2	-8.87	116.75	120.30
36	5	1468	A	N1-C6-N6	8.87	123.92	118.60

*Continued on next page...*

*Continued from previous page...*

Mol	Chain	Res	Type	Atoms	Z	Observed(°)	Ideal(°)
36	5	2609	A	O5'-P-OP2	-8.87	97.72	105.70
80	6	163	G	N3-C2-N2	-8.87	113.69	119.90
36	5	1200	A	C4-C5-C6	8.86	121.43	117.00
36	1	1307	G	P-O3'-C3'	8.86	130.33	119.70
36	1	1934	G	C5-C6-O6	-8.86	123.28	128.60
36	5	2356	A	O5'-P-OP2	-8.86	97.73	105.70
36	5	2602	G	N3-C2-N2	-8.86	113.70	119.90
36	5	1330	A	OP2-P-O3'	8.86	124.68	105.20
36	1	269	G	C5-C6-N1	-8.85	107.07	111.50
36	5	2345	A	N1-C6-N6	8.85	123.91	118.60
36	1	656	A	N1-C6-N6	8.85	123.91	118.60
36	5	3382	U	C2-N1-C1'	8.85	128.32	117.70
36	1	699	A	C2-N3-C4	-8.85	106.18	110.60
36	5	1152	G	C5-N7-C8	-8.84	99.88	104.30
36	5	1794	G	N9-C4-C5	8.84	108.94	105.40
36	1	979	U	C6-N1-C2	-8.84	115.70	121.00
36	1	3121	U	N3-C2-O2	-8.83	116.02	122.20
36	1	1345	G	N7-C8-N9	8.83	117.52	113.10
36	1	2514	U	O5'-P-OP1	-8.83	97.75	105.70
36	1	2836	C	C5-C4-N4	8.83	126.38	120.20
36	1	1116	G	O5'-P-OP1	-8.82	97.76	105.70
36	5	2766	U	C6-N1-C2	-8.82	115.70	121.00
1	2	639	U	N3-C2-O2	-8.81	116.03	122.20
36	5	2996	U	O5'-P-OP1	8.81	121.28	110.70
36	1	1313	G	N9-C4-C5	-8.80	101.88	105.40
36	1	1172	G	C5-C6-O6	-8.79	123.32	128.60
36	1	96	G	N3-C4-N9	-8.79	120.73	126.00
80	6	403	G	N3-C4-C5	-8.78	124.21	128.60
36	5	1451	C	C6-N1-C2	8.78	123.81	120.30
36	5	2297	U	O5'-P-OP2	-8.78	97.80	105.70
80	6	214	G	N1-C6-O6	8.77	125.16	119.90
80	6	1572	G	N3-C4-N9	8.77	131.26	126.00
80	6	1727	G	C4-C5-N7	-8.77	107.29	110.80
36	1	2748	A	N9-C4-C5	-8.76	102.30	105.80
36	5	2572	C	N1-C2-O2	8.76	124.16	118.90
36	5	1152	G	N1-C6-O6	8.76	125.16	119.90
36	1	2309	A	C4-C5-N7	8.76	115.08	110.70
1	2	1096	C	C6-N1-C1'	-8.75	110.30	120.80
36	1	269	G	N3-C2-N2	-8.75	113.77	119.90
36	1	406	G	O4'-C1'-N9	8.75	115.20	108.20
36	1	2404	A	OP1-P-OP2	-8.75	106.47	119.60
36	5	1414	G	N1-C6-O6	8.75	125.15	119.90

*Continued on next page...*

*Continued from previous page...*

Mol	Chain	Res	Type	Atoms	Z	Observed(°)	Ideal(°)
36	5	2261	G	N3-C4-N9	-8.75	120.75	126.00
36	5	1250	G	OP2-P-O3'	8.75	124.44	105.20
36	5	994	G	C8-N9-C4	-8.74	102.91	106.40
36	1	3034	C	C6-N1-C2	-8.74	116.81	120.30
80	6	879	G	OP2-P-O3'	8.74	124.42	105.20
36	5	3016	A	C8-N9-C4	-8.74	102.31	105.80
80	6	1121	C	C6-N1-C2	8.73	123.79	120.30
80	6	1294	G	N3-C4-N9	-8.73	120.76	126.00
36	1	636	C	C5-C4-N4	-8.72	114.09	120.20
36	5	2403	G	N9-C4-C5	-8.71	101.91	105.40
36	5	2626	A	OP1-P-O3'	8.71	124.37	105.20
80	6	1738	U	C6-N1-C2	-8.71	115.77	121.00
80	6	1745	G	N3-C4-N9	8.71	131.23	126.00
80	6	1662	G	C8-N9-C4	8.71	109.88	106.40
38	8	27	U	C5-C6-N1	8.71	127.06	122.70
80	6	62	A	O5'-P-OP2	-8.70	97.87	105.70
36	1	1881	A	C8-N9-C4	8.70	109.28	105.80
36	5	645	A	N1-C6-N6	-8.70	113.38	118.60
80	6	894	U	C4-C5-C6	8.69	124.91	119.70
38	8	23	U	N3-C2-O2	-8.69	116.12	122.20
36	5	546	C	N1-C2-O2	8.68	124.11	118.90
36	5	965	A	O5'-P-OP2	8.68	121.12	110.70
37	7	73	C	N1-C2-O2	8.68	124.11	118.90
36	5	2708	C	O5'-P-OP2	-8.68	97.89	105.70
80	6	432	G	N1-C6-O6	8.68	125.11	119.90
36	1	58	G	N1-C6-O6	8.67	125.10	119.90
80	6	697	C	C6-N1-C2	-8.67	116.83	120.30
36	5	3095	U	O5'-P-OP2	-8.67	97.89	105.70
36	1	1860	G	N3-C2-N2	-8.67	113.83	119.90
36	1	2314	U	C6-N1-C2	-8.66	115.80	121.00
36	1	231	G	O5'-P-OP2	-8.66	97.91	105.70
80	6	421	A	N1-C6-N6	8.66	123.79	118.60
36	1	1129	A	N9-C4-C5	-8.65	102.34	105.80
36	5	645	A	N9-C4-C5	8.65	109.26	105.80
36	5	2370	G	N1-C6-O6	-8.65	114.71	119.90
36	5	1940	G	C8-N9-C4	8.64	109.86	106.40
36	5	2403	G	O5'-P-OP2	-8.63	97.93	105.70
36	1	1556	C	N1-C2-O2	8.62	124.07	118.90
36	5	2816	G	C6-C5-N7	-8.62	125.23	130.40
36	1	938	C	C2-N1-C1'	8.62	128.28	118.80
36	5	2123	G	N7-C8-N9	8.62	117.41	113.10
36	1	2305	G	C5-C6-O6	-8.62	123.43	128.60

*Continued on next page...*

*Continued from previous page...*

Mol	Chain	Res	Type	Atoms	Z	Observed(°)	Ideal(°)
36	1	383	G	O5'-P-OP2	-8.61	97.95	105.70
80	6	761	G	N3-C4-N9	-8.61	120.83	126.00
36	1	978	G	N1-C6-O6	8.61	125.06	119.90
38	8	22	U	O5'-P-OP1	-8.61	97.95	105.70
36	1	2403	G	N3-C2-N2	-8.60	113.88	119.90
36	5	326	U	O5'-P-OP2	-8.59	97.97	105.70
80	6	110	U	C6-N1-C2	-8.59	115.84	121.00
36	5	3053	G	N1-C6-O6	8.59	125.06	119.90
36	5	648	C	O5'-P-OP1	-8.59	97.97	105.70
80	6	1720	G	C5-C6-N1	-8.59	107.21	111.50
36	5	790	U	O5'-P-OP2	-8.59	97.97	105.70
80	6	89	G	C2-N3-C4	-8.58	107.61	111.90
36	5	1134	G	O5'-P-OP2	-8.57	97.98	105.70
36	5	652	G	O5'-P-OP1	-8.57	97.98	105.70
80	6	1672	G	C4-N9-C1'	8.57	137.64	126.50
36	5	1317	A	O5'-P-OP2	-8.57	97.98	105.70
36	1	3000	A	C8-N9-C4	8.57	109.23	105.80
37	3	41	G	C6-C5-N7	-8.56	125.26	130.40
36	5	2700	G	C5-C6-O6	-8.56	123.46	128.60
36	1	3058	U	C6-N1-C1'	-8.56	109.22	121.20
36	5	835	G	N1-C6-O6	8.56	125.03	119.90
36	5	2261	G	C4-C5-N7	8.56	114.22	110.80
1	2	831	U	C5-C6-N1	8.56	126.98	122.70
36	1	2624	G	N7-C8-N9	8.56	117.38	113.10
80	6	418	G	O5'-P-OP1	-8.55	98.00	105.70
36	5	2594	C	OP1-P-O3'	8.55	124.02	105.20
80	6	33	U	C4-C5-C6	8.55	124.83	119.70
36	5	2635	A	O5'-P-OP2	-8.55	98.01	105.70
80	6	871	G	C8-N9-C1'	8.54	138.11	127.00
36	5	1779	C	C5-C6-N1	-8.54	116.73	121.00
36	5	406	G	C5-C6-O6	8.54	133.72	128.60
36	5	2603	G	C6-C5-N7	-8.54	125.28	130.40
36	5	836	A	N9-C4-C5	-8.53	102.39	105.80
36	1	2226	U	O5'-P-OP1	-8.53	98.02	105.70
36	1	498	A	N1-C6-N6	-8.53	113.48	118.60
80	6	122	U	N3-C4-C5	-8.52	109.49	114.60
36	5	942	U	C5-C6-N1	8.52	126.96	122.70
38	4	40	A	O5'-P-OP1	-8.52	98.03	105.70
36	5	3036	G	N3-C2-N2	-8.52	113.94	119.90
36	1	2747	A	N1-C6-N6	-8.51	113.49	118.60
36	5	656	A	C8-N9-C4	8.51	109.20	105.80
36	5	2954	U	O4'-C1'-N1	8.51	115.01	108.20

*Continued on next page...*

*Continued from previous page...*

Mol	Chain	Res	Type	Atoms	Z	Observed(°)	Ideal(°)
36	1	2309	A	C5-C6-N6	-8.51	116.89	123.70
80	6	1626	U	N3-C4-O4	8.50	125.35	119.40
80	6	122	U	N1-C2-O2	-8.49	116.85	122.80
36	1	2831	G	N1-C6-O6	8.49	125.00	119.90
80	6	813	U	C2-N1-C1'	8.49	127.89	117.70
80	6	1122	G	N7-C8-N9	8.49	117.35	113.10
36	5	886	C	O5'-P-OP1	-8.49	98.06	105.70
80	6	308	C	N3-C4-N4	-8.49	112.06	118.00
44	17	229	PHE	CB-CG-CD1	8.49	126.74	120.80
36	1	661	G	C5-C6-N1	-8.49	107.26	111.50
36	1	1172	G	C4-C5-N7	8.49	114.19	110.80
36	1	1304	A	N9-C4-C5	8.48	109.19	105.80
36	5	2152	A	N1-C6-N6	8.48	123.69	118.60
36	1	2847	A	N9-C4-C5	-8.48	102.41	105.80
37	7	26	C	C6-N1-C2	-8.48	116.91	120.30
36	1	698	U	C6-N1-C2	-8.47	115.92	121.00
37	7	97	A	N1-C6-N6	8.47	123.69	118.60
36	1	347	G	C8-N9-C1'	-8.47	115.99	127.00
40	13	4	ARG	NE-CZ-NH1	8.47	124.53	120.30
80	6	434	G	N7-C8-N9	8.46	117.33	113.10
36	5	96	G	N1-C6-O6	8.46	124.98	119.90
80	6	425	A	N1-C6-N6	-8.46	113.52	118.60
37	3	109	G	N1-C6-O6	-8.46	114.82	119.90
80	6	1634	C	C6-N1-C1'	-8.45	110.66	120.80
80	6	434	G	N3-C4-N9	-8.45	120.93	126.00
36	5	891	G	O5'-P-OP2	-8.45	98.10	105.70
36	5	1486	G	N1-C6-O6	8.44	124.97	119.90
36	5	2518	C	O5'-P-OP2	-8.44	98.10	105.70
80	6	316	A	C8-N9-C4	8.44	109.18	105.80
36	5	1881	A	O5'-P-OP1	8.44	120.82	110.70
36	5	1331	U	O5'-P-OP2	8.43	120.82	110.70
36	1	2818	U	O5'-P-OP1	-8.43	98.11	105.70
36	5	3245	A	C5-N7-C8	-8.43	99.69	103.90
1	2	639	U	N1-C2-O2	8.43	128.70	122.80
80	6	1151	A	C8-N9-C4	-8.42	102.43	105.80
36	1	861	C	C6-N1-C2	8.42	123.67	120.30
36	1	1345	G	N3-C4-N9	-8.42	120.95	126.00
36	1	2403	G	C5-C6-O6	-8.41	123.55	128.60
38	4	20	U	C5-C6-N1	-8.41	118.50	122.70
36	5	1060	U	N3-C4-O4	-8.41	113.52	119.40
36	5	836	A	C5-C6-N6	-8.40	116.98	123.70
36	5	2352	A	C8-N9-C4	8.40	109.16	105.80

*Continued on next page...*

*Continued from previous page...*

Mol	Chain	Res	Type	Atoms	Z	Observed(°)	Ideal(°)
36	5	2372	A	N3-C4-C5	-8.40	120.92	126.80
36	5	3197	G	C8-N9-C4	8.40	109.76	106.40
36	1	2795	U	O5'-P-OP1	-8.40	98.14	105.70
36	1	1377	G	C5-C6-O6	-8.40	123.56	128.60
36	5	2751	G	C4-C5-C6	8.40	123.84	118.80
36	5	2943	G	N9-C4-C5	-8.39	102.04	105.40
36	1	2868	U	N3-C2-O2	-8.39	116.33	122.20
36	1	2811	A	N1-C6-N6	-8.39	113.57	118.60
36	1	2834	G	O5'-P-OP2	-8.38	98.15	105.70
80	6	404	G	O5'-P-OP1	-8.38	98.16	105.70
36	5	1200	A	C6-C5-N7	-8.38	126.43	132.30
36	5	2284	C	C6-N1-C2	8.38	123.65	120.30
36	1	54	C	C6-N1-C2	8.37	123.65	120.30
36	5	41	G	C5-C6-O6	-8.37	123.58	128.60
36	1	2726	C	C6-N1-C2	-8.37	116.95	120.30
38	4	137	C	C6-N1-C2	8.37	123.65	120.30
36	5	2979	U	C5-C4-O4	8.37	130.92	125.90
80	6	825	U	N3-C2-O2	8.37	128.06	122.20
36	5	2290	C	O5'-P-OP1	8.36	120.74	110.70
36	5	1662	G	N3-C2-N2	-8.36	114.05	119.90
36	5	2123	G	C4-C5-N7	8.36	114.14	110.80
36	1	2836	C	N3-C2-O2	-8.36	116.05	121.90
36	5	3208	G	N1-C6-O6	8.36	124.91	119.90
36	5	3036	G	C6-C5-N7	-8.35	125.39	130.40
80	6	269	G	C8-N9-C4	8.35	109.74	106.40
80	6	1634	C	C2-N1-C1'	8.35	127.99	118.80
36	1	1137	C	C5-C6-N1	8.35	125.17	121.00
80	6	337	G	O5'-P-OP2	-8.35	98.19	105.70
36	5	1662	G	C2-N3-C4	-8.35	107.73	111.90
36	5	2639	G	C8-N9-C4	-8.35	103.06	106.40
36	5	2388	U	O5'-P-OP1	-8.35	98.19	105.70
36	5	2147	A	N1-C6-N6	8.34	123.61	118.60
36	5	2234	G	N1-C6-O6	8.34	124.91	119.90
36	5	2300	G	C5-C6-O6	-8.34	123.59	128.60
36	1	893	C	N1-C2-O2	8.34	123.90	118.90
36	5	1434	G	N9-C4-C5	-8.34	102.06	105.40
38	8	42	G	O5'-P-OP2	-8.34	98.20	105.70
80	6	144	U	N1-C2-O2	8.34	128.63	122.80
36	1	1408	G	C5-C6-O6	-8.33	123.60	128.60
36	1	1433	A	N1-C6-N6	-8.33	113.60	118.60
36	5	2767	U	C6-N1-C2	-8.33	116.00	121.00
36	5	2223	A	O5'-P-OP1	-8.32	98.21	105.70

*Continued on next page...*

*Continued from previous page...*

Mol	Chain	Res	Type	Atoms	Z	Observed(°)	Ideal(°)
36	1	1943	C	C6-N1-C2	-8.32	116.97	120.30
36	1	2748	A	C4-C5-N7	8.32	114.86	110.70
36	5	617	G	N1-C6-O6	8.32	124.89	119.90
36	1	2603	G	C4-C5-N7	8.31	114.13	110.80
36	5	3197	G	C4-N9-C1'	-8.31	115.69	126.50
36	1	1551	C	N3-C4-C5	8.31	125.22	121.90
36	1	2403	G	C5-C6-N1	-8.30	107.35	111.50
36	1	2353	G	N1-C6-O6	8.30	124.88	119.90
36	1	979	U	P-O3'-C3'	8.30	129.66	119.70
36	5	874	U	O5'-P-OP1	-8.29	98.24	105.70
36	5	2700	G	N1-C6-O6	8.29	124.87	119.90
80	6	214	G	C5-C6-O6	-8.28	123.63	128.60
36	1	1904	C	C6-N1-C2	-8.28	116.99	120.30
36	1	2159	U	C6-N1-C2	8.28	125.97	121.00
36	5	521	A	OP1-P-O3'	8.28	123.42	105.20
36	1	2714	G	C2-N3-C4	-8.28	107.76	111.90
36	5	1306	G	C4-C5-N7	8.28	114.11	110.80
36	5	1816	A	P-O3'-C3'	8.27	129.62	119.70
36	1	2996	U	N3-C2-O2	-8.26	116.42	122.20
36	5	1590	G	N1-C6-O6	8.26	124.86	119.90
36	1	3277	U	C6-N1-C2	-8.26	116.04	121.00
36	5	1480	G	C8-N9-C4	8.26	109.70	106.40
36	1	1344	G	C5-C6-O6	-8.25	123.65	128.60
1	2	1096	C	N1-C2-O2	8.25	123.85	118.90
36	5	1134	G	C8-N9-C4	-8.25	103.10	106.40
36	5	3351	U	N3-C2-O2	-8.24	116.43	122.20
36	1	2409	G	O5'-P-OP2	-8.24	98.28	105.70
36	5	364	G	O5'-P-OP2	8.24	120.59	110.70
36	1	976	U	O5'-P-OP2	-8.24	98.29	105.70
36	5	1897	G	C5-N7-C8	-8.24	100.18	104.30
36	1	817	A	N1-C6-N6	8.23	123.54	118.60
36	1	3217	C	C2-N1-C1'	8.23	127.86	118.80
36	1	2727	A	C2-N3-C4	8.23	114.72	110.60
36	5	1662	G	C4-C5-C6	8.23	123.74	118.80
36	5	1152	G	P-O3'-C3'	8.23	129.57	119.70
36	5	1336	U	C5-C6-N1	8.23	126.81	122.70
80	6	1476	C	C6-N1-C2	-8.22	117.01	120.30
80	6	1150	G	N9-C4-C5	-8.22	102.11	105.40
36	5	180	C	C6-N1-C2	-8.21	117.02	120.30
80	6	1738	U	N1-C2-N3	8.20	119.82	114.90
36	5	1321	G	N1-C6-O6	8.20	124.82	119.90
36	5	399	A	O5'-P-OP1	-8.19	98.33	105.70

*Continued on next page...*



*Continued from previous page...*

Mol	Chain	Res	Type	Atoms	Z	Observed(°)	Ideal(°)
36	1	198	A	O5'-P-OP1	-8.19	98.33	105.70
36	1	691	A	O5'-P-OP1	-8.19	98.33	105.70
36	1	993	G	C8-N9-C4	-8.19	103.12	106.40
36	5	2166	A	N1-C6-N6	8.18	123.51	118.60
36	5	2953	U	C6-N1-C2	-8.18	116.09	121.00
36	5	3184	A	O5'-P-OP2	-8.17	98.34	105.70
1	2	1726	G	N3-C4-C5	8.17	132.69	128.60
36	1	368	G	C8-N9-C4	8.17	109.67	106.40
36	5	363	G	N9-C4-C5	-8.17	102.13	105.40
36	1	967	A	C2-N3-C4	-8.17	106.52	110.60
36	5	1437	C	C6-N1-C2	-8.17	117.03	120.30
36	5	300	G	C5-C6-N1	-8.16	107.42	111.50
36	5	336	A	N9-C4-C5	-8.16	102.53	105.80
36	5	2899	C	N3-C2-O2	-8.16	116.19	121.90
36	5	2996	U	N1-C2-O2	8.16	128.51	122.80
36	5	3211	C	C6-N1-C2	8.16	123.56	120.30
36	5	2662	G	C4-N9-C1'	8.16	137.11	126.50
36	5	2393	G	C4-C5-N7	8.15	114.06	110.80
80	6	89	G	C4-C5-N7	-8.15	107.54	110.80
80	6	1637	C	N1-C2-O2	8.15	123.79	118.90
36	5	2141	U	C2-N1-C1'	-8.15	107.92	117.70
36	5	2343	C	C6-N1-C2	8.14	123.56	120.30
1	2	1039	A	O4'-C1'-N9	8.14	114.71	108.20
36	5	942	U	N3-C4-O4	8.14	125.10	119.40
36	5	2353	G	C4-C5-N7	8.14	114.06	110.80
36	1	2803	A	O5'-P-OP1	-8.14	98.38	105.70
37	3	89	G	N9-C4-C5	-8.14	102.14	105.40
36	5	2389	C	N3-C4-C5	8.14	125.16	121.90
80	6	1738	U	C4-C5-C6	8.14	124.58	119.70
36	5	836	A	C4-C5-N7	8.13	114.77	110.70
36	5	3185	U	O5'-P-OP2	-8.13	98.38	105.70
36	1	58	G	C5-C6-O6	-8.13	123.72	128.60
80	6	321	C	N1-C2-O2	8.13	123.78	118.90
36	5	1307	G	P-O3'-C3'	8.12	129.44	119.70
36	5	1389	G	C5-C6-O6	-8.12	123.73	128.60
36	1	421	G	O5'-P-OP1	-8.12	98.39	105.70
36	1	2879	C	N1-C2-O2	-8.12	114.03	118.90
80	6	163	G	C2-N3-C4	-8.11	107.84	111.90
36	5	2856	G	N1-C6-O6	8.11	124.77	119.90
80	6	3	U	C6-N1-C2	8.11	125.87	121.00
36	1	3121	U	N1-C2-O2	8.11	128.48	122.80
1	2	453	U	C2-N1-C1'	8.11	127.43	117.70

*Continued on next page...*

*Continued from previous page...*

Mol	Chain	Res	Type	Atoms	Z	Observed(°)	Ideal(°)
80	6	23	G	O5'-P-OP1	-8.11	98.40	105.70
36	1	611	A	O5'-P-OP1	8.10	120.42	110.70
36	1	58	G	C6-C5-N7	-8.10	125.54	130.40
36	5	318	A	O5'-P-OP1	8.10	120.42	110.70
36	1	347	G	N1-C6-O6	8.10	124.76	119.90
80	6	36	C	N3-C4-C5	8.10	125.14	121.90
80	6	1737	G	C5-C6-O6	-8.10	123.74	128.60
80	6	1095	U	C6-N1-C2	-8.10	116.14	121.00
36	5	1485	G	C5-C6-O6	-8.10	123.74	128.60
36	1	2572	C	N3-C2-O2	-8.10	116.23	121.90
36	1	2355	G	N9-C4-C5	-8.09	102.16	105.40
36	5	3136	G	O5'-P-OP1	-8.09	98.42	105.70
36	1	2664	C	C6-N1-C2	-8.09	117.06	120.30
36	5	964	G	OP2-P-O3'	8.09	123.00	105.20
36	5	629	U	N1-C2-O2	8.09	128.46	122.80
36	1	369	A	C8-N9-C4	-8.09	102.57	105.80
36	1	1919	G	C8-N9-C4	-8.09	103.17	106.40
36	5	2118	C	N1-C2-O2	8.09	123.75	118.90
36	5	2922	G	C5-C6-O6	-8.09	123.75	128.60
1	2	75	U	N1-C2-O2	8.08	128.46	122.80
80	6	795	U	N3-C2-O2	-8.07	116.55	122.20
36	5	3093	C	C6-N1-C2	8.07	123.53	120.30
1	2	145	A	C8-N9-C4	-8.07	102.57	105.80
36	1	383	G	C8-N9-C4	8.06	109.63	106.40
36	1	1306	G	N1-C6-O6	8.06	124.74	119.90
36	1	787	G	O5'-P-OP2	-8.06	98.45	105.70
36	1	3118	C	O5'-P-OP1	-8.05	98.45	105.70
36	5	610	G	N9-C4-C5	8.05	108.62	105.40
36	1	862	U	O5'-P-OP1	-8.05	98.45	105.70
36	5	1519	G	C5-C6-O6	-8.05	123.77	128.60
36	5	2119	A	O5'-P-OP1	-8.05	98.45	105.70
36	5	2606	G	N3-C4-N9	-8.05	121.17	126.00
36	1	968	G	O5'-P-OP1	-8.05	98.46	105.70
36	1	2711	C	O5'-P-OP1	-8.05	98.46	105.70
80	6	1449	U	N3-C4-C5	-8.05	109.77	114.60
36	5	1134	G	N3-C4-N9	-8.05	121.17	126.00
36	5	2393	G	C5-C6-O6	-8.05	123.77	128.60
36	1	2200	U	O5'-P-OP2	-8.04	98.46	105.70
80	6	1097	U	P-O3'-C3'	8.04	129.35	119.70
36	5	661	G	N3-C4-C5	-8.04	124.58	128.60
80	6	558	U	N3-C2-O2	-8.04	116.57	122.20
36	1	318	A	O5'-P-OP1	-8.04	98.47	105.70

*Continued on next page...*

*Continued from previous page...*

Mol	Chain	Res	Type	Atoms	Z	Observed(°)	Ideal(°)
36	5	431	U	N3-C4-C5	-8.04	109.78	114.60
36	5	989	A	N9-C4-C5	-8.03	102.59	105.80
80	6	1428	G	C8-N9-C4	-8.03	103.19	106.40
36	5	1222	G	C5-C6-N1	-8.03	107.48	111.50
36	5	2198	A	N1-C6-N6	8.03	123.42	118.60
1	2	74	U	O4'-C1'-N1	8.02	114.62	108.20
80	6	1629	G	O5'-P-OP2	-8.02	98.48	105.70
36	1	510	G	O5'-P-OP1	-8.02	98.48	105.70
36	1	1126	G	C6-C5-N7	-8.02	125.59	130.40
36	5	1156	C	C6-N1-C2	-8.02	117.09	120.30
36	5	2899	C	N3-C4-N4	-8.01	112.39	118.00
36	1	1377	G	C4-C5-N7	8.01	114.00	110.80
36	5	1314	C	C2-N1-C1'	8.01	127.61	118.80
36	1	368	G	N3-C4-C5	8.01	132.60	128.60
36	1	394	G	C8-N9-C4	-8.01	103.20	106.40
80	6	1433	G	C8-N9-C4	-8.01	103.20	106.40
36	1	339	C	C5-C4-N4	8.01	125.80	120.20
38	4	29	U	O5'-P-OP1	-8.01	98.50	105.70
36	5	1531	C	C2-N1-C1'	8.00	127.59	118.80
36	1	2704	A	O5'-P-OP1	-7.99	98.51	105.70
80	6	1549	C	C6-N1-C2	-7.99	117.10	120.30
36	5	518	G	C5-C6-O6	7.99	133.40	128.60
36	5	1132	C	C6-N1-C2	7.99	123.50	120.30
36	1	675	C	C6-N1-C2	-7.99	117.11	120.30
36	1	2324	A	C8-N9-C4	-7.99	102.61	105.80
36	1	1581	C	C6-N1-C2	-7.98	117.11	120.30
36	1	3177	G	C8-N9-C4	7.98	109.59	106.40
36	1	3302	U	C6-N1-C2	7.98	125.79	121.00
36	1	80	G	N9-C4-C5	-7.98	102.21	105.40
36	5	3135	U	OP2-P-O3'	7.98	122.76	105.20
36	5	718	G	O4'-C1'-N9	7.98	114.58	108.20
36	5	1134	G	C8-N9-C1'	7.98	137.38	127.00
36	5	1086	C	C6-N1-C2	-7.98	117.11	120.30
36	5	2924	U	C4-C5-C6	-7.97	114.92	119.70
36	5	2950	G	C8-N9-C4	-7.97	103.21	106.40
36	1	2982	A	C6-N1-C2	-7.97	113.82	118.60
36	1	282	G	P-O3'-C3'	7.97	129.26	119.70
36	1	2931	C	N3-C4-C5	-7.97	118.71	121.90
36	1	1369	A	N1-C6-N6	7.97	123.38	118.60
1	2	1560	U	C6-N1-C2	-7.97	116.22	121.00
80	6	304	U	OP1-P-O3'	-7.97	87.67	105.20
36	5	3010	U	C6-N1-C2	-7.97	116.22	121.00

*Continued on next page...*

*Continued from previous page...*

Mol	Chain	Res	Type	Atoms	Z	Observed(°)	Ideal(°)
36	1	659	G	N3-C4-C5	-7.96	124.62	128.60
36	5	2403	G	C4-C5-N7	7.96	113.99	110.80
36	1	2748	A	C5-C6-N6	-7.96	117.33	123.70
36	1	3303	G	O4'-C1'-N9	7.96	114.57	108.20
80	6	1142	A	O5'-P-OP2	-7.96	98.53	105.70
36	5	2307	G	C5-C6-N1	7.96	115.48	111.50
36	5	1152	G	N3-C2-N2	-7.96	114.33	119.90
36	5	2707	C	N1-C2-N3	7.96	124.77	119.20
36	5	1389	G	C4-C5-N7	7.96	113.98	110.80
36	5	2830	G	N1-C2-N3	7.96	128.68	123.90
36	1	1201	C	C5-C6-N1	7.96	124.98	121.00
80	6	32	U	C6-N1-C2	-7.96	116.23	121.00
36	5	2117	A	N1-C6-N6	-7.96	113.83	118.60
36	5	1075	A	N1-C6-N6	-7.95	113.83	118.60
36	5	2821	C	N3-C4-C5	-7.95	118.72	121.90
36	1	641	C	C6-N1-C2	7.95	123.48	120.30
36	1	1506	A	C8-N9-C4	-7.95	102.62	105.80
80	6	550	A	O5'-P-OP1	-7.95	98.54	105.70
80	6	1649	G	C8-N9-C1'	7.95	137.34	127.00
36	1	2624	G	C5-N7-C8	-7.95	100.33	104.30
80	6	363	G	N1-C6-O6	7.95	124.67	119.90
36	5	2633	U	N3-C4-C5	-7.94	109.83	114.60
36	1	295	A	C8-N9-C4	-7.94	102.62	105.80
36	1	2747	A	N9-C4-C5	7.94	108.98	105.80
36	5	2922	G	N1-C6-O6	7.94	124.66	119.90
36	1	2994	A	N1-C6-N6	7.94	123.36	118.60
36	5	2281	A	O5'-P-OP2	-7.93	98.56	105.70
36	5	989	A	N1-C6-N6	7.93	123.36	118.60
36	5	3195	U	N1-C2-O2	7.93	128.35	122.80
1	2	75	U	C2-N1-C1'	7.93	127.21	117.70
36	5	994	G	N1-C6-O6	-7.92	115.14	119.90
36	1	1891	A	C8-N9-C4	7.92	108.97	105.80
36	1	2572	C	C2-N1-C1'	7.92	127.51	118.80
80	6	1637	C	C6-N1-C1'	-7.92	111.29	120.80
80	6	102	U	O5'-P-OP1	-7.92	98.58	105.70
36	5	2152	A	N9-C4-C5	-7.91	102.63	105.80
36	1	880	G	N3-C4-N9	-7.91	121.25	126.00
80	6	925	G	N1-C6-O6	7.91	124.64	119.90
36	5	2607	G	C5-C6-O6	-7.91	123.86	128.60
36	1	2355	G	C4-C5-C6	7.90	123.54	118.80
36	5	2917	G	O5'-P-OP2	-7.90	98.59	105.70
36	5	1494	U	C2-N1-C1'	-7.90	108.22	117.70

*Continued on next page...*

*Continued from previous page...*

Mol	Chain	Res	Type	Atoms	Z	Observed(°)	Ideal(°)
80	6	1727	G	N3-C2-N2	-7.90	114.37	119.90
80	6	1641	C	C6-N1-C2	-7.89	117.14	120.30
36	5	1934	G	C5-C6-O6	-7.89	123.86	128.60
36	5	2662	G	N3-C2-N2	-7.89	114.37	119.90
36	1	3349	C	C6-N1-C2	-7.88	117.15	120.30
37	3	41	G	C5-C6-O6	-7.88	123.87	128.60
80	6	751	G	N1-C6-O6	-7.88	115.17	119.90
36	5	2289	U	O5'-P-OP1	-7.88	98.60	105.70
36	5	1849	C	C6-N1-C2	7.88	123.45	120.30
36	1	1119	C	C6-N1-C2	7.88	123.45	120.30
36	1	272	G	O5'-P-OP2	-7.88	98.61	105.70
36	1	678	G	N3-C2-N2	-7.88	114.39	119.90
80	6	1294	G	C4-C5-C6	-7.88	114.07	118.80
36	5	426	G	N9-C4-C5	-7.88	102.25	105.40
36	5	1779	C	N1-C2-N3	7.88	124.72	119.20
36	5	641	C	O4'-C1'-N1	7.87	114.50	108.20
36	1	58	G	C4-C5-N7	7.87	113.95	110.80
36	5	776	U	C5-C6-N1	-7.87	118.76	122.70
36	5	2181	C	C6-N1-C2	-7.87	117.15	120.30
36	1	2728	G	C8-N9-C4	-7.87	103.25	106.40
80	6	1091	A	OP1-P-O3'	7.87	122.50	105.20
80	6	1634	C	N1-C2-N3	-7.87	113.69	119.20
36	5	3144	G	OP1-P-OP2	7.87	131.40	119.60
37	3	58	C	C6-N1-C2	-7.86	117.16	120.30
36	5	3133	C	N1-C2-O2	-7.86	114.18	118.90
36	5	3214	U	N1-C2-O2	7.86	128.30	122.80
36	1	1445	U	N1-C2-O2	-7.86	117.30	122.80
36	1	2153	U	N3-C2-O2	-7.86	116.70	122.20
36	1	3275	U	C5-C6-N1	7.86	126.63	122.70
80	6	129	U	C6-N1-C1'	-7.86	110.19	121.20
80	6	337	G	C6-C5-N7	-7.86	125.68	130.40
36	1	1428	A	C5-C6-N6	-7.86	117.41	123.70
36	5	1339	C	O5'-P-OP1	-7.86	98.63	105.70
37	7	103	A	C4-C5-N7	7.86	114.63	110.70
36	1	2988	C	N3-C4-N4	-7.86	112.50	118.00
36	1	2618	G	C5-C6-O6	7.85	133.31	128.60
36	5	2964	G	C5-C6-O6	7.85	133.31	128.60
36	1	1445	U	C2-N1-C1'	-7.85	108.28	117.70
36	5	2619	G	C5-C6-O6	-7.85	123.89	128.60
36	5	1148	G	N1-C6-O6	7.85	124.61	119.90
36	5	1486	G	C5-C6-N1	-7.85	107.58	111.50
36	5	656	A	N9-C4-C5	-7.84	102.66	105.80

*Continued on next page...*

*Continued from previous page...*

Mol	Chain	Res	Type	Atoms	Z	Observed(°)	Ideal(°)
36	5	797	U	O5'-P-OP1	-7.84	98.64	105.70
36	1	2309	A	C8-N9-C4	7.84	108.94	105.80
36	5	923	C	C6-N1-C2	7.84	123.44	120.30
36	5	1794	G	C4-C5-N7	-7.84	107.67	110.80
36	1	1833	G	C5-C6-O6	-7.83	123.90	128.60
36	5	610	G	C8-N9-C4	-7.83	103.27	106.40
36	5	2607	G	N1-C6-O6	7.83	124.60	119.90
36	1	1408	G	N1-C6-O6	7.83	124.60	119.90
36	5	2234	G	C5-C6-O6	-7.83	123.90	128.60
36	5	2579	G	C8-N9-C4	-7.83	103.27	106.40
36	1	2387	A	C8-N9-C4	7.83	108.93	105.80
36	1	686	G	C8-N9-C4	7.83	109.53	106.40
36	5	2607	G	C6-C5-N7	-7.83	125.70	130.40
36	1	282	G	N7-C8-N9	7.82	117.01	113.10
36	1	2973	G	C8-N9-C4	7.82	109.53	106.40
36	5	865	U	OP1-P-OP2	-7.82	107.86	119.60
36	5	2246	G	C4-N9-C1'	7.82	136.67	126.50
36	5	2935	U	O5'-P-OP2	-7.82	98.66	105.70
36	1	2970	C	C6-N1-C2	-7.82	117.17	120.30
80	6	1737	G	N1-C6-O6	7.82	124.59	119.90
80	6	110	U	N3-C4-O4	7.82	124.87	119.40
36	5	3285	C	C2-N1-C1'	7.82	127.40	118.80
36	1	2624	G	C8-N9-C4	-7.81	103.27	106.40
36	5	1061	A	OP1-P-OP2	-7.81	107.88	119.60
36	1	1604	G	C4-N9-C1'	7.81	136.65	126.50
36	5	2847	A	C8-N9-C4	7.81	108.92	105.80
36	5	141	C	C6-N1-C2	-7.81	117.18	120.30
36	5	3016	A	O5'-P-OP2	7.81	120.07	110.70
36	1	1524	A	C8-N9-C4	7.80	108.92	105.80
36	5	1370	G	O5'-P-OP1	-7.80	98.68	105.70
36	5	2970	C	O5'-P-OP1	-7.80	98.68	105.70
36	1	2603	G	C5-C6-O6	-7.80	123.92	128.60
36	1	1499	C	C6-N1-C2	-7.79	117.18	120.30
37	7	109	G	C5-C6-O6	-7.79	123.92	128.60
36	1	2990	G	N9-C4-C5	-7.79	102.28	105.40
80	6	1582	U	C6-N1-C2	7.79	125.68	121.00
80	6	25	C	N1-C2-O2	7.79	123.57	118.90
80	6	264	G	C5-C6-N1	-7.79	107.61	111.50
1	2	17	C	C6-N1-C2	-7.79	117.19	120.30
36	1	3362	A	O4'-C1'-N9	7.79	114.43	108.20
36	5	2869	U	N3-C2-O2	-7.79	116.75	122.20
80	6	1649	G	O5'-P-OP2	-7.78	98.70	105.70

*Continued on next page...*

*Continued from previous page...*

Mol	Chain	Res	Type	Atoms	Z	Observed(°)	Ideal(°)
36	5	2850	G	N3-C4-N9	7.78	130.67	126.00
36	5	1468	A	C5-C6-N6	-7.78	117.47	123.70
36	5	2156	C	C6-N1-C2	7.78	123.41	120.30
36	1	2728	G	C2-N3-C4	7.78	115.79	111.90
80	6	113	U	O5'-P-OP2	-7.78	98.70	105.70
36	5	1081	U	O5'-P-OP2	-7.78	98.70	105.70
36	1	1344	G	N1-C6-O6	7.77	124.56	119.90
80	6	1389	C	N1-C2-O2	7.77	123.56	118.90
36	1	65	A	P-O3'-C3'	7.77	129.03	119.70
36	5	2826	U	N3-C4-C5	7.77	119.26	114.60
36	5	3335	A	O5'-P-OP1	-7.77	98.71	105.70
36	1	3129	A	C8-N9-C4	7.77	108.91	105.80
80	6	166	C	C6-N1-C2	-7.77	117.19	120.30
36	5	1934	G	N3-C2-N2	-7.77	114.46	119.90
36	5	78	U	OP2-P-O3'	7.76	122.28	105.20
36	5	587	U	C6-N1-C2	7.76	125.66	121.00
36	5	1044	U	OP2-P-O3'	7.76	122.28	105.20
36	5	3101	G	O5'-P-OP1	-7.76	98.71	105.70
80	6	543	C	N1-C2-O2	7.76	123.56	118.90
36	1	2314	U	C5-C6-N1	7.76	126.58	122.70
36	5	3006	A	C8-N9-C4	7.76	108.91	105.80
36	1	224	C	N3-C2-O2	7.76	127.33	121.90
80	6	1634	C	C2-N3-C4	7.76	123.78	119.90
36	5	2531	C	C2-N1-C1'	7.76	127.33	118.80
36	1	1161	G	C8-N9-C4	-7.75	103.30	106.40
36	1	1445	U	C6-N1-C1'	7.75	132.05	121.20
36	5	1734	G	C4-C5-C6	-7.75	114.15	118.80
36	1	639	G	N1-C6-O6	7.75	124.55	119.90
36	5	531	G	N7-C8-N9	7.75	116.97	113.10
36	5	2656	A	C8-N9-C4	-7.75	102.70	105.80
36	5	2750	U	C2-N1-C1'	-7.75	108.40	117.70
36	1	1460	A	C8-N9-C4	7.75	108.90	105.80
36	1	1604	G	N3-C4-C5	-7.75	124.73	128.60
36	1	2871	G	O5'-P-OP1	-7.75	98.73	105.70
80	6	144	U	C6-N1-C2	-7.75	116.35	121.00
36	1	2226	U	N3-C2-O2	-7.74	116.78	122.20
36	5	1438	U	C2-N1-C1'	7.74	126.99	117.70
36	5	1779	C	N1-C2-O2	-7.74	114.25	118.90
37	7	11	A	N9-C4-C5	-7.74	102.70	105.80
36	5	939	U	C5-C4-O4	-7.74	121.26	125.90
36	1	874	U	N3-C4-O4	-7.74	113.98	119.40
80	6	613	G	N3-C4-C5	-7.74	124.73	128.60

*Continued on next page...*

*Continued from previous page...*

Mol	Chain	Res	Type	Atoms	Z	Observed(°)	Ideal(°)
36	1	3019	U	N3-C4-C5	-7.73	109.96	114.60
1	2	251	A	O5'-P-OP1	-7.73	98.74	105.70
36	1	641	C	O4'-C1'-N1	7.73	114.39	108.20
36	5	1486	G	C6-C5-N7	-7.73	125.76	130.40
36	5	2617	U	N1-C2-N3	7.73	119.54	114.90
36	5	3218	A	N1-C6-N6	7.72	123.23	118.60
36	1	650	C	N1-C2-O2	-7.72	114.27	118.90
36	1	98	G	C8-N9-C4	7.72	109.49	106.40
36	5	1843	C	C6-N1-C2	-7.71	117.21	120.30
36	5	1788	C	O5'-P-OP2	-7.71	98.76	105.70
36	5	1193	A	N1-C6-N6	7.71	123.23	118.60
36	5	938	C	C5-C4-N4	-7.71	114.80	120.20
36	1	335	G	O5'-P-OP2	7.70	119.94	110.70
1	2	75	U	N3-C2-O2	-7.70	116.81	122.20
36	1	2815	G	C8-N9-C4	7.70	109.48	106.40
36	1	369	A	O5'-P-OP2	-7.70	98.77	105.70
80	6	1782	A	O5'-P-OP1	-7.70	98.77	105.70
80	6	403	G	C5-C6-O6	7.69	133.22	128.60
36	1	1298	C	O5'-P-OP1	-7.69	98.78	105.70
36	1	1906	G	O5'-P-OP1	-7.69	98.78	105.70
36	1	2903	A	C8-N9-C4	7.69	108.88	105.80
36	5	200	C	OP2-P-O3'	7.69	122.11	105.20
1	2	1560	U	C5-C4-O4	7.68	130.51	125.90
36	1	1372	C	C4-C5-C6	7.68	121.24	117.40
36	5	1139	G	C6-C5-N7	7.68	135.01	130.40
36	1	3278	C	C6-N1-C2	-7.67	117.23	120.30
36	5	2953	U	N3-C4-O4	7.67	124.77	119.40
36	1	719	U	O5'-P-OP1	-7.67	98.80	105.70
36	5	1407	A	O5'-P-OP2	-7.67	98.80	105.70
36	5	2659	G	N9-C4-C5	-7.67	102.33	105.40
36	1	646	A	O5'-P-OP1	-7.67	98.80	105.70
36	1	1345	G	C4-C5-N7	7.67	113.87	110.80
36	1	3319	U	P-O3'-C3'	7.67	128.90	119.70
36	5	94	G	N3-C4-N9	-7.67	121.40	126.00
36	5	3256	G	N1-C6-O6	7.67	124.50	119.90
36	5	1390	A	N1-C6-N6	-7.67	114.00	118.60
1	2	590	C	C6-N1-C2	-7.67	117.23	120.30
38	4	16	G	C8-N9-C4	7.67	109.47	106.40
36	5	2942	C	C6-N1-C2	-7.66	117.23	120.30
36	5	3347	A	C8-N9-C4	7.66	108.86	105.80
36	1	2197	C	C6-N1-C2	7.66	123.36	120.30
36	1	2847	A	C8-N9-C4	7.66	108.86	105.80

*Continued on next page...*



*Continued from previous page...*

Mol	Chain	Res	Type	Atoms	Z	Observed(°)	Ideal(°)
36	1	3262	U	O5'-P-OP2	-7.66	98.81	105.70
36	5	530	G	C5-C6-O6	-7.66	124.00	128.60
36	5	337	G	O5'-P-OP1	-7.66	98.81	105.70
36	5	2945	G	O5'-P-OP2	-7.65	98.81	105.70
1	2	1509	C	C6-N1-C2	-7.65	117.24	120.30
36	1	1381	A	N1-C6-N6	-7.65	114.01	118.60
36	1	2846	U	N3-C2-O2	-7.65	116.84	122.20
37	7	88	G	O5'-P-OP1	7.65	119.88	110.70
64	n8	73	LEU	CA-CB-CG	7.65	132.89	115.30
36	1	2215	A	O5'-P-OP1	-7.65	98.82	105.70
36	5	1042	U	OP2-P-O3'	7.65	122.02	105.20
36	1	885	U	C5-C6-N1	-7.64	118.88	122.70
80	6	885	G	N1-C6-O6	7.64	124.49	119.90
80	6	1727	G	N1-C6-O6	7.64	124.49	119.90
36	5	1116	G	N3-C2-N2	-7.64	114.55	119.90
36	1	2622	C	O5'-P-OP2	-7.64	98.82	105.70
36	5	3336	A	O5'-P-OP1	-7.63	98.83	105.70
36	5	1308	A	O5'-P-OP1	-7.63	98.83	105.70
36	5	2602	G	C6-C5-N7	-7.62	125.83	130.40
1	2	577	G	C5-N7-C8	-7.62	100.49	104.30
36	5	577	C	C6-N1-C2	7.62	123.35	120.30
36	5	716	A	N1-C6-N6	7.62	123.17	118.60
36	5	2582	C	C6-N1-C2	7.62	123.35	120.30
37	7	43	U	N3-C4-O4	-7.62	114.07	119.40
36	1	1368	U	O5'-P-OP1	-7.62	98.84	105.70
36	5	1306	G	C5-C6-O6	-7.62	124.03	128.60
38	4	132	G	C4-C5-C6	-7.61	114.23	118.80
36	5	1137	C	N3-C4-N4	7.61	123.33	118.00
36	5	1933	A	C5-C6-N6	-7.61	117.61	123.70
36	1	1902	G	N9-C4-C5	-7.61	102.36	105.40
36	5	2945	G	O5'-P-OP1	7.61	119.83	110.70
36	5	1149	G	O4'-C1'-N9	7.60	114.28	108.20
1	2	1096	C	C5-C6-N1	7.60	124.80	121.00
36	1	1917	C	C5-C4-N4	-7.60	114.88	120.20
36	1	1149	G	O4'-C1'-N9	7.60	114.28	108.20
80	6	47	A	C8-N9-C4	-7.60	102.76	105.80
36	5	509	U	N3-C4-C5	-7.60	110.04	114.60
36	5	2685	C	OP2-P-O3'	7.60	121.92	105.20
36	1	339	C	C6-N1-C2	-7.60	117.26	120.30
36	1	1860	G	C5-C6-N1	-7.60	107.70	111.50
36	5	1442	U	O5'-P-OP2	7.59	119.81	110.70
36	1	1061	A	N1-C6-N6	7.59	123.16	118.60

*Continued on next page...*

*Continued from previous page...*

Mol	Chain	Res	Type	Atoms	Z	Observed(°)	Ideal(°)
36	1	1172	G	N1-C6-O6	7.59	124.45	119.90
36	1	2816	G	C5-C6-O6	-7.59	124.05	128.60
80	6	1672	G	C6-C5-N7	-7.59	125.85	130.40
36	5	1365	G	C8-N9-C4	-7.59	103.36	106.40
36	5	1934	G	C6-C5-N7	-7.59	125.85	130.40
36	1	2946	A	N1-C6-N6	7.59	123.15	118.60
36	1	2123	G	C8-N9-C4	7.58	109.43	106.40
80	6	130	C	P-O3'-C3'	-7.58	110.60	119.70
38	4	53	A	C2-N3-C4	7.58	114.39	110.60
80	6	1641	C	N1-C2-O2	-7.58	114.35	118.90
80	6	1305	U	C5-C6-N1	7.58	126.49	122.70
36	1	2996	U	N1-C2-O2	7.58	128.10	122.80
36	5	1159	A	C8-N9-C4	7.58	108.83	105.80
36	1	1604	G	N3-C4-N9	7.58	130.54	126.00
36	1	2727	A	N1-C6-N6	-7.58	114.06	118.60
80	6	39	A	O4'-C1'-N9	7.58	114.26	108.20
80	6	264	G	N3-C2-N2	-7.58	114.60	119.90
36	5	1222	G	N9-C4-C5	7.58	108.43	105.40
36	5	1308	A	N7-C8-N9	7.57	117.59	113.80
1	2	287	G	O4'-C1'-N9	7.57	114.26	108.20
38	4	56	G	C8-N9-C4	7.57	109.43	106.40
36	5	2719	U	C5-C6-N1	-7.57	118.92	122.70
38	4	132	G	C4-C5-N7	7.57	113.83	110.80
36	1	3055	U	C5-C4-O4	-7.57	121.36	125.90
36	5	2850	G	N3-C4-C5	-7.57	124.82	128.60
36	5	1138	U	C2-N1-C1'	-7.56	108.62	117.70
36	1	1207	G	C5-C6-O6	-7.56	124.06	128.60
36	1	1934	G	N1-C6-O6	7.56	124.44	119.90
36	5	3084	C	OP1-P-OP2	-7.56	108.26	119.60
36	5	3105	U	C5-C4-O4	7.56	130.44	125.90
36	1	849	C	C6-N1-C2	7.56	123.32	120.30
36	1	3214	U	N3-C2-O2	-7.56	116.91	122.20
1	2	453	U	C6-N1-C2	-7.55	116.47	121.00
36	1	3344	A	N7-C8-N9	7.55	117.58	113.80
36	5	661	G	N3-C4-N9	7.55	130.53	126.00
36	1	3382	U	N3-C2-O2	-7.55	116.91	122.20
80	6	33	U	N1-C2-O2	-7.55	117.51	122.80
80	6	1781	A	C8-N9-C4	-7.55	102.78	105.80
36	1	1333	C	N3-C4-C5	-7.55	118.88	121.90
36	1	2715	A	O5'-P-OP1	-7.55	98.91	105.70
80	6	434	G	C4-N9-C1'	-7.55	116.69	126.50
36	5	2144	A	O4'-C1'-N9	7.55	114.24	108.20

*Continued on next page...*

*Continued from previous page...*

Mol	Chain	Res	Type	Atoms	Z	Observed(°)	Ideal(°)
36	1	938	C	C6-N1-C1'	-7.54	111.75	120.80
80	6	1150	G	C4-C5-N7	7.54	113.82	110.80
36	5	636	C	C5-C4-N4	-7.54	114.92	120.20
36	1	2399	A	OP1-P-O3'	7.54	121.79	105.20
36	1	406	G	C4-C5-N7	-7.54	107.78	110.80
36	1	1428	A	N1-C6-N6	7.54	123.12	118.60
36	1	2226	U	C6-N1-C2	-7.54	116.48	121.00
80	6	399	A	C5-C6-N6	7.54	129.73	123.70
36	5	406	G	N1-C6-O6	-7.54	115.38	119.90
36	1	1408	G	C8-N9-C4	7.54	109.42	106.40
38	4	70	G	C8-N9-C4	7.54	109.42	106.40
80	6	32	U	C4-C5-C6	7.54	124.22	119.70
36	5	1743	G	N1-C6-O6	7.54	124.42	119.90
36	1	1121	U	O5'-P-OP2	-7.53	98.92	105.70
36	5	1934	G	C5-C6-N1	-7.53	107.73	111.50
36	1	2988	C	C5-C6-N1	-7.53	117.23	121.00
36	1	2641	U	C6-N1-C2	7.53	125.52	121.00
36	1	2988	C	N3-C4-C5	7.53	124.91	121.90
36	5	50	U	O5'-P-OP1	-7.53	98.92	105.70
36	1	368	G	C2-N3-C4	-7.53	108.14	111.90
38	4	136	G	C8-N9-C4	7.53	109.41	106.40
80	6	558	U	N1-C2-O2	7.53	128.07	122.80
36	5	657	A	N1-C6-N6	7.53	123.11	118.60
36	5	2393	G	N9-C4-C5	-7.53	102.39	105.40
36	1	2688	U	N1-C2-N3	-7.52	110.39	114.90
36	1	1313	G	C6-C5-N7	-7.52	125.89	130.40
36	5	2118	C	C2-N1-C1'	7.52	127.07	118.80
36	5	2983	C	OP1-P-O3'	7.52	121.75	105.20
36	5	3370	A	N1-C6-N6	7.52	123.11	118.60
1	2	737	A	O4'-C1'-N9	7.52	114.22	108.20
36	1	1442	U	C5-C4-O4	-7.52	121.39	125.90
36	5	802	C	N3-C4-C5	-7.52	118.89	121.90
36	5	1180	A	N1-C6-N6	-7.52	114.09	118.60
36	1	2617	U	N1-C2-N3	7.52	119.41	114.90
36	5	914	A	N1-C6-N6	7.52	123.11	118.60
36	1	1496	C	C6-N1-C2	7.51	123.31	120.30
36	1	3382	U	N1-C2-O2	7.51	128.06	122.80
80	6	122	U	C5-C4-O4	-7.51	121.39	125.90
36	5	636	C	N3-C2-O2	7.51	127.16	121.90
36	5	1017	C	C2-N1-C1'	7.51	127.07	118.80
36	5	1137	C	C2-N1-C1'	7.51	127.06	118.80
36	5	2603	G	N3-C2-N2	-7.51	114.64	119.90

*Continued on next page...*

*Continued from previous page...*

Mol	Chain	Res	Type	Atoms	Z	Observed(°)	Ideal(°)
36	1	640	U	N3-C2-O2	7.51	127.46	122.20
36	1	2305	G	C4-C5-N7	7.51	113.81	110.80
36	1	2623	G	C6-C5-N7	-7.51	125.89	130.40
36	1	2813	A	C2-N3-C4	7.51	114.36	110.60
38	8	109	A	O5'-P-OP2	-7.51	98.94	105.70
36	5	1932	A	O5'-P-OP1	-7.51	98.94	105.70
36	1	1440	G	O5'-P-OP2	-7.51	98.94	105.70
36	1	3107	U	O5'-P-OP2	-7.51	98.94	105.70
36	5	939	U	N3-C4-O4	7.50	124.65	119.40
36	1	2700	G	C6-C5-N7	-7.50	125.90	130.40
80	6	1361	U	C2-N1-C1'	7.50	126.69	117.70
1	2	1189	A	C8-N9-C4	7.49	108.80	105.80
80	6	418	G	C6-C5-N7	-7.49	125.90	130.40
36	1	2361	A	O5'-P-OP1	-7.49	98.96	105.70
36	1	942	U	N3-C4-O4	7.49	124.64	119.40
36	1	1547	G	N1-C6-O6	-7.49	115.41	119.90
36	5	2359	C	C6-N1-C2	7.49	123.29	120.30
36	5	504	A	C5-C6-N6	-7.48	117.71	123.70
36	1	880	G	C4-N9-C1'	-7.48	116.77	126.50
36	1	1516	C	C6-N1-C2	-7.48	117.31	120.30
36	5	504	A	C4-C5-N7	7.48	114.44	110.70
36	1	2852	C	C6-N1-C1'	-7.48	111.83	120.80
36	1	2982	A	N9-C4-C5	7.48	108.79	105.80
36	1	678	G	C5-C6-O6	-7.48	124.11	128.60
80	6	381	C	O5'-P-OP1	-7.48	98.97	105.70
80	6	1767	G	C8-N9-C4	7.48	109.39	106.40
36	1	641	C	N3-C4-C5	7.47	124.89	121.90
80	6	1296	A	N1-C6-N6	7.47	123.08	118.60
36	5	1587	A	C8-N9-C4	7.47	108.79	105.80
36	5	2533	G	C8-N9-C1'	7.47	136.71	127.00
36	1	1451	C	N3-C2-O2	7.47	127.13	121.90
36	5	2283	G	N1-C6-O6	7.47	124.38	119.90
36	1	58	G	N9-C4-C5	-7.47	102.41	105.40
36	1	880	G	C8-N9-C1'	7.47	136.71	127.00
36	5	2147	A	C5-C6-N6	-7.46	117.73	123.70
80	6	33	U	C5-C6-N1	7.46	126.43	122.70
36	5	1239	C	C6-N1-C2	-7.46	117.31	120.30
36	5	1734	G	C8-N9-C1'	7.46	136.70	127.00
36	5	2152	A	C8-N9-C4	7.46	108.78	105.80
36	5	2205	U	O4'-C1'-N1	7.46	114.17	108.20
37	7	17	A	C8-N9-C4	7.46	108.78	105.80
36	5	407	A	O5'-P-OP1	-7.45	98.99	105.70

*Continued on next page...*

*Continued from previous page...*

Mol	Chain	Res	Type	Atoms	Z	Observed(°)	Ideal(°)
36	1	1603	A	O5'-P-OP2	-7.45	98.99	105.70
36	5	647	A	C8-N9-C4	-7.45	102.82	105.80
36	5	937	G	C8-N9-C4	7.45	109.38	106.40
36	5	2372	A	C4-C5-C6	7.45	120.72	117.00
80	6	938	G	N1-C6-O6	7.45	124.37	119.90
36	1	1131	G	C6-C5-N7	-7.44	125.93	130.40
36	1	1582	C	C6-N1-C2	-7.44	117.32	120.30
36	1	2306	C	C6-N1-C1'	-7.44	111.87	120.80
80	6	1035	G	C8-N9-C4	7.44	109.38	106.40
36	5	2330	C	C6-N1-C2	7.44	123.28	120.30
1	2	1745	G	N3-C4-N9	7.44	130.46	126.00
36	5	2385	G	N1-C6-O6	7.44	124.36	119.90
36	5	964	G	N7-C8-N9	7.43	116.82	113.10
36	1	611	A	O5'-P-OP2	-7.43	99.01	105.70
80	6	308	C	C6-N1-C1'	7.43	129.72	120.80
36	5	694	C	N3-C2-O2	-7.43	116.70	121.90
36	5	2930	A	C5-C6-N6	-7.43	117.76	123.70
36	5	3180	A	C8-N9-C4	7.43	108.77	105.80
80	6	622	A	O5'-P-OP1	-7.43	99.02	105.70
80	6	1649	G	N1-C6-O6	-7.43	115.44	119.90
1	2	1726	G	N3-C4-N9	-7.42	121.55	126.00
80	6	453	U	C2-N1-C1'	7.42	126.61	117.70
36	5	1650	G	N1-C6-O6	7.42	124.36	119.90
36	5	2964	G	O5'-P-OP2	-7.42	99.02	105.70
80	6	1572	G	C6-C5-N7	-7.42	125.95	130.40
1	2	1082	C	N1-C2-O2	7.42	123.35	118.90
36	5	1389	G	N1-C6-O6	7.42	124.35	119.90
80	6	474	A	C8-N9-C4	7.42	108.77	105.80
36	5	2541	U	C2-N1-C1'	7.42	126.60	117.70
80	6	1048	G	N1-C6-O6	7.42	124.35	119.90
36	5	1373	A	N3-C4-N9	7.42	133.33	127.40
80	6	542	A	O4'-C1'-N9	7.41	114.13	108.20
36	5	622	A	C8-N9-C4	7.41	108.77	105.80
36	5	824	C	N3-C4-C5	-7.41	118.94	121.90
36	5	2197	C	C5-C4-N4	-7.41	115.01	120.20
36	5	3128	G	N9-C4-C5	-7.41	102.44	105.40
36	5	2345	A	N9-C4-C5	-7.41	102.84	105.80
1	2	1761	U	C5-C4-O4	7.41	130.34	125.90
36	5	1481	A	P-O3'-C3'	7.41	128.59	119.70
36	5	1172	G	N1-C6-O6	-7.41	115.46	119.90
36	1	638	C	N1-C2-O2	7.40	123.34	118.90
36	5	363	G	C6-C5-N7	-7.40	125.96	130.40

*Continued on next page...*

*Continued from previous page...*

Mol	Chain	Res	Type	Atoms	Z	Observed(°)	Ideal(°)
36	5	2307	G	N3-C2-N2	7.40	125.08	119.90
36	5	2895	G	O5'-P-OP2	-7.40	99.04	105.70
36	1	1299	U	O5'-P-OP2	-7.40	99.04	105.70
38	4	132	G	C8-N9-C1'	7.40	136.62	127.00
37	7	63	A	C8-N9-C4	7.40	108.76	105.80
36	1	2401	A	C4-N9-C1'	-7.40	112.98	126.30
36	5	943	U	N1-C2-O2	-7.39	117.62	122.80
36	1	1877	U	C6-N1-C2	7.39	125.44	121.00
36	5	3309	G	C4-N9-C1'	7.39	136.11	126.50
36	1	3238	G	N1-C6-O6	7.39	124.33	119.90
36	1	2396	G	C8-N9-C4	-7.39	103.44	106.40
36	1	2624	G	C4-C5-N7	7.39	113.76	110.80
1	2	326	G	N3-C4-C5	-7.39	124.91	128.60
36	5	801	A	O4'-C1'-N9	-7.39	102.29	108.20
36	5	2719	U	C6-N1-C2	7.39	125.43	121.00
36	5	1149	G	C2-N3-C4	7.38	115.59	111.90
36	5	2606	G	C8-N9-C4	-7.38	103.45	106.40
80	6	1153	G	N1-C6-O6	-7.38	115.47	119.90
36	5	635	G	N1-C6-O6	7.38	124.33	119.90
36	1	3388	C	C6-N1-C2	7.38	123.25	120.30
36	5	363	G	C4-C5-N7	7.38	113.75	110.80
36	1	2418	G	C2-N3-C4	7.37	115.59	111.90
36	5	2619	G	N1-C6-O6	7.37	124.32	119.90
36	1	2918	G	C8-N9-C4	-7.37	103.45	106.40
36	5	2837	A	O5'-P-OP1	-7.37	99.07	105.70
36	5	2971	A	C2-N3-C4	7.37	114.28	110.60
79	q3	29	LEU	CA-CB-CG	-7.37	98.36	115.30
36	1	2941	A	O5'-P-OP2	-7.37	99.07	105.70
36	5	2730	G	N3-C4-N9	-7.36	121.58	126.00
36	5	2693	C	N3-C4-C5	7.36	124.84	121.90
80	6	761	G	C8-N9-C1'	7.36	136.57	127.00
36	5	97	U	C5-C4-O4	-7.36	121.48	125.90
36	1	346	C	O5'-P-OP2	-7.36	99.08	105.70
36	1	421	G	N3-C2-N2	7.36	125.05	119.90
36	5	546	C	N3-C2-O2	-7.36	116.75	121.90
36	5	3312	U	C6-N1-C2	7.36	125.41	121.00
36	1	1918	C	C6-N1-C2	-7.36	117.36	120.30
36	1	2624	G	C6-C5-N7	-7.36	125.99	130.40
36	5	1129	A	O5'-P-OP2	-7.35	99.08	105.70
36	5	1137	C	C5-C4-N4	-7.35	115.05	120.20
36	5	1380	G	C8-N9-C4	7.35	109.34	106.40
36	5	1515	A	O5'-P-OP2	-7.35	99.08	105.70

*Continued on next page...*

*Continued from previous page...*

Mol	Chain	Res	Type	Atoms	Z	Observed(°)	Ideal(°)
80	6	450	U	C6-N1-C2	7.35	125.41	121.00
36	1	2711	C	C6-N1-C2	-7.34	117.36	120.30
36	1	2982	A	C4-C5-N7	-7.34	107.03	110.70
36	5	2617	U	N1-C2-O2	-7.34	117.66	122.80
37	7	100	C	C6-N1-C2	7.34	123.24	120.30
36	1	885	U	N3-C4-O4	-7.34	114.26	119.40
36	1	3227	A	N1-C6-N6	-7.34	114.20	118.60
36	5	1131	G	C8-N9-C4	7.34	109.33	106.40
36	5	2606	G	N1-C6-O6	-7.34	115.50	119.90
1	2	333	A	C8-N9-C4	-7.34	102.86	105.80
1	2	614	C	N3-C4-C5	-7.34	118.97	121.90
36	1	678	G	N1-C6-O6	7.34	124.30	119.90
80	6	1657	U	O5'-P-OP2	-7.34	99.10	105.70
36	1	388	G	N3-C2-N2	-7.33	114.77	119.90
36	1	3180	A	O5'-P-OP2	-7.33	99.10	105.70
36	1	170	G	O5'-P-OP1	-7.33	99.10	105.70
36	1	3276	G	O4'-C1'-N9	-7.33	102.33	108.20
36	5	846	A	C8-N9-C4	7.33	108.73	105.80
36	1	31	C	C6-N1-C2	-7.33	117.37	120.30
36	1	2329	C	O5'-P-OP2	-7.33	99.10	105.70
36	1	3344	A	O4'-C1'-N9	7.33	114.06	108.20
80	6	543	C	N3-C2-O2	-7.33	116.77	121.90
36	1	2631	U	C2-N3-C4	-7.33	122.60	127.00
1	2	53	G	O5'-P-OP2	-7.33	99.10	105.70
36	1	2363	A	O5'-P-OP2	7.33	119.50	110.70
36	5	2744	U	O5'-P-OP2	-7.33	99.11	105.70
36	5	3106	A	N1-C6-N6	7.33	123.00	118.60
36	1	1436	U	C6-N1-C2	-7.33	116.60	121.00
36	1	1007	U	C6-N1-C2	7.32	125.39	121.00
36	1	2727	A	C4-C5-N7	-7.32	107.04	110.70
36	1	2793	G	O5'-P-OP2	7.32	119.48	110.70
36	1	3214	U	C6-N1-C2	-7.31	116.61	121.00
36	1	1131	G	N3-C4-N9	7.31	130.39	126.00
36	5	3036	G	C5-C6-O6	-7.31	124.21	128.60
1	2	830	U	N3-C2-O2	-7.31	117.08	122.20
36	5	1929	G	C4-C5-N7	7.31	113.72	110.80
36	1	938	C	C5-C4-N4	-7.31	115.08	120.20
36	1	2847	A	C5-C6-N6	-7.31	117.85	123.70
1	2	1462	G	C4-C5-N7	7.30	113.72	110.80
36	1	2808	A	N1-C6-N6	7.30	122.98	118.60
36	5	1592	G	N7-C8-N9	7.30	116.75	113.10
36	1	1508	C	C6-N1-C2	-7.30	117.38	120.30

*Continued on next page...*

*Continued from previous page...*

Mol	Chain	Res	Type	Atoms	Z	Observed(°)	Ideal(°)
36	1	3092	C	C6-N1-C2	7.30	123.22	120.30
36	1	2860	U	C5-C6-N1	7.30	126.35	122.70
36	5	874	U	N3-C4-O4	-7.30	114.29	119.40
36	1	501	A	N9-C4-C5	-7.29	102.88	105.80
36	5	2692	A	O5'-P-OP1	-7.29	99.14	105.70
36	5	952	A	N1-C6-N6	7.29	122.97	118.60
36	5	1001	G	O5'-P-OP1	-7.29	99.14	105.70
36	1	3318	G	C8-N9-C4	-7.29	103.48	106.40
36	5	128	G	C5-C6-N1	-7.29	107.86	111.50
36	5	2371	G	O5'-P-OP2	-7.29	99.14	105.70
1	2	359	A	N1-C6-N6	-7.28	114.23	118.60
36	1	2811	A	N9-C4-C5	7.28	108.71	105.80
80	6	1385	G	C5-N7-C8	-7.28	100.66	104.30
36	5	995	U	O5'-P-OP1	-7.28	99.15	105.70
36	1	640	U	N1-C2-O2	-7.28	117.70	122.80
37	3	41	G	N1-C6-O6	7.28	124.27	119.90
1	2	453	U	N1-C2-O2	7.27	127.89	122.80
36	5	1450	G	C5-C6-O6	-7.27	124.24	128.60
36	5	2283	G	C8-N9-C4	7.27	109.31	106.40
36	5	2959	C	N3-C4-C5	-7.27	118.99	121.90
54	M8	71	LEU	CA-CB-CG	-7.27	98.57	115.30
80	6	434	G	C4-C5-N7	7.27	113.71	110.80
36	5	41	G	O5'-P-OP2	-7.27	99.16	105.70
36	5	74	G	O5'-P-OP1	-7.27	99.16	105.70
80	6	1674	C	C6-N1-C2	7.27	123.21	120.30
36	1	2988	C	C2-N1-C1'	-7.27	110.81	118.80
80	6	1294	G	C4-N9-C1'	-7.26	117.06	126.50
36	1	3214	U	C2-N1-C1'	7.26	126.42	117.70
36	1	3125	U	O5'-P-OP2	-7.26	99.17	105.70
80	6	36	C	O5'-P-OP2	-7.25	99.17	105.70
1	2	1280	C	N3-C4-C5	-7.25	119.00	121.90
1	2	1389	C	N1-C2-O2	7.25	123.25	118.90
36	5	3176	G	O5'-P-OP1	-7.25	99.18	105.70
1	2	565	C	C6-N1-C2	7.25	123.20	120.30
80	6	1700	C	C2-N1-C1'	7.25	126.77	118.80
36	1	1459	C	C6-N1-C2	7.25	123.20	120.30
80	6	1727	G	C4-C5-C6	7.25	123.15	118.80
36	1	1344	G	C4-C5-N7	7.24	113.70	110.80
36	5	2372	A	C8-N9-C4	-7.24	102.90	105.80
36	5	2391	G	N9-C4-C5	7.24	108.30	105.40
36	1	689	U	N3-C2-O2	-7.24	117.13	122.20
36	1	978	G	C5-C6-O6	-7.24	124.26	128.60

*Continued on next page...*



*Continued from previous page...*

Mol	Chain	Res	Type	Atoms	Z	Observed(°)	Ideal(°)
36	5	2283	G	C5-C6-O6	-7.24	124.26	128.60
36	5	2640	A	N1-C6-N6	7.24	122.94	118.60
36	1	2153	U	C6-N1-C2	-7.24	116.66	121.00
80	6	1649	G	C4-C5-C6	-7.24	114.46	118.80
36	5	2261	G	O5'-P-OP2	-7.24	99.19	105.70
36	1	2811	A	C8-N9-C4	-7.23	102.91	105.80
1	2	1122	G	N1-C6-O6	-7.23	115.56	119.90
36	5	3380	U	N3-C4-C5	-7.23	110.26	114.60
36	5	2816	G	N1-C6-O6	7.23	124.24	119.90
1	2	1116	A	N1-C6-N6	7.22	122.93	118.60
80	6	1596	C	C6-N1-C2	-7.22	117.41	120.30
80	6	214	G	C4-C5-N7	7.22	113.69	110.80
36	5	1454	A	O5'-P-OP1	-7.22	99.20	105.70
36	5	1940	G	N9-C4-C5	-7.22	102.51	105.40
36	1	3019	U	N3-C4-O4	7.22	124.45	119.40
36	5	336	A	C5-C6-N6	-7.22	117.92	123.70
36	1	789	A	O5'-P-OP2	-7.22	99.20	105.70
36	5	66	A	N1-C6-N6	7.22	122.93	118.60
36	5	2300	G	N1-C6-O6	7.22	124.23	119.90
36	5	2978	U	O4'-C1'-N1	7.22	113.97	108.20
80	6	110	U	C5-C6-N1	7.22	126.31	122.70
36	5	622	A	N9-C4-C5	-7.22	102.91	105.80
36	5	2150	G	C6-C5-N7	-7.22	126.07	130.40
36	5	933	A	N3-C4-C5	7.21	131.85	126.80
36	5	933	A	C8-N9-C4	7.21	108.69	105.80
36	1	3046	A	O5'-P-OP1	-7.21	99.21	105.70
80	6	101	U	OP1-P-O3'	7.21	121.07	105.20
80	6	1106	U	OP1-P-O3'	7.21	121.06	105.20
80	6	1646	C	C2-N1-C1'	7.21	126.73	118.80
36	1	885	U	N3-C4-C5	7.21	118.93	114.60
36	1	2355	G	C8-N9-C1'	-7.21	117.63	127.00
36	5	2377	G	C8-N9-C4	7.21	109.28	106.40
36	5	2626	A	OP2-P-O3'	-7.21	89.34	105.20
80	6	639	U	N3-C2-O2	-7.21	117.16	122.20
36	5	2800	G	N3-C4-N9	-7.21	121.68	126.00
36	5	2821	C	C2-N1-C1'	7.21	126.73	118.80
36	5	1879	A	C6-C5-N7	-7.20	127.26	132.30
50	m4	135	LEU	CA-CB-CG	7.20	131.87	115.30
1	2	1258	U	N3-C2-O2	-7.20	117.16	122.20
36	5	963	G	N1-C6-O6	-7.20	115.58	119.90
36	5	2143	A	O5'-P-OP1	-7.20	99.22	105.70
36	5	1408	G	N3-C4-C5	7.20	132.20	128.60

*Continued on next page...*

*Continued from previous page...*

Mol	Chain	Res	Type	Atoms	Z	Observed(°)	Ideal(°)
36	1	1695	U	C6-N1-C2	7.20	125.32	121.00
36	5	86	G	N3-C4-C5	-7.20	125.00	128.60
36	1	932	U	N1-C2-O2	-7.20	117.76	122.80
36	1	3306	U	N3-C2-O2	-7.19	117.16	122.20
36	1	2808	A	N9-C4-C5	-7.19	102.92	105.80
38	4	103	G	N3-C4-N9	7.19	130.31	126.00
36	5	1734	G	N7-C8-N9	7.19	116.70	113.10
36	1	704	U	O5'-P-OP1	-7.19	99.23	105.70
36	1	973	A	C2-N3-C4	-7.19	107.01	110.60
1	2	334	G	N3-C4-C5	7.18	132.19	128.60
36	1	1351	U	N3-C2-O2	-7.18	117.17	122.20
36	1	2821	C	N3-C4-N4	7.18	123.03	118.00
38	4	78	G	N3-C4-C5	7.18	132.19	128.60
1	2	1114	G	N3-C4-C5	7.18	132.19	128.60
36	1	432	G	N9-C4-C5	-7.18	102.53	105.40
36	1	640	U	N3-C4-O4	7.17	124.42	119.40
36	1	1417	G	C8-N9-C4	7.17	109.27	106.40
1	2	1339	C	OP2-P-O3'	7.17	120.97	105.20
36	1	2401	A	C4-C5-C6	-7.17	113.42	117.00
36	5	2406	C	N3-C2-O2	7.17	126.92	121.90
36	1	500	C	C6-N1-C2	-7.17	117.43	120.30
36	1	1389	G	N9-C4-C5	-7.17	102.53	105.40
36	1	3083	G	N3-C4-C5	-7.17	125.02	128.60
80	6	871	G	C8-N9-C4	-7.17	103.53	106.40
36	5	1432	C	N3-C2-O2	-7.17	116.89	121.90
36	1	636	C	N3-C2-O2	7.16	126.91	121.90
80	6	121	U	C5-C4-O4	7.16	130.20	125.90
36	5	970	A	N1-C6-N6	7.16	122.90	118.60
36	1	197	G	O5'-P-OP2	7.16	119.30	110.70
36	5	274	G	C4-C5-C6	7.16	123.10	118.80
36	5	1486	G	C4-C5-C6	7.16	123.10	118.80
36	5	1913	A	N1-C6-N6	7.16	122.90	118.60
36	5	2305	G	N1-C6-O6	-7.16	115.60	119.90
36	5	2198	A	C4-C5-N7	7.16	114.28	110.70
36	1	402	A	N9-C4-C5	7.16	108.66	105.80
80	6	378	A	N1-C2-N3	-7.16	125.72	129.30
36	5	2791	G	N1-C6-O6	7.16	124.19	119.90
36	5	3065	G	C8-N9-C4	-7.16	103.54	106.40
38	4	88	A	C8-N9-C4	7.15	108.66	105.80
36	5	1078	U	C2-N3-C4	7.15	131.29	127.00
36	1	669	U	C5-C6-N1	-7.15	119.12	122.70
80	6	761	G	C4-C5-N7	7.15	113.66	110.80

*Continued on next page...*

*Continued from previous page...*

Mol	Chain	Res	Type	Atoms	Z	Observed(°)	Ideal(°)
1	2	934	C	C2-N1-C1'	7.15	126.66	118.80
36	1	359	U	C6-N1-C2	-7.15	116.71	121.00
80	6	687	G	N3-C2-N2	-7.15	114.90	119.90
36	1	3134	A	N1-C6-N6	7.15	122.89	118.60
1	2	838	G	N1-C6-O6	7.14	124.19	119.90
80	6	1280	C	C6-N1-C2	-7.14	117.44	120.30
36	5	1512	U	N3-C2-O2	-7.14	117.20	122.20
36	5	3077	A	C8-N9-C4	-7.14	102.94	105.80
36	1	1521	G	O5'-P-OP1	-7.14	99.27	105.70
80	6	975	C	C6-N1-C2	7.14	123.16	120.30
36	5	1138	U	N3-C4-O4	-7.14	114.40	119.40
36	5	1434	G	C8-N9-C4	7.14	109.26	106.40
36	5	2937	G	N1-C6-O6	7.14	124.19	119.90
36	1	963	G	C6-C5-N7	-7.14	126.12	130.40
80	6	337	G	C8-N9-C1'	-7.14	117.72	127.00
36	5	1063	G	O5'-P-OP1	-7.14	99.28	105.70
36	5	3228	C	N1-C2-O2	7.14	123.18	118.90
36	1	660	A	O5'-P-OP2	-7.14	99.28	105.70
36	5	2791	G	C8-N9-C4	7.14	109.25	106.40
36	5	2964	G	C4-C5-N7	-7.14	107.95	110.80
36	5	3019	U	N1-C2-O2	7.14	127.80	122.80
36	1	1365	G	N7-C8-N9	7.13	116.67	113.10
36	1	2605	G	C2-N3-C4	-7.13	108.33	111.90
36	5	802	C	C6-N1-C2	-7.13	117.45	120.30
36	1	388	G	N1-C6-O6	7.13	124.18	119.90
36	1	347	G	C4-N9-C1'	7.13	135.77	126.50
36	1	1833	G	N1-C6-O6	7.13	124.18	119.90
80	6	794	U	OP2-P-O3'	7.13	120.88	105.20
1	2	868	G	C5-C6-N1	-7.12	107.94	111.50
36	5	2166	A	C2-N3-C4	-7.12	107.04	110.60
36	1	2639	G	C5-C6-O6	-7.12	124.33	128.60
80	6	403	G	N7-C8-N9	7.12	116.66	113.10
36	5	2787	G	N3-C4-C5	-7.12	125.04	128.60
36	5	1389	G	C8-N9-C4	7.12	109.25	106.40
36	1	574	U	C6-N1-C2	7.12	125.27	121.00
36	1	2283	G	C5-C6-O6	-7.12	124.33	128.60
36	5	2740	A	N1-C6-N6	7.12	122.87	118.60
24	D2	93	LEU	CA-CB-CG	7.11	131.66	115.30
80	6	1639	C	O5'-P-OP1	7.11	119.24	110.70
1	2	577	G	C5-C6-O6	-7.11	124.33	128.60
36	1	1351	U	C2-N1-C1'	7.11	126.23	117.70
36	5	1196	C	N1-C2-N3	-7.11	114.22	119.20

*Continued on next page...*

*Continued from previous page...*

Mol	Chain	Res	Type	Atoms	Z	Observed(°)	Ideal(°)
36	5	1519	G	N1-C6-O6	7.11	124.17	119.90
1	2	1764	C	C6-N1-C2	7.11	123.14	120.30
36	1	650	C	N3-C4-N4	7.11	122.98	118.00
36	1	960	U	C5-C4-O4	-7.11	121.63	125.90
36	1	1380	G	O5'-P-OP2	-7.10	99.31	105.70
36	1	2368	A	C8-N9-C4	-7.10	102.96	105.80
70	O4	51	LEU	CA-CB-CG	7.10	131.64	115.30
36	5	1607	U	P-O3'-C3'	7.10	128.22	119.70
36	1	62	A	O5'-P-OP2	-7.10	99.31	105.70
36	1	2334	U	O5'-P-OP2	-7.10	99.31	105.70
80	6	62	A	O5'-P-OP1	7.09	119.21	110.70
36	1	2809	C	N1-C2-O2	7.09	123.15	118.90
36	1	2882	U	N3-C2-O2	-7.09	117.24	122.20
80	6	122	U	N3-C2-O2	7.09	127.16	122.20
36	1	2979	U	N3-C4-C5	-7.09	110.35	114.60
36	1	3101	G	C8-N9-C4	7.09	109.23	106.40
36	1	3344	A	C8-N9-C4	-7.09	102.97	105.80
80	6	151	G	N9-C4-C5	7.09	108.23	105.40
80	6	403	G	C4-C5-C6	7.09	123.05	118.80
36	5	2682	C	C6-N1-C2	-7.09	117.47	120.30
36	5	1130	A	O5'-P-OP2	-7.09	99.32	105.70
36	5	3302	U	C6-N1-C2	7.09	125.25	121.00
36	1	2403	G	C4-C5-C6	7.08	123.05	118.80
36	1	544	C	C6-N1-C2	-7.08	117.47	120.30
36	5	1524	A	O5'-P-OP1	-7.08	99.33	105.70
36	5	3302	U	N3-C2-O2	7.08	127.16	122.20
36	5	3294	A	N1-C6-N6	-7.08	114.35	118.60
36	1	1499	C	C5-C6-N1	7.08	124.54	121.00
36	1	185	C	C6-N1-C2	7.08	123.13	120.30
36	5	426	G	N1-C6-O6	7.08	124.14	119.90
36	5	2726	C	C5-C4-N4	7.08	125.15	120.20
36	5	3393	U	O5'-P-OP2	-7.08	99.33	105.70
36	1	1604	G	C8-N9-C1'	-7.07	117.81	127.00
36	1	1897	G	N1-C6-O6	7.07	124.14	119.90
36	1	339	C	C6-N1-C1'	7.07	129.28	120.80
36	1	3096	C	O5'-P-OP1	-7.07	99.34	105.70
80	6	1672	G	N3-C4-C5	-7.07	125.07	128.60
36	1	1408	G	N3-C4-N9	7.07	130.24	126.00
36	1	410	U	N3-C4-C5	-7.06	110.36	114.60
80	6	1730	A	C6-C5-N7	-7.06	127.36	132.30
36	5	2399	A	C8-N9-C4	7.06	108.62	105.80
36	5	862	U	OP1-P-O3'	7.06	120.73	105.20

*Continued on next page...*

*Continued from previous page...*

Mol	Chain	Res	Type	Atoms	Z	Observed(°)	Ideal(°)
36	5	636	C	N3-C4-N4	7.06	122.94	118.00
1	2	354	C	OP2-P-O3'	7.06	120.73	105.20
80	6	901	G	N1-C6-O6	7.06	124.14	119.90
80	6	1745	G	N9-C4-C5	-7.06	102.58	105.40
80	6	1672	G	C8-N9-C1'	-7.06	117.83	127.00
36	5	855	U	C6-N1-C2	7.06	125.23	121.00
36	1	3046	A	C8-N9-C4	-7.05	102.98	105.80
36	1	3318	G	C4-N9-C1'	7.05	135.67	126.50
80	6	1096	C	N3-C4-C5	-7.05	119.08	121.90
36	1	3083	G	N3-C4-N9	7.05	130.23	126.00
36	5	662	U	C6-N1-C2	-7.05	116.77	121.00
36	1	2954	U	N3-C2-O2	-7.05	117.26	122.20
36	1	641	C	C2-N1-C1'	-7.05	111.05	118.80
36	5	509	U	C6-N1-C2	-7.05	116.77	121.00
36	5	1049	C	C6-N1-C2	-7.05	117.48	120.30
36	1	364	G	O5'-P-OP2	7.05	119.16	110.70
36	1	2752	U	O4'-C1'-N1	-7.05	102.56	108.20
36	1	1346	G	O5'-P-OP2	-7.05	99.36	105.70
36	1	2762	A	N1-C6-N6	-7.04	114.37	118.60
36	5	1417	G	C4-C5-N7	-7.04	107.98	110.80
36	5	2336	U	OP1-P-OP2	-7.04	109.03	119.60
37	7	92	A	N1-C6-N6	7.04	122.83	118.60
36	1	2903	A	C2-N3-C4	-7.04	107.08	110.60
80	6	613	G	C2-N3-C4	7.04	115.42	111.90
36	5	41	G	N1-C6-O6	7.04	124.13	119.90
37	7	51	A	C8-N9-C4	-7.04	102.98	105.80
36	5	2300	G	N9-C4-C5	-7.04	102.58	105.40
37	7	75	G	OP2-P-O3'	7.04	120.69	105.20
36	1	2870	C	N3-C4-C5	7.04	124.72	121.90
36	1	2788	C	C6-N1-C2	-7.04	117.48	120.30
36	5	2619	G	N3-C4-N9	7.04	130.22	126.00
1	2	1198	G	O5'-P-OP1	-7.04	99.37	105.70
36	1	651	G	OP2-P-O3'	7.04	120.68	105.20
36	5	904	A	C5-C6-N1	7.04	121.22	117.70
36	1	2347	U	O5'-P-OP2	-7.03	99.37	105.70
36	5	2965	U	N3-C2-O2	7.03	127.12	122.20
36	5	3036	G	C4-C5-C6	7.03	123.02	118.80
80	6	1153	G	N3-C4-N9	-7.03	121.78	126.00
36	5	2166	A	C8-N9-C4	7.03	108.61	105.80
80	6	245	U	O5'-P-OP2	-7.03	99.37	105.70
36	1	80	G	N1-C6-O6	7.03	124.12	119.90
36	5	437	G	N7-C8-N9	7.03	116.61	113.10

*Continued on next page...*

*Continued from previous page...*

Mol	Chain	Res	Type	Atoms	Z	Observed(°)	Ideal(°)
36	1	2603	G	N9-C4-C5	-7.03	102.59	105.40
36	5	410	U	N1-C2-O2	-7.03	117.88	122.80
36	5	2769	A	C8-N9-C4	7.03	108.61	105.80
36	1	2751	G	N1-C6-O6	7.02	124.11	119.90
80	6	418	G	C4-C5-N7	7.02	113.61	110.80
80	6	794	U	N1-C1'-C2'	7.02	123.13	114.00
36	5	215	G	C8-N9-C4	-7.02	103.59	106.40
36	5	327	A	N1-C6-N6	-7.02	114.39	118.60
80	6	1773	C	O5'-P-OP2	-7.02	99.38	105.70
36	5	2261	G	N7-C8-N9	7.02	116.61	113.10
36	5	3136	G	O5'-P-OP2	7.02	119.12	110.70
80	6	1672	G	N3-C2-N2	-7.02	114.99	119.90
36	5	646	A	C2-N3-C4	-7.02	107.09	110.60
80	6	689	G	N1-C6-O6	7.01	124.11	119.90
36	5	170	G	C4-N9-C1'	7.01	135.62	126.50
37	7	88	G	O5'-P-OP2	-7.01	99.39	105.70
36	5	2602	G	C5-C6-O6	-7.01	124.39	128.60
36	1	942	U	OP1-P-OP2	-7.01	109.08	119.60
36	5	811	U	C6-N1-C2	7.01	125.21	121.00
36	1	2329	C	N3-C4-C5	7.01	124.70	121.90
36	5	1867	A	N1-C6-N6	7.01	122.81	118.60
36	5	2148	U	C2-N1-C1'	-7.01	109.29	117.70
36	1	1402	C	N3-C4-C5	7.01	124.70	121.90
36	1	54	C	N3-C4-C5	7.01	124.70	121.90
4	s2	113	LEU	CA-CB-CG	7.01	131.42	115.30
80	6	1070	C	C6-N1-C2	7.00	123.10	120.30
36	5	3207	U	N1-C2-O2	-7.00	117.90	122.80
1	2	1738	U	C6-N1-C2	-7.00	116.80	121.00
36	5	914	A	C5-C6-N6	-7.00	118.10	123.70
36	5	2607	G	C4-C5-N7	7.00	113.60	110.80
36	5	2899	C	C5-C4-N4	7.00	125.10	120.20
36	5	2950	G	OP1-P-O3'	7.00	120.61	105.20
37	7	93	C	O5'-P-OP1	7.00	119.11	110.70
36	1	2886	U	C5-C4-O4	-7.00	121.70	125.90
36	1	2979	U	C2-N1-C1'	7.00	126.10	117.70
36	5	708	G	O5'-P-OP1	-7.00	99.40	105.70
36	5	2272	G	O4'-C1'-N9	7.00	113.80	108.20
36	5	3309	G	C8-N9-C1'	-7.00	117.90	127.00
36	1	100	A	N9-C4-C5	7.00	108.60	105.80
80	6	639	U	C2-N1-C1'	7.00	126.10	117.70
36	5	3344	A	N1-C6-N6	-7.00	114.40	118.60
37	7	107	C	N3-C4-C5	7.00	124.70	121.90

*Continued on next page...*

*Continued from previous page...*

Mol	Chain	Res	Type	Atoms	Z	Observed(°)	Ideal(°)
36	1	1725	C	C6-N1-C2	7.00	123.10	120.30
36	1	2245	C	C5-C6-N1	6.99	124.50	121.00
36	5	2552	C	N1-C2-O2	6.99	123.10	118.90
36	1	673	U	N3-C4-O4	-6.99	114.51	119.40
36	5	2198	A	C5-N7-C8	-6.99	100.40	103.90
36	5	2651	G	C8-N9-C4	6.99	109.20	106.40
36	1	421	G	N3-C4-C5	-6.99	125.11	128.60
36	5	2800	G	C8-N9-C4	-6.99	103.60	106.40
1	2	590	C	C5-C6-N1	6.99	124.49	121.00
36	1	1838	G	N9-C4-C5	-6.99	102.61	105.40
36	1	3248	C	O5'-P-OP1	-6.99	99.41	105.70
80	6	904	G	N1-C6-O6	-6.99	115.71	119.90
36	5	1315	U	N3-C4-C5	-6.99	110.41	114.60
38	4	132	G	C4-N9-C1'	-6.99	117.42	126.50
36	5	3382	U	N3-C2-O2	-6.99	117.31	122.20
36	1	1433	A	C8-N9-C4	-6.98	103.01	105.80
36	1	2764	C	C5-C6-N1	6.98	124.49	121.00
36	1	2896	A	N9-C4-C5	-6.98	103.01	105.80
80	6	871	G	N3-C4-C5	6.98	132.09	128.60
36	1	984	G	C6-C5-N7	-6.98	126.21	130.40
37	7	101	G	C6-C5-N7	-6.98	126.21	130.40
36	1	963	G	N1-C6-O6	6.97	124.08	119.90
36	5	2234	G	C8-N9-C4	6.97	109.19	106.40
1	2	334	G	C4-N9-C1'	-6.97	117.44	126.50
36	1	2355	G	C4-N9-C1'	6.97	135.56	126.50
80	6	337	G	C4-N9-C1'	6.97	135.56	126.50
36	1	1373	A	OP2-P-O3'	6.97	120.53	105.20
80	6	1599	C	N1-C2-N3	-6.97	114.32	119.20
36	5	3204	C	C6-N1-C2	6.97	123.09	120.30
36	1	864	G	N3-C4-N9	6.97	130.18	126.00
36	1	1869	C	C6-N1-C2	-6.96	117.51	120.30
36	5	1890	U	O5'-P-OP2	6.96	119.06	110.70
36	1	304	G	C4-C5-N7	-6.96	108.02	110.80
1	2	507	U	N1-C2-O2	6.96	127.67	122.80
38	4	132	G	O5'-P-OP2	-6.96	99.44	105.70
36	5	975	C	C6-N1-C2	-6.96	117.52	120.30
1	2	1654	G	O5'-P-OP2	-6.96	99.44	105.70
36	5	873	C	P-O3'-C3'	6.96	128.05	119.70
36	5	2838	A	O5'-P-OP1	6.96	119.05	110.70
36	5	2979	U	O5'-P-OP2	-6.96	99.44	105.70
38	8	23	U	C2-N1-C1'	6.96	126.05	117.70
36	1	834	U	C5-C6-N1	-6.96	119.22	122.70

*Continued on next page...*

*Continued from previous page...*

Mol	Chain	Res	Type	Atoms	Z	Observed(°)	Ideal(°)
36	1	1051	U	C2-N1-C1'	-6.96	109.35	117.70
36	1	1333	C	C2-N1-C1'	6.96	126.45	118.80
36	1	2942	C	C5-C6-N1	6.96	124.48	121.00
80	6	1302	U	O5'-P-OP1	-6.96	99.44	105.70
36	1	1119	C	C5-C6-N1	-6.95	117.52	121.00
80	6	1150	G	C8-N9-C4	6.95	109.18	106.40
36	5	1897	G	N7-C8-N9	6.95	116.58	113.10
1	2	499	U	C2-N1-C1'	6.95	126.04	117.70
36	1	1151	U	N1-C2-O2	-6.95	117.93	122.80
36	5	1607	U	N1-C1'-C2'	-6.95	104.35	112.00
36	1	2943	G	C6-C5-N7	-6.95	126.23	130.40
36	5	341	G	C5-C6-O6	6.95	132.77	128.60
1	2	318	U	C6-N1-C2	6.95	125.17	121.00
36	1	1407	A	O5'-P-OP1	6.95	119.03	110.70
80	6	304	U	OP2-P-O3'	6.95	120.48	105.20
80	6	1153	G	C5-C6-O6	6.95	132.77	128.60
36	5	1719	G	O5'-P-OP1	-6.95	99.45	105.70
80	6	272	U	P-O3'-C3'	6.94	128.03	119.70
80	6	1131	A	C8-N9-C4	-6.94	103.02	105.80
36	5	599	C	C6-N1-C2	6.94	123.08	120.30
36	1	669	U	C6-N1-C2	6.94	125.16	121.00
36	1	2426	U	C5-C4-O4	6.94	130.06	125.90
36	5	2675	C	C6-N1-C2	-6.94	117.52	120.30
36	1	1186	G	N9-C4-C5	-6.94	102.62	105.40
36	1	1475	A	N1-C6-N6	6.94	122.76	118.60
36	1	2817	A	C5-C6-N6	-6.94	118.15	123.70
36	1	2314	U	C2-N3-C4	6.94	131.16	127.00
36	1	2700	G	C8-N9-C1'	-6.93	117.99	127.00
36	1	1495	U	C5-C4-O4	6.93	130.06	125.90
36	5	1504	A	C8-N9-C4	6.93	108.57	105.80
36	1	2942	C	C6-N1-C2	-6.93	117.53	120.30
80	6	1764	C	C6-N1-C2	6.93	123.07	120.30
36	1	2879	C	C6-N1-C2	-6.93	117.53	120.30
36	1	1126	G	C4-C5-C6	6.93	122.96	118.80
36	5	2293	C	C6-N1-C2	-6.93	117.53	120.30
1	2	1134	C	O5'-P-OP2	-6.93	99.47	105.70
36	5	84	U	O5'-P-OP2	-6.93	99.47	105.70
36	1	2828	G	C6-C5-N7	-6.92	126.25	130.40
36	1	2945	G	O5'-P-OP1	6.92	119.01	110.70
36	1	3212	C	C6-N1-C2	6.92	123.07	120.30
36	1	2906	C	O5'-P-OP1	-6.92	99.47	105.70
36	1	1689	U	C6-N1-C2	-6.92	116.85	121.00

*Continued on next page...*



*Continued from previous page...*

Mol	Chain	Res	Type	Atoms	Z	Observed(°)	Ideal(°)
80	6	939	A	O5'-P-OP2	-6.92	99.47	105.70
36	5	2602	G	C4-C5-C6	6.92	122.95	118.80
38	4	20	U	C2-N1-C1'	-6.92	109.40	117.70
36	5	924	G	N3-C2-N2	-6.92	115.06	119.90
36	5	3128	G	OP2-P-O3'	6.92	120.42	105.20
36	5	2882	U	C5-C6-N1	6.92	126.16	122.70
38	8	42	G	N9-C4-C5	-6.92	102.63	105.40
36	1	3212	C	N3-C4-C5	6.91	124.67	121.90
36	5	2138	A	C8-N9-C4	6.91	108.56	105.80
36	1	1131	G	N1-C6-O6	6.91	124.05	119.90
80	6	1000	C	C6-N1-C2	-6.91	117.53	120.30
1	2	393	C	C6-N1-C2	6.91	123.06	120.30
36	1	2991	A	N1-C6-N6	6.91	122.75	118.60
36	1	2993	G	N1-C6-O6	-6.91	115.75	119.90
80	6	27	U	C6-N1-C2	-6.91	116.86	121.00
37	7	93	C	O5'-P-OP2	-6.91	99.48	105.70
36	1	645	A	N9-C4-C5	6.91	108.56	105.80
80	6	269	G	N9-C4-C5	-6.91	102.64	105.40
36	1	605	U	C6-N1-C2	-6.90	116.86	121.00
36	1	3020	U	N3-C4-C5	-6.90	110.46	114.60
36	1	3306	U	N1-C2-O2	6.90	127.63	122.80
36	1	2997	G	C4-C5-N7	6.90	113.56	110.80
38	4	134	G	O5'-P-OP1	-6.90	99.49	105.70
36	5	645	A	C5-C6-N6	6.90	129.22	123.70
36	5	667	C	OP1-P-O3'	6.90	120.38	105.20
36	1	1556	C	N3-C2-O2	-6.89	117.08	121.90
36	1	2836	C	N3-C4-N4	-6.89	113.17	118.00
36	5	518	G	N9-C4-C5	6.89	108.16	105.40
36	5	1408	G	N3-C4-N9	-6.89	121.86	126.00
36	5	3301	U	C6-N1-C2	6.89	125.14	121.00
36	5	1151	U	N3-C4-C5	-6.89	110.47	114.60
36	1	1007	U	C5-C6-N1	-6.89	119.25	122.70
36	5	2879	C	C5-C6-N1	6.89	124.44	121.00
36	5	2798	C	C2-N1-C1'	-6.89	111.22	118.80
36	5	3012	A	N9-C4-C5	-6.89	103.05	105.80
36	5	3367	C	C6-N1-C2	6.88	123.05	120.30
36	1	1111	U	N3-C4-C5	6.88	118.73	114.60
36	1	291	C	N3-C2-O2	-6.88	117.08	121.90
36	1	609	G	O5'-P-OP2	-6.88	99.51	105.70
36	5	676	G	C8-N9-C4	-6.88	103.65	106.40
36	5	3197	G	N7-C8-N9	-6.88	109.66	113.10
36	1	3368	U	C2-N1-C1'	-6.88	109.45	117.70

*Continued on next page...*

*Continued from previous page...*

Mol	Chain	Res	Type	Atoms	Z	Observed(°)	Ideal(°)
36	5	878	G	N3-C4-N9	6.88	130.13	126.00
36	5	1201	C	N3-C4-N4	6.88	122.81	118.00
36	1	857	G	N1-C6-O6	6.87	124.02	119.90
80	6	1082	C	C5-C6-N1	6.87	124.44	121.00
36	1	2700	G	N1-C6-O6	6.87	124.02	119.90
1	2	321	C	C6-N1-C2	-6.87	117.55	120.30
36	5	2618	G	C5-C6-O6	-6.87	124.48	128.60
1	2	590	C	C2-N1-C1'	6.86	126.35	118.80
80	6	1662	G	C5-C6-O6	-6.86	124.48	128.60
36	5	933	A	C4-C5-C6	-6.86	113.57	117.00
36	1	2352	A	C6-C5-N7	-6.86	127.50	132.30
80	6	442	C	O5'-P-OP2	-6.86	99.53	105.70
37	7	105	C	N1-C2-O2	6.86	123.02	118.90
36	5	865	U	O5'-P-OP2	6.86	118.93	110.70
36	5	939	U	N1-C2-O2	-6.86	118.00	122.80
36	1	1364	C	N3-C4-N4	-6.86	113.20	118.00
36	5	2376	G	C5-C6-O6	-6.86	124.49	128.60
36	5	2656	A	N7-C8-N9	6.86	117.23	113.80
80	6	639	U	C6-N1-C2	-6.85	116.89	121.00
36	5	1429	G	N9-C4-C5	-6.85	102.66	105.40
36	5	3180	A	O5'-P-OP1	-6.85	99.53	105.70
36	1	396	A	O5'-P-OP1	-6.85	99.53	105.70
36	1	1615	C	N3-C2-O2	-6.85	117.10	121.90
36	1	662	U	N1-C2-O2	6.85	127.59	122.80
38	4	16	G	N7-C8-N9	-6.85	109.67	113.10
36	1	2714	G	C8-N9-C1'	6.85	135.90	127.00
36	5	1099	A	C6-C5-N7	-6.85	127.51	132.30
36	1	24	G	C8-N9-C4	6.85	109.14	106.40
36	1	2409	G	C8-N9-C4	-6.85	103.66	106.40
36	1	2401	A	C6-C5-N7	6.84	137.09	132.30
36	5	2145	A	N1-C6-N6	-6.84	114.49	118.60
36	1	1429	G	N3-C4-N9	6.84	130.11	126.00
36	5	1916	U	C6-N1-C2	6.84	125.11	121.00
80	6	37	U	OP1-P-O3'	6.84	120.25	105.20
36	5	1321	G	C6-C5-N7	-6.84	126.30	130.40
36	5	2113	A	O5'-P-OP2	-6.84	99.54	105.70
36	5	2143	A	C8-N9-C4	-6.84	103.06	105.80
36	1	932	U	N3-C2-O2	6.84	126.99	122.20
80	6	813	U	C6-N1-C1'	-6.84	111.62	121.20
36	5	1929	G	N9-C4-C5	-6.84	102.67	105.40
36	5	3047	U	O5'-P-OP1	-6.84	99.55	105.70
1	2	359	A	C4-C5-C6	-6.84	113.58	117.00

*Continued on next page...*

*Continued from previous page...*

Mol	Chain	Res	Type	Atoms	Z	Observed(°)	Ideal(°)
36	1	1124	U	N3-C4-O4	-6.84	114.61	119.40
36	5	97	U	C6-N1-C2	6.84	125.10	121.00
36	5	979	U	C5-C4-O4	-6.84	121.80	125.90
36	5	1429	G	C5-C6-O6	-6.84	124.50	128.60
36	1	1157	G	O5'-P-OP1	6.83	118.90	110.70
80	6	351	C	C2-N1-C1'	6.83	126.32	118.80
36	5	966	U	C2-N1-C1'	6.83	125.90	117.70
36	5	1085	A	C5-N7-C8	-6.83	100.48	103.90
1	2	21	U	O5'-P-OP2	-6.83	99.55	105.70
36	5	41	G	C4-C5-N7	6.83	113.53	110.80
36	5	587	U	C5-C4-O4	-6.83	121.80	125.90
36	5	1158	A	O5'-P-OP2	-6.83	99.55	105.70
36	1	1655	G	C8-N9-C4	6.83	109.13	106.40
80	6	1180	C	C6-N1-C2	-6.83	117.57	120.30
36	5	1365	G	N7-C8-N9	6.83	116.52	113.10
36	1	87	U	C2-N1-C1'	6.83	125.89	117.70
6	s4	38	LEU	CA-CB-CG	6.83	131.00	115.30
36	1	662	U	N3-C2-O2	-6.83	117.42	122.20
36	5	3309	G	N3-C4-N9	6.83	130.09	126.00
1	2	1462	G	C5-C6-O6	-6.82	124.51	128.60
36	1	2644	C	C6-N1-C2	-6.82	117.57	120.30
38	4	69	U	C6-N1-C2	6.82	125.09	121.00
80	6	400	A	N1-C6-N6	6.82	122.69	118.60
36	5	3306	U	N1-C2-N3	-6.82	110.81	114.90
80	6	1427	A	O5'-P-OP2	-6.82	99.56	105.70
1	2	553	G	N1-C6-O6	6.82	123.99	119.90
36	1	698	U	C5-C6-N1	6.82	126.11	122.70
37	3	41	G	N3-C4-N9	6.82	130.09	126.00
80	6	1151	A	N7-C8-N9	6.81	117.21	113.80
36	5	1154	A	C2-N3-C4	6.81	114.01	110.60
36	1	425	G	N9-C4-C5	-6.81	102.68	105.40
36	1	2356	A	N1-C6-N6	6.81	122.69	118.60
36	5	2914	G	C8-N9-C4	-6.81	103.68	106.40
38	8	99	C	C6-N1-C2	6.81	123.02	120.30
1	2	433	C	O5'-P-OP1	-6.81	99.57	105.70
36	1	656	A	C5-C6-N6	-6.81	118.25	123.70
36	5	2690	G	O5'-P-OP2	-6.81	99.57	105.70
36	5	1432	C	C2-N1-C1'	6.80	126.28	118.80
36	1	406	G	C6-C5-N7	6.80	134.48	130.40
36	5	1313	G	N3-C4-C5	-6.80	125.20	128.60
36	5	3008	A	C2-N3-C4	-6.80	107.20	110.60
64	N8	29	PRO	C-N-CA	-6.80	108.02	122.30

*Continued on next page...*

*Continued from previous page...*

Mol	Chain	Res	Type	Atoms	Z	Observed(°)	Ideal(°)
36	5	2620	G	N1-C6-O6	6.80	123.98	119.90
37	7	26	C	C4-C5-C6	6.80	120.80	117.40
36	5	423	A	N1-C6-N6	6.80	122.68	118.60
36	5	655	C	O5'-P-OP2	-6.80	99.58	105.70
36	1	840	C	C6-N1-C2	6.80	123.02	120.30
36	1	2571	U	C2-N1-C1'	6.80	125.86	117.70
36	5	587	U	N1-C2-N3	-6.80	110.82	114.90
36	1	1202	A	N1-C6-N6	6.79	122.68	118.60
36	1	2614	G	C4-C5-N7	-6.79	108.08	110.80
36	1	2624	G	C5-C6-O6	-6.79	124.52	128.60
36	1	2989	U	C5-C4-O4	-6.79	121.82	125.90
73	o7	65	ARG	NE-CZ-NH1	6.79	123.70	120.30
36	1	417	A	N1-C6-N6	6.79	122.67	118.60
36	1	1820	U	P-O3'-C3'	6.79	127.85	119.70
36	1	843	A	N1-C6-N6	6.79	122.67	118.60
80	6	628	G	C6-C5-N7	-6.79	126.33	130.40
80	6	1100	G	N3-C4-C5	-6.79	125.20	128.60
36	5	406	G	O4'-C1'-N9	6.79	113.63	108.20
36	5	3019	U	N3-C2-O2	-6.79	117.45	122.20
36	5	3214	U	C5-C4-O4	6.79	129.97	125.90
36	5	857	G	N1-C6-O6	6.79	123.97	119.90
1	2	782	U	P-O3'-C3'	6.79	127.84	119.70
36	1	2982	A	C5-C6-N6	6.79	129.13	123.70
38	4	28	C	O5'-P-OP1	-6.79	99.59	105.70
36	5	1169	A	OP2-P-O3'	6.79	120.13	105.20
36	5	2358	A	O5'-P-OP2	-6.79	99.59	105.70
36	1	744	A	C8-N9-C4	6.78	108.51	105.80
36	1	2728	G	O5'-P-OP2	-6.78	99.59	105.70
36	5	1468	A	C4-C5-N7	6.78	114.09	110.70
36	1	27	C	OP1-P-OP2	6.78	129.77	119.60
36	1	2790	A	O5'-P-OP2	-6.78	99.60	105.70
37	3	94	C	N1-C2-O2	-6.78	114.83	118.90
36	5	661	G	N3-C2-N2	6.78	124.65	119.90
36	1	2727	A	N9-C4-C5	6.78	108.51	105.80
80	6	437	A	OP1-P-O3'	6.78	120.12	105.20
36	5	2674	A	N1-C6-N6	-6.78	114.53	118.60
36	1	785	G	C2-N3-C4	6.78	115.29	111.90
36	5	644	G	N9-C4-C5	6.78	108.11	105.40
38	8	134	G	N9-C4-C5	-6.78	102.69	105.40
36	1	1724	U	O5'-P-OP2	-6.78	99.60	105.70
36	5	3343	G	N3-C4-N9	6.77	130.06	126.00
36	1	1377	G	N9-C4-C5	-6.77	102.69	105.40

*Continued on next page...*

*Continued from previous page...*

Mol	Chain	Res	Type	Atoms	Z	Observed(°)	Ideal(°)
36	1	2283	G	C8-N9-C4	6.77	109.11	106.40
80	6	1122	G	C4-C5-C6	-6.77	114.74	118.80
36	5	3184	A	O5'-P-OP1	6.77	118.83	110.70
36	1	2267	C	C6-N1-C2	-6.77	117.59	120.30
36	1	1121	U	O5'-P-OP1	6.77	118.82	110.70
36	1	1201	C	C6-N1-C2	-6.77	117.59	120.30
36	1	2156	C	C6-N1-C2	6.77	123.01	120.30
36	1	3246	G	C4-C5-N7	6.77	113.51	110.80
36	5	363	G	N1-C6-O6	6.77	123.96	119.90
36	1	1429	G	N1-C2-N2	-6.77	110.11	116.20
36	5	1437	C	C2-N1-C1'	6.76	126.24	118.80
36	5	2782	U	N1-C2-N3	6.76	118.96	114.90
1	2	608	U	O5'-P-OP1	-6.76	99.61	105.70
36	1	2423	U	O5'-P-OP2	-6.76	99.61	105.70
38	4	91	C	C6-N1-C2	6.76	123.00	120.30
36	5	92	G	N1-C6-O6	6.76	123.96	119.90
1	2	1421	A	C8-N9-C4	6.76	108.50	105.80
36	1	2371	G	O5'-P-OP2	-6.76	99.62	105.70
80	6	678	A	C8-N9-C4	-6.76	103.10	105.80
36	5	2385	G	C2-N3-C4	-6.76	108.52	111.90
1	2	1200	G	N1-C6-O6	6.76	123.95	119.90
36	5	2635	A	N9-C4-C5	6.76	108.50	105.80
80	6	308	C	C5-C6-N1	-6.76	117.62	121.00
80	6	1665	U	C5-C4-O4	6.76	129.95	125.90
36	5	1060	U	C5-C4-O4	6.76	129.95	125.90
37	7	57	G	N3-C4-N9	-6.76	121.95	126.00
80	6	65	A	C2-N3-C4	-6.75	107.22	110.60
36	5	1934	G	C4-C5-C6	6.75	122.85	118.80
36	1	678	G	N1-C2-N2	6.75	122.28	116.20
36	5	1820	U	O4'-C1'-N1	6.75	113.60	108.20
36	5	1875	G	N1-C6-O6	-6.75	115.85	119.90
36	5	873	C	C6-N1-C2	-6.75	117.60	120.30
1	2	1757	G	N1-C6-O6	6.75	123.95	119.90
36	1	190	U	C6-N1-C2	6.75	125.05	121.00
36	5	1006	A	O5'-P-OP1	6.75	118.80	110.70
36	1	2610	G	C8-N9-C4	6.75	109.10	106.40
38	4	107	G	N1-C6-O6	-6.74	115.85	119.90
36	5	874	U	C5-C4-O4	6.74	129.95	125.90
1	2	1658	G	C4-C5-N7	6.74	113.50	110.80
36	5	1485	G	C5-C6-N1	-6.74	108.13	111.50
36	5	2872	A	C8-N9-C4	6.74	108.50	105.80
36	1	315	C	C5-C6-N1	6.74	124.37	121.00

*Continued on next page...*

*Continued from previous page...*

Mol	Chain	Res	Type	Atoms	Z	Observed(°)	Ideal(°)
36	5	504	A	N9-C4-C5	-6.74	103.11	105.80
38	8	8	C	C6-N1-C2	-6.74	117.60	120.30
38	8	96	A	C8-N9-C4	6.74	108.50	105.80
36	1	2518	C	C6-N1-C2	6.74	123.00	120.30
36	1	1499	C	N3-C4-N4	6.74	122.72	118.00
36	1	656	A	N9-C4-C5	-6.73	103.11	105.80
80	6	1662	G	N3-C4-C5	6.73	131.97	128.60
36	5	2748	A	N1-C6-N6	6.73	122.64	118.60
1	2	553	G	C6-C5-N7	-6.73	126.36	130.40
36	5	3040	A	OP2-P-O3'	6.73	120.00	105.20
36	1	1820	U	OP2-P-O3'	6.73	120.00	105.20
36	5	25	U	C6-N1-C2	6.73	125.04	121.00
36	1	984	G	N3-C4-N9	6.72	130.03	126.00
36	5	2826	U	C6-N1-C2	6.72	125.03	121.00
36	1	28	C	C5-C4-N4	-6.72	115.50	120.20
36	1	2805	G	N3-C4-N9	6.72	130.03	126.00
80	6	1389	C	C2-N1-C1'	6.72	126.19	118.80
36	5	794	U	O5'-P-OP1	6.72	118.76	110.70
36	5	2728	G	O5'-P-OP2	-6.72	99.65	105.70
80	6	1128	C	C6-N1-C2	-6.72	117.61	120.30
36	1	2306	C	N1-C2-O2	6.71	122.93	118.90
36	5	2893	C	N3-C4-C5	-6.71	119.22	121.90
80	6	677	G	N3-C4-C5	6.71	131.96	128.60
36	5	1884	A	N1-C6-N6	6.71	122.63	118.60
36	5	2579	G	C4-C5-N7	-6.71	108.12	110.80
36	5	3099	C	O5'-P-OP2	-6.71	99.66	105.70
1	2	1462	G	N1-C6-O6	6.71	123.93	119.90
36	5	314	U	C5-C4-O4	6.71	129.93	125.90
36	1	3058	U	N1-C2-O2	6.71	127.50	122.80
80	6	321	C	C6-N1-C2	-6.71	117.62	120.30
80	6	411	C	N3-C4-N4	-6.71	113.30	118.00
36	1	1512	U	C6-N1-C2	-6.71	116.98	121.00
36	1	2525	G	P-O3'-C3'	6.70	127.75	119.70
36	5	2257	C	C6-N1-C2	-6.70	117.62	120.30
36	5	980	A	N1-C6-N6	-6.70	114.58	118.60
36	5	2620	G	C5-C6-O6	-6.70	124.58	128.60
1	2	1036	A	C8-N9-C4	6.70	108.48	105.80
36	1	934	G	C8-N9-C4	-6.70	103.72	106.40
36	1	1201	C	C5-C4-N4	-6.70	115.51	120.20
36	1	2617	U	C4-C5-C6	6.70	123.72	119.70
36	5	1137	C	C5-C6-N1	6.70	124.35	121.00
36	5	2662	G	C8-N9-C1'	-6.70	118.29	127.00

*Continued on next page...*

*Continued from previous page...*

Mol	Chain	Res	Type	Atoms	Z	Observed(°)	Ideal(°)
80	6	337	G	N3-C2-N2	6.70	124.59	119.90
37	7	105	C	C2-N3-C4	6.70	123.25	119.90
36	1	1433	A	C5-C6-N6	6.70	129.06	123.70
36	1	2620	G	N3-C4-C5	6.70	131.95	128.60
36	1	363	G	O5'-P-OP2	6.69	118.73	110.70
36	1	1129	A	C5-C6-N6	-6.69	118.34	123.70
36	1	2852	C	N3-C4-C5	6.69	124.58	121.90
54	m8	127	LEU	CA-CB-CG	6.69	130.70	115.30
1	2	57	G	C5-C6-O6	-6.69	124.58	128.60
36	5	1751	G	N3-C4-N9	6.69	130.01	126.00
36	5	2197	C	N1-C2-N3	-6.69	114.52	119.20
36	1	1152	G	N3-C4-C5	-6.69	125.25	128.60
80	6	1305	U	N3-C2-O2	-6.69	117.52	122.20
80	6	1572	G	C4-C5-N7	6.69	113.48	110.80
36	5	2350	C	O5'-P-OP2	-6.69	99.68	105.70
36	5	2822	U	O5'-P-OP1	-6.69	99.68	105.70
36	1	2756	C	O5'-P-OP2	-6.69	99.68	105.70
80	6	1294	G	N9-C4-C5	6.69	108.08	105.40
36	5	267	G	O5'-P-OP1	-6.69	99.68	105.70
36	1	2281	A	N1-C6-N6	6.69	122.61	118.60
36	5	1604	G	C4-N9-C1'	6.69	135.19	126.50
36	1	105	C	C6-N1-C2	6.68	122.97	120.30
36	1	2764	C	C6-N1-C2	-6.68	117.63	120.30
80	6	308	C	C5-C4-N4	6.68	124.88	120.20
36	1	596	C	N3-C2-O2	-6.68	117.22	121.90
36	1	881	C	C6-N1-C2	6.68	122.97	120.30
80	6	761	G	N3-C4-C5	6.68	131.94	128.60
36	5	1124	U	C5-C6-N1	6.68	126.04	122.70
36	1	1151	U	C5-C6-N1	6.68	126.04	122.70
36	1	1161	G	N9-C4-C5	6.68	108.07	105.40
80	6	151	G	N3-C4-N9	-6.68	121.99	126.00
36	5	366	A	C2-N3-C4	-6.68	107.26	110.60
36	5	1051	U	C2-N1-C1'	-6.68	109.69	117.70
36	5	1161	G	N7-C8-N9	6.68	116.44	113.10
36	1	1129	A	C4-C5-N7	6.68	114.04	110.70
36	5	3197	G	N3-C2-N2	-6.68	115.23	119.90
36	1	1838	G	C5-C6-O6	-6.67	124.60	128.60
36	5	2730	G	N3-C2-N2	-6.67	115.23	119.90
1	2	9	U	O5'-P-OP1	-6.67	99.69	105.70
36	1	2418	G	OP1-P-O3'	6.67	119.88	105.20
38	4	4	C	N3-C4-C5	6.67	124.57	121.90
38	4	39	G	C5-C6-O6	6.67	132.60	128.60

*Continued on next page...*

*Continued from previous page...*

Mol	Chain	Res	Type	Atoms	Z	Observed(°)	Ideal(°)
36	5	1390	A	C8-N9-C4	-6.67	103.13	105.80
1	2	452	A	O5'-P-OP1	-6.67	99.70	105.70
36	1	1451	C	N1-C2-O2	-6.67	114.90	118.90
1	2	1745	G	N9-C4-C5	-6.67	102.73	105.40
36	1	3207	U	C5-C4-O4	6.67	129.90	125.90
80	6	412	A	N1-C6-N6	-6.67	114.60	118.60
36	5	410	U	N3-C4-C5	-6.67	110.60	114.60
36	5	1389	G	N3-C4-N9	6.67	130.00	126.00
37	7	38	U	N3-C4-O4	-6.67	114.73	119.40
36	5	668	G	O5'-P-OP2	-6.67	99.70	105.70
36	1	1514	G	OP1-P-O3'	6.66	119.86	105.20
36	1	2852	C	N1-C2-O2	6.66	122.90	118.90
36	1	2914	G	N3-C4-C5	-6.66	125.27	128.60
36	1	2943	G	N1-C6-O6	6.66	123.90	119.90
80	6	555	A	C8-N9-C4	-6.66	103.14	105.80
36	5	422	A	O5'-P-OP2	-6.66	99.70	105.70
36	5	3123	A	C8-N9-C4	6.66	108.47	105.80
36	1	417	A	C2-N3-C4	-6.66	107.27	110.60
36	1	2814	G	C5-C6-O6	-6.66	124.60	128.60
36	5	2288	G	N1-C2-N2	-6.66	110.21	116.20
36	1	2637	A	O5'-P-OP1	-6.66	99.71	105.70
36	5	2198	A	C5-C6-N6	-6.66	118.37	123.70
36	5	2372	A	N3-C4-N9	6.66	132.73	127.40
36	5	2246	G	N9-C4-C5	6.66	108.06	105.40
36	1	2931	C	C4-C5-C6	6.66	120.73	117.40
36	1	3139	A	O5'-P-OP1	-6.66	99.71	105.70
36	5	2767	U	O5'-P-OP2	-6.65	99.71	105.70
80	6	619	A	N9-C4-C5	6.65	108.46	105.80
36	5	3090	U	C5-C4-O4	6.65	129.89	125.90
1	2	696	C	C6-N1-C2	-6.65	117.64	120.30
36	1	677	A	C8-N9-C4	-6.65	103.14	105.80
36	5	1902	G	O5'-P-OP1	-6.65	99.72	105.70
36	1	1126	G	N1-C6-O6	6.65	123.89	119.90
36	5	1904	C	C6-N1-C2	6.65	122.96	120.30
36	5	2947	G	C8-N9-C4	-6.65	103.74	106.40
36	5	1862	U	N3-C4-O4	6.65	124.05	119.40
36	5	3143	C	N1-C2-O2	-6.64	114.91	118.90
36	1	212	G	O4'-C1'-N9	6.64	113.51	108.20
36	1	827	A	C8-N9-C4	6.64	108.46	105.80
36	1	1906	G	C5-C6-O6	-6.64	124.61	128.60
36	5	645	A	C8-N9-C4	-6.64	103.14	105.80
36	5	1856	C	C5-C6-N1	6.64	124.32	121.00

*Continued on next page...*



*Continued from previous page...*

Mol	Chain	Res	Type	Atoms	Z	Observed(°)	Ideal(°)
41	14	339	LEU	CA-CB-CG	6.64	130.58	115.30
36	5	1475	A	C2-N3-C4	-6.64	107.28	110.60
36	1	337	G	N3-C2-N2	-6.64	115.25	119.90
1	2	99	C	N1-C2-O2	-6.64	114.92	118.90
36	1	1303	A	C4-C5-N7	6.64	114.02	110.70
80	6	453	U	N3-C4-C5	-6.64	110.62	114.60
36	5	1044	U	OP1-P-O3'	-6.64	90.60	105.20
36	5	1255	C	C6-N1-C2	-6.64	117.64	120.30
36	1	1345	G	C8-N9-C4	-6.63	103.75	106.40
36	5	49	A	N1-C6-N6	-6.63	114.62	118.60
36	1	2400	G	C8-N9-C4	6.63	109.05	106.40
36	5	1078	U	C6-N1-C1'	6.63	130.49	121.20
36	1	295	A	N7-C8-N9	6.63	117.11	113.80
36	1	706	A	O5'-P-OP1	-6.63	99.73	105.70
53	M7	128	ARG	NE-CZ-NH2	-6.63	116.98	120.30
36	5	1933	A	C6-C5-N7	-6.63	127.66	132.30
36	1	967	A	N1-C2-N3	6.63	132.62	129.30
1	2	385	A	O5'-P-OP2	-6.63	99.73	105.70
36	1	1304	A	N1-C6-N6	-6.63	114.62	118.60
36	1	2700	G	N3-C4-N9	6.63	129.98	126.00
36	1	1451	C	C5-C4-N4	-6.63	115.56	120.20
36	1	1732	U	O5'-P-OP1	-6.63	99.73	105.70
80	6	691	C	N1-C2-O2	6.63	122.88	118.90
36	1	2943	G	O5'-P-OP1	6.62	118.65	110.70
38	8	56	G	N1-C6-O6	6.62	123.87	119.90
36	1	3277	U	C2-N1-C1'	6.62	125.64	117.70
80	6	1000	C	N3-C2-O2	-6.62	117.27	121.90
36	1	1207	G	C4-C5-N7	6.62	113.45	110.80
36	1	864	G	N3-C4-C5	-6.62	125.29	128.60
36	5	1416	C	C2-N1-C1'	6.62	126.08	118.80
36	1	3221	C	C6-N1-C2	6.61	122.95	120.30
38	8	108	C	C6-N1-C2	-6.61	117.66	120.30
18	C6	40	GLU	C-N-CD	-6.61	106.06	120.60
36	5	1004	U	C5-C6-N1	6.61	126.01	122.70
1	2	53	G	N1-C6-O6	-6.61	115.93	119.90
36	1	1897	G	OP2-P-O3'	6.61	119.73	105.20
36	1	362	U	C6-N1-C2	6.61	124.96	121.00
36	1	703	G	N1-C6-O6	-6.61	115.94	119.90
36	1	1364	C	N3-C4-C5	6.61	124.54	121.90
80	6	33	U	N1-C2-N3	6.61	118.86	114.90
1	2	1573	A	P-O3'-C3'	6.60	127.62	119.70
36	1	794	U	O5'-P-OP2	-6.60	99.76	105.70

*Continued on next page...*

*Continued from previous page...*

Mol	Chain	Res	Type	Atoms	Z	Observed(°)	Ideal(°)
36	1	1421	G	OP2-P-O3'	6.60	119.72	105.20
36	1	2979	U	N1-C2-N3	-6.60	110.94	114.90
80	6	158	U	P-O3'-C3'	6.60	127.62	119.70
36	5	2262	A	N9-C4-C5	-6.60	103.16	105.80
36	1	25	U	N3-C4-O4	6.60	124.02	119.40
36	1	1408	G	C6-C5-N7	-6.60	126.44	130.40
80	6	404	G	O5'-P-OP2	6.60	118.62	110.70
36	5	1795	U	O5'-P-OP1	-6.60	99.76	105.70
1	2	326	G	N3-C4-N9	6.60	129.96	126.00
80	6	568	G	N1-C6-O6	-6.60	115.94	119.90
36	5	1894	U	C5-C6-N1	-6.60	119.40	122.70
36	1	993	G	N9-C4-C5	6.60	108.04	105.40
36	1	2688	U	C6-N1-C1'	-6.60	111.96	121.20
36	1	2707	C	N3-C4-C5	6.60	124.54	121.90
80	6	1101	G	N3-C4-N9	6.60	129.96	126.00
80	6	1595	U	O4'-C1'-N1	6.60	113.48	108.20
36	5	1150	A	N1-C6-N6	6.60	122.56	118.60
36	5	1512	U	C4-C5-C6	6.60	123.66	119.70
36	5	2603	G	C4-N9-C1'	6.60	135.07	126.50
36	1	3319	U	C6-N1-C2	-6.59	117.04	121.00
38	4	140	G	C8-N9-C4	-6.59	103.76	106.40
36	5	718	G	C4-N9-C1'	6.59	135.07	126.50
36	1	1324	U	O5'-P-OP2	-6.59	99.77	105.70
36	5	2572	C	N3-C2-O2	-6.59	117.29	121.90
1	2	57	G	N1-C6-O6	6.58	123.85	119.90
36	1	411	U	C6-N1-C2	6.58	124.95	121.00
36	1	1303	A	C5-C6-N6	-6.58	118.43	123.70
38	8	140	G	C2-N3-C4	-6.58	108.61	111.90
36	5	2211	U	C4-C5-C6	6.58	123.65	119.70
80	6	858	G	O4'-C1'-N9	6.58	113.47	108.20
38	8	70	G	N9-C4-C5	-6.58	102.77	105.40
80	6	382	C	C5-C4-N4	-6.58	115.59	120.20
36	5	300	G	C2-N3-C4	-6.58	108.61	111.90
37	3	40	C	C6-N1-C2	-6.58	117.67	120.30
38	4	17	A	OP1-P-OP2	-6.58	109.73	119.60
36	5	3053	G	OP1-P-O3'	6.58	119.67	105.20
36	5	358	G	C5-C6-O6	-6.58	124.65	128.60
36	5	2777	G	N3-C4-C5	6.58	131.89	128.60
36	1	638	C	N3-C4-N4	-6.58	113.40	118.00
38	4	43	A	O5'-P-OP1	-6.58	99.78	105.70
36	5	1879	A	C4-C5-N7	6.58	113.99	110.70
36	5	1933	A	N9-C4-C5	-6.58	103.17	105.80

*Continued on next page...*

*Continued from previous page...*

Mol	Chain	Res	Type	Atoms	Z	Observed(°)	Ideal(°)
1	2	1767	G	O4'-C1'-N9	6.57	113.46	108.20
80	6	43	A	C5-C6-N6	-6.57	118.44	123.70
36	5	3154	C	N3-C2-O2	-6.57	117.30	121.90
80	6	25	C	C2-N1-C1'	6.57	126.03	118.80
36	5	369	A	C8-N9-C4	-6.57	103.17	105.80
36	5	741	U	C6-N1-C2	6.57	124.94	121.00
36	5	1336	U	N3-C4-O4	6.57	124.00	119.40
36	5	1877	U	OP1-P-O3'	6.57	119.66	105.20
36	5	2942	C	O5'-P-OP2	-6.57	99.79	105.70
1	2	1781	A	C8-N9-C4	-6.57	103.17	105.80
36	1	364	G	O5'-P-OP1	-6.57	99.79	105.70
80	6	871	G	N3-C4-N9	-6.57	122.06	126.00
36	1	1159	A	O5'-P-OP2	-6.57	99.79	105.70
36	1	2198	A	N1-C6-N6	6.57	122.54	118.60
38	4	118	C	N3-C4-N4	-6.57	113.40	118.00
36	5	970	A	C4-C5-N7	6.57	113.98	110.70
36	5	2814	G	O5'-P-OP2	6.57	118.58	110.70
38	8	13	A	OP1-P-O3'	6.57	119.64	105.20
80	6	396	G	N3-C2-N2	6.56	124.50	119.90
36	1	968	G	N3-C4-N9	6.56	129.94	126.00
36	1	1152	G	C4-N9-C1'	6.56	135.03	126.50
36	1	2755	C	N3-C2-O2	6.56	126.49	121.90
36	5	2288	G	N3-C4-N9	6.56	129.94	126.00
36	1	1345	G	N3-C4-C5	6.56	131.88	128.60
36	5	3278	C	C2-N1-C1'	-6.56	111.58	118.80
36	1	14	U	O5'-P-OP2	-6.56	99.80	105.70
36	1	2306	C	C6-N1-C2	-6.56	117.68	120.30
36	1	3047	U	O5'-P-OP1	-6.56	99.80	105.70
36	5	1055	A	OP1-P-O3'	-6.56	90.78	105.20
36	1	1929	G	N3-C4-N9	6.55	129.93	126.00
36	1	2207	A	C8-N9-C4	-6.55	103.18	105.80
80	6	794	U	O5'-P-OP1	-6.55	99.80	105.70
36	5	2670	G	OP2-P-O3'	6.55	119.62	105.20
80	6	989	U	N1-C2-O2	-6.55	118.21	122.80
1	2	959	U	N3-C2-O2	-6.55	117.61	122.20
37	3	89	G	C6-C5-N7	-6.55	126.47	130.40
38	4	78	G	C8-N9-C4	6.55	109.02	106.40
36	5	2856	G	C6-C5-N7	-6.55	126.47	130.40
36	1	10	C	C6-N1-C2	6.55	122.92	120.30
36	5	2914	G	OP1-P-O3'	6.55	119.60	105.20
80	6	863	A	C5-C6-N6	-6.54	118.46	123.70
36	5	958	C	C5-C4-N4	-6.54	115.62	120.20

*Continued on next page...*

*Continued from previous page...*

Mol	Chain	Res	Type	Atoms	Z	Observed(°)	Ideal(°)
36	5	3180	A	N9-C4-C5	-6.54	103.18	105.80
36	1	2679	A	C2-N3-C4	-6.54	107.33	110.60
36	1	2818	U	C5-C4-O4	-6.54	121.97	125.90
36	1	2983	C	N3-C2-O2	-6.54	117.32	121.90
36	5	2123	G	C8-N9-C4	-6.54	103.78	106.40
36	5	2656	A	O4'-C1'-N9	-6.54	102.97	108.20
36	1	1484	U	P-O3'-C3'	6.54	127.55	119.70
36	1	2986	U	N1-C2-O2	-6.54	118.22	122.80
36	5	1408	G	C4-N9-C1'	-6.54	118.00	126.50
36	5	1343	A	C2-N3-C4	-6.54	107.33	110.60
36	5	790	U	O5'-P-OP1	6.54	118.55	110.70
62	N6	57	LEU	CA-CB-CG	6.54	130.34	115.30
80	6	1046	G	C8-N9-C4	6.54	109.02	106.40
36	5	1716	U	P-O3'-C3'	6.54	127.55	119.70
36	1	1151	U	O5'-P-OP2	6.54	118.54	110.70
36	1	2786	G	O5'-P-OP2	-6.54	99.82	105.70
80	6	379	U	C5-C4-O4	-6.54	121.98	125.90
36	5	2624	G	N1-C6-O6	6.54	123.82	119.90
36	1	346	C	N1-C2-O2	-6.53	114.98	118.90
36	1	2207	A	O4'-C1'-N9	6.53	113.43	108.20
36	1	2258	U	N3-C2-O2	-6.53	117.63	122.20
36	1	2353	G	N3-C2-N2	-6.53	115.33	119.90
36	5	2408	U	N3-C4-O4	-6.53	114.83	119.40
1	2	1037	C	C6-N1-C2	-6.53	117.69	120.30
36	5	1884	A	N9-C4-C5	-6.53	103.19	105.80
36	1	2748	A	C6-C5-N7	-6.53	127.73	132.30
80	6	402	C	N3-C4-C5	6.53	124.51	121.90
36	5	979	U	C2-N1-C1'	6.53	125.53	117.70
36	5	1153	A	OP2-P-O3'	6.53	119.56	105.20
36	1	640	U	N3-C4-C5	-6.53	110.68	114.60
36	5	786	A	N1-C6-N6	6.53	122.52	118.60
1	2	1370	U	P-O3'-C3'	6.53	127.53	119.70
36	1	2622	C	O5'-P-OP1	6.53	118.53	110.70
36	5	1475	A	N1-C6-N6	6.53	122.52	118.60
36	5	1902	G	C8-N9-C1'	-6.53	118.52	127.00
36	5	1902	G	N3-C4-N9	6.53	129.91	126.00
36	5	2519	A	O5'-P-OP1	-6.53	99.83	105.70
36	5	3306	U	N3-C4-C5	6.53	118.52	114.60
36	1	1929	G	N9-C4-C5	-6.52	102.79	105.40
36	5	1937	U	N3-C2-O2	6.52	126.77	122.20
36	5	2601	A	C8-N9-C4	6.52	108.41	105.80
80	6	194	U	N1-C2-O2	6.52	127.37	122.80

*Continued on next page...*

*Continued from previous page...*

Mol	Chain	Res	Type	Atoms	Z	Observed(°)	Ideal(°)
36	1	2726	C	N1-C2-N3	6.52	123.77	119.20
36	5	439	C	C6-N1-C2	-6.52	117.69	120.30
36	5	1201	C	C5-C6-N1	6.52	124.26	121.00
36	1	2816	G	O5'-P-OP2	-6.52	99.83	105.70
36	1	3001	C	N3-C4-C5	6.52	124.51	121.90
36	1	1437	C	C2-N1-C1'	6.51	125.97	118.80
36	1	2614	G	C5-N7-C8	6.51	107.56	104.30
36	1	1486	G	N1-C6-O6	6.51	123.81	119.90
36	1	3019	U	C6-N1-C2	-6.51	117.09	121.00
36	1	2352	A	C5-C6-N6	-6.51	118.49	123.70
36	1	2348	A	N1-C6-N6	-6.51	114.69	118.60
80	6	434	G	N3-C4-C5	6.51	131.85	128.60
36	5	1879	A	C5-C6-N6	-6.51	118.49	123.70
36	5	2116	G	C6-C5-N7	-6.51	126.50	130.40
36	5	3290	G	N1-C6-O6	6.51	123.81	119.90
38	8	5	U	C6-N1-C2	6.51	124.91	121.00
80	6	1095	U	C4-C5-C6	6.51	123.61	119.70
1	2	507	U	C2-N1-C1'	6.51	125.51	117.70
36	1	2700	G	C4-N9-C1'	6.51	134.96	126.50
36	5	3214	U	N3-C4-O4	-6.51	114.85	119.40
59	n3	69	LEU	CA-CB-CG	6.51	130.27	115.30
80	6	339	C	C6-N1-C2	-6.50	117.70	120.30
36	1	2314	U	O4'-C1'-N1	6.50	113.40	108.20
80	6	1150	G	C5-C6-O6	-6.50	124.70	128.60
36	5	1532	C	C6-N1-C2	6.50	122.90	120.30
36	5	2993	G	C5-C6-O6	-6.50	124.70	128.60
36	1	198	A	C8-N9-C4	-6.50	103.20	105.80
36	1	350	C	C2-N1-C1'	6.50	125.95	118.80
36	1	2401	A	N1-C6-N6	-6.50	114.70	118.60
36	1	314	U	N3-C2-O2	-6.50	117.65	122.20
36	1	699	A	N3-C4-C5	6.50	131.35	126.80
36	5	2150	G	N1-C6-O6	6.50	123.80	119.90
36	5	2703	A	N1-C6-N6	-6.50	114.70	118.60
36	1	1344	G	N9-C4-C5	-6.50	102.80	105.40
80	6	432	G	C6-C5-N7	-6.50	126.50	130.40
36	5	341	G	N9-C4-C5	6.50	108.00	105.40
36	5	835	G	C6-C5-N7	-6.50	126.50	130.40
36	5	1099	A	C5-C6-N6	-6.50	118.50	123.70
80	6	1280	C	N3-C4-C5	-6.49	119.30	121.90
36	5	1340	G	C8-N9-C4	6.49	109.00	106.40
36	1	215	G	O5'-P-OP2	6.49	118.49	110.70
80	6	901	G	C5-C6-O6	-6.49	124.70	128.60

*Continued on next page...*

*Continued from previous page...*

Mol	Chain	Res	Type	Atoms	Z	Observed(°)	Ideal(°)
80	6	1662	G	N3-C2-N2	-6.49	115.36	119.90
36	5	581	U	C6-N1-C2	-6.49	117.11	121.00
36	1	576	C	N1-C2-O2	-6.49	115.01	118.90
80	6	894	U	C5-C6-N1	6.49	125.94	122.70
80	6	1646	C	C5-C6-N1	6.49	124.24	121.00
36	1	315	C	C6-N1-C2	-6.48	117.71	120.30
36	5	2856	G	C5-C6-O6	-6.48	124.71	128.60
36	5	3048	A	C8-N9-C4	-6.48	103.21	105.80
36	5	84	U	C5-C6-N1	-6.48	119.46	122.70
36	5	942	U	OP1-P-OP2	-6.48	109.88	119.60
36	1	636	C	N3-C4-C5	6.48	124.49	121.90
38	4	132	G	N3-C4-C5	6.48	131.84	128.60
80	6	1348	A	N1-C6-N6	6.48	122.49	118.60
1	2	1658	G	N1-C6-O6	6.48	123.79	119.90
36	1	3328	G	C4-C5-N7	6.48	113.39	110.80
80	6	42	G	O4'-C1'-N9	6.48	113.38	108.20
36	5	820	A	O5'-P-OP2	-6.48	99.87	105.70
36	5	2619	G	C6-C5-N7	-6.48	126.51	130.40
36	5	2979	U	N3-C4-O4	-6.48	114.87	119.40
36	1	2603	G	C6-C5-N7	-6.47	126.52	130.40
36	5	963	G	OP1-P-O3'	6.47	119.45	105.20
36	5	2377	G	N9-C4-C5	-6.47	102.81	105.40
1	2	849	C	C6-N1-C2	-6.47	117.71	120.30
36	1	1889	G	C5-C6-O6	-6.47	124.72	128.60
36	5	2531	C	C6-N1-C1'	-6.47	113.03	120.80
36	1	2314	U	C2-N1-C1'	6.47	125.47	117.70
36	5	1139	G	N1-C6-O6	-6.47	116.02	119.90
80	6	1662	G	C5-C6-N1	-6.47	108.27	111.50
36	5	2166	A	N9-C4-C5	-6.47	103.21	105.80
36	1	1458	U	C6-N1-C2	6.47	124.88	121.00
36	1	2615	G	N3-C2-N2	-6.47	115.37	119.90
36	1	2814	G	N1-C6-O6	6.47	123.78	119.90
36	1	3297	U	O5'-P-OP2	-6.47	99.88	105.70
59	n3	48	ARG	NE-CZ-NH1	6.47	123.53	120.30
36	1	3216	G	N9-C4-C5	6.46	107.98	105.40
36	5	439	C	C4-C5-C6	6.46	120.63	117.40
36	5	1592	G	C5-C6-O6	6.46	132.48	128.60
36	5	2261	G	C4-C5-C6	-6.46	114.92	118.80
36	5	2728	G	O4'-C1'-N9	6.46	113.37	108.20
36	5	1187	C	O5'-P-OP2	-6.46	99.88	105.70
36	1	2147	A	C8-N9-C4	6.46	108.38	105.80
36	1	2793	G	O5'-P-OP1	-6.46	99.88	105.70

*Continued on next page...*

*Continued from previous page...*

Mol	Chain	Res	Type	Atoms	Z	Observed(°)	Ideal(°)
80	6	1129	U	C2-N1-C1'	-6.46	109.95	117.70
36	1	286	U	N3-C2-O2	-6.46	117.68	122.20
36	1	869	G	N3-C4-N9	6.46	129.88	126.00
36	1	3056	U	N1-C2-O2	-6.46	118.28	122.80
1	2	310	C	C6-N1-C2	-6.46	117.72	120.30
36	5	1898	G	C2-N3-C4	6.46	115.13	111.90
1	2	1795	U	C6-N1-C2	-6.46	117.13	121.00
36	1	432	G	C8-N9-C4	6.46	108.98	106.40
36	5	1597	C	C6-N1-C2	-6.46	117.72	120.30
80	6	317	C	C6-N1-C2	6.46	122.88	120.30
36	5	2849	C	N3-C2-O2	6.46	126.42	121.90
80	6	1781	A	N9-C4-C5	6.45	108.38	105.80
36	5	94	G	N9-C4-C5	6.45	107.98	105.40
36	5	1162	U	O5'-P-OP2	-6.45	99.89	105.70
36	5	2856	G	OP1-P-OP2	6.45	129.28	119.60
36	5	938	C	C2-N1-C1'	6.45	125.90	118.80
36	1	1351	U	N1-C2-O2	6.45	127.32	122.80
36	5	938	C	C6-N1-C1'	-6.45	113.06	120.80
36	5	2579	G	C5-C6-O6	6.45	132.47	128.60
36	5	1390	A	C5-C6-N6	6.45	128.86	123.70
36	1	2121	G	N1-C6-O6	-6.45	116.03	119.90
80	6	58	U	C4-C5-C6	6.45	123.57	119.70
36	1	2112	U	O5'-P-OP2	-6.45	99.90	105.70
36	5	1734	G	C4-N9-C1'	-6.45	118.12	126.50
36	5	2901	G	C6-C5-N7	-6.45	126.53	130.40
36	5	2659	G	C5-C6-O6	-6.44	124.73	128.60
80	6	312	A	O5'-P-OP2	-6.44	99.90	105.70
80	6	385	A	C4-C5-N7	-6.44	107.48	110.70
80	6	1700	C	N1-C2-O2	6.44	122.77	118.90
36	5	2833	A	N1-C6-N6	-6.44	114.73	118.60
36	5	2905	U	C5-C6-N1	-6.44	119.48	122.70
36	5	1086	C	N3-C4-C5	-6.44	119.32	121.90
36	5	1323	G	O5'-P-OP2	6.44	118.43	110.70
1	2	1811	G	P-O3'-C3'	6.44	127.43	119.70
36	1	2305	G	N1-C6-O6	6.44	123.76	119.90
36	5	1152	G	C8-N9-C1'	6.44	135.37	127.00
36	5	2787	G	C8-N9-C4	-6.44	103.82	106.40
80	6	110	U	C2-N3-C4	6.44	130.86	127.00
36	1	1304	A	C8-N9-C4	-6.44	103.23	105.80
36	1	1595	U	C6-N1-C2	6.44	124.86	121.00
36	1	2750	U	C5-C6-N1	-6.44	119.48	122.70
36	5	1881	A	N1-C6-N6	6.44	122.46	118.60

*Continued on next page...*

*Continued from previous page...*

Mol	Chain	Res	Type	Atoms	Z	Observed(°)	Ideal(°)
1	2	334	G	C8-N9-C4	6.43	108.97	106.40
80	6	863	A	N1-C6-N6	6.43	122.46	118.60
36	5	2553	U	O5'-P-OP1	6.43	118.42	110.70
1	2	618	U	N3-C2-O2	-6.43	117.70	122.20
1	2	1650	U	C6-N1-C2	6.43	124.86	121.00
36	1	644	G	N3-C4-N9	-6.43	122.14	126.00
36	1	2972	G	C5-C6-O6	6.43	132.46	128.60
80	6	1737	G	C4-C5-N7	6.43	113.37	110.80
36	5	1375	G	N1-C6-O6	-6.43	116.04	119.90
37	7	95	A	C4-C5-C6	6.43	120.22	117.00
1	2	57	G	N9-C4-C5	-6.43	102.83	105.40
36	5	424	G	C5-C6-O6	-6.43	124.74	128.60
1	2	57	G	C4-C5-N7	6.43	113.37	110.80
36	1	1829	G	N3-C4-N9	-6.43	122.14	126.00
36	5	1764	U	C6-N1-C2	-6.43	117.14	121.00
36	5	2872	A	C4-C5-C6	-6.43	113.79	117.00
36	5	1389	G	C6-C5-N7	-6.43	126.54	130.40
36	1	1878	G	O5'-P-OP1	-6.43	99.92	105.70
36	5	25	U	C5-C6-N1	-6.43	119.49	122.70
36	5	128	G	C4-C5-C6	6.43	122.66	118.80
36	5	3218	A	C6-C5-N7	-6.43	127.80	132.30
1	2	359	A	C6-C5-N7	6.42	136.80	132.30
36	1	151	A	O5'-P-OP1	-6.42	99.92	105.70
36	1	2407	C	N1-C2-O2	-6.42	115.05	118.90
38	4	56	G	O5'-P-OP2	-6.42	99.92	105.70
36	5	304	G	N9-C4-C5	6.42	107.97	105.40
36	1	2237	C	N1-C2-O2	6.42	122.75	118.90
36	5	1430	U	C6-N1-C2	6.42	124.85	121.00
36	5	942	U	N1-C2-N3	6.42	118.75	114.90
36	5	2118	C	N3-C2-O2	-6.42	117.41	121.90
80	6	1582	U	C5-C6-N1	-6.42	119.49	122.70
36	5	2533	G	C4-N9-C1'	-6.42	118.16	126.50
36	5	2738	A	N1-C6-N6	6.42	122.45	118.60
36	5	3209	A	O4'-C1'-N9	6.42	113.33	108.20
36	1	3110	C	C5-C6-N1	6.41	124.21	121.00
36	5	1376	C	C6-N1-C2	6.41	122.87	120.30
36	5	1397	C	O5'-P-OP1	-6.41	99.93	105.70
36	1	621	A	N7-C8-N9	6.41	117.01	113.80
36	1	501	A	N1-C6-N6	6.41	122.45	118.60
36	5	434	U	C6-N1-C2	6.41	124.85	121.00
36	5	2956	A	C8-N9-C4	-6.41	103.24	105.80
37	7	103	A	C6-C5-N7	-6.41	127.81	132.30

*Continued on next page...*



*Continued from previous page...*

Mol	Chain	Res	Type	Atoms	Z	Observed(°)	Ideal(°)
36	1	91	G	C5-C6-O6	-6.41	124.75	128.60
36	5	2980	U	C2-N1-C1'	6.41	125.39	117.70
36	1	28	C	N3-C4-C5	6.41	124.46	121.90
36	5	3128	G	C8-N9-C4	6.41	108.96	106.40
44	17	229	PHE	CB-CG-CD2	-6.41	116.32	120.80
36	1	3099	C	N1-C2-O2	-6.40	115.06	118.90
36	1	193	C	C6-N1-C2	-6.40	117.74	120.30
36	5	82	C	C6-N1-C2	6.40	122.86	120.30
1	2	831	U	C2-N1-C1'	6.40	125.38	117.70
36	1	1124	U	N1-C2-O2	6.40	127.28	122.80
80	6	91	G	N1-C6-O6	6.40	123.74	119.90
36	5	2318	U	N3-C4-C5	-6.40	110.76	114.60
36	1	3054	U	O5'-P-OP1	-6.40	99.94	105.70
36	5	3147	G	O5'-P-OP2	-6.40	99.94	105.70
80	6	434	G	N1-C6-O6	-6.40	116.06	119.90
80	6	609	U	N3-C2-O2	-6.40	117.72	122.20
36	1	197	G	O5'-P-OP1	-6.39	99.94	105.70
36	1	1494	U	C6-N1-C2	6.39	124.84	121.00
36	5	1513	G	N7-C8-N9	6.39	116.30	113.10
36	5	1938	U	C2-N1-C1'	-6.39	110.03	117.70
36	5	3012	A	C5-C6-N6	-6.39	118.58	123.70
1	2	1595	U	O4'-C1'-N1	6.39	113.31	108.20
36	1	98	G	N1-C2-N2	-6.39	110.45	116.20
36	5	524	U	O5'-P-OP2	-6.39	99.95	105.70
36	5	1208	U	C2-N1-C1'	6.39	125.37	117.70
36	5	1440	G	C8-N9-C4	6.39	108.95	106.40
36	5	2941	A	O5'-P-OP1	-6.39	99.95	105.70
36	5	3204	C	N3-C2-O2	6.39	126.37	121.90
36	5	3306	U	C5-C4-O4	-6.39	122.07	125.90
36	1	1451	C	N3-C4-N4	6.39	122.47	118.00
36	1	2283	G	N9-C4-C5	-6.39	102.84	105.40
36	1	873	C	C6-N1-C2	-6.39	117.75	120.30
36	1	498	A	N9-C4-C5	6.38	108.35	105.80
36	1	592	A	N1-C6-N6	-6.38	114.77	118.60
36	1	1581	C	N3-C4-C5	-6.38	119.35	121.90
36	5	2766	U	C2-N1-C1'	6.38	125.36	117.70
36	1	2617	U	N3-C4-C5	-6.38	110.77	114.60
80	6	1305	U	N1-C2-O2	6.38	127.27	122.80
36	1	1889	G	N3-C4-N9	6.38	129.83	126.00
36	5	521	A	N1-C6-N6	-6.38	114.77	118.60
36	5	952	A	N9-C4-C5	-6.38	103.25	105.80
36	5	999	G	N7-C8-N9	-6.38	109.91	113.10

*Continued on next page...*

*Continued from previous page...*

Mol	Chain	Res	Type	Atoms	Z	Observed(°)	Ideal(°)
36	1	2623	G	C4-C5-N7	6.38	113.35	110.80
38	4	57	C	C6-N1-C2	6.38	122.85	120.30
80	6	1596	C	N3-C2-O2	-6.38	117.44	121.90
36	5	531	G	C8-N9-C4	-6.38	103.85	106.40
36	1	2623	G	N9-C4-C5	-6.38	102.85	105.40
75	O9	29	LEU	CA-CB-CG	6.38	129.96	115.30
36	5	1879	A	P-O3'-C3'	6.38	127.35	119.70
36	5	2300	G	C6-C5-N7	-6.38	126.57	130.40
36	5	2302	G	O5'-P-OP1	-6.38	99.96	105.70
36	5	1917	C	C2-N1-C1'	-6.38	111.79	118.80
36	1	1134	G	O5'-P-OP2	-6.37	99.96	105.70
36	5	90	C	O5'-P-OP1	-6.37	99.96	105.70
80	6	1389	C	N3-C2-O2	-6.37	117.44	121.90
80	6	1726	G	N3-C2-N2	-6.37	115.44	119.90
36	5	1879	A	N9-C4-C5	-6.37	103.25	105.80
36	5	1449	A	C8-N9-C4	6.37	108.35	105.80
38	8	70	G	C8-N9-C4	6.37	108.95	106.40
36	1	2283	G	C4-C5-N7	6.37	113.35	110.80
36	1	3058	U	N3-C2-O2	-6.37	117.74	122.20
80	6	129	U	C2-N1-C1'	6.37	125.34	117.70
80	6	1793	G	C4-C5-N7	-6.37	108.25	110.80
36	5	922	U	C2-N3-C4	-6.37	123.18	127.00
36	1	1025	A	C8-N9-C4	-6.37	103.25	105.80
36	5	1200	A	N3-C4-N9	6.37	132.49	127.40
36	5	1597	C	C5-C6-N1	6.37	124.18	121.00
36	5	1930	A	C8-N9-C4	6.37	108.35	105.80
36	5	3036	G	C2-N3-C4	-6.37	108.72	111.90
38	8	134	G	C8-N9-C4	6.37	108.95	106.40
36	1	610	G	O5'-P-OP1	-6.36	99.97	105.70
36	1	2839	G	O5'-P-OP2	-6.36	99.97	105.70
80	6	1572	G	C4-N9-C1'	6.36	134.77	126.50
36	5	2572	C	C6-N1-C1'	-6.36	113.16	120.80
36	5	2732	G	C4-N9-C1'	6.36	134.77	126.50
80	6	426	G	C4-N9-C1'	6.36	134.77	126.50
36	5	409	A	O5'-P-OP2	6.36	118.33	110.70
36	5	1158	A	O5'-P-OP1	6.36	118.33	110.70
36	1	952	A	C5-C6-N6	-6.36	118.61	123.70
38	8	135	G	C8-N9-C4	6.36	108.94	106.40
36	5	86	G	N3-C4-N9	6.36	129.81	126.00
36	5	918	C	N3-C4-N4	6.36	122.45	118.00
36	1	914	A	C8-N9-C4	6.36	108.34	105.80
36	1	2415	C	N3-C2-O2	-6.36	117.45	121.90

*Continued on next page...*

*Continued from previous page...*

Mol	Chain	Res	Type	Atoms	Z	Observed(°)	Ideal(°)
80	6	1682	U	O5'-P-OP2	-6.36	99.98	105.70
36	5	813	G	C5-C6-O6	-6.36	124.78	128.60
36	5	1543	G	C8-N9-C4	-6.36	103.86	106.40
36	1	807	A	O5'-P-OP1	-6.36	99.98	105.70
80	6	1	U	C2-N1-C1'	6.36	125.33	117.70
36	5	1438	U	N3-C2-O2	-6.36	117.75	122.20
36	5	2943	G	C5-N7-C8	-6.36	101.12	104.30
36	5	3106	A	C5-C6-N6	-6.36	118.61	123.70
36	1	1165	A	O5'-P-OP2	-6.35	99.98	105.70
38	4	36	G	O5'-P-OP1	-6.35	99.98	105.70
36	5	2647	A	N3-C4-N9	-6.35	122.32	127.40
36	5	2750	U	C5-C6-N1	-6.35	119.52	122.70
1	2	555	A	C8-N9-C4	-6.35	103.26	105.80
36	5	659	G	P-O3'-C3'	6.35	127.32	119.70
1	2	1070	C	C2-N1-C1'	-6.35	111.81	118.80
1	2	1600	A	C2-N3-C4	-6.35	107.43	110.60
36	1	639	G	N3-C2-N2	-6.35	115.46	119.90
36	1	2978	U	O4'-C1'-N1	6.35	113.28	108.20
36	5	1056	U	OP1-P-OP2	-6.35	110.08	119.60
36	5	1724	U	N1-C2-O2	-6.35	118.36	122.80
36	1	2943	G	C4-C5-N7	6.35	113.34	110.80
36	5	3245	A	C5-C6-N6	-6.35	118.62	123.70
36	1	2914	G	C4-N9-C1'	6.34	134.75	126.50
36	5	996	A	N1-C6-N6	-6.34	114.79	118.60
36	5	1652	G	C8-N9-C4	6.34	108.94	106.40
36	5	2318	U	C2-N1-C1'	6.34	125.31	117.70
36	5	2400	G	C8-N9-C4	6.34	108.94	106.40
36	5	3309	G	N3-C4-C5	-6.34	125.43	128.60
36	1	1186	G	OP2-P-O3'	6.34	119.16	105.20
36	1	3318	G	N3-C4-C5	-6.34	125.43	128.60
36	1	2713	U	C5-C4-O4	-6.34	122.09	125.90
36	1	2727	A	N3-C4-C5	-6.34	122.36	126.80
36	5	96	G	C5-C6-O6	-6.34	124.80	128.60
36	5	215	G	N7-C8-N9	6.34	116.27	113.10
36	1	229	G	O5'-P-OP2	6.34	118.31	110.70
80	6	1153	G	C6-C5-N7	6.34	134.20	130.40
48	m1	112	LEU	CA-CB-CG	6.34	129.88	115.30
1	2	449	C	O5'-P-OP2	-6.34	100.00	105.70
1	2	1409	G	N3-C2-N2	-6.34	115.46	119.90
36	1	1833	G	C4-C5-N7	6.34	113.33	110.80
36	1	2816	G	N1-C6-O6	6.34	123.70	119.90
37	7	121	U	C2-N1-C1'	6.34	125.31	117.70

*Continued on next page...*

*Continued from previous page...*

Mol	Chain	Res	Type	Atoms	Z	Observed(°)	Ideal(°)
38	4	94	C	C5-C6-N1	-6.33	117.83	121.00
36	5	657	A	C4-C5-N7	6.33	113.87	110.70
36	5	1417	G	N1-C6-O6	-6.33	116.10	119.90
36	5	1901	A	C8-N9-C4	-6.33	103.27	105.80
36	5	518	G	C5-C6-N1	-6.33	108.33	111.50
36	5	721	G	N1-C6-O6	6.33	123.70	119.90
36	1	946	U	O5'-P-OP2	-6.33	100.00	105.70
36	1	3216	G	N3-C4-N9	-6.33	122.20	126.00
80	6	36	C	C6-N1-C2	6.33	122.83	120.30
80	6	1200	G	C5-C6-O6	-6.33	124.80	128.60
36	1	156	G	N1-C6-O6	-6.33	116.10	119.90
36	5	634	C	OP2-P-O3'	6.33	119.12	105.20
36	5	1434	G	C5-N7-C8	-6.33	101.14	104.30
36	1	660	A	N1-C2-N3	-6.33	126.14	129.30
36	1	2571	U	N3-C2-O2	-6.33	117.77	122.20
13	c1	5	LEU	CA-CB-CG	6.33	129.85	115.30
36	5	1875	G	O5'-P-OP2	-6.33	100.01	105.70
1	2	720	G	P-O3'-C3'	6.32	127.29	119.70
36	1	350	C	C6-N1-C2	-6.32	117.77	120.30
36	1	1609	C	C6-N1-C2	6.32	122.83	120.30
36	1	439	C	C2-N1-C1'	6.32	125.75	118.80
36	1	2814	G	N9-C4-C5	-6.32	102.87	105.40
80	6	581	U	C2-N1-C1'	-6.32	110.11	117.70
80	6	687	G	N3-C4-N9	-6.32	122.21	126.00
1	2	579	A	N1-C2-N3	6.32	132.46	129.30
36	1	2727	A	C5-N7-C8	6.32	107.06	103.90
80	6	33	U	C2-N3-C4	6.32	130.79	127.00
36	5	2794	G	O5'-P-OP2	-6.32	100.01	105.70
36	1	2400	G	C2-N3-C4	-6.32	108.74	111.90
36	1	2699	G	N3-C4-N9	6.32	129.79	126.00
36	5	2286	U	N3-C4-O4	-6.32	114.98	119.40
36	1	3362	A	N7-C8-N9	6.31	116.96	113.80
36	1	161	G	O5'-P-OP2	-6.31	100.02	105.70
36	1	2758	A	C8-N9-C4	6.31	108.32	105.80
36	5	914	A	C6-C5-N7	-6.31	127.88	132.30
36	5	1003	A	N1-C6-N6	6.31	122.39	118.60
36	5	1161	G	C5-C6-O6	-6.31	124.81	128.60
36	5	1414	G	C5-C6-N1	-6.31	108.34	111.50
36	1	720	A	C8-N9-C4	-6.31	103.28	105.80
36	5	424	G	C8-N9-C4	-6.31	103.88	106.40
1	2	938	G	N1-C6-O6	-6.31	116.12	119.90
36	5	630	A	C8-N9-C4	6.31	108.32	105.80

*Continued on next page...*

*Continued from previous page...*

Mol	Chain	Res	Type	Atoms	Z	Observed(°)	Ideal(°)
36	5	2428	U	C5-C4-O4	-6.31	122.12	125.90
36	5	2955	U	N3-C2-O2	-6.31	117.79	122.20
80	6	1599	C	N1-C2-O2	6.30	122.68	118.90
36	5	660	A	O5'-P-OP2	-6.30	100.03	105.70
36	5	1349	G	O5'-P-OP1	6.30	118.27	110.70
36	5	3161	C	C6-N1-C2	-6.30	117.78	120.30
36	5	3260	G	C8-N9-C4	-6.30	103.88	106.40
36	5	2524	A	C4-C5-N7	6.30	113.85	110.70
36	1	3060	C	OP1-P-OP2	-6.30	110.15	119.60
36	5	1397	C	N3-C4-C5	-6.30	119.38	121.90
38	8	82	U	N3-C2-O2	-6.30	117.79	122.20
36	1	3275	U	C2-N1-C1'	6.30	125.26	117.70
36	5	2922	G	C6-C5-N7	-6.30	126.62	130.40
36	5	2937	G	C5-C6-O6	-6.30	124.82	128.60
36	5	2951	G	C4-C5-N7	6.30	113.32	110.80
36	5	1450	G	N1-C6-O6	6.30	123.68	119.90
36	1	371	G	C5-C6-N1	-6.30	108.35	111.50
80	6	1647	U	C2-N1-C1'	6.29	125.25	117.70
36	5	2148	U	C6-N1-C1'	6.29	130.01	121.20
36	1	661	G	C4-N9-C1'	6.29	134.68	126.50
36	5	1426	C	N3-C4-C5	6.29	124.42	121.90
36	5	2373	A	N1-C6-N6	6.29	122.38	118.60
36	1	2620	G	C8-N9-C4	6.29	108.92	106.40
38	4	13	A	O5'-P-OP1	-6.29	100.04	105.70
80	6	1649	G	N3-C4-N9	-6.29	122.22	126.00
36	5	1113	G	C8-N9-C4	6.29	108.92	106.40
36	5	2333	C	C6-N1-C2	6.29	122.82	120.30
36	5	2335	G	N1-C6-O6	-6.29	116.12	119.90
36	1	55	G	N9-C4-C5	-6.29	102.88	105.40
36	1	2401	A	C8-N9-C1'	6.29	139.02	127.70
80	6	89	G	N1-C2-N2	6.29	121.86	116.20
36	5	2181	C	C5-C6-N1	6.29	124.14	121.00
36	1	2996	U	C2-N1-C1'	6.29	125.25	117.70
36	5	651	G	C8-N9-C4	-6.29	103.88	106.40
36	5	1134	G	N3-C4-C5	6.29	131.74	128.60
36	5	1193	A	C5-C6-N6	-6.29	118.67	123.70
37	7	11	A	C8-N9-C4	6.29	108.32	105.80
1	2	4	C	C6-N1-C2	-6.29	117.78	120.30
36	1	1442	U	N3-C2-O2	6.29	126.60	122.20
36	1	2369	G	N1-C6-O6	-6.29	116.13	119.90
36	5	3245	A	N1-C2-N3	6.29	132.44	129.30
36	1	1404	G	C2-N3-C4	-6.29	108.76	111.90

*Continued on next page...*

*Continued from previous page...*

Mol	Chain	Res	Type	Atoms	Z	Observed(°)	Ideal(°)
36	1	496	C	C5-C6-N1	6.28	124.14	121.00
36	1	675	C	N3-C4-C5	-6.28	119.39	121.90
36	5	336	A	C4-C5-N7	6.28	113.84	110.70
36	5	1149	G	C8-N9-C1'	6.28	135.17	127.00
36	5	1429	G	N1-C6-O6	6.28	123.67	119.90
36	5	2964	G	O4'-C1'-N9	6.28	113.23	108.20
36	5	2856	G	C4-C5-N7	6.28	113.31	110.80
36	1	1124	U	N3-C2-O2	-6.28	117.80	122.20
36	1	1904	C	C5-C6-N1	6.28	124.14	121.00
80	6	1308	G	N1-C6-O6	6.28	123.67	119.90
36	5	2428	U	N3-C2-O2	6.28	126.60	122.20
36	5	3128	G	C4-C5-N7	6.28	113.31	110.80
36	1	1556	C	C2-N1-C1'	6.28	125.71	118.80
36	5	213	A	OP2-P-O3'	6.28	119.01	105.20
36	5	1482	A	C6-N1-C2	-6.28	114.83	118.60
80	6	393	C	N3-C4-C5	6.28	124.41	121.90
36	5	989	A	C5-C6-N6	-6.28	118.68	123.70
36	5	1078	U	C6-N1-C2	-6.28	117.23	121.00
36	5	1350	A	N1-C6-N6	-6.28	114.83	118.60
36	5	3004	C	C5-C4-N4	-6.28	115.81	120.20
37	7	73	C	O5'-P-OP2	-6.28	100.05	105.70
36	1	1429	G	N3-C2-N2	6.28	124.29	119.90
36	1	2277	C	C6-N1-C2	6.28	122.81	120.30
36	5	3084	C	N1-C2-O2	-6.28	115.13	118.90
36	5	3197	G	N1-C2-N2	6.28	121.85	116.20
1	2	554	C	C2-N1-C1'	6.27	125.70	118.80
36	1	876	A	N1-C6-N6	6.27	122.36	118.60
36	5	1348	U	C5-C6-N1	6.27	125.84	122.70
80	6	1644	C	O5'-P-OP2	-6.27	100.05	105.70
36	5	1381	A	C2-N3-C4	-6.27	107.46	110.60
36	5	2116	G	N1-C6-O6	6.27	123.66	119.90
1	2	931	C	C6-N1-C2	-6.27	117.79	120.30
36	1	2284	C	C2-N1-C1'	6.27	125.70	118.80
80	6	1376	C	C6-N1-C2	6.27	122.81	120.30
36	5	314	U	N3-C2-O2	-6.27	117.81	122.20
36	5	635	G	N3-C4-C5	6.27	131.74	128.60
1	2	1768	G	N3-C4-N9	-6.27	122.24	126.00
36	1	2918	G	C4-N9-C1'	6.27	134.65	126.50
36	1	3143	C	C2-N1-C1'	-6.27	111.91	118.80
36	5	2284	C	N1-C2-O2	6.27	122.66	118.90
1	2	1200	G	N3-C2-N2	-6.27	115.51	119.90
36	5	1789	G	C4-N9-C1'	-6.27	118.35	126.50

*Continued on next page...*

*Continued from previous page...*

Mol	Chain	Res	Type	Atoms	Z	Observed(°)	Ideal(°)
36	5	2653	C	N1-C2-O2	-6.27	115.14	118.90
36	5	3083	G	N3-C4-C5	-6.27	125.47	128.60
36	1	282	G	C5-C6-O6	6.26	132.36	128.60
80	6	813	U	N1-C2-O2	6.26	127.19	122.80
80	6	871	G	C4-N9-C1'	-6.26	118.36	126.50
80	6	1009	U	OP2-P-O3'	6.26	118.98	105.20
36	5	3216	G	C6-C5-N7	-6.26	126.64	130.40
38	8	23	U	N1-C2-O2	6.26	127.19	122.80
36	1	712	G	C5-C6-O6	-6.26	124.84	128.60
36	5	583	G	C4-C5-C6	6.26	122.56	118.80
36	5	2376	G	C6-C5-N7	-6.26	126.64	130.40
36	1	414	U	O5'-P-OP2	-6.26	100.07	105.70
36	1	3056	U	N3-C2-O2	6.26	126.58	122.20
1	2	1331	A	N1-C6-N6	-6.26	114.85	118.60
36	1	3057	U	N3-C4-O4	-6.26	115.02	119.40
80	6	1433	G	N9-C4-C5	6.26	107.90	105.40
24	d2	93	LEU	CA-CB-CG	6.26	129.69	115.30
80	6	934	C	C6-N1-C2	-6.25	117.80	120.30
1	2	1122	G	C5-C6-O6	6.25	132.35	128.60
38	4	20	U	O5'-P-OP2	-6.25	100.07	105.70
36	5	86	G	O5'-P-OP1	6.25	118.20	110.70
40	l3	102	LEU	CA-CB-CG	6.25	129.68	115.30
1	2	1490	C	C6-N1-C2	-6.25	117.80	120.30
36	1	985	U	O5'-P-OP1	-6.25	100.07	105.70
80	6	1458	G	C4-N9-C1'	6.25	134.63	126.50
36	5	1397	C	C6-N1-C2	-6.25	117.80	120.30
36	1	1499	C	C5-C4-N4	-6.25	115.83	120.20
36	1	648	C	C2-N1-C1'	6.25	125.67	118.80
36	1	1771	C	C6-N1-C2	-6.25	117.80	120.30
36	1	2550	U	N3-C2-O2	-6.25	117.83	122.20
36	5	383	G	C4-C5-N7	6.25	113.30	110.80
36	5	2904	U	O5'-P-OP2	-6.25	100.08	105.70
36	5	3074	G	N3-C4-N9	6.25	129.75	126.00
42	l5	110	LEU	CA-CB-CG	6.25	129.67	115.30
52	M6	110	PRO	C-N-CD	-6.25	106.86	120.60
80	6	1106	U	C6-N1-C2	-6.25	117.25	121.00
36	5	662	U	N3-C4-C5	-6.25	110.85	114.60
36	5	1137	C	C6-N1-C1'	-6.25	113.30	120.80
36	5	1834	U	N1-C2-O2	-6.25	118.43	122.80
36	5	2288	G	N9-C4-C5	-6.25	102.90	105.40
1	2	1644	C	O5'-P-OP2	-6.25	100.08	105.70
36	5	3361	G	N1-C6-O6	6.25	123.65	119.90

*Continued on next page...*

*Continued from previous page...*

Mol	Chain	Res	Type	Atoms	Z	Observed(°)	Ideal(°)
37	3	81	U	C5-C6-N1	-6.24	119.58	122.70
80	6	402	C	O5'-P-OP2	-6.24	100.08	105.70
80	6	1568	C	P-O3'-C3'	6.24	127.19	119.70
36	1	1450	G	C5-C6-O6	-6.24	124.86	128.60
18	c6	97	VAL	CA-CB-CG2	6.24	120.26	110.90
36	1	497	C	OP1-P-OP2	-6.24	110.24	119.60
36	5	518	G	N3-C4-N9	-6.24	122.26	126.00
1	2	1181	U	C6-N1-C2	-6.24	117.26	121.00
36	1	634	C	N3-C2-O2	-6.24	117.53	121.90
36	1	2699	G	C5-C6-O6	-6.24	124.86	128.60
36	1	3062	G	C6-C5-N7	6.24	134.14	130.40
80	6	934	C	C2-N1-C1'	6.24	125.66	118.80
80	6	1730	A	C4-C5-N7	6.24	113.82	110.70
36	5	1485	G	C4-C5-C6	6.24	122.54	118.80
36	5	2869	U	N1-C2-O2	6.24	127.17	122.80
36	5	3256	G	N3-C4-C5	6.24	131.72	128.60
45	18	69	LEU	CA-CB-CG	6.24	129.65	115.30
1	2	1324	G	N3-C2-N2	-6.24	115.53	119.90
36	1	849	C	N3-C4-C5	6.24	124.39	121.90
36	1	2399	A	P-O3'-C3'	-6.23	112.22	119.70
36	5	2777	G	N1-C6-O6	6.23	123.64	119.90
80	6	1748	G	C2-N3-C4	-6.23	108.78	111.90
36	5	518	G	C8-N9-C4	-6.23	103.91	106.40
36	5	678	G	C8-N9-C4	-6.23	103.91	106.40
36	1	2262	A	N1-C6-N6	-6.23	114.86	118.60
36	5	363	G	C5-C6-O6	-6.23	124.86	128.60
36	5	2856	G	C5-N7-C8	-6.23	101.19	104.30
1	2	314	C	C6-N1-C2	6.23	122.79	120.30
36	1	24	G	O5'-P-OP2	-6.23	100.09	105.70
80	6	330	G	C2-N3-C4	-6.23	108.79	111.90
1	2	1596	C	O5'-P-OP2	6.22	118.17	110.70
1	2	1726	G	C4-N9-C1'	-6.22	118.41	126.50
80	6	1150	G	N1-C6-O6	6.22	123.64	119.90
36	1	199	A	O4'-C1'-N9	6.22	113.18	108.20
36	5	1480	G	N9-C4-C5	-6.22	102.91	105.40
36	1	88	A	O5'-P-OP2	-6.22	100.10	105.70
36	5	2659	G	N3-C4-N9	6.22	129.73	126.00
36	1	2639	G	N1-C6-O6	6.21	123.63	119.90
36	1	2830	G	C4-N9-C1'	-6.21	118.42	126.50
80	6	1122	G	N3-C4-N9	-6.21	122.27	126.00
81	c0	83	PRO	N-CA-CB	6.21	110.76	103.30
36	5	807	A	OP1-P-O3'	6.21	118.87	105.20

*Continued on next page...*



*Continued from previous page...*

Mol	Chain	Res	Type	Atoms	Z	Observed(°)	Ideal(°)
36	5	3312	U	C5-C4-O4	-6.21	122.17	125.90
36	5	1846	C	C2-N1-C1'	6.21	125.63	118.80
36	1	1660	C	C6-N1-C2	6.21	122.78	120.30
36	5	1416	C	N1-C2-O2	6.21	122.63	118.90
36	5	2120	A	N1-C6-N6	-6.21	114.87	118.60
37	7	101	G	N1-C6-O6	6.21	123.63	119.90
36	1	421	G	C5-C6-N1	6.21	114.60	111.50
80	6	1751	C	O5'-P-OP1	6.21	118.15	110.70
36	5	2531	C	N1-C2-O2	6.21	122.62	118.90
36	1	1822	C	C6-N1-C2	-6.21	117.82	120.30
36	1	2642	A	OP2-P-O3'	6.21	118.85	105.20
36	1	2983	C	C5-C4-N4	6.21	124.55	120.20
36	1	3209	A	N1-C6-N6	6.21	122.32	118.60
36	5	939	U	N3-C2-O2	6.21	126.54	122.20
36	5	2639	G	N7-C8-N9	6.21	116.20	113.10
36	1	3378	C	N3-C4-N4	6.21	122.34	118.00
36	5	1884	A	C5-C6-N6	-6.21	118.74	123.70
1	2	934	C	C6-N1-C1'	-6.20	113.36	120.80
36	1	55	G	C8-N9-C4	6.20	108.88	106.40
36	1	1172	G	N9-C4-C5	-6.20	102.92	105.40
36	5	2385	G	O5'-P-OP1	-6.20	100.12	105.70
36	5	3045	G	N3-C2-N2	-6.20	115.56	119.90
1	2	1355	C	C6-N1-C2	-6.20	117.82	120.30
36	1	100	A	C5-C6-N6	6.20	128.66	123.70
36	1	808	A	C8-N9-C4	6.20	108.28	105.80
80	6	1745	G	C8-N9-C1'	-6.20	118.94	127.00
36	5	904	A	C5-C6-N6	-6.20	118.74	123.70
36	5	2524	A	C5-N7-C8	-6.20	100.80	103.90
36	1	1349	G	N3-C4-C5	-6.20	125.50	128.60
80	6	1530	C	C6-N1-C2	-6.20	117.82	120.30
36	5	1432	C	C6-N1-C1'	-6.20	113.36	120.80
36	5	1604	G	C8-N9-C1'	-6.20	118.94	127.00
36	5	2733	A	O5'-P-OP2	-6.20	100.12	105.70
36	5	3335	A	C2-N3-C4	-6.20	107.50	110.60
36	1	52	A	O5'-P-OP1	-6.20	100.12	105.70
36	1	1112	A	O5'-P-OP2	-6.20	100.12	105.70
80	6	1649	G	C4-N9-C1'	-6.20	118.44	126.50
36	5	673	U	C2-N1-C1'	-6.20	110.27	117.70
36	5	745	C	C6-N1-C2	-6.20	117.82	120.30
36	5	1407	A	O5'-P-OP1	6.20	118.14	110.70
36	5	1537	A	C8-N9-C4	6.20	108.28	105.80
36	5	2170	U	C5-C4-O4	6.20	129.62	125.90

*Continued on next page...*

*Continued from previous page...*

Mol	Chain	Res	Type	Atoms	Z	Observed(°)	Ideal(°)
36	5	3074	G	N3-C4-C5	-6.20	125.50	128.60
1	2	1410	A	N9-C4-C5	6.19	108.28	105.80
80	6	590	C	C6-N1-C2	-6.19	117.82	120.30
36	5	582	G	C6-C5-N7	-6.19	126.68	130.40
36	1	374	A	N1-C6-N6	-6.19	114.88	118.60
36	1	2828	G	C4-C5-N7	6.19	113.28	110.80
80	6	939	A	C8-N9-C4	-6.19	103.32	105.80
80	6	1779	U	N1-C2-O2	6.19	127.14	122.80
36	5	890	C	OP2-P-O3'	6.19	118.83	105.20
36	5	1795	U	O5'-P-OP2	6.19	118.13	110.70
36	5	2141	U	C6-N1-C1'	6.19	129.87	121.20
36	5	2748	A	C5-C6-N6	-6.19	118.75	123.70
36	1	325	A	O5'-P-OP1	-6.19	100.13	105.70
36	5	567	G	C6-C5-N7	-6.19	126.69	130.40
36	5	1116	G	C4-C5-N7	-6.19	108.32	110.80
36	5	1308	A	C8-N9-C4	-6.19	103.32	105.80
36	5	2400	G	C5-N7-C8	-6.19	101.20	104.30
36	1	314	U	C5-C4-O4	6.19	129.61	125.90
36	5	1858	A	C8-N9-C4	-6.19	103.33	105.80
36	5	1867	A	C5-C6-N6	-6.19	118.75	123.70
36	5	2206	G	N1-C6-O6	6.19	123.61	119.90
36	1	153	U	C6-N1-C2	-6.19	117.29	121.00
36	5	374	A	P-O3'-C3'	6.19	127.13	119.70
36	5	2403	G	C8-N9-C4	6.19	108.88	106.40
36	5	2970	C	C4-C5-C6	6.19	120.49	117.40
36	5	3204	C	N1-C2-O2	-6.19	115.19	118.90
1	2	1781	A	N9-C4-C5	6.19	108.27	105.80
36	1	218	G	O5'-P-OP2	-6.19	100.13	105.70
80	6	1499	G	N3-C4-N9	6.19	129.71	126.00
36	5	3106	A	C6-C5-N7	-6.19	127.97	132.30
36	1	1530	U	C5-C6-N1	-6.18	119.61	122.70
36	1	1802	C	C5-C4-N4	-6.18	115.87	120.20
36	1	2813	A	N3-C4-C5	-6.18	122.47	126.80
38	8	88	A	C8-N9-C4	6.18	108.27	105.80
62	n6	76	LEU	CA-CB-CG	6.18	129.53	115.30
36	1	637	C	C2-N1-C1'	6.18	125.60	118.80
80	6	194	U	N3-C2-O2	-6.18	117.87	122.20
36	5	2146	C	C6-N1-C2	-6.18	117.83	120.30
36	5	128	G	C4-N9-C1'	6.18	134.54	126.50
36	5	2837	A	N7-C8-N9	-6.18	110.71	113.80
36	1	817	A	N9-C4-C5	-6.18	103.33	105.80
80	6	1649	G	N3-C2-N2	6.18	124.23	119.90

*Continued on next page...*

*Continued from previous page...*

Mol	Chain	Res	Type	Atoms	Z	Observed(°)	Ideal(°)
36	5	49	A	N9-C4-C5	6.18	108.27	105.80
36	5	1547	G	C5-C6-O6	-6.18	124.89	128.60
36	5	2235	C	C6-N1-C2	6.18	122.77	120.30
36	1	249	U	C6-N1-C2	-6.18	117.29	121.00
36	1	817	A	C5-C6-N6	-6.18	118.76	123.70
36	5	1325	U	C5-C4-O4	6.18	129.61	125.90
36	5	2882	U	N1-C2-N3	6.18	118.61	114.90
36	5	3013	U	C6-N1-C2	-6.18	117.29	121.00
1	2	1768	G	C8-N9-C1'	6.17	135.03	127.00
36	1	1917	C	C6-N1-C2	6.17	122.77	120.30
36	5	236	G	N1-C6-O6	-6.17	116.19	119.90
36	1	1508	C	N3-C2-O2	-6.17	117.58	121.90
80	6	1428	G	N7-C8-N9	6.17	116.19	113.10
36	5	3099	C	C5-C6-N1	-6.17	117.91	121.00
36	5	620	U	C5-C6-N1	6.17	125.78	122.70
36	5	2385	G	N3-C4-N9	-6.17	122.30	126.00
36	1	2828	G	N3-C2-N2	6.17	124.22	119.90
1	2	144	U	C6-N1-C2	-6.17	117.30	121.00
36	1	2777	G	C6-C5-N7	-6.17	126.70	130.40
36	5	567	G	C4-C5-N7	6.17	113.27	110.80
36	5	1520	G	N1-C6-O6	6.17	123.60	119.90
36	5	2633	U	C5-C4-O4	6.17	129.60	125.90
36	1	395	A	O5'-P-OP2	-6.17	100.15	105.70
36	1	1005	G	N1-C6-O6	6.16	123.60	119.90
36	1	1182	A	N1-C6-N6	6.16	122.30	118.60
37	3	53	U	N1-C2-O2	-6.16	118.49	122.80
36	5	3339	A	N1-C6-N6	6.16	122.30	118.60
36	1	2923	U	O5'-P-OP1	-6.16	100.15	105.70
1	2	1027	A	N1-C6-N6	6.16	122.30	118.60
36	1	107	A	N1-C6-N6	6.16	122.30	118.60
36	1	439	C	N1-C2-O2	6.16	122.60	118.90
80	6	628	G	C4-C5-N7	6.16	113.27	110.80
36	5	1193	A	C6-C5-N7	-6.16	127.99	132.30
41	14	327	LEU	CA-CB-CG	6.16	129.47	115.30
36	1	3382	U	C2-N1-C1'	6.16	125.09	117.70
36	5	1375	G	C4-C5-N7	-6.16	108.34	110.80
36	1	689	U	N1-C2-O2	6.15	127.11	122.80
36	1	692	A	O5'-P-OP2	6.15	118.08	110.70
80	6	382	C	C6-N1-C2	6.15	122.76	120.30
80	6	1000	C	C6-N1-C1'	-6.15	113.42	120.80
36	1	1151	U	N1-C2-N3	6.15	118.59	114.90
36	1	2134	G	N1-C6-O6	6.15	123.59	119.90

*Continued on next page...*

*Continued from previous page...*

Mol	Chain	Res	Type	Atoms	Z	Observed(°)	Ideal(°)
36	1	2356	A	C4-C5-N7	6.15	113.78	110.70
80	6	136	C	C2-N1-C1'	6.15	125.57	118.80
80	6	1329	A	N1-C6-N6	6.15	122.29	118.60
36	5	439	C	N3-C4-C5	-6.15	119.44	121.90
36	5	1710	C	N3-C4-C5	6.15	124.36	121.90
1	2	53	G	C5-C6-O6	6.15	132.29	128.60
36	1	1307	G	N3-C2-N2	6.15	124.20	119.90
36	1	2762	A	N9-C4-C5	6.15	108.26	105.80
36	5	1433	A	C8-N9-C4	-6.15	103.34	105.80
36	5	1336	U	C6-N1-C2	-6.15	117.31	121.00
36	5	1429	G	C6-C5-N7	-6.15	126.71	130.40
36	5	2152	A	C5-C6-N6	-6.15	118.78	123.70
36	1	590	G	C5-C6-O6	-6.15	124.91	128.60
36	5	1042	U	OP1-P-O3'	-6.15	91.68	105.20
36	5	2856	G	O5'-P-OP1	-6.15	100.17	105.70
1	2	734	A	P-O3'-C3'	6.14	127.07	119.70
36	1	1111	U	N1-C2-N3	-6.14	111.21	114.90
36	1	3055	U	C6-N1-C2	6.14	124.69	121.00
36	5	1786	G	C8-N9-C4	-6.14	103.94	106.40
36	5	2329	C	C6-N1-C2	6.14	122.76	120.30
36	5	3195	U	OP1-P-O3'	6.14	118.72	105.20
1	2	1196	A	P-O3'-C3'	6.14	127.07	119.70
36	1	3015	G	C8-N9-C4	-6.14	103.94	106.40
36	1	3030	G	N3-C4-N9	-6.14	122.31	126.00
36	1	3035	A	O5'-P-OP1	-6.14	100.17	105.70
36	1	3057	U	C5-C4-O4	6.14	129.59	125.90
80	6	1027	A	N1-C6-N6	6.14	122.29	118.60
38	4	74	U	O5'-P-OP1	-6.14	100.17	105.70
36	1	1691	U	O5'-P-OP2	-6.14	100.17	105.70
36	1	2802	A	OP2-P-O3'	6.14	118.71	105.20
80	6	1764	C	O5'-P-OP1	-6.14	100.17	105.70
76	q0	85	LEU	CA-CB-CG	6.14	129.42	115.30
36	1	1202	A	N9-C4-C5	-6.14	103.34	105.80
36	5	3377	G	C4-C5-C6	6.14	122.48	118.80
36	1	676	G	C8-N9-C4	-6.14	103.95	106.40
36	1	1151	U	N3-C4-O4	6.14	123.69	119.40
36	1	2693	C	C6-N1-C2	6.14	122.75	120.30
36	1	3326	G	C6-C5-N7	-6.14	126.72	130.40
36	5	2937	G	C4-C5-N7	6.14	113.25	110.80
36	5	3056	U	C5-C4-O4	6.14	129.58	125.90
80	6	1662	G	N9-C4-C5	-6.13	102.95	105.40
36	5	1933	A	C4-C5-N7	6.13	113.77	110.70

*Continued on next page...*

*Continued from previous page...*

Mol	Chain	Res	Type	Atoms	Z	Observed(°)	Ideal(°)
36	1	1887	A	C8-N9-C4	6.13	108.25	105.80
36	1	2197	C	N1-C2-N3	-6.13	114.91	119.20
80	6	1202	A	O5'-P-OP1	6.13	118.06	110.70
37	7	110	G	O5'-P-OP2	-6.13	100.18	105.70
36	5	733	G	C5-C6-N1	-6.13	108.44	111.50
36	5	1531	C	C6-N1-C1'	-6.13	113.44	120.80
36	1	1152	G	C8-N9-C4	-6.13	103.95	106.40
36	1	1530	U	C6-N1-C2	6.13	124.68	121.00
36	5	1846	C	C6-N1-C1'	-6.13	113.44	120.80
36	5	2288	G	N3-C2-N2	6.13	124.19	119.90
1	2	1462	G	N9-C4-C5	-6.13	102.95	105.40
36	1	1051	U	C5-C6-N1	-6.13	119.64	122.70
36	1	2677	G	O5'-P-OP1	-6.13	100.19	105.70
36	5	269	G	C8-N9-C4	6.13	108.85	106.40
36	5	361	A	N1-C6-N6	-6.13	114.92	118.60
36	5	2288	G	C8-N9-C1'	-6.12	119.04	127.00
1	2	1795	U	N3-C2-O2	-6.12	117.91	122.20
36	1	1307	G	O5'-P-OP2	-6.12	100.19	105.70
80	6	1793	G	N1-C6-O6	-6.12	116.23	119.90
36	5	1590	G	C5-C6-O6	-6.12	124.93	128.60
36	5	2273	G	C8-N9-C4	6.12	108.85	106.40
36	1	1716	U	P-O3'-C3'	6.12	127.05	119.70
80	6	609	U	C5-C4-O4	6.12	129.57	125.90
36	5	591	G	C8-N9-C4	6.12	108.85	106.40
36	5	2620	G	N3-C2-N2	-6.12	115.62	119.90
36	1	500	C	N3-C4-C5	-6.12	119.45	121.90
36	1	1119	C	C2-N1-C1'	-6.12	112.07	118.80
36	1	1552	G	C6-C5-N7	-6.12	126.73	130.40
37	3	28	C	C6-N1-C2	-6.12	117.85	120.30
80	6	1458	G	C8-N9-C1'	-6.12	119.05	127.00
80	6	1634	C	C5-C6-N1	6.12	124.06	121.00
36	5	1348	U	C6-N1-C2	-6.12	117.33	121.00
36	5	2147	A	C4-C5-N7	6.12	113.76	110.70
36	5	3010	U	N1-C2-N3	6.12	118.57	114.90
36	1	501	A	C8-N9-C4	6.12	108.25	105.80
36	1	984	G	N3-C4-C5	-6.12	125.54	128.60
36	1	2714	G	C4-N9-C1'	-6.12	118.55	126.50
36	1	193	C	N3-C4-C5	-6.12	119.45	121.90
37	3	41	G	C4-C5-N7	6.12	113.25	110.80
36	5	2116	G	O5'-P-OP2	-6.12	100.20	105.70
36	5	2839	G	N3-C4-C5	6.12	131.66	128.60
80	6	975	C	N3-C4-C5	6.11	124.34	121.90

*Continued on next page...*

*Continued from previous page...*

Mol	Chain	Res	Type	Atoms	Z	Observed(°)	Ideal(°)
36	5	2541	U	C6-N1-C2	-6.11	117.33	121.00
36	5	3004	C	N3-C4-N4	6.11	122.28	118.00
36	1	827	A	N7-C8-N9	-6.11	110.74	113.80
36	1	2656	A	C8-N9-C4	-6.11	103.36	105.80
80	6	1783	C	C6-N1-C2	-6.11	117.86	120.30
37	7	49	G	N1-C6-O6	6.11	123.57	119.90
1	2	853	G	C4-C5-N7	6.11	113.24	110.80
36	1	2163	C	C5-C6-N1	-6.11	117.95	121.00
36	5	1157	G	OP2-P-O3'	6.11	118.64	105.20
36	5	2832	C	C6-N1-C2	6.11	122.74	120.30
36	1	2352	A	C4-C5-N7	6.11	113.75	110.70
80	6	270	C	C6-N1-C2	6.11	122.74	120.30
80	6	802	G	N1-C6-O6	6.11	123.56	119.90
80	6	932	U	N3-C2-O2	-6.11	117.93	122.20
36	5	1531	C	C5-C4-N4	-6.11	115.93	120.20
36	5	1931	U	C2-N1-C1'	-6.11	110.37	117.70
80	6	1473	U	N3-C2-O2	-6.10	117.93	122.20
36	1	2804	A	O5'-P-OP2	-6.10	100.21	105.70
36	5	2837	A	C8-N9-C4	6.10	108.24	105.80
33	e1	100	LEU	CA-CB-CG	6.10	129.33	115.30
36	1	915	A	C8-N9-C4	-6.10	103.36	105.80
80	6	608	U	N3-C2-O2	-6.10	117.93	122.20
36	5	437	G	N3-C2-N2	-6.10	115.63	119.90
36	5	1148	G	C5-C6-O6	-6.10	124.94	128.60
36	5	2855	U	C5-C4-O4	-6.10	122.24	125.90
36	1	397	A	N1-C6-N6	-6.10	114.94	118.60
80	6	159	U	O5'-P-OP2	-6.10	100.21	105.70
36	5	64	G	C5-C6-O6	-6.10	124.94	128.60
36	1	1466	G	N1-C6-O6	6.10	123.56	119.90
1	2	404	G	N3-C4-C5	6.09	131.65	128.60
36	1	933	A	N1-C2-N3	6.09	132.35	129.30
36	1	1565	G	C8-N9-C4	-6.09	103.96	106.40
80	6	57	G	N3-C2-N2	-6.09	115.63	119.90
80	6	58	U	N1-C2-N3	6.09	118.56	114.90
36	5	2748	A	N9-C4-C5	-6.09	103.36	105.80
37	7	11	A	N1-C6-N6	6.09	122.26	118.60
36	1	2198	A	C6-C5-N7	-6.09	128.03	132.30
80	6	385	A	C5-C6-N6	6.09	128.57	123.70
80	6	1764	C	N3-C4-C5	6.09	124.34	121.90
36	5	91	G	N3-C4-N9	-6.09	122.34	126.00
36	1	688	G	N3-C4-N9	6.09	129.66	126.00
36	5	549	U	N3-C4-C5	-6.09	110.94	114.60

*Continued on next page...*

*Continued from previous page...*

Mol	Chain	Res	Type	Atoms	Z	Observed(°)	Ideal(°)
36	5	1527	C	N3-C4-N4	-6.09	113.73	118.00
36	5	1915	A	C2-N3-C4	-6.09	107.56	110.60
36	1	3185	U	C6-N1-C2	-6.09	117.35	121.00
36	5	1794	G	N3-C2-N2	-6.09	115.64	119.90
36	1	269	G	N1-C2-N2	6.09	121.68	116.20
36	1	2749	G	C8-N9-C4	-6.09	103.97	106.40
36	1	2976	A	C5-N7-C8	-6.09	100.86	103.90
36	5	1116	G	OP2-P-O3'	6.09	118.59	105.20
36	5	1380	G	N9-C4-C5	-6.09	102.97	105.40
36	5	1520	G	C8-N9-C4	-6.09	103.97	106.40
1	2	507	U	N3-C2-O2	-6.08	117.94	122.20
1	2	1565	C	C6-N1-C2	-6.08	117.87	120.30
80	6	768	C	C6-N1-C2	6.08	122.73	120.30
36	5	2524	A	O4'-C1'-N9	6.08	113.07	108.20
36	5	2772	C	P-O3'-C3'	6.08	127.00	119.70
21	c9	132	LEU	CA-CB-CG	6.08	129.29	115.30
36	5	2557	A	C8-N9-C4	6.08	108.23	105.80
36	1	1096	U	OP1-P-OP2	-6.08	110.48	119.60
80	6	163	G	N9-C4-C5	6.08	107.83	105.40
36	5	109	A	N1-C6-N6	-6.08	114.95	118.60
36	5	1468	A	C5-N7-C8	-6.08	100.86	103.90
36	5	1937	U	N3-C4-O4	6.08	123.66	119.40
36	1	2355	G	C4-C5-N7	6.08	113.23	110.80
36	1	2659	G	N3-C4-C5	6.08	131.64	128.60
36	5	916	G	P-O3'-C3'	6.08	126.99	119.70
36	5	2206	G	C5-C6-O6	-6.08	124.95	128.60
36	1	229	G	C8-N9-C4	-6.08	103.97	106.40
80	6	1106	U	O5'-P-OP1	-6.08	100.23	105.70
36	5	1014	U	C6-N1-C1'	-6.08	112.69	121.20
36	5	2619	G	C4-C5-N7	6.08	113.23	110.80
36	5	2689	A	C8-N9-C4	-6.08	103.37	105.80
36	1	3034	C	N3-C2-O2	-6.08	117.65	121.90
36	5	784	A	O5'-P-OP1	-6.08	100.23	105.70
36	5	2211	U	N3-C2-O2	-6.08	117.95	122.20
36	5	2603	G	OP1-P-O3'	-6.08	91.83	105.20
1	2	1246	C	C6-N1-C2	-6.07	117.87	120.30
36	5	964	G	C5-N7-C8	-6.07	101.26	104.30
36	5	2663	G	N1-C2-N2	6.07	121.67	116.20
36	5	2942	C	N3-C4-C5	-6.07	119.47	121.90
36	1	637	C	C6-N1-C1'	-6.07	113.51	120.80
36	1	3217	C	N3-C2-O2	-6.07	117.65	121.90
36	5	2901	G	N3-C4-N9	6.07	129.64	126.00

*Continued on next page...*

*Continued from previous page...*

Mol	Chain	Res	Type	Atoms	Z	Observed(°)	Ideal(°)
1	2	1116	A	C5-C6-N6	-6.07	118.84	123.70
36	5	2385	G	C4-N9-C1'	-6.07	118.61	126.50
36	1	18	G	N1-C6-O6	6.07	123.54	119.90
36	1	350	C	C5-C6-N1	6.07	124.03	121.00
36	1	1916	U	C6-N1-C2	6.07	124.64	121.00
36	1	2276	G	C2-N3-C4	6.07	114.93	111.90
36	1	2631	U	N3-C4-C5	6.07	118.24	114.60
36	1	2838	A	C8-N9-C4	6.07	108.23	105.80
36	1	3340	G	N1-C6-O6	6.07	123.54	119.90
38	4	32	C	C6-N1-C2	6.07	122.73	120.30
80	6	1094	G	O5'-P-OP2	-6.07	100.24	105.70
36	5	415	G	C2-N3-C4	6.07	114.93	111.90
1	2	736	C	C2-N1-C1'	6.06	125.47	118.80
36	1	1718	G	N1-C6-O6	6.06	123.54	119.90
36	1	2148	U	C5-C4-O4	-6.06	122.26	125.90
36	1	2278	C	C6-N1-C2	-6.06	117.88	120.30
36	1	2983	C	C5-C6-N1	-6.06	117.97	121.00
80	6	290	G	N3-C4-N9	-6.06	122.36	126.00
36	5	2142	A	C2-N3-C4	6.06	113.63	110.60
36	5	2579	G	N9-C4-C5	6.06	107.83	105.40
38	8	84	C	C6-N1-C2	-6.06	117.88	120.30
36	1	196	G	OP1-P-O3'	6.06	118.53	105.20
80	6	402	C	O5'-P-OP1	6.06	117.97	110.70
80	6	584	C	O5'-P-OP1	-6.06	100.25	105.70
80	6	1449	U	C6-N1-C2	-6.06	117.36	121.00
36	5	366	A	C5-C6-N1	-6.06	114.67	117.70
36	5	2340	U	C2-N1-C1'	6.06	124.97	117.70
37	7	10	C	C2-N1-C1'	6.06	125.47	118.80
36	1	403	C	N3-C4-C5	6.06	124.32	121.90
80	6	1026	A	N7-C8-N9	-6.06	110.77	113.80
36	5	691	A	C2-N3-C4	-6.06	107.57	110.60
36	5	515	C	N3-C4-C5	6.06	124.32	121.90
36	1	212	G	N3-C2-N2	-6.05	115.66	119.90
80	6	1628	U	C6-N1-C2	-6.05	117.37	121.00
36	5	1103	A	C4-C5-C6	6.05	120.03	117.00
36	5	1152	G	N1-C2-N3	6.05	127.53	123.90
36	5	2836	C	N3-C2-O2	-6.05	117.66	121.90
36	1	2970	C	C4-C5-C6	6.05	120.43	117.40
1	2	1768	G	C4-N9-C1'	-6.05	118.63	126.50
36	1	1489	A	C8-N9-C4	6.05	108.22	105.80
36	5	1086	C	C5-C6-N1	6.05	124.03	121.00
36	5	2774	C	C6-N1-C2	-6.05	117.88	120.30

*Continued on next page...*



*Continued from previous page...*

Mol	Chain	Res	Type	Atoms	Z	Observed(°)	Ideal(°)
38	4	11	C	N3-C4-C5	6.05	124.32	121.90
80	6	1489	U	N3-C2-O2	-6.05	117.97	122.20
80	6	1738	U	N1-C2-O2	-6.05	118.56	122.80
36	5	1321	G	C5-C6-N1	-6.05	108.47	111.50
37	7	73	C	N3-C2-O2	-6.05	117.67	121.90
38	8	29	U	O5'-P-OP2	-6.05	100.26	105.70
36	1	1507	G	O4'-C1'-N9	-6.05	103.36	108.20
36	1	2879	C	N3-C4-C5	-6.05	119.48	121.90
36	1	3076	C	C5-C6-N1	6.05	124.02	121.00
36	5	88	A	C8-N9-C4	6.05	108.22	105.80
36	5	2898	G	N9-C4-C5	6.05	107.82	105.40
36	1	60	A	C8-N9-C4	6.04	108.22	105.80
36	1	1855	U	O5'-P-OP1	-6.04	100.26	105.70
38	4	19	C	C6-N1-C2	-6.04	117.88	120.30
36	5	1942	U	C6-N1-C2	-6.04	117.37	121.00
80	6	89	G	N3-C4-N9	-6.04	122.37	126.00
36	5	1335	C	N1-C2-O2	-6.04	115.27	118.90
36	5	2513	U	C2-N1-C1'	6.04	124.95	117.70
36	5	2633	U	C4-C5-C6	6.04	123.33	119.70
36	5	3106	A	C4-C5-N7	6.04	113.72	110.70
1	2	18	C	C5-C6-N1	6.04	124.02	121.00
36	1	1525	G	O5'-P-OP2	-6.04	100.26	105.70
36	1	2870	C	N3-C2-O2	6.04	126.13	121.90
36	5	579	G	C8-N9-C4	6.04	108.82	106.40
36	5	1449	A	N1-C6-N6	6.04	122.22	118.60
36	5	2635	A	C8-N9-C4	-6.04	103.38	105.80
36	5	2751	G	C5-C6-O6	-6.04	124.98	128.60
37	7	67	G	N3-C2-N2	-6.04	115.67	119.90
36	1	2325	G	C5-C6-O6	-6.04	124.98	128.60
36	1	2984	C	N3-C4-N4	-6.04	113.77	118.00
36	5	2246	G	C4-C5-C6	6.04	122.42	118.80
36	5	2834	G	O5'-P-OP1	-6.04	100.27	105.70
80	6	765	G	N1-C2-N2	6.04	121.63	116.20
36	5	2808	A	N1-C6-N6	6.04	122.22	118.60
36	5	3031	G	N3-C4-C5	6.04	131.62	128.60
1	2	1658	G	C5-C6-O6	-6.04	124.98	128.60
36	1	2615	G	N1-C2-N2	6.04	121.63	116.20
36	1	2903	A	C5-C6-N1	-6.04	114.68	117.70
80	6	1748	G	C4-C5-N7	6.04	113.21	110.80
4	s2	207	LEU	CA-CB-CG	6.04	129.18	115.30
36	5	641	C	O5'-P-OP1	-6.04	100.27	105.70
36	5	937	G	N3-C4-C5	6.04	131.62	128.60

*Continued on next page...*

*Continued from previous page...*

Mol	Chain	Res	Type	Atoms	Z	Observed(°)	Ideal(°)
36	5	1591	G	O5'-P-OP1	-6.04	100.27	105.70
36	5	2341	A	O5'-P-OP2	-6.04	100.27	105.70
36	1	659	G	N3-C4-N9	6.03	129.62	126.00
36	1	1802	C	N3-C2-O2	6.03	126.12	121.90
36	1	2400	G	N1-C6-O6	6.03	123.52	119.90
80	6	652	G	C5-N7-C8	-6.03	101.28	104.30
36	5	1365	G	C6-C5-N7	-6.03	126.78	130.40
36	1	198	A	N9-C4-C5	6.03	108.21	105.80
80	6	89	G	C6-N1-C2	6.03	128.72	125.10
36	5	1306	G	C5-N7-C8	-6.03	101.28	104.30
36	5	1919	G	C8-N9-C4	-6.03	103.99	106.40
36	5	2867	C	C5-C4-N4	-6.03	115.98	120.20
1	2	48	G	O5'-P-OP2	-6.03	100.27	105.70
1	2	1523	G	N3-C4-C5	-6.03	125.58	128.60
36	1	831	G	C5-C6-O6	-6.03	124.98	128.60
36	5	1172	G	C5-C6-O6	6.03	132.22	128.60
36	5	2373	A	C5-C6-N6	-6.03	118.88	123.70
36	5	3140	G	N9-C4-C5	-6.03	102.99	105.40
36	5	3287	U	C6-N1-C2	-6.03	117.38	121.00
36	5	2211	U	C5-C4-O4	6.03	129.52	125.90
36	1	440	A	C8-N9-C4	-6.03	103.39	105.80
36	1	1896	A	N1-C6-N6	6.03	122.22	118.60
36	1	2883	U	O5'-P-OP2	-6.03	100.28	105.70
37	3	88	G	C8-N9-C4	-6.03	103.99	106.40
38	4	103	G	C8-N9-C4	-6.03	103.99	106.40
36	5	2341	A	C8-N9-C4	6.03	108.21	105.80
36	5	2904	U	C5-C6-N1	-6.03	119.69	122.70
48	m1	12	LEU	CA-CB-CG	6.03	129.16	115.30
1	2	558	U	C2-N1-C1'	6.03	124.93	117.70
36	1	1718	G	C5-C6-O6	-6.03	124.98	128.60
36	1	3238	G	N3-C2-N2	-6.03	115.68	119.90
80	6	403	G	N1-C2-N3	6.03	127.52	123.90
80	6	1196	A	P-O3'-C3'	6.03	126.93	119.70
36	5	3351	U	N1-C2-O2	6.03	127.02	122.80
36	1	3217	C	N1-C2-O2	6.02	122.52	118.90
80	6	453	U	N1-C2-O2	6.02	127.02	122.80
36	1	2644	C	N3-C2-O2	-6.02	117.68	121.90
36	1	2719	U	N1-C2-O2	-6.02	118.58	122.80
80	6	1572	G	N9-C4-C5	-6.02	102.99	105.40
36	5	1389	G	C8-N9-C1'	-6.02	119.17	127.00
36	1	48	A	O4'-C1'-N9	6.02	113.02	108.20
36	1	877	C	N3-C4-C5	6.02	124.31	121.90

*Continued on next page...*

*Continued from previous page...*

Mol	Chain	Res	Type	Atoms	Z	Observed(°)	Ideal(°)
80	6	294	C	N3-C2-O2	-6.02	117.69	121.90
80	6	913	G	C2-N3-C4	6.02	114.91	111.90
36	5	512	U	C5-C4-O4	6.02	129.51	125.90
36	5	3143	C	OP2-P-O3'	6.02	118.44	105.20
36	1	634	C	N1-C2-O2	6.02	122.51	118.90
36	1	2792	A	OP1-P-O3'	6.02	118.44	105.20
36	1	3150	A	N1-C6-N6	6.02	122.21	118.60
80	6	1635	A	O5'-P-OP1	-6.02	100.28	105.70
36	5	516	A	N9-C4-C5	-6.02	103.39	105.80
36	5	1793	C	N3-C4-C5	-6.02	119.49	121.90
36	5	2352	A	N9-C4-C5	-6.02	103.39	105.80
71	o5	21	LEU	CA-CB-CG	6.02	129.14	115.30
37	3	81	U	C6-N1-C2	6.02	124.61	121.00
80	6	1568	C	C2-N1-C1'	6.02	125.42	118.80
36	5	521	A	OP2-P-O3'	-6.02	91.97	105.20
36	1	1181	U	N1-C2-N3	6.01	118.51	114.90
36	1	3134	A	N9-C4-C5	-6.01	103.39	105.80
8	s6	69	LEU	CA-CB-CG	6.01	129.13	115.30
36	5	218	G	O5'-P-OP1	-6.01	100.29	105.70
36	1	2976	A	N1-C6-N6	6.01	122.21	118.60
36	1	1202	A	C2-N3-C4	-6.01	107.59	110.60
36	5	979	U	N3-C4-O4	6.01	123.61	119.40
36	5	2156	C	C5-C6-N1	-6.01	117.99	121.00
36	1	953	G	C8-N9-C4	6.01	108.80	106.40
36	1	1844	C	C5-C6-N1	-6.01	118.00	121.00
36	1	2805	G	N3-C4-C5	-6.01	125.59	128.60
38	4	20	U	C6-N1-C2	6.01	124.61	121.00
80	6	794	U	C2-N1-C1'	6.01	124.91	117.70
36	5	587	U	N3-C2-O2	6.01	126.41	122.20
36	5	2248	C	OP1-P-O3'	6.01	118.42	105.20
36	1	351	A	O5'-P-OP2	-6.01	100.29	105.70
36	1	869	G	C6-C5-N7	-6.01	126.80	130.40
36	1	919	U	N3-C4-C5	6.01	118.20	114.60
36	1	922	U	C6-N1-C1'	-6.01	112.79	121.20
80	6	1022	C	OP2-P-O3'	6.01	118.41	105.20
36	5	1789	G	N3-C4-C5	6.01	131.60	128.60
75	O9	45	ARG	NE-CZ-NH2	-6.00	117.30	120.30
36	5	2374	C	C6-N1-C2	6.00	122.70	120.30
1	2	1291	G	N3-C4-C5	6.00	131.60	128.60
36	1	34	A	O5'-P-OP2	-6.00	100.30	105.70
36	1	639	G	C5-C6-O6	-6.00	125.00	128.60
80	6	1113	A	O5'-P-OP2	-6.00	100.30	105.70

*Continued on next page...*

*Continued from previous page...*

Mol	Chain	Res	Type	Atoms	Z	Observed(°)	Ideal(°)
36	5	1073	U	C6-N1-C2	-6.00	117.40	121.00
36	5	1493	G	O4'-C1'-N9	6.00	113.00	108.20
76	q0	103	LEU	CB-CG-CD2	-6.00	100.79	111.00
36	1	2306	C	C5-C6-N1	6.00	124.00	121.00
36	5	924	G	N1-C2-N2	6.00	121.60	116.20
36	5	1706	C	N1-C2-O2	6.00	122.50	118.90
36	5	2211	U	N1-C2-N3	6.00	118.50	114.90
36	1	344	A	C8-N9-C4	-6.00	103.40	105.80
36	5	661	G	N1-C2-N2	-6.00	110.80	116.20
1	2	1082	C	N3-C2-O2	-6.00	117.70	121.90
36	1	1725	C	C2-N1-C1'	-6.00	112.20	118.80
36	1	3246	G	C5-C6-O6	-6.00	125.00	128.60
36	5	3154	C	C2-N1-C1'	6.00	125.40	118.80
1	2	1410	A	C8-N9-C4	-6.00	103.40	105.80
36	1	1919	G	N7-C8-N9	6.00	116.10	113.10
36	1	2813	A	C8-N9-C4	-6.00	103.40	105.80
80	6	290	G	N9-C4-C5	6.00	107.80	105.40
80	6	765	G	N3-C2-N2	-6.00	115.70	119.90
36	5	643	U	N1-C2-O2	6.00	127.00	122.80
36	5	780	A	C8-N9-C4	-6.00	103.40	105.80
36	5	999	G	C8-N9-C4	6.00	108.80	106.40
36	5	2626	A	C2-N3-C4	-6.00	107.60	110.60
36	1	843	A	N9-C4-C5	-6.00	103.40	105.80
36	1	3185	U	O5'-P-OP1	-6.00	100.31	105.70
36	5	1592	G	N9-C4-C5	6.00	107.80	105.40
1	2	1347	U	N1-C2-O2	-5.99	118.60	122.80
1	2	1586	A	C8-N9-C4	5.99	108.20	105.80
36	1	910	G	O5'-P-OP2	-5.99	100.31	105.70
36	1	2816	G	N3-C2-N2	-5.99	115.70	119.90
36	1	2964	G	C5-C6-O6	-5.99	125.00	128.60
36	5	3010	U	N1-C2-O2	-5.99	118.61	122.80
36	1	661	G	C8-N9-C4	-5.99	104.00	106.40
36	1	206	G	C2-N3-C4	5.99	114.89	111.90
36	1	960	U	N3-C4-C5	5.99	118.19	114.60
36	1	1146	C	C6-N1-C2	-5.99	117.90	120.30
36	5	962	A	O5'-P-OP2	-5.99	100.31	105.70
1	2	741	C	C6-N1-C2	5.99	122.69	120.30
36	1	104	G	C4-C5-N7	5.99	113.20	110.80
36	1	363	G	OP1-P-OP2	-5.99	110.62	119.60
36	1	1125	U	OP2-P-O3'	5.99	118.37	105.20
38	4	107	G	O5'-P-OP1	-5.99	100.31	105.70
80	6	677	G	C8-N9-C4	5.99	108.80	106.40

*Continued on next page...*

*Continued from previous page...*

Mol	Chain	Res	Type	Atoms	Z	Observed(°)	Ideal(°)
36	5	426	G	N7-C8-N9	-5.99	110.11	113.10
36	5	835	G	C8-N9-C4	5.99	108.80	106.40
36	5	878	G	N3-C2-N2	5.99	124.09	119.90
36	5	2135	U	N1-C2-O2	-5.99	118.61	122.80
36	5	2708	C	N1-C2-O2	-5.99	115.31	118.90
38	4	51	G	O5'-P-OP1	-5.99	100.31	105.70
80	6	1661	U	C5-C4-O4	-5.99	122.31	125.90
1	2	1070	C	C6-N1-C2	5.99	122.69	120.30
36	5	1409	G	C8-N9-C4	5.99	108.79	106.40
80	6	1024	U	O4'-C1'-N1	5.98	112.99	108.20
36	1	876	A	C5-C6-N6	-5.98	118.91	123.70
36	1	894	G	OP1-P-O3'	5.98	118.36	105.20
36	5	2579	G	N3-C4-C5	-5.98	125.61	128.60
36	5	3065	G	N3-C4-C5	-5.98	125.61	128.60
36	1	1423	C	C2-N1-C1'	-5.98	112.22	118.80
36	1	1617	G	N3-C4-C5	5.98	131.59	128.60
36	1	2953	U	C6-N1-C2	-5.98	117.41	121.00
36	5	712	G	O5'-P-OP2	-5.98	100.32	105.70
36	5	2928	C	OP2-P-O3'	5.98	118.36	105.20
36	5	3109	G	N3-C4-N9	-5.98	122.41	126.00
36	1	1108	U	OP1-P-O3'	5.98	118.35	105.20
36	1	1861	G	C5-C6-O6	-5.98	125.01	128.60
36	1	2163	C	C6-N1-C2	5.98	122.69	120.30
36	5	938	C	N3-C4-N4	5.98	122.19	118.00
36	5	1499	C	C5-C4-N4	-5.98	116.02	120.20
36	1	1320	C	C6-N1-C2	5.98	122.69	120.30
36	1	1345	G	C8-N9-C1'	5.98	134.77	127.00
80	6	766	U	C5-C6-N1	5.98	125.69	122.70
36	5	852	U	OP2-P-O3'	5.98	118.35	105.20
36	5	1866	C	N1-C2-O2	-5.98	115.31	118.90
36	5	2526	C	N1-C2-O2	5.98	122.49	118.90
36	5	128	G	N1-C6-O6	5.98	123.49	119.90
36	5	1590	G	C4-C5-N7	5.98	113.19	110.80
36	5	3138	U	N1-C2-O2	-5.98	118.62	122.80
1	2	609	U	N3-C2-O2	5.97	126.38	122.20
36	1	821	U	C2-N1-C1'	-5.97	110.53	117.70
36	1	1389	G	C4-C5-N7	5.97	113.19	110.80
36	1	2335	G	N9-C4-C5	-5.97	103.01	105.40
36	1	2642	A	C5-C6-N1	-5.97	114.71	117.70
80	6	901	G	C4-C5-N7	5.97	113.19	110.80
36	1	2748	A	C5-N7-C8	-5.97	100.91	103.90
36	5	1536	G	N1-C6-O6	5.97	123.48	119.90

*Continued on next page...*

*Continued from previous page...*

Mol	Chain	Res	Type	Atoms	Z	Observed(°)	Ideal(°)
36	5	11	A	OP2-P-O3'	5.97	118.34	105.20
36	5	2829	U	C5-C6-N1	5.97	125.69	122.70
1	2	1011	G	N3-C4-N9	-5.97	122.42	126.00
36	1	395	A	OP1-P-OP2	5.97	128.55	119.60
36	1	1126	G	N7-C8-N9	5.97	116.08	113.10
36	5	92	G	C4-C5-N7	5.97	113.19	110.80
36	5	733	G	C6-C5-N7	-5.97	126.82	130.40
36	5	1904	C	N3-C4-C5	5.97	124.29	121.90
36	5	3319	U	O4'-C1'-N1	5.97	112.98	108.20
36	1	359	U	N1-C2-N3	5.97	118.48	114.90
36	1	1382	G	C8-N9-C4	5.97	108.79	106.40
36	5	1145	G	C8-N9-C4	5.97	108.79	106.40
36	5	1779	C	C6-N1-C2	5.97	122.69	120.30
36	5	3294	A	N9-C4-C5	5.97	108.19	105.80
1	2	934	C	N1-C2-O2	5.97	122.48	118.90
36	1	355	A	C5-C6-N6	-5.97	118.93	123.70
36	1	659	G	C2-N3-C4	5.97	114.88	111.90
36	5	222	A	O5'-P-OP1	5.97	117.86	110.70
38	8	12	A	C5-C6-N6	-5.97	118.93	123.70
36	1	953	G	N3-C4-C5	5.96	131.58	128.60
36	1	1733	G	N3-C4-N9	5.96	129.58	126.00
36	1	2918	G	N3-C4-C5	-5.96	125.62	128.60
36	1	2943	G	C5-C6-O6	-5.96	125.02	128.60
36	1	3046	A	N7-C8-N9	5.96	116.78	113.80
80	6	272	U	N3-C2-O2	-5.96	118.03	122.20
36	5	383	G	N1-C6-O6	5.96	123.48	119.90
36	5	1200	A	OP1-P-O3'	5.96	118.32	105.20
36	5	1598	G	C8-N9-C4	5.96	108.79	106.40
36	5	2204	C	OP1-P-O3'	5.96	118.32	105.20
36	5	2659	G	C8-N9-C4	5.96	108.79	106.40
36	1	25	U	C6-N1-C2	-5.96	117.42	121.00
36	1	859	G	N9-C4-C5	-5.96	103.02	105.40
36	1	1433	A	C4-C5-N7	-5.96	107.72	110.70
38	4	4	C	O5'-P-OP2	-5.96	100.33	105.70
36	5	2290	C	C6-N1-C2	5.96	122.69	120.30
36	5	2819	A	OP2-P-O3'	5.96	118.31	105.20
37	7	26	C	N3-C4-C5	-5.96	119.52	121.90
36	5	968	G	N9-C4-C5	-5.96	103.02	105.40
1	2	1297	G	O5'-P-OP2	-5.96	100.34	105.70
36	1	610	G	C5-C6-O6	5.96	132.18	128.60
36	1	960	U	N3-C2-O2	5.96	126.37	122.20
36	5	851	C	C6-N1-C2	5.96	122.68	120.30

*Continued on next page...*

*Continued from previous page...*

Mol	Chain	Res	Type	Atoms	Z	Observed(°)	Ideal(°)
36	5	1485	G	C6-C5-N7	-5.96	126.83	130.40
36	5	2992	U	C5-C4-O4	-5.96	122.33	125.90
36	1	922	U	C2-N1-C1'	5.96	124.85	117.70
36	1	1380	G	N3-C4-C5	5.96	131.58	128.60
36	1	3268	A	N1-C6-N6	5.96	122.17	118.60
80	6	315	A	N1-C6-N6	5.96	122.17	118.60
80	6	755	A	O4'-C1'-N9	5.96	112.97	108.20
80	6	1122	G	N3-C4-C5	5.96	131.58	128.60
36	5	1503	A	N1-C6-N6	5.96	122.17	118.60
36	5	3078	U	N1-C1'-C2'	-5.96	105.45	112.00
36	5	3146	G	OP1-P-O3'	5.96	118.31	105.20
36	1	613	G	O5'-P-OP1	-5.96	100.34	105.70
36	1	2995	A	C5-C6-N1	-5.96	114.72	117.70
36	5	200	C	C2-N1-C1'	5.96	125.35	118.80
36	5	1439	U	C6-N1-C2	5.96	124.57	121.00
36	1	712	G	N9-C4-C5	-5.95	103.02	105.40
36	1	1164	G	N3-C4-N9	-5.95	122.43	126.00
36	5	170	G	C8-N9-C1'	-5.95	119.26	127.00
36	5	363	G	N3-C4-N9	5.95	129.57	126.00
80	6	1108	G	O4'-C1'-N9	5.95	112.96	108.20
36	5	302	U	O5'-P-OP1	-5.95	100.34	105.70
36	5	2603	G	C2-N3-C4	-5.95	108.92	111.90
1	2	144	U	N3-C2-O2	-5.95	118.03	122.20
36	1	673	U	C2-N1-C1'	-5.95	110.56	117.70
36	1	1844	C	C6-N1-C2	5.95	122.68	120.30
36	1	3141	A	O4'-C1'-N9	-5.95	103.44	108.20
38	4	39	G	C4-C5-N7	-5.95	108.42	110.80
38	4	46	G	C4-N9-C1'	5.95	134.24	126.50
36	5	1704	A	C8-N9-C4	5.95	108.18	105.80
36	5	2400	G	N3-C4-C5	5.95	131.58	128.60
1	2	240	U	OP2-P-O3'	5.95	118.29	105.20
36	1	770	G	O4'-C1'-N9	5.95	112.96	108.20
80	6	1110	G	N3-C2-N2	5.95	124.06	119.90
36	5	406	G	C8-N9-C1'	5.95	134.73	127.00
36	5	1375	G	C5-C6-O6	5.95	132.17	128.60
36	5	2170	U	C5-C6-N1	-5.95	119.73	122.70
39	12	246	LEU	CA-CB-CG	5.95	128.98	115.30
36	5	957	C	N1-C2-O2	5.95	122.47	118.90
36	5	2726	C	N3-C2-O2	-5.95	117.74	121.90
36	1	1374	G	C4-N9-C1'	-5.95	118.77	126.50
36	1	2336	U	N1-C2-O2	5.95	126.96	122.80
36	1	2743	A	C8-N9-C4	5.95	108.18	105.80

*Continued on next page...*

*Continued from previous page...*

Mol	Chain	Res	Type	Atoms	Z	Observed(°)	Ideal(°)
36	1	2751	G	C5-C6-O6	-5.95	125.03	128.60
36	5	1900	A	OP1-P-OP2	5.95	128.52	119.60
36	1	57	A	N9-C4-C5	-5.94	103.42	105.80
36	1	960	U	N1-C2-N3	-5.94	111.33	114.90
36	1	2903	A	N3-C4-C5	5.94	130.96	126.80
36	1	2752	U	C6-N1-C2	5.94	124.57	121.00
37	3	24	A	O5'-P-OP1	-5.94	100.35	105.70
80	6	1145	U	N3-C4-O4	5.94	123.56	119.40
80	6	1697	G	N3-C4-N9	5.94	129.57	126.00
36	5	1539	A	C8-N9-C4	5.94	108.18	105.80
36	5	2345	A	C6-C5-N7	-5.94	128.14	132.30
1	2	308	C	C6-N1-C2	5.94	122.68	120.30
36	1	1152	G	O4'-C1'-N9	5.94	112.95	108.20
36	1	2777	G	C4-C5-N7	5.94	113.18	110.80
80	6	21	U	C2-N1-C1'	5.94	124.83	117.70
1	2	136	C	C6-N1-C2	-5.94	117.92	120.30
1	2	414	C	C6-N1-C2	5.94	122.67	120.30
36	1	402	A	N1-C6-N6	-5.94	115.04	118.60
80	6	756	A	C8-N9-C4	-5.94	103.42	105.80
80	6	1048	G	N3-C2-N2	-5.94	115.74	119.90
80	6	1110	G	N1-C2-N2	-5.94	110.86	116.20
36	5	2732	G	C8-N9-C1'	-5.94	119.28	127.00
36	5	2800	G	N3-C2-N2	-5.94	115.74	119.90
37	7	89	G	N9-C4-C5	-5.94	103.03	105.40
36	1	1607	U	P-O3'-C3'	5.94	126.82	119.70
45	L8	189	LEU	CA-CB-CG	5.94	128.95	115.30
80	6	337	G	C4-C5-N7	5.94	113.17	110.80
1	2	132	U	P-O3'-C3'	5.93	126.82	119.70
36	1	332	C	C6-N1-C2	5.93	122.67	120.30
36	1	968	G	C5-C6-O6	-5.93	125.04	128.60
36	1	2605	G	N3-C2-N2	-5.93	115.75	119.90
36	1	2814	G	N3-C4-N9	5.93	129.56	126.00
36	1	2982	A	N1-C2-N3	5.93	132.27	129.30
80	6	1048	G	C4-C5-C6	5.93	122.36	118.80
36	1	394	G	N3-C4-C5	-5.93	125.63	128.60
36	1	517	G	C4-N9-C1'	5.93	134.21	126.50
36	1	2821	C	N1-C2-O2	-5.93	115.34	118.90
36	5	274	G	N3-C2-N2	-5.93	115.75	119.90
36	5	2787	G	C4-N9-C1'	5.93	134.21	126.50
36	5	2406	C	O5'-P-OP1	-5.93	100.36	105.70
36	1	805	G	C8-N9-C4	5.93	108.77	106.40
36	1	2858	U	O5'-P-OP1	5.93	117.81	110.70

*Continued on next page...*



*Continued from previous page...*

Mol	Chain	Res	Type	Atoms	Z	Observed(°)	Ideal(°)
80	6	89	G	C6-C5-N7	-5.93	126.84	130.40
80	6	207	U	C5-C6-N1	5.93	125.66	122.70
80	6	1778	G	C5-C6-O6	5.93	132.16	128.60
36	5	1890	U	O5'-P-OP1	-5.93	100.36	105.70
36	1	776	U	N3-C4-C5	-5.93	111.04	114.60
36	1	2809	C	C6-N1-C2	-5.93	117.93	120.30
36	1	3303	G	N3-C4-C5	5.93	131.56	128.60
36	5	2658	G	C8-N9-C4	5.93	108.77	106.40
36	1	1351	U	C6-N1-C2	-5.93	117.44	121.00
36	1	1411	C	N3-C4-C5	5.93	124.27	121.90
80	6	1019	A	O5'-P-OP1	-5.93	100.37	105.70
80	6	1697	G	N3-C4-C5	-5.93	125.64	128.60
80	6	1745	G	N3-C2-N2	5.93	124.05	119.90
36	5	84	U	C6-N1-C2	5.93	124.56	121.00
36	5	918	C	N1-C2-O2	-5.93	115.34	118.90
36	5	992	A	C2-N3-C4	-5.93	107.64	110.60
36	5	998	A	OP2-P-O3'	5.93	118.24	105.20
36	5	1910	A	OP2-P-O3'	5.93	118.24	105.20
36	5	2787	G	N7-C8-N9	5.93	116.06	113.10
36	1	1506	A	N9-C4-C5	5.92	108.17	105.80
36	1	2281	A	O4'-C1'-N9	5.92	112.94	108.20
80	6	434	G	C5-C6-N1	5.92	114.46	111.50
80	6	999	U	N1-C2-O2	5.92	126.95	122.80
36	5	937	G	O5'-P-OP1	-5.92	100.37	105.70
36	1	1503	A	C8-N9-C4	5.92	108.17	105.80
36	5	1137	C	N1-C2-O2	5.92	122.45	118.90
15	C3	22	ALA	C-N-CD	-5.92	107.58	120.60
36	5	1856	C	O5'-P-OP1	-5.92	100.37	105.70
36	5	2707	C	O4'-C1'-N1	5.92	112.94	108.20
38	4	132	G	N3-C4-N9	-5.92	122.45	126.00
80	6	1730	A	C5-N7-C8	-5.92	100.94	103.90
36	5	1821	U	C6-N1-C2	5.92	124.55	121.00
36	1	25	U	C4-C5-C6	5.92	123.25	119.70
36	1	367	A	C5-C6-N6	5.92	128.44	123.70
36	1	2362	C	C5-C4-N4	-5.92	116.06	120.20
36	5	291	C	C6-N1-C2	5.92	122.67	120.30
36	5	2651	G	N9-C4-C5	-5.92	103.03	105.40
36	5	2798	C	N3-C4-N4	-5.92	113.86	118.00
36	5	2906	C	N3-C4-C5	-5.92	119.53	121.90
1	2	1101	G	C4-C5-N7	5.92	113.17	110.80
36	1	430	U	N3-C2-O2	-5.92	118.06	122.20
36	1	1741	A	C5-N7-C8	-5.92	100.94	103.90

*Continued on next page...*

*Continued from previous page...*

Mol	Chain	Res	Type	Atoms	Z	Observed(°)	Ideal(°)
36	5	2981	U	C2-N1-C1'	5.92	124.80	117.70
38	8	88	A	N9-C4-C5	-5.92	103.43	105.80
36	1	742	G	N9-C4-C5	5.92	107.77	105.40
36	1	2241	U	C6-N1-C1'	5.92	129.48	121.20
36	1	2406	C	C6-N1-C2	5.92	122.67	120.30
36	5	3310	A	C8-N9-C4	5.92	108.17	105.80
36	1	979	U	N1-C2-O2	5.91	126.94	122.80
36	1	1177	G	N3-C4-N9	5.91	129.55	126.00
36	1	1902	G	N3-C4-N9	5.91	129.55	126.00
36	1	3000	A	N7-C8-N9	-5.91	110.84	113.80
80	6	591	A	N1-C6-N6	-5.91	115.05	118.60
80	6	755	A	N9-C1'-C2'	-5.91	105.50	112.00
80	6	1748	G	N1-C6-O6	5.91	123.45	119.90
36	1	2970	C	N3-C4-C5	-5.91	119.53	121.90
80	6	548	G	N1-C6-O6	5.91	123.45	119.90
80	6	1294	G	O4'-C1'-N9	5.91	112.93	108.20
80	6	1727	G	C6-N1-C2	5.91	128.65	125.10
1	2	1040	G	O5'-P-OP2	-5.91	100.38	105.70
36	1	1269	U	C2-N1-C1'	5.91	124.79	117.70
36	1	3116	G	C8-N9-C4	-5.91	104.04	106.40
80	6	73	U	C2-N1-C1'	-5.91	110.61	117.70
36	5	948	C	C6-N1-C2	5.91	122.66	120.30
36	5	2800	G	C8-N9-C1'	5.91	134.68	127.00
36	1	3304	U	C2-N1-C1'	-5.91	110.61	117.70
80	6	294	C	N1-C2-O2	5.91	122.44	118.90
80	6	628	G	N9-C4-C5	-5.91	103.04	105.40
36	5	1103	A	O4'-C1'-N9	5.91	112.93	108.20
25	D3	33	LEU	CA-CB-CG	-5.91	101.72	115.30
36	1	86	G	C6-C5-N7	-5.91	126.86	130.40
36	1	304	G	N3-C2-N2	-5.91	115.77	119.90
80	6	1122	G	C5-C6-O6	-5.91	125.06	128.60
36	5	1010	G	C4-C5-N7	5.91	113.16	110.80
36	5	2390	A	C8-N9-C4	-5.91	103.44	105.80
24	D2	65	LEU	CA-CB-CG	5.90	128.88	115.30
36	1	1902	G	C4-C5-N7	5.90	113.16	110.80
36	5	922	U	C6-N1-C2	5.90	124.54	121.00
36	5	1673	G	OP2-P-O3'	5.90	118.19	105.20
36	5	3136	G	N1-C2-N2	-5.90	110.89	116.20
36	5	3272	C	C6-N1-C2	5.90	122.66	120.30
36	1	1175	C	C5-C4-N4	-5.90	116.07	120.20
80	6	431	C	C6-N1-C2	5.90	122.66	120.30
36	1	1408	G	C4-C5-N7	5.90	113.16	110.80

*Continued on next page...*

*Continued from previous page...*

Mol	Chain	Res	Type	Atoms	Z	Observed(°)	Ideal(°)
80	6	1160	A	P-O3'-C3'	-5.90	112.62	119.70
36	1	54	C	C5-C6-N1	-5.90	118.05	121.00
36	1	1868	G	N3-C4-N9	5.90	129.54	126.00
36	5	2387	A	N9-C4-C5	-5.90	103.44	105.80
1	2	1615	C	P-O3'-C3'	5.90	126.78	119.70
36	1	394	G	N9-C4-C5	5.90	107.76	105.40
36	1	864	G	C8-N9-C1'	-5.90	119.33	127.00
36	1	2732	G	O5'-P-OP2	-5.90	100.39	105.70
36	1	2906	C	C6-N1-C2	-5.90	117.94	120.30
80	6	1572	G	N1-C2-N2	-5.90	110.89	116.20
36	5	1201	C	C6-N1-C2	-5.90	117.94	120.30
36	5	2983	C	C4-C5-C6	5.90	120.35	117.40
36	1	329	U	C2-N1-C1'	5.90	124.78	117.70
36	1	2508	U	C5-C6-N1	5.90	125.65	122.70
80	6	761	G	C4-N9-C1'	-5.90	118.83	126.50
36	5	2902	A	N1-C6-N6	5.90	122.14	118.60
36	1	432	G	N3-C2-N2	5.89	124.03	119.90
38	4	32	C	N3-C4-C5	5.89	124.26	121.90
38	4	125	U	C2-N1-C1'	5.89	124.77	117.70
36	5	2656	A	C6-C5-N7	-5.89	128.18	132.30
36	5	2662	G	N7-C8-N9	5.89	116.05	113.10
44	17	179	LEU	CA-CB-CG	5.89	128.85	115.30
36	5	2767	U	C4-C5-C6	5.89	123.23	119.70
1	2	794	U	P-O3'-C3'	5.89	126.77	119.70
36	1	333	G	N3-C4-C5	5.89	131.54	128.60
80	6	1626	U	C5-C4-O4	-5.89	122.37	125.90
38	8	112	U	C2-N1-C1'	-5.89	110.63	117.70
36	1	3254	G	N3-C4-N9	-5.89	122.47	126.00
36	5	523	A	N1-C6-N6	-5.89	115.07	118.60
36	5	644	G	C8-N9-C4	-5.89	104.05	106.40
36	5	2901	G	C5-C6-O6	-5.89	125.07	128.60
36	1	2856	G	C8-N9-C4	5.89	108.75	106.40
56	N0	124	LEU	CA-CB-CG	-5.89	101.76	115.30
80	6	41	A	C8-N9-C4	-5.89	103.44	105.80
36	5	1417	G	C5-N7-C8	5.89	107.24	104.30
36	5	2740	A	C4-C5-N7	5.89	113.64	110.70
36	5	2802	A	C8-N9-C4	-5.89	103.44	105.80
37	7	76	A	OP1-P-OP2	5.89	128.43	119.60
36	1	379	C	O5'-P-OP2	5.88	117.76	110.70
1	2	831	U	C6-N1-C2	-5.88	117.47	121.00
36	1	367	A	N1-C6-N6	-5.88	115.07	118.60
36	1	2227	C	P-O3'-C3'	5.88	126.76	119.70

*Continued on next page...*

*Continued from previous page...*

Mol	Chain	Res	Type	Atoms	Z	Observed(°)	Ideal(°)
36	1	2914	G	C8-N9-C4	-5.88	104.05	106.40
1	2	1196	A	N1-C6-N6	5.88	122.13	118.60
36	1	1906	G	N1-C6-O6	5.88	123.43	119.90
36	5	979	U	C6-N1-C1'	-5.88	112.97	121.20
36	5	1449	A	N9-C4-C5	-5.88	103.45	105.80
36	1	3013	U	C6-N1-C2	5.88	124.53	121.00
36	1	3028	G	C6-C5-N7	-5.88	126.87	130.40
38	4	104	A	OP1-P-O3'	5.88	118.14	105.20
36	1	360	G	N3-C4-C5	-5.88	125.66	128.60
36	1	711	A	N1-C6-N6	5.88	122.13	118.60
36	1	922	U	N1-C2-O2	5.88	126.92	122.80
36	1	3328	G	C5-C6-O6	-5.88	125.07	128.60
80	6	795	U	N1-C2-O2	5.88	126.92	122.80
36	5	2383	C	N3-C4-N4	5.88	122.11	118.00
1	2	764	U	C6-N1-C2	-5.88	117.47	121.00
1	2	992	A	N1-C2-N3	5.88	132.24	129.30
36	1	1377	G	O5'-P-OP1	-5.88	100.41	105.70
36	1	2396	G	C4-C5-C6	5.88	122.33	118.80
36	1	2831	G	C5-C6-O6	-5.88	125.07	128.60
36	5	352	A	O5'-P-OP1	-5.88	100.41	105.70
36	5	1080	A	C8-N9-C4	5.88	108.15	105.80
36	5	2283	G	C4-C5-N7	5.88	113.15	110.80
36	5	2919	A	C4-C5-C6	5.88	119.94	117.00
36	1	2639	G	O5'-P-OP1	-5.88	100.41	105.70
36	5	3200	G	N1-C6-O6	5.88	123.42	119.90
38	4	103	G	N1-C6-O6	-5.87	116.38	119.90
80	6	879	G	P-O3'-C3'	5.87	126.75	119.70
37	7	103	A	N3-C4-N9	5.87	132.10	127.40
36	1	355	A	N1-C6-N6	5.87	122.12	118.60
36	1	765	C	N1-C2-O2	5.87	122.42	118.90
38	4	141	C	C6-N1-C1'	5.87	127.85	120.80
80	6	1015	U	C2-N1-C1'	-5.87	110.65	117.70
80	6	1663	G	OP2-P-O3'	5.87	118.12	105.20
36	5	373	A	C8-N9-C4	5.87	108.15	105.80
36	5	1201	C	N3-C4-C5	-5.87	119.55	121.90
36	1	2123	G	C2-N3-C4	-5.87	108.97	111.90
36	1	3067	C	O5'-P-OP2	-5.87	100.42	105.70
36	5	1416	C	C6-N1-C1'	-5.87	113.76	120.80
1	2	1097	U	C2-N1-C1'	5.87	124.74	117.70
1	2	1416	G	N1-C6-O6	5.87	123.42	119.90
36	1	558	U	C6-N1-C2	5.87	124.52	121.00
36	1	2537	U	P-O3'-C3'	5.87	126.74	119.70

*Continued on next page...*

*Continued from previous page...*

Mol	Chain	Res	Type	Atoms	Z	Observed(°)	Ideal(°)
80	6	371	G	N3-C4-C5	-5.87	125.67	128.60
80	6	402	C	N3-C4-N4	-5.87	113.89	118.00
80	6	548	G	N3-C4-C5	5.87	131.53	128.60
36	5	61	A	O5'-P-OP1	-5.87	100.42	105.70
36	5	1327	C	N3-C4-N4	-5.87	113.89	118.00
36	5	3092	C	N3-C2-O2	-5.87	117.80	121.90
36	1	688	G	C4-N9-C1'	5.86	134.12	126.50
36	5	1017	C	C6-N1-C2	-5.86	117.95	120.30
80	6	317	C	O5'-P-OP1	-5.86	100.42	105.70
36	5	2603	G	P-O3'-C3'	5.86	126.73	119.70
36	5	3239	G	C5-C6-O6	-5.86	125.08	128.60
36	1	1741	A	N7-C8-N9	5.86	116.73	113.80
80	6	1585	U	C6-N1-C2	5.86	124.52	121.00
36	5	23	A	C8-N9-C4	5.86	108.14	105.80
36	1	3319	U	N3-C2-O2	-5.86	118.10	122.20
80	6	1279	C	C6-N1-C2	-5.86	117.96	120.30
36	5	1176	C	C4-C5-C6	5.86	120.33	117.40
36	5	2756	C	N1-C2-O2	-5.86	115.39	118.90
36	1	1421	G	OP1-P-O3'	-5.86	92.32	105.20
37	3	94	C	N3-C2-O2	5.86	126.00	121.90
80	6	102	U	N3-C2-O2	5.86	126.30	122.20
36	5	125	C	C6-N1-C2	-5.86	117.96	120.30
36	5	989	A	C4-C5-N7	5.86	113.63	110.70
36	5	1484	U	O5'-P-OP1	-5.86	100.43	105.70
36	5	2393	G	N3-C4-C5	5.86	131.53	128.60
1	2	728	U	C2-N1-C1'	5.85	124.72	117.70
36	1	1881	A	C4-C5-C6	-5.85	114.07	117.00
36	1	3269	U	O5'-P-OP2	-5.85	100.43	105.70
1	2	1116	A	C4-C5-N7	5.85	113.63	110.70
36	1	1423	C	N3-C4-N4	-5.85	113.90	118.00
36	1	799	G	O5'-P-OP2	5.85	117.72	110.70
36	1	2123	G	N3-C4-C5	5.85	131.53	128.60
36	5	970	A	N9-C4-C5	-5.85	103.46	105.80
80	6	687	G	N1-C2-N2	5.85	121.46	116.20
36	5	2766	U	N1-C2-O2	-5.85	118.70	122.80
1	2	74	U	P-O3'-C3'	5.85	126.72	119.70
36	1	984	G	C4-N9-C1'	5.85	134.10	126.50
36	5	12	A	O5'-P-OP2	5.85	117.72	110.70
36	5	3039	C	C6-N1-C2	-5.85	117.96	120.30
38	8	38	U	C5-C4-O4	5.85	129.41	125.90
36	1	20	A	O5'-P-OP2	-5.85	100.44	105.70
36	1	1581	C	N3-C2-O2	-5.85	117.81	121.90

*Continued on next page...*

*Continued from previous page...*

Mol	Chain	Res	Type	Atoms	Z	Observed(°)	Ideal(°)
36	5	1074	U	O5'-P-OP1	-5.85	100.44	105.70
34	SR	202	LEU	CA-CB-CG	5.84	128.74	115.30
36	1	3095	U	O5'-P-OP1	-5.84	100.44	105.70
80	6	689	G	C6-C5-N7	-5.84	126.89	130.40
36	5	512	U	N3-C4-O4	-5.84	115.31	119.40
36	5	1192	C	C5-C4-N4	-5.84	116.11	120.20
36	5	1876	U	C5-C6-N1	5.84	125.62	122.70
36	5	2616	C	C4-C5-C6	-5.84	114.48	117.40
80	6	1790	A	O5'-P-OP2	-5.84	100.44	105.70
1	2	879	G	O5'-P-OP2	-5.84	100.44	105.70
36	1	359	U	C5-C4-O4	5.84	129.41	125.90
36	1	507	U	N3-C2-O2	-5.84	118.11	122.20
36	1	2378	C	N1-C2-O2	-5.84	115.39	118.90
36	5	994	G	C4-C5-C6	5.84	122.31	118.80
36	5	1899	G	N1-C6-O6	-5.84	116.40	119.90
36	5	2606	G	C4-C5-N7	5.84	113.14	110.80
36	5	2619	G	N9-C4-C5	-5.84	103.06	105.40
36	5	2839	G	C5-C6-O6	-5.84	125.09	128.60
37	7	34	C	N1-C2-O2	5.84	122.40	118.90
36	1	661	G	C4-C5-C6	5.84	122.30	118.80
80	6	1303	U	C2-N1-C1'	-5.84	110.69	117.70
36	5	272	G	C8-N9-C4	5.84	108.74	106.40
36	5	350	C	N1-C2-O2	5.84	122.40	118.90
36	5	2816	G	N9-C4-C5	-5.84	103.06	105.40
1	2	402	C	OP1-P-OP2	-5.84	110.84	119.60
36	5	1430	U	N1-C2-N3	-5.84	111.40	114.90
36	5	1924	U	N1-C2-N3	-5.84	111.40	114.90
36	5	2699	G	N3-C4-N9	5.84	129.50	126.00
36	1	2699	G	C6-C5-N7	-5.84	126.90	130.40
36	5	211	A	N1-C6-N6	-5.84	115.10	118.60
36	5	2354	C	N3-C4-C5	-5.84	119.56	121.90
36	1	1211	U	N3-C2-O2	-5.83	118.11	122.20
36	1	2724	U	C6-N1-C2	5.83	124.50	121.00
80	6	678	A	P-O3'-C3'	5.83	126.70	119.70
36	1	558	U	N3-C4-O4	-5.83	115.32	119.40
36	1	876	A	N9-C4-C5	-5.83	103.47	105.80
36	1	952	A	N1-C6-N6	5.83	122.10	118.60
36	5	2864	A	OP2-P-O3'	5.83	118.03	105.20
37	7	89	G	C4-C5-N7	5.83	113.13	110.80
1	2	1757	G	C6-C5-N7	-5.83	126.90	130.40
36	1	2847	A	C4-C5-N7	5.83	113.62	110.70
36	5	661	G	C4-N9-C1'	5.83	134.08	126.50

*Continued on next page...*

*Continued from previous page...*

Mol	Chain	Res	Type	Atoms	Z	Observed(°)	Ideal(°)
36	1	899	U	C2-N1-C1'	-5.83	110.70	117.70
36	1	2606	G	O5'-P-OP2	-5.83	100.45	105.70
36	1	673	U	C5-C4-O4	5.83	129.40	125.90
36	1	1127	G	N3-C4-C5	-5.83	125.69	128.60
36	1	1279	C	C6-N1-C2	-5.83	117.97	120.30
36	5	1146	C	N1-C2-O2	5.83	122.40	118.90
36	5	2376	G	N3-C4-N9	5.83	129.50	126.00
36	5	2764	C	C6-N1-C2	5.83	122.63	120.30
37	7	73	C	C2-N1-C1'	5.83	125.21	118.80
36	1	867	G	N3-C4-N9	-5.83	122.50	126.00
36	5	2314	U	C5-C4-O4	-5.83	122.40	125.90
1	2	1052	U	C2-N1-C1'	5.83	124.69	117.70
36	1	768	C	C6-N1-C2	-5.83	117.97	120.30
36	1	1174	G	N1-C6-O6	5.83	123.39	119.90
36	1	2772	C	O5'-P-OP1	-5.83	100.46	105.70
36	5	2700	G	C6-C5-N7	-5.83	126.91	130.40
36	5	2729	U	OP2-P-O3'	5.83	118.02	105.20
36	5	55	G	OP2-P-O3'	5.82	118.01	105.20
36	5	3003	G	O5'-P-OP2	5.82	117.69	110.70
36	1	1793	C	N1-C2-O2	5.82	122.39	118.90
36	5	1145	G	O5'-P-OP2	-5.82	100.46	105.70
36	1	300	G	C5-C6-N1	-5.82	108.59	111.50
36	1	569	A	N1-C6-N6	5.82	122.09	118.60
36	1	896	A	C8-N9-C4	-5.82	103.47	105.80
36	1	1669	C	C6-N1-C2	5.82	122.63	120.30
36	1	1741	A	C6-C5-N7	-5.82	128.22	132.30
36	5	2835	U	O5'-P-OP1	-5.82	100.46	105.70
36	5	3012	A	N1-C6-N6	5.82	122.09	118.60
37	7	101	G	O5'-P-OP1	5.82	117.68	110.70
36	1	822	G	OP1-P-O3'	5.82	118.00	105.20
36	1	864	G	C4-N9-C1'	5.82	134.06	126.50
36	5	2299	A	C2-N3-C4	5.82	113.51	110.60
36	5	2870	C	O4'-C1'-N1	5.82	112.86	108.20
36	1	2273	G	C8-N9-C4	5.82	108.73	106.40
36	1	2961	G	O5'-P-OP2	-5.82	100.46	105.70
36	5	718	G	C8-N9-C1'	-5.82	119.44	127.00
36	5	3012	A	C8-N9-C4	5.82	108.13	105.80
36	5	3145	C	O5'-P-OP2	-5.82	100.46	105.70
1	2	1419	G	N1-C6-O6	5.82	123.39	119.90
36	1	1454	A	N1-C6-N6	5.82	122.09	118.60
36	5	583	G	N1-C6-O6	5.82	123.39	119.90
36	5	80	G	C5-C6-O6	-5.81	125.11	128.60

*Continued on next page...*

*Continued from previous page...*

Mol	Chain	Res	Type	Atoms	Z	Observed(°)	Ideal(°)
36	5	1149	G	C5-C6-O6	5.81	132.09	128.60
36	1	747	A	N1-C6-N6	5.81	122.09	118.60
36	1	859	G	N1-C2-N2	-5.81	110.97	116.20
36	1	888	A	N1-C6-N6	5.81	122.09	118.60
36	1	2623	G	N1-C6-O6	5.81	123.39	119.90
36	1	2714	G	N9-C4-C5	5.81	107.72	105.40
36	1	2828	G	N3-C4-N9	5.81	129.49	126.00
36	5	935	U	C5-C4-O4	-5.81	122.41	125.90
36	5	1014	U	C2-N1-C1'	5.81	124.68	117.70
36	1	979	U	N1-C2-N3	5.81	118.39	114.90
36	5	2895	G	C8-N9-C4	5.81	108.72	106.40
1	2	1551	U	C5-C6-N1	5.81	125.60	122.70
36	1	809	G	OP2-P-O3'	5.81	117.98	105.20
36	1	2177	G	C5-C6-O6	-5.81	125.11	128.60
36	1	2814	G	C6-C5-N7	-5.81	126.92	130.40
36	5	1408	G	C8-N9-C1'	5.81	134.55	127.00
36	5	2872	A	O5'-P-OP1	-5.81	100.47	105.70
36	5	3016	A	N7-C8-N9	5.81	116.70	113.80
36	1	1116	G	OP2-P-O3'	5.81	117.97	105.20
36	1	1123	U	C6-N1-C2	5.81	124.48	121.00
36	5	711	A	C8-N9-C4	5.81	108.12	105.80
36	5	1314	C	C6-N1-C1'	-5.81	113.83	120.80
36	5	1680	G	O5'-P-OP2	-5.81	100.47	105.70
36	5	2767	U	C2-N3-C4	5.81	130.48	127.00
36	1	2973	G	C5-C6-O6	-5.81	125.12	128.60
36	5	1421	G	N3-C2-N2	-5.81	115.84	119.90
36	5	3192	U	C5-C4-O4	5.81	129.38	125.90
36	1	126	U	C6-N1-C2	5.80	124.48	121.00
36	1	2236	G	N1-C6-O6	5.80	123.38	119.90
36	1	2990	G	N3-C4-N9	5.80	129.48	126.00
80	6	1096	C	O5'-P-OP2	-5.80	100.48	105.70
36	5	2206	G	N9-C4-C5	-5.80	103.08	105.40
36	5	2377	G	O5'-P-OP2	-5.80	100.48	105.70
36	5	2755	C	OP2-P-O3'	5.80	117.97	105.20
37	7	7	G	C8-N9-C4	5.80	108.72	106.40
36	1	321	C	O5'-P-OP2	-5.80	100.48	105.70
80	6	1514	U	C5-C4-O4	5.80	129.38	125.90
36	5	582	G	N1-C6-O6	5.80	123.38	119.90
36	5	3197	G	C8-N9-C1'	5.80	134.54	127.00
36	1	1152	G	N1-C2-N3	5.80	127.38	123.90
80	6	1657	U	N1-C2-O2	5.80	126.86	122.80
1	2	331	A	C8-N9-C4	5.80	108.12	105.80

*Continued on next page...*



*Continued from previous page...*

Mol	Chain	Res	Type	Atoms	Z	Observed(°)	Ideal(°)
36	1	2309	A	C6-C5-N7	-5.80	128.24	132.30
80	6	305	C	O5'-P-OP1	-5.80	100.48	105.70
36	5	217	U	OP1-P-O3'	5.80	117.95	105.20
36	1	229	G	O5'-P-OP1	-5.79	100.48	105.70
36	1	1332	A	C5-N7-C8	-5.79	101.00	103.90
36	1	2134	G	N9-C4-C5	-5.79	103.08	105.40
36	1	2605	G	N1-C6-O6	5.79	123.38	119.90
36	5	414	U	N3-C2-O2	5.79	126.25	122.20
36	5	1466	G	O5'-P-OP1	-5.79	100.49	105.70
36	5	2902	A	C2-N3-C4	-5.79	107.70	110.60
37	7	46	A	OP2-P-O3'	5.79	117.95	105.20
36	1	498	A	C5-C6-N6	5.79	128.33	123.70
36	1	1838	G	N3-C4-N9	5.79	129.47	126.00
80	6	64	U	N1-C2-O2	5.79	126.85	122.80
80	6	1647	U	C5-C6-N1	5.79	125.60	122.70
36	5	1440	G	N7-C8-N9	-5.79	110.20	113.10
36	5	2978	U	C5-C6-N1	-5.79	119.81	122.70
1	2	704	C	C2-N1-C1'	5.79	125.17	118.80
36	5	1124	U	N1-C2-O2	5.79	126.85	122.80
36	5	2541	U	C5-C6-N1	5.79	125.59	122.70
36	1	699	A	N3-C4-N9	-5.79	122.77	127.40
36	1	1340	G	C5-C6-N1	5.79	114.39	111.50
36	1	2651	G	N9-C4-C5	5.79	107.72	105.40
36	1	2932	U	C5-C6-N1	-5.79	119.81	122.70
36	1	3344	A	C5-N7-C8	-5.79	101.01	103.90
80	6	416	A	N1-C6-N6	5.79	122.07	118.60
23	d1	11	LEU	CA-CB-CG	5.79	128.62	115.30
36	5	659	G	OP2-P-O3'	5.79	117.94	105.20
36	5	2620	G	N3-C4-C5	5.79	131.49	128.60
36	5	3207	U	N1-C2-N3	5.79	118.37	114.90
38	8	4	C	N3-C2-O2	-5.79	117.85	121.90
36	5	1142	G	C5-C6-O6	-5.79	125.13	128.60
36	1	329	U	N1-C2-O2	5.79	126.85	122.80
36	1	3344	A	C6-C5-N7	-5.79	128.25	132.30
80	6	412	A	C8-N9-C4	-5.79	103.49	105.80
38	8	29	U	OP2-P-O3'	5.79	117.93	105.20
36	1	1389	G	C8-N9-C4	5.78	108.71	106.40
36	1	1917	C	N3-C4-N4	5.78	122.05	118.00
80	6	1022	C	O5'-P-OP1	-5.78	100.50	105.70
36	5	916	G	O5'-P-OP1	-5.78	100.50	105.70
36	1	2975	U	N3-C4-O4	-5.78	115.35	119.40
38	4	46	G	C8-N9-C1'	-5.78	119.48	127.00

*Continued on next page...*

*Continued from previous page...*

Mol	Chain	Res	Type	Atoms	Z	Observed(°)	Ideal(°)
1	2	576	G	C5-C6-O6	-5.78	125.13	128.60
1	2	1602	C	C6-N1-C2	5.78	122.61	120.30
36	1	2149	A	C8-N9-C4	5.78	108.11	105.80
36	1	2305	G	C5-N7-C8	-5.78	101.41	104.30
80	6	400	A	C5-C6-N6	-5.78	119.08	123.70
36	5	2132	C	O5'-P-OP2	-5.78	100.50	105.70
36	1	219	A	O5'-P-OP2	-5.78	100.50	105.70
36	1	2159	U	N3-C4-C5	5.78	118.07	114.60
36	5	316	U	C6-N1-C2	5.78	124.47	121.00
36	5	1350	A	C8-N9-C4	-5.78	103.49	105.80
62	n6	57	LEU	CA-CB-CG	5.78	128.59	115.30
36	1	596	C	N1-C2-O2	5.78	122.37	118.90
36	1	809	G	O5'-P-OP1	5.78	117.63	110.70
36	1	3265	C	C5-C4-N4	-5.78	116.16	120.20
36	5	2340	U	N1-C2-O2	5.78	126.84	122.80
1	2	425	A	C8-N9-C4	-5.78	103.49	105.80
36	1	2283	G	N3-C4-C5	5.78	131.49	128.60
38	4	85	G	C8-N9-C4	-5.78	104.09	106.40
36	5	957	C	C2-N1-C1'	5.78	125.15	118.80
36	5	1587	A	N9-C4-C5	-5.78	103.49	105.80
36	5	804	C	N3-C4-N4	5.77	122.04	118.00
36	5	1910	A	N1-C6-N6	5.77	122.06	118.60
36	5	3099	C	C4-C5-C6	5.77	120.29	117.40
36	1	829	U	C5-C6-N1	5.77	125.59	122.70
36	1	1371	G	C8-N9-C4	5.77	108.71	106.40
36	1	2352	A	N9-C4-C5	-5.77	103.49	105.80
36	5	2886	U	O5'-P-OP1	5.77	117.63	110.70
1	2	1292	G	C8-N9-C4	5.77	108.71	106.40
36	1	817	A	C4-C5-N7	5.77	113.59	110.70
36	1	1101	G	O5'-P-OP1	5.77	117.62	110.70
36	5	718	G	N3-C4-C5	-5.77	125.72	128.60
1	2	1195	C	C6-N1-C2	-5.77	117.99	120.30
1	2	1761	U	N3-C2-O2	-5.77	118.16	122.20
36	1	599	C	N1-C2-O2	-5.77	115.44	118.90
36	1	705	A	OP1-P-O3'	5.77	117.89	105.20
36	1	1860	G	N1-C2-N2	5.77	121.39	116.20
37	3	52	G	N3-C4-C5	-5.77	125.72	128.60
36	1	370	U	C5-C6-N1	5.77	125.58	122.70
36	1	1480	G	C8-N9-C4	5.77	108.71	106.40
36	1	2298	U	OP1-P-O3'	5.77	117.89	105.20
80	6	18	C	O5'-P-OP1	-5.77	100.51	105.70
80	6	990	C	N3-C4-N4	5.77	122.04	118.00

*Continued on next page...*

*Continued from previous page...*

Mol	Chain	Res	Type	Atoms	Z	Observed(°)	Ideal(°)
80	6	1084	A	N1-C6-N6	5.77	122.06	118.60
36	5	922	U	C2-N1-C1'	-5.77	110.78	117.70
1	2	499	U	C5-C6-N1	5.77	125.58	122.70
36	5	1937	U	N1-C2-O2	-5.77	118.76	122.80
36	5	2980	U	N3-C4-C5	-5.77	111.14	114.60
1	2	578	U	N1-C2-O2	5.76	126.83	122.80
1	2	1675	C	C2-N1-C1'	-5.76	112.46	118.80
36	1	3095	U	O5'-P-OP2	5.76	117.62	110.70
80	6	272	U	C2-N1-C1'	5.76	124.62	117.70
80	6	1361	U	C6-N1-C1'	-5.76	113.13	121.20
36	5	1916	U	O5'-P-OP2	-5.76	100.51	105.70
36	5	2199	G	C5-N7-C8	-5.76	101.42	104.30
36	5	2372	A	C6-N1-C2	-5.76	115.14	118.60
36	5	2635	A	N1-C6-N6	-5.76	115.14	118.60
40	13	238	LEU	CA-CB-CG	5.76	128.56	115.30
36	1	2981	U	N1-C2-O2	5.76	126.83	122.80
36	1	609	G	N1-C6-O6	5.76	123.36	119.90
36	1	2222	A	OP1-P-O3'	5.76	117.88	105.20
80	6	321	C	C2-N1-C1'	5.76	125.14	118.80
36	5	2376	G	C4-C5-N7	5.76	113.11	110.80
36	5	3301	U	N1-C2-N3	-5.76	111.44	114.90
38	8	135	G	C4-N9-C1'	-5.76	119.01	126.50
36	1	1444	G	C2-N3-C4	-5.76	109.02	111.90
36	1	3017	A	C8-N9-C4	-5.76	103.50	105.80
80	6	359	A	C4-C5-C6	-5.76	114.12	117.00
80	6	1496	U	OP1-P-O3'	-5.76	92.53	105.20
36	5	360	G	O5'-P-OP1	5.76	117.61	110.70
36	1	2198	A	C4-C5-C6	5.76	119.88	117.00
36	1	2689	A	C8-N9-C4	-5.76	103.50	105.80
80	6	109	G	O5'-P-OP1	5.76	117.61	110.70
36	5	570	A	N1-C6-N6	5.76	122.06	118.60
36	5	2959	C	C4-C5-C6	5.76	120.28	117.40
36	1	98	G	N9-C4-C5	-5.76	103.10	105.40
36	1	2727	A	C5-C6-N6	5.76	128.31	123.70
36	5	1792	C	C6-N1-C2	5.76	122.60	120.30
36	5	2714	G	OP1-P-O3'	5.76	117.86	105.20
37	7	89	G	C5-C6-O6	-5.76	125.15	128.60
36	1	383	G	N9-C4-C5	-5.75	103.10	105.40
36	1	1902	G	C6-C5-N7	-5.75	126.95	130.40
36	1	2204	C	C6-N1-C2	-5.75	118.00	120.30
36	1	3055	U	C6-N1-C1'	-5.75	113.14	121.20
36	1	3134	A	C5-C6-N6	-5.75	119.10	123.70

*Continued on next page...*

*Continued from previous page...*

Mol	Chain	Res	Type	Atoms	Z	Observed(°)	Ideal(°)
80	6	1421	A	OP2-P-O3'	5.75	117.86	105.20
36	1	878	G	N1-C6-O6	5.75	123.35	119.90
36	1	1849	C	N1-C2-O2	-5.75	115.45	118.90
36	5	3216	G	N9-C4-C5	-5.75	103.10	105.40
38	4	7	U	OP2-P-O3'	5.75	117.85	105.20
36	5	1113	G	N9-C4-C5	-5.75	103.10	105.40
36	5	1123	U	O5'-P-OP2	-5.75	100.53	105.70
36	5	2803	A	C8-N9-C4	5.75	108.10	105.80
36	1	3396	U	N3-C2-O2	-5.75	118.18	122.20
80	6	272	U	C6-N1-C2	-5.75	117.55	121.00
80	6	1191	U	N3-C2-O2	-5.75	118.18	122.20
80	6	1499	G	N3-C4-C5	-5.75	125.73	128.60
36	5	1315	U	N3-C4-O4	5.75	123.42	119.40
36	5	1924	U	N3-C4-C5	5.75	118.05	114.60
36	5	3377	G	N1-C6-O6	5.75	123.35	119.90
36	1	72	C	C6-N1-C2	5.75	122.60	120.30
36	1	701	G	OP2-P-O3'	5.75	117.84	105.20
36	1	2586	G	N1-C6-O6	-5.75	116.45	119.90
36	5	2234	G	N9-C4-C5	-5.75	103.10	105.40
36	5	2294	U	C6-N1-C2	5.75	124.45	121.00
1	2	610	G	C4-N9-C1'	5.75	133.97	126.50
36	1	2131	A	N9-C4-C5	-5.75	103.50	105.80
36	5	2800	G	C4-C5-N7	-5.75	108.50	110.80
3	S1	181	LEU	CA-CB-CG	5.74	128.51	115.30
36	1	269	G	C5-C6-O6	-5.74	125.15	128.60
36	1	351	A	OP1-P-OP2	5.74	128.22	119.60
36	5	869	G	O4'-C1'-N9	5.74	112.79	108.20
36	5	1085	A	N7-C8-N9	5.74	116.67	113.80
36	1	394	G	C5-C6-O6	5.74	132.04	128.60
36	1	1370	G	N9-C4-C5	-5.74	103.10	105.40
36	1	1505	C	N3-C4-C5	5.74	124.20	121.90
36	1	1615	C	C6-N1-C2	-5.74	118.00	120.30
80	6	967	A	C8-N9-C4	-5.74	103.50	105.80
36	5	668	G	C8-N9-C4	5.74	108.70	106.40
36	5	2329	C	O5'-P-OP2	-5.74	100.53	105.70
38	8	27	U	N3-C4-O4	5.74	123.42	119.40
36	1	689	U	N3-C4-O4	-5.74	115.38	119.40
36	1	1798	A	N3-C4-C5	5.74	130.82	126.80
36	1	2364	G	N1-C6-O6	-5.74	116.46	119.90
80	6	1284	C	N1-C2-O2	5.74	122.34	118.90
80	6	1573	A	P-O3'-C3'	5.74	126.59	119.70
36	5	424	G	C5-N7-C8	-5.74	101.43	104.30

*Continued on next page...*

*Continued from previous page...*

Mol	Chain	Res	Type	Atoms	Z	Observed(°)	Ideal(°)
36	5	3201	C	N3-C2-O2	-5.74	117.88	121.90
36	1	1206	G	C5-C6-O6	-5.74	125.16	128.60
36	1	1860	G	C5-C6-O6	-5.74	125.16	128.60
80	6	978	A	N1-C6-N6	-5.74	115.16	118.60
80	6	1228	G	N3-C4-N9	5.74	129.44	126.00
36	1	1850	A	OP2-P-O3'	5.74	117.82	105.20
36	1	1905	G	OP2-P-O3'	5.74	117.82	105.20
80	6	27	U	N3-C4-C5	-5.74	111.16	114.60
36	5	868	C	C6-N1-C2	5.74	122.59	120.30
1	2	258	C	C6-N1-C2	5.73	122.59	120.30
36	5	839	C	O5'-P-OP2	-5.73	100.54	105.70
36	5	2751	G	C4-N9-C1'	5.73	133.95	126.50
36	1	344	A	O5'-P-OP1	-5.73	100.54	105.70
36	1	394	G	N1-C6-O6	-5.73	116.46	119.90
36	1	1060	U	C5-C6-N1	-5.73	119.83	122.70
36	5	933	A	C4-N9-C1'	-5.73	115.98	126.30
36	5	3097	C	C5-C4-N4	-5.73	116.19	120.20
38	8	106	C	N3-C2-O2	5.73	125.91	121.90
1	2	1241	G	O4'-C1'-N9	5.73	112.78	108.20
36	1	1320	C	O5'-P-OP2	-5.73	100.54	105.70
80	6	1110	G	N3-C4-N9	5.73	129.44	126.00
1	2	1307	U	C6-N1-C2	-5.73	117.56	121.00
36	1	1100	U	C2-N1-C1'	-5.73	110.83	117.70
80	6	1115	U	O5'-P-OP2	-5.73	100.54	105.70
80	6	1729	C	C2-N1-C1'	-5.73	112.50	118.80
36	5	3013	U	C5-C6-N1	5.73	125.56	122.70
1	2	388	G	N3-C2-N2	-5.73	115.89	119.90
36	1	98	G	C2-N3-C4	-5.73	109.04	111.90
36	1	2376	G	OP1-P-OP2	5.73	128.19	119.60
36	1	2886	U	N3-C4-O4	5.73	123.41	119.40
36	1	3157	U	N3-C4-C5	5.73	118.04	114.60
36	5	410	U	N3-C4-O4	5.73	123.41	119.40
36	5	640	U	N3-C4-O4	5.73	123.41	119.40
36	1	3207	U	N3-C2-O2	-5.73	118.19	122.20
1	2	577	G	N1-C6-O6	5.72	123.33	119.90
36	1	915	A	N7-C8-N9	5.72	116.66	113.80
36	1	1436	U	N3-C2-O2	-5.72	118.19	122.20
36	1	2112	U	P-O3'-C3'	5.72	126.57	119.70
36	1	2522	G	C8-N9-C4	-5.72	104.11	106.40
80	6	57	G	N1-C6-O6	5.72	123.33	119.90
36	5	285	A	O5'-P-OP2	-5.72	100.55	105.70
36	5	1841	A	N1-C6-N6	5.72	122.03	118.60

*Continued on next page...*

*Continued from previous page...*

Mol	Chain	Res	Type	Atoms	Z	Observed(°)	Ideal(°)
36	5	2688	U	C6-N1-C2	5.72	124.44	121.00
37	7	84	A	OP1-P-O3'	5.72	117.80	105.20
36	1	2617	U	N3-C2-O2	-5.72	118.19	122.20
36	1	3045	G	C5-C6-O6	-5.72	125.17	128.60
38	4	115	C	N1-C2-O2	5.72	122.33	118.90
80	6	385	A	N9-C4-C5	5.72	108.09	105.80
36	5	874	U	N3-C2-O2	-5.72	118.19	122.20
36	5	1190	A	O4'-C1'-N9	-5.72	103.62	108.20
36	5	3294	A	O5'-P-OP1	-5.72	100.55	105.70
1	2	326	G	C4-N9-C1'	5.72	133.94	126.50
36	1	2290	C	OP1-P-OP2	-5.72	111.02	119.60
36	5	2379	U	O5'-P-OP2	-5.72	100.55	105.70
1	2	365	G	C8-N9-C4	-5.72	104.11	106.40
1	2	1565	C	C5-C6-N1	5.72	123.86	121.00
36	1	1076	C	N1-C2-O2	5.72	122.33	118.90
36	1	1121	U	N3-C4-O4	-5.72	115.40	119.40
36	1	2764	C	N3-C4-N4	5.72	122.00	118.00
80	6	610	G	C4-N9-C1'	5.72	133.94	126.50
36	5	1409	G	OP2-P-O3'	5.72	117.78	105.20
36	5	2343	C	N3-C4-C5	5.72	124.19	121.90
1	2	1513	G	C8-N9-C4	-5.72	104.11	106.40
36	5	3228	C	N3-C2-O2	-5.72	117.90	121.90
1	2	1090	C	C6-N1-C2	-5.72	118.01	120.30
1	2	1280	C	C6-N1-C2	-5.72	118.01	120.30
36	1	1412	G	C6-C5-N7	-5.72	126.97	130.40
36	1	1496	C	N3-C4-C5	5.72	124.19	121.90
36	1	2870	C	N1-C2-O2	-5.72	115.47	118.90
36	5	647	A	C4-C5-C6	5.72	119.86	117.00
38	8	4	C	N1-C2-O2	5.72	122.33	118.90
36	1	278	U	C6-N1-C2	-5.71	117.57	121.00
36	1	2571	U	N1-C2-O2	5.71	126.80	122.80
36	5	1850	A	N9-C4-C5	5.71	108.08	105.80
36	5	2777	G	N3-C2-N2	-5.71	115.90	119.90
36	5	2843	U	N3-C2-O2	-5.71	118.20	122.20
36	1	3107	U	C2-N1-C1'	-5.71	110.84	117.70
80	6	761	G	N7-C8-N9	5.71	115.96	113.10
36	1	2243	A	O5'-P-OP2	-5.71	100.56	105.70
36	1	2619	G	O5'-P-OP1	-5.71	100.56	105.70
36	5	1890	U	C6-N1-C2	-5.71	117.57	121.00
36	5	3301	U	N3-C4-C5	5.71	118.03	114.60
36	5	1448	U	O5'-P-OP2	-5.71	100.56	105.70
36	5	2719	U	O4'-C1'-N1	5.71	112.77	108.20

*Continued on next page...*

*Continued from previous page...*

Mol	Chain	Res	Type	Atoms	Z	Observed(°)	Ideal(°)
36	1	283	G	O4'-C1'-N9	-5.71	103.63	108.20
36	1	2983	C	N1-C2-O2	5.71	122.33	118.90
80	6	1572	G	N3-C4-C5	-5.71	125.75	128.60
36	5	1748	G	C6-C5-N7	-5.71	126.97	130.40
36	5	2890	A	C8-N9-C4	-5.71	103.52	105.80
36	5	3078	U	N3-C2-O2	-5.71	118.20	122.20
36	1	271	C	P-O3'-C3'	-5.71	112.85	119.70
36	1	942	U	C6-N1-C2	-5.71	117.58	121.00
36	1	1329	U	C5-C6-N1	-5.71	119.85	122.70
36	1	2127	U	N1-C2-O2	-5.71	118.81	122.80
73	O7	56	ARG	NE-CZ-NH2	-5.71	117.45	120.30
36	5	391	A	N9-C1'-C2'	-5.71	105.72	112.00
36	5	2609	A	O5'-P-OP1	5.71	117.55	110.70
1	2	1272	U	N3-C2-O2	-5.71	118.21	122.20
36	1	1086	C	C5-C6-N1	5.71	123.85	121.00
36	1	1307	G	N1-C2-N2	-5.71	111.06	116.20
36	1	1774	C	N3-C4-C5	5.71	124.18	121.90
42	L5	36	LEU	CA-CB-CG	5.71	128.42	115.30
80	6	801	G	C2-N3-C4	5.71	114.75	111.90
36	5	2607	G	N9-C4-C5	-5.71	103.12	105.40
36	1	2632	G	O5'-P-OP2	-5.70	100.57	105.70
36	5	62	A	C8-N9-C4	5.70	108.08	105.80
36	5	839	C	C5-C4-N4	-5.70	116.21	120.20
36	5	1931	U	N3-C4-O4	-5.70	115.41	119.40
36	5	2372	A	P-O3'-C3'	5.70	126.54	119.70
36	1	3208	G	N3-C4-C5	-5.70	125.75	128.60
1	2	1297	G	C8-N9-C4	5.70	108.68	106.40
36	1	2832	C	OP1-P-OP2	5.70	128.15	119.60
37	3	14	U	C6-N1-C2	5.70	124.42	121.00
80	6	84	A	N7-C8-N9	-5.70	110.95	113.80
80	6	129	U	C6-N1-C2	5.70	124.42	121.00
36	5	880	G	C4-N9-C1'	-5.70	119.09	126.50
36	5	1194	G	N1-C6-O6	-5.70	116.48	119.90
1	2	75	U	C6-N1-C1'	-5.70	113.22	121.20
36	1	508	U	OP2-P-O3'	5.70	117.74	105.20
36	1	1885	U	N1-C2-O2	-5.70	118.81	122.80
36	1	2400	G	OP2-P-O3'	5.70	117.74	105.20
36	5	1853	U	C6-N1-C2	-5.70	117.58	121.00
36	5	878	G	N1-C2-N2	-5.70	111.07	116.20
36	5	3122	A	C8-N9-C4	-5.70	103.52	105.80
1	2	1456	C	N3-C2-O2	-5.70	117.91	121.90
36	1	36	C	N1-C2-O2	5.70	122.32	118.90

*Continued on next page...*

*Continued from previous page...*

Mol	Chain	Res	Type	Atoms	Z	Observed(°)	Ideal(°)
36	1	1172	G	C6-C5-N7	-5.70	126.98	130.40
36	5	2372	A	OP2-P-O3'	-5.70	92.67	105.20
36	5	2953	U	N3-C4-C5	-5.70	111.18	114.60
1	2	941	A	N1-C6-N6	5.69	122.02	118.60
36	1	1114	U	N3-C2-O2	-5.69	118.22	122.20
37	3	115	G	C4-C5-N7	5.69	113.08	110.80
80	6	1385	G	N3-C4-N9	-5.69	122.58	126.00
36	5	112	U	O4'-C1'-N1	5.69	112.75	108.20
36	5	880	G	C8-N9-C1'	5.69	134.40	127.00
36	5	2965	U	N1-C2-O2	-5.69	118.81	122.80
36	5	3036	G	N1-C2-N3	5.69	127.32	123.90
36	5	3310	A	N9-C4-C5	-5.69	103.52	105.80
36	1	2729	U	C6-N1-C2	5.69	124.42	121.00
36	1	2731	U	C5-C4-O4	-5.69	122.48	125.90
36	1	2846	U	C5-C4-O4	5.69	129.32	125.90
36	5	2898	G	N3-C2-N2	-5.69	115.92	119.90
36	1	2994	A	N9-C4-C5	-5.69	103.52	105.80
80	6	418	G	C4-N9-C1'	5.69	133.90	126.50
36	5	782	U	N3-C2-O2	-5.69	118.22	122.20
36	5	1159	A	N9-C4-C5	-5.69	103.52	105.80
36	5	1163	A	N1-C6-N6	-5.69	115.19	118.60
36	5	2271	A	OP2-P-O3'	5.69	117.72	105.20
36	5	2370	G	C5-C6-O6	5.69	132.01	128.60
36	5	2836	C	C5-C4-N4	5.69	124.18	120.20
1	2	1568	C	P-O3'-C3'	5.69	126.53	119.70
1	2	617	U	C5-C4-O4	-5.69	122.49	125.90
1	2	853	G	C6-C5-N7	-5.69	126.99	130.40
1	2	1634	C	C6-N1-C2	5.69	122.58	120.30
36	1	3013	U	N1-C2-N3	-5.69	111.49	114.90
80	6	653	C	N3-C4-N4	5.69	121.98	118.00
36	5	92	G	C5-N7-C8	-5.69	101.46	104.30
36	5	722	G	N9-C4-C5	5.69	107.67	105.40
36	5	2155	G	O5'-P-OP2	-5.69	100.58	105.70
1	2	782	U	OP2-P-O3'	5.69	117.71	105.20
36	1	1845	G	O5'-P-OP2	-5.69	100.58	105.70
41	L4	327	LEU	CA-CB-CG	5.69	128.38	115.30
80	6	1340	U	N3-C2-O2	-5.69	118.22	122.20
36	5	3149	G	O5'-P-OP1	5.69	117.52	110.70
76	q0	85	LEU	CB-CG-CD1	-5.69	101.33	111.00
36	1	1847	A	N1-C6-N6	-5.68	115.19	118.60
36	1	2173	U	C6-N1-C2	-5.68	117.59	121.00
36	1	2434	U	C5-C4-O4	5.68	129.31	125.90

*Continued on next page...*



*Continued from previous page...*

Mol	Chain	Res	Type	Atoms	Z	Observed(°)	Ideal(°)
36	1	2817	A	C5-C6-N1	5.68	120.54	117.70
36	1	3362	A	C8-N9-C4	-5.68	103.53	105.80
36	5	2533	G	C5-N7-C8	-5.68	101.46	104.30
36	5	2974	U	C5-C6-N1	-5.68	119.86	122.70
36	5	3272	C	N3-C2-O2	5.68	125.88	121.90
1	2	1140	G	N3-C4-N9	-5.68	122.59	126.00
37	3	74	C	N1-C2-O2	-5.68	115.49	118.90
80	6	1594	G	N9-C4-C5	-5.68	103.13	105.40
36	5	1134	G	C5-C6-N1	5.68	114.34	111.50
36	5	1455	U	N3-C4-O4	5.68	123.38	119.40
36	5	2844	C	N3-C4-C5	-5.68	119.63	121.90
36	1	930	U	N3-C2-O2	5.68	126.18	122.20
80	6	913	G	C6-C5-N7	5.68	133.81	130.40
36	5	1166	G	N1-C6-O6	5.68	123.31	119.90
36	5	2659	G	N1-C6-O6	5.68	123.31	119.90
36	5	2881	C	C5-C6-N1	5.68	123.84	121.00
1	2	502	U	C5-C6-N1	5.68	125.54	122.70
36	1	2101	C	P-O3'-C3'	5.68	126.52	119.70
80	6	421	A	N9-C4-C5	-5.68	103.53	105.80
80	6	985	G	N3-C2-N2	-5.68	115.92	119.90
36	5	236	G	C6-C5-N7	5.68	133.81	130.40
36	5	836	A	C5-N7-C8	-5.68	101.06	103.90
36	5	901	G	N1-C6-O6	5.68	123.31	119.90
36	5	1139	G	C4-N9-C1'	-5.68	119.12	126.50
36	5	2787	G	N3-C4-N9	5.68	129.41	126.00
36	5	220	G	O5'-P-OP2	-5.68	100.59	105.70
36	5	2197	C	N3-C2-O2	5.68	125.88	121.90
36	5	2198	A	N9-C4-C5	-5.68	103.53	105.80
80	6	344	A	OP2-P-O3'	5.68	117.69	105.20
80	6	426	G	N3-C4-N9	5.68	129.41	126.00
36	5	1440	G	C4-N9-C1'	-5.68	119.12	126.50
36	5	3100	U	C5-C6-N1	-5.68	119.86	122.70
36	1	282	G	C4'-C3'-O3'	5.67	124.35	113.00
36	1	678	G	N3-C4-N9	-5.67	122.59	126.00
36	1	860	G	C5-C6-O6	-5.67	125.19	128.60
36	1	2784	G	O5'-P-OP1	-5.67	100.59	105.70
80	6	214	G	N9-C4-C5	-5.67	103.13	105.40
36	5	57	A	C8-N9-C4	5.67	108.07	105.80
36	5	341	G	N3-C4-N9	-5.67	122.60	126.00
36	1	36	C	N3-C2-O2	-5.67	117.93	121.90
36	1	2752	U	C5-C6-N1	-5.67	119.86	122.70
38	4	47	C	C6-N1-C2	5.67	122.57	120.30

*Continued on next page...*

*Continued from previous page...*

Mol	Chain	Res	Type	Atoms	Z	Observed(°)	Ideal(°)
80	6	371	G	C8-N9-C4	-5.67	104.13	106.40
36	5	97	U	N1-C2-N3	-5.67	111.50	114.90
36	5	353	G	C8-N9-C4	5.67	108.67	106.40
36	5	901	G	C8-N9-C4	5.67	108.67	106.40
36	5	2614	G	N3-C4-C5	-5.67	125.77	128.60
36	5	924	G	N1-C6-O6	5.67	123.30	119.90
36	1	36	C	C6-N1-C2	-5.67	118.03	120.30
36	1	608	A	O5'-P-OP1	-5.67	100.60	105.70
36	1	2830	G	N3-C4-N9	-5.67	122.60	126.00
36	5	304	G	C2-N3-C4	5.67	114.73	111.90
36	5	617	G	C4-C5-C6	5.67	122.20	118.80
36	5	3105	U	N3-C4-O4	-5.67	115.43	119.40
36	5	3226	A	C8-N9-C4	5.67	108.07	105.80
36	1	874	U	N1-C2-O2	5.67	126.77	122.80
36	1	2679	A	O4'-C1'-N9	5.67	112.73	108.20
36	1	2906	C	OP2-P-O3'	5.67	117.67	105.20
36	1	3298	C	C6-N1-C2	5.67	122.57	120.30
36	1	402	A	C8-N9-C4	-5.67	103.53	105.80
36	1	688	G	C6-C5-N7	-5.67	127.00	130.40
36	1	999	G	C8-N9-C4	5.67	108.67	106.40
36	1	1497	C	C6-N1-C2	-5.67	118.03	120.30
36	1	2159	U	N1-C2-N3	-5.67	111.50	114.90
36	5	2904	U	C6-N1-C2	5.67	124.40	121.00
1	2	1658	G	O5'-P-OP2	-5.66	100.60	105.70
36	1	1741	A	N1-C6-N6	5.66	122.00	118.60
37	3	91	G	C8-N9-C4	-5.66	104.13	106.40
36	5	28	C	C6-N1-C2	5.66	122.56	120.30
36	5	101	G	O4'-C1'-N9	5.66	112.73	108.20
36	5	1131	G	N1-C6-O6	5.66	123.30	119.90
36	5	1444	G	N1-C6-O6	5.66	123.30	119.90
36	5	2850	G	OP1-P-O3'	5.66	117.66	105.20
36	5	3304	U	OP1-P-OP2	5.66	128.09	119.60
36	1	2942	C	C2-N1-C1'	5.66	125.03	118.80
1	2	517	U	C6-N1-C2	-5.66	117.60	121.00
1	2	610	G	C8-N9-C1'	-5.66	119.64	127.00
36	1	2749	G	N7-C8-N9	5.66	115.93	113.10
36	1	2761	G	O5'-P-OP2	-5.66	100.61	105.70
80	6	1748	G	OP1-P-OP2	-5.66	111.11	119.60
80	6	1793	G	C5-C6-O6	5.66	132.00	128.60
36	5	1378	U	O5'-P-OP1	5.66	117.49	110.70
36	5	1582	C	C6-N1-C2	-5.66	118.04	120.30
36	5	3319	U	N3-C2-O2	-5.66	118.24	122.20

*Continued on next page...*

*Continued from previous page...*

Mol	Chain	Res	Type	Atoms	Z	Observed(°)	Ideal(°)
36	5	874	U	C2-N1-C1'	-5.66	110.91	117.70
36	5	2927	C	O5'-P-OP1	-5.66	100.61	105.70
36	5	3370	A	N9-C4-C5	-5.66	103.54	105.80
36	1	2362	C	C6-N1-C2	5.66	122.56	120.30
36	1	2862	U	C2-N1-C1'	-5.66	110.91	117.70
53	M7	94	LEU	CA-CB-CG	-5.66	102.29	115.30
36	1	1011	A	C8-N9-C4	5.66	108.06	105.80
36	1	1216	C	C6-N1-C2	-5.66	118.04	120.30
36	1	2318	U	N3-C4-C5	5.66	117.99	114.60
6	s4	38	LEU	CB-CG-CD1	5.66	120.61	111.00
36	5	1183	C	N3-C4-C5	5.66	124.16	121.90
36	5	1501	U	N1-C2-O2	-5.66	118.84	122.80
36	5	1590	G	N3-C4-C5	5.66	131.43	128.60
36	5	2258	U	N3-C2-O2	-5.66	118.24	122.20
36	5	2740	A	N9-C4-C5	-5.66	103.54	105.80
36	5	3195	U	P-O3'-C3'	5.66	126.49	119.70
1	2	159	U	C6-N1-C2	5.65	124.39	121.00
36	1	185	C	N3-C4-C5	5.65	124.16	121.90
36	1	933	A	C6-N1-C2	-5.65	115.21	118.60
36	5	1378	U	OP1-P-OP2	5.65	128.08	119.60
36	5	3228	C	C2-N1-C1'	5.65	125.02	118.80
1	2	1489	U	N3-C2-O2	-5.65	118.24	122.20
36	1	398	A	O5'-P-OP1	-5.65	100.61	105.70
36	1	1917	C	C6-N1-C1'	-5.65	114.02	120.80
36	5	847	A	C8-N9-C4	5.65	108.06	105.80
36	5	3370	A	C5-C6-N6	-5.65	119.18	123.70
36	1	1146	C	C5-C6-N1	5.65	123.83	121.00
37	3	67	G	N3-C4-N9	-5.65	122.61	126.00
80	6	677	G	C4-N9-C1'	-5.65	119.16	126.50
80	6	999	U	N3-C2-O2	-5.65	118.24	122.20
80	6	1129	U	C6-N1-C2	5.65	124.39	121.00
36	5	269	G	N1-C6-O6	5.65	123.29	119.90
36	5	283	G	C4-C5-N7	5.65	113.06	110.80
36	5	2842	U	O5'-P-OP1	-5.65	100.61	105.70
36	5	2147	A	C6-C5-N7	-5.65	128.35	132.30
36	1	95	A	OP2-P-O3'	5.65	117.62	105.20
36	1	1161	G	N3-C2-N2	-5.65	115.95	119.90
36	5	718	G	C6-C5-N7	-5.65	127.01	130.40
36	5	2524	A	N1-C6-N6	5.65	121.99	118.60
38	4	56	G	N7-C8-N9	-5.65	110.28	113.10
80	6	138	A	C2-N3-C4	5.65	113.42	110.60
37	7	43	U	C2-N1-C1'	-5.65	110.92	117.70

*Continued on next page...*

*Continued from previous page...*

Mol	Chain	Res	Type	Atoms	Z	Observed(°)	Ideal(°)
31	D9	36	LEU	CA-CB-CG	5.64	128.28	115.30
36	1	796	U	C4-C5-C6	-5.64	116.31	119.70
36	1	1435	A	N1-C6-N6	-5.64	115.21	118.60
80	6	75	U	P-O3'-C3'	5.64	126.47	119.70
36	5	424	G	N7-C8-N9	5.64	115.92	113.10
36	5	1210	U	O5'-P-OP1	-5.64	100.62	105.70
36	5	1439	U	C2-N3-C4	-5.64	123.61	127.00
36	5	1665	C	C6-N1-C2	5.64	122.56	120.30
1	2	451	A	OP2-P-O3'	5.64	117.61	105.20
1	2	1664	C	C6-N1-C2	-5.64	118.04	120.30
36	1	59	G	O5'-P-OP1	5.64	117.47	110.70
36	1	206	G	C6-C5-N7	5.64	133.78	130.40
36	1	905	U	C2-N1-C1'	-5.64	110.93	117.70
36	5	417	A	N1-C2-N3	5.64	132.12	129.30
36	5	2977	G	C8-N9-C4	-5.64	104.14	106.40
36	1	783	A	C8-N9-C4	5.64	108.06	105.80
36	1	3326	G	N9-C4-C5	-5.64	103.14	105.40
36	5	970	A	C5-N7-C8	-5.64	101.08	103.90
36	5	1361	U	OP1-P-O3'	5.64	117.61	105.20
36	5	1748	G	C4-C5-C6	5.64	122.18	118.80
36	1	1124	U	C5-C4-O4	5.64	129.28	125.90
36	5	62	A	N9-C4-C5	-5.64	103.54	105.80
36	5	423	A	C5-C6-N6	-5.64	119.19	123.70
37	7	45	A	N1-C6-N6	-5.64	115.22	118.60
37	7	94	C	C5-C4-N4	-5.64	116.25	120.20
36	1	439	C	C5-C6-N1	5.64	123.82	121.00
36	1	968	G	N1-C6-O6	5.64	123.28	119.90
36	1	1346	G	N3-C4-C5	5.64	131.42	128.60
38	4	136	G	N7-C8-N9	-5.64	110.28	113.10
80	6	101	U	N3-C2-O2	-5.64	118.25	122.20
80	6	755	A	C3'-C2'-C1'	5.64	106.01	101.50
36	5	16	A	N9-C4-C5	-5.64	103.55	105.80
37	7	97	A	C5-C6-N6	-5.64	119.19	123.70
36	1	100	A	C8-N9-C4	-5.64	103.55	105.80
36	1	284	A	O5'-P-OP2	-5.64	100.63	105.70
36	1	610	G	N1-C6-O6	-5.64	116.52	119.90
36	1	680	G	C5-C6-O6	-5.64	125.22	128.60
36	1	1201	C	N3-C4-N4	5.64	121.95	118.00
36	1	2981	U	N3-C2-O2	-5.64	118.25	122.20
80	6	194	U	C6-N1-C1'	-5.64	113.31	121.20
80	6	404	G	OP1-P-OP2	-5.64	111.15	119.60
36	5	414	U	C5-C4-O4	-5.64	122.52	125.90

*Continued on next page...*

*Continued from previous page...*

Mol	Chain	Res	Type	Atoms	Z	Observed(°)	Ideal(°)
1	2	27	U	C6-N1-C2	-5.63	117.62	121.00
36	1	2249	G	P-O3'-C3'	5.63	126.46	119.70
36	1	2748	A	C8-N9-C4	5.63	108.05	105.80
80	6	359	A	N3-C4-N9	-5.63	122.89	127.40
80	6	904	G	N3-C2-N2	5.63	123.84	119.90
80	6	1108	G	O5'-P-OP1	-5.63	100.63	105.70
36	5	152	U	N1-C2-O2	5.63	126.74	122.80
36	5	1531	C	C5-C6-N1	5.63	123.82	121.00
36	5	2666	C	N3-C4-C5	-5.63	119.65	121.90
52	m6	68	ARG	NE-CZ-NH1	-5.63	117.48	120.30
36	1	793	C	C5-C4-N4	-5.63	116.26	120.20
36	1	1333	C	N3-C2-O2	-5.63	117.96	121.90
36	1	1392	G	N1-C6-O6	-5.63	116.52	119.90
36	1	3019	U	C4-C5-C6	5.63	123.08	119.70
80	6	42	G	O5'-P-OP1	-5.63	100.63	105.70
80	6	1137	A	N1-C6-N6	5.63	121.98	118.60
36	5	963	G	C5-C6-O6	5.63	131.98	128.60
36	5	2206	G	C4-C5-N7	5.63	113.05	110.80
36	1	1361	U	N3-C4-O4	5.63	123.34	119.40
36	1	1622	U	OP2-P-O3'	5.63	117.59	105.20
36	1	2617	U	C6-N1-C2	-5.63	117.62	121.00
36	1	2885	C	C6-N1-C2	5.63	122.55	120.30
80	6	104	A	C8-N9-C4	-5.63	103.55	105.80
36	5	1075	A	C6-C5-N7	5.63	136.24	132.30
36	5	2314	U	C2-N1-C1'	5.63	124.46	117.70
36	5	2320	A	C8-N9-C4	5.63	108.05	105.80
36	5	3140	G	C4-C5-N7	5.63	113.05	110.80
38	4	15	G	C6-C5-N7	-5.63	127.02	130.40
36	5	560	G	N1-C6-O6	5.63	123.28	119.90
36	5	708	G	C6-C5-N7	-5.63	127.02	130.40
36	1	3217	C	C6-N1-C1'	-5.63	114.05	120.80
37	3	29	C	C6-N1-C2	-5.63	118.05	120.30
80	6	800	U	C6-N1-C2	-5.63	117.62	121.00
36	5	283	G	C2-N3-C4	5.63	114.71	111.90
36	5	970	A	C5-C6-N6	-5.63	119.20	123.70
36	5	1086	C	C2-N3-C4	5.63	122.71	119.90
36	1	52	A	OP1-P-OP2	5.63	128.04	119.60
36	1	3108	G	C5-C6-O6	-5.63	125.22	128.60
80	6	590	C	N1-C2-O2	-5.63	115.53	118.90
36	5	141	C	C5-C6-N1	5.63	123.81	121.00
36	5	824	C	C5-C6-N1	5.63	123.81	121.00
36	5	1840	U	N1-C2-O2	-5.63	118.86	122.80

*Continued on next page...*

*Continued from previous page...*

Mol	Chain	Res	Type	Atoms	Z	Observed(°)	Ideal(°)
38	8	135	G	N7-C8-N9	-5.63	110.29	113.10
1	2	1671	A	C2-N3-C4	-5.62	107.79	110.60
36	5	1402	C	N3-C2-O2	-5.62	117.96	121.90
38	4	111	A	N1-C6-N6	5.62	121.97	118.60
36	5	510	G	C8-N9-C4	-5.62	104.15	106.40
36	5	1446	A	OP1-P-O3'	5.62	117.57	105.20
36	5	1876	U	O5'-P-OP2	-5.62	100.64	105.70
36	5	1924	U	C6-N1-C2	5.62	124.38	121.00
37	7	74	C	C6-N1-C2	5.62	122.55	120.30
36	1	26	A	N1-C6-N6	5.62	121.97	118.60
80	6	323	A	O5'-P-OP2	-5.62	100.64	105.70
80	6	1304	G	C8-N9-C4	5.62	108.65	106.40
80	6	1637	C	C5-C6-N1	5.62	123.81	121.00
36	5	3019	U	C2-N1-C1'	5.62	124.44	117.70
36	5	3373	U	O5'-P-OP2	-5.62	100.64	105.70
1	2	159	U	C5-C6-N1	-5.62	119.89	122.70
80	6	194	U	C5-C6-N1	5.62	125.51	122.70
80	6	475	A	C8-N9-C4	5.62	108.05	105.80
80	6	19	A	N9-C4-C5	-5.62	103.55	105.80
80	6	426	G	C8-N9-C1'	-5.62	119.70	127.00
80	6	616	G	N3-C4-N9	5.62	129.37	126.00
36	5	1143	A	C8-N9-C4	5.62	108.05	105.80
36	5	3092	C	C6-N1-C1'	-5.62	114.06	120.80
36	1	213	A	N9-C1'-C2'	-5.62	105.82	112.00
36	1	2648	G	N9-C1'-C2'	-5.62	105.82	112.00
80	6	25	C	C2-N3-C4	5.62	122.71	119.90
36	5	2356	A	O4'-C1'-N9	-5.62	103.71	108.20
36	5	3382	U	N1-C2-O2	5.62	126.73	122.80
36	1	87	U	C6-N1-C1'	-5.61	113.34	121.20
36	1	417	A	N3-C4-C5	5.61	130.73	126.80
36	1	1157	G	OP2-P-O3'	5.61	117.55	105.20
36	1	1464	G	C8-N9-C4	5.61	108.64	106.40
80	6	17	C	O5'-P-OP2	-5.61	100.65	105.70
36	5	2802	A	O4'-C1'-N9	5.61	112.69	108.20
36	5	3151	U	C6-N1-C2	5.61	124.37	121.00
80	6	1572	G	C8-N9-C1'	-5.61	119.71	127.00
36	5	580	C	N3-C4-C5	5.61	124.14	121.90
36	5	2647	A	C4-C5-C6	-5.61	114.19	117.00
36	1	1131	G	N9-C4-C5	-5.61	103.16	105.40
36	5	704	U	O5'-P-OP1	-5.61	100.65	105.70
1	2	87	C	C6-N1-C2	-5.61	118.06	120.30
1	2	702	G	N3-C4-N9	5.61	129.36	126.00

*Continued on next page...*

*Continued from previous page...*

Mol	Chain	Res	Type	Atoms	Z	Observed(°)	Ideal(°)
1	2	1389	C	N3-C2-O2	-5.61	117.97	121.90
80	6	558	U	C2-N1-C1'	5.61	124.43	117.70
36	5	96	G	C4-C5-N7	5.61	113.04	110.80
36	5	685	G	C8-N9-C4	5.61	108.64	106.40
36	5	864	G	OP2-P-O3'	5.61	117.54	105.20
36	5	3208	G	C6-C5-N7	-5.61	127.03	130.40
36	5	3296	A	N9-C4-C5	-5.61	103.56	105.80
38	8	44	A	N1-C6-N6	5.61	121.97	118.60
36	1	278	U	OP1-P-OP2	-5.61	111.19	119.60
36	1	817	A	OP1-P-O3'	5.61	117.53	105.20
80	6	122	U	C4-C5-C6	5.61	123.06	119.70
80	6	1037	C	C6-N1-C2	5.61	122.54	120.30
1	2	1419	G	C5-C6-O6	-5.60	125.24	128.60
36	1	3184	A	O5'-P-OP1	-5.60	100.66	105.70
36	5	1343	A	N3-C4-C5	5.60	130.72	126.80
36	5	1375	G	C2-N3-C4	5.60	114.70	111.90
36	5	2791	G	C5-C6-O6	-5.60	125.24	128.60
1	2	1466	G	OP2-P-O3'	5.60	117.53	105.20
36	1	3201	C	C6-N1-C2	-5.60	118.06	120.30
36	5	3212	C	C6-N1-C2	5.60	122.54	120.30
36	1	573	C	N3-C2-O2	-5.60	117.98	121.90
36	1	1380	G	N3-C4-N9	-5.60	122.64	126.00
36	5	3013	U	N3-C4-C5	-5.60	111.24	114.60
1	2	1422	A	C8-N9-C4	5.60	108.04	105.80
36	1	77	A	C4-C5-C6	5.60	119.80	117.00
36	1	1368	U	C2-N1-C1'	5.60	124.42	117.70
36	1	2721	A	N1-C6-N6	5.60	121.96	118.60
36	5	406	G	C6-C5-N7	5.60	133.76	130.40
36	1	374	A	N9-C4-C5	5.60	108.04	105.80
36	1	2427	U	C2-N1-C1'	-5.60	110.98	117.70
36	1	2747	A	C5-C6-N6	5.60	128.18	123.70
36	1	2931	C	C6-N1-C2	-5.60	118.06	120.30
36	1	3046	A	N3-C4-C5	-5.60	122.88	126.80
36	1	3079	U	C2-N1-C1'	-5.60	110.98	117.70
80	6	803	A	O5'-P-OP1	-5.60	100.66	105.70
80	6	1022	C	C5-C4-N4	-5.60	116.28	120.20
36	1	564	G	C4-C5-N7	-5.60	108.56	110.80
36	5	2237	C	C6-N1-C2	5.60	122.54	120.30
36	5	2838	A	C8-N9-C4	5.60	108.04	105.80
36	1	569	A	C5-C6-N6	-5.59	119.22	123.70
36	1	1867	A	C8-N9-C4	5.59	108.04	105.80
80	6	163	G	C8-N9-C1'	5.59	134.27	127.00

*Continued on next page...*

*Continued from previous page...*

Mol	Chain	Res	Type	Atoms	Z	Observed(°)	Ideal(°)
36	5	1734	G	N3-C4-C5	5.59	131.40	128.60
36	5	3135	U	OP1-P-O3'	-5.59	92.89	105.20
36	5	57	A	N1-C6-N6	5.59	121.95	118.60
36	5	716	A	C6-C5-N7	-5.59	128.39	132.30
36	5	2313	A	C8-N9-C4	-5.59	103.56	105.80
36	5	3053	G	C6-C5-N7	-5.59	127.05	130.40
38	8	74	U	C5-C4-O4	-5.59	122.55	125.90
1	2	159	U	C2-N1-C1'	-5.59	110.99	117.70
36	1	1428	A	C4-C5-N7	5.59	113.50	110.70
36	1	2896	A	C5-C6-N6	-5.59	119.23	123.70
80	6	943	C	N1-C2-O2	-5.59	115.55	118.90
36	5	530	G	C6-C5-N7	-5.59	127.05	130.40
36	5	640	U	OP2-P-O3'	5.59	117.50	105.20
36	5	991	G	N1-C6-O6	5.59	123.25	119.90
36	5	2728	G	N3-C4-N9	-5.59	122.65	126.00
36	1	1100	U	C5-C6-N1	-5.59	119.91	122.70
80	6	131	C	O5'-P-OP2	-5.59	100.67	105.70
80	6	453	U	C5-C4-O4	5.59	129.25	125.90
80	6	1071	U	C5-C4-O4	5.59	129.25	125.90
36	5	34	A	OP2-P-O3'	5.59	117.49	105.20
36	5	2653	C	N3-C4-N4	5.59	121.91	118.00
64	n8	98	THR	C-N-CA	5.59	135.67	121.70
1	2	21	U	O5'-P-OP1	5.58	117.40	110.70
36	1	100	A	N1-C6-N6	-5.58	115.25	118.60
36	1	104	G	C5-C6-O6	-5.58	125.25	128.60
36	5	3207	U	C6-N1-C1'	5.58	129.02	121.20
36	1	2991	A	C4-C5-N7	5.58	113.49	110.70
54	M8	178	ARG	NE-CZ-NH1	-5.58	117.51	120.30
80	6	21	U	C5-C6-N1	5.58	125.49	122.70
80	6	359	A	N3-C4-C5	5.58	130.71	126.80
80	6	412	A	OP1-P-OP2	5.58	127.97	119.60
36	5	3014	U	C6-N1-C2	-5.58	117.65	121.00
36	1	1337	A	C5-C6-N1	5.58	120.49	117.70
36	1	3310	A	C8-N9-C4	5.58	108.03	105.80
38	4	18	U	C5-C6-N1	5.58	125.49	122.70
80	6	1781	A	O5'-P-OP1	5.58	117.40	110.70
36	5	629	U	N3-C4-O4	-5.58	115.49	119.40
36	5	1326	A	N1-C6-N6	5.58	121.95	118.60
36	5	2954	U	C2-N1-C1'	5.58	124.40	117.70
36	5	3117	C	N1-C2-O2	5.58	122.25	118.90
36	1	2731	U	N3-C4-O4	5.58	123.31	119.40
36	5	968	G	O5'-P-OP1	-5.58	100.68	105.70

*Continued on next page...*



*Continued from previous page...*

Mol	Chain	Res	Type	Atoms	Z	Observed(°)	Ideal(°)
36	5	1082	U	N3-C4-C5	-5.58	111.25	114.60
36	5	1898	G	O4'-C1'-N9	5.58	112.66	108.20
36	5	2391	G	C8-N9-C4	-5.58	104.17	106.40
36	5	2750	U	N3-C4-O4	-5.58	115.49	119.40
1	2	939	A	C4-C5-C6	5.58	119.79	117.00
36	1	765	C	N3-C2-O2	-5.58	118.00	121.90
36	1	2745	G	N1-C6-O6	-5.58	116.55	119.90
36	5	2997	G	C4-C5-N7	5.58	113.03	110.80
36	1	1889	G	C4-C5-N7	5.58	113.03	110.80
36	1	3004	C	O5'-P-OP1	-5.58	100.68	105.70
37	3	102	A	C2-N3-C4	-5.58	107.81	110.60
36	5	225	C	C6-N1-C2	-5.58	118.07	120.30
1	2	576	G	N1-C6-O6	5.58	123.25	119.90
36	1	645	A	C8-N9-C4	-5.58	103.57	105.80
36	1	1146	C	C2-N3-C4	5.58	122.69	119.90
36	1	2625	C	C6-N1-C2	-5.58	118.07	120.30
76	Q0	85	LEU	CA-CB-CG	5.58	128.12	115.30
36	5	1453	A	C2-N3-C4	-5.58	107.81	110.60
37	7	92	A	C6-C5-N7	-5.58	128.40	132.30
36	1	1589	A	O4'-C1'-N9	-5.57	103.74	108.20
36	1	1617	G	C8-N9-C4	5.57	108.63	106.40
36	1	3274	A	O5'-P-OP2	-5.57	100.68	105.70
80	6	1137	A	C8-N9-C4	5.57	108.03	105.80
36	5	374	A	N9-C4-C5	5.57	108.03	105.80
36	5	841	A	N9-C4-C5	-5.57	103.57	105.80
36	5	1349	G	OP1-P-OP2	-5.57	111.24	119.60
36	5	3208	G	C2-N3-C4	-5.57	109.11	111.90
1	2	499	U	P-O3'-C3'	5.57	126.39	119.70
36	5	1496	C	C4-C5-C6	-5.57	114.61	117.40
36	1	880	G	N3-C4-C5	5.57	131.39	128.60
80	6	324	U	C2-N1-C1'	-5.57	111.02	117.70
80	6	439	U	N1-C2-O2	-5.57	118.90	122.80
80	6	1621	U	O5'-P-OP2	-5.57	100.69	105.70
36	5	2281	A	N1-C6-N6	5.57	121.94	118.60
36	5	2738	A	C5-C6-N6	-5.57	119.24	123.70
36	1	1416	C	N3-C4-C5	5.57	124.13	121.90
37	3	115	G	C5-C6-O6	-5.57	125.26	128.60
36	5	1858	A	N3-C4-C5	-5.57	122.90	126.80
36	5	2913	C	N1-C2-O2	-5.57	115.56	118.90
36	5	3045	G	C5-C6-N1	-5.57	108.72	111.50
36	5	640	U	N3-C4-C5	-5.57	111.26	114.60
36	5	1662	G	C6-C5-N7	-5.57	127.06	130.40

*Continued on next page...*

*Continued from previous page...*

Mol	Chain	Res	Type	Atoms	Z	Observed(°)	Ideal(°)
36	5	2881	C	N1-C2-O2	5.57	122.24	118.90
36	1	283	G	C4-N9-C1'	5.57	133.73	126.50
36	1	2335	G	C8-N9-C4	5.57	108.63	106.40
36	1	3050	U	N3-C2-O2	-5.57	118.31	122.20
38	4	132	G	N7-C8-N9	5.57	115.88	113.10
36	5	96	G	C2-N3-C4	-5.57	109.12	111.90
36	5	1161	G	C4-C5-N7	5.57	113.03	110.80
36	5	2907	G	N3-C4-N9	-5.57	122.66	126.00
36	1	676	G	N3-C4-C5	-5.56	125.82	128.60
36	1	785	G	N3-C4-C5	-5.56	125.82	128.60
36	5	1419	A	O5'-P-OP1	5.56	117.38	110.70
36	1	105	C	N3-C4-C5	5.56	124.12	121.90
36	1	1126	G	C4-N9-C1'	5.56	133.73	126.50
36	1	2688	U	C2-N1-C1'	5.56	124.38	117.70
80	6	18	C	C6-N1-C2	-5.56	118.08	120.30
36	5	901	G	N9-C4-C5	-5.56	103.17	105.40
36	5	2277	C	C6-N1-C2	5.56	122.53	120.30
36	1	1459	C	C2-N1-C1'	-5.56	112.68	118.80
36	5	933	A	N3-C4-N9	-5.56	122.95	127.40
36	5	2343	C	C5-C6-N1	-5.56	118.22	121.00
36	5	3355	U	C5-C6-N1	-5.56	119.92	122.70
1	2	352	A	C8-N9-C4	-5.56	103.58	105.80
36	1	701	G	N1-C6-O6	-5.56	116.56	119.90
36	1	2714	G	N3-C2-N2	-5.56	116.01	119.90
33	e1	86	THR	C-N-CA	5.56	135.60	121.70
36	5	70	A	C8-N9-C4	-5.56	103.58	105.80
36	5	2294	U	C5-C4-O4	-5.56	122.56	125.90
1	2	1212	G	C5-C6-O6	-5.56	125.27	128.60
36	1	421	G	N3-C4-N9	5.56	129.34	126.00
36	1	993	G	N3-C4-C5	-5.56	125.82	128.60
36	1	1011	A	O5'-P-OP2	-5.56	100.70	105.70
36	1	2950	G	O4'-C1'-N9	5.56	112.64	108.20
36	1	3277	U	N1-C2-N3	5.56	118.23	114.90
37	3	115	G	N9-C4-C5	-5.56	103.18	105.40
80	6	542	A	P-O3'-C3'	5.56	126.37	119.70
36	5	3373	U	C5-C6-N1	-5.56	119.92	122.70
36	5	2872	A	C4-N9-C1'	-5.56	116.30	126.30
1	2	1564	U	N3-C2-O2	5.55	126.09	122.20
36	1	1163	A	OP1-P-OP2	5.55	127.93	119.60
36	1	1303	A	O5'-P-OP2	-5.55	100.70	105.70
36	1	1541	G	N3-C2-N2	5.55	123.79	119.90
36	1	2812	C	O5'-P-OP2	5.55	117.37	110.70

*Continued on next page...*

*Continued from previous page...*

Mol	Chain	Res	Type	Atoms	Z	Observed(°)	Ideal(°)
36	5	2411	U	O5'-P-OP2	-5.55	100.70	105.70
1	2	1134	C	C6-N1-C2	5.55	122.52	120.30
36	1	661	G	N1-C2-N3	5.55	127.23	123.90
36	1	857	G	N3-C2-N2	-5.55	116.01	119.90
36	1	947	G	C2-N3-C4	-5.55	109.12	111.90
36	5	328	U	N3-C2-O2	-5.55	118.31	122.20
36	5	2662	G	N1-C2-N3	5.55	127.23	123.90
36	5	2947	G	N9-C4-C5	5.55	107.62	105.40
1	2	1413	U	C2-N1-C1'	5.55	124.36	117.70
36	1	689	U	C5-C4-O4	5.55	129.23	125.90
36	1	2240	G	C5-C6-O6	-5.55	125.27	128.60
36	1	2699	G	C4-C5-N7	5.55	113.02	110.80
36	5	1513	G	C5-C6-O6	-5.55	125.27	128.60
36	5	2337	C	C6-N1-C2	5.55	122.52	120.30
36	5	3172	A	C8-N9-C4	5.55	108.02	105.80
36	1	728	G	OP2-P-O3'	5.55	117.41	105.20
36	1	2316	G	N3-C4-N9	5.55	129.33	126.00
80	6	1228	G	C4-N9-C1'	5.55	133.71	126.50
80	6	1539	G	N3-C4-C5	5.55	131.37	128.60
80	6	1726	G	C5-C6-O6	-5.55	125.27	128.60
36	1	1503	A	C2-N3-C4	-5.55	107.83	110.60
36	5	669	U	N3-C2-O2	-5.55	118.32	122.20
36	5	3006	A	OP2-P-O3'	5.55	117.40	105.20
36	1	110	G	N9-C1'-C2'	-5.54	105.90	112.00
36	1	3216	G	C8-N9-C1'	5.54	134.21	127.00
36	5	838	G	N1-C6-O6	-5.54	116.57	119.90
36	5	941	G	OP1-P-O3'	5.54	117.40	105.20
36	1	919	U	N3-C4-O4	-5.54	115.52	119.40
36	1	1197	A	O4'-C1'-N9	5.54	112.64	108.20
36	1	2666	C	N3-C4-C5	-5.54	119.68	121.90
36	1	2793	G	C8-N9-C4	5.54	108.62	106.40
36	1	3154	C	C6-N1-C2	-5.54	118.08	120.30
80	6	759	U	N1-C2-O2	5.54	126.68	122.80
36	5	2267	C	C6-N1-C2	-5.54	118.08	120.30
36	5	3380	U	N1-C2-N3	5.54	118.23	114.90
1	2	1738	U	C4-C5-C6	5.54	123.03	119.70
36	1	1691	U	C6-N1-C2	-5.54	117.67	121.00
36	1	2387	A	N3-C4-C5	5.54	130.68	126.80
36	1	2513	U	OP1-P-O3'	5.54	117.39	105.20
37	3	72	A	N1-C6-N6	5.54	121.92	118.60
80	6	1478	G	C6-C5-N7	-5.54	127.08	130.40
36	5	2639	G	N3-C2-N2	-5.54	116.02	119.90

*Continued on next page...*

*Continued from previous page...*

Mol	Chain	Res	Type	Atoms	Z	Observed(°)	Ideal(°)
36	1	1306	G	C5-C6-O6	-5.54	125.28	128.60
36	1	2745	G	C4-N9-C1'	-5.54	119.30	126.50
36	1	857	G	C5-C6-N1	-5.54	108.73	111.50
36	1	1000	C	N3-C2-O2	5.54	125.78	121.90
36	1	1364	C	C2-N3-C4	-5.54	117.13	119.90
80	6	273	G	O5'-P-OP1	-5.54	100.72	105.70
36	5	937	G	C2-N3-C4	-5.54	109.13	111.90
36	5	1174	G	C8-N9-C4	5.54	108.62	106.40
36	1	3098	G	O5'-P-OP2	-5.54	100.72	105.70
80	6	378	A	C4-C5-C6	-5.54	114.23	117.00
36	1	498	A	C8-N9-C4	-5.54	103.59	105.80
36	1	2625	C	O5'-P-OP1	-5.54	100.72	105.70
36	1	3217	C	C6-N1-C2	-5.54	118.09	120.30
36	5	678	G	N7-C8-N9	5.54	115.87	113.10
36	5	715	A	C8-N9-C4	5.54	108.01	105.80
36	5	1392	G	C8-N9-C4	5.54	108.61	106.40
36	5	1813	A	C8-N9-C4	-5.54	103.59	105.80
36	1	2339	C	OP1-P-O3'	5.53	117.37	105.20
36	5	1704	A	C2-N3-C4	-5.53	107.83	110.60
36	5	1903	U	N3-C4-O4	5.53	123.27	119.40
80	6	616	G	N3-C4-C5	-5.53	125.83	128.60
36	1	885	U	C6-N1-C2	5.53	124.32	121.00
36	1	1159	A	O4'-C1'-N9	5.53	112.62	108.20
36	1	1171	G	C8-N9-C4	-5.53	104.19	106.40
36	1	1863	G	O5'-P-OP2	-5.53	100.72	105.70
36	1	2918	G	N7-C8-N9	5.53	115.87	113.10
36	5	2350	C	N1-C2-O2	-5.53	115.58	118.90
36	1	417	A	C5-N7-C8	-5.53	101.14	103.90
36	5	838	G	C5-C6-O6	5.53	131.92	128.60
36	5	1163	A	N9-C4-C5	5.53	108.01	105.80
36	5	1393	A	N1-C6-N6	-5.53	115.28	118.60
1	2	158	U	P-O3'-C3'	5.53	126.33	119.70
36	1	1377	G	N1-C6-O6	5.53	123.22	119.90
36	1	1486	G	C5-C6-O6	-5.53	125.28	128.60
36	1	3113	A	N1-C6-N6	-5.53	115.28	118.60
80	6	1726	G	C5-C6-N1	-5.53	108.74	111.50
36	5	87	U	O5'-P-OP2	-5.53	100.73	105.70
36	5	120	G	N3-C4-N9	5.53	129.32	126.00
36	5	546	C	C6-N1-C2	-5.53	118.09	120.30
36	5	1437	C	C5-C6-N1	5.53	123.76	121.00
36	5	2899	C	N1-C2-O2	5.53	122.22	118.90
1	2	1365	C	C6-N1-C2	-5.53	118.09	120.30

*Continued on next page...*

*Continued from previous page...*

Mol	Chain	Res	Type	Atoms	Z	Observed(°)	Ideal(°)
1	2	1600	A	C5-C6-N1	-5.53	114.94	117.70
36	1	718	G	C5-N7-C8	-5.53	101.54	104.30
36	1	859	G	N3-C4-N9	5.53	129.31	126.00
36	1	2607	G	OP2-P-O3'	5.53	117.35	105.20
44	L7	163	LEU	CA-CB-CG	-5.53	102.59	115.30
36	5	1307	G	OP1-P-O3'	5.53	117.36	105.20
36	5	1725	C	O5'-P-OP2	-5.53	100.73	105.70
36	5	2745	G	O5'-P-OP1	5.53	117.33	110.70
36	5	2820	A	O5'-P-OP2	5.53	117.33	110.70
36	5	2930	A	C5-C6-N1	5.53	120.46	117.70
37	7	114	U	C5-C6-N1	-5.53	119.94	122.70
36	1	1097	G	C8-N9-C4	-5.52	104.19	106.40
80	6	1649	G	C8-N9-C4	-5.52	104.19	106.40
36	5	651	G	OP2-P-O3'	5.52	117.35	105.20
36	5	2601	A	N3-C4-C5	5.52	130.67	126.80
36	5	3093	C	N3-C4-N4	-5.52	114.13	118.00
36	1	22	G	C5-C6-N1	5.52	114.26	111.50
36	1	314	U	C6-N1-C2	-5.52	117.69	121.00
36	1	2896	A	C6-C5-N7	-5.52	128.44	132.30
80	6	1730	A	N9-C4-C5	-5.52	103.59	105.80
36	5	797	U	OP2-P-O3'	5.52	117.35	105.20
36	5	1017	C	C5-C6-N1	5.52	123.76	121.00
36	5	2914	G	N3-C4-C5	-5.52	125.84	128.60
36	5	3218	A	C4-C5-N7	5.52	113.46	110.70
36	1	282	G	N1-C6-O6	-5.52	116.59	119.90
36	5	2148	U	C5-C4-O4	5.52	129.21	125.90
1	2	1291	G	N3-C4-N9	-5.52	122.69	126.00
1	2	1459	C	N1-C2-O2	-5.52	115.59	118.90
1	2	1596	C	N3-C2-O2	-5.52	118.04	121.90
36	1	711	A	C8-N9-C4	5.52	108.01	105.80
36	1	961	C	N1-C2-O2	-5.52	115.59	118.90
80	6	347	G	C8-N9-C4	-5.52	104.19	106.40
36	5	1454	A	O5'-P-OP2	5.52	117.32	110.70
36	5	1706	C	C2-N1-C1'	5.52	124.87	118.80
36	5	2199	G	O5'-P-OP1	-5.52	100.73	105.70
1	2	868	G	N3-C2-N2	-5.52	116.04	119.90
1	2	1755	A	P-O3'-C3'	5.52	126.32	119.70
36	1	283	G	C8-N9-C1'	-5.52	119.83	127.00
36	1	680	G	C8-N9-C4	5.52	108.61	106.40
80	6	938	G	C5-C6-O6	-5.52	125.29	128.60
80	6	1433	G	C5-C6-O6	5.52	131.91	128.60
36	5	437	G	N9-C4-C5	5.52	107.61	105.40

*Continued on next page...*

*Continued from previous page...*

Mol	Chain	Res	Type	Atoms	Z	Observed(°)	Ideal(°)
36	5	887	G	OP1-P-OP2	-5.52	111.32	119.60
36	5	1149	G	N3-C4-C5	-5.52	125.84	128.60
36	5	2342	U	C2-N3-C4	-5.52	123.69	127.00
36	5	2703	A	N9-C4-C5	5.52	108.01	105.80
36	5	2744	U	C5-C6-N1	-5.52	119.94	122.70
36	5	3239	G	C4-C5-N7	5.52	113.01	110.80
80	6	84	A	C8-N9-C4	5.52	108.01	105.80
36	5	870	G	C5-N7-C8	-5.52	101.54	104.30
36	5	2663	G	C5-C6-O6	-5.52	125.29	128.60
1	2	476	U	C6-N1-C2	-5.51	117.69	121.00
80	6	741	C	N1-C2-O2	5.51	122.21	118.90
36	5	2376	G	OP1-P-O3'	5.51	117.33	105.20
36	5	2424	A	C8-N9-C4	-5.51	103.59	105.80
36	1	1589	A	N1-C6-N6	-5.51	115.29	118.60
36	1	2314	U	N3-C4-O4	5.51	123.26	119.40
36	1	3099	C	O4'-C1'-N1	5.51	112.61	108.20
80	6	596	C	OP1-P-O3'	5.51	117.33	105.20
36	5	870	G	N3-C4-N9	-5.51	122.69	126.00
36	5	1161	G	C8-N9-C4	-5.51	104.20	106.40
37	7	101	G	O5'-P-OP2	-5.51	100.74	105.70
36	1	1153	A	C6-C5-N7	-5.51	128.44	132.30
36	1	2162	U	N3-C2-O2	-5.51	118.34	122.20
36	1	2749	G	C5-C6-O6	-5.51	125.30	128.60
36	1	3182	G	C8-N9-C4	5.51	108.60	106.40
36	5	830	A	OP2-P-O3'	5.51	117.32	105.20
36	5	2166	A	N3-C4-C5	5.51	130.66	126.80
37	7	49	G	O4'-C1'-N9	5.51	112.61	108.20
36	1	1589	A	OP2-P-O3'	5.51	117.32	105.20
76	Q0	106	ARG	NE-CZ-NH1	5.51	123.05	120.30
36	5	2118	C	C6-N1-C1'	-5.51	114.19	120.80
36	5	2751	G	N1-C2-N3	5.51	127.20	123.90
1	2	1332	C	C6-N1-C2	-5.51	118.10	120.30
1	2	1582	U	N3-C2-O2	5.51	126.06	122.20
36	1	2541	U	P-O3'-C3'	5.51	126.31	119.70
36	5	826	G	C8-N9-C4	5.51	108.60	106.40
36	5	1391	C	C5-C4-N4	-5.51	116.35	120.20
36	5	2110	G	OP2-P-O3'	5.51	117.32	105.20
36	5	2234	G	O5'-P-OP2	-5.51	100.75	105.70
36	5	2283	G	N9-C4-C5	-5.51	103.20	105.40
36	5	2971	A	N3-C4-N9	5.51	131.81	127.40
36	1	2869	U	OP2-P-O3'	5.50	117.31	105.20
38	8	98	U	N1-C2-O2	-5.50	118.95	122.80

*Continued on next page...*

*Continued from previous page...*

Mol	Chain	Res	Type	Atoms	Z	Observed(°)	Ideal(°)
36	1	1409	G	N1-C6-O6	-5.50	116.60	119.90
36	1	2618	G	C6-C5-N7	5.50	133.70	130.40
36	1	3142	A	C2-N3-C4	-5.50	107.85	110.60
37	3	82	G	N1-C6-O6	-5.50	116.60	119.90
36	5	93	C	N3-C4-N4	5.50	121.85	118.00
36	5	839	C	N3-C4-N4	5.50	121.85	118.00
36	5	2933	A	C4-C5-C6	-5.50	114.25	117.00
37	7	53	U	C2-N1-C1'	5.50	124.31	117.70
36	1	334	A	C5-C6-N6	-5.50	119.30	123.70
36	5	1377	G	OP1-P-OP2	5.50	127.85	119.60
36	5	2306	C	O5'-P-OP1	-5.50	100.75	105.70
37	7	110	G	C8-N9-C4	5.50	108.60	106.40
1	2	1122	G	N9-C4-C5	5.50	107.60	105.40
36	1	930	U	C2-N1-C1'	-5.50	111.10	117.70
36	1	2824	G	N3-C4-N9	-5.50	122.70	126.00
36	5	569	A	C8-N9-C4	5.50	108.00	105.80
36	1	111	C	C6-N1-C2	5.50	122.50	120.30
36	1	869	G	C5-C6-O6	-5.50	125.30	128.60
36	1	999	G	N9-C4-C5	-5.50	103.20	105.40
36	1	1551	C	C6-N1-C2	5.50	122.50	120.30
38	4	103	G	C4-N9-C1'	5.50	133.65	126.50
80	6	985	G	OP2-P-O3'	5.50	117.30	105.20
80	6	1027	A	C5-N7-C8	-5.50	101.15	103.90
80	6	1103	U	C5-C4-O4	5.50	129.20	125.90
36	5	315	C	O5'-P-OP2	-5.50	100.75	105.70
36	5	2617	U	C6-N1-C2	-5.50	117.70	121.00
64	n8	91	LEU	CA-CB-CG	5.50	127.95	115.30
1	2	448	C	C6-N1-C2	-5.50	118.10	120.30
36	1	885	U	C2-N3-C4	-5.50	123.70	127.00
36	1	1349	G	C2-N3-C4	5.50	114.65	111.90
80	6	434	G	C8-N9-C4	-5.50	104.20	106.40
36	5	1796	G	C8-N9-C4	5.50	108.60	106.40
36	1	406	G	N9-C4-C5	5.50	107.60	105.40
36	5	1748	G	C4-N9-C1'	5.50	133.64	126.50
36	5	2751	G	C4-C5-N7	5.50	113.00	110.80
36	5	3136	G	N3-C2-N2	5.50	123.75	119.90
37	7	53	U	N3-C2-O2	-5.50	118.35	122.20
1	2	704	C	N1-C2-O2	5.49	122.20	118.90
1	2	829	A	P-O3'-C3'	5.49	126.29	119.70
36	1	2942	C	C5-C4-N4	-5.49	116.35	120.20
36	1	2979	U	C5-C6-N1	5.49	125.45	122.70
36	1	3001	C	C5-C6-N1	-5.49	118.25	121.00

*Continued on next page...*

*Continued from previous page...*

Mol	Chain	Res	Type	Atoms	Z	Observed(°)	Ideal(°)
80	6	103	A	OP2-P-O3'	5.49	117.29	105.20
36	5	974	G	N3-C2-N2	-5.49	116.05	119.90
36	5	1187	C	N3-C4-C5	5.49	124.10	121.90
1	2	1297	G	N7-C8-N9	-5.49	110.35	113.10
1	2	1153	G	C6-C5-N7	5.49	133.69	130.40
36	1	797	U	OP2-P-O3'	5.49	117.28	105.20
36	1	1216	C	C5-C6-N1	5.49	123.75	121.00
36	1	1789	G	N1-C6-O6	5.49	123.19	119.90
36	1	2815	G	C2-N3-C4	-5.49	109.16	111.90
36	1	2943	G	N9-C4-C5	-5.49	103.20	105.40
36	5	994	G	C5-N7-C8	5.49	107.05	104.30
36	5	1438	U	C6-N1-C2	-5.49	117.71	121.00
36	5	1650	G	C6-C5-N7	-5.49	127.11	130.40
36	5	3335	A	O4'-C1'-N9	-5.49	103.81	108.20
36	1	1131	G	C8-N9-C1'	-5.49	119.86	127.00
36	1	2369	G	N3-C4-C5	-5.49	125.86	128.60
80	6	1099	U	C5-C4-O4	5.49	129.19	125.90
36	5	2721	A	N1-C6-N6	5.49	121.89	118.60
36	5	3302	U	N3-C4-C5	5.49	117.89	114.60
36	1	435	C	N3-C4-C5	5.49	124.09	121.90
36	1	1460	A	N7-C8-N9	-5.49	111.06	113.80
36	1	2377	G	C4-C5-N7	5.49	112.99	110.80
80	6	972	G	C8-N9-C4	5.49	108.59	106.40
36	5	90	C	N3-C4-N4	5.49	121.84	118.00
36	5	283	G	C5-C6-O6	-5.49	125.31	128.60
36	5	1417	G	C5-C6-O6	5.49	131.89	128.60
36	1	2400	G	N9-C4-C5	-5.48	103.21	105.40
80	6	421	A	C4-C5-N7	5.48	113.44	110.70
80	6	796	A	OP2-P-O3'	5.48	117.26	105.20
80	6	1144	U	O5'-P-OP1	-5.48	100.77	105.70
36	5	1200	A	N9-C4-C5	-5.48	103.61	105.80
36	5	1326	A	OP1-P-O3'	5.48	117.27	105.20
36	5	2624	G	N3-C4-C5	5.48	131.34	128.60
1	2	103	A	P-O3'-C3'	5.48	126.28	119.70
1	2	1331	A	O5'-P-OP2	-5.48	100.77	105.70
36	1	636	C	C4-C5-C6	-5.48	114.66	117.40
36	1	1299	U	C2-N1-C1'	-5.48	111.12	117.70
36	1	2752	U	C2-N1-C1'	-5.48	111.12	117.70
36	1	2896	A	C8-N9-C4	5.48	107.99	105.80
80	6	945	U	C6-N1-C2	5.48	124.29	121.00
36	5	991	G	N9-C4-C5	-5.48	103.21	105.40
36	5	2408	U	O5'-P-OP2	-5.48	100.77	105.70

*Continued on next page...*



*Continued from previous page...*

Mol	Chain	Res	Type	Atoms	Z	Observed(°)	Ideal(°)
79	q3	17	ARG	NE-CZ-NH1	-5.48	117.56	120.30
1	2	39	A	O4'-C1'-N9	5.48	112.58	108.20
36	1	1402	C	C6-N1-C2	5.48	122.49	120.30
36	1	1480	G	N3-C4-C5	5.48	131.34	128.60
36	1	2126	A	N1-C6-N6	5.48	121.89	118.60
36	1	2572	C	C6-N1-C1'	-5.48	114.22	120.80
36	1	2605	G	C4-N9-C1'	-5.48	119.37	126.50
36	1	3269	U	N3-C2-O2	-5.48	118.36	122.20
36	1	3373	U	C5-C6-N1	-5.48	119.96	122.70
80	6	558	U	P-O3'-C3'	5.48	126.28	119.70
80	6	1082	C	C6-N1-C2	-5.48	118.11	120.30
36	5	1336	U	O5'-P-OP2	-5.48	100.77	105.70
36	5	3285	C	C6-N1-C1'	-5.48	114.22	120.80
1	2	1081	A	N1-C6-N6	-5.48	115.31	118.60
36	5	93	C	C6-N1-C2	5.48	122.49	120.30
36	5	1658	G	O5'-P-OP2	-5.48	100.77	105.70
1	2	1600	A	N1-C6-N6	5.48	121.89	118.60
1	2	1600	A	O4'-C1'-N9	5.48	112.58	108.20
1	2	1768	G	N9-C4-C5	5.48	107.59	105.40
36	1	405	U	N3-C2-O2	5.48	126.03	122.20
36	1	605	U	N1-C2-N3	5.48	118.19	114.90
36	1	1339	C	N3-C2-O2	-5.48	118.07	121.90
36	1	1831	U	C6-N1-C2	-5.48	117.71	121.00
36	1	2372	A	OP1-P-O3'	5.48	117.25	105.20
36	1	2654	C	C6-N1-C2	-5.48	118.11	120.30
36	1	2994	A	C6-C5-N7	-5.48	128.47	132.30
36	1	3191	G	N1-C6-O6	5.48	123.19	119.90
36	5	1373	A	C5-N7-C8	-5.48	101.16	103.90
36	1	34	A	OP2-P-O3'	5.48	117.25	105.20
36	1	1481	A	N7-C8-N9	5.48	116.54	113.80
36	1	2336	U	N3-C2-O2	-5.48	118.37	122.20
80	6	1534	G	N3-C4-C5	-5.48	125.86	128.60
36	5	3315	G	OP2-P-O3'	5.48	117.25	105.20
1	2	57	G	C6-C5-N7	-5.47	127.11	130.40
36	1	1886	A	C4-C5-C6	-5.47	114.26	117.00
80	6	1000	C	O4'-C1'-N1	5.47	112.58	108.20
36	5	2711	C	C2-N1-C1'	5.47	124.82	118.80
1	2	1761	U	C6-N1-C2	-5.47	117.72	121.00
36	1	58	G	N3-C4-N9	5.47	129.28	126.00
36	1	1151	U	C4-C5-C6	5.47	122.98	119.70
37	3	67	G	N3-C4-C5	5.47	131.34	128.60
80	6	1385	G	C4-C5-C6	-5.47	115.52	118.80

*Continued on next page...*

*Continued from previous page...*

Mol	Chain	Res	Type	Atoms	Z	Observed(°)	Ideal(°)
36	5	1380	G	C5-C6-O6	-5.47	125.32	128.60
36	5	2844	C	C6-N1-C2	-5.47	118.11	120.30
36	5	3285	C	N1-C2-O2	5.47	122.18	118.90
36	1	2399	A	C2-N3-C4	5.47	113.34	110.60
36	5	383	G	N9-C4-C5	-5.47	103.21	105.40
36	5	1451	C	N3-C4-C5	5.47	124.09	121.90
36	1	942	U	N3-C4-C5	-5.47	111.32	114.60
36	1	993	G	C2-N3-C4	5.47	114.64	111.90
36	1	2322	C	OP2-P-O3'	5.47	117.23	105.20
36	1	2371	G	N1-C6-O6	-5.47	116.62	119.90
36	1	2982	A	O4'-C1'-N9	5.47	112.58	108.20
36	1	3227	A	C5-C6-N6	5.47	128.07	123.70
37	3	96	U	C6-N1-C2	5.47	124.28	121.00
80	6	310	C	N3-C4-C5	-5.47	119.71	121.90
37	7	65	G	N1-C6-O6	5.47	123.18	119.90
37	7	103	A	C8-N9-C4	5.47	107.99	105.80
36	1	1109	U	N3-C4-O4	5.47	123.23	119.40
36	5	699	A	N1-C6-N6	5.47	121.88	118.60
36	5	2823	G	C5-C6-O6	-5.47	125.32	128.60
36	1	2366	C	OP2-P-O3'	5.47	117.22	105.20
36	1	3373	U	C6-N1-C2	5.47	124.28	121.00
80	6	617	U	C2-N1-C1'	5.47	124.26	117.70
80	6	773	C	C6-N1-C2	5.47	122.49	120.30
36	5	406	G	C8-N9-C4	-5.47	104.21	106.40
36	5	531	G	C8-N9-C1'	5.47	134.11	127.00
36	5	657	A	OP1-P-OP2	-5.47	111.40	119.60
36	5	3208	G	C4-C5-N7	5.47	112.99	110.80
36	1	2246	G	O5'-P-OP1	-5.46	100.78	105.70
36	1	2323	G	C4-C5-N7	5.46	112.99	110.80
36	1	2873	U	N3-C2-O2	-5.46	118.38	122.20
41	L4	20	LEU	CA-CB-CG	-5.46	102.73	115.30
80	6	154	G	N3-C4-N9	5.46	129.28	126.00
80	6	265	A	C8-N9-C4	5.46	107.98	105.80
36	5	89	A	C2-N3-C4	-5.46	107.87	110.60
36	5	1421	G	N3-C4-C5	5.46	131.33	128.60
36	5	2296	A	C5-N7-C8	-5.46	101.17	103.90
36	5	3339	A	C5-C6-N6	-5.46	119.33	123.70
36	1	1092	C	C6-N1-C2	-5.46	118.11	120.30
80	6	1730	A	C2-N3-C4	-5.46	107.87	110.60
36	5	96	G	N3-C4-C5	5.46	131.33	128.60
36	5	1902	G	N9-C4-C5	-5.46	103.22	105.40
36	5	2616	C	N1-C2-N3	-5.46	115.38	119.20

*Continued on next page...*

*Continued from previous page...*

Mol	Chain	Res	Type	Atoms	Z	Observed(°)	Ideal(°)
38	8	50	C	N3-C4-N4	5.46	121.82	118.00
36	1	2293	C	N3-C4-N4	5.46	121.82	118.00
36	1	3368	U	C6-N1-C1'	5.46	128.84	121.20
80	6	638	U	N3-C2-O2	-5.46	118.38	122.20
36	5	619	A	OP1-P-O3'	5.46	117.21	105.20
36	5	741	U	N1-C2-N3	-5.46	111.62	114.90
54	m8	49	LEU	CA-CB-CG	5.46	127.86	115.30
36	1	2362	C	N3-C4-N4	5.46	121.82	118.00
36	1	2945	G	O5'-P-OP2	-5.46	100.79	105.70
36	5	1001	G	C8-N9-C4	5.46	108.58	106.40
36	5	2194	G	C4-C5-N7	5.46	112.98	110.80
1	2	1339	C	P-O3'-C3'	5.46	126.25	119.70
36	1	860	G	N1-C6-O6	5.46	123.18	119.90
36	1	1652	G	C8-N9-C4	5.46	108.58	106.40
36	1	2888	U	C5-C4-O4	-5.46	122.62	125.90
36	1	3208	G	N3-C4-N9	5.46	129.28	126.00
37	3	109	G	C5-C6-O6	5.46	131.88	128.60
44	L7	83	LEU	CA-CB-CG	5.46	127.85	115.30
80	6	1730	A	C5-C6-N6	-5.46	119.33	123.70
36	5	1952	G	N3-C4-N9	5.46	129.28	126.00
36	5	2989	U	C6-N1-C2	5.46	124.28	121.00
36	1	374	A	C5-C6-N6	5.46	128.06	123.70
36	1	952	A	C6-C5-N7	-5.46	128.48	132.30
36	1	964	G	OP2-P-O3'	5.46	117.21	105.20
80	6	1778	G	C8-N9-C4	-5.46	104.22	106.40
36	5	2784	G	N3-C4-N9	5.46	129.27	126.00
36	5	2980	U	N3-C4-O4	5.46	123.22	119.40
36	5	3306	U	C6-N1-C2	5.46	124.27	121.00
36	1	2949	U	C2-N1-C1'	5.46	124.25	117.70
80	6	670	U	C2-N1-C1'	5.46	124.25	117.70
80	6	1738	U	N3-C4-O4	5.46	123.22	119.40
36	5	1867	A	C4-C5-N7	5.46	113.43	110.70
36	1	1724	U	O5'-P-OP1	5.45	117.24	110.70
36	1	3050	U	N1-C2-O2	5.45	126.62	122.80
36	5	776	U	C4-C5-C6	5.45	122.97	119.70
36	5	1316	C	O5'-P-OP1	-5.45	100.79	105.70
36	5	1399	A	C5-N7-C8	-5.45	101.17	103.90
36	5	3326	G	C8-N9-C4	5.45	108.58	106.40
1	2	728	U	N3-C2-O2	-5.45	118.38	122.20
36	1	1447	G	C5-C6-O6	5.45	131.87	128.60
36	1	2187	G	C6-C5-N7	-5.45	127.13	130.40
36	1	2952	G	N3-C4-C5	5.45	131.32	128.60

*Continued on next page...*

*Continued from previous page...*

Mol	Chain	Res	Type	Atoms	Z	Observed(°)	Ideal(°)
36	1	3062	G	N3-C4-N9	-5.45	122.73	126.00
80	6	412	A	N9-C4-C5	5.45	107.98	105.80
80	6	1641	C	C5-C6-N1	5.45	123.73	121.00
36	5	1913	A	C6-C5-N7	-5.45	128.49	132.30
36	5	2148	U	N3-C4-O4	-5.45	115.58	119.40
36	5	2825	C	N1-C2-O2	-5.45	115.63	118.90
38	8	82	U	C5-C4-O4	5.45	129.17	125.90
36	1	2824	G	N3-C4-C5	5.45	131.32	128.60
36	1	2943	G	OP1-P-O3'	5.45	117.19	105.20
36	1	3085	G	C4-N9-C1'	5.45	133.58	126.50
37	3	5	G	N3-C4-C5	5.45	131.32	128.60
40	L3	102	LEU	CB-CG-CD2	-5.45	101.74	111.00
36	5	2330	C	C5-C4-N4	-5.45	116.39	120.20
36	5	2372	A	C2-N3-C4	5.45	113.32	110.60
1	2	139	C	C6-N1-C2	-5.45	118.12	120.30
36	5	3112	G	OP2-P-O3'	5.45	117.18	105.20
80	6	833	U	C6-N1-C2	-5.45	117.73	121.00
80	6	1745	G	C8-N9-C4	5.45	108.58	106.40
80	6	1778	G	N1-C6-O6	-5.45	116.63	119.90
36	5	2784	G	N3-C4-C5	-5.45	125.88	128.60
36	1	2675	C	C6-N1-C1'	-5.44	114.27	120.80
36	5	952	A	C5-C6-N6	-5.44	119.34	123.70
36	1	630	A	C8-N9-C4	-5.44	103.62	105.80
36	1	1791	C	N1-C1'-C2'	-5.44	106.01	112.00
36	1	2875	U	N3-C2-O2	-5.44	118.39	122.20
80	6	885	G	C5-C6-O6	-5.44	125.33	128.60
80	6	1385	G	N3-C4-C5	5.44	131.32	128.60
36	5	1139	G	N3-C4-N9	-5.44	122.73	126.00
36	5	1211	U	C6-N1-C2	5.44	124.27	121.00
36	5	1527	C	N3-C4-C5	5.44	124.08	121.90
1	2	99	C	N3-C2-O2	5.44	125.71	121.90
1	2	1523	G	N3-C2-N2	5.44	123.71	119.90
36	1	1864	A	O5'-P-OP2	-5.44	100.80	105.70
80	6	103	A	P-O3'-C3'	5.44	126.23	119.70
80	6	1289	U	N3-C4-O4	5.44	123.21	119.40
36	5	2727	A	N1-C6-N6	-5.44	115.33	118.60
36	1	92	G	OP1-P-O3'	5.44	117.17	105.20
36	1	154	U	C2-N1-C1'	-5.44	111.17	117.70
36	1	1100	U	C6-N1-C2	5.44	124.26	121.00
80	6	377	G	C8-N9-C1'	5.44	134.07	127.00
36	1	329	U	N3-C2-O2	-5.44	118.39	122.20
36	1	979	U	C5-C4-O4	5.44	129.16	125.90

*Continued on next page...*

*Continued from previous page...*

Mol	Chain	Res	Type	Atoms	Z	Observed(°)	Ideal(°)
36	1	2356	A	C5-N7-C8	-5.44	101.18	103.90
80	6	347	G	N3-C2-N2	-5.44	116.09	119.90
80	6	1698	G	P-O3'-C3'	5.44	126.22	119.70
36	5	842	G	C4-C5-N7	5.44	112.97	110.80
36	5	1375	G	N9-C4-C5	5.44	107.58	105.40
36	5	3053	G	C4-C5-N7	5.44	112.97	110.80
36	5	3123	A	N9-C4-C5	-5.44	103.63	105.80
1	2	728	U	N1-C2-O2	5.43	126.60	122.80
36	1	339	C	N1-C2-N3	5.43	123.00	119.20
36	1	854	G	C6-C5-N7	5.43	133.66	130.40
36	1	1332	A	O4'-C1'-N9	-5.43	103.85	108.20
38	4	43	A	C8-N9-C4	-5.43	103.63	105.80
80	6	756	A	O5'-P-OP2	-5.43	100.81	105.70
36	5	890	C	O5'-P-OP2	-5.43	100.81	105.70
36	5	2993	G	C4-C5-N7	5.43	112.97	110.80
36	5	3023	U	C2-N1-C1'	5.43	124.22	117.70
40	l3	4	ARG	NE-CZ-NH2	-5.43	117.58	120.30
80	6	985	G	N3-C4-N9	-5.43	122.74	126.00
1	2	1593	A	C2-N3-C4	-5.43	107.89	110.60
80	6	640	U	C2-N1-C1'	5.43	124.22	117.70
36	5	2919	A	C4-N9-C1'	5.43	136.07	126.30
36	5	3004	C	N3-C2-O2	5.43	125.70	121.90
36	1	591	G	C8-N9-C4	5.43	108.57	106.40
36	1	610	G	C4-C5-N7	-5.43	108.63	110.80
80	6	597	G	C8-N9-C4	-5.43	104.23	106.40
80	6	1087	A	N1-C2-N3	5.43	132.01	129.30
80	6	1491	U	P-O3'-C3'	5.43	126.22	119.70
80	6	1751	C	C6-N1-C2	5.43	122.47	120.30
36	5	1128	U	C6-N1-C2	-5.43	117.74	121.00
1	2	411	C	C6-N1-C2	5.43	122.47	120.30
1	2	1535	U	O5'-P-OP1	5.43	117.21	110.70
36	1	347	G	C5-N7-C8	-5.43	101.59	104.30
36	1	670	C	C5-C6-N1	-5.43	118.29	121.00
36	1	3059	G	OP1-P-O3'	5.43	117.14	105.20
38	4	28	C	OP2-P-O3'	5.43	117.14	105.20
8	s6	169	TYR	CA-CB-CG	5.43	123.71	113.40
36	5	180	C	N3-C2-O2	-5.43	118.10	121.90
36	5	1452	A	C5-C6-N6	-5.43	119.36	123.70
36	1	74	G	C8-N9-C4	-5.42	104.23	106.40
36	1	203	G	P-O3'-C3'	-5.42	113.19	119.70
36	1	2970	C	N3-C2-O2	-5.42	118.10	121.90
36	1	3246	G	C5-N7-C8	-5.42	101.59	104.30

*Continued on next page...*

*Continued from previous page...*

Mol	Chain	Res	Type	Atoms	Z	Observed(°)	Ideal(°)
80	6	925	G	C5-C6-O6	-5.42	125.34	128.60
36	5	546	C	C3'-C2'-C1'	5.42	105.84	101.50
36	5	2606	G	C6-C5-N7	5.42	133.66	130.40
36	5	2708	C	C5-C6-N1	5.42	123.71	121.00
36	5	2975	U	N1-C2-O2	5.42	126.60	122.80
36	1	3326	G	N3-C4-N9	5.42	129.25	126.00
80	6	355	G	OP2-P-O3'	5.42	117.13	105.20
36	5	3382	U	C6-N1-C2	-5.42	117.75	121.00
36	1	755	A	C2-N3-C4	-5.42	107.89	110.60
36	1	2719	U	C5-C6-N1	-5.42	119.99	122.70
38	4	13	A	N1-C6-N6	5.42	121.85	118.60
80	6	1358	G	N3-C4-C5	5.42	131.31	128.60
36	5	1447	G	O4'-C1'-N9	5.42	112.54	108.20
36	5	2342	U	O5'-P-OP1	5.42	117.21	110.70
36	5	3004	C	OP2-P-O3'	5.42	117.13	105.20
36	1	1447	G	C4-C5-N7	-5.42	108.63	110.80
36	5	203	G	N3-C4-N9	-5.42	122.75	126.00
1	2	1175	U	O5'-P-OP2	5.42	117.20	110.70
36	1	96	G	C8-N9-C1'	5.42	134.04	127.00
36	1	1202	A	C8-N9-C4	5.42	107.97	105.80
80	6	313	U	C5-C6-N1	-5.42	119.99	122.70
80	6	1102	G	N3-C4-C5	5.42	131.31	128.60
80	6	1200	G	N1-C6-O6	5.42	123.15	119.90
36	5	361	A	C5-C6-N6	5.42	128.03	123.70
36	5	515	C	C6-N1-C2	5.42	122.47	120.30
36	5	2345	A	C4-C5-N7	5.42	113.41	110.70
36	5	2347	U	N1-C2-O2	5.42	126.59	122.80
38	8	3	A	O5'-P-OP1	5.42	117.20	110.70
1	2	1666	U	C6-N1-C2	-5.42	117.75	121.00
36	1	40	A	C8-N9-C4	-5.42	103.63	105.80
38	4	88	A	N9-C4-C5	-5.42	103.63	105.80
80	6	91	G	C5-C6-O6	-5.42	125.35	128.60
36	5	1342	C	N3-C4-C5	5.42	124.07	121.90
36	5	2160	G	C8-N9-C4	5.42	108.57	106.40
38	8	42	G	C8-N9-C4	5.42	108.57	106.40
36	1	2698	G	C5-C6-O6	-5.42	125.35	128.60
80	6	904	G	N3-C4-C5	-5.42	125.89	128.60
36	5	2655	U	N1-C2-O2	-5.42	119.01	122.80
1	2	1122	G	C4-C5-N7	-5.41	108.64	110.80
36	1	1891	A	N7-C8-N9	-5.41	111.09	113.80
36	5	638	C	N3-C2-O2	-5.41	118.11	121.90
36	5	2337	C	N3-C4-C5	5.41	124.06	121.90

*Continued on next page...*

*Continued from previous page...*

Mol	Chain	Res	Type	Atoms	Z	Observed(°)	Ideal(°)
36	5	2606	G	N3-C4-C5	5.41	131.31	128.60
36	5	2641	U	N1-C2-O2	-5.41	119.01	122.80
38	8	12	A	N1-C6-N6	5.41	121.85	118.60
1	2	1130	G	N1-C6-O6	5.41	123.15	119.90
36	1	224	C	C5-C6-N1	5.41	123.71	121.00
36	1	610	G	C6-C5-N7	5.41	133.65	130.40
36	1	711	A	N9-C4-C5	-5.41	103.64	105.80
36	1	1824	U	N3-C2-O2	-5.41	118.41	122.20
36	1	3092	C	O5'-P-OP1	-5.41	100.83	105.70
38	4	103	G	C5-C6-N1	5.41	114.21	111.50
80	6	417	A	P-O3'-C3'	5.41	126.19	119.70
80	6	557	G	N1-C6-O6	-5.41	116.65	119.90
1	2	1367	G	O5'-P-OP2	-5.41	100.83	105.70
36	1	432	G	N3-C4-N9	5.41	129.25	126.00
80	6	1697	G	C4-N9-C1'	5.41	133.53	126.50
36	5	66	A	C5-C6-N6	-5.41	119.37	123.70
36	5	3118	C	C5-C6-N1	5.41	123.71	121.00
1	2	224	C	C6-N1-C2	-5.41	118.14	120.30
1	2	499	U	C6-N1-C1'	-5.41	113.63	121.20
36	1	547	G	P-O3'-C3'	5.41	126.19	119.70
36	1	1068	C	O5'-P-OP2	-5.41	100.83	105.70
36	1	3103	A	C5-C6-N1	5.41	120.41	117.70
36	5	639	G	N3-C4-C5	5.41	131.30	128.60
36	5	1242	G	N3-C4-C5	-5.41	125.90	128.60
36	5	1675	G	C4-C5-N7	5.41	112.96	110.80
80	6	264	G	C4-C5-C6	5.41	122.04	118.80
36	5	44	U	C2-N1-C1'	-5.41	111.21	117.70
36	5	1000	C	O4'-C1'-N1	5.41	112.53	108.20
36	5	1209	G	N1-C6-O6	5.41	123.14	119.90
1	2	1272	U	C5-C4-O4	5.41	129.14	125.90
36	1	686	G	N7-C8-N9	-5.41	110.40	113.10
36	1	3367	C	N3-C4-C5	5.41	124.06	121.90
80	6	1647	U	N3-C4-O4	5.41	123.18	119.40
36	5	23	A	N9-C4-C5	-5.41	103.64	105.80
36	5	958	C	N3-C4-N4	5.41	121.78	118.00
36	5	1606	U	C2-N1-C1'	-5.41	111.21	117.70
36	5	3082	C	N1-C2-O2	5.41	122.14	118.90
37	7	11	A	C4-C5-N7	5.41	113.40	110.70
36	1	2973	G	N1-C6-O6	5.40	123.14	119.90
36	5	2166	A	C4-C5-N7	5.40	113.40	110.70
36	1	595	G	N3-C4-C5	-5.40	125.90	128.60
36	1	712	G	N1-C6-O6	5.40	123.14	119.90

*Continued on next page...*

*Continued from previous page...*

Mol	Chain	Res	Type	Atoms	Z	Observed(°)	Ideal(°)
36	1	2572	C	C6-N1-C2	-5.40	118.14	120.30
36	5	1444	G	C5-C6-O6	-5.40	125.36	128.60
36	5	2262	A	C4-C5-N7	5.40	113.40	110.70
36	5	2603	G	C8-N9-C1'	-5.40	119.98	127.00
1	2	402	C	C6-N1-C2	5.40	122.46	120.30
36	1	517	G	C8-N9-C4	-5.40	104.24	106.40
36	1	1321	G	N3-C4-N9	5.40	129.24	126.00
36	1	2860	U	N3-C2-O2	5.40	125.98	122.20
36	1	3277	U	N1-C2-O2	5.40	126.58	122.80
80	6	392	G	N1-C6-O6	-5.40	116.66	119.90
36	5	1060	U	N3-C2-O2	-5.40	118.42	122.20
36	5	1938	U	C6-N1-C2	5.40	124.24	121.00
36	5	2342	U	N1-C2-N3	5.40	118.14	114.90
36	1	638	C	N3-C2-O2	-5.40	118.12	121.90
80	6	1704	U	C2-N1-C1'	5.40	124.18	117.70
36	5	333	G	C2-N3-C4	-5.40	109.20	111.90
36	5	793	C	OP2-P-O3'	5.40	117.08	105.20
36	5	2405	C	C6-N1-C2	5.40	122.46	120.30
36	1	1369	A	C4-C5-N7	5.40	113.40	110.70
36	1	2239	G	OP1-P-O3'	5.40	117.08	105.20
36	5	657	A	C5-C6-N6	-5.40	119.38	123.70
36	5	1426	C	N3-C2-O2	5.40	125.68	121.90
36	5	3006	A	C2-N3-C4	-5.40	107.90	110.60
36	5	1520	G	C6-C5-N7	-5.40	127.16	130.40
36	5	2632	G	O5'-P-OP1	-5.40	100.84	105.70
36	5	3183	A	C4-C5-C6	-5.40	114.30	117.00
1	2	312	A	OP1-P-O3'	5.39	117.07	105.20
36	1	1187	C	OP2-P-O3'	5.39	117.07	105.20
36	1	2818	U	N3-C4-O4	5.39	123.18	119.40
36	1	3028	G	N3-C4-N9	5.39	129.24	126.00
44	L7	108	LEU	CA-CB-CG	-5.39	102.89	115.30
80	6	38	C	OP2-P-O3'	5.39	117.07	105.20
80	6	371	G	C4-N9-C1'	5.39	133.51	126.50
36	5	279	U	OP1-P-O3'	5.39	117.07	105.20
36	5	2964	G	N9-C4-C5	5.39	107.56	105.40
36	1	1502	C	N3-C4-C5	-5.39	119.74	121.90
36	1	2144	A	OP1-P-O3'	5.39	117.06	105.20
36	1	2323	G	N3-C2-N2	5.39	123.67	119.90
36	1	3313	U	C2-N1-C1'	5.39	124.17	117.70
36	5	1592	G	N3-C4-C5	-5.39	125.90	128.60
36	5	2683	U	O5'-P-OP1	-5.39	100.85	105.70
36	1	1104	G	C6-C5-N7	-5.39	127.17	130.40

*Continued on next page...*



*Continued from previous page...*

Mol	Chain	Res	Type	Atoms	Z	Observed(°)	Ideal(°)
36	1	2330	C	O5'-P-OP2	-5.39	100.85	105.70
1	2	617	U	C2-N1-C1'	5.39	124.17	117.70
36	1	1201	C	N1-C1'-C2'	-5.39	106.07	112.00
36	1	2984	C	N3-C2-O2	-5.39	118.13	121.90
36	5	494	G	N1-C2-N2	-5.39	111.35	116.20
36	5	1192	C	C2-N3-C4	-5.39	117.21	119.90
36	5	1300	G	C8-N9-C4	5.39	108.56	106.40
52	m6	27	LEU	CB-CG-CD1	-5.39	101.84	111.00
36	5	509	U	C2-N3-C4	5.39	130.23	127.00
36	5	1514	G	N3-C2-N2	-5.39	116.13	119.90
36	1	584	G	C4-C5-N7	-5.39	108.64	110.80
36	1	2177	G	C4-C5-N7	5.39	112.95	110.80
36	1	3023	U	O5'-P-OP1	-5.39	100.85	105.70
80	6	1322	A	C8-N9-C4	5.39	107.95	105.80
36	5	2823	G	N1-C6-O6	5.39	123.13	119.90
36	5	3287	U	N3-C2-O2	-5.39	118.43	122.20
36	1	1143	A	C2-N3-C4	-5.38	107.91	110.60
38	4	73	U	N3-C4-C5	5.38	117.83	114.60
36	1	691	A	OP1-P-O3'	5.38	117.04	105.20
36	5	722	G	C4-C5-N7	-5.38	108.65	110.80
36	1	808	A	N7-C8-N9	-5.38	111.11	113.80
36	1	1037	C	C6-N1-C2	-5.38	118.15	120.30
80	6	543	C	N3-C4-N4	-5.38	114.23	118.00
80	6	592	A	O5'-P-OP2	-5.38	100.86	105.70
36	5	1134	G	C4-N9-C1'	-5.38	119.50	126.50
36	5	1901	A	N1-C6-N6	-5.38	115.37	118.60
36	5	2403	G	OP1-P-O3'	5.38	117.04	105.20
36	5	2848	G	C4-C5-C6	5.38	122.03	118.80
1	2	772	G	N3-C4-C5	5.38	131.29	128.60
36	1	609	G	C5-C6-O6	-5.38	125.37	128.60
36	1	641	C	N3-C4-N4	-5.38	114.23	118.00
38	4	103	G	C2-N3-C4	5.38	114.59	111.90
36	5	1485	G	C8-N9-C1'	-5.38	120.00	127.00
36	5	2968	G	N3-C2-N2	-5.38	116.13	119.90
1	2	453	U	C5-C4-O4	5.38	129.13	125.90
36	1	639	G	N1-C2-N2	5.38	121.04	116.20
36	1	1306	G	C6-C5-N7	-5.38	127.17	130.40
36	1	3104	U	N3-C2-O2	-5.38	118.44	122.20
36	1	3311	C	C6-N1-C2	5.38	122.45	120.30
36	5	46	U	O5'-P-OP1	-5.38	100.86	105.70
36	5	518	G	C4-C5-N7	-5.38	108.65	110.80
36	5	992	A	N1-C6-N6	5.38	121.83	118.60

*Continued on next page...*

*Continued from previous page...*

Mol	Chain	Res	Type	Atoms	Z	Observed(°)	Ideal(°)
36	5	1894	U	C2-N3-C4	-5.38	123.77	127.00
36	5	1909	A	C4-C5-C6	-5.38	114.31	117.00
36	5	2667	A	C5-C6-N6	-5.38	119.40	123.70
36	1	2976	A	C5-C6-N6	-5.38	119.40	123.70
38	4	63	G	OP2-P-O3'	5.38	117.03	105.20
80	6	1101	G	N3-C4-C5	-5.38	125.91	128.60
36	5	411	U	C6-N1-C2	5.38	124.23	121.00
36	5	617	G	N3-C2-N2	-5.38	116.14	119.90
36	5	752	C	N3-C4-C5	5.38	124.05	121.90
36	5	2186	U	O5'-P-OP2	-5.38	100.86	105.70
36	5	2781	U	C6-N1-C2	5.38	124.23	121.00
36	5	3104	U	N1-C2-O2	-5.38	119.04	122.80
36	1	3129	A	N7-C8-N9	-5.38	111.11	113.80
36	5	1791	C	N1-C2-O2	5.38	122.12	118.90
1	2	25	C	P-O3'-C3'	5.37	126.15	119.70
36	1	718	G	C4-C5-N7	5.37	112.95	110.80
36	1	2698	G	O5'-P-OP2	-5.37	100.86	105.70
80	6	249	U	O5'-P-OP2	-5.37	100.86	105.70
80	6	697	C	N3-C2-O2	-5.37	118.14	121.90
80	6	884	A	C8-N9-C4	5.37	107.95	105.80
36	5	1734	G	N3-C4-N9	-5.37	122.78	126.00
36	5	1846	C	N1-C2-O2	5.37	122.12	118.90
36	5	2166	A	OP2-P-O3'	5.37	117.02	105.20
36	5	3167	A	C8-N9-C4	-5.37	103.65	105.80
36	5	3216	G	C8-N9-C1'	-5.37	120.02	127.00
1	2	764	U	C5-C6-N1	5.37	125.39	122.70
36	1	575	G	N1-C6-O6	5.37	123.12	119.90
36	1	988	U	O5'-P-OP2	-5.37	100.86	105.70
38	4	115	C	N3-C4-C5	5.37	124.05	121.90
80	6	434	G	C6-C5-N7	5.37	133.62	130.40
36	5	1124	U	C4-C5-C6	-5.37	116.48	119.70
36	5	1425	U	N3-C4-O4	-5.37	115.64	119.40
36	5	2697	A	N1-C6-N6	5.37	121.82	118.60
36	5	3128	G	N1-C6-O6	5.37	123.12	119.90
36	5	1881	A	C5-C6-N6	-5.37	119.40	123.70
36	5	2323	G	N3-C4-C5	-5.37	125.92	128.60
1	2	139	C	P-O3'-C3'	5.37	126.14	119.70
37	3	85	G	C5-C6-O6	-5.37	125.38	128.60
80	6	58	U	N3-C2-O2	5.37	125.96	122.20
80	6	387	A	N1-C6-N6	-5.37	115.38	118.60
80	6	1327	C	OP2-P-O3'	5.37	117.01	105.20
36	5	2281	A	C5-C6-N6	-5.37	119.41	123.70

*Continued on next page...*

*Continued from previous page...*

Mol	Chain	Res	Type	Atoms	Z	Observed(°)	Ideal(°)
36	1	1507	G	N3-C4-N9	5.37	129.22	126.00
36	1	2796	G	C5-C6-N1	-5.37	108.82	111.50
80	6	1087	A	C4-C5-C6	5.37	119.68	117.00
36	5	656	A	N1-C6-N6	5.37	121.82	118.60
36	5	876	A	C8-N9-C4	5.37	107.95	105.80
36	5	1170	A	N9-C4-C5	-5.37	103.65	105.80
36	5	2408	U	C5-C4-O4	5.37	129.12	125.90
36	5	2816	G	C4-C5-N7	5.37	112.95	110.80
36	1	1232	C	C6-N1-C2	-5.37	118.15	120.30
36	1	1877	U	C5-C6-N1	-5.37	120.02	122.70
36	1	2714	G	C6-C5-N7	5.37	133.62	130.40
36	1	3113	A	N9-C4-C5	5.37	107.95	105.80
36	5	2257	C	N3-C2-O2	-5.37	118.14	121.90
36	5	3167	A	P-O3'-C3'	5.37	126.14	119.70
36	1	326	U	N3-C4-O4	5.36	123.15	119.40
36	1	859	G	N3-C2-N2	5.36	123.66	119.90
36	1	1364	C	OP2-P-O3'	5.36	117.00	105.20
80	6	1698	G	N1-C6-O6	-5.36	116.68	119.90
80	6	1752	U	O5'-P-OP1	5.36	117.14	110.70
36	1	1481	A	C6-C5-N7	-5.36	128.55	132.30
80	6	33	U	C6-N1-C1'	5.36	128.71	121.20
80	6	616	G	C2-N3-C4	5.36	114.58	111.90
36	5	2751	G	C2-N3-C4	-5.36	109.22	111.90
1	2	1189	A	N9-C4-C5	-5.36	103.66	105.80
36	1	652	G	N3-C4-N9	5.36	129.22	126.00
36	1	1480	G	C4-N9-C1'	-5.36	119.53	126.50
38	4	32	C	O5'-P-OP1	5.36	117.13	110.70
80	6	1700	C	C6-N1-C1'	-5.36	114.37	120.80
36	5	248	U	C2-N1-C1'	5.36	124.13	117.70
36	5	927	C	N3-C4-N4	5.36	121.75	118.00
36	5	1161	G	C5-N7-C8	-5.36	101.62	104.30
36	5	1592	G	C4-C5-C6	5.36	122.02	118.80
36	5	1894	U	N1-C2-O2	-5.36	119.05	122.80
36	5	2816	G	C5-C6-O6	-5.36	125.38	128.60
36	5	3132	C	O5'-P-OP2	5.36	117.13	110.70
36	1	715	A	P-O3'-C3'	5.36	126.13	119.70
36	1	2749	G	C6-C5-N7	-5.36	127.19	130.40
36	1	3161	C	C5-C6-N1	5.36	123.68	121.00
36	1	2403	G	C2-N3-C4	-5.36	109.22	111.90
36	1	2836	C	C4-C5-C6	5.36	120.08	117.40
80	6	121	U	N3-C4-O4	-5.36	115.65	119.40
36	5	300	G	N1-C2-N3	5.36	127.11	123.90

*Continued on next page...*

*Continued from previous page...*

Mol	Chain	Res	Type	Atoms	Z	Observed(°)	Ideal(°)
36	5	758	C	C6-N1-C2	5.36	122.44	120.30
36	5	1510	G	O5'-P-OP1	-5.36	100.88	105.70
38	8	24	G	N1-C6-O6	-5.36	116.69	119.90
1	2	620	A	C8-N9-C4	-5.36	103.66	105.80
1	2	1153	G	N1-C6-O6	-5.36	116.69	119.90
80	6	766	U	C2-N1-C1'	5.36	124.13	117.70
36	5	718	G	N3-C4-N9	5.36	129.21	126.00
36	5	2164	A	O5'-P-OP2	-5.36	100.88	105.70
36	5	3143	C	C4-C5-C6	5.36	120.08	117.40
37	3	87	G	N1-C6-O6	5.35	123.11	119.90
36	5	10	C	C5-C6-N1	5.35	123.68	121.00
36	1	421	G	C4-N9-C1'	5.35	133.46	126.50
36	1	1475	A	C5-C6-N6	-5.35	119.42	123.70
36	1	1793	C	N3-C2-O2	-5.35	118.15	121.90
36	1	2954	U	OP1-P-O3'	5.35	116.98	105.20
37	3	82	G	C5-C6-O6	5.35	131.81	128.60
80	6	302	U	N3-C4-O4	-5.35	115.65	119.40
80	6	877	G	O5'-P-OP2	-5.35	100.88	105.70
36	5	3337	G	N1-C6-O6	-5.35	116.69	119.90
1	2	15	U	C6-N1-C2	-5.35	117.79	121.00
36	1	783	A	C5-C6-N6	-5.35	119.42	123.70
38	4	42	G	OP1-P-O3'	5.35	116.97	105.20
36	5	1017	C	N1-C2-O2	5.35	122.11	118.90
36	5	1138	U	C6-N1-C1'	5.35	128.69	121.20
1	2	949	C	C6-N1-C2	-5.35	118.16	120.30
36	1	588	G	P-O3'-C3'	-5.35	113.28	119.70
36	1	641	C	N3-C2-O2	5.35	125.64	121.90
36	1	2821	C	C5-C4-N4	-5.35	116.45	120.20
36	1	3376	A	N1-C6-N6	5.35	121.81	118.60
64	N8	115	LYS	C-N-CA	-5.35	111.06	122.30
80	6	653	C	C5-C4-N4	-5.35	116.46	120.20
36	5	215	G	O5'-P-OP2	5.35	117.12	110.70
36	5	1480	G	N3-C4-C5	5.35	131.28	128.60
36	5	1673	G	N3-C4-N9	-5.35	122.79	126.00
36	5	3337	G	N3-C2-N2	5.35	123.64	119.90
36	1	224	C	OP1-P-O3'	5.35	116.96	105.20
36	1	752	C	N3-C4-N4	-5.35	114.26	118.00
36	1	860	G	C8-N9-C4	-5.35	104.26	106.40
36	1	1117	G	C5-C6-O6	-5.35	125.39	128.60
36	1	1200	A	O5'-P-OP1	5.35	117.12	110.70
36	1	1869	C	N3-C2-O2	-5.35	118.16	121.90
36	1	3173	G	N1-C6-O6	-5.35	116.69	119.90

*Continued on next page...*

*Continued from previous page...*

Mol	Chain	Res	Type	Atoms	Z	Observed(°)	Ideal(°)
41	L4	250	TRP	CA-CB-CG	5.35	123.86	113.70
80	6	337	G	N9-C4-C5	-5.35	103.26	105.40
80	6	1727	G	C5-C6-O6	5.35	131.81	128.60
9	s7	118	LEU	CA-CB-CG	5.35	127.60	115.30
36	5	327	A	C2-N3-C4	5.35	113.27	110.60
36	5	1305	U	O5'-P-OP2	5.35	117.12	110.70
36	5	3005	A	O5'-P-OP1	-5.35	100.89	105.70
38	8	140	G	C6-C5-N7	-5.35	127.19	130.40
1	2	63	G	C8-N9-C4	-5.35	104.26	106.40
36	1	1404	G	C4-C5-N7	5.35	112.94	110.80
20	c8	15	LEU	CA-CB-CG	5.35	127.60	115.30
36	5	2342	U	C5-C6-N1	-5.35	120.03	122.70
37	7	12	U	C2-N1-C1'	-5.35	111.28	117.70
36	1	75	G	C2-N3-C4	-5.34	109.23	111.90
36	1	214	G	N1-C6-O6	5.34	123.11	119.90
36	1	3328	G	N1-C6-O6	5.34	123.11	119.90
36	5	641	C	N1-C2-O2	-5.34	115.69	118.90
36	5	1001	G	N1-C6-O6	-5.34	116.69	119.90
36	5	2690	G	N3-C2-N2	-5.34	116.16	119.90
36	1	86	G	C4-C5-C6	5.34	122.01	118.80
36	1	2370	G	OP2-P-O3'	5.34	116.95	105.20
36	1	2392	C	C2-N1-C1'	-5.34	112.92	118.80
36	1	2728	G	N3-C4-N9	5.34	129.21	126.00
36	5	882	A	O5'-P-OP1	5.34	117.11	110.70
36	1	660	A	C6-C5-N7	5.34	136.04	132.30
36	1	870	G	C4-C5-C6	5.34	122.00	118.80
36	1	1200	A	C8-N9-C4	-5.34	103.66	105.80
36	1	1204	A	O5'-P-OP1	-5.34	100.89	105.70
36	1	1386	A	C5-C6-N6	-5.34	119.43	123.70
36	1	3085	G	C8-N9-C1'	-5.34	120.06	127.00
36	5	84	U	O5'-P-OP1	5.34	117.11	110.70
36	5	898	U	N1-C2-N3	-5.34	111.69	114.90
36	5	2794	G	O5'-P-OP1	5.34	117.11	110.70
36	5	3273	A	N1-C6-N6	5.34	121.80	118.60
36	1	1613	A	N1-C6-N6	-5.34	115.40	118.60
36	5	652	G	N3-C4-C5	-5.34	125.93	128.60
36	5	1161	G	O5'-P-OP2	-5.34	100.89	105.70
36	5	1594	A	O5'-P-OP1	-5.34	100.89	105.70
36	5	2906	C	N3-C4-N4	5.34	121.74	118.00
36	5	2907	G	N3-C4-C5	5.34	131.27	128.60
36	5	723	U	O5'-P-OP1	-5.34	100.90	105.70
36	5	1250	G	P-O3'-C3'	5.34	126.11	119.70

*Continued on next page...*

*Continued from previous page...*

Mol	Chain	Res	Type	Atoms	Z	Observed(°)	Ideal(°)
36	5	2305	G	C5-C6-O6	5.34	131.80	128.60
36	1	753	C	N3-C2-O2	5.34	125.64	121.90
36	1	2796	G	C5-C6-O6	5.34	131.80	128.60
36	1	2945	G	O4'-C1'-N9	5.34	112.47	108.20
36	1	3302	U	N1-C2-N3	-5.34	111.70	114.90
61	N5	113	LEU	CB-CG-CD2	-5.34	101.93	111.00
80	6	1060	U	C2-N1-C1'	5.34	124.10	117.70
36	5	208	C	O5'-P-OP1	-5.34	100.90	105.70
36	5	2740	A	C5-C6-N6	-5.34	119.43	123.70
1	2	542	A	O4'-C1'-N9	5.33	112.47	108.20
36	5	1849	C	N1-C2-O2	5.33	122.10	118.90
36	5	2821	C	C5-C6-N1	5.33	123.67	121.00
36	1	649	A	O5'-P-OP2	-5.33	100.90	105.70
36	1	2636	A	OP2-P-O3'	5.33	116.94	105.20
36	1	2669	G	C2-N3-C4	-5.33	109.23	111.90
38	4	32	C	O5'-P-OP2	-5.33	100.90	105.70
36	5	3320	A	N7-C8-N9	-5.33	111.13	113.80
1	2	1490	C	OP1-P-O3'	5.33	116.93	105.20
36	1	645	A	O5'-P-OP2	-5.33	100.90	105.70
36	1	1413	G	N7-C8-N9	5.33	115.77	113.10
36	1	2369	G	C2-N3-C4	5.33	114.57	111.90
36	1	2990	G	C8-N9-C4	5.33	108.53	106.40
61	N5	34	LEU	CA-CB-CG	5.33	127.56	115.30
36	5	2281	A	N9-C4-C5	-5.33	103.67	105.80
36	5	2292	U	C6-N1-C1'	-5.33	113.74	121.20
36	5	2403	G	N3-C4-C5	5.33	131.27	128.60
36	5	2693	C	C2-N3-C4	-5.33	117.23	119.90
36	5	2902	A	C8-N9-C4	5.33	107.93	105.80
37	7	82	G	N1-C6-O6	-5.33	116.70	119.90
1	2	36	C	C6-N1-C2	5.33	122.43	120.30
36	5	3132	C	O5'-P-OP1	-5.33	100.90	105.70
1	2	639	U	C2-N1-C1'	5.33	124.09	117.70
1	2	1455	G	C4-C5-N7	-5.33	108.67	110.80
36	1	901	G	N1-C6-O6	5.33	123.10	119.90
36	1	1103	A	OP2-P-O3'	5.33	116.92	105.20
36	1	1414	G	C6-C5-N7	-5.33	127.20	130.40
36	1	1436	U	C5-C4-O4	5.33	129.10	125.90
36	1	1906	G	C4-C5-N7	5.33	112.93	110.80
36	1	2102	U	C5-C4-O4	-5.33	122.70	125.90
36	1	3171	U	N3-C2-O2	5.33	125.93	122.20
80	6	124	A	N1-C6-N6	5.33	121.80	118.60
80	6	392	G	N3-C4-C5	-5.33	125.94	128.60

*Continued on next page...*

*Continued from previous page...*

Mol	Chain	Res	Type	Atoms	Z	Observed(°)	Ideal(°)
80	6	397	A	N1-C6-N6	5.33	121.80	118.60
80	6	1150	G	C6-C5-N7	-5.33	127.20	130.40
80	6	1296	A	N9-C4-C5	-5.33	103.67	105.80
36	5	2399	A	OP1-P-O3'	5.33	116.92	105.20
36	1	1153	A	N1-C6-N6	5.33	121.80	118.60
36	1	2425	G	C8-N9-C4	-5.33	104.27	106.40
36	5	1286	A	C4-C5-C6	-5.33	114.34	117.00
36	5	1323	G	C5-C6-O6	-5.33	125.40	128.60
1	2	1269	U	N3-C4-O4	5.33	123.13	119.40
36	1	834	U	C2-N1-C1'	-5.33	111.31	117.70
36	1	2593	A	P-O3'-C3'	5.33	126.09	119.70
36	1	2902	A	C8-N9-C4	5.33	107.93	105.80
80	6	32	U	N3-C2-O2	5.33	125.93	122.20
36	5	2323	G	C8-N9-C4	-5.33	104.27	106.40
36	5	2345	A	C8-N9-C4	5.33	107.93	105.80
36	5	2399	A	N7-C8-N9	-5.33	111.14	113.80
36	5	2917	G	O5'-P-OP1	5.33	117.09	110.70
1	2	1657	U	C6-N1-C1'	5.32	128.65	121.20
36	1	2894	C	C6-N1-C2	5.32	122.43	120.30
80	6	14	C	OP2-P-O3'	5.32	116.91	105.20
80	6	1095	U	C2-N1-C1'	5.32	124.09	117.70
36	5	2139	A	N1-C2-N3	5.32	131.96	129.30
36	5	2721	A	O5'-P-OP1	-5.32	100.91	105.70
36	5	3010	U	C2-N3-C4	5.32	130.19	127.00
38	8	80	A	C5-N7-C8	-5.32	101.24	103.90
1	2	734	A	OP1-P-O3'	5.32	116.91	105.20
36	1	267	G	N1-C6-O6	5.32	123.09	119.90
36	1	3160	U	C5-C6-N1	5.32	125.36	122.70
80	6	555	A	C2'-C3'-O3'	5.32	122.22	113.70
36	5	2729	U	C5-C4-O4	-5.32	122.71	125.90
37	7	109	G	C4-C5-N7	5.32	112.93	110.80
36	1	1208	U	N3-C4-O4	-5.32	115.68	119.40
36	1	2979	U	C5-C4-O4	5.32	129.09	125.90
80	6	104	A	O4'-C1'-N9	5.32	112.46	108.20
80	6	333	A	C8-N9-C4	5.32	107.93	105.80
36	5	1755	C	C6-N1-C2	5.32	122.43	120.30
36	5	3265	C	OP1-P-O3'	5.32	116.90	105.20
80	6	750	U	N3-C2-O2	5.32	125.92	122.20
80	6	1727	G	N9-C4-C5	5.32	107.53	105.40
36	5	2671	A	C8-N9-C4	5.32	107.93	105.80
1	2	447	U	C6-N1-C2	-5.32	117.81	121.00
1	2	618	U	C6-N1-C2	-5.32	117.81	121.00

*Continued on next page...*

*Continued from previous page...*

Mol	Chain	Res	Type	Atoms	Z	Observed(°)	Ideal(°)
36	1	712	G	C4-C5-N7	5.32	112.93	110.80
36	1	1386	A	C6-N1-C2	-5.32	115.41	118.60
36	1	2322	C	N1-C2-O2	-5.32	115.71	118.90
36	1	2422	C	N3-C2-O2	-5.32	118.18	121.90
36	1	3268	A	C4-C5-C6	5.32	119.66	117.00
80	6	463	U	C6-N1-C2	5.32	124.19	121.00
36	5	34	A	O5'-P-OP2	-5.32	100.91	105.70
36	5	1202	A	C2-N3-C4	-5.32	107.94	110.60
36	5	2704	A	OP1-P-OP2	5.32	127.58	119.60
36	5	3225	C	C6-N1-C2	-5.32	118.17	120.30
1	2	131	C	O5'-P-OP1	5.32	117.08	110.70
36	1	984	G	N3-C2-N2	5.32	123.62	119.90
36	1	1420	C	OP2-P-O3'	5.32	116.89	105.20
36	1	1914	G	C4-C5-N7	5.32	112.93	110.80
36	5	952	A	C4-C5-N7	5.32	113.36	110.70
36	5	1033	U	P-O3'-C3'	5.32	126.08	119.70
36	5	1498	A	C2-N3-C4	-5.32	107.94	110.60
36	5	1794	G	C8-N9-C4	-5.32	104.27	106.40
36	5	2391	G	N3-C4-N9	-5.32	122.81	126.00
36	5	2661	G	O5'-P-OP2	-5.32	100.92	105.70
1	2	1409	G	N3-C4-N9	-5.31	122.81	126.00
36	1	971	G	N3-C4-N9	5.31	129.19	126.00
36	1	2610	G	N1-C6-O6	5.31	123.09	119.90
36	1	2730	G	N3-C4-C5	5.31	131.26	128.60
38	4	83	C	C6-N1-C2	5.31	122.43	120.30
36	1	272	G	C8-N9-C4	5.31	108.53	106.40
36	1	2273	G	N7-C8-N9	-5.31	110.44	113.10
36	5	836	A	C6-C5-N7	-5.31	128.58	132.30
36	1	2324	A	N9-C4-C5	5.31	107.92	105.80
36	5	1364	C	OP2-P-O3'	5.31	116.88	105.20
36	5	3306	U	C4-C5-C6	-5.31	116.51	119.70
1	2	1305	U	N3-C2-O2	-5.31	118.48	122.20
36	1	645	A	C6-N1-C2	-5.31	115.42	118.60
36	1	1192	C	OP2-P-O3'	5.31	116.88	105.20
36	1	2719	U	C2-N1-C1'	-5.31	111.33	117.70
36	1	2830	G	N3-C4-C5	5.31	131.25	128.60
36	1	2943	G	O5'-P-OP2	-5.31	100.92	105.70
36	1	3034	C	C2-N1-C1'	5.31	124.64	118.80
36	1	3110	C	C2-N1-C1'	5.31	124.64	118.80
36	1	3179	U	OP2-P-O3'	5.31	116.88	105.20
80	6	782	U	C2-N1-C1'	5.31	124.07	117.70
36	5	644	G	C4-C5-N7	-5.31	108.68	110.80

*Continued on next page...*



*Continued from previous page...*

Mol	Chain	Res	Type	Atoms	Z	Observed(°)	Ideal(°)
36	5	974	G	N9-C4-C5	5.31	107.52	105.40
36	5	2638	C	C6-N1-C2	-5.31	118.18	120.30
36	5	2691	A	N1-C6-N6	5.31	121.79	118.60
37	7	34	C	C6-N1-C2	-5.31	118.18	120.30
1	2	802	G	C8-N9-C4	-5.31	104.28	106.40
36	1	994	G	O4'-C1'-N9	-5.31	103.95	108.20
36	1	2361	A	OP2-P-O3'	5.31	116.88	105.20
80	6	113	U	N1-C2-O2	5.31	126.52	122.80
80	6	1398	U	C6-N1-C2	-5.31	117.81	121.00
36	5	964	G	OP1-P-O3'	-5.31	93.52	105.20
36	5	1059	G	OP1-P-OP2	5.31	127.56	119.60
1	2	389	G	N3-C4-C5	-5.31	125.95	128.60
1	2	1479	A	N1-C6-N6	5.31	121.78	118.60
36	1	676	G	C4-N9-C1'	5.31	133.40	126.50
36	5	649	A	O5'-P-OP2	-5.31	100.92	105.70
36	1	1111	U	O5'-P-OP1	-5.30	100.93	105.70
36	1	1655	G	N9-C4-C5	-5.30	103.28	105.40
36	1	2873	U	N1-C2-O2	5.30	126.51	122.80
80	6	1564	U	C6-N1-C2	5.30	124.18	121.00
36	5	1481	A	C8-N9-C4	-5.30	103.68	105.80
36	5	2524	A	N9-C1'-C2'	5.30	120.89	114.00
36	5	2859	U	O4'-C1'-N1	5.30	112.44	108.20
1	2	240	U	N1-C1'-C2'	5.30	120.89	114.00
1	2	1467	C	N1-C2-O2	-5.30	115.72	118.90
36	1	658	G	OP2-P-O3'	5.30	116.86	105.20
80	6	310	C	N1-C2-O2	-5.30	115.72	118.90
80	6	565	C	C2-N1-C1'	-5.30	112.97	118.80
36	5	96	G	N9-C4-C5	-5.30	103.28	105.40
36	5	2930	A	N1-C6-N6	5.30	121.78	118.60
1	2	1493	A	C8-N9-C4	-5.30	103.68	105.80
80	6	74	U	C2-N3-C4	-5.30	123.82	127.00
80	6	635	A	N3-C4-C5	5.30	130.51	126.80
80	6	695	U	N1-C2-N3	5.30	118.08	114.90
36	5	1370	G	N3-C4-C5	-5.30	125.95	128.60
36	5	2170	U	N3-C4-O4	-5.30	115.69	119.40
36	5	2315	G	O5'-P-OP1	-5.30	100.93	105.70
36	5	2606	G	N9-C4-C5	5.30	107.52	105.40
36	5	3208	G	C5-C6-O6	-5.30	125.42	128.60
1	2	806	A	C8-N9-C4	-5.30	103.68	105.80
36	1	546	C	C6-N1-C2	-5.30	118.18	120.30
36	1	1526	U	N3-C2-O2	-5.30	118.49	122.20
36	5	1367	G	C6-C5-N7	-5.30	127.22	130.40

*Continued on next page...*

*Continued from previous page...*

Mol	Chain	Res	Type	Atoms	Z	Observed(°)	Ideal(°)
36	5	2882	U	N3-C2-O2	-5.30	118.49	122.20
36	1	950	G	N1-C6-O6	5.30	123.08	119.90
42	L5	103	LEU	CA-CB-CG	5.30	127.48	115.30
78	Q2	93	LEU	CA-CB-CG	5.30	127.48	115.30
36	5	902	G	N1-C6-O6	5.30	123.08	119.90
36	5	1131	G	N7-C8-N9	-5.30	110.45	113.10
36	5	2872	A	C5'-C4'-O4'	-5.30	102.75	109.10
36	1	1182	A	C8-N9-C4	5.29	107.92	105.80
52	M6	27	LEU	CB-CG-CD1	-5.29	102.00	111.00
80	6	418	G	C8-N9-C1'	-5.29	120.12	127.00
36	5	824	C	C2-N1-C1'	5.29	124.62	118.80
1	2	1198	G	N1-C6-O6	5.29	123.08	119.90
36	1	827	A	N1-C2-N3	-5.29	126.65	129.30
38	4	89	A	OP2-P-O3'	5.29	116.85	105.20
80	6	55	A	O5'-P-OP1	-5.29	100.94	105.70
80	6	970	A	P-O3'-C3'	5.29	126.05	119.70
80	6	1433	G	N1-C6-O6	-5.29	116.72	119.90
36	5	63	A	C8-N9-C4	-5.29	103.68	105.80
36	5	1010	G	C5-N7-C8	-5.29	101.65	104.30
36	5	1192	C	N3-C4-C5	5.29	124.02	121.90
36	5	1884	A	C8-N9-C4	5.29	107.92	105.80
36	5	2141	U	N1-C2-O2	-5.29	119.09	122.80
36	1	289	A	O5'-P-OP2	5.29	117.05	110.70
36	1	783	A	N9-C4-C5	-5.29	103.68	105.80
36	1	1724	U	O4'-C1'-N1	5.29	112.43	108.20
36	5	1016	C	O5'-P-OP1	-5.29	100.94	105.70
36	5	1792	C	C5-C6-N1	-5.29	118.35	121.00
36	5	1834	U	N3-C4-C5	-5.29	111.42	114.60
36	5	2642	A	C8-N9-C4	-5.29	103.68	105.80
36	5	2830	G	OP1-P-O3'	-5.29	93.56	105.20
36	5	3007	U	OP2-P-O3'	5.29	116.84	105.20
80	6	1473	U	N1-C2-O2	5.29	126.50	122.80
36	5	1399	A	N3-C4-C5	5.29	130.50	126.80
36	5	1855	U	N3-C2-O2	-5.29	118.50	122.20
36	1	410	U	C6-N1-C2	-5.29	117.83	121.00
36	1	1434	G	O5'-P-OP1	-5.29	100.94	105.70
36	1	1604	G	C2-N3-C4	5.29	114.54	111.90
36	1	2773	C	C5-C4-N4	-5.29	116.50	120.20
80	6	1698	G	C4-C5-N7	-5.29	108.68	110.80
36	5	653	A	N1-C6-N6	5.29	121.77	118.60
36	5	1305	U	C6-N1-C1'	-5.29	113.80	121.20
38	8	7	U	N3-C2-O2	5.29	125.90	122.20

*Continued on next page...*

*Continued from previous page...*

Mol	Chain	Res	Type	Atoms	Z	Observed(°)	Ideal(°)
36	1	417	A	C4-C5-N7	5.29	113.34	110.70
36	1	1110	U	O5'-P-OP2	-5.29	100.94	105.70
80	6	934	C	N3-C2-O2	-5.29	118.20	121.90
36	5	216	G	O5'-P-OP1	-5.29	100.94	105.70
36	5	1011	A	C2-N3-C4	-5.29	107.96	110.60
36	5	1615	C	C6-N1-C2	-5.29	118.19	120.30
36	1	1406	A	C2-N3-C4	5.28	113.24	110.60
36	1	1407	A	N1-C6-N6	-5.28	115.43	118.60
36	1	2203	U	O5'-P-OP1	-5.28	100.95	105.70
36	1	2977	G	C5-N7-C8	-5.28	101.66	104.30
80	6	1727	G	C8-N9-C4	-5.28	104.29	106.40
36	5	870	G	N3-C4-C5	5.28	131.24	128.60
36	5	2604	U	O5'-P-OP1	-5.28	100.94	105.70
36	5	3284	G	C8-N9-C4	-5.28	104.29	106.40
36	5	3330	A	O5'-P-OP2	-5.28	100.94	105.70
1	2	189	C	C2-N1-C1'	5.28	124.61	118.80
1	2	1539	G	N3-C4-N9	-5.28	122.83	126.00
36	1	680	G	N9-C4-C5	-5.28	103.29	105.40
80	6	246	G	C5-C6-O6	-5.28	125.43	128.60
80	6	1124	A	C8-N9-C4	5.28	107.91	105.80
36	5	2647	A	C8-N9-C1'	5.28	137.21	127.70
37	7	63	A	N7-C8-N9	-5.28	111.16	113.80
36	1	3326	G	N3-C2-N2	5.28	123.60	119.90
80	6	330	G	N1-C6-O6	5.28	123.07	119.90
80	6	1755	A	P-O3'-C3'	5.28	126.04	119.70
36	5	219	A	OP2-P-O3'	5.28	116.82	105.20
36	5	815	G	N3-C4-C5	-5.28	125.96	128.60
36	5	2524	A	N9-C4-C5	-5.28	103.69	105.80
36	5	2656	A	C4-C5-C6	5.28	119.64	117.00
36	5	3245	A	N7-C8-N9	5.28	116.44	113.80
36	5	3301	U	C4-C5-C6	-5.28	116.53	119.70
36	5	3351	U	C5-C4-O4	5.28	129.07	125.90
62	N6	40	ARG	NE-CZ-NH2	-5.28	117.66	120.30
36	5	2169	G	C5-C6-N1	5.28	114.14	111.50
36	5	3008	A	N3-C4-C5	5.28	130.50	126.80
1	2	342	C	N1-C2-O2	5.28	122.07	118.90
1	2	979	A	C8-N9-C4	-5.28	103.69	105.80
36	1	776	U	N1-C2-N3	5.28	118.07	114.90
36	1	1148	G	C5-C6-O6	-5.28	125.43	128.60
36	1	2134	G	C4-C5-N7	5.28	112.91	110.80
36	5	629	U	N3-C4-C5	5.28	117.77	114.60
1	2	1113	A	N1-C6-N6	5.28	121.77	118.60

*Continued on next page...*

*Continued from previous page...*

Mol	Chain	Res	Type	Atoms	Z	Observed(°)	Ideal(°)
36	1	204	A	O5'-P-OP2	-5.28	100.95	105.70
36	1	1437	C	N3-C4-N4	5.28	121.69	118.00
36	1	2719	U	C2-N3-C4	-5.28	123.83	127.00
37	3	73	C	C6-N1-C2	-5.28	118.19	120.30
80	6	440	U	N1-C2-N3	5.28	118.06	114.90
80	6	805	U	C6-N1-C2	-5.28	117.83	121.00
36	5	1000	C	O5'-P-OP2	-5.28	100.95	105.70
36	5	1495	U	N3-C2-O2	-5.28	118.51	122.20
36	5	1847	A	N1-C6-N6	-5.28	115.43	118.60
36	5	1903	U	C2-N1-C1'	5.28	124.03	117.70
36	5	2292	U	N3-C4-O4	5.28	123.09	119.40
36	5	2682	C	N3-C2-O2	-5.28	118.21	121.90
36	1	1439	U	N1-C2-N3	5.27	118.06	114.90
80	6	187	G	P-O3'-C3'	5.27	126.03	119.70
36	5	576	C	O5'-P-OP2	-5.27	100.95	105.70
36	5	1486	G	C8-N9-C4	-5.27	104.29	106.40
1	2	136	C	OP1-P-O3'	5.27	116.80	105.20
36	1	222	A	N9-C4-C5	-5.27	103.69	105.80
36	1	281	G	N7-C8-N9	5.27	115.74	113.10
36	1	941	G	OP1-P-O3'	5.27	116.80	105.20
36	1	2991	A	N9-C4-C5	-5.27	103.69	105.80
36	5	271	C	N1-C2-O2	5.27	122.06	118.90
36	5	399	A	O5'-P-OP2	5.27	117.03	110.70
36	5	516	A	C5-C6-N6	-5.27	119.48	123.70
36	5	1927	G	N3-C4-N9	5.27	129.16	126.00
36	5	2213	A	N1-C6-N6	-5.27	115.44	118.60
36	5	2334	U	O5'-P-OP2	-5.27	100.95	105.70
36	5	2428	U	N1-C2-O2	-5.27	119.11	122.80
36	5	3233	C	C6-N1-C2	5.27	122.41	120.30
38	8	88	A	N1-C6-N6	5.27	121.76	118.60
36	1	226	C	C6-N1-C2	-5.27	118.19	120.30
36	1	688	G	C8-N9-C1'	-5.27	120.15	127.00
36	1	818	C	OP1-P-OP2	-5.27	111.69	119.60
36	1	1331	U	P-O3'-C3'	5.27	126.03	119.70
36	5	994	G	OP1-P-O3'	5.27	116.80	105.20
36	5	1604	G	N3-C4-N9	5.27	129.16	126.00
36	5	3310	A	N1-C6-N6	5.27	121.76	118.60
1	2	1560	U	N1-C2-O2	5.27	126.49	122.80
1	2	1752	U	OP2-P-O3'	5.27	116.80	105.20
36	1	1007	U	C2-N1-C1'	-5.27	111.38	117.70
36	1	2669	G	N1-C6-O6	5.27	123.06	119.90
38	4	28	C	C6-N1-C2	-5.27	118.19	120.30

*Continued on next page...*

*Continued from previous page...*

Mol	Chain	Res	Type	Atoms	Z	Observed(°)	Ideal(°)
36	5	1164	G	N9-C4-C5	5.27	107.51	105.40
36	5	1843	C	C5-C6-N1	5.27	123.64	121.00
36	5	2997	G	N3-C4-C5	5.27	131.24	128.60
36	5	3118	C	O5'-P-OP1	-5.27	100.96	105.70
1	2	1735	U	N3-C2-O2	-5.27	118.51	122.20
36	1	250	U	C6-N1-C2	-5.27	117.84	121.00
36	1	619	A	OP1-P-O3'	5.27	116.79	105.20
36	1	1508	C	N1-C2-O2	5.27	122.06	118.90
36	1	2606	G	C4-N9-C1'	5.27	133.35	126.50
36	1	2643	A	C8-N9-C4	5.27	107.91	105.80
36	1	3396	U	N1-C2-O2	5.27	126.49	122.80
80	6	378	A	C8-N9-C4	5.27	107.91	105.80
80	6	559	C	N3-C4-N4	-5.27	114.31	118.00
80	6	1696	G	C3'-C2'-C1'	5.27	105.71	101.50
36	1	3120	C	N1-C2-O2	5.27	122.06	118.90
80	6	58	U	C6-N1-C1'	5.27	128.57	121.20
80	6	1145	U	C5-C4-O4	-5.27	122.74	125.90
36	5	341	G	C8-N9-C4	-5.27	104.29	106.40
36	5	1521	G	N3-C4-N9	-5.27	122.84	126.00
36	5	1536	G	N3-C2-N2	-5.27	116.21	119.90
84	p0	76	LEU	CA-CB-CG	5.27	127.41	115.30
1	2	1582	U	C6-N1-C2	5.26	124.16	121.00
36	1	798	G	OP1-P-OP2	-5.26	111.70	119.60
36	1	1082	U	N3-C2-O2	-5.26	118.52	122.20
36	1	2689	A	N7-C8-N9	5.26	116.43	113.80
38	4	111	A	C8-N9-C4	5.26	107.91	105.80
36	5	1399	A	N1-C6-N6	5.26	121.76	118.60
36	5	1862	U	N3-C4-C5	-5.26	111.44	114.60
36	5	1881	A	N9-C4-C5	-5.26	103.69	105.80
36	5	2658	G	C5-C6-O6	-5.26	125.44	128.60
36	1	60	A	N9-C4-C5	-5.26	103.69	105.80
36	1	497	C	O5'-P-OP1	5.26	117.02	110.70
80	6	1095	U	C5-C6-N1	5.26	125.33	122.70
68	o2	115	LEU	CA-CB-CG	-5.26	103.20	115.30
1	2	614	C	C6-N1-C2	-5.26	118.20	120.30
36	1	829	U	C6-N1-C2	-5.26	117.84	121.00
36	1	2184	U	N1-C2-O2	5.26	126.48	122.80
36	1	2404	A	O5'-P-OP1	5.26	117.02	110.70
80	6	286	C	C6-N1-C2	5.26	122.41	120.30
80	6	1421	A	N1-C6-N6	5.26	121.76	118.60
36	5	516	A	N1-C6-N6	5.26	121.76	118.60
36	5	1417	G	N9-C4-C5	5.26	107.50	105.40

*Continued on next page...*

*Continued from previous page...*

Mol	Chain	Res	Type	Atoms	Z	Observed(°)	Ideal(°)
1	2	685	A	P-O3'-C3'	5.26	126.01	119.70
36	1	316	U	OP2-P-O3'	5.26	116.77	105.20
80	6	425	A	C6-C5-N7	5.26	135.98	132.30
36	5	290	G	C8-N9-C4	-5.26	104.30	106.40
36	5	2245	C	N1-C2-O2	5.26	122.06	118.90
36	5	3115	C	C6-N1-C2	-5.26	118.20	120.30
36	1	1459	C	C5-C6-N1	-5.26	118.37	121.00
36	1	2281	A	C5-C6-N6	-5.26	119.49	123.70
36	5	1139	G	C5-C6-O6	5.26	131.75	128.60
36	5	1174	G	N7-C8-N9	-5.26	110.47	113.10
36	5	2505	U	C6-N1-C2	-5.26	117.84	121.00
1	2	88	U	C6-N1-C2	-5.26	117.85	121.00
1	2	1185	U	C2-N1-C1'	5.26	124.01	117.70
36	1	421	G	C5-C6-O6	5.26	131.75	128.60
36	1	1202	A	N3-C4-C5	5.26	130.48	126.80
80	6	335	U	C6-N1-C2	-5.26	117.85	121.00
80	6	1433	G	N3-C4-C5	-5.26	125.97	128.60
36	5	1850	A	C8-N9-C4	-5.26	103.70	105.80
36	5	1867	A	N9-C4-C5	-5.26	103.70	105.80
37	7	10	C	C6-N1-C1'	-5.26	114.49	120.80
36	1	206	G	C5-C6-O6	5.25	131.75	128.60
80	6	1768	G	N3-C4-C5	5.25	131.23	128.60
1	2	137	U	C6-N1-C2	-5.25	117.85	121.00
36	1	334	A	N1-C6-N6	5.25	121.75	118.60
36	1	963	G	N7-C8-N9	5.25	115.73	113.10
80	6	397	A	N9-C4-C5	-5.25	103.70	105.80
80	6	616	G	O5'-P-OP2	-5.25	100.97	105.70
36	5	688	G	C8-N9-C4	-5.25	104.30	106.40
36	5	1671	C	C6-N1-C2	5.25	122.40	120.30
36	5	3148	U	C6-N1-C2	5.25	124.15	121.00
36	1	370	U	C6-N1-C2	-5.25	117.85	121.00
36	1	806	A	O4'-C1'-N9	-5.25	104.00	108.20
36	1	2908	G	OP1-P-O3'	-5.25	93.65	105.20
36	5	973	A	O5'-P-OP1	5.25	117.00	110.70
36	5	2278	C	N1-C2-O2	5.25	122.05	118.90
36	1	1166	G	C4-C5-N7	5.25	112.90	110.80
36	1	2384	A	C8-N9-C4	5.25	107.90	105.80
37	3	16	U	C5-C6-N1	-5.25	120.08	122.70
80	6	1102	G	C2-N3-C4	-5.25	109.28	111.90
36	5	274	G	C2-N3-C4	-5.25	109.28	111.90
36	5	1666	G	C8-N9-C4	5.25	108.50	106.40
1	2	1112	G	C5-C6-O6	-5.25	125.45	128.60

*Continued on next page...*

*Continued from previous page...*

Mol	Chain	Res	Type	Atoms	Z	Observed(°)	Ideal(°)
1	2	1502	G	N1-C6-O6	-5.25	116.75	119.90
36	1	874	U	C6-N1-C2	5.25	124.15	121.00
36	1	1202	A	C4-C5-N7	5.25	113.32	110.70
36	1	2408	U	O5'-P-OP1	-5.25	100.98	105.70
36	1	2941	A	OP1-P-O3'	5.25	116.75	105.20
38	4	33	A	O5'-P-OP2	5.25	117.00	110.70
80	6	448	C	N3-C4-C5	-5.25	119.80	121.90
36	5	496	C	C6-N1-C2	-5.25	118.20	120.30
36	5	657	A	C5-N7-C8	-5.25	101.28	103.90
36	5	2427	U	O5'-P-OP1	-5.25	100.98	105.70
36	5	2572	C	C6-N1-C2	-5.25	118.20	120.30
36	5	2588	U	C6-N1-C2	-5.25	117.85	121.00
36	1	621	A	C8-N9-C4	-5.25	103.70	105.80
36	1	916	G	P-O3'-C3'	5.25	126.00	119.70
36	1	1129	A	C8-N9-C4	5.25	107.90	105.80
80	6	305	C	O5'-P-OP2	5.25	117.00	110.70
36	5	1329	U	OP1-P-O3'	5.25	116.74	105.20
1	2	720	G	OP1-P-O3'	5.25	116.74	105.20
1	2	1297	G	N1-C6-O6	-5.25	116.75	119.90
36	1	1394	A	OP2-P-O3'	5.25	116.74	105.20
80	6	647	G	N7-C8-N9	5.25	115.72	113.10
80	6	882	U	C6-N1-C2	-5.25	117.85	121.00
36	5	2372	A	C6-C5-N7	-5.25	128.63	132.30
36	5	3018	C	O5'-P-OP1	5.25	116.99	110.70
36	5	3132	C	N3-C2-O2	5.25	125.57	121.90
1	2	240	U	P-O3'-C3'	5.24	125.99	119.70
36	1	3064	U	C6-N1-C2	-5.24	117.85	121.00
38	4	91	C	N3-C4-C5	5.24	124.00	121.90
80	6	297	U	N3-C2-O2	-5.24	118.53	122.20
80	6	1558	U	C2-N3-C4	5.24	130.15	127.00
36	5	1121	U	O5'-P-OP2	-5.24	100.98	105.70
36	5	1485	G	C4-N9-C1'	5.24	133.32	126.50
36	5	1628	C	C6-N1-C2	-5.24	118.20	120.30
36	5	1654	A	N1-C6-N6	-5.24	115.45	118.60
80	6	408	C	O5'-P-OP1	5.24	116.99	110.70
80	6	1058	U	OP1-P-O3'	5.24	116.73	105.20
36	5	734	C	N1-C2-O2	5.24	122.05	118.90
1	2	1081	A	P-O3'-C3'	5.24	125.99	119.70
36	1	2522	G	N7-C8-N9	5.24	115.72	113.10
36	1	2525	G	C2'-C3'-O3'	5.24	122.08	113.70
21	c9	57	ARG	NE-CZ-NH2	-5.24	117.68	120.30
36	5	113	C	C2-N1-C1'	5.24	124.56	118.80

*Continued on next page...*

*Continued from previous page...*

Mol	Chain	Res	Type	Atoms	Z	Observed(°)	Ideal(°)
36	5	508	U	C6-N1-C2	-5.24	117.86	121.00
36	5	2284	C	C6-N1-C1'	-5.24	114.51	120.80
36	5	3048	A	N7-C8-N9	5.24	116.42	113.80
38	8	24	G	O5'-P-OP2	-5.24	100.98	105.70
36	1	822	G	N9-C4-C5	-5.24	103.31	105.40
80	6	880	C	OP1-P-OP2	-5.24	111.74	119.60
36	5	1406	A	OP2-P-O3'	5.24	116.73	105.20
36	5	2347	U	OP2-P-O3'	5.24	116.73	105.20
36	1	2354	C	N3-C4-C5	-5.24	119.81	121.90
36	1	2661	G	OP2-P-O3'	5.24	116.72	105.20
36	1	2916	U	OP1-P-O3'	5.24	116.72	105.20
36	5	64	G	N3-C4-C5	5.24	131.22	128.60
36	1	532	A	OP2-P-O3'	5.24	116.72	105.20
36	1	2295	A	O5'-P-OP2	-5.24	100.99	105.70
36	5	1489	A	N9-C4-C5	-5.24	103.71	105.80
36	5	1706	C	N3-C2-O2	-5.24	118.23	121.90
38	8	12	A	OP1-P-O3'	5.24	116.72	105.20
36	1	3134	A	C4-C5-N7	5.23	113.32	110.70
1	2	1495	C	O5'-P-OP1	-5.23	100.99	105.70
1	2	1600	A	C6-C5-N7	-5.23	128.64	132.30
36	1	967	A	OP1-P-O3'	5.23	116.71	105.20
36	1	2994	A	C5-C6-N6	-5.23	119.51	123.70
80	6	1289	U	N3-C2-O2	5.23	125.86	122.20
36	5	364	G	O5'-P-OP1	-5.23	100.99	105.70
36	1	3051	U	C5-C6-N1	5.23	125.32	122.70
40	L3	150	ARG	NE-CZ-NH1	5.23	122.92	120.30
80	6	420	A	C8-N9-C4	5.23	107.89	105.80
36	5	1433	A	N9-C4-C5	5.23	107.89	105.80
1	2	1478	G	C4-N9-C1'	5.23	133.30	126.50
36	1	1423	C	C6-N1-C1'	5.23	127.08	120.80
80	6	1321	A	C8-N9-C4	5.23	107.89	105.80
80	6	1458	G	N3-C4-N9	5.23	129.14	126.00
36	5	1911	A	OP2-P-O3'	5.23	116.70	105.20
36	5	2245	C	C6-N1-C1'	-5.23	114.53	120.80
1	2	378	A	N1-C6-N6	5.23	121.74	118.60
36	1	851	C	C2-N1-C1'	5.23	124.55	118.80
36	1	984	G	O5'-P-OP1	-5.23	100.99	105.70
36	1	1404	G	N9-C4-C5	-5.23	103.31	105.40
36	1	1496	C	N1-C2-O2	5.23	122.04	118.90
36	1	3177	G	C5-C6-O6	-5.23	125.46	128.60
80	6	470	A	C8-N9-C4	-5.23	103.71	105.80
36	5	314	U	OP1-P-OP2	5.23	127.44	119.60

*Continued on next page...*



*Continued from previous page...*

Mol	Chain	Res	Type	Atoms	Z	Observed(°)	Ideal(°)
36	5	842	G	C5-C6-O6	-5.23	125.46	128.60
36	5	907	G	N3-C4-C5	5.23	131.21	128.60
36	5	1867	A	OP2-P-O3'	5.23	116.70	105.20
36	5	3308	C	C5-C6-N1	-5.23	118.39	121.00
36	1	406	G	O5'-P-OP2	-5.23	101.00	105.70
36	1	588	G	OP2-P-O3'	5.23	116.70	105.20
1	2	426	G	C4-N9-C1'	5.22	133.29	126.50
36	1	947	G	C6-C5-N7	-5.22	127.27	130.40
36	1	1177	G	C8-N9-C1'	-5.22	120.21	127.00
36	1	1725	C	C5-C6-N1	-5.22	118.39	121.00
36	5	2798	C	C5-C6-N1	-5.22	118.39	121.00
38	8	113	U	C5-C6-N1	5.22	125.31	122.70
5	S3	202	LEU	CA-CB-CG	5.22	127.31	115.30
36	1	119	U	C2-N1-C1'	-5.22	111.43	117.70
36	1	946	U	N3-C4-O4	5.22	123.06	119.40
36	1	2142	A	N1-C6-N6	-5.22	115.47	118.60
36	1	2376	G	N3-C2-N2	5.22	123.56	119.90
36	1	3318	G	N7-C8-N9	5.22	115.71	113.10
36	5	530	G	C4-C5-N7	5.22	112.89	110.80
36	5	1942	U	N1-C2-N3	5.22	118.03	114.90
36	5	2284	C	C2-N3-C4	5.22	122.51	119.90
36	5	2290	C	N3-C4-C5	5.22	123.99	121.90
36	5	2611	U	C4-C5-C6	5.22	122.83	119.70
1	2	1006	C	C6-N1-C2	-5.22	118.21	120.30
36	5	170	G	N3-C4-N9	5.22	129.13	126.00
36	5	426	G	C6-C5-N7	-5.22	127.27	130.40
36	1	1349	G	N3-C4-N9	5.22	129.13	126.00
36	1	1595	U	C2-N1-C1'	-5.22	111.44	117.70
36	1	2620	G	N1-C6-O6	5.22	123.03	119.90
38	4	90	U	N1-C2-O2	-5.22	119.15	122.80
36	5	1920	U	O5'-P-OP2	-5.22	101.00	105.70
1	2	1365	C	C5-C6-N1	5.22	123.61	121.00
36	1	2150	G	N1-C6-O6	5.22	123.03	119.90
80	6	792	U	C5-C4-O4	5.22	129.03	125.90
80	6	1122	G	C5-C6-N1	5.22	114.11	111.50
36	5	504	A	C5-N7-C8	-5.22	101.29	103.90
36	5	2708	C	N3-C2-O2	5.22	125.55	121.90
36	5	2839	G	C4-N9-C1'	-5.22	119.72	126.50
36	5	3317	U	P-O3'-C3'	5.22	125.96	119.70
1	2	704	C	O4'-C1'-N1	5.22	112.37	108.20
1	2	1600	A	P-O3'-C3'	5.22	125.96	119.70
36	1	91	G	N1-C6-O6	5.22	123.03	119.90

*Continued on next page...*

*Continued from previous page...*

Mol	Chain	Res	Type	Atoms	Z	Observed(°)	Ideal(°)
36	1	821	U	N3-C4-O4	-5.22	115.75	119.40
36	1	957	C	C5-C4-N4	-5.22	116.55	120.20
36	1	1117	G	C8-N9-C4	5.22	108.49	106.40
36	1	1865	A	C8-N9-C4	5.22	107.89	105.80
36	1	3028	G	C4-C5-N7	5.22	112.89	110.80
37	3	89	G	C8-N9-C4	5.22	108.49	106.40
80	6	75	U	O4'-C1'-N1	5.22	112.37	108.20
80	6	398	G	C5-C6-O6	5.22	131.73	128.60
80	6	564	G	C8-N9-C4	-5.22	104.31	106.40
80	6	1321	A	N1-C6-N6	5.22	121.73	118.60
38	8	56	G	C6-C5-N7	-5.22	127.27	130.40
1	2	16	G	C5-C6-O6	5.21	131.73	128.60
1	2	336	G	N3-C4-C5	5.21	131.21	128.60
1	2	736	C	C5-C6-N1	5.21	123.61	121.00
36	1	661	G	N1-C2-N2	-5.21	111.51	116.20
36	5	2904	U	N3-C4-C5	5.21	117.73	114.60
36	5	2920	U	C4-C5-C6	5.21	122.83	119.70
36	5	3336	A	N1-C6-N6	5.21	121.73	118.60
1	2	762	A	O5'-P-OP1	5.21	116.96	110.70
36	1	286	U	C6-N1-C2	-5.21	117.87	121.00
36	1	2815	G	N3-C4-C5	5.21	131.21	128.60
36	1	600	G	N3-C4-C5	-5.21	125.99	128.60
36	1	696	C	C6-N1-C2	5.21	122.38	120.30
36	1	1176	C	C6-N1-C2	-5.21	118.22	120.30
36	1	1444	G	N1-C6-O6	5.21	123.03	119.90
36	1	2156	C	C5-C6-N1	-5.21	118.39	121.00
36	1	3207	U	N1-C2-O2	5.21	126.45	122.80
80	6	1269	U	N3-C2-O2	-5.21	118.55	122.20
36	5	2721	A	C2-N3-C4	-5.21	108.00	110.60
80	6	863	A	O4'-C1'-N9	5.21	112.37	108.20
36	5	3366	G	OP1-P-O3'	5.21	116.66	105.20
36	1	801	A	N9-C4-C5	-5.21	103.72	105.80
36	1	1802	C	C5-C6-N1	5.21	123.61	121.00
36	1	2359	C	N1-C2-O2	-5.21	115.78	118.90
80	6	192	U	N3-C2-O2	-5.21	118.55	122.20
80	6	484	C	C5-C4-N4	-5.21	116.55	120.20
80	6	1129	U	C5-C6-N1	-5.21	120.10	122.70
36	5	639	G	N1-C6-O6	5.21	123.03	119.90
36	5	1138	U	C5-C4-O4	5.21	129.03	125.90
36	5	1150	A	C6-C5-N7	-5.21	128.65	132.30
36	5	3300	U	C6-N1-C2	5.21	124.12	121.00
1	2	241	U	O5'-P-OP2	-5.21	101.01	105.70

*Continued on next page...*

*Continued from previous page...*

Mol	Chain	Res	Type	Atoms	Z	Observed(°)	Ideal(°)
1	2	426	G	C6-C5-N7	-5.21	127.28	130.40
36	1	932	U	C2-N1-C1'	-5.21	111.45	117.70
37	3	121	U	C6-N1-C2	-5.21	117.88	121.00
36	5	638	C	O5'-P-OP2	5.21	116.95	110.70
36	5	1717	U	O5'-P-OP2	-5.21	101.02	105.70
36	5	2670	G	O5'-P-OP2	5.21	116.95	110.70
36	5	3130	A	C4-C5-C6	5.21	119.60	117.00
1	2	1140	G	N3-C4-C5	5.21	131.20	128.60
36	1	2594	C	O5'-P-OP2	-5.21	101.02	105.70
38	4	15	G	C4-C5-N7	5.21	112.88	110.80
36	5	1134	G	N1-C6-O6	-5.21	116.78	119.90
36	5	2738	A	N9-C4-C5	-5.21	103.72	105.80
36	1	1419	A	O5'-P-OP1	5.20	116.94	110.70
36	1	2443	A	C8-N9-C4	5.20	107.88	105.80
36	1	2836	C	N1-C2-O2	5.20	122.02	118.90
80	6	555	A	P-O3'-C3'	5.20	125.94	119.70
80	6	1284	C	OP1-P-O3'	5.20	116.65	105.20
36	5	128	G	C8-N9-C1'	-5.20	120.24	127.00
36	5	2611	U	N3-C4-C5	-5.20	111.48	114.60
80	6	89	G	N9-C4-C5	5.20	107.48	105.40
36	5	1335	C	N3-C2-O2	5.20	125.54	121.90
36	5	2753	G	N1-C6-O6	5.20	123.02	119.90
36	5	2963	C	OP2-P-O3'	5.20	116.64	105.20
36	1	656	A	C6-C5-N7	-5.20	128.66	132.30
36	1	2742	C	C6-N1-C2	5.20	122.38	120.30
36	1	2881	C	C5-C6-N1	-5.20	118.40	121.00
36	1	3333	G	C6-C5-N7	-5.20	127.28	130.40
36	5	509	U	O5'-P-OP2	-5.20	101.02	105.70
36	5	1597	C	N3-C4-C5	-5.20	119.82	121.90
36	5	2343	C	C2-N3-C4	-5.20	117.30	119.90
36	5	2374	C	C6-N1-C1'	-5.20	114.56	120.80
1	2	374	U	O5'-P-OP2	-5.20	101.02	105.70
36	1	339	C	N3-C4-N4	-5.20	114.36	118.00
36	1	1497	C	N3-C4-C5	-5.20	119.82	121.90
36	1	1881	A	N9-C4-C5	-5.20	103.72	105.80
36	1	2586	G	N3-C4-C5	-5.20	126.00	128.60
36	1	2971	A	O4'-C1'-N9	5.20	112.36	108.20
80	6	1456	C	N1-C2-O2	5.20	122.02	118.90
80	6	1638	G	N1-C6-O6	-5.20	116.78	119.90
36	5	197	G	C4-C5-N7	5.20	112.88	110.80
36	1	929	A	OP1-P-O3'	5.20	116.63	105.20
36	1	1164	G	N3-C4-C5	5.20	131.20	128.60

*Continued on next page...*

*Continued from previous page...*

Mol	Chain	Res	Type	Atoms	Z	Observed(°)	Ideal(°)
36	1	2368	A	N9-C4-C5	5.20	107.88	105.80
52	M6	41	LEU	CB-CG-CD2	-5.20	102.17	111.00
36	5	642	U	C2-N1-C1'	-5.20	111.46	117.70
36	5	3028	G	N3-C4-C5	-5.20	126.00	128.60
36	1	1381	A	C8-N9-C4	5.20	107.88	105.80
36	1	2366	C	C6-N1-C2	5.20	122.38	120.30
80	6	290	G	N3-C2-N2	-5.20	116.26	119.90
80	6	338	C	C6-N1-C2	-5.20	118.22	120.30
80	6	945	U	C5-C6-N1	-5.20	120.10	122.70
80	6	1727	G	C4-N9-C1'	5.20	133.25	126.50
80	6	1736	G	C8-N9-C4	5.20	108.48	106.40
36	5	318	A	O5'-P-OP2	-5.20	101.02	105.70
36	5	591	G	N3-C4-C5	5.20	131.20	128.60
36	5	2352	A	N7-C8-N9	-5.20	111.20	113.80
36	5	2819	A	O5'-P-OP2	-5.20	101.02	105.70
36	5	2976	A	OP2-P-O3'	5.20	116.63	105.20
36	1	2151	C	N1-C2-O2	-5.19	115.78	118.90
36	1	2385	G	N3-C4-C5	5.19	131.20	128.60
80	6	765	G	N3-C4-C5	5.19	131.20	128.60
36	5	1115	G	C5-C6-N1	5.19	114.10	111.50
36	5	2138	A	N9-C4-C5	-5.19	103.72	105.80
36	5	3131	U	C4-C5-C6	-5.19	116.58	119.70
36	1	110	G	C8-N9-C4	5.19	108.48	106.40
36	1	2827	U	N1-C2-N3	5.19	118.02	114.90
36	1	3022	G	C8-N9-C4	-5.19	104.32	106.40
80	6	1507	G	N1-C6-O6	-5.19	116.78	119.90
36	5	35	A	C8-N9-C4	5.19	107.88	105.80
36	5	1001	G	O5'-P-OP2	5.19	116.93	110.70
36	5	2847	A	N7-C8-N9	-5.19	111.20	113.80
36	5	2887	A	C2-N3-C4	5.19	113.20	110.60
36	5	3382	U	C6-N1-C1'	-5.19	113.93	121.20
36	1	153	U	N1-C2-N3	5.19	118.01	114.90
36	1	1317	A	C2-N3-C4	5.19	113.19	110.60
36	1	2768	U	C5-C4-O4	-5.19	122.78	125.90
36	1	2805	G	N1-C2-N2	-5.19	111.53	116.20
80	6	691	C	N3-C2-O2	-5.19	118.27	121.90
36	5	1317	A	C5-C6-N1	5.19	120.30	117.70
36	5	1884	A	O5'-P-OP1	-5.19	101.03	105.70
36	5	2730	G	N1-C2-N2	5.19	120.87	116.20
36	5	3099	C	C2-N3-C4	-5.19	117.30	119.90
36	5	3289	G	N7-C8-N9	5.19	115.69	113.10
36	5	2113	A	N7-C8-N9	-5.19	111.21	113.80

*Continued on next page...*

*Continued from previous page...*

Mol	Chain	Res	Type	Atoms	Z	Observed(°)	Ideal(°)
36	1	933	A	C4-C5-C6	5.19	119.59	117.00
36	1	1404	G	N3-C4-C5	5.19	131.19	128.60
36	1	3205	G	N3-C2-N2	-5.19	116.27	119.90
38	4	117	C	N3-C4-C5	5.19	123.97	121.90
80	6	192	U	C2-N1-C1'	5.19	123.93	117.70
80	6	316	A	N9-C4-C5	-5.19	103.72	105.80
80	6	1761	U	C6-N1-C2	5.19	124.11	121.00
3	s1	96	LEU	CA-CB-CG	5.19	127.23	115.30
36	5	11	A	OP1-P-O3'	-5.19	93.79	105.20
36	5	440	A	O4'-C1'-N9	5.19	112.35	108.20
36	5	1134	G	N3-C2-N2	5.19	123.53	119.90
36	1	2407	C	N3-C2-O2	5.19	125.53	121.90
36	1	2622	C	OP2-P-O3'	5.19	116.61	105.20
36	1	2808	A	C4-C5-N7	5.19	113.29	110.70
80	6	62	A	C8-N9-C4	5.19	107.87	105.80
36	5	994	G	N3-C4-C5	-5.19	126.01	128.60
36	5	1858	A	C4-C5-C6	5.19	119.59	117.00
36	5	2353	G	C5-N7-C8	-5.19	101.71	104.30
36	1	203	G	C8-N9-C4	5.18	108.47	106.40
36	1	829	U	C2-N1-C1'	5.18	123.92	117.70
36	1	973	A	OP2-P-O3'	5.18	116.61	105.20
36	1	2748	A	C2-N3-C4	-5.18	108.01	110.60
37	3	14	U	C5-C6-N1	-5.18	120.11	122.70
36	5	1350	A	N9-C4-C5	5.18	107.87	105.80
36	5	2723	U	C2-N1-C1'	5.18	123.92	117.70
36	1	2818	U	P-O3'-C3'	5.18	125.92	119.70
80	6	327	U	C6-N1-C2	-5.18	117.89	121.00
80	6	421	A	C5-N7-C8	-5.18	101.31	103.90
80	6	648	G	C4-N9-C1'	5.18	133.24	126.50
80	6	664	U	C5-C6-N1	5.18	125.29	122.70
36	5	2900	A	OP2-P-O3'	5.18	116.60	105.20
36	5	3246	G	N9-C4-C5	-5.18	103.33	105.40
36	1	2392	C	C6-N1-C2	5.18	122.37	120.30
80	6	1122	G	O4'-C1'-N9	5.18	112.34	108.20
36	5	2749	G	C4-N9-C1'	-5.18	119.77	126.50
36	5	3386	G	C4-C5-N7	-5.18	108.73	110.80
36	1	894	G	N3-C2-N2	5.18	123.53	119.90
36	1	1115	G	C8-N9-C4	-5.18	104.33	106.40
36	1	1147	G	C8-N9-C4	5.18	108.47	106.40
36	1	1908	A	O5'-P-OP2	-5.18	101.04	105.70
36	1	2620	G	N3-C2-N2	-5.18	116.27	119.90
80	6	453	U	N1-C2-N3	5.18	118.01	114.90

*Continued on next page...*

*Continued from previous page...*

Mol	Chain	Res	Type	Atoms	Z	Observed(°)	Ideal(°)
36	5	1310	G	N3-C2-N2	5.18	123.53	119.90
36	5	1673	G	N9-C4-C5	5.18	107.47	105.40
36	5	2258	U	C6-N1-C2	-5.18	117.89	121.00
36	5	2742	C	N3-C4-N4	-5.18	114.38	118.00
36	1	615	U	C6-N1-C2	-5.18	117.89	121.00
80	6	1048	G	C8-N9-C4	-5.18	104.33	106.40
36	5	1152	G	C4-N9-C1'	-5.18	119.77	126.50
36	5	2348	A	N1-C6-N6	-5.18	115.49	118.60
36	5	3091	A	O5'-P-OP1	-5.18	101.04	105.70
1	2	959	U	N1-C2-O2	5.18	126.42	122.80
36	1	1789	G	C5-C6-O6	-5.18	125.49	128.60
36	5	1412	G	N1-C6-O6	5.18	123.01	119.90
36	5	2735	U	C2-N1-C1'	5.18	123.91	117.70
36	5	3171	U	C6-N1-C2	5.18	124.11	121.00
36	1	345	G	C4-C5-C6	5.17	121.90	118.80
36	1	984	G	C8-N9-C1'	-5.17	120.27	127.00
36	1	1382	G	C6-C5-N7	5.17	133.50	130.40
36	1	1436	U	N3-C4-C5	-5.17	111.50	114.60
36	1	1547	G	C5-C6-N1	5.17	114.09	111.50
36	1	2241	U	C2-N1-C1'	-5.17	111.49	117.70
38	4	113	U	N3-C2-O2	-5.17	118.58	122.20
38	4	118	C	N3-C4-C5	5.17	123.97	121.90
38	4	124	G	P-O3'-C3'	-5.17	113.49	119.70
80	6	474	A	N3-C4-C5	5.17	130.42	126.80
36	5	1180	A	C6-C5-N7	5.17	135.92	132.30
36	5	1293	U	N3-C4-C5	5.17	117.70	114.60
36	5	1459	C	O5'-P-OP2	-5.17	101.04	105.70
38	8	52	A	C2-N3-C4	5.17	113.19	110.60
38	8	140	G	C5-C6-N1	-5.17	108.91	111.50
36	1	874	U	C5-C4-O4	5.17	129.00	125.90
36	1	2776	C	C2-N1-C1'	5.17	124.49	118.80
36	5	932	U	O5'-P-OP2	-5.17	101.04	105.70
1	2	1100	G	N3-C4-N9	5.17	129.10	126.00
36	1	421	G	N1-C2-N2	-5.17	111.55	116.20
36	1	605	U	N3-C2-O2	-5.17	118.58	122.20
36	1	2370	G	C5-C6-N1	5.17	114.08	111.50
38	4	38	U	N3-C2-O2	-5.17	118.58	122.20
80	6	635	A	OP2-P-O3'	5.17	116.58	105.20
5	s3	202	LEU	CA-CB-CG	5.17	127.19	115.30
1	2	1672	G	N3-C4-N9	5.17	129.10	126.00
36	1	1052	U	C5-C4-O4	-5.17	122.80	125.90
36	1	1207	G	C5-N7-C8	-5.17	101.72	104.30

*Continued on next page...*

*Continued from previous page...*

Mol	Chain	Res	Type	Atoms	Z	Observed(°)	Ideal(°)
36	1	2419	A	O5'-P-OP1	-5.17	101.05	105.70
80	6	952	A	C8-N9-C4	5.17	107.87	105.80
80	6	1046	G	N7-C8-N9	-5.17	110.52	113.10
36	5	2206	G	C8-N9-C4	5.17	108.47	106.40
36	5	2670	G	O5'-P-OP1	-5.17	101.05	105.70
36	1	22	G	C2-N3-C4	5.17	114.48	111.90
36	1	696	C	C5-C4-N4	-5.17	116.58	120.20
36	1	984	G	C4-C5-C6	5.17	121.90	118.80
36	1	1546	A	OP1-P-O3'	5.17	116.57	105.20
38	4	133	G	N1-C6-O6	5.17	123.00	119.90
80	6	664	U	C2-N1-C1'	5.17	123.90	117.70
36	5	220	G	N3-C4-N9	-5.17	122.90	126.00
36	5	423	A	C4-C5-N7	5.17	113.28	110.70
1	2	336	G	N3-C4-N9	-5.17	122.90	126.00
36	1	1429	G	P-O5'-C5'	-5.17	112.63	120.90
36	1	2959	C	N1-C2-O2	-5.17	115.80	118.90
80	6	1323	C	OP2-P-O3'	5.17	116.57	105.20
36	5	2644	C	C5-C6-N1	-5.17	118.42	121.00
36	5	2917	G	C8-N9-C1'	-5.17	120.28	127.00
36	5	2924	U	N3-C4-C5	5.17	117.70	114.60
38	8	3	A	C5-C6-N6	-5.17	119.57	123.70
36	1	1771	C	N3-C4-C5	-5.17	119.83	121.90
21	c9	57	ARG	NE-CZ-NH1	5.17	122.88	120.30
1	2	380	U	N3-C2-O2	-5.16	118.59	122.20
36	1	734	C	C6-N1-C2	-5.16	118.23	120.30
36	1	2162	U	N1-C2-N3	5.16	118.00	114.90
36	1	2201	G	N1-C6-O6	5.16	123.00	119.90
36	1	2808	A	C8-N9-C4	5.16	107.87	105.80
36	1	3375	A	O4'-C1'-N9	-5.16	104.07	108.20
80	6	403	G	C2'-C3'-O3'	5.16	121.96	113.70
36	5	2292	U	C5-C4-O4	-5.16	122.80	125.90
36	1	339	C	N3-C4-C5	-5.16	119.83	121.90
36	1	869	G	C4-C5-N7	5.16	112.86	110.80
37	3	41	G	N3-C4-C5	-5.16	126.02	128.60
36	5	203	G	C4-N9-C1'	-5.16	119.79	126.50
36	5	1178	G	C6-C5-N7	-5.16	127.30	130.40
1	2	864	U	C6-N1-C2	-5.16	117.90	121.00
1	2	1363	U	C2-N1-C1'	5.16	123.89	117.70
36	1	888	A	O5'-P-OP1	5.16	116.89	110.70
36	1	1904	C	C2-N1-C1'	5.16	124.48	118.80
36	1	2848	G	O5'-P-OP2	-5.16	101.06	105.70
36	1	2853	A	N1-C6-N6	5.16	121.70	118.60

*Continued on next page...*

*Continued from previous page...*

Mol	Chain	Res	Type	Atoms	Z	Observed(°)	Ideal(°)
80	6	984	G	N1-C6-O6	5.16	123.00	119.90
36	5	96	G	C8-N9-C4	5.16	108.46	106.40
36	5	291	C	O5'-P-OP2	-5.16	101.06	105.70
36	5	368	G	OP2-P-O3'	5.16	116.56	105.20
36	5	1917	C	C6-N1-C2	5.16	122.36	120.30
36	5	2653	C	N3-C2-O2	5.16	125.51	121.90
36	5	2917	G	C4-N9-C1'	5.16	133.21	126.50
36	5	2968	G	N3-C4-N9	-5.16	122.90	126.00
1	2	253	A	O5'-P-OP2	-5.16	101.06	105.70
36	1	978	G	N3-C2-N2	-5.16	116.29	119.90
36	1	1060	U	N3-C4-O4	-5.16	115.79	119.40
36	1	1365	G	N9-C4-C5	5.16	107.46	105.40
36	1	2374	C	C2-N1-C1'	5.16	124.47	118.80
38	4	11	C	N3-C4-N4	-5.16	114.39	118.00
80	6	378	A	N9-C4-C5	-5.16	103.74	105.80
80	6	989	U	OP2-P-O3'	5.16	116.55	105.20
36	5	707	U	C4-C5-C6	5.16	122.80	119.70
36	5	2130	G	C4-C5-N7	5.16	112.86	110.80
36	5	2883	U	C4-C5-C6	5.16	122.80	119.70
36	1	963	G	C8-N9-C4	-5.16	104.34	106.40
36	1	2610	G	N9-C4-C5	-5.16	103.34	105.40
80	6	464	A	OP1-P-OP2	-5.16	111.86	119.60
80	6	913	G	C4-C5-C6	-5.16	115.71	118.80
80	6	1747	G	O5'-P-OP1	5.16	116.89	110.70
1	2	1455	G	C5-C6-O6	5.16	131.69	128.60
1	2	1573	A	OP2-P-O3'	5.16	116.54	105.20
1	2	1745	G	N3-C2-N2	5.16	123.51	119.90
36	1	302	U	N1-C2-O2	5.16	126.41	122.80
36	1	656	A	C4-C5-N7	5.16	113.28	110.70
36	1	950	G	C4-C5-N7	5.16	112.86	110.80
36	1	2954	U	N1-C2-O2	5.16	126.41	122.80
36	5	386	A	N1-C6-N6	5.16	121.69	118.60
36	5	2283	G	N3-C4-C5	5.16	131.18	128.60
36	5	2307	G	N3-C4-C5	-5.16	126.02	128.60
36	5	2376	G	N1-C6-O6	5.16	122.99	119.90
38	8	113	U	C6-N1-C2	-5.16	117.91	121.00
1	2	1165	G	C8-N9-C4	5.15	108.46	106.40
80	6	385	A	C6-C5-N7	5.15	135.91	132.30
80	6	640	U	N1-C2-O2	5.15	126.41	122.80
80	6	1097	U	C6-N1-C2	-5.15	117.91	121.00
80	6	1228	G	N3-C4-C5	-5.15	126.02	128.60
36	5	359	U	C2-N1-C1'	5.15	123.88	117.70

*Continued on next page...*



*Continued from previous page...*

Mol	Chain	Res	Type	Atoms	Z	Observed(°)	Ideal(°)
36	5	1556	C	O5'-P-OP2	5.15	116.89	110.70
36	5	2214	A	N1-C6-N6	-5.15	115.51	118.60
36	1	676	G	C4-C5-C6	5.15	121.89	118.80
36	1	2630	C	O5'-P-OP1	-5.15	101.06	105.70
36	5	3180	A	N1-C6-N6	5.15	121.69	118.60
1	2	388	G	C8-N9-C4	-5.15	104.34	106.40
36	1	1838	G	C4-C5-N7	5.15	112.86	110.80
36	1	3140	G	O5'-P-OP2	-5.15	101.06	105.70
38	4	17	A	C4-C5-C6	5.15	119.58	117.00
38	4	129	C	O5'-P-OP1	-5.15	101.06	105.70
36	5	64	G	C4-C5-N7	5.15	112.86	110.80
36	5	711	A	OP2-P-O3'	5.15	116.53	105.20
36	5	3327	G	N3-C2-N2	-5.15	116.30	119.90
36	1	427	C	C6-N1-C2	5.15	122.36	120.30
36	1	2206	G	N9-C4-C5	-5.15	103.34	105.40
57	N1	89	LEU	CA-CB-CG	5.15	127.14	115.30
80	6	390	G	OP1-P-OP2	5.15	127.32	119.60
36	5	641	C	C2-N1-C1'	-5.15	113.14	118.80
36	5	989	A	C6-C5-N7	-5.15	128.69	132.30
36	1	573	C	N1-C2-O2	5.15	121.99	118.90
36	1	2163	C	C2-N1-C1'	-5.15	113.14	118.80
36	1	2641	U	N1-C2-N3	-5.15	111.81	114.90
36	1	2972	G	N1-C2-N2	-5.15	111.57	116.20
70	O4	57	LEU	C-N-CA	-5.15	108.83	121.70
80	6	284	G	N3-C4-N9	-5.15	122.91	126.00
80	6	403	G	N1-C2-N2	-5.15	111.57	116.20
80	6	862	A	C4-C5-C6	-5.15	114.43	117.00
80	6	1039	A	OP2-P-O3'	5.15	116.52	105.20
36	5	1273	A	C8-N9-C4	5.15	107.86	105.80
36	5	1376	C	N3-C4-C5	5.15	123.96	121.90
36	5	1704	A	N3-C4-C5	5.15	130.40	126.80
36	5	2300	G	C5-N7-C8	-5.15	101.73	104.30
36	5	3263	G	C5-C6-O6	-5.15	125.51	128.60
37	7	90	U	N3-C4-O4	-5.15	115.80	119.40
1	2	1745	G	C8-N9-C4	5.15	108.46	106.40
36	1	652	G	O5'-P-OP2	-5.15	101.07	105.70
36	1	3254	G	N3-C4-C5	5.15	131.17	128.60
36	5	290	G	N7-C8-N9	5.15	115.67	113.10
36	5	924	G	C5-C6-O6	-5.15	125.51	128.60
36	5	1417	G	O4'-C1'-N9	-5.15	104.08	108.20
36	5	2944	U	C2-N1-C1'	5.15	123.88	117.70
36	1	50	U	C5-C4-O4	5.14	128.99	125.90

*Continued on next page...*

*Continued from previous page...*

Mol	Chain	Res	Type	Atoms	Z	Observed(°)	Ideal(°)
36	1	2427	U	C5-C6-N1	-5.14	120.13	122.70
80	6	139	C	O5'-P-OP1	-5.14	101.07	105.70
80	6	351	C	N3-C4-N4	5.14	121.60	118.00
80	6	1081	A	O4'-C1'-N9	5.14	112.31	108.20
80	6	1154	G	C5-N7-C8	-5.14	101.73	104.30
36	5	321	C	C6-N1-C2	-5.14	118.24	120.30
36	5	1065	A	C8-N9-C4	5.14	107.86	105.80
36	5	1675	G	C5-C6-O6	-5.14	125.51	128.60
36	5	2350	C	O5'-P-OP1	5.14	116.87	110.70
36	5	3140	G	C6-C5-N7	-5.14	127.31	130.40
36	5	3218	A	C5-N7-C8	-5.14	101.33	103.90
36	5	3242	G	C4-C5-N7	5.14	112.86	110.80
36	5	3296	A	C8-N9-C4	5.14	107.86	105.80
36	1	58	G	C8-N9-C1'	-5.14	120.32	127.00
36	1	385	A	N1-C6-N6	-5.14	115.52	118.60
36	1	622	A	OP1-P-O3'	5.14	116.51	105.20
36	1	2211	U	N1-C2-O2	-5.14	119.20	122.80
36	1	2401	A	C8-N9-C4	5.14	107.86	105.80
36	1	2953	U	N1-C2-O2	-5.14	119.20	122.80
38	4	116	G	C8-N9-C1'	-5.14	120.31	127.00
36	5	806	A	OP2-P-O3'	5.14	116.51	105.20
36	5	851	C	N3-C4-C5	5.14	123.96	121.90
36	5	1127	G	O5'-P-OP2	-5.14	101.07	105.70
36	5	2603	G	N1-C2-N3	5.14	126.98	123.90
36	5	2749	G	N3-C4-N9	-5.14	122.91	126.00
36	5	2936	A	C2-N3-C4	5.14	113.17	110.60
1	2	1024	U	O5'-P-OP1	-5.14	101.07	105.70
36	1	1138	U	O5'-P-OP2	5.14	116.87	110.70
36	1	1163	A	N7-C8-N9	5.14	116.37	113.80
36	1	2353	G	C5-C6-O6	-5.14	125.52	128.60
36	5	1910	A	N9-C4-C5	-5.14	103.74	105.80
1	2	192	U	C2-N1-C1'	5.14	123.87	117.70
1	2	1097	U	O4'-C1'-N1	5.14	112.31	108.20
36	1	1441	G	O5'-P-OP2	-5.14	101.08	105.70
36	1	2918	G	OP1-P-OP2	5.14	127.31	119.60
36	1	2953	U	C5-C6-N1	5.14	125.27	122.70
80	6	144	U	C5-C6-N1	5.14	125.27	122.70
36	5	1498	A	N1-C2-N3	5.14	131.87	129.30
36	5	1896	A	OP2-P-O3'	5.14	116.50	105.20
36	5	2602	G	N1-C2-N2	5.14	120.83	116.20
36	1	1889	G	N7-C8-N9	-5.14	110.53	113.10
36	5	1046	A	C8-N9-C4	-5.14	103.75	105.80

*Continued on next page...*

*Continued from previous page...*

Mol	Chain	Res	Type	Atoms	Z	Observed(°)	Ideal(°)
36	1	652	G	C6-C5-N7	-5.14	127.32	130.40
36	1	1299	U	N3-C4-C5	5.14	117.68	114.60
36	1	1321	G	C4-N9-C1'	5.14	133.18	126.50
36	1	3368	U	N1-C2-O2	-5.14	119.20	122.80
36	5	2393	G	C6-C5-N7	-5.14	127.32	130.40
36	5	2730	G	N3-C4-C5	5.14	131.17	128.60
1	2	1241	G	C8-N9-C4	-5.13	104.35	106.40
36	1	286	U	N1-C2-O2	5.13	126.39	122.80
52	M6	56	ASP	CB-CG-OD1	-5.13	113.68	118.30
80	6	779	U	N3-C2-O2	-5.13	118.61	122.20
36	5	960	U	N1-C1'-C2'	5.13	120.67	114.00
36	5	2727	A	C8-N9-C4	-5.13	103.75	105.80
36	5	2996	U	N3-C2-O2	-5.13	118.61	122.20
1	2	1608	U	O5'-P-OP1	-5.13	101.08	105.70
36	1	2131	A	N1-C6-N6	5.13	121.68	118.60
80	6	298	C	N1-C2-O2	-5.13	115.82	118.90
80	6	322	G	N1-C6-O6	5.13	122.98	119.90
80	6	542	A	C8-N9-C4	-5.13	103.75	105.80
80	6	542	A	C4-N9-C1'	5.13	135.54	126.30
80	6	1086	A	N9-C4-C5	5.13	107.85	105.80
36	5	1639	C	C6-N1-C2	-5.13	118.25	120.30
36	5	3034	C	N3-C4-C5	5.13	123.95	121.90
1	2	885	G	N1-C6-O6	5.13	122.98	119.90
1	2	1241	G	C4-N9-C1'	5.13	133.17	126.50
36	1	2647	A	O4'-C1'-N9	5.13	112.31	108.20
36	1	2896	A	C4-C5-N7	5.13	113.27	110.70
36	1	3328	G	C5-N7-C8	-5.13	101.73	104.30
80	6	418	G	C5-N7-C8	-5.13	101.73	104.30
80	6	667	U	P-O3'-C3'	5.13	125.86	119.70
80	6	756	A	N7-C8-N9	5.13	116.36	113.80
80	6	934	C	N1-C2-O2	5.13	121.98	118.90
6	s4	3	ARG	NE-CZ-NH1	-5.13	117.73	120.30
36	5	403	C	OP2-P-O3'	5.13	116.49	105.20
36	5	424	G	C4-C5-N7	5.13	112.85	110.80
36	5	1069	C	C6-N1-C2	-5.13	118.25	120.30
36	5	1178	G	C5-C6-O6	-5.13	125.52	128.60
36	5	2413	A	C8-N9-C4	5.13	107.85	105.80
36	1	2586	G	N3-C2-N2	5.13	123.49	119.90
36	5	404	G	O5'-P-OP1	5.13	116.86	110.70
38	8	17	A	N1-C6-N6	5.13	121.68	118.60
1	2	601	A	N1-C6-N6	5.13	121.68	118.60
36	1	394	G	C4-C5-N7	-5.13	108.75	110.80

*Continued on next page...*

*Continued from previous page...*

Mol	Chain	Res	Type	Atoms	Z	Observed(°)	Ideal(°)
36	1	1077	U	C6-N1-C2	5.13	124.08	121.00
36	1	1309	U	C6-N1-C2	5.13	124.08	121.00
36	1	2351	U	O5'-P-OP2	5.13	116.86	110.70
80	6	72	A	O4'-C1'-N9	5.13	112.30	108.20
80	6	548	G	N3-C2-N2	-5.13	116.31	119.90
36	5	269	G	N9-C4-C5	-5.13	103.35	105.40
36	5	2392	C	N3-C2-O2	5.13	125.49	121.90
38	8	36	G	N1-C6-O6	-5.13	116.82	119.90
36	1	2400	G	N3-C4-C5	5.13	131.16	128.60
80	6	1456	C	C2-N1-C1'	5.13	124.44	118.80
36	5	1468	A	C6-C5-N7	-5.13	128.71	132.30
80	6	175	G	OP2-P-O3'	5.12	116.48	105.20
80	6	1294	G	N3-C4-C5	5.12	131.16	128.60
36	5	924	G	O5'-P-OP2	5.12	116.85	110.70
1	2	363	G	C8-N9-C4	5.12	108.45	106.40
36	1	36	C	OP1-P-O3'	5.12	116.47	105.20
36	1	2247	G	C4-C5-N7	5.12	112.85	110.80
38	4	64	U	OP2-P-O3'	5.12	116.47	105.20
80	6	14	C	C6-N1-C2	-5.12	118.25	120.30
36	5	361	A	C4-C5-N7	-5.12	108.14	110.70
36	5	579	G	C4-N9-C1'	-5.12	119.84	126.50
36	5	1718	G	N3-C4-C5	5.12	131.16	128.60
36	5	2841	G	N1-C2-N2	-5.12	111.59	116.20
36	5	3049	A	N9-C1'-C2'	-5.12	106.36	112.00
36	5	3256	G	C5-C6-O6	-5.12	125.53	128.60
38	8	77	A	O5'-P-OP1	-5.12	101.09	105.70
1	2	939	A	O5'-P-OP2	-5.12	101.09	105.70
36	1	686	G	OP2-P-O3'	5.12	116.47	105.20
36	1	784	A	O4'-C1'-N9	5.12	112.30	108.20
36	1	2136	C	C6-N1-C2	5.12	122.35	120.30
36	1	2323	G	N3-C4-N9	5.12	129.07	126.00
36	1	2747	A	C8-N9-C4	-5.12	103.75	105.80
36	1	2985	C	N1-C2-N3	5.12	122.79	119.20
80	6	101	U	N1-C2-O2	5.12	126.39	122.80
80	6	464	A	N1-C6-N6	5.12	121.67	118.60
80	6	767	U	C5-C4-O4	5.12	128.97	125.90
36	5	2319	U	OP2-P-O3'	5.12	116.47	105.20
36	5	2667	A	C5-C6-N1	5.12	120.26	117.70
36	5	3078	U	N1-C2-O2	5.12	126.39	122.80
36	5	3092	C	C2-N1-C1'	5.12	124.44	118.80
1	2	1770	U	C5-C4-O4	-5.12	122.83	125.90
18	C6	40	GLU	C-N-CA	5.12	143.50	122.00

*Continued on next page...*

*Continued from previous page...*

Mol	Chain	Res	Type	Atoms	Z	Observed(°)	Ideal(°)
36	1	2282	U	OP2-P-O3'	5.12	116.46	105.20
44	L7	127	LEU	CA-CB-CG	-5.12	103.52	115.30
80	6	1129	U	N3-C4-O4	-5.12	115.82	119.40
36	5	2639	G	N9-C4-C5	5.12	107.45	105.40
1	2	1271	G	OP1-P-O3'	5.12	116.46	105.20
36	1	656	A	C8-N9-C4	5.12	107.85	105.80
36	1	987	U	O5'-P-OP1	-5.12	101.09	105.70
36	1	2430	A	O5'-P-OP1	-5.12	101.09	105.70
36	1	3030	G	N9-C4-C5	5.12	107.45	105.40
37	3	87	G	C4-C5-N7	5.12	112.85	110.80
80	6	319	U	C5'-C4'-O4'	5.12	115.24	109.10
80	6	1093	A	N1-C6-N6	-5.12	115.53	118.60
80	6	1305	U	C6-N1-C1'	-5.12	114.03	121.20
80	6	1738	U	C5-C4-O4	5.12	128.97	125.90
36	5	1128	U	N1-C2-N3	5.12	117.97	114.90
36	5	1814	A	O5'-P-OP1	5.12	116.84	110.70
36	5	3245	A	N9-C4-C5	-5.12	103.75	105.80
80	6	548	G	C5-C6-O6	-5.12	125.53	128.60
80	6	804	A	OP1-P-O3'	5.12	116.46	105.20
80	6	1643	U	C5-C4-O4	5.12	128.97	125.90
36	1	1342	C	N3-C4-C5	5.12	123.95	121.90
36	1	1381	A	C6-C5-N7	5.12	135.88	132.30
36	1	2599	U	O5'-P-OP1	-5.12	101.10	105.70
36	5	1002	A	OP1-P-O3'	5.12	116.45	105.20
36	5	1520	G	C5-C6-O6	-5.12	125.53	128.60
36	1	113	C	N1-C2-O2	5.11	121.97	118.90
36	1	193	C	N3-C4-N4	5.11	121.58	118.00
36	1	1181	U	O5'-P-OP2	-5.11	101.10	105.70
36	1	1467	A	O5'-P-OP2	-5.11	101.10	105.70
36	1	2369	G	C8-N9-C4	-5.11	104.36	106.40
36	1	2795	U	OP1-P-OP2	5.11	127.27	119.60
36	1	2891	U	N3-C2-O2	5.11	125.78	122.20
80	6	297	U	C5-C6-N1	5.11	125.26	122.70
80	6	1781	A	OP1-P-OP2	5.11	127.27	119.60
1	2	327	U	N3-C4-O4	5.11	122.98	119.40
36	1	2134	G	C5-C6-O6	-5.11	125.53	128.60
36	1	3333	G	O4'-C1'-N9	5.11	112.29	108.20
80	6	1008	G	C8-N9-C4	5.11	108.44	106.40
36	5	339	C	C2-N1-C1'	-5.11	113.18	118.80
36	1	935	U	C2-N1-C1'	5.11	123.83	117.70
36	1	964	G	N7-C8-N9	5.11	115.66	113.10
36	1	972	A	C5-C6-N6	-5.11	119.61	123.70

*Continued on next page...*

*Continued from previous page...*

Mol	Chain	Res	Type	Atoms	Z	Observed(°)	Ideal(°)
36	1	1298	C	OP1-P-OP2	5.11	127.26	119.60
36	1	1368	U	C5-C4-O4	-5.11	122.83	125.90
36	1	2643	A	N9-C4-C5	-5.11	103.76	105.80
37	3	41	G	N7-C8-N9	5.11	115.66	113.10
80	6	25	C	P-O3'-C3'	5.11	125.83	119.70
80	6	282	C	C6-N1-C2	5.11	122.34	120.30
36	5	793	C	N3-C4-C5	-5.11	119.86	121.90
36	5	890	C	C2-N3-C4	-5.11	117.34	119.90
36	5	1176	C	N3-C4-N4	5.11	121.58	118.00
36	5	1689	U	C5-C6-N1	5.11	125.25	122.70
36	5	1762	C	C6-N1-C2	-5.11	118.26	120.30
36	5	2197	C	N3-C4-N4	5.11	121.58	118.00
36	1	663	C	C5-C4-N4	-5.11	116.62	120.20
36	1	1861	G	N1-C6-O6	5.11	122.97	119.90
36	1	2975	U	C5-C4-O4	5.11	128.97	125.90
36	5	627	U	O5'-P-OP2	-5.11	101.10	105.70
36	5	945	C	C4-C5-C6	5.11	119.95	117.40
36	5	2871	G	N1-C6-O6	-5.11	116.83	119.90
36	5	3031	G	N3-C4-N9	-5.11	122.94	126.00
36	5	3123	A	N1-C6-N6	5.11	121.67	118.60
36	1	586	C	N1-C2-O2	-5.11	115.84	118.90
36	1	1437	C	C6-N1-C2	-5.11	118.26	120.30
36	1	1933	A	N1-C6-N6	5.11	121.67	118.60
36	1	2809	C	C5-C4-N4	5.11	123.78	120.20
36	1	2983	C	O4'-C1'-N1	5.11	112.29	108.20
80	6	825	U	C6-N1-C2	5.11	124.06	121.00
36	5	614	C	C6-N1-C2	5.11	122.34	120.30
36	5	1846	C	OP2-P-O3'	5.11	116.44	105.20
36	5	1937	U	C5-C4-O4	-5.11	122.83	125.90
36	5	2849	C	C6-N1-C2	5.11	122.34	120.30
38	8	77	A	O5'-P-OP2	5.11	116.83	110.70
36	1	614	C	C5-C4-N4	-5.11	116.63	120.20
36	1	787	G	O5'-P-OP1	5.11	116.83	110.70
36	1	957	C	N3-C4-N4	5.11	121.57	118.00
36	1	1892	G	OP1-P-OP2	5.11	127.26	119.60
36	1	2830	G	C8-N9-C1'	5.11	133.64	127.00
36	1	3042	U	OP1-P-O3'	5.11	116.43	105.20
80	6	291	G	C2-N3-C4	-5.11	109.35	111.90
36	5	205	C	O4'-C1'-N1	5.11	112.28	108.20
36	5	1942	U	N3-C2-O2	-5.11	118.63	122.20
36	5	2901	G	N3-C4-C5	-5.11	126.05	128.60
36	5	3344	A	C6-C5-N7	5.11	135.87	132.30

*Continued on next page...*

*Continued from previous page...*

Mol	Chain	Res	Type	Atoms	Z	Observed(°)	Ideal(°)
1	2	1539	G	N3-C4-C5	5.10	131.15	128.60
80	6	103	A	C4-N9-C1'	5.10	135.49	126.30
36	5	1001	G	C6-C5-N7	5.10	133.46	130.40
36	5	2370	G	N3-C4-C5	-5.10	126.05	128.60
36	5	2550	U	C5-C4-O4	5.10	128.96	125.90
20	C8	17	LEU	CA-CB-CG	5.10	127.04	115.30
36	1	1695	U	N3-C4-C5	5.10	117.66	114.60
36	1	2689	A	O4'-C1'-N9	5.10	112.28	108.20
80	6	319	U	O4'-C1'-N1	5.10	112.28	108.20
36	5	2164	A	C8-N9-C4	-5.10	103.76	105.80
1	2	1004	U	C6-N1-C2	-5.10	117.94	121.00
36	1	498	A	C2-N3-C4	5.10	113.15	110.60
36	1	2644	C	N1-C2-O2	5.10	121.96	118.90
36	1	2688	U	O4'-C1'-N1	-5.10	104.12	108.20
80	6	90	C	N3-C4-C5	5.10	123.94	121.90
80	6	1594	G	C8-N9-C1'	-5.10	120.37	127.00
36	5	265	A	OP2-P-O3'	5.10	116.42	105.20
36	5	2385	G	C5-C6-N1	-5.10	108.95	111.50
36	5	2767	U	C5-C4-O4	5.10	128.96	125.90
36	5	3386	G	N9-C4-C5	5.10	107.44	105.40
38	8	95	G	C8-N9-C1'	5.10	133.63	127.00
1	2	25	C	OP2-P-O3'	5.10	116.42	105.20
1	2	864	U	N3-C2-O2	-5.10	118.63	122.20
36	1	1111	U	C5-C6-N1	-5.10	120.15	122.70
36	1	2755	C	C6-N1-C2	5.10	122.34	120.30
80	6	1029	U	N1-C2-N3	5.10	117.96	114.90
36	5	1843	C	C2-N1-C1'	5.10	124.41	118.80
36	5	2762	A	N1-C6-N6	-5.10	115.54	118.60
36	1	2355	G	N3-C4-C5	-5.10	126.05	128.60
36	1	3028	G	N9-C4-C5	-5.10	103.36	105.40
38	4	115	C	N3-C2-O2	-5.10	118.33	121.90
80	6	151	G	C4-C5-N7	-5.10	108.76	110.80
80	6	359	A	C6-N1-C2	5.10	121.66	118.60
80	6	646	C	C6-N1-C2	-5.10	118.26	120.30
80	6	1747	G	C8-N9-C4	5.10	108.44	106.40
36	5	1127	G	C8-N9-C4	5.10	108.44	106.40
36	5	1152	G	N7-C8-N9	5.10	115.65	113.10
36	5	3106	A	C5-N7-C8	-5.10	101.35	103.90
1	2	1081	A	O4'-C1'-N9	5.10	112.28	108.20
36	1	307	A	O5'-P-OP2	-5.10	101.11	105.70
36	1	686	G	N9-C4-C5	-5.10	103.36	105.40
36	1	2127	U	N3-C2-O2	5.10	125.77	122.20

*Continued on next page...*

*Continued from previous page...*

Mol	Chain	Res	Type	Atoms	Z	Observed(°)	Ideal(°)
80	6	57	G	C5-C6-N1	-5.10	108.95	111.50
1	2	1766	A	C8-N9-C4	5.09	107.84	105.80
36	1	410	U	N3-C4-O4	5.09	122.97	119.40
36	1	1839	A	C8-N9-C4	-5.09	103.76	105.80
36	1	3032	A	OP2-P-O3'	5.09	116.41	105.20
36	1	3313	U	N1-C2-O2	5.09	126.37	122.80
80	6	397	A	C8-N9-C4	5.09	107.84	105.80
80	6	568	G	C5-C6-O6	5.09	131.66	128.60
36	5	200	C	N1-C2-O2	5.09	121.96	118.90
36	5	1306	G	N9-C4-C5	-5.09	103.36	105.40
36	5	2936	A	N3-C4-N9	5.09	131.48	127.40
36	5	2971	A	C5-C6-N6	-5.09	119.62	123.70
39	12	238	ILE	CG1-CB-CG2	-5.09	100.19	111.40
1	2	864	U	C5-C4-O4	5.09	128.96	125.90
1	2	973	A	N1-C6-N6	5.09	121.66	118.60
36	1	1526	U	C2-N1-C1'	5.09	123.81	117.70
36	1	1733	G	N3-C4-C5	-5.09	126.05	128.60
80	6	399	A	C6-C5-N7	5.09	135.87	132.30
36	5	1589	A	C8-N9-C4	-5.09	103.76	105.80
1	2	254	A	C8-N9-C4	5.09	107.84	105.80
1	2	569	C	C2-N1-C1'	-5.09	113.20	118.80
36	1	857	G	N3-C4-C5	5.09	131.15	128.60
36	1	1083	G	N3-C4-N9	5.09	129.06	126.00
36	1	2131	A	OP1-P-O3'	5.09	116.40	105.20
80	6	1783	C	N3-C4-C5	-5.09	119.86	121.90
36	5	349	A	N1-C6-N6	-5.09	115.55	118.60
36	5	2808	A	N9-C4-C5	-5.09	103.76	105.80
36	5	2897	A	C5-C6-N1	5.09	120.25	117.70
36	5	3006	A	N7-C8-N9	-5.09	111.25	113.80
38	8	5	U	N3-C4-C5	5.09	117.66	114.60
1	2	794	U	OP1-P-O3'	5.09	116.40	105.20
36	1	1494	U	C2-N1-C1'	-5.09	111.59	117.70
36	1	1802	C	N3-C4-N4	5.09	121.56	118.00
36	1	2206	G	C5-C6-O6	-5.09	125.55	128.60
36	1	2226	U	C5-C4-O4	5.09	128.95	125.90
36	1	2227	C	C2'-C3'-O3'	5.09	121.84	113.70
80	6	130	C	N3-C2-O2	-5.09	118.34	121.90
36	5	872	U	O5'-P-OP1	-5.09	101.12	105.70
36	5	1303	A	N1-C6-N6	5.09	121.65	118.60
36	5	2395	G	O5'-P-OP2	-5.09	101.12	105.70
36	1	1604	G	N3-C2-N2	5.09	123.46	119.90
80	6	1301	U	C6-N1-C2	5.09	124.05	121.00

*Continued on next page...*



*Continued from previous page...*

Mol	Chain	Res	Type	Atoms	Z	Observed(°)	Ideal(°)
36	5	679	U	O5'-P-OP2	-5.09	101.12	105.70
36	5	1862	U	C5-C6-N1	5.09	125.24	122.70
36	1	558	U	C5-C6-N1	-5.09	120.16	122.70
36	1	894	G	N3-C4-N9	5.09	129.05	126.00
36	1	1773	C	C6-N1-C2	5.09	122.33	120.30
36	5	1055	A	P-O3'-C3'	5.09	125.81	119.70
36	5	1650	G	C5-C6-O6	-5.09	125.55	128.60
36	5	3198	U	O4'-C1'-N1	-5.09	104.13	108.20
36	5	3387	U	O5'-P-OP2	-5.09	101.12	105.70
38	8	113	U	C2-N1-C1'	5.09	123.80	117.70
36	1	1741	A	C2-N3-C4	-5.08	108.06	110.60
36	1	2994	A	C4-C5-N7	5.08	113.24	110.70
36	1	3173	G	C6-C5-N7	5.08	133.45	130.40
1	2	1012	U	C2-N3-C4	5.08	130.05	127.00
1	2	1069	A	C8-N9-C4	5.08	107.83	105.80
36	1	3190	C	C6-N1-C2	5.08	122.33	120.30
37	3	84	A	C8-N9-C4	-5.08	103.77	105.80
80	6	409	C	C6-N1-C2	-5.08	118.27	120.30
80	6	639	U	N1-C2-O2	5.08	126.36	122.80
80	6	1058	U	P-O3'-C3'	5.08	125.80	119.70
80	6	1083	G	OP1-P-OP2	-5.08	111.97	119.60
36	5	674	G	N3-C4-N9	-5.08	122.95	126.00
36	5	1860	G	N1-C6-O6	-5.08	116.85	119.90
36	5	2389	C	O5'-P-OP1	-5.08	101.12	105.70
36	5	2711	C	OP1-P-O3'	5.08	116.38	105.20
38	8	135	G	N3-C4-C5	5.08	131.14	128.60
36	1	206	G	C5-C6-N1	5.08	114.04	111.50
36	1	2426	U	C6-N1-C1'	5.08	128.31	121.20
36	1	2946	A	C6-C5-N7	-5.08	128.74	132.30
38	4	113	U	C5-C4-O4	5.08	128.95	125.90
36	5	281	G	OP1-P-OP2	-5.08	111.98	119.60
36	5	2435	G	N3-C4-C5	5.08	131.14	128.60
36	5	2706	G	N3-C4-N9	5.08	129.05	126.00
80	6	316	A	N7-C8-N9	-5.08	111.26	113.80
80	6	1055	U	C6-N1-C2	-5.08	117.95	121.00
11	s9	149	ARG	NE-CZ-NH2	-5.08	117.76	120.30
36	5	30	G	N9-C4-C5	-5.08	103.37	105.40
36	5	2666	C	N3-C4-N4	5.08	121.56	118.00
1	2	1174	C	N3-C4-C5	5.08	123.93	121.90
36	1	182	U	O5'-P-OP2	-5.08	101.13	105.70
36	1	423	A	N1-C6-N6	5.08	121.65	118.60
36	1	938	C	N3-C4-C5	5.08	123.93	121.90

*Continued on next page...*

*Continued from previous page...*

Mol	Chain	Res	Type	Atoms	Z	Observed(°)	Ideal(°)
36	1	2306	C	N3-C2-O2	-5.08	118.34	121.90
36	1	3155	U	C6-N1-C2	-5.08	117.95	121.00
37	3	14	U	N3-C4-C5	5.08	117.65	114.60
80	6	894	U	C2-N3-C4	5.08	130.05	127.00
36	5	716	A	C4-C5-N7	5.08	113.24	110.70
36	5	1097	G	O5'-P-OP2	5.08	116.79	110.70
36	5	3018	C	OP2-P-O3'	5.08	116.37	105.20
36	5	3041	U	N3-C4-C5	5.08	117.65	114.60
38	8	26	U	C5-C6-N1	5.08	125.24	122.70
36	1	1113	G	N3-C4-C5	-5.08	126.06	128.60
36	1	1496	C	C4-C5-C6	-5.08	114.86	117.40
36	1	2913	C	C2-N1-C1'	-5.08	113.22	118.80
37	3	103	A	N1-C6-N6	5.08	121.64	118.60
61	N5	38	LEU	CA-CB-CG	5.08	126.97	115.30
80	6	1575	G	C8-N9-C4	5.08	108.43	106.40
36	5	200	C	C6-N1-C2	-5.08	118.27	120.30
36	5	3010	U	O4'-C1'-N1	5.08	112.26	108.20
36	5	3212	C	N3-C4-C5	5.08	123.93	121.90
1	2	118	U	C5-C4-O4	-5.07	122.86	125.90
36	1	1160	C	C6-N1-C2	5.07	122.33	120.30
36	5	3133	C	N3-C2-O2	5.07	125.45	121.90
1	2	1274	C	N3-C4-N4	-5.07	114.45	118.00
36	1	294	U	C6-N1-C2	-5.07	117.96	121.00
36	1	2786	G	N1-C6-O6	-5.07	116.86	119.90
36	5	2379	U	O5'-P-OP1	5.07	116.79	110.70
36	5	2703	A	C4-C5-N7	-5.07	108.16	110.70
1	2	1787	C	C6-N1-C2	5.07	122.33	120.30
36	1	2396	G	O4'-C1'-N9	5.07	112.26	108.20
36	1	2796	G	C8-N9-C4	-5.07	104.37	106.40
38	4	61	A	O5'-P-OP1	-5.07	101.14	105.70
80	6	1101	G	C8-N9-C1'	-5.07	120.41	127.00
36	5	283	G	C5-C6-N1	5.07	114.03	111.50
36	5	953	G	N3-C4-N9	-5.07	122.96	126.00
36	5	1896	A	C4-C5-C6	-5.07	114.46	117.00
36	5	3347	A	N7-C8-N9	-5.07	111.27	113.80
36	1	927	C	N3-C4-C5	-5.07	119.87	121.90
36	1	1832	C	O5'-P-OP2	-5.07	101.14	105.70
36	1	3093	C	C6-N1-C2	5.07	122.33	120.30
36	5	511	G	C8-N9-C1'	-5.07	120.41	127.00
36	5	1222	G	C5-N7-C8	5.07	106.83	104.30
36	5	1399	A	C4-C5-N7	5.07	113.23	110.70
38	8	74	U	C5-C6-N1	5.07	125.23	122.70

*Continued on next page...*

*Continued from previous page...*

Mol	Chain	Res	Type	Atoms	Z	Observed(°)	Ideal(°)
36	1	277	G	OP2-P-O3'	5.07	116.35	105.20
36	1	286	U	C5-C6-N1	5.07	125.23	122.70
36	1	899	U	OP2-P-O3'	5.07	116.35	105.20
36	1	1514	G	C6-C5-N7	-5.07	127.36	130.40
37	3	99	G	C2-N3-C4	-5.07	109.37	111.90
80	6	426	G	N3-C4-C5	-5.07	126.07	128.60
1	2	457	G	C6-C5-N7	-5.07	127.36	130.40
36	1	94	G	C2-N3-C4	-5.07	109.37	111.90
36	1	287	G	C6-C5-N7	-5.07	127.36	130.40
36	1	1481	A	O5'-P-OP1	5.07	116.78	110.70
36	1	2347	U	O5'-P-OP1	5.07	116.78	110.70
36	1	2356	A	N9-C4-C5	-5.07	103.77	105.80
80	6	173	A	C2-N3-C4	-5.07	108.07	110.60
36	5	1335	C	OP2-P-O3'	5.07	116.34	105.20
36	5	1395	G	OP2-P-O3'	5.07	116.34	105.20
36	5	1680	G	C4-N9-C1'	-5.07	119.92	126.50
36	5	2406	C	C5-C6-N1	5.07	123.53	121.00
37	7	90	U	C5-C6-N1	-5.07	120.17	122.70
38	8	42	G	C4-C5-N7	5.07	112.83	110.80
36	1	1186	G	N3-C2-N2	5.06	123.44	119.90
36	1	1897	G	O5'-P-OP1	-5.06	101.14	105.70
36	1	2426	U	C2-N1-C1'	-5.06	111.62	117.70
36	5	793	C	C4-C5-C6	5.06	119.93	117.40
36	5	2245	C	C2-N1-C1'	5.06	124.37	118.80
36	5	2959	C	C6-N1-C2	-5.06	118.27	120.30
1	2	1735	U	N1-C2-O2	5.06	126.34	122.80
1	2	1810	G	N3-C4-C5	-5.06	126.07	128.60
36	1	613	G	N1-C6-O6	5.06	122.94	119.90
36	1	1171	G	N7-C8-N9	5.06	115.63	113.10
36	1	2240	G	N9-C4-C5	-5.06	103.38	105.40
62	N6	13	ARG	NE-CZ-NH2	-5.06	117.77	120.30
80	6	787	G	C4-N9-C1'	5.06	133.08	126.50
80	6	1304	G	N7-C8-N9	-5.06	110.57	113.10
36	5	2726	C	N3-C4-N4	-5.06	114.46	118.00
36	5	3179	U	N3-C4-O4	5.06	122.94	119.40
36	5	3197	G	N1-C6-O6	5.06	122.94	119.90
36	1	1606	U	C6-N1-C2	5.06	124.04	121.00
36	1	2585	G	C8-N9-C4	-5.06	104.38	106.40
38	4	85	G	N7-C8-N9	5.06	115.63	113.10
80	6	1523	G	C8-N9-C4	-5.06	104.38	106.40
80	6	1748	G	C5-C6-O6	-5.06	125.56	128.60
36	5	2688	U	N1-C2-N3	-5.06	111.86	114.90

*Continued on next page...*

*Continued from previous page...*

Mol	Chain	Res	Type	Atoms	Z	Observed(°)	Ideal(°)
36	5	2886	U	N1-C2-N3	5.06	117.94	114.90
80	6	139	C	C6-N1-C2	-5.06	118.28	120.30
80	6	1464	G	N1-C6-O6	-5.06	116.86	119.90
36	5	425	G	N3-C2-N2	-5.06	116.36	119.90
36	5	629	U	N3-C2-O2	-5.06	118.66	122.20
36	5	698	U	C5-C6-N1	5.06	125.23	122.70
36	5	1170	A	N1-C6-N6	5.06	121.64	118.60
36	5	1520	G	N7-C8-N9	5.06	115.63	113.10
36	5	1644	C	N1-C2-O2	-5.06	115.86	118.90
36	5	2313	A	N7-C8-N9	5.06	116.33	113.80
36	5	2428	U	N3-C4-O4	5.06	122.94	119.40
36	5	3097	C	C4-C5-C6	-5.06	114.87	117.40
1	2	1746	A	N1-C6-N6	5.06	121.63	118.60
36	1	827	A	C4-C5-C6	-5.06	114.47	117.00
36	1	1480	G	O5'-P-OP2	-5.06	101.15	105.70
36	1	3028	G	N1-C6-O6	5.06	122.93	119.90
80	6	371	G	C6-C5-N7	-5.06	127.37	130.40
80	6	1473	U	C2-N1-C1'	5.06	123.77	117.70
36	5	1925	U	C6-N1-C2	-5.06	117.97	121.00
36	5	2340	U	N3-C2-O2	-5.06	118.66	122.20
36	5	2565	U	C6-N1-C2	-5.06	117.97	121.00
36	5	2929	C	N1-C2-O2	-5.06	115.87	118.90
36	1	2163	C	C2-N3-C4	-5.06	117.37	119.90
36	1	965	A	OP1-P-O3'	5.05	116.32	105.20
36	1	1420	C	C6-N1-C2	-5.05	118.28	120.30
36	1	1454	A	N9-C4-C5	-5.05	103.78	105.80
36	1	2207	A	N3-C4-C5	-5.05	123.26	126.80
36	1	2208	A	OP2-P-O3'	5.05	116.32	105.20
36	1	2831	G	C6-C5-N7	-5.05	127.37	130.40
36	1	3207	U	N3-C4-O4	-5.05	115.86	119.40
36	5	2762	A	C5-C6-N6	5.05	127.74	123.70
36	5	2927	C	OP2-P-O3'	5.05	116.32	105.20
36	1	3008	A	C4-N9-C1'	-5.05	117.20	126.30
36	1	3036	G	O5'-P-OP2	-5.05	101.15	105.70
80	6	637	C	N3-C4-C5	5.05	123.92	121.90
80	6	985	G	N3-C4-C5	5.05	131.13	128.60
36	5	3312	U	N3-C2-O2	5.05	125.74	122.20
36	1	1623	G	N1-C6-O6	5.05	122.93	119.90
36	1	1927	G	C6-C5-N7	-5.05	127.37	130.40
36	1	2137	U	O4'-C1'-N1	5.05	112.24	108.20
36	1	2816	G	O4'-C1'-N9	5.05	112.24	108.20
80	6	1139	A	C2-N3-C4	5.05	113.13	110.60

*Continued on next page...*

*Continued from previous page...*

Mol	Chain	Res	Type	Atoms	Z	Observed(°)	Ideal(°)
14	c2	58	LEU	CA-CB-CG	5.05	126.92	115.30
36	5	1193	A	C4-C5-N7	5.05	113.22	110.70
36	5	1317	A	C2-N3-C4	5.05	113.13	110.60
36	5	1377	G	C5-C6-O6	-5.05	125.57	128.60
36	5	2407	C	C5-C4-N4	-5.05	116.66	120.20
36	5	2618	G	C4-C5-N7	5.05	112.82	110.80
36	5	2643	A	N7-C8-N9	-5.05	111.27	113.80
36	5	2864	A	O5'-P-OP1	-5.05	101.15	105.70
36	5	3256	G	N3-C2-N2	-5.05	116.36	119.90
1	2	577	G	C6-C5-N7	-5.05	127.37	130.40
1	2	1267	G	N1-C6-O6	5.05	122.93	119.90
36	1	1000	C	O4'-C1'-N1	5.05	112.24	108.20
36	1	1084	A	C8-N9-C4	5.05	107.82	105.80
36	1	1904	C	OP2-P-O3'	5.05	116.31	105.20
36	1	2177	G	N3-C4-N9	5.05	129.03	126.00
80	6	424	C	N3-C2-O2	5.05	125.44	121.90
80	6	757	A	C8-N9-C4	5.05	107.82	105.80
36	5	860	G	N3-C4-C5	-5.05	126.08	128.60
36	5	2222	A	OP1-P-O3'	5.05	116.31	105.20
36	5	2338	C	N3-C4-N4	5.05	121.53	118.00
36	5	2523	A	C2-N3-C4	5.05	113.12	110.60
36	5	2937	G	C6-C5-N7	-5.05	127.37	130.40
36	5	2955	U	OP2-P-O3'	5.05	116.31	105.20
36	5	3375	A	O4'-C1'-N9	-5.05	104.16	108.20
38	8	7	U	N1-C2-O2	-5.05	119.27	122.80
36	1	390	G	N1-C6-O6	-5.05	116.87	119.90
80	6	1579	U	C6-N1-C2	5.05	124.03	121.00
36	5	1530	U	O5'-P-OP2	-5.05	101.16	105.70
36	5	3367	C	N3-C4-C5	5.05	123.92	121.90
38	8	27	U	C5-C4-O4	-5.05	122.87	125.90
1	2	1241	G	N7-C8-N9	5.05	115.62	113.10
36	1	392	G	O5'-P-OP2	5.05	116.75	110.70
36	1	938	C	C4-C5-C6	-5.05	114.88	117.40
36	1	1481	A	C4-N9-C1'	5.05	135.38	126.30
38	4	116	G	N9-C4-C5	-5.05	103.38	105.40
80	6	1663	G	C6-C5-N7	-5.05	127.37	130.40
36	5	269	G	C5-C6-O6	-5.05	125.57	128.60
36	5	1223	A	O5'-P-OP1	-5.05	101.16	105.70
36	5	1661	G	C8-N9-C4	5.05	108.42	106.40
36	5	1764	U	C2-N1-C1'	5.05	123.75	117.70
36	5	2118	C	C6-N1-C2	-5.05	118.28	120.30
36	5	3377	G	C4-C5-N7	-5.05	108.78	110.80

*Continued on next page...*

*Continued from previous page...*

Mol	Chain	Res	Type	Atoms	Z	Observed(°)	Ideal(°)
1	2	1269	U	O4'-C1'-N1	5.04	112.24	108.20
1	2	1551	U	C6-N1-C2	-5.04	117.97	121.00
36	5	1052	U	C6-N1-C2	-5.04	117.97	121.00
36	5	3039	C	N3-C4-N4	5.04	121.53	118.00
50	m4	123	LEU	CA-CB-CG	-5.04	103.70	115.30
1	2	1410	A	C4-C5-N7	-5.04	108.18	110.70
1	2	1439	C	N3-C2-O2	-5.04	118.37	121.90
24	D2	104	LEU	CA-CB-CG	5.04	126.90	115.30
36	1	671	U	O5'-P-OP2	-5.04	101.16	105.70
36	1	1439	U	OP1-P-O3'	5.04	116.30	105.20
36	1	2239	G	N3-C2-N2	-5.04	116.37	119.90
36	1	2747	A	O5'-P-OP1	5.04	116.75	110.70
36	1	2976	A	C4-C5-N7	5.04	113.22	110.70
80	6	1599	C	C5-C4-N4	-5.04	116.67	120.20
80	6	1662	G	C2-N3-C4	-5.04	109.38	111.90
36	5	56	G	N3-C4-N9	-5.04	122.97	126.00
36	5	111	C	N3-C4-N4	5.04	121.53	118.00
36	5	1501	U	OP1-P-O3'	5.04	116.29	105.20
36	5	2189	U	O5'-P-OP1	-5.04	101.16	105.70
1	2	1200	G	C5-C6-N1	-5.04	108.98	111.50
1	2	1246	C	N3-C2-O2	-5.04	118.37	121.90
36	1	939	U	C5-C4-O4	-5.04	122.88	125.90
36	1	1530	U	C2-N1-C1'	-5.04	111.65	117.70
36	1	2881	C	C6-N1-C2	5.04	122.32	120.30
80	6	411	C	C5-C4-N4	5.04	123.73	120.20
36	5	363	G	C8-N9-C1'	-5.04	120.45	127.00
36	5	999	G	C5-C6-O6	-5.04	125.58	128.60
36	5	1418	A	C4-C5-C6	5.04	119.52	117.00
38	8	112	U	C6-N1-C1'	5.04	128.26	121.20
36	1	1729	A	O5'-P-OP2	-5.04	101.16	105.70
36	1	3015	G	N9-C4-C5	5.04	107.42	105.40
36	5	62	A	N1-C6-N6	5.04	121.62	118.60
36	5	428	A	OP2-P-O3'	5.04	116.29	105.20
36	5	1879	A	O5'-P-OP1	5.04	116.75	110.70
36	5	2387	A	N1-C6-N6	5.04	121.62	118.60
36	5	2411	U	O5'-P-OP1	5.04	116.75	110.70
36	5	2816	G	C4-C5-C6	5.04	121.82	118.80
37	7	11	A	O5'-P-OP1	-5.04	101.16	105.70
36	1	1000	C	N3-C4-C5	5.04	123.92	121.90
36	1	1795	U	O5'-P-OP2	5.04	116.75	110.70
36	1	2871	G	C4-N9-C1'	-5.04	119.95	126.50
36	1	2991	A	C5-N7-C8	-5.04	101.38	103.90

*Continued on next page...*

*Continued from previous page...*

Mol	Chain	Res	Type	Atoms	Z	Observed(°)	Ideal(°)
37	3	28	C	N3-C4-C5	-5.04	119.88	121.90
80	6	787	G	C6-C5-N7	-5.04	127.38	130.40
3	s1	47	LEU	CA-CB-CG	5.04	126.89	115.30
36	5	676	G	N9-C4-C5	5.04	107.42	105.40
38	8	114	G	O5'-P-OP1	-5.04	101.17	105.70
1	2	1025	A	N1-C6-N6	5.04	121.62	118.60
36	1	184	U	N3-C2-O2	-5.04	118.67	122.20
36	1	282	G	N1-C2-N2	-5.04	111.67	116.20
36	1	761	A	C8-N9-C4	-5.04	103.78	105.80
36	1	940	G	O5'-P-OP1	-5.04	101.17	105.70
36	1	1332	A	C4-C5-N7	5.04	113.22	110.70
36	5	2834	G	C2-N3-C4	5.04	114.42	111.90
1	2	904	G	N1-C6-O6	-5.04	116.88	119.90
36	1	2693	C	OP1-P-O3'	5.04	116.28	105.20
80	6	432	G	C5-C6-N1	-5.04	108.98	111.50
36	5	203	G	C6-C5-N7	5.04	133.42	130.40
36	5	1084	A	OP2-P-O3'	5.04	116.28	105.20
36	5	1141	C	N1-C2-O2	5.04	121.92	118.90
36	1	2193	U	O5'-P-OP1	-5.03	101.17	105.70
36	1	2322	C	C6-N1-C1'	5.03	126.84	120.80
36	1	2714	G	C4-C5-C6	-5.03	115.78	118.80
38	4	15	G	N9-C4-C5	-5.03	103.39	105.40
38	4	39	G	O5'-P-OP2	-5.03	101.17	105.70
36	5	769	G	C8-N9-C4	5.03	108.41	106.40
36	5	1203	A	C8-N9-C4	-5.03	103.79	105.80
36	5	1306	G	C5-C6-N1	-5.03	108.98	111.50
36	5	2440	G	P-O3'-C3'	5.03	125.74	119.70
36	5	2668	U	C5-C4-O4	-5.03	122.88	125.90
36	5	3057	U	N1-C2-O2	5.03	126.32	122.80
38	8	27	U	C2-N1-C1'	5.03	123.74	117.70
36	1	1443	G	C4-C5-N7	5.03	112.81	110.80
38	4	38	U	N1-C2-O2	5.03	126.32	122.80
36	5	691	A	OP1-P-O3'	5.03	116.27	105.20
36	5	3079	U	C2-N1-C1'	-5.03	111.66	117.70
37	7	34	C	N3-C2-O2	-5.03	118.38	121.90
37	7	43	U	C5-C4-O4	5.03	128.92	125.90
1	2	700	C	C6-N1-C2	-5.03	118.29	120.30
1	2	1051	G	P-O3'-C3'	5.03	125.74	119.70
36	1	816	A	C2-N3-C4	5.03	113.11	110.60
36	1	1196	C	N3-C4-C5	5.03	123.91	121.90
36	1	1351	U	C5-C6-N1	5.03	125.22	122.70
36	1	2772	C	O4'-C1'-N1	5.03	112.22	108.20

*Continued on next page...*

*Continued from previous page...*

Mol	Chain	Res	Type	Atoms	Z	Observed(°)	Ideal(°)
36	1	2827	U	C2-N1-C1'	-5.03	111.66	117.70
36	1	2968	G	N3-C2-N2	-5.03	116.38	119.90
80	6	43	A	C5-C6-N1	5.03	120.22	117.70
80	6	1396	U	C6-N1-C2	-5.03	117.98	121.00
36	5	618	C	N3-C2-O2	-5.03	118.38	121.90
36	5	835	G	C5-N7-C8	-5.03	101.78	104.30
36	1	1114	U	N1-C2-O2	5.03	126.32	122.80
36	1	1454	A	C5-C6-N6	-5.03	119.68	123.70
36	1	1499	C	OP2-P-O3'	5.03	116.26	105.20
36	1	2315	G	OP2-P-O3'	5.03	116.26	105.20
36	1	2942	C	N3-C4-N4	5.03	121.52	118.00
80	6	573	C	C6-N1-C2	-5.03	118.29	120.30
36	5	1081	U	N1-C1'-C2'	-5.03	106.47	112.00
36	5	1408	G	C4-C5-C6	-5.03	115.78	118.80
36	5	1797	A	N1-C6-N6	-5.03	115.58	118.60
36	5	2794	G	N1-C6-O6	-5.03	116.88	119.90
36	5	2819	A	OP1-P-O3'	-5.03	94.14	105.20
37	7	109	G	C6-C5-N7	-5.03	127.38	130.40
1	2	422	G	N1-C6-O6	5.03	122.92	119.90
80	6	1779	U	N3-C2-O2	-5.03	118.68	122.20
36	5	406	G	N1-C2-N3	5.03	126.92	123.90
36	5	412	G	O5'-P-OP2	5.03	116.73	110.70
36	5	824	C	O5'-P-OP2	-5.03	101.18	105.70
36	5	1149	G	C4-C5-N7	-5.03	108.79	110.80
36	5	1166	G	C5-C6-N1	-5.03	108.99	111.50
36	5	2138	A	O4'-C1'-N9	-5.03	104.18	108.20
36	5	2222	A	O4'-C1'-N9	-5.03	104.18	108.20
36	5	2622	C	C5-C4-N4	5.03	123.72	120.20
36	5	2860	U	N3-C4-O4	-5.03	115.88	119.40
36	5	2978	U	OP1-P-O3'	5.03	116.26	105.20
1	2	1263	G	N3-C4-C5	5.03	131.11	128.60
36	1	229	G	N7-C8-N9	5.03	115.61	113.10
36	1	1180	A	O4'-C1'-N9	-5.03	104.18	108.20
36	1	2142	A	C2-N3-C4	5.03	113.11	110.60
36	5	1486	G	N7-C8-N9	5.03	115.61	113.10
36	5	2147	A	N9-C4-C5	-5.03	103.79	105.80
36	5	2199	G	O5'-P-OP2	5.03	116.73	110.70
36	5	2299	A	N1-C6-N6	5.03	121.62	118.60
1	2	1342	C	C6-N1-C2	-5.02	118.29	120.30
36	1	870	G	C6-C5-N7	-5.02	127.39	130.40
36	1	1131	G	C4-N9-C1'	5.02	133.03	126.50
36	5	2541	U	N3-C2-O2	-5.02	118.68	122.20

*Continued on next page...*



*Continued from previous page...*

Mol	Chain	Res	Type	Atoms	Z	Observed(°)	Ideal(°)
37	3	16	U	C6-N1-C2	5.02	124.01	121.00
36	5	360	G	O5'-P-OP2	-5.02	101.18	105.70
36	5	801	A	N1-C2-N3	5.02	131.81	129.30
36	5	1045	C	O5'-P-OP2	5.02	116.73	110.70
36	5	1827	C	C6-N1-C2	-5.02	118.29	120.30
36	5	2358	A	N1-C6-N6	-5.02	115.59	118.60
36	5	2867	C	C6-N1-C2	5.02	122.31	120.30
36	1	915	A	C5-N7-C8	-5.02	101.39	103.90
36	1	1104	G	C4-C5-C6	5.02	121.81	118.80
80	6	680	U	N1-C2-O2	5.02	126.31	122.80
80	6	1198	G	C6-C5-N7	5.02	133.41	130.40
36	5	985	U	C5-C6-N1	-5.02	120.19	122.70
36	5	3065	G	N7-C8-N9	5.02	115.61	113.10
28	D6	84	VAL	CB-CA-C	-5.02	101.86	111.40
36	1	2777	G	C5-C6-O6	-5.02	125.59	128.60
36	1	3045	G	C2-N3-C4	5.02	114.41	111.90
36	1	3317	U	P-O3'-C3'	5.02	125.72	119.70
40	L3	246	LEU	CB-CG-CD1	-5.02	102.47	111.00
80	6	252	U	C5-C4-O4	-5.02	122.89	125.90
80	6	541	A	C8-N9-C4	-5.02	103.79	105.80
3	s1	231	LEU	CA-CB-CG	5.02	126.85	115.30
36	5	190	U	C5-C6-N1	-5.02	120.19	122.70
36	5	1788	C	N3-C2-O2	-5.02	118.39	121.90
36	5	1902	G	C4-N9-C1'	5.02	133.03	126.50
36	5	2953	U	N1-C2-O2	-5.02	119.29	122.80
37	7	89	G	N1-C6-O6	5.02	122.91	119.90
36	1	498	A	C4-C5-N7	-5.02	108.19	110.70
36	5	1036	A	C8-N9-C4	5.02	107.81	105.80
36	5	1190	A	C4-N9-C1'	5.02	135.33	126.30
36	5	1480	G	C4-N9-C1'	-5.02	119.98	126.50
36	5	2848	G	N1-C6-O6	5.02	122.91	119.90
36	1	1321	G	C6-C5-N7	-5.02	127.39	130.40
36	1	2707	C	C2-N3-C4	-5.02	117.39	119.90
37	3	95	A	N1-C6-N6	5.02	121.61	118.60
80	6	925	G	N9-C4-C5	-5.02	103.39	105.40
36	5	369	A	N7-C8-N9	5.02	116.31	113.80
36	5	397	A	C2-N3-C4	5.02	113.11	110.60
36	5	2672	G	N3-C4-C5	-5.02	126.09	128.60
20	C8	3	LEU	CA-CB-CG	5.01	126.83	115.30
36	1	60	A	C2-N3-C4	-5.01	108.09	110.60
36	1	2295	A	C8-N9-C4	-5.01	103.79	105.80
36	1	2379	U	C6-N1-C2	-5.01	117.99	121.00

*Continued on next page...*

*Continued from previous page...*

Mol	Chain	Res	Type	Atoms	Z	Observed(°)	Ideal(°)
36	1	2889	C	C2-N1-C1'	5.01	124.32	118.80
38	4	29	U	O5'-P-OP2	-5.01	101.19	105.70
38	4	78	G	C4-N9-C1'	-5.01	119.98	126.50
80	6	387	A	N9-C4-C5	5.01	107.81	105.80
36	5	412	G	O5'-P-OP1	-5.01	101.19	105.70
36	5	804	C	N3-C4-C5	-5.01	119.89	121.90
36	5	1464	G	N3-C4-N9	5.01	129.01	126.00
36	5	1888	U	OP2-P-O3'	5.01	116.23	105.20
36	5	1902	G	C8-N9-C4	5.01	108.41	106.40
37	7	52	G	C5-C6-O6	-5.01	125.59	128.60
36	1	648	C	O5'-P-OP1	-5.01	101.19	105.70
36	1	3212	C	C2-N1-C1'	-5.01	113.29	118.80
80	6	1594	G	N3-C4-N9	5.01	129.01	126.00
1	2	1738	U	C5-C4-O4	5.01	128.91	125.90
36	1	512	U	C5-C6-N1	-5.01	120.19	122.70
36	1	2385	G	N3-C4-N9	-5.01	122.99	126.00
36	1	3278	C	C2-N1-C1'	5.01	124.31	118.80
38	4	44	A	O5'-P-OP1	-5.01	101.19	105.70
69	O3	65	ARG	NE-CZ-NH2	-5.01	117.79	120.30
80	6	548	G	N3-C4-N9	-5.01	122.99	126.00
80	6	1725	U	C2-N1-C1'	5.01	123.71	117.70
36	5	1242	G	O4'-C1'-N9	5.01	112.21	108.20
36	5	1367	G	N1-C6-O6	5.01	122.91	119.90
36	5	1794	G	N1-C2-N2	5.01	120.71	116.20
36	5	1879	A	OP2-P-O3'	5.01	116.23	105.20
36	5	2963	C	C5-C6-N1	-5.01	118.49	121.00
36	1	300	G	C4-C5-N7	-5.01	108.80	110.80
36	1	646	A	C5-C6-N1	-5.01	115.20	117.70
36	1	961	C	O5'-P-OP1	-5.01	101.19	105.70
36	1	2170	U	N3-C2-O2	-5.01	118.69	122.20
36	1	2325	G	N1-C6-O6	5.01	122.91	119.90
36	1	2987	A	N9-C4-C5	-5.01	103.80	105.80
36	5	426	G	C5-C6-O6	-5.01	125.59	128.60
36	5	1099	A	C4-C5-N7	5.01	113.20	110.70
36	5	1654	A	N9-C4-C5	5.01	107.80	105.80
36	5	1764	U	N3-C2-O2	-5.01	118.69	122.20
36	5	2289	U	N3-C4-O4	-5.01	115.89	119.40
36	5	2751	G	C8-N9-C1'	-5.01	120.49	127.00
36	5	2778	G	C4-N9-C1'	-5.01	119.99	126.50
37	7	105	C	C2-N1-C1'	5.01	124.31	118.80
1	2	833	U	O5'-P-OP2	5.01	116.71	110.70
38	4	121	U	C5-C6-N1	-5.01	120.20	122.70

*Continued on next page...*

*Continued from previous page...*

Mol	Chain	Res	Type	Atoms	Z	Observed(°)	Ideal(°)
80	6	1065	A	C8-N9-C4	-5.01	103.80	105.80
36	5	92	G	N7-C8-N9	5.01	115.60	113.10
1	2	704	C	N1-C1'-C2'	5.01	120.51	114.00
1	2	981	U	OP2-P-O3'	5.01	116.22	105.20
1	2	1770	U	C6-N1-C2	5.01	124.00	121.00
36	1	272	G	O5'-P-OP1	5.01	116.71	110.70
36	1	971	G	N9-C4-C5	-5.01	103.40	105.40
36	1	1134	G	N3-C4-N9	5.01	129.00	126.00
36	1	2239	G	N1-C6-O6	5.01	122.90	119.90
41	L4	150	LEU	CA-CB-CG	5.01	126.81	115.30
80	6	58	U	C5-C6-N1	5.01	125.20	122.70
80	6	356	G	OP1-P-O3'	5.01	116.21	105.20
80	6	525	A	N1-C6-N6	5.01	121.60	118.60
80	6	1247	U	C5-C6-N1	5.01	125.20	122.70
36	5	857	G	N3-C4-N9	5.01	129.00	126.00
36	5	881	C	C5-C6-N1	5.01	123.50	121.00
36	5	953	G	N3-C4-C5	5.01	131.10	128.60
36	5	1888	U	C5-C6-N1	-5.01	120.20	122.70
36	5	2307	G	C2-N3-C4	5.01	114.40	111.90
36	5	2640	A	C6-C5-N7	-5.01	128.80	132.30
36	5	3100	U	C6-N1-C2	5.01	124.00	121.00
36	5	3252	G	N9-C4-C5	-5.01	103.40	105.40
1	2	617	U	O5'-P-OP2	-5.00	101.20	105.70
36	1	943	U	N1-C2-O2	-5.00	119.30	122.80
36	1	1934	G	C5-N7-C8	-5.00	101.80	104.30
36	1	2305	G	N7-C8-N9	5.00	115.60	113.10
80	6	1652	C	C5-C4-N4	-5.00	116.70	120.20
36	5	1890	U	N1-C2-N3	5.00	117.90	114.90
36	5	3074	G	C8-N9-C1'	-5.00	120.49	127.00
1	2	422	G	C5-C6-O6	-5.00	125.60	128.60
1	2	1502	G	N3-C4-C5	-5.00	126.10	128.60
36	1	1055	A	C4-C5-C6	-5.00	114.50	117.00
36	1	1370	G	N7-C8-N9	-5.00	110.60	113.10
36	1	2249	G	C2'-C3'-O3'	5.00	121.71	113.70
36	1	2305	G	C6-N1-C2	-5.00	122.10	125.10
36	1	2605	G	C5-C6-N1	-5.00	109.00	111.50
36	1	2627	C	N1-C2-O2	-5.00	115.90	118.90
36	1	2675	C	C2-N1-C1'	5.00	124.30	118.80
36	1	2808	A	O4'-C1'-N9	-5.00	104.20	108.20
80	6	640	U	C5'-C4'-O4'	5.00	115.11	109.10
80	6	1164	G	N3-C4-C5	5.00	131.10	128.60
36	5	1441	G	C5-C6-N1	5.00	114.00	111.50

*Continued on next page...*

*Continued from previous page...*

Mol	Chain	Res	Type	Atoms	Z	Observed(°)	Ideal(°)
36	5	1447	G	O5'-P-OP2	5.00	116.70	110.70
36	5	1464	G	N3-C4-C5	-5.00	126.10	128.60
36	5	1848	G	C6-C5-N7	-5.00	127.40	130.40
36	5	1940	G	N1-C6-O6	5.00	122.90	119.90
36	5	2669	G	OP2-P-O3'	5.00	116.21	105.20
36	1	2772	C	N3-C2-O2	-5.00	118.40	121.90
36	1	2848	G	C8-N9-C4	5.00	108.40	106.40
36	1	3268	A	C6-C5-N7	-5.00	128.80	132.30
80	6	295	A	C8-N9-C4	5.00	107.80	105.80
36	5	870	G	O5'-P-OP2	-5.00	101.20	105.70
36	5	2284	C	C5-C4-N4	-5.00	116.70	120.20
36	5	3239	G	N1-C6-O6	5.00	122.90	119.90

There are no chirality outliers.

All (67) planarity outliers are listed below:

Mol	Chain	Res	Type	Group
16	C4	123	SER	Peptide
19	C7	22	PRO	Peptide
19	C7	85	VAL	Peptide
25	D3	44	GLY	Peptide
27	D5	54	VAL	Peptide
27	D5	94	LYS	Peptide
28	D6	10	ARG	Peptide
28	D6	84	VAL	Peptide
28	D6	85	ARG	Peptide
33	E1	105	TYR	Peptide
33	E1	138	ARG	Peptide
33	E1	143	LYS	Peptide
39	L2	112	ILE	Peptide
40	L3	172	ALA	Peptide
42	L5	186	GLU	Peptide
42	L5	58	LYS	Peptide
43	L6	51	ARG	Peptide
45	L8	74	THR	Peptide
47	M0	51	HIS	Peptide
52	M6	110	PRO	Peptide
53	M7	120	ASN	Peptide
56	N0	22	PRO	Peptide
56	N0	51	VAL	Peptide
62	N6	44	GLY	Peptide
64	N8	30	GLY	Peptide

*Continued on next page...*

*Continued from previous page...*

<b>Mol</b>	<b>Chain</b>	<b>Res</b>	<b>Type</b>	<b>Group</b>
65	N9	19	ASN	Peptide
67	O1	83	GLU	Peptide
78	Q2	93	LEU	Peptide
3	S1	131	ASP	Peptide
9	S7	131	PHE	Peptide
10	S8	8	ARG	Peptide
17	c5	52	LYS	Peptide
18	c6	40	GLU	Peptide
18	c6	41	PRO	Peptide
19	c7	88	VAL	Peptide
22	d0	70	THR	Peptide
24	d2	54	ASP	Peptide
27	d5	85	LYS	Peptide
33	e1	106	TYR	Peptide
39	l2	143	GLU	Peptide
39	l2	211	HIS	Peptide
39	l2	48	ILE	Peptide
40	l3	2	SER	Peptide
41	l4	318	LEU	Peptide
42	l5	270	LYS	Peptide
42	l5	271	LYS	Peptide
44	l7	192	GLY	Peptide
44	l7	226	GLY	Peptide
48	m1	151	SER	Peptide
49	m3	56	PRO	Peptide
50	m4	20	VAL	Peptide
52	m6	110	PRO	Peptide
53	m7	66	SER	Peptide
55	m9	73	GLY	Peptide
56	n0	133	ALA	Peptide
56	n0	170	THR	Peptide
59	n3	4	ASN	Peptide
59	n3	5	GLY	Peptide
64	n8	66	ALA	Peptide
65	n9	24	PRO	Peptide
67	o1	90	PHE	Peptide
68	o2	15	LYS	Peptide
68	o2	39	ASP	Peptide
70	o4	80	ARG	Peptide
78	q2	16	THR	Peptide
7	s5	44	ASN	Peptide
7	s5	99	MET	Peptide

## 5.2 Too-close contacts ⓘ

In the following table, the Non-H and H(model) columns list the number of non-hydrogen atoms and hydrogen atoms in the chain respectively. The H(added) column lists the number of hydrogen atoms added and optimized by MolProbity. The Clashes column lists the number of clashes within the asymmetric unit, whereas Symm-Clashes lists symmetry related clashes.

Mol	Chain	Non-H	H(model)	H(added)	Clashes	Symm-Clashes
1	2	37970	0	19103	1241	0
2	S0	1577	0	1567	205	0
2	s0	1583	0	1578	0	0
3	S1	1709	0	1784	213	0
3	s1	1722	0	1793	0	0
4	S2	1635	0	1723	181	0
4	s2	1635	0	1723	0	0
5	S3	1734	0	1817	161	0
5	s3	1734	0	1817	0	0
6	S4	2068	0	2154	232	0
6	s4	2068	0	2154	0	0
7	S5	1609	0	1675	154	0
7	s5	1609	0	1675	0	0
8	S6	1799	0	1879	158	0
8	s6	1755	0	1846	0	0
9	S7	1481	0	1572	155	0
9	s7	1491	0	1578	0	0
10	S8	1489	0	1525	133	0
10	s8	1489	0	1525	0	0
11	S9	1494	0	1573	180	0
11	s9	1494	0	1573	0	0
12	C0	772	0	727	69	0
13	C1	1213	0	1257	122	0
13	c1	1168	0	1233	0	0
14	C2	890	0	887	75	0
14	c2	890	0	887	0	0
15	C3	1192	0	1255	109	0
15	c3	1192	0	1255	0	0
16	C4	891	0	883	105	0
16	c4	949	0	985	0	0
17	C5	977	0	1002	125	0
17	c5	1039	0	1050	0	0
18	C6	1105	0	1166	153	0
18	c6	1111	0	1171	0	0
19	C7	926	0	930	101	0
19	c7	906	0	909	0	0
20	C8	1192	0	1222	146	0

*Continued on next page...*

*Continued from previous page...*

Mol	Chain	Non-H	H(model)	H(added)	Clashes	Symm-Clashes
20	c8	1192	0	1222	0	0
21	C9	1112	0	1124	127	0
21	c9	1112	0	1124	0	0
22	D0	855	0	917	107	0
22	d0	882	0	939	0	0
23	D1	684	0	672	98	0
23	d1	684	0	672	0	0
24	D2	1021	0	1060	111	0
24	d2	1021	0	1060	0	0
25	D3	1121	0	1196	116	0
25	d3	1121	0	1196	0	0
26	D4	1073	0	1132	110	0
26	d4	1073	0	1132	0	0
27	D5	563	0	603	75	0
27	d5	558	0	598	0	0
28	D6	769	0	814	104	0
28	d6	769	0	814	0	0
29	D7	610	0	631	53	0
29	d7	610	0	632	0	0
30	D8	497	0	535	45	0
30	d8	497	0	535	0	0
31	D9	442	0	428	41	0
31	d9	442	0	427	0	0
32	E0	475	0	525	45	0
32	e0	491	0	542	0	0
33	E1	566	0	601	68	0
33	e1	608	0	657	0	0
34	SR	2437	0	2386	199	0
34	sR	2442	0	2392	0	0
35	SM	1104	0	977	82	0
36	1	67355	0	33836	2006	0
36	5	67376	0	33839	1949	0
37	3	2579	0	1304	79	0
37	7	2579	0	1303	77	0
38	4	3353	0	1695	112	0
38	8	3353	0	1695	115	0
39	L2	1914	0	1981	224	0
39	l2	1912	0	1976	0	0
40	L3	3075	0	3142	322	0
40	l3	3075	0	3142	0	0
41	L4	2748	0	2858	309	0
41	l4	2748	0	2859	0	0

*Continued on next page...*

*Continued from previous page...*

Mol	Chain	Non-H	H(model)	H(added)	Clashes	Symm-Clashes
42	L5	2375	0	2325	244	0
42	l5	2359	0	2311	0	0
43	L6	1239	0	1326	118	0
43	l6	1248	0	1339	0	0
44	L7	1784	0	1862	174	0
44	l7	1791	0	1869	0	0
45	L8	1804	0	1877	167	0
45	l8	1763	0	1819	0	0
46	L9	1518	0	1587	169	0
46	l9	1518	0	1587	0	0
47	M0	1705	0	1736	202	0
47	m0	1722	0	1755	0	0
48	M1	1353	0	1383	133	0
48	m1	1353	0	1383	0	0
49	M3	1543	0	1608	174	0
49	m3	1548	0	1613	0	0
50	M4	1053	0	1149	102	0
50	m4	1059	0	1154	0	0
51	M5	1720	0	1779	189	0
51	m5	1720	0	1779	0	0
52	M6	1555	0	1658	130	0
52	m6	1555	0	1659	0	0
53	M7	1420	0	1437	143	0
53	m7	1227	0	1236	0	0
54	M8	1441	0	1542	154	0
54	m8	1441	0	1543	0	0
55	M9	1521	0	1617	136	0
55	m9	1521	0	1617	0	0
56	N0	1445	0	1487	144	0
56	n0	1445	0	1487	0	0
57	N1	1276	0	1323	129	0
57	n1	1276	0	1323	0	0
58	N2	796	0	812	65	0
58	n2	778	0	791	0	0
59	N3	1003	0	1047	96	0
59	n3	1003	0	1048	0	0
60	N4	699	0	640	38	0
60	n4	1038	0	1071	0	0
61	N5	964	0	1025	89	0
61	n5	959	0	1023	0	0
62	N6	993	0	1081	101	0
62	n6	993	0	1081	0	0

*Continued on next page...*



*Continued from previous page...*

Mol	Chain	Non-H	H(model)	H(added)	Clashes	Symm-Clashes
63	N7	1092	0	1155	110	0
63	n7	1092	0	1155	0	0
64	N8	1173	0	1215	154	0
64	n8	1173	0	1214	0	0
65	N9	462	0	491	46	0
65	n9	462	0	491	0	0
66	O0	743	0	797	73	0
66	o0	767	0	816	0	0
67	O1	876	0	911	75	0
67	o1	883	0	918	0	0
68	O2	1020	0	1090	123	0
68	o2	1020	0	1089	0	0
69	O3	850	0	880	76	0
69	o3	850	0	880	0	0
70	O4	880	0	945	105	0
70	o4	880	0	945	0	0
71	O5	969	0	1078	110	0
71	o5	965	0	1067	0	0
72	O6	771	0	849	94	0
72	o6	770	0	846	0	0
73	O7	681	0	683	85	0
73	o7	681	0	682	0	0
74	O8	612	0	682	51	0
74	o8	608	0	671	0	0
75	O9	436	0	475	40	0
75	o9	436	0	475	0	0
76	Q0	417	0	456	45	0
76	q0	417	0	456	0	0
77	Q1	233	0	284	16	0
77	q1	233	0	284	0	0
78	Q2	847	0	915	86	0
78	q2	847	0	914	0	0
79	Q3	694	0	734	76	0
79	q3	694	0	734	0	0
80	6	38260	0	19242	1254	0
81	c0	762	0	691	0	0
82	sM	681	0	544	0	0
83	m2	750	0	178	0	0
84	p0	1077	0	1041	0	0
85	p1	235	0	52	0	0
85	p2	230	0	49	0	0
86	1	2870	0	0	343	0

*Continued on next page...*

*Continued from previous page...*

Mol	Chain	Non-H	H(model)	H(added)	Clashes	Symm-Clashes
86	2	1323	0	0	134	0
86	3	84	0	0	5	0
86	4	126	0	0	10	0
86	5	2898	0	0	310	0
86	6	1386	0	0	142	0
86	7	91	0	0	2	0
86	8	147	0	0	22	0
86	C3	7	0	0	2	0
86	C5	7	0	0	5	0
86	C8	14	0	0	3	0
86	D9	7	0	0	1	0
86	L3	21	0	0	6	0
86	L4	7	0	0	5	0
86	L5	7	0	0	0	0
86	M0	28	0	0	14	0
86	M5	7	0	0	1	0
86	M7	7	0	0	0	0
86	M8	7	0	0	0	0
86	M9	21	0	0	2	0
86	N8	7	0	0	0	0
86	N9	7	0	0	2	0
86	O1	7	0	0	2	0
86	O3	7	0	0	0	0
86	O7	14	0	0	8	0
86	Q2	7	0	0	5	0
86	S2	7	0	0	2	0
86	S8	7	0	0	3	0
86	SR	7	0	0	0	0
86	c1	7	0	0	0	0
86	c3	7	0	0	0	0
86	c5	14	0	0	0	0
86	c8	7	0	0	0	0
86	d9	7	0	0	0	0
86	l2	7	0	0	0	0
86	l3	14	0	0	0	0
86	l4	14	0	0	0	0
86	l5	21	0	0	0	0
86	l9	7	0	0	0	0
86	m0	28	0	0	0	0
86	m1	7	0	0	0	0
86	m4	7	0	0	0	0
86	m5	14	0	0	0	0

*Continued on next page...*

*Continued from previous page...*

Mol	Chain	Non-H	H(model)	H(added)	Clashes	Symm-Clashes
86	m7	7	0	0	0	0
86	m9	7	0	0	0	0
86	n1	7	0	0	0	0
86	n3	14	0	0	0	0
86	n9	7	0	0	0	0
86	o3	7	0	0	0	0
86	o7	14	0	0	0	0
86	o9	7	0	0	0	0
86	q1	7	0	0	0	0
86	q2	7	0	0	0	0
86	s1	14	0	0	0	0
86	s4	7	0	0	0	0
86	s8	7	0	0	0	0
86	sR	7	0	0	0	0
87	1	698	0	0	0	0
87	2	170	0	0	0	0
87	3	18	0	0	0	0
87	4	28	0	0	0	0
87	5	759	0	0	0	0
87	6	235	0	0	0	0
87	7	28	0	0	0	0
87	8	19	0	0	0	0
87	C1	2	0	0	0	0
87	C5	1	0	0	0	0
87	C8	1	0	0	0	0
87	D0	1	0	0	0	0
87	D4	1	0	0	0	0
87	D6	1	0	0	0	0
87	D9	3	0	0	0	0
87	E1	1	0	0	0	0
87	L2	3	0	0	0	0
87	L3	5	0	0	0	0
87	L4	7	0	0	0	0
87	L7	3	0	0	0	0
87	L8	1	0	0	0	0
87	M0	5	0	0	0	0
87	M1	2	0	0	0	0
87	M3	3	0	0	0	0
87	M4	1	0	0	0	0
87	M5	4	0	0	0	0
87	M6	4	0	0	0	0
87	M7	10	0	0	0	0

*Continued on next page...*

*Continued from previous page...*

Mol	Chain	Non-H	H(model)	H(added)	Clashes	Symm-Clashes
87	M8	3	0	0	0	0
87	M9	2	0	0	0	0
87	N0	2	0	0	0	0
87	N1	1	0	0	0	0
87	N3	3	0	0	0	0
87	N6	2	0	0	0	0
87	N8	7	0	0	0	0
87	N9	1	0	0	0	0
87	O1	5	0	0	0	0
87	O2	4	0	0	0	0
87	O3	2	0	0	0	0
87	O4	1	0	0	0	0
87	O5	2	0	0	0	0
87	O7	6	0	0	0	0
87	Q0	2	0	0	0	0
87	Q2	3	0	0	0	0
87	S1	1	0	0	0	0
87	S2	1	0	0	0	0
87	S4	2	0	0	0	0
87	S6	1	0	0	0	0
87	S8	1	0	0	0	0
87	SM	1	0	0	0	0
87	c6	2	0	0	0	0
87	c7	1	0	0	0	0
87	c8	4	0	0	0	0
87	c9	3	0	0	0	0
87	d2	1	0	0	0	0
87	d3	2	0	0	0	0
87	d4	2	0	0	0	0
87	d5	1	0	0	0	0
87	d9	2	0	0	0	0
87	l2	6	0	0	0	0
87	l3	13	0	0	0	0
87	l4	1	0	0	0	0
87	l5	6	0	0	0	0
87	l7	7	0	0	0	0
87	l8	1	0	0	0	0
87	l9	3	0	0	0	0
87	m0	1	0	0	0	0
87	m3	1	0	0	0	0
87	m4	1	0	0	0	0
87	m5	3	0	0	0	0

*Continued on next page...*

*Continued from previous page...*

Mol	Chain	Non-H	H(model)	H(added)	Clashes	Symm-Clashes
87	m6	4	0	0	0	0
87	m7	8	0	0	0	0
87	m8	4	0	0	0	0
87	m9	1	0	0	0	0
87	n0	5	0	0	0	0
87	n1	3	0	0	0	0
87	n3	3	0	0	0	0
87	n6	1	0	0	0	0
87	n8	7	0	0	0	0
87	n9	2	0	0	0	0
87	o2	3	0	0	0	0
87	o3	4	0	0	0	0
87	o4	1	0	0	0	0
87	o6	1	0	0	0	0
87	o7	1	0	0	0	0
87	p0	1	0	0	0	0
87	q0	1	0	0	0	0
87	q1	2	0	0	0	0
87	q2	1	0	0	0	0
87	q3	1	0	0	0	0
87	s1	1	0	0	0	0
87	s4	1	0	0	0	0
87	s6	2	0	0	0	0
87	s8	4	0	0	0	0
87	sM	2	0	0	0	0
88	D6	1	0	0	0	0
88	D7	1	0	0	0	0
88	D9	1	0	0	0	0
88	E1	1	0	0	0	0
88	O7	1	0	0	0	0
88	Q0	1	0	0	1	0
88	Q2	1	0	0	2	0
88	Q3	1	0	0	0	0
88	d6	1	0	0	0	0
88	d7	1	0	0	0	0
88	d9	1	0	0	0	0
88	e1	1	0	0	0	0
88	o7	1	0	0	0	0
88	q0	1	0	0	0	0
88	q2	1	0	0	0	0
88	q3	1	0	0	0	0
89	1	40	0	22	7	0

*Continued on next page...*

*Continued from previous page...*

Mol	Chain	Non-H	H(model)	H(added)	Clashes	Symm-Clashes
89	5	40	0	22	6	0
90	1	22	0	11	14	0
90	5	22	0	10	9	0
91	1	7	0	7	0	0
91	5	7	0	7	2	0
All	All	414270	0	297568	14106	0

The all-atom clashscore is defined as the number of clashes found per 1000 atoms (including hydrogen atoms). The all-atom clashscore for this structure is 20.

All (14106) close contacts within the same asymmetric unit are listed below, sorted by their clash magnitude.

Atom-1	Atom-2	Interatomic distance (Å)	Clash overlap (Å)
78:Q2:17:CYS:SG	78:Q2:17:CYS:CB	2.09	1.47
73:O7:87:SER:O	86:O7:102:OHX:N3	1.78	1.16
78:Q2:17:CYS:SG	88:Q2:501:ZN:ZN	1.39	1.11
78:Q2:17:CYS:CB	88:Q2:501:ZN:ZN	1.30	1.10
86:2:2062:OHX:N5	11:S9:8:TYR:O	1.87	1.08
11:S9:110:GLN:HE22	11:S9:126:ARG:HG2	1.43	1.05
78:Q2:50:PHE:O	86:Q2:502:OHX:N1	4.02	1.04
40:L3:41:VAL:HA	40:L3:185:GLY:HA3	1.84	1.03
63:N7:83:THR:HG23	63:N7:85:TYR:H	1.24	1.03
11:S9:8:TYR:O	86:6:2041:OHX:N4	383.18	1.01
36:1:128:G:N7	86:1:3797:OHX:N2	2.08	1.01
47:M0:76:MET:HE1	47:M0:148:VAL:HA	3.22	1.01
51:M5:188:ARG:NH2	36:5:31:C:OP2	122.18	1.00
41:L4:145:ILE:O	86:L4:401:OHX:N5	1.94	1.00
1:2:79:C:H1'	8:S6:174:LYS:HD3	1.44	0.99
1:2:1529:C:OP1	7:S5:112:ARG:NH1	1.94	0.99
36:5:1192:C:N4	36:5:1300:G:OP2	1.96	0.99
1:2:1339:C:O2'	1:2:1341:A:N7	1.95	0.98
65:N9:50:THR:HG22	36:5:1073:U:H1'	206.37	0.98
80:6:1159:C:N3	86:6:1991:OHX:N5	2.11	0.97
36:1:781:G:N7	86:1:3482:OHX:N5	2.13	0.96
1:2:976:G:H1	1:2:1023:A:HO2'	1.11	0.96
57:N1:51:GLY:HA3	57:N1:92:ARG:HG3	1.73	0.96
64:N8:6:THR:HG23	64:N8:8:THR:HG23	1.51	0.96
38:4:79:A:H2'	38:4:80:A:H1'	1.45	0.96
56:N0:90:MET:HG3	36:5:1213:G:H4'	316.69	0.96
86:5:3613:OHX:N5	38:8:139:U:O4	1.99	0.96
1:2:992:A:H2	1:2:1012:U:H3	1.06	0.95

*Continued on next page...*

*Continued from previous page...*

Atom-1	Atom-2	Interatomic distance (Å)	Clash overlap (Å)
47:M0:63:GLU:HB2	36:5:2853:A:H5'	296.21	0.95
36:1:1639:C:OP2	70:O4:74:ARG:NH2	1.99	0.95
71:O5:85:THR:HG22	71:O5:88:LEU:H	1.29	0.95
36:1:2954:U:C5	90:1:3403:8AN:O2'	2.19	0.95
18:C6:93:HIS:HA	18:C6:97:VAL:HG13	1.63	0.94
50:M4:55:ARG:NH2	50:M4:76:ALA:O	2.31	0.94
86:1:3500:OHX:N6	44:L7:217:PRO:O	1.99	0.94
36:5:652:G:OP2	86:5:3688:OHX:N4	2.01	0.94
80:6:1087:A:H2'	80:6:1088:A:C8	2.03	0.94
78:Q2:50:PHE:O	86:Q2:502:OHX:N2	2.01	0.94
7:S5:94:THR:HG22	7:S5:114:ILE:HG13	2.22	0.94
36:1:1591:G:OP1	70:O4:16:ARG:NH1	2.01	0.94
9:S7:9:LEU:HD21	9:S7:17:GLU:HB3	1.46	0.94
36:5:2869:U:O2	86:5:3709:OHX:N6	2.01	0.93
41:L4:329:PRO:O	41:L4:331:ALA:N	3.21	0.93
1:2:623:A:OP1	86:2:2057:OHX:N1	2.02	0.93
49:M3:166:ALA:HB1	64:N8:147:LEU:HD21	2.51	0.93
38:4:150:G:N7	86:4:206:OHX:N4	2.16	0.93
36:1:541:U:O4	86:1:3814:OHX:N5	2.01	0.93
13:C1:101:GLU:OE2	25:D3:16:ARG:NH2	2.31	0.93
17:C5:69:GLU:OE1	86:C5:201:OHX:N4	2.01	0.93
7:S5:64:VAL:HG13	7:S5:89:ILE:HD11	4.35	0.93
28:D6:5:ARG:NH2	80:6:1793:G:O2'	334.50	0.93
1:2:833:U:O4	86:2:2076:OHX:N1	2.03	0.92
41:L4:283:THR:HG22	41:L4:285:ASP:H	1.32	0.92
80:6:1636:C:H4'	80:6:1637:C:H5'	1.50	0.92
36:5:3231:U:O4	86:5:3808:OHX:N6	2.03	0.92
36:5:145:G:O6	86:5:3524:OHX:N5	2.03	0.92
80:6:760:A:OP2	86:6:1938:OHX:N3	2.03	0.92
36:1:3246:G:O6	86:1:3654:OHX:N4	2.02	0.92
80:6:42:G:N7	86:6:2082:OHX:N6	2.17	0.92
80:6:484:C:H42	80:6:503:G:H1	1.14	0.91
71:O5:81:ARG:NH2	36:5:18:G:OP1	76.56	0.91
36:1:1369:A:OP1	64:N8:21:ARG:NH1	2.04	0.91
1:2:320:U:H3'	1:2:321:C:H5''	1.50	0.91
51:M5:2:GLY:N	36:5:116:A:OP2	107.65	0.91
36:1:3202:G:O6	86:1:3762:OHX:N1	2.03	0.91
36:1:3312:U:O4	86:1:3776:OHX:N6	2.04	0.91
21:C9:57:ARG:HG3	21:C9:57:ARG:HH11	2.45	0.91
36:1:2954:U:H5	90:1:3403:8AN:O2'	1.53	0.91
24:D2:15:ASN:HD21	24:D2:71:LYS:HA	1.33	0.91

*Continued on next page...*

*Continued from previous page...*

Atom-1	Atom-2	Interatomic distance (Å)	Clash overlap (Å)
36:1:979:U:H1'	36:1:980:A:C8	2.07	0.90
1:2:1067:C:H5''	3:S1:150:VAL:HG13	1.53	0.90
36:1:764:U:O4	86:1:3504:OHX:N5	2.04	0.90
48:M1:49:LYS:HB3	48:M1:62:ASN:HA	1.51	0.90
80:6:1150:G:O6	86:6:1969:OHX:N5	2.03	0.90
44:L7:217:PRO:HA	86:5:3508:OHX:N5	262.78	0.90
18:C6:55:VAL:HG21	18:C6:105:LEU:HG	1.68	0.90
2:S0:24:LEU:O	2:S0:163:ASN:ND2	2.03	0.90
36:1:1779:C:O2'	86:1:3777:OHX:N2	2.04	0.90
17:C5:43:ARG:NH2	80:6:1552:U:OP2	402.22	0.90
36:1:148:G:OP2	51:M5:4:TYR:OH	1.90	0.89
36:5:1611:G:H2'	36:5:1612:A:H8	1.37	0.89
1:2:930:A:OP1	28:D6:32:LYS:NZ	2.06	0.89
54:M8:100:THR:HG23	54:M8:120:GLU:HB3	1.52	0.89
36:1:1733:G:OP2	86:1:3809:OHX:N6	2.04	0.89
80:6:1588:G:H1	80:6:1608:U:H3	1.11	0.89
36:1:3376:A:OP2	86:1:3447:OHX:N5	2.06	0.89
1:2:651:G:N7	86:2:1984:OHX:N6	2.21	0.89
40:L3:169:THR:HG23	40:L3:171:LEU:H	2.44	0.89
54:M8:120:GLU:OE2	54:M8:130:ARG:NH2	2.35	0.89
36:1:2836:C:H5	36:1:2852:C:H42	1.20	0.89
16:C4:85:ALA:H	16:C4:119:THR:HG22	1.37	0.89
36:1:618:C:H5'	53:M7:169:THR:HG22	1.53	0.89
56:N0:50:LYS:NZ	37:7:76:A:O2'	302.06	0.89
36:5:1538:G:OP2	86:5:3803:OHX:N2	2.06	0.88
40:L3:232:ARG:NH1	40:L3:269:GLN:O	2.05	0.88
42:L5:279:LYS:HZ2	42:L5:282:ARG:HH22	5.39	0.88
55:M9:23:TRP:CH2	55:M9:25:ASP:HB3	2.09	0.88
36:5:437:G:N7	86:5:3806:OHX:N6	2.21	0.88
48:M1:90:GLN:HG2	48:M1:170:ASP:HB2	1.52	0.88
1:2:701:U:H3	1:2:737:A:H61	1.21	0.88
18:C6:126:PRO:O	18:C6:128:LYS:NZ	2.07	0.88
50:M4:23:ILE:HA	50:M4:63:VAL:HG23	1.56	0.88
3:S1:201:THR:HG21	3:S1:207:LEU:HD22	1.56	0.88
1:2:1585:U:H3	1:2:1611:A:H2	1.16	0.88
36:5:2533:G:O6	86:5:3547:OHX:N4	2.06	0.87
51:M5:204:LYS:O	86:5:3484:OHX:N4	124.06	0.87
36:5:1952:G:H1	36:5:2094:C:H42	1.22	0.87
47:M0:215:GLU:OE2	86:M0:304:OHX:N6	2.06	0.87
76:Q0:106:ARG:HB2	76:Q0:106:ARG:HH11	4.12	0.87
80:6:74:U:H3'	80:6:75:U:H3'	1.56	0.87

*Continued on next page...*



*Continued from previous page...*

Atom-1	Atom-2	Interatomic distance (Å)	Clash overlap (Å)
80:6:793:A:H3'	80:6:794:U:H5'	1.57	0.87
24:D2:15:ASN:HD21	24:D2:71:LYS:HG3	2.99	0.87
47:M0:87:LEU:HD23	47:M0:138:VAL:HG23	3.67	0.87
73:O7:21:ARG:NH2	73:O7:41:ALA:O	2.61	0.87
36:1:1233:G:H1	36:1:1255:C:H42	1.20	0.87
36:1:670:C:OP1	54:M8:147:ARG:NH2	2.08	0.87
15:C3:151:ASN:O	86:C3:201:OHX:N6	2.22	0.87
41:L4:309:ARG:NH2	41:L4:312:VAL:HB	1.89	0.87
11:S9:109:LEU:HB2	11:S9:146:PHE:HB3	1.60	0.87
36:1:1951:C:H42	36:1:2095:G:H1	1.23	0.87
19:C7:5:ARG:NH1	80:6:1402:G:OP2	408.10	0.87
19:C7:27:ASP:O	19:C7:31:ASN:ND2	2.41	0.87
8:S6:87:ARG:NH2	80:6:161:U:OP2	314.36	0.87
47:M0:220:GLN:O	86:M0:304:OHX:N1	2.08	0.87
5:S3:40:ARG:HG2	22:D0:110:PRO:HB3	1.83	0.87
36:1:860:G:OP1	79:Q3:17:ARG:NH1	2.07	0.86
78:Q2:41:ARG:NH1	36:5:284:A:OP2	156.95	0.86
49:M3:165:SER:O	49:M3:167:PHE:N	2.07	0.86
36:1:3182:G:OP1	52:M6:160:ARG:NH2	2.08	0.86
54:M8:66:ARG:NH2	36:5:744:A:OP1	165.83	0.86
2:S0:49:ASN:HB3	2:S0:52:LYS:HG3	1.56	0.86
36:1:3119:U:OP2	86:1:3432:OHX:N6	2.08	0.86
36:5:3134:A:OP1	86:5:3430:OHX:N5	2.07	0.86
70:O4:74:ARG:NH2	36:5:1639:C:OP2	199.80	0.86
5:S3:105:MET:HG2	5:S3:122:VAL:HG21	1.78	0.86
80:6:1366:U:O4	86:6:2061:OHX:N3	2.09	0.86
22:D0:74:GLU:HG2	80:6:1429:G:H1'	377.41	0.86
4:S2:56:ILE:HG23	4:S2:61:LEU:HB2	1.56	0.86
72:O6:36:ARG:NH1	36:5:116:A:OP1	108.62	0.86
36:5:2211:U:O4	86:5:3467:OHX:N4	2.08	0.86
45:L8:75:ILE:HG22	45:L8:76:ALA:H	1.41	0.86
44:L7:217:PRO:O	86:5:3508:OHX:N3	258.73	0.86
40:L3:10:ARG:NH1	40:L3:11:HIS:O	2.45	0.86
47:M0:216:TYR:O	86:M0:301:OHX:N4	67.27	0.86
1:2:1559:A:H5''	20:C8:135:GLY:HA3	1.55	0.86
80:6:235:G:H2'	80:6:236:A:H8	1.41	0.86
71:O5:78:LYS:HA	71:O5:81:ARG:HD3	2.54	0.86
36:1:3165:A:H61	36:1:3285:C:H42	1.21	0.85
5:S3:75:LYS:HB3	12:C0:22:VAL:HG22	4.94	0.85
57:N1:118:GLU:OE2	57:N1:122:GLN:NE2	7.44	0.85
36:1:1592:G:OP2	70:O4:37:LYS:NZ	2.08	0.85

*Continued on next page...*

*Continued from previous page...*

Atom-1	Atom-2	Interatomic distance (Å)	Clash overlap (Å)
36:5:2361:A:OP2	86:5:3688:OHX:N2	2.09	0.85
40:L3:346:THR:O	40:L3:348:ARG:N	2.08	0.85
36:1:172:G:N7	86:1:3533:OHX:N5	2.25	0.85
80:6:1011:G:OP2	86:6:1975:OHX:N3	2.09	0.85
19:C7:24:LEU:HD23	19:C7:34:LEU:HD13	1.55	0.85
21:C9:119:LYS:NZ	80:6:1369:U:OP1	440.71	0.85
46:L9:171:ASP:OD2	46:L9:173:ARG:NH1	2.96	0.85
74:O8:24:THR:HG23	74:O8:44:LYS:HB2	2.51	0.85
36:1:2952:G:N3	90:1:3403:8AN:H2	1.92	0.85
36:1:3203:U:O4	86:1:3762:OHX:N3	2.10	0.85
36:1:540:U:OP2	86:1:3792:OHX:N4	2.09	0.85
36:5:155:G:H5'	36:5:156:G:C8	2.10	0.85
17:C5:77:ARG:NH1	80:6:1241:G:OP2	383.94	0.85
46:L9:49:ASN:O	46:L9:51:GLN:N	2.08	0.85
63:N7:95:VAL:HG21	63:N7:113:VAL:HG11	1.59	0.85
40:L3:173:GLN:O	40:L3:175:LYS:N	2.09	0.85
52:M6:121:PRO:HA	52:M6:124:LEU:HD22	2.38	0.85
64:N8:96:LYS:O	64:N8:98:THR:N	2.10	0.85
80:6:1015:U:OP1	86:6:1910:OHX:N3	2.10	0.85
21:C9:52:GLY:O	21:C9:54:PHE:N	2.09	0.85
21:C9:57:ARG:HH21	21:C9:80:TYR:HB3	1.39	0.85
34:SR:82:SER:HG	34:SR:92:TRP:HE1	2.15	0.85
36:1:2580:A:O2'	86:1:3707:OHX:N2	2.09	0.85
36:1:2688:U:OP1	42:L5:12:TYR:OH	1.94	0.85
51:M5:49:ARG:NH1	36:5:149:U:OP2	100.70	0.85
69:O3:59:VAL:O	69:O3:61:GLY:N	2.34	0.85
36:1:2953:U:O4'	90:1:3403:8AN:C2	2.25	0.84
17:C5:122:THR:HG22	80:6:1558:U:H3	366.68	0.84
47:M0:174:THR:OG1	47:M0:175:ASN:N	3.45	0.84
1:2:1542:G:N2	1:2:1569:A:OP2	2.10	0.84
36:1:640:U:OP1	64:N8:21:ARG:NH2	2.09	0.84
16:C4:38:THR:HG21	80:6:895:G:H21	262.33	0.84
80:6:915:A:OP1	86:6:1925:OHX:N4	2.10	0.84
54:M8:176:ARG:NH1	64:N8:46:ASP:OD2	2.46	0.84
36:5:1790:G:O6	86:5:3724:OHX:N4	2.09	0.84
36:5:626:U:O4	86:5:3489:OHX:N4	2.10	0.84
41:L4:26:PHE:HD1	41:L4:130:ALA:HB2	2.95	0.84
56:N0:155:ARG:NH2	56:N0:171:PHE:O	2.10	0.84
36:1:3272:C:OP2	43:L6:78:ARG:NH1	2.10	0.84
36:5:3376:A:OP2	86:5:3439:OHX:N4	2.10	0.84
3:S1:128:LYS:HE3	3:S1:132:ASP:HB3	1.60	0.84

*Continued on next page...*

*Continued from previous page...*

Atom-1	Atom-2	Interatomic distance (Å)	Clash overlap (Å)
36:1:226:C:OP1	86:1:3810:OHX:N1	2.10	0.84
36:1:343:U:OP2	86:1:3424:OHX:N6	2.09	0.84
37:3:60:G:H2'	37:3:61:G:H8	1.40	0.84
54:M8:38:ARG:NH2	36:5:1348:U:OP2	187.80	0.84
36:5:1781:C:H2'	36:5:1782:U:H6	1.43	0.84
39:L2:243:THR:HG23	36:5:2242:A:H5'	232.91	0.84
63:N7:52:LYS:O	63:N7:65:ARG:NH1	2.52	0.84
3:S1:129:THR:HA	3:S1:177:GLN:HA	1.57	0.84
36:5:1919:G:N7	86:5:3578:OHX:N4	2.25	0.84
80:6:1067:C:H2'	80:6:1068:C:H6	1.43	0.84
80:6:1239:U:O4	86:6:1951:OHX:N1	2.10	0.84
51:M5:91:GLU:O	51:M5:93:LYS:NZ	2.99	0.84
36:1:2535:A:H61	36:1:2544:U:H3	1.25	0.84
30:D8:22:ARG:NH1	80:6:1619:C:O2	338.85	0.84
18:C6:97:VAL:CG2	18:C6:98:ASP:H	2.59	0.84
8:S6:120:GLU:HG3	8:S6:125:THR:HB	1.60	0.84
47:M0:221:ALA:O	86:M0:304:OHX:N2	2.11	0.83
54:M8:170:ARG:HA	54:M8:174:ARG:HD2	2.62	0.83
51:M5:143:ARG:HH21	71:O5:92:LEU:HD23	1.43	0.83
3:S1:181:LEU:O	3:S1:185:THR:N	2.11	0.83
74:O8:3:ARG:NH2	36:5:1824:U:OP1	148.96	0.83
36:5:2233:A:OP2	86:5:3467:OHX:N5	2.11	0.83
55:M9:4:LEU:HA	55:M9:7:GLN:HE21	5.67	0.83
72:O6:25:LYS:HB2	72:O6:28:TYR:HD2	1.43	0.83
36:5:3194:C:O2	36:5:3197:G:N2	2.10	0.83
36:1:1196:C:O2	86:1:3535:OHX:N2	2.11	0.83
36:5:3274:A:H3'	36:5:3275:U:H5''	1.58	0.83
19:C7:82:ASP:O	19:C7:83:GLN:NE2	2.12	0.83
49:M3:140:SER:OG	49:M3:141:ALA:N	2.37	0.83
78:Q2:10:THR:OG1	36:5:2714:G:OP2	219.11	0.83
80:6:729:G:N7	86:6:2058:OHX:N5	2.26	0.83
47:M0:174:THR:HG23	47:M0:176:LEU:H	1.42	0.83
36:1:3118:C:H4'	76:Q0:106:ARG:HH22	1.42	0.83
9:S7:74:GLN:HE22	9:S7:92:PHE:HB2	1.43	0.83
36:5:2444:C:H42	36:5:2503:G:H1	1.26	0.83
1:2:1720:G:O6	86:2:1961:OHX:N5	2.12	0.83
1:2:434:G:N7	86:2:1926:OHX:N4	2.27	0.83
1:2:68:A:OP1	8:S6:160:ARG:NH1	2.11	0.83
41:L4:122:THR:HG22	41:L4:235:LEU:HB2	1.59	0.83
53:M7:18:ARG:NH2	53:M7:147:GLU:OE1	2.12	0.83
3:S1:151:LYS:NZ	80:6:1066:C:OP1	336.57	0.83

*Continued on next page...*

*Continued from previous page...*

Atom-1	Atom-2	Interatomic distance (Å)	Clash overlap (Å)
36:1:2861:U:OP1	86:1:3407:OHX:N2	2.12	0.82
14:C2:61:VAL:HG13	14:C2:121:VAL:HG23	1.61	0.82
41:L4:145:ILE:O	86:L4:401:OHX:N4	5.34	0.82
28:D6:38:ARG:HH21	28:D6:83:ILE:HG13	1.43	0.82
61:N5:115:ARG:NH1	61:N5:119:THR:OG1	3.20	0.82
62:N6:39:LEU:HD13	62:N6:43:TYR:HE2	2.61	0.82
42:L5:279:LYS:NZ	37:7:110:G:OP2	325.22	0.82
42:L5:265:TYR:OH	37:7:121:U:OP2	312.27	0.82
1:2:140:A:OP2	8:S6:187:LYS:NZ	2.12	0.82
16:C4:51:ASP:OD1	80:6:902:G:N1	283.07	0.82
22:D0:41:ILE:HG13	22:D0:107:THR:HG21	3.97	0.82
33:E1:84:VAL:HG13	33:E1:85:TYR:HD1	6.41	0.82
18:C6:40:GLU:HA	18:C6:42:GLU:N	1.95	0.82
63:N7:26:VAL:HG11	63:N7:96:VAL:HB	1.61	0.82
1:2:1284:C:O2	86:2:1965:OHX:N4	2.12	0.82
36:5:1224:C:OP1	86:5:3789:OHX:N6	2.12	0.82
36:5:2278:C:OP1	86:5:3596:OHX:N6	2.12	0.82
39:L2:5:ILE:HG12	39:L2:8:GLN:HG3	2.60	0.82
36:5:2895:G:H2'	36:5:2896:A:H5''	1.61	0.82
36:5:437:G:H22	36:5:622:A:H61	1.24	0.82
39:L2:52:SER:HB3	39:L2:191:LEU:HD12	5.90	0.82
36:1:2392:C:O2'	40:L3:266:ARG:NH2	2.12	0.82
1:2:1382:A:H5''	22:D0:60:THR:HG22	1.62	0.82
36:5:1898:G:OP2	86:5:3450:OHX:N5	2.13	0.82
33:E1:87:THR:O	80:6:1445:G:N1	377.76	0.82
59:N3:89:ASP:OD1	59:N3:91:VAL:HG12	3.29	0.82
36:1:2771:U:O2'	36:1:2772:C:O4'	1.98	0.82
80:6:794:U:H4'	80:6:795:U:OP2	1.78	0.82
39:L2:209:HIS:HD2	39:L2:211:HIS:H	1.28	0.82
54:M8:36:LEU:O	54:M8:40:THR:OG1	1.98	0.82
67:O1:75:ILE:HG12	67:O1:93:VAL:HG13	2.80	0.82
3:S1:48:VAL:HG21	3:S1:61:LEU:HD22	4.64	0.82
40:L3:152:LYS:HG2	40:L3:192:VAL:HG11	1.60	0.81
40:L3:58:ARG:NH1	40:L3:352:GLU:OE1	2.12	0.81
36:1:2393:G:H4'	40:L3:252:ILE:HG12	1.62	0.81
40:L3:347:SER:HB3	40:L3:350:ALA:H	1.64	0.81
53:M7:32:THR:HG21	53:M7:87:SER:HB3	2.18	0.81
36:1:2443:A:N6	36:1:2504:U:O4	2.13	0.81
10:S8:10:LYS:NZ	80:6:339:C:OP2	283.05	0.81
42:L5:104:LEU:HD11	42:L5:108:ARG:HH21	1.44	0.81
47:M0:208:ASN:HB3	47:M0:211:ARG:HH11	4.92	0.81

*Continued on next page...*

*Continued from previous page...*

Atom-1	Atom-2	Interatomic distance (Å)	Clash overlap (Å)
36:1:2278:C:OP1	86:1:3499:OHX:N3	2.13	0.81
36:1:1466:G:O6	86:1:3419:OHX:N4	2.13	0.81
36:5:1231:A:H5''	36:5:1232:C:H5'	1.60	0.81
53:M7:69:ARG:HG2	53:M7:79:THR:HG23	5.38	0.81
1:2:1520:U:OP2	21:C9:75:LYS:NZ	2.12	0.81
39:L2:70:ARG:NH2	36:5:2522:G:O6	174.90	0.81
51:M5:110:ALA:HB1	51:M5:113:LEU:HD23	1.60	0.81
53:M7:116:HIS:HB3	53:M7:149:VAL:HG13	1.62	0.81
54:M8:158:HIS:H	54:M8:186:VAL:HG12	1.60	0.81
36:1:103:G:OP1	49:M3:70:ARG:NH2	2.13	0.81
1:2:318:U:O4	86:2:2009:OHX:N5	2.13	0.81
1:2:820:U:H2'	1:2:821:U:H4'	1.59	0.81
80:6:27:U:H2'	80:6:28:A:H8	1.45	0.81
13:C1:3:THR:OG1	13:C1:82:ARG:NE	2.12	0.81
53:M7:62:ARG:NH1	36:5:412:G:OP1	159.94	0.81
72:O6:70:ARG:HD3	72:O6:84:LYS:HG2	2.80	0.81
36:5:1631:C:H5''	36:5:1632:A:H5''	1.60	0.81
41:L4:317:PRO:O	41:L4:319:LYS:N	2.14	0.81
1:2:1625:C:OP1	4:S2:91:ARG:NH2	2.13	0.81
9:S7:50:ASP:HA	9:S7:56:LYS:HA	1.62	0.81
36:1:2311:G:OP2	86:1:3695:OHX:N1	2.13	0.81
1:2:104:A:OP2	1:2:308:C:N4	2.14	0.81
13:C1:99:ARG:NH1	25:D3:7:ARG:O	2.19	0.81
28:D6:10:ARG:HB2	28:D6:34:LYS:HA	2.45	0.81
28:D6:9:GLY:HA3	28:D6:34:LYS:HE2	1.60	0.81
41:L4:138:ARG:HE	41:L4:240:PRO:HD2	1.67	0.81
80:6:437:A:OP1	86:6:2075:OHX:N6	2.13	0.81
66:O0:58:TYR:OH	70:O4:97:GLU:OE2	1.98	0.81
36:1:3134:A:OP1	86:1:3442:OHX:N4	2.13	0.81
38:4:77:A:OP2	86:4:205:OHX:N2	2.14	0.81
36:5:535:G:O6	86:5:3590:OHX:N2	2.14	0.81
80:6:1130:G:OP2	86:6:1967:OHX:N1	2.14	0.81
40:L3:150:ARG:HG2	40:L3:150:ARG:HH11	1.71	0.81
36:5:1481:A:O2'	36:5:1858:A:N3	2.13	0.81
4:S2:139:ILE:HG22	4:S2:141:ARG:HD2	1.62	0.81
7:S5:133:VAL:HG22	7:S5:198:LEU:HD13	1.60	0.81
9:S7:131:PHE:O	9:S7:133:THR:N	2.12	0.81
36:1:2812:C:H2'	36:1:2813:A:H8	1.47	0.80
36:1:899:U:O4	86:1:3741:OHX:N1	2.13	0.80
36:5:3328:G:OP2	86:5:3541:OHX:N2	2.13	0.80
34:SR:159:ASN:ND2	34:SR:166:SER:O	2.14	0.80

*Continued on next page...*

*Continued from previous page...*

Atom-1	Atom-2	Interatomic distance (Å)	Clash overlap (Å)
80:6:1203:A:OP2	86:6:1984:OHX:N4	2.15	0.80
62:N6:112:ASP:HB2	62:N6:115:ARG:HB2	1.63	0.80
36:1:3066:U:O4	86:1:3690:OHX:N5	2.15	0.80
80:6:565:C:O2	86:6:2015:OHX:N4	2.15	0.80
13:C1:78:THR:HA	13:C1:84:ILE:HG22	2.40	0.80
16:C4:131:GLY:O	16:C4:133:ARG:N	3.64	0.80
64:N8:6:THR:HG22	64:N8:9:ARG:HG2	1.78	0.80
69:O3:69:GLY:HA3	69:O3:85:PHE:HA	2.70	0.80
7:S5:117:THR:HG21	7:S5:194:LEU:HD12	1.62	0.80
10:S8:197:THR:HA	10:S8:200:LYS:HB2	1.63	0.80
36:1:1887:A:OP2	86:1:3433:OHX:N4	2.15	0.80
38:4:122:U:H2'	38:4:123:G:H8	1.47	0.80
39:L2:144:ASN:ND2	39:L2:161:ASP:OD1	3.59	0.80
40:L3:290:ASP:OD2	40:L3:292:ALA:N	4.98	0.80
36:1:1420:C:OP2	41:L4:193:LYS:NZ	2.13	0.80
3:S1:48:VAL:HG13	3:S1:61:LEU:HD21	1.64	0.80
10:S8:36:THR:HB	10:S8:57:ALA:O	2.18	0.80
36:1:3301:U:O4	86:1:3437:OHX:N2	2.14	0.80
80:6:947:U:H2'	80:6:948:G:H8	1.46	0.80
36:1:2274:U:OP2	86:1:3507:OHX:N4	2.14	0.80
36:5:549:U:H2'	36:5:550:A:C8	2.16	0.80
41:L4:203:ARG:HH21	41:L4:240:PRO:HB3	2.26	0.80
53:M7:172:GLN:OE1	69:O3:60:ARG:NH1	2.15	0.80
3:S1:157:GLN:O	3:S1:159:SER:N	2.15	0.80
36:1:2236:G:OP1	86:1:3666:OHX:N6	2.14	0.80
36:5:653:A:H5'	36:5:2361:A:H5''	1.62	0.80
80:6:228:G:N2	80:6:237:C:N3	2.29	0.80
18:C6:115:THR:O	18:C6:117:LEU:N	3.41	0.80
36:1:3243:A:H4'	40:L3:95:THR:HG22	1.64	0.80
46:L9:49:ASN:O	46:L9:49:ASN:ND2	2.14	0.80
48:M1:94:ARG:O	48:M1:96:PHE:N	2.13	0.80
68:O2:19:ARG:HH11	68:O2:28:VAL:HG13	1.55	0.80
36:5:1345:G:N7	86:5:3572:OHX:N5	2.30	0.80
2:S0:52:LYS:HD2	23:D1:82:VAL:HA	1.64	0.79
46:L9:8:GLN:HB2	46:L9:55:VAL:HG23	2.37	0.79
66:O0:84:LEU:HD12	66:O0:84:LEU:H	2.07	0.79
1:2:1508:U:O4	86:2:1909:OHX:N6	2.15	0.79
57:N1:78:LYS:NZ	36:5:2728:G:O6	219.36	0.79
80:6:800:U:H2'	80:6:801:G:H8	1.47	0.79
17:C5:44:ARG:NH2	17:C5:82:ASN:O	3.09	0.79
43:L6:51:ARG:NH1	50:M4:114:ASP:OD2	2.45	0.79

*Continued on next page...*

*Continued from previous page...*

Atom-1	Atom-2	Interatomic distance (Å)	Clash overlap (Å)
6:S4:187:ARG:HH22	80:6:753:A:H62	374.75	0.79
34:SR:38:ARG:HA	34:SR:67:ILE:HG23	2.29	0.79
24:D2:18:GLU:HG3	24:D2:69:LEU:HD23	3.21	0.79
24:D2:82:LYS:O	24:D2:84:GLY:N	2.15	0.79
36:5:1025:A:H3'	36:5:1026:A:H4'	1.64	0.79
16:C4:50:ALA:O	16:C4:52:ARG:N	2.22	0.79
36:1:1478:C:O2	36:1:1875:G:N2	2.15	0.79
20:C8:143:ARG:NH2	80:6:1462:G:N7	338.16	0.79
78:Q2:17:CYS:SG	78:Q2:77:CYS:HB3	2.21	0.79
1:2:1572:G:H1'	7:S5:185:ARG:HH12	1.47	0.79
36:1:2254:U:H2'	36:1:2261:G:N2	1.97	0.79
36:5:1877:U:H5''	36:5:1878:G:H5'	1.64	0.79
43:L6:40:LEU:HD13	43:L6:84:VAL:HG11	1.72	0.79
47:M0:38:LYS:HG3	47:M0:41:ALA:HB2	3.63	0.79
54:M8:122:ILE:HG23	54:M8:126:GLN:HB2	1.63	0.79
80:6:356:G:OP2	86:6:1921:OHX:N3	2.16	0.79
1:2:584:C:H1'	32:E0:18:THR:HG21	1.64	0.79
80:6:1537:C:N3	86:6:2016:OHX:N6	2.30	0.79
19:C7:2:GLY:N	80:6:1312:A:N7	393.43	0.79
50:M4:128:ARG:NH2	36:5:3214:U:OP2	280.76	0.79
57:N1:130:ARG:NH1	36:5:1098:A:OP2	253.70	0.79
58:N2:50:LEU:HB3	58:N2:54:VAL:HG23	1.63	0.79
36:1:1427:U:OP2	64:N8:4:ARG:NH2	2.15	0.79
3:S1:190:PRO:HG2	3:S1:192:VAL:HG23	2.03	0.79
36:1:1752:A:OP2	86:1:3590:OHX:N5	2.16	0.79
20:C8:135:GLY:HA3	80:6:1559:A:H5''	365.44	0.79
80:6:363:G:OP1	86:6:1966:OHX:N1	2.15	0.79
48:M1:143:ARG:NH2	37:7:5:G:OP1	292.07	0.79
24:D2:26:LEU:HD21	24:D2:60:LYS:HD3	1.63	0.79
28:D6:87:ARG:NH2	28:D6:91:ASP:O	2.95	0.79
39:L2:209:HIS:CD2	39:L2:211:HIS:H	2.00	0.79
47:M0:112:GLN:O	86:5:3636:OHX:N5	235.84	0.79
73:O7:87:SER:O	86:O7:102:OHX:N5	2.15	0.79
3:S1:117:TRP:HE1	3:S1:152:ARG:CZ	1.96	0.79
12:C0:54:TYR:CE2	12:C0:75:TYR:HB2	3.97	0.79
79:Q3:46:THR:HB	79:Q3:58:SER:HB2	1.65	0.79
4:S2:170:ILE:HB	4:S2:197:TYR:HB2	2.12	0.79
1:2:840:U:O4	86:2:2076:OHX:N4	2.16	0.78
80:6:340:U:H2'	80:6:341:A:C8	2.18	0.78
21:C9:117:SER:HB2	21:C9:123:ARG:HB2	1.65	0.78
47:M0:99:ILE:HG22	47:M0:123:HIS:HB2	1.65	0.78

*Continued on next page...*

*Continued from previous page...*

Atom-1	Atom-2	Interatomic distance (Å)	Clash overlap (Å)
47:M0:119:TRP:O	86:M0:304:OHX:N5	62.36	0.78
69:O3:49:ILE:HG23	69:O3:100:ILE:HG13	2.29	0.78
3:S1:62:LYS:O	3:S1:64:ARG:N	2.13	0.78
1:2:1459:C:OP1	20:C8:126:ARG:NH2	2.16	0.78
1:2:1524:A:H2'	1:2:1525:A:C8	2.17	0.78
1:2:895:G:H1	1:2:917:U:H3	1.32	0.78
38:4:137:C:OP2	86:4:213:OHX:N5	2.16	0.78
27:D5:74:SER:OG	80:6:1534:G:OP2	343.01	0.78
58:N2:19:VAL:HG12	58:N2:105:LEU:HD22	3.04	0.78
73:O7:88:ALA:O	86:O7:102:OHX:N1	2.15	0.78
2:S0:119:ARG:HE	4:S2:240:LEU:HD23	3.23	0.78
26:D4:121:THR:OG1	80:6:149:C:OP1	334.69	0.78
59:N3:66:LYS:HE3	59:N3:68:GLU:HB2	7.29	0.78
11:S9:58:ASP:O	11:S9:61:THR:OG1	3.40	0.78
1:2:991:G:O6	86:2:1970:OHX:N2	2.16	0.78
38:8:68:G:H1	38:8:91:C:H42	1.29	0.78
1:2:1254:U:OP2	14:C2:46:ARG:NH1	2.17	0.78
57:N1:130:ARG:O	36:5:1098:A:O2'	256.43	0.78
70:O4:41:ARG:HG2	70:O4:56:THR:HG21	1.62	0.78
36:1:1679:A:OP1	58:N2:94:ARG:NH1	2.16	0.78
1:2:1488:G:H3'	1:2:1515:A:H61	1.46	0.78
1:2:1521:G:O2'	1:2:1523:G:OP2	2.00	0.78
36:5:1614:C:H2'	36:5:1615:C:H6	1.48	0.78
42:L5:211:LEU:HB3	42:L5:219:PHE:HB2	1.81	0.78
54:M8:51:ALA:HA	54:M8:54:LEU:HG	1.66	0.78
1:2:1492:A:HO2'	1:2:1493:A:H8	1.29	0.78
21:C9:37:VAL:HG11	21:C9:100:ILE:HD11	2.15	0.78
64:N8:21:ARG:NH2	36:5:640:U:OP1	182.55	0.78
8:S6:98:ARG:NH2	8:S6:101:ILE:O	2.18	0.78
36:1:330:G:OP2	86:1:3586:OHX:N2	2.17	0.78
36:1:600:G:N7	86:1:3640:OHX:N1	2.31	0.78
38:4:124:G:H1	38:4:129:C:H42	1.32	0.78
16:C4:103:ARG:HH12	28:D6:48:ALA:HB3	3.11	0.78
42:L5:236:LEU:HD12	42:L5:239:ILE:HD12	1.66	0.78
42:L5:68:THR:HG22	42:L5:70:THR:H	1.48	0.78
66:O0:57:GLU:OE1	66:O0:69:TYR:OH	3.43	0.78
71:O5:101:THR:HG23	71:O5:104:GLN:H	1.49	0.78
6:S4:73:ASP:OD2	6:S4:122:LYS:NZ	2.13	0.78
36:1:125:C:O2	36:1:143:G:N2	2.16	0.78
16:C4:19:ILE:HB	16:C4:83:ILE:HD12	1.64	0.78
25:D3:27:ASN:OD1	25:D3:31:LYS:NZ	2.16	0.78

*Continued on next page...*



*Continued from previous page...*

Atom-1	Atom-2	Interatomic distance (Å)	Clash overlap (Å)
39:L2:225:ILE:HG21	39:L2:234:LYS:HA	1.66	0.78
55:M9:62:ARG:NH2	36:5:3068:U:OP2	171.99	0.78
36:1:1814:A:OP1	86:1:3634:OHX:N2	2.17	0.78
79:Q3:4:ARG:NH1	36:5:837:A:OP2	237.43	0.78
42:L5:85:ARG:NH1	42:L5:86:TYR:OH	2.16	0.78
46:L9:120:ASP:OD1	46:L9:124:ARG:NH2	3.17	0.78
49:M3:73:ARG:HD2	36:5:76:G:H3'	82.54	0.78
86:1:3543:OHX:N4	38:4:139:U:O4	2.16	0.78
36:1:768:C:OP1	49:M3:186:ARG:NH2	2.15	0.78
1:2:794:U:O2'	1:2:795:U:O2	2.00	0.78
36:5:438:A:H2'	36:5:494:G:H21	1.49	0.78
14:C2:59:LEU:HA	14:C2:87:PRO:HB2	1.64	0.78
66:O0:22:LYS:HD3	66:O0:94:GLU:HG3	3.30	0.78
9:S7:66:SER:O	9:S7:68:ALA:N	2.51	0.78
36:1:2794:G:N7	86:1:3475:OHX:N2	2.32	0.77
36:1:2889:C:O2	36:1:2914:G:N2	2.15	0.77
36:5:3035:A:OP2	86:5:3557:OHX:N5	2.17	0.77
80:6:1595:U:H3	80:6:1600:A:H2	1.30	0.77
16:C4:127:ARG:HG3	28:D6:22:ARG:HH12	1.48	0.77
69:O3:75:HIS:HB3	69:O3:80:VAL:HG12	1.66	0.77
74:O8:31:LEU:HA	74:O8:37:PRO:HA	1.65	0.77
5:S3:164:VAL:HG13	5:S3:168:ILE:HD11	1.66	0.77
36:5:273:A:H2'	36:5:274:G:H8	1.49	0.77
10:S8:51:GLY:H	80:6:397:A:H5''	312.71	0.77
21:C9:117:SER:HB2	21:C9:123:ARG:HB3	2.71	0.77
62:N6:63:LYS:HE3	62:N6:97:ILE:HD13	2.21	0.77
73:O7:52:LYS:HA	73:O7:55:ARG:HD2	2.43	0.77
36:1:837:A:OP2	79:Q3:4:ARG:NH1	2.18	0.77
1:2:393:C:OP2	10:S8:2:GLY:N	2.17	0.77
36:5:2195:C:OP2	86:5:3741:OHX:N4	2.17	0.77
36:5:651:G:OP2	86:5:3688:OHX:N3	2.17	0.77
11:S9:133:HIS:NE2	80:6:513:U:OP1	446.40	0.77
17:C5:68:PRO:O	86:C5:201:OHX:N5	7.60	0.77
1:2:1479:A:OP1	21:C9:57:ARG:NH1	2.17	0.77
41:L4:138:ARG:NH1	41:L4:138:ARG:O	2.16	0.77
68:O2:81:ASP:O	68:O2:84:THR:HG23	1.83	0.77
36:1:3214:U:OP2	50:M4:128:ARG:NH2	2.18	0.77
36:5:1015:U:N3	36:5:1035:G:O6	2.14	0.77
36:5:2972:G:N7	86:5:3623:OHX:N3	2.32	0.77
51:M5:84:PRO:HA	51:M5:87:GLN:HB2	2.12	0.77
36:1:2526:C:O2'	45:L8:241:LYS:NZ	2.15	0.77

*Continued on next page...*

*Continued from previous page...*

Atom-1	Atom-2	Interatomic distance (Å)	Clash overlap (Å)
46:L9:22:SER:OG	46:L9:23:ARG:N	2.17	0.77
45:L8:65:LEU:HD12	51:M5:25:VAL:HG13	2.08	0.77
1:2:513:U:OP1	11:S9:133:HIS:NE2	2.13	0.77
41:L4:308:LYS:NZ	36:5:609:G:O6	225.81	0.77
80:6:1081:A:O2'	80:6:1082:C:O5'	2.02	0.77
40:L3:116:ARG:HG2	40:L3:175:LYS:HB2	2.62	0.77
64:N8:9:ARG:NH2	36:5:1431:G:N7	148.60	0.77
71:O5:31:LEU:HD13	71:O5:47:VAL:HG11	1.65	0.77
7:S5:73:THR:HG23	18:C6:114:ARG:HD2	1.65	0.77
36:5:1238:C:O2'	36:5:1239:C:OP1	2.03	0.77
6:S4:3:ARG:NH1	80:6:399:A:N3	321.54	0.77
45:L8:186:LEU:HB3	45:L8:195:SER:HB3	1.67	0.77
55:M9:68:GLN:NE2	55:M9:72:GLU:OE1	2.17	0.77
78:Q2:48:SER:O	86:Q2:502:OHX:N3	4.56	0.77
36:1:1015:U:O4	36:1:1035:G:N1	2.15	0.77
36:1:2748:A:H1'	42:L5:36:LEU:HD23	1.67	0.77
76:Q0:124:LYS:O	76:Q0:126:LYS:NZ	3.34	0.77
5:S3:178:ARG:HE	5:S3:178:ARG:H	1.32	0.77
1:2:1358:G:H2'	1:2:1359:C:C6	2.20	0.77
36:5:712:G:H2'	36:5:713:U:C6	2.20	0.77
47:M0:36:LEU:HD21	47:M0:69:ARG:HD3	2.01	0.77
1:2:190:C:N4	1:2:196:G:O6	2.18	0.77
1:2:601:A:OP1	25:D3:110:LYS:NZ	2.16	0.77
63:N7:67:LYS:NZ	36:5:1630:U:OP1	196.45	0.77
46:L9:62:ARG:NH2	36:5:3115:C:OP1	329.98	0.77
8:S6:87:ARG:NH1	80:6:159:U:O2'	320.18	0.77
41:L4:47:ARG:NH1	41:L4:109:TRP:O	2.62	0.77
48:M1:164:LYS:HE3	48:M1:171:VAL:HB	1.67	0.77
53:M7:24:VAL:HB	53:M7:29:THR:HG21	2.52	0.77
68:O2:9:ILE:HD11	68:O2:66:LEU:HB2	1.66	0.77
1:2:422:G:N7	86:2:1988:OHX:N5	2.33	0.76
42:L5:226:TYR:HE1	42:L5:236:LEU:HD11	5.77	0.76
2:S0:120:LEU:HD21	2:S0:144:ILE:HD11	2.13	0.76
8:S6:24:ILE:O	8:S6:26:VAL:N	2.18	0.76
1:2:40:A:OP1	11:S9:3:ARG:NH1	2.18	0.76
11:S9:65:LYS:HA	11:S9:70:LEU:HD11	2.02	0.76
36:1:1584:U:H2'	36:1:1585:C:H6	1.49	0.76
17:C5:68:PRO:O	86:C5:201:OHX:N1	7.37	0.76
42:L5:272:TYR:CZ	37:7:22:A:H1'	333.22	0.76
36:1:944:C:H4'	68:O2:33:ARG:NH1	1.98	0.76
10:S8:76:THR:HG22	10:S8:108:PRO:HG2	1.67	0.76

*Continued on next page...*

*Continued from previous page...*

Atom-1	Atom-2	Interatomic distance (Å)	Clash overlap (Å)
1:2:1159:C:N3	86:2:1997:OHX:N4	2.34	0.76
36:5:2662:G:H1	36:5:2708:C:H42	1.34	0.76
36:5:679:U:O4	86:5:3521:OHX:N2	2.18	0.76
10:S8:50:GLY:HA2	80:6:397:A:O3'	314.43	0.76
21:C9:33:TYR:HH	21:C9:99:SER:HG	1.32	0.76
65:N9:17:HIS:HA	65:N9:20:GLY:HA2	1.65	0.76
72:O6:2:THR:OG1	72:O6:3:VAL:N	2.19	0.76
36:1:2273:G:O6	86:1:3695:OHX:N5	2.18	0.76
36:5:1081:U:OP1	86:5:3659:OHX:N3	2.19	0.76
80:6:151:G:H1	80:6:163:G:H1	1.31	0.76
26:D4:29:HIS:O	26:D4:31:ASN:N	3.57	0.76
42:L5:270:LYS:HE2	42:L5:273:ARG:HA	8.18	0.76
36:1:2718:U:OP2	86:1:3524:OHX:N3	2.19	0.76
36:1:3103:A:OP2	86:1:3729:OHX:N1	2.19	0.76
36:5:289:A:H2'	36:5:290:G:H8	1.50	0.76
36:5:438:A:H2'	36:5:494:G:N2	2.01	0.76
47:M0:81:GLY:O	47:M0:83:ASP:N	3.20	0.76
36:1:2724:U:OP1	57:N1:57:TYR:OH	2.04	0.76
36:1:128:G:O6	86:1:3797:OHX:N6	2.18	0.76
1:2:818:C:N4	1:2:819:G:O6	2.18	0.76
47:M0:3:ARG:NH2	36:5:2854:U:OP2	290.73	0.76
36:5:343:U:OP2	86:5:3429:OHX:N3	2.18	0.76
28:D6:10:ARG:NE	80:6:1795:U:O2	327.61	0.76
80:6:1724:U:OP2	86:6:2079:OHX:N1	2.18	0.76
51:M5:36:ILE:HG12	51:M5:64:VAL:HG23	3.16	0.76
62:N6:45:ILE:HD12	62:N6:119:ILE:HG23	1.68	0.76
36:1:530:G:O6	86:1:3461:OHX:N5	2.19	0.76
36:5:2895:G:H5''	36:5:3108:G:H5'	1.66	0.76
80:6:1207:C:H42	80:6:1456:C:H5	1.32	0.76
28:D6:26:CYS:HB2	28:D6:28:LYS:HB2	4.76	0.76
6:S4:192:ILE:HG13	6:S4:243:GLY:HA3	1.67	0.76
36:1:722:G:OP1	86:1:3781:OHX:N6	2.19	0.76
36:5:2759:U:H5''	36:5:2760:C:H5'	1.67	0.76
80:6:58:U:H3	80:6:89:G:H1	1.31	0.76
21:C9:40:SER:HB2	21:C9:96:ALA:HA	3.04	0.76
53:M7:25:SER:HB3	53:M7:28:ASN:HB2	2.00	0.76
36:1:1383:G:O6	86:1:3421:OHX:N3	2.19	0.76
36:1:1631:C:OP2	63:N7:48:ARG:NH2	2.19	0.76
36:1:1443:G:O6	86:1:3518:OHX:N4	2.19	0.76
1:2:1015:U:OP1	86:2:1923:OHX:N6	2.18	0.76
1:2:373:G:N7	86:2:2061:OHX:N6	2.34	0.76

*Continued on next page...*

*Continued from previous page...*

Atom-1	Atom-2	Interatomic distance (Å)	Clash overlap (Å)
80:6:1492:A:HO2'	80:6:1493:A:H8	1.34	0.76
16:C4:107:ARG:HH21	16:C4:107:ARG:HB2	2.34	0.76
21:C9:102:ARG:NH2	80:6:1502:G:N7	404.49	0.76
68:O2:91:THR:HG22	68:O2:92:TYR:HD2	1.51	0.76
34:SR:179:LYS:NZ	34:SR:191:ASP:OD1	2.18	0.76
36:1:959:C:H41	36:1:2801:A:H5''	1.51	0.76
1:2:471:A:OP2	86:2:1955:OHX:N4	2.18	0.76
2:S0:66:ALA:HB2	23:D1:37:ALA:HB2	2.34	0.76
48:M1:109:HIS:HE1	48:M1:122:ILE:HA	1.50	0.76
75:O9:42:ARG:HH11	75:O9:42:ARG:HG2	2.21	0.76
79:Q3:84:ARG:NH2	79:Q3:88:GLU:OE2	2.19	0.76
2:S0:79:ARG:NH1	2:S0:164:ASN:O	3.18	0.76
6:S4:93:ASP:O	6:S4:95:THR:N	3.48	0.76
19:C7:63:LYS:HE2	34:SR:284:ALA:HB2	1.66	0.76
36:1:1064:A:H4'	36:1:1065:A:O5'	1.87	0.75
36:1:1807:G:H5'	63:N7:135:ARG:HH22	1.51	0.75
80:6:1067:C:H2'	80:6:1068:C:C6	2.20	0.75
16:C4:29:HIS:HB3	16:C4:41:ARG:HG3	1.67	0.75
40:L3:313:HIS:O	40:L3:333:LYS:HE3	3.53	0.75
63:N7:22:LYS:HE3	63:N7:134:LEU:HB2	2.63	0.75
64:N8:128:ARG:NH2	64:N8:149:ALA:O	3.15	0.75
64:N8:27:LYS:NZ	36:5:801:A:OP1	155.54	0.75
3:S1:109:LYS:HG3	3:S1:113:MET:HE3	1.68	0.75
7:S5:57:SER:O	7:S5:59:VAL:N	2.16	0.75
9:S7:110:GLN:OE1	80:6:816:G:N2	338.64	0.75
36:5:1759:C:N4	36:5:1766:G:O6	2.14	0.75
37:7:32:U:O4	37:7:45:A:N6	2.18	0.75
13:C1:132:SER:O	13:C1:134:THR:N	3.31	0.75
30:D8:13:ILE:HB	30:D8:29:ARG:HG2	3.06	0.75
36:1:1404:G:OP2	68:O2:11:LYS:NZ	2.18	0.75
1:2:115:G:OP1	13:C1:67:ARG:NH1	2.19	0.75
36:5:1192:C:H5	86:5:3597:OHX:N5	1.85	0.75
36:5:277:G:OP1	86:5:3426:OHX:N6	2.20	0.75
18:C6:109:PHE:O	18:C6:113:ASP:N	2.74	0.75
27:D5:49:ARG:NH2	27:D5:53:GLU:OE2	4.37	0.75
47:M0:14:ASN:O	47:M0:128:ARG:NH2	2.80	0.75
3:S1:134:VAL:HB	3:S1:219:LYS:HB2	1.68	0.75
36:1:76:G:O2'	49:M3:100:ARG:NH1	2.17	0.75
1:2:520:A:H2'	1:2:521:A:C8	2.21	0.75
36:5:3364:C:OP1	86:5:3447:OHX:N1	2.19	0.75
13:C1:33:ARG:NH2	13:C1:51:GLY:O	3.22	0.75

*Continued on next page...*

*Continued from previous page...*

Atom-1	Atom-2	Interatomic distance (Å)	Clash overlap (Å)
7:S5:37:GLN:HB3	18:C6:53:LEU:HB3	1.68	0.75
51:M5:149:ASN:OD1	86:M5:301:OHX:N2	2.20	0.75
57:N1:132:PRO:O	57:N1:134:GLN:NE2	2.18	0.75
63:N7:135:ARG:HH21	63:N7:135:ARG:HB3	3.68	0.75
2:S0:76:ILE:HG12	2:S0:98:ILE:HB	2.17	0.75
1:2:1401:A:O3'	19:C7:10:LYS:NZ	2.20	0.75
30:D8:10:ALA:HA	30:D8:32:PHE:HA	1.69	0.75
2:S0:70:PRO:O	2:S0:95:ALA:N	2.17	0.75
3:S1:85:LYS:HB3	3:S1:101:HIS:HB3	2.78	0.75
11:S9:118:LEU:HD23	11:S9:158:PHE:CE1	3.62	0.75
1:2:560:U:H2'	1:2:561:G:H8	1.51	0.75
36:5:2983:C:OP1	86:5:3777:OHX:N6	2.20	0.75
26:D4:125:LEU:O	26:D4:128:LYS:HB2	3.39	0.75
42:L5:238:ASP:O	42:L5:242:SER:HB3	2.97	0.75
52:M6:110:PRO:O	52:M6:113:ASP:N	5.04	0.75
54:M8:185:LYS:HD3	54:M8:186:VAL:HG23	1.69	0.75
58:N2:49:ASN:ND2	58:N2:49:ASN:O	2.19	0.75
36:1:1565:G:N2	36:1:1574:C:N3	2.34	0.75
36:1:352:A:H61	36:1:365:A:H5''	1.50	0.75
1:2:1598:U:OP1	86:2:1954:OHX:N6	2.20	0.75
40:L3:53:MET:HE3	36:5:3048:A:H5'	233.56	0.75
36:5:3064:U:OP2	86:5:3781:OHX:N5	2.19	0.75
80:6:1050:G:O6	86:6:2091:OHX:N4	2.19	0.75
17:C5:14:THR:HB	17:C5:22:LEU:HB2	1.68	0.75
44:L7:83:LEU:HD22	44:L7:84:VAL:H	1.79	0.75
72:O6:4:LYS:HD2	72:O6:14:GLY:HA3	1.93	0.75
78:Q2:38:GLN:HE21	78:Q2:38:GLN:HA	1.97	0.75
36:1:2213:A:H2'	36:1:2214:A:C8	2.22	0.75
1:2:205:U:O4	86:2:1946:OHX:N3	2.19	0.75
36:5:2996:U:OP1	36:5:2996:U:H4'	1.84	0.75
36:5:2288:G:OP1	86:5:3465:OHX:N4	2.19	0.75
26:D4:61:ARG:NH2	80:6:530:C:O2	408.44	0.75
36:5:3019:U:O4	86:5:3491:OHX:N2	2.20	0.75
2:S0:52:LYS:NZ	23:D1:82:VAL:O	2.61	0.75
39:L2:233:GLN:NE2	36:5:2607:G:OP1	194.27	0.75
39:L2:153:GLY:HA3	39:L2:251:LYS:HD3	7.37	0.75
59:N3:87:ARG:HH22	59:N3:137:VAL:HG22	1.77	0.75
1:2:1681:A:H2'	1:2:1682:U:H5'	1.69	0.74
1:2:651:G:O6	86:2:1984:OHX:N4	2.20	0.74
36:5:3318:G:OP2	86:5:3648:OHX:N5	2.20	0.74
80:6:21:U:H2'	80:6:22:A:H8	1.51	0.74

*Continued on next page...*

*Continued from previous page...*

Atom-1	Atom-2	Interatomic distance (Å)	Clash overlap (Å)
20:C8:123:ARG:HG3	20:C8:133:VAL:HG11	1.69	0.74
52:M6:12:LYS:O	56:N0:167:ARG:NH2	2.20	0.74
61:N5:110:VAL:HG22	61:N5:124:VAL:HG13	2.86	0.74
2:S0:84:ARG:HH21	2:S0:201:LEU:HD12	3.39	0.74
11:S9:52:ILE:HG23	11:S9:76:LEU:HD11	2.99	0.74
36:1:1321:G:O3'	56:N0:117:ARG:NH2	2.20	0.74
36:1:2656:A:H4'	78:Q2:98:LYS:HD2	1.69	0.74
1:2:1485:C:OP1	86:2:2071:OHX:N6	2.20	0.74
36:5:84:U:O2'	36:5:101:G:O6	2.04	0.74
41:L4:292:SER:OG	41:L4:293:SER:N	2.17	0.74
47:M0:142:ASP:OD1	47:M0:178:ARG:NH2	2.18	0.74
53:M7:59:PRO:HG3	53:M7:76:PHE:CD1	2.47	0.74
36:1:1841:A:H2	75:O9:45:ARG:HH22	1.33	0.74
1:2:283:U:H5"	8:S6:188:ARG:HD3	1.69	0.74
70:O4:31:ARG:NH2	36:5:1598:G:OP2	132.72	0.74
1:2:1550:A:OP2	17:C5:42:ARG:NH2	2.18	0.74
19:C7:5:ARG:HB2	19:C7:10:LYS:HE2	1.68	0.74
46:L9:77:ASN:HA	46:L9:80:THR:HG23	3.78	0.74
47:M0:41:ALA:O	47:M0:139:ARG:NH2	3.19	0.74
57:N1:14:MET:HE1	57:N1:55:LYS:HB2	3.19	0.74
71:O5:10:ARG:NH1	71:O5:60:GLU:OE2	2.19	0.74
78:Q2:46:LYS:O	86:Q2:502:OHX:N3	3.90	0.74
3:S1:62:LYS:HD2	3:S1:91:VAL:HB	1.69	0.74
8:S6:153:VAL:HG21	8:S6:175:ILE:HG21	3.87	0.74
36:1:2557:A:H5'	63:N7:135:ARG:HH11	1.53	0.74
36:5:408:A:OP1	86:5:3608:OHX:N6	2.20	0.74
36:5:518:G:OP2	36:5:518:G:N2	2.17	0.74
29:D7:37:CYS:O	29:D7:39:GLY:N	2.71	0.74
53:M7:25:SER:O	53:M7:29:THR:HG23	1.86	0.74
8:S6:153:VAL:O	8:S6:155:ASP:N	2.19	0.74
36:1:825:U:O4	86:1:3478:OHX:N3	2.20	0.74
1:2:1413:U:O2	86:2:1950:OHX:N4	2.21	0.74
1:2:149:C:OP1	26:D4:121:THR:OG1	2.04	0.74
1:2:1592:A:H2'	1:2:1593:A:C8	2.22	0.74
1:2:523:G:OP2	26:D4:37:LYS:NZ	2.19	0.74
38:4:83:C:H1'	38:4:85:G:H21	1.50	0.74
23:D1:86:SER:OG	29:D7:9:HIS:O	3.01	0.74
46:L9:134:ILE:HD11	46:L9:146:LEU:HD23	1.68	0.74
49:M3:157:ARG:NH1	64:N8:146:GLU:OE2	2.77	0.74
2:S0:109:ASN:H	4:S2:64:LYS:NZ	2.77	0.74
36:1:1790:G:O6	86:1:3730:OHX:N4	2.21	0.74

*Continued on next page...*

*Continued from previous page...*

Atom-1	Atom-2	Interatomic distance (Å)	Clash overlap (Å)
80:6:1282:U:OP1	86:6:1991:OHX:N4	2.20	0.74
11:S9:54:ARG:NH2	80:6:761:G:OP1	394.17	0.74
36:1:1080:A:OP2	42:L5:140:ARG:NH2	2.20	0.74
80:6:355:G:OP2	86:6:1921:OHX:N5	2.21	0.74
80:6:1571:C:OP2	86:6:2016:OHX:N2	2.21	0.74
80:6:538:A:H8	80:6:543:C:H41	1.35	0.74
18:C6:32:ASN:N	18:C6:67:VAL:O	2.16	0.74
54:M8:145:ASN:HD22	54:M8:150:VAL:HG11	1.53	0.74
66:O0:34:LEU:HD23	66:O0:59:TYR:HB3	1.68	0.74
74:O8:58:ASP:OD2	74:O8:61:LYS:N	2.15	0.74
8:S6:173:PRO:HG3	80:6:66:U:H5	333.46	0.74
36:1:1541:G:OP2	86:1:3562:OHX:N5	2.21	0.74
46:L9:70:THR:HG21	36:5:3122:A:N1	324.56	0.74
80:6:1227:A:H4'	80:6:1228:G:H5'	1.69	0.74
80:6:1041:G:OP1	86:6:2038:OHX:N4	2.21	0.74
36:1:2146:C:OP1	39:L2:200:ARG:NH1	2.21	0.74
40:L3:188:ILE:HD12	40:L3:188:ILE:H	2.19	0.74
59:N3:48:ARG:NH2	36:5:3043:C:OP2	251.18	0.74
34:SR:164:ASP:O	34:SR:166:SER:N	2.51	0.74
1:2:322:G:OP1	86:2:1971:OHX:N4	2.20	0.74
40:L3:3:HIS:O	40:L3:3:HIS:ND1	2.21	0.74
3:S1:35:PRO:HB3	3:S1:231:LEU:HD11	3.54	0.74
36:1:687:U:OP2	49:M3:36:ARG:NH2	2.20	0.74
1:2:1544:U:OP1	20:C8:136:GLN:NE2	2.21	0.74
55:M9:20:ARG:HG2	36:5:1875:G:OP2	137.15	0.74
36:5:339:C:OP1	36:5:1380:G:O2'	2.04	0.74
25:D3:126:LYS:HA	25:D3:131:SER:HA	1.69	0.74
39:L2:204:MET:HE2	39:L2:209:HIS:HB2	1.69	0.74
36:1:2525:G:OP2	39:L2:37:ARG:NH1	2.21	0.74
41:L4:10:SER:OG	41:L4:13:GLY:O	2.05	0.74
41:L4:89:ALA:O	41:L4:91:GLY:N	2.20	0.74
68:O2:4:LEU:HD12	68:O2:5:PRO:HD3	1.70	0.74
76:Q0:106:ARG:HB2	76:Q0:106:ARG:NH1	4.04	0.74
7:S5:185:ARG:NH1	80:6:1471:A:OP1	332.68	0.74
36:1:2209:U:H6	36:1:2209:U:OP2	1.69	0.73
36:1:824:C:H5''	39:L2:21:ARG:HD3	1.68	0.73
38:4:10:A:H2'	38:4:11:C:C6	2.23	0.73
80:6:1799:U:H4'	80:6:1800:A:H2'	1.68	0.73
18:C6:16:ALA:HB2	18:C6:72:GLY:HA3	1.69	0.73
1:2:1594:G:H5'	31:D9:33:LYS:HE3	1.69	0.73
47:M0:72:ALA:HB2	47:M0:155:ALA:HB2	2.16	0.73

*Continued on next page...*

*Continued from previous page...*

Atom-1	Atom-2	Interatomic distance (Å)	Clash overlap (Å)
63:N7:16:GLY:O	63:N7:18:TYR:N	2.29	0.73
3:S1:36:SER:HA	3:S1:41:ARG:HE	2.67	0.73
36:1:1483:G:O6	70:O4:4:ARG:NH2	2.17	0.73
36:1:542:G:O6	86:1:3814:OHX:N5	2.21	0.73
1:2:1282:U:OP1	86:2:1997:OHX:N5	2.21	0.73
1:2:1429:G:H1'	22:D0:74:GLU:HG2	1.70	0.73
1:2:17:C:H2'	1:2:18:C:C6	2.23	0.73
36:5:2666:C:H2'	36:5:2667:A:H5''	1.70	0.73
17:C5:81:ARG:HH12	17:C5:120:SER:HB3	1.54	0.73
24:D2:6:VAL:HG13	24:D2:29:PRO:HD2	1.70	0.73
24:D2:2:THR:N	80:6:1034:C:HO2'	337.10	0.73
42:L5:85:ARG:HH12	42:L5:254:LYS:H	4.01	0.73
47:M0:19:LYS:HG3	47:M0:26:VAL:HG13	1.69	0.73
36:1:528:U:H2'	36:1:529:A:C8	2.22	0.73
80:6:340:U:H2'	80:6:341:A:H8	1.53	0.73
40:L3:108:GLU:O	40:L3:134:SER:OG	2.05	0.73
51:M5:8:GLU:HG3	51:M5:50:ARG:HH12	3.38	0.73
8:S6:98:ARG:HD3	8:S6:99:GLY:H	2.31	0.73
10:S8:2:GLY:N	80:6:393:C:OP2	291.60	0.73
11:S9:96:VAL:HA	11:S9:99:LEU:HD22	1.70	0.73
1:2:1620:C:OP2	86:2:2078:OHX:N6	2.20	0.73
17:C5:77:ARG:HH12	80:6:1241:G:P	384.13	0.73
80:6:1294:G:O6	80:6:1303:U:N3	2.15	0.73
80:6:1518:C:OP2	86:6:1997:OHX:N1	2.21	0.73
67:O1:77:ARG:HD2	67:O1:89:LEU:HD23	1.70	0.73
36:1:3118:C:H4'	76:Q0:106:ARG:NH2	2.02	0.73
1:2:1490:C:H4'	1:2:1491:U:OP1	1.88	0.73
18:C6:82:ARG:HH22	18:C6:114:ARG:HG3	3.74	0.73
73:O7:72:ARG:NH1	38:8:95:G:OP2	53.03	0.73
36:5:1540:U:OP1	86:5:3598:OHX:N2	2.21	0.73
13:C1:21:ASN:N	13:C1:21:ASN:OD1	2.37	0.73
54:M8:180:ARG:HH11	54:M8:185:LYS:HB3	2.83	0.73
73:O7:65:ARG:HH11	73:O7:65:ARG:HG3	2.00	0.73
2:S0:90:ALA:HA	2:S0:95:ALA:HB3	1.98	0.73
10:S8:34:ALA:HB2	10:S8:56:ARG:HD3	2.53	0.73
36:1:2373:A:N7	36:1:2867:C:H1'	2.04	0.73
89:1:3402:C:N3	90:1:3403:8AN:N6	2.36	0.73
36:1:385:A:H2'	36:1:386:A:C8	2.24	0.73
1:2:1046:G:OP1	3:S1:157:GLN:NE2	2.21	0.73
1:2:329:G:H5''	10:S8:98:LYS:HB3	1.70	0.73
1:2:851:U:H2'	1:2:852:C:C6	2.23	0.73

*Continued on next page...*



*Continued from previous page...*

Atom-1	Atom-2	Interatomic distance (Å)	Clash overlap (Å)
36:5:1819:U:O4	86:5:3556:OHX:N3	2.21	0.73
31:D9:5:ASN:HB3	31:D9:7:TRP:NE1	2.04	0.73
40:L3:41:VAL:CA	40:L3:185:GLY:HA3	2.33	0.73
45:L8:161:GLU:OE1	51:M5:26:ARG:NH1	2.46	0.73
44:L7:224:ILE:HG23	56:N0:36:ILE:HG12	2.01	0.73
2:S0:157:ASP:OD1	2:S0:157:ASP:N	2.76	0.73
9:S7:35:LYS:O	9:S7:37:GLU:N	2.21	0.73
34:SR:184:ASN:HD22	34:SR:185:GLN:H	5.48	0.73
36:1:2611:U:H2'	36:1:2612:U:H6	1.53	0.73
80:6:1507:G:O6	86:6:2084:OHX:N3	2.22	0.73
40:L3:139:GLN:O	40:L3:141:GLY:N	2.21	0.73
41:L4:351:PRO:HA	44:L7:71:ALA:HA	1.70	0.73
47:M0:216:TYR:HA	86:M0:303:OHX:N5	2.04	0.73
48:M1:54:VAL:HG23	48:M1:59:ILE:HD11	2.27	0.73
7:S5:40:ILE:HG23	7:S5:42:LEU:HD22	1.71	0.73
36:1:3276:G:H22	69:O3:60:ARG:HH22	1.35	0.73
36:1:562:C:H2'	36:1:563:U:C6	2.24	0.73
1:2:1240:U:OP2	86:2:2033:OHX:N1	2.22	0.73
1:2:1487:A:H2'	1:2:1488:G:H8	1.54	0.73
25:D3:91:GLY:O	25:D3:93:LEU:N	2.21	0.73
41:L4:338:LYS:O	41:L4:340:GLY:N	2.22	0.73
42:L5:270:LYS:HG3	42:L5:273:ARG:CB	5.13	0.73
45:L8:244:ALA:HA	45:L8:247:ASP:HB2	2.27	0.73
2:S0:33:GLN:HG3	2:S0:149:LEU:O	7.56	0.73
8:S6:159:ARG:NH2	80:6:79:C:OP1	348.37	0.73
34:SR:38:ARG:HG2	34:SR:67:ILE:HG23	1.70	0.73
1:2:1670:G:O6	86:2:2087:OHX:N5	2.21	0.73
80:6:653:C:N4	80:6:677:G:H1	1.86	0.73
80:6:67:A:O2'	80:6:69:G:OP1	2.06	0.73
80:6:947:U:H2'	80:6:948:G:C8	2.24	0.73
49:M3:93:ILE:HG22	49:M3:94:GLY:H	4.74	0.73
1:2:1738:U:H2'	1:2:1739:C:C6	2.23	0.72
36:5:510:G:O6	86:5:3529:OHX:N2	2.22	0.72
80:6:782:U:OP2	86:6:2056:OHX:N1	2.22	0.72
1:2:1387:G:OP1	19:C7:32:LYS:NZ	2.22	0.72
20:C8:120:ARG:NH2	35:SM:58:GLU:OE1	2.21	0.72
20:C8:127:HIS:CD2	20:C8:133:VAL:HG21	2.66	0.72
33:E1:126:CYS:HB3	33:E1:130:VAL:HG21	2.54	0.72
40:L3:183:LEU:O	40:L3:191:LYS:NZ	3.25	0.72
42:L5:122:VAL:O	42:L5:124:GLU:N	3.73	0.72
51:M5:155:VAL:HG12	36:5:58:G:H4'	83.44	0.72

*Continued on next page...*

*Continued from previous page...*

Atom-1	Atom-2	Interatomic distance (Å)	Clash overlap (Å)
36:1:1408:G:OP2	68:O2:31:ASN:ND2	2.22	0.72
36:1:1477:A:OP1	36:1:3075:G:O2'	2.06	0.72
1:2:1138:A:H2'	1:2:1139:A:H8	1.54	0.72
52:M6:68:ARG:NH1	36:5:2988:C:OP1	217.60	0.72
55:M9:87:ALA:O	86:5:3511:OHX:N5	204.49	0.72
15:C3:5:HIS:HB3	15:C3:117:LEU:HD13	1.71	0.72
18:C6:47:LYS:HZ1	18:C6:114:ARG:HG2	1.52	0.72
41:L4:145:ILE:HD11	41:L4:148:ILE:HG13	1.70	0.72
73:O7:21:ARG:HD2	73:O7:37:CYS:SG	2.30	0.72
1:2:768:C:H1'	11:S9:143:ILE:HG21	1.71	0.72
56:N0:91:TYR:OH	56:N0:93:GLU:OE2	2.08	0.72
34:SR:170:ILE:HG21	34:SR:211:ILE:HD11	1.71	0.72
86:1:3755:OHX:N6	70:O4:64:THR:OG1	2.22	0.72
1:2:1597:A:OP1	31:D9:19:ARG:NH2	2.22	0.72
18:C6:10:PHE:CE2	80:6:1379:C:H5'	431.41	0.72
80:6:218:A:H2'	80:6:219:A:H5''	1.70	0.72
80:6:518:A:N6	80:6:533:U:O4	2.14	0.72
23:D1:3:ASN:HD21	23:D1:7:GLN:HB3	4.32	0.72
9:S7:69:GLY:HA2	9:S7:72:LYS:HD2	1.72	0.72
36:1:355:A:N1	41:L4:82:THR:OG1	2.22	0.72
80:6:405:C:OP1	86:6:1911:OHX:N5	2.21	0.72
15:C3:83:GLU:HG3	15:C3:84:ILE:HD13	4.62	0.72
41:L4:156:LEU:O	41:L4:158:SER:N	2.90	0.72
42:L5:64:ILE:HD13	42:L5:109:THR:HG21	1.71	0.72
45:L8:148:ALA:HA	45:L8:201:THR:HG22	1.71	0.72
51:M5:53:TYR:HD1	51:M5:133:ILE:HD13	1.54	0.72
56:N0:115:ARG:NH2	36:5:1320:C:O2	288.92	0.72
36:5:1019:G:N7	86:5:3773:OHX:N5	2.37	0.72
36:5:1717:U:H2'	36:5:1718:G:C8	2.24	0.72
36:5:2897:A:H2'	36:5:2899:C:H5''	1.72	0.72
80:6:653:C:H42	80:6:677:G:H1	1.35	0.72
80:6:691:C:OP1	80:6:696:C:N4	2.23	0.72
80:6:75:U:O2'	80:6:76:A:O5'	2.07	0.72
48:M1:82:ARG:HG2	48:M1:112:LEU:HB2	1.71	0.72
49:M3:46:ILE:HG23	49:M3:49:ARG:HB2	2.29	0.72
50:M4:22:LEU:HB3	50:M4:64:VAL:HG13	2.44	0.72
51:M5:136:ASP:OD2	51:M5:138:GLN:HG2	1.90	0.72
53:M7:132:ALA:O	53:M7:135:ARG:NH2	2.95	0.72
78:Q2:61:LYS:NZ	78:Q2:61:LYS:HB3	2.03	0.72
8:S6:135:PRO:HB2	8:S6:141:ILE:HG12	1.71	0.72
1:2:1483:A:H2'	1:2:1484:G:C8	2.25	0.72

*Continued on next page...*

*Continued from previous page...*

Atom-1	Atom-2	Interatomic distance (Å)	Clash overlap (Å)
36:5:1447:G:O2'	36:5:2355:G:O6	2.05	0.72
33:E1:97:LYS:NZ	80:6:1253:U:O4	440.44	0.72
80:6:1734:U:O4	86:6:1978:OHX:N1	2.21	0.72
80:6:1537:C:N3	86:6:2016:OHX:N5	2.37	0.72
37:7:91:G:H2'	37:7:92:A:C8	2.24	0.72
36:1:75:G:H5''	49:M3:58:VAL:HG13	1.72	0.72
64:N8:73:LEU:HB2	64:N8:109:TYR:CD2	2.98	0.72
36:1:531:G:H2'	36:1:532:A:C8	2.25	0.72
36:1:97:U:O4	49:M3:11:LYS:NZ	2.20	0.72
1:2:57:G:O6	86:2:1924:OHX:N3	2.22	0.72
36:5:1393:A:N3	36:5:1419:A:O2'	2.22	0.72
36:5:3103:A:OP2	86:5:3676:OHX:N2	2.22	0.72
86:5:3654:OHX:N3	38:8:43:A:OP1	2.22	0.72
22:D0:20:ILE:HD12	22:D0:100:VAL:HG21	3.87	0.72
40:L3:25:ILE:H	40:L3:25:ILE:HD13	1.55	0.72
48:M1:21:ILE:HG13	48:M1:37:LEU:HD11	1.71	0.72
62:N6:52:ARG:HA	62:N6:70:ILE:HG22	2.17	0.72
1:2:1487:A:H2'	1:2:1488:G:C8	2.24	0.72
75:O9:10:LYS:NZ	36:5:1833:G:OP1	104.57	0.72
36:1:1367:G:OP1	68:O2:45:ARG:NH2	2.22	0.72
35:SM:34:LYS:NZ	36:1:2707:C:OP1	2.23	0.72
36:1:2988:C:O2	40:L3:266:ARG:NH1	2.23	0.72
36:5:2569:A:H4'	36:5:2570:U:H5'	1.72	0.72
36:5:835:G:O2'	36:5:857:G:N2	2.14	0.72
38:8:70:G:O6	86:8:212:OHX:N1	2.23	0.72
20:C8:30:TYR:O	20:C8:33:THR:OG1	2.45	0.72
39:L2:178:PRO:HD2	79:Q3:26:VAL:HG23	2.62	0.72
42:L5:183:TRP:CZ3	42:L5:185:PHE:HA	7.47	0.72
47:M0:85:PHE:HA	47:M0:140:THR:HG22	2.35	0.72
49:M3:47:ALA:HB1	49:M3:48:PRO:HD2	1.77	0.72
8:S6:57:ASP:HA	8:S6:106:LEU:HA	1.72	0.72
34:SR:80:ALA:HB3	34:SR:92:TRP:HB2	2.12	0.72
36:1:1819:U:O4	86:1:3584:OHX:N6	2.22	0.71
36:1:2611:U:H2'	36:1:2612:U:C6	2.24	0.71
36:5:1804:A:H2'	36:5:1805:C:C6	2.25	0.71
36:5:18:G:O6	86:5:3613:OHX:N6	2.23	0.71
10:S8:188:GLU:OE2	13:C1:15:LYS:NZ	2.23	0.71
15:C3:34:ILE:HG13	15:C3:67:THR:HG21	1.72	0.71
26:D4:27:VAL:HG11	26:D4:35:VAL:HG11	2.26	0.71
29:D7:30:SER:HB2	29:D7:48:SER:OG	2.42	0.71
39:L2:79:ASN:HD22	39:L2:165:VAL:HG22	1.55	0.71

*Continued on next page...*

*Continued from previous page...*

Atom-1	Atom-2	Interatomic distance (Å)	Clash overlap (Å)
41:L4:144:LYS:O	86:L4:401:OHX:N1	6.16	0.71
50:M4:36:VAL:HB	50:M4:45:LEU:HD23	1.71	0.71
36:1:1658:G:H2'	36:1:1659:U:H6	1.54	0.71
36:1:3243:A:HO2'	36:1:3244:A:H8	1.38	0.71
36:1:3343:G:H2'	36:1:3361:G:N2	2.04	0.71
86:1:3538:OHX:N2	86:1:3647:OHX:N4	2.38	0.71
1:2:1367:G:O6	86:2:1990:OHX:N5	2.24	0.71
36:5:398:A:O2'	36:5:1416:C:OP1	2.06	0.71
36:5:1879:A:H2'	36:5:1879:A:N3	2.05	0.71
68:O2:33:ARG:HH11	36:5:944:C:H4'	161.95	0.71
40:L3:76:VAL:HG12	40:L3:325:LYS:HA	1.88	0.71
68:O2:27:ARG:HG3	68:O2:28:VAL:HG23	1.71	0.71
1:2:1041:G:H2'	1:2:1042:G:C8	2.25	0.71
36:5:2560:C:O2	86:5:3537:OHX:N2	2.24	0.71
80:6:138:A:N6	80:6:266:A:H61	1.88	0.71
18:C6:83:GLN:HE22	18:C6:119:ALA:HB2	1.54	0.71
25:D3:102:VAL:HG12	25:D3:127:VAL:HG13	3.38	0.71
7:S5:222:LYS:HA	7:S5:225:ARG:HH11	4.08	0.71
9:S7:50:ASP:N	9:S7:50:ASP:OD1	2.22	0.71
34:SR:66:HIS:HB3	34:SR:85:TRP:HB2	1.91	0.71
37:3:60:G:H2'	37:3:61:G:C8	2.25	0.71
13:C1:39:GLY:HA3	80:6:246:G:H21	324.33	0.71
80:6:683:C:OP1	86:6:2065:OHX:N4	2.23	0.71
18:C6:112:TYR:OH	18:C6:114:ARG:NH1	2.23	0.71
47:M0:210:ILE:HA	47:M0:217:PHE:CE2	2.62	0.71
50:M4:21:VAL:HG13	50:M4:63:VAL:HG21	1.72	0.71
44:L7:73:GLY:O	57:N1:143:THR:HB	2.90	0.71
64:N8:74:ASN:HB3	64:N8:115:LYS:H	1.54	0.71
1:2:1154:G:N7	86:2:2018:OHX:N1	2.37	0.71
51:M5:14:LYS:HE2	36:5:269:G:H5''	133.17	0.71
80:6:987:G:O6	86:6:1974:OHX:N4	2.24	0.71
80:6:484:C:N4	80:6:503:G:H1	1.86	0.71
80:6:755:A:O2'	80:6:756:A:O4'	2.08	0.71
18:C6:97:VAL:HG22	18:C6:98:ASP:H	2.55	0.71
24:D2:15:ASN:ND2	24:D2:71:LYS:HG3	3.41	0.71
41:L4:99:MET:SD	41:L4:102:PRO:HA	2.30	0.71
50:M4:16:GLU:HB3	56:N0:149:LYS:HB3	2.54	0.71
68:O2:12:LYS:NZ	68:O2:58:GLY:O	2.54	0.71
71:O5:44:ILE:HA	71:O5:47:VAL:HG12	1.72	0.71
76:Q0:99:CYS:SG	88:Q0:201:ZN:ZN	1.83	0.71
1:2:992:A:H2	1:2:1012:U:N3	1.86	0.71

*Continued on next page...*

*Continued from previous page...*

Atom-1	Atom-2	Interatomic distance (Å)	Clash overlap (Å)
36:5:3242:G:H5''	36:5:3245:A:C8	2.25	0.71
45:L8:240:ASN:HA	45:L8:243:GLN:HB2	1.73	0.71
49:M3:56:PRO:HG3	49:M3:74:GLY:O	1.90	0.71
51:M5:115:VAL:HG22	51:M5:134:LEU:HD23	1.97	0.71
8:S6:12:SER:HB3	8:S6:124:LEU:HD12	3.58	0.71
11:S9:38:ASN:HB3	11:S9:40:LYS:H	1.54	0.71
36:1:1720:U:OP2	55:M9:120:TYR:OH	2.07	0.71
36:1:2369:G:H2'	36:1:2370:G:C8	2.25	0.71
36:1:2503:G:H1'	36:1:2504:U:H5	1.55	0.71
1:2:1130:G:OP2	86:2:1953:OHX:N2	2.24	0.71
1:2:1257:U:H2'	12:C0:2:LEU:HD12	1.72	0.71
1:2:1592:A:H2'	1:2:1593:A:H8	1.54	0.71
3:S1:70:LEU:HB3	3:S1:79:HIS:HB3	5.02	0.71
4:S2:199:GLN:HE21	80:6:2:A:H2	380.63	0.71
36:1:1144:U:H1'	36:1:1145:G:C8	2.25	0.71
36:1:2169:G:O6	86:1:3453:OHX:N4	2.23	0.71
36:1:2395:G:H4'	40:L3:258:ALA:HB1	1.72	0.71
36:1:2842:U:OP1	36:1:2844:C:N4	2.23	0.71
36:5:1345:G:O6	86:5:3572:OHX:N2	2.23	0.71
45:L8:158:ASP:O	36:5:147:U:N3	130.97	0.71
36:5:1781:C:H2'	36:5:1782:U:C6	2.26	0.71
79:Q3:4:ARG:NH2	36:5:838:G:O6	236.11	0.71
20:C8:24:GLY:O	20:C8:59:GLY:N	5.31	0.71
40:L3:226:PHE:HE2	40:L3:267:ALA:HB1	2.02	0.71
53:M7:122:ALA:HB3	53:M7:143:PRO:HB2	2.48	0.71
41:L4:300:ARG:O	54:M8:39:ARG:NH1	2.24	0.71
64:N8:3:SER:O	64:N8:6:THR:HB	2.36	0.71
64:N8:82:ILE:O	64:N8:87:ARG:NH2	3.02	0.71
2:S0:130:ALA:HA	2:S0:133:ILE:HG13	4.79	0.71
3:S1:144:ARG:NH2	3:S1:207:LEU:O	2.50	0.71
36:1:1362:G:H4'	44:L7:159:GLN:O	1.91	0.71
36:1:2717:U:OP1	86:1:3524:OHX:N6	2.23	0.71
1:2:66:U:OP1	8:S6:136:LYS:NZ	2.21	0.71
1:2:912:U:H4'	1:2:913:G:H3'	1.71	0.71
40:L3:35:ASP:OD2	40:L3:191:LYS:NZ	2.24	0.71
48:M1:137:ARG:HG2	37:7:28:C:H5''	307.88	0.71
55:M9:167:ARG:HB3	55:M9:167:ARG:HH11	4.04	0.71
64:N8:77:LYS:O	64:N8:79:TRP:N	2.55	0.71
34:SR:52:GLN:HG2	34:SR:53:LYS:H	2.09	0.71
1:2:206:A:OP2	86:2:1981:OHX:N5	2.24	0.71
1:2:337:G:H3'	13:C1:133:LYS:HB2	1.72	0.71

*Continued on next page...*

*Continued from previous page...*

Atom-1	Atom-2	Interatomic distance (Å)	Clash overlap (Å)
36:5:1853:U:OP2	86:5:3562:OHX:N6	2.24	0.71
80:6:205:U:O4	86:6:1983:OHX:N6	2.24	0.71
49:M3:48:PRO:HB2	71:O5:117:ALA:HB2	1.95	0.71
34:SR:70:ASP:HB3	34:SR:113:VAL:HG12	1.99	0.71
36:1:1014:U:H2'	36:1:1015:U:H5''	1.72	0.70
1:2:348:U:O4	86:2:2011:OHX:N5	2.24	0.70
36:5:2101:C:H2'	36:5:2102:U:C6	2.26	0.70
36:5:533:A:OP2	86:5:3590:OHX:N4	2.24	0.70
36:5:392:G:N7	86:5:3810:OHX:N4	2.38	0.70
80:6:1155:G:O2'	86:6:2057:OHX:N5	2.24	0.70
80:6:877:G:H5'	80:6:937:C:H1'	1.73	0.70
42:L5:270:LYS:HB3	37:7:1:G:O2'	322.44	0.70
13:C1:64:VAL:HG11	13:C1:131:ILE:HD11	1.71	0.70
20:C8:35:ILE:HB	20:C8:38:VAL:HG21	1.70	0.70
22:D0:58:LEU:HD13	22:D0:88:LYS:HD2	2.45	0.70
28:D6:10:ARG:HB2	28:D6:34:LYS:HG3	1.71	0.70
28:D6:78:ALA:O	28:D6:84:VAL:HG22	1.90	0.70
30:D8:36:THR:OG1	30:D8:37:SER:N	2.18	0.70
41:L4:226:GLU:OE2	41:L4:246:ARG:NH2	2.25	0.70
51:M5:13:LYS:O	51:M5:16:SER:OG	2.04	0.70
57:N1:39:ILE:HD11	57:N1:102:ARG:HD3	1.72	0.70
57:N1:129:LYS:HB2	36:5:1098:A:O5'	252.92	0.70
62:N6:83:ASP:O	62:N6:84:LYS:HB2	1.91	0.70
8:S6:116:LYS:NZ	8:S6:120:GLU:OE1	3.71	0.70
34:SR:207:ASP:OD1	34:SR:209:THR:OG1	2.07	0.70
38:8:100:U:OP2	86:8:204:OHX:N2	2.23	0.70
17:C5:87:PRO:HA	17:C5:90:ILE:HG13	2.02	0.70
40:L3:95:THR:OG1	40:L3:98:GLY:O	2.07	0.70
78:Q2:35:LEU:HD23	78:Q2:35:LEU:H	1.55	0.70
9:S7:118:LEU:N	80:6:639:U:OP1	365.61	0.70
11:S9:110:GLN:NE2	11:S9:126:ARG:HG2	2.15	0.70
36:1:531:G:O6	86:1:3685:OHX:N5	2.23	0.70
36:1:548:G:O6	86:1:3602:OHX:N2	2.24	0.70
36:5:2762:A:OP2	86:5:3495:OHX:N2	2.24	0.70
36:5:1485:G:OP2	86:5:3539:OHX:N2	2.24	0.70
51:M5:27:VAL:HB	51:M5:122:ASN:HD21	1.56	0.70
10:S8:9:HIS:CD2	10:S8:10:LYS:HB2	2.25	0.70
36:1:2601:A:H2'	36:1:2602:G:H8	1.55	0.70
1:2:1564:U:H2'	1:2:1565:C:C6	2.26	0.70
1:2:1041:G:OP1	86:2:2042:OHX:N5	2.23	0.70
36:5:1947:G:O6	86:5:3711:OHX:N3	2.23	0.70

*Continued on next page...*

*Continued from previous page...*

Atom-1	Atom-2	Interatomic distance (Å)	Clash overlap (Å)
36:5:3218:A:H5''	36:5:3219:G:C5	2.26	0.70
80:6:822:U:H2'	80:6:823:G:H5''	1.73	0.70
24:D2:37:PHE:CE2	24:D2:103:ILE:HD11	3.85	0.70
36:1:3122:A:N1	46:L9:70:THR:HG21	2.06	0.70
63:N7:83:THR:HG23	63:N7:85:TYR:N	2.04	0.70
75:O9:2:ALA:N	36:5:1493:G:O6	121.83	0.70
11:S9:117:GLY:O	11:S9:119:ALA:N	2.53	0.70
36:1:1148:G:HO2'	36:1:1171:G:HO2'	1.37	0.70
36:5:1696:A:OP2	86:5:3706:OHX:N6	2.25	0.70
36:5:1898:G:N2	36:5:2337:C:O2	2.19	0.70
36:5:2971:A:OP2	36:5:2971:A:H3'	1.91	0.70
36:5:3192:U:O4	86:5:3653:OHX:N2	2.24	0.70
16:C4:20:TYR:HB3	16:C4:27:PHE:HB2	1.83	0.70
22:D0:69:LYS:HE3	22:D0:80:GLU:HG3	4.19	0.70
23:D1:71:ARG:O	23:D1:75:ASN:ND2	2.24	0.70
47:M0:9:TYR:CG	47:M0:97:LEU:HD13	2.27	0.70
43:L6:175:LYS:O	50:M4:117:ARG:NH2	2.25	0.70
53:M7:109:ALA:HA	53:M7:112:LEU:HD22	2.05	0.70
54:M8:158:HIS:H	54:M8:186:VAL:CG1	2.24	0.70
63:N7:33:SER:HB2	63:N7:40:HIS:CE1	2.25	0.70
67:O1:11:GLU:OE2	67:O1:74:ARG:NH2	2.23	0.70
79:Q3:73:THR:HB	79:Q3:76:ALA:H	4.33	0.70
4:S2:38:VAL:HG13	4:S2:39:THR:HG23	1.72	0.70
5:S3:157:LEU:HD23	5:S3:189:MET:HB3	3.66	0.70
36:5:1235:U:H4'	36:5:1236:G:H5'	1.73	0.70
80:6:1097:U:H4'	80:6:1098:U:H5'	1.71	0.70
80:6:318:U:O4	86:6:2019:OHX:N4	2.25	0.70
36:5:1510:G:H2'	36:5:1512:U:C5	2.27	0.70
42:L5:23:ARG:NH2	36:5:2703:A:OP2	283.14	0.70
36:5:900:G:H1'	36:5:1589:A:N6	2.07	0.70
27:D5:47:TYR:CZ	27:D5:51:LEU:HD11	3.17	0.70
39:L2:144:ASN:O	39:L2:160:SER:N	2.61	0.70
43:L6:55:LEU:HD11	43:L6:66:SER:HB2	2.49	0.70
52:M6:110:PRO:O	52:M6:112:TYR:N	3.30	0.70
73:O7:10:LYS:HZ2	36:5:1853:U:H5'	160.81	0.70
36:1:718:G:C2	36:1:721:G:H1'	2.27	0.70
36:5:273:A:H2'	36:5:274:G:C8	2.26	0.70
36:5:437:G:H22	36:5:622:A:N6	1.89	0.70
39:L2:177:LYS:NZ	79:Q3:33:GLN:OE1	2.78	0.70
39:L2:48:ILE:HD11	79:Q3:54:ILE:HG23	1.73	0.70
41:L4:288:ARG:O	41:L4:291:ASN:N	3.22	0.70

*Continued on next page...*

*Continued from previous page...*

Atom-1	Atom-2	Interatomic distance (Å)	Clash overlap (Å)
67:O1:9:THR:HG22	67:O1:109:VAL:HB	1.72	0.70
3:S1:129:THR:OG1	3:S1:131:ASP:O	2.62	0.70
8:S6:67:VAL:HG21	8:S6:99:GLY:HA2	1.72	0.70
36:1:2254:U:H2'	36:1:2261:G:H22	1.54	0.70
36:1:2120:A:OP2	86:1:3551:OHX:N2	2.25	0.70
36:5:2510:U:O2'	36:5:2511:A:H5''	1.90	0.70
36:5:2389:C:H42	36:5:2990:G:H1	1.39	0.70
36:5:3005:A:OP2	86:5:3612:OHX:N2	2.25	0.70
18:C6:50:GLU:OE2	18:C6:82:ARG:NH2	2.25	0.70
46:L9:8:GLN:HG2	46:L9:68:LEU:HD13	1.84	0.70
56:N0:42:TRP:O	56:N0:46:GLN:HG3	2.79	0.70
76:Q0:78:ILE:HD11	76:Q0:83:LYS:HA	6.44	0.70
36:1:1658:G:H2'	36:1:1659:U:C6	2.27	0.70
36:1:3341:U:O2'	36:1:3342:A:H5'	1.92	0.70
36:1:425:G:O6	86:1:3415:OHX:N6	2.24	0.70
37:3:75:G:OP1	86:3:201:OHX:N6	2.24	0.70
36:5:1657:C:O2'	36:5:1797:A:OP2	2.10	0.70
12:C0:54:TYR:HE2	12:C0:75:TYR:HB2	4.42	0.70
19:C7:34:LEU:HD22	19:C7:38:ILE:HD13	5.45	0.70
33:E1:126:CYS:O	33:E1:128:ALA:N	2.23	0.70
42:L5:261:THR:H	42:L5:264:GLN:HG3	1.57	0.70
3:S1:99:ASN:OD1	3:S1:100:PHE:N	2.24	0.70
10:S8:162:ALA:HA	36:1:3353:G:H5'	1.73	0.70
11:S9:126:ARG:NH1	80:6:475:A:OP2	423.37	0.70
36:1:1048:A:H2'	47:M0:22:TYR:CZ	2.27	0.69
36:1:2923:U:O2	89:1:3401:C:N4	2.20	0.69
69:O3:53:TYR:OH	36:5:431:U:OP1	212.44	0.69
33:E1:144:CYS:HB3	33:E1:147:VAL:HB	1.74	0.69
39:L2:30:ARG:NH2	39:L2:33:ASP:OD2	2.25	0.69
42:L5:61:ILE:HG23	42:L5:79:TYR:CE1	2.59	0.69
44:L7:218:ARG:NH1	36:5:1171:G:OP2	255.95	0.69
36:1:2751:G:O6	86:1:3653:OHX:N6	2.25	0.69
36:1:377:A:O2'	36:1:391:A:N1	2.23	0.69
36:5:1149:G:N2	36:5:1198:C:N3	2.35	0.69
36:5:2511:A:H2'	36:5:2512:C:H5''	1.74	0.69
36:5:419:G:N7	86:8:201:OHX:N3	2.41	0.69
36:5:725:G:H3'	36:5:726:G:H5''	1.74	0.69
18:C6:37:THR:O	18:C6:45:ARG:NH1	3.34	0.69
43:L6:56:LYS:HD2	43:L6:98:VAL:HG13	1.74	0.69
59:N3:48:ARG:HH11	59:N3:48:ARG:HG3	1.84	0.69
69:O3:6:ARG:HG3	69:O3:8:TYR:CE1	2.27	0.69

*Continued on next page...*



*Continued from previous page...*

Atom-1	Atom-2	Interatomic distance (Å)	Clash overlap (Å)
11:S9:60:LEU:HD21	11:S9:93:LEU:HB3	5.44	0.69
36:1:2310:U:OP1	86:1:3695:OHX:N2	2.24	0.69
36:1:2317:A:OP2	86:1:3614:OHX:N6	2.25	0.69
36:1:547:G:O2'	36:1:548:G:C8	2.44	0.69
80:6:1280:C:H2'	80:6:1281:G:C8	2.27	0.69
80:6:149:C:H2'	80:6:150:U:H6	1.56	0.69
47:M0:86:HIS:HB3	47:M0:139:ARG:HG2	1.84	0.69
71:O5:21:LEU:HD21	71:O5:51:ILE:HG23	1.73	0.69
36:1:1594:A:OP1	70:O4:36:LYS:NZ	2.20	0.69
36:1:2812:C:H2'	36:1:2813:A:C8	2.27	0.69
36:1:1941:C:O2'	36:1:3344:A:N6	2.25	0.69
1:2:1385:G:N7	86:2:2017:OHX:N3	2.41	0.69
1:2:880:C:OP2	86:2:2004:OHX:N1	2.25	0.69
1:2:1507:G:O6	86:2:2035:OHX:N5	2.26	0.69
1:2:442:C:H2'	1:2:443:C:H6	1.58	0.69
40:L3:218:ILE:HG13	40:L3:276:THR:HG23	3.08	0.69
53:M7:147:GLU:O	53:M7:147:GLU:HG3	2.58	0.69
69:O3:14:LEU:HD11	69:O3:31:LYS:HB2	1.99	0.69
36:1:2892:A:H61	36:1:2909:U:H3	1.40	0.69
36:1:317:A:OP2	72:O6:30:LYS:NZ	2.26	0.69
1:2:108:A:H2'	1:2:109:G:C8	2.28	0.69
1:2:138:A:O2'	8:S6:149:LYS:NZ	2.26	0.69
1:2:1784:C:H2'	1:2:1785:U:H6	1.56	0.69
36:5:1940:G:H21	36:5:3362:A:H8	1.39	0.69
36:5:273:A:N7	86:5:3571:OHX:N3	2.40	0.69
22:D0:24:ILE:HD13	22:D0:41:ILE:HD13	6.82	0.69
40:L3:291:GLU:OE1	40:L3:302:LYS:NZ	4.57	0.69
45:L8:33:ASN:O	45:L8:35:GLY:N	3.16	0.69
52:M6:112:TYR:HA	52:M6:115:LYS:HB2	2.29	0.69
36:1:2802:A:N6	78:Q2:53:GLN:O	2.23	0.69
2:S0:157:ASP:OD2	23:D1:60:ARG:NH2	2.26	0.69
36:1:1390:A:N3	36:1:1390:A:H5'	2.08	0.69
36:1:1815:U:O2'	36:1:1816:A:OP2	2.11	0.69
36:1:412:G:H1'	53:M7:120:ASN:HD22	1.57	0.69
1:2:700:C:H42	1:2:738:G:H1	1.40	0.69
80:6:652:G:N2	80:6:682:C:O2	2.26	0.69
38:8:11:C:OP2	86:8:215:OHX:N2	2.25	0.69
1:2:926:A:H2	16:C4:125:SER:HB3	1.58	0.69
39:L2:2:GLY:N	36:5:2608:G:OP1	183.62	0.69
41:L4:51:ALA:HB3	38:8:27:U:H4'	110.43	0.69
46:L9:28:VAL:HG13	46:L9:33:THR:HB	1.73	0.69

*Continued on next page...*

*Continued from previous page...*

Atom-1	Atom-2	Interatomic distance (Å)	Clash overlap (Å)
72:O6:62:ARG:NH1	72:O6:94:ILE:HD11	4.71	0.69
2:S0:88:LYS:NZ	19:C7:82:ASP:OD1	3.36	0.69
7:S5:90:ILE:O	7:S5:94:THR:HG23	2.12	0.69
1:2:761:G:OP1	11:S9:54:ARG:NH1	2.25	0.69
38:4:135:G:OP1	61:N5:49:LYS:NZ	2.22	0.69
39:L2:200:ARG:HG3	36:5:2147:A:OP1	208.34	0.69
40:L3:30:LYS:NZ	36:5:3139:A:OP2	234.74	0.69
80:6:1776:A:H2'	80:6:1777:G:H8	1.57	0.69
37:7:3:U:H2'	37:7:4:U:H6	1.58	0.69
14:C2:81:ASP:O	14:C2:83:GLU:N	2.64	0.69
16:C4:92:LYS:HD2	16:C4:121:VAL:HG22	6.08	0.69
17:C5:123:TYR:OH	20:C8:126:ARG:NH1	2.74	0.69
20:C8:26:ILE:HD11	20:C8:31:ALA:N	2.07	0.69
36:1:1381:A:OP1	41:L4:197:ARG:NH1	2.26	0.69
72:O6:63:ASN:O	72:O6:65:GLY:N	4.90	0.69
74:O8:18:ALA:O	74:O8:20:VAL:N	3.04	0.69
3:S1:36:SER:HB3	3:S1:231:LEU:HD22	1.74	0.69
10:S8:120:THR:O	86:S8:301:OHX:N5	2.26	0.69
36:1:2221:G:N2	36:1:2224:A:OP2	2.24	0.69
1:2:1774:G:N7	77:Q1:4:LYS:NZ	2.39	0.69
13:C1:125:VAL:HG13	13:C1:137:PHE:HB3	1.82	0.69
13:C1:75:VAL:HG12	13:C1:119:VAL:HA	1.72	0.69
36:1:1686:U:OP1	58:N2:42:LYS:NZ	2.20	0.69
36:1:2376:G:H2'	36:1:2377:G:C8	2.28	0.69
36:1:3375:A:O2'	36:1:3378:C:OP2	2.11	0.69
1:2:511:A:N6	1:2:539:G:O6	2.24	0.69
36:5:1605:A:O2'	36:5:1607:U:OP2	2.10	0.69
80:6:1561:U:H2'	80:6:1562:G:H8	1.57	0.69
86:6:1938:OHX:N4	86:6:2090:OHX:N6	2.41	0.69
80:6:55:A:H3'	80:6:403:G:H22	1.57	0.69
51:M5:109:ARG:NH1	38:8:141:C:OP1	120.69	0.69
15:C3:114:ARG:HH11	15:C3:114:ARG:HG2	1.58	0.69
3:S1:77:GLU:OE1	16:C4:114:ARG:NH2	2.23	0.69
41:L4:112:LYS:HD2	36:5:790:U:H5'	121.08	0.69
42:L5:22:ARG:HA	42:L5:25:GLU:HG3	3.40	0.69
45:L8:24:ASN:O	45:L8:26:LEU:N	3.97	0.69
47:M0:218:ALA:HB3	86:M0:303:OHX:N4	2.08	0.69
53:M7:16:SER:HB3	53:M7:149:VAL:HB	1.72	0.69
36:1:3308:C:O2	53:M7:69:ARG:HD3	1.92	0.69
67:O1:13:THR:HG22	67:O1:72:ARG:HH21	5.29	0.69
2:S0:182:LEU:HB3	2:S0:188:LEU:HD23	1.74	0.69

*Continued on next page...*

*Continued from previous page...*

Atom-1	Atom-2	Interatomic distance (Å)	Clash overlap (Å)
86:2:1914:OHX:N2	10:S8:17:LYS:O	2.25	0.69
1:2:25:C:O2	86:2:1963:OHX:N1	2.26	0.69
13:C1:75:VAL:HA	13:C1:86:ILE:HG22	1.75	0.69
16:C4:128:LYS:HD2	28:D6:22:ARG:HB3	3.80	0.69
48:M1:10:ARG:HB2	48:M1:133:ARG:HD3	1.74	0.69
62:N6:45:ILE:HD11	62:N6:122:LYS:HB2	2.55	0.69
62:N6:23:PRO:HD2	62:N6:26:GLN:HB2	1.75	0.69
65:N9:23:LYS:HD2	65:N9:24:PRO:HD3	1.74	0.69
1:2:1291:G:H5'	4:S2:119:LYS:HE2	1.73	0.69
7:S5:113:ILE:O	7:S5:117:THR:OG1	2.08	0.69
36:1:1409:G:N7	86:1:3611:OHX:N3	2.41	0.69
36:1:776:U:H5	36:1:2719:U:O2	1.76	0.69
57:N1:129:LYS:HE3	36:5:1097:G:H4'	247.35	0.69
36:5:1440:G:H2'	36:5:1441:G:H8	1.58	0.69
39:L2:174:ARG:NH2	36:5:2179:C:O3'	213.09	0.69
24:D2:55:ASP:O	24:D2:57:ARG:N	3.06	0.69
48:M1:107:ASP:N	48:M1:107:ASP:OD1	2.24	0.69
55:M9:70:LYS:O	55:M9:73:GLY:N	2.24	0.69
63:N7:110:ALA:O	63:N7:114:VAL:HG23	2.30	0.69
36:1:2767:U:OP1	86:1:3688:OHX:N2	2.26	0.68
36:5:810:A:H2'	36:5:811:U:C6	2.28	0.68
1:2:1550:A:P	17:C5:42:ARG:HH22	2.16	0.68
48:M1:37:LEU:O	48:M1:41:SER:OG	2.10	0.68
36:1:883:A:H5'	53:M7:133:HIS:HA	1.76	0.68
54:M8:23:ASN:HB3	54:M8:26:LEU:HB2	1.90	0.68
2:S0:10:THR:OG1	2:S0:13:ASP:OD2	2.11	0.68
2:S0:26:ALA:HB3	2:S0:149:LEU:HB2	2.25	0.68
5:S3:53:THR:HG22	5:S3:91:VAL:HG11	4.29	0.68
4:S2:98:PHE:CZ	35:SM:116:GLU:HG3	2.28	0.68
36:1:2707:C:H2'	36:1:2708:C:H6	1.58	0.68
1:2:868:G:OP1	15:C3:121:ARG:NH1	2.26	0.68
26:D4:15:ASN:OD1	26:D4:18:LEU:N	2.78	0.68
44:L7:216:VAL:HG11	44:L7:227:GLY:HA3	3.82	0.68
63:N7:3:LYS:HE3	66:O0:36:GLN:HA	1.74	0.68
68:O2:16:LYS:HD3	68:O2:18:LYS:HE2	5.70	0.68
8:S6:163:THR:HG22	8:S6:168:THR:HG22	1.93	0.68
36:1:735:A:H2'	36:1:736:A:C8	2.29	0.68
38:4:107:G:OP2	86:4:213:OHX:N2	2.27	0.68
17:C5:65:LEU:O	86:C5:201:OHX:N2	4.39	0.68
18:C6:5:PRO:HG2	18:C6:24:ALA:HB2	1.75	0.68
4:S2:133:LYS:O	4:S2:136:VAL:HG13	1.92	0.68

*Continued on next page...*

*Continued from previous page...*

Atom-1	Atom-2	Interatomic distance (Å)	Clash overlap (Å)
8:S6:102:VAL:HG13	8:S6:106:LEU:HD12	1.75	0.68
1:2:1381:U:OP1	86:2:2071:OHX:N3	2.26	0.68
36:5:766:U:H4'	36:5:767:U:O5'	1.94	0.68
80:6:1595:U:N3	80:6:1600:A:H2	1.92	0.68
17:C5:69:GLU:OE1	86:C5:201:OHX:N6	2.26	0.68
19:C7:104:ASN:H	19:C7:106:THR:HG22	7.68	0.68
40:L3:171:LEU:O	86:L3:402:OHX:N6	2.26	0.68
42:L5:40:HIS:CE1	42:L5:42:ALA:HB3	3.65	0.68
51:M5:46:ASP:OD1	51:M5:50:ARG:NH2	2.25	0.68
50:M4:38:ILE:HD11	56:N0:150:PHE:HE2	1.58	0.68
62:N6:36:SER:HB2	62:N6:37:LYS:HE2	1.89	0.68
2:S0:124:THR:HG22	2:S0:174:TRP:HE1	1.73	0.68
5:S3:65:ARG:HA	5:S3:68:GLU:HG3	1.75	0.68
1:2:478:A:O2'	11:S9:124:HIS:ND1	2.26	0.68
34:SR:128:ASP:OD1	34:SR:130:THR:OG1	2.57	0.68
36:1:1496:C:C2	36:1:1521:G:N2	2.62	0.68
36:1:2953:U:H1'	90:1:3403:8AN:N3	2.08	0.68
80:6:824:G:N7	86:6:2098:OHX:N5	2.41	0.68
24:D2:16:ASN:O	24:D2:20:THR:HG23	2.61	0.68
41:L4:295:ILE:O	41:L4:299:ILE:HG12	1.93	0.68
42:L5:119:TYR:OH	42:L5:135:VAL:N	2.22	0.68
36:1:2355:G:H4'	53:M7:139:TYR:CE2	2.29	0.68
36:1:3335:A:H2'	36:1:3336:A:C8	2.27	0.68
36:1:796:U:H2'	36:1:797:U:C6	2.28	0.68
36:1:815:G:OP2	73:O7:31:LYS:NZ	2.26	0.68
1:2:142:G:H22	1:2:173:A:H2	1.39	0.68
78:Q2:45:ARG:NH2	36:5:283:G:OP2	147.71	0.68
36:5:2960:C:OP1	86:5:3477:OHX:N5	2.26	0.68
36:5:990:U:O4	86:5:3705:OHX:N6	2.26	0.68
86:5:3523:OHX:N4	86:5:3779:OHX:N6	2.42	0.68
45:L8:101:THR:HG23	45:L8:104:GLU:H	1.59	0.68
46:L9:90:MET:HB2	46:L9:144:ILE:HG22	3.32	0.68
46:L9:166:ARG:HD2	46:L9:168:ARG:NH1	12.90	0.68
36:1:115:A:OP1	51:M5:49:ARG:NE	2.26	0.68
41:L4:295:ILE:HD12	54:M8:132:PRO:HG3	3.62	0.68
37:3:97:A:OP1	56:N0:40:ARG:NH1	2.26	0.68
2:S0:71:GLU:O	2:S0:96:THR:HG22	2.07	0.68
6:S4:246:LEU:HD21	6:S4:254:ARG:CZ	2.23	0.68
36:1:1864:A:OP1	55:M9:88:ARG:NH1	2.26	0.68
36:5:595:G:H1	36:5:609:G:H5''	1.58	0.68
17:C5:122:THR:CG2	80:6:1558:U:H3	366.30	0.68

*Continued on next page...*

*Continued from previous page...*

Atom-1	Atom-2	Interatomic distance (Å)	Clash overlap (Å)
10:S8:31:ARG:NH2	80:6:333:A:OP1	297.76	0.68
13:C1:36:LYS:HD2	80:6:248:U:H4'	312.31	0.68
22:D0:95:ALA:HB1	22:D0:99:ILE:HG13	3.90	0.68
1:2:458:G:OP2	26:D4:105:ARG:NH2	2.26	0.68
22:D0:69:LYS:HG2	31:D9:44:ARG:HH12	2.99	0.68
41:L4:16:THR:HG23	41:L4:18:ASN:H	2.22	0.68
45:L8:156:ASP:OD2	45:L8:156:ASP:N	2.22	0.68
3:S1:110:LEU:HD21	3:S1:213:ARG:HD2	1.74	0.68
36:1:2572:C:O2'	36:1:2573:G:O4'	2.11	0.68
36:1:3308:C:N3	53:M7:69:ARG:NH1	2.42	0.68
36:1:2233:A:OP2	86:1:3587:OHX:N5	2.27	0.68
36:1:770:G:O6	86:1:3775:OHX:N3	2.27	0.68
1:2:1784:C:H2'	1:2:1785:U:C6	2.29	0.68
36:5:1161:G:N2	36:5:1338:C:O2	2.18	0.68
20:C8:12:GLN:NE2	20:C8:13:HIS:O	6.28	0.68
40:L3:4:ARG:HD2	40:L3:7:GLU:HG3	1.75	0.68
46:L9:36:LYS:NZ	46:L9:152:GLU:OE1	2.61	0.68
47:M0:47:PRO:HB3	47:M0:171:TRP:CE2	2.52	0.68
69:O3:106:ASN:ND2	69:O3:106:ASN:O	3.14	0.68
6:S4:176:ASP:HB2	6:S4:179:LYS:NZ	2.09	0.68
34:SR:42:LEU:HD21	34:SR:82:SER:HB3	1.85	0.68
36:5:132:C:H2'	36:5:133:U:H5''	1.75	0.68
36:5:1329:U:H4'	36:5:1330:A:OP1	1.93	0.68
80:6:1646:C:H2'	80:6:1647:U:H6	1.59	0.68
8:S6:174:LYS:HG3	80:6:79:C:H1'	341.42	0.68
48:M1:151:SER:O	48:M1:152:HIS:HB2	2.37	0.68
36:1:189:G:OP2	62:N6:46:LYS:NZ	2.27	0.68
1:2:1148:C:H2'	1:2:1149:G:H8	1.59	0.68
1:2:738:G:O6	86:2:1977:OHX:N1	2.27	0.68
90:5:3403:8AN:N3'	91:5:3404:PRO:C	2.47	0.68
25:D3:90:ASP:O	25:D3:136:TRP:NE1	2.23	0.68
27:D5:43:ASP:O	27:D5:46:LYS:N	2.26	0.68
47:M0:76:MET:HE3	47:M0:148:VAL:HG13	1.76	0.68
50:M4:113:THR:HB	50:M4:116:GLU:HB2	1.74	0.68
57:N1:101:CYS:HB3	36:5:990:U:H1'	251.77	0.68
1:2:579:A:H2	5:S3:143:ARG:HG3	1.59	0.68
36:1:2228:A:H2'	36:1:2229:A:C8	2.29	0.67
1:2:1334:U:H2'	1:2:1335:U:H6	1.58	0.67
86:6:1909:OHX:N5	86:6:2084:OHX:N2	2.41	0.67
33:E1:119:ARG:O	33:E1:132:LEU:N	2.98	0.67
42:L5:269:SER:OG	37:7:1:G:N3	315.87	0.67

*Continued on next page...*

*Continued from previous page...*

Atom-1	Atom-2	Interatomic distance (Å)	Clash overlap (Å)
36:1:2923:U:H3	89:1:3401:C:H5	1.41	0.67
1:2:1482:C:OP2	1:2:1521:G:N2	2.23	0.67
80:6:1000:C:N4	80:6:1003:A:OP2	2.25	0.67
26:D4:19:ALA:HB1	26:D4:81:GLU:OE2	3.81	0.67
28:D6:79:ILE:HD11	80:6:1795:U:H5'	333.47	0.67
41:L4:304:GLN:O	41:L4:306:THR:N	3.12	0.67
42:L5:110:LEU:HA	42:L5:113:LEU:HB2	3.04	0.67
4:S2:161:LYS:HG3	4:S2:166:THR:HG22	2.73	0.67
7:S5:35:GLN:O	7:S5:37:GLN:N	3.25	0.67
36:1:2108:C:H1'	36:1:3344:A:C8	2.28	0.67
1:2:918:U:H2'	1:2:919:A:C8	2.29	0.67
36:5:1366:A:C2	36:5:1367:G:C4	2.82	0.67
13:C1:80:MET:HB2	13:C1:83:THR:HG23	1.75	0.67
31:D9:21:CYS:HB2	31:D9:39:CYS:H	2.48	0.67
86:1:3410:OHX:N4	73:O7:46:SER:OG	2.27	0.67
1:2:66:U:C5	8:S6:173:PRO:HG3	2.29	0.67
36:1:1103:A:N6	36:1:1363:A:H1'	2.08	0.67
36:1:1393:A:N3	36:1:1419:A:O2'	2.27	0.67
36:1:1919:G:N7	86:1:3556:OHX:N5	2.43	0.67
36:1:2948:C:O2'	40:L3:242:THR:HG22	1.95	0.67
36:1:3155:U:H3'	36:1:3156:U:H4'	1.75	0.67
36:1:626:U:O4	86:1:3541:OHX:N5	2.27	0.67
36:5:1310:G:O6	86:5:3532:OHX:N4	2.27	0.67
39:L2:128:ARG:NH1	36:5:2177:G:OP2	197.31	0.67
36:5:2970:C:H4'	36:5:2971:A:N1	2.09	0.67
36:5:2985:C:H2'	36:5:2986:U:C6	2.30	0.67
36:5:701:G:H2'	36:5:702:C:C6	2.29	0.67
19:C7:8:THR:HG21	80:6:1330:G:H21	419.15	0.67
15:C3:2:GLY:N	80:6:1035:G:OP1	335.03	0.67
28:D6:38:ARG:NH2	28:D6:83:ILE:HG13	2.09	0.67
41:L4:140:HIS:H	41:L4:180:LYS:HE2	1.59	0.67
43:L6:3:ALA:HB1	68:O2:75:LEU:HD13	2.42	0.67
49:M3:6:ASN:O	54:M8:164:ARG:NH1	3.24	0.67
44:L7:92:ILE:HD11	54:M8:4:ASP:HB2	1.76	0.67
36:1:2340:U:OP1	40:L3:236:LYS:HE3	1.95	0.67
36:5:3287:U:H2'	36:5:3288:G:H5'	1.75	0.67
80:6:1726:G:N7	86:6:2002:OHX:N5	2.43	0.67
6:S4:187:ARG:NH1	80:6:753:A:N7	373.87	0.67
20:C8:94:ASP:OD1	20:C8:98:TYR:OH	2.12	0.67
21:C9:63:ARG:HG3	21:C9:67:MET:HE1	1.77	0.67
22:D0:27:THR:HG23	22:D0:113:ASP:HB3	1.77	0.67

*Continued on next page...*

*Continued from previous page...*

Atom-1	Atom-2	Interatomic distance (Å)	Clash overlap (Å)
44:L7:108:LEU:HD21	44:L7:115:THR:HG23	1.77	0.67
44:L7:24:GLU:O	44:L7:26:VAL:N	2.28	0.67
45:L8:151:VAL:HG13	45:L8:199:ALA:HB2	3.11	0.67
45:L8:75:ILE:O	45:L8:77:GLN:N	2.26	0.67
47:M0:12:GLN:NE2	47:M0:128:ARG:HB3	3.11	0.67
48:M1:17:LEU:HD21	48:M1:19:LEU:HD21	1.76	0.67
65:N9:58:LYS:HA	65:N9:58:LYS:NZ	4.27	0.67
66:O0:66:LYS:H	66:O0:66:LYS:HD2	4.11	0.67
6:S4:86:PHE:HE2	6:S4:102:VAL:HG23	2.39	0.67
9:S7:144:VAL:HG13	24:D2:49:GLU:HB3	1.75	0.67
36:1:1733:G:OP2	86:1:3809:OHX:N4	2.28	0.67
36:1:3151:U:OP2	40:L3:132:LYS:NZ	2.22	0.67
40:L3:21:ARG:HG3	36:5:2991:A:OP1	209.63	0.67
43:L6:78:ARG:NH1	36:5:3272:C:OP2	247.08	0.67
80:6:1584:G:N2	80:6:1611:A:OP2	2.17	0.67
45:L8:78:PHE:C	45:L8:80:TYR:H	1.97	0.67
56:N0:71:LYS:HG2	56:N0:73:LYS:HD3	5.64	0.67
61:N5:92:LYS:HE2	61:N5:112:THR:HG23	3.85	0.67
66:O0:13:LYS:HB3	66:O0:100:ILE:HG23	1.76	0.67
66:O0:40:LYS:HB3	66:O0:101:LEU:HD11	2.13	0.67
3:S1:51:SER:HB3	3:S1:56:SER:HB2	1.76	0.67
10:S8:44:HIS:O	10:S8:56:ARG:N	2.75	0.67
5:S3:222:VAL:HG11	34:SR:229:LYS:HA	3.15	0.67
36:1:2947:G:H4'	36:1:2947:G:OP2	1.93	0.67
36:1:3155:U:H3'	36:1:3156:U:C4'	2.23	0.67
1:2:145:A:O2'	1:2:146:U:O5'	2.11	0.67
36:5:3194:C:N3	36:5:3197:G:N1	2.42	0.67
80:6:565:C:N3	86:6:2054:OHX:N1	2.43	0.67
21:C9:57:ARG:NH1	80:6:1479:A:OP1	390.77	0.67
2:S0:142:PRO:HB3	23:D1:34:ILE:HD13	1.95	0.67
2:S0:52:LYS:HB3	23:D1:82:VAL:HG22	1.75	0.67
41:L4:98:ARG:HG2	41:L4:99:MET:H	2.35	0.67
43:L6:7:PRO:HG2	43:L6:10:TYR:CZ	2.30	0.67
44:L7:80:GLN:HG3	57:N1:136:ARG:HB2	3.50	0.67
1:2:271:A:H61	8:S6:185:GLN:HE22	1.42	0.67
36:1:1564:U:H2'	36:1:1565:G:H8	1.59	0.67
36:1:2579:G:O6	86:1:3467:OHX:N2	2.26	0.67
36:1:314:U:H2'	36:1:315:C:C6	2.29	0.67
36:1:542:G:H2'	36:1:543:C:C6	2.30	0.67
38:4:79:A:H2'	38:4:80:A:C1'	2.24	0.67
36:5:1169:A:OP1	86:5:3508:OHX:N6	2.27	0.67

*Continued on next page...*

*Continued from previous page...*

Atom-1	Atom-2	Interatomic distance (Å)	Clash overlap (Å)
80:6:1600:A:H4'	80:6:1601:G:OP1	1.93	0.67
1:2:959:U:C6	15:C3:61:THR:HB	2.30	0.67
21:C9:73:VAL:HG21	21:C9:102:ARG:HG3	1.77	0.67
22:D0:28:SER:HB2	22:D0:112:VAL:HA	1.75	0.67
40:L3:166:ILE:O	40:L3:169:THR:HG22	3.07	0.67
47:M0:193:ASP:OD1	47:M0:198:LYS:HE3	1.95	0.67
49:M3:28:GLN:OE1	51:M5:201:ARG:NH1	2.27	0.67
64:N8:117:ARG:NH2	36:5:718:G:OP1	160.57	0.67
1:2:418:G:O2'	8:S6:59:GLN:NE2	2.27	0.67
10:S8:66:SER:HA	10:S8:73:SER:HA	1.77	0.67
89:1:3401:C:O2	86:1:3689:OHX:N5	2.27	0.67
1:2:1280:C:H2'	1:2:1281:G:C8	2.30	0.67
1:2:693:U:H5'	1:2:694:U:H5'	1.75	0.67
44:L7:110:ARG:NH2	36:5:1364:C:OP1	223.66	0.67
68:O2:105:ARG:NH2	36:5:1412:G:OP1	146.88	0.67
36:5:2770:G:N7	86:5:3671:OHX:N5	2.43	0.67
52:M6:68:ARG:HH12	36:5:2988:C:P	215.53	0.67
51:M5:38:ARG:NH2	38:8:143:U:OP1	109.03	0.67
14:C2:54:ARG:O	14:C2:56:GLU:N	2.24	0.67
56:N0:89:ASN:HD21	57:N1:156:TYR:H	1.43	0.67
58:N2:92:TRP:O	58:N2:108:TYR:N	4.38	0.67
3:S1:171:ILE:HA	3:S1:174:LYS:HE3	1.76	0.67
1:2:591:A:H5''	11:S9:24:LEU:HD22	1.77	0.67
36:1:1939:G:OP1	55:M9:77:GLY:HA3	1.95	0.67
80:6:1680:G:O6	86:6:2069:OHX:N1	2.27	0.67
26:D4:37:LYS:NZ	80:6:523:G:OP2	413.35	0.67
80:6:653:C:N3	80:6:677:G:N2	2.40	0.67
20:C8:52:VAL:HG21	20:C8:69:ILE:HD11	2.99	0.67
32:E0:55:ARG:HB3	32:E0:55:ARG:HH11	3.31	0.67
40:L3:123:TYR:CZ	40:L3:124:LYS:HG3	2.30	0.67
48:M1:109:HIS:CE1	48:M1:122:ILE:HA	2.30	0.67
49:M3:2:ALA:N	64:N8:33:GLY:O	3.71	0.67
49:M3:89:TYR:O	49:M3:92:THR:OG1	2.51	0.67
53:M7:26:PHE:HE1	53:M7:120:ASN:HA	1.60	0.67
58:N2:36:TYR:OH	58:N2:82:LYS:HG2	1.95	0.67
72:O6:58:ILE:HG22	72:O6:90:MET:HB3	1.76	0.67
36:1:701:G:H2'	36:1:702:C:C6	2.30	0.66
36:1:796:U:H2'	36:1:797:U:H6	1.61	0.66
1:2:224:C:H42	1:2:837:G:H1	1.43	0.66
40:L3:349:LYS:NZ	36:5:3097:C:OP1	264.37	0.66
52:M6:160:ARG:NH2	36:5:3182:G:OP1	279.97	0.66

*Continued on next page...*



*Continued from previous page...*

Atom-1	Atom-2	Interatomic distance (Å)	Clash overlap (Å)
80:6:1514:U:H5''	80:6:1515:A:N3	2.09	0.66
80:6:207:U:H3	80:6:258:C:H42	1.44	0.66
80:6:991:G:OP2	86:6:2032:OHX:N2	2.28	0.66
42:L5:60:ILE:HB	42:L5:80:SER:HB3	1.77	0.66
43:L6:137:ASP:O	43:L6:141:VAL:HG23	1.95	0.66
51:M5:185:ALA:HB3	51:M5:190:THR:HG22	1.77	0.66
63:N7:46:ILE:HG12	63:N7:49:TYR:CE1	2.87	0.66
2:S0:116:LYS:HB2	2:S0:118:PRO:HD3	2.55	0.66
1:2:1097:U:HO2'	4:S2:159:THR:HG1	1.36	0.66
6:S4:79:ASP:HB3	6:S4:82:TYR:HB2	1.78	0.66
9:S7:30:SER:HB2	9:S7:34:LEU:HB2	1.76	0.66
11:S9:36:LEU:HD11	11:S9:105:LEU:HD21	3.67	0.66
36:1:1706:C:N4	36:1:1738:C:N3	2.42	0.66
36:1:2108:C:H1'	36:1:3344:A:H8	1.60	0.66
36:1:3147:G:O2'	40:L3:104:THR:OG1	2.13	0.66
36:1:3306:U:H2'	36:1:3307:A:H5''	1.77	0.66
38:4:122:U:H2'	38:4:123:G:C8	2.28	0.66
49:M3:73:ARG:NH1	36:5:110:G:OP2	75.15	0.66
36:5:173:G:HO2'	36:5:174:C:H6	1.42	0.66
86:6:1909:OHX:N5	86:6:2084:OHX:N6	2.43	0.66
13:C1:99:ARG:HB3	25:D3:9:LEU:O	1.95	0.66
24:D2:105:THR:HG22	80:6:804:A:N3	365.56	0.66
27:D5:96:SER:O	27:D5:98:GLN:N	2.26	0.66
33:E1:108:VAL:HG22	33:E1:114:VAL:HG22	1.86	0.66
41:L4:311:HIS:HE1	41:L4:314:LYS:HB2	1.58	0.66
41:L4:361:HIS:CG	41:L4:362:ASP:H	2.31	0.66
46:L9:166:ARG:HH21	46:L9:168:ARG:NH1	11.86	0.66
46:L9:162:GLN:HB2	46:L9:179:ILE:O	2.39	0.66
62:N6:106:ILE:HG21	62:N6:109:LEU:HD23	2.47	0.66
68:O2:71:HIS:HB3	68:O2:93:ALA:H	1.60	0.66
72:O6:97:SER:O	72:O6:99:ARG:N	2.27	0.66
2:S0:184:LEU:O	2:S0:186:GLY:N	2.69	0.66
35:SM:79:SER:O	35:SM:82:THR:OG1	2.13	0.66
1:2:151:G:O6	26:D4:124:ARG:NH2	2.24	0.66
48:M1:137:ARG:NH1	37:7:28:C:OP1	301.30	0.66
12:C0:50:THR:HG22	12:C0:55:VAL:HG22	2.26	0.66
52:M6:73:PHE:CG	52:M6:78:ARG:HG2	2.31	0.66
58:N2:98:THR:HG23	58:N2:104:ARG:HH21	6.38	0.66
67:O1:19:ARG:HD3	67:O1:35:GLU:HG2	1.77	0.66
73:O7:60:GLY:O	86:O7:103:OHX:N6	2.29	0.66
2:S0:179:ARG:HD3	2:S0:183:ARG:HH11	1.61	0.66

*Continued on next page...*

*Continued from previous page...*

Atom-1	Atom-2	Interatomic distance (Å)	Clash overlap (Å)
3:S1:175:GLU:HG3	3:S1:193:ILE:HG23	1.77	0.66
36:1:562:C:H2'	36:1:563:U:H6	1.57	0.66
36:5:1538:G:O6	86:5:3761:OHX:N4	2.28	0.66
37:7:47:C:H2'	37:7:48:U:H6	1.60	0.66
13:C1:8:GLN:NE2	13:C1:14:GLN:O	3.36	0.66
15:C3:62:GLN:HB2	15:C3:65:VAL:HG23	1.78	0.66
67:O1:53:PRO:O	67:O1:57:GLN:HG3	1.95	0.66
68:O2:101:SER:O	68:O2:105:ARG:HG3	1.95	0.66
5:S3:127:MET:HE1	5:S3:133:GLY:HA2	1.76	0.66
10:S8:61:GLU:HG2	10:S8:62:THR:HG23	2.19	0.66
36:1:2986:U:H2'	36:1:2987:A:C8	2.31	0.66
36:1:528:U:H2'	36:1:529:A:H8	1.59	0.66
36:5:1661:G:H2'	36:5:1662:G:C8	2.30	0.66
36:5:80:G:H2'	36:5:81:C:H6	1.59	0.66
16:C4:57:PRO:HB3	16:C4:100:ALA:HB2	1.76	0.66
16:C4:81:VAL:HG22	16:C4:115:ILE:HB	1.77	0.66
17:C5:22:LEU:HA	17:C5:25:LEU:HB2	3.31	0.66
40:L3:220:VAL:O	40:L3:334:ARG:NH1	2.25	0.66
42:L5:5:LYS:HZ2	42:L5:5:LYS:HA	4.66	0.66
9:S7:7:LYS:NZ	55:M9:188:ASP:OD2	5.11	0.66
70:O4:31:ARG:HG2	70:O4:31:ARG:HH11	1.61	0.66
36:1:1389:G:OP2	86:1:3513:OHX:N4	2.29	0.66
1:2:915:A:OP1	86:2:1974:OHX:N3	2.29	0.66
36:5:2180:G:H2'	36:5:2181:C:C6	2.31	0.66
86:5:3523:OHX:N4	86:5:3779:OHX:N2	2.43	0.66
1:2:632:U:OP1	13:C1:102:LYS:HG3	1.95	0.66
20:C8:91:ASP:HB3	20:C8:95:GLY:H	1.93	0.66
41:L4:33:ASP:O	41:L4:37:THR:HG23	1.96	0.66
43:L6:31:ARG:NH1	69:O3:107:ILE:O	2.28	0.66
46:L9:50:ASN:HD21	50:M4:4:ASP:HB3	1.60	0.66
48:M1:92:ARG:HH12	48:M1:94:ARG:HH11	5.90	0.66
66:O0:98:SER:OG	66:O0:99:ASP:N	2.28	0.66
75:O9:23:LEU:HD22	75:O9:24:PRO:HD2	1.78	0.66
10:S8:76:THR:HG22	10:S8:105:ASP:HB3	3.61	0.66
1:2:1087:A:H2'	1:2:1088:A:C8	2.30	0.66
36:5:1491:A:HO2'	36:5:1843:C:HO2'	1.42	0.66
39:L2:241:ARG:HG2	36:5:2155:G:OP1	221.20	0.66
80:6:17:C:H2'	80:6:18:C:C6	2.31	0.66
44:L7:33:ARG:O	44:L7:36:ALA:N	2.28	0.66
46:L9:86:TYR:CG	46:L9:151:VAL:HG13	2.91	0.66
36:1:1723:A:OP1	55:M9:128:LYS:NZ	2.29	0.66

*Continued on next page...*

*Continued from previous page...*

Atom-1	Atom-2	Interatomic distance (Å)	Clash overlap (Å)
63:N7:54:THR:OG1	63:N7:55:LYS:N	2.29	0.66
77:Q1:14:LYS:HD2	80:6:1115:U:H5''	294.72	0.66
2:S0:55:GLU:HG2	23:D1:79:LEU:HD23	1.78	0.66
11:S9:31:ALA:HA	11:S9:36:LEU:HD12	1.77	0.66
36:1:1740:U:H1'	36:1:1741:A:H2	1.60	0.66
86:1:3494:OHX:N4	86:1:3647:OHX:N6	2.43	0.66
36:5:2985:C:H2'	36:5:2986:U:H6	1.61	0.66
36:5:430:U:OP2	86:5:3489:OHX:N5	2.28	0.66
36:5:810:A:H2'	36:5:811:U:H6	1.60	0.66
80:6:1305:U:H4'	80:6:1306:C:OP2	1.96	0.66
80:6:759:U:OP2	86:6:2090:OHX:N3	2.29	0.66
80:6:660:G:H2'	80:6:661:A:H4'	1.78	0.66
22:D0:48:HIS:O	22:D0:48:HIS:ND1	2.28	0.66
41:L4:26:PHE:CD1	41:L4:130:ALA:HB2	3.33	0.66
46:L9:20:ILE:HG13	50:M4:7:VAL:HG13	1.78	0.66
62:N6:81:GLN:NE2	62:N6:98:ASN:OD1	4.87	0.66
63:N7:88:ASP:O	63:N7:121:ARG:NH2	3.97	0.66
2:S0:140:ASN:ND2	4:S2:62:PRO:HD3	4.22	0.66
5:S3:34:TYR:HE2	5:S3:37:VAL:HG13	2.02	0.66
6:S4:151:ASP:HB3	6:S4:154:ILE:HG13	1.77	0.66
34:SR:20:VAL:O	34:SR:291:SER:OG	2.13	0.66
36:1:132:C:H2'	36:1:133:U:H5''	1.78	0.66
36:1:2860:U:H6	36:1:2860:U:H5'	1.59	0.66
36:1:953:G:OP2	65:N9:11:ASN:ND2	2.28	0.66
1:2:656:G:O2'	1:2:657:U:O4'	2.14	0.66
36:5:1596:C:H2'	36:5:1597:C:C6	2.30	0.66
36:5:1831:U:H2'	36:5:1832:C:C6	2.31	0.66
80:6:1392:U:H2'	80:6:1393:C:C6	2.31	0.66
38:8:155:A:H2'	38:8:156:U:O4'	1.96	0.66
21:C9:16:ASN:HA	21:C9:56:LYS:NZ	3.83	0.66
26:D4:62:THR:HA	26:D4:69:SER:HA	2.10	0.66
41:L4:347:THR:HB	41:L4:349:THR:HG23	2.99	0.66
41:L4:60:THR:HG22	41:L4:62:ALA:H	4.12	0.66
57:N1:12:ARG:HD2	57:N1:13:TYR:CE2	3.20	0.66
77:Q1:21:ARG:HD2	80:6:1653:C:O3'	284.19	0.66
34:SR:93:ASP:HB2	34:SR:100:TYR:HE1	1.59	0.66
36:1:1789:G:O6	86:1:3730:OHX:N4	2.28	0.66
36:1:239:G:O2'	36:1:240:U:OP1	2.14	0.66
36:1:2953:U:O4	86:1:3768:OHX:N6	2.29	0.66
1:2:732:G:O6	86:2:2013:OHX:N5	2.29	0.66
80:6:1230:A:H8	80:6:1258:U:C4	2.14	0.66

*Continued on next page...*

*Continued from previous page...*

Atom-1	Atom-2	Interatomic distance (Å)	Clash overlap (Å)
28:D6:15:ARG:NH1	80:6:936:G:N7	318.98	0.66
18:C6:73:GLY:H	18:C6:76:SER:HB3	1.61	0.66
19:C7:47:ARG:NH1	19:C7:48:ASN:OD1	2.51	0.66
26:D4:94:TYR:HD2	26:D4:96:LEU:HD11	1.61	0.66
46:L9:89:LYS:HG2	46:L9:145:VAL:HG22	1.77	0.66
46:L9:166:ARG:NH2	46:L9:168:ARG:HH12	12.44	0.66
46:L9:88:TYR:CZ	46:L9:184:LYS:HD3	3.89	0.66
54:M8:178:ARG:HD3	64:N8:50:PRO:HB2	2.89	0.66
74:O8:46:ARG:HH21	74:O8:51:LEU:HB2	1.61	0.66
1:2:637:C:O2	9:S7:114:ARG:NH2	2.28	0.66
11:S9:34:PHE:CE1	11:S9:105:LEU:HB3	2.30	0.66
36:1:1866:C:OP1	86:1:3647:OHX:N6	2.29	0.65
36:1:2116:G:C2	36:1:3064:U:H5'	2.29	0.65
36:1:1887:A:OP1	86:1:3631:OHX:N3	2.29	0.65
36:5:2661:G:H2'	36:5:2662:G:H8	1.61	0.65
36:5:2836:C:H5	36:5:2852:C:H42	1.43	0.65
80:6:1087:A:H2'	80:6:1088:A:H8	1.54	0.65
80:6:1427:A:O2'	80:6:1428:G:OP1	2.12	0.65
28:D6:5:ARG:NH2	80:6:1795:U:OP2	336.30	0.65
42:L5:111:GLN:HA	42:L5:116:ASP:HB3	3.43	0.65
47:M0:80:SER:HB3	47:M0:147:VAL:HG11	1.77	0.65
52:M6:171:LYS:O	52:M6:175:THR:HG23	1.96	0.65
42:L5:41:LYS:HB2	57:N1:68:THR:O	2.85	0.65
58:N2:89:LEU:HB3	58:N2:93:ILE:HD12	2.14	0.65
68:O2:4:LEU:HD13	68:O2:90:LYS:HB3	3.85	0.65
71:O5:10:ARG:NH2	38:8:65:A:O3'	33.77	0.65
2:S0:70:PRO:HB2	2:S0:94:GLY:HA3	1.78	0.65
6:S4:54:TYR:CD1	26:D4:17:LEU:HD12	3.57	0.65
11:S9:129:ILE:HA	11:S9:134:ILE:HG12	4.54	0.65
36:1:3361:G:O6	86:1:3721:OHX:N6	2.30	0.65
86:1:3457:OHX:N5	51:M5:204:LYS:O	2.29	0.65
1:2:739:G:O6	86:2:1977:OHX:N4	2.29	0.65
36:5:2509:U:H2'	36:5:2510:U:H5''	1.77	0.65
36:5:2696:A:H2'	36:5:2697:A:C8	2.32	0.65
36:5:956:U:H2'	36:5:957:C:C6	2.31	0.65
80:6:1370:U:H4'	80:6:1371:A:H4'	1.78	0.65
80:6:654:C:H2'	80:6:655:G:C8	2.30	0.65
17:C5:85:ILE:HG22	17:C5:112:LEU:HD23	2.14	0.65
23:D1:85:TYR:CD1	29:D7:6:ASP:HB2	2.57	0.65
27:D5:60:VAL:HG22	27:D5:101:TYR:HB2	1.77	0.65
46:L9:111:PHE:HD1	46:L9:127:PRO:HA	2.08	0.65

*Continued on next page...*

*Continued from previous page...*

Atom-1	Atom-2	Interatomic distance (Å)	Clash overlap (Å)
46:L9:20:ILE:HD12	46:L9:45:PHE:CD1	2.31	0.65
64:N8:85:ASP:OD1	64:N8:86:LYS:N	2.28	0.65
64:N8:88:ASP:O	64:N8:92:LYS:HG3	1.95	0.65
66:O0:16:LEU:HB3	66:O0:98:SER:HB2	1.78	0.65
6:S4:251:GLU:O	6:S4:255:ARG:HG2	4.16	0.65
7:S5:42:LEU:HB2	7:S5:46:TRP:O	1.96	0.65
1:2:136:C:H4'	1:2:137:U:OP1	1.94	0.65
36:5:1176:C:H2'	36:5:1177:G:N2	2.11	0.65
36:5:1308:A:C8	36:5:1308:A:OP2	2.49	0.65
54:M8:176:ARG:HG3	36:5:2763:U:H5'	181.89	0.65
36:5:844:G:OP2	86:5:3729:OHX:N4	2.30	0.65
42:L5:158:ARG:HD3	37:7:46:A:OP1	281.80	0.65
22:D0:51:VAL:HG13	22:D0:94:GLU:HB2	1.78	0.65
24:D2:11:LEU:HD22	24:D2:72:CYS:HB2	2.46	0.65
40:L3:41:VAL:HA	40:L3:185:GLY:CA	2.49	0.65
42:L5:33:ARG:NH2	42:L5:72:ASP:OD1	3.03	0.65
51:M5:125:SER:HB3	36:5:2433:U:H1'	160.51	0.65
62:N6:37:LYS:HD3	62:N6:37:LYS:H	1.60	0.65
69:O3:16:TYR:CD2	69:O3:25:PRO:HA	2.95	0.65
3:S1:180:THR:HG22	3:S1:181:LEU:H	1.60	0.65
8:S6:25:ARG:HG3	8:S6:28:PHE:CD1	2.32	0.65
1:2:16:G:H2'	1:2:17:C:C6	2.32	0.65
1:2:109:G:O2'	1:2:796:A:N1	2.27	0.65
36:5:1012:G:O6	86:5:3736:OHX:N3	2.29	0.65
80:6:149:C:H2'	80:6:150:U:C6	2.31	0.65
80:6:500:C:O2'	80:6:501:U:O4'	2.15	0.65
19:C7:37:GLU:HG3	34:SR:150:TRP:HE1	1.61	0.65
21:C9:86:ARG:HG3	21:C9:86:ARG:HH11	1.59	0.65
22:D0:21:LYS:HA	22:D0:94:GLU:HG2	2.15	0.65
41:L4:170:LYS:HE3	41:L4:175:HIS:ND1	2.90	0.65
42:L5:95:TRP:CH2	42:L5:181:PRO:HD3	4.79	0.65
45:L8:134:TYR:CG	45:L8:190:VAL:HG21	2.31	0.65
46:L9:166:ARG:HD2	46:L9:168:ARG:HH11	13.23	0.65
46:L9:166:ARG:HH21	46:L9:168:ARG:HH12	12.14	0.65
46:L9:88:TYR:CE2	46:L9:184:LYS:HG2	2.32	0.65
46:L9:189:GLU:O	46:L9:191:LEU:N	2.30	0.65
47:M0:4:ARG:NH1	36:5:2828:G:O2'	263.41	0.65
49:M3:15:ARG:NH2	36:5:96:G:OP1	153.58	0.65
58:N2:80:THR:HG21	58:N2:95:PHE:HD2	6.99	0.65
63:N7:88:ASP:HB3	63:N7:121:ARG:NH2	2.11	0.65
64:N8:4:ARG:NH2	36:5:1427:U:OP2	134.95	0.65

*Continued on next page...*

*Continued from previous page...*

Atom-1	Atom-2	Interatomic distance (Å)	Clash overlap (Å)
36:1:1652:G:O2'	70:O4:45:GLY:HA3	1.96	0.65
71:O5:67:ARG:HG2	71:O5:80:LEU:HD13	2.50	0.65
5:S3:22:ASN:O	5:S3:26:THR:OG1	2.14	0.65
9:S7:49:ILE:HG22	9:S7:175:LYS:HD2	4.23	0.65
36:1:1765:U:H5''	55:M9:43:LYS:HE2	1.79	0.65
36:1:2426:U:H2'	36:1:2427:U:C6	2.30	0.65
1:2:1171:A:O2'	1:2:1570:A:O2'	2.03	0.65
37:3:4:U:H2'	37:3:5:G:C8	2.31	0.65
68:O2:44:ARG:NH1	36:5:1145:G:OP1	207.38	0.65
36:5:2661:G:H2'	36:5:2662:G:C8	2.32	0.65
36:5:2921:U:H2'	36:5:2923:U:OP2	1.96	0.65
6:S4:49:ARG:NH1	80:6:448:C:OP2	378.89	0.65
42:L5:39:GLN:HE21	42:L5:46:THR:HG22	1.60	0.65
45:L8:152:LEU:HB3	45:L8:180:VAL:HG21	1.79	0.65
46:L9:48:VAL:HG13	46:L9:52:LEU:HB3	1.79	0.65
47:M0:23:ASN:HD21	47:M0:96:VAL:HG21	1.62	0.65
47:M0:4:ARG:HD3	47:M0:8:CYS:SG	3.56	0.65
53:M7:67:ILE:HB	53:M7:80:LYS:HG2	3.44	0.65
54:M8:71:LEU:HD13	54:M8:99:THR:HG21	2.36	0.65
56:N0:137:ARG:HG2	56:N0:139:TYR:CZ	2.58	0.65
67:O1:23:VAL:O	67:O1:28:ARG:NH1	2.29	0.65
69:O3:72:THR:HG23	69:O3:83:ALA:HA	1.79	0.65
74:O8:9:LYS:NZ	74:O8:13:GLU:OE2	2.27	0.65
1:2:856:A:H62	9:S7:97:ARG:H	1.43	0.65
36:1:1942:U:OP2	55:M9:74:ARG:NH1	2.30	0.65
36:1:2373:A:O2'	36:1:2823:G:N2	2.29	0.65
36:5:2707:C:H2'	36:5:2708:C:C6	2.32	0.65
65:N9:33:LYS:NZ	36:5:2722:U:OP1	204.79	0.65
21:C9:68:ARG:NH1	80:6:1521:G:O6	412.69	0.65
18:C6:18:ALA:HB2	18:C6:69:VAL:HG13	1.91	0.65
21:C9:6:VAL:HG13	21:C9:66:TYR:CE1	2.31	0.65
23:D1:74:GLN:NE2	23:D1:81:ASN:O	2.30	0.65
30:D8:52:ASP:N	30:D8:52:ASP:OD1	2.25	0.65
44:L7:88:ARG:HD2	44:L7:90:LYS:O	1.99	0.65
46:L9:168:ARG:NH2	36:5:2894:C:OP1	303.30	0.65
50:M4:19:ARG:HA	50:M4:69:THR:HG22	2.08	0.65
54:M8:86:THR:HB	54:M8:105:ARG:HB2	2.29	0.65
62:N6:11:ASP:HB3	62:N6:14:LYS:HG3	2.89	0.65
70:O4:71:THR:HG22	70:O4:77:GLY:HA3	1.78	0.65
8:S6:67:VAL:HG23	8:S6:68:LEU:O	2.49	0.65
36:1:2683:U:H2'	36:1:2684:C:C6	2.31	0.65

*Continued on next page...*

*Continued from previous page...*

Atom-1	Atom-2	Interatomic distance (Å)	Clash overlap (Å)
36:1:2871:G:H5'	36:1:2872:A:H5'	1.79	0.65
36:1:1937:U:O4	86:1:3791:OHX:N5	2.30	0.65
36:5:1486:G:N2	36:5:1856:C:O2	2.29	0.65
36:5:2997:G:N7	86:5:3704:OHX:N4	2.45	0.65
22:D0:87:HIS:ND1	80:6:1383:G:OP1	440.18	0.65
75:O9:7:PHE:HB3	38:8:113:U:H5''	108.04	0.65
38:8:83:C:H4'	38:8:85:G:N3	2.11	0.65
33:E1:144:CYS:O	33:E1:146:SER:N	2.30	0.65
40:L3:81:THR:HG21	40:L3:205:VAL:HG11	2.46	0.65
42:L5:40:HIS:CD2	42:L5:42:ALA:HB3	2.32	0.65
49:M3:171:ARG:HD3	36:5:770:G:OP1	145.29	0.65
68:O2:11:LYS:O	68:O2:12:LYS:HB2	1.96	0.65
2:S0:172:LEU:HD13	2:S0:176:LEU:HD11	1.86	0.65
34:SR:18:GLY:HA3	34:SR:38:ARG:HB2	2.74	0.65
36:1:3223:A:H2'	36:1:3224:G:O4'	1.96	0.65
36:1:3353:G:O2'	36:1:3356:G:H5'	1.97	0.65
16:C4:81:VAL:H	16:C4:115:ILE:HG22	1.61	0.65
41:L4:18:ASN:N	41:L4:18:ASN:OD1	4.51	0.65
44:L7:173:LEU:HB3	44:L7:178:ILE:HB	2.25	0.65
53:M7:31:GLU:CG	53:M7:60:PHE:HA	3.43	0.65
41:L4:302:ALA:HB2	54:M8:39:ARG:NH2	2.11	0.65
64:N8:94:ALA:HB1	64:N8:121:VAL:HA	1.78	0.65
70:O4:58:ARG:HG3	70:O4:59:PRO:HD2	2.91	0.65
8:S6:202:ARG:NH2	80:6:127:G:N7	329.39	0.65
10:S8:152:ILE:HD13	10:S8:157:GLU:OE1	1.97	0.65
36:1:2953:U:C1'	90:1:3403:8AN:N3	2.60	0.65
36:1:1222:G:O6	86:1:3660:OHX:N2	2.30	0.65
36:1:77:A:H5'	49:M3:100:ARG:CZ	2.27	0.65
36:1:978:G:O2'	36:1:979:U:O2	2.13	0.65
38:4:83:C:H1'	38:4:85:G:N2	2.12	0.65
36:5:2518:C:H2'	36:5:2519:A:H8	1.61	0.65
45:L8:54:GLU:OE2	86:5:3459:OHX:N4	146.15	0.65
80:6:770:A:OP2	86:6:1992:OHX:N3	2.29	0.65
13:C1:57:LYS:HB2	13:C1:110:HIS:CE1	2.32	0.65
19:C7:41:ILE:HD12	19:C7:47:ARG:HG2	2.56	0.65
32:E0:59:GLY:O	32:E0:61:SER:N	3.66	0.65
39:L2:193:ARG:NH1	36:5:2174:G:OP2	190.56	0.65
49:M3:175:SER:O	49:M3:178:LYS:N	2.30	0.65
56:N0:77:VAL:HG11	56:N0:106:LEU:HG	2.53	0.65
60:N4:58:HIS:O	60:N4:58:HIS:ND1	3.59	0.65
63:N7:124:ALA:O	63:N7:126:LYS:N	2.59	0.65

*Continued on next page...*

*Continued from previous page...*

Atom-1	Atom-2	Interatomic distance (Å)	Clash overlap (Å)
67:O1:82:GLU:OE2	86:O1:201:OHX:N1	2.29	0.65
36:1:155:G:H5''	36:1:156:G:C8	2.31	0.65
36:1:413:U:OP1	53:M7:30:ARG:NH2	2.30	0.65
36:1:668:G:OP1	86:1:3670:OHX:N2	2.29	0.65
1:2:1492:A:O2'	1:2:1493:A:H8	1.80	0.65
1:2:489:C:H42	1:2:497:G:H22	1.43	0.65
36:5:1752:A:OP2	86:5:3586:OHX:N4	2.30	0.65
50:M4:80:THR:HG21	36:5:560:G:H5'	354.13	0.65
36:5:437:G:N2	36:5:622:A:H61	1.95	0.65
80:6:428:A:N3	80:6:440:U:O2'	2.29	0.65
15:C3:76:LYS:NZ	80:6:813:U:OP2	316.75	0.65
36:5:22:G:O2'	38:8:40:A:N1	2.28	0.65
16:C4:41:ARG:NH1	80:6:917:U:O2	266.22	0.65
25:D3:137:LYS:O	25:D3:138:GLU:HB2	1.95	0.65
40:L3:21:ARG:HG2	40:L3:269:GLN:HG2	1.83	0.65
50:M4:94:TRP:CE2	50:M4:100:ALA:HB2	2.32	0.65
55:M9:102:LEU:HD22	55:M9:138:LEU:HD12	1.78	0.65
70:O4:99:LYS:O	70:O4:103:LYS:HG2	2.20	0.65
2:S0:13:ASP:OD1	2:S0:179:ARG:NH2	2.89	0.65
6:S4:246:LEU:HB2	6:S4:251:GLU:HG2	1.79	0.65
1:2:139:C:O2'	8:S6:187:LYS:NZ	2.30	0.64
1:2:1745:G:O6	86:2:1966:OHX:N6	2.30	0.64
1:2:245:U:O4	86:2:1973:OHX:N5	2.30	0.64
36:5:314:U:H2'	36:5:315:C:C6	2.32	0.64
17:C5:22:LEU:HD21	17:C5:109:PRO:HB3	1.79	0.64
40:L3:159:ARG:HG2	40:L3:182:GLN:HA	1.89	0.64
44:L7:151:ARG:HD2	44:L7:244:ASN:OD1	2.77	0.64
55:M9:42:ARG:NH2	36:5:1601:U:OP2	104.59	0.64
59:N3:54:LEU:HD21	59:N3:119:GLY:HA3	2.38	0.64
64:N8:91:LEU:HA	64:N8:121:VAL:HG21	2.40	0.64
64:N8:21:ARG:NH1	36:5:1369:A:OP1	183.06	0.64
71:O5:47:VAL:O	71:O5:51:ILE:HG13	2.65	0.64
78:Q2:4:VAL:O	78:Q2:94:GLY:N	4.88	0.64
8:S6:155:ASP:N	8:S6:155:ASP:OD2	3.05	0.64
10:S8:10:LYS:HG2	13:C1:133:LYS:HE3	2.12	0.64
36:1:3275:U:H5'	69:O3:68:TRP:HZ2	1.61	0.64
36:1:915:A:C5	36:1:917:A:H1'	2.32	0.64
36:5:1831:U:H2'	36:5:1832:C:H6	1.62	0.64
36:5:2662:G:H2'	36:5:2663:G:C8	2.32	0.64
17:C5:40:ARG:NH2	80:6:1552:U:O4	392.07	0.64
80:6:21:U:H2'	80:6:22:A:C8	2.32	0.64

*Continued on next page...*



*Continued from previous page...*

Atom-1	Atom-2	Interatomic distance (Å)	Clash overlap (Å)
80:6:491:C:H42	80:6:497:G:H21	1.43	0.64
71:O5:49:LYS:NZ	38:8:63:G:O2'	50.39	0.64
14:C2:52:LEU:O	14:C2:85:LYS:NZ	2.30	0.64
18:C6:40:GLU:HA	18:C6:42:GLU:H	1.61	0.64
2:S0:185:ARG:H	23:D1:45:ALA:H	2.16	0.64
26:D4:3:ASP:HB2	26:D4:31:ASN:HB2	3.31	0.64
33:E1:91:ILE:HG12	33:E1:92:LYS:HG2	6.90	0.64
41:L4:283:THR:HB	41:L4:285:ASP:H	2.76	0.64
45:L8:33:ASN:ND2	45:L8:38:GLN:OE1	2.31	0.64
49:M3:50:PRO:O	49:M3:52:ASP:N	2.30	0.64
49:M3:94:GLY:HA3	71:O5:116:TYR:OH	1.97	0.64
55:M9:8:LYS:HD2	55:M9:22:VAL:HG23	1.79	0.64
64:N8:64:GLN:HB2	64:N8:67:HIS:CD2	2.32	0.64
65:N9:59:LYS:H	65:N9:59:LYS:HD3	1.61	0.64
36:1:2675:C:N4	48:M1:22:SER:HB2	2.13	0.64
10:S8:164:ARG:NH1	36:1:3354:U:O2'	2.29	0.64
36:1:839:C:N4	36:1:854:G:O6	2.18	0.64
36:1:863:C:H2'	36:1:864:G:O4'	1.98	0.64
36:5:839:C:O2'	36:5:1724:U:OP1	2.05	0.64
47:M0:22:TYR:HB3	36:5:2647:A:H4'	265.33	0.64
40:L3:250:ALA:HB3	36:5:2880:U:H1'	223.24	0.64
80:6:1229:G:O2'	80:6:1255:G:N2	2.26	0.64
21:C9:108:LEU:HA	21:C9:111:ILE:HG22	1.79	0.64
25:D3:69:ARG:NH1	25:D3:116:ASP:OD1	2.57	0.64
43:L6:65:ILE:O	43:L6:76:LEU:HA	2.30	0.64
44:L7:142:SER:O	44:L7:146:GLN:HG3	1.98	0.64
51:M5:186:GLY:O	51:M5:190:THR:HG23	1.97	0.64
68:O2:119:VAL:HG12	68:O2:122:PRO:HD3	3.84	0.64
2:S0:110:TYR:CE2	4:S2:64:LYS:HB3	2.89	0.64
7:S5:62:VAL:HG13	7:S5:89:ILE:HG21	1.80	0.64
36:1:1015:U:O2'	36:1:1017:C:OP2	2.11	0.64
36:1:1727:G:OP1	79:Q3:44:LYS:NZ	2.24	0.64
36:1:831:G:OP2	86:1:3808:OHX:N4	2.30	0.64
36:1:980:A:H2'	36:1:981:U:C1'	2.28	0.64
63:N7:73:LYS:NZ	36:5:1637:A:OP2	210.14	0.64
36:5:2810:C:OP1	86:5:3585:OHX:N3	2.30	0.64
20:C8:28:ILE:HD11	20:C8:56:LYS:HB2	6.64	0.64
41:L4:274:TYR:HE1	41:L4:276:LEU:HG	1.63	0.64
49:M3:36:ARG:HG2	49:M3:36:ARG:HH11	3.67	0.64
51:M5:35:VAL:HG13	51:M5:65:ARG:HB2	3.61	0.64
53:M7:67:ILE:HG13	53:M7:82:ARG:CZ	2.27	0.64

*Continued on next page...*

*Continued from previous page...*

Atom-1	Atom-2	Interatomic distance (Å)	Clash overlap (Å)
78:Q2:17:CYS:SG	78:Q2:77:CYS:CB	2.85	0.64
2:S0:175:TYR:OH	2:S0:197:ILE:O	2.78	0.64
2:S0:200:ASP:HB2	19:C7:85:VAL:HG12	2.30	0.64
3:S1:147:ALA:O	3:S1:148:ASN:ND2	2.31	0.64
36:1:1584:U:H2'	36:1:1585:C:C6	2.32	0.64
36:1:2319:U:O4	86:1:3583:OHX:N2	2.30	0.64
36:1:274:G:H2'	36:1:275:U:O4'	1.98	0.64
36:5:844:G:OP2	86:5:3729:OHX:N1	2.31	0.64
24:D2:83:ILE:O	24:D2:86:ILE:HG13	1.98	0.64
30:D8:7:VAL:HG13	30:D8:55:VAL:HG13	1.80	0.64
43:L6:80:ASN:OD1	43:L6:81:ALA:N	2.30	0.64
44:L7:157:ASN:O	44:L7:159:GLN:N	3.16	0.64
46:L9:75:VAL:HA	46:L9:78:MET:HG3	3.52	0.64
54:M8:50:LYS:O	54:M8:53:PHE:N	2.27	0.64
63:N7:38:PHE:O	63:N7:40:HIS:ND1	2.25	0.64
68:O2:19:ARG:NH1	68:O2:28:VAL:HG13	2.22	0.64
6:S4:71:LYS:HA	6:S4:76:VAL:O	1.98	0.64
36:1:1230:G:H2'	36:1:1231:A:H8	1.63	0.64
36:1:3107:U:OP1	76:Q0:114:LYS:NZ	2.31	0.64
36:1:1733:G:P	86:1:3809:OHX:N2	2.71	0.64
1:2:1535:U:O2'	1:2:1536:G:N3	2.26	0.64
38:4:131:A:H5''	61:N5:93:TYR:CE2	2.33	0.64
36:5:2568:C:N4	36:5:2574:G:O6	2.30	0.64
36:5:3258:U:O4	86:5:3722:OHX:N6	2.30	0.64
36:5:1114:U:OP2	86:5:3514:OHX:N5	2.31	0.64
80:6:116:U:H2'	80:6:117:U:C6	2.32	0.64
1:2:523:G:H5''	26:D4:59:GLY:O	1.97	0.64
51:M5:31:ARG:NH1	51:M5:124:ASP:OD1	2.31	0.64
64:N8:122:PRO:HB3	64:N8:142:GLY:O	2.84	0.64
67:O1:74:ARG:HH12	67:O1:109:VAL:HG11	4.25	0.64
71:O5:47:VAL:HA	71:O5:50:SER:HB2	2.74	0.64
1:2:1623:C:H2'	1:2:1624:C:C6	2.32	0.64
1:2:978:A:OP1	86:2:2063:OHX:N5	2.31	0.64
44:L7:41:ARG:NH1	36:5:598:A:OP1	260.48	0.64
80:6:219:A:H2'	80:6:831:U:O2	1.97	0.64
17:C5:22:LEU:HA	17:C5:25:LEU:HD12	2.59	0.64
19:C7:71:PHE:HE1	19:C7:73:LEU:HD22	1.62	0.64
27:D5:43:ASP:O	27:D5:45:GLU:N	2.62	0.64
41:L4:140:HIS:CD2	41:L4:247:PHE:H	2.15	0.64
41:L4:261:VAL:HG22	41:L4:262:TRP:CD1	2.33	0.64
46:L9:90:MET:HE2	46:L9:179:ILE:HG22	2.90	0.64

*Continued on next page...*

*Continued from previous page...*

Atom-1	Atom-2	Interatomic distance (Å)	Clash overlap (Å)
55:M9:88:ARG:O	36:5:1779:C:N4	205.68	0.64
58:N2:51:GLY:O	58:N2:52:ASN:ND2	2.30	0.64
63:N7:33:SER:HB2	63:N7:40:HIS:HE1	1.63	0.64
68:O2:102:ALA:HB2	68:O2:125:ARG:HB3	1.79	0.64
3:S1:181:LEU:HD13	3:S1:181:LEU:H	1.62	0.64
5:S3:28:GLU:OE2	12:C0:56:LYS:NZ	2.16	0.64
6:S4:153:ASN:O	6:S4:174:LYS:NZ	2.18	0.64
6:S4:176:ASP:HB2	6:S4:179:LYS:HZ3	1.63	0.64
9:S7:143:LEU:HB2	9:S7:147:ASN:HB2	1.80	0.64
9:S7:153:LEU:HD22	9:S7:184:GLU:HB2	1.80	0.64
34:SR:93:ASP:HB2	34:SR:100:TYR:CE1	2.33	0.64
34:SR:116:ASP:HB3	34:SR:121:MET:HB3	1.80	0.64
1:2:158:U:O2'	1:2:159:U:H3'	1.96	0.64
1:2:706:A:N1	1:2:734:A:N6	2.46	0.64
36:5:269:G:N2	36:5:295:A:OP2	2.26	0.64
90:5:3403:8AN:H8	90:5:3403:8AN:O5'	1.97	0.64
80:6:1776:A:H2'	80:6:1777:G:C8	2.32	0.64
40:L3:47:LEU:HG	40:L3:335:ILE:HD11	2.49	0.64
36:1:2854:U:OP2	47:M0:3:ARG:NH2	2.27	0.64
63:N7:46:ILE:HD11	63:N7:49:TYR:HA	1.79	0.64
2:S0:172:LEU:O	2:S0:176:LEU:HG	1.98	0.64
7:S5:23:VAL:O	7:S5:34:GLN:NE2	2.31	0.64
1:2:1595:U:N3	1:2:1600:A:H2	1.96	0.64
1:2:741:C:O2	9:S7:107:ARG:NH1	2.27	0.64
28:D6:44:ILE:HD12	28:D6:67:THR:HG22	7.24	0.64
30:D8:32:PHE:O	30:D8:34:GLU:N	3.53	0.64
36:1:860:G:O5'	39:L2:181:LYS:NZ	2.30	0.64
40:L3:19:ARG:HB3	40:L3:232:ARG:NH1	2.31	0.64
51:M5:122:ASN:OD1	51:M5:123:GLN:N	2.28	0.64
2:S0:139:VAL:HG12	4:S2:62:PRO:HG3	2.33	0.64
2:S0:41:ARG:HD2	2:S0:42:PRO:O	1.97	0.64
6:S4:214:LEU:HD13	6:S4:244:ILE:HG21	1.78	0.64
10:S8:117:TYR:CD1	10:S8:150:ALA:HB2	2.33	0.64
36:1:2960:C:H2'	36:1:2961:G:C8	2.32	0.64
36:1:2357:A:OP2	86:1:3800:OHX:N2	2.30	0.64
1:2:1449:U:H2'	1:2:1450:U:C6	2.33	0.64
1:2:1589:C:OP1	86:2:2067:OHX:N1	2.30	0.64
1:2:1114:G:O6	86:2:1953:OHX:N5	2.31	0.64
1:2:829:A:O2'	1:2:830:U:OP2	2.12	0.64
57:N1:92:ARG:NH1	36:5:2736:A:OP1	236.03	0.64
36:5:2947:G:OP2	36:5:2947:G:H4'	1.97	0.64

*Continued on next page...*

*Continued from previous page...*

Atom-1	Atom-2	Interatomic distance (Å)	Clash overlap (Å)
86:5:3460:OHX:N6	86:5:3801:OHX:N5	2.45	0.64
41:L4:156:LEU:C	41:L4:158:SER:H	2.50	0.64
49:M3:68:LYS:HZ2	49:M3:149:GLN:HG2	7.22	0.64
38:4:135:G:H5''	61:N5:49:LYS:HD2	1.79	0.64
62:N6:36:SER:O	62:N6:40:ARG:N	2.52	0.64
68:O2:82:LEU:HD11	68:O2:112:ALA:HB2	2.89	0.64
70:O4:20:ILE:HD13	70:O4:32:ALA:HB1	3.98	0.64
3:S1:35:PRO:HB2	3:S1:38:PHE:HE2	1.63	0.64
36:1:874:U:H3	36:1:2978:U:H5''	1.62	0.63
36:1:383:G:O6	86:1:3606:OHX:N2	2.31	0.63
36:1:685:G:P	49:M3:35:ARG:HH11	2.21	0.63
36:1:92:G:OP2	36:1:93:C:H5''	1.99	0.63
38:4:133:G:H4'	61:N5:55:ASN:ND2	2.13	0.63
44:L7:151:ARG:NH2	36:5:1334:U:O2'	241.37	0.63
36:5:3006:A:H2'	36:5:3007:U:O4'	1.98	0.63
36:5:864:G:OP2	86:5:3421:OHX:N2	2.31	0.63
80:6:1738:U:H2'	80:6:1739:C:C6	2.33	0.63
80:6:658:C:N4	80:6:673:A:N1	2.46	0.63
80:6:696:C:H4'	80:6:697:C:H6	1.63	0.63
12:C0:46:LEU:O	12:C0:50:THR:HG23	1.98	0.63
18:C6:115:THR:HG22	18:C6:118:ILE:HG23	1.78	0.63
42:L5:131:LEU:HD22	42:L5:131:LEU:H	1.64	0.63
63:N7:5:LEU:HD22	63:N7:77:TYR:CE2	5.48	0.63
36:1:1798:A:H2'	36:1:1799:A:C8	2.33	0.63
36:1:778:U:O4	86:1:3548:OHX:N2	2.31	0.63
36:1:2404:A:OP1	86:1:3737:OHX:N5	2.30	0.63
1:2:1370:U:O4	86:2:2003:OHX:N1	2.31	0.63
1:2:560:U:H2'	1:2:561:G:C8	2.31	0.63
1:2:839:U:C2'	1:2:840:U:H5'	2.27	0.63
70:O4:9:ARG:NH2	36:5:1606:U:O4	140.45	0.63
36:5:2373:A:N7	36:5:2867:C:H1'	2.13	0.63
36:5:2427:U:H3	36:5:2602:G:H1	1.46	0.63
80:6:628:G:N1	80:6:970:A:OP2	2.27	0.63
12:C0:32:HIS:CD2	12:C0:33:GLU:H	4.31	0.63
18:C6:46:PHE:O	18:C6:50:GLU:HG3	1.98	0.63
22:D0:58:LEU:HD12	22:D0:88:LYS:HD2	1.79	0.63
26:D4:38:ASP:OD1	26:D4:52:LYS:NZ	4.01	0.63
40:L3:7:GLU:HG2	36:5:2915:U:C5	257.19	0.63
41:L4:232:SER:OG	41:L4:233:LEU:N	2.28	0.63
44:L7:178:ILE:HA	44:L7:183:ASP:HB3	1.88	0.63
47:M0:45:GLU:O	47:M0:47:PRO:HD3	3.14	0.63

*Continued on next page...*

*Continued from previous page...*

Atom-1	Atom-2	Interatomic distance (Å)	Clash overlap (Å)
36:1:1320:C:O2	56:N0:115:ARG:NH2	2.32	0.63
70:O4:80:ARG:HG3	70:O4:88:ARG:HH21	2.61	0.63
5:S3:11:LEU:HD12	22:D0:86:ILE:HG23	2.73	0.63
5:S3:211:PRO:HG3	19:C7:20:TYR:CZ	2.34	0.63
36:1:1763:U:H5'	36:1:1764:U:OP2	1.98	0.63
36:1:2307:G:O2'	36:1:2310:U:OP2	2.17	0.63
36:1:3095:U:H2'	36:1:3096:C:H6	1.64	0.63
89:1:3402:C:C4	90:1:3403:8AN:N6	2.67	0.63
1:2:176:C:OP1	86:2:1952:OHX:N3	2.31	0.63
1:2:512:A:OP2	11:S9:172:VAL:HB	1.98	0.63
1:2:734:A:H5''	1:2:735:C:OP1	1.96	0.63
69:O3:19:SER:HB3	36:5:1330:A:OP1	233.97	0.63
36:5:304:G:H5'	36:5:304:G:N3	2.12	0.63
80:6:152:U:C2	80:6:163:G:N2	2.66	0.63
21:C9:85:SER:C	21:C9:87:GLY:H	2.02	0.63
40:L3:347:SER:O	40:L3:349:LYS:N	2.32	0.63
41:L4:135:VAL:O	41:L4:140:HIS:HB2	2.12	0.63
51:M5:27:VAL:HB	51:M5:122:ASN:ND2	2.13	0.63
62:N6:39:LEU:HD13	62:N6:43:TYR:CE2	3.47	0.63
78:Q2:28:TYR:HB3	78:Q2:69:VAL:HB	1.80	0.63
2:S0:126:PRO:HA	2:S0:133:ILE:HD11	2.24	0.63
6:S4:150:PRO:HB2	6:S4:154:ILE:HD12	2.12	0.63
36:1:1695:U:O2'	36:1:1749:A:N1	2.26	0.63
36:1:3166:C:H42	36:1:3284:G:H1	1.46	0.63
36:1:660:A:H5''	41:L4:100:PHE:CD1	2.34	0.63
36:5:1085:A:H8	36:5:1085:A:H5''	1.63	0.63
36:5:2603:G:H2'	36:5:2604:U:O4'	1.99	0.63
23:D1:71:ARG:HG3	23:D1:83:TRP:CZ2	2.47	0.63
26:D4:122:GLY:O	26:D4:125:LEU:N	2.71	0.63
41:L4:158:SER:HA	41:L4:213:ASN:O	1.97	0.63
41:L4:302:ALA:HB2	54:M8:39:ARG:CZ	2.27	0.63
36:1:519:A:OP2	44:L7:70:LYS:NZ	2.30	0.63
45:L8:48:ARG:NH2	36:5:2588:U:OP1	182.67	0.63
49:M3:126:PHE:HD2	71:O5:115:LYS:HD2	1.63	0.63
36:1:563:U:OP1	56:N0:71:LYS:NZ	2.32	0.63
63:N7:128:GLN:O	63:N7:130:PHE:N	3.25	0.63
70:O4:41:ARG:NH2	70:O4:52:GLN:HA	2.13	0.63
71:O5:67:ARG:HG2	71:O5:80:LEU:HD22	1.80	0.63
79:Q3:49:ARG:HD3	79:Q3:51:ALA:O	2.91	0.63
35:SM:64:LYS:O	35:SM:66:ALA:N	3.04	0.63
1:2:1274:C:H41	35:SM:95:SER:HA	1.62	0.63

*Continued on next page...*

*Continued from previous page...*

Atom-1	Atom-2	Interatomic distance (Å)	Clash overlap (Å)
34:SR:216:LYS:HA	34:SR:239:GLU:HG3	1.81	0.63
36:1:1211:U:H2'	36:1:1212:A:C8	2.33	0.63
36:1:185:C:H2'	36:1:186:U:C6	2.33	0.63
36:1:2900:A:N3	36:1:3025:C:O2'	2.29	0.63
36:1:503:C:OP1	43:L6:26:ARG:NH1	2.31	0.63
36:1:64:G:OP2	51:M5:169:LYS:NZ	2.30	0.63
1:2:1357:A:H2'	1:2:1358:G:C8	2.33	0.63
1:2:1542:G:H22	1:2:1568:C:H1'	1.64	0.63
74:O8:44:LYS:HE2	36:5:1748:G:OP1	137.60	0.63
36:5:3164:C:H1'	36:5:3165:A:H5'	1.81	0.63
4:S2:230:TRP:NE1	24:D2:68:ARG:HB3	2.13	0.63
39:L2:132:ASN:HD21	36:5:2178:A:H3'	218.10	0.63
41:L4:181:VAL:HG21	41:L4:224:GLY:HA3	1.81	0.63
42:L5:232:ASP:O	42:L5:235:SER:OG	2.12	0.63
46:L9:92:TYR:N	46:L9:92:TYR:CD2	4.08	0.63
47:M0:177:ASP:HB2	47:M0:179:PRO:HG2	3.23	0.63
52:M6:27:LEU:HD22	52:M6:101:ARG:HB2	1.80	0.63
56:N0:71:LYS:O	56:N0:73:LYS:NZ	2.22	0.63
72:O6:58:ILE:HG22	72:O6:90:MET:HG3	2.70	0.63
2:S0:88:LYS:HB3	2:S0:202:TYR:CZ	2.81	0.63
4:S2:38:VAL:N	4:S2:65:GLU:OE1	3.22	0.63
6:S4:122:LYS:HB3	6:S4:164:LEU:HD21	1.81	0.63
36:1:2818:U:H6	36:1:2818:U:H5'	1.64	0.63
36:1:844:G:N7	86:1:3463:OHX:N5	2.46	0.63
1:2:1553:G:N2	1:2:1555:A:H3'	2.13	0.63
36:5:1944:U:H2'	36:5:1945:A:H8	1.61	0.63
39:L2:224:THR:HG21	36:5:2201:G:H21	222.06	0.63
36:5:1466:G:O6	86:5:3417:OHX:N5	2.32	0.63
80:6:1504:G:H2'	80:6:1505:A:C8	2.34	0.63
24:D2:53:ILE:HD13	29:D7:24:LEU:HD11	2.47	0.63
32:E0:55:ARG:HB3	32:E0:58:PRO:HG3	1.81	0.63
49:M3:168:ARG:NH1	49:M3:172:LEU:HD11	2.93	0.63
52:M6:61:ALA:HA	52:M6:70:PRO:HD2	1.81	0.63
56:N0:2:ALA:HB3	56:N0:32:SER:HB3	1.79	0.63
57:N1:105:PHE:CE2	36:5:1062:A:H4'	244.37	0.63
72:O6:66:GLU:OE1	72:O6:70:ARG:NH2	3.26	0.63
2:S0:74:VAL:HG23	2:S0:118:PRO:HB3	1.96	0.63
4:S2:53:ILE:O	4:S2:56:ILE:N	2.32	0.63
5:S3:178:ARG:NE	5:S3:178:ARG:H	1.96	0.63
7:S5:144:GLU:OE1	7:S5:225:ARG:NH2	2.26	0.63
36:1:2261:G:H21	36:1:2262:A:N6	1.96	0.63

*Continued on next page...*

*Continued from previous page...*

Atom-1	Atom-2	Interatomic distance (Å)	Clash overlap (Å)
36:1:2638:C:C2	36:1:2639:G:C8	2.87	0.63
36:1:2687:G:N7	86:1:3440:OHX:N2	2.47	0.63
36:1:955:U:H2'	36:1:956:U:C6	2.33	0.63
1:2:827:C:H2'	1:2:828:U:C6	2.33	0.63
13:C1:57:LYS:HD3	13:C1:131:ILE:HG23	1.79	0.63
24:D2:55:ASP:OD2	24:D2:57:ARG:HB2	3.30	0.63
1:2:612:U:OP2	25:D3:5:LYS:NZ	2.32	0.63
28:D6:79:ILE:HG12	28:D6:84:VAL:HG13	1.81	0.63
41:L4:30:ILE:HG21	41:L4:128:ALA:HB2	3.21	0.63
43:L6:166:LYS:NZ	36:5:3214:U:H1'	272.47	0.63
46:L9:47:LYS:NZ	50:M4:5:SER:H	1.96	0.63
53:M7:128:ARG:HG2	53:M7:136:ILE:HG21	5.57	0.63
64:N8:74:ASN:HB2	64:N8:76:ASP:HB2	1.79	0.63
69:O3:52:VAL:HG22	69:O3:66:VAL:HG22	2.78	0.63
70:O4:54:ILE:HD11	70:O4:78:GLY:HA2	2.55	0.63
36:1:1103:A:N7	44:L7:158:LYS:NZ	2.43	0.63
36:5:306:A:C2	36:5:2784:G:H1'	2.32	0.63
36:5:3066:U:O4	86:5:3611:OHX:N4	2.32	0.63
80:6:1614:A:O2'	80:6:1615:C:H5'	1.99	0.63
80:6:1767:G:OP1	80:6:1770:U:H4'	1.99	0.63
16:C4:29:HIS:O	16:C4:29:HIS:ND1	2.31	0.63
43:L6:78:ARG:HG3	43:L6:78:ARG:HH11	2.13	0.63
45:L8:41:GLN:HG3	45:L8:44:ARG:HH22	3.99	0.63
45:L8:78:PHE:O	45:L8:80:TYR:N	2.31	0.63
47:M0:168:SER:O	47:M0:170:LYS:N	3.39	0.63
36:1:86:G:O2'	49:M3:11:LYS:HD3	1.98	0.63
68:O2:97:ALA:HB3	68:O2:100:ILE:HG12	1.81	0.63
72:O6:56:ARG:HH22	72:O6:76:ARG:NH1	3.44	0.63
2:S0:41:ARG:N	2:S0:45:VAL:O	2.75	0.63
4:S2:162:CYS:HA	86:S2:301:OHX:N5	2.14	0.63
6:S4:179:LYS:N	6:S4:194:THR:O	2.31	0.63
34:SR:297:ASP:O	34:SR:299:GLN:N	2.63	0.63
36:1:23:A:H2'	36:1:24:G:O4'	1.98	0.63
36:1:385:A:H2'	36:1:386:A:H8	1.62	0.63
1:2:1160:A:H2'	1:2:1161:C:C6	2.33	0.63
36:5:1236:G:N2	36:5:1244:A:OP1	2.31	0.63
36:5:1288:U:H2'	36:5:1289:G:H8	1.63	0.63
36:5:209:A:H4'	36:5:211:A:C8	2.33	0.63
36:5:65:A:H4'	36:5:66:A:O5'	1.99	0.63
36:5:80:G:H2'	36:5:81:C:C6	2.33	0.63
80:6:1564:U:H2'	80:6:1565:C:C6	2.34	0.63

*Continued on next page...*

*Continued from previous page...*

Atom-1	Atom-2	Interatomic distance (Å)	Clash overlap (Å)
39:L2:54:ARG:HG2	39:L2:55:GLY:O	4.59	0.63
56:N0:155:ARG:HD3	56:N0:172:TYR:CD1	2.34	0.63
2:S0:47:VAL:HG21	19:C7:105:GLN:HB2	1.81	0.63
8:S6:160:ARG:HG3	60:N4:84:GLY:HA3	1.80	0.63
11:S9:126:ARG:O	11:S9:130:THR:HG22	1.98	0.63
36:1:3095:U:H2'	36:1:3096:C:C6	2.34	0.62
36:1:3173:G:C2	69:O3:96:ALA:HB2	2.34	0.62
1:2:1500:C:OP1	21:C9:122:ARG:NH2	2.32	0.62
36:5:3237:U:H2'	36:5:3238:G:O4'	1.98	0.62
36:5:595:G:N1	36:5:609:G:H5''	2.14	0.62
80:6:1561:U:H2'	80:6:1562:G:C8	2.34	0.62
80:6:1698:G:N2	80:6:1699:G:N7	2.46	0.62
13:C1:132:SER:O	13:C1:135:VAL:N	3.79	0.62
15:C3:84:ILE:HD13	15:C3:84:ILE:H	4.33	0.62
21:C9:6:VAL:HG13	21:C9:66:TYR:CZ	2.57	0.62
29:D7:50:ALA:O	29:D7:52:THR:N	2.32	0.62
41:L4:327:LEU:HA	44:L7:166:ASN:ND2	2.14	0.62
52:M6:36:VAL:HB	52:M6:108:ILE:HG22	4.36	0.62
65:N9:16:ALA:O	65:N9:20:GLY:HA3	3.90	0.62
68:O2:12:LYS:HD3	68:O2:57:TYR:O	2.57	0.62
7:S5:203:LYS:O	7:S5:205:SER:N	3.22	0.62
7:S5:29:ILE:HG21	18:C6:57:LEU:HD11	1.81	0.62
36:1:129:U:H2'	36:1:130:A:C8	2.34	0.62
36:1:158:G:H2'	36:1:159:A:H8	1.63	0.62
36:1:209:A:OP1	41:L4:161:LYS:NZ	2.32	0.62
36:1:2834:G:OP1	86:1:3774:OHX:N3	2.32	0.62
36:1:820:A:OP1	86:1:3483:OHX:N5	2.33	0.62
1:2:1302:U:OP1	4:S2:88:LYS:NZ	2.30	0.62
1:2:499:U:O2'	1:2:500:C:H5''	1.99	0.62
1:2:702:G:HO2'	1:2:703:G:H8	1.45	0.62
36:5:1946:A:H61	36:5:2102:U:H3	1.47	0.62
80:6:1495:C:OP1	86:6:2083:OHX:N6	2.31	0.62
80:6:621:A:N3	80:6:1107:G:H1'	2.13	0.62
39:L2:107:VAL:HG11	39:L2:111:THR:HG21	2.35	0.62
42:L5:270:LYS:HG3	42:L5:273:ARG:HB3	4.46	0.62
49:M3:107:GLU:OE1	72:O6:18:THR:OG1	3.53	0.62
56:N0:115:ARG:NH1	36:5:1295:G:O2'	295.35	0.62
63:N7:23:VAL:HG12	63:N7:45:GLY:HA3	1.81	0.62
79:Q3:49:ARG:HD2	79:Q3:50:GLY:H	2.81	0.62
6:S4:87:MET:SD	6:S4:123:LEU:HB2	2.66	0.62
34:SR:25:THR:HG21	34:SR:295:SER:HA	2.20	0.62

*Continued on next page...*



*Continued from previous page...*

Atom-1	Atom-2	Interatomic distance (Å)	Clash overlap (Å)
36:1:1492:G:O3'	75:O9:48:LYS:NZ	2.31	0.62
36:1:2746:A:C6	42:L5:148:ILE:HD12	2.33	0.62
1:2:776:G:N2	1:2:785:U:H1'	2.14	0.62
33:E1:146:SER:HB3	80:6:1234:A:H4'	433.91	0.62
26:D4:104:SER:HB3	26:D4:107:GLN:HG3	1.80	0.62
41:L4:204:GLY:O	41:L4:246:ARG:NH1	2.82	0.62
36:1:1505:C:OP1	53:M7:127:ARG:HD2	1.99	0.62
61:N5:86:VAL:HG21	61:N5:95:ILE:HG12	1.81	0.62
49:M3:64:LYS:HG3	64:N8:69:TRP:CG	2.34	0.62
79:Q3:58:SER:O	79:Q3:61:LYS:NZ	2.83	0.62
79:Q3:59:CYS:SG	79:Q3:60:CYS:N	3.84	0.62
2:S0:31:VAL:HG12	2:S0:33:GLN:H	1.62	0.62
5:S3:202:LEU:HD22	5:S3:202:LEU:H	2.08	0.62
11:S9:134:ILE:HA	11:S9:158:PHE:HA	1.81	0.62
36:1:1508:C:OP1	53:M7:127:ARG:NH2	2.33	0.62
1:2:323:A:OP2	10:S8:10:LYS:HG3	1.98	0.62
36:5:1616:U:H2'	36:5:1617:G:C8	2.34	0.62
36:5:2881:C:H2'	36:5:2882:U:H6	1.64	0.62
36:5:3295:A:H2'	36:5:3296:A:C8	2.34	0.62
80:6:255:U:H2'	80:6:256:A:H8	1.64	0.62
80:6:992:A:O2'	80:6:1785:U:O2	2.18	0.62
38:8:72:A:N3	38:8:88:A:O2'	2.32	0.62
14:C2:129:GLU:HA	14:C2:133:LEU:HD22	1.81	0.62
24:D2:104:LEU:HB2	24:D2:124:LYS:O	1.99	0.62
24:D2:66:ASN:OD1	24:D2:68:ARG:HG2	4.02	0.62
25:D3:141:GLU:OE1	25:D3:144:ARG:NH1	13.36	0.62
25:D3:70:LYS:HB3	25:D3:93:LEU:HD22	2.51	0.62
40:L3:114:VAL:HG22	40:L3:163:HIS:CE1	2.35	0.62
45:L8:160:ILE:HD12	45:L8:164:VAL:HG13	5.73	0.62
2:S0:179:ARG:O	2:S0:183:ARG:HG3	1.99	0.62
3:S1:34:ALA:HB3	3:S1:41:ARG:HA	1.80	0.62
5:S3:44:THR:HG22	5:S3:45:LYS:HG3	1.82	0.62
6:S4:252:ARG:NH2	6:S4:252:ARG:HB3	4.71	0.62
6:S4:45:ILE:HG13	6:S4:61:VAL:HG21	3.29	0.62
8:S6:13:GLN:OE1	80:6:151:G:N2	309.94	0.62
34:SR:22:SER:OG	34:SR:70:ASP:HA	3.00	0.62
36:5:2717:U:OP1	86:5:3574:OHX:N3	2.32	0.62
80:6:1305:U:H5'	80:6:1305:U:C6	2.34	0.62
80:6:230:C:H42	80:6:235:G:H1	1.46	0.62
80:6:452:A:OP2	86:6:1916:OHX:N4	2.31	0.62
80:6:488:G:H21	80:6:499:U:H3	1.46	0.62

*Continued on next page...*

*Continued from previous page...*

Atom-1	Atom-2	Interatomic distance (Å)	Clash overlap (Å)
14:C2:131:ASP:OD1	14:C2:132:GLU:N	2.32	0.62
18:C6:107:LYS:O	18:C6:111:SER:OG	4.15	0.62
28:D6:24:VAL:HG11	28:D6:71:LEU:HD12	1.80	0.62
14:C2:50:LYS:NZ	33:E1:106:TYR:OH	2.31	0.62
41:L4:74:ILE:HG13	41:L4:75:PRO:HD2	4.74	0.62
53:M7:29:THR:HG22	53:M7:87:SER:OG	1.99	0.62
58:N2:56:VAL:HG22	58:N2:65:VAL:HG22	1.81	0.62
63:N7:33:SER:OG	63:N7:34:LYS:N	3.55	0.62
69:O3:42:GLN:HA	69:O3:45:LEU:HG	1.80	0.62
72:O6:74:LYS:HD2	72:O6:80:PHE:HD2	1.63	0.62
5:S3:127:MET:HE1	5:S3:155:GLY:HA3	1.82	0.62
6:S4:120:SER:O	6:S4:164:LEU:HB2	3.04	0.62
36:1:1688:U:H2'	36:1:1689:U:C6	2.35	0.62
36:1:185:C:H2'	36:1:186:U:H6	1.64	0.62
36:1:2514:U:H5'	45:L8:68:ARG:HG3	1.80	0.62
36:1:3278:C:H2'	36:1:3278:C:O2	2.00	0.62
36:1:409:A:H61	38:4:15:G:H1'	1.63	0.62
1:2:103:A:H2	1:2:308:C:H2'	1.64	0.62
36:5:1611:G:H2'	36:5:1612:A:C8	2.28	0.62
59:N3:48:ARG:HH22	36:5:3043:C:P	250.62	0.62
36:5:3276:G:OP2	36:5:3276:G:H2'	1.98	0.62
80:6:292:U:H2'	80:6:293:U:C6	2.34	0.62
23:D1:36:VAL:O	23:D1:51:VAL:N	2.55	0.62
32:E0:30:PRO:O	32:E0:35:TYR:HB2	2.43	0.62
51:M5:184:LYS:HG2	51:M5:185:ALA:N	3.28	0.62
54:M8:86:THR:HG22	54:M8:105:ARG:HD2	1.82	0.62
57:N1:32:LYS:NZ	57:N1:98:HIS:H	2.90	0.62
71:O5:54:VAL:O	71:O5:58:ILE:HG13	2.09	0.62
3:S1:137:ILE:HG13	3:S1:172:LEU:HD13	1.82	0.62
34:SR:89:LEU:HB2	34:SR:103:PHE:HB2	2.05	0.62
36:1:440:A:OP1	36:1:494:G:H1'	1.99	0.62
36:1:621:A:H8	36:1:623:U:O4	1.80	0.62
1:2:1550:A:H2'	1:2:1551:U:H6	1.63	0.62
1:2:1606:C:H2'	1:2:1607:G:C8	2.34	0.62
1:2:800:U:H2'	1:2:801:G:H8	1.64	0.62
36:5:1390:A:H5'	36:5:1390:A:N3	2.15	0.62
36:5:3063:C:H2'	36:5:3064:U:H6	1.63	0.62
73:O7:55:ARG:NH1	36:5:353:G:O6	112.71	0.62
13:C1:5:LEU:HD23	13:C1:7:VAL:HA	7.80	0.62
30:D8:49:ARG:HG2	30:D8:52:ASP:OD1	2.35	0.62
44:L7:144:ILE:HD12	44:L7:189:ILE:HG13	1.82	0.62

*Continued on next page...*

*Continued from previous page...*

Atom-1	Atom-2	Interatomic distance (Å)	Clash overlap (Å)
51:M5:8:GLU:HG3	51:M5:50:ARG:NH1	3.50	0.62
67:O1:44:MET:HB3	67:O1:77:ARG:NH1	4.10	0.62
68:O2:8:LYS:HE3	68:O2:8:LYS:HA	1.82	0.62
43:L6:13:GLU:OE1	68:O2:90:LYS:HB2	3.49	0.62
2:S0:13:ASP:HA	2:S0:16:LEU:HD12	1.80	0.62
4:S2:56:ILE:HA	4:S2:61:LEU:HD12	2.08	0.62
34:SR:182:ASN:ND2	34:SR:184:ASN:OD1	3.76	0.62
36:1:3094:A:H2'	36:1:3095:U:C6	2.35	0.62
36:1:744:A:H1'	54:M8:141:ARG:HD3	1.81	0.62
36:1:829:U:H3	36:1:895:A:H62	1.47	0.62
86:5:3523:OHX:N1	86:5:3779:OHX:N5	2.47	0.62
36:5:915:A:H8	36:5:2136:C:HO2'	1.48	0.62
11:S9:2:PRO:HA	80:6:380:U:O3'	360.39	0.62
18:C6:89:LEU:HG	18:C6:105:LEU:HD23	2.07	0.62
4:S2:140:ARG:NH1	23:D1:10:GLU:OE1	5.63	0.62
28:D6:22:ARG:NH2	28:D6:27:SER:O	3.99	0.62
29:D7:36:LYS:HG2	29:D7:43:ILE:HG22	1.82	0.62
53:M7:30:ARG:HA	53:M7:119:VAL:HG21	2.43	0.62
72:O6:74:LYS:HG3	72:O6:80:PHE:N	2.14	0.62
36:1:1433:A:P	68:O2:19:ARG:HH22	2.23	0.62
36:1:1863:G:O6	86:1:3494:OHX:N4	2.33	0.62
36:1:1951:C:N4	36:1:2095:G:H1	1.95	0.62
36:1:2357:A:H2'	36:1:2358:A:C8	2.35	0.62
36:1:2810:C:OP1	86:1:3627:OHX:N6	2.33	0.62
36:1:3160:U:H2'	36:1:3161:C:C6	2.34	0.62
36:1:85:A:O2'	86:1:3699:OHX:N6	2.31	0.62
1:2:1588:G:H1	1:2:1608:U:H3	1.47	0.62
1:2:776:G:H22	1:2:785:U:H1'	1.65	0.62
36:5:186:U:OP2	86:5:3415:OHX:N4	2.33	0.62
36:5:2294:U:O2	36:5:2296:A:H8	1.83	0.62
46:L9:70:THR:HB	36:5:3112:G:O2'	329.33	0.62
40:L3:123:TYR:CD1	36:5:3315:G:H2'	181.40	0.62
36:5:3335:A:H8	36:5:3335:A:H5'	1.65	0.62
80:6:1595:U:H3'	80:6:1596:C:O2	1.99	0.62
14:C2:60:VAL:HG22	14:C2:122:VAL:HG22	2.18	0.62
16:C4:136:ARG:HD2	80:6:1769:U:O2	302.82	0.62
19:C7:20:TYR:CE1	19:C7:38:ILE:HD11	2.34	0.62
20:C8:46:VAL:HG22	20:C8:72:ILE:HG22	1.81	0.62
24:D2:11:LEU:HD12	24:D2:74:VAL:HB	1.82	0.62
24:D2:30:SER:HB2	24:D2:61:ILE:HG13	1.82	0.62
24:D2:89:TRP:O	24:D2:92:ASN:N	2.45	0.62

*Continued on next page...*

*Continued from previous page...*

Atom-1	Atom-2	Interatomic distance (Å)	Clash overlap (Å)
33:E1:98:VAL:HG12	33:E1:99:LYS:H	3.17	0.62
39:L2:83:HIS:NE2	39:L2:86:GLN:HB2	2.43	0.62
40:L3:56:ILE:HD11	40:L3:359:ILE:HG12	1.82	0.62
41:L4:5:GLN:HA	41:L4:20:LEU:O	1.99	0.62
42:L5:282:ARG:O	42:L5:286:VAL:HG23	3.48	0.62
44:L7:140:SER:O	44:L7:144:ILE:HG13	2.00	0.62
45:L8:225:LYS:O	45:L8:229:VAL:HG23	2.00	0.62
48:M1:47:GLN:HG2	48:M1:67:VAL:HG12	1.81	0.62
60:N4:23:ARG:HG2	60:N4:24:GLY:H	2.03	0.62
75:O9:24:PRO:HB2	75:O9:27:ILE:HD12	2.77	0.62
11:S9:105:LEU:O	11:S9:107:ARG:N	2.33	0.62
11:S9:92:LYS:O	11:S9:94:ASP:N	2.31	0.62
11:S9:90:LYS:HB2	11:S9:95:TYR:CD1	2.35	0.62
36:1:3258:U:O2'	36:1:3260:G:OP1	2.15	0.62
37:3:77:G:N2	37:3:102:A:OP2	2.29	0.62
51:M5:49:ARG:NH2	36:5:115:A:OP1	100.94	0.62
36:5:2993:G:H2'	36:5:3142:A:N6	2.15	0.62
64:N8:26:ARG:HB3	36:5:937:G:OP2	170.82	0.62
80:6:1280:C:H2'	80:6:1281:G:H8	1.64	0.62
80:6:330:G:H2'	80:6:331:A:C8	2.35	0.62
13:C1:21:ASN:ND2	13:C1:31:THR:HA	2.34	0.62
26:D4:57:VAL:HB	26:D4:60:PHE:HE2	4.17	0.62
39:L2:105:GLY:HA3	39:L2:160:SER:HB3	2.39	0.62
40:L3:247:ARG:HD3	36:5:1888:U:OP1	209.69	0.62
36:1:3096:C:H1'	40:L3:327:CYS:SG	2.39	0.62
46:L9:37:ASN:HD21	46:L9:39:LYS:HG3	1.65	0.62
51:M5:54:LYS:O	51:M5:56:LYS:N	3.24	0.62
53:M7:112:LEU:HA	53:M7:151:THR:O	2.19	0.62
53:M7:64:ASN:O	53:M7:80:LYS:NZ	3.31	0.62
54:M8:64:VAL:HG11	54:M8:113:LYS:HD2	2.28	0.62
62:N6:91:ASN:O	62:N6:93:ALA:N	2.32	0.62
3:S1:30:PHE:HB3	3:S1:96:LEU:HD22	4.11	0.62
6:S4:126:VAL:HG13	6:S4:158:ASP:O	2.07	0.62
9:S7:51:VAL:HB	9:S7:55:LYS:O	2.73	0.62
34:SR:38:ARG:HG2	34:SR:67:ILE:CG2	2.30	0.62
1:2:1550:A:H2'	1:2:1551:U:C6	2.35	0.61
37:3:49:G:N7	42:L5:58:LYS:HG3	2.15	0.61
36:5:2416:U:O4	86:5:3693:OHX:N5	2.33	0.61
40:L3:53:MET:HE3	36:5:3048:A:C5'	232.78	0.61
36:5:3089:C:H2'	36:5:3090:U:O4'	2.00	0.61
52:M6:156:LEU:HB3	36:5:3243:A:N7	267.42	0.61

*Continued on next page...*

*Continued from previous page...*

Atom-1	Atom-2	Interatomic distance (Å)	Clash overlap (Å)
20:C8:137:HIS:ND1	80:6:1175:U:OP2	361.90	0.61
80:6:894:U:H2'	80:6:895:G:C8	2.34	0.61
14:C2:36:LEU:HG	14:C2:41:LEU:HD12	2.60	0.61
17:C5:108:ARG:NH2	20:C8:119:ILE:HD12	5.58	0.61
39:L2:90:ALA:HA	39:L2:101:VAL:HG13	2.46	0.61
42:L5:251:PRO:O	42:L5:253:PHE:N	2.32	0.61
37:3:22:A:H1'	42:L5:272:TYR:CZ	2.35	0.61
46:L9:9:GLN:HG2	46:L9:52:LEU:HD21	1.81	0.61
36:1:674:G:O6	54:M8:56:LYS:NZ	2.33	0.61
57:N1:40:VAL:O	57:N1:61:THR:HG23	2.00	0.61
57:N1:83:ARG:HD2	57:N1:85:LEU:HD21	1.81	0.61
64:N8:34:MET:HB2	36:5:95:A:H5''	162.55	0.61
1:2:159:U:O2'	8:S6:87:ARG:NH1	2.32	0.61
36:1:2707:C:H2'	36:1:2708:C:C6	2.35	0.61
36:1:279:U:H2'	36:1:280:U:H6	1.63	0.61
36:1:977:C:OP1	54:M8:141:ARG:NH2	2.28	0.61
36:5:1440:G:H2'	36:5:1441:G:C8	2.34	0.61
72:O6:25:LYS:HB3	36:5:156:G:OP2	88.61	0.61
36:5:3159:C:H2'	36:5:3160:U:C6	2.35	0.61
80:6:1255:G:O2'	80:6:1256:A:O5'	2.18	0.61
80:6:16:G:H2'	80:6:17:C:C6	2.36	0.61
12:C0:21:VAL:HG12	12:C0:66:TYR:HB2	3.37	0.61
20:C8:27:LYS:O	20:C8:29:VAL:N	2.34	0.61
31:D9:19:ARG:HD3	31:D9:32:ARG:CD	4.35	0.61
41:L4:157:GLU:HG3	41:L4:251:THR:HG21	1.82	0.61
47:M0:30:LYS:H	47:M0:62:SER:HB2	2.35	0.61
55:M9:28:GLU:OE2	86:M9:203:OHX:N5	2.33	0.61
56:N0:106:LEU:HD23	56:N0:110:MET:HG2	1.80	0.61
57:N1:78:LYS:HG2	57:N1:87:LYS:HD3	3.71	0.61
61:N5:92:LYS:HD2	61:N5:112:THR:HG23	1.81	0.61
74:O8:65:LEU:HD23	74:O8:68:SER:HB2	2.40	0.61
75:O9:27:ILE:HG12	75:O9:30:ARG:NH1	2.14	0.61
46:L9:172:ILE:HD12	76:Q0:90:ASN:HB3	2.01	0.61
4:S2:118:ALA:HB3	4:S2:124:ALA:HB2	1.89	0.61
36:1:1369:A:H5'	64:N8:21:ARG:HD2	1.82	0.61
1:2:1435:G:N7	12:C0:25:LYS:NZ	2.41	0.61
1:2:1683:C:O2'	1:2:1684:U:O5'	2.16	0.61
1:2:320:U:H3'	1:2:321:C:C5'	2.26	0.61
37:3:71:G:H2'	37:3:72:A:C8	2.35	0.61
57:N1:129:LYS:NZ	36:5:1097:G:OP1	243.81	0.61
36:5:123:A:C6	36:5:150:A:C5	2.88	0.61

*Continued on next page...*

*Continued from previous page...*

Atom-1	Atom-2	Interatomic distance (Å)	Clash overlap (Å)
63:N7:135:ARG:NH2	36:5:2556:C:O2'	199.41	0.61
54:M8:21:SER:OG	36:5:673:U:OP1	150.98	0.61
80:6:1297:G:N2	80:6:1300:A:OP2	2.31	0.61
80:6:1533:C:H4'	80:6:1539:G:C6	2.35	0.61
80:6:329:G:H2'	80:6:330:G:H8	1.65	0.61
18:C6:38:LEU:O	18:C6:40:GLU:N	2.34	0.61
18:C6:21:HIS:HB2	18:C6:66:ARG:HB3	4.08	0.61
25:D3:23:ARG:HB3	25:D3:29:TYR:CE1	2.63	0.61
39:L2:28:LYS:HB3	39:L2:123:ARG:HB3	2.20	0.61
39:L2:2:GLY:HA2	36:5:2415:C:OP1	180.45	0.61
44:L7:175:LYS:HD2	44:L7:176:TYR:CZ	2.35	0.61
70:O4:16:ARG:HH21	70:O4:37:LYS:HD2	5.76	0.61
11:S9:49:LEU:HD22	11:S9:53:ARG:HG3	1.82	0.61
11:S9:55:ALA:O	11:S9:59:LEU:HG	1.99	0.61
36:1:1812:G:O3'	36:1:1817:G:O2'	2.17	0.61
36:1:2793:G:O6	86:1:3475:OHX:N5	2.34	0.61
36:1:3192:U:H2'	36:1:3193:C:H6	1.64	0.61
36:1:2169:G:O6	86:1:3453:OHX:N2	2.33	0.61
36:1:394:G:N1	36:1:397:A:OP2	2.33	0.61
36:1:551:A:O2'	36:1:552:G:O5'	2.16	0.61
1:2:1239:U:O2	1:2:1246:C:N4	2.32	0.61
1:2:740:A:H2'	1:2:741:C:H5''	1.80	0.61
1:2:823:G:H2'	1:2:824:G:C8	2.36	0.61
63:N7:17:ARG:NH2	36:5:1634:G:N7	197.77	0.61
16:C4:54:GLU:CD	80:6:901:G:H22	281.43	0.61
21:C9:28:LEU:O	21:C9:29:GLU:HB2	2.41	0.61
22:D0:69:LYS:HG2	31:D9:44:ARG:NH1	3.25	0.61
39:L2:172:GLY:HA3	79:Q3:68:ALA:H	4.19	0.61
44:L7:121:LYS:O	44:L7:121:LYS:HD3	3.00	0.61
66:O0:75:ASN:HA	66:O0:86:ARG:HB2	3.06	0.61
72:O6:59:ASP:O	72:O6:63:ASN:HB2	2.74	0.61
11:S9:134:ILE:HD13	11:S9:141:VAL:O	3.58	0.61
34:SR:150:TRP:HB2	34:SR:174:ASN:HB2	1.83	0.61
36:1:1460:A:H2'	36:1:1461:A:C8	2.36	0.61
36:1:3253:G:N7	86:1:3598:OHX:N2	2.49	0.61
36:1:79:U:OP2	86:1:3460:OHX:N5	2.34	0.61
1:2:649:U:O2'	1:2:650:U:O5'	2.18	0.61
36:5:2274:U:OP2	86:5:3490:OHX:N5	2.33	0.61
36:5:600:G:N7	86:5:3631:OHX:N2	2.49	0.61
80:6:489:C:O2'	80:6:490:C:O4'	2.18	0.61
15:C3:72:MET:HA	15:C3:75:LEU:HD12	4.46	0.61

*Continued on next page...*

*Continued from previous page...*

Atom-1	Atom-2	Interatomic distance (Å)	Clash overlap (Å)
44:L7:135:ALA:HB2	44:L7:229:PHE:H	5.16	0.61
53:M7:29:THR:O	53:M7:32:THR:N	2.33	0.61
57:N1:40:VAL:HB	57:N1:96:ILE:HG13	1.80	0.61
78:Q2:19:LYS:HA	36:5:2741:C:H4'	208.20	0.61
7:S5:188:LYS:NZ	27:D5:67:ASP:OD2	2.33	0.61
34:SR:24:ALA:HB3	34:SR:34:LEU:HB3	2.22	0.61
36:1:370:U:OP1	86:1:3665:OHX:N2	2.34	0.61
36:1:2533:G:C6	86:1:3751:OHX:N4	2.69	0.61
13:C1:21:ASN:HD22	13:C1:31:THR:HA	1.66	0.61
1:2:1173:C:H3'	20:C8:141:THR:HG21	1.81	0.61
52:M6:54:TYR:CE2	52:M6:58:LEU:HD22	2.36	0.61
54:M8:85:GLY:O	54:M8:104:LEU:HB2	3.23	0.61
68:O2:111:ARG:NH2	68:O2:115:LEU:HD21	2.15	0.61
79:Q3:36:ARG:HD3	79:Q3:45:LYS:O	2.00	0.61
4:S2:101:VAL:HG22	4:S2:115:ILE:HG12	1.82	0.61
8:S6:7:TYR:CD1	8:S6:125:THR:HA	3.31	0.61
36:1:1456:A:N6	36:1:1477:A:H4'	2.15	0.61
36:1:2174:G:OP2	39:L2:193:ARG:NH1	2.32	0.61
1:2:1290:U:H2'	1:2:1291:G:C8	2.35	0.61
1:2:1536:G:N1	1:2:1538:U:O2	2.33	0.61
1:2:488:G:OP1	1:2:488:G:H4'	1.99	0.61
1:2:992:A:H2'	1:2:993:A:H5'	1.83	0.61
36:5:1783:U:H2'	36:5:1784:G:C8	2.35	0.61
36:5:223:U:O4	86:5:3799:OHX:N4	2.33	0.61
80:6:385:A:H2'	80:6:386:G:C8	2.36	0.61
37:7:2:G:O2'	37:7:23:A:N1	2.34	0.61
38:8:79:A:H3'	38:8:80:A:C8	2.36	0.61
17:C5:108:ARG:HH21	20:C8:119:ILE:HD12	4.75	0.61
19:C7:105:GLN:O	19:C7:109:LEU:N	2.72	0.61
24:D2:39:GLN:O	24:D2:43:LYS:HB3	1.99	0.61
27:D5:40:VAL:HA	27:D5:75:LEU:HD11	1.81	0.61
41:L4:301:PRO:O	54:M8:39:ARG:NH1	3.59	0.61
42:L5:25:GLU:O	42:L5:27:LYS:HG3	2.01	0.61
73:O7:55:ARG:HD3	36:5:353:G:N7	108.54	0.61
79:Q3:33:GLN:HG3	79:Q3:34:HIS:CD2	2.36	0.61
2:S0:66:ALA:HB1	23:D1:50:TYR:CD1	2.94	0.61
4:S2:140:ARG:HB3	4:S2:221:THR:HB	2.20	0.61
4:S2:76:LEU:HD21	4:S2:104:VAL:HB	3.83	0.61
11:S9:146:PHE:O	11:S9:147:MET:HB2	2.17	0.61
11:S9:133:HIS:HD2	11:S9:162:SER:HB2	2.07	0.61
36:1:1491:A:N7	75:O9:2:ALA:HB3	2.15	0.61

*Continued on next page...*

*Continued from previous page...*

Atom-1	Atom-2	Interatomic distance (Å)	Clash overlap (Å)
36:1:2616:C:C2'	36:1:2617:U:H5'	2.30	0.61
36:1:419:G:N7	86:1:3413:OHX:N6	2.49	0.61
1:2:565:C:O2	86:2:1917:OHX:N5	2.33	0.61
36:5:2812:C:H2'	36:5:2813:A:H8	1.64	0.61
36:5:1409:G:N7	86:5:3679:OHX:N6	2.49	0.61
36:5:3343:G:O6	86:5:3720:OHX:N5	2.34	0.61
6:S4:146:THR:HG21	80:6:123:G:H21	340.53	0.61
80:6:1241:G:H2'	80:6:1242:A:O4'	2.01	0.61
14:C2:97:LEU:HD11	14:C2:121:VAL:HG22	1.81	0.61
14:C2:28:LEU:HD13	14:C2:32:LEU:HD11	1.81	0.61
15:C3:56:ASP:OD1	29:D7:52:THR:OG1	2.16	0.61
25:D3:30:LYS:HE2	25:D3:34:LEU:HD11	2.68	0.61
27:D5:56:THR:HA	27:D5:103:ARG:HH11	1.65	0.61
32:E0:41:THR:HA	32:E0:45:VAL:HB	1.94	0.61
36:1:608:A:O3'	41:L4:326:ARG:NH1	2.33	0.61
36:1:3034:C:H1'	46:L9:120:ASP:OD1	2.00	0.61
47:M0:12:GLN:HA	47:M0:59:GLN:OE1	3.80	0.61
59:N3:33:ASN:OD1	59:N3:64:LYS:HB2	3.46	0.61
63:N7:25:ILE:HA	63:N7:43:VAL:HG12	1.83	0.61
72:O6:53:TYR:HD1	72:O6:57:LEU:HD23	3.08	0.61
77:Q1:8:LYS:HD3	77:Q1:12:ARG:NH2	2.95	0.61
3:S1:197:ILE:HG22	3:S1:210:ILE:HD13	2.39	0.61
9:S7:157:LYS:O	9:S7:159:VAL:N	2.34	0.61
36:1:2229:A:H2'	36:1:2230:C:C6	2.36	0.61
36:1:2129:U:O4	86:1:3698:OHX:N3	2.34	0.61
1:2:1034:C:HO2'	24:D2:2:THR:N	1.99	0.61
1:2:1357:A:H2'	1:2:1358:G:H8	1.66	0.61
1:2:1746:A:H2'	1:2:1747:G:O4'	2.00	0.61
1:2:67:A:C2	1:2:69:G:H1'	2.36	0.61
54:M8:38:ARG:NE	36:5:1347:U:OP2	193.26	0.61
36:5:1659:U:OP1	86:5:3793:OHX:N3	2.33	0.61
36:5:1796:G:O6	86:5:3775:OHX:N5	2.33	0.61
80:6:976:G:O6	86:6:1934:OHX:N6	2.34	0.61
80:6:488:G:N2	80:6:499:U:H3	1.98	0.61
75:O9:35:ILE:HD11	38:8:53:A:C2	83.16	0.61
13:C1:6:THR:HB	13:C1:9:SER:HB3	1.82	0.61
15:C3:22:ALA:HB1	15:C3:23:PRO:HA	2.01	0.61
22:D0:68:ARG:NH1	22:D0:77:LYS:HG3	5.35	0.61
26:D4:35:VAL:O	26:D4:36:SER:HB3	2.00	0.61
1:2:936:G:N7	28:D6:15:ARG:NH1	2.49	0.61
3:S1:111:ARG:HB3	28:D6:68:TYR:CD2	2.36	0.61

*Continued on next page...*



*Continued from previous page...*

Atom-1	Atom-2	Interatomic distance (Å)	Clash overlap (Å)
45:L8:185:ARG:HD2	38:8:155:A:H5'	142.06	0.61
46:L9:86:TYR:CE2	46:L9:151:VAL:HG22	2.36	0.61
50:M4:17:VAL:HG22	50:M4:36:VAL:O	2.00	0.61
51:M5:84:PRO:HD2	36:5:44:U:OP1	167.02	0.61
56:N0:155:ARG:HH21	56:N0:172:TYR:H	4.50	0.61
42:L5:40:HIS:CE1	57:N1:69:LYS:HA	2.70	0.61
59:N3:74:MET:HE3	59:N3:102:ILE:HD13	1.80	0.61
61:N5:101:GLU:HG2	61:N5:102:LEU:HD23	2.18	0.61
3:S1:33:LYS:HE2	3:S1:41:ARG:HH12	3.94	0.61
1:2:448:C:OP1	6:S4:29:PRO:HD3	2.01	0.61
7:S5:143:ARG:HD3	30:D8:55:VAL:HG11	1.98	0.61
10:S8:10:LYS:HZ1	80:6:337:G:H1'	282.10	0.61
10:S8:36:THR:HG21	10:S8:173:PRO:HB2	2.08	0.61
11:S9:109:LEU:HD13	11:S9:129:ILE:HD13	1.82	0.61
36:1:2898:G:H5''	36:1:2899:C:H5'	1.81	0.61
36:1:352:A:N6	36:1:365:A:H5''	2.16	0.61
36:1:1148:G:O6	86:1:3728:OHX:N6	2.34	0.61
36:1:677:A:C8	36:1:786:A:C6	2.89	0.61
1:2:1316:G:HO2'	1:2:1401:A:HO2'	1.38	0.61
36:5:126:U:H2'	36:5:127:G:O4'	2.01	0.61
36:5:1765:U:OP1	36:5:1765:U:H4'	2.01	0.61
36:5:1944:U:H2'	36:5:1945:A:C8	2.35	0.61
36:5:2818:U:H6	36:5:2818:U:H5'	1.64	0.61
36:5:72:C:C2	36:5:74:G:H1'	2.36	0.61
80:6:1:U:O2	80:6:369:A:H2'	2.00	0.61
80:6:992:A:H2'	80:6:993:A:H5'	1.82	0.61
12:C0:15:LEU:HD13	12:C0:21:VAL:HG23	1.83	0.61
17:C5:60:LEU:HD21	17:C5:92:SER:HB3	1.81	0.61
18:C6:35:PRO:HG2	18:C6:38:LEU:HG	1.82	0.61
18:C6:47:LYS:NZ	18:C6:114:ARG:HG2	2.15	0.61
20:C8:26:ILE:HG13	20:C8:31:ALA:HB2	2.17	0.61
1:2:1617:U:H1'	30:D8:22:ARG:O	1.99	0.61
41:L4:144:LYS:HG2	41:L4:145:ILE:H	5.89	0.61
46:L9:137:SER:HB3	46:L9:140:VAL:HG13	2.56	0.61
47:M0:68:ALA:HB2	47:M0:158:LYS:HB2	2.14	0.61
52:M6:171:LYS:O	52:M6:175:THR:HG22	3.31	0.61
56:N0:10:ILE:HG12	56:N0:26:ARG:HB2	2.83	0.61
56:N0:26:ARG:HH11	57:N1:150:THR:HG21	3.34	0.61
68:O2:24:ARG:HG2	68:O2:25:TYR:CZ	2.86	0.61
68:O2:46:PHE:CE1	36:5:1145:G:H5'	210.63	0.61
4:S2:168:ARG:HD3	4:S2:170:ILE:HD11	1.81	0.61

*Continued on next page...*

*Continued from previous page...*

Atom-1	Atom-2	Interatomic distance (Å)	Clash overlap (Å)
4:S2:88:LYS:HG2	4:S2:89:GLN:H	3.57	0.61
5:S3:64:ARG:O	5:S3:67:ASN:N	2.31	0.61
6:S4:49:ARG:NH2	6:S4:50:ASN:OD1	4.04	0.61
9:S7:173:TYR:HE1	9:S7:179:LYS:HB2	1.65	0.61
36:5:142:C:H2'	36:5:143:G:O4'	2.01	0.60
39:L2:152:SER:OG	36:5:2157:G:N7	217.07	0.60
36:5:3165:A:H2'	36:5:3166:C:C6	2.36	0.60
80:6:1391:A:H2'	80:6:1392:U:C6	2.36	0.60
26:D4:54:ALA:HB2	26:D4:79:VAL:HA	2.37	0.60
26:D4:84:LYS:HB3	26:D4:85:PHE:HD2	5.40	0.60
1:2:1796:C:OP1	28:D6:87:ARG:NH1	2.34	0.60
40:L3:37:ARG:HA	40:L3:186:GLY:HA2	2.27	0.60
40:L3:76:VAL:HG21	40:L3:323:MET:HE3	3.47	0.60
41:L4:198:ARG:HH12	62:N6:12:ARG:HD2	1.66	0.60
41:L4:4:PRO:HG2	41:L4:22:LEU:HD12	1.81	0.60
47:M0:81:GLY:C	47:M0:83:ASP:H	2.94	0.60
50:M4:72:LEU:HD22	50:M4:73:PRO:HD2	1.83	0.60
36:1:840:C:H4'	55:M9:128:LYS:HD3	1.83	0.60
56:N0:155:ARG:HD3	56:N0:172:TYR:CG	2.36	0.60
52:M6:119:VAL:HG12	56:N0:164:SER:HB3	1.83	0.60
56:N0:78:TRP:CE3	56:N0:125:LYS:HG2	3.12	0.60
59:N3:93:LEU:H	59:N3:93:LEU:HD23	1.65	0.60
71:O5:45:LYS:O	71:O5:49:LYS:HG2	4.14	0.60
38:4:68:G:OP2	86:O7:102:OHX:N6	2.34	0.60
36:1:1492:G:N7	75:O9:2:ALA:HB2	2.16	0.60
2:S0:147:THR:O	2:S0:161:PRO:HA	2.38	0.60
5:S3:168:ILE:HG22	5:S3:189:MET:HB2	2.40	0.60
1:2:256:A:H2'	1:2:257:A:O4'	2.01	0.60
1:2:75:U:H2'	1:2:76:A:O4'	2.00	0.60
1:2:855:A:C2	1:2:857:U:H1'	2.35	0.60
38:4:142:C:H2'	38:4:143:U:C6	2.36	0.60
36:5:1921:A:H2'	36:5:1922:A:H8	1.66	0.60
80:6:1133:A:H2'	80:6:1134:C:O4'	2.01	0.60
80:6:1491:U:H5'	80:6:1492:A:OP1	2.01	0.60
77:Q1:21:ARG:HH11	80:6:1654:G:P	282.05	0.60
80:6:828:U:H2'	80:6:829:A:H5''	1.83	0.60
16:C4:85:ALA:H	16:C4:119:THR:CG2	2.13	0.60
33:E1:102:VAL:HG13	33:E1:103:LEU:H	1.66	0.60
46:L9:77:ASN:HB3	46:L9:151:VAL:HG21	1.82	0.60
36:1:1949:G:OP1	55:M9:104:ARG:NH1	2.34	0.60
61:N5:67:ILE:HD12	61:N5:121:LYS:HG3	1.83	0.60

*Continued on next page...*

*Continued from previous page...*

Atom-1	Atom-2	Interatomic distance (Å)	Clash overlap (Å)
62:N6:74:TYR:CD1	62:N6:77:LYS:HG3	2.36	0.60
63:N7:88:ASP:HB3	63:N7:121:ARG:HH21	1.65	0.60
71:O5:24:LEU:HD13	71:O5:50:SER:HB3	1.81	0.60
2:S0:193:GLN:O	2:S0:195:TRP:N	2.34	0.60
10:S8:89:GLU:O	10:S8:93:THR:OG1	2.18	0.60
35:SM:58:GLU:OE2	35:SM:62:ARG:HD2	5.68	0.60
36:1:1712:G:O6	66:O0:28:LYS:NZ	2.30	0.60
36:1:2123:G:N7	86:1:3652:OHX:N2	2.49	0.60
36:1:3148:U:O4	86:1:3656:OHX:N2	2.34	0.60
1:2:1381:U:H1'	1:2:1516:A:N6	2.16	0.60
36:5:776:U:H5	36:5:2719:U:O2	1.84	0.60
18:C6:7:VAL:HG22	18:C6:22:VAL:HB	1.83	0.60
41:L4:144:LYS:CG	41:L4:145:ILE:H	5.02	0.60
46:L9:150:SER:HB3	46:L9:153:ASP:HB2	1.83	0.60
48:M1:34:SER:HB2	48:M1:67:VAL:HG11	1.82	0.60
50:M4:24:LYS:NZ	50:M4:61:GLY:O	2.21	0.60
36:1:31:C:OP2	51:M5:188:ARG:NH2	2.34	0.60
52:M6:125:ARG:HG3	52:M6:129:LEU:HD22	2.14	0.60
53:M7:62:ARG:HG2	53:M7:63:PHE:CD1	2.37	0.60
60:N4:4:GLU:HG2	60:N4:30:ARG:HD2	1.83	0.60
62:N6:52:ARG:HH11	62:N6:52:ARG:HB3	2.25	0.60
74:O8:16:ARG:O	74:O8:18:ALA:N	3.49	0.60
78:Q2:48:SER:O	86:Q2:502:OHX:N6	2.33	0.60
3:S1:154:SER:O	3:S1:154:SER:OG	2.19	0.60
8:S6:176:GLN:HG2	80:6:169:A:H5''	327.80	0.60
8:S6:48:TYR:CZ	8:S6:121:LEU:HD22	5.28	0.60
34:SR:221:MET:HG2	34:SR:233:THR:HG23	1.82	0.60
36:1:1230:G:H2'	36:1:1231:A:C8	2.36	0.60
1:2:1332:C:H6	1:2:1332:C:O5'	1.85	0.60
1:2:5:U:H2'	1:2:6:G:H8	1.66	0.60
36:5:1901:A:H5''	36:5:1902:G:OP2	2.02	0.60
36:5:2207:A:H2'	36:5:2208:A:O4'	2.01	0.60
36:5:2360:C:OP1	86:5:3688:OHX:N1	2.34	0.60
80:6:1638:G:C2	80:6:1639:C:H1'	2.36	0.60
80:6:383:G:N7	86:6:2004:OHX:N5	2.50	0.60
38:8:107:G:H1'	38:8:116:G:H22	1.66	0.60
19:C7:104:ASN:O	19:C7:106:THR:N	3.81	0.60
40:L3:19:ARG:HB3	40:L3:232:ARG:HH12	1.76	0.60
41:L4:177:ASP:OD1	41:L4:180:LYS:HE3	2.00	0.60
52:M6:62:THR:H	52:M6:69:GLY:HA3	1.84	0.60
57:N1:138:SER:C	57:N1:139:ARG:HG2	2.21	0.60

*Continued on next page...*

*Continued from previous page...*

Atom-1	Atom-2	Interatomic distance (Å)	Clash overlap (Å)
62:N6:2:ALA:N	36:5:213:A:H5''	81.18	0.60
63:N7:87:LEU:HD13	63:N7:127:ASN:OD1	2.58	0.60
54:M8:178:ARG:HG2	64:N8:51:GLY:HA3	2.53	0.60
66:O0:42:ILE:HG13	66:O0:67:VAL:HG13	3.26	0.60
3:S1:142:PHE:O	3:S1:207:LEU:HA	2.13	0.60
4:S2:168:ARG:NE	80:6:1098:U:OP2	383.07	0.60
4:S2:242:ILE:HG22	4:S2:243:TYR:CE2	2.35	0.60
5:S3:116:ARG:HG3	5:S3:152:PHE:HE1	4.23	0.60
36:1:1472:U:H5'	55:M9:4:LEU:HB2	1.83	0.60
78:Q2:89:LYS:HB2	36:5:2653:C:P	236.61	0.60
36:5:439:C:H4'	36:5:440:A:H5'	1.82	0.60
39:L2:181:LYS:HB2	36:5:860:G:C5	211.84	0.60
80:6:1381:U:OP1	86:6:2043:OHX:N6	2.35	0.60
80:6:1452:U:H2'	80:6:1453:G:H8	1.66	0.60
80:6:27:U:H2'	80:6:28:A:C8	2.32	0.60
80:6:538:A:C8	80:6:543:C:N4	2.69	0.60
80:6:66:U:O2'	80:6:67:A:H5''	2.01	0.60
13:C1:98:ASN:ND2	13:C1:98:ASN:O	2.34	0.60
21:C9:97:SER:O	21:C9:101:ASN:ND2	3.19	0.60
39:L2:227:ARG:HB2	39:L2:239:ALA:HB2	2.66	0.60
40:L3:227:GLU:HG3	40:L3:270:ARG:HE	3.70	0.60
46:L9:13:PRO:HG2	46:L9:16:VAL:HG21	3.51	0.60
52:M6:94:ARG:O	52:M6:97:ALA:HB3	2.00	0.60
59:N3:18:PRO:HA	59:N3:51:ALA:HA	2.39	0.60
71:O5:101:THR:CG2	71:O5:104:GLN:HB2	2.30	0.60
9:S7:103:SER:N	9:S7:106:SER:O	5.92	0.60
9:S7:143:LEU:O	9:S7:145:GLY:N	2.63	0.60
36:1:1389:G:O2'	36:1:1418:A:N1	2.32	0.60
36:1:285:A:H1'	78:Q2:45:ARG:HH21	1.66	0.60
36:1:1895:A:O2'	36:1:3053:G:H4'	2.00	0.60
36:1:3320:A:N6	36:1:3386:G:O6	2.34	0.60
36:5:3255:U:O4	86:5:3808:OHX:N2	2.35	0.60
16:C4:135:ARG:HG3	80:6:1007:C:H5''	295.95	0.60
80:6:1238:A:OP2	86:6:1951:OHX:N1	2.35	0.60
80:6:800:U:H2'	80:6:801:G:C8	2.32	0.60
14:C2:103:LEU:HG	14:C2:116:VAL:HG22	1.82	0.60
22:D0:106:ILE:HG23	22:D0:107:THR:HG23	1.84	0.60
26:D4:32:ARG:NH2	26:D4:39:GLU:OE2	3.58	0.60
46:L9:105:GLU:HG3	46:L9:109:ALA:H	1.66	0.60
56:N0:10:ILE:O	56:N0:59:VAL:N	2.25	0.60
36:1:2895:G:H5''	76:Q0:102:ARG:NH2	2.17	0.60

*Continued on next page...*

*Continued from previous page...*

Atom-1	Atom-2	Interatomic distance (Å)	Clash overlap (Å)
4:S2:234:PRO:O	4:S2:235:LEU:HB2	2.00	0.60
34:SR:305:TYR:HB2	34:SR:309:VAL:O	2.02	0.60
36:1:3345:G:O6	86:1:3754:OHX:N3	2.35	0.60
1:2:1684:U:O2	1:2:1718:G:N2	2.34	0.60
1:2:751:G:H2'	1:2:752:A:H8	1.67	0.60
43:L6:69:PHE:CZ	36:5:3267:A:H2'	259.71	0.60
36:5:2418:G:O6	86:5:3783:OHX:N2	2.35	0.60
80:6:180:A:H2'	80:6:181:A:O4'	2.02	0.60
80:6:700:C:H2'	80:6:701:U:C6	2.36	0.60
80:6:837:G:O6	86:6:1955:OHX:N1	2.35	0.60
15:C3:91:LEU:HB3	15:C3:122:ILE:HG12	1.84	0.60
18:C6:114:ARG:O	18:C6:115:THR:OG1	2.19	0.60
49:M3:174:ARG:HB2	72:O6:9:ILE:HD12	1.83	0.60
52:M6:16:VAL:HG23	52:M6:42:ASN:O	2.43	0.60
86:1:3778:OHX:N3	53:M7:53:ASP:O	2.34	0.60
36:1:2992:U:H1'	53:M7:69:ARG:NH2	2.17	0.60
61:N5:86:VAL:HG11	61:N5:95:ILE:HD11	2.26	0.60
65:N9:14:ARG:HH12	65:N9:18:ARG:NH1	2.00	0.60
74:O8:8:ILE:HD12	74:O8:8:ILE:H	1.65	0.60
4:S2:163:GLY:O	4:S2:165:VAL:N	4.29	0.60
7:S5:94:THR:CG2	7:S5:114:ILE:HG13	2.71	0.60
35:SM:39:PRO:HB2	35:SM:40:PRO:HD2	1.83	0.60
36:1:507:U:H2'	36:1:508:U:C6	2.37	0.60
36:1:706:A:H4'	36:1:781:G:O2'	2.01	0.60
37:3:71:G:H2'	37:3:72:A:H8	1.67	0.60
36:5:175:C:H2'	36:5:176:G:H8	1.65	0.60
36:5:2268:U:H2'	36:5:2269:U:H2'	1.84	0.60
36:5:996:A:H2'	36:5:997:A:O4'	2.01	0.60
80:6:1405:G:H2'	80:6:1406:A:C8	2.36	0.60
80:6:1368:G:O6	86:6:1939:OHX:N3	2.33	0.60
6:S4:187:ARG:HH22	80:6:753:A:N6	373.96	0.60
86:C8:201:OHX:N3	86:C8:202:OHX:N3	2.48	0.60
24:D2:12:ASN:O	24:D2:15:ASN:N	2.35	0.60
1:2:1795:U:H3'	28:D6:5:ARG:HH12	1.67	0.60
39:L2:202:VAL:HG23	39:L2:211:HIS:HB3	1.84	0.60
42:L5:22:ARG:NH1	42:L5:28:THR:OG1	4.80	0.60
43:L6:97:ASN:O	43:L6:99:GLU:N	2.94	0.60
52:M6:51:LYS:HE2	52:M6:144:SER:OG	2.01	0.60
53:M7:102:ALA:HB1	53:M7:107:LEU:HB2	1.84	0.60
61:N5:137:ASN:OD1	61:N5:137:ASN:N	2.26	0.60
74:O8:62:ALA:O	74:O8:66:ILE:HG13	2.02	0.60

*Continued on next page...*

*Continued from previous page...*

Atom-1	Atom-2	Interatomic distance (Å)	Clash overlap (Å)
76:Q0:90:ASN:N	76:Q0:90:ASN:OD1	2.48	0.60
10:S8:76:THR:HG23	10:S8:108:PRO:HG2	3.24	0.60
36:1:1081:U:O5'	86:1:3746:OHX:N6	2.35	0.60
36:1:898:U:H2'	36:1:899:U:O4'	2.01	0.60
1:2:1353:U:O4	86:2:2030:OHX:N5	2.35	0.60
38:4:135:G:OP2	61:N5:56:ARG:NH2	2.35	0.60
36:5:2211:U:H5	36:5:2234:G:O6	1.85	0.60
39:L2:221:LYS:O	36:5:2245:C:H4'	218.71	0.60
86:5:3533:OHX:N2	86:5:3655:OHX:N6	2.49	0.60
40:L3:44:THR:CG2	40:L3:184:ASN:HB2	2.60	0.60
41:L4:44:LYS:HB3	41:L4:47:ARG:NH1	2.39	0.60
45:L8:109:LEU:O	45:L8:113:ALA:N	2.34	0.60
50:M4:99:TRP:O	50:M4:103:ILE:HG13	2.89	0.60
36:1:269:G:H5'	51:M5:120:TRP:CE3	2.37	0.60
59:N3:79:VAL:HG12	59:N3:122:CYS:SG	3.01	0.60
65:N9:16:ALA:HB1	65:N9:21:ILE:HD11	1.84	0.60
78:Q2:2:VAL:N	78:Q2:90:HIS:O	2.35	0.60
36:1:1074:U:O2'	36:1:1075:A:H2'	2.02	0.60
36:1:1141:C:H2'	36:1:1142:G:O4'	2.01	0.60
36:1:1564:U:H2'	36:1:1565:G:C8	2.37	0.60
36:1:2217:U:H2'	36:1:2218:G:H8	1.67	0.60
36:1:2599:U:H2'	36:1:2600:C:H6	1.67	0.60
1:2:1451:C:H2'	1:2:1452:U:H6	1.66	0.60
36:5:2298:U:OP1	86:5:3451:OHX:N1	2.35	0.60
80:6:1573:A:H4'	80:6:1574:G:H5'	1.84	0.60
13:C1:3:THR:HG1	13:C1:82:ARG:HE	1.43	0.60
26:D4:91:LEU:HA	26:D4:96:LEU:HD12	1.84	0.60
28:D6:18:VAL:HG23	28:D6:19:LYS:H	1.66	0.60
36:1:1038:C:H4'	42:L5:5:LYS:NZ	2.17	0.60
43:L6:45:GLY:O	43:L6:48:ARG:HD3	4.71	0.60
49:M3:105:ASN:OD1	49:M3:107:GLU:HG2	2.33	0.60
51:M5:63:ARG:NH2	51:M5:131:GLU:OE2	2.32	0.60
36:1:976:U:OP1	54:M8:144:ARG:NH2	2.35	0.60
64:N8:7:LYS:O	64:N8:9:ARG:N	2.80	0.60
9:S7:14:THR:OG1	9:S7:15:GLU:N	2.33	0.60
34:SR:74:THR:HG23	34:SR:79:TYR:HB2	1.84	0.60
34:SR:90:ARG:NH1	34:SR:99:THR:OG1	2.35	0.60
36:1:549:U:O4	86:1:3602:OHX:N5	2.35	0.59
36:1:58:G:OP1	51:M5:157:LYS:NZ	2.30	0.59
36:1:655:C:H2'	36:1:656:A:C8	2.37	0.59
1:2:343:C:H2'	1:2:344:A:C8	2.37	0.59

*Continued on next page...*

*Continued from previous page...*

Atom-1	Atom-2	Interatomic distance (Å)	Clash overlap (Å)
36:5:1110:U:O4	86:5:3496:OHX:N4	2.35	0.59
56:N0:90:MET:CG	36:5:1213:G:H4'	317.19	0.59
70:O4:58:ARG:NH1	36:5:1592:G:OP1	160.60	0.59
47:M0:3:ARG:HH22	36:5:2854:U:P	291.15	0.59
36:5:3288:G:O2'	36:5:3289:G:H8	1.85	0.59
36:5:507:U:H2'	36:5:508:U:C6	2.37	0.59
26:D4:11:LYS:NZ	80:6:775:G:N7	413.10	0.59
16:C4:30:VAL:HG12	16:C4:39:ILE:HB	4.49	0.59
21:C9:84:LYS:HD2	21:C9:94:ILE:HG13	3.89	0.59
39:L2:68:LYS:HG2	39:L2:70:ARG:HE	3.87	0.59
41:L4:35:VAL:HG21	41:L4:244:LEU:HD21	1.84	0.59
41:L4:29:PRO:HG3	41:L4:279:HIS:CD2	2.36	0.59
36:1:2703:A:OP2	42:L5:23:ARG:NH1	2.34	0.59
44:L7:143:THR:HG22	44:L7:241:LYS:HE3	1.84	0.59
46:L9:188:THR:HG22	46:L9:189:GLU:HG2	8.81	0.59
47:M0:191:LYS:HB3	47:M0:213:PHE:CE2	2.36	0.59
52:M6:42:ASN:OD1	52:M6:125:ARG:NH1	2.34	0.59
2:S0:9:LEU:HD11	2:S0:14:ALA:HB2	2.39	0.59
6:S4:159:THR:HG22	6:S4:173:ILE:HB	1.84	0.59
6:S4:240:LYS:HE2	6:S4:240:LYS:H	1.67	0.59
7:S5:72:HIS:CD2	7:S5:107:LYS:HG2	2.61	0.59
9:S7:101:LYS:HD3	80:6:639:U:H5''	364.52	0.59
11:S9:163:PRO:HB3	11:S9:169:PRO:HA	3.02	0.59
1:2:142:G:O6	8:S6:177:ARG:NH1	2.27	0.59
1:2:1591:C:H2'	1:2:1592:A:C8	2.36	0.59
37:3:50:U:H2'	37:3:51:A:H5'	1.84	0.59
38:4:85:G:H3'	38:4:85:G:C8	2.37	0.59
80:6:1542:G:N2	80:6:1569:A:OP2	2.21	0.59
80:6:16:G:H1'	80:6:1138:A:H61	1.67	0.59
42:L5:285:ARG:NH1	37:7:62:U:O3'	340.94	0.59
33:E1:134:ASN:H	80:6:1251:U:H4'	441.99	0.59
45:L8:149:LYS:HD3	45:L8:201:THR:O	5.21	0.59
52:M6:68:ARG:NH1	36:5:2988:C:P	216.38	0.59
36:1:2339:C:P	59:N3:48:ARG:HG2	2.41	0.59
4:S2:176:SER:HB2	4:S2:195:ASP:HB3	2.48	0.59
4:S2:218:ILE:O	4:S2:221:THR:OG1	2.18	0.59
7:S5:35:GLN:C	7:S5:37:GLN:H	3.30	0.59
10:S8:8:ARG:NH2	10:S8:28:GLU:OE1	10.33	0.59
35:SM:58:GLU:O	35:SM:62:ARG:HB2	2.84	0.59
36:1:1108:U:H2'	36:1:1109:U:H6	1.67	0.59
36:1:1165:A:H2'	36:1:1166:G:O4'	2.03	0.59

*Continued on next page...*

*Continued from previous page...*

Atom-1	Atom-2	Interatomic distance (Å)	Clash overlap (Å)
36:1:1170:A:H2'	36:1:1171:G:O4'	2.02	0.59
36:1:1256:G:O6	36:1:1261:G:N2	2.34	0.59
36:1:1675:G:H2'	36:1:1676:A:H8	1.67	0.59
36:1:2165:G:H5''	36:1:2166:A:OP2	2.02	0.59
36:1:2418:G:O6	86:1:3666:OHX:N1	2.35	0.59
86:1:3691:OHX:N6	86:1:3711:OHX:N3	2.50	0.59
36:1:786:A:H4'	36:1:787:G:H5'	1.84	0.59
1:2:1570:A:OP1	86:2:2050:OHX:N5	2.34	0.59
1:2:653:C:H2'	1:2:654:C:O4'	2.02	0.59
36:5:2255:A:OP2	36:5:2261:G:N1	2.30	0.59
86:5:3602:OHX:N2	86:5:3808:OHX:N1	2.50	0.59
80:6:76:A:H3'	86:6:2074:OHX:N1	2.17	0.59
13:C1:22:ASN:HB3	13:C1:25:VAL:HG23	2.66	0.59
15:C3:83:GLU:HG3	15:C3:84:ILE:H	2.33	0.59
1:2:1241:G:H5'	17:C5:102:PHE:CZ	2.38	0.59
23:D1:32:VAL:HG12	23:D1:55:LEU:HB2	2.96	0.59
25:D3:79:ASN:HB3	25:D3:81:LYS:HG3	3.17	0.59
26:D4:35:VAL:HG11	26:D4:40:LEU:HD21	1.82	0.59
26:D4:57:VAL:HG13	26:D4:60:PHE:HE2	1.67	0.59
40:L3:284:ARG:HG2	40:L3:321:PHE:HE1	2.49	0.59
41:L4:186:LYS:N	41:L4:200:THR:O	4.38	0.59
46:L9:109:ALA:HB1	46:L9:111:PHE:CE2	2.37	0.59
50:M4:125:LYS:NZ	36:5:3215:A:OP2	277.95	0.59
63:N7:14:VAL:HG21	70:O4:90:ILE:HD11	1.84	0.59
66:O0:13:LYS:O	66:O0:17:VAL:HG23	2.15	0.59
68:O2:105:ARG:O	68:O2:109:LEU:HB2	2.14	0.59
69:O3:105:SER:OG	69:O3:106:ASN:N	2.35	0.59
3:S1:47:LEU:HD12	3:S1:47:LEU:H	2.87	0.59
7:S5:156:ARG:HA	7:S5:157:ARG:HH21	5.09	0.59
36:1:13:A:OP2	86:1:3787:OHX:N5	2.35	0.59
36:1:2986:U:H2'	36:1:2987:A:H8	1.66	0.59
36:1:3366:G:H2'	36:1:3367:C:C6	2.37	0.59
36:1:3380:U:H2'	36:1:3381:U:C6	2.37	0.59
36:1:431:U:O4	86:1:3541:OHX:N2	2.36	0.59
1:2:1340:U:C2	1:2:1378:U:H4'	2.37	0.59
1:2:1207:C:H42	1:2:1456:C:H5	1.51	0.59
1:2:276:C:HO2'	1:2:278:U:H3	1.50	0.59
1:2:413:U:H2'	1:2:414:C:C6	2.38	0.59
1:2:542:A:H5''	1:2:544:A:C8	2.37	0.59
80:6:1529:C:H2'	80:6:1530:C:C6	2.38	0.59
80:6:417:A:H4'	80:6:418:G:O5'	2.01	0.59

*Continued on next page...*



*Continued from previous page...*

Atom-1	Atom-2	Interatomic distance (Å)	Clash overlap (Å)
15:C3:127:ARG:O	15:C3:131:THR:OG1	2.18	0.59
22:D0:106:ILE:HG13	22:D0:107:THR:H	1.68	0.59
2:S0:55:GLU:HG2	23:D1:79:LEU:HD22	3.19	0.59
25:D3:68:ILE:O	25:D3:70:LYS:NZ	2.28	0.59
39:L2:204:MET:HB3	39:L2:208:ASP:HB2	1.85	0.59
44:L7:134:VAL:O	44:L7:229:PHE:HA	2.75	0.59
36:1:3115:C:OP1	46:L9:62:ARG:NH2	2.35	0.59
68:O2:32:TRP:CZ2	68:O2:53:PRO:HD2	2.37	0.59
71:O5:118:ILE:O	71:O5:119:LYS:HB2	2.01	0.59
10:S8:11:ARG:HD3	10:S8:15:GLY:O	2.02	0.59
36:1:1952:G:H3'	36:1:1953:G:H5''	1.84	0.59
36:1:501:A:H2'	36:1:502:U:C6	2.37	0.59
36:1:952:A:N3	36:1:1114:U:O2'	2.29	0.59
1:2:1156:C:C2'	1:2:1157:A:H5'	2.33	0.59
1:2:652:G:H1	1:2:682:C:N4	2.00	0.59
1:2:767:U:C6	11:S9:141:VAL:HA	2.38	0.59
36:5:1093:A:OP1	36:5:1093:A:H4'	2.02	0.59
36:5:2440:G:O2'	36:5:2441:A:OP1	2.20	0.59
13:C1:16:GLN:HE22	13:C1:33:ARG:HA	4.85	0.59
40:L3:3:HIS:O	40:L3:3:HIS:CG	2.55	0.59
45:L8:116:VAL:HG23	45:L8:125:ALA:HB3	1.83	0.59
48:M1:139:THR:HG22	48:M1:147:THR:HA	1.84	0.59
48:M1:34:SER:HA	48:M1:67:VAL:HG21	1.84	0.59
57:N1:56:PHE:CE1	57:N1:78:LYS:HD3	2.37	0.59
62:N6:37:LYS:CD	62:N6:37:LYS:H	2.14	0.59
74:O8:44:LYS:HG2	74:O8:53:THR:HB	2.30	0.59
36:1:1517:G:P	75:O9:41:ARG:HH22	2.25	0.59
39:L2:57:PRO:HB3	79:Q3:54:ILE:HD11	1.84	0.59
2:S0:57:LEU:HD11	2:S0:173:ILE:HG23	1.85	0.59
2:S0:74:VAL:HG22	2:S0:96:THR:HG23	2.37	0.59
1:2:1528:U:OP1	7:S5:109:LYS:HG2	2.02	0.59
8:S6:7:TYR:CE1	8:S6:125:THR:HA	3.20	0.59
1:2:803:A:N3	9:S7:104:ARG:NH1	2.51	0.59
34:SR:12:THR:OG1	34:SR:14:GLU:OE2	3.87	0.59
90:1:3403:8AN:O5'	90:1:3403:8AN:H8	2.02	0.59
86:1:3456:OHX:N2	86:1:3809:OHX:N5	2.51	0.59
36:5:1564:U:H2'	36:5:1565:G:C8	2.38	0.59
36:5:2615:G:H2'	36:5:2616:C:C6	2.37	0.59
36:5:3334:U:H4'	36:5:3335:A:H5''	1.84	0.59
36:5:92:G:H5''	36:5:94:G:N7	2.17	0.59
77:Q1:21:ARG:NH1	80:6:1654:G:OP1	281.10	0.59

*Continued on next page...*

*Continued from previous page...*

Atom-1	Atom-2	Interatomic distance (Å)	Clash overlap (Å)
55:M9:170:ARG:HH12	80:6:814:A:H2'	321.24	0.59
13:C1:67:ARG:NH2	13:C1:128:CYS:O	2.36	0.59
25:D3:69:ARG:NH2	80:6:568:G:N7	364.09	0.59
41:L4:219:LEU:O	41:L4:222:VAL:HG12	2.02	0.59
46:L9:67:ALA:HA	46:L9:70:THR:HG23	1.84	0.59
67:O1:21:HIS:ND1	67:O1:21:HIS:O	2.36	0.59
71:O5:40:SER:OG	71:O5:42:PRO:HD3	2.02	0.59
2:S0:62:ARG:HG3	2:S0:62:ARG:HH11	2.42	0.59
4:S2:95:ARG:HD3	4:S2:97:ARG:HD2	6.27	0.59
6:S4:206:ASP:HB2	6:S4:222:LEU:HD12	1.84	0.59
36:1:2960:C:OP1	86:1:3544:OHX:N4	2.35	0.59
36:1:331:G:O6	86:1:3586:OHX:N5	2.35	0.59
36:1:422:A:C2	36:1:2363:A:H4'	2.38	0.59
86:2:1918:OHX:N1	86:2:2069:OHX:N3	2.50	0.59
1:2:350:U:H5''	1:2:352:A:H5'	1.84	0.59
1:2:604:A:OP2	86:2:1992:OHX:N5	2.35	0.59
36:5:720:A:C2	36:5:784:A:H5'	2.38	0.59
80:6:1081:A:O2'	80:6:1082:C:H6	1.85	0.59
80:6:1760:G:O2'	80:6:1781:A:N1	2.30	0.59
80:6:878:G:N7	86:6:1968:OHX:N1	2.51	0.59
24:D2:37:PHE:CD2	24:D2:103:ILE:HD12	2.38	0.59
45:L8:133:LYS:HB2	45:L8:199:ALA:O	3.73	0.59
49:M3:186:ARG:O	49:M3:190:LYS:HB3	2.03	0.59
9:S7:12:ALA:HB3	9:S7:13:PRO:HD3	1.84	0.59
36:1:124:U:H2'	36:1:125:C:H6	1.67	0.59
36:1:1355:A:H4'	36:1:1356:U:O5'	2.02	0.59
36:1:2284:C:H5''	36:1:2285:C:OP2	2.02	0.59
36:1:2675:C:H42	48:M1:22:SER:HB2	1.65	0.59
36:1:2957:G:OP2	86:1:3418:OHX:N1	2.35	0.59
36:1:2960:C:H2'	36:1:2961:G:H8	1.68	0.59
86:1:3480:OHX:N3	86:1:3805:OHX:N4	2.50	0.59
1:2:38:C:C2'	1:2:39:A:H5'	2.32	0.59
36:5:1096:U:H4'	36:5:1097:G:O5'	2.03	0.59
36:5:1724:U:H4'	36:5:1725:C:OP1	2.02	0.59
36:5:1875:G:H2'	36:5:1876:U:H5''	1.85	0.59
36:5:92:G:H5''	36:5:94:G:C8	2.38	0.59
18:C6:143:ARG:NH2	80:6:1191:U:OP2	347.73	0.59
80:6:1714:A:H2'	80:6:1715:G:O4'	2.02	0.59
80:6:329:G:H2'	80:6:330:G:C8	2.37	0.59
80:6:567:A:C2	80:6:583:C:H1'	2.38	0.59
13:C1:91:LEU:HB3	13:C1:100:TYR:HB3	1.83	0.59

*Continued on next page...*

*Continued from previous page...*

Atom-1	Atom-2	Interatomic distance (Å)	Clash overlap (Å)
39:L2:183:GLY:O	39:L2:186:PHE:HB3	2.02	0.59
40:L3:305:ILE:HG12	40:L3:321:PHE:CZ	2.38	0.59
41:L4:143:GLU:O	86:L4:401:OHX:N2	2.36	0.59
43:L6:44:ALA:O	43:L6:48:ARG:HB3	2.67	0.59
64:N8:73:LEU:HD12	64:N8:112:ILE:HD12	6.37	0.59
67:O1:14:ILE:HG13	67:O1:19:ARG:NH1	2.18	0.59
67:O1:84:ASP:N	67:O1:84:ASP:OD1	2.35	0.59
77:Q1:3:ALA:HB3	80:6:1773:C:OP1	312.12	0.59
3:S1:180:THR:HG22	3:S1:181:LEU:HD13	1.84	0.59
9:S7:132:PRO:O	9:S7:133:THR:OG1	4.84	0.59
11:S9:9:SER:OG	80:6:771:A:OP1	389.00	0.59
36:1:118:U:O2	36:1:121:A:H5'	2.02	0.59
36:1:1580:A:H1'	36:1:1581:C:H5	1.68	0.59
36:1:2278:C:C2'	36:1:2279:A:H5''	2.32	0.59
36:1:2510:U:O2'	36:1:2511:A:H5''	2.03	0.59
36:1:2808:A:N7	36:1:2955:U:H4'	2.18	0.59
36:1:3190:C:OP1	52:M6:168:TYR:OH	2.18	0.59
36:1:2659:G:O6	86:1:3420:OHX:N3	2.36	0.59
36:1:954:U:O4	36:1:1115:G:H1'	2.02	0.59
1:2:591:A:H2'	1:2:592:A:C8	2.36	0.59
1:2:858:G:H4'	9:S7:113:PRO:HG3	1.85	0.59
47:M0:158:LYS:NZ	36:5:2852:C:N3	308.36	0.59
36:5:3015:G:OP1	86:5:3633:OHX:N6	2.36	0.59
36:5:94:G:H2'	36:5:95:A:C8	2.38	0.59
80:6:829:A:O2'	80:6:830:U:O5'	2.21	0.59
18:C6:97:VAL:CG2	18:C6:98:ASP:N	2.92	0.59
26:D4:124:ARG:O	26:D4:127:LYS:HG3	2.02	0.59
28:D6:12:LYS:HE2	28:D6:16:GLY:H	1.67	0.59
54:M8:155:MET:HG3	54:M8:156:GLY:N	2.18	0.59
55:M9:12:ALA:HB1	55:M9:17:VAL:O	2.03	0.59
56:N0:12:ARG:HB3	56:N0:24:LEU:HD23	2.01	0.59
36:1:2338:C:H1'	59:N3:49:LEU:HD12	1.84	0.59
65:N9:14:ARG:CZ	65:N9:18:ARG:HD3	2.33	0.59
78:Q2:22:GLN:O	78:Q2:75:VAL:HG22	2.16	0.59
78:Q2:61:LYS:HB3	78:Q2:61:LYS:HZ2	1.66	0.59
4:S2:225:LEU:HD13	24:D2:68:ARG:HA	2.37	0.59
34:SR:267:PRO:HD2	34:SR:269:TYR:HE1	3.10	0.59
34:SR:76:ASP:OD1	34:SR:76:ASP:N	2.22	0.59
1:2:343:C:H2'	1:2:344:A:H8	1.67	0.59
1:2:704:C:H3'	1:2:704:C:OP2	2.03	0.59
80:6:1699:G:H22	80:6:1701:A:H3'	1.68	0.59

*Continued on next page...*

*Continued from previous page...*

Atom-1	Atom-2	Interatomic distance (Å)	Clash overlap (Å)
86:6:1914:OHX:N1	86:6:2002:OHX:N3	2.51	0.59
80:6:411:C:O2	80:6:423:G:N2	2.35	0.59
3:S1:72:ASP:OD1	16:C4:114:ARG:NH1	3.88	0.59
40:L3:46:PHE:CZ	40:L3:84:VAL:HG13	2.38	0.59
41:L4:181:VAL:HG11	41:L4:224:GLY:HA3	3.03	0.59
36:1:364:G:OP1	41:L4:60:THR:HG22	2.03	0.59
42:L5:200:PHE:O	42:L5:240:TYR:HD2	2.04	0.59
42:L5:21:ARG:O	42:L5:24:ARG:N	2.64	0.59
47:M0:208:ASN:O	47:M0:212:GLU:HB2	2.78	0.59
54:M8:44:PHE:CD1	54:M8:139:ILE:HD11	2.37	0.59
55:M9:105:LEU:HG	55:M9:138:LEU:HD12	5.87	0.59
72:O6:67:LYS:O	72:O6:70:ARG:N	3.05	0.59
6:S4:33:ALA:O	80:6:121:U:O2'	352.32	0.59
6:S4:95:THR:HG23	6:S4:97:GLU:HG3	5.52	0.59
34:SR:123:ILE:HG22	34:SR:133:VAL:HG22	1.85	0.59
36:1:2102:U:H2'	36:1:2103:U:C6	2.38	0.58
36:1:1556:C:O2'	86:1:3453:OHX:N2	2.36	0.58
1:2:1473:U:O2'	7:S5:103:ASN:ND2	2.34	0.58
37:3:37:G:O6	86:3:212:OHX:N1	2.36	0.58
36:5:651:G:O2'	36:5:1435:A:OP1	2.21	0.58
36:5:1841:A:C6	36:5:1848:G:C2	2.91	0.58
86:5:3602:OHX:N1	86:5:3809:OHX:N4	2.51	0.58
80:6:1244:A:N3	80:6:1244:A:H3'	2.18	0.58
86:6:1914:OHX:N1	86:6:2002:OHX:N4	2.51	0.58
80:6:779:U:O2'	86:6:2056:OHX:N3	2.36	0.58
18:C6:131:GLY:HA2	18:C6:138:PHE:CD1	3.01	0.58
22:D0:55:PRO:HA	22:D0:91:ILE:HG12	1.85	0.58
40:L3:105:VAL:HG21	40:L3:148:LEU:HD13	1.85	0.58
40:L3:92:TYR:OH	40:L3:180:GLU:OE1	2.21	0.58
40:L3:286:GLY:HA3	40:L3:321:PHE:CE2	2.38	0.58
44:L7:88:ARG:HA	44:L7:134:VAL:HG12	2.54	0.58
46:L9:95:ALA:O	76:Q0:77:ILE:HG12	7.78	0.58
56:N0:137:ARG:HG2	56:N0:139:TYR:CE1	2.38	0.58
56:N0:9:VAL:HG22	56:N0:61:ILE:HD13	2.12	0.58
68:O2:40:SER:O	68:O2:44:ARG:HG3	2.36	0.58
2:S0:179:ARG:HD3	2:S0:183:ARG:CZ	3.44	0.58
9:S7:23:ALA:O	9:S7:27:LEU:HG	2.03	0.58
9:S7:73:VAL:O	9:S7:75:THR:N	2.41	0.58
11:S9:60:LEU:HD21	11:S9:93:LEU:CB	4.87	0.58
36:1:1073:U:H2'	36:1:1074:U:C6	2.38	0.58
36:1:1668:G:H1	36:1:1781:C:H42	1.49	0.58

*Continued on next page...*

*Continued from previous page...*

Atom-1	Atom-2	Interatomic distance (Å)	Clash overlap (Å)
36:1:1794:G:O2'	36:1:1795:U:H5'	2.03	0.58
36:1:544:C:H1'	36:1:548:G:H22	1.68	0.58
1:2:1352:G:H2'	1:2:1353:U:O4'	2.03	0.58
1:2:25:C:OP2	1:2:25:C:H4'	2.03	0.58
36:5:1024:G:N2	36:5:1026:A:OP2	2.36	0.58
36:5:2697:A:H2'	36:5:2698:G:C8	2.38	0.58
36:5:2796:G:H5''	36:5:2798:C:O4'	2.04	0.58
28:D6:86:VAL:HG12	80:6:1795:U:OP1	342.88	0.58
13:C1:67:ARG:NH1	13:C1:128:CYS:HA	5.31	0.58
18:C6:49:TYR:HB3	18:C6:53:LEU:HD11	1.84	0.58
24:D2:23:ARG:NH1	24:D2:66:ASN:HA	2.18	0.58
41:L4:98:ARG:HG2	41:L4:99:MET:N	2.32	0.58
47:M0:174:THR:OG1	47:M0:175:ASN:O	6.21	0.58
53:M7:95:LEU:HD23	53:M7:148:LEU:HD13	3.42	0.58
54:M8:147:ARG:NH2	36:5:670:C:OP1	164.15	0.58
63:N7:9:LYS:HD2	63:N7:83:THR:O	2.03	0.58
68:O2:91:THR:HG22	68:O2:92:TYR:CD2	2.36	0.58
75:O9:21:ARG:HD3	75:O9:22:PRO:O	2.02	0.58
36:1:2258:U:OP1	86:1:3474:OHX:N5	2.35	0.58
1:2:1453:G:H2'	1:2:1454:G:H8	1.68	0.58
86:2:1976:OHX:N6	13:C1:18:HIS:O	2.35	0.58
1:2:720:G:H1'	1:2:721:U:H5''	1.86	0.58
36:5:1313:G:O6	86:5:3680:OHX:N6	2.36	0.58
36:5:239:G:O6	86:5:3639:OHX:N6	2.36	0.58
36:5:3062:G:C6	36:5:3063:C:C4	2.92	0.58
36:5:770:G:N7	86:5:3601:OHX:N6	2.51	0.58
80:6:1171:A:H2'	80:6:1172:G:C8	2.38	0.58
80:6:1680:G:O6	86:6:2069:OHX:N4	2.37	0.58
38:8:130:C:H2'	38:8:131:A:C8	2.38	0.58
18:C6:6:SER:HA	18:C6:23:LYS:HA	2.04	0.58
20:C8:30:TYR:HE2	20:C8:40:ARG:HH11	1.49	0.58
22:D0:70:THR:HG21	22:D0:74:GLU:O	3.28	0.58
23:D1:30:ALA:O	23:D1:60:ARG:HD3	4.08	0.58
39:L2:79:ASN:ND2	39:L2:165:VAL:HG22	2.18	0.58
40:L3:230:THR:HA	40:L3:235:THR:HG22	1.85	0.58
44:L7:168:ILE:O	44:L7:172:ASN:ND2	2.36	0.58
45:L8:63:LYS:O	45:L8:67:ILE:HG13	2.03	0.58
49:M3:57:VAL:HG12	49:M3:69:VAL:HG22	1.84	0.58
52:M6:7:VAL:HB	52:M6:33:ILE:HD13	1.85	0.58
58:N2:74:LYS:HE3	36:5:1677:G:N7	150.14	0.58
58:N2:89:LEU:O	58:N2:93:ILE:HG13	2.03	0.58

*Continued on next page...*

*Continued from previous page...*

Atom-1	Atom-2	Interatomic distance (Å)	Clash overlap (Å)
78:Q2:12:CYS:SG	78:Q2:17:CYS:CB	3.32	0.58
3:S1:61:LEU:HD23	3:S1:62:LYS:H	1.68	0.58
4:S2:89:GLN:HG3	4:S2:93:GLY:O	4.66	0.58
36:1:2403:G:N7	36:1:2870:C:H4'	2.18	0.58
1:2:751:G:H2'	1:2:752:A:C8	2.39	0.58
1:2:819:G:O2'	1:2:821:U:OP2	2.19	0.58
1:2:838:G:H2'	1:2:839:U:C6	2.39	0.58
38:4:124:G:H1	38:4:129:C:N4	1.99	0.58
64:N8:20:GLY:N	36:5:1370:G:OP1	176.82	0.58
58:N2:42:LYS:NZ	36:5:1686:U:OP1	176.04	0.58
36:5:196:G:N1	36:5:199:A:OP2	2.36	0.58
36:5:2103:U:H2'	36:5:2104:A:C8	2.38	0.58
36:5:2192:C:H2'	36:5:2193:U:O4'	2.03	0.58
36:5:297:G:N2	36:5:297:G:OP2	2.31	0.58
36:5:368:G:OP1	86:5:3429:OHX:N4	2.37	0.58
80:6:1766:A:H5''	86:6:1980:OHX:N6	2.19	0.58
19:C7:44:LYS:O	19:C7:48:ASN:ND2	2.37	0.58
21:C9:93:HIS:NE2	21:C9:95:ASP:OD1	2.81	0.58
27:D5:85:LYS:HG3	27:D5:86:GLU:H	2.29	0.58
29:D7:2:VAL:O	29:D7:3:LEU:HB2	2.08	0.58
40:L3:55:THR:O	40:L3:56:ILE:HD12	2.03	0.58
41:L4:13:GLY:O	41:L4:14:GLU:HB2	2.03	0.58
42:L5:294:ALA:HB1	47:M0:217:PHE:HB3	1.86	0.58
47:M0:219:ALA:N	86:M0:303:OHX:N4	2.52	0.58
52:M6:8:VAL:HA	52:M6:34:VAL:HG13	1.85	0.58
69:O3:13:HIS:O	69:O3:95:GLY:N	2.32	0.58
4:S2:116:LYS:HG2	4:S2:127:ALA:HB3	1.92	0.58
4:S2:139:ILE:HD12	4:S2:191:ALA:HB1	1.85	0.58
5:S3:142:LEU:O	5:S3:144:ALA:N	2.33	0.58
6:S4:103:TYR:O	6:S4:182:TYR:OH	2.20	0.58
7:S5:128:ASN:O	7:S5:132:VAL:HG23	3.64	0.58
7:S5:41:LYS:HG2	7:S5:69:PHE:CZ	4.88	0.58
36:1:1818:U:H3'	36:1:1819:U:H5''	1.85	0.58
1:2:356:G:OP2	86:2:1914:OHX:N6	2.36	0.58
86:1:3484:OHX:N5	38:4:112:U:O2	2.36	0.58
36:5:1329:U:O2'	36:5:1330:A:H5''	2.04	0.58
36:5:1810:A:H2'	36:5:1811:G:C8	2.39	0.58
36:5:2259:A:OP2	86:5:3453:OHX:N1	2.36	0.58
86:5:3465:OHX:N6	86:5:3674:OHX:N2	2.50	0.58
80:6:1230:A:H2	80:6:1255:G:H21	1.50	0.58
80:6:1762:A:O2'	80:6:1783:C:H5'	2.02	0.58

*Continued on next page...*

*Continued from previous page...*

Atom-1	Atom-2	Interatomic distance (Å)	Clash overlap (Å)
1:2:324:U:OP1	13:C1:133:LYS:NZ	2.37	0.58
16:C4:105:LEU:HA	16:C4:108:SER:HB3	1.86	0.58
17:C5:24:LYS:O	17:C5:28:MET:HB2	2.04	0.58
20:C8:26:ILE:O	20:C8:31:ALA:HB2	3.92	0.58
21:C9:70:GLN:HE22	21:C9:119:LYS:HD3	3.29	0.58
26:D4:57:VAL:HB	26:D4:60:PHE:CE2	4.97	0.58
39:L2:48:ILE:HD12	79:Q3:65:ALA:HB2	4.53	0.58
40:L3:171:LEU:O	86:L3:401:OHX:N3	23.21	0.58
42:L5:181:PRO:HD2	42:L5:195:LEU:HD13	2.67	0.58
42:L5:197:SER:OG	42:L5:202:GLY:HA3	2.31	0.58
44:L7:222:HIS:ND1	44:L7:224:ILE:HG13	2.19	0.58
86:1:3663:OHX:N6	47:M0:112:GLN:O	2.37	0.58
47:M0:174:THR:HG23	47:M0:176:LEU:N	2.15	0.58
47:M0:86:HIS:O	47:M0:138:VAL:HA	2.24	0.58
51:M5:199:LEU:HB3	51:M5:203:ARG:NE	2.18	0.58
58:N2:50:LEU:O	58:N2:52:ASN:N	2.37	0.58
1:2:1064:G:O2'	3:S1:204:ILE:O	2.21	0.58
35:SM:23:LYS:HD2	35:SM:23:LYS:H	1.68	0.58
35:SM:39:PRO:HD3	48:M1:52:TYR:CE1	2.99	0.58
36:1:147:U:OP2	45:L8:136:LEU:N	2.33	0.58
1:2:732:G:O2'	1:2:733:A:O4'	2.21	0.58
36:5:3152:U:O2	86:5:3770:OHX:N5	2.36	0.58
36:5:385:A:H2'	36:5:386:A:C8	2.38	0.58
36:5:41:G:H4'	36:5:2410:U:H2'	1.85	0.58
80:6:1592:A:H2'	80:6:1593:A:H8	1.68	0.58
80:6:53:G:H2'	80:6:54:C:C6	2.39	0.58
13:C1:58:CYS:HB3	13:C1:62:GLY:N	2.19	0.58
14:C2:76:GLU:OE2	14:C2:90:LYS:NZ	2.37	0.58
15:C3:99:ARG:O	15:C3:103:GLU:HG2	2.02	0.58
21:C9:114:VAL:HG12	21:C9:124:ILE:HD12	5.91	0.58
16:C4:112:ILE:HG21	28:D6:53:LEU:HD21	1.85	0.58
42:L5:85:ARG:NH1	42:L5:254:LYS:H	3.83	0.58
43:L6:18:LEU:N	43:L6:18:LEU:HD22	2.18	0.58
44:L7:136:TYR:CZ	44:L7:231:ASN:HB2	2.39	0.58
45:L8:82:LEU:HD13	45:L8:222:PHE:HE2	2.25	0.58
46:L9:140:VAL:HG22	46:L9:143:GLU:HB2	1.85	0.58
46:L9:3:TYR:HA	56:N0:142:GLN:OE1	2.04	0.58
61:N5:103:TYR:O	61:N5:138:ARG:NH1	2.74	0.58
78:Q2:71:ARG:HH21	78:Q2:80:ARG:HH11	1.51	0.58
2:S0:9:LEU:HD23	2:S0:54:TRP:CD2	2.39	0.58
3:S1:34:ALA:HB2	3:S1:43:VAL:HG23	1.85	0.58

*Continued on next page...*

*Continued from previous page...*

Atom-1	Atom-2	Interatomic distance (Å)	Clash overlap (Å)
10:S8:114:GLU:HG2	10:S8:120:THR:HA	1.86	0.58
36:1:158:G:N2	36:1:264:G:H1'	2.18	0.58
36:1:1607:U:O2'	36:1:1608:C:H5'	2.03	0.58
36:1:3077:A:N6	36:1:3080:G:C5	2.72	0.58
36:1:3139:A:H8	36:1:3139:A:H5''	1.69	0.58
36:1:3233:C:H2'	36:1:3234:A:C8	2.38	0.58
1:2:1183:A:C6	1:2:1184:A:N1	2.71	0.58
1:2:1562:G:OP1	21:C9:89:ARG:NH2	2.36	0.58
1:2:702:G:O2'	1:2:703:G:H8	1.86	0.58
1:2:882:U:H2'	1:2:883:C:C6	2.38	0.58
38:4:19:C:H2'	38:4:20:U:O4'	2.03	0.58
38:4:18:U:OP1	86:4:209:OHX:N2	2.35	0.58
36:5:1072:G:H2'	36:5:1073:U:C6	2.38	0.58
36:5:2601:A:H2'	36:5:2602:G:C8	2.38	0.58
36:5:892:U:OP2	86:5:3421:OHX:N6	2.36	0.58
19:C7:15:ALA:O	19:C7:19:ARG:HG2	2.02	0.58
20:C8:125:ILE:HD11	35:SM:57:ASN:HB3	1.85	0.58
23:D1:21:ASN:OD1	24:D2:23:ARG:NH2	2.36	0.58
39:L2:230:VAL:HG21	36:5:2424:A:N1	184.12	0.58
41:L4:186:LYS:O	41:L4:200:THR:N	2.68	0.58
42:L5:187:THR:HG22	42:L5:189:GLU:HB2	3.75	0.58
44:L7:96:PRO:HD2	44:L7:99:PRO:HG2	1.85	0.58
49:M3:59:ARG:HG2	36:5:73:C:O2'	95.07	0.58
51:M5:56:LYS:NZ	51:M5:145:ASP:OD2	2.37	0.58
56:N0:5:LYS:HD2	56:N0:7:TYR:OH	2.02	0.58
58:N2:58:GLU:HB2	58:N2:63:VAL:HG13	4.62	0.58
67:O1:86:LYS:H	67:O1:86:LYS:HD2	1.68	0.58
71:O5:76:GLN:O	71:O5:81:ARG:NH1	3.39	0.58
78:Q2:37:ALA:O	78:Q2:39:GLY:N	3.18	0.58
78:Q2:8:ARG:HB2	78:Q2:8:ARG:HH11	4.47	0.58
3:S1:82:ARG:NH1	3:S1:191:GLU:OE2	3.34	0.58
9:S7:51:VAL:HG12	9:S7:53:GLY:H	1.69	0.58
1:2:330:G:OP2	10:S8:172:ARG:NH1	2.37	0.58
10:S8:33:PRO:HA	80:6:331:A:H5'	276.31	0.58
36:1:3227:A:H2'	36:1:3228:C:H5'	1.84	0.58
1:2:1085:G:N2	1:2:1088:A:OP2	2.36	0.58
1:2:150:U:OP1	26:D4:123:LYS:NZ	2.33	0.58
36:5:826:G:O6	86:5:3468:OHX:N2	2.37	0.58
19:C7:45:ARG:NH2	80:6:1331:A:OP1	411.32	0.58
80:6:86:A:OP2	86:6:2066:OHX:N1	2.36	0.58
11:S9:11:THR:HG23	80:6:472:U:H5''	396.86	0.58

*Continued on next page...*



*Continued from previous page...*

Atom-1	Atom-2	Interatomic distance (Å)	Clash overlap (Å)
80:6:667:U:H4'	80:6:668:C:OP1	2.03	0.58
80:6:709:C:O2	80:6:730:G:N2	2.37	0.58
21:C9:43:ASN:ND2	80:6:1478:G:OP1	380.26	0.58
23:D1:3:ASN:ND2	23:D1:7:GLN:O	5.08	0.58
41:L4:140:HIS:N	41:L4:180:LYS:HE2	2.18	0.58
43:L6:98:VAL:HA	43:L6:101:PHE:CD2	2.39	0.58
49:M3:157:ARG:HH12	64:N8:146:GLU:CD	2.77	0.58
36:1:75:G:H5''	49:M3:58:VAL:CG1	2.34	0.58
41:L4:290:ILE:HG23	54:M8:35:PHE:CE2	2.62	0.58
56:N0:82:ASP:OD1	56:N0:87:THR:HB	2.03	0.58
59:N3:23:MET:HB2	59:N3:99:ALA:HA	1.86	0.58
64:N8:88:ASP:HA	64:N8:91:LEU:HD23	1.86	0.58
2:S0:198:MET:SD	19:C7:88:VAL:HG13	2.43	0.58
4:S2:241:ASP:HA	4:S2:244:SER:HB2	1.85	0.58
10:S8:10:LYS:HG3	80:6:323:A:OP2	286.06	0.58
36:1:643:U:O2'	36:1:1153:A:N1	2.31	0.58
36:1:139:G:H2'	36:1:140:C:C6	2.39	0.58
36:1:2651:G:C4	36:1:2796:G:C2	2.92	0.58
36:1:2663:G:H5'	42:L5:152:ARG:HD3	1.86	0.58
36:1:279:U:H2'	36:1:280:U:C6	2.39	0.58
1:2:1769:U:OP2	86:2:2034:OHX:N1	2.36	0.58
1:2:494:U:O2'	1:2:495:C:O5'	2.15	0.58
1:2:717:C:H42	1:2:720:G:H22	1.52	0.58
1:2:83:G:OP2	86:2:1945:OHX:N5	2.36	0.58
1:2:839:U:H2'	1:2:840:U:H5'	1.85	0.58
37:3:85:G:O6	86:3:202:OHX:N4	2.37	0.58
36:5:1534:A:H62	36:5:1586:G:H2'	1.69	0.58
36:5:249:U:O2'	36:5:250:U:H5''	2.04	0.58
36:5:252:U:H4'	36:5:253:A:C5'	2.33	0.58
63:N7:61:LYS:HE3	36:5:2573:G:OP1	180.97	0.58
18:C6:9:THR:HA	80:6:1340:U:O4	433.30	0.58
2:S0:158:VAL:H	23:D1:69:LEU:HD12	2.33	0.58
26:D4:58:PHE:CE2	26:D4:72:PHE:HB3	2.75	0.58
27:D5:66:VAL:HA	27:D5:71:ILE:HG22	6.62	0.58
39:L2:201:GLY:HA2	39:L2:204:MET:HG3	1.86	0.58
42:L5:55:PHE:CZ	42:L5:158:ARG:HG3	2.39	0.58
50:M4:135:LEU:HD11	52:M6:178:VAL:HG22	1.86	0.58
64:N8:44:ASN:O	64:N8:44:ASN:ND2	4.13	0.58
66:O0:17:VAL:HG11	66:O0:92:ILE:HD12	1.85	0.58
76:Q0:96:CYS:HB2	76:Q0:110:CYS:HB2	3.71	0.58
8:S6:116:LYS:HD2	8:S6:125:THR:HG21	1.85	0.58

*Continued on next page...*

*Continued from previous page...*

Atom-1	Atom-2	Interatomic distance (Å)	Clash overlap (Å)
9:S7:143:LEU:C	9:S7:145:GLY:H	2.34	0.58
34:SR:5:GLU:HA	34:SR:317:THR:HA	2.69	0.58
36:1:1186:G:N3	56:N0:112:ALA:HB1	2.19	0.58
36:1:2213:A:N1	36:1:2429:G:H1'	2.18	0.58
36:1:829:U:H3	36:1:895:A:N6	2.02	0.58
1:2:122:U:O4	86:2:1927:OHX:N3	2.37	0.58
1:2:1291:G:N2	1:2:1325:A:N3	2.52	0.58
1:2:143:G:H2'	1:2:144:U:H5''	1.86	0.58
1:2:1630:U:HO2'	1:2:1764:C:HO2'	1.51	0.58
36:1:341:G:O2'	38:4:22:U:O4	2.20	0.58
41:L4:287:THR:HG22	36:5:1349:G:OP2	174.38	0.58
36:5:2277:C:H5'	36:5:2317:A:H4'	1.84	0.58
54:M8:184:PHE:CD1	36:5:2730:G:H4'	190.86	0.58
39:L2:215:ASN:HB2	36:5:2968:G:N7	216.16	0.58
77:Q1:2:ARG:NH1	80:6:1773:C:OP2	308.29	0.58
20:C8:31:ALA:O	20:C8:34:THR:HG22	3.08	0.58
26:D4:36:SER:O	26:D4:40:LEU:HG	2.04	0.58
43:L6:43:LEU:HD11	43:L6:85:ILE:HG13	1.85	0.58
44:L7:86:VAL:HG13	44:L7:136:TYR:HB3	2.78	0.58
57:N1:82:ASN:OD1	57:N1:82:ASN:N	2.37	0.58
62:N6:100:HIS:CD2	62:N6:101:PRO:HD2	3.35	0.58
62:N6:2:ALA:N	36:5:213:A:OP1	82.34	0.58
36:1:662:U:OP1	64:N8:8:THR:HG21	2.04	0.58
66:O0:9:SER:OG	66:O0:10:ILE:N	2.36	0.58
71:O5:28:LEU:HD23	71:O5:47:VAL:HG13	1.86	0.58
74:O8:5:ILE:HG22	74:O8:54:LEU:HB2	1.86	0.58
2:S0:163:ASN:O	2:S0:165:ARG:N	2.86	0.58
4:S2:140:ARG:NH1	23:D1:1:MET:SD	2.77	0.58
4:S2:89:GLN:OE1	4:S2:94:GLN:NE2	2.23	0.58
5:S3:220:PRO:O	5:S3:221:SER:OG	2.56	0.58
5:S3:21:LEU:HD22	5:S3:25:PHE:CE2	2.39	0.58
11:S9:3:ARG:HG2	11:S9:3:ARG:HH21	3.86	0.58
36:1:2683:U:H2'	36:1:2684:C:H6	1.68	0.57
36:1:726:G:H5''	36:1:726:G:H8	1.69	0.57
1:2:1682:U:O2'	1:2:1683:C:H5'	2.04	0.57
36:5:1680:G:H2'	36:5:1681:U:H6	1.69	0.57
36:5:2555:G:H5'	36:5:2556:C:OP2	2.04	0.57
36:5:3287:U:N3	36:5:3288:G:N7	2.52	0.57
36:5:528:U:H2'	36:5:529:A:H8	1.69	0.57
80:6:300:A:C2'	80:6:301:A:H5'	2.34	0.57
80:6:350:U:H5''	80:6:352:A:H5'	1.84	0.57

*Continued on next page...*

*Continued from previous page...*

Atom-1	Atom-2	Interatomic distance (Å)	Clash overlap (Å)
80:6:555:A:H3'	80:6:555:A:C8	2.39	0.57
37:7:3:U:H2'	37:7:4:U:C6	2.38	0.57
15:C3:103:GLU:HA	15:C3:106:ARG:NH2	2.19	0.57
24:D2:11:LEU:HD21	24:D2:37:PHE:CE1	2.39	0.57
1:2:861:U:O2'	24:D2:56:HIS:O	2.21	0.57
25:D3:30:LYS:HE3	25:D3:34:LEU:HD11	1.86	0.57
25:D3:6:PRO:HG3	25:D3:14:LYS:HG2	1.86	0.57
25:D3:97:ASP:O	25:D3:100:ASP:HB2	2.64	0.57
40:L3:117:ARG:CZ	40:L3:175:LYS:HD2	4.78	0.57
40:L3:230:THR:HB	40:L3:247:ARG:NH1	3.04	0.57
42:L5:155:THR:HG22	42:L5:179:ARG:NH1	2.91	0.57
42:L5:258:LYS:HG2	42:L5:258:LYS:O	4.97	0.57
49:M3:91:ARG:NH1	49:M3:97:VAL:HB	2.19	0.57
52:M6:85:ARG:HD3	52:M6:90:HIS:ND1	3.11	0.57
55:M9:104:ARG:HH22	55:M9:135:LYS:HE2	1.69	0.57
58:N2:36:TYR:O	58:N2:40:HIS:ND1	3.33	0.57
62:N6:120:GLN:CD	62:N6:126:LEU:HA	8.21	0.57
63:N7:102:GLU:H	63:N7:107:ARG:HH21	2.76	0.57
67:O1:70:ARG:HE	67:O1:102:LYS:NZ	4.41	0.57
68:O2:82:LEU:HD22	68:O2:117:ILE:HD12	2.90	0.57
70:O4:8:ARG:HH21	70:O4:31:ARG:HD2	3.00	0.57
4:S2:80:VAL:HA	4:S2:102:VAL:HG22	1.85	0.57
4:S2:67:GLN:HA	4:S2:70:ASP:HB2	1.90	0.57
6:S4:15:PRO:HG2	6:S4:18:TRP:CE2	2.39	0.57
6:S4:31:PRO:HD2	6:S4:38:LEU:HD22	2.69	0.57
7:S5:105:GLY:O	80:6:1609:U:O2'	375.03	0.57
7:S5:20:PHE:HB3	7:S5:39:GLU:OE2	2.04	0.57
36:1:1094:U:H4'	36:1:1096:U:OP1	2.03	0.57
36:1:871:U:H2'	36:1:872:U:C6	2.39	0.57
1:2:1119:G:O6	86:2:2037:OHX:N4	2.37	0.57
1:2:1498:G:H5''	21:C9:72:GLY:HA3	1.85	0.57
1:2:515:A:OP2	86:2:1949:OHX:N3	2.37	0.57
1:2:630:A:H5''	1:2:631:G:OP2	2.03	0.57
1:2:7:G:N7	4:S2:205:ARG:NH1	2.49	0.57
1:2:843:U:H2'	1:2:844:A:C8	2.39	0.57
36:5:210:U:C2	36:5:230:U:H4'	2.39	0.57
86:5:3524:OHX:N3	86:5:3805:OHX:N6	2.52	0.57
86:5:3602:OHX:N1	86:5:3809:OHX:N2	2.51	0.57
80:6:647:G:N2	80:6:687:G:H22	2.01	0.57
80:6:845:G:H2'	80:6:846:G:H8	1.68	0.57
17:C5:25:LEU:O	17:C5:28:MET:HE2	4.08	0.57

*Continued on next page...*

*Continued from previous page...*

Atom-1	Atom-2	Interatomic distance (Å)	Clash overlap (Å)
32:E0:31:LYS:HG2	80:6:477:A:OP1	423.46	0.57
40:L3:17:LEU:HD11	40:L3:233:TRP:HH2	2.43	0.57
40:L3:252:ILE:O	40:L3:264:VAL:HG21	2.04	0.57
40:L3:284:ARG:HB3	40:L3:323:MET:HB3	1.85	0.57
41:L4:200:THR:HG23	41:L4:201:GLN:N	2.19	0.57
46:L9:184:LYS:NZ	36:5:3111:U:OP1	337.09	0.57
48:M1:49:LYS:HD3	48:M1:62:ASN:HB3	1.86	0.57
51:M5:15:GLN:O	51:M5:20:ARG:HD3	2.04	0.57
55:M9:109:TYR:HB3	55:M9:115:ILE:HG12	4.88	0.57
56:N0:141:LYS:HA	56:N0:144:LEU:HD12	1.86	0.57
59:N3:39:VAL:O	59:N3:42:SER:OG	3.71	0.57
64:N8:20:GLY:HA2	36:5:1369:A:O3'	181.21	0.57
3:S1:137:ILE:HD11	3:S1:172:LEU:HB3	1.85	0.57
3:S1:125:VAL:HG11	3:S1:173:THR:HG23	3.05	0.57
3:S1:23:PRO:O	3:S1:27:LYS:HG2	2.05	0.57
5:S3:74:GLN:HA	5:S3:79:TYR:HB2	2.34	0.57
11:S9:119:ALA:O	11:S9:124:HIS:ND1	4.51	0.57
36:1:1448:U:C5	36:1:2355:G:C2	2.93	0.57
36:1:1721:U:OP2	55:M9:124:TYR:OH	2.13	0.57
36:1:1745:C:H2'	36:1:1746:U:H6	1.70	0.57
36:1:1789:G:O6	86:1:3730:OHX:N2	2.38	0.57
1:2:730:G:H21	1:2:731:C:H5''	1.69	0.57
36:5:1741:A:C6	36:5:1742:U:C2	2.92	0.57
36:5:1938:U:O4	86:5:3455:OHX:N1	2.37	0.57
36:5:2725:U:O4	86:5:3464:OHX:N1	2.38	0.57
86:5:3560:OHX:N3	86:5:3615:OHX:N5	2.52	0.57
80:6:1469:A:OP2	86:6:2035:OHX:N1	2.36	0.57
80:6:1529:C:H2'	80:6:1530:C:H6	1.69	0.57
80:6:973:A:H2'	80:6:974:A:C8	2.40	0.57
16:C4:84:ARG:HG3	16:C4:85:ALA:O	3.50	0.57
22:D0:68:ARG:NH2	22:D0:70:THR:OG1	5.05	0.57
29:D7:20:LYS:HG2	29:D7:21:LEU:HD23	1.86	0.57
39:L2:187:HIS:ND1	39:L2:190:ARG:NH1	4.77	0.57
42:L5:148:ILE:HD11	42:L5:160:PHE:CZ	2.39	0.57
45:L8:116:VAL:HG13	45:L8:121:SER:O	2.04	0.57
46:L9:13:PRO:HG2	46:L9:16:VAL:HB	1.86	0.57
66:O0:15:ALA:O	66:O0:18:ILE:HG22	2.04	0.57
2:S0:109:ASN:O	2:S0:112:THR:HG22	2.03	0.57
2:S0:119:ARG:HB3	2:S0:119:ARG:NH1	3.80	0.57
2:S0:134:LYS:NZ	2:S0:138:TYR:OH	2.37	0.57
3:S1:145:LYS:HG2	3:S1:149:GLN:CD	3.87	0.57

*Continued on next page...*

*Continued from previous page...*

Atom-1	Atom-2	Interatomic distance (Å)	Clash overlap (Å)
9:S7:63:PRO:O	9:S7:64:VAL:HB	2.20	0.57
36:1:2865:U:OP1	47:M0:115:MET:HB3	2.05	0.57
36:1:3091:A:C4	36:1:3094:A:C8	2.91	0.57
36:1:378:A:N7	36:1:391:A:H2	2.03	0.57
36:1:520:U:O4	41:L4:349:THR:HG23	2.04	0.57
1:2:273:G:H1	1:2:283:U:H3	1.52	0.57
36:5:1691:U:H2'	36:5:1692:U:C6	2.40	0.57
36:5:242:C:H2'	36:5:243:G:H8	1.69	0.57
36:5:2662:G:H1	36:5:2708:C:N4	2.02	0.57
36:5:3347:A:H61	36:5:3358:U:H3	1.50	0.57
86:5:3523:OHX:N1	86:5:3779:OHX:N2	2.52	0.57
79:Q3:17:ARG:NH1	36:5:860:G:OP1	218.89	0.57
36:5:920:A:H5''	36:5:922:U:H5	1.70	0.57
12:C0:12:HIS:CD2	12:C0:79:TYR:HD2	2.23	0.57
16:C4:25:ASP:OD1	16:C4:26:THR:N	2.35	0.57
16:C4:99:GLN:NE2	28:D6:46:GLU:HB3	6.01	0.57
20:C8:41:ARG:HD3	80:6:1565:C:OP1	368.31	0.57
25:D3:76:LEU:O	25:D3:80:GLY:N	2.53	0.57
31:D9:5:ASN:O	31:D9:7:TRP:N	2.33	0.57
39:L2:70:ARG:HD2	39:L2:72:ARG:HE	3.82	0.57
40:L3:232:ARG:HG2	40:L3:233:TRP:CD1	2.39	0.57
40:L3:293:ASN:HB2	40:L3:305:ILE:H	2.90	0.57
41:L4:25:VAL:HG22	41:L4:262:TRP:HB2	1.86	0.57
42:L5:25:GLU:HB2	42:L5:27:LYS:HG3	3.37	0.57
42:L5:40:HIS:HD2	42:L5:42:ALA:H	1.53	0.57
43:L6:2:SER:N	36:5:1385:C:HO2'	137.40	0.57
43:L6:54:TYR:CE2	43:L6:63:LEU:HD22	2.39	0.57
47:M0:100:ASN:OD1	86:M0:302:OHX:N2	4.46	0.57
36:1:685:G:OP2	49:M3:35:ARG:NH1	2.37	0.57
49:M3:54:LEU:HD22	49:M3:55:ARG:H	1.82	0.57
51:M5:69:GLY:O	36:5:290:G:H4'	145.58	0.57
53:M7:113:TYR:CE1	53:M7:115:SER:HB3	3.40	0.57
56:N0:46:GLN:HG2	56:N0:51:VAL:O	2.04	0.57
57:N1:78:LYS:HG3	57:N1:80:VAL:HG12	1.86	0.57
63:N7:51:LEU:HB2	63:N7:65:ARG:HD2	1.86	0.57
70:O4:37:LYS:NZ	36:5:1591:G:OP1	159.84	0.57
70:O4:46:ASP:HB2	70:O4:80:ARG:HD2	1.85	0.57
71:O5:101:THR:HG22	71:O5:104:GLN:HB2	2.04	0.57
75:O9:3:ALA:O	75:O9:5:LYS:HE3	6.70	0.57
3:S1:70:LEU:HB2	3:S1:82:ARG:O	4.53	0.57
4:S2:233:GLN:HG3	4:S2:234:PRO:HD3	4.48	0.57

*Continued on next page...*

*Continued from previous page...*

Atom-1	Atom-2	Interatomic distance (Å)	Clash overlap (Å)
36:1:1577:G:H2'	36:1:1578:C:O4'	2.03	0.57
36:1:2534:G:N7	86:1:3751:OHX:N2	2.52	0.57
36:1:2801:A:O2'	36:1:2802:A:H2'	2.05	0.57
36:1:2808:A:H4'	36:1:2809:C:O5'	2.04	0.57
36:1:863:C:OP1	86:1:3423:OHX:N5	2.37	0.57
36:1:353:G:N7	73:O7:55:ARG:HD3	2.19	0.57
36:5:1638:A:N1	36:5:1736:G:O2'	2.31	0.57
55:M9:117:LYS:HD2	36:5:1718:G:H4'	246.75	0.57
36:5:253:A:HO2'	36:5:254:A:H8	1.52	0.57
6:S4:10:LYS:HD3	80:6:381:C:H5''	358.24	0.57
12:C0:54:TYR:HD2	12:C0:72:GLY:HA2	4.48	0.57
15:C3:107:LYS:O	15:C3:109:LYS:N	3.38	0.57
16:C4:80:HIS:ND1	16:C4:113:GLY:O	3.75	0.57
21:C9:33:TYR:C	21:C9:35:ASP:H	4.43	0.57
5:S3:8:LYS:HE2	22:D0:61:LYS:HD3	1.86	0.57
40:L3:68:HIS:NE2	40:L3:69:LYS:HG3	2.99	0.57
41:L4:3:ARG:HH11	41:L4:22:LEU:HB3	1.70	0.57
46:L9:49:ASN:C	46:L9:51:GLN:H	2.04	0.57
51:M5:68:ARG:NE	51:M5:124:ASP:O	2.38	0.57
52:M6:143:THR:OG1	52:M6:150:GLU:HB2	2.59	0.57
57:N1:79:MET:HA	57:N1:84:TYR:HA	2.05	0.57
60:N4:6:ASP:HB3	60:N4:10:GLY:H	1.69	0.57
62:N6:90:VAL:HG23	62:N6:91:ASN:H	1.70	0.57
63:N7:135:ARG:HB3	63:N7:135:ARG:NH2	3.78	0.57
69:O3:8:TYR:HB2	69:O3:100:ILE:O	2.04	0.57
72:O6:5:THR:HG23	72:O6:12:ASN:C	2.23	0.57
74:O8:46:ARG:NH1	74:O8:47:GLY:O	2.95	0.57
2:S0:184:LEU:HD12	23:D1:45:ALA:HB2	3.36	0.57
5:S3:133:GLY:HA3	5:S3:156:PHE:O	2.04	0.57
6:S4:121:TYR:HA	6:S4:163:ASP:O	2.62	0.57
6:S4:9:LEU:HB2	6:S4:30:ARG:HB2	2.23	0.57
7:S5:96:SER:O	7:S5:180:ARG:NH2	3.38	0.57
8:S6:148:SER:C	8:S6:150:GLU:H	2.08	0.57
9:S7:164:TYR:CE1	9:S7:165:LYS:HG3	3.02	0.57
11:S9:38:ASN:HB3	11:S9:40:LYS:N	2.19	0.57
36:1:1808:G:O6	86:1:3523:OHX:N3	2.38	0.57
36:1:2680:A:C2	48:M1:57:PHE:HB3	2.39	0.57
1:2:633:U:O2'	1:2:1102:G:H4'	2.04	0.57
1:2:1280:C:H2'	1:2:1281:G:H8	1.66	0.57
36:5:1611:G:C4	36:5:1612:A:C8	2.93	0.57
36:5:2924:U:O4	86:5:3565:OHX:N2	2.38	0.57

*Continued on next page...*

*Continued from previous page...*

Atom-1	Atom-2	Interatomic distance (Å)	Clash overlap (Å)
36:5:986:U:OP2	86:5:3662:OHX:N2	2.38	0.57
36:5:539:C:H42	36:5:552:G:H1	1.53	0.57
80:6:619:A:N3	80:6:1141:G:H1'	2.19	0.57
11:S9:17:ARG:NH1	80:6:4:C:O2'	388.01	0.57
80:6:793:A:C3'	80:6:794:U:H5'	2.32	0.57
15:C3:132:VAL:HG23	15:C3:134:VAL:HG13	1.85	0.57
15:C3:26:PHE:HE2	15:C3:66:ILE:HD13	1.69	0.57
15:C3:98:VAL:O	15:C3:100:LYS:N	3.58	0.57
39:L2:230:VAL:O	39:L2:233:GLN:HB2	2.05	0.57
40:L3:347:SER:HB3	40:L3:350:ALA:N	2.43	0.57
41:L4:118:LYS:O	41:L4:122:THR:HG23	2.12	0.57
43:L6:12:SER:OG	43:L6:14:ASP:HB2	2.04	0.57
49:M3:17:HIS:O	49:M3:20:GLU:HB2	2.05	0.57
51:M5:182:ASN:O	51:M5:183:THR:HG22	3.36	0.57
56:N0:166:LYS:HD2	56:N0:167:ARG:H	3.71	0.57
67:O1:29:ALA:HA	67:O1:67:VAL:HG21	1.85	0.57
39:L2:83:HIS:HB3	79:Q3:64:VAL:HG22	1.86	0.57
2:S0:131:GLN:O	2:S0:135:GLU:HB2	2.05	0.57
2:S0:198:MET:CE	19:C7:88:VAL:HG22	2.34	0.57
9:S7:129:LEU:HD21	9:S7:172:VAL:HG11	1.87	0.57
36:1:1565:G:N2	36:1:1574:C:C2	2.72	0.57
36:1:2505:U:H2'	36:1:2506:U:H6	1.70	0.57
36:1:2712:U:HO2'	36:1:2743:A:HO2'	1.52	0.57
36:1:612:U:H2'	36:1:613:G:H8	1.69	0.57
1:2:1349:G:H1	1:2:1376:C:H42	1.53	0.57
1:2:501:U:O2'	1:2:502:U:H6	1.87	0.57
36:5:3366:G:H2'	36:5:3367:C:C6	2.39	0.57
73:O7:45:ARG:NH2	36:5:361:A:O3'	124.29	0.57
80:6:193:U:C2	80:6:195:G:H1'	2.40	0.57
37:7:40:C:H5''	37:7:41:G:OP2	2.05	0.57
12:C0:31:LYS:HA	12:C0:37:THR:O	2.05	0.57
15:C3:25:TRP:HA	15:C3:27:LYS:HE2	6.21	0.57
16:C4:124:ASP:HB2	80:6:929:A:O4'	294.91	0.57
21:C9:33:TYR:HD1	21:C9:34:VAL:H	3.09	0.57
23:D1:5:LYS:NZ	23:D1:5:LYS:HB3	4.41	0.57
25:D3:73:ARG:HE	25:D3:84:THR:HG22	3.11	0.57
27:D5:46:LYS:O	27:D5:50:ILE:HG13	2.70	0.57
40:L3:280:HIS:HB3	40:L3:324:VAL:HG13	1.87	0.57
41:L4:323:VAL:HG13	41:L4:326:ARG:NH2	2.52	0.57
45:L8:155:ASN:OD1	45:L8:181:LYS:HA	2.04	0.57
48:M1:101:ASN:HB3	48:M1:130:VAL:HA	2.17	0.57

*Continued on next page...*

*Continued from previous page...*

Atom-1	Atom-2	Interatomic distance (Å)	Clash overlap (Å)
55:M9:167:ARG:HB3	55:M9:167:ARG:NH1	4.72	0.57
55:M9:35:ALA:O	55:M9:36:ASN:ND2	5.77	0.57
56:N0:109:ASP:OD1	56:N0:113:ARG:NH1	2.37	0.57
57:N1:7:TYR:OH	57:N1:54:HIS:HB2	2.51	0.57
57:N1:82:ASN:HA	65:N9:21:ILE:HD13	1.85	0.57
68:O2:24:ARG:NH1	68:O2:25:TYR:OH	2.36	0.57
51:M5:143:ARG:NH2	71:O5:92:LEU:HD23	2.15	0.57
77:Q1:16:LYS:O	77:Q1:20:VAL:HG23	2.28	0.57
2:S0:179:ARG:HD3	2:S0:183:ARG:NE	3.62	0.57
2:S0:35:PRO:O	2:S0:37:VAL:N	2.35	0.57
6:S4:182:TYR:HB2	6:S4:228:ILE:HD13	1.87	0.57
7:S5:112:ARG:HD3	80:6:1529:C:OP1	372.14	0.57
1:2:161:U:OP2	8:S6:87:ARG:NH2	2.38	0.57
36:1:210:U:C2	36:1:230:U:H4'	2.40	0.57
36:5:1148:G:N7	86:5:3745:OHX:N5	2.53	0.57
36:5:1308:A:H8	36:5:1308:A:OP2	1.87	0.57
52:M6:18:ARG:NH1	36:5:1315:U:OP1	277.49	0.57
36:5:1912:U:N3	36:5:2122:G:OP2	2.36	0.57
36:5:2103:U:H2'	36:5:2104:A:H8	1.69	0.57
36:5:750:G:O2'	36:5:751:A:H5'	2.04	0.57
80:6:914:G:H8	80:6:914:G:OP2	1.87	0.57
19:C7:13:SER:HA	19:C7:54:THR:HG22	2.51	0.57
33:E1:102:VAL:O	33:E1:104:SER:N	2.33	0.57
41:L4:20:LEU:HD11	41:L4:252:GLU:HG3	2.31	0.57
43:L6:170:LYS:HB3	43:L6:172:HIS:CE1	2.40	0.57
44:L7:40:LYS:HE2	44:L7:170:GLU:OE1	3.45	0.57
44:L7:219:LYS:O	44:L7:228:SER:HB2	2.49	0.57
47:M0:177:ASP:OD2	47:M0:177:ASP:N	2.92	0.57
48:M1:107:ASP:O	48:M1:108:GLU:HG2	4.27	0.57
54:M8:91:ALA:HB3	64:N8:77:LYS:HE3	4.75	0.57
60:N4:9:SER:HB2	60:N4:51:TRP:CZ3	2.40	0.57
60:N4:56:ARG:O	60:N4:59:HIS:N	2.36	0.57
63:N7:24:VAL:HG11	63:N7:87:LEU:HD23	1.87	0.57
66:O0:42:ILE:HA	66:O0:90:VAL:O	2.81	0.57
68:O2:26:HIS:O	68:O2:28:VAL:N	2.38	0.57
5:S3:64:ARG:O	5:S3:66:ILE:N	2.38	0.57
36:1:1386:A:C8	41:L4:183:LYS:HB3	2.40	0.57
86:1:3536:OHX:N5	86:1:3689:OHX:N2	2.52	0.57
1:2:17:C:O2'	1:2:1137:A:N6	2.37	0.57
1:2:297:U:H5''	6:S4:37:LYS:HD3	1.86	0.57
1:2:66:U:H1'	8:S6:160:ARG:HH21	1.70	0.57

*Continued on next page...*



*Continued from previous page...*

Atom-1	Atom-2	Interatomic distance (Å)	Clash overlap (Å)
1:2:909:U:H2'	1:2:910:C:H6	1.70	0.57
36:5:2658:G:C6	36:5:2659:G:N7	2.73	0.57
36:5:3245:A:H2	36:5:3246:G:N1	2.03	0.57
36:5:562:C:H2'	36:5:563:U:H6	1.69	0.57
36:5:83:U:H2'	36:5:84:U:O4'	2.04	0.57
35:SM:83:LYS:HE2	80:6:1178:G:H4'	337.69	0.57
80:6:604:A:OP2	86:6:2006:OHX:N4	2.38	0.57
16:C4:17:ALA:N	16:C4:80:HIS:O	2.52	0.57
20:C8:108:LYS:HA	20:C8:111:ASP:HB2	1.99	0.57
24:D2:42:GLN:O	24:D2:45:GLY:N	2.32	0.57
42:L5:279:LYS:HZ2	42:L5:282:ARG:NH2	5.75	0.57
45:L8:244:ALA:O	45:L8:248:LYS:N	2.95	0.57
47:M0:42:THR:HG23	47:M0:45:GLU:HB2	1.87	0.57
68:O2:54:LYS:NZ	36:5:1162:U:OP1	201.41	0.57
72:O6:62:ARG:HH12	72:O6:94:ILE:HD11	5.02	0.57
74:O8:36:LYS:HG2	74:O8:37:PRO:HD2	1.87	0.57
9:S7:15:GLU:O	9:S7:19:GLN:HG3	2.75	0.57
34:SR:21:THR:HG23	34:SR:37:SER:HA	2.83	0.57
36:1:223:U:O4	86:1:3802:OHX:N5	2.38	0.57
36:1:3050:U:O2'	60:N4:16:GLY:O	2.23	0.57
36:5:1815:U:O2'	36:5:1816:A:OP2	2.22	0.57
36:5:2440:G:H5''	36:5:2440:G:H8	1.69	0.57
80:6:138:A:H2'	80:6:139:C:H5'	1.87	0.57
80:6:330:G:H2'	80:6:331:A:H8	1.70	0.57
13:C1:92:HIS:O	13:C1:100:TYR:HA	2.15	0.57
21:C9:53:TRP:HH2	21:C9:100:ILE:HD12	1.90	0.57
26:D4:37:LYS:O	26:D4:41:ARG:N	2.74	0.57
41:L4:285:ASP:OD2	41:L4:288:ARG:HB2	2.05	0.57
47:M0:34:TYR:HB3	47:M0:89:VAL:HB	1.86	0.57
53:M7:78:VAL:HG13	53:M7:79:THR:N	2.60	0.57
55:M9:105:LEU:HD12	55:M9:135:LYS:HD2	1.86	0.57
56:N0:25:PHE:CE1	57:N1:149:GLN:HB3	3.60	0.57
68:O2:41:VAL:HG12	68:O2:46:PHE:CD2	2.40	0.57
69:O3:8:TYR:HB3	69:O3:101:PHE:CD1	2.40	0.57
71:O5:6:ALA:HB1	71:O5:10:ARG:NH2	2.19	0.57
72:O6:56:ARG:HH22	72:O6:76:ARG:HH11	3.50	0.57
34:SR:120:SER:HA	34:SR:136:ILE:HD12	1.87	0.57
36:1:1108:U:H2'	36:1:1109:U:C6	2.40	0.56
36:1:1501:U:H6	36:1:1501:U:O5'	1.88	0.56
36:1:1921:A:H61	36:1:1929:G:H2'	1.70	0.56
86:1:3757:OHX:N5	86:1:3768:OHX:N1	2.52	0.56

*Continued on next page...*

*Continued from previous page...*

Atom-1	Atom-2	Interatomic distance (Å)	Clash overlap (Å)
1:2:1203:A:OP2	86:2:1993:OHX:N5	2.38	0.56
1:2:1410:A:H2'	1:2:1411:A:O4'	2.05	0.56
1:2:1515:A:H1'	1:2:1518:C:N4	2.20	0.56
36:5:1613:A:H2'	36:5:1614:C:C6	2.40	0.56
36:5:334:A:H2'	36:5:335:G:H8	1.70	0.56
80:6:1081:A:N3	80:6:1082:C:H5	2.02	0.56
19:C7:7:LYS:N	80:6:1316:G:OP1	409.71	0.56
80:6:139:C:H4'	80:6:140:A:O5'	2.05	0.56
80:6:1439:C:H2'	80:6:1440:C:C6	2.39	0.56
11:S9:176:ASN:HD22	80:6:511:A:P	464.79	0.56
73:O7:85:LYS:HB2	38:8:67:U:H5"	20.71	0.56
22:D0:67:THR:HG22	22:D0:68:ARG:O	2.05	0.56
39:L2:108:PRO:O	39:L2:111:THR:OG1	2.21	0.56
41:L4:30:ILE:HA	41:L4:124:SER:HB3	2.43	0.56
43:L6:146:ILE:HG22	43:L6:150:LYS:HE3	1.87	0.56
45:L8:246:MET:HA	45:L8:249:ARG:HB3	1.87	0.56
36:1:1010:G:OP1	47:M0:39:LYS:NZ	2.38	0.56
35:SM:39:PRO:HD3	48:M1:52:TYR:CZ	3.05	0.56
51:M5:62:TYR:O	51:M5:131:GLU:HA	2.04	0.56
54:M8:44:PHE:HD1	54:M8:139:ILE:HD11	1.69	0.56
54:M8:26:LEU:O	54:M8:30:VAL:HG23	2.05	0.56
54:M8:54:LEU:HD13	54:M8:58:ASN:HB3	2.35	0.56
61:N5:62:VAL:HG11	61:N5:94:GLN:O	2.05	0.56
66:O0:26:GLY:O	66:O0:30:THR:HG23	2.12	0.56
2:S0:13:ASP:O	2:S0:16:LEU:N	2.94	0.56
5:S3:209:ILE:HD12	5:S3:210:GLU:H	3.64	0.56
8:S6:31:ARG:HD2	8:S6:34:GLN:HE21	1.70	0.56
34:SR:171:SER:OG	34:SR:179:LYS:HB2	2.05	0.56
34:SR:249:ARG:NH2	34:SR:315:VAL:HG11	2.82	0.56
36:1:1238:C:N4	36:1:1245:A:OP2	2.35	0.56
36:1:924:G:N7	36:1:2809:C:H1'	2.20	0.56
36:1:355:A:H2'	36:1:356:C:O4'	2.05	0.56
36:1:810:A:H2'	36:1:811:U:H6	1.69	0.56
1:2:1165:G:O6	1:2:1166:A:N6	2.38	0.56
1:2:1266:U:H2'	1:2:1267:G:C8	2.40	0.56
1:2:1801:U:H2'	1:2:1802:A:C8	2.40	0.56
1:2:978:A:H2'	1:2:979:A:O4'	2.05	0.56
1:2:97:C:H2'	1:2:98:U:C6	2.40	0.56
36:5:1064:A:H4'	36:5:1065:A:O5'	2.04	0.56
60:N4:34:SER:OG	36:5:3085:G:OP1	227.82	0.56
36:5:2821:C:N3	86:5:3709:OHX:N3	2.54	0.56

*Continued on next page...*

*Continued from previous page...*

Atom-1	Atom-2	Interatomic distance (Å)	Clash overlap (Å)
36:5:408:A:H61	38:8:15:G:H1'	1.70	0.56
80:6:1087:A:H5'	80:6:1298:U:O4	2.05	0.56
80:6:1646:C:H2'	80:6:1647:U:C6	2.40	0.56
26:D4:10:ARG:HD3	80:6:780:A:N3	430.77	0.56
38:8:150:G:N7	86:8:206:OHX:N5	2.54	0.56
38:8:70:G:N7	86:8:212:OHX:N5	2.52	0.56
15:C3:55:ARG:NH1	15:C3:56:ASP:OD2	2.37	0.56
21:C9:125:SER:OG	21:C9:128:GLY:N	2.36	0.56
28:D6:30:ILE:HD11	28:D6:34:LYS:HD3	4.48	0.56
40:L3:122:TRP:O	40:L3:125:SER:N	2.35	0.56
40:L3:53:MET:HG2	40:L3:77:THR:HG22	2.59	0.56
36:1:1334:U:O2'	44:L7:151:ARG:NH2	2.33	0.56
46:L9:92:TYR:N	46:L9:92:TYR:CD1	2.71	0.56
46:L9:94:TYR:HB3	46:L9:99:ILE:HG13	2.59	0.56
36:1:1447:G:H3'	53:M7:67:ILE:HD11	1.87	0.56
44:L7:100:ARG:HD3	54:M8:4:ASP:OD2	2.05	0.56
66:O0:99:ASP:N	66:O0:99:ASP:OD2	2.55	0.56
3:S1:36:SER:O	3:S1:38:PHE:N	2.37	0.56
4:S2:56:ILE:HG12	4:S2:61:LEU:HD12	2.47	0.56
6:S4:194:THR:O	6:S4:195:ILE:HB	2.04	0.56
9:S7:35:LYS:NZ	9:S7:39:ARG:HD2	2.20	0.56
36:1:2229:A:H2'	36:1:2230:C:H6	1.69	0.56
36:1:2616:C:H2'	36:1:2617:U:H5'	1.87	0.56
36:1:2775:U:H2'	36:1:2776:C:H6	1.70	0.56
36:1:3084:C:H2'	36:1:3085:G:O4'	2.05	0.56
86:1:3500:OHX:N4	44:L7:217:PRO:HA	2.20	0.56
1:2:1182:U:O2	1:2:1184:A:H8	1.88	0.56
37:3:50:U:C2'	37:3:51:A:H5'	2.35	0.56
36:5:2425:G:H2'	36:5:2426:U:O4'	2.05	0.56
40:L3:266:ARG:NH1	36:5:2988:C:O2	210.36	0.56
36:5:3159:C:H4'	36:5:3395:G:C5	2.40	0.56
86:5:3527:OHX:N3	86:5:3753:OHX:N4	2.53	0.56
80:6:1567:U:H2'	80:6:1568:C:H5'	1.87	0.56
29:D7:20:LYS:NZ	80:6:958:U:OP2	346.61	0.56
15:C3:130:ARG:HD3	15:C3:137:PRO:O	4.70	0.56
22:D0:20:ILE:HG13	22:D0:95:ALA:O	2.05	0.56
24:D2:47:ILE:HG22	24:D2:65:LEU:HB3	1.87	0.56
13:C1:94:ILE:HD13	25:D3:16:ARG:HD2	1.87	0.56
29:D7:14:SER:HA	29:D7:17:ARG:HG2	1.88	0.56
42:L5:206:GLN:O	42:L5:210:GLU:HG3	2.12	0.56
49:M3:122:LYS:HG3	71:O5:119:LYS:O	5.60	0.56

*Continued on next page...*

*Continued from previous page...*

Atom-1	Atom-2	Interatomic distance (Å)	Clash overlap (Å)
57:N1:17:ARG:HE	57:N1:22:HIS:HA	3.63	0.56
64:N8:120:ASN:HA	64:N8:141:ALA:HB1	2.38	0.56
69:O3:90:PRO:O	69:O3:92:LYS:N	3.36	0.56
71:O5:21:LEU:HD22	71:O5:25:LYS:HE3	1.87	0.56
36:1:2895:G:H5''	76:Q0:102:ARG:HH21	1.68	0.56
8:S6:4:ASN:HB3	8:S6:110:ALA:HB2	3.45	0.56
11:S9:105:LEU:O	11:S9:108:ARG:HG3	2.04	0.56
36:1:1431:G:OP2	64:N8:12:ARG:NH1	2.39	0.56
36:1:1472:U:H2'	36:1:1473:G:H8	1.70	0.56
36:1:2614:G:O5'	86:1:3742:OHX:N6	2.39	0.56
36:1:864:G:O6	36:1:893:C:H3'	2.05	0.56
1:2:1239:U:O4	86:2:1925:OHX:N2	2.38	0.56
1:2:782:U:H4'	1:2:783:G:OP2	2.04	0.56
36:5:1597:C:H2'	36:5:1598:G:H8	1.71	0.56
36:5:237:G:C2	36:5:238:A:C8	2.93	0.56
36:5:2615:G:H2'	36:5:2616:C:H6	1.69	0.56
36:5:2663:G:N2	36:5:2708:C:N3	2.53	0.56
36:5:3155:U:H4'	36:5:3156:U:OP2	2.04	0.56
86:5:3761:OHX:N6	86:5:3803:OHX:N3	2.53	0.56
36:5:781:G:N7	86:5:3498:OHX:N4	2.53	0.56
17:C5:126:VAL:HG22	17:C5:127:ARG:H	2.83	0.56
22:D0:50:LEU:HD22	22:D0:95:ALA:HB2	3.25	0.56
29:D7:19:HIS:HE1	29:D7:21:LEU:HG	2.43	0.56
39:L2:221:LYS:NZ	36:5:2965:U:O2	212.89	0.56
40:L3:85:VAL:HG22	40:L3:87:VAL:HG13	1.99	0.56
41:L4:120:TYR:O	41:L4:120:TYR:HD1	2.16	0.56
45:L8:45:ASN:OD1	45:L8:47:SER:HB3	2.06	0.56
46:L9:48:VAL:HG11	46:L9:52:LEU:HD13	1.87	0.56
53:M7:108:ASP:OD1	53:M7:111:LYS:HE2	2.06	0.56
36:1:2790:A:OP2	54:M8:181:SER:HB3	2.05	0.56
57:N1:105:PHE:O	57:N1:109:VAL:HG23	2.94	0.56
58:N2:12:ALA:HB2	58:N2:68:THR:HG23	6.50	0.56
59:N3:67:PRO:C	59:N3:69:LEU:H	2.44	0.56
62:N6:87:LYS:HB2	62:N6:97:ILE:HD11	1.87	0.56
72:O6:53:TYR:HB2	72:O6:76:ARG:HD2	1.87	0.56
6:S4:137:PRO:HG2	6:S4:150:PRO:HD2	3.31	0.56
34:SR:305:TYR:CE2	34:SR:311:ARG:HD2	2.69	0.56
36:1:1222:G:O2'	36:1:1285:G:N1	2.13	0.56
36:1:601:U:H2'	36:1:602:A:O4'	2.05	0.56
36:1:72:C:H5'	49:M3:63:VAL:HG22	1.86	0.56
36:1:846:A:H2'	36:1:847:A:O4'	2.06	0.56

*Continued on next page...*

*Continued from previous page...*

Atom-1	Atom-2	Interatomic distance (Å)	Clash overlap (Å)
36:1:979:U:H1'	36:1:980:A:N7	2.20	0.56
1:2:1579:U:O2'	18:C6:139:GLN:HA	2.04	0.56
86:1:3424:OHX:N4	38:4:17:A:OP1	2.38	0.56
36:5:2264:U:OP2	86:5:3461:OHX:N4	2.39	0.56
36:5:547:G:C5	36:5:548:G:H1'	2.41	0.56
36:5:622:A:H2'	36:5:623:U:O4'	2.06	0.56
41:L4:227:THR:O	36:5:689:U:N3	91.42	0.56
80:6:1054:U:H2'	80:6:1055:U:H6	1.69	0.56
86:6:1918:OHX:N2	86:6:2082:OHX:N6	2.53	0.56
36:5:345:G:H1'	38:8:24:G:N2	2.20	0.56
20:C8:88:ARG:NH2	20:C8:91:ASP:OD2	3.11	0.56
21:C9:6:VAL:HB	21:C9:14:PHE:CE1	2.60	0.56
40:L3:294:GLY:H	40:L3:304:THR:HA	1.69	0.56
40:L3:331:ASN:N	40:L3:331:ASN:OD1	3.06	0.56
46:L9:148:GLY:H	46:L9:187:ILE:HD11	1.71	0.56
51:M5:162:ARG:HB3	36:5:29:C:H1'	104.34	0.56
53:M7:30:ARG:HD3	53:M7:30:ARG:C	2.26	0.56
57:N1:9:SER:OG	57:N1:10:ARG:HG3	2.05	0.56
61:N5:63:ILE:HA	61:N5:86:VAL:HG23	1.86	0.56
70:O4:44:CYS:HB2	70:O4:81:CYS:HB3	1.87	0.56
2:S0:56:LYS:HZ2	2:S0:158:VAL:HA	3.11	0.56
3:S1:70:LEU:HD21	3:S1:79:HIS:CD2	2.41	0.56
4:S2:102:VAL:O	4:S2:114:GLY:N	2.67	0.56
4:S2:203:LYS:O	4:S2:206:THR:HG22	5.06	0.56
6:S4:71:LYS:HG3	6:S4:91:THR:HB	1.86	0.56
36:1:1834:U:H3'	36:1:1835:A:H5'	1.88	0.56
36:1:2884:C:H2'	36:1:2885:C:H6	1.71	0.56
36:1:3298:C:OP1	86:1:3437:OHX:N3	2.38	0.56
36:1:3316:A:N6	40:L3:124:LYS:HG2	2.20	0.56
36:1:3224:G:O6	86:1:3434:OHX:N4	2.38	0.56
36:1:2533:G:O6	86:1:3751:OHX:N4	2.37	0.56
1:2:226:A:H2'	1:2:227:U:H5'	1.86	0.56
1:2:43:A:H1'	1:2:378:A:N3	2.21	0.56
36:5:1932:A:H5'	36:5:1933:A:OP2	2.06	0.56
36:5:3:U:H3	38:8:156:U:H3	1.52	0.56
73:O7:31:LYS:NZ	36:5:815:G:OP2	138.86	0.56
86:6:1918:OHX:N5	86:6:2082:OHX:N6	2.53	0.56
80:6:950:C:H2'	80:6:951:A:C8	2.41	0.56
37:7:106:U:H2'	37:7:107:C:C6	2.40	0.56
16:C4:54:GLU:OE1	80:6:901:G:N2	281.37	0.56
18:C6:45:ARG:O	18:C6:48:VAL:HG12	2.38	0.56

*Continued on next page...*

*Continued from previous page...*

Atom-1	Atom-2	Interatomic distance (Å)	Clash overlap (Å)
24:D2:27:ILE:HD11	24:D2:61:ILE:HD12	1.87	0.56
24:D2:10:ALA:HB1	24:D2:27:ILE:HD12	1.88	0.56
26:D4:64:PHE:CE1	80:6:767:U:C5	423.41	0.56
28:D6:20:PRO:HA	28:D6:31:PRO:HA	1.87	0.56
40:L3:68:HIS:CD2	40:L3:69:LYS:HG3	2.77	0.56
41:L4:131:VAL:O	41:L4:135:VAL:HG23	2.89	0.56
44:L7:26:VAL:HG13	44:L7:27:ALA:H	1.70	0.56
46:L9:175:PHE:HD2	46:L9:175:PHE:H	2.41	0.56
48:M1:132:ASN:HA	48:M1:154:THR:HG21	1.86	0.56
52:M6:54:TYR:HE2	52:M6:58:LEU:HD22	1.70	0.56
59:N3:5:GLY:O	59:N3:7:GLN:NE2	8.45	0.56
67:O1:14:ILE:HG12	67:O1:16:LEU:HD13	1.86	0.56
68:O2:72:LYS:HD3	68:O2:92:TYR:CE2	2.41	0.56
72:O6:33:ALA:O	72:O6:34:SER:HB3	2.26	0.56
6:S4:121:TYR:CD2	6:S4:161:LYS:HE3	2.41	0.56
9:S7:168:SER:O	9:S7:172:VAL:HG23	2.65	0.56
10:S8:122:GLY:O	86:S8:301:OHX:N6	2.39	0.56
36:1:1234:G:O6	86:1:3651:OHX:N3	2.39	0.56
36:1:1948:G:C2	36:1:2099:A:C2	2.94	0.56
36:1:2107:A:H2	36:1:3344:A:C8	2.23	0.56
1:2:1002:G:H2'	1:2:1003:A:H5'	1.87	0.56
1:2:1334:U:H2'	1:2:1335:U:C6	2.41	0.56
1:2:1354:G:C2	1:2:1372:U:C4	2.93	0.56
1:2:491:C:N3	1:2:496:G:N2	2.53	0.56
36:5:151:A:H2'	36:5:152:U:H6	1.71	0.56
36:5:1594:A:H1'	36:5:1615:C:H1'	1.87	0.56
36:5:1783:U:H2'	36:5:1784:G:H8	1.68	0.56
36:5:3284:G:OP2	36:5:3284:G:H8	1.89	0.56
36:5:52:A:H2'	36:5:53:G:H8	1.70	0.56
80:6:1688:U:H2'	80:6:1689:A:C8	2.40	0.56
38:8:84:C:H5'	38:8:85:G:H5'	1.86	0.56
1:2:1191:U:H5'	18:C6:143:ARG:CZ	2.35	0.56
17:C5:125:PRO:HG3	20:C8:129:TRP:CH2	2.41	0.56
1:2:1199:G:H8	22:D0:68:ARG:HG3	1.69	0.56
22:D0:70:THR:HG23	80:6:1280:C:O2'	387.76	0.56
25:D3:107:PHE:CD2	25:D3:114:LYS:HB2	2.41	0.56
48:M1:166:LYS:C	48:M1:168:ASP:H	2.68	0.56
51:M5:179:LYS:HD3	36:5:287:G:OP1	126.32	0.56
65:N9:38:LYS:HE2	36:5:1076:C:O3'	214.69	0.56
79:Q3:59:CYS:O	79:Q3:60:CYS:HB3	2.06	0.56
1:2:1300:A:OP1	4:S2:99:LYS:NZ	2.38	0.56

*Continued on next page...*

*Continued from previous page...*

Atom-1	Atom-2	Interatomic distance (Å)	Clash overlap (Å)
6:S4:159:THR:OG1	6:S4:160:VAL:N	3.28	0.56
8:S6:148:SER:O	8:S6:150:GLU:N	2.35	0.56
36:1:285:A:H1'	78:Q2:45:ARG:NH2	2.20	0.56
36:1:2897:A:H2'	36:1:2899:C:H5''	1.86	0.56
36:1:374:A:HO2'	36:1:376:G:H8	1.53	0.56
1:2:1622:G:H2'	1:2:1623:C:C6	2.41	0.56
1:2:738:G:O6	86:2:1977:OHX:N4	2.39	0.56
36:5:1444:G:H2'	36:5:1445:U:O4'	2.06	0.56
45:L8:241:LYS:HB2	36:5:2586:G:N7	184.23	0.56
36:5:2724:U:H3	36:5:2732:G:H1	1.53	0.56
36:5:595:G:C8	36:5:609:G:C6	2.93	0.56
20:C8:144:ARG:HD2	80:6:1172:G:OP1	331.08	0.56
10:S8:51:GLY:N	80:6:397:A:H5''	312.33	0.56
25:D3:71:CYS:HB3	25:D3:85:ALA:O	2.04	0.56
33:E1:143:LYS:HD3	80:6:1254:U:OP1	456.16	0.56
42:L5:208:MET:HG3	42:L5:223:PHE:CZ	2.41	0.56
47:M0:148:VAL:O	47:M0:151:GLY:N	2.32	0.56
51:M5:42:PRO:HG3	51:M5:61:ILE:HG13	2.54	0.56
53:M7:101:ASN:OD1	36:5:388:G:N2	114.50	0.56
54:M8:43:PRO:HB2	36:5:729:C:P	189.81	0.56
56:N0:95:ARG:NH1	56:N0:144:LEU:HD21	2.74	0.56
56:N0:17:GLU:O	56:N0:20:PRO:HD3	2.18	0.56
56:N0:7:TYR:CE1	56:N0:34:GLU:HG2	2.53	0.56
60:N4:46:PRO:HB2	60:N4:54:LEU:HD23	3.87	0.56
6:S4:104:ASP:HB3	6:S4:106:LYS:H	1.97	0.56
6:S4:166:SER:O	6:S4:168:LYS:HG2	4.87	0.56
6:S4:23:LEU:O	6:S4:24:SER:HB2	3.93	0.56
9:S7:89:HIS:CG	9:S7:165:LYS:HG2	4.17	0.56
10:S8:185:GLU:HG2	13:C1:23:PRO:HG2	1.87	0.56
36:1:1493:G:O6	75:O9:2:ALA:HA	2.06	0.56
36:1:1686:U:O2	36:1:1688:U:H1'	2.06	0.56
36:1:564:G:H2'	36:1:565:U:C6	2.41	0.56
36:1:69:C:N4	36:1:314:U:H4'	2.20	0.56
36:1:79:U:H2'	36:1:80:G:C8	2.40	0.56
1:2:1754:A:O2'	86:2:1936:OHX:N5	2.39	0.56
1:2:767:U:H5	11:S9:142:ASN:H	1.54	0.56
36:5:2294:U:O2	36:5:2296:A:C8	2.58	0.56
36:5:2775:U:H2'	36:5:2776:C:H6	1.71	0.56
36:5:3078:U:H4'	36:5:3079:U:O5'	2.05	0.56
80:6:647:G:O5'	80:6:647:G:H8	1.87	0.56
80:6:74:U:C4	80:6:76:A:H5'	2.41	0.56

*Continued on next page...*

*Continued from previous page...*

Atom-1	Atom-2	Interatomic distance (Å)	Clash overlap (Å)
61:N5:38:LEU:HD12	38:8:147:U:H5'	121.38	0.56
20:C8:26:ILE:O	20:C8:28:ILE:N	2.39	0.56
24:D2:37:PHE:CZ	24:D2:103:ILE:HD11	4.93	0.56
1:2:435:C:H5'	25:D3:50:LYS:HB2	1.87	0.56
31:D9:25:SER:HB3	86:D9:102:OHX:N3	2.21	0.56
31:D9:33:LYS:HE2	31:D9:34:TYR:CZ	4.04	0.56
41:L4:148:ILE:HA	41:L4:149:PRO:C	2.42	0.56
47:M0:193:ASP:OD2	47:M0:198:LYS:NZ	5.40	0.56
47:M0:3:ARG:CZ	47:M0:63:GLU:HG3	2.35	0.56
48:M1:82:ARG:CG	48:M1:112:LEU:HB2	2.36	0.56
55:M9:28:GLU:HG3	55:M9:49:THR:HG22	5.65	0.56
56:N0:89:ASN:ND2	57:N1:156:TYR:H	2.02	0.56
71:O5:13:SER:OG	71:O5:15:GLU:HG3	2.06	0.56
1:2:579:A:C2	5:S3:143:ARG:HG3	2.40	0.56
1:2:579:A:N7	5:S3:178:ARG:HD2	2.20	0.56
34:SR:149:ASP:HB2	34:SR:175:ASP:HB3	2.07	0.56
36:1:119:U:O2'	45:L8:133:LYS:NZ	2.25	0.56
36:1:595:G:N1	36:1:609:G:H5''	2.20	0.56
1:2:1258:U:H4'	12:C0:2:LEU:HD13	1.88	0.56
1:2:23:G:OP1	11:S9:14:THR:HG21	2.05	0.56
36:5:1536:G:N2	36:5:1537:A:H1'	2.21	0.56
36:5:1840:U:OP2	86:5:3545:OHX:N4	2.39	0.56
36:5:2304:C:C5	36:5:2305:G:C6	2.94	0.56
36:5:3041:U:H2'	36:5:3042:U:C6	2.41	0.56
43:L6:80:ASN:HB2	36:5:3272:C:O2	248.47	0.56
36:5:1625:A:OP2	86:5:3759:OHX:N5	2.39	0.56
80:6:1373:C:H2'	80:6:1374:C:C6	2.40	0.56
80:6:1592:A:H2'	80:6:1593:A:C8	2.41	0.56
80:6:913:G:O6	36:5:2205:U:H1'	2.06	0.56
38:8:130:C:H2'	38:8:131:A:H8	1.71	0.56
18:C6:77:GLN:O	18:C6:81:ILE:HG23	2.37	0.56
20:C8:15:LEU:HD22	20:C8:15:LEU:H	3.33	0.56
20:C8:33:THR:HA	20:C8:38:VAL:HG23	3.28	0.56
41:L4:16:THR:HG22	41:L4:18:ASN:H	1.71	0.56
49:M3:177:LYS:HA	72:O6:11:LEU:HD22	2.26	0.56
50:M4:40:ASP:OD1	50:M4:41:GLN:N	2.38	0.56
51:M5:35:VAL:HG22	51:M5:65:ARG:NH2	2.20	0.56
52:M6:27:LEU:CD2	52:M6:101:ARG:HB2	2.34	0.56
54:M8:150:VAL:HA	54:M8:153:PHE:CD1	2.41	0.56
62:N6:58:VAL:HA	62:N6:104:LEU:HD23	1.88	0.56
71:O5:71:LYS:HD3	71:O5:72:GLY:N	2.21	0.56

*Continued on next page...*



*Continued from previous page...*

Atom-1	Atom-2	Interatomic distance (Å)	Clash overlap (Å)
72:O6:97:SER:C	72:O6:99:ARG:H	2.09	0.56
78:Q2:63:LYS:NZ	36:5:2761:G:N7	211.99	0.56
2:S0:123:VAL:HG11	2:S0:133:ILE:HD11	1.88	0.56
3:S1:176:VAL:O	3:S1:178:GLY:N	2.38	0.56
6:S4:31:PRO:HG2	6:S4:38:LEU:HD13	1.87	0.56
9:S7:67:LEU:HG	9:S7:94:ALA:HB2	2.34	0.56
10:S8:31:ARG:HB2	80:6:331:A:O3'	286.23	0.56
11:S9:135:ALA:HA	11:S9:139:GLN:O	3.13	0.56
36:1:1240:A:H3'	36:1:1241:U:H5'	1.87	0.56
36:1:2534:G:H2'	36:1:2535:A:H8	1.71	0.56
36:1:3169:U:H2'	36:1:3170:A:O4'	2.06	0.56
36:1:500:C:H2'	36:1:501:A:H8	1.71	0.56
36:1:656:A:H2'	36:1:657:A:C8	2.41	0.56
36:1:743:C:O2	54:M8:141:ARG:HD2	2.05	0.56
36:1:744:A:H4'	54:M8:142:GLY:O	2.05	0.56
1:2:1401:A:OP1	19:C7:60:ARG:NH1	2.39	0.56
1:2:823:G:O2'	1:2:824:G:O5'	2.24	0.56
36:5:115:A:N6	36:5:154:U:C2	2.74	0.56
36:5:2167:A:H2'	36:5:2168:A:C8	2.41	0.56
36:5:2611:U:H2'	36:5:2612:U:C6	2.41	0.56
36:5:2894:C:H2'	36:5:2895:G:H8	1.71	0.56
36:5:420:G:O6	86:5:3438:OHX:N3	2.38	0.56
80:6:82:U:OP2	86:6:1952:OHX:N2	2.39	0.56
37:7:91:G:H2'	37:7:92:A:H8	1.67	0.56
17:C5:50:THR:O	17:C5:50:THR:OG1	2.23	0.56
20:C8:91:ASP:OD1	20:C8:92:ILE:N	2.39	0.56
24:D2:67:GLY:O	24:D2:69:LEU:N	3.64	0.56
40:L3:255:TRP:O	40:L3:255:TRP:HD1	1.89	0.56
41:L4:181:VAL:O	41:L4:182:LEU:HB2	2.06	0.56
41:L4:362:ASP:C	57:N1:150:THR:HG21	2.27	0.56
49:M3:83:ALA:HB2	49:M3:113:VAL:HG13	1.87	0.56
53:M7:88:VAL:O	53:M7:92:GLN:HG2	2.06	0.56
67:O1:13:THR:CG2	67:O1:72:ARG:HH11	2.20	0.56
67:O1:27:LYS:O	67:O1:31:ARG:HB2	2.76	0.56
68:O2:100:ILE:HG22	68:O2:105:ARG:HG3	2.66	0.56
71:O5:31:LEU:HB3	71:O5:44:ILE:HD12	1.95	0.56
2:S0:187:ALA:O	2:S0:188:LEU:HD23	2.97	0.56
2:S0:175:TYR:HE1	2:S0:197:ILE:HG22	1.99	0.56
4:S2:89:GLN:HG2	80:6:1146:G:O2'	370.68	0.56
36:1:1107:C:H2'	36:1:1108:U:C6	2.41	0.55
36:1:1298:C:O3'	76:Q0:113:ARG:NH1	2.39	0.55

*Continued on next page...*

*Continued from previous page...*

Atom-1	Atom-2	Interatomic distance (Å)	Clash overlap (Å)
36:1:2314:U:O2'	36:1:2315:G:OP1	2.24	0.55
36:1:1733:G:P	86:1:3809:OHX:N6	2.78	0.55
1:2:87:C:O2'	1:2:169:A:N1	2.30	0.55
1:2:711:U:H1'	1:2:712:G:H5'	1.88	0.55
38:4:124:G:OP2	86:4:210:OHX:N4	2.39	0.55
36:5:198:A:N3	36:5:218:G:O2'	2.39	0.55
36:5:252:U:H4'	36:5:253:A:H5''	1.88	0.55
36:5:3165:A:H2'	36:5:3166:C:H6	1.71	0.55
36:5:3335:A:C8	36:5:3335:A:H5'	2.40	0.55
36:5:3341:U:H5''	36:5:3342:A:OP2	2.06	0.55
36:5:3232:G:O6	86:5:3808:OHX:N4	2.39	0.55
80:6:1186:U:O4	80:6:1200:G:N2	2.38	0.55
80:6:228:G:H1	80:6:236:A:H61	1.54	0.55
80:6:479:C:O2	80:6:510:G:N2	2.39	0.55
14:C2:47:GLU:HG2	80:6:1229:G:O6	460.60	0.55
17:C5:98:ASN:HB3	17:C5:120:SER:OG	2.07	0.55
20:C8:129:TRP:O	35:SM:68:ARG:HB2	2.48	0.55
41:L4:234:ASN:OD1	41:L4:236:LEU:N	2.28	0.55
46:L9:37:ASN:ND2	46:L9:39:LYS:HG3	2.20	0.55
59:N3:25:CYS:SG	59:N3:31:ALA:HB3	2.47	0.55
65:N9:46:ALA:HB2	36:5:1074:U:H1'	207.31	0.55
74:O8:11:PHE:HD1	74:O8:12:LEU:HD22	3.63	0.55
6:S4:124:GLY:HA2	6:S4:142:HIS:HE1	1.71	0.55
6:S4:191:ARG:HH11	6:S4:245:LYS:HB3	1.71	0.55
8:S6:176:GLN:HG3	8:S6:177:ARG:H	1.93	0.55
10:S8:152:ILE:H	10:S8:152:ILE:HD13	4.71	0.55
36:1:1093:A:N3	36:1:1096:U:N3	2.54	0.55
36:1:2331:C:H2'	36:1:2332:A:H8	1.71	0.55
36:1:170:G:H1	36:1:248:U:H3	1.54	0.55
36:1:2638:C:H2'	36:1:2639:G:H8	1.72	0.55
36:1:303:G:C2	36:1:313:A:C2	2.95	0.55
36:1:2615:G:OP1	86:1:3742:OHX:N4	2.39	0.55
1:2:924:A:H2'	1:2:925:G:C8	2.42	0.55
38:4:106:C:O2'	86:4:213:OHX:N4	2.39	0.55
38:4:141:C:OP1	51:M5:109:ARG:NH1	2.38	0.55
38:4:145:U:H2'	38:4:146:U:O4'	2.05	0.55
36:5:1253:U:O2	36:5:1263:A:H5'	2.06	0.55
36:5:144:A:N6	36:5:145:G:C2	2.74	0.55
36:5:1499:C:H2'	36:5:1500:G:H8	1.71	0.55
36:5:3268:A:O2'	36:5:3269:U:H2'	2.06	0.55
36:5:787:G:H2'	36:5:788:C:C6	2.41	0.55

*Continued on next page...*

*Continued from previous page...*

Atom-1	Atom-2	Interatomic distance (Å)	Clash overlap (Å)
22:D0:60:THR:HG22	80:6:1382:A:H5''	435.58	0.55
15:C3:3:ARG:NH1	80:6:955:A:OP1	326.81	0.55
21:C9:30:VAL:O	21:C9:32:GLY:N	2.39	0.55
28:D6:41:ILE:HD12	28:D6:68:TYR:HD1	4.51	0.55
41:L4:232:SER:O	41:L4:233:LEU:HB2	2.05	0.55
42:L5:95:TRP:CZ3	42:L5:181:PRO:HG3	5.28	0.55
48:M1:24:GLY:HA2	48:M1:65:ILE:HG23	3.65	0.55
49:M3:192:GLU:O	49:M3:194:GLU:N	2.39	0.55
54:M8:72:LYS:NZ	54:M8:72:LYS:HB3	3.23	0.55
61:N5:132:ALA:HA	61:N5:135:ILE:HG22	1.88	0.55
64:N8:104:THR:HG21	64:N8:112:ILE:HD11	1.89	0.55
64:N8:147:LEU:HB3	72:O6:7:ILE:HG22	1.88	0.55
36:1:1073:U:H1'	65:N9:50:THR:HG22	1.88	0.55
66:O0:15:ALA:O	66:O0:19:LYS:HG2	2.06	0.55
69:O3:59:VAL:C	69:O3:61:GLY:H	2.08	0.55
4:S2:45:VAL:HG21	4:S2:68:ILE:HG23	2.26	0.55
4:S2:54:GLU:O	4:S2:58:LEU:HB2	2.58	0.55
4:S2:73:LEU:HG	4:S2:76:LEU:HD12	3.28	0.55
5:S3:167:PHE:CE1	5:S3:192:PRO:HB3	2.41	0.55
5:S3:7:LYS:HE3	5:S3:7:LYS:HA	1.87	0.55
6:S4:19:LEU:HD11	6:S4:108:ARG:HD2	1.88	0.55
1:2:338:C:H1'	10:S8:5:ARG:HB3	1.88	0.55
34:SR:106:HIS:CD2	34:SR:110:VAL:HG22	3.03	0.55
36:1:2391:G:C6	36:1:2392:C:C4	2.95	0.55
36:1:2427:U:H2'	36:1:2428:U:C6	2.41	0.55
1:2:1155:G:O2'	86:2:1943:OHX:N4	2.39	0.55
1:2:1597:A:C8	31:D9:14:TYR:CD2	2.93	0.55
1:2:1618:C:O2'	86:2:2078:OHX:N3	2.39	0.55
1:2:1655:A:OP1	86:2:1969:OHX:N5	2.39	0.55
1:2:652:G:H1	1:2:682:C:H42	1.54	0.55
1:2:886:U:H2'	1:2:887:A:O4'	2.06	0.55
1:2:934:C:N3	1:2:1077:C:H4'	2.22	0.55
37:3:26:C:H2'	37:3:57:G:H22	1.71	0.55
36:5:1389:G:H21	36:5:1390:A:H61	1.53	0.55
36:5:1495:U:H4'	36:5:1514:G:H4'	1.87	0.55
39:L2:226:SER:N	36:5:2202:C:H5''	208.35	0.55
36:5:2730:G:OP2	86:5:3464:OHX:N4	2.39	0.55
36:5:2712:U:O2'	36:5:2743:A:O2'	2.06	0.55
36:5:1192:C:C5	86:5:3597:OHX:N5	2.71	0.55
80:6:1514:U:O5'	80:6:1515:A:H5'	2.06	0.55
80:6:1699:G:H22	80:6:1702:A:H5''	1.70	0.55

*Continued on next page...*

*Continued from previous page...*

Atom-1	Atom-2	Interatomic distance (Å)	Clash overlap (Å)
80:6:348:U:O4	86:6:2021:OHX:N4	2.39	0.55
80:6:827:C:H2'	80:6:828:U:H6	1.71	0.55
15:C3:55:ARG:NH1	15:C3:56:ASP:OD1	4.35	0.55
17:C5:96:ILE:O	17:C5:103:ASN:N	3.58	0.55
19:C7:46:LEU:HD22	19:C7:50:ILE:HG13	1.88	0.55
21:C9:77:ASN:HB3	21:C9:95:ASP:HB3	1.87	0.55
27:D5:93:SER:HB3	27:D5:100:ILE:HB	1.95	0.55
40:L3:117:ARG:HA	40:L3:175:LYS:HD3	4.26	0.55
47:M0:85:PHE:CA	47:M0:140:THR:HG22	3.05	0.55
57:N1:104:GLU:HG3	57:N1:105:PHE:N	2.20	0.55
59:N3:18:PRO:HG2	36:5:1898:G:H1'	250.69	0.55
62:N6:58:VAL:O	62:N6:65:GLY:N	2.77	0.55
49:M3:64:LYS:HE3	64:N8:69:TRP:CD1	2.41	0.55
68:O2:105:ARG:NH1	68:O2:125:ARG:HH11	2.04	0.55
71:O5:51:ILE:HG22	71:O5:55:LEU:HD12	1.87	0.55
2:S0:30:GLN:NE2	2:S0:149:LEU:HD13	2.21	0.55
2:S0:172:LEU:HD22	2:S0:176:LEU:HG	2.14	0.55
3:S1:127:VAL:HG11	3:S1:176:VAL:HG21	1.89	0.55
5:S3:53:THR:O	5:S3:53:THR:OG1	2.43	0.55
7:S5:98:MET:HB2	7:S5:105:GLY:O	2.06	0.55
9:S7:102:PRO:HD3	9:S7:112:ARG:HD3	2.62	0.55
9:S7:49:ILE:HD12	9:S7:172:VAL:HA	2.36	0.55
34:SR:244:ALA:O	34:SR:294:TRP:NE1	2.37	0.55
36:1:1278:A:O2'	36:1:1279:C:O5'	2.25	0.55
36:1:155:G:H1'	72:O6:26:ILE:HD13	1.87	0.55
36:1:1724:U:H1'	36:1:1725:C:C6	2.41	0.55
36:1:804:C:OP1	41:L4:98:ARG:NH2	2.29	0.55
36:1:835:G:N2	36:1:857:G:O2'	2.39	0.55
1:2:1294:G:O6	86:2:1956:OHX:N4	2.40	0.55
36:5:1336:U:H2'	36:5:1337:A:H8	1.69	0.55
36:5:270:U:H2'	36:5:271:C:H6	1.72	0.55
80:6:87:C:O2'	80:6:169:A:N1	2.38	0.55
80:6:322:G:OP1	86:6:1961:OHX:N5	2.40	0.55
86:6:1909:OHX:N1	86:6:2084:OHX:N2	2.54	0.55
80:6:819:G:O2'	80:6:821:U:OP2	2.24	0.55
38:8:149:A:H2'	38:8:150:G:C8	2.42	0.55
13:C1:20:PHE:CZ	13:C1:22:ASN:HA	2.58	0.55
16:C4:29:HIS:CD2	16:C4:41:ARG:HB2	4.16	0.55
22:D0:99:ILE:O	22:D0:103:ILE:HB	2.46	0.55
25:D3:92:CYS:HA	25:D3:95:PHE:CD2	2.54	0.55
27:D5:88:ILE:HG22	27:D5:89:ILE:HG23	2.21	0.55

*Continued on next page...*

*Continued from previous page...*

Atom-1	Atom-2	Interatomic distance (Å)	Clash overlap (Å)
28:D6:54:SER:HA	28:D6:57:SER:HB2	1.87	0.55
31:D9:24:CYS:O	31:D9:25:SER:HB2	2.06	0.55
40:L3:224:HIS:HB2	40:L3:270:ARG:O	2.44	0.55
52:M6:119:VAL:HG21	56:N0:167:ARG:HD2	4.15	0.55
52:M6:84:LEU:HD13	52:M6:102:LEU:HD21	1.88	0.55
54:M8:170:ARG:O	54:M8:171:LYS:HB2	2.06	0.55
55:M9:84:THR:O	55:M9:88:ARG:HG2	3.99	0.55
61:N5:54:TYR:O	61:N5:56:ARG:N	3.00	0.55
62:N6:102:SER:O	62:N6:103:LYS:HD3	2.97	0.55
63:N7:36:HIS:CE1	63:N7:74:VAL:HG11	2.41	0.55
3:S1:183:GLN:HG2	3:S1:187:LYS:HE3	1.89	0.55
4:S2:40:LYS:HA	4:S2:43:ARG:NH1	2.22	0.55
4:S2:73:LEU:HG	4:S2:76:LEU:HD13	1.89	0.55
4:S2:98:PHE:CE1	35:SM:116:GLU:HG3	2.41	0.55
5:S3:34:TYR:CE2	5:S3:37:VAL:HG13	2.73	0.55
1:2:757:A:H4'	6:S4:22:LYS:HD3	1.88	0.55
10:S8:58:LEU:O	10:S8:59:ARG:HB2	2.07	0.55
36:1:1344:G:H1	36:1:1360:C:H42	1.54	0.55
35:SM:46:LYS:HB3	36:1:2678:A:O4'	2.06	0.55
1:2:1339:C:H4'	1:2:1340:U:OP2	2.05	0.55
1:2:687:G:N7	86:2:2044:OHX:N5	2.54	0.55
36:5:1239:C:H42	36:5:1249:G:H1	1.53	0.55
36:5:2512:C:H5'	36:5:2512:C:H6	1.72	0.55
36:5:823:C:H2'	36:5:824:C:H6	1.71	0.55
80:6:18:C:H2'	80:6:19:A:H8	1.69	0.55
80:6:213:A:OP2	86:6:2005:OHX:N1	2.40	0.55
42:L5:269:SER:CB	37:7:1:G:H21	317.38	0.55
14:C2:47:GLU:N	80:6:1229:G:O6	461.69	0.55
17:C5:79:HIS:O	17:C5:81:ARG:N	2.52	0.55
18:C6:39:VAL:HG21	18:C6:48:VAL:HG11	1.89	0.55
39:L2:209:HIS:HD2	39:L2:211:HIS:N	2.01	0.55
45:L8:174:GLY:O	45:L8:176:PRO:HD3	3.85	0.55
45:L8:75:ILE:HD11	51:M5:22:LEU:HD13	1.88	0.55
48:M1:80:LEU:HD13	48:M1:167:TYR:OH	2.06	0.55
53:M7:16:SER:HB2	53:M7:149:VAL:HG12	3.23	0.55
53:M7:26:PHE:CE1	53:M7:120:ASN:HA	2.42	0.55
60:N4:63:ILE:O	60:N4:65:GLU:N	2.47	0.55
36:1:3275:U:O4'	69:O3:66:VAL:HG21	2.06	0.55
76:Q0:94:SER:OG	76:Q0:104:PRO:O	2.32	0.55
5:S3:161:GLY:O	5:S3:164:VAL:HG12	3.99	0.55
5:S3:29:LEU:HD21	5:S3:69:LEU:HD11	1.89	0.55

*Continued on next page...*

*Continued from previous page...*

Atom-1	Atom-2	Interatomic distance (Å)	Clash overlap (Å)
9:S7:40:PRO:HG2	9:S7:41:LEU:HD23	4.19	0.55
36:1:1501:U:O2'	36:1:1502:C:H5'	2.06	0.55
36:1:1723:A:N1	36:1:1788:C:O2'	2.24	0.55
36:1:1750:A:H4'	36:1:1751:G:H5'	1.87	0.55
36:1:2137:U:OP2	36:1:2142:A:N6	2.34	0.55
36:1:3057:U:H5'	36:1:3086:A:H61	1.72	0.55
36:1:3155:U:O4	86:1:3703:OHX:N6	2.39	0.55
36:1:742:G:N7	86:1:3516:OHX:N1	2.54	0.55
36:1:770:G:N7	86:1:3639:OHX:N3	2.55	0.55
36:1:828:A:H2'	36:1:829:U:C6	2.41	0.55
1:2:1382:A:O2'	1:2:1383:G:H5''	2.07	0.55
1:2:201:G:H2'	1:2:202:A:C8	2.42	0.55
1:2:280:U:O2'	1:2:281:G:OP2	2.22	0.55
1:2:312:A:C2	1:2:314:C:H2'	2.42	0.55
37:3:40:C:H5''	37:3:41:G:OP2	2.06	0.55
36:5:1336:U:H2'	36:5:1337:A:C8	2.41	0.55
36:5:208:C:C2'	36:5:209:A:H5'	2.36	0.55
36:5:1070:U:O4	86:5:3617:OHX:N6	2.40	0.55
80:6:1150:G:H5''	80:6:1151:A:O5'	2.07	0.55
80:6:1315:U:P	80:6:1328:G:H22	2.30	0.55
80:6:1492:A:O2'	80:6:1493:A:H8	1.88	0.55
80:6:1635:A:H8	80:6:1635:A:O5'	1.90	0.55
38:8:68:G:H1	38:8:91:C:N4	2.01	0.55
1:2:1460:A:C8	17:C5:128:HIS:HB3	2.42	0.55
21:C9:57:ARG:HH11	21:C9:57:ARG:HB2	1.72	0.55
23:D1:83:TRP:CH2	23:D1:85:TYR:HD2	2.25	0.55
25:D3:109:ARG:HB3	25:D3:112:LYS:HB2	1.88	0.55
26:D4:55:VAL:HG22	26:D4:75:VAL:HG23	1.88	0.55
27:D5:59:TYR:HE2	27:D5:61:SER:HB3	1.71	0.55
30:D8:26:THR:HB	30:D8:44:VAL:HG22	2.22	0.55
40:L3:150:ARG:NH1	40:L3:150:ARG:HG2	2.50	0.55
41:L4:39:PHE:CD2	41:L4:242:ALA:HB2	2.83	0.55
43:L6:35:VAL:HB	43:L6:90:LYS:HD3	2.67	0.55
43:L6:55:LEU:HB2	43:L6:64:LEU:HB3	2.36	0.55
46:L9:171:ASP:OD1	46:L9:173:ARG:HD2	2.07	0.55
48:M1:92:ARG:NH1	48:M1:94:ARG:HH11	5.64	0.55
51:M5:58:GLY:HA3	51:M5:142:ILE:HD13	1.89	0.55
53:M7:105:LYS:HB2	53:M7:107:LEU:HD22	1.89	0.55
53:M7:131:ARG:HG3	53:M7:137:ASN:OD1	2.39	0.55
55:M9:92:GLN:HG2	55:M9:96:ILE:HD11	2.76	0.55
59:N3:120:LYS:HB2	59:N3:137:VAL:HG23	2.76	0.55

*Continued on next page...*

*Continued from previous page...*

Atom-1	Atom-2	Interatomic distance (Å)	Clash overlap (Å)
63:N7:46:ILE:HD13	63:N7:68:ILE:HG23	1.89	0.55
68:O2:32:TRP:CE2	68:O2:53:PRO:HD2	2.42	0.55
2:S0:119:ARG:HD2	4:S2:241:ASP:OD1	2.07	0.55
9:S7:173:TYR:CE1	9:S7:181:ILE:HD11	3.33	0.55
10:S8:38:ILE:HG12	10:S8:96:LEU:HD11	2.54	0.55
11:S9:122:VAL:HG23	11:S9:123:HIS:CD2	2.42	0.55
36:1:1667:A:H2'	36:1:1668:G:C8	2.41	0.55
1:2:1585:U:N3	1:2:1611:A:H2	1.96	0.55
1:2:796:A:OP2	86:2:1935:OHX:N6	2.39	0.55
1:2:23:G:O2'	1:2:368:U:OP1	2.23	0.55
36:5:1389:G:H2'	36:5:1390:A:H2	1.72	0.55
36:5:242:C:H2'	36:5:243:G:C8	2.41	0.55
36:5:3378:C:H2'	36:5:3379:C:H6	1.71	0.55
36:5:920:A:H5''	36:5:922:U:C5	2.42	0.55
36:5:92:G:H5'	36:5:93:C:H5''	1.88	0.55
36:5:944:C:H2'	36:5:945:C:H6	1.72	0.55
17:C5:128:HIS:HA	80:6:1180:C:O2'	334.47	0.55
80:6:461:G:H2'	80:6:462:G:C8	2.42	0.55
37:7:28:C:H1'	37:7:55:A:H61	1.72	0.55
15:C3:46:THR:OG1	15:C3:49:GLN:HG2	3.88	0.55
86:C8:201:OHX:N4	86:C8:202:OHX:N1	2.55	0.55
28:D6:35:ALA:HB3	28:D6:37:LYS:HE3	1.88	0.55
36:1:2947:G:N3	40:L3:250:ALA:HB1	2.22	0.55
41:L4:141:ARG:CZ	41:L4:180:LYS:HD3	2.37	0.55
41:L4:3:ARG:NH2	41:L4:259:ASP:OD2	8.52	0.55
42:L5:52:VAL:HA	42:L5:147:ASP:HB3	2.10	0.55
44:L7:68:ASP:O	44:L7:71:ALA:N	3.49	0.55
46:L9:57:VAL:HG23	46:L9:68:LEU:HG	1.89	0.55
48:M1:28:ASP:HA	48:M1:31:THR:HG23	3.18	0.55
51:M5:172:ARG:HD2	36:5:30:G:O5'	111.07	0.55
50:M4:38:ILE:HD11	56:N0:150:PHE:CE2	2.40	0.55
41:L4:359:LEU:O	56:N0:26:ARG:NH2	2.40	0.55
57:N1:68:THR:HG22	57:N1:71:SER:O	2.23	0.55
64:N8:28:HIS:CD2	64:N8:32:ARG:HG3	2.42	0.55
75:O9:28:ARG:HA	75:O9:33:ASN:ND2	2.67	0.55
46:L9:174:LYS:HB2	76:Q0:127:LEU:HD11	1.89	0.55
78:Q2:99:GLN:OE1	78:Q2:102:GLN:NE2	2.39	0.55
10:S8:120:THR:O	86:S8:301:OHX:N4	5.75	0.55
11:S9:2:PRO:HA	80:6:381:C:P	359.69	0.55
36:1:2245:C:H4'	39:L2:221:LYS:O	2.06	0.55
36:1:3081:C:OP1	86:1:3813:OHX:N5	2.40	0.55

*Continued on next page...*

*Continued from previous page...*

Atom-1	Atom-2	Interatomic distance (Å)	Clash overlap (Å)
36:1:709:A:H1'	36:1:2787:G:O2'	2.07	0.55
1:2:1762:A:H1'	1:2:1783:C:H5'	1.89	0.55
1:2:197:A:H61	10:S8:138:ASN:ND2	2.03	0.55
1:2:38:C:H2'	1:2:39:A:H5'	1.87	0.55
1:2:775:G:O6	26:D4:11:LYS:NZ	2.39	0.55
36:5:1691:U:H2'	36:5:1692:U:H6	1.71	0.55
36:5:2121:G:H2'	36:5:2122:G:O5'	2.07	0.55
36:5:422:A:C2	36:5:2363:A:H4'	2.42	0.55
36:5:3081:C:H2'	36:5:3082:C:H6	1.70	0.55
36:5:3302:U:H3	36:5:3312:U:H3	1.55	0.55
80:6:1081:A:H2	80:6:1082:C:H41	1.54	0.55
80:6:235:G:H2'	80:6:236:A:C8	2.32	0.55
80:6:524:U:H2'	80:6:526:A:OP2	2.07	0.55
80:6:729:G:O2'	80:6:730:G:O5'	2.25	0.55
14:C2:36:LEU:HD11	14:C2:101:ALA:O	2.06	0.55
14:C2:60:VAL:HG13	14:C2:122:VAL:HG22	1.88	0.55
24:D2:24:GLN:NE2	29:D7:4:VAL:HA	3.68	0.55
16:C4:106:ALA:HB1	28:D6:56:ALA:HB3	1.89	0.55
40:L3:77:THR:HG23	40:L3:326:GLY:O	2.49	0.55
42:L5:88:ILE:HD12	42:L5:240:TYR:CE1	4.55	0.55
42:L5:294:ALA:O	42:L5:296:GLN:N	2.39	0.55
43:L6:31:ARG:NH2	43:L6:81:ALA:O	2.39	0.55
44:L7:83:LEU:HD22	44:L7:84:VAL:N	2.43	0.55
51:M5:199:LEU:HB3	51:M5:203:ARG:HE	1.70	0.55
51:M5:49:ARG:HH11	36:5:149:U:P	101.92	0.55
63:N7:5:LEU:HD22	63:N7:77:TYR:CZ	5.42	0.55
2:S0:163:ASN:C	2:S0:165:ARG:H	2.35	0.55
3:S1:104:ASP:OD1	3:S1:214:LYS:HG3	3.77	0.55
3:S1:126:THR:HG22	3:S1:136:ARG:HE	2.46	0.55
6:S4:122:LYS:HG3	6:S4:123:LEU:O	2.40	0.55
9:S7:141:ARG:NH2	9:S7:143:LEU:HD21	2.50	0.55
11:S9:113:VAL:HG12	11:S9:119:ALA:HB2	2.45	0.55
34:SR:251:TRP:NE1	34:SR:271:VAL:HG21	2.73	0.55
36:1:1230:G:H1	36:1:1279:C:H42	1.54	0.55
36:1:2358:A:H2'	36:1:2359:C:O4'	2.07	0.55
36:1:2443:A:N6	36:1:2504:U:C4	2.75	0.55
36:1:2633:U:H2'	36:1:2634:U:O4'	2.05	0.55
36:1:282:G:C8	36:1:282:G:H3'	2.41	0.55
36:1:2831:G:H2'	36:1:2832:C:H6	1.72	0.55
36:1:3029:A:C5	36:1:3030:G:H1'	2.42	0.55
36:1:73:C:O2	49:M3:59:ARG:HD3	2.07	0.55

*Continued on next page...*



*Continued from previous page...*

Atom-1	Atom-2	Interatomic distance (Å)	Clash overlap (Å)
36:1:784:A:C8	54:M8:69:ARG:HG3	2.42	0.55
36:1:789:A:H2'	36:1:790:U:C6	2.42	0.55
1:2:1486:G:N7	1:2:1487:A:C8	2.75	0.55
1:2:1783:C:H2'	1:2:1784:C:C6	2.41	0.55
1:2:694:U:H3	9:S7:98:ILE:HD12	1.72	0.55
1:2:768:C:C2	11:S9:143:ILE:HG12	2.42	0.55
36:5:1103:A:H3'	36:5:1104:G:H5'	1.89	0.55
36:5:1764:U:H3'	36:5:1765:U:H5''	1.89	0.55
36:5:1822:C:H2'	36:5:1823:A:H8	1.72	0.55
39:L2:182:ALA:HB2	36:5:2148:U:O2'	211.20	0.55
36:5:2240:G:H2'	36:5:2241:U:O4'	2.06	0.55
36:5:2530:G:H2'	36:5:2531:C:H5'	1.89	0.55
36:5:2533:G:H1	36:5:2546:C:H42	1.54	0.55
36:5:259:C:H2'	36:5:260:C:H6	1.72	0.55
36:5:3153:U:H4'	36:5:3154:C:H5'	1.88	0.55
41:L4:74:ILE:HD12	36:5:804:C:O2'	153.15	0.55
80:6:1696:G:H8	80:6:1696:G:H5''	1.72	0.55
80:6:1239:U:O4	86:6:1951:OHX:N5	2.40	0.55
80:6:197:A:H2'	80:6:198:A:C8	2.42	0.55
80:6:486:G:O6	80:6:488:G:N2	2.40	0.55
6:S4:187:ARG:NH2	80:6:753:A:H62	374.03	0.55
16:C4:17:ALA:HB3	16:C4:81:VAL:HA	1.89	0.55
17:C5:81:ARG:NH1	17:C5:97:TYR:O	2.38	0.55
20:C8:140:THR:HA	20:C8:143:ARG:HH11	2.63	0.55
20:C8:23:ASP:HB3	20:C8:26:ILE:HG12	4.27	0.55
26:D4:84:LYS:HB3	26:D4:85:PHE:CD2	5.53	0.55
27:D5:71:ILE:HG22	27:D5:75:LEU:HB2	1.89	0.55
30:D8:26:THR:HB	30:D8:44:VAL:CG2	2.70	0.55
39:L2:45:VAL:HG22	39:L2:84:THR:HA	1.89	0.55
36:1:3313:U:H4'	40:L3:173:GLN:OE1	2.07	0.55
42:L5:265:TYR:HE1	37:7:121:U:H5''	315.95	0.55
42:L5:286:VAL:HG13	47:M0:206:LEU:HD22	1.89	0.55
57:N1:9:SER:O	57:N1:11:THR:HG23	2.65	0.55
68:O2:31:ASN:HD22	36:5:1408:G:P	161.01	0.55
73:O7:28:HIS:ND1	73:O7:31:LYS:HB2	2.58	0.55
39:L2:178:PRO:HD2	79:Q3:26:VAL:HG22	1.87	0.55
9:S7:35:LYS:O	9:S7:37:GLU:HG2	2.07	0.55
36:1:1483:G:C8	36:1:1485:G:C8	2.96	0.55
86:1:3476:OHX:N6	86:1:3794:OHX:N3	2.54	0.55
36:1:2309:A:H4'	86:1:3695:OHX:N4	2.23	0.55
36:1:709:A:OP1	54:M8:179:ARG:NH2	2.37	0.55

*Continued on next page...*

*Continued from previous page...*

Atom-1	Atom-2	Interatomic distance (Å)	Clash overlap (Å)
36:1:952:A:H1'	36:1:1114:U:H1'	1.87	0.55
1:2:980:G:H4'	1:2:1776:A:H4'	1.88	0.55
1:2:304:U:H2'	1:2:305:C:H6	1.72	0.55
1:2:703:G:H2'	1:2:704:C:H5'	1.89	0.55
36:5:1141:C:O2'	36:5:1153:A:N3	2.37	0.55
36:5:2413:A:H2'	36:5:2414:G:C8	2.43	0.55
36:5:3241:G:H2'	36:5:3245:A:C8	2.41	0.55
36:5:3350:C:H2'	36:5:3351:U:C2	2.42	0.55
36:5:177:U:OP2	86:5:3523:OHX:N6	2.40	0.55
36:5:536:U:H1'	36:5:559:A:C8	2.42	0.55
36:5:783:A:OP2	86:5:3717:OHX:N3	2.40	0.55
80:6:1330:G:H2'	80:6:1331:A:O4'	2.07	0.55
80:6:1654:G:H2'	80:6:1745:G:N2	2.22	0.55
80:6:825:U:O2'	80:6:826:U:OP2	2.19	0.55
24:D2:20:THR:OG1	24:D2:22:LYS:HD3	2.43	0.55
39:L2:52:SER:HB3	39:L2:191:LEU:CD1	4.99	0.55
40:L3:167:ARG:O	86:L3:401:OHX:N5	24.04	0.55
42:L5:114:GLY:C	42:L5:116:ASP:H	2.10	0.55
44:L7:25:GLN:HG2	44:L7:29:GLU:HB2	1.88	0.55
46:L9:101:VAL:HG22	46:L9:114:VAL:HG22	1.88	0.55
47:M0:33:ILE:HD11	47:M0:36:LEU:HG	1.88	0.55
48:M1:110:ILE:HG22	48:M1:115:LYS:O	2.07	0.55
49:M3:46:ILE:CG2	49:M3:49:ARG:HB2	2.91	0.55
53:M7:31:GLU:HG2	53:M7:60:PHE:HA	4.37	0.55
65:N9:14:ARG:NH2	65:N9:18:ARG:HD3	2.45	0.55
63:N7:4:PHE:CZ	66:O0:35:ARG:HA	2.42	0.55
36:1:1485:G:N2	70:O4:4:ARG:HD2	2.21	0.55
4:S2:206:THR:HG21	80:6:14:C:OP2	375.56	0.55
34:SR:69:GLN:HG2	34:SR:111:MET:SD	2.46	0.55
36:1:1145:G:OP1	68:O2:44:ARG:NH1	2.33	0.54
36:1:1240:A:H2	36:1:1248:C:H41	1.53	0.54
36:1:1609:C:H5''	61:N5:125:ARG:HH11	1.72	0.54
36:1:3159:C:H2'	36:1:3160:U:C6	2.42	0.54
36:1:966:U:N3	36:1:967:A:N7	2.55	0.54
1:2:1018:U:H2'	1:2:1019:A:C8	2.42	0.54
1:2:1277:G:H2'	1:2:1278:G:O4'	2.07	0.54
1:2:1590:G:OP1	21:C9:91:TYR:HB2	2.07	0.54
1:2:67:A:O3'	1:2:68:A:H3'	2.07	0.54
1:2:900:A:H4'	1:2:916:U:H1'	1.87	0.54
36:5:1517:G:C6	36:5:1518:U:C4	2.95	0.54
36:5:2261:G:O6	86:5:3453:OHX:N5	2.40	0.54

*Continued on next page...*

*Continued from previous page...*

Atom-1	Atom-2	Interatomic distance (Å)	Clash overlap (Å)
36:5:239:G:N7	86:5:3639:OHX:N5	2.56	0.54
36:5:871:U:H2'	36:5:872:U:C6	2.41	0.54
33:E1:146:SER:HB2	80:6:1235:C:H5'	433.82	0.54
80:6:1421:A:O5'	80:6:1421:A:H8	1.90	0.54
80:6:1482:C:OP2	80:6:1521:G:N2	2.39	0.54
27:D5:77:ARG:NH1	80:6:1533:C:OP2	351.58	0.54
80:6:1699:G:N1	80:6:1701:A:H5''	2.22	0.54
86:6:1975:OHX:N4	86:6:2032:OHX:N1	2.56	0.54
38:8:40:A:H2'	38:8:41:A:C8	2.42	0.54
12:C0:44:LYS:HA	12:C0:47:GLN:HB3	2.81	0.54
14:C2:103:LEU:HD23	14:C2:115:VAL:HA	2.43	0.54
25:D3:73:ARG:NH1	25:D3:82:LYS:HB3	2.72	0.54
39:L2:116:VAL:HA	39:L2:163:ARG:O	2.43	0.54
41:L4:20:LEU:HD13	41:L4:256:THR:HG23	1.90	0.54
42:L5:155:THR:HA	42:L5:179:ARG:HA	1.89	0.54
42:L5:99:TYR:CD2	42:L5:199:ILE:HG12	2.42	0.54
46:L9:109:ALA:O	46:L9:110:LYS:HB2	2.36	0.54
49:M3:6:ASN:O	49:M3:7:LEU:HD23	2.07	0.54
51:M5:114:ARG:HG2	51:M5:137:PRO:HG3	2.65	0.54
51:M5:4:TYR:CE1	51:M5:49:ARG:HD3	3.17	0.54
61:N5:136:ALA:O	61:N5:139:ILE:HG23	2.07	0.54
64:N8:13:GLY:HA2	36:5:943:U:H3'	163.70	0.54
64:N8:21:ARG:HB3	36:5:641:C:OP1	183.63	0.54
68:O2:105:ARG:HH12	68:O2:125:ARG:HH11	1.55	0.54
4:S2:159:THR:OG1	4:S2:168:ARG:HG3	2.07	0.54
6:S4:104:ASP:HB2	6:S4:108:ARG:H	1.70	0.54
6:S4:128:LYS:HD3	6:S4:130:GLN:NE2	3.15	0.54
7:S5:203:LYS:HE2	7:S5:203:LYS:HA	3.89	0.54
1:2:79:C:H4'	8:S6:173:PRO:O	2.08	0.54
11:S9:106:GLU:O	11:S9:111:THR:OG1	3.31	0.54
6:S4:10:LYS:NZ	11:S9:2:PRO:HB3	3.03	0.54
11:S9:93:LEU:HA	11:S9:96:VAL:HG13	1.88	0.54
36:1:1305:U:N1	40:L3:257:PRO:HG3	2.22	0.54
36:1:1853:U:OP2	86:1:3576:OHX:N3	2.40	0.54
36:1:2827:U:O4	86:1:3407:OHX:N4	2.40	0.54
36:1:2836:C:H5	36:1:2852:C:N4	1.99	0.54
36:1:3243:A:O2'	36:1:3244:A:H8	1.90	0.54
36:1:54:C:O2'	36:1:1547:G:H1'	2.06	0.54
36:1:553:U:H5''	36:1:554:A:OP2	2.07	0.54
1:2:1498:G:C2'	1:2:1499:G:H5'	2.38	0.54
1:2:1811:G:H22	1:2:1816:C:H42	1.54	0.54

*Continued on next page...*

*Continued from previous page...*

Atom-1	Atom-2	Interatomic distance (Å)	Clash overlap (Å)
1:2:484:C:H42	1:2:503:G:H22	1.55	0.54
37:3:36:C:H2'	37:3:37:G:C8	2.42	0.54
45:L8:137:ASN:ND2	36:5:148:G:N7	107.75	0.54
36:5:1514:G:H2'	36:5:1514:G:N3	2.22	0.54
36:5:1581:C:OP2	36:5:1581:C:H4'	2.07	0.54
36:5:1728:G:H5''	36:5:1730:G:O4'	2.08	0.54
36:5:2209:U:H4'	36:5:2210:G:OP1	2.06	0.54
36:5:3057:U:H5'	36:5:3086:A:H61	1.72	0.54
80:6:1237:G:H2'	80:6:1238:A:C8	2.41	0.54
16:C4:127:ARG:HD3	80:6:990:C:O2'	282.18	0.54
12:C0:7:ASP:O	12:C0:11:ILE:HG12	2.07	0.54
19:C7:7:LYS:HD2	19:C7:11:ARG:HH21	2.81	0.54
20:C8:145:ARG:HB3	35:SM:68:ARG:HH12	3.48	0.54
21:C9:61:VAL:O	21:C9:65:ILE:HG13	2.17	0.54
39:L2:3:ARG:HB3	39:L2:207:VAL:O	2.33	0.54
40:L3:160:VAL:HG23	40:L3:183:LEU:HD22	1.87	0.54
42:L5:233:ALA:O	42:L5:235:SER:N	2.40	0.54
43:L6:30:LEU:HD21	43:L6:57:HIS:CD2	3.65	0.54
44:L7:160:ARG:HG3	44:L7:203:TRP:CD2	2.42	0.54
44:L7:207:LEU:O	36:5:1334:U:H5'	240.38	0.54
47:M0:89:VAL:HG22	47:M0:136:PHE:CE1	2.58	0.54
50:M4:3:THR:O	50:M4:3:THR:OG1	2.22	0.54
50:M4:77:ARG:O	50:M4:81:VAL:HG23	2.08	0.54
51:M5:168:GLY:O	51:M5:172:ARG:HB2	2.41	0.54
52:M6:3:VAL:HG13	52:M6:4:GLU:HG3	1.89	0.54
55:M9:56:THR:HG23	36:5:1873:U:OP1	150.83	0.54
36:1:534:U:O2	56:N0:146:LYS:HA	2.06	0.54
58:N2:43:VAL:HG21	58:N2:50:LEU:HD23	1.89	0.54
64:N8:125:VAL:HG21	64:N8:138:ILE:HD13	1.89	0.54
64:N8:130:VAL:HG21	64:N8:135:GLU:HG3	1.88	0.54
66:O0:32:LYS:HG3	66:O0:35:ARG:HH21	1.72	0.54
70:O4:5:VAL:HG21	70:O4:32:ALA:H	3.09	0.54
38:4:79:A:H5''	71:O5:43:LYS:NZ	2.22	0.54
3:S1:109:LYS:O	3:S1:112:SER:OG	3.33	0.54
3:S1:124:ASN:N	3:S1:124:ASN:OD1	2.39	0.54
6:S4:26:CYS:SG	80:6:461:G:H5''	363.30	0.54
6:S4:49:ARG:HG3	6:S4:50:ASN:N	3.92	0.54
7:S5:197:GLU:OE1	7:S5:208:SER:HB2	2.70	0.54
34:SR:167:VAL:HG23	34:SR:183:LEU:HB2	4.96	0.54
36:1:1192:C:H4'	36:1:1193:A:OP2	2.08	0.54
36:1:158:G:H2'	36:1:159:A:C8	2.43	0.54

*Continued on next page...*

*Continued from previous page...*

Atom-1	Atom-2	Interatomic distance (Å)	Clash overlap (Å)
36:1:2533:G:C5	86:1:3751:OHX:N4	2.75	0.54
1:2:1133:A:N3	1:2:1650:U:O2'	2.38	0.54
1:2:1335:U:H3	1:2:1416:G:H1	1.54	0.54
1:2:1812:G:N2	1:2:1814:A:H5''	2.23	0.54
1:2:558:U:H2'	1:2:558:U:O2	2.08	0.54
36:5:1221:A:H3'	36:5:1222:G:H5'	1.89	0.54
36:5:1258:U:O2	36:5:1260:A:H8	1.90	0.54
36:5:1309:U:H5''	36:5:1311:G:OP1	2.08	0.54
36:5:2249:G:N7	36:5:2272:G:C8	2.75	0.54
36:5:3362:A:C2	36:5:3363:U:C2	2.95	0.54
86:5:3524:OHX:N3	86:5:3805:OHX:N4	2.55	0.54
80:6:55:A:H3'	80:6:403:G:N2	2.22	0.54
15:C3:101:HIS:HA	15:C3:104:ARG:HH11	2.40	0.54
15:C3:78:ASN:HB3	15:C3:80:LEU:HD22	3.67	0.54
23:D1:79:LEU:HD13	23:D1:82:VAL:HG21	4.62	0.54
24:D2:7:LEU:HD22	24:D2:11:LEU:HG	2.22	0.54
39:L2:116:VAL:HG13	39:L2:126:LEU:HB2	1.88	0.54
39:L2:132:ASN:ND2	36:5:2178:A:H3'	218.03	0.54
40:L3:303:LYS:HD2	40:L3:361:THR:HG21	1.88	0.54
46:L9:124:ARG:HG2	46:L9:164:ILE:HD12	1.89	0.54
47:M0:76:MET:HE3	47:M0:148:VAL:HA	1.89	0.54
47:M0:55:ASN:ND2	47:M0:162:GLN:OE1	2.31	0.54
45:L8:136:LEU:HD22	51:M5:3:ALA:HB2	1.90	0.54
52:M6:38:ALA:O	52:M6:41:LEU:HB2	2.08	0.54
52:M6:58:LEU:HA	52:M6:72:HIS:CD2	2.66	0.54
52:M6:79:ILE:HG21	52:M6:138:LEU:HD11	1.89	0.54
54:M8:109:GLY:O	54:M8:113:LYS:HB2	3.50	0.54
62:N6:60:ARG:HB2	62:N6:103:LYS:HB3	2.16	0.54
36:1:1634:G:O6	63:N7:17:ARG:HG3	2.07	0.54
63:N7:10:VAL:HB	63:N7:83:THR:CG2	2.38	0.54
67:O1:41:LYS:NZ	67:O1:47:ASP:OD1	2.28	0.54
70:O4:42:PRO:HD3	70:O4:56:THR:HG22	3.01	0.54
73:O7:2:GLY:O	73:O7:7:SER:HB3	2.12	0.54
76:Q0:103:LEU:HD21	76:Q0:111:ARG:H	2.69	0.54
77:Q1:13:LEU:HD11	77:Q1:17:ARG:NH1	2.22	0.54
11:S9:133:HIS:CD2	11:S9:162:SER:HB2	2.61	0.54
36:1:1307:G:H1'	36:1:1308:A:C8	2.42	0.54
36:1:1807:G:C6	36:1:1808:G:N1	2.75	0.54
36:1:213:A:OP1	62:N6:2:ALA:N	2.41	0.54
36:1:290:G:H4'	51:M5:69:GLY:O	2.07	0.54
36:1:906:A:OP1	86:1:3542:OHX:N1	2.40	0.54

*Continued on next page...*

*Continued from previous page...*

Atom-1	Atom-2	Interatomic distance (Å)	Clash overlap (Å)
36:1:994:G:H3'	57:N1:13:TYR:CD2	2.43	0.54
1:2:1460:A:H5'	1:2:1461:C:OP2	2.07	0.54
36:5:1070:U:C4	36:5:1071:U:C4	2.95	0.54
74:O8:44:LYS:NZ	36:5:1751:G:O6	131.25	0.54
36:5:2609:A:H2'	36:5:2610:G:H8	1.72	0.54
36:5:3274:A:H3'	36:5:3275:U:C5'	2.36	0.54
36:5:334:A:H2'	36:5:335:G:C8	2.42	0.54
36:5:1443:G:O6	86:5:3515:OHX:N5	2.41	0.54
36:5:567:G:H2'	36:5:568:G:C8	2.42	0.54
36:5:663:C:H2'	36:5:664:U:C6	2.42	0.54
20:C8:127:HIS:NE2	20:C8:133:VAL:HG21	2.23	0.54
25:D3:53:VAL:HG12	25:D3:98:GLU:HA	3.27	0.54
36:1:1580:A:OP1	39:L2:68:LYS:NZ	2.40	0.54
39:L2:82:VAL:HA	39:L2:86:GLN:OE1	2.41	0.54
44:L7:191:VAL:HG12	44:L7:192:GLY:H	4.61	0.54
51:M5:99:ARG:HG3	51:M5:130:PHE:CE1	2.87	0.54
56:N0:51:VAL:HG12	56:N0:52:LYS:O	4.46	0.54
63:N7:15:ARG:NH2	70:O4:83:ASN:OD1	2.40	0.54
8:S6:116:LYS:NZ	8:S6:125:THR:HG21	3.18	0.54
9:S7:10:SER:HB2	9:S7:42:GLN:CD	2.28	0.54
9:S7:46:ILE:HG12	9:S7:60:ILE:HG23	2.05	0.54
11:S9:175:ARG:HD3	11:S9:179:ARG:CZ	2.38	0.54
36:1:1482:A:N7	36:1:1866:C:O2'	2.34	0.54
36:1:2892:A:N6	36:1:2909:U:H3	2.06	0.54
36:1:343:U:O2	36:1:1439:U:H1'	2.07	0.54
36:1:2997:G:O6	86:1:3718:OHX:N5	2.40	0.54
1:2:558:U:O2'	1:2:559:C:O5'	2.21	0.54
1:2:556:A:N3	1:2:590:C:H1'	2.22	0.54
38:4:43:A:OP1	86:4:218:OHX:N6	2.41	0.54
74:O8:49:SER:OG	36:5:1825:G:OP1	135.98	0.54
62:N6:12:ARG:HG2	36:5:215:G:OP1	88.10	0.54
45:L8:241:LYS:HB2	36:5:2586:G:C5	183.77	0.54
40:L3:3:HIS:HB2	36:5:2938:G:N7	251.16	0.54
36:5:352:A:H4'	36:5:353:G:OP1	2.05	0.54
86:5:3539:OHX:N3	86:5:3587:OHX:N4	2.56	0.54
36:5:851:C:H2'	36:5:852:U:H6	1.72	0.54
80:6:1304:G:H5'	80:6:1322:A:OP2	2.07	0.54
80:6:1700:C:O2'	80:6:1701:A:OP1	2.26	0.54
80:6:698:U:O4	86:6:1928:OHX:N3	2.41	0.54
80:6:793:A:OP2	80:6:793:A:C8	2.60	0.54
29:D7:20:LYS:NZ	80:6:959:U:OP2	346.64	0.54

*Continued on next page...*

*Continued from previous page...*

Atom-1	Atom-2	Interatomic distance (Å)	Clash overlap (Å)
16:C4:136:ARG:NH1	80:6:1785:U:OP1	297.48	0.54
18:C6:133:GLY:HA3	18:C6:136:SER:HB3	2.55	0.54
31:D9:19:ARG:HD3	31:D9:32:ARG:HD2	3.39	0.54
42:L5:34:LYS:O	42:L5:38:THR:HG23	2.08	0.54
44:L7:84:VAL:HG11	44:L7:127:LEU:HD11	1.90	0.54
44:L7:160:ARG:HG3	44:L7:203:TRP:CG	2.42	0.54
44:L7:206:LYS:HB3	36:5:1334:U:H5''	236.93	0.54
50:M4:55:ARG:HD3	56:N0:70:THR:OG1	2.31	0.54
58:N2:43:VAL:O	58:N2:45:GLY:N	2.90	0.54
61:N5:103:TYR:O	61:N5:105:VAL:HG23	2.34	0.54
49:M3:3:ILE:HG12	64:N8:34:MET:HE2	1.90	0.54
66:O0:40:LYS:HB3	66:O0:101:LEU:HD21	1.88	0.54
67:O1:30:PRO:HD3	67:O1:60:TRP:CH2	2.42	0.54
70:O4:86:LYS:O	70:O4:90:ILE:HG12	2.07	0.54
38:4:86:U:H2'	71:O5:7:TYR:HE2	1.72	0.54
72:O6:25:LYS:HB2	72:O6:28:TYR:CD2	2.34	0.54
72:O6:5:THR:HG23	72:O6:12:ASN:O	2.07	0.54
73:O7:25:ARG:HG3	75:O9:51:ILE:HG13	4.42	0.54
75:O9:30:ARG:HB2	75:O9:33:ASN:HB2	1.90	0.54
75:O9:42:ARG:NH1	75:O9:42:ARG:HG2	2.68	0.54
7:S5:146:THR:HG23	7:S5:157:ARG:HB3	3.99	0.54
9:S7:46:ILE:HD13	9:S7:59:ALA:O	2.08	0.54
11:S9:88:GLU:O	11:S9:91:LYS:HD2	4.61	0.54
36:1:2736:A:O3'	57:N1:71:SER:OG	2.26	0.54
36:1:359:U:HO2'	73:O7:16:HIS:CE1	2.25	0.54
36:1:3128:G:OP2	86:1:3729:OHX:N6	2.40	0.54
1:2:1229:G:O2'	1:2:1255:G:N2	2.41	0.54
1:2:1536:G:C2	1:2:1538:U:C2	2.95	0.54
1:2:1591:C:H2'	1:2:1592:A:H8	1.73	0.54
1:2:1645:G:H2'	1:2:1646:C:H6	1.73	0.54
1:2:1657:U:H4'	1:2:1658:G:O5'	2.08	0.54
1:2:1637:C:OP2	86:2:1995:OHX:N5	2.40	0.54
36:5:1262:G:H5''	36:5:1263:A:OP2	2.07	0.54
36:5:2518:C:H2'	36:5:2519:A:C8	2.42	0.54
36:5:2894:C:H2'	36:5:2895:G:C8	2.43	0.54
80:6:138:A:N3	80:6:138:A:H5''	2.22	0.54
80:6:325:G:O2'	80:6:326:G:H5'	2.07	0.54
15:C3:16:ILE:HD12	80:6:959:U:H4'	346.23	0.54
13:C1:131:ILE:HG22	13:C1:132:SER:HB3	2.68	0.54
23:D1:58:TYR:OH	24:D2:20:THR:HA	2.59	0.54
24:D2:105:THR:OG1	24:D2:126:LEU:HG	2.08	0.54

*Continued on next page...*

*Continued from previous page...*

Atom-1	Atom-2	Interatomic distance (Å)	Clash overlap (Å)
26:D4:27:VAL:HG21	26:D4:40:LEU:HD21	3.25	0.54
41:L4:170:LYS:HG3	41:L4:175:HIS:HB2	3.04	0.54
52:M6:12:LYS:HB3	56:N0:167:ARG:HH22	3.43	0.54
55:M9:27:ASN:O	86:M9:203:OHX:N6	2.41	0.54
58:N2:22:PRO:HG3	58:N2:93:ILE:HG21	1.88	0.54
61:N5:115:ARG:O	61:N5:117:ASN:N	2.37	0.54
2:S0:69:ASN:HB3	2:S0:71:GLU:OE2	2.08	0.54
3:S1:119:THR:HB	3:S1:143:THR:HG23	1.90	0.54
4:S2:90:THR:O	4:S2:92:ALA:N	2.40	0.54
6:S4:121:TYR:CE2	6:S4:161:LYS:HE3	2.91	0.54
6:S4:240:LYS:N	6:S4:240:LYS:HE2	2.23	0.54
1:2:399:A:N3	6:S4:3:ARG:NH1	2.56	0.54
1:2:816:G:N2	9:S7:110:GLN:OE1	2.27	0.54
9:S7:185:ILE:HG22	9:S7:186:PRO:HD2	2.51	0.54
11:S9:129:ILE:HA	11:S9:134:ILE:CG1	4.10	0.54
36:1:1062:A:N3	57:N1:130:ARG:NH2	2.56	0.54
36:1:1235:U:H4'	36:1:1236:G:H5'	1.90	0.54
36:1:1888:U:OP1	40:L3:247:ARG:NH1	2.40	0.54
36:1:2842:U:C5	36:1:2843:U:C4	2.95	0.54
36:1:3033:A:H2'	36:1:3034:C:H6	1.73	0.54
36:1:3276:G:H1	69:O3:60:ARG:NH2	2.05	0.54
86:1:3494:OHX:N4	86:1:3804:OHX:N3	2.55	0.54
36:1:395:A:H2'	36:1:396:A:C8	2.43	0.54
36:1:532:A:H2	36:1:560:G:H22	1.53	0.54
36:1:835:G:O2'	36:1:857:G:N2	2.32	0.54
36:1:980:A:H2'	36:1:981:U:N1	2.22	0.54
1:2:1371:A:OP1	1:2:1371:A:H8	1.90	0.54
36:5:1036:A:H2'	36:5:1037:C:O4'	2.08	0.54
36:5:1716:U:H5'	36:5:1716:U:H6	1.71	0.54
36:5:2222:A:H8	36:5:2222:A:O5'	1.90	0.54
36:5:247:C:C2	36:5:248:U:H1'	2.42	0.54
36:5:2777:G:H5''	36:5:2778:G:OP1	2.08	0.54
36:5:3263:G:O6	86:5:3626:OHX:N2	2.40	0.54
86:5:3523:OHX:N1	86:5:3772:OHX:N3	2.56	0.54
36:5:627:U:H4'	36:5:1399:A:O2'	2.08	0.54
80:6:219:A:N6	80:6:843:U:C2	2.76	0.54
80:6:404:G:H2'	80:6:405:C:C6	2.42	0.54
62:N6:75:ARG:NH2	38:8:72:A:H4'	42.39	0.54
16:C4:81:VAL:HG13	16:C4:115:ILE:HG23	3.18	0.54
17:C5:28:MET:HE3	17:C5:33:PHE:HB2	3.09	0.54
22:D0:32:LYS:HA	22:D0:35:GLU:HB2	3.39	0.54

*Continued on next page...*



*Continued from previous page...*

Atom-1	Atom-2	Interatomic distance (Å)	Clash overlap (Å)
18:C6:129:PHE:CE1	22:D0:78:THR:HA	2.77	0.54
26:D4:29:HIS:HB2	26:D4:32:ARG:HB2	3.94	0.54
28:D6:11:ASN:O	28:D6:33:ASP:HB2	2.12	0.54
33:E1:100:LEU:HD12	33:E1:102:VAL:HA	6.40	0.54
39:L2:149:ARG:HH22	39:L2:253:GLN:HA	5.10	0.54
39:L2:10:LYS:HA	39:L2:16:PHE:CD2	2.43	0.54
39:L2:181:LYS:NZ	36:5:860:G:O5'	212.81	0.54
40:L3:30:LYS:O	86:5:3612:OHX:N1	249.79	0.54
41:L4:10:SER:OG	41:L4:14:GLU:HG2	5.60	0.54
47:M0:82:ARG:NH1	47:M0:83:ASP:OD1	2.41	0.54
48:M1:9:MET:O	48:M1:11:ASP:N	4.05	0.54
53:M7:67:ILE:HD12	53:M7:82:ARG:CZ	3.63	0.54
67:O1:80:ASN:HD21	67:O1:85:ALA:HB3	2.66	0.54
76:Q0:78:ILE:HD11	76:Q0:83:LYS:CA	6.63	0.54
3:S1:163:ALA:O	3:S1:167:VAL:HG23	2.39	0.54
4:S2:178:ILE:HG21	4:S2:185:LYS:HA	2.32	0.54
7:S5:51:VAL:HA	7:S5:131:GLN:OE1	2.07	0.54
8:S6:20:ASP:OD2	8:S6:23:ARG:HG3	3.77	0.54
34:SR:19:TRP:HB2	34:SR:38:ARG:HG3	2.26	0.54
34:SR:67:ILE:HB	34:SR:85:TRP:CD1	2.42	0.54
36:1:1680:G:H2'	36:1:1681:U:C6	2.43	0.54
1:2:1354:G:H5'	1:2:1355:C:OP2	2.07	0.54
1:2:1433:G:H2'	1:2:1434:U:C6	2.42	0.54
1:2:1487:A:OP1	31:D9:34:TYR:OH	2.23	0.54
1:2:501:U:HO2'	1:2:502:U:H6	1.54	0.54
36:5:184:U:H2'	36:5:185:C:H6	1.73	0.54
55:M9:56:THR:HG23	36:5:1873:U:P	151.87	0.54
36:5:3238:G:N2	36:5:3250:U:H1'	2.22	0.54
36:5:742:G:O6	86:5:3796:OHX:N2	2.41	0.54
80:6:1405:G:H2'	80:6:1406:A:H8	1.72	0.54
37:7:110:G:C6	37:7:111:U:C4	2.96	0.54
13:C1:66:ILE:HD13	13:C1:128:CYS:HB3	7.76	0.54
17:C5:110:GLU:HB2	20:C8:119:ILE:HD11	1.89	0.54
22:D0:33:GLN:O	22:D0:37:VAL:HG23	2.48	0.54
28:D6:36:ILE:HG21	28:D6:78:ALA:HB2	1.89	0.54
40:L3:41:VAL:HG22	40:L3:194:TRP:CD1	2.43	0.54
41:L4:138:ARG:HH11	41:L4:138:ARG:HB3	1.71	0.54
41:L4:41:SER:HA	41:L4:44:LYS:HD2	1.90	0.54
44:L7:208:SER:HB2	36:5:1334:U:H1'	242.56	0.54
50:M4:32:LEU:HD11	50:M4:94:TRP:CG	2.43	0.54
52:M6:121:PRO:O	52:M6:124:LEU:HB2	2.68	0.54

*Continued on next page...*

*Continued from previous page...*

Atom-1	Atom-2	Interatomic distance (Å)	Clash overlap (Å)
53:M7:134:GLY:O	36:5:1846:C:N4	149.76	0.54
36:1:2352:A:OP1	53:M7:82:ARG:HG2	2.08	0.54
62:N6:50:ILE:HD12	62:N6:70:ILE:HG12	3.30	0.54
63:N7:10:VAL:HG23	63:N7:86:THR:HA	1.89	0.54
36:1:715:A:H5''	64:N8:114:GLY:O	2.08	0.54
36:1:424:G:O2'	68:O2:23:ASP:OD2	2.22	0.54
73:O7:60:GLY:N	38:8:42:G:OP1	87.76	0.54
5:S3:38:GLU:OE1	5:S3:40:ARG:NE	2.41	0.54
7:S5:57:SER:HA	30:D8:53:ILE:HB	2.57	0.54
11:S9:114:TYR:HD1	11:S9:121:SER:H	1.55	0.54
34:SR:184:ASN:HD22	34:SR:185:GLN:N	5.62	0.54
34:SR:192:PHE:HD1	34:SR:223:TRP:CE3	2.26	0.54
36:1:1565:G:H1'	36:1:1575:A:C2	2.43	0.54
36:1:1832:C:H2'	36:1:1833:G:H8	1.73	0.54
36:1:1878:G:OP1	86:1:3468:OHX:N4	2.40	0.54
36:1:2343:C:H2'	36:1:2344:U:H6	1.72	0.54
36:1:2582:C:H2'	36:1:2583:C:C6	2.43	0.54
36:1:3018:C:H2'	36:1:3019:U:O4'	2.08	0.54
36:1:3228:C:H4'	36:1:3229:G:O5'	2.07	0.54
36:1:735:A:H2'	36:1:736:A:H8	1.73	0.54
1:2:1370:U:O4	86:2:2003:OHX:N3	2.41	0.54
1:2:1469:A:H2'	1:2:1470:C:C6	2.43	0.54
1:2:577:G:H3'	1:2:577:G:C8	2.43	0.54
36:5:283:G:O6	36:5:304:G:H1'	2.08	0.54
86:5:3451:OHX:N1	86:5:3765:OHX:N2	2.56	0.54
80:6:1369:U:O4	86:6:1939:OHX:N4	2.41	0.54
38:8:145:U:H2'	38:8:146:U:H6	1.71	0.54
15:C3:119:GLU:HG2	15:C3:141:TYR:CE2	3.59	0.54
16:C4:85:ALA:HB2	16:C4:94:PRO:HA	2.92	0.54
18:C6:52:LEU:HA	18:C6:60:PHE:CE1	3.09	0.54
5:S3:209:ILE:HG22	19:C7:38:ILE:O	2.23	0.54
39:L2:59:ALA:HB2	39:L2:78:ALA:HB2	1.89	0.54
40:L3:117:ARG:NH2	40:L3:176:ALA:O	3.01	0.54
40:L3:62:ARG:O	40:L3:64:GLY:N	2.40	0.54
43:L6:80:ASN:HB3	43:L6:83:TYR:HD2	1.73	0.54
44:L7:47:ARG:NH1	44:L7:183:ASP:OD2	2.41	0.54
45:L8:73:PRO:HA	45:L8:76:ALA:HB3	2.55	0.54
53:M7:23:ARG:HE	53:M7:125:GLN:HG3	2.94	0.54
53:M7:41:LEU:HD11	53:M7:99:ALA:HB2	3.03	0.54
64:N8:126:LYS:HA	64:N8:146:GLU:O	2.58	0.54
65:N9:47:LEU:HD21	36:5:1086:C:H1'	207.73	0.54

*Continued on next page...*

*Continued from previous page...*

Atom-1	Atom-2	Interatomic distance (Å)	Clash overlap (Å)
66:O0:56:LEU:O	66:O0:60:ALA:N	2.39	0.54
66:O0:9:SER:OG	66:O0:12:GLN:HB3	5.27	0.54
72:O6:51:SER:O	72:O6:54:GLU:N	2.38	0.54
3:S1:129:THR:HB	3:S1:180:THR:HA	1.89	0.54
6:S4:130:GLN:HB2	6:S4:138:TYR:CZ	2.42	0.54
6:S4:163:ASP:HB3	6:S4:166:SER:O	2.08	0.54
36:1:249:U:O2	36:1:250:U:N3	2.31	0.54
36:1:2782:U:H2'	36:1:2783:U:H6	1.73	0.54
36:1:2950:G:N7	86:1:3757:OHX:N2	2.56	0.54
36:1:830:A:H2'	36:1:831:G:O4'	2.08	0.54
1:2:1151:A:H4'	1:2:1766:A:N7	2.22	0.54
1:2:194:U:O2'	1:2:195:G:O4'	2.25	0.54
1:2:393:C:H2'	1:2:394:C:C6	2.43	0.54
38:4:62:C:H4'	38:4:63:G:O5'	2.08	0.54
36:5:2662:G:H2'	36:5:2663:G:H8	1.71	0.54
36:5:3155:U:H3'	36:5:3156:U:H5''	1.89	0.54
36:5:391:A:OP2	86:5:3810:OHX:N2	2.41	0.54
49:M3:59:ARG:HD3	36:5:73:C:O2	92.66	0.54
80:6:1696:G:H2'	80:6:1698:G:O6	2.08	0.54
10:S8:146:ARG:NH2	80:6:186:C:OP1	275.16	0.54
80:6:560:U:H2'	80:6:561:G:C8	2.42	0.54
80:6:729:G:C8	86:6:2058:OHX:N5	2.77	0.54
80:6:825:U:O2'	80:6:826:U:P	2.66	0.54
20:C8:4:VAL:HG12	27:D5:42:LEU:HD11	10.72	0.54
32:E0:18:THR:HG21	80:6:584:C:H1'	388.60	0.54
41:L4:23:PRO:O	41:L4:25:VAL:HG23	2.07	0.54
42:L5:279:LYS:NZ	42:L5:282:ARG:HH22	5.75	0.54
43:L6:76:LEU:HD11	43:L6:141:VAL:HG21	1.90	0.54
53:M7:69:ARG:NH2	36:5:2992:U:H1'	191.73	0.54
54:M8:151:ARG:O	54:M8:161:LYS:HD2	2.07	0.54
60:N4:23:ARG:NH2	60:N4:27:LYS:HD3	2.23	0.54
65:N9:14:ARG:HH12	65:N9:18:ARG:HH11	1.95	0.54
72:O6:79:SER:OG	72:O6:82:ARG:HG3	4.63	0.54
6:S4:181:VAL:HG21	6:S4:195:ILE:HD11	2.43	0.54
11:S9:117:GLY:C	11:S9:119:ALA:H	2.39	0.54
36:1:1556:C:H5''	36:1:2169:G:H22	1.72	0.53
36:1:2199:G:H2'	36:1:2200:U:H6	1.73	0.53
36:1:2225:U:H2'	36:1:2226:U:C6	2.43	0.53
36:1:270:U:O2'	36:1:318:A:H1'	2.08	0.53
36:1:2898:G:H5''	36:1:2899:C:C5'	2.37	0.53
36:1:29:C:H4'	36:1:62:A:H4'	1.89	0.53

*Continued on next page...*

*Continued from previous page...*

Atom-1	Atom-2	Interatomic distance (Å)	Clash overlap (Å)
36:1:830:A:OP2	86:1:3553:OHX:N4	2.41	0.53
36:1:993:G:C5	36:1:2637:A:C2	2.96	0.53
37:3:9:C:H2'	37:3:10:C:H5'	1.90	0.53
36:5:2249:G:C8	36:5:2272:G:C8	2.96	0.53
36:5:2651:G:H4'	36:5:2652:U:OP2	2.07	0.53
36:5:2656:A:H4'	36:5:2657:A:OP1	2.07	0.53
36:5:2704:A:OP2	86:5:3405:OHX:N2	2.41	0.53
80:6:1230:A:H2'	80:6:1258:U:C5	2.43	0.53
80:6:1358:G:H2'	80:6:1359:C:C6	2.43	0.53
38:8:16:G:O6	86:8:202:OHX:N6	2.41	0.53
24:D2:7:LEU:HD11	24:D2:37:PHE:CD2	3.53	0.53
27:D5:59:TYR:HE2	27:D5:61:SER:HG	1.56	0.53
32:E0:13:LYS:HB2	80:6:567:A:H4'	369.78	0.53
36:1:3049:A:C4	40:L3:75:ALA:HB2	2.43	0.53
45:L8:37:GLY:HA3	36:5:2550:U:C6	211.53	0.53
49:M3:131:LYS:HD3	49:M3:131:LYS:H	3.88	0.53
62:N6:118:LEU:O	62:N6:122:LYS:HG3	2.18	0.53
67:O1:8:VAL:HG12	67:O1:9:THR:H	2.17	0.53
70:O4:19:LYS:NZ	70:O4:37:LYS:HA	2.23	0.53
79:Q3:84:ARG:HG3	79:Q3:87:ARG:NH2	4.91	0.53
2:S0:69:ASN:HB3	2:S0:71:GLU:CD	2.29	0.53
3:S1:135:LEU:HD22	3:S1:215:VAL:HG23	4.47	0.53
3:S1:176:VAL:C	3:S1:178:GLY:H	2.11	0.53
6:S4:141:THR:OG1	6:S4:145:ARG:HB2	2.60	0.53
8:S6:175:ILE:HB	8:S6:178:LEU:HD22	2.69	0.53
10:S8:8:ARG:HE	10:S8:22:ARG:NH1	7.70	0.53
36:1:1107:C:H2'	36:1:1108:U:H6	1.72	0.53
36:1:1181:U:H2'	52:M6:122:GLN:NE2	2.23	0.53
36:1:1593:A:N3	36:1:1615:C:O2'	2.40	0.53
36:1:2400:G:H5''	36:1:2401:A:OP2	2.09	0.53
36:1:2522:G:O6	39:L2:70:ARG:NH2	2.41	0.53
36:1:816:A:H1'	36:1:819:U:O4	2.08	0.53
36:1:973:A:P	54:M8:12:ARG:HH12	2.31	0.53
1:2:598:U:H2'	1:2:599:A:C8	2.43	0.53
36:5:2809:C:N3	36:5:2810:C:H1'	2.23	0.53
36:5:3279:A:N6	36:5:3280:U:O4	2.41	0.53
86:5:3448:OHX:N4	86:5:3816:OHX:N1	2.56	0.53
5:S3:203:PRO:CB	80:6:1332:C:H4'	426.57	0.53
80:6:1382:A:O2'	80:6:1383:G:H5''	2.07	0.53
25:D3:20:ARG:HD2	80:6:310:C:OP1	328.45	0.53
80:6:776:G:N2	80:6:785:U:H1'	2.23	0.53

*Continued on next page...*

*Continued from previous page...*

Atom-1	Atom-2	Interatomic distance (Å)	Clash overlap (Å)
80:6:868:G:H1	80:6:960:U:H3	1.57	0.53
56:N0:53:LYS:HD3	37:7:99:G:OP1	280.69	0.53
13:C1:34:TRP:CZ2	13:C1:36:LYS:HB3	3.32	0.53
13:C1:83:THR:HG21	80:6:325:G:H4'	288.16	0.53
1:2:916:U:H3	16:C4:41:ARG:NH2	2.06	0.53
17:C5:28:MET:HE1	17:C5:33:PHE:HA	1.89	0.53
1:2:1402:G:P	19:C7:10:LYS:HZ1	2.31	0.53
22:D0:22:ILE:HD12	22:D0:118:VAL:HA	1.89	0.53
28:D6:37:LYS:O	28:D6:38:ARG:HD2	2.08	0.53
39:L2:187:HIS:ND1	39:L2:190:ARG:NH2	2.56	0.53
36:1:357:A:H1'	41:L4:80:GLY:O	2.08	0.53
44:L7:222:HIS:CE1	44:L7:224:ILE:HG13	2.43	0.53
46:L9:106:LYS:O	46:L9:109:ALA:HB2	2.08	0.53
47:M0:218:ALA:N	86:M0:303:OHX:N3	2.55	0.53
47:M0:42:THR:HG23	47:M0:45:GLU:HG3	4.18	0.53
49:M3:85:LEU:HD13	49:M3:120:GLN:NE2	3.67	0.53
55:M9:43:LYS:HE3	55:M9:43:LYS:HA	5.21	0.53
57:N1:56:PHE:CZ	57:N1:78:LYS:HD3	2.88	0.53
36:1:225:C:H5'	62:N6:34:PRO:HD3	1.91	0.53
68:O2:111:ARG:HG3	68:O2:115:LEU:HD12	2.34	0.53
73:O7:14:LYS:HE2	75:O9:51:ILE:HG13	1.88	0.53
3:S1:169:SER:O	3:S1:173:THR:OG1	3.35	0.53
4:S2:139:ILE:CD1	4:S2:191:ALA:HB1	2.38	0.53
6:S4:35:PRO:HB3	6:S4:143:ASP:O	2.50	0.53
9:S7:184:GLU:HG2	9:S7:185:ILE:H	3.65	0.53
11:S9:54:ARG:HD2	11:S9:55:ALA:N	4.22	0.53
36:1:953:G:C8	36:1:1117:G:C8	2.96	0.53
36:1:1478:C:N3	36:1:1875:G:N1	2.41	0.53
36:1:1700:G:H2'	36:1:1701:C:C6	2.43	0.53
36:1:2656:A:C8	36:1:2658:G:C8	2.96	0.53
36:1:2814:G:N7	86:1:3737:OHX:N4	2.56	0.53
36:1:2921:U:C2	36:1:2923:U:H5''	2.44	0.53
36:1:3181:C:O2'	52:M6:164:SER:OG	2.25	0.53
1:2:1469:A:H4'	1:2:1541:G:H4'	1.89	0.53
1:2:1795:U:O2	28:D6:10:ARG:HD2	2.09	0.53
1:2:45:U:O2'	1:2:46:A:H2'	2.07	0.53
1:2:46:A:N6	1:2:433:C:H4'	2.24	0.53
1:2:491:C:H42	1:2:496:G:H1	1.54	0.53
65:N9:38:LYS:HD3	36:5:1076:C:H4'	213.71	0.53
36:5:1456:A:H4'	36:5:1457:U:O5'	2.09	0.53
86:5:3507:OHX:N2	86:5:3716:OHX:N1	2.57	0.53

*Continued on next page...*

*Continued from previous page...*

Atom-1	Atom-2	Interatomic distance (Å)	Clash overlap (Å)
53:M7:3:ARG:NH2	36:5:398:A:N7	128.87	0.53
80:6:1620:C:H2'	80:6:1621:U:H6	1.72	0.53
80:6:263:C:H4'	80:6:292:U:H5'	1.89	0.53
80:6:445:A:H61	80:6:462:G:H1'	1.74	0.53
37:7:92:A:H5''	37:7:93:C:OP2	2.08	0.53
13:C1:6:THR:O	13:C1:8:GLN:N	2.38	0.53
22:D0:117:VAL:HG13	22:D0:118:VAL:H	1.73	0.53
22:D0:28:SER:OG	22:D0:29:THR:N	2.35	0.53
22:D0:58:LEU:CD1	22:D0:88:LYS:HD2	2.41	0.53
25:D3:102:VAL:HG12	25:D3:127:VAL:HG12	1.90	0.53
27:D5:57:TYR:HB3	27:D5:60:VAL:HG12	1.89	0.53
30:D8:19:THR:HG21	30:D8:66:LEU:H	2.25	0.53
41:L4:8:VAL:HB	41:L4:16:THR:HG21	3.05	0.53
46:L9:41:ILE:O	46:L9:42:ASP:HB2	2.07	0.53
48:M1:89:TYR:HB3	48:M1:169:ALA:CB	2.38	0.53
48:M1:82:ARG:HB3	48:M1:112:LEU:HB2	3.66	0.53
48:M1:92:ARG:HH22	48:M1:94:ARG:NH1	5.85	0.53
49:M3:80:VAL:HG12	49:M3:85:LEU:O	2.47	0.53
51:M5:15:GLN:HB3	72:O6:51:SER:HB2	1.90	0.53
51:M5:73:ARG:O	51:M5:75:VAL:N	3.74	0.53
58:N2:43:VAL:HB	58:N2:49:ASN:HB3	1.90	0.53
59:N3:17:LEU:HD13	59:N3:36:ILE:HD11	1.89	0.53
61:N5:100:LYS:NZ	61:N5:107:VAL:H	2.07	0.53
61:N5:91:ASN:N	61:N5:91:ASN:OD1	2.41	0.53
64:N8:133:LEU:HD13	64:N8:137:LYS:HE2	2.02	0.53
64:N8:26:ARG:HD2	36:5:938:C:C5	174.40	0.53
68:O2:19:ARG:HB2	68:O2:31:ASN:O	2.40	0.53
75:O9:23:LEU:HD11	75:O9:35:ILE:HG22	3.79	0.53
79:Q3:8:VAL:HB	79:Q3:11:THR:HG22	1.91	0.53
2:S0:9:LEU:HD22	2:S0:10:THR:H	1.71	0.53
2:S0:74:VAL:HG12	2:S0:76:ILE:HG13	2.01	0.53
3:S1:101:HIS:HA	3:S1:217:LEU:HD22	2.35	0.53
5:S3:202:LEU:O	5:S3:204:ASP:N	3.01	0.53
11:S9:13:SER:HB3	11:S9:47:PHE:CD1	2.44	0.53
36:1:107:A:H1'	36:1:325:A:N3	2.24	0.53
36:1:223:U:OP1	36:1:225:C:N4	2.37	0.53
36:1:2697:A:H2'	36:1:2698:G:C8	2.43	0.53
36:1:415:G:H2'	36:1:416:A:C8	2.43	0.53
1:2:17:C:H2'	1:2:18:C:H6	1.71	0.53
1:2:319:U:H1'	1:2:323:A:C4	2.43	0.53
37:3:93:C:C2'	37:3:94:C:H5'	2.39	0.53

*Continued on next page...*

*Continued from previous page...*

Atom-1	Atom-2	Interatomic distance (Å)	Clash overlap (Å)
36:5:1138:U:H2'	36:5:1139:G:O4'	2.08	0.53
36:5:1238:C:H2'	36:5:1239:C:O4'	2.08	0.53
36:5:2317:A:OP2	86:5:3708:OHX:N6	2.41	0.53
36:5:2376:G:H2'	36:5:2377:G:C8	2.44	0.53
36:5:2984:C:H2'	36:5:2985:C:C6	2.44	0.53
36:5:741:U:O4	86:5:3757:OHX:N4	2.42	0.53
80:6:1263:G:H2'	80:6:1264:G:O4'	2.07	0.53
80:6:1699:G:N2	80:6:1702:A:O4'	2.41	0.53
37:7:47:C:H2'	37:7:48:U:C6	2.41	0.53
13:C1:5:LEU:C	13:C1:7:VAL:H	2.52	0.53
15:C3:137:PRO:HB2	15:C3:138:ASN:OD1	5.49	0.53
17:C5:22:LEU:HD23	17:C5:23:GLU:H	5.51	0.53
19:C7:52:GLY:HA3	80:6:1389:C:O2'	422.29	0.53
20:C8:99:HIS:O	20:C8:101:LEU:HG	2.08	0.53
25:D3:107:PHE:CE1	25:D3:123:LYS:HB3	2.44	0.53
41:L4:144:LYS:H	41:L4:144:LYS:HD2	5.01	0.53
42:L5:140:ARG:NH2	36:5:1080:A:OP1	228.55	0.53
48:M1:18:VAL:HG22	48:M1:70:THR:HG23	3.60	0.53
49:M3:123:ILE:HG22	71:O5:118:ILE:HG12	2.06	0.53
36:1:685:G:P	49:M3:35:ARG:NH1	2.81	0.53
52:M6:8:VAL:HG13	52:M6:34:VAL:HG22	3.02	0.53
47:M0:169:LYS:NZ	57:N1:159:PHE:H	2.05	0.53
60:N4:4:GLU:HG2	60:N4:30:ARG:CD	2.39	0.53
78:Q2:41:ARG:NH2	36:5:2785:A:O2'	160.15	0.53
3:S1:131:ASP:HB3	3:S1:180:THR:OG1	2.08	0.53
4:S2:177:GLY:N	4:S2:195:ASP:OD1	2.38	0.53
5:S3:168:ILE:HA	5:S3:188:ILE:O	2.08	0.53
7:S5:152:GLY:O	7:S5:154:ALA:N	2.42	0.53
7:S5:156:ARG:HA	7:S5:157:ARG:NH2	4.83	0.53
9:S7:74:GLN:O	9:S7:78:THR:OG1	2.19	0.53
19:C7:29:GLN:HG2	34:SR:67:ILE:HD11	2.16	0.53
36:1:1109:U:H2'	36:1:1110:U:C6	2.43	0.53
36:1:900:G:H1'	36:1:1589:A:N6	2.22	0.53
36:1:3159:C:H2'	36:1:3160:U:H6	1.72	0.53
1:2:1142:A:H2'	1:2:1143:A:C8	2.43	0.53
37:3:58:C:H2'	37:3:59:U:H6	1.72	0.53
36:5:1616:U:H2'	36:5:1617:G:H8	1.73	0.53
36:5:2812:C:H2'	36:5:2813:A:C8	2.43	0.53
36:5:2984:C:H2'	36:5:2985:C:H6	1.72	0.53
86:5:3539:OHX:N3	86:5:3587:OHX:N6	2.57	0.53
80:6:1031:U:H4'	80:6:1032:G:OP2	2.09	0.53

*Continued on next page...*

*Continued from previous page...*

Atom-1	Atom-2	Interatomic distance (Å)	Clash overlap (Å)
80:6:868:G:O6	86:6:1912:OHX:N5	2.41	0.53
80:6:413:U:H2'	80:6:414:C:C6	2.44	0.53
37:7:79:A:C2	37:7:102:A:C4	2.96	0.53
12:C0:30:ALA:O	12:C0:38:LYS:HA	2.09	0.53
16:C4:13:VAL:HG23	16:C4:77:THR:H	4.42	0.53
17:C5:84:ILE:HG23	17:C5:113:GLY:HA2	1.91	0.53
1:2:1547:A:H5'	20:C8:112:ASP:OD2	2.09	0.53
1:2:1559:A:C6	20:C8:134:ARG:HD2	2.43	0.53
28:D6:79:ILE:HG23	28:D6:84:VAL:HG11	1.90	0.53
40:L3:142:ALA:O	40:L3:146:ARG:N	2.84	0.53
40:L3:348:ARG:N	40:L3:350:ALA:O	2.41	0.53
41:L4:140:HIS:HA	41:L4:177:ASP:OD1	2.08	0.53
42:L5:40:HIS:CE1	57:N1:69:LYS:HB2	2.43	0.53
44:L7:145:ARG:HA	44:L7:185:ILE:HD13	2.40	0.53
44:L7:191:VAL:O	44:L7:191:VAL:HG12	2.08	0.53
45:L8:53:PRO:HD2	45:L8:56:VAL:HG21	2.62	0.53
50:M4:89:ALA:O	50:M4:93:LYS:HE3	2.09	0.53
52:M6:110:PRO:O	52:M6:111:PRO:C	3.61	0.53
36:1:1098:A:O2'	57:N1:130:ARG:O	2.19	0.53
69:O3:39:GLN:CD	69:O3:39:GLN:H	2.17	0.53
49:M3:106:GLN:HA	72:O6:20:MET:SD	2.65	0.53
3:S1:82:ARG:HH12	3:S1:191:GLU:HG2	3.72	0.53
7:S5:75:GLY:O	18:C6:122:ARG:NH2	3.99	0.53
8:S6:163:THR:HA	8:S6:168:THR:HA	1.91	0.53
1:2:1002:G:C2'	1:2:1003:A:H5'	2.38	0.53
1:2:1003:A:O2'	1:2:1005:A:N7	2.37	0.53
1:2:1135:U:O4	25:D3:112:LYS:NZ	2.41	0.53
1:2:1139:A:H5''	1:2:1140:G:OP2	2.09	0.53
1:2:1291:G:H2'	1:2:1292:G:H8	1.73	0.53
1:2:1291:G:O5'	1:2:1291:G:H8	1.91	0.53
1:2:901:G:H22	16:C4:54:GLU:CD	2.12	0.53
36:5:2750:U:H2'	36:5:2751:G:C8	2.44	0.53
64:N8:26:ARG:HH12	36:5:938:C:H3'	180.91	0.53
3:S1:150:VAL:HG12	80:6:1067:C:H5''	353.76	0.53
80:6:1278:G:H2'	80:6:1279:C:O4'	2.09	0.53
80:6:1277:G:C4	80:6:1436:A:C2	2.96	0.53
80:6:206:A:H1'	80:6:262:U:C2	2.44	0.53
14:C2:62:LEU:HB2	14:C2:120:VAL:HG22	1.89	0.53
22:D0:96:PRO:HG2	22:D0:99:ILE:HG22	1.91	0.53
25:D3:23:ARG:HB3	25:D3:29:TYR:CD1	2.43	0.53
26:D4:11:LYS:HB2	26:D4:24:VAL:HG23	2.24	0.53

*Continued on next page...*



*Continued from previous page...*

Atom-1	Atom-2	Interatomic distance (Å)	Clash overlap (Å)
28:D6:71:LEU:HD13	28:D6:73:TYR:OH	4.27	0.53
1:2:1235:C:O2	33:E1:138:ARG:NE	2.41	0.53
40:L3:92:TYR:O	40:L3:155:ALA:HA	2.09	0.53
42:L5:144:VAL:HG12	42:L5:173:VAL:HG22	1.90	0.53
43:L6:69:PHE:O	43:L6:73:GLY:N	2.80	0.53
45:L8:162:LEU:HA	51:M5:7:LEU:HD11	1.91	0.53
49:M3:2:ALA:HB3	64:N8:33:GLY:O	2.09	0.53
36:1:55:G:N2	51:M5:161:ALA:O	2.28	0.53
53:M7:27:LYS:HA	53:M7:63:PHE:CD2	2.43	0.53
63:N7:11:ALA:HB1	63:N7:80:LEU:HB3	1.89	0.53
70:O4:74:ARG:HG2	70:O4:75:ALA:N	2.50	0.53
73:O7:76:ASN:O	73:O7:79:GLN:HG3	2.17	0.53
2:S0:157:ASP:OD2	23:D1:32:VAL:HG11	3.18	0.53
3:S1:48:VAL:CG1	3:S1:61:LEU:HD21	2.37	0.53
5:S3:94:ARG:NE	5:S3:125:TYR:OH	2.35	0.53
7:S5:92:ARG:NH2	7:S5:169:ASN:OD1	2.41	0.53
9:S7:63:PRO:C	9:S7:65:PRO:HD2	2.53	0.53
11:S9:33:GLU:OE1	32:E0:40:TYR:OH	6.42	0.53
36:1:1127:G:N2	36:1:1130:A:OP2	2.32	0.53
36:1:1243:G:N2	36:1:1244:A:N7	2.56	0.53
36:1:1317:A:C4	36:1:1319:G:C8	2.97	0.53
36:1:1103:A:H62	36:1:1363:A:H1'	1.73	0.53
86:1:3437:OHX:N2	86:1:3776:OHX:N5	2.57	0.53
36:1:65:A:H4'	36:1:66:A:O5'	2.07	0.53
1:2:1248:C:H2'	1:2:1249:U:C6	2.43	0.53
1:2:1533:C:H4'	1:2:1539:G:N1	2.24	0.53
1:2:1169:G:N1	1:2:1575:G:OP2	2.36	0.53
36:5:1614:C:H2'	36:5:1615:C:C6	2.37	0.53
36:5:759:U:O4	36:5:760:G:N1	2.42	0.53
36:5:822:G:C6	36:5:823:C:C4	2.96	0.53
80:6:1014:G:OP1	86:6:1903:OHX:N4	2.42	0.53
86:6:1931:OHX:N5	86:6:2070:OHX:N2	2.57	0.53
80:6:1670:G:N7	86:6:2071:OHX:N4	2.57	0.53
80:6:470:A:H5''	80:6:470:A:H8	1.74	0.53
11:S9:124:HIS:HD2	80:6:478:A:O2'	448.31	0.53
80:6:486:G:H22	80:6:501:U:H3	1.57	0.53
49:M3:34:SER:OG	38:8:31:G:OP1	74.12	0.53
16:C4:44:GLY:O	16:C4:59:ALA:HB1	2.39	0.53
17:C5:52:LYS:NZ	80:6:1243:G:H2'	408.69	0.53
20:C8:82:PRO:HG3	21:C9:36:ILE:HD12	2.25	0.53
26:D4:44:LEU:HA	26:D4:47:VAL:HG13	5.02	0.53

*Continued on next page...*

*Continued from previous page...*

Atom-1	Atom-2	Interatomic distance (Å)	Clash overlap (Å)
40:L3:23:ALA:O	86:L3:401:OHX:N6	2.42	0.53
40:L3:14:LEU:HD13	40:L3:262:TRP:CH2	2.79	0.53
41:L4:212:ASP:CG	41:L4:216:VAL:HB	2.28	0.53
47:M0:17:TYR:CE1	47:M0:98:ARG:HD3	2.70	0.53
53:M7:48:LEU:HD12	53:M7:92:GLN:HB3	1.91	0.53
56:N0:23:LYS:HD2	56:N0:23:LYS:N	5.19	0.53
57:N1:127:GLN:HG3	36:5:1095:U:H3	261.36	0.53
61:N5:81:ILE:HA	61:N5:124:VAL:O	2.09	0.53
61:N5:105:VAL:HG13	61:N5:130:TYR:CD2	2.45	0.53
36:1:964:G:O2'	64:N8:41:HIS:NE2	2.32	0.53
78:Q2:14:GLY:O	78:Q2:18:ARG:HG3	5.06	0.53
2:S0:58:VAL:O	2:S0:62:ARG:HB2	2.09	0.53
2:S0:63:ILE:HG12	23:D1:36:VAL:HG22	2.10	0.53
4:S2:230:TRP:CE2	24:D2:68:ARG:HB3	2.44	0.53
9:S7:126:LEU:HD11	9:S7:181:ILE:HG12	1.91	0.53
34:SR:107:LYS:HB2	34:SR:128:ASP:HB3	3.24	0.53
36:1:2609:A:C6	36:1:2610:G:C6	2.96	0.53
36:1:263:C:H2'	36:1:264:G:O4'	2.08	0.53
36:1:2667:A:C2	36:1:2668:U:H1'	2.44	0.53
36:1:314:U:H2'	36:1:315:C:H6	1.73	0.53
36:1:924:G:OP1	86:1:3702:OHX:N5	2.42	0.53
36:1:944:C:H4'	68:O2:33:ARG:HH11	1.72	0.53
1:2:1535:U:OP1	1:2:1535:U:H4'	2.09	0.53
37:3:93:C:O2'	37:3:94:C:H5'	2.09	0.53
36:5:1638:A:H5''	36:5:1639:C:OP2	2.08	0.53
36:5:1786:G:H2'	36:5:1787:A:C8	2.44	0.53
36:5:2896:A:H5'	36:5:2896:A:H8	1.74	0.53
36:5:3195:U:H1'	36:5:3196:U:OP1	2.09	0.53
73:O7:24:ARG:NH1	36:5:361:A:OP1	120.63	0.53
86:5:3529:OHX:N4	86:5:3753:OHX:N3	2.57	0.53
86:5:3486:OHX:N3	86:5:3818:OHX:N6	2.57	0.53
80:6:1565:C:H2'	80:6:1566:U:O4'	2.09	0.53
80:6:206:A:H1'	80:6:262:U:O2	2.08	0.53
80:6:398:G:O5'	80:6:398:G:H8	1.91	0.53
80:6:918:U:H2'	80:6:919:A:C8	2.44	0.53
80:6:996:U:H2'	80:6:997:G:H8	1.74	0.53
48:M1:137:ARG:HD2	37:7:29:C:OP2	307.96	0.53
37:7:79:A:OP2	86:7:211:OHX:N5	2.42	0.53
1:2:919:A:H5'	16:C4:18:ARG:HH12	1.74	0.53
17:C5:111:MET:HG2	20:C8:119:ILE:HG13	3.06	0.53
24:D2:18:GLU:OE2	24:D2:69:LEU:HB3	2.09	0.53

*Continued on next page...*

*Continued from previous page...*

Atom-1	Atom-2	Interatomic distance (Å)	Clash overlap (Å)
32:E0:14:VAL:O	32:E0:18:THR:HG23	2.39	0.53
32:E0:17:GLN:NE2	80:6:563:U:H4'	383.56	0.53
1:2:1236:A:H1'	33:E1:138:ARG:HH12	1.74	0.53
40:L3:122:TRP:CZ2	40:L3:127:LYS:HD3	2.43	0.53
40:L3:167:ARG:O	86:L3:402:OHX:N4	2.41	0.53
40:L3:169:THR:HG23	40:L3:170:PRO:HD2	1.89	0.53
36:1:2395:G:C4'	40:L3:258:ALA:HB1	2.38	0.53
40:L3:292:ALA:HA	40:L3:303:LYS:O	2.09	0.53
42:L5:56:THR:O	42:L5:58:LYS:N	2.37	0.53
42:L5:52:VAL:HG21	42:L5:65:ILE:HD12	1.89	0.53
44:L7:228:SER:HA	44:L7:232:ARG:HH21	2.22	0.53
45:L8:143:ILE:HG23	45:L8:175:VAL:HG21	2.82	0.53
47:M0:23:ASN:ND2	47:M0:96:VAL:HG21	2.24	0.53
48:M1:108:GLU:HA	48:M1:122:ILE:HG23	2.47	0.53
48:M1:86:VAL:HG22	48:M1:111:ASP:O	2.08	0.53
48:M1:92:ARG:HB2	48:M1:94:ARG:HG2	1.91	0.53
50:M4:15:VAL:HG12	50:M4:38:ILE:HD12	1.91	0.53
51:M5:75:VAL:HG22	51:M5:76:PRO:HD2	2.67	0.53
56:N0:23:LYS:O	56:N0:24:LEU:HB2	2.09	0.53
58:N2:77:LYS:HG2	58:N2:81:LYS:HE2	1.90	0.53
62:N6:34:PRO:HA	62:N6:47:ALA:HB2	1.90	0.53
63:N7:36:HIS:CD2	63:N7:74:VAL:HG11	3.84	0.53
64:N8:71:PRO:HB2	64:N8:109:TYR:HA	1.91	0.53
65:N9:46:ALA:O	65:N9:50:THR:HG23	2.50	0.53
3:S1:23:PRO:HB3	3:S1:26:ARG:CZ	2.65	0.53
4:S2:235:LEU:HD22	23:D1:33:GLN:HE22	1.73	0.53
5:S3:29:LEU:HA	5:S3:32:GLU:OE1	2.09	0.53
5:S3:37:VAL:HG12	5:S3:50:ILE:HA	2.55	0.53
10:S8:106:ALA:O	10:S8:110:ARG:N	2.90	0.53
11:S9:74:ASN:O	11:S9:78:ARG:HB3	2.82	0.53
34:SR:148:ASN:O	34:SR:149:ASP:HB2	3.63	0.53
34:SR:54:PHE:CE2	34:SR:312:VAL:HG11	3.19	0.53
36:1:1492:G:O2'	75:O9:48:LYS:NZ	2.33	0.53
36:1:1821:U:C2	70:O4:67:LYS:HB2	2.44	0.53
36:1:2599:U:H2'	36:1:2600:C:C6	2.44	0.53
36:1:3334:U:O4	36:1:3369:G:H1'	2.09	0.53
1:2:1590:G:H2'	1:2:1591:C:H6	1.73	0.53
1:2:1660:A:H2'	1:2:1661:U:C6	2.44	0.53
1:2:883:C:H2'	1:2:884:A:H8	1.74	0.53
1:2:894:U:H3	1:2:918:U:H3	1.57	0.53
36:5:1024:G:N7	36:5:1027:A:N6	2.57	0.53

*Continued on next page...*

*Continued from previous page...*

Atom-1	Atom-2	Interatomic distance (Å)	Clash overlap (Å)
36:5:1483:G:C8	36:5:1485:G:C8	2.97	0.53
36:5:1680:G:H2'	36:5:1681:U:C6	2.44	0.53
36:5:259:C:O2'	36:5:260:C:H5'	2.09	0.53
36:5:2746:A:H2'	36:5:2747:A:O4'	2.08	0.53
36:5:2946:A:H5''	36:5:2947:G:H5'	1.91	0.53
50:M4:132:LYS:HD3	36:5:3230:G:H4'	286.77	0.53
36:5:2299:A:OP2	86:5:3465:OHX:N1	2.41	0.53
36:5:2308:C:O2	86:5:3811:OHX:N1	2.41	0.53
36:5:955:U:H2'	36:5:956:U:C6	2.44	0.53
80:6:717:C:O2'	80:6:718:U:OP1	2.26	0.53
80:6:755:A:O2'	80:6:756:A:H5''	2.09	0.53
16:C4:43:THR:OG1	80:6:900:A:OP1	279.13	0.53
37:7:92:A:C5	37:7:93:C:H1'	2.44	0.53
18:C6:49:TYR:HB3	18:C6:53:LEU:HD21	2.58	0.53
20:C8:53:ASP:HB3	20:C8:56:LYS:HG3	1.91	0.53
39:L2:72:ARG:HH11	39:L2:72:ARG:HG3	2.87	0.53
41:L4:339:LEU:HA	41:L4:342:LYS:HB2	3.08	0.53
42:L5:287:ALA:HA	42:L5:290:ILE:HD11	1.91	0.53
48:M1:160:VAL:O	48:M1:163:PHE:N	3.21	0.53
48:M1:40:LEU:O	48:M1:40:LEU:HD22	2.08	0.53
49:M3:16:LYS:O	49:M3:17:HIS:HB2	4.62	0.53
36:1:75:G:O4'	49:M3:61:PRO:HG3	2.09	0.53
49:M3:75:PHE:H	49:M3:97:VAL:HA	1.74	0.53
51:M5:98:LEU:HD23	51:M5:128:LYS:HD2	3.02	0.53
53:M7:94:LEU:HB2	53:M7:148:LEU:HD21	3.18	0.53
54:M8:80:THR:O	54:M8:137:THR:HA	2.46	0.53
56:N0:135:VAL:O	56:N0:141:LYS:HE3	2.08	0.53
57:N1:45:ASN:H	57:N1:95:HIS:CE1	2.26	0.53
69:O3:103:TYR:HA	69:O3:104:PRO:C	2.29	0.53
71:O5:21:LEU:HD22	71:O5:25:LYS:HG3	1.90	0.53
79:Q3:37:TYR:HH	79:Q3:70:THR:HG1	1.54	0.53
2:S0:24:LEU:HD11	2:S0:41:ARG:HH22	4.38	0.53
3:S1:51:SER:HB3	3:S1:57:ALA:H	2.51	0.53
5:S3:68:GLU:OE2	12:C0:67:THR:OG1	4.46	0.53
6:S4:44:LEU:HG	6:S4:82:TYR:HB3	1.90	0.53
8:S6:98:ARG:HH11	8:S6:105:ASP:CG	3.08	0.53
11:S9:105:LEU:C	11:S9:107:ARG:H	2.11	0.53
36:1:1112:A:H2'	36:1:1113:G:O4'	2.08	0.53
36:1:1383:G:O3'	41:L4:138:ARG:NH2	2.42	0.53
36:1:2186:U:H5'	36:1:2314:U:OP2	2.08	0.53
36:1:2533:G:N7	86:1:3751:OHX:N4	2.57	0.53

*Continued on next page...*

*Continued from previous page...*

Atom-1	Atom-2	Interatomic distance (Å)	Clash overlap (Å)
86:1:3438:OHX:N4	86:1:3801:OHX:N2	2.57	0.53
1:2:1483:A:C6	1:2:1484:G:C6	2.97	0.53
1:2:542:A:H2'	1:2:543:C:H3'	1.91	0.53
36:5:1800:A:H2'	36:5:1801:U:O4'	2.09	0.53
36:5:1895:A:O2'	36:5:3053:G:H4'	2.08	0.53
36:5:2428:U:O2	36:5:2602:G:C2	2.61	0.53
36:5:2263:C:OP1	86:5:3461:OHX:N2	2.41	0.53
86:5:3700:OHX:N4	86:5:3811:OHX:N1	2.57	0.53
36:5:656:A:H2'	36:5:657:A:C8	2.44	0.53
64:N8:33:GLY:N	36:5:798:G:OP1	159.21	0.53
8:S6:94:ARG:NH2	80:6:406:U:O3'	290.32	0.53
80:6:515:A:H2'	80:6:516:G:O4'	2.09	0.53
38:8:151:C:H5''	38:8:152:G:OP1	2.09	0.53
13:C1:67:ARG:HH12	13:C1:128:CYS:HA	5.60	0.53
14:C2:129:GLU:O	14:C2:133:LEU:HD13	2.09	0.53
23:D1:25:LYS:HB2	23:D1:28:ASP:HB2	5.48	0.53
24:D2:101:TYR:O	24:D2:129:VAL:HG12	3.57	0.53
1:2:150:U:P	26:D4:123:LYS:HZ3	2.32	0.53
41:L4:311:HIS:CE1	41:L4:314:LYS:HA	2.47	0.53
42:L5:270:LYS:O	42:L5:273:ARG:HB3	3.05	0.53
44:L7:111:ILE:HG13	44:L7:112:ASN:N	2.72	0.53
46:L9:87:LYS:HD3	46:L9:89:LYS:HE2	3.42	0.53
48:M1:37:LEU:HD13	48:M1:69:VAL:HG12	2.58	0.53
52:M6:15:LEU:HD21	52:M6:125:ARG:HG3	1.90	0.53
55:M9:96:ILE:HG22	55:M9:100:ARG:HD2	4.17	0.53
36:1:2757:U:H4'	57:N1:8:ARG:HG3	1.91	0.53
58:N2:33:TYR:O	58:N2:36:TYR:N	2.42	0.53
58:N2:43:VAL:C	58:N2:45:GLY:H	2.90	0.53
63:N7:70:PRO:HG3	63:N7:115:LYS:HB2	2.06	0.53
63:N7:135:ARG:O	36:5:2555:G:N2	209.98	0.53
63:N7:25:ILE:HG23	63:N7:41:ALA:HB1	1.89	0.53
66:O0:52:ARG:O	66:O0:56:LEU:HG	2.09	0.53
67:O1:70:ARG:HE	67:O1:102:LYS:HZ3	4.16	0.53
66:O0:51:LEU:HD11	70:O4:90:ILE:HG22	2.04	0.53
73:O7:31:LYS:O	73:O7:33:THR:HG22	2.09	0.53
4:S2:143:TYR:CD2	4:S2:147:ASN:HA	4.31	0.53
36:1:1164:G:H2'	36:1:1165:A:H8	1.74	0.52
36:1:160:G:H2'	36:1:161:G:H5''	1.91	0.52
36:1:1792:C:H2'	36:1:1795:U:C5	2.44	0.52
36:1:1877:U:H5''	36:1:1878:G:O5'	2.08	0.52
36:1:277:G:OP1	86:1:3417:OHX:N3	2.42	0.52

*Continued on next page...*

*Continued from previous page...*

Atom-1	Atom-2	Interatomic distance (Å)	Clash overlap (Å)
36:1:2651:G:C2	36:1:2796:G:C4	2.97	0.52
36:1:603:A:H2'	36:1:604:G:O4'	2.10	0.52
1:2:1141:G:H2'	1:2:1142:A:C8	2.44	0.52
1:2:1148:C:H2'	1:2:1149:G:C8	2.42	0.52
1:2:258:C:O2'	1:2:259:U:H5'	2.10	0.52
1:2:269:G:N7	8:S6:186:ARG:NH2	2.53	0.52
1:2:539:G:OP2	1:2:539:G:H8	1.91	0.52
1:2:71:A:H2'	1:2:72:A:O4'	2.10	0.52
38:4:107:G:C2	38:4:116:G:C5	2.97	0.52
36:5:1130:A:N1	36:5:2864:A:O2'	2.37	0.52
36:5:1764:U:H3'	36:5:1765:U:C5'	2.39	0.52
36:5:2430:A:H2'	36:5:2431:C:C6	2.44	0.52
36:5:3269:U:O2	36:5:3271:G:N1	2.42	0.52
80:6:1058:U:H4'	80:6:1059:U:OP1	2.07	0.52
80:6:1439:C:H2'	80:6:1440:C:H6	1.74	0.52
80:6:918:U:H2'	80:6:919:A:H8	1.74	0.52
38:8:82:U:OP1	86:8:219:OHX:N1	2.42	0.52
15:C3:132:VAL:HG23	15:C3:134:VAL:CG1	2.38	0.52
15:C3:27:LYS:O	15:C3:28:LEU:HG	4.71	0.52
19:C7:31:ASN:H	19:C7:31:ASN:ND2	3.30	0.52
20:C8:34:THR:OG1	20:C8:34:THR:O	2.25	0.52
1:2:1531:G:N2	21:C9:48:GLN:HE22	2.07	0.52
21:C9:57:ARG:O	21:C9:61:VAL:HG23	2.86	0.52
24:D2:8:ALA:HA	24:D2:74:VAL:HG11	1.91	0.52
11:S9:123:HIS:CE1	32:E0:37:ARG:HB2	2.45	0.52
14:C2:53:THR:HG21	33:E1:106:TYR:OH	2.93	0.52
39:L2:95:SER:OG	39:L2:97:ASN:OD1	2.27	0.52
40:L3:303:LYS:NZ	40:L3:359:ILE:O	3.36	0.52
41:L4:140:HIS:NE2	41:L4:246:ARG:HG2	3.26	0.52
41:L4:341:SER:O	41:L4:342:LYS:HB3	4.61	0.52
47:M0:192:ASP:HA	47:M0:197:VAL:HG12	2.47	0.52
37:3:43:U:H4'	48:M1:140:ARG:O	2.09	0.52
48:M1:9:MET:O	48:M1:9:MET:HG3	2.09	0.52
67:O1:44:MET:O	67:O1:46:THR:N	2.85	0.52
61:N5:46:TYR:HB3	71:O5:75:TYR:HB3	2.82	0.52
5:S3:61:GLU:HB2	5:S3:64:ARG:HE	3.08	0.52
9:S7:21:ALA:O	9:S7:25:VAL:HG23	2.08	0.52
10:S8:49:ARG:HH22	80:6:399:A:P	314.63	0.52
36:1:1495:U:H5	36:1:1835:A:N1	2.07	0.52
36:1:194:U:H2'	36:1:195:U:H6	1.74	0.52
36:1:1540:U:OP1	86:1:3562:OHX:N1	2.41	0.52

*Continued on next page...*

*Continued from previous page...*

Atom-1	Atom-2	Interatomic distance (Å)	Clash overlap (Å)
1:2:1147:A:H2'	1:2:1148:C:C6	2.44	0.52
1:2:514:G:N1	1:2:543:C:H5	2.08	0.52
1:2:876:G:H1'	1:2:944:A:O4'	2.09	0.52
36:5:1010:G:H5''	36:5:1010:G:H8	1.74	0.52
36:5:2101:C:H2'	36:5:2102:U:H6	1.72	0.52
86:5:3460:OHX:N6	86:5:3801:OHX:N2	2.58	0.52
80:6:1132:A:H2'	80:6:1133:A:H8	1.74	0.52
80:6:1160:A:H2'	80:6:1161:C:C6	2.44	0.52
80:6:1562:G:C2	80:6:1563:C:C2	2.97	0.52
80:6:1628:U:H2'	80:6:1629:G:C8	2.44	0.52
6:S4:66:MET:HB3	80:6:454:U:C4	375.40	0.52
80:6:705:U:HO2'	80:6:706:A:H8	1.57	0.52
21:C9:33:TYR:O	21:C9:35:ASP:N	3.71	0.52
25:D3:53:VAL:HG23	25:D3:100:ASP:O	2.09	0.52
1:2:932:U:O2	28:D6:32:LYS:HE2	2.09	0.52
40:L3:152:LYS:HD3	40:L3:189:SER:HA	3.17	0.52
36:1:2394:G:N3	40:L3:259:HIS:HA	2.23	0.52
41:L4:10:SER:C	41:L4:12:THR:H	2.44	0.52
43:L6:68:PRO:HB2	43:L6:71:VAL:HG23	1.91	0.52
44:L7:136:TYR:CE2	44:L7:231:ASN:HB2	2.44	0.52
44:L7:40:LYS:HA	44:L7:43:ILE:HD12	2.03	0.52
46:L9:122:LYS:HG2	46:L9:123:ILE:N	2.67	0.52
47:M0:193:ASP:OD2	47:M0:194:GLY:N	2.42	0.52
36:1:102:C:HO2'	49:M3:65:TYR:HD1	1.56	0.52
50:M4:54:PRO:O	50:M4:56:GLN:HG2	2.09	0.52
53:M7:41:LEU:O	53:M7:45:GLN:HG3	2.09	0.52
41:L4:299:ILE:HG23	54:M8:39:ARG:HB3	2.02	0.52
36:1:519:A:N6	56:N0:65:ASN:O	2.38	0.52
58:N2:54:VAL:HG12	58:N2:67:SER:HB2	1.89	0.52
63:N7:10:VAL:HB	63:N7:83:THR:HG21	1.92	0.52
64:N8:36:GLY:HA3	64:N8:40:HIS:CE1	2.44	0.52
64:N8:7:LYS:C	64:N8:9:ARG:H	2.56	0.52
67:O1:46:THR:HG23	67:O1:47:ASP:H	3.54	0.52
68:O2:124:GLY:O	68:O2:126:LEU:N	2.97	0.52
71:O5:24:LEU:HB3	71:O5:51:ILE:HG12	2.86	0.52
73:O7:39:TYR:CD2	73:O7:40:PRO:HA	2.63	0.52
2:S0:4:PRO:HB2	2:S0:7:PHE:HB2	1.91	0.52
3:S1:40:ASN:OD1	3:S1:40:ASN:N	3.11	0.52
6:S4:124:GLY:HA2	6:S4:142:HIS:CE1	2.44	0.52
10:S8:168:CYS:HB2	10:S8:184:LEU:HD11	1.92	0.52
10:S8:184:LEU:HB3	10:S8:189:LEU:HB2	1.90	0.52

*Continued on next page...*

*Continued from previous page...*

Atom-1	Atom-2	Interatomic distance (Å)	Clash overlap (Å)
11:S9:141:VAL:HG21	11:S9:146:PHE:CD2	3.15	0.52
36:1:1618:G:H4'	38:4:129:C:H1'	1.91	0.52
36:1:1921:A:C5	36:1:1929:G:N2	2.77	0.52
36:1:2102:U:H2'	36:1:2103:U:H6	1.74	0.52
36:1:2194:G:H1'	36:1:2274:U:O2	2.09	0.52
36:1:2881:C:H2'	36:1:2882:U:H6	1.75	0.52
36:1:2952:G:N2	90:1:3403:8AN:N3	2.56	0.52
36:1:2403:G:P	86:1:3737:OHX:N5	2.81	0.52
36:1:805:G:H1'	41:L4:73:ARG:NH1	2.24	0.52
1:2:1308:G:C2	1:2:1309:C:C2	2.97	0.52
1:2:129:U:O2	86:2:1912:OHX:N1	2.43	0.52
1:2:209:U:H2'	1:2:210:A:C8	2.44	0.52
1:2:249:U:H3'	1:2:250:C:H5'	1.91	0.52
1:2:416:A:H4'	1:2:417:A:OP2	2.08	0.52
1:2:792:U:H3'	1:2:793:A:H8	1.74	0.52
1:2:853:G:O6	55:M9:173:ARG:NH2	2.42	0.52
1:2:871:G:O2'	29:D7:66:PRO:HB2	2.09	0.52
57:N1:127:GLN:HG3	36:5:1095:U:N3	260.62	0.52
66:O0:57:GLU:OE2	36:5:2552:C:N4	241.72	0.52
73:O7:52:LYS:HE3	36:5:364:G:OP2	123.45	0.52
19:C7:4:VAL:HA	80:6:1402:G:OP1	403.81	0.52
80:6:1490:C:OP1	80:6:1514:U:H5	1.92	0.52
80:6:273:G:H8	80:6:273:G:O5'	1.93	0.52
80:6:140:A:N6	80:6:281:G:OP1	2.42	0.52
80:6:836:U:H2'	80:6:837:G:H8	1.74	0.52
38:8:59:A:H4'	38:8:60:U:H5''	1.90	0.52
38:8:83:C:H4'	38:8:85:G:C2	2.44	0.52
12:C0:32:HIS:CD2	12:C0:35:ILE:HB	2.44	0.52
1:2:896:U:O4'	16:C4:38:THR:HG21	2.09	0.52
18:C6:143:ARG:NH1	80:6:1191:U:H5'	349.75	0.52
18:C6:57:LEU:H	18:C6:57:LEU:HD12	4.12	0.52
19:C7:106:THR:O	19:C7:110:VAL:HG23	2.09	0.52
20:C8:44:ASN:O	20:C8:48:LYS:HG3	2.37	0.52
20:C8:54:LEU:HD22	20:C8:54:LEU:H	1.73	0.52
39:L2:229:ALA:HB3	39:L2:234:LYS:HG2	1.90	0.52
39:L2:5:ILE:CG1	39:L2:8:GLN:HG3	3.38	0.52
41:L4:233:LEU:HD22	41:L4:238:LEU:HD11	3.83	0.52
41:L4:23:PRO:O	41:L4:25:VAL:N	2.41	0.52
43:L6:18:LEU:H	43:L6:18:LEU:HD22	1.75	0.52
44:L7:88:ARG:NH1	44:L7:91:GLY:O	2.43	0.52
47:M0:48:LEU:O	47:M0:139:ARG:HA	2.28	0.52

*Continued on next page...*



*Continued from previous page...*

Atom-1	Atom-2	Interatomic distance (Å)	Clash overlap (Å)
48:M1:34:SER:O	48:M1:37:LEU:N	2.51	0.52
48:M1:19:LEU:HD12	48:M1:69:VAL:HG13	1.89	0.52
53:M7:139:TYR:CE1	36:5:2355:G:H5'	143.58	0.52
53:M7:23:ARG:O	53:M7:86:LYS:HE2	2.10	0.52
57:N1:44:ALA:HB2	57:N1:53:PRO:HG2	1.91	0.52
63:N7:2:ALA:O	63:N7:4:PHE:HD2	2.32	0.52
65:N9:23:LYS:HB3	65:N9:24:PRO:HD3	2.65	0.52
57:N1:88:ARG:CZ	65:N9:33:LYS:HD2	5.14	0.52
73:O7:73:ARG:HB3	73:O7:73:ARG:HH11	1.74	0.52
74:O8:18:ALA:C	74:O8:20:VAL:H	2.53	0.52
39:L2:171:GLY:O	79:Q3:68:ALA:HB2	2.25	0.52
3:S1:120:LEU:HB2	80:6:931:C:H1'	310.61	0.52
5:S3:99:VAL:HG13	5:S3:173:ARG:NH2	2.25	0.52
6:S4:100:ARG:NH2	6:S4:122:LYS:HA	2.24	0.52
8:S6:2:LYS:HE2	8:S6:17:GLU:OE2	3.49	0.52
9:S7:138:LYS:O	9:S7:139:ARG:NE	2.36	0.52
36:1:1754:G:C6	36:1:1755:C:C4	2.97	0.52
36:1:2932:U:H1'	36:1:2935:U:C4	2.44	0.52
36:1:2953:U:O4'	90:1:3403:8AN:N3	2.42	0.52
36:1:3192:U:H2'	36:1:3193:C:C6	2.44	0.52
36:1:2534:G:C6	86:1:3751:OHX:N4	2.77	0.52
36:1:398:A:C5	53:M7:3:ARG:NH2	2.78	0.52
36:1:507:U:H5	41:L4:319:LYS:NZ	2.07	0.52
1:2:1139:A:OP2	86:2:1944:OHX:N5	2.42	0.52
1:2:1311:U:O4	86:2:2085:OHX:N3	2.42	0.52
37:3:112:G:OP2	86:3:206:OHX:N1	2.43	0.52
42:L5:140:ARG:HB2	36:5:1080:A:OP1	229.23	0.52
36:5:1202:A:O2'	36:5:1203:A:H5'	2.10	0.52
36:5:1556:C:H2'	36:5:2169:G:N1	2.24	0.52
89:5:3401:C:H5'	86:5:3565:OHX:N6	2.24	0.52
36:5:1192:C:C5	86:5:3597:OHX:N6	2.77	0.52
36:5:438:A:C8	36:5:439:C:H5	2.27	0.52
36:5:686:G:H2'	36:5:687:U:O4'	2.10	0.52
80:6:1524:A:H2'	80:6:1525:A:C8	2.44	0.52
56:N0:39:SER:OG	37:7:98:C:OP1	284.54	0.52
21:C9:89:ARG:NH2	80:6:1562:G:OP1	375.32	0.52
24:D2:41:MET:HG2	24:D2:129:VAL:HG21	3.54	0.52
1:2:1105:C:H41	25:D3:4:GLY:HA2	1.74	0.52
20:C8:5:VAL:O	27:D5:42:LEU:HB2	3.73	0.52
27:D5:65:LEU:HB3	27:D5:71:ILE:HD13	1.91	0.52
39:L2:109:GLU:HA	39:L2:136:ILE:HG22	2.74	0.52

*Continued on next page...*

*Continued from previous page...*

Atom-1	Atom-2	Interatomic distance (Å)	Clash overlap (Å)
39:L2:227:ARG:HD3	39:L2:227:ARG:O	2.10	0.52
41:L4:257:LYS:HG2	41:L4:260:GLN:HB2	1.90	0.52
42:L5:129:TYR:CD2	42:L5:177:GLU:HG3	5.24	0.52
45:L8:166:LEU:HB2	45:L8:167:PRO:HD3	2.06	0.52
48:M1:166:LYS:O	48:M1:168:ASP:N	3.72	0.52
51:M5:67:ARG:HG2	51:M5:127:TYR:HE1	2.13	0.52
52:M6:18:ARG:O	52:M6:22:VAL:HG13	2.09	0.52
50:M4:120:VAL:HG22	52:M6:197:LEU:HD13	1.91	0.52
59:N3:120:LYS:N	59:N3:137:VAL:HG23	2.25	0.52
36:1:964:G:O5'	64:N8:29:PRO:HB3	2.08	0.52
67:O1:21:HIS:O	67:O1:21:HIS:CG	2.62	0.52
71:O5:44:ILE:HA	71:O5:47:VAL:CG1	2.40	0.52
5:S3:53:THR:HB	5:S3:90:ARG:NH2	7.09	0.52
9:S7:164:TYR:CZ	9:S7:165:LYS:HE2	3.76	0.52
10:S8:84:HIS:NE2	10:S8:97:THR:OG1	2.49	0.52
35:SM:75:ASP:OD1	35:SM:75:ASP:N	3.58	0.52
36:1:1820:U:H1'	36:1:1821:U:OP2	2.09	0.52
1:2:901:G:N2	16:C4:54:GLU:OE1	2.42	0.52
55:M9:124:TYR:CE2	36:5:1720:U:C4	235.25	0.52
36:5:2350:C:H4'	36:5:3308:C:O2'	2.09	0.52
54:M8:185:LYS:NZ	36:5:779:G:OP1	179.53	0.52
80:6:1320:U:O2	80:6:1322:A:H5'	2.09	0.52
80:6:1452:U:H2'	80:6:1453:G:C8	2.45	0.52
80:6:190:C:H6	80:6:190:C:OP2	1.92	0.52
80:6:587:C:H2'	80:6:588:U:C6	2.45	0.52
13:C1:97:TYR:O	13:C1:99:ARG:HG3	2.09	0.52
14:C2:132:GLU:O	14:C2:136:ILE:HD13	3.38	0.52
17:C5:65:LEU:C	17:C5:67:ALA:H	2.12	0.52
1:2:1379:C:H5'	18:C6:10:PHE:CD2	2.45	0.52
22:D0:42:VAL:HG21	22:D0:55:PRO:HD3	1.91	0.52
23:D1:35:ASN:OD1	23:D1:52:THR:HB	2.52	0.52
26:D4:29:HIS:CE1	26:D4:34:ASN:H	2.27	0.52
29:D7:34:ASP:O	29:D7:79:PHE:HA	2.52	0.52
39:L2:83:HIS:CE1	39:L2:86:GLN:HB2	2.44	0.52
41:L4:269:SER:O	41:L4:271:LYS:N	2.40	0.52
45:L8:36:ILE:O	45:L8:38:GLN:N	2.43	0.52
46:L9:75:VAL:HA	46:L9:78:MET:HE2	1.92	0.52
46:L9:94:TYR:CE2	46:L9:98:PRO:HA	2.45	0.52
47:M0:47:PRO:HB3	47:M0:171:TRP:CZ2	2.44	0.52
36:1:3178:A:C2	52:M6:115:LYS:HG2	2.45	0.52
56:N0:81:TYR:HA	56:N0:120:SER:O	2.24	0.52

*Continued on next page...*

*Continued from previous page...*

Atom-1	Atom-2	Interatomic distance (Å)	Clash overlap (Å)
54:M8:94:PHE:CZ	64:N8:119:PRO:HD3	2.91	0.52
68:O2:121:ASN:OD1	68:O2:121:ASN:N	2.41	0.52
36:1:1145:G:H5'	68:O2:46:PHE:CE1	2.45	0.52
78:Q2:38:GLN:NE2	78:Q2:38:GLN:HA	2.34	0.52
8:S6:173:PRO:O	80:6:79:C:H4'	343.70	0.52
1:2:858:G:O3'	9:S7:113:PRO:HB3	2.10	0.52
20:C8:145:ARG:HB3	35:SM:68:ARG:NH1	3.56	0.52
34:SR:37:SER:OG	34:SR:38:ARG:N	2.85	0.52
36:1:174:C:H2'	36:1:175:C:C6	2.44	0.52
36:1:1865:A:O2'	36:1:1866:C:H5'	2.10	0.52
36:1:2209:U:OP2	36:1:2209:U:C6	2.59	0.52
36:1:269:G:N2	36:1:295:A:OP2	2.37	0.52
36:1:3294:A:H2'	36:1:3295:A:O4'	2.10	0.52
36:1:3380:U:O4	86:1:3476:OHX:N4	2.43	0.52
36:1:874:U:N3	36:1:2978:U:H5''	2.25	0.52
1:2:1051:G:C8	86:2:2064:OHX:N1	2.78	0.52
1:2:614:C:H2'	1:2:615:A:H8	1.75	0.52
1:2:220:A:H5''	1:2:832:U:H1'	1.92	0.52
37:3:27:A:O5'	42:L5:57:ASN:ND2	2.37	0.52
36:5:1725:C:H2'	36:5:1726:C:H6	1.74	0.52
36:5:2228:A:H2'	36:5:2229:A:C8	2.44	0.52
36:5:2514:U:H6	36:5:2514:U:OP1	1.93	0.52
51:M5:178:HIS:HD2	36:5:304:G:C6	124.06	0.52
36:5:3225:C:H2'	36:5:3226:A:O4'	2.09	0.52
86:5:3571:OHX:N6	86:5:3580:OHX:N5	2.58	0.52
86:5:3482:OHX:N3	86:5:3727:OHX:N3	2.58	0.52
36:5:795:G:O2'	36:5:1111:U:H5''	2.09	0.52
36:5:979:U:H1'	36:5:980:A:C4	2.44	0.52
80:6:1144:U:H2'	80:6:1145:U:O4'	2.09	0.52
80:6:355:G:P	86:6:1921:OHX:N5	2.83	0.52
80:6:207:U:H2'	80:6:208:U:C6	2.45	0.52
80:6:399:A:HO2'	80:6:401:A:H8	1.58	0.52
11:S9:146:PHE:HZ	80:6:765:G:N2	429.63	0.52
21:C9:70:GLN:HG3	21:C9:120:GLY:O	2.22	0.52
22:D0:69:LYS:HB2	22:D0:78:THR:OG1	2.49	0.52
26:D4:89:TYR:O	26:D4:92:VAL:HG22	5.49	0.52
31:D9:5:ASN:HB3	31:D9:7:TRP:CD1	2.44	0.52
33:E1:130:VAL:HG11	33:E1:143:LYS:HG2	1.90	0.52
41:L4:334:PHE:CD1	41:L4:339:LEU:HD12	2.44	0.52
42:L5:67:SER:HA	42:L5:72:ASP:HA	2.36	0.52
38:4:150:G:N2	45:L8:59:GLN:OE1	2.40	0.52

*Continued on next page...*

*Continued from previous page...*

Atom-1	Atom-2	Interatomic distance (Å)	Clash overlap (Å)
46:L9:47:LYS:HZ1	50:M4:5:SER:H	1.56	0.52
52:M6:140:LYS:NZ	52:M6:150:GLU:OE1	2.36	0.52
66:O0:16:LEU:HD11	66:O0:97:ASP:OD1	2.09	0.52
3:S1:206:PRO:O	3:S1:207:LEU:HB2	2.34	0.52
35:SM:25:ILE:HG12	37:3:39:C:H5'	1.90	0.52
17:C5:130:ARG:HD3	35:SM:74:LYS:HG2	1.90	0.52
36:1:1537:A:OP2	86:1:3711:OHX:N2	2.43	0.52
36:1:1508:C:C6	36:1:1880:U:H1'	2.44	0.52
36:1:209:A:H4'	36:1:211:A:C8	2.44	0.52
36:1:3055:U:H1'	36:1:3057:U:OP2	2.10	0.52
36:1:3087:A:C2	36:1:3088:G:C4	2.98	0.52
86:1:3479:OHX:N6	86:1:3799:OHX:N6	2.58	0.52
36:1:655:C:H2'	36:1:656:A:H8	1.73	0.52
36:1:787:G:H2'	36:1:788:C:C6	2.45	0.52
1:2:1087:A:H2'	1:2:1088:A:H8	1.74	0.52
36:1:143:G:H4'	38:4:145:U:OP1	2.09	0.52
36:5:1595:U:C2	36:5:1596:C:C5	2.97	0.52
36:5:2115:G:H22	36:5:2120:A:H1'	1.74	0.52
36:5:2977:G:H5''	36:5:2977:G:H8	1.75	0.52
89:5:3402:C:H2'	90:5:3403:8AN:C8	2.40	0.52
80:6:1695:G:H21	80:6:1706:C:N4	2.08	0.52
28:D6:38:ARG:NH2	80:6:1798:U:OP2	332.88	0.52
80:6:411:C:N4	80:6:412:A:C2	2.78	0.52
80:6:413:U:H2'	80:6:414:C:H6	1.73	0.52
80:6:811:A:C2	80:6:858:G:H1'	2.45	0.52
80:6:982:U:O4	80:6:983:A:N6	2.43	0.52
38:8:1:A:OP1	86:8:201:OHX:N2	2.43	0.52
20:C8:114:GLU:HA	20:C8:117:LYS:HB2	3.11	0.52
24:D2:5:SER:OG	24:D2:8:ALA:N	3.07	0.52
25:D3:75:GLN:HB2	25:D3:82:LYS:HG3	1.91	0.52
27:D5:71:ILE:HG21	27:D5:76:ALA:HB2	3.68	0.52
30:D8:10:ALA:HB1	30:D8:30:VAL:HB	1.92	0.52
39:L2:211:HIS:CD2	39:L2:219:ILE:HG23	3.29	0.52
40:L3:329:PRO:HA	36:5:3047:U:H5'	233.06	0.52
40:L3:74:GLU:OE1	40:L3:283:TYR:OH	2.64	0.52
41:L4:60:THR:HG21	41:L4:77:VAL:HG22	1.93	0.52
42:L5:58:LYS:HB3	42:L5:93:THR:HG21	1.91	0.52
44:L7:159:GLN:O	44:L7:160:ARG:C	2.48	0.52
44:L7:216:VAL:HG21	44:L7:219:LYS:HA	1.92	0.52
44:L7:47:ARG:NH2	44:L7:179:LEU:HD11	2.25	0.52
36:1:2561:A:N1	45:L8:32:LYS:HB2	2.25	0.52

*Continued on next page...*

*Continued from previous page...*

Atom-1	Atom-2	Interatomic distance (Å)	Clash overlap (Å)
47:M0:129:VAL:HG13	47:M0:133:GLN:HG2	2.30	0.52
50:M4:48:GLY:HA3	50:M4:53:VAL:HB	4.64	0.52
51:M5:162:ARG:O	36:5:29:C:O2'	107.06	0.52
53:M7:64:ASN:O	53:M7:67:ILE:HB	2.10	0.52
53:M7:17:ALA:HB2	53:M7:98:ALA:HB2	1.91	0.52
54:M8:115:VAL:O	54:M8:118:GLY:N	2.38	0.52
55:M9:23:TRP:CE3	55:M9:51:VAL:HG22	2.43	0.52
56:N0:30:PHE:CD2	56:N0:103:VAL:HG21	2.45	0.52
61:N5:58:ASP:O	61:N5:62:VAL:HG23	2.22	0.52
62:N6:23:PRO:O	62:N6:27:ARG:HG3	2.10	0.52
70:O4:65:VAL:HG13	70:O4:69:HIS:HB2	1.91	0.52
71:O5:9:LEU:HB3	71:O5:17:LEU:HD21	1.91	0.52
38:4:69:U:OP2	86:O7:102:OHX:N3	2.42	0.52
73:O7:21:ARG:HH11	73:O7:44:THR:HG23	1.74	0.52
74:O8:8:ILE:CD1	74:O8:8:ILE:H	2.21	0.52
78:Q2:6:LYS:O	78:Q2:7:THR:HG23	2.10	0.52
3:S1:180:THR:HG23	3:S1:183:GLN:HE22	10.67	0.52
5:S3:60:GLY:O	5:S3:62:ASN:N	3.24	0.52
6:S4:86:PHE:CE2	6:S4:102:VAL:HG23	3.11	0.52
9:S7:98:ILE:HD13	9:S7:118:LEU:HA	3.21	0.52
36:1:118:U:N3	36:1:122:A:OP2	2.26	0.52
36:1:1336:U:H2'	36:1:1337:A:H8	1.73	0.52
36:1:1547:G:H2'	36:1:1548:C:C6	2.44	0.52
36:1:1823:A:H2'	36:1:1824:U:C6	2.44	0.52
36:1:1922:A:H2'	36:1:1923:C:O4'	2.10	0.52
36:1:2303:A:OP1	77:Q1:23:ARG:NH2	2.43	0.52
36:1:2530:G:N2	36:1:2581:U:C2	2.78	0.52
36:1:2860:U:H2'	36:1:2861:U:H5'	1.91	0.52
36:1:627:U:H4'	36:1:1399:A:O2'	2.10	0.52
1:2:1240:U:O4	17:C5:59:LYS:NZ	2.39	0.52
1:2:1586:A:H2'	1:2:1587:A:O4'	2.09	0.52
1:2:1006:C:OP1	86:2:1913:OHX:N5	2.42	0.52
1:2:621:A:N3	1:2:1107:G:H1'	2.25	0.52
38:4:142:C:H2'	38:4:143:U:H6	1.74	0.52
36:5:1654:A:H2'	36:5:1655:G:H5'	1.91	0.52
74:O8:53:THR:HG21	36:5:1747:G:O3'	141.59	0.52
36:5:1908:A:H2'	36:5:1909:A:C8	2.45	0.52
36:5:1946:A:N6	36:5:2102:U:H3	2.08	0.52
36:5:2137:U:C6	36:5:2141:U:C4	2.98	0.52
36:5:2213:A:N1	36:5:2429:G:H1'	2.24	0.52
36:5:2954:U:N3	90:5:3403:8AN:O2'	2.43	0.52

*Continued on next page...*

*Continued from previous page...*

Atom-1	Atom-2	Interatomic distance (Å)	Clash overlap (Å)
36:5:3107:U:H2'	36:5:3108:G:C8	2.45	0.52
86:5:3599:OHX:N5	86:5:3794:OHX:N6	2.58	0.52
36:5:513:G:C5	36:5:579:G:C6	2.97	0.52
80:6:1304:G:C5	80:6:1305:U:C5	2.98	0.52
80:6:189:C:H2'	80:6:190:C:H5'	1.91	0.52
80:6:825:U:HO2'	80:6:826:U:P	2.33	0.52
18:C6:11:GLY:O	18:C6:80:ALA:HB1	2.10	0.52
19:C7:100:LEU:H	19:C7:118:PRO:HB2	1.75	0.52
20:C8:88:ARG:NH1	20:C8:112:ASP:OD2	3.41	0.52
16:C4:115:ILE:HG21	28:D6:44:ILE:HG21	6.61	0.52
47:M0:53:VAL:O	47:M0:163:GLN:HB2	2.09	0.52
47:M0:50:VAL:HG13	47:M0:167:LEU:HD13	6.70	0.52
37:3:56:A:O2'	48:M1:148:VAL:HG22	2.09	0.52
48:M1:52:TYR:HA	48:M1:61:ARG:HG3	1.92	0.52
54:M8:57:ILE:HD12	36:5:671:U:OP2	160.22	0.52
65:N9:8:THR:OG1	65:N9:9:ALA:N	2.40	0.52
3:S1:86:LEU:HB3	3:S1:98:THR:OG1	2.10	0.52
4:S2:81:MET:HG3	4:S2:103:VAL:HG23	2.65	0.52
4:S2:205:ARG:NH1	80:6:6:G:N7	372.78	0.52
6:S4:201:HIS:N	6:S4:206:ASP:OD1	5.48	0.52
9:S7:49:ILE:O	9:S7:57:ALA:N	2.31	0.52
11:S9:149:ARG:HG3	11:S9:149:ARG:HH11	4.45	0.52
36:1:13:A:H5''	36:1:13:A:H8	1.75	0.52
36:1:1541:G:H2'	36:1:1542:G:O4'	2.10	0.52
36:1:1752:A:OP2	86:1:3590:OHX:N3	2.43	0.52
36:1:2557:A:H2	45:L8:38:GLN:HA	1.74	0.52
36:1:37:U:N3	36:1:47:C:O2	2.42	0.52
36:1:390:G:H2'	36:1:391:A:O4'	2.10	0.52
36:1:815:G:C2	36:1:926:A:C2	2.98	0.52
36:1:945:C:H2'	36:1:946:U:H6	1.75	0.52
1:2:1149:G:H5''	1:2:1150:G:OP1	2.09	0.52
1:2:1170:G:C6	1:2:1574:G:C5	2.97	0.52
1:2:1653:C:N4	1:2:1654:G:C6	2.78	0.52
1:2:1681:A:H1'	8:S6:66:GLY:HA2	1.91	0.52
1:2:197:A:H2'	1:2:198:A:C8	2.45	0.52
1:2:237:C:H5''	1:2:238:U:H5'	1.91	0.52
36:5:1070:U:C2'	36:5:1071:U:H5'	2.40	0.52
40:L3:248:LYS:HE2	36:5:2393:G:OP1	206.82	0.52
86:5:3507:OHX:N2	86:5:3716:OHX:N5	2.57	0.52
36:5:47:C:OP2	36:5:48:A:O2'	2.26	0.52
36:5:677:A:C8	36:5:786:A:C6	2.97	0.52

*Continued on next page...*

*Continued from previous page...*

Atom-1	Atom-2	Interatomic distance (Å)	Clash overlap (Å)
51:M5:177:GLY:HA2	36:5:68:C:O3'	111.06	0.52
80:6:27:U:C2	80:6:28:A:C8	2.98	0.52
80:6:274:G:N2	80:6:283:U:H1'	2.24	0.52
80:6:703:G:H2'	80:6:704:C:C6	2.45	0.52
42:L5:21:ARG:NH2	37:7:8:G:O6	288.25	0.52
14:C2:58:LEU:HG	14:C2:126:TRP:CZ3	4.37	0.52
18:C6:113:ASP:OD2	18:C6:115:THR:N	2.42	0.52
18:C6:125:GLU:HG2	18:C6:126:PRO:HD2	1.92	0.52
21:C9:38:LYS:O	21:C9:40:SER:N	2.38	0.52
24:D2:23:ARG:HH12	24:D2:66:ASN:HA	1.74	0.52
26:D4:37:LYS:HA	26:D4:40:LEU:HB2	2.98	0.52
29:D7:21:LEU:HD22	29:D7:26:GLN:OE1	2.10	0.52
39:L2:25:GLY:HA3	39:L2:75:ILE:HD13	2.91	0.52
41:L4:185:LYS:HE3	41:L4:201:GLN:OE1	2.21	0.52
42:L5:90:HIS:NE2	42:L5:229:ASP:OD2	2.70	0.52
44:L7:237:ASN:O	44:L7:240:VAL:N	2.42	0.52
46:L9:18:VAL:HB	46:L9:27:VAL:HG22	1.92	0.52
46:L9:86:TYR:CD1	46:L9:151:VAL:HG13	2.44	0.52
48:M1:110:ILE:O	48:M1:112:LEU:N	2.42	0.52
51:M5:120:TRP:HZ2	51:M5:123:GLN:HG2	3.15	0.52
55:M9:171:ASP:N	55:M9:171:ASP:OD1	2.43	0.52
63:N7:92:PHE:HA	63:N7:95:VAL:HG23	2.13	0.52
65:N9:21:ILE:HG22	65:N9:22:LYS:O	3.39	0.52
70:O4:16:ARG:NH2	70:O4:37:LYS:HD2	5.19	0.52
71:O5:4:VAL:HG11	71:O5:9:LEU:HD11	1.99	0.52
72:O6:53:TYR:O	72:O6:57:LEU:N	3.45	0.52
7:S5:117:THR:OG1	7:S5:191:ALA:HA	2.79	0.52
9:S7:58:LEU:N	9:S7:89:HIS:O	2.40	0.52
10:S8:103:GLN:HB3	10:S8:164:ARG:HG2	1.91	0.52
11:S9:29:LYS:O	11:S9:33:GLU:HG2	5.41	0.52
11:S9:83:VAL:HG23	11:S9:85:VAL:HG23	1.92	0.52
36:1:2767:U:H2'	36:1:2768:U:C6	2.45	0.52
1:2:1079:U:H2'	1:2:1080:U:C6	2.45	0.52
1:2:1092:A:C8	1:2:1094:G:C8	2.98	0.52
1:2:1281:G:H2'	1:2:1282:U:H6	1.75	0.52
1:2:1162:C:O2	1:2:1616:G:C2	2.63	0.52
36:5:1205:A:H4'	36:5:2835:U:O2'	2.10	0.52
36:5:1598:G:H2'	36:5:1599:G:H8	1.74	0.52
36:5:1701:C:H2'	36:5:1702:U:O4'	2.09	0.52
36:5:1647:A:C2	36:5:1809:A:H1'	2.45	0.52
36:5:2413:A:H2'	36:5:2414:G:H8	1.73	0.52

*Continued on next page...*

*Continued from previous page...*

Atom-1	Atom-2	Interatomic distance (Å)	Clash overlap (Å)
51:M5:178:HIS:CD2	36:5:304:G:C6	123.24	0.52
36:5:3194:C:H2'	36:5:3195:U:H3'	1.92	0.52
3:S1:150:VAL:CG1	80:6:1067:C:H5''	353.57	0.52
80:6:1623:C:H2'	80:6:1624:C:C6	2.45	0.52
80:6:760:A:H2'	80:6:761:G:O4'	2.10	0.52
16:C4:107:ARG:HB2	16:C4:107:ARG:NH2	3.09	0.52
16:C4:18:ARG:HG3	16:C4:82:LYS:HB3	4.75	0.52
19:C7:57:LEU:O	19:C7:61:ILE:HG13	2.10	0.52
19:C7:71:PHE:CE1	19:C7:74:GLN:HB2	5.13	0.52
21:C9:20:SER:O	21:C9:23:GLN:N	3.61	0.52
26:D4:14:SER:O	26:D4:16:PRO:HD3	2.10	0.52
29:D7:29:ARG:HH11	29:D7:29:ARG:HG3	1.74	0.52
40:L3:295:ALA:HB2	40:L3:301:THR:O	2.10	0.52
40:L3:334:ARG:O	40:L3:336:VAL:HG23	2.10	0.52
41:L4:262:TRP:HB3	41:L4:276:LEU:HD21	1.90	0.52
42:L5:50:ARG:NH1	42:L5:72:ASP:OD2	2.43	0.52
43:L6:145:LEU:O	43:L6:148:GLU:N	2.42	0.52
45:L8:97:TYR:OH	45:L8:203:VAL:HG13	3.87	0.52
46:L9:126:VAL:HG21	46:L9:161:LEU:HA	1.91	0.52
50:M4:115:PHE:O	50:M4:119:GLN:HG3	2.10	0.52
51:M5:187:ARG:O	51:M5:190:THR:HG23	3.56	0.52
53:M7:24:VAL:HG12	53:M7:86:LYS:HB3	3.25	0.52
59:N3:68:GLU:CD	59:N3:68:GLU:H	2.10	0.52
61:N5:73:MET:O	61:N5:76:VAL:N	2.58	0.52
64:N8:76:ASP:HB2	64:N8:115:LYS:HB2	1.92	0.52
68:O2:111:ARG:O	68:O2:114:ALA:HB3	2.32	0.52
43:L6:2:SER:HB3	68:O2:81:ASP:OD1	2.10	0.52
68:O2:85:LEU:HB2	68:O2:117:ILE:HD13	2.29	0.52
70:O4:57:LEU:HD12	70:O4:62:TYR:CD1	2.45	0.52
36:1:1593:A:O4'	70:O4:60:ARG:HD3	2.10	0.52
36:1:361:A:O3'	73:O7:45:ARG:NH2	2.43	0.52
74:O8:27:ILE:HD12	74:O8:39:ARG:NH2	3.04	0.52
2:S0:28:ASN:O	2:S0:150:ASP:HB3	6.18	0.52
5:S3:90:ARG:HD3	5:S3:91:VAL:HG22	7.43	0.52
7:S5:159:ALA:HB3	7:S5:225:ARG:HB3	3.70	0.52
7:S5:206:SER:H	7:S5:211:ILE:HG21	1.75	0.52
8:S6:176:GLN:HG2	80:6:169:A:C5'	327.62	0.52
8:S6:186:ARG:O	8:S6:190:GLN:HG2	2.10	0.52
9:S7:48:GLU:OE1	9:S7:56:LYS:NZ	3.55	0.52
9:S7:98:ILE:HD11	9:S7:121:VAL:HB	2.60	0.52
11:S9:60:LEU:HD12	11:S9:97:LEU:HD11	5.12	0.52

*Continued on next page...*



*Continued from previous page...*

Atom-1	Atom-2	Interatomic distance (Å)	Clash overlap (Å)
34:SR:19:TRP:CD2	34:SR:306:THR:HG22	2.64	0.52
34:SR:214:ALA:HB2	34:SR:220:ILE:HA	1.92	0.52
36:1:1804:A:H2'	36:1:1805:C:C6	2.46	0.51
36:1:1909:A:O2'	36:1:1910:A:H5'	2.10	0.51
36:1:2389:C:O2'	36:1:2390:A:H5'	2.10	0.51
36:1:2539:C:H5'	36:1:2541:U:O4	2.10	0.51
35:SM:34:LYS:HE3	36:1:2692:A:O3'	2.09	0.51
36:1:2713:U:H3'	78:Q2:9:LYS:O	2.10	0.51
36:1:1450:G:OP1	86:1:3780:OHX:N1	2.43	0.51
36:1:650:C:O5'	36:1:650:C:H6	1.93	0.51
1:2:276:C:O2'	1:2:277:U:H5''	2.10	0.51
1:2:814:A:H5''	55:M9:170:ARG:HH22	1.75	0.51
1:2:9:U:O4	86:2:2051:OHX:N6	2.42	0.51
37:3:55:A:H2'	37:3:56:A:O4'	2.09	0.51
36:5:101:G:N2	36:5:101:G:OP2	2.36	0.51
36:5:1365:G:OP2	86:5:3535:OHX:N3	2.43	0.51
36:5:1599:G:OP1	86:5:3645:OHX:N4	2.43	0.51
36:5:1659:U:H2'	36:5:1660:C:C6	2.45	0.51
36:5:1816:A:C2'	36:5:1817:G:H5''	2.39	0.51
78:Q2:31:GLY:HA3	36:5:2767:U:O3'	192.00	0.51
55:M9:59:SER:N	36:5:3068:U:OP1	164.59	0.51
52:M6:148:LYS:HE2	36:5:3135:U:OP1	256.95	0.51
86:5:3448:OHX:N3	86:5:3816:OHX:N3	2.57	0.51
36:5:591:G:N2	36:5:612:U:OP1	2.40	0.51
36:5:948:C:H2'	36:5:949:C:C6	2.45	0.51
80:6:1064:G:H2'	80:6:1065:A:C8	2.45	0.51
80:6:127:G:H21	80:6:178:U:H1'	1.75	0.51
80:6:325:G:H2'	80:6:326:G:H8	1.74	0.51
80:6:778:G:N2	80:6:780:A:H5'	2.25	0.51
13:C1:87:ARG:HH21	13:C1:104:HIS:CD2	2.27	0.51
13:C1:81:HIS:NE2	13:C1:82:ARG:HD2	3.68	0.51
15:C3:88:LEU:HG	15:C3:125:LEU:HD13	1.91	0.51
19:C7:41:ILE:HD13	19:C7:47:ARG:HA	1.91	0.51
21:C9:5:SER:N	21:C9:8:ASP:OD1	2.30	0.51
22:D0:24:ILE:HG12	22:D0:116:VAL:HG22	1.91	0.51
22:D0:82:TYR:HB3	31:D9:52:PHE:HB3	1.92	0.51
24:D2:82:LYS:HE3	80:6:748:U:OP1	359.46	0.51
39:L2:214:GLY:C	39:L2:216:HIS:H	2.88	0.51
40:L3:312:VAL:O	40:L3:314:TYR:N	2.81	0.51
41:L4:351:PRO:HB3	44:L7:70:LYS:HB3	1.91	0.51
36:1:1139:G:O2'	44:L7:94:LYS:HG2	2.09	0.51

*Continued on next page...*

*Continued from previous page...*

Atom-1	Atom-2	Interatomic distance (Å)	Clash overlap (Å)
47:M0:76:MET:CE	47:M0:148:VAL:HA	2.40	0.51
48:M1:106:ILE:O	48:M1:106:ILE:HG12	2.09	0.51
48:M1:54:VAL:O	48:M1:55:ARG:HB3	2.10	0.51
48:M1:91:LEU:HB3	48:M1:95:ASN:HD22	1.75	0.51
36:1:73:C:C2	49:M3:59:ARG:HD3	2.45	0.51
49:M3:59:ARG:NH1	36:5:73:C:N3	95.33	0.51
59:N3:24:ASN:O	59:N3:99:ALA:HA	2.52	0.51
63:N7:108:GLU:O	63:N7:112:LYS:HG3	2.19	0.51
70:O4:16:ARG:HD2	70:O4:37:LYS:HD2	1.92	0.51
72:O6:40:VAL:O	72:O6:44:VAL:HG23	2.29	0.51
3:S1:157:GLN:HB2	3:S1:160:HIS:ND1	2.71	0.51
3:S1:105:PHE:CE2	3:S1:213:ARG:HA	2.45	0.51
4:S2:143:TYR:OH	4:S2:150:GLN:N	2.54	0.51
4:S2:162:CYS:SG	4:S2:212:LYS:HE2	2.50	0.51
6:S4:50:ASN:O	6:S4:51:ARG:NH2	3.35	0.51
7:S5:29:ILE:HG22	7:S5:34:GLN:HG3	1.92	0.51
7:S5:94:THR:HG22	7:S5:114:ILE:CG1	2.72	0.51
10:S8:40:ALA:O	10:S8:59:ARG:HB3	2.38	0.51
11:S9:149:ARG:O	11:S9:151:ASP:N	2.42	0.51
34:SR:156:VAL:HA	34:SR:169:ILE:HG22	2.30	0.51
36:1:121:A:C2	45:L8:129:PRO:HB3	2.46	0.51
36:1:1348:U:O2'	41:L4:287:THR:HG22	2.11	0.51
36:1:1414:G:H2'	36:1:1415:U:H6	1.75	0.51
36:1:1414:G:O6	86:1:3672:OHX:N2	2.43	0.51
36:1:2631:U:C4	36:1:2648:G:N1	2.79	0.51
36:1:2746:A:H2	42:L5:146:LEU:HB3	1.75	0.51
36:1:3021:A:H5'	36:1:3023:U:H1'	1.92	0.51
1:2:1235:C:H5'	33:E1:146:SER:HB2	1.91	0.51
1:2:189:C:N4	1:2:197:A:H2	2.08	0.51
86:2:1975:OHX:N6	86:2:1990:OHX:N2	2.59	0.51
36:5:908:G:N1	36:5:2414:G:OP1	2.39	0.51
40:L3:334:ARG:NH2	36:5:3304:U:O2'	212.38	0.51
36:5:330:G:OP2	86:5:3555:OHX:N1	2.43	0.51
86:5:3524:OHX:N5	86:5:3805:OHX:N6	2.58	0.51
36:5:620:U:OP2	36:5:620:U:H6	1.93	0.51
80:6:325:G:C2	80:6:344:A:C2	2.97	0.51
80:6:475:A:H2'	80:6:476:U:O4'	2.10	0.51
80:6:906:A:C6	80:6:907:A:C6	2.98	0.51
16:C4:84:ARG:HA	16:C4:119:THR:HG22	1.92	0.51
16:C4:128:LYS:HD3	28:D6:27:SER:HA	3.35	0.51
17:C5:15:HIS:O	17:C5:21:ASP:HA	2.11	0.51

*Continued on next page...*

*Continued from previous page...*

Atom-1	Atom-2	Interatomic distance (Å)	Clash overlap (Å)
18:C6:127:LYS:HE2	18:C6:132:LYS:O	4.52	0.51
18:C6:139:GLN:HA	80:6:1579:U:O2'	359.77	0.51
4:S2:147:ASN:O	23:D1:4:ASP:N	2.43	0.51
26:D4:10:ARG:HD2	80:6:778:G:O6	428.38	0.51
26:D4:55:VAL:HG12	26:D4:75:VAL:HG22	6.75	0.51
27:D5:53:GLU:O	27:D5:56:THR:N	5.38	0.51
33:E1:144:CYS:CB	33:E1:147:VAL:HB	2.39	0.51
39:L2:180:LEU:HD23	79:Q3:22:LEU:HD12	3.43	0.51
39:L2:94:ALA:HB3	39:L2:102:LEU:HG	1.90	0.51
40:L3:106:TRP:HB2	40:L3:133:TYR:CE2	2.45	0.51
40:L3:255:TRP:CD1	40:L3:256:HIS:CE1	2.98	0.51
42:L5:22:ARG:HG2	42:L5:28:THR:OG1	2.11	0.51
42:L5:270:LYS:HG3	42:L5:273:ARG:HB2	4.94	0.51
36:1:591:G:N2	43:L6:19:LYS:O	2.36	0.51
44:L7:140:SER:OG	44:L7:143:THR:HG23	2.10	0.51
44:L7:173:LEU:HD23	44:L7:178:ILE:HG21	2.30	0.51
46:L9:190:ASP:O	46:L9:191:LEU:HD22	5.15	0.51
49:M3:131:LYS:H	49:M3:131:LYS:HE2	1.74	0.51
49:M3:14:PHE:CE1	36:5:665:A:H1'	134.10	0.51
53:M7:116:HIS:O	53:M7:148:LEU:HA	2.32	0.51
54:M8:131:ALA:HB1	54:M8:135:GLN:HG2	2.70	0.51
55:M9:42:ARG:HH22	36:5:1601:U:P	103.09	0.51
57:N1:109:VAL:HG13	36:5:1063:G:C6	245.98	0.51
57:N1:17:ARG:O	57:N1:18:ASP:HB2	2.11	0.51
57:N1:56:PHE:CZ	57:N1:60:LYS:HE2	2.45	0.51
59:N3:26:ALA:HB1	59:N3:115:THR:O	2.64	0.51
64:N8:85:ASP:OD1	64:N8:86:LYS:HG2	2.11	0.51
68:O2:7:PRO:HG2	68:O2:63:THR:HG23	3.08	0.51
38:4:67:U:H5"	73:O7:84:SER:O	2.10	0.51
78:Q2:73:GLU:OE1	78:Q2:80:ARG:NH2	2.32	0.51
4:S2:121:VAL:O	4:S2:125:ILE:HG13	2.10	0.51
4:S2:242:ILE:HG22	4:S2:243:TYR:CD2	2.61	0.51
5:S3:48:VAL:HB	5:S3:86:LEU:HD12	2.74	0.51
6:S4:122:LYS:HG2	6:S4:162:ILE:HB	1.92	0.51
6:S4:248:ILE:HG13	6:S4:249:ALA:N	2.57	0.51
8:S6:176:GLN:C	8:S6:178:LEU:H	2.13	0.51
10:S8:48:THR:HG21	10:S8:54:LYS:HB2	1.92	0.51
1:2:577:G:H2'	35:SM:99:LYS:NZ	2.25	0.51
36:1:2217:U:H2'	36:1:2218:G:C8	2.45	0.51
36:1:2534:G:C2	36:1:2535:A:N7	2.78	0.51
36:1:2655:U:H4'	36:1:2656:A:O4'	2.11	0.51

*Continued on next page...*

*Continued from previous page...*

Atom-1	Atom-2	Interatomic distance (Å)	Clash overlap (Å)
36:1:543:C:H3'	36:1:544:C:C6	2.45	0.51
1:2:116:U:H2'	1:2:117:U:C6	2.45	0.51
1:2:1274:C:N4	35:SM:95:SER:HA	2.26	0.51
1:2:1542:G:N2	1:2:1568:C:H1'	2.24	0.51
1:2:1723:U:O4	86:2:1941:OHX:N2	2.43	0.51
1:2:1814:A:H3'	1:2:1815:A:H5''	1.92	0.51
1:2:591:A:H2'	1:2:592:A:H8	1.75	0.51
1:2:802:G:O6	86:2:1932:OHX:N3	2.44	0.51
37:3:11:A:N1	37:3:67:G:O2'	2.28	0.51
36:5:1163:A:H2'	36:5:1164:G:H8	1.74	0.51
36:5:1176:C:H2'	36:5:1177:G:H21	1.73	0.51
36:5:1313:G:H2'	36:5:1314:C:C6	2.46	0.51
36:5:1343:A:H61	36:5:1361:U:H3	1.57	0.51
36:5:1389:G:OP2	86:5:3517:OHX:N5	2.43	0.51
55:M9:5:ARG:NH2	36:5:1471:U:OP1	121.67	0.51
61:N5:42:ARG:HD2	36:5:14:U:H1'	103.30	0.51
36:5:1936:A:H2'	36:5:1937:U:O4'	2.10	0.51
36:5:2844:C:H5''	36:5:2845:A:OP2	2.10	0.51
36:5:617:G:H2'	36:5:618:C:H6	1.75	0.51
39:L2:21:ARG:HD3	36:5:824:C:H5''	170.52	0.51
80:6:1429:G:H2'	80:6:1430:U:C6	2.46	0.51
80:6:206:A:OP2	86:6:1985:OHX:N4	2.43	0.51
38:8:65:A:H2'	38:8:66:A:O4'	2.10	0.51
38:8:67:U:O4	86:8:213:OHX:N3	2.43	0.51
18:C6:27:GLY:HA2	18:C6:63:ILE:O	2.10	0.51
19:C7:19:ARG:HG3	19:C7:20:TYR:CD1	2.46	0.51
20:C8:3:LEU:HD23	20:C8:5:VAL:HG23	5.29	0.51
26:D4:129:VAL:O	26:D4:132:ARG:HB3	2.46	0.51
39:L2:77:ILE:CD1	39:L2:128:ARG:HB3	2.40	0.51
39:L2:96:LEU:O	79:Q3:87:ARG:NH1	2.40	0.51
41:L4:269:SER:C	41:L4:271:LYS:H	2.14	0.51
45:L8:101:THR:HG23	45:L8:103:ALA:HB3	1.93	0.51
46:L9:26:LYS:HG3	46:L9:35:THR:HG22	1.92	0.51
52:M6:182:ASN:O	52:M6:185:ALA:N	4.01	0.51
54:M8:135:GLN:CD	54:M8:135:GLN:H	2.34	0.51
55:M9:171:ASP:HA	55:M9:174:ALA:HB3	1.92	0.51
60:N4:38:SER:O	60:N4:42:GLN:HG3	3.37	0.51
3:S1:41:ARG:HH22	3:S1:97:LEU:HD21	1.75	0.51
7:S5:26:ALA:HB3	18:C6:28:LEU:HA	1.92	0.51
8:S6:139:ASN:OD1	8:S6:142:ARG:NH1	3.25	0.51
10:S8:26:LYS:HD2	10:S8:29:LEU:HD13	1.92	0.51

*Continued on next page...*

*Continued from previous page...*

Atom-1	Atom-2	Interatomic distance (Å)	Clash overlap (Å)
10:S8:56:ARG:HH22	80:6:332:U:P	286.75	0.51
20:C8:146:ALA:CB	35:SM:68:ARG:HH21	2.22	0.51
34:SR:274:LEU:HD22	34:SR:313:TRP:CD1	3.24	0.51
36:1:1650:G:H2'	36:1:1651:U:C6	2.46	0.51
36:1:2415:C:OP1	39:L2:2:GLY:HA3	2.11	0.51
1:2:1064:G:H2'	1:2:1065:A:C8	2.45	0.51
1:2:1793:G:H1'	1:2:1794:A:H2'	1.93	0.51
1:2:1808:G:H21	1:2:1819:C:H41	1.58	0.51
38:4:91:C:H2'	38:4:92:A:C8	2.44	0.51
36:5:1013:G:N7	86:5:3609:OHX:N3	2.58	0.51
52:M6:18:ARG:HA	36:5:1181:U:O4	267.47	0.51
36:5:1288:U:H2'	36:5:1289:G:C8	2.45	0.51
36:5:1556:C:H2'	36:5:2169:G:C6	2.46	0.51
36:5:2623:G:H2'	36:5:2624:G:O4'	2.10	0.51
40:L3:251:CYS:SG	36:5:2944:U:H1'	223.91	0.51
86:5:3448:OHX:N2	86:5:3816:OHX:N1	2.57	0.51
56:N0:146:LYS:HD3	36:5:534:U:H1'	355.41	0.51
80:6:1274:C:H4'	80:6:1275:A:O5'	2.09	0.51
80:6:916:U:OP2	86:6:2008:OHX:N3	2.44	0.51
80:6:485:A:C5	80:6:486:G:H1'	2.46	0.51
80:6:823:G:H2'	80:6:824:G:O4'	2.11	0.51
15:C3:36:GLN:OE1	15:C3:39:LYS:HD3	7.31	0.51
17:C5:90:ILE:HG21	17:C5:109:PRO:HG3	3.31	0.51
18:C6:113:ASP:CG	18:C6:115:THR:H	2.14	0.51
19:C7:84:TYR:OH	19:C7:86:PRO:HB3	9.70	0.51
22:D0:42:VAL:HG23	22:D0:91:ILE:HD13	1.92	0.51
29:D7:67:THR:OG1	29:D7:70:LYS:O	2.28	0.51
39:L2:79:ASN:HD21	39:L2:114:SER:HB3	1.75	0.51
41:L4:264:SER:C	41:L4:266:THR:H	2.16	0.51
42:L5:236:LEU:O	42:L5:239:ILE:N	2.97	0.51
44:L7:132:PRO:HA	44:L7:229:PHE:CG	2.76	0.51
44:L7:157:ASN:O	44:L7:159:GLN:HG2	2.29	0.51
46:L9:94:TYR:CG	46:L9:98:PRO:HA	3.10	0.51
47:M0:138:VAL:HG21	47:M0:152:LEU:HD11	1.92	0.51
47:M0:46:PHE:CD1	47:M0:140:THR:HA	2.45	0.51
49:M3:56:PRO:HB2	49:M3:57:VAL:O	3.03	0.51
51:M5:173:GLY:O	51:M5:183:THR:HG23	3.81	0.51
61:N5:139:ILE:HG13	61:N5:139:ILE:O	2.10	0.51
67:O1:54:GLU:HA	67:O1:57:GLN:HG3	3.09	0.51
38:4:46:G:OP2	75:O9:15:LYS:HD2	2.11	0.51
6:S4:118:GLU:HA	6:S4:121:TYR:CE1	2.75	0.51

*Continued on next page...*

*Continued from previous page...*

Atom-1	Atom-2	Interatomic distance (Å)	Clash overlap (Å)
8:S6:64:LYS:O	8:S6:67:VAL:HG22	2.11	0.51
11:S9:85:VAL:HG12	11:S9:99:LEU:HD21	2.96	0.51
34:SR:255:ALA:HB2	34:SR:292:LEU:HD22	1.91	0.51
36:1:1094:U:O2	36:1:1096:U:O2'	2.16	0.51
36:1:1273:A:O2'	36:1:1274:A:OP1	2.28	0.51
36:1:1507:G:H2'	36:1:1507:G:N3	2.25	0.51
36:1:2172:A:H2'	36:1:2173:U:H6	1.75	0.51
36:1:2404:A:P	86:1:3737:OHX:N5	2.83	0.51
36:1:3230:G:H4'	50:M4:132:LYS:HD3	1.93	0.51
36:1:3358:U:H2'	36:1:3359:A:O4'	2.10	0.51
1:2:1039:A:H5''	23:D1:62:ARG:NH2	2.25	0.51
1:2:123:G:OP1	6:S4:77:ARG:NH2	2.42	0.51
1:2:1402:G:H2'	1:2:1403:C:C6	2.45	0.51
1:2:1525:A:H2'	1:2:1526:A:C8	2.45	0.51
1:2:420:A:H2'	1:2:421:A:O4'	2.10	0.51
1:2:717:C:H2'	1:2:718:U:H5''	1.91	0.51
36:5:1232:C:H2'	36:5:1233:G:H8	1.74	0.51
36:5:2108:C:H1'	36:5:3344:A:N3	2.26	0.51
39:L2:222:ALA:HA	36:5:2245:C:O4'	221.35	0.51
36:5:261:U:H2'	36:5:262:U:C6	2.45	0.51
80:6:1398:U:H3'	80:6:1399:C:H4'	1.93	0.51
86:6:1918:OHX:N4	86:6:2075:OHX:N1	2.57	0.51
80:6:142:G:C2	80:6:266:A:C5	2.99	0.51
80:6:712:G:H2'	80:6:713:A:C8	2.45	0.51
80:6:794:U:H2'	80:6:794:U:OP2	2.11	0.51
37:7:112:G:H2'	37:7:113:C:C6	2.45	0.51
38:8:78:G:H2'	38:8:79:A:O4'	2.10	0.51
13:C1:109:VAL:HG11	13:C1:125:VAL:HG21	2.15	0.51
13:C1:75:VAL:CG1	13:C1:119:VAL:HA	2.41	0.51
18:C6:129:PHE:HE1	22:D0:78:THR:HA	2.29	0.51
25:D3:57:LEU:HD22	32:E0:4:VAL:HG12	1.92	0.51
25:D3:63:GLN:HA	25:D3:65:ASN:H	1.75	0.51
26:D4:51:GLU:O	26:D4:53:ASP:N	3.94	0.51
28:D6:60:PRO:C	28:D6:62:TYR:H	2.14	0.51
39:L2:143:GLU:O	39:L2:145:LYS:N	2.43	0.51
40:L3:123:TYR:CE2	40:L3:124:LYS:HG2	3.98	0.51
40:L3:126:LYS:O	40:L3:128:LYS:HG2	2.10	0.51
40:L3:86:VAL:HG13	40:L3:160:VAL:HG13	1.93	0.51
42:L5:229:ASP:HB3	42:L5:231:ILE:HG12	3.12	0.51
45:L8:195:SER:O	45:L8:197:VAL:N	2.42	0.51
48:M1:91:LEU:O	48:M1:171:VAL:HA	5.12	0.51

*Continued on next page...*

*Continued from previous page...*

Atom-1	Atom-2	Interatomic distance (Å)	Clash overlap (Å)
49:M3:76:THR:HG23	49:M3:101:ARG:NH1	2.25	0.51
57:N1:130:ARG:HD3	36:5:1098:A:OP2	255.00	0.51
59:N3:87:ARG:HH12	59:N3:137:VAL:HG21	2.75	0.51
71:O5:114:ARG:O	71:O5:116:TYR:HD2	2.69	0.51
72:O6:5:THR:OG1	72:O6:7:ILE:HG12	2.11	0.51
74:O8:64:LYS:HE2	74:O8:65:LEU:HA	8.70	0.51
3:S1:120:LEU:HD23	3:S1:121:ILE:N	2.24	0.51
3:S1:128:LYS:HE3	3:S1:132:ASP:CB	2.37	0.51
3:S1:146:GLN:NE2	80:6:1065:A:N3	341.17	0.51
4:S2:212:LYS:O	4:S2:216:VAL:HG23	2.44	0.51
1:2:95:G:P	6:S4:6:LYS:HD2	2.50	0.51
7:S5:79:ASN:HB2	7:S5:83:ARG:NH2	2.65	0.51
1:2:127:G:N7	8:S6:202:ARG:NH2	2.58	0.51
9:S7:159:VAL:HG13	9:S7:163:ASP:OD1	2.09	0.51
10:S8:39:GLY:O	10:S8:59:ARG:HB3	2.10	0.51
11:S9:171:ARG:NE	11:S9:171:ARG:HA	2.83	0.51
11:S9:92:LYS:HB2	11:S9:95:TYR:HD2	9.43	0.51
36:1:1246:G:H2'	36:1:1247:U:O4'	2.11	0.51
36:1:1429:G:C5	41:L4:99:MET:HE1	2.45	0.51
36:1:1711:C:H2'	36:1:1712:G:O4'	2.11	0.51
36:1:2714:G:H4'	36:1:2715:A:O5'	2.11	0.51
86:1:3508:OHX:N4	86:1:3746:OHX:N2	2.58	0.51
86:1:3511:OHX:N1	86:1:3691:OHX:N2	2.59	0.51
36:1:542:G:H1	36:1:549:U:H3	1.58	0.51
36:1:873:C:O3'	36:1:875:G:H5'	2.10	0.51
1:2:1497:U:OP2	86:2:1909:OHX:N1	2.43	0.51
1:2:1742:U:H2'	1:2:1743:U:O4'	2.10	0.51
36:5:1094:U:O3'	36:5:1095:U:H3'	2.11	0.51
36:5:1750:A:H4'	36:5:1751:G:H5'	1.92	0.51
36:5:2171:G:H2'	36:5:2172:A:H8	1.76	0.51
80:6:1060:U:H4'	80:6:1061:A:H5''	1.92	0.51
22:D0:57:ARG:NH1	80:6:1383:G:H1'	452.02	0.51
80:6:1489:U:H5'	80:6:1494:C:H1'	1.92	0.51
20:C8:123:ARG:NH1	80:6:1546:G:OP1	357.73	0.51
80:6:1735:U:O4	86:6:1978:OHX:N3	2.43	0.51
80:6:386:G:H2'	80:6:387:A:C8	2.45	0.51
80:6:891:A:H2'	80:6:892:A:C8	2.45	0.51
14:C2:89:ILE:HG12	14:C2:90:LYS:H	1.74	0.51
40:L3:59:ASP:OD1	40:L3:357:LYS:NZ	2.65	0.51
44:L7:228:SER:HA	44:L7:232:ARG:NH2	2.79	0.51
45:L8:161:GLU:N	45:L8:161:GLU:OE2	3.16	0.51

*Continued on next page...*

*Continued from previous page...*

Atom-1	Atom-2	Interatomic distance (Å)	Clash overlap (Å)
46:L9:117:PHE:CE1	46:L9:165:CYS:HB3	2.96	0.51
47:M0:208:ASN:HB3	47:M0:211:ARG:HD2	2.14	0.51
36:1:2853:A:O3'	47:M0:64:ALA:HB2	2.10	0.51
48:M1:60:ARG:HB2	48:M1:60:ARG:NH1	2.26	0.51
36:1:685:G:OP1	49:M3:35:ARG:HD2	2.11	0.51
50:M4:120:VAL:O	50:M4:124:ARG:HB2	3.31	0.51
50:M4:85:TRP:NE1	50:M4:90:VAL:HB	2.26	0.51
53:M7:128:ARG:HG2	53:M7:136:ILE:CG2	5.77	0.51
53:M7:69:ARG:HG2	53:M7:79:THR:CG2	4.61	0.51
44:L7:224:ILE:HD13	56:N0:39:SER:HB2	1.93	0.51
57:N1:40:VAL:HA	57:N1:97:LYS:O	2.10	0.51
68:O2:22:SER:HA	68:O2:28:VAL:HG12	1.92	0.51
64:N8:128:ARG:HB2	72:O6:8:ALA:HB2	4.57	0.51
75:O9:5:LYS:HD2	36:5:1834:U:OP1	112.81	0.51
78:Q2:49:GLY:HA3	36:5:278:U:OP2	157.59	0.51
2:S0:180:GLU:HA	2:S0:183:ARG:HB2	2.65	0.51
6:S4:105:VAL:HG21	6:S4:245:LYS:H	2.27	0.51
8:S6:160:ARG:HH12	80:6:68:A:H5'	346.38	0.51
9:S7:9:LEU:O	9:S7:10:SER:OG	4.12	0.51
11:S9:93:LEU:HA	11:S9:96:VAL:HG22	2.43	0.51
36:1:2432:A:C5	36:1:2433:U:C5	2.98	0.51
36:1:3212:C:H2'	36:1:3213:A:O4'	2.11	0.51
36:1:33:G:H1'	36:1:52:A:H61	1.76	0.51
36:1:541:U:H2'	36:1:542:G:C8	2.46	0.51
1:2:14:C:H5''	4:S2:203:LYS:HD2	1.93	0.51
1:2:760:A:H2'	1:2:761:G:O4'	2.11	0.51
1:2:218:A:N6	1:2:844:A:H1'	2.26	0.51
38:4:104:A:H3'	38:4:105:A:H5''	1.93	0.51
36:5:999:G:C6	36:5:1000:C:N4	2.79	0.51
36:5:2687:G:N7	86:5:3423:OHX:N1	2.59	0.51
54:M8:146:SER:OG	86:5:3717:OHX:N2	160.72	0.51
86:5:3769:OHX:N5	86:5:3806:OHX:N1	2.59	0.51
36:5:394:G:N2	36:5:396:A:H3'	2.25	0.51
36:5:618:C:H2'	36:5:619:A:C8	2.45	0.51
80:6:1754:A:O2'	86:6:1915:OHX:N4	2.44	0.51
80:6:357:G:N7	86:6:1929:OHX:N6	2.58	0.51
80:6:214:G:N7	86:6:2005:OHX:N4	2.59	0.51
25:D3:52:ILE:O	25:D3:74:VAL:HA	2.11	0.51
31:D9:30:LEU:HD13	31:D9:32:ARG:HD3	2.46	0.51
41:L4:33:ASP:O	41:L4:36:HIS:N	2.44	0.51
42:L5:122:VAL:HG11	42:L5:168:ASP:HB3	3.80	0.51

*Continued on next page...*



*Continued from previous page...*

Atom-1	Atom-2	Interatomic distance (Å)	Clash overlap (Å)
46:L9:176:LEU:HB3	76:Q0:86:ALA:HB1	2.35	0.51
49:M3:166:ALA:N	64:N8:135:GLU:OE1	3.30	0.51
50:M4:121:MET:O	50:M4:125:LYS:HG2	2.10	0.51
50:M4:17:VAL:HG12	50:M4:72:LEU:HB3	1.93	0.51
51:M5:118:SER:HB3	51:M5:132:VAL:HG22	2.84	0.51
52:M6:110:PRO:HB2	52:M6:111:PRO:CD	3.11	0.51
54:M8:111:ARG:O	54:M8:115:VAL:HG23	2.90	0.51
54:M8:30:VAL:O	54:M8:34:THR:HG23	2.10	0.51
67:O1:13:THR:HG22	67:O1:72:ARG:HH11	1.76	0.51
78:Q2:38:GLN:CA	78:Q2:38:GLN:HE21	2.62	0.51
78:Q2:71:ARG:HH21	78:Q2:80:ARG:NH1	2.08	0.51
78:Q2:73:GLU:HA	78:Q2:80:ARG:HA	2.57	0.51
3:S1:107:THR:HG21	16:C4:117:ASP:O	2.11	0.51
5:S3:179:GLN:OE1	5:S3:180:GLY:N	3.78	0.51
6:S4:208:VAL:HG11	6:S4:225:VAL:HG21	1.92	0.51
7:S5:90:ILE:HD11	7:S5:130:ILE:HG13	2.04	0.51
7:S5:166:ARG:HA	7:S5:169:ASN:HB2	2.67	0.51
9:S7:74:GLN:NE2	9:S7:92:PHE:HB2	2.21	0.51
10:S8:76:THR:HG21	10:S8:105:ASP:O	5.90	0.51
34:SR:300:THR:HG23	34:SR:314:GLN:HG3	1.92	0.51
36:1:1733:G:O5'	86:1:3809:OHX:N2	2.43	0.51
86:1:3536:OHX:N5	86:1:3689:OHX:N1	2.59	0.51
1:2:1102:G:OP1	24:D2:76:SER:OG	2.27	0.51
1:2:1470:C:OP1	1:2:1540:G:O2'	2.25	0.51
1:2:217:A:H2'	1:2:217:A:OP1	2.10	0.51
1:2:540:G:O3'	1:2:541:A:H3'	2.11	0.51
37:3:90:U:C4	37:3:91:G:C5	2.99	0.51
36:5:1018:G:H2'	36:5:1019:G:O4'	2.10	0.51
36:5:1141:C:OP2	86:5:3619:OHX:N1	2.44	0.51
36:5:1814:A:OP1	86:5:3701:OHX:N1	2.44	0.51
36:5:260:C:H2'	36:5:261:U:O4'	2.11	0.51
36:5:2661:G:O2'	36:5:2662:G:H5'	2.10	0.51
89:5:3401:C:H2'	89:5:3402:C:H5'	1.93	0.51
36:5:23:A:OP1	86:5:3412:OHX:N4	2.43	0.51
36:5:272:G:OP2	86:5:3580:OHX:N6	2.44	0.51
86:5:3543:OHX:N1	86:5:3729:OHX:N3	2.59	0.51
54:M8:141:ARG:NH1	36:5:743:C:N3	180.27	0.51
80:6:1766:A:O4'	80:6:1794:A:C5	2.63	0.51
80:6:386:G:C6	80:6:387:A:N6	2.79	0.51
80:6:775:G:C2	80:6:786:C:C4	2.99	0.51
1:2:1217:A:H5''	12:C0:1:MET:HG3	1.92	0.51

*Continued on next page...*

*Continued from previous page...*

Atom-1	Atom-2	Interatomic distance (Å)	Clash overlap (Å)
12:C0:23:ALA:O	12:C0:24:LYS:HB3	4.50	0.51
12:C0:24:LYS:HB2	12:C0:63:TYR:CE1	2.46	0.51
20:C8:26:ILE:HD12	20:C8:27:LYS:N	2.25	0.51
21:C9:25:GLN:O	21:C9:27:LYS:HG3	3.72	0.51
26:D4:132:ARG:HG2	26:D4:133:ASN:N	4.09	0.51
27:D5:50:ILE:O	27:D5:54:VAL:HG23	2.11	0.51
1:2:1433:G:C4	31:D9:41:GLN:HB3	2.46	0.51
40:L3:92:TYR:CE2	40:L3:101:SER:HB3	2.46	0.51
40:L3:227:GLU:HG3	40:L3:270:ARG:NE	4.35	0.51
40:L3:252:ILE:HG12	40:L3:266:ARG:NH2	3.21	0.51
41:L4:209:TYR:CE2	41:L4:229:ASN:HB2	3.11	0.51
43:L6:30:LEU:HD13	43:L6:34:LEU:HD13	1.92	0.51
44:L7:163:LEU:O	44:L7:165:ASP:N	2.42	0.51
45:L8:134:TYR:CG	45:L8:190:VAL:HG11	3.33	0.51
49:M3:159:VAL:HG11	64:N8:142:GLY:O	2.11	0.51
50:M4:108:ARG:NH2	52:M6:196:ALA:O	2.43	0.51
52:M6:109:PRO:O	52:M6:110:PRO:O	3.06	0.51
52:M6:115:LYS:HG2	36:5:3178:A:C2	259.97	0.51
36:1:1316:C:C4	52:M6:131:PRO:HD3	2.46	0.51
52:M6:7:VAL:HG23	52:M6:31:GLN:NE2	3.09	0.51
53:M7:52:LEU:HD13	53:M7:88:VAL:HG11	1.93	0.51
53:M7:67:ILE:HA	53:M7:82:ARG:NH2	2.56	0.51
58:N2:36:TYR:CD2	58:N2:83:TYR:HB2	3.00	0.51
66:O0:84:LEU:HD12	66:O0:84:LEU:N	2.50	0.51
73:O7:2:GLY:N	36:5:2138:A:HO2'	173.12	0.51
73:O7:74:PHE:HA	73:O7:78:PHE:CE2	2.45	0.51
79:Q3:49:ARG:CD	79:Q3:50:GLY:H	2.52	0.51
2:S0:155:PHE:O	23:D1:60:ARG:NH2	2.42	0.51
7:S5:149:VAL:O	7:S5:155:ALA:HB1	2.11	0.51
36:1:1549:U:H2'	36:1:1550:C:C6	2.45	0.51
36:1:2518:C:OP1	86:1:3676:OHX:N5	2.43	0.51
36:1:2869:U:H5''	36:1:2870:C:OP2	2.11	0.51
36:1:3393:U:H2'	36:1:3394:U:C6	2.45	0.51
89:1:3401:C:H2'	89:1:3402:C:H5'	1.93	0.51
86:1:3450:OHX:N5	86:1:3750:OHX:N1	2.59	0.51
86:1:3511:OHX:N5	86:1:3691:OHX:N6	2.59	0.51
86:1:3479:OHX:N4	86:1:3799:OHX:N4	2.59	0.51
36:1:439:C:H3'	36:1:440:A:O4'	2.11	0.51
1:2:1018:U:H2'	1:2:1019:A:H8	1.75	0.51
1:2:327:U:H2'	1:2:328:A:C8	2.46	0.51
1:2:502:U:H2'	1:2:503:G:O4'	2.11	0.51

*Continued on next page...*

*Continued from previous page...*

Atom-1	Atom-2	Interatomic distance (Å)	Clash overlap (Å)
1:2:706:A:C6	1:2:734:A:N6	2.79	0.51
36:5:124:U:H1'	36:5:149:U:O2	2.11	0.51
36:5:2157:G:N1	36:5:2178:A:OP2	2.35	0.51
36:5:3195:U:O2	36:5:3195:U:H2'	2.11	0.51
90:5:3403:8AN:C3'	91:5:3404:PRO:C	2.78	0.51
36:5:585:A:H2'	36:5:586:C:C6	2.46	0.51
36:5:650:C:H2'	36:5:651:G:C8	2.46	0.51
80:6:1336:A:OP1	86:6:2043:OHX:N1	2.43	0.51
80:6:1680:G:O6	86:6:2069:OHX:N3	2.44	0.51
80:6:846:G:H2'	80:6:847:A:C8	2.46	0.51
80:6:86:A:O2'	80:6:87:C:H5'	2.10	0.51
80:6:939:A:H2'	80:6:940:A:C8	2.46	0.51
6:S4:3:ARG:HB3	80:6:93:A:H1'	325.93	0.51
42:L5:33:ARG:NH1	37:7:7:G:OP1	270.14	0.51
38:8:76:C:H2'	38:8:77:A:O4'	2.11	0.51
14:C2:62:LEU:HA	14:C2:120:VAL:HA	1.91	0.51
15:C3:123:HIS:CE1	15:C3:141:TYR:HD2	2.28	0.51
18:C6:100:GLN:O	18:C6:104:GLU:HG3	2.66	0.51
2:S0:185:ARG:HB2	23:D1:45:ALA:HB3	1.92	0.51
24:D2:112:ASP:OD1	24:D2:114:GLU:HB3	4.11	0.51
26:D4:35:VAL:HG21	26:D4:40:LEU:HD11	1.92	0.51
33:E1:123:ASN:O	33:E1:125:THR:N	2.94	0.51
40:L3:50:LYS:HE2	40:L3:328:ILE:HG22	4.73	0.51
41:L4:38:VAL:O	41:L4:42:VAL:HG23	2.10	0.51
42:L5:88:ILE:HD12	42:L5:240:TYR:HE1	3.80	0.51
45:L8:245:LYS:HZ3	45:L8:249:ARG:NH2	2.09	0.51
47:M0:49:CYS:HB3	47:M0:168:SER:HB3	1.92	0.51
51:M5:106:VAL:O	51:M5:109:ARG:N	2.43	0.51
51:M5:143:ARG:HH21	71:O5:92:LEU:HA	2.06	0.51
52:M6:12:LYS:HA	52:M6:40:GLU:O	2.49	0.51
55:M9:90:PRO:HB2	55:M9:93:VAL:HG23	1.92	0.51
61:N5:38:LEU:HD13	61:N5:40:LEU:HD21	4.49	0.51
64:N8:46:ASP:OD1	64:N8:46:ASP:N	2.72	0.51
67:O1:80:ASN:ND2	67:O1:85:ALA:HB3	2.60	0.51
74:O8:54:LEU:HD21	74:O8:56:ILE:HD11	1.93	0.51
2:S0:200:ASP:N	2:S0:200:ASP:OD1	2.42	0.51
4:S2:180:ALA:HB1	4:S2:184:VAL:HB	2.97	0.51
4:S2:88:LYS:HD2	4:S2:95:ARG:CZ	8.30	0.51
5:S3:18:TYR:HE1	5:S3:37:VAL:HG23	1.75	0.51
10:S8:176:SER:HB3	80:6:208:U:H4'	285.53	0.51
11:S9:122:VAL:HG23	11:S9:123:HIS:HD2	1.74	0.51

*Continued on next page...*

*Continued from previous page...*

Atom-1	Atom-2	Interatomic distance (Å)	Clash overlap (Å)
34:SR:184:ASN:N	34:SR:184:ASN:OD1	2.44	0.51
34:SR:297:ASP:C	34:SR:299:GLN:H	2.43	0.51
36:1:2316:G:C6	36:1:2317:A:C5	2.99	0.51
36:1:2719:U:O4	86:1:3710:OHX:N3	2.44	0.51
86:1:3539:OHX:N4	86:1:3751:OHX:N3	2.58	0.51
86:1:3538:OHX:N5	86:1:3647:OHX:N3	2.59	0.51
86:1:3480:OHX:N3	86:1:3805:OHX:N6	2.59	0.51
36:1:380:U:H2'	36:1:381:U:H6	1.76	0.51
36:1:391:A:OP2	86:1:3705:OHX:N1	2.45	0.51
1:2:1238:A:H2'	1:2:1239:U:O4'	2.11	0.51
1:2:1288:G:C2	1:2:1289:U:C6	2.99	0.51
1:2:1144:U:O2'	1:2:1301:U:H4'	2.10	0.51
1:2:1450:U:H2'	1:2:1451:C:C6	2.46	0.51
1:2:1520:U:O2	86:2:1937:OHX:N6	2.44	0.51
86:2:1909:OHX:N3	86:2:2035:OHX:N5	2.58	0.51
86:2:1909:OHX:N6	86:2:2035:OHX:N5	2.59	0.51
1:2:577:G:H3'	1:2:577:G:H8	1.76	0.51
1:2:982:U:O2'	1:2:983:A:H5'	2.11	0.51
36:5:196:G:C2	36:5:199:A:C8	2.99	0.51
36:5:2129:U:H2'	36:5:2130:G:C8	2.46	0.51
36:5:2193:U:H5''	36:5:2194:G:H5'	1.93	0.51
36:5:604:G:N7	86:5:3685:OHX:N2	2.58	0.51
36:5:663:C:H2'	36:5:664:U:H6	1.76	0.51
36:5:750:G:H2'	36:5:751:A:H8	1.76	0.51
80:6:1754:A:H4'	80:6:1755:A:O5'	2.11	0.51
86:6:1938:OHX:N2	86:6:2090:OHX:N2	2.59	0.51
15:C3:50:ILE:HG22	15:C3:71:ILE:HD13	1.92	0.51
23:D1:40:ASP:HB3	23:D1:46:ILE:HD11	2.31	0.51
23:D1:5:LYS:O	23:D1:7:GLN:N	3.19	0.51
25:D3:107:PHE:CE2	25:D3:114:LYS:HB2	2.46	0.51
33:E1:121:CYS:SG	33:E1:141:CYS:HB2	2.51	0.51
1:2:1253:U:H4'	33:E1:143:LYS:N	2.26	0.51
39:L2:116:VAL:HG13	39:L2:126:LEU:HD12	3.40	0.51
41:L4:13:GLY:O	41:L4:14:GLU:HG2	4.54	0.51
42:L5:96:ALA:HB2	42:L5:198:TYR:O	2.11	0.51
43:L6:97:ASN:C	43:L6:99:GLU:H	2.61	0.51
44:L7:27:ALA:HA	44:L7:30:ARG:HB3	1.93	0.51
50:M4:135:LEU:HD13	50:M4:135:LEU:O	3.96	0.51
51:M5:75:VAL:HG22	51:M5:79:ALA:O	2.11	0.51
61:N5:100:LYS:NZ	61:N5:106:ASP:HA	2.26	0.51
64:N8:128:ARG:HB2	72:O6:8:ALA:CB	5.06	0.51

*Continued on next page...*

*Continued from previous page...*

Atom-1	Atom-2	Interatomic distance (Å)	Clash overlap (Å)
64:N8:47:LYS:HE3	64:N8:48:TYR:CZ	4.44	0.51
70:O4:10:ARG:HD2	75:O9:4:GLN:NE2	2.26	0.51
72:O6:25:LYS:O	72:O6:28:TYR:HB2	2.11	0.51
72:O6:58:ILE:HG22	72:O6:90:MET:CG	2.79	0.51
5:S3:80:ALA:O	5:S3:83:THR:OG1	2.50	0.51
6:S4:208:VAL:HG12	6:S4:210:ILE:HD11	2.51	0.51
8:S6:77:LEU:HB3	8:S6:81:VAL:HG11	1.92	0.51
36:1:1233:G:H1	36:1:1255:C:N4	1.98	0.50
36:1:1245:A:N6	36:1:1272:C:O2'	2.44	0.50
36:1:208:C:C2'	36:1:209:A:H5'	2.40	0.50
36:1:776:U:C5	36:1:2719:U:O2	2.60	0.50
36:1:845:G:O6	86:1:3463:OHX:N3	2.44	0.50
36:1:905:U:O2'	36:1:910:G:O3'	2.27	0.50
1:2:1111:G:C2	1:2:1112:G:H1'	2.46	0.50
1:2:474:A:OP2	11:S9:44:ARG:NH1	2.43	0.50
1:2:487:G:C6	1:2:488:G:C8	3.00	0.50
36:5:1499:C:H2'	36:5:1500:G:C8	2.46	0.50
36:5:2124:G:O2'	36:5:2125:A:H5'	2.11	0.50
36:5:2649:A:C2	36:5:2650:U:C5	2.99	0.50
36:5:2658:G:C5	36:5:2659:G:N7	2.79	0.50
36:5:2620:G:O6	86:5:3636:OHX:N4	2.44	0.50
36:5:1062:A:OP2	86:5:3762:OHX:N5	2.44	0.50
36:5:8:C:H2'	36:5:9:U:O4'	2.11	0.50
80:6:1783:C:H2'	80:6:1784:C:H6	1.75	0.50
80:6:51:A:OP1	86:6:1922:OHX:N3	2.43	0.50
80:6:990:C:H2'	80:6:991:G:O4'	2.10	0.50
15:C3:112:LYS:O	15:C3:116:ILE:HD12	4.22	0.50
16:C4:42:VAL:HA	16:C4:46:MET:SD	2.51	0.50
19:C7:13:SER:HA	19:C7:54:THR:HG23	1.92	0.50
20:C8:88:ARG:NH1	20:C8:112:ASP:OD1	2.44	0.50
21:C9:57:ARG:NH2	21:C9:80:TYR:HB3	2.19	0.50
24:D2:104:LEU:HA	24:D2:126:LEU:H	1.77	0.50
40:L3:187:SER:HB3	40:L3:190:GLU:OE1	2.11	0.50
41:L4:99:MET:HG3	41:L4:102:PRO:HB3	1.93	0.50
41:L4:187:LEU:HD21	41:L4:198:ARG:NH2	4.49	0.50
41:L4:329:PRO:C	41:L4:331:ALA:N	3.01	0.50
42:L5:40:HIS:CD2	42:L5:42:ALA:H	2.29	0.50
42:L5:53:VAL:O	42:L5:54:ARG:HD3	2.91	0.50
44:L7:144:ILE:O	44:L7:148:VAL:HG23	2.15	0.50
46:L9:94:TYR:CZ	46:L9:98:PRO:HA	2.45	0.50
47:M0:116:ARG:HG3	47:M0:116:ARG:O	2.10	0.50

*Continued on next page...*

*Continued from previous page...*

Atom-1	Atom-2	Interatomic distance (Å)	Clash overlap (Å)
36:1:2855:U:OP2	47:M0:6:ALA:HB3	2.12	0.50
49:M3:174:ARG:CZ	72:O6:9:ILE:HD13	2.41	0.50
36:1:3007:U:OP1	52:M6:73:PHE:HA	2.10	0.50
52:M6:73:PHE:CD1	52:M6:78:ARG:HG2	2.46	0.50
53:M7:146:ILE:HG22	53:M7:147:GLU:H	2.45	0.50
36:1:3277:U:H2'	53:M7:175:ARG:HH22	1.77	0.50
53:M7:47:TYR:OH	53:M7:58:ILE:HD13	2.89	0.50
64:N8:74:ASN:HB2	64:N8:76:ASP:CB	2.41	0.50
65:N9:58:LYS:HZ3	65:N9:58:LYS:HA	4.43	0.50
70:O4:81:CYS:SG	70:O4:84:CYS:SG	3.28	0.50
2:S0:105:GLY:N	2:S0:135:GLU:OE2	2.66	0.50
2:S0:175:TYR:CD1	2:S0:199:PRO:HA	2.46	0.50
2:S0:60:ALA:O	2:S0:64:ILE:HG13	2.30	0.50
2:S0:71:GLU:HA	2:S0:95:ALA:N	2.39	0.50
3:S1:121:ILE:HG12	3:S1:161:ILE:HG23	1.93	0.50
5:S3:168:ILE:HD12	5:S3:168:ILE:O	2.11	0.50
6:S4:185:GLY:N	6:S4:189:LEU:HD13	2.26	0.50
6:S4:206:ASP:N	6:S4:206:ASP:OD1	2.44	0.50
9:S7:172:VAL:HG12	9:S7:176:LEU:HD12	2.85	0.50
10:S8:26:LYS:O	10:S8:29:LEU:HB3	2.11	0.50
34:SR:123:ILE:HD12	34:SR:154:VAL:HG23	2.59	0.50
34:SR:249:ARG:NH1	34:SR:298:GLY:O	2.44	0.50
34:SR:33:LEU:O	34:SR:45:TRP:HD1	2.07	0.50
36:1:1236:G:N2	36:1:1244:A:H4'	2.26	0.50
36:1:1569:U:H5''	36:1:1570:U:C6	2.46	0.50
36:1:2117:A:H4'	36:1:3081:C:O4'	2.12	0.50
36:1:2164:A:N6	36:1:2165:G:C6	2.79	0.50
36:1:307:A:O2'	36:1:2223:A:N3	2.35	0.50
36:1:2337:C:H2'	36:1:2338:C:C6	2.46	0.50
36:1:2812:C:O2'	36:1:2813:A:H5'	2.11	0.50
36:1:380:U:H2'	36:1:381:U:C6	2.46	0.50
36:1:508:U:H2'	36:1:509:U:H6	1.76	0.50
36:1:572:A:H2'	36:1:573:C:C6	2.46	0.50
36:1:65:A:H2'	36:1:110:G:N7	2.26	0.50
36:1:807:A:H2	36:1:808:A:C8	2.28	0.50
36:1:956:U:H2'	36:1:957:C:C6	2.46	0.50
1:2:1320:U:O2	1:2:1322:A:H5'	2.10	0.50
1:2:1452:U:N3	1:2:1453:G:N7	2.59	0.50
86:2:1918:OHX:N1	86:2:2069:OHX:N5	2.59	0.50
1:2:805:U:H2'	1:2:806:A:H5''	1.94	0.50
37:3:85:G:O3'	44:L7:218:ARG:NH2	2.45	0.50

*Continued on next page...*

*Continued from previous page...*

Atom-1	Atom-2	Interatomic distance (Å)	Clash overlap (Å)
38:4:71:A:O2'	62:N6:52:ARG:NH2	2.44	0.50
36:5:1656:A:H4'	36:5:1657:C:O4'	2.10	0.50
36:5:2113:A:N7	36:5:2114:C:C4	2.80	0.50
36:5:2537:U:O2'	36:5:2538:U:O5'	2.27	0.50
36:5:25:U:H4'	36:5:26:A:N7	2.26	0.50
36:5:2726:C:O2'	36:5:2727:A:H2'	2.11	0.50
78:Q2:54:THR:HG22	36:5:44:U:H4'	166.77	0.50
80:6:1153:G:H2'	80:6:1154:G:O4'	2.11	0.50
80:6:1163:A:N3	80:6:1613:U:O2'	2.38	0.50
35:SM:68:ARG:HD3	80:6:1460:A:OP2	335.03	0.50
80:6:751:G:H2'	80:6:752:A:H8	1.76	0.50
14:C2:58:LEU:HD12	14:C2:126:TRP:CD2	2.45	0.50
18:C6:40:GLU:HG3	18:C6:42:GLU:HB2	1.93	0.50
19:C7:30:THR:HG22	34:SR:127:ARG:NH2	4.66	0.50
20:C8:146:ALA:H	35:SM:68:ARG:NH2	2.09	0.50
22:D0:100:VAL:O	22:D0:104:THR:HG23	2.38	0.50
22:D0:97:VAL:HG13	22:D0:98:GLN:H	2.50	0.50
2:S0:185:ARG:NH1	23:D1:47:PRO:HG3	2.26	0.50
23:D1:73:ALA:HB1	23:D1:79:LEU:HG	4.38	0.50
1:2:1794:A:H1'	28:D6:79:ILE:HD12	1.94	0.50
42:L5:178:ASN:HA	42:L5:183:TRP:CD1	3.52	0.50
42:L5:197:SER:O	42:L5:202:GLY:N	3.15	0.50
42:L5:261:THR:OG1	42:L5:264:GLN:HG3	2.23	0.50
44:L7:52:GLN:O	44:L7:56:GLU:HB2	4.73	0.50
45:L8:71:VAL:HG22	51:M5:21:PHE:CZ	2.46	0.50
48:M1:34:SER:HB2	48:M1:67:VAL:HG21	2.87	0.50
36:1:1603:A:OP1	55:M9:38:ARG:NH1	2.44	0.50
56:N0:125:LYS:HG3	56:N0:126:VAL:N	2.79	0.50
74:O8:20:VAL:HG11	74:O8:45:VAL:HG12	1.93	0.50
2:S0:133:ILE:H	2:S0:133:ILE:HD12	1.75	0.50
2:S0:50:VAL:O	2:S0:53:THR:HB	2.11	0.50
3:S1:121:ILE:HD13	3:S1:161:ILE:HG23	2.78	0.50
6:S4:234:PRO:O	6:S4:235:TYR:CD2	2.65	0.50
6:S4:42:LEU:CD2	6:S4:46:VAL:HB	2.41	0.50
6:S4:88:ASP:HA	6:S4:122:LYS:HZ1	1.76	0.50
7:S5:59:VAL:C	7:S5:61:TYR:H	2.30	0.50
7:S5:63:GLN:HB3	7:S5:88:PRO:HA	2.30	0.50
1:2:858:G:OP1	9:S7:116:ARG:NH2	2.43	0.50
11:S9:161:THR:O	11:S9:162:SER:OG	2.35	0.50
36:1:128:G:O6	86:1:3797:OHX:N5	2.44	0.50
36:1:1668:G:H1	36:1:1781:C:N4	2.08	0.50

*Continued on next page...*

*Continued from previous page...*

Atom-1	Atom-2	Interatomic distance (Å)	Clash overlap (Å)
36:1:192:C:H2'	36:1:193:C:C6	2.47	0.50
36:1:2124:G:C2	36:1:2330:C:C2	2.99	0.50
36:1:2174:G:OP1	36:1:2174:G:H8	1.94	0.50
36:1:2659:G:C2	36:1:2712:U:O2	2.65	0.50
36:1:2746:A:H2'	36:1:2747:A:O4'	2.11	0.50
36:1:567:G:O6	86:1:3545:OHX:N1	2.44	0.50
36:1:81:C:H2'	36:1:82:C:H6	1.76	0.50
1:2:1089:U:O2'	1:2:1090:C:H5'	2.10	0.50
1:2:1338:C:H1'	1:2:1410:A:C4	2.46	0.50
1:2:1535:U:H5''	7:S5:187:ILE:HD11	1.93	0.50
1:2:196:G:O2'	1:2:197:A:OP2	2.28	0.50
1:2:6:G:OP2	4:S2:205:ARG:HD2	2.10	0.50
1:2:705:U:OP1	1:2:705:U:H4'	2.12	0.50
1:2:812:A:OP1	1:2:814:A:C8	2.64	0.50
36:5:1565:G:N2	36:5:1566:A:H1'	2.27	0.50
36:5:184:U:H2'	36:5:185:C:C6	2.46	0.50
36:5:2102:U:H2'	36:5:2103:U:C6	2.46	0.50
80:6:271:A:C2	80:6:285:G:C6	2.99	0.50
10:S8:98:LYS:HB3	80:6:329:G:H5''	273.85	0.50
6:S4:12:LEU:O	80:6:756:A:H1'	366.11	0.50
38:8:59:A:OP1	38:8:98:U:O2'	2.12	0.50
18:C6:115:THR:HG23	18:C6:118:ILE:O	3.95	0.50
18:C6:115:THR:HA	18:C6:118:ILE:HG23	1.93	0.50
18:C6:58:ASP:OD2	18:C6:59:LYS:N	2.44	0.50
19:C7:88:VAL:HG22	19:C7:89:SER:O	7.23	0.50
22:D0:117:VAL:HG13	22:D0:118:VAL:N	2.26	0.50
27:D5:55:PRO:C	27:D5:57:TYR:H	2.15	0.50
3:S1:111:ARG:HG3	28:D6:68:TYR:HB2	1.94	0.50
40:L3:344:THR:O	40:L3:344:THR:HG22	4.85	0.50
41:L4:292:SER:HB3	41:L4:295:ILE:HB	1.93	0.50
41:L4:74:ILE:HG22	41:L4:75:PRO:HD2	1.93	0.50
36:1:612:U:O5'	43:L6:21:THR:HG21	2.11	0.50
44:L7:96:PRO:O	44:L7:100:ARG:HB2	2.12	0.50
44:L7:203:TRP:CD1	44:L7:204:PRO:HD2	2.52	0.50
44:L7:113:SER:HB2	44:L7:205:PHE:O	2.11	0.50
44:L7:87:VAL:HA	44:L7:114:GLY:HA2	2.32	0.50
46:L9:27:VAL:HG11	46:L9:79:ILE:HA	1.93	0.50
49:M3:46:ILE:O	49:M3:49:ARG:HB2	2.10	0.50
53:M7:32:THR:HG21	53:M7:87:SER:CB	2.73	0.50
55:M9:7:GLN:H	55:M9:7:GLN:CD	2.68	0.50
55:M9:7:GLN:O	55:M9:11:ALA:N	2.43	0.50

*Continued on next page...*



*Continued from previous page...*

Atom-1	Atom-2	Interatomic distance (Å)	Clash overlap (Å)
60:N4:3:VAL:HG11	60:N4:12:LYS:HD3	1.92	0.50
61:N5:31:THR:HG22	61:N5:33:ARG:HD2	3.04	0.50
63:N7:105:SER:HA	63:N7:108:GLU:OE2	2.11	0.50
64:N8:90:TYR:CG	64:N8:100:PRO:HG3	2.46	0.50
66:O0:100:ILE:HG13	66:O0:101:LEU:HD22	4.78	0.50
73:O7:17:THR:O	73:O7:25:ARG:HA	2.11	0.50
2:S0:64:ILE:HG23	2:S0:73:VAL:HG11	2.08	0.50
3:S1:63:GLY:HA2	3:S1:88:VAL:O	2.12	0.50
6:S4:199:GLU:HB2	6:S4:207:LEU:HB2	1.94	0.50
10:S8:61:GLU:O	10:S8:62:THR:OG1	4.95	0.50
11:S9:34:PHE:HD1	11:S9:111:THR:HG21	1.83	0.50
11:S9:66:ASP:HB3	11:S9:69:ARG:HB3	2.40	0.50
36:1:1668:G:C5	36:1:1669:C:C5	2.99	0.50
36:1:2444:C:H3'	36:1:2445:A:H5''	1.93	0.50
36:1:2552:C:C5	66:O0:53:LYS:HE3	2.47	0.50
36:1:1861:G:O6	86:1:3538:OHX:N2	2.45	0.50
36:1:2850:G:O6	86:1:3620:OHX:N6	2.45	0.50
86:1:3438:OHX:N4	86:1:3801:OHX:N1	2.59	0.50
1:2:1589:C:H2'	1:2:1590:G:C8	2.46	0.50
1:2:969:C:H5''	1:2:969:C:H6	1.76	0.50
37:3:58:C:OP2	86:3:205:OHX:N6	2.44	0.50
37:3:44:C:OP2	48:M1:137:ARG:NH2	2.44	0.50
36:5:1081:U:O2'	36:5:1082:U:O5'	2.25	0.50
36:5:1816:A:O2'	36:5:1817:G:H5''	2.12	0.50
36:5:1846:C:H5'	36:5:1849:C:N4	2.26	0.50
36:5:2419:A:H1'	36:5:2804:A:O4'	2.11	0.50
36:5:2611:U:H2'	36:5:2612:U:H6	1.75	0.50
36:5:2947:G:N2	36:5:2948:C:C2	2.80	0.50
36:5:3160:U:H3	36:5:3290:G:H1	1.59	0.50
40:L3:174:LYS:NZ	36:5:3320:A:H4'	194.31	0.50
36:5:2883:U:OP2	86:5:3567:OHX:N4	2.45	0.50
86:5:3769:OHX:N3	86:5:3806:OHX:N1	2.59	0.50
36:5:528:U:H2'	36:5:529:A:C8	2.47	0.50
64:N8:16:SER:HA	36:5:942:U:N3	170.76	0.50
80:6:1039:A:H61	80:6:1079:U:H3	1.59	0.50
80:6:872:G:H2'	80:6:873:U:O4'	2.12	0.50
13:C1:80:MET:HB3	13:C1:83:THR:HG23	3.06	0.50
14:C2:119:SER:OG	14:C2:120:VAL:N	2.44	0.50
19:C7:77:GLU:HG2	19:C7:80:ARG:HH21	7.83	0.50
20:C8:145:ARG:HG3	35:SM:68:ARG:HH22	3.83	0.50
21:C9:76:LEU:O	21:C9:80:TYR:HD2	1.94	0.50

*Continued on next page...*

*Continued from previous page...*

Atom-1	Atom-2	Interatomic distance (Å)	Clash overlap (Å)
27:D5:47:TYR:CE2	27:D5:51:LEU:HD11	3.34	0.50
29:D7:34:ASP:OD1	29:D7:34:ASP:N	2.43	0.50
22:D0:84:MET:HB2	31:D9:51:GLY:O	2.12	0.50
40:L3:60:LEU:HD11	40:L3:62:ARG:HB2	1.93	0.50
41:L4:237:GLN:O	41:L4:246:ARG:HG3	2.11	0.50
42:L5:160:PHE:HA	42:L5:163:LEU:HB2	1.94	0.50
44:L7:158:LYS:CE	44:L7:159:GLN:H	2.25	0.50
45:L8:93:LEU:HD21	45:L8:211:LEU:HD23	5.38	0.50
45:L8:30:THR:O	45:L8:30:THR:OG1	3.21	0.50
46:L9:155:SER:O	46:L9:158:ALA:HB3	2.11	0.50
47:M0:152:LEU:O	47:M0:155:ALA:N	3.10	0.50
59:N3:6:ALA:HB2	59:N3:126:TRP:CH2	2.46	0.50
62:N6:45:ILE:CD1	62:N6:119:ILE:HG23	2.39	0.50
70:O4:8:ARG:NH2	70:O4:31:ARG:HD2	3.45	0.50
71:O5:5:LYS:O	71:O5:9:LEU:HG	2.56	0.50
72:O6:2:THR:HG1	72:O6:3:VAL:H	1.51	0.50
73:O7:21:ARG:HH12	73:O7:44:THR:HA	1.77	0.50
75:O9:23:LEU:HD22	75:O9:24:PRO:CD	2.41	0.50
3:S1:103:MET:H	3:S1:215:VAL:HG13	3.42	0.50
8:S6:19:ASP:O	8:S6:20:ASP:HB2	2.11	0.50
8:S6:78:THR:HG23	8:S6:92:ARG:HG2	2.02	0.50
9:S7:107:ARG:NH2	80:6:741:C:O2	347.48	0.50
11:S9:132:ARG:NH2	80:6:532:U:OP1	429.90	0.50
11:S9:44:ARG:HG2	11:S9:45:ILE:HG12	3.94	0.50
34:SR:183:LEU:HD12	34:SR:186:PHE:HD1	5.91	0.50
34:SR:52:GLN:O	34:SR:54:PHE:N	3.10	0.50
36:1:1064:A:H5''	36:1:1066:G:O4'	2.11	0.50
36:1:1464:G:N2	36:1:1466:G:H3'	2.27	0.50
36:1:1728:G:H5''	36:1:1730:G:O4'	2.12	0.50
36:1:2185:G:C5	36:1:2186:U:C5	3.00	0.50
36:1:2337:C:H2'	36:1:2338:C:H6	1.77	0.50
36:1:2703:A:H5''	36:1:2704:A:C5'	2.41	0.50
1:2:1157:A:H3'	1:2:1157:A:C8	2.47	0.50
1:2:1340:U:N3	1:2:1378:U:H4'	2.26	0.50
1:2:1435:G:O6	12:C0:64:TYR:OH	2.17	0.50
1:2:1629:G:H2'	1:2:1630:U:C6	2.47	0.50
1:2:1769:U:O2	16:C4:136:ARG:HD2	2.12	0.50
1:2:1777:G:H2'	1:2:1778:G:H8	1.77	0.50
86:2:1918:OHX:N3	86:2:2053:OHX:N1	2.60	0.50
38:4:121:U:H2'	38:4:122:U:C6	2.47	0.50
36:5:1252:A:C5	36:5:1253:U:C5	3.00	0.50

*Continued on next page...*

*Continued from previous page...*

Atom-1	Atom-2	Interatomic distance (Å)	Clash overlap (Å)
36:5:1168:U:O4	36:5:1329:U:H2'	2.12	0.50
36:5:1490:A:H5''	36:5:1491:A:OP2	2.12	0.50
36:5:1948:G:C2	36:5:1949:G:C8	2.99	0.50
36:5:2276:G:C5	36:5:2277:C:C5	3.00	0.50
56:N0:161:LYS:NZ	36:5:3208:G:O3'	278.54	0.50
14:C2:47:GLU:HG2	80:6:1229:G:C6	459.70	0.50
17:C5:102:PHE:CZ	80:6:1241:G:H5''	384.61	0.50
80:6:1287:A:H4'	80:6:1288:G:OP1	2.11	0.50
80:6:1372:U:H2'	80:6:1373:C:C6	2.47	0.50
86:6:1920:OHX:N6	86:6:2098:OHX:N2	2.59	0.50
80:6:337:G:H5''	80:6:337:G:C8	2.46	0.50
16:C4:121:VAL:O	80:6:886:U:O2'	286.77	0.50
18:C6:12:LYS:HD2	18:C6:17:THR:HG22	1.94	0.50
26:D4:127:LYS:HE3	26:D4:127:LYS:C	2.32	0.50
26:D4:60:PHE:HA	26:D4:70:VAL:O	2.45	0.50
7:S5:161:ASP:O	30:D8:44:VAL:HA	2.11	0.50
33:E1:109:ASP:HB2	33:E1:113:LYS:HG2	1.92	0.50
33:E1:130:VAL:HG22	33:E1:143:LYS:HG2	4.36	0.50
39:L2:130:SER:HA	39:L2:169:ILE:HG22	1.93	0.50
42:L5:52:VAL:HG21	42:L5:65:ILE:HG13	3.05	0.50
43:L6:58:LEU:HD12	43:L6:78:ARG:HD3	2.20	0.50
45:L8:130:TYR:CD1	45:L8:202:GLU:HB3	2.70	0.50
51:M5:184:LYS:H	51:M5:186:GLY:H	1.76	0.50
55:M9:46:LYS:HZ2	36:5:1766:G:H8	101.25	0.50
55:M9:94:VAL:O	55:M9:97:ARG:HB2	2.97	0.50
56:N0:91:TYR:O	56:N0:137:ARG:NH1	2.44	0.50
57:N1:102:ARG:O	57:N1:106:LEU:HD22	2.12	0.50
68:O2:103:LYS:O	68:O2:106:VAL:HG22	5.16	0.50
68:O2:3:SER:HB3	68:O2:71:HIS:NE2	2.54	0.50
73:O7:48:ASN:OD1	73:O7:54:LYS:NZ	2.89	0.50
38:4:95:G:OP2	73:O7:72:ARG:NH1	2.45	0.50
78:Q2:12:CYS:SG	78:Q2:17:CYS:HB2	3.16	0.50
3:S1:129:THR:HG22	3:S1:176:VAL:HG12	1.93	0.50
6:S4:159:THR:HG22	6:S4:227:VAL:HB	2.60	0.50
36:1:1080:A:P	42:L5:140:ARG:HB2	2.52	0.50
36:1:1047:A:N3	36:1:2633:U:O2'	2.42	0.50
36:1:2767:U:H2'	36:1:2768:U:H6	1.75	0.50
36:1:2775:U:H2'	36:1:2776:C:C6	2.47	0.50
36:1:926:A:H2'	36:1:927:C:C6	2.46	0.50
1:2:1281:G:O2'	1:2:1282:U:H5'	2.12	0.50
1:2:1294:G:O2'	1:2:1321:A:N1	2.39	0.50

*Continued on next page...*

*Continued from previous page...*

Atom-1	Atom-2	Interatomic distance (Å)	Clash overlap (Å)
1:2:1499:G:H2'	1:2:1500:C:C6	2.47	0.50
1:2:1722:A:H1'	8:S6:66:GLY:O	2.12	0.50
1:2:315:A:H4'	1:2:316:A:H4'	1.94	0.50
36:5:1157:G:C2	36:5:1158:A:H1'	2.45	0.50
36:5:1519:G:H2'	36:5:1520:G:H8	1.75	0.50
36:5:1639:C:O2'	36:5:1640:G:H5'	2.12	0.50
70:O4:70:LYS:NZ	36:5:1803:C:O3'	165.73	0.50
36:5:2174:G:H8	36:5:2174:G:OP1	1.94	0.50
36:5:2924:U:H5''	36:5:2925:C:OP2	2.12	0.50
36:5:3046:A:H2'	36:5:3047:U:O4'	2.12	0.50
86:5:3599:OHX:N1	86:5:3794:OHX:N1	2.60	0.50
36:5:750:G:C2	36:5:751:A:C8	3.00	0.50
68:O2:33:ARG:NH1	36:5:944:C:H4'	161.72	0.50
80:6:1657:U:H4'	80:6:1658:G:OP2	2.12	0.50
80:6:1642:G:N2	80:6:1781:A:N3	2.60	0.50
11:S9:142:ASN:OD1	80:6:767:U:H5	423.99	0.50
37:7:11:A:H4'	37:7:13:A:C8	2.47	0.50
71:O5:89:ARG:HD2	38:8:38:U:C4	68.40	0.50
18:C6:30:LYS:HE3	18:C6:35:PRO:HG3	4.50	0.50
20:C8:145:ARG:HE	35:SM:68:ARG:CZ	5.19	0.50
22:D0:61:LYS:HB2	22:D0:86:ILE:HB	4.02	0.50
24:D2:37:PHE:CE2	24:D2:103:ILE:HD12	2.46	0.50
15:C3:18:TYR:CZ	24:D2:56:HIS:CE1	3.51	0.50
26:D4:12:VAL:HG13	26:D4:23:PHE:HB3	1.93	0.50
33:E1:106:TYR:HE2	33:E1:116:LYS:HG2	1.77	0.50
40:L3:112:ASP:HA	40:L3:115:LYS:HB2	2.15	0.50
40:L3:10:ARG:NH1	40:L3:12:GLY:O	2.43	0.50
36:1:689:U:O4	41:L4:209:TYR:HE1	1.94	0.50
36:1:2402:A:H5''	41:L4:67:THR:OG1	2.12	0.50
42:L5:148:ILE:HG23	42:L5:151:GLN:HB3	2.49	0.50
44:L7:162:PRO:O	44:L7:164:SER:N	4.10	0.50
44:L7:132:PRO:HA	44:L7:229:PHE:CD1	2.71	0.50
49:M3:47:ALA:CB	49:M3:48:PRO:HD2	2.48	0.50
52:M6:32:LYS:HG2	52:M6:101:ARG:HB3	1.93	0.50
54:M8:152:HIS:H	54:M8:152:HIS:CD2	2.29	0.50
59:N3:2:SER:HA	59:N3:56:ASP:OD1	5.56	0.50
73:O7:11:ARG:HB3	36:5:817:A:C2	141.76	0.50
39:L2:112:ILE:HD11	79:Q3:79:VAL:CG1	5.82	0.50
39:L2:96:LEU:HD22	79:Q3:83:ILE:HG23	1.94	0.50
2:S0:62:ARG:HG3	2:S0:62:ARG:NH1	2.82	0.50
8:S6:173:PRO:HG3	80:6:66:U:C5	333.79	0.50

*Continued on next page...*

*Continued from previous page...*

Atom-1	Atom-2	Interatomic distance (Å)	Clash overlap (Å)
11:S9:89:ASP:HB2	11:S9:90:LYS:HD3	1.92	0.50
36:1:1010:G:N2	47:M0:193:ASP:OD2	2.44	0.50
36:1:1517:G:C6	36:1:1518:U:C4	3.00	0.50
36:1:3166:C:H2'	36:1:3167:A:O4'	2.11	0.50
1:2:1390:U:O2	1:2:1412:G:H1'	2.12	0.50
1:2:180:A:H2'	1:2:181:A:O4'	2.11	0.50
1:2:1735:U:O4	86:2:2023:OHX:N6	2.45	0.50
1:2:688:G:O6	86:2:2044:OHX:N1	2.45	0.50
1:2:206:A:OP1	6:S4:133:LYS:NZ	2.45	0.50
1:2:918:U:H2'	1:2:919:A:H8	1.71	0.50
36:5:1019:G:H22	36:5:1033:U:H3	1.59	0.50
36:5:1131:G:C4	36:5:2373:A:C2	3.00	0.50
36:5:1240:A:H2'	36:5:1241:U:H5'	1.92	0.50
36:5:1561:G:H1	36:5:1578:C:N4	2.09	0.50
36:5:2211:U:H5	36:5:2234:G:C6	2.29	0.50
36:5:2949:U:O2'	36:5:2950:G:H5'	2.11	0.50
36:5:3044:G:O2'	36:5:3045:G:H5'	2.12	0.50
86:5:3749:OHX:N4	86:5:3767:OHX:N6	2.60	0.50
86:5:3512:OHX:N2	86:5:3803:OHX:N2	2.60	0.50
36:5:916:G:H4'	36:5:917:A:O5'	2.11	0.50
80:6:1349:G:C2	80:6:1350:U:C2	3.00	0.50
80:6:243:G:N2	80:6:251:A:C4	2.80	0.50
80:6:602:U:H2'	80:6:603:U:C6	2.46	0.50
80:6:648:G:C2	80:6:687:G:C2	2.99	0.50
80:6:924:A:H2'	80:6:925:G:C8	2.47	0.50
21:C9:105:LEU:HB3	21:C9:122:ARG:HE	2.36	0.50
2:S0:185:ARG:HG2	23:D1:45:ALA:O	4.96	0.50
26:D4:104:SER:HB3	26:D4:107:GLN:CG	2.41	0.50
36:1:3306:U:H5''	40:L3:21:ARG:NH1	2.27	0.50
45:L8:41:GLN:HG3	45:L8:44:ARG:NH1	2.27	0.50
48:M1:15:GLU:N	48:M1:130:VAL:O	2.43	0.50
49:M3:42:ARG:O	49:M3:46:ILE:N	2.43	0.50
63:N7:17:ARG:C	63:N7:19:ALA:H	2.58	0.50
73:O7:87:SER:O	86:8:203:OHX:N6	16.66	0.50
3:S1:81:PHE:CE1	3:S1:109:LYS:HE2	2.46	0.50
3:S1:144:ARG:HB3	3:S1:208:GLN:HG2	2.95	0.50
4:S2:125:ILE:O	4:S2:129:ILE:HG13	2.16	0.50
1:2:1098:U:C5	4:S2:224:PHE:HE2	2.29	0.50
4:S2:83:ILE:HA	4:S2:99:LYS:O	2.20	0.50
6:S4:160:VAL:HG13	6:S4:169:ILE:HG23	2.38	0.50
10:S8:138:ASN:HA	10:S8:141:ARG:HG3	1.94	0.50

*Continued on next page...*

*Continued from previous page...*

Atom-1	Atom-2	Interatomic distance (Å)	Clash overlap (Å)
10:S8:106:ALA:HB2	10:S8:165:LEU:HG	1.93	0.50
10:S8:25:ARG:O	10:S8:28:GLU:HG2	2.18	0.50
10:S8:36:THR:HA	10:S8:58:LEU:HA	2.79	0.50
11:S9:108:ARG:HH21	11:S9:145:SER:HB2	1.77	0.50
34:SR:227:ALA:HB1	34:SR:229:LYS:HD2	1.94	0.50
34:SR:240:VAL:HA	34:SR:256:THR:HA	2.36	0.50
36:1:1651:U:H2'	36:1:1652:G:H8	1.77	0.50
36:1:1713:G:O6	66:O0:28:LYS:HD3	2.12	0.50
36:1:2554:A:C8	36:1:2554:A:H5'	2.46	0.50
36:1:2899:C:C5	46:L9:171:ASP:HA	2.47	0.50
86:1:3455:OHX:N6	86:1:3791:OHX:N3	2.60	0.50
86:1:3494:OHX:N4	86:1:3804:OHX:N6	2.59	0.50
36:1:390:G:C2	36:1:391:A:H1'	2.47	0.50
1:2:1172:G:C5	1:2:1173:C:C4	3.00	0.50
1:2:1649:G:H2'	1:2:1650:U:C6	2.47	0.50
1:2:1760:G:O2'	1:2:1781:A:N1	2.38	0.50
1:2:207:U:H2'	1:2:208:U:C6	2.47	0.50
1:2:372:G:H1'	1:2:612:U:O2	2.12	0.50
67:O1:26:LYS:NZ	36:5:1455:U:O2	170.21	0.50
55:M9:39:ASN:ND2	36:5:1765:U:OP2	94.82	0.50
36:5:1481:A:H2'	36:5:1858:A:H1'	1.92	0.50
36:5:2239:G:N7	86:5:3716:OHX:N5	2.60	0.50
36:5:2660:G:H2'	36:5:2661:G:H8	1.76	0.50
36:5:2952:G:N3	90:5:3403:8AN:H2	2.27	0.50
36:5:906:A:H2	36:5:919:U:HO2'	1.60	0.50
80:6:1287:A:N1	80:6:1328:G:O2'	2.38	0.50
80:6:1579:U:OP1	86:6:2053:OHX:N4	2.45	0.50
80:6:163:G:O5'	80:6:163:G:H8	1.94	0.50
80:6:407:A:C6	80:6:408:C:N4	2.80	0.50
12:C0:24:LYS:HB2	12:C0:63:TYR:CZ	2.46	0.50
13:C1:55:ASP:C	13:C1:57:LYS:H	2.48	0.50
20:C8:140:THR:HA	20:C8:143:ARG:NH1	2.49	0.50
26:D4:94:TYR:HB2	26:D4:96:LEU:HG	1.93	0.50
32:E0:48:THR:OG1	32:E0:49:LEU:N	3.24	0.50
39:L2:129:ALA:HB3	39:L2:132:ASN:OD1	2.11	0.50
39:L2:43:GLY:O	39:L2:87:PHE:HA	2.41	0.50
39:L2:42:ARG:HD2	39:L2:87:PHE:CD1	2.46	0.50
40:L3:116:ARG:HG2	40:L3:175:LYS:CB	3.00	0.50
40:L3:296:THR:HG21	40:L3:357:LYS:HA	3.11	0.50
43:L6:73:GLY:O	36:5:3267:A:O2'	257.69	0.50
44:L7:102:VAL:HG12	44:L7:130:ILE:HD12	4.11	0.50

*Continued on next page...*

*Continued from previous page...*

Atom-1	Atom-2	Interatomic distance (Å)	Clash overlap (Å)
44:L7:229:PHE:CD1	44:L7:229:PHE:C	3.17	0.50
45:L8:161:GLU:OE2	51:M5:26:ARG:NH2	2.38	0.50
47:M0:92:HIS:HB2	47:M0:94:PHE:CE2	2.46	0.50
48:M1:32:ARG:HD3	48:M1:119:SER:O	2.11	0.50
50:M4:129:TYR:CE2	50:M4:133:LYS:HD3	3.97	0.50
50:M4:85:TRP:O	50:M4:90:VAL:HG23	2.11	0.50
51:M5:160:GLU:OE1	51:M5:160:GLU:N	2.98	0.50
53:M7:3:ARG:NH2	36:5:398:A:C5	129.77	0.50
54:M8:141:ARG:HD3	36:5:743:C:O2	175.22	0.50
55:M9:156:ASN:OD1	55:M9:156:ASN:N	2.45	0.50
58:N2:33:TYR:CE2	58:N2:63:VAL:HG21	2.47	0.50
62:N6:106:ILE:HG21	62:N6:109:LEU:CD2	2.69	0.50
63:N7:22:LYS:NZ	63:N7:129:TRP:O	2.40	0.50
64:N8:8:THR:HG21	36:5:662:U:OP1	149.90	0.50
71:O5:10:ARG:HG2	71:O5:57:VAL:HG21	5.35	0.50
71:O5:78:LYS:HA	71:O5:81:ARG:HB2	2.96	0.50
3:S1:178:GLY:O	3:S1:179:SER:HB2	4.15	0.50
3:S1:30:PHE:CD1	3:S1:94:LYS:HA	3.59	0.50
4:S2:106:ASP:OD1	4:S2:108:ASN:N	3.00	0.50
4:S2:230:TRP:NE1	24:D2:68:ARG:HB2	3.62	0.50
5:S3:106:LYS:O	5:S3:110:LEU:HB2	2.12	0.50
6:S4:252:ARG:HH21	6:S4:252:ARG:HB3	4.63	0.50
6:S4:57:ASN:HB2	6:S4:60:GLU:H	2.00	0.50
6:S4:71:LYS:O	6:S4:90:ILE:HA	3.09	0.50
7:S5:119:ASP:HB3	27:D5:100:ILE:HD13	6.30	0.50
8:S6:8:PRO:HG3	8:S6:112:VAL:HG13	1.92	0.50
10:S8:69:SER:OG	10:S8:185:GLU:OE2	2.29	0.50
35:SM:88:ARG:HG2	35:SM:91:THR:CG2	2.42	0.50
34:SR:178:VAL:HB	34:SR:192:PHE:HB2	2.31	0.50
36:1:1696:A:H2'	36:1:1697:A:C8	2.47	0.50
36:1:2207:A:H2'	36:1:2208:A:H5'	1.92	0.50
36:1:3143:C:O2	86:1:3753:OHX:N2	2.44	0.50
86:1:3455:OHX:N6	86:1:3791:OHX:N5	2.60	0.50
36:1:873:C:H4'	36:1:874:U:OP2	2.12	0.50
36:5:151:A:O2'	36:5:152:U:OP1	2.29	0.50
36:5:1530:U:OP2	36:5:1531:C:N4	2.36	0.50
55:M9:114:LYS:HD3	36:5:2093:A:N6	239.37	0.50
36:5:2801:A:O2'	36:5:2802:A:H2'	2.11	0.50
69:O3:2:ALA:HB2	36:5:3216:G:OP2	265.66	0.50
36:5:391:A:C5	36:5:392:G:C8	3.00	0.50
80:6:973:A:H5'	36:5:848:A:C2	2.47	0.50

*Continued on next page...*

*Continued from previous page...*

Atom-1	Atom-2	Interatomic distance (Å)	Clash overlap (Å)
64:N8:27:LYS:HG2	36:5:936:A:OP2	162.10	0.50
5:S3:179:GLN:NE2	80:6:1438:G:O2'	395.22	0.50
80:6:1783:C:H2'	80:6:1784:C:C6	2.47	0.50
80:6:291:G:H2'	80:6:292:U:C6	2.47	0.50
80:6:67:A:HO2'	80:6:69:G:P	2.35	0.50
80:6:76:A:H2'	80:6:76:A:N3	2.27	0.50
56:N0:46:GLN:O	37:7:77:G:H3'	299.35	0.50
12:C0:52:LYS:HG3	12:C0:54:TYR:CD1	4.18	0.50
13:C1:109:VAL:HG21	13:C1:125:VAL:HG22	1.93	0.50
15:C3:70:LYS:O	15:C3:74:ILE:HG13	2.62	0.50
16:C4:16:VAL:HG11	16:C4:18:ARG:CZ	2.92	0.50
20:C8:35:ILE:O	20:C8:38:VAL:HG23	2.12	0.50
21:C9:25:GLN:C	21:C9:27:LYS:H	2.59	0.50
25:D3:43:PHE:CE1	25:D3:49:ALA:HB3	2.64	0.50
29:D7:61:THR:OG1	29:D7:62:ILE:N	3.12	0.50
41:L4:26:PHE:HE2	41:L4:258:LEU:HD23	2.26	0.50
43:L6:22:ARG:C	43:L6:23:LYS:HG2	2.31	0.50
43:L6:97:ASN:HD21	43:L6:99:GLU:HB2	4.34	0.50
44:L7:166:ASN:OD1	44:L7:180:SER:HA	2.28	0.50
47:M0:86:HIS:ND1	47:M0:139:ARG:NH1	2.92	0.50
47:M0:87:LEU:HD23	47:M0:138:VAL:HG13	1.93	0.50
51:M5:35:VAL:HA	51:M5:65:ARG:HD3	3.61	0.50
38:4:14:C:OP1	53:M7:123:PRO:HD3	2.12	0.50
54:M8:22:ASP:HA	54:M8:27:LYS:HE3	4.14	0.50
57:N1:64:VAL:HA	57:N1:73:GLY:O	2.12	0.50
60:N4:5:ILE:O	60:N4:5:ILE:HG13	2.63	0.50
65:N9:20:GLY:O	65:N9:21:ILE:HB	2.68	0.50
66:O0:16:LEU:HB2	66:O0:98:SER:HB2	2.79	0.50
66:O0:20:SER:OG	66:O0:96:GLY:HA3	2.11	0.50
43:L6:2:SER:HB2	68:O2:81:ASP:OD2	3.48	0.50
79:Q3:21:SER:HA	79:Q3:24:ARG:HB2	2.72	0.50
8:S6:219:ARG:O	8:S6:223:LYS:HB2	2.12	0.50
10:S8:79:ALA:HB3	10:S8:103:GLN:HB2	3.18	0.50
35:SM:46:LYS:HB2	35:SM:46:LYS:HZ3	1.76	0.50
36:1:1596:C:H2'	36:1:1597:C:C6	2.47	0.49
36:1:216:G:H4'	62:N6:19:TYR:CE2	2.47	0.49
1:2:1644:C:O2'	36:1:2255:A:N1	2.32	0.49
36:1:2412:G:H2'	36:1:2413:A:C8	2.47	0.49
36:1:250:U:H3'	36:1:251:G:C5'	2.42	0.49
36:1:3335:A:N7	36:1:3370:A:O2'	2.31	0.49
36:1:2730:G:OP2	86:1:3450:OHX:N5	2.45	0.49

*Continued on next page...*



*Continued from previous page...*

Atom-1	Atom-2	Interatomic distance (Å)	Clash overlap (Å)
86:1:3546:OHX:N4	86:1:3734:OHX:N1	2.60	0.49
36:1:2403:G:C2'	86:1:3737:OHX:N2	2.75	0.49
1:2:1558:U:OP2	1:2:1559:A:H1'	2.12	0.49
1:2:330:G:H2'	1:2:331:A:C8	2.46	0.49
1:2:495:C:H3'	1:2:496:G:O4'	2.12	0.49
36:5:3051:U:C2	36:5:3052:G:C8	2.99	0.49
36:5:3289:G:H2'	36:5:3290:G:C8	2.47	0.49
40:L3:174:LYS:N	36:5:3314:A:OP1	204.22	0.49
36:5:372:A:C6	36:5:373:A:C6	3.00	0.49
36:5:701:G:H2'	36:5:702:C:H6	1.72	0.49
49:M3:59:ARG:HD3	36:5:73:C:C2	93.78	0.49
80:6:1208:A:H5''	80:6:1209:C:OP2	2.12	0.49
80:6:1275:A:H8	80:6:1275:A:OP2	1.94	0.49
80:6:1345:A:H2'	80:6:1348:A:H62	1.76	0.49
15:C3:42:ARG:C	15:C3:44:GLY:H	2.74	0.49
16:C4:35:GLY:HA3	80:6:919:A:H5'	269.23	0.49
16:C4:48:VAL:HG22	16:C4:49:LYS:H	1.83	0.49
20:C8:139:LYS:O	20:C8:143:ARG:NH1	2.45	0.49
21:C9:118:PRO:O	21:C9:120:GLY:N	2.43	0.49
23:D1:56:SER:OG	23:D1:59:VAL:HG23	2.33	0.49
39:L2:112:ILE:HD11	79:Q3:79:VAL:HG11	6.07	0.49
40:L3:122:TRP:CE2	40:L3:127:LYS:HE2	2.46	0.49
41:L4:89:ALA:C	41:L4:91:GLY:H	2.14	0.49
42:L5:104:LEU:HD21	42:L5:108:ARG:NH2	2.27	0.49
43:L6:171:PRO:C	43:L6:173:MET:H	2.59	0.49
47:M0:153:ARG:O	47:M0:156:ARG:HB2	2.12	0.49
48:M1:116:TYR:HD2	48:M1:122:ILE:HD11	1.77	0.49
50:M4:97:SER:O	50:M4:101:LYS:HG3	2.28	0.49
43:L6:175:LYS:HE2	50:M4:111:ALA:O	2.12	0.49
51:M5:70:ASN:HB3	51:M5:92:LEU:O	2.12	0.49
54:M8:165:ILE:HG12	54:M8:167:SER:O	2.11	0.49
55:M9:105:LEU:HD21	55:M9:139:VAL:HG13	6.39	0.49
36:1:2698:G:O2'	57:N1:12:ARG:HG3	2.12	0.49
36:1:3041:U:OP1	59:N3:12:ARG:NH1	2.45	0.49
60:N4:4:GLU:O	60:N4:13:ILE:N	2.35	0.49
62:N6:30:LEU:O	62:N6:32:SER:N	2.54	0.49
63:N7:13:VAL:HG23	63:N7:21:LYS:O	2.12	0.49
36:1:1162:U:H4'	68:O2:57:TYR:CE1	2.47	0.49
68:O2:9:ILE:HG12	68:O2:63:THR:HB	1.92	0.49
70:O4:84:CYS:O	70:O4:88:ARG:HG2	2.11	0.49
7:S5:53:VAL:O	7:S5:55:ASP:N	2.43	0.49

*Continued on next page...*

*Continued from previous page...*

Atom-1	Atom-2	Interatomic distance (Å)	Clash overlap (Å)
9:S7:91:ILE:HD12	9:S7:92:PHE:H	2.23	0.49
34:SR:184:ASN:ND2	34:SR:185:GLN:H	5.31	0.49
36:1:1222:G:N2	36:1:1285:G:O2'	2.44	0.49
36:1:1317:A:C2	36:1:1319:G:C5	3.00	0.49
36:1:1478:C:H2'	36:1:1479:U:C6	2.47	0.49
36:1:496:C:H2'	36:1:497:C:O4'	2.12	0.49
36:1:595:G:C8	36:1:609:G:C6	3.00	0.49
36:1:945:C:H2'	36:1:946:U:C6	2.47	0.49
1:2:1299:G:H2'	1:2:1300:A:C8	2.46	0.49
1:2:1636:C:C2	1:2:1638:G:C5	3.01	0.49
1:2:1638:G:C2	1:2:1639:C:H1'	2.46	0.49
1:2:1727:G:H2'	1:2:1728:A:C8	2.47	0.49
1:2:1657:U:N3	86:2:1969:OHX:N1	2.59	0.49
1:2:884:A:H61	1:2:927:C:H42	1.59	0.49
42:L5:140:ARG:NH2	36:5:1080:A:P	229.55	0.49
36:5:1602:A:C6	36:5:1603:A:C6	3.01	0.49
36:5:2133:U:O4	36:5:2147:A:H2	1.95	0.49
36:5:3113:A:H2'	36:5:3114:A:O4'	2.12	0.49
15:C3:140:LYS:HE3	36:5:847:A:OP1	284.32	0.49
80:6:678:A:N7	86:6:2034:OHX:N2	2.59	0.49
80:6:445:A:N3	80:6:445:A:H2'	2.27	0.49
80:6:845:G:H2'	80:6:846:G:C8	2.46	0.49
14:C2:67:THR:C	14:C2:69:ALA:H	2.15	0.49
1:2:1379:C:H5'	18:C6:10:PHE:CE2	2.46	0.49
18:C6:47:LYS:NZ	18:C6:50:GLU:OE2	2.45	0.49
21:C9:113:ILE:O	21:C9:124:ILE:HD12	2.12	0.49
39:L2:137:ILE:HG23	39:L2:147:ARG:O	4.01	0.49
40:L3:123:TYR:CE2	40:L3:124:LYS:HG3	2.46	0.49
41:L4:174:ALA:O	41:L4:177:ASP:N	2.45	0.49
44:L7:207:LEU:HB3	44:L7:243:MET:HB3	1.94	0.49
47:M0:51:HIS:ND1	47:M0:134:ILE:HD13	2.26	0.49
51:M5:138:GLN:HA	51:M5:143:ARG:HD2	2.14	0.49
45:L8:136:LEU:HD13	51:M5:3:ALA:CB	2.99	0.49
44:L7:80:GLN:CG	57:N1:136:ARG:HB2	4.18	0.49
59:N3:109:MET:SD	59:N3:114:ILE:HD11	3.22	0.49
36:1:216:G:H4'	62:N6:19:TYR:CZ	2.47	0.49
54:M8:156:GLY:HA2	64:N8:47:LYS:HB2	1.93	0.49
67:O1:15:ASN:HB3	67:O1:18:LYS:HE2	1.93	0.49
67:O1:31:ARG:O	67:O1:35:GLU:HB2	2.40	0.49
76:Q0:91:CYS:O	76:Q0:126:LYS:HE3	5.43	0.49
2:S0:81:PHE:HB3	2:S0:170:ILE:HD13	1.94	0.49

*Continued on next page...*

*Continued from previous page...*

Atom-1	Atom-2	Interatomic distance (Å)	Clash overlap (Å)
3:S1:35:PRO:HG3	3:S1:98:THR:O	2.12	0.49
8:S6:28:PHE:CE1	8:S6:104:PRO:HG3	2.46	0.49
11:S9:171:ARG:HE	11:S9:171:ARG:HA	3.01	0.49
34:SR:195:HIS:NE2	34:SR:213:SER:OG	3.20	0.49
34:SR:264:SER:O	34:SR:265:LEU:HD13	2.11	0.49
34:SR:91:LEU:O	34:SR:100:TYR:N	2.28	0.49
36:1:2196:C:N4	36:1:2242:A:C8	2.81	0.49
36:1:1131:G:C4	36:1:2373:A:C2	3.00	0.49
36:1:2703:A:H5''	36:1:2704:A:H5'	1.94	0.49
36:1:3057:U:O2	36:1:3086:A:N6	2.45	0.49
36:1:18:G:O6	86:1:3543:OHX:N3	2.45	0.49
36:1:930:U:H2'	36:1:931:C:C6	2.48	0.49
36:1:938:C:OP2	64:N8:26:ARG:NH1	2.45	0.49
1:2:1163:A:H2'	1:2:1164:G:O4'	2.11	0.49
1:2:144:U:C2	1:2:145:A:C8	3.00	0.49
1:2:1486:G:C8	1:2:1487:A:C8	3.00	0.49
1:2:1578:U:O2'	1:2:1579:U:H5'	2.12	0.49
1:2:1525:A:N1	1:2:1608:U:H1'	2.28	0.49
36:5:138:U:H2'	36:5:139:G:C8	2.47	0.49
36:5:1643:A:H4'	36:5:1822:C:H5'	1.94	0.49
36:5:3127:A:H2'	36:5:3128:G:O4'	2.12	0.49
43:L6:78:ARG:HB2	36:5:3272:C:H5'	249.96	0.49
80:6:1338:C:H1'	80:6:1410:A:C4	2.48	0.49
80:6:1541:G:C6	80:6:1542:G:N1	2.80	0.49
80:6:377:G:O6	86:6:1966:OHX:N4	2.45	0.49
80:6:558:U:H2'	80:6:558:U:O2	2.12	0.49
80:6:831:U:O2'	80:6:832:U:H5'	2.13	0.49
15:C3:12:SER:HB3	80:6:956:C:O5'	335.40	0.49
38:8:125:U:O2'	38:8:126:A:H5'	2.12	0.49
26:D4:14:SER:HB2	26:D4:21:LYS:HE3	1.94	0.49
32:E0:55:ARG:HB3	32:E0:55:ARG:NH1	4.05	0.49
40:L3:183:LEU:HB3	40:L3:191:LYS:HG2	3.12	0.49
43:L6:50:LYS:HE2	43:L6:72:ASN:HB2	3.62	0.49
45:L8:155:ASN:ND2	45:L8:181:LYS:HA	4.19	0.49
46:L9:106:LYS:H	46:L9:109:ALA:HB3	1.77	0.49
46:L9:73:SER:O	46:L9:76:ASP:N	2.45	0.49
47:M0:91:VAL:HG13	47:M0:127:ALA:HB1	2.63	0.49
50:M4:20:VAL:HG22	50:M4:66:THR:OG1	2.12	0.49
51:M5:174:ILE:HA	51:M5:184:LYS:HA	2.54	0.49
56:N0:25:PHE:CD1	57:N1:149:GLN:HB3	2.99	0.49
56:N0:74:ASN:OD1	56:N0:95:ARG:NH1	3.66	0.49

*Continued on next page...*

*Continued from previous page...*

Atom-1	Atom-2	Interatomic distance (Å)	Clash overlap (Å)
59:N3:89:ASP:C	59:N3:89:ASP:OD1	2.96	0.49
62:N6:3:LYS:HE2	62:N6:8:VAL:O	2.13	0.49
67:O1:98:VAL:HG21	67:O1:104:LEU:HD11	1.93	0.49
38:4:97:A:P	71:O5:67:ARG:HH22	2.34	0.49
72:O6:34:SER:OG	72:O6:37:THR:HG23	2.12	0.49
4:S2:121:VAL:HG12	4:S2:125:ILE:HD11	2.95	0.49
2:S0:110:TYR:HE2	4:S2:64:LYS:HB3	2.47	0.49
6:S4:100:ARG:HB2	6:S4:114:ILE:HD13	1.93	0.49
6:S4:191:ARG:NH2	6:S4:218:PHE:CD2	2.80	0.49
8:S6:30:LYS:NZ	8:S6:34:GLN:OE1	2.25	0.49
10:S8:138:ASN:N	10:S8:138:ASN:OD1	2.37	0.49
11:S9:77:ILE:CG2	11:S9:91:LYS:HG2	2.42	0.49
34:SR:106:HIS:ND1	34:SR:128:ASP:OD2	3.44	0.49
36:1:144:A:H2'	36:1:145:G:O4'	2.12	0.49
36:1:1716:U:O2'	36:1:1717:U:H4'	2.12	0.49
86:1:3536:OHX:N3	86:1:3689:OHX:N1	2.60	0.49
36:1:772:U:H2'	36:1:773:G:C8	2.48	0.49
36:1:966:U:C2	36:1:967:A:C8	3.00	0.49
86:2:1915:OHX:N4	86:2:2076:OHX:N1	2.60	0.49
1:2:281:G:H2'	1:2:282:C:C6	2.47	0.49
1:2:982:U:OP1	86:2:2021:OHX:N1	2.45	0.49
1:2:987:G:C2	39:L2:249:SER:HB2	2.47	0.49
37:3:76:A:C8	37:3:78:U:C2	3.00	0.49
36:5:1355:A:H4'	36:5:1356:U:O5'	2.12	0.49
36:5:2608:G:C2	36:5:2609:A:C8	3.01	0.49
36:5:2945:G:H8	36:5:2950:G:O6	1.95	0.49
36:5:2953:U:H3'	36:5:2953:U:C6	2.48	0.49
36:5:3094:A:H2'	36:5:3095:U:C6	2.48	0.49
36:5:3333:G:N2	36:5:3369:G:O2'	2.45	0.49
36:5:353:G:O2'	36:5:364:G:O6	2.21	0.49
86:5:3502:OHX:N3	86:5:3708:OHX:N5	2.60	0.49
36:5:498:A:H2'	36:5:499:G:H8	1.77	0.49
36:5:541:U:H2'	36:5:542:G:C8	2.47	0.49
36:5:678:G:C6	36:5:679:U:C4	3.01	0.49
80:6:1018:U:H2'	80:6:1019:A:C8	2.48	0.49
80:6:1132:A:H2'	80:6:1133:A:C8	2.48	0.49
80:6:198:A:C2'	80:6:199:G:H5'	2.42	0.49
80:6:407:A:H2'	80:6:408:C:C6	2.47	0.49
80:6:745:U:C2	80:6:807:A:C2	2.99	0.49
42:L5:24:ARG:NH2	37:7:13:A:N3	293.05	0.49
17:C5:77:ARG:HB3	17:C5:102:PHE:CD1	2.47	0.49

*Continued on next page...*

*Continued from previous page...*

Atom-1	Atom-2	Interatomic distance (Å)	Clash overlap (Å)
17:C5:122:THR:HG21	80:6:1455:G:OP1	369.27	0.49
1:2:1410:A:H5''	18:C6:118:ILE:CD1	2.43	0.49
19:C7:71:PHE:HD1	19:C7:73:LEU:HB3	1.77	0.49
19:C7:6:THR:OG1	19:C7:8:THR:HG23	4.53	0.49
25:D3:13:ARG:HA	25:D3:16:ARG:HD3	1.93	0.49
27:D5:44:GLN:NE2	27:D5:48:ASP:OD2	2.46	0.49
28:D6:30:ILE:HD13	28:D6:74:CYS:HA	1.94	0.49
31:D9:33:LYS:O	31:D9:36:LEU:HD23	2.11	0.49
41:L4:3:ARG:O	41:L4:5:GLN:N	2.44	0.49
42:L5:146:LEU:HB3	36:5:2746:A:H2	259.07	0.49
43:L6:31:ARG:HH11	69:O3:107:ILE:C	2.65	0.49
45:L8:222:PHE:O	45:L8:226:TYR:N	2.45	0.49
45:L8:238:LEU:HB3	45:L8:242:ALA:HB3	2.62	0.49
45:L8:41:GLN:HG3	45:L8:44:ARG:NH2	4.18	0.49
46:L9:163:GLN:O	46:L9:166:ARG:HG3	3.66	0.49
53:M7:168:LEU:HB2	53:M7:172:GLN:HB3	1.94	0.49
36:1:1322:U:P	56:N0:117:ARG:HH21	2.35	0.49
56:N0:77:VAL:HG11	56:N0:106:LEU:CD1	2.43	0.49
63:N7:87:LEU:HD12	63:N7:88:ASP:H	1.78	0.49
71:O5:26:LYS:O	71:O5:30:GLU:HG3	2.12	0.49
5:S3:158:ILE:H	5:S3:158:ILE:HD13	2.60	0.49
5:S3:69:LEU:O	5:S3:73:VAL:HG23	2.12	0.49
9:S7:20:VAL:O	9:S7:24:PHE:N	2.82	0.49
20:C8:145:ARG:HE	35:SM:68:ARG:NH1	5.44	0.49
36:1:1245:A:H3'	36:1:1246:G:H5''	1.94	0.49
36:1:1587:A:OP1	86:1:3484:OHX:N6	2.46	0.49
36:1:21:G:H3'	36:1:22:G:H8	1.78	0.49
36:1:2259:A:OP2	86:1:3474:OHX:N2	2.45	0.49
36:1:250:U:C5	36:1:251:G:C8	3.00	0.49
36:1:2544:U:H2'	36:1:2545:C:H6	1.77	0.49
36:1:2782:U:H2'	36:1:2783:U:C6	2.48	0.49
36:1:3276:G:H1	69:O3:60:ARG:HH22	1.60	0.49
36:1:3279:A:C5	36:1:3280:U:C4	3.01	0.49
36:1:500:C:O2'	36:1:501:A:H5'	2.12	0.49
36:1:664:U:H5'	41:L4:107:ARG:HA	1.94	0.49
36:1:816:A:H5''	36:1:920:A:H62	1.76	0.49
1:2:1172:G:H21	21:C9:88:VAL:CG2	2.24	0.49
1:2:381:C:H1'	1:2:756:A:C2	2.47	0.49
1:2:5:U:C2	1:2:20:G:N2	2.81	0.49
1:2:700:C:N4	1:2:738:G:H1	2.07	0.49
38:4:103:G:OP2	38:4:105:A:O2'	2.27	0.49

*Continued on next page...*

*Continued from previous page...*

Atom-1	Atom-2	Interatomic distance (Å)	Clash overlap (Å)
38:4:56:G:H2'	38:4:57:C:C6	2.47	0.49
36:5:1876:U:H5''	36:5:1876:U:H6	1.78	0.49
36:5:2409:G:C5	36:5:2411:U:C5	3.00	0.49
36:5:2731:U:H2'	36:5:2732:G:C8	2.47	0.49
36:5:324:A:H2'	36:5:325:A:C8	2.48	0.49
36:5:844:G:N7	86:5:3729:OHX:N3	2.60	0.49
80:6:1081:A:H8	80:6:1081:A:OP2	1.95	0.49
80:6:1688:U:H3	80:6:1713:G:H1	1.60	0.49
80:6:678:A:H2'	80:6:679:U:O4'	2.12	0.49
80:6:961:U:H2'	80:6:962:C:H6	1.78	0.49
37:7:27:A:H2'	37:7:28:C:C6	2.48	0.49
48:M1:137:ARG:HD3	37:7:28:C:OP1	303.51	0.49
15:C3:142:GLU:HG3	15:C3:145:THR:HG23	1.93	0.49
20:C8:61:LEU:HD22	20:C8:65:GLU:OE1	3.16	0.49
21:C9:37:VAL:HG22	21:C9:38:LYS:H	1.76	0.49
21:C9:58:ALA:HB1	21:C9:108:LEU:HD21	1.94	0.49
1:2:1429:G:C1'	22:D0:74:GLU:HG2	2.41	0.49
22:D0:83:GLU:HG3	31:D9:55:PHE:HD2	1.78	0.49
22:D0:95:ALA:HB1	22:D0:99:ILE:HG21	1.93	0.49
23:D1:74:GLN:HE22	23:D1:83:TRP:H	1.60	0.49
24:D2:24:GLN:HB3	24:D2:64:GLN:OE1	2.12	0.49
25:D3:48:HIS:CD2	25:D3:105:ALA:HB2	2.48	0.49
27:D5:46:LYS:HD3	27:D5:70:LYS:HD2	1.94	0.49
27:D5:49:ARG:HD2	27:D5:53:GLU:OE1	3.38	0.49
27:D5:59:TYR:HE2	27:D5:61:SER:CB	2.26	0.49
30:D8:27:GLN:NE2	30:D8:64:ARG:O	2.46	0.49
33:E1:141:CYS:SG	33:E1:144:CYS:HB2	2.52	0.49
40:L3:239:PRO:O	40:L3:242:THR:HG23	2.41	0.49
40:L3:46:PHE:CD1	40:L3:208:VAL:HG21	2.48	0.49
40:L3:53:MET:HE1	40:L3:327:CYS:HB3	2.69	0.49
41:L4:141:ARG:NH1	41:L4:180:LYS:HD3	2.47	0.49
42:L5:16:PHE:O	37:7:11:A:N6	294.53	0.49
42:L5:204:VAL:O	42:L5:208:MET:HG3	3.20	0.49
43:L6:145:LEU:O	43:L6:149:ILE:HG13	3.41	0.49
43:L6:28:GLN:HG2	43:L6:29:LYS:N	2.69	0.49
43:L6:96:VAL:HG22	43:L6:144:ALA:HB3	1.95	0.49
44:L7:59:GLU:O	44:L7:63:ILE:HG13	2.13	0.49
45:L8:47:SER:HB2	36:5:2585:G:O6	167.15	0.49
36:1:3126:C:H1'	46:L9:156:GLN:OE1	2.12	0.49
46:L9:84:LYS:NZ	46:L9:191:LEU:HD13	2.27	0.49
46:L9:73:SER:O	46:L9:75:VAL:N	2.46	0.49

*Continued on next page...*

*Continued from previous page...*

Atom-1	Atom-2	Interatomic distance (Å)	Clash overlap (Å)
47:M0:52:LEU:HB2	47:M0:136:PHE:HB2	1.94	0.49
49:M3:16:LYS:O	49:M3:18:TRP:N	2.44	0.49
53:M7:41:LEU:O	53:M7:41:LEU:HD22	2.13	0.49
59:N3:17:LEU:HD11	59:N3:98:ASN:HB3	3.14	0.49
62:N6:109:LEU:HD22	62:N6:115:ARG:CZ	2.43	0.49
63:N7:3:LYS:HE2	63:N7:30:ASP:OD1	2.13	0.49
64:N8:70:LYS:N	64:N8:71:PRO:HD3	2.55	0.49
3:S1:105:PHE:CD2	3:S1:213:ARG:HA	2.47	0.49
3:S1:91:VAL:HG23	3:S1:96:LEU:HB3	1.93	0.49
7:S5:94:THR:HG22	7:S5:114:ILE:HD12	1.95	0.49
8:S6:24:ILE:C	8:S6:26:VAL:H	2.15	0.49
35:SM:84:LYS:O	35:SM:85:SER:HB3	2.11	0.49
34:SR:160:GLU:O	34:SR:162:ALA:N	2.42	0.49
34:SR:281:TYR:CD2	34:SR:285:ALA:O	2.65	0.49
34:SR:16:HIS:CE1	34:SR:43:ILE:HG12	2.47	0.49
36:1:2391:G:C6	36:1:2392:C:N3	2.80	0.49
36:1:3317:U:H6	86:1:3566:OHX:N3	2.10	0.49
36:1:2979:U:N3	86:1:3757:OHX:N2	2.51	0.49
36:1:654:C:OP1	68:O2:27:ARG:NH2	2.45	0.49
36:1:77:A:H2'	36:1:78:U:O4'	2.12	0.49
36:1:911:C:N4	39:L2:3:ARG:HD3	2.28	0.49
1:2:1009:U:H2'	1:2:1010:C:H6	1.77	0.49
1:2:1125:A:C5	1:2:1126:G:H1'	2.47	0.49
1:2:1784:C:C2	1:2:1785:U:C5	3.01	0.49
1:2:748:U:O2'	1:2:749:U:H5'	2.13	0.49
1:2:473:A:H5'	1:2:769:A:H1'	1.95	0.49
1:2:773:C:OP1	6:S4:21:ASP:HB2	2.13	0.49
37:3:7:G:O3'	42:L5:33:ARG:NH2	2.46	0.49
37:3:92:A:C5	37:3:93:C:H1'	2.46	0.49
42:L5:140:ARG:NH2	36:5:1080:A:OP2	229.61	0.49
36:5:1239:C:H6	36:5:1239:C:H5''	1.77	0.49
36:5:1256:G:O6	36:5:1261:G:N2	2.46	0.49
36:5:240:U:O2'	36:5:241:G:H8	1.96	0.49
36:5:811:U:H2'	36:5:812:G:C8	2.48	0.49
80:6:1373:C:H2'	80:6:1374:C:H6	1.77	0.49
80:6:1483:A:C4	80:6:1524:A:C6	3.01	0.49
80:6:461:G:H2'	80:6:462:G:H8	1.77	0.49
80:6:525:A:H2'	80:6:526:A:C8	2.47	0.49
80:6:710:U:O2	80:6:729:G:N1	2.45	0.49
80:6:815:G:H5'	80:6:815:G:H8	1.77	0.49
12:C0:58:GLN:O	12:C0:64:TYR:HA	2.13	0.49

*Continued on next page...*

*Continued from previous page...*

Atom-1	Atom-2	Interatomic distance (Å)	Clash overlap (Å)
17:C5:20:VAL:HB	17:C5:25:LEU:HD21	2.20	0.49
21:C9:16:ASN:OD1	21:C9:56:LYS:NZ	5.30	0.49
26:D4:12:VAL:HG22	26:D4:23:PHE:HB3	2.53	0.49
31:D9:14:TYR:CD2	80:6:1597:A:C8	403.36	0.49
39:L2:149:ARG:NH2	39:L2:155:LYS:HD2	3.85	0.49
36:1:824:C:C5'	39:L2:21:ARG:HD3	2.39	0.49
36:1:1887:A:H5'	40:L3:226:PHE:O	2.12	0.49
36:1:3049:A:C2	40:L3:75:ALA:HB2	2.47	0.49
42:L5:113:LEU:HB3	42:L5:115:LEU:HD22	1.93	0.49
42:L5:49:TYR:CE1	42:L5:66:SER:HB3	2.47	0.49
43:L6:130:ILE:HG21	43:L6:135:VAL:HG23	1.94	0.49
44:L7:158:LYS:HG2	44:L7:203:TRP:CZ3	2.47	0.49
44:L7:170:GLU:HG3	44:L7:179:LEU:HB3	1.94	0.49
44:L7:233:GLU:OE2	56:N0:35:VAL:HG13	2.12	0.49
48:M1:100:GLY:HA2	48:M1:155:THR:O	2.85	0.49
46:L9:47:LYS:HB2	50:M4:7:VAL:HB	1.94	0.49
52:M6:12:LYS:HD3	52:M6:37:ARG:NH2	2.27	0.49
54:M8:18:ALA:HB1	54:M8:19:PRO:HD2	2.41	0.49
55:M9:154:ALA:O	55:M9:158:GLU:HG2	2.31	0.49
61:N5:105:VAL:HA	61:N5:130:TYR:CE2	2.53	0.49
63:N7:11:ALA:HB3	63:N7:80:LEU:HD22	2.69	0.49
66:O0:57:GLU:OE1	66:O0:69:TYR:HE2	1.96	0.49
71:O5:41:LEU:HD12	71:O5:43:LYS:HB2	1.95	0.49
72:O6:66:GLU:HA	72:O6:69:ALA:HB3	1.95	0.49
78:Q2:17:CYS:SG	78:Q2:76:LYS:HB2	2.92	0.49
3:S1:212:VAL:O	3:S1:214:LYS:N	2.45	0.49
4:S2:140:ARG:NH1	4:S2:229:LEU:HD11	4.26	0.49
5:S3:90:ARG:HH21	5:S3:91:VAL:CG2	8.76	0.49
10:S8:34:ALA:HB2	10:S8:56:ARG:CD	2.96	0.49
36:1:1220:U:H4'	36:1:1221:A:H5''	1.94	0.49
36:1:1383:G:H2'	36:1:1384:U:O4'	2.12	0.49
36:1:3151:U:H4'	36:1:3294:A:C1'	2.43	0.49
36:1:345:G:OP1	36:1:1429:G:N1	2.38	0.49
86:1:3511:OHX:N1	86:1:3691:OHX:N1	2.61	0.49
36:1:3340:G:O6	86:1:3595:OHX:N4	2.46	0.49
36:1:600:G:C2	36:1:604:G:C6	3.01	0.49
36:1:627:U:H2'	36:1:628:A:C8	2.48	0.49
1:2:1165:G:C6	1:2:1166:A:N6	2.80	0.49
1:2:1452:U:C2	1:2:1453:G:C8	3.01	0.49
1:2:1504:G:OP1	21:C9:97:SER:HB2	2.12	0.49
1:2:684:A:H2'	1:2:685:A:H5'	1.94	0.49

*Continued on next page...*



*Continued from previous page...*

Atom-1	Atom-2	Interatomic distance (Å)	Clash overlap (Å)
1:2:881:A:H2'	1:2:882:U:O4'	2.13	0.49
1:2:912:U:O5'	1:2:913:G:H2'	2.12	0.49
36:5:1012:G:H2'	36:5:1013:G:O4'	2.11	0.49
36:5:1058:U:O4	86:5:3705:OHX:N4	2.46	0.49
36:5:1193:A:N6	36:5:1194:G:C2	2.81	0.49
50:M4:124:ARG:NH2	36:5:3212:C:OP2	290.11	0.49
36:5:956:U:H2'	36:5:957:C:H6	1.78	0.49
80:6:1643:U:C5	80:6:1644:C:C5	3.00	0.49
80:6:1657:U:O2	80:6:1657:U:H2'	2.13	0.49
80:6:1734:U:H2'	80:6:1735:U:O4'	2.12	0.49
80:6:539:G:H8	80:6:539:G:OP2	1.95	0.49
80:6:594:A:H4'	80:6:595:G:H5'	1.94	0.49
80:6:970:A:H2'	80:6:971:A:H5'	1.95	0.49
18:C6:95:LYS:HE2	18:C6:96:TYR:CZ	2.48	0.49
19:C7:84:TYR:O	19:C7:85:VAL:HG22	2.11	0.49
20:C8:126:ARG:HG2	20:C8:133:VAL:HA	1.95	0.49
21:C9:28:LEU:HD22	21:C9:30:VAL:HG13	1.94	0.49
26:D4:15:ASN:OD1	26:D4:17:LEU:HD12	2.13	0.49
1:2:1253:U:O2'	33:E1:143:LYS:HA	2.13	0.49
41:L4:141:ARG:N	41:L4:177:ASP:OD1	2.52	0.49
44:L7:151:ARG:HD2	44:L7:244:ASN:ND2	2.27	0.49
47:M0:210:ILE:HA	47:M0:217:PHE:HE2	2.22	0.49
48:M1:52:TYR:N	48:M1:52:TYR:CD1	2.81	0.49
45:L8:140:VAL:HG21	51:M5:3:ALA:HB2	1.93	0.49
51:M5:63:ARG:HA	51:M5:130:PHE:O	2.12	0.49
56:N0:148:LEU:HD12	56:N0:149:LYS:N	2.27	0.49
59:N3:33:ASN:O	59:N3:34:LEU:HD23	2.48	0.49
61:N5:69:SER:OG	61:N5:72:ALA:N	2.42	0.49
64:N8:147:LEU:HD12	72:O6:7:ILE:HD11	6.01	0.49
64:N8:2:PRO:HG2	64:N8:5:PHE:CD2	3.34	0.49
68:O2:71:HIS:CE1	68:O2:118:LYS:HD3	2.48	0.49
61:N5:49:LYS:HA	71:O5:79:ASP:OD1	2.82	0.49
4:S2:50:ILE:HD11	4:S2:239:PRO:HB2	2.71	0.49
4:S2:44:LEU:HD11	4:S2:247:ALA:HB2	2.86	0.49
5:S3:85:VAL:O	5:S3:86:LEU:HD12	2.13	0.49
1:2:1489:U:OP2	5:S3:9:ARG:NH2	2.46	0.49
6:S4:21:ASP:HB2	80:6:773:C:OP1	387.38	0.49
7:S5:64:VAL:O	7:S5:65:ARG:HB2	2.13	0.49
7:S5:68:ILE:HD13	7:S5:69:PHE:H	5.08	0.49
10:S8:67:TRP:HA	10:S8:183:ILE:HG23	5.50	0.49
11:S9:120:LYS:O	11:S9:121:SER:HB2	2.12	0.49

*Continued on next page...*

*Continued from previous page...*

Atom-1	Atom-2	Interatomic distance (Å)	Clash overlap (Å)
36:1:1567:U:H5	36:1:1568:U:C2	2.31	0.49
36:1:1921:A:N6	36:1:1929:G:N3	2.60	0.49
36:1:1925:U:O2	79:Q3:19:GLY:HA2	2.13	0.49
36:1:2667:A:H2'	36:1:2668:U:O4'	2.13	0.49
36:1:2688:U:H4'	36:1:2689:A:O4'	2.12	0.49
36:1:2831:G:H2'	36:1:2832:C:C6	2.47	0.49
1:2:1101:G:OP1	25:D3:7:ARG:NH2	2.45	0.49
1:2:1655:A:N1	36:1:2291:A:O2'	2.40	0.49
1:2:367:A:C6	1:2:368:U:C4	3.00	0.49
1:2:5:U:H2'	1:2:6:G:C8	2.45	0.49
1:2:800:U:N3	1:2:801:G:N7	2.61	0.49
36:5:2609:A:H2'	36:5:2610:G:C8	2.48	0.49
36:5:289:A:H2'	36:5:290:G:C8	2.38	0.49
40:L3:266:ARG:HD3	36:5:2988:C:O2'	215.90	0.49
36:5:2619:G:O6	86:5:3636:OHX:N4	2.45	0.49
36:5:2945:G:N7	86:5:3660:OHX:N2	2.61	0.49
36:5:436:A:C2	36:5:624:G:C2	3.01	0.49
36:5:498:A:H2'	36:5:499:G:C8	2.48	0.49
80:6:1638:G:H2'	80:6:1639:C:O4'	2.12	0.49
6:S4:155:LYS:NZ	80:6:244:A:OP1	344.11	0.49
80:6:696:C:H4'	80:6:697:C:C6	2.46	0.49
80:6:75:U:HO2'	80:6:76:A:P	2.33	0.49
80:6:830:U:H2'	80:6:831:U:H5'	1.94	0.49
80:6:994:G:C2'	80:6:995:A:H5'	2.43	0.49
13:C1:34:TRP:HH2	13:C1:36:LYS:HD3	2.78	0.49
1:2:952:A:O2'	15:C3:114:ARG:HG3	2.12	0.49
19:C7:35:CYS:HA	19:C7:38:ILE:HG22	1.95	0.49
22:D0:48:HIS:O	22:D0:48:HIS:CG	2.66	0.49
25:D3:111:GLY:O	25:D3:121:ARG:HD2	4.63	0.49
26:D4:20:ARG:NH1	26:D4:22:GLN:OE1	2.43	0.49
27:D5:43:ASP:HB2	27:D5:46:LYS:HB2	3.32	0.49
27:D5:54:VAL:HG13	27:D5:57:TYR:CD1	2.46	0.49
27:D5:79:ALA:O	27:D5:83:LEU:HG	2.50	0.49
28:D6:23:CYS:HB2	28:D6:74:CYS:HB3	1.94	0.49
29:D7:61:THR:HG23	29:D7:62:ILE:H	1.78	0.49
39:L2:113:VAL:O	39:L2:134:VAL:HG13	3.97	0.49
39:L2:205:ASN:HB2	39:L2:208:ASP:OD1	2.71	0.49
40:L3:291:GLU:OE1	40:L3:292:ALA:N	2.42	0.49
41:L4:125:ALA:O	41:L4:129:THR:HG23	2.17	0.49
41:L4:274:TYR:CG	41:L4:275:THR:N	2.91	0.49
43:L6:98:VAL:HA	43:L6:101:PHE:HD2	1.76	0.49

*Continued on next page...*

*Continued from previous page...*

Atom-1	Atom-2	Interatomic distance (Å)	Clash overlap (Å)
46:L9:38:LEU:HD13	46:L9:71:VAL:HG13	1.94	0.49
46:L9:94:TYR:CD2	46:L9:98:PRO:HA	2.77	0.49
47:M0:100:ASN:ND2	47:M0:118:ALA:HB1	2.43	0.49
47:M0:46:PHE:CD2	47:M0:139:ARG:HG3	2.79	0.49
47:M0:51:HIS:CE1	47:M0:134:ILE:HD13	2.47	0.49
48:M1:117:ASP:OD2	48:M1:119:SER:OG	2.26	0.49
48:M1:139:THR:O	48:M1:140:ARG:HD2	2.71	0.49
52:M6:62:THR:HA	36:5:1306:G:C6	233.19	0.49
54:M8:67:ILE:HG23	54:M8:81:VAL:HG11	2.73	0.49
59:N3:39:VAL:HG22	59:N3:52:ALA:HB2	2.41	0.49
40:L3:72:VAL:HA	59:N3:88:ARG:O	2.13	0.49
61:N5:91:ASN:ND2	61:N5:94:GLN:OE1	4.78	0.49
68:O2:19:ARG:HD2	68:O2:29:ALA:O	2.85	0.49
70:O4:44:CYS:HA	70:O4:51:LEU:HD21	4.33	0.49
38:4:63:G:O2'	71:O5:49:LYS:HE2	2.12	0.49
73:O7:88:ALA:O	86:8:212:OHX:N6	20.41	0.49
2:S0:81:PHE:HB3	2:S0:170:ILE:HD12	3.40	0.49
3:S1:104:ASP:HA	3:S1:214:LYS:HE2	1.94	0.49
4:S2:230:TRP:CE2	24:D2:68:ARG:HD3	3.25	0.49
5:S3:25:PHE:CD2	5:S3:37:VAL:HG11	2.94	0.49
6:S4:123:LEU:HD23	6:S4:228:ILE:HG22	1.95	0.49
10:S8:170:SER:OG	10:S8:181:GLY:HA2	2.13	0.49
36:1:1898:G:O2'	59:N3:18:PRO:HG2	2.13	0.49
36:1:1908:A:H2'	36:1:1909:A:C8	2.47	0.49
36:1:1952:G:H8	36:1:1952:G:OP2	1.96	0.49
36:1:3266:G:H2'	36:1:3267:A:C8	2.48	0.49
36:1:508:U:H2'	36:1:509:U:C6	2.47	0.49
36:1:914:A:C8	39:L2:199:THR:HG21	2.48	0.49
1:2:1059:U:O2'	1:2:1060:U:N3	2.46	0.49
1:2:1480:G:C2	1:2:1528:U:C2	3.01	0.49
1:2:1564:U:H2'	1:2:1565:C:H6	1.76	0.49
1:2:1622:G:C6	1:2:1623:C:C4	3.01	0.49
1:2:1757:G:H4'	36:1:2256:A:N7	2.28	0.49
1:2:354:C:C2	1:2:355:G:C8	3.01	0.49
37:3:112:G:H2'	37:3:113:C:C6	2.48	0.49
37:3:53:U:H2'	37:3:54:U:C6	2.47	0.49
38:4:45:C:H2'	38:4:46:G:O4'	2.12	0.49
36:5:1716:U:C6	36:5:1716:U:H5'	2.47	0.49
39:L2:242:ARG:O	36:5:2154:U:H5''	224.85	0.49
36:5:263:C:H2'	36:5:264:G:O4'	2.13	0.49
51:M5:68:ARG:HG3	36:5:291:C:OP1	145.00	0.49

*Continued on next page...*

*Continued from previous page...*

Atom-1	Atom-2	Interatomic distance (Å)	Clash overlap (Å)
86:5:3509:OHX:N5	86:5:3796:OHX:N3	2.60	0.49
26:D4:66:GLY:HA2	80:6:532:U:H4'	431.15	0.49
80:6:845:G:O6	86:6:1920:OHX:N4	2.46	0.49
37:7:71:G:O2'	37:7:72:A:H5'	2.12	0.49
13:C1:128:CYS:O	13:C1:129:ARG:O	3.71	0.49
13:C1:27:THR:HG22	80:6:839:U:OP1	283.86	0.49
1:2:887:A:O2'	16:C4:122:PRO:HB3	2.12	0.49
17:C5:68:PRO:HG2	17:C5:71:GLU:HB3	1.94	0.49
18:C6:41:PRO:O	18:C6:43:ILE:HG12	2.13	0.49
18:C6:79:TYR:HA	18:C6:82:ARG:HG2	2.41	0.49
24:D2:86:ILE:HB	24:D2:117:ARG:HH22	7.17	0.49
27:D5:70:LYS:HG3	27:D5:71:ILE:H	1.78	0.49
28:D6:87:ARG:HD2	80:6:1797:A:C6	343.20	0.49
28:D6:88:SER:OG	28:D6:91:ASP:OD2	4.51	0.49
39:L2:29:LEU:HB2	39:L2:123:ARG:HA	1.93	0.49
40:L3:289:ASP:OD2	40:L3:290:ASP:N	4.76	0.49
41:L4:191:LYS:HG3	41:L4:194:TYR:CZ	4.58	0.49
41:L4:271:LYS:HB2	41:L4:274:TYR:HB3	2.18	0.49
41:L4:36:HIS:O	41:L4:40:THR:HG23	2.26	0.49
42:L5:76:ALA:HB3	42:L5:109:THR:HG22	1.95	0.49
46:L9:188:THR:O	46:L9:189:GLU:HB2	4.47	0.49
47:M0:38:LYS:CG	47:M0:41:ALA:HB2	2.86	0.49
47:M0:4:ARG:NH2	47:M0:99:ILE:HG22	5.49	0.49
55:M9:21:LYS:HE3	55:M9:55:VAL:HA	1.93	0.49
66:O0:99:ASP:O	66:O0:103:THR:HG23	2.13	0.49
67:O1:48:ASP:HB3	67:O1:90:PHE:CB	2.43	0.49
68:O2:109:LEU:O	68:O2:112:ALA:HB3	2.13	0.49
70:O4:58:ARG:O	70:O4:61:GLN:N	2.34	0.49
73:O7:55:ARG:HG2	73:O7:56:ARG:N	2.27	0.49
74:O8:30:LYS:HD2	74:O8:40:GLN:NE2	2.72	0.49
73:O7:18:LEU:HD21	75:O9:51:ILE:HG22	1.95	0.49
78:Q2:8:ARG:HH21	78:Q2:83:LEU:HD13	4.01	0.49
5:S3:108:LYS:O	5:S3:113:LEU:HB2	2.62	0.49
8:S6:174:LYS:O	8:S6:175:ILE:C	2.80	0.49
36:1:1231:A:H2	36:1:1278:A:N7	2.11	0.49
36:1:1632:A:C2	36:1:1633:C:C2	3.01	0.49
36:1:2572:C:O2'	36:1:2573:G:C8	2.66	0.49
36:1:2653:C:H2'	36:1:2654:C:H6	1.77	0.49
36:1:3317:U:H4'	36:1:3318:G:O5'	2.13	0.49
36:1:701:G:H2'	36:1:702:C:H6	1.77	0.49
1:2:1559:A:H4'	1:2:1559:A:OP1	2.11	0.49

*Continued on next page...*

*Continued from previous page...*

Atom-1	Atom-2	Interatomic distance (Å)	Clash overlap (Å)
1:2:1640:C:H1'	1:2:1763:A:N1	2.28	0.49
1:2:1744:A:C2'	1:2:1745:G:H5'	2.43	0.49
1:2:445:A:H1'	1:2:525:A:OP1	2.12	0.49
1:2:567:A:H1'	32:E0:14:VAL:HG23	1.95	0.49
1:2:5:U:C2	1:2:20:G:C2	3.01	0.49
36:5:186:U:H5'	36:5:187:A:OP2	2.13	0.49
40:L3:252:ILE:HG22	36:5:2394:G:H5'	216.50	0.49
36:5:2630:C:O2'	36:5:2631:U:H5'	2.12	0.49
76:Q0:125:LYS:NZ	36:5:2898:G:N7	327.22	0.49
36:5:3047:U:C4	36:5:3048:A:N1	2.81	0.49
89:5:3402:C:N3	90:5:3403:8AN:N6	2.61	0.49
36:5:600:G:H5'	36:5:601:U:OP2	2.12	0.49
36:5:629:U:H2'	36:5:630:A:C8	2.47	0.49
36:5:87:U:H2'	36:5:88:A:H8	1.78	0.49
19:C7:4:VAL:HG11	80:6:1315:U:O2	397.52	0.49
80:6:138:A:C2'	80:6:139:C:H5'	2.43	0.49
80:6:1391:A:H2'	80:6:1392:U:H6	1.76	0.49
80:6:151:G:H2'	80:6:152:U:H6	1.78	0.49
80:6:1525:A:H2'	80:6:1526:A:O4'	2.13	0.49
55:M9:172:ARG:HH11	80:6:852:C:P	321.46	0.49
62:N6:75:ARG:HH21	38:8:72:A:H4'	42.62	0.49
20:C8:136:GLN:NE2	80:6:1544:U:OP1	354.81	0.49
21:C9:7:ARG:NH2	21:C9:67:MET:HB3	3.95	0.49
27:D5:71:ILE:HB	27:D5:76:ALA:HB2	1.95	0.49
1:2:1234:A:H1'	33:E1:140:TYR:OH	2.12	0.49
39:L2:142:ASP:OD2	39:L2:142:ASP:N	2.43	0.49
39:L2:192:LYS:HB3	39:L2:193:ARG:NH2	2.28	0.49
40:L3:16:PHE:CE1	36:5:3045:G:H4'	241.15	0.49
44:L7:121:LYS:HB2	57:N1:133:ALA:HB3	1.97	0.49
49:M3:141:ALA:O	49:M3:145:PHE:HD2	2.10	0.49
50:M4:12:TRP:CZ2	56:N0:153:PRO:HB3	2.48	0.49
45:L8:71:VAL:HG22	51:M5:21:PHE:CE1	2.47	0.49
52:M6:83:ALA:CB	36:5:1313:G:H5'	258.47	0.49
36:1:1507:G:N7	53:M7:129:THR:HG22	2.28	0.49
57:N1:32:LYS:HZ3	57:N1:98:HIS:H	3.39	0.49
59:N3:125:LEU:HA	59:N3:125:LEU:HD12	2.12	0.49
59:N3:75:PRO:HB2	59:N3:103:ALA:O	2.13	0.49
36:1:1802:C:O2'	70:O4:59:PRO:O	2.24	0.49
64:N8:128:ARG:CB	72:O6:8:ALA:HB2	3.66	0.49
2:S0:121:VAL:HG12	2:S0:123:VAL:HG23	2.94	0.49
2:S0:187:ALA:O	2:S0:188:LEU:HD22	2.12	0.49

*Continued on next page...*

*Continued from previous page...*

Atom-1	Atom-2	Interatomic distance (Å)	Clash overlap (Å)
3:S1:226:GLY:HA2	36:5:2536:A:H4'	256.28	0.49
5:S3:107:PHE:O	5:S3:111:ASN:N	3.11	0.49
5:S3:144:ALA:HB2	35:SM:106:VAL:HG22	1.94	0.49
5:S3:132:LYS:HB3	5:S3:189:MET:HG3	1.95	0.49
6:S4:238:LEU:HD12	6:S4:242:LYS:HD3	3.69	0.49
35:SM:57:ASN:O	35:SM:61:ILE:HG22	5.37	0.49
34:SR:245:PHE:O	34:SR:294:TRP:CD1	2.65	0.49
34:SR:282:SER:H	34:SR:285:ALA:HB3	1.76	0.49
36:1:1680:G:H2'	36:1:1681:U:H6	1.78	0.48
36:1:1596:C:O2'	36:1:1696:A:N3	2.42	0.48
36:1:282:G:H2'	36:1:286:U:H5'	1.93	0.48
36:1:2890:A:N1	36:1:2913:C:N3	2.61	0.48
36:1:3131:U:H2'	36:1:3132:C:C6	2.48	0.48
36:1:3343:G:H2'	36:1:3361:G:H21	1.76	0.48
36:1:345:G:O2'	38:4:25:G:N3	2.45	0.48
86:1:3437:OHX:N6	86:1:3776:OHX:N6	2.61	0.48
36:1:717:C:H3'	36:1:718:G:C8	2.48	0.48
36:1:937:G:C6	36:1:2410:U:H5''	2.47	0.48
1:2:1051:G:N7	86:2:2064:OHX:N1	2.61	0.48
1:2:1339:C:O2'	1:2:1341:A:C5	2.65	0.48
1:2:1595:U:N3	1:2:1600:A:C2	2.80	0.48
36:5:173:G:O2'	36:5:174:C:H6	1.96	0.48
36:5:2147:A:H2'	36:5:2148:U:O4'	2.13	0.48
36:5:2206:G:O2'	36:5:2207:A:H5'	2.12	0.48
36:5:2409:G:C6	36:5:2411:U:C5	3.01	0.48
36:5:2546:C:H2'	36:5:2547:A:H8	1.78	0.48
36:5:274:G:H1	36:5:291:C:H42	1.60	0.48
36:5:3255:U:O5'	36:5:3255:U:H6	1.96	0.48
86:5:3507:OHX:N6	86:5:3716:OHX:N6	2.61	0.48
80:6:1268:G:H1'	80:6:1448:G:H5''	1.95	0.48
80:6:1305:U:H6	80:6:1305:U:H2'	1.39	0.48
80:6:192:U:O2'	80:6:193:U:O5'	2.28	0.48
80:6:293:U:H2'	80:6:294:C:H6	1.77	0.48
80:6:548:G:H2'	80:6:549:G:O4'	2.13	0.48
80:6:726:C:C4	80:6:727:U:C4	3.01	0.48
80:6:913:G:H3'	80:6:914:G:H5'	1.95	0.48
15:C3:94:LYS:HE3	80:6:952:A:H5''	298.41	0.48
17:C5:43:ARG:HD3	80:6:1553:G:O6	396.09	0.48
17:C5:80:MET:HE2	17:C5:83:MET:HG3	1.95	0.48
20:C8:31:ALA:O	20:C8:34:THR:HG23	2.13	0.48
23:D1:32:VAL:HB	23:D1:60:ARG:HD2	3.13	0.48

*Continued on next page...*

*Continued from previous page...*

Atom-1	Atom-2	Interatomic distance (Å)	Clash overlap (Å)
23:D1:41:GLU:H	23:D1:41:GLU:CD	2.15	0.48
24:D2:18:GLU:HG2	24:D2:65:LEU:HG	2.82	0.48
28:D6:41:ILE:HG23	28:D6:68:TYR:CD1	4.03	0.48
1:2:959:U:C4	29:D7:32:PHE:HE2	2.31	0.48
36:1:2163:C:O2'	39:L2:11:GLY:HA3	2.13	0.48
39:L2:219:ILE:HG22	39:L2:221:LYS:O	2.13	0.48
41:L4:150:LEU:HD21	41:L4:172:VAL:HG22	1.94	0.48
41:L4:84:ARG:HA	41:L4:87:GLN:OE1	4.16	0.48
41:L4:74:ILE:HG21	41:L4:94:CYS:SG	2.53	0.48
46:L9:84:LYS:HA	46:L9:188:THR:HG23	1.95	0.48
47:M0:144:ASN:ND2	47:M0:147:VAL:HG21	2.28	0.48
49:M3:47:ALA:HB1	49:M3:48:PRO:CD	2.43	0.48
49:M3:91:ARG:HG2	49:M3:97:VAL:HG23	1.95	0.48
50:M4:20:VAL:HG13	50:M4:68:LEU:O	2.43	0.48
51:M5:140:LYS:HD3	51:M5:143:ARG:HD3	1.94	0.48
59:N3:104:ASN:OD1	59:N3:107:GLY:N	2.46	0.48
59:N3:67:PRO:O	59:N3:69:LEU:N	2.95	0.48
63:N7:101:PHE:HA	63:N7:107:ARG:HE	2.16	0.48
64:N8:47:LYS:HE2	64:N8:48:TYR:CE2	2.48	0.48
49:M3:64:LYS:HG3	64:N8:69:TRP:CD1	2.73	0.48
64:N8:7:LYS:C	64:N8:9:ARG:N	2.92	0.48
67:O1:46:THR:HG23	67:O1:47:ASP:N	3.15	0.48
68:O2:21:HIS:ND1	68:O2:24:ARG:HD2	2.28	0.48
73:O7:87:SER:O	86:O7:102:OHX:N1	2.46	0.48
74:O8:12:LEU:HD13	74:O8:12:LEU:HA	3.62	0.48
74:O8:11:PHE:O	74:O8:15:THR:HG23	2.72	0.48
79:Q3:17:ARG:HB3	79:Q3:18:TYR:CD2	2.48	0.48
3:S1:110:LEU:O	3:S1:114:VAL:HG23	2.28	0.48
1:2:1066:C:O2'	3:S1:148:ASN:OD1	2.20	0.48
5:S3:32:GLU:HG2	5:S3:58:VAL:HG23	3.52	0.48
8:S6:2:LYS:O	8:S6:108:VAL:HA	2.12	0.48
8:S6:7:TYR:HB2	8:S6:124:LEU:HG	1.93	0.48
10:S8:184:LEU:HB3	10:S8:189:LEU:HD13	2.18	0.48
34:SR:248:ASN:HD21	34:SR:298:GLY:HA3	2.27	0.48
36:1:1072:G:O2'	36:1:1073:U:H5'	2.13	0.48
36:1:1073:U:O2'	65:N9:49:GLY:HA3	2.13	0.48
36:1:2505:U:H2'	36:1:2506:U:C6	2.48	0.48
36:1:1894:U:O2'	36:1:3054:U:OP1	2.27	0.48
36:1:3348:G:H1	36:1:3357:U:H3	1.61	0.48
86:1:3494:OHX:N4	86:1:3647:OHX:N2	2.60	0.48
36:1:47:C:OP2	36:1:48:A:O2'	2.30	0.48

*Continued on next page...*

*Continued from previous page...*

Atom-1	Atom-2	Interatomic distance (Å)	Clash overlap (Å)
36:1:573:C:H2'	36:1:574:U:C6	2.48	0.48
36:1:764:U:H4'	36:1:765:C:OP2	2.12	0.48
1:2:1451:C:H2'	1:2:1452:U:C6	2.48	0.48
1:2:1207:C:N4	1:2:1456:C:H5	2.10	0.48
1:2:1783:C:H2'	1:2:1784:C:H6	1.78	0.48
1:2:76:A:H5''	86:2:2043:OHX:N1	2.28	0.48
1:2:817:A:O4'	9:S7:110:GLN:NE2	2.46	0.48
36:1:59:G:H2'	38:4:33:A:O2'	2.13	0.48
36:5:1785:U:H2'	36:5:1786:G:H8	1.76	0.48
36:5:2183:A:C6	36:5:2184:U:C4	3.01	0.48
36:5:248:U:H2'	36:5:249:U:H5'	1.95	0.48
36:5:2659:G:H4'	36:5:2751:G:O2'	2.12	0.48
80:6:1237:G:H2'	80:6:1238:A:H8	1.76	0.48
80:6:694:U:H3'	80:6:695:U:O2	2.13	0.48
80:6:836:U:C2	80:6:837:G:C8	3.01	0.48
80:6:93:A:H4'	80:6:94:U:OP2	2.13	0.48
37:7:22:A:C6	37:7:23:A:C6	3.01	0.48
38:8:2:A:H3'	38:8:3:A:H8	1.78	0.48
17:C5:129:GLY:O	17:C5:130:ARG:HB2	2.45	0.48
25:D3:96:VAL:HG23	25:D3:97:ASP:H	1.79	0.48
27:D5:54:VAL:HA	27:D5:57:TYR:CE1	2.86	0.48
28:D6:41:ILE:HD12	28:D6:68:TYR:CD1	5.41	0.48
7:S5:166:ARG:HB2	30:D8:46:GLY:HA3	1.95	0.48
41:L4:22:LEU:HD23	41:L4:23:PRO:HD2	1.95	0.48
42:L5:51:LEU:HB2	42:L5:144:VAL:CG1	2.50	0.48
42:L5:86:TYR:CE1	42:L5:247:ILE:HA	2.48	0.48
44:L7:169:ILE:CD1	44:L7:181:ILE:HA	2.43	0.48
46:L9:86:TYR:CD2	46:L9:151:VAL:HG22	2.48	0.48
48:M1:80:LEU:HD12	48:M1:167:TYR:OH	2.97	0.48
53:M7:67:ILE:HG23	53:M7:82:ARG:NE	3.32	0.48
55:M9:99:LEU:O	55:M9:103:ARG:HB2	2.12	0.48
55:M9:172:ARG:O	55:M9:176:ARG:HG2	2.12	0.48
55:M9:26:PRO:O	55:M9:29:THR:HG22	2.95	0.48
56:N0:12:ARG:O	56:N0:13:ARG:C	2.51	0.48
56:N0:52:LYS:HG3	56:N0:54:ALA:HB3	1.95	0.48
56:N0:8:GLN:NE2	56:N0:10:ILE:HD11	3.41	0.48
60:N4:21:PHE:CZ	60:N4:23:ARG:HG3	2.49	0.48
67:O1:55:LEU:HD23	67:O1:95:PRO:HB3	1.94	0.48
68:O2:123:LYS:O	68:O2:126:LEU:HB2	2.14	0.48
69:O3:21:ARG:O	36:5:634:C:H5'	223.32	0.48
73:O7:38:GLY:O	73:O7:41:ALA:N	2.39	0.48

*Continued on next page...*



*Continued from previous page...*

Atom-1	Atom-2	Interatomic distance (Å)	Clash overlap (Å)
2:S0:146:LEU:HB3	2:S0:162:CYS:SG	2.77	0.48
2:S0:35:PRO:C	2:S0:37:VAL:H	2.15	0.48
3:S1:104:ASP:OD1	3:S1:214:LYS:HD3	2.13	0.48
4:S2:144:TRP:CE2	4:S2:173:PRO:HG3	2.61	0.48
6:S4:100:ARG:NH2	6:S4:121:TYR:O	2.63	0.48
6:S4:235:TYR:N	6:S4:235:TYR:CD2	3.62	0.48
7:S5:37:GLN:OE1	18:C6:53:LEU:HD22	2.39	0.48
11:S9:53:ARG:O	11:S9:57:ARG:HG3	2.12	0.48
34:SR:198:ASN:O	34:SR:215:GLY:HA3	2.13	0.48
34:SR:83:ALA:HB2	34:SR:89:LEU:HD23	1.94	0.48
36:1:1103:A:OP2	36:1:1103:A:H4'	2.12	0.48
36:1:1237:G:H2'	36:1:1237:G:N3	2.28	0.48
36:1:1306:G:C6	52:M6:62:THR:HA	2.48	0.48
36:1:1721:U:O4	55:M9:128:LYS:NZ	2.34	0.48
36:1:1814:A:H4'	36:1:1815:U:H5'	1.95	0.48
36:1:587:U:C2'	36:1:588:G:H5'	2.43	0.48
36:1:606:C:O2'	36:1:607:A:N3	2.46	0.48
36:1:621:A:C8	36:1:623:U:O4	2.64	0.48
1:2:1165:G:C6	1:2:1166:A:C6	3.01	0.48
1:2:153:G:H2'	1:2:154:G:C8	2.48	0.48
1:2:1562:G:C6	1:2:1563:C:C4	3.01	0.48
1:2:265:A:C2	1:2:267:U:C4	3.01	0.48
1:2:287:G:O2'	1:2:288:A:OP2	2.29	0.48
1:2:47:A:N1	1:2:386:G:H1'	2.28	0.48
36:1:22:G:H1'	38:4:104:A:N3	2.28	0.48
36:5:1376:C:H1'	36:5:1407:A:C4	2.48	0.48
36:5:1919:G:H1'	36:5:1934:G:N2	2.28	0.48
36:5:1000:C:OP1	86:5:3531:OHX:N4	2.45	0.48
36:5:562:C:H2'	36:5:563:U:C6	2.46	0.48
80:6:1136:U:O2'	80:6:1137:A:H5'	2.13	0.48
80:6:1513:G:H1'	80:6:1518:C:C2	2.48	0.48
80:6:477:A:N7	80:6:538:A:N1	2.61	0.48
80:6:814:A:C8	80:6:816:G:C8	3.02	0.48
80:6:219:A:C6	80:6:843:U:H1'	2.48	0.48
13:C1:64:VAL:HG12	13:C1:129:ARG:NH1	2.28	0.48
16:C4:126:THR:HG21	80:6:888:U:H1'	273.94	0.48
19:C7:17:ILE:HG23	19:C7:58:MET:HE2	2.41	0.48
21:C9:7:ARG:HD2	80:6:1366:U:O2'	423.80	0.48
1:2:1101:G:N3	24:D2:4:SER:OG	2.46	0.48
30:D8:14:LYS:O	30:D8:28:VAL:HG22	2.13	0.48
1:2:558:U:OP1	32:E0:58:PRO:HA	2.13	0.48

*Continued on next page...*

*Continued from previous page...*

Atom-1	Atom-2	Interatomic distance (Å)	Clash overlap (Å)
39:L2:80:GLU:HG3	79:Q3:66:GLY:HA2	1.95	0.48
41:L4:76:ARG:HB3	41:L4:86:GLY:O	2.43	0.48
42:L5:3:PHE:HB2	42:L5:6:ASP:HB2	1.93	0.48
46:L9:79:ILE:O	46:L9:82:VAL:HG12	2.12	0.48
46:L9:94:TYR:HD1	46:L9:99:ILE:HD12	1.78	0.48
47:M0:115:MET:O	47:M0:115:MET:HG3	2.13	0.48
49:M3:126:PHE:HZ	49:M3:135:ALA:HB3	1.78	0.48
50:M4:113:THR:HG22	50:M4:115:PHE:N	2.57	0.48
51:M5:115:VAL:HG22	51:M5:134:LEU:CD2	2.58	0.48
52:M6:78:ARG:NH1	52:M6:78:ARG:HG3	2.27	0.48
53:M7:108:ASP:N	53:M7:152:GLU:OE2	2.46	0.48
53:M7:132:ALA:O	53:M7:133:HIS:HB2	2.70	0.48
57:N1:91:LEU:HD12	57:N1:96:ILE:HD11	2.66	0.48
59:N3:19:VAL:HG23	59:N3:50:PRO:O	2.81	0.48
66:O0:84:LEU:CD1	66:O0:84:LEU:H	2.73	0.48
68:O2:64:LYS:O	68:O2:65:PHE:HB2	2.14	0.48
51:M5:9:GLU:HG2	72:O6:44:VAL:HG21	1.95	0.48
78:Q2:66:LYS:HG2	36:5:2793:G:H5'	210.17	0.48
78:Q2:9:LYS:HG3	78:Q2:22:GLN:OE1	2.56	0.48
79:Q3:45:LYS:O	79:Q3:45:LYS:HG3	2.13	0.48
2:S0:144:ILE:HG23	2:S0:158:VAL:HG13	2.81	0.48
5:S3:208:ILE:HD12	19:C7:16:LEU:HD21	1.95	0.48
6:S4:11:ARG:O	6:S4:12:LEU:HB2	2.21	0.48
6:S4:159:THR:HG23	6:S4:173:ILE:HD13	2.23	0.48
7:S5:109:LYS:O	7:S5:113:ILE:HG13	2.45	0.48
7:S5:56:ALA:O	7:S5:58:LEU:N	3.96	0.48
7:S5:73:THR:HG23	18:C6:114:ARG:CD	2.39	0.48
9:S7:124:LYS:O	9:S7:128:ASP:N	2.46	0.48
34:SR:61:PHE:HD1	34:SR:92:TRP:CE3	2.30	0.48
36:1:1767:C:H2'	36:1:1768:U:H6	1.79	0.48
36:1:317:A:C2	36:1:318:A:C4	3.02	0.48
36:1:3316:A:C2	36:1:3389:U:H5'	2.49	0.48
36:1:370:U:C4	36:1:371:G:C6	3.02	0.48
36:1:612:U:H2'	36:1:613:G:C8	2.48	0.48
36:1:730:C:H2'	36:1:731:U:H6	1.77	0.48
36:1:801:A:O2'	86:1:3522:OHX:N2	2.46	0.48
1:2:1111:G:C6	1:2:1112:G:C4	3.02	0.48
1:2:1494:C:H2'	1:2:1495:C:H6	1.77	0.48
1:2:952:A:OP1	15:C3:94:LYS:HE2	2.14	0.48
37:3:37:G:C6	37:3:41:G:C2	3.01	0.48
37:3:42:A:C5	37:3:43:U:C5	3.00	0.48

*Continued on next page...*

*Continued from previous page...*

Atom-1	Atom-2	Interatomic distance (Å)	Clash overlap (Å)
36:5:1157:G:H2'	36:5:1158:A:O4'	2.13	0.48
36:5:1193:A:C6	36:5:1194:G:C2	3.02	0.48
36:5:1469:C:H4'	36:5:1470:U:OP2	2.13	0.48
36:5:1508:C:O2'	36:5:2353:G:O2'	2.14	0.48
36:5:2957:G:H8	36:5:2957:G:H5'	1.77	0.48
36:5:3022:G:O2'	36:5:3023:U:OP2	2.31	0.48
36:5:3238:G:C2	36:5:3250:U:O2	2.66	0.48
86:5:3505:OHX:N5	86:5:3659:OHX:N1	2.61	0.48
8:S6:15:THR:HG23	80:6:152:U:O2'	308.42	0.48
80:6:1589:C:OP1	86:6:2035:OHX:N2	2.47	0.48
80:6:1594:G:C6	80:6:1595:U:N3	2.82	0.48
80:6:234:G:H2'	80:6:235:G:O4'	2.13	0.48
80:6:560:U:H2'	80:6:561:G:H8	1.78	0.48
80:6:639:U:H1'	80:6:640:U:C6	2.49	0.48
80:6:648:G:C4	80:6:687:G:N2	2.81	0.48
38:8:104:A:C8	38:8:105:A:C8	3.02	0.48
12:C0:46:LEU:HG	12:C0:66:TYR:CD2	2.48	0.48
18:C6:64:ASP:O	18:C6:65:ILE:HD13	3.15	0.48
23:D1:71:ARG:HG3	23:D1:83:TRP:CH2	2.48	0.48
36:1:2178:A:H3'	39:L2:132:ASN:HD21	1.78	0.48
39:L2:201:GLY:O	39:L2:204:MET:HG3	2.13	0.48
39:L2:72:ARG:HG3	39:L2:72:ARG:NH1	3.17	0.48
40:L3:37:ARG:CA	40:L3:186:GLY:HA2	2.66	0.48
40:L3:4:ARG:CD	40:L3:7:GLU:HA	2.44	0.48
41:L4:192:GLY:O	41:L4:195:ARG:N	2.44	0.48
45:L8:245:LYS:NZ	45:L8:249:ARG:NH2	2.60	0.48
46:L9:4:ILE:HG22	56:N0:142:GLN:CD	2.34	0.48
47:M0:10:ARG:HG2	47:M0:11:TYR:CD1	2.49	0.48
49:M3:153:ASP:OD2	49:M3:154:VAL:N	2.91	0.48
52:M6:121:PRO:HA	52:M6:124:LEU:CD2	3.02	0.48
53:M7:50:GLN:OE1	53:M7:56:ARG:NH2	2.40	0.48
59:N3:120:LYS:H	59:N3:137:VAL:HG23	1.79	0.48
62:N6:42:GLN:O	62:N6:125:LYS:HE3	2.13	0.48
64:N8:61:PHE:HE1	36:5:283:G:N9	146.39	0.48
67:O1:94:GLU:HB2	67:O1:95:PRO:HD2	2.50	0.48
68:O2:22:SER:CB	68:O2:30:GLU:HA	2.43	0.48
70:O4:47:CYS:HB3	70:O4:84:CYS:SG	2.53	0.48
71:O5:101:THR:HG23	71:O5:104:GLN:HB2	1.93	0.48
78:Q2:105:GLN:HB2	78:Q2:106:PHE:CD1	2.69	0.48
2:S0:198:MET:SD	2:S0:199:PRO:HD2	3.05	0.48
4:S2:188:LEU:HD13	4:S2:196:VAL:HG11	1.94	0.48

*Continued on next page...*

*Continued from previous page...*

Atom-1	Atom-2	Interatomic distance (Å)	Clash overlap (Å)
5:S3:195:SER:O	5:S3:196:ARG:HB3	2.23	0.48
5:S3:204:ASP:OD1	80:6:1330:G:N2	419.80	0.48
7:S5:59:VAL:O	7:S5:60:ASP:HB2	2.40	0.48
8:S6:122:GLU:O	8:S6:126:ASP:HB3	2.13	0.48
10:S8:82:VAL:HG13	10:S8:196:LEU:HD21	4.10	0.48
1:2:762:A:OP1	11:S9:79:ARG:NH2	2.42	0.48
34:SR:183:LEU:HD12	34:SR:186:PHE:CD1	6.21	0.48
36:1:1307:G:H1'	36:1:1308:A:N7	2.29	0.48
36:1:1595:U:H1'	36:1:1596:C:C6	2.49	0.48
36:1:2419:A:H1'	36:1:2804:A:O4'	2.14	0.48
36:1:3152:U:O2'	36:1:3153:U:H5'	2.13	0.48
86:1:3518:OHX:N4	86:1:3800:OHX:N4	2.62	0.48
36:1:590:G:C2	36:1:610:G:H2'	2.49	0.48
36:1:750:G:H2'	36:1:751:A:H8	1.78	0.48
1:2:1570:A:H2'	1:2:1571:C:O4'	2.14	0.48
1:2:505:A:N3	1:2:505:A:H2'	2.29	0.48
1:2:629:U:C2	1:2:630:A:C8	3.01	0.48
1:2:651:G:C2	1:2:684:A:C6	3.02	0.48
36:5:1716:U:H3'	36:5:1716:U:P	2.53	0.48
36:5:2380:U:H2'	36:5:2381:G:O4'	2.12	0.48
52:M6:156:LEU:HB3	36:5:3243:A:C5	267.22	0.48
86:5:3451:OHX:N1	86:5:3765:OHX:N5	2.61	0.48
36:5:394:G:N1	36:5:397:A:OP2	2.46	0.48
36:5:532:A:H2	36:5:560:G:H22	1.61	0.48
80:6:1589:C:H2'	80:6:1590:G:C8	2.48	0.48
80:6:1696:G:N2	80:6:1704:U:H3	2.10	0.48
80:6:453:U:O4	86:6:1916:OHX:N4	2.46	0.48
80:6:713:A:H2'	80:6:714:G:H5''	1.96	0.48
38:8:66:A:H2'	38:8:67:U:H6	1.78	0.48
13:C1:109:VAL:HA	13:C1:135:VAL:HG13	1.95	0.48
5:S3:11:LEU:HD13	22:D0:29:THR:HG23	2.23	0.48
5:S3:8:LYS:HG2	22:D0:63:LEU:HD21	2.69	0.48
2:S0:59:LEU:HD12	23:D1:79:LEU:HD21	3.83	0.48
26:D4:103:ALA:O	26:D4:108:ARG:HG3	3.81	0.48
29:D7:19:HIS:HB3	29:D7:22:LYS:HD2	2.59	0.48
31:D9:21:CYS:HB2	31:D9:39:CYS:HB3	2.42	0.48
39:L2:70:ARG:HG3	39:L2:71:LEU:N	2.97	0.48
40:L3:311:PHE:CE2	40:L3:317:ILE:HG13	2.78	0.48
40:L3:67:PHE:CD1	40:L3:72:VAL:HG12	2.59	0.48
40:L3:67:PHE:HD1	40:L3:72:VAL:HG12	1.85	0.48
41:L4:187:LEU:HD21	41:L4:198:ARG:HH21	4.12	0.48

*Continued on next page...*

*Continued from previous page...*

Atom-1	Atom-2	Interatomic distance (Å)	Clash overlap (Å)
42:L5:261:THR:N	42:L5:264:GLN:HG3	2.24	0.48
45:L8:101:THR:HG23	45:L8:104:GLU:CD	3.80	0.48
47:M0:30:LYS:H	47:M0:62:SER:CB	2.89	0.48
49:M3:123:ILE:HB	71:O5:117:ALA:O	2.53	0.48
50:M4:23:ILE:CA	50:M4:63:VAL:HG23	2.37	0.48
50:M4:21:VAL:HG23	50:M4:65:LEU:HD23	1.95	0.48
54:M8:10:HIS:HD2	36:5:1341:U:O2	199.87	0.48
56:N0:8:GLN:HB2	56:N0:64:ILE:HD11	2.72	0.48
56:N0:25:PHE:HA	57:N1:149:GLN:O	2.52	0.48
58:N2:75:TYR:CD2	36:5:1687:U:H1'	166.28	0.48
61:N5:129:ASP:HB2	61:N5:130:TYR:CD1	2.49	0.48
66:O0:99:ASP:O	66:O0:101:LEU:N	3.14	0.48
67:O1:44:MET:HG3	67:O1:77:ARG:HB2	1.95	0.48
72:O6:45:ARG:NH2	72:O6:49:GLY:O	3.30	0.48
2:S0:148:ASP:OD1	2:S0:149:LEU:N	2.58	0.48
3:S1:33:LYS:HZ3	3:S1:95:ASN:HD21	1.61	0.48
36:1:1029:G:H2'	36:1:1030:A:C8	2.48	0.48
36:1:1366:A:C2	36:1:1367:G:C4	3.00	0.48
36:1:1517:G:O2'	36:1:1518:U:H5'	2.13	0.48
36:1:2167:A:C6	36:1:2168:A:N1	2.81	0.48
86:1:3596:OHX:N6	86:1:3777:OHX:N3	2.61	0.48
36:1:381:U:O4	86:1:3606:OHX:N4	2.46	0.48
36:1:595:G:H1	36:1:609:G:H5''	1.77	0.48
1:2:106:U:H2'	1:2:107:C:O4'	2.13	0.48
1:2:292:U:H2'	1:2:293:U:C6	2.48	0.48
1:2:448:C:H2'	1:2:449:C:H6	1.79	0.48
38:4:24:G:N2	38:4:25:G:H1'	2.27	0.48
38:4:70:G:O6	86:O7:102:OHX:N4	2.46	0.48
36:5:1692:U:O4	36:5:1693:C:N4	2.47	0.48
86:5:3569:OHX:N2	86:5:3722:OHX:N1	2.61	0.48
36:5:655:C:H2'	36:5:656:A:H8	1.79	0.48
36:5:712:G:H2'	36:5:713:U:H6	1.70	0.48
49:M3:70:ARG:NH1	36:5:76:G:OP1	87.91	0.48
36:5:926:A:H2'	36:5:927:C:C6	2.49	0.48
80:6:1013:A:H2'	80:6:1014:G:O4'	2.12	0.48
80:6:820:U:O2'	80:6:821:U:H5''	2.13	0.48
17:C5:68:PRO:HG2	17:C5:71:GLU:OE2	2.49	0.48
20:C8:29:VAL:O	20:C8:43:SER:OG	2.21	0.48
21:C9:69:LYS:HB3	21:C9:70:GLN:NE2	2.28	0.48
22:D0:27:THR:O	22:D0:113:ASP:HB3	2.89	0.48
23:D1:74:GLN:HG2	23:D1:79:LEU:HB2	4.58	0.48

*Continued on next page...*

*Continued from previous page...*

Atom-1	Atom-2	Interatomic distance (Å)	Clash overlap (Å)
29:D7:62:ILE:HG13	29:D7:63:LEU:N	2.28	0.48
39:L2:27:ALA:O	39:L2:128:ARG:NH2	2.48	0.48
40:L3:292:ALA:HB1	40:L3:295:ALA:CB	2.89	0.48
42:L5:129:TYR:HE1	42:L5:175:HIS:NE2	2.25	0.48
45:L8:121:SER:O	45:L8:123:GLN:N	2.45	0.48
46:L9:137:SER:HB2	46:L9:143:GLU:HB3	2.28	0.48
48:M1:82:ARG:O	48:M1:86:VAL:HG23	2.38	0.48
54:M8:44:PHE:CE1	54:M8:82:VAL:HG21	3.13	0.48
59:N3:17:LEU:HD21	59:N3:98:ASN:ND2	2.28	0.48
59:N3:45:ARG:HD3	59:N3:46:LEU:N	3.78	0.48
38:4:133:G:H4'	61:N5:55:ASN:HD21	1.77	0.48
61:N5:67:ILE:HD12	61:N5:83:VAL:HG12	1.94	0.48
61:N5:72:ALA:HB1	61:N5:83:VAL:HG21	2.60	0.48
62:N6:37:LYS:HA	62:N6:40:ARG:HB3	3.10	0.48
70:O4:82:ALA:O	70:O4:86:LYS:N	2.34	0.48
71:O5:92:LEU:HB3	71:O5:96:GLU:O	2.14	0.48
2:S0:157:ASP:OD2	23:D1:34:ILE:HD11	3.59	0.48
3:S1:110:LEU:HD12	3:S1:110:LEU:H	1.77	0.48
3:S1:176:VAL:HA	3:S1:184:LEU:HD23	1.95	0.48
3:S1:61:LEU:O	3:S1:63:GLY:N	2.46	0.48
7:S5:132:VAL:HG13	7:S5:202:ALA:HB2	1.96	0.48
36:1:108:A:O2'	36:1:109:A:H2'	2.13	0.48
36:1:1362:G:H21	44:L7:158:LYS:NZ	2.12	0.48
36:1:138:U:H2'	36:1:139:G:C8	2.49	0.48
36:1:1632:A:H2'	36:1:1633:C:C6	2.49	0.48
36:1:1642:A:O2'	36:1:1643:A:C8	2.67	0.48
36:1:2127:U:C4	36:1:2128:C:C5	3.02	0.48
36:1:2845:A:C2	36:1:2846:U:C2	3.02	0.48
1:2:1044:U:H2'	1:2:1045:C:C6	2.48	0.48
1:2:1057:U:H1'	1:2:1058:U:H2'	1.95	0.48
1:2:1180:C:O2	17:C5:128:HIS:HE1	1.97	0.48
1:2:1402:G:H2'	1:2:1403:C:H6	1.78	0.48
1:2:20:G:H5'	1:2:571:G:C5	2.48	0.48
1:2:74:U:H1'	1:2:75:U:O5'	2.14	0.48
1:2:964:U:OP1	15:C3:128:TYR:OH	2.17	0.48
1:2:987:G:O6	39:L2:251:LYS:HE3	2.14	0.48
37:3:36:C:O2'	37:3:37:G:H5'	2.14	0.48
68:O2:61:LYS:HG3	36:5:1339:C:OP1	191.38	0.48
36:5:1498:A:H5'	36:5:1602:A:H1'	1.96	0.48
36:5:1654:A:H2'	36:5:1655:G:C5'	2.43	0.48
36:5:2219:A:H61	36:5:2226:U:H3	1.60	0.48

*Continued on next page...*

*Continued from previous page...*

Atom-1	Atom-2	Interatomic distance (Å)	Clash overlap (Å)
36:5:2697:A:H2'	36:5:2698:G:H8	1.79	0.48
36:5:3245:A:H2	36:5:3246:G:C6	2.31	0.48
36:5:3317:U:H6	86:5:3648:OHX:N6	2.12	0.48
86:6:1920:OHX:N5	86:6:2098:OHX:N1	2.61	0.48
13:C1:90:TYR:OH	80:6:307:G:OP1	325.19	0.48
80:6:94:U:H2'	80:6:95:G:O4'	2.13	0.48
38:8:83:C:H3'	38:8:83:C:P	2.53	0.48
13:C1:42:PHE:CD1	13:C1:140:VAL:HG13	3.13	0.48
14:C2:29:LYS:HE2	14:C2:100:TRP:CD1	2.49	0.48
15:C3:99:ARG:CZ	15:C3:143:SER:HB3	2.43	0.48
17:C5:18:ARG:NH2	17:C5:38:PRO:HG3	2.83	0.48
20:C8:46:VAL:O	20:C8:50:ALA:N	2.47	0.48
4:S2:109:GLY:HA3	23:D1:11:LEU:HD21	4.33	0.48
25:D3:48:HIS:HB3	25:D3:104:LEU:O	2.13	0.48
33:E1:143:LYS:O	33:E1:145:HIS:N	2.47	0.48
41:L4:120:TYR:CE2	41:L4:277:PRO:HB3	2.49	0.48
41:L4:206:LEU:HB2	41:L4:246:ARG:HD2	2.65	0.48
42:L5:95:TRP:CH2	42:L5:181:PRO:HG3	4.75	0.48
47:M0:99:ILE:CG2	47:M0:123:HIS:HB2	2.40	0.48
49:M3:57:VAL:HG13	49:M3:147:ILE:HG23	1.95	0.48
51:M5:172:ARG:HH11	36:5:30:G:P	107.79	0.48
36:1:1191:U:C2	52:M6:48:PHE:CE1	3.02	0.48
54:M8:152:HIS:CD2	54:M8:152:HIS:N	2.80	0.48
46:L9:4:ILE:HG22	56:N0:142:GLN:OE1	2.13	0.48
56:N0:75:PHE:CE1	56:N0:99:ARG:HG3	3.76	0.48
59:N3:123:ALA:C	59:N3:125:LEU:H	2.16	0.48
62:N6:37:LYS:HE2	62:N6:37:LYS:H	2.52	0.48
66:O0:54:SER:HA	66:O0:57:GLU:OE2	2.95	0.48
68:O2:119:VAL:HG12	68:O2:122:PRO:CD	3.79	0.48
71:O5:63:ARG:O	71:O5:67:ARG:HG3	2.18	0.48
73:O7:4:GLY:O	73:O7:7:SER:N	3.05	0.48
73:O7:54:LYS:O	73:O7:58:THR:N	3.12	0.48
76:Q0:78:ILE:HG12	76:Q0:83:LYS:HG3	1.95	0.48
78:Q2:40:LYS:O	78:Q2:44:ASP:HB2	2.35	0.48
2:S0:55:GLU:OE2	23:D1:80:LYS:N	2.54	0.48
3:S1:77:GLU:O	3:S1:80:SER:OG	3.99	0.48
36:1:1556:C:H2'	36:1:2169:G:N1	2.29	0.48
36:1:1668:G:C6	36:1:1669:C:C4	3.01	0.48
36:1:2257:C:H2'	36:1:2258:U:O4'	2.13	0.48
36:1:2507:C:H2'	36:1:2508:U:C6	2.49	0.48
36:1:3205:G:OP2	36:1:3206:C:N4	2.43	0.48

*Continued on next page...*

*Continued from previous page...*

Atom-1	Atom-2	Interatomic distance (Å)	Clash overlap (Å)
36:1:3235:C:C4	36:1:3236:U:C4	3.01	0.48
86:1:3511:OHX:N5	86:1:3691:OHX:N2	2.60	0.48
36:1:543:C:H3'	36:1:544:C:C5	2.49	0.48
1:2:972:G:O2'	36:1:847:A:N1	2.35	0.48
1:2:1199:G:C5	31:D9:40:ARG:HD3	2.49	0.48
1:2:1274:C:H4'	1:2:1275:A:O5'	2.14	0.48
1:2:1474:G:H2'	1:2:1475:A:C8	2.49	0.48
1:2:1583:A:N1	1:2:1611:A:H5''	2.29	0.48
1:2:190:C:H1'	1:2:191:C:H5'	1.95	0.48
1:2:737:A:OP2	1:2:737:A:H2'	2.13	0.48
1:2:783:G:O2'	1:2:784:C:H6	1.97	0.48
38:4:78:G:H2'	38:4:79:A:C8	2.48	0.48
36:5:174:C:H2'	36:5:175:C:O4'	2.13	0.48
36:5:1915:A:H2'	36:5:1916:U:C6	2.49	0.48
36:5:1556:C:H5''	36:5:2169:G:H22	1.79	0.48
53:M7:139:TYR:CE2	36:5:2355:G:H4'	147.67	0.48
36:5:240:U:O2'	36:5:241:G:O5'	2.29	0.48
36:5:2897:A:H2'	36:5:2899:C:C5'	2.43	0.48
86:5:3501:OHX:N5	86:5:3691:OHX:N1	2.61	0.48
80:6:1255:G:H4'	80:6:1256:A:OP1	2.14	0.48
12:C0:25:LYS:NZ	80:6:1435:G:N7	419.21	0.48
80:6:1525:A:H2'	80:6:1526:A:C8	2.48	0.48
80:6:214:G:O6	86:6:2005:OHX:N4	2.46	0.48
80:6:255:U:H2'	80:6:256:A:C8	2.48	0.48
80:6:658:C:H5'	80:6:659:C:OP2	2.13	0.48
80:6:805:U:C2'	80:6:806:A:H5'	2.44	0.48
14:C2:41:LEU:O	14:C2:43:ARG:HD3	3.15	0.48
15:C3:61:THR:HG22	29:D7:32:PHE:CZ	2.48	0.48
7:S5:27:THR:OG1	18:C6:28:LEU:HA	3.07	0.48
18:C6:52:LEU:HB2	18:C6:53:LEU:HD23	2.23	0.48
5:S3:211:PRO:HG3	19:C7:20:TYR:CE1	2.48	0.48
21:C9:89:ARG:HH11	21:C9:89:ARG:HG3	1.78	0.48
4:S2:228:ASN:ND2	23:D1:1:MET:HB3	2.29	0.48
1:2:637:C:OP1	24:D2:32:LYS:HG3	2.13	0.48
39:L2:40:TYR:HA	39:L2:90:ALA:O	2.37	0.48
40:L3:68:HIS:HE2	40:L3:69:LYS:HZ2	1.62	0.48
41:L4:122:THR:HA	41:L4:235:LEU:HD13	1.95	0.48
41:L4:169:LEU:O	41:L4:172:VAL:HG12	2.14	0.48
42:L5:120:LYS:HD3	42:L5:123:GLU:OE1	2.93	0.48
49:M3:128:ARG:HH21	71:O5:114:ARG:NH1	5.85	0.48
49:M3:162:ASN:HD21	49:M3:164:GLU:CD	6.56	0.48

*Continued on next page...*



*Continued from previous page...*

Atom-1	Atom-2	Interatomic distance (Å)	Clash overlap (Å)
49:M3:75:PHE:O	49:M3:79:GLU:HB2	2.13	0.48
50:M4:40:ASP:OD1	50:M4:43:LYS:N	3.45	0.48
51:M5:47:LYS:HE3	51:M5:51:LEU:HD11	2.85	0.48
56:N0:16:THR:OG1	56:N0:19:VAL:N	3.08	0.48
57:N1:39:ILE:HD12	57:N1:102:ARG:HB2	1.99	0.48
58:N2:50:LEU:HB3	58:N2:54:VAL:CG2	2.54	0.48
74:O8:27:ILE:HD13	74:O8:41:THR:HB	2.21	0.48
76:Q0:79:GLU:CG	76:Q0:82:LEU:HG	2.44	0.48
79:Q3:86:LEU:O	79:Q3:90:VAL:HG23	3.42	0.48
2:S0:76:ILE:O	2:S0:124:THR:HG23	2.14	0.48
2:S0:131:GLN:OE1	2:S0:135:GLU:HG3	2.44	0.48
2:S0:6:THR:C	2:S0:8:ASP:H	2.17	0.48
3:S1:70:LEU:HD13	3:S1:79:HIS:CG	4.09	0.48
4:S2:238:SER:C	4:S2:240:LEU:H	2.16	0.48
6:S4:130:GLN:HG2	6:S4:131:LEU:N	4.40	0.48
1:2:339:C:OP2	10:S8:10:LYS:NZ	2.45	0.48
11:S9:125:ALA:O	11:S9:129:ILE:HG13	2.13	0.48
36:1:1246:G:H8	36:1:1246:G:OP1	1.97	0.48
36:1:1560:G:C2'	36:1:1561:G:H5'	2.44	0.48
36:1:1528:G:O2'	36:1:1588:A:N3	2.39	0.48
36:1:1488:G:H5''	36:1:1838:G:O6	2.13	0.48
36:1:2503:G:H1'	36:1:2504:U:C5	2.44	0.48
36:1:2726:C:O2'	36:1:2727:A:H2'	2.13	0.48
36:1:3017:A:C2	36:1:3038:U:C2	3.02	0.48
36:1:3227:A:C2'	36:1:3228:C:H5'	2.43	0.48
1:2:1086:A:C6	1:2:1087:A:C6	3.01	0.48
1:2:1314:U:OP1	86:2:2085:OHX:N5	2.47	0.48
1:2:1351:G:C2	1:2:1375:A:C2	3.02	0.48
1:2:1458:G:H3'	1:2:1459:C:C6	2.49	0.48
1:2:1576:A:H2'	1:2:1577:A:O4'	2.14	0.48
1:2:1800:U:H1'	1:2:1828:G:N2	2.29	0.48
1:2:1828:G:H8	1:2:1828:G:OP2	1.97	0.48
1:2:1158:C:OP2	86:2:2016:OHX:N5	2.46	0.48
1:2:616:G:N2	1:2:622:A:C8	2.82	0.48
1:2:783:G:O2'	1:2:784:C:O5'	2.32	0.48
1:2:838:G:H2'	1:2:839:U:H6	1.76	0.48
37:3:48:U:O4	42:L5:58:LYS:HE2	2.14	0.48
38:4:91:C:H2'	38:4:92:A:H8	1.79	0.48
53:M7:136:ILE:HG13	36:5:1846:C:C4	146.31	0.48
36:5:1921:A:H2'	36:5:1922:A:C8	2.47	0.48
36:5:1927:G:N2	36:5:1928:G:C8	2.81	0.48

*Continued on next page...*

*Continued from previous page...*

Atom-1	Atom-2	Interatomic distance (Å)	Clash overlap (Å)
36:5:2180:G:H2'	36:5:2181:C:H6	1.77	0.48
39:L2:174:ARG:HH22	36:5:2180:G:P	211.84	0.48
76:Q0:114:LYS:NZ	36:5:2908:G:O2'	297.59	0.48
36:5:3177:G:O2'	36:5:3179:U:OP1	2.22	0.48
36:5:3218:A:H5''	36:5:3219:G:N7	2.28	0.48
36:5:436:A:H5''	86:5:3806:OHX:N4	2.28	0.48
80:6:1092:A:C8	80:6:1094:G:C8	3.02	0.48
12:C0:44:LYS:HE3	80:6:1217:A:H4'	425.30	0.48
80:6:1373:C:O5'	80:6:1373:C:H6	1.96	0.48
80:6:1620:C:H2'	80:6:1621:U:C6	2.48	0.48
8:S6:94:ARG:HH21	80:6:407:A:H5'	288.82	0.48
25:D3:19:ARG:HD3	80:6:609:U:H1'	343.31	0.48
45:L8:60:ARG:HG2	38:8:152:G:OP2	157.51	0.48
13:C1:17:PRO:HG3	13:C1:63:LEU:HD11	1.95	0.48
14:C2:30:VAL:HB	14:C2:132:GLU:HG3	2.02	0.48
14:C2:28:LEU:HD22	14:C2:32:LEU:HG	1.95	0.48
17:C5:34:VAL:HG11	17:C5:45:PHE:CD1	2.49	0.48
18:C6:43:ILE:H	18:C6:43:ILE:HD13	2.28	0.48
18:C6:60:PHE:CE2	18:C6:89:LEU:HD22	4.14	0.48
26:D4:127:LYS:HE3	26:D4:127:LYS:O	2.12	0.48
26:D4:87:PRO:HG2	26:D4:90:ARG:CZ	2.92	0.48
33:E1:103:LEU:HD23	33:E1:105:TYR:HB2	2.88	0.48
40:L3:28:ARG:NH2	36:5:3140:G:N7	231.54	0.48
41:L4:157:GLU:HG2	41:L4:209:TYR:HB2	1.95	0.48
47:M0:35:ASP:OD1	47:M0:86:HIS:NE2	2.67	0.48
36:1:3199:G:H5''	50:M4:6:ILE:HG21	1.95	0.48
54:M8:139:ILE:O	54:M8:140:LEU:HD23	2.51	0.48
55:M9:106:LEU:HB3	55:M9:120:TYR:CD1	2.48	0.48
58:N2:17:VAL:HA	58:N2:103:TYR:O	2.21	0.48
58:N2:54:VAL:HG13	58:N2:67:SER:HB2	3.10	0.48
63:N7:2:ALA:O	63:N7:4:PHE:N	2.47	0.48
49:M3:164:GLU:O	64:N8:139:ARG:NH2	5.99	0.48
65:N9:24:PRO:HD2	65:N9:25:LYS:H	3.05	0.48
66:O0:34:LEU:HD12	66:O0:34:LEU:HA	1.78	0.48
67:O1:12:TYR:HD2	67:O1:75:ILE:HG13	1.79	0.48
67:O1:15:ASN:ND2	67:O1:18:LYS:HB3	2.28	0.48
68:O2:111:ARG:CZ	68:O2:115:LEU:HD11	2.83	0.48
68:O2:21:HIS:CD2	68:O2:24:ARG:HD2	3.50	0.48
70:O4:30:LEU:HA	70:O4:30:LEU:HD23	1.51	0.48
75:O9:8:ARG:O	75:O9:12:LYS:HG3	2.14	0.48
3:S1:61:LEU:CD2	3:S1:62:LYS:H	2.26	0.48

*Continued on next page...*

*Continued from previous page...*

Atom-1	Atom-2	Interatomic distance (Å)	Clash overlap (Å)
6:S4:212:ASP:OD1	6:S4:214:LEU:N	2.47	0.48
6:S4:24:SER:OG	6:S4:24:SER:O	2.31	0.48
9:S7:104:ARG:O	9:S7:107:ARG:NH2	11.66	0.48
10:S8:172:ARG:O	10:S8:175:GLN:N	2.79	0.48
11:S9:92:LYS:HA	11:S9:92:LYS:HE3	1.96	0.48
35:SM:120:GLU:O	35:SM:124:GLN:N	2.35	0.48
36:1:1352:A:H4'	36:1:1353:U:OP1	2.14	0.48
36:1:1865:A:H8	36:1:1865:A:O5'	1.97	0.48
36:1:1915:A:H2'	36:1:1916:U:C6	2.49	0.48
36:1:2577:C:H2'	36:1:2578:U:O4'	2.14	0.48
36:1:3183:A:H2	36:1:3188:G:H4'	1.79	0.48
86:1:3455:OHX:N4	86:1:3791:OHX:N3	2.61	0.48
36:1:2177:G:O6	86:1:3465:OHX:N4	2.47	0.48
36:1:437:G:H2'	36:1:438:A:C8	2.48	0.48
1:2:1229:G:HO2'	1:2:1255:G:N2	2.12	0.48
1:2:1349:G:H1	1:2:1376:C:N4	2.12	0.48
1:2:1511:U:H2'	1:2:1512:G:C8	2.49	0.48
1:2:279:G:N7	1:2:281:G:C8	2.82	0.48
36:5:1462:A:C6	36:5:1463:U:C4	3.01	0.48
36:5:1692:U:C4	36:5:1693:C:N4	2.82	0.48
36:5:1729:A:H4'	36:5:1730:G:OP2	2.13	0.48
36:5:2384:A:H8	36:5:2384:A:O5'	1.97	0.48
36:5:2954:U:H3	90:5:3403:8AN:HO2'	1.59	0.48
52:M6:94:ARG:N	36:5:632:G:OP1	222.70	0.48
80:6:209:U:H2'	80:6:210:A:C8	2.49	0.48
80:6:337:G:H8	80:6:337:G:H5''	1.78	0.48
80:6:506:A:H3'	80:6:506:A:OP1	2.14	0.48
32:E0:14:VAL:HG23	80:6:567:A:H1'	375.47	0.48
80:6:675:U:H2'	80:6:676:G:C8	2.48	0.48
80:6:978:A:H2'	80:6:979:A:O4'	2.13	0.48
51:M5:38:ARG:NH1	38:8:142:C:OP1	112.16	0.48
12:C0:80:LEU:C	12:C0:82:LEU:H	2.17	0.48
13:C1:71:LEU:HB3	13:C1:88:ARG:NH1	2.29	0.48
14:C2:35:ALA:HA	14:C2:126:TRP:HA	2.34	0.48
14:C2:75:VAL:O	14:C2:79:ALA:N	2.85	0.48
15:C3:26:PHE:CE2	15:C3:28:LEU:HB2	3.31	0.48
16:C4:125:SER:OG	16:C4:126:THR:N	2.90	0.48
17:C5:124:THR:OG1	17:C5:124:THR:O	2.93	0.48
20:C8:23:ASP:OD1	20:C8:24:GLY:N	2.71	0.48
27:D5:92:ILE:HG12	27:D5:100:ILE:HG22	1.95	0.48
28:D6:86:VAL:O	28:D6:87:ARG:HG3	2.13	0.48

*Continued on next page...*

*Continued from previous page...*

Atom-1	Atom-2	Interatomic distance (Å)	Clash overlap (Å)
39:L2:103:PRO:HA	39:L2:162:ALA:O	2.13	0.48
41:L4:44:LYS:HB3	41:L4:47:ARG:HD2	1.95	0.48
42:L5:129:TYR:OH	42:L5:175:HIS:O	2.25	0.48
43:L6:142:ASP:O	43:L6:146:ILE:HG13	2.14	0.48
43:L6:78:ARG:HG3	43:L6:78:ARG:NH1	2.56	0.48
44:L7:175:LYS:HD2	44:L7:176:TYR:CE1	2.49	0.48
47:M0:146:ASP:N	47:M0:146:ASP:OD2	2.46	0.48
47:M0:87:LEU:HD23	47:M0:138:VAL:CG2	2.86	0.48
47:M0:96:VAL:HG11	47:M0:122:PRO:HB3	2.16	0.48
49:M3:144:THR:HB	49:M3:145:PHE:CD2	2.49	0.48
49:M3:46:ILE:HD13	49:M3:46:ILE:HA	1.57	0.48
36:1:269:G:H5''	51:M5:14:LYS:HE2	1.96	0.48
55:M9:23:TRP:CH2	55:M9:25:ASP:HA	3.33	0.48
56:N0:92:LYS:NZ	56:N0:109:ASP:OD2	2.46	0.48
57:N1:57:TYR:HD1	57:N1:76:ILE:HG21	1.79	0.48
57:N1:91:LEU:HD12	57:N1:96:ILE:HD13	1.95	0.48
59:N3:48:ARG:NH2	36:5:3043:C:P	250.90	0.48
63:N7:17:ARG:HA	70:O4:74:ARG:HA	1.96	0.48
63:N7:7:ALA:HB1	63:N7:89:VAL:HG11	1.96	0.48
64:N8:60:TYR:CG	64:N8:63:LYS:HB2	3.04	0.48
68:O2:24:ARG:HD3	68:O2:25:TYR:OH	2.49	0.48
71:O5:67:ARG:O	71:O5:71:LYS:N	2.47	0.48
76:Q0:77:ILE:O	76:Q0:78:ILE:HG23	4.96	0.48
3:S1:140:ILE:HG21	3:S1:213:ARG:HD3	1.95	0.48
6:S4:230:GLU:HB2	6:S4:233:LYS:HZ2	5.74	0.48
7:S5:91:GLU:OE2	7:S5:107:LYS:NZ	2.39	0.48
8:S6:50:PHE:HB3	8:S6:111:LEU:HB3	2.53	0.48
8:S6:64:LYS:NZ	8:S6:81:VAL:HG22	2.29	0.48
11:S9:47:PHE:CZ	11:S9:51:LYS:HE2	3.05	0.48
11:S9:95:TYR:O	11:S9:99:LEU:N	2.47	0.48
34:SR:128:ASP:O	34:SR:130:THR:HG23	2.13	0.48
34:SR:222:LEU:O	34:SR:231:MET:HB2	2.14	0.48
36:1:1252:A:H2'	36:1:1253:U:C5	2.49	0.47
36:1:1581:C:C2	36:1:1582:C:H5'	2.48	0.47
86:1:3518:OHX:N2	86:1:3800:OHX:N2	2.62	0.47
36:1:501:A:H2'	36:1:502:U:H6	1.79	0.47
36:1:68:C:OP2	36:1:315:C:O2'	2.26	0.47
1:2:122:U:H5''	6:S4:77:ARG:HH21	1.78	0.47
1:2:1201:G:N2	1:2:1600:A:H5''	2.29	0.47
1:2:1758:U:H2'	1:2:1759:C:C6	2.48	0.47
1:2:201:G:H2'	1:2:202:A:H8	1.78	0.47

*Continued on next page...*

*Continued from previous page...*

Atom-1	Atom-2	Interatomic distance (Å)	Clash overlap (Å)
1:2:549:G:C2	1:2:550:A:C8	3.01	0.47
1:2:795:U:C5	1:2:796:A:C5	3.02	0.47
36:5:1010:G:C8	36:5:1010:G:H5''	2.48	0.47
36:5:308:A:H5'	36:5:2223:A:O2'	2.14	0.47
36:5:2315:G:C2	36:5:2316:G:N7	2.81	0.47
36:5:2404:A:H2'	36:5:2405:C:H5'	1.95	0.47
36:5:2537:U:O2'	36:5:2538:U:O4'	2.32	0.47
36:5:3287:U:N3	36:5:3288:G:C8	2.82	0.47
72:O6:28:TYR:O	86:5:3713:OHX:N2	104.78	0.47
80:6:1650:U:H2'	80:6:1651:A:C8	2.48	0.47
80:6:1662:G:H1	80:6:1739:C:H42	1.62	0.47
80:6:76:A:H2'	86:6:2074:OHX:N2	2.29	0.47
80:6:517:U:O4	86:6:1956:OHX:N4	2.48	0.47
80:6:662:U:O4	80:6:664:U:N3	2.47	0.47
38:8:9:A:O2'	38:8:10:A:H5'	2.14	0.47
13:C1:86:ILE:HD12	13:C1:109:VAL:HG11	4.21	0.47
13:C1:76:VAL:HG12	13:C1:85:VAL:O	2.52	0.47
21:C9:115:GLU:O	21:C9:117:SER:N	2.47	0.47
23:D1:9:VAL:O	23:D1:10:GLU:HB3	2.20	0.47
2:S0:66:ALA:HB1	23:D1:50:TYR:CE1	2.63	0.47
25:D3:29:TYR:O	25:D3:32:ARG:N	2.78	0.47
26:D4:84:LYS:HD2	26:D4:85:PHE:CE2	2.49	0.47
32:E0:13:LYS:HE3	32:E0:17:GLN:HE22	5.68	0.47
14:C2:50:LYS:HE2	33:E1:103:LEU:HD11	1.96	0.47
40:L3:151:ILE:O	40:L3:155:ALA:HB3	2.27	0.47
40:L3:223:GLY:HA2	40:L3:271:GLY:HA3	1.95	0.47
41:L4:138:ARG:NE	41:L4:240:PRO:HD2	2.40	0.47
42:L5:178:ASN:HA	42:L5:183:TRP:CG	2.78	0.47
45:L8:184:ALA:O	45:L8:188:THR:HG23	2.14	0.47
45:L8:75:ILE:HG22	45:L8:76:ALA:N	2.19	0.47
51:M5:118:SER:HB3	51:M5:132:VAL:HG13	1.96	0.47
51:M5:96:ARG:HH11	51:M5:96:ARG:HG2	1.83	0.47
57:N1:101:CYS:SG	57:N1:102:ARG:N	3.32	0.47
57:N1:109:VAL:HG13	36:5:1063:G:N1	245.38	0.47
61:N5:121:LYS:HD3	61:N5:123:TYR:CE1	2.48	0.47
62:N6:54:ASP:OD2	62:N6:115:ARG:NH2	2.47	0.47
65:N9:28:LYS:HD2	65:N9:29:TYR:CE1	2.48	0.47
68:O2:2:ALA:O	68:O2:90:LYS:HE3	2.14	0.47
69:O3:73:ARG:CD	69:O3:82:ARG:HD2	2.44	0.47
2:S0:193:GLN:C	2:S0:195:TRP:H	2.16	0.47
2:S0:31:VAL:HA	2:S0:34:GLU:OE2	6.23	0.47

*Continued on next page...*

*Continued from previous page...*

Atom-1	Atom-2	Interatomic distance (Å)	Clash overlap (Å)
3:S1:70:LEU:HD11	3:S1:79:HIS:HB3	1.95	0.47
5:S3:70:THR:HG22	5:S3:86:LEU:HB2	1.95	0.47
6:S4:179:LYS:O	6:S4:194:THR:HA	2.61	0.47
8:S6:5:ILE:HA	8:S6:111:LEU:O	2.24	0.47
34:SR:83:ALA:HB2	34:SR:113:VAL:HB	1.97	0.47
36:1:1431:G:OP2	64:N8:9:ARG:NH2	2.39	0.47
36:1:2617:U:H5	36:1:2621:G:OP2	1.96	0.47
36:1:2814:G:OP1	41:L4:73:ARG:NH2	2.47	0.47
86:1:3518:OHX:N5	86:1:3800:OHX:N5	2.62	0.47
36:1:1009:A:OP2	86:1:3636:OHX:N1	2.46	0.47
1:2:1169:G:O2'	1:2:1576:A:N6	2.47	0.47
1:2:134:U:OP1	1:2:136:C:N4	2.47	0.47
1:2:1458:G:H5'	1:2:1459:C:OP2	2.14	0.47
1:2:1509:C:H2'	1:2:1510:U:O4'	2.14	0.47
1:2:648:G:H2'	1:2:648:G:N3	2.29	0.47
1:2:702:G:C6	1:2:737:A:N6	2.82	0.47
38:4:58:G:N2	38:4:100:U:C2	2.82	0.47
61:N5:125:ARG:HH12	36:5:1610:G:P	103.09	0.47
58:N2:73:GLY:N	36:5:1676:A:OP2	156.07	0.47
36:5:1785:U:H2'	36:5:1786:G:C8	2.49	0.47
36:5:2659:G:N7	86:5:3413:OHX:N6	2.62	0.47
36:5:595:G:H2'	36:5:596:C:C6	2.49	0.47
36:5:789:A:H2'	36:5:790:U:C6	2.49	0.47
80:6:1081:A:O2'	80:6:1082:C:C6	2.65	0.47
22:D0:72:ASN:HA	80:6:1198:G:O2'	385.67	0.47
80:6:1207:C:N4	80:6:1456:C:H5	2.05	0.47
80:6:1619:C:H2'	80:6:1620:C:H6	1.78	0.47
80:6:491:C:N4	80:6:497:G:H21	2.11	0.47
80:6:832:U:H2'	80:6:833:U:O4'	2.13	0.47
56:N0:52:LYS:NZ	37:7:100:C:OP2	281.47	0.47
38:8:107:G:H1'	38:8:116:G:N2	2.29	0.47
38:8:79:A:H2'	38:8:80:A:O4'	2.14	0.47
12:C0:70:GLU:O	12:C0:73:VAL:HG22	5.06	0.47
18:C6:102:LYS:HB3	18:C6:102:LYS:HE2	3.70	0.47
18:C6:5:PRO:HG2	18:C6:24:ALA:CB	2.42	0.47
21:C9:14:PHE:CZ	21:C9:132:LEU:HD12	5.39	0.47
21:C9:43:ASN:HD21	80:6:1478:G:P	379.83	0.47
23:D1:83:TRP:HH2	23:D1:85:TYR:HD2	1.61	0.47
28:D6:62:TYR:CG	28:D6:63:ALA:N	2.85	0.47
28:D6:88:SER:O	28:D6:92:ARG:HG3	2.55	0.47
36:1:2202:C:O2'	39:L2:240:ALA:O	2.19	0.47

*Continued on next page...*

*Continued from previous page...*

Atom-1	Atom-2	Interatomic distance (Å)	Clash overlap (Å)
36:L3:874:U:OP1	40:L3:241:LYS:HG3	2.14	0.47
40:L3:79:VAL:HG11	40:L3:338:LEU:HD21	1.96	0.47
41:L4:60:THR:HG22	41:L4:62:ALA:N	4.56	0.47
43:L6:31:ARG:NH1	69:O3:107:ILE:C	3.31	0.47
44:L7:106:LEU:O	44:L7:108:LEU:HG	2.13	0.47
44:L7:103:LEU:N	44:L7:130:ILE:HD11	5.28	0.47
44:L7:96:PRO:O	44:L7:99:PRO:HD2	2.35	0.47
46:L9:111:PHE:CD1	46:L9:127:PRO:HA	2.53	0.47
46:L9:175:PHE:N	46:L9:175:PHE:CD2	2.97	0.47
46:L9:8:GLN:HG3	46:L9:69:ARG:HA	1.94	0.47
47:M0:138:VAL:CG2	47:M0:152:LEU:HD11	2.44	0.47
36:1:2676:A:N1	48:M1:22:SER:HB3	2.29	0.47
48:M1:26:SER:HB3	48:M1:63:GLU:HG2	2.49	0.47
49:M3:55:ARG:O	49:M3:115:ARG:NH2	3.62	0.47
53:M7:48:LEU:HB3	53:M7:88:VAL:HG13	1.99	0.47
54:M8:46:LYS:O	54:M8:50:LYS:HG3	2.31	0.47
56:N0:73:LYS:HB2	56:N0:75:PHE:CE2	2.50	0.47
61:N5:44:PRO:O	61:N5:45:LYS:HB2	2.95	0.47
61:N5:69:SER:O	61:N5:73:MET:HG2	2.14	0.47
62:N6:55:GLU:HB2	62:N6:108:LYS:HB2	2.14	0.47
65:N9:18:ARG:O	86:N9:101:OHX:N5	2.47	0.47
66:O0:24:THR:HG23	66:O0:30:THR:HG22	1.96	0.47
72:O6:30:LYS:HD3	36:5:316:U:O2'	103.72	0.47
73:O7:28:HIS:CE1	73:O7:31:LYS:H	2.48	0.47
74:O8:66:ILE:HA	74:O8:69:LEU:HD23	1.96	0.47
4:S2:205:ARG:HD2	80:6:6:G:OP2	378.35	0.47
5:S3:113:LEU:HD23	5:S3:113:LEU:HA	1.71	0.47
6:S4:106:LYS:O	6:S4:187:ARG:NH2	2.47	0.47
7:S5:64:VAL:HG12	7:S5:65:ARG:HD3	1.95	0.47
1:2:639:U:OP1	9:S7:118:LEU:N	2.47	0.47
10:S8:117:TYR:O	10:S8:119:GLN:HG2	2.14	0.47
11:S9:78:ARG:HG3	11:S9:79:ARG:N	2.58	0.47
35:SM:23:LYS:HE3	35:SM:24:GLU:H	6.31	0.47
34:SR:239:GLU:O	34:SR:257:ALA:N	2.74	0.47
36:1:1323:G:O3'	56:N0:2:ALA:HA	2.13	0.47
36:1:1770:G:H5'	36:1:1771:C:OP2	2.14	0.47
36:1:2984:C:H2'	36:1:2985:C:C6	2.50	0.47
36:1:3200:G:H2'	36:1:3201:C:O4'	2.14	0.47
86:1:3494:OHX:N1	86:1:3647:OHX:N2	2.63	0.47
86:1:3479:OHX:N5	86:1:3799:OHX:N5	2.62	0.47
36:1:681:U:C2	41:L4:115:HIS:ND1	2.81	0.47

*Continued on next page...*

*Continued from previous page...*

Atom-1	Atom-2	Interatomic distance (Å)	Clash overlap (Å)
36:1:789:A:H2'	36:1:790:U:H6	1.77	0.47
1:2:1163:A:N6	1:2:1164:G:C6	2.82	0.47
1:2:119:A:H2'	1:2:120:U:O4'	2.14	0.47
1:2:1244:A:H3'	1:2:1244:A:N3	2.29	0.47
1:2:1256:A:H4'	1:2:1257:U:O5'	2.13	0.47
1:2:1388:A:C5	1:2:1411:A:C6	3.02	0.47
1:2:76:A:H5'	1:2:77:U:OP2	2.13	0.47
36:1:1056:U:O2'	37:3:82:G:H4'	2.14	0.47
79:Q3:42:CYS:HA	36:5:1729:A:N1	234.23	0.47
36:5:2239:G:O6	86:5:3716:OHX:N5	2.47	0.47
36:5:2389:C:N4	36:5:2990:G:H1	2.11	0.47
36:5:3015:G:H2'	36:5:3016:A:O4'	2.14	0.47
86:5:3465:OHX:N5	86:5:3674:OHX:N2	2.62	0.47
80:6:1727:G:H2'	80:6:1728:A:C8	2.49	0.47
80:6:207:U:H3	80:6:258:C:N4	2.09	0.47
80:6:542:A:O2'	80:6:543:C:O5'	2.24	0.47
13:C1:109:VAL:HG12	13:C1:137:PHE:HB2	3.85	0.47
14:C2:33:ARG:O	14:C2:37:VAL:HG23	2.14	0.47
16:C4:124:ASP:O	16:C4:125:SER:HB2	2.12	0.47
2:S0:63:ILE:HD13	23:D1:34:ILE:HG21	2.67	0.47
25:D3:29:TYR:CZ	25:D3:33:LEU:HD12	2.50	0.47
32:E0:38:LEU:HD23	32:E0:42:ARG:HG3	1.95	0.47
33:E1:86:THR:O	33:E1:87:THR:OG1	2.40	0.47
39:L2:32:LEU:HB2	39:L2:163:ARG:HH21	1.79	0.47
40:L3:380:MET:HE3	36:5:3369:G:C6	225.44	0.47
41:L4:58:HIS:CD2	41:L4:98:ARG:HB2	2.48	0.47
41:L4:79:GLY:O	41:L4:85:SER:HB2	2.14	0.47
43:L6:52:VAL:HG13	43:L6:65:ILE:HB	1.96	0.47
45:L8:33:ASN:HA	36:5:2549:G:C2	211.00	0.47
46:L9:2:LYS:HA	46:L9:60:GLY:O	2.14	0.47
47:M0:169:LYS:HZ2	57:N1:159:PHE:H	1.60	0.47
47:M0:72:ALA:O	47:M0:76:MET:HG2	3.74	0.47
50:M4:21:VAL:HG13	50:M4:63:VAL:CG2	2.43	0.47
50:M4:76:ALA:HB1	50:M4:80:THR:OG1	4.15	0.47
54:M8:62:VAL:O	54:M8:87:VAL:HA	2.54	0.47
54:M8:94:PHE:CE2	64:N8:119:PRO:HD3	3.32	0.47
55:M9:45:VAL:HG22	55:M9:50:ILE:HB	1.96	0.47
50:M4:55:ARG:HB3	56:N0:70:THR:HG21	1.95	0.47
8:S6:158:ILE:HG23	60:N4:85:ALA:HB2	3.21	0.47
66:O0:30:THR:O	66:O0:34:LEU:N	3.51	0.47
69:O3:16:TYR:HB3	69:O3:24:ASN:O	2.60	0.47

*Continued on next page...*



*Continued from previous page...*

Atom-1	Atom-2	Interatomic distance (Å)	Clash overlap (Å)
73:O7:5:THR:HA	73:O7:8:PHE:CD2	2.49	0.47
2:S0:142:PRO:HB3	23:D1:34:ILE:CD1	2.52	0.47
3:S1:164:ILE:HG22	3:S1:168:ILE:HD11	1.97	0.47
5:S3:119:ALA:O	5:S3:123:VAL:HG23	2.29	0.47
5:S3:70:THR:CG2	5:S3:86:LEU:HB2	2.44	0.47
6:S4:160:VAL:HG12	6:S4:162:ILE:HD12	3.97	0.47
7:S5:44:ASN:O	7:S5:45:LYS:HG2	2.15	0.47
8:S6:39:GLU:HA	8:S6:42:GLY:O	2.14	0.47
9:S7:154:LEU:HD11	9:S7:183:PHE:CD1	2.49	0.47
10:S8:166:TYR:HB3	10:S8:184:LEU:HD22	1.97	0.47
36:1:1605:A:O2'	36:1:1607:U:OP2	2.15	0.47
36:1:1816:A:O2'	36:1:1817:G:OP1	2.26	0.47
36:1:2357:A:H2'	36:1:2358:A:H8	1.79	0.47
36:1:3182:G:P	52:M6:117:ARG:HH21	2.36	0.47
36:1:340:C:O2	36:1:344:A:H2	1.97	0.47
86:1:3539:OHX:N1	86:1:3751:OHX:N3	2.62	0.47
36:1:79:U:H2'	36:1:80:G:H8	1.79	0.47
1:2:1369:U:O4	86:2:2030:OHX:N6	2.47	0.47
1:2:1795:U:OP1	28:D6:86:VAL:HG23	2.15	0.47
36:5:1356:U:H5''	36:5:1357:G:H8	1.80	0.47
36:5:144:A:H2'	36:5:145:G:O4'	2.13	0.47
36:5:1734:G:H2'	36:5:1735:G:C8	2.49	0.47
39:L2:242:ARG:NH1	36:5:2154:U:OP1	230.76	0.47
36:5:2507:C:O2'	36:5:2508:U:OP1	2.27	0.47
36:5:3006:A:C2	36:5:3141:A:C4	3.02	0.47
80:6:191:C:O2'	80:6:192:U:O5'	2.32	0.47
80:6:339:C:O2'	80:6:340:U:H5'	2.14	0.47
80:6:714:G:N2	80:6:724:C:O2	2.48	0.47
16:C4:37:GLU:HA	80:6:895:G:O2'	258.14	0.47
80:6:973:A:H2'	80:6:974:A:H8	1.76	0.47
37:7:1:G:C2	37:7:2:G:C8	3.03	0.47
13:C1:69:LYS:HE2	80:6:304:U:O2	330.34	0.47
15:C3:87:ASP:OD2	15:C3:125:LEU:HD11	2.13	0.47
17:C5:85:ILE:CD1	17:C5:119:PHE:HE2	3.27	0.47
18:C6:43:ILE:CD1	18:C6:43:ILE:H	2.60	0.47
19:C7:10:LYS:HD3	19:C7:53:TYR:OH	2.62	0.47
20:C8:14:ILE:HD11	20:C8:21:ASN:HB3	3.93	0.47
21:C9:105:LEU:HB3	21:C9:122:ARG:NE	2.64	0.47
21:C9:129:GLN:NE2	80:6:1358:G:H1'	432.26	0.47
25:D3:51:GLY:O	25:D3:101:GLU:HA	2.82	0.47
25:D3:59:ILE:HG12	25:D3:71:CYS:SG	2.55	0.47

*Continued on next page...*

*Continued from previous page...*

Atom-1	Atom-2	Interatomic distance (Å)	Clash overlap (Å)
25:D3:93:LEU:HD21	32:E0:8:LEU:HD13	1.95	0.47
12:C0:61:TRP:HZ2	31:D9:46:LYS:HE3	1.79	0.47
33:E1:127:GLY:O	33:E1:129:GLY:N	2.46	0.47
33:E1:86:THR:C	33:E1:87:THR:HG1	2.47	0.47
36:1:2203:U:H4'	39:L2:241:ARG:HA	1.96	0.47
40:L3:85:VAL:HG13	40:L3:163:HIS:CD2	2.50	0.47
41:L4:30:ILE:HG23	41:L4:124:SER:O	3.60	0.47
41:L4:11:LEU:HD13	41:L4:159:ILE:HD11	2.34	0.47
41:L4:193:LYS:HA	41:L4:198:ARG:HA	1.96	0.47
48:M1:40:LEU:HD11	48:M1:79:ILE:HG21	1.97	0.47
49:M3:53:LEU:HD22	49:M3:94:GLY:O	3.17	0.47
54:M8:122:ILE:HG22	54:M8:123:THR:O	2.28	0.47
54:M8:12:ARG:NH2	36:5:972:A:OP1	182.99	0.47
57:N1:68:THR:HG23	57:N1:69:LYS:N	3.21	0.47
59:N3:92:PHE:CZ	36:5:3051:U:H1'	245.73	0.47
60:N4:31:PHE:HZ	60:N4:40:PHE:CD1	2.73	0.47
61:N5:106:ASP:O	61:N5:127:THR:HG23	2.28	0.47
61:N5:40:LEU:HA	61:N5:40:LEU:HD12	1.62	0.47
62:N6:59:VAL:HG22	62:N6:103:LYS:O	5.99	0.47
2:S0:142:PRO:HG3	23:D1:32:VAL:HG22	2.59	0.47
2:S0:80:THR:HA	2:S0:83:GLN:OE1	4.20	0.47
3:S1:81:PHE:CD1	3:S1:109:LYS:HG2	2.50	0.47
2:S0:119:ARG:NE	4:S2:240:LEU:HD23	3.56	0.47
6:S4:163:ASP:OD1	6:S4:165:ALA:HB3	2.14	0.47
6:S4:43:PRO:HA	6:S4:82:TYR:O	2.15	0.47
9:S7:28:GLU:O	9:S7:30:SER:N	2.47	0.47
10:S8:182:TYR:OH	10:S8:188:GLU:OE2	2.17	0.47
5:S3:124:ARG:NH2	35:SM:124:GLN:HB2	2.29	0.47
36:1:2778:G:C2'	36:1:2779:A:H5'	2.45	0.47
36:1:3088:G:OP2	86:1:3758:OHX:N1	2.46	0.47
36:1:3104:U:O2'	36:1:3105:U:H5'	2.14	0.47
86:1:3476:OHX:N6	86:1:3794:OHX:N4	2.62	0.47
36:1:821:U:H2'	36:1:822:G:H8	1.77	0.47
1:2:1147:A:H2'	1:2:1148:C:H6	1.80	0.47
1:2:1535:U:H1'	1:2:1536:G:C2	2.50	0.47
1:2:1002:G:N2	1:2:1760:G:O3'	2.39	0.47
86:2:1921:OHX:N5	86:2:2054:OHX:N3	2.62	0.47
1:2:772:G:N2	1:2:774:A:H1'	2.29	0.47
1:2:909:U:H2'	1:2:910:C:C6	2.49	0.47
36:5:1270:A:H2'	36:5:1271:A:C8	2.49	0.47
36:5:1611:G:C5	36:5:1612:A:N7	2.83	0.47

*Continued on next page...*

*Continued from previous page...*

Atom-1	Atom-2	Interatomic distance (Å)	Clash overlap (Å)
36:5:1725:C:H2'	36:5:1726:C:C6	2.49	0.47
36:5:175:C:H2'	36:5:176:G:C8	2.47	0.47
36:5:1769:G:C6	36:5:1770:G:N7	2.83	0.47
73:O7:75:LYS:HD3	36:5:181:U:O3'	50.77	0.47
36:5:2778:G:O2'	36:5:2779:A:H5'	2.14	0.47
36:5:1901:A:O3'	36:5:2918:G:H5'	2.14	0.47
36:5:3273:A:O2'	36:5:3274:A:H5'	2.14	0.47
36:5:3280:U:O2'	36:5:3281:U:H5''	2.14	0.47
36:5:660:A:C2	36:5:1435:A:C2	3.02	0.47
80:6:1553:G:N2	80:6:1555:A:H3'	2.28	0.47
80:6:333:A:C6	80:6:334:G:C6	3.03	0.47
80:6:403:G:H8	80:6:403:G:O5'	1.96	0.47
80:6:470:A:C8	80:6:470:A:H5''	2.49	0.47
38:8:10:A:H2'	38:8:11:C:C6	2.49	0.47
15:C3:93:LYS:HA	15:C3:150:VAL:HG21	2.12	0.47
24:D2:24:GLN:OE1	29:D7:4:VAL:HA	2.14	0.47
39:L2:60:LYS:HD3	39:L2:75:ILE:HG12	1.95	0.47
36:1:3002:C:O2'	40:L3:180:GLU:OE2	2.19	0.47
40:L3:59:ASP:HA	40:L3:70:ARG:O	2.78	0.47
41:L4:150:LEU:HD13	41:L4:249:ILE:HG12	1.95	0.47
41:L4:150:LEU:HD21	41:L4:172:VAL:HG13	3.04	0.47
41:L4:264:SER:O	41:L4:266:THR:N	2.46	0.47
41:L4:285:ASP:O	41:L4:289:ILE:HG13	3.40	0.47
42:L5:208:MET:HG3	42:L5:223:PHE:CE2	2.49	0.47
42:L5:226:TYR:HB3	42:L5:231:ILE:O	2.15	0.47
42:L5:61:ILE:HG23	42:L5:79:TYR:HE1	2.16	0.47
42:L5:95:TRP:O	42:L5:98:ALA:HB3	2.15	0.47
44:L7:39:GLU:O	44:L7:43:ILE:HG13	2.14	0.47
46:L9:95:ALA:HA	76:Q0:78:ILE:HG22	7.98	0.47
47:M0:82:ARG:O	47:M0:82:ARG:HG2	4.15	0.47
48:M1:27:GLY:O	48:M1:31:THR:HG23	2.14	0.47
49:M3:180:ARG:NE	49:M3:184:GLU:OE1	4.56	0.47
50:M4:21:VAL:CG2	50:M4:65:LEU:HD23	2.45	0.47
56:N0:8:GLN:OE1	56:N0:26:ARG:NE	2.28	0.47
59:N3:79:VAL:HG22	59:N3:100:GLY:HA2	1.95	0.47
69:O3:60:ARG:HD2	36:5:3275:U:C6	216.80	0.47
69:O3:49:ILE:HA	69:O3:99:ARG:O	2.14	0.47
72:O6:98:ARG:HB3	72:O6:99:ARG:H	4.48	0.47
64:N8:55:LYS:HZ1	78:Q2:42:ARG:HH12	2.45	0.47
78:Q2:89:LYS:HB2	36:5:2653:C:OP1	237.48	0.47
2:S0:202:TYR:O	2:S0:203:PHE:CD2	3.04	0.47

*Continued on next page...*

*Continued from previous page...*

Atom-1	Atom-2	Interatomic distance (Å)	Clash overlap (Å)
3:S1:157:GLN:HB2	3:S1:160:HIS:CG	2.49	0.47
3:S1:97:LEU:HD13	3:S1:98:THR:H	1.79	0.47
6:S4:31:PRO:HB2	6:S4:38:LEU:HD22	1.97	0.47
6:S4:54:TYR:OH	6:S4:97:GLU:OE2	2.22	0.47
8:S6:68:LEU:O	8:S6:69:LEU:HB2	2.52	0.47
10:S8:172:ARG:HB3	10:S8:175:GLN:HG3	1.97	0.47
10:S8:8:ARG:NH2	10:S8:22:ARG:HE	7.25	0.47
11:S9:121:SER:HB3	11:S9:124:HIS:HB2	2.32	0.47
34:SR:134:TRP:CD1	34:SR:134:TRP:N	2.82	0.47
34:SR:48:THR:HB	34:SR:50:ASP:OD1	2.14	0.47
36:1:1113:G:O2'	36:1:1369:A:N3	2.40	0.47
36:1:1733:G:H3'	86:1:3809:OHX:N5	2.30	0.47
36:1:1811:G:H2'	36:1:1812:G:O4'	2.15	0.47
36:1:2128:C:H2'	36:1:2129:U:O4'	2.14	0.47
36:1:2208:A:H2	86:1:3587:OHX:N6	2.12	0.47
36:1:3269:U:H5'	36:1:3269:U:O2	2.14	0.47
86:1:3437:OHX:N1	86:1:3776:OHX:N5	2.63	0.47
36:1:2229:A:OP1	86:1:3790:OHX:N3	2.48	0.47
36:1:52:A:N3	36:1:811:U:O2'	2.46	0.47
36:1:568:G:H2'	36:1:569:A:O4'	2.15	0.47
36:1:705:A:C6	36:1:715:A:N7	2.82	0.47
36:1:718:G:H8	36:1:718:G:OP2	1.98	0.47
36:1:980:A:OP2	36:1:980:A:H8	1.98	0.47
1:2:1078:C:H2'	1:2:1079:U:C6	2.49	0.47
1:2:1117:U:N3	1:2:1118:G:N7	2.62	0.47
1:2:1478:G:H5'	1:2:1479:A:OP2	2.14	0.47
1:2:1642:G:O3'	77:Q1:9:ARG:NH2	2.47	0.47
36:5:1155:C:H2'	36:5:1156:C:C6	2.49	0.47
36:5:1194:G:O2'	36:5:1319:G:O2'	2.31	0.47
36:5:1566:A:H2'	36:5:1567:U:H5'	1.96	0.47
36:5:1688:U:H2'	36:5:1689:U:C6	2.49	0.47
36:5:2842:U:C4	36:5:2843:U:C5	3.02	0.47
36:5:3170:A:N6	36:5:3171:U:O4	2.48	0.47
36:5:3170:A:C6	36:5:3171:U:C4	3.02	0.47
36:5:665:A:N6	36:5:666:A:N6	2.63	0.47
36:5:678:G:C5	36:5:679:U:C4	3.02	0.47
36:5:801:A:H4'	36:5:802:C:O5'	2.14	0.47
36:5:92:G:H5'	36:5:93:C:C5'	2.45	0.47
80:6:403:G:C8	80:6:403:G:O5'	2.68	0.47
80:6:518:A:O2'	80:6:519:C:H5''	2.14	0.47
80:6:543:C:O4'	80:6:543:C:O2	2.33	0.47

*Continued on next page...*

*Continued from previous page...*

Atom-1	Atom-2	Interatomic distance (Å)	Clash overlap (Å)
24:D2:118:ARG:NH1	80:6:687:G:OP1	397.83	0.47
80:6:690:G:H2'	80:6:690:G:N3	2.29	0.47
80:6:836:U:H2'	80:6:837:G:C8	2.48	0.47
15:C3:61:THR:HB	80:6:959:U:O2	350.85	0.47
19:C7:84:TYR:CD1	19:C7:85:VAL:N	2.76	0.47
28:D6:60:PRO:O	28:D6:61:GLU:HB3	3.26	0.47
33:E1:135:HIS:HB3	80:6:1250:U:O2'	431.99	0.47
39:L2:14:SER:C	39:L2:16:PHE:H	2.17	0.47
39:L2:66:PRO:HB2	39:L2:67:TYR:CE2	2.92	0.47
40:L3:114:VAL:HG13	40:L3:163:HIS:CG	2.57	0.47
41:L4:31:ARG:NH1	41:L4:34:ILE:HD11	2.30	0.47
42:L5:188:GLU:HG3	42:L5:188:GLU:O	2.15	0.47
37:3:27:A:OP2	42:L5:57:ASN:HB2	2.14	0.47
43:L6:148:GLU:HA	43:L6:151:LYS:HG3	1.95	0.47
43:L6:90:LYS:HE3	43:L6:90:LYS:HB2	1.69	0.47
44:L7:26:VAL:HG13	44:L7:27:ALA:N	2.30	0.47
48:M1:7:ASN:N	48:M1:7:ASN:OD1	3.28	0.47
49:M3:148:ALA:O	49:M3:150:PRO:HD3	2.14	0.47
49:M3:54:LEU:HD22	49:M3:55:ARG:N	2.30	0.47
50:M4:128:ARG:HD3	50:M4:132:LYS:HD2	2.51	0.47
54:M8:25:TYR:HA	54:M8:28:LEU:HD12	1.96	0.47
59:N3:120:LYS:H	59:N3:137:VAL:CG2	2.27	0.47
64:N8:66:ALA:O	64:N8:67:HIS:C	2.53	0.47
67:O1:29:ALA:HB3	67:O1:30:PRO:HD3	1.98	0.47
69:O3:48:ARG:HH11	69:O3:70:LYS:HB3	3.14	0.47
70:O4:74:ARG:HG2	70:O4:75:ALA:O	2.15	0.47
2:S0:105:GLY:O	2:S0:109:ASN:HB3	2.29	0.47
3:S1:72:ASP:OD2	28:D6:59:TYR:OH	2.24	0.47
5:S3:161:GLY:O	5:S3:164:VAL:HB	2.15	0.47
5:S3:172:THR:HA	5:S3:184:ILE:O	2.51	0.47
6:S4:247:SER:OG	6:S4:250:GLU:HG3	2.15	0.47
8:S6:121:LEU:HD12	8:S6:121:LEU:HA	4.53	0.47
9:S7:96:ARG:NH2	9:S7:128:ASP:OD2	3.05	0.47
34:SR:132:LYS:HD3	34:SR:140:CYS:SG	2.55	0.47
34:SR:24:ALA:O	34:SR:33:LEU:HD12	2.23	0.47
36:1:1017:C:O2'	36:1:1018:G:P	2.73	0.47
36:1:2376:G:C6	36:1:2377:G:O6	2.68	0.47
36:1:2442:G:N2	36:1:2443:A:N7	2.62	0.47
36:1:2747:A:H5'	42:L5:175:HIS:HA	1.96	0.47
36:1:3067:C:OP2	55:M9:62:ARG:NH1	2.47	0.47
86:1:3505:OHX:N5	86:1:3779:OHX:N5	2.62	0.47

*Continued on next page...*

*Continued from previous page...*

Atom-1	Atom-2	Interatomic distance (Å)	Clash overlap (Å)
86:1:3649:OHX:N1	54:M8:146:SER:OG	2.48	0.47
36:1:2385:G:O6	86:1:3753:OHX:N6	2.48	0.47
86:1:3469:OHX:N2	86:1:3786:OHX:N5	2.62	0.47
36:1:391:A:C5	36:1:392:G:C8	3.03	0.47
36:1:396:A:C6	36:1:399:A:C6	3.03	0.47
36:1:587:U:H2'	36:1:588:G:H5'	1.95	0.47
1:2:1011:G:OP2	86:2:1970:OHX:N6	2.48	0.47
1:2:271:A:H61	8:S6:185:GLN:NE2	2.10	0.47
1:2:552:G:C6	1:2:553:G:C6	3.02	0.47
38:4:10:A:C6	38:4:11:C:N4	2.83	0.47
36:5:115:A:H2'	36:5:265:A:N3	2.30	0.47
36:5:1456:A:N1	36:5:1476:G:O2'	2.45	0.47
36:5:1675:G:H2'	36:5:1676:A:C8	2.50	0.47
36:5:2626:A:C4	36:5:2644:C:H5'	2.50	0.47
36:5:2904:U:H2'	36:5:2905:U:C6	2.49	0.47
36:5:3101:G:C4	36:5:3134:A:C2	3.03	0.47
36:5:3153:U:H1'	36:5:3154:C:C6	2.50	0.47
36:5:3378:C:H2'	36:5:3379:C:C6	2.49	0.47
36:5:1302:A:OP1	86:5:3597:OHX:N3	2.47	0.47
36:5:378:A:N7	36:5:391:A:H2	2.12	0.47
36:5:546:C:O2	36:5:546:C:H2'	2.14	0.47
20:C8:127:HIS:HE2	80:6:1546:G:P	353.70	0.47
80:6:1619:C:O2'	80:6:1620:C:H5'	2.14	0.47
80:6:199:G:HO2'	80:6:200:A:H8	1.63	0.47
38:8:23:U:H6	38:8:23:U:O5'	1.98	0.47
5:S3:72:LEU:HD22	12:C0:65:TYR:HD1	2.20	0.47
14:C2:52:LEU:HD13	14:C2:85:LYS:HZ1	1.80	0.47
21:C9:66:TYR:HD1	21:C9:67:MET:CE	2.26	0.47
86:1:3744:OHX:N2	39:L2:124:GLY:O	2.48	0.47
39:L2:234:LYS:HB3	39:L2:238:ILE:HG12	1.96	0.47
39:L2:47:GLN:HE21	39:L2:60:LYS:HD2	8.00	0.47
40:L3:332:ARG:O	40:L3:333:LYS:HB2	2.42	0.47
40:L3:345:ASN:OD1	40:L3:346:THR:N	3.05	0.47
41:L4:315:LYS:HB2	41:L4:323:VAL:HG21	1.96	0.47
41:L4:144:LYS:O	86:L4:401:OHX:N4	8.12	0.47
44:L7:173:LEU:HD21	44:L7:198:ALA:HA	1.97	0.47
46:L9:176:LEU:HB3	76:Q0:86:ALA:CB	2.63	0.47
46:L9:92:TYR:HD2	46:L9:92:TYR:N	4.55	0.47
49:M3:190:LYS:HE2	49:M3:190:LYS:HB2	1.36	0.47
49:M3:75:PHE:O	49:M3:76:THR:OG1	2.28	0.47
50:M4:36:VAL:HG11	50:M4:55:ARG:NH2	2.29	0.47

*Continued on next page...*

*Continued from previous page...*

Atom-1	Atom-2	Interatomic distance (Å)	Clash overlap (Å)
55:M9:130:ASN:C	55:M9:132:PHE:H	2.18	0.47
36:1:1941:C:C5	55:M9:74:ARG:HD3	2.49	0.47
57:N1:15:PHE:CE2	57:N1:44:ALA:HB3	2.49	0.47
57:N1:42:ILE:HG12	57:N1:91:LEU:CD1	3.06	0.47
67:O1:72:ARG:HH22	67:O1:107:VAL:HG23	1.80	0.47
71:O5:28:LEU:HD13	71:O5:32:LYS:HE2	1.97	0.47
2:S0:167:LYS:HE3	2:S0:168:HIS:NE2	2.30	0.47
3:S1:194:ASN:ND2	3:S1:211:HIS:HA	2.82	0.47
4:S2:147:ASN:OD1	4:S2:147:ASN:N	4.11	0.47
4:S2:168:ARG:CZ	80:6:1098:U:OP2	382.58	0.47
4:S2:242:ILE:HA	4:S2:242:ILE:HD12	2.16	0.47
5:S3:137:VAL:HB	5:S3:185:LYS:HB2	1.97	0.47
6:S4:235:TYR:N	6:S4:235:TYR:HD2	3.18	0.47
8:S6:84:TYR:OH	8:S6:91:GLU:OE1	3.25	0.47
35:SM:88:ARG:HG2	35:SM:91:THR:HG21	1.97	0.47
36:1:1366:A:N3	36:1:1366:A:H2'	2.29	0.47
36:1:1554:U:C2	36:1:1555:U:C4	3.02	0.47
36:1:1725:C:H2'	36:1:1726:C:H6	1.80	0.47
36:1:1832:C:H2'	36:1:1833:G:C8	2.49	0.47
36:1:2343:C:H2'	36:1:2344:U:C6	2.48	0.47
36:1:2885:C:C2'	36:1:2886:U:H5'	2.44	0.47
36:1:827:A:H2'	36:1:828:A:H8	1.79	0.47
1:2:1031:U:H4'	1:2:1032:G:OP2	2.14	0.47
1:2:1600:A:H4'	1:2:1601:G:OP1	2.15	0.47
1:2:701:U:H3	1:2:737:A:N6	2.00	0.47
36:5:1521:G:N2	36:5:1835:A:H1'	2.30	0.47
36:5:1658:G:H2'	36:5:1659:U:C6	2.49	0.47
36:5:173:G:N1	36:5:246:U:C2	2.82	0.47
36:5:2249:G:C8	36:5:2249:G:H3'	2.49	0.47
36:5:2271:A:C2'	36:5:2272:G:H5'	2.44	0.47
36:5:3010:U:OP2	86:5:3669:OHX:N4	2.48	0.47
36:5:380:U:H2'	36:5:381:U:C6	2.50	0.47
36:5:393:U:OP2	86:5:3457:OHX:N1	2.47	0.47
36:5:408:A:N6	38:8:15:G:H1'	2.27	0.47
36:5:759:U:O4	36:5:760:G:C6	2.68	0.47
80:6:1214:U:OP1	80:6:1246:C:H1'	2.15	0.47
8:S6:199:GLN:NE2	80:6:127:G:O6	334.12	0.47
18:C6:10:PHE:HD2	80:6:1378:U:HO2'	432.70	0.47
80:6:1535:U:O2'	80:6:1536:G:O5'	2.32	0.47
80:6:1757:G:C4	80:6:1758:U:C5	3.03	0.47
80:6:1795:U:O2'	80:6:1797:A:N7	2.40	0.47

*Continued on next page...*

*Continued from previous page...*

Atom-1	Atom-2	Interatomic distance (Å)	Clash overlap (Å)
86:6:2000:OHX:N5	86:6:2045:OHX:N2	2.63	0.47
80:6:536:C:N4	80:6:537:G:C6	2.82	0.47
80:6:822:U:C2'	80:6:823:G:H5''	2.44	0.47
80:6:979:A:H2'	80:6:980:G:O4'	2.15	0.47
36:5:345:G:H2'	38:8:25:G:O2'	2.13	0.47
20:C8:35:ILE:HB	20:C8:38:VAL:HG22	2.91	0.47
21:C9:77:ASN:OD1	21:C9:101:ASN:ND2	2.88	0.47
27:D5:54:VAL:HG13	27:D5:57:TYR:HD1	1.79	0.47
32:E0:33:ARG:NH1	32:E0:33:ARG:HB3	2.29	0.47
33:E1:126:CYS:CB	33:E1:130:VAL:HG21	3.32	0.47
40:L3:281:LYS:HZ1	40:L3:351:LEU:H	1.63	0.47
41:L4:38:VAL:HG13	41:L4:113:VAL:HG11	1.97	0.47
42:L5:115:LEU:H	42:L5:115:LEU:HD22	1.78	0.47
42:L5:208:MET:HE2	42:L5:233:ALA:HA	1.96	0.47
42:L5:226:TYR:CE1	42:L5:236:LEU:HD11	5.20	0.47
43:L6:56:LYS:HG2	43:L6:57:HIS:N	2.60	0.47
44:L7:92:ILE:HD12	44:L7:92:ILE:HA	1.60	0.47
52:M6:54:TYR:HD2	52:M6:58:LEU:HD22	2.22	0.47
55:M9:163:ARG:O	55:M9:167:ARG:HG2	3.70	0.47
36:1:3207:U:H5	56:N0:159:SER:HA	1.80	0.47
57:N1:48:ILE:HG13	57:N1:94:GLU:HG2	2.38	0.47
58:N2:22:PRO:HB2	58:N2:28:PHE:HB2	2.30	0.47
36:1:1807:G:C5'	63:N7:135:ARG:HH22	2.24	0.47
86:1:3480:OHX:N4	86:O1:201:OHX:N3	2.62	0.47
67:O1:75:ILE:HG23	67:O1:93:VAL:HG22	1.95	0.47
70:O4:66:SER:HB3	70:O4:69:HIS:ND1	2.33	0.47
72:O6:9:ILE:HA	72:O6:13:LYS:HD3	1.96	0.47
78:Q2:83:LEU:HD22	78:Q2:84:THR:N	2.29	0.47
2:S0:122:ILE:HG12	2:S0:144:ILE:HG13	3.56	0.47
6:S4:209:HIS:C	6:S4:210:ILE:HG12	2.35	0.47
34:SR:136:ILE:HD13	34:SR:136:ILE:H	1.79	0.47
36:1:1148:G:O2'	36:1:1171:G:O2'	2.17	0.47
36:1:1170:A:H8	36:1:1170:A:O5'	1.98	0.47
36:1:1231:A:H5''	36:1:1232:C:H5'	1.96	0.47
36:1:1231:A:N1	36:1:1279:C:N4	2.62	0.47
36:1:1433:A:H2	68:O2:27:ARG:NH1	2.13	0.47
36:1:2544:U:H2'	36:1:2545:C:C6	2.49	0.47
36:1:2640:A:H2'	36:1:2641:U:C6	2.50	0.47
36:1:2897:A:OP2	76:Q0:124:LYS:NZ	2.35	0.47
86:1:3488:OHX:N5	86:1:3667:OHX:N2	2.63	0.47
36:1:566:G:N7	86:1:3545:OHX:N4	2.63	0.47

*Continued on next page...*



*Continued from previous page...*

Atom-1	Atom-2	Interatomic distance (Å)	Clash overlap (Å)
36:1:790:U:H2'	36:1:791:A:O4'	2.15	0.47
1:2:1278:G:C5	1:2:1279:C:C4	3.02	0.47
1:2:1424:A:H1'	4:S2:92:ALA:HB1	1.97	0.47
86:2:1921:OHX:N5	86:2:2054:OHX:N6	2.63	0.47
1:2:420:A:OP1	8:S6:96:SER:OG	2.22	0.47
1:2:792:U:H2'	1:2:793:A:O4'	2.15	0.47
1:2:793:A:H5''	1:2:794:U:C5	2.50	0.47
1:2:939:A:H2'	1:2:940:A:O4'	2.15	0.47
38:4:10:A:C5	38:4:11:C:C4	3.03	0.47
45:L8:128:LYS:HB2	36:5:120:G:C6	98.20	0.47
36:5:123:A:H5'	36:5:124:U:OP2	2.15	0.47
41:L4:186:LYS:NZ	36:5:1388:U:O4	119.61	0.47
41:L4:99:MET:HE1	36:5:1429:G:C5	123.01	0.47
36:5:150:A:H2'	36:5:151:A:H5'	1.97	0.47
39:L2:191:LEU:HD11	36:5:1795:U:OP1	190.74	0.47
36:5:2134:G:H2'	36:5:2135:U:H5'	1.97	0.47
36:5:2732:G:H2'	36:5:2733:A:O4'	2.14	0.47
36:5:3227:A:C2'	36:5:3228:C:H5'	2.45	0.47
36:5:2997:G:O4'	36:5:3396:U:H5'	2.14	0.47
36:5:2255:A:OP1	86:5:3453:OHX:N6	2.48	0.47
36:5:775:A:N7	86:5:3592:OHX:N3	2.62	0.47
36:5:773:G:O6	86:5:3443:OHX:N3	2.47	0.47
80:6:1008:G:C6	80:6:1009:U:C4	3.02	0.47
80:6:1091:A:H4'	80:6:1092:A:O5'	2.15	0.47
17:C5:43:ARG:NH1	80:6:1553:G:O6	398.52	0.47
86:6:1931:OHX:N4	86:6:2067:OHX:N6	2.62	0.47
80:6:881:A:OP2	86:6:1963:OHX:N5	2.48	0.47
80:6:219:A:C2	80:6:220:A:C4	3.03	0.47
80:6:486:G:H4'	80:6:486:G:OP1	2.14	0.47
80:6:485:A:N6	80:6:486:G:N3	2.63	0.47
80:6:606:A:C8	80:6:608:U:C6	3.03	0.47
15:C3:70:LYS:NZ	80:6:963:A:OP2	331.15	0.47
13:C1:132:SER:O	13:C1:132:SER:OG	3.55	0.47
15:C3:27:LYS:HE2	15:C3:27:LYS:H	1.78	0.47
17:C5:34:VAL:HG21	17:C5:45:PHE:CB	2.44	0.47
5:S3:11:LEU:HD12	22:D0:86:ILE:HG12	1.97	0.47
24:D2:55:ASP:HB2	24:D2:57:ARG:HD2	3.03	0.47
24:D2:90:THR:HB	24:D2:94:LEU:HD12	1.97	0.47
26:D4:67:GLY:O	26:D4:68:LYS:HB2	2.52	0.47
28:D6:37:LYS:C	28:D6:38:ARG:HD2	2.35	0.47
28:D6:87:ARG:NH2	28:D6:94:ASN:O	2.48	0.47

*Continued on next page...*

*Continued from previous page...*

Atom-1	Atom-2	Interatomic distance (Å)	Clash overlap (Å)
33:E1:91:ILE:HB	80:6:1445:G:C6	386.81	0.47
39:L2:30:ARG:HA	39:L2:74:GLU:OE2	3.07	0.47
36:1:2163:C:H4'	39:L2:7:ASN:O	2.15	0.47
40:L3:261:MET:C	40:L3:263:SER:H	2.77	0.47
43:L6:47:PHE:O	43:L6:50:LYS:HB2	2.61	0.47
44:L7:88:ARG:CZ	44:L7:103:LEU:HD13	2.45	0.47
45:L8:130:TYR:CE1	45:L8:202:GLU:HB3	2.49	0.47
46:L9:189:GLU:HA	46:L9:189:GLU:OE2	2.13	0.47
47:M0:201:SER:OG	47:M0:203:LYS:N	2.72	0.47
50:M4:40:ASP:OD1	50:M4:42:LYS:N	2.43	0.47
52:M6:26:GLN:HB3	52:M6:31:GLN:HB3	2.46	0.47
53:M7:32:THR:O	53:M7:35:ALA:HB3	2.62	0.47
54:M8:145:ASN:ND2	54:M8:150:VAL:HG11	2.26	0.47
55:M9:144:GLN:NE2	55:M9:144:GLN:HA	4.31	0.47
58:N2:36:TYR:CD1	58:N2:40:HIS:CE1	3.64	0.47
58:N2:33:TYR:HE2	58:N2:63:VAL:HG21	1.80	0.47
61:N5:56:ARG:HG2	38:8:134:G:OP1	79.25	0.47
64:N8:48:TYR:O	64:N8:49:HIS:ND1	2.48	0.47
69:O3:8:TYR:CG	69:O3:99:ARG:HB3	2.94	0.47
71:O5:28:LEU:O	71:O5:32:LYS:HG3	2.15	0.47
78:Q2:32:LYS:O	78:Q2:33:ALA:HB3	4.51	0.47
2:S0:200:ASP:HA	2:S0:203:PHE:CD1	2.85	0.47
2:S0:168:HIS:HB3	2:S0:203:PHE:CZ	2.50	0.47
2:S0:168:HIS:ND1	2:S0:203:PHE:CZ	4.56	0.47
4:S2:108:ASN:HA	4:S2:141:ARG:NH1	2.45	0.47
5:S3:22:ASN:OD1	5:S3:34:TYR:OH	2.25	0.47
7:S5:166:ARG:HD2	30:D8:46:GLY:HA2	1.96	0.47
8:S6:72:ARG:HA	8:S6:97:VAL:O	2.42	0.47
8:S6:79:LYS:HG2	8:S6:80:ASN:N	2.29	0.47
36:1:1302:A:N7	36:1:2857:C:O2'	2.47	0.47
36:1:1336:U:H2'	36:1:1337:A:C8	2.50	0.47
36:1:1553:U:H4'	36:1:1554:U:H5'	1.97	0.47
36:1:1758:G:H1	36:1:1767:C:H42	1.62	0.47
36:1:1806:A:H2'	36:1:1807:G:O4'	2.15	0.47
36:1:1920:U:O2	36:1:1932:A:H5''	2.14	0.47
36:1:2318:U:O4	86:1:3583:OHX:N2	2.47	0.47
36:1:3016:A:H2'	36:1:3017:A:C8	2.50	0.47
36:1:806:A:C4	36:1:936:A:C2	3.03	0.47
1:2:135:A:H4'	1:2:136:C:OP1	2.14	0.47
1:2:872:G:O6	86:2:2010:OHX:N3	2.48	0.47
1:2:646:C:H2'	1:2:647:G:C8	2.50	0.47

*Continued on next page...*

*Continued from previous page...*

Atom-1	Atom-2	Interatomic distance (Å)	Clash overlap (Å)
1:2:756:A:H5''	1:2:757:A:OP2	2.14	0.47
36:1:411:U:C2	38:4:13:A:C2	3.03	0.47
36:5:1404:G:N2	36:5:1408:G:C4	2.83	0.47
36:5:1517:G:C5	36:5:1518:U:C5	3.02	0.47
36:5:2222:A:O5'	36:5:2222:A:C8	2.68	0.47
36:5:2660:G:OP1	36:5:2750:U:O2'	2.32	0.47
36:5:303:G:N2	36:5:2778:G:C5	2.82	0.47
36:5:2971:A:H4'	36:5:2972:G:OP2	2.15	0.47
36:5:2892:A:C6	36:5:3130:A:N6	2.82	0.47
36:5:3213:A:O5'	36:5:3213:A:H8	1.98	0.47
86:5:3514:OHX:N3	86:5:3642:OHX:N1	2.63	0.47
36:5:438:A:C8	36:5:439:C:C5	3.03	0.47
36:5:950:G:H5'	36:5:971:G:OP1	2.15	0.47
80:6:1042:G:N1	80:6:1043:A:C5	2.83	0.47
80:6:1334:U:H2'	80:6:1335:U:C6	2.50	0.47
80:6:1309:C:O2'	80:6:1401:A:N1	2.34	0.47
80:6:1673:G:H8	80:6:1673:G:O5'	1.98	0.47
80:6:742:U:OP2	86:6:2051:OHX:N5	2.48	0.47
80:6:249:U:H3'	80:6:250:C:H5'	1.96	0.47
80:6:625:C:H2'	80:6:626:U:C6	2.50	0.47
12:C0:58:GLN:O	12:C0:65:TYR:N	2.48	0.47
15:C3:93:LYS:O	15:C3:96:VAL:HB	2.14	0.47
18:C6:113:ASP:CG	18:C6:114:ARG:H	2.17	0.47
19:C7:5:ARG:O	19:C7:10:LYS:HE2	2.53	0.47
24:D2:87:GLU:O	24:D2:90:THR:OG1	3.32	0.47
25:D3:59:ILE:CD1	32:E0:4:VAL:HG13	2.45	0.47
25:D3:92:CYS:O	25:D3:95:PHE:N	2.45	0.47
26:D4:103:ALA:HB1	26:D4:107:GLN:NE2	2.30	0.47
26:D4:84:LYS:HG3	26:D4:85:PHE:N	2.30	0.47
16:C4:113:GLY:CA	28:D6:59:TYR:HE2	2.78	0.47
28:D6:5:ARG:NH2	80:6:1793:G:HO2'	334.81	0.47
40:L3:37:ARG:NH1	40:L3:191:LYS:HZ1	2.12	0.47
40:L3:252:ILE:HD12	40:L3:252:ILE:HA	1.70	0.47
40:L3:226:PHE:CE2	40:L3:267:ALA:HB1	2.92	0.47
42:L5:207:TYR:CD2	37:7:33:U:C2	293.42	0.47
44:L7:116:PHE:CZ	44:L7:144:ILE:HG23	2.50	0.47
45:L8:150:LEU:HA	45:L8:176:PRO:O	2.99	0.47
36:1:3229:G:H1'	50:M4:133:LYS:HG2	1.96	0.47
50:M4:32:LEU:HD11	50:M4:94:TRP:CD1	2.50	0.47
51:M5:50:ARG:NH1	36:5:267:G:H4'	111.84	0.47
36:1:3185:U:C5	52:M6:126:VAL:HG21	2.49	0.47

*Continued on next page...*

*Continued from previous page...*

Atom-1	Atom-2	Interatomic distance (Å)	Clash overlap (Å)
52:M6:56:ASP:O	52:M6:59:ARG:HG2	2.15	0.47
54:M8:63:SER:O	54:M8:67:ILE:HG13	2.87	0.47
56:N0:5:LYS:HB2	56:N0:7:TYR:CE2	2.50	0.47
56:N0:7:TYR:HB3	56:N0:61:ILE:HD11	2.30	0.47
36:1:2338:C:O3'	59:N3:48:ARG:HG2	2.14	0.47
61:N5:56:ARG:O	61:N5:61:LYS:HD2	2.15	0.47
62:N6:69:LYS:O	62:N6:83:ASP:N	2.87	0.47
36:1:3056:U:C2	67:O1:25:PHE:CE2	3.03	0.47
79:Q3:36:ARG:HB2	79:Q3:48:LYS:HD2	5.82	0.47
2:S0:50:VAL:HG23	19:C7:109:LEU:HD21	2.34	0.47
4:S2:38:VAL:HG22	4:S2:39:THR:H	1.79	0.47
5:S3:21:LEU:HD23	5:S3:21:LEU:HA	2.07	0.47
1:2:1515:A:OP2	5:S3:7:LYS:HB2	2.14	0.47
6:S4:28:ALA:O	80:6:448:C:H4'	364.77	0.47
8:S6:67:VAL:CG2	8:S6:99:GLY:HA2	2.45	0.47
1:2:856:A:N6	9:S7:96:ARG:HB3	2.30	0.47
10:S8:172:ARG:O	10:S8:175:GLN:HB2	2.14	0.47
11:S9:133:HIS:HD2	11:S9:162:SER:CB	2.38	0.47
36:1:2218:G:H2'	36:1:2219:A:H8	1.79	0.47
36:1:2269:U:O2'	36:1:2271:A:N7	2.41	0.47
36:1:3006:A:H2'	36:1:3007:U:O4'	2.14	0.47
36:1:3174:A:O2'	36:1:3175:U:H5'	2.15	0.47
86:1:3500:OHX:N3	44:L7:217:PRO:O	2.48	0.47
86:1:3518:OHX:N3	86:1:3800:OHX:N3	2.63	0.47
36:1:58:G:H4'	51:M5:155:VAL:HG12	1.97	0.47
36:1:692:A:H2'	36:1:693:A:H8	1.80	0.47
1:2:49:C:H2'	1:2:50:C:O4'	2.15	0.47
1:2:912:U:H4'	1:2:913:G:O5'	2.15	0.47
1:2:984:G:H2'	1:2:985:G:O4'	2.15	0.47
36:5:1373:A:H2'	36:5:1374:G:C8	2.50	0.47
36:5:1612:A:C2	36:5:1613:A:C8	3.03	0.47
36:5:2612:U:H2'	36:5:2613:U:O4'	2.15	0.47
36:5:3107:U:H2'	36:5:3108:G:H8	1.79	0.47
86:5:3541:OHX:N4	86:5:3802:OHX:N2	2.62	0.47
36:5:620:U:H6	36:5:620:U:P	2.38	0.47
36:5:637:C:C2	36:5:638:C:C5	3.02	0.47
80:6:1106:U:O2'	80:6:1107:G:H5'	2.15	0.47
80:6:1371:A:H5'	80:6:1372:U:OP2	2.14	0.47
80:6:187:G:H8	80:6:187:G:O5'	1.98	0.47
80:6:215:A:C2	80:6:216:U:C2	3.03	0.47
38:8:145:U:H2'	38:8:146:U:C6	2.49	0.47

*Continued on next page...*

*Continued from previous page...*

Atom-1	Atom-2	Interatomic distance (Å)	Clash overlap (Å)
14:C2:29:LYS:HA	14:C2:32:LEU:HD12	1.97	0.47
19:C7:34:LEU:O	19:C7:38:ILE:HG22	2.15	0.47
25:D3:48:HIS:HD2	25:D3:105:ALA:HB2	1.80	0.47
25:D3:59:ILE:O	25:D3:69:ARG:N	2.37	0.47
1:2:159:U:H5'	26:D4:117:LYS:HB3	1.96	0.47
7:S5:120:ILE:HG23	27:D5:59:TYR:CE1	2.50	0.47
28:D6:24:VAL:HG13	28:D6:24:VAL:O	2.97	0.47
28:D6:79:ILE:HA	28:D6:84:VAL:CG1	2.45	0.47
39:L2:5:ILE:HG22	39:L2:208:ASP:O	2.14	0.47
40:L3:41:VAL:CB	40:L3:185:GLY:HA3	2.45	0.47
40:L3:45:SER:O	40:L3:181:ILE:HD13	2.65	0.47
40:L3:56:ILE:HD12	40:L3:56:ILE:HA	2.25	0.47
42:L5:132:THR:OG1	42:L5:132:THR:O	2.64	0.47
36:1:2746:A:C5	42:L5:148:ILE:HD12	2.50	0.47
46:L9:31:ARG:NE	46:L9:84:LYS:O	2.49	0.47
47:M0:16:PRO:HG3	47:M0:128:ARG:NH1	2.30	0.47
47:M0:38:LYS:HB2	47:M0:83:ASP:HB3	1.97	0.47
49:M3:48:PRO:HG3	49:M3:126:PHE:HE2	1.78	0.47
54:M8:138:LEU:HD13	54:M8:140:LEU:HD21	2.49	0.47
56:N0:77:VAL:N	56:N0:92:LYS:O	2.44	0.47
57:N1:138:SER:C	57:N1:139:ARG:HG3	3.65	0.47
57:N1:75:ILE:HD13	57:N1:88:ARG:HD2	6.34	0.47
58:N2:90:ARG:O	58:N2:91:ASP:HB2	2.15	0.47
61:N5:100:LYS:HZ2	61:N5:107:VAL:H	1.63	0.47
66:O0:25:LEU:HD11	66:O0:83:LYS:HD3	1.97	0.47
69:O3:17:GLN:O	69:O3:24:ASN:N	2.48	0.47
70:O4:20:ILE:HD13	70:O4:20:ILE:HA	1.77	0.47
78:Q2:68:VAL:O	78:Q2:85:LEU:HB2	2.91	0.47
2:S0:120:LEU:HD11	2:S0:144:ILE:HG13	1.96	0.47
3:S1:113:MET:HE3	3:S1:211:HIS:CD2	4.43	0.47
4:S2:162:CYS:O	4:S2:163:GLY:O	3.69	0.47
5:S3:191:ASP:HB3	5:S3:194:LYS:HG3	1.96	0.47
6:S4:57:ASN:HB2	6:S4:60:GLU:HG3	2.93	0.47
8:S6:10:ASN:OD1	8:S6:10:ASN:N	3.42	0.47
1:2:1:U:O4	11:S9:54:ARG:HD3	2.15	0.47
5:S3:150:MET:HE1	35:SM:110:TRP:O	2.14	0.47
34:SR:32:LEU:HA	34:SR:45:TRP:O	2.37	0.47
36:1:1162:U:H4'	68:O2:57:TYR:CD1	2.50	0.46
36:1:1792:C:H2'	36:1:1795:U:H5	1.79	0.46
36:1:198:A:C6	36:1:219:A:C6	3.03	0.46
36:1:3015:G:N2	36:1:3040:A:H1'	2.30	0.46

*Continued on next page...*

*Continued from previous page...*

Atom-1	Atom-2	Interatomic distance (Å)	Clash overlap (Å)
36:1:3048:A:O2'	86:1:3758:OHX:N3	2.48	0.46
36:1:3110:C:C2	36:1:3111:U:C6	3.03	0.46
36:1:742:G:O6	86:1:3516:OHX:N1	2.49	0.46
36:1:62:A:H2'	36:1:63:A:C8	2.50	0.46
1:2:1308:G:C6	1:2:1309:C:C4	3.04	0.46
1:2:1366:U:O2'	21:C9:7:ARG:HD2	2.15	0.46
1:2:1349:G:O2'	1:2:1379:C:N3	2.43	0.46
1:2:735:C:OP2	1:2:735:C:H2'	2.15	0.46
37:3:113:C:H2'	37:3:114:U:O4'	2.15	0.46
36:5:1573:G:C6	36:5:1574:C:H1'	2.51	0.46
36:5:3059:G:N2	36:5:3085:G:H1'	2.31	0.46
36:5:3218:A:H5''	36:5:3219:G:C8	2.50	0.46
36:5:2209:U:O4	86:5:3467:OHX:N6	2.48	0.46
36:5:342:A:C4	36:5:368:G:N7	2.83	0.46
64:N8:17:ALA:HB2	36:5:661:G:C2	161.96	0.46
80:6:1380:U:O2'	80:6:1516:A:N1	2.45	0.46
80:6:1703:C:H2'	80:6:1704:U:H6	1.79	0.46
80:6:488:G:H2'	80:6:498:G:O6	2.15	0.46
80:6:540:G:O2'	80:6:542:A:H5'	2.14	0.46
80:6:638:U:H3'	80:6:639:U:H5'	1.97	0.46
80:6:710:U:H1'	80:6:729:G:H22	1.80	0.46
80:6:751:G:H2'	80:6:752:A:C8	2.50	0.46
12:C0:33:GLU:O	12:C0:34:GLU:HB2	2.14	0.46
15:C3:118:ILE:O	15:C3:122:ILE:HG13	2.14	0.46
17:C5:44:ARG:O	17:C5:44:ARG:HD2	2.14	0.46
19:C7:108:ASP:N	19:C7:108:ASP:OD1	3.13	0.46
24:D2:70:ASN:HB2	24:D2:130:TYR:O	2.71	0.46
25:D3:44:GLY:N	25:D3:78:LYS:HE3	2.60	0.46
26:D4:34:ASN:O	26:D4:35:VAL:HG13	4.46	0.46
40:L3:103:THR:HG21	40:L3:147:GLU:OE2	2.14	0.46
41:L4:201:GLN:HG3	41:L4:202:ARG:O	2.15	0.46
41:L4:74:ILE:HG23	41:L4:75:PRO:O	5.02	0.46
43:L6:36:PRO:HB3	43:L6:55:LEU:O	3.10	0.46
44:L7:89:ILE:HG22	44:L7:220:PHE:CE1	2.50	0.46
46:L9:34:LEU:HD21	46:L9:149:ASN:HB3	3.97	0.46
46:L9:161:LEU:O	46:L9:164:ILE:HG22	2.30	0.46
47:M0:22:TYR:CZ	36:5:1048:A:H2'	267.50	0.46
52:M6:42:ASN:HA	52:M6:136:THR:O	2.27	0.46
55:M9:39:ASN:OD1	55:M9:42:ARG:NH1	7.60	0.46
56:N0:66:GLU:OE2	56:N0:73:LYS:HE3	2.14	0.46
57:N1:87:LYS:HE3	57:N1:87:LYS:HB3	3.91	0.46

*Continued on next page...*

*Continued from previous page...*

Atom-1	Atom-2	Interatomic distance (Å)	Clash overlap (Å)
59:N3:101:VAL:HG11	59:N3:114:ILE:HG12	2.36	0.46
61:N5:139:ILE:HG22	71:O5:33:VAL:HG11	6.07	0.46
61:N5:57:LEU:HD23	61:N5:61:LYS:HG2	5.54	0.46
64:N8:28:HIS:HD2	36:5:936:A:OP1	161.47	0.46
64:N8:60:TYR:CD1	64:N8:63:LYS:HB2	2.74	0.46
64:N8:63:LYS:HE3	64:N8:68:PHE:CE2	2.49	0.46
78:Q2:70:LEU:N	78:Q2:83:LEU:O	2.45	0.46
78:Q2:63:LYS:HG2	78:Q2:87:ARG:NH1	5.31	0.46
79:Q3:41:PHE:N	79:Q3:41:PHE:CD2	2.96	0.46
2:S0:140:ASN:HD22	4:S2:62:PRO:HD3	5.05	0.46
4:S2:128:GLY:O	4:S2:131:ILE:N	2.69	0.46
4:S2:115:ILE:HD13	4:S2:208:GLU:HG2	1.97	0.46
5:S3:34:TYR:OH	5:S3:37:VAL:HG22	2.77	0.46
7:S5:162:VAL:HG23	7:S5:166:ARG:HB3	1.98	0.46
7:S5:43:PHE:CG	7:S5:44:ASN:N	2.99	0.46
9:S7:142:TYR:HE1	24:D2:39:GLN:HE21	1.62	0.46
9:S7:16:LEU:HD13	9:S7:58:LEU:HD21	1.97	0.46
11:S9:153:GLU:O	11:S9:156:ILE:HG13	2.23	0.46
17:C5:126:VAL:CG1	35:SM:71:ASN:HD21	2.51	0.46
34:SR:98:GLU:HG3	34:SR:99:THR:O	2.15	0.46
36:1:1128:U:OP1	47:M0:4:ARG:NH2	2.43	0.46
36:1:1401:A:H2'	36:1:1402:C:C6	2.51	0.46
36:1:1808:G:OP2	63:N7:133:LYS:NZ	2.47	0.46
36:1:1897:G:H2'	36:1:1898:G:O4'	2.15	0.46
36:1:2630:C:H1'	36:1:2758:A:N3	2.30	0.46
36:1:3119:U:H5''	36:1:3120:C:OP2	2.15	0.46
36:1:3121:U:H1'	36:1:3122:A:H5''	1.97	0.46
36:1:3290:G:N7	86:1:3686:OHX:N4	2.63	0.46
86:1:3494:OHX:N1	86:1:3804:OHX:N3	2.64	0.46
36:1:873:C:H2'	36:1:875:G:O4'	2.15	0.46
1:2:1002:G:N1	1:2:1761:U:OP1	2.28	0.46
1:2:229:U:H3	1:2:236:A:H61	1.63	0.46
1:2:395:U:H2'	1:2:396:G:O4'	2.15	0.46
1:2:616:G:C2	1:2:622:A:N7	2.84	0.46
36:5:1190:A:C5	36:5:1193:A:H1'	2.51	0.46
36:5:1238:C:HO2'	36:5:1239:C:P	2.32	0.46
36:5:1250:G:H2'	36:5:1251:A:C8	2.51	0.46
36:5:1313:G:H2'	36:5:1314:C:H6	1.80	0.46
36:5:1549:U:H2'	36:5:1550:C:C6	2.50	0.46
36:5:1559:A:H4'	36:5:1560:G:OP2	2.15	0.46
36:5:2533:G:O6	86:5:3547:OHX:N1	2.44	0.46

*Continued on next page...*

*Continued from previous page...*

Atom-1	Atom-2	Interatomic distance (Å)	Clash overlap (Å)
57:N1:57:TYR:OH	36:5:2724:U:OP1	222.90	0.46
36:5:2948:C:H2'	36:5:2949:U:H6	1.79	0.46
72:O6:30:LYS:HG2	36:5:316:U:O2	106.61	0.46
36:5:316:U:H4'	36:5:317:A:H5'	1.97	0.46
36:5:3220:G:C6	36:5:3221:C:C5	3.03	0.46
86:5:3449:OHX:N5	86:5:3814:OHX:N3	2.64	0.46
49:M3:63:VAL:HG13	36:5:72:C:H5''	112.84	0.46
36:5:992:A:O2'	36:5:993:G:H5'	2.15	0.46
80:6:137:U:H2'	80:6:137:U:H6	1.52	0.46
80:6:25:C:H4'	80:6:25:C:OP2	2.15	0.46
80:6:516:G:C5	80:6:517:U:C5	3.04	0.46
26:D4:116:LYS:HE2	80:6:57:G:OP2	337.78	0.46
14:C2:42:ALA:HB1	14:C2:47:GLU:HB3	2.26	0.46
20:C8:91:ASP:O	20:C8:92:ILE:HB	2.15	0.46
22:D0:20:ILE:HG22	22:D0:21:LYS:H	5.32	0.46
22:D0:37:VAL:HG21	22:D0:112:VAL:HG11	3.70	0.46
23:D1:55:LEU:HD13	23:D1:65:SER:OG	3.07	0.46
24:D2:8:ALA:HB2	24:D2:74:VAL:HG11	2.36	0.46
26:D4:121:THR:HB	26:D4:124:ARG:H	3.30	0.46
26:D4:125:LEU:HA	26:D4:128:LYS:HG3	4.55	0.46
28:D6:10:ARG:CB	28:D6:34:LYS:HA	2.60	0.46
22:D0:63:LEU:HB3	31:D9:34:TYR:CE2	2.59	0.46
33:E1:136:LYS:O	33:E1:138:ARG:N	2.48	0.46
39:L2:132:ASN:HD22	39:L2:151:PRO:HB3	1.80	0.46
40:L3:4:ARG:HH11	40:L3:4:ARG:HG3	3.70	0.46
36:1:681:U:C6	41:L4:115:HIS:HB2	2.50	0.46
41:L4:93:MET:CE	41:L4:93:MET:H	3.92	0.46
37:3:11:A:C8	42:L5:18:THR:HG23	2.51	0.46
43:L6:144:ALA:O	43:L6:147:ALA:HB3	2.16	0.46
43:L6:40:LEU:HD12	43:L6:65:ILE:HD11	6.82	0.46
36:1:3267:A:O2'	43:L6:73:GLY:O	2.25	0.46
45:L8:160:ILE:O	45:L8:164:VAL:HG13	2.16	0.46
46:L9:67:ALA:O	46:L9:71:VAL:HG23	2.15	0.46
49:M3:57:VAL:HG12	49:M3:108:ILE:HG23	4.69	0.46
49:M3:50:PRO:HB2	49:M3:140:SER:O	2.16	0.46
49:M3:170:LEU:HD22	72:O6:9:ILE:CG2	4.80	0.46
50:M4:65:LEU:HD11	56:N0:152:LEU:HD12	1.96	0.46
51:M5:143:ARG:HE	71:O5:92:LEU:HD23	1.80	0.46
36:1:784:A:C8	54:M8:69:ARG:CZ	2.99	0.46
36:1:1941:C:OP2	55:M9:74:ARG:HG2	2.15	0.46
65:N9:58:LYS:HA	65:N9:58:LYS:HD2	1.58	0.46

*Continued on next page...*



*Continued from previous page...*

Atom-1	Atom-2	Interatomic distance (Å)	Clash overlap (Å)
66:O0:61:MET:SD	66:O0:62:LEU:N	3.58	0.46
70:O4:41:ARG:HE	70:O4:41:ARG:HB3	2.42	0.46
71:O5:78:LYS:HA	71:O5:81:ARG:HD2	1.96	0.46
2:S0:77:SER:HB2	2:S0:124:THR:HG21	1.96	0.46
4:S2:78:ASP:HB3	4:S2:104:VAL:HG12	2.50	0.46
5:S3:154:ASP:OD1	5:S3:155:GLY:N	3.89	0.46
5:S3:176:LEU:HA	5:S3:181:VAL:HG22	2.16	0.46
5:S3:214:GLU:O	5:S3:216:PRO:HD3	2.16	0.46
8:S6:148:SER:OG	8:S6:150:GLU:HB2	2.15	0.46
9:S7:35:LYS:HZ2	9:S7:39:ARG:HD2	1.78	0.46
9:S7:91:ILE:HA	9:S7:91:ILE:HD12	1.72	0.46
1:2:398:G:P	10:S8:47:ARG:HH12	2.37	0.46
10:S8:81:VAL:HG21	10:S8:95:THR:O	2.15	0.46
11:S9:114:TYR:HA	11:S9:119:ALA:HB3	1.97	0.46
11:S9:88:GLU:O	11:S9:91:LYS:HB2	2.16	0.46
35:SM:104:LYS:O	35:SM:108:GLN:HG2	2.16	0.46
20:C8:145:ARG:HB2	35:SM:68:ARG:HH22	1.81	0.46
34:SR:228:LYS:O	34:SR:229:LYS:HG3	2.15	0.46
36:1:1273:A:H2'	36:1:1274:A:H8	1.80	0.46
36:1:196:G:N7	86:1:3446:OHX:N6	2.64	0.46
36:1:2190:U:C4	36:1:2191:U:C4	3.04	0.46
36:1:303:G:C2	36:1:2778:G:N7	2.83	0.46
36:1:3393:U:H2'	36:1:3394:U:H6	1.81	0.46
1:2:107:C:H1'	1:2:362:G:O2'	2.15	0.46
1:2:1260:U:H2'	1:2:1261:G:C8	2.50	0.46
1:2:1540:G:C6	1:2:1541:G:C4	3.04	0.46
1:2:218:A:HO2'	1:2:219:A:P	2.36	0.46
36:5:1013:G:H2'	36:5:1014:U:O4'	2.16	0.46
45:L8:108:ARG:NH1	36:5:121:A:C4	95.08	0.46
36:5:173:G:H22	36:5:246:U:H1'	1.80	0.46
36:5:273:A:C2	36:5:293:C:C2	3.03	0.46
36:5:3069:G:C6	36:5:3070:A:N7	2.84	0.46
36:5:1940:G:N2	36:5:3362:A:H8	2.09	0.46
36:5:380:U:O4	86:5:3735:OHX:N5	2.48	0.46
36:5:655:C:H2'	36:5:656:A:C8	2.50	0.46
36:5:856:G:C6	36:5:857:G:N1	2.83	0.46
36:5:815:G:C6	36:5:906:A:C4	3.03	0.46
80:6:1309:C:H2'	80:6:1310:U:O4'	2.15	0.46
5:S3:7:LYS:HB2	80:6:1515:A:OP2	441.81	0.46
80:6:422:G:OP1	86:6:1911:OHX:N1	2.49	0.46
80:6:142:G:C2	80:6:266:A:C4	3.03	0.46

*Continued on next page...*

*Continued from previous page...*

Atom-1	Atom-2	Interatomic distance (Å)	Clash overlap (Å)
37:7:22:A:C2	37:7:23:A:C4	3.03	0.46
12:C0:53:GLY:O	12:C0:55:VAL:N	2.48	0.46
14:C2:108:ARG:O	14:C2:110:GLY:N	3.07	0.46
14:C2:129:GLU:OE2	14:C2:130:THR:N	3.31	0.46
1:2:959:U:O2'	15:C3:55:ARG:HD3	2.16	0.46
1:2:990:C:O2'	16:C4:127:ARG:HD3	2.16	0.46
17:C5:130:ARG:NH2	35:SM:65:THR:O	3.14	0.46
1:2:1366:U:OP1	18:C6:30:LYS:HD2	2.14	0.46
18:C6:58:ASP:O	18:C6:60:PHE:N	2.48	0.46
19:C7:5:ARG:CB	19:C7:10:LYS:HE2	2.40	0.46
21:C9:28:LEU:HA	21:C9:111:ILE:HD11	4.67	0.46
23:D1:32:VAL:HB	23:D1:60:ARG:HD3	1.98	0.46
25:D3:50:LYS:HD3	25:D3:101:GLU:HG2	1.97	0.46
26:D4:29:HIS:CD2	26:D4:29:HIS:N	3.92	0.46
29:D7:29:ARG:HG3	29:D7:29:ARG:NH1	2.31	0.46
30:D8:50:GLU:O	30:D8:51:ASN:HB2	2.17	0.46
31:D9:21:CYS:HB2	31:D9:39:CYS:N	3.07	0.46
40:L3:139:GLN:HG3	40:L3:139:GLN:H	1.84	0.46
41:L4:205:PRO:HD2	41:L4:225:VAL:HG22	2.52	0.46
41:L4:8:VAL:HG11	41:L4:252:GLU:OE1	2.76	0.46
42:L5:284:ALA:HA	42:L5:287:ALA:HB3	1.97	0.46
43:L6:159:LEU:HD23	43:L6:159:LEU:HA	1.66	0.46
44:L7:80:GLN:HB2	57:N1:135:PRO:HB3	2.75	0.46
45:L8:40:VAL:HG12	45:L8:41:GLN:O	2.14	0.46
48:M1:33:ALA:O	48:M1:36:VAL:HB	2.20	0.46
48:M1:53:THR:HG23	48:M1:59:ILE:O	2.15	0.46
48:M1:24:GLY:H	48:M1:65:ILE:HG23	5.31	0.46
49:M3:74:GLY:O	49:M3:101:ARG:NH1	2.48	0.46
51:M5:114:ARG:HB2	51:M5:151:ILE:HD13	4.46	0.46
49:M3:24:VAL:HG12	51:M5:199:LEU:HB2	1.98	0.46
51:M5:19:LEU:HD12	51:M5:19:LEU:HA	1.75	0.46
53:M7:75:GLU:HB3	53:M7:76:PHE:CD1	2.50	0.46
41:L4:281:ILE:HG22	54:M8:25:TYR:HB3	1.97	0.46
54:M8:30:VAL:O	54:M8:34:THR:HG22	3.62	0.46
55:M9:114:LYS:HD3	36:5:2093:A:H61	238.88	0.46
55:M9:4:LEU:HD13	55:M9:32:ILE:HG21	1.97	0.46
55:M9:77:GLY:O	55:M9:81:ARG:HD3	2.16	0.46
36:1:213:A:C2	62:N6:8:VAL:HG12	2.50	0.46
63:N7:135:ARG:HH11	36:5:1807:G:H5''	194.96	0.46
66:O0:100:ILE:O	66:O0:105:ALA:HB3	2.15	0.46
66:O0:39:SER:OG	66:O0:65:THR:HG21	2.14	0.46

*Continued on next page...*

*Continued from previous page...*

Atom-1	Atom-2	Interatomic distance (Å)	Clash overlap (Å)
68:O2:22:SER:HB2	68:O2:30:GLU:HA	1.97	0.46
2:S0:188:LEU:HB3	2:S0:189:VAL:H	1.56	0.46
3:S1:133:TYR:CD2	3:S1:181:LEU:HD11	2.50	0.46
6:S4:163:ASP:O	6:S4:164:LEU:HB2	2.15	0.46
6:S4:187:ARG:O	6:S4:187:ARG:HD3	2.15	0.46
7:S5:100:ASN:O	7:S5:102:ARG:N	2.49	0.46
1:2:161:U:O3'	8:S6:83:CYS:HA	2.16	0.46
9:S7:130:VAL:O	9:S7:132:PRO:HD2	5.95	0.46
9:S7:28:GLU:HG2	9:S7:35:LYS:HA	3.58	0.46
36:1:132:C:C2'	36:1:133:U:H5''	2.45	0.46
36:1:190:U:N3	36:1:224:C:O4'	2.49	0.46
36:1:2193:U:H5'	36:1:2194:G:H5'	1.98	0.46
36:1:2278:C:C2	36:1:2307:G:C2	3.03	0.46
36:1:2601:A:H2'	36:1:2602:G:C8	2.43	0.46
36:1:1840:U:OP2	86:1:3519:OHX:N1	2.49	0.46
86:1:3553:OHX:N1	86:1:3808:OHX:N3	2.64	0.46
36:1:822:G:C6	36:1:823:C:C4	3.03	0.46
1:2:516:G:OP2	86:2:1949:OHX:N6	2.49	0.46
1:2:710:U:H2'	1:2:711:U:H5'	1.96	0.46
1:2:762:A:C2	1:2:789:A:C8	3.04	0.46
37:3:20:A:C4	37:3:60:G:N2	2.83	0.46
38:4:71:A:H2	38:4:82:U:O2	1.98	0.46
36:5:1039:U:H2'	36:5:1040:A:C8	2.51	0.46
36:5:1338:C:H2'	36:5:1339:C:H6	1.80	0.46
36:5:2211:U:C5	36:5:2234:G:O6	2.67	0.46
36:5:2314:U:OP2	36:5:2314:U:H4'	2.14	0.46
79:Q3:16:VAL:HG11	36:5:2321:A:H1'	233.56	0.46
36:5:235:A:OP2	86:5:3772:OHX:N2	2.48	0.46
36:5:2442:G:H22	36:5:2506:U:H3	1.63	0.46
36:5:2898:G:H5''	36:5:2899:C:H5'	1.98	0.46
51:M5:172:ARG:NH1	36:5:30:G:OP1	107.88	0.46
86:5:3509:OHX:N5	86:5:3796:OHX:N6	2.64	0.46
69:O3:88:ASN:HB2	36:5:429:U:H5'	214.75	0.46
49:M3:175:SER:OG	36:5:769:G:OP1	144.80	0.46
36:5:908:G:H8	36:5:908:G:O5'	1.97	0.46
24:D2:16:ASN:ND2	80:6:1037:C:O2'	369.89	0.46
80:6:1482:C:OP2	80:6:1521:G:N1	2.49	0.46
80:6:32:U:H2'	80:6:33:U:O4'	2.15	0.46
80:6:452:A:H3'	80:6:453:U:C5	2.49	0.46
80:6:592:A:H2'	80:6:593:U:O4'	2.15	0.46
80:6:717:C:H42	80:6:720:G:H1	1.62	0.46

*Continued on next page...*

*Continued from previous page...*

Atom-1	Atom-2	Interatomic distance (Å)	Clash overlap (Å)
80:6:838:G:C6	80:6:839:U:C4	3.03	0.46
36:5:345:G:O2'	38:8:25:G:N3	2.47	0.46
17:C5:75:PRO:HG3	17:C5:93:VAL:HG11	1.98	0.46
20:C8:103:ASN:OD1	20:C8:103:ASN:N	2.46	0.46
20:C8:76:PRO:O	20:C8:81:ILE:HB	2.79	0.46
27:D5:38:HIS:CE1	27:D5:39:ALA:HB2	2.50	0.46
29:D7:54:VAL:O	29:D7:63:LEU:N	3.13	0.46
40:L3:122:TRP:CH2	40:L3:127:LYS:HD3	2.50	0.46
40:L3:284:ARG:HG2	40:L3:321:PHE:CE1	2.96	0.46
40:L3:370:PHE:CD2	40:L3:376:LYS:HG3	2.50	0.46
43:L6:166:LYS:N	43:L6:169:ASP:OD2	2.40	0.46
45:L8:91:PHE:CE1	45:L8:185:ARG:HD2	2.50	0.46
48:M1:37:LEU:HD23	48:M1:37:LEU:HA	1.69	0.46
49:M3:182:ILE:O	49:M3:185:LYS:N	2.47	0.46
58:N2:20:SER:O	58:N2:24:GLU:HG2	2.70	0.46
61:N5:96:LYS:O	61:N5:100:LYS:HB2	2.43	0.46
64:N8:7:LYS:HA	64:N8:7:LYS:HD3	1.57	0.46
67:O1:48:ASP:HB3	67:O1:90:PHE:HB2	1.96	0.46
79:Q3:27:LYS:HG2	79:Q3:31:ILE:HD12	1.96	0.46
3:S1:28:GLU:OE2	3:S1:94:LYS:NZ	2.38	0.46
4:S2:140:ARG:HA	23:D1:10:GLU:OE1	2.16	0.46
5:S3:111:ASN:O	5:S3:113:LEU:HD22	6.96	0.46
5:S3:157:LEU:CD2	5:S3:189:MET:HB3	3.80	0.46
5:S3:204:ASP:O	5:S3:206:VAL:HG23	2.15	0.46
7:S5:144:GLU:HB2	7:S5:160:VAL:O	2.14	0.46
8:S6:56:ASN:HB2	8:S6:108:VAL:HG23	4.77	0.46
11:S9:123:HIS:O	11:S9:127:VAL:HG23	2.99	0.46
34:SR:297:ASP:OD2	34:SR:297:ASP:N	4.15	0.46
36:1:1517:G:H2'	36:1:1518:U:H6	1.80	0.46
36:1:1767:C:H2'	36:1:1768:U:C6	2.50	0.46
36:1:2275:A:H2'	36:1:2276:G:O4'	2.14	0.46
36:1:3017:A:H8	36:1:3017:A:O5'	1.98	0.46
36:1:3275:U:H5'	69:O3:68:TRP:CZ2	2.47	0.46
36:1:810:A:H2'	36:1:811:U:C6	2.49	0.46
1:2:1231:U:H4'	1:2:1258:U:H6	1.80	0.46
1:2:1273:G:N7	1:2:1431:C:H5'	2.30	0.46
1:2:1291:G:C2	1:2:1325:A:C2	3.03	0.46
1:2:1420:C:OP1	31:D9:54:LYS:NZ	2.46	0.46
1:2:329:G:C2	1:2:330:G:C4	3.03	0.46
1:2:375:U:C4	1:2:376:C:C5	3.04	0.46
1:2:549:G:H1	1:2:589:C:H42	1.63	0.46

*Continued on next page...*

*Continued from previous page...*

Atom-1	Atom-2	Interatomic distance (Å)	Clash overlap (Å)
1:2:800:U:C2	1:2:801:G:N7	2.84	0.46
1:2:881:A:C6	1:2:882:U:C2	3.04	0.46
1:2:885:G:H2'	1:2:886:U:C6	2.50	0.46
36:5:1232:C:C5	36:5:1261:G:H2'	2.51	0.46
36:5:1235:U:C4'	36:5:1236:G:H5'	2.43	0.46
36:5:1609:C:H2'	36:5:1610:G:C8	2.51	0.46
36:5:884:A:N7	36:5:2139:A:C4	2.84	0.46
36:5:2758:A:C8	36:5:2759:U:C5	3.03	0.46
36:5:2977:G:OP1	86:5:3667:OHX:N4	2.48	0.46
36:5:3158:G:N7	36:5:3159:C:C5	2.84	0.46
36:5:317:A:H2'	36:5:318:A:C8	2.51	0.46
43:L6:46:ARG:HD3	36:5:3270:U:O2'	241.92	0.46
36:5:348:A:H1'	36:5:352:A:O2'	2.16	0.46
36:5:821:U:H2'	36:5:822:G:H8	1.81	0.46
36:5:851:C:H2'	36:5:852:U:C6	2.50	0.46
80:6:1129:U:C2'	80:6:1130:G:H5'	2.45	0.46
80:6:1154:G:N2	80:6:1625:C:C2	2.83	0.46
80:6:151:G:N2	80:6:164:A:C4	2.84	0.46
80:6:16:G:H1'	80:6:1138:A:N6	2.29	0.46
80:6:1508:U:O4	86:6:1909:OHX:N4	2.49	0.46
80:6:880:C:H2'	80:6:881:A:C8	2.50	0.46
86:8:207:OHX:N1	86:8:221:OHX:N1	2.64	0.46
38:8:24:G:H2'	38:8:25:G:O4'	2.16	0.46
15:C3:138:ASN:N	15:C3:138:ASN:OD1	3.14	0.46
15:C3:30:SER:HB3	15:C3:67:THR:HG22	1.97	0.46
15:C3:76:LYS:HA	15:C3:81:ALA:HB2	2.24	0.46
20:C8:117:LYS:HB3	20:C8:117:LYS:NZ	4.27	0.46
21:C9:25:GLN:O	21:C9:27:LYS:N	3.29	0.46
1:2:1531:G:N2	21:C9:48:GLN:NE2	2.63	0.46
22:D0:18:GLN:O	22:D0:96:PRO:HA	2.16	0.46
27:D5:41:ILE:HG13	27:D5:42:LEU:HG	1.97	0.46
28:D6:12:LYS:O	28:D6:13:LYS:HG3	2.15	0.46
39:L2:140:ASN:ND2	39:L2:143:GLU:OE2	2.49	0.46
46:L9:52:LEU:HD22	46:L9:53:ILE:H	1.81	0.46
36:1:2854:U:P	47:M0:3:ARG:HH22	2.38	0.46
49:M3:68:LYS:NZ	49:M3:149:GLN:HG2	7.32	0.46
36:1:798:G:H4'	49:M3:15:ARG:NH2	2.30	0.46
49:M3:165:SER:HB3	49:M3:168:ARG:HB3	2.70	0.46
54:M8:79:LYS:HG2	54:M8:136:ASN:OD1	2.57	0.46
55:M9:77:GLY:HA3	36:5:1939:G:OP1	218.10	0.46
56:N0:136:LYS:HB3	56:N0:136:LYS:HE3	2.34	0.46

*Continued on next page...*

*Continued from previous page...*

Atom-1	Atom-2	Interatomic distance (Å)	Clash overlap (Å)
60:N4:20:LEU:HD23	60:N4:20:LEU:C	2.57	0.46
63:N7:14:VAL:HG12	63:N7:79:HIS:HA	1.96	0.46
63:N7:58:GLY:O	63:N7:62:VAL:HG23	2.81	0.46
64:N8:100:PRO:HG2	64:N8:123:VAL:HG13	3.79	0.46
67:O1:16:LEU:HD12	67:O1:16:LEU:HA	1.48	0.46
68:O2:78:ASN:HA	68:O2:108:ILE:HD11	2.07	0.46
70:O4:44:CYS:SG	70:O4:46:ASP:HB3	2.56	0.46
72:O6:43:LEU:O	72:O6:47:ILE:HG13	2.15	0.46
38:4:58:G:O6	73:O7:63:ARG:NH2	2.49	0.46
78:Q2:105:GLN:HB2	78:Q2:106:PHE:CE1	3.25	0.46
78:Q2:14:GLY:O	78:Q2:16:THR:N	2.45	0.46
2:S0:109:ASN:H	4:S2:64:LYS:HZ3	3.40	0.46
3:S1:123:ALA:HB2	3:S1:165:ARG:HG2	2.42	0.46
4:S2:84:LYS:O	4:S2:84:LYS:HG3	2.49	0.46
6:S4:114:ILE:HB	6:S4:118:GLU:OE2	2.28	0.46
6:S4:160:VAL:HG12	6:S4:162:ILE:CD1	3.15	0.46
7:S5:144:GLU:OE1	7:S5:225:ARG:NH1	4.46	0.46
35:SM:140:ASP:N	35:SM:140:ASP:OD1	2.48	0.46
35:SM:41:SER:O	35:SM:43:ASP:N	2.45	0.46
34:SR:245:PHE:O	34:SR:294:TRP:HD1	1.98	0.46
36:1:1072:G:C4	36:1:1087:G:C2	3.03	0.46
36:1:1097:G:H8	57:N1:128:LEU:HD13	1.80	0.46
36:1:1499:C:H2'	36:1:1500:G:H8	1.79	0.46
36:1:2127:U:O5'	36:1:2127:U:H6	1.98	0.46
36:1:2244:A:O2'	36:1:2245:C:H5'	2.16	0.46
36:1:2278:C:H2'	36:1:2279:A:H5''	1.97	0.46
36:1:2729:U:H2'	36:1:2730:G:O4'	2.16	0.46
36:1:3049:A:N3	40:L3:75:ALA:HB2	2.30	0.46
36:1:317:A:O2'	36:1:318:A:H5'	2.14	0.46
36:1:1171:G:O6	86:1:3500:OHX:N2	2.48	0.46
1:2:14:C:H2'	1:2:15:U:C6	2.51	0.46
1:2:1570:A:H2'	1:2:1571:C:H6	1.80	0.46
1:2:694:U:N3	9:S7:98:ILE:HD12	2.30	0.46
1:2:811:A:C2	1:2:858:G:H1'	2.50	0.46
38:4:104:A:H3'	38:4:105:A:C5'	2.45	0.46
38:4:150:G:C8	86:4:206:OHX:N4	2.81	0.46
36:5:1072:G:H2'	36:5:1073:U:H6	1.81	0.46
72:O6:26:ILE:HD13	36:5:155:G:H1'	88.04	0.46
36:5:1610:G:C6	36:5:1611:G:C6	3.04	0.46
36:5:3063:C:H2'	36:5:3064:U:C6	2.47	0.46
36:5:3163:A:O2'	36:5:3164:C:H5'	2.16	0.46

*Continued on next page...*

*Continued from previous page...*

Atom-1	Atom-2	Interatomic distance (Å)	Clash overlap (Å)
41:L4:195:ARG:NH2	36:5:341:G:N7	110.40	0.46
80:6:99:C:H1'	80:6:100:A:N7	2.31	0.46
80:6:1138:A:C4	80:6:1139:A:C8	3.04	0.46
80:6:138:A:N6	80:6:266:A:N6	2.61	0.46
80:6:1397:U:C4	80:6:1399:C:H1'	2.50	0.46
86:6:1931:OHX:N2	86:6:2067:OHX:N2	2.64	0.46
86:6:1965:OHX:N4	86:6:2083:OHX:N6	2.64	0.46
11:S9:133:HIS:CE1	80:6:512:A:O2'	445.46	0.46
80:6:72:A:H2'	80:6:73:U:C1'	2.45	0.46
80:6:95:G:C6	80:6:96:G:C4	3.04	0.46
13:C1:2:SER:HB2	13:C1:82:ARG:H	1.81	0.46
17:C5:128:HIS:HB3	80:6:1460:A:N7	329.25	0.46
18:C6:99:GLU:OE2	18:C6:102:LYS:NZ	2.42	0.46
19:C7:109:LEU:O	19:C7:113:LEU:HB2	3.86	0.46
20:C8:11:PHE:HE2	20:C8:13:HIS:CD2	5.46	0.46
20:C8:22:VAL:HG13	20:C8:31:ALA:HB1	1.96	0.46
24:D2:6:VAL:HG12	24:D2:34:ILE:HD11	1.96	0.46
28:D6:87:ARG:NE	28:D6:91:ASP:O	2.48	0.46
30:D8:10:ALA:HA	30:D8:33:LEU:HB2	4.34	0.46
39:L2:98:VAL:HA	39:L2:166:ILE:O	2.15	0.46
40:L3:315:GLY:HA2	36:5:3379:C:H4'	214.24	0.46
41:L4:26:PHE:HA	41:L4:127:ALA:HA	2.47	0.46
41:L4:200:THR:CG2	41:L4:201:GLN:N	2.78	0.46
42:L5:155:THR:HA	42:L5:179:ARG:HD3	2.01	0.46
45:L8:147:LYS:O	45:L8:201:THR:HB	2.42	0.46
45:L8:26:LEU:H	45:L8:26:LEU:HD12	1.80	0.46
45:L8:75:ILE:HD12	51:M5:21:PHE:CD2	2.51	0.46
47:M0:74:LYS:HE3	47:M0:74:LYS:HB2	1.67	0.46
49:M3:101:ARG:HH22	49:M3:112:ASN:ND2	2.84	0.46
52:M6:14:HIS:CD2	52:M6:124:LEU:HD13	2.52	0.46
53:M7:29:THR:HA	53:M7:32:THR:HG23	1.98	0.46
54:M8:141:ARG:NH2	36:5:977:C:OP1	183.18	0.46
54:M8:42:ALA:HA	54:M8:43:PRO:HD2	1.72	0.46
36:1:671:U:OP2	54:M8:57:ILE:HD12	2.15	0.46
56:N0:9:VAL:O	56:N0:26:ARG:HA	2.29	0.46
57:N1:19:PHE:CE1	57:N1:20:ARG:HG3	2.51	0.46
57:N1:74:VAL:HG21	57:N1:96:ILE:HD11	1.98	0.46
59:N3:89:ASP:OD1	59:N3:91:VAL:HG13	2.15	0.46
86:1:3578:OHX:N2	68:O2:14:THR:O	2.49	0.46
2:S0:147:THR:OG1	2:S0:159:ALA:HB1	2.16	0.46
3:S1:189:ILE:HB	3:S1:190:PRO:HD3	1.98	0.46

*Continued on next page...*

*Continued from previous page...*

Atom-1	Atom-2	Interatomic distance (Å)	Clash overlap (Å)
5:S3:138:VAL:HA	5:S3:183:GLY:O	2.95	0.46
6:S4:136:VAL:HG12	6:S4:137:PRO:O	2.78	0.46
6:S4:29:PRO:O	80:6:449:C:OP1	361.93	0.46
6:S4:71:LYS:CG	6:S4:91:THR:HB	2.46	0.46
7:S5:61:TYR:CD2	7:S5:164:PRO:HB2	3.00	0.46
1:2:1675:C:H1'	10:S8:32:GLN:NE2	2.31	0.46
11:S9:115:LYS:HD2	11:S9:115:LYS:HA	1.58	0.46
11:S9:172:VAL:HG13	11:S9:175:ARG:HH21	2.25	0.46
18:C6:99:GLU:HG2	34:SR:57:PRO:HB2	3.07	0.46
36:1:1194:G:OP1	86:1:3779:OHX:N1	2.48	0.46
36:1:1344:G:H1	36:1:1360:C:N4	2.13	0.46
36:1:1593:A:C4'	70:O4:60:ARG:HD3	2.45	0.46
36:1:2115:G:H22	36:1:2120:A:H1'	1.81	0.46
36:1:2167:A:H2'	36:1:2168:A:C8	2.51	0.46
36:1:2383:C:H5'	52:M6:71:PHE:CE2	2.50	0.46
36:1:2597:U:C2	36:1:2598:G:C8	3.03	0.46
36:1:2916:U:H5	36:1:2935:U:HO2'	1.63	0.46
36:1:2954:U:H5	90:1:3403:8AN:HO2'	1.39	0.46
36:1:3174:A:H2'	36:1:3175:U:C5'	2.46	0.46
86:1:3411:OHX:N1	86:1:3810:OHX:N3	2.63	0.46
86:1:3441:OHX:N3	86:1:3753:OHX:N6	2.64	0.46
36:1:440:A:OP2	36:1:440:A:H8	1.97	0.46
36:1:656:A:O2'	36:1:657:A:H5'	2.16	0.46
36:1:817:A:H8	73:O7:15:SER:HG	1.63	0.46
36:1:860:G:P	39:L2:181:LYS:HZ1	2.39	0.46
36:1:912:G:H5''	36:1:913:A:P	2.55	0.46
36:1:999:G:O2'	36:1:1000:C:H5'	2.16	0.46
1:2:1468:U:C2	1:2:1469:A:C8	3.03	0.46
1:2:1488:G:H5'	1:2:1489:U:OP1	2.15	0.46
1:2:1792:G:O5'	28:D6:3:LYS:HA	2.16	0.46
86:2:1918:OHX:N3	86:2:2053:OHX:N4	2.64	0.46
1:2:894:U:H2'	1:2:895:G:C8	2.51	0.46
38:4:133:G:C4	38:4:134:G:C8	3.04	0.46
36:5:1528:G:N2	36:5:1833:G:C4	2.83	0.46
36:5:2376:G:C6	36:5:2377:G:O6	2.69	0.46
36:5:249:U:H2'	36:5:249:U:OP2	2.16	0.46
51:M5:28:TRP:CD1	36:5:2515:A:H5''	159.76	0.46
36:5:106:A:C2	36:5:325:A:N3	2.84	0.46
36:5:3060:C:H1'	36:5:3332:U:H1'	1.98	0.46
36:5:3351:U:O2	36:5:3351:U:H3'	2.15	0.46
86:5:3512:OHX:N2	86:5:3761:OHX:N2	2.64	0.46

*Continued on next page...*



*Continued from previous page...*

Atom-1	Atom-2	Interatomic distance (Å)	Clash overlap (Å)
86:N9:101:OHX:N5	36:5:984:G:OP1	217.87	0.46
80:6:1490:C:O2	80:6:1491:U:H1'	2.15	0.46
80:6:1591:C:H2'	80:6:1592:A:C8	2.51	0.46
80:6:867:G:N7	86:6:1912:OHX:N1	2.64	0.46
80:6:485:A:C6	80:6:486:G:H1'	2.51	0.46
80:6:652:G:O5'	80:6:653:C:H5	1.98	0.46
80:6:109:G:O2'	80:6:796:A:N1	2.38	0.46
17:C5:119:PHE:CE1	20:C8:121:ALA:HB2	3.15	0.46
17:C5:33:PHE:O	17:C5:36:LEU:HD22	4.02	0.46
19:C7:25:THR:O	19:C7:27:ASP:N	2.44	0.46
19:C7:27:ASP:OD2	19:C7:30:THR:HG23	2.15	0.46
22:D0:65:ILE:HD11	31:D9:36:LEU:HD21	1.98	0.46
26:D4:26:ASP:OD1	26:D4:68:LYS:HE3	2.16	0.46
28:D6:70:LYS:O	28:D6:71:LEU:HD22	2.16	0.46
29:D7:41:LEU:H	29:D7:41:LEU:HD23	3.26	0.46
39:L2:58:LEU:HD13	39:L2:75:ILE:CG2	2.46	0.46
39:L2:86:GLN:HG2	39:L2:87:PHE:N	2.31	0.46
43:L6:2:SER:HB2	68:O2:81:ASP:CG	3.47	0.46
44:L7:150:LYS:HG2	44:L7:151:ARG:HG2	1.97	0.46
46:L9:43:VAL:HG11	46:L9:68:LEU:HD23	1.98	0.46
46:L9:36:LYS:HB3	46:L9:78:MET:SD	2.56	0.46
47:M0:36:LEU:HD13	47:M0:87:LEU:HD12	1.98	0.46
49:M3:138:VAL:HB	71:O5:118:ILE:HB	1.96	0.46
50:M4:39:ILE:HB	50:M4:43:LYS:HB3	1.98	0.46
53:M7:51:VAL:C	53:M7:53:ASP:H	2.18	0.46
54:M8:153:PHE:O	54:M8:161:LYS:HG2	4.51	0.46
54:M8:19:PRO:HD3	54:M8:53:PHE:CD1	2.51	0.46
55:M9:97:ARG:O	55:M9:101:VAL:HG23	3.37	0.46
59:N3:87:ARG:HH22	59:N3:137:VAL:CG2	2.29	0.46
59:N3:49:LEU:HA	59:N3:49:LEU:HD23	2.24	0.46
62:N6:43:TYR:HB3	62:N6:119:ILE:HG21	2.99	0.46
65:N9:58:LYS:O	65:N9:59:LYS:HE3	6.87	0.46
63:N7:4:PHE:HE2	66:O0:34:LEU:O	1.98	0.46
68:O2:82:LEU:O	68:O2:82:LEU:HD22	2.16	0.46
70:O4:60:ARG:HA	36:5:1802:C:O2'	157.14	0.46
72:O6:53:TYR:CD1	72:O6:76:ARG:HG2	2.51	0.46
76:Q0:79:GLU:HG2	76:Q0:82:LEU:HG	1.98	0.46
79:Q3:84:ARG:O	79:Q3:88:GLU:HG2	2.16	0.46
1:2:271:A:N6	8:S6:185:GLN:HE22	2.10	0.46
10:S8:159:GLN:OE1	10:S8:165:LEU:HA	2.16	0.46
11:S9:63:ASP:O	11:S9:69:ARG:HD3	2.70	0.46

*Continued on next page...*

*Continued from previous page...*

Atom-1	Atom-2	Interatomic distance (Å)	Clash overlap (Å)
35:SM:54:PRO:HB2	35:SM:59:GLY:HA2	1.97	0.46
34:SR:107:LYS:HB2	34:SR:128:ASP:CB	3.33	0.46
34:SR:45:TRP:CZ3	34:SR:57:PRO:HD3	2.95	0.46
34:SR:93:ASP:HB3	34:SR:96:THR:HG22	2.07	0.46
36:1:1038:C:H4'	42:L5:5:LYS:HZ2	1.81	0.46
36:1:1560:G:H2'	36:1:1561:G:H5'	1.98	0.46
36:1:2659:G:H2'	36:1:2660:G:H8	1.80	0.46
36:1:878:G:H2'	36:1:2980:U:O2'	2.16	0.46
86:1:3479:OHX:N1	86:1:3799:OHX:N1	2.63	0.46
1:2:1777:G:H2'	1:2:1778:G:C8	2.51	0.46
38:4:136:G:OP1	61:N5:48:SER:OG	2.20	0.46
36:5:1064:A:H5"	36:5:1066:G:O4'	2.16	0.46
36:5:982:C:H42	36:5:1101:G:H1	1.63	0.46
68:O2:57:TYR:CE1	36:5:1162:U:H4'	198.47	0.46
36:5:1355:A:H1'	36:5:1356:U:OP2	2.16	0.46
36:5:1658:G:O6	86:5:3724:OHX:N3	2.48	0.46
36:5:1856:C:H2'	36:5:1857:C:C6	2.50	0.46
36:5:2561:A:O2'	36:5:2562:A:H5"	2.16	0.46
36:5:2298:U:O4	36:5:2923:U:H5	1.99	0.46
36:5:78:U:H2'	36:5:79:U:H6	1.81	0.46
36:5:901:G:O2'	36:5:902:G:H5'	2.16	0.46
80:6:105:A:H2'	80:6:106:U:O4'	2.16	0.46
80:6:1082:C:H2'	80:6:1083:G:H5'	1.98	0.46
80:6:1641:C:O5'	80:6:1641:C:H6	1.99	0.46
80:6:221:A:C2'	80:6:222:A:H5'	2.46	0.46
80:6:585:A:H2'	80:6:586:G:C8	2.51	0.46
12:C0:80:LEU:O	12:C0:82:LEU:N	2.40	0.46
17:C5:86:VAL:HG22	17:C5:88:GLU:H	1.81	0.46
18:C6:11:GLY:HA3	18:C6:83:GLN:HB3	2.37	0.46
19:C7:24:LEU:O	19:C7:25:THR:HG23	2.16	0.46
20:C8:83:ALA:O	20:C8:86:LEU:HB2	2.16	0.46
22:D0:53:LYS:HB2	22:D0:92:ASP:HB2	2.61	0.46
25:D3:130:VAL:HG21	25:D3:135:LEU:HD21	2.12	0.46
25:D3:72:VAL:O	25:D3:84:THR:HA	2.45	0.46
28:D6:51:ARG:NH2	30:D8:60:GLU:OE1	8.19	0.46
33:E1:144:CYS:SG	33:E1:147:VAL:HB	2.56	0.46
40:L3:107:ALA:HB1	40:L3:200:GLU:HG3	4.63	0.46
40:L3:53:MET:SD	40:L3:77:THR:HG22	3.76	0.46
41:L4:169:LEU:HD21	41:L4:219:LEU:HD11	1.97	0.46
41:L4:361:HIS:CG	41:L4:362:ASP:N	2.93	0.46
43:L6:135:VAL:O	43:L6:139:LYS:HG3	2.16	0.46

*Continued on next page...*

*Continued from previous page...*

Atom-1	Atom-2	Interatomic distance (Å)	Clash overlap (Å)
44:L7:47:ARG:O	44:L7:50:ALA:N	2.35	0.46
44:L7:66:LYS:HG3	44:L7:76:TYR:HD2	1.81	0.46
42:L5:286:VAL:HG13	47:M0:206:LEU:CD2	2.45	0.46
50:M4:108:ARG:HD3	52:M6:197:LEU:HA	4.64	0.46
51:M5:150:TRP:O	51:M5:153:ASP:HB2	2.58	0.46
51:M5:8:GLU:HB2	51:M5:50:ARG:HH22	1.81	0.46
52:M6:3:VAL:HG13	52:M6:4:GLU:N	2.31	0.46
36:1:412:G:OP1	53:M7:62:ARG:NH1	2.49	0.46
54:M8:100:THR:HG22	54:M8:120:GLU:HB2	4.35	0.46
56:N0:87:THR:C	56:N0:88:HIS:ND1	2.69	0.46
56:N0:26:ARG:HB3	57:N1:150:THR:HG22	5.11	0.46
61:N5:136:ALA:HB1	61:N5:141:TYR:CE1	2.84	0.46
62:N6:53:ASP:HB2	62:N6:110:HIS:HD2	1.81	0.46
65:N9:7:HIS:CG	65:N9:8:THR:N	2.83	0.46
70:O4:21:LYS:HB3	70:O4:21:LYS:HE3	1.46	0.46
71:O5:45:LYS:O	71:O5:48:ARG:HG2	2.16	0.46
71:O5:88:LEU:HD23	71:O5:88:LEU:HA	1.60	0.46
2:S0:90:ALA:HB1	2:S0:95:ALA:O	2.16	0.46
3:S1:34:ALA:HB2	3:S1:43:VAL:CG2	2.45	0.46
5:S3:138:VAL:O	5:S3:149:ALA:HA	2.15	0.46
5:S3:194:LYS:O	5:S3:196:ARG:N	2.49	0.46
8:S6:159:ARG:HH22	80:6:79:C:P	348.23	0.46
11:S9:107:ARG:NH1	11:S9:112:GLN:OE1	2.49	0.46
1:2:767:U:C5	11:S9:143:ILE:HD12	2.51	0.46
34:SR:242:SER:HB3	34:SR:292:LEU:HD23	1.98	0.46
34:SR:26:SER:OG	34:SR:75:ALA:O	2.40	0.46
36:1:1120:A:H2'	36:1:1121:U:C6	2.50	0.46
36:1:2199:G:H2'	36:1:2200:U:C6	2.51	0.46
36:1:242:C:O2'	36:1:243:G:H8	1.99	0.46
36:1:283:G:O6	36:1:304:G:H1'	2.16	0.46
36:1:3242:G:N7	40:L3:150:ARG:HD2	2.31	0.46
86:1:3596:OHX:N5	86:1:3777:OHX:N3	2.64	0.46
36:1:535:G:C6	36:1:555:U:N3	2.84	0.46
36:1:627:U:O4	86:1:3541:OHX:N5	2.49	0.46
36:1:816:A:N1	36:1:919:U:H1'	2.31	0.46
1:2:1085:G:H2'	1:2:1087:A:OP2	2.16	0.46
1:2:1567:U:C5	1:2:1568:C:C4	3.04	0.46
86:2:1954:OHX:N6	86:2:2073:OHX:N5	2.63	0.46
1:2:485:A:H2'	1:2:486:G:O4'	2.15	0.46
1:2:498:G:O2'	1:2:499:U:O5'	2.25	0.46
1:2:97:C:H2'	1:2:98:U:H6	1.81	0.46

*Continued on next page...*

*Continued from previous page...*

Atom-1	Atom-2	Interatomic distance (Å)	Clash overlap (Å)
45:L8:128:LYS:HB2	36:5:120:G:O6	98.81	0.46
36:5:1251:A:H2'	36:5:1252:A:O4'	2.16	0.46
36:5:1307:G:C2	36:5:1308:A:C2	3.04	0.46
55:M9:9:ARG:NH2	36:5:1602:A:O3'	108.11	0.46
36:5:830:A:O2'	36:5:1866:C:H2'	2.16	0.46
36:5:229:G:C6	36:5:230:U:C4	3.04	0.46
40:L3:236:LYS:HD3	36:5:2340:U:OP1	233.04	0.46
36:5:2397:A:C2	36:5:2873:U:H5'	2.51	0.46
36:5:2440:G:H2'	36:5:2441:A:C8	2.50	0.46
36:5:2636:A:H5''	36:5:2637:A:H5'	1.98	0.46
36:5:2683:U:O2	36:5:2683:U:H2'	2.16	0.46
36:5:3042:U:OP2	36:5:3092:C:N4	2.48	0.46
36:5:3069:G:C2	36:5:3070:A:C8	3.04	0.46
36:5:503:C:H2'	36:5:504:A:H8	1.80	0.46
36:5:506:U:H2'	36:5:507:U:O4'	2.16	0.46
36:5:985:U:H2'	36:5:986:U:H6	1.81	0.46
80:6:995:A:C2	80:6:1010:C:C2	3.04	0.46
80:6:1315:U:OP2	80:6:1328:G:N1	2.37	0.46
80:6:1561:U:H4'	80:6:1599:C:H4'	1.97	0.46
80:6:867:G:C4	80:6:868:G:C8	3.04	0.46
38:8:142:C:C4	38:8:143:U:O4	2.69	0.46
38:8:27:U:O5'	38:8:27:U:H6	1.99	0.46
18:C6:31:VAL:HG22	18:C6:67:VAL:HB	3.22	0.46
19:C7:84:TYR:C	19:C7:85:VAL:HG13	2.36	0.46
17:C5:119:PHE:HE1	20:C8:119:ILE:HG23	1.80	0.46
21:C9:28:LEU:CD1	21:C9:29:GLU:H	2.29	0.46
22:D0:43:LYS:O	22:D0:47:GLN:N	2.58	0.46
23:D1:16:LYS:HG2	23:D1:21:ASN:HA	1.98	0.46
33:E1:96:LYS:O	33:E1:97:LYS:HB3	2.60	0.46
86:1:3744:OHX:N5	39:L2:122:ASP:O	2.49	0.46
39:L2:246:LEU:HA	39:L2:246:LEU:HD23	1.67	0.46
40:L3:141:GLY:O	40:L3:143:GLY:N	2.49	0.46
40:L3:44:THR:HG23	40:L3:184:ASN:HB2	2.17	0.46
40:L3:61:ASP:OD1	40:L3:68:HIS:HE1	2.57	0.46
41:L4:169:LEU:HD11	41:L4:219:LEU:HD21	1.98	0.46
42:L5:195:LEU:O	42:L5:199:ILE:HG13	2.42	0.46
42:L5:30:TYR:HA	42:L5:33:ARG:HB3	1.98	0.46
45:L8:122:LYS:C	45:L8:124:ASP:H	2.53	0.46
36:1:2645:G:OP2	47:M0:117:GLY:HA2	2.15	0.46
50:M4:13:ARG:HB2	50:M4:65:LEU:HD12	3.31	0.46
52:M6:157:GLU:OE2	52:M6:160:ARG:NH1	2.78	0.46

*Continued on next page...*

*Continued from previous page...*

Atom-1	Atom-2	Interatomic distance (Å)	Clash overlap (Å)
55:M9:81:ARG:HG2	55:M9:88:ARG:CZ	2.45	0.46
56:N0:83:SER:O	56:N0:85:SER:N	3.11	0.46
36:1:1095:U:O2	57:N1:129:LYS:HB2	2.16	0.46
57:N1:17:ARG:HG3	36:5:2700:G:H5''	265.84	0.46
60:N4:1:MET:HG3	60:N4:1:MET:O	3.40	0.46
61:N5:105:VAL:HG12	61:N5:106:ASP:H	1.81	0.46
62:N6:5:SER:C	62:N6:7:ASP:H	2.27	0.46
63:N7:36:HIS:O	63:N7:38:PHE:N	2.45	0.46
65:N9:37:PRO:HB2	36:5:2738:A:H4'	208.06	0.46
68:O2:41:VAL:HG12	68:O2:46:PHE:HD2	1.99	0.46
69:O3:103:TYR:HA	69:O3:105:SER:N	2.91	0.46
69:O3:6:ARG:HG2	69:O3:8:TYR:H	2.42	0.46
72:O6:21:THR:OG1	72:O6:21:THR:O	2.27	0.46
75:O9:30:ARG:HE	75:O9:30:ARG:HB2	1.32	0.46
79:Q3:45:LYS:HE3	79:Q3:45:LYS:HB2	1.48	0.46
2:S0:75:ALA:HB1	2:S0:86:VAL:HG12	1.98	0.46
3:S1:70:LEU:HA	3:S1:73:LEU:HB2	4.64	0.46
4:S2:54:GLU:H	4:S2:54:GLU:HG2	1.81	0.46
7:S5:56:ALA:O	7:S5:57:SER:OG	2.25	0.46
9:S7:117:THR:HG22	9:S7:120:ALA:HB2	1.98	0.46
10:S8:42:ARG:HB3	10:S8:58:LEU:O	2.16	0.46
10:S8:84:HIS:NE2	10:S8:90:LEU:HD13	3.15	0.46
11:S9:90:LYS:HB2	11:S9:95:TYR:HD1	1.76	0.46
35:SM:39:PRO:HB2	35:SM:40:PRO:CD	2.45	0.46
34:SR:133:VAL:HB	34:SR:142:ALA:HB3	1.98	0.46
36:1:1331:U:OP2	36:1:1332:A:N6	2.42	0.46
36:1:1334:U:OP1	44:L7:206:LYS:HE3	2.16	0.46
36:1:1556:C:N4	36:1:2169:G:C8	2.84	0.46
36:1:1863:G:O3'	55:M9:82:LYS:HB2	2.15	0.46
36:1:189:G:C2	36:1:191:U:C4	3.04	0.46
36:1:2213:A:H2'	36:1:2214:A:H8	1.75	0.46
36:1:2313:A:C8	36:1:2315:G:C5	3.04	0.46
36:1:2608:G:OP1	39:L2:2:GLY:N	2.49	0.46
36:1:2890:A:C2	36:1:2914:G:C4	3.03	0.46
36:1:2992:U:H1'	53:M7:69:ARG:HH21	1.79	0.46
36:1:3013:U:H2'	36:1:3014:U:C6	2.51	0.46
36:1:3027:A:H2'	36:1:3028:G:O4'	2.15	0.46
36:1:3202:G:C6	36:1:3203:U:C4	3.04	0.46
36:1:669:U:H1'	36:1:1110:U:H4'	1.97	0.46
1:2:1266:U:H2'	1:2:1267:G:H8	1.79	0.46
1:2:138:A:N6	1:2:266:A:H61	2.13	0.46

*Continued on next page...*

*Continued from previous page...*

Atom-1	Atom-2	Interatomic distance (Å)	Clash overlap (Å)
1:2:119:A:H1'	1:2:397:A:C4	2.51	0.46
1:2:730:G:N3	1:2:730:G:H2'	2.31	0.46
1:2:964:U:H4'	1:2:965:U:O4'	2.16	0.46
36:5:1214:U:H2'	36:5:1215:U:C6	2.50	0.46
36:5:17:G:C2	36:5:18:G:H1'	2.51	0.46
36:5:3016:A:C2	36:5:3017:A:C4	3.03	0.46
36:5:3152:U:C5	36:5:3395:G:C6	3.04	0.46
86:5:3455:OHX:N1	86:5:3804:OHX:N1	2.63	0.46
36:5:1587:A:OP1	86:5:3497:OHX:N3	2.49	0.46
36:5:87:U:H2'	36:5:88:A:C8	2.51	0.46
80:6:1466:G:O2'	80:6:1602:C:OP1	2.33	0.46
80:6:761:G:O6	86:6:2090:OHX:N1	2.49	0.46
80:6:312:A:C5	80:6:314:C:C4	3.04	0.46
13:C1:75:VAL:HG22	13:C1:84:ILE:HD12	1.98	0.46
14:C2:66:VAL:HG11	14:C2:71:ILE:HG21	1.98	0.46
15:C3:27:LYS:HD2	15:C3:28:LEU:H	1.81	0.46
1:2:1788:G:OP2	16:C4:127:ARG:NH2	2.49	0.46
18:C6:9:THR:HG21	18:C6:87:LYS:O	2.36	0.46
19:C7:104:ASN:H	19:C7:106:THR:CG2	7.25	0.46
19:C7:53:TYR:O	19:C7:56:HIS:HB3	2.62	0.46
21:C9:52:GLY:HA2	21:C9:55:TYR:CD2	2.50	0.46
21:C9:57:ARG:HG3	21:C9:57:ARG:NH1	2.80	0.46
21:C9:15:ILE:HD13	21:C9:60:SER:HA	1.97	0.46
22:D0:98:GLN:O	22:D0:102:ARG:HB3	3.03	0.46
23:D1:2:GLU:HG3	23:D1:6:GLY:HA2	5.24	0.46
25:D3:92:CYS:HA	25:D3:95:PHE:HD2	2.15	0.46
28:D6:15:ARG:HD2	28:D6:18:VAL:HG12	1.96	0.46
30:D8:13:ILE:HG13	30:D8:29:ARG:O	2.16	0.46
42:L5:218:ARG:HB3	42:L5:218:ARG:HE	1.57	0.46
36:L1:1155:C:P	44:L7:94:LYS:HZ1	2.39	0.46
45:L8:210:ALA:HA	45:L8:213:LYS:HB3	3.07	0.46
47:M0:174:THR:O	47:M0:175:ASN:HB2	4.57	0.46
48:M1:36:VAL:HG21	48:M1:123:PHE:HD2	1.80	0.46
49:M3:176:GLU:HG2	72:O6:11:LEU:HD23	1.98	0.46
49:M3:25:HIS:HE1	51:M5:198:SER:HB2	1.80	0.46
56:N0:26:ARG:O	57:N1:150:THR:HA	2.28	0.46
59:N3:114:ILE:HD12	59:N3:132:ASN:C	2.92	0.46
61:N5:105:VAL:HG11	61:N5:126:LEU:HD13	1.98	0.46
67:O1:17:HIS:HB2	67:O1:69:TYR:HB3	2.26	0.46
51:M5:143:ARG:HE	71:O5:92:LEU:CD2	2.29	0.46
36:L1:359:U:O2'	73:O7:16:HIS:ND1	2.36	0.46

*Continued on next page...*

*Continued from previous page...*

Atom-1	Atom-2	Interatomic distance (Å)	Clash overlap (Å)
73:O7:28:HIS:HE1	73:O7:30:GLN:HB2	2.25	0.46
73:O7:63:ARG:HB3	73:O7:65:ARG:HG2	1.98	0.46
74:O8:45:VAL:O	74:O8:47:GLY:N	3.58	0.46
79:Q3:74:ALA:O	79:Q3:78:THR:HG23	2.16	0.46
2:S0:102:PHE:O	2:S0:103:THR:HG22	2.15	0.46
2:S0:175:TYR:CE1	2:S0:197:ILE:HG22	2.83	0.46
3:S1:36:SER:N	3:S1:41:ARG:HH21	3.98	0.46
5:S3:101:GLN:O	5:S3:104:SER:HB3	2.16	0.46
6:S4:90:ILE:HD11	6:S4:101:LEU:HD11	1.98	0.46
6:S4:238:LEU:H	6:S4:238:LEU:HG	1.56	0.46
7:S5:120:ILE:O	7:S5:124:LEU:HD12	2.16	0.46
8:S6:191:ARG:HH11	80:6:177:U:H1'	318.83	0.46
8:S6:2:LYS:HB3	8:S6:108:VAL:HG22	1.97	0.46
9:S7:14:THR:HG22	9:S7:17:GLU:HB2	2.56	0.46
10:S8:70:GLU:HG3	10:S8:112:TRP:CH2	2.51	0.46
36:1:109:A:N6	36:1:323:A:H1'	2.30	0.45
36:1:1135:A:OP1	65:N9:6:ASN:HB2	2.16	0.45
36:1:1717:U:H2'	36:1:1718:G:C8	2.52	0.45
36:1:197:G:N2	36:1:372:A:C8	2.85	0.45
36:1:224:C:O2	62:N6:103:LYS:NZ	2.49	0.45
36:1:2794:G:H1'	36:1:2795:U:C6	2.50	0.45
36:1:2761:G:H1	36:1:2795:U:H3'	1.81	0.45
36:1:2407:C:H1'	36:1:2818:U:O2	2.16	0.45
36:1:3053:G:N2	36:1:3090:U:H1'	2.32	0.45
36:1:3257:C:C4	36:1:3258:U:C5	3.04	0.45
36:1:3269:U:H4'	36:1:3270:U:O5'	2.16	0.45
86:1:3508:OHX:N3	86:1:3746:OHX:N6	2.64	0.45
36:1:955:U:H2'	36:1:956:U:H6	1.81	0.45
1:2:1354:G:C5	1:2:1355:C:C4	3.04	0.45
1:2:1453:G:H2'	1:2:1454:G:C8	2.49	0.45
1:2:1204:A:C8	1:2:1555:A:N1	2.84	0.45
1:2:498:G:C4	1:2:499:U:N3	2.83	0.45
1:2:813:U:C5	55:M9:163:ARG:HD2	2.51	0.45
38:4:122:U:C2	38:4:123:G:C8	3.04	0.45
36:5:1250:G:O2'	36:5:1251:A:H5'	2.17	0.45
36:5:1326:A:O2'	36:5:1327:C:H5'	2.16	0.45
36:5:1526:U:C4	36:5:1595:U:C5	3.04	0.45
36:5:894:G:N2	36:5:1660:C:OP1	2.49	0.45
36:5:2098:C:H2'	36:5:2099:A:O4'	2.16	0.45
36:5:2663:G:C2	36:5:2664:C:C2	3.03	0.45
36:5:2610:G:O6	86:5:3693:OHX:N6	2.49	0.45

*Continued on next page...*

*Continued from previous page...*

Atom-1	Atom-2	Interatomic distance (Å)	Clash overlap (Å)
86:5:3482:OHX:N4	86:5:3727:OHX:N4	2.64	0.45
36:5:2731:U:OP2	86:5:3758:OHX:N2	2.49	0.45
80:6:1085:G:N2	80:6:1088:A:OP2	2.35	0.45
17:C5:52:LYS:HZ2	80:6:1243:G:H2'	409.25	0.45
80:6:1691:A:H2'	80:6:1692:G:C8	2.52	0.45
80:6:194:U:O2	80:6:195:G:O2'	2.23	0.45
80:6:301:A:C6	80:6:302:U:C4	3.04	0.45
80:6:525:A:C6	80:6:526:A:C6	3.04	0.45
80:6:57:G:C6	80:6:58:U:C4	3.04	0.45
38:8:29:U:O2'	38:8:30:C:H5'	2.16	0.45
38:8:4:C:H2'	38:8:5:U:C6	2.51	0.45
14:C2:62:LEU:HD12	14:C2:63:VAL:H	2.63	0.45
15:C3:85:PRO:HG2	15:C3:129:TYR:CE2	2.64	0.45
17:C5:103:ASN:HD21	35:SM:56:GLY:HA3	1.81	0.45
17:C5:128:HIS:HB3	80:6:1460:A:C5	330.41	0.45
5:S3:207:THR:HB	19:C7:40:THR:OG1	2.52	0.45
20:C8:26:ILE:O	20:C8:58:ALA:N	2.32	0.45
20:C8:6:GLN:O	27:D5:42:LEU:HD13	2.15	0.45
20:C8:45:LEU:HD11	21:C9:36:ILE:HG22	1.97	0.45
22:D0:48:HIS:NE2	22:D0:50:LEU:HD11	2.31	0.45
25:D3:42:PRO:HG2	25:D3:122:PHE:CZ	2.74	0.45
1:2:443:C:OP2	26:D4:105:ARG:HB3	2.15	0.45
27:D5:92:ILE:HG12	27:D5:100:ILE:CG2	2.46	0.45
1:2:1798:U:C5	28:D6:38:ARG:NH2	2.84	0.45
32:E0:13:LYS:CE	32:E0:17:GLN:HE22	5.07	0.45
39:L2:104:LEU:O	39:L2:139:HIS:HE1	4.09	0.45
40:L3:116:ARG:HG2	40:L3:175:LYS:HA	1.98	0.45
41:L4:35:VAL:HG11	41:L4:244:LEU:HD21	1.98	0.45
36:1:147:U:H5'	45:L8:136:LEU:HB2	1.99	0.45
45:L8:156:ASP:HB2	45:L8:157:VAL:H	1.57	0.45
48:M1:73:GLY:O	48:M1:75:LYS:N	2.49	0.45
51:M5:93:LYS:O	51:M5:94:TYR:HB3	2.16	0.45
36:1:1191:U:OP2	52:M6:49:ARG:HD2	2.16	0.45
53:M7:22:LEU:HD13	53:M7:90:PHE:HD2	1.81	0.45
55:M9:134:HIS:CE1	55:M9:137:ALA:HB2	2.51	0.45
57:N1:72:VAL:HG21	57:N1:96:ILE:HG12	1.97	0.45
63:N7:104:PRO:O	63:N7:108:GLU:HG3	2.17	0.45
36:1:1139:G:O6	65:N9:10:HIS:CE1	2.68	0.45
67:O1:16:LEU:HD13	67:O1:16:LEU:HA	2.14	0.45
67:O1:23:VAL:HB	67:O1:28:ARG:HG2	2.48	0.45
68:O2:19:ARG:HD3	68:O2:28:VAL:HG13	2.70	0.45

*Continued on next page...*



*Continued from previous page...*

Atom-1	Atom-2	Interatomic distance (Å)	Clash overlap (Å)
72:O6:73:ALA:HA	72:O6:76:ARG:HB3	2.38	0.45
3:S1:117:TRP:HE1	3:S1:152:ARG:NH1	2.14	0.45
7:S5:163:SER:HB2	30:D8:48:VAL:HG22	2.82	0.45
7:S5:208:SER:O	7:S5:212:LYS:HG3	2.26	0.45
7:S5:37:GLN:HG2	18:C6:53:LEU:HD13	1.97	0.45
7:S5:38:THR:OG1	18:C6:57:LEU:HD11	6.40	0.45
7:S5:89:ILE:HD12	7:S5:90:ILE:H	1.80	0.45
9:S7:21:ALA:HA	9:S7:24:PHE:HB2	2.28	0.45
1:2:856:A:N7	9:S7:97:ARG:HB2	2.31	0.45
10:S8:29:LEU:HD23	10:S8:29:LEU:O	2.33	0.45
11:S9:91:LYS:O	11:S9:92:LYS:HG2	2.16	0.45
35:SM:61:ILE:HD12	35:SM:62:ARG:N	2.31	0.45
34:SR:101:GLN:HG2	34:SR:137:LYS:C	2.49	0.45
36:1:1400:G:C2	36:1:1401:A:C8	3.04	0.45
36:1:1517:G:C5	36:1:1518:U:C5	3.04	0.45
36:1:1678:G:N7	58:N2:74:LYS:NZ	2.63	0.45
36:1:1805:C:H2'	36:1:1806:A:H8	1.82	0.45
36:1:2768:U:H2'	36:1:2769:A:H8	1.81	0.45
36:1:2628:A:H1'	36:1:2798:C:C2	2.50	0.45
36:1:2405:C:O2	36:1:2819:A:N1	2.49	0.45
36:1:2927:C:H2'	36:1:2928:C:C6	2.51	0.45
36:1:2987:A:O2'	40:L3:259:HIS:HB3	2.16	0.45
36:1:3075:G:C2	36:1:3076:C:C2	3.05	0.45
36:1:3099:C:O2'	36:1:3100:U:H5'	2.16	0.45
36:1:1196:C:C2	86:1:3535:OHX:N2	2.83	0.45
36:1:677:A:H4'	36:1:678:G:O5'	2.15	0.45
1:2:1192:C:H5'	18:C6:142:TYR:HA	1.97	0.45
1:2:1331:A:H2'	1:2:1332:C:H5'	1.98	0.45
1:2:1586:A:H1'	1:2:1611:A:N6	2.31	0.45
1:2:993:A:H2'	1:2:994:G:O4'	2.15	0.45
36:5:1114:U:O2'	36:5:1115:G:H5'	2.16	0.45
36:5:947:G:C5	36:5:1373:A:C2	3.04	0.45
61:N5:42:ARG:HD2	36:5:14:U:O2	102.69	0.45
36:5:1510:G:H8	36:5:1510:G:O5'	1.99	0.45
36:5:1521:G:H21	36:5:1835:A:H1'	1.80	0.45
36:5:1573:G:C5	36:5:1574:C:H1'	2.51	0.45
36:5:3279:A:C2'	36:5:3280:U:H5'	2.46	0.45
36:5:3347:A:N6	36:5:3358:U:H3	2.13	0.45
86:5:3457:OHX:N1	86:5:3815:OHX:N3	2.64	0.45
80:6:1045:C:H2'	80:6:1046:G:H8	1.80	0.45
80:6:1160:A:H2'	80:6:1161:C:H6	1.80	0.45

*Continued on next page...*

*Continued from previous page...*

Atom-1	Atom-2	Interatomic distance (Å)	Clash overlap (Å)
80:6:1533:C:H4'	80:6:1539:G:N1	2.31	0.45
80:6:1557:U:O2'	80:6:1558:U:H2'	2.16	0.45
80:6:188:A:H2'	80:6:189:C:O4'	2.15	0.45
80:6:470:A:OP2	86:6:1957:OHX:N3	2.49	0.45
80:6:478:A:C2	80:6:511:A:C2	3.04	0.45
13:C1:75:VAL:HG21	13:C1:117:VAL:HG13	2.43	0.45
23:D1:54:ALA:O	23:D1:55:LEU:HD23	2.16	0.45
25:D3:86:PHE:CE1	25:D3:88:PRO:HA	2.51	0.45
27:D5:59:TYR:CD1	27:D5:100:ILE:HD11	2.52	0.45
27:D5:42:LEU:O	27:D5:46:LYS:HB2	2.17	0.45
27:D5:65:LEU:HB3	27:D5:71:ILE:CD1	2.46	0.45
28:D6:30:ILE:HG12	28:D6:34:LYS:HB3	3.28	0.45
29:D7:31:TYR:CD2	29:D7:48:SER:HB3	2.83	0.45
29:D7:67:THR:O	80:6:871:G:O2'	327.66	0.45
29:D7:73:LEU:HD12	29:D7:73:LEU:H	1.80	0.45
32:E0:40:TYR:CD2	32:E0:44:PHE:HE1	7.00	0.45
40:L3:17:LEU:HD11	40:L3:233:TRP:CH2	3.24	0.45
40:L3:209:PHE:HB3	40:L3:282:ILE:HD12	2.09	0.45
41:L4:138:ARG:HH21	41:L4:240:PRO:HB2	2.13	0.45
41:L4:264:SER:OG	41:L4:267:VAL:HG13	2.15	0.45
42:L5:111:GLN:O	42:L5:113:LEU:N	2.49	0.45
45:L8:166:LEU:HA	45:L8:166:LEU:HD23	2.08	0.45
49:M3:114:GLN:O	49:M3:118:GLU:HG3	2.15	0.45
49:M3:55:ARG:HA	49:M3:55:ARG:HD2	1.80	0.45
50:M4:48:GLY:CA	50:M4:53:VAL:HB	5.35	0.45
52:M6:54:TYR:CD2	52:M6:58:LEU:HD22	2.61	0.45
56:N0:148:LEU:HD12	56:N0:149:LYS:H	1.81	0.45
56:N0:83:SER:HG	56:N0:88:HIS:CE1	2.31	0.45
59:N3:84:SER:CB	59:N3:94:TYR:HB3	2.46	0.45
61:N5:132:ALA:O	61:N5:136:ALA:N	2.48	0.45
62:N6:16:ARG:O	62:N6:20:PHE:HD2	2.00	0.45
70:O4:4:ARG:CZ	36:5:1481:A:C2	156.00	0.45
5:S3:176:LEU:HD12	5:S3:176:LEU:H	1.81	0.45
6:S4:208:VAL:HB	6:S4:225:VAL:HG21	2.47	0.45
20:C8:125:ILE:HG12	35:SM:61:ILE:HG23	1.97	0.45
34:SR:200:ASN:H	34:SR:215:GLY:HA2	2.08	0.45
34:SR:267:PRO:HG2	34:SR:269:TYR:CE1	2.51	0.45
36:1:1193:A:H2'	36:1:1194:G:O4'	2.16	0.45
36:1:1524:A:OP1	61:N5:92:LYS:NZ	2.43	0.45
36:1:1745:C:H2'	36:1:1746:U:C6	2.49	0.45
36:1:1823:A:H2'	36:1:1824:U:H6	1.81	0.45

*Continued on next page...*

*Continued from previous page...*

Atom-1	Atom-2	Interatomic distance (Å)	Clash overlap (Å)
36:1:2112:U:O5'	36:1:2112:U:H6	2.00	0.45
36:1:2331:C:H2'	36:1:2332:A:C8	2.50	0.45
36:1:2700:G:OP1	57:N1:17:ARG:HB2	2.17	0.45
36:1:3256:G:C6	36:1:3257:C:C4	3.04	0.45
36:1:540:U:H2'	36:1:541:U:C6	2.51	0.45
1:2:1162:C:H5''	1:2:1163:A:OP2	2.16	0.45
1:2:1767:G:H4'	1:2:1768:G:O4'	2.17	0.45
1:2:246:G:N2	13:C1:40:LEU:HD22	2.31	0.45
1:2:342:C:C4	1:2:343:C:C5	3.04	0.45
1:2:544:A:H5''	1:2:545:A:OP2	2.15	0.45
38:4:35:C:H5''	73:O7:70:VAL:HG11	1.99	0.45
36:5:1002:A:N1	36:5:1050:U:O2'	2.48	0.45
36:5:1110:U:H2'	36:5:1111:U:C6	2.50	0.45
36:5:1597:C:H2'	36:5:1598:G:C8	2.51	0.45
36:5:1495:U:H2'	36:5:1842:A:C2	2.51	0.45
36:5:2176:U:C2'	36:5:2177:G:H5'	2.45	0.45
36:5:2667:A:H5'	36:5:2667:A:H8	1.81	0.45
36:5:2784:G:C2	36:5:2785:A:C4	3.04	0.45
86:5:3599:OHX:N5	86:5:3794:OHX:N2	2.64	0.45
86:5:3482:OHX:N5	86:5:3727:OHX:N5	2.64	0.45
80:6:187:G:H4'	80:6:188:A:OP1	2.16	0.45
86:6:2018:OHX:N6	86:6:2042:OHX:N5	2.64	0.45
80:6:320:U:H2'	80:6:321:C:C2	2.52	0.45
80:6:482:U:O5'	80:6:482:U:H6	1.99	0.45
11:S9:6:ARG:NE	80:6:771:A:O2'	390.69	0.45
37:7:57:G:C8	37:7:58:C:C5	3.04	0.45
36:5:1055:A:H1'	37:7:81:U:O2'	2.17	0.45
12:C0:34:GLU:O	12:C0:35:ILE:HB	4.52	0.45
17:C5:90:ILE:HD13	17:C5:109:PRO:HA	2.15	0.45
17:C5:126:VAL:HG13	17:C5:127:ARG:H	1.81	0.45
17:C5:128:HIS:HB3	80:6:1460:A:C8	328.60	0.45
17:C5:34:VAL:O	17:C5:42:ARG:HG2	2.16	0.45
18:C6:22:VAL:HG13	18:C6:65:ILE:HD11	1.98	0.45
18:C6:5:PRO:HB2	18:C6:96:TYR:CE2	2.75	0.45
20:C8:24:GLY:O	20:C8:26:ILE:HG23	2.17	0.45
20:C8:94:ASP:OD1	20:C8:96:LYS:HG3	2.80	0.45
23:D1:36:VAL:HG11	23:D1:78:LEU:HD13	1.98	0.45
26:D4:49:LYS:N	26:D4:49:LYS:HD3	2.72	0.45
27:D5:40:VAL:HA	27:D5:75:LEU:HD13	3.20	0.45
29:D7:64:CYS:SG	29:D7:71:ALA:HB1	2.56	0.45
33:E1:82:LYS:O	33:E1:84:VAL:N	4.91	0.45

*Continued on next page...*

*Continued from previous page...*

Atom-1	Atom-2	Interatomic distance (Å)	Clash overlap (Å)
36:1:2242:A:H5'	39:L2:243:THR:HG23	1.97	0.45
40:L3:147:GLU:O	40:L3:150:ARG:HB3	2.33	0.45
41:L4:255:PHE:O	41:L4:258:LEU:HB2	2.17	0.45
41:L4:58:HIS:HD2	41:L4:98:ARG:HB2	1.83	0.45
43:L6:87:THR:OG1	43:L6:89:THR:HG23	3.39	0.45
45:L8:153:ILE:O	45:L8:180:VAL:N	2.47	0.45
45:L8:190:VAL:O	45:L8:190:VAL:HG12	3.52	0.45
46:L9:117:PHE:HB3	46:L9:124:ARG:NH2	2.31	0.45
36:1:3024:A:O2'	46:L9:97:PHE:HE2	1.98	0.45
51:M5:151:ILE:HD13	51:M5:151:ILE:HA	1.80	0.45
50:M4:105:GLN:NE2	52:M6:198:GLY:O	2.91	0.45
55:M9:89:LEU:HD12	55:M9:90:PRO:HD2	2.27	0.45
56:N0:13:ARG:NH2	56:N0:50:LYS:O	3.63	0.45
58:N2:28:PHE:HE1	58:N2:83:TYR:HE2	1.99	0.45
59:N3:108:GLU:HB3	59:N3:128:ARG:HH11	3.66	0.45
59:N3:84:SER:HB2	59:N3:94:TYR:HB3	1.98	0.45
60:N4:52:THR:O	60:N4:56:ARG:HG3	2.16	0.45
62:N6:119:ILE:HG22	62:N6:124:GLY:HA3	2.55	0.45
36:1:936:A:OP1	64:N8:28:HIS:ND1	2.49	0.45
64:N8:47:LYS:HG3	64:N8:48:TYR:N	2.64	0.45
78:Q2:47:GLN:HE22	78:Q2:54:THR:H	1.83	0.45
79:Q3:46:THR:O	79:Q3:58:SER:N	2.35	0.45
2:S0:190:ASP:C	2:S0:192:THR:H	4.50	0.45
3:S1:180:THR:HG22	3:S1:181:LEU:N	2.31	0.45
5:S3:18:TYR:CE1	5:S3:37:VAL:HG23	2.52	0.45
1:2:753:A:H5'	6:S4:221:ARG:HG3	1.97	0.45
10:S8:99:ALA:HB3	80:6:329:G:H5'	269.64	0.45
34:SR:211:ILE:HG22	34:SR:223:TRP:CD1	2.52	0.45
36:1:1019:G:H2'	36:1:1020:G:O4'	2.16	0.45
36:1:1038:C:H4'	42:L5:5:LYS:HZ1	1.81	0.45
36:1:2335:G:N2	36:1:2339:C:O2	2.38	0.45
36:1:270:U:C2	36:1:271:C:C5	3.04	0.45
36:1:3018:C:C5	36:1:3019:U:C5	3.05	0.45
36:1:3030:G:C6	36:1:3031:G:C4	3.04	0.45
36:1:304:G:H5'	36:1:304:G:N3	2.32	0.45
36:1:3153:U:H3	36:1:3293:U:H3	1.65	0.45
36:1:436:A:H2'	36:1:437:G:O4'	2.16	0.45
36:1:560:G:H4'	50:M4:73:PRO:HG2	1.98	0.45
1:2:1497:U:C4	1:2:1511:U:O2	2.70	0.45
1:2:15:U:H2'	1:2:16:G:O4'	2.16	0.45
86:2:1969:OHX:N6	77:Q1:25:LYS:O	2.50	0.45

*Continued on next page...*

*Continued from previous page...*

Atom-1	Atom-2	Interatomic distance (Å)	Clash overlap (Å)
1:2:432:G:H2'	1:2:433:C:O4'	2.17	0.45
1:2:881:A:C2	1:2:882:U:H1'	2.52	0.45
38:4:80:A:C2	38:4:82:U:O4	2.69	0.45
36:5:1049:C:H2'	36:5:1050:U:C6	2.52	0.45
36:5:1519:G:H2'	36:5:1520:G:C8	2.51	0.45
36:5:1554:U:H4'	36:5:1555:U:OP1	2.16	0.45
36:5:1610:G:H2'	36:5:1611:G:C8	2.51	0.45
36:5:1783:U:C2	36:5:1784:G:C8	3.04	0.45
36:5:2244:A:O2'	36:5:2245:C:H5'	2.17	0.45
36:5:2971:A:H3'	36:5:2971:A:N3	2.31	0.45
36:5:3000:A:H2'	36:5:3001:C:C6	2.51	0.45
36:5:3164:C:HO2'	36:5:3165:A:P	2.40	0.45
36:5:2862:U:O4	86:5:3407:OHX:N3	2.50	0.45
36:5:344:A:C4	36:5:345:G:C8	3.04	0.45
86:5:3559:OHX:N1	86:5:3691:OHX:N5	2.64	0.45
36:5:412:G:H2'	36:5:413:U:C6	2.52	0.45
80:6:1005:A:C5	80:6:1006:C:C4	3.05	0.45
80:6:1218:G:N2	80:6:1443:U:H2'	2.32	0.45
80:6:824:G:C8	86:6:2098:OHX:N5	2.85	0.45
80:6:404:G:H2'	80:6:405:C:H6	1.82	0.45
6:S4:63:ALA:HA	80:6:454:U:O2	380.06	0.45
80:6:564:G:O6	86:6:2068:OHX:N5	2.48	0.45
17:C5:80:MET:CE	17:C5:83:MET:HG3	2.47	0.45
18:C6:54:LEU:HD12	18:C6:108:ALA:O	2.16	0.45
20:C8:33:THR:HG22	20:C8:38:VAL:O	2.16	0.45
23:D1:4:ASP:OD1	23:D1:5:LYS:HD3	2.16	0.45
26:D4:130:ALA:HA	26:D4:133:ASN:OD1	3.88	0.45
26:D4:52:LYS:O	26:D4:54:ALA:N	2.49	0.45
11:S9:123:HIS:HE1	32:E0:37:ARG:HB2	1.81	0.45
45:L8:205:ALA:C	45:L8:207:ASP:H	2.60	0.45
45:L8:221:ASN:HA	45:L8:225:LYS:HE3	2.22	0.45
47:M0:21:ARG:O	47:M0:24:ARG:NH2	2.49	0.45
49:M3:189:GLU:O	49:M3:192:GLU:HG2	2.17	0.45
49:M3:17:HIS:ND1	49:M3:20:GLU:OE1	5.24	0.45
49:M3:42:ARG:O	49:M3:46:ILE:HG12	2.64	0.45
51:M5:59:PHE:HD1	51:M5:133:ILE:HD11	1.82	0.45
56:N0:96:ASP:OD1	56:N0:97:VAL:N	2.60	0.45
58:N2:82:LYS:HB2	58:N2:82:LYS:HE2	1.54	0.45
59:N3:125:LEU:HB3	59:N3:126:TRP:CD1	3.48	0.45
62:N6:57:LEU:HD23	62:N6:67:GLU:HG2	3.24	0.45
64:N8:47:LYS:C	64:N8:49:HIS:H	2.19	0.45

*Continued on next page...*

*Continued from previous page...*

Atom-1	Atom-2	Interatomic distance (Å)	Clash overlap (Å)
65:N9:23:LYS:CB	65:N9:24:PRO:HD3	2.80	0.45
66:O0:78:GLY:HA2	66:O0:87:VAL:HG13	2.27	0.45
43:L6:3:ALA:HB2	68:O2:77:ALA:HB2	2.19	0.45
68:O2:95:GLU:HA	68:O2:120:THR:OG1	2.16	0.45
69:O3:29:LEU:HD22	69:O3:75:HIS:CD2	2.52	0.45
74:O8:45:VAL:O	74:O8:51:LEU:HD12	2.17	0.45
76:Q0:77:ILE:HD12	76:Q0:78:ILE:H	4.11	0.45
78:Q2:7:THR:HB	78:Q2:22:GLN:HE21	1.82	0.45
79:Q3:73:THR:HG23	79:Q3:76:ALA:H	1.81	0.45
6:S4:118:GLU:HA	6:S4:121:TYR:CD1	3.13	0.45
6:S4:6:LYS:HD2	80:6:95:G:OP1	342.74	0.45
6:S4:32:SER:OG	6:S4:81:THR:OG1	2.63	0.45
8:S6:25:ARG:HA	8:S6:28:PHE:CD2	3.44	0.45
8:S6:67:VAL:O	8:S6:68:LEU:HB2	2.24	0.45
9:S7:60:ILE:HD12	9:S7:92:PHE:CZ	2.52	0.45
11:S9:159:ALA:O	11:S9:165:GLY:HA3	2.80	0.45
34:SR:164:ASP:C	34:SR:166:SER:H	2.20	0.45
36:1:1013:G:N2	36:1:1038:C:H1'	2.32	0.45
36:1:1286:A:O2'	36:1:1287:A:OP2	2.28	0.45
36:1:1881:A:N1	36:1:2352:A:C6	2.84	0.45
36:1:2278:C:O2'	36:1:2279:A:H5''	2.16	0.45
36:1:2192:C:O2'	36:1:2312:A:N1	2.42	0.45
36:1:2402:A:OP2	86:1:3632:OHX:N5	2.50	0.45
36:1:2660:G:H1'	36:1:2744:U:H1'	1.97	0.45
36:1:3276:G:OP1	36:1:3276:G:H4'	2.17	0.45
86:1:3411:OHX:N6	86:1:3810:OHX:N6	2.64	0.45
36:1:653:A:C2	36:1:1443:G:C4	3.04	0.45
36:1:80:G:O2'	36:1:81:C:H5'	2.16	0.45
36:1:916:G:C6	39:L2:207:VAL:HG11	2.51	0.45
1:2:1113:A:OP1	1:2:1113:A:H8	1.99	0.45
1:2:1146:G:C6	1:2:1147:A:C6	3.03	0.45
1:2:1261:G:H2'	1:2:1262:U:C6	2.51	0.45
1:2:1498:G:OP1	21:C9:75:LYS:HD2	2.16	0.45
1:2:156:A:C2	1:2:415:C:H1'	2.52	0.45
1:2:1808:G:N2	1:2:1819:C:H41	2.14	0.45
1:2:45:U:HO2'	1:2:46:A:H2'	1.82	0.45
1:2:513:U:H2'	1:2:514:G:C8	2.52	0.45
36:5:1282:G:H2'	36:5:1283:C:O4'	2.16	0.45
36:5:409:A:H2	36:5:1441:G:N3	2.14	0.45
36:5:1841:A:C5	36:5:1848:G:C2	3.05	0.45
36:5:2533:G:H2'	36:5:2534:G:C8	2.51	0.45

*Continued on next page...*

*Continued from previous page...*

Atom-1	Atom-2	Interatomic distance (Å)	Clash overlap (Å)
36:5:2652:U:C4	36:5:2759:U:O2	2.70	0.45
36:5:2743:A:C6	36:5:2744:U:C4	3.05	0.45
36:5:3254:G:O6	86:5:3808:OHX:N4	2.50	0.45
86:5:3543:OHX:N4	86:5:3729:OHX:N6	2.65	0.45
36:5:411:U:H2'	36:5:412:G:H8	1.81	0.45
36:5:683:U:H2'	36:5:684:G:O4'	2.17	0.45
80:6:536:C:N4	80:6:537:G:O6	2.49	0.45
80:6:885:G:H2'	80:6:886:U:C6	2.51	0.45
38:8:106:C:O2'	86:8:216:OHX:N5	2.50	0.45
1:2:346:G:O2'	13:C1:80:MET:HG2	2.16	0.45
14:C2:56:GLU:HB3	14:C2:124:LYS:HG2	1.99	0.45
14:C2:30:VAL:HG11	14:C2:132:GLU:OE1	2.84	0.45
15:C3:110:ASP:OD2	15:C3:114:ARG:NH1	5.28	0.45
20:C8:118:LYS:O	20:C8:120:ARG:HG3	4.61	0.45
20:C8:54:LEU:HD12	20:C8:54:LEU:H	3.68	0.45
21:C9:23:GLN:HA	21:C9:55:TYR:CE1	2.80	0.45
21:C9:76:LEU:O	21:C9:80:TYR:CD2	2.70	0.45
22:D0:68:ARG:HG2	22:D0:79:TRP:CH2	2.62	0.45
25:D3:69:ARG:HD2	25:D3:116:ASP:OD2	2.30	0.45
26:D4:18:LEU:HA	26:D4:18:LEU:HD23	1.85	0.45
27:D5:59:TYR:O	27:D5:64:VAL:HG11	2.16	0.45
29:D7:63:LEU:O	29:D7:74:SER:N	2.49	0.45
31:D9:19:ARG:HD3	31:D9:32:ARG:NE	5.02	0.45
1:2:1234:A:H4'	33:E1:146:SER:HB3	1.98	0.45
39:L2:105:GLY:HA2	39:L2:139:HIS:CE1	4.79	0.45
40:L3:188:ILE:CD1	40:L3:188:ILE:H	2.50	0.45
40:L3:199:PHE:C	40:L3:201:LYS:H	2.45	0.45
36:1:2941:A:N7	40:L3:256:HIS:HE1	2.14	0.45
40:L3:76:VAL:HG11	40:L3:323:MET:HE2	4.09	0.45
41:L4:356:THR:O	41:L4:360:LYS:HB2	3.79	0.45
42:L5:108:ARG:NH1	42:L5:253:PHE:HB2	2.32	0.45
43:L6:41:ILE:HB	43:L6:85:ILE:HB	2.08	0.45
43:L6:43:LEU:HD21	43:L6:85:ILE:HG13	1.97	0.45
44:L7:128:LYS:O	44:L7:130:ILE:N	2.49	0.45
46:L9:161:LEU:HD13	46:L9:179:ILE:HG21	2.64	0.45
46:L9:91:ARG:NH2	46:L9:91:ARG:HG3	2.32	0.45
49:M3:35:ARG:HG2	49:M3:39:ARG:NH1	2.32	0.45
51:M5:153:ASP:OD2	51:M5:154:PRO:HD2	2.41	0.45
36:1:1316:C:C5	52:M6:130:LYS:HA	2.51	0.45
53:M7:69:ARG:HD3	36:5:3308:C:O2	185.52	0.45
54:M8:11:LYS:HB2	54:M8:11:LYS:HE3	1.63	0.45

*Continued on next page...*

*Continued from previous page...*

Atom-1	Atom-2	Interatomic distance (Å)	Clash overlap (Å)
55:M9:68:GLN:HA	55:M9:71:ARG:NH1	5.92	0.45
59:N3:95:PHE:HE1	59:N3:117:PRO:HB2	2.45	0.45
62:N6:12:ARG:HD3	36:5:215:G:H5''	88.22	0.45
62:N6:70:ILE:HD12	62:N6:82:VAL:HG22	3.06	0.45
63:N7:3:LYS:O	63:N7:5:LEU:N	2.50	0.45
64:N8:73:LEU:HB2	64:N8:109:TYR:CE2	2.69	0.45
71:O5:93:THR:HG23	71:O5:96:GLU:OE1	2.16	0.45
74:O8:30:LYS:O	74:O8:38:PHE:N	2.45	0.45
2:S0:144:ILE:H	2:S0:144:ILE:HG12	3.26	0.45
2:S0:52:LYS:H	2:S0:52:LYS:HG2	1.37	0.45
3:S1:130:SER:HG	3:S1:180:THR:HG22	5.84	0.45
2:S0:119:ARG:NH2	4:S2:238:SER:OG	2.47	0.45
4:S2:74:PRO:C	4:S2:76:LEU:H	2.19	0.45
6:S4:230:GLU:HB2	6:S4:233:LYS:NZ	5.82	0.45
6:S4:37:LYS:HB2	6:S4:40:GLU:HG2	1.99	0.45
7:S5:184:PHE:CD1	7:S5:185:ARG:HG3	2.84	0.45
8:S6:5:ILE:HG21	8:S6:50:PHE:HE1	1.81	0.45
36:1:1090:G:H2'	36:1:1091:A:H8	1.81	0.45
36:1:1445:U:H5''	36:1:1446:A:OP2	2.16	0.45
36:1:2359:C:H2'	36:1:2360:C:C6	2.51	0.45
36:1:2420:C:H2'	36:1:2421:U:H5'	1.99	0.45
36:1:2892:A:C5	36:1:2893:C:C5	3.04	0.45
36:1:583:G:O6	86:1:3546:OHX:N2	2.49	0.45
36:1:976:U:P	54:M8:144:ARG:HH22	2.40	0.45
1:2:1552:U:H2'	1:2:1553:G:O4'	2.17	0.45
1:2:163:G:P	1:2:163:G:H21	2.38	0.45
1:2:583:C:OP1	86:2:1904:OHX:N6	2.49	0.45
86:2:1962:OHX:N3	86:2:1964:OHX:N5	2.64	0.45
1:2:1657:U:C2	86:2:1969:OHX:N2	2.84	0.45
1:2:322:G:O4'	1:2:323:A:H8	1.99	0.45
1:2:4:C:OP2	4:S2:200:SER:OG	2.34	0.45
38:4:144:G:O2'	38:4:145:U:H5'	2.16	0.45
38:4:5:U:H2'	38:4:6:U:O4'	2.17	0.45
36:5:1468:A:C6	36:5:1469:C:N4	2.85	0.45
36:5:2180:G:C6	36:5:2181:C:N4	2.85	0.45
36:5:2573:G:O6	86:5:3718:OHX:N6	2.49	0.45
78:Q2:66:LYS:HE2	36:5:2793:G:H4'	207.33	0.45
36:5:3012:A:OP2	36:5:3099:C:H5	1.99	0.45
36:5:3084:C:H2'	36:5:3085:G:O4'	2.17	0.45
36:5:3224:G:C2	36:5:3225:C:C6	3.05	0.45
36:5:3242:G:H5''	36:5:3245:A:H8	1.77	0.45

*Continued on next page...*



*Continued from previous page...*

Atom-1	Atom-2	Interatomic distance (Å)	Clash overlap (Å)
36:5:46:U:O5'	36:5:46:U:H6	1.99	0.45
36:5:750:G:N3	36:5:751:A:C8	2.85	0.45
36:5:771:A:H2'	36:5:772:U:O4'	2.16	0.45
36:5:951:A:OP2	36:5:1367:G:N2	2.43	0.45
80:6:1118:G:C6	80:6:1119:G:C5	3.04	0.45
80:6:250:C:H5'	80:6:250:C:H6	1.82	0.45
80:6:752:A:C6	80:6:753:A:C6	3.05	0.45
38:8:27:U:H2'	38:8:28:C:C6	2.51	0.45
5:S3:23:GLU:CD	12:C0:61:TRP:HE1	2.20	0.45
13:C1:55:ASP:OD2	13:C1:110:HIS:HE1	1.99	0.45
21:C9:11:ALA:O	21:C9:15:ILE:HG13	2.17	0.45
29:D7:51:GLN:HA	29:D7:66:PRO:HB3	2.31	0.45
39:L2:21:ARG:NH2	39:L2:22:LEU:HD11	2.85	0.45
42:L5:257:GLU:C	42:L5:258:LYS:HD3	4.96	0.45
42:L5:286:VAL:O	42:L5:290:ILE:HG12	2.17	0.45
45:L8:94:PHE:HB3	45:L8:189:LEU:HD21	3.52	0.45
51:M5:121:VAL:O	51:M5:122:ASN:HB2	2.17	0.45
51:M5:12:ARG:HG2	36:5:268:A:C5	127.85	0.45
53:M7:65:SER:O	53:M7:66:SER:HB2	2.16	0.45
55:M9:20:ARG:HD2	36:5:1874:A:OP2	141.67	0.45
56:N0:131:LYS:O	56:N0:134:ASP:HB2	2.86	0.45
38:4:24:G:OP2	62:N6:13:ARG:HD3	2.17	0.45
36:1:2556:C:H5'	63:N7:136:PHE:C	2.37	0.45
64:N8:48:TYR:O	64:N8:49:HIS:CG	2.82	0.45
65:N9:59:LYS:HB2	65:N9:59:LYS:HE3	5.35	0.45
69:O3:38:PRO:HD2	69:O3:39:GLN:NE2	2.31	0.45
69:O3:73:ARG:HD3	69:O3:82:ARG:HD2	1.99	0.45
70:O4:52:GLN:HG3	36:5:1738:C:H1'	194.02	0.45
70:O4:74:ARG:HD2	70:O4:85:VAL:HG21	4.04	0.45
36:1:2553:U:C4	70:O4:95:ILE:HG12	2.52	0.45
72:O6:3:VAL:HG22	72:O6:3:VAL:O	4.82	0.45
72:O6:81:THR:HA	72:O6:84:LYS:NZ	3.88	0.45
73:O7:52:LYS:O	73:O7:55:ARG:N	2.50	0.45
79:Q3:9:GLY:O	36:5:836:A:O2'	234.70	0.45
5:S3:49:ILE:HA	5:S3:87:TYR:O	2.17	0.45
6:S4:230:GLU:O	6:S4:233:LYS:N	3.07	0.45
6:S4:121:TYR:OH	6:S4:235:TYR:O	2.65	0.45
9:S7:126:LEU:HD13	9:S7:173:TYR:CD2	2.66	0.45
11:S9:84:GLY:O	11:S9:107:ARG:HD3	2.83	0.45
34:SR:106:HIS:CE1	34:SR:126:SER:HB3	2.66	0.45
34:SR:31:ASN:HA	34:SR:47:LEU:HB2	2.55	0.45

*Continued on next page...*

*Continued from previous page...*

Atom-1	Atom-2	Interatomic distance (Å)	Clash overlap (Å)
36:1:20:A:H2'	36:1:21:G:C8	2.52	0.45
36:1:2603:G:H2'	36:1:2604:U:O4'	2.15	0.45
86:1:3438:OHX:N3	86:1:3801:OHX:N1	2.65	0.45
1:2:1482:C:OP2	1:2:1521:G:N1	2.46	0.45
1:2:164:A:O2'	1:2:165:G:H5'	2.16	0.45
1:2:1774:G:H2'	1:2:1775:U:O4'	2.17	0.45
1:2:190:C:C4	1:2:196:G:O6	2.70	0.45
1:2:539:G:P	1:2:539:G:H8	2.40	0.45
1:2:707:A:H2'	1:2:708:C:H5''	1.99	0.45
37:3:61:G:H2'	37:3:62:U:H6	1.80	0.45
37:3:95:A:C2	37:3:96:U:C2	3.04	0.45
36:5:1131:G:C2	36:5:2373:A:C4	3.04	0.45
36:5:1252:A:N7	36:5:1253:U:H5	2.14	0.45
36:5:1256:G:H2'	36:5:1257:C:C6	2.51	0.45
36:5:1438:U:H2'	36:5:1439:U:C6	2.52	0.45
36:5:1481:A:H2'	36:5:1481:A:N3	2.31	0.45
70:O4:10:ARG:O	36:5:1488:G:O2'	139.10	0.45
36:5:123:A:C5	36:5:150:A:C6	3.05	0.45
36:5:1822:C:H2'	36:5:1823:A:C8	2.52	0.45
72:O6:68:ARG:NH2	36:5:2218:G:OP1	179.98	0.45
36:5:2918:G:C2	36:5:2919:A:N7	2.85	0.45
86:5:3457:OHX:N2	86:5:3815:OHX:N4	2.64	0.45
36:5:3060:C:OP1	86:5:3625:OHX:N5	2.50	0.45
49:M3:100:ARG:NH1	36:5:77:A:H5'	85.00	0.45
36:5:706:A:H4'	36:5:781:G:O2'	2.17	0.45
80:6:1363:U:O2'	80:6:1364:G:H5'	2.16	0.45
86:6:1959:OHX:N5	86:6:2009:OHX:N6	2.64	0.45
80:6:710:U:H5'	80:6:711:U:OP2	2.17	0.45
8:S6:175:ILE:HG12	80:6:78:A:H1'	337.76	0.45
17:C5:127:ARG:HG3	17:C5:130:ARG:HG2	5.41	0.45
1:2:1553:G:O6	17:C5:43:ARG:HD3	2.17	0.45
18:C6:82:ARG:NH2	18:C6:114:ARG:HG3	4.30	0.45
18:C6:128:LYS:HE2	18:C6:134:ALA:O	4.48	0.45
19:C7:103:ASP:O	19:C7:104:ASN:HB3	4.75	0.45
19:C7:108:ASP:HA	19:C7:111:LYS:HB2	2.92	0.45
20:C8:113:LEU:O	20:C8:117:LYS:HG3	2.16	0.45
1:2:1531:G:H21	21:C9:48:GLN:NE2	2.14	0.45
6:S4:54:TYR:CG	26:D4:17:LEU:HD11	2.51	0.45
27:D5:55:PRO:O	27:D5:56:THR:OG1	2.25	0.45
1:2:1796:C:H5	28:D6:6:ALA:H	1.60	0.45
28:D6:36:ILE:CG2	28:D6:73:TYR:HB2	2.46	0.45

*Continued on next page...*

*Continued from previous page...*

Atom-1	Atom-2	Interatomic distance (Å)	Clash overlap (Å)
39:L2:245:LEU:O	39:L2:247:ARG:N	2.50	0.45
40:L3:293:ASN:HB2	40:L3:305:ILE:N	3.45	0.45
42:L5:269:SER:O	37:7:22:A:C6	323.91	0.45
44:L7:158:LYS:HG2	44:L7:203:TRP:HZ3	1.82	0.45
47:M0:174:THR:HG1	47:M0:175:ASN:N	4.12	0.45
50:M4:68:LEU:HD23	50:M4:68:LEU:HA	2.30	0.45
51:M5:140:LYS:O	51:M5:144:ARG:HG3	2.17	0.45
53:M7:59:PRO:HG3	53:M7:76:PHE:CG	2.85	0.45
54:M8:180:ARG:NH1	54:M8:185:LYS:HB3	2.99	0.45
54:M8:85:GLY:HA2	54:M8:104:LEU:HD12	3.30	0.45
55:M9:103:ARG:HD2	55:M9:124:TYR:CE1	2.52	0.45
56:N0:83:SER:C	56:N0:85:SER:H	2.49	0.45
57:N1:39:ILE:CD1	57:N1:102:ARG:HE	5.04	0.45
58:N2:43:VAL:CG2	58:N2:50:LEU:HD23	2.46	0.45
36:1:1711:C:OP1	63:N7:78:ASN:ND2	2.49	0.45
67:O1:50:ARG:CZ	67:O1:90:PHE:CE2	4.54	0.45
78:Q2:4:VAL:HG22	78:Q2:93:LEU:HB3	1.99	0.45
2:S0:195:TRP:CE2	2:S0:197:ILE:HD13	2.92	0.45
3:S1:134:VAL:O	3:S1:218:LEU:HD22	2.16	0.45
6:S4:136:VAL:HG11	6:S4:148:ARG:NH2	2.32	0.45
7:S5:124:LEU:O	7:S5:125:THR:OG1	2.29	0.45
8:S6:182:GLN:HE21	8:S6:185:GLN:HB3	6.64	0.45
36:1:1240:A:H61	36:1:1244:A:H5''	1.82	0.45
36:1:1447:G:H3'	53:M7:67:ILE:CD1	2.46	0.45
36:1:1689:U:N3	36:1:1690:C:C5	2.85	0.45
36:1:1814:A:C2	36:1:1816:A:C6	3.05	0.45
36:1:2103:U:H2'	36:1:2104:A:C8	2.51	0.45
36:1:2369:G:H2'	36:1:2370:G:H8	1.80	0.45
36:1:2840:C:N4	36:1:2845:A:O2'	2.49	0.45
36:1:2943:G:C8	40:L3:2:SER:N	2.85	0.45
36:1:2996:U:O2	36:1:2996:U:H2'	2.17	0.45
36:1:3057:U:C2	36:1:3086:A:C6	3.04	0.45
36:1:3174:A:C2'	36:1:3175:U:H5'	2.47	0.45
36:1:3308:C:H3'	36:1:3309:G:H21	1.82	0.45
36:1:3343:G:H21	36:1:3362:A:H2	1.65	0.45
36:1:1365:G:OP2	86:1:3509:OHX:N6	2.50	0.45
36:1:2620:G:O6	86:1:3663:OHX:N5	2.50	0.45
86:1:3639:OHX:N4	86:1:3775:OHX:N1	2.65	0.45
36:1:975:C:H2'	36:1:976:U:H6	1.82	0.45
1:2:1164:G:OP1	7:S5:166:ARG:NH2	2.49	0.45
1:2:329:G:H2'	1:2:330:G:C8	2.51	0.45

*Continued on next page...*

*Continued from previous page...*

Atom-1	Atom-2	Interatomic distance (Å)	Clash overlap (Å)
1:2:330:G:C6	1:2:331:A:C6	3.05	0.45
1:2:576:G:OP2	35:SM:102:THR:HG21	2.16	0.45
36:5:2263:C:H6	36:5:2263:C:O5'	2.00	0.45
36:5:2610:G:H2'	36:5:2611:U:O4'	2.17	0.45
36:5:2651:G:C4	36:5:2796:G:C2	3.05	0.45
36:5:3025:C:H2'	36:5:3026:G:O4'	2.17	0.45
36:5:3279:A:N6	36:5:3280:U:C4	2.84	0.45
78:Q2:46:LYS:NZ	36:5:44:U:O2'	164.13	0.45
36:5:703:G:O2'	36:5:787:G:H4'	2.17	0.45
36:5:992:A:C2'	36:5:993:G:H5'	2.47	0.45
80:6:1129:U:H2'	80:6:1130:G:H5'	1.98	0.45
80:6:1174:C:C2	80:6:1466:G:N2	2.85	0.45
80:6:158:U:O2'	80:6:159:U:H3'	2.17	0.45
80:6:176:C:H2'	80:6:177:U:O4'	2.15	0.45
80:6:1318:G:N7	86:6:2023:OHX:N3	2.65	0.45
80:6:63:G:C6	80:6:64:U:C5	3.05	0.45
80:6:709:C:O2	80:6:730:G:C2	2.69	0.45
37:7:74:C:O2	37:7:105:C:N3	2.50	0.45
42:L5:260:PHE:CE2	37:7:121:U:H5'	321.24	0.45
12:C0:32:HIS:CG	12:C0:33:GLU:H	3.58	0.45
13:C1:102:LYS:HE2	80:6:632:U:OP1	325.71	0.45
13:C1:33:ARG:NH1	13:C1:53:TYR:O	3.03	0.45
14:C2:124:LYS:O	14:C2:126:TRP:N	2.50	0.45
18:C6:7:VAL:N	18:C6:22:VAL:O	2.76	0.45
19:C7:28:PHE:HA	19:C7:55:THR:HG21	3.15	0.45
19:C7:96:SER:HA	19:C7:97:ASN:HA	1.71	0.45
22:D0:58:LEU:HD12	22:D0:88:LYS:HB3	1.98	0.45
25:D3:42:PRO:HG2	25:D3:122:PHE:HZ	2.29	0.45
20:C8:4:VAL:HG21	27:D5:82:HIS:CG	4.30	0.45
28:D6:26:CYS:HB2	28:D6:28:LYS:H	4.36	0.45
29:D7:18:LYS:HD3	29:D7:22:LYS:O	3.91	0.45
36:1:2172:A:O3'	39:L2:17:THR:HG22	2.16	0.45
40:L3:91:GLY:O	40:L3:101:SER:HA	2.62	0.45
40:L3:161:LEU:HB3	40:L3:178:LEU:HD11	2.93	0.45
40:L3:188:ILE:O	40:L3:191:LYS:HB2	2.66	0.45
41:L4:212:ASP:OD1	41:L4:216:VAL:HB	2.17	0.45
41:L4:44:LYS:HB3	41:L4:47:ARG:HH11	1.82	0.45
41:L4:64:SER:HA	41:L4:75:PRO:HA	1.99	0.45
48:M1:24:GLY:CA	48:M1:65:ILE:HG23	4.45	0.45
49:M3:132:ALA:O	49:M3:134:GLU:N	2.49	0.45
36:1:768:C:O3'	49:M3:179:PHE:HE2	1.99	0.45

*Continued on next page...*

*Continued from previous page...*

Atom-1	Atom-2	Interatomic distance (Å)	Clash overlap (Å)
52:M6:98:ALA:HA	52:M6:101:ARG:HH11	1.80	0.45
52:M6:73:PHE:CB	52:M6:78:ARG:HG2	2.46	0.45
53:M7:27:LYS:HE2	53:M7:63:PHE:CD1	2.51	0.45
41:L4:295:ILE:CD1	54:M8:129:VAL:HA	3.20	0.45
54:M8:126:GLN:O	54:M8:130:ARG:HG3	2.17	0.45
55:M9:178:ALA:HA	55:M9:181:ARG:HB3	1.98	0.45
58:N2:16:THR:HG22	58:N2:64:THR:OG1	2.60	0.45
63:N7:34:LYS:O	63:N7:37:PRO:HG3	3.78	0.45
63:N7:83:THR:HA	66:O0:58:TYR:HE2	2.35	0.45
54:M8:176:ARG:HB2	64:N8:53:PHE:O	2.70	0.45
64:N8:62:HIS:CE1	36:5:304:G:N1	123.73	0.45
67:O1:70:ARG:HD2	67:O1:102:LYS:HE2	4.42	0.45
72:O6:98:ARG:HD2	72:O6:98:ARG:H	1.81	0.45
74:O8:16:ARG:NH1	74:O8:70:PRO:HG3	5.36	0.45
3:S1:33:LYS:O	3:S1:98:THR:OG1	5.16	0.45
5:S3:216:PRO:HB2	5:S3:217:ILE:H	1.60	0.45
6:S4:137:PRO:CG	6:S4:150:PRO:HD2	4.06	0.45
8:S6:158:ILE:HA	8:S6:158:ILE:HD12	1.61	0.45
11:S9:130:THR:HA	11:S9:142:ASN:HB2	1.98	0.45
11:S9:175:ARG:O	11:S9:179:ARG:HG2	3.93	0.45
11:S9:179:ARG:C	11:S9:181:ALA:H	3.36	0.45
34:SR:192:PHE:HB3	34:SR:223:TRP:CZ3	2.51	0.45
36:1:1003:A:C5	36:1:1004:U:C5	3.04	0.45
36:1:1413:G:H2'	36:1:1414:G:H8	1.80	0.45
36:1:1517:G:H2'	36:1:1518:U:C6	2.52	0.45
36:1:2127:U:O4	36:1:2128:C:N4	2.50	0.45
36:1:215:G:O2'	36:1:216:G:H5'	2.17	0.45
36:1:2376:G:O2'	36:1:2377:G:H5'	2.17	0.45
36:1:2541:U:H1'	36:1:2542:U:OP2	2.17	0.45
36:1:3210:A:H2'	36:1:3211:C:C6	2.52	0.45
36:1:31:C:H2'	36:1:32:U:O4'	2.17	0.45
36:1:337:G:OP2	41:L4:196:ASN:ND2	2.50	0.45
36:1:600:G:O6	86:1:3640:OHX:N1	2.50	0.45
36:1:622:A:C5	36:1:623:U:C5	3.05	0.45
36:1:8:C:H2'	36:1:9:U:O4'	2.17	0.45
1:2:1138:A:H2'	1:2:1139:A:C8	2.42	0.45
1:2:1389:C:H5'	19:C7:49:LYS:HD2	1.99	0.45
1:2:1460:A:OP2	35:SM:68:ARG:HD3	2.16	0.45
1:2:1484:G:H1'	1:2:1606:C:O2'	2.17	0.45
1:2:1680:G:OP2	1:2:1680:G:H8	2.00	0.45
1:2:417:A:H4'	1:2:418:G:O5'	2.16	0.45

*Continued on next page...*

*Continued from previous page...*

Atom-1	Atom-2	Interatomic distance (Å)	Clash overlap (Å)
1:2:601:A:H2'	1:2:602:U:O4'	2.16	0.45
1:2:823:G:H2'	1:2:824:G:H8	1.79	0.45
37:3:52:G:N2	37:3:53:U:C2	2.85	0.45
36:5:1640:G:C6	36:5:1641:U:C4	3.05	0.45
36:5:2166:A:H2'	36:5:2167:A:C8	2.52	0.45
36:5:2409:G:C6	36:5:2411:U:C4	3.05	0.45
36:5:2706:G:C6	36:5:2707:C:C4	3.05	0.45
36:5:2832:C:C2	36:5:2833:A:C8	3.04	0.45
36:5:2895:G:C2'	36:5:2896:A:H5''	2.38	0.45
51:M5:68:ARG:HH11	36:5:291:C:P	147.02	0.45
36:5:2140:U:H2'	36:5:2977:G:O2'	2.17	0.45
36:5:3159:C:H2'	36:5:3160:U:H6	1.79	0.45
36:5:3306:U:H6	36:5:3306:U:O5'	1.99	0.45
86:5:3447:OHX:N2	86:5:3788:OHX:N4	2.65	0.45
80:6:1092:A:C5	80:6:1094:G:C8	3.05	0.45
80:6:591:A:H2'	80:6:592:A:C8	2.52	0.45
80:6:696:C:H3'	80:6:697:C:H5'	1.99	0.45
80:6:779:U:C2	86:6:2056:OHX:N4	2.85	0.45
38:8:103:G:C6	38:8:105:A:N6	2.85	0.45
12:C0:23:ALA:CB	12:C0:64:TYR:HB2	3.91	0.45
17:C5:80:MET:HB2	17:C5:83:MET:HE2	1.99	0.45
18:C6:110:THR:HA	18:C6:113:ASP:HB2	2.53	0.45
18:C6:24:ALA:HB2	18:C6:92:TYR:OH	2.68	0.45
18:C6:40:GLU:CG	18:C6:42:GLU:HB2	2.47	0.45
20:C8:70:VAL:HG12	20:C8:74:GLN:OE1	2.16	0.45
20:C8:81:ILE:HG23	20:C8:82:PRO:HD2	1.99	0.45
17:C5:18:ARG:O	20:C8:95:GLY:HA3	2.17	0.45
26:D4:33:ALA:O	26:D4:34:ASN:HB3	2.17	0.45
30:D8:19:THR:CG2	30:D8:66:LEU:H	2.60	0.45
32:E0:20:LYS:HD2	32:E0:20:LYS:HA	3.57	0.45
40:L3:150:ARG:HH11	40:L3:150:ARG:CG	2.30	0.45
41:L4:181:VAL:HG11	41:L4:224:GLY:CA	3.42	0.45
42:L5:96:ALA:HB1	42:L5:199:ILE:O	2.17	0.45
45:L8:108:ARG:HG2	45:L8:108:ARG:O	2.49	0.45
45:L8:73:PRO:HD3	45:L8:233:TRP:CE2	2.52	0.45
47:M0:156:ARG:O	47:M0:158:LYS:N	2.67	0.45
51:M5:16:SER:O	51:M5:20:ARG:HG2	2.17	0.45
53:M7:4:TYR:CZ	53:M7:18:ARG:HG3	2.93	0.45
53:M7:62:ARG:HG2	53:M7:63:PHE:CE1	2.52	0.45
41:L4:281:ILE:HG13	54:M8:125:ASP:CG	2.73	0.45
55:M9:96:ILE:O	55:M9:100:ARG:HG3	2.16	0.45

*Continued on next page...*

*Continued from previous page...*

Atom-1	Atom-2	Interatomic distance (Å)	Clash overlap (Å)
55:M9:41:ILE:HA	55:M9:41:ILE:HD13	3.65	0.45
59:N3:34:LEU:HA	59:N3:34:LEU:HD23	1.81	0.45
61:N5:67:ILE:HG13	61:N5:85:GLN:H	2.07	0.45
69:O3:13:HIS:HB3	69:O3:93:THR:O	2.17	0.45
72:O6:51:SER:O	72:O6:52:PRO:C	2.55	0.45
2:S0:49:ASN:HB3	2:S0:52:LYS:CG	2.37	0.45
3:S1:111:ARG:HB3	28:D6:68:TYR:HD2	1.80	0.45
3:S1:130:SER:OG	3:S1:180:THR:HG22	5.48	0.45
3:S1:181:LEU:HA	3:S1:184:LEU:HB3	1.98	0.45
3:S1:193:ILE:H	3:S1:193:ILE:HG12	1.58	0.45
4:S2:140:ARG:HD3	4:S2:222:TYR:CE1	2.52	0.45
6:S4:213:SER:O	6:S4:214:LEU:HD12	2.23	0.45
7:S5:170:GLN:O	7:S5:173:ALA:HB3	3.14	0.45
8:S6:176:GLN:HG3	8:S6:177:ARG:N	2.61	0.45
10:S8:147:ALA:C	10:S8:149:SER:H	3.07	0.45
11:S9:129:ILE:HG12	11:S9:134:ILE:HD12	1.98	0.45
6:S4:26:CYS:SG	11:S9:3:ARG:HG3	4.42	0.45
11:S9:65:LYS:H	11:S9:70:LEU:HD21	3.22	0.45
34:SR:225:LEU:O	34:SR:228:LYS:HG3	2.26	0.45
34:SR:232:TYR:CE1	34:SR:234:LEU:HD11	2.52	0.45
34:SR:265:LEU:HA	34:SR:268:GLN:HG2	1.99	0.45
36:1:2363:A:C2	36:1:2376:G:C6	3.05	0.45
36:1:2554:A:N7	79:Q3:62:LYS:NZ	2.65	0.45
36:1:2938:G:C2	36:1:2939:G:C8	3.04	0.45
36:1:3043:C:P	59:N3:48:ARG:HH22	2.39	0.45
36:1:343:U:O2	41:L4:95:ARG:HD2	2.17	0.45
36:1:712:G:H2'	36:1:713:U:C6	2.51	0.45
36:1:976:U:H5'	54:M8:144:ARG:HH12	1.82	0.45
1:2:1166:A:H2'	1:2:1167:G:O4'	2.17	0.45
1:2:1526:A:H5''	1:2:1527:C:OP2	2.17	0.45
1:2:1644:C:N3	1:2:1645:G:N7	2.65	0.45
1:2:263:C:H4'	1:2:292:U:H5'	1.99	0.45
1:2:319:U:OP2	1:2:319:U:H6	2.00	0.45
1:2:414:C:H2'	1:2:415:C:C6	2.51	0.45
41:L4:220:ARG:NH1	36:5:211:A:OP1	74.58	0.45
36:5:2612:U:O2'	36:5:2613:U:H5'	2.17	0.45
36:5:2632:G:C5	36:5:2633:U:C5	3.05	0.45
36:5:1129:A:N6	36:5:2864:A:O2'	2.50	0.45
36:5:2925:C:H2'	36:5:2926:A:O4'	2.16	0.45
36:5:945:C:H2'	36:5:946:U:C6	2.52	0.45
80:6:1321:A:H4'	80:6:1322:A:O5'	2.16	0.45

*Continued on next page...*

*Continued from previous page...*

Atom-1	Atom-2	Interatomic distance (Å)	Clash overlap (Å)
80:6:1334:U:H2'	80:6:1335:U:O4'	2.17	0.45
80:6:1425:A:C6	80:6:1426:C:N4	2.85	0.45
80:6:1458:G:H5''	80:6:1459:C:OP2	2.17	0.45
80:6:42:G:C8	86:6:2082:OHX:N6	2.82	0.45
80:6:230:C:N4	80:6:235:G:H1	2.14	0.45
80:6:647:G:H22	80:6:687:G:H1	1.65	0.45
80:6:727:U:O2'	80:6:728:U:H5'	2.17	0.45
80:6:955:A:H4'	80:6:1073:G:O2'	2.16	0.45
37:7:31:U:O2'	37:7:32:U:H5'	2.16	0.45
13:C1:40:LEU:HD13	80:6:246:G:H1'	331.70	0.45
16:C4:81:VAL:HG22	16:C4:115:ILE:CB	2.46	0.45
17:C5:86:VAL:O	17:C5:89:MET:HG2	2.75	0.45
19:C7:30:THR:HG22	34:SR:127:ARG:HH22	3.89	0.45
22:D0:35:GLU:OE2	80:6:1383:G:O2'	451.73	0.45
26:D4:12:VAL:HG22	26:D4:23:PHE:CB	2.97	0.45
27:D5:42:LEU:HD22	27:D5:47:TYR:HB2	6.47	0.45
39:L2:70:ARG:NH1	39:L2:72:ARG:HH21	6.36	0.45
40:L3:92:TYR:O	40:L3:156:SER:N	2.72	0.45
41:L4:321:LYS:HA	41:L4:324:LEU:HB3	2.76	0.45
42:L5:155:THR:N	42:L5:179:ARG:HH11	2.34	0.45
43:L6:109:GLU:N	43:L6:109:GLU:OE1	5.12	0.45
44:L7:103:LEU:HD23	44:L7:103:LEU:HA	1.74	0.45
36:1:3113:A:OP1	46:L9:73:SER:OG	2.35	0.45
47:M0:171:TRP:O	47:M0:174:THR:HG23	3.70	0.45
48:M1:89:TYR:HB3	48:M1:169:ALA:HB2	1.98	0.45
50:M4:123:LEU:HA	50:M4:123:LEU:HD23	1.60	0.45
50:M4:21:VAL:HG23	50:M4:65:LEU:HA	1.99	0.45
56:N0:30:PHE:CE2	56:N0:103:VAL:HG21	2.51	0.45
57:N1:7:TYR:CZ	57:N1:54:HIS:HB2	3.01	0.45
57:N1:96:ILE:HA	57:N1:96:ILE:HD12	1.74	0.45
59:N3:71:LYS:C	59:N3:72:LYS:HG2	3.69	0.45
64:N8:130:VAL:HG11	64:N8:145:VAL:HG21	1.98	0.45
64:N8:133:LEU:HD22	64:N8:133:LEU:O	2.86	0.45
69:O3:49:ILE:CG2	69:O3:100:ILE:HG13	3.13	0.45
71:O5:36:LEU:O	71:O5:36:LEU:HD12	3.07	0.45
72:O6:91:ASN:O	72:O6:95:ALA:N	3.11	0.45
36:1:1747:G:O2'	74:O8:3:ARG:O	2.35	0.45
2:S0:103:THR:HA	2:S0:104:PRO:HD3	1.63	0.45
2:S0:157:ASP:O	2:S0:158:VAL:C	2.70	0.45
3:S1:35:PRO:HB3	3:S1:231:LEU:CD1	2.98	0.45
6:S4:100:ARG:HH21	6:S4:122:LYS:HA	1.82	0.45

*Continued on next page...*



*Continued from previous page...*

Atom-1	Atom-2	Interatomic distance (Å)	Clash overlap (Å)
7:S5:143:ARG:NH1	7:S5:218:GLU:OE2	2.78	0.45
11:S9:85:VAL:HG12	11:S9:99:LEU:HD11	1.98	0.45
1:2:575:C:H5'	35:SM:104:LYS:HB3	1.98	0.45
35:SM:77:THR:O	35:SM:79:SER:N	3.58	0.45
34:SR:154:VAL:HG12	34:SR:171:SER:HB3	2.04	0.45
34:SR:201:THR:CB	34:SR:242:SER:HA	2.47	0.45
36:1:1240:A:H3'	36:1:1241:U:C5'	2.48	0.44
36:1:1675:G:H2'	36:1:1676:A:C8	2.50	0.44
36:1:1786:G:H2'	36:1:1787:A:C8	2.52	0.44
36:1:1791:C:H2'	36:1:1792:C:C6	2.52	0.44
36:1:2176:U:O4	86:1:3744:OHX:N4	2.50	0.44
36:1:232:G:C2	36:1:233:C:C2	3.05	0.44
36:1:2397:A:N3	36:1:2397:A:H3'	2.32	0.44
36:1:2982:A:C2	36:1:2984:C:N4	2.84	0.44
36:1:3138:U:H2'	36:1:3139:A:H5''	1.99	0.44
36:1:3281:U:H2'	36:1:3282:U:C6	2.52	0.44
36:1:801:A:H4'	36:1:802:C:O5'	2.17	0.44
36:1:981:U:O2'	36:1:982:C:P	2.75	0.44
1:2:1277:G:O6	1:2:1278:G:C2	2.71	0.44
1:2:156:A:H2'	1:2:157:A:O4'	2.16	0.44
1:2:1594:G:C6	1:2:1595:U:N3	2.84	0.44
1:2:1796:C:H4'	1:2:1797:A:OP2	2.17	0.44
1:2:865:A:C4	1:2:866:G:C8	3.05	0.44
37:3:19:C:H2'	37:3:20:A:H8	1.81	0.44
37:3:36:C:O2	37:3:45:A:H1'	2.16	0.44
36:5:1121:U:C4	36:5:1122:U:C4	3.05	0.44
36:5:1161:G:OP2	36:5:1365:G:O2'	2.24	0.44
36:5:1313:G:N3	36:5:1318:A:H2	2.15	0.44
36:5:2148:U:H2'	36:5:2149:A:C5	2.52	0.44
39:L2:238:ILE:HD11	36:5:2183:A:H1'	203.40	0.44
36:5:2204:C:H4'	36:5:2205:U:OP1	2.17	0.44
72:O6:77:LEU:HD23	36:5:294:U:H4'	146.54	0.44
50:M4:121:MET:HG3	36:5:3214:U:C4	282.74	0.44
86:5:3573:OHX:N2	86:5:3810:OHX:N2	2.65	0.44
86:5:3449:OHX:N5	86:5:3814:OHX:N6	2.65	0.44
80:6:1390:U:O2'	80:6:1391:A:N7	2.49	0.44
31:D9:16:LYS:HE2	80:6:1596:C:OP1	397.91	0.44
8:S6:65:GLN:HG3	80:6:1681:A:H8	277.63	0.44
80:6:689:G:N7	86:6:2094:OHX:N1	2.64	0.44
13:C1:130:PRO:O	80:6:336:G:H5'	298.81	0.44
80:6:922:G:H2'	80:6:923:A:H8	1.82	0.44

*Continued on next page...*

*Continued from previous page...*

Atom-1	Atom-2	Interatomic distance (Å)	Clash overlap (Å)
80:6:906:A:H2	80:6:998:A:HO2'	1.64	0.44
47:M0:206:LEU:HD13	37:7:64:A:C8	342.86	0.44
36:5:409:A:H61	38:8:15:G:H1'	1.82	0.44
14:C2:63:VAL:HG13	14:C2:64:SER:N	2.52	0.44
15:C3:20:ARG:HH11	15:C3:20:ARG:CG	3.90	0.44
16:C4:13:VAL:HG21	16:C4:75:GLY:O	2.65	0.44
20:C8:99:HIS:CD2	20:C8:101:LEU:HD21	2.52	0.44
22:D0:57:ARG:HD2	22:D0:89:ARG:NH1	3.25	0.44
23:D1:15:ARG:HB3	23:D1:16:LYS:H	1.67	0.44
23:D1:78:LEU:O	23:D1:79:LEU:HD23	4.02	0.44
24:D2:10:ALA:CB	24:D2:27:ILE:HD12	2.45	0.44
25:D3:76:LEU:HD23	25:D3:76:LEU:HA	2.36	0.44
27:D5:41:ILE:HD12	27:D5:41:ILE:HA	1.89	0.44
39:L2:43:GLY:N	39:L2:88:ILE:O	2.83	0.44
40:L3:36:ASP:OD1	40:L3:38:SER:OG	2.36	0.44
41:L4:152:VAL:HG11	41:L4:156:LEU:HD12	1.98	0.44
42:L5:160:PHE:O	42:L5:163:LEU:HB3	2.33	0.44
42:L5:20:PHE:O	42:L5:23:ARG:HB3	4.80	0.44
37:3:27:A:P	42:L5:57:ASN:HD22	2.39	0.44
43:L6:78:ARG:HH11	43:L6:78:ARG:CG	2.45	0.44
44:L7:229:PHE:HD1	44:L7:229:PHE:C	2.72	0.44
44:L7:94:LYS:HA	36:5:1139:G:O3'	231.81	0.44
46:L9:52:LEU:HD23	46:L9:53:ILE:N	3.18	0.44
46:L9:86:TYR:CD2	46:L9:151:VAL:HG13	3.44	0.44
46:L9:91:ARG:HA	46:L9:91:ARG:HD2	2.94	0.44
47:M0:150:GLU:OE1	47:M0:154:ARG:NE	2.41	0.44
49:M3:124:ILE:HD11	49:M3:126:PHE:HE1	1.82	0.44
50:M4:46:ILE:HD13	50:M4:58:ILE:HG21	2.14	0.44
40:L3:261:MET:SD	52:M6:64:PHE:HA	3.15	0.44
53:M7:125:GLN:HB2	53:M7:141:SER:HB2	2.31	0.44
55:M9:90:PRO:O	55:M9:93:VAL:N	2.50	0.44
64:N8:132:LYS:O	64:N8:136:GLU:HG3	2.33	0.44
64:N8:60:TYR:CD2	64:N8:63:LYS:HD2	3.93	0.44
64:N8:93:SER:OG	64:N8:93:SER:O	2.29	0.44
66:O0:68:TYR:HD2	66:O0:68:TYR:C	3.34	0.44
67:O1:36:ILE:HD12	67:O1:59:ILE:HD11	1.99	0.44
72:O6:51:SER:O	72:O6:55:ARG:HG3	5.33	0.44
79:Q3:36:ARG:HG3	79:Q3:48:LYS:HG3	1.98	0.44
3:S1:133:TYR:CD1	3:S1:220:GLN:HA	2.52	0.44
3:S1:67:GLU:OE1	3:S1:83:LYS:HE2	4.60	0.44
3:S1:70:LEU:CD1	3:S1:79:HIS:HB3	2.47	0.44

*Continued on next page...*

*Continued from previous page...*

Atom-1	Atom-2	Interatomic distance (Å)	Clash overlap (Å)
4:S2:108:ASN:O	4:S2:108:ASN:ND2	4.39	0.44
6:S4:9:LEU:O	6:S4:27:TYR:HB3	2.17	0.44
9:S7:131:PHE:HB3	9:S7:132:PRO:HD3	2.00	0.44
11:S9:176:ASN:O	11:S9:179:ARG:HG3	4.26	0.44
34:SR:131:ILE:HB	34:SR:144:LEU:HB2	1.98	0.44
34:SR:260:ILE:HB	34:SR:274:LEU:HD12	3.32	0.44
36:1:1201:C:H3'	36:1:1201:C:C6	2.53	0.44
36:1:1394:A:H2'	36:1:1395:G:O4'	2.18	0.44
36:1:1455:U:O2'	67:O1:26:LYS:NZ	2.50	0.44
36:1:1815:U:HO2'	36:1:1816:A:P	2.38	0.44
36:1:2101:C:O2'	36:1:2102:U:O5'	2.32	0.44
36:1:2104:A:H2'	36:1:2105:G:H8	1.81	0.44
36:1:2420:C:C4	36:1:2421:U:C5	3.05	0.44
36:1:249:U:H1'	36:1:250:U:C2	2.51	0.44
36:1:2972:G:N7	86:1:3642:OHX:N6	2.65	0.44
86:1:3505:OHX:N2	86:1:3779:OHX:N6	2.65	0.44
36:1:81:C:H2'	36:1:82:C:C6	2.52	0.44
36:1:915:A:H2'	36:1:915:A:N3	2.32	0.44
1:2:1799:C:H2'	1:2:1800:U:C6	2.52	0.44
1:2:711:U:H4'	1:2:712:G:OP1	2.17	0.44
1:2:748:U:H2'	1:2:749:U:H6	1.83	0.44
1:2:778:G:H22	26:D4:10:ARG:NH2	2.14	0.44
1:2:889:U:H2'	1:2:890:C:O4'	2.17	0.44
1:2:973:A:H2'	1:2:974:A:H8	1.82	0.44
37:3:119:U:OP1	42:L5:256:THR:HG23	2.16	0.44
56:N0:137:ARG:NH1	36:5:1213:G:OP1	325.37	0.44
36:5:1439:U:H2'	36:5:1440:G:O4'	2.17	0.44
53:M7:139:TYR:CE1	36:5:1507:G:H1'	144.29	0.44
36:5:1648:A:H2'	36:5:1649:U:O4'	2.17	0.44
36:5:1760:A:N3	36:5:1766:G:C2	2.85	0.44
36:5:2386:A:OP1	86:5:3525:OHX:N2	2.50	0.44
36:5:2983:C:O2'	36:5:2984:C:H5'	2.17	0.44
36:5:3123:A:OP2	86:5:3786:OHX:N5	2.51	0.44
36:5:3200:G:O6	86:5:3653:OHX:N5	2.50	0.44
36:5:420:G:O5'	36:5:420:G:OP2	2.31	0.44
36:5:678:G:C5	36:5:679:U:C5	3.05	0.44
36:5:901:G:H2'	36:5:902:G:H8	1.82	0.44
80:6:1719:A:N6	80:6:1720:G:C2	2.86	0.44
28:D6:87:ARG:HD3	80:6:1796:C:OP1	344.72	0.44
80:6:139:C:C4	80:6:266:A:C2	3.05	0.44
80:6:506:A:H3'	80:6:506:A:P	2.57	0.44

*Continued on next page...*

*Continued from previous page...*

Atom-1	Atom-2	Interatomic distance (Å)	Clash overlap (Å)
80:6:567:A:N1	80:6:583:C:H1'	2.31	0.44
80:6:720:G:N3	80:6:720:G:H5''	2.31	0.44
80:6:90:C:C2	80:6:91:G:C8	3.06	0.44
1:2:246:G:N2	13:C1:38:ALA:O	2.48	0.44
15:C3:22:ALA:HB1	15:C3:23:PRO:CA	2.47	0.44
20:C8:28:ILE:HG23	20:C8:29:VAL:H	1.81	0.44
24:D2:79:PHE:O	24:D2:124:LYS:HA	2.28	0.44
25:D3:108:GLY:O	25:D3:109:ARG:HG2	2.17	0.44
27:D5:103:ARG:HG2	27:D5:104:ALA:H	4.61	0.44
28:D6:10:ARG:HB3	28:D6:34:LYS:HA	1.98	0.44
28:D6:97:PRO:N	28:D6:98:PRO:HD2	2.32	0.44
29:D7:62:ILE:HG13	29:D7:63:LEU:H	1.82	0.44
33:E1:98:VAL:HB	33:E1:99:LYS:H	1.42	0.44
39:L2:149:ARG:HH21	39:L2:155:LYS:HD2	3.89	0.44
40:L3:198:HIS:O	40:L3:201:LYS:HB2	2.57	0.44
36:1:691:A:OP1	41:L4:46:LYS:HE3	2.17	0.44
42:L5:129:TYR:CG	42:L5:177:GLU:HG3	5.32	0.44
42:L5:99:TYR:CE2	42:L5:199:ILE:HD13	3.07	0.44
44:L7:102:VAL:HG13	44:L7:126:LEU:HD22	1.98	0.44
44:L7:221:LYS:HB2	44:L7:227:GLY:HA3	1.98	0.44
45:L8:230:LYS:HG3	45:L8:230:LYS:O	2.52	0.44
46:L9:153:ASP:O	46:L9:157:ASN:HB2	2.55	0.44
47:M0:50:VAL:O	47:M0:138:VAL:HG23	2.17	0.44
48:M1:59:ILE:CG2	48:M1:65:ILE:HD11	2.47	0.44
49:M3:59:ARG:HE	49:M3:69:VAL:HG23	2.84	0.44
52:M6:80:PHE:HD2	52:M6:104:VAL:HG11	1.82	0.44
52:M6:178:VAL:O	52:M6:182:ASN:HB2	2.17	0.44
54:M8:165:ILE:HD11	54:M8:172:PHE:HB3	1.98	0.44
54:M8:24:VAL:O	54:M8:28:LEU:HG	2.16	0.44
57:N1:12:ARG:HD3	57:N1:13:TYR:CE1	2.52	0.44
59:N3:32:ARG:HG3	59:N3:32:ARG:HH11	5.67	0.44
59:N3:86:ARG:HG2	59:N3:87:ARG:N	2.29	0.44
61:N5:135:ILE:O	61:N5:139:ILE:HG13	5.97	0.44
63:N7:26:VAL:HA	63:N7:89:VAL:HG21	1.99	0.44
63:N7:72:ILE:H	63:N7:72:ILE:HD13	3.67	0.44
66:O0:100:ILE:HD12	66:O0:101:LEU:HD23	1.97	0.44
66:O0:66:LYS:N	66:O0:66:LYS:HD2	4.41	0.44
67:O1:19:ARG:HD3	67:O1:35:GLU:OE2	3.06	0.44
67:O1:57:GLN:HB3	67:O1:57:GLN:HE21	4.25	0.44
69:O3:49:ILE:HD11	69:O3:71:VAL:HG23	1.99	0.44
36:1:3276:G:N2	69:O3:60:ARG:HH22	2.06	0.44

*Continued on next page...*

*Continued from previous page...*

Atom-1	Atom-2	Interatomic distance (Å)	Clash overlap (Å)
36:1:1821:U:N3	70:O4:67:LYS:HD3	2.32	0.44
70:O4:99:LYS:HG2	70:O4:103:LYS:HE3	1.98	0.44
71:O5:38:ARG:HH11	71:O5:41:LEU:CD2	2.30	0.44
76:Q0:93:LYS:HA	76:Q0:105:PRO:HB3	1.99	0.44
78:Q2:74:CYS:HB3	78:Q2:77:CYS:SG	2.62	0.44
2:S0:29:VAL:HG13	2:S0:150:ASP:HB3	1.99	0.44
3:S1:58:SER:O	3:S1:62:LYS:HG3	2.17	0.44
4:S2:139:ILE:HD11	4:S2:218:ILE:HB	2.52	0.44
6:S4:134:LYS:O	6:S4:136:VAL:N	2.70	0.44
6:S4:170:THR:OG1	6:S4:170:THR:O	3.53	0.44
6:S4:73:ASP:OD1	6:S4:89:VAL:N	2.49	0.44
7:S5:41:LYS:HE2	7:S5:41:LYS:HB3	2.37	0.44
8:S6:68:LEU:HA	8:S6:68:LEU:HD13	1.64	0.44
9:S7:37:GLU:H	9:S7:37:GLU:HG2	1.37	0.44
9:S7:84:LYS:HA	9:S7:84:LYS:HD3	2.47	0.44
11:S9:42:ILE:O	11:S9:46:SER:OG	2.35	0.44
35:SM:89:ARG:C	35:SM:91:THR:H	2.21	0.44
36:1:1095:U:N3	57:N1:127:GLN:HG2	2.32	0.44
36:1:199:A:C4	36:1:201:A:C8	3.05	0.44
36:1:2376:G:C6	36:1:2377:G:C6	3.05	0.44
36:1:2794:G:C2	36:1:2795:U:C2	3.05	0.44
36:1:2930:A:H2'	36:1:2931:C:C6	2.53	0.44
36:1:3166:C:N3	36:1:3284:G:N2	2.51	0.44
36:1:921:A:OP1	36:1:921:A:H3'	2.18	0.44
1:2:1477:G:O2'	21:C9:47:PRO:HA	2.17	0.44
1:2:1731:A:H5''	1:2:1732:A:OP2	2.17	0.44
1:2:95:G:O2'	1:2:460:A:O2'	2.25	0.44
1:2:545:A:N6	1:2:594:A:O4'	2.51	0.44
1:2:734:A:H4'	1:2:735:C:H5'	1.97	0.44
38:4:109:A:C2	38:4:114:G:C6	3.05	0.44
38:4:93:U:H2'	38:4:94:C:O4'	2.18	0.44
36:5:1073:U:H2'	36:5:1074:U:C6	2.52	0.44
36:5:1081:U:OP2	86:5:3659:OHX:N5	2.50	0.44
36:5:1375:G:N3	36:5:1407:A:H2	2.15	0.44
70:O4:8:ARG:NH1	36:5:1606:U:C2	134.53	0.44
36:5:1700:G:C5	36:5:1701:C:C4	3.05	0.44
36:5:200:C:H5'	36:5:221:A:C2	2.53	0.44
36:5:2294:U:H2'	36:5:2296:A:OP2	2.18	0.44
36:5:2549:G:C8	36:5:2549:G:H5'	2.51	0.44
36:5:3269:U:H3'	36:5:3269:U:OP2	2.18	0.44
36:5:3288:G:O2'	36:5:3289:G:C8	2.69	0.44

*Continued on next page...*

*Continued from previous page...*

Atom-1	Atom-2	Interatomic distance (Å)	Clash overlap (Å)
86:5:3514:OHX:N3	86:5:3642:OHX:N5	2.65	0.44
86:5:3482:OHX:N2	86:5:3727:OHX:N2	2.66	0.44
36:5:802:C:H2'	36:5:803:C:H6	1.82	0.44
80:6:1315:U:H2'	80:6:1316:G:O4'	2.17	0.44
80:6:18:C:C2	80:6:19:A:C8	3.05	0.44
80:6:328:A:H2'	80:6:329:G:C8	2.52	0.44
80:6:388:G:C6	80:6:410:A:N1	2.85	0.44
80:6:158:U:O4	80:6:420:A:H4'	2.17	0.44
80:6:427:C:H2'	80:6:428:A:O4'	2.17	0.44
80:6:780:A:H3'	80:6:781:U:H5'	1.98	0.44
37:7:13:A:OP1	37:7:111:U:O2'	2.18	0.44
36:5:997:A:O2'	37:7:79:A:N3	2.49	0.44
12:C0:12:HIS:CD2	12:C0:79:TYR:CD2	3.03	0.44
12:C0:29:GLN:HB3	12:C0:39:ASN:HB2	2.00	0.44
13:C1:54:ILE:HG22	13:C1:55:ASP:N	2.33	0.44
14:C2:41:LEU:HA	14:C2:41:LEU:HD23	1.86	0.44
16:C4:128:LYS:HZ2	16:C4:128:LYS:HG2	1.56	0.44
17:C5:127:ARG:HD2	17:C5:127:ARG:HA	4.42	0.44
18:C6:109:PHE:HB3	18:C6:117:LEU:HD21	1.99	0.44
18:C6:14:LYS:HB2	18:C6:76:SER:OG	2.17	0.44
20:C8:132:ARG:CZ	80:6:1544:U:H5''	345.93	0.44
20:C8:87:ASN:OD1	20:C8:99:HIS:HA	2.40	0.44
22:D0:67:THR:OG1	22:D0:68:ARG:N	4.40	0.44
23:D1:35:ASN:HB3	23:D1:50:TYR:CD1	2.52	0.44
24:D2:24:GLN:NE2	29:D7:5:GLN:HG3	2.33	0.44
26:D4:106:GLN:O	26:D4:110:GLN:HG3	2.28	0.44
26:D4:113:ASN:O	26:D4:116:LYS:HB2	2.17	0.44
27:D5:80:LEU:HD22	27:D5:101:TYR:CD2	3.38	0.44
29:D7:56:CYS:SG	29:D7:57:GLU:N	2.88	0.44
30:D8:38:ARG:NH1	30:D8:40:ILE:HD11	2.31	0.44
39:L2:136:ILE:HG21	39:L2:139:HIS:CE1	2.52	0.44
39:L2:206:PRO:HG3	39:L2:213:GLY:HA3	1.99	0.44
40:L3:311:PHE:HB2	40:L3:315:GLY:O	2.77	0.44
41:L4:295:ILE:HG23	41:L4:299:ILE:HD11	2.16	0.44
41:L4:62:ALA:HB3	41:L4:90:PHE:CE2	2.51	0.44
43:L6:30:LEU:HD21	43:L6:57:HIS:NE2	2.92	0.44
45:L8:118:GLU:C	45:L8:120:LYS:H	2.20	0.44
45:L8:84:ARG:HE	45:L8:84:ARG:H	1.65	0.44
46:L9:85:GLY:HA3	46:L9:187:ILE:HD12	2.29	0.44
47:M0:188:GLY:HA3	47:M0:216:TYR:HD1	1.82	0.44
47:M0:202:LYS:HE3	37:7:64:A:N1	345.15	0.44

*Continued on next page...*

*Continued from previous page...*

Atom-1	Atom-2	Interatomic distance (Å)	Clash overlap (Å)
49:M3:53:LEU:HD23	49:M3:53:LEU:HA	2.56	0.44
51:M5:175:ASN:H	51:M5:184:LYS:HB2	4.20	0.44
51:M5:58:GLY:HA3	51:M5:142:ILE:CD1	2.48	0.44
40:L3:261:MET:HG2	52:M6:64:PHE:HB3	1.99	0.44
53:M7:89:LYS:HA	53:M7:92:GLN:HG2	1.99	0.44
55:M9:151:ARG:O	55:M9:155:LEU:HG	4.53	0.44
56:N0:71:LYS:HD3	56:N0:72:VAL:O	2.17	0.44
36:1:1095:U:C2	57:N1:127:GLN:HG2	2.52	0.44
57:N1:83:ARG:HH11	57:N1:85:LEU:HD21	1.82	0.44
58:N2:50:LEU:H	58:N2:50:LEU:HG	1.88	0.44
59:N3:93:LEU:HB2	60:N4:20:LEU:HD22	2.00	0.44
60:N4:39:LEU:HA	60:N4:39:LEU:HD12	1.64	0.44
64:N8:14:HIS:ND1	64:N8:14:HIS:N	2.65	0.44
66:O0:10:ILE:HG12	66:O0:68:TYR:OH	2.83	0.44
66:O0:68:TYR:C	66:O0:68:TYR:CD2	3.42	0.44
68:O2:71:HIS:HB3	68:O2:93:ALA:N	2.31	0.44
69:O3:54:ARG:NH1	69:O3:64:ILE:HD11	2.95	0.44
3:S1:134:VAL:HB	3:S1:219:LYS:H	3.11	0.44
3:S1:70:LEU:HA	3:S1:70:LEU:HD23	4.19	0.44
5:S3:162:GLN:HG3	80:6:1333:C:C4'	426.56	0.44
5:S3:35:SER:HB3	5:S3:51:ARG:O	2.18	0.44
6:S4:62:LYS:HB2	6:S4:62:LYS:HE2	1.68	0.44
6:S4:92:LEU:HG	6:S4:92:LEU:H	4.37	0.44
7:S5:158:GLN:HG2	30:D8:66:LEU:HD11	2.19	0.44
7:S5:46:TRP:CD1	7:S5:129:PRO:HD2	2.52	0.44
7:S5:63:GLN:HG3	7:S5:86:GLN:C	3.11	0.44
8:S6:21:GLU:HG3	8:S6:22:HIS:N	4.64	0.44
9:S7:130:VAL:HG22	9:S7:162:ILE:HD12	2.00	0.44
9:S7:39:ARG:N	9:S7:40:PRO:HD2	2.32	0.44
10:S8:105:ASP:OD1	10:S8:106:ALA:N	4.55	0.44
10:S8:89:GLU:HA	10:S8:92:ARG:NH1	5.96	0.44
11:S9:66:ASP:O	11:S9:69:ARG:N	3.12	0.44
34:SR:42:LEU:HB2	34:SR:61:PHE:HB2	2.00	0.44
36:1:1941:C:O2'	36:1:1942:U:H5'	2.18	0.44
36:1:1948:G:C2	36:1:1949:G:C8	3.05	0.44
36:1:2154:U:H4'	39:L2:240:ALA:HB2	1.99	0.44
36:1:2590:A:C6	36:1:2591:A:C5	3.06	0.44
36:1:2694:A:H5''	36:1:2695:A:OP2	2.18	0.44
36:1:2853:A:H4'	47:M0:63:GLU:O	2.17	0.44
36:1:287:G:H5'	51:M5:179:LYS:O	2.18	0.44
36:1:290:G:H2'	36:1:291:C:C6	2.52	0.44

*Continued on next page...*

*Continued from previous page...*

Atom-1	Atom-2	Interatomic distance (Å)	Clash overlap (Å)
36:1:3045:G:O3'	40:L3:275:ARG:NH1	2.51	0.44
36:1:3121:U:H4'	36:1:3122:A:OP1	2.18	0.44
36:1:3382:U:O2	36:1:3382:U:H2'	2.17	0.44
86:1:3495:OHX:N1	86:1:3678:OHX:N3	2.65	0.44
36:1:370:U:O4	36:1:371:G:C6	2.70	0.44
36:1:619:A:H4'	36:1:620:U:O4'	2.18	0.44
36:1:80:G:H2'	36:1:81:C:H6	1.83	0.44
1:2:1202:A:N6	1:2:1457:C:H5''	2.32	0.44
1:2:1270:G:N1	1:2:1271:G:C5	2.85	0.44
1:2:1291:G:H2'	1:2:1292:G:C8	2.53	0.44
1:2:1218:G:N2	1:2:1444:A:OP2	2.29	0.44
1:2:1566:U:O2'	1:2:1567:U:H5'	2.17	0.44
1:2:1579:U:H4'	18:C6:140:LYS:O	2.18	0.44
1:2:1677:C:OP1	10:S8:42:ARG:NH1	2.50	0.44
1:2:288:A:H2'	1:2:289:U:C6	2.52	0.44
1:2:325:G:O2'	1:2:326:G:H5'	2.17	0.44
1:2:549:G:N3	1:2:550:A:C8	2.85	0.44
1:2:741:C:O2'	1:2:742:U:O4'	2.34	0.44
1:2:867:G:N2	1:2:868:G:H1'	2.33	0.44
1:2:986:G:OP2	39:L2:251:LYS:NZ	2.50	0.44
37:3:40:C:O2	48:M1:72:ARG:NE	2.32	0.44
38:4:56:G:C2	38:4:57:C:C2	3.05	0.44
68:O2:101:SER:HB3	36:5:1389:G:OP1	130.61	0.44
36:5:1514:G:C6	36:5:1841:A:C5	3.05	0.44
36:5:1598:G:O2'	36:5:1599:G:H5'	2.18	0.44
39:L2:187:HIS:CE1	36:5:1794:G:C6	196.96	0.44
36:5:2121:G:C2'	36:5:2122:G:O5'	2.64	0.44
80:6:1758:U:H1'	36:5:2255:A:N3	2.32	0.44
36:5:2714:G:N2	36:5:2742:C:H1'	2.32	0.44
36:5:2813:A:C6	36:5:2814:G:C5	3.06	0.44
36:5:281:G:C6	36:5:282:G:C6	3.05	0.44
36:5:3238:G:H8	36:5:3238:G:H5''	1.82	0.44
36:5:3269:U:H4'	36:5:3270:U:O5'	2.17	0.44
86:5:3602:OHX:N4	86:5:3808:OHX:N1	2.66	0.44
36:5:620:U:OP2	36:5:620:U:C6	2.71	0.44
36:5:821:U:H2'	36:5:822:G:C8	2.52	0.44
49:M3:13:HIS:NE2	36:5:98:G:N7	139.20	0.44
80:6:1424:A:H2'	80:6:1425:A:O4'	2.18	0.44
80:6:1699:G:C2'	80:6:1700:C:H5'	2.48	0.44
80:6:1755:A:C2'	80:6:1756[A]:A:O5'	2.66	0.44
80:6:246:G:C6	80:6:247:A:C6	3.05	0.44

*Continued on next page...*



*Continued from previous page...*

Atom-1	Atom-2	Interatomic distance (Å)	Clash overlap (Å)
80:6:482:U:H3	80:6:505:A:H61	1.63	0.44
80:6:577:G:H3'	80:6:577:G:C8	2.53	0.44
37:7:106:U:H2'	37:7:107:C:H6	1.82	0.44
13:C1:80:MET:H	13:C1:80:MET:HG3	1.50	0.44
14:C2:50:LYS:O	14:C2:54:ARG:HG2	2.46	0.44
14:C2:88:LEU:O	14:C2:89:ILE:HB	2.36	0.44
15:C3:130:ARG:HD3	15:C3:138:ASN:H	1.82	0.44
17:C5:115:TYR:N	17:C5:118:GLU:OE1	2.51	0.44
25:D3:3:LYS:HG2	25:D3:5:LYS:HE2	7.90	0.44
26:D4:20:ARG:HB3	26:D4:76:TYR:CD2	3.20	0.44
27:D5:59:TYR:CD2	27:D5:64:VAL:HG21	2.53	0.44
7:S5:116:HIS:NE2	27:D5:95:HIS:CE1	2.86	0.44
7:S5:158:GLN:HE21	30:D8:66:LEU:HD21	1.83	0.44
31:D9:19:ARG:HH12	80:6:1596:C:P	403.29	0.44
33:E1:130:VAL:HG21	33:E1:143:LYS:HB3	1.99	0.44
33:E1:88:PRO:HB2	33:E1:89:LYS:HD3	6.73	0.44
39:L2:132:ASN:HD22	39:L2:151:PRO:CB	2.59	0.44
39:L2:3:ARG:HB2	39:L2:207:VAL:HG22	2.09	0.44
40:L3:227:GLU:HG3	40:L3:270:ARG:CD	4.62	0.44
41:L4:337:GLU:O	41:L4:339:LEU:N	2.48	0.44
42:L5:211:LEU:O	42:L5:215:ASP:N	3.24	0.44
42:L5:41:LYS:HD2	42:L5:41:LYS:HA	1.45	0.44
44:L7:180:SER:O	44:L7:183:ASP:HB2	2.17	0.44
45:L8:34:PHE:CE1	45:L8:42:PRO:HG3	3.23	0.44
46:L9:150:SER:CB	46:L9:153:ASP:HB2	2.46	0.44
46:L9:16:VAL:HA	46:L9:28:VAL:O	2.17	0.44
51:M5:135:VAL:HG13	51:M5:142:ILE:HG12	2.00	0.44
51:M5:194:GLN:OE1	36:5:99:A:H5'	120.92	0.44
54:M8:65:SER:HB3	54:M8:93:ILE:HG13	3.44	0.44
55:M9:44:LEU:HD12	55:M9:49:THR:CB	2.48	0.44
55:M9:4:LEU:O	55:M9:7:GLN:HG2	5.58	0.44
55:M9:90:PRO:HG2	55:M9:93:VAL:CG2	3.26	0.44
59:N3:93:LEU:HA	60:N4:20:LEU:O	2.26	0.44
61:N5:115:ARG:C	61:N5:117:ASN:H	2.20	0.44
64:N8:9:ARG:HE	64:N8:9:ARG:HB3	2.18	0.44
69:O3:60:ARG:HB2	69:O3:60:ARG:NH2	2.32	0.44
69:O3:71:VAL:HG13	69:O3:81:VAL:HG13	1.98	0.44
70:O4:95:ILE:O	70:O4:99:LYS:N	2.87	0.44
38:4:45:C:H4'	75:O9:11:GLN:OE1	2.17	0.44
76:Q0:103:LEU:HA	76:Q0:103:LEU:HD23	1.67	0.44
79:Q3:22:LEU:HA	79:Q3:22:LEU:HD23	1.71	0.44

*Continued on next page...*

*Continued from previous page...*

Atom-1	Atom-2	Interatomic distance (Å)	Clash overlap (Å)
2:S0:84:ARG:HD3	2:S0:203:PHE:O	3.90	0.44
2:S0:73:VAL:O	2:S0:95:ALA:HA	2.18	0.44
4:S2:35:TRP:CE2	4:S2:37:PRO:HB3	2.52	0.44
4:S2:81:MET:O	4:S2:82:ASN:HB2	2.46	0.44
5:S3:21:LEU:HD22	5:S3:25:PHE:HE2	1.81	0.44
5:S3:98:ALA:HB2	5:S3:169:ASP:O	2.17	0.44
7:S5:213:LYS:HA	7:S5:213:LYS:HD3	1.83	0.44
7:S5:45:LYS:HD3	7:S5:45:LYS:HA	1.74	0.44
9:S7:129:LEU:HD22	9:S7:169:PHE:CD1	3.32	0.44
10:S8:195:ARG:HD3	10:S8:195:ARG:HA	1.70	0.44
10:S8:82:VAL:HG12	10:S8:196:LEU:HD11	1.99	0.44
35:SM:114:LYS:HE3	35:SM:114:LYS:HB2	1.61	0.44
20:C8:129:TRP:HB3	35:SM:67:GLY:HA2	1.98	0.44
34:SR:127:ARG:HD3	34:SR:150:TRP:CE2	3.36	0.44
36:1:1055:A:H2'	36:1:1056:U:O4'	2.17	0.44
36:1:1081:U:P	86:1:3746:OHX:N6	2.91	0.44
36:1:1123:U:H2'	36:1:1124:U:H5'	2.00	0.44
36:1:1225:A:H1'	36:1:3116:G:N2	2.31	0.44
36:1:1307:G:C2	36:1:1308:A:C2	3.06	0.44
36:1:196:G:N1	36:1:199:A:OP2	2.51	0.44
36:1:2117:A:N7	36:1:3064:U:O2'	2.40	0.44
36:1:221:A:C2	36:1:224:C:C5	3.05	0.44
36:1:2443:A:O2'	36:1:2444:C:H5'	2.17	0.44
36:1:2507:C:H6	36:1:2507:C:OP2	2.00	0.44
36:1:3249:C:H6	36:1:3249:C:O5'	2.01	0.44
36:1:2952:G:H21	90:1:3403:8AN:C2	2.30	0.44
36:1:299:G:N7	86:1:3625:OHX:N2	2.66	0.44
36:1:742:G:OP1	86:1:3781:OHX:N1	2.51	0.44
36:1:743:C:N3	54:M8:141:ARG:NH1	2.66	0.44
36:1:805:G:H1'	41:L4:73:ARG:HH11	1.83	0.44
36:1:908:G:H4'	36:1:909:G:O5'	2.18	0.44
1:2:1079:U:C4	1:2:1080:U:C4	3.05	0.44
1:2:1147:A:C6	1:2:1148:C:C4	3.06	0.44
1:2:1175:U:H2'	1:2:1176:G:C8	2.52	0.44
1:2:514:G:H1	1:2:543:C:H5	1.58	0.44
36:5:1085:A:C8	36:5:1085:A:H5''	2.49	0.44
36:5:123:A:C6	36:5:150:A:N7	2.86	0.44
36:5:1659:U:O4	86:5:3724:OHX:N1	2.50	0.44
36:5:1668:G:H2'	36:5:1669:C:O4'	2.17	0.44
36:5:173:G:H1'	36:5:174:C:H5'	1.99	0.44
36:5:1909:A:O2'	36:5:1910:A:H5'	2.17	0.44

*Continued on next page...*

*Continued from previous page...*

Atom-1	Atom-2	Interatomic distance (Å)	Clash overlap (Å)
36:5:2181:C:H2'	36:5:2182:A:O4'	2.16	0.44
36:5:2681:U:C2'	36:5:2682:C:H5'	2.47	0.44
36:5:2823:G:N7	86:5:3458:OHX:N2	2.65	0.44
36:5:317:A:N6	36:5:318:A:N6	2.65	0.44
36:5:337:G:N2	36:5:339:C:C2	2.86	0.44
86:5:3569:OHX:N2	86:5:3722:OHX:N4	2.64	0.44
36:5:437:G:C5	86:5:3806:OHX:N6	2.85	0.44
36:5:412:G:H2'	36:5:413:U:H6	1.83	0.44
36:5:748:U:H2'	36:5:749:C:C6	2.52	0.44
36:5:789:A:H2'	36:5:790:U:H6	1.80	0.44
80:6:998:A:N1	80:6:1006:C:N4	2.66	0.44
80:6:1045:C:H2'	80:6:1046:G:C8	2.53	0.44
80:6:1230:A:H2	80:6:1255:G:N2	2.15	0.44
80:6:1263:G:C2	80:6:1264:G:H1'	2.53	0.44
80:6:1267:G:H2'	80:6:1268:G:H8	1.83	0.44
80:6:1604:U:C4	80:6:1605:G:N7	2.86	0.44
80:6:143:G:C4	80:6:173:A:C2	3.05	0.44
80:6:138:A:H62	80:6:266:A:H61	1.60	0.44
80:6:29:U:H2'	80:6:30:G:H8	1.82	0.44
80:6:511:A:H2'	80:6:512:A:H5'	1.99	0.44
80:6:913:G:N3	80:6:913:G:O4'	2.50	0.44
12:C0:11:ILE:HD13	12:C0:35:ILE:HG21	2.00	0.44
12:C0:76:LEU:HA	12:C0:79:TYR:HB3	2.08	0.44
13:C1:58:CYS:SG	13:C1:60:PHE:O	5.45	0.44
14:C2:29:LYS:HE2	14:C2:100:TRP:NE1	2.32	0.44
15:C3:15:ALA:HB2	29:D7:20:LYS:HD3	3.03	0.44
16:C4:24:ASN:O	16:C4:54:GLU:HB3	2.18	0.44
17:C5:33:PHE:HA	17:C5:36:LEU:HD23	2.00	0.44
18:C6:103:ASN:HA	18:C6:106:LYS:HB2	2.77	0.44
21:C9:131:ASP:O	21:C9:135:ILE:HG23	3.45	0.44
21:C9:33:TYR:O	21:C9:36:ILE:HG12	2.18	0.44
21:C9:52:GLY:HA2	21:C9:55:TYR:HD2	1.82	0.44
9:S7:140:VAL:HB	24:D2:52:TYR:HB3	1.99	0.44
25:D3:51:GLY:HA3	25:D3:74:VAL:HG12	2.00	0.44
25:D3:91:GLY:O	25:D3:94:ASN:ND2	4.69	0.44
26:D4:112:LYS:NZ	26:D4:113:ASN:OD1	2.79	0.44
27:D5:74:SER:HA	27:D5:77:ARG:NH2	2.93	0.44
28:D6:79:ILE:HD11	80:6:1795:U:C5'	333.94	0.44
33:E1:149:LYS:HE2	33:E1:149:LYS:HB2	1.73	0.44
39:L2:4:VAL:HG13	39:L2:8:GLN:HB2	2.13	0.44
40:L3:117:ARG:NH2	40:L3:175:LYS:O	2.50	0.44

*Continued on next page...*

*Continued from previous page...*

Atom-1	Atom-2	Interatomic distance (Å)	Clash overlap (Å)
42:L5:131:LEU:HA	42:L5:131:LEU:HD13	3.68	0.44
45:L8:196:ALA:HB3	36:5:147:U:OP2	119.91	0.44
45:L8:210:ALA:O	45:L8:214:LEU:HD13	2.18	0.44
45:L8:226:TYR:HD2	45:L8:227:ASP:OD1	3.52	0.44
47:M0:10:ARG:HG2	47:M0:11:TYR:CE1	2.53	0.44
47:M0:60:LEU:HD11	47:M0:129:VAL:HG21	2.21	0.44
47:M0:74:LYS:O	47:M0:78:THR:HG23	2.77	0.44
48:M1:82:ARG:NH1	48:M1:112:LEU:O	3.22	0.44
49:M3:76:THR:O	49:M3:80:VAL:HG23	3.23	0.44
50:M4:133:LYS:O	50:M4:136:ALA:HB3	2.53	0.44
51:M5:85:THR:C	51:M5:87:GLN:H	2.80	0.44
51:M5:99:ARG:O	51:M5:102:ALA:HB3	2.34	0.44
36:1:974:G:H5'	54:M8:16:ARG:HG3	1.99	0.44
55:M9:114:LYS:HB3	55:M9:114:LYS:HE2	1.78	0.44
55:M9:14:VAL:HG12	55:M9:15:VAL:N	2.63	0.44
58:N2:19:VAL:O	58:N2:22:PRO:HD2	2.18	0.44
38:4:84:C:O3'	62:N6:113:LYS:HE2	2.16	0.44
62:N6:34:PRO:HA	62:N6:47:ALA:CB	2.48	0.44
68:O2:72:LYS:O	68:O2:92:TYR:HA	2.40	0.44
72:O6:51:SER:H	72:O6:54:GLU:HB2	2.25	0.44
36:1:284:A:OP2	78:Q2:41:ARG:HD2	2.17	0.44
78:Q2:23:HIS:HA	78:Q2:73:GLU:O	2.18	0.44
79:Q3:49:ARG:HD3	79:Q3:50:GLY:H	1.83	0.44
2:S0:60:ALA:CB	2:S0:160:ILE:HD11	3.08	0.44
5:S3:113:LEU:HD22	5:S3:117:ARG:HD2	1.99	0.44
7:S5:121:ILE:HA	7:S5:199:ILE:HD11	1.98	0.44
7:S5:200:ASN:HB2	7:S5:208:SER:HB3	2.33	0.44
9:S7:99:LEU:HD12	9:S7:116:ARG:HG2	1.99	0.44
11:S9:149:ARG:H	11:S9:149:ARG:HG2	1.47	0.44
34:SR:112:SER:CB	34:SR:153:GLN:HA	2.47	0.44
36:1:1227:C:H5''	36:1:1227:C:H6	1.83	0.44
36:1:1464:G:O6	86:1:3480:OHX:N6	2.51	0.44
36:1:2162:U:C5	36:1:2163:C:C5	3.06	0.44
36:1:268:A:OP1	51:M5:47:LYS:NZ	2.41	0.44
36:1:2416:U:C2	36:1:2805:G:C2	3.06	0.44
36:1:3279:A:N7	36:1:3280:U:C5	2.85	0.44
36:1:3333:G:N2	36:1:3369:G:O2'	2.51	0.44
1:2:1145:U:C4	1:2:1146:G:N7	2.86	0.44
1:2:218:A:O2'	1:2:219:A:OP1	2.24	0.44
1:2:239:C:H2'	1:2:240:U:H6	1.83	0.44
1:2:639:U:H4'	1:2:639:U:OP2	2.18	0.44

*Continued on next page...*

*Continued from previous page...*

Atom-1	Atom-2	Interatomic distance (Å)	Clash overlap (Å)
1:2:72:A:C3'	1:2:73:U:H5''	2.48	0.44
1:2:901:G:H2'	1:2:902:G:C8	2.52	0.44
36:5:1004:U:C2	36:5:1005:G:C8	3.05	0.44
36:5:1024:G:H2'	36:5:1026:A:H8	1.82	0.44
36:5:1690:C:C4	36:5:1691:U:C4	3.05	0.44
36:5:1759:C:C4	36:5:1760:A:N7	2.85	0.44
36:5:182:U:OP1	36:5:182:U:H4'	2.18	0.44
36:5:2246:G:H2'	36:5:2247:G:O5'	2.18	0.44
36:5:189:G:H3'	36:5:224:C:OP2	2.16	0.44
36:5:1899:G:N3	36:5:2334:U:C5	2.85	0.44
36:5:2712:U:H2'	36:5:2713:U:C6	2.53	0.44
36:5:2980:U:H2'	36:5:2981:U:H6	1.83	0.44
86:5:3541:OHX:N6	86:5:3802:OHX:N6	2.65	0.44
86:5:3559:OHX:N1	86:5:3691:OHX:N2	2.65	0.44
36:5:952:A:N3	36:5:1114:U:O2'	2.37	0.44
80:6:1055:U:N3	80:6:1056:U:C5	2.85	0.44
80:6:1098:U:H3'	80:6:1099:U:C5'	2.48	0.44
80:6:1098:U:H3'	80:6:1099:U:H5'	2.00	0.44
80:6:1120:U:H2'	80:6:1121:C:C6	2.53	0.44
80:6:1354:G:H5'	80:6:1355:C:OP2	2.17	0.44
80:6:1672:G:H8	80:6:1672:G:O5'	2.01	0.44
80:6:83:G:O6	86:6:2077:OHX:N4	2.50	0.44
80:6:1054:U:O4	86:6:2092:OHX:N3	2.51	0.44
80:6:922:G:H2'	80:6:923:A:C8	2.52	0.44
38:8:83:C:H4'	38:8:85:G:N2	2.33	0.44
15:C3:115:LEU:O	15:C3:119:GLU:HG3	2.17	0.44
18:C6:39:VAL:HG12	18:C6:40:GLU:N	2.33	0.44
18:C6:65:ILE:HG22	18:C6:67:VAL:HG23	2.87	0.44
18:C6:97:VAL:HG23	18:C6:98:ASP:H	2.03	0.44
23:D1:78:LEU:HD12	23:D1:78:LEU:HA	4.28	0.44
25:D3:104:LEU:HD23	25:D3:104:LEU:HA	1.75	0.44
25:D3:66:SER:OG	25:D3:66:SER:O	2.32	0.44
26:D4:61:ARG:HG3	26:D4:61:ARG:O	2.17	0.44
32:E0:53:LYS:HG3	32:E0:54:ARG:H	1.82	0.44
40:L3:226:PHE:HD2	40:L3:227:GLU:N	2.16	0.44
40:L3:287:LYS:HD2	40:L3:287:LYS:HA	4.60	0.44
41:L4:156:LEU:C	41:L4:158:SER:N	2.97	0.44
41:L4:49:ALA:HA	41:L4:109:TRP:CZ2	2.66	0.44
46:L9:147:SER:HB2	46:L9:187:ILE:HD11	2.00	0.44
46:L9:20:ILE:HA	46:L9:24:ILE:O	2.17	0.44
47:M0:70:ILE:HG13	47:M0:70:ILE:H	2.23	0.44

*Continued on next page...*

*Continued from previous page...*

Atom-1	Atom-2	Interatomic distance (Å)	Clash overlap (Å)
47:M0:73:ASN:O	47:M0:77:THR:HG23	2.17	0.44
48:M1:137:ARG:O	48:M1:141:ARG:HG2	2.52	0.44
48:M1:145:LYS:HB2	48:M1:145:LYS:HE2	1.76	0.44
48:M1:155:THR:O	48:M1:159:THR:HG23	5.65	0.44
49:M3:118:GLU:O	49:M3:118:GLU:HG3	5.12	0.44
36:1:289:A:C2	51:M5:93:LYS:HG3	2.52	0.44
52:M6:108:ILE:HG21	52:M6:108:ILE:HD13	2.03	0.44
52:M6:27:LEU:HD13	52:M6:98:ALA:O	2.18	0.44
54:M8:133:LYS:HB2	54:M8:135:GLN:NE2	2.32	0.44
54:M8:65:SER:HB3	54:M8:93:ILE:HG12	1.99	0.44
58:N2:100:THR:O	58:N2:101:ASN:HB2	2.18	0.44
68:O2:126:LEU:HA	68:O2:126:LEU:HD23	2.00	0.44
69:O3:59:VAL:C	69:O3:61:GLY:N	2.70	0.44
71:O5:4:VAL:CG1	71:O5:9:LEU:HD11	2.48	0.44
72:O6:33:ALA:O	72:O6:34:SER:CB	2.76	0.44
72:O6:81:THR:HA	72:O6:84:LYS:HZ2	3.14	0.44
73:O7:73:ARG:HB3	73:O7:73:ARG:NH1	2.33	0.44
2:S0:31:VAL:HG12	2:S0:33:GLN:N	2.32	0.44
3:S1:128:LYS:CE	3:S1:132:ASP:HB3	2.42	0.44
10:S8:85:PRO:O	13:C1:11:ARG:HD3	2.18	0.44
11:S9:30:LEU:HD23	11:S9:30:LEU:HA	1.93	0.44
35:SM:61:ILE:H	35:SM:61:ILE:HG13	1.57	0.44
34:SR:261:LYS:HG2	34:SR:273:ASP:CG	2.98	0.44
36:1:1908:A:N6	36:1:1909:A:C6	2.86	0.44
36:1:190:U:C4	36:1:224:C:O4'	2.70	0.44
36:1:3070:A:C5	36:1:3071:U:C5	3.06	0.44
36:1:3218:A:H5''	36:1:3219:G:C5	2.52	0.44
36:1:3329:U:H5''	40:L3:308:MET:CE	2.48	0.44
86:1:3480:OHX:N1	86:1:3805:OHX:N4	2.65	0.44
36:1:2429:G:OP2	86:1:3528:OHX:N6	2.51	0.44
36:1:2768:U:OP2	86:1:3688:OHX:N6	2.51	0.44
36:1:1769:G:O6	86:1:3731:OHX:N4	2.51	0.44
36:1:959:C:H5'	36:1:960:U:O5'	2.18	0.44
1:2:1070:C:O2'	1:2:1071:U:H5'	2.17	0.44
1:2:1418:G:C2	1:2:1419:G:C8	3.06	0.44
1:2:1550:A:C6	1:2:1562:G:C6	3.06	0.44
1:2:591:A:N6	1:2:592:A:N6	2.66	0.44
38:4:132:G:C5	38:4:133:G:N7	2.86	0.44
36:5:1163:A:H2'	36:5:1164:G:C8	2.52	0.44
36:5:1301:A:OP1	36:5:1301:A:H8	1.99	0.44
36:5:1759:C:N3	36:5:1760:A:C8	2.86	0.44

*Continued on next page...*

*Continued from previous page...*

Atom-1	Atom-2	Interatomic distance (Å)	Clash overlap (Å)
36:5:21:G:H1	38:8:138:A:H61	1.64	0.44
36:5:2406:C:H2'	36:5:2407:C:C6	2.52	0.44
36:5:2433:U:OP2	36:5:2434:U:O2'	2.34	0.44
36:5:2788:C:H2'	36:5:2789:U:C6	2.53	0.44
36:5:2896:A:H5'	36:5:2896:A:C8	2.51	0.44
36:5:2258:U:OP2	86:5:3453:OHX:N4	2.51	0.44
36:5:3224:G:O6	86:5:3504:OHX:N5	2.51	0.44
36:5:2850:G:O6	86:5:3558:OHX:N3	2.50	0.44
36:5:528:U:O2'	36:5:529:A:H5'	2.18	0.44
80:6:1042:G:C6	80:6:1043:A:N7	2.86	0.44
80:6:1119:G:H2'	80:6:1120:U:C6	2.52	0.44
80:6:1338:C:H1'	80:6:1410:A:C5	2.53	0.44
80:6:189:C:C2'	80:6:190:C:H5'	2.47	0.44
86:6:1919:OHX:N2	86:6:2097:OHX:N5	2.65	0.44
80:6:196:G:N3	80:6:197:A:H1'	2.32	0.44
80:6:486:G:N7	80:6:488:G:C2	2.85	0.44
80:6:520:A:H2'	80:6:521:A:C8	2.53	0.44
80:6:762:A:C2	80:6:789:A:C8	3.05	0.44
80:6:765:G:N3	80:6:765:G:C2'	2.80	0.44
38:8:85:G:H3'	38:8:85:G:H8	1.83	0.44
13:C1:125:VAL:CG1	13:C1:137:PHE:HB3	2.53	0.44
14:C2:66:VAL:HG11	14:C2:71:ILE:HD12	2.10	0.44
15:C3:21:ASN:O	15:C3:65:VAL:HG11	2.21	0.44
16:C4:30:VAL:HG13	16:C4:39:ILE:O	2.17	0.44
16:C4:58:TYR:O	16:C4:61:MET:N	3.07	0.44
16:C4:81:VAL:HG13	16:C4:115:ILE:HG21	2.00	0.44
17:C5:126:VAL:O	17:C5:127:ARG:HB2	2.58	0.44
18:C6:53:LEU:H	18:C6:53:LEU:HG	1.46	0.44
25:D3:90:ASP:HA	80:6:568:G:O5'	369.58	0.44
30:D8:64:ARG:HD2	30:D8:64:ARG:HA	1.71	0.44
41:L4:128:ALA:HB1	41:L4:134:LEU:HD12	3.12	0.44
41:L4:152:VAL:CG2	41:L4:172:VAL:HG21	2.47	0.44
41:L4:193:LYS:HB3	41:L4:193:LYS:HE3	1.64	0.44
43:L6:40:LEU:HD13	43:L6:84:VAL:CG1	2.44	0.44
44:L7:158:LYS:HE2	44:L7:158:LYS:HB3	1.61	0.44
44:L7:218:ARG:HH12	36:5:1171:G:P	254.04	0.44
44:L7:137:GLY:HA3	44:L7:236:ILE:HB	2.16	0.44
46:L9:52:LEU:HD22	46:L9:53:ILE:N	2.33	0.44
48:M1:95:ASN:O	36:5:2672:G:O2'	333.11	0.44
37:3:55:A:C5	48:M1:9:MET:HG2	2.53	0.44
50:M4:5:SER:O	50:M4:6:ILE:HB	2.18	0.44

*Continued on next page...*

*Continued from previous page...*

Atom-1	Atom-2	Interatomic distance (Å)	Clash overlap (Å)
51:M5:14:LYS:HA	51:M5:19:LEU:HD23	2.00	0.44
52:M6:116:LYS:HG3	52:M6:117:ARG:N	2.31	0.44
53:M7:94:LEU:CB	53:M7:148:LEU:HD21	2.88	0.44
54:M8:158:HIS:N	54:M8:186:VAL:HG12	2.43	0.44
55:M9:21:LYS:O	55:M9:53:LYS:N	4.08	0.44
55:M9:43:LYS:O	55:M9:47:ASN:HB2	4.88	0.44
57:N1:57:TYR:OH	57:N1:87:LYS:HD3	2.18	0.44
62:N6:58:VAL:O	62:N6:64:LYS:HA	2.29	0.44
64:N8:82:ILE:HD11	64:N8:102:ILE:HG12	2.92	0.44
70:O4:46:ASP:OD2	70:O4:84:CYS:HB3	2.17	0.44
71:O5:31:LEU:O	71:O5:35:LYS:N	2.83	0.44
2:S0:63:ILE:HG23	23:D1:35:ASN:O	2.18	0.44
4:S2:225:LEU:HA	4:S2:225:LEU:HD23	1.59	0.44
1:2:579:A:C8	5:S3:178:ARG:HD2	2.52	0.44
5:S3:203:PRO:HB2	80:6:1332:C:H4'	425.66	0.44
6:S4:100:ARG:HH12	6:S4:118:GLU:HG2	2.94	0.44
6:S4:187:ARG:NH2	80:6:754:A:N7	374.89	0.44
6:S4:45:ILE:HD12	6:S4:61:VAL:HG21	2.00	0.44
6:S4:68:ARG:HB3	6:S4:76:VAL:HG11	2.00	0.44
8:S6:188:ARG:NH1	80:6:284:G:N7	346.97	0.44
9:S7:166:LEU:HA	9:S7:166:LEU:HD12	1.99	0.44
11:S9:40:LYS:HE3	11:S9:40:LYS:HB2	2.24	0.44
34:SR:112:SER:HB3	34:SR:154:VAL:HG22	1.99	0.44
34:SR:302:PHE:CD1	34:SR:312:VAL:HG12	2.53	0.44
34:SR:11:GLY:O	34:SR:312:VAL:HG22	2.18	0.44
36:1:1017:C:O2'	36:1:1018:G:OP2	2.35	0.44
36:1:1110:U:H2'	36:1:1111:U:C6	2.52	0.44
36:1:1273:A:HO2'	36:1:1274:A:P	2.38	0.44
36:1:1352:A:H1'	36:1:1353:U:O5'	2.17	0.44
36:1:1384:U:C2	36:1:1385:C:C5	3.05	0.44
36:1:2119:A:H8	36:1:2119:A:O5'	2.01	0.44
36:1:2261:G:H21	36:1:2262:A:H62	1.65	0.44
36:1:2876:C:O2'	89:1:3402:C:O2	2.34	0.44
36:1:48:A:C4	36:1:50:U:C4	3.06	0.44
36:1:600:G:N2	36:1:604:G:C6	2.86	0.44
36:1:637:C:H2'	36:1:637:C:H6	1.40	0.44
36:1:701:G:C5	36:1:702:C:C4	3.05	0.44
36:1:83:U:H2'	36:1:84:U:O4'	2.16	0.44
36:1:891:G:C5	36:1:892:U:C5	3.06	0.44
1:2:1043:A:C6	1:2:1044:U:C4	3.06	0.44
1:2:1146:G:H2'	1:2:1147:A:C8	2.53	0.44

*Continued on next page...*



*Continued from previous page...*

Atom-1	Atom-2	Interatomic distance (Å)	Clash overlap (Å)
1:2:1215:C:C2	1:2:1216:C:C5	3.06	0.44
1:2:1294:G:C2	1:2:1322:A:C5	3.06	0.44
1:2:11:A:C2'	1:2:12:U:H5'	2.48	0.44
1:2:1595:U:H5	1:2:1596:C:C6	2.36	0.44
1:2:1662:G:O2'	1:2:1663:G:H5'	2.18	0.44
1:2:978:A:O2'	1:2:1787:C:O2	2.33	0.44
1:2:223:U:H2'	1:2:224:C:C6	2.51	0.44
1:2:287:G:O2'	1:2:288:A:P	2.76	0.44
1:2:301:A:H8	1:2:301:A:O5'	2.00	0.44
1:2:330:G:N2	1:2:339:C:C2	2.86	0.44
1:2:808:U:O4	1:2:809:A:N6	2.50	0.44
37:3:26:C:H2'	37:3:57:G:N2	2.33	0.44
37:3:28:C:H1'	37:3:55:A:H61	1.82	0.44
36:5:947:G:C4	36:5:1373:A:C2	3.06	0.44
36:5:2256:A:H2'	36:5:2256:A:OP2	2.18	0.44
40:L3:274:SER:O	36:5:3138:U:H5''	234.32	0.44
36:5:335:G:N2	36:5:336:A:H1'	2.33	0.44
36:5:3371:G:C6	36:5:3372:A:C6	3.06	0.44
36:5:1201:C:O2	86:5:3538:OHX:N2	2.51	0.44
86:5:3501:OHX:N2	86:5:3691:OHX:N1	2.66	0.44
86:5:3749:OHX:N2	86:5:3767:OHX:N6	2.66	0.44
86:5:3447:OHX:N1	86:5:3788:OHX:N4	2.66	0.44
80:6:1051:G:O2'	80:6:1052:U:OP1	2.31	0.44
80:6:1449:U:H2'	80:6:1450:U:C6	2.53	0.44
80:6:1490:C:OP1	80:6:1514:U:C5	2.70	0.44
80:6:1532:U:H2'	80:6:1533:C:O4'	2.17	0.44
80:6:1603:U:H2'	80:6:1604:U:C6	2.53	0.44
80:6:196:G:O2'	80:6:197:A:O4'	2.36	0.44
80:6:829:A:HO2'	80:6:830:U:P	2.40	0.44
17:C5:85:ILE:HD12	17:C5:114:HIS:O	2.89	0.44
20:C8:11:PHE:CD2	20:C8:59:GLY:HA2	2.52	0.44
21:C9:109:GLU:HG2	21:C9:114:VAL:HG23	7.77	0.44
21:C9:35:ASP:OD2	21:C9:36:ILE:HG23	3.63	0.44
23:D1:3:ASN:ND2	23:D1:7:GLN:HB3	4.39	0.44
26:D4:84:LYS:HD3	26:D4:85:PHE:HE2	4.16	0.44
27:D5:92:ILE:HG13	27:D5:100:ILE:HG22	2.99	0.44
27:D5:70:LYS:HD3	27:D5:70:LYS:HA	1.78	0.44
27:D5:71:ILE:CG2	27:D5:76:ALA:HB2	3.66	0.44
30:D8:34:GLU:O	30:D8:35:ASP:HB2	2.18	0.44
39:L2:243:THR:OG1	36:5:2244:A:H5''	227.59	0.44
39:L2:30:ARG:HB2	39:L2:36:GLU:OE2	2.40	0.44

*Continued on next page...*

*Continued from previous page...*

Atom-1	Atom-2	Interatomic distance (Å)	Clash overlap (Å)
39:L2:3:ARG:HG2	39:L2:4:VAL:N	2.83	0.44
40:L3:250:ALA:HB1	36:5:2947:G:C2	218.88	0.44
42:L5:57:ASN:HA	42:L5:58:LYS:HZ2	1.83	0.44
42:L5:92:LEU:HD23	42:L5:92:LEU:HA	4.55	0.44
43:L6:55:LEU:HD21	43:L6:145:LEU:HD11	3.02	0.44
43:L6:39:VAL:O	43:L6:87:THR:HG23	2.63	0.44
47:M0:144:ASN:HD22	47:M0:144:ASN:HA	1.66	0.44
47:M0:56:GLU:HB2	47:M0:58:GLU:HG2	1.99	0.44
48:M1:8:PRO:HD2	48:M1:10:ARG:HG2	2.92	0.44
51:M5:35:VAL:O	51:M5:64:VAL:HA	2.17	0.44
53:M7:29:THR:HA	53:M7:32:THR:CG2	2.78	0.44
56:N0:11:GLY:HA2	56:N0:59:VAL:HG23	1.99	0.44
56:N0:89:ASN:OD1	57:N1:156:TYR:N	2.63	0.44
36:1:2338:C:H4'	59:N3:47:ASN:O	2.18	0.44
63:N7:36:HIS:ND1	63:N7:74:VAL:HG11	2.33	0.44
63:N7:60:LYS:O	63:N7:64:LYS:HE2	2.18	0.44
65:N9:11:ASN:O	65:N9:15:LYS:HG3	2.18	0.44
66:O0:25:LEU:HD23	66:O0:90:VAL:HG13	2.00	0.44
70:O4:3:GLN:OE1	70:O4:30:LEU:HB2	2.66	0.44
71:O5:67:ARG:CG	71:O5:80:LEU:HD22	2.48	0.44
73:O7:19:CYS:SG	73:O7:34:CYS:HB2	2.58	0.44
76:Q0:127:LEU:HD22	76:Q0:128:LYS:N	2.33	0.44
76:Q0:82:LEU:HD22	76:Q0:85:LEU:HD12	4.10	0.44
1:2:1642:G:H5'	77:Q1:1:MET:HB3	2.00	0.44
5:S3:64:ARG:NH1	5:S3:68:GLU:OE1	3.70	0.44
6:S4:4:GLY:HA3	80:6:93:A:O2'	328.92	0.44
8:S6:173:PRO:HB2	8:S6:174:LYS:H	1.61	0.44
9:S7:121:VAL:O	9:S7:124:LYS:N	2.93	0.44
9:S7:133:THR:HG21	9:S7:162:ILE:HD11	2.00	0.44
11:S9:127:VAL:HG12	11:S9:131:GLN:NE2	3.41	0.44
11:S9:136:VAL:HA	11:S9:155:HIS:O	2.17	0.44
36:1:1119:C:H2'	36:1:1120:A:C8	2.53	0.44
36:1:839:C:H1'	36:1:1724:U:OP1	2.18	0.44
36:1:2178:A:H3'	39:L2:132:ASN:ND2	2.33	0.44
36:1:2218:G:H2'	36:1:2219:A:C8	2.52	0.44
36:1:2218:G:O2'	36:1:2219:A:H5'	2.17	0.44
36:1:2297:U:C2	36:1:2299:A:C6	3.06	0.44
36:1:306:A:C2	36:1:307:A:C8	3.06	0.44
36:1:3112:G:O6	36:1:3120:C:H5''	2.17	0.44
1:2:1292:G:H2'	1:2:1293:U:C6	2.52	0.44
1:2:11:A:O2'	1:2:12:U:H5'	2.18	0.44

*Continued on next page...*

*Continued from previous page...*

Atom-1	Atom-2	Interatomic distance (Å)	Clash overlap (Å)
1:2:1524:A:C6	1:2:1525:A:C6	3.05	0.44
1:2:1600:A:O2'	1:2:1602:C:N4	2.51	0.44
1:2:32:U:H1'	1:2:546:U:O2'	2.18	0.44
1:2:359:A:C2	25:D3:38:PHE:HB3	2.53	0.44
1:2:861:U:H5'	1:2:862:A:OP2	2.17	0.44
37:3:58:C:H2'	37:3:59:U:C6	2.52	0.44
36:5:1389:G:H2'	36:5:1390:A:C2	2.53	0.44
36:5:1396:C:H2'	36:5:1397:C:H6	1.83	0.44
36:5:1577:G:H2'	36:5:1578:C:C6	2.53	0.44
36:5:1815:U:O2'	36:5:1816:A:P	2.76	0.44
36:5:2225:U:H2'	36:5:2226:U:O4'	2.17	0.44
36:5:22:G:H1'	38:8:104:A:N3	2.33	0.44
40:L3:241:LYS:NZ	36:5:2950:G:OP1	215.75	0.44
36:5:2970:C:H4'	36:5:2971:A:C6	2.53	0.44
36:5:406:G:N2	38:8:16:G:C4	2.86	0.44
36:5:636:C:O2	36:5:646:A:H1'	2.18	0.44
36:5:738:A:C2	36:5:739:G:C4	3.06	0.44
80:6:1540:G:C6	80:6:1541:G:C4	3.05	0.44
80:6:1541:G:C5	80:6:1542:G:C6	3.06	0.44
80:6:1709:C:H2'	80:6:1710:U:C5	2.53	0.44
86:6:1949:OHX:N1	86:6:2088:OHX:N4	2.65	0.44
80:6:224:C:H2'	80:6:225:A:H8	1.82	0.44
11:S9:149:ARG:HD2	80:6:765:G:N7	426.96	0.44
13:C1:113:PRO:O	13:C1:114:ALA:HB2	4.04	0.44
14:C2:45:LEU:HB3	14:C2:46:ARG:H	2.73	0.44
1:2:959:U:H6	15:C3:61:THR:HB	1.80	0.44
16:C4:111:ARG:O	16:C4:112:ILE:HD13	2.18	0.44
16:C4:29:HIS:CB	16:C4:41:ARG:HA	2.48	0.44
18:C6:116:LEU:HA	18:C6:116:LEU:HD23	4.25	0.44
20:C8:122:HIS:CG	20:C8:122:HIS:O	2.71	0.44
21:C9:117:SER:HB2	21:C9:123:ARG:N	2.32	0.44
21:C9:115:GLU:OE1	21:C9:123:ARG:HD3	6.29	0.44
22:D0:35:GLU:OE2	22:D0:89:ARG:NH2	2.51	0.44
22:D0:63:LEU:O	22:D0:83:GLU:HA	2.18	0.44
24:D2:78:ARG:HD3	24:D2:126:LEU:CD2	3.82	0.44
28:D6:75:VAL:O	28:D6:79:ILE:HG13	2.18	0.44
31:D9:40:ARG:O	31:D9:43:PHE:HB3	3.05	0.44
32:E0:38:LEU:O	32:E0:42:ARG:HB2	2.17	0.44
39:L2:94:ALA:O	39:L2:102:LEU:HD21	2.17	0.44
39:L2:177:LYS:HD3	79:Q3:69:TYR:CE1	3.57	0.44
40:L3:24:SER:OG	40:L3:25:ILE:N	2.50	0.44

*Continued on next page...*

*Continued from previous page...*

Atom-1	Atom-2	Interatomic distance (Å)	Clash overlap (Å)
40:L3:339:ARG:NH1	40:L3:342:LEU:HD21	2.32	0.44
42:L5:235:SER:O	42:L5:239:ILE:HG13	2.17	0.44
45:L8:139:VAL:O	45:L8:143:ILE:HG13	2.51	0.44
45:L8:29:SER:O	45:L8:31:PRO:HD3	3.63	0.44
47:M0:125:LEU:N	47:M0:125:LEU:HD23	4.00	0.44
47:M0:68:ALA:HB1	47:M0:155:ALA:HB1	2.00	0.44
47:M0:12:GLN:HG3	47:M0:59:GLN:HG3	1.99	0.44
48:M1:134:PRO:O	48:M1:152:HIS:NE2	2.49	0.44
50:M4:19:ARG:HA	50:M4:19:ARG:HD3	2.05	0.44
54:M8:101:VAL:O	54:M8:106:PHE:HZ	2.00	0.44
55:M9:158:GLU:O	55:M9:161:ALA:HB3	2.18	0.44
57:N1:160:ILE:HD12	57:N1:160:ILE:HA	2.03	0.44
42:L5:34:LYS:HE3	57:N1:30:TYR:OH	2.18	0.44
59:N3:17:LEU:HD22	59:N3:21:ALA:HB1	2.43	0.44
59:N3:48:ARG:NH1	59:N3:48:ARG:HG3	2.33	0.44
59:N3:81:GLN:O	59:N3:82:ALA:HB3	2.17	0.44
64:N8:74:ASN:CB	64:N8:115:LYS:HB2	2.47	0.44
68:O2:60:ASN:OD1	68:O2:62:LYS:HB2	2.31	0.44
72:O6:28:TYR:O	86:5:3713:OHX:N4	105.37	0.44
73:O7:64:MET:O	73:O7:65:ARG:C	2.70	0.44
74:O8:32:ASN:O	74:O8:32:ASN:ND2	2.51	0.44
76:Q0:126:LYS:HA	76:Q0:126:LYS:HD3	2.06	0.44
3:S1:136:ARG:HG2	3:S1:138:PHE:CE2	2.84	0.44
3:S1:161:ILE:H	3:S1:161:ILE:HG13	1.71	0.44
3:S1:179:SER:HB3	3:S1:183:GLN:HB2	2.38	0.44
3:S1:103:MET:N	3:S1:215:VAL:HG13	3.73	0.44
3:S1:232:HIS:HB3	3:S1:233:GLY:H	3.29	0.44
4:S2:157:LYS:HA	4:S2:169:LEU:O	2.43	0.44
5:S3:23:GLU:O	5:S3:26:THR:N	2.50	0.44
8:S6:67:VAL:HG23	8:S6:100:ALA:H	1.82	0.44
9:S7:101:LYS:HA	9:S7:112:ARG:CZ	2.88	0.44
9:S7:50:ASP:HB3	9:S7:56:LYS:HG2	2.00	0.44
10:S8:159:GLN:OE1	10:S8:166:TYR:N	2.37	0.44
11:S9:127:VAL:O	11:S9:131:GLN:HB2	2.31	0.44
34:SR:288:HIS:ND1	34:SR:288:HIS:N	2.66	0.44
36:1:1294:A:C2	36:1:1295:G:C8	3.06	0.43
36:1:1305:U:C6	40:L3:257:PRO:HG3	2.53	0.43
36:1:1456:A:N7	67:O1:26:LYS:HE2	2.33	0.43
36:1:1658:G:C5	36:1:1659:U:C5	3.06	0.43
36:1:1949:G:H2'	36:1:1950:U:C6	2.53	0.43
36:1:2094:C:H2'	36:1:2095:G:C8	2.53	0.43

*Continued on next page...*

*Continued from previous page...*

Atom-1	Atom-2	Interatomic distance (Å)	Clash overlap (Å)
36:1:2107:A:H2	36:1:3344:A:H8	1.64	0.43
36:1:1913:A:N3	36:1:2120:A:H2'	2.33	0.43
36:1:2546:C:H2'	36:1:2547:A:O4'	2.18	0.43
36:1:2635:A:H4'	36:1:2636:A:O5'	2.18	0.43
36:1:2664:C:O2'	36:1:2665:U:H5'	2.18	0.43
36:1:2694:A:H2'	36:1:2695:A:C8	2.53	0.43
36:1:2983:C:OP1	86:1:3780:OHX:N3	2.51	0.43
36:1:300:G:H1	36:1:315:C:H42	1.66	0.43
36:1:435:C:H2'	36:1:436:A:C8	2.53	0.43
36:1:604:G:H2'	36:1:605:U:O4'	2.18	0.43
36:1:855:U:H2'	36:1:856:G:O4'	2.17	0.43
1:2:1078:C:H2'	1:2:1079:U:H6	1.83	0.43
1:2:1227:A:H4'	1:2:1228:G:H5''	1.99	0.43
1:2:1362:U:O2'	1:2:1363:U:O2	2.29	0.43
1:2:1528:U:H2'	1:2:1529:C:H6	1.81	0.43
1:2:1529:C:H2'	1:2:1530:C:C6	2.53	0.43
86:2:1962:OHX:N4	86:2:1964:OHX:N1	2.65	0.43
1:2:951:A:H1'	15:C3:101:HIS:CG	2.53	0.43
36:5:1102:A:H5''	36:5:1103:A:OP1	2.18	0.43
36:5:1203:A:H2'	36:5:1204:A:C8	2.53	0.43
36:5:1204:A:H2'	36:5:1205:A:H5'	2.00	0.43
36:5:172:G:O6	86:5:3807:OHX:N4	2.46	0.43
36:5:2201:G:N2	36:5:2244:A:C4	2.86	0.43
36:5:2431:C:C4	36:5:2432:A:N7	2.86	0.43
36:5:2788:C:H2'	36:5:2789:U:H6	1.82	0.43
64:N8:61:PHE:CE1	36:5:283:G:N9	145.90	0.43
36:5:2898:G:H5''	36:5:2899:C:C5'	2.47	0.43
51:M5:98:LEU:HD13	36:5:290:G:OP1	136.90	0.43
36:5:2969:A:H2'	36:5:2970:C:C6	2.53	0.43
36:5:3220:G:C5	36:5:3266:G:C2	3.06	0.43
36:5:527:A:H2'	36:5:528:U:C6	2.53	0.43
33:E1:135:HIS:ND1	80:6:1250:U:O2	432.67	0.43
80:6:1376:C:O2'	80:6:1377:U:H5'	2.18	0.43
80:6:1273:G:HO2'	80:6:1430:U:H5	1.64	0.43
80:6:319:U:H1'	80:6:323:A:C4	2.53	0.43
80:6:375:U:H2'	80:6:376:C:O4'	2.18	0.43
80:6:40:A:H61	80:6:467:G:H1'	1.83	0.43
15:C3:52:VAL:HG23	80:6:960:U:H1'	327.18	0.43
38:8:107:G:O2'	38:8:108:C:H5'	2.18	0.43
13:C1:8:GLN:OE1	13:C1:14:GLN:N	2.36	0.43
15:C3:128:TYR:O	15:C3:131:THR:N	2.60	0.43

*Continued on next page...*

*Continued from previous page...*

Atom-1	Atom-2	Interatomic distance (Å)	Clash overlap (Å)
15:C3:33:VAL:HA	15:C3:36:GLN:HB2	1.99	0.43
20:C8:119:ILE:HA	20:C8:119:ILE:HD12	3.14	0.43
1:2:610:G:H21	25:D3:19:ARG:NH1	2.16	0.43
25:D3:33:LEU:HD23	25:D3:33:LEU:HA	1.39	0.43
25:D3:50:LYS:HE3	25:D3:101:GLU:HG2	4.44	0.43
32:E0:55:ARG:HH11	32:E0:58:PRO:HB3	1.81	0.43
40:L3:226:PHE:HE2	40:L3:267:ALA:CB	2.71	0.43
40:L3:361:THR:CG2	40:L3:371:GLN:HB3	2.49	0.43
41:L4:16:THR:HG23	41:L4:18:ASN:N	3.07	0.43
42:L5:108:ARG:CZ	42:L5:253:PHE:HB2	2.48	0.43
42:L5:180:PHE:HB3	42:L5:195:LEU:HD22	2.40	0.43
42:L5:99:TYR:CD2	42:L5:199:ILE:HG23	2.67	0.43
45:L8:28:HIS:NE2	63:N7:128:GLN:OE1	3.96	0.43
46:L9:93:VAL:O	46:L9:177:ASP:HA	2.18	0.43
49:M3:15:ARG:CZ	36:5:96:G:H5'	151.97	0.43
49:M3:33:VAL:HG12	49:M3:34:SER:N	2.33	0.43
51:M5:104:GLU:O	51:M5:108:ARG:HG3	2.43	0.43
53:M7:123:PRO:O	53:M7:143:PRO:HG2	2.40	0.43
54:M8:101:VAL:HG21	54:M8:114:ILE:HD13	2.24	0.43
54:M8:178:ARG:HA	54:M8:178:ARG:HD2	2.32	0.43
56:N0:12:ARG:HD2	56:N0:22:PRO:HG2	3.76	0.43
62:N6:32:SER:HB2	62:N6:48:LEU:O	4.49	0.43
62:N6:57:LEU:HB3	62:N6:105:VAL:HG12	2.74	0.43
63:N7:53:VAL:HA	63:N7:57:HIS:CD2	2.54	0.43
64:N8:133:LEU:CD1	64:N8:137:LYS:HE2	2.93	0.43
66:O0:84:LEU:HD13	36:5:1715:A:C5	258.84	0.43
68:O2:104:ASN:O	68:O2:108:ILE:HG13	2.18	0.43
68:O2:104:ASN:O	68:O2:108:ILE:HD12	3.19	0.43
68:O2:76:VAL:HG21	68:O2:94:ALA:HB1	2.12	0.43
71:O5:59:ASN:O	71:O5:63:ARG:HG2	3.98	0.43
71:O5:6:ALA:HB1	71:O5:10:ARG:HH21	1.81	0.43
3:S1:97:LEU:CD1	3:S1:98:THR:H	2.31	0.43
4:S2:102:VAL:HG11	4:S2:129:ILE:HG12	2.06	0.43
4:S2:238:SER:O	4:S2:240:LEU:N	2.65	0.43
5:S3:217:ILE:C	5:S3:219:ALA:H	3.98	0.43
5:S3:76:ARG:HD2	5:S3:76:ARG:HA	4.42	0.43
7:S5:52:GLU:O	7:S5:54:LYS:HG3	3.43	0.43
9:S7:116:ARG:HD3	9:S7:116:ARG:HA	4.33	0.43
9:S7:25:VAL:O	9:S7:28:GLU:HB2	2.18	0.43
9:S7:43:PHE:HB2	9:S7:61:PHE:O	2.18	0.43
11:S9:151:ASP:OD1	11:S9:151:ASP:N	2.50	0.43

*Continued on next page...*

*Continued from previous page...*

Atom-1	Atom-2	Interatomic distance (Å)	Clash overlap (Å)
34:SR:112:SER:O	34:SR:124:SER:HA	2.42	0.43
36:1:138:U:H2'	36:1:139:G:H8	1.83	0.43
36:1:651:G:O2'	36:1:1435:A:OP1	2.23	0.43
36:1:1495:U:H5	36:1:1835:A:C2	2.36	0.43
36:1:196:G:H1'	36:1:219:A:H61	1.83	0.43
36:1:2172:A:C5	36:1:2173:U:C5	3.06	0.43
36:1:2956:A:H61	36:1:2977:G:C2'	2.31	0.43
36:1:3299:A:C5	36:1:3300:U:C5	3.06	0.43
36:1:95:A:C5	36:1:96:G:H1'	2.52	0.43
36:1:980:A:H2'	36:1:981:U:H1'	1.99	0.43
1:2:1227:A:H5''	14:C2:117:GLY:HA3	2.00	0.43
1:2:1292:G:C6	1:2:1324:G:N2	2.85	0.43
1:2:1332:C:O2'	5:S3:162:GLN:HB3	2.18	0.43
1:2:1505:A:C5	1:2:1506:G:H1'	2.52	0.43
1:2:1642:G:H2'	1:2:1643:U:C6	2.53	0.43
86:2:1962:OHX:N6	86:2:1964:OHX:N5	2.65	0.43
1:2:388:G:OP1	1:2:423:G:O2'	2.35	0.43
1:2:50:C:H42	1:2:429:G:H1	1.66	0.43
1:2:763:G:C6	1:2:764:U:C4	3.06	0.43
1:2:840:U:O2'	1:2:841:U:H5''	2.17	0.43
1:2:883:C:H2'	1:2:884:A:C8	2.52	0.43
38:4:140:G:H2'	38:4:141:C:O4'	2.18	0.43
36:5:1700:G:C6	36:5:1701:C:C4	3.06	0.43
36:5:172:G:N1	36:5:173:G:C5	2.87	0.43
36:5:1487:G:H1	36:5:1855:U:H3	1.66	0.43
36:5:2317:A:H2'	36:5:2318:U:O4'	2.17	0.43
86:5:3573:OHX:N5	86:5:3810:OHX:N5	2.66	0.43
36:5:589:A:H1'	36:5:1337:A:H5''	2.00	0.43
80:6:1165:G:C6	80:6:1166:A:C6	3.06	0.43
80:6:122:U:H6	80:6:122:U:O5'	2.01	0.43
80:6:207:U:H2'	80:6:208:U:H6	1.82	0.43
80:6:542:A:OP1	80:6:544:A:C5	2.71	0.43
38:8:106:C:H5''	38:8:108:C:OP2	2.17	0.43
12:C0:23:ALA:O	12:C0:64:TYR:HB2	2.17	0.43
12:C0:77:ARG:HA	12:C0:82:LEU:CD1	2.48	0.43
16:C4:122:PRO:C	16:C4:124:ASP:H	2.94	0.43
16:C4:31:THR:HA	16:C4:39:ILE:H	2.80	0.43
17:C5:47:ARG:HH21	80:6:1555:A:P	402.96	0.43
18:C6:82:ARG:HH12	18:C6:114:ARG:HB3	1.83	0.43
18:C6:6:SER:HA	18:C6:22:VAL:O	2.18	0.43
19:C7:104:ASN:O	19:C7:106:THR:HG22	6.79	0.43

*Continued on next page...*

*Continued from previous page...*

Atom-1	Atom-2	Interatomic distance (Å)	Clash overlap (Å)
20:C8:15:LEU:HG	20:C8:66:LEU:HD11	4.76	0.43
21:C9:76:LEU:HD22	21:C9:80:TYR:HE2	1.83	0.43
22:D0:53:LYS:HA	22:D0:53:LYS:HD3	2.48	0.43
24:D2:103:ILE:O	24:D2:126:LEU:HB2	2.67	0.43
24:D2:106:THR:HG22	24:D2:122:SER:C	2.93	0.43
26:D4:52:LYS:HA	26:D4:55:VAL:HG22	5.36	0.43
30:D8:18:ARG:HD3	30:D8:25:VAL:O	2.18	0.43
30:D8:5:THR:O	30:D8:7:VAL:N	3.16	0.43
39:L2:245:LEU:HD12	39:L2:246:LEU:N	2.33	0.43
39:L2:3:ARG:HD3	36:5:911:C:N4	178.88	0.43
36:1:2944:U:H1'	40:L3:251:CYS:SG	2.58	0.43
40:L3:81:THR:HG21	40:L3:205:VAL:CG1	2.91	0.43
41:L4:308:LYS:HG2	41:L4:309:ARG:N	3.08	0.43
42:L5:68:THR:HB	42:L5:71:GLY:O	2.35	0.43
47:M0:19:LYS:HG3	47:M0:26:VAL:CG1	2.44	0.43
47:M0:207:GLU:O	47:M0:209:ASN:N	2.51	0.43
47:M0:90:ARG:O	47:M0:91:VAL:HG23	2.17	0.43
48:M1:116:TYR:CE1	48:M1:118:PRO:HA	2.53	0.43
48:M1:38:GLU:O	48:M1:42:GLY:N	2.51	0.43
50:M4:88:ALA:HB3	50:M4:90:VAL:HG12	6.16	0.43
52:M6:22:VAL:HG21	52:M6:120:VAL:HG11	2.34	0.43
54:M8:93:ILE:HD13	54:M8:113:LYS:HE2	4.12	0.43
56:N0:7:TYR:HB3	56:N0:61:ILE:CD1	2.65	0.43
57:N1:14:MET:SD	57:N1:58:GLN:HG2	3.46	0.43
57:N1:78:LYS:HE3	57:N1:87:LYS:HD2	2.00	0.43
59:N3:128:ARG:HB3	59:N3:128:ARG:CZ	3.53	0.43
60:N4:37:ALA:O	60:N4:41:LYS:HG3	2.18	0.43
62:N6:75:ARG:C	62:N6:77:LYS:H	2.94	0.43
67:O1:30:PRO:HG3	67:O1:60:TRP:CZ2	2.93	0.43
70:O4:2:ALA:HB1	36:5:1481:A:H61	155.36	0.43
71:O5:34:GLN:O	71:O5:36:LEU:N	2.51	0.43
71:O5:85:THR:O	71:O5:89:ARG:HB2	2.79	0.43
74:O8:43:PHE:CE2	74:O8:65:LEU:HD13	2.53	0.43
76:Q0:103:LEU:HD11	76:Q0:110:CYS:HA	2.00	0.43
78:Q2:12:CYS:HB2	78:Q2:23:HIS:NE2	2.33	0.43
79:Q3:29:LEU:HA	79:Q3:29:LEU:HD23	2.62	0.43
79:Q3:44:LYS:HD2	79:Q3:59:CYS:SG	2.58	0.43
6:S4:209:HIS:O	6:S4:210:ILE:HD13	4.29	0.43
6:S4:46:VAL:O	6:S4:50:ASN:HB2	2.31	0.43
7:S5:136:ALA:HB1	7:S5:201:ALA:HB3	2.00	0.43
9:S7:173:TYR:CE1	9:S7:179:LYS:HB2	2.50	0.43

*Continued on next page...*



*Continued from previous page...*

Atom-1	Atom-2	Interatomic distance (Å)	Clash overlap (Å)
35:SM:55:SER:O	35:SM:59:GLY:N	2.38	0.43
35:SM:61:ILE:HD12	35:SM:62:ARG:HG2	1.99	0.43
34:SR:292:LEU:HD22	34:SR:301:LEU:HD11	5.69	0.43
36:1:1277:C:O2'	36:1:1278:A:OP2	2.29	0.43
36:1:1299:U:H2'	36:1:1300:G:C8	2.53	0.43
36:1:1656:A:N6	36:1:1799:A:OP2	2.43	0.43
36:1:2403:G:OP1	86:1:3737:OHX:N5	2.52	0.43
36:1:2419:A:H2'	36:1:2420:C:H6	1.84	0.43
36:1:2661:G:O2'	36:1:2662:G:H5'	2.18	0.43
36:1:2663:G:C5	36:1:2664:C:C5	3.06	0.43
36:1:290:G:H2'	36:1:291:C:H6	1.83	0.43
36:1:317:A:H2'	36:1:318:A:C8	2.53	0.43
36:1:77:A:H5'	49:M3:100:ARG:NH1	2.32	0.43
36:1:966:U:C2	36:1:967:A:N7	2.86	0.43
1:2:1094:G:H2'	1:2:1095:U:H6	1.84	0.43
1:2:1277:G:C6	1:2:1278:G:C2	3.07	0.43
1:2:1802:A:H2'	1:2:1803:G:H8	1.82	0.43
1:2:615:A:O2'	1:2:616:G:H5'	2.18	0.43
1:2:735:C:O2'	1:2:736:C:H5''	2.18	0.43
1:2:819:G:O6	1:2:853:G:C6	2.71	0.43
37:3:47:C:O2'	37:3:48:U:H5'	2.18	0.43
36:5:1759:C:C4	36:5:1760:A:C8	3.07	0.43
36:5:2137:U:C6	36:5:2141:U:C5	3.06	0.43
36:5:2144:A:C4	36:5:2281:A:C6	3.07	0.43
36:5:2289:U:H2'	36:5:2290:C:C6	2.54	0.43
36:5:248:U:C3'	36:5:249:U:H5'	2.48	0.43
36:5:2816:G:H1	36:5:2820:A:H62	1.65	0.43
36:5:2837:A:O2'	36:5:2850:G:N2	2.51	0.43
36:5:1860:G:OP2	86:5:3691:OHX:N4	2.51	0.43
36:5:740:G:H2'	36:5:741:U:O4'	2.18	0.43
80:6:1152:A:C2	80:6:1627:U:C2	3.06	0.43
80:6:1638:G:N2	80:6:1639:C:H1'	2.33	0.43
80:6:648:G:N3	80:6:687:G:N2	2.65	0.43
80:6:680:U:C2	80:6:682:C:N4	2.86	0.43
6:S4:22:LYS:NZ	80:6:757:A:O3'	379.46	0.43
80:6:919:A:H2'	80:6:920:U:C6	2.53	0.43
36:5:59:G:H2'	38:8:33:A:O2'	2.19	0.43
38:8:5:U:H2'	38:8:6:U:C6	2.54	0.43
15:C3:34:ILE:O	15:C3:38:VAL:HG23	2.18	0.43
16:C4:102:LEU:HD22	16:C4:102:LEU:HA	1.67	0.43
16:C4:85:ALA:N	16:C4:119:THR:HG22	2.17	0.43

*Continued on next page...*

*Continued from previous page...*

Atom-1	Atom-2	Interatomic distance (Å)	Clash overlap (Å)
17:C5:126:VAL:HG11	35:SM:71:ASN:HD21	2.29	0.43
18:C6:51:PRO:HA	18:C6:109:PHE:HE1	1.84	0.43
18:C6:109:PHE:HB3	18:C6:116:LEU:HB3	3.74	0.43
20:C8:132:ARG:HA	20:C8:132:ARG:HD3	3.72	0.43
20:C8:44:ASN:OD1	20:C8:48:LYS:HE3	2.33	0.43
21:C9:42:GLY:HA3	21:C9:94:ILE:HG21	2.00	0.43
22:D0:34:LEU:HD13	22:D0:89:ARG:HD2	2.00	0.43
4:S2:235:LEU:HD13	23:D1:33:GLN:NE2	2.33	0.43
24:D2:38:LEU:HA	24:D2:38:LEU:HD23	2.06	0.43
24:D2:67:GLY:C	24:D2:69:LEU:H	2.72	0.43
25:D3:57:LEU:HB3	25:D3:59:ILE:HD11	2.01	0.43
26:D4:41:ARG:HD2	26:D4:56:SER:HA	2.91	0.43
28:D6:58:VAL:HG12	28:D6:59:TYR:N	2.33	0.43
39:L2:18:SER:OG	39:L2:23:ARG:NH2	3.39	0.43
36:1:911:C:H42	39:L2:3:ARG:HD3	1.84	0.43
40:L3:161:LEU:HD22	40:L3:178:LEU:HD11	2.00	0.43
41:L4:149:PRO:HB3	41:L4:250:TRP:HE1	1.83	0.43
42:L5:127:GLY:O	42:L5:192:PRO:HB3	3.46	0.43
47:M0:33:ILE:HD11	47:M0:36:LEU:CG	2.48	0.43
48:M1:84:LEU:HD11	48:M1:163:PHE:HE1	1.82	0.43
49:M3:140:SER:OG	49:M3:143:ALA:N	2.65	0.43
49:M3:36:ARG:HG2	49:M3:36:ARG:NH1	3.83	0.43
52:M6:27:LEU:O	52:M6:101:ARG:NH1	3.36	0.43
36:1:2356:A:O2'	53:M7:137:ASN:HB3	2.19	0.43
38:4:11:C:H1'	53:M7:6:ALA:HB2	2.00	0.43
55:M9:21:LYS:O	55:M9:53:LYS:HB2	2.54	0.43
61:N5:38:LEU:HD13	61:N5:40:LEU:CD2	4.19	0.43
61:N5:45:LYS:HB2	61:N5:45:LYS:HE2	3.57	0.43
63:N7:9:LYS:HD3	63:N7:9:LYS:HA	1.74	0.43
36:1:1456:A:N6	67:O1:64:VAL:HG22	2.33	0.43
70:O4:74:ARG:CG	70:O4:75:ALA:N	2.81	0.43
72:O6:58:ILE:HD13	72:O6:59:ASP:H	1.82	0.43
73:O7:2:GLY:HA2	73:O7:6:PRO:HG2	2.01	0.43
78:Q2:11:TYR:HB2	78:Q2:20:HIS:CE1	3.37	0.43
3:S1:24:PHE:HA	3:S1:27:LYS:HG2	2.89	0.43
3:S1:51:SER:HA	3:S1:57:ALA:H	1.82	0.43
3:S1:96:LEU:O	3:S1:96:LEU:HD23	2.18	0.43
4:S2:90:THR:HG23	4:S2:92:ALA:H	1.82	0.43
6:S4:142:HIS:C	6:S4:142:HIS:CD2	3.61	0.43
6:S4:159:THR:HG21	6:S4:227:VAL:O	2.35	0.43
8:S6:94:ARG:NH2	80:6:407:A:H5'	288.22	0.43

*Continued on next page...*

*Continued from previous page...*

Atom-1	Atom-2	Interatomic distance (Å)	Clash overlap (Å)
9:S7:176:LEU:HD23	9:S7:176:LEU:HA	1.75	0.43
11:S9:79:ARG:O	11:S9:83:VAL:HG22	3.36	0.43
36:1:1094:U:H4'	36:1:1095:U:OP1	2.19	0.43
36:1:1120:A:C2	36:1:1139:G:C2	3.06	0.43
36:1:1939:G:H2'	36:1:1940:G:O4'	2.18	0.43
36:1:2187:G:OP2	86:1:3544:OHX:N5	2.52	0.43
36:1:255:A:O2'	36:1:256:G:H5'	2.18	0.43
36:1:2761:G:N1	36:1:2795:U:H3'	2.32	0.43
36:1:3007:U:H2'	36:1:3008:A:O4'	2.18	0.43
36:1:3165:A:H2'	36:1:3166:C:C6	2.53	0.43
36:1:3188:G:O6	86:1:3762:OHX:N5	2.52	0.43
36:1:3351:U:H2'	36:1:3353:G:H21	1.83	0.43
36:1:239:G:N7	86:1:3577:OHX:N4	2.66	0.43
86:1:3722:OHX:N1	86:1:3804:OHX:N1	2.66	0.43
36:1:513:G:O2'	36:1:514:G:H5'	2.18	0.43
36:1:729:C:P	54:M8:43:PRO:HB2	2.58	0.43
36:1:760:G:C2	36:1:770:G:C4	3.06	0.43
1:2:1017:U:H2'	1:2:1018:U:C6	2.53	0.43
1:2:1068:C:H2'	1:2:1069:A:H8	1.83	0.43
1:2:1429:G:C6	1:2:1430:U:C4	3.05	0.43
1:2:1480:G:C8	1:2:1481:C:C5	3.06	0.43
1:2:361:C:H5'	1:2:361:C:H6	1.83	0.43
1:2:534:A:C5	1:2:535:A:C8	3.06	0.43
1:2:616:G:C2	1:2:622:A:C8	3.06	0.43
1:2:638:U:H1'	9:S7:112:ARG:HH12	1.83	0.43
1:2:783:G:O2'	1:2:784:C:C6	2.72	0.43
38:4:104:A:C8	38:4:105:A:C8	3.07	0.43
36:5:1008:U:H2'	36:5:1009:A:O4'	2.19	0.43
36:5:1049:C:H2'	36:5:1050:U:H6	1.81	0.43
36:5:1765:U:H2'	36:5:1766:G:O4'	2.18	0.43
36:5:1927:G:H3'	36:5:1927:G:N3	2.33	0.43
36:5:2769:A:C2	36:5:2790:A:C2	3.06	0.43
36:5:2827:U:H1'	36:5:2828:G:N7	2.33	0.43
36:5:2403:G:H2'	36:5:2870:C:O2'	2.18	0.43
36:5:883:A:C5	36:5:921:A:C6	3.06	0.43
36:5:883:A:C6	36:5:921:A:C5	3.07	0.43
80:6:1360:A:C3'	80:6:1361:U:H4'	2.48	0.43
80:6:1185:U:C2	80:6:1458:G:N7	2.87	0.43
80:6:223:U:H2'	80:6:224:C:C6	2.53	0.43
80:6:275:C:H42	80:6:281:G:H1	1.66	0.43
13:C1:54:ILE:HD13	13:C1:54:ILE:HA	3.08	0.43

*Continued on next page...*

*Continued from previous page...*

Atom-1	Atom-2	Interatomic distance (Å)	Clash overlap (Å)
17:C5:111:MET:HG2	20:C8:119:ILE:CG1	3.21	0.43
17:C5:130:ARG:HD2	17:C5:130:ARG:HA	1.88	0.43
17:C5:16:SER:HA	17:C5:20:VAL:O	2.18	0.43
18:C6:113:ASP:CG	18:C6:114:ARG:N	2.72	0.43
22:D0:117:VAL:O	22:D0:118:VAL:HB	2.18	0.43
23:D1:62:ARG:HH12	24:D2:20:THR:HB	2.64	0.43
24:D2:57:ARG:N	24:D2:57:ARG:HD2	2.34	0.43
39:L2:117:GLU:HB3	39:L2:119:LYS:O	2.18	0.43
39:L2:120:PRO:HB3	39:L2:161:ASP:O	2.18	0.43
40:L3:4:ARG:CG	40:L3:4:ARG:HH11	2.88	0.43
41:L4:10:SER:C	41:L4:12:THR:N	2.95	0.43
41:L4:125:ALA:HB1	41:L4:238:LEU:HB3	2.00	0.43
42:L5:148:ILE:HA	42:L5:148:ILE:HD12	4.35	0.43
42:L5:294:ALA:HB1	47:M0:217:PHE:CB	2.48	0.43
42:L5:68:THR:HG22	42:L5:70:THR:N	2.25	0.43
43:L6:65:ILE:HD11	43:L6:77:ARG:HB3	2.01	0.43
44:L7:66:LYS:HG3	44:L7:76:TYR:CD2	2.53	0.43
46:L9:21:LYS:HG3	46:L9:22:SER:N	2.33	0.43
49:M3:119:TYR:HD1	49:M3:145:PHE:CE2	2.36	0.43
49:M3:99:HIS:CE1	36:5:156:G:C5	81.52	0.43
51:M5:124:ASP:OD2	51:M5:127:TYR:N	2.70	0.43
36:1:2166:A:O3'	51:M5:72:LYS:HD3	2.18	0.43
53:M7:94:LEU:HB3	53:M7:148:LEU:HD21	2.00	0.43
53:M7:51:VAL:O	53:M7:53:ASP:N	2.51	0.43
61:N5:61:LYS:NZ	38:8:59:A:O2'	70.17	0.43
63:N7:102:GLU:OE1	63:N7:103:GLN:N	2.62	0.43
64:N8:27:LYS:HA	64:N8:27:LYS:HD3	1.70	0.43
68:O2:61:LYS:HD2	36:5:1340:G:OP2	191.11	0.43
70:O4:8:ARG:HH21	70:O4:31:ARG:CD	3.43	0.43
36:1:3107:U:P	76:Q0:112:LYS:HZ1	2.42	0.43
2:S0:74:VAL:HA	2:S0:96:THR:O	2.53	0.43
4:S2:112:GLY:HA3	4:S2:132:ALA:O	2.17	0.43
4:S2:178:ILE:HD12	4:S2:189:GLN:HG3	2.00	0.43
4:S2:40:LYS:HA	4:S2:43:ARG:HH12	1.82	0.43
6:S4:38:LEU:O	6:S4:41:SER:OG	3.04	0.43
7:S5:140:THR:HA	7:S5:214:LYS:HD2	1.99	0.43
7:S5:162:VAL:HG22	7:S5:167:ARG:HG2	2.60	0.43
7:S5:65:ARG:NE	7:S5:65:ARG:HA	4.88	0.43
9:S7:117:THR:HG22	9:S7:120:ALA:CB	2.63	0.43
9:S7:71:HIS:CG	9:S7:131:PHE:CZ	3.06	0.43
9:S7:33:GLU:C	9:S7:35:LYS:H	3.20	0.43

*Continued on next page...*

*Continued from previous page...*

Atom-1	Atom-2	Interatomic distance (Å)	Clash overlap (Å)
10:S8:29:LEU:HD11	10:S8:31:ARG:NH1	2.33	0.43
11:S9:75:ALA:O	11:S9:79:ARG:HB2	2.18	0.43
34:SR:220:ILE:HG21	34:SR:252:LEU:HD21	2.65	0.43
34:SR:305:TYR:CD2	34:SR:311:ARG:HD2	3.01	0.43
34:SR:13:LEU:HB2	34:SR:310:ILE:HB	1.99	0.43
34:SR:302:PHE:HD1	34:SR:312:VAL:HG12	1.84	0.43
36:1:2197:C:N4	36:1:2241:U:H2'	2.33	0.43
36:1:2882:U:H2'	36:1:2883:U:O4'	2.19	0.43
36:1:2900:A:C4	36:1:2901:G:C8	3.07	0.43
36:1:2930:A:H2'	36:1:2931:C:H6	1.84	0.43
36:1:3110:C:C2	36:1:3111:U:C5	3.07	0.43
36:1:3152:U:C5	36:1:3395:G:C6	3.06	0.43
36:1:112:U:C2	36:1:320:G:C2	3.07	0.43
36:1:3383:G:H2'	36:1:3384:U:H6	1.84	0.43
86:1:3675:OHX:N5	86:4:218:OHX:N6	2.67	0.43
86:1:3411:OHX:N5	86:1:3810:OHX:N3	2.66	0.43
1:2:1042:G:C6	1:2:1043:A:N7	2.87	0.43
1:2:1080:U:H3'	1:2:1081:A:C8	2.54	0.43
1:2:1032:G:C6	1:2:1104:U:C4	3.07	0.43
1:2:1527:C:H2'	1:2:1528:U:C6	2.54	0.43
1:2:1642:G:O6	86:2:1901:OHX:N6	2.51	0.43
1:2:431:C:H2'	1:2:432:G:O4'	2.17	0.43
1:2:575:C:H4'	35:SM:104:LYS:HD3	2.01	0.43
36:5:1345:G:C2	36:5:1360:C:C2	3.07	0.43
41:L4:305:ALA:HA	36:5:1347:U:O4'	195.47	0.43
36:5:2318:U:C4	36:5:2319:U:C4	3.06	0.43
36:5:259:C:H2'	36:5:260:C:C6	2.52	0.43
36:5:26:A:C6	36:5:27:C:C4	3.06	0.43
72:O6:82:ARG:NH1	36:5:295:A:N3	132.67	0.43
76:Q0:112:LYS:HZ1	36:5:3107:U:P	303.57	0.43
36:5:3121:U:H1'	36:5:3122:A:H5''	2.00	0.43
36:5:3170:A:C2	36:5:3281:U:C2	3.07	0.43
36:5:3236:U:H6	36:5:3236:U:O5'	2.01	0.43
86:5:3541:OHX:N4	86:5:3802:OHX:N1	2.65	0.43
80:6:1042:G:H22	80:6:1076:A:H2	1.65	0.43
80:6:1507:G:H2'	80:6:1508:U:C6	2.52	0.43
80:6:1695:G:N2	80:6:1706:C:H41	2.15	0.43
80:6:1715:G:C6	80:6:1716:C:N4	2.86	0.43
80:6:731:C:O5'	80:6:731:C:H6	2.01	0.43
37:7:55:A:H2'	37:7:56:A:O4'	2.18	0.43
13:C1:67:ARG:NE	13:C1:67:ARG:O	2.46	0.43

*Continued on next page...*

*Continued from previous page...*

Atom-1	Atom-2	Interatomic distance (Å)	Clash overlap (Å)
15:C3:115:LEU:HD22	15:C3:119:GLU:HG3	1.99	0.43
17:C5:110:GLU:HG3	20:C8:119:ILE:HD11	1.99	0.43
19:C7:71:PHE:CD1	19:C7:73:LEU:HB3	2.53	0.43
20:C8:134:ARG:HB2	20:C8:136:GLN:OE1	2.44	0.43
20:C8:26:ILE:HG13	20:C8:31:ALA:CB	3.13	0.43
25:D3:12:ALA:O	25:D3:16:ARG:HG3	2.18	0.43
28:D6:36:ILE:HD11	80:6:1795:U:H1'	329.34	0.43
29:D7:17:ARG:HD3	80:6:1070:C:H4'	368.64	0.43
39:L2:14:SER:OG	39:L2:15:ILE:N	2.48	0.43
41:L4:299:ILE:HG22	41:L4:300:ARG:O	2.17	0.43
41:L4:73:ARG:NH2	36:5:2814:G:OP1	172.54	0.43
42:L5:211:LEU:HA	42:L5:211:LEU:HD23	1.92	0.43
47:M0:216:TYR:HD2	47:M0:217:PHE:CD1	2.37	0.43
47:M0:95:HIS:C	47:M0:95:HIS:CD2	4.05	0.43
48:M1:13:LYS:HD3	48:M1:14:ILE:O	2.18	0.43
49:M3:124:ILE:HD11	49:M3:126:PHE:CE1	2.54	0.43
51:M5:144:ARG:O	51:M5:145:ASP:C	2.55	0.43
52:M6:25:LYS:HE3	36:5:1176:C:OP1	247.20	0.43
54:M8:72:LYS:HZ3	54:M8:72:LYS:HB3	2.57	0.43
62:N6:57:LEU:HD23	62:N6:67:GLU:CG	3.69	0.43
63:N7:23:VAL:HB	63:N7:43:VAL:HB	1.99	0.43
63:N7:34:LYS:HD2	63:N7:34:LYS:HA	2.41	0.43
63:N7:81:LEU:HD22	63:N7:81:LEU:HA	2.15	0.43
67:O1:33:VAL:HG21	36:5:1458:U:O2'	151.11	0.43
43:L6:10:TYR:CG	68:O2:88:HIS:CE1	3.23	0.43
70:O4:5:VAL:HG21	70:O4:32:ALA:N	3.00	0.43
71:O5:38:ARG:HH11	71:O5:41:LEU:HD22	1.83	0.43
71:O5:96:GLU:HG3	71:O5:96:GLU:H	1.42	0.43
78:Q2:71:ARG:HG3	78:Q2:71:ARG:HH11	2.64	0.43
4:S2:116:LYS:HG2	4:S2:127:ALA:CB	2.74	0.43
7:S5:94:THR:HG22	7:S5:114:ILE:CD1	2.48	0.43
7:S5:49:GLU:H	7:S5:49:GLU:HG3	1.49	0.43
9:S7:155:ASP:O	9:S7:186:PRO:HD3	2.18	0.43
10:S8:70:GLU:HB3	10:S8:112:TRP:CH2	4.31	0.43
11:S9:107:ARG:NH2	11:S9:148:VAL:O	2.51	0.43
34:SR:115:ILE:HG13	34:SR:121:MET:O	2.54	0.43
36:1:950:G:N7	36:1:1367:G:C6	2.86	0.43
36:1:1439:U:H5''	41:L4:87:GLN:OE1	2.18	0.43
36:1:1549:U:H2'	36:1:1550:C:H6	1.83	0.43
36:1:2561:A:HO2'	36:1:2562:A:H8	1.63	0.43
36:1:2598:G:C6	36:1:2599:U:C4	3.07	0.43

*Continued on next page...*

*Continued from previous page...*

Atom-1	Atom-2	Interatomic distance (Å)	Clash overlap (Å)
36:1:3088:G:H2'	36:1:3089:C:C6	2.53	0.43
36:1:3090:U:H2'	36:1:3091:A:C8	2.53	0.43
36:1:3194:C:N4	36:1:3196:U:C4	2.86	0.43
86:1:3430:OHX:N5	57:N1:13:TYR:O	2.52	0.43
36:1:1464:G:N7	86:1:3805:OHX:N6	2.66	0.43
36:1:629:U:H2'	36:1:630:A:C8	2.54	0.43
36:1:65:A:C4	36:1:110:G:N7	2.86	0.43
36:1:660:A:H5''	41:L4:100:PHE:CG	2.52	0.43
36:1:692:A:C4	36:1:693:A:C8	3.07	0.43
36:1:695:C:OP1	41:L4:271:LYS:NZ	2.51	0.43
1:2:1230:A:C8	1:2:1256:A:C6	3.06	0.43
1:2:1681:A:C2'	1:2:1682:U:H5'	2.45	0.43
1:2:1808:G:H21	1:2:1819:C:N4	2.16	0.43
86:2:1918:OHX:N5	86:2:2053:OHX:N5	2.67	0.43
1:2:980:G:OP2	1:2:1014:G:O2'	2.35	0.43
86:1:3535:OHX:N5	37:3:86:U:O2	2.52	0.43
38:4:133:G:C6	38:4:134:G:N7	2.87	0.43
38:4:65:A:H2'	38:4:66:A:O4'	2.18	0.43
36:5:2291:A:C2	36:5:2302:G:C2	3.07	0.43
36:5:2511:A:C2'	36:5:2512:C:H5''	2.47	0.43
36:5:2665:U:O4	36:5:2703:A:H5''	2.19	0.43
36:5:2860:U:OP2	36:5:2860:U:H4'	2.19	0.43
36:5:2924:U:C2	89:5:3401:C:C2	3.07	0.43
36:5:3191:G:C5	36:5:3192:U:C4	3.06	0.43
50:M4:13:ARG:NH2	36:5:3206:C:N3	316.32	0.43
86:5:3468:OHX:N5	86:5:3771:OHX:N2	2.67	0.43
51:M5:170:LYS:NZ	86:5:3580:OHX:N2	127.33	0.43
36:5:912:G:H5''	36:5:913:A:P	2.59	0.43
80:6:1067:C:C2	80:6:1068:C:C5	3.07	0.43
80:6:1234:A:HO2'	80:6:1235:C:H6	1.67	0.43
80:6:1208:A:H4'	80:6:1270:G:P	2.59	0.43
80:6:1368:G:C6	80:6:1369:U:C4	3.07	0.43
8:S6:13:GLN:CD	80:6:151:G:H21	310.81	0.43
80:6:1624:C:H2'	80:6:1625:C:C6	2.54	0.43
80:6:1751:C:H2'	80:6:1752:U:O4'	2.18	0.43
80:6:370:A:H2'	80:6:371:G:O4'	2.18	0.43
80:6:157:A:H2	80:6:420:A:O4'	2.01	0.43
80:6:445:A:C2	80:6:446:A:C8	3.07	0.43
80:6:72:A:H5'	80:6:73:U:OP2	2.19	0.43
12:C0:72:GLY:O	12:C0:76:LEU:HD22	2.19	0.43
1:2:952:A:H5'	15:C3:98:VAL:HG22	2.00	0.43

*Continued on next page...*

*Continued from previous page...*

Atom-1	Atom-2	Interatomic distance (Å)	Clash overlap (Å)
17:C5:85:ILE:HG22	17:C5:112:LEU:HA	1.99	0.43
18:C6:50:GLU:O	18:C6:54:LEU:HD23	3.08	0.43
18:C6:79:TYR:O	18:C6:82:ARG:HG2	2.18	0.43
19:C7:41:ILE:HG22	19:C7:43:SER:H	1.83	0.43
20:C8:80:LYS:HD2	20:C8:80:LYS:HA	1.70	0.43
25:D3:118:PRO:O	25:D3:120:VAL:N	3.16	0.43
25:D3:6:PRO:O	25:D3:15:LEU:HD21	3.09	0.43
26:D4:124:ARG:HG3	80:6:150:U:OP2	330.02	0.43
26:D4:5:VAL:O	26:D4:6:THR:HB	2.18	0.43
30:D8:13:ILE:O	30:D8:14:LYS:HD2	2.18	0.43
32:E0:46:ASN:HD21	32:E0:48:THR:HG22	4.57	0.43
33:E1:144:CYS:C	33:E1:146:SER:N	2.71	0.43
39:L2:179:LEU:HA	39:L2:179:LEU:HD13	1.68	0.43
36:1:2242:A:H5'	39:L2:243:THR:O	2.18	0.43
40:L3:235:THR:HG23	40:L3:236:LYS:O	2.19	0.43
40:L3:267:ALA:O	36:5:2989:U:O2'	211.39	0.43
40:L3:284:ARG:HB3	40:L3:323:MET:CB	2.49	0.43
41:L4:200:THR:O	41:L4:201:GLN:HB3	2.18	0.43
41:L4:309:ARG:CZ	41:L4:312:VAL:HB	2.49	0.43
42:L5:236:LEU:HA	42:L5:239:ILE:HG13	2.29	0.43
44:L7:123:THR:O	44:L7:126:LEU:HB2	2.19	0.43
44:L7:24:GLU:CD	44:L7:25:GLN:H	2.22	0.43
44:L7:58:ALA:O	44:L7:61:ASN:HB2	2.48	0.43
45:L8:202:GLU:O	45:L8:203:VAL:HB	2.61	0.43
45:L8:204:ARG:O	45:L8:206:GLU:N	2.51	0.43
46:L9:112:ILE:HD11	46:L9:134:ILE:HG12	2.01	0.43
48:M1:132:ASN:N	48:M1:132:ASN:OD1	2.50	0.43
48:M1:95:ASN:O	48:M1:102:PHE:HA	2.19	0.43
49:M3:160:GLN:OE1	49:M3:160:GLN:HA	2.31	0.43
41:L4:49:ALA:HB2	49:M3:26:PHE:CE1	3.38	0.43
50:M4:113:THR:HG22	50:M4:115:PHE:H	1.96	0.43
51:M5:48:ALA:HB1	51:M5:53:TYR:CB	2.79	0.43
52:M6:65:ASN:O	52:M6:68:ARG:HG2	2.19	0.43
36:1:1312:C:O2'	52:M6:83:ALA:O	2.37	0.43
55:M9:105:LEU:HD12	55:M9:135:LYS:CD	2.48	0.43
44:L7:80:GLN:OE1	57:N1:136:ARG:HG3	2.19	0.43
42:L5:41:LYS:HG2	57:N1:93:VAL:HG11	2.00	0.43
59:N3:10:LYS:NZ	59:N3:56:ASP:OD1	2.85	0.43
61:N5:132:ALA:HA	61:N5:135:ILE:CG2	2.69	0.43
64:N8:82:ILE:CD1	64:N8:102:ILE:HG12	3.59	0.43
66:O0:22:LYS:O	66:O0:93:LEU:HB2	3.10	0.43

*Continued on next page...*



*Continued from previous page...*

Atom-1	Atom-2	Interatomic distance (Å)	Clash overlap (Å)
69:O3:14:LEU:HA	69:O3:14:LEU:HD23	2.08	0.43
71:O5:65:ALA:O	71:O5:69:LEU:HD23	2.66	0.43
73:O7:14:LYS:HD2	75:O9:51:ILE:HD11	3.30	0.43
73:O7:14:LYS:NZ	75:O9:51:ILE:HD11	2.33	0.43
79:Q3:55:TRP:CD1	79:Q3:55:TRP:N	2.87	0.43
3:S1:33:LYS:HE3	3:S1:42:ASN:OD1	2.19	0.43
3:S1:81:PHE:HB2	3:S1:82:ARG:H	1.57	0.43
86:2:1906:OHX:N5	86:S2:301:OHX:N6	2.67	0.43
7:S5:77:TYR:OH	7:S5:88:PRO:HD2	2.18	0.43
8:S6:21:GLU:O	8:S6:25:ARG:HB2	2.18	0.43
34:SR:195:HIS:HE1	34:SR:214:ALA:HA	1.83	0.43
34:SR:50:ASP:O	34:SR:52:GLN:N	2.52	0.43
34:SR:85:TRP:C	34:SR:87:LYS:H	2.57	0.43
34:SR:67:ILE:HD12	34:SR:85:TRP:CZ2	3.26	0.43
36:1:1080:A:P	42:L5:140:ARG:HH21	2.41	0.43
36:1:1528:G:C6	36:1:1529:A:C5	3.07	0.43
36:1:1561:G:N1	36:1:1578:C:N4	2.66	0.43
36:1:1569:U:H5''	36:1:1570:U:H6	1.82	0.43
36:1:2154:U:H4'	39:L2:240:ALA:CB	2.48	0.43
36:1:2513:U:C6	36:1:2592:G:C6	3.07	0.43
36:1:2617:U:C5	36:1:2621:G:OP2	2.71	0.43
36:1:2651:G:H5''	36:1:2652:U:O4'	2.17	0.43
36:1:3324:C:C2	36:1:3325:G:C8	3.06	0.43
36:1:3365:U:H2'	36:1:3366:G:C8	2.53	0.43
36:1:2734:A:OP2	86:1:3574:OHX:N4	2.52	0.43
86:1:3596:OHX:N6	86:1:3777:OHX:N4	2.66	0.43
36:1:595:G:H2'	36:1:596:C:H6	1.82	0.43
36:1:715:A:H4'	36:1:716:A:OP1	2.18	0.43
36:1:815:G:C6	36:1:906:A:C4	3.07	0.43
1:2:112:A:N1	1:2:113:U:C4	2.87	0.43
1:2:1138:A:N3	1:2:1139:A:C8	2.86	0.43
1:2:1433:G:H2'	1:2:1434:U:H6	1.83	0.43
1:2:1489:U:H5'	1:2:1494:C:H1'	2.00	0.43
1:2:1662:G:H2'	1:2:1663:G:H8	1.83	0.43
1:2:248:U:H4'	13:C1:36:LYS:HD3	2.01	0.43
1:2:954:G:C6	1:2:955:A:C5	3.06	0.43
36:1:349:A:O4'	38:4:24:G:H1'	2.19	0.43
36:5:1118:C:O2'	36:5:1154:A:N1	2.47	0.43
36:5:172:G:H2'	36:5:173:G:H5'	2.01	0.43
36:5:1621:A:C2	36:5:1825:G:C2	3.07	0.43
36:5:1487:G:C2	36:5:1856:C:C2	3.07	0.43

*Continued on next page...*

*Continued from previous page...*

Atom-1	Atom-2	Interatomic distance (Å)	Clash overlap (Å)
47:M0:114:GLY:HA2	36:5:2864:A:H5"	242.35	0.43
36:5:2341:A:H4'	36:5:3090:U:O2'	2.18	0.43
36:5:3242:G:H21	36:5:3245:A:H5"	1.82	0.43
86:5:3523:OHX:N1	86:5:3772:OHX:N5	2.67	0.43
36:5:352:A:H61	36:5:365:A:H5"	1.83	0.43
36:5:2873:U:C2	86:5:3709:OHX:N2	2.87	0.43
36:5:566:G:N7	86:5:3638:OHX:N5	2.66	0.43
36:5:912:G:H1'	36:5:917:A:C2	2.54	0.43
12:C0:52:LYS:HE2	80:6:1220:C:H4'	443.22	0.43
80:6:1429:G:C6	80:6:1430:U:C4	3.06	0.43
80:6:1634:C:H6	80:6:1634:C:H5'	1.83	0.43
80:6:1758:U:C2	80:6:1759:C:C5	3.07	0.43
86:6:1959:OHX:N2	86:6:2009:OHX:N6	2.67	0.43
80:6:325:G:H2'	80:6:326:G:C8	2.54	0.43
80:6:381:C:O2'	80:6:382:C:H5'	2.19	0.43
37:7:106:U:H2'	37:7:107:C:O4'	2.18	0.43
37:7:109:G:H2'	37:7:110:G:O4'	2.17	0.43
38:8:106:C:H4'	38:8:107:G:H5"	2.00	0.43
13:C1:128:CYS:HB3	13:C1:129:ARG:O	2.19	0.43
14:C2:52:LEU:HD13	14:C2:85:LYS:NZ	2.33	0.43
18:C6:18:ALA:CB	18:C6:69:VAL:HG13	2.48	0.43
22:D0:50:LEU:CD2	22:D0:95:ALA:HB2	2.48	0.43
23:D1:71:ARG:O	23:D1:75:ASN:HB2	4.48	0.43
25:D3:62:LYS:HG3	25:D3:118:PRO:HG3	2.64	0.43
27:D5:41:ILE:HG23	27:D5:42:LEU:N	2.34	0.43
39:L2:70:ARG:HD2	39:L2:72:ARG:HG2	2.00	0.43
40:L3:43:LEU:HD12	40:L3:183:LEU:HD11	2.01	0.43
40:L3:334:ARG:HG3	40:L3:335:ILE:N	2.99	0.43
40:L3:35:ASP:OD2	40:L3:37:ARG:NH1	2.35	0.43
41:L4:338:LYS:HD2	41:L4:338:LYS:HA	1.68	0.43
41:L4:41:SER:HB3	41:L4:111:VAL:HG11	2.00	0.43
42:L5:40:HIS:HE1	42:L5:42:ALA:HB3	4.25	0.43
44:L7:235:PHE:CD2	44:L7:235:PHE:N	3.28	0.43
44:L7:239:LEU:O	44:L7:243:MET:HG3	2.36	0.43
45:L8:112:GLU:O	45:L8:116:VAL:HB	2.18	0.43
45:L8:214:LEU:HD12	45:L8:214:LEU:HA	2.33	0.43
46:L9:76:ASP:O	46:L9:80:THR:HG23	2.18	0.43
47:M0:72:ALA:O	47:M0:76:MET:HG3	2.19	0.43
52:M6:156:LEU:HD23	52:M6:156:LEU:HA	1.88	0.43
53:M7:54:HIS:O	53:M7:72:GLN:NE2	2.43	0.43
54:M8:176:ARG:HA	54:M8:182:LYS:O	2.33	0.43

*Continued on next page...*

*Continued from previous page...*

Atom-1	Atom-2	Interatomic distance (Å)	Clash overlap (Å)
57:N1:106:LEU:H	57:N1:106:LEU:HG	3.83	0.43
59:N3:67:PRO:C	59:N3:69:LEU:N	2.97	0.43
59:N3:72:LYS:HB2	59:N3:72:LYS:HE2	1.68	0.43
62:N6:36:SER:HB3	62:N6:106:ILE:O	2.19	0.43
63:N7:3:LYS:HE3	63:N7:30:ASP:OD1	3.60	0.43
71:O5:45:LYS:O	71:O5:48:ARG:HB2	4.80	0.43
70:O4:10:ARG:HD2	75:O9:4:GLN:HE22	1.83	0.43
76:Q0:95:VAL:HG11	76:Q0:122:ARG:NH2	2.34	0.43
78:Q2:28:TYR:CE1	78:Q2:30:ALA:HA	5.05	0.43
3:S1:76:SER:OG	3:S1:78:ASP:HB2	4.96	0.43
4:S2:104:VAL:O	4:S2:112:GLY:N	2.45	0.43
4:S2:69:ILE:HG12	4:S2:133:LYS:HB3	2.52	0.43
5:S3:101:GLN:OE1	5:S3:122:VAL:HG13	2.51	0.43
5:S3:94:ARG:H	5:S3:94:ARG:HG3	1.64	0.43
6:S4:106:LYS:HD2	6:S4:106:LYS:HA	3.29	0.43
1:2:123:G:P	6:S4:77:ARG:HH22	2.41	0.43
9:S7:83:LYS:HB3	9:S7:83:LYS:HE2	1.83	0.43
11:S9:149:ARG:O	11:S9:150:LEU:C	2.94	0.43
34:SR:126:SER:OG	34:SR:127:ARG:N	2.74	0.43
34:SR:195:HIS:CD2	34:SR:199:ILE:HD13	2.54	0.43
34:SR:248:ASN:ND2	34:SR:298:GLY:HA3	2.83	0.43
36:1:1362:G:H1'	44:L7:159:GLN:NE2	2.33	0.43
36:1:1725:C:H2'	36:1:1726:C:C6	2.53	0.43
36:1:1762:C:H2'	36:1:1763:U:O4'	2.18	0.43
36:1:2647:A:N6	36:1:2648:G:C5	2.87	0.43
36:1:2702:A:C4	36:1:2704:A:N6	2.87	0.43
36:1:303:G:C2	36:1:313:A:N3	2.86	0.43
86:1:3441:OHX:N2	86:1:3753:OHX:N2	2.66	0.43
86:1:3699:OHX:N3	86:1:3767:OHX:N6	2.67	0.43
86:1:3550:OHX:N3	86:1:3734:OHX:N4	2.66	0.43
36:1:841:A:OP2	86:1:3740:OHX:N2	2.52	0.43
1:2:1119:G:C6	1:2:1120:U:C4	3.07	0.43
1:2:1138:A:C4	1:2:1139:A:C8	3.07	0.43
1:2:1156:C:H2'	1:2:1157:A:H5'	2.01	0.43
1:2:1480:G:H4'	21:C9:11:ALA:HB1	2.01	0.43
1:2:1514:U:O2	1:2:1514:U:H5'	2.19	0.43
1:2:215:A:O2'	86:2:2081:OHX:N3	2.51	0.43
1:2:327:U:H2'	1:2:328:A:H8	1.83	0.43
37:3:46:A:P	42:L5:158:ARG:HH11	2.42	0.43
37:3:71:G:O2'	37:3:72:A:H5'	2.19	0.43
36:5:1234:G:H2'	36:5:1235:U:C5	2.53	0.43

*Continued on next page...*

*Continued from previous page...*

Atom-1	Atom-2	Interatomic distance (Å)	Clash overlap (Å)
36:5:1284:C:O2'	36:5:1285:G:H5'	2.19	0.43
36:5:1348:U:O4'	36:5:1355:A:N6	2.52	0.43
36:5:1469:C:O2'	36:5:1509:A:H2	2.01	0.43
36:5:1595:U:C2	36:5:1596:C:C4	3.07	0.43
36:5:1942:U:O2	36:5:2107:A:C2	2.72	0.43
36:5:2412:G:C2	36:5:2413:A:C4	3.06	0.43
36:5:2416:U:H2'	36:5:2417:U:C6	2.54	0.43
36:5:2584:G:H5'	36:5:2585:G:OP2	2.17	0.43
36:5:3275:U:O2'	36:5:3276:G:N1	2.43	0.43
36:5:648:C:H4'	36:5:649:A:O5'	2.18	0.43
36:5:966:U:N3	36:5:967:A:N7	2.66	0.43
80:6:1233:G:N2	80:6:1253:U:H1'	2.33	0.43
80:6:1489:U:C4	80:6:1513:G:C6	3.07	0.43
80:6:1663:G:C6	80:6:1664:C:C4	3.07	0.43
80:6:423:G:OP1	86:6:1911:OHX:N3	2.51	0.43
86:6:1920:OHX:N5	86:6:2098:OHX:N2	2.66	0.43
80:6:59:C:C4	80:6:452:A:C6	3.07	0.43
80:6:841:U:H2'	80:6:842:C:C6	2.53	0.43
12:C0:59:PHE:CZ	12:C0:62:GLN:HA	2.68	0.43
14:C2:32:LEU:O	14:C2:36:LEU:HD12	3.17	0.43
15:C3:135:LEU:HA	15:C3:135:LEU:HD23	1.72	0.43
17:C5:30:THR:O	17:C5:33:PHE:N	2.52	0.43
20:C8:145:ARG:NE	35:SM:68:ARG:CZ	4.46	0.43
20:C8:41:ARG:CD	21:C9:46:PRO:HD3	2.49	0.43
21:C9:117:SER:HB2	21:C9:123:ARG:H	1.83	0.43
21:C9:33:TYR:OH	21:C9:103:LYS:HD2	2.42	0.43
22:D0:63:LEU:HB2	22:D0:84:MET:HB3	3.20	0.43
23:D1:56:SER:O	23:D1:60:ARG:HG3	2.61	0.43
23:D1:74:GLN:OE1	23:D1:83:TRP:N	4.23	0.43
24:D2:77:PRO:HG3	25:D3:7:ARG:O	2.19	0.43
1:2:458:G:P	26:D4:105:ARG:HH22	2.41	0.43
26:D4:41:ARG:NE	26:D4:55:VAL:O	2.50	0.43
32:E0:50:VAL:HA	32:E0:53:LYS:O	2.18	0.43
39:L2:128:ARG:HA	39:L2:169:ILE:CD1	2.88	0.43
39:L2:65:ASP:HB3	39:L2:68:LYS:O	2.33	0.43
40:L3:361:THR:HG22	40:L3:371:GLN:HB3	2.25	0.43
41:L4:23:PRO:O	41:L4:24:ALA:HB3	2.29	0.43
41:L4:26:PHE:HZ	41:L4:250:TRP:CZ2	2.37	0.43
42:L5:279:LYS:CE	42:L5:282:ARG:HH12	3.09	0.43
43:L6:51:ARG:HD3	43:L6:158:TYR:CZ	2.79	0.43
44:L7:180:SER:H	44:L7:183:ASP:HB2	1.98	0.43

*Continued on next page...*

*Continued from previous page...*

Atom-1	Atom-2	Interatomic distance (Å)	Clash overlap (Å)
44:L7:37:ASN:HB3	36:5:597:G:OP1	249.80	0.43
45:L8:138:HIS:O	45:L8:142:LEU:HG	2.19	0.43
45:L8:152:LEU:HB3	45:L8:180:VAL:CG2	2.49	0.43
45:L8:68:ARG:O	45:L8:69:LEU:HB2	4.52	0.43
46:L9:103:ILE:HD11	46:L9:134:ILE:HG22	1.99	0.43
47:M0:144:ASN:O	47:M0:147:VAL:HB	2.18	0.43
51:M5:113:LEU:HD13	51:M5:134:LEU:HB2	4.40	0.43
51:M5:5:LYS:HD3	51:M5:5:LYS:HA	2.25	0.43
53:M7:29:THR:OG1	53:M7:30:ARG:N	2.52	0.43
53:M7:96:GLN:O	53:M7:97:ASN:C	2.83	0.43
56:N0:171:PHE:O	56:N0:172:TYR:C	4.19	0.43
56:N0:25:PHE:HD1	57:N1:149:GLN:O	3.07	0.43
58:N2:49:ASN:C	58:N2:51:GLY:H	2.21	0.43
58:N2:99:LYS:HE3	58:N2:102:GLU:OE1	2.18	0.43
59:N3:95:PHE:CE1	60:N4:22:VAL:HG11	2.53	0.43
62:N6:56:VAL:HG11	62:N6:104:LEU:HD13	2.10	0.43
62:N6:60:ARG:HA	62:N6:60:ARG:HD3	1.68	0.43
62:N6:86:THR:HG22	62:N6:96:PRO:HA	2.01	0.43
64:N8:116:GLY:HA2	64:N8:137:LYS:NZ	2.34	0.43
64:N8:2:PRO:HD2	64:N8:5:PHE:CD2	2.53	0.43
68:O2:74:PHE:HD2	68:O2:76:VAL:HG23	2.25	0.43
68:O2:9:ILE:HG23	68:O2:63:THR:HB	2.99	0.43
69:O3:6:ARG:HG3	69:O3:8:TYR:CZ	2.54	0.43
70:O4:46:ASP:HB2	70:O4:80:ARG:CD	2.49	0.43
76:Q0:112:LYS:NZ	36:5:3107:U:P	304.20	0.43
2:S0:88:LYS:HE2	2:S0:88:LYS:HA	2.00	0.43
3:S1:70:LEU:HD13	3:S1:71:ALA:N	2.33	0.43
4:S2:230:TRP:CE3	24:D2:68:ARG:NH1	3.65	0.43
5:S3:123:VAL:HG13	5:S3:134:CYS:SG	2.59	0.43
5:S3:142:LEU:HD13	5:S3:182:LEU:HD21	2.00	0.43
5:S3:223:LYS:HD3	34:SR:193:ILE:HD13	3.87	0.43
6:S4:195:ILE:O	6:S4:196:VAL:HG23	4.23	0.43
6:S4:213:SER:O	6:S4:213:SER:OG	2.30	0.43
6:S4:61:VAL:O	6:S4:64:ILE:HB	3.11	0.43
7:S5:187:ILE:H	7:S5:187:ILE:HD12	1.82	0.43
9:S7:137:GLY:H	9:S7:153:LEU:HB2	2.34	0.43
9:S7:16:LEU:O	9:S7:20:VAL:HG23	2.26	0.43
36:1:1689:U:C4	36:1:1690:C:C5	3.07	0.43
36:1:2718:U:H2'	36:1:2719:U:C6	2.54	0.43
36:1:3037:U:H2'	36:1:3038:U:H6	1.84	0.43
36:1:3086:A:C2'	36:1:3087:A:H5'	2.49	0.43

*Continued on next page...*

*Continued from previous page...*

Atom-1	Atom-2	Interatomic distance (Å)	Clash overlap (Å)
36:1:3298:C:C2	36:1:3299:A:C8	3.07	0.43
36:1:386:A:C5	36:1:387:A:H1'	2.54	0.43
36:1:636:C:O2	36:1:646:A:H1'	2.19	0.43
1:2:1227:A:C2	1:2:1229:G:N2	2.87	0.43
1:2:1535:U:H6	1:2:1535:U:H2'	1.65	0.43
1:2:162:A:C6	1:2:163:G:C6	3.07	0.43
1:2:679:U:OP2	86:2:2084:OHX:N1	2.52	0.43
1:2:764:U:OP2	11:S9:78:ARG:NH1	2.52	0.43
1:2:766:U:H3'	1:2:768:C:OP2	2.19	0.43
1:2:976:G:H5''	1:2:977:A:OP1	2.18	0.43
37:3:31:U:O2'	37:3:32:U:H5'	2.19	0.43
38:4:71:A:H4'	38:4:72:A:O5'	2.18	0.43
36:5:1665:C:H42	36:5:1784:G:H1	1.67	0.43
36:5:2112:U:O2	36:5:2113:A:N6	2.51	0.43
36:5:2194:G:H2'	36:5:2195:C:H6	1.82	0.43
36:5:2731:U:H2'	36:5:2732:G:H8	1.82	0.43
36:5:306:A:N6	36:5:2784:G:C2	2.86	0.43
36:5:3136:G:C5	36:5:3137:C:C5	3.06	0.43
36:5:3279:A:C6	36:5:3280:U:C4	3.06	0.43
80:6:103:A:H4'	80:6:104:A:O5'	2.19	0.43
80:6:1087:A:H5'	80:6:1298:U:C4	2.54	0.43
80:6:1358:G:H2'	80:6:1359:C:H6	1.84	0.43
80:6:138:A:C8	80:6:142:G:H5'	2.54	0.43
20:C8:30:TYR:CE2	80:6:1539:G:C4	350.16	0.43
80:6:18:C:C4	80:6:19:A:N7	2.87	0.43
80:6:778:G:C4	80:6:780:A:C8	3.07	0.43
15:C3:15:ALA:O	80:6:959:U:H5''	350.63	0.43
38:8:142:C:H2'	38:8:143:U:C6	2.54	0.43
38:8:30:C:H2'	38:8:31:G:H8	1.83	0.43
13:C1:131:ILE:HA	13:C1:131:ILE:HD13	1.82	0.43
13:C1:18:HIS:O	13:C1:19:ILE:HD13	2.27	0.43
17:C5:52:LYS:HA	17:C5:52:LYS:HD2	4.23	0.43
18:C6:82:ARG:HH12	18:C6:114:ARG:HG3	3.05	0.43
17:C5:111:MET:HG2	20:C8:119:ILE:HG23	2.00	0.43
20:C8:83:ALA:HA	20:C8:86:LEU:HD22	2.00	0.43
21:C9:135:ILE:HD12	21:C9:136:ALA:N	2.33	0.43
30:D8:54:LEU:HD12	30:D8:55:VAL:H	3.53	0.43
39:L2:242:ARG:NH1	39:L2:246:LEU:HD12	5.24	0.43
36:1:3151:U:OP1	40:L3:128:LYS:NZ	2.52	0.43
40:L3:148:LEU:HD12	40:L3:148:LEU:HA	1.96	0.43
40:L3:114:VAL:HG22	40:L3:163:HIS:NE2	2.50	0.43

*Continued on next page...*

*Continued from previous page...*

Atom-1	Atom-2	Interatomic distance (Å)	Clash overlap (Å)
40:L3:256:HIS:HA	40:L3:257:PRO:C	2.38	0.43
36:1:590:G:O2'	41:L4:309:ARG:NH1	2.52	0.43
42:L5:152:ARG:CG	42:L5:152:ARG:HH11	2.45	0.43
43:L6:22:ARG:O	43:L6:23:LYS:HG2	2.19	0.43
45:L8:101:THR:CG2	45:L8:103:ALA:HB3	2.49	0.43
47:M0:159:PHE:HA	47:M0:160:PRO:HD2	2.07	0.43
47:M0:3:ARG:NH2	47:M0:63:GLU:HG3	2.87	0.43
47:M0:52:LEU:HA	47:M0:52:LEU:HD23	1.62	0.43
51:M5:61:ILE:HD13	51:M5:133:ILE:HA	2.08	0.43
51:M5:164:LEU:HD23	51:M5:172:ARG:HH12	1.83	0.43
52:M6:188:SER:O	52:M6:192:LYS:HG2	3.12	0.43
44:L7:92:ILE:HD11	54:M8:4:ASP:N	2.34	0.43
58:N2:84:LEU:HD13	58:N2:93:ILE:O	2.18	0.43
62:N6:73:VAL:HG13	62:N6:80:VAL:HG23	2.01	0.43
67:O1:55:LEU:HA	67:O1:58:ALA:HB3	2.01	0.43
70:O4:10:ARG:HD2	36:5:1489:A:OP1	130.12	0.43
70:O4:38:LEU:HD12	70:O4:38:LEU:H	3.35	0.43
72:O6:11:LEU:HA	72:O6:11:LEU:HD13	1.66	0.43
72:O6:58:ILE:HA	72:O6:61:ILE:HD12	2.01	0.43
2:S0:102:PHE:O	2:S0:103:THR:HB	2.88	0.43
2:S0:106:SER:O	2:S0:115:PHE:HD2	2.56	0.43
2:S0:137:SER:HB3	2:S0:155:PHE:CD1	2.67	0.43
2:S0:188:LEU:HD12	2:S0:189:VAL:HG12	2.00	0.43
3:S1:184:LEU:O	3:S1:188:LEU:HG	2.44	0.43
4:S2:44:LEU:HD21	4:S2:247:ALA:HB2	2.00	0.43
4:S2:68:ILE:O	4:S2:72:LEU:HB2	2.17	0.43
8:S6:58:LYS:HE3	8:S6:105:ASP:C	2.39	0.43
10:S8:32:GLN:OE1	80:6:1675:C:H1'	273.61	0.43
11:S9:129:ILE:HG12	11:S9:134:ILE:CD1	2.47	0.43
35:SM:43:ASP:OD2	35:SM:45:SER:HB2	2.18	0.43
34:SR:177:MET:HE1	34:SR:193:ILE:HA	6.39	0.43
34:SR:36:ALA:HB2	34:SR:71:CYS:HB3	2.01	0.43
36:1:1277:C:O2'	36:1:1278:A:H8	2.01	0.43
36:1:1472:U:H2'	36:1:1473:G:C8	2.50	0.43
36:1:1560:G:C6	36:1:1580:A:N1	2.87	0.43
36:1:1821:U:O2	70:O4:67:LYS:HB2	2.19	0.43
36:1:1930:A:H5'	36:1:1932:A:O2'	2.18	0.43
36:1:2424:A:H2'	36:1:2425:G:O4'	2.18	0.43
36:1:2615:G:H2'	36:1:2616:C:C6	2.54	0.43
36:1:2871:G:H5'	36:1:2872:A:C5'	2.47	0.43
36:1:3064:U:C2	36:1:3065:G:C8	3.06	0.43

*Continued on next page...*

*Continued from previous page...*

Atom-1	Atom-2	Interatomic distance (Å)	Clash overlap (Å)
36:1:2718:U:O4	86:1:3710:OHX:N3	2.52	0.43
36:1:608:A:H5''	36:1:609:G:OP2	2.19	0.43
36:1:748:U:H2'	36:1:749:C:C6	2.54	0.43
1:2:1117:U:C2	1:2:1118:G:C8	3.07	0.43
1:2:1346:A:H8	1:2:1370:U:O2	2.02	0.43
1:2:1434:U:O2'	1:2:1436:A:OP1	2.34	0.43
1:2:1609:U:OP2	18:C6:14:LYS:NZ	2.51	0.43
1:2:1586:A:H1'	1:2:1611:A:H61	1.82	0.43
1:2:1734:U:H2'	1:2:1735:U:O4'	2.18	0.43
86:2:1954:OHX:N3	86:2:2073:OHX:N5	2.67	0.43
1:2:463:U:O2'	1:2:527:A:N1	2.48	0.43
1:2:550:A:C2	1:2:557:G:C5	3.07	0.43
1:2:755:A:H2'	1:2:756:A:O4'	2.19	0.43
1:2:810:G:C5	9:S7:111:LYS:HE3	2.54	0.43
1:2:902:G:H2'	1:2:903:U:C6	2.54	0.43
37:3:22:A:H1'	42:L5:272:TYR:CE1	2.53	0.43
37:3:37:G:N1	37:3:41:G:C2	2.87	0.43
36:5:1312:C:H2'	36:5:1313:G:O4'	2.18	0.43
36:5:1742:U:H2'	36:5:1743:G:C8	2.54	0.43
36:5:1760:A:C2	36:5:1766:G:C2	3.07	0.43
36:5:1556:C:N4	36:5:2169:G:O4'	2.52	0.43
36:5:2255:A:OP2	36:5:2261:G:N2	2.50	0.43
36:5:271:C:H2'	36:5:272:G:O4'	2.19	0.43
36:5:3100:U:O2'	36:5:3101:G:H5''	2.18	0.43
36:5:2912:G:H1'	36:5:3131:U:OP1	2.19	0.43
36:5:3268:A:O2'	36:5:3269:U:H6	2.02	0.43
36:5:342:A:C2	36:5:368:G:C8	3.07	0.43
36:5:430:U:H2'	36:5:431:U:O4'	2.19	0.43
80:6:1003:A:C2	80:6:1005:A:C2	3.06	0.43
80:6:116:U:C2	80:6:117:U:C5	3.07	0.43
80:6:1699:G:H1	80:6:1702:A:H5''	1.84	0.43
86:6:1965:OHX:N4	86:6:2083:OHX:N3	2.67	0.43
80:6:521:A:H2'	80:6:522:U:O4'	2.18	0.43
80:6:545:A:C6	80:6:594:A:C8	3.06	0.43
80:6:15:U:H5'	80:6:619:A:N6	2.34	0.43
80:6:69:G:H2'	80:6:70:C:C6	2.54	0.43
80:6:961:U:H2'	80:6:962:C:C6	2.54	0.43
37:7:28:C:O2'	37:7:55:A:N1	2.47	0.43
61:N5:53:HIS:NE2	38:8:99:C:OP1	70.51	0.43
15:C3:136:PRO:O	15:C3:138:ASN:N	2.82	0.43
16:C4:25:ASP:N	16:C4:55:SER:HB3	2.34	0.43

*Continued on next page...*



*Continued from previous page...*

Atom-1	Atom-2	Interatomic distance (Å)	Clash overlap (Å)
17:C5:32:ASP:O	17:C5:36:LEU:HD23	2.18	0.43
18:C6:19:VAL:O	18:C6:67:VAL:HG13	2.19	0.43
7:S5:72:HIS:ND1	18:C6:79:TYR:OH	2.71	0.43
18:C6:47:LYS:HZ1	18:C6:82:ARG:NH2	2.17	0.43
19:C7:14:LYS:HG3	19:C7:69:ILE:CG2	3.46	0.43
19:C7:46:LEU:HD23	19:C7:46:LEU:HA	2.28	0.43
20:C8:65:GLU:HG2	20:C8:68:ARG:NH2	3.00	0.43
22:D0:23:ARG:O	22:D0:117:VAL:HG12	2.19	0.43
25:D3:86:PHE:CE1	25:D3:88:PRO:HB3	3.31	0.43
26:D4:60:PHE:O	80:6:523:G:H5'	412.01	0.43
39:L2:128:ARG:HA	39:L2:169:ILE:HD13	2.52	0.43
41:L4:131:VAL:HB	41:L4:134:LEU:HG	2.73	0.43
42:L5:215:ASP:OD1	42:L5:218:ARG:HG3	2.18	0.43
42:L5:40:HIS:NE2	42:L5:42:ALA:HB3	2.34	0.43
42:L5:78:ALA:HB1	42:L5:104:LEU:HD23	2.01	0.43
42:L5:79:TYR:H	42:L5:82:GLU:HG3	2.31	0.43
44:L7:43:ILE:HA	44:L7:46:GLU:OE1	2.19	0.43
44:L7:83:LEU:HD21	44:L7:116:PHE:HB3	2.01	0.43
45:L8:63:LYS:O	45:L8:67:ILE:HG12	3.38	0.43
48:M1:141:ARG:HG2	48:M1:141:ARG:H	1.59	0.43
49:M3:124:ILE:HD13	49:M3:126:PHE:HE1	3.01	0.43
51:M5:172:ARG:CZ	51:M5:174:ILE:HD11	2.48	0.43
51:M5:183:THR:O	51:M5:184:LYS:HB3	3.76	0.43
56:N0:10:ILE:O	56:N0:59:VAL:HB	2.97	0.43
56:N0:8:GLN:HB3	56:N0:64:ILE:HD11	2.01	0.43
57:N1:27:LEU:O	57:N1:28:SER:C	2.78	0.43
59:N3:83:LYS:HE2	59:N3:84:SER:N	2.34	0.43
61:N5:142:ILE:HD13	61:N5:142:ILE:HA	1.72	0.43
62:N6:37:LYS:CE	62:N6:37:LYS:H	2.79	0.43
68:O2:12:LYS:HD3	68:O2:57:TYR:C	2.84	0.43
69:O3:29:LEU:HD22	69:O3:75:HIS:NE2	2.34	0.43
70:O4:5:VAL:HG22	70:O4:32:ALA:HB2	1.99	0.43
70:O4:56:THR:HA	70:O4:62:TYR:OH	2.18	0.43
36:1:293:C:O2'	72:O6:76:ARG:O	2.27	0.43
78:Q2:3:ASN:HA	78:Q2:92:GLU:O	2.18	0.43
2:S0:112:THR:O	2:S0:115:PHE:HB2	2.19	0.43
2:S0:169:SER:O	2:S0:173:ILE:HG12	2.19	0.43
3:S1:48:VAL:HG11	3:S1:57:ALA:HB1	2.02	0.43
3:S1:87:ARG:NH2	3:S1:220:GLN:OE1	2.75	0.43
5:S3:116:ARG:HG2	5:S3:120:TYR:CE2	4.66	0.43
5:S3:127:MET:CE	5:S3:155:GLY:HA3	2.49	0.43

*Continued on next page...*

*Continued from previous page...*

Atom-1	Atom-2	Interatomic distance (Å)	Clash overlap (Å)
5:S3:179:GLN:HB3	5:S3:180:GLY:H	2.12	0.43
6:S4:103:TYR:CE2	6:S4:189:LEU:HD11	2.75	0.43
6:S4:134:LYS:O	6:S4:136:VAL:HG23	2.50	0.43
8:S6:174:LYS:O	8:S6:174:LYS:HG3	2.19	0.43
8:S6:77:LEU:HA	8:S6:77:LEU:HD23	2.05	0.43
11:S9:107:ARG:NH2	11:S9:148:VAL:HG12	2.34	0.43
14:C2:56:GLU:HG2	35:SM:171:UNK:CB	5.51	0.43
36:1:1019:G:N2	36:1:1034:U:H1'	2.34	0.42
36:1:103:G:H5'	49:M3:65:TYR:CD1	2.54	0.42
36:1:1207:G:N7	86:1:3607:OHX:N2	2.67	0.42
36:1:1585:C:O2'	36:1:1586:G:H5'	2.19	0.42
36:1:2298:U:O2'	36:1:2299:A:H5'	2.19	0.42
36:1:2677:G:H2'	36:1:2679:A:C2	2.53	0.42
36:1:3059:G:O2'	36:1:3060:C:H5'	2.18	0.42
36:1:531:G:N7	86:1:3685:OHX:N5	2.67	0.42
36:1:595:G:C6	36:1:596:C:C4	3.07	0.42
36:1:867:G:C6	36:1:868:C:C4	3.07	0.42
36:1:966:U:H2'	36:1:967:A:C8	2.54	0.42
1:2:1061:A:H2'	1:2:1062:A:H5'	2.00	0.42
1:2:1291:G:N2	1:2:1324:G:H22	2.16	0.42
1:2:1354:G:N3	1:2:1372:U:N3	2.67	0.42
1:2:1373:C:O2'	1:2:1374:C:H5'	2.19	0.42
1:2:1494:C:H2'	1:2:1495:C:C6	2.53	0.42
1:2:188:A:H2'	1:2:189:C:O4'	2.18	0.42
86:2:1909:OHX:N6	86:2:2035:OHX:N2	2.67	0.42
1:2:346:G:O6	86:2:2009:OHX:N5	2.51	0.42
1:2:288:A:H2'	1:2:289:U:H6	1.82	0.42
1:2:77:U:H4'	1:2:78:A:O5'	2.18	0.42
1:2:781:U:O2'	1:2:782:U:H6	2.02	0.42
1:2:775:G:C6	1:2:786:C:N4	2.87	0.42
37:3:5:G:O5'	37:3:5:G:H8	2.02	0.42
68:O2:45:ARG:NH2	36:5:1367:G:OP1	197.60	0.42
36:5:1500:G:H2'	36:5:1501:U:O4'	2.19	0.42
36:5:1517:G:C5	36:5:1518:U:C4	3.07	0.42
70:O4:63:ALA:HB2	36:5:1803:C:H5'	157.40	0.42
36:5:204:A:H2'	36:5:205:C:O4'	2.18	0.42
36:5:2279:A:H2'	36:5:2288:G:O6	2.19	0.42
62:N6:4:GLN:HB2	36:5:229:G:H5''	70.32	0.42
36:5:2396:G:OP1	36:5:2397:A:H4'	2.18	0.42
36:5:2562:A:N6	36:5:2579:G:O2'	2.52	0.42
36:5:3251:U:H2'	36:5:3252:G:C8	2.54	0.42

*Continued on next page...*

*Continued from previous page...*

Atom-1	Atom-2	Interatomic distance (Å)	Clash overlap (Å)
36:5:3356:G:H2'	36:5:3357:U:H6	1.84	0.42
36:5:3384:U:C2	36:5:3385:U:C5	3.06	0.42
86:5:3457:OHX:N1	86:5:3815:OHX:N4	2.67	0.42
86:5:3573:OHX:N3	86:5:3810:OHX:N3	2.67	0.42
36:5:54:C:O2'	36:5:1547:G:H1'	2.19	0.42
36:5:628:A:H2'	36:5:629:U:O4'	2.19	0.42
36:5:677:A:H4'	36:5:678:G:O5'	2.19	0.42
36:5:765:C:H1'	36:5:766:U:OP1	2.19	0.42
80:6:1195:C:H5''	80:6:1197:C:C6	2.54	0.42
80:6:1218:G:O4'	80:6:1444:A:N6	2.52	0.42
5:S3:162:GLN:HG3	80:6:1333:C:O4'	425.35	0.42
80:6:1338:C:C1'	80:6:1410:A:C4	3.02	0.42
80:6:147:A:H2'	80:6:148:A:O4'	2.18	0.42
86:6:1919:OHX:N1	86:6:2097:OHX:N5	2.67	0.42
86:6:1949:OHX:N3	86:6:2088:OHX:N4	2.67	0.42
80:6:336:G:H2'	80:6:338:C:H5	1.84	0.42
80:6:577:G:N2	86:6:2015:OHX:N4	2.67	0.42
80:6:595:G:C6	80:6:596:C:C4	3.07	0.42
12:C0:71:GLU:H	12:C0:71:GLU:HG2	1.66	0.42
13:C1:128:CYS:SG	13:C1:128:CYS:O	5.00	0.42
13:C1:5:LEU:HD23	13:C1:5:LEU:HA	1.84	0.42
15:C3:40:TYR:CE1	15:C3:53:LEU:HD23	2.61	0.42
18:C6:109:PHE:HB2	18:C6:117:LEU:HD22	3.87	0.42
19:C7:27:ASP:HB2	34:SR:19:TRP:HH2	2.96	0.42
21:C9:75:LYS:HD2	80:6:1498:G:OP1	416.10	0.42
23:D1:16:LYS:HE3	23:D1:16:LYS:HB2	1.67	0.42
24:D2:42:GLN:HG2	24:D2:43:LYS:N	2.32	0.42
1:2:1797:A:C5	28:D6:87:ARG:NH1	2.87	0.42
32:E0:51:ASN:HB3	32:E0:53:LYS:HG2	6.11	0.42
40:L3:108:GLU:HG3	40:L3:137:TYR:CD2	2.71	0.42
40:L3:282:ILE:HD13	40:L3:322:ILE:HD12	2.01	0.42
41:L4:313:LEU:HD23	41:L4:313:LEU:HA	2.77	0.42
41:L4:9:HIS:CE1	41:L4:146:PRO:HG2	4.28	0.42
43:L6:130:ILE:CG2	43:L6:135:VAL:HG23	2.49	0.42
49:M3:116:LEU:HA	49:M3:116:LEU:HD23	1.68	0.42
36:1:768:C:O3'	49:M3:179:PHE:CE2	2.72	0.42
49:M3:93:ILE:HG22	49:M3:94:GLY:N	4.20	0.42
51:M5:41:ARG:CZ	51:M5:41:ARG:HB3	2.49	0.42
52:M6:25:LYS:HG3	36:5:1175:C:H5''	255.42	0.42
52:M6:51:LYS:O	52:M6:55:HIS:HD2	2.81	0.42
54:M8:53:PHE:N	54:M8:53:PHE:CD1	2.88	0.42

*Continued on next page...*

*Continued from previous page...*

Atom-1	Atom-2	Interatomic distance (Å)	Clash overlap (Å)
54:M8:96:PHE:CD2	54:M8:97:PRO:HD2	2.54	0.42
56:N0:28:ARG:NH2	56:N0:64:ILE:HD13	3.47	0.42
57:N1:119:ALA:HB3	57:N1:126:VAL:HG13	2.01	0.42
57:N1:14:MET:HE2	57:N1:15:PHE:CD2	2.54	0.42
58:N2:33:TYR:O	58:N2:37:LEU:HB2	3.99	0.42
58:N2:59:ASP:O	58:N2:61:THR:N	2.47	0.42
61:N5:69:SER:H	61:N5:72:ALA:HB3	1.84	0.42
41:L4:198:ARG:HH22	62:N6:12:ARG:NH1	2.17	0.42
36:1:225:C:O2'	62:N6:32:SER:HB2	2.19	0.42
63:N7:4:PHE:CE2	66:O0:63:SER:HB3	2.96	0.42
71:O5:40:SER:HA	38:8:49:G:O2'	55.40	0.42
71:O5:53:CYS:O	71:O5:57:VAL:HG23	2.18	0.42
78:Q2:12:CYS:SG	78:Q2:17:CYS:HB3	2.90	0.42
2:S0:84:ARG:HB3	2:S0:203:PHE:O	2.19	0.42
3:S1:193:ILE:O	3:S1:197:ILE:HG12	2.19	0.42
3:S1:103:MET:HB3	3:S1:215:VAL:HG12	2.82	0.42
4:S2:146:THR:HG22	4:S2:148:LEU:HB2	2.90	0.42
5:S3:164:VAL:O	5:S3:168:ILE:HG13	2.37	0.42
5:S3:215:GLU:O	5:S3:215:GLU:HG2	2.19	0.42
5:S3:29:LEU:HB2	5:S3:34:TYR:HB2	2.01	0.42
7:S5:156:ARG:HG3	7:S5:156:ARG:H	1.63	0.42
34:SR:232:TYR:N	34:SR:232:TYR:CD2	3.08	0.42
36:1:1813:A:P	36:1:1817:G:HO2'	2.42	0.42
36:1:2796:G:H4'	36:1:2798:C:C6	2.54	0.42
36:1:2816:G:C8	36:1:2869:U:H3'	2.54	0.42
36:1:2997:G:C1'	36:1:3396:U:H5'	2.49	0.42
36:1:3019:U:H2'	36:1:3020:U:O4'	2.19	0.42
36:1:3355:U:H3'	36:1:3356:G:H5''	2.01	0.42
36:1:2762:A:OP2	86:1:3475:OHX:N4	2.52	0.42
86:1:3575:OHX:N2	86:1:3588:OHX:N5	2.67	0.42
36:1:1626:U:O4	86:1:3736:OHX:N6	2.52	0.42
36:1:555:U:H2'	36:1:555:U:H6	1.64	0.42
36:1:563:U:H2'	36:1:564:G:H8	1.84	0.42
36:1:597:G:OP1	44:L7:41:ARG:HD2	2.19	0.42
36:1:637:C:C2	36:1:638:C:C5	3.06	0.42
36:1:648:C:H4'	36:1:649:A:O5'	2.19	0.42
1:2:1059:U:O2'	1:2:1060:U:C4	2.73	0.42
1:2:1106:U:O2'	1:2:1107:G:H5'	2.18	0.42
1:2:1213:G:C6	1:2:1214:U:C5	3.07	0.42
1:2:1660:A:H2'	1:2:1661:U:H6	1.84	0.42
1:2:410:A:C6	1:2:411:C:C4	3.07	0.42

*Continued on next page...*

*Continued from previous page...*

Atom-1	Atom-2	Interatomic distance (Å)	Clash overlap (Å)
1:2:707:A:H2	1:2:731:C:H2'	1.84	0.42
1:2:718:U:HO2'	1:2:719:U:H5	1.66	0.42
1:2:740:A:C2'	1:2:741:C:H5''	2.45	0.42
1:2:864:U:H5	29:D7:22:LYS:HG2	1.83	0.42
1:2:909:U:O2'	1:2:910:C:H5'	2.19	0.42
1:2:931:C:H1'	3:S1:120:LEU:HB2	2.01	0.42
37:3:109:G:C6	37:3:110:G:N7	2.86	0.42
38:4:140:G:C6	38:4:141:C:C4	3.07	0.42
36:5:1130:A:C8	36:5:1132:C:C6	3.07	0.42
56:N0:114:HIS:HE1	36:5:1212:A:N3	312.00	0.42
36:5:1340:G:H2'	36:5:1341:U:C6	2.54	0.42
36:5:1401:A:C2	36:5:1411:C:C2	3.06	0.42
36:5:1493:G:N2	36:5:1493:G:OP2	2.34	0.42
36:5:1593:A:N3	36:5:1615:C:O2'	2.45	0.42
36:5:1685:C:H2'	36:5:1686:U:C6	2.54	0.42
36:5:1712:G:H8	36:5:1712:G:O5'	2.01	0.42
61:N5:92:LYS:HG3	36:5:1831:U:OP1	99.39	0.42
36:5:2249:G:H8	36:5:2249:G:H5''	1.84	0.42
36:5:2439:A:H4'	36:5:2439:A:OP1	2.18	0.42
36:5:2656:A:C8	36:5:2658:G:C8	3.07	0.42
47:M0:160:PRO:HD3	36:5:2854:U:H4'	293.88	0.42
36:5:2885:C:O2'	36:5:2886:U:H5'	2.20	0.42
36:5:3164:C:C2	36:5:3165:A:C8	3.07	0.42
86:5:3505:OHX:N6	86:5:3659:OHX:N3	2.66	0.42
86:5:3590:OHX:N2	86:5:3817:OHX:N6	2.67	0.42
36:5:48:A:O4'	36:5:50:U:C6	2.72	0.42
36:5:602:A:H2'	36:5:603:A:C8	2.54	0.42
43:L6:22:ARG:NH1	36:5:608:A:C4	242.32	0.42
36:5:702:C:O2'	36:5:788:C:H5''	2.19	0.42
73:O7:10:LYS:HB2	36:5:818:C:H5''	155.12	0.42
36:5:944:C:H2'	36:5:945:C:C6	2.52	0.42
80:6:1001:A:C6	80:6:1002:G:C6	3.07	0.42
2:S0:109:ASN:HB2	80:6:1294:G:H4'	413.10	0.42
80:6:224:C:H42	80:6:837:G:H1	1.65	0.42
80:6:293:U:H2'	80:6:294:C:C6	2.54	0.42
80:6:710:U:O2	80:6:729:G:C6	2.72	0.42
9:S7:111:LYS:HA	80:6:810:G:C2	340.64	0.42
80:6:839:U:H2'	80:6:840:U:H6	1.84	0.42
37:7:4:U:H2'	37:7:5:G:C8	2.54	0.42
38:8:85:G:H3'	38:8:85:G:C8	2.54	0.42
12:C0:6:GLU:O	12:C0:10:LYS:HG3	2.19	0.42

*Continued on next page...*

*Continued from previous page...*

Atom-1	Atom-2	Interatomic distance (Å)	Clash overlap (Å)
12:C0:76:LEU:O	12:C0:79:TYR:N	3.25	0.42
13:C1:3:THR:HG1	13:C1:82:ARG:NE	2.09	0.42
15:C3:91:LEU:HD12	15:C3:125:LEU:HD12	2.71	0.42
15:C3:58:HIS:CD2	15:C3:58:HIS:N	2.87	0.42
24:D2:15:ASN:OD1	24:D2:71:LYS:HA	3.02	0.42
25:D3:41:SER:HA	25:D3:42:PRO:HD3	1.91	0.42
25:D3:52:ILE:HG22	25:D3:99:ASN:HA	2.37	0.42
26:D4:34:ASN:HB3	26:D4:35:VAL:H	4.18	0.42
29:D7:19:HIS:CE1	29:D7:21:LEU:HG	3.04	0.42
7:S5:144:GLU:HG2	30:D8:57:MET:HG3	4.79	0.42
32:E0:46:ASN:OD1	32:E0:47:VAL:N	3.08	0.42
33:E1:103:LEU:HA	33:E1:103:LEU:HD23	1.65	0.42
39:L2:177:LYS:HE2	79:Q3:69:TYR:CE1	2.54	0.42
40:L3:312:VAL:C	40:L3:314:TYR:H	2.41	0.42
41:L4:31:ARG:NH2	41:L4:34:ILE:HD11	3.05	0.42
42:L5:59:ASP:OD1	42:L5:81:HIS:ND1	4.80	0.42
43:L6:30:LEU:HD13	43:L6:34:LEU:CD1	2.49	0.42
44:L7:83:LEU:HB2	44:L7:191:VAL:CG2	2.49	0.42
44:L7:223:PHE:HA	44:L7:227:GLY:O	2.19	0.42
45:L8:113:ALA:O	45:L8:117:ALA:HB3	2.74	0.42
45:L8:97:TYR:O	45:L8:132:VAL:HG12	2.19	0.42
36:I:2562:A:H2	45:L8:31:PRO:HD3	1.83	0.42
46:L9:47:LYS:NZ	50:M4:5:SER:N	2.66	0.42
46:L9:88:TYR:CZ	46:L9:155:SER:HB3	2.88	0.42
49:M3:45:LYS:HE3	49:M3:45:LYS:HB2	4.57	0.42
50:M4:50:LYS:HD3	50:M4:85:TRP:CD1	3.02	0.42
52:M6:124:LEU:HD12	52:M6:124:LEU:HA	1.52	0.42
53:M7:173:ARG:H	53:M7:173:ARG:HG3	1.65	0.42
53:M7:40:GLU:HB3	53:M7:43:LYS:HB2	2.01	0.42
55:M9:138:LEU:HD22	55:M9:142:ILE:HD11	2.01	0.42
58:N2:76:LEU:O	58:N2:80:THR:HG23	2.18	0.42
61:N5:64:GLU:OE2	61:N5:87:SER:HA	2.89	0.42
63:N7:136:PHE:HB2	70:O4:88:ARG:HG3	3.47	0.42
65:N9:7:HIS:C	65:N9:7:HIS:CD2	2.88	0.42
67:O1:27:LYS:C	67:O1:30:PRO:HD2	2.40	0.42
68:O2:19:ARG:HD3	68:O2:19:ARG:HH11	2.16	0.42
69:O3:38:PRO:HD2	69:O3:39:GLN:HE22	1.84	0.42
70:O4:36:LYS:HB2	70:O4:36:LYS:HE3	4.55	0.42
70:O4:4:ARG:CZ	36:5:1481:A:N3	156.42	0.42
72:O6:30:LYS:HE3	36:5:266:A:H2'	104.17	0.42
3:S1:121:ILE:HG23	3:S1:161:ILE:HG23	2.97	0.42

*Continued on next page...*

*Continued from previous page...*

Atom-1	Atom-2	Interatomic distance (Å)	Clash overlap (Å)
3:S1:126:THR:HG22	3:S1:136:ARG:NE	3.02	0.42
4:S2:180:ALA:HB2	4:S2:198:THR:HG21	2.09	0.42
4:S2:53:ILE:HG22	4:S2:56:ILE:HB	2.01	0.42
4:S2:78:ASP:HA	4:S2:104:VAL:HG12	2.05	0.42
5:S3:53:THR:HG22	5:S3:91:VAL:CG1	4.45	0.42
1:2:753:A:OP1	6:S4:220:THR:HG22	2.20	0.42
6:S4:37:LYS:HZ3	6:S4:37:LYS:HG3	1.71	0.42
6:S4:89:VAL:HG12	6:S4:90:ILE:N	3.28	0.42
7:S5:30:PRO:HB2	7:S5:33:VAL:CG2	2.49	0.42
7:S5:44:ASN:OD1	7:S5:70:VAL:HG12	2.18	0.42
9:S7:14:THR:HG22	9:S7:17:GLU:CD	2.39	0.42
9:S7:70:PHE:O	9:S7:74:GLN:HB2	2.19	0.42
10:S8:172:ARG:HE	10:S8:175:GLN:HG3	2.23	0.42
34:SR:63:GLY:HA2	80:6:1341:A:OP1	448.54	0.42
36:1:1548:C:OP2	36:1:1549:U:C2	2.73	0.42
36:1:1668:G:H2'	36:1:1669:C:H6	1.83	0.42
36:1:1859:A:C2	36:1:1860:G:C5	3.08	0.42
36:1:2118:C:H2'	36:1:2119:A:O4'	2.18	0.42
36:1:20:A:C6	36:1:21:G:C6	3.08	0.42
36:1:2199:G:C4	36:1:2200:U:C5	3.08	0.42
36:1:2249:G:C8	36:1:2272:G:C4	3.07	0.42
36:1:2355:G:H4'	53:M7:139:TYR:CZ	2.54	0.42
36:1:2533:G:N7	86:1:3751:OHX:N1	2.67	0.42
36:1:2631:U:C2	36:1:2632:G:C8	3.07	0.42
36:1:2918:G:C2	36:1:2919:A:N7	2.87	0.42
36:1:2970:C:HO2'	36:1:2971:A:H2	1.65	0.42
36:1:3033:A:H2'	36:1:3034:C:C6	2.53	0.42
36:1:1869:C:H4'	36:1:3077:A:O2'	2.19	0.42
36:1:3113:A:H2'	36:1:3114:A:O4'	2.19	0.42
36:1:3348:G:C6	36:1:3349:C:N4	2.87	0.42
86:1:3450:OHX:N2	86:1:3750:OHX:N1	2.67	0.42
36:1:413:U:O2'	36:1:414:U:H5'	2.18	0.42
36:1:548:G:H2'	36:1:549:U:O4'	2.19	0.42
36:1:821:U:H2'	36:1:822:G:C8	2.53	0.42
1:2:1097:U:HO2'	4:S2:168:ARG:HG3	1.84	0.42
1:2:1481:C:O2'	1:2:1482:C:O5'	2.30	0.42
1:2:190:C:O2'	1:2:191:C:OP2	2.33	0.42
1:2:224:C:N3	1:2:837:G:N2	2.47	0.42
1:2:832:U:H2'	1:2:833:U:H5''	2.02	0.42
1:2:867:G:C4	1:2:868:G:C8	3.07	0.42
86:1:3787:OHX:N4	38:4:140:G:OP1	2.52	0.42

*Continued on next page...*

*Continued from previous page...*

Atom-1	Atom-2	Interatomic distance (Å)	Clash overlap (Å)
36:1:1419:A:H5'	38:4:20:U:O3'	2.19	0.42
36:5:158:G:N2	36:5:264:G:H1'	2.34	0.42
36:5:1937:U:C4	36:5:1938:U:O4	2.72	0.42
36:5:3198:U:O5'	36:5:3198:U:H6	2.03	0.42
36:5:344:A:C5	36:5:345:G:N7	2.88	0.42
36:5:346:C:C4	36:5:348:A:C8	3.07	0.42
86:5:3509:OHX:N2	86:5:3796:OHX:N6	2.68	0.42
80:6:1500:C:H2'	80:6:1501:C:C6	2.54	0.42
80:6:800:U:P	86:6:2051:OHX:N4	2.93	0.42
80:6:224:C:H2'	80:6:225:A:C8	2.55	0.42
80:6:213:A:C4	80:6:253:A:C2	3.08	0.42
80:6:272:U:H6	80:6:272:U:H2'	1.65	0.42
80:6:40:A:H2'	80:6:41:A:O4'	2.18	0.42
80:6:569:C:H2'	80:6:570:A:O4'	2.19	0.42
80:6:718:U:H5'	80:6:719:U:H5	1.83	0.42
80:6:783:G:N2	80:6:784:C:C2	2.87	0.42
80:6:955:A:H2'	80:6:956:C:O4'	2.19	0.42
80:6:970:A:C8	80:6:970:A:H3'	2.53	0.42
12:C0:15:LEU:HD22	12:C0:15:LEU:O	5.19	0.42
12:C0:1:MET:CG	12:C0:2:LEU:H	2.32	0.42
13:C1:80:MET:HE2	80:6:325:G:H4'	288.15	0.42
15:C3:28:LEU:HB3	15:C3:29:SER:H	1.67	0.42
15:C3:53:LEU:HA	15:C3:53:LEU:HD12	1.71	0.42
17:C5:60:LEU:HD21	17:C5:92:SER:CB	2.49	0.42
20:C8:41:ARG:HD2	21:C9:46:PRO:HD3	2.01	0.42
21:C9:33:TYR:CD1	21:C9:37:VAL:HG21	3.86	0.42
24:D2:83:ILE:CG2	24:D2:84:GLY:N	2.82	0.42
26:D4:8:ARG:NH1	26:D4:28:LEU:HD11	3.26	0.42
26:D4:2:SER:HA	26:D4:32:ARG:HD3	6.93	0.42
7:S5:120:ILE:HG12	27:D5:59:TYR:CE1	2.55	0.42
7:S5:81:ARG:HH21	30:D8:47:PRO:HB3	1.84	0.42
33:E1:135:HIS:HB2	33:E1:136:LYS:H	1.62	0.42
39:L2:243:THR:HG21	36:5:2244:A:C8	229.12	0.42
40:L3:115:LYS:O	40:L3:118:PHE:HD1	3.27	0.42
36:1:1305:U:C2	40:L3:257:PRO:HG3	2.54	0.42
40:L3:296:THR:HG21	40:L3:357:LYS:CA	3.40	0.42
41:L4:126:ILE:HD11	41:L4:233:LEU:HD13	2.61	0.42
42:L5:151:GLN:NE2	42:L5:159:VAL:HB	2.34	0.42
42:L5:183:TRP:HZ3	42:L5:185:PHE:HA	8.34	0.42
42:L5:278:SER:OG	42:L5:281:GLU:HG3	2.21	0.42
46:L9:85:GLY:O	46:L9:186:PHE:HA	2.36	0.42

*Continued on next page...*



*Continued from previous page...*

Atom-1	Atom-2	Interatomic distance (Å)	Clash overlap (Å)
46:L9:81:GLY:O	46:L9:85:GLY:HA2	2.64	0.42
47:M0:46:PHE:HD2	47:M0:139:ARG:HG3	2.25	0.42
47:M0:161:GLY:O	47:M0:163:GLN:NE2	3.00	0.42
48:M1:82:ARG:HD2	48:M1:112:LEU:O	2.18	0.42
49:M3:135:ALA:O	49:M3:136:GLU:HG3	2.20	0.42
49:M3:54:LEU:HA	49:M3:54:LEU:HD23	1.79	0.42
51:M5:67:ARG:HG2	51:M5:127:TYR:CE1	2.76	0.42
53:M7:32:THR:O	53:M7:33:ALA:C	2.58	0.42
53:M7:60:PHE:CZ	53:M7:84:PRO:HG3	2.54	0.42
54:M8:34:THR:HG22	54:M8:49:LEU:HD11	2.01	0.42
55:M9:99:LEU:O	55:M9:99:LEU:HD13	2.19	0.42
57:N1:39:ILE:HD12	57:N1:102:ARG:HE	5.14	0.42
58:N2:32:SER:HG	58:N2:83:TYR:HE1	3.70	0.42
59:N3:13:ILE:HG13	59:N3:14:SER:N	4.27	0.42
61:N5:92:LYS:HG3	36:5:1831:U:P	100.86	0.42
62:N6:28:ARG:NH2	62:N6:49:PRO:HG2	2.86	0.42
62:N6:71:SER:OG	62:N6:72:SER:N	2.53	0.42
63:N7:102:GLU:H	63:N7:107:ARG:NH2	3.21	0.42
64:N8:86:LYS:HA	64:N8:89:GLN:OE1	2.84	0.42
65:N9:22:LYS:HE2	65:N9:22:LYS:HB2	4.13	0.42
36:1:1065:A:C2	65:N9:28:LYS:N	2.88	0.42
65:N9:56:ALA:O	65:N9:59:LYS:HD2	2.18	0.42
69:O3:48:ARG:HG2	69:O3:104:PRO:HD3	3.83	0.42
69:O3:6:ARG:HD2	69:O3:8:TYR:O	3.05	0.42
69:O3:89:LEU:HA	69:O3:89:LEU:HD23	1.84	0.42
36:1:3173:G:N3	69:O3:96:ALA:HB2	2.35	0.42
70:O4:21:LYS:HB3	70:O4:35:VAL:CG2	3.58	0.42
70:O4:41:ARG:HH22	70:O4:52:GLN:HA	1.84	0.42
71:O5:13:SER:O	71:O5:16:GLN:N	2.52	0.42
71:O5:68:GLN:C	71:O5:70:TYR:H	2.23	0.42
71:O5:78:LYS:CA	71:O5:81:ARG:HD3	3.42	0.42
74:O8:27:ILE:HD12	74:O8:39:ARG:CZ	2.96	0.42
2:S0:56:LYS:NZ	2:S0:158:VAL:HA	2.92	0.42
2:S0:69:ASN:HB3	2:S0:71:GLU:OE1	2.19	0.42
3:S1:70:LEU:HD21	3:S1:79:HIS:CG	2.53	0.42
3:S1:84:ILE:HG22	3:S1:86:LEU:HD22	2.00	0.42
1:2:2:A:O2'	4:S2:198:THR:O	2.32	0.42
4:S2:214:ALA:O	4:S2:218:ILE:HG13	2.55	0.42
4:S2:232:GLU:HG3	4:S2:233:GLN:N	3.27	0.42
5:S3:175:VAL:O	5:S3:181:VAL:HG22	4.12	0.42
5:S3:176:LEU:HD23	80:6:1437:U:H5"	411.44	0.42

*Continued on next page...*

*Continued from previous page...*

Atom-1	Atom-2	Interatomic distance (Å)	Clash overlap (Å)
6:S4:19:LEU:HD11	6:S4:108:ARG:CD	2.56	0.42
6:S4:31:PRO:HB2	6:S4:38:LEU:HB2	4.29	0.42
8:S6:3:LEU:HA	8:S6:109:LEU:O	2.55	0.42
8:S6:131:LYS:O	60:N4:82:ILE:HA	2.19	0.42
8:S6:32:ILE:HA	8:S6:52:ILE:HG22	2.76	0.42
11:S9:7:THR:HG21	80:6:758:U:OP1	382.20	0.42
36:1:1103:A:N3	36:1:1103:A:H2'	2.35	0.42
36:1:1282:G:C6	36:1:1283:C:C4	3.08	0.42
36:1:1479:U:H2'	36:1:1480:G:H5'	2.01	0.42
36:1:1831:U:H5'	61:N5:91:ASN:HB3	2.01	0.42
36:1:1932:A:H5'	36:1:1933:A:OP2	2.19	0.42
36:1:256:G:H2'	36:1:257:U:H6	1.85	0.42
36:1:2828:G:C2	36:1:2829:U:H1'	2.55	0.42
36:1:3207:U:P	50:M4:106:ARG:HH22	2.42	0.42
86:1:3476:OHX:N5	86:1:3794:OHX:N3	2.66	0.42
36:1:595:G:H2'	36:1:596:C:C6	2.53	0.42
36:1:64:G:O2'	36:1:77:A:H1'	2.19	0.42
1:2:1053:G:O6	86:2:2064:OHX:N5	2.52	0.42
1:2:142:G:N3	1:2:142:G:H2'	2.33	0.42
1:2:1150:G:C6	1:2:1768:G:C5	3.06	0.42
86:2:2006:OHX:N3	86:2:2087:OHX:N5	2.67	0.42
1:2:1446:A:H2'	86:2:2088:OHX:N1	2.34	0.42
1:2:249:U:H5	13:C1:34:TRP:CE2	2.37	0.42
1:2:344:A:C6	1:2:345:U:C4	3.07	0.42
1:2:410:A:N6	1:2:411:C:C4	2.88	0.42
1:2:53:G:H2'	1:2:54:C:C6	2.54	0.42
1:2:952:A:C2	1:2:953:G:C8	3.07	0.42
38:4:9:A:C6	38:4:10:A:N6	2.87	0.42
36:5:1025:A:H5'	36:5:1026:A:OP2	2.19	0.42
36:5:1284:C:O2'	36:5:1285:G:OP1	2.34	0.42
52:M6:59:ARG:NH1	36:5:1307:G:OP2	253.95	0.42
36:5:1449:A:H2'	36:5:1450:G:O4'	2.20	0.42
36:5:1944:U:C2	36:5:1945:A:C8	3.07	0.42
36:5:188:U:H1'	36:5:208:C:H1'	2.00	0.42
36:5:2226:U:H2'	36:5:2227:C:C6	2.54	0.42
36:5:2833:A:C2	36:5:2834:G:C8	3.07	0.42
36:5:3136:G:C6	36:5:3137:C:C4	3.07	0.42
36:5:796:U:H2'	36:5:797:U:H6	1.84	0.42
36:5:934:G:H5''	36:5:935:U:OP2	2.19	0.42
68:O2:33:ARG:HD3	36:5:944:C:H4'	163.60	0.42
80:6:1163:A:N6	80:6:1164:G:C6	2.88	0.42

*Continued on next page...*

*Continued from previous page...*

Atom-1	Atom-2	Interatomic distance (Å)	Clash overlap (Å)
5:S3:141:LYS:HD3	80:6:1275:A:O2'	388.05	0.42
80:6:1391:A:C4	80:6:1392:U:C5	3.07	0.42
80:6:1537:C:O2'	80:6:1540:G:O6	2.31	0.42
80:6:1756[A]:A:OP2	86:6:1901:OHX:N4	2.52	0.42
80:6:217:A:N6	80:6:845:G:O4'	2.52	0.42
80:6:249:U:H3'	80:6:250:C:C5'	2.50	0.42
80:6:138:A:H62	80:6:266:A:N6	2.17	0.42
80:6:681:U:H4'	80:6:682:C:OP1	2.18	0.42
80:6:649:U:H3	80:6:685:A:H61	1.67	0.42
80:6:805:U:O4	80:6:806:A:N6	2.52	0.42
86:7:203:OHX:N4	86:7:211:OHX:N6	2.68	0.42
38:8:101:U:H2'	38:8:102:U:O4'	2.20	0.42
15:C3:13:SER:OG	15:C3:14:SER:O	2.37	0.42
17:C5:33:PHE:CE1	17:C5:112:LEU:HD13	3.11	0.42
18:C6:34:SER:HB3	18:C6:38:LEU:HD12	2.00	0.42
18:C6:60:PHE:HA	18:C6:63:ILE:HD11	2.01	0.42
20:C8:115:ARG:HG2	20:C8:119:ILE:HD13	2.02	0.42
20:C8:11:PHE:CE1	20:C8:59:GLY:HA3	3.81	0.42
21:C9:85:SER:C	21:C9:87:GLY:N	2.69	0.42
24:D2:28:ARG:HA	24:D2:29:PRO:HA	1.86	0.42
24:D2:96:ALA:HB3	24:D2:99:PHE:CE1	3.57	0.42
25:D3:130:VAL:HG11	25:D3:143:PRO:HD3	2.01	0.42
30:D8:25:VAL:HG13	30:D8:44:VAL:O	2.74	0.42
30:D8:19:THR:OG1	30:D8:27:GLN:HG3	2.19	0.42
40:L3:283:TYR:HB3	40:L3:323:MET:CE	2.50	0.42
40:L3:49:TYR:O	40:L3:80:ASP:N	2.70	0.42
40:L3:57:VAL:HG22	40:L3:73:VAL:HB	2.79	0.42
41:L4:361:HIS:O	56:N0:28:ARG:NH2	2.52	0.42
42:L5:227:LEU:HD12	42:L5:227:LEU:HA	2.73	0.42
43:L6:76:LEU:HD12	43:L6:138:GLN:HA	2.00	0.42
47:M0:117:GLY:O	86:M0:302:OHX:N6	5.63	0.42
48:M1:116:TYR:CD2	48:M1:122:ILE:HD11	2.54	0.42
48:M1:12:LEU:HD12	48:M1:131:MET:CE	2.49	0.42
50:M4:48:GLY:HA3	50:M4:53:VAL:HG13	2.01	0.42
52:M6:51:LYS:HE2	52:M6:144:SER:CB	2.48	0.42
52:M6:176:LYS:O	52:M6:180:SER:HB3	2.19	0.42
53:M7:20:SER:HB3	53:M7:145:HIS:CE1	2.54	0.42
53:M7:73:GLY:HA3	53:M7:78:VAL:HG12	2.33	0.42
55:M9:59:SER:C	55:M9:61:SER:H	2.23	0.42
41:L4:198:ARG:HH22	62:N6:12:ARG:CZ	2.31	0.42
36:1:226:C:H4'	62:N6:29:VAL:O	2.20	0.42

*Continued on next page...*

*Continued from previous page...*

Atom-1	Atom-2	Interatomic distance (Å)	Clash overlap (Å)
67:O1:42:LEU:O	67:O1:42:LEU:HG	2.18	0.42
67:O1:68:GLU:HG3	67:O1:69:TYR:H	1.84	0.42
68:O2:64:LYS:HD3	68:O2:65:PHE:CE2	2.54	0.42
49:M3:128:ARG:NH1	71:O5:109:ILE:O	3.15	0.42
71:O5:21:LEU:CD2	71:O5:51:ILE:HG23	2.46	0.42
78:Q2:58:PHE:HE2	78:Q2:61:LYS:HA	1.83	0.42
79:Q3:49:ARG:HD3	79:Q3:50:GLY:N	2.35	0.42
2:S0:102:PHE:CZ	2:S0:106:SER:HB2	2.61	0.42
2:S0:124:THR:HG22	2:S0:174:TRP:NE1	2.34	0.42
2:S0:173:ILE:O	2:S0:177:LEU:HB2	2.45	0.42
3:S1:82:ARG:NH1	3:S1:191:GLU:HG2	4.40	0.42
4:S2:99:LYS:HA	4:S2:117:THR:HB	2.01	0.42
6:S4:19:LEU:HD11	6:S4:108:ARG:HD3	2.47	0.42
6:S4:114:ILE:HD12	6:S4:118:GLU:HB3	3.72	0.42
6:S4:68:ARG:HD3	6:S4:76:VAL:HG11	2.00	0.42
7:S5:166:ARG:NH1	7:S5:170:GLN:OE1	2.52	0.42
1:2:140:A:C2	8:S6:184:LEU:HD13	2.55	0.42
8:S6:58:LYS:HG2	8:S6:105:ASP:O	2.20	0.42
9:S7:154:LEU:HD21	9:S7:183:PHE:HD1	1.85	0.42
9:S7:28:GLU:O	9:S7:35:LYS:HB2	2.21	0.42
9:S7:31:SER:HA	9:S7:35:LYS:HE3	3.24	0.42
10:S8:169:ILE:HD12	10:S8:179:CYS:SG	3.05	0.42
11:S9:133:HIS:C	11:S9:134:ILE:HG13	4.90	0.42
35:SM:64:LYS:C	35:SM:66:ALA:H	2.65	0.42
34:SR:294:TRP:CZ3	34:SR:301:LEU:HB2	2.54	0.42
36:1:1171:G:N7	86:1:3500:OHX:N5	2.67	0.42
36:1:1236:G:C2	36:1:1245:A:C8	3.07	0.42
36:1:1493:G:H2'	36:1:1493:G:N3	2.35	0.42
36:1:156:G:OP2	72:O6:25:LYS:HB3	2.18	0.42
36:1:1782:U:H2'	36:1:1783:U:O4'	2.19	0.42
36:1:1838:G:H5''	36:1:1839:A:O4'	2.20	0.42
36:1:2379:U:H2'	36:1:2380:U:C6	2.55	0.42
36:1:2631:U:C4	36:1:2648:G:C2	3.07	0.42
36:1:2656:A:C5	36:1:2658:G:C8	3.07	0.42
36:1:2659:G:H2'	36:1:2660:G:C8	2.54	0.42
36:1:2912:G:C6	36:1:3130:A:C5	3.07	0.42
36:1:2910:A:O2'	36:1:3130:A:N1	2.43	0.42
36:1:3139:A:H8	36:1:3139:A:C5'	2.31	0.42
36:1:3197:G:H2'	36:1:3198:U:H3'	2.01	0.42
86:1:3478:OHX:N4	86:1:3741:OHX:N3	2.68	0.42
36:1:624:G:OP2	86:1:3687:OHX:N6	2.52	0.42

*Continued on next page...*

*Continued from previous page...*

Atom-1	Atom-2	Interatomic distance (Å)	Clash overlap (Å)
36:1:728:G:H5''	54:M8:43:PRO:HB3	2.01	0.42
1:2:1530:C:P	27:D5:95:HIS:HB2	2.60	0.42
1:2:189:C:N4	1:2:197:A:C2	2.88	0.42
1:2:357:G:OP2	86:2:1938:OHX:N6	2.52	0.42
1:2:781:U:O2'	1:2:782:U:C6	2.70	0.42
1:2:822:U:H2'	1:2:823:G:H5''	2.02	0.42
1:2:877:G:H5'	1:2:937:C:H1'	2.00	0.42
38:4:42:G:OP1	73:O7:60:GLY:N	2.49	0.42
36:5:1109:U:H2'	36:5:1110:U:O4'	2.20	0.42
36:5:1303:A:O4'	36:5:2885:C:O2'	2.37	0.42
36:5:1939:G:C6	36:5:2110:G:O6	2.73	0.42
36:5:188:U:O2	36:5:222:A:H2	2.02	0.42
36:5:2724:U:C4	36:5:2725:U:O4	2.72	0.42
36:5:282:G:H2'	36:5:286:U:O4'	2.19	0.42
36:5:2943:G:N7	36:5:2944:U:C5	2.87	0.42
51:M5:189:LYS:HB2	36:5:29:C:OP1	105.90	0.42
36:5:3018:C:H2'	36:5:3019:U:O4'	2.20	0.42
36:5:333:G:C6	36:5:334:A:N7	2.88	0.42
86:5:3527:OHX:N6	86:5:3753:OHX:N4	2.67	0.42
36:5:1201:C:C2	86:5:3538:OHX:N2	2.87	0.42
36:5:374:A:N3	36:5:376:G:H5''	2.34	0.42
36:5:725:G:C3'	36:5:726:G:H5''	2.45	0.42
36:5:759:U:O2	36:5:773:G:C2	2.72	0.42
80:6:1496:U:H4'	80:6:1519:U:O2'	2.20	0.42
80:6:1758:U:H2'	80:6:1759:C:H6	1.84	0.42
80:6:209:U:H2'	80:6:210:A:H8	1.85	0.42
37:7:64:A:H5'	37:7:65:G:H5''	2.01	0.42
13:C1:28:SER:OG	80:6:839:U:H5''	286.65	0.42
15:C3:67:THR:O	15:C3:69:ASN:N	2.52	0.42
15:C3:75:LEU:O	15:C3:80:LEU:N	2.52	0.42
16:C4:102:LEU:HD13	28:D6:53:LEU:HD21	4.61	0.42
17:C5:127:ARG:HB3	17:C5:130:ARG:HG3	2.01	0.42
24:D2:114:GLU:O	24:D2:118:ARG:HG3	2.20	0.42
25:D3:133:LEU:HA	25:D3:133:LEU:HD22	1.99	0.42
25:D3:23:ARG:HD2	25:D3:26:GLU:OE1	2.28	0.42
25:D3:68:ILE:HB	25:D3:70:LYS:HZ1	2.48	0.42
27:D5:103:ARG:HG2	27:D5:104:ALA:N	4.47	0.42
27:D5:54:VAL:HG13	27:D5:60:VAL:HG11	3.22	0.42
27:D5:57:TYR:HD1	27:D5:60:VAL:HG13	4.66	0.42
7:S5:112:ARG:HD3	27:D5:95:HIS:NE2	2.35	0.42
28:D6:44:ILE:H	28:D6:44:ILE:HD12	1.85	0.42

*Continued on next page...*

*Continued from previous page...*

Atom-1	Atom-2	Interatomic distance (Å)	Clash overlap (Å)
39:L2:42:ARG:HB3	39:L2:42:ARG:HE	1.63	0.42
40:L3:37:ARG:HH11	40:L3:191:LYS:HZ1	1.67	0.42
40:L3:293:ASN:N	40:L3:293:ASN:OD1	3.63	0.42
40:L3:351:LEU:HD23	40:L3:351:LEU:HA	1.62	0.42
40:L3:379:PHE:C	40:L3:379:PHE:CD1	2.92	0.42
40:L3:380:MET:O	36:5:3369:G:N2	226.10	0.42
40:L3:49:TYR:OH	40:L3:166:ILE:HD12	2.18	0.42
41:L4:104:LYS:HD2	41:L4:106:TRP:CZ2	2.54	0.42
41:L4:244:LEU:HD23	41:L4:244:LEU:HA	1.97	0.42
41:L4:23:PRO:HB3	41:L4:258:LEU:HB3	2.01	0.42
41:L4:291:ASN:O	41:L4:292:SER:C	2.57	0.42
42:L5:271:LYS:HA	42:L5:271:LYS:HD3	4.34	0.42
42:L5:38:THR:O	42:L5:48:LYS:HE3	4.76	0.42
44:L7:127:LEU:HA	44:L7:127:LEU:HD23	1.70	0.42
44:L7:185:ILE:O	44:L7:189:ILE:HG22	2.46	0.42
45:L8:204:ARG:O	45:L8:207:ASP:N	2.33	0.42
45:L8:24:ASN:N	45:L8:25:PRO:HD2	2.35	0.42
46:L9:122:LYS:HG2	46:L9:123:ILE:H	2.87	0.42
47:M0:182:LEU:HA	47:M0:182:LEU:HD23	2.15	0.42
47:M0:77:THR:HG22	47:M0:82:ARG:HA	2.11	0.42
49:M3:54:LEU:HD13	49:M3:75:PHE:CZ	2.53	0.42
51:M5:97:SER:OG	51:M5:98:LEU:N	2.53	0.42
53:M7:116:HIS:O	53:M7:149:VAL:N	2.67	0.42
53:M7:126:ARG:HD3	53:M7:140:GLU:OE2	2.63	0.42
55:M9:119:LEU:O	55:M9:123:LEU:HG	2.20	0.42
55:M9:160:GLU:HA	55:M9:163:ARG:HB2	2.02	0.42
57:N1:120:LYS:O	57:N1:123:GLY:N	3.35	0.42
57:N1:97:LYS:HG2	57:N1:98:HIS:N	4.28	0.42
59:N3:135:VAL:HG21	60:N4:26:SER:HB3	2.00	0.42
61:N5:135:ILE:O	61:N5:135:ILE:HD13	2.20	0.42
63:N7:46:ILE:HD12	63:N7:47:GLU:C	3.29	0.42
66:O0:10:ILE:HD12	66:O0:10:ILE:HA	2.22	0.42
67:O1:27:LYS:O	67:O1:30:PRO:HD2	2.19	0.42
68:O2:56:GLY:HA3	36:5:1161:G:H2'	199.80	0.42
71:O5:78:LYS:HA	71:O5:81:ARG:CD	2.49	0.42
72:O6:89:GLU:O	72:O6:93:ILE:HG12	2.18	0.42
73:O7:37:CYS:C	73:O7:45:ARG:HB3	2.40	0.42
74:O8:17:ARG:O	74:O8:19:ASP:N	2.53	0.42
74:O8:15:THR:HG22	74:O8:45:VAL:HG13	2.01	0.42
2:S0:163:ASN:HB3	2:S0:169:SER:CB	3.08	0.42
3:S1:145:LYS:HA	3:S1:149:GLN:OE1	3.51	0.42

*Continued on next page...*

*Continued from previous page...*

Atom-1	Atom-2	Interatomic distance (Å)	Clash overlap (Å)
4:S2:186:LYS:HD2	4:S2:189:GLN:OE1	2.50	0.42
5:S3:110:LEU:C	5:S3:112:GLY:H	2.75	0.42
5:S3:141:LYS:HE3	5:S3:180:GLY:HA3	2.00	0.42
1:2:461:G:H5'	6:S4:27:TYR:OH	2.19	0.42
6:S4:50:ASN:O	6:S4:51:ARG:CZ	3.61	0.42
6:S4:93:ASP:O	6:S4:96:ASN:N	2.80	0.42
9:S7:77:LEU:O	9:S7:81:LEU:HG	2.19	0.42
9:S7:97:ARG:HA	9:S7:97:ARG:HD3	3.58	0.42
11:S9:112:GLN:O	11:S9:115:LYS:N	2.49	0.42
11:S9:53:ARG:O	11:S9:57:ARG:HB2	3.46	0.42
34:SR:255:ALA:HA	34:SR:260:ILE:HA	2.90	0.42
34:SR:260:ILE:HG21	34:SR:292:LEU:HD21	5.91	0.42
36:1:1114:U:H5''	64:N8:22:ILE:HD12	2.01	0.42
36:1:1317:A:C2	36:1:1319:G:C6	3.08	0.42
36:1:1430:U:H2'	64:N8:9:ARG:NH2	2.34	0.42
36:1:1610:G:H2'	36:1:1611:G:O4'	2.19	0.42
36:1:1682:U:H4'	36:1:1684:U:O4	2.20	0.42
36:1:1722:U:C2'	36:1:1723:A:H5'	2.49	0.42
36:1:1852:G:H2'	36:1:1853:U:C6	2.55	0.42
36:1:2526:C:H6	36:1:2526:C:O5'	2.02	0.42
36:1:3141:A:H4'	36:1:3142:A:OP2	2.19	0.42
36:1:3251:U:H2'	36:1:3252:G:O4'	2.20	0.42
36:1:3378:C:O2'	40:L3:312:VAL:HA	2.19	0.42
36:1:341:G:N7	41:L4:195:ARG:NH2	2.60	0.42
36:1:346:C:C4	36:1:348:A:C8	3.07	0.42
86:1:3605:OHX:N3	86:1:3788:OHX:N1	2.68	0.42
36:1:497:C:H2'	36:1:498:A:O4'	2.19	0.42
36:1:527:A:N6	36:1:528:U:C4	2.87	0.42
1:2:1160:A:H2'	1:2:1161:C:H6	1.82	0.42
1:2:1433:G:C8	31:D9:41:GLN:HG2	2.55	0.42
37:3:30:G:C2	37:3:31:U:C6	3.08	0.42
38:4:118:C:C2	38:4:136:G:N2	2.88	0.42
36:5:1037:C:H2'	36:5:1038:C:H6	1.84	0.42
57:N1:35:LYS:HB3	36:5:1085:A:OP1	230.98	0.42
36:5:1522:U:H4'	36:5:1604:G:O2'	2.20	0.42
36:5:2126:A:H5''	36:5:2126:A:H8	1.84	0.42
53:M7:82:ARG:HB3	36:5:2352:A:OP1	158.65	0.42
57:N1:6:GLY:HA3	36:5:2631:U:P	237.33	0.42
36:5:2799:A:H5''	36:5:2800:G:O5'	2.19	0.42
36:5:1116:G:C4	36:5:2817:A:C2	3.08	0.42
36:5:2921:U:C2	36:5:2923:U:H5''	2.54	0.42

*Continued on next page...*

*Continued from previous page...*

Atom-1	Atom-2	Interatomic distance (Å)	Clash overlap (Å)
36:5:3193:C:H2'	36:5:3194:C:O4'	2.19	0.42
36:5:3305:A:H2'	36:5:3306:U:C6	2.54	0.42
86:5:3497:OHX:N4	38:8:112:U:O2	2.52	0.42
36:5:815:G:N1	36:5:906:A:C2	2.88	0.42
36:5:90:C:H2'	36:5:91:G:H5'	2.01	0.42
77:Q1:15:ARG:NH1	80:6:1126:G:OP1	279.52	0.42
80:6:1267:G:H2'	80:6:1268:G:C8	2.55	0.42
80:6:1394:G:O2'	80:6:1395:G:H5'	2.19	0.42
19:C7:67:ARG:NH2	80:6:1398:U:O2'	404.24	0.42
80:6:1410:A:C6	80:6:1411:A:C2	3.07	0.42
80:6:1568:C:H2'	80:6:1568:C:H6	1.45	0.42
10:S8:31:ARG:NE	80:6:332:U:OP1	290.17	0.42
6:S4:49:ARG:NH1	80:6:447:U:OP1	381.38	0.42
11:S9:149:ARG:CZ	80:6:765:G:C5	427.55	0.42
80:6:989:U:H2'	80:6:990:C:C6	2.55	0.42
12:C0:61:TRP:O	12:C0:62:GLN:HB2	2.19	0.42
13:C1:16:GLN:HG3	13:C1:16:GLN:H	3.21	0.42
3:S1:83:LYS:NZ	16:C4:116:GLU:OE2	2.24	0.42
16:C4:132:ARG:NH1	80:6:1788:G:OP2	294.93	0.42
16:C4:14:PHE:HA	16:C4:14:PHE:HD2	1.76	0.42
18:C6:125:GLU:HG3	18:C6:126:PRO:HD2	3.09	0.42
19:C7:18:GLU:HG3	19:C7:69:ILE:HG22	2.02	0.42
20:C8:82:PRO:O	20:C8:83:ALA:HB3	2.19	0.42
21:C9:34:VAL:HG23	21:C9:53:TRP:CZ2	2.54	0.42
21:C9:49:ASP:HB3	21:C9:53:TRP:HB3	2.01	0.42
23:D1:62:ARG:HH22	24:D2:20:THR:HB	2.97	0.42
24:D2:55:ASP:C	24:D2:57:ARG:H	2.44	0.42
29:D7:17:ARG:CD	80:6:1070:C:H4'	369.31	0.42
39:L2:107:VAL:CG1	39:L2:111:THR:HG21	2.88	0.42
39:L2:201:GLY:O	39:L2:204:MET:HB2	2.93	0.42
36:1:2554:A:H5''	39:L2:85:GLY:O	2.20	0.42
40:L3:130:PHE:CZ	36:5:3149:G:H4'	220.74	0.42
40:L3:323:MET:HE1	40:L3:356:LEU:HD11	2.01	0.42
41:L4:320:ASN:ND2	41:L4:323:VAL:HG23	2.80	0.42
43:L6:109:GLU:H	43:L6:109:GLU:CD	4.81	0.42
43:L6:40:LEU:HB3	43:L6:84:VAL:CG1	3.33	0.42
44:L7:202:LEU:HD23	44:L7:202:LEU:HA	1.76	0.42
44:L7:236:ILE:HA	44:L7:236:ILE:HD12	1.74	0.42
36:1:2563:G:H5'	45:L8:28:HIS:O	2.19	0.42
47:M0:135:ILE:O	47:M0:136:PHE:HD1	2.64	0.42
47:M0:208:ASN:CB	47:M0:211:ARG:HH11	5.70	0.42

*Continued on next page...*



*Continued from previous page...*

Atom-1	Atom-2	Interatomic distance (Å)	Clash overlap (Å)
42:L5:296:GLN:HG2	47:M0:214:PRO:HB3	9.91	0.42
47:M0:38:LYS:HD2	47:M0:83:ASP:HB3	2.02	0.42
48:M1:80:LEU:O	48:M1:84:LEU:HB2	2.19	0.42
49:M3:64:LYS:HD3	49:M3:65:TYR:CE1	3.12	0.42
52:M6:15:LEU:HB2	52:M6:18:ARG:HG3	3.74	0.42
36:1:2991:A:N3	53:M7:69:ARG:NH2	2.68	0.42
54:M8:116:LYS:HG3	54:M8:116:LYS:O	2.19	0.42
54:M8:125:ASP:O	54:M8:129:VAL:HG23	2.19	0.42
55:M9:45:VAL:HA	55:M9:50:ILE:O	2.43	0.42
55:M9:5:ARG:O	55:M9:8:LYS:N	2.53	0.42
55:M9:68:GLN:O	55:M9:71:ARG:N	2.53	0.42
50:M4:65:LEU:HD12	56:N0:172:TYR:CE2	2.55	0.42
56:N0:28:ARG:O	56:N0:29:ILE:HD13	3.08	0.42
44:L7:77:VAL:HG12	56:N0:59:VAL:O	2.20	0.42
36:1:1629:U:O4	63:N7:111:LYS:HD2	2.19	0.42
64:N8:126:LYS:HB3	64:N8:148:ILE:HD13	2.01	0.42
66:O0:16:LEU:HD22	66:O0:19:LYS:HE3	2.02	0.42
70:O4:8:ARG:HH21	70:O4:31:ARG:CG	3.00	0.42
72:O6:26:ILE:HG12	36:5:157:A:C8	84.66	0.42
73:O7:49:TRP:O	36:5:929:A:O2'	126.68	0.42
73:O7:48:ASN:HA	73:O7:54:LYS:NZ	2.73	0.42
36:1:1613:A:OP1	74:O8:2:ALA:N	2.52	0.42
74:O8:3:ARG:O	74:O8:52:TYR:HA	2.83	0.42
74:O8:70:PRO:HA	74:O8:71:PRO:HD3	1.95	0.42
78:Q2:10:THR:O	78:Q2:23:HIS:HE1	2.02	0.42
79:Q3:75:ALA:O	79:Q3:79:VAL:HG23	2.20	0.42
3:S1:228:LEU:HA	3:S1:228:LEU:HD22	4.45	0.42
3:S1:82:ARG:HH12	3:S1:191:GLU:CG	3.50	0.42
5:S3:204:ASP:HB2	80:6:1331:A:N3	423.10	0.42
6:S4:127:LYS:HA	6:S4:127:LYS:HE2	4.90	0.42
8:S6:148:SER:HB3	60:N4:98:PRO:HG3	2.00	0.42
8:S6:4:ASN:HB3	8:S6:110:ALA:CB	3.73	0.42
9:S7:143:LEU:C	9:S7:145:GLY:N	2.91	0.42
11:S9:168:ARG:NH1	11:S9:171:ARG:HH21	4.77	0.42
11:S9:32:GLY:HA3	32:E0:40:TYR:CD1	2.55	0.42
34:SR:16:HIS:CE1	34:SR:37:SER:HB2	2.55	0.42
34:SR:67:ILE:HD12	34:SR:85:TRP:CE2	3.04	0.42
36:1:1215:U:H2'	36:1:1216:C:O4'	2.20	0.42
36:1:2150:G:O2'	36:1:2189:U:OP1	2.19	0.42
36:1:21:G:H3'	36:1:22:G:C8	2.55	0.42
36:1:2590:A:C5	36:1:2591:A:N7	2.88	0.42

*Continued on next page...*

*Continued from previous page...*

Atom-1	Atom-2	Interatomic distance (Å)	Clash overlap (Å)
36:1:2618:G:O4'	65:N9:3:LYS:HE2	2.19	0.42
36:1:3022:G:N2	36:1:3031:G:H2'	2.34	0.42
36:1:437:G:O2'	36:1:438:A:H5'	2.19	0.42
36:1:823:C:H2'	36:1:824:C:H6	1.85	0.42
1:2:1590:G:H2'	1:2:1591:C:C6	2.55	0.42
1:2:1623:C:H2'	1:2:1624:C:H6	1.82	0.42
1:2:239:C:H3'	1:2:240:U:O4'	2.19	0.42
1:2:26:A:C2	1:2:27:U:C4	3.07	0.42
1:2:365:G:C2	1:2:366:A:C8	3.07	0.42
1:2:400:A:H4'	1:2:401:A:H5'	2.01	0.42
1:2:514:G:O2'	1:2:515:A:H5'	2.20	0.42
1:2:592:A:O2'	1:2:596:C:OP1	2.37	0.42
1:2:614:C:H2'	1:2:615:A:C8	2.54	0.42
1:2:783:G:O2'	1:2:784:C:P	2.78	0.42
1:2:826:U:H2'	1:2:827:C:C6	2.54	0.42
1:2:902:G:O5'	1:2:902:G:H8	2.02	0.42
62:N6:60:ARG:HD2	36:5:200:C:OP1	86.82	0.42
48:M1:51:ARG:HG3	36:5:2681:U:OP1	297.54	0.42
40:L3:275:ARG:NH1	36:5:3045:G:O3'	234.51	0.42
86:5:3632:OHX:N3	86:5:3735:OHX:N1	2.68	0.42
36:5:700:C:O2'	36:5:701:G:H5'	2.20	0.42
29:D7:70:LYS:HE3	80:6:1049:U:O3'	352.99	0.42
80:6:1070:C:H2'	80:6:1071:U:O4'	2.18	0.42
80:6:934:C:C4	80:6:1077:C:H4'	2.55	0.42
80:6:1543:A:H1'	80:6:1569:A:C2	2.54	0.42
80:6:1759:C:H2'	80:6:1760:G:O4'	2.20	0.42
80:6:190:C:H1'	80:6:191:C:H5'	2.02	0.42
32:E0:28:LYS:HD2	80:6:542:A:N1	428.75	0.42
80:6:722:G:N3	80:6:723:G:C8	2.88	0.42
80:6:766:U:H3'	80:6:768:C:OP2	2.20	0.42
80:6:778:G:C6	80:6:783:G:C6	3.07	0.42
42:L5:272:TYR:CD2	37:7:22:A:C4	328.69	0.42
38:8:124:G:OP2	86:8:211:OHX:N2	2.52	0.42
73:O7:63:ARG:NH1	38:8:58:G:N7	74.23	0.42
13:C1:69:LYS:HB3	13:C1:71:LEU:HD21	2.13	0.42
15:C3:4:MET:HG3	15:C3:5:HIS:N	2.35	0.42
16:C4:38:THR:HG21	80:6:895:G:N2	261.82	0.42
1:2:1190:C:H1'	18:C6:143:ARG:NH1	2.35	0.42
20:C8:128:PHE:HE2	35:SM:61:ILE:O	2.02	0.42
20:C8:56:LYS:HD2	20:C8:61:LEU:HD23	3.55	0.42
21:C9:33:TYR:OH	21:C9:99:SER:OG	2.13	0.42

*Continued on next page...*

*Continued from previous page...*

Atom-1	Atom-2	Interatomic distance (Å)	Clash overlap (Å)
23:D1:70:ASN:N	23:D1:70:ASN:OD1	2.61	0.42
4:S2:224:PHE:CE1	24:D2:70:ASN:ND2	3.61	0.42
24:D2:73:GLY:HA3	24:D2:128:PHE:CZ	3.17	0.42
25:D3:56:LYS:HE3	25:D3:93:LEU:HG	2.53	0.42
25:D3:93:LEU:O	25:D3:93:LEU:HG	2.18	0.42
11:S9:29:LYS:HG3	32:E0:44:PHE:CE2	2.55	0.42
1:2:1252:C:O4'	33:E1:133:ALA:HB2	2.20	0.42
39:L2:148:VAL:HG22	39:L2:156:LYS:O	3.18	0.42
40:L3:217:ALA:HB3	40:L3:328:ILE:HG12	2.32	0.42
40:L3:292:ALA:HB1	40:L3:295:ALA:HB2	2.66	0.42
40:L3:4:ARG:HD3	40:L3:7:GLU:HA	2.02	0.42
41:L4:156:LEU:HD23	41:L4:156:LEU:HA	2.16	0.42
36:1:1347:U:O4'	41:L4:305:ALA:HA	2.20	0.42
43:L6:47:PHE:CD1	43:L6:74:VAL:HG22	2.90	0.42
43:L6:7:PRO:HG2	43:L6:10:TYR:CE1	2.54	0.42
44:L7:108:LEU:HD23	44:L7:108:LEU:HA	1.75	0.42
44:L7:163:LEU:HA	44:L7:163:LEU:HD23	1.68	0.42
45:L8:140:VAL:O	45:L8:144:GLU:HG3	2.43	0.42
45:L8:64:ILE:HG22	45:L8:65:LEU:N	2.34	0.42
46:L9:128:VAL:HG22	46:L9:134:ILE:HD13	2.78	0.42
47:M0:12:GLN:HG2	47:M0:128:ARG:HE	1.85	0.42
47:M0:191:LYS:HB2	47:M0:213:PHE:CE2	3.82	0.42
47:M0:220:GLN:C	86:M0:304:OHX:N1	2.72	0.42
47:M0:5:PRO:O	47:M0:7:ARG:N	3.02	0.42
51:M5:180:PHE:O	51:M5:181:ASN:C	2.58	0.42
36:1:3185:U:C6	52:M6:126:VAL:HG21	2.54	0.42
56:N0:31:ALA:HB1	56:N0:36:ILE:HG22	2.65	0.42
36:1:1897:G:O2'	59:N3:83:LYS:HB2	2.20	0.42
61:N5:105:VAL:CG1	61:N5:126:LEU:HD22	2.60	0.42
36:1:213:A:O2'	62:N6:10:SER:HB3	2.19	0.42
63:N7:51:LEU:CB	63:N7:65:ARG:HH11	2.33	0.42
68:O2:112:ALA:O	68:O2:116:GLY:N	2.68	0.42
68:O2:19:ARG:HD3	68:O2:28:VAL:CG1	3.23	0.42
69:O3:41:ALA:HB3	69:O3:74:THR:HG22	2.21	0.42
69:O3:89:LEU:HA	69:O3:90:PRO:HD3	1.73	0.42
71:O5:96:GLU:O	71:O5:97:ALA:HB2	2.20	0.42
76:Q0:87:SER:O	76:Q0:91:CYS:HB2	2.19	0.42
78:Q2:57:VAL:O	78:Q2:59:HIS:CE1	2.96	0.42
78:Q2:83:LEU:HD22	78:Q2:84:THR:H	1.85	0.42
79:Q3:20:SER:OG	79:Q3:21:SER:N	3.21	0.42
2:S0:118:PRO:HG2	2:S0:141:ILE:HD13	2.01	0.42

*Continued on next page...*

*Continued from previous page...*

Atom-1	Atom-2	Interatomic distance (Å)	Clash overlap (Å)
3:S1:126:THR:HA	3:S1:135:LEU:O	2.74	0.42
3:S1:33:LYS:HD3	3:S1:41:ARG:O	2.20	0.42
4:S2:103:VAL:HG22	4:S2:113:LEU:HD23	2.01	0.42
4:S2:244:SER:OG	4:S2:245:ASP:N	3.35	0.42
4:S2:49:LYS:HD3	4:S2:49:LYS:HA	1.80	0.42
6:S4:151:ASP:O	6:S4:154:ILE:HG13	2.64	0.42
6:S4:180:LEU:HD22	6:S4:192:ILE:HG22	2.02	0.42
7:S5:37:GLN:HB3	18:C6:53:LEU:CB	2.46	0.42
9:S7:89:HIS:NE2	9:S7:164:TYR:HD1	3.02	0.42
9:S7:174:ASN:ND2	9:S7:179:LYS:O	2.83	0.42
10:S8:9:HIS:CD2	10:S8:10:LYS:N	2.88	0.42
11:S9:27:GLU:OE1	11:S9:39:LYS:NZ	3.00	0.42
11:S9:53:ARG:NH2	11:S9:97:LEU:O	2.53	0.42
35:SM:52:PRO:C	35:SM:54:PRO:HD3	4.78	0.42
34:SR:171:SER:HG	34:SR:179:LYS:HB2	1.85	0.42
34:SR:232:TYR:HD2	34:SR:232:TYR:H	2.95	0.42
36:1:1230:G:O6	36:1:1231:A:N6	2.53	0.42
36:1:1496:C:N3	36:1:1521:G:N2	2.67	0.42
36:1:1640:G:C5	36:1:1641:U:C4	3.08	0.42
36:1:1657:C:N4	36:1:1798:A:OP2	2.52	0.42
36:1:1764:U:H3'	36:1:1765:U:C4'	2.50	0.42
36:1:1838:G:H4'	36:1:1839:A:N3	2.35	0.42
36:1:1908:A:C6	36:1:1909:A:C6	3.08	0.42
36:1:2100:A:H5'	36:1:2101:C:OP1	2.19	0.42
36:1:2315:G:C2	36:1:2316:G:N7	2.88	0.42
36:1:2525:G:H3'	36:1:2525:G:C8	2.55	0.42
86:1:3517:OHX:N3	86:1:3716:OHX:N6	2.68	0.42
86:1:3553:OHX:N4	86:1:3808:OHX:N3	2.68	0.42
36:1:58:G:O5'	36:1:58:G:H8	2.02	0.42
36:1:713:U:O2	36:1:754:G:H4'	2.20	0.42
1:2:1294:G:H1	1:2:1303:U:H3	1.66	0.42
1:2:1429:G:H21	22:D0:72:ASN:HD21	1.67	0.42
1:2:1576:A:C5	1:2:1577:A:H1'	2.55	0.42
1:2:1552:U:O2'	1:2:1597:A:N3	2.43	0.42
1:2:1622:G:O2'	1:2:1623:C:H5'	2.20	0.42
1:2:212:U:C2	1:2:254:A:C2	3.07	0.42
1:2:545:A:H5''	32:E0:31:LYS:HE3	2.00	0.42
1:2:602:U:H2'	1:2:603:U:C6	2.55	0.42
1:2:95:G:C2	1:2:96:G:H1'	2.54	0.42
1:2:976:G:O6	86:2:1928:OHX:N3	2.53	0.42
36:5:109:A:H4'	36:5:110:G:OP1	2.20	0.42

*Continued on next page...*

*Continued from previous page...*

Atom-1	Atom-2	Interatomic distance (Å)	Clash overlap (Å)
36:5:1345:G:N2	36:5:1360:C:C2	2.87	0.42
36:5:1481:A:O2'	36:5:1858:A:C2	2.67	0.42
53:M7:136:ILE:HG13	36:5:1846:C:N4	147.24	0.42
36:5:2523:A:O2'	36:5:2587:U:H1'	2.20	0.42
36:5:2882:U:H2'	36:5:2883:U:O4'	2.20	0.42
36:5:3154:C:H4'	36:5:3155:U:OP2	2.20	0.42
36:5:378:A:H3'	36:5:379:C:C6	2.55	0.42
44:L7:70:LYS:NZ	36:5:519:A:OP2	313.42	0.42
36:5:535:G:C2	36:5:555:U:C2	3.08	0.42
36:5:550:A:H2'	36:5:551:A:C8	2.55	0.42
36:5:815:G:C2	36:5:906:A:C2	3.08	0.42
36:5:90:C:C2'	36:5:91:G:H5'	2.50	0.42
21:C9:3:GLY:HA3	80:6:1364:G:N2	429.63	0.42
19:C7:28:PHE:CE1	80:6:1389:C:H1'	426.91	0.42
80:6:1466:G:H2'	80:6:1467:C:C6	2.55	0.42
80:6:1536:G:N2	80:6:1538:U:C4	2.88	0.42
80:6:1771:U:H2'	80:6:1772:C:C6	2.55	0.42
80:6:138:A:H61	80:6:266:A:H61	1.66	0.42
80:6:834:G:H3'	80:6:835:U:C5	2.54	0.42
37:7:52:G:C2	37:7:53:U:C5	3.08	0.42
12:C0:7:ASP:O	12:C0:11:ILE:HG13	3.23	0.42
15:C3:98:VAL:O	15:C3:101:HIS:N	3.24	0.42
3:S1:69:CYS:SG	16:C4:114:ARG:HD3	2.60	0.42
17:C5:31:GLU:HG3	17:C5:32:ASP:N	2.34	0.42
18:C6:54:LEU:HD21	18:C6:112:TYR:CE1	3.94	0.42
23:D1:55:LEU:HA	23:D1:55:LEU:HD23	2.02	0.42
24:D2:110:ILE:HG23	24:D2:126:LEU:HD12	2.02	0.42
15:C3:18:TYR:CE1	24:D2:56:HIS:CE1	3.93	0.42
25:D3:43:PHE:C	25:D3:45:GLY:H	2.32	0.42
28:D6:46:GLU:HG3	28:D6:47:ALA:N	2.78	0.42
31:D9:31:ILE:HA	31:D9:31:ILE:HD13	1.98	0.42
31:D9:32:ARG:HG3	31:D9:37:ASN:OD1	2.31	0.42
32:E0:34:ALA:CB	80:6:477:A:H5'	430.76	0.42
33:E1:121:CYS:HB3	33:E1:130:VAL:HG11	5.23	0.42
39:L2:104:LEU:HD23	39:L2:162:ALA:HB3	2.01	0.42
40:L3:92:TYR:CE1	40:L3:159:ARG:HD2	2.55	0.42
40:L3:83:PRO:O	40:L3:165:GLN:HG3	2.19	0.42
41:L4:323:VAL:O	41:L4:327:LEU:HD22	2.19	0.42
42:L5:119:TYR:OH	42:L5:141:PRO:HD3	2.20	0.42
44:L7:223:PHE:HA	44:L7:227:GLY:HA2	4.72	0.42
45:L8:150:LEU:HD22	45:L8:151:VAL:H	2.78	0.42

*Continued on next page...*

*Continued from previous page...*

Atom-1	Atom-2	Interatomic distance (Å)	Clash overlap (Å)
47:M0:60:LEU:CD1	47:M0:129:VAL:HG21	2.50	0.42
48:M1:15:GLU:OE1	48:M1:16:LYS:NZ	4.39	0.42
49:M3:17:HIS:O	49:M3:20:GLU:HG3	4.01	0.42
50:M4:116:GLU:O	50:M4:120:VAL:HG23	2.20	0.42
46:L9:17:THR:HG21	50:M4:3:THR:O	2.20	0.42
36:1:3178:A:N3	52:M6:115:LYS:HG2	2.34	0.42
40:L3:98:GLY:HA2	52:M6:149:TYR:CE1	2.55	0.42
54:M8:93:ILE:H	54:M8:93:ILE:HG13	2.22	0.42
55:M9:4:LEU:HB3	55:M9:7:GLN:HG2	4.97	0.42
58:N2:37:LEU:O	58:N2:41:ILE:HG13	2.19	0.42
58:N2:43:VAL:C	58:N2:45:GLY:N	3.03	0.42
59:N3:11:PHE:CG	59:N3:88:ARG:HD2	2.81	0.42
64:N8:21:ARG:NH2	68:O2:38:ILE:HG23	2.35	0.42
36:1:1114:U:OP1	64:N8:22:ILE:HB	2.20	0.42
67:O1:71:LEU:HA	67:O1:71:LEU:HD23	1.92	0.42
70:O4:109:THR:O	70:O4:113:LYS:HB2	2.20	0.42
49:M3:49:ARG:HD3	71:O5:115:LYS:HA	3.83	0.42
71:O5:31:LEU:HG	71:O5:41:LEU:HD21	4.78	0.42
49:M3:174:ARG:HG3	72:O6:9:ILE:HD11	5.35	0.42
38:4:46:G:P	75:O9:15:LYS:HD2	2.60	0.42
76:Q0:100:TYR:CE2	36:5:2907:G:H1'	303.87	0.42
3:S1:172:LEU:O	3:S1:176:VAL:HG23	2.19	0.42
4:S2:99:LYS:HA	4:S2:117:THR:HA	2.01	0.42
4:S2:218:ILE:HG13	4:S2:218:ILE:H	1.61	0.42
4:S2:140:ARG:HH21	4:S2:229:LEU:HD22	1.85	0.42
4:S2:84:LYS:HA	4:S2:85:PRO:HD3	1.90	0.42
5:S3:114:ALA:HB3	5:S3:117:ARG:HB3	2.02	0.42
6:S4:117:GLU:O	6:S4:118:GLU:HB3	4.61	0.42
6:S4:180:LEU:HA	6:S4:194:THR:HA	2.02	0.42
6:S4:58:GLY:O	6:S4:61:VAL:HB	2.44	0.42
7:S5:142:PRO:HG2	7:S5:170:GLN:NE2	2.35	0.42
8:S6:48:TYR:CE1	8:S6:116:LYS:HG3	2.69	0.42
8:S6:10:ASN:HB3	8:S6:128:THR:HA	2.78	0.42
9:S7:115:SER:O	80:6:856:A:N6	359.69	0.42
9:S7:173:TYR:CE1	9:S7:181:ILE:HD13	2.54	0.42
9:S7:154:LEU:HD21	9:S7:183:PHE:CD1	2.55	0.42
9:S7:60:ILE:HD12	9:S7:92:PHE:CE2	2.84	0.42
9:S7:75:THR:O	9:S7:79:ARG:HB2	2.32	0.42
35:SM:48:ARG:HG3	35:SM:48:ARG:H	1.44	0.42
34:SR:129:LYS:HG2	34:SR:149:ASP:O	2.59	0.42
36:1:1048:A:H2'	47:M0:22:TYR:CE1	2.55	0.42

*Continued on next page...*

*Continued from previous page...*

Atom-1	Atom-2	Interatomic distance (Å)	Clash overlap (Å)
36:1:1310:G:O6	86:1:3570:OHX:N1	2.53	0.42
36:1:1312:C:H2'	36:1:1313:G:O4'	2.20	0.42
36:1:1613:A:H2'	36:1:1614:C:O4'	2.20	0.42
36:1:1940:G:H21	36:1:3362:A:H8	1.68	0.42
36:1:2576:G:C5	36:1:2577:C:C5	3.08	0.42
36:1:2674:A:H2'	36:1:2675:C:C6	2.55	0.42
36:1:2817:A:H4'	36:1:2818:U:OP2	2.20	0.42
36:1:2860:U:H6	36:1:2860:U:C5'	2.31	0.42
36:1:2936:A:H2'	36:1:2937:G:C8	2.55	0.42
36:1:3061:G:N1	36:1:3083:G:C6	2.87	0.42
36:1:3365:U:H2'	36:1:3366:G:H8	1.85	0.42
36:1:898:U:O4	86:1:3741:OHX:N1	2.52	0.42
36:1:681:U:O4	41:L4:118:LYS:NZ	2.41	0.42
1:2:1383:G:C6	1:2:1384:A:C6	3.08	0.42
1:2:1485:C:C5	1:2:1486:G:N3	2.87	0.42
1:2:1508:U:H2'	1:2:1509:C:C6	2.54	0.42
1:2:1512:G:C6	1:2:1513:G:C6	3.08	0.42
1:2:1667:A:H4'	36:1:1935:G:O2'	2.20	0.42
1:2:1812:G:C2	1:2:1814:A:H5''	2.55	0.42
1:2:196:G:O2'	1:2:197:A:P	2.78	0.42
1:2:446:A:C5	1:2:447:U:C5	3.07	0.42
1:2:553:G:C6	1:2:554:C:N3	2.88	0.42
1:2:648:G:N1	1:2:649:U:C4	2.88	0.42
1:2:993:A:H4'	1:2:1777:G:O2'	2.20	0.42
36:5:1078:U:O2	36:5:1082:U:C2	2.72	0.42
36:5:1084:A:N6	36:5:1085:A:N6	2.68	0.42
36:5:1178:G:C6	36:5:1179:A:N1	2.88	0.42
44:L7:208:SER:HB2	36:5:1334:U:C1'	241.78	0.42
36:5:1597:C:C4'	36:5:1696:A:H1'	2.50	0.42
70:O4:70:LYS:NZ	36:5:1804:A:OP1	166.90	0.42
36:5:1912:U:C4	36:5:1913:A:C6	3.08	0.42
36:5:3245:A:H2	36:5:3246:G:C2	2.37	0.42
36:5:3255:U:H2'	36:5:3256:G:C8	2.54	0.42
36:5:3289:G:H4'	36:5:3290:G:OP1	2.19	0.42
36:5:3390:G:C2'	36:5:3391:A:H5'	2.49	0.42
36:5:678:G:O6	86:5:3521:OHX:N5	2.53	0.42
36:5:746:A:O2'	36:5:747:A:H5'	2.20	0.42
36:5:852:U:C2'	36:5:853:G:H5'	2.50	0.42
80:6:1196:A:H4'	80:6:1197:C:C5'	2.50	0.42
80:6:1407:U:H2'	80:6:1408:G:O4'	2.19	0.42
8:S6:183:ARG:NH2	80:6:141:U:C6	325.40	0.42

*Continued on next page...*

*Continued from previous page...*

Atom-1	Atom-2	Interatomic distance (Å)	Clash overlap (Å)
80:6:15:U:O4	80:6:16:G:C6	2.73	0.42
80:6:271:A:N6	80:6:272:U:H3	2.18	0.42
86:8:203:OHX:N6	86:8:212:OHX:N4	2.67	0.42
12:C0:54:TYR:HA	12:C0:72:GLY:CA	2.50	0.42
12:C0:80:LEU:O	12:C0:82:LEU:HG	2.20	0.42
14:C2:136:ILE:O	14:C2:140:PHE:HB2	2.19	0.42
14:C2:67:THR:O	14:C2:69:ALA:N	2.47	0.42
15:C3:114:ARG:HG3	80:6:952:A:O2'	299.32	0.42
15:C3:45:LEU:HD13	15:C3:49:GLN:HB3	2.01	0.42
16:C4:64:ALA:HB3	16:C4:104:ALA:HB3	2.01	0.42
17:C5:127:ARG:O	17:C5:130:ARG:NH1	4.88	0.42
7:S5:37:GLN:CD	18:C6:53:LEU:HD22	2.47	0.42
20:C8:97:ASP:OD2	86:C8:202:OHX:N4	2.53	0.42
21:C9:13:ASP:OD2	21:C9:13:ASP:N	2.53	0.42
21:C9:14:PHE:C	21:C9:14:PHE:CD2	2.93	0.42
22:D0:20:ILE:HG13	22:D0:96:PRO:HA	3.26	0.42
24:D2:52:TYR:CE2	24:D2:54:ASP:HB2	2.55	0.42
24:D2:55:ASP:C	24:D2:57:ARG:N	2.96	0.42
25:D3:34:LEU:N	25:D3:34:LEU:HD23	2.35	0.42
25:D3:51:GLY:HA2	25:D3:77:ILE:HG13	2.14	0.42
33:E1:120:GLU:H	33:E1:120:GLU:HG2	1.62	0.42
40:L3:217:ALA:CB	40:L3:328:ILE:HG12	2.64	0.42
40:L3:325:LYS:HG2	40:L3:326:GLY:N	4.53	0.42
42:L5:279:LYS:HD3	42:L5:279:LYS:HA	2.56	0.42
44:L7:52:GLN:NE2	44:L7:56:GLU:HG3	5.00	0.42
45:L8:101:THR:HG22	45:L8:104:GLU:CD	2.41	0.42
45:L8:134:TYR:CD2	45:L8:190:VAL:HG11	4.25	0.42
45:L8:239:GLY:O	45:L8:240:ASN:C	2.84	0.42
45:L8:55:TYR:O	45:L8:59:GLN:HG2	2.19	0.42
46:L9:47:LYS:HZ2	50:M4:6:ILE:H	1.67	0.42
46:L9:49:ASN:C	46:L9:51:GLN:N	2.72	0.42
47:M0:201:SER:OG	47:M0:203:LYS:HB2	4.01	0.42
51:M5:48:ALA:HB1	51:M5:53:TYR:HB3	2.40	0.42
51:M5:96:ARG:NH2	51:M5:104:GLU:OE1	3.22	0.42
52:M6:58:LEU:HD12	52:M6:72:HIS:CD2	3.74	0.42
53:M7:115:SER:OG	53:M7:149:VAL:HG22	2.19	0.42
55:M9:99:LEU:HD11	55:M9:103:ARG:CZ	2.90	0.42
56:N0:155:ARG:O	56:N0:170:THR:HA	2.20	0.42
56:N0:44:PHE:O	56:N0:48:LEU:HG	2.40	0.42
36:1:990:U:H1'	57:N1:101:CYS:HA	2.02	0.42
58:N2:13:LYS:O	58:N2:66:VAL:HA	2.20	0.42

*Continued on next page...*



*Continued from previous page...*

Atom-1	Atom-2	Interatomic distance (Å)	Clash overlap (Å)
62:N6:55:GLU:OE1	62:N6:108:LYS:HG3	2.19	0.42
63:N7:23:VAL:HA	63:N7:45:GLY:HA2	2.02	0.42
64:N8:65:GLN:O	64:N8:66:ALA:CB	2.68	0.42
36:1:2553:U:O4'	66:O0:50:VAL:HB	2.20	0.42
67:O1:11:GLU:HG2	67:O1:74:ARG:HB2	2.02	0.42
69:O3:8:TYR:CD2	69:O3:99:ARG:HB3	2.92	0.42
70:O4:8:ARG:NH2	70:O4:31:ARG:HH11	2.78	0.42
61:N5:45:LYS:HG2	71:O5:75:TYR:HD2	2.62	0.42
2:S0:185:ARG:CZ	23:D1:47:PRO:HG3	2.49	0.42
3:S1:103:MET:HB3	3:S1:215:VAL:CG1	2.80	0.42
3:S1:111:ARG:HA	3:S1:111:ARG:HD3	1.88	0.42
3:S1:166:LYS:HG2	3:S1:166:LYS:O	2.96	0.42
3:S1:171:ILE:HD12	3:S1:197:ILE:HD13	2.01	0.42
3:S1:32:ILE:HD11	3:S1:46:THR:HB	3.67	0.42
3:S1:39:GLU:HB3	3:S1:73:LEU:O	2.20	0.42
5:S3:108:LYS:HG2	5:S3:113:LEU:HD12	2.02	0.42
6:S4:102:VAL:HG22	6:S4:103:TYR:H	2.42	0.42
7:S5:101:GLY:O	7:S5:104:ASN:HB2	2.19	0.42
7:S5:117:THR:HG22	7:S5:121:ILE:HD12	3.60	0.42
1:2:1471:A:OP1	7:S5:185:ARG:NH1	2.53	0.42
7:S5:35:GLN:C	7:S5:37:GLN:N	3.37	0.42
7:S5:61:TYR:CE2	7:S5:164:PRO:HB2	3.51	0.42
8:S6:123:GLY:O	8:S6:127:THR:HG23	2.65	0.42
8:S6:75:LEU:O	8:S6:94:ARG:HA	2.32	0.42
9:S7:129:LEU:HD23	9:S7:129:LEU:HA	1.80	0.42
11:S9:113:VAL:O	11:S9:118:LEU:HB2	3.59	0.42
11:S9:83:VAL:HA	11:S9:149:ARG:HA	2.25	0.42
34:SR:256:THR:N	34:SR:259:GLY:O	2.71	0.42
34:SR:85:TRP:CD1	34:SR:85:TRP:N	2.93	0.42
36:1:1262:G:C6	36:1:1278:A:N6	2.88	0.42
36:1:1578:C:H3'	36:1:1579:C:C5	2.55	0.42
36:1:1650:G:H2'	36:1:1651:U:H6	1.85	0.42
36:1:2284:C:H3'	36:1:2285:C:C6	2.55	0.42
36:1:2151:C:H1'	36:1:2313:A:N1	2.34	0.42
36:1:2565:U:H2'	36:1:2566:C:C6	2.54	0.42
36:1:3026:G:O2'	36:1:3028:G:N7	2.43	0.42
36:1:3195:U:O2'	36:1:3196:U:H5'	2.19	0.42
36:1:3215:A:C4	36:1:3259:U:C2	3.07	0.42
86:1:3431:OHX:N1	86:1:3797:OHX:N1	2.68	0.42
36:1:427:C:H2'	36:1:428:A:O4'	2.20	0.42
36:1:660:A:H5'	41:L4:92:ASN:ND2	2.34	0.42

*Continued on next page...*

*Continued from previous page...*

Atom-1	Atom-2	Interatomic distance (Å)	Clash overlap (Å)
36:1:806:A:H1'	36:1:2812:C:O2'	2.20	0.42
1:2:1253:U:P	14:C2:46:ARG:HH22	2.43	0.42
1:2:1487:A:H2	1:2:1495:C:O2'	2.02	0.42
1:2:1499:G:C5	1:2:1500:C:C4	3.08	0.42
1:2:1504:G:C6	1:2:1505:A:C6	3.07	0.42
1:2:392:G:H4'	1:2:1672:G:H21	1.84	0.42
1:2:1682:U:H4'	8:S6:65:GLN:NE2	2.35	0.42
1:2:1639:C:O2	1:2:1763:A:N1	2.52	0.42
1:2:553:G:C8	1:2:554:C:H2'	2.55	0.42
1:2:577:G:C3'	1:2:577:G:C8	3.02	0.42
1:2:589:C:H2'	1:2:590:C:H6	1.85	0.42
1:2:61:A:C6	1:2:62:A:C6	3.08	0.42
1:2:88:U:H4'	1:2:171:A:O4'	2.19	0.42
38:4:26:U:H2'	38:4:27:U:C6	2.54	0.42
36:5:1193:A:N6	36:5:1194:G:N1	2.68	0.42
69:O3:76:GLY:HA2	36:5:1327:C:O2'	258.11	0.42
36:5:1562:C:H42	36:5:1577:G:H1	1.66	0.42
36:5:1940:G:H2'	36:5:1941:C:C6	2.54	0.42
80:6:913:G:N7	36:5:2205:U:C2	2.88	0.42
53:M7:139:TYR:CZ	36:5:2355:G:H4'	146.79	0.42
36:5:41:G:N2	36:5:2803:A:N7	2.68	0.42
36:5:2977:G:H5''	36:5:2977:G:C8	2.55	0.42
36:5:3124:G:C5	36:5:3125:U:C5	3.08	0.42
36:5:196:G:O6	86:5:3449:OHX:N3	2.53	0.42
86:5:3455:OHX:N5	86:5:3804:OHX:N1	2.68	0.42
36:5:887:G:H2'	36:5:888:A:O4'	2.20	0.42
80:6:1490:C:H4'	80:6:1491:U:OP1	2.20	0.42
80:6:1541:G:C6	80:6:1542:G:C6	3.08	0.42
80:6:1756[B]:A:O2'	80:6:1757:G:H5'	2.20	0.42
80:6:1758:U:H2'	80:6:1759:C:C6	2.55	0.42
80:6:237:C:O2'	80:6:238:U:C5	2.73	0.42
80:6:913:G:H3'	80:6:914:G:C5'	2.49	0.42
80:6:995:A:H2'	80:6:996:U:O4'	2.19	0.42
37:7:119:U:C2	37:7:120:C:C5	3.08	0.42
38:8:79:A:OP1	38:8:79:A:H4'	2.20	0.42
38:8:82:U:OP1	86:8:219:OHX:N5	2.52	0.42
13:C1:141:LYS:HG3	13:C1:142:VAL:N	2.34	0.42
14:C2:86:VAL:O	14:C2:86:VAL:HG13	2.20	0.42
14:C2:63:VAL:HG21	14:C2:94:ALA:HB2	2.02	0.42
16:C4:76:ILE:HG23	16:C4:78:ALA:O	2.20	0.42
18:C6:47:LYS:HZ3	18:C6:114:ARG:CZ	2.33	0.42

*Continued on next page...*

*Continued from previous page...*

Atom-1	Atom-2	Interatomic distance (Å)	Clash overlap (Å)
18:C6:78:VAL:O	18:C6:81:ILE:HG12	2.49	0.42
19:C7:115:LEU:HB3	19:C7:116:LYS:H	1.62	0.42
21:C9:57:ARG:CG	21:C9:57:ARG:HH11	2.51	0.42
23:D1:46:ILE:H	23:D1:46:ILE:HD12	5.06	0.42
23:D1:85:TYR:HA	23:D1:85:TYR:HD2	2.27	0.42
24:D2:11:LEU:HA	24:D2:11:LEU:HD23	1.83	0.42
24:D2:7:LEU:HD13	24:D2:74:VAL:HG23	2.80	0.42
16:C4:114:ARG:HA	28:D6:62:TYR:CZ	2.54	0.42
30:D8:28:VAL:O	30:D8:41:VAL:HG13	2.20	0.42
33:E1:119:ARG:O	33:E1:132:LEU:HG	2.35	0.42
33:E1:139:LEU:H	33:E1:151:ASN:HB3	3.82	0.42
33:E1:90:LYS:HB2	33:E1:93:HIS:CE1	10.43	0.42
39:L2:193:ARG:HH11	39:L2:193:ARG:HB3	4.19	0.42
40:L3:113:GLU:HB3	40:L3:176:ALA:HB2	2.02	0.42
36:L1:2395:G:H5''	40:L3:255:TRP:CD1	2.55	0.42
41:L4:257:LYS:O	41:L4:260:GLN:N	2.53	0.42
41:L4:80:GLY:O	36:5:357:A:H1'	130.72	0.42
43:L6:108:LYS:C	43:L6:109:GLU:HG2	2.40	0.42
43:L6:176:PHE:H	50:M4:117:ARG:NH2	5.14	0.42
46:L9:101:VAL:HG12	46:L9:136:PHE:CE1	2.54	0.42
46:L9:90:MET:HB2	46:L9:144:ILE:CG2	3.86	0.42
51:M5:120:TRP:CZ2	51:M5:123:GLN:HG2	4.06	0.42
53:M7:113:TYR:CD1	53:M7:113:TYR:C	3.89	0.42
55:M9:159:ALA:HB1	55:M9:163:ARG:HH12	8.26	0.42
59:N3:89:ASP:OD1	59:N3:89:ASP:N	2.53	0.42
63:N7:55:LYS:O	63:N7:57:HIS:N	3.23	0.42
68:O2:109:LEU:HD22	68:O2:109:LEU:HA	1.70	0.42
69:O3:16:TYR:CG	69:O3:25:PRO:HA	2.71	0.42
70:O4:46:ASP:CG	70:O4:80:ARG:HD2	2.77	0.42
2:S0:105:GLY:O	2:S0:112:THR:HG21	2.22	0.42
2:S0:122:ILE:HG23	2:S0:144:ILE:HB	2.11	0.42
2:S0:13:ASP:HA	2:S0:16:LEU:HB2	2.00	0.42
2:S0:49:ASN:O	2:S0:52:LYS:HB2	3.20	0.42
2:S0:65:ALA:O	2:S0:66:ALA:HB3	3.51	0.42
3:S1:138:PHE:HD1	3:S1:213:ARG:NH1	2.84	0.42
3:S1:28:GLU:HB3	3:S1:49:ASN:H	1.84	0.42
4:S2:186:LYS:HA	4:S2:189:GLN:HB2	2.01	0.42
4:S2:227:PRO:HA	4:S2:230:TRP:CD1	2.81	0.42
6:S4:181:VAL:HG13	6:S4:182:TYR:O	3.18	0.42
6:S4:67:GLN:HB3	6:S4:69:HIS:CD2	4.18	0.42
7:S5:146:THR:HG23	7:S5:221:ALA:HA	2.01	0.42

*Continued on next page...*

*Continued from previous page...*

Atom-1	Atom-2	Interatomic distance (Å)	Clash overlap (Å)
7:S5:215:ASP:O	7:S5:219:ARG:HB2	3.40	0.42
10:S8:114:GLU:HG2	10:S8:119:GLN:O	4.95	0.42
10:S8:184:LEU:HD21	10:S8:192:TYR:HD2	2.96	0.42
10:S8:62:THR:HA	10:S8:76:THR:O	2.73	0.42
11:S9:153:GLU:HA	11:S9:156:ILE:HD11	2.02	0.42
17:C5:129:GLY:HA3	35:SM:74:LYS:HG2	3.67	0.42
34:SR:69:GLN:HG2	34:SR:111:MET:HA	2.01	0.42
34:SR:9:LEU:HB2	34:SR:313:TRP:NE1	2.34	0.42
36:1:1234:G:C2	36:1:1255:C:C2	3.08	0.41
36:1:1922:A:C8	36:1:1923:C:C5	3.08	0.41
36:1:2209:U:P	36:1:2209:U:H6	2.43	0.41
36:1:2892:A:H2'	36:1:2893:C:H6	1.85	0.41
36:1:2952:G:H2'	90:1:3403:8AN:H2	2.01	0.41
36:1:3329:U:H5''	40:L3:308:MET:HE3	2.01	0.41
36:1:439:C:H4'	36:1:495:G:O4'	2.19	0.41
36:1:725:G:H3'	36:1:726:G:H5''	2.02	0.41
36:1:826:G:C4	36:1:827:A:C8	3.08	0.41
36:1:980:A:OP2	36:1:980:A:C8	2.73	0.41
1:2:1074:G:H8	1:2:1074:G:H5''	1.84	0.41
1:2:1132:A:H2'	1:2:1133:A:H8	1.85	0.41
1:2:1550:A:C4	1:2:1551:U:C5	3.08	0.41
1:2:1563:C:H2'	1:2:1564:U:C6	2.54	0.41
1:2:1638:G:N2	1:2:1639:C:H1'	2.34	0.41
1:2:348:U:H2'	1:2:349:U:H6	1.84	0.41
1:2:997:G:H2'	1:2:998:A:O4'	2.19	0.41
37:3:19:C:H2'	37:3:20:A:C8	2.56	0.41
61:N5:39:LYS:HG2	36:5:13:A:H4'	119.31	0.41
36:5:2568:C:N4	36:5:2574:G:C6	2.87	0.41
36:5:2659:G:O6	86:5:3413:OHX:N6	2.53	0.41
36:5:2681:U:O5'	36:5:2681:U:H6	2.03	0.41
36:5:2827:U:O4	86:5:3407:OHX:N5	2.53	0.41
36:5:2986:U:H2'	36:5:2987:A:C8	2.55	0.41
36:5:756:U:H2'	36:5:757:C:C6	2.55	0.41
80:6:1002:G:C5	80:6:1003:A:N7	2.88	0.41
80:6:1131:A:C2	80:6:1132:A:H1'	2.55	0.41
80:6:1484:G:O2'	80:6:1485:C:H5'	2.20	0.41
18:C6:136:SER:HB2	80:6:1587:A:OP2	372.90	0.41
80:6:1595:U:N3	80:6:1600:A:C2	2.81	0.41
80:6:1623:C:H2'	80:6:1624:C:H6	1.83	0.41
80:6:168:A:C6	80:6:169:A:C6	3.08	0.41
80:6:228:G:H2'	80:6:229:U:O4'	2.19	0.41

*Continued on next page...*

*Continued from previous page...*

Atom-1	Atom-2	Interatomic distance (Å)	Clash overlap (Å)
80:6:245:U:H2'	80:6:247:A:OP2	2.19	0.41
80:6:293:U:H6	80:6:293:U:O5'	2.03	0.41
80:6:542:A:H1'	80:6:543:C:OP1	2.19	0.41
80:6:831:U:H2'	80:6:831:U:OP2	2.20	0.41
80:6:964:U:O4'	80:6:965:U:C2	2.73	0.41
37:7:118:A:C5	37:7:119:U:C5	3.09	0.41
38:8:98:U:H2'	38:8:99:C:O4'	2.20	0.41
5:S3:75:LYS:NZ	12:C0:34:GLU:OE2	2.49	0.41
13:C1:30:ARG:H	13:C1:30:ARG:HG2	3.42	0.41
1:2:249:U:C5	13:C1:34:TRP:CE2	3.08	0.41
15:C3:25:TRP:HE3	15:C3:25:TRP:O	2.03	0.41
16:C4:89:THR:O	16:C4:128:LYS:NZ	4.04	0.41
17:C5:15:HIS:H	17:C5:22:LEU:HD23	1.85	0.41
17:C5:51:SER:C	17:C5:53:PRO:HD2	4.51	0.41
17:C5:87:PRO:HA	17:C5:90:ILE:CG1	2.82	0.41
18:C6:77:GLN:OE1	80:6:1482:C:H4'	405.14	0.41
20:C8:122:HIS:O	20:C8:126:ARG:HB2	2.20	0.41
22:D0:26:LEU:HD23	22:D0:114:VAL:HA	2.01	0.41
23:D1:81:ASN:N	23:D1:81:ASN:OD1	2.94	0.41
25:D3:104:LEU:CD2	25:D3:124:VAL:HG22	3.18	0.41
1:2:434:G:H5'	25:D3:78:LYS:HB3	2.02	0.41
25:D3:93:LEU:HD12	25:D3:93:LEU:HA	2.18	0.41
28:D6:18:VAL:HG23	28:D6:19:LYS:N	2.35	0.41
28:D6:23:CYS:C	28:D6:25:ASN:H	2.89	0.41
32:E0:13:LYS:O	32:E0:17:GLN:HG2	2.20	0.41
40:L3:56:ILE:O	40:L3:73:VAL:HA	2.20	0.41
41:L4:205:PRO:HB3	41:L4:247:PHE:CD2	2.87	0.41
42:L5:65:ILE:HG12	42:L5:74:VAL:HG22	2.01	0.41
45:L8:149:LYS:O	45:L8:176:PRO:HG2	2.20	0.41
45:L8:161:GLU:HA	45:L8:164:VAL:HG22	2.37	0.41
45:L8:177:TYR:CD1	45:L8:177:TYR:C	3.15	0.41
45:L8:205:ALA:O	45:L8:207:ASP:N	3.06	0.41
47:M0:16:PRO:O	47:M0:18:PRO:HD3	2.20	0.41
47:M0:206:LEU:O	47:M0:210:ILE:HG13	2.20	0.41
86:M0:301:OHX:N3	86:M0:302:OHX:N1	2.68	0.41
48:M1:101:ASN:HB3	48:M1:129:VAL:O	2.19	0.41
48:M1:20:ASN:O	48:M1:126:ASP:HB2	2.19	0.41
50:M4:44:VAL:HG11	50:M4:60:LEU:HD21	2.01	0.41
36:1:632:G:P	52:M6:93:ALA:HB3	2.60	0.41
56:N0:7:TYR:CD1	56:N0:61:ILE:HD11	2.55	0.41
57:N1:102:ARG:HG2	57:N1:102:ARG:HH11	1.86	0.41

*Continued on next page...*

*Continued from previous page...*

Atom-1	Atom-2	Interatomic distance (Å)	Clash overlap (Å)
64:N8:28:HIS:CE1	64:N8:32:ARG:NH2	2.88	0.41
66:O0:14:LEU:HD21	66:O0:43:ILE:HD13	2.01	0.41
66:O0:45:ALA:HB2	66:O0:77:LEU:CD2	2.82	0.41
67:O1:8:VAL:CG2	67:O1:77:ARG:HH21	2.52	0.41
68:O2:24:ARG:HG2	68:O2:25:TYR:CE1	2.83	0.41
71:O5:85:THR:HB	71:O5:88:LEU:HD12	2.02	0.41
72:O6:91:ASN:O	72:O6:94:ILE:HG22	4.20	0.41
74:O8:58:ASP:HB3	74:O8:61:LYS:CG	3.51	0.41
79:Q3:17:ARG:HB3	79:Q3:18:TYR:CE2	2.55	0.41
79:Q3:83:ILE:HD13	79:Q3:83:ILE:HA	1.89	0.41
3:S1:120:LEU:HD23	3:S1:121:ILE:H	1.85	0.41
3:S1:145:LYS:HG2	3:S1:149:GLN:NE2	3.84	0.41
3:S1:209:ASN:O	3:S1:210:ILE:HB	2.20	0.41
3:S1:33:LYS:NZ	3:S1:95:ASN:HD21	2.17	0.41
5:S3:74:GLN:NE2	5:S3:81:PRO:HA	3.66	0.41
7:S5:108:LEU:HA	7:S5:108:LEU:HD23	2.20	0.41
7:S5:97:LEU:O	7:S5:99:MET:N	2.73	0.41
1:2:78:A:H1'	8:S6:175:ILE:HG12	2.02	0.41
10:S8:51:GLY:O	10:S8:52:ASN:HB2	3.72	0.41
1:2:1461:C:H1'	35:SM:76:VAL:HG11	2.02	0.41
36:1:1472:U:C2	36:1:1473:G:C8	3.08	0.41
36:1:156:G:O2'	36:1:157:A:H4'	2.19	0.41
36:1:1838:G:H4'	36:1:1839:A:C4	2.55	0.41
36:1:2191:U:O5'	36:1:2191:U:H6	2.03	0.41
36:1:2225:U:H2'	36:1:2226:U:H6	1.84	0.41
36:1:2259:A:C5	36:1:2260:U:C5	3.08	0.41
36:1:2513:U:C5	36:1:2592:G:C6	3.08	0.41
36:1:250:U:H5	36:1:251:G:C8	2.38	0.41
36:1:2562:A:C6	36:1:2563:G:C4	3.08	0.41
36:1:2871:G:OP2	86:1:3737:OHX:N1	2.52	0.41
36:1:630:A:H2'	36:1:631:U:C6	2.55	0.41
36:1:718:G:N2	36:1:721:G:H1'	2.35	0.41
36:1:750:G:H2'	36:1:751:A:C8	2.55	0.41
1:2:1082:C:H2'	1:2:1083:G:H5'	2.02	0.41
1:2:1374:C:H2'	1:2:1375:A:C8	2.55	0.41
1:2:1385:G:H2'	1:2:1386:G:H8	1.85	0.41
1:2:1570:A:H2'	1:2:1571:C:C6	2.55	0.41
1:2:1619:C:H2'	1:2:1620:C:H6	1.85	0.41
1:2:1761:U:O2'	1:2:1762:A:OP2	2.33	0.41
1:2:1796:C:C5	28:D6:6:ALA:N	2.83	0.41
1:2:1796:C:OP1	28:D6:92:ARG:HG2	2.20	0.41

*Continued on next page...*

*Continued from previous page...*

Atom-1	Atom-2	Interatomic distance (Å)	Clash overlap (Å)
1:2:27:U:OP1	86:2:1963:OHX:N6	2.53	0.41
1:2:58:U:O2'	1:2:451:A:N3	2.45	0.41
1:2:698:U:H2'	1:2:699:U:O4'	2.20	0.41
1:2:990:C:H2'	1:2:991:G:O4'	2.19	0.41
37:3:77:G:H3'	56:N0:46:GLN:O	2.20	0.41
36:5:1032:C:H5'	36:5:1033:U:OP2	2.20	0.41
36:5:1464:G:N2	36:5:1467:A:O5'	2.42	0.41
36:5:1678:G:C2	36:5:1679:A:C4	3.07	0.41
58:N2:82:LYS:NZ	36:5:1682:U:O2	159.37	0.41
36:5:169:U:H4'	36:5:170:G:OP1	2.20	0.41
36:5:1655:G:H1'	36:5:1800:A:N6	2.35	0.41
73:O7:9:GLY:HA3	36:5:1852:G:N3	151.87	0.41
36:5:1912:U:H2'	36:5:1913:A:O4'	2.18	0.41
36:5:191:U:H2'	36:5:192:C:C6	2.55	0.41
36:5:209:A:H4'	36:5:211:A:N7	2.35	0.41
36:5:208:C:H2'	36:5:209:A:H5'	2.01	0.41
36:5:2946:A:H2'	36:5:2982:A:N7	2.35	0.41
36:5:3028:G:H2'	36:5:3029:A:C8	2.55	0.41
36:5:3154:C:H2'	36:5:3154:C:O2	2.19	0.41
36:5:3383:G:H2'	36:5:3384:U:H6	1.84	0.41
86:5:3471:OHX:N4	86:5:3757:OHX:N4	2.67	0.41
86:5:3449:OHX:N1	86:5:3814:OHX:N3	2.67	0.41
36:5:51:A:C4	36:5:52:A:C8	3.08	0.41
36:5:529:A:C2	36:5:530:G:C4	3.08	0.41
80:6:1102:G:H2'	80:6:1103:U:O4'	2.21	0.41
80:6:1413:U:H4'	80:6:1414:U:OP2	2.20	0.41
80:6:1561:U:O5'	80:6:1561:U:H6	2.03	0.41
80:6:234:G:H3'	80:6:234:G:N3	2.35	0.41
80:6:93:A:C6	80:6:398:G:C6	3.08	0.41
80:6:610:G:H2'	80:6:614:C:C5	2.55	0.41
80:6:808:U:O2'	80:6:809:A:H5'	2.20	0.41
86:5:3506:OHX:N4	37:7:86:U:O2	2.53	0.41
38:8:39:G:N3	38:8:105:A:C2	2.88	0.41
1:2:351:C:O2	13:C1:104:HIS:HD2	2.02	0.41
14:C2:131:ASP:OD1	14:C2:133:LEU:HD12	2.33	0.41
17:C5:77:ARG:HD3	17:C5:102:PHE:CE2	2.55	0.41
2:S0:140:ASN:OD1	23:D1:29:HIS:HA	2.72	0.41
24:D2:21:GLY:O	29:D7:3:LEU:HD22	3.26	0.41
29:D7:3:LEU:HA	29:D7:3:LEU:HD22	1.74	0.41
29:D7:63:LEU:HD23	29:D7:63:LEU:HA	1.93	0.41
39:L2:209:HIS:CD2	39:L2:210:PRO:HD2	2.55	0.41

*Continued on next page...*

*Continued from previous page...*

Atom-1	Atom-2	Interatomic distance (Å)	Clash overlap (Å)
40:L3:312:VAL:C	40:L3:314:TYR:N	2.92	0.41
40:L3:4:ARG:HG3	40:L3:6:TYR:O	5.23	0.41
42:L5:103:LEU:HD13	42:L5:169:GLY:HA2	2.01	0.41
42:L5:216:GLU:O	42:L5:220:SER:HB3	4.33	0.41
44:L7:131:GLU:O	44:L7:229:PHE:HB2	2.20	0.41
47:M0:56:GLU:HB3	47:M0:58:GLU:HG3	4.41	0.41
48:M1:50:ALA:HB2	48:M1:65:ILE:HD12	2.02	0.41
48:M1:51:ARG:O	48:M1:61:ARG:HG3	2.19	0.41
49:M3:136:GLU:O	49:M3:136:GLU:HG3	2.20	0.41
50:M4:18:GLY:O	50:M4:69:THR:HA	2.31	0.41
51:M5:174:ILE:O	51:M5:174:ILE:HG22	3.75	0.41
54:M8:134:GLY:O	54:M8:137:THR:OG1	2.69	0.41
36:1:1724:U:C5	55:M9:128:LYS:HE2	2.56	0.41
56:N0:14:LEU:H	56:N0:56:GLY:HA2	1.84	0.41
57:N1:54:HIS:O	57:N1:56:PHE:N	2.90	0.41
59:N3:7:GLN:HB2	59:N3:125:LEU:O	5.60	0.41
61:N5:27:ARG:H	61:N5:27:ARG:HG2	1.70	0.41
63:N7:22:LYS:HE2	63:N7:129:TRP:CH2	2.76	0.41
64:N8:103:ASP:OD1	64:N8:106:ALA:HB2	2.20	0.41
64:N8:27:LYS:O	64:N8:28:HIS:CD2	3.44	0.41
68:O2:55:ILE:HD12	68:O2:55:ILE:HA	1.85	0.41
69:O3:80:VAL:HG12	69:O3:81:VAL:H	2.69	0.41
70:O4:81:CYS:O	70:O4:83:ASN:N	2.58	0.41
72:O6:54:GLU:O	72:O6:58:ILE:HG23	2.48	0.41
78:Q2:9:LYS:HE2	78:Q2:22:GLN:OE1	2.20	0.41
2:S0:166:GLY:HA2	2:S0:170:ILE:HD11	2.02	0.41
3:S1:138:PHE:N	3:S1:138:PHE:CD2	3.06	0.41
3:S1:143:THR:HB	3:S1:205:PHE:HE1	1.84	0.41
3:S1:157:GLN:H	3:S1:160:HIS:HB2	1.86	0.41
3:S1:57:ALA:O	3:S1:61:LEU:HB2	5.67	0.41
5:S3:56:GLN:OE1	5:S3:59:LEU:HD23	2.21	0.41
6:S4:141:THR:O	6:S4:143:ASP:N	2.53	0.41
6:S4:148:ARG:H	6:S4:148:ARG:HG2	2.43	0.41
6:S4:181:VAL:HG11	6:S4:225:VAL:HG13	2.72	0.41
8:S6:108:VAL:HG22	80:6:154:G:H4'	303.42	0.41
11:S9:148:VAL:HG11	11:S9:153:GLU:HG3	2.83	0.41
36:1:1086:C:H1'	65:N9:47:LEU:HD21	2.01	0.41
36:1:1412:G:C6	36:1:1413:G:C5	3.09	0.41
36:1:2349:U:H5'	36:1:2391:G:OP1	2.21	0.41
36:1:2696:A:H2'	36:1:2697:A:C8	2.55	0.41
36:1:2763:U:H5'	54:M8:176:ARG:HG3	2.00	0.41

*Continued on next page...*



*Continued from previous page...*

Atom-1	Atom-2	Interatomic distance (Å)	Clash overlap (Å)
36:1:2814:G:O6	86:1:3737:OHX:N4	2.53	0.41
36:1:2881:C:C2	36:1:2882:U:C5	3.08	0.41
36:1:2883:U:H2'	36:1:2884:C:C6	2.55	0.41
36:1:2998:U:H4'	36:1:3394:U:O2'	2.20	0.41
36:1:3045:G:H2'	36:1:3046:A:O4'	2.21	0.41
86:1:3517:OHX:N5	86:1:3716:OHX:N6	2.68	0.41
36:1:541:U:O4	86:1:3814:OHX:N3	2.52	0.41
36:1:770:G:OP1	49:M3:171:ARG:HD3	2.20	0.41
1:2:1293:U:O5'	1:2:1293:U:H6	2.03	0.41
1:2:240:U:OP1	1:2:240:U:H4'	2.19	0.41
1:2:34:G:C4	1:2:35:U:C5	3.08	0.41
1:2:800:U:C2	1:2:801:G:C8	3.09	0.41
1:2:869:A:C6	1:2:960:U:N3	2.88	0.41
1:2:992:A:C2	1:2:1012:U:N3	2.73	0.41
36:5:1084:A:C6	36:5:1085:A:C6	3.09	0.41
36:5:1139:G:C6	36:5:1140:G:C5	3.08	0.41
36:5:1254:C:H2'	36:5:1255:C:H6	1.86	0.41
36:5:1266:G:C6	36:5:1276:U:C2	3.08	0.41
36:5:2232:A:O2'	36:5:2429:G:H5'	2.20	0.41
36:5:2647:A:N6	36:5:2648:G:C6	2.89	0.41
36:5:2902:A:H2'	36:5:2903:A:O4'	2.21	0.41
36:5:2962:U:C4	36:5:2963:C:C5	3.07	0.41
64:N8:62:HIS:CE1	36:5:304:G:C6	123.90	0.41
36:5:3121:U:H4'	36:5:3122:A:OP1	2.20	0.41
36:5:3220:G:C2	36:5:3221:C:C6	3.09	0.41
36:5:3060:C:H4'	36:5:3372:A:N3	2.35	0.41
36:5:645:A:C8	36:5:649:A:N6	2.88	0.41
36:5:875:G:N2	36:5:876:A:H1'	2.35	0.41
36:5:953:G:H1'	36:5:1115:G:H5''	2.01	0.41
80:6:1026:A:N3	80:6:1790:A:O2'	2.48	0.41
80:6:1224:A:C6	80:6:1225:U:C4	3.09	0.41
80:6:1370:U:O4	86:6:1997:OHX:N6	2.53	0.41
80:6:1592:A:C2	80:6:1605:G:C2	3.08	0.41
80:6:22:A:C6	80:6:604:A:N1	2.88	0.41
80:6:362:G:O5'	80:6:362:G:H8	2.02	0.41
80:6:686:C:H2'	80:6:687:G:O4'	2.20	0.41
11:S9:71:PHE:HE1	80:6:762:A:H4'	404.02	0.41
80:6:82:U:H2'	80:6:83:G:O4'	2.21	0.41
37:7:27:A:C2	37:7:28:C:C2	3.08	0.41
86:8:207:OHX:N6	86:8:221:OHX:N6	2.68	0.41
12:C0:32:HIS:CD2	12:C0:33:GLU:HG2	7.10	0.41

*Continued on next page...*

*Continued from previous page...*

Atom-1	Atom-2	Interatomic distance (Å)	Clash overlap (Å)
12:C0:32:HIS:CD2	12:C0:34:GLU:O	5.79	0.41
13:C1:22:ASN:OD1	13:C1:24:LYS:HB2	2.47	0.41
15:C3:21:ASN:HB2	15:C3:22:ALA:H	1.64	0.41
16:C4:127:ARG:HG2	16:C4:128:LYS:O	2.19	0.41
16:C4:129:LYS:HB2	16:C4:129:LYS:HE3	1.53	0.41
18:C6:47:LYS:NZ	18:C6:82:ARG:NH2	2.69	0.41
19:C7:34:LEU:HD23	19:C7:34:LEU:HA	2.96	0.41
22:D0:48:HIS:CD2	22:D0:50:LEU:HD11	2.55	0.41
22:D0:50:LEU:HB3	22:D0:51:VAL:H	1.77	0.41
1:2:1281:G:OP1	22:D0:78:THR:HG21	2.20	0.41
22:D0:80:GLU:OE1	31:D9:44:ARG:NH1	3.03	0.41
22:D0:20:ILE:O	22:D0:94:GLU:HA	5.49	0.41
2:S0:52:LYS:CD	23:D1:82:VAL:HA	2.44	0.41
25:D3:127:VAL:O	25:D3:129:GLY:N	2.53	0.41
25:D3:22:ASN:O	80:6:609:U:C5	336.30	0.41
40:L3:10:ARG:NH2	40:L3:14:LEU:HD21	2.67	0.41
36:1:3370:A:H5'	40:L3:384:LYS:HD2	2.01	0.41
41:L4:144:LYS:O	41:L4:145:ILE:O	4.39	0.41
41:L4:210:ALA:HB2	41:L4:254:ALA:HA	2.20	0.41
41:L4:301:PRO:O	41:L4:302:ALA:HB2	4.27	0.41
42:L5:205:SER:OG	42:L5:206:GLN:N	2.99	0.41
36:1:608:A:C4	43:L6:22:ARG:NH1	2.89	0.41
45:L8:178:ALA:HB2	45:L8:218:ILE:HG23	2.02	0.41
45:L8:68:ARG:H	45:L8:68:ARG:HG2	2.24	0.41
46:L9:111:PHE:CE1	46:L9:127:PRO:HB3	2.55	0.41
46:L9:180:TYR:CD2	46:L9:180:TYR:N	2.88	0.41
46:L9:27:VAL:O	46:L9:33:THR:HA	2.96	0.41
48:M1:110:ILE:C	48:M1:112:LEU:H	2.24	0.41
49:M3:48:PRO:HG3	49:M3:126:PHE:CE2	2.55	0.41
51:M5:120:TRP:HA	51:M5:130:PHE:CD1	2.55	0.41
36:1:3180:A:C6	52:M6:114:LYS:HD2	2.55	0.41
52:M6:143:THR:HG1	52:M6:150:GLU:HB2	2.50	0.41
53:M7:105:LYS:HB2	53:M7:107:LEU:HD13	2.98	0.41
54:M8:162:ALA:HA	54:M8:163:PRO:HD2	1.84	0.41
56:N0:73:LYS:HD2	56:N0:128:GLU:OE1	4.56	0.41
59:N3:108:GLU:HG2	59:N3:128:ARG:NH1	2.36	0.41
59:N3:81:GLN:NE2	59:N3:83:LYS:O	2.80	0.41
62:N6:100:HIS:HA	62:N6:101:PRO:HD2	1.80	0.41
62:N6:80:VAL:HG12	62:N6:99:LEU:HB2	2.02	0.41
63:N7:76:ASN:OD1	63:N7:77:TYR:N	2.74	0.41
64:N8:73:LEU:HD11	64:N8:78:LEU:H	1.85	0.41

*Continued on next page...*

*Continued from previous page...*

Atom-1	Atom-2	Interatomic distance (Å)	Clash overlap (Å)
66:O0:83:LYS:HG2	66:O0:85:PHE:CZ	2.75	0.41
70:O4:41:ARG:CZ	70:O4:50:ALA:HB1	3.30	0.41
70:O4:65:VAL:CG1	70:O4:69:HIS:HB2	2.50	0.41
74:O8:15:THR:O	74:O8:70:PRO:HG2	2.20	0.41
78:Q2:3:ASN:O	36:5:2655:U:H2'	238.23	0.41
39:L2:177:LYS:HD2	79:Q3:26:VAL:HG13	2.01	0.41
2:S0:101:ARG:HH21	80:6:1320:U:H3'	398.61	0.41
3:S1:39:GLU:HG3	3:S1:40:ASN:N	2.35	0.41
3:S1:32:ILE:HD11	3:S1:46:THR:OG1	2.18	0.41
4:S2:103:VAL:HA	4:S2:112:GLY:O	2.20	0.41
4:S2:59:HIS:CD2	4:S2:238:SER:HA	2.60	0.41
5:S3:210:GLU:OE2	19:C7:19:ARG:NH1	3.57	0.41
6:S4:128:LYS:HG3	6:S4:140:VAL:HG13	2.02	0.41
6:S4:160:VAL:O	6:S4:162:ILE:HD12	4.86	0.41
6:S4:212:ASP:OD2	6:S4:216:ASN:HB2	2.19	0.41
7:S5:128:ASN:O	7:S5:131:GLN:HB3	2.20	0.41
9:S7:66:SER:C	9:S7:68:ALA:N	2.86	0.41
10:S8:184:LEU:HG	10:S8:188:GLU:HG2	4.98	0.41
10:S8:98:LYS:C	10:S8:100:ALA:H	2.24	0.41
11:S9:135:ALA:HB1	11:S9:139:GLN:O	2.20	0.41
34:SR:103:PHE:CE1	34:SR:138:GLY:HA2	3.12	0.41
34:SR:195:HIS:CE1	34:SR:214:ALA:HA	2.56	0.41
34:SR:228:LYS:HE3	34:SR:228:LYS:HB2	2.47	0.41
34:SR:250:TYR:N	34:SR:250:TYR:CD1	3.09	0.41
34:SR:31:ASN:O	34:SR:47:LEU:N	2.49	0.41
35:SM:46:LYS:HD3	36:1:1018:G:H5'	2.03	0.41
36:1:1307:G:H1'	36:1:1308:A:C5	2.55	0.41
36:1:1375:G:N3	36:1:1407:A:H2	2.19	0.41
36:1:1473:G:H4'	55:M9:26:PRO:HD3	2.03	0.41
36:1:17:G:C6	36:1:18:G:C5	3.08	0.41
36:1:1940:G:H2'	36:1:1941:C:O4'	2.19	0.41
36:1:19:U:H3	38:4:140:G:H1	1.69	0.41
36:1:242:C:HO2'	36:1:243:G:H8	1.61	0.41
36:1:2646:C:H4'	47:M0:119:TRP:CE2	2.55	0.41
36:1:2814:G:C5	86:1:3737:OHX:N4	2.89	0.41
36:1:289:A:O2'	36:1:290:G:H5'	2.20	0.41
36:1:2943:G:H2'	36:1:2944:U:O4'	2.20	0.41
36:1:3028:G:H2'	36:1:3029:A:C8	2.55	0.41
36:1:3089:C:C2'	36:1:3090:U:H5'	2.50	0.41
36:1:3223:A:C5	36:1:3263:G:C6	3.08	0.41
86:1:3550:OHX:N1	86:1:3734:OHX:N4	2.68	0.41

*Continued on next page...*

*Continued from previous page...*

Atom-1	Atom-2	Interatomic distance (Å)	Clash overlap (Å)
36:1:61:A:H2'	36:1:62:A:O4'	2.20	0.41
36:1:679:U:H2'	36:1:680:G:C8	2.54	0.41
1:2:1026:A:C2	1:2:1790:A:N3	2.89	0.41
1:2:1080:U:H3'	1:2:1081:A:H8	1.86	0.41
1:2:1153:G:C2	1:2:1626:U:O2	2.74	0.41
1:2:142:G:P	8:S6:139:ASN:HD21	2.43	0.41
86:2:2008:OHX:N6	86:2:2048:OHX:N5	2.67	0.41
1:2:475:A:C6	1:2:476:U:C2	3.08	0.41
1:2:647:G:C2	1:2:688:G:C2	3.09	0.41
37:3:15:C:C2	37:3:66:A:C2	3.08	0.41
37:3:46:A:OP1	42:L5:158:ARG:HG2	2.21	0.41
38:4:3:A:H2'	38:4:4:C:O4'	2.21	0.41
36:5:1015:U:O3'	36:5:1016:C:H2'	2.20	0.41
36:5:1011:A:C2	36:5:1040:A:C2	3.08	0.41
36:5:1422:G:C5	36:5:1423:C:C5	3.08	0.41
36:5:1461:A:H2'	36:5:1462:A:O4'	2.21	0.41
63:N7:15:ARG:HD3	36:5:1637:A:O3'	212.81	0.41
36:5:163:C:C4	36:5:164:A:N7	2.88	0.41
36:5:2697:A:C2	36:5:2698:G:C5	3.08	0.41
36:5:2770:G:C6	36:5:2771:U:O4	2.73	0.41
36:5:2651:G:C2	36:5:2796:G:C4	3.09	0.41
36:5:2885:C:C2'	36:5:2886:U:H5'	2.51	0.41
36:5:3126:C:OP1	86:5:3730:OHX:N6	2.54	0.41
36:5:344:A:C5	36:5:345:G:C8	3.08	0.41
86:5:3573:OHX:N4	86:5:3810:OHX:N4	2.68	0.41
36:5:503:C:H2'	36:5:504:A:C8	2.55	0.41
36:5:532:A:C8	36:5:555:U:C4	3.09	0.41
36:5:579:G:N2	36:5:580:C:C2	2.88	0.41
36:5:835:G:HO2'	36:5:836:A:P	2.43	0.41
36:5:889:U:C4	36:5:890:C:C5	3.08	0.41
80:6:1479:A:O2'	80:6:1480:G:H5'	2.20	0.41
80:6:1664:C:H2'	80:6:1665:U:O4'	2.21	0.41
80:6:15:U:C4	80:6:16:G:C5	3.08	0.41
11:S9:5:PRO:HG3	80:6:380:U:C2	367.59	0.41
80:6:654:C:H2'	80:6:655:G:H8	1.84	0.41
80:6:738:G:H2'	80:6:739:G:C8	2.56	0.41
42:L5:218:ARG:NH1	37:7:31:U:H4'	313.68	0.41
13:C1:40:LEU:H	13:C1:40:LEU:HD13	2.25	0.41
18:C6:14:LYS:HB3	18:C6:15:SER:H	1.73	0.41
18:C6:36:ILE:HD11	18:C6:48:VAL:HG22	2.67	0.41
19:C7:57:LEU:H	19:C7:57:LEU:HG	2.03	0.41

*Continued on next page...*

*Continued from previous page...*

Atom-1	Atom-2	Interatomic distance (Å)	Clash overlap (Å)
20:C8:50:ALA:HB3	20:C8:52:VAL:HG23	2.02	0.41
1:2:1433:G:N7	22:D0:71:PRO:HB3	2.35	0.41
22:D0:70:THR:HG22	22:D0:71:PRO:O	6.40	0.41
22:D0:55:PRO:HG3	22:D0:91:ILE:HD11	2.01	0.41
24:D2:16:ASN:O	24:D2:20:THR:OG1	2.38	0.41
25:D3:109:ARG:HD2	25:D3:112:LYS:NZ	8.42	0.41
25:D3:144:ARG:H	25:D3:144:ARG:HG3	1.56	0.41
26:D4:94:TYR:CD2	26:D4:96:LEU:HD11	2.49	0.41
31:D9:46:LYS:O	31:D9:48:ASN:N	2.53	0.41
31:D9:8:PHE:CE2	80:6:1217:A:N6	417.74	0.41
33:E1:113:LYS:HE3	33:E1:113:LYS:HB3	2.18	0.41
41:L4:165:ALA:O	41:L4:168:ALA:HB3	2.31	0.41
36:1:1080:A:OP1	42:L5:140:ARG:HB2	2.20	0.41
42:L5:27:LYS:HG2	48:M1:143:ARG:NH1	2.35	0.41
42:L5:76:ALA:HB3	42:L5:109:THR:CG2	2.50	0.41
43:L6:97:ASN:ND2	43:L6:99:GLU:HB2	4.75	0.41
44:L7:174:GLY:HA2	44:L7:177:GLY:O	2.19	0.41
44:L7:25:GLN:O	44:L7:28:ALA:HB3	3.76	0.41
44:L7:26:VAL:CG1	44:L7:27:ALA:H	2.31	0.41
45:L8:134:TYR:CD2	45:L8:190:VAL:HG21	2.55	0.41
36:1:2526:C:C2'	45:L8:241:LYS:HZ1	2.28	0.41
45:L8:82:LEU:HA	45:L8:82:LEU:HD12	1.87	0.41
46:L9:171:ASP:CG	46:L9:173:ARG:HH11	3.17	0.41
46:L9:38:LEU:HA	46:L9:38:LEU:HD23	1.94	0.41
47:M0:173:PHE:CD1	47:M0:173:PHE:N	2.88	0.41
47:M0:66:GLU:OE1	47:M0:69:ARG:NE	2.51	0.41
52:M6:22:VAL:O	52:M6:26:GLN:HG2	2.20	0.41
86:1:3800:OHX:N5	53:M7:138:LYS:HE2	2.35	0.41
54:M8:156:GLY:O	54:M8:159:LYS:HG2	2.20	0.41
55:M9:159:ALA:HA	55:M9:162:ARG:NH2	2.35	0.41
56:N0:12:ARG:NH1	57:N1:141:VAL:HB	2.36	0.41
56:N0:132:THR:O	56:N0:134:ASP:N	2.51	0.41
56:N0:74:ASN:HD21	56:N0:144:LEU:HD21	1.84	0.41
61:N5:45:LYS:HD3	71:O5:75:TYR:CD2	2.55	0.41
62:N6:81:GLN:OE1	62:N6:96:PRO:HB2	2.20	0.41
62:N6:63:LYS:CE	62:N6:97:ILE:HD13	3.04	0.41
63:N7:87:LEU:HB2	63:N7:127:ASN:ND2	2.34	0.41
64:N8:116:GLY:HA2	64:N8:137:LYS:HZ2	1.85	0.41
64:N8:15:VAL:H	64:N8:15:VAL:HG23	1.64	0.41
49:M3:48:PRO:HD2	71:O5:115:LYS:HD2	4.22	0.41
73:O7:18:LEU:HD23	73:O7:18:LEU:HA	1.77	0.41

*Continued on next page...*

*Continued from previous page...*

Atom-1	Atom-2	Interatomic distance (Å)	Clash overlap (Å)
73:O7:4:GLY:O	73:O7:5:THR:C	2.80	0.41
78:Q2:59:HIS:O	78:Q2:61:LYS:N	2.45	0.41
2:S0:136:ALA:HB1	2:S0:141:ILE:HB	2.02	0.41
2:S0:154:GLU:HB2	2:S0:155:PHE:HD2	1.86	0.41
2:S0:9:LEU:HD23	2:S0:54:TRP:CG	2.56	0.41
3:S1:103:MET:O	3:S1:214:LYS:HA	2.57	0.41
3:S1:27:LYS:HA	3:S1:27:LYS:HD3	1.87	0.41
6:S4:44:LEU:O	6:S4:48:LEU:HD13	2.94	0.41
8:S6:148:SER:O	8:S6:151:ASP:HB2	3.56	0.41
11:S9:113:VAL:HG21	11:S9:134:ILE:HG21	3.09	0.41
34:SR:123:ILE:HG21	34:SR:169:ILE:HG21	2.02	0.41
34:SR:197:SER:HB2	34:SR:216:LYS:HB3	2.95	0.41
34:SR:261:LYS:HE2	34:SR:273:ASP:OD2	4.26	0.41
36:1:1509:A:H2'	36:1:1510:G:O4'	2.20	0.41
36:1:1662:G:C6	36:1:1663:C:C4	3.09	0.41
36:1:1718:G:C2	36:1:1727:G:C6	3.08	0.41
36:1:186:U:OP2	86:1:3810:OHX:N3	2.53	0.41
36:1:1902:G:C6	36:1:1903:U:C2	3.09	0.41
36:1:1919:G:H1'	36:1:1934:G:N2	2.34	0.41
36:1:1949:G:H2'	36:1:1950:U:H6	1.86	0.41
36:1:2184:U:C2	36:1:2185:G:C8	3.08	0.41
36:1:2206:G:H8	36:1:2206:G:OP2	2.03	0.41
36:1:2390:A:H2'	36:1:2391:G:O4'	2.21	0.41
36:1:2572:C:O2'	36:1:2573:G:O5'	2.39	0.41
36:1:2648:G:C6	36:1:2649:A:C5	3.09	0.41
36:1:2656:A:C4	36:1:2658:G:N7	2.89	0.41
36:1:281:G:C6	36:1:282:G:C6	3.09	0.41
36:1:108:A:O2'	36:1:323:A:N1	2.52	0.41
36:1:345:G:H2'	38:4:25:G:O2'	2.20	0.41
36:1:591:G:N3	43:L6:19:LYS:N	2.66	0.41
1:2:1119:G:O6	86:2:2037:OHX:N1	2.54	0.41
1:2:1217:A:H5'	1:2:1217:A:H8	1.85	0.41
1:2:1429:G:C5	1:2:1430:U:C4	3.08	0.41
1:2:1621:U:C2	1:2:1622:G:C8	3.09	0.41
1:2:540:G:H2'	1:2:540:G:OP2	2.21	0.41
1:2:66:U:H5'	8:S6:173:PRO:HA	2.03	0.41
1:2:803:A:N3	9:S7:104:ARG:CZ	2.84	0.41
36:5:1468:A:N1	36:5:1880:U:O2'	2.50	0.41
36:5:1770:G:H5'	36:5:1771:C:OP2	2.21	0.41
36:5:1920:U:H1'	36:5:1933:A:C6	2.54	0.41
36:5:2763:U:H6	36:5:2763:U:O5'	2.02	0.41

*Continued on next page...*

*Continued from previous page...*

Atom-1	Atom-2	Interatomic distance (Å)	Clash overlap (Å)
36:5:3206:C:H5''	36:5:3207:U:O4'	2.19	0.41
69:O3:5:HIS:ND1	36:5:3218:A:N1	250.36	0.41
36:5:3251:U:H2'	36:5:3252:G:H8	1.84	0.41
36:5:3288:G:O2'	36:5:3289:G:P	2.78	0.41
86:5:3602:OHX:N5	86:5:3809:OHX:N2	2.68	0.41
86:5:3529:OHX:N2	86:5:3753:OHX:N5	2.69	0.41
36:5:873:C:H3'	36:5:874:U:H4'	2.02	0.41
80:6:1140:G:OP2	86:6:1926:OHX:N1	2.53	0.41
80:6:1636:C:C2	80:6:1638:G:C5	3.08	0.41
80:6:1778:G:C4	80:6:1779:U:C5	3.09	0.41
86:6:1931:OHX:N2	86:6:2067:OHX:N6	2.68	0.41
80:6:602:U:H2'	80:6:603:U:H6	1.83	0.41
80:6:63:G:C2	80:6:64:U:C6	3.09	0.41
80:6:993:A:H2'	80:6:994:G:O4'	2.20	0.41
13:C1:90:TYR:OH	13:C1:105:LYS:NZ	4.33	0.41
13:C1:112:SER:C	13:C1:114:ALA:H	2.23	0.41
13:C1:54:ILE:CG2	13:C1:55:ASP:N	2.83	0.41
20:C8:116:LEU:HA	20:C8:119:ILE:HG22	3.86	0.41
22:D0:118:VAL:HB	22:D0:119:ALA:H	3.81	0.41
24:D2:114:GLU:O	24:D2:117:ARG:HB3	3.04	0.41
27:D5:39:ALA:HB1	27:D5:70:LYS:C	2.40	0.41
29:D7:10:PRO:HG2	29:D7:15:GLU:OE1	2.50	0.41
30:D8:29:ARG:HA	30:D8:41:VAL:HG22	2.01	0.41
36:1:2178:A:H5''	39:L2:132:ASN:OD1	2.19	0.41
39:L2:46:LYS:O	39:L2:47:GLN:HB2	2.21	0.41
40:L3:205:VAL:HG11	40:L3:322:ILE:HD13	3.19	0.41
40:L3:56:ILE:HD12	40:L3:359:ILE:HA	2.46	0.41
41:L4:122:THR:HG22	41:L4:235:LEU:CB	2.54	0.41
41:L4:193:LYS:O	41:L4:198:ARG:HG2	3.73	0.41
41:L4:32:PRO:O	41:L4:35:VAL:HB	2.20	0.41
41:L4:81:GLY:HA3	36:5:357:A:O4'	129.15	0.41
42:L5:132:THR:HG21	42:L5:170:GLY:O	2.20	0.41
42:L5:61:ILE:HG12	42:L5:61:ILE:H	3.28	0.41
42:L5:83:LEU:O	42:L5:84:PRO:C	2.58	0.41
43:L6:105:TYR:C	43:L6:105:TYR:CD1	3.17	0.41
43:L6:174:LEU:HD23	43:L6:174:LEU:HA	1.69	0.41
43:L6:67:GLY:HA3	43:L6:68:PRO:O	2.21	0.41
45:L8:36:ILE:O	45:L8:38:GLN:HG2	2.21	0.41
45:L8:45:ASN:HD21	45:L8:47:SER:HB3	1.86	0.41
36:1:2901:G:H5'	46:L9:175:PHE:CZ	2.55	0.41
46:L9:94:TYR:HA	46:L9:177:ASP:OD2	2.77	0.41

*Continued on next page...*

*Continued from previous page...*

Atom-1	Atom-2	Interatomic distance (Å)	Clash overlap (Å)
46:L9:41:ILE:HD13	46:L9:41:ILE:O	2.19	0.41
48:M1:110:ILE:HG12	48:M1:110:ILE:H	1.69	0.41
48:M1:22:SER:HA	48:M1:66:ALA:CB	2.99	0.41
48:M1:85:LYS:HA	48:M1:89:TYR:CE2	2.55	0.41
49:M3:89:TYR:O	49:M3:92:THR:N	2.53	0.41
51:M5:68:ARG:NH1	36:5:291:C:O5'	148.35	0.41
52:M6:18:ARG:NH1	52:M6:128:ARG:NH1	3.70	0.41
53:M7:27:LYS:HG2	53:M7:63:PHE:CG	2.97	0.41
54:M8:174:ARG:HB3	64:N8:56:VAL:HG11	3.42	0.41
55:M9:106:LEU:HD12	55:M9:106:LEU:HA	2.18	0.41
55:M9:106:LEU:HB3	55:M9:120:TYR:CE1	2.55	0.41
45:L8:26:LEU:HD22	63:N7:66:THR:HG21	2.02	0.41
64:N8:79:TRP:HZ2	64:N8:121:VAL:HB	1.86	0.41
67:O1:61:LYS:HB2	67:O1:61:LYS:HE2	4.54	0.41
71:O5:24:LEU:HA	71:O5:24:LEU:HD23	2.19	0.41
77:Q1:6:ARG:O	77:Q1:10:THR:HG23	2.27	0.41
79:Q3:56:THR:HG22	79:Q3:63:THR:HG23	2.03	0.41
39:L2:174:ARG:HA	79:Q3:69:TYR:CE2	2.82	0.41
79:Q3:55:TRP:CE3	79:Q3:71:VAL:HG22	2.55	0.41
2:S0:66:ALA:HB1	23:D1:50:TYR:HD1	2.56	0.41
3:S1:105:PHE:O	3:S1:106:THR:O	3.29	0.41
4:S2:82:ASN:O	4:S2:101:VAL:N	2.50	0.41
5:S3:187:LYS:HE3	5:S3:187:LYS:HB2	4.44	0.41
6:S4:122:LYS:CB	6:S4:164:LEU:HD21	2.50	0.41
7:S5:114:ILE:O	7:S5:117:THR:N	2.99	0.41
7:S5:28:PRO:O	7:S5:29:ILE:HB	4.39	0.41
9:S7:111:LYS:O	9:S7:112:ARG:HB2	2.21	0.41
11:S9:112:GLN:HG3	11:S9:148:VAL:HG21	2.02	0.41
34:SR:133:VAL:O	34:SR:141:LEU:N	2.66	0.41
34:SR:103:PHE:CD1	34:SR:138:GLY:HA2	2.96	0.41
34:SR:251:TRP:CZ2	34:SR:271:VAL:HG11	2.88	0.41
34:SR:278:PHE:CE1	34:SR:287:PRO:HD2	2.56	0.41
34:SR:62:LYS:O	34:SR:92:TRP:HH2	2.03	0.41
36:1:1063:G:H2'	36:1:1097:G:N2	2.36	0.41
36:1:1150:A:C8	36:1:1151:U:C5	3.08	0.41
36:1:1496:C:O2	36:1:1521:G:N2	2.53	0.41
36:1:2157:G:O2'	39:L2:156:LYS:HD2	2.20	0.41
36:1:2297:U:N3	36:1:2299:A:C6	2.88	0.41
36:1:2816:G:C2	36:1:2870:C:C4	3.08	0.41
36:1:2930:A:O2'	59:N3:38:ALA:HB2	2.21	0.41
36:1:874:U:O4	36:1:2979:U:H5	2.03	0.41

*Continued on next page...*



*Continued from previous page...*

Atom-1	Atom-2	Interatomic distance (Å)	Clash overlap (Å)
36:1:3022:G:H22	36:1:3031:G:H2'	1.86	0.41
36:1:3058:U:OP1	67:O1:28:ARG:NH2	2.42	0.41
36:1:3384:U:H2'	36:1:3385:U:H6	1.85	0.41
36:1:3317:U:C6	86:1:3566:OHX:N3	2.89	0.41
36:1:591:G:H4'	36:1:592:A:OP1	2.21	0.41
36:1:871:U:H2'	36:1:872:U:H6	1.83	0.41
1:2:1497:U:O3'	21:C9:75:LYS:HE2	2.21	0.41
1:2:1605:G:C5	1:2:1606:C:C5	3.08	0.41
1:2:1635:A:O5'	1:2:1635:A:H8	2.02	0.41
1:2:1777:G:H2'	1:2:1778:G:O4'	2.20	0.41
1:2:256:A:N3	10:S8:73:SER:OG	2.43	0.41
1:2:639:U:P	9:S7:117:THR:HG1	2.43	0.41
1:2:809:A:C6	1:2:810:G:N1	2.89	0.41
38:4:66:A:H2'	38:4:67:U:H6	1.86	0.41
36:5:113:C:C2	36:5:319:A:C2	3.08	0.41
36:5:1235:U:H4'	36:5:1236:G:C5'	2.48	0.41
36:5:151:A:HO2'	36:5:152:U:P	2.42	0.41
36:5:1641:U:O2'	36:5:1642:A:H3'	2.20	0.41
36:5:167:U:H3	36:5:255:A:H2	1.68	0.41
36:5:2271:A:N7	36:5:2272:G:C6	2.89	0.41
45:L8:51:LYS:HG3	36:5:2523:A:C4	165.48	0.41
36:5:2664:C:O2'	36:5:2665:U:H5'	2.21	0.41
36:5:302:U:C4	36:5:303:G:N7	2.88	0.41
36:5:1455:U:C6	36:5:3078:U:C6	3.09	0.41
36:5:3084:C:O2'	36:5:3332:U:H5''	2.20	0.41
46:L9:40:HIS:HE1	36:5:3123:A:N3	317.29	0.41
36:5:3194:C:O2'	36:5:3195:U:H5'	2.21	0.41
86:5:3569:OHX:N5	86:5:3722:OHX:N1	2.69	0.41
36:5:1066:G:OP1	86:5:3776:OHX:N2	2.54	0.41
36:5:67:A:OP2	86:5:3801:OHX:N5	2.53	0.41
36:5:530:G:H2'	36:5:531:G:O4'	2.21	0.41
36:5:699:A:C6	36:5:700:C:C4	3.08	0.41
36:5:725:G:C2	36:5:746:A:C2	3.09	0.41
80:6:1054:U:H2'	80:6:1055:U:O4'	2.21	0.41
80:6:119:A:H1'	80:6:397:A:C5	2.56	0.41
80:6:1349:G:O2'	80:6:1379:C:N3	2.47	0.41
80:6:1452:U:C4	80:6:1453:G:N7	2.88	0.41
6:S4:3:ARG:NH1	80:6:399:A:C2	322.16	0.41
32:E0:33:ARG:NH2	80:6:478:A:H5'	435.86	0.41
80:6:994:G:O2'	80:6:995:A:H5'	2.21	0.41
13:C1:7:VAL:O	13:C1:9:SER:N	3.15	0.41

*Continued on next page...*

*Continued from previous page...*

Atom-1	Atom-2	Interatomic distance (Å)	Clash overlap (Å)
16:C4:25:ASP:HA	16:C4:54:GLU:O	2.20	0.41
17:C5:112:LEU:HD23	17:C5:112:LEU:HA	2.04	0.41
1:2:1241:G:H1'	17:C5:79:HIS:CG	2.56	0.41
18:C6:114:ARG:O	18:C6:115:THR:CB	3.02	0.41
25:D3:40:SER:O	25:D3:41:SER:OG	2.33	0.41
26:D4:60:PHE:H	26:D4:71:GLY:HA2	1.86	0.41
26:D4:20:ARG:HD3	26:D4:76:TYR:CZ	3.60	0.41
27:D5:95:HIS:CG	27:D5:96:SER:N	2.89	0.41
28:D6:12:LYS:HE2	28:D6:16:GLY:N	2.35	0.41
29:D7:61:THR:HG23	29:D7:62:ILE:N	2.36	0.41
30:D8:11:LYS:O	30:D8:30:VAL:HA	2.52	0.41
40:L3:11:HIS:CE1	40:L3:235:THR:HA	2.95	0.41
40:L3:263:SER:O	36:5:2882:U:H4'	232.12	0.41
40:L3:322:ILE:HG22	40:L3:324:VAL:HG23	2.02	0.41
41:L4:355:PHE:CD2	41:L4:355:PHE:C	3.24	0.41
42:L5:122:VAL:H	42:L5:248:ARG:HH22	3.52	0.41
42:L5:33:ARG:HH22	42:L5:72:ASP:CG	2.81	0.41
42:L5:78:ALA:HA	42:L5:82:GLU:OE2	2.19	0.41
43:L6:56:LYS:HD3	43:L6:58:LEU:HD23	2.49	0.41
45:L8:25:PRO:HB2	45:L8:26:LEU:H	1.56	0.41
46:L9:27:VAL:HG11	46:L9:79:ILE:HG12	2.02	0.41
47:M0:138:VAL:HG11	47:M0:148:VAL:HG13	2.54	0.41
48:M1:150:ASN:HD22	37:7:18:C:P	332.62	0.41
48:M1:6:GLN:HA	48:M1:6:GLN:NE2	2.34	0.41
51:M5:18:VAL:O	51:M5:22:LEU:HD22	3.38	0.41
51:M5:47:LYS:HD2	51:M5:50:ARG:HE	2.55	0.41
53:M7:111:LYS:HE2	53:M7:153:LYS:O	5.78	0.41
54:M8:58:ASN:C	54:M8:60:PRO:HD3	2.61	0.41
59:N3:27:ASP:HA	59:N3:113:ALA:O	2.99	0.41
60:N4:31:PHE:CZ	60:N4:40:PHE:CG	3.30	0.41
66:O0:53:LYS:O	66:O0:57:GLU:HG3	2.21	0.41
69:O3:37:THR:HB	69:O3:39:GLN:OE1	2.30	0.41
71:O5:38:ARG:HG3	71:O5:39:PRO:HD2	2.01	0.41
73:O7:59:THR:HG22	38:8:41:A:O2'	91.75	0.41
78:Q2:38:GLN:HE21	78:Q2:41:ARG:HB2	2.73	0.41
78:Q2:83:LEU:HD23	78:Q2:83:LEU:HA	1.76	0.41
2:S0:60:ALA:HB3	2:S0:177:LEU:HD21	2.03	0.41
4:S2:69:ILE:HD13	4:S2:136:VAL:HG11	2.03	0.41
6:S4:45:ILE:HA	6:S4:61:VAL:HG11	2.01	0.41
7:S5:26:ALA:HB3	18:C6:28:LEU:N	2.78	0.41
7:S5:97:LEU:HD23	7:S5:97:LEU:HA	1.87	0.41

*Continued on next page...*

*Continued from previous page...*

Atom-1	Atom-2	Interatomic distance (Å)	Clash overlap (Å)
8:S6:134:GLY:HA3	8:S6:158:ILE:HG13	5.50	0.41
8:S6:189:HIS:CE1	8:S6:193:LEU:HG	2.55	0.41
10:S8:42:ARG:HB3	10:S8:59:ARG:HB2	2.59	0.41
10:S8:62:THR:HA	10:S8:77:ARG:HA	3.15	0.41
10:S8:67:TRP:HE3	10:S8:109:PHE:HD2	1.67	0.41
11:S9:150:LEU:HD12	11:S9:150:LEU:HA	1.99	0.41
34:SR:87:LYS:HB3	34:SR:106:HIS:O	2.21	0.41
36:1:198:A:C6	36:1:219:A:C5	3.09	0.41
36:1:2185:G:C6	36:1:2186:U:C4	3.09	0.41
36:1:2186:U:H2'	36:1:2187:G:O4'	2.20	0.41
36:1:2344:U:H2'	36:1:2345:A:C8	2.56	0.41
36:1:3030:G:H2'	36:1:3031:G:H5'	2.02	0.41
36:1:3217:C:H2'	36:1:3217:C:O2	2.21	0.41
36:1:3332:U:H2'	36:1:3333:G:O4'	2.21	0.41
36:1:1310:G:N7	86:1:3570:OHX:N5	2.69	0.41
36:1:2907:G:OP1	86:1:3704:OHX:N4	2.53	0.41
86:1:3505:OHX:N2	86:1:3779:OHX:N4	2.68	0.41
36:1:394:G:N2	36:1:396:A:H3'	2.34	0.41
36:1:415:G:C2	38:4:9:A:C2	3.08	0.41
36:1:729:C:O2'	54:M8:79:LYS:HE2	2.21	0.41
1:2:1143:A:O2'	1:2:1144:U:H5'	2.20	0.41
1:2:1629:G:H2'	1:2:1630:U:O4'	2.21	0.41
1:2:109:G:H1	1:2:305:C:H42	1.69	0.41
1:2:887:A:H1'	16:C4:122:PRO:HB3	2.03	0.41
37:3:16:U:O2'	37:3:17:A:H5'	2.21	0.41
36:5:1035:G:H5'	36:5:1036:A:OP2	2.21	0.41
36:5:978:G:N2	36:5:1104:G:C5	2.89	0.41
36:5:1299:U:C4	36:5:1300:G:C5	3.09	0.41
36:5:1338:C:H2'	36:5:1339:C:C6	2.56	0.41
36:5:1350:A:N6	36:5:1351:U:N3	2.68	0.41
36:5:1596:C:H1'	36:5:1697:A:H1'	2.02	0.41
36:5:1677:G:C5	36:5:1678:G:N7	2.88	0.41
36:5:1801:U:H2'	36:5:1802:C:C6	2.55	0.41
36:5:1838:G:H4'	36:5:1839:A:N3	2.36	0.41
36:5:2103:U:C2	36:5:2104:A:N7	2.89	0.41
39:L2:200:ARG:NH1	36:5:2146:C:OP1	213.26	0.41
36:5:2152:A:H1'	36:5:2243:A:N3	2.35	0.41
36:5:2168:A:H8	36:5:2168:A:O5'	2.04	0.41
36:5:2186:U:O3'	36:5:2315:G:H5'	2.21	0.41
36:5:2609:A:C2	36:5:2610:G:C5	3.09	0.41
36:5:2943:G:N7	36:5:2944:U:C4	2.89	0.41

*Continued on next page...*

*Continued from previous page...*

Atom-1	Atom-2	Interatomic distance (Å)	Clash overlap (Å)
36:5:3163:A:C6	36:5:3164:C:N4	2.88	0.41
36:5:3389:U:H6	36:5:3389:U:OP2	2.03	0.41
36:5:342:A:N1	36:5:349:A:O2'	2.46	0.41
36:5:2699:G:OP2	86:5:3436:OHX:N2	2.54	0.41
36:5:3053:G:O6	86:5:3692:OHX:N6	2.54	0.41
36:5:547:G:C4	36:5:548:G:H1'	2.56	0.41
36:5:621:A:H2'	36:5:622:A:C8	2.56	0.41
54:M8:107:THR:HG21	36:5:676:G:H3'	136.90	0.41
78:Q2:46:LYS:HE2	36:5:92:G:OP1	166.27	0.41
80:6:1092:A:C4	80:6:1094:G:C8	3.09	0.41
80:6:109:G:H2'	80:6:110:U:O4'	2.21	0.41
80:6:1317:C:H2'	80:6:1318:G:O4'	2.21	0.41
80:6:1655:A:O5'	80:6:1655:A:H8	2.03	0.41
80:6:210:A:H2'	80:6:211:U:C6	2.55	0.41
80:6:390:G:N3	80:6:390:G:H5''	2.35	0.41
80:6:606:A:C5	80:6:608:U:C4	3.08	0.41
80:6:711:U:H5'	80:6:712:G:OP2	2.21	0.41
80:6:946:U:H2'	80:6:947:U:C6	2.55	0.41
37:7:12:U:O3'	37:7:111:U:H1'	2.21	0.41
37:7:33:U:H2'	37:7:34:C:O4'	2.21	0.41
38:8:145:U:H2'	38:8:146:U:O4'	2.20	0.41
38:8:68:G:O6	86:8:213:OHX:N6	2.53	0.41
5:S3:68:GLU:OE2	12:C0:67:THR:HG23	2.21	0.41
14:C2:47:GLU:HG2	80:6:1229:G:N1	459.64	0.41
15:C3:24:ALA:C	15:C3:26:PHE:H	2.24	0.41
1:2:1460:A:C2	17:C5:128:HIS:CD2	3.09	0.41
21:C9:40:SER:CB	21:C9:96:ALA:HA	3.05	0.41
23:D1:60:ARG:HA	23:D1:65:SER:HB2	2.40	0.41
25:D3:17:VAL:HG23	25:D3:20:ARG:NH2	4.53	0.41
25:D3:19:ARG:O	25:D3:23:ARG:HG2	2.21	0.41
25:D3:44:GLY:H	25:D3:78:LYS:HE3	2.14	0.41
30:D8:13:ILE:HD12	30:D8:29:ARG:HG2	2.03	0.41
33:E1:106:TYR:CE2	33:E1:116:LYS:HG2	2.55	0.41
39:L2:181:LYS:HB2	36:5:860:G:C6	212.83	0.41
39:L2:237:LEU:HG	39:L2:237:LEU:H	2.06	0.41
39:L2:92:LYS:O	39:L2:94:ALA:N	2.53	0.41
40:L3:56:ILE:HG12	40:L3:323:MET:CE	2.90	0.41
41:L4:179:LEU:HD22	41:L4:183:LYS:HG2	2.03	0.41
41:L4:138:ARG:NH2	41:L4:240:PRO:HG2	2.72	0.41
43:L6:130:ILE:HG23	36:5:3269:U:C5	251.53	0.41
41:L4:325:LEU:O	44:L7:41:ARG:NH2	2.53	0.41

*Continued on next page...*

*Continued from previous page...*

Atom-1	Atom-2	Interatomic distance (Å)	Clash overlap (Å)
45:L8:105:LYS:HG3	45:L8:109:LEU:HD23	4.81	0.41
45:L8:112:GLU:O	45:L8:115:ALA:N	4.23	0.41
47:M0:84:ALA:O	47:M0:140:THR:HG22	2.20	0.41
48:M1:15:GLU:HB3	48:M1:130:VAL:HG22	5.20	0.41
49:M3:144:THR:C	49:M3:146:PRO:HD3	2.86	0.41
49:M3:4:SER:O	49:M3:5:LYS:HB2	2.56	0.41
51:M5:178:HIS:HD2	36:5:304:G:C5	125.44	0.41
54:M8:153:PHE:N	54:M8:153:PHE:CD2	2.98	0.41
55:M9:17:VAL:HG13	55:M9:18:GLY:O	5.07	0.41
57:N1:83:ARG:HA	65:N9:22:LYS:HG2	2.01	0.41
59:N3:17:LEU:O	59:N3:51:ALA:HA	2.20	0.41
59:N3:54:LEU:HA	59:N3:78:VAL:HG12	3.43	0.41
60:N4:32:GLN:OE1	60:N4:33:ASN:ND2	2.53	0.41
66:O0:33:SER:OG	66:O0:39:SER:HB2	2.64	0.41
68:O2:75:LEU:HD23	68:O2:75:LEU:HA	1.75	0.41
71:O5:26:LYS:HA	71:O5:29:ALA:HB3	3.00	0.41
38:4:63:G:O3'	71:O5:49:LYS:NZ	2.54	0.41
72:O6:68:ARG:O	72:O6:72:VAL:HG23	2.80	0.41
79:Q3:70:THR:CG2	79:Q3:72:SER:H	3.11	0.41
4:S2:206:THR:HG21	80:6:14:C:P	375.83	0.41
4:S2:54:GLU:O	4:S2:58:LEU:N	2.93	0.41
5:S3:102:ALA:HB1	5:S3:173:ARG:HG3	2.26	0.41
1:2:1514:U:H1'	5:S3:6:SER:HA	2.02	0.41
6:S4:163:ASP:HB3	6:S4:167:GLY:O	4.05	0.41
6:S4:181:VAL:HG21	6:S4:195:ILE:HG13	2.02	0.41
7:S5:222:LYS:HG3	7:S5:225:ARG:NH1	2.35	0.41
8:S6:189:HIS:ND1	8:S6:189:HIS:O	2.43	0.41
9:S7:61:PHE:HA	9:S7:93:LEU:O	2.26	0.41
10:S8:79:ALA:N	10:S8:103:GLN:O	2.70	0.41
11:S9:93:LEU:HA	11:S9:93:LEU:HD12	4.44	0.41
35:SM:51:ARG:O	35:SM:52:PRO:C	2.59	0.41
34:SR:319:ASN:N	34:SR:319:ASN:OD1	2.53	0.41
36:1:126:U:H2'	36:1:127:G:O4'	2.20	0.41
36:1:1397:C:H2'	36:1:1398:U:H6	1.84	0.41
36:1:1460:A:H2'	36:1:1461:A:H8	1.80	0.41
36:1:1480:G:H4'	36:1:1481:A:OP1	2.21	0.41
36:1:1720:U:OP2	55:M9:110:ARG:NH1	2.53	0.41
36:1:1783:U:C2	36:1:1784:G:C8	3.09	0.41
36:1:2167:A:C6	36:1:2168:A:C6	3.09	0.41
36:1:2228:A:H2'	36:1:2229:A:H8	1.84	0.41
36:1:2238:G:C2	36:1:2239:G:C8	3.09	0.41

*Continued on next page...*

*Continued from previous page...*

Atom-1	Atom-2	Interatomic distance (Å)	Clash overlap (Å)
36:1:2660:G:N3	36:1:2744:U:O2'	2.51	0.41
36:1:3276:G:H1	69:O3:60:ARG:NH1	2.19	0.41
36:1:3326:G:H2'	36:1:3327:G:H8	1.86	0.41
36:1:2908:G:N7	86:1:3414:OHX:N4	2.69	0.41
36:1:355:A:C2	36:1:365:A:C4	3.09	0.41
36:1:531:G:C6	86:1:3685:OHX:N5	2.89	0.41
36:1:38:U:H2'	36:1:39:A:O4'	2.21	0.41
36:1:494:G:H3'	36:1:494:G:OP1	2.20	0.41
1:2:1260:U:H2'	1:2:1261:G:H8	1.85	0.41
1:2:1317:C:H2'	1:2:1318:G:O4'	2.21	0.41
1:2:1503:A:H2'	1:2:1504:G:O4'	2.20	0.41
1:2:1630:U:O2'	1:2:1764:C:O2'	2.32	0.41
1:2:1724:U:H4'	60:N4:47:ARG:NH2	2.36	0.41
1:2:591:A:C6	1:2:592:A:C6	3.09	0.41
1:2:610:G:H2'	1:2:614:C:C5	2.55	0.41
1:2:814:A:C8	1:2:816:G:C8	3.09	0.41
1:2:998:A:N1	1:2:1006:C:N4	2.57	0.41
38:4:108:C:H2'	38:4:109:A:O4'	2.20	0.41
38:4:59:A:H3'	38:4:59:A:OP2	2.20	0.41
36:5:2166:A:C6	36:5:2167:A:C6	3.08	0.41
36:5:2667:A:H5'	36:5:2667:A:C8	2.55	0.41
36:5:2667:A:H2'	36:5:2668:U:O4'	2.20	0.41
51:M5:50:ARG:HH11	36:5:267:G:H4'	111.25	0.41
36:5:271:C:P	86:5:3580:OHX:N4	2.94	0.41
36:5:2864:A:O5'	36:5:2864:A:H8	2.04	0.41
36:5:3110:C:C4	36:5:3111:U:C4	3.09	0.41
62:N6:10:SER:N	36:5:336:A:OP1	79.63	0.41
36:5:915:A:H8	36:5:2136:C:O2'	2.04	0.41
80:6:1142:A:OP2	86:6:2028:OHX:N1	2.53	0.41
80:6:119:A:H2'	80:6:120:U:O4'	2.20	0.41
80:6:1516:A:O2'	80:6:1517:U:H5'	2.21	0.41
80:6:1643:U:C6	80:6:1644:C:C5	3.09	0.41
80:6:1670:G:O6	86:6:2009:OHX:N4	2.53	0.41
80:6:1699:G:N2	80:6:1702:A:H5''	2.34	0.41
80:6:829:A:H4'	80:6:829:A:OP1	2.21	0.41
16:C4:125:SER:HB2	80:6:926:A:H2	280.36	0.41
38:8:103:G:C6	38:8:105:A:C6	3.09	0.41
86:8:207:OHX:N2	86:8:221:OHX:N2	2.68	0.41
12:C0:38:LYS:O	12:C0:41:TYR:HB2	2.36	0.41
13:C1:128:CYS:SG	13:C1:138:ASN:HB2	2.79	0.41
15:C3:132:VAL:O	15:C3:133:ALA:HB3	2.62	0.41

*Continued on next page...*

*Continued from previous page...*

Atom-1	Atom-2	Interatomic distance (Å)	Clash overlap (Å)
15:C3:151:ASN:O	86:C3:201:OHX:N3	2.54	0.41
16:C4:30:VAL:HG22	16:C4:39:ILE:HG13	2.02	0.41
16:C4:87:GLY:O	16:C4:90:ARG:HB2	2.24	0.41
18:C6:99:GLU:OE2	34:SR:60:SER:OG	2.31	0.41
22:D0:30:LYS:HG2	22:D0:30:LYS:H	1.82	0.41
25:D3:57:LEU:HD23	25:D3:57:LEU:HA	1.89	0.41
39:L2:20:THR:H	39:L2:20:THR:HG23	3.26	0.41
36:1:3011:A:C5	40:L3:13:HIS:CD2	3.09	0.41
40:L3:113:GLU:OE2	40:L3:167:ARG:HD3	3.22	0.41
41:L4:10:SER:O	41:L4:12:THR:N	2.92	0.41
41:L4:202:ARG:HA	41:L4:202:ARG:NE	2.40	0.41
41:L4:8:VAL:HG12	41:L4:9:HIS:H	1.94	0.41
42:L5:281:GLU:HG3	42:L5:281:GLU:H	1.85	0.41
44:L7:100:ARG:HH11	44:L7:100:ARG:HD3	2.36	0.41
44:L7:173:LEU:HD11	44:L7:201:PHE:HB2	2.02	0.41
39:L2:64:ARG:HH22	45:L8:38:GLN:HA	3.10	0.41
46:L9:92:TYR:CG	46:L9:142:ASP:HB3	2.87	0.41
47:M0:178:ARG:N	47:M0:179:PRO:HD2	2.46	0.41
47:M0:221:ALA:N	86:M0:304:OHX:N4	2.68	0.41
48:M1:109:HIS:O	48:M1:112:LEU:HD23	2.61	0.41
48:M1:166:LYS:C	48:M1:168:ASP:N	3.26	0.41
51:M5:96:ARG:O	36:5:289:A:H4'	132.74	0.41
52:M6:149:TYR:CD2	52:M6:149:TYR:N	2.89	0.41
52:M6:157:GLU:HB3	52:M6:161:LYS:HE3	3.17	0.41
55:M9:42:ARG:HG3	55:M9:42:ARG:H	4.01	0.41
46:L9:4:ILE:HG23	56:N0:142:GLN:OE1	3.41	0.41
56:N0:77:VAL:HG11	56:N0:106:LEU:HD12	2.02	0.41
58:N2:79:LEU:O	58:N2:82:LYS:HB3	2.20	0.41
59:N3:109:MET:HE3	59:N3:109:MET:HB3	1.75	0.41
66:O0:73:GLY:O	66:O0:76:GLU:HG2	2.21	0.41
68:O2:57:TYR:CD1	36:5:1162:U:H4'	197.77	0.41
69:O3:49:ILE:HD13	69:O3:49:ILE:HG21	2.08	0.41
70:O4:24:LYS:HA	70:O4:29:ILE:O	2.21	0.41
71:O5:49:LYS:HE3	71:O5:49:LYS:HB3	5.21	0.41
72:O6:74:LYS:HA	72:O6:83:ALA:HB2	2.02	0.41
73:O7:21:ARG:NH1	73:O7:44:THR:HA	2.35	0.41
73:O7:85:LYS:HE3	86:8:203:OHX:N3	18.38	0.41
3:S1:119:THR:HB	3:S1:143:THR:CG2	2.51	0.41
3:S1:61:LEU:HD22	3:S1:61:LEU:H	1.86	0.41
4:S2:203:LYS:O	4:S2:206:THR:CG2	4.22	0.41
5:S3:12:VAL:O	5:S3:16:VAL:HG23	3.07	0.41

*Continued on next page...*

*Continued from previous page...*

Atom-1	Atom-2	Interatomic distance (Å)	Clash overlap (Å)
6:S4:130:GLN:OE1	6:S4:138:TYR:OH	3.07	0.41
6:S4:18:TRP:HH2	6:S4:31:PRO:HD3	2.23	0.41
6:S4:34:GLY:HA3	6:S4:35:PRO:HD3	1.82	0.41
6:S4:79:ASP:O	6:S4:82:TYR:N	2.42	0.41
7:S5:147:THR:OG1	7:S5:148:ARG:N	2.82	0.41
7:S5:222:LYS:HA	7:S5:225:ARG:NH1	3.60	0.41
8:S6:114:VAL:HG12	8:S6:115:LYS:HD3	2.03	0.41
8:S6:141:ILE:HG21	8:S6:153:VAL:HG13	2.02	0.41
8:S6:31:ARG:HG3	8:S6:34:GLN:NE2	2.34	0.41
10:S8:29:LEU:HD23	10:S8:29:LEU:C	2.47	0.41
1:2:762:A:P	11:S9:79:ARG:HH22	2.43	0.41
34:SR:160:GLU:C	34:SR:162:ALA:H	2.23	0.41
36:1:1204:A:H2	36:1:2834:G:N3	2.18	0.41
36:1:1231:A:H5''	36:1:1232:C:C5'	2.51	0.41
36:1:1481:A:H1'	36:1:1483:G:C5	2.56	0.41
36:1:1533:U:H2'	36:1:1534:A:H5'	2.02	0.41
36:1:1537:A:H2'	36:1:1538:G:O4'	2.21	0.41
36:1:1778:G:N7	86:1:3684:OHX:N4	2.68	0.41
36:1:1525:G:O4'	36:1:1829:G:H2'	2.21	0.41
36:1:2622:C:C5	36:1:2623:G:C8	3.08	0.41
36:1:2749:G:O6	86:1:3662:OHX:N2	2.54	0.41
36:1:2988:C:P	52:M6:68:ARG:NH1	2.94	0.41
36:1:3267:A:H2'	43:L6:69:PHE:CZ	2.55	0.41
36:1:3355:U:H3'	36:1:3356:G:C5'	2.51	0.41
36:1:2699:G:OP2	86:1:3448:OHX:N1	2.54	0.41
36:1:1148:G:N7	86:1:3728:OHX:N4	2.69	0.41
1:2:1068:C:H2'	1:2:1069:A:C8	2.55	0.41
1:2:1480:G:H4'	21:C9:11:ALA:CB	2.51	0.41
1:2:1489:U:HO2'	1:2:1490:C:P	2.44	0.41
1:2:1490:C:H1'	1:2:1491:U:O4'	2.20	0.41
1:2:292:U:C4	1:2:293:U:C4	3.08	0.41
1:2:300:A:H2'	1:2:301:A:C8	2.55	0.41
1:2:331:A:H4'	10:S8:31:ARG:O	2.20	0.41
1:2:354:C:O2'	1:2:355:G:H5'	2.20	0.41
1:2:993:A:C5	1:2:1012:U:N3	2.88	0.41
37:3:67:G:H2'	37:3:68:C:O4'	2.21	0.41
38:4:133:G:C5	38:4:134:G:N7	2.89	0.41
36:5:1077:U:H2'	36:5:1078:U:O4'	2.21	0.41
36:5:1294:A:N3	36:5:1295:G:C8	2.89	0.41
36:5:1302:A:C2	36:5:2887:A:C4	3.09	0.41
36:5:1367:G:O5'	36:5:1367:G:H8	2.03	0.41

*Continued on next page...*



*Continued from previous page...*

Atom-1	Atom-2	Interatomic distance (Å)	Clash overlap (Å)
36:5:1465:A:N6	36:5:1466:G:C2	2.88	0.41
36:5:1826:C:H2'	36:5:1827:C:C6	2.55	0.41
36:5:1867:A:H2'	36:5:1868:G:C8	2.56	0.41
36:5:2102:U:H2'	36:5:2103:U:H6	1.85	0.41
51:M5:125:SER:CB	36:5:2433:U:H1'	160.31	0.41
36:5:2691:A:H2'	36:5:2692:A:C8	2.56	0.41
36:5:2909:U:C5	36:5:2910:A:C8	3.08	0.41
53:M7:69:ARG:NH2	36:5:2991:A:C2	194.26	0.41
36:5:3155:U:HO2'	36:5:3156:U:H6	1.66	0.41
36:5:3227:A:H2'	36:5:3228:C:H5'	2.03	0.41
86:5:3471:OHX:N1	86:5:3757:OHX:N1	2.68	0.41
86:5:3571:OHX:N6	86:5:3580:OHX:N3	2.68	0.41
86:5:3590:OHX:N4	86:5:3817:OHX:N6	2.68	0.41
36:5:892:U:O2'	36:5:893:C:H5'	2.21	0.41
36:5:979:U:O2'	36:5:980:A:C6	2.74	0.41
80:6:47:A:C2	80:6:100:A:N3	2.89	0.41
80:6:1218:G:O6	80:6:1444:A:H2'	2.21	0.41
80:6:1482:C:OP2	80:6:1521:G:C2	2.74	0.41
80:6:388:G:C2	80:6:389:G:C8	3.09	0.41
38:8:144:G:O2'	38:8:145:U:H5'	2.21	0.41
86:8:207:OHX:N3	86:8:221:OHX:N3	2.68	0.41
12:C0:50:THR:HG22	12:C0:55:VAL:HG13	2.02	0.41
12:C0:59:PHE:HE2	12:C0:64:TYR:CZ	2.38	0.41
13:C1:67:ARG:HD3	13:C1:67:ARG:N	2.67	0.41
14:C2:60:VAL:O	14:C2:89:ILE:HG22	2.20	0.41
14:C2:73:LYS:NZ	33:E1:108:VAL:HB	2.36	0.41
17:C5:25:LEU:HD23	17:C5:25:LEU:HA	2.38	0.41
17:C5:72:LYS:HG2	17:C5:72:LYS:H	3.32	0.41
18:C6:14:LYS:HB3	80:6:1608:U:OP1	401.88	0.41
20:C8:143:ARG:O	20:C8:144:ARG:HB2	4.57	0.41
21:C9:28:LEU:O	21:C9:107:ALA:HB1	2.21	0.41
1:2:1479:A:P	21:C9:57:ARG:HH12	2.43	0.41
21:C9:63:ARG:O	21:C9:67:MET:HE3	2.21	0.41
21:C9:94:ILE:HD12	21:C9:94:ILE:HA	1.79	0.41
22:D0:68:ARG:HG2	22:D0:79:TRP:CZ3	2.88	0.41
23:D1:1:MET:HB3	23:D1:10:GLU:HB3	4.72	0.41
23:D1:3:ASN:OD1	23:D1:4:ASP:N	3.44	0.41
24:D2:24:GLN:CD	24:D2:24:GLN:N	2.97	0.41
26:D4:108:ARG:NH2	80:6:444:C:OP2	372.70	0.41
39:L2:54:ARG:NH1	36:5:2177:G:OP1	200.68	0.41
39:L2:55:GLY:O	39:L2:56:ALA:HB3	4.63	0.41

*Continued on next page...*

*Continued from previous page...*

Atom-1	Atom-2	Interatomic distance (Å)	Clash overlap (Å)
40:L3:16:PHE:CD1	36:5:3045:G:H4'	239.99	0.41
40:L3:14:LEU:O	40:L3:17:LEU:HB2	2.21	0.41
40:L3:311:PHE:HE2	40:L3:317:ILE:HG13	2.05	0.41
40:L3:293:ASN:HB3	40:L3:321:PHE:HE2	2.92	0.41
41:L4:271:LYS:HB2	41:L4:274:TYR:CB	2.72	0.41
41:L4:33:ASP:O	41:L4:37:THR:N	2.40	0.41
41:L4:354:VAL:O	41:L4:358:THR:HG23	2.64	0.41
42:L5:29:ASP:C	42:L5:29:ASP:OD2	2.92	0.41
42:L5:64:ILE:HD12	42:L5:144:VAL:HG21	4.78	0.41
43:L6:68:PRO:O	43:L6:71:VAL:HB	3.39	0.41
44:L7:222:HIS:ND1	44:L7:223:PHE:N	2.72	0.41
46:L9:168:ARG:HA	46:L9:168:ARG:HD3	4.68	0.41
36:1:2646:C:H5''	47:M0:119:TRP:CG	2.56	0.41
47:M0:47:PRO:HD2	47:M0:140:THR:O	2.21	0.41
47:M0:203:LYS:O	47:M0:204:GLY:O	4.30	0.41
47:M0:60:LEU:HD12	47:M0:129:VAL:HG21	2.02	0.41
36:1:268:A:C4	51:M5:12:ARG:HG2	2.56	0.41
51:M5:190:THR:O	51:M5:194:GLN:HG2	2.20	0.41
51:M5:33:LYS:HD2	51:M5:37:HIS:NE2	2.36	0.41
40:L3:98:GLY:HA2	52:M6:149:TYR:HE1	1.86	0.41
54:M8:86:THR:CG2	54:M8:105:ARG:HD2	2.49	0.41
54:M8:127:LEU:O	54:M8:127:LEU:HD13	2.76	0.41
55:M9:123:LEU:HD23	55:M9:123:LEU:HA	1.80	0.41
55:M9:20:ARG:HD3	55:M9:21:LYS:HE2	4.68	0.41
57:N1:68:THR:HG21	36:5:2736:A:O2'	224.81	0.41
60:N4:39:LEU:HD12	60:N4:44:LYS:HG3	2.04	0.41
8:S6:158:ILE:HG13	60:N4:85:ALA:CB	2.50	0.41
61:N5:67:ILE:CD1	61:N5:121:LYS:HG3	2.49	0.41
62:N6:23:PRO:O	62:N6:24:SER:C	2.59	0.41
63:N7:10:VAL:HG13	63:N7:23:VAL:O	2.19	0.41
63:N7:16:GLY:O	63:N7:19:ALA:N	2.47	0.41
64:N8:47:LYS:HE3	64:N8:48:TYR:CE2	3.95	0.41
64:N8:73:LEU:HD21	64:N8:78:LEU:HA	2.03	0.41
67:O1:64:VAL:HG22	36:5:1456:A:N6	165.30	0.41
72:O6:63:ASN:O	72:O6:64:SER:OG	2.35	0.41
36:1:884:A:OP1	73:O7:5:THR:HG23	2.20	0.41
74:O8:12:LEU:HD22	74:O8:12:LEU:HA	1.95	0.41
75:O9:4:GLN:HB2	75:O9:4:GLN:HE21	3.02	0.41
76:Q0:93:LYS:HA	76:Q0:93:LYS:HD2	1.83	0.41
2:S0:77:SER:HB2	2:S0:124:THR:CG2	2.50	0.41
3:S1:128:LYS:HE3	3:S1:132:ASP:OD1	2.37	0.41

*Continued on next page...*

*Continued from previous page...*

Atom-1	Atom-2	Interatomic distance (Å)	Clash overlap (Å)
6:S4:85:GLY:O	6:S4:101:LEU:HB2	2.53	0.41
6:S4:87:MET:O	6:S4:122:LYS:HE3	2.21	0.41
6:S4:17:HIS:HB2	6:S4:108:ARG:HA	2.03	0.41
7:S5:123:VAL:HG12	7:S5:124:LEU:HD12	4.04	0.41
7:S5:166:ARG:O	7:S5:170:GLN:HB2	2.20	0.41
9:S7:156:SER:O	9:S7:159:VAL:HB	2.21	0.41
9:S7:38:LEU:HD23	9:S7:41:LEU:HD12	2.02	0.41
10:S8:117:TYR:CE1	10:S8:150:ALA:HB2	2.55	0.41
11:S9:101:VAL:HG23	11:S9:102:GLU:OE2	3.48	0.41
34:SR:22:SER:O	34:SR:23:LEU:HD23	2.21	0.41
34:SR:295:SER:HB2	34:SR:300:THR:HB	2.02	0.41
34:SR:82:SER:OG	34:SR:92:TRP:NE1	2.78	0.41
36:1:1296:C:C4	36:1:1297:C:C5	3.09	0.41
36:1:1559:A:H4'	36:1:1560:G:OP2	2.20	0.41
36:1:1621:A:H2'	36:1:1622:U:C6	2.56	0.41
36:1:1667:A:C6	36:1:1668:G:C6	3.09	0.41
36:1:2225:U:H6	36:1:2225:U:O5'	2.04	0.41
36:1:2386:A:C8	36:1:2994:A:C6	3.09	0.41
36:1:2764:C:O5'	36:1:2764:C:H6	2.04	0.41
36:1:289:A:H2'	36:1:290:G:H8	1.85	0.41
36:1:2938:G:H8	36:1:2938:G:H5''	1.85	0.41
36:1:2998:U:H2'	36:1:2999:U:O4'	2.21	0.41
36:1:551:A:C4	36:1:552:G:C8	3.09	0.41
36:1:582:G:O6	86:1:3734:OHX:N2	2.54	0.41
36:1:968:G:H2'	36:1:969:C:C6	2.56	0.41
1:2:1146:G:C2	1:2:1147:A:C4	3.09	0.41
1:2:143:G:C2'	1:2:144:U:H5''	2.51	0.41
1:2:1460:A:O4'	35:SM:71:ASN:HB3	2.21	0.41
1:2:1473:U:H2'	1:2:1473:U:O2	2.20	0.41
1:2:1535:U:O2'	1:2:1536:G:C4	2.72	0.41
1:2:1757:G:C6	1:2:1758:U:C4	3.09	0.41
1:2:290:G:O6	86:2:2047:OHX:N2	2.54	0.41
1:2:338:C:OP2	13:C1:133:LYS:HD2	2.21	0.41
1:2:374:U:C4	1:2:375:U:C4	3.09	0.41
1:2:549:G:C2	1:2:550:A:N7	2.89	0.41
38:4:79:A:H5''	71:O5:43:LYS:HZ1	1.85	0.41
36:5:1145:G:O6	36:5:1158:A:H2	2.04	0.41
36:5:1171:G:H2'	36:5:1172:G:O4'	2.21	0.41
36:5:1811:G:H2'	36:5:1812:G:O4'	2.21	0.41
55:M9:80:LYS:HE2	36:5:1940:G:OP1	206.17	0.41
36:5:2287:C:C2	36:5:2298:U:O4'	2.74	0.41

*Continued on next page...*

*Continued from previous page...*

Atom-1	Atom-2	Interatomic distance (Å)	Clash overlap (Å)
36:5:2360:C:H5''	36:5:2361:A:P	2.61	0.41
36:5:2398:A:C2	36:5:2399:A:N9	2.89	0.41
36:5:2702:A:H5'	36:5:2704:A:O4'	2.20	0.41
36:5:305:U:O2'	36:5:306:A:N7	2.49	0.41
36:5:3356:G:C5	36:5:3357:U:C5	3.09	0.41
36:5:336:A:O2'	36:5:337:G:H5'	2.21	0.41
86:5:3609:OHX:N1	86:5:3736:OHX:N4	2.68	0.41
36:5:594:U:H4'	36:5:594:U:OP1	2.21	0.41
80:6:1017:U:H2'	80:6:1018:U:C6	2.56	0.41
80:6:175:G:N2	80:6:266:A:C4	2.89	0.41
80:6:271:A:N3	80:6:285:G:C2	2.89	0.41
80:6:350:U:C5'	80:6:352:A:H5'	2.50	0.41
80:6:507:U:H2'	80:6:508:U:O4'	2.21	0.41
80:6:595:G:H2'	80:6:596:C:C6	2.55	0.41
80:6:696:C:C3'	80:6:697:C:H5'	2.50	0.41
80:6:815:G:C8	80:6:815:G:H5'	2.55	0.41
6:S4:4:GLY:HA3	80:6:93:A:HO2'	328.18	0.41
13:C1:16:GLN:NE2	13:C1:34:TRP:HE3	2.19	0.41
16:C4:108:SER:OG	16:C4:109:GLY:N	2.54	0.41
17:C5:80:MET:C	17:C5:82:ASN:H	2.23	0.41
19:C7:66:VAL:HG12	19:C7:69:ILE:HD11	2.02	0.41
2:S0:88:LYS:NZ	19:C7:82:ASP:O	4.35	0.41
22:D0:117:VAL:HG22	22:D0:118:VAL:H	1.86	0.41
22:D0:33:GLN:OE1	22:D0:33:GLN:N	2.69	0.41
25:D3:57:LEU:HB3	25:D3:59:ILE:CD1	2.51	0.41
28:D6:39:MET:O	28:D6:41:ILE:HD13	2.21	0.41
31:D9:22:ARG:HG2	31:D9:37:ASN:O	2.47	0.41
33:E1:89:LYS:O	33:E1:90:LYS:HB3	2.20	0.41
39:L2:186:PHE:HD1	39:L2:196:TRP:HZ3	1.69	0.41
40:L3:247:ARG:HH11	40:L3:247:ARG:HD3	1.74	0.41
40:L3:283:TYR:CE1	40:L3:354:VAL:HG11	2.70	0.41
40:L3:205:VAL:CG1	40:L3:322:ILE:HD11	2.51	0.41
40:L3:167:ARG:HA	86:L3:402:OHX:N4	2.36	0.41
41:L4:274:TYR:CD1	41:L4:275:THR:N	2.89	0.41
41:L4:53:SER:O	41:L4:56:ALA:HB2	2.20	0.41
41:L4:91:GLY:O	41:L4:94:CYS:HB2	2.67	0.41
42:L5:172:TYR:CE2	42:L5:174:PRO:HB3	2.56	0.41
42:L5:99:TYR:CD1	42:L5:99:TYR:C	2.93	0.41
44:L7:93:ASN:OD1	44:L7:93:ASN:N	2.49	0.41
45:L8:169:LEU:HD22	45:L8:169:LEU:O	2.56	0.41
45:L8:57:ARG:O	45:L8:61:GLN:HG3	3.40	0.41

*Continued on next page...*

*Continued from previous page...*

Atom-1	Atom-2	Interatomic distance (Å)	Clash overlap (Å)
45:L8:81:THR:OG1	45:L8:181:LYS:HB2	2.30	0.41
46:L9:171:ASP:OD1	46:L9:171:ASP:C	2.58	0.41
47:M0:85:PHE:CB	47:M0:140:THR:HG22	3.26	0.41
48:M1:8:PRO:CG	48:M1:9:MET:H	2.34	0.41
50:M4:94:TRP:O	50:M4:100:ALA:HB2	2.99	0.41
36:1:29:C:O2'	51:M5:162:ARG:O	2.28	0.41
51:M5:32:GLN:H	51:M5:32:GLN:HG2	2.58	0.41
52:M6:167:TYR:OH	52:M6:171:LYS:HE3	2.20	0.41
53:M7:51:VAL:HG21	53:M7:58:ILE:HG12	3.00	0.41
36:1:1051:U:H4'	57:N1:19:PHE:CE2	2.56	0.41
59:N3:35:TYR:CD2	59:N3:63:LYS:HE3	4.58	0.41
62:N6:114:ASP:OD2	38:8:85:G:O6	21.76	0.41
64:N8:118:ILE:HG12	64:N8:118:ILE:H	1.91	0.41
67:O1:50:ARG:CZ	67:O1:90:PHE:CZ	4.39	0.41
69:O3:102:LEU:HA	69:O3:102:LEU:HD23	1.77	0.41
70:O4:100:ILE:HA	70:O4:103:LYS:HG2	2.02	0.41
70:O4:42:PRO:O	70:O4:50:ALA:HA	2.21	0.41
70:O4:85:VAL:HA	70:O4:88:ARG:CB	4.06	0.41
73:O7:51:ALA:O	73:O7:55:ARG:HB3	2.75	0.41
73:O7:64:MET:O	73:O7:68:LYS:HD2	3.42	0.41
74:O8:69:LEU:HA	74:O8:69:LEU:HD13	1.71	0.41
79:Q3:13:LYS:HD2	79:Q3:14:TYR:CZ	3.35	0.41
79:Q3:29:LEU:HD22	79:Q3:69:TYR:CD2	2.56	0.41
2:S0:129:ASP:O	2:S0:133:ILE:HD12	2.20	0.41
2:S0:87:LEU:HA	2:S0:87:LEU:HD13	3.00	0.41
3:S1:143:THR:HB	3:S1:205:PHE:CE1	2.56	0.41
3:S1:158:SER:O	3:S1:162:ARG:HG3	2.21	0.41
4:S2:78:ASP:CB	4:S2:104:VAL:HG12	2.85	0.41
4:S2:140:ARG:HD3	4:S2:222:TYR:CZ	2.56	0.41
4:S2:170:ILE:HG12	4:S2:197:TYR:O	5.06	0.41
5:S3:162:GLN:O	5:S3:165:ASN:N	2.58	0.41
5:S3:167:PHE:O	5:S3:189:MET:HA	2.21	0.41
5:S3:95:GLY:HA3	5:S3:129:SER:OG	2.50	0.41
6:S4:33:ALA:HB3	80:6:121:U:H1'	347.49	0.41
9:S7:173:TYR:CD1	9:S7:181:ILE:HD11	3.74	0.41
10:S8:42:ARG:O	10:S8:43:ILE:HG13	2.21	0.41
10:S8:62:THR:HG22	10:S8:77:ARG:HA	3.65	0.41
11:S9:134:ILE:HD12	11:S9:134:ILE:N	4.27	0.41
4:S2:121:VAL:HG21	35:SM:116:GLU:HB3	2.03	0.41
35:SM:81:THR:HG22	80:6:1462:G:O2'	328.18	0.41
35:SM:84:LYS:HG2	35:SM:86:ASN:H	1.85	0.41

*Continued on next page...*

*Continued from previous page...*

Atom-1	Atom-2	Interatomic distance (Å)	Clash overlap (Å)
34:SR:124:SER:OG	34:SR:134:TRP:NE1	2.84	0.41
34:SR:232:TYR:N	34:SR:232:TYR:HD2	2.81	0.41
36:1:1337:A:C6	36:1:1338:C:C4	3.08	0.41
36:1:1481:A:C5	36:1:1859:A:C8	3.09	0.41
36:1:2648:G:C5	36:1:2649:A:N7	2.89	0.41
36:1:2805:G:C2'	36:1:2806:U:H5'	2.51	0.41
36:1:2885:C:N4	36:1:2886:U:O4	2.54	0.41
36:1:290:G:H1'	51:M5:93:LYS:HD3	2.03	0.41
36:1:2946:A:H5''	36:1:2947:G:H5'	2.03	0.41
36:1:3017:A:OP2	86:1:3530:OHX:N5	2.54	0.41
36:1:3362:A:C2	36:1:3363:U:C2	3.09	0.41
36:1:1754:G:OP1	86:1:3715:OHX:N1	2.54	0.41
86:1:3546:OHX:N3	86:1:3734:OHX:N1	2.68	0.41
36:1:408:A:OP1	86:1:3599:OHX:N3	2.54	0.41
36:1:415:G:H2'	36:1:416:A:H8	1.84	0.41
36:1:797:U:O2'	36:1:798:G:H5'	2.21	0.41
36:1:883:A:C5	36:1:921:A:C6	3.08	0.41
1:2:1497:U:C4	1:2:1511:U:C2	3.09	0.41
1:2:1576:A:C8	1:2:1577:A:C8	3.09	0.41
1:2:1680:G:H1'	1:2:1721:A:N6	2.36	0.41
1:2:959:U:O2	1:2:959:U:H2'	2.21	0.41
37:3:72:A:C2	37:3:74:C:C6	3.09	0.41
36:5:118:U:C5	36:5:119:U:C4	3.09	0.41
36:5:1289:G:H2'	36:5:1290:A:H8	1.86	0.41
36:5:1455:U:C6	36:5:3078:U:C5	3.09	0.41
36:5:1621:A:H2'	36:5:1622:U:C6	2.56	0.41
36:5:1645:U:H2'	36:5:1646:G:H5'	2.01	0.41
36:5:1760:A:C6	36:5:1766:G:C6	3.09	0.41
36:5:222:A:C5	36:5:223:U:C5	3.09	0.41
36:5:3027:A:C6	36:5:3028:G:C5	3.09	0.41
36:5:3041:U:C4	36:5:3042:U:C4	3.09	0.41
36:5:3269:U:H3'	36:5:3269:U:P	2.61	0.41
49:M3:16:LYS:NZ	36:5:49:A:OP1	133.26	0.41
36:5:582:G:C2'	36:5:583:G:H5'	2.51	0.41
36:5:869:G:H2'	36:5:870:G:O4'	2.20	0.41
64:N8:59:ARG:NH1	36:5:90:C:OP1	152.08	0.41
80:6:1026:A:H4'	80:6:1028:C:C5	2.56	0.41
28:D6:2:PRO:HB3	80:6:1142:A:H5''	347.15	0.41
80:6:1279:C:C4	80:6:1280:C:C5	3.08	0.41
80:6:1349:G:N2	80:6:1350:U:O2	2.54	0.41
19:C7:45:ARG:HG3	80:6:1389:C:OP2	420.92	0.41

*Continued on next page...*

*Continued from previous page...*

Atom-1	Atom-2	Interatomic distance (Å)	Clash overlap (Å)
80:6:1435:G:H4'	80:6:1436:A:H5'	2.03	0.41
80:6:1615:C:H4'	80:6:1616:G:OP2	2.21	0.41
80:6:1756[B]:A:H3'	80:6:1757:G:H8	1.85	0.41
10:S8:25:ARG:NH1	80:6:385:A:OP1	318.20	0.41
80:6:40:A:C4	80:6:469:C:C5	3.09	0.41
80:6:905:A:H2'	80:6:906:A:O4'	2.20	0.41
42:L5:285:ARG:HH12	37:7:62:U:H4'	340.76	0.41
38:8:132:G:C6	38:8:133:G:N7	2.89	0.41
45:L8:181:LYS:HD2	38:8:155:A:OP1	151.51	0.41
38:8:15:G:C6	38:8:16:G:N1	2.89	0.41
38:8:27:U:H2'	38:8:28:C:H6	1.86	0.41
38:8:6:U:O2'	38:8:7:U:H5'	2.21	0.41
12:C0:14:TYR:CE1	12:C0:18:GLU:HG3	3.10	0.41
12:C0:76:LEU:N	12:C0:76:LEU:HD13	2.35	0.41
13:C1:54:ILE:HD12	13:C1:54:ILE:HG23	4.33	0.41
14:C2:40:GLY:HA3	14:C2:125:ASN:HB3	2.03	0.41
14:C2:81:ASP:OD1	14:C2:81:ASP:N	2.53	0.41
15:C3:114:ARG:HD3	15:C3:114:ARG:HA	1.76	0.41
15:C3:114:ARG:NH1	15:C3:114:ARG:HG2	2.30	0.41
17:C5:119:PHE:HE1	20:C8:119:ILE:CG2	2.34	0.41
18:C6:105:LEU:O	18:C6:108:ALA:N	3.54	0.41
20:C8:41:ARG:NH1	21:C9:38:LYS:HG3	2.36	0.41
24:D2:105:THR:HG23	24:D2:110:ILE:HG12	2.02	0.41
26:D4:60:PHE:CD1	26:D4:71:GLY:HA3	2.64	0.41
26:D4:19:ALA:CB	26:D4:81:GLU:HG2	2.51	0.41
28:D6:61:GLU:O	28:D6:62:TYR:HB3	2.32	0.41
32:E0:39:LEU:HA	32:E0:39:LEU:HD12	4.12	0.41
40:L3:346:THR:O	40:L3:351:LEU:HD12	2.21	0.41
41:L4:222:VAL:HA	41:L4:223:PRO:HD3	2.47	0.41
37:3:110:G:OP2	42:L5:279:LYS:HG3	2.21	0.41
43:L6:129:GLU:CD	43:L6:130:ILE:H	2.25	0.41
44:L7:89:ILE:HG22	44:L7:220:PHE:HE1	1.85	0.41
44:L7:25:GLN:OE1	44:L7:29:GLU:HB2	2.21	0.41
47:M0:43:VAL:HG21	47:M0:197:VAL:HG13	2.01	0.41
48:M1:100:GLY:O	48:M1:159:THR:OG1	2.68	0.41
48:M1:73:GLY:O	48:M1:74:PRO:C	2.60	0.41
49:M3:46:ILE:HD12	49:M3:46:ILE:HG23	2.16	0.41
50:M4:66:THR:O	50:M4:68:LEU:N	2.54	0.41
51:M5:61:ILE:CD1	51:M5:133:ILE:HB	2.51	0.41
51:M5:140:LYS:HB3	51:M5:144:ARG:CZ	2.89	0.41
52:M6:110:PRO:HA	52:M6:113:ASP:OD2	2.21	0.41

*Continued on next page...*

*Continued from previous page...*

Atom-1	Atom-2	Interatomic distance (Å)	Clash overlap (Å)
53:M7:29:THR:HG22	53:M7:87:SER:CB	2.93	0.41
54:M8:154:GLY:O	54:M8:159:LYS:HG3	2.62	0.41
54:M8:20:LYS:HD3	36:5:671:U:O2'	158.13	0.41
58:N2:54:VAL:HG12	58:N2:67:SER:CB	2.50	0.41
59:N3:45:ARG:O	59:N3:46:LEU:C	2.60	0.41
61:N5:133:LEU:O	61:N5:137:ASN:OD1	2.39	0.41
61:N5:38:LEU:O	61:N5:39:LYS:HB2	4.20	0.41
64:N8:24:LYS:HD2	64:N8:26:ARG:NH2	2.36	0.41
66:O0:87:VAL:HG23	66:O0:89:VAL:H	1.86	0.41
67:O1:33:VAL:HG13	67:O1:51:LEU:CD1	2.72	0.41
67:O1:89:LEU:HA	67:O1:89:LEU:HD12	1.94	0.41
68:O2:100:ILE:O	68:O2:105:ARG:NH1	2.53	0.41
72:O6:52:PRO:HD3	72:O6:55:ARG:HH22	1.86	0.41
72:O6:45:ARG:NH2	72:O6:54:GLU:OE1	2.54	0.41
74:O8:11:PHE:O	74:O8:14:LEU:HB2	2.27	0.41
79:Q3:32:GLN:OE1	79:Q3:70:THR:HB	2.20	0.41
2:S0:147:THR:HB	2:S0:151:SER:HB2	2.03	0.41
3:S1:176:VAL:C	3:S1:178:GLY:N	2.73	0.41
4:S2:169:LEU:CD1	4:S2:218:ILE:HG23	2.60	0.41
4:S2:54:GLU:HB3	23:D1:12:TYR:HB2	2.03	0.41
4:S2:58:LEU:HA	4:S2:58:LEU:HD23	1.94	0.41
5:S3:11:LEU:HD23	5:S3:11:LEU:HA	1.73	0.41
6:S4:109:PHE:HD1	6:S4:109:PHE:HA	2.40	0.41
6:S4:122:LYS:HE3	6:S4:122:LYS:HB2	1.77	0.41
6:S4:241:GLY:O	6:S4:244:ILE:HG12	2.21	0.41
7:S5:25:LEU:HD22	7:S5:25:LEU:H	1.85	0.41
8:S6:63:MET:HA	8:S6:98:ARG:O	2.21	0.41
9:S7:155:ASP:OD2	9:S7:156:SER:N	2.54	0.41
9:S7:67:LEU:HD23	9:S7:67:LEU:HA	1.56	0.41
10:S8:8:ARG:HD3	10:S8:21:PHE:HD1	1.86	0.41
10:S8:63:GLY:HA3	10:S8:179:CYS:O	2.34	0.41
10:S8:66:SER:HB3	10:S8:73:SER:OG	2.21	0.41
11:S9:134:ILE:HG12	11:S9:135:ALA:N	2.34	0.41
36:1:1545:A:C5	51:M5:105:ARG:NH1	2.89	0.40
36:1:155:G:H4'	36:1:156:G:H2'	2.02	0.40
36:1:1910:A:H8	36:1:1910:A:O5'	2.03	0.40
36:1:212:G:C6	36:1:222:A:C5	3.09	0.40
36:1:2267:C:H2'	36:1:2268:U:O4'	2.21	0.40
36:1:2279:A:O2'	86:1:3667:OHX:N6	2.53	0.40
36:1:2353:G:C5	36:1:2354:C:C5	3.09	0.40
36:1:2378:C:H2'	36:1:2379:U:C6	2.56	0.40

*Continued on next page...*



*Continued from previous page...*

Atom-1	Atom-2	Interatomic distance (Å)	Clash overlap (Å)
36:1:2419:A:H2'	36:1:2420:C:C6	2.55	0.40
36:1:2814:G:C6	86:1:3737:OHX:N4	2.90	0.40
36:1:3057:U:O2	36:1:3086:A:C6	2.74	0.40
36:1:3205:G:H2'	36:1:3206:C:C5	2.56	0.40
36:1:3259:U:H4'	36:1:3261:C:OP2	2.21	0.40
36:1:3270:U:C5	43:L6:46:ARG:NH2	2.88	0.40
36:1:3294:A:H5'	36:1:3294:A:H8	1.86	0.40
36:1:2107:A:C2	36:1:3344:A:H8	2.38	0.40
36:1:2814:G:N7	86:1:3737:OHX:N3	2.69	0.40
1:2:1172:G:H2'	1:2:1173:C:C6	2.57	0.40
1:2:1374:C:H2'	1:2:1375:A:H8	1.87	0.40
1:2:1407:U:H2'	1:2:1408:G:O4'	2.21	0.40
1:2:1413:U:H4'	1:2:1414:U:OP2	2.21	0.40
1:2:1525:A:OP1	21:C9:93:HIS:ND1	2.52	0.40
86:2:1962:OHX:N4	86:2:1964:OHX:N2	2.69	0.40
1:2:215:A:H8	1:2:215:A:OP2	2.04	0.40
1:2:225:A:H2'	1:2:226:A:O4'	2.21	0.40
1:2:388:G:O2'	1:2:389:G:H5'	2.21	0.40
1:2:555:A:C8	1:2:555:A:H3'	2.56	0.40
1:2:795:U:H5	1:2:796:A:C4	2.39	0.40
1:2:868:G:C2	1:2:869:A:C8	3.08	0.40
37:3:100:C:OP2	56:N0:52:LYS:HE3	2.21	0.40
37:3:35:C:C5	37:3:36:C:C5	3.09	0.40
36:5:117:U:H4'	36:5:118:U:OP1	2.22	0.40
70:O4:83:ASN:ND2	36:5:1709:C:OP1	214.87	0.40
36:5:1836:C:O2'	36:5:1842:A:N1	2.43	0.40
36:5:884:A:C5	36:5:2139:A:O4'	2.74	0.40
36:5:198:A:H1'	36:5:218:G:O2'	2.21	0.40
36:5:2194:G:C4	36:5:2195:C:C5	3.09	0.40
36:5:2700:G:N2	36:5:2755:C:C4	2.89	0.40
36:5:67:A:C5	36:5:317:A:H1'	2.55	0.40
40:L3:154:TYR:CD1	36:5:3242:G:H2'	260.26	0.40
36:5:334:A:C2	36:5:335:G:C5	3.09	0.40
36:5:3375:A:C4	36:5:3376:A:N7	2.89	0.40
89:5:3402:C:C4	90:5:3403:8AN:N6	2.89	0.40
86:5:3471:OHX:N6	86:5:3757:OHX:N6	2.69	0.40
36:5:392:G:C2	36:5:393:U:C6	3.09	0.40
36:5:579:G:C2	36:5:580:C:C2	3.09	0.40
36:5:645:A:C8	36:5:649:A:C6	3.08	0.40
36:5:966:U:C2	36:5:967:A:C8	3.09	0.40
80:6:1389:C:C4	80:6:1391:A:O4'	2.75	0.40

*Continued on next page...*

*Continued from previous page...*

Atom-1	Atom-2	Interatomic distance (Å)	Clash overlap (Å)
80:6:1661:U:H2'	80:6:1662:G:C8	2.55	0.40
80:6:1662:G:O2'	80:6:1663:G:H5'	2.21	0.40
80:6:196:G:O2'	80:6:197:A:OP2	2.27	0.40
80:6:884:A:O2'	80:6:885:G:H5'	2.20	0.40
80:6:980:G:N7	86:6:1910:OHX:N4	2.69	0.40
42:L5:272:TYR:CE1	37:7:22:A:H1'	333.87	0.40
38:8:103:G:H5''	38:8:104:A:OP2	2.21	0.40
13:C1:75:VAL:HG23	13:C1:121:ASP:O	3.02	0.40
15:C3:72:MET:O	15:C3:75:LEU:N	3.21	0.40
16:C4:103:ARG:HH12	28:D6:48:ALA:CB	3.21	0.40
16:C4:50:ALA:HB3	16:C4:53:ASP:HB2	2.35	0.40
19:C7:26:LEU:O	19:C7:59:LYS:NZ	3.60	0.40
20:C8:28:ILE:HG23	20:C8:29:VAL:N	2.36	0.40
20:C8:3:LEU:O	20:C8:5:VAL:N	3.14	0.40
20:C8:90:ASN:O	20:C8:91:ASP:C	2.59	0.40
22:D0:118:VAL:HG22	22:D0:119:ALA:H	1.85	0.40
25:D3:17:VAL:HG23	25:D3:20:ARG:CZ	5.00	0.40
27:D5:37:GLN:O	27:D5:38:HIS:HB3	2.21	0.40
27:D5:91:PRO:HB3	27:D5:101:TYR:CE1	2.84	0.40
28:D6:26:CYS:CB	28:D6:28:LYS:HB2	4.60	0.40
28:D6:68:TYR:N	28:D6:68:TYR:CD2	2.89	0.40
39:L2:115:ASN:OD1	39:L2:128:ARG:NE	2.51	0.40
36:1:3087:A:H5''	40:L3:365:PHE:CD1	2.55	0.40
40:L3:43:LEU:HD22	40:L3:203:VAL:HG11	2.03	0.40
41:L4:192:GLY:HA2	41:L4:195:ARG:HB2	2.51	0.40
41:L4:202:ARG:HA	41:L4:202:ARG:HE	2.14	0.40
36:1:212:G:O2'	41:L4:223:PRO:HD3	2.21	0.40
41:L4:208:VAL:HA	41:L4:228:ALA:O	2.22	0.40
41:L4:229:ASN:ND2	41:L4:231:ALA:HB3	3.70	0.40
42:L5:113:LEU:HA	42:L5:113:LEU:HD12	1.73	0.40
42:L5:182:GLY:HA2	42:L5:194:LEU:HD13	2.02	0.40
43:L6:39:VAL:HA	43:L6:52:VAL:O	2.21	0.40
47:M0:65:LEU:HA	47:M0:65:LEU:HD23	1.87	0.40
48:M1:46:VAL:HG22	48:M1:68:HIS:CE1	2.56	0.40
49:M3:164:GLU:O	49:M3:166:ALA:N	2.54	0.40
51:M5:66:VAL:HG21	51:M5:98:LEU:HB3	2.81	0.40
52:M6:58:LEU:O	52:M6:58:LEU:HD12	2.21	0.40
53:M7:108:ASP:OD2	53:M7:110:THR:HG23	3.14	0.40
53:M7:32:THR:HG22	53:M7:84:PRO:HG2	2.03	0.40
56:N0:53:LYS:C	56:N0:55:SER:H	2.59	0.40
57:N1:83:ARG:NH1	57:N1:85:LEU:HD21	2.35	0.40

*Continued on next page...*

*Continued from previous page...*

Atom-1	Atom-2	Interatomic distance (Å)	Clash overlap (Å)
58:N2:87:ASN:O	58:N2:89:LEU:HG	2.58	0.40
59:N3:23:MET:HB2	59:N3:99:ALA:CA	2.51	0.40
62:N6:115:ARG:O	62:N6:119:ILE:HG13	2.34	0.40
62:N6:120:GLN:HG2	62:N6:126:LEU:HD23	4.23	0.40
62:N6:52:ARG:HA	62:N6:70:ILE:CG2	2.80	0.40
68:O2:41:VAL:O	68:O2:45:ARG:N	2.76	0.40
71:O5:4:VAL:HG13	71:O5:5:LYS:N	2.68	0.40
45:L8:144:GLU:OE1	72:O6:36:ARG:NH2	2.53	0.40
73:O7:16:HIS:HD2	73:O7:28:HIS:CA	3.40	0.40
74:O8:11:PHE:CD1	74:O8:12:LEU:HD22	4.13	0.40
76:Q0:79:GLU:O	76:Q0:79:GLU:HG3	2.21	0.40
79:Q3:51:ALA:O	79:Q3:52:ALA:C	2.59	0.40
3:S1:137:ILE:HD12	3:S1:172:LEU:HD22	2.03	0.40
4:S2:44:LEU:HD13	4:S2:239:PRO:O	2.20	0.40
6:S4:118:GLU:OE1	6:S4:237:SER:OG	2.63	0.40
6:S4:259:GLN:OE1	6:S4:259:GLN:HA	4.73	0.40
7:S5:53:VAL:C	7:S5:55:ASP:H	2.23	0.40
8:S6:190:GLN:O	8:S6:193:LEU:N	2.54	0.40
8:S6:79:LYS:HE3	8:S6:79:LYS:HB3	1.55	0.40
9:S7:30:SER:CB	9:S7:34:LEU:HB2	2.48	0.40
11:S9:116:LEU:O	11:S9:118:LEU:HD12	4.02	0.40
11:S9:28:LEU:HD23	11:S9:28:LEU:HA	2.27	0.40
35:SM:51:ARG:HG3	35:SM:52:PRO:HG2	2.02	0.40
19:C7:33:ARG:NH2	34:SR:85:TRP:HE3	2.18	0.40
36:1:1016:C:O2'	36:1:1028:U:H5'	2.21	0.40
36:1:1357:G:C6	36:1:1358:C:C4	3.09	0.40
36:1:1816:A:HO2'	36:1:1817:G:P	2.40	0.40
36:1:1882:G:H2'	36:1:1883:A:H8	1.86	0.40
36:1:2284:C:C4	36:1:2308:C:O4'	2.75	0.40
36:1:2417:U:C2	36:1:2804:A:C2	3.08	0.40
36:1:313:A:H2'	36:1:314:U:O4'	2.21	0.40
36:1:3156:U:HO2'	36:1:3157:U:C5'	2.34	0.40
36:1:3210:A:H2'	36:1:3211:C:H6	1.87	0.40
36:1:3337:G:H2'	36:1:3338:C:O4'	2.20	0.40
36:1:533:A:O2'	36:1:535:G:H5'	2.20	0.40
36:1:600:G:H5''	36:1:600:G:H8	1.85	0.40
1:2:1054:U:C4	1:2:1055:U:C4	3.09	0.40
1:2:1370:U:O4	86:2:2003:OHX:N5	2.53	0.40
1:2:1450:U:H2'	1:2:1451:C:H6	1.83	0.40
1:2:1614:A:C6	1:2:1615:C:C4	3.09	0.40
1:2:252:U:H4'	6:S4:132:GLY:O	2.21	0.40

*Continued on next page...*

*Continued from previous page...*

Atom-1	Atom-2	Interatomic distance (Å)	Clash overlap (Å)
1:2:577:G:O6	35:SM:100:THR:O	2.39	0.40
1:2:725:U:H3'	1:2:726:C:C6	2.56	0.40
36:5:1168:U:H6	36:5:1168:U:H5''	1.86	0.40
36:5:1239:C:H5''	36:5:1239:C:C6	2.57	0.40
36:5:1375:G:N3	36:5:1407:A:C2	2.89	0.40
36:5:193:C:H2'	36:5:194:U:C6	2.55	0.40
36:5:2275:A:C2	36:5:2312:A:C4	3.09	0.40
36:5:1448:U:C5	36:5:2355:G:C2	3.09	0.40
36:5:23:A:H2'	36:5:24:G:O4'	2.22	0.40
36:5:2514:U:OP1	36:5:2514:U:C6	2.73	0.40
39:L2:37:ARG:NH1	36:5:2525:G:O5'	191.75	0.40
36:5:2668:U:H6	36:5:2668:U:O5'	2.05	0.40
54:M8:184:PHE:CG	36:5:2730:G:H4'	190.84	0.40
36:5:3279:A:H2'	36:5:3280:U:H5'	2.03	0.40
36:5:651:G:C6	36:5:652:G:C6	3.10	0.40
36:5:917:A:C5	36:5:918:C:C4	3.10	0.40
36:5:922:U:H5''	36:5:923:C:P	2.61	0.40
64:N8:34:MET:HB2	36:5:96:G:OP2	160.19	0.40
80:6:1248:C:O5'	80:6:1248:C:H6	2.04	0.40
80:6:147:A:C6	80:6:148:A:C2	3.09	0.40
8:S6:66:GLY:HA3	80:6:1681:A:H1'	274.03	0.40
80:6:1739:C:H2'	80:6:1740:A:H8	1.87	0.40
80:6:46:A:H1'	80:6:48:G:C8	2.56	0.40
80:6:577:G:H3'	80:6:577:G:H8	1.85	0.40
80:6:646:C:H2'	80:6:647:G:C8	2.56	0.40
80:6:778:G:C5	80:6:780:A:C8	3.09	0.40
38:8:107:G:C8	38:8:137:C:N4	2.90	0.40
14:C2:131:ASP:OD1	14:C2:132:GLU:HG2	2.21	0.40
16:C4:50:ALA:C	16:C4:52:ARG:N	2.94	0.40
17:C5:57:MET:SD	17:C5:60:LEU:HD12	4.29	0.40
17:C5:60:LEU:HD11	17:C5:92:SER:OG	2.20	0.40
18:C6:127:LYS:HA	18:C6:134:ALA:HA	2.03	0.40
19:C7:57:LEU:O	19:C7:60:ARG:HG2	3.13	0.40
20:C8:26:ILE:HD11	20:C8:30:TYR:C	2.42	0.40
20:C8:84:TRP:O	80:6:1564:U:O2'	373.53	0.40
21:C9:33:TYR:C	21:C9:35:ASP:N	4.05	0.40
33:E1:88:PRO:HA	33:E1:89:LYS:HA	4.65	0.40
39:L2:33:ASP:O	39:L2:37:ARG:HB2	5.12	0.40
40:L3:183:LEU:HD12	40:L3:183:LEU:HA	2.02	0.40
40:L3:276:THR:HG22	40:L3:276:THR:O	2.22	0.40
40:L3:49:TYR:CZ	40:L3:166:ILE:HD12	2.56	0.40

*Continued on next page...*

*Continued from previous page...*

Atom-1	Atom-2	Interatomic distance (Å)	Clash overlap (Å)
40:L3:56:ILE:HG23	40:L3:57:VAL:N	2.73	0.40
40:L3:86:VAL:HG13	40:L3:160:VAL:CG1	2.51	0.40
41:L4:84:ARG:O	41:L4:87:GLN:HG3	2.20	0.40
42:L5:201:GLY:O	42:L5:204:VAL:N	2.54	0.40
43:L6:165:LEU:HD12	69:O3:8:TYR:O	2.21	0.40
43:L6:60:ASP:O	43:L6:61:ASN:HB2	2.25	0.40
36:1:1101:G:OP2	44:L7:196:LYS:HE2	2.20	0.40
44:L7:64:GLN:NE2	44:L7:67:ARG:HH11	4.08	0.40
48:M1:11:ASP:O	48:M1:12:LEU:HB3	3.66	0.40
48:M1:91:LEU:N	48:M1:170:ASP:O	3.33	0.40
49:M3:99:HIS:CE1	49:M3:100:ARG:HG2	2.56	0.40
50:M4:102:LYS:HA	50:M4:105:GLN:HB2	2.04	0.40
51:M5:109:ARG:HA	51:M5:109:ARG:HD3	1.85	0.40
51:M5:24:ARG:HH11	51:M5:24:ARG:HG2	3.23	0.40
51:M5:51:LEU:HA	51:M5:51:LEU:HD23	2.04	0.40
36:1:3180:A:C5	52:M6:114:LYS:HD2	2.56	0.40
52:M6:16:VAL:HG21	52:M6:43:ILE:HG12	2.31	0.40
53:M7:30:ARG:HD3	53:M7:30:ARG:O	2.21	0.40
56:N0:66:GLU:O	56:N0:69:PRO:HG3	2.65	0.40
58:N2:47:VAL:O	58:N2:49:ASN:N	2.81	0.40
59:N3:66:LYS:NZ	59:N3:68:GLU:OE1	6.88	0.40
60:N4:29:PHE:CD2	60:N4:40:PHE:CE2	3.09	0.40
61:N5:108:LEU:HA	61:N5:108:LEU:HD22	1.86	0.40
61:N5:56:ARG:O	61:N5:57:LEU:HD12	2.22	0.40
62:N6:35:LEU:HD12	62:N6:45:ILE:HG22	2.02	0.40
62:N6:48:LEU:HD23	62:N6:48:LEU:HA	2.37	0.40
64:N8:12:ARG:NH1	36:5:1431:G:OP2	147.74	0.40
64:N8:25:HIS:C	64:N8:25:HIS:CD2	3.24	0.40
64:N8:4:ARG:HG3	64:N8:5:PHE:CE1	2.56	0.40
68:O2:2:ALA:O	68:O2:90:LYS:HG2	3.78	0.40
70:O4:58:ARG:HG2	70:O4:59:PRO:HD2	2.03	0.40
73:O7:25:ARG:HG3	75:O9:51:ILE:CG1	4.41	0.40
73:O7:28:HIS:CE1	73:O7:30:GLN:HB2	3.05	0.40
2:S0:61:ALA:O	2:S0:63:ILE:N	2.54	0.40
3:S1:157:GLN:HB2	3:S1:160:HIS:CD2	2.55	0.40
4:S2:106:ASP:O	4:S2:107:SER:OG	2.30	0.40
4:S2:147:ASN:O	4:S2:148:LEU:O	2.38	0.40
4:S2:228:ASN:OD1	4:S2:229:LEU:N	2.55	0.40
4:S2:63:VAL:O	4:S2:64:LYS:HG3	2.21	0.40
6:S4:131:LEU:O	80:6:252:U:H5'	325.26	0.40
7:S5:133:VAL:O	7:S5:137:ILE:HG12	2.21	0.40

*Continued on next page...*

*Continued from previous page...*

Atom-1	Atom-2	Interatomic distance (Å)	Clash overlap (Å)
7:S5:156:ARG:HA	7:S5:157:ARG:HE	4.07	0.40
7:S5:216:GLU:O	7:S5:220:VAL:HG23	3.06	0.40
9:S7:158:ASP:O	9:S7:160:GLN:N	2.54	0.40
10:S8:159:GLN:HB3	10:S8:165:LEU:HD23	2.02	0.40
10:S8:59:ARG:NH2	80:6:1678:A:OP1	253.10	0.40
10:S8:38:ILE:CD1	10:S8:80:GLY:HA2	3.29	0.40
34:SR:16:HIS:ND1	34:SR:37:SER:HB3	3.26	0.40
36:1:1161:G:O3'	68:O2:54:LYS:HD2	2.21	0.40
36:1:1331:U:H4'	36:1:1332:A:OP2	2.21	0.40
36:1:1523:U:C2	61:N5:123:TYR:CD2	3.09	0.40
36:1:1791:C:H2'	36:1:1792:C:C5	2.55	0.40
36:1:2115:G:O2'	55:M9:82:LYS:HE3	2.21	0.40
36:1:2137:U:C6	36:1:2141:U:C4	3.09	0.40
36:1:2674:A:H5''	48:M1:105:GLY:HA3	2.03	0.40
36:1:2660:G:H4'	36:1:2750:U:O2	2.21	0.40
36:1:3276:G:H1	69:O3:60:ARG:CZ	2.33	0.40
36:1:1940:G:N2	36:1:3362:A:C8	2.89	0.40
86:1:3571:OHX:N1	86:1:3705:OHX:N1	2.70	0.40
36:1:437:G:H2'	36:1:438:A:O4'	2.21	0.40
36:1:773:G:N2	36:1:774:G:H1'	2.35	0.40
36:1:873:C:H5''	36:1:874:U:O5'	2.21	0.40
36:1:903:U:O4	86:1:3799:OHX:N6	2.55	0.40
1:2:1168:U:H2'	1:2:1169:G:H5'	2.03	0.40
1:2:1298:U:O3'	4:S2:212:LYS:NZ	2.54	0.40
1:2:1354:G:C5	1:2:1355:C:C5	3.10	0.40
1:2:1355:C:C4	1:2:1356:U:C5	3.09	0.40
1:2:1312:A:C4	1:2:1414:U:C4	3.09	0.40
1:2:1417:A:O3'	18:C6:128:LYS:HE2	2.21	0.40
1:2:1186:U:OP2	1:2:1456:C:H1'	2.21	0.40
1:2:1551:U:C2	1:2:1552:U:C5	3.09	0.40
1:2:1612:U:H2'	1:2:1613:U:H5'	2.03	0.40
1:2:187:G:H4'	1:2:188:A:OP1	2.21	0.40
86:2:1975:OHX:N6	86:2:1990:OHX:N5	2.69	0.40
1:2:142:G:C5	1:2:266:A:C6	3.08	0.40
1:2:328:A:H2'	1:2:329:G:O4'	2.21	0.40
1:2:513:U:H4'	11:S9:131:GLN:HG2	2.03	0.40
1:2:609:U:H4'	1:2:610:G:O5'	2.22	0.40
1:2:867:G:OP2	15:C3:3:ARG:NH1	2.51	0.40
1:2:968:U:OP1	1:2:1033:C:O2'	2.39	0.40
36:5:1004:U:C4	36:5:1005:G:N7	2.89	0.40
36:5:1063:G:H2'	36:5:1097:G:N2	2.36	0.40

*Continued on next page...*

*Continued from previous page...*

Atom-1	Atom-2	Interatomic distance (Å)	Clash overlap (Å)
36:5:1265:U:H2'	36:5:1266:G:O4'	2.21	0.40
36:5:1470:U:H2'	36:5:1471:U:C6	2.56	0.40
36:5:1508:C:H2'	36:5:1509:A:O4'	2.21	0.40
36:5:151:A:H2'	36:5:152:U:O4'	2.20	0.40
55:M9:84:THR:HG22	36:5:1915:A:H5''	217.71	0.40
59:N3:71:LYS:HA	36:5:2295:A:OP2	277.41	0.40
36:5:2745:G:N2	36:5:2748:A:OP2	2.54	0.40
40:L3:154:TYR:CE1	36:5:3242:G:H5'	262.19	0.40
36:5:34:A:H2'	36:5:35:A:C8	2.56	0.40
86:5:3505:OHX:N5	86:5:3659:OHX:N3	2.69	0.40
36:5:539:C:N3	36:5:552:G:N2	2.43	0.40
73:O7:12:HIS:HE1	36:5:901:G:OP1	149.11	0.40
64:N8:40:HIS:O	36:5:965:A:H1'	184.14	0.40
80:6:1498:G:C2	80:6:1499:G:C5	3.10	0.40
80:6:168:A:C6	80:6:169:A:N6	2.89	0.40
86:6:1939:OHX:N3	86:6:2061:OHX:N4	2.70	0.40
80:6:217:A:O2'	80:6:218:A:O5'	2.27	0.40
32:E0:33:ARG:NH2	80:6:478:A:OP1	435.26	0.40
80:6:558:U:O2'	80:6:559:C:H5''	2.22	0.40
80:6:649:U:H2'	80:6:650:U:H5	1.85	0.40
80:6:730:G:C6	80:6:731:C:C4	3.09	0.40
80:6:926:A:H2'	80:6:927:C:O4'	2.21	0.40
13:C1:55:ASP:OD2	13:C1:113:PRO:HD2	2.21	0.40
1:2:1227:A:H2'	14:C2:117:GLY:O	2.22	0.40
14:C2:33:ARG:HA	14:C2:36:LEU:HB2	2.03	0.40
14:C2:40:GLY:O	14:C2:124:LYS:N	2.57	0.40
15:C3:41:ALA:HB2	15:C3:75:LEU:HD23	3.48	0.40
17:C5:21:ASP:O	17:C5:24:LYS:N	3.73	0.40
18:C6:7:VAL:O	18:C6:22:VAL:N	2.44	0.40
19:C7:51:ALA:O	19:C7:53:TYR:N	2.54	0.40
20:C8:45:LEU:HD13	21:C9:36:ILE:HA	2.02	0.40
22:D0:108:ILE:HD12	22:D0:108:ILE:HA	3.92	0.40
22:D0:61:LYS:N	22:D0:86:ILE:O	2.91	0.40
23:D1:14:PRO:HB2	23:D1:23:ILE:HG23	2.18	0.40
24:D2:52:TYR:CD2	24:D2:53:ILE:N	4.19	0.40
24:D2:7:LEU:HD11	24:D2:37:PHE:HD2	3.38	0.40
29:D7:26:GLN:NE2	80:6:864:U:OP2	352.38	0.40
30:D8:30:VAL:HG22	30:D8:40:ILE:O	2.58	0.40
22:D0:83:GLU:HG3	31:D9:55:PHE:CD2	2.56	0.40
39:L2:15:ILE:HA	39:L2:15:ILE:HD12	4.66	0.40
39:L2:224:THR:HA	39:L2:237:LEU:O	2.66	0.40

*Continued on next page...*

*Continued from previous page...*

Atom-1	Atom-2	Interatomic distance (Å)	Clash overlap (Å)
40:L3:107:ALA:HA	40:L3:199:PHE:CD2	2.64	0.40
41:L4:209:TYR:C	41:L4:254:ALA:HB2	2.52	0.40
41:L4:126:ILE:HG13	41:L4:238:LEU:HD13	2.07	0.40
42:L5:110:LEU:HD12	42:L5:110:LEU:HA	1.97	0.40
42:L5:205:SER:O	42:L5:208:MET:N	2.67	0.40
43:L6:56:LYS:H	43:L6:64:LEU:HB3	1.87	0.40
44:L7:175:LYS:HB3	44:L7:176:TYR:CD1	2.56	0.40
45:L8:101:THR:HG22	45:L8:104:GLU:OE2	2.21	0.40
45:L8:195:SER:O	45:L8:196:ALA:HB3	2.32	0.40
46:L9:191:LEU:HA	46:L9:191:LEU:HD23	1.84	0.40
46:L9:2:LYS:HB3	46:L9:59:ASN:OD1	2.22	0.40
47:M0:36:LEU:CD1	47:M0:87:LEU:HB3	3.91	0.40
48:M1:171:VAL:HG13	48:M1:171:VAL:O	3.53	0.40
50:M4:27:GLN:HG2	50:M4:27:GLN:H	1.20	0.40
51:M5:171:SER:HA	36:5:288:C:O3'	125.51	0.40
51:M5:188:ARG:HD3	51:M5:188:ARG:HH11	1.75	0.40
51:M5:50:ARG:O	51:M5:50:ARG:HG2	4.06	0.40
53:M7:13:LYS:O	53:M7:152:GLU:HG3	2.21	0.40
54:M8:103:ALA:HB3	54:M8:106:PHE:CE2	2.56	0.40
54:M8:8:LYS:HE3	54:M8:8:LYS:HB2	1.90	0.40
55:M9:132:PHE:CG	55:M9:138:LEU:HD23	4.88	0.40
55:M9:15:VAL:HG11	55:M9:52:LYS:HG3	2.03	0.40
55:M9:6:THR:HG23	55:M9:9:ARG:NH1	5.09	0.40
56:N0:124:LEU:HD23	56:N0:124:LEU:HA	1.89	0.40
46:L9:4:ILE:HD11	56:N0:148:LEU:HD21	3.82	0.40
57:N1:40:VAL:CB	57:N1:96:ILE:HG13	2.51	0.40
63:N7:51:LEU:HB2	63:N7:65:ARG:HH11	1.87	0.40
64:N8:79:TRP:HE1	64:N8:119:PRO:HD2	1.86	0.40
66:O0:43:ILE:HD12	66:O0:90:VAL:HB	2.03	0.40
63:N7:84:ARG:HA	66:O0:62:LEU:HD21	2.30	0.40
72:O6:5:THR:N	72:O6:12:ASN:O	2.39	0.40
73:O7:16:HIS:HD2	73:O7:28:HIS:HA	3.23	0.40
36:1:1844:C:O2	73:O7:9:GLY:HA2	2.21	0.40
75:O9:37:TYR:CE1	75:O9:39:ALA:HA	2.86	0.40
2:S0:108:THR:O	2:S0:109:ASN:HB3	2.40	0.40
2:S0:119:ARG:HH11	2:S0:119:ARG:HB3	3.02	0.40
2:S0:126:PRO:HB2	2:S0:152:PRO:HG2	2.91	0.40
2:S0:60:ALA:HB2	2:S0:160:ILE:HD11	2.62	0.40
3:S1:187:LYS:HB3	3:S1:193:ILE:HD11	2.21	0.40
3:S1:90:GLU:HG2	3:S1:223:PHE:CZ	2.57	0.40
4:S2:39:THR:HG23	4:S2:65:GLU:OE1	4.94	0.40

*Continued on next page...*



*Continued from previous page...*

Atom-1	Atom-2	Interatomic distance (Å)	Clash overlap (Å)
6:S4:135:GLY:O	6:S4:137:PRO:HD3	2.21	0.40
7:S5:157:ARG:HB2	7:S5:224:ASN:OD1	2.20	0.40
8:S6:102:VAL:HG13	8:S6:106:LEU:CD1	2.48	0.40
8:S6:116:LYS:HG3	8:S6:117:GLY:H	3.15	0.40
1:2:385:A:H5''	10:S8:22:ARG:HB3	2.03	0.40
11:S9:44:ARG:O	11:S9:48:GLN:HG3	2.21	0.40
34:SR:144:LEU:HD13	34:SR:144:LEU:HA	1.73	0.40
34:SR:272:ASP:OD1	34:SR:273:ASP:N	2.52	0.40
35:SM:46:LYS:O	36:1:1018:G:H5''	2.21	0.40
36:1:1667:A:N6	36:1:1668:G:O6	2.54	0.40
36:1:1678:G:OP2	58:N2:77:LYS:NZ	2.48	0.40
36:1:1756:C:O2	36:1:1770:G:C2	2.75	0.40
36:1:2240:G:H2'	36:1:2241:U:O4'	2.22	0.40
36:1:2572:C:O2'	36:1:2573:G:P	2.80	0.40
36:1:2710:C:H2'	36:1:2711:C:C6	2.56	0.40
36:1:2857:C:O2'	36:1:2858:U:H5'	2.21	0.40
36:1:1304:A:N6	36:1:2860:U:H5''	2.36	0.40
36:1:2903:A:H8	36:1:2903:A:O5'	2.04	0.40
36:1:2964:G:N2	36:1:2967:A:OP2	2.40	0.40
36:1:3019:U:C4	36:1:3020:U:C4	3.09	0.40
36:1:3132:C:H2'	36:1:3133:C:C6	2.56	0.40
36:1:3327:G:N2	36:1:3328:G:H1'	2.37	0.40
36:1:1819:U:O4	86:1:3584:OHX:N4	2.55	0.40
36:1:45:A:H2'	36:1:46:U:O4'	2.21	0.40
36:1:616:G:H2'	36:1:617:G:H8	1.87	0.40
36:1:688:G:C6	36:1:690:A:C5	3.09	0.40
36:1:730:C:H2'	36:1:731:U:C6	2.55	0.40
36:1:782:U:C4	36:1:783:A:C5	3.10	0.40
36:1:80:G:H2'	36:1:81:C:C6	2.57	0.40
1:2:1009:U:H2'	1:2:1010:C:C6	2.54	0.40
1:2:1654:G:H2'	1:2:1745:G:N2	2.35	0.40
86:2:2022:OHX:N6	86:2:2068:OHX:N4	2.70	0.40
1:2:602:U:H2'	1:2:603:U:H6	1.86	0.40
37:3:9:C:C2'	37:3:10:C:H5'	2.51	0.40
38:4:85:G:H3'	38:4:85:G:H8	1.85	0.40
36:5:1267:U:H2'	36:5:1268:G:O4'	2.21	0.40
36:5:1307:G:H1'	36:5:1308:A:C8	2.56	0.40
36:5:1406:A:C2	36:5:1407:A:C2	3.09	0.40
36:5:1621:A:H2'	36:5:1622:U:H6	1.86	0.40
36:5:2172:A:C2	36:5:2173:U:C2	3.10	0.40
36:5:2370:G:C6	36:5:2371:G:C6	3.09	0.40

*Continued on next page...*

*Continued from previous page...*

Atom-1	Atom-2	Interatomic distance (Å)	Clash overlap (Å)
36:5:2537:U:HO2'	36:5:2538:U:C4'	2.34	0.40
36:5:2665:U:H4'	36:5:2666:C:OP1	2.21	0.40
36:5:2767:U:H2'	36:5:2768:U:C6	2.55	0.40
36:5:2859:U:H4'	36:5:2860:U:O5'	2.21	0.40
36:5:3242:G:N2	36:5:3245:A:H5''	2.37	0.40
36:5:3264:G:N2	36:5:3265:C:H1'	2.36	0.40
36:5:3331:U:H2'	36:5:3332:U:O4'	2.21	0.40
36:5:359:U:H4'	36:5:817:A:N6	2.36	0.40
36:5:436:A:H61	36:5:623:U:H3	1.68	0.40
36:5:104:G:O2'	36:5:698:U:O2	2.33	0.40
36:5:979:U:C2	36:5:980:A:N3	2.90	0.40
80:6:1673:G:C5	80:6:1674:C:C5	3.09	0.40
86:6:1965:OHX:N1	86:6:2083:OHX:N3	2.69	0.40
80:6:300:A:O2'	80:6:301:A:H5'	2.22	0.40
80:6:426:G:C2'	80:6:427:C:H5'	2.52	0.40
80:6:874:C:H2'	80:6:875:G:C8	2.56	0.40
80:6:886:U:C2	80:6:887:A:C8	3.09	0.40
80:6:938:G:N1	80:6:941:A:OP2	2.53	0.40
80:6:970:A:C8	80:6:970:A:C3'	3.05	0.40
20:C8:61:LEU:HA	20:C8:65:GLU:OE1	2.55	0.40
23:D1:17:CYS:SG	23:D1:56:SER:HB3	4.04	0.40
23:D1:81:ASN:O	23:D1:83:TRP:N	2.54	0.40
24:D2:28:ARG:HG3	24:D2:29:PRO:CA	2.51	0.40
7:S5:150:GLY:N	30:D8:67:ARG:O	2.45	0.40
11:S9:37:LYS:HA	32:E0:33:ARG:HA	2.04	0.40
39:L2:200:ARG:O	39:L2:203:ALA:N	2.37	0.40
40:L3:150:ARG:O	40:L3:151:ILE:C	2.60	0.40
40:L3:17:LEU:HD12	40:L3:17:LEU:HA	2.06	0.40
42:L5:218:ARG:HA	42:L5:221:GLU:OE2	2.21	0.40
42:L5:261:THR:HG23	42:L5:264:GLN:HE21	2.58	0.40
42:L5:33:ARG:HD2	37:7:7:G:OP1	271.20	0.40
45:L8:136:LEU:HB3	45:L8:137:ASN:H	1.79	0.40
45:L8:186:LEU:CB	45:L8:195:SER:HB3	2.50	0.40
46:L9:67:ALA:HA	46:L9:70:THR:CG2	2.50	0.40
47:M0:156:ARG:HH11	47:M0:156:ARG:HD3	1.90	0.40
36:1:665:A:H1'	49:M3:14:PHE:CE1	2.56	0.40
51:M5:96:ARG:NH1	51:M5:96:ARG:HG2	2.37	0.40
53:M7:16:SER:HA	53:M7:149:VAL:HA	2.20	0.40
54:M8:133:LYS:HB2	54:M8:135:GLN:HE22	1.84	0.40
55:M9:99:LEU:HD21	55:M9:128:LYS:HA	2.50	0.40
56:N0:132:THR:C	56:N0:134:ASP:H	2.24	0.40

*Continued on next page...*

*Continued from previous page...*

Atom-1	Atom-2	Interatomic distance (Å)	Clash overlap (Å)
64:N8:14:HIS:CE1	68:O2:36:LYS:HE2	2.60	0.40
70:O4:3:GLN:CG	70:O4:30:LEU:HB2	2.51	0.40
70:O4:71:THR:HG21	36:5:1805:C:OP1	181.70	0.40
71:O5:13:SER:H	71:O5:16:GLN:HB2	1.86	0.40
71:O5:49:LYS:H	71:O5:49:LYS:HG2	3.94	0.40
71:O5:55:LEU:HB3	38:8:60:U:C5	56.69	0.40
74:O8:65:LEU:O	74:O8:68:SER:N	2.55	0.40
78:Q2:7:THR:OG1	78:Q2:22:GLN:NE2	4.33	0.40
2:S0:195:TRP:CZ2	2:S0:197:ILE:HD13	2.57	0.40
3:S1:97:LEU:HD22	3:S1:97:LEU:HA	1.97	0.40
4:S2:167:VAL:HG22	4:S2:200:SER:HB3	3.40	0.40
4:S2:177:GLY:C	4:S2:195:ASP:HA	2.94	0.40
4:S2:169:LEU:CD2	4:S2:198:THR:HG22	2.73	0.40
4:S2:91:ARG:O	4:S2:91:ARG:HD3	5.37	0.40
5:S3:212:LYS:HB2	5:S3:212:LYS:HE2	1.87	0.40
8:S6:120:GLU:OE1	8:S6:125:THR:HG21	4.25	0.40
9:S7:20:VAL:HA	9:S7:23:ALA:HB3	2.66	0.40
9:S7:48:GLU:OE2	9:S7:56:LYS:HD2	2.22	0.40
10:S8:62:THR:OG1	10:S8:62:THR:O	2.76	0.40
34:SR:199:ILE:HA	34:SR:215:GLY:HA3	2.43	0.40
36:1:1281:G:C2	36:1:1282:G:C8	3.09	0.40
36:1:1294:A:N3	36:1:1295:G:C8	2.90	0.40
36:1:1481:A:H2'	36:1:1858:A:N3	2.36	0.40
36:1:1493:G:C4	75:O9:13:MET:SD	3.14	0.40
36:1:1556:C:H2'	36:1:2169:G:H1	1.86	0.40
36:1:1706:C:H2'	36:1:1707:A:O4'	2.22	0.40
36:1:1833:G:OP1	75:O9:10:LYS:HD2	2.21	0.40
36:1:1900:A:C5	36:1:1906:G:C5	3.09	0.40
36:1:2813:A:C6	36:1:2814:G:C5	3.10	0.40
36:1:3267:A:N3	43:L6:73:GLY:HA3	2.36	0.40
36:1:3290:G:C6	36:1:3291:G:C5	3.09	0.40
36:1:3296:A:C6	36:1:3297:U:C4	3.09	0.40
36:1:3343:G:H2'	36:1:3361:G:H22	1.84	0.40
36:1:901:G:N7	86:1:3479:OHX:N5	2.70	0.40
36:1:1134:G:N7	86:1:3496:OHX:N6	2.69	0.40
36:1:439:C:H5'	36:1:440:A:C8	2.56	0.40
36:1:540:U:H2'	36:1:541:U:H6	1.86	0.40
36:1:644:G:H2'	36:1:2372:A:N7	2.37	0.40
36:1:733:G:O5'	36:1:733:G:H8	2.05	0.40
36:1:835:G:N3	36:1:857:G:C2	2.90	0.40
1:2:1214:U:OP1	1:2:1246:C:H1'	2.21	0.40

*Continued on next page...*

*Continued from previous page...*

Atom-1	Atom-2	Interatomic distance (Å)	Clash overlap (Å)
1:2:131:C:O2'	1:2:132:U:OP1	2.30	0.40
1:2:1151:A:H4'	1:2:1766:A:C5	2.57	0.40
86:2:1943:OHX:N4	86:2:2085:OHX:N6	2.69	0.40
1:2:463:U:C2	1:2:464:A:C8	3.10	0.40
1:2:476:U:OP1	1:2:477:A:O2'	2.24	0.40
1:2:494:U:HO2'	1:2:495:C:P	2.41	0.40
38:4:128:U:H6	38:4:128:U:O5'	2.04	0.40
36:5:114:A:H2'	36:5:115:A:O4'	2.21	0.40
36:5:129:U:H2'	36:5:130:A:C8	2.56	0.40
36:5:1479:U:O2'	36:5:1484:U:H2'	2.21	0.40
36:5:1679:A:C2	36:5:1690:C:N3	2.89	0.40
36:5:1714:A:C5	36:5:1728:G:C6	3.10	0.40
36:5:1874:A:H2'	36:5:1875:G:O4'	2.22	0.40
36:5:198:A:C4	36:5:219:A:C2	3.09	0.40
36:5:2315:G:OP2	86:5:3477:OHX:N3	2.53	0.40
36:5:2424:A:C8	36:5:2425:G:C8	3.10	0.40
36:5:2533:G:N2	36:5:2546:C:N3	2.57	0.40
36:5:2750:U:H2'	36:5:2751:G:H8	1.86	0.40
36:5:27:C:H1'	36:5:328:U:H1'	2.02	0.40
36:5:286:U:H2'	36:5:287:G:C8	2.57	0.40
36:5:2943:G:H2'	36:5:2944:U:O4'	2.22	0.40
36:5:3198:U:H4'	36:5:3199:G:OP2	2.20	0.40
36:5:3356:G:C6	36:5:3357:U:C4	3.09	0.40
36:5:2513:U:OP2	86:5:3470:OHX:N3	2.55	0.40
86:5:3486:OHX:N3	86:5:3818:OHX:N5	2.70	0.40
80:6:1029:U:O2'	80:6:1030:A:H5'	2.20	0.40
80:6:1064:G:C6	80:6:1065:A:C6	3.10	0.40
80:6:1082:C:C2'	80:6:1083:G:H5'	2.52	0.40
80:6:1685:G:H1	80:6:1716:C:H42	1.70	0.40
80:6:257:A:C2	80:6:258:C:C2	3.09	0.40
80:6:403:G:H5''	80:6:404:G:OP1	2.22	0.40
80:6:555:A:C8	80:6:555:A:C3'	3.04	0.40
13:C1:29:LYS:O	13:C1:31:THR:N	2.54	0.40
13:C1:34:TRP:CH2	13:C1:36:LYS:HB3	3.69	0.40
15:C3:120:SER:O	15:C3:124:ARG:HG3	2.22	0.40
17:C5:86:VAL:CG2	17:C5:88:GLU:H	2.35	0.40
17:C5:96:ILE:HG22	17:C5:97:TYR:O	2.97	0.40
18:C6:127:LYS:HG2	18:C6:128:LYS:N	3.04	0.40
18:C6:135:ARG:HH11	80:6:1582:U:H5''	379.14	0.40
19:C7:54:THR:HA	19:C7:57:LEU:HD12	3.13	0.40
21:C9:89:ARG:NH1	21:C9:89:ARG:HG3	2.37	0.40

*Continued on next page...*

*Continued from previous page...*

Atom-1	Atom-2	Interatomic distance (Å)	Clash overlap (Å)
22:D0:106:ILE:O	22:D0:106:ILE:HG12	5.35	0.40
22:D0:22:ILE:HG22	22:D0:93:LEU:HB2	2.38	0.40
23:D1:34:ILE:HG12	23:D1:34:ILE:H	2.55	0.40
25:D3:72:VAL:HG11	25:D3:96:VAL:HG21	2.84	0.40
25:D3:86:PHE:O	25:D3:88:PRO:HD3	2.54	0.40
28:D6:75:VAL:O	28:D6:79:ILE:N	2.54	0.40
33:E1:84:VAL:HG13	33:E1:85:TYR:CD1	6.60	0.40
39:L2:109:GLU:H	39:L2:109:GLU:HG2	1.59	0.40
39:L2:62:VAL:HG11	39:L2:71:LEU:HD23	2.03	0.40
42:L5:23:ARG:HD2	42:L5:23:ARG:O	4.28	0.40
42:L5:257:GLU:O	42:L5:258:LYS:HD3	5.25	0.40
44:L7:231:ASN:OD1	44:L7:233:GLU:N	2.54	0.40
44:L7:235:PHE:C	44:L7:237:ASN:N	2.74	0.40
45:L8:123:GLN:C	45:L8:125:ALA:H	3.23	0.40
45:L8:211:LEU:O	45:L8:215:VAL:HG23	2.21	0.40
47:M0:65:LEU:HD23	47:M0:159:PHE:HZ	1.86	0.40
47:M0:86:HIS:HB3	47:M0:139:ARG:CG	2.50	0.40
49:M3:46:ILE:HD12	49:M3:49:ARG:NH2	2.97	0.40
50:M4:60:LEU:HD13	56:N0:152:LEU:HD11	2.04	0.40
51:M5:174:ILE:H	51:M5:174:ILE:HG13	1.56	0.40
52:M6:130:LYS:HG3	52:M6:131:PRO:N	3.18	0.40
54:M8:142:GLY:O	36:5:744:A:H4'	168.46	0.40
54:M8:98:LYS:HB3	54:M8:99:THR:H	1.53	0.40
55:M9:153:LYS:O	55:M9:157:GLU:HG3	3.13	0.40
55:M9:89:LEU:HD12	55:M9:89:LEU:HA	2.15	0.40
58:N2:95:PHE:CE1	58:N2:103:TYR:CD1	4.91	0.40
58:N2:75:TYR:CE2	36:5:1687:U:H1'	167.27	0.40
60:N4:6:ASP:HA	60:N4:13:ILE:HD11	2.53	0.40
71:O5:115:LYS:HB2	71:O5:115:LYS:HE2	1.87	0.40
79:Q3:10:ILE:O	79:Q3:13:LYS:HG2	2.22	0.40
79:Q3:42:CYS:SG	79:Q3:44:LYS:HG3	3.58	0.40
2:S0:146:LEU:HD13	2:S0:162:CYS:SG	3.80	0.40
2:S0:198:MET:HE3	19:C7:88:VAL:HG22	2.02	0.40
2:S0:20:ALA:O	2:S0:21:ASN:HB2	2.21	0.40
2:S0:71:GLU:O	2:S0:96:THR:N	2.86	0.40
3:S1:181:LEU:O	3:S1:182:ALA:C	2.59	0.40
3:S1:70:LEU:HB3	3:S1:79:HIS:CB	5.94	0.40
5:S3:156:PHE:HE1	80:6:1326:A:O3'	419.55	0.40
5:S3:17:PHE:O	5:S3:21:LEU:N	3.31	0.40
5:S3:44:THR:HB	5:S3:45:LYS:HZ3	1.86	0.40
5:S3:51:ARG:HG2	5:S3:89:GLU:HB2	3.58	0.40

*Continued on next page...*

Continued from previous page...

Atom-1	Atom-2	Interatomic distance (Å)	Clash overlap (Å)
6:S4:104:ASP:OD2	6:S4:108:ARG:HB2	2.21	0.40
6:S4:68:ARG:HB3	6:S4:76:VAL:CG1	2.52	0.40
6:S4:86:PHE:O	6:S4:87:MET:HB2	2.22	0.40
6:S4:89:VAL:O	6:S4:99:PHE:O	4.69	0.40
7:S5:119:ASP:HB3	27:D5:100:ILE:CD1	5.46	0.40
7:S5:99:MET:HA	7:S5:104:ASN:ND2	4.69	0.40
8:S6:106:LEU:HA	8:S6:106:LEU:HD23	2.26	0.40
8:S6:14:LYS:HD3	8:S6:16:PHE:CZ	2.57	0.40
8:S6:32:ILE:HG23	8:S6:53:SER:HA	2.77	0.40
9:S7:75:THR:HG23	9:S7:161:GLN:OE1	4.64	0.40
10:S8:184:LEU:HD21	10:S8:192:TYR:CD2	3.31	0.40
11:S9:163:PRO:C	11:S9:165:GLY:H	2.24	0.40
11:S9:86:LEU:HD13	11:S9:99:LEU:HD13	3.52	0.40
34:SR:248:ASN:OD1	34:SR:298:GLY:HA3	2.21	0.40
34:SR:74:THR:OG1	34:SR:79:TYR:N	2.41	0.40

There are no symmetry-related clashes.

## 5.3 Torsion angles [i](#)

### 5.3.1 Protein backbone [i](#)

In the following table, the Percentiles column shows the percent Ramachandran outliers of the chain as a percentile score with respect to all X-ray entries followed by that with respect to entries of similar resolution.

The Analysed column shows the number of residues for which the backbone conformation was analysed, and the total number of residues.

Mol	Chain	Analysed	Favoured	Allowed	Outliers	Percentiles	
2	S0	204/206 (99%)	150 (74%)	34 (17%)	20 (10%)	1	5
2	s0	204/206 (99%)	151 (74%)	30 (15%)	23 (11%)	0	3
3	S1	212/216 (98%)	149 (70%)	42 (20%)	21 (10%)	1	5
3	s1	214/216 (99%)	174 (81%)	29 (14%)	11 (5%)	2	19
4	S2	215/217 (99%)	176 (82%)	22 (10%)	17 (8%)	1	8
4	s2	215/217 (99%)	177 (82%)	23 (11%)	15 (7%)	1	11
5	S3	221/223 (99%)	177 (80%)	34 (15%)	10 (4%)	3	21
5	s3	221/223 (99%)	172 (78%)	31 (14%)	18 (8%)	1	8

Continued on next page...

*Continued from previous page...*

Mol	Chain	Analysed	Favoured	Allowed	Outliers	Percentiles	
6	S4	258/260 (99%)	204 (79%)	40 (16%)	14 (5%)	2	17
6	s4	258/260 (99%)	207 (80%)	30 (12%)	21 (8%)	1	8
7	S5	204/206 (99%)	168 (82%)	21 (10%)	15 (7%)	1	10
7	s5	204/206 (99%)	156 (76%)	30 (15%)	18 (9%)	1	7
8	S6	224/226 (99%)	194 (87%)	18 (8%)	12 (5%)	2	17
8	s6	216/226 (96%)	186 (86%)	18 (8%)	12 (6%)	2	16
9	S7	182/186 (98%)	133 (73%)	25 (14%)	24 (13%)	0	2
9	s7	184/186 (99%)	147 (80%)	23 (12%)	14 (8%)	1	9
10	S8	184/199 (92%)	146 (79%)	29 (16%)	9 (5%)	3	19
10	s8	184/199 (92%)	150 (82%)	27 (15%)	7 (4%)	4	26
11	S9	183/185 (99%)	143 (78%)	28 (15%)	12 (7%)	1	12
11	s9	183/185 (99%)	157 (86%)	20 (11%)	6 (3%)	5	30
12	C0	94/96 (98%)	67 (71%)	16 (17%)	11 (12%)	0	3
13	C1	153/155 (99%)	128 (84%)	18 (12%)	7 (5%)	3	21
13	c1	144/155 (93%)	114 (79%)	19 (13%)	11 (8%)	1	9
14	C2	122/124 (98%)	73 (60%)	27 (22%)	22 (18%)	0	1
14	c2	122/124 (98%)	70 (57%)	31 (25%)	21 (17%)	0	1
15	C3	148/150 (99%)	120 (81%)	23 (16%)	5 (3%)	5	29
15	c3	148/150 (99%)	115 (78%)	20 (14%)	13 (9%)	1	7
16	C4	125/128 (98%)	97 (78%)	16 (13%)	12 (10%)	1	5
16	c4	126/128 (98%)	98 (78%)	20 (16%)	8 (6%)	2	13
17	C5	122/135 (90%)	90 (74%)	18 (15%)	14 (12%)	0	3
17	c5	133/135 (98%)	100 (75%)	13 (10%)	20 (15%)	0	1
18	C6	139/142 (98%)	115 (83%)	18 (13%)	6 (4%)	3	23
18	c6	140/142 (99%)	120 (86%)	12 (9%)	8 (6%)	2	16
19	C7	116/125 (93%)	90 (78%)	18 (16%)	8 (7%)	1	11
19	c7	113/125 (90%)	92 (81%)	11 (10%)	10 (9%)	1	7
20	C8	143/145 (99%)	109 (76%)	25 (18%)	9 (6%)	2	13
20	c8	143/145 (99%)	120 (84%)	15 (10%)	8 (6%)	2	16
21	C9	141/143 (99%)	114 (81%)	19 (14%)	8 (6%)	2	16
21	c9	141/143 (99%)	120 (85%)	15 (11%)	6 (4%)	3	23

*Continued on next page...*

*Continued from previous page...*

Mol	Chain	Analysed	Favoured	Allowed	Outliers	Percentiles	
22	D0	105/110 (96%)	86 (82%)	14 (13%)	5 (5%)	3	20
22	d0	108/110 (98%)	82 (76%)	14 (13%)	12 (11%)	0	3
23	D1	85/87 (98%)	65 (76%)	11 (13%)	9 (11%)	0	4
23	d1	85/87 (98%)	69 (81%)	10 (12%)	6 (7%)	1	11
24	D2	127/129 (98%)	102 (80%)	21 (16%)	4 (3%)	5	32
24	d2	127/129 (98%)	100 (79%)	25 (20%)	2 (2%)	12	48
25	D3	142/144 (99%)	109 (77%)	22 (16%)	11 (8%)	1	9
25	d3	142/144 (99%)	119 (84%)	20 (14%)	3 (2%)	9	42
26	D4	132/134 (98%)	108 (82%)	16 (12%)	8 (6%)	2	14
26	d4	132/134 (98%)	100 (76%)	19 (14%)	13 (10%)	1	5
27	D5	68/70 (97%)	49 (72%)	11 (16%)	8 (12%)	0	3
27	d5	67/70 (96%)	51 (76%)	13 (19%)	3 (4%)	3	21
28	D6	95/97 (98%)	62 (65%)	18 (19%)	15 (16%)	0	1
28	d6	95/97 (98%)	71 (75%)	13 (14%)	11 (12%)	0	3
29	D7	79/81 (98%)	62 (78%)	13 (16%)	4 (5%)	2	19
29	d7	79/81 (98%)	58 (73%)	15 (19%)	6 (8%)	1	9
30	D8	61/63 (97%)	48 (79%)	11 (18%)	2 (3%)	5	30
30	d8	61/63 (97%)	44 (72%)	12 (20%)	5 (8%)	1	8
31	D9	51/53 (96%)	36 (71%)	8 (16%)	7 (14%)	0	2
31	d9	51/53 (96%)	42 (82%)	6 (12%)	3 (6%)	2	15
32	E0	58/62 (94%)	47 (81%)	7 (12%)	4 (7%)	1	11
32	e0	60/62 (97%)	43 (72%)	10 (17%)	7 (12%)	0	3
33	E1	69/76 (91%)	39 (56%)	15 (22%)	15 (22%)	0	0
33	e1	74/76 (97%)	38 (51%)	19 (26%)	17 (23%)	0	0
34	SR	316/318 (99%)	275 (87%)	31 (10%)	10 (3%)	5	31
34	sR	316/318 (99%)	259 (82%)	44 (14%)	13 (4%)	3	24
35	SM	131/159 (82%)	95 (72%)	18 (14%)	18 (14%)	0	2
39	L2	250/252 (99%)	222 (89%)	17 (7%)	11 (4%)	3	22
39	l2	250/252 (99%)	201 (80%)	39 (16%)	10 (4%)	4	24
40	L3	384/386 (100%)	323 (84%)	44 (12%)	17 (4%)	3	22
40	l3	384/386 (100%)	331 (86%)	35 (9%)	18 (5%)	3	20

*Continued on next page...*



*Continued from previous page...*

Mol	Chain	Analysed	Favoured	Allowed	Outliers	Percentiles	
41	L4	359/361 (99%)	284 (79%)	50 (14%)	25 (7%)	1	11
41	l4	359/361 (99%)	275 (77%)	57 (16%)	27 (8%)	1	10
42	L5	294/296 (99%)	225 (76%)	43 (15%)	26 (9%)	1	7
42	l5	292/296 (99%)	243 (83%)	42 (14%)	7 (2%)	7	38
43	L6	152/175 (87%)	131 (86%)	18 (12%)	3 (2%)	9	43
43	l6	153/175 (87%)	123 (80%)	25 (16%)	5 (3%)	5	30
44	L7	220/223 (99%)	185 (84%)	26 (12%)	9 (4%)	3	24
44	l7	221/223 (99%)	195 (88%)	18 (8%)	8 (4%)	4	28
45	L8	231/233 (99%)	180 (78%)	35 (15%)	16 (7%)	1	11
45	l8	229/233 (98%)	179 (78%)	33 (14%)	17 (7%)	1	10
46	L9	189/191 (99%)	159 (84%)	22 (12%)	8 (4%)	3	23
46	l9	189/191 (99%)	156 (82%)	25 (13%)	8 (4%)	3	23
47	M0	207/220 (94%)	166 (80%)	30 (14%)	11 (5%)	2	17
47	m0	209/220 (95%)	164 (78%)	30 (14%)	15 (7%)	1	11
48	M1	167/169 (99%)	132 (79%)	16 (10%)	19 (11%)	0	3
48	m1	167/169 (99%)	137 (82%)	18 (11%)	12 (7%)	1	11
49	M3	191/194 (98%)	148 (78%)	28 (15%)	15 (8%)	1	8
49	m3	192/194 (99%)	153 (80%)	26 (14%)	13 (7%)	1	12
50	M4	134/137 (98%)	109 (81%)	14 (10%)	11 (8%)	1	8
50	m4	135/137 (98%)	118 (87%)	15 (11%)	2 (2%)	13	49
51	M5	201/203 (99%)	171 (85%)	21 (10%)	9 (4%)	3	21
51	m5	201/203 (99%)	169 (84%)	26 (13%)	6 (3%)	5	33
52	M6	195/197 (99%)	180 (92%)	13 (7%)	2 (1%)	19	58
52	m6	195/197 (99%)	179 (92%)	13 (7%)	3 (2%)	13	49
53	M7	181/183 (99%)	144 (80%)	26 (14%)	11 (6%)	2	14
53	m7	153/183 (84%)	127 (83%)	24 (16%)	2 (1%)	15	52
54	M8	183/185 (99%)	157 (86%)	20 (11%)	6 (3%)	5	30
54	m8	183/185 (99%)	151 (82%)	18 (10%)	14 (8%)	1	9
55	M9	186/188 (99%)	159 (86%)	23 (12%)	4 (2%)	8	41
55	m9	186/188 (99%)	165 (89%)	20 (11%)	1 (0%)	34	71
56	N0	170/172 (99%)	149 (88%)	16 (9%)	5 (3%)	6	34

*Continued on next page...*

*Continued from previous page...*

Mol	Chain	Analysed	Favoured	Allowed	Outliers	Percentiles	
56	n0	170/172 (99%)	150 (88%)	17 (10%)	3 (2%)	11	46
57	N1	157/159 (99%)	133 (85%)	16 (10%)	8 (5%)	2	19
57	n1	157/159 (99%)	132 (84%)	21 (13%)	4 (2%)	7	37
58	N2	98/100 (98%)	70 (71%)	23 (24%)	5 (5%)	2	19
58	n2	96/100 (96%)	82 (85%)	10 (10%)	4 (4%)	3	23
59	N3	134/136 (98%)	118 (88%)	14 (10%)	2 (2%)	13	49
59	n3	134/136 (98%)	120 (90%)	9 (7%)	5 (4%)	4	27
60	N4	96/135 (71%)	73 (76%)	17 (18%)	6 (6%)	2	13
60	n4	133/135 (98%)	103 (77%)	19 (14%)	11 (8%)	1	8
61	N5	119/121 (98%)	99 (83%)	14 (12%)	6 (5%)	3	19
61	n5	118/121 (98%)	103 (87%)	9 (8%)	6 (5%)	2	19
62	N6	124/126 (98%)	100 (81%)	19 (15%)	5 (4%)	4	24
62	n6	124/126 (98%)	108 (87%)	7 (6%)	9 (7%)	1	10
63	N7	133/135 (98%)	109 (82%)	16 (12%)	8 (6%)	2	15
63	n7	133/135 (98%)	105 (79%)	16 (12%)	12 (9%)	1	6
64	N8	146/148 (99%)	109 (75%)	28 (19%)	9 (6%)	2	14
64	n8	146/148 (99%)	114 (78%)	22 (15%)	10 (7%)	1	12
65	N9	56/58 (97%)	44 (79%)	10 (18%)	2 (4%)	4	28
65	n9	56/58 (97%)	37 (66%)	11 (20%)	8 (14%)	0	1
66	O0	95/100 (95%)	85 (90%)	8 (8%)	2 (2%)	9	42
66	o0	98/100 (98%)	87 (89%)	9 (9%)	2 (2%)	9	43
67	O1	107/109 (98%)	93 (87%)	9 (8%)	5 (5%)	3	20
67	o1	107/109 (98%)	91 (85%)	11 (10%)	5 (5%)	3	20
68	O2	125/127 (98%)	94 (75%)	22 (18%)	9 (7%)	1	11
68	o2	125/127 (98%)	97 (78%)	22 (18%)	6 (5%)	3	20
69	O3	104/106 (98%)	94 (90%)	7 (7%)	3 (3%)	6	34
69	o3	104/106 (98%)	92 (88%)	6 (6%)	6 (6%)	2	15
70	O4	110/112 (98%)	94 (86%)	12 (11%)	4 (4%)	4	28
70	o4	110/112 (98%)	91 (83%)	16 (14%)	3 (3%)	6	35
71	O5	117/119 (98%)	98 (84%)	11 (9%)	8 (7%)	1	12
71	o5	117/119 (98%)	100 (86%)	13 (11%)	4 (3%)	5	29

*Continued on next page...*

Continued from previous page...

Mol	Chain	Analysed	Favoured	Allowed	Outliers	Percentiles	
72	O6	97/99 (98%)	71 (73%)	16 (16%)	10 (10%)	1	4
72	o6	97/99 (98%)	75 (77%)	14 (14%)	8 (8%)	1	8
73	O7	85/87 (98%)	67 (79%)	17 (20%)	1 (1%)	16	54
73	o7	85/87 (98%)	70 (82%)	12 (14%)	3 (4%)	4	29
74	O8	75/77 (97%)	61 (81%)	12 (16%)	2 (3%)	6	35
74	o8	75/77 (97%)	60 (80%)	9 (12%)	6 (8%)	1	8
75	O9	48/50 (96%)	39 (81%)	8 (17%)	1 (2%)	9	42
75	o9	48/50 (96%)	41 (85%)	7 (15%)	0	100	100
76	Q0	50/52 (96%)	40 (80%)	8 (16%)	2 (4%)	4	24
76	q0	50/52 (96%)	41 (82%)	8 (16%)	1 (2%)	9	43
77	Q1	23/25 (92%)	21 (91%)	2 (9%)	0	100	100
77	q1	23/25 (92%)	19 (83%)	3 (13%)	1 (4%)	3	23
78	Q2	103/105 (98%)	79 (77%)	19 (18%)	5 (5%)	3	19
78	q2	103/105 (98%)	90 (87%)	8 (8%)	5 (5%)	3	19
79	Q3	89/91 (98%)	76 (85%)	7 (8%)	6 (7%)	1	12
79	q3	89/91 (98%)	78 (88%)	8 (9%)	3 (3%)	5	29
81	c0	82/96 (85%)	63 (77%)	11 (13%)	8 (10%)	1	5
82	sM	61/104 (59%)	38 (62%)	15 (25%)	8 (13%)	0	2
84	p0	139/219 (64%)	115 (83%)	17 (12%)	7 (5%)	3	19
All	All	22262/22948 (97%)	17987 (81%)	2915 (13%)	1360 (6%)	2	14

All (1360) Ramachandran outliers are listed below:

Mol	Chain	Res	Type
2	S0	4	PRO
2	S0	5	ALA
2	S0	30	GLN
2	S0	36	TYR
2	S0	95	ALA
2	S0	158	VAL
2	S0	191	ARG
2	S0	203	PHE
3	S1	49	ASN
3	S1	148	ASN
3	S1	177	GLN

Continued on next page...

*Continued from previous page...*

Mol	Chain	Res	Type
4	S2	107	SER
4	S2	148	LEU
5	S3	62	ASN
5	S3	65	ARG
5	S3	93	ASP
5	S3	211	PRO
5	S3	220	PRO
6	S4	104	ASP
6	S4	245	LYS
7	S5	26	ALA
7	S5	35	GLN
7	S5	39	GLU
7	S5	51	VAL
7	S5	58	LEU
7	S5	101	GLY
7	S5	153	GLY
8	S6	25	ARG
8	S6	154	ARG
8	S6	173	PRO
8	S6	174	LYS
9	S7	5	GLN
9	S7	31	SER
9	S7	32	PRO
9	S7	64	VAL
9	S7	111	LYS
9	S7	112	ARG
9	S7	116	ARG
9	S7	131	PHE
9	S7	133	THR
9	S7	134	GLU
9	S7	155	ASP
10	S8	22	ARG
10	S8	52	ASN
10	S8	149	SER
11	S9	93	LEU
11	S9	134	ILE
12	C0	60	SER
12	C0	81	ASN
12	C0	87	VAL
12	C0	88	PRO
13	C1	30	ARG
13	C1	146	ALA

*Continued on next page...*

*Continued from previous page...*

Mol	Chain	Res	Type
14	C2	25	GLU
14	C2	89	ILE
14	C2	93	ASP
14	C2	127	GLY
15	C3	28	LEU
15	C3	138	ASN
16	C4	39	ILE
16	C4	50	ALA
16	C4	51	ASP
16	C4	114	ARG
16	C4	124	ASP
17	C5	29	SER
17	C5	54	ALA
17	C5	125	PRO
17	C5	126	VAL
18	C6	40	GLU
18	C6	41	PRO
18	C6	114	ARG
19	C7	85	VAL
19	C7	86	PRO
19	C7	88	VAL
19	C7	115	LEU
19	C7	124	VAL
20	C8	14	ILE
20	C8	28	ILE
20	C8	60	GLU
20	C8	91	ASP
20	C8	92	ILE
21	C9	31	PRO
21	C9	53	TRP
21	C9	69	LYS
21	C9	116	ILE
22	D0	118	VAL
23	D1	4	ASP
23	D1	7	GLN
25	D3	3	LYS
25	D3	112	LYS
25	D3	114	LYS
25	D3	138	GLU
26	D4	36	SER
27	D5	39	ALA
27	D5	43	ASP

*Continued on next page...*

*Continued from previous page...*

Mol	Chain	Res	Type
27	D5	54	VAL
27	D5	71	ILE
27	D5	97	LYS
28	D6	45	VAL
28	D6	82	ARG
28	D6	84	VAL
28	D6	85	ARG
28	D6	86	VAL
29	D7	62	ILE
31	D9	6	VAL
31	D9	8	PHE
32	E0	47	VAL
32	E0	51	ASN
33	E1	84	VAL
33	E1	102	VAL
33	E1	106	TYR
33	E1	128	ALA
33	E1	144	CYS
34	SR	318	ALA
35	SM	52	PRO
35	SM	87	THR
35	SM	140	ASP
39	L2	246	LEU
40	L3	5	LYS
40	L3	140	ASP
40	L3	142	ALA
40	L3	155	ALA
40	L3	174	LYS
40	L3	187	SER
40	L3	347	SER
40	L3	385	LYS
41	L4	4	PRO
41	L4	15	ALA
41	L4	90	PHE
41	L4	130	ALA
41	L4	131	VAL
41	L4	201	GLN
41	L4	232	SER
41	L4	268	ALA
41	L4	311	HIS
41	L4	317	PRO
41	L4	318	LEU

*Continued on next page...*

*Continued from previous page...*

<b>Mol</b>	<b>Chain</b>	<b>Res</b>	<b>Type</b>
41	L4	320	ASN
41	L4	339	LEU
42	L5	85	ARG
42	L5	93	THR
42	L5	233	ALA
42	L5	234	ASP
42	L5	258	LYS
42	L5	260	PHE
42	L5	276	LYS
44	L7	26	VAL
45	L8	25	PRO
45	L8	31	PRO
45	L8	36	ILE
45	L8	136	LEU
46	L9	50	ASN
47	M0	91	VAL
47	M0	218	ALA
48	M1	8	PRO
48	M1	11	ASP
48	M1	12	LEU
48	M1	74	PRO
48	M1	94	ARG
48	M1	115	LYS
48	M1	173	ASP
49	M3	47	ALA
49	M3	50	PRO
49	M3	129	ASN
49	M3	131	LYS
49	M3	141	ALA
49	M3	166	ALA
50	M4	8	LYS
50	M4	9	ALA
50	M4	36	VAL
50	M4	86	ALA
50	M4	135	LEU
50	M4	136	ALA
51	M5	74	PRO
51	M5	144	ARG
52	M6	111	PRO
53	M7	36	ILE
53	M7	67	ILE
53	M7	182	ILE

*Continued on next page...*

*Continued from previous page...*

<b>Mol</b>	<b>Chain</b>	<b>Res</b>	<b>Type</b>
54	M8	43	PRO
54	M8	99	THR
57	N1	124	VAL
58	N2	51	GLY
60	N4	64	THR
60	N4	81	PRO
60	N4	86	SER
63	N7	17	ARG
63	N7	35	SER
64	N8	66	ALA
64	N8	76	ASP
64	N8	96	LYS
68	O2	27	ARG
68	O2	69	SER
71	O5	119	LYS
72	O6	33	ALA
72	O6	52	PRO
76	Q0	78	ILE
78	Q2	30	ALA
78	Q2	100	LYS
79	Q3	52	ALA
79	Q3	58	SER
2	s0	4	PRO
2	s0	68	PRO
2	s0	95	ALA
2	s0	158	VAL
2	s0	164	ASN
2	s0	185	ARG
2	s0	186	GLY
2	s0	189	VAL
2	s0	194	PRO
2	s0	206	ASP
3	s1	81	PHE
3	s1	82	ARG
3	s1	106	THR
3	s1	206	PRO
3	s1	223	PHE
4	s2	92	ALA
4	s2	106	ASP
4	s2	163	GLY
4	s2	236	PRO
5	s3	61	GLU

*Continued on next page...*



*Continued from previous page...*

Mol	Chain	Res	Type
5	s3	115	ILE
5	s3	219	ALA
5	s3	220	PRO
6	s4	94	ALA
6	s4	95	THR
6	s4	104	ASP
6	s4	163	ASP
6	s4	164	LEU
6	s4	195	ILE
6	s4	196	VAL
7	s5	28	PRO
7	s5	36	ALA
7	s5	39	GLU
7	s5	184	PHE
7	s5	204	GLY
8	s6	138	ALA
8	s6	173	PRO
8	s6	174	LYS
9	s7	64	VAL
9	s7	67	LEU
9	s7	74	GLN
9	s7	131	PHE
9	s7	144	VAL
10	s8	199	LYS
81	c0	23	ALA
81	c0	83	PRO
13	c1	40	LEU
13	c1	114	ALA
13	c1	133	LYS
13	c1	144	ALA
14	c2	87	PRO
14	c2	89	ILE
14	c2	93	ASP
14	c2	101	ALA
14	c2	109	GLU
15	c3	66	ILE
15	c3	108	ASP
15	c3	137	PRO
16	c4	48	VAL
16	c4	126	THR
16	c4	132	ARG
17	c5	7	ALA

*Continued on next page...*

*Continued from previous page...*

Mol	Chain	Res	Type
17	c5	11	VAL
17	c5	51	SER
17	c5	52	LYS
17	c5	68	PRO
17	c5	125	PRO
17	c5	126	VAL
17	c5	127	ARG
17	c5	131	ALA
18	c6	42	GLU
18	c6	115	THR
18	c6	116	LEU
19	c7	88	VAL
19	c7	99	VAL
19	c7	104	ASN
19	c7	116	LYS
20	c8	91	ASP
20	c8	92	ILE
21	c9	29	GLU
21	c9	34	VAL
22	d0	49	ASN
22	d0	52	LYS
22	d0	97	VAL
22	d0	118	VAL
26	d4	30	PRO
26	d4	33	ALA
26	d4	35	VAL
26	d4	52	LYS
26	d4	68	LYS
27	d5	44	GLN
27	d5	85	LYS
27	d5	104	ALA
28	d6	47	ALA
29	d7	18	LYS
29	d7	60	SER
30	d8	61	ARG
31	d9	6	VAL
32	e0	51	ASN
32	e0	60	PRO
32	e0	61	SER
33	e1	83	LYS
33	e1	87	THR
33	e1	92	LYS

*Continued on next page...*

*Continued from previous page...*

Mol	Chain	Res	Type
33	e1	98	VAL
33	e1	106	TYR
34	sR	149	ASP
34	sR	165	ASP
34	sR	318	ALA
82	sM	47	ALA
39	l2	96	LEU
39	l2	140	ASN
39	l2	238	ILE
40	l3	140	ASP
40	l3	142	ALA
40	l3	187	SER
40	l3	347	SER
41	l4	15	ALA
41	l4	90	PHE
41	l4	145	ILE
41	l4	157	GLU
41	l4	301	PRO
41	l4	311	HIS
41	l4	329	PRO
42	l5	123	GLU
43	l6	98	VAL
44	l7	158	LYS
45	l8	25	PRO
45	l8	34	PHE
47	m0	25	ALA
47	m0	82	ARG
47	m0	169	LYS
47	m0	174	THR
47	m0	204	GLY
47	m0	219	ALA
48	m1	8	PRO
48	m1	9	MET
48	m1	10	ARG
48	m1	94	ARG
48	m1	95	ASN
48	m1	108	GLU
49	m3	47	ALA
49	m3	141	ALA
49	m3	150	PRO
49	m3	152	THR
50	m4	136	ALA

*Continued on next page...*

*Continued from previous page...*

Mol	Chain	Res	Type
51	m5	55	ALA
51	m5	76	PRO
51	m5	183	THR
51	m5	184	LYS
52	m6	16	VAL
52	m6	110	PRO
54	m8	99	THR
54	m8	112	ALA
57	n1	135	PRO
59	n3	42	SER
60	n4	26	SER
60	n4	63	ILE
60	n4	76	VAL
60	n4	133	THR
61	n5	45	LYS
61	n5	55	ASN
62	n6	31	LEU
62	n6	125	LYS
62	n6	126	LEU
63	n7	7	ALA
63	n7	17	ARG
63	n7	129	TRP
64	n8	47	LYS
65	n9	21	ILE
65	n9	23	LYS
65	n9	25	LYS
66	o0	100	ILE
67	o1	45	GLY
69	o3	60	ARG
69	o3	88	ASN
71	o5	119	LYS
72	o6	3	VAL
72	o6	13	LYS
72	o6	33	ALA
72	o6	34	SER
72	o6	64	SER
72	o6	98	ARG
73	o7	87	SER
74	o8	17	ARG
74	o8	18	ALA
74	o8	19	ASP
74	o8	46	ARG

*Continued on next page...*

*Continued from previous page...*

Mol	Chain	Res	Type
84	p0	93	LEU
2	S0	39	ASN
2	S0	153	SER
2	S0	195	TRP
3	S1	26	ARG
3	S1	35	PRO
3	S1	58	SER
3	S1	60	ALA
3	S1	62	LYS
3	S1	63	GLY
3	S1	158	SER
3	S1	213	ARG
3	S1	221	PRO
4	S2	35	TRP
4	S2	79	GLU
4	S2	91	ARG
4	S2	106	ASP
4	S2	163	GLY
4	S2	249	ALA
5	S3	216	PRO
6	S4	48	LEU
6	S4	234	PRO
7	S5	43	PHE
7	S5	45	LYS
7	S5	54	LYS
7	S5	127	GLN
8	S6	69	LEU
8	S6	152	ASP
8	S6	153	VAL
9	S7	29	ASN
9	S7	98	ILE
10	S8	51	GLY
10	S8	120	THR
10	S8	199	LYS
11	S9	106	GLU
11	S9	121	SER
11	S9	167	ALA
12	C0	25	LYS
12	C0	94	GLU
14	C2	55	GLY
14	C2	91	VAL
14	C2	101	ALA

*Continued on next page...*

*Continued from previous page...*

Mol	Chain	Res	Type
15	C3	22	ALA
16	C4	42	VAL
16	C4	125	SER
16	C4	126	THR
17	C5	39	ALA
17	C5	48	GLY
17	C5	52	LYS
17	C5	66	ALA
17	C5	69	GLU
19	C7	23	LYS
19	C7	87	GLU
20	C8	27	LYS
20	C8	61	LEU
20	C8	144	ARG
21	C9	28	LEU
22	D0	117	VAL
23	D1	12	TYR
23	D1	42	GLU
24	D2	66	ASN
24	D2	83	ILE
24	D2	100	GLY
25	D3	70	LYS
25	D3	92	CYS
25	D3	144	ARG
26	D4	5	VAL
26	D4	51	GLU
26	D4	53	ASP
27	D5	44	GLN
28	D6	5	ARG
28	D6	10	ARG
28	D6	46	GLU
28	D6	65	PRO
29	D7	23	THR
29	D7	51	GLN
30	D8	36	THR
31	D9	20	GLN
33	E1	83	LYS
33	E1	98	VAL
33	E1	111	GLU
33	E1	127	GLY
34	SR	51	ASP
34	SR	98	GLU

*Continued on next page...*

*Continued from previous page...*

<b>Mol</b>	<b>Chain</b>	<b>Res</b>	<b>Type</b>
34	SR	135	THR
34	SR	161	LYS
34	SR	194	GLY
35	SM	47	ALA
35	SM	86	ASN
35	SM	101	ASP
35	SM	102	THR
39	L2	47	GLN
39	L2	92	LYS
39	L2	180	LEU
39	L2	201	GLY
40	L3	221	THR
40	L3	289	ASP
40	L3	290	ASP
40	L3	351	LEU
41	L4	265	GLU
41	L4	293	SER
41	L4	340	GLY
42	L5	137	ASP
42	L5	215	ASP
42	L5	252	ALA
42	L5	293	LEU
42	L5	295	GLY
43	L6	98	VAL
44	L7	24	GLU
44	L7	25	GLN
44	L7	91	GLY
44	L7	160	ARG
45	L8	79	GLN
45	L8	254	ASP
46	L9	74	LEU
46	L9	190	ASP
47	M0	117	GLY
47	M0	194	GLY
47	M0	207	GLU
48	M1	95	ASN
48	M1	111	ASP
48	M1	145	LYS
48	M1	152	HIS
48	M1	165	GLN
48	M1	167	TYR
49	M3	17	HIS

*Continued on next page...*

*Continued from previous page...*

Mol	Chain	Res	Type
49	M3	76	THR
49	M3	136	GLU
49	M3	164	GLU
49	M3	193	ALA
50	M4	87	ALA
50	M4	99	TRP
51	M5	81	TYR
51	M5	145	ASP
53	M7	3	ARG
53	M7	52	LEU
53	M7	157	VAL
53	M7	164	LYS
56	N0	13	ARG
57	N1	159	PHE
58	N2	11	ILE
59	N3	46	LEU
62	N6	84	LYS
62	N6	92	GLY
67	O1	5	LYS
67	O1	6	ASP
67	O1	83	GLU
68	O2	12	LYS
68	O2	40	SER
69	O3	60	ARG
70	O4	46	ASP
71	O5	35	LYS
71	O5	95	PHE
71	O5	97	ALA
71	O5	112	PRO
72	O6	64	SER
72	O6	77	LEU
72	O6	98	ARG
74	O8	18	ALA
75	O9	4	GLN
78	Q2	17	CYS
78	Q2	33	ALA
79	Q3	7	LYS
2	s0	8	ASP
2	s0	14	ALA
2	s0	92	HIS
2	s0	94	GLY
2	s0	127	ARG

*Continued on next page...*



*Continued from previous page...*

Mol	Chain	Res	Type
3	s1	26	ARG
4	s2	91	ARG
5	s3	44	THR
5	s3	179	GLN
5	s3	216	PRO
5	s3	217	ILE
6	s4	12	LEU
6	s4	24	SER
6	s4	57	ASN
6	s4	135	GLY
6	s4	171	ASP
6	s4	243	GLY
7	s5	33	VAL
7	s5	43	PHE
7	s5	100	ASN
7	s5	152	GLY
8	s6	25	ARG
8	s6	126	ASP
8	s6	175	ILE
9	s7	133	THR
9	s7	185	ILE
10	s8	186	GLY
11	s9	118	LEU
11	s9	150	LEU
81	c0	32	HIS
13	c1	56	LYS
14	c2	22	VAL
14	c2	119	SER
14	c2	131	ASP
15	c3	19	SER
15	c3	133	ALA
17	c5	9	LYS
17	c5	14	THR
17	c5	17	TYR
17	c5	49	MET
17	c5	80	MET
17	c5	132	GLY
19	c7	62	GLN
19	c7	63	LYS
20	c8	14	ILE
20	c8	60	GLU
22	d0	15	GLN

*Continued on next page...*

*Continued from previous page...*

Mol	Chain	Res	Type
22	d0	51	VAL
22	d0	96	PRO
22	d0	119	ALA
23	d1	6	GLY
23	d1	10	GLU
24	d2	56	HIS
24	d2	68	ARG
25	d3	70	LYS
26	d4	4	ALA
26	d4	58	PHE
26	d4	77	ASN
29	d7	38	PRO
30	d8	20	GLY
32	e0	47	VAL
33	e1	79	LYS
33	e1	102	VAL
33	e1	136	LYS
34	sR	53	LYS
34	sR	163	ASP
34	sR	298	GLY
82	sM	42	ALA
82	sM	65	THR
39	l2	24	GLN
39	l2	80	GLU
39	l2	143	GLU
40	l3	22	ALA
40	l3	155	ALA
40	l3	313	HIS
41	l4	56	ALA
41	l4	190	GLY
41	l4	272	VAL
41	l4	305	ALA
41	l4	330	TYR
41	l4	345	GLU
42	l5	155	THR
42	l5	258	LYS
44	l7	163	LEU
44	l7	191	VAL
45	l8	82	LEU
45	l8	121	SER
45	l8	122	LYS
45	l8	123	GLN

*Continued on next page...*

*Continued from previous page...*

Mol	Chain	Res	Type
45	l8	124	ASP
45	l8	133	LYS
45	l8	237	ILE
46	l9	96	HIS
46	l9	144	ILE
47	m0	6	ALA
47	m0	175	ASN
47	m0	187	ALA
47	m0	206	LEU
48	m1	114	ILE
48	m1	152	HIS
48	m1	167	TYR
49	m3	13	HIS
49	m3	129	ASN
49	m3	134	GLU
54	m8	41	ASP
54	m8	91	ALA
54	m8	113	LYS
54	m8	147	ARG
57	n1	117	ALA
60	n4	10	GLY
60	n4	71	ARG
61	n5	24	LEU
61	n5	44	PRO
62	n6	6	LEU
62	n6	84	LYS
63	n7	16	GLY
63	n7	56	LYS
63	n7	59	ALA
63	n7	125	GLY
63	n7	134	LEU
64	n8	8	THR
64	n8	48	TYR
64	n8	76	ASP
65	n9	18	ARG
66	o0	10	ILE
67	o1	7	VAL
67	o1	83	GLU
68	o2	62	LYS
68	o2	124	GLY
78	q2	52	GLY
79	q3	51	ALA

*Continued on next page...*

*Continued from previous page...*

Mol	Chain	Res	Type
84	p0	203	ASP
3	S1	54	LEU
3	S1	176	VAL
3	S1	206	PRO
4	S2	39	THR
4	S2	182	PRO
4	S2	248	SER
5	S3	54	ARG
5	S3	195	SER
5	S3	218	LEU
6	S4	12	LEU
6	S4	242	LYS
7	S5	63	GLN
7	S5	150	GLY
8	S6	20	ASP
8	S6	138	ALA
8	S6	148	SER
8	S6	149	LYS
9	S7	30	SER
9	S7	36	ALA
9	S7	129	LEU
9	S7	156	SER
9	S7	158	ASP
9	S7	186	PRO
11	S9	98	ALA
11	S9	100	LYS
12	C0	93	GLN
13	C1	55	ASP
13	C1	153	PHE
14	C2	66	VAL
14	C2	85	LYS
14	C2	106	ILE
14	C2	108	ARG
14	C2	125	ASN
14	C2	130	THR
15	C3	68	GLY
16	C4	40	ALA
17	C5	101	ALA
18	C6	138	PHE
19	C7	84	TYR
21	C9	39	THR
21	C9	50	ALA

*Continued on next page...*

*Continued from previous page...*

Mol	Chain	Res	Type
22	D0	17	GLN
22	D0	49	ASN
23	D1	15	ARG
28	D6	36	ILE
28	D6	81	ALA
30	D8	20	GLY
33	E1	85	TYR
33	E1	118	ARG
33	E1	145	HIS
34	SR	237	GLN
34	SR	238	ASP
35	SM	17	VAL
35	SM	46	LYS
35	SM	100	THR
35	SM	111	GLY
35	SM	117	LEU
39	L2	143	GLU
39	L2	251	LYS
40	L3	63	PRO
40	L3	302	LYS
41	L4	16	THR
41	L4	140	HIS
41	L4	141	ARG
41	L4	361	HIS
42	L5	22	ARG
42	L5	57	ASN
42	L5	84	PRO
42	L5	111	GLN
42	L5	157	ALA
42	L5	296	GLN
43	L6	97	ASN
44	L7	217	PRO
45	L8	37	GLY
45	L8	39	ALA
45	L8	156	ASP
45	L8	157	VAL
46	L9	42	ASP
46	L9	49	ASN
46	L9	107	ASP
47	M0	145	LYS
48	M1	64	LYS
48	M1	114	ILE

*Continued on next page...*

*Continued from previous page...*

Mol	Chain	Res	Type
48	M1	117	ASP
48	M1	140	ARG
48	M1	151	SER
49	M3	51	LEU
49	M3	130	GLY
49	M3	134	GLU
49	M3	153	ASP
50	M4	29	ALA
51	M5	94	TYR
51	M5	159	ARG
53	M7	75	GLU
55	M9	53	LYS
55	M9	131	ALA
56	N0	130	GLU
56	N0	166	LYS
56	N0	167	ARG
57	N1	16	GLN
57	N1	123	GLY
58	N2	10	LYS
60	N4	97	LYS
61	N5	44	PRO
61	N5	77	GLU
63	N7	36	HIS
63	N7	102	GLU
64	N8	97	GLU
64	N8	117	ARG
68	O2	70	GLY
69	O3	59	VAL
70	O4	44	CYS
71	O5	69	LEU
71	O5	96	GLU
72	O6	21	THR
72	O6	34	SER
72	O6	95	ALA
74	O8	33	LYS
2	s0	5	ALA
2	s0	10	THR
2	s0	30	GLN
2	s0	103	THR
3	s1	209	ASN
4	s2	155	ALA
4	s2	235	LEU

*Continued on next page...*

*Continued from previous page...*

Mol	Chain	Res	Type
5	s3	4	LEU
5	s3	76	ARG
5	s3	90	ARG
5	s3	204	ASP
5	s3	221	SER
6	s4	22	LYS
7	s5	56	ALA
7	s5	171	ALA
7	s5	172	ILE
8	s6	131	LYS
8	s6	156	PHE
9	s7	34	LEU
10	s8	36	THR
81	c0	35	ILE
14	c2	26	ASP
14	c2	58	LEU
14	c2	106	ILE
15	c3	140	LYS
16	c4	51	ASP
16	c4	58	TYR
20	c8	27	LYS
20	c8	90	ASN
21	c9	33	TYR
22	d0	17	GLN
23	d1	4	ASP
23	d1	43	GLY
25	d3	8	GLY
26	d4	78	SER
28	d6	8	ASN
28	d6	13	LYS
28	d6	82	ARG
29	d7	62	ILE
30	d8	62	GLU
32	e0	50	VAL
32	e0	54	ARG
33	e1	81	LYS
33	e1	124	PRO
33	e1	131	PHE
34	sR	161	LYS
34	sR	231	MET
34	sR	297	ASP
82	sM	50	ASN

*Continued on next page...*

*Continued from previous page...*

Mol	Chain	Res	Type
82	sM	83	LYS
39	l2	127	ALA
39	l2	247	ARG
40	l3	129	ALA
41	l4	174	ALA
41	l4	233	LEU
41	l4	321	LYS
41	l4	342	LYS
41	l4	361	HIS
42	l5	106	ALA
45	l8	83	ASP
45	l8	203	VAL
45	l8	206	GLU
46	l9	2	LYS
46	l9	50	ASN
47	m0	74	LYS
47	m0	176	LEU
47	m0	220	GLN
48	m1	115	LYS
49	m3	50	PRO
49	m3	51	LEU
49	m3	135	ALA
50	m4	112	LEU
51	m5	81	TYR
53	m7	66	SER
54	m8	23	ASN
54	m8	108	ALA
56	n0	130	GLU
57	n1	136	ARG
58	n2	44	GLU
59	n3	68	GLU
60	n4	83	THR
60	n4	134	GLN
61	n5	48	SER
62	n6	76	LEU
64	n8	78	LEU
65	n9	39	PHE
67	o1	5	LYS
68	o2	5	PRO
69	o3	59	VAL
71	o5	81	ARG
72	o6	4	LYS

*Continued on next page...*



*Continued from previous page...*

Mol	Chain	Res	Type
72	o6	67	LYS
74	o8	74	LYS
78	q2	17	CYS
78	q2	78	LYS
84	p0	102	SER
84	p0	196	VAL
2	S0	7	PHE
2	S0	27	ARG
2	S0	49	ASN
2	S0	66	ALA
2	S0	94	GLY
2	S0	103	THR
3	S1	21	VAL
3	S1	154	SER
4	S2	145	GLY
4	S2	150	GLN
5	S3	217	ILE
6	S4	93	ASP
6	S4	195	ILE
9	S7	73	VAL
9	S7	132	PRO
10	S8	152	ILE
11	S9	119	ALA
11	S9	162	SER
12	C0	30	ALA
12	C0	54	TYR
12	C0	64	TYR
14	C2	22	VAL
14	C2	83	GLU
14	C2	87	PRO
14	C2	107	ASP
14	C2	115	VAL
14	C2	117	GLY
14	C2	119	SER
15	C3	3	ARG
16	C4	123	SER
17	C5	80	MET
17	C5	127	ARG
18	C6	32	ASN
18	C6	142	TYR
21	C9	86	ARG
25	D3	41	SER

*Continued on next page...*

*Continued from previous page...*

Mol	Chain	Res	Type
26	D4	6	THR
27	D5	88	ILE
28	D6	61	GLU
28	D6	64	LEU
28	D6	88	SER
31	D9	25	SER
31	D9	47	ALA
33	E1	87	THR
34	SR	160	GLU
34	SR	163	ASP
35	SM	42	ALA
35	SM	53	ARG
35	SM	116	GLU
39	L2	24	GLN
40	L3	4	ARG
41	L4	5	GLN
41	L4	146	PRO
42	L5	19	PRO
42	L5	20	PHE
42	L5	253	PHE
42	L5	259	LYS
44	L7	129	LEU
44	L7	164	SER
45	L8	32	LYS
45	L8	135	GLY
46	L9	73	SER
47	M0	47	PRO
51	M5	75	VAL
51	M5	181	ASN
53	M7	161	ALA
54	M8	91	ALA
54	M8	162	ALA
55	M9	91	SER
58	N2	50	LEU
59	N3	47	ASN
60	N4	80	ARG
61	N5	45	LYS
61	N5	52	PRO
61	N5	116	PRO
62	N6	91	ASN
63	N7	125	GLY
64	N8	57	GLY

*Continued on next page...*

*Continued from previous page...*

Mol	Chain	Res	Type
64	N8	91	LEU
66	O0	53	LYS
68	O2	65	PHE
73	O7	87	SER
79	Q3	84	ARG
2	s0	66	ALA
3	s1	147	ALA
3	s1	224	ASP
4	s2	146	THR
4	s2	150	GLN
4	s2	234	PRO
4	s2	238	SER
5	s3	113	LEU
5	s3	180	GLY
5	s3	196	ARG
5	s3	211	PRO
6	s4	32	SER
6	s4	90	ILE
6	s4	168	LYS
7	s5	29	ILE
7	s5	35	GLN
8	s6	152	ASP
8	s6	154	ARG
8	s6	164	LYS
9	s7	15	GLU
9	s7	73	VAL
10	s8	78	ILE
10	s8	101	ILE
11	s9	103	ASP
11	s9	162	SER
81	c0	30	ALA
81	c0	31	LYS
13	c1	121	ASP
14	c2	66	VAL
14	c2	82	PRO
14	c2	85	LYS
15	c3	29	SER
15	c3	43	LYS
16	c4	131	GLY
17	c5	48	GLY
17	c5	69	GLU
17	c5	71	GLU

*Continued on next page...*

*Continued from previous page...*

Mol	Chain	Res	Type
18	c6	39	VAL
18	c6	113	ASP
21	c9	26	GLY
22	d0	47	GLN
23	d1	42	GLU
26	d4	36	SER
26	d4	128	LYS
29	d7	58	SER
30	d8	33	LEU
31	d9	7	TRP
31	d9	11	PRO
33	e1	100	LEU
33	e1	103	LEU
34	sR	160	GLU
82	sM	46	LYS
82	sM	64	LYS
39	l2	56	ALA
40	l3	83	PRO
40	l3	186	GLY
40	l3	262	TRP
41	l4	5	GLN
41	l4	11	LEU
41	l4	146	PRO
41	l4	265	GLU
41	l4	302	ALA
41	l4	359	LEU
42	l5	260	PHE
43	l6	10	TYR
43	l6	61	ASN
43	l6	172	HIS
44	l7	231	ASN
45	l8	39	ALA
45	l8	69	LEU
45	l8	136	LEU
45	l8	240	ASN
46	l9	190	ASP
53	m7	67	ILE
54	m8	164	ARG
55	m9	155	LEU
56	n0	154	HIS
58	n2	91	ASP
59	n3	16	GLY

*Continued on next page...*

*Continued from previous page...*

Mol	Chain	Res	Type
60	n4	77	LYS
62	n6	15	ALA
62	n6	64	LYS
63	n7	18	TYR
64	n8	129	PHE
64	n8	138	ILE
65	n9	24	PRO
67	o1	84	ASP
68	o2	65	PHE
68	o2	114	ALA
70	o4	12	PRO
70	o4	79	SER
71	o5	82	ALA
78	q2	38	GLN
79	q3	4	ARG
79	q3	49	ARG
84	p0	33	VAL
3	S1	37	THR
3	S1	130	SER
3	S1	210	ILE
4	S2	47	ALA
4	S2	235	LEU
7	S5	64	VAL
9	S7	74	GLN
10	S8	59	ARG
11	S9	147	MET
13	C1	43	LYS
14	C2	68	GLU
17	C5	17	TYR
23	D1	10	GLU
23	D1	46	ILE
25	D3	131	SER
26	D4	60	PHE
28	D6	8	ASN
31	D9	11	PRO
31	D9	33	LYS
33	E1	100	LEU
33	E1	138	ARG
35	SM	12	VAL
35	SM	139	GLU
39	L2	93	LYS
39	L2	127	ALA

*Continued on next page...*

*Continued from previous page...*

Mol	Chain	Res	Type
41	L4	345	GLU
42	L5	26	GLY
43	L6	6	ALA
46	L9	118	LEU
47	M0	93	PRO
48	M1	108	GLU
50	M4	6	ILE
50	M4	10	SER
53	M7	85	ALA
53	M7	160	ALA
56	N0	133	ALA
57	N1	125	ALA
57	N1	127	GLN
57	N1	146	ASN
58	N2	22	PRO
63	N7	4	PHE
63	N7	103	GLN
64	N8	24	LYS
64	N8	47	LYS
65	N9	25	LYS
67	O1	84	ASP
68	O2	110	ALA
68	O2	123	LYS
68	O2	127	ALA
69	O3	91	ALA
70	O4	82	ALA
72	O6	3	VAL
78	Q2	34	SER
79	Q3	24	ARG
3	s1	93	GLY
3	s1	117	TRP
5	s3	93	ASP
6	s4	107	GLY
6	s4	157	ASN
7	s5	53	VAL
7	s5	74	ALA
7	s5	126	ASP
9	s7	31	SER
11	s9	126	ARG
81	c0	82	LEU
13	c1	7	VAL
13	c1	76	VAL

*Continued on next page...*

*Continued from previous page...*

Mol	Chain	Res	Type
13	c1	129	ARG
13	c1	146	ALA
14	c2	40	GLY
14	c2	90	LYS
14	c2	103	LEU
15	c3	22	ALA
15	c3	143	SER
16	c4	114	ARG
17	c5	6	ASN
17	c5	23	GLU
18	c6	97	VAL
19	c7	86	PRO
19	c7	97	ASN
19	c7	105	GLN
19	c7	117	LEU
23	d1	44	ARG
28	d6	24	VAL
28	d6	34	LYS
28	d6	35	ALA
28	d6	58	VAL
28	d6	59	TYR
29	d7	53	ALA
33	e1	84	VAL
82	sM	43	ASP
40	l3	3	HIS
40	l3	23	ALA
40	l3	134	SER
41	l4	220	ARG
41	l4	328	ASN
42	l5	135	VAL
44	l7	121	LYS
44	l7	193	PRO
44	l7	229	PHE
46	l9	189	GLU
47	m0	101	LYS
49	m3	93	ILE
49	m3	101	ARG
51	m5	187	ARG
52	m6	111	PRO
54	m8	4	ASP
54	m8	54	LEU
56	n0	84	ARG

*Continued on next page...*

*Continued from previous page...*

Mol	Chain	Res	Type
58	n2	48	GLY
60	n4	103	ALA
61	n5	47	ALA
63	n7	70	PRO
64	n8	93	SER
65	n9	11	ASN
65	n9	52	LYS
68	o2	6	HIS
71	o5	40	SER
73	o7	86	ALA
76	q0	78	ILE
77	q1	22	ALA
2	S0	194	PRO
2	S0	205	ARG
4	S2	36	VAL
4	S2	231	ALA
6	S4	77	ARG
6	S4	164	LEU
8	S6	177	ARG
11	S9	150	LEU
11	S9	169	PRO
16	C4	18	ARG
17	C5	11	VAL
23	D1	82	VAL
24	D2	67	GLY
26	D4	47	VAL
29	D7	75	GLU
32	E0	50	VAL
32	E0	53	LYS
41	L4	270	SER
42	L5	75	LEU
42	L5	115	LEU
45	L8	85	ASN
47	M0	148	VAL
47	M0	220	GLN
51	M5	122	ASN
52	M6	16	VAL
54	M8	41	ASP
55	M9	55	VAL
60	N4	76	VAL
62	N6	38	GLU
66	O0	96	GLY

*Continued on next page...*



*Continued from previous page...*

Mol	Chain	Res	Type
67	O1	7	VAL
71	O5	91	ALA
72	O6	13	LYS
76	Q0	79	GLU
4	s2	121	VAL
6	s4	30	ARG
9	s7	10	SER
10	s8	136	SER
81	c0	3	MET
14	c2	39	ASP
14	c2	115	VAL
15	c3	99	ARG
16	c4	37	GLU
20	c8	18	LEU
21	c9	28	LEU
22	d0	13	GLU
26	d4	132	ARG
28	d6	20	PRO
30	d8	6	PRO
33	e1	112	GLY
33	e1	148	TYR
34	sR	146	GLY
34	sR	237	GLN
40	l3	224	HIS
40	l3	333	LYS
41	l4	313	LEU
43	l6	131	LYS
45	l8	239	GLY
46	l9	167	VAL
46	l9	175	PHE
48	m1	12	LEU
48	m1	153	LYS
54	m8	155	MET
57	n1	121	ALA
58	n2	45	GLY
63	n7	124	ALA
69	o3	19	SER
73	o7	85	LYS
84	p0	13	ALA
3	S1	48	VAL
10	S8	50	GLY
12	C0	92	ILE

*Continued on next page...*

*Continued from previous page...*

Mol	Chain	Res	Type
14	C2	75	VAL
27	D5	41	ILE
40	L3	317	ILE
44	L7	178	ILE
45	L8	75	ILE
57	N1	155	PRO
61	N5	62	VAL
62	N6	101	PRO
63	N7	16	GLY
65	N9	21	ILE
70	O4	45	GLY
2	s0	44	GLY
2	s0	98	ILE
6	s4	83	PRO
7	s5	153	GLY
9	s7	8	ILE
13	c1	119	VAL
15	c3	60	VAL
20	c8	4	VAL
22	d0	100	VAL
32	e0	45	VAL
40	l3	141	GLY
40	l3	286	GLY
44	l7	178	ILE
78	q2	31	GLY
2	S0	97	PRO
6	S4	193	GLY
6	S4	233	LYS
6	S4	260	GLY
7	S5	33	VAL
9	S7	125	ILE
16	C4	75	GLY
20	C8	76	PRO
41	L4	328	ASN
45	L8	163	VAL
54	M8	97	PRO
2	s0	69	ASN
4	s2	182	PRO
14	c2	63	VAL
14	c2	91	VAL
26	d4	29	HIS
28	d6	84	VAL

*Continued on next page...*

*Continued from previous page...*

Mol	Chain	Res	Type
34	sR	105	GLY
47	m0	53	VAL
49	m3	61	PRO
54	m8	43	PRO
54	m8	84	VAL
64	n8	28	HIS
70	o4	78	GLY
6	S4	196	VAL
23	D1	6	GLY
39	L2	166	ILE
45	L8	30	THR
4	s2	149	GLY
8	s6	70	PRO
10	s8	84	HIS
18	c6	40	GLU
18	c6	78	VAL
42	l5	125	VAL
59	n3	18	PRO
59	n3	41	GLY
60	n4	132	GLY
74	o8	37	PRO
13	C1	113	PRO
13	C1	130	PRO
22	D0	106	ILE
25	D3	96	VAL
35	SM	39	PRO
40	L3	151	ILE
4	s2	233	GLN
9	s7	13	PRO
21	c9	3	GLY
33	e1	127	GLY
39	l2	15	ILE
62	n6	50	ILE
64	n8	56	VAL
69	o3	98	VAL
84	p0	100	ILE
9	S7	144	VAL
26	D4	95	GLY
42	L5	202	GLY
47	M0	149	VAL
79	Q3	50	GLY
11	s9	168	ARG

*Continued on next page...*

*Continued from previous page...*

Mol	Chain	Res	Type
15	c3	98	VAL
25	d3	119	GLY
63	n7	103	GLN
25	D3	64	PRO
69	o3	104	PRO

### 5.3.2 Protein sidechains ⓘ

In the following table, the Percentiles column shows the percent sidechain outliers of the chain as a percentile score with respect to all X-ray entries followed by that with respect to entries of similar resolution.

The Analysed column shows the number of residues for which the sidechain conformation was analysed, and the total number of residues.

Mol	Chain	Analysed	Rotameric	Outliers	Percentiles	
2	S0	164/173 (95%)	133 (81%)	31 (19%)	2	8
2	s0	165/173 (95%)	128 (78%)	37 (22%)	1	4
3	S1	191/192 (100%)	152 (80%)	39 (20%)	1	6
3	s1	192/192 (100%)	148 (77%)	44 (23%)	1	4
4	S2	176/176 (100%)	139 (79%)	37 (21%)	1	6
4	s2	176/176 (100%)	132 (75%)	44 (25%)	1	3
5	S3	182/182 (100%)	149 (82%)	33 (18%)	2	9
5	s3	182/182 (100%)	150 (82%)	32 (18%)	2	10
6	S4	221/221 (100%)	176 (80%)	45 (20%)	1	6
6	s4	221/221 (100%)	179 (81%)	42 (19%)	2	8
7	S5	173/173 (100%)	143 (83%)	30 (17%)	2	11
7	s5	173/173 (100%)	146 (84%)	27 (16%)	3	16
8	S6	188/193 (97%)	147 (78%)	41 (22%)	1	5
8	s6	187/193 (97%)	149 (80%)	38 (20%)	1	6
9	S7	165/166 (99%)	132 (80%)	33 (20%)	1	6
9	s7	165/166 (99%)	132 (80%)	33 (20%)	1	6
10	S8	150/160 (94%)	126 (84%)	24 (16%)	3	14
10	s8	150/160 (94%)	125 (83%)	25 (17%)	3	13
11	S9	158/158 (100%)	124 (78%)	34 (22%)	1	5
11	s9	158/158 (100%)	122 (77%)	36 (23%)	1	4

*Continued on next page...*

*Continued from previous page...*

Mol	Chain	Analysed	Rotameric	Outliers	Percentiles	
12	C0	77/89 (86%)	63 (82%)	14 (18%)	2	9
13	C1	129/136 (95%)	110 (85%)	19 (15%)	4	18
13	c1	129/136 (95%)	102 (79%)	27 (21%)	1	6
14	C2	88/100 (88%)	65 (74%)	23 (26%)	0	2
14	c2	88/100 (88%)	69 (78%)	19 (22%)	1	5
15	C3	127/127 (100%)	100 (79%)	27 (21%)	1	5
15	c3	127/127 (100%)	104 (82%)	23 (18%)	2	9
16	C4	81/97 (84%)	58 (72%)	23 (28%)	0	2
16	c4	97/97 (100%)	65 (67%)	32 (33%)	0	1
17	C5	101/111 (91%)	85 (84%)	16 (16%)	3	15
17	c5	103/111 (93%)	88 (85%)	15 (15%)	4	18
18	C6	117/118 (99%)	93 (80%)	24 (20%)	1	6
18	c6	118/118 (100%)	94 (80%)	24 (20%)	1	6
19	C7	94/113 (83%)	73 (78%)	21 (22%)	1	4
19	c7	92/113 (81%)	73 (79%)	19 (21%)	1	6
20	C8	128/128 (100%)	96 (75%)	32 (25%)	1	3
20	c8	128/128 (100%)	104 (81%)	24 (19%)	2	8
21	C9	115/115 (100%)	88 (76%)	27 (24%)	1	4
21	c9	115/115 (100%)	92 (80%)	23 (20%)	1	6
22	D0	100/103 (97%)	76 (76%)	24 (24%)	1	3
22	d0	103/103 (100%)	76 (74%)	27 (26%)	0	2
23	D1	74/74 (100%)	63 (85%)	11 (15%)	4	17
23	d1	74/74 (100%)	58 (78%)	16 (22%)	1	5
24	D2	110/110 (100%)	88 (80%)	22 (20%)	1	6
24	d2	110/110 (100%)	90 (82%)	20 (18%)	2	9
25	D3	119/119 (100%)	98 (82%)	21 (18%)	2	10
25	d3	119/119 (100%)	100 (84%)	19 (16%)	3	14
26	D4	112/112 (100%)	91 (81%)	21 (19%)	2	8
26	d4	112/112 (100%)	91 (81%)	21 (19%)	2	8
27	D5	61/61 (100%)	44 (72%)	17 (28%)	0	2
27	d5	61/61 (100%)	52 (85%)	9 (15%)	4	17

*Continued on next page...*

*Continued from previous page...*

Mol	Chain	Analysed	Rotameric	Outliers	Percentiles	
28	D6	83/83 (100%)	63 (76%)	20 (24%)	1	3
28	d6	83/83 (100%)	67 (81%)	16 (19%)	2	7
29	D7	70/70 (100%)	61 (87%)	9 (13%)	5	23
29	d7	70/70 (100%)	61 (87%)	9 (13%)	5	23
30	D8	56/56 (100%)	44 (79%)	12 (21%)	1	5
30	d8	56/56 (100%)	43 (77%)	13 (23%)	1	4
31	D9	47/47 (100%)	35 (74%)	12 (26%)	1	2
31	d9	47/47 (100%)	40 (85%)	7 (15%)	4	17
32	E0	51/53 (96%)	45 (88%)	6 (12%)	6	27
32	e0	53/53 (100%)	37 (70%)	16 (30%)	0	1
33	E1	62/66 (94%)	50 (81%)	12 (19%)	2	7
33	e1	66/66 (100%)	50 (76%)	16 (24%)	1	3
34	SR	259/261 (99%)	226 (87%)	33 (13%)	5	24
34	sR	260/261 (100%)	231 (89%)	29 (11%)	7	30
35	SM	97/107 (91%)	76 (78%)	21 (22%)	1	5
39	L2	193/194 (100%)	155 (80%)	38 (20%)	1	7
39	l2	192/194 (99%)	153 (80%)	39 (20%)	1	6
40	L3	319/322 (99%)	249 (78%)	70 (22%)	1	5
40	l3	321/322 (100%)	252 (78%)	69 (22%)	1	5
41	L4	288/288 (100%)	232 (81%)	56 (19%)	2	7
41	l4	288/288 (100%)	234 (81%)	54 (19%)	2	8
42	L5	244/244 (100%)	198 (81%)	46 (19%)	2	8
42	l5	243/244 (100%)	189 (78%)	54 (22%)	1	4
43	L6	134/152 (88%)	114 (85%)	20 (15%)	4	17
43	l6	135/152 (89%)	111 (82%)	24 (18%)	2	10
44	L7	186/187 (100%)	160 (86%)	26 (14%)	4	20
44	l7	187/187 (100%)	155 (83%)	32 (17%)	2	12
45	L8	187/191 (98%)	157 (84%)	30 (16%)	3	14
45	l8	177/191 (93%)	142 (80%)	35 (20%)	1	7
46	L9	171/171 (100%)	130 (76%)	41 (24%)	1	3
46	l9	171/171 (100%)	132 (77%)	39 (23%)	1	4

*Continued on next page...*

*Continued from previous page...*

Mol	Chain	Analysed	Rotameric	Outliers	Percentiles	
47	M0	177/186 (95%)	151 (85%)	26 (15%)	4	18
47	m0	179/186 (96%)	138 (77%)	41 (23%)	1	4
48	M1	147/147 (100%)	119 (81%)	28 (19%)	2	8
48	m1	147/147 (100%)	120 (82%)	27 (18%)	2	9
49	M3	154/154 (100%)	124 (80%)	30 (20%)	2	7
49	m3	154/154 (100%)	123 (80%)	31 (20%)	1	6
50	M4	107/108 (99%)	87 (81%)	20 (19%)	2	9
50	m4	108/108 (100%)	85 (79%)	23 (21%)	1	5
51	M5	175/175 (100%)	140 (80%)	35 (20%)	1	6
51	m5	175/175 (100%)	140 (80%)	35 (20%)	1	6
52	M6	160/160 (100%)	139 (87%)	21 (13%)	5	22
52	m6	160/160 (100%)	135 (84%)	25 (16%)	3	16
53	M7	140/145 (97%)	109 (78%)	31 (22%)	1	4
53	m7	125/145 (86%)	94 (75%)	31 (25%)	1	3
54	M8	150/150 (100%)	124 (83%)	26 (17%)	2	11
54	m8	150/150 (100%)	116 (77%)	34 (23%)	1	4
55	M9	153/153 (100%)	129 (84%)	24 (16%)	3	15
55	m9	153/153 (100%)	125 (82%)	28 (18%)	2	9
56	N0	156/156 (100%)	127 (81%)	29 (19%)	2	9
56	n0	156/156 (100%)	128 (82%)	28 (18%)	2	10
57	N1	136/136 (100%)	106 (78%)	30 (22%)	1	4
57	n1	136/136 (100%)	109 (80%)	27 (20%)	1	7
58	N2	87/87 (100%)	70 (80%)	17 (20%)	2	7
58	n2	85/87 (98%)	69 (81%)	16 (19%)	2	8
59	N3	104/104 (100%)	89 (86%)	15 (14%)	4	19
59	n3	104/104 (100%)	89 (86%)	15 (14%)	4	19
60	N4	57/114 (50%)	50 (88%)	7 (12%)	6	25
60	n4	100/114 (88%)	85 (85%)	15 (15%)	3	17
61	N5	104/105 (99%)	82 (79%)	22 (21%)	1	5
61	n5	104/105 (99%)	82 (79%)	22 (21%)	1	5
62	N6	109/109 (100%)	85 (78%)	24 (22%)	1	5

*Continued on next page...*

*Continued from previous page...*

Mol	Chain	Analysed	Rotameric	Outliers	Percentiles	
62	n6	109/109 (100%)	85 (78%)	24 (22%)	1	5
63	N7	115/115 (100%)	93 (81%)	22 (19%)	2	8
63	n7	115/115 (100%)	93 (81%)	22 (19%)	2	8
64	N8	118/118 (100%)	93 (79%)	25 (21%)	1	5
64	n8	118/118 (100%)	94 (80%)	24 (20%)	1	6
65	N9	46/46 (100%)	37 (80%)	9 (20%)	1	7
65	n9	46/46 (100%)	32 (70%)	14 (30%)	0	1
66	O0	81/84 (96%)	68 (84%)	13 (16%)	3	14
66	o0	84/84 (100%)	70 (83%)	14 (17%)	3	13
67	O1	92/96 (96%)	68 (74%)	24 (26%)	0	2
67	o1	94/96 (98%)	72 (77%)	22 (23%)	1	4
68	O2	109/109 (100%)	89 (82%)	20 (18%)	2	9
68	o2	109/109 (100%)	90 (83%)	19 (17%)	2	11
69	O3	90/90 (100%)	75 (83%)	15 (17%)	3	13
69	o3	90/90 (100%)	78 (87%)	12 (13%)	5	21
70	O4	95/95 (100%)	80 (84%)	15 (16%)	3	15
70	o4	95/95 (100%)	82 (86%)	13 (14%)	4	20
71	O5	104/104 (100%)	79 (76%)	25 (24%)	1	3
71	o5	103/104 (99%)	83 (81%)	20 (19%)	2	7
72	O6	81/81 (100%)	59 (73%)	22 (27%)	0	2
72	o6	80/81 (99%)	58 (72%)	22 (28%)	0	2
73	O7	70/70 (100%)	54 (77%)	16 (23%)	1	4
73	o7	70/70 (100%)	54 (77%)	16 (23%)	1	4
74	O8	68/68 (100%)	51 (75%)	17 (25%)	1	3
74	o8	67/68 (98%)	50 (75%)	17 (25%)	1	2
75	O9	45/45 (100%)	37 (82%)	8 (18%)	2	10
75	o9	45/45 (100%)	39 (87%)	6 (13%)	5	21
76	Q0	47/47 (100%)	37 (79%)	10 (21%)	1	5
76	q0	47/47 (100%)	34 (72%)	13 (28%)	0	2
77	Q1	23/23 (100%)	16 (70%)	7 (30%)	0	1
77	q1	23/23 (100%)	15 (65%)	8 (35%)	0	1

*Continued on next page...*



*Continued from previous page...*

Mol	Chain	Analysed	Rotameric	Outliers	Percentiles	
78	Q2	90/90 (100%)	65 (72%)	25 (28%)	0	2
78	q2	90/90 (100%)	66 (73%)	24 (27%)	0	2
79	Q3	71/71 (100%)	63 (89%)	8 (11%)	7	30
79	q3	71/71 (100%)	54 (76%)	17 (24%)	1	3
81	c0	73/78 (94%)	60 (82%)	13 (18%)	2	10
82	sM	54/54 (100%)	40 (74%)	14 (26%)	0	2
84	p0	105/186 (56%)	82 (78%)	23 (22%)	1	5
All	All	18727/19202 (98%)	15037 (80%)	3690 (20%)	1	7

All (3690) residues with a non-rotameric sidechain are listed below:

Mol	Chain	Res	Type
2	S0	7	PHE
2	S0	27	ARG
2	S0	32	HIS
2	S0	37	VAL
2	S0	43	ASP
2	S0	45	VAL
2	S0	49	ASN
2	S0	50	VAL
2	S0	52	LYS
2	S0	62	ARG
2	S0	84	ARG
2	S0	88	LYS
2	S0	96	THR
2	S0	101	ARG
2	S0	103	THR
2	S0	119	ARG
2	S0	123	VAL
2	S0	131	GLN
2	S0	135	GLU
2	S0	139	VAL
2	S0	154	GLU
2	S0	157	ASP
2	S0	165	ARG
2	S0	168	HIS
2	S0	170	ILE
2	S0	172	LEU
2	S0	185	ARG
2	S0	188	LEU

*Continued on next page...*

*Continued from previous page...*

Mol	Chain	Res	Type
2	S0	196	SER
2	S0	198	MET
2	S0	200	ASP
3	S1	21	VAL
3	S1	22	ASP
3	S1	25	THR
3	S1	29	TRP
3	S1	30	PHE
3	S1	46	THR
3	S1	61	LEU
3	S1	66	VAL
3	S1	70	LEU
3	S1	77	GLU
3	S1	78	ASP
3	S1	81	PHE
3	S1	89	ASP
3	S1	91	VAL
3	S1	96	LEU
3	S1	97	LEU
3	S1	105	PHE
3	S1	111	ARG
3	S1	112	SER
3	S1	117	TRP
3	S1	124	ASN
3	S1	135	LEU
3	S1	146	GLN
3	S1	149	GLN
3	S1	150	VAL
3	S1	152	ARG
3	S1	154	SER
3	S1	176	VAL
3	S1	177	GLN
3	S1	180	THR
3	S1	181	LEU
3	S1	193	ILE
3	S1	202	LYS
3	S1	214	LYS
3	S1	215	VAL
3	S1	218	LEU
3	S1	219	LYS
3	S1	222	LYS
3	S1	223	PHE

*Continued on next page...*

*Continued from previous page...*

Mol	Chain	Res	Type
4	S2	41	LEU
4	S2	53	ILE
4	S2	54	GLU
4	S2	69	ILE
4	S2	70	ASP
4	S2	73	LEU
4	S2	77	GLN
4	S2	87	GLN
4	S2	88	LYS
4	S2	90	THR
4	S2	91	ARG
4	S2	95	ARG
4	S2	96	THR
4	S2	97	ARG
4	S2	111	VAL
4	S2	117	THR
4	S2	119	LYS
4	S2	134	LEU
4	S2	137	ILE
4	S2	139	ILE
4	S2	140	ARG
4	S2	141	ARG
4	S2	146	THR
4	S2	148	LEU
4	S2	152	HIS
4	S2	166	THR
4	S2	182	PRO
4	S2	186	LYS
4	S2	203	LYS
4	S2	208	GLU
4	S2	221	THR
4	S2	222	TYR
4	S2	226	THR
4	S2	229	LEU
4	S2	237	VAL
4	S2	245	ASP
4	S2	246	GLU
5	S3	4	LEU
5	S3	7	LYS
5	S3	21	LEU
5	S3	23	GLU
5	S3	65	ARG

*Continued on next page...*

*Continued from previous page...*

Mol	Chain	Res	Type
5	S3	66	ILE
5	S3	76	ARG
5	S3	84	ILE
5	S3	89	GLU
5	S3	92	GLN
5	S3	94	ARG
5	S3	103	GLU
5	S3	105	MET
5	S3	115	ILE
5	S3	117	ARG
5	S3	127	MET
5	S3	129	SER
5	S3	134	CYS
5	S3	142	LEU
5	S3	151	LYS
5	S3	158	ILE
5	S3	172	THR
5	S3	176	LEU
5	S3	178	ARG
5	S3	182	LEU
5	S3	190	ARG
5	S3	195	SER
5	S3	196	ARG
5	S3	204	ASP
5	S3	207	THR
5	S3	215	GLU
5	S3	218	LEU
5	S3	222	VAL
6	S4	6	LYS
6	S4	7	LYS
6	S4	9	LEU
6	S4	12	LEU
6	S4	23	LEU
6	S4	37	LYS
6	S4	38	LEU
6	S4	42	LEU
6	S4	45	ILE
6	S4	65	LEU
6	S4	67	GLN
6	S4	68	ARG
6	S4	77	ARG
6	S4	78	THR

*Continued on next page...*

*Continued from previous page...*

Mol	Chain	Res	Type
6	S4	92	LEU
6	S4	115	THR
6	S4	116	ASP
6	S4	126	VAL
6	S4	128	LYS
6	S4	129	VAL
6	S4	131	LEU
6	S4	133	LYS
6	S4	140	VAL
6	S4	146	THR
6	S4	160	VAL
6	S4	164	LEU
6	S4	180	LEU
6	S4	182	TYR
6	S4	187	ARG
6	S4	192	ILE
6	S4	197	HIS
6	S4	206	ASP
6	S4	210	ILE
6	S4	211	LYS
6	S4	212	ASP
6	S4	213	SER
6	S4	215	ASP
6	S4	220	THR
6	S4	226	PHE
6	S4	227	VAL
6	S4	238	LEU
6	S4	240	LYS
6	S4	242	LYS
6	S4	258	GLN
6	S4	259	GLN
7	S5	24	VAL
7	S5	25	LEU
7	S5	41	LYS
7	S5	43	PHE
7	S5	45	LYS
7	S5	49	GLU
7	S5	51	VAL
7	S5	53	VAL
7	S5	63	GLN
7	S5	76	ARG
7	S5	89	ILE

*Continued on next page...*

*Continued from previous page...*

Mol	Chain	Res	Type
7	S5	93	LEU
7	S5	94	THR
7	S5	98	MET
7	S5	119	ASP
7	S5	147	THR
7	S5	149	VAL
7	S5	156	ARG
7	S5	157	ARG
7	S5	160	VAL
7	S5	162	VAL
7	S5	170	GLN
7	S5	186	ASN
7	S5	190	ILE
7	S5	203	LYS
7	S5	208	SER
7	S5	216	GLU
7	S5	219	ARG
7	S5	223	SER
7	S5	225	ARG
8	S6	13	GLN
8	S6	15	THR
8	S6	21	GLU
8	S6	25	ARG
8	S6	31	ARG
8	S6	44	GLU
8	S6	58	LYS
8	S6	59	GLN
8	S6	67	VAL
8	S6	69	LEU
8	S6	76	LEU
8	S6	78	THR
8	S6	79	LYS
8	S6	81	VAL
8	S6	82	SER
8	S6	89	ASP
8	S6	98	ARG
8	S6	105	ASP
8	S6	109	LEU
8	S6	120	GLU
8	S6	126	ASP
8	S6	127	THR
8	S6	128	THR

*Continued on next page...*

*Continued from previous page...*

Mol	Chain	Res	Type
8	S6	129	VAL
8	S6	132	ARG
8	S6	133	LEU
8	S6	137	ARG
8	S6	143	LYS
8	S6	150	GLU
8	S6	154	ARG
8	S6	155	ASP
8	S6	157	VAL
8	S6	158	ILE
8	S6	169	TYR
8	S6	170	THR
8	S6	177	ARG
8	S6	189	HIS
8	S6	201	GLN
8	S6	212	LEU
8	S6	216	LEU
8	S6	223	LYS
9	S7	9	LEU
9	S7	14	THR
9	S7	24	PHE
9	S7	37	GLU
9	S7	38	LEU
9	S7	46	ILE
9	S7	50	ASP
9	S7	51	VAL
9	S7	60	ILE
9	S7	67	LEU
9	S7	70	PHE
9	S7	71	HIS
9	S7	74	GLN
9	S7	76	LYS
9	S7	77	LEU
9	S7	80	GLU
9	S7	85	PHE
9	S7	87	ASP
9	S7	91	ILE
9	S7	95	GLU
9	S7	97	ARG
9	S7	104	ARG
9	S7	105	THR
9	S7	114	ARG

*Continued on next page...*

*Continued from previous page...*

Mol	Chain	Res	Type
9	S7	126	LEU
9	S7	131	PHE
9	S7	144	VAL
9	S7	150	GLN
9	S7	159	VAL
9	S7	167	GLU
9	S7	168	SER
9	S7	181	ILE
9	S7	185	ILE
10	S8	3	ILE
10	S8	8	ARG
10	S8	9	HIS
10	S8	14	THR
10	S8	20	GLN
10	S8	21	PHE
10	S8	29	LEU
10	S8	32	GLN
10	S8	56	ARG
10	S8	58	LEU
10	S8	60	ILE
10	S8	66	SER
10	S8	72	ILE
10	S8	74	LYS
10	S8	123	LYS
10	S8	138	ASN
10	S8	140	GLU
10	S8	151	LYS
10	S8	164	ARG
10	S8	185	GLU
10	S8	187	GLU
10	S8	193	LEU
10	S8	196	LEU
10	S8	199	LYS
11	S9	3	ARG
11	S9	6	ARG
11	S9	7	THR
11	S9	13	SER
11	S9	28	LEU
11	S9	39	LYS
11	S9	46	SER
11	S9	49	LEU
11	S9	60	LEU

*Continued on next page...*



*Continued from previous page...*

Mol	Chain	Res	Type
11	S9	78	ARG
11	S9	82	ARG
11	S9	89	ASP
11	S9	92	LYS
11	S9	93	LEU
11	S9	94	ASP
11	S9	96	VAL
11	S9	97	LEU
11	S9	99	LEU
11	S9	101	VAL
11	S9	105	LEU
11	S9	106	GLU
11	S9	109	LEU
11	S9	110	GLN
11	S9	118	LEU
11	S9	130	THR
11	S9	134	ILE
11	S9	138	LYS
11	S9	141	VAL
11	S9	149	ARG
11	S9	151	ASP
11	S9	157	ASP
11	S9	161	THR
11	S9	171	ARG
11	S9	182	GLU
12	C0	1	MET
12	C0	7	ASP
12	C0	8	ARG
12	C0	22	VAL
12	C0	27	PHE
12	C0	28	ASN
12	C0	32	HIS
12	C0	51	SER
12	C0	55	VAL
12	C0	56	LYS
12	C0	76	LEU
12	C0	78	GLU
12	C0	80	LEU
12	C0	82	LEU
13	C1	4	GLU
13	C1	21	ASN
13	C1	29	LYS

*Continued on next page...*

*Continued from previous page...*

Mol	Chain	Res	Type
13	C1	40	LEU
13	C1	43	LYS
13	C1	44	THR
13	C1	54	ILE
13	C1	67	ARG
13	C1	69	LYS
13	C1	74	THR
13	C1	80	MET
13	C1	109	VAL
13	C1	121	ASP
13	C1	123	VAL
13	C1	125	VAL
13	C1	128	CYS
13	C1	136	ARG
13	C1	138	ASN
13	C1	143	SER
14	C2	25	GLU
14	C2	28	LEU
14	C2	33	ARG
14	C2	36	LEU
14	C2	37	VAL
14	C2	43	ARG
14	C2	45	LEU
14	C2	50	LYS
14	C2	52	LEU
14	C2	58	LEU
14	C2	61	VAL
14	C2	63	VAL
14	C2	71	ILE
14	C2	74	LEU
14	C2	83	GLU
14	C2	89	ILE
14	C2	103	LEU
14	C2	119	SER
14	C2	121	VAL
14	C2	126	TRP
14	C2	129	GLU
14	C2	132	GLU
14	C2	139	HIS
15	C3	3	ARG
15	C3	6	SER
15	C3	13	SER

*Continued on next page...*

*Continued from previous page...*

Mol	Chain	Res	Type
15	C3	14	SER
15	C3	16	ILE
15	C3	21	ASN
15	C3	27	LYS
15	C3	32	SER
15	C3	39	LYS
15	C3	43	LYS
15	C3	45	LEU
15	C3	56	ASP
15	C3	64	ARG
15	C3	66	ILE
15	C3	88	LEU
15	C3	93	LYS
15	C3	102	LEU
15	C3	110	ASP
15	C3	114	ARG
15	C3	115	LEU
15	C3	125	LEU
15	C3	129	TYR
15	C3	136	PRO
15	C3	142	GLU
15	C3	143	SER
15	C3	145	THR
15	C3	150	VAL
16	C4	13	VAL
16	C4	14	PHE
16	C4	20	TYR
16	C4	26	THR
16	C4	29	HIS
16	C4	39	ILE
16	C4	43	THR
16	C4	51	ASP
16	C4	52	ARG
16	C4	54	GLU
16	C4	81	VAL
16	C4	89	THR
16	C4	92	LYS
16	C4	93	THR
16	C4	102	LEU
16	C4	103	ARG
16	C4	107	ARG
16	C4	108	SER

*Continued on next page...*

*Continued from previous page...*

Mol	Chain	Res	Type
16	C4	123	SER
16	C4	125	SER
16	C4	132	ARG
16	C4	136	ARG
16	C4	137	LEU
17	C5	11	VAL
17	C5	22	LEU
17	C5	26	LEU
17	C5	27	GLU
17	C5	28	MET
17	C5	35	LYS
17	C5	36	LEU
17	C5	44	ARG
17	C5	50	THR
17	C5	52	LYS
17	C5	69	GLU
17	C5	86	VAL
17	C5	103	ASN
17	C5	110	GLU
17	C5	121	ILE
17	C5	128	HIS
18	C6	4	VAL
18	C6	14	LYS
18	C6	26	LYS
18	C6	29	ILE
18	C6	36	ILE
18	C6	37	THR
18	C6	43	ILE
18	C6	53	LEU
18	C6	54	LEU
18	C6	66	ARG
18	C6	68	ARG
18	C6	69	VAL
18	C6	74	HIS
18	C6	97	VAL
18	C6	98	ASP
18	C6	106	LYS
18	C6	109	PHE
18	C6	112	TYR
18	C6	115	THR
18	C6	116	LEU
18	C6	123	ARG

*Continued on next page...*

*Continued from previous page...*

Mol	Chain	Res	Type
18	C6	128	LYS
18	C6	137	ARG
18	C6	138	PHE
19	C7	5	ARG
19	C7	6	THR
19	C7	8	THR
19	C7	26	LEU
19	C7	29	GLN
19	C7	30	THR
19	C7	34	LEU
19	C7	38	ILE
19	C7	46	LEU
19	C7	54	THR
19	C7	69	ILE
19	C7	72	LYS
19	C7	77	GLU
19	C7	78	ARG
19	C7	82	ASP
19	C7	83	GLN
19	C7	84	TYR
19	C7	88	VAL
19	C7	105	GLN
19	C7	113	LEU
19	C7	115	LEU
20	C8	3	LEU
20	C8	5	VAL
20	C8	8	GLN
20	C8	11	PHE
20	C8	12	GLN
20	C8	13	HIS
20	C8	14	ILE
20	C8	17	LEU
20	C8	18	LEU
20	C8	25	ASN
20	C8	26	ILE
20	C8	28	ILE
20	C8	34	THR
20	C8	38	VAL
20	C8	40	ARG
20	C8	54	LEU
20	C8	60	GLU
20	C8	61	LEU

*Continued on next page...*

*Continued from previous page...*

Mol	Chain	Res	Type
20	C8	71	GLN
20	C8	77	THR
20	C8	80	LYS
20	C8	92	ILE
20	C8	93	THR
20	C8	107	SER
20	C8	116	LEU
20	C8	119	ILE
20	C8	132	ARG
20	C8	133	VAL
20	C8	136	GLN
20	C8	138	THR
20	C8	141	THR
20	C8	143	ARG
21	C9	13	ASP
21	C9	18	TYR
21	C9	22	LEU
21	C9	25	GLN
21	C9	28	LEU
21	C9	30	VAL
21	C9	33	TYR
21	C9	35	ASP
21	C9	36	ILE
21	C9	37	VAL
21	C9	39	THR
21	C9	57	ARG
21	C9	64	HIS
21	C9	67	MET
21	C9	68	ARG
21	C9	70	GLN
21	C9	75	LYS
21	C9	84	LYS
21	C9	86	ARG
21	C9	94	ILE
21	C9	125	SER
21	C9	126	GLU
21	C9	130	ARG
21	C9	131	ASP
21	C9	132	LEU
21	C9	134	ARG
21	C9	144	GLU
22	D0	15	GLN

*Continued on next page...*

*Continued from previous page...*

Mol	Chain	Res	Type
22	D0	18	GLN
22	D0	23	ARG
22	D0	30	LYS
22	D0	31	VAL
22	D0	34	LEU
22	D0	35	GLU
22	D0	41	ILE
22	D0	42	VAL
22	D0	47	GLN
22	D0	48	HIS
22	D0	51	VAL
22	D0	57	ARG
22	D0	61	LYS
22	D0	66	SER
22	D0	68	ARG
22	D0	70	THR
22	D0	74	GLU
22	D0	81	THR
22	D0	89	ARG
22	D0	103	ILE
22	D0	108	ILE
22	D0	113	ASP
22	D0	121	ASN
23	D1	3	ASN
23	D1	5	LYS
23	D1	7	GLN
23	D1	25	LYS
23	D1	41	GLU
23	D1	52	THR
23	D1	62	ARG
23	D1	68	SER
23	D1	76	ASP
23	D1	78	LEU
23	D1	80	LYS
24	D2	4	SER
24	D2	7	LEU
24	D2	15	ASN
24	D2	24	GLN
24	D2	26	LEU
24	D2	27	ILE
24	D2	41	MET
24	D2	42	GLN

*Continued on next page...*

*Continued from previous page...*

Mol	Chain	Res	Type
24	D2	43	LYS
24	D2	53	ILE
24	D2	65	LEU
24	D2	76	SER
24	D2	83	ILE
24	D2	87	GLU
24	D2	88	LYS
24	D2	93	LEU
24	D2	98	GLN
24	D2	103	ILE
24	D2	104	LEU
24	D2	105	THR
24	D2	121	VAL
24	D2	122	SER
25	D3	7	ARG
25	D3	9	LEU
25	D3	19	ARG
25	D3	26	GLU
25	D3	28	ASN
25	D3	40	SER
25	D3	46	SER
25	D3	66	SER
25	D3	73	ARG
25	D3	78	LYS
25	D3	82	LYS
25	D3	83	VAL
25	D3	84	THR
25	D3	96	VAL
25	D3	107	PHE
25	D3	110	LYS
25	D3	131	SER
25	D3	133	LEU
25	D3	137	LYS
25	D3	138	GLU
25	D3	144	ARG
26	D4	17	LEU
26	D4	21	LYS
26	D4	32	ARG
26	D4	35	VAL
26	D4	47	VAL
26	D4	51	GLU
26	D4	57	VAL

*Continued on next page...*



*Continued from previous page...*

<b>Mol</b>	<b>Chain</b>	<b>Res</b>	<b>Type</b>
26	D4	61	ARG
26	D4	78	SER
26	D4	81	GLU
26	D4	84	LYS
26	D4	88	THR
26	D4	93	ARG
26	D4	99	LYS
26	D4	100	VAL
26	D4	101	GLU
26	D4	102	LYS
26	D4	121	THR
26	D4	124	ARG
26	D4	127	LYS
26	D4	128	LYS
27	D5	38	HIS
27	D5	40	VAL
27	D5	42	LEU
27	D5	49	ARG
27	D5	58	ARG
27	D5	59	TYR
27	D5	60	VAL
27	D5	67	ASP
27	D5	69	LEU
27	D5	71	ILE
27	D5	75	LEU
27	D5	85	LYS
27	D5	92	ILE
27	D5	93	SER
27	D5	95	HIS
27	D5	98	GLN
27	D5	100	ILE
28	D6	10	ARG
28	D6	12	LYS
28	D6	15	ARG
28	D6	36	ILE
28	D6	38	ARG
28	D6	39	MET
28	D6	41	ILE
28	D6	44	ILE
28	D6	45	VAL
28	D6	61	GLU
28	D6	64	LEU

*Continued on next page...*

*Continued from previous page...*

Mol	Chain	Res	Type
28	D6	66	LYS
28	D6	68	TYR
28	D6	69	ASN
28	D6	83	ILE
28	D6	84	VAL
28	D6	85	ARG
28	D6	86	VAL
28	D6	90	GLU
28	D6	91	ASP
29	D7	3	LEU
29	D7	4	VAL
29	D7	8	LEU
29	D7	17	ARG
29	D7	20	LYS
29	D7	33	LEU
29	D7	34	ASP
29	D7	61	THR
29	D7	67	THR
30	D8	13	ILE
30	D8	15	VAL
30	D8	19	THR
30	D8	28	VAL
30	D8	32	PHE
30	D8	33	LEU
30	D8	34	GLU
30	D8	36	THR
30	D8	39	THR
30	D8	49	ARG
30	D8	52	ASP
30	D8	58	GLU
31	D9	6	VAL
31	D9	8	PHE
31	D9	10	HIS
31	D9	12	ARG
31	D9	19	ARG
31	D9	21	CYS
31	D9	22	ARG
31	D9	30	LEU
31	D9	32	ARG
31	D9	36	LEU
31	D9	40	ARG
31	D9	48	ASN

*Continued on next page...*

*Continued from previous page...*

Mol	Chain	Res	Type
32	E0	20	LYS
32	E0	28	LYS
32	E0	39	LEU
32	E0	42	ARG
32	E0	47	VAL
32	E0	48	THR
33	E1	86	THR
33	E1	89	LYS
33	E1	91	ILE
33	E1	93	HIS
33	E1	97	LYS
33	E1	98	VAL
33	E1	103	LEU
33	E1	113	LYS
33	E1	117	LEU
33	E1	120	GLU
33	E1	138	ARG
33	E1	151	ASN
34	SR	6	VAL
34	SR	9	LEU
34	SR	16	HIS
34	SR	29	GLN
34	SR	46	LYS
34	SR	52	GLN
34	SR	62	LYS
34	SR	66	HIS
34	SR	71	CYS
34	SR	76	ASP
34	SR	96	THR
34	SR	112	SER
34	SR	116	ASP
34	SR	117	LYS
34	SR	134	TRP
34	SR	136	ILE
34	SR	137	LYS
34	SR	141	LEU
34	SR	144	LEU
34	SR	153	GLN
34	SR	165	ASP
34	SR	184	ASN
34	SR	191	ASP
34	SR	196	ASN

*Continued on next page...*

*Continued from previous page...*

Mol	Chain	Res	Type
34	SR	238	ASP
34	SR	248	ASN
34	SR	264	SER
34	SR	266	ASP
34	SR	268	GLN
34	SR	277	GLU
34	SR	292	LEU
34	SR	300	THR
34	SR	317	THR
35	SM	23	LYS
35	SM	27	LYS
35	SM	33	LYS
35	SM	34	LYS
35	SM	46	LYS
35	SM	48	ARG
35	SM	51	ARG
35	SM	53	ARG
35	SM	64	LYS
35	SM	68	ARG
35	SM	69	ARG
35	SM	82	THR
35	SM	84	LYS
35	SM	89	ARG
35	SM	91	THR
35	SM	96	ARG
35	SM	97	THR
35	SM	100	THR
35	SM	105	LYS
35	SM	134	LEU
35	SM	139	GLU
39	L2	10	LYS
39	L2	19	HIS
39	L2	23	ARG
39	L2	32	LEU
39	L2	44	ILE
39	L2	45	VAL
39	L2	70	ARG
39	L2	72	ARG
39	L2	74	GLU
39	L2	95	SER
39	L2	96	LEU
39	L2	101	VAL

*Continued on next page...*

*Continued from previous page...*

<b>Mol</b>	<b>Chain</b>	<b>Res</b>	<b>Type</b>
39	L2	104	LEU
39	L2	109	GLU
39	L2	111	THR
39	L2	113	VAL
39	L2	114	SER
39	L2	116	VAL
39	L2	119	LYS
39	L2	130	SER
39	L2	142	ASP
39	L2	143	GLU
39	L2	149	ARG
39	L2	158	ILE
39	L2	169	ILE
39	L2	177	LYS
39	L2	179	LEU
39	L2	180	LEU
39	L2	181	LYS
39	L2	191	LEU
39	L2	199	THR
39	L2	202	VAL
39	L2	204	MET
39	L2	223	SER
39	L2	227	ARG
39	L2	242	ARG
39	L2	247	ARG
39	L2	252	THR
40	L3	2	SER
40	L3	7	GLU
40	L3	10	ARG
40	L3	17	LEU
40	L3	19	ARG
40	L3	21	ARG
40	L3	25	ILE
40	L3	30	LYS
40	L3	37	ARG
40	L3	44	THR
40	L3	47	LEU
40	L3	55	THR
40	L3	56	ILE
40	L3	67	PHE
40	L3	70	ARG
40	L3	81	THR

*Continued on next page...*

*Continued from previous page...*

Mol	Chain	Res	Type
40	L3	85	VAL
40	L3	100	ARG
40	L3	103	THR
40	L3	104	THR
40	L3	110	LEU
40	L3	114	VAL
40	L3	116	ARG
40	L3	121	ASN
40	L3	124	LYS
40	L3	125	SER
40	L3	126	LYS
40	L3	128	LYS
40	L3	134	SER
40	L3	139	GLN
40	L3	146	ARG
40	L3	148	LEU
40	L3	150	ARG
40	L3	156	SER
40	L3	167	ARG
40	L3	169	THR
40	L3	173	GLN
40	L3	178	LEU
40	L3	183	LEU
40	L3	187	SER
40	L3	188	ILE
40	L3	192	VAL
40	L3	196	ARG
40	L3	200	GLU
40	L3	202	THR
40	L3	206	ASP
40	L3	215	ILE
40	L3	226	PHE
40	L3	232	ARG
40	L3	235	THR
40	L3	236	LYS
40	L3	241	LYS
40	L3	244	ARG
40	L3	248	LYS
40	L3	252	ILE
40	L3	260	VAL
40	L3	284	ARG
40	L3	291	GLU

*Continued on next page...*

*Continued from previous page...*

Mol	Chain	Res	Type
40	L3	296	THR
40	L3	305	ILE
40	L3	328	ILE
40	L3	332	ARG
40	L3	335	ILE
40	L3	338	LEU
40	L3	343	TYR
40	L3	347	SER
40	L3	372	THR
40	L3	379	PHE
40	L3	382	THR
40	L3	385	LYS
41	L4	18	ASN
41	L4	37	THR
41	L4	41	SER
41	L4	55	LYS
41	L4	60	THR
41	L4	74	ILE
41	L4	93	MET
41	L4	98	ARG
41	L4	99	MET
41	L4	112	LYS
41	L4	120	TYR
41	L4	133	SER
41	L4	138	ARG
41	L4	145	ILE
41	L4	148	ILE
41	L4	150	LEU
41	L4	152	VAL
41	L4	153	SER
41	L4	156	LEU
41	L4	172	VAL
41	L4	176	SER
41	L4	177	ASP
41	L4	179	LEU
41	L4	187	LEU
41	L4	193	LYS
41	L4	194	TYR
41	L4	200	THR
41	L4	203	ARG
41	L4	206	LEU
41	L4	215	ILE

*Continued on next page...*

*Continued from previous page...*

Mol	Chain	Res	Type
41	L4	220	ARG
41	L4	226	GLU
41	L4	230	VAL
41	L4	246	ARG
41	L4	252	GLU
41	L4	258	LEU
41	L4	261	VAL
41	L4	283	THR
41	L4	284	SER
41	L4	288	ARG
41	L4	289	ILE
41	L4	293	SER
41	L4	295	ILE
41	L4	306	THR
41	L4	312	VAL
41	L4	327	LEU
41	L4	332	LYS
41	L4	333	VAL
41	L4	338	LYS
41	L4	339	LEU
41	L4	343	LYS
41	L4	349	THR
41	L4	350	LYS
41	L4	354	VAL
41	L4	359	LEU
41	L4	362	ASP
42	L5	4	GLN
42	L5	5	LYS
42	L5	10	SER
42	L5	22	ARG
42	L5	23	ARG
42	L5	34	LYS
42	L5	41	LYS
42	L5	62	CYS
42	L5	64	ILE
42	L5	66	SER
42	L5	69	ILE
42	L5	92	LEU
42	L5	93	THR
42	L5	99	TYR
42	L5	105	ILE
42	L5	110	LEU

*Continued on next page...*



*Continued from previous page...*

Mol	Chain	Res	Type
42	L5	112	LYS
42	L5	113	LEU
42	L5	115	LEU
42	L5	122	VAL
42	L5	131	LEU
42	L5	132	THR
42	L5	137	ASP
42	L5	140	ARG
42	L5	146	LEU
42	L5	148	ILE
42	L5	151	GLN
42	L5	152	ARG
42	L5	155	THR
42	L5	159	VAL
42	L5	163	LEU
42	L5	167	SER
42	L5	176	SER
42	L5	177	GLU
42	L5	185	PHE
42	L5	189	GLU
42	L5	206	GLN
42	L5	218	ARG
42	L5	234	ASP
42	L5	254	LYS
42	L5	257	GLU
42	L5	259	LYS
42	L5	263	GLU
42	L5	268	GLU
42	L5	273	ARG
42	L5	293	LEU
43	L6	5	LYS
43	L6	20	LYS
43	L6	21	THR
43	L6	23	LYS
43	L6	46	ARG
43	L6	52	VAL
43	L6	64	LEU
43	L6	65	ILE
43	L6	78	ARG
43	L6	79	VAL
43	L6	84	VAL
43	L6	89	THR

*Continued on next page...*

*Continued from previous page...*

Mol	Chain	Res	Type
43	L6	93	VAL
43	L6	98	VAL
43	L6	129	GLU
43	L6	134	ARG
43	L6	141	VAL
43	L6	152	THR
43	L6	155	LEU
43	L6	160	SER
44	L7	24	GLU
44	L7	25	GLN
44	L7	38	LYS
44	L7	46	GLU
44	L7	60	ARG
44	L7	63	ILE
44	L7	82	LYS
44	L7	84	VAL
44	L7	87	VAL
44	L7	92	ILE
44	L7	93	ASN
44	L7	100	ARG
44	L7	101	LYS
44	L7	110	ARG
44	L7	111	ILE
44	L7	120	THR
44	L7	129	LEU
44	L7	143	THR
44	L7	158	LYS
44	L7	179	LEU
44	L7	184	LEU
44	L7	189	ILE
44	L7	236	ILE
44	L7	239	LEU
44	L7	242	SER
44	L7	244	ASN
45	L8	26	LEU
45	L8	27	THR
45	L8	36	ILE
45	L8	41	GLN
45	L8	47	SER
45	L8	50	VAL
45	L8	74	THR
45	L8	79	GLN

*Continued on next page...*

*Continued from previous page...*

Mol	Chain	Res	Type
45	L8	81	THR
45	L8	84	ARG
45	L8	92	LYS
45	L8	95	ASN
45	L8	118	GLU
45	L8	132	VAL
45	L8	136	LEU
45	L8	150	LEU
45	L8	156	ASP
45	L8	163	VAL
45	L8	169	LEU
45	L8	180	VAL
45	L8	185	ARG
45	L8	189	LEU
45	L8	190	VAL
45	L8	203	VAL
45	L8	204	ARG
45	L8	241	LYS
45	L8	246	MET
45	L8	248	LYS
45	L8	251	LYS
45	L8	254	ASP
46	L9	4	ILE
46	L9	5	GLN
46	L9	9	GLN
46	L9	16	VAL
46	L9	19	SER
46	L9	20	ILE
46	L9	33	THR
46	L9	41	ILE
46	L9	48	VAL
46	L9	49	ASN
46	L9	52	LEU
46	L9	65	VAL
46	L9	68	LEU
46	L9	69	ARG
46	L9	70	THR
46	L9	87	LYS
46	L9	90	MET
46	L9	91	ARG
46	L9	92	TYR
46	L9	93	VAL

*Continued on next page...*

*Continued from previous page...*

Mol	Chain	Res	Type
46	L9	104	VAL
46	L9	115	ARG
46	L9	118	LEU
46	L9	120	ASP
46	L9	132	VAL
46	L9	135	GLU
46	L9	137	SER
46	L9	139	ASN
46	L9	140	VAL
46	L9	157	ASN
46	L9	161	LEU
46	L9	162	GLN
46	L9	164	ILE
46	L9	170	LYS
46	L9	173	ARG
46	L9	174	LYS
46	L9	177	ASP
46	L9	182	SER
46	L9	184	LYS
46	L9	189	GLU
46	L9	190	ASP
47	M0	3	ARG
47	M0	24	ARG
47	M0	31	ILE
47	M0	32	ARG
47	M0	33	ILE
47	M0	40	LYS
47	M0	52	LEU
47	M0	57	LEU
47	M0	63	GLU
47	M0	87	LEU
47	M0	99	ILE
47	M0	116	ARG
47	M0	130	ASP
47	M0	138	VAL
47	M0	139	ARG
47	M0	143	SER
47	M0	144	ASN
47	M0	146	ASP
47	M0	156	ARG
47	M0	163	GLN
47	M0	165	ILE

*Continued on next page...*

*Continued from previous page...*

Mol	Chain	Res	Type
47	M0	174	THR
47	M0	185	ARG
47	M0	191	LYS
47	M0	192	ASP
47	M0	203	LYS
48	M1	7	ASN
48	M1	10	ARG
48	M1	11	ASP
48	M1	12	LEU
48	M1	13	LYS
48	M1	19	LEU
48	M1	23	VAL
48	M1	30	LEU
48	M1	40	LEU
48	M1	41	SER
48	M1	44	THR
48	M1	46	VAL
48	M1	52	TYR
48	M1	65	ILE
48	M1	79	ILE
48	M1	80	LEU
48	M1	94	ARG
48	M1	101	ASN
48	M1	106	ILE
48	M1	107	ASP
48	M1	112	LEU
48	M1	115	LYS
48	M1	137	ARG
48	M1	138	VAL
48	M1	140	ARG
48	M1	158	ASP
48	M1	160	VAL
48	M1	166	LYS
49	M3	13	HIS
49	M3	23	LYS
49	M3	33	VAL
49	M3	46	ILE
49	M3	54	LEU
49	M3	55	ARG
49	M3	57	VAL
49	M3	58	VAL
49	M3	59	ARG

*Continued on next page...*

*Continued from previous page...*

Mol	Chain	Res	Type
49	M3	62	THR
49	M3	63	VAL
49	M3	67	ARG
49	M3	70	ARG
49	M3	85	LEU
49	M3	107	GLU
49	M3	114	GLN
49	M3	121	SER
49	M3	122	LYS
49	M3	124	ILE
49	M3	131	LYS
49	M3	134	GLU
49	M3	136	GLU
49	M3	147	ILE
49	M3	153	ASP
49	M3	164	GLU
49	M3	165	SER
49	M3	168	ARG
49	M3	169	THR
49	M3	190	LYS
49	M3	194	GLU
50	M4	4	ASP
50	M4	8	LYS
50	M4	10	SER
50	M4	20	VAL
50	M4	21	VAL
50	M4	27	GLN
50	M4	43	LYS
50	M4	45	LEU
50	M4	50	LYS
50	M4	53	VAL
50	M4	58	ILE
50	M4	59	ASN
50	M4	64	VAL
50	M4	66	THR
50	M4	69	THR
50	M4	72	LEU
50	M4	106	ARG
50	M4	107	GLU
50	M4	108	ARG
50	M4	135	LEU
51	M5	10	LEU

*Continued on next page...*

*Continued from previous page...*

<b>Mol</b>	<b>Chain</b>	<b>Res</b>	<b>Type</b>
51	M5	15	GLN
51	M5	20	ARG
51	M5	22	LEU
51	M5	29	GLU
51	M5	36	ILE
51	M5	38	ARG
51	M5	49	ARG
51	M5	62	TYR
51	M5	68	ARG
51	M5	71	ARG
51	M5	75	VAL
51	M5	80	THR
51	M5	83	LYS
51	M5	85	THR
51	M5	92	LEU
51	M5	97	SER
51	M5	99	ARG
51	M5	109	ARG
51	M5	117	ASN
51	M5	133	ILE
51	M5	134	LEU
51	M5	138	GLN
51	M5	144	ARG
51	M5	151	ILE
51	M5	153	ASP
51	M5	159	ARG
51	M5	164	LEU
51	M5	170	LYS
51	M5	174	ILE
51	M5	182	ASN
51	M5	183	THR
51	M5	193	ARG
51	M5	201	ARG
51	M5	204	LYS
52	M6	22	VAL
52	M6	33	ILE
52	M6	58	LEU
52	M6	67	THR
52	M6	78	ARG
52	M6	82	LYS
52	M6	84	LEU
52	M6	85	ARG

*Continued on next page...*

*Continued from previous page...*

<b>Mol</b>	<b>Chain</b>	<b>Res</b>	<b>Type</b>
52	M6	106	GLU
52	M6	108	ILE
52	M6	116	LYS
52	M6	117	ARG
52	M6	119	VAL
52	M6	124	LEU
52	M6	128	ARG
52	M6	140	LYS
52	M6	143	THR
52	M6	180	SER
52	M6	182	ASN
52	M6	184	THR
52	M6	190	VAL
53	M7	7	THR
53	M7	9	THR
53	M7	14	SER
53	M7	18	ARG
53	M7	24	VAL
53	M7	32	THR
53	M7	36	ILE
53	M7	42	THR
53	M7	51	VAL
53	M7	54	HIS
53	M7	56	ARG
53	M7	61	ARG
53	M7	78	VAL
53	M7	82	ARG
53	M7	107	LEU
53	M7	111	LYS
53	M7	112	LEU
53	M7	113	TYR
53	M7	118	GLN
53	M7	127	ARG
53	M7	128	ARG
53	M7	129	THR
53	M7	141	SER
53	M7	144	SER
53	M7	149	VAL
53	M7	157	VAL
53	M7	165	VAL
53	M7	168	LEU
53	M7	171	ARG

*Continued on next page...*



*Continued from previous page...*

<b>Mol</b>	<b>Chain</b>	<b>Res</b>	<b>Type</b>
53	M7	173	ARG
53	M7	180	LYS
54	M8	3	ILE
54	M8	6	THR
54	M8	7	SER
54	M8	8	LYS
54	M8	13	SER
54	M8	17	THR
54	M8	21	SER
54	M8	24	VAL
54	M8	26	LEU
54	M8	32	LEU
54	M8	41	ASP
54	M8	49	LEU
54	M8	57	ILE
54	M8	63	SER
54	M8	69	ARG
54	M8	86	THR
54	M8	98	LYS
54	M8	104	LEU
54	M8	111	ARG
54	M8	113	LYS
54	M8	135	GLN
54	M8	138	LEU
54	M8	161	LYS
54	M8	174	ARG
54	M8	179	ARG
54	M8	180	ARG
55	M9	8	LYS
55	M9	20	ARG
55	M9	22	VAL
55	M9	25	ASP
55	M9	37	SER
55	M9	43	LYS
55	M9	44	LEU
55	M9	46	LYS
55	M9	55	VAL
55	M9	61	SER
55	M9	74	ARG
55	M9	91	SER
55	M9	98	ARG
55	M9	103	ARG

*Continued on next page...*

*Continued from previous page...*

Mol	Chain	Res	Type
55	M9	104	ARG
55	M9	106	LEU
55	M9	110	ARG
55	M9	135	LYS
55	M9	138	LEU
55	M9	153	LYS
55	M9	156	ASN
55	M9	171	ASP
55	M9	175	GLN
55	M9	182	ASP
56	N0	1	MET
56	N0	8	GLN
56	N0	12	ARG
56	N0	45	LEU
56	N0	51	VAL
56	N0	61	ILE
56	N0	71	LYS
56	N0	80	ARG
56	N0	85	SER
56	N0	87	THR
56	N0	88	HIS
56	N0	97	VAL
56	N0	104	GLU
56	N0	105	THR
56	N0	106	LEU
56	N0	115	ARG
56	N0	117	ARG
56	N0	120	SER
56	N0	130	GLU
56	N0	132	THR
56	N0	137	ARG
56	N0	138	GLN
56	N0	155	ARG
56	N0	156	VAL
56	N0	160	THR
56	N0	162	THR
56	N0	167	ARG
56	N0	171	PHE
56	N0	172	TYR
57	N1	9	SER
57	N1	14	MET
57	N1	27	LEU

*Continued on next page...*

*Continued from previous page...*

Mol	Chain	Res	Type
57	N1	35	LYS
57	N1	55	LYS
57	N1	64	VAL
57	N1	71	SER
57	N1	75	ILE
57	N1	76	ILE
57	N1	78	LYS
57	N1	79	MET
57	N1	87	LYS
57	N1	88	ARG
57	N1	89	LEU
57	N1	102	ARG
57	N1	104	GLU
57	N1	106	LEU
57	N1	122	GLN
57	N1	124	VAL
57	N1	126	VAL
57	N1	127	GLN
57	N1	128	LEU
57	N1	131	GLN
57	N1	139	ARG
57	N1	141	VAL
57	N1	143	THR
57	N1	144	GLU
57	N1	149	GLN
57	N1	158	THR
57	N1	159	PHE
58	N2	10	LYS
58	N2	16	THR
58	N2	21	SER
58	N2	29	ASP
58	N2	32	SER
58	N2	38	ILE
58	N2	39	ASP
58	N2	49	ASN
58	N2	52	ASN
58	N2	54	VAL
58	N2	66	VAL
58	N2	70	LYS
58	N2	82	LYS
58	N2	87	ASN
58	N2	88	GLN

*Continued on next page...*

*Continued from previous page...*

Mol	Chain	Res	Type
58	N2	93	ILE
58	N2	100	THR
59	N3	13	ILE
59	N3	36	ILE
59	N3	44	SER
59	N3	63	LYS
59	N3	64	LYS
59	N3	72	LYS
59	N3	73	VAL
59	N3	83	LYS
59	N3	84	SER
59	N3	102	ILE
59	N3	109	MET
59	N3	110	LYS
59	N3	115	THR
59	N3	120	LYS
59	N3	135	VAL
60	N4	4	GLU
60	N4	5	ILE
60	N4	9	SER
60	N4	19	THR
60	N4	54	LEU
60	N4	57	LYS
60	N4	63	ILE
61	N5	27	ARG
61	N5	36	LYS
61	N5	37	THR
61	N5	38	LEU
61	N5	39	LYS
61	N5	40	LEU
61	N5	49	LYS
61	N5	51	VAL
61	N5	63	ILE
61	N5	71	THR
61	N5	74	LYS
61	N5	78	ASP
61	N5	87	SER
61	N5	108	LEU
61	N5	112	THR
61	N5	115	ARG
61	N5	125	ARG
61	N5	133	LEU

*Continued on next page...*

*Continued from previous page...*

Mol	Chain	Res	Type
61	N5	134	ASP
61	N5	135	ILE
61	N5	139	ILE
61	N5	142	ILE
62	N6	3	LYS
62	N6	4	GLN
62	N6	5	SER
62	N6	8	VAL
62	N6	10	SER
62	N6	13	ARG
62	N6	37	LYS
62	N6	50	ILE
62	N6	56	VAL
62	N6	57	LEU
62	N6	60	ARG
62	N6	70	ILE
62	N6	74	TYR
62	N6	76	LEU
62	N6	78	PHE
62	N6	80	VAL
62	N6	87	LYS
62	N6	89	LYS
62	N6	105	VAL
62	N6	110	HIS
62	N6	115	ARG
62	N6	122	LYS
62	N6	125	LYS
62	N6	126	LEU
63	N7	14	VAL
63	N7	24	VAL
63	N7	33	SER
63	N7	34	LYS
63	N7	46	ILE
63	N7	52	LYS
63	N7	53	VAL
63	N7	54	THR
63	N7	60	LYS
63	N7	64	LYS
63	N7	72	ILE
63	N7	80	LEU
63	N7	81	LEU
63	N7	83	THR

*Continued on next page...*

*Continued from previous page...*

Mol	Chain	Res	Type
63	N7	86	THR
63	N7	90	GLU
63	N7	99	GLU
63	N7	102	GLU
63	N7	106	GLN
63	N7	109	GLU
63	N7	121	ARG
63	N7	134	LEU
64	N8	4	ARG
64	N8	5	PHE
64	N8	6	THR
64	N8	8	THR
64	N8	10	LYS
64	N8	12	ARG
64	N8	14	HIS
64	N8	29	PRO
64	N8	32	ARG
64	N8	42	ARG
64	N8	56	VAL
64	N8	60	TYR
64	N8	73	LEU
64	N8	84	GLU
64	N8	88	ASP
64	N8	92	LYS
64	N8	93	SER
64	N8	98	THR
64	N8	115	LYS
64	N8	118	ILE
64	N8	120	ASN
64	N8	130	VAL
64	N8	133	LEU
64	N8	135	GLU
64	N8	139	ARG
65	N9	4	SER
65	N9	7	HIS
65	N9	13	THR
65	N9	14	ARG
65	N9	22	LYS
65	N9	23	LYS
65	N9	25	LYS
65	N9	50	THR
65	N9	59	LYS

*Continued on next page...*

*Continued from previous page...*

Mol	Chain	Res	Type
66	O0	16	LEU
66	O0	19	LYS
66	O0	32	LYS
66	O0	34	LEU
66	O0	40	LYS
66	O0	41	LEU
66	O0	54	SER
66	O0	61	MET
66	O0	79	THR
66	O0	83	LYS
66	O0	87	VAL
66	O0	100	ILE
66	O0	104	LEU
67	O1	6	ASP
67	O1	13	THR
67	O1	16	LEU
67	O1	26	LYS
67	O1	31	ARG
67	O1	44	MET
67	O1	46	THR
67	O1	50	ARG
67	O1	55	LEU
67	O1	64	VAL
67	O1	75	ILE
67	O1	76	SER
67	O1	79	ARG
67	O1	82	GLU
67	O1	83	GLU
67	O1	84	ASP
67	O1	86	LYS
67	O1	90	PHE
67	O1	94	GLU
67	O1	102	LYS
67	O1	104	LEU
67	O1	106	THR
67	O1	107	VAL
67	O1	110	GLU
68	O2	8	LYS
68	O2	19	ARG
68	O2	23	ASP
68	O2	30	GLU
68	O2	33	ARG

*Continued on next page...*

*Continued from previous page...*

Mol	Chain	Res	Type
68	O2	34	LYS
68	O2	38	ILE
68	O2	41	VAL
68	O2	54	LYS
68	O2	62	LYS
68	O2	67	SER
68	O2	73	THR
68	O2	75	LEU
68	O2	82	LEU
68	O2	84	THR
68	O2	103	LYS
68	O2	109	LEU
68	O2	125	ARG
68	O2	126	LEU
68	O2	128	LEU
69	O3	15	SER
69	O3	20	LYS
69	O3	29	LEU
69	O3	31	LYS
69	O3	42	GLN
69	O3	57	LYS
69	O3	59	VAL
69	O3	70	LYS
69	O3	72	THR
69	O3	74	THR
69	O3	81	VAL
69	O3	86	ARG
69	O3	90	PRO
69	O3	98	VAL
69	O3	106	ASN
70	O4	3	GLN
70	O4	5	VAL
70	O4	16	ARG
70	O4	17	SER
70	O4	24	LYS
70	O4	29	ILE
70	O4	38	LEU
70	O4	58	ARG
70	O4	65	VAL
70	O4	67	LYS
70	O4	71	THR
70	O4	73	SER

*Continued on next page...*



*Continued from previous page...*

Mol	Chain	Res	Type
70	O4	79	SER
70	O4	86	LYS
70	O4	104	VAL
71	O5	4	VAL
71	O5	13	SER
71	O5	15	GLU
71	O5	20	GLN
71	O5	21	LEU
71	O5	22	VAL
71	O5	27	GLU
71	O5	31	LEU
71	O5	36	LEU
71	O5	40	SER
71	O5	41	LEU
71	O5	43	LYS
71	O5	48	ARG
71	O5	49	LYS
71	O5	64	GLU
71	O5	74	LYS
71	O5	76	GLN
71	O5	84	LYS
71	O5	85	THR
71	O5	89	ARG
71	O5	96	GLU
71	O5	102	GLU
71	O5	104	GLN
71	O5	107	LYS
71	O5	119	LYS
72	O6	2	THR
72	O6	11	LEU
72	O6	17	VAL
72	O6	18	THR
72	O6	21	THR
72	O6	25	LYS
72	O6	26	ILE
72	O6	36	ARG
72	O6	45	ARG
72	O6	47	ILE
72	O6	52	PRO
72	O6	57	LEU
72	O6	58	ILE
72	O6	60	LEU

*Continued on next page...*

*Continued from previous page...*

Mol	Chain	Res	Type
72	O6	68	ARG
72	O6	71	LYS
72	O6	75	LYS
72	O6	76	ARG
72	O6	81	THR
72	O6	88	GLU
72	O6	99	ARG
72	O6	100	HIS
73	O7	5	THR
73	O7	10	LYS
73	O7	16	HIS
73	O7	17	THR
73	O7	24	ARG
73	O7	25	ARG
73	O7	33	THR
73	O7	36	SER
73	O7	37	CYS
73	O7	45	ARG
73	O7	55	ARG
73	O7	58	THR
73	O7	59	THR
73	O7	67	LEU
73	O7	68	LYS
73	O7	82	SER
74	O8	5	ILE
74	O8	6	THR
74	O8	8	ILE
74	O8	12	LEU
74	O8	19	ASP
74	O8	22	THR
74	O8	24	THR
74	O8	32	ASN
74	O8	41	THR
74	O8	45	VAL
74	O8	52	TYR
74	O8	53	THR
74	O8	64	LYS
74	O8	67	GLN
74	O8	69	LEU
74	O8	70	PRO
74	O8	77	ARG
75	O9	4	GLN

*Continued on next page...*

*Continued from previous page...*

<b>Mol</b>	<b>Chain</b>	<b>Res</b>	<b>Type</b>
75	O9	15	LYS
75	O9	21	ARG
75	O9	23	LEU
75	O9	27	ILE
75	O9	28	ARG
75	O9	29	LEU
75	O9	51	ILE
76	Q0	77	ILE
76	Q0	78	ILE
76	Q0	83	LYS
76	Q0	85	LEU
76	Q0	90	ASN
76	Q0	97	ARG
76	Q0	112	LYS
76	Q0	113	ARG
76	Q0	114	LYS
76	Q0	127	LEU
77	Q1	5	TRP
77	Q1	6	ARG
77	Q1	9	ARG
77	Q1	10	THR
77	Q1	11	ARG
77	Q1	13	LEU
77	Q1	24	SER
78	Q2	3	ASN
78	Q2	6	LYS
78	Q2	7	THR
78	Q2	8	ARG
78	Q2	9	LYS
78	Q2	13	LYS
78	Q2	21	THR
78	Q2	26	THR
78	Q2	28	TYR
78	Q2	34	SER
78	Q2	35	LEU
78	Q2	45	ARG
78	Q2	48	SER
78	Q2	55	LYS
78	Q2	61	LYS
78	Q2	68	VAL
78	Q2	80	ARG
78	Q2	83	LEU

*Continued on next page...*

*Continued from previous page...*

Mol	Chain	Res	Type
78	Q2	84	THR
78	Q2	85	LEU
78	Q2	93	LEU
78	Q2	99	GLN
78	Q2	100	LYS
78	Q2	104	LEU
78	Q2	105	GLN
79	Q3	11	THR
79	Q3	16	VAL
79	Q3	24	ARG
79	Q3	45	LYS
79	Q3	49	ARG
79	Q3	70	THR
79	Q3	78	THR
79	Q3	91	GLU
2	s0	6	THR
2	s0	12	GLU
2	s0	21	ASN
2	s0	30	GLN
2	s0	45	VAL
2	s0	49	ASN
2	s0	57	LEU
2	s0	59	LEU
2	s0	62	ARG
2	s0	69	ASN
2	s0	87	LEU
2	s0	93	THR
2	s0	96	THR
2	s0	101	ARG
2	s0	110	TYR
2	s0	111	ILE
2	s0	131	GLN
2	s0	133	ILE
2	s0	139	VAL
2	s0	144	ILE
2	s0	153	SER
2	s0	154	GLU
2	s0	157	ASP
2	s0	162	CYS
2	s0	167	LYS
2	s0	172	LEU
2	s0	179	ARG

*Continued on next page...*

*Continued from previous page...*

Mol	Chain	Res	Type
2	s0	183	ARG
2	s0	185	ARG
2	s0	188	LEU
2	s0	189	VAL
2	s0	196	SER
2	s0	197	ILE
2	s0	198	MET
2	s0	200	ASP
2	s0	202	TYR
2	s0	203	PHE
3	s1	21	VAL
3	s1	25	THR
3	s1	31	ASP
3	s1	36	SER
3	s1	40	ASN
3	s1	47	LEU
3	s1	51	SER
3	s1	55	LYS
3	s1	62	LYS
3	s1	67	GLU
3	s1	70	LEU
3	s1	73	LEU
3	s1	74	GLN
3	s1	76	SER
3	s1	81	PHE
3	s1	83	LYS
3	s1	85	LYS
3	s1	87	ARG
3	s1	95	ASN
3	s1	96	LEU
3	s1	97	LEU
3	s1	106	THR
3	s1	115	ARG
3	s1	125	VAL
3	s1	129	THR
3	s1	138	PHE
3	s1	150	VAL
3	s1	164	ILE
3	s1	173	THR
3	s1	177	GLN
3	s1	180	THR
3	s1	181	LEU

*Continued on next page...*

*Continued from previous page...*

Mol	Chain	Res	Type
3	s1	193	ILE
3	s1	206	PRO
3	s1	209	ASN
3	s1	212	VAL
3	s1	213	ARG
3	s1	214	LYS
3	s1	217	LEU
3	s1	219	LYS
3	s1	223	PHE
3	s1	228	LEU
3	s1	232	HIS
3	s1	234	GLU
4	s2	53	ILE
4	s2	54	GLU
4	s2	55	GLU
4	s2	58	LEU
4	s2	69	ILE
4	s2	70	ASP
4	s2	72	LEU
4	s2	73	LEU
4	s2	80	VAL
4	s2	81	MET
4	s2	83	ILE
4	s2	89	GLN
4	s2	90	THR
4	s2	91	ARG
4	s2	94	GLN
4	s2	97	ARG
4	s2	111	VAL
4	s2	117	THR
4	s2	130	ILE
4	s2	137	ILE
4	s2	139	ILE
4	s2	141	ARG
4	s2	147	ASN
4	s2	148	LEU
4	s2	150	GLN
4	s2	152	HIS
4	s2	153	SER
4	s2	164	SER
4	s2	166	THR
4	s2	167	VAL

*Continued on next page...*

*Continued from previous page...*

Mol	Chain	Res	Type
4	s2	181	SER
4	s2	185	LYS
4	s2	189	GLN
4	s2	194	GLU
4	s2	195	ASP
4	s2	206	THR
4	s2	221	THR
4	s2	226	THR
4	s2	229	LEU
4	s2	233	GLN
4	s2	237	VAL
4	s2	242	ILE
4	s2	244	SER
4	s2	250	GLN
5	s3	4	LEU
5	s3	9	ARG
5	s3	21	LEU
5	s3	26	THR
5	s3	44	THR
5	s3	53	THR
5	s3	55	THR
5	s3	59	LEU
5	s3	67	ASN
5	s3	69	LEU
5	s3	76	ARG
5	s3	84	ILE
5	s3	90	ARG
5	s3	91	VAL
5	s3	103	GLU
5	s3	111	ASN
5	s3	115	ILE
5	s3	116	ARG
5	s3	117	ARG
5	s3	127	MET
5	s3	128	GLU
5	s3	142	LEU
5	s3	158	ILE
5	s3	162	GLN
5	s3	168	ILE
5	s3	172	THR
5	s3	181	VAL
5	s3	189	MET

*Continued on next page...*

*Continued from previous page...*

Mol	Chain	Res	Type
5	s3	202	LEU
5	s3	204	ASP
5	s3	212	LYS
5	s3	223	LYS
6	s4	7	LYS
6	s4	9	LEU
6	s4	11	ARG
6	s4	12	LEU
6	s4	23	LEU
6	s4	24	SER
6	s4	37	LYS
6	s4	38	LEU
6	s4	39	ARG
6	s4	42	LEU
6	s4	49	ARG
6	s4	51	ARG
6	s4	56	LEU
6	s4	67	GLN
6	s4	92	LEU
6	s4	95	THR
6	s4	113	ARG
6	s4	116	ASP
6	s4	123	LEU
6	s4	126	VAL
6	s4	131	LEU
6	s4	139	VAL
6	s4	140	VAL
6	s4	146	THR
6	s4	147	ILE
6	s4	148	ARG
6	s4	160	VAL
6	s4	164	LEU
6	s4	170	THR
6	s4	180	LEU
6	s4	181	VAL
6	s4	182	TYR
6	s4	192	ILE
6	s4	194	THR
6	s4	214	LEU
6	s4	221	ARG
6	s4	222	LEU
6	s4	223	ASN

*Continued on next page...*



*Continued from previous page...*

Mol	Chain	Res	Type
6	s4	227	VAL
6	s4	237	SER
6	s4	246	LEU
6	s4	252	ARG
7	s5	24	VAL
7	s5	25	LEU
7	s5	27	THR
7	s5	31	GLU
7	s5	32	GLU
7	s5	38	THR
7	s5	41	LYS
7	s5	51	VAL
7	s5	59	VAL
7	s5	63	GLN
7	s5	64	VAL
7	s5	68	ILE
7	s5	76	ARG
7	s5	89	ILE
7	s5	93	LEU
7	s5	119	ASP
7	s5	125	THR
7	s5	147	THR
7	s5	148	ARG
7	s5	149	VAL
7	s5	156	ARG
7	s5	157	ARG
7	s5	194	LEU
7	s5	203	LYS
7	s5	205	SER
7	s5	213	LYS
7	s5	216	GLU
8	s6	10	ASN
8	s6	15	THR
8	s6	17	GLU
8	s6	21	GLU
8	s6	25	ARG
8	s6	31	ARG
8	s6	57	ASP
8	s6	69	LEU
8	s6	71	THR
8	s6	76	LEU
8	s6	78	THR

*Continued on next page...*

*Continued from previous page...*

Mol	Chain	Res	Type
8	s6	81	VAL
8	s6	82	SER
8	s6	87	ARG
8	s6	93	LYS
8	s6	97	VAL
8	s6	98	ARG
8	s6	108	VAL
8	s6	109	LEU
8	s6	111	LEU
8	s6	115	LYS
8	s6	120	GLU
8	s6	121	LEU
8	s6	127	THR
8	s6	128	THR
8	s6	132	ARG
8	s6	137	ARG
8	s6	143	LYS
8	s6	150	GLU
8	s6	151	ASP
8	s6	155	ASP
8	s6	158	ILE
8	s6	169	TYR
8	s6	170	THR
8	s6	177	ARG
8	s6	193	LEU
8	s6	212	LEU
8	s6	215	ARG
9	s7	11	GLN
9	s7	24	PHE
9	s7	28	GLU
9	s7	33	GLU
9	s7	41	LEU
9	s7	44	LYS
9	s7	49	ILE
9	s7	50	ASP
9	s7	60	ILE
9	s7	67	LEU
9	s7	75	THR
9	s7	77	LEU
9	s7	79	ARG
9	s7	81	LEU
9	s7	86	GLN

*Continued on next page...*

*Continued from previous page...*

Mol	Chain	Res	Type
9	s7	88	ARG
9	s7	97	ARG
9	s7	105	THR
9	s7	108	GLN
9	s7	109	VAL
9	s7	114	ARG
9	s7	116	ARG
9	s7	117	THR
9	s7	124	LYS
9	s7	126	LEU
9	s7	130	VAL
9	s7	134	GLU
9	s7	144	VAL
9	s7	156	SER
9	s7	160	GLN
9	s7	166	LEU
9	s7	185	ILE
9	s7	187	SER
10	s8	3	ILE
10	s8	22	ARG
10	s8	24	LYS
10	s8	25	ARG
10	s8	29	LEU
10	s8	36	THR
10	s8	58	LEU
10	s8	59	ARG
10	s8	60	ILE
10	s8	61	GLU
10	s8	64	ASN
10	s8	66	SER
10	s8	74	LYS
10	s8	76	THR
10	s8	82	VAL
10	s8	102	VAL
10	s8	121	LEU
10	s8	138	ASN
10	s8	151	LYS
10	s8	152	ILE
10	s8	155	SER
10	s8	158	SER
10	s8	183	ILE
10	s8	184	LEU

*Continued on next page...*

*Continued from previous page...*

Mol	Chain	Res	Type
10	s8	199	LYS
11	s9	2	PRO
11	s9	3	ARG
11	s9	7	THR
11	s9	9	SER
11	s9	16	LYS
11	s9	21	SER
11	s9	22	SER
11	s9	28	LEU
11	s9	37	LYS
11	s9	39	LYS
11	s9	45	ILE
11	s9	46	SER
11	s9	49	LEU
11	s9	57	ARG
11	s9	78	ARG
11	s9	82	ARG
11	s9	83	VAL
11	s9	90	LYS
11	s9	93	LEU
11	s9	101	VAL
11	s9	105	LEU
11	s9	109	LEU
11	s9	110	GLN
11	s9	111	THR
11	s9	120	LYS
11	s9	126	ARG
11	s9	127	VAL
11	s9	130	THR
11	s9	133	HIS
11	s9	134	ILE
11	s9	149	ARG
11	s9	150	LEU
11	s9	152	SER
11	s9	161	THR
11	s9	171	ARG
11	s9	180	LYS
81	c0	5	LYS
81	c0	15	LEU
81	c0	20	VAL
81	c0	21	VAL
81	c0	26	ASP

*Continued on next page...*

*Continued from previous page...*

Mol	Chain	Res	Type
81	c0	27	PHE
81	c0	33	GLU
81	c0	52	LYS
81	c0	55	VAL
81	c0	56	LYS
81	c0	57	THR
81	c0	71	GLU
81	c0	77	ARG
13	c1	3	THR
13	c1	5	LEU
13	c1	10	GLU
13	c1	21	ASN
13	c1	25	VAL
13	c1	27	THR
13	c1	30	ARG
13	c1	32	LYS
13	c1	33	ARG
13	c1	40	LEU
13	c1	44	THR
13	c1	47	THR
13	c1	56	LYS
13	c1	60	PHE
13	c1	67	ARG
13	c1	72	THR
13	c1	74	THR
13	c1	80	MET
13	c1	83	THR
13	c1	87	ARG
13	c1	90	TYR
13	c1	96	LYS
13	c1	125	VAL
13	c1	134	THR
13	c1	136	ARG
13	c1	140	VAL
13	c1	143	SER
14	c2	28	LEU
14	c2	36	LEU
14	c2	39	ASP
14	c2	43	ARG
14	c2	58	LEU
14	c2	59	LEU
14	c2	61	VAL

*Continued on next page...*

*Continued from previous page...*

Mol	Chain	Res	Type
14	c2	62	LEU
14	c2	66	VAL
14	c2	71	ILE
14	c2	74	LEU
14	c2	85	LYS
14	c2	89	ILE
14	c2	103	LEU
14	c2	121	VAL
14	c2	129	GLU
14	c2	132	GLU
14	c2	136	ILE
14	c2	140	PHE
15	c3	14	SER
15	c3	16	ILE
15	c3	20	ARG
15	c3	21	ASN
15	c3	28	LEU
15	c3	29	SER
15	c3	60	VAL
15	c3	64	ARG
15	c3	66	ILE
15	c3	69	ASN
15	c3	70	LYS
15	c3	75	LEU
15	c3	80	LEU
15	c3	84	ILE
15	c3	102	LEU
15	c3	107	LYS
15	c3	115	LEU
15	c3	120	SER
15	c3	125	LEU
15	c3	134	VAL
15	c3	138	ASN
15	c3	141	TYR
15	c3	147	SER
16	c4	13	VAL
16	c4	16	VAL
16	c4	18	ARG
16	c4	26	THR
16	c4	31	THR
16	c4	33	LEU
16	c4	42	VAL

*Continued on next page...*

*Continued from previous page...*

Mol	Chain	Res	Type
16	c4	43	THR
16	c4	51	ASP
16	c4	52	ARG
16	c4	56	SER
16	c4	61	MET
16	c4	79	VAL
16	c4	81	VAL
16	c4	82	LYS
16	c4	83	ILE
16	c4	84	ARG
16	c4	89	THR
16	c4	92	LYS
16	c4	102	LEU
16	c4	107	ARG
16	c4	114	ARG
16	c4	118	VAL
16	c4	119	THR
16	c4	123	SER
16	c4	124	ASP
16	c4	125	SER
16	c4	129	LYS
16	c4	132	ARG
16	c4	133	ARG
16	c4	136	ARG
16	c4	137	LEU
17	c5	12	PHE
17	c5	20	VAL
17	c5	21	ASP
17	c5	22	LEU
17	c5	36	LEU
17	c5	52	LYS
17	c5	69	GLU
17	c5	71	GLU
17	c5	77	ARG
17	c5	97	TYR
17	c5	107	ILE
17	c5	110	GLU
17	c5	121	ILE
17	c5	124	THR
17	c5	127	ARG
18	c6	17	THR
18	c6	23	LYS

*Continued on next page...*

*Continued from previous page...*

Mol	Chain	Res	Type
18	c6	28	LEU
18	c6	34	SER
18	c6	37	THR
18	c6	43	ILE
18	c6	53	LEU
18	c6	57	LEU
18	c6	63	ILE
18	c6	68	ARG
18	c6	69	VAL
18	c6	70	THR
18	c6	83	GLN
18	c6	90	VAL
18	c6	97	VAL
18	c6	98	ASP
18	c6	110	THR
18	c6	111	SER
18	c6	113	ASP
18	c6	114	ARG
18	c6	117	LEU
18	c6	121	SER
18	c6	128	LYS
18	c6	137	ARG
19	c7	6	THR
19	c7	7	LYS
19	c7	8	THR
19	c7	27	ASP
19	c7	29	GLN
19	c7	30	THR
19	c7	31	ASN
19	c7	34	LEU
19	c7	38	ILE
19	c7	46	LEU
19	c7	49	LYS
19	c7	66	VAL
19	c7	69	ILE
19	c7	83	GLN
19	c7	85	VAL
19	c7	89	SER
19	c7	108	ASP
19	c7	110	VAL
19	c7	113	LEU
20	c8	2	SER

*Continued on next page...*



*Continued from previous page...*

Mol	Chain	Res	Type
20	c8	4	VAL
20	c8	5	VAL
20	c8	6	GLN
20	c8	13	HIS
20	c8	15	LEU
20	c8	16	ARG
20	c8	25	ASN
20	c8	27	LYS
20	c8	34	THR
20	c8	36	LYS
20	c8	40	ARG
20	c8	41	ARG
20	c8	57	ARG
20	c8	61	LEU
20	c8	63	GLN
20	c8	85	PHE
20	c8	94	ASP
20	c8	104	ASN
20	c8	133	VAL
20	c8	136	GLN
20	c8	138	THR
20	c8	141	THR
20	c8	144	ARG
21	c9	6	VAL
21	c9	12	GLN
21	c9	20	SER
21	c9	28	LEU
21	c9	29	GLU
21	c9	34	VAL
21	c9	57	ARG
21	c9	68	ARG
21	c9	70	GLN
21	c9	71	VAL
21	c9	75	LYS
21	c9	88	VAL
21	c9	89	ARG
21	c9	91	TYR
21	c9	99	SER
21	c9	115	GLU
21	c9	123	ARG
21	c9	126	GLU
21	c9	131	ASP

*Continued on next page...*

*Continued from previous page...*

Mol	Chain	Res	Type
21	c9	132	LEU
21	c9	135	ILE
21	c9	140	LEU
21	c9	142	GLU
22	d0	12	GLN
22	d0	23	ARG
22	d0	25	THR
22	d0	27	THR
22	d0	30	LYS
22	d0	31	VAL
22	d0	34	LEU
22	d0	39	SER
22	d0	44	ASN
22	d0	49	ASN
22	d0	60	THR
22	d0	66	SER
22	d0	67	THR
22	d0	70	THR
22	d0	72	ASN
22	d0	74	GLU
22	d0	77	LYS
22	d0	88	LYS
22	d0	89	ARG
22	d0	99	ILE
22	d0	102	ARG
22	d0	103	ILE
22	d0	105	GLN
22	d0	107	THR
22	d0	108	ILE
22	d0	115	GLU
22	d0	116	VAL
23	d1	2	GLU
23	d1	5	LYS
23	d1	9	VAL
23	d1	10	GLU
23	d1	11	LEU
23	d1	12	TYR
23	d1	15	ARG
23	d1	27	ASP
23	d1	32	VAL
23	d1	34	ILE
23	d1	52	THR

*Continued on next page...*

*Continued from previous page...*

Mol	Chain	Res	Type
23	d1	66	ASP
23	d1	78	LEU
23	d1	81	ASN
23	d1	85	TYR
23	d1	86	SER
24	d2	6	VAL
24	d2	7	LEU
24	d2	23	ARG
24	d2	26	LEU
24	d2	28	ARG
24	d2	37	PHE
24	d2	43	LYS
24	d2	47	ILE
24	d2	49	GLU
24	d2	65	LEU
24	d2	68	ARG
24	d2	74	VAL
24	d2	88	LYS
24	d2	93	LEU
24	d2	98	GLN
24	d2	103	ILE
24	d2	117	ARG
24	d2	121	VAL
24	d2	124	LYS
24	d2	126	LEU
25	d3	3	LYS
25	d3	9	LEU
25	d3	14	LYS
25	d3	16	ARG
25	d3	19	ARG
25	d3	33	LEU
25	d3	40	SER
25	d3	73	ARG
25	d3	78	LYS
25	d3	83	VAL
25	d3	84	THR
25	d3	94	ASN
25	d3	96	VAL
25	d3	100	ASP
25	d3	103	LEU
25	d3	107	PHE
25	d3	123	LYS

*Continued on next page...*

*Continued from previous page...*

Mol	Chain	Res	Type
25	d3	127	VAL
25	d3	133	LEU
26	d4	10	ARG
26	d4	14	SER
26	d4	29	HIS
26	d4	34	ASN
26	d4	35	VAL
26	d4	36	SER
26	d4	42	GLU
26	d4	43	LYS
26	d4	47	VAL
26	d4	49	LYS
26	d4	57	VAL
26	d4	58	PHE
26	d4	62	THR
26	d4	69	SER
26	d4	78	SER
26	d4	88	THR
26	d4	114	ARG
26	d4	118	ILE
26	d4	121	THR
26	d4	128	LYS
26	d4	135	ASP
27	d5	43	ASP
27	d5	46	LYS
27	d5	53	GLU
27	d5	57	TYR
27	d5	60	VAL
27	d5	81	ARG
27	d5	88	ILE
27	d5	97	LYS
27	d5	105	THR
28	d6	5	ARG
28	d6	10	ARG
28	d6	11	ASN
28	d6	21	VAL
28	d6	33	ASP
28	d6	39	MET
28	d6	50	VAL
28	d6	51	ARG
28	d6	53	LEU
28	d6	58	VAL

*Continued on next page...*

*Continued from previous page...*

Mol	Chain	Res	Type
28	d6	67	THR
28	d6	82	ARG
28	d6	84	VAL
28	d6	85	ARG
28	d6	89	ARG
28	d6	90	GLU
29	d7	3	LEU
29	d7	15	GLU
29	d7	41	LEU
29	d7	43	ILE
29	d7	49	HIS
29	d7	52	THR
29	d7	61	THR
29	d7	72	LYS
29	d7	77	THR
30	d8	7	VAL
30	d8	11	LYS
30	d8	14	LYS
30	d8	15	VAL
30	d8	19	THR
30	d8	22	ARG
30	d8	28	VAL
30	d8	32	PHE
30	d8	33	LEU
30	d8	36	THR
30	d8	39	THR
30	d8	54	LEU
30	d8	64	ARG
31	d9	10	HIS
31	d9	16	LYS
31	d9	21	CYS
31	d9	30	LEU
31	d9	32	ARG
31	d9	36	LEU
31	d9	54	LYS
32	e0	4	VAL
32	e0	13	LYS
32	e0	21	VAL
32	e0	22	GLU
32	e0	23	LYS
32	e0	26	LYS
32	e0	28	LYS

*Continued on next page...*

*Continued from previous page...*

Mol	Chain	Res	Type
32	e0	29	LYS
32	e0	39	LEU
32	e0	41	THR
32	e0	44	PHE
32	e0	47	VAL
32	e0	49	LEU
32	e0	50	VAL
32	e0	54	ARG
32	e0	55	ARG
33	e1	80	ARG
33	e1	83	LYS
33	e1	86	THR
33	e1	90	LYS
33	e1	96	LYS
33	e1	98	VAL
33	e1	100	LEU
33	e1	102	VAL
33	e1	106	TYR
33	e1	107	LYS
33	e1	113	LYS
33	e1	115	THR
33	e1	120	GLU
33	e1	135	HIS
33	e1	140	TYR
33	e1	151	ASN
34	sR	29	GLN
34	sR	50	ASP
34	sR	52	GLN
34	sR	59	ARG
34	sR	65	SER
34	sR	66	HIS
34	sR	70	ASP
34	sR	76	ASP
34	sR	89	LEU
34	sR	96	THR
34	sR	106	HIS
34	sR	145	LEU
34	sR	166	SER
34	sR	168	THR
34	sR	176	LYS
34	sR	184	ASN
34	sR	188	ILE

*Continued on next page...*

*Continued from previous page...*

Mol	Chain	Res	Type
34	sR	207	ASP
34	sR	228	LYS
34	sR	232	TYR
34	sR	250	TYR
34	sR	256	THR
34	sR	274	LEU
34	sR	275	ARG
34	sR	277	GLU
34	sR	286	GLU
34	sR	297	ASP
34	sR	310	ILE
34	sR	312	VAL
82	sM	28	SER
82	sM	37	VAL
82	sM	41	SER
82	sM	43	ASP
82	sM	45	SER
82	sM	48	ARG
82	sM	49	LYS
82	sM	61	ILE
82	sM	63	ASP
82	sM	68	ARG
82	sM	73	SER
82	sM	74	LYS
82	sM	75	ASP
82	sM	77	THR
39	l2	15	ILE
39	l2	31	THR
39	l2	32	LEU
39	l2	41	ILE
39	l2	44	ILE
39	l2	45	VAL
39	l2	46	LYS
39	l2	48	ILE
39	l2	68	LYS
39	l2	70	ARG
39	l2	74	GLU
39	l2	80	GLU
39	l2	84	THR
39	l2	96	LEU
39	l2	98	VAL
39	l2	101	VAL

*Continued on next page...*

*Continued from previous page...*

Mol	Chain	Res	Type
39	12	107	VAL
39	12	113	VAL
39	12	119	LYS
39	12	128	ARG
39	12	134	VAL
39	12	136	ILE
39	12	137	ILE
39	12	142	ASP
39	12	144	ASN
39	12	147	ARG
39	12	155	LYS
39	12	157	VAL
39	12	165	VAL
39	12	168	VAL
39	12	180	LEU
39	12	193	ARG
39	12	204	MET
39	12	224	THR
39	12	226	SER
39	12	227	ARG
39	12	237	LEU
39	12	241	ARG
39	12	246	LEU
40	13	3	HIS
40	13	4	ARG
40	13	5	LYS
40	13	10	ARG
40	13	17	LEU
40	13	19	ARG
40	13	20	LYS
40	13	24	SER
40	13	28	ARG
40	13	29	VAL
40	13	37	ARG
40	13	38	SER
40	13	50	LYS
40	13	56	ILE
40	13	70	ARG
40	13	73	VAL
40	13	77	THR
40	13	85	VAL
40	13	95	THR

*Continued on next page...*



*Continued from previous page...*

Mol	Chain	Res	Type
40	l3	103	THR
40	l3	114	VAL
40	l3	116	ARG
40	l3	118	PHE
40	l3	123	TYR
40	l3	139	GLN
40	l3	140	ASP
40	l3	145	GLU
40	l3	146	ARG
40	l3	148	LEU
40	l3	150	ARG
40	l3	153	LYS
40	l3	169	THR
40	l3	175	LYS
40	l3	183	LEU
40	l3	184	ASN
40	l3	192	VAL
40	l3	196	ARG
40	l3	202	THR
40	l3	205	VAL
40	l3	206	ASP
40	l3	211	GLN
40	l3	212	ASN
40	l3	226	PHE
40	l3	232	ARG
40	l3	235	THR
40	l3	238	LEU
40	l3	252	ILE
40	l3	256	HIS
40	l3	260	VAL
40	l3	266	ARG
40	l3	277	SER
40	l3	284	ARG
40	l3	293	ASN
40	l3	297	SER
40	l3	304	THR
40	l3	311	PHE
40	l3	312	VAL
40	l3	317	ILE
40	l3	324	VAL
40	l3	328	ILE
40	l3	332	ARG

*Continued on next page...*

*Continued from previous page...*

Mol	Chain	Res	Type
40	l3	340	LYS
40	l3	346	THR
40	l3	347	SER
40	l3	364	LYS
40	l3	367	LYS
40	l3	369	ARG
40	l3	382	THR
40	l3	383	LEU
41	l4	2	SER
41	l4	3	ARG
41	l4	5	GLN
41	l4	11	LEU
41	l4	12	THR
41	l4	18	ASN
41	l4	27	SER
41	l4	33	ASP
41	l4	36	HIS
41	l4	47	ARG
41	l4	54	GLU
41	l4	93	MET
41	l4	99	MET
41	l4	118	LYS
41	l4	120	TYR
41	l4	138	ARG
41	l4	144	LYS
41	l4	145	ILE
41	l4	148	ILE
41	l4	150	LEU
41	l4	151	VAL
41	l4	156	LEU
41	l4	177	ASP
41	l4	179	LEU
41	l4	182	LEU
41	l4	186	LYS
41	l4	187	LEU
41	l4	198	ARG
41	l4	203	ARG
41	l4	206	LEU
41	l4	220	ARG
41	l4	222	VAL
41	l4	233	LEU
41	l4	235	LEU

*Continued on next page...*

*Continued from previous page...*

Mol	Chain	Res	Type
41	14	246	ARG
41	14	258	LEU
41	14	259	ASP
41	14	265	GLU
41	14	278	SER
41	14	300	ARG
41	14	306	THR
41	14	307	GLN
41	14	313	LEU
41	14	319	LYS
41	14	322	GLN
41	14	327	LEU
41	14	338	LYS
41	14	345	GLU
41	14	347	THR
41	14	354	VAL
41	14	356	THR
41	14	357	GLU
41	14	359	LEU
41	14	360	LYS
42	15	4	GLN
42	15	5	LYS
42	15	10	SER
42	15	15	ARG
42	15	23	ARG
42	15	25	GLU
42	15	51	LEU
42	15	61	ILE
42	15	66	SER
42	15	70	THR
42	15	73	VAL
42	15	74	VAL
42	15	75	LEU
42	15	84	PRO
42	15	88	ILE
42	15	93	THR
42	15	94	ASN
42	15	110	LEU
42	15	112	LYS
42	15	113	LEU
42	15	115	LEU
42	15	118	THR

*Continued on next page...*

*Continued from previous page...*

Mol	Chain	Res	Type
42	15	124	GLU
42	15	132	THR
42	15	133	GLU
42	15	136	GLU
42	15	144	VAL
42	15	146	LEU
42	15	148	ILE
42	15	152	ARG
42	15	155	THR
42	15	159	VAL
42	15	164	LYS
42	15	176	SER
42	15	183	TRP
42	15	185	PHE
42	15	186	GLU
42	15	194	LEU
42	15	211	LEU
42	15	220	SER
42	15	227	LEU
42	15	230	ASP
42	15	236	LEU
42	15	239	ILE
42	15	242	SER
42	15	254	LYS
42	15	258	LYS
42	15	259	LYS
42	15	268	GLU
42	15	273	ARG
42	15	275	THR
42	15	276	LYS
42	15	279	LYS
42	15	293	LEU
43	16	4	GLN
43	16	18	LEU
43	16	20	LYS
43	16	21	THR
43	16	46	ARG
43	16	50	LYS
43	16	64	LEU
43	16	65	ILE
43	16	78	ARG
43	16	79	VAL

*Continued on next page...*

*Continued from previous page...*

Mol	Chain	Res	Type
43	16	88	SER
43	16	89	THR
43	16	90	LYS
43	16	91	VAL
43	16	98	VAL
43	16	105	TYR
43	16	108	LYS
43	16	109	GLU
43	16	143	LYS
43	16	152	THR
43	16	155	LEU
43	16	160	SER
43	16	162	SER
43	16	175	LYS
44	17	22	THR
44	17	26	VAL
44	17	41	ARG
44	17	53	LYS
44	17	56	GLU
44	17	60	ARG
44	17	77	VAL
44	17	80	GLN
44	17	82	LYS
44	17	83	LEU
44	17	84	VAL
44	17	87	VAL
44	17	88	ARG
44	17	98	LYS
44	17	100	ARG
44	17	111	ILE
44	17	120	THR
44	17	130	ILE
44	17	142	SER
44	17	156	ILE
44	17	158	LYS
44	17	173	LEU
44	17	175	LYS
44	17	178	ILE
44	17	179	LEU
44	17	184	LEU
44	17	193	PRO
44	17	208	SER

*Continued on next page...*

*Continued from previous page...*

Mol	Chain	Res	Type
44	17	219	LYS
44	17	229	PHE
44	17	239	LEU
44	17	241	LYS
45	18	26	LEU
45	18	27	THR
45	18	40	VAL
45	18	48	ARG
45	18	68	ARG
45	18	74	THR
45	18	79	GLN
45	18	81	THR
45	18	95	ASN
45	18	126	SER
45	18	128	LYS
45	18	132	VAL
45	18	136	LEU
45	18	146	LYS
45	18	153	ILE
45	18	160	ILE
45	18	163	VAL
45	18	164	VAL
45	18	169	LEU
45	18	172	LYS
45	18	180	VAL
45	18	183	LYS
45	18	204	ARG
45	18	206	GLU
45	18	208	GLU
45	18	213	LYS
45	18	214	LEU
45	18	216	SER
45	18	222	PHE
45	18	230	LYS
45	18	231	LYS
45	18	238	LEU
45	18	241	LYS
45	18	245	LYS
45	18	248	LYS
46	19	5	GLN
46	19	6	THR
46	19	18	VAL

*Continued on next page...*

*Continued from previous page...*

Mol	Chain	Res	Type
46	19	31	ARG
46	19	33	THR
46	19	34	LEU
46	19	43	VAL
46	19	48	VAL
46	19	55	VAL
46	19	62	ARG
46	19	68	LEU
46	19	69	ARG
46	19	70	THR
46	19	80	THR
46	19	82	VAL
46	19	91	ARG
46	19	92	TYR
46	19	123	ILE
46	19	127	PRO
46	19	129	ARG
46	19	132	VAL
46	19	133	THR
46	19	137	SER
46	19	138	THR
46	19	140	VAL
46	19	143	GLU
46	19	144	ILE
46	19	147	SER
46	19	151	VAL
46	19	157	ASN
46	19	161	LEU
46	19	162	GLN
46	19	166	ARG
46	19	170	LYS
46	19	173	ARG
46	19	175	PHE
46	19	177	ASP
46	19	184	LYS
46	19	191	LEU
47	m0	3	ARG
47	m0	4	ARG
47	m0	21	ARG
47	m0	22	TYR
47	m0	24	ARG
47	m0	29	SER

*Continued on next page...*

*Continued from previous page...*

Mol	Chain	Res	Type
47	m0	36	LEU
47	m0	39	LYS
47	m0	42	THR
47	m0	48	LEU
47	m0	52	LEU
47	m0	53	VAL
47	m0	58	GLU
47	m0	63	GLU
47	m0	65	LEU
47	m0	76	MET
47	m0	83	ASP
47	m0	87	LEU
47	m0	91	VAL
47	m0	95	HIS
47	m0	99	ILE
47	m0	103	LEU
47	m0	125	LEU
47	m0	130	ASP
47	m0	133	GLN
47	m0	135	ILE
47	m0	145	LYS
47	m0	154	ARG
47	m0	163	GLN
47	m0	169	LYS
47	m0	174	THR
47	m0	176	LEU
47	m0	177	ASP
47	m0	182	LEU
47	m0	200	LEU
47	m0	201	SER
47	m0	206	LEU
47	m0	208	ASN
47	m0	211	ARG
47	m0	215	GLU
47	m0	217	PHE
48	m1	10	ARG
48	m1	12	LEU
48	m1	13	LYS
48	m1	16	LYS
48	m1	31	THR
48	m1	34	SER
48	m1	35	LYS

*Continued on next page...*



*Continued from previous page...*

Mol	Chain	Res	Type
48	m1	44	THR
48	m1	54	VAL
48	m1	80	LEU
48	m1	87	LYS
48	m1	92	ARG
48	m1	97	SER
48	m1	101	ASN
48	m1	106	ILE
48	m1	107	ASP
48	m1	112	LEU
48	m1	130	VAL
48	m1	137	ARG
48	m1	140	ARG
48	m1	142	LYS
48	m1	147	THR
48	m1	152	HIS
48	m1	153	LYS
48	m1	156	LYS
48	m1	158	ASP
48	m1	159	THR
49	m3	4	SER
49	m3	13	HIS
49	m3	16	LYS
49	m3	46	ILE
49	m3	53	LEU
49	m3	54	LEU
49	m3	57	VAL
49	m3	58	VAL
49	m3	62	THR
49	m3	63	VAL
49	m3	67	ARG
49	m3	68	LYS
49	m3	69	VAL
49	m3	73	ARG
49	m3	100	ARG
49	m3	107	GLU
49	m3	118	GLU
49	m3	121	SER
49	m3	123	ILE
49	m3	124	ILE
49	m3	131	LYS
49	m3	150	PRO

*Continued on next page...*

*Continued from previous page...*

Mol	Chain	Res	Type
49	m3	152	THR
49	m3	162	ASN
49	m3	164	GLU
49	m3	168	ARG
49	m3	171	ARG
49	m3	174	ARG
49	m3	176	GLU
49	m3	184	GLU
49	m3	194	GLU
50	m4	3	THR
50	m4	8	LYS
50	m4	20	VAL
50	m4	21	VAL
50	m4	27	GLN
50	m4	37	GLU
50	m4	41	GLN
50	m4	58	ILE
50	m4	62	GLN
50	m4	63	VAL
50	m4	64	VAL
50	m4	66	THR
50	m4	72	LEU
50	m4	91	CYS
50	m4	92	GLU
50	m4	98	SER
50	m4	108	ARG
50	m4	124	ARG
50	m4	125	LYS
50	m4	128	ARG
50	m4	130	THR
50	m4	132	LYS
50	m4	135	LEU
51	m5	5	LYS
51	m5	8	GLU
51	m5	10	LEU
51	m5	12	ARG
51	m5	15	GLN
51	m5	22	LEU
51	m5	24	ARG
51	m5	41	ARG
51	m5	49	ARG
51	m5	50	ARG

*Continued on next page...*

*Continued from previous page...*

Mol	Chain	Res	Type
51	m5	67	ARG
51	m5	71	ARG
51	m5	76	PRO
51	m5	80	THR
51	m5	85	THR
51	m5	92	LEU
51	m5	94	TYR
51	m5	96	ARG
51	m5	105	ARG
51	m5	134	LEU
51	m5	138	GLN
51	m5	151	ILE
51	m5	153	ASP
51	m5	165	THR
51	m5	170	LYS
51	m5	171	SER
51	m5	174	ILE
51	m5	175	ASN
51	m5	176	LYS
51	m5	184	LYS
51	m5	188	ARG
51	m5	190	THR
51	m5	194	GLN
51	m5	198	SER
51	m5	204	LYS
52	m6	18	ARG
52	m6	46	GLU
52	m6	58	LEU
52	m6	59	ARG
52	m6	67	THR
52	m6	78	ARG
52	m6	85	ARG
52	m6	100	GLU
52	m6	106	GLU
52	m6	115	LYS
52	m6	117	ARG
52	m6	118	VAL
52	m6	119	VAL
52	m6	124	LEU
52	m6	126	VAL
52	m6	128	ARG
52	m6	129	LEU

*Continued on next page...*

*Continued from previous page...*

Mol	Chain	Res	Type
52	m6	130	LYS
52	m6	166	GLU
52	m6	170	LYS
52	m6	175	THR
52	m6	182	ASN
52	m6	184	THR
52	m6	188	SER
52	m6	197	LEU
53	m7	3	ARG
53	m7	7	THR
53	m7	8	SER
53	m7	9	THR
53	m7	20	SER
53	m7	22	LEU
53	m7	24	VAL
53	m7	32	THR
53	m7	41	LEU
53	m7	53	ASP
53	m7	56	ARG
53	m7	65	SER
53	m7	78	VAL
53	m7	79	THR
53	m7	80	LYS
53	m7	89	LYS
53	m7	94	LEU
53	m7	110	THR
53	m7	112	LEU
53	m7	114	VAL
53	m7	118	GLN
53	m7	119	VAL
53	m7	120	ASN
53	m7	126	ARG
53	m7	142	SER
53	m7	144	SER
53	m7	148	LEU
53	m7	149	VAL
53	m7	150	VAL
53	m7	153	LYS
53	m7	155	GLU
54	m8	3	ILE
54	m8	7	SER
54	m8	8	LYS

*Continued on next page...*

*Continued from previous page...*

<b>Mol</b>	<b>Chain</b>	<b>Res</b>	<b>Type</b>
54	m8	12	ARG
54	m8	17	THR
54	m8	21	SER
54	m8	24	VAL
54	m8	26	LEU
54	m8	31	LYS
54	m8	32	LEU
54	m8	34	THR
54	m8	49	LEU
54	m8	57	ILE
54	m8	64	VAL
54	m8	69	ARG
54	m8	72	LYS
54	m8	80	THR
54	m8	81	VAL
54	m8	86	THR
54	m8	93	ILE
54	m8	111	ARG
54	m8	113	LYS
54	m8	127	LEU
54	m8	132	PRO
54	m8	135	GLN
54	m8	138	LEU
54	m8	141	ARG
54	m8	144	ARG
54	m8	150	VAL
54	m8	165	ILE
54	m8	168	THR
54	m8	170	ARG
54	m8	174	ARG
54	m8	178	ARG
55	m9	5	ARG
55	m9	7	GLN
55	m9	9	ARG
55	m9	10	LEU
55	m9	14	VAL
55	m9	21	LYS
55	m9	29	THR
55	m9	30	SER
55	m9	36	ASN
55	m9	43	LYS
55	m9	53	LYS

*Continued on next page...*

*Continued from previous page...*

Mol	Chain	Res	Type
55	m9	56	THR
55	m9	63	THR
55	m9	70	LYS
55	m9	74	ARG
55	m9	88	ARG
55	m9	105	LEU
55	m9	106	LEU
55	m9	128	LYS
55	m9	134	HIS
55	m9	138	LEU
55	m9	152	GLU
55	m9	153	LYS
55	m9	156	ASN
55	m9	158	GLU
55	m9	164	LEU
55	m9	173	ARG
55	m9	186	LYS
56	n0	1	MET
56	n0	13	ARG
56	n0	17	GLU
56	n0	21	GLU
56	n0	23	LYS
56	n0	50	LYS
56	n0	52	LYS
56	n0	61	ILE
56	n0	62	ASN
56	n0	70	THR
56	n0	80	ARG
56	n0	87	THR
56	n0	88	HIS
56	n0	97	VAL
56	n0	117	ARG
56	n0	120	SER
56	n0	125	LYS
56	n0	132	THR
56	n0	136	LYS
56	n0	137	ARG
56	n0	139	TYR
56	n0	141	LYS
56	n0	145	THR
56	n0	149	LYS
56	n0	155	ARG

*Continued on next page...*

*Continued from previous page...*

Mol	Chain	Res	Type
56	n0	160	THR
56	n0	162	THR
56	n0	172	TYR
57	n1	3	LYS
57	n1	9	SER
57	n1	16	GLN
57	n1	26	HIS
57	n1	27	LEU
57	n1	35	LYS
57	n1	64	VAL
57	n1	68	THR
57	n1	71	SER
57	n1	78	LYS
57	n1	80	VAL
57	n1	83	ARG
57	n1	87	LYS
57	n1	88	ARG
57	n1	89	LEU
57	n1	102	ARG
57	n1	104	GLU
57	n1	118	GLU
57	n1	126	VAL
57	n1	130	ARG
57	n1	131	GLN
57	n1	135	PRO
57	n1	139	ARG
57	n1	143	THR
57	n1	149	GLN
57	n1	154	VAL
57	n1	160	ILE
58	n2	21	SER
58	n2	37	LEU
58	n2	39	ASP
58	n2	43	VAL
58	n2	50	LEU
58	n2	54	VAL
58	n2	55	THR
58	n2	57	THR
58	n2	58	GLU
58	n2	62	VAL
58	n2	64	THR
58	n2	68	THR

*Continued on next page...*

*Continued from previous page...*

Mol	Chain	Res	Type
58	n2	75	TYR
58	n2	90	ARG
58	n2	98	THR
58	n2	100	THR
59	n3	13	ILE
59	n3	48	ARG
59	n3	64	LYS
59	n3	66	LYS
59	n3	70	ARG
59	n3	72	LYS
59	n3	77	ILE
59	n3	86	ARG
59	n3	88	ARG
59	n3	93	LEU
59	n3	98	ASN
59	n3	117	PRO
59	n3	120	LYS
59	n3	128	ARG
59	n3	135	VAL
60	n4	1	MET
60	n4	19	THR
60	n4	43	ARG
60	n4	57	LYS
60	n4	58	HIS
60	n4	63	ILE
60	n4	82	ILE
60	n4	89	LEU
60	n4	96	LEU
60	n4	100	VAL
60	n4	105	ARG
60	n4	107	GLU
60	n4	126	GLU
60	n4	127	LYS
60	n4	135	SER
61	n5	24	LEU
61	n5	27	ARG
61	n5	37	THR
61	n5	51	VAL
61	n5	56	ARG
61	n5	63	ILE
61	n5	64	GLU
61	n5	70	GLU

*Continued on next page...*



*Continued from previous page...*

Mol	Chain	Res	Type
61	n5	71	THR
61	n5	73	MET
61	n5	74	LYS
61	n5	86	VAL
61	n5	101	GLU
61	n5	108	LEU
61	n5	109	LYS
61	n5	115	ARG
61	n5	124	VAL
61	n5	125	ARG
61	n5	127	THR
61	n5	133	LEU
61	n5	135	ILE
61	n5	142	ILE
62	n6	4	GLN
62	n6	8	VAL
62	n6	12	ARG
62	n6	14	LYS
62	n6	17	LYS
62	n6	37	LYS
62	n6	39	LEU
62	n6	40	ARG
62	n6	45	ILE
62	n6	50	ILE
62	n6	51	ARG
62	n6	52	ARG
62	n6	56	VAL
62	n6	57	LEU
62	n6	66	GLN
62	n6	74	TYR
62	n6	76	LEU
62	n6	81	GLN
62	n6	90	VAL
62	n6	94	SER
62	n6	95	VAL
62	n6	112	ASP
62	n6	115	ARG
62	n6	120	GLN
63	n7	17	ARG
63	n7	24	VAL
63	n7	30	ASP
63	n7	31	GLU

*Continued on next page...*

*Continued from previous page...*

<b>Mol</b>	<b>Chain</b>	<b>Res</b>	<b>Type</b>
63	n7	52	LYS
63	n7	54	THR
63	n7	57	HIS
63	n7	65	ARG
63	n7	70	PRO
63	n7	72	ILE
63	n7	77	TYR
63	n7	81	LEU
63	n7	83	THR
63	n7	86	THR
63	n7	95	VAL
63	n7	98	THR
63	n7	99	GLU
63	n7	100	THR
63	n7	103	GLN
63	n7	105	SER
63	n7	121	ARG
63	n7	127	ASN
64	n8	4	ARG
64	n8	6	THR
64	n8	8	THR
64	n8	10	LYS
64	n8	14	HIS
64	n8	22	ILE
64	n8	25	HIS
64	n8	27	LYS
64	n8	34	MET
64	n8	42	ARG
64	n8	44	ASN
64	n8	46	ASP
64	n8	47	LYS
64	n8	60	TYR
64	n8	65	GLN
64	n8	82	ILE
64	n8	85	ASP
64	n8	91	LEU
64	n8	97	GLU
64	n8	118	ILE
64	n8	126	LYS
64	n8	130	VAL
64	n8	132	LYS
64	n8	133	LEU

*Continued on next page...*

*Continued from previous page...*

Mol	Chain	Res	Type
65	n9	8	THR
65	n9	13	THR
65	n9	19	ASN
65	n9	21	ILE
65	n9	22	LYS
65	n9	23	LYS
65	n9	26	THR
65	n9	33	LYS
65	n9	38	LYS
65	n9	47	LEU
65	n9	50	THR
65	n9	52	LYS
65	n9	58	LYS
65	n9	59	LYS
66	o0	6	SER
66	o0	8	GLU
66	o0	14	LEU
66	o0	32	LYS
66	o0	33	SER
66	o0	34	LEU
66	o0	41	LEU
66	o0	55	GLU
66	o0	61	MET
66	o0	68	TYR
66	o0	84	LEU
66	o0	86	ARG
66	o0	87	VAL
66	o0	99	ASP
67	o1	6	ASP
67	o1	8	VAL
67	o1	13	THR
67	o1	16	LEU
67	o1	24	SER
67	o1	26	LYS
67	o1	31	ARG
67	o1	34	LYS
67	o1	44	MET
67	o1	55	LEU
67	o1	57	GLN
67	o1	64	VAL
67	o1	67	VAL
67	o1	68	GLU

*Continued on next page...*

*Continued from previous page...*

Mol	Chain	Res	Type
67	o1	76	SER
67	o1	82	GLU
67	o1	89	LEU
67	o1	100	SER
67	o1	102	LYS
67	o1	106	THR
67	o1	110	GLU
67	o1	112	ASP
68	o2	4	LEU
68	o2	15	LYS
68	o2	19	ARG
68	o2	21	HIS
68	o2	24	ARG
68	o2	27	ARG
68	o2	33	ARG
68	o2	34	LYS
68	o2	35	GLN
68	o2	38	ILE
68	o2	51	SER
68	o2	54	LYS
68	o2	62	LYS
68	o2	73	THR
68	o2	75	LEU
68	o2	82	LEU
68	o2	101	SER
68	o2	125	ARG
68	o2	126	LEU
69	o3	4	SER
69	o3	31	LYS
69	o3	48	ARG
69	o3	49	ILE
69	o3	58	GLU
69	o3	60	ARG
69	o3	70	LYS
69	o3	74	THR
69	o3	81	VAL
69	o3	84	THR
69	o3	86	ARG
69	o3	98	VAL
70	o4	9	ARG
70	o4	20	ILE
70	o4	21	LYS

*Continued on next page...*

*Continued from previous page...*

Mol	Chain	Res	Type
70	o4	23	VAL
70	o4	24	LYS
70	o4	30	LEU
70	o4	58	ARG
70	o4	65	VAL
70	o4	79	SER
70	o4	86	LYS
70	o4	98	GLN
70	o4	102	LYS
70	o4	104	VAL
71	o5	4	VAL
71	o5	21	LEU
71	o5	27	GLU
71	o5	28	LEU
71	o5	40	SER
71	o5	45	LYS
71	o5	47	VAL
71	o5	48	ARG
71	o5	50	SER
71	o5	57	VAL
71	o5	62	GLN
71	o5	69	LEU
71	o5	81	ARG
71	o5	85	THR
71	o5	89	ARG
71	o5	90	ARG
71	o5	99	GLN
71	o5	101	THR
71	o5	113	GLN
71	o5	119	LYS
72	o6	7	ILE
72	o6	9	ILE
72	o6	11	LEU
72	o6	12	ASN
72	o6	21	THR
72	o6	26	ILE
72	o6	29	LYS
72	o6	35	ASN
72	o6	36	ARG
72	o6	43	LEU
72	o6	45	ARG
72	o6	52	PRO

*Continued on next page...*

*Continued from previous page...*

Mol	Chain	Res	Type
72	o6	57	LEU
72	o6	58	ILE
72	o6	60	LEU
72	o6	62	ARG
72	o6	68	ARG
72	o6	76	ARG
72	o6	79	SER
72	o6	81	THR
72	o6	94	ILE
72	o6	98	ARG
73	o7	3	LYS
73	o7	7	SER
73	o7	17	THR
73	o7	25	ARG
73	o7	33	THR
73	o7	44	THR
73	o7	46	SER
73	o7	55	ARG
73	o7	59	THR
73	o7	64	MET
73	o7	65	ARG
73	o7	67	LEU
73	o7	68	LYS
73	o7	74	PHE
73	o7	80	THR
73	o7	84	SER
74	o8	5	ILE
74	o8	8	ILE
74	o8	12	LEU
74	o8	16	ARG
74	o8	17	ARG
74	o8	24	THR
74	o8	29	LYS
74	o8	41	THR
74	o8	49	SER
74	o8	53	THR
74	o8	55	VAL
74	o8	61	LYS
74	o8	63	LYS
74	o8	64	LYS
74	o8	65	LEU
74	o8	67	GLN

*Continued on next page...*

*Continued from previous page...*

Mol	Chain	Res	Type
74	o8	72	THR
75	o9	4	GLN
75	o9	5	LYS
75	o9	21	ARG
75	o9	23	LEU
75	o9	29	LEU
75	o9	51	ILE
76	q0	78	ILE
76	q0	81	SER
76	q0	85	LEU
76	q0	90	ASN
76	q0	91	CYS
76	q0	92	ASP
76	q0	93	LYS
76	q0	96	CYS
76	q0	106	ARG
76	q0	112	LYS
76	q0	113	ARG
76	q0	114	LYS
76	q0	127	LEU
77	q1	2	ARG
77	q1	6	ARG
77	q1	9	ARG
77	q1	13	LEU
77	q1	14	LYS
77	q1	19	LYS
77	q1	21	ARG
77	q1	23	ARG
78	q2	7	THR
78	q2	8	ARG
78	q2	9	LYS
78	q2	10	THR
78	q2	16	THR
78	q2	20	HIS
78	q2	38	GLN
78	q2	41	ARG
78	q2	47	GLN
78	q2	61	LYS
78	q2	71	ARG
78	q2	78	LYS
78	q2	80	ARG
78	q2	83	LEU

*Continued on next page...*

*Continued from previous page...*

Mol	Chain	Res	Type
78	q2	84	THR
78	q2	85	LEU
78	q2	87	ARG
78	q2	89	LYS
78	q2	91	PHE
78	q2	93	LEU
78	q2	98	LYS
78	q2	100	LYS
78	q2	104	LEU
78	q2	105	GLN
79	q3	3	LYS
79	q3	6	LYS
79	q3	16	VAL
79	q3	21	SER
79	q3	24	ARG
79	q3	42	CYS
79	q3	48	LYS
79	q3	54	ILE
79	q3	56	THR
79	q3	59	CYS
79	q3	60	CYS
79	q3	62	LYS
79	q3	70	THR
79	q3	73	THR
79	q3	81	SER
79	q3	82	THR
79	q3	84	ARG
84	p0	4	ILE
84	p0	5	ARG
84	p0	10	GLU
84	p0	15	LEU
84	p0	25	LEU
84	p0	48	ARG
84	p0	50	VAL
84	p0	51	VAL
84	p0	55	LYS
84	p0	56	ASN
84	p0	67	LEU
84	p0	68	SER
84	p0	69	ASP
84	p0	70	LEU
84	p0	72	ASP

*Continued on next page...*



*Continued from previous page...*

Mol	Chain	Res	Type
84	p0	76	LEU
84	p0	81	LYS
84	p0	83	ASN
84	p0	84	VAL
84	p0	93	LEU
84	p0	97	LYS
84	p0	104	ARG
84	p0	196	VAL

Some sidechains can be flipped to improve hydrogen bonding and reduce clashes. All (61) such sidechains are listed below:

Mol	Chain	Res	Type
3	S1	95	ASN
8	S6	59	GLN
8	S6	176	GLN
8	S6	185	GLN
9	S7	74	GLN
10	S8	32	GLN
11	S9	110	GLN
11	S9	123	HIS
13	C1	110	HIS
17	C5	103	ASN
18	C6	83	GLN
20	C8	136	GLN
21	C9	48	GLN
23	D1	33	GLN
23	D1	74	GLN
25	D3	48	HIS
27	D5	95	HIS
34	SR	159	ASN
34	SR	195	HIS
39	L2	209	HIS
40	L3	256	HIS
41	L4	140	HIS
41	L4	311	HIS
42	L5	40	HIS
44	L7	146	GLN
44	L7	244	ASN
46	L9	50	ASN
47	M0	59	GLN
47	M0	144	ASN
48	M1	95	ASN

*Continued on next page...*

*Continued from previous page...*

Mol	Chain	Res	Type
54	M8	145	ASN
59	N3	98	ASN
59	N3	132	ASN
63	N7	29	HIS
64	N8	67	HIS
68	O2	104	ASN
69	O3	39	GLN
3	s1	209	ASN
7	s5	104	ASN
11	s9	110	GLN
81	c0	32	HIS
20	c8	25	ASN
20	c8	90	ASN
21	c9	70	GLN
21	c9	101	ASN
22	d0	72	ASN
24	d2	24	GLN
24	d2	56	HIS
32	e0	17	GLN
39	l2	132	ASN
41	l4	9	HIS
42	l5	264	GLN
44	l7	64	GLN
49	m3	120	GLN
55	m9	7	GLN
56	n0	8	GLN
62	n6	120	GLN
64	n8	28	HIS
64	n8	49	HIS
75	o9	33	ASN
78	q2	47	GLN

### 5.3.3 RNA ⓘ

Mol	Chain	Analysed	Backbone Outliers	Pucker Outliers
1	2	1776/1829 (97%)	519 (29%)	70 (3%)
36	1	3145/3394 (92%)	765 (24%)	87 (2%)
36	5	3145/3394 (92%)	772 (24%)	92 (2%)
37	3	120/121 (99%)	22 (18%)	3 (2%)
37	7	120/121 (99%)	23 (19%)	1 (0%)
38	4	157/158 (99%)	42 (26%)	4 (2%)

*Continued on next page...*

*Continued from previous page...*

Mol	Chain	Analysed	Backbone Outliers	Pucker Outliers
38	8	157/158 (99%)	40 (25%)	3 (1%)
80	6	1792/1800 (99%)	489 (27%)	67 (3%)
All	All	10412/10975 (94%)	2672 (25%)	327 (3%)

All (2672) RNA backbone outliers are listed below:

Mol	Chain	Res	Type
1	2	2	A
1	2	4	C
1	2	17	C
1	2	25	C
1	2	26	A
1	2	27	U
1	2	34	G
1	2	39	A
1	2	45	U
1	2	46	A
1	2	47	A
1	2	50	C
1	2	57	G
1	2	60	U
1	2	67	A
1	2	68	A
1	2	69	G
1	2	72	A
1	2	73	U
1	2	74	U
1	2	75	U
1	2	77	U
1	2	95	G
1	2	101	U
1	2	104	A
1	2	111	U
1	2	114	C
1	2	131	C
1	2	132	U
1	2	133	U
1	2	134	U
1	2	135	A
1	2	136	C
1	2	137	U
1	2	140	A

*Continued on next page...*

*Continued from previous page...*

Mol	Chain	Res	Type
1	2	141	U
1	2	144	U
1	2	145	A
1	2	146	U
1	2	158	U
1	2	159	U
1	2	161	U
1	2	169	A
1	2	175	G
1	2	178	U
1	2	185	U
1	2	186	C
1	2	187	G
1	2	188	A
1	2	190	C
1	2	191	C
1	2	192	U
1	2	193	U
1	2	194	U
1	2	195	G
1	2	197	A
1	2	198	A
1	2	200	A
1	2	207	U
1	2	215	A
1	2	217	A
1	2	218	A
1	2	219	A
1	2	220	A
1	2	226	A
1	2	227	U
1	2	228	G
1	2	229	U
1	2	233	C
1	2	234	G
1	2	235	G
1	2	238	U
1	2	240	U
1	2	241	U
1	2	242	U
1	2	249	U
1	2	250	C

*Continued on next page...*

*Continued from previous page...*

Mol	Chain	Res	Type
1	2	257	A
1	2	260	U
1	2	261	U
1	2	262	U
1	2	265	A
1	2	271	A
1	2	272	U
1	2	274	G
1	2	275	C
1	2	276	C
1	2	277	U
1	2	278	U
1	2	279	G
1	2	280	U
1	2	281	G
1	2	288	A
1	2	290	G
1	2	299	A
1	2	308	C
1	2	309	C
1	2	314	C
1	2	316	A
1	2	319	U
1	2	321	C
1	2	322	G
1	2	333	A
1	2	337	G
1	2	338	C
1	2	341	A
1	2	344	A
1	2	352	A
1	2	359	A
1	2	360	A
1	2	361	C
1	2	380	U
1	2	390	G
1	2	393	C
1	2	399	A
1	2	400	A
1	2	401	A
1	2	402	C
1	2	403	G

*Continued on next page...*

*Continued from previous page...*

Mol	Chain	Res	Type
1	2	404	G
1	2	416	A
1	2	418	G
1	2	419	G
1	2	421	A
1	2	423	G
1	2	424	C
1	2	425	A
1	2	426	G
1	2	428	A
1	2	434	G
1	2	435	C
1	2	437	A
1	2	439	U
1	2	444	C
1	2	448	C
1	2	452	A
1	2	455	C
1	2	468	A
1	2	469	C
1	2	471	A
1	2	475	A
1	2	484	C
1	2	485	A
1	2	486	G
1	2	488	G
1	2	493	U
1	2	494	U
1	2	495	C
1	2	496	G
1	2	497	G
1	2	498	G
1	2	499	U
1	2	500	C
1	2	502	U
1	2	504	U
1	2	505	A
1	2	506	A
1	2	507	U
1	2	508	U
1	2	510	G
1	2	511	A

*Continued on next page...*

*Continued from previous page...*

Mol	Chain	Res	Type
1	2	513	U
1	2	514	G
1	2	515	A
1	2	516	G
1	2	519	C
1	2	520	A
1	2	527	A
1	2	532	U
1	2	538	A
1	2	539	G
1	2	540	G
1	2	541	A
1	2	542	A
1	2	543	C
1	2	544	A
1	2	545	A
1	2	548	G
1	2	554	C
1	2	555	A
1	2	556	A
1	2	557	G
1	2	558	U
1	2	559	C
1	2	565	C
1	2	572	C
1	2	575	C
1	2	578	U
1	2	579	A
1	2	580	A
1	2	582	U
1	2	585	A
1	2	594	A
1	2	595	G
1	2	609	U
1	2	617	U
1	2	619	A
1	2	620	A
1	2	622	A
1	2	623	A
1	2	628	G
1	2	630	A
1	2	639	U

*Continued on next page...*

*Continued from previous page...*

Mol	Chain	Res	Type
1	2	640	U
1	2	650	U
1	2	653	C
1	2	655	G
1	2	656	G
1	2	657	U
1	2	658	C
1	2	677	G
1	2	679	U
1	2	680	U
1	2	682	C
1	2	684	A
1	2	685	A
1	2	686	C
1	2	687	G
1	2	690	G
1	2	692	C
1	2	694	U
1	2	696	C
1	2	697	C
1	2	700	C
1	2	702	G
1	2	703	G
1	2	704	C
1	2	705	U
1	2	706	A
1	2	707	A
1	2	709	C
1	2	710	U
1	2	712	G
1	2	713	A
1	2	714	G
1	2	717	C
1	2	718	U
1	2	719	U
1	2	720	G
1	2	721	U
1	2	722	G
1	2	723	G
1	2	725	U
1	2	727	U
1	2	728	U

*Continued on next page...*



*Continued from previous page...*

Mol	Chain	Res	Type
1	2	730	G
1	2	731	C
1	2	732	G
1	2	733	A
1	2	734	A
1	2	735	C
1	2	736	C
1	2	737	A
1	2	738	G
1	2	742	U
1	2	754	A
1	2	755	A
1	2	756	A
1	2	758	U
1	2	765	G
1	2	766	U
1	2	774	A
1	2	775	G
1	2	778	G
1	2	780	A
1	2	781	U
1	2	782	U
1	2	783	G
1	2	784	C
1	2	793	A
1	2	794	U
1	2	795	U
1	2	803	A
1	2	806	A
1	2	812	A
1	2	815	G
1	2	816	G
1	2	818	C
1	2	819	G
1	2	820	U
1	2	821	U
1	2	824	G
1	2	829	A
1	2	830	U
1	2	831	U
1	2	833	U
1	2	834	G

*Continued on next page...*

*Continued from previous page...*

Mol	Chain	Res	Type
1	2	837	G
1	2	840	U
1	2	841	U
1	2	846	G
1	2	848	C
1	2	856	A
1	2	860	U
1	2	863	A
1	2	864	U
1	2	876	G
1	2	886	U
1	2	896	U
1	2	898	A
1	2	910	C
1	2	912	U
1	2	913	G
1	2	914	G
1	2	916	U
1	2	921	U
1	2	928	U
1	2	933	A
1	2	935	U
1	2	942	G
1	2	944	A
1	2	945	U
1	2	951	A
1	2	959	U
1	2	960	U
1	2	966	A
1	2	988	A
1	2	992	A
1	2	993	A
1	2	995	A
1	2	997	G
1	2	1003	A
1	2	1004	U
1	2	1005	A
1	2	1020	A
1	2	1021	C
1	2	1025	A
1	2	1026	A
1	2	1028	C

*Continued on next page...*

*Continued from previous page...*

Mol	Chain	Res	Type
1	2	1029	U
1	2	1031	U
1	2	1039	A
1	2	1040	G
1	2	1052	U
1	2	1053	G
1	2	1058	U
1	2	1059	U
1	2	1060	U
1	2	1061	A
1	2	1074	G
1	2	1079	U
1	2	1080	U
1	2	1082	C
1	2	1083	G
1	2	1086	A
1	2	1091	A
1	2	1092	A
1	2	1096	C
1	2	1097	U
1	2	1100	G
1	2	1109	G
1	2	1111	G
1	2	1138	A
1	2	1139	A
1	2	1143	A
1	2	1146	G
1	2	1149	G
1	2	1150	G
1	2	1151	A
1	2	1157	A
1	2	1158	C
1	2	1160	A
1	2	1162	C
1	2	1164	G
1	2	1167	G
1	2	1168	U
1	2	1185	U
1	2	1188	G
1	2	1191	U
1	2	1194	A
1	2	1196	A

*Continued on next page...*

*Continued from previous page...*

Mol	Chain	Res	Type
1	2	1197	C
1	2	1199	G
1	2	1200	G
1	2	1202	A
1	2	1203	A
1	2	1207	C
1	2	1208	A
1	2	1217	A
1	2	1218	G
1	2	1226	A
1	2	1227	A
1	2	1228	G
1	2	1229	G
1	2	1238	A
1	2	1243	G
1	2	1244	A
1	2	1245	G
1	2	1250	U
1	2	1251	U
1	2	1256	A
1	2	1257	U
1	2	1258	U
1	2	1271	G
1	2	1275	A
1	2	1286	U
1	2	1301	U
1	2	1314	U
1	2	1315	U
1	2	1321	A
1	2	1334	U
1	2	1337	A
1	2	1339	C
1	2	1340	U
1	2	1341	A
1	2	1344	A
1	2	1345	A
1	2	1349	G
1	2	1354	G
1	2	1361	U
1	2	1362	U
1	2	1363	U
1	2	1364	G

*Continued on next page...*

*Continued from previous page...*

Mol	Chain	Res	Type
1	2	1370	U
1	2	1371	A
1	2	1372	U
1	2	1388	A
1	2	1390	U
1	2	1398	U
1	2	1399	C
1	2	1412	G
1	2	1413	U
1	2	1415	U
1	2	1427	A
1	2	1428	G
1	2	1432	U
1	2	1435	G
1	2	1446	A
1	2	1448	G
1	2	1449	U
1	2	1457	C
1	2	1458	G
1	2	1459	C
1	2	1462	G
1	2	1471	A
1	2	1473	U
1	2	1474	G
1	2	1475	A
1	2	1482	C
1	2	1486	G
1	2	1489	U
1	2	1490	C
1	2	1491	U
1	2	1492	A
1	2	1493	A
1	2	1499	G
1	2	1506	G
1	2	1514	U
1	2	1515	A
1	2	1516	A
1	2	1517	U
1	2	1518	C
1	2	1521	G
1	2	1523	G
1	2	1524	A

*Continued on next page...*

*Continued from previous page...*

Mol	Chain	Res	Type
1	2	1526	A
1	2	1535	U
1	2	1536	G
1	2	1537	C
1	2	1538	U
1	2	1539	G
1	2	1545	A
1	2	1550	A
1	2	1557	U
1	2	1559	A
1	2	1569	A
1	2	1572	G
1	2	1573	A
1	2	1574	G
1	2	1584	G
1	2	1600	A
1	2	1601	G
1	2	1604	U
1	2	1616	G
1	2	1619	C
1	2	1624	C
1	2	1625	C
1	2	1626	U
1	2	1631	A
1	2	1636	C
1	2	1657	U
1	2	1658	G
1	2	1673	G
1	2	1680	G
1	2	1681	A
1	2	1683	C
1	2	1684	U
1	2	1731	A
1	2	1745	G
1	2	1749	A
1	2	1759	C
1	2	1760	G
1	2	1761	U
1	2	1762	A
1	2	1766	A
1	2	1768	G
1	2	1769	U

*Continued on next page...*

*Continued from previous page...*

Mol	Chain	Res	Type
1	2	1770	U
1	2	1780	G
1	2	1782	A
1	2	1783	C
1	2	1790	A
1	2	1792	G
1	2	1793	G
1	2	1794	A
1	2	1795	U
1	2	1796	C
1	2	1798	U
1	2	1806	A
1	2	1809	G
1	2	1810	G
1	2	1811	G
1	2	1812	G
1	2	1813	C
1	2	1814	A
1	2	1815	A
1	2	1825	A
1	2	1826	G
1	2	1828	G
36	1	6	A
36	1	13	A
36	1	14	U
36	1	15	C
36	1	24	G
36	1	26	A
36	1	40	A
36	1	43	A
36	1	49	A
36	1	57	A
36	1	59	G
36	1	60	A
36	1	65	A
36	1	66	A
36	1	68	C
36	1	69	C
36	1	70	A
36	1	73	C
36	1	76	G
36	1	92	G

*Continued on next page...*

*Continued from previous page...*

Mol	Chain	Res	Type
36	1	93	C
36	1	94	G
36	1	99	A
36	1	108	A
36	1	109	A
36	1	110	G
36	1	111	C
36	1	116	A
36	1	117	U
36	1	119	U
36	1	121	A
36	1	122	A
36	1	133	U
36	1	135	C
36	1	136	G
36	1	147	U
36	1	148	G
36	1	156	G
36	1	157	A
36	1	161	G
36	1	166	C
36	1	169	U
36	1	170	G
36	1	173	G
36	1	182	U
36	1	187	A
36	1	190	U
36	1	191	U
36	1	192	C
36	1	200	C
36	1	210	U
36	1	211	A
36	1	218	G
36	1	219	A
36	1	222	A
36	1	224	C
36	1	228	U
36	1	238	A
36	1	240	U
36	1	241	G
36	1	243	G
36	1	245	U

*Continued on next page...*



*Continued from previous page...*

Mol	Chain	Res	Type
36	1	249	U
36	1	250	U
36	1	251	G
36	1	252	U
36	1	269	G
36	1	283	G
36	1	286	U
36	1	295	A
36	1	298	U
36	1	301	G
36	1	315	C
36	1	323	A
36	1	329	U
36	1	338	A
36	1	339	C
36	1	343	U
36	1	344	A
36	1	349	A
36	1	350	C
36	1	352	A
36	1	370	U
36	1	376	G
36	1	397	A
36	1	398	A
36	1	401	U
36	1	402	A
36	1	403	C
36	1	412	G
36	1	414	U
36	1	421	G
36	1	422	A
36	1	425	G
36	1	438	A
36	1	439	C
36	1	440	A
36	1	495	G
36	1	497	C
36	1	498	A
36	1	503	C
36	1	520	U
36	1	521	A
36	1	535	G

*Continued on next page...*

*Continued from previous page...*

Mol	Chain	Res	Type
36	1	543	C
36	1	544	C
36	1	546	C
36	1	547	G
36	1	548	G
36	1	552	G
36	1	553	U
36	1	555	U
36	1	557	A
36	1	558	U
36	1	559	A
36	1	569	A
36	1	578	A
36	1	579	G
36	1	580	C
36	1	589	A
36	1	592	A
36	1	604	G
36	1	609	G
36	1	611	A
36	1	619	A
36	1	620	U
36	1	621	A
36	1	622	A
36	1	636	C
36	1	637	C
36	1	638	C
36	1	639	G
36	1	642	U
36	1	649	A
36	1	657	A
36	1	660	A
36	1	661	G
36	1	677	A
36	1	681	U
36	1	682	U
36	1	691	A
36	1	705	A
36	1	712	G
36	1	715	A
36	1	716	A
36	1	719	U

*Continued on next page...*

*Continued from previous page...*

Mol	Chain	Res	Type
36	1	725	G
36	1	726	G
36	1	758	C
36	1	759	U
36	1	764	U
36	1	765	C
36	1	766	U
36	1	767	U
36	1	776	U
36	1	777	U
36	1	779	G
36	1	781	G
36	1	785	G
36	1	787	G
36	1	803	C
36	1	806	A
36	1	810	A
36	1	816	A
36	1	817	A
36	1	830	A
36	1	835	G
36	1	849	C
36	1	860	G
36	1	861	C
36	1	862	U
36	1	874	U
36	1	879	U
36	1	887	G
36	1	890	C
36	1	896	A
36	1	907	G
36	1	908	G
36	1	913	A
36	1	914	A
36	1	916	G
36	1	917	A
36	1	921	A
36	1	923	C
36	1	924	G
36	1	937	G
36	1	938	C
36	1	943	U

*Continued on next page...*

*Continued from previous page...*

Mol	Chain	Res	Type
36	1	944	C
36	1	953	G
36	1	959	C
36	1	960	U
36	1	963	G
36	1	979	U
36	1	980	A
36	1	981	U
36	1	982	C
36	1	993	G
36	1	994	G
36	1	997	A
36	1	1001	G
36	1	1002	A
36	1	1006	A
36	1	1010	G
36	1	1017	C
36	1	1018	G
36	1	1020	G
36	1	1021	G
36	1	1024	G
36	1	1025	A
36	1	1029	G
36	1	1032	C
36	1	1035	G
36	1	1036	A
36	1	1037	C
36	1	1041	U
36	1	1045	C
36	1	1046	A
36	1	1047	A
36	1	1049	C
36	1	1052	U
36	1	1057	A
36	1	1064	A
36	1	1065	A
36	1	1071	U
36	1	1072	G
36	1	1079	A
36	1	1081	U
36	1	1082	U
36	1	1083	G

*Continued on next page...*

*Continued from previous page...*

Mol	Chain	Res	Type
36	1	1093	A
36	1	1094	U
36	1	1095	U
36	1	1096	U
36	1	1097	G
36	1	1098	A
36	1	1103	A
36	1	1104	G
36	1	1111	U
36	1	1113	G
36	1	1117	G
36	1	1129	A
36	1	1131	G
36	1	1144	U
36	1	1153	A
36	1	1159	A
36	1	1160	C
36	1	1162	U
36	1	1179	A
36	1	1180	A
36	1	1181	U
36	1	1182	A
36	1	1190	A
36	1	1191	U
36	1	1192	C
36	1	1196	C
36	1	1200	A
36	1	1201	C
36	1	1202	A
36	1	1209	G
36	1	1216	C
36	1	1218	U
36	1	1221	A
36	1	1222	G
36	1	1227	C
36	1	1232	C
36	1	1233	G
36	1	1235	U
36	1	1236	G
36	1	1237	G
36	1	1241	U
36	1	1242	G

*Continued on next page...*

*Continued from previous page...*

Mol	Chain	Res	Type
36	1	1243	G
36	1	1245	A
36	1	1246	G
36	1	1248	C
36	1	1249	G
36	1	1251	A
36	1	1254	C
36	1	1258	U
36	1	1262	G
36	1	1263	A
36	1	1264	G
36	1	1265	U
36	1	1266	G
36	1	1267	U
36	1	1269	U
36	1	1270	A
36	1	1271	A
36	1	1272	C
36	1	1274	A
36	1	1277	C
36	1	1278	A
36	1	1279	C
36	1	1280	C
36	1	1285	G
36	1	1287	A
36	1	1292	C
36	1	1305	U
36	1	1307	G
36	1	1308	A
36	1	1309	U
36	1	1313	G
36	1	1330	A
36	1	1331	U
36	1	1348	U
36	1	1349	G
36	1	1351	U
36	1	1352	A
36	1	1353	U
36	1	1355	A
36	1	1356	U
36	1	1357	G
36	1	1369	A

*Continued on next page...*

*Continued from previous page...*

Mol	Chain	Res	Type
36	1	1386	A
36	1	1387	G
36	1	1392	G
36	1	1398	U
36	1	1399	A
36	1	1400	G
36	1	1406	A
36	1	1416	C
36	1	1417	G
36	1	1418	A
36	1	1419	A
36	1	1422	G
36	1	1429	G
36	1	1431	G
36	1	1433	A
36	1	1434	G
36	1	1437	C
36	1	1443	G
36	1	1446	A
36	1	1453	A
36	1	1467	A
36	1	1468	A
36	1	1481	A
36	1	1482	A
36	1	1485	G
36	1	1488	G
36	1	1502	C
36	1	1507	G
36	1	1508	C
36	1	1512	U
36	1	1527	C
36	1	1533	U
36	1	1543	G
36	1	1549	U
36	1	1555	U
36	1	1556	C
36	1	1557	A
36	1	1559	A
36	1	1560	G
36	1	1561	G
36	1	1562	C
36	1	1563	C

*Continued on next page...*

*Continued from previous page...*

Mol	Chain	Res	Type
36	1	1564	U
36	1	1566	A
36	1	1567	U
36	1	1568	U
36	1	1569	U
36	1	1570	U
36	1	1572	U
36	1	1576	G
36	1	1580	A
36	1	1582	C
36	1	1583	A
36	1	1587	A
36	1	1589	A
36	1	1607	U
36	1	1608	C
36	1	1609	C
36	1	1620	U
36	1	1629	U
36	1	1632	A
36	1	1639	C
36	1	1643	A
36	1	1645	U
36	1	1657	C
36	1	1665	C
36	1	1683	A
36	1	1702	U
36	1	1716	U
36	1	1717	U
36	1	1724	U
36	1	1725	C
36	1	1736	G
36	1	1742	U
36	1	1750	A
36	1	1751	G
36	1	1761	C
36	1	1762	C
36	1	1765	U
36	1	1766	G
36	1	1767	C
36	1	1768	U
36	1	1770	G
36	1	1780	G

*Continued on next page...*



*Continued from previous page...*

Mol	Chain	Res	Type
36	1	1781	C
36	1	1793	C
36	1	1795	U
36	1	1796	G
36	1	1797	A
36	1	1805	C
36	1	1808	G
36	1	1810	A
36	1	1812	G
36	1	1813	A
36	1	1814	A
36	1	1816	A
36	1	1817	G
36	1	1819	U
36	1	1820	U
36	1	1821	U
36	1	1835	A
36	1	1839	A
36	1	1841	A
36	1	1842	A
36	1	1846	C
36	1	1847	A
36	1	1849	C
36	1	1850	A
36	1	1855	U
36	1	1857	C
36	1	1879	A
36	1	1880	U
36	1	1886	A
36	1	1901	A
36	1	1906	G
36	1	1929	G
36	1	1932	A
36	1	1948	G
36	1	1951	C
36	1	1952	G
36	1	1954	G
36	1	2094	C
36	1	2101	C
36	1	2102	U
36	1	2112	U
36	1	2113	A

*Continued on next page...*

*Continued from previous page...*

Mol	Chain	Res	Type
36	1	2114	C
36	1	2116	G
36	1	2121	G
36	1	2122	G
36	1	2126	A
36	1	2131	A
36	1	2140	U
36	1	2144	A
36	1	2145	A
36	1	2158	A
36	1	2164	A
36	1	2165	G
36	1	2166	A
36	1	2169	G
36	1	2170	U
36	1	2171	G
36	1	2176	U
36	1	2177	G
36	1	2185	G
36	1	2187	G
36	1	2198	A
36	1	2201	G
36	1	2205	U
36	1	2206	G
36	1	2209	U
36	1	2210	G
36	1	2215	A
36	1	2223	A
36	1	2225	U
36	1	2228	A
36	1	2242	A
36	1	2244	A
36	1	2246	G
36	1	2249	G
36	1	2250	G
36	1	2252	A
36	1	2255	A
36	1	2256	A
36	1	2272	G
36	1	2273	G
36	1	2281	A
36	1	2282	U

*Continued on next page...*

*Continued from previous page...*

Mol	Chain	Res	Type
36	1	2283	G
36	1	2284	C
36	1	2307	G
36	1	2310	U
36	1	2313	A
36	1	2314	U
36	1	2315	G
36	1	2334	U
36	1	2336	U
36	1	2372	A
36	1	2373	A
36	1	2374	C
36	1	2375	G
36	1	2385	G
36	1	2393	G
36	1	2394	G
36	1	2397	A
36	1	2398	A
36	1	2400	G
36	1	2401	A
36	1	2402	A
36	1	2403	G
36	1	2404	A
36	1	2411	U
36	1	2418	G
36	1	2419	A
36	1	2435	G
36	1	2437	G
36	1	2444	C
36	1	2445	A
36	1	2502	A
36	1	2503	G
36	1	2504	U
36	1	2507	C
36	1	2513	U
36	1	2514	U
36	1	2515	A
36	1	2520	A
36	1	2522	G
36	1	2523	A
36	1	2525	G
36	1	2526	C

*Continued on next page...*

*Continued from previous page...*

Mol	Chain	Res	Type
36	1	2532	U
36	1	2533	G
36	1	2534	G
36	1	2537	U
36	1	2538	U
36	1	2539	C
36	1	2540	A
36	1	2541	U
36	1	2542	U
36	1	2543	U
36	1	2547	A
36	1	2548	C
36	1	2549	G
36	1	2552	C
36	1	2554	A
36	1	2555	G
36	1	2560	C
36	1	2561	A
36	1	2568	C
36	1	2569	A
36	1	2570	U
36	1	2571	U
36	1	2572	C
36	1	2573	G
36	1	2576	G
36	1	2580	A
36	1	2581	U
36	1	2585	G
36	1	2586	G
36	1	2593	A
36	1	2594	C
36	1	2606	G
36	1	2607	G
36	1	2614	G
36	1	2617	U
36	1	2619	G
36	1	2629	U
36	1	2633	U
36	1	2637	A
36	1	2639	G
36	1	2648	G
36	1	2652	U

*Continued on next page...*

*Continued from previous page...*

Mol	Chain	Res	Type
36	1	2656	A
36	1	2674	A
36	1	2676	A
36	1	2677	G
36	1	2689	A
36	1	2691	A
36	1	2694	A
36	1	2696	A
36	1	2703	A
36	1	2706	G
36	1	2707	C
36	1	2708	C
36	1	2709	C
36	1	2714	G
36	1	2719	U
36	1	2720	G
36	1	2728	G
36	1	2729	U
36	1	2737	C
36	1	2749	G
36	1	2752	U
36	1	2753	G
36	1	2755	C
36	1	2758	A
36	1	2772	C
36	1	2777	G
36	1	2778	G
36	1	2779	A
36	1	2796	G
36	1	2797	C
36	1	2799	A
36	1	2800	G
36	1	2801	A
36	1	2803	A
36	1	2810	C
36	1	2814	G
36	1	2816	G
36	1	2817	A
36	1	2818	U
36	1	2830	G
36	1	2834	G
36	1	2842	U

*Continued on next page...*

*Continued from previous page...*

Mol	Chain	Res	Type
36	1	2843	U
36	1	2845	A
36	1	2849	C
36	1	2853	A
36	1	2856	G
36	1	2858	U
36	1	2860	U
36	1	2867	C
36	1	2871	G
36	1	2872	A
36	1	2873	U
36	1	2875	U
36	1	2876	C
36	1	2886	U
36	1	2887	A
36	1	2898	G
36	1	2899	C
36	1	2912	G
36	1	2914	G
36	1	2922	G
36	1	2923	U
36	1	2935	U
36	1	2936	A
36	1	2937	G
36	1	2942	C
36	1	2943	G
36	1	2944	U
36	1	2946	A
36	1	2947	G
36	1	2963	C
36	1	2971	A
36	1	2974	U
36	1	2983	C
36	1	2990	G
36	1	2997	G
36	1	3001	C
36	1	3006	A
36	1	3012	A
36	1	3025	C
36	1	3030	G
36	1	3031	G
36	1	3040	A

*Continued on next page...*

*Continued from previous page...*

Mol	Chain	Res	Type
36	1	3056	U
36	1	3057	U
36	1	3058	U
36	1	3059	G
36	1	3078	U
36	1	3079	U
36	1	3080	G
36	1	3081	C
36	1	3086	A
36	1	3087	A
36	1	3091	A
36	1	3092	C
36	1	3093	C
36	1	3104	U
36	1	3113	A
36	1	3119	U
36	1	3122	A
36	1	3123	A
36	1	3130	A
36	1	3131	U
36	1	3139	A
36	1	3142	A
36	1	3143	C
36	1	3150	A
36	1	3151	U
36	1	3153	U
36	1	3154	C
36	1	3155	U
36	1	3156	U
36	1	3157	U
36	1	3158	G
36	1	3164	C
36	1	3165	A
36	1	3168	A
36	1	3169	U
36	1	3170	A
36	1	3171	U
36	1	3173	G
36	1	3174	A
36	1	3176	G
36	1	3179	U
36	1	3180	A

*Continued on next page...*

*Continued from previous page...*

Mol	Chain	Res	Type
36	1	3181	C
36	1	3184	A
36	1	3187	A
36	1	3195	U
36	1	3196	U
36	1	3207	U
36	1	3208	G
36	1	3210	A
36	1	3217	C
36	1	3218	A
36	1	3219	G
36	1	3220	G
36	1	3228	C
36	1	3229	G
36	1	3235	C
36	1	3243	A
36	1	3245	A
36	1	3246	G
36	1	3247	G
36	1	3253	G
36	1	3259	U
36	1	3260	G
36	1	3263	G
36	1	3269	U
36	1	3270	U
36	1	3272	C
36	1	3273	A
36	1	3276	G
36	1	3277	U
36	1	3279	A
36	1	3280	U
36	1	3281	U
36	1	3286	G
36	1	3287	U
36	1	3288	G
36	1	3289	G
36	1	3294	A
36	1	3295	A
36	1	3304	U
36	1	3307	A
36	1	3309	G
36	1	3313	U

*Continued on next page...*



*Continued from previous page...*

Mol	Chain	Res	Type
36	1	3316	A
36	1	3317	U
36	1	3318	G
36	1	3319	U
36	1	3320	A
36	1	3331	U
36	1	3334	U
36	1	3335	A
36	1	3341	U
36	1	3342	A
36	1	3345	G
36	1	3347	A
36	1	3349	C
36	1	3351	U
36	1	3352	U
36	1	3353	G
36	1	3354	U
36	1	3355	U
36	1	3356	G
36	1	3369	G
36	1	3375	A
36	1	3376	A
36	1	3378	C
36	1	3381	U
36	1	3382	U
36	1	3383	G
36	1	3386	G
36	1	3389	U
36	1	3390	G
36	1	3391	A
36	1	3396	U
37	3	4	U
37	3	7	G
37	3	11	A
37	3	13	A
37	3	14	U
37	3	22	A
37	3	36	C
37	3	40	C
37	3	41	G
37	3	47	C
37	3	51	A

*Continued on next page...*

*Continued from previous page...*

Mol	Chain	Res	Type
37	3	53	U
37	3	54	U
37	3	65	G
37	3	74	C
37	3	76	A
37	3	91	G
37	3	101	G
37	3	102	A
37	3	106	U
37	3	112	G
37	3	121	U
38	4	2	A
38	4	10	A
38	4	25	G
38	4	34	U
38	4	35	C
38	4	48	A
38	4	51	G
38	4	52	A
38	4	57	C
38	4	59	A
38	4	60	U
38	4	62	C
38	4	63	G
38	4	69	U
38	4	71	A
38	4	79	A
38	4	80	A
38	4	81	U
38	4	82	U
38	4	83	C
38	4	84	C
38	4	85	G
38	4	86	U
38	4	87	G
38	4	90	U
38	4	95	G
38	4	97	A
38	4	98	U
38	4	100	U
38	4	102	U
38	4	104	A

*Continued on next page...*

*Continued from previous page...*

Mol	Chain	Res	Type
38	4	105	A
38	4	106	C
38	4	111	A
38	4	113	U
38	4	125	U
38	4	126	A
38	4	127	U
38	4	138	A
38	4	152	G
38	4	155	A
38	4	158	U
80	6	2	A
80	6	4	C
80	6	17	C
80	6	25	C
80	6	26	A
80	6	27	U
80	6	34	G
80	6	47	A
80	6	57	G
80	6	66	U
80	6	67	A
80	6	68	A
80	6	72	A
80	6	73	U
80	6	75	U
80	6	76	A
80	6	77	U
80	6	87	C
80	6	100	A
80	6	103	A
80	6	104	A
80	6	114	C
80	6	127	G
80	6	132	U
80	6	137	U
80	6	138	A
80	6	140	A
80	6	141	U
80	6	144	U
80	6	145	A
80	6	146	U

*Continued on next page...*

*Continued from previous page...*

Mol	Chain	Res	Type
80	6	153	G
80	6	158	U
80	6	159	U
80	6	166	C
80	6	175	G
80	6	178	U
80	6	179	A
80	6	181	A
80	6	185	U
80	6	188	A
80	6	190	C
80	6	191	C
80	6	192	U
80	6	193	U
80	6	194	U
80	6	195	G
80	6	197	A
80	6	199	G
80	6	200	A
80	6	215	A
80	6	216	U
80	6	217	A
80	6	218	A
80	6	219	A
80	6	220	A
80	6	222	A
80	6	226	A
80	6	227	U
80	6	228	G
80	6	229	U
80	6	230	C
80	6	232	U
80	6	233	C
80	6	235	G
80	6	238	U
80	6	240	U
80	6	241	U
80	6	250	C
80	6	260	U
80	6	261	U
80	6	265	A
80	6	266	A

*Continued on next page...*

*Continued from previous page...*

Mol	Chain	Res	Type
80	6	268	C
80	6	269	G
80	6	271	A
80	6	272	U
80	6	273	G
80	6	275	C
80	6	276	C
80	6	277	U
80	6	278	U
80	6	280	U
80	6	287	G
80	6	294	C
80	6	295	A
80	6	299	A
80	6	301	A
80	6	304	U
80	6	309	C
80	6	310	C
80	6	314	C
80	6	316	A
80	6	319	U
80	6	320	U
80	6	321	C
80	6	322	G
80	6	330	G
80	6	333	A
80	6	337	G
80	6	338	C
80	6	341	A
80	6	352	A
80	6	359	A
80	6	360	A
80	6	361	C
80	6	374	U
80	6	381	C
80	6	400	A
80	6	401	A
80	6	402	C
80	6	403	G
80	6	404	G
80	6	405	C
80	6	416	A

*Continued on next page...*

*Continued from previous page...*

Mol	Chain	Res	Type
80	6	418	G
80	6	424	C
80	6	425	A
80	6	426	G
80	6	434	G
80	6	439	U
80	6	444	C
80	6	448	C
80	6	452	A
80	6	454	U
80	6	459	G
80	6	468	A
80	6	470	A
80	6	475	A
80	6	477	A
80	6	480	G
80	6	484	C
80	6	485	A
80	6	486	G
80	6	487	G
80	6	488	G
80	6	489	C
80	6	490	C
80	6	492	A
80	6	493	U
80	6	494	U
80	6	495	C
80	6	496	G
80	6	497	G
80	6	500	C
80	6	501	U
80	6	504	U
80	6	505	A
80	6	506	A
80	6	508	U
80	6	510	G
80	6	511	A
80	6	512	A
80	6	513	U
80	6	514	G
80	6	515	A
80	6	519	C

*Continued on next page...*

*Continued from previous page...*

Mol	Chain	Res	Type
80	6	520	A
80	6	527	A
80	6	538	A
80	6	539	G
80	6	540	G
80	6	541	A
80	6	542	A
80	6	543	C
80	6	544	A
80	6	555	A
80	6	556	A
80	6	557	G
80	6	558	U
80	6	559	C
80	6	565	C
80	6	570	A
80	6	574	G
80	6	577	G
80	6	578	U
80	6	579	A
80	6	580	A
80	6	582	U
80	6	594	A
80	6	595	G
80	6	609	U
80	6	610	G
80	6	611	U
80	6	617	U
80	6	619	A
80	6	620	A
80	6	622	A
80	6	623	A
80	6	624	G
80	6	634	G
80	6	635	A
80	6	637	C
80	6	639	U
80	6	640	U
80	6	648	G
80	6	652	G
80	6	653	C
80	6	654	C

*Continued on next page...*

*Continued from previous page...*

Mol	Chain	Res	Type
80	6	658	C
80	6	661	A
80	6	662	U
80	6	665	U
80	6	667	U
80	6	668	C
80	6	669	G
80	6	670	U
80	6	676	G
80	6	678	A
80	6	679	U
80	6	680	U
80	6	681	U
80	6	682	C
80	6	683	C
80	6	684	A
80	6	685	A
80	6	687	G
80	6	691	C
80	6	695	U
80	6	696	C
80	6	697	C
80	6	698	U
80	6	710	U
80	6	711	U
80	6	714	G
80	6	718	U
80	6	719	U
80	6	720	G
80	6	721	U
80	6	722	G
80	6	723	G
80	6	730	G
80	6	742	U
80	6	751	G
80	6	754	A
80	6	755	A
80	6	756	A
80	6	765	G
80	6	766	U
80	6	767	U
80	6	774	A

*Continued on next page...*



*Continued from previous page...*

Mol	Chain	Res	Type
80	6	775	G
80	6	780	A
80	6	781	U
80	6	782	U
80	6	783	G
80	6	784	C
80	6	787	G
80	6	789	A
80	6	792	U
80	6	793	A
80	6	794	U
80	6	795	U
80	6	806	A
80	6	811	A
80	6	812	A
80	6	814	A
80	6	815	G
80	6	816	G
80	6	821	U
80	6	823	G
80	6	825	U
80	6	826	U
80	6	828	U
80	6	829	A
80	6	830	U
80	6	831	U
80	6	832	U
80	6	834	G
80	6	835	U
80	6	850	A
80	6	860	U
80	6	862	A
80	6	863	A
80	6	864	U
80	6	876	G
80	6	886	U
80	6	898	A
80	6	906	A
80	6	911	U
80	6	913	G
80	6	914	G
80	6	933	A

*Continued on next page...*

*Continued from previous page...*

Mol	Chain	Res	Type
80	6	935	U
80	6	942	G
80	6	944	A
80	6	945	U
80	6	959	U
80	6	960	U
80	6	966	A
80	6	968	U
80	6	969	C
80	6	970	A
80	6	971	A
80	6	991	G
80	6	992	A
80	6	993	A
80	6	995	A
80	6	996	U
80	6	1003	A
80	6	1004	U
80	6	1005	A
80	6	1021	C
80	6	1026	A
80	6	1028	C
80	6	1029	U
80	6	1039	A
80	6	1040	G
80	6	1042	G
80	6	1043	A
80	6	1052	U
80	6	1053	G
80	6	1054	U
80	6	1057	U
80	6	1058	U
80	6	1059	U
80	6	1060	U
80	6	1061	A
80	6	1063	U
80	6	1074	G
80	6	1081	A
80	6	1082	C
80	6	1091	A
80	6	1092	A
80	6	1096	C

*Continued on next page...*

*Continued from previous page...*

Mol	Chain	Res	Type
80	6	1097	U
80	6	1098	U
80	6	1100	G
80	6	1101	G
80	6	1104	U
80	6	1109	G
80	6	1137	A
80	6	1138	A
80	6	1139	A
80	6	1151	A
80	6	1153	G
80	6	1155	G
80	6	1158	C
80	6	1159	C
80	6	1160	A
80	6	1162	C
80	6	1167	G
80	6	1185	U
80	6	1194	A
80	6	1196	A
80	6	1197	C
80	6	1199	G
80	6	1200	G
80	6	1202	A
80	6	1207	C
80	6	1208	A
80	6	1217	A
80	6	1218	G
80	6	1221	A
80	6	1225	U
80	6	1226	A
80	6	1228	G
80	6	1229	G
80	6	1230	A
80	6	1231	U
80	6	1239	U
80	6	1240	U
80	6	1241	G
80	6	1242	A
80	6	1243	G
80	6	1244	A
80	6	1245	G

*Continued on next page...*

*Continued from previous page...*

Mol	Chain	Res	Type
80	6	1246	C
80	6	1255	G
80	6	1256	A
80	6	1257	U
80	6	1258	U
80	6	1275	A
80	6	1284	C
80	6	1286	U
80	6	1288	G
80	6	1293	U
80	6	1305	U
80	6	1314	U
80	6	1316	G
80	6	1321	A
80	6	1335	U
80	6	1338	C
80	6	1344	A
80	6	1345	A
80	6	1346	A
80	6	1348	A
80	6	1354	G
80	6	1361	U
80	6	1363	U
80	6	1364	G
80	6	1371	A
80	6	1372	U
80	6	1383	G
80	6	1388	A
80	6	1390	U
80	6	1398	U
80	6	1399	C
80	6	1400	A
80	6	1402	G
80	6	1413	U
80	6	1414	U
80	6	1415	U
80	6	1427	A
80	6	1428	G
80	6	1433	G
80	6	1445	G
80	6	1446	A
80	6	1448	G

*Continued on next page...*

*Continued from previous page...*

Mol	Chain	Res	Type
80	6	1456	C
80	6	1458	G
80	6	1459	C
80	6	1461	C
80	6	1469	A
80	6	1471	A
80	6	1481	C
80	6	1482	C
80	6	1486	G
80	6	1489	U
80	6	1490	C
80	6	1491	U
80	6	1492	A
80	6	1493	A
80	6	1494	C
80	6	1506	G
80	6	1514	U
80	6	1515	A
80	6	1516	A
80	6	1521	G
80	6	1523	G
80	6	1524	A
80	6	1531	G
80	6	1535	U
80	6	1536	G
80	6	1537	C
80	6	1538	U
80	6	1540	G
80	6	1554	U
80	6	1557	U
80	6	1559	A
80	6	1569	A
80	6	1573	A
80	6	1574	G
80	6	1575	G
80	6	1584	G
80	6	1590	G
80	6	1596	C
80	6	1600	A
80	6	1601	G
80	6	1616	G
80	6	1618	C

*Continued on next page...*

*Continued from previous page...*

Mol	Chain	Res	Type
80	6	1621	U
80	6	1634	C
80	6	1637	C
80	6	1638	G
80	6	1656	U
80	6	1657	U
80	6	1658	G
80	6	1696	G
80	6	1697	G
80	6	1698	G
80	6	1699	G
80	6	1700	C
80	6	1701	A
80	6	1702	A
80	6	1710	U
80	6	1712	A
80	6	1715	G
80	6	1716	C
80	6	1717	G
80	6	1727	G
80	6	1731	A
80	6	1736	G
80	6	1755	A
80	6	1760	G
80	6	1762	A
80	6	1766	A
80	6	1767	G
80	6	1769	U
80	6	1770	U
80	6	1780	G
80	6	1782	A
80	6	1783	C
80	6	1792	G
80	6	1793	G
80	6	1794	A
80	6	1796	C
80	6	1799	U
80	6	1800	A
36	5	15	C
36	5	24	G
36	5	26	A
36	5	40	A

*Continued on next page...*

*Continued from previous page...*

Mol	Chain	Res	Type
36	5	49	A
36	5	57	A
36	5	59	G
36	5	60	A
36	5	65	A
36	5	66	A
36	5	68	C
36	5	76	G
36	5	77	A
36	5	83	U
36	5	85	A
36	5	93	C
36	5	94	G
36	5	96	G
36	5	97	U
36	5	99	A
36	5	101	G
36	5	109	A
36	5	110	G
36	5	111	C
36	5	116	A
36	5	120	G
36	5	121	A
36	5	122	A
36	5	133	U
36	5	134	U
36	5	135	C
36	5	136	G
36	5	150	A
36	5	152	U
36	5	156	G
36	5	157	A
36	5	158	G
36	5	165	A
36	5	166	C
36	5	168	U
36	5	170	G
36	5	171	G
36	5	173	G
36	5	174	C
36	5	182	U
36	5	183	G

*Continued on next page...*

*Continued from previous page...*

Mol	Chain	Res	Type
36	5	184	U
36	5	187	A
36	5	190	U
36	5	191	U
36	5	200	C
36	5	201	A
36	5	206	G
36	5	210	U
36	5	211	A
36	5	218	G
36	5	219	A
36	5	221	A
36	5	235	A
36	5	239	G
36	5	240	U
36	5	242	C
36	5	244	G
36	5	246	U
36	5	248	U
36	5	249	U
36	5	250	U
36	5	251	G
36	5	252	U
36	5	253	A
36	5	254	A
36	5	259	C
36	5	269	G
36	5	283	G
36	5	284	A
36	5	286	U
36	5	295	A
36	5	297	G
36	5	315	C
36	5	316	U
36	5	323	A
36	5	329	U
36	5	339	C
36	5	349	A
36	5	350	C
36	5	351	A
36	5	352	A
36	5	353	G

*Continued on next page...*



*Continued from previous page...*

Mol	Chain	Res	Type
36	5	360	G
36	5	366	A
36	5	370	U
36	5	375	A
36	5	376	G
36	5	398	A
36	5	399	A
36	5	401	U
36	5	402	A
36	5	403	C
36	5	421	G
36	5	422	A
36	5	436	A
36	5	437	G
36	5	438	A
36	5	439	C
36	5	440	A
36	5	441	U
36	5	442	G
36	5	443	G
36	5	492	U
36	5	495	G
36	5	503	C
36	5	510	G
36	5	516	A
36	5	520	U
36	5	521	A
36	5	522	A
36	5	523	A
36	5	535	G
36	5	542	G
36	5	546	C
36	5	547	G
36	5	548	G
36	5	551	A
36	5	555	U
36	5	557	A
36	5	559	A
36	5	569	A
36	5	578	A
36	5	579	G
36	5	581	U

*Continued on next page...*

*Continued from previous page...*

Mol	Chain	Res	Type
36	5	583	G
36	5	585	A
36	5	587	U
36	5	589	A
36	5	590	G
36	5	592	A
36	5	594	U
36	5	595	G
36	5	600	G
36	5	604	G
36	5	607	A
36	5	609	G
36	5	610	G
36	5	611	A
36	5	619	A
36	5	620	U
36	5	621	A
36	5	636	C
36	5	649	A
36	5	651	G
36	5	653	A
36	5	654	C
36	5	660	A
36	5	662	U
36	5	677	A
36	5	681	U
36	5	683	U
36	5	691	A
36	5	698	U
36	5	699	A
36	5	705	A
36	5	708	G
36	5	709	A
36	5	712	G
36	5	715	A
36	5	716	A
36	5	719	U
36	5	720	A
36	5	726	G
36	5	736	A
36	5	743	C
36	5	751	A

*Continued on next page...*

*Continued from previous page...*

Mol	Chain	Res	Type
36	5	758	C
36	5	766	U
36	5	767	U
36	5	774	G
36	5	776	U
36	5	777	U
36	5	780	A
36	5	781	G
36	5	785	G
36	5	786	A
36	5	802	C
36	5	806	A
36	5	807	A
36	5	816	A
36	5	817	A
36	5	830	A
36	5	847	A
36	5	861	C
36	5	869	G
36	5	874	U
36	5	875	G
36	5	879	U
36	5	896	A
36	5	897	U
36	5	907	G
36	5	908	G
36	5	914	A
36	5	916	G
36	5	917	A
36	5	919	U
36	5	921	A
36	5	923	C
36	5	924	G
36	5	936	A
36	5	937	G
36	5	938	C
36	5	944	C
36	5	959	C
36	5	960	U
36	5	965	A
36	5	974	G
36	5	979	U

*Continued on next page...*

*Continued from previous page...*

Mol	Chain	Res	Type
36	5	981	U
36	5	990	U
36	5	994	G
36	5	997	A
36	5	1001	G
36	5	1002	A
36	5	1010	G
36	5	1014	U
36	5	1015	U
36	5	1016	C
36	5	1017	C
36	5	1018	G
36	5	1021	G
36	5	1024	G
36	5	1025	A
36	5	1026	A
36	5	1027	A
36	5	1028	U
36	5	1029	G
36	5	1032	C
36	5	1034	U
36	5	1035	G
36	5	1047	A
36	5	1049	C
36	5	1056	U
36	5	1064	A
36	5	1065	A
36	5	1071	U
36	5	1072	G
36	5	1081	U
36	5	1082	U
36	5	1085	A
36	5	1093	A
36	5	1094	U
36	5	1095	U
36	5	1096	U
36	5	1097	G
36	5	1098	A
36	5	1099	A
36	5	1103	A
36	5	1104	G
36	5	1117	G

*Continued on next page...*

*Continued from previous page...*

Mol	Chain	Res	Type
36	5	1131	G
36	5	1153	A
36	5	1159	A
36	5	1160	C
36	5	1161	G
36	5	1173	U
36	5	1178	G
36	5	1180	A
36	5	1181	U
36	5	1182	A
36	5	1191	U
36	5	1192	C
36	5	1193	A
36	5	1201	C
36	5	1202	A
36	5	1209	G
36	5	1222	G
36	5	1232	C
36	5	1233	G
36	5	1236	G
36	5	1237	G
36	5	1239	C
36	5	1241	U
36	5	1242	G
36	5	1245	A
36	5	1246	G
36	5	1251	A
36	5	1252	A
36	5	1254	C
36	5	1259	A
36	5	1262	G
36	5	1263	A
36	5	1264	G
36	5	1265	U
36	5	1266	G
36	5	1281	G
36	5	1285	G
36	5	1294	A
36	5	1297	C
36	5	1301	A
36	5	1305	U
36	5	1307	G

*Continued on next page...*

*Continued from previous page...*

Mol	Chain	Res	Type
36	5	1308	A
36	5	1309	U
36	5	1311	G
36	5	1313	G
36	5	1324	U
36	5	1329	U
36	5	1330	A
36	5	1348	U
36	5	1349	G
36	5	1351	U
36	5	1352	A
36	5	1353	U
36	5	1354	G
36	5	1355	A
36	5	1356	U
36	5	1357	G
36	5	1368	U
36	5	1379	G
36	5	1385	C
36	5	1386	A
36	5	1387	G
36	5	1399	A
36	5	1400	G
36	5	1419	A
36	5	1428	A
36	5	1431	G
36	5	1434	G
36	5	1437	C
36	5	1446	A
36	5	1450	G
36	5	1460	A
36	5	1465	A
36	5	1476	G
36	5	1481	A
36	5	1482	A
36	5	1484	U
36	5	1490	A
36	5	1502	C
36	5	1503	A
36	5	1508	C
36	5	1514	G
36	5	1526	U

*Continued on next page...*

*Continued from previous page...*

Mol	Chain	Res	Type
36	5	1527	C
36	5	1536	G
36	5	1541	G
36	5	1547	G
36	5	1549	U
36	5	1554	U
36	5	1556	C
36	5	1557	A
36	5	1559	A
36	5	1560	G
36	5	1561	G
36	5	1562	C
36	5	1565	G
36	5	1566	A
36	5	1567	U
36	5	1569	U
36	5	1570	U
36	5	1571	A
36	5	1572	U
36	5	1574	C
36	5	1575	A
36	5	1576	G
36	5	1577	G
36	5	1578	C
36	5	1579	C
36	5	1580	A
36	5	1581	C
36	5	1582	C
36	5	1583	A
36	5	1584	U
36	5	1589	A
36	5	1593	A
36	5	1605	A
36	5	1607	U
36	5	1608	C
36	5	1620	U
36	5	1629	U
36	5	1632	A
36	5	1635	G
36	5	1639	C
36	5	1643	A
36	5	1644	C

*Continued on next page...*

*Continued from previous page...*

Mol	Chain	Res	Type
36	5	1645	U
36	5	1655	G
36	5	1677	G
36	5	1683	A
36	5	1713	G
36	5	1716	U
36	5	1717	U
36	5	1724	U
36	5	1725	C
36	5	1736	G
36	5	1750	A
36	5	1751	G
36	5	1756	C
36	5	1759	C
36	5	1760	A
36	5	1762	C
36	5	1764	U
36	5	1765	U
36	5	1766	G
36	5	1770	G
36	5	1778	G
36	5	1780	G
36	5	1781	C
36	5	1793	C
36	5	1796	G
36	5	1797	A
36	5	1812	G
36	5	1813	A
36	5	1814	A
36	5	1815	U
36	5	1816	A
36	5	1817	G
36	5	1818	U
36	5	1820	U
36	5	1821	U
36	5	1841	A
36	5	1842	A
36	5	1846	C
36	5	1848	G
36	5	1849	C
36	5	1866	C
36	5	1871	U

*Continued on next page...*



*Continued from previous page...*

Mol	Chain	Res	Type
36	5	1873	U
36	5	1876	U
36	5	1878	G
36	5	1879	A
36	5	1880	U
36	5	1884	A
36	5	1886	A
36	5	1895	A
36	5	1901	A
36	5	1906	G
36	5	1912	U
36	5	1920	U
36	5	1932	A
36	5	1952	G
36	5	1953	G
36	5	2101	C
36	5	2102	U
36	5	2111	G
36	5	2112	U
36	5	2113	A
36	5	2118	C
36	5	2121	G
36	5	2122	G
36	5	2131	A
36	5	2144	A
36	5	2154	U
36	5	2158	A
36	5	2161	G
36	5	2169	G
36	5	2177	G
36	5	2185	G
36	5	2187	G
36	5	2188	A
36	5	2192	C
36	5	2198	A
36	5	2201	G
36	5	2205	U
36	5	2207	A
36	5	2210	G
36	5	2222	A
36	5	2228	A
36	5	2234	G

*Continued on next page...*

*Continued from previous page...*

Mol	Chain	Res	Type
36	5	2244	A
36	5	2246	G
36	5	2247	G
36	5	2250	G
36	5	2252	A
36	5	2253	G
36	5	2255	A
36	5	2256	A
36	5	2258	U
36	5	2261	G
36	5	2273	G
36	5	2276	G
36	5	2279	A
36	5	2281	A
36	5	2283	G
36	5	2288	G
36	5	2307	G
36	5	2308	C
36	5	2310	U
36	5	2313	A
36	5	2315	G
36	5	2319	U
36	5	2334	U
36	5	2336	U
36	5	2347	U
36	5	2354	C
36	5	2361	A
36	5	2363	A
36	5	2372	A
36	5	2373	A
36	5	2374	C
36	5	2375	G
36	5	2385	G
36	5	2393	G
36	5	2394	G
36	5	2397	A
36	5	2398	A
36	5	2400	G
36	5	2401	A
36	5	2402	A
36	5	2403	G
36	5	2404	A

*Continued on next page...*

*Continued from previous page...*

Mol	Chain	Res	Type
36	5	2405	C
36	5	2411	U
36	5	2418	G
36	5	2419	A
36	5	2425	G
36	5	2437	G
36	5	2438	A
36	5	2439	A
36	5	2440	G
36	5	2441	A
36	5	2443	A
36	5	2504	U
36	5	2505	U
36	5	2508	U
36	5	2510	U
36	5	2511	A
36	5	2512	C
36	5	2513	U
36	5	2514	U
36	5	2515	A
36	5	2520	A
36	5	2522	G
36	5	2523	A
36	5	2524	A
36	5	2526	C
36	5	2530	G
36	5	2531	C
36	5	2532	U
36	5	2534	G
36	5	2536	A
36	5	2537	U
36	5	2538	U
36	5	2539	C
36	5	2540	A
36	5	2543	U
36	5	2544	U
36	5	2549	G
36	5	2552	C
36	5	2555	G
36	5	2559	U
36	5	2562	A
36	5	2566	C

*Continued on next page...*

*Continued from previous page...*

Mol	Chain	Res	Type
36	5	2567	C
36	5	2568	C
36	5	2569	A
36	5	2570	U
36	5	2571	U
36	5	2572	C
36	5	2573	G
36	5	2574	G
36	5	2580	A
36	5	2584	G
36	5	2585	G
36	5	2586	G
36	5	2589	G
36	5	2593	A
36	5	2594	C
36	5	2600	C
36	5	2606	G
36	5	2607	G
36	5	2614	G
36	5	2630	C
36	5	2637	A
36	5	2639	G
36	5	2642	A
36	5	2647	A
36	5	2652	U
36	5	2656	A
36	5	2657	A
36	5	2658	G
36	5	2667	A
36	5	2674	A
36	5	2677	G
36	5	2678	A
36	5	2683	U
36	5	2689	A
36	5	2690	G
36	5	2691	A
36	5	2694	A
36	5	2696	A
36	5	2705	A
36	5	2714	G
36	5	2728	G
36	5	2729	U

*Continued on next page...*

*Continued from previous page...*

Mol	Chain	Res	Type
36	5	2750	U
36	5	2752	U
36	5	2753	G
36	5	2755	C
36	5	2762	A
36	5	2771	U
36	5	2772	C
36	5	2773	C
36	5	2777	G
36	5	2778	G
36	5	2779	A
36	5	2782	U
36	5	2796	G
36	5	2799	A
36	5	2800	G
36	5	2801	A
36	5	2802	A
36	5	2810	C
36	5	2817	A
36	5	2818	U
36	5	2821	C
36	5	2838	A
36	5	2839	G
36	5	2840	C
36	5	2843	U
36	5	2844	C
36	5	2845	A
36	5	2847	A
36	5	2849	C
36	5	2851	A
36	5	2853	A
36	5	2867	C
36	5	2870	C
36	5	2871	G
36	5	2872	A
36	5	2873	U
36	5	2875	U
36	5	2876	C
36	5	2880	U
36	5	2886	U
36	5	2887	A
36	5	2889	C

*Continued on next page...*

*Continued from previous page...*

Mol	Chain	Res	Type
36	5	2895	G
36	5	2896	A
36	5	2897	A
36	5	2898	G
36	5	2899	C
36	5	2900	A
36	5	2921	U
36	5	2923	U
36	5	2924	U
36	5	2935	U
36	5	2936	A
36	5	2942	C
36	5	2945	G
36	5	2946	A
36	5	2947	G
36	5	2953	U
36	5	2954	U
36	5	2957	G
36	5	2970	C
36	5	2971	A
36	5	2972	G
36	5	2979	U
36	5	2983	C
36	5	2990	G
36	5	2992	U
36	5	2993	G
36	5	2996	U
36	5	2997	G
36	5	3012	A
36	5	3028	G
36	5	3030	G
36	5	3056	U
36	5	3057	U
36	5	3059	G
36	5	3078	U
36	5	3079	U
36	5	3086	A
36	5	3087	A
36	5	3092	C
36	5	3101	G
36	5	3102	G
36	5	3119	U

*Continued on next page...*

*Continued from previous page...*

Mol	Chain	Res	Type
36	5	3123	A
36	5	3130	A
36	5	3131	U
36	5	3142	A
36	5	3143	C
36	5	3144	G
36	5	3145	C
36	5	3150	A
36	5	3153	U
36	5	3155	U
36	5	3156	U
36	5	3157	U
36	5	3158	G
36	5	3164	C
36	5	3165	A
36	5	3166	C
36	5	3168	A
36	5	3171	U
36	5	3172	A
36	5	3173	G
36	5	3174	A
36	5	3176	G
36	5	3179	U
36	5	3180	A
36	5	3181	C
36	5	3182	G
36	5	3187	A
36	5	3195	U
36	5	3196	U
36	5	3197	G
36	5	3199	G
36	5	3206	C
36	5	3207	U
36	5	3217	C
36	5	3218	A
36	5	3219	G
36	5	3220	G
36	5	3227	A
36	5	3228	C
36	5	3229	G
36	5	3238	G
36	5	3239	G

*Continued on next page...*

*Continued from previous page...*

Mol	Chain	Res	Type
36	5	3243	A
36	5	3245	A
36	5	3246	G
36	5	3247	G
36	5	3253	G
36	5	3259	U
36	5	3263	G
36	5	3265	C
36	5	3269	U
36	5	3270	U
36	5	3273	A
36	5	3275	U
36	5	3276	G
36	5	3277	U
36	5	3278	C
36	5	3279	A
36	5	3280	U
36	5	3281	U
36	5	3282	U
36	5	3284	G
36	5	3285	C
36	5	3286	G
36	5	3288	G
36	5	3289	G
36	5	3290	G
36	5	3294	A
36	5	3295	A
36	5	3300	U
36	5	3304	U
36	5	3313	U
36	5	3316	A
36	5	3317	U
36	5	3318	G
36	5	3319	U
36	5	3325	G
36	5	3335	A
36	5	3336	A
36	5	3341	U
36	5	3342	A
36	5	3345	G
36	5	3351	U
36	5	3352	U

*Continued on next page...*



*Continued from previous page...*

Mol	Chain	Res	Type
36	5	3354	U
36	5	3355	U
36	5	3356	G
36	5	3358	U
36	5	3363	U
36	5	3368	U
36	5	3369	G
36	5	3378	C
36	5	3389	U
36	5	3390	G
36	5	3393	U
36	5	3396	U
37	7	7	G
37	7	14	U
37	7	22	A
37	7	27	A
37	7	33	U
37	7	38	U
37	7	51	A
37	7	52	G
37	7	54	U
37	7	55	A
37	7	60	G
37	7	65	G
37	7	72	A
37	7	73	C
37	7	74	C
37	7	76	A
37	7	88	G
37	7	92	A
37	7	93	C
37	7	101	G
37	7	102	A
37	7	107	C
37	7	112	G
38	8	3	A
38	8	21	C
38	8	25	G
38	8	34	U
38	8	35	C
38	8	48	A
38	8	49	G

*Continued on next page...*

*Continued from previous page...*

Mol	Chain	Res	Type
38	8	51	G
38	8	52	A
38	8	59	A
38	8	60	U
38	8	62	C
38	8	63	G
38	8	75	G
38	8	79	A
38	8	80	A
38	8	81	U
38	8	82	U
38	8	83	C
38	8	84	C
38	8	85	G
38	8	86	U
38	8	87	G
38	8	90	U
38	8	95	G
38	8	102	U
38	8	104	A
38	8	105	A
38	8	106	C
38	8	107	G
38	8	111	A
38	8	113	U
38	8	125	U
38	8	126	A
38	8	127	U
38	8	138	A
38	8	152	G
38	8	156	U
38	8	157	U
38	8	158	U

All (327) RNA pucker outliers are listed below:

Mol	Chain	Res	Type
1	2	25	C
1	2	45	U
1	2	68	A
1	2	73	U
1	2	74	U

*Continued on next page...*

*Continued from previous page...*

Mol	Chain	Res	Type
1	2	103	A
1	2	114	C
1	2	130	C
1	2	131	C
1	2	132	U
1	2	133	U
1	2	136	C
1	2	139	C
1	2	158	U
1	2	187	G
1	2	218	A
1	2	232	U
1	2	240	U
1	2	278	U
1	2	280	U
1	2	321	C
1	2	417	A
1	2	484	C
1	2	497	G
1	2	499	U
1	2	501	U
1	2	503	G
1	2	512	A
1	2	555	A
1	2	558	U
1	2	582	U
1	2	609	U
1	2	622	A
1	2	685	A
1	2	704	C
1	2	720	G
1	2	721	U
1	2	734	A
1	2	755	A
1	2	781	U
1	2	782	U
1	2	794	U
1	2	811	A
1	2	829	A
1	2	913	G
1	2	1051	G
1	2	1058	U

*Continued on next page...*

*Continued from previous page...*

Mol	Chain	Res	Type
1	2	1081	A
1	2	1108	G
1	2	1157	A
1	2	1196	A
1	2	1207	C
1	2	1226	A
1	2	1244	A
1	2	1250	U
1	2	1339	C
1	2	1344	A
1	2	1370	U
1	2	1481	C
1	2	1489	U
1	2	1490	C
1	2	1517	U
1	2	1568	C
1	2	1573	A
1	2	1615	C
1	2	1657	U
1	2	1761	U
1	2	1809	G
1	2	1811	G
1	2	1824	C
36	1	13	A
36	1	44	U
36	1	65	A
36	1	67	A
36	1	169	U
36	1	239	G
36	1	269	G
36	1	282	G
36	1	285	A
36	1	369	A
36	1	397	A
36	1	518	G
36	1	547	G
36	1	594	U
36	1	637	C
36	1	715	A
36	1	763	G
36	1	764	U
36	1	873	C

*Continued on next page...*

*Continued from previous page...*

Mol	Chain	Res	Type
36	1	908	G
36	1	916	G
36	1	979	U
36	1	981	U
36	1	993	G
36	1	1064	A
36	1	1094	U
36	1	1097	G
36	1	1103	A
36	1	1181	U
36	1	1196	C
36	1	1273	A
36	1	1307	G
36	1	1329	U
36	1	1352	A
36	1	1355	A
36	1	1467	A
36	1	1484	U
36	1	1507	G
36	1	1554	U
36	1	1562	C
36	1	1607	U
36	1	1716	U
36	1	1815	U
36	1	1816	A
36	1	1820	U
36	1	1879	A
36	1	2101	C
36	1	2112	U
36	1	2209	U
36	1	2227	C
36	1	2249	G
36	1	2281	A
36	1	2372	A
36	1	2418	G
36	1	2513	U
36	1	2525	G
36	1	2537	U
36	1	2541	U
36	1	2554	A
36	1	2585	G
36	1	2593	A

*Continued on next page...*

*Continued from previous page...*

Mol	Chain	Res	Type
36	1	2677	G
36	1	2689	A
36	1	2728	G
36	1	2801	A
36	1	2817	A
36	1	2818	U
36	1	2871	G
36	1	3078	U
36	1	3121	U
36	1	3156	U
36	1	3157	U
36	1	3169	U
36	1	3195	U
36	1	3207	U
36	1	3218	A
36	1	3228	C
36	1	3242	G
36	1	3269	U
36	1	3276	G
36	1	3316	A
36	1	3317	U
36	1	3319	U
36	1	3350	C
36	1	3351	U
36	1	3353	G
36	1	3375	A
37	3	13	A
37	3	49	G
37	3	52	G
38	4	82	U
38	4	85	G
38	4	111	A
38	4	126	A
80	6	25	C
80	6	66	U
80	6	75	U
80	6	76	A
80	6	103	A
80	6	114	C
80	6	126	A
80	6	136	C
80	6	139	C

*Continued on next page...*

*Continued from previous page...*

Mol	Chain	Res	Type
80	6	158	U
80	6	187	G
80	6	192	U
80	6	217	A
80	6	240	U
80	6	272	U
80	6	277	U
80	6	400	A
80	6	417	A
80	6	512	A
80	6	541	A
80	6	542	A
80	6	543	C
80	6	555	A
80	6	557	G
80	6	558	U
80	6	609	U
80	6	651	G
80	6	667	U
80	6	695	U
80	6	697	C
80	6	717	C
80	6	755	A
80	6	793	A
80	6	794	U
80	6	811	A
80	6	815	G
80	6	829	A
80	6	834	G
80	6	970	A
80	6	1004	U
80	6	1051	G
80	6	1058	U
80	6	1081	A
80	6	1097	U
80	6	1137	A
80	6	1196	A
80	6	1227	A
80	6	1238	A
80	6	1244	A
80	6	1255	G
80	6	1344	A

*Continued on next page...*

*Continued from previous page...*

Mol	Chain	Res	Type
80	6	1481	C
80	6	1490	C
80	6	1491	U
80	6	1535	U
80	6	1568	C
80	6	1572	G
80	6	1573	A
80	6	1600	A
80	6	1615	C
80	6	1620	C
80	6	1657	U
80	6	1696	G
80	6	1698	G
80	6	1700	C
80	6	1755	A
80	6	1766	A
36	5	65	A
36	5	93	C
36	5	151	A
36	5	169	U
36	5	183	G
36	5	238	A
36	5	282	G
36	5	374	A
36	5	397	A
36	5	438	A
36	5	546	C
36	5	588	G
36	5	715	A
36	5	765	C
36	5	786	A
36	5	873	C
36	5	896	A
36	5	916	G
36	5	993	G
36	5	1027	A
36	5	1033	U
36	5	1064	A
36	5	1081	U
36	5	1149	G
36	5	1154	A
36	5	1160	C

*Continued on next page...*



*Continued from previous page...*

Mol	Chain	Res	Type
36	5	1181	U
36	5	1238	C
36	5	1241	U
36	5	1284	C
36	5	1307	G
36	5	1329	U
36	5	1331	U
36	5	1352	A
36	5	1355	A
36	5	1481	A
36	5	1560	G
36	5	1574	C
36	5	1607	U
36	5	1716	U
36	5	1724	U
36	5	1816	A
36	5	1819	U
36	5	1879	A
36	5	2101	C
36	5	2112	U
36	5	2144	A
36	5	2204	C
36	5	2209	U
36	5	2249	G
36	5	2255	A
36	5	2257	C
36	5	2261	G
36	5	2306	C
36	5	2360	C
36	5	2372	A
36	5	2373	A
36	5	2374	C
36	5	2401	A
36	5	2418	G
36	5	2440	G
36	5	2507	C
36	5	2513	U
36	5	2531	C
36	5	2585	G
36	5	2593	A
36	5	2682	C
36	5	2728	G

*Continued on next page...*

*Continued from previous page...*

Mol	Chain	Res	Type
36	5	2772	C
36	5	2801	A
36	5	2818	U
36	5	2872	A
36	5	2887	A
36	5	2896	A
36	5	2953	U
36	5	2970	C
36	5	2971	A
36	5	3078	U
36	5	3154	C
36	5	3167	A
36	5	3195	U
36	5	3218	A
36	5	3228	C
36	5	3269	U
36	5	3271	G
36	5	3275	U
36	5	3289	G
36	5	3303	G
36	5	3317	U
36	5	3340	G
36	5	3341	U
36	5	3357	U
37	7	49	G
38	8	111	A
38	8	126	A
38	8	156	U

## 5.4 Non-standard residues in protein, DNA, RNA chains [i](#)

There are no non-standard protein/DNA/RNA residues in this entry.

## 5.5 Carbohydrates [i](#)

There are no carbohydrates in this entry.

## 5.6 Ligand geometry [i](#)

Of 3561 ligands modelled in this entry, 2208 are monoatomic - leaving 1353 for Mogul analysis.

In the following table, the Counts columns list the number of bonds (or angles) for which Mogul statistics could be retrieved, the number of bonds (or angles) that are observed in the model and the number of bonds (or angles) that are defined in the chemical component dictionary. The Link column lists molecule types, if any, to which the group is linked. The Z score for a bond length (or angle) is the number of standard deviations the observed value is removed from the expected value. A bond length (or angle) with  $|Z| > 2$  is considered an outlier worth inspection. RMSZ is the root-mean-square of all Z scores of the bond lengths (or angles).

Mol	Type	Chain	Res	Link	Bond lengths			Bond angles		
					Counts	RMSZ	# Z  > 2	Counts	RMSZ	# Z  > 2
89	C	1	3401	-	14,21,22	0.92	0	18,30,33	1.65	3 (16%)
89	C	1	3402	90	14,21,22	0.74	0	18,30,33	1.06	1 (5%)
90	8AN	1	3403	89	18,24,25	1.09	1 (5%)	10,35,38	2.37	2 (20%)
91	PRO	1	3404	-	5,7,8	0.46	0	7,8,10	1.48	2 (28%)
86	OHX	1	3405	-	0,6,6	0.00	-	0,15,15	0.00	-
86	OHX	1	3406	-	0,6,6	0.00	-	0,15,15	0.00	-
86	OHX	1	3407	-	0,6,6	0.00	-	0,15,15	0.00	-
86	OHX	1	3408	-	0,6,6	0.00	-	0,15,15	0.00	-
86	OHX	1	3409	36	0,6,6	0.00	-	0,15,15	0.00	-
86	OHX	1	3410	36	0,6,6	0.00	-	0,15,15	0.00	-
86	OHX	1	3411	86	0,6,6	0.00	-	0,15,15	0.00	-
86	OHX	1	3412	-	0,6,6	0.00	-	0,15,15	0.00	-
86	OHX	1	3413	-	0,6,6	0.00	-	0,15,15	0.00	-
86	OHX	1	3414	-	0,6,6	0.00	-	0,15,15	0.00	-
86	OHX	1	3415	-	0,6,6	0.00	-	0,15,15	0.00	-
86	OHX	1	3416	-	0,6,6	0.00	-	0,15,15	0.00	-
86	OHX	1	3417	-	0,6,6	0.00	-	0,15,15	0.00	-
86	OHX	1	3418	-	0,6,6	0.00	-	0,15,15	0.00	-
86	OHX	1	3419	-	0,6,6	0.00	-	0,15,15	0.00	-
86	OHX	1	3420	-	0,6,6	0.00	-	0,15,15	0.00	-
86	OHX	1	3421	-	0,6,6	0.00	-	0,15,15	0.00	-
86	OHX	1	3422	86,36	0,6,6	0.00	-	0,15,15	0.00	-
86	OHX	1	3423	-	0,6,6	0.00	-	0,15,15	0.00	-
86	OHX	1	3424	-	0,6,6	0.00	-	0,15,15	0.00	-
86	OHX	1	3425	-	0,6,6	0.00	-	0,15,15	0.00	-
86	OHX	1	3426	-	0,6,6	0.00	-	0,15,15	0.00	-
86	OHX	1	3427	-	0,6,6	0.00	-	0,15,15	0.00	-
86	OHX	1	3428	-	0,6,6	0.00	-	0,15,15	0.00	-
86	OHX	1	3429	-	0,6,6	0.00	-	0,15,15	0.00	-
86	OHX	1	3430	-	0,6,6	0.00	-	0,15,15	0.00	-
86	OHX	1	3431	86	0,6,6	0.00	-	0,15,15	0.00	-
86	OHX	1	3432	-	0,6,6	0.00	-	0,15,15	0.00	-
86	OHX	1	3433	-	0,6,6	0.00	-	0,15,15	0.00	-
86	OHX	1	3434	-	0,6,6	0.00	-	0,15,15	0.00	-
86	OHX	1	3435	-	0,6,6	0.00	-	0,15,15	0.00	-

Mol	Type	Chain	Res	Link	Bond lengths			Bond angles		
					Counts	RMSZ	# Z  > 2	Counts	RMSZ	# Z  > 2
86	OHX	1	3436	-	0,6,6	0.00	-	0,15,15	0.00	-
86	OHX	1	3437	86	0,6,6	0.00	-	0,15,15	0.00	-
86	OHX	1	3438	86	0,6,6	0.00	-	0,15,15	0.00	-
86	OHX	1	3439	-	0,6,6	0.00	-	0,15,15	0.00	-
86	OHX	1	3440	-	0,6,6	0.00	-	0,15,15	0.00	-
86	OHX	1	3441	86	0,6,6	0.00	-	0,15,15	0.00	-
86	OHX	1	3442	-	0,6,6	0.00	-	0,15,15	0.00	-
86	OHX	1	3443	-	0,6,6	0.00	-	0,15,15	0.00	-
86	OHX	1	3444	-	0,6,6	0.00	-	0,15,15	0.00	-
86	OHX	1	3445	-	0,6,6	0.00	-	0,15,15	0.00	-
86	OHX	1	3446	-	0,6,6	0.00	-	0,15,15	0.00	-
86	OHX	1	3447	-	0,6,6	0.00	-	0,15,15	0.00	-
86	OHX	1	3448	-	0,6,6	0.00	-	0,15,15	0.00	-
86	OHX	1	3449	-	0,6,6	0.00	-	0,15,15	0.00	-
86	OHX	1	3450	86	0,6,6	0.00	-	0,15,15	0.00	-
86	OHX	1	3451	-	0,6,6	0.00	-	0,15,15	0.00	-
86	OHX	1	3452	-	0,6,6	0.00	-	0,15,15	0.00	-
86	OHX	1	3453	-	0,6,6	0.00	-	0,15,15	0.00	-
86	OHX	1	3454	-	0,6,6	0.00	-	0,15,15	0.00	-
86	OHX	1	3455	86	0,6,6	0.00	-	0,15,15	0.00	-
86	OHX	1	3456	86	0,6,6	0.00	-	0,15,15	0.00	-
86	OHX	1	3457	-	0,6,6	0.00	-	0,15,15	0.00	-
86	OHX	1	3458	-	0,6,6	0.00	-	0,15,15	0.00	-
86	OHX	1	3459	-	0,6,6	0.00	-	0,15,15	0.00	-
86	OHX	1	3460	-	0,6,6	0.00	-	0,15,15	0.00	-
86	OHX	1	3461	86	0,6,6	0.00	-	0,15,15	0.00	-
86	OHX	1	3462	-	0,6,6	0.00	-	0,15,15	0.00	-
86	OHX	1	3463	-	0,6,6	0.00	-	0,15,15	0.00	-
86	OHX	1	3464	86	0,6,6	0.00	-	0,15,15	0.00	-
86	OHX	1	3465	86	0,6,6	0.00	-	0,15,15	0.00	-
86	OHX	1	3466	-	0,6,6	0.00	-	0,15,15	0.00	-
86	OHX	1	3467	-	0,6,6	0.00	-	0,15,15	0.00	-
86	OHX	1	3468	-	0,6,6	0.00	-	0,15,15	0.00	-
86	OHX	1	3469	86	0,6,6	0.00	-	0,15,15	0.00	-
86	OHX	1	3470	-	0,6,6	0.00	-	0,15,15	0.00	-
86	OHX	1	3471	-	0,6,6	0.00	-	0,15,15	0.00	-
86	OHX	1	3472	36	0,6,6	0.00	-	0,15,15	0.00	-
86	OHX	1	3473	-	0,6,6	0.00	-	0,15,15	0.00	-
86	OHX	1	3474	-	0,6,6	0.00	-	0,15,15	0.00	-
86	OHX	1	3475	-	0,6,6	0.00	-	0,15,15	0.00	-
86	OHX	1	3476	86	0,6,6	0.00	-	0,15,15	0.00	-
86	OHX	1	3477	86	0,6,6	0.00	-	0,15,15	0.00	-
86	OHX	1	3478	86	0,6,6	0.00	-	0,15,15	0.00	-

Mol	Type	Chain	Res	Link	Bond lengths			Bond angles		
					Counts	RMSZ	# Z  > 2	Counts	RMSZ	# Z  > 2
86	OHX	1	3479	86	0,6,6	0.00	-	0,15,15	0.00	-
86	OHX	1	3480	86	0,6,6	0.00	-	0,15,15	0.00	-
86	OHX	1	3481	-	0,6,6	0.00	-	0,15,15	0.00	-
86	OHX	1	3482	-	0,6,6	0.00	-	0,15,15	0.00	-
86	OHX	1	3483	-	0,6,6	0.00	-	0,15,15	0.00	-
86	OHX	1	3484	-	0,6,6	0.00	-	0,15,15	0.00	-
86	OHX	1	3485	-	0,6,6	0.00	-	0,15,15	0.00	-
86	OHX	1	3486	-	0,6,6	0.00	-	0,15,15	0.00	-
86	OHX	1	3487	-	0,6,6	0.00	-	0,15,15	0.00	-
86	OHX	1	3488	86	0,6,6	0.00	-	0,15,15	0.00	-
86	OHX	1	3489	86	0,6,6	0.00	-	0,15,15	0.00	-
86	OHX	1	3490	-	0,6,6	0.00	-	0,15,15	0.00	-
86	OHX	1	3491	-	0,6,6	0.00	-	0,15,15	0.00	-
86	OHX	1	3492	-	0,6,6	0.00	-	0,15,15	0.00	-
86	OHX	1	3493	86	0,6,6	0.00	-	0,15,15	0.00	-
86	OHX	1	3494	86	0,6,6	0.00	-	0,15,15	0.00	-
86	OHX	1	3495	86	0,6,6	0.00	-	0,15,15	0.00	-
86	OHX	1	3496	-	0,6,6	0.00	-	0,15,15	0.00	-
86	OHX	1	3497	-	0,6,6	0.00	-	0,15,15	0.00	-
86	OHX	1	3498	-	0,6,6	0.00	-	0,15,15	0.00	-
86	OHX	1	3499	-	0,6,6	0.00	-	0,15,15	0.00	-
86	OHX	1	3500	-	0,6,6	0.00	-	0,15,15	0.00	-
86	OHX	1	3501	-	0,6,6	0.00	-	0,15,15	0.00	-
86	OHX	1	3502	86,36	0,6,6	0.00	-	0,15,15	0.00	-
86	OHX	1	3503	-	0,6,6	0.00	-	0,15,15	0.00	-
86	OHX	1	3504	86	0,6,6	0.00	-	0,15,15	0.00	-
86	OHX	1	3505	86	0,6,6	0.00	-	0,15,15	0.00	-
86	OHX	1	3506	86	0,6,6	0.00	-	0,15,15	0.00	-
86	OHX	1	3507	-	0,6,6	0.00	-	0,15,15	0.00	-
86	OHX	1	3508	86	0,6,6	0.00	-	0,15,15	0.00	-
86	OHX	1	3509	-	0,6,6	0.00	-	0,15,15	0.00	-
86	OHX	1	3510	36	0,6,6	0.00	-	0,15,15	0.00	-
86	OHX	1	3511	86	0,6,6	0.00	-	0,15,15	0.00	-
86	OHX	1	3512	-	0,6,6	0.00	-	0,15,15	0.00	-
86	OHX	1	3513	86	0,6,6	0.00	-	0,15,15	0.00	-
86	OHX	1	3514	-	0,6,6	0.00	-	0,15,15	0.00	-
86	OHX	1	3515	-	0,6,6	0.00	-	0,15,15	0.00	-
86	OHX	1	3516	-	0,6,6	0.00	-	0,15,15	0.00	-
86	OHX	1	3517	86	0,6,6	0.00	-	0,15,15	0.00	-
86	OHX	1	3518	86	0,6,6	0.00	-	0,15,15	0.00	-
86	OHX	1	3519	36	0,6,6	0.00	-	0,15,15	0.00	-
86	OHX	1	3520	-	0,6,6	0.00	-	0,15,15	0.00	-
86	OHX	1	3521	-	0,6,6	0.00	-	0,15,15	0.00	-

Mol	Type	Chain	Res	Link	Bond lengths			Bond angles		
					Counts	RMSZ	# Z  > 2	Counts	RMSZ	# Z  > 2
86	OHX	1	3522	-	0,6,6	0.00	-	0,15,15	0.00	-
86	OHX	1	3523	-	0,6,6	0.00	-	0,15,15	0.00	-
86	OHX	1	3524	-	0,6,6	0.00	-	0,15,15	0.00	-
86	OHX	1	3525	-	0,6,6	0.00	-	0,15,15	0.00	-
86	OHX	1	3526	-	0,6,6	0.00	-	0,15,15	0.00	-
86	OHX	1	3527	-	0,6,6	0.00	-	0,15,15	0.00	-
86	OHX	1	3528	-	0,6,6	0.00	-	0,15,15	0.00	-
86	OHX	1	3529	-	0,6,6	0.00	-	0,15,15	0.00	-
86	OHX	1	3530	36	0,6,6	0.00	-	0,15,15	0.00	-
86	OHX	1	3531	-	0,6,6	0.00	-	0,15,15	0.00	-
86	OHX	1	3532	-	0,6,6	0.00	-	0,15,15	0.00	-
86	OHX	1	3533	-	0,6,6	0.00	-	0,15,15	0.00	-
86	OHX	1	3534	-	0,6,6	0.00	-	0,15,15	0.00	-
86	OHX	1	3535	86	0,6,6	0.00	-	0,15,15	0.00	-
86	OHX	1	3536	86	0,6,6	0.00	-	0,15,15	0.00	-
86	OHX	1	3537	-	0,6,6	0.00	-	0,15,15	0.00	-
86	OHX	1	3538	36	0,6,6	0.00	-	0,15,15	0.00	-
86	OHX	1	3539	86	0,6,6	0.00	-	0,15,15	0.00	-
86	OHX	1	3540	36	0,6,6	0.00	-	0,15,15	0.00	-
86	OHX	1	3541	-	0,6,6	0.00	-	0,15,15	0.00	-
86	OHX	1	3542	-	0,6,6	0.00	-	0,15,15	0.00	-
86	OHX	1	3543	-	0,6,6	0.00	-	0,15,15	0.00	-
86	OHX	1	3544	-	0,6,6	0.00	-	0,15,15	0.00	-
86	OHX	1	3545	-	0,6,6	0.00	-	0,15,15	0.00	-
86	OHX	1	3546	86	0,6,6	0.00	-	0,15,15	0.00	-
86	OHX	1	3547	86	0,6,6	0.00	-	0,15,15	0.00	-
86	OHX	1	3548	-	0,6,6	0.00	-	0,15,15	0.00	-
86	OHX	1	3549	-	0,6,6	0.00	-	0,15,15	0.00	-
86	OHX	1	3550	-	0,6,6	0.00	-	0,15,15	0.00	-
86	OHX	1	3551	-	0,6,6	0.00	-	0,15,15	0.00	-
86	OHX	1	3552	-	0,6,6	0.00	-	0,15,15	0.00	-
86	OHX	1	3553	86	0,6,6	0.00	-	0,15,15	0.00	-
86	OHX	1	3554	-	0,6,6	0.00	-	0,15,15	0.00	-
86	OHX	1	3555	-	0,6,6	0.00	-	0,15,15	0.00	-
86	OHX	1	3556	-	0,6,6	0.00	-	0,15,15	0.00	-
86	OHX	1	3557	-	0,6,6	0.00	-	0,15,15	0.00	-
86	OHX	1	3558	-	0,6,6	0.00	-	0,15,15	0.00	-
86	OHX	1	3559	86	0,6,6	0.00	-	0,15,15	0.00	-
86	OHX	1	3560	36	0,6,6	0.00	-	0,15,15	0.00	-
86	OHX	1	3561	-	0,6,6	0.00	-	0,15,15	0.00	-
86	OHX	1	3562	86	0,6,6	0.00	-	0,15,15	0.00	-
86	OHX	1	3563	-	0,6,6	0.00	-	0,15,15	0.00	-
86	OHX	1	3564	-	0,6,6	0.00	-	0,15,15	0.00	-

Mol	Type	Chain	Res	Link	Bond lengths			Bond angles		
					Counts	RMSZ	# Z  > 2	Counts	RMSZ	# Z  > 2
86	OHX	1	3565	-	0,6,6	0.00	-	0,15,15	0.00	-
86	OHX	1	3566	-	0,6,6	0.00	-	0,15,15	0.00	-
86	OHX	1	3567	-	0,6,6	0.00	-	0,15,15	0.00	-
86	OHX	1	3568	-	0,6,6	0.00	-	0,15,15	0.00	-
86	OHX	1	3569	-	0,6,6	0.00	-	0,15,15	0.00	-
86	OHX	1	3570	-	0,6,6	0.00	-	0,15,15	0.00	-
86	OHX	1	3571	86	0,6,6	0.00	-	0,15,15	0.00	-
86	OHX	1	3572	-	0,6,6	0.00	-	0,15,15	0.00	-
86	OHX	1	3573	-	0,6,6	0.00	-	0,15,15	0.00	-
86	OHX	1	3574	-	0,6,6	0.00	-	0,15,15	0.00	-
86	OHX	1	3575	86	0,6,6	0.00	-	0,15,15	0.00	-
86	OHX	1	3576	-	0,6,6	0.00	-	0,15,15	0.00	-
86	OHX	1	3577	-	0,6,6	0.00	-	0,15,15	0.00	-
86	OHX	1	3578	-	0,6,6	0.00	-	0,15,15	0.00	-
86	OHX	1	3579	36	0,6,6	0.00	-	0,15,15	0.00	-
86	OHX	1	3580	-	0,6,6	0.00	-	0,15,15	0.00	-
86	OHX	1	3581	86	0,6,6	0.00	-	0,15,15	0.00	-
86	OHX	1	3582	36	0,6,6	0.00	-	0,15,15	0.00	-
86	OHX	1	3583	-	0,6,6	0.00	-	0,15,15	0.00	-
86	OHX	1	3584	36	0,6,6	0.00	-	0,15,15	0.00	-
86	OHX	1	3585	-	0,6,6	0.00	-	0,15,15	0.00	-
86	OHX	1	3586	-	0,6,6	0.00	-	0,15,15	0.00	-
86	OHX	1	3587	36	0,6,6	0.00	-	0,15,15	0.00	-
86	OHX	1	3588	86	0,6,6	0.00	-	0,15,15	0.00	-
86	OHX	1	3589	-	0,6,6	0.00	-	0,15,15	0.00	-
86	OHX	1	3590	86	0,6,6	0.00	-	0,15,15	0.00	-
86	OHX	1	3591	-	0,6,6	0.00	-	0,15,15	0.00	-
86	OHX	1	3592	-	0,6,6	0.00	-	0,15,15	0.00	-
86	OHX	1	3593	-	0,6,6	0.00	-	0,15,15	0.00	-
86	OHX	1	3594	-	0,6,6	0.00	-	0,15,15	0.00	-
86	OHX	1	3595	86	0,6,6	0.00	-	0,15,15	0.00	-
86	OHX	1	3596	86	0,6,6	0.00	-	0,15,15	0.00	-
86	OHX	1	3597	-	0,6,6	0.00	-	0,15,15	0.00	-
86	OHX	1	3598	86	0,6,6	0.00	-	0,15,15	0.00	-
86	OHX	1	3599	36	0,6,6	0.00	-	0,15,15	0.00	-
86	OHX	1	3600	86	0,6,6	0.00	-	0,15,15	0.00	-
86	OHX	1	3601	86	0,6,6	0.00	-	0,15,15	0.00	-
86	OHX	1	3602	86	0,6,6	0.00	-	0,15,15	0.00	-
86	OHX	1	3603	-	0,6,6	0.00	-	0,15,15	0.00	-
86	OHX	1	3604	-	0,6,6	0.00	-	0,15,15	0.00	-
86	OHX	1	3605	86	0,6,6	0.00	-	0,15,15	0.00	-
86	OHX	1	3606	86	0,6,6	0.00	-	0,15,15	0.00	-
86	OHX	1	3607	-	0,6,6	0.00	-	0,15,15	0.00	-

Mol	Type	Chain	Res	Link	Bond lengths			Bond angles		
					Counts	RMSZ	# Z  > 2	Counts	RMSZ	# Z  > 2
86	OHX	1	3608	-	0,6,6	0.00	-	0,15,15	0.00	-
86	OHX	1	3609	-	0,6,6	0.00	-	0,15,15	0.00	-
86	OHX	1	3610	-	0,6,6	0.00	-	0,15,15	0.00	-
86	OHX	1	3611	-	0,6,6	0.00	-	0,15,15	0.00	-
86	OHX	1	3612	86	0,6,6	0.00	-	0,15,15	0.00	-
86	OHX	1	3613	-	0,6,6	0.00	-	0,15,15	0.00	-
86	OHX	1	3614	-	0,6,6	0.00	-	0,15,15	0.00	-
86	OHX	1	3615	86	0,6,6	0.00	-	0,15,15	0.00	-
86	OHX	1	3616	86	0,6,6	0.00	-	0,15,15	0.00	-
86	OHX	1	3617	86,36	0,6,6	0.00	-	0,15,15	0.00	-
86	OHX	1	3618	-	0,6,6	0.00	-	0,15,15	0.00	-
86	OHX	1	3619	36	0,6,6	0.00	-	0,15,15	0.00	-
86	OHX	1	3620	-	0,6,6	0.00	-	0,15,15	0.00	-
86	OHX	1	3621	-	0,6,6	0.00	-	0,15,15	0.00	-
86	OHX	1	3622	-	0,6,6	0.00	-	0,15,15	0.00	-
86	OHX	1	3623	-	0,6,6	0.00	-	0,15,15	0.00	-
86	OHX	1	3624	36	0,6,6	0.00	-	0,15,15	0.00	-
86	OHX	1	3625	86	0,6,6	0.00	-	0,15,15	0.00	-
86	OHX	1	3626	-	0,6,6	0.00	-	0,15,15	0.00	-
86	OHX	1	3627	-	0,6,6	0.00	-	0,15,15	0.00	-
86	OHX	1	3628	-	0,6,6	0.00	-	0,15,15	0.00	-
86	OHX	1	3629	36	0,6,6	0.00	-	0,15,15	0.00	-
86	OHX	1	3630	-	0,6,6	0.00	-	0,15,15	0.00	-
86	OHX	1	3631	-	0,6,6	0.00	-	0,15,15	0.00	-
86	OHX	1	3632	-	0,6,6	0.00	-	0,15,15	0.00	-
86	OHX	1	3633	-	0,6,6	0.00	-	0,15,15	0.00	-
86	OHX	1	3634	-	0,6,6	0.00	-	0,15,15	0.00	-
86	OHX	1	3635	-	0,6,6	0.00	-	0,15,15	0.00	-
86	OHX	1	3636	-	0,6,6	0.00	-	0,15,15	0.00	-
86	OHX	1	3637	-	0,6,6	0.00	-	0,15,15	0.00	-
86	OHX	1	3638	-	0,6,6	0.00	-	0,15,15	0.00	-
86	OHX	1	3639	86	0,6,6	0.00	-	0,15,15	0.00	-
86	OHX	1	3640	-	0,6,6	0.00	-	0,15,15	0.00	-
86	OHX	1	3641	-	0,6,6	0.00	-	0,15,15	0.00	-
86	OHX	1	3642	-	0,6,6	0.00	-	0,15,15	0.00	-
86	OHX	1	3643	-	0,6,6	0.00	-	0,15,15	0.00	-
86	OHX	1	3644	-	0,6,6	0.00	-	0,15,15	0.00	-
86	OHX	1	3645	-	0,6,6	0.00	-	0,15,15	0.00	-
86	OHX	1	3646	-	0,6,6	0.00	-	0,15,15	0.00	-
86	OHX	1	3647	86	0,6,6	0.00	-	0,15,15	0.00	-
86	OHX	1	3648	-	0,6,6	0.00	-	0,15,15	0.00	-
86	OHX	1	3649	-	0,6,6	0.00	-	0,15,15	0.00	-
86	OHX	1	3650	-	0,6,6	0.00	-	0,15,15	0.00	-



Mol	Type	Chain	Res	Link	Bond lengths			Bond angles		
					Counts	RMSZ	# Z  > 2	Counts	RMSZ	# Z  > 2
86	OHX	1	3651	36	0,6,6	0.00	-	0,15,15	0.00	-
86	OHX	1	3652	-	0,6,6	0.00	-	0,15,15	0.00	-
86	OHX	1	3653	-	0,6,6	0.00	-	0,15,15	0.00	-
86	OHX	1	3654	-	0,6,6	0.00	-	0,15,15	0.00	-
86	OHX	1	3655	-	0,6,6	0.00	-	0,15,15	0.00	-
86	OHX	1	3656	86	0,6,6	0.00	-	0,15,15	0.00	-
86	OHX	1	3657	-	0,6,6	0.00	-	0,15,15	0.00	-
86	OHX	1	3658	-	0,6,6	0.00	-	0,15,15	0.00	-
86	OHX	1	3659	-	0,6,6	0.00	-	0,15,15	0.00	-
86	OHX	1	3660	-	0,6,6	0.00	-	0,15,15	0.00	-
86	OHX	1	3661	86	0,6,6	0.00	-	0,15,15	0.00	-
86	OHX	1	3662	-	0,6,6	0.00	-	0,15,15	0.00	-
86	OHX	1	3663	86	0,6,6	0.00	-	0,15,15	0.00	-
86	OHX	1	3664	-	0,6,6	0.00	-	0,15,15	0.00	-
86	OHX	1	3665	-	0,6,6	0.00	-	0,15,15	0.00	-
86	OHX	1	3666	-	0,6,6	0.00	-	0,15,15	0.00	-
86	OHX	1	3667	86,36	0,6,6	0.00	-	0,15,15	0.00	-
86	OHX	1	3668	-	0,6,6	0.00	-	0,15,15	0.00	-
86	OHX	1	3669	86	0,6,6	0.00	-	0,15,15	0.00	-
86	OHX	1	3670	-	0,6,6	0.00	-	0,15,15	0.00	-
86	OHX	1	3671	-	0,6,6	0.00	-	0,15,15	0.00	-
86	OHX	1	3672	-	0,6,6	0.00	-	0,15,15	0.00	-
86	OHX	1	3673	-	0,6,6	0.00	-	0,15,15	0.00	-
86	OHX	1	3674	-	0,6,6	0.00	-	0,15,15	0.00	-
86	OHX	1	3675	86,36	0,6,6	0.00	-	0,15,15	0.00	-
86	OHX	1	3676	-	0,6,6	0.00	-	0,15,15	0.00	-
86	OHX	1	3677	-	0,6,6	0.00	-	0,15,15	0.00	-
86	OHX	1	3678	86	0,6,6	0.00	-	0,15,15	0.00	-
86	OHX	1	3679	-	0,6,6	0.00	-	0,15,15	0.00	-
86	OHX	1	3680	-	0,6,6	0.00	-	0,15,15	0.00	-
86	OHX	1	3681	86	0,6,6	0.00	-	0,15,15	0.00	-
86	OHX	1	3682	-	0,6,6	0.00	-	0,15,15	0.00	-
86	OHX	1	3683	-	0,6,6	0.00	-	0,15,15	0.00	-
86	OHX	1	3684	-	0,6,6	0.00	-	0,15,15	0.00	-
86	OHX	1	3685	86,36	0,6,6	0.00	-	0,15,15	0.00	-
86	OHX	1	3686	-	0,6,6	0.00	-	0,15,15	0.00	-
86	OHX	1	3687	36	0,6,6	0.00	-	0,15,15	0.00	-
86	OHX	1	3688	86	0,6,6	0.00	-	0,15,15	0.00	-
86	OHX	1	3689	86	0,6,6	0.00	-	0,15,15	0.00	-
86	OHX	1	3690	-	0,6,6	0.00	-	0,15,15	0.00	-
86	OHX	1	3691	86,36	0,6,6	0.00	-	0,15,15	0.00	-
86	OHX	1	3692	-	0,6,6	0.00	-	0,15,15	0.00	-
86	OHX	1	3693	-	0,6,6	0.00	-	0,15,15	0.00	-

Mol	Type	Chain	Res	Link	Bond lengths			Bond angles		
					Counts	RMSZ	# Z  > 2	Counts	RMSZ	# Z  > 2
86	OHX	1	3694	-	0,6,6	0.00	-	0,15,15	0.00	-
86	OHX	1	3695	86	0,6,6	0.00	-	0,15,15	0.00	-
86	OHX	1	3696	86	0,6,6	0.00	-	0,15,15	0.00	-
86	OHX	1	3697	-	0,6,6	0.00	-	0,15,15	0.00	-
86	OHX	1	3698	-	0,6,6	0.00	-	0,15,15	0.00	-
86	OHX	1	3699	86	0,6,6	0.00	-	0,15,15	0.00	-
86	OHX	1	3700	86	0,6,6	0.00	-	0,15,15	0.00	-
86	OHX	1	3701	-	0,6,6	0.00	-	0,15,15	0.00	-
86	OHX	1	3702	-	0,6,6	0.00	-	0,15,15	0.00	-
86	OHX	1	3703	36	0,6,6	0.00	-	0,15,15	0.00	-
86	OHX	1	3704	-	0,6,6	0.00	-	0,15,15	0.00	-
86	OHX	1	3705	86	0,6,6	0.00	-	0,15,15	0.00	-
86	OHX	1	3706	-	0,6,6	0.00	-	0,15,15	0.00	-
86	OHX	1	3707	-	0,6,6	0.00	-	0,15,15	0.00	-
86	OHX	1	3708	-	0,6,6	0.00	-	0,15,15	0.00	-
86	OHX	1	3709	86,36	0,6,6	0.00	-	0,15,15	0.00	-
86	OHX	1	3710	-	0,6,6	0.00	-	0,15,15	0.00	-
86	OHX	1	3711	86	0,6,6	0.00	-	0,15,15	0.00	-
86	OHX	1	3712	-	0,6,6	0.00	-	0,15,15	0.00	-
86	OHX	1	3713	-	0,6,6	0.00	-	0,15,15	0.00	-
86	OHX	1	3714	-	0,6,6	0.00	-	0,15,15	0.00	-
86	OHX	1	3715	86	0,6,6	0.00	-	0,15,15	0.00	-
86	OHX	1	3716	86	0,6,6	0.00	-	0,15,15	0.00	-
86	OHX	1	3717	86	0,6,6	0.00	-	0,15,15	0.00	-
86	OHX	1	3718	86	0,6,6	0.00	-	0,15,15	0.00	-
86	OHX	1	3719	-	0,6,6	0.00	-	0,15,15	0.00	-
86	OHX	1	3720	-	0,6,6	0.00	-	0,15,15	0.00	-
86	OHX	1	3721	86	0,6,6	0.00	-	0,15,15	0.00	-
86	OHX	1	3722	86	0,6,6	0.00	-	0,15,15	0.00	-
86	OHX	1	3723	86	0,6,6	0.00	-	0,15,15	0.00	-
86	OHX	1	3724	86	0,6,6	0.00	-	0,15,15	0.00	-
86	OHX	1	3725	36	0,6,6	0.00	-	0,15,15	0.00	-
86	OHX	1	3726	-	0,6,6	0.00	-	0,15,15	0.00	-
86	OHX	1	3727	-	0,6,6	0.00	-	0,15,15	0.00	-
86	OHX	1	3728	-	0,6,6	0.00	-	0,15,15	0.00	-
86	OHX	1	3729	-	0,6,6	0.00	-	0,15,15	0.00	-
86	OHX	1	3730	-	0,6,6	0.00	-	0,15,15	0.00	-
86	OHX	1	3731	86	0,6,6	0.00	-	0,15,15	0.00	-
86	OHX	1	3732	-	0,6,6	0.00	-	0,15,15	0.00	-
86	OHX	1	3733	-	0,6,6	0.00	-	0,15,15	0.00	-
86	OHX	1	3734	86	0,6,6	0.00	-	0,15,15	0.00	-
86	OHX	1	3735	-	0,6,6	0.00	-	0,15,15	0.00	-
86	OHX	1	3736	-	0,6,6	0.00	-	0,15,15	0.00	-

Mol	Type	Chain	Res	Link	Bond lengths			Bond angles		
					Counts	RMSZ	# Z  > 2	Counts	RMSZ	# Z  > 2
86	OHX	1	3737	36	0,6,6	0.00	-	0,15,15	0.00	-
86	OHX	1	3738	86	0,6,6	0.00	-	0,15,15	0.00	-
86	OHX	1	3739	-	0,6,6	0.00	-	0,15,15	0.00	-
86	OHX	1	3740	-	0,6,6	0.00	-	0,15,15	0.00	-
86	OHX	1	3741	86	0,6,6	0.00	-	0,15,15	0.00	-
86	OHX	1	3742	-	0,6,6	0.00	-	0,15,15	0.00	-
86	OHX	1	3743	86	0,6,6	0.00	-	0,15,15	0.00	-
86	OHX	1	3744	86	0,6,6	0.00	-	0,15,15	0.00	-
86	OHX	1	3745	-	0,6,6	0.00	-	0,15,15	0.00	-
86	OHX	1	3746	86	0,6,6	0.00	-	0,15,15	0.00	-
86	OHX	1	3747	36	0,6,6	0.00	-	0,15,15	0.00	-
86	OHX	1	3748	86	0,6,6	0.00	-	0,15,15	0.00	-
86	OHX	1	3749	-	0,6,6	0.00	-	0,15,15	0.00	-
86	OHX	1	3750	86	0,6,6	0.00	-	0,15,15	0.00	-
86	OHX	1	3751	86,36	0,6,6	0.00	-	0,15,15	0.00	-
86	OHX	1	3752	-	0,6,6	0.00	-	0,15,15	0.00	-
86	OHX	1	3753	86	0,6,6	0.00	-	0,15,15	0.00	-
86	OHX	1	3754	-	0,6,6	0.00	-	0,15,15	0.00	-
86	OHX	1	3755	36	0,6,6	0.00	-	0,15,15	0.00	-
86	OHX	1	3756	86,36	0,6,6	0.00	-	0,15,15	0.00	-
86	OHX	1	3757	86,36	0,6,6	0.00	-	0,15,15	0.00	-
86	OHX	1	3758	36	0,6,6	0.00	-	0,15,15	0.00	-
86	OHX	1	3759	-	0,6,6	0.00	-	0,15,15	0.00	-
86	OHX	1	3760	-	0,6,6	0.00	-	0,15,15	0.00	-
86	OHX	1	3761	-	0,6,6	0.00	-	0,15,15	0.00	-
86	OHX	1	3762	-	0,6,6	0.00	-	0,15,15	0.00	-
86	OHX	1	3763	86	0,6,6	0.00	-	0,15,15	0.00	-
86	OHX	1	3764	86	0,6,6	0.00	-	0,15,15	0.00	-
86	OHX	1	3765	-	0,6,6	0.00	-	0,15,15	0.00	-
86	OHX	1	3766	-	0,6,6	0.00	-	0,15,15	0.00	-
86	OHX	1	3767	86	0,6,6	0.00	-	0,15,15	0.00	-
86	OHX	1	3768	86,36	0,6,6	0.00	-	0,15,15	0.00	-
86	OHX	1	3769	-	0,6,6	0.00	-	0,15,15	0.00	-
86	OHX	1	3770	-	0,6,6	0.00	-	0,15,15	0.00	-
86	OHX	1	3771	-	0,6,6	0.00	-	0,15,15	0.00	-
86	OHX	1	3772	-	0,6,6	0.00	-	0,15,15	0.00	-
86	OHX	1	3773	-	0,6,6	0.00	-	0,15,15	0.00	-
86	OHX	1	3774	-	0,6,6	0.00	-	0,15,15	0.00	-
86	OHX	1	3775	86	0,6,6	0.00	-	0,15,15	0.00	-
86	OHX	1	3776	86	0,6,6	0.00	-	0,15,15	0.00	-
86	OHX	1	3777	86	0,6,6	0.00	-	0,15,15	0.00	-
86	OHX	1	3778	-	0,6,6	0.00	-	0,15,15	0.00	-
86	OHX	1	3779	86	0,6,6	0.00	-	0,15,15	0.00	-

Mol	Type	Chain	Res	Link	Bond lengths			Bond angles		
					Counts	RMSZ	# Z  > 2	Counts	RMSZ	# Z  > 2
86	OHX	1	3780	-	0,6,6	0.00	-	0,15,15	0.00	-
86	OHX	1	3781	-	0,6,6	0.00	-	0,15,15	0.00	-
86	OHX	1	3782	-	0,6,6	0.00	-	0,15,15	0.00	-
86	OHX	1	3783	86	0,6,6	0.00	-	0,15,15	0.00	-
86	OHX	1	3784	-	0,6,6	0.00	-	0,15,15	0.00	-
86	OHX	1	3785	86	0,6,6	0.00	-	0,15,15	0.00	-
86	OHX	1	3786	86	0,6,6	0.00	-	0,15,15	0.00	-
86	OHX	1	3787	-	0,6,6	0.00	-	0,15,15	0.00	-
86	OHX	1	3788	86	0,6,6	0.00	-	0,15,15	0.00	-
86	OHX	1	3789	86	0,6,6	0.00	-	0,15,15	0.00	-
86	OHX	1	3790	-	0,6,6	0.00	-	0,15,15	0.00	-
86	OHX	1	3791	86	0,6,6	0.00	-	0,15,15	0.00	-
86	OHX	1	3792	86	0,6,6	0.00	-	0,15,15	0.00	-
86	OHX	1	3793	-	0,6,6	0.00	-	0,15,15	0.00	-
86	OHX	1	3794	86	0,6,6	0.00	-	0,15,15	0.00	-
86	OHX	1	3795	-	0,6,6	0.00	-	0,15,15	0.00	-
86	OHX	1	3796	-	0,6,6	0.00	-	0,15,15	0.00	-
86	OHX	1	3797	86,36	0,6,6	0.00	-	0,15,15	0.00	-
86	OHX	1	3798	-	0,6,6	0.00	-	0,15,15	0.00	-
86	OHX	1	3799	86	0,6,6	0.00	-	0,15,15	0.00	-
86	OHX	1	3800	86	0,6,6	0.00	-	0,15,15	0.00	-
86	OHX	1	3801	86	0,6,6	0.00	-	0,15,15	0.00	-
86	OHX	1	3802	-	0,6,6	0.00	-	0,15,15	0.00	-
86	OHX	1	3803	-	0,6,6	0.00	-	0,15,15	0.00	-
86	OHX	1	3804	86	0,6,6	0.00	-	0,15,15	0.00	-
86	OHX	1	3805	86	0,6,6	0.00	-	0,15,15	0.00	-
86	OHX	1	3806	-	0,6,6	0.00	-	0,15,15	0.00	-
86	OHX	1	3807	-	0,6,6	0.00	-	0,15,15	0.00	-
86	OHX	1	3808	86	0,6,6	0.00	-	0,15,15	0.00	-
86	OHX	1	3809	86,36	0,6,6	0.00	-	0,15,15	0.00	-
86	OHX	1	3810	86	0,6,6	0.00	-	0,15,15	0.00	-
86	OHX	1	3811	86	0,6,6	0.00	-	0,15,15	0.00	-
86	OHX	1	3812	86	0,6,6	0.00	-	0,15,15	0.00	-
86	OHX	1	3813	86	0,6,6	0.00	-	0,15,15	0.00	-
86	OHX	1	3814	86,36	0,6,6	0.00	-	0,15,15	0.00	-
86	OHX	2	1901	-	0,6,6	0.00	-	0,15,15	0.00	-
86	OHX	2	1902	-	0,6,6	0.00	-	0,15,15	0.00	-
86	OHX	2	1903	-	0,6,6	0.00	-	0,15,15	0.00	-
86	OHX	2	1904	-	0,6,6	0.00	-	0,15,15	0.00	-
86	OHX	2	1905	-	0,6,6	0.00	-	0,15,15	0.00	-
86	OHX	2	1906	86	0,6,6	0.00	-	0,15,15	0.00	-
86	OHX	2	1907	86	0,6,6	0.00	-	0,15,15	0.00	-
86	OHX	2	1908	-	0,6,6	0.00	-	0,15,15	0.00	-

Mol	Type	Chain	Res	Link	Bond lengths			Bond angles		
					Counts	RMSZ	# Z  > 2	Counts	RMSZ	# Z  > 2
86	OHX	2	1909	86	0,6,6	0.00	-	0,15,15	0.00	-
86	OHX	2	1910	1	0,6,6	0.00	-	0,15,15	0.00	-
86	OHX	2	1911	-	0,6,6	0.00	-	0,15,15	0.00	-
86	OHX	2	1912	-	0,6,6	0.00	-	0,15,15	0.00	-
86	OHX	2	1913	-	0,6,6	0.00	-	0,15,15	0.00	-
86	OHX	2	1914	1	0,6,6	0.00	-	0,15,15	0.00	-
86	OHX	2	1915	1,86	0,6,6	0.00	-	0,15,15	0.00	-
86	OHX	2	1916	1	0,6,6	0.00	-	0,15,15	0.00	-
86	OHX	2	1917	-	0,6,6	0.00	-	0,15,15	0.00	-
86	OHX	2	1918	86	0,6,6	0.00	-	0,15,15	0.00	-
86	OHX	2	1919	1	0,6,6	0.00	-	0,15,15	0.00	-
86	OHX	2	1920	-	0,6,6	0.00	-	0,15,15	0.00	-
86	OHX	2	1921	86	0,6,6	0.00	-	0,15,15	0.00	-
86	OHX	2	1922	86	0,6,6	0.00	-	0,15,15	0.00	-
86	OHX	2	1923	-	0,6,6	0.00	-	0,15,15	0.00	-
86	OHX	2	1924	-	0,6,6	0.00	-	0,15,15	0.00	-
86	OHX	2	1925	-	0,6,6	0.00	-	0,15,15	0.00	-
86	OHX	2	1926	-	0,6,6	0.00	-	0,15,15	0.00	-
86	OHX	2	1927	-	0,6,6	0.00	-	0,15,15	0.00	-
86	OHX	2	1928	-	0,6,6	0.00	-	0,15,15	0.00	-
86	OHX	2	1929	-	0,6,6	0.00	-	0,15,15	0.00	-
86	OHX	2	1930	-	0,6,6	0.00	-	0,15,15	0.00	-
86	OHX	2	1931	-	0,6,6	0.00	-	0,15,15	0.00	-
86	OHX	2	1932	-	0,6,6	0.00	-	0,15,15	0.00	-
86	OHX	2	1933	86	0,6,6	0.00	-	0,15,15	0.00	-
86	OHX	2	1934	-	0,6,6	0.00	-	0,15,15	0.00	-
86	OHX	2	1935	-	0,6,6	0.00	-	0,15,15	0.00	-
86	OHX	2	1936	-	0,6,6	0.00	-	0,15,15	0.00	-
86	OHX	2	1937	-	0,6,6	0.00	-	0,15,15	0.00	-
86	OHX	2	1938	-	0,6,6	0.00	-	0,15,15	0.00	-
86	OHX	2	1939	-	0,6,6	0.00	-	0,15,15	0.00	-
86	OHX	2	1940	86	0,6,6	0.00	-	0,15,15	0.00	-
86	OHX	2	1941	-	0,6,6	0.00	-	0,15,15	0.00	-
86	OHX	2	1942	1	0,6,6	0.00	-	0,15,15	0.00	-
86	OHX	2	1943	86	0,6,6	0.00	-	0,15,15	0.00	-
86	OHX	2	1944	-	0,6,6	0.00	-	0,15,15	0.00	-
86	OHX	2	1945	86	0,6,6	0.00	-	0,15,15	0.00	-
86	OHX	2	1946	-	0,6,6	0.00	-	0,15,15	0.00	-
86	OHX	2	1947	-	0,6,6	0.00	-	0,15,15	0.00	-
86	OHX	2	1948	86	0,6,6	0.00	-	0,15,15	0.00	-
86	OHX	2	1949	-	0,6,6	0.00	-	0,15,15	0.00	-
86	OHX	2	1950	-	0,6,6	0.00	-	0,15,15	0.00	-
86	OHX	2	1951	-	0,6,6	0.00	-	0,15,15	0.00	-

Mol	Type	Chain	Res	Link	Bond lengths			Bond angles		
					Counts	RMSZ	# Z  > 2	Counts	RMSZ	# Z  > 2
86	OHX	2	1952	1	0,6,6	0.00	-	0,15,15	0.00	-
86	OHX	2	1953	-	0,6,6	0.00	-	0,15,15	0.00	-
86	OHX	2	1954	86	0,6,6	0.00	-	0,15,15	0.00	-
86	OHX	2	1955	-	0,6,6	0.00	-	0,15,15	0.00	-
86	OHX	2	1956	-	0,6,6	0.00	-	0,15,15	0.00	-
86	OHX	2	1957	-	0,6,6	0.00	-	0,15,15	0.00	-
86	OHX	2	1958	-	0,6,6	0.00	-	0,15,15	0.00	-
86	OHX	2	1959	-	0,6,6	0.00	-	0,15,15	0.00	-
86	OHX	2	1960	-	0,6,6	0.00	-	0,15,15	0.00	-
86	OHX	2	1961	86	0,6,6	0.00	-	0,15,15	0.00	-
86	OHX	2	1962	-	0,6,6	0.00	-	0,15,15	0.00	-
86	OHX	2	1963	-	0,6,6	0.00	-	0,15,15	0.00	-
86	OHX	2	1964	-	0,6,6	0.00	-	0,15,15	0.00	-
86	OHX	2	1965	86	0,6,6	0.00	-	0,15,15	0.00	-
86	OHX	2	1966	-	0,6,6	0.00	-	0,15,15	0.00	-
86	OHX	2	1967	-	0,6,6	0.00	-	0,15,15	0.00	-
86	OHX	2	1968	-	0,6,6	0.00	-	0,15,15	0.00	-
86	OHX	2	1969	1	0,6,6	0.00	-	0,15,15	0.00	-
86	OHX	2	1970	86	0,6,6	0.00	-	0,15,15	0.00	-
86	OHX	2	1971	-	0,6,6	0.00	-	0,15,15	0.00	-
86	OHX	2	1972	1	0,6,6	0.00	-	0,15,15	0.00	-
86	OHX	2	1973	86	0,6,6	0.00	-	0,15,15	0.00	-
86	OHX	2	1974	-	0,6,6	0.00	-	0,15,15	0.00	-
86	OHX	2	1975	86	0,6,6	0.00	-	0,15,15	0.00	-
86	OHX	2	1976	86	0,6,6	0.00	-	0,15,15	0.00	-
86	OHX	2	1977	86	0,6,6	0.00	-	0,15,15	0.00	-
86	OHX	2	1978	-	0,6,6	0.00	-	0,15,15	0.00	-
86	OHX	2	1979	86	0,6,6	0.00	-	0,15,15	0.00	-
86	OHX	2	1980	86	0,6,6	0.00	-	0,15,15	0.00	-
86	OHX	2	1981	-	0,6,6	0.00	-	0,15,15	0.00	-
86	OHX	2	1982	-	0,6,6	0.00	-	0,15,15	0.00	-
86	OHX	2	1983	-	0,6,6	0.00	-	0,15,15	0.00	-
86	OHX	2	1984	86	0,6,6	0.00	-	0,15,15	0.00	-
86	OHX	2	1985	-	0,6,6	0.00	-	0,15,15	0.00	-
86	OHX	2	1986	-	0,6,6	0.00	-	0,15,15	0.00	-
86	OHX	2	1987	-	0,6,6	0.00	-	0,15,15	0.00	-
86	OHX	2	1988	86	0,6,6	0.00	-	0,15,15	0.00	-
86	OHX	2	1989	86	0,6,6	0.00	-	0,15,15	0.00	-
86	OHX	2	1990	1,86	0,6,6	0.00	-	0,15,15	0.00	-
86	OHX	2	1991	1,86	0,6,6	0.00	-	0,15,15	0.00	-
86	OHX	2	1992	-	0,6,6	0.00	-	0,15,15	0.00	-
86	OHX	2	1993	1	0,6,6	0.00	-	0,15,15	0.00	-
86	OHX	2	1994	-	0,6,6	0.00	-	0,15,15	0.00	-

Mol	Type	Chain	Res	Link	Bond lengths			Bond angles		
					Counts	RMSZ	# Z  > 2	Counts	RMSZ	# Z  > 2
86	OHX	2	1995	-	0,6,6	0.00	-	0,15,15	0.00	-
86	OHX	2	1996	-	0,6,6	0.00	-	0,15,15	0.00	-
86	OHX	2	1997	-	0,6,6	0.00	-	0,15,15	0.00	-
86	OHX	2	1998	86	0,6,6	0.00	-	0,15,15	0.00	-
86	OHX	2	1999	-	0,6,6	0.00	-	0,15,15	0.00	-
86	OHX	2	2000	-	0,6,6	0.00	-	0,15,15	0.00	-
86	OHX	2	2001	-	0,6,6	0.00	-	0,15,15	0.00	-
86	OHX	2	2002	-	0,6,6	0.00	-	0,15,15	0.00	-
86	OHX	2	2003	1	0,6,6	0.00	-	0,15,15	0.00	-
86	OHX	2	2004	-	0,6,6	0.00	-	0,15,15	0.00	-
86	OHX	2	2005	-	0,6,6	0.00	-	0,15,15	0.00	-
86	OHX	2	2006	-	0,6,6	0.00	-	0,15,15	0.00	-
86	OHX	2	2007	-	0,6,6	0.00	-	0,15,15	0.00	-
86	OHX	2	2008	86	0,6,6	0.00	-	0,15,15	0.00	-
86	OHX	2	2009	-	0,6,6	0.00	-	0,15,15	0.00	-
86	OHX	2	2010	-	0,6,6	0.00	-	0,15,15	0.00	-
86	OHX	2	2011	-	0,6,6	0.00	-	0,15,15	0.00	-
86	OHX	2	2012	-	0,6,6	0.00	-	0,15,15	0.00	-
86	OHX	2	2013	1	0,6,6	0.00	-	0,15,15	0.00	-
86	OHX	2	2014	-	0,6,6	0.00	-	0,15,15	0.00	-
86	OHX	2	2015	1,86	0,6,6	0.00	-	0,15,15	0.00	-
86	OHX	2	2016	-	0,6,6	0.00	-	0,15,15	0.00	-
86	OHX	2	2017	-	0,6,6	0.00	-	0,15,15	0.00	-
86	OHX	2	2018	86	0,6,6	0.00	-	0,15,15	0.00	-
86	OHX	2	2019	-	0,6,6	0.00	-	0,15,15	0.00	-
86	OHX	2	2020	-	0,6,6	0.00	-	0,15,15	0.00	-
86	OHX	2	2021	-	0,6,6	0.00	-	0,15,15	0.00	-
86	OHX	2	2022	86	0,6,6	0.00	-	0,15,15	0.00	-
86	OHX	2	2023	-	0,6,6	0.00	-	0,15,15	0.00	-
86	OHX	2	2024	-	0,6,6	0.00	-	0,15,15	0.00	-
86	OHX	2	2025	-	0,6,6	0.00	-	0,15,15	0.00	-
86	OHX	2	2026	86	0,6,6	0.00	-	0,15,15	0.00	-
86	OHX	2	2027	86	0,6,6	0.00	-	0,15,15	0.00	-
86	OHX	2	2028	1	0,6,6	0.00	-	0,15,15	0.00	-
86	OHX	2	2029	1	0,6,6	0.00	-	0,15,15	0.00	-
86	OHX	2	2030	86	0,6,6	0.00	-	0,15,15	0.00	-
86	OHX	2	2031	86	0,6,6	0.00	-	0,15,15	0.00	-
86	OHX	2	2032	-	0,6,6	0.00	-	0,15,15	0.00	-
86	OHX	2	2033	-	0,6,6	0.00	-	0,15,15	0.00	-
86	OHX	2	2034	-	0,6,6	0.00	-	0,15,15	0.00	-
86	OHX	2	2035	86	0,6,6	0.00	-	0,15,15	0.00	-
86	OHX	2	2036	-	0,6,6	0.00	-	0,15,15	0.00	-
86	OHX	2	2037	-	0,6,6	0.00	-	0,15,15	0.00	-

Mol	Type	Chain	Res	Link	Bond lengths			Bond angles		
					Counts	RMSZ	# Z  > 2	Counts	RMSZ	# Z  > 2
86	OHX	2	2038	-	0,6,6	0.00	-	0,15,15	0.00	-
86	OHX	2	2039	86	0,6,6	0.00	-	0,15,15	0.00	-
86	OHX	2	2040	-	0,6,6	0.00	-	0,15,15	0.00	-
86	OHX	2	2041	-	0,6,6	0.00	-	0,15,15	0.00	-
86	OHX	2	2042	-	0,6,6	0.00	-	0,15,15	0.00	-
86	OHX	2	2043	-	0,6,6	0.00	-	0,15,15	0.00	-
86	OHX	2	2044	-	0,6,6	0.00	-	0,15,15	0.00	-
86	OHX	2	2045	-	0,6,6	0.00	-	0,15,15	0.00	-
86	OHX	2	2046	1	0,6,6	0.00	-	0,15,15	0.00	-
86	OHX	2	2047	-	0,6,6	0.00	-	0,15,15	0.00	-
86	OHX	2	2048	86	0,6,6	0.00	-	0,15,15	0.00	-
86	OHX	2	2049	-	0,6,6	0.00	-	0,15,15	0.00	-
86	OHX	2	2050	1	0,6,6	0.00	-	0,15,15	0.00	-
86	OHX	2	2051	-	0,6,6	0.00	-	0,15,15	0.00	-
86	OHX	2	2052	1	0,6,6	0.00	-	0,15,15	0.00	-
86	OHX	2	2053	86	0,6,6	0.00	-	0,15,15	0.00	-
86	OHX	2	2054	86	0,6,6	0.00	-	0,15,15	0.00	-
86	OHX	2	2055	-	0,6,6	0.00	-	0,15,15	0.00	-
86	OHX	2	2056	-	0,6,6	0.00	-	0,15,15	0.00	-
86	OHX	2	2057	-	0,6,6	0.00	-	0,15,15	0.00	-
86	OHX	2	2058	-	0,6,6	0.00	-	0,15,15	0.00	-
86	OHX	2	2059	86	0,6,6	0.00	-	0,15,15	0.00	-
86	OHX	2	2060	-	0,6,6	0.00	-	0,15,15	0.00	-
86	OHX	2	2061	-	0,6,6	0.00	-	0,15,15	0.00	-
86	OHX	2	2062	1	0,6,6	0.00	-	0,15,15	0.00	-
86	OHX	2	2063	-	0,6,6	0.00	-	0,15,15	0.00	-
86	OHX	2	2064	86	0,6,6	0.00	-	0,15,15	0.00	-
86	OHX	2	2065	-	0,6,6	0.00	-	0,15,15	0.00	-
86	OHX	2	2066	-	0,6,6	0.00	-	0,15,15	0.00	-
86	OHX	2	2067	-	0,6,6	0.00	-	0,15,15	0.00	-
86	OHX	2	2068	86	0,6,6	0.00	-	0,15,15	0.00	-
86	OHX	2	2069	86	0,6,6	0.00	-	0,15,15	0.00	-
86	OHX	2	2070	86	0,6,6	0.00	-	0,15,15	0.00	-
86	OHX	2	2071	86	0,6,6	0.00	-	0,15,15	0.00	-
86	OHX	2	2072	-	0,6,6	0.00	-	0,15,15	0.00	-
86	OHX	2	2073	86	0,6,6	0.00	-	0,15,15	0.00	-
86	OHX	2	2074	86	0,6,6	0.00	-	0,15,15	0.00	-
86	OHX	2	2075	-	0,6,6	0.00	-	0,15,15	0.00	-
86	OHX	2	2076	1,86	0,6,6	0.00	-	0,15,15	0.00	-
86	OHX	2	2077	1,86	0,6,6	0.00	-	0,15,15	0.00	-
86	OHX	2	2078	86	0,6,6	0.00	-	0,15,15	0.00	-
86	OHX	2	2079	-	0,6,6	0.00	-	0,15,15	0.00	-
86	OHX	2	2080	86	0,6,6	0.00	-	0,15,15	0.00	-



Mol	Type	Chain	Res	Link	Bond lengths			Bond angles		
					Counts	RMSZ	# Z  > 2	Counts	RMSZ	# Z  > 2
86	OHX	2	2081	86	0,6,6	0.00	-	0,15,15	0.00	-
86	OHX	2	2082	1,86	0,6,6	0.00	-	0,15,15	0.00	-
86	OHX	2	2083	-	0,6,6	0.00	-	0,15,15	0.00	-
86	OHX	2	2084	86	0,6,6	0.00	-	0,15,15	0.00	-
86	OHX	2	2085	86	0,6,6	0.00	-	0,15,15	0.00	-
86	OHX	2	2086	-	0,6,6	0.00	-	0,15,15	0.00	-
86	OHX	2	2087	86	0,6,6	0.00	-	0,15,15	0.00	-
86	OHX	2	2088	1,86	0,6,6	0.00	-	0,15,15	0.00	-
86	OHX	2	2089	86	0,6,6	0.00	-	0,15,15	0.00	-
86	OHX	3	201	-	0,6,6	0.00	-	0,15,15	0.00	-
86	OHX	3	202	-	0,6,6	0.00	-	0,15,15	0.00	-
86	OHX	3	203	-	0,6,6	0.00	-	0,15,15	0.00	-
86	OHX	3	204	-	0,6,6	0.00	-	0,15,15	0.00	-
86	OHX	3	205	86	0,6,6	0.00	-	0,15,15	0.00	-
86	OHX	3	206	-	0,6,6	0.00	-	0,15,15	0.00	-
86	OHX	3	207	86	0,6,6	0.00	-	0,15,15	0.00	-
86	OHX	3	208	-	0,6,6	0.00	-	0,15,15	0.00	-
86	OHX	3	209	86	0,6,6	0.00	-	0,15,15	0.00	-
86	OHX	3	210	-	0,6,6	0.00	-	0,15,15	0.00	-
86	OHX	3	211	86	0,6,6	0.00	-	0,15,15	0.00	-
86	OHX	3	212	-	0,6,6	0.00	-	0,15,15	0.00	-
86	OHX	4	201	-	0,6,6	0.00	-	0,15,15	0.00	-
86	OHX	4	202	-	0,6,6	0.00	-	0,15,15	0.00	-
86	OHX	4	203	-	0,6,6	0.00	-	0,15,15	0.00	-
86	OHX	4	204	-	0,6,6	0.00	-	0,15,15	0.00	-
86	OHX	4	205	-	0,6,6	0.00	-	0,15,15	0.00	-
86	OHX	4	206	-	0,6,6	0.00	-	0,15,15	0.00	-
86	OHX	4	207	-	0,6,6	0.00	-	0,15,15	0.00	-
86	OHX	4	208	38	0,6,6	0.00	-	0,15,15	0.00	-
86	OHX	4	209	-	0,6,6	0.00	-	0,15,15	0.00	-
86	OHX	4	210	-	0,6,6	0.00	-	0,15,15	0.00	-
86	OHX	4	211	-	0,6,6	0.00	-	0,15,15	0.00	-
86	OHX	4	212	38	0,6,6	0.00	-	0,15,15	0.00	-
86	OHX	4	213	-	0,6,6	0.00	-	0,15,15	0.00	-
86	OHX	4	214	38	0,6,6	0.00	-	0,15,15	0.00	-
86	OHX	4	215	86	0,6,6	0.00	-	0,15,15	0.00	-
86	OHX	4	216	86	0,6,6	0.00	-	0,15,15	0.00	-
86	OHX	4	217	-	0,6,6	0.00	-	0,15,15	0.00	-
86	OHX	4	218	86	0,6,6	0.00	-	0,15,15	0.00	-
89	C	5	3401	86	14,21,22	0.93	1 (7%)	18,30,33	1.64	3 (16%)
89	C	5	3402	90	14,21,22	0.74	0	18,30,33	1.06	1 (5%)
90	8AN	5	3403	89	18,24,25	8.50	3 (16%)	10,35,38	2.51	2 (20%)

Mol	Type	Chain	Res	Link	Bond lengths			Bond angles		
					Counts	RMSZ	# Z  > 2	Counts	RMSZ	# Z  > 2
91	PRO	5	3404	-	5,7,8	0.46	0	7,8,10	1.47	2 (28%)
86	OHX	5	3405	36	0,6,6	0.00	-	0,15,15	0.00	-
86	OHX	5	3406	36	0,6,6	0.00	-	0,15,15	0.00	-
86	OHX	5	3407	36	0,6,6	0.00	-	0,15,15	0.00	-
86	OHX	5	3408	-	0,6,6	0.00	-	0,15,15	0.00	-
86	OHX	5	3409	36	0,6,6	0.00	-	0,15,15	0.00	-
86	OHX	5	3410	36	0,6,6	0.00	-	0,15,15	0.00	-
86	OHX	5	3411	36	0,6,6	0.00	-	0,15,15	0.00	-
86	OHX	5	3412	-	0,6,6	0.00	-	0,15,15	0.00	-
86	OHX	5	3413	36	0,6,6	0.00	-	0,15,15	0.00	-
86	OHX	5	3414	-	0,6,6	0.00	-	0,15,15	0.00	-
86	OHX	5	3415	-	0,6,6	0.00	-	0,15,15	0.00	-
86	OHX	5	3416	-	0,6,6	0.00	-	0,15,15	0.00	-
86	OHX	5	3417	-	0,6,6	0.00	-	0,15,15	0.00	-
86	OHX	5	3418	-	0,6,6	0.00	-	0,15,15	0.00	-
86	OHX	5	3419	-	0,6,6	0.00	-	0,15,15	0.00	-
86	OHX	5	3420	36	0,6,6	0.00	-	0,15,15	0.00	-
86	OHX	5	3421	36	0,6,6	0.00	-	0,15,15	0.00	-
86	OHX	5	3422	-	0,6,6	0.00	-	0,15,15	0.00	-
86	OHX	5	3423	36	0,6,6	0.00	-	0,15,15	0.00	-
86	OHX	5	3424	36	0,6,6	0.00	-	0,15,15	0.00	-
86	OHX	5	3425	-	0,6,6	0.00	-	0,15,15	0.00	-
86	OHX	5	3426	-	0,6,6	0.00	-	0,15,15	0.00	-
86	OHX	5	3427	-	0,6,6	0.00	-	0,15,15	0.00	-
86	OHX	5	3428	-	0,6,6	0.00	-	0,15,15	0.00	-
86	OHX	5	3429	36	0,6,6	0.00	-	0,15,15	0.00	-
86	OHX	5	3430	36	0,6,6	0.00	-	0,15,15	0.00	-
86	OHX	5	3431	-	0,6,6	0.00	-	0,15,15	0.00	-
86	OHX	5	3432	-	0,6,6	0.00	-	0,15,15	0.00	-
86	OHX	5	3433	36	0,6,6	0.00	-	0,15,15	0.00	-
86	OHX	5	3434	86	0,6,6	0.00	-	0,15,15	0.00	-
86	OHX	5	3435	-	0,6,6	0.00	-	0,15,15	0.00	-
86	OHX	5	3436	-	0,6,6	0.00	-	0,15,15	0.00	-
86	OHX	5	3437	36	0,6,6	0.00	-	0,15,15	0.00	-
86	OHX	5	3438	36	0,6,6	0.00	-	0,15,15	0.00	-
86	OHX	5	3439	-	0,6,6	0.00	-	0,15,15	0.00	-
86	OHX	5	3440	-	0,6,6	0.00	-	0,15,15	0.00	-
86	OHX	5	3441	-	0,6,6	0.00	-	0,15,15	0.00	-
86	OHX	5	3442	-	0,6,6	0.00	-	0,15,15	0.00	-
86	OHX	5	3443	-	0,6,6	0.00	-	0,15,15	0.00	-
86	OHX	5	3444	36	0,6,6	0.00	-	0,15,15	0.00	-
86	OHX	5	3445	-	0,6,6	0.00	-	0,15,15	0.00	-
86	OHX	5	3446	-	0,6,6	0.00	-	0,15,15	0.00	-

Mol	Type	Chain	Res	Link	Bond lengths			Bond angles		
					Counts	RMSZ	# Z  > 2	Counts	RMSZ	# Z  > 2
86	OHX	5	3447	86	0,6,6	0.00	-	0,15,15	0.00	-
86	OHX	5	3448	86	0,6,6	0.00	-	0,15,15	0.00	-
86	OHX	5	3449	86	0,6,6	0.00	-	0,15,15	0.00	-
86	OHX	5	3450	-	0,6,6	0.00	-	0,15,15	0.00	-
86	OHX	5	3451	86	0,6,6	0.00	-	0,15,15	0.00	-
86	OHX	5	3452	-	0,6,6	0.00	-	0,15,15	0.00	-
86	OHX	5	3453	-	0,6,6	0.00	-	0,15,15	0.00	-
86	OHX	5	3454	86,36	0,6,6	0.00	-	0,15,15	0.00	-
86	OHX	5	3455	86	0,6,6	0.00	-	0,15,15	0.00	-
86	OHX	5	3456	-	0,6,6	0.00	-	0,15,15	0.00	-
86	OHX	5	3457	86	0,6,6	0.00	-	0,15,15	0.00	-
86	OHX	5	3458	-	0,6,6	0.00	-	0,15,15	0.00	-
86	OHX	5	3459	36	0,6,6	0.00	-	0,15,15	0.00	-
86	OHX	5	3460	86,36	0,6,6	0.00	-	0,15,15	0.00	-
86	OHX	5	3461	-	0,6,6	0.00	-	0,15,15	0.00	-
86	OHX	5	3462	36	0,6,6	0.00	-	0,15,15	0.00	-
86	OHX	5	3463	-	0,6,6	0.00	-	0,15,15	0.00	-
86	OHX	5	3464	86	0,6,6	0.00	-	0,15,15	0.00	-
86	OHX	5	3465	86	0,6,6	0.00	-	0,15,15	0.00	-
86	OHX	5	3466	36	0,6,6	0.00	-	0,15,15	0.00	-
86	OHX	5	3467	-	0,6,6	0.00	-	0,15,15	0.00	-
86	OHX	5	3468	86	0,6,6	0.00	-	0,15,15	0.00	-
86	OHX	5	3469	-	0,6,6	0.00	-	0,15,15	0.00	-
86	OHX	5	3470	-	0,6,6	0.00	-	0,15,15	0.00	-
86	OHX	5	3471	86	0,6,6	0.00	-	0,15,15	0.00	-
86	OHX	5	3472	-	0,6,6	0.00	-	0,15,15	0.00	-
86	OHX	5	3473	-	0,6,6	0.00	-	0,15,15	0.00	-
86	OHX	5	3474	36	0,6,6	0.00	-	0,15,15	0.00	-
86	OHX	5	3475	36	0,6,6	0.00	-	0,15,15	0.00	-
86	OHX	5	3476	-	0,6,6	0.00	-	0,15,15	0.00	-
86	OHX	5	3477	36	0,6,6	0.00	-	0,15,15	0.00	-
86	OHX	5	3478	86	0,6,6	0.00	-	0,15,15	0.00	-
86	OHX	5	3479	-	0,6,6	0.00	-	0,15,15	0.00	-
86	OHX	5	3480	86	0,6,6	0.00	-	0,15,15	0.00	-
86	OHX	5	3481	-	0,6,6	0.00	-	0,15,15	0.00	-
86	OHX	5	3482	86	0,6,6	0.00	-	0,15,15	0.00	-
86	OHX	5	3483	86	0,6,6	0.00	-	0,15,15	0.00	-
86	OHX	5	3484	-	0,6,6	0.00	-	0,15,15	0.00	-
86	OHX	5	3485	-	0,6,6	0.00	-	0,15,15	0.00	-
86	OHX	5	3486	86	0,6,6	0.00	-	0,15,15	0.00	-
86	OHX	5	3487	-	0,6,6	0.00	-	0,15,15	0.00	-
86	OHX	5	3488	36	0,6,6	0.00	-	0,15,15	0.00	-
86	OHX	5	3489	36	0,6,6	0.00	-	0,15,15	0.00	-

Mol	Type	Chain	Res	Link	Bond lengths			Bond angles		
					Counts	RMSZ	# Z  > 2	Counts	RMSZ	# Z  > 2
86	OHX	5	3490	-	0,6,6	0.00	-	0,15,15	0.00	-
86	OHX	5	3491	-	0,6,6	0.00	-	0,15,15	0.00	-
86	OHX	5	3492	36	0,6,6	0.00	-	0,15,15	0.00	-
86	OHX	5	3493	36	0,6,6	0.00	-	0,15,15	0.00	-
86	OHX	5	3494	-	0,6,6	0.00	-	0,15,15	0.00	-
86	OHX	5	3495	-	0,6,6	0.00	-	0,15,15	0.00	-
86	OHX	5	3496	-	0,6,6	0.00	-	0,15,15	0.00	-
86	OHX	5	3497	-	0,6,6	0.00	-	0,15,15	0.00	-
86	OHX	5	3498	-	0,6,6	0.00	-	0,15,15	0.00	-
86	OHX	5	3499	-	0,6,6	0.00	-	0,15,15	0.00	-
86	OHX	5	3500	-	0,6,6	0.00	-	0,15,15	0.00	-
86	OHX	5	3501	86	0,6,6	0.00	-	0,15,15	0.00	-
86	OHX	5	3502	86,36	0,6,6	0.00	-	0,15,15	0.00	-
86	OHX	5	3503	36	0,6,6	0.00	-	0,15,15	0.00	-
86	OHX	5	3504	-	0,6,6	0.00	-	0,15,15	0.00	-
86	OHX	5	3505	86	0,6,6	0.00	-	0,15,15	0.00	-
86	OHX	5	3506	86,36	0,6,6	0.00	-	0,15,15	0.00	-
86	OHX	5	3507	86	0,6,6	0.00	-	0,15,15	0.00	-
86	OHX	5	3508	36	0,6,6	0.00	-	0,15,15	0.00	-
86	OHX	5	3509	86	0,6,6	0.00	-	0,15,15	0.00	-
86	OHX	5	3510	-	0,6,6	0.00	-	0,15,15	0.00	-
86	OHX	5	3511	36	0,6,6	0.00	-	0,15,15	0.00	-
86	OHX	5	3512	86	0,6,6	0.00	-	0,15,15	0.00	-
86	OHX	5	3513	36	0,6,6	0.00	-	0,15,15	0.00	-
86	OHX	5	3514	86,36	0,6,6	0.00	-	0,15,15	0.00	-
86	OHX	5	3515	-	0,6,6	0.00	-	0,15,15	0.00	-
86	OHX	5	3516	-	0,6,6	0.00	-	0,15,15	0.00	-
86	OHX	5	3517	86	0,6,6	0.00	-	0,15,15	0.00	-
86	OHX	5	3518	36	0,6,6	0.00	-	0,15,15	0.00	-
86	OHX	5	3519	36	0,6,6	0.00	-	0,15,15	0.00	-
86	OHX	5	3520	-	0,6,6	0.00	-	0,15,15	0.00	-
86	OHX	5	3521	-	0,6,6	0.00	-	0,15,15	0.00	-
86	OHX	5	3522	36	0,6,6	0.00	-	0,15,15	0.00	-
86	OHX	5	3523	86	0,6,6	0.00	-	0,15,15	0.00	-
86	OHX	5	3524	86	0,6,6	0.00	-	0,15,15	0.00	-
86	OHX	5	3525	-	0,6,6	0.00	-	0,15,15	0.00	-
86	OHX	5	3526	-	0,6,6	0.00	-	0,15,15	0.00	-
86	OHX	5	3527	86,36	0,6,6	0.00	-	0,15,15	0.00	-
86	OHX	5	3528	-	0,6,6	0.00	-	0,15,15	0.00	-
86	OHX	5	3529	-	0,6,6	0.00	-	0,15,15	0.00	-
86	OHX	5	3530	-	0,6,6	0.00	-	0,15,15	0.00	-
86	OHX	5	3531	36	0,6,6	0.00	-	0,15,15	0.00	-
86	OHX	5	3532	-	0,6,6	0.00	-	0,15,15	0.00	-

Mol	Type	Chain	Res	Link	Bond lengths			Bond angles		
					Counts	RMSZ	# Z  > 2	Counts	RMSZ	# Z  > 2
86	OHX	5	3533	86,36	0,6,6	0.00	-	0,15,15	0.00	-
86	OHX	5	3534	36	0,6,6	0.00	-	0,15,15	0.00	-
86	OHX	5	3535	-	0,6,6	0.00	-	0,15,15	0.00	-
86	OHX	5	3536	86	0,6,6	0.00	-	0,15,15	0.00	-
86	OHX	5	3537	36	0,6,6	0.00	-	0,15,15	0.00	-
86	OHX	5	3538	-	0,6,6	0.00	-	0,15,15	0.00	-
86	OHX	5	3539	86	0,6,6	0.00	-	0,15,15	0.00	-
86	OHX	5	3540	86	0,6,6	0.00	-	0,15,15	0.00	-
86	OHX	5	3541	86	0,6,6	0.00	-	0,15,15	0.00	-
86	OHX	5	3542	36	0,6,6	0.00	-	0,15,15	0.00	-
86	OHX	5	3543	86	0,6,6	0.00	-	0,15,15	0.00	-
86	OHX	5	3544	-	0,6,6	0.00	-	0,15,15	0.00	-
86	OHX	5	3545	-	0,6,6	0.00	-	0,15,15	0.00	-
86	OHX	5	3546	-	0,6,6	0.00	-	0,15,15	0.00	-
86	OHX	5	3547	36	0,6,6	0.00	-	0,15,15	0.00	-
86	OHX	5	3548	-	0,6,6	0.00	-	0,15,15	0.00	-
86	OHX	5	3549	-	0,6,6	0.00	-	0,15,15	0.00	-
86	OHX	5	3550	-	0,6,6	0.00	-	0,15,15	0.00	-
86	OHX	5	3551	36	0,6,6	0.00	-	0,15,15	0.00	-
86	OHX	5	3552	-	0,6,6	0.00	-	0,15,15	0.00	-
86	OHX	5	3553	-	0,6,6	0.00	-	0,15,15	0.00	-
86	OHX	5	3554	-	0,6,6	0.00	-	0,15,15	0.00	-
86	OHX	5	3555	-	0,6,6	0.00	-	0,15,15	0.00	-
86	OHX	5	3556	-	0,6,6	0.00	-	0,15,15	0.00	-
86	OHX	5	3557	36	0,6,6	0.00	-	0,15,15	0.00	-
86	OHX	5	3558	36	0,6,6	0.00	-	0,15,15	0.00	-
86	OHX	5	3559	-	0,6,6	0.00	-	0,15,15	0.00	-
86	OHX	5	3560	86,36	0,6,6	0.00	-	0,15,15	0.00	-
86	OHX	5	3561	86	0,6,6	0.00	-	0,15,15	0.00	-
86	OHX	5	3562	-	0,6,6	0.00	-	0,15,15	0.00	-
86	OHX	5	3563	-	0,6,6	0.00	-	0,15,15	0.00	-
86	OHX	5	3564	86	0,6,6	0.00	-	0,15,15	0.00	-
86	OHX	5	3565	-	0,6,6	0.00	-	0,15,15	0.00	-
86	OHX	5	3566	-	0,6,6	0.00	-	0,15,15	0.00	-
86	OHX	5	3567	-	0,6,6	0.00	-	0,15,15	0.00	-
86	OHX	5	3568	-	0,6,6	0.00	-	0,15,15	0.00	-
86	OHX	5	3569	86	0,6,6	0.00	-	0,15,15	0.00	-
86	OHX	5	3570	36	0,6,6	0.00	-	0,15,15	0.00	-
86	OHX	5	3571	36	0,6,6	0.00	-	0,15,15	0.00	-
86	OHX	5	3572	86	0,6,6	0.00	-	0,15,15	0.00	-
86	OHX	5	3573	86	0,6,6	0.00	-	0,15,15	0.00	-
86	OHX	5	3574	-	0,6,6	0.00	-	0,15,15	0.00	-
86	OHX	5	3575	-	0,6,6	0.00	-	0,15,15	0.00	-

Mol	Type	Chain	Res	Link	Bond lengths			Bond angles		
					Counts	RMSZ	# Z  > 2	Counts	RMSZ	# Z  > 2
86	OHX	5	3576	-	0,6,6	0.00	-	0,15,15	0.00	-
86	OHX	5	3577	36	0,6,6	0.00	-	0,15,15	0.00	-
86	OHX	5	3578	-	0,6,6	0.00	-	0,15,15	0.00	-
86	OHX	5	3579	36	0,6,6	0.00	-	0,15,15	0.00	-
86	OHX	5	3580	-	0,6,6	0.00	-	0,15,15	0.00	-
86	OHX	5	3581	36	0,6,6	0.00	-	0,15,15	0.00	-
86	OHX	5	3582	86	0,6,6	0.00	-	0,15,15	0.00	-
86	OHX	5	3583	86	0,6,6	0.00	-	0,15,15	0.00	-
86	OHX	5	3584	-	0,6,6	0.00	-	0,15,15	0.00	-
86	OHX	5	3585	-	0,6,6	0.00	-	0,15,15	0.00	-
86	OHX	5	3586	86	0,6,6	0.00	-	0,15,15	0.00	-
86	OHX	5	3587	86,36	0,6,6	0.00	-	0,15,15	0.00	-
86	OHX	5	3588	-	0,6,6	0.00	-	0,15,15	0.00	-
86	OHX	5	3589	-	0,6,6	0.00	-	0,15,15	0.00	-
86	OHX	5	3590	86	0,6,6	0.00	-	0,15,15	0.00	-
86	OHX	5	3591	-	0,6,6	0.00	-	0,15,15	0.00	-
86	OHX	5	3592	-	0,6,6	0.00	-	0,15,15	0.00	-
86	OHX	5	3593	86,36	0,6,6	0.00	-	0,15,15	0.00	-
86	OHX	5	3594	36	0,6,6	0.00	-	0,15,15	0.00	-
86	OHX	5	3595	-	0,6,6	0.00	-	0,15,15	0.00	-
86	OHX	5	3596	86	0,6,6	0.00	-	0,15,15	0.00	-
86	OHX	5	3597	-	0,6,6	0.00	-	0,15,15	0.00	-
86	OHX	5	3598	86,36	0,6,6	0.00	-	0,15,15	0.00	-
86	OHX	5	3599	86	0,6,6	0.00	-	0,15,15	0.00	-
86	OHX	5	3600	-	0,6,6	0.00	-	0,15,15	0.00	-
86	OHX	5	3601	-	0,6,6	0.00	-	0,15,15	0.00	-
86	OHX	5	3602	86	0,6,6	0.00	-	0,15,15	0.00	-
86	OHX	5	3603	36	0,6,6	0.00	-	0,15,15	0.00	-
86	OHX	5	3604	-	0,6,6	0.00	-	0,15,15	0.00	-
86	OHX	5	3605	36	0,6,6	0.00	-	0,15,15	0.00	-
86	OHX	5	3606	36	0,6,6	0.00	-	0,15,15	0.00	-
86	OHX	5	3607	36	0,6,6	0.00	-	0,15,15	0.00	-
86	OHX	5	3608	36	0,6,6	0.00	-	0,15,15	0.00	-
86	OHX	5	3609	86	0,6,6	0.00	-	0,15,15	0.00	-
86	OHX	5	3610	-	0,6,6	0.00	-	0,15,15	0.00	-
86	OHX	5	3611	-	0,6,6	0.00	-	0,15,15	0.00	-
86	OHX	5	3612	36	0,6,6	0.00	-	0,15,15	0.00	-
86	OHX	5	3613	-	0,6,6	0.00	-	0,15,15	0.00	-
86	OHX	5	3614	-	0,6,6	0.00	-	0,15,15	0.00	-
86	OHX	5	3615	89,86,36	0,6,6	0.00	-	0,15,15	0.00	-
86	OHX	5	3616	-	0,6,6	0.00	-	0,15,15	0.00	-
86	OHX	5	3617	-	0,6,6	0.00	-	0,15,15	0.00	-
86	OHX	5	3618	-	0,6,6	0.00	-	0,15,15	0.00	-

Mol	Type	Chain	Res	Link	Bond lengths			Bond angles		
					Counts	RMSZ	# Z  > 2	Counts	RMSZ	# Z  > 2
86	OHX	5	3619	-	0,6,6	0.00	-	0,15,15	0.00	-
86	OHX	5	3620	86	0,6,6	0.00	-	0,15,15	0.00	-
86	OHX	5	3621	-	0,6,6	0.00	-	0,15,15	0.00	-
86	OHX	5	3622	-	0,6,6	0.00	-	0,15,15	0.00	-
86	OHX	5	3623	-	0,6,6	0.00	-	0,15,15	0.00	-
86	OHX	5	3624	86,36	0,6,6	0.00	-	0,15,15	0.00	-
86	OHX	5	3625	36	0,6,6	0.00	-	0,15,15	0.00	-
86	OHX	5	3626	-	0,6,6	0.00	-	0,15,15	0.00	-
86	OHX	5	3627	-	0,6,6	0.00	-	0,15,15	0.00	-
86	OHX	5	3628	-	0,6,6	0.00	-	0,15,15	0.00	-
86	OHX	5	3629	36	0,6,6	0.00	-	0,15,15	0.00	-
86	OHX	5	3630	-	0,6,6	0.00	-	0,15,15	0.00	-
86	OHX	5	3631	-	0,6,6	0.00	-	0,15,15	0.00	-
86	OHX	5	3632	86	0,6,6	0.00	-	0,15,15	0.00	-
86	OHX	5	3633	36	0,6,6	0.00	-	0,15,15	0.00	-
86	OHX	5	3634	86	0,6,6	0.00	-	0,15,15	0.00	-
86	OHX	5	3635	36	0,6,6	0.00	-	0,15,15	0.00	-
86	OHX	5	3636	86	0,6,6	0.00	-	0,15,15	0.00	-
86	OHX	5	3637	36	0,6,6	0.00	-	0,15,15	0.00	-
86	OHX	5	3638	-	0,6,6	0.00	-	0,15,15	0.00	-
86	OHX	5	3639	-	0,6,6	0.00	-	0,15,15	0.00	-
86	OHX	5	3640	-	0,6,6	0.00	-	0,15,15	0.00	-
86	OHX	5	3641	-	0,6,6	0.00	-	0,15,15	0.00	-
86	OHX	5	3642	86,36	0,6,6	0.00	-	0,15,15	0.00	-
86	OHX	5	3643	-	0,6,6	0.00	-	0,15,15	0.00	-
86	OHX	5	3644	36	0,6,6	0.00	-	0,15,15	0.00	-
86	OHX	5	3645	86	0,6,6	0.00	-	0,15,15	0.00	-
86	OHX	5	3646	-	0,6,6	0.00	-	0,15,15	0.00	-
86	OHX	5	3647	36	0,6,6	0.00	-	0,15,15	0.00	-
86	OHX	5	3648	-	0,6,6	0.00	-	0,15,15	0.00	-
86	OHX	5	3649	36	0,6,6	0.00	-	0,15,15	0.00	-
86	OHX	5	3650	36	0,6,6	0.00	-	0,15,15	0.00	-
86	OHX	5	3651	86	0,6,6	0.00	-	0,15,15	0.00	-
86	OHX	5	3652	86	0,6,6	0.00	-	0,15,15	0.00	-
86	OHX	5	3653	-	0,6,6	0.00	-	0,15,15	0.00	-
86	OHX	5	3654	86	0,6,6	0.00	-	0,15,15	0.00	-
86	OHX	5	3655	86,36	0,6,6	0.00	-	0,15,15	0.00	-
86	OHX	5	3656	-	0,6,6	0.00	-	0,15,15	0.00	-
86	OHX	5	3657	86	0,6,6	0.00	-	0,15,15	0.00	-
86	OHX	5	3658	36	0,6,6	0.00	-	0,15,15	0.00	-
86	OHX	5	3659	86,36	0,6,6	0.00	-	0,15,15	0.00	-
86	OHX	5	3660	36	0,6,6	0.00	-	0,15,15	0.00	-
86	OHX	5	3661	86,36	0,6,6	0.00	-	0,15,15	0.00	-

Mol	Type	Chain	Res	Link	Bond lengths			Bond angles		
					Counts	RMSZ	# Z  > 2	Counts	RMSZ	# Z  > 2
86	OHX	5	3662	-	0,6,6	0.00	-	0,15,15	0.00	-
86	OHX	5	3663	-	0,6,6	0.00	-	0,15,15	0.00	-
86	OHX	5	3664	86	0,6,6	0.00	-	0,15,15	0.00	-
86	OHX	5	3665	-	0,6,6	0.00	-	0,15,15	0.00	-
86	OHX	5	3666	-	0,6,6	0.00	-	0,15,15	0.00	-
86	OHX	5	3667	-	0,6,6	0.00	-	0,15,15	0.00	-
86	OHX	5	3668	-	0,6,6	0.00	-	0,15,15	0.00	-
86	OHX	5	3669	-	0,6,6	0.00	-	0,15,15	0.00	-
86	OHX	5	3670	36	0,6,6	0.00	-	0,15,15	0.00	-
86	OHX	5	3671	-	0,6,6	0.00	-	0,15,15	0.00	-
86	OHX	5	3672	-	0,6,6	0.00	-	0,15,15	0.00	-
86	OHX	5	3673	86,36	0,6,6	0.00	-	0,15,15	0.00	-
86	OHX	5	3674	86,36	0,6,6	0.00	-	0,15,15	0.00	-
86	OHX	5	3675	36	0,6,6	0.00	-	0,15,15	0.00	-
86	OHX	5	3676	36	0,6,6	0.00	-	0,15,15	0.00	-
86	OHX	5	3677	-	0,6,6	0.00	-	0,15,15	0.00	-
86	OHX	5	3678	-	0,6,6	0.00	-	0,15,15	0.00	-
86	OHX	5	3679	-	0,6,6	0.00	-	0,15,15	0.00	-
86	OHX	5	3680	-	0,6,6	0.00	-	0,15,15	0.00	-
86	OHX	5	3681	-	0,6,6	0.00	-	0,15,15	0.00	-
86	OHX	5	3682	-	0,6,6	0.00	-	0,15,15	0.00	-
86	OHX	5	3683	86,36	0,6,6	0.00	-	0,15,15	0.00	-
86	OHX	5	3684	-	0,6,6	0.00	-	0,15,15	0.00	-
86	OHX	5	3685	-	0,6,6	0.00	-	0,15,15	0.00	-
86	OHX	5	3686	-	0,6,6	0.00	-	0,15,15	0.00	-
86	OHX	5	3687	-	0,6,6	0.00	-	0,15,15	0.00	-
86	OHX	5	3688	86	0,6,6	0.00	-	0,15,15	0.00	-
86	OHX	5	3689	36	0,6,6	0.00	-	0,15,15	0.00	-
86	OHX	5	3690	-	0,6,6	0.00	-	0,15,15	0.00	-
86	OHX	5	3691	86	0,6,6	0.00	-	0,15,15	0.00	-
86	OHX	5	3692	-	0,6,6	0.00	-	0,15,15	0.00	-
86	OHX	5	3693	36	0,6,6	0.00	-	0,15,15	0.00	-
86	OHX	5	3694	-	0,6,6	0.00	-	0,15,15	0.00	-
86	OHX	5	3695	-	0,6,6	0.00	-	0,15,15	0.00	-
86	OHX	5	3696	36	0,6,6	0.00	-	0,15,15	0.00	-
86	OHX	5	3697	-	0,6,6	0.00	-	0,15,15	0.00	-
86	OHX	5	3698	-	0,6,6	0.00	-	0,15,15	0.00	-
86	OHX	5	3699	36	0,6,6	0.00	-	0,15,15	0.00	-
86	OHX	5	3700	86,36	0,6,6	0.00	-	0,15,15	0.00	-
86	OHX	5	3701	36	0,6,6	0.00	-	0,15,15	0.00	-
86	OHX	5	3702	36	0,6,6	0.00	-	0,15,15	0.00	-
86	OHX	5	3703	36	0,6,6	0.00	-	0,15,15	0.00	-
86	OHX	5	3704	86	0,6,6	0.00	-	0,15,15	0.00	-



Mol	Type	Chain	Res	Link	Bond lengths			Bond angles		
					Counts	RMSZ	# Z  > 2	Counts	RMSZ	# Z  > 2
86	OHX	5	3705	-	0,6,6	0.00	-	0,15,15	0.00	-
86	OHX	5	3706	-	0,6,6	0.00	-	0,15,15	0.00	-
86	OHX	5	3707	-	0,6,6	0.00	-	0,15,15	0.00	-
86	OHX	5	3708	86	0,6,6	0.00	-	0,15,15	0.00	-
86	OHX	5	3709	36	0,6,6	0.00	-	0,15,15	0.00	-
86	OHX	5	3710	86	0,6,6	0.00	-	0,15,15	0.00	-
86	OHX	5	3711	-	0,6,6	0.00	-	0,15,15	0.00	-
86	OHX	5	3712	-	0,6,6	0.00	-	0,15,15	0.00	-
86	OHX	5	3713	86,36	0,6,6	0.00	-	0,15,15	0.00	-
86	OHX	5	3714	-	0,6,6	0.00	-	0,15,15	0.00	-
86	OHX	5	3715	86,36	0,6,6	0.00	-	0,15,15	0.00	-
86	OHX	5	3716	86	0,6,6	0.00	-	0,15,15	0.00	-
86	OHX	5	3717	-	0,6,6	0.00	-	0,15,15	0.00	-
86	OHX	5	3718	-	0,6,6	0.00	-	0,15,15	0.00	-
86	OHX	5	3719	36	0,6,6	0.00	-	0,15,15	0.00	-
86	OHX	5	3720	36	0,6,6	0.00	-	0,15,15	0.00	-
86	OHX	5	3721	36	0,6,6	0.00	-	0,15,15	0.00	-
86	OHX	5	3722	86	0,6,6	0.00	-	0,15,15	0.00	-
86	OHX	5	3723	-	0,6,6	0.00	-	0,15,15	0.00	-
86	OHX	5	3724	-	0,6,6	0.00	-	0,15,15	0.00	-
86	OHX	5	3725	86,36	0,6,6	0.00	-	0,15,15	0.00	-
86	OHX	5	3726	36	0,6,6	0.00	-	0,15,15	0.00	-
86	OHX	5	3727	86	0,6,6	0.00	-	0,15,15	0.00	-
86	OHX	5	3728	-	0,6,6	0.00	-	0,15,15	0.00	-
86	OHX	5	3729	86	0,6,6	0.00	-	0,15,15	0.00	-
86	OHX	5	3730	36	0,6,6	0.00	-	0,15,15	0.00	-
86	OHX	5	3731	86	0,6,6	0.00	-	0,15,15	0.00	-
86	OHX	5	3732	86	0,6,6	0.00	-	0,15,15	0.00	-
86	OHX	5	3733	86	0,6,6	0.00	-	0,15,15	0.00	-
86	OHX	5	3734	86	0,6,6	0.00	-	0,15,15	0.00	-
86	OHX	5	3735	86	0,6,6	0.00	-	0,15,15	0.00	-
86	OHX	5	3736	86	0,6,6	0.00	-	0,15,15	0.00	-
86	OHX	5	3737	36	0,6,6	0.00	-	0,15,15	0.00	-
86	OHX	5	3738	-	0,6,6	0.00	-	0,15,15	0.00	-
86	OHX	5	3739	36	0,6,6	0.00	-	0,15,15	0.00	-
86	OHX	5	3740	-	0,6,6	0.00	-	0,15,15	0.00	-
86	OHX	5	3741	-	0,6,6	0.00	-	0,15,15	0.00	-
86	OHX	5	3742	-	0,6,6	0.00	-	0,15,15	0.00	-
86	OHX	5	3743	-	0,6,6	0.00	-	0,15,15	0.00	-
86	OHX	5	3744	-	0,6,6	0.00	-	0,15,15	0.00	-
86	OHX	5	3745	-	0,6,6	0.00	-	0,15,15	0.00	-
86	OHX	5	3746	36	0,6,6	0.00	-	0,15,15	0.00	-
86	OHX	5	3747	36	0,6,6	0.00	-	0,15,15	0.00	-

Mol	Type	Chain	Res	Link	Bond lengths			Bond angles		
					Counts	RMSZ	# Z  > 2	Counts	RMSZ	# Z  > 2
86	OHX	5	3748	-	0,6,6	0.00	-	0,15,15	0.00	-
86	OHX	5	3749	86	0,6,6	0.00	-	0,15,15	0.00	-
86	OHX	5	3750	36	0,6,6	0.00	-	0,15,15	0.00	-
86	OHX	5	3751	-	0,6,6	0.00	-	0,15,15	0.00	-
86	OHX	5	3752	-	0,6,6	0.00	-	0,15,15	0.00	-
86	OHX	5	3753	86,36	0,6,6	0.00	-	0,15,15	0.00	-
86	OHX	5	3754	-	0,6,6	0.00	-	0,15,15	0.00	-
86	OHX	5	3755	36	0,6,6	0.00	-	0,15,15	0.00	-
86	OHX	5	3756	36	0,6,6	0.00	-	0,15,15	0.00	-
86	OHX	5	3757	86	0,6,6	0.00	-	0,15,15	0.00	-
86	OHX	5	3758	36	0,6,6	0.00	-	0,15,15	0.00	-
86	OHX	5	3759	-	0,6,6	0.00	-	0,15,15	0.00	-
86	OHX	5	3760	86	0,6,6	0.00	-	0,15,15	0.00	-
86	OHX	5	3761	86	0,6,6	0.00	-	0,15,15	0.00	-
86	OHX	5	3762	36	0,6,6	0.00	-	0,15,15	0.00	-
86	OHX	5	3763	-	0,6,6	0.00	-	0,15,15	0.00	-
86	OHX	5	3764	-	0,6,6	0.00	-	0,15,15	0.00	-
86	OHX	5	3765	86	0,6,6	0.00	-	0,15,15	0.00	-
86	OHX	5	3766	-	0,6,6	0.00	-	0,15,15	0.00	-
86	OHX	5	3767	86,36	0,6,6	0.00	-	0,15,15	0.00	-
86	OHX	5	3768	36	0,6,6	0.00	-	0,15,15	0.00	-
86	OHX	5	3769	86	0,6,6	0.00	-	0,15,15	0.00	-
86	OHX	5	3770	-	0,6,6	0.00	-	0,15,15	0.00	-
86	OHX	5	3771	86	0,6,6	0.00	-	0,15,15	0.00	-
86	OHX	5	3772	86,36	0,6,6	0.00	-	0,15,15	0.00	-
86	OHX	5	3773	36	0,6,6	0.00	-	0,15,15	0.00	-
86	OHX	5	3774	-	0,6,6	0.00	-	0,15,15	0.00	-
86	OHX	5	3775	-	0,6,6	0.00	-	0,15,15	0.00	-
86	OHX	5	3776	-	0,6,6	0.00	-	0,15,15	0.00	-
86	OHX	5	3777	-	0,6,6	0.00	-	0,15,15	0.00	-
86	OHX	5	3778	-	0,6,6	0.00	-	0,15,15	0.00	-
86	OHX	5	3779	86	0,6,6	0.00	-	0,15,15	0.00	-
86	OHX	5	3780	-	0,6,6	0.00	-	0,15,15	0.00	-
86	OHX	5	3781	-	0,6,6	0.00	-	0,15,15	0.00	-
86	OHX	5	3782	36	0,6,6	0.00	-	0,15,15	0.00	-
86	OHX	5	3783	36	0,6,6	0.00	-	0,15,15	0.00	-
86	OHX	5	3784	-	0,6,6	0.00	-	0,15,15	0.00	-
86	OHX	5	3785	-	0,6,6	0.00	-	0,15,15	0.00	-
86	OHX	5	3786	-	0,6,6	0.00	-	0,15,15	0.00	-
86	OHX	5	3787	-	0,6,6	0.00	-	0,15,15	0.00	-
86	OHX	5	3788	86	0,6,6	0.00	-	0,15,15	0.00	-
86	OHX	5	3789	-	0,6,6	0.00	-	0,15,15	0.00	-
86	OHX	5	3790	-	0,6,6	0.00	-	0,15,15	0.00	-

Mol	Type	Chain	Res	Link	Bond lengths			Bond angles		
					Counts	RMSZ	# Z  > 2	Counts	RMSZ	# Z  > 2
86	OHX	5	3791	-	0,6,6	0.00	-	0,15,15	0.00	-
86	OHX	5	3792	86	0,6,6	0.00	-	0,15,15	0.00	-
86	OHX	5	3793	-	0,6,6	0.00	-	0,15,15	0.00	-
86	OHX	5	3794	86	0,6,6	0.00	-	0,15,15	0.00	-
86	OHX	5	3795	-	0,6,6	0.00	-	0,15,15	0.00	-
86	OHX	5	3796	86,36	0,6,6	0.00	-	0,15,15	0.00	-
86	OHX	5	3797	36	0,6,6	0.00	-	0,15,15	0.00	-
86	OHX	5	3798	36	0,6,6	0.00	-	0,15,15	0.00	-
86	OHX	5	3799	-	0,6,6	0.00	-	0,15,15	0.00	-
86	OHX	5	3800	-	0,6,6	0.00	-	0,15,15	0.00	-
86	OHX	5	3801	86	0,6,6	0.00	-	0,15,15	0.00	-
86	OHX	5	3802	86	0,6,6	0.00	-	0,15,15	0.00	-
86	OHX	5	3803	86	0,6,6	0.00	-	0,15,15	0.00	-
86	OHX	5	3804	86,36	0,6,6	0.00	-	0,15,15	0.00	-
86	OHX	5	3805	86	0,6,6	0.00	-	0,15,15	0.00	-
86	OHX	5	3806	86,36	0,6,6	0.00	-	0,15,15	0.00	-
86	OHX	5	3807	86,36	0,6,6	0.00	-	0,15,15	0.00	-
86	OHX	5	3808	86	0,6,6	0.00	-	0,15,15	0.00	-
86	OHX	5	3809	86	0,6,6	0.00	-	0,15,15	0.00	-
86	OHX	5	3810	86	0,6,6	0.00	-	0,15,15	0.00	-
86	OHX	5	3811	86	0,6,6	0.00	-	0,15,15	0.00	-
86	OHX	5	3812	-	0,6,6	0.00	-	0,15,15	0.00	-
86	OHX	5	3813	36	0,6,6	0.00	-	0,15,15	0.00	-
86	OHX	5	3814	86	0,6,6	0.00	-	0,15,15	0.00	-
86	OHX	5	3815	86	0,6,6	0.00	-	0,15,15	0.00	-
86	OHX	5	3816	86	0,6,6	0.00	-	0,15,15	0.00	-
86	OHX	5	3817	86	0,6,6	0.00	-	0,15,15	0.00	-
86	OHX	5	3818	86,36	0,6,6	0.00	-	0,15,15	0.00	-
86	OHX	6	1901	80	0,6,6	0.00	-	0,15,15	0.00	-
86	OHX	6	1902	-	0,6,6	0.00	-	0,15,15	0.00	-
86	OHX	6	1903	-	0,6,6	0.00	-	0,15,15	0.00	-
86	OHX	6	1904	80	0,6,6	0.00	-	0,15,15	0.00	-
86	OHX	6	1905	-	0,6,6	0.00	-	0,15,15	0.00	-
86	OHX	6	1906	-	0,6,6	0.00	-	0,15,15	0.00	-
86	OHX	6	1907	80	0,6,6	0.00	-	0,15,15	0.00	-
86	OHX	6	1908	-	0,6,6	0.00	-	0,15,15	0.00	-
86	OHX	6	1909	80,86	0,6,6	0.00	-	0,15,15	0.00	-
86	OHX	6	1910	-	0,6,6	0.00	-	0,15,15	0.00	-
86	OHX	6	1911	80	0,6,6	0.00	-	0,15,15	0.00	-
86	OHX	6	1912	-	0,6,6	0.00	-	0,15,15	0.00	-
86	OHX	6	1913	80	0,6,6	0.00	-	0,15,15	0.00	-
86	OHX	6	1914	80,86	0,6,6	0.00	-	0,15,15	0.00	-
86	OHX	6	1915	-	0,6,6	0.00	-	0,15,15	0.00	-

Mol	Type	Chain	Res	Link	Bond lengths			Bond angles		
					Counts	RMSZ	# Z  > 2	Counts	RMSZ	# Z  > 2
86	OHX	6	1916	-	0,6,6	0.00	-	0,15,15	0.00	-
86	OHX	6	1917	80	0,6,6	0.00	-	0,15,15	0.00	-
86	OHX	6	1918	86	0,6,6	0.00	-	0,15,15	0.00	-
86	OHX	6	1919	80,86	0,6,6	0.00	-	0,15,15	0.00	-
86	OHX	6	1920	86	0,6,6	0.00	-	0,15,15	0.00	-
86	OHX	6	1921	-	0,6,6	0.00	-	0,15,15	0.00	-
86	OHX	6	1922	-	0,6,6	0.00	-	0,15,15	0.00	-
86	OHX	6	1923	80	0,6,6	0.00	-	0,15,15	0.00	-
86	OHX	6	1924	-	0,6,6	0.00	-	0,15,15	0.00	-
86	OHX	6	1925	80	0,6,6	0.00	-	0,15,15	0.00	-
86	OHX	6	1926	-	0,6,6	0.00	-	0,15,15	0.00	-
86	OHX	6	1927	80	0,6,6	0.00	-	0,15,15	0.00	-
86	OHX	6	1928	80	0,6,6	0.00	-	0,15,15	0.00	-
86	OHX	6	1929	-	0,6,6	0.00	-	0,15,15	0.00	-
86	OHX	6	1930	80	0,6,6	0.00	-	0,15,15	0.00	-
86	OHX	6	1931	80,86	0,6,6	0.00	-	0,15,15	0.00	-
86	OHX	6	1932	-	0,6,6	0.00	-	0,15,15	0.00	-
86	OHX	6	1933	-	0,6,6	0.00	-	0,15,15	0.00	-
86	OHX	6	1934	-	0,6,6	0.00	-	0,15,15	0.00	-
86	OHX	6	1935	80	0,6,6	0.00	-	0,15,15	0.00	-
86	OHX	6	1936	80	0,6,6	0.00	-	0,15,15	0.00	-
86	OHX	6	1937	-	0,6,6	0.00	-	0,15,15	0.00	-
86	OHX	6	1938	80,86	0,6,6	0.00	-	0,15,15	0.00	-
86	OHX	6	1939	86	0,6,6	0.00	-	0,15,15	0.00	-
86	OHX	6	1940	-	0,6,6	0.00	-	0,15,15	0.00	-
86	OHX	6	1941	80	0,6,6	0.00	-	0,15,15	0.00	-
86	OHX	6	1942	80	0,6,6	0.00	-	0,15,15	0.00	-
86	OHX	6	1943	-	0,6,6	0.00	-	0,15,15	0.00	-
86	OHX	6	1944	80	0,6,6	0.00	-	0,15,15	0.00	-
86	OHX	6	1945	80	0,6,6	0.00	-	0,15,15	0.00	-
86	OHX	6	1946	-	0,6,6	0.00	-	0,15,15	0.00	-
86	OHX	6	1947	-	0,6,6	0.00	-	0,15,15	0.00	-
86	OHX	6	1948	80,86	0,6,6	0.00	-	0,15,15	0.00	-
86	OHX	6	1949	86	0,6,6	0.00	-	0,15,15	0.00	-
86	OHX	6	1950	80	0,6,6	0.00	-	0,15,15	0.00	-
86	OHX	6	1951	-	0,6,6	0.00	-	0,15,15	0.00	-
86	OHX	6	1952	80,86	0,6,6	0.00	-	0,15,15	0.00	-
86	OHX	6	1953	-	0,6,6	0.00	-	0,15,15	0.00	-
86	OHX	6	1954	86	0,6,6	0.00	-	0,15,15	0.00	-
86	OHX	6	1955	80	0,6,6	0.00	-	0,15,15	0.00	-
86	OHX	6	1956	-	0,6,6	0.00	-	0,15,15	0.00	-
86	OHX	6	1957	80	0,6,6	0.00	-	0,15,15	0.00	-
86	OHX	6	1958	80	0,6,6	0.00	-	0,15,15	0.00	-

Mol	Type	Chain	Res	Link	Bond lengths			Bond angles		
					Counts	RMSZ	# Z  > 2	Counts	RMSZ	# Z  > 2
86	OHX	6	1959	86	0,6,6	0.00	-	0,15,15	0.00	-
86	OHX	6	1960	-	0,6,6	0.00	-	0,15,15	0.00	-
86	OHX	6	1961	-	0,6,6	0.00	-	0,15,15	0.00	-
86	OHX	6	1962	80	0,6,6	0.00	-	0,15,15	0.00	-
86	OHX	6	1963	80	0,6,6	0.00	-	0,15,15	0.00	-
86	OHX	6	1964	80	0,6,6	0.00	-	0,15,15	0.00	-
86	OHX	6	1965	86	0,6,6	0.00	-	0,15,15	0.00	-
86	OHX	6	1966	-	0,6,6	0.00	-	0,15,15	0.00	-
86	OHX	6	1967	-	0,6,6	0.00	-	0,15,15	0.00	-
86	OHX	6	1968	-	0,6,6	0.00	-	0,15,15	0.00	-
86	OHX	6	1969	-	0,6,6	0.00	-	0,15,15	0.00	-
86	OHX	6	1970	-	0,6,6	0.00	-	0,15,15	0.00	-
86	OHX	6	1971	86	0,6,6	0.00	-	0,15,15	0.00	-
86	OHX	6	1972	-	0,6,6	0.00	-	0,15,15	0.00	-
86	OHX	6	1973	86	0,6,6	0.00	-	0,15,15	0.00	-
86	OHX	6	1974	80	0,6,6	0.00	-	0,15,15	0.00	-
86	OHX	6	1975	80,86	0,6,6	0.00	-	0,15,15	0.00	-
86	OHX	6	1976	80	0,6,6	0.00	-	0,15,15	0.00	-
86	OHX	6	1977	-	0,6,6	0.00	-	0,15,15	0.00	-
86	OHX	6	1978	80	0,6,6	0.00	-	0,15,15	0.00	-
86	OHX	6	1979	80	0,6,6	0.00	-	0,15,15	0.00	-
86	OHX	6	1980	80	0,6,6	0.00	-	0,15,15	0.00	-
86	OHX	6	1981	-	0,6,6	0.00	-	0,15,15	0.00	-
86	OHX	6	1982	86	0,6,6	0.00	-	0,15,15	0.00	-
86	OHX	6	1983	80	0,6,6	0.00	-	0,15,15	0.00	-
86	OHX	6	1984	80	0,6,6	0.00	-	0,15,15	0.00	-
86	OHX	6	1985	-	0,6,6	0.00	-	0,15,15	0.00	-
86	OHX	6	1986	-	0,6,6	0.00	-	0,15,15	0.00	-
86	OHX	6	1987	-	0,6,6	0.00	-	0,15,15	0.00	-
86	OHX	6	1988	-	0,6,6	0.00	-	0,15,15	0.00	-
86	OHX	6	1989	80	0,6,6	0.00	-	0,15,15	0.00	-
86	OHX	6	1990	80	0,6,6	0.00	-	0,15,15	0.00	-
86	OHX	6	1991	80	0,6,6	0.00	-	0,15,15	0.00	-
86	OHX	6	1992	-	0,6,6	0.00	-	0,15,15	0.00	-
86	OHX	6	1993	80	0,6,6	0.00	-	0,15,15	0.00	-
86	OHX	6	1994	-	0,6,6	0.00	-	0,15,15	0.00	-
86	OHX	6	1995	-	0,6,6	0.00	-	0,15,15	0.00	-
86	OHX	6	1996	-	0,6,6	0.00	-	0,15,15	0.00	-
86	OHX	6	1997	-	0,6,6	0.00	-	0,15,15	0.00	-
86	OHX	6	1998	80	0,6,6	0.00	-	0,15,15	0.00	-
86	OHX	6	1999	-	0,6,6	0.00	-	0,15,15	0.00	-
86	OHX	6	2000	-	0,6,6	0.00	-	0,15,15	0.00	-
86	OHX	6	2001	-	0,6,6	0.00	-	0,15,15	0.00	-

Mol	Type	Chain	Res	Link	Bond lengths			Bond angles		
					Counts	RMSZ	# Z  > 2	Counts	RMSZ	# Z  > 2
86	OHX	6	2002	80,86	0,6,6	0.00	-	0,15,15	0.00	-
86	OHX	6	2003	80	0,6,6	0.00	-	0,15,15	0.00	-
86	OHX	6	2004	-	0,6,6	0.00	-	0,15,15	0.00	-
86	OHX	6	2005	86	0,6,6	0.00	-	0,15,15	0.00	-
86	OHX	6	2006	-	0,6,6	0.00	-	0,15,15	0.00	-
86	OHX	6	2007	80	0,6,6	0.00	-	0,15,15	0.00	-
86	OHX	6	2008	-	0,6,6	0.00	-	0,15,15	0.00	-
86	OHX	6	2009	86	0,6,6	0.00	-	0,15,15	0.00	-
86	OHX	6	2010	80,86	0,6,6	0.00	-	0,15,15	0.00	-
86	OHX	6	2011	-	0,6,6	0.00	-	0,15,15	0.00	-
86	OHX	6	2012	80	0,6,6	0.00	-	0,15,15	0.00	-
86	OHX	6	2013	-	0,6,6	0.00	-	0,15,15	0.00	-
86	OHX	6	2014	-	0,6,6	0.00	-	0,15,15	0.00	-
86	OHX	6	2015	86	0,6,6	0.00	-	0,15,15	0.00	-
86	OHX	6	2016	80	0,6,6	0.00	-	0,15,15	0.00	-
86	OHX	6	2017	80	0,6,6	0.00	-	0,15,15	0.00	-
86	OHX	6	2018	86	0,6,6	0.00	-	0,15,15	0.00	-
86	OHX	6	2019	-	0,6,6	0.00	-	0,15,15	0.00	-
86	OHX	6	2020	80	0,6,6	0.00	-	0,15,15	0.00	-
86	OHX	6	2021	-	0,6,6	0.00	-	0,15,15	0.00	-
86	OHX	6	2022	80,86	0,6,6	0.00	-	0,15,15	0.00	-
86	OHX	6	2023	-	0,6,6	0.00	-	0,15,15	0.00	-
86	OHX	6	2024	80	0,6,6	0.00	-	0,15,15	0.00	-
86	OHX	6	2025	-	0,6,6	0.00	-	0,15,15	0.00	-
86	OHX	6	2026	80	0,6,6	0.00	-	0,15,15	0.00	-
86	OHX	6	2027	-	0,6,6	0.00	-	0,15,15	0.00	-
86	OHX	6	2028	80	0,6,6	0.00	-	0,15,15	0.00	-
86	OHX	6	2029	-	0,6,6	0.00	-	0,15,15	0.00	-
86	OHX	6	2030	-	0,6,6	0.00	-	0,15,15	0.00	-
86	OHX	6	2031	-	0,6,6	0.00	-	0,15,15	0.00	-
86	OHX	6	2032	80,86	0,6,6	0.00	-	0,15,15	0.00	-
86	OHX	6	2033	-	0,6,6	0.00	-	0,15,15	0.00	-
86	OHX	6	2034	80,86	0,6,6	0.00	-	0,15,15	0.00	-
86	OHX	6	2035	-	0,6,6	0.00	-	0,15,15	0.00	-
86	OHX	6	2036	80	0,6,6	0.00	-	0,15,15	0.00	-
86	OHX	6	2037	80	0,6,6	0.00	-	0,15,15	0.00	-
86	OHX	6	2038	-	0,6,6	0.00	-	0,15,15	0.00	-
86	OHX	6	2039	-	0,6,6	0.00	-	0,15,15	0.00	-
86	OHX	6	2040	-	0,6,6	0.00	-	0,15,15	0.00	-
86	OHX	6	2041	80	0,6,6	0.00	-	0,15,15	0.00	-
86	OHX	6	2042	80,86	0,6,6	0.00	-	0,15,15	0.00	-
86	OHX	6	2043	86	0,6,6	0.00	-	0,15,15	0.00	-
86	OHX	6	2044	-	0,6,6	0.00	-	0,15,15	0.00	-

Mol	Type	Chain	Res	Link	Bond lengths			Bond angles		
					Counts	RMSZ	# Z  > 2	Counts	RMSZ	# Z  > 2
86	OHX	6	2045	80	0,6,6	0.00	-	0,15,15	0.00	-
86	OHX	6	2046	86	0,6,6	0.00	-	0,15,15	0.00	-
86	OHX	6	2047	-	0,6,6	0.00	-	0,15,15	0.00	-
86	OHX	6	2048	-	0,6,6	0.00	-	0,15,15	0.00	-
86	OHX	6	2049	80	0,6,6	0.00	-	0,15,15	0.00	-
86	OHX	6	2050	80	0,6,6	0.00	-	0,15,15	0.00	-
86	OHX	6	2051	-	0,6,6	0.00	-	0,15,15	0.00	-
86	OHX	6	2052	80	0,6,6	0.00	-	0,15,15	0.00	-
86	OHX	6	2053	80	0,6,6	0.00	-	0,15,15	0.00	-
86	OHX	6	2054	80,86	0,6,6	0.00	-	0,15,15	0.00	-
86	OHX	6	2055	-	0,6,6	0.00	-	0,15,15	0.00	-
86	OHX	6	2056	80	0,6,6	0.00	-	0,15,15	0.00	-
86	OHX	6	2057	80,86	0,6,6	0.00	-	0,15,15	0.00	-
86	OHX	6	2058	86	0,6,6	0.00	-	0,15,15	0.00	-
86	OHX	6	2059	86	0,6,6	0.00	-	0,15,15	0.00	-
86	OHX	6	2060	-	0,6,6	0.00	-	0,15,15	0.00	-
86	OHX	6	2061	86	0,6,6	0.00	-	0,15,15	0.00	-
86	OHX	6	2062	-	0,6,6	0.00	-	0,15,15	0.00	-
86	OHX	6	2063	-	0,6,6	0.00	-	0,15,15	0.00	-
86	OHX	6	2064	80	0,6,6	0.00	-	0,15,15	0.00	-
86	OHX	6	2065	-	0,6,6	0.00	-	0,15,15	0.00	-
86	OHX	6	2066	-	0,6,6	0.00	-	0,15,15	0.00	-
86	OHX	6	2067	86	0,6,6	0.00	-	0,15,15	0.00	-
86	OHX	6	2068	80,86	0,6,6	0.00	-	0,15,15	0.00	-
86	OHX	6	2069	86	0,6,6	0.00	-	0,15,15	0.00	-
86	OHX	6	2070	80,86	0,6,6	0.00	-	0,15,15	0.00	-
86	OHX	6	2071	86	0,6,6	0.00	-	0,15,15	0.00	-
86	OHX	6	2072	-	0,6,6	0.00	-	0,15,15	0.00	-
86	OHX	6	2073	-	0,6,6	0.00	-	0,15,15	0.00	-
86	OHX	6	2074	80	0,6,6	0.00	-	0,15,15	0.00	-
86	OHX	6	2075	80,86	0,6,6	0.00	-	0,15,15	0.00	-
86	OHX	6	2076	80	0,6,6	0.00	-	0,15,15	0.00	-
86	OHX	6	2077	86	0,6,6	0.00	-	0,15,15	0.00	-
86	OHX	6	2078	-	0,6,6	0.00	-	0,15,15	0.00	-
86	OHX	6	2079	-	0,6,6	0.00	-	0,15,15	0.00	-
86	OHX	6	2080	-	0,6,6	0.00	-	0,15,15	0.00	-
86	OHX	6	2081	-	0,6,6	0.00	-	0,15,15	0.00	-
86	OHX	6	2082	86	0,6,6	0.00	-	0,15,15	0.00	-
86	OHX	6	2083	86	0,6,6	0.00	-	0,15,15	0.00	-
86	OHX	6	2084	86	0,6,6	0.00	-	0,15,15	0.00	-
86	OHX	6	2085	80	0,6,6	0.00	-	0,15,15	0.00	-
86	OHX	6	2086	-	0,6,6	0.00	-	0,15,15	0.00	-
86	OHX	6	2087	-	0,6,6	0.00	-	0,15,15	0.00	-

Mol	Type	Chain	Res	Link	Bond lengths			Bond angles		
					Counts	RMSZ	# Z  > 2	Counts	RMSZ	# Z  > 2
86	OHX	6	2088	86	0,6,6	0.00	-	0,15,15	0.00	-
86	OHX	6	2089	80	0,6,6	0.00	-	0,15,15	0.00	-
86	OHX	6	2090	86	0,6,6	0.00	-	0,15,15	0.00	-
86	OHX	6	2091	86	0,6,6	0.00	-	0,15,15	0.00	-
86	OHX	6	2092	86	0,6,6	0.00	-	0,15,15	0.00	-
86	OHX	6	2093	80,86	0,6,6	0.00	-	0,15,15	0.00	-
86	OHX	6	2094	80,86	0,6,6	0.00	-	0,15,15	0.00	-
86	OHX	6	2095	-	0,6,6	0.00	-	0,15,15	0.00	-
86	OHX	6	2096	80,86	0,6,6	0.00	-	0,15,15	0.00	-
86	OHX	6	2097	86	0,6,6	0.00	-	0,15,15	0.00	-
86	OHX	6	2098	86	0,6,6	0.00	-	0,15,15	0.00	-
86	OHX	7	201	37	0,6,6	0.00	-	0,15,15	0.00	-
86	OHX	7	202	-	0,6,6	0.00	-	0,15,15	0.00	-
86	OHX	7	203	86	0,6,6	0.00	-	0,15,15	0.00	-
86	OHX	7	204	-	0,6,6	0.00	-	0,15,15	0.00	-
86	OHX	7	205	-	0,6,6	0.00	-	0,15,15	0.00	-
86	OHX	7	206	-	0,6,6	0.00	-	0,15,15	0.00	-
86	OHX	7	207	-	0,6,6	0.00	-	0,15,15	0.00	-
86	OHX	7	208	-	0,6,6	0.00	-	0,15,15	0.00	-
86	OHX	7	209	86,37	0,6,6	0.00	-	0,15,15	0.00	-
86	OHX	7	210	-	0,6,6	0.00	-	0,15,15	0.00	-
86	OHX	7	211	86	0,6,6	0.00	-	0,15,15	0.00	-
86	OHX	7	212	-	0,6,6	0.00	-	0,15,15	0.00	-
86	OHX	7	213	-	0,6,6	0.00	-	0,15,15	0.00	-
86	OHX	8	201	-	0,6,6	0.00	-	0,15,15	0.00	-
86	OHX	8	202	38	0,6,6	0.00	-	0,15,15	0.00	-
86	OHX	8	203	86	0,6,6	0.00	-	0,15,15	0.00	-
86	OHX	8	204	-	0,6,6	0.00	-	0,15,15	0.00	-
86	OHX	8	205	-	0,6,6	0.00	-	0,15,15	0.00	-
86	OHX	8	206	-	0,6,6	0.00	-	0,15,15	0.00	-
86	OHX	8	207	38,86	0,6,6	0.00	-	0,15,15	0.00	-
86	OHX	8	208	-	0,6,6	0.00	-	0,15,15	0.00	-
86	OHX	8	209	-	0,6,6	0.00	-	0,15,15	0.00	-
86	OHX	8	210	-	0,6,6	0.00	-	0,15,15	0.00	-
86	OHX	8	211	38	0,6,6	0.00	-	0,15,15	0.00	-
86	OHX	8	212	86	0,6,6	0.00	-	0,15,15	0.00	-
86	OHX	8	213	-	0,6,6	0.00	-	0,15,15	0.00	-
86	OHX	8	214	-	0,6,6	0.00	-	0,15,15	0.00	-
86	OHX	8	215	-	0,6,6	0.00	-	0,15,15	0.00	-
86	OHX	8	216	38	0,6,6	0.00	-	0,15,15	0.00	-
86	OHX	8	217	-	0,6,6	0.00	-	0,15,15	0.00	-
86	OHX	8	218	38	0,6,6	0.00	-	0,15,15	0.00	-
86	OHX	8	219	38	0,6,6	0.00	-	0,15,15	0.00	-



Mol	Type	Chain	Res	Link	Bond lengths			Bond angles		
					Counts	RMSZ	# Z  > 2	Counts	RMSZ	# Z  > 2
86	OHX	8	220	-	0,6,6	0.00	-	0,15,15	0.00	-
86	OHX	8	221	86	0,6,6	0.00	-	0,15,15	0.00	-
86	OHX	C3	201	-	0,6,6	0.00	-	0,15,15	0.00	-
86	OHX	C5	201	17	0,6,6	0.00	-	0,15,15	0.00	-
86	OHX	C8	201	86	0,6,6	0.00	-	0,15,15	0.00	-
86	OHX	C8	202	86,36	0,6,6	0.00	-	0,15,15	0.00	-
86	OHX	D9	102	86	0,6,6	0.00	-	0,15,15	0.00	-
86	OHX	L3	401	-	0,6,6	0.00	-	0,15,15	0.00	-
86	OHX	L3	402	-	0,6,6	0.00	-	0,15,15	0.00	-
86	OHX	L3	403	-	0,6,6	0.00	-	0,15,15	0.00	-
86	OHX	L4	401	-	0,6,6	0.00	-	0,15,15	0.00	-
86	OHX	L5	301	-	0,6,6	0.00	-	0,15,15	0.00	-
86	OHX	M0	301	86	0,6,6	0.00	-	0,15,15	0.00	-
86	OHX	M0	302	86	0,6,6	0.00	-	0,15,15	0.00	-
86	OHX	M0	303	86	0,6,6	0.00	-	0,15,15	0.00	-
86	OHX	M0	304	86	0,6,6	0.00	-	0,15,15	0.00	-
86	OHX	M5	301	-	0,6,6	0.00	-	0,15,15	0.00	-
86	OHX	M7	201	-	0,6,6	0.00	-	0,15,15	0.00	-
86	OHX	M8	201	-	0,6,6	0.00	-	0,15,15	0.00	-
86	OHX	M9	201	-	0,6,6	0.00	-	0,15,15	0.00	-
86	OHX	M9	202	86	0,6,6	0.00	-	0,15,15	0.00	-
86	OHX	M9	203	-	0,6,6	0.00	-	0,15,15	0.00	-
86	OHX	N8	201	-	0,6,6	0.00	-	0,15,15	0.00	-
86	OHX	N9	101	-	0,6,6	0.00	-	0,15,15	0.00	-
86	OHX	O1	201	86	0,6,6	0.00	-	0,15,15	0.00	-
86	OHX	O3	201	-	0,6,6	0.00	-	0,15,15	0.00	-
86	OHX	O7	102	73	0,6,6	0.00	-	0,15,15	0.00	-
86	OHX	O7	103	-	0,6,6	0.00	-	0,15,15	0.00	-
86	OHX	Q2	502	-	0,6,6	0.00	-	0,15,15	0.00	-
86	OHX	S2	301	86	0,6,6	0.00	-	0,15,15	0.00	-
86	OHX	S8	301	-	0,6,6	0.00	-	0,15,15	0.00	-
86	OHX	SR	401	-	0,6,6	0.00	-	0,15,15	0.00	-
86	OHX	c1	201	86	0,6,6	0.00	-	0,15,15	0.00	-
86	OHX	c3	201	-	0,6,6	0.00	-	0,15,15	0.00	-
86	OHX	c5	201	-	0,6,6	0.00	-	0,15,15	0.00	-
86	OHX	c5	202	17	0,6,6	0.00	-	0,15,15	0.00	-
86	OHX	c8	201	-	0,6,6	0.00	-	0,15,15	0.00	-
86	OHX	d9	102	86	0,6,6	0.00	-	0,15,15	0.00	-
86	OHX	l2	301	86	0,6,6	0.00	-	0,15,15	0.00	-
86	OHX	l3	401	-	0,6,6	0.00	-	0,15,15	0.00	-
86	OHX	l3	402	-	0,6,6	0.00	-	0,15,15	0.00	-
86	OHX	l4	401	-	0,6,6	0.00	-	0,15,15	0.00	-
86	OHX	l4	402	-	0,6,6	0.00	-	0,15,15	0.00	-

Mol	Type	Chain	Res	Link	Bond lengths			Bond angles		
					Counts	RMSZ	# Z  > 2	Counts	RMSZ	# Z  > 2
86	OHX	l5	301	-	0,6,6	0.00	-	0,15,15	0.00	-
86	OHX	l5	302	-	0,6,6	0.00	-	0,15,15	0.00	-
86	OHX	l5	303	-	0,6,6	0.00	-	0,15,15	0.00	-
86	OHX	l9	201	-	0,6,6	0.00	-	0,15,15	0.00	-
86	OHX	m0	301	86	0,6,6	0.00	-	0,15,15	0.00	-
86	OHX	m0	302	86	0,6,6	0.00	-	0,15,15	0.00	-
86	OHX	m0	303	86	0,6,6	0.00	-	0,15,15	0.00	-
86	OHX	m0	304	86	0,6,6	0.00	-	0,15,15	0.00	-
86	OHX	m1	201	-	0,6,6	0.00	-	0,15,15	0.00	-
86	OHX	m4	201	-	0,6,6	0.00	-	0,15,15	0.00	-
86	OHX	m5	501	-	0,6,6	0.00	-	0,15,15	0.00	-
86	OHX	m5	502	-	0,6,6	0.00	-	0,15,15	0.00	-
86	OHX	m7	201	-	0,6,6	0.00	-	0,15,15	0.00	-
86	OHX	m9	201	-	0,6,6	0.00	-	0,15,15	0.00	-
86	OHX	n1	201	-	0,6,6	0.00	-	0,15,15	0.00	-
86	OHX	n3	201	-	0,6,6	0.00	-	0,15,15	0.00	-
86	OHX	n3	202	-	0,6,6	0.00	-	0,15,15	0.00	-
86	OHX	n9	101	-	0,6,6	0.00	-	0,15,15	0.00	-
86	OHX	o3	201	-	0,6,6	0.00	-	0,15,15	0.00	-
86	OHX	o7	502	-	0,6,6	0.00	-	0,15,15	0.00	-
86	OHX	o7	503	86	0,6,6	0.00	-	0,15,15	0.00	-
86	OHX	o9	101	-	0,6,6	0.00	-	0,15,15	0.00	-
86	OHX	q1	101	86	0,6,6	0.00	-	0,15,15	0.00	-
86	OHX	q2	502	-	0,6,6	0.00	-	0,15,15	0.00	-
86	OHX	s1	301	-	0,6,6	0.00	-	0,15,15	0.00	-
86	OHX	s1	302	-	0,6,6	0.00	-	0,15,15	0.00	-
86	OHX	s4	301	-	0,6,6	0.00	-	0,15,15	0.00	-
86	OHX	s8	301	-	0,6,6	0.00	-	0,15,15	0.00	-
86	OHX	sR	401	-	0,6,6	0.00	-	0,15,15	0.00	-

In the following table, the Chirals column lists the number of chiral outliers, the number of chiral centers analysed, the number of these observed in the model and the number defined in the chemical component dictionary. Similar counts are reported in the Torsion and Rings columns. '-' means no outliers of that kind were identified.

Mol	Type	Chain	Res	Link	Chirals	Torsions	Rings
89	C	1	3401	-	-	0/3/25/26	0/2/2/2
89	C	1	3402	90	-	0/3/25/26	0/2/2/2
90	8AN	1	3403	89	-	0/3/25/26	0/3/3/3
91	PRO	1	3404	-	-	0/0/9/11	0/1/1/1
86	OHX	1	3405	-	-	0/0/0/0	0/0/0/0
86	OHX	1	3406	-	-	0/0/0/0	0/0/0/0
86	OHX	1	3407	-	-	0/0/0/0	0/0/0/0

*Continued on next page...*

*Continued from previous page...*

Mol	Type	Chain	Res	Link	Chirals	Torsions	Rings
86	OHX	1	3408	-	-	0/0/0/0	0/0/0/0
86	OHX	1	3409	36	-	0/0/0/0	0/0/0/0
86	OHX	1	3410	36	-	0/0/0/0	0/0/0/0
86	OHX	1	3411	86	-	0/0/0/0	0/0/0/0
86	OHX	1	3412	-	-	0/0/0/0	0/0/0/0
86	OHX	1	3413	-	-	0/0/0/0	0/0/0/0
86	OHX	1	3414	-	-	0/0/0/0	0/0/0/0
86	OHX	1	3415	-	-	0/0/0/0	0/0/0/0
86	OHX	1	3416	-	-	0/0/0/0	0/0/0/0
86	OHX	1	3417	-	-	0/0/0/0	0/0/0/0
86	OHX	1	3418	-	-	0/0/0/0	0/0/0/0
86	OHX	1	3419	-	-	0/0/0/0	0/0/0/0
86	OHX	1	3420	-	-	0/0/0/0	0/0/0/0
86	OHX	1	3421	-	-	0/0/0/0	0/0/0/0
86	OHX	1	3422	86,36	-	0/0/0/0	0/0/0/0
86	OHX	1	3423	-	-	0/0/0/0	0/0/0/0
86	OHX	1	3424	-	-	0/0/0/0	0/0/0/0
86	OHX	1	3425	-	-	0/0/0/0	0/0/0/0
86	OHX	1	3426	-	-	0/0/0/0	0/0/0/0
86	OHX	1	3427	-	-	0/0/0/0	0/0/0/0
86	OHX	1	3428	-	-	0/0/0/0	0/0/0/0
86	OHX	1	3429	-	-	0/0/0/0	0/0/0/0
86	OHX	1	3430	-	-	0/0/0/0	0/0/0/0
86	OHX	1	3431	86	-	0/0/0/0	0/0/0/0
86	OHX	1	3432	-	-	0/0/0/0	0/0/0/0
86	OHX	1	3433	-	-	0/0/0/0	0/0/0/0
86	OHX	1	3434	-	-	0/0/0/0	0/0/0/0
86	OHX	1	3435	-	-	0/0/0/0	0/0/0/0
86	OHX	1	3436	-	-	0/0/0/0	0/0/0/0
86	OHX	1	3437	86	-	0/0/0/0	0/0/0/0
86	OHX	1	3438	86	-	0/0/0/0	0/0/0/0
86	OHX	1	3439	-	-	0/0/0/0	0/0/0/0
86	OHX	1	3440	-	-	0/0/0/0	0/0/0/0
86	OHX	1	3441	86	-	0/0/0/0	0/0/0/0
86	OHX	1	3442	-	-	0/0/0/0	0/0/0/0
86	OHX	1	3443	-	-	0/0/0/0	0/0/0/0
86	OHX	1	3444	-	-	0/0/0/0	0/0/0/0
86	OHX	1	3445	-	-	0/0/0/0	0/0/0/0
86	OHX	1	3446	-	-	0/0/0/0	0/0/0/0
86	OHX	1	3447	-	-	0/0/0/0	0/0/0/0
86	OHX	1	3448	-	-	0/0/0/0	0/0/0/0
86	OHX	1	3449	-	-	0/0/0/0	0/0/0/0

*Continued on next page...*

*Continued from previous page...*

Mol	Type	Chain	Res	Link	Chirals	Torsions	Rings
86	OHX	1	3450	86	-	0/0/0/0	0/0/0/0
86	OHX	1	3451	-	-	0/0/0/0	0/0/0/0
86	OHX	1	3452	-	-	0/0/0/0	0/0/0/0
86	OHX	1	3453	-	-	0/0/0/0	0/0/0/0
86	OHX	1	3454	-	-	0/0/0/0	0/0/0/0
86	OHX	1	3455	86	-	0/0/0/0	0/0/0/0
86	OHX	1	3456	86	-	0/0/0/0	0/0/0/0
86	OHX	1	3457	-	-	0/0/0/0	0/0/0/0
86	OHX	1	3458	-	-	0/0/0/0	0/0/0/0
86	OHX	1	3459	-	-	0/0/0/0	0/0/0/0
86	OHX	1	3460	-	-	0/0/0/0	0/0/0/0
86	OHX	1	3461	86	-	0/0/0/0	0/0/0/0
86	OHX	1	3462	-	-	0/0/0/0	0/0/0/0
86	OHX	1	3463	-	-	0/0/0/0	0/0/0/0
86	OHX	1	3464	86	-	0/0/0/0	0/0/0/0
86	OHX	1	3465	86	-	0/0/0/0	0/0/0/0
86	OHX	1	3466	-	-	0/0/0/0	0/0/0/0
86	OHX	1	3467	-	-	0/0/0/0	0/0/0/0
86	OHX	1	3468	-	-	0/0/0/0	0/0/0/0
86	OHX	1	3469	86	-	0/0/0/0	0/0/0/0
86	OHX	1	3470	-	-	0/0/0/0	0/0/0/0
86	OHX	1	3471	-	-	0/0/0/0	0/0/0/0
86	OHX	1	3472	36	-	0/0/0/0	0/0/0/0
86	OHX	1	3473	-	-	0/0/0/0	0/0/0/0
86	OHX	1	3474	-	-	0/0/0/0	0/0/0/0
86	OHX	1	3475	-	-	0/0/0/0	0/0/0/0
86	OHX	1	3476	86	-	0/0/0/0	0/0/0/0
86	OHX	1	3477	86	-	0/0/0/0	0/0/0/0
86	OHX	1	3478	86	-	0/0/0/0	0/0/0/0
86	OHX	1	3479	86	-	0/0/0/0	0/0/0/0
86	OHX	1	3480	86	-	0/0/0/0	0/0/0/0
86	OHX	1	3481	-	-	0/0/0/0	0/0/0/0
86	OHX	1	3482	-	-	0/0/0/0	0/0/0/0
86	OHX	1	3483	-	-	0/0/0/0	0/0/0/0
86	OHX	1	3484	-	-	0/0/0/0	0/0/0/0
86	OHX	1	3485	-	-	0/0/0/0	0/0/0/0
86	OHX	1	3486	-	-	0/0/0/0	0/0/0/0
86	OHX	1	3487	-	-	0/0/0/0	0/0/0/0
86	OHX	1	3488	86	-	0/0/0/0	0/0/0/0
86	OHX	1	3489	86	-	0/0/0/0	0/0/0/0
86	OHX	1	3490	-	-	0/0/0/0	0/0/0/0
86	OHX	1	3491	-	-	0/0/0/0	0/0/0/0

*Continued on next page...*

*Continued from previous page...*

Mol	Type	Chain	Res	Link	Chirals	Torsions	Rings
86	OHX	1	3492	-	-	0/0/0/0	0/0/0/0
86	OHX	1	3493	86	-	0/0/0/0	0/0/0/0
86	OHX	1	3494	86	-	0/0/0/0	0/0/0/0
86	OHX	1	3495	86	-	0/0/0/0	0/0/0/0
86	OHX	1	3496	-	-	0/0/0/0	0/0/0/0
86	OHX	1	3497	-	-	0/0/0/0	0/0/0/0
86	OHX	1	3498	-	-	0/0/0/0	0/0/0/0
86	OHX	1	3499	-	-	0/0/0/0	0/0/0/0
86	OHX	1	3500	-	-	0/0/0/0	0/0/0/0
86	OHX	1	3501	-	-	0/0/0/0	0/0/0/0
86	OHX	1	3502	86,36	-	0/0/0/0	0/0/0/0
86	OHX	1	3503	-	-	0/0/0/0	0/0/0/0
86	OHX	1	3504	86	-	0/0/0/0	0/0/0/0
86	OHX	1	3505	86	-	0/0/0/0	0/0/0/0
86	OHX	1	3506	86	-	0/0/0/0	0/0/0/0
86	OHX	1	3507	-	-	0/0/0/0	0/0/0/0
86	OHX	1	3508	86	-	0/0/0/0	0/0/0/0
86	OHX	1	3509	-	-	0/0/0/0	0/0/0/0
86	OHX	1	3510	36	-	0/0/0/0	0/0/0/0
86	OHX	1	3511	86	-	0/0/0/0	0/0/0/0
86	OHX	1	3512	-	-	0/0/0/0	0/0/0/0
86	OHX	1	3513	86	-	0/0/0/0	0/0/0/0
86	OHX	1	3514	-	-	0/0/0/0	0/0/0/0
86	OHX	1	3515	-	-	0/0/0/0	0/0/0/0
86	OHX	1	3516	-	-	0/0/0/0	0/0/0/0
86	OHX	1	3517	86	-	0/0/0/0	0/0/0/0
86	OHX	1	3518	86	-	0/0/0/0	0/0/0/0
86	OHX	1	3519	36	-	0/0/0/0	0/0/0/0
86	OHX	1	3520	-	-	0/0/0/0	0/0/0/0
86	OHX	1	3521	-	-	0/0/0/0	0/0/0/0
86	OHX	1	3522	-	-	0/0/0/0	0/0/0/0
86	OHX	1	3523	-	-	0/0/0/0	0/0/0/0
86	OHX	1	3524	-	-	0/0/0/0	0/0/0/0
86	OHX	1	3525	-	-	0/0/0/0	0/0/0/0
86	OHX	1	3526	-	-	0/0/0/0	0/0/0/0
86	OHX	1	3527	-	-	0/0/0/0	0/0/0/0
86	OHX	1	3528	-	-	0/0/0/0	0/0/0/0
86	OHX	1	3529	-	-	0/0/0/0	0/0/0/0
86	OHX	1	3530	36	-	0/0/0/0	0/0/0/0
86	OHX	1	3531	-	-	0/0/0/0	0/0/0/0
86	OHX	1	3532	-	-	0/0/0/0	0/0/0/0
86	OHX	1	3533	-	-	0/0/0/0	0/0/0/0

*Continued on next page...*

*Continued from previous page...*

Mol	Type	Chain	Res	Link	Chirals	Torsions	Rings
86	OHX	1	3534	-	-	0/0/0/0	0/0/0/0
86	OHX	1	3535	86	-	0/0/0/0	0/0/0/0
86	OHX	1	3536	86	-	0/0/0/0	0/0/0/0
86	OHX	1	3537	-	-	0/0/0/0	0/0/0/0
86	OHX	1	3538	36	-	0/0/0/0	0/0/0/0
86	OHX	1	3539	86	-	0/0/0/0	0/0/0/0
86	OHX	1	3540	36	-	0/0/0/0	0/0/0/0
86	OHX	1	3541	-	-	0/0/0/0	0/0/0/0
86	OHX	1	3542	-	-	0/0/0/0	0/0/0/0
86	OHX	1	3543	-	-	0/0/0/0	0/0/0/0
86	OHX	1	3544	-	-	0/0/0/0	0/0/0/0
86	OHX	1	3545	-	-	0/0/0/0	0/0/0/0
86	OHX	1	3546	86	-	0/0/0/0	0/0/0/0
86	OHX	1	3547	86	-	0/0/0/0	0/0/0/0
86	OHX	1	3548	-	-	0/0/0/0	0/0/0/0
86	OHX	1	3549	-	-	0/0/0/0	0/0/0/0
86	OHX	1	3550	-	-	0/0/0/0	0/0/0/0
86	OHX	1	3551	-	-	0/0/0/0	0/0/0/0
86	OHX	1	3552	-	-	0/0/0/0	0/0/0/0
86	OHX	1	3553	86	-	0/0/0/0	0/0/0/0
86	OHX	1	3554	-	-	0/0/0/0	0/0/0/0
86	OHX	1	3555	-	-	0/0/0/0	0/0/0/0
86	OHX	1	3556	-	-	0/0/0/0	0/0/0/0
86	OHX	1	3557	-	-	0/0/0/0	0/0/0/0
86	OHX	1	3558	-	-	0/0/0/0	0/0/0/0
86	OHX	1	3559	86	-	0/0/0/0	0/0/0/0
86	OHX	1	3560	36	-	0/0/0/0	0/0/0/0
86	OHX	1	3561	-	-	0/0/0/0	0/0/0/0
86	OHX	1	3562	86	-	0/0/0/0	0/0/0/0
86	OHX	1	3563	-	-	0/0/0/0	0/0/0/0
86	OHX	1	3564	-	-	0/0/0/0	0/0/0/0
86	OHX	1	3565	-	-	0/0/0/0	0/0/0/0
86	OHX	1	3566	-	-	0/0/0/0	0/0/0/0
86	OHX	1	3567	-	-	0/0/0/0	0/0/0/0
86	OHX	1	3568	-	-	0/0/0/0	0/0/0/0
86	OHX	1	3569	-	-	0/0/0/0	0/0/0/0
86	OHX	1	3570	-	-	0/0/0/0	0/0/0/0
86	OHX	1	3571	86	-	0/0/0/0	0/0/0/0
86	OHX	1	3572	-	-	0/0/0/0	0/0/0/0
86	OHX	1	3573	-	-	0/0/0/0	0/0/0/0
86	OHX	1	3574	-	-	0/0/0/0	0/0/0/0
86	OHX	1	3575	86	-	0/0/0/0	0/0/0/0

*Continued on next page...*

*Continued from previous page...*

Mol	Type	Chain	Res	Link	Chirals	Torsions	Rings
86	OHX	1	3576	-	-	0/0/0/0	0/0/0/0
86	OHX	1	3577	-	-	0/0/0/0	0/0/0/0
86	OHX	1	3578	-	-	0/0/0/0	0/0/0/0
86	OHX	1	3579	36	-	0/0/0/0	0/0/0/0
86	OHX	1	3580	-	-	0/0/0/0	0/0/0/0
86	OHX	1	3581	86	-	0/0/0/0	0/0/0/0
86	OHX	1	3582	36	-	0/0/0/0	0/0/0/0
86	OHX	1	3583	-	-	0/0/0/0	0/0/0/0
86	OHX	1	3584	36	-	0/0/0/0	0/0/0/0
86	OHX	1	3585	-	-	0/0/0/0	0/0/0/0
86	OHX	1	3586	-	-	0/0/0/0	0/0/0/0
86	OHX	1	3587	36	-	0/0/0/0	0/0/0/0
86	OHX	1	3588	86	-	0/0/0/0	0/0/0/0
86	OHX	1	3589	-	-	0/0/0/0	0/0/0/0
86	OHX	1	3590	86	-	0/0/0/0	0/0/0/0
86	OHX	1	3591	-	-	0/0/0/0	0/0/0/0
86	OHX	1	3592	-	-	0/0/0/0	0/0/0/0
86	OHX	1	3593	-	-	0/0/0/0	0/0/0/0
86	OHX	1	3594	-	-	0/0/0/0	0/0/0/0
86	OHX	1	3595	86	-	0/0/0/0	0/0/0/0
86	OHX	1	3596	86	-	0/0/0/0	0/0/0/0
86	OHX	1	3597	-	-	0/0/0/0	0/0/0/0
86	OHX	1	3598	86	-	0/0/0/0	0/0/0/0
86	OHX	1	3599	36	-	0/0/0/0	0/0/0/0
86	OHX	1	3600	86	-	0/0/0/0	0/0/0/0
86	OHX	1	3601	86	-	0/0/0/0	0/0/0/0
86	OHX	1	3602	86	-	0/0/0/0	0/0/0/0
86	OHX	1	3603	-	-	0/0/0/0	0/0/0/0
86	OHX	1	3604	-	-	0/0/0/0	0/0/0/0
86	OHX	1	3605	86	-	0/0/0/0	0/0/0/0
86	OHX	1	3606	86	-	0/0/0/0	0/0/0/0
86	OHX	1	3607	-	-	0/0/0/0	0/0/0/0
86	OHX	1	3608	-	-	0/0/0/0	0/0/0/0
86	OHX	1	3609	-	-	0/0/0/0	0/0/0/0
86	OHX	1	3610	-	-	0/0/0/0	0/0/0/0
86	OHX	1	3611	-	-	0/0/0/0	0/0/0/0
86	OHX	1	3612	86	-	0/0/0/0	0/0/0/0
86	OHX	1	3613	-	-	0/0/0/0	0/0/0/0
86	OHX	1	3614	-	-	0/0/0/0	0/0/0/0
86	OHX	1	3615	86	-	0/0/0/0	0/0/0/0
86	OHX	1	3616	86	-	0/0/0/0	0/0/0/0
86	OHX	1	3617	86,36	-	0/0/0/0	0/0/0/0

*Continued on next page...*

*Continued from previous page...*

Mol	Type	Chain	Res	Link	Chirals	Torsions	Rings
86	OHX	1	3618	-	-	0/0/0/0	0/0/0/0
86	OHX	1	3619	36	-	0/0/0/0	0/0/0/0
86	OHX	1	3620	-	-	0/0/0/0	0/0/0/0
86	OHX	1	3621	-	-	0/0/0/0	0/0/0/0
86	OHX	1	3622	-	-	0/0/0/0	0/0/0/0
86	OHX	1	3623	-	-	0/0/0/0	0/0/0/0
86	OHX	1	3624	36	-	0/0/0/0	0/0/0/0
86	OHX	1	3625	86	-	0/0/0/0	0/0/0/0
86	OHX	1	3626	-	-	0/0/0/0	0/0/0/0
86	OHX	1	3627	-	-	0/0/0/0	0/0/0/0
86	OHX	1	3628	-	-	0/0/0/0	0/0/0/0
86	OHX	1	3629	36	-	0/0/0/0	0/0/0/0
86	OHX	1	3630	-	-	0/0/0/0	0/0/0/0
86	OHX	1	3631	-	-	0/0/0/0	0/0/0/0
86	OHX	1	3632	-	-	0/0/0/0	0/0/0/0
86	OHX	1	3633	-	-	0/0/0/0	0/0/0/0
86	OHX	1	3634	-	-	0/0/0/0	0/0/0/0
86	OHX	1	3635	-	-	0/0/0/0	0/0/0/0
86	OHX	1	3636	-	-	0/0/0/0	0/0/0/0
86	OHX	1	3637	-	-	0/0/0/0	0/0/0/0
86	OHX	1	3638	-	-	0/0/0/0	0/0/0/0
86	OHX	1	3639	86	-	0/0/0/0	0/0/0/0
86	OHX	1	3640	-	-	0/0/0/0	0/0/0/0
86	OHX	1	3641	-	-	0/0/0/0	0/0/0/0
86	OHX	1	3642	-	-	0/0/0/0	0/0/0/0
86	OHX	1	3643	-	-	0/0/0/0	0/0/0/0
86	OHX	1	3644	-	-	0/0/0/0	0/0/0/0
86	OHX	1	3645	-	-	0/0/0/0	0/0/0/0
86	OHX	1	3646	-	-	0/0/0/0	0/0/0/0
86	OHX	1	3647	86	-	0/0/0/0	0/0/0/0
86	OHX	1	3648	-	-	0/0/0/0	0/0/0/0
86	OHX	1	3649	-	-	0/0/0/0	0/0/0/0
86	OHX	1	3650	-	-	0/0/0/0	0/0/0/0
86	OHX	1	3651	36	-	0/0/0/0	0/0/0/0
86	OHX	1	3652	-	-	0/0/0/0	0/0/0/0
86	OHX	1	3653	-	-	0/0/0/0	0/0/0/0
86	OHX	1	3654	-	-	0/0/0/0	0/0/0/0
86	OHX	1	3655	-	-	0/0/0/0	0/0/0/0
86	OHX	1	3656	86	-	0/0/0/0	0/0/0/0
86	OHX	1	3657	-	-	0/0/0/0	0/0/0/0
86	OHX	1	3658	-	-	0/0/0/0	0/0/0/0
86	OHX	1	3659	-	-	0/0/0/0	0/0/0/0

*Continued on next page...*



*Continued from previous page...*

Mol	Type	Chain	Res	Link	Chirals	Torsions	Rings
86	OHX	1	3660	-	-	0/0/0/0	0/0/0/0
86	OHX	1	3661	86	-	0/0/0/0	0/0/0/0
86	OHX	1	3662	-	-	0/0/0/0	0/0/0/0
86	OHX	1	3663	86	-	0/0/0/0	0/0/0/0
86	OHX	1	3664	-	-	0/0/0/0	0/0/0/0
86	OHX	1	3665	-	-	0/0/0/0	0/0/0/0
86	OHX	1	3666	-	-	0/0/0/0	0/0/0/0
86	OHX	1	3667	86,36	-	0/0/0/0	0/0/0/0
86	OHX	1	3668	-	-	0/0/0/0	0/0/0/0
86	OHX	1	3669	86	-	0/0/0/0	0/0/0/0
86	OHX	1	3670	-	-	0/0/0/0	0/0/0/0
86	OHX	1	3671	-	-	0/0/0/0	0/0/0/0
86	OHX	1	3672	-	-	0/0/0/0	0/0/0/0
86	OHX	1	3673	-	-	0/0/0/0	0/0/0/0
86	OHX	1	3674	-	-	0/0/0/0	0/0/0/0
86	OHX	1	3675	86,36	-	0/0/0/0	0/0/0/0
86	OHX	1	3676	-	-	0/0/0/0	0/0/0/0
86	OHX	1	3677	-	-	0/0/0/0	0/0/0/0
86	OHX	1	3678	86	-	0/0/0/0	0/0/0/0
86	OHX	1	3679	-	-	0/0/0/0	0/0/0/0
86	OHX	1	3680	-	-	0/0/0/0	0/0/0/0
86	OHX	1	3681	86	-	0/0/0/0	0/0/0/0
86	OHX	1	3682	-	-	0/0/0/0	0/0/0/0
86	OHX	1	3683	-	-	0/0/0/0	0/0/0/0
86	OHX	1	3684	-	-	0/0/0/0	0/0/0/0
86	OHX	1	3685	86,36	-	0/0/0/0	0/0/0/0
86	OHX	1	3686	-	-	0/0/0/0	0/0/0/0
86	OHX	1	3687	36	-	0/0/0/0	0/0/0/0
86	OHX	1	3688	86	-	0/0/0/0	0/0/0/0
86	OHX	1	3689	86	-	0/0/0/0	0/0/0/0
86	OHX	1	3690	-	-	0/0/0/0	0/0/0/0
86	OHX	1	3691	86,36	-	0/0/0/0	0/0/0/0
86	OHX	1	3692	-	-	0/0/0/0	0/0/0/0
86	OHX	1	3693	-	-	0/0/0/0	0/0/0/0
86	OHX	1	3694	-	-	0/0/0/0	0/0/0/0
86	OHX	1	3695	86	-	0/0/0/0	0/0/0/0
86	OHX	1	3696	86	-	0/0/0/0	0/0/0/0
86	OHX	1	3697	-	-	0/0/0/0	0/0/0/0
86	OHX	1	3698	-	-	0/0/0/0	0/0/0/0
86	OHX	1	3699	86	-	0/0/0/0	0/0/0/0
86	OHX	1	3700	86	-	0/0/0/0	0/0/0/0
86	OHX	1	3701	-	-	0/0/0/0	0/0/0/0

*Continued on next page...*

*Continued from previous page...*

Mol	Type	Chain	Res	Link	Chirals	Torsions	Rings
86	OHX	1	3702	-	-	0/0/0/0	0/0/0/0
86	OHX	1	3703	36	-	0/0/0/0	0/0/0/0
86	OHX	1	3704	-	-	0/0/0/0	0/0/0/0
86	OHX	1	3705	86	-	0/0/0/0	0/0/0/0
86	OHX	1	3706	-	-	0/0/0/0	0/0/0/0
86	OHX	1	3707	-	-	0/0/0/0	0/0/0/0
86	OHX	1	3708	-	-	0/0/0/0	0/0/0/0
86	OHX	1	3709	86,36	-	0/0/0/0	0/0/0/0
86	OHX	1	3710	-	-	0/0/0/0	0/0/0/0
86	OHX	1	3711	86	-	0/0/0/0	0/0/0/0
86	OHX	1	3712	-	-	0/0/0/0	0/0/0/0
86	OHX	1	3713	-	-	0/0/0/0	0/0/0/0
86	OHX	1	3714	-	-	0/0/0/0	0/0/0/0
86	OHX	1	3715	86	-	0/0/0/0	0/0/0/0
86	OHX	1	3716	86	-	0/0/0/0	0/0/0/0
86	OHX	1	3717	86	-	0/0/0/0	0/0/0/0
86	OHX	1	3718	86	-	0/0/0/0	0/0/0/0
86	OHX	1	3719	-	-	0/0/0/0	0/0/0/0
86	OHX	1	3720	-	-	0/0/0/0	0/0/0/0
86	OHX	1	3721	86	-	0/0/0/0	0/0/0/0
86	OHX	1	3722	86	-	0/0/0/0	0/0/0/0
86	OHX	1	3723	86	-	0/0/0/0	0/0/0/0
86	OHX	1	3724	86	-	0/0/0/0	0/0/0/0
86	OHX	1	3725	36	-	0/0/0/0	0/0/0/0
86	OHX	1	3726	-	-	0/0/0/0	0/0/0/0
86	OHX	1	3727	-	-	0/0/0/0	0/0/0/0
86	OHX	1	3728	-	-	0/0/0/0	0/0/0/0
86	OHX	1	3729	-	-	0/0/0/0	0/0/0/0
86	OHX	1	3730	-	-	0/0/0/0	0/0/0/0
86	OHX	1	3731	86	-	0/0/0/0	0/0/0/0
86	OHX	1	3732	-	-	0/0/0/0	0/0/0/0
86	OHX	1	3733	-	-	0/0/0/0	0/0/0/0
86	OHX	1	3734	86	-	0/0/0/0	0/0/0/0
86	OHX	1	3735	-	-	0/0/0/0	0/0/0/0
86	OHX	1	3736	-	-	0/0/0/0	0/0/0/0
86	OHX	1	3737	36	-	0/0/0/0	0/0/0/0
86	OHX	1	3738	86	-	0/0/0/0	0/0/0/0
86	OHX	1	3739	-	-	0/0/0/0	0/0/0/0
86	OHX	1	3740	-	-	0/0/0/0	0/0/0/0
86	OHX	1	3741	86	-	0/0/0/0	0/0/0/0
86	OHX	1	3742	-	-	0/0/0/0	0/0/0/0
86	OHX	1	3743	86	-	0/0/0/0	0/0/0/0

*Continued on next page...*

*Continued from previous page...*

Mol	Type	Chain	Res	Link	Chirals	Torsions	Rings
86	OHX	1	3744	86	-	0/0/0/0	0/0/0/0
86	OHX	1	3745	-	-	0/0/0/0	0/0/0/0
86	OHX	1	3746	86	-	0/0/0/0	0/0/0/0
86	OHX	1	3747	36	-	0/0/0/0	0/0/0/0
86	OHX	1	3748	86	-	0/0/0/0	0/0/0/0
86	OHX	1	3749	-	-	0/0/0/0	0/0/0/0
86	OHX	1	3750	86	-	0/0/0/0	0/0/0/0
86	OHX	1	3751	86,36	-	0/0/0/0	0/0/0/0
86	OHX	1	3752	-	-	0/0/0/0	0/0/0/0
86	OHX	1	3753	86	-	0/0/0/0	0/0/0/0
86	OHX	1	3754	-	-	0/0/0/0	0/0/0/0
86	OHX	1	3755	36	-	0/0/0/0	0/0/0/0
86	OHX	1	3756	86,36	-	0/0/0/0	0/0/0/0
86	OHX	1	3757	86,36	-	0/0/0/0	0/0/0/0
86	OHX	1	3758	36	-	0/0/0/0	0/0/0/0
86	OHX	1	3759	-	-	0/0/0/0	0/0/0/0
86	OHX	1	3760	-	-	0/0/0/0	0/0/0/0
86	OHX	1	3761	-	-	0/0/0/0	0/0/0/0
86	OHX	1	3762	-	-	0/0/0/0	0/0/0/0
86	OHX	1	3763	86	-	0/0/0/0	0/0/0/0
86	OHX	1	3764	86	-	0/0/0/0	0/0/0/0
86	OHX	1	3765	-	-	0/0/0/0	0/0/0/0
86	OHX	1	3766	-	-	0/0/0/0	0/0/0/0
86	OHX	1	3767	86	-	0/0/0/0	0/0/0/0
86	OHX	1	3768	86,36	-	0/0/0/0	0/0/0/0
86	OHX	1	3769	-	-	0/0/0/0	0/0/0/0
86	OHX	1	3770	-	-	0/0/0/0	0/0/0/0
86	OHX	1	3771	-	-	0/0/0/0	0/0/0/0
86	OHX	1	3772	-	-	0/0/0/0	0/0/0/0
86	OHX	1	3773	-	-	0/0/0/0	0/0/0/0
86	OHX	1	3774	-	-	0/0/0/0	0/0/0/0
86	OHX	1	3775	86	-	0/0/0/0	0/0/0/0
86	OHX	1	3776	86	-	0/0/0/0	0/0/0/0
86	OHX	1	3777	86	-	0/0/0/0	0/0/0/0
86	OHX	1	3778	-	-	0/0/0/0	0/0/0/0
86	OHX	1	3779	86	-	0/0/0/0	0/0/0/0
86	OHX	1	3780	-	-	0/0/0/0	0/0/0/0
86	OHX	1	3781	-	-	0/0/0/0	0/0/0/0
86	OHX	1	3782	-	-	0/0/0/0	0/0/0/0
86	OHX	1	3783	86	-	0/0/0/0	0/0/0/0
86	OHX	1	3784	-	-	0/0/0/0	0/0/0/0
86	OHX	1	3785	86	-	0/0/0/0	0/0/0/0

*Continued on next page...*

*Continued from previous page...*

Mol	Type	Chain	Res	Link	Chirals	Torsions	Rings
86	OHX	1	3786	86	-	0/0/0/0	0/0/0/0
86	OHX	1	3787	-	-	0/0/0/0	0/0/0/0
86	OHX	1	3788	86	-	0/0/0/0	0/0/0/0
86	OHX	1	3789	86	-	0/0/0/0	0/0/0/0
86	OHX	1	3790	-	-	0/0/0/0	0/0/0/0
86	OHX	1	3791	86	-	0/0/0/0	0/0/0/0
86	OHX	1	3792	86	-	0/0/0/0	0/0/0/0
86	OHX	1	3793	-	-	0/0/0/0	0/0/0/0
86	OHX	1	3794	86	-	0/0/0/0	0/0/0/0
86	OHX	1	3795	-	-	0/0/0/0	0/0/0/0
86	OHX	1	3796	-	-	0/0/0/0	0/0/0/0
86	OHX	1	3797	86,36	-	0/0/0/0	0/0/0/0
86	OHX	1	3798	-	-	0/0/0/0	0/0/0/0
86	OHX	1	3799	86	-	0/0/0/0	0/0/0/0
86	OHX	1	3800	86	-	0/0/0/0	0/0/0/0
86	OHX	1	3801	86	-	0/0/0/0	0/0/0/0
86	OHX	1	3802	-	-	0/0/0/0	0/0/0/0
86	OHX	1	3803	-	-	0/0/0/0	0/0/0/0
86	OHX	1	3804	86	-	0/0/0/0	0/0/0/0
86	OHX	1	3805	86	-	0/0/0/0	0/0/0/0
86	OHX	1	3806	-	-	0/0/0/0	0/0/0/0
86	OHX	1	3807	-	-	0/0/0/0	0/0/0/0
86	OHX	1	3808	86	-	0/0/0/0	0/0/0/0
86	OHX	1	3809	86,36	-	0/0/0/0	0/0/0/0
86	OHX	1	3810	86	-	0/0/0/0	0/0/0/0
86	OHX	1	3811	86	-	0/0/0/0	0/0/0/0
86	OHX	1	3812	86	-	0/0/0/0	0/0/0/0
86	OHX	1	3813	86	-	0/0/0/0	0/0/0/0
86	OHX	1	3814	86,36	-	0/0/0/0	0/0/0/0
86	OHX	2	1901	-	-	0/0/0/0	0/0/0/0
86	OHX	2	1902	-	-	0/0/0/0	0/0/0/0
86	OHX	2	1903	-	-	0/0/0/0	0/0/0/0
86	OHX	2	1904	-	-	0/0/0/0	0/0/0/0
86	OHX	2	1905	-	-	0/0/0/0	0/0/0/0
86	OHX	2	1906	86	-	0/0/0/0	0/0/0/0
86	OHX	2	1907	86	-	0/0/0/0	0/0/0/0
86	OHX	2	1908	-	-	0/0/0/0	0/0/0/0
86	OHX	2	1909	86	-	0/0/0/0	0/0/0/0
86	OHX	2	1910	1	-	0/0/0/0	0/0/0/0
86	OHX	2	1911	-	-	0/0/0/0	0/0/0/0
86	OHX	2	1912	-	-	0/0/0/0	0/0/0/0
86	OHX	2	1913	-	-	0/0/0/0	0/0/0/0

*Continued on next page...*

*Continued from previous page...*

Mol	Type	Chain	Res	Link	Chirals	Torsions	Rings
86	OHX	2	1914	1	-	0/0/0/0	0/0/0/0
86	OHX	2	1915	1,86	-	0/0/0/0	0/0/0/0
86	OHX	2	1916	1	-	0/0/0/0	0/0/0/0
86	OHX	2	1917	-	-	0/0/0/0	0/0/0/0
86	OHX	2	1918	86	-	0/0/0/0	0/0/0/0
86	OHX	2	1919	1	-	0/0/0/0	0/0/0/0
86	OHX	2	1920	-	-	0/0/0/0	0/0/0/0
86	OHX	2	1921	86	-	0/0/0/0	0/0/0/0
86	OHX	2	1922	86	-	0/0/0/0	0/0/0/0
86	OHX	2	1923	-	-	0/0/0/0	0/0/0/0
86	OHX	2	1924	-	-	0/0/0/0	0/0/0/0
86	OHX	2	1925	-	-	0/0/0/0	0/0/0/0
86	OHX	2	1926	-	-	0/0/0/0	0/0/0/0
86	OHX	2	1927	-	-	0/0/0/0	0/0/0/0
86	OHX	2	1928	-	-	0/0/0/0	0/0/0/0
86	OHX	2	1929	-	-	0/0/0/0	0/0/0/0
86	OHX	2	1930	-	-	0/0/0/0	0/0/0/0
86	OHX	2	1931	-	-	0/0/0/0	0/0/0/0
86	OHX	2	1932	-	-	0/0/0/0	0/0/0/0
86	OHX	2	1933	86	-	0/0/0/0	0/0/0/0
86	OHX	2	1934	-	-	0/0/0/0	0/0/0/0
86	OHX	2	1935	-	-	0/0/0/0	0/0/0/0
86	OHX	2	1936	-	-	0/0/0/0	0/0/0/0
86	OHX	2	1937	-	-	0/0/0/0	0/0/0/0
86	OHX	2	1938	-	-	0/0/0/0	0/0/0/0
86	OHX	2	1939	-	-	0/0/0/0	0/0/0/0
86	OHX	2	1940	86	-	0/0/0/0	0/0/0/0
86	OHX	2	1941	-	-	0/0/0/0	0/0/0/0
86	OHX	2	1942	1	-	0/0/0/0	0/0/0/0
86	OHX	2	1943	86	-	0/0/0/0	0/0/0/0
86	OHX	2	1944	-	-	0/0/0/0	0/0/0/0
86	OHX	2	1945	86	-	0/0/0/0	0/0/0/0
86	OHX	2	1946	-	-	0/0/0/0	0/0/0/0
86	OHX	2	1947	-	-	0/0/0/0	0/0/0/0
86	OHX	2	1948	86	-	0/0/0/0	0/0/0/0
86	OHX	2	1949	-	-	0/0/0/0	0/0/0/0
86	OHX	2	1950	-	-	0/0/0/0	0/0/0/0
86	OHX	2	1951	-	-	0/0/0/0	0/0/0/0
86	OHX	2	1952	1	-	0/0/0/0	0/0/0/0
86	OHX	2	1953	-	-	0/0/0/0	0/0/0/0
86	OHX	2	1954	86	-	0/0/0/0	0/0/0/0
86	OHX	2	1955	-	-	0/0/0/0	0/0/0/0

*Continued on next page...*

*Continued from previous page...*

Mol	Type	Chain	Res	Link	Chirals	Torsions	Rings
86	OHX	2	1956	-	-	0/0/0/0	0/0/0/0
86	OHX	2	1957	-	-	0/0/0/0	0/0/0/0
86	OHX	2	1958	-	-	0/0/0/0	0/0/0/0
86	OHX	2	1959	-	-	0/0/0/0	0/0/0/0
86	OHX	2	1960	-	-	0/0/0/0	0/0/0/0
86	OHX	2	1961	86	-	0/0/0/0	0/0/0/0
86	OHX	2	1962	-	-	0/0/0/0	0/0/0/0
86	OHX	2	1963	-	-	0/0/0/0	0/0/0/0
86	OHX	2	1964	-	-	0/0/0/0	0/0/0/0
86	OHX	2	1965	86	-	0/0/0/0	0/0/0/0
86	OHX	2	1966	-	-	0/0/0/0	0/0/0/0
86	OHX	2	1967	-	-	0/0/0/0	0/0/0/0
86	OHX	2	1968	-	-	0/0/0/0	0/0/0/0
86	OHX	2	1969	1	-	0/0/0/0	0/0/0/0
86	OHX	2	1970	86	-	0/0/0/0	0/0/0/0
86	OHX	2	1971	-	-	0/0/0/0	0/0/0/0
86	OHX	2	1972	1	-	0/0/0/0	0/0/0/0
86	OHX	2	1973	86	-	0/0/0/0	0/0/0/0
86	OHX	2	1974	-	-	0/0/0/0	0/0/0/0
86	OHX	2	1975	86	-	0/0/0/0	0/0/0/0
86	OHX	2	1976	86	-	0/0/0/0	0/0/0/0
86	OHX	2	1977	86	-	0/0/0/0	0/0/0/0
86	OHX	2	1978	-	-	0/0/0/0	0/0/0/0
86	OHX	2	1979	86	-	0/0/0/0	0/0/0/0
86	OHX	2	1980	86	-	0/0/0/0	0/0/0/0
86	OHX	2	1981	-	-	0/0/0/0	0/0/0/0
86	OHX	2	1982	-	-	0/0/0/0	0/0/0/0
86	OHX	2	1983	-	-	0/0/0/0	0/0/0/0
86	OHX	2	1984	86	-	0/0/0/0	0/0/0/0
86	OHX	2	1985	-	-	0/0/0/0	0/0/0/0
86	OHX	2	1986	-	-	0/0/0/0	0/0/0/0
86	OHX	2	1987	-	-	0/0/0/0	0/0/0/0
86	OHX	2	1988	86	-	0/0/0/0	0/0/0/0
86	OHX	2	1989	86	-	0/0/0/0	0/0/0/0
86	OHX	2	1990	1,86	-	0/0/0/0	0/0/0/0
86	OHX	2	1991	1,86	-	0/0/0/0	0/0/0/0
86	OHX	2	1992	-	-	0/0/0/0	0/0/0/0
86	OHX	2	1993	1	-	0/0/0/0	0/0/0/0
86	OHX	2	1994	-	-	0/0/0/0	0/0/0/0
86	OHX	2	1995	-	-	0/0/0/0	0/0/0/0
86	OHX	2	1996	-	-	0/0/0/0	0/0/0/0
86	OHX	2	1997	-	-	0/0/0/0	0/0/0/0

*Continued on next page...*

*Continued from previous page...*

Mol	Type	Chain	Res	Link	Chirals	Torsions	Rings
86	OHX	2	1998	86	-	0/0/0/0	0/0/0/0
86	OHX	2	1999	-	-	0/0/0/0	0/0/0/0
86	OHX	2	2000	-	-	0/0/0/0	0/0/0/0
86	OHX	2	2001	-	-	0/0/0/0	0/0/0/0
86	OHX	2	2002	-	-	0/0/0/0	0/0/0/0
86	OHX	2	2003	1	-	0/0/0/0	0/0/0/0
86	OHX	2	2004	-	-	0/0/0/0	0/0/0/0
86	OHX	2	2005	-	-	0/0/0/0	0/0/0/0
86	OHX	2	2006	-	-	0/0/0/0	0/0/0/0
86	OHX	2	2007	-	-	0/0/0/0	0/0/0/0
86	OHX	2	2008	86	-	0/0/0/0	0/0/0/0
86	OHX	2	2009	-	-	0/0/0/0	0/0/0/0
86	OHX	2	2010	-	-	0/0/0/0	0/0/0/0
86	OHX	2	2011	-	-	0/0/0/0	0/0/0/0
86	OHX	2	2012	-	-	0/0/0/0	0/0/0/0
86	OHX	2	2013	1	-	0/0/0/0	0/0/0/0
86	OHX	2	2014	-	-	0/0/0/0	0/0/0/0
86	OHX	2	2015	1,86	-	0/0/0/0	0/0/0/0
86	OHX	2	2016	-	-	0/0/0/0	0/0/0/0
86	OHX	2	2017	-	-	0/0/0/0	0/0/0/0
86	OHX	2	2018	86	-	0/0/0/0	0/0/0/0
86	OHX	2	2019	-	-	0/0/0/0	0/0/0/0
86	OHX	2	2020	-	-	0/0/0/0	0/0/0/0
86	OHX	2	2021	-	-	0/0/0/0	0/0/0/0
86	OHX	2	2022	86	-	0/0/0/0	0/0/0/0
86	OHX	2	2023	-	-	0/0/0/0	0/0/0/0
86	OHX	2	2024	-	-	0/0/0/0	0/0/0/0
86	OHX	2	2025	-	-	0/0/0/0	0/0/0/0
86	OHX	2	2026	86	-	0/0/0/0	0/0/0/0
86	OHX	2	2027	86	-	0/0/0/0	0/0/0/0
86	OHX	2	2028	1	-	0/0/0/0	0/0/0/0
86	OHX	2	2029	1	-	0/0/0/0	0/0/0/0
86	OHX	2	2030	86	-	0/0/0/0	0/0/0/0
86	OHX	2	2031	86	-	0/0/0/0	0/0/0/0
86	OHX	2	2032	-	-	0/0/0/0	0/0/0/0
86	OHX	2	2033	-	-	0/0/0/0	0/0/0/0
86	OHX	2	2034	-	-	0/0/0/0	0/0/0/0
86	OHX	2	2035	86	-	0/0/0/0	0/0/0/0
86	OHX	2	2036	-	-	0/0/0/0	0/0/0/0
86	OHX	2	2037	-	-	0/0/0/0	0/0/0/0
86	OHX	2	2038	-	-	0/0/0/0	0/0/0/0
86	OHX	2	2039	86	-	0/0/0/0	0/0/0/0

*Continued on next page...*

*Continued from previous page...*

Mol	Type	Chain	Res	Link	Chirals	Torsions	Rings
86	OHX	2	2040	-	-	0/0/0/0	0/0/0/0
86	OHX	2	2041	-	-	0/0/0/0	0/0/0/0
86	OHX	2	2042	-	-	0/0/0/0	0/0/0/0
86	OHX	2	2043	-	-	0/0/0/0	0/0/0/0
86	OHX	2	2044	-	-	0/0/0/0	0/0/0/0
86	OHX	2	2045	-	-	0/0/0/0	0/0/0/0
86	OHX	2	2046	1	-	0/0/0/0	0/0/0/0
86	OHX	2	2047	-	-	0/0/0/0	0/0/0/0
86	OHX	2	2048	86	-	0/0/0/0	0/0/0/0
86	OHX	2	2049	-	-	0/0/0/0	0/0/0/0
86	OHX	2	2050	1	-	0/0/0/0	0/0/0/0
86	OHX	2	2051	-	-	0/0/0/0	0/0/0/0
86	OHX	2	2052	1	-	0/0/0/0	0/0/0/0
86	OHX	2	2053	86	-	0/0/0/0	0/0/0/0
86	OHX	2	2054	86	-	0/0/0/0	0/0/0/0
86	OHX	2	2055	-	-	0/0/0/0	0/0/0/0
86	OHX	2	2056	-	-	0/0/0/0	0/0/0/0
86	OHX	2	2057	-	-	0/0/0/0	0/0/0/0
86	OHX	2	2058	-	-	0/0/0/0	0/0/0/0
86	OHX	2	2059	86	-	0/0/0/0	0/0/0/0
86	OHX	2	2060	-	-	0/0/0/0	0/0/0/0
86	OHX	2	2061	-	-	0/0/0/0	0/0/0/0
86	OHX	2	2062	1	-	0/0/0/0	0/0/0/0
86	OHX	2	2063	-	-	0/0/0/0	0/0/0/0
86	OHX	2	2064	86	-	0/0/0/0	0/0/0/0
86	OHX	2	2065	-	-	0/0/0/0	0/0/0/0
86	OHX	2	2066	-	-	0/0/0/0	0/0/0/0
86	OHX	2	2067	-	-	0/0/0/0	0/0/0/0
86	OHX	2	2068	86	-	0/0/0/0	0/0/0/0
86	OHX	2	2069	86	-	0/0/0/0	0/0/0/0
86	OHX	2	2070	86	-	0/0/0/0	0/0/0/0
86	OHX	2	2071	86	-	0/0/0/0	0/0/0/0
86	OHX	2	2072	-	-	0/0/0/0	0/0/0/0
86	OHX	2	2073	86	-	0/0/0/0	0/0/0/0
86	OHX	2	2074	86	-	0/0/0/0	0/0/0/0
86	OHX	2	2075	-	-	0/0/0/0	0/0/0/0
86	OHX	2	2076	1,86	-	0/0/0/0	0/0/0/0
86	OHX	2	2077	1,86	-	0/0/0/0	0/0/0/0
86	OHX	2	2078	86	-	0/0/0/0	0/0/0/0
86	OHX	2	2079	-	-	0/0/0/0	0/0/0/0
86	OHX	2	2080	86	-	0/0/0/0	0/0/0/0
86	OHX	2	2081	86	-	0/0/0/0	0/0/0/0

*Continued on next page...*



*Continued from previous page...*

Mol	Type	Chain	Res	Link	Chirals	Torsions	Rings
86	OHX	2	2082	1,86	-	0/0/0/0	0/0/0/0
86	OHX	2	2083	-	-	0/0/0/0	0/0/0/0
86	OHX	2	2084	86	-	0/0/0/0	0/0/0/0
86	OHX	2	2085	86	-	0/0/0/0	0/0/0/0
86	OHX	2	2086	-	-	0/0/0/0	0/0/0/0
86	OHX	2	2087	86	-	0/0/0/0	0/0/0/0
86	OHX	2	2088	1,86	-	0/0/0/0	0/0/0/0
86	OHX	2	2089	86	-	0/0/0/0	0/0/0/0
86	OHX	3	201	-	-	0/0/0/0	0/0/0/0
86	OHX	3	202	-	-	0/0/0/0	0/0/0/0
86	OHX	3	203	-	-	0/0/0/0	0/0/0/0
86	OHX	3	204	-	-	0/0/0/0	0/0/0/0
86	OHX	3	205	86	-	0/0/0/0	0/0/0/0
86	OHX	3	206	-	-	0/0/0/0	0/0/0/0
86	OHX	3	207	86	-	0/0/0/0	0/0/0/0
86	OHX	3	208	-	-	0/0/0/0	0/0/0/0
86	OHX	3	209	86	-	0/0/0/0	0/0/0/0
86	OHX	3	210	-	-	0/0/0/0	0/0/0/0
86	OHX	3	211	86	-	0/0/0/0	0/0/0/0
86	OHX	3	212	-	-	0/0/0/0	0/0/0/0
86	OHX	4	201	-	-	0/0/0/0	0/0/0/0
86	OHX	4	202	-	-	0/0/0/0	0/0/0/0
86	OHX	4	203	-	-	0/0/0/0	0/0/0/0
86	OHX	4	204	-	-	0/0/0/0	0/0/0/0
86	OHX	4	205	-	-	0/0/0/0	0/0/0/0
86	OHX	4	206	-	-	0/0/0/0	0/0/0/0
86	OHX	4	207	-	-	0/0/0/0	0/0/0/0
86	OHX	4	208	38	-	0/0/0/0	0/0/0/0
86	OHX	4	209	-	-	0/0/0/0	0/0/0/0
86	OHX	4	210	-	-	0/0/0/0	0/0/0/0
86	OHX	4	211	-	-	0/0/0/0	0/0/0/0
86	OHX	4	212	38	-	0/0/0/0	0/0/0/0
86	OHX	4	213	-	-	0/0/0/0	0/0/0/0
86	OHX	4	214	38	-	0/0/0/0	0/0/0/0
86	OHX	4	215	86	-	0/0/0/0	0/0/0/0
86	OHX	4	216	86	-	0/0/0/0	0/0/0/0
86	OHX	4	217	-	-	0/0/0/0	0/0/0/0
86	OHX	4	218	86	-	0/0/0/0	0/0/0/0
89	C	5	3401	86	-	0/3/25/26	0/2/2/2
89	C	5	3402	90	-	0/3/25/26	0/2/2/2
90	8AN	5	3403	89	-	0/3/25/26	0/3/3/3
91	PRO	5	3404	-	-	0/0/9/11	0/1/1/1

*Continued on next page...*

*Continued from previous page...*

Mol	Type	Chain	Res	Link	Chirals	Torsions	Rings
86	OHX	5	3405	36	-	0/0/0/0	0/0/0/0
86	OHX	5	3406	36	-	0/0/0/0	0/0/0/0
86	OHX	5	3407	36	-	0/0/0/0	0/0/0/0
86	OHX	5	3408	-	-	0/0/0/0	0/0/0/0
86	OHX	5	3409	36	-	0/0/0/0	0/0/0/0
86	OHX	5	3410	36	-	0/0/0/0	0/0/0/0
86	OHX	5	3411	36	-	0/0/0/0	0/0/0/0
86	OHX	5	3412	-	-	0/0/0/0	0/0/0/0
86	OHX	5	3413	36	-	0/0/0/0	0/0/0/0
86	OHX	5	3414	-	-	0/0/0/0	0/0/0/0
86	OHX	5	3415	-	-	0/0/0/0	0/0/0/0
86	OHX	5	3416	-	-	0/0/0/0	0/0/0/0
86	OHX	5	3417	-	-	0/0/0/0	0/0/0/0
86	OHX	5	3418	-	-	0/0/0/0	0/0/0/0
86	OHX	5	3419	-	-	0/0/0/0	0/0/0/0
86	OHX	5	3420	36	-	0/0/0/0	0/0/0/0
86	OHX	5	3421	36	-	0/0/0/0	0/0/0/0
86	OHX	5	3422	-	-	0/0/0/0	0/0/0/0
86	OHX	5	3423	36	-	0/0/0/0	0/0/0/0
86	OHX	5	3424	36	-	0/0/0/0	0/0/0/0
86	OHX	5	3425	-	-	0/0/0/0	0/0/0/0
86	OHX	5	3426	-	-	0/0/0/0	0/0/0/0
86	OHX	5	3427	-	-	0/0/0/0	0/0/0/0
86	OHX	5	3428	-	-	0/0/0/0	0/0/0/0
86	OHX	5	3429	36	-	0/0/0/0	0/0/0/0
86	OHX	5	3430	36	-	0/0/0/0	0/0/0/0
86	OHX	5	3431	-	-	0/0/0/0	0/0/0/0
86	OHX	5	3432	-	-	0/0/0/0	0/0/0/0
86	OHX	5	3433	36	-	0/0/0/0	0/0/0/0
86	OHX	5	3434	86	-	0/0/0/0	0/0/0/0
86	OHX	5	3435	-	-	0/0/0/0	0/0/0/0
86	OHX	5	3436	-	-	0/0/0/0	0/0/0/0
86	OHX	5	3437	36	-	0/0/0/0	0/0/0/0
86	OHX	5	3438	36	-	0/0/0/0	0/0/0/0
86	OHX	5	3439	-	-	0/0/0/0	0/0/0/0
86	OHX	5	3440	-	-	0/0/0/0	0/0/0/0
86	OHX	5	3441	-	-	0/0/0/0	0/0/0/0
86	OHX	5	3442	-	-	0/0/0/0	0/0/0/0
86	OHX	5	3443	-	-	0/0/0/0	0/0/0/0
86	OHX	5	3444	36	-	0/0/0/0	0/0/0/0
86	OHX	5	3445	-	-	0/0/0/0	0/0/0/0
86	OHX	5	3446	-	-	0/0/0/0	0/0/0/0

*Continued on next page...*

*Continued from previous page...*

Mol	Type	Chain	Res	Link	Chirals	Torsions	Rings
86	OHX	5	3447	86	-	0/0/0/0	0/0/0/0
86	OHX	5	3448	86	-	0/0/0/0	0/0/0/0
86	OHX	5	3449	86	-	0/0/0/0	0/0/0/0
86	OHX	5	3450	-	-	0/0/0/0	0/0/0/0
86	OHX	5	3451	86	-	0/0/0/0	0/0/0/0
86	OHX	5	3452	-	-	0/0/0/0	0/0/0/0
86	OHX	5	3453	-	-	0/0/0/0	0/0/0/0
86	OHX	5	3454	86,36	-	0/0/0/0	0/0/0/0
86	OHX	5	3455	86	-	0/0/0/0	0/0/0/0
86	OHX	5	3456	-	-	0/0/0/0	0/0/0/0
86	OHX	5	3457	86	-	0/0/0/0	0/0/0/0
86	OHX	5	3458	-	-	0/0/0/0	0/0/0/0
86	OHX	5	3459	36	-	0/0/0/0	0/0/0/0
86	OHX	5	3460	86,36	-	0/0/0/0	0/0/0/0
86	OHX	5	3461	-	-	0/0/0/0	0/0/0/0
86	OHX	5	3462	36	-	0/0/0/0	0/0/0/0
86	OHX	5	3463	-	-	0/0/0/0	0/0/0/0
86	OHX	5	3464	86	-	0/0/0/0	0/0/0/0
86	OHX	5	3465	86	-	0/0/0/0	0/0/0/0
86	OHX	5	3466	36	-	0/0/0/0	0/0/0/0
86	OHX	5	3467	-	-	0/0/0/0	0/0/0/0
86	OHX	5	3468	86	-	0/0/0/0	0/0/0/0
86	OHX	5	3469	-	-	0/0/0/0	0/0/0/0
86	OHX	5	3470	-	-	0/0/0/0	0/0/0/0
86	OHX	5	3471	86	-	0/0/0/0	0/0/0/0
86	OHX	5	3472	-	-	0/0/0/0	0/0/0/0
86	OHX	5	3473	-	-	0/0/0/0	0/0/0/0
86	OHX	5	3474	36	-	0/0/0/0	0/0/0/0
86	OHX	5	3475	36	-	0/0/0/0	0/0/0/0
86	OHX	5	3476	-	-	0/0/0/0	0/0/0/0
86	OHX	5	3477	36	-	0/0/0/0	0/0/0/0
86	OHX	5	3478	86	-	0/0/0/0	0/0/0/0
86	OHX	5	3479	-	-	0/0/0/0	0/0/0/0
86	OHX	5	3480	86	-	0/0/0/0	0/0/0/0
86	OHX	5	3481	-	-	0/0/0/0	0/0/0/0
86	OHX	5	3482	86	-	0/0/0/0	0/0/0/0
86	OHX	5	3483	86	-	0/0/0/0	0/0/0/0
86	OHX	5	3484	-	-	0/0/0/0	0/0/0/0
86	OHX	5	3485	-	-	0/0/0/0	0/0/0/0
86	OHX	5	3486	86	-	0/0/0/0	0/0/0/0
86	OHX	5	3487	-	-	0/0/0/0	0/0/0/0
86	OHX	5	3488	36	-	0/0/0/0	0/0/0/0

*Continued on next page...*

*Continued from previous page...*

Mol	Type	Chain	Res	Link	Chirals	Torsions	Rings
86	OHX	5	3489	36	-	0/0/0/0	0/0/0/0
86	OHX	5	3490	-	-	0/0/0/0	0/0/0/0
86	OHX	5	3491	-	-	0/0/0/0	0/0/0/0
86	OHX	5	3492	36	-	0/0/0/0	0/0/0/0
86	OHX	5	3493	36	-	0/0/0/0	0/0/0/0
86	OHX	5	3494	-	-	0/0/0/0	0/0/0/0
86	OHX	5	3495	-	-	0/0/0/0	0/0/0/0
86	OHX	5	3496	-	-	0/0/0/0	0/0/0/0
86	OHX	5	3497	-	-	0/0/0/0	0/0/0/0
86	OHX	5	3498	-	-	0/0/0/0	0/0/0/0
86	OHX	5	3499	-	-	0/0/0/0	0/0/0/0
86	OHX	5	3500	-	-	0/0/0/0	0/0/0/0
86	OHX	5	3501	86	-	0/0/0/0	0/0/0/0
86	OHX	5	3502	86,36	-	0/0/0/0	0/0/0/0
86	OHX	5	3503	36	-	0/0/0/0	0/0/0/0
86	OHX	5	3504	-	-	0/0/0/0	0/0/0/0
86	OHX	5	3505	86	-	0/0/0/0	0/0/0/0
86	OHX	5	3506	86,36	-	0/0/0/0	0/0/0/0
86	OHX	5	3507	86	-	0/0/0/0	0/0/0/0
86	OHX	5	3508	36	-	0/0/0/0	0/0/0/0
86	OHX	5	3509	86	-	0/0/0/0	0/0/0/0
86	OHX	5	3510	-	-	0/0/0/0	0/0/0/0
86	OHX	5	3511	36	-	0/0/0/0	0/0/0/0
86	OHX	5	3512	86	-	0/0/0/0	0/0/0/0
86	OHX	5	3513	36	-	0/0/0/0	0/0/0/0
86	OHX	5	3514	86,36	-	0/0/0/0	0/0/0/0
86	OHX	5	3515	-	-	0/0/0/0	0/0/0/0
86	OHX	5	3516	-	-	0/0/0/0	0/0/0/0
86	OHX	5	3517	86	-	0/0/0/0	0/0/0/0
86	OHX	5	3518	36	-	0/0/0/0	0/0/0/0
86	OHX	5	3519	36	-	0/0/0/0	0/0/0/0
86	OHX	5	3520	-	-	0/0/0/0	0/0/0/0
86	OHX	5	3521	-	-	0/0/0/0	0/0/0/0
86	OHX	5	3522	36	-	0/0/0/0	0/0/0/0
86	OHX	5	3523	86	-	0/0/0/0	0/0/0/0
86	OHX	5	3524	86	-	0/0/0/0	0/0/0/0
86	OHX	5	3525	-	-	0/0/0/0	0/0/0/0
86	OHX	5	3526	-	-	0/0/0/0	0/0/0/0
86	OHX	5	3527	86,36	-	0/0/0/0	0/0/0/0
86	OHX	5	3528	-	-	0/0/0/0	0/0/0/0
86	OHX	5	3529	-	-	0/0/0/0	0/0/0/0
86	OHX	5	3530	-	-	0/0/0/0	0/0/0/0

*Continued on next page...*

*Continued from previous page...*

Mol	Type	Chain	Res	Link	Chirals	Torsions	Rings
86	OHX	5	3531	36	-	0/0/0/0	0/0/0/0
86	OHX	5	3532	-	-	0/0/0/0	0/0/0/0
86	OHX	5	3533	86,36	-	0/0/0/0	0/0/0/0
86	OHX	5	3534	36	-	0/0/0/0	0/0/0/0
86	OHX	5	3535	-	-	0/0/0/0	0/0/0/0
86	OHX	5	3536	86	-	0/0/0/0	0/0/0/0
86	OHX	5	3537	36	-	0/0/0/0	0/0/0/0
86	OHX	5	3538	-	-	0/0/0/0	0/0/0/0
86	OHX	5	3539	86	-	0/0/0/0	0/0/0/0
86	OHX	5	3540	86	-	0/0/0/0	0/0/0/0
86	OHX	5	3541	86	-	0/0/0/0	0/0/0/0
86	OHX	5	3542	36	-	0/0/0/0	0/0/0/0
86	OHX	5	3543	86	-	0/0/0/0	0/0/0/0
86	OHX	5	3544	-	-	0/0/0/0	0/0/0/0
86	OHX	5	3545	-	-	0/0/0/0	0/0/0/0
86	OHX	5	3546	-	-	0/0/0/0	0/0/0/0
86	OHX	5	3547	36	-	0/0/0/0	0/0/0/0
86	OHX	5	3548	-	-	0/0/0/0	0/0/0/0
86	OHX	5	3549	-	-	0/0/0/0	0/0/0/0
86	OHX	5	3550	-	-	0/0/0/0	0/0/0/0
86	OHX	5	3551	36	-	0/0/0/0	0/0/0/0
86	OHX	5	3552	-	-	0/0/0/0	0/0/0/0
86	OHX	5	3553	-	-	0/0/0/0	0/0/0/0
86	OHX	5	3554	-	-	0/0/0/0	0/0/0/0
86	OHX	5	3555	-	-	0/0/0/0	0/0/0/0
86	OHX	5	3556	-	-	0/0/0/0	0/0/0/0
86	OHX	5	3557	36	-	0/0/0/0	0/0/0/0
86	OHX	5	3558	36	-	0/0/0/0	0/0/0/0
86	OHX	5	3559	-	-	0/0/0/0	0/0/0/0
86	OHX	5	3560	86,36	-	0/0/0/0	0/0/0/0
86	OHX	5	3561	86	-	0/0/0/0	0/0/0/0
86	OHX	5	3562	-	-	0/0/0/0	0/0/0/0
86	OHX	5	3563	-	-	0/0/0/0	0/0/0/0
86	OHX	5	3564	86	-	0/0/0/0	0/0/0/0
86	OHX	5	3565	-	-	0/0/0/0	0/0/0/0
86	OHX	5	3566	-	-	0/0/0/0	0/0/0/0
86	OHX	5	3567	-	-	0/0/0/0	0/0/0/0
86	OHX	5	3568	-	-	0/0/0/0	0/0/0/0
86	OHX	5	3569	86	-	0/0/0/0	0/0/0/0
86	OHX	5	3570	36	-	0/0/0/0	0/0/0/0
86	OHX	5	3571	36	-	0/0/0/0	0/0/0/0
86	OHX	5	3572	86	-	0/0/0/0	0/0/0/0

*Continued on next page...*

*Continued from previous page...*

Mol	Type	Chain	Res	Link	Chirals	Torsions	Rings
86	OHX	5	3573	86	-	0/0/0/0	0/0/0/0
86	OHX	5	3574	-	-	0/0/0/0	0/0/0/0
86	OHX	5	3575	-	-	0/0/0/0	0/0/0/0
86	OHX	5	3576	-	-	0/0/0/0	0/0/0/0
86	OHX	5	3577	36	-	0/0/0/0	0/0/0/0
86	OHX	5	3578	-	-	0/0/0/0	0/0/0/0
86	OHX	5	3579	36	-	0/0/0/0	0/0/0/0
86	OHX	5	3580	-	-	0/0/0/0	0/0/0/0
86	OHX	5	3581	36	-	0/0/0/0	0/0/0/0
86	OHX	5	3582	86	-	0/0/0/0	0/0/0/0
86	OHX	5	3583	86	-	0/0/0/0	0/0/0/0
86	OHX	5	3584	-	-	0/0/0/0	0/0/0/0
86	OHX	5	3585	-	-	0/0/0/0	0/0/0/0
86	OHX	5	3586	86	-	0/0/0/0	0/0/0/0
86	OHX	5	3587	86,36	-	0/0/0/0	0/0/0/0
86	OHX	5	3588	-	-	0/0/0/0	0/0/0/0
86	OHX	5	3589	-	-	0/0/0/0	0/0/0/0
86	OHX	5	3590	86	-	0/0/0/0	0/0/0/0
86	OHX	5	3591	-	-	0/0/0/0	0/0/0/0
86	OHX	5	3592	-	-	0/0/0/0	0/0/0/0
86	OHX	5	3593	86,36	-	0/0/0/0	0/0/0/0
86	OHX	5	3594	36	-	0/0/0/0	0/0/0/0
86	OHX	5	3595	-	-	0/0/0/0	0/0/0/0
86	OHX	5	3596	86	-	0/0/0/0	0/0/0/0
86	OHX	5	3597	-	-	0/0/0/0	0/0/0/0
86	OHX	5	3598	86,36	-	0/0/0/0	0/0/0/0
86	OHX	5	3599	86	-	0/0/0/0	0/0/0/0
86	OHX	5	3600	-	-	0/0/0/0	0/0/0/0
86	OHX	5	3601	-	-	0/0/0/0	0/0/0/0
86	OHX	5	3602	86	-	0/0/0/0	0/0/0/0
86	OHX	5	3603	36	-	0/0/0/0	0/0/0/0
86	OHX	5	3604	-	-	0/0/0/0	0/0/0/0
86	OHX	5	3605	36	-	0/0/0/0	0/0/0/0
86	OHX	5	3606	36	-	0/0/0/0	0/0/0/0
86	OHX	5	3607	36	-	0/0/0/0	0/0/0/0
86	OHX	5	3608	36	-	0/0/0/0	0/0/0/0
86	OHX	5	3609	86	-	0/0/0/0	0/0/0/0
86	OHX	5	3610	-	-	0/0/0/0	0/0/0/0
86	OHX	5	3611	-	-	0/0/0/0	0/0/0/0
86	OHX	5	3612	36	-	0/0/0/0	0/0/0/0
86	OHX	5	3613	-	-	0/0/0/0	0/0/0/0
86	OHX	5	3614	-	-	0/0/0/0	0/0/0/0

*Continued on next page...*

*Continued from previous page...*

Mol	Type	Chain	Res	Link	Chirals	Torsions	Rings
86	OHX	5	3615	89,86,36	-	0/0/0/0	0/0/0/0
86	OHX	5	3616	-	-	0/0/0/0	0/0/0/0
86	OHX	5	3617	-	-	0/0/0/0	0/0/0/0
86	OHX	5	3618	-	-	0/0/0/0	0/0/0/0
86	OHX	5	3619	-	-	0/0/0/0	0/0/0/0
86	OHX	5	3620	86	-	0/0/0/0	0/0/0/0
86	OHX	5	3621	-	-	0/0/0/0	0/0/0/0
86	OHX	5	3622	-	-	0/0/0/0	0/0/0/0
86	OHX	5	3623	-	-	0/0/0/0	0/0/0/0
86	OHX	5	3624	86,36	-	0/0/0/0	0/0/0/0
86	OHX	5	3625	36	-	0/0/0/0	0/0/0/0
86	OHX	5	3626	-	-	0/0/0/0	0/0/0/0
86	OHX	5	3627	-	-	0/0/0/0	0/0/0/0
86	OHX	5	3628	-	-	0/0/0/0	0/0/0/0
86	OHX	5	3629	36	-	0/0/0/0	0/0/0/0
86	OHX	5	3630	-	-	0/0/0/0	0/0/0/0
86	OHX	5	3631	-	-	0/0/0/0	0/0/0/0
86	OHX	5	3632	86	-	0/0/0/0	0/0/0/0
86	OHX	5	3633	36	-	0/0/0/0	0/0/0/0
86	OHX	5	3634	86	-	0/0/0/0	0/0/0/0
86	OHX	5	3635	36	-	0/0/0/0	0/0/0/0
86	OHX	5	3636	86	-	0/0/0/0	0/0/0/0
86	OHX	5	3637	36	-	0/0/0/0	0/0/0/0
86	OHX	5	3638	-	-	0/0/0/0	0/0/0/0
86	OHX	5	3639	-	-	0/0/0/0	0/0/0/0
86	OHX	5	3640	-	-	0/0/0/0	0/0/0/0
86	OHX	5	3641	-	-	0/0/0/0	0/0/0/0
86	OHX	5	3642	86,36	-	0/0/0/0	0/0/0/0
86	OHX	5	3643	-	-	0/0/0/0	0/0/0/0
86	OHX	5	3644	36	-	0/0/0/0	0/0/0/0
86	OHX	5	3645	86	-	0/0/0/0	0/0/0/0
86	OHX	5	3646	-	-	0/0/0/0	0/0/0/0
86	OHX	5	3647	36	-	0/0/0/0	0/0/0/0
86	OHX	5	3648	-	-	0/0/0/0	0/0/0/0
86	OHX	5	3649	36	-	0/0/0/0	0/0/0/0
86	OHX	5	3650	36	-	0/0/0/0	0/0/0/0
86	OHX	5	3651	86	-	0/0/0/0	0/0/0/0
86	OHX	5	3652	86	-	0/0/0/0	0/0/0/0
86	OHX	5	3653	-	-	0/0/0/0	0/0/0/0
86	OHX	5	3654	86	-	0/0/0/0	0/0/0/0
86	OHX	5	3655	86,36	-	0/0/0/0	0/0/0/0
86	OHX	5	3656	-	-	0/0/0/0	0/0/0/0

*Continued on next page...*

*Continued from previous page...*

Mol	Type	Chain	Res	Link	Chirals	Torsions	Rings
86	OHX	5	3657	86	-	0/0/0/0	0/0/0/0
86	OHX	5	3658	36	-	0/0/0/0	0/0/0/0
86	OHX	5	3659	86,36	-	0/0/0/0	0/0/0/0
86	OHX	5	3660	36	-	0/0/0/0	0/0/0/0
86	OHX	5	3661	86,36	-	0/0/0/0	0/0/0/0
86	OHX	5	3662	-	-	0/0/0/0	0/0/0/0
86	OHX	5	3663	-	-	0/0/0/0	0/0/0/0
86	OHX	5	3664	86	-	0/0/0/0	0/0/0/0
86	OHX	5	3665	-	-	0/0/0/0	0/0/0/0
86	OHX	5	3666	-	-	0/0/0/0	0/0/0/0
86	OHX	5	3667	-	-	0/0/0/0	0/0/0/0
86	OHX	5	3668	-	-	0/0/0/0	0/0/0/0
86	OHX	5	3669	-	-	0/0/0/0	0/0/0/0
86	OHX	5	3670	36	-	0/0/0/0	0/0/0/0
86	OHX	5	3671	-	-	0/0/0/0	0/0/0/0
86	OHX	5	3672	-	-	0/0/0/0	0/0/0/0
86	OHX	5	3673	86,36	-	0/0/0/0	0/0/0/0
86	OHX	5	3674	86,36	-	0/0/0/0	0/0/0/0
86	OHX	5	3675	36	-	0/0/0/0	0/0/0/0
86	OHX	5	3676	36	-	0/0/0/0	0/0/0/0
86	OHX	5	3677	-	-	0/0/0/0	0/0/0/0
86	OHX	5	3678	-	-	0/0/0/0	0/0/0/0
86	OHX	5	3679	-	-	0/0/0/0	0/0/0/0
86	OHX	5	3680	-	-	0/0/0/0	0/0/0/0
86	OHX	5	3681	-	-	0/0/0/0	0/0/0/0
86	OHX	5	3682	-	-	0/0/0/0	0/0/0/0
86	OHX	5	3683	86,36	-	0/0/0/0	0/0/0/0
86	OHX	5	3684	-	-	0/0/0/0	0/0/0/0
86	OHX	5	3685	-	-	0/0/0/0	0/0/0/0
86	OHX	5	3686	-	-	0/0/0/0	0/0/0/0
86	OHX	5	3687	-	-	0/0/0/0	0/0/0/0
86	OHX	5	3688	86	-	0/0/0/0	0/0/0/0
86	OHX	5	3689	36	-	0/0/0/0	0/0/0/0
86	OHX	5	3690	-	-	0/0/0/0	0/0/0/0
86	OHX	5	3691	86	-	0/0/0/0	0/0/0/0
86	OHX	5	3692	-	-	0/0/0/0	0/0/0/0
86	OHX	5	3693	36	-	0/0/0/0	0/0/0/0
86	OHX	5	3694	-	-	0/0/0/0	0/0/0/0
86	OHX	5	3695	-	-	0/0/0/0	0/0/0/0
86	OHX	5	3696	36	-	0/0/0/0	0/0/0/0
86	OHX	5	3697	-	-	0/0/0/0	0/0/0/0
86	OHX	5	3698	-	-	0/0/0/0	0/0/0/0

*Continued on next page...*



*Continued from previous page...*

Mol	Type	Chain	Res	Link	Chirals	Torsions	Rings
86	OHX	5	3699	36	-	0/0/0/0	0/0/0/0
86	OHX	5	3700	86,36	-	0/0/0/0	0/0/0/0
86	OHX	5	3701	36	-	0/0/0/0	0/0/0/0
86	OHX	5	3702	36	-	0/0/0/0	0/0/0/0
86	OHX	5	3703	36	-	0/0/0/0	0/0/0/0
86	OHX	5	3704	86	-	0/0/0/0	0/0/0/0
86	OHX	5	3705	-	-	0/0/0/0	0/0/0/0
86	OHX	5	3706	-	-	0/0/0/0	0/0/0/0
86	OHX	5	3707	-	-	0/0/0/0	0/0/0/0
86	OHX	5	3708	86	-	0/0/0/0	0/0/0/0
86	OHX	5	3709	36	-	0/0/0/0	0/0/0/0
86	OHX	5	3710	86	-	0/0/0/0	0/0/0/0
86	OHX	5	3711	-	-	0/0/0/0	0/0/0/0
86	OHX	5	3712	-	-	0/0/0/0	0/0/0/0
86	OHX	5	3713	86,36	-	0/0/0/0	0/0/0/0
86	OHX	5	3714	-	-	0/0/0/0	0/0/0/0
86	OHX	5	3715	86,36	-	0/0/0/0	0/0/0/0
86	OHX	5	3716	86	-	0/0/0/0	0/0/0/0
86	OHX	5	3717	-	-	0/0/0/0	0/0/0/0
86	OHX	5	3718	-	-	0/0/0/0	0/0/0/0
86	OHX	5	3719	36	-	0/0/0/0	0/0/0/0
86	OHX	5	3720	36	-	0/0/0/0	0/0/0/0
86	OHX	5	3721	36	-	0/0/0/0	0/0/0/0
86	OHX	5	3722	86	-	0/0/0/0	0/0/0/0
86	OHX	5	3723	-	-	0/0/0/0	0/0/0/0
86	OHX	5	3724	-	-	0/0/0/0	0/0/0/0
86	OHX	5	3725	86,36	-	0/0/0/0	0/0/0/0
86	OHX	5	3726	36	-	0/0/0/0	0/0/0/0
86	OHX	5	3727	86	-	0/0/0/0	0/0/0/0
86	OHX	5	3728	-	-	0/0/0/0	0/0/0/0
86	OHX	5	3729	86	-	0/0/0/0	0/0/0/0
86	OHX	5	3730	36	-	0/0/0/0	0/0/0/0
86	OHX	5	3731	86	-	0/0/0/0	0/0/0/0
86	OHX	5	3732	86	-	0/0/0/0	0/0/0/0
86	OHX	5	3733	86	-	0/0/0/0	0/0/0/0
86	OHX	5	3734	86	-	0/0/0/0	0/0/0/0
86	OHX	5	3735	86	-	0/0/0/0	0/0/0/0
86	OHX	5	3736	86	-	0/0/0/0	0/0/0/0
86	OHX	5	3737	36	-	0/0/0/0	0/0/0/0
86	OHX	5	3738	-	-	0/0/0/0	0/0/0/0
86	OHX	5	3739	36	-	0/0/0/0	0/0/0/0
86	OHX	5	3740	-	-	0/0/0/0	0/0/0/0

*Continued on next page...*

*Continued from previous page...*

Mol	Type	Chain	Res	Link	Chirals	Torsions	Rings
86	OHX	5	3741	-	-	0/0/0/0	0/0/0/0
86	OHX	5	3742	-	-	0/0/0/0	0/0/0/0
86	OHX	5	3743	-	-	0/0/0/0	0/0/0/0
86	OHX	5	3744	-	-	0/0/0/0	0/0/0/0
86	OHX	5	3745	-	-	0/0/0/0	0/0/0/0
86	OHX	5	3746	36	-	0/0/0/0	0/0/0/0
86	OHX	5	3747	36	-	0/0/0/0	0/0/0/0
86	OHX	5	3748	-	-	0/0/0/0	0/0/0/0
86	OHX	5	3749	86	-	0/0/0/0	0/0/0/0
86	OHX	5	3750	36	-	0/0/0/0	0/0/0/0
86	OHX	5	3751	-	-	0/0/0/0	0/0/0/0
86	OHX	5	3752	-	-	0/0/0/0	0/0/0/0
86	OHX	5	3753	86,36	-	0/0/0/0	0/0/0/0
86	OHX	5	3754	-	-	0/0/0/0	0/0/0/0
86	OHX	5	3755	36	-	0/0/0/0	0/0/0/0
86	OHX	5	3756	36	-	0/0/0/0	0/0/0/0
86	OHX	5	3757	86	-	0/0/0/0	0/0/0/0
86	OHX	5	3758	36	-	0/0/0/0	0/0/0/0
86	OHX	5	3759	-	-	0/0/0/0	0/0/0/0
86	OHX	5	3760	86	-	0/0/0/0	0/0/0/0
86	OHX	5	3761	86	-	0/0/0/0	0/0/0/0
86	OHX	5	3762	36	-	0/0/0/0	0/0/0/0
86	OHX	5	3763	-	-	0/0/0/0	0/0/0/0
86	OHX	5	3764	-	-	0/0/0/0	0/0/0/0
86	OHX	5	3765	86	-	0/0/0/0	0/0/0/0
86	OHX	5	3766	-	-	0/0/0/0	0/0/0/0
86	OHX	5	3767	86,36	-	0/0/0/0	0/0/0/0
86	OHX	5	3768	36	-	0/0/0/0	0/0/0/0
86	OHX	5	3769	86	-	0/0/0/0	0/0/0/0
86	OHX	5	3770	-	-	0/0/0/0	0/0/0/0
86	OHX	5	3771	86	-	0/0/0/0	0/0/0/0
86	OHX	5	3772	86,36	-	0/0/0/0	0/0/0/0
86	OHX	5	3773	36	-	0/0/0/0	0/0/0/0
86	OHX	5	3774	-	-	0/0/0/0	0/0/0/0
86	OHX	5	3775	-	-	0/0/0/0	0/0/0/0
86	OHX	5	3776	-	-	0/0/0/0	0/0/0/0
86	OHX	5	3777	-	-	0/0/0/0	0/0/0/0
86	OHX	5	3778	-	-	0/0/0/0	0/0/0/0
86	OHX	5	3779	86	-	0/0/0/0	0/0/0/0
86	OHX	5	3780	-	-	0/0/0/0	0/0/0/0
86	OHX	5	3781	-	-	0/0/0/0	0/0/0/0
86	OHX	5	3782	36	-	0/0/0/0	0/0/0/0

*Continued on next page...*

*Continued from previous page...*

Mol	Type	Chain	Res	Link	Chirals	Torsions	Rings
86	OHX	5	3783	36	-	0/0/0/0	0/0/0/0
86	OHX	5	3784	-	-	0/0/0/0	0/0/0/0
86	OHX	5	3785	-	-	0/0/0/0	0/0/0/0
86	OHX	5	3786	-	-	0/0/0/0	0/0/0/0
86	OHX	5	3787	-	-	0/0/0/0	0/0/0/0
86	OHX	5	3788	86	-	0/0/0/0	0/0/0/0
86	OHX	5	3789	-	-	0/0/0/0	0/0/0/0
86	OHX	5	3790	-	-	0/0/0/0	0/0/0/0
86	OHX	5	3791	-	-	0/0/0/0	0/0/0/0
86	OHX	5	3792	86	-	0/0/0/0	0/0/0/0
86	OHX	5	3793	-	-	0/0/0/0	0/0/0/0
86	OHX	5	3794	86	-	0/0/0/0	0/0/0/0
86	OHX	5	3795	-	-	0/0/0/0	0/0/0/0
86	OHX	5	3796	86,36	-	0/0/0/0	0/0/0/0
86	OHX	5	3797	36	-	0/0/0/0	0/0/0/0
86	OHX	5	3798	36	-	0/0/0/0	0/0/0/0
86	OHX	5	3799	-	-	0/0/0/0	0/0/0/0
86	OHX	5	3800	-	-	0/0/0/0	0/0/0/0
86	OHX	5	3801	86	-	0/0/0/0	0/0/0/0
86	OHX	5	3802	86	-	0/0/0/0	0/0/0/0
86	OHX	5	3803	86	-	0/0/0/0	0/0/0/0
86	OHX	5	3804	86,36	-	0/0/0/0	0/0/0/0
86	OHX	5	3805	86	-	0/0/0/0	0/0/0/0
86	OHX	5	3806	86,36	-	0/0/0/0	0/0/0/0
86	OHX	5	3807	86,36	-	0/0/0/0	0/0/0/0
86	OHX	5	3808	86	-	0/0/0/0	0/0/0/0
86	OHX	5	3809	86	-	0/0/0/0	0/0/0/0
86	OHX	5	3810	86	-	0/0/0/0	0/0/0/0
86	OHX	5	3811	86	-	0/0/0/0	0/0/0/0
86	OHX	5	3812	-	-	0/0/0/0	0/0/0/0
86	OHX	5	3813	36	-	0/0/0/0	0/0/0/0
86	OHX	5	3814	86	-	0/0/0/0	0/0/0/0
86	OHX	5	3815	86	-	0/0/0/0	0/0/0/0
86	OHX	5	3816	86	-	0/0/0/0	0/0/0/0
86	OHX	5	3817	86	-	0/0/0/0	0/0/0/0
86	OHX	5	3818	86,36	-	0/0/0/0	0/0/0/0
86	OHX	6	1901	80	-	0/0/0/0	0/0/0/0
86	OHX	6	1902	-	-	0/0/0/0	0/0/0/0
86	OHX	6	1903	-	-	0/0/0/0	0/0/0/0
86	OHX	6	1904	80	-	0/0/0/0	0/0/0/0
86	OHX	6	1905	-	-	0/0/0/0	0/0/0/0
86	OHX	6	1906	-	-	0/0/0/0	0/0/0/0

*Continued on next page...*

*Continued from previous page...*

Mol	Type	Chain	Res	Link	Chirals	Torsions	Rings
86	OHX	6	1907	80	-	0/0/0/0	0/0/0/0
86	OHX	6	1908	-	-	0/0/0/0	0/0/0/0
86	OHX	6	1909	80,86	-	0/0/0/0	0/0/0/0
86	OHX	6	1910	-	-	0/0/0/0	0/0/0/0
86	OHX	6	1911	80	-	0/0/0/0	0/0/0/0
86	OHX	6	1912	-	-	0/0/0/0	0/0/0/0
86	OHX	6	1913	80	-	0/0/0/0	0/0/0/0
86	OHX	6	1914	80,86	-	0/0/0/0	0/0/0/0
86	OHX	6	1915	-	-	0/0/0/0	0/0/0/0
86	OHX	6	1916	-	-	0/0/0/0	0/0/0/0
86	OHX	6	1917	80	-	0/0/0/0	0/0/0/0
86	OHX	6	1918	86	-	0/0/0/0	0/0/0/0
86	OHX	6	1919	80,86	-	0/0/0/0	0/0/0/0
86	OHX	6	1920	86	-	0/0/0/0	0/0/0/0
86	OHX	6	1921	-	-	0/0/0/0	0/0/0/0
86	OHX	6	1922	-	-	0/0/0/0	0/0/0/0
86	OHX	6	1923	80	-	0/0/0/0	0/0/0/0
86	OHX	6	1924	-	-	0/0/0/0	0/0/0/0
86	OHX	6	1925	80	-	0/0/0/0	0/0/0/0
86	OHX	6	1926	-	-	0/0/0/0	0/0/0/0
86	OHX	6	1927	80	-	0/0/0/0	0/0/0/0
86	OHX	6	1928	80	-	0/0/0/0	0/0/0/0
86	OHX	6	1929	-	-	0/0/0/0	0/0/0/0
86	OHX	6	1930	80	-	0/0/0/0	0/0/0/0
86	OHX	6	1931	80,86	-	0/0/0/0	0/0/0/0
86	OHX	6	1932	-	-	0/0/0/0	0/0/0/0
86	OHX	6	1933	-	-	0/0/0/0	0/0/0/0
86	OHX	6	1934	-	-	0/0/0/0	0/0/0/0
86	OHX	6	1935	80	-	0/0/0/0	0/0/0/0
86	OHX	6	1936	80	-	0/0/0/0	0/0/0/0
86	OHX	6	1937	-	-	0/0/0/0	0/0/0/0
86	OHX	6	1938	80,86	-	0/0/0/0	0/0/0/0
86	OHX	6	1939	86	-	0/0/0/0	0/0/0/0
86	OHX	6	1940	-	-	0/0/0/0	0/0/0/0
86	OHX	6	1941	80	-	0/0/0/0	0/0/0/0
86	OHX	6	1942	80	-	0/0/0/0	0/0/0/0
86	OHX	6	1943	-	-	0/0/0/0	0/0/0/0
86	OHX	6	1944	80	-	0/0/0/0	0/0/0/0
86	OHX	6	1945	80	-	0/0/0/0	0/0/0/0
86	OHX	6	1946	-	-	0/0/0/0	0/0/0/0
86	OHX	6	1947	-	-	0/0/0/0	0/0/0/0
86	OHX	6	1948	80,86	-	0/0/0/0	0/0/0/0

*Continued on next page...*

*Continued from previous page...*

Mol	Type	Chain	Res	Link	Chirals	Torsions	Rings
86	OHX	6	1949	86	-	0/0/0/0	0/0/0/0
86	OHX	6	1950	80	-	0/0/0/0	0/0/0/0
86	OHX	6	1951	-	-	0/0/0/0	0/0/0/0
86	OHX	6	1952	80,86	-	0/0/0/0	0/0/0/0
86	OHX	6	1953	-	-	0/0/0/0	0/0/0/0
86	OHX	6	1954	86	-	0/0/0/0	0/0/0/0
86	OHX	6	1955	80	-	0/0/0/0	0/0/0/0
86	OHX	6	1956	-	-	0/0/0/0	0/0/0/0
86	OHX	6	1957	80	-	0/0/0/0	0/0/0/0
86	OHX	6	1958	80	-	0/0/0/0	0/0/0/0
86	OHX	6	1959	86	-	0/0/0/0	0/0/0/0
86	OHX	6	1960	-	-	0/0/0/0	0/0/0/0
86	OHX	6	1961	-	-	0/0/0/0	0/0/0/0
86	OHX	6	1962	80	-	0/0/0/0	0/0/0/0
86	OHX	6	1963	80	-	0/0/0/0	0/0/0/0
86	OHX	6	1964	80	-	0/0/0/0	0/0/0/0
86	OHX	6	1965	86	-	0/0/0/0	0/0/0/0
86	OHX	6	1966	-	-	0/0/0/0	0/0/0/0
86	OHX	6	1967	-	-	0/0/0/0	0/0/0/0
86	OHX	6	1968	-	-	0/0/0/0	0/0/0/0
86	OHX	6	1969	-	-	0/0/0/0	0/0/0/0
86	OHX	6	1970	-	-	0/0/0/0	0/0/0/0
86	OHX	6	1971	86	-	0/0/0/0	0/0/0/0
86	OHX	6	1972	-	-	0/0/0/0	0/0/0/0
86	OHX	6	1973	86	-	0/0/0/0	0/0/0/0
86	OHX	6	1974	80	-	0/0/0/0	0/0/0/0
86	OHX	6	1975	80,86	-	0/0/0/0	0/0/0/0
86	OHX	6	1976	80	-	0/0/0/0	0/0/0/0
86	OHX	6	1977	-	-	0/0/0/0	0/0/0/0
86	OHX	6	1978	80	-	0/0/0/0	0/0/0/0
86	OHX	6	1979	80	-	0/0/0/0	0/0/0/0
86	OHX	6	1980	80	-	0/0/0/0	0/0/0/0
86	OHX	6	1981	-	-	0/0/0/0	0/0/0/0
86	OHX	6	1982	86	-	0/0/0/0	0/0/0/0
86	OHX	6	1983	80	-	0/0/0/0	0/0/0/0
86	OHX	6	1984	80	-	0/0/0/0	0/0/0/0
86	OHX	6	1985	-	-	0/0/0/0	0/0/0/0
86	OHX	6	1986	-	-	0/0/0/0	0/0/0/0
86	OHX	6	1987	-	-	0/0/0/0	0/0/0/0
86	OHX	6	1988	-	-	0/0/0/0	0/0/0/0
86	OHX	6	1989	80	-	0/0/0/0	0/0/0/0
86	OHX	6	1990	80	-	0/0/0/0	0/0/0/0

*Continued on next page...*

*Continued from previous page...*

Mol	Type	Chain	Res	Link	Chirals	Torsions	Rings
86	OHX	6	1991	80	-	0/0/0/0	0/0/0/0
86	OHX	6	1992	-	-	0/0/0/0	0/0/0/0
86	OHX	6	1993	80	-	0/0/0/0	0/0/0/0
86	OHX	6	1994	-	-	0/0/0/0	0/0/0/0
86	OHX	6	1995	-	-	0/0/0/0	0/0/0/0
86	OHX	6	1996	-	-	0/0/0/0	0/0/0/0
86	OHX	6	1997	-	-	0/0/0/0	0/0/0/0
86	OHX	6	1998	80	-	0/0/0/0	0/0/0/0
86	OHX	6	1999	-	-	0/0/0/0	0/0/0/0
86	OHX	6	2000	-	-	0/0/0/0	0/0/0/0
86	OHX	6	2001	-	-	0/0/0/0	0/0/0/0
86	OHX	6	2002	80,86	-	0/0/0/0	0/0/0/0
86	OHX	6	2003	80	-	0/0/0/0	0/0/0/0
86	OHX	6	2004	-	-	0/0/0/0	0/0/0/0
86	OHX	6	2005	86	-	0/0/0/0	0/0/0/0
86	OHX	6	2006	-	-	0/0/0/0	0/0/0/0
86	OHX	6	2007	80	-	0/0/0/0	0/0/0/0
86	OHX	6	2008	-	-	0/0/0/0	0/0/0/0
86	OHX	6	2009	86	-	0/0/0/0	0/0/0/0
86	OHX	6	2010	80,86	-	0/0/0/0	0/0/0/0
86	OHX	6	2011	-	-	0/0/0/0	0/0/0/0
86	OHX	6	2012	80	-	0/0/0/0	0/0/0/0
86	OHX	6	2013	-	-	0/0/0/0	0/0/0/0
86	OHX	6	2014	-	-	0/0/0/0	0/0/0/0
86	OHX	6	2015	86	-	0/0/0/0	0/0/0/0
86	OHX	6	2016	80	-	0/0/0/0	0/0/0/0
86	OHX	6	2017	80	-	0/0/0/0	0/0/0/0
86	OHX	6	2018	86	-	0/0/0/0	0/0/0/0
86	OHX	6	2019	-	-	0/0/0/0	0/0/0/0
86	OHX	6	2020	80	-	0/0/0/0	0/0/0/0
86	OHX	6	2021	-	-	0/0/0/0	0/0/0/0
86	OHX	6	2022	80,86	-	0/0/0/0	0/0/0/0
86	OHX	6	2023	-	-	0/0/0/0	0/0/0/0
86	OHX	6	2024	80	-	0/0/0/0	0/0/0/0
86	OHX	6	2025	-	-	0/0/0/0	0/0/0/0
86	OHX	6	2026	80	-	0/0/0/0	0/0/0/0
86	OHX	6	2027	-	-	0/0/0/0	0/0/0/0
86	OHX	6	2028	80	-	0/0/0/0	0/0/0/0
86	OHX	6	2029	-	-	0/0/0/0	0/0/0/0
86	OHX	6	2030	-	-	0/0/0/0	0/0/0/0
86	OHX	6	2031	-	-	0/0/0/0	0/0/0/0
86	OHX	6	2032	80,86	-	0/0/0/0	0/0/0/0

*Continued on next page...*

*Continued from previous page...*

Mol	Type	Chain	Res	Link	Chirals	Torsions	Rings
86	OHX	6	2033	-	-	0/0/0/0	0/0/0/0
86	OHX	6	2034	80,86	-	0/0/0/0	0/0/0/0
86	OHX	6	2035	-	-	0/0/0/0	0/0/0/0
86	OHX	6	2036	80	-	0/0/0/0	0/0/0/0
86	OHX	6	2037	80	-	0/0/0/0	0/0/0/0
86	OHX	6	2038	-	-	0/0/0/0	0/0/0/0
86	OHX	6	2039	-	-	0/0/0/0	0/0/0/0
86	OHX	6	2040	-	-	0/0/0/0	0/0/0/0
86	OHX	6	2041	80	-	0/0/0/0	0/0/0/0
86	OHX	6	2042	80,86	-	0/0/0/0	0/0/0/0
86	OHX	6	2043	86	-	0/0/0/0	0/0/0/0
86	OHX	6	2044	-	-	0/0/0/0	0/0/0/0
86	OHX	6	2045	80	-	0/0/0/0	0/0/0/0
86	OHX	6	2046	86	-	0/0/0/0	0/0/0/0
86	OHX	6	2047	-	-	0/0/0/0	0/0/0/0
86	OHX	6	2048	-	-	0/0/0/0	0/0/0/0
86	OHX	6	2049	80	-	0/0/0/0	0/0/0/0
86	OHX	6	2050	80	-	0/0/0/0	0/0/0/0
86	OHX	6	2051	-	-	0/0/0/0	0/0/0/0
86	OHX	6	2052	80	-	0/0/0/0	0/0/0/0
86	OHX	6	2053	80	-	0/0/0/0	0/0/0/0
86	OHX	6	2054	80,86	-	0/0/0/0	0/0/0/0
86	OHX	6	2055	-	-	0/0/0/0	0/0/0/0
86	OHX	6	2056	80	-	0/0/0/0	0/0/0/0
86	OHX	6	2057	80,86	-	0/0/0/0	0/0/0/0
86	OHX	6	2058	86	-	0/0/0/0	0/0/0/0
86	OHX	6	2059	86	-	0/0/0/0	0/0/0/0
86	OHX	6	2060	-	-	0/0/0/0	0/0/0/0
86	OHX	6	2061	86	-	0/0/0/0	0/0/0/0
86	OHX	6	2062	-	-	0/0/0/0	0/0/0/0
86	OHX	6	2063	-	-	0/0/0/0	0/0/0/0
86	OHX	6	2064	80	-	0/0/0/0	0/0/0/0
86	OHX	6	2065	-	-	0/0/0/0	0/0/0/0
86	OHX	6	2066	-	-	0/0/0/0	0/0/0/0
86	OHX	6	2067	86	-	0/0/0/0	0/0/0/0
86	OHX	6	2068	80,86	-	0/0/0/0	0/0/0/0
86	OHX	6	2069	86	-	0/0/0/0	0/0/0/0
86	OHX	6	2070	80,86	-	0/0/0/0	0/0/0/0
86	OHX	6	2071	86	-	0/0/0/0	0/0/0/0
86	OHX	6	2072	-	-	0/0/0/0	0/0/0/0
86	OHX	6	2073	-	-	0/0/0/0	0/0/0/0
86	OHX	6	2074	80	-	0/0/0/0	0/0/0/0

*Continued on next page...*

*Continued from previous page...*

Mol	Type	Chain	Res	Link	Chirals	Torsions	Rings
86	OHX	6	2075	80,86	-	0/0/0/0	0/0/0/0
86	OHX	6	2076	80	-	0/0/0/0	0/0/0/0
86	OHX	6	2077	86	-	0/0/0/0	0/0/0/0
86	OHX	6	2078	-	-	0/0/0/0	0/0/0/0
86	OHX	6	2079	-	-	0/0/0/0	0/0/0/0
86	OHX	6	2080	-	-	0/0/0/0	0/0/0/0
86	OHX	6	2081	-	-	0/0/0/0	0/0/0/0
86	OHX	6	2082	86	-	0/0/0/0	0/0/0/0
86	OHX	6	2083	86	-	0/0/0/0	0/0/0/0
86	OHX	6	2084	86	-	0/0/0/0	0/0/0/0
86	OHX	6	2085	80	-	0/0/0/0	0/0/0/0
86	OHX	6	2086	-	-	0/0/0/0	0/0/0/0
86	OHX	6	2087	-	-	0/0/0/0	0/0/0/0
86	OHX	6	2088	86	-	0/0/0/0	0/0/0/0
86	OHX	6	2089	80	-	0/0/0/0	0/0/0/0
86	OHX	6	2090	86	-	0/0/0/0	0/0/0/0
86	OHX	6	2091	86	-	0/0/0/0	0/0/0/0
86	OHX	6	2092	86	-	0/0/0/0	0/0/0/0
86	OHX	6	2093	80,86	-	0/0/0/0	0/0/0/0
86	OHX	6	2094	80,86	-	0/0/0/0	0/0/0/0
86	OHX	6	2095	-	-	0/0/0/0	0/0/0/0
86	OHX	6	2096	80,86	-	0/0/0/0	0/0/0/0
86	OHX	6	2097	86	-	0/0/0/0	0/0/0/0
86	OHX	6	2098	86	-	0/0/0/0	0/0/0/0
86	OHX	7	201	37	-	0/0/0/0	0/0/0/0
86	OHX	7	202	-	-	0/0/0/0	0/0/0/0
86	OHX	7	203	86	-	0/0/0/0	0/0/0/0
86	OHX	7	204	-	-	0/0/0/0	0/0/0/0
86	OHX	7	205	-	-	0/0/0/0	0/0/0/0
86	OHX	7	206	-	-	0/0/0/0	0/0/0/0
86	OHX	7	207	-	-	0/0/0/0	0/0/0/0
86	OHX	7	208	-	-	0/0/0/0	0/0/0/0
86	OHX	7	209	86,37	-	0/0/0/0	0/0/0/0
86	OHX	7	210	-	-	0/0/0/0	0/0/0/0
86	OHX	7	211	86	-	0/0/0/0	0/0/0/0
86	OHX	7	212	-	-	0/0/0/0	0/0/0/0
86	OHX	7	213	-	-	0/0/0/0	0/0/0/0
86	OHX	8	201	-	-	0/0/0/0	0/0/0/0
86	OHX	8	202	38	-	0/0/0/0	0/0/0/0
86	OHX	8	203	86	-	0/0/0/0	0/0/0/0
86	OHX	8	204	-	-	0/0/0/0	0/0/0/0
86	OHX	8	205	-	-	0/0/0/0	0/0/0/0

*Continued on next page...*



*Continued from previous page...*

Mol	Type	Chain	Res	Link	Chirals	Torsions	Rings
86	OHX	8	206	-	-	0/0/0/0	0/0/0/0
86	OHX	8	207	38,86	-	0/0/0/0	0/0/0/0
86	OHX	8	208	-	-	0/0/0/0	0/0/0/0
86	OHX	8	209	-	-	0/0/0/0	0/0/0/0
86	OHX	8	210	-	-	0/0/0/0	0/0/0/0
86	OHX	8	211	38	-	0/0/0/0	0/0/0/0
86	OHX	8	212	86	-	0/0/0/0	0/0/0/0
86	OHX	8	213	-	-	0/0/0/0	0/0/0/0
86	OHX	8	214	-	-	0/0/0/0	0/0/0/0
86	OHX	8	215	-	-	0/0/0/0	0/0/0/0
86	OHX	8	216	38	-	0/0/0/0	0/0/0/0
86	OHX	8	217	-	-	0/0/0/0	0/0/0/0
86	OHX	8	218	38	-	0/0/0/0	0/0/0/0
86	OHX	8	219	38	-	0/0/0/0	0/0/0/0
86	OHX	8	220	-	-	0/0/0/0	0/0/0/0
86	OHX	8	221	86	-	0/0/0/0	0/0/0/0
86	OHX	C3	201	-	-	0/0/0/0	0/0/0/0
86	OHX	C5	201	17	-	0/0/0/0	0/0/0/0
86	OHX	C8	201	86	-	0/0/0/0	0/0/0/0
86	OHX	C8	202	86,36	-	0/0/0/0	0/0/0/0
86	OHX	D9	102	86	-	0/0/0/0	0/0/0/0
86	OHX	L3	401	-	-	0/0/0/0	0/0/0/0
86	OHX	L3	402	-	-	0/0/0/0	0/0/0/0
86	OHX	L3	403	-	-	0/0/0/0	0/0/0/0
86	OHX	L4	401	-	-	0/0/0/0	0/0/0/0
86	OHX	L5	301	-	-	0/0/0/0	0/0/0/0
86	OHX	M0	301	86	-	0/0/0/0	0/0/0/0
86	OHX	M0	302	86	-	0/0/0/0	0/0/0/0
86	OHX	M0	303	86	-	0/0/0/0	0/0/0/0
86	OHX	M0	304	86	-	0/0/0/0	0/0/0/0
86	OHX	M5	301	-	-	0/0/0/0	0/0/0/0
86	OHX	M7	201	-	-	0/0/0/0	0/0/0/0
86	OHX	M8	201	-	-	0/0/0/0	0/0/0/0
86	OHX	M9	201	-	-	0/0/0/0	0/0/0/0
86	OHX	M9	202	86	-	0/0/0/0	0/0/0/0
86	OHX	M9	203	-	-	0/0/0/0	0/0/0/0
86	OHX	N8	201	-	-	0/0/0/0	0/0/0/0
86	OHX	N9	101	-	-	0/0/0/0	0/0/0/0
86	OHX	O1	201	86	-	0/0/0/0	0/0/0/0
86	OHX	O3	201	-	-	0/0/0/0	0/0/0/0
86	OHX	O7	102	73	-	0/0/0/0	0/0/0/0
86	OHX	O7	103	-	-	0/0/0/0	0/0/0/0

*Continued on next page...*

*Continued from previous page...*

Mol	Type	Chain	Res	Link	Chirals	Torsions	Rings
86	OHX	Q2	502	-	-	0/0/0/0	0/0/0/0
86	OHX	S2	301	86	-	0/0/0/0	0/0/0/0
86	OHX	S8	301	-	-	0/0/0/0	0/0/0/0
86	OHX	SR	401	-	-	0/0/0/0	0/0/0/0
86	OHX	c1	201	86	-	0/0/0/0	0/0/0/0
86	OHX	c3	201	-	-	0/0/0/0	0/0/0/0
86	OHX	c5	201	-	-	0/0/0/0	0/0/0/0
86	OHX	c5	202	17	-	0/0/0/0	0/0/0/0
86	OHX	c8	201	-	-	0/0/0/0	0/0/0/0
86	OHX	d9	102	86	-	0/0/0/0	0/0/0/0
86	OHX	l2	301	86	-	0/0/0/0	0/0/0/0
86	OHX	l3	401	-	-	0/0/0/0	0/0/0/0
86	OHX	l3	402	-	-	0/0/0/0	0/0/0/0
86	OHX	l4	401	-	-	0/0/0/0	0/0/0/0
86	OHX	l4	402	-	-	0/0/0/0	0/0/0/0
86	OHX	l5	301	-	-	0/0/0/0	0/0/0/0
86	OHX	l5	302	-	-	0/0/0/0	0/0/0/0
86	OHX	l5	303	-	-	0/0/0/0	0/0/0/0
86	OHX	l9	201	-	-	0/0/0/0	0/0/0/0
86	OHX	m0	301	86	-	0/0/0/0	0/0/0/0
86	OHX	m0	302	86	-	0/0/0/0	0/0/0/0
86	OHX	m0	303	86	-	0/0/0/0	0/0/0/0
86	OHX	m0	304	86	-	0/0/0/0	0/0/0/0
86	OHX	m1	201	-	-	0/0/0/0	0/0/0/0
86	OHX	m4	201	-	-	0/0/0/0	0/0/0/0
86	OHX	m5	501	-	-	0/0/0/0	0/0/0/0
86	OHX	m5	502	-	-	0/0/0/0	0/0/0/0
86	OHX	m7	201	-	-	0/0/0/0	0/0/0/0
86	OHX	m9	201	-	-	0/0/0/0	0/0/0/0
86	OHX	n1	201	-	-	0/0/0/0	0/0/0/0
86	OHX	n3	201	-	-	0/0/0/0	0/0/0/0
86	OHX	n3	202	-	-	0/0/0/0	0/0/0/0
86	OHX	n9	101	-	-	0/0/0/0	0/0/0/0
86	OHX	o3	201	-	-	0/0/0/0	0/0/0/0
86	OHX	o7	502	-	-	0/0/0/0	0/0/0/0
86	OHX	o7	503	86	-	0/0/0/0	0/0/0/0
86	OHX	o9	101	-	-	0/0/0/0	0/0/0/0
86	OHX	q1	101	86	-	0/0/0/0	0/0/0/0
86	OHX	q2	502	-	-	0/0/0/0	0/0/0/0
86	OHX	s1	301	-	-	0/0/0/0	0/0/0/0
86	OHX	s1	302	-	-	0/0/0/0	0/0/0/0
86	OHX	s4	301	-	-	0/0/0/0	0/0/0/0

*Continued on next page...*

*Continued from previous page...*

Mol	Type	Chain	Res	Link	Chirals	Torsions	Rings
86	OHX	s8	301	-	-	0/0/0/0	0/0/0/0
86	OHX	sR	401	-	-	0/0/0/0	0/0/0/0

All (5) bond length outliers are listed below:

Mol	Chain	Res	Type	Atoms	Z	Observed(Å)	Ideal(Å)
90	5	3403	8AN	C3'-N3'	-35.31	0.93	1.47
90	5	3403	8AN	C5-C4	-2.45	1.35	1.40
89	5	3401	C	C6-N1	2.01	1.38	1.35
90	1	3403	8AN	C5-C4	3.12	1.47	1.40
90	5	3403	8AN	O2'-C2'	5.87	1.56	1.43

All (16) bond angle outliers are listed below:

Mol	Chain	Res	Type	Atoms	Z	Observed(°)	Ideal(°)
90	5	3403	8AN	N3-C2-N1	-6.58	123.70	128.87
90	1	3403	8AN	N3-C2-N1	-6.56	123.72	128.87
89	5	3402	C	C6-N1-C2	-3.19	116.13	121.33
89	1	3402	C	C6-N1-C2	-3.17	116.16	121.33
89	5	3401	C	C6-N1-C2	-2.59	117.11	121.33
89	1	3401	C	C6-N1-C2	-2.57	117.14	121.33
91	1	3404	PRO	O-C-CA	-2.45	118.98	125.69
91	5	3404	PRO	O-C-CA	-2.45	118.99	125.69
90	1	3403	8AN	C4'-O4'-C1'	2.02	111.78	109.64
91	1	3404	PRO	CD-N-CA	2.04	112.18	107.11
91	5	3404	PRO	CD-N-CA	2.05	112.19	107.11
90	5	3403	8AN	C1'-N9-C4	2.50	129.59	126.81
89	5	3401	C	C5-C4-N4	3.15	126.24	121.19
89	1	3401	C	C5-C4-N4	3.16	126.26	121.19
89	5	3401	C	C6-C5-C4	4.67	119.26	117.44
89	1	3401	C	C6-C5-C4	4.69	119.27	117.44

There are no chirality outliers.

There are no torsion outliers.

There are no ring outliers.

665 monomers are involved in 1055 short contacts:

Mol	Chain	Res	Type	Clashes	Symm-Clashes
89	1	3401	C	4	0
89	1	3402	C	4	0

*Continued on next page...*

*Continued from previous page...*

Mol	Chain	Res	Type	Clashes	Symm-Clashes
90	1	3403	8AN	14	0
86	1	3407	OHX	2	0
86	1	3410	OHX	1	0
86	1	3411	OHX	3	0
86	1	3413	OHX	1	0
86	1	3414	OHX	1	0
86	1	3415	OHX	1	0
86	1	3417	OHX	1	0
86	1	3418	OHX	1	0
86	1	3419	OHX	1	0
86	1	3420	OHX	1	0
86	1	3421	OHX	1	0
86	1	3423	OHX	1	0
86	1	3424	OHX	2	0
86	1	3430	OHX	1	0
86	1	3431	OHX	1	0
86	1	3432	OHX	1	0
86	1	3433	OHX	1	0
86	1	3434	OHX	1	0
86	1	3437	OHX	5	0
86	1	3438	OHX	3	0
86	1	3440	OHX	1	0
86	1	3441	OHX	2	0
86	1	3442	OHX	1	0
86	1	3446	OHX	1	0
86	1	3447	OHX	1	0
86	1	3448	OHX	1	0
86	1	3450	OHX	3	0
86	1	3453	OHX	3	0
86	1	3455	OHX	3	0
86	1	3456	OHX	1	0
86	1	3457	OHX	1	0
86	1	3460	OHX	1	0
86	1	3461	OHX	1	0
86	1	3463	OHX	2	0
86	1	3465	OHX	1	0
86	1	3467	OHX	1	0
86	1	3468	OHX	1	0
86	1	3469	OHX	1	0
86	1	3474	OHX	2	0
86	1	3475	OHX	3	0
86	1	3476	OHX	4	0

*Continued on next page...*

*Continued from previous page...*

Mol	Chain	Res	Type	Clashes	Symm-Clashes
86	1	3478	OHX	2	0
86	1	3479	OHX	5	0
86	1	3480	OHX	5	0
86	1	3482	OHX	1	0
86	1	3483	OHX	1	0
86	1	3484	OHX	2	0
86	1	3488	OHX	1	0
86	1	3494	OHX	7	0
86	1	3495	OHX	1	0
86	1	3496	OHX	1	0
86	1	3499	OHX	1	0
86	1	3500	OHX	5	0
86	1	3504	OHX	1	0
86	1	3505	OHX	3	0
86	1	3507	OHX	1	0
86	1	3508	OHX	2	0
86	1	3509	OHX	1	0
86	1	3511	OHX	4	0
86	1	3513	OHX	1	0
86	1	3516	OHX	2	0
86	1	3517	OHX	2	0
86	1	3518	OHX	5	0
86	1	3519	OHX	1	0
86	1	3522	OHX	1	0
86	1	3523	OHX	1	0
86	1	3524	OHX	2	0
86	1	3528	OHX	1	0
86	1	3530	OHX	1	0
86	1	3533	OHX	1	0
86	1	3535	OHX	3	0
86	1	3536	OHX	3	0
86	1	3538	OHX	3	0
86	1	3539	OHX	2	0
86	1	3541	OHX	3	0
86	1	3542	OHX	1	0
86	1	3543	OHX	2	0
86	1	3544	OHX	2	0
86	1	3545	OHX	2	0
86	1	3546	OHX	3	0
86	1	3548	OHX	1	0
86	1	3550	OHX	2	0
86	1	3551	OHX	1	0

*Continued on next page...*

*Continued from previous page...*

Mol	Chain	Res	Type	Clashes	Symm-Clashes
86	1	3553	OHX	3	0
86	1	3556	OHX	1	0
86	1	3562	OHX	2	0
86	1	3566	OHX	2	0
86	1	3570	OHX	2	0
86	1	3571	OHX	1	0
86	1	3574	OHX	1	0
86	1	3575	OHX	1	0
86	1	3576	OHX	1	0
86	1	3577	OHX	1	0
86	1	3578	OHX	1	0
86	1	3583	OHX	2	0
86	1	3584	OHX	2	0
86	1	3586	OHX	2	0
86	1	3587	OHX	2	0
86	1	3588	OHX	1	0
86	1	3590	OHX	2	0
86	1	3595	OHX	1	0
86	1	3596	OHX	3	0
86	1	3598	OHX	1	0
86	1	3599	OHX	1	0
86	1	3602	OHX	2	0
86	1	3605	OHX	1	0
86	1	3606	OHX	2	0
86	1	3607	OHX	1	0
86	1	3611	OHX	1	0
86	1	3614	OHX	1	0
86	1	3620	OHX	1	0
86	1	3625	OHX	1	0
86	1	3627	OHX	1	0
86	1	3631	OHX	1	0
86	1	3632	OHX	1	0
86	1	3634	OHX	1	0
86	1	3636	OHX	1	0
86	1	3639	OHX	2	0
86	1	3640	OHX	2	0
86	1	3642	OHX	1	0
86	1	3647	OHX	6	0
86	1	3649	OHX	1	0
86	1	3651	OHX	1	0
86	1	3652	OHX	1	0
86	1	3653	OHX	1	0

*Continued on next page...*

*Continued from previous page...*

Mol	Chain	Res	Type	Clashes	Symm-Clashes
86	1	3654	OHX	1	0
86	1	3656	OHX	1	0
86	1	3660	OHX	1	0
86	1	3662	OHX	1	0
86	1	3663	OHX	2	0
86	1	3665	OHX	1	0
86	1	3666	OHX	2	0
86	1	3667	OHX	2	0
86	1	3670	OHX	1	0
86	1	3672	OHX	1	0
86	1	3675	OHX	1	0
86	1	3676	OHX	1	0
86	1	3678	OHX	1	0
86	1	3684	OHX	1	0
86	1	3685	OHX	3	0
86	1	3686	OHX	1	0
86	1	3687	OHX	1	0
86	1	3688	OHX	2	0
86	1	3689	OHX	4	0
86	1	3690	OHX	1	0
86	1	3691	OHX	5	0
86	1	3695	OHX	4	0
86	1	3698	OHX	1	0
86	1	3699	OHX	2	0
86	1	3702	OHX	1	0
86	1	3703	OHX	1	0
86	1	3704	OHX	1	0
86	1	3705	OHX	2	0
86	1	3707	OHX	1	0
86	1	3710	OHX	2	0
86	1	3711	OHX	2	0
86	1	3715	OHX	1	0
86	1	3716	OHX	2	0
86	1	3718	OHX	1	0
86	1	3721	OHX	1	0
86	1	3722	OHX	1	0
86	1	3728	OHX	2	0
86	1	3729	OHX	2	0
86	1	3730	OHX	3	0
86	1	3731	OHX	1	0
86	1	3734	OHX	5	0
86	1	3736	OHX	1	0

*Continued on next page...*

*Continued from previous page...*

Mol	Chain	Res	Type	Clashes	Symm-Clashes
86	1	3737	OHX	11	0
86	1	3740	OHX	1	0
86	1	3741	OHX	3	0
86	1	3742	OHX	2	0
86	1	3744	OHX	3	0
86	1	3746	OHX	4	0
86	1	3750	OHX	2	0
86	1	3751	OHX	9	0
86	1	3753	OHX	4	0
86	1	3754	OHX	1	0
86	1	3755	OHX	1	0
86	1	3757	OHX	3	0
86	1	3758	OHX	2	0
86	1	3762	OHX	3	0
86	1	3767	OHX	1	0
86	1	3768	OHX	2	0
86	1	3774	OHX	1	0
86	1	3775	OHX	2	0
86	1	3776	OHX	4	0
86	1	3777	OHX	4	0
86	1	3778	OHX	1	0
86	1	3779	OHX	4	0
86	1	3780	OHX	2	0
86	1	3781	OHX	2	0
86	1	3786	OHX	1	0
86	1	3787	OHX	2	0
86	1	3788	OHX	1	0
86	1	3790	OHX	1	0
86	1	3791	OHX	4	0
86	1	3792	OHX	1	0
86	1	3794	OHX	3	0
86	1	3797	OHX	4	0
86	1	3799	OHX	5	0
86	1	3800	OHX	6	0
86	1	3801	OHX	3	0
86	1	3802	OHX	1	0
86	1	3804	OHX	4	0
86	1	3805	OHX	4	0
86	1	3808	OHX	3	0
86	1	3809	OHX	7	0
86	1	3810	OHX	5	0
86	1	3813	OHX	1	0

*Continued on next page...*



*Continued from previous page...*

Mol	Chain	Res	Type	Clashes	Symm-Clashes
86	1	3814	OHX	3	0
86	2	1901	OHX	1	0
86	2	1904	OHX	1	0
86	2	1906	OHX	1	0
86	2	1909	OHX	5	0
86	2	1912	OHX	1	0
86	2	1913	OHX	1	0
86	2	1914	OHX	2	0
86	2	1915	OHX	1	0
86	2	1917	OHX	1	0
86	2	1918	OHX	5	0
86	2	1921	OHX	2	0
86	2	1923	OHX	1	0
86	2	1924	OHX	1	0
86	2	1925	OHX	1	0
86	2	1926	OHX	1	0
86	2	1927	OHX	1	0
86	2	1928	OHX	1	0
86	2	1932	OHX	1	0
86	2	1935	OHX	1	0
86	2	1936	OHX	1	0
86	2	1937	OHX	1	0
86	2	1938	OHX	1	0
86	2	1941	OHX	1	0
86	2	1943	OHX	2	0
86	2	1944	OHX	1	0
86	2	1945	OHX	1	0
86	2	1946	OHX	1	0
86	2	1949	OHX	2	0
86	2	1950	OHX	1	0
86	2	1952	OHX	1	0
86	2	1953	OHX	2	0
86	2	1954	OHX	3	0
86	2	1955	OHX	1	0
86	2	1956	OHX	1	0
86	2	1961	OHX	1	0
86	2	1962	OHX	4	0
86	2	1963	OHX	2	0
86	2	1964	OHX	4	0
86	2	1965	OHX	1	0
86	2	1966	OHX	1	0
86	2	1969	OHX	4	0

*Continued on next page...*

*Continued from previous page...*

Mol	Chain	Res	Type	Clashes	Symm-Clashes
86	2	1970	OHX	2	0
86	2	1971	OHX	1	0
86	2	1973	OHX	1	0
86	2	1974	OHX	1	0
86	2	1975	OHX	2	0
86	2	1976	OHX	1	0
86	2	1977	OHX	3	0
86	2	1981	OHX	1	0
86	2	1984	OHX	2	0
86	2	1988	OHX	1	0
86	2	1990	OHX	3	0
86	2	1992	OHX	1	0
86	2	1993	OHX	1	0
86	2	1995	OHX	1	0
86	2	1997	OHX	2	0
86	2	2003	OHX	3	0
86	2	2004	OHX	1	0
86	2	2006	OHX	1	0
86	2	2008	OHX	1	0
86	2	2009	OHX	2	0
86	2	2010	OHX	1	0
86	2	2011	OHX	1	0
86	2	2013	OHX	1	0
86	2	2016	OHX	1	0
86	2	2017	OHX	1	0
86	2	2018	OHX	1	0
86	2	2021	OHX	1	0
86	2	2022	OHX	1	0
86	2	2023	OHX	1	0
86	2	2030	OHX	2	0
86	2	2033	OHX	1	0
86	2	2034	OHX	1	0
86	2	2035	OHX	4	0
86	2	2037	OHX	2	0
86	2	2042	OHX	1	0
86	2	2043	OHX	1	0
86	2	2044	OHX	2	0
86	2	2047	OHX	1	0
86	2	2048	OHX	1	0
86	2	2050	OHX	1	0
86	2	2051	OHX	1	0
86	2	2053	OHX	3	0

*Continued on next page...*

*Continued from previous page...*

Mol	Chain	Res	Type	Clashes	Symm-Clashes
86	2	2054	OHX	2	0
86	2	2057	OHX	1	0
86	2	2061	OHX	1	0
86	2	2062	OHX	1	0
86	2	2063	OHX	1	0
86	2	2064	OHX	3	0
86	2	2067	OHX	1	0
86	2	2068	OHX	1	0
86	2	2069	OHX	2	0
86	2	2071	OHX	2	0
86	2	2073	OHX	2	0
86	2	2076	OHX	3	0
86	2	2078	OHX	2	0
86	2	2081	OHX	1	0
86	2	2084	OHX	1	0
86	2	2085	OHX	3	0
86	2	2087	OHX	2	0
86	2	2088	OHX	1	0
86	3	201	OHX	1	0
86	3	202	OHX	1	0
86	3	205	OHX	1	0
86	3	206	OHX	1	0
86	3	212	OHX	1	0
86	4	205	OHX	1	0
86	4	206	OHX	2	0
86	4	209	OHX	1	0
86	4	210	OHX	1	0
86	4	213	OHX	3	0
86	4	218	OHX	2	0
89	5	3401	C	3	0
89	5	3402	C	4	0
90	5	3403	8AN	9	0
91	5	3404	PRO	2	0
86	5	3405	OHX	1	0
86	5	3407	OHX	2	0
86	5	3412	OHX	1	0
86	5	3413	OHX	2	0
86	5	3415	OHX	1	0
86	5	3417	OHX	1	0
86	5	3421	OHX	2	0
86	5	3423	OHX	1	0
86	5	3426	OHX	1	0

*Continued on next page...*

*Continued from previous page...*

Mol	Chain	Res	Type	Clashes	Symm-Clashes
86	5	3429	OHX	2	0
86	5	3430	OHX	1	0
86	5	3436	OHX	1	0
86	5	3438	OHX	1	0
86	5	3439	OHX	1	0
86	5	3443	OHX	1	0
86	5	3447	OHX	3	0
86	5	3448	OHX	3	0
86	5	3449	OHX	4	0
86	5	3450	OHX	1	0
86	5	3451	OHX	3	0
86	5	3453	OHX	4	0
86	5	3455	OHX	3	0
86	5	3457	OHX	4	0
86	5	3458	OHX	1	0
86	5	3459	OHX	1	0
86	5	3460	OHX	2	0
86	5	3461	OHX	2	0
86	5	3464	OHX	2	0
86	5	3465	OHX	4	0
86	5	3467	OHX	3	0
86	5	3468	OHX	2	0
86	5	3470	OHX	1	0
86	5	3471	OHX	3	0
86	5	3477	OHX	2	0
86	5	3482	OHX	4	0
86	5	3484	OHX	1	0
86	5	3486	OHX	2	0
86	5	3489	OHX	2	0
86	5	3490	OHX	1	0
86	5	3491	OHX	1	0
86	5	3495	OHX	1	0
86	5	3496	OHX	1	0
86	5	3497	OHX	2	0
86	5	3498	OHX	1	0
86	5	3501	OHX	2	0
86	5	3502	OHX	1	0
86	5	3504	OHX	1	0
86	5	3505	OHX	3	0
86	5	3506	OHX	1	0
86	5	3507	OHX	3	0
86	5	3508	OHX	3	0

*Continued on next page...*

*Continued from previous page...*

Mol	Chain	Res	Type	Clashes	Symm-Clashes
86	5	3509	OHX	3	0
86	5	3511	OHX	1	0
86	5	3512	OHX	2	0
86	5	3514	OHX	3	0
86	5	3515	OHX	1	0
86	5	3517	OHX	1	0
86	5	3521	OHX	2	0
86	5	3523	OHX	7	0
86	5	3524	OHX	4	0
86	5	3525	OHX	1	0
86	5	3527	OHX	2	0
86	5	3529	OHX	3	0
86	5	3531	OHX	1	0
86	5	3532	OHX	1	0
86	5	3533	OHX	1	0
86	5	3535	OHX	1	0
86	5	3537	OHX	1	0
86	5	3538	OHX	2	0
86	5	3539	OHX	3	0
86	5	3541	OHX	4	0
86	5	3543	OHX	2	0
86	5	3545	OHX	1	0
86	5	3547	OHX	2	0
86	5	3555	OHX	1	0
86	5	3556	OHX	1	0
86	5	3557	OHX	1	0
86	5	3558	OHX	1	0
86	5	3559	OHX	2	0
86	5	3560	OHX	1	0
86	5	3562	OHX	1	0
86	5	3565	OHX	2	0
86	5	3567	OHX	1	0
86	5	3569	OHX	3	0
86	5	3571	OHX	3	0
86	5	3572	OHX	2	0
86	5	3573	OHX	4	0
86	5	3574	OHX	1	0
86	5	3578	OHX	1	0
86	5	3580	OHX	5	0
86	5	3585	OHX	1	0
86	5	3586	OHX	1	0
86	5	3587	OHX	2	0

*Continued on next page...*

*Continued from previous page...*

Mol	Chain	Res	Type	Clashes	Symm-Clashes
86	5	3590	OHX	4	0
86	5	3592	OHX	1	0
86	5	3596	OHX	1	0
86	5	3597	OHX	4	0
86	5	3598	OHX	1	0
86	5	3599	OHX	3	0
86	5	3601	OHX	1	0
86	5	3602	OHX	5	0
86	5	3608	OHX	1	0
86	5	3609	OHX	2	0
86	5	3611	OHX	1	0
86	5	3612	OHX	2	0
86	5	3613	OHX	2	0
86	5	3615	OHX	1	0
86	5	3617	OHX	1	0
86	5	3619	OHX	1	0
86	5	3623	OHX	1	0
86	5	3625	OHX	1	0
86	5	3626	OHX	1	0
86	5	3631	OHX	1	0
86	5	3632	OHX	1	0
86	5	3633	OHX	1	0
86	5	3636	OHX	3	0
86	5	3638	OHX	1	0
86	5	3639	OHX	2	0
86	5	3642	OHX	2	0
86	5	3645	OHX	1	0
86	5	3648	OHX	2	0
86	5	3653	OHX	2	0
86	5	3654	OHX	1	0
86	5	3655	OHX	1	0
86	5	3659	OHX	5	0
86	5	3660	OHX	1	0
86	5	3662	OHX	1	0
86	5	3667	OHX	1	0
86	5	3669	OHX	1	0
86	5	3671	OHX	1	0
86	5	3674	OHX	2	0
86	5	3676	OHX	1	0
86	5	3679	OHX	1	0
86	5	3680	OHX	1	0
86	5	3685	OHX	1	0

*Continued on next page...*

*Continued from previous page...*

Mol	Chain	Res	Type	Clashes	Symm-Clashes
86	5	3688	OHX	4	0
86	5	3691	OHX	5	0
86	5	3692	OHX	1	0
86	5	3693	OHX	2	0
86	5	3700	OHX	1	0
86	5	3701	OHX	1	0
86	5	3704	OHX	1	0
86	5	3705	OHX	2	0
86	5	3706	OHX	1	0
86	5	3708	OHX	2	0
86	5	3709	OHX	3	0
86	5	3711	OHX	1	0
86	5	3713	OHX	2	0
86	5	3716	OHX	5	0
86	5	3717	OHX	2	0
86	5	3718	OHX	1	0
86	5	3720	OHX	1	0
86	5	3722	OHX	4	0
86	5	3724	OHX	3	0
86	5	3727	OHX	4	0
86	5	3729	OHX	5	0
86	5	3730	OHX	1	0
86	5	3735	OHX	2	0
86	5	3736	OHX	2	0
86	5	3741	OHX	1	0
86	5	3745	OHX	1	0
86	5	3749	OHX	2	0
86	5	3753	OHX	4	0
86	5	3757	OHX	4	0
86	5	3758	OHX	1	0
86	5	3759	OHX	1	0
86	5	3761	OHX	3	0
86	5	3762	OHX	1	0
86	5	3765	OHX	2	0
86	5	3767	OHX	2	0
86	5	3769	OHX	2	0
86	5	3770	OHX	1	0
86	5	3771	OHX	1	0
86	5	3772	OHX	3	0
86	5	3773	OHX	1	0
86	5	3775	OHX	1	0
86	5	3776	OHX	1	0

*Continued on next page...*

*Continued from previous page...*

Mol	Chain	Res	Type	Clashes	Symm-Clashes
86	5	3777	OHX	1	0
86	5	3779	OHX	4	0
86	5	3781	OHX	1	0
86	5	3783	OHX	1	0
86	5	3786	OHX	1	0
86	5	3788	OHX	2	0
86	5	3789	OHX	1	0
86	5	3793	OHX	1	0
86	5	3794	OHX	3	0
86	5	3796	OHX	4	0
86	5	3799	OHX	1	0
86	5	3801	OHX	3	0
86	5	3802	OHX	3	0
86	5	3803	OHX	3	0
86	5	3804	OHX	2	0
86	5	3805	OHX	3	0
86	5	3806	OHX	5	0
86	5	3807	OHX	1	0
86	5	3808	OHX	6	0
86	5	3809	OHX	3	0
86	5	3810	OHX	6	0
86	5	3811	OHX	2	0
86	5	3814	OHX	3	0
86	5	3815	OHX	3	0
86	5	3816	OHX	3	0
86	5	3817	OHX	2	0
86	5	3818	OHX	2	0
86	6	1901	OHX	1	0
86	6	1903	OHX	1	0
86	6	1909	OHX	4	0
86	6	1910	OHX	2	0
86	6	1911	OHX	3	0
86	6	1912	OHX	2	0
86	6	1914	OHX	2	0
86	6	1915	OHX	1	0
86	6	1916	OHX	2	0
86	6	1918	OHX	3	0
86	6	1919	OHX	2	0
86	6	1920	OHX	4	0
86	6	1921	OHX	3	0
86	6	1922	OHX	1	0
86	6	1925	OHX	1	0

*Continued on next page...*



*Continued from previous page...*

Mol	Chain	Res	Type	Clashes	Symm-Clashes
86	6	1926	OHX	1	0
86	6	1928	OHX	1	0
86	6	1929	OHX	1	0
86	6	1931	OHX	4	0
86	6	1934	OHX	1	0
86	6	1938	OHX	3	0
86	6	1939	OHX	3	0
86	6	1949	OHX	2	0
86	6	1951	OHX	3	0
86	6	1952	OHX	1	0
86	6	1955	OHX	1	0
86	6	1956	OHX	1	0
86	6	1957	OHX	1	0
86	6	1959	OHX	2	0
86	6	1961	OHX	1	0
86	6	1963	OHX	1	0
86	6	1965	OHX	3	0
86	6	1966	OHX	2	0
86	6	1967	OHX	1	0
86	6	1968	OHX	1	0
86	6	1969	OHX	1	0
86	6	1974	OHX	1	0
86	6	1975	OHX	2	0
86	6	1978	OHX	2	0
86	6	1980	OHX	1	0
86	6	1983	OHX	1	0
86	6	1984	OHX	1	0
86	6	1985	OHX	1	0
86	6	1991	OHX	2	0
86	6	1992	OHX	1	0
86	6	1997	OHX	2	0
86	6	2000	OHX	1	0
86	6	2002	OHX	3	0
86	6	2004	OHX	1	0
86	6	2005	OHX	3	0
86	6	2006	OHX	1	0
86	6	2008	OHX	1	0
86	6	2009	OHX	3	0
86	6	2015	OHX	2	0
86	6	2016	OHX	3	0
86	6	2018	OHX	1	0
86	6	2019	OHX	1	0

*Continued on next page...*

*Continued from previous page...*

Mol	Chain	Res	Type	Clashes	Symm-Clashes
86	6	2021	OHX	1	0
86	6	2023	OHX	1	0
86	6	2028	OHX	1	0
86	6	2032	OHX	2	0
86	6	2034	OHX	1	0
86	6	2035	OHX	2	0
86	6	2038	OHX	1	0
86	6	2041	OHX	1	0
86	6	2042	OHX	1	0
86	6	2043	OHX	2	0
86	6	2045	OHX	1	0
86	6	2051	OHX	2	0
86	6	2053	OHX	1	0
86	6	2054	OHX	1	0
86	6	2056	OHX	3	0
86	6	2057	OHX	1	0
86	6	2058	OHX	2	0
86	6	2061	OHX	2	0
86	6	2065	OHX	1	0
86	6	2066	OHX	1	0
86	6	2067	OHX	3	0
86	6	2068	OHX	1	0
86	6	2069	OHX	3	0
86	6	2070	OHX	1	0
86	6	2071	OHX	1	0
86	6	2074	OHX	2	0
86	6	2075	OHX	2	0
86	6	2077	OHX	1	0
86	6	2079	OHX	1	0
86	6	2082	OHX	4	0
86	6	2083	OHX	4	0
86	6	2084	OHX	4	0
86	6	2088	OHX	2	0
86	6	2090	OHX	4	0
86	6	2091	OHX	1	0
86	6	2092	OHX	1	0
86	6	2094	OHX	1	0
86	6	2097	OHX	2	0
86	6	2098	OHX	5	0
86	7	203	OHX	1	0
86	7	211	OHX	2	0
86	8	201	OHX	2	0

*Continued on next page...*

*Continued from previous page...*

Mol	Chain	Res	Type	Clashes	Symm-Clashes
86	8	202	OHX	1	0
86	8	203	OHX	3	0
86	8	204	OHX	1	0
86	8	206	OHX	1	0
86	8	207	OHX	4	0
86	8	211	OHX	1	0
86	8	212	OHX	4	0
86	8	213	OHX	2	0
86	8	215	OHX	1	0
86	8	216	OHX	1	0
86	8	219	OHX	2	0
86	8	221	OHX	4	0
86	C3	201	OHX	2	0
86	C5	201	OHX	5	0
86	C8	201	OHX	2	0
86	C8	202	OHX	3	0
86	D9	102	OHX	1	0
86	L3	401	OHX	3	0
86	L3	402	OHX	3	0
86	L4	401	OHX	5	0
86	M0	301	OHX	2	0
86	M0	302	OHX	3	0
86	M0	303	OHX	4	0
86	M0	304	OHX	6	0
86	M5	301	OHX	1	0
86	M9	203	OHX	2	0
86	N9	101	OHX	2	0
86	O1	201	OHX	2	0
86	O7	102	OHX	7	0
86	O7	103	OHX	1	0
86	Q2	502	OHX	5	0
86	S2	301	OHX	2	0
86	S8	301	OHX	3	0

## 5.7 Other polymers ⓘ

There are no such residues in this entry.

## 5.8 Polymer linkage issues ⓘ

The following chains have linkage breaks:

Mol	Chain	Number of breaks
83	m2	2
82	sM	2
2	S0	1
35	SM	1
81	c0	1
47	m0	1
1	2	1

All chain breaks are listed below:

Model	Chain	Residue-1	Atom-1	Residue-2	Atom-2	Distance (Å)
1	2	1798:U	O3'	1799:C	P	144.70
1	sM	85:SER	C	119:UNK	N	44.14
1	sM	139:UNK	C	155:UNK	N	37.81
1	SM	141:ALA	C	151:UNK	N	26.32
1	c0	84:GLU	C	87:UNK	N	7.55
1	m2	52:UNK	C	54:UNK	N	3.75
1	m2	23:UNK	C	28:UNK	N	3.41
1	S0	95:ALA	C	96:THR	N	1.62
1	m0	92:HIS	C	93:PRO	N	1.08

## 6 Fit of model and data ⓘ

### 6.1 Protein, DNA and RNA chains ⓘ

In the following table, the column labelled ‘#RSRZ> 2’ contains the number (and percentage) of RSRZ outliers, followed by percent RSRZ outliers for the chain as percentile scores relative to all X-ray entries and entries of similar resolution. The OWAB column contains the minimum, median, 95<sup>th</sup> percentile and maximum values of the occupancy-weighted average B-factor per residue. The column labelled ‘Q< 0.9’ lists the number of (and percentage) of residues with an average occupancy less than 0.9.

Mol	Chain	Analysed	<RSRZ>	#RSRZ>2	OWAB(Å <sup>2</sup> )	Q<0.9
1	2	1781/1829 (97%)	0.32	93 (5%) 31 25	53, 90, 174, 223	0
2	S0	206/206 (100%)	1.99	98 (47%) 0 0	91, 107, 116, 121	0
2	s0	206/206 (100%)	1.06	36 (17%) 2 1	68, 84, 96, 105	0
3	S1	214/216 (99%)	1.09	50 (23%) 1 1	104, 134, 158, 165	0
3	s1	216/216 (100%)	1.06	38 (17%) 2 1	72, 84, 102, 115	0
4	S2	217/217 (100%)	0.31	11 (5%) 32 25	75, 86, 98, 108	0
4	s2	217/217 (100%)	0.45	8 (3%) 45 38	55, 68, 78, 87	0
5	S3	223/223 (100%)	0.65	24 (10%) 8 6	82, 93, 112, 124	0
5	s3	223/223 (100%)	0.70	24 (10%) 8 6	74, 99, 116, 124	0
6	S4	260/260 (100%)	1.81	101 (38%) 0 1	69, 91, 98, 119	0
6	s4	260/260 (100%)	0.96	43 (16%) 2 2	47, 69, 82, 106	0
7	S5	206/206 (100%)	0.77	32 (15%) 3 2	96, 112, 124, 132	0
7	s5	206/206 (100%)	1.01	46 (22%) 1 1	79, 97, 113, 121	0
8	S6	226/226 (100%)	0.65	28 (12%) 5 4	72, 106, 120, 125	0
8	s6	218/226 (96%)	0.50	21 (9%) 10 9	49, 77, 94, 110	0
9	S7	184/186 (98%)	0.40	10 (5%) 29 24	90, 114, 139, 144	0
9	s7	186/186 (100%)	0.12	4 (2%) 65 59	65, 96, 124, 132	0
10	S8	188/199 (94%)	1.00	30 (15%) 3 2	63, 79, 113, 125	0
10	s8	188/199 (94%)	0.58	17 (9%) 12 9	46, 66, 107, 124	0
11	S9	185/185 (100%)	1.74	67 (36%) 0 1	81, 95, 126, 141	0
11	s9	185/185 (100%)	0.84	27 (14%) 3 3	57, 74, 104, 122	0
12	C0	96/96 (100%)	0.59	9 (9%) 11 9	84, 105, 126, 135	0
13	C1	155/155 (100%)	1.26	34 (21%) 1 1	64, 76, 112, 121	0
13	c1	146/155 (94%)	0.48	9 (6%) 24 19	48, 61, 89, 110	0

*Continued on next page...*

*Continued from previous page...*

Mol	Chain	Analysed	<RSRZ>	#RSRZ>2			OWAB(Å²)	Q<0.9
14	C2	124/124 (100%)	1.57	40 (32%)	1	1	133, 139, 151, 157	0
14	c2	124/124 (100%)	3.26	87 (70%)	0	0	167, 183, 195, 200	0
15	C3	150/150 (100%)	0.43	7 (4%)	35	29	75, 88, 104, 108	0
15	c3	150/150 (100%)	0.01	3 (2%)	68	62	57, 70, 86, 88	0
16	C4	127/128 (99%)	0.88	25 (19%)	1	1	75, 129, 142, 144	0
16	c4	128/128 (100%)	0.98	15 (11%)	6	5	54, 86, 94, 104	0
17	C5	124/135 (91%)	1.87	49 (39%)	0	1	79, 94, 110, 126	0
17	c5	135/135 (100%)	1.62	42 (31%)	1	1	67, 97, 112, 115	0
18	C6	141/142 (99%)	2.45	76 (53%)	0	0	82, 102, 107, 110	0
18	c6	142/142 (100%)	1.89	56 (39%)	0	1	73, 91, 104, 121	0
19	C7	120/125 (96%)	1.61	38 (31%)	1	1	91, 105, 124, 126	0
19	c7	117/125 (93%)	0.98	25 (21%)	1	1	78, 91, 105, 112	0
20	C8	145/145 (100%)	1.38	41 (28%)	1	1	77, 97, 120, 127	0
20	c8	145/145 (100%)	1.34	39 (26%)	1	1	73, 89, 109, 114	0
21	C9	143/143 (100%)	1.80	59 (41%)	0	0	85, 99, 111, 120	0
21	c9	143/143 (100%)	0.77	18 (12%)	5	4	76, 85, 99, 107	0
22	D0	107/110 (97%)	1.57	37 (34%)	0	1	77, 105, 124, 127	0
22	d0	110/110 (100%)	1.86	42 (38%)	0	1	74, 102, 127, 134	0
23	D1	87/87 (100%)	1.43	23 (26%)	1	1	87, 95, 109, 115	0
23	d1	87/87 (100%)	0.52	7 (8%)	15	12	65, 73, 93, 100	0
24	D2	129/129 (100%)	2.07	62 (48%)	0	0	73, 84, 90, 100	0
24	d2	129/129 (100%)	0.71	6 (4%)	35	29	53, 61, 68, 76	0
25	D3	144/144 (100%)	0.28	3 (2%)	67	60	64, 71, 83, 97	0
25	d3	144/144 (100%)	0.03	1 (0%)	89	86	45, 52, 62, 77	0
26	D4	134/134 (100%)	0.76	13 (9%)	10	9	81, 102, 113, 118	0
26	d4	134/134 (100%)	0.43	8 (5%)	25	20	56, 76, 87, 91	0
27	D5	70/70 (100%)	0.62	5 (7%)	19	15	108, 118, 124, 125	0
27	d5	69/70 (98%)	1.11	11 (15%)	3	2	89, 104, 111, 113	0
28	D6	97/97 (100%)	2.36	59 (60%)	0	0	79, 94, 142, 143	0
28	d6	97/97 (100%)	1.18	22 (22%)	1	1	58, 72, 97, 100	0
29	D7	81/81 (100%)	1.69	32 (39%)	0	1	90, 106, 133, 136	0

*Continued on next page...*

*Continued from previous page...*

Mol	Chain	Analysed	<RSRZ>	#RSRZ>2	OWAB(Å <sup>2</sup> )	Q<0.9
29	d7	81/81 (100%)	0.88	10 (12%) 5 4	66, 83, 117, 120	0
30	D8	63/63 (100%)	1.13	15 (23%) 1 1	106, 122, 129, 131	0
30	d8	63/63 (100%)	1.40	18 (28%) 1 1	96, 110, 117, 119	0
31	D9	53/53 (100%)	1.39	16 (30%) 1 1	75, 80, 100, 104	0
31	d9	53/53 (100%)	2.42	30 (56%) 0 0	71, 83, 117, 130	0
32	E0	60/62 (96%)	0.83	9 (15%) 3 2	70, 100, 125, 128	0
32	e0	62/62 (100%)	0.03	3 (4%) 34 28	55, 79, 104, 105	0
33	E1	71/76 (93%)	1.28	15 (21%) 1 1	96, 129, 140, 142	0
33	e1	76/76 (100%)	2.21	38 (50%) 0 0	100, 155, 176, 179	0
34	SR	318/318 (100%)	1.04	60 (18%) 2 1	100, 111, 126, 148	0
34	sR	318/318 (100%)	1.80	134 (42%) 0 0	96, 110, 122, 137	0
35	SM	133/159 (83%)	1.20	27 (20%) 1 1	54, 86, 117, 122	0
36	1	3149/3394 (92%)	0.13	52 (1%) 73 67	30, 54, 125, 221	0
36	5	3150/3394 (92%)	0.12	30 (0%) 84 80	31, 50, 117, 193	0
37	3	121/121 (100%)	0.03	0 100 100	40, 70, 86, 94	0
37	7	121/121 (100%)	-0.13	0 100 100	35, 53, 64, 71	0
38	4	158/158 (100%)	0.00	2 (1%) 79 74	40, 60, 96, 129	0
38	8	158/158 (100%)	-0.02	1 (0%) 90 88	42, 64, 97, 126	0
39	L2	252/252 (100%)	0.45	6 (2%) 62 55	40, 57, 74, 83	0
39	12	252/252 (100%)	0.57	16 (6%) 23 19	38, 56, 74, 87	0
40	L3	386/386 (100%)	0.04	1 (0%) 94 94	38, 57, 69, 83	0
40	l3	386/386 (100%)	-0.12	2 (0%) 91 90	30, 42, 56, 76	0
41	L4	361/361 (100%)	-0.16	0 100 100	34, 48, 63, 70	0
41	14	361/361 (100%)	-0.10	0 100 100	37, 52, 70, 76	0
42	L5	296/296 (100%)	1.36	93 (31%) 1 1	51, 76, 94, 108	0
42	15	294/296 (99%)	0.72	17 (5%) 26 21	42, 54, 75, 94	0
43	L6	156/175 (89%)	0.22	1 (0%) 90 88	44, 53, 66, 77	0
43	16	157/175 (89%)	-0.01	1 (0%) 90 88	44, 54, 71, 83	0
44	L7	222/223 (99%)	0.11	1 (0%) 91 90	35, 45, 70, 99	0
44	17	223/223 (100%)	-0.03	0 100 100	35, 43, 74, 102	0
45	L8	233/233 (100%)	0.83	29 (12%) 5 4	65, 83, 108, 116	0

*Continued on next page...*

*Continued from previous page...*

Mol	Chain	Analysed	<RSRZ>	#RSRZ>2	OWAB(Å <sup>2</sup> )	Q<0.9
45	l8	231/233 (99%)	0.75	23 (9%) 9 8	72, 87, 109, 112	0
46	L9	191/191 (100%)	0.66	24 (12%) 5 4	57, 65, 74, 85	0
46	l9	191/191 (100%)	0.16	3 (1%) 74 69	39, 48, 63, 72	0
47	M0	211/220 (95%)	0.05	2 (0%) 85 82	41, 54, 88, 102	0
47	m0	213/220 (96%)	0.17	7 (3%) 50 43	36, 50, 74, 87	0
48	M1	169/169 (100%)	1.89	76 (44%) 0 0	62, 77, 87, 93	0
48	m1	169/169 (100%)	0.75	14 (8%) 14 11	45, 61, 68, 72	0
49	M3	193/194 (99%)	0.35	4 (2%) 67 60	35, 58, 94, 119	0
49	m3	194/194 (100%)	0.48	6 (3%) 52 46	38, 67, 100, 109	0
50	M4	136/137 (99%)	0.06	5 (3%) 45 38	50, 59, 70, 74	0
50	m4	137/137 (100%)	-0.23	0 100 100	44, 50, 66, 72	0
51	M5	203/203 (100%)	0.86	28 (13%) 4 3	38, 55, 66, 68	0
51	m5	203/203 (100%)	0.99	33 (16%) 2 2	42, 61, 73, 76	0
52	M6	197/197 (100%)	-0.02	2 (1%) 84 80	38, 45, 63, 65	0
52	m6	197/197 (100%)	-0.04	0 100 100	31, 37, 63, 68	0
53	M7	183/183 (100%)	0.26	9 (4%) 33 27	41, 47, 96, 121	0
53	m7	155/183 (84%)	-0.02	1 (0%) 90 88	37, 42, 52, 70	0
54	M8	185/185 (100%)	0.36	4 (2%) 65 59	37, 48, 61, 75	0
54	m8	185/185 (100%)	0.60	11 (5%) 26 20	37, 52, 62, 69	0
55	M9	188/188 (100%)	0.40	14 (7%) 17 14	61, 73, 137, 144	0
55	m9	188/188 (100%)	0.13	3 (1%) 74 69	49, 63, 121, 132	0
56	N0	172/172 (100%)	1.02	36 (20%) 1 1	46, 54, 65, 73	0
56	n0	172/172 (100%)	0.10	2 (1%) 81 76	38, 45, 55, 63	0
57	N1	159/159 (100%)	0.79	19 (11%) 6 5	37, 51, 92, 98	0
57	n1	159/159 (100%)	0.34	5 (3%) 52 46	36, 44, 78, 83	0
58	N2	100/100 (100%)	0.60	10 (10%) 9 8	92, 102, 107, 115	0
58	n2	98/100 (98%)	1.07	21 (21%) 1 1	74, 85, 91, 93	0
59	N3	136/136 (100%)	0.41	0 100 100	44, 54, 64, 69	0
59	n3	136/136 (100%)	0.25	2 (1%) 76 71	31, 38, 47, 50	0
60	N4	98/135 (72%)	2.14	31 (31%) 1 1	55, 67, 134, 136	0
60	n4	135/135 (100%)	1.03	27 (20%) 1 1	39, 83, 109, 125	0

*Continued on next page...*



*Continued from previous page...*

Mol	Chain	Analysed	<RSRZ>	#RSRZ>2	OWAB(Å <sup>2</sup> )	Q<0.9
61	N5	121/121 (100%)	1.07	22 (18%) 2 1	57, 69, 85, 107	0
61	n5	120/121 (99%)	0.58	8 (6%) 21 17	56, 69, 87, 93	0
62	N6	126/126 (100%)	0.53	5 (3%) 42 34	44, 61, 70, 79	0
62	n6	126/126 (100%)	1.06	16 (12%) 5 4	50, 66, 80, 83	0
63	N7	135/135 (100%)	1.56	44 (32%) 1 1	83, 96, 107, 111	0
63	n7	135/135 (100%)	1.52	48 (35%) 0 1	82, 96, 113, 117	0
64	N8	148/148 (100%)	0.45	1 (0%) 89 86	31, 49, 67, 75	0
64	n8	148/148 (100%)	0.67	7 (4%) 35 29	33, 54, 68, 71	0
65	N9	58/58 (100%)	0.78	5 (8%) 13 10	34, 54, 89, 101	0
65	n9	58/58 (100%)	0.18	2 (3%) 49 42	35, 52, 73, 77	0
66	O0	97/100 (97%)	0.56	9 (9%) 11 9	80, 88, 103, 106	0
66	o0	100/100 (100%)	0.34	7 (7%) 19 16	72, 83, 100, 103	0
67	O1	109/109 (100%)	0.49	4 (3%) 45 38	55, 65, 88, 92	0
67	o1	109/109 (100%)	0.97	12 (11%) 7 6	43, 53, 80, 96	0
68	O2	127/127 (100%)	-0.06	2 (1%) 74 69	33, 44, 55, 67	0
68	o2	127/127 (100%)	-0.12	0 100 100	34, 49, 59, 64	0
69	O3	106/106 (100%)	0.19	0 100 100	37, 45, 66, 74	0
69	o3	106/106 (100%)	0.26	0 100 100	36, 42, 65, 74	0
70	O4	112/112 (100%)	1.19	23 (20%) 1 1	54, 74, 103, 109	0
70	o4	112/112 (100%)	0.79	10 (8%) 12 10	51, 73, 105, 111	0
71	O5	119/119 (100%)	0.70	9 (7%) 17 14	55, 70, 77, 80	0
71	o5	119/119 (100%)	0.30	2 (1%) 73 67	63, 71, 86, 95	0
72	O6	99/99 (100%)	0.64	8 (8%) 15 11	55, 67, 92, 100	0
72	o6	99/99 (100%)	0.71	10 (10%) 9 8	61, 72, 86, 99	0
73	O7	87/87 (100%)	0.30	0 100 100	41, 46, 67, 75	0
73	o7	87/87 (100%)	0.42	4 (4%) 36 30	37, 49, 77, 91	0
74	O8	77/77 (100%)	0.92	12 (15%) 3 2	82, 92, 103, 106	0
74	o8	77/77 (100%)	1.76	27 (35%) 0 1	81, 89, 97, 99	0
75	O9	50/50 (100%)	0.42	0 100 100	47, 55, 57, 57	0
75	o9	50/50 (100%)	0.47	2 (4%) 42 34	48, 55, 60, 62	0
76	Q0	52/52 (100%)	0.50	4 (7%) 16 13	49, 53, 65, 70	0

*Continued on next page...*

Continued from previous page...

Mol	Chain	Analysed	<RSRZ>	#RSRZ>2	OWAB(Å <sup>2</sup> )	Q<0.9
76	q0	52/52 (100%)	-0.01	1 (1%) 70 63	36, 40, 49, 54	0
77	Q1	25/25 (100%)	0.30	0 100 100	57, 62, 66, 66	0
77	q1	25/25 (100%)	0.04	0 100 100	45, 47, 48, 50	0
78	Q2	105/105 (100%)	0.51	8 (7%) 17 14	41, 51, 72, 93	0
78	q2	105/105 (100%)	0.40	4 (3%) 44 37	42, 50, 64, 85	0
79	Q3	91/91 (100%)	0.20	2 (2%) 65 59	46, 59, 74, 81	0
79	q3	91/91 (100%)	0.28	2 (2%) 65 59	42, 55, 67, 73	0
80	6	1795/1800 (99%)	0.17	60 (3%) 50 43	38, 75, 157, 227	0
81	c0	84/96 (87%)	1.66	33 (39%) 0 1	94, 126, 139, 141	0
82	sM	63/104 (60%)	1.32	15 (23%) 1 1	47, 97, 105, 110	0
83	m2	0/150	-	-	-	-
84	p0	143/219 (65%)	2.45	86 (60%) 0 0	88, 109, 177, 181	0
85	p1	0/47	-	-	-	-
85	p2	0/47	-	-	-	-
All	All	33015/34167 (96%)	0.57	3374 (10%) 9 7	30, 69, 125, 227	0

All (3374) RSRZ outliers are listed below:

Mol	Chain	Res	Type	RSRZ
60	N4	86	SER	15.3
60	N4	75	THR	13.0
60	N4	84	GLY	12.8
1	2	1807	A	12.6
1	2	1806	A	11.8
35	SM	16	ASP	11.6
1	2	1809	G	10.9
53	M7	161	ALA	10.6
1	2	1812	G	10.5
60	N4	90	ILE	10.3
1	2	1815	A	10.2
60	N4	88	ASP	9.8
1	2	1821	U	9.8
14	c2	126	TRP	9.6
14	c2	41	LEU	9.4
60	N4	89	LEU	9.4
80	6	662	U	9.3
1	2	1822	C	9.3
60	N4	76	VAL	9.2

Continued on next page...

*Continued from previous page...*

Mol	Chain	Res	Type	RSRZ
1	2	1811	G	9.1
1	2	1808	G	8.7
28	D6	8	ASN	8.6
16	C4	15	GLY	8.3
11	S9	181	ALA	8.2
1	2	1805	G	8.2
1	2	1810	G	8.0
36	1	1570	U	7.9
33	e1	110	ALA	7.7
60	N4	85	ALA	7.7
14	c2	123	VAL	7.7
8	s6	162	VAL	7.7
53	M7	160	ALA	7.7
29	D7	41	LEU	7.7
21	C9	71	VAL	7.6
13	C1	145	ALA	7.6
56	N0	1	MET	7.6
1	2	719	U	7.6
1	2	656	G	7.5
34	sR	121	MET	7.5
78	Q2	106	PHE	7.4
14	c2	122	VAL	7.3
1	2	1824	C	7.3
21	C9	2	PRO	7.2
14	c2	92	ALA	7.2
36	1	1569	U	7.1
80	6	663	U	7.1
14	c2	124	LYS	7.1
29	D7	38	PRO	7.1
80	6	493	U	7.0
13	c1	3	THR	6.9
33	e1	145	HIS	6.9
80	6	678	A	6.9
28	D6	85	ARG	6.9
1	2	1823	U	6.8
18	C6	20	ALA	6.8
6	S4	54	TYR	6.8
13	C1	146	ALA	6.7
17	c5	134	THR	6.7
48	M1	96	PHE	6.7
14	c2	116	VAL	6.6
82	sM	83	LYS	6.6

*Continued on next page...*

*Continued from previous page...*

Mol	Chain	Res	Type	RSRZ
14	C2	86	VAL	6.5
53	M7	162	GLU	6.5
35	SM	18	VAL	6.5
18	C6	12	LYS	6.5
84	p0	86	PHE	6.5
1	2	506	A	6.5
13	C1	2	SER	6.4
14	c2	63	VAL	6.4
1	2	1820	A	6.4
80	6	658	C	6.4
1	2	1813	C	6.4
46	l9	191	LEU	6.3
81	c0	25	LYS	6.3
60	N4	78	ALA	6.3
11	s9	148	VAL	6.3
35	SM	87	THR	6.3
1	2	658	C	6.3
31	d9	4	GLU	6.3
48	M1	127	PHE	6.3
34	sR	139	GLN	6.2
60	N4	69	LYS	6.2
3	S1	20	VAL	6.2
22	d0	67	THR	6.2
80	6	1228	G	6.2
14	c2	58	LEU	6.2
14	c2	21	GLU	6.2
34	sR	61	PHE	6.2
35	SM	19	VAL	6.1
82	sM	82	THR	6.1
2	s0	46	HIS	6.1
17	C5	104	GLN	6.1
34	sR	123	ILE	6.1
17	C5	89	MET	6.1
73	o7	88	ALA	6.0
60	N4	82	ILE	6.0
80	6	659	C	6.0
14	c2	65	SER	6.0
34	sR	134	TRP	6.0
34	sR	81	LEU	6.0
1	2	1059	U	6.0
14	c2	121	VAL	6.0
20	c8	18	LEU	6.0

*Continued on next page...*

*Continued from previous page...*

Mol	Chain	Res	Type	RSRZ
2	S0	198	MET	6.0
31	D9	4	GLU	6.0
33	e1	111	GLU	5.9
22	d0	98	GLN	5.9
14	C2	84	ASN	5.9
84	p0	80	VAL	5.9
24	D2	69	LEU	5.9
60	N4	95	SER	5.9
14	c2	20	ALA	5.9
40	L3	387	LEU	5.9
22	D0	82	TYR	5.9
36	5	1567	U	5.8
81	c0	64	TYR	5.8
20	c8	22	VAL	5.8
2	S0	170	ILE	5.8
35	SM	84	LYS	5.8
1	2	1816	C	5.8
6	S4	261	LEU	5.8
60	n4	84	GLY	5.8
20	C8	146	ALA	5.8
17	c5	135	THR	5.8
18	C6	11	GLY	5.8
20	C8	18	LEU	5.8
22	d0	93	LEU	5.7
14	C2	59	LEU	5.7
1	2	1818	C	5.7
2	S0	199	PRO	5.7
18	C6	39	VAL	5.7
60	N4	87	LEU	5.7
11	S9	180	LYS	5.7
14	c2	62	LEU	5.7
63	n7	23	VAL	5.7
18	C6	21	HIS	5.7
3	S1	92	GLN	5.7
60	N4	83	THR	5.7
34	sR	185	GLN	5.7
34	sR	171	SER	5.7
34	sR	167	VAL	5.7
36	1	1955	U	5.7
18	C6	17	THR	5.7
14	c2	59	LEU	5.7
18	c6	11	GLY	5.7

*Continued on next page...*

*Continued from previous page...*

Mol	Chain	Res	Type	RSRZ
36	1	1568	U	5.6
6	S4	226	PHE	5.6
24	D2	34	ILE	5.6
18	c6	142	TYR	5.6
17	C5	51	SER	5.6
33	E1	87	THR	5.6
18	c6	19	VAL	5.6
14	c2	85	LYS	5.6
13	C1	147	GLY	5.6
18	c6	143	ARG	5.5
3	S1	25	THR	5.5
30	d8	43	ASN	5.5
14	c2	56	GLU	5.5
63	N7	2	ALA	5.5
36	1	1762	C	5.5
84	p0	70	LEU	5.5
28	D6	88	SER	5.5
33	e1	98	VAL	5.5
33	e1	85	TYR	5.5
34	sR	170	ILE	5.5
18	C6	16	ALA	5.5
31	d9	30	LEU	5.5
34	sR	213	SER	5.4
34	SR	214	ALA	5.4
18	c6	44	LEU	5.4
60	n4	67	VAL	5.4
7	S5	152	GLY	5.4
11	S9	128	LEU	5.3
1	2	1814	A	5.3
34	sR	138	GLY	5.3
3	S1	47	LEU	5.3
42	L5	146	LEU	5.3
17	C5	103	ASN	5.3
1	2	1799	C	5.3
34	sR	105	GLY	5.3
18	c6	49	TYR	5.3
18	C6	29	ILE	5.3
20	c8	116	LEU	5.2
84	p0	188	VAL	5.2
33	e1	134	ASN	5.2
18	C6	7	VAL	5.2
74	O8	43	PHE	5.2

*Continued on next page...*

*Continued from previous page...*

Mol	Chain	Res	Type	RSRZ
14	c2	31	VAL	5.2
21	C9	5	SER	5.2
19	C7	101	ASN	5.2
28	D6	84	VAL	5.2
14	c2	33	ARG	5.2
80	6	660	G	5.2
17	C5	8	LYS	5.2
18	C6	19	VAL	5.2
6	S4	80	THR	5.2
18	C6	123	ARG	5.1
24	D2	73	GLY	5.1
26	d4	99	LYS	5.1
18	c6	121	SER	5.1
35	SM	85	SER	5.1
84	p0	88	PHE	5.1
84	p0	27	VAL	5.1
14	c2	127	GLY	5.1
24	D2	129	VAL	5.1
31	d9	55	PHE	5.1
1	2	715	U	5.1
1	2	1817	U	5.1
3	s1	89	ASP	5.1
16	C4	16	VAL	5.1
33	e1	80	ARG	5.1
3	S1	93	GLY	5.1
36	5	1568	U	5.1
18	C6	36	ILE	5.1
28	D6	92	ARG	5.1
42	L5	63	GLN	5.1
60	N4	81	PRO	5.1
36	5	1580	A	5.1
17	c5	86	VAL	5.1
22	d0	64	LYS	5.1
22	d0	65	ILE	5.1
22	D0	86	ILE	5.0
19	C7	100	LEU	5.0
28	D6	10	ARG	5.0
81	c0	22	VAL	5.0
80	6	675	U	5.0
3	S1	26	ARG	5.0
3	S1	140	ILE	5.0
7	s5	130	ILE	5.0

*Continued on next page...*

*Continued from previous page...*

Mol	Chain	Res	Type	RSRZ
84	p0	187	VAL	5.0
11	S9	80	LEU	5.0
14	c2	105	LYS	5.0
22	D0	84	MET	5.0
13	c1	4	GLU	5.0
42	L5	159	VAL	5.0
14	c2	28	LEU	5.0
6	S4	55	ALA	5.0
34	sR	92	TRP	5.0
80	6	1695	G	5.0
2	S0	23	HIS	5.0
35	SM	22	PRO	5.0
14	c2	119	SER	5.0
2	S0	83	GLN	5.0
18	C6	8	GLN	5.0
18	C6	65	ILE	5.0
21	C9	80	TYR	5.0
18	C6	28	LEU	5.0
81	c0	65	TYR	5.0
11	S9	95	TYR	4.9
14	c2	104	GLY	4.9
28	D6	98	PRO	4.9
14	c2	30	VAL	4.9
24	D2	25	VAL	4.9
36	5	1566	A	4.9
60	n4	68	ALA	4.9
63	N7	26	VAL	4.9
2	S0	203	PHE	4.9
53	M7	184	ALA	4.9
3	S1	94	LYS	4.9
4	s2	90	THR	4.9
19	C7	99	VAL	4.9
2	S0	97	PRO	4.9
34	SR	33	LEU	4.9
1	2	134	U	4.9
14	C2	83	GLU	4.9
35	SM	86	ASN	4.9
18	C6	18	ALA	4.9
60	N4	98	PRO	4.9
28	d6	68	TYR	4.9
8	s6	169	TYR	4.9
2	S0	146	LEU	4.9

*Continued on next page...*



*Continued from previous page...*

Mol	Chain	Res	Type	RSRZ
48	M1	167	TYR	4.9
20	c8	15	LEU	4.9
1	2	1804	A	4.9
28	D6	9	GLY	4.9
21	C9	28	LEU	4.8
6	S4	65	LEU	4.8
8	S6	77	LEU	4.8
33	e1	77	GLY	4.8
60	N4	77	LYS	4.8
42	L5	51	LEU	4.8
18	C6	68	ARG	4.8
74	o8	69	LEU	4.8
11	S9	116	LEU	4.8
14	c2	64	SER	4.8
13	C1	4	GLU	4.8
33	e1	151	ASN	4.8
18	c6	141	SER	4.8
1	2	793	A	4.8
34	sR	168	THR	4.8
36	5	2506	U	4.8
42	L5	151	GLN	4.8
47	m0	221	ALA	4.8
71	O5	120	ALA	4.8
3	S1	91	VAL	4.8
7	S5	70	VAL	4.8
23	D1	56	SER	4.8
26	D4	70	VAL	4.8
22	d0	79	TRP	4.8
7	S5	71	ALA	4.8
17	c5	111	MET	4.7
7	S5	37	GLN	4.7
48	M1	79	ILE	4.7
20	c8	129	TRP	4.7
21	c9	92	LYS	4.7
31	d9	16	LYS	4.7
7	s5	37	GLN	4.7
84	p0	87	VAL	4.7
84	p0	100	ILE	4.7
10	S8	152	ILE	4.7
28	D6	17	HIS	4.7
14	c2	42	ALA	4.7
34	sR	244	ALA	4.7

*Continued on next page...*

*Continued from previous page...*

Mol	Chain	Res	Type	RSRZ
31	d9	31	ILE	4.6
35	SM	17	VAL	4.6
11	S9	2	PRO	4.6
84	p0	212	HIS	4.6
34	sR	214	ALA	4.6
14	c2	43	ARG	4.6
36	5	2505	U	4.6
60	N4	67	VAL	4.6
63	N7	92	PHE	4.6
60	n4	95	SER	4.6
84	p0	49	ALA	4.6
63	n7	13	VAL	4.6
14	c2	113	ARG	4.6
51	m5	58	GLY	4.6
63	n7	92	PHE	4.6
18	C6	66	ARG	4.6
34	sR	189	GLU	4.6
84	p0	44	GLU	4.6
2	S0	144	ILE	4.6
56	N0	2	ALA	4.6
81	c0	23	ALA	4.6
2	S0	171	GLY	4.6
14	c2	93	ASP	4.6
34	sR	165	ASP	4.6
60	N4	73	ARG	4.6
6	S4	110	ALA	4.6
60	N4	74	LYS	4.6
60	n4	70	LYS	4.6
84	p0	192	ASP	4.6
28	d6	69	ASN	4.6
82	sM	25	ILE	4.6
20	C8	17	LEU	4.6
84	p0	25	LEU	4.6
22	d0	22	ILE	4.6
21	C9	39	THR	4.6
18	C6	143	ARG	4.6
1	2	718	U	4.6
13	C1	144	ALA	4.5
34	sR	65	SER	4.5
7	S5	155	ALA	4.5
80	6	1700	C	4.5
14	C2	52	LEU	4.5

*Continued on next page...*

*Continued from previous page...*

Mol	Chain	Res	Type	RSRZ
28	D6	31	PRO	4.5
61	N5	82	LEU	4.5
17	c5	136	SER	4.5
56	N0	135	VAL	4.5
34	sR	79	TYR	4.5
84	p0	18	TYR	4.5
34	SR	115	ILE	4.5
2	S0	160	ILE	4.5
28	D6	2	PRO	4.5
5	S3	218	LEU	4.5
18	C6	142	TYR	4.5
18	c6	52	LEU	4.5
33	e1	100	LEU	4.5
80	6	656	G	4.5
24	D2	92	ASN	4.5
34	sR	188	ILE	4.5
35	SM	15	ALA	4.5
17	c5	52	LYS	4.5
6	S4	252	ARG	4.5
31	d9	34	TYR	4.5
60	n4	97	LYS	4.5
13	c1	5	LEU	4.5
33	E1	148	TYR	4.5
28	D6	18	VAL	4.5
34	sR	72	THR	4.5
10	S8	200	LYS	4.5
18	C6	52	LEU	4.5
2	S0	98	ILE	4.5
6	S4	220	THR	4.5
22	d0	78	THR	4.5
20	C8	2	SER	4.5
34	sR	252	LEU	4.5
42	L5	28	THR	4.4
34	sR	141	LEU	4.4
66	O0	105	ALA	4.4
14	c2	55	GLY	4.4
18	C6	14	LYS	4.4
14	c2	125	ASN	4.4
23	D1	53	TYR	4.4
34	sR	82	SER	4.4
34	sR	24	ALA	4.4
3	S1	138	PHE	4.4

*Continued on next page...*

*Continued from previous page...*

Mol	Chain	Res	Type	RSRZ
20	C8	15	LEU	4.4
14	c2	117	GLY	4.4
60	n4	66	GLU	4.4
33	E1	145	HIS	4.4
36	1	1563	C	4.4
70	o4	57	LEU	4.4
2	s0	164	ASN	4.4
56	N0	74	ASN	4.4
22	d0	99	ILE	4.4
18	C6	15	SER	4.4
30	D8	44	VAL	4.4
11	S9	90	LYS	4.4
6	S4	90	ILE	4.4
18	c6	29	ILE	4.4
84	p0	28	VAL	4.4
8	S6	145	PHE	4.4
80	6	679	U	4.4
63	N7	46	ILE	4.4
21	C9	105	LEU	4.4
34	sR	90	ARG	4.4
11	S9	64	GLU	4.4
14	c2	96	GLN	4.4
35	SM	58	GLU	4.4
18	c6	130	GLY	4.4
42	L5	95	TRP	4.4
11	S9	186	GLU	4.4
84	p0	221	ALA	4.4
13	C1	152	GLN	4.4
63	n7	96	VAL	4.3
65	N9	25	LYS	4.3
26	D4	22	GLN	4.3
14	C2	62	LEU	4.3
23	D1	55	LEU	4.3
84	p0	30	VAL	4.3
2	S0	164	ASN	4.3
36	5	2503	G	4.3
21	C9	58	ALA	4.3
14	c2	133	LEU	4.3
42	L5	89	THR	4.3
28	d6	44	ILE	4.3
35	SM	89	ARG	4.3
80	6	1694	A	4.3

*Continued on next page...*

*Continued from previous page...*

Mol	Chain	Res	Type	RSRZ
60	N4	70	LYS	4.3
14	C2	80	ASN	4.3
18	C6	92	TYR	4.3
20	C8	8	GLN	4.3
33	e1	79	LYS	4.3
31	d9	12	ARG	4.3
62	N6	127	GLU	4.3
7	s5	83	ARG	4.3
2	s0	173	ILE	4.3
8	S6	149	LYS	4.3
7	s5	137	ILE	4.3
14	c2	103	LEU	4.3
74	o8	54	LEU	4.3
2	S0	156	VAL	4.3
53	M7	157	VAL	4.3
14	c2	112	ALA	4.3
33	e1	83	LYS	4.2
36	1	1764	U	4.2
70	O4	21	LYS	4.2
60	n4	85	ALA	4.2
21	C9	123	ARG	4.2
30	D8	66	LEU	4.2
18	c6	124	PRO	4.2
24	D2	108	ALA	4.2
24	D2	130	TYR	4.2
16	c4	79	VAL	4.2
2	S0	22	THR	4.2
2	S0	174	TRP	4.2
34	SR	72	THR	4.2
48	M1	104	PHE	4.2
33	e1	104	SER	4.2
10	S8	179	CYS	4.2
22	D0	65	ILE	4.2
14	c2	57	ALA	4.2
60	n4	96	LEU	4.2
2	S0	166	GLY	4.2
24	D2	81	VAL	4.2
24	D2	27	ILE	4.2
36	5	2539	C	4.2
48	M1	84	LEU	4.2
7	s5	79	ASN	4.2
11	S9	65	LYS	4.2

*Continued on next page...*

*Continued from previous page...*

Mol	Chain	Res	Type	RSRZ
18	c6	132	LYS	4.2
21	C9	72	GLY	4.2
34	sR	106	HIS	4.2
36	5	1569	U	4.2
17	C5	50	THR	4.2
18	c6	46	PHE	4.2
35	SM	21	PRO	4.2
34	sR	187	GLN	4.1
36	1	1571	A	4.1
84	p0	103	ASN	4.1
34	sR	186	PHE	4.1
20	c8	73	MET	4.1
5	S3	183	GLY	4.1
31	d9	29	GLY	4.1
84	p0	104	ARG	4.1
34	sR	25	THR	4.1
82	sM	23	LYS	4.1
22	d0	63	LEU	4.1
34	sR	202	LEU	4.1
34	sR	157	VAL	4.1
2	S0	76	ILE	4.1
34	sR	220	ILE	4.1
55	M9	50	ILE	4.1
84	p0	63	ILE	4.1
11	S9	97	LEU	4.1
17	c5	89	MET	4.1
5	s3	25	PHE	4.1
26	D4	69	SER	4.1
63	n7	68	ILE	4.1
2	s0	170	ILE	4.1
14	c2	118	ALA	4.1
22	D0	61	LYS	4.1
17	C5	17	TYR	4.1
3	s1	217	LEU	4.1
31	D9	43	PHE	4.1
33	E1	86	THR	4.1
34	sR	124	SER	4.1
22	D0	64	LYS	4.1
17	C5	84	ILE	4.1
42	L5	158	ARG	4.1
2	s0	25	GLY	4.1
8	S6	154	ARG	4.1

*Continued on next page...*

*Continued from previous page...*

Mol	Chain	Res	Type	RSRZ
36	5	2504	U	4.1
46	L9	187	ILE	4.1
2	S0	126	PRO	4.1
21	C9	70	GLN	4.1
30	d8	65	ARG	4.1
22	D0	81	THR	4.1
19	C7	110	VAL	4.1
19	c7	35	CYS	4.1
30	D8	67	ARG	4.1
35	SM	60	ALA	4.1
1	2	1803	G	4.1
16	c4	112	ILE	4.1
84	p0	96	ILE	4.1
14	c2	23	THR	4.0
21	C9	95	ASP	4.0
24	D2	82	LYS	4.0
2	S0	50	VAL	4.0
2	S0	196	SER	4.0
72	o6	53	TYR	4.0
34	sR	184	ASN	4.0
14	C2	55	GLY	4.0
6	S4	123	LEU	4.0
2	S0	46	HIS	4.0
28	d6	11	ASN	4.0
28	d6	40	ALA	4.0
23	D1	69	LEU	4.0
34	sR	33	LEU	4.0
1	2	1797	A	4.0
17	c5	51	SER	4.0
22	D0	121	ASN	4.0
14	c2	45	LEU	4.0
19	C7	71	PHE	4.0
80	6	1702	A	4.0
84	p0	51	VAL	4.0
7	S5	147	THR	4.0
14	c2	114	LYS	4.0
21	C9	50	ALA	4.0
34	sR	172	ALA	4.0
24	D2	128	PHE	4.0
11	S9	182	GLU	4.0
48	M1	75	LYS	4.0
28	D6	7	SER	4.0

*Continued on next page...*

*Continued from previous page...*

Mol	Chain	Res	Type	RSRZ
70	O4	23	VAL	4.0
1	2	717	C	4.0
34	SR	262	VAL	4.0
84	p0	190	VAL	4.0
14	C2	88	LEU	4.0
6	S4	45	ILE	4.0
1	2	1819	C	4.0
3	S1	90	GLU	4.0
6	S4	253	ASP	4.0
18	c6	120	ASP	4.0
78	Q2	104	LEU	4.0
72	o6	100	HIS	4.0
84	p0	213	PHE	4.0
19	C7	123	ASN	4.0
29	D7	42	ASN	4.0
3	s1	54	LEU	4.0
23	D1	34	ILE	4.0
1	2	1370	U	3.9
34	sR	89	LEU	3.9
48	M1	83	GLY	3.9
16	C4	27	PHE	3.9
18	C6	6	SER	3.9
6	S4	42	LEU	3.9
22	D0	54	GLY	3.9
36	1	1763	U	3.9
11	S9	146	PHE	3.9
22	D0	80	GLU	3.9
60	N4	66	GLU	3.9
14	C2	141	SER	3.9
18	c6	89	LEU	3.9
56	N0	95	ARG	3.9
6	S4	26	CYS	3.9
29	D7	43	ILE	3.9
48	M1	65	ILE	3.9
34	sR	116	ASP	3.9
22	d0	77	LYS	3.9
24	D2	126	LEU	3.9
56	N0	75	PHE	3.9
2	S0	48	ILE	3.9
11	S9	134	ILE	3.9
20	c8	17	LEU	3.9
3	S1	28	GLU	3.9

*Continued on next page...*



*Continued from previous page...*

Mol	Chain	Res	Type	RSRZ
1	2	132	U	3.9
58	N2	89	LEU	3.9
16	C4	41	ARG	3.9
48	M1	54	VAL	3.9
80	6	1709	C	3.9
84	p0	47	GLY	3.9
18	c6	139	GLN	3.9
17	C5	49	MET	3.9
18	C6	24	ALA	3.9
34	SR	44	SER	3.9
36	5	1349	G	3.9
30	d8	9	LEU	3.9
30	D8	17	GLY	3.9
58	n2	33	TYR	3.9
84	p0	211	SER	3.9
20	C8	145	ARG	3.9
63	n7	57	HIS	3.9
65	N9	55	ALA	3.9
6	S4	208	VAL	3.9
21	C9	114	VAL	3.9
3	S1	139	ALA	3.9
36	5	1582	C	3.8
2	S0	153	SER	3.8
19	c7	24	LEU	3.8
28	D6	89	ARG	3.8
18	C6	109	PHE	3.8
16	C4	76	ILE	3.8
34	sR	115	ILE	3.8
73	o7	87	SER	3.8
81	c0	24	LYS	3.8
29	D7	54	VAL	3.8
18	C6	132	LYS	3.8
8	S6	78	THR	3.8
34	SR	36	ALA	3.8
14	c2	102	GLY	3.8
34	SR	79	TYR	3.8
35	SM	14	ASP	3.8
24	D2	68	ARG	3.8
6	S4	111	VAL	3.8
14	C2	41	LEU	3.8
24	D2	104	LEU	3.8
61	N5	24	LEU	3.8

*Continued on next page...*

*Continued from previous page...*

Mol	Chain	Res	Type	RSRZ
63	N7	132	SER	3.8
21	C9	62	ALA	3.8
6	S4	175	PHE	3.8
18	C6	13	LYS	3.8
74	o8	31	LEU	3.8
72	O6	27	SER	3.8
22	D0	63	LEU	3.8
80	6	1199	G	3.8
31	d9	13	ARG	3.8
36	5	1815	U	3.8
80	6	1708	U	3.8
9	S7	98	ILE	3.8
34	sR	62	LYS	3.8
48	M1	122	ILE	3.8
8	S6	80	ASN	3.8
2	S0	15	GLN	3.8
27	d5	105	THR	3.8
80	6	1707	A	3.8
18	C6	22	VAL	3.8
11	S9	4	ALA	3.8
13	C1	38	ALA	3.8
21	c9	55	TYR	3.8
11	S9	36	LEU	3.8
14	C2	89	ILE	3.8
23	D1	23	ILE	3.8
80	6	1227	A	3.8
7	s5	68	ILE	3.8
23	D1	24	ILE	3.8
74	o8	25	VAL	3.8
74	o8	45	VAL	3.8
20	c8	146	ALA	3.8
82	sM	84	LYS	3.8
2	S0	201	LEU	3.8
29	D7	33	LEU	3.8
16	c4	101	ALA	3.7
18	C6	49	TYR	3.7
18	c6	79	TYR	3.7
33	e1	106	TYR	3.7
24	D2	83	ILE	3.7
31	d9	27	HIS	3.7
33	e1	99	LYS	3.7
74	o8	55	VAL	3.7

*Continued on next page...*

*Continued from previous page...*

Mol	Chain	Res	Type	RSRZ
2	S0	20	ALA	3.7
30	d8	67	ARG	3.7
2	S0	122	ILE	3.7
14	c2	36	LEU	3.7
29	d7	24	LEU	3.7
24	D2	37	PHE	3.7
34	SR	263	PHE	3.7
45	l8	120	LYS	3.7
76	Q0	77	ILE	3.7
17	c5	4	ALA	3.7
35	SM	20	LEU	3.7
58	N2	33	TYR	3.7
63	N7	42	LEU	3.7
42	L5	144	VAL	3.7
24	D2	60	LYS	3.7
34	sR	201	THR	3.7
11	S9	77	ILE	3.7
21	c9	18	TYR	3.7
48	M1	91	LEU	3.7
78	Q2	105	GLN	3.7
35	SM	88	ARG	3.7
80	6	668	C	3.7
84	p0	85	GLY	3.7
15	C3	15	ALA	3.7
22	D0	87	HIS	3.7
19	C7	62	GLN	3.7
46	L9	15	GLY	3.7
63	n7	56	LYS	3.7
2	S0	162	CYS	3.7
12	C0	23	ALA	3.7
82	sM	69	ARG	3.7
63	N7	27	LYS	3.7
28	D6	35	ALA	3.7
7	S5	41	LYS	3.7
18	C6	10	PHE	3.7
27	d5	50	ILE	3.7
28	d6	45	VAL	3.7
30	D8	7	VAL	3.7
18	C6	64	ASP	3.7
28	D6	20	PRO	3.7
2	s0	146	LEU	3.7
21	C9	100	ILE	3.7

*Continued on next page...*

*Continued from previous page...*

Mol	Chain	Res	Type	RSRZ
18	c6	39	VAL	3.7
63	n7	10	VAL	3.7
81	c0	66	TYR	3.7
22	d0	83	GLU	3.7
80	6	661	A	3.7
2	S0	197	ILE	3.7
2	S0	143	VAL	3.7
7	s5	69	PHE	3.7
14	c2	84	ASN	3.7
17	C5	115	TYR	3.7
18	C6	48	VAL	3.7
29	D7	49	HIS	3.7
18	C6	77	GLN	3.7
58	n2	52	ASN	3.7
1	2	657	U	3.7
19	C7	120	SER	3.7
34	sR	292	LEU	3.7
6	S4	109	PHE	3.7
34	sR	122	ILE	3.7
42	L5	145	PHE	3.7
14	c2	61	VAL	3.7
23	d1	87	ARG	3.7
18	C6	124	PRO	3.6
42	L5	56	THR	3.6
14	c2	106	ILE	3.6
17	c5	11	VAL	3.6
84	p0	50	VAL	3.6
8	s6	166	GLU	3.6
30	D8	45	LYS	3.6
8	s6	147	LEU	3.6
22	D0	68	ARG	3.6
34	sR	130	THR	3.6
71	o5	120	ALA	3.6
28	D6	86	VAL	3.6
11	S9	110	GLN	3.6
72	O6	100	HIS	3.6
3	S1	52	THR	3.6
34	sR	135	THR	3.6
34	sR	156	VAL	3.6
36	1	1567	U	3.6
17	c5	10	ARG	3.6
46	L9	10	ILE	3.6

*Continued on next page...*

*Continued from previous page...*

Mol	Chain	Res	Type	RSRZ
63	N7	23	VAL	3.6
61	N5	123	TYR	3.6
13	C1	68	GLY	3.6
19	c7	57	LEU	3.6
20	C8	119	ILE	3.6
36	1	1349	G	3.6
53	M7	183	ALA	3.6
80	6	676	G	3.6
84	p0	83	ASN	3.6
2	S0	161	PRO	3.6
6	S4	254	ARG	3.6
17	c5	50	THR	3.6
31	d9	20	GLN	3.6
39	L2	253	GLN	3.6
11	S9	119	ALA	3.6
20	C8	22	VAL	3.6
33	e1	108	VAL	3.6
17	C5	125	PRO	3.6
18	C6	96	TYR	3.6
2	S0	149	LEU	3.6
70	O4	33	GLN	3.6
84	p0	14	LYS	3.6
14	C2	122	VAL	3.6
14	c2	25	GLU	3.6
48	M1	66	ALA	3.6
57	N1	74	VAL	3.6
84	p0	191	TYR	3.6
22	d0	34	LEU	3.6
48	M1	17	LEU	3.6
6	S4	99	PHE	3.6
31	d9	56	ARG	3.6
34	sR	303	ALA	3.6
55	M9	51	VAL	3.6
70	O4	20	ILE	3.6
31	d9	33	LYS	3.6
24	D2	85	ASP	3.6
35	SM	61	ILE	3.6
56	N0	77	VAL	3.6
84	p0	205	THR	3.6
1	2	1362	U	3.6
18	C6	70	THR	3.6
23	D1	65	SER	3.6

*Continued on next page...*

*Continued from previous page...*

Mol	Chain	Res	Type	RSRZ
29	d7	46	VAL	3.6
74	o8	26	LYS	3.6
6	S4	56	LEU	3.6
1	2	493	U	3.6
84	p0	26	PHE	3.6
80	6	1601	G	3.6
60	n4	69	LYS	3.5
8	S6	175	ILE	3.5
20	C8	69	ILE	3.5
56	N0	76	GLY	3.5
19	C7	118	PRO	3.5
48	M1	148	VAL	3.5
14	C2	58	LEU	3.5
13	C1	3	THR	3.5
24	D2	62	VAL	3.5
24	D2	103	ILE	3.5
17	C5	76	VAL	3.5
2	S0	18	LEU	3.5
6	S4	71	LYS	3.5
11	S9	35	GLY	3.5
18	c6	20	ALA	3.5
20	c8	42	TYR	3.5
74	o8	32	ASN	3.5
46	L9	190	ASP	3.5
2	s0	98	ILE	3.5
63	n7	72	ILE	3.5
14	c2	87	PRO	3.5
24	D2	70	ASN	3.5
20	c8	14	ILE	3.5
2	S0	24	LEU	3.5
2	S0	177	LEU	3.5
14	c2	88	LEU	3.5
18	C6	141	SER	3.5
81	c0	49	LEU	3.5
28	D6	95	ARG	3.5
28	D6	21	VAL	3.5
80	6	718	U	3.5
7	S5	151	GLY	3.5
84	p0	94	THR	3.5
14	C2	126	TRP	3.5
17	c5	119	PHE	3.5
18	c6	18	ALA	3.5

*Continued on next page...*

*Continued from previous page...*

Mol	Chain	Res	Type	RSRZ
31	D9	55	PHE	3.5
32	E0	42	ARG	3.5
36	1	1581	C	3.5
27	d5	94	LYS	3.5
8	S6	157	VAL	3.5
2	s0	48	ILE	3.5
3	s1	140	ILE	3.5
8	S6	75	LEU	3.5
31	d9	36	LEU	3.5
14	c2	40	GLY	3.5
24	D2	72	CYS	3.5
14	C2	82	PRO	3.5
18	C6	3	ALA	3.5
29	D7	51	GLN	3.5
66	O0	42	ILE	3.5
21	c9	93	HIS	3.5
3	S1	50	LYS	3.5
14	c2	94	ALA	3.5
32	E0	61	SER	3.5
33	e1	146	SER	3.5
42	L5	77	ALA	3.5
20	C8	129	TRP	3.5
82	sM	28	SER	3.5
18	C6	69	VAL	3.5
58	N2	27	VAL	3.5
6	s4	162	ILE	3.5
11	S9	60	LEU	3.5
14	c2	89	ILE	3.5
48	M1	102	PHE	3.5
45	L8	130	TYR	3.5
81	c0	43	ILE	3.5
8	s6	164	LYS	3.5
10	S8	109	PHE	3.5
32	E0	46	ASN	3.4
48	m1	43	GLN	3.4
55	M9	182	ASP	3.4
3	S1	46	THR	3.4
6	S4	91	THR	3.4
8	s6	135	PRO	3.4
11	S9	5	PRO	3.4
6	S4	101	LEU	3.4
58	N2	93	ILE	3.4

*Continued on next page...*

*Continued from previous page...*

Mol	Chain	Res	Type	RSRZ
16	C4	75	GLY	3.4
24	D2	46	TYR	3.4
30	D8	28	VAL	3.4
32	E0	45	VAL	3.4
42	L5	226	TYR	3.4
84	p0	98	ASN	3.4
6	s4	15	PRO	3.4
17	c5	85	ILE	3.4
18	C6	9	THR	3.4
18	C6	76	SER	3.4
34	sR	143	THR	3.4
2	S0	182	LEU	3.4
42	L5	131	LEU	3.4
8	S6	148	SER	3.4
19	C7	107	SER	3.4
63	N7	131	PHE	3.4
36	5	1350	A	3.4
42	L5	122	VAL	3.4
61	N5	124	VAL	3.4
34	SR	45	TRP	3.4
8	s6	161	GLU	3.4
10	s8	61	GLU	3.4
24	D2	41	MET	3.4
34	sR	166	SER	3.4
7	S5	154	ALA	3.4
14	c2	128	ALA	3.4
18	c6	83	GLN	3.4
22	D0	58	LEU	3.4
62	n6	45	ILE	3.4
17	C5	9	LYS	3.4
4	S2	146	THR	3.4
34	SR	284	ALA	3.4
3	S1	54	LEU	3.4
10	s8	165	LEU	3.4
58	n2	89	LEU	3.4
63	N7	5	LEU	3.4
66	O0	104	LEU	3.4
5	s3	151	LYS	3.4
51	m5	42	PRO	3.4
8	S6	180	THR	3.4
48	M1	36	VAL	3.4
2	s0	165	ARG	3.4

*Continued on next page...*



*Continued from previous page...*

<b>Mol</b>	<b>Chain</b>	<b>Res</b>	<b>Type</b>	<b>RSRZ</b>
31	d9	40	ARG	3.4
42	L5	148	ILE	3.4
80	6	494	U	3.4
34	sR	71	CYS	3.4
11	S9	3	ARG	3.4
22	d0	28	SER	3.4
48	M1	142	LYS	3.4
63	n7	21	LYS	3.4
74	o8	52	TYR	3.4
16	c4	15	GLY	3.4
11	S9	106	GLU	3.4
6	S4	9	LEU	3.4
14	c2	52	LEU	3.4
84	p0	209	LEU	3.4
61	n5	31	THR	3.4
28	D6	72	HIS	3.4
2	s0	20	ALA	3.4
10	S8	167	ALA	3.4
16	C4	40	ALA	3.4
28	d6	66	LYS	3.4
39	l2	29	LEU	3.4
45	L8	121	SER	3.4
34	sR	66	HIS	3.4
3	s1	64	ARG	3.4
5	s3	11	LEU	3.4
34	sR	32	LEU	3.4
6	S4	86	PHE	3.4
7	S5	150	GLY	3.4
10	s8	39	GLY	3.4
66	o0	7	GLN	3.4
28	D6	3	LYS	3.4
34	sR	147	HIS	3.4
36	1	2502	A	3.3
26	D4	3	ASP	3.3
38	8	81	U	3.3
56	N0	143	PHE	3.3
80	6	1710	U	3.3
28	D6	30	ILE	3.3
14	c2	95	LYS	3.3
18	c6	133	GLY	3.3
33	e1	112	GLY	3.3
30	D8	21	SER	3.3

*Continued on next page...*

*Continued from previous page...*

<b>Mol</b>	<b>Chain</b>	<b>Res</b>	<b>Type</b>	<b>RSRZ</b>
34	sR	120	SER	3.3
19	C7	16	LEU	3.3
80	6	1696	G	3.3
80	6	1699	G	3.3
34	SR	92	TRP	3.3
84	p0	79	PHE	3.3
19	C7	125	SER	3.3
29	d7	33	LEU	3.3
7	S5	69	PHE	3.3
19	c7	65	PRO	3.3
21	C9	119	LYS	3.3
55	M9	52	LYS	3.3
60	N4	68	ALA	3.3
28	D6	79	ILE	3.3
48	M1	59	ILE	3.3
31	d9	17	GLY	3.3
60	n4	106	GLU	3.3
63	N7	47	GLU	3.3
8	S6	81	VAL	3.3
22	D0	85	ARG	3.3
29	D7	36	LYS	3.3
33	e1	87	THR	3.3
45	l8	154	ALA	3.3
58	n2	13	LYS	3.3
7	s5	153	GLY	3.3
23	d1	43	GLY	3.3
10	S8	168	CYS	3.3
15	C3	62	GLN	3.3
56	N0	96	ASP	3.3
1	2	261	U	3.3
11	S9	118	LEU	3.3
34	sR	34	LEU	3.3
2	S0	158	VAL	3.3
17	C5	94	VAL	3.3
11	S9	6	ARG	3.3
5	s3	160	SER	3.3
34	sR	83	ALA	3.3
14	C2	138	GLU	3.3
6	S4	52	LEU	3.3
34	SR	71	CYS	3.3
3	S1	53	GLY	3.3
34	sR	158	PRO	3.3

*Continued on next page...*

*Continued from previous page...*

Mol	Chain	Res	Type	RSRZ
6	S4	44	LEU	3.3
34	sR	133	VAL	3.3
35	SM	53	ARG	3.3
74	O8	54	LEU	3.3
6	S4	207	LEU	3.3
20	c8	126	ARG	3.3
34	SR	253	ALA	3.3
21	c9	84	LYS	3.3
30	D8	16	LEU	3.3
45	l8	121	SER	3.3
6	s4	72	VAL	3.3
31	D9	52	PHE	3.3
12	C0	24	LYS	3.3
42	L5	64	ILE	3.3
17	c5	17	TYR	3.3
62	n6	57	LEU	3.3
1	2	1795	U	3.3
39	l2	84	THR	3.3
17	C5	58	LYS	3.3
29	D7	72	LYS	3.3
31	D9	54	LYS	3.3
6	S4	64	ILE	3.3
7	s5	90	ILE	3.3
16	C4	39	ILE	3.3
18	C6	85	ILE	3.3
7	S5	153	GLY	3.3
68	O2	127	ALA	3.3
80	6	1196	A	3.3
11	S9	104	PHE	3.3
23	d1	82	VAL	3.3
42	L5	53	VAL	3.3
74	o8	43	PHE	3.3
10	S8	143	TRP	3.3
13	C1	118	GLN	3.3
6	S4	92	LEU	3.3
51	m5	6	TYR	3.3
71	O5	31	LEU	3.3
81	c0	63	TYR	3.3
11	S9	96	VAL	3.3
42	L5	52	VAL	3.3
45	l8	34	PHE	3.3
3	s1	111	ARG	3.2

*Continued on next page...*

*Continued from previous page...*

Mol	Chain	Res	Type	RSRZ
42	L5	50	ARG	3.2
9	s7	187	SER	3.2
20	c8	119	ILE	3.2
28	D6	44	ILE	3.2
48	M1	128	TYR	3.2
34	sR	103	PHE	3.2
42	l5	151	GLN	3.2
71	O5	44	ILE	3.2
81	c0	62	GLN	3.2
6	S4	22	LYS	3.2
20	C8	32	LEU	3.2
42	L5	76	ALA	3.2
10	s8	46	VAL	3.2
33	e1	114	VAL	3.2
17	C5	90	ILE	3.2
2	S0	75	ALA	3.2
2	S0	195	TRP	3.2
6	S4	38	LEU	3.2
63	n7	22	LYS	3.2
3	S1	142	PHE	3.2
18	c6	68	ARG	3.2
22	d0	68	ARG	3.2
6	S4	225	VAL	3.2
6	s4	183	VAL	3.2
36	5	1025	A	3.2
7	s5	145	ASP	3.2
48	M1	111	ASP	3.2
21	C9	126	GLU	3.2
14	c2	110	GLY	3.2
33	E1	124	PRO	3.2
33	E1	143	LYS	3.2
34	SR	252	LEU	3.2
42	L5	181	PRO	3.2
67	o1	75	ILE	3.2
14	c2	80	ASN	3.2
63	N7	11	ALA	3.2
63	N7	91	ALA	3.2
18	c6	129	PHE	3.2
42	l5	290	ILE	3.2
48	M1	125	MET	3.2
54	m8	67	ILE	3.2
21	C9	79	LEU	3.2

*Continued on next page...*

*Continued from previous page...*

Mol	Chain	Res	Type	RSRZ
21	c9	22	LEU	3.2
17	C5	82	ASN	3.2
22	d0	72	ASN	3.2
22	d0	82	TYR	3.2
31	d9	14	TYR	3.2
34	sR	302	PHE	3.2
55	M9	186	LYS	3.2
70	O4	64	THR	3.2
5	S3	50	ILE	3.2
17	c5	80	MET	3.2
48	M1	21	ILE	3.2
48	M1	40	LEU	3.2
51	M5	134	LEU	3.2
2	S0	99	ALA	3.2
7	s5	154	ALA	3.2
17	C5	12	PHE	3.2
22	d0	90	TYR	3.2
33	E1	131	PHE	3.2
34	SR	61	PHE	3.2
80	6	495	C	3.2
29	D7	75	GLU	3.2
58	N2	80	THR	3.2
65	N9	26	THR	3.2
60	n4	132	GLY	3.2
11	S9	141	VAL	3.2
17	C5	119	PHE	3.2
63	n7	2	ALA	3.2
28	D6	73	TYR	3.2
30	d8	45	LYS	3.2
48	M1	129	VAL	3.2
36	5	2507	C	3.2
18	C6	89	LEU	3.2
34	sR	183	LEU	3.2
39	l2	71	LEU	3.2
28	D6	91	ASP	3.2
36	1	1572	U	3.2
48	m1	39	GLN	3.2
7	S5	149	VAL	3.2
1	2	1685	G	3.2
6	S4	255	ARG	3.2
1	2	1410	A	3.2
2	S0	25	GLY	3.2

*Continued on next page...*

*Continued from previous page...*

Mol	Chain	Res	Type	RSRZ
18	C6	44	LEU	3.2
48	M1	144	CYS	3.2
82	sM	85	SER	3.2
9	S7	105	THR	3.2
18	C6	47	LYS	3.2
48	M1	70	THR	3.2
3	S1	101	HIS	3.2
3	s1	30	PHE	3.2
21	C9	8	ASP	3.2
28	D6	78	ALA	3.2
31	d9	52	PHE	3.2
5	S3	186	VAL	3.2
17	c5	126	VAL	3.2
10	S8	112	TRP	3.2
34	SR	181	TRP	3.2
5	s3	7	LYS	3.2
16	c4	92	LYS	3.2
59	n3	2	SER	3.2
71	O5	20	GLN	3.2
84	p0	197	PHE	3.2
6	S4	102	VAL	3.2
10	s8	102	VAL	3.2
42	L5	147	ASP	3.2
57	N1	27	LEU	3.2
14	c2	115	VAL	3.2
20	C8	133	VAL	3.2
21	C9	4	VAL	3.2
36	1	2445	A	3.2
84	p0	11	TYR	3.2
27	d5	51	LEU	3.1
34	SR	43	ILE	3.1
62	n6	104	LEU	3.1
80	6	239	C	3.1
56	N0	4	PHE	3.1
28	D6	46	GLU	3.1
29	D7	46	VAL	3.1
51	M5	60	VAL	3.1
14	c2	48	SER	3.1
56	N0	91	TYR	3.1
56	N0	138	GLN	3.1
84	p0	69	ASP	3.1
13	c1	147	GLY	3.1

*Continued on next page...*

*Continued from previous page...*

Mol	Chain	Res	Type	RSRZ
29	D7	32	PHE	3.1
80	6	664	U	3.1
80	6	665	U	3.1
14	C2	42	ALA	3.1
28	D6	6	ALA	3.1
45	l8	155	ASN	3.1
6	s4	23	LEU	3.1
34	sR	70	ASP	3.1
3	s1	84	ILE	3.1
7	s5	172	ILE	3.1
8	s6	175	ILE	3.1
66	O0	62	LEU	3.1
23	D1	40	ASP	3.1
58	n2	11	ILE	3.1
7	s5	168	VAL	3.1
14	c2	22	VAL	3.1
20	C8	36	LYS	3.1
20	c8	108	LYS	3.1
22	D0	69	LYS	3.1
7	S5	158	GLN	3.1
63	N7	128	GLN	3.1
34	sR	73	LEU	3.1
2	S0	168	HIS	3.1
15	C3	5	HIS	3.1
17	C5	15	HIS	3.1
2	S0	104	PRO	3.1
3	S1	119	THR	3.1
8	s6	144	PHE	3.1
48	M1	134	PRO	3.1
63	n7	136	PHE	3.1
33	e1	150	VAL	3.1
34	sR	104	VAL	3.1
84	p0	210	VAL	3.1
60	N4	71	ARG	3.1
74	o8	34	ALA	3.1
7	s5	118	LEU	3.1
24	D2	7	LEU	3.1
2	S0	21	ASN	3.1
2	S0	102	PHE	3.1
8	S6	32	ILE	3.1
36	1	1351	U	3.1
8	S6	140	ASN	3.1

*Continued on next page...*

*Continued from previous page...*

Mol	Chain	Res	Type	RSRZ
57	N1	60	LYS	3.1
66	o0	100	ILE	3.1
74	o8	56	ILE	3.1
28	D6	80	HIS	3.1
63	N7	122	HIS	3.1
2	s0	101	ARG	3.1
31	d9	11	PRO	3.1
56	N0	90	MET	3.1
63	N7	70	PRO	3.1
21	c9	91	TYR	3.1
8	s6	156	PHE	3.1
19	c7	69	ILE	3.1
20	c8	125	ILE	3.1
48	m1	65	ILE	3.1
61	n5	142	ILE	3.1
22	D0	89	ARG	3.1
24	D2	90	THR	3.1
36	1	1221	A	3.1
2	S0	17	LEU	3.1
42	L5	92	LEU	3.1
45	l8	109	LEU	3.1
56	N0	133	ALA	3.1
20	C8	125	ILE	3.1
34	SR	198	ASN	3.1
84	p0	84	VAL	3.1
35	SM	28	SER	3.1
45	l8	245	LYS	3.1
46	l9	190	ASP	3.1
48	M1	80	LEU	3.1
58	N2	108	TYR	3.1
80	6	1701	A	3.1
81	c0	41	TYR	3.1
8	S6	73	ILE	3.1
13	C1	16	GLN	3.1
34	SR	103	PHE	3.1
56	N0	129	ILE	3.1
13	C1	91	LEU	3.1
35	SM	57	ASN	3.1
46	L9	191	LEU	3.1
2	S0	175	TYR	3.1
6	S4	159	THR	3.1
22	d0	18	GLN	3.1

*Continued on next page...*



*Continued from previous page...*

Mol	Chain	Res	Type	RSRZ
63	N7	130	PHE	3.1
6	S4	246	LEU	3.1
18	C6	117	LEU	3.1
23	D1	19	ALA	3.1
18	C6	25	GLY	3.1
34	sR	241	PHE	3.1
30	d8	27	GLN	3.1
5	s3	138	VAL	3.1
6	S4	89	VAL	3.1
2	S0	84	ARG	3.1
42	L5	222	LEU	3.1
7	s5	159	ALA	3.1
6	S4	47	PHE	3.0
4	s2	84	LYS	3.0
13	C1	148	LYS	3.0
18	c6	127	LYS	3.0
21	c9	101	ASN	3.0
70	O4	70	LYS	3.0
80	6	666	U	3.0
11	S9	148	VAL	3.0
3	S1	156	ALA	3.0
14	C2	85	LYS	3.0
14	c2	82	PRO	3.0
14	c2	98	GLY	3.0
24	D2	50	PHE	3.0
42	L5	55	PHE	3.0
70	O4	32	ALA	3.0
48	M1	135	GLY	3.0
6	S4	251	GLU	3.0
30	D8	43	ASN	3.0
39	l2	61	VAL	3.0
58	n2	66	VAL	3.0
48	M1	87	LYS	3.0
74	o8	2	ALA	3.0
6	S4	85	GLY	3.0
24	D2	18	GLU	3.0
36	5	1565	G	3.0
13	C1	150	ASN	3.0
22	d0	97	VAL	3.0
34	sR	181	TRP	3.0
51	m5	66	VAL	3.0
29	D7	44	THR	3.0

*Continued on next page...*

*Continued from previous page...*

Mol	Chain	Res	Type	RSRZ
34	SR	32	LEU	3.0
33	E1	149	LYS	3.0
34	SR	283	LYS	3.0
7	s5	26	ALA	3.0
13	c1	146	ALA	3.0
21	c9	66	TYR	3.0
39	l2	164	GLY	3.0
71	O5	72	GLY	3.0
71	O5	75	TYR	3.0
42	L5	221	GLU	3.0
46	L9	189	GLU	3.0
39	l2	249	SER	3.0
53	M7	163	LYS	3.0
5	S3	25	PHE	3.0
11	S9	111	THR	3.0
6	S4	249	ALA	3.0
45	l8	94	PHE	3.0
80	6	1491	U	3.0
32	E0	54	ARG	3.0
84	p0	3	GLY	3.0
14	c2	60	VAL	3.0
23	D1	82	VAL	3.0
58	n2	54	VAL	3.0
20	C8	116	LEU	3.0
24	D2	71	LYS	3.0
53	M7	168	LEU	3.0
11	s9	184	SER	3.0
34	SR	213	SER	3.0
58	n2	71	PHE	3.0
7	S5	74	ALA	3.0
28	D6	5	ARG	3.0
34	sR	212	ALA	3.0
48	M1	159	THR	3.0
17	C5	123	TYR	3.0
24	D2	101	TYR	3.0
36	1	1260	A	3.0
2	s0	97	PRO	3.0
42	L5	37	VAL	3.0
63	N7	21	LYS	3.0
63	n7	53	VAL	3.0
84	p0	93	LEU	3.0
19	c7	3	ARG	3.0

*Continued on next page...*

*Continued from previous page...*

Mol	Chain	Res	Type	RSRZ
67	o1	112	ASP	3.0
20	C8	44	ASN	3.0
28	D6	94	ASN	3.0
5	S3	217	ILE	3.0
42	L5	149	GLY	3.0
33	e1	81	LYS	3.0
5	s3	137	VAL	3.0
36	1	1025	A	3.0
80	6	506	A	3.0
14	c2	140	PHE	3.0
32	E0	44	PHE	3.0
34	sR	142	ALA	3.0
17	C5	105	VAL	3.0
22	d0	112	VAL	3.0
29	D7	45	THR	3.0
42	L5	153	THR	3.0
58	n2	14	THR	3.0
61	N5	107	VAL	3.0
84	p0	214	VAL	3.0
6	s4	36	HIS	3.0
8	S6	68	LEU	3.0
33	e1	96	LYS	3.0
14	c2	26	ASP	3.0
27	d5	71	ILE	3.0
28	d6	41	ILE	3.0
66	o0	105	ALA	3.0
84	p0	216	ALA	3.0
2	S0	172	LEU	3.0
5	S3	21	LEU	3.0
3	S1	103	MET	3.0
36	5	252	U	3.0
5	S3	213	GLU	3.0
28	D6	68	TYR	3.0
34	sR	80	ALA	3.0
28	d6	18	VAL	3.0
51	m5	129	TYR	3.0
14	C2	78	LEU	3.0
84	p0	45	LEU	3.0
6	s4	22	LYS	3.0
14	C2	49	THR	3.0
33	e1	97	LYS	3.0
63	n7	130	PHE	3.0

*Continued on next page...*

*Continued from previous page...*

Mol	Chain	Res	Type	RSRZ
78	q2	54	THR	3.0
45	l8	246	MET	3.0
28	D6	90	GLU	3.0
84	p0	20	GLU	3.0
17	C5	126	VAL	3.0
18	C6	45	ARG	3.0
19	C7	80	ARG	3.0
20	c8	61	LEU	3.0
45	L8	93	LEU	3.0
63	N7	95	VAL	3.0
84	p0	217	VAL	3.0
16	C4	47	LYS	3.0
35	SM	27	LYS	3.0
78	Q2	100	LYS	3.0
31	d9	43	PHE	3.0
42	L5	203	HIS	3.0
48	M1	146	GLY	2.9
18	c6	114	ARG	2.9
21	c9	94	ILE	2.9
34	sR	155	ARG	2.9
60	n4	82	ILE	2.9
3	s1	114	VAL	2.9
26	d4	18	LEU	2.9
42	l5	125	VAL	2.9
34	sR	87	LYS	2.9
31	d9	5	ASN	2.9
34	sR	112	SER	2.9
17	C5	99	GLY	2.9
17	c5	91	GLY	2.9
42	L5	189	GLU	2.9
46	L9	83	THR	2.9
61	N5	118	GLY	2.9
2	s0	99	ALA	2.9
6	S4	248	ILE	2.9
3	S1	55	LYS	2.9
19	c7	39	ALA	2.9
84	p0	105	VAL	2.9
14	c2	44	GLY	2.9
18	c6	131	GLY	2.9
19	C7	75	GLU	2.9
28	D6	69	ASN	2.9
60	n4	99	GLU	2.9

*Continued on next page...*

*Continued from previous page...*

Mol	Chain	Res	Type	RSRZ
42	L5	90	HIS	2.9
84	p0	29	GLY	2.9
6	S4	173	ILE	2.9
17	C5	109	PRO	2.9
48	M1	85	LYS	2.9
18	C6	79	TYR	2.9
28	D6	49	ALA	2.9
45	L8	58	VAL	2.9
84	p0	52	LEU	2.9
13	C1	13	PHE	2.9
56	N0	30	PHE	2.9
63	n7	4	PHE	2.9
14	c2	29	LYS	2.9
60	N4	97	LYS	2.9
67	o1	82	GLU	2.9
2	S0	47	VAL	2.9
3	s1	97	LEU	2.9
6	S4	257	ALA	2.9
11	S9	113	VAL	2.9
48	M1	106	ILE	2.9
22	D0	26	LEU	2.9
23	D1	54	ALA	2.9
48	M1	112	LEU	2.9
62	n6	43	TYR	2.9
2	s0	185	ARG	2.9
3	s1	152	ARG	2.9
29	D7	40	CYS	2.9
55	M9	179	GLU	2.9
6	S4	70	VAL	2.9
10	s8	58	LEU	2.9
11	s9	181	ALA	2.9
8	s6	163	THR	2.9
15	c3	40	TYR	2.9
19	C7	126	ALA	2.9
33	E1	130	VAL	2.9
56	N0	72	VAL	2.9
16	c4	119	THR	2.9
63	n7	118	PHE	2.9
18	C6	127	LYS	2.9
6	S4	87	MET	2.9
6	s4	87	MET	2.9
81	c0	36	ASP	2.9

*Continued on next page...*

*Continued from previous page...*

Mol	Chain	Res	Type	RSRZ
17	c5	54	ALA	2.9
36	5	1764	U	2.9
2	S0	116	LYS	2.9
5	S3	24	PHE	2.9
6	S4	57	ASN	2.9
62	n6	44	GLY	2.9
10	S8	96	LEU	2.9
22	D0	20	ILE	2.9
34	sR	68	VAL	2.9
7	s5	30	PRO	2.9
18	c6	21	HIS	2.9
48	M1	152	HIS	2.9
80	6	1800	A	2.9
48	M1	101	ASN	2.9
14	c2	91	VAL	2.9
18	C6	122	ARG	2.9
20	c8	123	ARG	2.9
27	D5	88	ILE	2.9
34	SR	102	ARG	2.9
57	n1	31	LEU	2.9
84	p0	76	LEU	2.9
11	s9	104	PHE	2.9
14	C2	57	ALA	2.9
48	M1	76	ALA	2.9
48	M1	136	ALA	2.9
1	2	194	U	2.9
5	S3	216	PRO	2.9
18	C6	51	PRO	2.9
84	p0	199	SER	2.9
20	C8	120	ARG	2.9
20	C8	126	ARG	2.9
63	n7	48	ARG	2.9
10	S8	72	ILE	2.9
21	C9	94	ILE	2.9
24	D2	111	MET	2.9
24	d2	25	VAL	2.9
51	m5	151	ILE	2.9
63	n7	115	LYS	2.9
2	S0	107	PHE	2.9
17	C5	45	PHE	2.9
6	S4	182	TYR	2.9
63	n7	88	ASP	2.9

*Continued on next page...*

*Continued from previous page...*

Mol	Chain	Res	Type	RSRZ
21	C9	41	SER	2.9
23	D1	22	ARG	2.9
62	n6	101	PRO	2.9
1	2	133	U	2.9
2	S0	54	TRP	2.9
13	C1	22	ASN	2.9
70	O4	79	SER	2.9
84	p0	24	SER	2.9
14	C2	137	MET	2.9
19	C7	106	THR	2.9
84	p0	41	VAL	2.9
12	C0	62	GLN	2.9
6	S4	199	GLU	2.9
6	S4	256	ARG	2.9
28	d6	17	HIS	2.9
39	l2	72	ARG	2.9
81	c0	78	GLU	2.9
9	S7	146	GLY	2.9
18	c6	26	LYS	2.9
22	D0	59	PRO	2.9
24	D2	119	LYS	2.9
2	s0	24	LEU	2.9
3	s1	96	LEU	2.9
1	2	501	U	2.9
18	c6	65	ILE	2.9
30	d8	13	ILE	2.9
51	M5	135	VAL	2.9
5	s3	207	THR	2.9
8	s6	145	PHE	2.9
20	C8	141	THR	2.9
18	c6	12	LYS	2.9
24	D2	120	HIS	2.9
42	L5	195	LEU	2.9
14	C2	123	VAL	2.8
34	sR	154	VAL	2.8
34	sR	309	VAL	2.8
3	s1	52	THR	2.8
20	C8	110	ARG	2.8
22	d0	102	ARG	2.8
33	e1	92	LYS	2.8
45	L8	131	ALA	2.8
51	m5	148	TYR	2.8

*Continued on next page...*

*Continued from previous page...*

Mol	Chain	Res	Type	RSRZ
3	S1	59	ASP	2.8
7	s5	42	LEU	2.8
17	c5	55	GLY	2.8
19	c7	2	GLY	2.8
24	D2	35	ILE	2.8
34	SR	310	ILE	2.8
48	M1	67	VAL	2.8
60	n4	90	ILE	2.8
51	m5	59	PHE	2.8
70	O4	93	PHE	2.8
81	c0	3	MET	2.8
6	S4	97	GLU	2.8
1	2	716	C	2.8
6	S4	103	TYR	2.8
11	s9	183	ALA	2.8
23	D1	20	THR	2.8
42	L5	38	THR	2.8
82	sM	24	GLU	2.8
6	S4	181	VAL	2.8
4	S2	224	PHE	2.8
10	s8	60	ILE	2.8
63	N7	89	VAL	2.8
11	S9	79	ARG	2.8
63	N7	22	LYS	2.8
18	C6	38	LEU	2.8
62	n6	35	LEU	2.8
6	s4	47	PHE	2.8
21	C9	31	PRO	2.8
56	N0	5	LYS	2.8
10	S8	69	SER	2.8
51	M5	127	TYR	2.8
19	C7	73	LEU	2.8
42	L5	161	GLY	2.8
24	D2	125	ILE	2.8
27	d5	88	ILE	2.8
30	D8	15	VAL	2.8
42	L5	65	ILE	2.8
80	6	674	C	2.8
34	SR	81	LEU	2.8
63	n7	80	LEU	2.8
75	o9	11	GLN	2.8
34	sR	125	GLY	2.8

*Continued on next page...*



*Continued from previous page...*

Mol	Chain	Res	Type	RSRZ
7	S5	172	ILE	2.8
45	L8	201	THR	2.8
63	n7	12	VAL	2.8
1	2	714	G	2.8
22	D0	83	GLU	2.8
2	S0	185	ARG	2.8
16	C4	18	ARG	2.8
21	C9	110	LYS	2.8
28	D6	93	LYS	2.8
36	5	2444	C	2.8
63	n7	52	LYS	2.8
71	O5	32	LYS	2.8
21	C9	77	ASN	2.8
22	d0	20	ILE	2.8
34	sR	200	ASN	2.8
34	sR	245	PHE	2.8
7	S5	72	HIS	2.8
2	S0	19	ALA	2.8
2	S0	101	ARG	2.8
21	C9	7	ARG	2.8
84	p0	48	ARG	2.8
30	d8	66	LEU	2.8
36	5	1762	C	2.8
48	M1	163	PHE	2.8
54	m8	82	VAL	2.8
63	N7	72	ILE	2.8
84	p0	68	SER	2.8
45	l8	110	THR	2.8
46	L9	188	THR	2.8
61	N5	27	ARG	2.8
20	C8	127	HIS	2.8
36	1	1566	A	2.8
3	S1	114	VAL	2.8
10	S8	67	TRP	2.8
12	C0	61	TRP	2.8
17	c5	105	VAL	2.8
18	C6	60	PHE	2.8
34	sR	263	PHE	2.8
48	M1	86	VAL	2.8
21	C9	124	ILE	2.8
26	D4	7	ILE	2.8
1	2	500	C	2.8

*Continued on next page...*

*Continued from previous page...*

<b>Mol</b>	<b>Chain</b>	<b>Res</b>	<b>Type</b>	<b>RSRZ</b>
70	O4	24	LYS	2.8
2	S0	157	ASP	2.8
19	c7	16	LEU	2.8
20	C8	86	LEU	2.8
79	Q3	86	LEU	2.8
6	S4	72	VAL	2.8
18	c6	138	PHE	2.8
21	C9	14	PHE	2.8
34	sR	113	VAL	2.8
57	N1	25	VAL	2.8
19	C7	60	ARG	2.8
81	c0	35	ILE	2.8
23	D1	18	SER	2.8
2	s0	110	TYR	2.8
17	C5	78	THR	2.8
22	D0	34	LEU	2.8
55	M9	44	LEU	2.8
74	O8	53	THR	2.8
28	D6	75	VAL	2.8
55	M9	58	HIS	2.8
18	c6	85	ILE	2.8
18	C6	40	GLU	2.8
5	s3	150	MET	2.8
18	c6	53	LEU	2.8
42	L5	36	LEU	2.8
67	o1	76	SER	2.8
34	sR	180	ALA	2.8
3	S1	225	VAL	2.8
17	c5	8	LYS	2.8
19	C7	63	LYS	2.8
19	C7	86	PRO	2.8
74	o8	36	LYS	2.8
78	Q2	2	VAL	2.8
84	p0	59	VAL	2.8
84	p0	95	GLU	2.7
1	2	1199	G	2.7
38	4	82	U	2.7
2	S0	26	ALA	2.7
13	C1	149	ALA	2.7
29	D7	48	SER	2.7
29	D7	58	SER	2.7
58	n2	70	LYS	2.7

*Continued on next page...*

*Continued from previous page...*

Mol	Chain	Res	Type	RSRZ
63	N7	41	ALA	2.7
2	s0	161	PRO	2.7
16	C4	77	THR	2.7
42	L5	141	PRO	2.7
24	D2	39	GLN	2.7
1	2	491	C	2.7
17	C5	28	MET	2.7
7	S5	84	LYS	2.7
48	m1	91	LEU	2.7
55	M9	181	ARG	2.7
6	S4	124	GLY	2.7
2	S0	37	VAL	2.7
7	s5	43	PHE	2.7
7	s5	150	GLY	2.7
17	c5	101	ALA	2.7
36	1	1952	G	2.7
60	N4	72	SER	2.7
60	n4	103	ALA	2.7
2	S0	49	ASN	2.7
57	N1	42	ILE	2.7
15	C3	61	THR	2.7
22	D0	67	THR	2.7
70	O4	34	HIS	2.7
81	c0	37	THR	2.7
9	S7	141	ARG	2.7
33	e1	90	LYS	2.7
1	2	1796	C	2.7
51	m5	2	GLY	2.7
74	o8	35	GLY	2.7
18	c6	48	VAL	2.7
31	D9	34	TYR	2.7
45	l8	49	TYR	2.7
46	L9	27	VAL	2.7
14	c2	76	GLU	2.7
19	c7	38	ILE	2.7
23	D1	31	SER	2.7
28	d6	8	ASN	2.7
56	N0	128	GLU	2.7
7	s5	34	GLN	2.7
10	s8	200	LYS	2.7
14	c2	34	THR	2.7
6	S4	23	LEU	2.7

*Continued on next page...*

*Continued from previous page...*

Mol	Chain	Res	Type	RSRZ
16	C4	103	ARG	2.7
3	s1	48	VAL	2.7
3	s1	100	PHE	2.7
29	D7	47	PHE	2.7
42	L5	30	TYR	2.7
42	L5	100	ALA	2.7
58	n2	15	PHE	2.7
70	o4	28	GLY	2.7
84	p0	184	GLY	2.7
4	S2	222	TYR	2.7
1	2	1800	U	2.7
16	C4	115	ILE	2.7
21	C9	15	ILE	2.7
21	c9	36	ILE	2.7
74	O8	5	ILE	2.7
2	s0	42	PRO	2.7
20	c8	115	ARG	2.7
21	C9	84	LYS	2.7
60	n4	102	LYS	2.7
14	c2	111	ASN	2.7
26	D4	18	LEU	2.7
10	s8	67	TRP	2.7
81	c0	26	ASP	2.7
81	c0	67	THR	2.7
5	S3	161	GLY	2.7
17	C5	56	PHE	2.7
19	C7	28	PHE	2.7
2	S0	181	VAL	2.7
33	E1	85	TYR	2.7
80	6	1201	G	2.7
2	S0	141	ILE	2.7
31	d9	38	ILE	2.7
63	N7	93	LYS	2.7
84	p0	17	GLU	2.7
3	S1	217	LEU	2.7
6	S4	48	LEU	2.7
54	M8	167	SER	2.7
13	C1	138	ASN	2.7
20	c8	127	HIS	2.7
14	C2	26	ASP	2.7
18	c6	115	THR	2.7
34	sR	304	GLY	2.7

*Continued on next page...*

*Continued from previous page...*

Mol	Chain	Res	Type	RSRZ
58	n2	98	THR	2.7
34	sR	240	VAL	2.7
31	D9	13	ARG	2.7
45	L8	231	LYS	2.7
45	l8	198	ALA	2.7
70	o4	103	LYS	2.7
17	C5	85	ILE	2.7
1	2	1605	G	2.7
1	2	1332	C	2.7
2	s0	23	HIS	2.7
17	C5	128	HIS	2.7
6	S4	167	GLY	2.7
22	d0	119	ALA	2.7
63	n7	49	TYR	2.7
72	O6	96	ALA	2.7
5	S3	184	ILE	2.7
16	c4	19	ILE	2.7
6	S4	15	PRO	2.7
6	S4	127	LYS	2.7
24	d2	41	MET	2.7
34	SR	65	SER	2.7
46	L9	13	PRO	2.7
48	M1	131	MET	2.7
59	n3	3	GLY	2.7
80	6	1466	G	2.7
4	s2	92	ALA	2.7
5	S3	214	GLU	2.7
30	D8	26	THR	2.7
34	sR	239	GLU	2.7
51	M5	6	TYR	2.7
60	N4	92	GLU	2.7
66	o0	55	GLU	2.7
80	6	1799	U	2.7
8	S6	172	ALA	2.7
17	c5	133	ALA	2.7
18	C6	120	ASP	2.7
19	c7	55	THR	2.7
22	d0	91	ILE	2.7
34	SR	122	ILE	2.7
66	O0	43	ILE	2.7
5	s3	21	LEU	2.7
19	C7	24	LEU	2.7

*Continued on next page...*

*Continued from previous page...*

Mol	Chain	Res	Type	RSRZ
17	c5	9	LYS	2.7
20	C8	16	ARG	2.7
22	d0	84	MET	2.7
56	N0	92	LYS	2.7
56	N0	136	LYS	2.7
42	L5	84	PRO	2.7
1	2	1794	A	2.7
2	S0	123	VAL	2.7
17	C5	11	VAL	2.7
30	d8	48	VAL	2.7
62	n6	58	VAL	2.7
63	n7	95	VAL	2.7
2	s0	160	ILE	2.7
6	s4	182	TYR	2.7
34	sR	4	ASN	2.7
39	l2	44	ILE	2.7
61	N5	23	ALA	2.7
70	O4	62	TYR	2.7
39	l2	60	LYS	2.7
74	o8	33	LYS	2.7
20	C8	123	ARG	2.7
6	S4	66	MET	2.7
11	S9	101	VAL	2.7
14	C2	87	PRO	2.7
16	c4	74	VAL	2.7
30	d8	44	VAL	2.7
31	d9	15	GLY	2.7
56	N0	79	VAL	2.7
74	O8	25	VAL	2.7
22	d0	86	ILE	2.7
67	O1	101	ALA	2.7
34	SR	91	LEU	2.7
60	n4	87	LEU	2.7
60	n4	104	ASN	2.7
6	s4	159	THR	2.7
11	S9	174	ARG	2.7
51	M5	130	PHE	2.7
1	2	143	G	2.7
2	S0	29	VAL	2.7
48	M1	18	VAL	2.7
3	S1	45	LYS	2.6
20	c8	121	ALA	2.7

*Continued on next page...*

*Continued from previous page...*

Mol	Chain	Res	Type	RSRZ
2	S0	16	LEU	2.6
6	S4	180	LEU	2.6
22	D0	120	SER	2.6
28	d6	19	LYS	2.6
33	E1	106	TYR	2.6
42	L5	27	LYS	2.6
46	L9	84	LYS	2.6
57	N1	75	ILE	2.7
74	O8	44	LYS	2.6
45	L8	26	LEU	2.6
74	O8	51	LEU	2.6
34	sR	182	ASN	2.6
34	sR	191	ASP	2.6
42	L5	3	PHE	2.6
70	O4	25	THR	2.6
6	S4	67	GLN	2.6
19	c7	42	GLN	2.6
42	L5	204	VAL	2.6
7	s5	71	ALA	2.6
45	l8	238	LEU	2.6
57	N1	77	ASN	2.6
42	L5	170	GLY	2.6
18	c6	13	LYS	2.6
19	c7	87	GLU	2.6
27	d5	97	LYS	2.6
63	n7	47	GLU	2.6
80	6	657	U	2.6
6	S4	162	ILE	2.6
18	c6	117	LEU	2.6
27	d5	89	ILE	2.6
70	o4	58	ARG	2.6
34	SR	78	ALA	2.6
50	M4	60	LEU	2.6
57	n1	30	TYR	2.6
61	n5	40	LEU	2.6
18	c6	106	LYS	2.6
24	D2	74	VAL	2.6
42	l5	270	LYS	2.6
63	N7	34	LYS	2.6
30	D8	19	THR	2.6
14	C2	32	LEU	2.6
17	c5	112	LEU	2.6

*Continued on next page...*

*Continued from previous page...*

Mol	Chain	Res	Type	RSRZ
28	D6	62	TYR	2.6
32	e0	49	LEU	2.6
42	L5	61	ILE	2.6
51	M5	62	TYR	2.6
58	n2	31	ALA	2.6
58	n2	76	LEU	2.6
7	s5	33	VAL	2.6
17	C5	111	MET	2.6
30	d8	61	ARG	2.6
42	L5	29	ASP	2.6
45	L8	132	VAL	2.6
48	M1	55	ARG	2.6
63	N7	65	ARG	2.6
26	D4	34	ASN	2.6
46	L9	9	GLN	2.6
28	D6	64	LEU	2.6
34	sR	41	THR	2.6
1	2	794	U	2.6
1	2	1798	U	2.6
6	s4	14	ALA	2.6
9	s7	52	ALA	2.6
74	O8	56	ILE	2.6
14	C2	140	PHE	2.6
72	o6	72	VAL	2.6
84	p0	101	VAL	2.6
2	s0	83	GLN	2.6
34	sR	69	GLN	2.6
57	N1	127	GLN	2.6
60	N4	79	GLN	2.6
4	S2	178	ILE	2.6
14	c2	24	ILE	2.6
24	D2	110	ILE	2.6
6	S4	146	THR	2.6
9	S7	58	LEU	2.6
14	C2	53	THR	2.6
34	SR	42	LEU	2.6
34	sR	13	LEU	2.6
16	C4	17	ALA	2.6
18	C6	128	LYS	2.6
42	l5	109	THR	2.6
67	O1	102	LYS	2.6
36	5	1573	G	2.6

*Continued on next page...*



*Continued from previous page...*

Mol	Chain	Res	Type	RSRZ
51	M5	131	GLU	2.6
54	M8	156	GLY	2.6
6	s4	24	SER	2.6
55	m9	59	SER	2.6
57	N1	70	SER	2.6
6	S4	79	ASP	2.6
1	2	1379	C	2.6
7	s5	77	TYR	2.6
8	s6	167	LYS	2.6
11	s9	80	LEU	2.6
28	D6	41	ILE	2.6
33	e1	109	ASP	2.6
61	N5	126	LEU	2.6
31	D9	5	ASN	2.6
34	SR	319	ASN	2.6
42	L5	2	ALA	2.6
45	L8	90	THR	2.6
52	M6	80	PHE	2.6
17	c5	125	PRO	2.6
1	2	1340	U	2.6
23	D1	32	VAL	2.6
24	D2	121	VAL	2.6
42	L5	82	GLU	2.6
2	S0	188	LEU	2.6
6	s4	210	ILE	2.6
11	S9	76	LEU	2.6
26	d4	102	LYS	2.6
28	D6	13	LYS	2.6
63	N7	61	LYS	2.6
71	O5	50	SER	2.6
7	s5	155	ALA	2.6
18	c6	64	ASP	2.6
24	D2	97	ARG	2.6
29	d7	32	PHE	2.6
45	L8	226	TYR	2.6
24	D2	80	ASN	2.6
7	s5	70	VAL	2.6
22	D0	71	PRO	2.6
34	SR	64	HIS	2.6
51	m5	37	HIS	2.6
3	s1	83	LYS	2.6
3	s1	121	ILE	2.6

*Continued on next page...*

*Continued from previous page...*

Mol	Chain	Res	Type	RSRZ
18	C6	116	LEU	2.6
45	L8	169	LEU	2.6
61	n5	82	LEU	2.6
11	s9	48	GLN	2.6
63	n7	65	ARG	2.6
13	C1	154	ALA	2.6
34	sR	190	ALA	2.6
58	N2	28	PHE	2.6
61	N5	122	ALA	2.6
4	s2	105	GLY	2.6
6	S4	25	GLY	2.6
23	D1	81	ASN	2.6
25	D3	27	ASN	2.6
47	m0	186	GLU	2.6
19	C7	58	MET	2.6
80	6	1693	A	2.6
1	2	280	U	2.6
17	c5	84	ILE	2.6
63	n7	42	LEU	2.6
64	n8	102	ILE	2.6
84	p0	15	LEU	2.6
74	o8	40	GLN	2.6
2	S0	40	ALA	2.6
2	S0	169	SER	2.6
5	s3	3	ALA	2.6
21	c9	19	ALA	2.6
34	sR	227	ALA	2.6
34	sR	253	ALA	2.6
57	N1	65	TYR	2.6
2	S0	44	GLY	2.6
6	s4	208	VAL	2.6
48	M1	105	GLY	2.6
54	m8	177	GLY	2.6
2	S0	124	THR	2.6
8	s6	133	LEU	2.6
34	sR	203	THR	2.6
60	N4	96	LEU	2.6
5	s3	152	PHE	2.6
84	p0	73	PHE	2.6
14	C2	27	ALA	2.6
58	n2	53	ALA	2.6
28	D6	66	LYS	2.6

*Continued on next page...*

*Continued from previous page...*

Mol	Chain	Res	Type	RSRZ
57	N1	87	LYS	2.6
42	L5	26	GLY	2.6
63	N7	99	GLU	2.6
7	s5	133	VAL	2.6
21	C9	57	ARG	2.6
20	c8	32	LEU	2.6
11	S9	130	THR	2.6
31	D9	38	ILE	2.6
42	L5	88	ILE	2.6
17	c5	12	PHE	2.5
7	S5	77	TYR	2.5
7	s5	78	ALA	2.5
14	C2	94	ALA	2.5
32	e0	63	GLN	2.5
51	m5	56	LYS	2.5
84	p0	23	LYS	2.5
18	C6	75	VAL	2.5
2	S0	129	ASP	2.5
10	S8	66	SER	2.5
31	d9	6	VAL	2.5
7	S5	165	LEU	2.5
14	C2	81	ASP	2.5
48	M1	19	LEU	2.5
51	M5	19	LEU	2.5
57	N1	85	LEU	2.5
6	S4	244	ILE	2.5
11	S9	156	ILE	2.5
19	C7	69	ILE	2.5
21	C9	113	ILE	2.5
6	S4	17	HIS	2.5
6	S4	134	LYS	2.5
8	S6	156	PHE	2.5
34	sR	67	ILE	2.5
45	L8	67	ILE	2.5
58	N2	107	PHE	2.5
13	c1	145	ALA	2.5
21	C9	96	ALA	2.5
27	D5	98	GLN	2.5
48	m1	38	GLU	2.5
78	Q2	99	GLN	2.5
79	q3	2	ALA	2.5
16	c4	98	GLY	2.5

*Continued on next page...*

*Continued from previous page...*

Mol	Chain	Res	Type	RSRZ
39	L2	99	GLY	2.5
45	l8	197	VAL	2.5
26	D4	17	LEU	2.5
42	L5	6	ASP	2.5
42	L5	220	SER	2.5
5	S3	200	LYS	2.5
51	m5	130	PHE	2.5
3	S1	141	ALA	2.5
3	s1	139	ALA	2.5
5	S3	171	ALA	2.5
19	c7	25	THR	2.5
28	D6	96	ALA	2.5
54	m8	168	THR	2.5
56	N0	93	GLU	2.5
63	n7	83	THR	2.5
19	C7	2	GLY	2.5
11	s9	118	LEU	2.5
14	C2	28	LEU	2.5
11	S9	87	SER	2.5
23	d1	34	ILE	2.5
31	d9	18	SER	2.5
46	L9	144	ILE	2.5
11	S9	144	PRO	2.5
34	sR	276	PRO	2.5
36	1	1564	U	2.5
36	5	1816	A	2.5
20	c8	137	HIS	2.5
6	S4	95	THR	2.5
36	1	1573	G	2.5
6	s4	122	LYS	2.5
17	C5	72	LYS	2.5
54	m8	159	LYS	2.5
62	n6	76	LEU	2.5
29	D7	62	ILE	2.5
34	SR	199	ILE	2.5
34	sR	177	MET	2.5
63	N7	71	PHE	2.5
78	q2	106	PHE	2.5
34	sR	3	SER	2.5
36	1	249	U	2.5
36	1	3275	U	2.5
55	M9	59	SER	2.5

*Continued on next page...*

*Continued from previous page...*

Mol	Chain	Res	Type	RSRZ
60	n4	98	PRO	2.5
74	o8	37	PRO	2.5
3	s1	119	THR	2.5
5	s3	212	LYS	2.5
21	C9	104	VAL	2.5
22	D0	62	VAL	2.5
45	L8	198	ALA	2.5
49	m3	6	ASN	2.5
65	n9	27	TYR	2.5
16	c4	105	LEU	2.5
42	L5	150	LEU	2.5
45	l8	65	LEU	2.5
60	n4	133	THR	2.5
18	c6	45	ARG	2.5
2	S0	125	ASP	2.5
2	s0	106	SER	2.5
16	C4	120	PRO	2.5
48	M1	11	ASP	2.5
70	O4	73	SER	2.5
27	D5	73	GLY	2.5
33	e1	95	HIS	2.5
34	SR	212	ALA	2.5
42	L5	272	TYR	2.5
45	l8	106	LYS	2.5
3	S1	120	LEU	2.5
47	m0	206	LEU	2.5
11	S9	143	ILE	2.5
17	c5	121	ILE	2.5
81	c0	38	LYS	2.5
3	s1	60	ALA	2.5
7	s5	151	GLY	2.5
14	c2	27	ALA	2.5
21	C9	66	TYR	2.5
23	D1	63	GLY	2.5
81	c0	42	VAL	2.5
6	S4	39	ARG	2.5
7	S5	25	LEU	2.5
36	1	2501	U	2.5
48	M1	39	GLN	2.5
6	S4	18	TRP	2.5
11	S9	158	PHE	2.5
42	L5	160	PHE	2.5

*Continued on next page...*

*Continued from previous page...*

Mol	Chain	Res	Type	RSRZ
34	sR	129	LYS	2.5
36	5	1571	A	2.5
48	M1	108	GLU	2.5
6	S4	61	VAL	2.5
12	C0	45	ALA	2.5
18	C6	27	GLY	2.5
42	L5	79	TYR	2.5
51	m5	53	TYR	2.5
51	m5	60	VAL	2.5
24	D2	26	LEU	2.5
70	O4	55	SER	2.5
19	c7	28	PHE	2.5
10	S8	60	ILE	2.5
24	D2	61	ILE	2.5
80	6	794	U	2.5
18	c6	82	ARG	2.5
1	2	696	C	2.5
7	s5	74	ALA	2.5
18	C6	5	PRO	2.5
34	sR	78	ALA	2.5
42	L5	162	ALA	2.5
48	m1	12	LEU	2.5
72	o6	11	LEU	2.5
80	6	1711	C	2.5
11	S9	29	LYS	2.5
11	S9	37	LYS	2.5
26	D4	72	PHE	2.5
29	D7	37	CYS	2.5
51	m5	152	CYS	2.5
42	L5	60	ILE	2.5
13	C1	67	ARG	2.5
17	c5	14	THR	2.5
20	C8	90	ASN	2.5
5	s3	136	VAL	2.5
14	c2	86	VAL	2.5
47	m0	188	GLY	2.5
57	n1	67	VAL	2.5
58	n2	17	VAL	2.5
61	n5	110	VAL	2.5
63	n7	114	VAL	2.5
64	n8	105	LEU	2.5
64	n8	121	VAL	2.5

*Continued on next page...*

*Continued from previous page...*

Mol	Chain	Res	Type	RSRZ
80	6	1698	G	2.5
10	S8	111	GLN	2.5
18	c6	51	PRO	2.5
42	L5	39	GLN	2.5
42	L5	180	PHE	2.5
81	c0	59	PHE	2.5
6	S4	142	HIS	2.5
34	sR	131	ILE	2.5
63	n7	46	ILE	2.5
84	p0	91	GLU	2.5
84	p0	204	ILE	2.5
35	SM	68	ARG	2.5
60	n4	94	ARG	2.5
73	o7	73	ARG	2.5
2	s0	87	LEU	2.5
11	s9	101	VAL	2.5
17	C5	101	ALA	2.5
18	C6	57	LEU	2.5
29	D7	24	LEU	2.5
29	D7	39	GLY	2.5
21	C9	78	LYS	2.5
53	M7	156	ALA	2.5
19	C7	83	GLN	2.5
20	C8	41	ARG	2.5
22	d0	80	GLU	2.5
24	D2	122	SER	2.5
3	S1	95	ASN	2.4
8	S6	79	LYS	2.4
21	c9	37	VAL	2.4
27	d5	60	VAL	2.4
34	sR	145	LEU	2.4
46	L9	178	GLY	2.4
18	c6	112	TYR	2.4
61	N5	119	THR	2.4
6	s4	226	PHE	2.4
2	S0	127	ARG	2.4
6	S4	77	ARG	2.4
11	s9	5	PRO	2.4
19	C7	105	GLN	2.4
31	d9	50	ILE	2.4
35	SM	54	PRO	2.4
22	D0	92	ASP	2.4

*Continued on next page...*

*Continued from previous page...*

<b>Mol</b>	<b>Chain</b>	<b>Res</b>	<b>Type</b>	<b>RSRZ</b>
51	m5	145	ASP	2.4
34	sR	313	TRP	2.4
42	l5	236	LEU	2.4
48	M1	12	LEU	2.4
54	m8	84	VAL	2.4
58	n2	63	VAL	2.4
63	N7	113	VAL	2.4
63	n7	116	LYS	2.4
3	S1	124	ASN	2.4
6	S4	28	ALA	2.4
7	S5	76	ARG	2.4
17	c5	102	PHE	2.4
36	1	3351	U	2.4
84	p0	186	THR	2.4
42	L5	130	GLU	2.4
42	L5	190	ILE	2.4
11	S9	68	LYS	2.4
28	d6	70	LYS	2.4
6	S4	183	VAL	2.4
6	s4	123	LEU	2.4
34	SR	202	LEU	2.4
45	L8	162	LEU	2.4
70	O4	5	VAL	2.4
76	Q0	121	LEU	2.4
3	s1	144	ARG	2.4
74	O8	52	TYR	2.4
10	S8	138	ASN	2.4
1	2	677	G	2.4
20	C8	64	GLU	2.4
36	1	1219	C	2.4
70	O4	71	THR	2.4
34	SR	261	LYS	2.4
2	S0	148	ASP	2.4
11	s9	85	VAL	2.4
34	sR	91	LEU	2.4
6	S4	24	SER	2.4
17	C5	10	ARG	2.4
48	M1	109	HIS	2.4
34	sR	236	ALA	2.4
17	C5	100	LYS	2.4
28	D6	28	LYS	2.4
45	L8	120	LYS	2.4

*Continued on next page...*



*Continued from previous page...*

Mol	Chain	Res	Type	RSRZ
51	m5	122	ASN	2.4
56	N0	141	LYS	2.4
34	SR	201	THR	2.4
63	N7	123	GLN	2.4
1	2	238	U	2.4
2	S0	120	LEU	2.4
6	S4	107	GLY	2.4
17	C5	116	LEU	2.4
24	D2	102	VAL	2.4
29	D7	7	LEU	2.4
36	1	1284	C	2.4
63	n7	135	ARG	2.4
80	6	1059	U	2.4
84	p0	60	ARG	2.4
6	S4	112	HIS	2.4
3	S1	30	PHE	2.4
6	s4	18	TRP	2.4
21	C9	83	ALA	2.4
34	SR	227	ALA	2.4
63	N7	49	TYR	2.4
34	sR	211	ILE	2.4
42	L5	133	GLU	2.4
8	S6	178	LEU	2.4
17	C5	73	PRO	2.4
20	C8	101	LEU	2.4
22	d0	85	ARG	2.4
48	M1	172	LEU	2.4
51	m5	147	ARG	2.4
74	o8	14	LEU	2.4
82	sM	52	PRO	2.4
84	p0	5	ARG	2.4
8	s6	143	LYS	2.4
56	N0	134	ASP	2.4
61	N5	32	PHE	2.4
24	d2	46	TYR	2.4
11	S9	152	SER	2.4
72	o6	9	ILE	2.4
18	C6	114	ARG	2.4
31	d9	22	ARG	2.4
3	s1	47	LEU	2.4
3	s1	188	LEU	2.4
56	N0	142	GLN	2.4

*Continued on next page...*

*Continued from previous page...*

Mol	Chain	Res	Type	RSRZ
51	m5	43	THR	2.4
63	N7	13	VAL	2.4
76	Q0	85	LEU	2.4
74	O8	24	THR	2.4
82	sM	57	ASN	2.4
17	C5	33	PHE	2.4
8	S6	150	GLU	2.4
30	d8	10	ALA	2.4
45	L8	118	GLU	2.4
4	s2	181	SER	2.4
5	S3	208	ILE	2.4
13	c1	2	SER	2.4
24	D2	75	ILE	2.4
46	L9	31	ARG	2.4
46	L9	134	ILE	2.4
48	M1	141	ARG	2.4
73	o7	84	SER	2.4
1	2	754	A	2.4
7	s5	80	LYS	2.4
17	C5	59	LYS	2.4
18	c6	8	GLN	2.4
34	SR	222	LEU	2.4
36	1	1350	A	2.4
36	5	1814	A	2.4
63	N7	43	VAL	2.4
3	S1	143	THR	2.4
22	D0	70	THR	2.4
48	M1	147	THR	2.4
63	N7	136	PHE	2.4
11	S9	63	ASP	2.4
14	C2	76	GLU	2.4
17	C5	127	ARG	2.4
21	C9	86	ARG	2.4
51	M5	37	HIS	2.4
36	1	1765	U	2.4
3	s1	228	LEU	2.4
2	S0	30	GLN	2.4
2	s0	166	GLY	2.4
7	s5	158	GLN	2.4
10	S8	73	SER	2.4
16	C4	13	VAL	2.4
16	c4	102	LEU	2.4

*Continued on next page...*

*Continued from previous page...*

Mol	Chain	Res	Type	RSRZ
18	c6	140	LYS	2.4
19	c7	59	LYS	2.4
33	e1	89	LYS	2.4
36	1	2507	C	2.4
2	S0	152	PRO	2.4
13	C1	59	PRO	2.4
36	5	2540	A	2.4
6	S4	184	THR	2.4
8	S6	84	TYR	2.4
8	S6	142	ARG	2.4
18	C6	110	THR	2.4
56	n0	74	ASN	2.4
60	N4	94	ARG	2.4
61	N5	112	THR	2.4
65	N9	29	TYR	2.4
3	S1	137	ILE	2.4
5	s3	185	LYS	2.4
6	S4	128	LYS	2.4
14	c2	136	ILE	2.4
19	C7	122	ILE	2.4
20	c8	48	LYS	2.4
21	c9	53	TRP	2.4
34	SR	93	ASP	2.4
56	N0	78	TRP	2.4
55	M9	185	LEU	2.4
61	N5	121	LYS	2.4
74	o8	66	ILE	2.4
33	E1	114	VAL	2.4
36	5	1351	U	2.4
67	O1	97	LEU	2.4
3	S1	212	VAL	2.4
8	S6	82	SER	2.4
48	M1	90	GLN	2.4
67	o1	109	VAL	2.4
70	o4	33	GLN	2.4
81	c0	13	GLN	2.4
6	s4	35	PRO	2.4
13	c1	116	ARG	2.4
19	c7	33	ARG	2.4
7	s5	179	ALA	2.4
14	c2	132	GLU	2.4
8	s6	171	LYS	2.4

*Continued on next page...*

*Continued from previous page...*

Mol	Chain	Res	Type	RSRZ
19	C7	12	ALA	2.4
34	sR	36	ALA	2.4
42	L5	254	LYS	2.4
50	M4	43	LYS	2.4
67	o1	40	ALA	2.4
6	s4	164	LEU	2.4
6	s4	261	LEU	2.4
19	c7	34	LEU	2.4
28	d6	71	LEU	2.4
84	p0	19	LEU	2.4
4	s2	86	VAL	2.4
5	S3	206	VAL	2.4
14	C2	134	SER	2.4
18	C6	121	SER	2.4
60	n4	101	ARG	2.4
19	C7	76	GLU	2.4
11	S9	178	ALA	2.4
29	D7	70	LYS	2.4
51	m5	45	PRO	2.4
28	D6	36	ILE	2.4
48	M1	53	THR	2.4
48	M1	95	ASN	2.4
82	sM	60	ALA	2.4
2	S0	192	THR	2.4
10	s8	95	THR	2.4
16	C4	102	LEU	2.4
20	C8	66	LEU	2.4
34	sR	23	LEU	2.4
51	M5	22	LEU	2.4
6	S4	104	ASP	2.3
22	d0	62	VAL	2.3
28	D6	87	ARG	2.3
80	6	1256	A	2.3
81	c0	61	TRP	2.3
84	p0	33	VAL	2.3
45	L8	91	PHE	2.3
84	p0	64	ARG	2.3
11	S9	138	LYS	2.3
18	C6	26	LYS	2.3
49	m3	189	GLU	2.3
65	n9	25	LYS	2.3
80	6	1340	U	2.3

*Continued on next page...*

*Continued from previous page...*

Mol	Chain	Res	Type	RSRZ
8	s6	172	ALA	2.3
10	S8	192	TYR	2.3
11	s9	8	TYR	2.3
16	c4	60	ALA	2.3
4	S2	154	LEU	2.3
45	L8	152	LEU	2.3
66	o0	62	LEU	2.3
4	S2	144	TRP	2.3
6	s4	225	VAL	2.3
30	d8	7	VAL	2.3
31	D9	29	GLY	2.3
51	M5	132	VAL	2.3
34	sR	107	LYS	2.3
17	C5	106	GLU	2.3
20	c8	107	SER	2.3
21	c9	17	ALA	2.3
2	S0	165	ARG	2.3
32	E0	60	PRO	2.3
51	m5	143	ARG	2.3
20	c8	133	VAL	2.3
1	2	913	G	2.3
3	s1	46	THR	2.3
11	s9	91	LYS	2.3
14	c2	49	THR	2.3
17	C5	91	GLY	2.3
17	c5	56	PHE	2.3
34	sR	132	LYS	2.3
34	sR	294	TRP	2.3
39	l2	19	HIS	2.3
58	n2	92	TRP	2.3
3	S1	131	ASP	2.3
2	S0	110	TYR	2.3
5	s3	142	LEU	2.3
10	S8	145	ALA	2.3
21	C9	33	TYR	2.3
21	C9	55	TYR	2.3
28	D6	71	LEU	2.3
51	M5	10	LEU	2.3
56	N0	31	ALA	2.3
60	n4	93	ARG	2.3
70	o4	62	TYR	2.3
72	O6	53	TYR	2.3

*Continued on next page...*

*Continued from previous page...*

Mol	Chain	Res	Type	RSRZ
74	o8	27	ILE	2.3
2	S0	81	PHE	2.3
2	s0	156	VAL	2.3
5	S3	223	LYS	2.3
31	d9	23	VAL	2.3
34	sR	290	VAL	2.3
58	n2	107	PHE	2.3
63	n7	26	VAL	2.3
70	O4	65	VAL	2.3
81	c0	27	PHE	2.3
58	N2	64	THR	2.3
1	2	1584	G	2.3
36	1	1805	C	2.3
40	l3	146	ARG	2.3
42	L5	54	ARG	2.3
82	sM	68	ARG	2.3
3	S1	96	LEU	2.3
12	C0	64	TYR	2.3
24	D2	11	LEU	2.3
81	c0	76	LEU	2.3
2	s0	123	VAL	2.3
21	C9	61	VAL	2.3
34	SR	290	VAL	2.3
50	M4	25	LYS	2.3
36	1	1027	A	2.3
36	1	1605	A	2.3
36	1	3079	U	2.3
80	6	1604	U	2.3
20	C8	73	MET	2.3
17	c5	108	ARG	2.3
26	D4	31	ASN	2.3
84	p0	38	MET	2.3
28	d6	10	ARG	2.3
51	M5	31	ARG	2.3
57	N1	68	THR	2.3
5	S3	144	ALA	2.3
21	C9	76	LEU	2.3
22	d0	26	LEU	2.3
22	d0	95	ALA	2.3
26	d4	40	LEU	2.3
34	sR	274	LEU	2.3
34	sR	301	LEU	2.3

*Continued on next page...*

*Continued from previous page...*

Mol	Chain	Res	Type	RSRZ
42	L5	99	TYR	2.3
66	o0	59	TYR	2.3
68	O2	128	LEU	2.3
72	O6	50	LEU	2.3
2	S0	38	PHE	2.3
11	S9	85	VAL	2.3
34	sR	20	VAL	2.3
14	c2	137	MET	2.3
15	C3	4	MET	2.3
31	D9	56	ARG	2.3
1	2	1371	A	2.3
34	sR	64	HIS	2.3
42	L5	244	HIS	2.3
3	s1	61	LEU	2.3
14	c2	70	ASN	2.3
23	D1	33	GLN	2.3
24	D2	16	ASN	2.3
16	C4	101	ALA	2.3
20	c8	92	ILE	2.3
21	C9	108	LEU	2.3
72	o6	71	LYS	2.3
28	D6	83	ILE	2.3
33	e1	128	ALA	2.3
50	M4	39	ILE	2.3
81	c0	45	ALA	2.3
81	c0	79	TYR	2.3
10	S8	65	PHE	2.3
6	s4	39	ARG	2.3
11	s9	88	GLU	2.3
17	C5	81	ARG	2.3
2	s0	92	HIS	2.3
57	N1	32	LYS	2.3
3	S1	197	ILE	2.3
3	s1	98	THR	2.3
14	c2	72	ILE	2.3
21	C9	101	ASN	2.3
24	D2	94	LEU	2.3
34	sR	88	THR	2.3
74	O8	28	ASN	2.3
5	s3	77	PHE	2.3
51	m5	35	VAL	2.3
2	S0	105	GLY	2.3

*Continued on next page...*

*Continued from previous page...*

Mol	Chain	Res	Type	RSRZ
24	D2	107	SER	2.3
49	m3	23	LYS	2.3
56	N0	73	LYS	2.3
62	N6	116	LYS	2.3
3	s1	110	LEU	2.3
34	SR	34	LEU	2.3
34	sR	144	LEU	2.3
70	o4	34	HIS	2.3
7	S5	78	ALA	2.3
7	s5	76	ARG	2.3
11	S9	122	VAL	2.3
33	e1	102	VAL	2.3
34	SR	83	ALA	2.3
18	C6	115	THR	2.3
22	d0	107	THR	2.3
39	l2	64	ARG	2.3
10	S8	74	LYS	2.3
11	S9	115	LYS	2.3
34	SR	89	LEU	2.3
7	S5	190	ILE	2.3
22	D0	98	GLN	2.3
19	C7	78	ARG	2.3
22	d0	103	ILE	2.3
28	D6	38	ARG	2.3
51	M5	24	ARG	2.3
76	q0	77	ILE	2.3
70	O4	7	PHE	2.3
84	p0	22	TYR	2.3
2	S0	147	THR	2.3
6	s4	106	LYS	2.3
13	C1	141	LYS	2.3
21	C9	92	LYS	2.3
14	c2	68	GLU	2.3
16	C4	89	THR	2.3
1	2	135	A	2.3
11	S9	105	LEU	2.3
28	D6	97	PRO	2.3
29	d7	21	LEU	2.3
36	1	1954	G	2.3
5	S3	188	ILE	2.3
48	M1	43	GLN	2.3
61	N5	63	ILE	2.3

*Continued on next page...*



*Continued from previous page...*

Mol	Chain	Res	Type	RSRZ
6	S4	160	VAL	2.3
11	S9	125	ALA	2.3
10	S8	177	GLY	2.3
15	C3	25	TRP	2.3
17	c5	123	TYR	2.3
18	C6	23	LYS	2.3
18	c6	80	ALA	2.3
22	d0	118	VAL	2.3
62	n6	85	VAL	2.3
63	N7	79	HIS	2.3
18	C6	133	GLY	2.3
48	M1	88	GLU	2.3
1	2	1481	C	2.3
22	d0	104	THR	2.3
42	L5	155	THR	2.3
21	C9	45	MET	2.3
22	D0	93	LEU	2.3
51	m5	49	ARG	2.3
6	S4	228	ILE	2.3
21	C9	38	LYS	2.3
48	M1	123	PHE	2.3
61	N5	142	ILE	2.3
19	C7	121	VAL	2.3
21	c9	33	TYR	2.3
33	E1	152	ALA	2.3
42	l5	31	TYR	2.3
48	M1	71	VAL	2.3
51	m5	40	ALA	2.3
67	o1	12	TYR	2.3
7	s5	46	TRP	2.2
72	O6	48	ALA	2.3
23	D1	10	GLU	2.2
3	S1	201	THR	2.2
7	s5	94	THR	2.2
10	s8	62	THR	2.2
16	C4	46	MET	2.2
17	c5	83	MET	2.2
28	d6	42	ARG	2.2
42	L5	154	THR	2.2
51	M5	43	THR	2.2
19	c7	22	PRO	2.2
22	D0	88	LYS	2.2

*Continued on next page...*

*Continued from previous page...*

Mol	Chain	Res	Type	RSRZ
6	s4	86	PHE	2.2
10	S8	104	ILE	2.2
28	D6	70	LYS	2.2
31	D9	31	ILE	2.2
13	C1	139	VAL	2.2
45	L8	197	VAL	2.2
47	m0	217	PHE	2.2
84	p0	66	PHE	2.2
11	s9	33	GLU	2.2
11	s9	182	GLU	2.2
34	sR	108	SER	2.2
34	sR	293	ALA	2.2
51	M5	102	ALA	2.2
55	M9	72	GLU	2.2
67	O1	29	ALA	2.2
8	S6	147	LEU	2.2
2	S0	200	ASP	2.2
18	c6	14	LYS	2.2
20	c8	23	ASP	2.2
21	C9	75	LYS	2.2
33	e1	113	LYS	2.2
42	L5	75	LEU	2.2
42	L5	236	LEU	2.2
58	n2	37	LEU	2.2
63	N7	133	LYS	2.2
78	Q2	93	LEU	2.2
7	S5	68	ILE	2.2
7	s5	82	PHE	2.2
7	s5	129	PRO	2.2
19	C7	50	ILE	2.2
21	C9	90	PRO	2.2
24	D2	14	ILE	2.2
28	d6	30	ILE	2.2
34	SR	186	PHE	2.2
42	L5	239	ILE	2.2
42	l5	153	THR	2.2
48	M1	14	ILE	2.2
2	S0	187	ALA	2.2
6	S4	27	TYR	2.2
55	m9	22	VAL	2.2
28	d6	35	ALA	2.2
34	sR	314	GLN	2.2

*Continued on next page...*

*Continued from previous page...*

Mol	Chain	Res	Type	RSRZ
70	O4	78	GLY	2.2
80	6	1467	C	2.2
80	6	1706	C	2.2
2	S0	78	SER	2.2
28	D6	27	SER	2.2
11	S9	86	LEU	2.2
19	C7	72	LYS	2.2
19	c7	81	LYS	2.2
20	C8	117	LYS	2.2
45	L8	70	LYS	2.2
64	n8	91	LEU	2.2
71	O5	45	LYS	2.2
1	2	1802	A	2.2
5	s3	184	ILE	2.2
18	C6	81	ILE	2.2
3	s1	68	VAL	2.2
7	s5	128	ASN	2.2
8	s6	151	ASP	2.2
36	1	2540	A	2.2
10	s8	36	THR	2.2
13	c1	117	VAL	2.2
30	d8	28	VAL	2.2
51	m5	64	VAL	2.2
63	N7	12	VAL	2.2
3	s1	235	GLY	2.2
14	C2	43	ARG	2.2
20	C8	40	ARG	2.2
23	D1	58	TYR	2.2
42	L5	17	GLN	2.2
84	p0	189	GLN	2.2
9	S7	101	LYS	2.2
11	S9	120	LYS	2.2
74	o8	42	LYS	2.2
14	c2	100	TRP	2.2
24	D2	93	LEU	2.2
34	SR	73	LEU	2.2
34	SR	313	TRP	2.2
48	m1	41	SER	2.2
55	m9	184	LEU	2.2
57	N1	28	SER	2.2
39	l2	41	ILE	2.2
51	M5	151	ILE	2.2

*Continued on next page...*

*Continued from previous page...*

Mol	Chain	Res	Type	RSRZ
56	N0	94	ILE	2.2
57	N1	56	PHE	2.2
74	O8	11	PHE	2.2
10	S8	46	VAL	2.2
13	C1	121	ASP	2.2
5	s3	211	PRO	2.2
6	S4	43	PRO	2.2
6	s4	257	ALA	2.2
17	C5	14	THR	2.2
17	C5	75	PRO	2.2
22	D0	44	ASN	2.2
27	d5	54	VAL	2.2
70	O4	22	VAL	2.2
30	D8	65	ARG	2.2
34	SR	90	ARG	2.2
34	sR	311	ARG	2.2
36	1	1259	A	2.2
60	n4	92	GLU	2.2
62	n6	115	ARG	2.2
21	C9	103	LYS	2.2
1	2	260	U	2.2
36	1	2205	U	2.2
2	s0	168	HIS	2.2
12	C0	40	LEU	2.2
19	c7	56	HIS	2.2
42	L5	171	LEU	2.2
54	m8	138	LEU	2.2
72	o6	57	LEU	2.2
33	E1	91	ILE	2.2
9	S7	142	TYR	2.2
11	S9	117	GLY	2.2
20	c8	124	GLY	2.2
30	d8	17	GLY	2.2
33	E1	111	GLU	2.2
20	C8	140	THR	2.2
22	D0	60	THR	2.2
42	L5	198	TYR	2.2
46	L9	3	TYR	2.2
51	M5	30	TYR	2.2
72	o6	28	TYR	2.2
63	n7	128	GLN	2.2
18	c6	116	LEU	2.2

*Continued on next page...*

*Continued from previous page...*

Mol	Chain	Res	Type	RSRZ
58	N2	105	LEU	2.2
81	c0	68	LEU	2.2
17	c5	15	HIS	2.2
4	S2	57	PHE	2.2
3	S1	66	VAL	2.2
5	s3	37	VAL	2.2
11	S9	140	ILE	2.2
16	C4	92	LYS	2.2
24	D2	63	VAL	2.2
24	D2	86	ILE	2.2
28	d6	39	MET	2.2
51	m5	133	ILE	2.2
54	m8	93	ILE	2.2
84	p0	53	MET	2.2
21	C9	3	GLY	2.2
4	S2	62	PRO	2.2
8	s6	155	ASP	2.2
17	c5	87	PRO	2.2
19	C7	53	TYR	2.2
36	5	1579	C	2.2
42	L5	96	ALA	2.2
42	l5	264	GLN	2.2
49	M3	8	PRO	2.2
6	s4	9	LEU	2.2
48	m1	17	LEU	2.2
48	m1	47	GLN	2.2
11	S9	71	PHE	2.2
30	d8	32	PHE	2.2
34	SR	62	LYS	2.2
36	1	1028	U	2.2
51	M5	59	PHE	2.2
5	S3	209	ILE	2.2
20	C8	72	ILE	2.2
28	d6	90	GLU	2.2
45	L8	66	SER	2.2
63	N7	24	VAL	2.2
63	n7	45	GLY	2.2
34	SR	296	ALA	2.2
51	M5	119	TYR	2.2
18	C6	41	PRO	2.2
21	c9	90	PRO	2.2
29	D7	73	LEU	2.2

*Continued on next page...*

*Continued from previous page...*

Mol	Chain	Res	Type	RSRZ
63	n7	81	LEU	2.2
1	2	1601	G	2.2
25	D3	137	LYS	2.2
33	e1	125	THR	2.2
74	o8	22	THR	2.2
84	p0	16	ARG	2.2
14	C2	91	VAL	2.2
20	c8	52	VAL	2.2
20	c8	81	ILE	2.2
21	C9	67	MET	2.2
22	D0	116	VAL	2.2
22	d0	87	HIS	2.2
63	n7	113	VAL	2.2
1	2	792	U	2.2
36	1	252	U	2.2
36	5	1564	U	2.2
67	o1	111	GLU	2.2
6	s4	247	SER	2.2
62	N6	94	SER	2.2
80	6	232	U	2.2
49	m3	151	ALA	2.2
63	N7	77	TYR	2.2
39	L2	72	ARG	2.2
45	l8	162	LEU	2.2
17	C5	35	LYS	2.2
20	C8	118	LYS	2.2
49	m3	174	ARG	2.2
51	M5	137	PRO	2.2
2	S0	53	THR	2.2
11	s9	141	VAL	2.2
18	C6	50	GLU	2.2
18	C6	118	ILE	2.2
28	d6	67	THR	2.2
47	M0	140	THR	2.2
30	d8	15	VAL	2.2
63	n7	89	VAL	2.2
64	N8	112	ILE	2.2
64	n8	41	HIS	2.2
1	2	720	G	2.2
36	1	1268	G	2.2
6	s4	103	TYR	2.2
7	S5	179	ALA	2.2

*Continued on next page...*

*Continued from previous page...*

Mol	Chain	Res	Type	RSRZ
9	s7	142	TYR	2.2
11	S9	70	LEU	2.2
11	s9	76	LEU	2.2
24	D2	76	SER	2.2
42	L5	207	TYR	2.2
46	L9	54	LYS	2.2
62	n6	74	TYR	2.2
6	s4	192	ILE	2.2
7	s5	190	ILE	2.2
21	C9	6	VAL	2.2
81	c0	55	VAL	2.2
20	c8	142	GLY	2.2
12	C0	63	TYR	2.2
17	c5	13	LYS	2.2
18	c6	23	LYS	2.2
26	D4	74	LEU	2.2
28	D6	32	LYS	2.2
31	D9	36	LEU	2.2
57	N1	97	LYS	2.2
1	2	650	U	2.2
5	s3	6	SER	2.2
34	SR	318	ALA	2.2
34	sR	284	ALA	2.2
45	l8	196	ALA	2.2
1	2	723	G	2.2
63	N7	101	PHE	2.2
78	Q2	102	GLN	2.2
2	S0	35	PRO	2.2
6	S4	35	PRO	2.2
22	D0	55	PRO	2.2
3	s1	192	VAL	2.2
4	S2	69	ILE	2.2
9	S7	181	ILE	2.2
11	s9	77	ILE	2.2
45	l8	180	VAL	2.2
51	M5	61	ILE	2.2
63	n7	120	GLU	2.2
70	O4	72	VAL	2.2
1	2	713	A	2.2
3	S1	219	LYS	2.2
11	s9	3	ARG	2.2
20	c8	25	ASN	2.2

*Continued on next page...*

*Continued from previous page...*

Mol	Chain	Res	Type	RSRZ
24	D2	48	GLY	2.2
26	d4	133	ASN	2.2
29	D7	52	THR	2.2
32	E0	55	ARG	2.2
42	l5	38	THR	2.2
6	s4	101	LEU	2.1
20	c8	45	LEU	2.1
24	d2	126	LEU	2.1
34	sR	7	LEU	2.1
48	m1	19	LEU	2.1
56	n0	75	PHE	2.1
80	6	1399	C	2.1
80	6	1705	C	2.1
6	S4	259	GLN	2.1
45	L8	79	GLN	2.1
2	s0	143	VAL	2.1
2	s0	199	PRO	2.1
3	S1	121	ILE	2.1
6	s4	70	VAL	2.1
13	C1	116	ARG	2.1
16	c4	117	ASP	2.1
31	D9	23	VAL	2.1
34	sR	193	ILE	2.1
79	Q3	71	VAL	2.1
24	D2	22	LYS	2.1
33	e1	127	GLY	2.1
60	N4	91	LYS	2.1
20	C8	21	ASN	2.1
80	6	1229	G	2.1
2	S0	202	TYR	2.1
13	C1	92	HIS	2.1
42	L5	103	LEU	2.1
62	N6	99	LEU	2.1
28	D6	40	ALA	2.1
54	m8	68	ALA	2.1
21	C9	54	PHE	2.1
19	C7	74	GLN	2.1
1	2	490	C	2.1
7	s5	134	VAL	2.1
11	S9	45	ILE	2.1
13	C1	122	ILE	2.1
20	c8	143	ARG	2.1

*Continued on next page...*



*Continued from previous page...*

Mol	Chain	Res	Type	RSRZ
31	D9	32	ARG	2.1
36	1	1239	C	2.1
42	L5	176	SER	2.1
48	M1	26	SER	2.1
56	N0	137	ARG	2.1
61	N5	95	ILE	2.1
65	N9	58	LYS	2.1
19	c7	58	MET	2.1
28	D6	52	ASP	2.1
6	s4	44	LEU	2.1
70	o4	38	LEU	2.1
6	s4	98	ASN	2.1
34	SR	80	ALA	2.1
36	1	547	G	2.1
42	L5	20	PHE	2.1
43	L6	130	ILE	2.1
43	l6	129	GLU	2.1
48	M1	10	ARG	2.1
84	p0	7	LYS	2.1
3	S1	21	VAL	2.1
16	c4	28	VAL	2.1
19	c7	17	ILE	2.1
26	D4	13	ILE	2.1
49	M3	22	VAL	2.1
51	m5	132	VAL	2.1
54	m8	81	VAL	2.1
57	N1	39	ILE	2.1
2	s0	4	PRO	2.1
29	d7	38	PRO	2.1
45	L8	99	PRO	2.1
84	p0	35	SER	2.1
29	d7	8	LEU	2.1
36	1	1269	U	2.1
42	L5	168	ASP	2.1
54	M8	138	LEU	2.1
78	q2	72	LEU	2.1
80	6	1608	U	2.1
10	S8	55	TYR	2.1
3	S1	151	LYS	2.1
8	s6	170	THR	2.1
11	S9	7	THR	2.1
14	C2	51	ALA	2.1

*Continued on next page...*

*Continued from previous page...*

Mol	Chain	Res	Type	RSRZ
15	c3	15	ALA	2.1
17	c5	114	HIS	2.1
31	d9	10	HIS	2.1
34	SR	46	LYS	2.1
34	sR	85	TRP	2.1
10	S8	61	GLU	2.1
11	s9	64	GLU	2.1
19	C7	124	VAL	2.1
22	d0	106	ILE	2.1
47	m0	197	VAL	2.1
63	n7	43	VAL	2.1
84	p0	195	GLN	2.1
11	s9	86	LEU	2.1
14	C2	119	SER	2.1
20	c8	37	GLY	2.1
26	d4	67	GLY	2.1
34	SR	121	MET	2.1
33	e1	139	LEU	2.1
42	L5	169	GLY	2.1
42	l5	169	GLY	2.1
3	s1	94	LYS	2.1
8	S6	95	LYS	2.1
12	C0	25	LYS	2.1
20	C8	128	PHE	2.1
36	5	1574	C	2.1
39	L2	59	ALA	2.1
42	l5	55	PHE	2.1
48	m1	16	LYS	2.1
57	N1	57	TYR	2.1
64	n8	46	ASP	2.1
74	o8	7	ASP	2.1
3	s1	101	HIS	2.1
21	C9	93	HIS	2.1
2	S0	74	VAL	2.1
23	D1	21	ASN	2.1
5	s3	208	ILE	2.1
8	S6	97	VAL	2.1
10	S8	95	THR	2.1
16	c4	99	GLN	2.1
22	d0	17	GLN	2.1
24	D2	6	VAL	2.1
25	D3	21	ASN	2.1

*Continued on next page...*

*Continued from previous page...*

Mol	Chain	Res	Type	RSRZ
27	D5	102	THR	2.1
29	d7	57	GLU	2.1
44	L7	216	VAL	2.1
48	M1	120	ILE	2.1
53	m7	55	GLN	2.1
60	n4	79	GLN	2.1
63	N7	25	ILE	2.1
72	o6	2	THR	2.1
6	s4	131	LEU	2.1
62	N6	109	LEU	2.1
6	S4	41	SER	2.1
11	s9	78	ARG	2.1
13	C1	15	LYS	2.1
13	C1	151	LYS	2.1
14	c2	46	ARG	2.1
1	2	1825	A	2.1
18	c6	10	PHE	2.1
7	S5	183	ALA	2.1
29	D7	31	TYR	2.1
61	n5	90	ALA	2.1
1	2	174	U	2.1
3	s1	215	VAL	2.1
6	S4	36	HIS	2.1
4	S2	90	THR	2.1
4	s2	87	GLN	2.1
10	s8	78	ILE	2.1
20	C8	19	ASN	2.1
46	L9	154	VAL	2.1
63	n7	24	VAL	2.1
7	s5	152	GLY	2.1
22	D0	15	GLN	2.1
46	L9	17	THR	2.1
46	l9	188	THR	2.1
81	c0	28	ASN	2.1
9	S7	99	LEU	2.1
33	e1	121	CYS	2.1
34	sR	179	LYS	2.1
39	l2	58	LEU	2.1
45	l8	136	LEU	2.1
51	m5	107	GLY	2.1
35	SM	52	PRO	2.1
42	L5	134	ALA	2.1

*Continued on next page...*

*Continued from previous page...*

<b>Mol</b>	<b>Chain</b>	<b>Res</b>	<b>Type</b>	<b>RSRZ</b>
48	M1	170	ASP	2.1
2	s0	158	VAL	2.1
14	c2	75	VAL	2.1
16	C4	74	VAL	2.1
48	m1	18	VAL	2.1
51	M5	29	GLU	2.1
1	2	711	U	2.1
4	s2	178	ILE	2.1
22	D0	79	TRP	2.1
27	D5	71	ILE	2.1
29	D7	19	HIS	2.1
55	M9	23	TRP	2.1
61	N5	139	ILE	2.1
1	2	1717	G	2.1
5	S3	142	LEU	2.1
6	s4	80	THR	2.1
6	s4	91	THR	2.1
7	S5	108	LEU	2.1
10	s8	76	THR	2.1
17	c5	99	GLY	2.1
30	d8	26	THR	2.1
46	L9	8	GLN	2.1
51	m5	197	LEU	2.1
8	s6	173	PRO	2.1
21	C9	46	PRO	2.1
10	s8	166	TYR	2.1
11	s9	95	TYR	2.1
31	D9	14	TYR	2.1
33	e1	122	SER	2.1
34	sR	285	ALA	2.1
42	L5	62	CYS	2.1
56	N0	81	TYR	2.1
66	O0	59	TYR	2.1
70	O4	66	SER	2.1
10	S8	141	ARG	2.1
11	s9	156	ILE	2.1
16	C4	19	ILE	2.1
19	c7	110	VAL	2.1
34	SR	211	ILE	2.1
46	L9	53	ILE	2.1
61	N5	81	ILE	2.1
51	m5	11	GLN	2.1

*Continued on next page...*

*Continued from previous page...*

Mol	Chain	Res	Type	RSRZ
56	N0	144	LEU	2.1
63	N7	45	GLY	2.1
66	O0	14	LEU	2.1
72	O6	98	ARG	2.1
1	2	1363	U	2.1
2	S0	33	GLN	2.1
78	q2	104	LEU	2.1
48	M1	139	THR	2.1
60	n4	112	ASN	2.1
80	6	261	U	2.1
81	c0	1	MET	2.1
1	2	488	G	2.1
1	2	1591	C	2.1
9	S7	32	PRO	2.1
20	c8	82	PRO	2.1
4	S2	246	GLU	2.1
6	s4	60	GLU	2.1
10	s8	117	TYR	2.1
28	D6	65	PRO	2.1
3	s1	55	LYS	2.1
21	C9	59	ALA	2.1
28	D6	24	VAL	2.1
33	e1	78	LYS	2.1
34	sR	176	LYS	2.1
42	L5	271	LYS	2.1
42	l5	10	SER	2.1
61	n5	36	LYS	2.1
67	o1	61	LYS	2.1
19	C7	38	ILE	2.1
54	M8	67	ILE	2.1
11	s9	105	LEU	2.1
20	c8	99	HIS	2.1
26	d4	96	LEU	2.1
49	M3	51	LEU	2.1
51	M5	15	GLN	2.1
64	n8	79	TRP	2.1
34	SR	74	THR	2.1
39	L2	115	ASN	2.1
52	M6	42	ASN	2.1
57	n1	66	ASN	2.1
6	s4	54	TYR	2.1
21	C9	18	TYR	2.1

*Continued on next page...*

*Continued from previous page...*

Mol	Chain	Res	Type	RSRZ
2	S0	205	ARG	2.1
6	S4	51	ARG	2.1
14	c2	54	ARG	2.1
29	D7	50	ALA	2.1
45	L8	202	GLU	2.1
23	d1	39	VAL	2.1
50	M4	9	ALA	2.1
70	o4	32	ALA	2.1
10	s8	80	GLY	2.1
24	D2	5	SER	2.1
35	SM	95	SER	2.1
36	1	1238	C	2.1
36	1	1951	C	2.1
39	L2	158	ILE	2.1
42	l5	148	ILE	2.1
24	D2	21	GLY	2.1
34	SR	208	GLY	2.1
42	L5	83	LEU	2.1
42	l5	36	LEU	2.1
46	L9	52	LEU	2.1
47	M0	200	LEU	2.1
63	n7	20	GLY	2.1
67	o1	16	LEU	2.1
51	M5	28	TRP	2.1
2	S0	113	ARG	2.1
6	S4	82	TYR	2.1
7	S5	95	ASN	2.1
7	s5	31	GLU	2.1
17	c5	103	ASN	2.1
25	d3	3	LYS	2.1
28	D6	11	ASN	2.1
42	L5	143	LYS	2.1
48	M1	153	LYS	2.1
42	L5	240	TYR	2.1
16	C4	79	VAL	2.1
26	D4	35	VAL	2.1
42	l5	287	ALA	2.1
51	m5	111	ALA	2.1
2	S0	9	LEU	2.1
3	s1	189	ILE	2.1
3	S1	102	GLY	2.1
42	l5	194	LEU	2.1

*Continued on next page...*

*Continued from previous page...*

Mol	Chain	Res	Type	RSRZ
51	M5	58	GLY	2.1
3	S1	29	TRP	2.0
3	S1	205	PHE	2.0
22	d0	113	ASP	2.1
6	S4	106	LYS	2.0
13	C1	137	PHE	2.0
23	d1	83	TRP	2.0
66	O0	12	GLN	2.0
66	O0	22	LYS	2.0
67	o1	60	TRP	2.0
74	o8	19	ASP	2.1
2	S0	12	GLU	2.0
9	s7	184	GLU	2.0
11	s9	6	ARG	2.0
29	d7	22	LYS	2.0
48	M1	137	ARG	2.0
5	S3	164	VAL	2.0
5	s3	219	ALA	2.0
19	c7	21	TYR	2.0
36	1	2503	G	2.0
23	d1	81	ASN	2.0
28	d6	49	ALA	2.0
29	d7	53	ALA	2.0
32	E0	41	THR	2.0
42	L5	125	VAL	2.0
63	n7	82	PRO	2.0
72	O6	52	PRO	2.0
82	sM	35	ALA	2.0
34	sR	169	ILE	2.0
34	sR	310	ILE	2.0
47	m0	210	ILE	2.0
56	N0	106	LEU	2.0
72	o6	47	ILE	2.0
6	S4	190	GLY	2.0
46	L9	85	GLY	2.0
6	s4	71	LYS	2.0
7	S5	98	MET	2.0
36	1	1352	A	2.0
45	l8	122	LYS	2.0
48	M1	41	SER	2.0
54	m8	153	PHE	2.0
70	o4	106	LYS	2.0

*Continued on next page...*

*Continued from previous page...*

Mol	Chain	Res	Type	RSRZ
11	S9	54	ARG	2.0
51	m5	156	HIS	2.0
62	n6	120	GLN	2.0
81	c0	48	SER	2.0
1	2	1467	C	2.0
6	S4	250	GLU	2.0
3	S1	127	VAL	2.0
13	C1	140	VAL	2.0
24	d2	63	VAL	2.0
2	s0	22	THR	2.0
3	s1	231	LEU	2.0
5	s3	158	ILE	2.0
7	S5	118	LEU	2.0
18	C6	32	ASN	2.0
18	c6	36	ILE	2.0
24	d2	61	ILE	2.0
34	SR	59	ARG	2.0
2	s0	195	TRP	2.0
11	S9	123	HIS	2.0
15	c3	25	TRP	2.0
22	d0	66	SER	2.0
26	d4	106	GLN	2.0
66	o0	6	SER	2.0
82	sM	75	ASP	2.0
2	s0	19	ALA	2.0
20	C8	29	VAL	2.0
5	S3	29	LEU	2.0
6	s4	13	ALA	2.0
62	n6	105	VAL	2.0
63	n7	18	TYR	2.0
63	n7	124	ALA	2.0
76	Q0	89	TYR	2.0
14	c2	97	LEU	2.0
15	C3	107	LYS	2.0
17	C5	64	LYS	2.0
18	c6	81	ILE	2.0
39	l2	28	LYS	2.0
45	l8	153	ILE	2.0
62	n6	118	LEU	2.0
31	d9	37	ASN	2.0
34	SR	306	THR	2.0
48	M1	58	GLY	2.0

*Continued on next page...*



*Continued from previous page...*

Mol	Chain	Res	Type	RSRZ
63	n7	64	LYS	2.0
3	s1	143	THR	2.0
20	c8	62	THR	2.0
49	M3	37	ASN	2.0
55	M9	36	ASN	2.0
63	n7	66	THR	2.0
79	q3	63	THR	2.0
36	1	2505	U	2.0
1	2	175	G	2.0
20	C8	10	SER	2.0
22	d0	120	SER	2.0
36	1	1243	G	2.0
39	l2	51	ASP	2.0
74	o8	48	SER	2.0
10	S8	199	LYS	2.0
13	C1	69	LYS	2.0
13	C1	75	VAL	2.0
18	c6	84	ALA	2.0
24	D2	52	TYR	2.0
56	N0	131	LYS	2.0
58	n2	56	VAL	2.0
61	N5	60	TYR	2.0
42	L5	105	ILE	2.0
48	M1	37	LEU	2.0
61	N5	38	LEU	2.0
61	n5	39	LYS	2.0
1	2	1337	A	2.0
21	c9	89	ARG	2.0
84	p0	185	LEU	2.0
2	s0	81	PHE	2.0
7	s5	48	PHE	2.0
11	S9	164	PHE	2.0
67	o1	95	PRO	2.0
20	c8	140	THR	2.0
45	L8	74	THR	2.0
57	n1	45	ASN	2.0
71	o5	11	THR	2.0
75	o9	31	THR	2.0
84	p0	89	THR	2.0
27	d5	86	GLU	2.0
1	2	494	U	2.0
1	2	1398	U	2.0

*Continued on next page...*

*Continued from previous page...*

Mol	Chain	Res	Type	RSRZ
8	S6	182	GLN	2.0
38	4	158	U	2.0
2	S0	72	ASP	2.0
6	S4	88	ASP	2.0
32	e0	45	VAL	2.0
39	l2	65	ASP	2.0
40	l3	387	LEU	2.0
45	L8	49	TYR	2.0
45	L8	96	LYS	2.0
48	M1	64	LYS	2.0
48	m1	22	SER	2.0
48	m1	109	HIS	2.0
61	N5	106	ASP	2.0
63	N7	52	LYS	2.0
11	S9	150	LEU	2.0
14	C2	128	ALA	2.0
18	c6	28	LEU	2.0
29	D7	63	LEU	2.0
45	L8	150	LEU	2.0
49	m3	95	ILE	2.0
51	M5	40	ALA	2.0
51	m5	137	PRO	2.0
1	2	492	A	2.0
10	S8	70	GLU	2.0
16	C4	116	GLU	2.0
7	s5	84	LYS	2.0
62	n6	116	LYS	2.0
6	s4	227	VAL	2.0
7	S5	148	ARG	2.0
7	s5	93	LEU	2.0
20	c8	145	ARG	2.0
29	D7	3	LEU	2.0
30	D8	30	VAL	2.0
35	SM	62	ARG	2.0
45	l8	132	VAL	2.0
48	M1	133	ARG	2.0
74	o8	51	LEU	2.0

## 6.2 Non-standard residues in protein, DNA, RNA chains ⓘ

There are no non-standard protein/DNA/RNA residues in this entry.

## 6.3 Carbohydrates ⓘ

There are no carbohydrates in this entry.

## 6.4 Ligands ⓘ

In the following table, the Atoms column lists the number of modelled atoms in the group and the number defined in the chemical component dictionary. LLDF column lists the quality of electron density of the group with respect to its neighbouring residues in protein, DNA or RNA chains. The B-factors column lists the minimum, median, 95<sup>th</sup> percentile and maximum values of B factors of atoms in the group. The column labelled 'Q< 0.9' lists the number of atoms with occupancy less than 0.9.

Mol	Type	Chain	Res	Atoms	RSCC	RSR	LLDF	B-factors( $\text{\AA}^2$ )	Q<0.9
87	MG	4	222	1/1	0.88	0.55	93.73	46,46,46,46	0
87	MG	1	4013	1/1	0.95	0.61	71.59	47,47,47,47	0
87	MG	2	2258	1/1	0.97	0.50	65.88	74,74,74,74	1
87	MG	5	4480	1/1	0.96	0.72	59.48	50,50,50,50	1
87	MG	5	3930	1/1	0.99	0.54	57.37	34,34,34,34	0
87	MG	1	3936	1/1	0.86	0.75	56.04	31,31,31,31	0
87	MG	5	4404	1/1	0.96	0.93	55.72	38,38,38,38	1
87	MG	5	3955	1/1	0.98	0.48	54.85	32,32,32,32	0
87	MG	5	4019	1/1	0.97	0.56	53.34	30,30,30,30	0
87	MG	2	2259	1/1	0.71	1.52	51.82	74,74,74,74	1
86	OHX	5	3792	7/7	0.86	0.51	51.13	51,51,51,51	7
87	MG	1	4093	1/1	0.91	0.87	50.10	43,43,43,43	0
87	MG	5	4131	1/1	0.76	0.78	47.47	35,35,35,35	1
87	MG	5	3941	1/1	0.98	0.55	47.14	30,30,30,30	0
87	MG	5	3911	1/1	0.02	1.38	44.38	53,53,53,53	1
87	MG	5	4519	1/1	0.90	0.83	44.22	42,42,42,42	1
87	MG	5	4031	1/1	0.92	0.66	43.09	30,30,30,30	0
87	MG	5	4278	1/1	0.96	0.51	42.25	35,35,35,35	1
87	MG	5	4023	1/1	0.97	0.69	42.12	32,32,32,32	0
87	MG	5	3961	1/1	0.96	0.64	41.81	29,29,29,29	0
87	MG	1	4408	1/1	0.67	1.03	41.56	56,56,56,56	1
87	MG	5	4231	1/1	0.84	0.67	40.33	35,35,35,35	1
87	MG	2	2117	1/1	0.54	0.33	39.17	74,74,74,74	0
87	MG	5	4463	1/1	0.97	0.73	38.70	36,36,36,36	1
86	OHX	1	3521	7/7	0.97	0.48	38.24	59,59,59,59	7
87	MG	5	4438	1/1	0.83	0.51	36.73	40,40,40,40	0
87	MG	1	3925	1/1	0.85	0.75	36.33	49,49,49,49	0
87	MG	1	4444	1/1	0.70	0.73	34.72	41,41,41,41	1
87	MG	1	3820	1/1	0.81	0.51	34.09	44,44,44,44	0

*Continued on next page...*

*Continued from previous page...*

Mol	Type	Chain	Res	Atoms	RSCC	RSR	LLDF	B-factors( $\text{\AA}^2$ )	Q<0.9
87	MG	6	2099	1/1	0.97	0.54	33.74	43,43,43,43	0
87	MG	N8	203	1/1	0.96	0.62	33.27	33,33,33,33	0
87	MG	5	4277	1/1	0.97	0.52	32.72	35,35,35,35	1
87	MG	6	2150	1/1	0.81	0.50	32.49	59,59,59,59	0
87	MG	1	4496	1/1	0.94	0.79	32.04	56,56,56,56	1
87	MG	1	4307	1/1	0.90	0.74	31.75	58,58,58,58	1
87	MG	1	3965	1/1	0.94	0.48	31.53	31,31,31,31	0
87	MG	6	2311	1/1	0.83	0.91	31.49	60,60,60,60	1
86	OHX	5	3676	7/7	0.90	0.41	31.11	42,42,42,42	7
87	MG	5	4286	1/1	0.92	0.62	30.97	34,34,34,34	1
86	OHX	5	3782	7/7	0.83	0.58	30.65	45,45,45,45	7
87	MG	1	3887	1/1	0.94	0.62	30.51	31,31,31,31	0
87	MG	5	4448	1/1	0.76	0.61	30.22	42,42,42,42	1
87	MG	5	3934	1/1	0.94	0.62	30.16	35,35,35,35	0
87	MG	5	3938	1/1	0.97	0.69	30.16	28,28,28,28	0
87	MG	5	3999	1/1	0.91	0.78	30.12	32,32,32,32	0
87	MG	l7	306	1/1	0.84	1.64	29.85	37,37,37,37	1
87	MG	M6	201	1/1	0.89	0.79	29.40	40,40,40,40	1
87	MG	5	3925	1/1	0.68	0.48	29.15	43,43,43,43	1
87	MG	5	4241	1/1	0.96	0.40	28.24	38,38,38,38	1
87	MG	1	4094	1/1	0.92	0.52	28.12	48,48,48,48	0
87	MG	5	4477	1/1	0.97	1.27	28.06	38,38,38,38	1
87	MG	5	3950	1/1	0.97	0.60	27.78	36,36,36,36	0
87	MG	1	4022	1/1	0.96	0.77	27.75	22,22,22,22	0
87	MG	1	3975	1/1	0.93	0.54	27.74	41,41,41,41	0
87	MG	5	4167	1/1	0.91	0.76	27.69	39,39,39,39	0
87	MG	5	3940	1/1	0.98	0.70	27.67	34,34,34,34	0
87	MG	1	4379	1/1	0.98	0.49	27.66	33,33,33,33	0
87	MG	1	3874	1/1	0.95	0.68	27.29	31,31,31,31	0
87	MG	1	3951	1/1	0.84	0.76	27.16	35,35,35,35	0
87	MG	5	3945	1/1	0.95	0.43	27.13	41,41,41,41	0
87	MG	5	3919	1/1	0.96	0.65	27.07	44,44,44,44	0
87	MG	5	3989	1/1	0.91	0.51	27.02	32,32,32,32	0
87	MG	1	3946	1/1	0.93	0.61	26.96	39,39,39,39	0
87	MG	6	2180	1/1	0.96	0.41	26.85	52,52,52,52	0
87	MG	5	4306	1/1	0.96	0.73	26.66	35,35,35,35	1
87	MG	5	4482	1/1	0.85	0.41	26.55	45,45,45,45	1
87	MG	1	4010	1/1	0.89	0.56	26.50	41,41,41,41	0
87	MG	1	3914	1/1	0.96	0.44	26.34	34,34,34,34	0
87	MG	6	2296	1/1	0.95	0.71	25.89	54,54,54,54	1
87	MG	5	3830	1/1	0.89	0.33	25.67	31,31,31,31	0

*Continued on next page...*

*Continued from previous page...*

Mol	Type	Chain	Res	Atoms	RSCC	RSR	LLDF	B-factors( $\text{\AA}^2$ )	Q<0.9
87	MG	1	4511	1/1	0.90	0.53	25.53	52,52,52,52	0
87	MG	1	3950	1/1	0.98	0.48	25.26	31,31,31,31	0
87	MG	5	3837	1/1	0.99	0.66	25.12	33,33,33,33	0
87	MG	5	4013	1/1	0.95	0.53	25.06	39,39,39,39	0
87	MG	1	4139	1/1	0.91	0.60	24.51	44,44,44,44	0
86	OHX	5	3688	7/7	0.95	0.53	24.36	37,37,37,37	7
87	MG	n3	203	1/1	0.98	0.46	24.25	29,29,29,29	0
87	MG	1	4019	1/1	0.99	0.72	24.25	27,27,27,27	0
87	MG	5	3992	1/1	0.96	0.62	24.03	33,33,33,33	0
87	MG	1	3989	1/1	0.93	0.65	24.02	37,37,37,37	0
87	MG	5	4342	1/1	0.87	0.64	23.50	34,34,34,34	0
87	MG	1	4412	1/1	0.95	0.49	23.37	32,32,32,32	1
87	MG	O3	202	1/1	0.93	0.87	23.29	38,38,38,38	1
87	MG	1	4082	1/1	0.90	0.49	23.24	52,52,52,52	1
87	MG	5	4343	1/1	0.96	0.96	23.23	53,53,53,53	1
87	MG	6	2308	1/1	0.90	0.68	23.13	51,51,51,51	1
87	MG	1	3941	1/1	0.98	0.50	23.10	36,36,36,36	0
87	MG	1	4266	1/1	0.94	0.62	23.07	33,33,33,33	0
87	MG	5	4017	1/1	0.96	0.65	22.92	33,33,33,33	0
87	MG	5	4210	1/1	0.97	0.56	22.91	35,35,35,35	1
87	MG	2	2109	1/1	0.93	0.68	22.73	73,73,73,73	0
87	MG	5	4478	1/1	0.95	0.45	22.47	33,33,33,33	0
87	MG	5	4415	1/1	0.84	0.50	22.46	33,33,33,33	1
87	MG	2	2128	1/1	0.94	0.47	22.43	60,60,60,60	0
87	MG	5	4279	1/1	0.94	0.57	22.16	36,36,36,36	1
87	MG	l3	414	1/1	0.83	0.58	21.94	32,32,32,32	1
87	MG	1	3940	1/1	0.96	0.65	21.80	38,38,38,38	0
87	MG	5	4360	1/1	0.68	0.43	21.43	50,50,50,50	0
87	MG	1	4041	1/1	0.93	0.43	21.42	33,33,33,33	0
87	MG	5	4396	1/1	0.94	0.46	21.41	52,52,52,52	1
87	MG	1	3921	1/1	0.96	0.48	21.33	37,37,37,37	0
87	MG	6	2126	1/1	0.96	0.46	21.20	43,43,43,43	0
87	MG	2	2194	1/1	0.69	0.60	21.17	72,72,72,72	0
87	MG	5	3946	1/1	0.97	0.57	21.03	33,33,33,33	0
87	MG	5	4156	1/1	0.77	0.63	20.83	41,41,41,41	0
87	MG	1	4395	1/1	0.87	0.66	20.72	34,34,34,34	1
87	MG	1	4350	1/1	0.73	0.45	20.71	40,40,40,40	1
87	MG	5	3972	1/1	0.96	0.62	20.71	31,31,31,31	0
87	MG	1	3997	1/1	0.90	0.57	20.67	43,43,43,43	0
87	MG	1	4198	1/1	0.93	0.52	20.61	47,47,47,47	0
87	MG	1	4469	1/1	0.71	0.36	20.57	55,55,55,55	0

*Continued on next page...*

*Continued from previous page...*

Mol	Type	Chain	Res	Atoms	RSCC	RSR	LLDF	B-factors( $\text{\AA}^2$ )	Q<0.9
87	MG	1	4220	1/1	0.87	0.55	20.40	39,39,39,39	0
87	MG	1	3942	1/1	0.98	0.60	20.30	32,32,32,32	0
87	MG	m6	201	1/1	0.89	1.03	20.10	38,38,38,38	1
87	MG	5	4533	1/1	0.98	0.60	19.93	36,36,36,36	1
87	MG	5	4006	1/1	0.96	0.60	19.85	37,37,37,37	0
87	MG	2	2099	1/1	0.90	0.48	19.85	63,63,63,63	0
87	MG	5	4037	1/1	0.93	0.49	19.67	35,35,35,35	0
86	OHX	1	3771	7/7	0.96	0.52	19.52	52,52,52,52	7
87	MG	1	4346	1/1	0.75	0.72	19.51	48,48,48,48	1
87	MG	5	3991	1/1	0.98	0.50	19.48	34,34,34,34	0
87	MG	5	4029	1/1	0.98	0.55	19.07	26,26,26,26	0
87	MG	5	4208	1/1	0.90	0.49	18.90	32,32,32,32	0
87	MG	1	3994	1/1	0.93	0.41	18.87	56,56,56,56	0
87	MG	M5	305	1/1	0.68	2.52	18.70	69,69,69,69	0
87	MG	1	3998	1/1	0.97	0.55	18.66	27,27,27,27	0
87	MG	m7	209	1/1	0.94	0.80	18.65	42,42,42,42	1
87	MG	5	3952	1/1	0.92	0.53	18.49	34,34,34,34	0
87	MG	5	4467	1/1	0.92	0.38	18.47	37,37,37,37	0
87	MG	1	3867	1/1	0.87	0.55	18.40	42,42,42,42	0
87	MG	5	4235	1/1	0.90	0.50	18.30	38,38,38,38	0
87	MG	1	4447	1/1	0.96	0.35	18.19	44,44,44,44	0
87	MG	1	4478	1/1	0.98	1.01	18.06	47,47,47,47	1
87	MG	6	2125	1/1	0.94	0.50	18.03	40,40,40,40	0
86	OHX	5	3767	7/7	0.84	0.53	18.01	39,39,39,39	7
87	MG	1	4203	1/1	0.92	0.93	17.84	42,42,42,42	1
87	MG	1	4396	1/1	0.98	0.58	17.77	45,45,45,45	1
86	OHX	5	3730	7/7	0.87	0.40	17.67	42,42,42,42	7
86	OHX	5	3785	7/7	0.82	0.37	17.65	53,53,53,53	7
87	MG	5	4515	1/1	0.95	0.55	17.63	34,34,34,34	0
87	MG	2	2112	1/1	0.96	0.59	17.62	69,69,69,69	0
87	MG	6	2118	1/1	0.94	0.37	17.46	38,38,38,38	0
87	MG	5	4005	1/1	0.95	0.48	17.43	30,30,30,30	0
86	OHX	1	3695	7/7	0.92	0.48	17.29	56,56,56,56	7
86	OHX	5	3515	7/7	0.98	0.34	17.26	40,40,40,40	7
87	MG	1	3952	1/1	0.94	0.51	17.11	48,48,48,48	0
87	MG	1	3963	1/1	0.94	0.44	17.09	31,31,31,31	0
87	MG	5	3986	1/1	0.94	0.40	17.04	35,35,35,35	0
86	OHX	5	3797	7/7	0.86	0.49	16.80	42,42,42,42	7
86	OHX	6	2052	7/7	0.80	0.47	16.59	127,127,127,127	7
87	MG	5	4001	1/1	0.95	0.59	16.44	36,36,36,36	0
87	MG	1	4151	1/1	0.90	0.40	16.36	50,50,50,50	0

*Continued on next page...*

*Continued from previous page...*

Mol	Type	Chain	Res	Atoms	RSCC	RSR	LLDF	B-factors( $\text{\AA}^2$ )	Q<0.9
87	MG	2	2158	1/1	0.89	0.40	16.26	68,68,68,68	0
87	MG	m7	207	1/1	0.98	0.52	16.18	41,41,41,41	1
87	MG	5	4096	1/1	0.95	0.40	16.17	34,34,34,34	0
87	MG	1	3967	1/1	0.94	0.49	16.17	40,40,40,40	0
86	OHX	5	3741	7/7	0.90	0.52	16.15	53,53,53,53	7
87	MG	5	4048	1/1	0.78	0.37	16.00	34,34,34,34	0
87	MG	5	4571	1/1	0.94	0.64	15.98	34,34,34,34	1
87	MG	5	4021	1/1	0.89	0.63	15.90	36,36,36,36	0
87	MG	5	4111	1/1	0.96	0.57	15.88	36,36,36,36	0
87	MG	n0	202	1/1	0.95	0.93	15.77	38,38,38,38	1
87	MG	5	3825	1/1	0.81	0.32	15.71	48,48,48,48	0
87	MG	5	3824	1/1	0.91	0.44	15.63	39,39,39,39	0
87	MG	1	4392	1/1	0.94	1.03	15.53	37,37,37,37	1
87	MG	d3	202	1/1	0.93	1.91	15.50	49,49,49,49	1
87	MG	N8	205	1/1	0.94	0.57	15.47	31,31,31,31	1
87	MG	O2	203	1/1	0.68	0.86	15.40	44,44,44,44	1
87	MG	5	4297	1/1	0.95	0.66	15.22	33,33,33,33	1
87	MG	4	223	1/1	0.90	0.50	15.19	32,32,32,32	0
87	MG	5	4022	1/1	0.98	0.52	15.15	31,31,31,31	0
87	MG	5	3823	1/1	0.98	0.36	15.08	33,33,33,33	0
87	MG	5	3829	1/1	0.96	0.47	14.78	39,39,39,39	0
87	MG	5	3841	1/1	0.95	0.39	14.78	43,43,43,43	0
87	MG	1	4173	1/1	0.84	0.46	14.76	52,52,52,52	0
87	MG	1	4431	1/1	0.99	0.45	14.71	42,42,42,42	1
87	MG	1	4211	1/1	0.68	0.48	14.70	58,58,58,58	0
87	MG	5	4176	1/1	0.81	0.42	14.67	45,45,45,45	0
87	MG	1	3992	1/1	0.97	0.50	14.66	27,27,27,27	0
86	OHX	5	3612	7/7	0.93	0.42	14.64	39,39,39,39	7
87	MG	5	4502	1/1	0.97	0.42	14.60	42,42,42,42	1
87	MG	5	3954	1/1	0.95	0.41	14.50	40,40,40,40	0
87	MG	5	4538	1/1	0.98	0.80	14.43	48,48,48,48	1
87	MG	1	3884	1/1	0.69	0.44	14.39	50,50,50,50	0
87	MG	1	4313	1/1	0.95	0.44	14.39	41,41,41,41	1
86	OHX	1	3729	7/7	0.91	0.39	14.27	57,57,57,57	7
87	MG	5	4189	1/1	0.96	0.41	14.24	35,35,35,35	1
87	MG	L4	408	1/1	0.94	0.66	14.23	34,34,34,34	1
87	MG	n1	202	1/1	0.98	0.98	14.19	40,40,40,40	1
87	MG	1	4461	1/1	0.87	1.07	14.19	54,54,54,54	1
87	MG	6	2328	1/1	0.95	1.14	14.14	54,54,54,54	1
87	MG	5	3848	1/1	0.95	0.44	14.13	33,33,33,33	0
86	OHX	6	1981	7/7	0.97	0.42	14.06	45,45,45,45	7

*Continued on next page...*

*Continued from previous page...*

Mol	Type	Chain	Res	Atoms	RSCC	RSR	LLDF	B-factors( $\text{\AA}^2$ )	Q<0.9
87	MG	5	4150	1/1	0.77	0.39	13.99	41,41,41,41	1
87	MG	5	3849	1/1	0.99	0.44	13.97	34,34,34,34	0
87	MG	N3	201	1/1	0.98	0.59	13.97	39,39,39,39	0
87	MG	5	4461	1/1	0.96	0.87	13.91	45,45,45,45	1
87	MG	1	4383	1/1	0.96	0.53	13.85	33,33,33,33	1
87	MG	1	4432	1/1	0.79	1.19	13.79	47,47,47,47	1
86	OHX	6	1959	7/7	0.95	0.35	13.77	57,57,57,57	7
87	MG	5	3996	1/1	0.95	0.54	13.70	31,31,31,31	0
87	MG	O2	202	1/1	0.84	0.41	13.70	32,32,32,32	0
87	MG	5	4002	1/1	0.98	0.44	13.69	37,37,37,37	0
87	MG	5	4276	1/1	0.93	0.45	13.65	33,33,33,33	1
86	OHX	5	3549	7/7	0.95	0.50	13.60	55,55,55,55	7
87	MG	M6	203	1/1	0.95	0.87	13.42	40,40,40,40	1
86	OHX	4	214	7/7	0.94	0.41	13.40	46,46,46,46	7
87	MG	n0	205	1/1	0.98	0.85	13.37	41,41,41,41	1
87	MG	6	2318	1/1	0.97	0.38	13.36	54,54,54,54	0
87	MG	6	2232	1/1	0.79	0.54	13.32	53,53,53,53	0
86	OHX	2	1985	7/7	0.98	0.35	13.29	59,59,59,59	7
87	MG	1	4315	1/1	0.98	0.46	13.26	35,35,35,35	1
86	OHX	1	3802	7/7	0.89	0.42	13.18	63,63,63,63	7
87	MG	1	4242	1/1	0.97	0.38	13.12	37,37,37,37	0
87	MG	5	4498	1/1	0.97	0.53	13.04	45,45,45,45	1
87	MG	5	4289	1/1	0.82	0.43	12.96	57,57,57,57	1
87	MG	1	4376	1/1	0.98	0.64	12.95	34,34,34,34	1
87	MG	L2	303	1/1	0.90	0.69	12.93	53,53,53,53	0
87	MG	5	4347	1/1	0.74	0.73	12.92	60,60,60,60	0
86	OHX	5	3542	7/7	0.92	0.35	12.91	84,84,84,84	7
87	MG	1	4135	1/1	0.91	0.38	12.90	41,41,41,41	0
86	OHX	5	3722	7/7	0.94	0.28	12.84	76,76,76,76	7
87	MG	M8	202	1/1	0.95	1.44	12.76	39,39,39,39	1
87	MG	7	227	1/1	0.92	1.31	12.70	50,50,50,50	1
86	OHX	5	3685	7/7	0.93	0.26	12.68	88,88,88,88	7
87	MG	5	4263	1/1	0.92	0.79	12.66	32,32,32,32	1
87	MG	5	4439	1/1	0.82	0.33	12.53	40,40,40,40	0
87	MG	1	3977	1/1	0.99	0.44	12.51	41,41,41,41	0
87	MG	5	4097	1/1	0.95	0.43	12.42	40,40,40,40	0
86	OHX	5	3674	7/7	0.94	0.40	12.37	39,39,39,39	7
87	MG	1	3932	1/1	0.96	0.49	12.27	28,28,28,28	0
87	MG	5	4284	1/1	0.97	0.30	12.23	44,44,44,44	1
87	MG	5	3891	1/1	0.97	0.53	12.22	39,39,39,39	0
87	MG	1	3886	1/1	0.92	0.34	12.22	39,39,39,39	0

*Continued on next page...*



*Continued from previous page...*

Mol	Type	Chain	Res	Atoms	RSCC	RSR	LLDF	B-factors( $\text{\AA}^2$ )	Q<0.9
87	MG	5	4200	1/1	0.94	0.52	12.20	43,43,43,43	1
87	MG	1	4160	1/1	0.94	0.44	12.20	46,46,46,46	0
86	OHX	1	3730	7/7	0.91	0.29	12.19	59,59,59,59	7
86	OHX	1	3774	7/7	0.79	0.39	12.18	53,53,53,53	7
86	OHX	6	2060	7/7	0.82	0.42	12.15	58,58,58,58	7
86	OHX	6	1993	7/7	0.80	0.34	12.14	78,78,78,78	7
87	MG	5	3977	1/1	0.92	0.56	12.14	55,55,55,55	0
86	OHX	5	3465	7/7	0.98	0.38	12.08	40,40,40,40	7
87	MG	1	4007	1/1	0.95	0.49	12.08	46,46,46,46	0
86	OHX	5	3756	7/7	0.79	0.36	12.07	42,42,42,42	7
87	MG	15	307	1/1	0.92	0.78	12.05	46,46,46,46	1
86	OHX	2	2029	7/7	0.89	0.33	12.01	95,95,95,95	7
86	OHX	1	3702	7/7	0.95	0.38	11.99	42,42,42,42	7
86	OHX	5	3681	7/7	0.93	0.45	11.94	80,80,80,80	7
87	MG	5	4491	1/1	0.98	0.61	11.90	35,35,35,35	1
87	MG	2	2151	1/1	0.93	0.52	11.88	58,58,58,58	0
87	MG	5	3835	1/1	0.83	0.46	11.84	37,37,37,37	0
87	MG	N0	201	1/1	0.97	1.23	11.80	49,49,49,49	1
87	MG	1	4020	1/1	0.96	0.49	11.79	32,32,32,32	0
87	MG	5	4030	1/1	0.94	0.48	11.78	34,34,34,34	0
86	OHX	5	3594	7/7	0.96	0.35	11.74	42,42,42,42	7
87	MG	6	2159	1/1	0.92	0.53	11.73	45,45,45,45	0
87	MG	1	3976	1/1	0.92	0.45	11.72	44,44,44,44	0
86	OHX	6	2068	7/7	0.86	0.37	11.65	83,83,83,83	7
87	MG	1	4134	1/1	0.40	1.23	11.63	49,49,49,49	1
87	MG	5	3980	1/1	0.90	0.45	11.61	58,58,58,58	0
86	OHX	6	2003	7/7	0.93	0.35	11.55	61,61,61,61	7
86	OHX	6	2036	7/7	0.75	0.40	11.46	48,48,48,48	7
87	MG	1	4025	1/1	0.97	0.45	11.46	39,39,39,39	0
87	MG	1	4210	1/1	0.98	0.54	11.37	47,47,47,47	0
87	MG	6	2221	1/1	0.91	0.31	11.35	53,53,53,53	1
87	MG	1	3929	1/1	0.94	0.56	11.31	40,40,40,40	0
86	OHX	5	3753	7/7	0.95	0.28	11.25	49,49,49,49	7
87	MG	M6	202	1/1	0.99	0.78	11.23	41,41,41,41	1
86	OHX	1	3737	7/7	0.80	0.38	11.22	42,42,42,42	7
87	MG	1	4250	1/1	0.96	0.44	11.16	53,53,53,53	1
86	OHX	6	1985	7/7	0.95	0.24	11.09	90,90,90,90	7
87	MG	o4	201	1/1	0.94	1.40	11.04	70,70,70,70	1
86	OHX	5	3633	7/7	0.93	0.40	11.01	43,43,43,43	7
86	OHX	1	3656	7/7	0.95	0.36	10.98	69,69,69,69	7
87	MG	M6	204	1/1	0.67	0.51	10.89	39,39,39,39	1

*Continued on next page...*

*Continued from previous page...*

Mol	Type	Chain	Res	Atoms	RSCC	RSR	LLDF	B-factors( $\text{\AA}^2$ )	Q<0.9
87	MG	5	4370	1/1	0.96	1.03	10.81	47,47,47,47	1
87	MG	n9	103	1/1	0.98	0.83	10.81	40,40,40,40	1
87	MG	5	4026	1/1	0.97	0.50	10.79	37,37,37,37	0
87	MG	1	4174	1/1	0.96	0.35	10.78	35,35,35,35	0
87	MG	1	4393	1/1	0.87	0.24	10.75	49,49,49,49	0
87	MG	5	4403	1/1	0.98	0.35	10.73	40,40,40,40	1
86	OHX	6	2018	7/7	0.95	0.40	10.67	54,54,54,54	7
86	OHX	5	3745	7/7	0.90	0.47	10.65	37,37,37,37	7
87	MG	O3	203	1/1	0.87	0.60	10.63	47,47,47,47	1
87	MG	l5	308	1/1	0.96	1.26	10.62	49,49,49,49	1
87	MG	M0	308	1/1	0.98	0.80	10.60	44,44,44,44	1
87	MG	1	3822	1/1	0.90	0.38	10.60	34,34,34,34	0
87	MG	1	3924	1/1	0.95	0.51	10.57	36,36,36,36	0
87	MG	2	2206	1/1	0.93	0.27	10.51	58,58,58,58	0
87	MG	5	4247	1/1	0.95	0.48	10.50	37,37,37,37	0
86	OHX	5	3509	7/7	0.95	0.23	10.48	66,66,66,66	7
87	MG	5	4452	1/1	0.88	1.04	10.48	38,38,38,38	1
87	MG	m7	206	1/1	0.77	0.48	10.47	35,35,35,35	0
87	MG	5	4348	1/1	0.86	1.51	10.47	46,46,46,46	1
87	MG	1	4208	1/1	0.93	0.79	10.37	47,47,47,47	1
86	OHX	o9	101	7/7	0.87	0.45	10.36	52,52,52,52	7
87	MG	5	4384	1/1	0.97	0.38	10.32	34,34,34,34	1
87	MG	5	4362	1/1	0.92	0.50	10.28	49,49,49,49	1
87	MG	1	4200	1/1	0.78	0.39	10.23	51,51,51,51	0
87	MG	l3	411	1/1	0.93	0.51	10.21	33,33,33,33	1
87	MG	5	4344	1/1	0.90	0.46	10.17	35,35,35,35	1
87	MG	1	4507	1/1	0.95	0.68	10.14	36,36,36,36	1
87	MG	6	2127	1/1	0.95	0.33	10.13	45,45,45,45	0
87	MG	l2	304	1/1	0.97	0.72	10.10	44,44,44,44	1
87	MG	2	2157	1/1	0.91	0.37	10.10	103,103,103,103	0
87	MG	1	4437	1/1	0.94	0.47	10.04	39,39,39,39	1
87	MG	5	3822	1/1	0.87	0.32	10.04	48,48,48,48	0
87	MG	5	4142	1/1	0.80	0.33	10.03	40,40,40,40	0
87	MG	O5	202	1/1	0.97	0.76	10.01	54,54,54,54	1
87	MG	1	3889	1/1	0.99	0.35	10.00	37,37,37,37	0
87	MG	6	2251	1/1	0.85	0.42	9.93	74,74,74,74	0
87	MG	1	4385	1/1	0.96	0.37	9.92	32,32,32,32	1
86	OHX	5	3658	7/7	0.82	0.48	9.85	51,51,51,51	7
87	MG	1	3824	1/1	0.95	0.32	9.84	55,55,55,55	0
87	MG	1	3908	1/1	0.97	0.41	9.82	43,43,43,43	0
86	OHX	2	2088	7/7	0.98	0.26	9.80	94,94,94,94	7

*Continued on next page...*

*Continued from previous page...*

Mol	Type	Chain	Res	Atoms	RSCC	RSR	LLDF	B-factors( $\text{\AA}^2$ )	Q<0.9
87	MG	5	3899	1/1	0.97	0.38	9.80	32,32,32,32	0
87	MG	1	4268	1/1	0.96	0.42	9.78	32,32,32,32	0
86	OHX	5	3529	7/7	0.98	0.26	9.73	51,51,51,51	7
87	MG	1	4317	1/1	0.94	0.84	9.71	38,38,38,38	1
87	MG	1	3966	1/1	0.95	0.40	9.70	41,41,41,41	0
87	MG	l3	406	1/1	0.96	0.55	9.69	31,31,31,31	1
86	OHX	4	212	7/7	0.91	0.34	9.69	42,42,42,42	7
87	MG	7	239	1/1	0.96	0.80	9.69	50,50,50,50	1
86	OHX	5	3703	7/7	0.76	0.31	9.64	86,86,86,86	7
87	MG	Q0	202	1/1	0.79	0.90	9.63	54,54,54,54	0
87	MG	o7	504	1/1	0.96	0.48	9.55	37,37,37,37	1
86	OHX	5	3602	7/7	0.97	0.30	9.47	86,86,86,86	7
86	OHX	5	3716	7/7	0.98	0.31	9.45	60,60,60,60	7
87	MG	l7	303	1/1	0.94	0.26	9.44	34,34,34,34	1
87	MG	N1	201	1/1	0.96	0.52	9.44	42,42,42,42	1
87	MG	1	4411	1/1	0.95	0.38	9.43	42,42,42,42	1
87	MG	5	4501	1/1	0.94	0.41	9.42	33,33,33,33	1
87	MG	1	4091	1/1	0.97	0.38	9.41	39,39,39,39	0
86	OHX	1	3598	7/7	0.97	0.31	9.41	100,100,100,100	7
87	MG	6	2229	1/1	0.81	0.38	9.41	45,45,45,45	0
87	MG	1	4341	1/1	0.94	0.70	9.38	38,38,38,38	1
87	MG	5	3859	1/1	0.94	0.42	9.36	32,32,32,32	0
86	OHX	1	3739	7/7	0.83	0.44	9.35	52,52,52,52	7
87	MG	N8	207	1/1	0.97	1.16	9.32	39,39,39,39	1
87	MG	5	4361	1/1	0.89	0.70	9.29	37,37,37,37	1
87	MG	6	2211	1/1	0.91	0.38	9.27	50,50,50,50	0
87	MG	m7	204	1/1	0.89	0.58	9.24	40,40,40,40	1
86	OHX	2	2069	7/7	0.96	0.25	9.19	78,78,78,78	7
87	MG	q2	503	1/1	0.95	0.74	9.17	42,42,42,42	1
87	MG	5	4550	1/1	0.84	0.98	9.17	49,49,49,49	1
87	MG	5	3997	1/1	0.99	0.32	9.16	31,31,31,31	0
87	MG	M3	203	1/1	0.97	0.69	9.14	46,46,46,46	1
87	MG	6	2239	1/1	0.89	0.29	9.14	56,56,56,56	1
86	OHX	1	3443	7/7	0.99	0.26	9.09	61,61,61,61	7
87	MG	m6	202	1/1	0.88	0.65	9.03	36,36,36,36	1
87	MG	1	3982	1/1	0.99	0.36	9.01	31,31,31,31	0
87	MG	l7	301	1/1	0.23	0.74	9.01	36,36,36,36	1
87	MG	1	4505	1/1	0.86	0.48	8.95	51,51,51,51	0
87	MG	5	3882	1/1	0.92	0.41	8.91	37,37,37,37	0
86	OHX	5	3808	7/7	0.92	0.34	8.90	83,83,83,83	7
87	MG	l3	413	1/1	0.95	0.72	8.87	32,32,32,32	1

*Continued on next page...*

*Continued from previous page...*

Mol	Type	Chain	Res	Atoms	RSCC	RSR	LLDF	B-factors( $\text{\AA}^2$ )	Q<0.9
86	OHX	6	2015	7/7	0.96	0.32	8.81	65,65,65,65	7
87	MG	O1	203	1/1	0.83	1.06	8.78	57,57,57,57	0
87	MG	m7	202	1/1	0.84	0.53	8.78	36,36,36,36	0
87	MG	5	4027	1/1	0.88	0.42	8.77	41,41,41,41	0
86	OHX	1	3635	7/7	0.95	0.33	8.77	45,45,45,45	7
86	OHX	5	3610	7/7	0.96	0.50	8.71	60,60,60,60	7
86	OHX	1	3583	7/7	0.96	0.34	8.69	54,54,54,54	7
87	MG	1	4215	1/1	0.80	0.34	8.67	37,37,37,37	0
87	MG	5	4127	1/1	0.93	0.52	8.64	44,44,44,44	1
87	MG	5	4429	1/1	0.97	0.30	8.64	37,37,37,37	1
87	MG	N0	202	1/1	0.66	0.74	8.64	51,51,51,51	1
86	OHX	6	2082	7/7	0.97	0.27	8.63	54,54,54,54	7
87	MG	8	222	1/1	0.94	0.37	8.63	41,41,41,41	0
87	MG	5	4504	1/1	0.97	0.67	8.60	39,39,39,39	1
87	MG	5	4290	1/1	0.86	0.42	8.60	72,72,72,72	0
87	MG	C1	201	1/1	0.99	1.02	8.59	69,69,69,69	0
86	OHX	5	3491	7/7	0.98	0.32	8.58	51,51,51,51	7
87	MG	N8	202	1/1	0.90	1.02	8.55	37,37,37,37	0
87	MG	M3	202	1/1	1.00	0.53	8.53	49,49,49,49	1
86	OHX	6	2028	7/7	0.82	0.38	8.50	58,58,58,58	7
87	MG	5	3928	1/1	0.99	0.29	8.41	38,38,38,38	0
86	OHX	1	3790	7/7	0.89	0.32	8.41	69,69,69,69	7
86	OHX	2	2080	7/7	0.86	0.32	8.41	66,66,66,66	7
86	OHX	5	3749	7/7	0.95	0.37	8.38	39,39,39,39	7
87	MG	S8	302	1/1	0.86	1.01	8.37	69,69,69,69	1
87	MG	O7	107	1/1	0.94	0.60	8.35	42,42,42,42	1
87	MG	5	4040	1/1	0.92	0.32	8.33	35,35,35,35	0
87	MG	5	3876	1/1	0.96	0.36	8.32	33,33,33,33	0
86	OHX	2	1933	7/7	0.96	0.28	8.32	71,71,71,71	7
87	MG	5	4453	1/1	0.99	0.44	8.30	33,33,33,33	1
86	OHX	5	3543	7/7	0.97	0.37	8.23	60,60,60,60	7
87	MG	1	3934	1/1	0.96	0.36	8.22	40,40,40,40	0
87	MG	1	4116	1/1	0.92	0.37	8.20	36,36,36,36	0
87	MG	1	4012	1/1	0.93	0.41	8.14	35,35,35,35	0
87	MG	17	302	1/1	0.96	0.61	8.12	35,35,35,35	1
87	MG	2	2144	1/1	0.90	0.31	8.09	66,66,66,66	0
87	MG	5	4159	1/1	0.94	0.36	8.09	37,37,37,37	0
87	MG	N9	102	1/1	0.89	0.32	8.08	38,38,38,38	0
86	OHX	1	3748	7/7	0.96	0.24	8.06	89,89,89,89	7
86	OHX	6	2054	7/7	0.91	0.28	8.04	65,65,65,65	7
87	MG	5	3956	1/1	0.85	0.35	8.02	47,47,47,47	0

*Continued on next page...*

*Continued from previous page...*

Mol	Type	Chain	Res	Atoms	RSCC	RSR	LLDF	B-factors( $\text{\AA}^2$ )	Q<0.9
86	OHX	5	3487	7/7	0.98	0.34	7.99	48,48,48,48	7
86	OHX	1	3661	7/7	0.95	0.34	7.99	45,45,45,45	7
87	MG	1	4060	1/1	0.86	0.32	7.99	44,44,44,44	0
87	MG	1	3999	1/1	0.97	0.50	7.98	32,32,32,32	0
87	MG	5	4409	1/1	0.97	0.33	7.95	39,39,39,39	0
87	MG	5	4459	1/1	0.91	0.34	7.94	36,36,36,36	1
86	OHX	5	3680	7/7	0.97	0.34	7.92	38,38,38,38	7
87	MG	5	3898	1/1	0.96	0.37	7.92	39,39,39,39	0
87	MG	1	3983	1/1	0.98	0.36	7.88	40,40,40,40	0
87	MG	6	2185	1/1	0.98	0.31	7.86	44,44,44,44	0
87	MG	M8	204	1/1	0.98	0.73	7.84	46,46,46,46	1
87	MG	M7	204	1/1	0.86	0.51	7.79	40,40,40,40	0
86	OHX	2	2030	7/7	0.78	0.43	7.78	112,112,112,112	7
86	OHX	5	3608	7/7	0.96	0.35	7.78	44,44,44,44	7
86	OHX	2	2055	7/7	0.88	0.35	7.75	72,72,72,72	7
86	OHX	5	3653	7/7	0.97	0.28	7.74	64,64,64,64	7
87	MG	5	4275	1/1	0.88	0.46	7.69	36,36,36,36	1
87	MG	2	2199	1/1	0.96	0.36	7.69	81,81,81,81	0
86	OHX	1	3505	7/7	0.96	0.29	7.69	50,50,50,50	7
86	OHX	1	3669	7/7	0.96	0.40	7.68	54,54,54,54	7
86	OHX	2	2002	7/7	0.94	0.29	7.67	86,86,86,86	7
87	MG	5	4443	1/1	0.99	0.36	7.67	32,32,32,32	0
86	OHX	5	3568	7/7	0.96	0.32	7.67	53,53,53,53	7
86	OHX	5	3655	7/7	0.90	0.31	7.66	47,47,47,47	7
86	OHX	6	2085	7/7	0.85	0.41	7.61	128,128,128,128	7
86	OHX	5	3579	7/7	0.94	0.26	7.61	55,55,55,55	7
87	MG	5	4487	1/1	0.85	0.35	7.54	37,37,37,37	0
87	MG	1	4397	1/1	0.96	0.40	7.54	38,38,38,38	1
87	MG	m9	202	1/1	0.96	0.69	7.51	54,54,54,54	1
86	OHX	5	3434	7/7	0.98	0.31	7.45	38,38,38,38	7
86	OHX	1	3436	7/7	0.98	0.34	7.42	46,46,46,46	7
87	MG	6	2246	1/1	0.94	0.33	7.40	50,50,50,50	1
86	OHX	5	3649	7/7	0.86	0.37	7.36	41,41,41,41	7
86	OHX	5	3620	7/7	0.95	0.34	7.34	42,42,42,42	7
87	MG	5	4170	1/1	0.86	0.57	7.33	36,36,36,36	1
86	OHX	m0	304	7/7	0.96	0.34	7.33	43,43,43,43	7
87	MG	5	4566	1/1	0.81	0.32	7.31	40,40,40,40	0
87	MG	4	238	1/1	0.72	0.31	7.30	59,59,59,59	0
87	MG	C1	202	1/1	0.94	1.17	7.29	72,72,72,72	1
86	OHX	1	3798	7/7	0.95	0.27	7.28	93,93,93,93	7
87	MG	5	4401	1/1	0.84	0.34	7.27	48,48,48,48	0

*Continued on next page...*

*Continued from previous page...*

Mol	Type	Chain	Res	Atoms	RSCC	RSR	LLDF	B-factors( $\text{\AA}^2$ )	Q<0.9
87	MG	5	3861	1/1	0.96	0.35	7.27	36,36,36,36	0
87	MG	1	4291	1/1	0.95	0.53	7.27	41,41,41,41	0
86	OHX	1	3546	7/7	0.95	0.27	7.23	52,52,52,52	7
86	OHX	5	3569	7/7	0.97	0.27	7.20	78,78,78,78	7
86	OHX	1	3418	7/7	0.99	0.28	7.20	49,49,49,49	7
86	OHX	1	3545	7/7	0.94	0.25	7.20	91,91,91,91	7
86	OHX	1	3570	7/7	0.97	0.28	7.17	41,41,41,41	7
87	MG	5	4390	1/1	0.94	0.42	7.16	39,39,39,39	1
86	OHX	1	3627	7/7	0.95	0.38	7.16	45,45,45,45	7
87	MG	5	4237	1/1	0.96	0.46	7.12	36,36,36,36	1
86	OHX	1	3745	7/7	0.89	0.25	7.09	72,72,72,72	7
86	OHX	3	203	7/7	0.98	0.26	7.06	56,56,56,56	7
86	OHX	6	1995	7/7	0.97	0.24	7.03	113,113,113,113	7
87	MG	2	2135	1/1	0.48	0.40	7.01	72,72,72,72	0
87	MG	1	3904	1/1	0.96	0.28	6.97	42,42,42,42	0
86	OHX	6	1989	7/7	0.90	0.30	6.91	84,84,84,84	7
86	OHX	2	2009	7/7	0.97	0.33	6.90	70,70,70,70	7
87	MG	1	4391	1/1	0.86	0.54	6.89	37,37,37,37	1
87	MG	1	4009	1/1	0.94	0.61	6.88	48,48,48,48	0
86	OHX	1	3544	7/7	0.98	0.29	6.78	52,52,52,52	7
87	MG	5	4245	1/1	0.79	0.29	6.78	65,65,65,65	0
87	MG	n8	207	1/1	0.98	0.76	6.77	39,39,39,39	1
87	MG	2	2210	1/1	0.85	0.34	6.75	69,69,69,69	0
87	MG	8	231	1/1	0.83	0.54	6.74	50,50,50,50	0
87	MG	M8	203	1/1	0.98	0.76	6.73	41,41,41,41	0
87	MG	2	2139	1/1	0.80	0.44	6.73	70,70,70,70	0
87	MG	4	239	1/1	0.99	0.60	6.72	40,40,40,40	1
87	MG	1	4243	1/1	0.92	0.28	6.70	45,45,45,45	0
87	MG	1	4059	1/1	0.99	0.27	6.70	38,38,38,38	0
87	MG	5	4053	1/1	0.90	0.47	6.70	44,44,44,44	0
87	MG	5	4341	1/1	0.99	0.67	6.68	46,46,46,46	0
87	MG	6	2310	1/1	0.97	0.79	6.68	48,48,48,48	1
86	OHX	5	3600	7/7	0.97	0.28	6.67	57,57,57,57	7
87	MG	L4	406	1/1	0.96	0.67	6.66	38,38,38,38	1
87	MG	6	2209	1/1	0.93	0.29	6.62	46,46,46,46	0
87	MG	5	4191	1/1	0.93	0.38	6.59	44,44,44,44	1
87	MG	l3	410	1/1	0.99	0.58	6.58	31,31,31,31	1
87	MG	5	4427	1/1	0.91	0.52	6.56	39,39,39,39	1
86	OHX	1	3759	7/7	0.88	0.27	6.52	45,45,45,45	7
87	MG	l2	307	1/1	0.96	0.92	6.50	46,46,46,46	1
86	OHX	1	3474	7/7	0.98	0.36	6.49	90,90,90,90	7

*Continued on next page...*

*Continued from previous page...*

Mol	Type	Chain	Res	Atoms	RSCC	RSR	LLDF	B-factors( $\text{\AA}^2$ )	Q<0.9
87	MG	M5	302	1/1	0.99	0.58	6.47	42,42,42,42	1
87	MG	O1	206	1/1	0.99	0.61	6.45	59,59,59,59	1
86	OHX	1	3728	7/7	0.89	0.32	6.44	37,37,37,37	7
87	MG	1	4366	1/1	0.99	0.41	6.41	42,42,42,42	1
86	OHX	1	3734	7/7	0.97	0.24	6.40	52,52,52,52	7
87	MG	1	4024	1/1	0.99	0.33	6.38	37,37,37,37	0
87	MG	5	4363	1/1	0.94	0.34	6.35	42,42,42,42	0
87	MG	2	2127	1/1	0.95	0.33	6.31	60,60,60,60	0
87	MG	1	4508	1/1	0.82	0.32	6.25	37,37,37,37	1
87	MG	1	4323	1/1	0.95	0.40	6.23	42,42,42,42	1
86	OHX	6	2006	7/7	0.98	0.27	6.23	54,54,54,54	7
87	MG	l3	404	1/1	0.87	0.39	6.19	33,33,33,33	0
86	OHX	1	3530	7/7	0.94	0.24	6.18	67,67,67,67	7
86	OHX	5	3638	7/7	0.95	0.34	6.17	73,73,73,73	7
87	MG	6	2131	1/1	0.94	0.35	6.16	53,53,53,53	0
86	OHX	6	1966	7/7	0.96	0.31	6.16	56,56,56,56	7
86	OHX	1	3671	7/7	0.93	0.32	6.14	85,85,85,85	7
87	MG	5	4520	1/1	0.86	0.39	6.11	43,43,43,43	0
87	MG	M5	303	1/1	0.98	0.73	6.05	41,41,41,41	1
91	PRO	5	3404	7/8	0.82	0.31	6.03	71,71,71,71	0
86	OHX	5	3527	7/7	0.96	0.25	6.02	49,49,49,49	7
87	MG	1	4480	1/1	0.86	0.65	6.00	48,48,48,48	0
87	MG	o2	203	1/1	0.96	0.36	5.99	34,34,34,34	1
86	OHX	5	3453	7/7	0.98	0.30	5.98	79,79,79,79	7
86	OHX	1	3738	7/7	0.93	0.27	5.98	68,68,68,68	7
86	OHX	5	3692	7/7	0.96	0.30	5.96	38,38,38,38	7
86	OHX	1	3652	7/7	0.98	0.32	5.92	58,58,58,58	7
86	OHX	5	3507	7/7	0.99	0.32	5.92	62,62,62,62	7
86	OHX	8	208	7/7	0.96	0.23	5.91	63,63,63,63	7
86	OHX	1	3733	7/7	0.83	0.40	5.89	46,46,46,46	7
86	OHX	1	3716	7/7	0.95	0.35	5.89	61,61,61,61	7
87	MG	1	4212	1/1	0.98	0.31	5.89	41,41,41,41	1
87	MG	n0	201	1/1	0.69	0.31	5.87	49,49,49,49	1
87	MG	5	4075	1/1	0.97	0.29	5.87	36,36,36,36	0
87	MG	5	4316	1/1	0.65	0.36	5.85	74,74,74,74	0
86	OHX	5	3709	7/7	0.83	0.27	5.85	41,41,41,41	7
86	OHX	5	3728	7/7	0.87	0.37	5.83	57,57,57,57	7
86	OHX	6	2019	7/7	0.97	0.28	5.83	55,55,55,55	7
87	MG	5	4154	1/1	0.88	0.28	5.82	44,44,44,44	0
87	MG	5	4372	1/1	0.95	0.39	5.82	38,38,38,38	1
87	MG	m8	1504	1/1	0.96	0.94	5.82	42,42,42,42	1

*Continued on next page...*

*Continued from previous page...*

Mol	Type	Chain	Res	Atoms	RSCC	RSR	LLDF	B-factors( $\text{\AA}^2$ )	Q<0.9
86	OHX	5	3561	7/7	0.97	0.31	5.78	51,51,51,51	7
86	OHX	5	3587	7/7	0.92	0.30	5.78	53,53,53,53	7
87	MG	6	2248	1/1	0.86	0.36	5.76	53,53,53,53	0
86	OHX	7	205	7/7	0.99	0.22	5.76	68,68,68,68	7
87	MG	5	3844	1/1	0.94	0.25	5.70	36,36,36,36	0
87	MG	1	4362	1/1	0.99	0.27	5.70	42,42,42,42	0
87	MG	1	4140	1/1	0.89	0.35	5.68	39,39,39,39	0
87	MG	5	4115	1/1	0.85	0.36	5.66	35,35,35,35	0
86	OHX	6	2095	7/7	0.85	0.38	5.66	73,73,73,73	7
87	MG	5	3982	1/1	0.83	0.32	5.63	57,57,57,57	0
86	OHX	5	3786	7/7	0.94	0.33	5.63	42,42,42,42	7
86	OHX	2	2089	7/7	0.85	0.28	5.61	121,121,121,121	7
87	MG	5	4405	1/1	0.93	0.79	5.60	70,70,70,70	1
86	OHX	1	3593	7/7	0.97	0.27	5.60	56,56,56,56	7
87	MG	1	3931	1/1	0.95	0.42	5.58	41,41,41,41	0
86	OHX	2	2021	7/7	0.92	0.30	5.57	72,72,72,72	7
86	OHX	5	3735	7/7	0.94	0.26	5.53	62,62,62,62	7
86	OHX	5	3790	7/7	0.84	0.38	5.52	40,40,40,40	7
86	OHX	1	3495	7/7	0.98	0.26	5.52	44,44,44,44	7
86	OHX	5	3724	7/7	0.95	0.28	5.51	58,58,58,58	7
86	OHX	5	3742	7/7	0.86	0.33	5.45	49,49,49,49	7
87	MG	2	2186	1/1	0.94	0.29	5.45	65,65,65,65	0
87	MG	1	4157	1/1	0.84	0.34	5.44	42,42,42,42	0
87	MG	5	3863	1/1	0.94	0.34	5.43	35,35,35,35	0
87	MG	L4	405	1/1	0.98	0.36	5.43	38,38,38,38	1
87	MG	O7	109	1/1	0.97	0.59	5.42	46,46,46,46	1
87	MG	6	2329	1/1	0.69	0.43	5.42	48,48,48,48	0
87	MG	1	3909	1/1	0.99	0.32	5.41	43,43,43,43	0
87	MG	1	3959	1/1	0.86	0.36	5.40	55,55,55,55	0
87	MG	L4	407	1/1	0.97	0.46	5.39	55,55,55,55	1
86	OHX	2	1936	7/7	0.98	0.27	5.33	72,72,72,72	7
86	OHX	6	1929	7/7	0.99	0.29	5.32	53,53,53,53	7
86	OHX	8	210	7/7	0.98	0.31	5.31	49,49,49,49	7
87	MG	6	2316	1/1	0.95	0.31	5.29	60,60,60,60	1
86	OHX	5	3626	7/7	0.96	0.27	5.28	69,69,69,69	7
86	OHX	6	1961	7/7	0.96	0.33	5.28	65,65,65,65	7
87	MG	4	232	1/1	0.73	0.35	5.22	42,42,42,42	0
86	OHX	8	213	7/7	0.87	0.27	5.22	77,77,77,77	7
87	MG	5	4232	1/1	0.96	0.67	5.20	35,35,35,35	1
87	MG	5	4436	1/1	0.89	0.33	5.18	39,39,39,39	0
87	MG	1	3828	1/1	0.97	0.44	5.17	40,40,40,40	0

*Continued on next page...*



*Continued from previous page...*

Mol	Type	Chain	Res	Atoms	RSCC	RSR	LLDF	B-factors( $\text{\AA}^2$ )	Q<0.9
87	MG	s8	304	1/1	0.62	0.50	5.17	56,56,56,56	0
86	OHX	1	3422	7/7	0.98	0.30	5.16	56,56,56,56	7
86	OHX	2	2063	7/7	0.86	0.33	5.16	81,81,81,81	7
86	OHX	4	218	7/7	0.93	0.27	5.15	51,51,51,51	7
87	MG	1	4451	1/1	0.96	0.55	5.15	58,58,58,58	1
87	MG	L2	302	1/1	0.99	0.62	5.15	46,46,46,46	0
87	MG	m7	208	1/1	0.98	0.57	5.14	40,40,40,40	1
86	OHX	2	2005	7/7	0.95	0.34	5.12	86,86,86,86	7
86	OHX	1	3466	7/7	0.98	0.25	5.11	45,45,45,45	7
86	OHX	6	2088	7/7	0.97	0.27	5.09	71,71,71,71	7
86	OHX	5	3504	7/7	0.98	0.23	5.08	75,75,75,75	7
90	8AN	5	3403	22/23	0.84	0.29	5.07	42,97,101,102	0
86	OHX	1	3502	7/7	0.97	0.26	5.07	63,63,63,63	7
87	MG	1	3830	1/1	0.93	0.41	5.06	40,40,40,40	0
87	MG	1	4378	1/1	0.80	0.39	5.04	41,41,41,41	1
87	MG	n1	203	1/1	0.98	0.45	5.00	37,37,37,37	1
87	MG	6	2110	1/1	0.93	0.26	5.00	82,82,82,82	0
87	MG	5	4236	1/1	0.93	0.30	5.00	42,42,42,42	0
87	MG	6	2313	1/1	0.85	0.27	4.98	71,71,71,71	0
87	MG	5	4365	1/1	0.88	0.33	4.97	45,45,45,45	0
86	OHX	1	3803	7/7	0.93	0.30	4.96	48,48,48,48	7
86	OHX	1	3609	7/7	0.98	0.29	4.94	49,49,49,49	7
87	MG	s8	303	1/1	0.79	0.39	4.93	46,46,46,46	0
87	MG	2	2100	1/1	0.97	0.34	4.93	66,66,66,66	0
86	OHX	1	3760	7/7	0.94	0.34	4.93	52,52,52,52	7
86	OHX	1	3451	7/7	0.96	0.31	4.92	77,77,77,77	7
86	OHX	1	3793	7/7	0.94	0.30	4.91	46,46,46,46	7
87	MG	1	3993	1/1	0.89	0.29	4.89	28,28,28,28	0
87	MG	O1	202	1/1	0.94	0.80	4.88	60,60,60,60	1
86	OHX	2	2085	7/7	0.90	0.32	4.86	93,93,93,93	7
86	OHX	5	3458	7/7	0.99	0.30	4.84	42,42,42,42	7
86	OHX	5	3616	7/7	0.98	0.34	4.84	46,46,46,46	7
86	OHX	5	3672	7/7	0.95	0.27	4.83	71,71,71,71	7
87	MG	1	4340	1/1	0.92	0.35	4.81	49,49,49,49	1
86	OHX	1	3779	7/7	0.97	0.25	4.78	50,50,50,50	7
86	OHX	1	3452	7/7	0.98	0.26	4.77	70,70,70,70	7
87	MG	1	3891	1/1	0.90	0.30	4.75	45,45,45,45	0
86	OHX	5	3452	7/7	0.98	0.30	4.74	70,70,70,70	7
86	OHX	6	1945	7/7	0.98	0.28	4.74	58,58,58,58	7
87	MG	L7	302	1/1	0.89	0.62	4.72	44,44,44,44	0
86	OHX	8	216	7/7	0.88	0.26	4.71	67,67,67,67	7

*Continued on next page...*

*Continued from previous page...*

Mol	Type	Chain	Res	Atoms	RSCC	RSR	LLDF	B-factors( $\text{\AA}^2$ )	Q<0.9
86	OHX	6	2044	7/7	0.91	0.28	4.71	78,78,78,78	7
86	OHX	3	202	7/7	0.98	0.27	4.70	48,48,48,48	7
86	OHX	4	209	7/7	0.98	0.27	4.67	45,45,45,45	7
87	MG	5	4357	1/1	0.99	0.33	4.66	36,36,36,36	1
86	OHX	5	3798	7/7	0.89	0.30	4.66	73,73,73,73	7
86	OHX	5	3474	7/7	0.97	0.20	4.66	78,78,78,78	7
86	OHX	7	211	7/7	0.97	0.26	4.64	52,52,52,52	7
87	MG	5	4105	1/1	0.99	0.28	4.61	38,38,38,38	0
87	MG	1	4387	1/1	0.99	0.35	4.59	51,51,51,51	1
87	MG	5	4025	1/1	0.96	0.44	4.58	32,32,32,32	0
87	MG	1	3854	1/1	0.94	0.28	4.54	48,48,48,48	0
86	OHX	5	3694	7/7	0.95	0.27	4.54	55,55,55,55	7
86	OHX	1	3547	7/7	0.97	0.34	4.53	56,56,56,56	7
87	MG	7	229	1/1	0.81	0.31	4.50	38,38,38,38	0
87	MG	5	4326	1/1	0.95	0.32	4.48	53,53,53,53	0
86	OHX	5	3555	7/7	0.96	0.27	4.48	60,60,60,60	7
87	MG	L3	406	1/1	0.98	0.40	4.48	39,39,39,39	1
86	OHX	5	3490	7/7	0.98	0.29	4.47	50,50,50,50	7
86	OHX	5	3539	7/7	0.96	0.28	4.47	54,54,54,54	7
87	MG	n8	204	1/1	0.97	0.54	4.46	55,55,55,55	1
86	OHX	2	2032	7/7	0.91	0.26	4.44	82,82,82,82	7
87	MG	1	3911	1/1	0.96	0.33	4.44	40,40,40,40	0
87	MG	5	4483	1/1	0.95	0.26	4.42	34,34,34,34	1
87	MG	1	4050	1/1	0.90	0.40	4.42	35,35,35,35	0
86	OHX	5	3772	7/7	0.82	0.39	4.39	115,115,115,115	7
86	OHX	1	3659	7/7	0.93	0.28	4.37	48,48,48,48	7
87	MG	5	3981	1/1	0.90	0.47	4.36	50,50,50,50	0
87	MG	5	4041	1/1	0.72	0.34	4.36	51,51,51,51	0
86	OHX	5	3557	7/7	0.96	0.24	4.36	49,49,49,49	7
86	OHX	1	3643	7/7	0.98	0.24	4.33	52,52,52,52	7
86	OHX	5	3444	7/7	0.99	0.27	4.32	70,70,70,70	7
87	MG	q1	103	1/1	0.96	0.43	4.32	46,46,46,46	1
86	OHX	7	213	7/7	0.84	0.28	4.28	56,56,56,56	7
86	OHX	1	3633	7/7	0.97	0.26	4.27	79,79,79,79	7
87	MG	1	4061	1/1	0.91	0.31	4.27	32,32,32,32	0
87	MG	5	4000	1/1	0.99	0.32	4.26	34,34,34,34	0
86	OHX	5	3618	7/7	0.98	0.29	4.25	52,52,52,52	7
86	OHX	5	3789	7/7	0.86	0.37	4.24	90,90,90,90	7
87	MG	1	4201	1/1	0.98	0.28	4.23	38,38,38,38	0
86	OHX	1	3486	7/7	0.98	0.24	4.21	65,65,65,65	7
87	MG	n8	201	1/1	0.96	0.37	4.21	33,33,33,33	0

*Continued on next page...*

*Continued from previous page...*

Mol	Type	Chain	Res	Atoms	RSCC	RSR	LLDF	B-factors( $\text{\AA}^2$ )	Q<0.9
86	OHX	5	3520	7/7	0.98	0.28	4.20	42,42,42,42	7
87	MG	l7	305	1/1	0.97	0.45	4.19	40,40,40,40	0
87	MG	1	4017	1/1	0.97	0.40	4.18	35,35,35,35	0
86	OHX	5	3687	7/7	0.96	0.28	4.15	46,46,46,46	7
87	MG	6	2173	1/1	0.93	0.42	4.15	56,56,56,56	0
86	OHX	6	2061	7/7	0.97	0.22	4.13	102,102,102,102	7
87	MG	1	4206	1/1	0.85	0.20	4.13	48,48,48,48	0
87	MG	5	3926	1/1	0.94	0.26	4.12	65,65,65,65	0
86	OHX	6	1953	7/7	0.96	0.20	4.09	137,137,137,137	7
86	OHX	5	3531	7/7	0.95	0.24	4.09	57,57,57,57	7
86	OHX	6	2008	7/7	0.93	0.27	4.08	82,82,82,82	7
86	OHX	5	3417	7/7	0.99	0.20	4.07	63,63,63,63	0
87	MG	5	4118	1/1	0.97	0.40	4.05	32,32,32,32	1
87	MG	5	4047	1/1	0.88	0.47	4.04	40,40,40,40	1
87	MG	4	244	1/1	0.80	0.43	4.04	41,41,41,41	1
86	OHX	6	2096	7/7	0.80	0.29	4.03	78,78,78,78	7
86	OHX	6	2084	7/7	0.98	0.20	4.02	79,79,79,79	7
87	MG	5	4514	1/1	0.98	0.37	4.01	30,30,30,30	1
86	OHX	6	2023	7/7	0.88	0.23	3.99	80,80,80,80	7
87	MG	1	4225	1/1	0.90	0.43	3.98	37,37,37,37	1
87	MG	M7	209	1/1	0.99	0.35	3.98	42,42,42,42	0
87	MG	5	4089	1/1	0.97	0.25	3.96	37,37,37,37	0
87	MG	5	4266	1/1	0.99	0.24	3.96	42,42,42,42	1
86	OHX	1	3531	7/7	0.98	0.24	3.94	49,49,49,49	7
87	MG	l3	407	1/1	0.92	0.40	3.92	38,38,38,38	1
86	OHX	n3	202	7/7	0.89	0.45	3.90	44,44,44,44	7
87	MG	5	3833	1/1	0.98	0.34	3.90	59,59,59,59	0
86	OHX	1	3532	7/7	0.97	0.26	3.89	59,59,59,59	7
87	MG	2	2130	1/1	0.91	0.36	3.89	75,75,75,75	0
86	OHX	1	3747	7/7	0.85	0.33	3.87	46,46,46,46	7
86	OHX	6	1939	7/7	0.98	0.22	3.82	103,103,103,103	7
86	OHX	6	2072	7/7	0.87	0.32	3.81	66,66,66,66	7
87	MG	l3	412	1/1	0.92	0.42	3.81	34,34,34,34	0
87	MG	c7	201	1/1	0.97	0.52	3.80	81,81,81,81	1
87	MG	2	2103	1/1	0.82	0.24	3.80	65,65,65,65	0
87	MG	1	4040	1/1	0.96	0.31	3.79	47,47,47,47	0
86	OHX	5	3657	7/7	0.97	0.26	3.79	41,41,41,41	7
87	MG	5	4447	1/1	0.99	0.31	3.79	34,34,34,34	1
86	OHX	4	213	7/7	0.93	0.22	3.77	64,64,64,64	7
86	OHX	6	2093	7/7	0.87	0.30	3.76	83,83,83,83	7
87	MG	2	2197	1/1	0.84	0.40	3.73	76,76,76,76	0

*Continued on next page...*

*Continued from previous page...*

Mol	Type	Chain	Res	Atoms	RSCC	RSR	LLDF	B-factors( $\text{\AA}^2$ )	Q<0.9
87	MG	1	4485	1/1	0.88	0.45	3.72	63,63,63,63	0
87	MG	1	4273	1/1	0.98	0.42	3.68	45,45,45,45	1
87	MG	1	4257	1/1	0.98	0.41	3.68	44,44,44,44	1
86	OHX	5	3445	7/7	0.99	0.23	3.67	63,63,63,63	7
87	MG	5	3922	1/1	1.00	0.44	3.67	33,33,33,33	0
87	MG	1	4202	1/1	0.93	0.29	3.67	59,59,59,59	1
86	OHX	6	2029	7/7	0.95	0.23	3.64	82,82,82,82	7
86	OHX	5	3702	7/7	0.86	0.27	3.64	86,86,86,86	7
86	OHX	2	2079	7/7	0.85	0.32	3.62	103,103,103,103	7
87	MG	5	4133	1/1	0.77	0.23	3.60	57,57,57,57	0
86	OHX	1	3550	7/7	0.98	0.20	3.60	55,55,55,55	7
86	OHX	m0	302	7/7	0.98	0.47	3.59	45,45,45,45	7
86	OHX	2	2077	7/7	0.84	0.27	3.58	139,139,139,139	7
86	OHX	1	3708	7/7	0.88	0.28	3.57	103,103,103,103	7
86	OHX	5	3492	7/7	0.97	0.27	3.55	42,42,42,42	7
86	OHX	5	3597	7/7	0.98	0.27	3.55	46,46,46,46	7
86	OHX	1	3684	7/7	0.88	0.30	3.54	81,81,81,81	7
87	MG	5	4218	1/1	0.83	0.24	3.50	41,41,41,41	0
86	OHX	5	3448	7/7	0.99	0.26	3.48	46,46,46,46	7
86	OHX	1	3534	7/7	0.96	0.29	3.47	65,65,65,65	7
87	MG	2	2250	1/1	0.96	0.22	3.47	79,79,79,79	0
86	OHX	6	2077	7/7	0.80	0.28	3.47	85,85,85,85	7
86	OHX	1	3464	7/7	0.99	0.33	3.46	50,50,50,50	7
86	OHX	5	3705	7/7	0.95	0.27	3.45	46,46,46,46	7
87	MG	5	4250	1/1	0.86	0.23	3.45	58,58,58,58	0
87	MG	2	2149	1/1	0.77	0.25	3.45	92,92,92,92	0
87	MG	12	302	1/1	0.88	0.45	3.44	36,36,36,36	0
86	OHX	4	216	7/7	0.91	0.25	3.44	73,73,73,73	7
86	OHX	5	3503	7/7	0.99	0.20	3.44	104,104,104,104	7
87	MG	5	4294	1/1	0.93	0.27	3.42	39,39,39,39	0
86	OHX	5	3572	7/7	0.98	0.21	3.41	66,66,66,66	7
87	MG	5	3846	1/1	0.96	0.31	3.40	43,43,43,43	0
86	OHX	2	1938	7/7	0.97	0.28	3.38	70,70,70,70	7
87	MG	1	4339	1/1	0.71	0.86	3.38	73,73,73,73	1
86	OHX	6	1969	7/7	0.96	0.24	3.37	68,68,68,68	7
86	OHX	1	3471	7/7	0.99	0.27	3.37	43,43,43,43	7
86	OHX	5	3725	7/7	0.97	0.20	3.37	75,75,75,75	7
86	OHX	6	1906	7/7	0.99	0.25	3.35	55,55,55,55	7
86	OHX	8	206	7/7	0.95	0.23	3.34	94,94,94,94	7
86	OHX	7	203	7/7	0.98	0.22	3.33	54,54,54,54	7
87	MG	n1	204	1/1	0.86	0.34	3.31	56,56,56,56	0

*Continued on next page...*

*Continued from previous page...*

Mol	Type	Chain	Res	Atoms	RSCC	RSR	LLDF	B-factors( $\text{\AA}^2$ )	Q<0.9
86	OHX	5	3656	7/7	0.96	0.32	3.30	58,58,58,58	7
87	MG	d9	103	1/1	0.93	0.93	3.29	83,83,83,83	1
87	MG	5	4576	1/1	0.66	0.37	3.29	53,53,53,53	0
86	OHX	1	3675	7/7	0.89	0.31	3.28	49,49,49,49	7
87	MG	1	4328	1/1	0.74	0.35	3.28	70,70,70,70	0
86	OHX	1	3603	7/7	0.96	0.29	3.27	128,128,128,128	7
86	OHX	6	1947	7/7	0.98	0.24	3.25	59,59,59,59	7
86	OHX	1	3487	7/7	0.98	0.26	3.24	74,74,74,74	7
86	OHX	5	3506	7/7	0.96	0.25	3.24	41,41,41,41	7
87	MG	q3	502	1/1	0.97	0.41	3.23	43,43,43,43	1
87	MG	1	4111	1/1	0.92	0.36	3.22	40,40,40,40	1
86	OHX	6	1977	7/7	0.98	0.23	3.20	86,86,86,86	7
87	MG	O1	204	1/1	0.91	0.35	3.20	63,63,63,63	0
86	OHX	1	3575	7/7	0.99	0.24	3.18	47,47,47,47	7
86	OHX	6	2002	7/7	0.97	0.23	3.16	52,52,52,52	7
86	OHX	5	3439	7/7	0.99	0.22	3.16	57,57,57,57	7
87	MG	2	2141	1/1	0.96	0.29	3.15	67,67,67,67	0
86	OHX	1	3587	7/7	0.97	0.25	3.15	77,77,77,77	7
87	MG	4	226	1/1	0.95	0.36	3.14	61,61,61,61	0
86	OHX	1	3507	7/7	0.98	0.29	3.14	60,60,60,60	7
86	OHX	6	2007	7/7	0.88	0.37	3.14	62,62,62,62	7
86	OHX	5	3463	7/7	0.98	0.24	3.13	58,58,58,58	7
86	OHX	2	2041	7/7	0.82	0.39	3.12	83,83,83,83	7
86	OHX	5	3433	7/7	0.99	0.22	3.10	47,47,47,47	7
87	MG	5	4575	1/1	0.99	0.39	3.10	48,48,48,48	1
86	OHX	4	208	7/7	0.91	0.22	3.09	85,85,85,85	7
87	MG	6	2115	1/1	0.79	0.25	3.08	75,75,75,75	0
86	OHX	5	3773	7/7	0.93	0.22	3.08	145,145,145,145	7
86	OHX	1	3483	7/7	0.99	0.26	3.07	55,55,55,55	7
86	OHX	5	3571	7/7	0.94	0.24	3.05	62,62,62,62	7
87	MG	1	4034	1/1	0.84	0.20	3.04	54,54,54,54	0
87	MG	m5	505	1/1	0.96	0.49	3.04	58,58,58,58	0
87	MG	1	4410	1/1	0.96	0.41	3.04	56,56,56,56	0
87	MG	5	4442	1/1	0.84	0.29	3.02	34,34,34,34	1
87	MG	1	4137	1/1	0.91	0.25	3.02	38,38,38,38	0
86	OHX	2	2070	7/7	0.94	0.24	3.02	78,78,78,78	7
86	OHX	5	3418	7/7	0.99	0.24	3.02	58,58,58,58	7
86	OHX	5	3483	7/7	0.99	0.31	3.00	49,49,49,49	7
86	OHX	1	3613	7/7	0.96	0.25	3.00	62,62,62,62	7
87	MG	l3	408	1/1	0.96	0.41	2.99	31,31,31,31	0
86	OHX	5	3636	7/7	0.98	0.39	2.97	44,44,44,44	7

*Continued on next page...*

*Continued from previous page...*

Mol	Type	Chain	Res	Atoms	RSCC	RSR	LLDF	B-factors( $\text{\AA}^2$ )	Q<0.9
86	OHX	M0	302	7/7	0.97	0.34	2.94	48,48,48,48	7
90	8AN	1	3403	22/23	0.78	0.34	2.94	48,103,107,107	0
86	OHX	2	1913	7/7	0.99	0.27	2.92	87,87,87,87	7
87	MG	6	2212	1/1	0.78	0.28	2.91	84,84,84,84	0
87	MG	5	4045	1/1	0.92	0.26	2.90	40,40,40,40	0
86	OHX	6	1944	7/7	0.94	0.19	2.90	60,60,60,60	7
86	OHX	1	3795	7/7	0.86	0.29	2.89	79,79,79,79	7
86	OHX	5	3478	7/7	0.99	0.30	2.88	45,45,45,45	7
87	MG	6	2144	1/1	0.98	0.26	2.86	55,55,55,55	0
86	OHX	1	3688	7/7	0.91	0.27	2.86	54,54,54,54	7
86	OHX	5	3477	7/7	0.98	0.26	2.85	44,44,44,44	7
87	MG	6	2167	1/1	0.94	0.22	2.84	55,55,55,55	0
86	OHX	1	3585	7/7	0.97	0.24	2.84	54,54,54,54	7
86	OHX	5	3488	7/7	0.97	0.27	2.84	48,48,48,48	7
87	MG	m8	1501	1/1	0.98	0.64	2.83	42,42,42,42	1
86	OHX	5	3489	7/7	0.98	0.22	2.82	51,51,51,51	7
87	MG	m8	1503	1/1	0.96	0.56	2.81	52,52,52,52	0
86	OHX	1	3561	7/7	0.94	0.28	2.81	76,76,76,76	7
87	MG	5	4333	1/1	0.94	0.29	2.80	43,43,43,43	0
86	OHX	2	2081	7/7	0.78	0.23	2.79	120,120,120,120	7
86	OHX	5	3593	7/7	0.98	0.27	2.77	44,44,44,44	7
86	OHX	6	1918	7/7	0.98	0.24	2.76	56,56,56,56	7
86	OHX	1	3415	7/7	0.99	0.24	2.75	53,53,53,53	7
86	OHX	1	3459	7/7	0.98	0.21	2.74	81,81,81,81	7
86	OHX	1	3592	7/7	0.98	0.27	2.74	52,52,52,52	7
86	OHX	1	3631	7/7	0.95	0.37	2.73	51,51,51,51	7
87	MG	1	4284	1/1	0.95	0.23	2.70	50,50,50,50	0
86	OHX	5	3496	7/7	0.98	0.25	2.70	48,48,48,48	7
86	OHX	1	3801	7/7	0.98	0.25	2.70	57,57,57,57	7
87	MG	2	2168	1/1	0.94	0.41	2.69	68,68,68,68	0
86	OHX	1	3470	7/7	0.97	0.30	2.68	88,88,88,88	7
86	OHX	2	1951	7/7	0.99	0.22	2.67	87,87,87,87	7
86	OHX	1	3455	7/7	0.99	0.24	2.65	70,70,70,70	7
87	MG	l5	309	1/1	0.95	0.52	2.65	54,54,54,54	1
87	MG	1	3815	1/1	0.91	0.28	2.63	44,44,44,44	0
87	MG	2	2133	1/1	0.83	0.29	2.63	76,76,76,76	0
87	MG	6	2164	1/1	0.78	0.37	2.63	87,87,87,87	0
86	OHX	5	3628	7/7	0.98	0.28	2.62	66,66,66,66	7
87	MG	5	4547	1/1	0.91	0.24	2.62	46,46,46,46	0
86	OHX	5	3428	7/7	0.99	0.24	2.62	64,64,64,64	0
86	OHX	1	3703	7/7	0.93	0.31	2.61	101,101,101,101	7

*Continued on next page...*

*Continued from previous page...*

Mol	Type	Chain	Res	Atoms	RSCC	RSR	LLDF	B-factors( $\text{\AA}^2$ )	Q<0.9
87	MG	1	3831	1/1	0.94	0.23	2.61	44,44,44,44	0
86	OHX	5	3647	7/7	0.87	0.28	2.61	35,35,35,35	7
86	OHX	5	3442	7/7	0.99	0.23	2.57	56,56,56,56	7
87	MG	4	224	1/1	0.82	0.35	2.57	37,37,37,37	0
86	OHX	2	1918	7/7	0.99	0.19	2.56	80,80,80,80	7
87	MG	1	4193	1/1	0.66	0.54	2.54	40,40,40,40	1
87	MG	5	4305	1/1	0.96	0.28	2.53	34,34,34,34	1
87	MG	N3	203	1/1	0.87	0.53	2.52	51,51,51,51	0
86	OHX	5	3619	7/7	0.98	0.26	2.51	38,38,38,38	7
86	OHX	1	3514	7/7	0.99	0.21	2.51	50,50,50,50	7
86	OHX	6	1914	7/7	0.98	0.25	2.46	52,52,52,52	7
86	OHX	5	3484	7/7	0.97	0.27	2.45	57,57,57,57	7
86	OHX	5	3779	7/7	0.87	0.26	2.45	122,122,122,122	7
87	MG	1	3850	1/1	0.95	0.27	2.45	37,37,37,37	0
87	MG	6	2242	1/1	0.93	0.24	2.44	55,55,55,55	1
87	MG	4	230	1/1	0.84	0.29	2.44	47,47,47,47	0
86	OHX	5	3802	7/7	0.97	0.22	2.44	55,55,55,55	7
87	MG	5	4512	1/1	0.96	0.46	2.43	53,53,53,53	1
86	OHX	7	209	7/7	0.95	0.27	2.42	40,40,40,40	7
86	OHX	S2	301	7/7	0.98	0.27	2.40	81,81,81,81	7
87	MG	1	4170	1/1	0.87	0.24	2.40	45,45,45,45	0
86	OHX	5	3691	7/7	0.97	0.23	2.39	54,54,54,54	7
86	OHX	5	3596	7/7	0.96	0.26	2.38	43,43,43,43	7
86	OHX	5	3528	7/7	0.98	0.25	2.37	62,62,62,62	7
87	MG	5	3820	1/1	0.92	0.27	2.34	32,32,32,32	0
86	OHX	5	3651	7/7	0.94	0.24	2.33	63,63,63,63	7
86	OHX	1	3485	7/7	0.98	0.24	2.33	87,87,87,87	7
86	OHX	O3	201	7/7	0.95	0.30	2.33	49,49,49,49	7
86	OHX	6	1903	7/7	0.99	0.23	2.33	63,63,63,63	3
86	OHX	M0	301	7/7	0.99	0.39	2.30	49,49,49,49	7
86	OHX	1	3479	7/7	0.99	0.26	2.30	55,55,55,55	7
86	OHX	1	3667	7/7	0.97	0.28	2.30	49,49,49,49	7
87	MG	D9	105	1/1	0.96	0.50	2.30	76,76,76,76	0
87	MG	1	3840	1/1	0.82	0.20	2.29	43,43,43,43	0
87	MG	5	3881	1/1	0.96	0.25	2.29	41,41,41,41	0
87	MG	6	2285	1/1	0.66	0.21	2.29	68,68,68,68	1
86	OHX	6	1988	7/7	0.97	0.22	2.29	57,57,57,57	7
87	MG	1	4433	1/1	0.98	0.32	2.27	43,43,43,43	0
86	OHX	5	3407	7/7	0.99	0.25	2.26	44,44,44,44	2
86	OHX	1	3407	7/7	0.99	0.24	2.25	48,48,48,48	2
86	OHX	5	3770	7/7	0.90	0.31	2.25	96,96,96,96	7

*Continued on next page...*

*Continued from previous page...*

Mol	Type	Chain	Res	Atoms	RSCC	RSR	LLDF	B-factors( $\text{\AA}^2$ )	Q<0.9
87	MG	1	4471	1/1	0.97	0.26	2.25	33,33,33,33	1
86	OHX	5	3467	7/7	0.99	0.22	2.24	66,66,66,66	7
86	OHX	5	3559	7/7	0.97	0.23	2.22	53,53,53,53	7
86	OHX	2	1989	7/7	0.90	0.24	2.21	104,104,104,104	7
86	OHX	1	3439	7/7	0.99	0.24	2.20	69,69,69,69	7
87	MG	5	3836	1/1	0.99	0.23	2.20	34,34,34,34	0
86	OHX	4	201	7/7	0.99	0.26	2.20	52,52,52,52	2
86	OHX	1	3541	7/7	0.98	0.26	2.19	54,54,54,54	7
86	OHX	5	3475	7/7	0.98	0.21	2.19	81,81,81,81	7
86	OHX	5	3589	7/7	0.98	0.24	2.17	46,46,46,46	7
86	OHX	1	3536	7/7	0.98	0.25	2.17	54,54,54,54	7
87	MG	C5	202	1/1	0.86	0.61	2.16	76,76,76,76	0
87	MG	5	3834	1/1	0.84	0.33	2.16	46,46,46,46	0
86	OHX	8	209	7/7	0.97	0.20	2.15	88,88,88,88	7
87	MG	1	4159	1/1	0.96	0.23	2.15	45,45,45,45	0
87	MG	6	2104	1/1	0.96	0.33	2.14	52,52,52,52	0
89	C	1	3401	20/21	0.86	0.26	2.14	54,111,113,113	0
86	OHX	1	3725	7/7	0.90	0.31	2.14	68,68,68,68	7
86	OHX	5	3623	7/7	0.97	0.26	2.13	46,46,46,46	7
87	MG	6	2282	1/1	0.90	0.34	2.12	55,55,55,55	0
86	OHX	6	2014	7/7	0.97	0.28	2.12	74,74,74,74	7
86	OHX	1	3599	7/7	0.97	0.23	2.11	42,42,42,42	7
86	OHX	5	3661	7/7	0.91	0.29	2.10	50,50,50,50	7
86	OHX	6	1946	7/7	0.98	0.22	2.10	71,71,71,71	7
86	OHX	5	3493	7/7	0.96	0.23	2.10	67,67,67,67	7
87	MG	6	2309	1/1	0.79	0.25	2.10	65,65,65,65	0
86	OHX	5	3454	7/7	0.99	0.18	2.10	77,77,77,77	7
86	OHX	1	3542	7/7	0.99	0.26	2.08	49,49,49,49	7
86	OHX	o3	201	7/7	0.99	0.31	2.07	51,51,51,51	7
86	OHX	5	3534	7/7	0.97	0.23	2.06	42,42,42,42	7
86	OHX	2	1905	7/7	0.99	0.26	2.05	71,71,71,71	7
86	OHX	6	2004	7/7	0.98	0.26	2.04	54,54,54,54	7
86	OHX	5	3502	7/7	0.98	0.24	2.04	46,46,46,46	7
86	OHX	2	2023	7/7	0.96	0.24	2.04	71,71,71,71	7
86	OHX	1	3783	7/7	0.86	0.33	2.04	48,48,48,48	7
86	OHX	5	3678	7/7	0.88	0.29	2.03	51,51,51,51	7
86	OHX	5	3440	7/7	0.99	0.25	2.01	51,51,51,51	7
86	OHX	1	3797	7/7	0.99	0.18	2.00	85,85,85,85	7
86	OHX	5	3431	7/7	0.98	0.23	2.00	61,61,61,61	7
86	OHX	1	3672	7/7	0.95	0.28	1.99	46,46,46,46	7
86	OHX	5	3432	7/7	0.99	0.25	1.99	59,59,59,59	7

*Continued on next page...*



*Continued from previous page...*

Mol	Type	Chain	Res	Atoms	RSCC	RSR	LLDF	B-factors( $\text{\AA}^2$ )	Q<0.9
87	MG	1	4377	1/1	0.97	0.44	1.99	35,35,35,35	1
86	OHX	1	3522	7/7	0.99	0.27	1.98	40,40,40,40	7
87	MG	8	226	1/1	0.96	0.28	1.98	63,63,63,63	0
86	OHX	5	3731	7/7	0.98	0.28	1.97	48,48,48,48	7
86	OHX	2	1959	7/7	0.97	0.17	1.97	127,127,127,127	7
86	OHX	2	1974	7/7	0.97	0.21	1.96	137,137,137,137	7
86	OHX	5	3419	7/7	0.99	0.25	1.95	55,55,55,55	7
86	OHX	5	3588	7/7	0.98	0.21	1.94	43,43,43,43	7
87	MG	N6	202	1/1	0.96	0.48	1.94	58,58,58,58	1
86	OHX	5	3677	7/7	0.96	0.24	1.94	48,48,48,48	7
86	OHX	1	3686	7/7	0.92	0.23	1.93	117,117,117,117	7
87	MG	5	4246	1/1	0.98	0.23	1.93	45,45,45,45	0
86	OHX	8	201	7/7	0.99	0.22	1.92	55,55,55,55	7
86	OHX	1	3776	7/7	0.98	0.23	1.92	59,59,59,59	7
86	OHX	1	3518	7/7	0.99	0.23	1.91	41,41,41,41	7
87	MG	1	3918	1/1	0.97	0.23	1.91	57,57,57,57	0
86	OHX	5	3617	7/7	0.97	0.15	1.90	74,74,74,74	7
86	OHX	6	2040	7/7	0.93	0.27	1.90	58,58,58,58	7
86	OHX	1	3611	7/7	0.96	0.25	1.90	42,42,42,42	7
86	OHX	1	3642	7/7	0.96	0.26	1.86	52,52,52,52	7
86	OHX	1	3618	7/7	0.97	0.21	1.86	78,78,78,78	7
86	OHX	1	3490	7/7	0.98	0.34	1.84	54,54,54,54	7
86	OHX	5	3642	7/7	0.95	0.32	1.84	39,39,39,39	7
86	OHX	1	3655	7/7	0.96	0.21	1.84	64,64,64,64	7
86	OHX	M7	201	7/7	0.92	0.26	1.84	42,42,42,42	7
87	MG	2	2101	1/1	0.85	0.26	1.83	73,73,73,73	0
87	MG	1	3980	1/1	0.88	0.34	1.83	54,54,54,54	0
86	OHX	1	3492	7/7	0.97	0.18	1.82	113,113,113,113	7
86	OHX	1	3520	7/7	0.98	0.24	1.82	52,52,52,52	7
87	MG	1	3907	1/1	0.86	0.20	1.81	59,59,59,59	0
86	OHX	3	212	7/7	0.89	0.28	1.80	79,79,79,79	7
86	OHX	5	3495	7/7	0.99	0.20	1.80	47,47,47,47	7
86	OHX	6	2045	7/7	0.87	0.29	1.78	61,61,61,61	7
86	OHX	5	3663	7/7	0.93	0.26	1.78	57,57,57,57	7
87	MG	5	3838	1/1	0.91	0.26	1.76	40,40,40,40	0
86	OHX	1	3632	7/7	0.98	0.25	1.76	43,43,43,43	7
87	MG	2	2121	1/1	0.99	0.28	1.76	73,73,73,73	0
87	MG	n8	206	1/1	0.95	0.47	1.76	37,37,37,37	1
86	OHX	5	3560	7/7	0.97	0.27	1.76	50,50,50,50	7
86	OHX	1	3445	7/7	0.99	0.26	1.75	51,51,51,51	7
86	OHX	5	3455	7/7	0.99	0.25	1.75	54,54,54,54	7
86	OHX	1	3662	7/7	0.89	0.23	1.74	60,60,60,60	7

*Continued on next page...*

*Continued from previous page...*

Mol	Type	Chain	Res	Atoms	RSCC	RSR	LLDF	B-factors( $\text{\AA}^2$ )	Q<0.9
86	OHX	6	1909	7/7	0.98	0.17	1.74	79,79,79,79	7
86	OHX	6	1931	7/7	0.94	0.22	1.72	71,71,71,71	7
87	MG	5	4379	1/1	0.95	0.34	1.72	37,37,37,37	1
86	OHX	6	1921	7/7	0.98	0.31	1.72	51,51,51,51	7
87	MG	5	4123	1/1	0.86	0.28	1.71	42,42,42,42	0
86	OHX	1	3746	7/7	0.96	0.20	1.71	71,71,71,71	7
86	OHX	1	3438	7/7	0.99	0.23	1.70	59,59,59,59	7
86	OHX	1	3647	7/7	0.97	0.26	1.70	64,64,64,64	7
86	OHX	1	3447	7/7	0.99	0.23	1.68	69,69,69,69	7
86	OHX	5	3607	7/7	0.92	0.24	1.67	112,112,112,112	7
86	OHX	1	3620	7/7	0.97	0.26	1.67	60,60,60,60	7
86	OHX	6	1955	7/7	0.98	0.17	1.67	145,145,145,145	7
87	MG	1	4000	1/1	0.93	0.24	1.65	39,39,39,39	0
87	MG	5	4510	1/1	0.91	0.25	1.64	33,33,33,33	0
86	OHX	1	3690	7/7	0.97	0.23	1.63	66,66,66,66	7
86	OHX	5	3514	7/7	0.99	0.24	1.62	39,39,39,39	7
86	OHX	6	1962	7/7	0.98	0.23	1.61	62,62,62,62	7
86	OHX	1	3419	7/7	0.99	0.19	1.60	66,66,66,66	7
87	MG	5	4574	1/1	0.86	0.33	1.60	49,49,49,49	0
87	MG	5	4288	1/1	0.99	0.23	1.60	39,39,39,39	1
86	OHX	6	1972	7/7	0.98	0.25	1.58	59,59,59,59	7
87	MG	5	4411	1/1	0.92	0.38	1.57	55,55,55,55	0
87	MG	1	4329	1/1	0.87	0.35	1.57	60,60,60,60	0
86	OHX	2	2018	7/7	0.91	0.20	1.57	102,102,102,102	7
87	MG	1	3829	1/1	0.91	0.32	1.57	58,58,58,58	0
86	OHX	2	1969	7/7	0.94	0.26	1.56	62,62,62,62	7
87	MG	sM	202	1/1	0.96	0.47	1.56	44,44,44,44	0
86	OHX	2	1919	7/7	0.99	0.20	1.55	78,78,78,78	7
86	OHX	8	205	7/7	0.97	0.23	1.55	64,64,64,64	7
86	OHX	5	3650	7/7	0.90	0.28	1.55	46,46,46,46	7
86	OHX	6	1980	7/7	0.95	0.23	1.53	61,61,61,61	7
86	OHX	1	3709	7/7	0.97	0.17	1.53	59,59,59,59	7
87	MG	1	4026	1/1	0.99	0.23	1.52	40,40,40,40	0
86	OHX	1	3535	7/7	0.95	0.30	1.52	47,47,47,47	7
86	OHX	1	3497	7/7	0.99	0.23	1.51	50,50,50,50	7
86	OHX	2	2051	7/7	0.95	0.27	1.51	86,86,86,86	7
86	OHX	1	3473	7/7	0.97	0.25	1.50	60,60,60,60	7
86	OHX	1	3499	7/7	0.98	0.26	1.49	54,54,54,54	7
86	OHX	1	3799	7/7	0.98	0.26	1.48	54,54,54,54	7
86	OHX	1	3751	7/7	0.95	0.13	1.48	146,146,146,146	7
87	MG	1	4390	1/1	0.88	0.24	1.48	36,36,36,36	1
86	OHX	2	2071	7/7	0.85	0.34	1.48	94,94,94,94	7

*Continued on next page...*

*Continued from previous page...*

Mol	Type	Chain	Res	Atoms	RSCC	RSR	LLDF	B-factors( $\text{\AA}^2$ )	Q<0.9
86	OHX	1	3434	7/7	0.99	0.19	1.47	68,68,68,68	7
86	OHX	2	1963	7/7	0.98	0.18	1.46	83,83,83,83	7
87	MG	6	2138	1/1	0.81	0.68	1.46	73,73,73,73	0
86	OHX	6	2098	7/7	0.99	0.20	1.46	113,113,113,113	7
86	OHX	1	3506	7/7	0.99	0.25	1.46	38,38,38,38	7
87	MG	2	2105	1/1	0.90	0.33	1.46	72,72,72,72	0
86	OHX	5	3532	7/7	0.96	0.24	1.45	38,38,38,38	7
86	OHX	6	1904	7/7	0.99	0.18	1.45	71,71,71,71	7
86	OHX	7	207	7/7	0.97	0.20	1.45	78,78,78,78	7
86	OHX	5	3746	7/7	0.84	0.21	1.45	149,149,149,149	7
87	MG	1	4424	1/1	0.79	0.46	1.44	54,54,54,54	0
86	OHX	5	3429	7/7	0.99	0.21	1.44	49,49,49,49	7
86	OHX	5	3533	7/7	0.96	0.22	1.42	47,47,47,47	7
86	OHX	5	3511	7/7	0.94	0.26	1.41	61,61,61,61	7
86	OHX	19	201	7/7	0.92	0.31	1.41	62,62,62,62	7
86	OHX	8	202	7/7	0.99	0.24	1.41	49,49,49,49	2
86	OHX	1	3743	7/7	0.97	0.21	1.41	76,76,76,76	7
86	OHX	N9	101	7/7	0.99	0.21	1.41	58,58,58,58	7
87	MG	1	4314	1/1	0.97	0.28	1.41	40,40,40,40	1
86	OHX	2	1988	7/7	0.96	0.20	1.39	80,80,80,80	7
86	OHX	5	3727	7/7	0.99	0.24	1.39	53,53,53,53	7
86	OHX	5	3659	7/7	0.96	0.19	1.38	58,58,58,58	7
86	OHX	1	3682	7/7	0.95	0.17	1.38	75,75,75,75	7
87	MG	1	3902	1/1	0.93	0.24	1.37	43,43,43,43	0
86	OHX	1	3526	7/7	0.97	0.22	1.36	47,47,47,47	7
87	MG	5	4525	1/1	0.95	0.26	1.35	41,41,41,41	0
87	MG	1	4404	1/1	0.68	0.25	1.34	57,57,57,57	0
87	MG	1	3899	1/1	0.74	0.23	1.34	40,40,40,40	0
87	MG	1	4076	1/1	0.87	0.21	1.33	76,76,76,76	0
86	OHX	1	3778	7/7	0.94	0.32	1.33	56,56,56,56	7
86	OHX	1	3650	7/7	0.98	0.17	1.32	96,96,96,96	7
86	OHX	5	3437	7/7	0.98	0.18	1.30	100,100,100,100	0
86	OHX	5	3580	7/7	0.97	0.23	1.30	63,63,63,63	7
87	MG	5	4313	1/1	0.91	0.21	1.30	57,57,57,57	0
86	OHX	2	2074	7/7	0.90	0.37	1.30	92,92,92,92	7
86	OHX	5	3624	7/7	0.91	0.26	1.29	51,51,51,51	7
87	MG	1	4177	1/1	0.99	0.28	1.29	49,49,49,49	1
86	OHX	2	1922	7/7	0.98	0.20	1.28	75,75,75,75	7
87	MG	6	2108	1/1	0.96	0.23	1.28	98,98,98,98	0
86	OHX	2	2060	7/7	0.68	0.45	1.28	98,98,98,98	7
86	OHX	1	3456	7/7	0.99	0.18	1.27	85,85,85,85	7
86	OHX	5	3519	7/7	0.97	0.14	1.26	132,132,132,132	7

*Continued on next page...*

*Continued from previous page...*

Mol	Type	Chain	Res	Atoms	RSCC	RSR	LLDF	B-factors( $\text{\AA}^2$ )	Q<0.9
87	MG	5	4028	1/1	0.96	0.29	1.25	38,38,38,38	0
86	OHX	1	3717	7/7	0.98	0.24	1.24	50,50,50,50	7
86	OHX	1	3763	7/7	0.91	0.26	1.24	64,64,64,64	7
86	OHX	1	3812	7/7	0.93	0.32	1.24	88,88,88,88	7
86	OHX	1	3424	7/7	0.99	0.22	1.23	49,49,49,49	7
86	OHX	14	401	7/7	0.93	0.31	1.23	69,69,69,69	7
86	OHX	5	3693	7/7	0.97	0.24	1.22	45,45,45,45	7
87	MG	1	4421	1/1	0.95	0.21	1.21	41,41,41,41	1
86	OHX	1	3800	7/7	0.99	0.23	1.21	41,41,41,41	7
86	OHX	o7	503	7/7	0.94	0.26	1.20	53,53,53,53	7
86	OHX	5	3558	7/7	0.97	0.20	1.20	45,45,45,45	7
86	OHX	6	1932	7/7	0.99	0.23	1.19	47,47,47,47	7
87	MG	6	2303	1/1	0.98	0.44	1.19	78,78,78,78	0
87	MG	s8	302	1/1	0.97	0.28	1.19	45,45,45,45	0
86	OHX	1	3517	7/7	0.96	0.26	1.18	61,61,61,61	7
86	OHX	1	3423	7/7	0.99	0.23	1.18	62,62,62,62	7
86	OHX	1	3722	7/7	0.92	0.29	1.18	69,69,69,69	7
87	MG	5	4148	1/1	0.99	0.28	1.16	32,32,32,32	1
87	MG	5	4268	1/1	0.98	0.18	1.15	46,46,46,46	0
87	MG	o3	202	1/1	0.86	0.38	1.15	53,53,53,53	0
86	OHX	1	3576	7/7	0.97	0.22	1.15	53,53,53,53	7
87	MG	5	4495	1/1	0.89	0.23	1.14	53,53,53,53	0
86	OHX	1	3663	7/7	0.96	0.33	1.13	48,48,48,48	7
86	OHX	1	3405	7/7	1.00	0.21	1.13	48,48,48,48	0
86	OHX	5	3408	7/7	0.99	0.22	1.12	42,42,42,42	2
86	OHX	1	3431	7/7	0.99	0.17	1.11	86,86,86,86	7
87	MG	5	4220	1/1	0.93	0.21	1.09	49,49,49,49	1
86	OHX	1	3509	7/7	0.98	0.29	1.08	42,42,42,42	7
86	OHX	1	3442	7/7	0.99	0.21	1.08	55,55,55,55	7
87	MG	1	4445	1/1	0.95	0.25	1.08	41,41,41,41	0
86	OHX	O1	201	7/7	0.89	0.32	1.06	77,77,77,77	7
86	OHX	1	3757	7/7	0.83	0.26	1.06	49,49,49,49	7
87	MG	1	3991	1/1	0.95	0.28	1.06	36,36,36,36	0
89	C	5	3401	20/21	0.83	0.25	1.05	48,105,107,107	0
86	OHX	1	3721	7/7	0.92	0.21	1.05	96,96,96,96	7
86	OHX	1	3657	7/7	0.96	0.24	1.03	40,40,40,40	7
86	OHX	1	3687	7/7	0.92	0.23	1.02	61,61,61,61	7
87	MG	6	2268	1/1	0.91	0.31	1.01	84,84,84,84	0
86	OHX	5	3751	7/7	0.93	0.23	1.00	61,61,61,61	7
86	OHX	1	3579	7/7	0.96	0.23	1.00	53,53,53,53	7
86	OHX	6	2039	7/7	0.99	0.22	1.00	46,46,46,46	7
86	OHX	1	3533	7/7	0.96	0.18	0.99	129,129,129,129	7

*Continued on next page...*

*Continued from previous page...*

Mol	Type	Chain	Res	Atoms	RSCC	RSR	LLDF	B-factors( $\text{\AA}^2$ )	Q<0.9
87	MG	l2	303	1/1	0.75	0.29	0.99	55,55,55,55	1
86	OHX	5	3801	7/7	0.97	0.23	0.99	66,66,66,66	7
86	OHX	5	3595	7/7	0.99	0.26	0.98	46,46,46,46	7
86	OHX	4	202	7/7	0.99	0.21	0.98	55,55,55,55	7
86	OHX	6	1928	7/7	0.98	0.17	0.98	118,118,118,118	7
86	OHX	5	3535	7/7	0.97	0.28	0.97	42,42,42,42	7
87	MG	5	4446	1/1	0.94	0.32	0.97	45,45,45,45	0
87	MG	1	4143	1/1	0.81	0.44	0.97	54,54,54,54	0
86	OHX	1	3513	7/7	0.99	0.23	0.96	49,49,49,49	7
86	OHX	1	3421	7/7	0.99	0.24	0.95	48,48,48,48	7
86	OHX	5	3613	7/7	0.96	0.22	0.95	70,70,70,70	7
86	OHX	5	3562	7/7	0.98	0.22	0.94	51,51,51,51	7
86	OHX	5	3760	7/7	0.94	0.17	0.94	89,89,89,89	7
86	OHX	1	3435	7/7	0.99	0.24	0.93	45,45,45,45	7
86	OHX	1	3484	7/7	0.98	0.20	0.93	62,62,62,62	7
87	MG	c8	205	1/1	0.73	0.31	0.92	93,93,93,93	0
86	OHX	2	1914	7/7	0.99	0.25	0.91	69,69,69,69	7
86	OHX	5	3686	7/7	0.91	0.27	0.91	56,56,56,56	7
86	OHX	6	1990	7/7	0.90	0.28	0.91	65,65,65,65	7
87	MG	5	3939	1/1	0.98	0.26	0.90	39,39,39,39	0
86	OHX	3	206	7/7	0.98	0.20	0.89	81,81,81,81	7
87	MG	d2	201	1/1	0.92	0.29	0.89	46,46,46,46	0
87	MG	o6	201	1/1	0.99	0.39	0.88	69,69,69,69	1
87	MG	6	2188	1/1	0.95	0.19	0.88	52,52,52,52	0
87	MG	2	2193	1/1	0.89	0.21	0.87	71,71,71,71	0
86	OHX	5	3699	7/7	0.95	0.23	0.87	39,39,39,39	7
86	OHX	5	3734	7/7	0.97	0.23	0.87	70,70,70,70	7
87	MG	1	4256	1/1	0.91	0.21	0.85	58,58,58,58	0
86	OHX	4	207	7/7	0.97	0.19	0.84	61,61,61,61	7
86	OHX	7	202	7/7	0.98	0.18	0.84	60,60,60,60	7
86	OHX	5	3523	7/7	0.91	0.20	0.84	120,120,120,120	7
86	OHX	1	3425	7/7	0.99	0.22	0.83	71,71,71,71	7
87	MG	1	3917	1/1	0.97	0.19	0.83	49,49,49,49	0
86	OHX	1	3448	7/7	0.99	0.19	0.81	59,59,59,59	7
86	OHX	6	1978	7/7	0.98	0.20	0.81	52,52,52,52	7
87	MG	5	3933	1/1	0.98	0.22	0.81	46,46,46,46	0
87	MG	2	2240	1/1	0.91	0.31	0.81	66,66,66,66	0
86	OHX	5	3430	7/7	0.99	0.22	0.81	40,40,40,40	7
86	OHX	5	3411	7/7	0.99	0.22	0.80	50,50,50,50	7
86	OHX	3	207	7/7	0.95	0.17	0.79	85,85,85,85	7
87	MG	5	4528	1/1	0.86	0.36	0.79	83,83,83,83	1
86	OHX	1	3586	7/7	0.98	0.20	0.78	50,50,50,50	7

*Continued on next page...*

*Continued from previous page...*

Mol	Type	Chain	Res	Atoms	RSCC	RSR	LLDF	B-factors( $\text{\AA}^2$ )	Q<0.9
86	OHX	l5	303	7/7	0.92	0.25	0.78	69,69,69,69	7
86	OHX	1	3469	7/7	0.99	0.20	0.77	75,75,75,75	7
86	OHX	5	3476	7/7	0.99	0.24	0.76	46,46,46,46	7
86	OHX	5	3409	7/7	1.00	0.23	0.76	57,57,57,57	1
87	MG	1	3858	1/1	0.99	0.21	0.75	51,51,51,51	0
87	MG	1	4129	1/1	0.94	0.26	0.74	36,36,36,36	0
87	MG	1	4033	1/1	0.96	0.34	0.73	73,73,73,73	0
86	OHX	1	3420	7/7	0.99	0.18	0.73	59,59,59,59	7
86	OHX	c1	201	7/7	0.97	0.20	0.73	79,79,79,79	7
87	MG	5	4035	1/1	0.98	0.19	0.73	46,46,46,46	0
87	MG	1	4312	1/1	0.96	0.23	0.72	41,41,41,41	0
86	OHX	2	1904	7/7	0.99	0.18	0.71	89,89,89,89	7
86	OHX	6	1926	7/7	0.99	0.20	0.70	55,55,55,55	7
86	OHX	5	3422	7/7	0.99	0.20	0.70	55,55,55,55	7
86	OHX	1	3805	7/7	0.97	0.26	0.69	73,73,73,73	7
86	OHX	1	3493	7/7	0.99	0.19	0.69	56,56,56,56	7
86	OHX	1	3595	7/7	0.97	0.20	0.69	95,95,95,95	7
87	MG	c9	203	1/1	0.62	0.40	0.68	87,87,87,87	0
87	MG	6	2195	1/1	0.82	0.24	0.68	46,46,46,46	0
87	MG	1	4418	1/1	0.98	0.40	0.68	60,60,60,60	1
87	MG	2	2098	1/1	0.78	0.23	0.67	80,80,80,80	0
86	OHX	4	203	7/7	0.97	0.22	0.67	61,61,61,61	7
86	OHX	5	3485	7/7	0.98	0.27	0.67	46,46,46,46	7
87	MG	5	4562	1/1	0.75	0.38	0.67	68,68,68,68	0
86	OHX	5	3420	7/7	0.99	0.22	0.66	56,56,56,56	7
87	MG	1	4004	1/1	0.95	0.26	0.65	44,44,44,44	0
86	OHX	6	2037	7/7	0.87	0.25	0.65	75,75,75,75	7
86	OHX	5	3581	7/7	0.97	0.26	0.65	46,46,46,46	7
86	OHX	L3	401	7/7	0.97	0.22	0.65	56,56,56,56	7
87	MG	2	2235	1/1	0.86	0.27	0.64	102,102,102,102	1
86	OHX	l3	401	7/7	0.98	0.25	0.64	52,52,52,52	7
86	OHX	5	3625	7/7	0.94	0.24	0.63	52,52,52,52	7
87	MG	6	2154	1/1	0.91	0.26	0.63	76,76,76,76	0
87	MG	5	4469	1/1	1.00	0.25	0.63	38,38,38,38	0
86	OHX	2	2031	7/7	0.94	0.25	0.62	90,90,90,90	7
86	OHX	6	1954	7/7	0.97	0.18	0.62	149,149,149,149	7
87	MG	1	3971	1/1	0.97	0.23	0.62	43,43,43,43	0
86	OHX	6	1987	7/7	0.97	0.21	0.62	70,70,70,70	7
86	OHX	5	3584	7/7	0.98	0.23	0.62	52,52,52,52	7
87	MG	6	2181	1/1	0.98	0.32	0.62	55,55,55,55	0
86	OHX	o7	502	7/7	0.99	0.24	0.61	64,64,64,64	7
87	MG	8	234	1/1	0.92	0.23	0.61	41,41,41,41	1

*Continued on next page...*

*Continued from previous page...*

Mol	Type	Chain	Res	Atoms	RSCC	RSR	LLDF	B-factors( $\text{\AA}^2$ )	Q<0.9
86	OHX	2	2062	7/7	0.89	0.30	0.61	85,85,85,85	7
86	OHX	1	3488	7/7	0.99	0.25	0.61	49,49,49,49	7
87	MG	5	4375	1/1	0.86	0.26	0.60	61,61,61,61	0
86	OHX	2	2048	7/7	0.88	0.30	0.60	83,83,83,83	7
86	OHX	3	204	7/7	0.98	0.21	0.60	85,85,85,85	7
86	OHX	6	2067	7/7	0.96	0.30	0.60	70,70,70,70	7
86	OHX	5	3787	7/7	0.89	0.22	0.60	111,111,111,111	7
88	ZN	d7	101	1/1	0.86	0.27	0.59	135,135,135,135	0
86	OHX	5	3710	7/7	0.92	0.32	0.59	79,79,79,79	7
86	OHX	7	201	7/7	0.99	0.23	0.59	70,70,70,70	7
86	OHX	5	3637	7/7	0.90	0.20	0.59	109,109,109,109	7
86	OHX	1	3762	7/7	0.91	0.16	0.59	63,63,63,63	7
87	MG	2	2172	1/1	0.94	0.25	0.58	65,65,65,65	0
87	MG	2	2104	1/1	0.95	0.22	0.57	70,70,70,70	0
86	OHX	Q2	502	7/7	0.99	0.22	0.57	45,45,45,45	7
86	OHX	1	3504	7/7	0.98	0.17	0.56	90,90,90,90	7
86	OHX	2	2020	7/7	0.87	0.25	0.53	84,84,84,84	7
86	OHX	2	1923	7/7	0.99	0.21	0.52	80,80,80,80	7
86	OHX	1	3810	7/7	0.98	0.24	0.52	62,62,62,62	7
87	MG	5	4567	1/1	0.97	0.31	0.52	48,48,48,48	1
87	MG	2	2114	1/1	0.92	0.32	0.52	79,79,79,79	0
86	OHX	2	2015	7/7	0.94	0.21	0.51	87,87,87,87	7
87	MG	2	2170	1/1	0.89	0.21	0.51	78,78,78,78	0
86	OHX	5	3564	7/7	0.96	0.25	0.50	89,89,89,89	7
86	OHX	1	3511	7/7	0.96	0.23	0.49	66,66,66,66	7
86	OHX	6	2011	7/7	0.98	0.21	0.49	57,57,57,57	7
86	OHX	1	3411	7/7	0.99	0.18	0.48	64,64,64,64	0
86	OHX	5	3416	7/7	0.99	0.25	0.47	46,46,46,46	7
87	MG	s6	302	1/1	0.91	0.35	0.47	75,75,75,75	0
86	OHX	1	3406	7/7	0.99	0.20	0.46	58,58,58,58	2
86	OHX	1	3553	7/7	0.97	0.22	0.46	60,60,60,60	7
87	MG	5	4033	1/1	0.90	0.19	0.46	43,43,43,43	0
87	MG	6	2266	1/1	0.94	0.20	0.45	71,71,71,71	0
86	OHX	5	3410	7/7	0.99	0.21	0.44	58,58,58,58	2
87	MG	2	2256	1/1	0.87	0.26	0.43	66,66,66,66	0
87	MG	L2	301	1/1	0.93	0.28	0.42	39,39,39,39	0
86	OHX	L4	401	7/7	0.97	0.26	0.41	59,59,59,59	7
86	OHX	5	3552	7/7	0.97	0.22	0.41	47,47,47,47	7
87	MG	6	2149	1/1	0.96	0.29	0.40	65,65,65,65	0
86	OHX	5	3501	7/7	0.98	0.20	0.38	57,57,57,57	7
87	MG	1	4402	1/1	0.91	0.19	0.38	48,48,48,48	0
87	MG	1	4065	1/1	0.78	0.27	0.38	50,50,50,50	0

*Continued on next page...*

*Continued from previous page...*

Mol	Type	Chain	Res	Atoms	RSCC	RSR	LLDF	B-factors( $\text{\AA}^2$ )	Q<0.9
86	OHX	1	3477	7/7	0.99	0.23	0.38	62,62,62,62	7
86	OHX	5	3757	7/7	0.99	0.17	0.38	75,75,75,75	7
86	OHX	6	1908	7/7	0.99	0.21	0.38	71,71,71,71	7
86	OHX	1	3794	7/7	0.98	0.22	0.37	68,68,68,68	7
86	OHX	6	2070	7/7	0.95	0.20	0.37	71,71,71,71	7
87	MG	d4	202	1/1	0.87	0.27	0.37	55,55,55,55	0
86	OHX	6	2027	7/7	0.85	0.34	0.37	83,83,83,83	7
86	OHX	5	3715	7/7	0.94	0.22	0.36	69,69,69,69	7
86	OHX	6	2000	7/7	0.95	0.32	0.36	63,63,63,63	7
87	MG	5	4174	1/1	0.92	0.22	0.35	41,41,41,41	0
86	OHX	1	3437	7/7	0.99	0.20	0.35	61,61,61,61	7
87	MG	m5	503	1/1	0.99	0.22	0.34	48,48,48,48	0
86	OHX	1	3617	7/7	0.94	0.24	0.34	36,36,36,36	7
87	MG	M9	204	1/1	0.55	0.21	0.34	70,70,70,70	0
86	OHX	2	1947	7/7	0.96	0.17	0.33	130,130,130,130	7
86	OHX	5	3574	7/7	0.97	0.22	0.33	53,53,53,53	7
86	OHX	1	3549	7/7	0.98	0.22	0.33	54,54,54,54	7
86	OHX	1	3813	7/7	0.96	0.25	0.33	60,60,60,60	7
86	OHX	1	3476	7/7	0.98	0.22	0.33	70,70,70,70	7
88	ZN	D7	101	1/1	0.57	0.39	0.32	147,147,147,147	0
86	OHX	6	1911	7/7	0.98	0.19	0.32	59,59,59,59	7
86	OHX	2	1992	7/7	0.97	0.23	0.32	75,75,75,75	7
86	OHX	6	2078	7/7	0.94	0.20	0.32	93,93,93,93	7
86	OHX	5	3546	7/7	0.97	0.23	0.31	52,52,52,52	7
86	OHX	6	2041	7/7	0.88	0.27	0.31	62,62,62,62	7
86	OHX	5	3471	7/7	0.99	0.15	0.29	76,76,76,76	7
86	OHX	5	3468	7/7	0.99	0.22	0.28	63,63,63,63	7
86	OHX	6	2026	7/7	0.94	0.24	0.27	151,151,151,151	7
86	OHX	5	3517	7/7	0.97	0.23	0.27	56,56,56,56	7
86	OHX	4	217	7/7	0.94	0.23	0.27	70,70,70,70	7
86	OHX	1	3596	7/7	0.97	0.21	0.27	70,70,70,70	7
86	OHX	5	3447	7/7	0.99	0.21	0.27	60,60,60,60	7
87	MG	5	3958	1/1	0.94	0.32	0.27	61,61,61,61	0
87	MG	1	4436	1/1	0.96	0.20	0.27	41,41,41,41	0
86	OHX	5	3667	7/7	0.98	0.23	0.26	41,41,41,41	7
86	OHX	1	3519	7/7	0.98	0.21	0.25	50,50,50,50	7
86	OHX	5	3541	7/7	0.98	0.20	0.25	55,55,55,55	7
86	OHX	6	1937	7/7	0.97	0.18	0.25	88,88,88,88	7
86	OHX	6	1960	7/7	0.97	0.23	0.24	72,72,72,72	7
86	OHX	6	1949	7/7	0.98	0.22	0.24	73,73,73,73	7
87	MG	5	3843	1/1	0.96	0.23	0.23	62,62,62,62	0
86	OHX	2	1973	7/7	0.96	0.19	0.23	103,103,103,103	7

*Continued on next page...*



*Continued from previous page...*

Mol	Type	Chain	Res	Atoms	RSCC	RSR	LLDF	B-factors( $\text{\AA}^2$ )	Q<0.9
86	OHX	1	3457	7/7	0.98	0.27	0.21	50,50,50,50	7
86	OHX	1	3548	7/7	0.98	0.19	0.21	59,59,59,59	7
86	OHX	q1	101	7/7	0.99	0.24	0.20	46,46,46,46	7
86	OHX	1	3685	7/7	0.96	0.17	0.20	95,95,95,95	7
86	OHX	n9	101	7/7	0.99	0.22	0.20	59,59,59,59	7
86	OHX	m5	502	7/7	0.89	0.28	0.20	78,78,78,78	7
86	OHX	1	3417	7/7	0.99	0.20	0.19	56,56,56,56	7
87	MG	6	2106	1/1	0.91	0.26	0.19	68,68,68,68	0
86	OHX	5	3803	7/7	0.98	0.21	0.18	69,69,69,69	7
86	OHX	7	206	7/7	0.99	0.21	0.17	67,67,67,67	7
86	OHX	5	3611	7/7	0.97	0.21	0.17	52,52,52,52	7
86	OHX	6	1997	7/7	0.94	0.20	0.17	94,94,94,94	7
86	OHX	1	3429	7/7	1.00	0.22	0.14	62,62,62,62	7
87	MG	5	4140	1/1	0.83	0.20	0.13	82,82,82,82	0
86	OHX	5	3424	7/7	0.99	0.19	0.13	70,70,70,70	0
87	MG	5	3915	1/1	0.95	0.21	0.12	39,39,39,39	0
86	OHX	2	2067	7/7	0.87	0.29	0.12	92,92,92,92	7
86	OHX	1	3601	7/7	0.98	0.19	0.12	49,49,49,49	7
86	OHX	1	3573	7/7	0.97	0.24	0.11	58,58,58,58	7
86	OHX	2	1941	7/7	0.97	0.19	0.11	92,92,92,92	7
86	OHX	2	1956	7/7	0.97	0.17	0.10	91,91,91,91	7
86	OHX	6	2043	7/7	0.90	0.24	0.10	86,86,86,86	7
86	OHX	2	1987	7/7	0.97	0.22	0.08	75,75,75,75	7
86	OHX	5	3668	7/7	0.96	0.22	0.08	39,39,39,39	7
86	OHX	6	1916	7/7	0.99	0.18	0.08	65,65,65,65	7
86	OHX	1	3758	7/7	0.95	0.20	0.07	55,55,55,55	7
86	OHX	2	2076	7/7	0.97	0.15	0.07	122,122,122,122	7
86	OHX	6	2013	7/7	0.88	0.31	0.06	82,82,82,82	7
86	OHX	5	3606	7/7	0.96	0.16	0.06	74,74,74,74	7
86	OHX	5	3673	7/7	0.98	0.23	0.06	44,44,44,44	7
86	OHX	5	3518	7/7	0.97	0.18	0.06	60,60,60,60	7
86	OHX	5	3462	7/7	0.97	0.20	0.05	56,56,56,56	7
86	OHX	1	3480	7/7	0.97	0.23	0.05	75,75,75,75	7
86	OHX	6	2035	7/7	0.94	0.33	0.05	82,82,82,82	7
86	OHX	6	1983	7/7	0.97	0.19	0.04	95,95,95,95	7
86	OHX	N8	201	7/7	0.90	0.27	0.04	94,94,94,94	7
87	MG	5	4081	1/1	0.93	0.18	0.04	48,48,48,48	0
86	OHX	1	3524	7/7	0.98	0.19	0.03	55,55,55,55	7
86	OHX	3	211	7/7	0.94	0.23	0.03	81,81,81,81	7
86	OHX	5	3788	7/7	0.98	0.24	0.02	58,58,58,58	7
87	MG	1	3986	1/1	0.97	0.21	0.02	54,54,54,54	0
86	OHX	1	3786	7/7	0.98	0.25	0.02	73,73,73,73	7

*Continued on next page...*

*Continued from previous page...*

Mol	Type	Chain	Res	Atoms	RSCC	RSR	LLDF	B-factors( $\text{\AA}^2$ )	Q<0.9
86	OHX	2	2078	7/7	0.91	0.17	0.01	102,102,102,102	7
86	OHX	6	1919	7/7	0.98	0.17	0.01	68,68,68,68	7
86	OHX	1	3707	7/7	0.91	0.15	0.01	106,106,106,106	7
86	OHX	1	3465	7/7	0.99	0.22	-0.00	62,62,62,62	7
86	OHX	1	3416	7/7	0.99	0.20	-0.01	69,69,69,69	0
86	OHX	5	3645	7/7	0.94	0.25	-0.01	68,68,68,68	7
86	OHX	1	3475	7/7	0.99	0.20	-0.02	49,49,49,49	7
86	OHX	6	1920	7/7	0.99	0.16	-0.02	114,114,114,114	7
86	OHX	1	3673	7/7	0.94	0.23	-0.03	47,47,47,47	7
86	OHX	1	3428	7/7	0.99	0.16	-0.03	79,79,79,79	0
86	OHX	5	3795	7/7	0.92	0.26	-0.03	54,54,54,54	7
87	MG	1	4079	1/1	0.92	0.27	-0.04	43,43,43,43	0
86	OHX	1	3750	7/7	0.98	0.22	-0.04	46,46,46,46	7
86	OHX	1	3744	7/7	0.97	0.26	-0.05	60,60,60,60	7
86	OHX	5	3446	7/7	0.99	0.22	-0.06	56,56,56,56	7
87	MG	3	225	1/1	0.93	0.30	-0.06	68,68,68,68	0
87	MG	1	4318	1/1	0.41	0.17	-0.06	115,115,115,115	0
86	OHX	5	3499	7/7	0.98	0.20	-0.06	46,46,46,46	7
86	OHX	1	3641	7/7	0.98	0.15	-0.08	89,89,89,89	7
86	OHX	1	3700	7/7	0.95	0.24	-0.08	47,47,47,47	7
87	MG	6	2203	1/1	0.87	0.21	-0.09	68,68,68,68	0
87	MG	5	4381	1/1	0.76	0.19	-0.09	79,79,79,79	0
86	OHX	1	3582	7/7	0.97	0.18	-0.10	67,67,67,67	7
86	OHX	1	3538	7/7	0.96	0.22	-0.10	62,62,62,62	7
86	OHX	5	3421	7/7	0.99	0.21	-0.10	45,45,45,45	7
87	MG	5	4230	1/1	0.93	0.15	-0.10	55,55,55,55	0
86	OHX	5	3660	7/7	0.84	0.21	-0.10	42,42,42,42	7
86	OHX	5	3582	7/7	0.97	0.19	-0.12	67,67,67,67	7
87	MG	1	4133	1/1	0.94	0.13	-0.12	83,83,83,83	0
86	OHX	8	204	7/7	0.97	0.22	-0.13	66,66,66,66	7
87	MG	1	3910	1/1	0.94	0.27	-0.13	44,44,44,44	0
86	OHX	6	2032	7/7	0.97	0.21	-0.13	61,61,61,61	7
87	MG	1	3821	1/1	0.86	0.19	-0.13	55,55,55,55	0
86	OHX	6	2047	7/7	0.94	0.23	-0.14	67,67,67,67	7
87	MG	7	223	1/1	0.83	0.21	-0.14	52,52,52,52	0
86	OHX	5	3805	7/7	0.98	0.21	-0.14	88,88,88,88	7
87	MG	5	4199	1/1	0.86	0.19	-0.14	41,41,41,41	0
87	MG	5	4321	1/1	0.99	0.22	-0.14	66,66,66,66	1
87	MG	6	2170	1/1	0.93	0.21	-0.14	49,49,49,49	0
86	OHX	2	2052	7/7	0.83	0.20	-0.14	189,189,189,189	7
86	OHX	6	1958	7/7	0.97	0.17	-0.15	77,77,77,77	7
86	OHX	2	2010	7/7	0.86	0.22	-0.15	101,101,101,101	7

*Continued on next page...*

*Continued from previous page...*

Mol	Type	Chain	Res	Atoms	RSCC	RSR	LLDF	B-factors( $\text{\AA}^2$ )	Q<0.9
87	MG	5	4410	1/1	0.95	0.22	-0.17	47,47,47,47	1
86	OHX	5	3500	7/7	0.97	0.18	-0.17	75,75,75,75	7
86	OHX	6	2053	7/7	0.85	0.22	-0.17	85,85,85,85	7
86	OHX	5	3752	7/7	0.94	0.23	-0.17	49,49,49,49	7
86	OHX	1	3770	7/7	0.86	0.25	-0.17	141,141,141,141	7
86	OHX	8	219	7/7	0.86	0.26	-0.17	92,92,92,92	7
87	MG	1	4248	1/1	0.82	0.17	-0.17	55,55,55,55	0
86	OHX	4	204	7/7	0.99	0.20	-0.17	57,57,57,57	7
86	OHX	5	3497	7/7	0.98	0.20	-0.18	62,62,62,62	7
86	OHX	n3	201	7/7	0.99	0.23	-0.18	55,55,55,55	7
86	OHX	2	2054	7/7	0.97	0.21	-0.18	87,87,87,87	7
86	OHX	1	3558	7/7	0.97	0.20	-0.20	62,62,62,62	7
87	MG	5	3984	1/1	0.83	0.30	-0.20	50,50,50,50	0
86	OHX	2	1901	7/7	0.99	0.22	-0.21	81,81,81,81	0
86	OHX	5	3443	7/7	0.99	0.15	-0.21	82,82,82,82	7
86	OHX	1	3461	7/7	0.99	0.14	-0.21	96,96,96,96	7
87	MG	2	2146	1/1	0.82	0.24	-0.21	86,86,86,86	0
87	MG	N8	204	1/1	0.89	0.28	-0.21	48,48,48,48	0
87	MG	1	4289	1/1	0.94	0.19	-0.21	57,57,57,57	0
87	MG	1	4077	1/1	0.95	0.20	-0.22	54,54,54,54	0
86	OHX	7	204	7/7	0.99	0.18	-0.23	43,43,43,43	7
86	OHX	5	3508	7/7	0.98	0.21	-0.24	38,38,38,38	7
86	OHX	1	3624	7/7	0.88	0.26	-0.24	63,63,63,63	7
86	OHX	2	1948	7/7	0.98	0.20	-0.24	67,67,67,67	7
87	MG	5	4171	1/1	0.91	0.22	-0.25	115,115,115,115	0
86	OHX	2	1916	7/7	0.97	0.17	-0.25	89,89,89,89	7
86	OHX	5	3721	7/7	0.93	0.20	-0.25	50,50,50,50	7
86	OHX	2	2046	7/7	0.88	0.16	-0.25	114,114,114,114	7
86	OHX	6	1901	7/7	1.00	0.21	-0.25	62,62,62,62	0
86	OHX	2	1927	7/7	0.98	0.18	-0.26	94,94,94,94	7
86	OHX	1	3644	7/7	0.97	0.15	-0.26	91,91,91,91	7
87	MG	6	2210	1/1	0.83	0.24	-0.27	79,79,79,79	0
87	MG	c8	202	1/1	0.76	0.28	-0.27	81,81,81,81	0
86	OHX	1	3578	7/7	0.99	0.21	-0.28	40,40,40,40	7
86	OHX	1	3508	7/7	0.98	0.15	-0.28	71,71,71,71	7
86	OHX	2	1967	7/7	0.97	0.20	-0.28	92,92,92,92	7
86	OHX	1	3731	7/7	0.91	0.18	-0.30	100,100,100,100	7
86	OHX	2	1965	7/7	0.95	0.20	-0.30	91,91,91,91	7
86	OHX	1	3426	7/7	0.99	0.19	-0.30	71,71,71,71	7
86	OHX	2	2027	7/7	0.94	0.14	-0.32	111,111,111,111	7
86	OHX	1	3755	7/7	0.86	0.25	-0.34	79,79,79,79	7
86	OHX	6	1924	7/7	0.99	0.20	-0.34	54,54,54,54	7

*Continued on next page...*

*Continued from previous page...*

Mol	Type	Chain	Res	Atoms	RSCC	RSR	LLDF	B-factors( $\text{\AA}^2$ )	Q<0.9
86	OHX	O7	103	7/7	0.96	0.24	-0.34	60,60,60,60	7
86	OHX	6	1956	7/7	0.97	0.16	-0.35	90,90,90,90	7
87	MG	S6	301	1/1	0.98	0.23	-0.35	103,103,103,103	0
86	OHX	5	3412	7/7	0.99	0.19	-0.36	64,64,64,64	7
86	OHX	5	3486	7/7	0.98	0.19	-0.37	64,64,64,64	7
86	OHX	2	1999	7/7	0.93	0.19	-0.37	94,94,94,94	7
86	OHX	1	3784	7/7	0.93	0.20	-0.38	66,66,66,66	7
86	OHX	2	1915	7/7	0.97	0.14	-0.40	122,122,122,122	7
86	OHX	2	1976	7/7	0.97	0.18	-0.40	92,92,92,92	7
86	OHX	1	3430	7/7	0.99	0.21	-0.40	55,55,55,55	7
86	OHX	2	1917	7/7	0.98	0.18	-0.41	85,85,85,85	7
86	OHX	m7	201	7/7	0.92	0.22	-0.41	49,49,49,49	7
86	OHX	2	2028	7/7	0.94	0.17	-0.41	134,134,134,134	7
87	MG	2	2183	1/1	0.95	0.21	-0.42	66,66,66,66	0
86	OHX	1	3489	7/7	1.00	0.16	-0.42	89,89,89,89	7
86	OHX	1	3408	7/7	0.99	0.19	-0.43	59,59,59,59	2
86	OHX	1	3691	7/7	0.96	0.21	-0.44	67,67,67,67	7
87	MG	p0	301	1/1	0.64	0.31	-0.44	93,93,93,93	0
86	OHX	5	3435	7/7	0.99	0.21	-0.44	50,50,50,50	7
86	OHX	1	3554	7/7	0.98	0.20	-0.44	78,78,78,78	7
86	OHX	2	1949	7/7	0.95	0.15	-0.45	108,108,108,108	7
86	OHX	6	2090	7/7	0.97	0.19	-0.45	68,68,68,68	7
87	MG	2	2234	1/1	0.98	0.24	-0.45	76,76,76,76	0
87	MG	5	4121	1/1	0.84	0.20	-0.46	52,52,52,52	0
86	OHX	O7	102	7/7	0.97	0.20	-0.46	73,73,73,73	7
87	MG	1	3885	1/1	0.92	0.23	-0.47	41,41,41,41	0
86	OHX	2	1909	7/7	0.99	0.17	-0.47	94,94,94,94	7
86	OHX	6	1979	7/7	0.96	0.23	-0.47	79,79,79,79	7
87	MG	2	2159	1/1	0.74	0.22	-0.48	75,75,75,75	0
86	OHX	6	1923	7/7	0.99	0.16	-0.48	71,71,71,71	7
86	OHX	6	1952	7/7	0.98	0.16	-0.48	84,84,84,84	7
86	OHX	2	1902	7/7	1.00	0.18	-0.48	86,86,86,86	0
86	OHX	6	2069	7/7	0.96	0.16	-0.49	78,78,78,78	7
86	OHX	2	2068	7/7	0.93	0.20	-0.49	66,66,66,66	7
86	OHX	8	212	7/7	0.95	0.18	-0.49	85,85,85,85	7
86	OHX	5	3413	7/7	0.99	0.17	-0.49	51,51,51,51	7
86	OHX	s1	302	7/7	0.90	0.25	-0.49	93,93,93,93	7
86	OHX	d9	102	7/7	0.95	0.27	-0.50	97,97,97,97	7
87	MG	1	4428	1/1	0.80	0.14	-0.50	67,67,67,67	0
86	OHX	5	3406	7/7	1.00	0.19	-0.50	48,48,48,48	0
86	OHX	5	3670	7/7	0.96	0.18	-0.51	51,51,51,51	7
86	OHX	q2	502	7/7	0.99	0.20	-0.51	51,51,51,51	7

*Continued on next page...*

*Continued from previous page...*

Mol	Type	Chain	Res	Atoms	RSCC	RSR	LLDF	B-factors( $\text{\AA}^2$ )	Q<0.9
86	OHX	2	2007	7/7	0.94	0.18	-0.52	101,101,101,101	7
86	OHX	2	1958	7/7	0.98	0.19	-0.52	75,75,75,75	7
87	MG	5	4542	1/1	0.90	0.24	-0.52	45,45,45,45	0
86	OHX	5	3441	7/7	0.99	0.18	-0.52	54,54,54,54	7
86	OHX	c5	202	7/7	0.88	0.26	-0.53	98,98,98,98	7
86	OHX	5	3426	7/7	0.99	0.20	-0.54	59,59,59,59	7
86	OHX	L5	301	7/7	0.95	0.18	-0.55	78,78,78,78	7
86	OHX	5	3764	7/7	0.95	0.19	-0.55	71,71,71,71	7
86	OHX	6	1973	7/7	0.97	0.19	-0.55	86,86,86,86	7
86	OHX	l2	301	7/7	0.98	0.22	-0.55	63,63,63,63	7
86	OHX	1	3581	7/7	0.98	0.17	-0.56	54,54,54,54	7
86	OHX	L3	403	7/7	0.91	0.23	-0.58	85,85,85,85	7
86	OHX	5	3470	7/7	0.98	0.18	-0.58	90,90,90,90	7
87	MG	1	3838	1/1	0.98	0.23	-0.59	59,59,59,59	0
86	OHX	2	1964	7/7	0.97	0.15	-0.59	101,101,101,101	7
86	OHX	2	1925	7/7	0.98	0.12	-0.60	112,112,112,112	7
86	OHX	2	2065	7/7	0.88	0.15	-0.60	110,110,110,110	7
87	MG	5	3975	1/1	0.90	0.16	-0.61	74,74,74,74	0
86	OHX	6	1917	7/7	0.99	0.20	-0.61	55,55,55,55	7
87	MG	2	2131	1/1	0.97	0.15	-0.62	73,73,73,73	0
86	OHX	2	2057	7/7	0.93	0.23	-0.62	67,67,67,67	7
86	OHX	1	3679	7/7	0.96	0.20	-0.63	42,42,42,42	7
87	MG	c6	202	1/1	0.82	0.25	-0.63	87,87,87,87	0
86	OHX	6	1912	7/7	0.99	0.18	-0.64	72,72,72,72	7
86	OHX	6	2057	7/7	0.94	0.17	-0.64	78,78,78,78	7
86	OHX	5	3754	7/7	0.88	0.16	-0.65	161,161,161,161	7
86	OHX	1	3668	7/7	0.99	0.21	-0.65	50,50,50,50	7
87	MG	2	2179	1/1	0.97	0.18	-0.66	85,85,85,85	0
86	OHX	1	3625	7/7	0.98	0.15	-0.66	61,61,61,61	7
86	OHX	1	3432	7/7	0.99	0.17	-0.66	64,64,64,64	7
86	OHX	5	3545	7/7	0.99	0.20	-0.66	46,46,46,46	7
86	OHX	2	2025	7/7	0.93	0.19	-0.66	94,94,94,94	7
86	OHX	8	203	7/7	0.97	0.17	-0.67	86,86,86,86	7
86	OHX	2	1908	7/7	0.98	0.15	-0.67	104,104,104,104	0
86	OHX	5	3480	7/7	0.98	0.20	-0.70	63,63,63,63	7
87	MG	5	4300	1/1	0.97	0.21	-0.71	32,32,32,32	0
86	OHX	1	3500	7/7	0.99	0.19	-0.71	41,41,41,41	7
86	OHX	5	3521	7/7	0.98	0.18	-0.71	56,56,56,56	7
86	OHX	6	1999	7/7	0.95	0.18	-0.72	85,85,85,85	7
87	MG	Q0	203	1/1	0.94	0.15	-0.72	52,52,52,52	0
86	OHX	1	3715	7/7	0.94	0.18	-0.72	77,77,77,77	7
86	OHX	5	3598	7/7	0.98	0.17	-0.73	73,73,73,73	7

*Continued on next page...*

*Continued from previous page...*

Mol	Type	Chain	Res	Atoms	RSCC	RSR	LLDF	B-factors( $\text{\AA}^2$ )	Q<0.9
86	OHX	l3	402	7/7	0.94	0.23	-0.73	73,73,73,73	7
86	OHX	M9	201	7/7	0.98	0.19	-0.74	68,68,68,68	7
86	OHX	4	206	7/7	0.99	0.16	-0.74	88,88,88,88	7
86	OHX	2	2042	7/7	0.92	0.16	-0.74	113,113,113,113	7
86	OHX	2	2043	7/7	0.91	0.14	-0.75	119,119,119,119	7
86	OHX	6	1982	7/7	0.95	0.17	-0.76	98,98,98,98	7
86	OHX	s8	301	7/7	0.94	0.18	-0.77	104,104,104,104	7
87	MG	O1	205	1/1	0.97	0.22	-0.78	65,65,65,65	0
86	OHX	2	1939	7/7	0.98	0.16	-0.78	98,98,98,98	7
88	ZN	q3	501	1/1	0.99	0.15	-0.78	64,64,64,64	0
86	OHX	5	3460	7/7	0.99	0.19	-0.79	68,68,68,68	7
86	OHX	1	3653	7/7	0.98	0.14	-0.79	59,59,59,59	7
86	OHX	6	1910	7/7	1.00	0.19	-0.79	60,60,60,60	7
86	OHX	6	2074	7/7	0.79	0.19	-0.80	108,108,108,108	7
87	MG	5	3908	1/1	0.97	0.15	-0.80	76,76,76,76	0
86	OHX	5	3464	7/7	0.99	0.19	-0.80	45,45,45,45	7
86	OHX	1	3523	7/7	0.98	0.17	-0.81	95,95,95,95	7
86	OHX	6	1971	7/7	0.95	0.16	-0.81	85,85,85,85	7
86	OHX	sR	401	7/7	0.92	0.20	-0.81	122,122,122,122	7
86	OHX	n1	201	7/7	0.99	0.19	-0.81	48,48,48,48	7
86	OHX	2	1903	7/7	0.99	0.18	-0.82	90,90,90,90	0
86	OHX	3	205	7/7	0.97	0.15	-0.82	80,80,80,80	7
86	OHX	D9	102	7/7	0.96	0.19	-0.83	83,83,83,83	7
87	MG	6	2155	1/1	0.97	0.20	-0.84	72,72,72,72	0
86	OHX	1	3467	7/7	0.99	0.12	-0.84	113,113,113,113	7
86	OHX	2	1907	7/7	0.99	0.15	-0.84	93,93,93,93	7
86	OHX	5	3586	7/7	0.97	0.14	-0.85	83,83,83,83	7
87	MG	n0	203	1/1	0.95	0.20	-0.85	41,41,41,41	0
87	MG	1	3868	1/1	0.80	0.23	-0.85	70,70,70,70	0
86	OHX	5	3537	7/7	0.97	0.13	-0.85	114,114,114,114	7
86	OHX	6	2030	7/7	0.93	0.19	-0.86	105,105,105,105	7
86	OHX	5	3706	7/7	0.97	0.16	-0.88	74,74,74,74	7
86	OHX	2	2038	7/7	0.94	0.21	-0.88	85,85,85,85	7
86	OHX	5	3547	7/7	0.97	0.12	-0.88	136,136,136,136	7
86	OHX	6	1927	7/7	0.98	0.13	-0.89	109,109,109,109	7
86	OHX	5	3563	7/7	0.97	0.13	-0.89	93,93,93,93	7
86	OHX	6	2034	7/7	0.81	0.23	-0.89	134,134,134,134	7
86	OHX	l5	301	7/7	0.92	0.17	-0.90	90,90,90,90	7
86	OHX	6	1902	7/7	0.99	0.17	-0.90	77,77,77,77	2
87	MG	L7	301	1/1	0.94	0.18	-0.91	39,39,39,39	0
87	MG	1	4008	1/1	0.99	0.16	-0.91	52,52,52,52	0
86	OHX	2	1921	7/7	0.98	0.15	-0.91	88,88,88,88	7

*Continued on next page...*

*Continued from previous page...*

Mol	Type	Chain	Res	Atoms	RSCC	RSR	LLDF	B-factors( $\text{\AA}^2$ )	Q<0.9
86	OHX	1	3409	7/7	0.99	0.15	-0.92	58,58,58,58	1
86	OHX	1	3768	7/7	0.92	0.18	-0.92	50,50,50,50	7
86	OHX	2	2035	7/7	0.99	0.16	-0.92	95,95,95,95	7
87	MG	1	4275	1/1	0.98	0.15	-0.92	46,46,46,46	0
86	OHX	L3	402	7/7	0.98	0.18	-0.93	67,67,67,67	7
86	OHX	1	3410	7/7	1.00	0.18	-0.93	53,53,53,53	3
86	OHX	2	1935	7/7	0.97	0.15	-0.93	98,98,98,98	7
86	OHX	1	3597	7/7	0.98	0.19	-0.94	37,37,37,37	7
86	OHX	5	3713	7/7	0.94	0.17	-0.94	70,70,70,70	7
86	OHX	M8	201	7/7	0.95	0.20	-0.94	53,53,53,53	7
86	OHX	2	1980	7/7	0.92	0.25	-0.95	93,93,93,93	7
86	OHX	1	3615	7/7	0.96	0.18	-0.96	68,68,68,68	7
86	OHX	6	1943	7/7	0.98	0.14	-0.97	108,108,108,108	7
87	MG	s4	302	1/1	0.86	0.19	-0.97	55,55,55,55	0
86	OHX	2	1977	7/7	0.98	0.12	-0.97	138,138,138,138	7
86	OHX	6	1933	7/7	0.97	0.16	-1.00	82,82,82,82	7
86	OHX	5	3415	7/7	0.99	0.18	-1.00	74,74,74,74	1
86	OHX	5	3717	7/7	0.96	0.18	-1.00	56,56,56,56	7
86	OHX	1	3698	7/7	0.97	0.20	-1.01	51,51,51,51	7
86	OHX	5	3459	7/7	0.98	0.17	-1.02	80,80,80,80	7
86	OHX	1	3564	7/7	0.98	0.20	-1.02	54,54,54,54	7
87	MG	1	3836	1/1	0.95	0.17	-1.03	38,38,38,38	1
87	MG	6	2102	1/1	0.94	0.12	-1.04	81,81,81,81	0
86	OHX	6	1992	7/7	0.96	0.18	-1.04	71,71,71,71	7
86	OHX	2	1910	7/7	0.98	0.17	-1.05	94,94,94,94	7
86	OHX	1	3412	7/7	1.00	0.20	-1.06	47,47,47,47	7
86	OHX	1	3433	7/7	0.99	0.20	-1.06	53,53,53,53	7
87	MG	6	2198	1/1	0.77	0.19	-1.06	90,90,90,90	0
86	OHX	2	1911	7/7	0.97	0.14	-1.08	109,109,109,109	0
86	OHX	1	3712	7/7	0.98	0.19	-1.09	62,62,62,62	7
87	MG	5	4468	1/1	0.92	0.20	-1.09	43,43,43,43	0
86	OHX	m0	303	7/7	0.93	0.21	-1.10	86,86,86,86	7
87	MG	1	4458	1/1	0.98	0.17	-1.10	47,47,47,47	0
86	OHX	M9	202	7/7	0.97	0.16	-1.10	78,78,78,78	7
86	OHX	2	2047	7/7	0.93	0.17	-1.10	106,106,106,106	7
86	OHX	M0	303	7/7	0.88	0.16	-1.10	96,96,96,96	7
86	OHX	6	2038	7/7	0.94	0.14	-1.11	88,88,88,88	7
88	ZN	Q3	501	1/1	0.99	0.10	-1.11	73,73,73,73	0
86	OHX	2	1991	7/7	0.95	0.13	-1.11	104,104,104,104	7
86	OHX	1	3584	7/7	0.92	0.14	-1.12	106,106,106,106	7
86	OHX	2	2026	7/7	0.95	0.20	-1.12	93,93,93,93	7
86	OHX	C5	201	7/7	0.93	0.19	-1.13	112,112,112,112	7

*Continued on next page...*

*Continued from previous page...*

Mol	Type	Chain	Res	Atoms	RSCC	RSR	LLDF	B-factors( $\text{\AA}^2$ )	Q<0.9
86	OHX	1	3543	7/7	0.96	0.17	-1.14	64,64,64,64	7
86	OHX	5	3405	7/7	0.99	0.17	-1.15	48,48,48,48	3
87	MG	5	4537	1/1	0.95	0.20	-1.15	38,38,38,38	0
86	OHX	1	3719	7/7	0.97	0.17	-1.16	86,86,86,86	7
87	MG	5	4195	1/1	0.94	0.21	-1.16	35,35,35,35	1
86	OHX	2	1946	7/7	0.96	0.12	-1.16	110,110,110,110	7
86	OHX	15	302	7/7	0.95	0.16	-1.16	88,88,88,88	7
87	MG	5	3965	1/1	0.95	0.16	-1.16	55,55,55,55	0
88	ZN	E1	501	1/1	0.91	0.08	-1.17	132,132,132,132	0
86	OHX	6	2022	7/7	0.76	0.22	-1.17	139,139,139,139	7
87	MG	5	4248	1/1	0.95	0.21	-1.18	39,39,39,39	1
86	OHX	s1	301	7/7	0.99	0.15	-1.18	80,80,80,80	0
87	MG	6	2240	1/1	0.70	0.15	-1.19	74,74,74,74	0
86	OHX	1	3628	7/7	0.98	0.14	-1.19	74,74,74,74	7
86	OHX	5	3807	7/7	0.98	0.13	-1.19	147,147,147,147	7
86	OHX	6	1951	7/7	0.98	0.13	-1.20	133,133,133,133	7
86	OHX	2	1924	7/7	0.98	0.15	-1.20	89,89,89,89	7
86	OHX	5	3556	7/7	0.97	0.12	-1.20	107,107,107,107	7
86	OHX	2	1943	7/7	0.96	0.15	-1.21	95,95,95,95	7
87	MG	5	4302	1/1	1.00	0.19	-1.22	40,40,40,40	0
86	OHX	1	3572	7/7	0.96	0.15	-1.23	95,95,95,95	7
86	OHX	2	1997	7/7	0.98	0.14	-1.23	88,88,88,88	7
86	OHX	2	1993	7/7	0.96	0.18	-1.23	80,80,80,80	7
86	OHX	6	1986	7/7	0.97	0.17	-1.24	73,73,73,73	7
86	OHX	1	3478	7/7	0.99	0.19	-1.24	58,58,58,58	7
86	OHX	1	3638	7/7	0.97	0.17	-1.29	82,82,82,82	7
86	OHX	C8	202	7/7	0.98	0.14	-1.29	94,94,94,94	7
86	OHX	2	1972	7/7	0.98	0.16	-1.30	81,81,81,81	7
86	OHX	2	1940	7/7	0.98	0.15	-1.30	85,85,85,85	7
87	MG	5	3842	1/1	0.94	0.15	-1.31	45,45,45,45	0
87	MG	c8	203	1/1	0.89	0.12	-1.31	86,86,86,86	0
87	MG	6	2176	1/1	0.94	0.16	-1.32	73,73,73,73	0
86	OHX	6	1922	7/7	0.99	0.16	-1.32	58,58,58,58	7
86	OHX	5	3718	7/7	0.93	0.10	-1.33	136,136,136,136	7
86	OHX	M5	301	7/7	0.98	0.18	-1.34	75,75,75,75	7
87	MG	6	2142	1/1	0.97	0.21	-1.34	73,73,73,73	0
86	OHX	2	1978	7/7	0.97	0.12	-1.34	121,121,121,121	7
87	MG	5	4063	1/1	0.91	0.19	-1.35	37,37,37,37	0
86	OHX	m5	501	7/7	0.98	0.18	-1.35	81,81,81,81	7
87	MG	S4	301	1/1	0.93	0.21	-1.35	76,76,76,76	0
86	OHX	2	1945	7/7	0.97	0.13	-1.36	110,110,110,110	7
86	OHX	2	2003	7/7	0.94	0.16	-1.38	103,103,103,103	7

*Continued on next page...*



*Continued from previous page...*

Mol	Type	Chain	Res	Atoms	RSCC	RSR	LLDF	B-factors( $\text{\AA}^2$ )	Q<0.9
88	ZN	o7	501	1/1	1.00	0.14	-1.41	53,53,53,53	0
87	MG	l9	203	1/1	0.99	0.15	-1.41	46,46,46,46	1
86	OHX	5	3530	7/7	0.99	0.14	-1.41	94,94,94,94	7
86	OHX	1	3414	7/7	0.99	0.15	-1.41	67,67,67,67	0
88	ZN	q2	501	1/1	0.97	0.09	-1.41	69,69,69,69	0
86	OHX	5	3436	7/7	0.99	0.20	-1.41	54,54,54,54	7
87	MG	1	4101	1/1	0.93	0.16	-1.41	57,57,57,57	0
87	MG	6	2122	1/1	0.93	0.17	-1.42	49,49,49,49	0
87	MG	5	3909	1/1	0.94	0.18	-1.42	49,49,49,49	0
86	OHX	2	1966	7/7	0.97	0.19	-1.43	61,61,61,61	7
86	OHX	2	2014	7/7	0.97	0.16	-1.43	80,80,80,80	7
86	OHX	SR	401	7/7	0.96	0.12	-1.43	130,130,130,130	7
86	OHX	6	1913	7/7	0.98	0.15	-1.44	85,85,85,85	7
87	MG	6	2205	1/1	0.87	0.14	-1.45	84,84,84,84	0
86	OHX	S8	301	7/7	0.91	0.16	-1.47	108,108,108,108	7
88	ZN	Q0	201	1/1	1.00	0.13	-1.47	53,53,53,53	0
87	MG	1	4029	1/1	0.89	0.16	-1.47	62,62,62,62	0
88	ZN	d9	101	1/1	1.00	0.10	-1.48	81,81,81,81	0
86	OHX	1	3807	7/7	0.94	0.11	-1.50	112,112,112,112	7
87	MG	5	4456	1/1	0.93	0.10	-1.51	100,100,100,100	0
86	OHX	2	1950	7/7	0.97	0.17	-1.51	97,97,97,97	7
88	ZN	O7	101	1/1	0.99	0.14	-1.56	47,47,47,47	0
86	OHX	2	2040	7/7	0.96	0.16	-1.57	88,88,88,88	7
86	OHX	2	1932	7/7	0.97	0.16	-1.57	92,92,92,92	7
86	OHX	M0	304	7/7	0.91	0.15	-1.57	96,96,96,96	7
86	OHX	1	3580	7/7	0.97	0.16	-1.57	89,89,89,89	7
88	ZN	D9	101	1/1	0.99	0.09	-1.58	79,79,79,79	0
87	MG	C8	203	1/1	0.89	0.06	-1.58	96,96,96,96	0
86	OHX	1	3453	7/7	0.99	0.15	-1.59	74,74,74,74	7
88	ZN	q0	201	1/1	0.99	0.15	-1.59	40,40,40,40	0
87	MG	O4	201	1/1	0.93	0.14	-1.60	77,77,77,77	0
87	MG	1	4068	1/1	0.94	0.13	-1.62	62,62,62,62	0
87	MG	O2	204	1/1	0.97	0.18	-1.63	33,33,33,33	0
87	MG	6	2204	1/1	0.96	0.17	-1.65	47,47,47,47	0
87	MG	M0	307	1/1	0.87	0.16	-1.67	45,45,45,45	0
87	MG	5	4076	1/1	0.89	0.19	-1.67	56,56,56,56	0
87	MG	6	2137	1/1	0.92	0.12	-1.68	83,83,83,83	0
88	ZN	d6	500	1/1	0.98	0.08	-1.68	67,67,67,67	0
86	OHX	2	1984	7/7	0.85	0.14	-1.70	177,177,177,177	7
86	OHX	6	1991	7/7	0.96	0.15	-1.72	83,83,83,83	7
86	OHX	5	3689	7/7	0.90	0.12	-1.72	116,116,116,116	7
86	OHX	1	3591	7/7	0.98	0.12	-1.73	90,90,90,90	7

*Continued on next page...*

*Continued from previous page...*

Mol	Type	Chain	Res	Atoms	RSCC	RSR	LLDF	B-factors( $\text{\AA}^2$ )	Q<0.9
88	ZN	D6	101	1/1	0.99	0.07	-1.74	88,88,88,88	0
87	MG	6	2302	1/1	0.92	0.11	-1.76	106,106,106,106	0
86	OHX	5	3630	7/7	0.98	0.16	-1.77	75,75,75,75	7
87	MG	2	2188	1/1	0.92	0.18	-1.77	84,84,84,84	0
86	OHX	5	3427	7/7	1.00	0.17	-1.77	66,66,66,66	7
88	ZN	Q2	501	1/1	0.93	0.04	-1.78	73,73,73,73	0
86	OHX	2	1986	7/7	0.98	0.16	-1.79	80,80,80,80	7
86	OHX	2	2037	7/7	0.97	0.16	-1.79	60,60,60,60	7
87	MG	c9	201	1/1	0.83	0.10	-1.80	78,78,78,78	0
87	MG	5	4143	1/1	0.98	0.19	-1.81	34,34,34,34	1
86	OHX	6	2092	7/7	0.89	0.13	-1.81	104,104,104,104	7
86	OHX	1	3814	7/7	0.94	0.17	-1.82	149,149,149,149	7
87	MG	5	3867	1/1	0.94	0.14	-1.83	41,41,41,41	0
86	OHX	1	3494	7/7	0.99	0.17	-1.83	66,66,66,66	7
86	OHX	2	2008	7/7	0.97	0.15	-1.87	83,83,83,83	7
86	OHX	6	1941	7/7	0.98	0.14	-1.99	79,79,79,79	7
86	OHX	5	3708	7/7	0.94	0.20	-1.99	43,43,43,43	7
87	MG	2	2138	1/1	0.75	0.14	-2.01	76,76,76,76	0
86	OHX	m0	301	7/7	0.98	0.13	-2.04	86,86,86,86	7
86	OHX	5	3707	7/7	0.96	0.16	-2.06	46,46,46,46	7
87	MG	n3	204	1/1	0.94	0.14	-2.06	42,42,42,42	0
87	MG	n8	202	1/1	0.82	0.17	-2.06	51,51,51,51	0
87	MG	2	2143	1/1	0.91	0.08	-2.07	91,91,91,91	0
86	OHX	6	2091	7/7	0.96	0.15	-2.13	96,96,96,96	7
87	MG	O7	105	1/1	0.95	0.10	-2.13	51,51,51,51	0
86	OHX	6	1994	7/7	0.97	0.13	-2.14	76,76,76,76	7
86	OHX	5	3640	7/7	0.97	0.14	-2.16	73,73,73,73	7
86	OHX	2	2082	7/7	0.94	0.08	-2.24	137,137,137,137	7
87	MG	5	4205	1/1	0.94	0.11	-2.26	60,60,60,60	0
86	OHX	1	3491	7/7	0.98	0.12	-2.29	118,118,118,118	7
87	MG	2	2165	1/1	0.82	0.18	-2.30	98,98,98,98	0
86	OHX	5	3592	7/7	0.99	0.12	-2.31	63,63,63,63	7
86	OHX	c5	201	7/7	0.92	0.20	-2.34	118,118,118,118	7
86	OHX	6	1907	7/7	0.98	0.14	-2.34	76,76,76,76	0
86	OHX	5	3671	7/7	0.94	0.19	-2.47	56,56,56,56	7
86	OHX	1	3450	7/7	0.99	0.17	-2.48	46,46,46,46	7
88	ZN	e1	501	1/1	0.91	0.04	-2.50	163,163,163,163	0
87	MG	6	2298	1/1	0.98	0.12	-2.51	86,86,86,86	0
86	OHX	1	3540	7/7	0.98	0.10	-2.52	128,128,128,128	7
86	OHX	1	3590	7/7	0.98	0.12	-2.53	91,91,91,91	7
87	MG	6	2190	1/1	0.99	0.16	-2.68	44,44,44,44	0
86	OHX	2	1990	7/7	0.97	0.13	-2.70	111,111,111,111	7

*Continued on next page...*

*Continued from previous page...*

Mol	Type	Chain	Res	Atoms	RSCC	RSR	LLDF	B-factors( $\text{\AA}^2$ )	Q<0.9
86	OHX	5	3456	7/7	0.98	0.14	-2.70	115,115,115,115	0
86	OHX	1	3537	7/7	0.97	0.12	-2.71	112,112,112,112	7
87	MG	1	4311	1/1	0.97	0.12	-2.76	57,57,57,57	1
87	MG	1	3847	1/1	0.98	0.10	-2.88	49,49,49,49	0
86	OHX	1	3562	7/7	0.99	0.15	-2.91	71,71,71,71	7
86	OHX	2	2064	7/7	0.93	0.08	-2.98	130,130,130,130	7
87	MG	6	2289	1/1	0.91	0.14	-3.03	57,57,57,57	0
87	MG	6	2201	1/1	0.83	0.09	-3.06	83,83,83,83	0
86	OHX	2	1982	7/7	0.98	0.11	-3.12	100,100,100,100	7
86	OHX	6	1970	7/7	0.97	0.13	-3.13	88,88,88,88	7
86	OHX	1	3600	7/7	0.98	0.14	-3.16	68,68,68,68	7
87	MG	5	3826	1/1	0.95	0.14	-3.17	35,35,35,35	0
86	OHX	6	1996	7/7	0.96	0.13	-3.18	90,90,90,90	7
86	OHX	2	1937	7/7	0.97	0.15	-3.40	94,94,94,94	7
87	MG	5	4192	1/1	0.94	0.13	-3.51	36,36,36,36	0
87	MG	1	4326	1/1	0.96	0.14	-3.53	42,42,42,42	0
86	OHX	1	3602	7/7	0.95	0.09	-3.69	152,152,152,152	7
87	MG	1	3846	1/1	0.93	0.18	-3.89	35,35,35,35	0
87	MG	1	3930	1/1	0.96	0.13	-4.10	41,41,41,41	0
87	MG	5	3889	1/1	0.91	0.08	-4.19	111,111,111,111	0
87	MG	5	4441	1/1	0.99	0.14	-4.49	33,33,33,33	0
87	MG	M7	210	1/1	0.98	0.13	-4.99	45,45,45,45	1
87	MG	5	4034	1/1	0.96	0.09	-5.06	45,45,45,45	0
86	OHX	2	1975	7/7	0.99	0.11	-5.12	112,112,112,112	7
86	OHX	1	3651	7/7	0.93	0.07	-5.13	199,199,199,199	7
87	MG	1	4097	1/1	0.97	0.19	-5.22	42,42,42,42	0
87	MG	5	4032	1/1	0.95	0.12	-6.03	49,49,49,49	0
87	MG	1	4168	1/1	0.97	0.15	-6.21	35,35,35,35	1
87	MG	1	4423	1/1	0.92	0.16	-6.71	40,40,40,40	1
86	OHX	8	221	7/7	0.99	0.16	-	74,74,74,74	7
86	OHX	2	1983	7/7	0.97	0.27	-	70,70,70,70	7
87	MG	1	4290	1/1	0.96	0.28	-	40,40,40,40	1
86	OHX	5	3737	7/7	0.90	0.25	-	73,73,73,73	7
87	MG	1	4175	1/1	0.90	0.77	-	46,46,46,46	0
87	MG	1	4459	1/1	0.70	0.35	-	46,46,46,46	1
87	MG	5	3895	1/1	0.96	0.14	-	59,59,59,59	0
87	MG	1	4276	1/1	0.93	0.62	-	37,37,37,37	0
87	MG	6	2160	1/1	0.96	0.42	-	59,59,59,59	0
87	MG	1	4403	1/1	0.96	0.35	-	65,65,65,65	0
87	MG	1	4337	1/1	0.97	0.34	-	42,42,42,42	0
86	OHX	5	3816	7/7	0.97	0.29	-	43,43,43,43	7
87	MG	6	2274	1/1	0.59	0.60	-	42,42,42,42	1

*Continued on next page...*

*Continued from previous page...*

Mol	Type	Chain	Res	Atoms	RSCC	RSR	LLDF	B-factors( $\text{\AA}^2$ )	Q<0.9
87	MG	3	214	1/1	0.76	0.34	-	46,46,46,46	0
87	MG	1	4263	1/1	0.95	0.20	-	45,45,45,45	1
87	MG	5	4095	1/1	0.93	0.77	-	60,60,60,60	0
86	OHX	5	3775	7/7	0.95	0.24	-	59,59,59,59	7
86	OHX	1	3510	7/7	0.97	0.27	-	93,93,93,93	7
87	MG	2	2096	1/1	0.87	0.44	-	61,61,61,61	0
87	MG	1	4227	1/1	0.68	0.88	-	45,45,45,45	0
87	MG	2	2201	1/1	0.60	0.51	-	61,61,61,61	0
87	MG	5	3962	1/1	0.90	0.55	-	44,44,44,44	0
87	MG	7	233	1/1	0.93	0.17	-	52,52,52,52	0
87	MG	5	3973	1/1	0.96	0.49	-	34,34,34,34	0
87	MG	1	4419	1/1	0.95	0.45	-	34,34,34,34	1
87	MG	1	4251	1/1	0.90	0.39	-	45,45,45,45	1
86	OHX	1	3714	7/7	0.96	0.29	-	45,45,45,45	7
87	MG	1	3833	1/1	0.97	0.21	-	84,84,84,84	0
87	MG	1	4136	1/1	0.90	0.63	-	58,58,58,58	0
87	MG	5	4064	1/1	0.95	0.22	-	64,64,64,64	0
87	MG	1	3956	1/1	0.94	0.55	-	40,40,40,40	0
87	MG	5	4544	1/1	0.84	0.76	-	37,37,37,37	0
86	OHX	5	3577	7/7	0.91	0.34	-	53,53,53,53	7
86	OHX	8	207	7/7	0.98	0.14	-	74,74,74,74	7
86	OHX	5	3704	7/7	0.94	0.30	-	67,67,67,67	7
86	OHX	5	3665	7/7	0.96	0.48	-	47,47,47,47	7
87	MG	S1	301	1/1	1.00	0.13	-	105,105,105,105	0
87	MG	5	4122	1/1	0.97	0.21	-	48,48,48,48	1
87	MG	2	2153	1/1	0.98	0.23	-	72,72,72,72	0
87	MG	1	3961	1/1	0.94	0.57	-	37,37,37,37	0
87	MG	1	4023	1/1	0.92	0.32	-	45,45,45,45	0
87	MG	8	228	1/1	0.92	0.31	-	46,46,46,46	1
87	MG	5	4307	1/1	0.99	0.23	-	41,41,41,41	1
86	OHX	1	3681	7/7	0.93	0.49	-	56,56,56,56	7
87	MG	19	204	1/1	0.87	0.33	-	41,41,41,41	1
86	OHX	5	3524	7/7	0.98	0.17	-	88,88,88,88	7
87	MG	5	4126	1/1	0.90	0.18	-	55,55,55,55	0
87	MG	6	2147	1/1	0.95	0.43	-	58,58,58,58	0
87	MG	6	2284	1/1	0.81	0.35	-	59,59,59,59	0
87	MG	6	2305	1/1	0.65	0.78	-	98,98,98,98	0
87	MG	1	3863	1/1	0.96	0.36	-	38,38,38,38	0
87	MG	5	4193	1/1	0.95	0.88	-	39,39,39,39	1
87	MG	1	4255	1/1	0.94	0.98	-	48,48,48,48	0
87	MG	1	3864	1/1	0.93	0.60	-	55,55,55,55	0
87	MG	5	4320	1/1	0.95	0.38	-	35,35,35,35	1

*Continued on next page...*

*Continued from previous page...*

Mol	Type	Chain	Res	Atoms	RSCC	RSR	LLDF	B-factors( $\text{\AA}^2$ )	Q<0.9
87	MG	5	4207	1/1	0.94	0.43	-	62,62,62,62	0
87	MG	1	4042	1/1	0.83	0.21	-	50,50,50,50	0
86	OHX	1	3726	7/7	0.95	0.22	-	54,54,54,54	7
87	MG	6	2177	1/1	0.96	0.29	-	80,80,80,80	0
86	OHX	2	1954	7/7	0.94	0.26	-	88,88,88,88	7
87	MG	5	4455	1/1	0.77	0.50	-	37,37,37,37	1
87	MG	5	4530	1/1	0.88	0.35	-	43,43,43,43	0
87	MG	6	2152	1/1	0.90	0.45	-	50,50,50,50	0
87	MG	5	4374	1/1	0.93	0.27	-	45,45,45,45	1
87	MG	7	236	1/1	0.89	0.12	-	44,44,44,44	0
87	MG	c9	202	1/1	0.59	0.34	-	80,80,80,80	0
87	MG	2	2249	1/1	0.73	0.63	-	97,97,97,97	0
87	MG	6	2271	1/1	0.80	0.36	-	42,42,42,42	0
86	OHX	1	3713	7/7	0.97	0.30	-	58,58,58,58	7
87	MG	6	2189	1/1	0.85	0.45	-	47,47,47,47	0
86	OHX	5	3498	7/7	0.98	0.17	-	66,66,66,66	7
87	MG	5	4325	1/1	0.96	0.17	-	74,74,74,74	0
86	OHX	5	3567	7/7	0.99	0.27	-	39,39,39,39	7
87	MG	1	3905	1/1	0.97	0.20	-	48,48,48,48	0
87	MG	1	4347	1/1	0.69	0.57	-	41,41,41,41	1
87	MG	1	4057	1/1	0.92	0.51	-	38,38,38,38	0
87	MG	1	4238	1/1	0.89	0.29	-	46,46,46,46	0
87	MG	1	4239	1/1	0.91	0.21	-	45,45,45,45	0
87	MG	1	4336	1/1	0.92	0.42	-	43,43,43,43	0
87	MG	2	2216	1/1	0.64	0.28	-	69,69,69,69	0
87	MG	5	4152	1/1	0.97	0.35	-	40,40,40,40	0
86	OHX	1	3560	7/7	0.92	0.46	-	72,72,72,72	7
87	MG	5	4296	1/1	0.98	0.28	-	48,48,48,48	1
87	MG	1	3883	1/1	0.88	0.41	-	48,48,48,48	0
87	MG	1	4096	1/1	0.92	0.59	-	76,76,76,76	0
89	C	1	3402	20/21	0.83	0.30	-	50,107,109,109	0
86	OHX	5	3646	7/7	0.97	0.35	-	52,52,52,52	7
86	OHX	5	3750	7/7	0.86	0.14	-	131,131,131,131	7
86	OHX	5	3585	7/7	0.97	0.53	-	44,44,44,44	7
86	OHX	1	3571	7/7	0.97	0.25	-	64,64,64,64	7
87	MG	5	4497	1/1	0.98	0.22	-	41,41,41,41	1
86	OHX	5	3769	7/7	0.83	0.54	-	78,78,78,78	7
87	MG	5	3944	1/1	0.99	0.47	-	32,32,32,32	0
86	OHX	1	3440	7/7	0.99	0.14	-	75,75,75,75	7
87	MG	7	217	1/1	0.88	0.64	-	43,43,43,43	0
87	MG	d9	104	1/1	0.81	0.19	-	109,109,109,109	0
86	OHX	5	3536	7/7	0.95	0.39	-	53,53,53,53	7

*Continued on next page...*

*Continued from previous page...*

Mol	Type	Chain	Res	Atoms	RSCC	RSR	LLDF	B-factors( $\text{\AA}^2$ )	Q<0.9
86	OHX	1	3658	7/7	0.97	0.24	-	49,49,49,49	7
87	MG	5	3873	1/1	0.92	0.52	-	45,45,45,45	0
87	MG	1	3844	1/1	0.90	0.71	-	39,39,39,39	0
87	MG	o3	205	1/1	0.93	0.72	-	35,35,35,35	1
87	MG	5	4125	1/1	0.93	0.36	-	38,38,38,38	0
86	OHX	6	1957	7/7	0.98	0.18	-	63,63,63,63	7
87	MG	1	4169	1/1	0.73	0.46	-	72,72,72,72	0
87	MG	5	4144	1/1	0.96	0.23	-	44,44,44,44	0
87	MG	5	4444	1/1	0.95	0.58	-	39,39,39,39	0
87	MG	m7	203	1/1	0.94	0.37	-	33,33,33,33	0
87	MG	5	4317	1/1	0.86	0.18	-	102,102,102,102	0
87	MG	5	4184	1/1	0.98	0.38	-	40,40,40,40	1
87	MG	5	4421	1/1	0.87	0.17	-	46,46,46,46	0
87	MG	5	4109	1/1	0.90	0.35	-	40,40,40,40	0
87	MG	1	3968	1/1	0.90	0.29	-	43,43,43,43	0
86	OHX	1	3606	7/7	0.95	0.26	-	68,68,68,68	7
86	OHX	5	3576	7/7	0.99	0.16	-	56,56,56,56	7
87	MG	6	2243	1/1	0.96	0.39	-	68,68,68,68	0
87	MG	5	4087	1/1	0.76	0.48	-	36,36,36,36	0
87	MG	5	4281	1/1	0.76	0.54	-	44,44,44,44	1
87	MG	3	215	1/1	0.97	0.40	-	51,51,51,51	0
87	MG	5	4496	1/1	0.97	0.13	-	57,57,57,57	0
87	MG	6	2237	1/1	0.87	0.25	-	55,55,55,55	0
86	OHX	5	3762	7/7	0.70	0.44	-	53,53,53,53	7
87	MG	M7	211	1/1	0.68	0.22	-	75,75,75,75	0
87	MG	1	4486	1/1	0.77	0.23	-	53,53,53,53	0
86	OHX	2	1929	7/7	0.98	0.28	-	66,66,66,66	7
87	MG	1	4491	1/1	0.95	0.14	-	36,36,36,36	0
87	MG	5	4433	1/1	0.96	0.66	-	45,45,45,45	1
87	MG	5	3827	1/1	0.90	0.71	-	46,46,46,46	0
87	MG	5	4460	1/1	1.00	0.30	-	62,62,62,62	0
87	MG	6	2276	1/1	0.94	0.52	-	40,40,40,40	0
87	MG	6	2105	1/1	0.97	0.38	-	49,49,49,49	0
86	OHX	2	1955	7/7	0.96	0.18	-	91,91,91,91	7
86	OHX	C3	201	7/7	0.93	0.33	-	99,99,99,99	7
87	MG	1	3988	1/1	0.86	0.26	-	42,42,42,42	0
87	MG	1	4466	1/1	0.82	0.51	-	43,43,43,43	0
87	MG	1	4327	1/1	0.93	0.45	-	51,51,51,51	0
87	MG	5	4223	1/1	0.78	0.26	-	53,53,53,53	0
87	MG	1	4247	1/1	0.92	0.90	-	44,44,44,44	1
87	MG	5	4274	1/1	0.95	0.33	-	46,46,46,46	0
87	MG	6	2186	1/1	0.97	0.32	-	53,53,53,53	0

*Continued on next page...*

*Continued from previous page...*

Mol	Type	Chain	Res	Atoms	RSCC	RSR	LLDF	B-factors( $\text{\AA}^2$ )	Q<0.9
87	MG	1	3875	1/1	0.96	0.62	-	35,35,35,35	0
87	MG	1	4052	1/1	0.82	0.41	-	49,49,49,49	0
87	MG	7	224	1/1	0.93	0.38	-	55,55,55,55	0
87	MG	1	4373	1/1	0.90	0.33	-	69,69,69,69	0
87	MG	5	3907	1/1	0.90	0.69	-	28,28,28,28	0
87	MG	1	4053	1/1	0.98	0.23	-	44,44,44,44	0
87	MG	7	216	1/1	0.99	0.33	-	53,53,53,53	0
87	MG	6	2214	1/1	0.85	0.57	-	79,79,79,79	0
87	MG	6	2132	1/1	0.88	0.35	-	69,69,69,69	0
87	MG	5	4082	1/1	0.76	0.19	-	62,62,62,62	0
87	MG	1	3960	1/1	0.91	0.61	-	43,43,43,43	0
87	MG	5	4431	1/1	0.98	0.39	-	44,44,44,44	1
86	OHX	6	2051	7/7	0.90	0.36	-	82,82,82,82	7
87	MG	5	4383	1/1	0.91	0.27	-	53,53,53,53	0
86	OHX	2	2039	7/7	0.93	0.18	-	103,103,103,103	7
87	MG	5	4366	1/1	0.93	0.49	-	41,41,41,41	0
87	MG	6	2113	1/1	0.79	0.18	-	75,75,75,75	0
87	MG	5	3976	1/1	0.95	0.40	-	41,41,41,41	0
86	OHX	5	3599	7/7	0.98	0.15	-	56,56,56,56	7
86	OHX	2	1906	7/7	0.99	0.17	-	82,82,82,82	7
87	MG	5	3897	1/1	0.99	0.28	-	52,52,52,52	0
86	OHX	1	3481	7/7	0.98	0.23	-	88,88,88,88	7
87	MG	d5	201	1/1	0.05	0.31	-	124,124,124,124	0
87	MG	17	304	1/1	0.92	0.14	-	49,49,49,49	1
86	OHX	2	1928	7/7	0.98	0.27	-	75,75,75,75	7
87	MG	1	3842	1/1	0.95	0.63	-	45,45,45,45	0
87	MG	5	3865	1/1	0.88	0.52	-	44,44,44,44	0
86	OHX	8	214	7/7	0.95	0.18	-	100,100,100,100	7
87	MG	6	2322	1/1	0.99	0.20	-	62,62,62,62	0
87	MG	5	4546	1/1	0.98	0.35	-	34,34,34,34	1
87	MG	6	2263	1/1	0.92	0.77	-	40,40,40,40	0
87	MG	2	2231	1/1	0.94	0.30	-	82,82,82,82	0
87	MG	5	3850	1/1	0.78	0.37	-	65,65,65,65	0
87	MG	L8	301	1/1	0.87	0.54	-	82,82,82,82	0
86	OHX	2	2017	7/7	0.97	0.13	-	108,108,108,108	7
87	MG	5	4378	1/1	0.91	0.20	-	55,55,55,55	0
86	OHX	1	3616	7/7	0.96	0.29	-	60,60,60,60	7
87	MG	5	4151	1/1	0.89	0.39	-	52,52,52,52	0
86	OHX	8	215	7/7	0.94	0.51	-	48,48,48,48	7
87	MG	6	2178	1/1	0.87	0.32	-	54,54,54,54	0
87	MG	5	4466	1/1	0.91	0.33	-	39,39,39,39	0
87	MG	1	3949	1/1	0.96	0.46	-	31,31,31,31	0

*Continued on next page...*

*Continued from previous page...*

Mol	Type	Chain	Res	Atoms	RSCC	RSR	LLDF	B-factors( $\text{\AA}^2$ )	Q<0.9
87	MG	1	4003	1/1	0.91	0.46	-	44,44,44,44	0
87	MG	5	4445	1/1	0.97	0.36	-	32,32,32,32	1
86	OHX	1	3777	7/7	0.90	0.31	-	68,68,68,68	7
87	MG	15	306	1/1	0.71	0.31	-	54,54,54,54	0
86	OHX	5	3553	7/7	0.98	0.14	-	84,84,84,84	7
87	MG	5	3854	1/1	0.70	0.50	-	72,72,72,72	0
89	C	5	3402	20/21	0.87	0.28	-	43,100,102,102	0
87	MG	5	4119	1/1	0.93	0.33	-	61,61,61,61	0
87	MG	5	3885	1/1	0.86	0.34	-	58,58,58,58	0
87	MG	1	4322	1/1	0.71	0.35	-	65,65,65,65	0
86	OHX	5	3601	7/7	0.96	0.18	-	89,89,89,89	7
86	OHX	5	3469	7/7	0.99	0.23	-	49,49,49,49	7
87	MG	5	3910	1/1	0.76	0.18	-	88,88,88,88	0
87	MG	5	4180	1/1	0.87	0.32	-	51,51,51,51	0
87	MG	5	3918	1/1	0.90	0.58	-	50,50,50,50	0
87	MG	5	3917	1/1	0.87	0.21	-	39,39,39,39	0
86	OHX	6	2065	7/7	0.89	0.17	-	129,129,129,129	7
87	MG	1	4320	1/1	0.89	0.68	-	36,36,36,36	1
87	MG	5	4219	1/1	0.88	0.54	-	39,39,39,39	0
87	MG	5	4090	1/1	0.79	0.13	-	52,52,52,52	0
87	MG	1	3903	1/1	0.91	0.49	-	51,51,51,51	0
87	MG	5	3995	1/1	0.98	0.64	-	34,34,34,34	0
87	MG	1	4069	1/1	0.92	0.16	-	56,56,56,56	0
87	MG	1	3843	1/1	0.98	0.51	-	43,43,43,43	0
87	MG	1	4456	1/1	0.95	0.64	-	56,56,56,56	1
86	OHX	3	210	7/7	0.94	0.26	-	53,53,53,53	7
87	MG	5	3904	1/1	0.90	0.34	-	44,44,44,44	0
87	MG	1	4099	1/1	0.92	0.20	-	59,59,59,59	0
86	OHX	2	2022	7/7	0.93	0.25	-	66,66,66,66	7
87	MG	1	4484	1/1	0.60	0.73	-	49,49,49,49	1
87	MG	L3	408	1/1	0.96	0.81	-	53,53,53,53	1
87	MG	1	4067	1/1	0.73	0.46	-	71,71,71,71	0
86	OHX	1	3607	7/7	0.95	0.19	-	55,55,55,55	7
87	MG	6	2253	1/1	0.92	0.46	-	47,47,47,47	0
87	MG	5	4523	1/1	0.91	0.26	-	43,43,43,43	1
87	MG	5	4043	1/1	0.86	0.38	-	37,37,37,37	0
86	OHX	5	3570	7/7	0.97	0.12	-	98,98,98,98	7
87	MG	1	3895	1/1	0.86	0.51	-	44,44,44,44	0
87	MG	1	4500	1/1	0.91	0.13	-	49,49,49,49	0
87	MG	8	230	1/1	0.90	0.19	-	72,72,72,72	0
86	OHX	1	3665	7/7	0.96	0.36	-	59,59,59,59	7
87	MG	5	4382	1/1	0.94	0.53	-	47,47,47,47	0

*Continued on next page...*



*Continued from previous page...*

Mol	Type	Chain	Res	Atoms	RSCC	RSR	LLDF	B-factors( $\text{\AA}^2$ )	Q<0.9
86	OHX	1	3634	7/7	0.96	0.08	-	121,121,121,121	7
86	OHX	5	3513	7/7	0.97	0.10	-	107,107,107,107	7
87	MG	1	3834	1/1	0.77	0.62	-	71,71,71,71	0
87	MG	5	4301	1/1	0.89	0.38	-	37,37,37,37	0
87	MG	5	4526	1/1	0.97	0.28	-	51,51,51,51	1
87	MG	M1	201	1/1	0.49	0.28	-	73,73,73,73	0
87	MG	5	4398	1/1	0.98	0.25	-	38,38,38,38	1
87	MG	D6	102	1/1	0.93	0.79	-	77,77,77,77	0
87	MG	5	4020	1/1	0.93	0.50	-	30,30,30,30	0
87	MG	O2	201	1/1	0.94	0.44	-	30,30,30,30	0
86	OHX	1	3693	7/7	0.96	0.32	-	81,81,81,81	7
86	OHX	1	3699	7/7	0.92	0.24	-	44,44,44,44	7
86	OHX	1	3515	7/7	0.98	0.21	-	98,98,98,98	7
86	OHX	1	3563	7/7	0.98	0.30	-	50,50,50,50	7
87	MG	1	4188	1/1	0.91	0.31	-	47,47,47,47	0
87	MG	5	4340	1/1	0.96	0.56	-	34,34,34,34	0
87	MG	5	4364	1/1	0.99	0.17	-	35,35,35,35	1
87	MG	1	4237	1/1	0.93	0.41	-	54,54,54,54	0
87	MG	6	2109	1/1	0.94	0.35	-	47,47,47,47	0
87	MG	5	4267	1/1	0.88	0.37	-	38,38,38,38	0
86	OHX	2	2034	7/7	0.83	0.41	-	86,86,86,86	7
87	MG	5	4408	1/1	0.56	0.57	-	57,57,57,57	0
87	MG	2	2229	1/1	0.95	0.14	-	84,84,84,84	0
87	MG	1	3927	1/1	0.96	0.87	-	40,40,40,40	0
86	OHX	6	2076	7/7	0.79	0.40	-	74,74,74,74	7
86	OHX	6	2058	7/7	0.94	0.18	-	148,148,148,148	7
87	MG	6	2304	1/1	0.62	0.37	-	52,52,52,52	1
87	MG	5	3821	1/1	0.92	0.58	-	54,54,54,54	0
86	OHX	5	3461	7/7	0.97	0.32	-	72,72,72,72	7
87	MG	1	4051	1/1	0.97	0.30	-	41,41,41,41	0
87	MG	1	4448	1/1	0.96	0.29	-	37,37,37,37	1
87	MG	M0	309	1/1	0.65	0.48	-	46,46,46,46	1
91	PRO	1	3404	7/8	0.85	0.29	-	75,75,75,75	0
87	MG	1	4108	1/1	0.92	0.35	-	56,56,56,56	0
87	MG	5	3994	1/1	0.99	0.64	-	21,21,21,21	0
87	MG	2	2094	1/1	0.90	0.50	-	62,62,62,62	0
87	MG	1	4180	1/1	0.79	0.27	-	58,58,58,58	0
87	MG	1	4482	1/1	0.90	0.48	-	46,46,46,46	0
87	MG	l3	409	1/1	0.87	0.43	-	41,41,41,41	1
86	OHX	6	2025	7/7	0.91	0.17	-	113,113,113,113	7
87	MG	6	2168	1/1	0.76	0.33	-	59,59,59,59	0
87	MG	1	4141	1/1	0.82	0.27	-	51,51,51,51	0

*Continued on next page...*

*Continued from previous page...*

Mol	Type	Chain	Res	Atoms	RSCC	RSR	LLDF	B-factors( $\text{\AA}^2$ )	Q<0.9
87	MG	1	4264	1/1	0.85	0.53	-	53,53,53,53	0
86	OHX	6	2089	7/7	0.84	0.30	-	74,74,74,74	7
87	MG	1	4305	1/1	0.91	0.38	-	59,59,59,59	0
87	MG	2	2189	1/1	0.94	0.23	-	94,94,94,94	0
86	OHX	1	3636	7/7	0.96	0.26	-	75,75,75,75	7
87	MG	1	4463	1/1	0.99	0.26	-	51,51,51,51	0
87	MG	6	2290	1/1	0.84	0.29	-	52,52,52,52	0
87	MG	1	4455	1/1	0.94	0.40	-	43,43,43,43	0
87	MG	5	3875	1/1	0.98	0.49	-	31,31,31,31	0
87	MG	7	237	1/1	0.72	0.36	-	53,53,53,53	1
87	MG	1	4249	1/1	0.96	0.16	-	54,54,54,54	0
87	MG	1	4301	1/1	0.83	0.68	-	52,52,52,52	0
87	MG	5	4545	1/1	0.83	0.42	-	34,34,34,34	1
86	OHX	2	1934	7/7	0.98	0.19	-	103,103,103,103	7
86	OHX	1	3446	7/7	0.98	0.22	-	65,65,65,65	7
86	OHX	5	3800	7/7	0.92	0.21	-	87,87,87,87	7
86	OHX	5	3644	7/7	0.94	0.32	-	47,47,47,47	7
87	MG	1	3995	1/1	0.96	0.72	-	36,36,36,36	0
87	MG	1	4223	1/1	0.99	0.24	-	37,37,37,37	1
87	MG	5	3878	1/1	0.96	0.58	-	54,54,54,54	0
87	MG	1	4205	1/1	0.99	0.20	-	52,52,52,52	1
87	MG	5	4318	1/1	0.81	0.30	-	64,64,64,64	0
86	OHX	6	2048	7/7	0.94	0.29	-	51,51,51,51	7
87	MG	2	2171	1/1	0.89	0.37	-	90,90,90,90	0
87	MG	5	4521	1/1	0.88	0.57	-	59,59,59,59	0
87	MG	1	4293	1/1	0.55	0.22	-	127,127,127,127	0
87	MG	5	4430	1/1	0.95	0.32	-	45,45,45,45	0
87	MG	6	2233	1/1	0.90	0.47	-	83,83,83,83	0
87	MG	1	4214	1/1	0.54	0.41	-	36,36,36,36	0
86	OHX	1	3740	7/7	0.94	0.38	-	70,70,70,70	7
87	MG	5	4397	1/1	0.51	0.47	-	38,38,38,38	1
87	MG	1	3841	1/1	0.92	0.25	-	55,55,55,55	0
87	MG	5	4387	1/1	0.92	0.31	-	45,45,45,45	0
87	MG	1	4018	1/1	0.89	0.58	-	30,30,30,30	0
87	MG	s1	303	1/1	0.97	0.17	-	77,77,77,77	0
86	OHX	1	3735	7/7	0.85	0.49	-	71,71,71,71	7
87	MG	5	4464	1/1	0.76	0.38	-	66,66,66,66	0
86	OHX	6	1965	7/7	0.98	0.15	-	83,83,83,83	7
86	OHX	1	3482	7/7	0.99	0.20	-	59,59,59,59	7
87	MG	5	4262	1/1	0.75	0.48	-	39,39,39,39	0
86	OHX	5	3449	7/7	0.99	0.19	-	72,72,72,72	7
86	OHX	5	3551	7/7	0.96	0.20	-	66,66,66,66	7

*Continued on next page...*

*Continued from previous page...*

Mol	Type	Chain	Res	Atoms	RSCC	RSR	LLDF	B-factors( $\text{\AA}^2$ )	Q<0.9
87	MG	2	2203	1/1	0.77	0.14	-	85,85,85,85	0
86	OHX	2	1995	7/7	0.98	0.19	-	86,86,86,86	7
87	MG	1	4119	1/1	0.92	0.23	-	52,52,52,52	0
87	MG	5	3948	1/1	0.92	0.60	-	24,24,24,24	0
87	MG	1	3862	1/1	0.88	0.41	-	41,41,41,41	0
87	MG	1	3957	1/1	0.97	0.46	-	34,34,34,34	0
86	OHX	5	3451	7/7	0.99	0.28	-	43,43,43,43	7
86	OHX	5	3639	7/7	0.92	0.27	-	138,138,138,138	7
87	MG	1	4048	1/1	0.95	0.28	-	44,44,44,44	0
87	MG	5	3932	1/1	0.93	0.22	-	39,39,39,39	0
86	OHX	1	3766	7/7	0.90	0.23	-	59,59,59,59	7
87	MG	5	4391	1/1	0.85	0.42	-	52,52,52,52	0
87	MG	5	4003	1/1	0.98	0.62	-	27,27,27,27	0
87	MG	1	4443	1/1	0.79	0.52	-	41,41,41,41	1
87	MG	5	4056	1/1	0.94	0.40	-	40,40,40,40	0
87	MG	1	4221	1/1	0.90	0.35	-	43,43,43,43	0
87	MG	2	2212	1/1	0.90	0.75	-	86,86,86,86	0
86	OHX	1	3559	7/7	0.95	0.23	-	90,90,90,90	7
87	MG	1	4308	1/1	0.98	0.36	-	55,55,55,55	0
86	OHX	5	3479	7/7	0.97	0.22	-	79,79,79,79	7
87	MG	5	4412	1/1	0.83	0.40	-	39,39,39,39	0
86	OHX	8	220	7/7	0.87	0.28	-	77,77,77,77	7
87	MG	1	3888	1/1	0.98	0.22	-	66,66,66,66	0
86	OHX	1	3718	7/7	0.94	0.33	-	73,73,73,73	7
87	MG	5	4065	1/1	0.97	0.11	-	39,39,39,39	0
87	MG	6	2249	1/1	0.83	0.24	-	53,53,53,53	0
87	MG	5	4067	1/1	0.68	0.49	-	54,54,54,54	0
87	MG	6	2288	1/1	0.98	0.14	-	65,65,65,65	0
87	MG	2	2162	1/1	0.77	0.69	-	85,85,85,85	0
87	MG	5	4253	1/1	0.89	0.35	-	44,44,44,44	0
87	MG	6	2300	1/1	0.49	0.31	-	82,82,82,82	0
87	MG	5	4194	1/1	0.95	0.34	-	39,39,39,39	0
86	OHX	1	3676	7/7	0.93	0.22	-	71,71,71,71	7
86	OHX	5	3736	7/7	0.95	0.18	-	93,93,93,93	7
87	MG	8	233	1/1	0.83	0.13	-	88,88,88,88	0
87	MG	5	4450	1/1	0.99	0.21	-	44,44,44,44	0
86	OHX	5	3781	7/7	0.88	0.26	-	53,53,53,53	7
87	MG	6	2171	1/1	0.95	0.22	-	79,79,79,79	0
86	OHX	5	3548	7/7	0.97	0.30	-	48,48,48,48	7
87	MG	5	4084	1/1	0.96	0.23	-	41,41,41,41	0
87	MG	5	3845	1/1	0.89	0.30	-	46,46,46,46	0
87	MG	5	4484	1/1	0.88	0.28	-	39,39,39,39	1

*Continued on next page...*

*Continued from previous page...*

Mol	Type	Chain	Res	Atoms	RSCC	RSR	LLDF	B-factors( $\text{\AA}^2$ )	Q<0.9
87	MG	6	2254	1/1	0.98	0.21	-	53,53,53,53	0
87	MG	L3	407	1/1	0.91	0.32	-	51,51,51,51	1
87	MG	2	2106	1/1	0.97	0.24	-	60,60,60,60	0
87	MG	5	4004	1/1	0.97	0.59	-	42,42,42,42	0
87	MG	6	2269	1/1	0.97	0.12	-	89,89,89,89	0
86	OHX	1	3640	7/7	0.98	0.32	-	83,83,83,83	7
86	OHX	6	2021	7/7	0.97	0.23	-	53,53,53,53	7
87	MG	1	3878	1/1	0.92	0.56	-	46,46,46,46	0
86	OHX	5	3759	7/7	0.88	0.13	-	110,110,110,110	7
87	MG	5	4304	1/1	0.86	0.14	-	70,70,70,70	0
87	MG	1	4407	1/1	1.00	0.11	-	47,47,47,47	1
87	MG	1	4274	1/1	0.86	0.86	-	43,43,43,43	1
87	MG	2	2113	1/1	0.70	0.62	-	68,68,68,68	0
86	OHX	6	2063	7/7	0.90	0.54	-	77,77,77,77	7
87	MG	5	3906	1/1	0.96	0.53	-	48,48,48,48	0
87	MG	5	4093	1/1	0.95	0.79	-	34,34,34,34	0
87	MG	1	4217	1/1	0.62	0.98	-	39,39,39,39	1
87	MG	5	4077	1/1	0.94	0.26	-	34,34,34,34	0
87	MG	1	4150	1/1	0.79	0.22	-	73,73,73,73	0
87	MG	5	4298	1/1	0.93	0.13	-	106,106,106,106	0
86	OHX	6	2005	7/7	0.95	0.21	-	80,80,80,80	7
87	MG	5	4155	1/1	0.66	0.29	-	80,80,80,80	0
86	OHX	4	215	7/7	0.92	0.23	-	74,74,74,74	7
87	MG	1	4254	1/1	0.98	0.30	-	51,51,51,51	0
87	MG	2	2223	1/1	0.88	0.40	-	69,69,69,69	0
87	MG	5	3870	1/1	0.97	0.49	-	34,34,34,34	0
87	MG	5	4500	1/1	0.89	0.22	-	54,54,54,54	0
87	MG	1	3852	1/1	0.95	0.70	-	30,30,30,30	0
86	OHX	1	3792	7/7	0.95	0.16	-	147,147,147,147	7
86	OHX	2	2024	7/7	0.90	0.28	-	91,91,91,91	7
87	MG	1	4429	1/1	0.96	0.42	-	49,49,49,49	1
87	MG	1	4493	1/1	0.86	0.25	-	46,46,46,46	0
86	OHX	6	2042	7/7	0.91	0.48	-	54,54,54,54	7
87	MG	1	4375	1/1	0.94	0.57	-	43,43,43,43	1
87	MG	5	4334	1/1	0.98	0.41	-	37,37,37,37	0
87	MG	5	4050	1/1	0.76	0.53	-	42,42,42,42	0
87	MG	5	4201	1/1	0.94	0.19	-	43,43,43,43	0
86	OHX	5	3604	7/7	0.94	0.27	-	70,70,70,70	7
87	MG	5	4356	1/1	0.98	0.69	-	45,45,45,45	0
87	MG	5	4185	1/1	0.89	0.22	-	50,50,50,50	0
87	MG	5	4240	1/1	0.92	0.38	-	37,37,37,37	1
87	MG	6	2234	1/1	0.83	0.22	-	79,79,79,79	0

*Continued on next page...*

*Continued from previous page...*

Mol	Type	Chain	Res	Atoms	RSCC	RSR	LLDF	B-factors( $\text{\AA}^2$ )	Q<0.9
87	MG	6	2187	1/1	0.92	0.29	-	77,77,77,77	0
87	MG	5	4222	1/1	0.72	0.42	-	49,49,49,49	0
86	OHX	5	3726	7/7	0.90	0.23	-	62,62,62,62	7
87	MG	5	4393	1/1	0.93	0.42	-	34,34,34,34	0
87	MG	5	3923	1/1	0.89	0.23	-	35,35,35,35	0
86	OHX	1	3612	7/7	0.97	0.34	-	46,46,46,46	7
87	MG	m5	504	1/1	0.93	0.15	-	45,45,45,45	0
87	MG	2	2251	1/1	0.87	0.44	-	59,59,59,59	1
87	MG	1	4131	1/1	0.93	0.24	-	63,63,63,63	0
87	MG	5	4570	1/1	0.90	0.44	-	50,50,50,50	0
87	MG	5	4190	1/1	0.90	0.41	-	44,44,44,44	1
86	OHX	5	3696	7/7	0.94	0.27	-	49,49,49,49	7
87	MG	1	4344	1/1	0.95	0.22	-	40,40,40,40	0
87	MG	5	4062	1/1	0.91	0.45	-	39,39,39,39	0
87	MG	1	3880	1/1	0.93	0.24	-	49,49,49,49	0
86	OHX	1	3767	7/7	0.90	0.28	-	45,45,45,45	7
86	OHX	1	3765	7/7	0.96	0.20	-	93,93,93,93	7
87	MG	2	2160	1/1	0.93	0.29	-	67,67,67,67	0
87	MG	2	2225	1/1	0.62	0.52	-	58,58,58,58	1
86	OHX	5	3629	7/7	0.81	0.49	-	67,67,67,67	7
87	MG	1	3825	1/1	0.91	0.50	-	38,38,38,38	0
87	MG	L3	405	1/1	0.96	0.25	-	42,42,42,42	0
87	MG	6	2117	1/1	0.93	0.38	-	61,61,61,61	0
87	MG	5	4386	1/1	0.84	0.42	-	37,37,37,37	1
87	MG	1	3855	1/1	0.97	0.39	-	32,32,32,32	0
87	MG	5	4147	1/1	0.98	0.51	-	36,36,36,36	0
86	OHX	6	2079	7/7	0.89	0.31	-	60,60,60,60	7
87	MG	1	4240	1/1	0.88	0.27	-	46,46,46,46	0
87	MG	1	3948	1/1	0.96	0.18	-	34,34,34,34	0
87	MG	6	2291	1/1	0.96	0.32	-	65,65,65,65	0
87	MG	5	4518	1/1	0.90	0.80	-	41,41,41,41	0
86	OHX	6	1938	7/7	0.96	0.19	-	69,69,69,69	7
87	MG	1	4300	1/1	0.75	0.37	-	46,46,46,46	0
87	MG	6	2286	1/1	0.88	0.12	-	65,65,65,65	0
87	MG	1	4125	1/1	0.90	0.43	-	35,35,35,35	0
87	MG	5	4251	1/1	0.88	0.27	-	51,51,51,51	0
87	MG	1	4506	1/1	0.71	0.23	-	94,94,94,94	0
87	MG	1	3964	1/1	0.79	0.60	-	51,51,51,51	0
87	MG	5	4440	1/1	0.86	0.40	-	33,33,33,33	0
87	MG	Q2	505	1/1	0.91	0.20	-	45,45,45,45	1
87	MG	3	229	1/1	0.76	0.52	-	52,52,52,52	1
87	MG	5	4216	1/1	0.99	0.17	-	44,44,44,44	0

*Continued on next page...*

*Continued from previous page...*

Mol	Type	Chain	Res	Atoms	RSCC	RSR	LLDF	B-factors( $\text{\AA}^2$ )	Q<0.9
87	MG	1	4144	1/1	0.84	0.43	-	41,41,41,41	0
87	MG	5	4145	1/1	0.88	0.33	-	49,49,49,49	0
87	MG	N6	201	1/1	0.78	0.29	-	63,63,63,63	0
87	MG	1	3969	1/1	0.91	0.32	-	41,41,41,41	0
87	MG	1	3926	1/1	0.98	0.49	-	34,34,34,34	0
87	MG	7	220	1/1	0.87	0.21	-	58,58,58,58	0
87	MG	6	2244	1/1	0.75	0.29	-	53,53,53,53	0
86	OHX	1	3460	7/7	0.98	0.27	-	60,60,60,60	7
87	MG	6	2162	1/1	0.79	0.46	-	53,53,53,53	0
87	MG	6	2332	1/1	0.30	0.25	-	213,213,213,213	0
87	MG	5	4565	1/1	0.95	0.24	-	37,37,37,37	0
87	MG	1	4104	1/1	0.87	0.51	-	52,52,52,52	0
87	MG	L3	404	1/1	0.95	0.42	-	42,42,42,42	1
87	MG	5	4449	1/1	0.82	0.33	-	48,48,48,48	0
87	MG	2	2124	1/1	0.85	0.51	-	77,77,77,77	0
87	MG	6	2139	1/1	0.87	0.64	-	63,63,63,63	0
87	MG	6	2213	1/1	0.97	0.79	-	68,68,68,68	1
87	MG	1	4285	1/1	0.92	0.63	-	52,52,52,52	0
87	MG	6	2333	1/1	0.37	0.49	-	59,59,59,59	1
86	OHX	1	3772	7/7	0.82	0.41	-	61,61,61,61	7
86	OHX	1	3775	7/7	0.90	0.23	-	84,84,84,84	7
87	MG	M9	205	1/1	0.95	0.51	-	68,68,68,68	1
87	MG	L4	404	1/1	0.95	0.62	-	42,42,42,42	1
87	MG	5	3839	1/1	0.98	0.48	-	55,55,55,55	0
87	MG	6	2236	1/1	1.00	0.18	-	54,54,54,54	0
87	MG	1	4502	1/1	0.90	0.24	-	46,46,46,46	0
87	MG	5	4388	1/1	0.86	0.27	-	40,40,40,40	0
87	MG	D0	201	1/1	0.82	0.47	-	71,71,71,71	0
87	MG	5	4516	1/1	0.70	0.48	-	62,62,62,62	1
86	OHX	1	3706	7/7	0.96	0.69	-	60,60,60,60	7
87	MG	5	4149	1/1	0.84	0.43	-	50,50,50,50	0
86	OHX	8	217	7/7	0.90	0.24	-	82,82,82,82	7
87	MG	1	4055	1/1	0.70	0.36	-	51,51,51,51	0
87	MG	5	4130	1/1	0.81	0.37	-	35,35,35,35	1
86	OHX	1	3664	7/7	0.95	0.40	-	65,65,65,65	7
87	MG	1	4233	1/1	0.91	0.15	-	63,63,63,63	0
87	MG	5	3831	1/1	0.96	0.19	-	43,43,43,43	0
87	MG	2	2118	1/1	0.83	0.95	-	46,46,46,46	0
87	MG	O7	104	1/1	0.92	0.22	-	81,81,81,81	0
86	OHX	1	3568	7/7	0.97	0.13	-	79,79,79,79	7
86	OHX	5	3643	7/7	0.96	0.32	-	53,53,53,53	7
86	OHX	1	3782	7/7	0.92	0.48	-	55,55,55,55	7

*Continued on next page...*

*Continued from previous page...*

Mol	Type	Chain	Res	Atoms	RSCC	RSR	LLDF	B-factors( $\text{\AA}^2$ )	Q<0.9
87	MG	1	4287	1/1	0.90	0.24	-	40,40,40,40	1
87	MG	5	4555	1/1	0.82	0.21	-	53,53,53,53	0
87	MG	5	4254	1/1	0.91	0.32	-	38,38,38,38	1
86	OHX	6	1905	7/7	0.99	0.18	-	74,74,74,74	0
87	MG	1	3892	1/1	0.87	0.43	-	41,41,41,41	0
86	OHX	1	3569	7/7	0.97	0.16	-	79,79,79,79	7
87	MG	6	2146	1/1	0.98	0.49	-	37,37,37,37	0
87	MG	2	2238	1/1	0.94	0.32	-	89,89,89,89	0
87	MG	6	2217	1/1	0.92	0.63	-	66,66,66,66	0
86	OHX	2	1970	7/7	0.96	0.22	-	89,89,89,89	7
87	MG	M3	201	1/1	0.94	0.23	-	45,45,45,45	0
86	OHX	1	3565	7/7	0.98	0.32	-	84,84,84,84	7
87	MG	1	4267	1/1	0.95	0.28	-	36,36,36,36	0
86	OHX	5	3774	7/7	0.96	0.15	-	66,66,66,66	7
86	OHX	5	3755	7/7	0.79	0.65	-	49,49,49,49	7
87	MG	1	4338	1/1	0.93	0.63	-	37,37,37,37	1
87	MG	1	4102	1/1	0.92	0.57	-	44,44,44,44	0
87	MG	6	2216	1/1	0.94	0.18	-	86,86,86,86	0
87	MG	1	4190	1/1	0.90	0.32	-	65,65,65,65	0
87	MG	6	2175	1/1	0.88	0.22	-	56,56,56,56	0
86	OHX	5	3664	7/7	0.95	0.24	-	63,63,63,63	7
87	MG	5	4293	1/1	0.84	0.62	-	43,43,43,43	0
87	MG	5	4561	1/1	0.86	0.29	-	41,41,41,41	0
87	MG	5	4103	1/1	0.84	0.68	-	35,35,35,35	0
87	MG	4	240	1/1	0.91	0.19	-	57,57,57,57	0
87	MG	5	4012	1/1	0.94	0.47	-	33,33,33,33	0
87	MG	1	4252	1/1	0.85	0.28	-	58,58,58,58	0
86	OHX	1	3496	7/7	0.99	0.27	-	45,45,45,45	7
86	OHX	2	1961	7/7	0.94	0.15	-	112,112,112,112	7
86	OHX	5	3473	7/7	0.99	0.16	-	61,61,61,61	7
87	MG	5	3929	1/1	0.98	0.49	-	39,39,39,39	0
87	MG	6	2314	1/1	0.93	0.38	-	48,48,48,48	0
87	MG	1	4213	1/1	0.93	0.38	-	35,35,35,35	0
87	MG	1	4209	1/1	0.92	0.24	-	67,67,67,67	1
87	MG	5	4198	1/1	0.81	0.57	-	43,43,43,43	0
87	MG	1	4107	1/1	0.88	0.23	-	69,69,69,69	0
87	MG	5	4157	1/1	0.95	0.30	-	51,51,51,51	0
87	MG	1	4409	1/1	0.96	0.25	-	46,46,46,46	0
87	MG	1	4015	1/1	0.96	0.54	-	53,53,53,53	0
87	MG	5	4252	1/1	0.76	0.68	-	58,58,58,58	0
86	OHX	3	201	7/7	0.98	0.20	-	71,71,71,71	7
87	MG	2	2230	1/1	0.06	0.31	-	124,124,124,124	0

*Continued on next page...*

*Continued from previous page...*

Mol	Type	Chain	Res	Atoms	RSCC	RSR	LLDF	B-factors( $\text{\AA}^2$ )	Q<0.9
87	MG	1	3935	1/1	0.95	0.53	-	32,32,32,32	0
87	MG	2	2116	1/1	0.97	0.32	-	89,89,89,89	0
86	OHX	6	2056	7/7	0.81	0.18	-	97,97,97,97	7
87	MG	1	4245	1/1	0.95	0.79	-	47,47,47,47	1
87	MG	1	3861	1/1	0.94	0.35	-	40,40,40,40	0
87	MG	5	4315	1/1	0.81	0.43	-	31,31,31,31	1
86	OHX	2	1953	7/7	0.97	0.15	-	64,64,64,64	7
87	MG	3	213	1/1	0.95	0.15	-	78,78,78,78	0
87	MG	5	4138	1/1	0.95	0.29	-	100,100,100,100	0
87	MG	1	4283	1/1	0.98	0.34	-	38,38,38,38	1
87	MG	1	4372	1/1	0.71	0.41	-	76,76,76,76	0
87	MG	1	3981	1/1	0.93	0.62	-	51,51,51,51	0
87	MG	5	4114	1/1	0.86	0.41	-	43,43,43,43	0
86	OHX	1	3804	7/7	0.91	0.29	-	67,67,67,67	7
87	MG	1	4260	1/1	0.77	0.34	-	40,40,40,40	0
87	MG	5	4239	1/1	0.91	0.28	-	34,34,34,34	1
87	MG	5	4563	1/1	0.78	0.43	-	85,85,85,85	0
87	MG	5	4179	1/1	0.85	0.29	-	44,44,44,44	0
86	OHX	5	3683	7/7	0.95	0.29	-	60,60,60,60	7
87	MG	5	4072	1/1	0.91	0.44	-	55,55,55,55	0
87	MG	1	4194	1/1	0.98	0.41	-	47,47,47,47	1
87	MG	5	4472	1/1	0.97	0.17	-	42,42,42,42	0
87	MG	5	4328	1/1	0.94	0.25	-	53,53,53,53	0
87	MG	1	4113	1/1	0.96	0.26	-	49,49,49,49	0
87	MG	6	2241	1/1	0.94	0.16	-	70,70,70,70	0
87	MG	5	4269	1/1	0.98	0.26	-	39,39,39,39	1
87	MG	1	4226	1/1	0.84	0.12	-	72,72,72,72	0
86	OHX	3	209	7/7	0.92	0.22	-	82,82,82,82	7
87	MG	6	2275	1/1	0.98	0.20	-	67,67,67,67	1
87	MG	6	2140	1/1	0.94	0.33	-	44,44,44,44	0
87	MG	2	2120	1/1	0.83	0.21	-	70,70,70,70	0
87	MG	6	2133	1/1	0.94	0.26	-	39,39,39,39	0
87	MG	5	4124	1/1	0.79	0.49	-	57,57,57,57	0
86	OHX	6	1915	7/7	0.99	0.27	-	63,63,63,63	7
87	MG	6	2306	1/1	0.83	0.49	-	79,79,79,79	0
86	OHX	1	3501	7/7	0.97	0.28	-	83,83,83,83	7
87	MG	5	4402	1/1	0.91	0.26	-	42,42,42,42	1
87	MG	5	4310	1/1	0.89	0.17	-	50,50,50,50	0
87	MG	1	3871	1/1	0.94	0.35	-	46,46,46,46	0
87	MG	M5	304	1/1	0.98	0.58	-	40,40,40,40	1
86	OHX	6	2097	7/7	0.96	0.24	-	70,70,70,70	7
87	MG	6	2206	1/1	0.85	0.22	-	67,67,67,67	0

*Continued on next page...*



*Continued from previous page...*

Mol	Type	Chain	Res	Atoms	RSCC	RSR	LLDF	B-factors( $\text{\AA}^2$ )	Q<0.9
87	MG	5	3957	1/1	0.98	0.45	-	30,30,30,30	0
87	MG	7	235	1/1	0.81	0.30	-	60,60,60,60	0
86	OHX	2	2056	7/7	0.90	0.09	-	155,155,155,155	7
87	MG	1	4030	1/1	0.96	0.24	-	46,46,46,46	0
86	OHX	1	3683	7/7	0.94	0.34	-	61,61,61,61	7
87	MG	1	3819	1/1	0.94	0.39	-	106,106,106,106	0
87	MG	4	231	1/1	0.97	0.27	-	56,56,56,56	0
86	OHX	1	3614	7/7	0.93	0.39	-	53,53,53,53	7
87	MG	5	4422	1/1	0.93	0.23	-	35,35,35,35	0
87	MG	1	3953	1/1	0.97	0.63	-	38,38,38,38	0
87	MG	1	4386	1/1	0.92	0.33	-	53,53,53,53	0
87	MG	6	2319	1/1	0.98	0.26	-	57,57,57,57	0
87	MG	5	4137	1/1	0.72	0.55	-	63,63,63,63	0
87	MG	5	4042	1/1	0.98	0.50	-	35,35,35,35	0
87	MG	6	2101	1/1	0.92	0.62	-	39,39,39,39	0
86	OHX	5	3522	7/7	0.97	0.28	-	56,56,56,56	7
87	MG	1	4186	1/1	0.93	0.25	-	43,43,43,43	0
87	MG	5	4106	1/1	0.90	0.40	-	35,35,35,35	0
87	MG	4	242	1/1	0.88	0.45	-	45,45,45,45	0
87	MG	2	2092	1/1	0.96	0.62	-	40,40,40,40	0
87	MG	5	4371	1/1	0.90	0.36	-	38,38,38,38	1
86	OHX	5	3505	7/7	0.98	0.17	-	59,59,59,59	7
86	OHX	5	3714	7/7	0.93	0.22	-	82,82,82,82	7
87	MG	6	2270	1/1	0.91	0.55	-	61,61,61,61	0
87	MG	5	4261	1/1	0.88	0.30	-	44,44,44,44	0
87	MG	8	239	1/1	0.91	0.29	-	71,71,71,71	0
87	MG	5	4049	1/1	0.89	0.17	-	48,48,48,48	0
86	OHX	5	3482	7/7	0.99	0.24	-	54,54,54,54	7
86	OHX	2	1960	7/7	0.94	0.21	-	97,97,97,97	7
87	MG	5	4465	1/1	0.96	0.15	-	44,44,44,44	0
87	MG	2	2257	1/1	0.57	0.42	-	121,121,121,121	0
86	OHX	2	2059	7/7	0.90	0.25	-	66,66,66,66	7
87	MG	6	2192	1/1	0.77	0.20	-	75,75,75,75	0
87	MG	1	4359	1/1	0.76	0.45	-	51,51,51,51	1
87	MG	1	4196	1/1	0.92	0.23	-	55,55,55,55	0
87	MG	1	4001	1/1	0.98	0.56	-	28,28,28,28	0
86	OHX	1	3610	7/7	0.97	0.18	-	110,110,110,110	7
87	MG	5	4339	1/1	0.95	0.41	-	43,43,43,43	0
87	MG	5	4426	1/1	0.78	0.44	-	62,62,62,62	0
87	MG	8	232	1/1	0.80	0.44	-	64,64,64,64	0
87	MG	1	4464	1/1	0.80	1.89	-	60,60,60,60	0
86	OHX	1	3645	7/7	0.97	0.22	-	58,58,58,58	7

*Continued on next page...*

*Continued from previous page...*

Mol	Type	Chain	Res	Atoms	RSCC	RSR	LLDF	B-factors( $\text{\AA}^2$ )	Q<0.9
87	MG	6	2153	1/1	0.90	0.46	-	44,44,44,44	0
87	MG	6	2297	1/1	0.93	0.21	-	70,70,70,70	1
87	MG	5	4007	1/1	0.90	0.52	-	28,28,28,28	0
86	OHX	5	3796	7/7	0.92	0.29	-	63,63,63,63	7
87	MG	1	4046	1/1	0.94	0.27	-	59,59,59,59	0
87	MG	1	3985	1/1	0.99	0.63	-	28,28,28,28	0
87	MG	8	224	1/1	0.90	0.35	-	52,52,52,52	0
87	MG	5	3942	1/1	0.87	0.38	-	40,40,40,40	0
87	MG	5	4244	1/1	0.76	0.28	-	58,58,58,58	0
87	MG	1	4036	1/1	0.86	0.35	-	41,41,41,41	0
87	MG	1	4054	1/1	0.09	0.33	-	105,105,105,105	0
87	MG	5	4273	1/1	0.97	0.44	-	34,34,34,34	1
87	MG	1	3919	1/1	0.99	0.45	-	42,42,42,42	0
87	MG	7	219	1/1	0.90	0.28	-	39,39,39,39	0
86	OHX	6	1940	7/7	0.98	0.21	-	64,64,64,64	7
87	MG	1	4149	1/1	0.95	0.19	-	82,82,82,82	0
87	MG	O7	108	1/1	0.79	0.30	-	69,69,69,69	0
87	MG	1	4049	1/1	0.95	0.24	-	42,42,42,42	0
86	OHX	2	1942	7/7	0.97	0.17	-	74,74,74,74	7
86	OHX	6	1942	7/7	0.98	0.19	-	70,70,70,70	7
87	MG	5	4113	1/1	0.96	0.29	-	39,39,39,39	0
87	MG	1	3943	1/1	0.92	0.61	-	38,38,38,38	0
87	MG	5	4350	1/1	0.95	0.22	-	44,44,44,44	1
87	MG	1	4232	1/1	0.92	0.55	-	61,61,61,61	0
87	MG	6	2174	1/1	0.96	0.37	-	58,58,58,58	0
87	MG	2	2209	1/1	0.81	0.29	-	71,71,71,71	0
87	MG	5	3900	1/1	0.90	0.20	-	41,41,41,41	0
87	MG	5	4188	1/1	0.93	0.44	-	45,45,45,45	0
87	MG	1	4481	1/1	0.92	0.10	-	82,82,82,82	0
87	MG	1	4446	1/1	0.87	0.52	-	45,45,45,45	1
86	OHX	5	3666	7/7	0.97	0.31	-	65,65,65,65	7
87	MG	1	4235	1/1	0.91	0.31	-	49,49,49,49	1
87	MG	2	2195	1/1	0.88	0.56	-	65,65,65,65	0
86	OHX	1	3454	7/7	0.99	0.31	-	61,61,61,61	7
87	MG	5	3924	1/1	0.96	0.30	-	42,42,42,42	0
87	MG	1	4142	1/1	0.92	0.35	-	45,45,45,45	1
87	MG	5	4536	1/1	0.86	0.31	-	42,42,42,42	1
87	MG	5	4108	1/1	0.99	0.23	-	49,49,49,49	0
86	OHX	5	3811	7/7	0.96	0.61	-	44,44,44,44	7
87	MG	1	4509	1/1	0.95	0.16	-	90,90,90,90	0
87	MG	1	4355	1/1	0.74	0.64	-	67,67,67,67	0
87	MG	6	2315	1/1	0.86	0.30	-	54,54,54,54	0

*Continued on next page...*

*Continued from previous page...*

Mol	Type	Chain	Res	Atoms	RSCC	RSR	LLDF	B-factors( $\text{\AA}^2$ )	Q<0.9
87	MG	2	2192	1/1	0.84	0.43	-	64,64,64,64	0
87	MG	5	4066	1/1	0.92	0.33	-	53,53,53,53	0
86	OHX	2	2086	7/7	0.81	0.30	-	105,105,105,105	7
87	MG	5	4225	1/1	0.92	0.36	-	71,71,71,71	0
87	MG	5	4214	1/1	0.78	0.31	-	52,52,52,52	0
87	MG	1	4510	1/1	0.83	0.26	-	50,50,50,50	0
87	MG	5	4508	1/1	0.97	0.44	-	40,40,40,40	1
87	MG	M7	208	1/1	0.93	0.30	-	40,40,40,40	0
87	MG	3	227	1/1	0.69	0.37	-	78,78,78,78	0
87	MG	5	3993	1/1	0.94	0.46	-	29,29,29,29	0
87	MG	6	2228	1/1	0.90	0.88	-	59,59,59,59	1
87	MG	1	4462	1/1	0.69	0.35	-	53,53,53,53	0
87	MG	1	3901	1/1	0.97	0.27	-	66,66,66,66	0
87	MG	1	4345	1/1	0.77	0.29	-	44,44,44,44	1
87	MG	5	4474	1/1	0.78	0.31	-	62,62,62,62	0
87	MG	1	4335	1/1	0.81	0.67	-	45,45,45,45	1
87	MG	5	4486	1/1	0.97	0.34	-	46,46,46,46	0
87	MG	5	4392	1/1	0.82	0.51	-	134,134,134,134	0
87	MG	6	2197	1/1	0.77	0.24	-	60,60,60,60	0
87	MG	2	2148	1/1	0.84	0.48	-	130,130,130,130	0
86	OHX	5	3425	7/7	0.99	0.22	-	49,49,49,49	7
87	MG	3	223	1/1	0.92	0.11	-	62,62,62,62	0
87	MG	1	4146	1/1	0.83	0.22	-	50,50,50,50	0
86	OHX	7	208	7/7	0.97	0.21	-	54,54,54,54	7
87	MG	6	2107	1/1	0.80	0.23	-	47,47,47,47	0
86	OHX	2	1920	7/7	0.99	0.21	-	84,84,84,84	7
87	MG	5	4061	1/1	0.95	0.18	-	51,51,51,51	0
87	MG	1	3958	1/1	0.85	0.63	-	32,32,32,32	0
87	MG	1	4184	1/1	0.84	0.16	-	63,63,63,63	0
87	MG	5	4181	1/1	0.71	0.34	-	55,55,55,55	0
86	OHX	8	211	7/7	0.94	0.17	-	105,105,105,105	7
87	MG	5	3828	1/1	0.79	0.46	-	54,54,54,54	0
86	OHX	1	3789	7/7	0.94	0.36	-	56,56,56,56	7
87	MG	6	2141	1/1	0.91	0.39	-	40,40,40,40	0
87	MG	1	4164	1/1	0.94	0.20	-	62,62,62,62	0
87	MG	5	4086	1/1	0.87	0.43	-	48,48,48,48	0
87	MG	5	4039	1/1	0.87	0.45	-	57,57,57,57	0
86	OHX	1	3629	7/7	0.95	0.09	-	186,186,186,186	7
86	OHX	1	3720	7/7	0.96	0.15	-	104,104,104,104	7
86	OHX	M9	203	7/7	0.82	0.25	-	78,78,78,78	7
87	MG	6	2224	1/1	0.97	0.46	-	47,47,47,47	0
86	OHX	5	3815	7/7	0.96	0.34	-	66,66,66,66	7

*Continued on next page...*

*Continued from previous page...*

Mol	Type	Chain	Res	Atoms	RSCC	RSR	LLDF	B-factors( $\text{\AA}^2$ )	Q<0.9
86	OHX	6	2080	7/7	0.77	0.21	-	126,126,126,126	7
87	MG	1	4087	1/1	0.40	0.65	-	101,101,101,101	0
87	MG	c8	204	1/1	0.93	0.34	-	81,81,81,81	0
87	MG	1	4332	1/1	0.91	0.48	-	37,37,37,37	1
87	MG	5	4406	1/1	0.99	0.31	-	37,37,37,37	0
86	OHX	5	3641	7/7	0.98	0.22	-	52,52,52,52	7
86	OHX	2	2045	7/7	0.92	0.38	-	73,73,73,73	7
87	MG	5	3832	1/1	0.92	0.53	-	35,35,35,35	0
87	MG	5	4044	1/1	0.93	0.50	-	35,35,35,35	0
86	OHX	2	2083	7/7	0.91	0.20	-	106,106,106,106	7
87	MG	1	4064	1/1	0.84	0.51	-	56,56,56,56	0
87	MG	4	236	1/1	0.94	0.12	-	98,98,98,98	0
87	MG	6	2182	1/1	0.98	0.22	-	51,51,51,51	0
87	MG	6	2327	1/1	0.96	0.39	-	78,78,78,78	0
87	MG	5	3819	1/1	0.98	0.46	-	36,36,36,36	0
87	MG	5	4454	1/1	0.94	0.27	-	47,47,47,47	0
87	MG	o3	203	1/1	0.89	0.38	-	40,40,40,40	1
87	MG	5	4107	1/1	0.50	0.33	-	59,59,59,59	0
87	MG	6	2136	1/1	0.99	0.28	-	54,54,54,54	0
87	MG	1	4258	1/1	0.85	0.55	-	77,77,77,77	0
87	MG	5	4187	1/1	0.88	0.58	-	53,53,53,53	0
87	MG	2	2237	1/1	0.98	0.16	-	80,80,80,80	0
87	MG	2	2248	1/1	0.94	0.12	-	78,78,78,78	0
86	OHX	2	1981	7/7	0.97	0.26	-	106,106,106,106	7
86	OHX	6	1936	7/7	0.99	0.22	-	57,57,57,57	7
87	MG	o2	202	1/1	0.90	0.26	-	49,49,49,49	0
86	OHX	5	3771	7/7	0.97	0.24	-	60,60,60,60	7
87	MG	5	4312	1/1	0.88	0.32	-	29,29,29,29	0
86	OHX	6	2033	7/7	0.95	0.20	-	67,67,67,67	7
86	OHX	6	2071	7/7	0.94	0.30	-	55,55,55,55	7
86	OHX	2	1998	7/7	0.96	0.14	-	94,94,94,94	7
87	MG	5	4183	1/1	0.72	0.40	-	54,54,54,54	0
87	MG	5	4270	1/1	0.98	0.08	-	45,45,45,45	0
87	MG	7	230	1/1	0.88	0.42	-	37,37,37,37	1
87	MG	6	2207	1/1	0.64	0.43	-	93,93,93,93	0
87	MG	1	4465	1/1	0.01	1.10	-	109,109,109,109	0
87	MG	5	4166	1/1	0.93	0.57	-	44,44,44,44	0
86	OHX	5	3481	7/7	0.98	0.26	-	69,69,69,69	7
87	MG	5	4139	1/1	0.99	0.18	-	38,38,38,38	0
87	MG	4	241	1/1	0.73	0.56	-	53,53,53,53	0
87	MG	5	4345	1/1	0.95	0.10	-	95,95,95,95	0
87	MG	6	2281	1/1	0.61	0.41	-	124,124,124,124	0

*Continued on next page...*

*Continued from previous page...*

Mol	Type	Chain	Res	Atoms	RSCC	RSR	LLDF	B-factors( $\text{\AA}^2$ )	Q<0.9
86	OHX	5	3765	7/7	0.97	0.25	-	42,42,42,42	7
87	MG	SM	201	1/1	0.68	0.31	-	55,55,55,55	0
87	MG	1	4181	1/1	0.93	0.25	-	75,75,75,75	0
87	MG	n9	102	1/1	0.64	0.32	-	37,37,37,37	0
86	OHX	6	2087	7/7	0.76	0.45	-	71,71,71,71	7
87	MG	5	4434	1/1	0.71	0.28	-	93,93,93,93	0
87	MG	5	4264	1/1	0.68	0.35	-	63,63,63,63	0
87	MG	5	4323	1/1	0.85	0.68	-	36,36,36,36	1
87	MG	6	2219	1/1	0.85	0.35	-	60,60,60,60	0
86	OHX	1	3723	7/7	0.93	0.50	-	57,57,57,57	7
87	MG	5	3847	1/1	0.92	0.65	-	38,38,38,38	0
87	MG	M7	205	1/1	0.96	0.42	-	42,42,42,42	0
87	MG	6	2235	1/1	0.91	0.20	-	76,76,76,76	0
87	MG	5	3964	1/1	0.95	0.44	-	33,33,33,33	0
87	MG	c6	201	1/1	0.81	0.41	-	97,97,97,97	0
86	OHX	5	3632	7/7	0.97	0.18	-	63,63,63,63	7
87	MG	2	2207	1/1	0.99	0.25	-	61,61,61,61	0
87	MG	6	2278	1/1	0.50	0.24	-	83,83,83,83	0
87	MG	1	4457	1/1	0.84	0.56	-	43,43,43,43	0
87	MG	2	2173	1/1	0.59	0.64	-	116,116,116,116	0
87	MG	O5	201	1/1	0.88	0.23	-	58,58,58,58	0
87	MG	1	4045	1/1	0.99	0.20	-	35,35,35,35	0
87	MG	1	4236	1/1	0.84	0.28	-	52,52,52,52	0
87	MG	1	4454	1/1	0.87	0.33	-	50,50,50,50	0
86	OHX	6	2066	7/7	0.87	0.28	-	70,70,70,70	7
87	MG	1	4187	1/1	0.94	0.21	-	47,47,47,47	1
86	OHX	5	3791	7/7	0.94	0.24	-	68,68,68,68	7
87	MG	1	3869	1/1	0.89	0.37	-	62,62,62,62	0
86	OHX	5	3472	7/7	0.99	0.25	-	53,53,53,53	7
87	MG	5	4432	1/1	0.81	0.34	-	36,36,36,36	1
86	OHX	5	3591	7/7	0.98	0.27	-	52,52,52,52	7
86	OHX	6	2016	7/7	0.94	0.16	-	91,91,91,91	7
86	OHX	5	3466	7/7	0.99	0.16	-	63,63,63,63	7
87	MG	2	2126	1/1	0.81	0.64	-	69,69,69,69	0
87	MG	5	3856	1/1	0.82	0.45	-	35,35,35,35	0
87	MG	6	2260	1/1	0.83	0.29	-	55,55,55,55	0
87	MG	5	4338	1/1	0.68	0.66	-	39,39,39,39	1
86	OHX	5	3729	7/7	0.97	0.33	-	58,58,58,58	7
87	MG	5	4135	1/1	0.57	0.67	-	69,69,69,69	0
87	MG	12	306	1/1	0.94	0.48	-	53,53,53,53	1
87	MG	5	4054	1/1	0.93	0.50	-	50,50,50,50	0
87	MG	6	2247	1/1	0.98	0.20	-	50,50,50,50	0

*Continued on next page...*

*Continued from previous page...*

Mol	Type	Chain	Res	Atoms	RSCC	RSR	LLDF	B-factors( $\text{\AA}^2$ )	Q<0.9
87	MG	5	4377	1/1	0.95	0.29	-	36,36,36,36	1
87	MG	6	2272	1/1	0.69	0.19	-	98,98,98,98	0
87	MG	2	2253	1/1	0.72	0.28	-	76,76,76,76	0
87	MG	1	3970	1/1	0.86	0.32	-	66,66,66,66	0
87	MG	1	4413	1/1	0.92	0.34	-	52,52,52,52	1
87	MG	5	4259	1/1	0.92	0.15	-	54,54,54,54	0
87	MG	1	4071	1/1	0.96	0.43	-	40,40,40,40	0
86	OHX	5	3615	7/7	0.93	0.31	-	51,51,51,51	7
87	MG	1	4430	1/1	0.95	0.32	-	49,49,49,49	0
87	MG	2	2164	1/1	0.83	0.28	-	122,122,122,122	0
87	MG	1	4292	1/1	0.94	0.19	-	39,39,39,39	0
86	OHX	1	3648	7/7	0.95	0.30	-	65,65,65,65	7
87	MG	1	3896	1/1	0.90	0.49	-	66,66,66,66	0
87	MG	1	4073	1/1	0.87	0.22	-	37,37,37,37	0
87	MG	1	4371	1/1	0.93	0.26	-	43,43,43,43	1
86	OHX	1	3680	7/7	0.98	0.36	-	60,60,60,60	7
87	MG	6	2172	1/1	0.98	0.33	-	76,76,76,76	0
87	MG	2	2247	1/1	0.50	0.38	-	115,115,115,115	0
86	OHX	1	3727	7/7	0.90	0.15	-	141,141,141,141	7
86	OHX	5	3723	7/7	0.95	0.30	-	62,62,62,62	7
86	OHX	1	3785	7/7	0.89	0.25	-	47,47,47,47	7
87	MG	5	4287	1/1	0.98	0.27	-	39,39,39,39	1
86	OHX	5	3690	7/7	0.92	0.28	-	90,90,90,90	7
86	OHX	6	2075	7/7	0.94	0.31	-	54,54,54,54	7
86	OHX	1	3710	7/7	0.91	0.26	-	55,55,55,55	7
87	MG	5	4257	1/1	0.97	0.52	-	29,29,29,29	0
87	MG	5	4258	1/1	0.91	0.23	-	57,57,57,57	0
86	OHX	5	3747	7/7	0.92	0.21	-	66,66,66,66	7
87	MG	1	3881	1/1	0.97	0.24	-	47,47,47,47	0
87	MG	1	4154	1/1	0.99	0.24	-	81,81,81,81	0
87	MG	1	4381	1/1	1.00	0.19	-	60,60,60,60	0
87	MG	7	214	1/1	0.94	0.22	-	46,46,46,46	0
86	OHX	6	2024	7/7	0.84	0.23	-	86,86,86,86	7
87	MG	5	4291	1/1	0.96	0.22	-	35,35,35,35	1
87	MG	5	4046	1/1	0.86	0.42	-	51,51,51,51	0
86	OHX	1	3749	7/7	0.92	0.41	-	62,62,62,62	7
86	OHX	14	402	7/7	0.97	0.19	-	55,55,55,55	7
87	MG	1	4120	1/1	0.94	0.40	-	51,51,51,51	0
87	MG	n8	203	1/1	0.94	0.21	-	41,41,41,41	0
86	OHX	2	2013	7/7	0.95	0.08	-	158,158,158,158	7
87	MG	5	4549	1/1	0.81	0.20	-	77,77,77,77	0
87	MG	L4	403	1/1	0.94	0.41	-	34,34,34,34	0

*Continued on next page...*

*Continued from previous page...*

Mol	Type	Chain	Res	Atoms	RSCC	RSR	LLDF	B-factors( $\text{\AA}^2$ )	Q<0.9
87	MG	2	2214	1/1	0.78	0.60	-	78,78,78,78	0
87	MG	5	4506	1/1	0.92	0.25	-	38,38,38,38	1
87	MG	5	3937	1/1	0.86	0.78	-	33,33,33,33	0
86	OHX	2	2033	7/7	0.96	0.12	-	113,113,113,113	7
86	OHX	m4	201	7/7	0.86	0.52	-	101,101,101,101	7
87	MG	1	4083	1/1	0.91	0.46	-	29,29,29,29	0
87	MG	1	4388	1/1	0.98	0.27	-	35,35,35,35	1
87	MG	5	4462	1/1	0.65	0.34	-	54,54,54,54	0
87	MG	1	4280	1/1	0.89	0.22	-	76,76,76,76	0
87	MG	1	3853	1/1	0.74	0.96	-	41,41,41,41	0
87	MG	1	4192	1/1	0.92	0.36	-	38,38,38,38	0
87	MG	6	2259	1/1	0.84	0.32	-	48,48,48,48	0
87	MG	5	4146	1/1	0.93	0.34	-	43,43,43,43	0
87	MG	2	2108	1/1	0.85	0.64	-	59,59,59,59	0
87	MG	2	2196	1/1	0.47	0.99	-	82,82,82,82	0
87	MG	N3	202	1/1	0.81	0.45	-	67,67,67,67	0
87	MG	4	219	1/1	0.94	0.58	-	54,54,54,54	0
87	MG	5	4376	1/1	0.60	0.28	-	72,72,72,72	0
87	MG	1	4158	1/1	0.89	0.40	-	42,42,42,42	1
86	OHX	5	3538	7/7	0.97	0.25	-	42,42,42,42	7
87	MG	1	3837	1/1	0.85	0.30	-	41,41,41,41	0
87	MG	1	4204	1/1	0.93	0.50	-	60,60,60,60	0
87	MG	1	4167	1/1	0.96	0.67	-	42,42,42,42	1
87	MG	6	2169	1/1	0.84	0.16	-	85,85,85,85	0
87	MG	1	3845	1/1	0.91	0.41	-	44,44,44,44	0
87	MG	1	4095	1/1	0.54	0.70	-	41,41,41,41	0
87	MG	1	4156	1/1	0.94	0.11	-	60,60,60,60	0
87	MG	5	4573	1/1	0.95	0.48	-	30,30,30,30	0
87	MG	6	2283	1/1	0.76	1.34	-	69,69,69,69	1
87	MG	5	3905	1/1	0.46	0.73	-	71,71,71,71	0
86	OHX	5	3414	7/7	0.99	0.23	-	43,43,43,43	7
87	MG	6	2215	1/1	0.86	0.15	-	52,52,52,52	0
86	OHX	1	3689	7/7	0.97	0.26	-	55,55,55,55	7
87	MG	1	3876	1/1	0.89	0.35	-	30,30,30,30	0
87	MG	n0	204	1/1	0.89	0.33	-	45,45,45,45	0
87	MG	5	3858	1/1	0.99	0.23	-	58,58,58,58	0
86	OHX	1	3670	7/7	0.95	0.28	-	50,50,50,50	7
87	MG	5	4136	1/1	0.89	0.33	-	48,48,48,48	0
87	MG	5	4425	1/1	0.98	0.30	-	48,48,48,48	1
86	OHX	1	3742	7/7	0.92	0.39	-	41,41,41,41	7
87	MG	3	226	1/1	0.49	0.23	-	65,65,65,65	0
87	MG	5	4551	1/1	0.96	0.60	-	41,41,41,41	1

*Continued on next page...*

*Continued from previous page...*

Mol	Type	Chain	Res	Atoms	RSCC	RSR	LLDF	B-factors( $\text{\AA}^2$ )	Q<0.9
86	OHX	2	1971	7/7	0.98	0.32	-	80,80,80,80	7
87	MG	2	2123	1/1	0.92	0.37	-	68,68,68,68	0
87	MG	5	4346	1/1	0.90	0.19	-	68,68,68,68	1
87	MG	3	220	1/1	0.98	0.17	-	55,55,55,55	0
86	OHX	2	2036	7/7	0.95	0.20	-	123,123,123,123	7
87	MG	1	4084	1/1	0.76	0.52	-	49,49,49,49	0
87	MG	1	4166	1/1	0.95	0.60	-	36,36,36,36	0
87	MG	5	3902	1/1	0.97	0.26	-	71,71,71,71	0
87	MG	5	3894	1/1	0.94	0.35	-	40,40,40,40	1
87	MG	13	403	1/1	0.97	0.54	-	26,26,26,26	0
86	OHX	2	1996	7/7	0.97	0.29	-	93,93,93,93	7
87	MG	2	2182	1/1	0.85	0.38	-	87,87,87,87	0
86	OHX	2	2075	7/7	0.90	0.37	-	87,87,87,87	7
87	MG	18	301	1/1	0.80	0.51	-	70,70,70,70	0
87	MG	5	3851	1/1	0.85	0.48	-	36,36,36,36	0
87	MG	6	2312	1/1	0.94	0.29	-	75,75,75,75	0
87	MG	1	4342	1/1	0.83	0.32	-	58,58,58,58	0
87	MG	2	2200	1/1	0.84	0.56	-	65,65,65,65	0
87	MG	5	4539	1/1	0.86	0.61	-	56,56,56,56	0
87	MG	7	215	1/1	0.93	0.51	-	27,27,27,27	0
87	MG	5	4036	1/1	0.96	0.54	-	34,34,34,34	0
86	OHX	2	2072	7/7	0.82	0.33	-	104,104,104,104	7
87	MG	5	4202	1/1	0.93	0.35	-	32,32,32,32	1
86	OHX	1	3756	7/7	0.86	0.34	-	59,59,59,59	7
86	OHX	6	1950	7/7	0.94	0.14	-	100,100,100,100	7
87	MG	5	3912	1/1	0.94	0.69	-	40,40,40,40	0
87	MG	5	4255	1/1	0.89	0.39	-	37,37,37,37	0
87	MG	5	4221	1/1	0.79	0.24	-	54,54,54,54	0
87	MG	6	2227	1/1	0.99	0.13	-	52,52,52,52	0
87	MG	5	4559	1/1	0.94	0.37	-	73,73,73,73	1
87	MG	5	4011	1/1	0.97	0.53	-	33,33,33,33	0
87	MG	8	223	1/1	0.89	0.14	-	60,60,60,60	0
87	MG	5	4265	1/1	0.65	0.67	-	61,61,61,61	0
87	MG	2	2154	1/1	0.50	0.99	-	68,68,68,68	0
87	MG	5	4299	1/1	0.82	0.51	-	47,47,47,47	0
87	MG	5	4314	1/1	0.96	0.18	-	33,33,33,33	0
86	OHX	6	1974	7/7	0.98	0.27	-	67,67,67,67	7
87	MG	m8	1502	1/1	0.98	0.16	-	47,47,47,47	0
87	MG	5	4080	1/1	0.92	0.43	-	37,37,37,37	0
87	MG	2	2198	1/1	0.47	0.55	-	120,120,120,120	0
87	MG	5	4437	1/1	0.84	0.40	-	37,37,37,37	1
87	MG	1	4114	1/1	0.81	0.26	-	67,67,67,67	0

*Continued on next page...*



*Continued from previous page...*

Mol	Type	Chain	Res	Atoms	RSCC	RSR	LLDF	B-factors( $\text{\AA}^2$ )	Q<0.9
87	MG	d3	201	1/1	0.87	0.53	-	47,47,47,47	0
87	MG	6	2145	1/1	0.95	0.51	-	33,33,33,33	0
87	MG	6	2320	1/1	0.81	0.31	-	62,62,62,62	0
87	MG	5	4209	1/1	0.94	0.12	-	50,50,50,50	0
87	MG	6	2238	1/1	0.70	0.26	-	66,66,66,66	0
87	MG	1	4138	1/1	0.82	0.34	-	46,46,46,46	0
87	MG	1	4115	1/1	0.89	0.49	-	49,49,49,49	0
86	OHX	5	3450	7/7	0.99	0.23	-	41,41,41,41	7
87	MG	5	4568	1/1	0.80	0.34	-	38,38,38,38	1
86	OHX	5	3423	7/7	0.99	0.16	-	56,56,56,56	7
87	MG	1	4468	1/1	0.80	0.20	-	70,70,70,70	1
87	MG	8	235	1/1	0.95	0.68	-	61,61,61,61	1
87	MG	1	4472	1/1	0.86	0.46	-	61,61,61,61	0
87	MG	1	3894	1/1	0.90	0.47	-	53,53,53,53	0
87	MG	5	4101	1/1	0.73	0.32	-	49,49,49,49	0
86	OHX	5	3810	7/7	0.98	0.26	-	63,63,63,63	7
87	MG	5	3884	1/1	0.86	0.44	-	40,40,40,40	0
86	OHX	5	3578	7/7	0.98	0.25	-	55,55,55,55	7
87	MG	1	4016	1/1	0.94	0.89	-	38,38,38,38	0
87	MG	6	2220	1/1	0.85	0.31	-	47,47,47,47	0
87	MG	1	4488	1/1	0.90	0.16	-	55,55,55,55	0
87	MG	5	4303	1/1	0.99	0.16	-	43,43,43,43	1
86	OHX	5	3758	7/7	0.85	0.32	-	42,42,42,42	7
87	MG	s8	305	1/1	0.90	0.17	-	56,56,56,56	0
87	MG	5	4507	1/1	0.89	0.48	-	46,46,46,46	1
87	MG	5	4524	1/1	0.82	0.30	-	47,47,47,47	0
87	MG	n3	205	1/1	0.98	0.28	-	34,34,34,34	1
87	MG	6	2135	1/1	0.90	0.60	-	50,50,50,50	0
87	MG	1	4352	1/1	0.86	0.27	-	52,52,52,52	0
87	MG	5	3974	1/1	0.90	0.33	-	36,36,36,36	0
87	MG	5	4485	1/1	0.91	0.25	-	95,95,95,95	0
87	MG	5	4529	1/1	0.75	0.47	-	37,37,37,37	1
86	OHX	2	2016	7/7	0.93	0.17	-	101,101,101,101	7
86	OHX	6	2012	7/7	0.86	0.30	-	64,64,64,64	7
87	MG	5	4572	1/1	0.57	0.39	-	69,69,69,69	0
86	OHX	2	2004	7/7	0.97	0.13	-	89,89,89,89	7
86	OHX	2	1952	7/7	0.97	0.10	-	131,131,131,131	7
87	MG	1	3933	1/1	0.90	0.52	-	49,49,49,49	0
86	OHX	5	3720	7/7	0.60	0.43	-	73,73,73,73	7
87	MG	1	3939	1/1	0.95	0.51	-	37,37,37,37	0
87	MG	2	2232	1/1	0.89	0.08	-	90,90,90,90	0
86	OHX	1	3808	7/7	0.90	0.29	-	60,60,60,60	7

*Continued on next page...*

*Continued from previous page...*

Mol	Type	Chain	Res	Atoms	RSCC	RSR	LLDF	B-factors( $\text{\AA}^2$ )	Q<0.9
87	MG	8	240	1/1	0.92	0.13	-	72,72,72,72	0
87	MG	M4	201	1/1	0.94	0.19	-	53,53,53,53	0
86	OHX	1	3791	7/7	0.97	0.24	-	68,68,68,68	7
87	MG	5	4394	1/1	0.93	0.73	-	62,62,62,62	0
87	MG	1	4222	1/1	0.90	0.26	-	45,45,45,45	0
87	MG	5	4336	1/1	0.76	0.43	-	69,69,69,69	0
87	MG	5	4380	1/1	0.87	0.27	-	45,45,45,45	0
87	MG	7	231	1/1	0.88	0.70	-	43,43,43,43	0
86	OHX	5	3778	7/7	0.91	0.19	-	109,109,109,109	7
87	MG	1	4195	1/1	0.88	0.44	-	52,52,52,52	0
87	MG	6	2112	1/1	0.94	0.51	-	42,42,42,42	0
87	MG	4	220	1/1	0.66	0.34	-	64,64,64,64	0
87	MG	5	4511	1/1	0.99	0.87	-	52,52,52,52	1
86	OHX	1	3752	7/7	0.92	0.11	-	180,180,180,180	7
87	MG	2	2177	1/1	0.78	0.40	-	69,69,69,69	0
87	MG	5	4424	1/1	0.95	0.21	-	63,63,63,63	0
87	MG	6	2103	1/1	0.94	0.22	-	66,66,66,66	0
87	MG	2	2093	1/1	0.71	0.45	-	74,74,74,74	0
86	OHX	m9	201	7/7	0.91	0.19	-	70,70,70,70	7
87	MG	3	218	1/1	0.95	0.46	-	35,35,35,35	0
87	MG	5	3901	1/1	0.55	0.36	-	67,67,67,67	0
87	MG	1	4224	1/1	0.60	0.28	-	74,74,74,74	0
86	OHX	5	3813	7/7	0.66	0.23	-	173,173,173,173	7
86	OHX	5	3733	7/7	0.98	0.21	-	57,57,57,57	7
87	MG	1	4145	1/1	0.89	0.27	-	47,47,47,47	0
86	OHX	6	2001	7/7	0.96	0.35	-	68,68,68,68	7
87	MG	1	3990	1/1	0.94	0.70	-	31,31,31,31	0
87	MG	1	4426	1/1	0.67	1.07	-	63,63,63,63	0
87	MG	19	202	1/1	0.92	0.30	-	38,38,38,38	0
86	OHX	6	2055	7/7	0.95	0.48	-	59,59,59,59	7
87	MG	1	4475	1/1	0.95	0.40	-	62,62,62,62	0
86	OHX	6	2050	7/7	0.88	0.12	-	132,132,132,132	7
87	MG	1	4155	1/1	0.76	0.18	-	54,54,54,54	0
87	MG	6	2279	1/1	0.98	0.43	-	80,80,80,80	0
87	MG	5	4458	1/1	0.94	0.25	-	38,38,38,38	1
86	OHX	2	2001	7/7	0.95	0.27	-	82,82,82,82	7
87	MG	1	4261	1/1	0.92	0.55	-	41,41,41,41	1
87	MG	1	4182	1/1	0.86	0.21	-	55,55,55,55	0
87	MG	5	4128	1/1	0.88	0.27	-	40,40,40,40	0
87	MG	5	4295	1/1	0.99	0.41	-	43,43,43,43	0
87	MG	5	3921	1/1	0.42	0.55	-	51,51,51,51	0
87	MG	1	4367	1/1	0.54	0.73	-	92,92,92,92	0

*Continued on next page...*

*Continued from previous page...*

Mol	Type	Chain	Res	Atoms	RSCC	RSR	LLDF	B-factors( $\text{\AA}^2$ )	Q<0.9
86	OHX	2	1994	7/7	0.96	0.12	-	111,111,111,111	7
87	MG	1	3947	1/1	0.96	0.50	-	37,37,37,37	0
87	MG	6	2120	1/1	0.95	0.32	-	43,43,43,43	0
87	MG	5	4351	1/1	0.92	0.31	-	59,59,59,59	0
87	MG	1	4489	1/1	0.96	0.64	-	56,56,56,56	1
87	MG	4	228	1/1	0.93	0.13	-	58,58,58,58	0
87	MG	5	4018	1/1	0.87	0.36	-	34,34,34,34	0
86	OHX	1	3512	7/7	0.99	0.15	-	74,74,74,74	7
87	MG	1	4080	1/1	0.90	0.45	-	51,51,51,51	0
87	MG	1	4085	1/1	0.93	0.58	-	46,46,46,46	0
87	MG	1	4353	1/1	0.96	0.30	-	59,59,59,59	0
87	MG	2	2169	1/1	0.57	0.25	-	101,101,101,101	0
87	MG	1	4112	1/1	0.79	0.90	-	48,48,48,48	0
87	MG	1	4295	1/1	0.61	0.44	-	41,41,41,41	1
87	MG	1	4127	1/1	0.93	0.39	-	49,49,49,49	0
87	MG	2	2166	1/1	0.89	0.68	-	55,55,55,55	0
87	MG	1	3906	1/1	0.94	0.39	-	42,42,42,42	1
86	OHX	5	3748	7/7	0.94	0.42	-	54,54,54,54	7
87	MG	6	2292	1/1	0.93	0.19	-	50,50,50,50	1
87	MG	1	4474	1/1	0.97	0.67	-	55,55,55,55	0
87	MG	1	3818	1/1	0.93	0.51	-	58,58,58,58	0
87	MG	6	2262	1/1	0.80	0.63	-	114,114,114,114	0
87	MG	1	4304	1/1	0.93	0.49	-	44,44,44,44	1
87	MG	L7	303	1/1	0.97	0.17	-	42,42,42,42	0
86	OHX	5	3438	7/7	0.97	0.27	-	48,48,48,48	7
87	MG	7	240	1/1	0.98	0.56	-	53,53,53,53	1
86	OHX	6	2094	7/7	0.85	0.32	-	102,102,102,102	7
87	MG	o2	201	1/1	0.87	0.54	-	35,35,35,35	1
87	MG	M1	202	1/1	0.86	0.16	-	72,72,72,72	0
87	MG	3	221	1/1	0.76	0.16	-	70,70,70,70	0
86	OHX	6	2086	7/7	0.86	0.26	-	147,147,147,147	7
86	OHX	1	3441	7/7	0.99	0.21	-	52,52,52,52	7
86	OHX	6	2083	7/7	0.97	0.24	-	82,82,82,82	7
87	MG	1	4389	1/1	0.98	0.32	-	59,59,59,59	1
87	MG	1	3823	1/1	0.94	0.43	-	31,31,31,31	0
87	MG	7	225	1/1	0.89	0.17	-	39,39,39,39	0
86	OHX	5	3662	7/7	0.95	0.27	-	45,45,45,45	7
87	MG	5	4349	1/1	0.03	0.67	-	41,41,41,41	1
86	OHX	1	3697	7/7	0.92	0.10	-	169,169,169,169	7
87	MG	1	4441	1/1	0.99	0.14	-	43,43,43,43	1
87	MG	5	4088	1/1	0.84	0.30	-	42,42,42,42	1
86	OHX	5	3780	7/7	0.95	0.17	-	110,110,110,110	7

*Continued on next page...*

*Continued from previous page...*

Mol	Type	Chain	Res	Atoms	RSCC	RSR	LLDF	B-factors( $\text{\AA}^2$ )	Q<0.9
87	MG	1	4058	1/1	0.83	0.66	-	44,44,44,44	0
87	MG	5	3978	1/1	0.87	0.37	-	40,40,40,40	0
87	MG	5	4015	1/1	0.96	0.74	-	38,38,38,38	0
87	MG	1	4246	1/1	0.73	0.76	-	41,41,41,41	1
86	OHX	2	2044	7/7	0.87	0.17	-	134,134,134,134	7
87	MG	5	3886	1/1	0.71	0.17	-	97,97,97,97	0
86	OHX	1	3809	7/7	0.98	0.19	-	83,83,83,83	7
86	OHX	1	3660	7/7	0.77	0.34	-	127,127,127,127	7
87	MG	5	4311	1/1	0.97	0.36	-	37,37,37,37	1
87	MG	5	3970	1/1	0.97	0.68	-	38,38,38,38	0
87	MG	6	2280	1/1	0.97	0.18	-	46,46,46,46	0
87	MG	1	4089	1/1	0.90	0.25	-	44,44,44,44	0
87	MG	2	2136	1/1	0.66	0.29	-	71,71,71,71	0
87	MG	5	4083	1/1	0.92	0.23	-	36,36,36,36	1
87	MG	1	4416	1/1	0.99	0.26	-	60,60,60,60	0
86	OHX	2	1912	7/7	0.98	0.14	-	109,109,109,109	0
87	MG	1	4147	1/1	0.83	0.39	-	48,48,48,48	0
86	OHX	5	3566	7/7	0.98	0.22	-	96,96,96,96	7
86	OHX	1	3567	7/7	0.98	0.36	-	48,48,48,48	7
87	MG	1	4189	1/1	1.00	0.21	-	46,46,46,46	0
87	MG	6	2225	1/1	0.83	0.52	-	55,55,55,55	0
87	MG	5	4120	1/1	0.84	0.68	-	39,39,39,39	0
86	OHX	2	2012	7/7	0.97	0.13	-	102,102,102,102	7
87	MG	6	2323	1/1	0.52	0.34	-	70,70,70,70	0
87	MG	5	4319	1/1	0.84	0.34	-	59,59,59,59	0
87	MG	2	2213	1/1	0.90	0.38	-	55,55,55,55	0
86	OHX	5	3526	7/7	0.98	0.31	-	46,46,46,46	7
86	OHX	1	3806	7/7	0.89	0.29	-	54,54,54,54	7
87	MG	1	4309	1/1	0.90	0.36	-	44,44,44,44	1
87	MG	5	4182	1/1	0.96	0.28	-	66,66,66,66	0
87	MG	1	4361	1/1	0.74	0.30	-	67,67,67,67	0
87	MG	5	4476	1/1	0.86	0.55	-	46,46,46,46	0
87	MG	6	2331	1/1	0.95	0.53	-	76,76,76,76	0
87	MG	5	4327	1/1	0.77	0.66	-	82,82,82,82	0
87	MG	1	4153	1/1	0.80	0.64	-	101,101,101,101	0
87	MG	2	2218	1/1	0.93	0.19	-	82,82,82,82	0
86	OHX	6	2010	7/7	0.94	0.33	-	84,84,84,84	7
87	MG	5	3959	1/1	0.98	0.38	-	35,35,35,35	0
87	MG	1	4324	1/1	0.85	0.24	-	54,54,54,54	0
87	MG	5	3868	1/1	0.89	0.36	-	36,36,36,36	0
87	MG	1	4343	1/1	0.59	0.57	-	62,62,62,62	0
87	MG	5	4332	1/1	0.88	0.15	-	106,106,106,106	0

*Continued on next page...*

*Continued from previous page...*

Mol	Type	Chain	Res	Atoms	RSCC	RSR	LLDF	B-factors( $\text{\AA}^2$ )	Q<0.9
87	MG	1	3882	1/1	0.88	0.21	-	49,49,49,49	0
87	MG	6	2299	1/1	0.88	0.39	-	59,59,59,59	0
86	OHX	5	3621	7/7	0.97	0.29	-	43,43,43,43	7
86	OHX	1	3516	7/7	0.96	0.22	-	65,65,65,65	7
87	MG	1	4368	1/1	0.97	0.20	-	38,38,38,38	0
87	MG	1	4450	1/1	0.99	0.12	-	54,54,54,54	0
87	MG	1	4118	1/1	0.86	0.74	-	42,42,42,42	0
87	MG	5	4196	1/1	0.80	0.17	-	52,52,52,52	0
87	MG	5	4413	1/1	0.45	0.30	-	72,72,72,72	0
87	MG	1	4152	1/1	0.92	0.18	-	75,75,75,75	0
87	MG	2	2111	1/1	0.93	0.46	-	63,63,63,63	0
87	MG	2	2091	1/1	0.87	0.79	-	44,44,44,44	0
87	MG	1	4103	1/1	0.91	0.21	-	88,88,88,88	0
87	MG	m6	203	1/1	0.82	0.24	-	41,41,41,41	1
87	MG	1	3955	1/1	0.97	0.46	-	36,36,36,36	0
87	MG	5	4479	1/1	0.61	0.62	-	56,56,56,56	1
86	OHX	2	2050	7/7	0.97	0.10	-	96,96,96,96	7
87	MG	D9	104	1/1	0.84	0.10	-	85,85,85,85	0
86	OHX	1	3677	7/7	0.95	0.36	-	74,74,74,74	7
87	MG	2	2097	1/1	0.92	0.24	-	82,82,82,82	0
87	MG	5	4354	1/1	0.59	0.91	-	61,61,61,61	0
87	MG	6	2202	1/1	0.73	0.57	-	81,81,81,81	0
86	OHX	2	1930	7/7	0.98	0.31	-	77,77,77,77	7
87	MG	1	4234	1/1	0.88	0.45	-	51,51,51,51	0
86	OHX	5	3711	7/7	0.95	0.28	-	83,83,83,83	7
86	OHX	1	3529	7/7	0.98	0.24	-	66,66,66,66	7
86	OHX	5	3544	7/7	0.97	0.14	-	99,99,99,99	7
87	MG	o3	204	1/1	0.86	0.55	-	37,37,37,37	1
87	MG	2	2242	1/1	0.80	0.20	-	85,85,85,85	0
87	MG	7	226	1/1	0.93	0.19	-	64,64,64,64	0
86	OHX	1	3503	7/7	0.98	0.28	-	57,57,57,57	7
87	MG	1	4086	1/1	0.89	0.29	-	57,57,57,57	0
87	MG	7	218	1/1	0.97	0.49	-	30,30,30,30	0
87	MG	3	219	1/1	0.89	0.32	-	63,63,63,63	0
87	MG	1	4163	1/1	0.90	0.48	-	52,52,52,52	0
86	OHX	5	3648	7/7	0.88	0.40	-	69,69,69,69	7
87	MG	1	4044	1/1	0.96	0.22	-	69,69,69,69	0
87	MG	2	2156	1/1	0.30	0.47	-	86,86,86,86	0
87	MG	2	2221	1/1	0.72	0.39	-	61,61,61,61	0
87	MG	1	3928	1/1	0.98	0.39	-	43,43,43,43	0
86	OHX	1	3626	7/7	0.96	0.35	-	84,84,84,84	7
87	MG	2	2125	1/1	0.97	0.46	-	85,85,85,85	0

*Continued on next page...*

*Continued from previous page...*

Mol	Type	Chain	Res	Atoms	RSCC	RSR	LLDF	B-factors( $\text{\AA}^2$ )	Q<0.9
87	MG	1	3897	1/1	0.92	0.40	-	43,43,43,43	0
87	MG	2	2228	1/1	0.95	0.61	-	56,56,56,56	0
87	MG	5	4014	1/1	0.93	0.30	-	30,30,30,30	0
87	MG	1	4483	1/1	0.88	0.37	-	59,59,59,59	0
86	OHX	1	3566	7/7	0.96	0.20	-	92,92,92,92	7
87	MG	5	3987	1/1	0.97	0.49	-	45,45,45,45	0
86	OHX	5	3740	7/7	0.93	0.22	-	62,62,62,62	7
87	MG	q1	102	1/1	0.95	0.30	-	43,43,43,43	0
87	MG	l2	305	1/1	0.70	0.33	-	71,71,71,71	0
87	MG	1	4106	1/1	0.84	0.28	-	45,45,45,45	0
86	OHX	5	3793	7/7	0.92	0.32	-	58,58,58,58	7
86	OHX	2	2061	7/7	0.94	0.22	-	78,78,78,78	7
87	MG	5	4400	1/1	0.81	0.43	-	43,43,43,43	1
87	MG	1	3979	1/1	0.93	0.63	-	45,45,45,45	0
87	MG	5	4078	1/1	0.88	0.61	-	41,41,41,41	0
87	MG	5	4163	1/1	0.87	0.40	-	59,59,59,59	0
87	MG	1	4183	1/1	0.85	0.38	-	37,37,37,37	0
87	MG	5	3888	1/1	0.89	0.26	-	37,37,37,37	0
87	MG	5	4541	1/1	0.82	0.25	-	56,56,56,56	0
87	MG	1	4294	1/1	0.74	0.29	-	58,58,58,58	0
87	MG	N8	208	1/1	0.94	0.86	-	45,45,45,45	1
86	OHX	1	3589	7/7	0.94	0.25	-	50,50,50,50	7
87	MG	6	2273	1/1	0.79	0.25	-	80,80,80,80	0
86	OHX	1	3472	7/7	0.99	0.23	-	54,54,54,54	7
87	MG	5	4197	1/1	0.97	0.29	-	36,36,36,36	0
87	MG	1	4427	1/1	0.99	0.20	-	55,55,55,55	1
86	OHX	1	3527	7/7	0.97	0.31	-	81,81,81,81	7
87	MG	2	2155	1/1	0.95	0.56	-	60,60,60,60	0
87	MG	1	4179	1/1	0.71	1.32	-	53,53,53,53	1
87	MG	5	4070	1/1	0.91	0.22	-	49,49,49,49	0
87	MG	5	4060	1/1	0.92	0.32	-	45,45,45,45	0
87	MG	6	2255	1/1	0.87	0.37	-	54,54,54,54	0
87	MG	5	3935	1/1	0.85	0.37	-	54,54,54,54	0
86	OHX	1	3741	7/7	0.98	0.20	-	56,56,56,56	7
87	MG	sM	201	1/1	0.92	0.15	-	48,48,48,48	0
86	OHX	1	3736	7/7	0.90	0.16	-	113,113,113,113	7
87	MG	6	2200	1/1	0.81	1.15	-	74,74,74,74	0
87	MG	5	4505	1/1	0.82	0.22	-	49,49,49,49	0
87	MG	1	4005	1/1	0.89	0.42	-	29,29,29,29	0
87	MG	2	2175	1/1	0.66	0.27	-	87,87,87,87	0
87	MG	1	3945	1/1	0.86	0.40	-	43,43,43,43	0
87	MG	1	3916	1/1	0.63	0.20	-	86,86,86,86	0

*Continued on next page...*

*Continued from previous page...*

Mol	Type	Chain	Res	Atoms	RSCC	RSR	LLDF	B-factors( $\text{\AA}^2$ )	Q<0.9
87	MG	1	4434	1/1	0.74	0.43	-	38,38,38,38	1
86	OHX	5	3695	7/7	0.95	0.48	-	55,55,55,55	7
87	MG	5	3966	1/1	0.84	0.50	-	39,39,39,39	0
87	MG	5	4092	1/1	0.98	0.26	-	36,36,36,36	1
87	MG	6	2250	1/1	0.93	0.70	-	47,47,47,47	0
87	MG	2	2241	1/1	0.95	0.56	-	60,60,60,60	0
87	MG	2	2090	1/1	0.86	0.36	-	83,83,83,83	0
87	MG	2	2190	1/1	0.85	0.24	-	78,78,78,78	0
87	MG	5	4117	1/1	0.95	0.71	-	46,46,46,46	0
87	MG	5	4554	1/1	0.94	0.26	-	43,43,43,43	0
87	MG	1	3860	1/1	0.88	0.36	-	49,49,49,49	0
87	MG	4	233	1/1	0.94	0.25	-	43,43,43,43	1
87	MG	1	4492	1/1	0.89	0.31	-	65,65,65,65	0
87	MG	5	4160	1/1	0.95	0.34	-	67,67,67,67	0
87	MG	6	2151	1/1	0.86	0.56	-	47,47,47,47	0
86	OHX	5	3684	7/7	0.96	0.59	-	43,43,43,43	7
87	MG	4	225	1/1	0.91	0.33	-	55,55,55,55	0
87	MG	2	2204	1/1	0.73	0.19	-	106,106,106,106	0
86	OHX	1	3753	7/7	0.98	0.25	-	51,51,51,51	7
87	MG	1	4399	1/1	0.90	0.30	-	54,54,54,54	0
87	MG	5	4211	1/1	0.76	0.25	-	46,46,46,46	0
87	MG	1	3912	1/1	0.91	0.24	-	52,52,52,52	0
87	MG	6	2252	1/1	0.93	0.39	-	47,47,47,47	0
87	MG	1	4197	1/1	0.12	0.43	-	56,56,56,56	0
86	OHX	6	1963	7/7	0.98	0.24	-	72,72,72,72	7
87	MG	15	305	1/1	0.82	0.14	-	62,62,62,62	0
87	MG	1	4105	1/1	0.83	0.56	-	47,47,47,47	0
87	MG	6	2301	1/1	0.77	0.49	-	57,57,57,57	0
86	OHX	6	1935	7/7	0.98	0.23	-	56,56,56,56	7
87	MG	M0	305	1/1	0.92	0.22	-	62,62,62,62	0
87	MG	5	4161	1/1	0.96	0.48	-	38,38,38,38	0
87	MG	6	2121	1/1	0.96	0.38	-	61,61,61,61	0
87	MG	2	2110	1/1	0.82	0.56	-	66,66,66,66	0
86	OHX	5	3744	7/7	0.93	0.30	-	56,56,56,56	7
86	OHX	5	3738	7/7	0.93	0.22	-	53,53,53,53	7
87	MG	5	3877	1/1	0.90	0.59	-	38,38,38,38	0
87	MG	6	2143	1/1	0.93	0.72	-	86,86,86,86	0
86	OHX	5	3635	7/7	0.85	0.23	-	81,81,81,81	7
87	MG	1	4126	1/1	0.37	0.42	-	66,66,66,66	0
86	OHX	7	210	7/7	0.94	0.26	-	63,63,63,63	7
87	MG	1	4037	1/1	0.98	0.46	-	45,45,45,45	0
87	MG	6	2191	1/1	0.78	0.41	-	86,86,86,86	0

*Continued on next page...*

*Continued from previous page...*

Mol	Type	Chain	Res	Atoms	RSCC	RSR	LLDF	B-factors( $\text{\AA}^2$ )	Q<0.9
86	OHX	1	3528	7/7	0.98	0.23	-	68,68,68,68	7
87	MG	1	4370	1/1	0.67	0.42	-	41,41,41,41	1
87	MG	s6	301	1/1	0.95	0.13	-	71,71,71,71	0
86	OHX	6	1968	7/7	0.97	0.30	-	74,74,74,74	7
87	MG	5	4509	1/1	0.93	0.23	-	33,33,33,33	0
86	OHX	1	3458	7/7	0.98	0.22	-	79,79,79,79	7
87	MG	5	4543	1/1	0.57	0.70	-	41,41,41,41	1
87	MG	l3	405	1/1	0.93	0.31	-	35,35,35,35	0
86	OHX	1	3761	7/7	0.88	0.29	-	117,117,117,117	7
87	MG	1	4002	1/1	0.97	0.53	-	36,36,36,36	0
87	MG	6	2179	1/1	0.91	0.12	-	67,67,67,67	0
86	OHX	5	3743	7/7	0.95	0.17	-	105,105,105,105	7
87	MG	5	4058	1/1	0.94	0.42	-	37,37,37,37	0
87	MG	1	4299	1/1	0.99	0.22	-	44,44,44,44	1
87	MG	5	4395	1/1	0.93	0.26	-	41,41,41,41	0
86	OHX	5	3614	7/7	0.93	0.43	-	60,60,60,60	7
87	MG	5	4535	1/1	0.81	0.77	-	56,56,56,56	0
87	MG	5	4368	1/1	0.81	0.34	-	53,53,53,53	1
87	MG	Q2	504	1/1	0.91	0.30	-	50,50,50,50	0
86	OHX	1	3666	7/7	0.92	0.43	-	62,62,62,62	7
87	MG	1	4032	1/1	0.89	0.59	-	49,49,49,49	0
87	MG	S2	302	1/1	0.89	0.35	-	75,75,75,75	0
87	MG	6	2194	1/1	0.88	0.57	-	52,52,52,52	0
87	MG	5	4055	1/1	0.87	0.27	-	33,33,33,33	0
86	OHX	6	1925	7/7	0.96	0.20	-	87,87,87,87	7
87	MG	4	221	1/1	0.97	0.35	-	65,65,65,65	0
87	MG	1	4365	1/1	0.70	0.60	-	38,38,38,38	1
87	MG	5	4419	1/1	0.77	0.23	-	39,39,39,39	1
87	MG	5	4227	1/1	0.92	0.18	-	48,48,48,48	0
86	OHX	2	1968	7/7	0.96	0.38	-	77,77,77,77	7
87	MG	5	3947	1/1	0.91	0.35	-	43,43,43,43	0
87	MG	1	3893	1/1	0.97	0.37	-	51,51,51,51	0
87	MG	1	4473	1/1	0.82	0.34	-	51,51,51,51	0
86	OHX	5	3712	7/7	0.91	0.66	-	36,36,36,36	7
87	MG	5	3869	1/1	0.83	0.21	-	62,62,62,62	0
87	MG	1	4360	1/1	0.78	0.68	-	55,55,55,55	1
87	MG	5	4068	1/1	0.93	0.43	-	42,42,42,42	0
87	MG	1	4495	1/1	0.67	0.41	-	71,71,71,71	0
86	OHX	5	3701	7/7	0.88	0.14	-	120,120,120,120	7
86	OHX	5	3761	7/7	0.93	0.26	-	69,69,69,69	7
87	MG	2	2185	1/1	0.70	0.54	-	74,74,74,74	0
86	OHX	5	3768	7/7	0.73	0.63	-	47,47,47,47	7

*Continued on next page...*



*Continued from previous page...*

Mol	Type	Chain	Res	Atoms	RSCC	RSR	LLDF	B-factors( $\text{\AA}^2$ )	Q<0.9
87	MG	5	4330	1/1	0.86	0.19	-	79,79,79,79	0
87	MG	1	4028	1/1	0.95	0.16	-	48,48,48,48	0
87	MG	5	3864	1/1	0.77	0.32	-	35,35,35,35	0
87	MG	5	3969	1/1	0.97	0.42	-	41,41,41,41	0
87	MG	E1	502	1/1	0.86	0.25	-	125,125,125,125	0
87	MG	5	4322	1/1	0.56	0.45	-	62,62,62,62	0
87	MG	4	235	1/1	0.85	0.43	-	90,90,90,90	1
87	MG	5	4203	1/1	0.70	0.42	-	36,36,36,36	1
87	MG	6	2218	1/1	0.94	0.13	-	81,81,81,81	0
87	MG	1	4302	1/1	0.90	0.45	-	48,48,48,48	0
87	MG	5	4079	1/1	0.66	0.37	-	44,44,44,44	0
87	MG	5	4165	1/1	0.75	0.19	-	54,54,54,54	0
87	MG	7	232	1/1	0.88	0.25	-	50,50,50,50	0
87	MG	5	3866	1/1	0.87	0.33	-	34,34,34,34	0
87	MG	4	243	1/1	0.61	0.76	-	57,57,57,57	1
87	MG	5	4337	1/1	0.94	0.16	-	47,47,47,47	0
87	MG	5	4527	1/1	0.91	0.22	-	55,55,55,55	0
87	MG	1	4460	1/1	0.97	0.35	-	75,75,75,75	0
86	OHX	2	1957	7/7	0.97	0.18	-	79,79,79,79	7
87	MG	2	2254	1/1	0.81	0.26	-	97,97,97,97	0
87	MG	1	3920	1/1	0.95	0.29	-	52,52,52,52	0
86	OHX	1	3674	7/7	0.94	0.42	-	64,64,64,64	7
87	MG	1	4467	1/1	0.95	0.51	-	58,58,58,58	0
87	MG	1	3972	1/1	0.88	0.48	-	41,41,41,41	0
87	MG	1	4039	1/1	0.84	0.53	-	32,32,32,32	0
87	MG	1	3962	1/1	0.96	0.23	-	46,46,46,46	0
87	MG	1	4230	1/1	0.86	0.37	-	41,41,41,41	1
87	MG	5	4260	1/1	0.81	0.17	-	59,59,59,59	0
86	OHX	1	3608	7/7	0.93	0.27	-	51,51,51,51	7
87	MG	S4	302	1/1	0.79	1.59	-	87,87,87,87	0
87	MG	1	4279	1/1	0.93	0.22	-	58,58,58,58	0
87	MG	2	2219	1/1	0.88	0.38	-	62,62,62,62	0
87	MG	1	4306	1/1	0.69	0.11	-	126,126,126,126	0
87	MG	N8	206	1/1	0.62	0.39	-	39,39,39,39	0
86	OHX	5	3631	7/7	0.96	0.32	-	89,89,89,89	7
86	OHX	5	3766	7/7	0.94	0.29	-	66,66,66,66	7
87	MG	5	4569	1/1	0.84	0.36	-	117,117,117,117	0
86	OHX	2	2049	7/7	0.83	0.32	-	84,84,84,84	7
87	MG	1	3900	1/1	0.65	0.17	-	104,104,104,104	0
87	MG	6	2222	1/1	0.69	0.18	-	81,81,81,81	0
87	MG	4	246	1/1	0.94	0.39	-	51,51,51,51	0
87	MG	2	2119	1/1	0.86	0.45	-	92,92,92,92	0

*Continued on next page...*

*Continued from previous page...*

Mol	Type	Chain	Res	Atoms	RSCC	RSR	LLDF	B-factors( $\text{\AA}^2$ )	Q<0.9
86	OHX	5	3698	7/7	0.96	0.16	-	66,66,66,66	7
87	MG	2	2187	1/1	0.99	0.13	-	87,87,87,87	0
87	MG	13	415	1/1	0.83	0.35	-	36,36,36,36	1
87	MG	8	225	1/1	0.92	0.25	-	55,55,55,55	0
87	MG	1	4066	1/1	0.72	0.35	-	55,55,55,55	0
87	MG	6	2157	1/1	0.97	0.47	-	46,46,46,46	0
86	OHX	1	3781	7/7	0.87	0.28	-	63,63,63,63	7
87	MG	5	4353	1/1	0.99	0.33	-	39,39,39,39	1
87	MG	5	4355	1/1	0.79	0.60	-	53,53,53,53	0
87	MG	1	4011	1/1	0.96	0.61	-	31,31,31,31	0
87	MG	8	236	1/1	0.91	0.30	-	57,57,57,57	0
87	MG	5	4517	1/1	0.91	0.19	-	54,54,54,54	0
87	MG	6	2231	1/1	0.53	0.28	-	86,86,86,86	0
86	OHX	4	211	7/7	0.97	0.13	-	99,99,99,99	7
87	MG	M7	202	1/1	0.83	0.63	-	52,52,52,52	0
87	MG	1	4072	1/1	0.90	0.46	-	40,40,40,40	0
87	MG	6	2295	1/1	0.86	0.35	-	58,58,58,58	1
87	MG	1	3898	1/1	0.96	0.38	-	48,48,48,48	0
86	OHX	1	3732	7/7	0.94	0.30	-	55,55,55,55	7
87	MG	5	4577	1/1	0.93	0.53	-	44,44,44,44	0
87	MG	1	4006	1/1	0.92	0.46	-	39,39,39,39	0
87	MG	1	4406	1/1	0.76	0.41	-	46,46,46,46	1
87	MG	5	4540	1/1	0.93	0.49	-	39,39,39,39	1
86	OHX	6	2059	7/7	0.94	0.25	-	104,104,104,104	7
87	MG	1	4269	1/1	0.90	0.27	-	68,68,68,68	0
87	MG	D9	103	1/1	0.64	0.15	-	94,94,94,94	0
87	MG	5	4249	1/1	0.86	0.33	-	60,60,60,60	0
87	MG	6	2230	1/1	0.96	0.40	-	59,59,59,59	0
86	OHX	5	3457	7/7	0.99	0.24	-	67,67,67,67	7
87	MG	1	4357	1/1	0.85	0.20	-	49,49,49,49	0
87	MG	5	4158	1/1	0.87	0.35	-	45,45,45,45	0
87	MG	1	4310	1/1	1.00	0.13	-	45,45,45,45	1
87	MG	3	230	1/1	0.94	0.13	-	58,58,58,58	0
86	OHX	6	2020	7/7	0.93	0.26	-	49,49,49,49	7
87	MG	1	3839	1/1	0.95	0.67	-	46,46,46,46	0
86	OHX	1	3463	7/7	0.99	0.24	-	74,74,74,74	7
87	MG	2	2176	1/1	0.94	0.40	-	84,84,84,84	0
86	OHX	1	3539	7/7	0.96	0.16	-	147,147,147,147	7
87	MG	5	4024	1/1	0.94	0.74	-	37,37,37,37	0
87	MG	5	3874	1/1	0.97	0.34	-	43,43,43,43	0
86	OHX	1	3594	7/7	0.97	0.15	-	74,74,74,74	7
86	OHX	5	3622	7/7	0.95	0.31	-	74,74,74,74	7

*Continued on next page...*

*Continued from previous page...*

Mol	Type	Chain	Res	Atoms	RSCC	RSR	LLDF	B-factors( $\text{\AA}^2$ )	Q<0.9
87	MG	1	4078	1/1	0.95	0.37	-	31,31,31,31	0
87	MG	5	4335	1/1	0.93	0.23	-	35,35,35,35	0
87	MG	5	4206	1/1	0.92	0.49	-	40,40,40,40	0
87	MG	2	2150	1/1	0.66	0.66	-	74,74,74,74	0
86	OHX	5	3776	7/7	0.91	0.32	-	80,80,80,80	7
87	MG	6	2166	1/1	0.85	0.30	-	88,88,88,88	0
87	MG	1	3873	1/1	0.97	0.73	-	39,39,39,39	0
87	MG	5	4215	1/1	0.96	0.36	-	38,38,38,38	0
86	OHX	5	3806	7/7	0.68	0.49	-	76,76,76,76	7
87	MG	1	3877	1/1	0.91	0.65	-	39,39,39,39	0
87	MG	1	3973	1/1	0.97	0.41	-	29,29,29,29	0
87	MG	M7	203	1/1	0.98	0.38	-	36,36,36,36	0
86	OHX	1	3773	7/7	0.91	0.28	-	71,71,71,71	7
87	MG	1	4316	1/1	0.99	0.54	-	51,51,51,51	0
87	MG	6	2123	1/1	0.94	0.23	-	67,67,67,67	0
87	MG	2	2236	1/1	0.99	0.25	-	64,64,64,64	0
87	MG	1	3827	1/1	0.91	0.20	-	67,67,67,67	0
86	OHX	2	2006	7/7	0.95	0.30	-	72,72,72,72	7
87	MG	5	4226	1/1	0.96	0.39	-	36,36,36,36	0
87	MG	2	2239	1/1	0.65	1.30	-	86,86,86,86	0
87	MG	3	222	1/1	0.96	0.31	-	45,45,45,45	0
87	MG	2	2215	1/1	0.92	0.27	-	78,78,78,78	0
87	MG	5	4373	1/1	0.66	0.23	-	38,38,38,38	1
87	MG	D4	201	1/1	0.78	0.28	-	83,83,83,83	0
87	MG	6	2193	1/1	0.89	0.31	-	57,57,57,57	0
87	MG	5	3951	1/1	0.86	0.98	-	39,39,39,39	0
86	OHX	3	208	7/7	0.97	0.21	-	85,85,85,85	7
87	MG	2	2202	1/1	0.85	0.22	-	69,69,69,69	0
87	MG	1	4172	1/1	0.87	0.14	-	53,53,53,53	0
87	MG	5	4352	1/1	0.95	0.62	-	54,54,54,54	1
87	MG	1	3870	1/1	0.93	0.46	-	34,34,34,34	0
86	OHX	5	3652	7/7	0.98	0.18	-	65,65,65,65	7
86	OHX	1	3649	7/7	0.96	0.23	-	52,52,52,52	7
86	OHX	1	3449	7/7	0.98	0.19	-	88,88,88,88	7
86	OHX	6	2073	7/7	0.84	0.35	-	64,64,64,64	7
87	MG	5	4489	1/1	0.91	0.17	-	57,57,57,57	0
87	MG	6	2128	1/1	0.67	0.28	-	68,68,68,68	0
87	MG	5	4238	1/1	0.84	0.30	-	33,33,33,33	1
87	MG	5	3880	1/1	0.85	0.48	-	34,34,34,34	0
87	MG	m6	204	1/1	0.99	0.31	-	40,40,40,40	0
87	MG	6	2184	1/1	0.72	0.18	-	69,69,69,69	0
87	MG	1	3859	1/1	0.95	0.25	-	89,89,89,89	0

*Continued on next page...*

*Continued from previous page...*

Mol	Type	Chain	Res	Atoms	RSCC	RSR	LLDF	B-factors( $\text{\AA}^2$ )	Q<0.9
87	MG	1	3816	1/1	0.96	0.67	-	49,49,49,49	0
87	MG	1	4348	1/1	0.78	0.15	-	191,191,191,191	0
87	MG	1	4487	1/1	0.75	0.54	-	62,62,62,62	0
87	MG	17	307	1/1	0.84	0.39	-	38,38,38,38	1
87	MG	5	3871	1/1	0.86	0.39	-	36,36,36,36	0
87	MG	5	4162	1/1	0.95	0.37	-	49,49,49,49	0
87	MG	6	2111	1/1	0.89	0.55	-	49,49,49,49	0
87	MG	5	4407	1/1	0.93	0.30	-	48,48,48,48	0
87	MG	1	3996	1/1	0.92	0.53	-	32,32,32,32	0
87	MG	1	4090	1/1	0.91	0.31	-	50,50,50,50	0
86	OHX	5	3700	7/7	0.88	0.48	-	43,43,43,43	7
87	MG	5	4272	1/1	0.97	0.33	-	48,48,48,48	0
87	MG	1	4265	1/1	0.98	0.32	-	56,56,56,56	0
87	MG	1	4470	1/1	0.81	0.44	-	35,35,35,35	1
87	MG	O7	106	1/1	0.89	1.38	-	59,59,59,59	0
87	MG	5	3879	1/1	0.94	0.41	-	33,33,33,33	0
87	MG	5	4389	1/1	0.81	0.41	-	63,63,63,63	0
87	MG	2	2244	1/1	0.80	0.15	-	78,78,78,78	0
86	OHX	m1	201	7/7	0.84	0.38	-	73,73,73,73	7
86	OHX	4	210	7/7	0.96	0.14	-	101,101,101,101	7
86	OHX	1	3588	7/7	0.99	0.22	-	47,47,47,47	7
87	MG	1	4178	1/1	0.76	0.38	-	93,93,93,93	0
87	MG	1	4262	1/1	0.94	0.17	-	74,74,74,74	0
87	MG	2	2226	1/1	0.98	0.21	-	76,76,76,76	0
86	OHX	5	3605	7/7	0.88	0.44	-	44,44,44,44	7
86	OHX	5	3554	7/7	0.97	0.23	-	57,57,57,57	7
86	OHX	5	3565	7/7	0.97	0.35	-	72,72,72,72	7
87	MG	5	4168	1/1	0.92	0.23	-	45,45,45,45	0
87	MG	1	4162	1/1	0.85	0.23	-	42,42,42,42	0
86	OHX	1	3764	7/7	0.94	0.42	-	49,49,49,49	7
87	MG	5	4057	1/1	0.90	0.23	-	45,45,45,45	0
87	MG	6	2208	1/1	0.84	0.15	-	67,67,67,67	0
87	MG	5	4009	1/1	0.93	0.41	-	38,38,38,38	0
87	MG	6	2261	1/1	0.95	0.36	-	60,60,60,60	0
87	MG	1	3974	1/1	0.95	0.31	-	54,54,54,54	0
87	MG	5	4177	1/1	0.98	0.31	-	42,42,42,42	0
86	OHX	1	3788	7/7	0.94	0.22	-	105,105,105,105	7
87	MG	6	2148	1/1	0.99	0.57	-	45,45,45,45	0
87	MG	1	4191	1/1	0.91	0.17	-	90,90,90,90	0
87	MG	1	3879	1/1	0.77	0.62	-	61,61,61,61	0
87	MG	5	4292	1/1	0.95	0.39	-	37,37,37,37	0
87	MG	1	4075	1/1	0.90	0.28	-	43,43,43,43	0

*Continued on next page...*

*Continued from previous page...*

Mol	Type	Chain	Res	Atoms	RSCC	RSR	LLDF	B-factors( $\text{\AA}^2$ )	Q<0.9
87	MG	5	4309	1/1	0.76	0.30	-	74,74,74,74	0
86	OHX	2	1944	7/7	0.97	0.23	-	72,72,72,72	7
87	MG	1	4281	1/1	0.83	0.30	-	40,40,40,40	0
87	MG	5	4071	1/1	0.82	0.71	-	89,89,89,89	0
86	OHX	1	3724	7/7	0.92	0.31	-	100,100,100,100	7
86	OHX	5	3682	7/7	0.94	0.33	-	75,75,75,75	7
87	MG	5	4534	1/1	0.98	0.17	-	54,54,54,54	0
86	OHX	1	3557	7/7	0.97	0.18	-	87,87,87,87	7
87	MG	5	4473	1/1	0.81	0.30	-	49,49,49,49	0
86	OHX	1	3692	7/7	0.95	0.22	-	65,65,65,65	7
87	MG	5	4490	1/1	0.99	0.18	-	46,46,46,46	0
87	MG	1	4453	1/1	0.91	0.29	-	82,82,82,82	0
87	MG	1	4331	1/1	0.92	0.15	-	86,86,86,86	0
87	MG	1	4035	1/1	0.78	0.34	-	44,44,44,44	0
87	MG	5	4488	1/1	0.77	0.35	-	46,46,46,46	0
87	MG	5	3949	1/1	0.86	0.45	-	28,28,28,28	0
87	MG	5	3988	1/1	0.95	0.58	-	28,28,28,28	0
87	MG	5	3893	1/1	0.85	0.36	-	47,47,47,47	0
87	MG	1	4364	1/1	0.89	0.78	-	70,70,70,70	0
87	MG	1	3978	1/1	0.95	0.66	-	28,28,28,28	0
87	MG	1	4031	1/1	0.92	0.52	-	44,44,44,44	0
87	MG	5	4285	1/1	0.97	0.25	-	38,38,38,38	1
87	MG	2	2122	1/1	0.82	0.37	-	68,68,68,68	0
87	MG	1	4512	1/1	0.76	0.39	-	41,41,41,41	0
87	MG	1	4476	1/1	0.92	0.37	-	81,81,81,81	0
87	MG	5	3963	1/1	0.89	1.02	-	43,43,43,43	0
86	OHX	1	3551	7/7	0.95	0.29	-	65,65,65,65	7
86	OHX	6	2009	7/7	0.97	0.31	-	56,56,56,56	7
87	MG	1	4400	1/1	0.92	0.35	-	59,59,59,59	0
87	MG	1	4452	1/1	0.97	0.41	-	44,44,44,44	0
87	MG	5	4470	1/1	0.96	0.26	-	36,36,36,36	1
87	MG	1	4296	1/1	0.90	0.15	-	72,72,72,72	0
87	MG	1	4271	1/1	0.91	0.34	-	48,48,48,48	0
87	MG	1	4038	1/1	0.96	0.34	-	45,45,45,45	0
87	MG	1	3832	1/1	0.89	0.69	-	39,39,39,39	0
86	OHX	5	3609	7/7	0.98	0.20	-	96,96,96,96	7
87	MG	5	4385	1/1	0.89	0.34	-	34,34,34,34	1
86	OHX	6	2062	7/7	0.93	0.24	-	74,74,74,74	7
87	MG	6	2317	1/1	0.50	0.45	-	59,59,59,59	0
87	MG	1	4415	1/1	0.95	0.22	-	60,60,60,60	1
87	MG	6	2264	1/1	0.97	0.35	-	46,46,46,46	1
87	MG	7	222	1/1	0.83	0.19	-	61,61,61,61	0

*Continued on next page...*

*Continued from previous page...*

Mol	Type	Chain	Res	Atoms	RSCC	RSR	LLDF	B-factors( $\text{\AA}^2$ )	Q<0.9
87	MG	5	4224	1/1	0.97	0.36	-	38,38,38,38	0
87	MG	5	4234	1/1	1.00	0.22	-	44,44,44,44	0
86	OHX	1	3413	7/7	0.99	0.22	-	55,55,55,55	1
86	OHX	5	3814	7/7	0.98	0.21	-	70,70,70,70	7
87	MG	5	4367	1/1	0.91	0.19	-	44,44,44,44	0
87	MG	5	4475	1/1	0.98	0.30	-	39,39,39,39	0
86	OHX	5	3763	7/7	0.86	0.32	-	56,56,56,56	7
87	MG	1	3835	1/1	0.93	0.63	-	41,41,41,41	0
86	OHX	c3	201	7/7	0.92	0.32	-	79,79,79,79	7
87	MG	1	4356	1/1	0.96	0.26	-	88,88,88,88	0
86	OHX	2	1979	7/7	0.98	0.21	-	75,75,75,75	7
87	MG	1	4070	1/1	0.86	0.14	-	70,70,70,70	0
87	MG	1	4278	1/1	0.76	0.65	-	46,46,46,46	1
86	OHX	6	1976	7/7	0.96	0.14	-	95,95,95,95	7
87	MG	1	4439	1/1	0.79	0.09	-	200,200,200,200	0
87	MG	5	4069	1/1	0.91	0.27	-	50,50,50,50	0
87	MG	5	4217	1/1	0.84	0.54	-	66,66,66,66	0
86	OHX	1	3630	7/7	0.95	0.28	-	57,57,57,57	7
87	MG	5	4557	1/1	1.00	0.17	-	50,50,50,50	0
87	MG	5	3927	1/1	0.94	0.37	-	38,38,38,38	0
86	OHX	2	2058	7/7	0.86	0.24	-	193,193,193,193	7
87	MG	1	3851	1/1	0.94	0.28	-	53,53,53,53	0
87	MG	6	2114	1/1	0.86	0.81	-	49,49,49,49	0
87	MG	1	4417	1/1	0.89	0.47	-	44,44,44,44	1
87	MG	5	3892	1/1	0.96	0.26	-	46,46,46,46	0
86	OHX	5	3573	7/7	0.99	0.31	-	64,64,64,64	7
87	MG	1	4425	1/1	0.91	0.25	-	46,46,46,46	1
86	OHX	1	3780	7/7	0.89	0.31	-	45,45,45,45	7
86	OHX	1	3796	7/7	0.92	0.46	-	71,71,71,71	7
87	MG	5	4233	1/1	0.80	0.35	-	58,58,58,58	1
87	MG	6	2307	1/1	0.97	0.19	-	68,68,68,68	0
87	MG	8	229	1/1	0.95	0.30	-	52,52,52,52	0
87	MG	2	2224	1/1	0.78	0.46	-	99,99,99,99	0
87	MG	5	4243	1/1	0.92	0.28	-	58,58,58,58	0
87	MG	2	2208	1/1	0.75	0.43	-	72,72,72,72	0
87	MG	1	4272	1/1	0.96	0.17	-	46,46,46,46	1
87	MG	5	4532	1/1	0.97	0.17	-	43,43,43,43	0
87	MG	6	2134	1/1	0.99	0.43	-	42,42,42,42	0
86	OHX	5	3494	7/7	0.98	0.29	-	89,89,89,89	7
87	MG	2	2220	1/1	0.94	0.29	-	70,70,70,70	1
86	OHX	6	1975	7/7	0.97	0.20	-	61,61,61,61	7
87	MG	5	4359	1/1	0.91	0.39	-	73,73,73,73	0

*Continued on next page...*

*Continued from previous page...*

Mol	Type	Chain	Res	Atoms	RSCC	RSR	LLDF	B-factors( $\text{\AA}^2$ )	Q<0.9
87	MG	5	3890	1/1	0.94	0.40	-	46,46,46,46	0
86	OHX	1	3622	7/7	0.91	0.29	-	56,56,56,56	7
87	MG	1	3937	1/1	0.92	0.56	-	33,33,33,33	0
87	MG	5	3883	1/1	0.95	0.34	-	41,41,41,41	0
87	MG	6	2267	1/1	0.85	0.31	-	54,54,54,54	0
87	MG	1	4401	1/1	0.36	0.40	-	36,36,36,36	1
87	MG	2	2152	1/1	0.91	0.35	-	88,88,88,88	0
87	MG	1	4414	1/1	0.97	0.29	-	50,50,50,50	1
87	MG	1	4334	1/1	0.99	0.22	-	56,56,56,56	0
86	OHX	1	3754	7/7	0.83	0.28	-	99,99,99,99	7
87	MG	5	4098	1/1	0.81	0.39	-	50,50,50,50	0
87	MG	2	2180	1/1	0.77	0.50	-	68,68,68,68	0
87	MG	4	227	1/1	0.95	0.23	-	58,58,58,58	0
87	MG	2	2145	1/1	0.89	0.57	-	97,97,97,97	0
87	MG	5	4493	1/1	0.83	0.37	-	38,38,38,38	0
87	MG	6	2325	1/1	0.89	0.40	-	59,59,59,59	0
87	MG	5	3862	1/1	0.99	0.53	-	35,35,35,35	0
87	MG	1	4161	1/1	0.94	0.40	-	47,47,47,47	0
87	MG	5	4213	1/1	0.79	0.20	-	59,59,59,59	0
87	MG	1	4504	1/1	0.99	0.16	-	60,60,60,60	0
87	MG	6	2199	1/1	0.64	0.53	-	83,83,83,83	0
87	MG	q0	202	1/1	0.97	0.14	-	42,42,42,42	0
87	MG	1	4259	1/1	0.85	0.16	-	61,61,61,61	0
87	MG	5	4558	1/1	0.95	0.41	-	50,50,50,50	1
87	MG	m3	201	1/1	0.95	0.48	-	55,55,55,55	1
87	MG	5	3920	1/1	0.94	0.27	-	41,41,41,41	0
87	MG	5	4271	1/1	0.96	0.48	-	40,40,40,40	1
87	MG	1	4216	1/1	0.80	0.26	-	52,52,52,52	1
87	MG	5	4451	1/1	0.99	0.23	-	39,39,39,39	1
87	MG	6	2163	1/1	0.95	0.47	-	40,40,40,40	0
86	OHX	1	3525	7/7	0.99	0.31	-	44,44,44,44	7
87	MG	5	4038	1/1	0.95	0.59	-	29,29,29,29	0
86	OHX	2	2066	7/7	0.86	0.35	-	80,80,80,80	7
87	MG	2	2181	1/1	0.92	0.42	-	80,80,80,80	0
87	MG	5	4494	1/1	0.61	0.33	-	69,69,69,69	0
87	MG	1	4219	1/1	0.90	0.10	-	54,54,54,54	0
87	MG	1	4098	1/1	0.95	0.51	-	46,46,46,46	0
87	MG	1	4171	1/1	0.91	0.34	-	46,46,46,46	0
87	MG	1	4270	1/1	0.94	0.15	-	77,77,77,77	0
87	MG	2	2107	1/1	0.85	0.37	-	60,60,60,60	0
87	MG	1	4501	1/1	0.80	0.37	-	66,66,66,66	0
87	MG	5	4091	1/1	0.90	0.60	-	53,53,53,53	0

*Continued on next page...*

*Continued from previous page...*

Mol	Type	Chain	Res	Atoms	RSCC	RSR	LLDF	B-factors( $\text{\AA}^2$ )	Q<0.9
87	MG	6	2326	1/1	0.89	0.16	-	79,79,79,79	0
86	OHX	5	3550	7/7	0.98	0.26	-	47,47,47,47	7
87	MG	6	2119	1/1	0.86	0.55	-	59,59,59,59	0
86	OHX	2	1931	7/7	0.96	0.16	-	116,116,116,116	7
87	MG	6	2161	1/1	0.92	0.47	-	59,59,59,59	0
87	MG	1	3915	1/1	0.91	0.40	-	48,48,48,48	0
86	OHX	5	3697	7/7	0.96	0.46	-	44,44,44,44	7
87	MG	6	2196	1/1	0.97	0.31	-	45,45,45,45	1
87	MG	5	4513	1/1	0.78	0.18	-	97,97,97,97	0
87	MG	5	3979	1/1	0.92	0.35	-	48,48,48,48	0
87	MG	1	3865	1/1	0.95	0.37	-	42,42,42,42	0
87	MG	5	3855	1/1	0.98	0.42	-	36,36,36,36	0
87	MG	m4	202	1/1	0.83	0.55	-	53,53,53,53	1
86	OHX	C8	201	7/7	0.99	0.14	-	94,94,94,94	7
86	OHX	5	3817	7/7	0.96	0.17	-	85,85,85,85	7
86	OHX	5	3739	7/7	0.78	0.44	-	72,72,72,72	7
86	OHX	5	3818	7/7	0.89	0.33	-	63,63,63,63	7
87	MG	5	4073	1/1	0.90	0.25	-	36,36,36,36	0
87	MG	1	4081	1/1	0.84	0.72	-	46,46,46,46	0
87	MG	3	228	1/1	0.91	0.12	-	78,78,78,78	0
86	OHX	1	3637	7/7	0.97	0.33	-	76,76,76,76	7
87	MG	5	4492	1/1	0.63	0.43	-	41,41,41,41	1
87	MG	1	4384	1/1	0.91	0.28	-	64,64,64,64	0
86	OHX	5	3679	7/7	0.95	0.30	-	47,47,47,47	7
86	OHX	6	1930	7/7	0.97	0.29	-	59,59,59,59	7
87	MG	1	4297	1/1	0.86	0.32	-	46,46,46,46	0
87	MG	2	2161	1/1	0.90	0.38	-	63,63,63,63	0
87	MG	6	2321	1/1	0.82	0.37	-	72,72,72,72	0
87	MG	1	4497	1/1	0.79	0.23	-	51,51,51,51	0
87	MG	1	4199	1/1	0.90	0.34	-	46,46,46,46	0
87	MG	1	4128	1/1	0.82	0.34	-	55,55,55,55	0
87	MG	5	4178	1/1	0.80	0.53	-	38,38,38,38	1
87	MG	1	4062	1/1	0.91	0.29	-	33,33,33,33	1
87	MG	5	3968	1/1	0.92	0.64	-	27,27,27,27	0
87	MG	6	2293	1/1	0.88	0.84	-	46,46,46,46	1
87	MG	5	4556	1/1	0.77	0.45	-	43,43,43,43	0
86	OHX	c8	201	7/7	0.97	0.16	-	95,95,95,95	7
87	MG	1	4056	1/1	0.99	0.54	-	44,44,44,44	0
86	OHX	6	2081	7/7	0.74	0.42	-	91,91,91,91	7
87	MG	n6	201	1/1	0.90	0.23	-	54,54,54,54	0
87	MG	l5	304	1/1	0.73	0.16	-	61,61,61,61	0
87	MG	l4	403	1/1	0.91	0.36	-	39,39,39,39	0

*Continued on next page...*



*Continued from previous page...*

Mol	Type	Chain	Res	Atoms	RSCC	RSR	LLDF	B-factors( $\text{\AA}^2$ )	Q<0.9
87	MG	1	4286	1/1	0.88	0.41	-	40,40,40,40	0
87	MG	1	3826	1/1	0.92	0.33	-	43,43,43,43	0
87	MG	4	245	1/1	0.97	0.39	-	95,95,95,95	0
87	MG	5	4420	1/1	0.92	0.31	-	40,40,40,40	1
87	MG	5	4074	1/1	0.67	0.24	-	86,86,86,86	0
86	OHX	1	3694	7/7	0.94	0.23	-	85,85,85,85	7
87	MG	1	3817	1/1	0.94	0.40	-	40,40,40,40	0
87	MG	6	2183	1/1	0.74	1.15	-	54,54,54,54	1
87	MG	1	4319	1/1	0.99	0.19	-	59,59,59,59	0
87	MG	1	4435	1/1	0.88	0.28	-	41,41,41,41	1
86	OHX	1	3678	7/7	0.98	0.27	-	44,44,44,44	7
86	OHX	1	3705	7/7	0.97	0.23	-	64,64,64,64	7
86	OHX	5	3809	7/7	0.96	0.33	-	86,86,86,86	7
87	MG	1	4422	1/1	0.95	0.25	-	60,60,60,60	0
87	MG	5	4324	1/1	0.73	0.61	-	42,42,42,42	1
86	OHX	1	3604	7/7	0.96	0.37	-	62,62,62,62	7
86	OHX	2	2087	7/7	0.97	0.25	-	71,71,71,71	7
87	MG	2	2132	1/1	0.88	0.48	-	70,70,70,70	0
87	MG	1	4088	1/1	0.71	0.29	-	52,52,52,52	0
87	MG	5	3853	1/1	0.87	0.47	-	43,43,43,43	0
87	MG	6	2226	1/1	0.99	0.14	-	107,107,107,107	0
87	MG	2	2174	1/1	0.97	0.62	-	68,68,68,68	0
87	MG	7	228	1/1	0.85	0.29	-	41,41,41,41	1
87	MG	5	3983	1/1	0.95	0.71	-	35,35,35,35	0
87	MG	1	4394	1/1	0.93	0.54	-	41,41,41,41	1
87	MG	5	4522	1/1	0.99	0.21	-	35,35,35,35	1
87	MG	1	4130	1/1	0.89	0.45	-	58,58,58,58	0
87	MG	1	4218	1/1	0.78	0.29	-	50,50,50,50	0
86	OHX	2	2053	7/7	0.94	0.32	-	80,80,80,80	7
86	OHX	1	3577	7/7	0.98	0.25	-	114,114,114,114	7
87	MG	5	3913	1/1	0.96	0.26	-	55,55,55,55	0
87	MG	3	217	1/1	0.92	0.49	-	36,36,36,36	0
87	MG	5	4256	1/1	0.91	0.44	-	44,44,44,44	0
87	MG	5	4503	1/1	0.83	0.23	-	46,46,46,46	0
87	MG	1	4124	1/1	0.85	0.35	-	46,46,46,46	0
87	MG	1	4148	1/1	0.62	0.38	-	69,69,69,69	0
87	MG	1	3984	1/1	0.98	0.70	-	37,37,37,37	0
87	MG	2	2184	1/1	0.94	0.32	-	59,59,59,59	0
86	OHX	5	3540	7/7	0.97	0.24	-	54,54,54,54	7
87	MG	5	4457	1/1	0.77	0.64	-	54,54,54,54	0
87	MG	1	4122	1/1	0.87	0.33	-	45,45,45,45	0
87	MG	5	4052	1/1	0.91	0.40	-	39,39,39,39	0

*Continued on next page...*

*Continued from previous page...*

Mol	Type	Chain	Res	Atoms	RSCC	RSR	LLDF	B-factors( $\text{\AA}^2$ )	Q<0.9
87	MG	6	2277	1/1	0.80	0.37	-	48,48,48,48	0
87	MG	L4	402	1/1	0.99	0.30	-	43,43,43,43	0
87	MG	5	3860	1/1	0.85	0.42	-	39,39,39,39	0
87	MG	5	4548	1/1	0.97	0.24	-	42,42,42,42	1
87	MG	7	241	1/1	0.97	0.66	-	47,47,47,47	1
87	MG	1	3954	1/1	0.98	0.58	-	47,47,47,47	0
87	MG	1	4358	1/1	0.97	0.45	-	51,51,51,51	0
87	MG	1	4132	1/1	0.81	0.29	-	51,51,51,51	0
87	MG	5	4414	1/1	0.82	0.34	-	38,38,38,38	1
86	OHX	8	218	7/7	0.78	0.56	-	48,48,48,48	7
87	MG	1	4074	1/1	0.90	0.49	-	50,50,50,50	0
87	MG	1	4420	1/1	1.00	0.22	-	56,56,56,56	0
87	MG	6	2223	1/1	0.58	0.65	-	52,52,52,52	0
86	OHX	5	3799	7/7	0.92	0.34	-	72,72,72,72	7
86	OHX	5	3583	7/7	0.98	0.15	-	148,148,148,148	7
87	MG	5	4212	1/1	0.95	0.24	-	41,41,41,41	0
87	MG	8	238	1/1	0.89	0.47	-	45,45,45,45	0
86	OHX	6	2031	7/7	0.93	0.17	-	81,81,81,81	7
87	MG	2	2211	1/1	0.85	0.16	-	106,106,106,106	0
86	OHX	1	3696	7/7	0.97	0.30	-	63,63,63,63	7
87	MG	1	3866	1/1	0.97	0.51	-	49,49,49,49	0
87	MG	1	3890	1/1	0.98	0.39	-	49,49,49,49	0
87	MG	5	4531	1/1	0.99	0.29	-	39,39,39,39	0
87	MG	1	4123	1/1	0.92	0.91	-	56,56,56,56	0
87	MG	5	4186	1/1	0.79	0.76	-	123,123,123,123	0
87	MG	5	4280	1/1	0.89	0.18	-	39,39,39,39	0
86	OHX	1	3639	7/7	0.95	0.16	-	85,85,85,85	7
87	MG	6	2165	1/1	0.98	0.28	-	45,45,45,45	0
87	MG	5	4008	1/1	0.97	0.53	-	48,48,48,48	0
86	OHX	6	2064	7/7	0.56	0.59	-	68,68,68,68	7
86	OHX	6	1948	7/7	0.98	0.18	-	86,86,86,86	7
87	MG	1	3987	1/1	0.87	0.58	-	40,40,40,40	0
87	MG	1	4165	1/1	0.99	0.28	-	54,54,54,54	0
87	MG	1	4498	1/1	0.86	0.31	-	41,41,41,41	0
87	MG	1	4277	1/1	0.89	0.36	-	37,37,37,37	0
86	OHX	1	3701	7/7	0.95	0.34	-	68,68,68,68	7
87	MG	5	4553	1/1	0.68	0.42	-	50,50,50,50	1
87	MG	5	3903	1/1	0.90	0.38	-	61,61,61,61	0
87	MG	1	4479	1/1	0.92	0.20	-	41,41,41,41	1
86	OHX	5	3669	7/7	0.97	0.35	-	37,37,37,37	7
87	MG	5	3943	1/1	0.92	0.21	-	48,48,48,48	0
86	OHX	1	3556	7/7	0.98	0.25	-	70,70,70,70	7

*Continued on next page...*

*Continued from previous page...*

Mol	Type	Chain	Res	Atoms	RSCC	RSR	LLDF	B-factors( $\text{\AA}^2$ )	Q<0.9
87	MG	2	2243	1/1	0.82	0.37	-	61,61,61,61	0
87	MG	5	4100	1/1	0.92	0.43	-	32,32,32,32	0
86	OHX	5	3525	7/7	0.98	0.32	-	42,42,42,42	7
87	MG	d4	201	1/1	0.93	0.16	-	68,68,68,68	0
86	OHX	1	3574	7/7	0.97	0.25	-	56,56,56,56	7
86	OHX	1	3711	7/7	0.96	0.24	-	67,67,67,67	7
87	MG	5	4153	1/1	0.93	0.43	-	41,41,41,41	0
87	MG	n8	205	1/1	0.90	0.27	-	39,39,39,39	0
86	OHX	1	3462	7/7	0.99	0.24	-	59,59,59,59	7
87	MG	5	4329	1/1	0.96	0.38	-	47,47,47,47	0
87	MG	1	3923	1/1	0.82	0.71	-	75,75,75,75	0
87	MG	5	4173	1/1	0.90	0.21	-	82,82,82,82	0
87	MG	1	4241	1/1	0.80	0.30	-	57,57,57,57	0
86	OHX	1	3811	7/7	0.97	0.18	-	89,89,89,89	7
87	MG	5	4331	1/1	0.89	0.21	-	62,62,62,62	0
87	MG	1	4440	1/1	0.87	0.32	-	43,43,43,43	0
87	MG	5	4141	1/1	0.77	0.42	-	54,54,54,54	0
87	MG	1	4298	1/1	0.94	0.28	-	53,53,53,53	0
87	MG	1	4449	1/1	0.89	0.35	-	49,49,49,49	1
87	MG	5	4428	1/1	0.98	0.09	-	69,69,69,69	0
86	OHX	5	3634	7/7	0.96	0.26	-	42,42,42,42	7
87	MG	2	2233	1/1	0.96	0.20	-	72,72,72,72	0
87	MG	5	4099	1/1	0.78	0.31	-	61,61,61,61	0
87	MG	5	4282	1/1	0.87	0.35	-	39,39,39,39	0
87	MG	1	4021	1/1	0.98	0.62	-	37,37,37,37	0
87	MG	5	4094	1/1	0.98	0.28	-	52,52,52,52	0
87	MG	5	4134	1/1	0.95	0.49	-	37,37,37,37	0
87	MG	2	2140	1/1	0.92	0.55	-	81,81,81,81	0
86	OHX	5	3512	7/7	0.98	0.19	-	69,69,69,69	7
87	MG	2	2252	1/1	0.64	0.29	-	126,126,126,126	0
87	MG	5	4228	1/1	0.86	0.28	-	44,44,44,44	0
87	MG	5	4169	1/1	0.92	0.57	-	43,43,43,43	0
87	MG	2	2246	1/1	0.98	0.21	-	77,77,77,77	0
86	OHX	5	3732	7/7	0.98	0.23	-	49,49,49,49	7
87	MG	8	227	1/1	0.88	0.32	-	61,61,61,61	0
87	MG	1	4228	1/1	0.84	0.19	-	62,62,62,62	0
87	MG	5	3990	1/1	0.91	0.21	-	57,57,57,57	0
87	MG	6	2287	1/1	0.81	0.15	-	62,62,62,62	0
86	OHX	1	3552	7/7	0.98	0.36	-	60,60,60,60	7
87	MG	5	4112	1/1	0.91	0.34	-	28,28,28,28	0
87	MG	6	2330	1/1	0.90	0.27	-	55,55,55,55	1
87	MG	5	3914	1/1	0.94	0.56	-	33,33,33,33	0

*Continued on next page...*

*Continued from previous page...*

Mol	Type	Chain	Res	Atoms	RSCC	RSR	LLDF	B-factors( $\text{\AA}^2$ )	Q<0.9
87	MG	1	4117	1/1	0.99	0.34	-	59,59,59,59	0
87	MG	1	4477	1/1	0.62	0.77	-	47,47,47,47	0
87	MG	2	2163	1/1	0.84	0.60	-	70,70,70,70	0
87	MG	1	4244	1/1	0.77	0.22	-	72,72,72,72	0
87	MG	5	4435	1/1	0.99	0.26	-	50,50,50,50	0
87	MG	1	4109	1/1	0.95	0.23	-	46,46,46,46	0
87	MG	1	3922	1/1	0.81	0.45	-	58,58,58,58	0
87	MG	6	2257	1/1	0.75	0.73	-	72,72,72,72	0
86	OHX	2	2011	7/7	0.97	0.28	-	69,69,69,69	7
86	OHX	1	3619	7/7	0.95	0.35	-	70,70,70,70	7
87	MG	1	3913	1/1	0.92	0.26	-	49,49,49,49	0
86	OHX	5	3777	7/7	0.96	0.41	-	38,38,38,38	7
87	MG	5	3852	1/1	0.91	0.35	-	40,40,40,40	0
87	MG	1	4185	1/1	0.89	0.79	-	40,40,40,40	1
87	MG	1	3856	1/1	0.75	0.45	-	63,63,63,63	0
86	OHX	5	3784	7/7	0.95	0.53	-	55,55,55,55	7
87	MG	6	2158	1/1	0.96	0.52	-	40,40,40,40	0
86	OHX	5	3675	7/7	0.92	0.26	-	49,49,49,49	7
86	OHX	1	3623	7/7	0.97	0.21	-	51,51,51,51	7
87	MG	1	4063	1/1	0.92	0.33	-	53,53,53,53	0
86	OHX	1	3654	7/7	0.96	0.36	-	65,65,65,65	7
87	MG	1	4303	1/1	0.94	0.82	-	41,41,41,41	1
87	MG	2	2134	1/1	0.91	0.61	-	76,76,76,76	0
87	MG	6	2129	1/1	0.95	0.24	-	59,59,59,59	0
87	MG	2	2142	1/1	0.92	0.60	-	61,61,61,61	0
87	MG	5	4085	1/1	0.77	0.26	-	57,57,57,57	0
87	MG	5	3887	1/1	0.93	0.30	-	34,34,34,34	0
87	MG	1	4207	1/1	0.91	0.19	-	58,58,58,58	0
86	OHX	1	3621	7/7	0.97	0.17	-	73,73,73,73	7
86	OHX	1	3555	7/7	0.95	0.17	-	89,89,89,89	7
86	OHX	1	3769	7/7	0.91	0.58	-	49,49,49,49	7
87	MG	1	4333	1/1	0.94	0.29	-	49,49,49,49	0
87	MG	2	2102	1/1	0.62	0.39	-	84,84,84,84	0
86	OHX	2	1962	7/7	0.95	0.20	-	97,97,97,97	7
87	MG	5	3960	1/1	0.99	0.45	-	37,37,37,37	0
87	MG	2	2115	1/1	0.93	0.71	-	71,71,71,71	0
86	OHX	5	3590	7/7	0.96	0.15	-	83,83,83,83	7
87	MG	2	2222	1/1	0.78	0.20	-	80,80,80,80	0
86	OHX	5	3719	7/7	0.93	0.30	-	64,64,64,64	7
86	OHX	4	205	7/7	0.98	0.21	-	75,75,75,75	7
87	MG	5	4552	1/1	0.88	0.30	-	39,39,39,39	0
87	MG	1	3872	1/1	0.81	0.77	-	54,54,54,54	0

*Continued on next page...*

*Continued from previous page...*

Mol	Type	Chain	Res	Atoms	RSCC	RSR	LLDF	B-factors( $\text{\AA}^2$ )	Q<0.9
87	MG	7	234	1/1	0.89	0.34	-	45,45,45,45	0
86	OHX	5	3654	7/7	0.95	0.34	-	55,55,55,55	7
87	MG	1	4325	1/1	0.86	0.55	-	52,52,52,52	0
87	MG	5	3896	1/1	0.76	0.24	-	50,50,50,50	0
87	MG	1	3848	1/1	0.74	0.63	-	46,46,46,46	0
86	OHX	1	3605	7/7	0.91	0.14	-	107,107,107,107	7
87	MG	2	2178	1/1	0.91	0.36	-	79,79,79,79	0
86	OHX	6	1934	7/7	0.98	0.30	-	57,57,57,57	7
87	MG	5	4104	1/1	0.58	0.54	-	45,45,45,45	1
86	OHX	6	2046	7/7	0.93	0.13	-	100,100,100,100	7
87	MG	5	3998	1/1	0.92	0.58	-	41,41,41,41	0
87	MG	M0	306	1/1	0.84	0.29	-	53,53,53,53	0
87	MG	8	237	1/1	0.83	0.21	-	71,71,71,71	0
87	MG	2	2137	1/1	0.85	0.46	-	126,126,126,126	0
87	MG	1	4321	1/1	0.95	0.18	-	44,44,44,44	1
87	MG	1	4398	1/1	0.83	0.23	-	72,72,72,72	0
86	OHX	2	2073	7/7	0.96	0.18	-	89,89,89,89	7
86	OHX	2	2084	7/7	0.84	0.16	-	183,183,183,183	7
87	MG	1	4405	1/1	0.91	0.19	-	44,44,44,44	0
87	MG	2	2167	1/1	0.74	0.26	-	84,84,84,84	0
87	MG	5	3967	1/1	0.95	0.80	-	28,28,28,28	0
87	MG	5	4164	1/1	0.83	0.12	-	83,83,83,83	0
87	MG	1	4369	1/1	0.90	0.23	-	43,43,43,43	0
87	MG	5	4481	1/1	0.76	0.40	-	44,44,44,44	1
87	MG	1	4499	1/1	0.88	0.16	-	60,60,60,60	0
87	MG	5	4358	1/1	0.90	0.21	-	54,54,54,54	0
87	MG	5	4132	1/1	0.87	0.27	-	33,33,33,33	1
87	MG	5	4010	1/1	0.92	0.52	-	46,46,46,46	0
87	MG	1	4282	1/1	0.63	0.54	-	47,47,47,47	1
87	MG	M7	206	1/1	0.87	0.30	-	43,43,43,43	0
87	MG	5	4175	1/1	0.98	0.23	-	86,86,86,86	0
87	MG	1	4288	1/1	0.91	0.31	-	52,52,52,52	0
86	OHX	2	1926	7/7	0.99	0.20	-	81,81,81,81	7
87	MG	5	3971	1/1	0.90	0.47	-	27,27,27,27	0
86	OHX	5	3783	7/7	0.76	0.59	-	56,56,56,56	7
87	MG	6	2294	1/1	0.98	0.17	-	43,43,43,43	0
86	OHX	5	3603	7/7	0.95	0.22	-	43,43,43,43	7
86	OHX	1	3787	7/7	0.91	0.24	-	69,69,69,69	7
87	MG	2	2205	1/1	0.76	0.67	-	76,76,76,76	0
87	MG	1	4382	1/1	0.98	0.35	-	70,70,70,70	0
87	MG	6	2256	1/1	0.75	0.38	-	73,73,73,73	0
87	MG	5	4242	1/1	0.95	0.37	-	44,44,44,44	0

*Continued on next page...*

*Continued from previous page...*

Mol	Type	Chain	Res	Atoms	RSCC	RSR	LLDF	B-factors( $\text{\AA}^2$ )	Q<0.9
86	OHX	1	3427	7/7	0.99	0.24	-	65,65,65,65	7
87	MG	1	4231	1/1	0.98	0.22	-	44,44,44,44	0
87	MG	5	4051	1/1	0.84	0.42	-	33,33,33,33	0
87	MG	5	3936	1/1	0.92	0.55	-	28,28,28,28	0
87	MG	5	4283	1/1	0.99	0.24	-	41,41,41,41	0
86	OHX	5	3812	7/7	0.85	0.59	-	54,54,54,54	7
87	MG	1	4363	1/1	0.87	0.31	-	45,45,45,45	1
87	MG	6	2245	1/1	0.93	0.12	-	60,60,60,60	0
87	MG	2	2129	1/1	0.94	0.26	-	66,66,66,66	0
87	MG	1	4438	1/1	0.97	0.37	-	64,64,64,64	0
87	MG	1	4253	1/1	0.96	0.32	-	66,66,66,66	0
87	MG	5	4560	1/1	0.88	0.27	-	40,40,40,40	0
87	MG	2	2095	1/1	0.83	0.38	-	63,63,63,63	0
87	MG	1	4110	1/1	0.87	0.71	-	51,51,51,51	0
87	MG	3	224	1/1	0.90	0.71	-	47,47,47,47	0
87	MG	5	4423	1/1	0.57	0.51	-	59,59,59,59	0
87	MG	1	4349	1/1	0.83	0.20	-	69,69,69,69	0
87	MG	5	4129	1/1	0.75	0.58	-	82,82,82,82	0
86	OHX	1	3444	7/7	0.99	0.25	-	61,61,61,61	7
87	MG	1	4494	1/1	0.89	0.47	-	58,58,58,58	0
87	MG	1	4176	1/1	0.94	0.24	-	72,72,72,72	0
87	MG	6	2324	1/1	0.82	0.52	-	47,47,47,47	1
87	MG	6	2124	1/1	0.64	0.41	-	71,71,71,71	0
87	MG	1	4330	1/1	0.79	0.44	-	59,59,59,59	0
87	MG	m7	205	1/1	0.74	0.36	-	50,50,50,50	0
87	MG	6	2116	1/1	0.93	0.37	-	61,61,61,61	0
87	MG	1	4043	1/1	0.88	0.15	-	66,66,66,66	0
87	MG	5	4418	1/1	0.92	0.32	-	64,64,64,64	0
87	MG	5	4416	1/1	0.89	0.44	-	38,38,38,38	0
86	OHX	6	1984	7/7	0.75	0.29	-	82,82,82,82	7
87	MG	4	234	1/1	0.82	0.26	-	67,67,67,67	0
86	OHX	1	3646	7/7	0.97	0.32	-	54,54,54,54	7
86	OHX	1	3468	7/7	0.98	0.23	-	65,65,65,65	7
87	MG	6	2100	1/1	0.96	0.13	-	60,60,60,60	0
86	OHX	5	3575	7/7	0.97	0.23	-	66,66,66,66	7
87	MG	1	4351	1/1	0.89	0.26	-	43,43,43,43	0
87	MG	4	237	1/1	0.72	0.47	-	67,67,67,67	0
87	MG	7	221	1/1	0.92	0.20	-	41,41,41,41	0
86	OHX	2	2000	7/7	0.93	0.36	-	110,110,110,110	7
87	MG	1	4027	1/1	0.96	0.32	-	43,43,43,43	0
87	MG	3	216	1/1	0.92	0.36	-	55,55,55,55	0
87	MG	2	2227	1/1	0.86	0.34	-	63,63,63,63	0

*Continued on next page...*

*Continued from previous page...*

Mol	Type	Chain	Res	Atoms	RSCC	RSR	LLDF	B-factors( $\text{\AA}^2$ )	Q<0.9
86	OHX	6	1964	7/7	0.96	0.26	-	49,49,49,49	7
87	MG	5	4499	1/1	0.93	0.32	-	55,55,55,55	0
86	OHX	5	3794	7/7	0.97	0.23	-	57,57,57,57	7
87	MG	6	2265	1/1	0.91	0.46	-	48,48,48,48	0
87	MG	2	2191	1/1	0.81	0.58	-	99,99,99,99	0
87	MG	7	238	1/1	0.94	0.81	-	51,51,51,51	1
87	MG	1	4014	1/1	0.77	0.50	-	49,49,49,49	0
87	MG	5	4564	1/1	0.92	0.43	-	34,34,34,34	1
87	MG	1	4354	1/1	0.92	0.15	-	62,62,62,62	0
86	OHX	7	212	7/7	0.84	0.44	-	61,61,61,61	7
87	MG	1	4121	1/1	0.92	0.42	-	37,37,37,37	0
87	MG	5	4110	1/1	0.79	0.42	-	50,50,50,50	0
87	MG	5	4417	1/1	0.92	0.31	-	56,56,56,56	0
87	MG	4	229	1/1	0.90	0.39	-	66,66,66,66	0
87	MG	5	4116	1/1	0.96	0.81	-	36,36,36,36	1
87	MG	5	3840	1/1	0.97	0.58	-	60,60,60,60	0
87	MG	5	4172	1/1	0.72	0.42	-	40,40,40,40	0
87	MG	6	2258	1/1	0.97	0.30	-	84,84,84,84	0
87	MG	5	3985	1/1	0.96	0.64	-	50,50,50,50	0
87	MG	1	4092	1/1	0.96	0.57	-	42,42,42,42	0
87	MG	5	3916	1/1	0.82	0.32	-	57,57,57,57	0
87	MG	M7	207	1/1	0.94	0.28	-	43,43,43,43	0
87	MG	5	4369	1/1	0.84	0.85	-	52,52,52,52	1
86	OHX	6	1998	7/7	0.94	0.27	-	64,64,64,64	7
86	OHX	5	3510	7/7	0.99	0.25	-	48,48,48,48	7
87	MG	5	4204	1/1	0.86	0.54	-	60,60,60,60	0
87	MG	2	2217	1/1	0.49	0.52	-	103,103,103,103	0
87	MG	Q2	503	1/1	0.64	0.26	-	62,62,62,62	0
87	MG	1	3857	1/1	0.87	0.28	-	51,51,51,51	0
87	MG	6	2156	1/1	0.83	0.62	-	66,66,66,66	0
87	MG	1	3938	1/1	0.93	0.61	-	36,36,36,36	0
87	MG	2	2147	1/1	0.54	0.20	-	100,100,100,100	0
87	MG	1	4490	1/1	0.97	0.73	-	100,100,100,100	0
87	MG	5	3931	1/1	0.91	0.46	-	42,42,42,42	0
87	MG	5	4059	1/1	0.96	0.44	-	39,39,39,39	0
87	MG	5	3953	1/1	0.85	0.62	-	45,45,45,45	0
87	MG	5	4229	1/1	0.85	0.46	-	43,43,43,43	0
87	MG	5	3872	1/1	0.96	0.41	-	32,32,32,32	0
86	OHX	1	3498	7/7	0.99	0.25	-	62,62,62,62	7
87	MG	5	4308	1/1	0.93	0.28	-	58,58,58,58	0
86	OHX	5	3516	7/7	0.98	0.20	-	60,60,60,60	7
87	MG	5	4471	1/1	0.95	0.35	-	55,55,55,55	0

*Continued on next page...*

*Continued from previous page...*

Mol	Type	Chain	Res	Atoms	RSCC	RSR	LLDF	B-factors( $\text{\AA}^2$ )	Q<0.9
87	MG	1	4374	1/1	0.65	0.71	-	44,44,44,44	0
87	MG	5	4102	1/1	0.94	0.53	-	44,44,44,44	0
86	OHX	5	3627	7/7	0.98	0.14	-	81,81,81,81	7
87	MG	1	4503	1/1	0.86	0.28	-	47,47,47,47	0
87	MG	2	2245	1/1	0.78	0.46	-	71,71,71,71	0
86	OHX	2	2019	7/7	0.90	0.28	-	105,105,105,105	7
87	MG	1	3944	1/1	0.98	0.47	-	35,35,35,35	0
87	MG	1	4100	1/1	0.88	0.40	-	44,44,44,44	1
87	MG	1	4442	1/1	0.93	0.29	-	51,51,51,51	0
86	OHX	1	3704	7/7	0.94	0.48	-	55,55,55,55	7
87	MG	5	4399	1/1	0.96	0.98	-	46,46,46,46	1
86	OHX	6	1967	7/7	0.98	0.19	-	47,47,47,47	7
87	MG	6	2130	1/1	0.85	0.19	-	55,55,55,55	0
87	MG	5	4016	1/1	0.95	0.72	-	29,29,29,29	0
86	OHX	6	2049	7/7	0.79	0.40	-	70,70,70,70	7
87	MG	5	3857	1/1	0.91	0.29	-	47,47,47,47	0
87	MG	1	4047	1/1	0.69	0.21	-	83,83,83,83	0
86	OHX	5	3804	7/7	0.98	0.24	-	52,52,52,52	7
86	OHX	s4	301	7/7	0.97	0.27	-	79,79,79,79	7
87	MG	1	4229	1/1	0.89	0.16	-	64,64,64,64	0
87	MG	1	4380	1/1	0.91	0.36	-	30,30,30,30	0
87	MG	2	2255	1/1	0.78	0.18	-	88,88,88,88	0
87	MG	m0	305	1/1	0.92	0.35	-	32,32,32,32	0
86	OHX	6	2017	7/7	0.89	0.34	-	50,50,50,50	7
87	MG	1	3849	1/1	0.87	0.63	-	44,44,44,44	0

## 6.5 Other polymers [i](#)

There are no such residues in this entry.