



wwPDB X-ray Structure Validation Summary Report ⓘ

Dec 6, 2016 – 03:51 PM EST

PDB ID : 5TGA
Title : Crystal structure of the *S.cerevisiae* 80S ribosome in complex with the A-site bound aminoacyl-tRNA analog ACCA-Pro
Authors : Melnikov, S.; Mailliot, J.
Deposited on : 2016-09-27
Resolution : 3.30 Å(reported)

This is a wwPDB X-ray Structure Validation Summary Report for a publicly released PDB entry.

We welcome your comments at validation@mail.wwpdb.org

A user guide is available at

<http://wwpdb.org/validation/2016/XrayValidationReportHelp>

with specific help available everywhere you see the ⓘ symbol.

The following versions of software and data (see [references ⓘ](#)) were used in the production of this report:

MolProbity : 4.02b-467
Mogul : 1.7.1 (RC1), CSD as537be (2016)
Xtriage (Phenix) : 1.9-1692
EDS : rb-20028442
Percentile statistics : 20151230.v01 (using entries in the PDB archive December 30th 2015)
Refmac : 5.8.0135
CCP4 : 6.5.0
Ideal geometry (proteins) : Engh & Huber (2001)
Ideal geometry (DNA, RNA) : Parkinson et al. (1996)
Validation Pipeline (wwPDB-VP) : rb-20028442

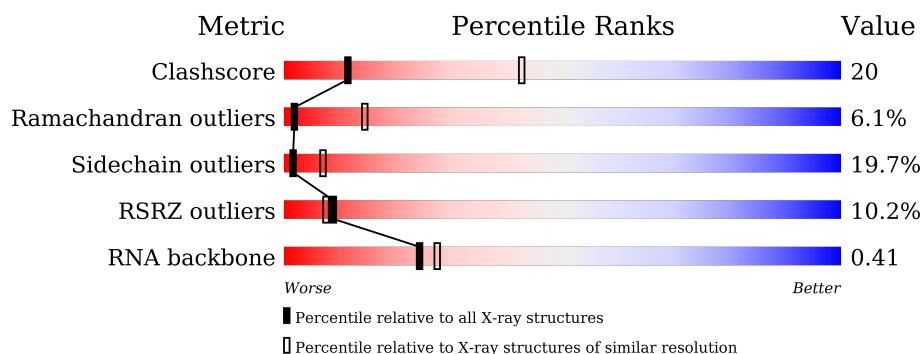
1 Overall quality at a glance

The following experimental techniques were used to determine the structure:

X-RAY DIFFRACTION

The reported resolution of this entry is 3.30 Å.

Percentile scores (ranging between 0-100) for global validation metrics of the entry are shown in the following graphic. The table shows the number of entries on which the scores are based.



Metric	Whole archive (#Entries)	Similar resolution (#Entries, resolution range(Å))
Clashscore	102246	1058 (3.38-3.22)
Ramachandran outliers	100387	1038 (3.38-3.22)
Sidechain outliers	100360	1037 (3.38-3.22)
RSRZ outliers	91569	2070 (3.40-3.20)
RNA backbone	2183	1005 (3.82-2.78)

The table below summarises the geometric issues observed across the polymeric chains and their fit to the electron density. The red, orange, yellow and green segments on the lower bar indicate the fraction of residues that contain outliers for ≥ 3 , 2, 1 and 0 types of geometric quality criteria. A grey segment represents the fraction of residues that are not modelled. The numeric value for each fraction is indicated below the corresponding segment, with a dot representing fractions $\leq 5\%$. The upper red bar (where present) indicates the fraction of residues that have poor fit to the electron density. The numeric value is given above the bar.

Mol	Chain	Length	Quality of chain
1	2	1829	<div> <div>5%</div> <div>24%</div> <div>45%</div> <div>23%</div> <div>5%</div> <div>.</div> </div>
2	S0	206	<div> <div>48%</div> <div>23%</div> <div>60%</div> <div>16%</div> <div>.</div> </div>
2	s0	206	<div> <div>17%</div> <div>73%</div> <div>25%</div> <div>.</div> </div>
3	S1	216	<div> <div>23%</div> <div>19%</div> <div>59%</div> <div>19%</div> <div>..</div> </div>
3	s1	216	<div> <div>18%</div> <div>76%</div> <div>20%</div> <div>.</div> </div>
4	S2	217	<div> <div>5%</div> <div>28%</div> <div>57%</div> <div>14%</div> <div>.</div> </div>

Continued on next page...

Continued from previous page...

Mol	Chain	Length	Quality of chain
4	s2	217	
5	S3	223	
5	s3	223	
6	S4	260	
6	s4	260	
7	S5	206	
7	s5	206	
8	S6	226	
8	s6	226	
9	S7	186	
9	s7	186	
10	S8	199	
10	s8	199	
11	S9	185	
11	s9	185	
12	C0	96	
13	C1	155	
13	c1	155	
14	C2	124	
14	c2	124	
15	C3	150	
15	c3	150	
16	C4	128	
16	c4	128	
17	C5	135	

Continued on next page...

Continued from previous page...

Mol	Chain	Length	Quality of chain
17	c5	135	
18	C6	142	
18	c6	142	
19	C7	125	
19	c7	125	
20	C8	145	
20	c8	145	
21	C9	143	
21	c9	143	
22	D0	110	
22	d0	110	
23	D1	87	
23	d1	87	
24	D2	129	
24	d2	129	
25	D3	144	
25	d3	144	
26	D4	134	
26	d4	134	
27	D5	70	
27	d5	70	
28	D6	97	
28	d6	97	
29	D7	81	
29	d7	81	

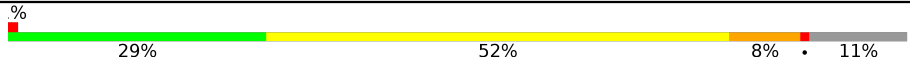





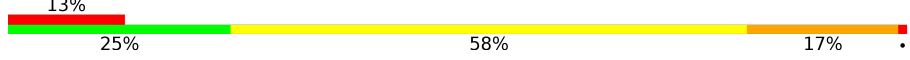

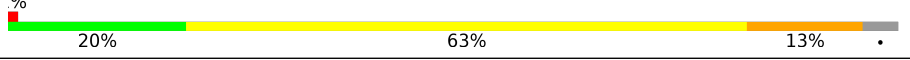

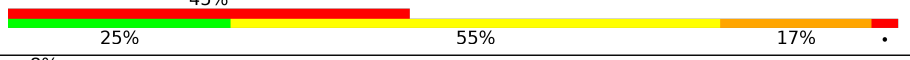

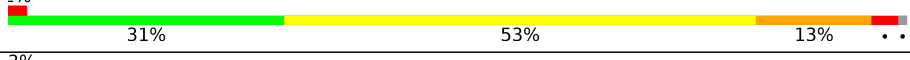

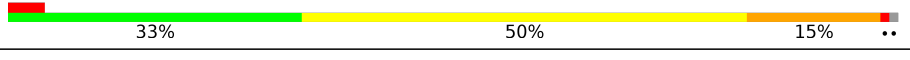

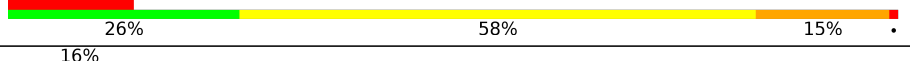
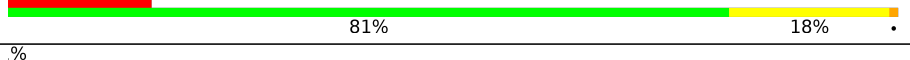







Continued on next page...

Continued from previous page...

Mol	Chain	Length	Quality of chain
30	D8	63	
30	d8	63	
31	D9	53	
31	d9	53	
32	E0	62	
32	e0	62	
33	E1	76	
33	e1	76	
34	SR	318	
34	sR	318	
35	SM	159	
36	1	3394	
36	5	3394	
37	3	121	
37	7	121	
38	4	158	
38	8	158	
39	L2	252	
39	l2	252	
40	L3	386	
40	l3	386	
41	L4	361	
41	l4	361	
42	L5	296	
42	l5	296	

Continued on next page...

Continued from previous page...

Mol	Chain	Length	Quality of chain
43	L6	175	
43	l6	175	
44	L7	223	
44	l7	223	
45	L8	233	
45	l8	233	
46	L9	191	
46	l9	191	
47	M0	220	
47	m0	220	
48	M1	169	
48	m1	169	
49	M3	194	
49	m3	194	
50	M4	137	
50	m4	137	
51	M5	203	
51	m5	203	
52	M6	197	
52	m6	197	
53	M7	183	
53	m7	183	
54	M8	185	
54	m8	185	
55	M9	188	

Continued on next page...

Continued from previous page...

Mol	Chain	Length	Quality of chain
55	m9	188	
56	N0	172	
56	n0	172	
57	N1	159	
57	n1	159	
58	N2	100	
58	n2	100	
59	N3	136	
59	n3	136	
60	N4	135	
60	n4	135	
61	N5	121	
61	n5	121	
62	N6	126	
62	n6	126	
63	N7	135	
63	n7	135	
64	N8	148	
64	n8	148	
65	N9	58	
65	n9	58	
66	O0	100	
66	o0	100	
67	O1	109	
67	o1	109	




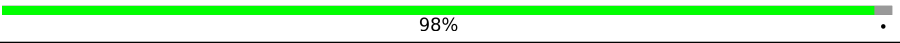
Continued on next page...

Continued from previous page...

Mol	Chain	Length	Quality of chain
68	O2	127	
68	o2	127	
69	O3	106	
69	o3	106	
70	O4	112	
70	o4	112	
71	O5	119	
71	o5	119	
72	O6	99	
72	o6	99	
73	O7	87	
73	o7	87	
74	O8	77	
74	o8	77	
75	O9	50	
75	o9	50	
76	Q0	52	
76	q0	52	
77	Q1	25	
77	q1	25	
78	Q2	105	
78	q2	105	
79	Q3	91	
79	q3	91	
80	6	1800	

Continued on next page...

Continued from previous page...

Mol	Chain	Length	Quality of chain
81	c0	96	
82	sM	104	
83	m2	150	
84	p0	219	
85	p1	47	
85	p2	47	

The following table lists non-polymeric compounds, carbohydrate monomers and non-standard residues in protein, DNA, RNA chains that are outliers for geometric or electron-density-fit criteria:

Mol	Type	Chain	Res	Chirality	Geometry	Clashes	Electron density
86	OHX	1	3407	-	-	-	X
86	OHX	1	3415	-	-	-	X
86	OHX	1	3418	-	-	-	X
86	OHX	1	3422	-	-	-	X
86	OHX	1	3436	-	-	-	X
86	OHX	1	3437	-	-	X	-
86	OHX	1	3439	-	-	-	X
86	OHX	1	3443	-	-	-	X
86	OHX	1	3451	-	-	-	X
86	OHX	1	3452	-	-	-	X
86	OHX	1	3455	-	-	-	X
86	OHX	1	3459	-	-	-	X
86	OHX	1	3464	-	-	-	X
86	OHX	1	3466	-	-	-	X
86	OHX	1	3470	-	-	-	X
86	OHX	1	3471	-	-	-	X
86	OHX	1	3474	-	-	-	X
86	OHX	1	3476	-	-	X	-
86	OHX	1	3479	-	-	X	X
86	OHX	1	3480	-	-	X	-
86	OHX	1	3483	-	-	-	X
86	OHX	1	3485	-	-	-	X
86	OHX	1	3486	-	-	-	X
86	OHX	1	3487	-	-	-	X
86	OHX	1	3494	-	-	X	-
86	OHX	1	3495	-	-	-	X
86	OHX	1	3500	-	-	X	-

Continued on next page...

Continued from previous page...

Mol	Type	Chain	Res	Chirality	Geometry	Clashes	Electron density
86	OHX	1	3502	-	-	-	X
86	OHX	1	3505	-	-	-	X
86	OHX	1	3507	-	-	-	X
86	OHX	1	3511	-	-	X	-
86	OHX	1	3514	-	-	-	X
86	OHX	1	3518	-	-	X	-
86	OHX	1	3521	-	-	-	X
86	OHX	1	3530	-	-	-	X
86	OHX	1	3531	-	-	-	X
86	OHX	1	3532	-	-	-	X
86	OHX	1	3534	-	-	-	X
86	OHX	1	3536	-	-	-	X
86	OHX	1	3541	-	-	-	X
86	OHX	1	3542	-	-	-	X
86	OHX	1	3544	-	-	-	X
86	OHX	1	3545	-	-	-	X
86	OHX	1	3546	-	-	-	X
86	OHX	1	3547	-	-	-	X
86	OHX	1	3550	-	-	-	X
86	OHX	1	3561	-	-	-	X
86	OHX	1	3570	-	-	-	X
86	OHX	1	3575	-	-	-	X
86	OHX	1	3583	-	-	-	X
86	OHX	1	3585	-	-	-	X
86	OHX	1	3587	-	-	-	X
86	OHX	1	3592	-	-	-	X
86	OHX	1	3593	-	-	-	X
86	OHX	1	3598	-	-	-	X
86	OHX	1	3599	-	-	-	X
86	OHX	1	3603	-	-	-	X
86	OHX	1	3609	-	-	-	X
86	OHX	1	3613	-	-	-	X
86	OHX	1	3627	-	-	-	X
86	OHX	1	3631	-	-	-	X
86	OHX	1	3633	-	-	-	X
86	OHX	1	3635	-	-	-	X
86	OHX	1	3643	-	-	-	X
86	OHX	1	3647	-	-	X	-
86	OHX	1	3652	-	-	-	X
86	OHX	1	3656	-	-	-	X
86	OHX	1	3659	-	-	-	X
86	OHX	1	3661	-	-	-	X

Continued on next page...

Continued from previous page...

Mol	Type	Chain	Res	Chirality	Geometry	Clashes	Electron density
86	OHX	1	3667	-	-	-	X
86	OHX	1	3669	-	-	-	X
86	OHX	1	3671	-	-	-	X
86	OHX	1	3675	-	-	-	X
86	OHX	1	3684	-	-	-	X
86	OHX	1	3688	-	-	-	X
86	OHX	1	3689	-	-	X	-
86	OHX	1	3691	-	-	X	-
86	OHX	1	3695	-	-	X	X
86	OHX	1	3702	-	-	-	X
86	OHX	1	3703	-	-	-	X
86	OHX	1	3708	-	-	-	X
86	OHX	1	3716	-	-	-	X
86	OHX	1	3725	-	-	-	X
86	OHX	1	3728	-	-	-	X
86	OHX	1	3729	-	-	-	X
86	OHX	1	3730	-	-	-	X
86	OHX	1	3733	-	-	-	X
86	OHX	1	3734	-	-	X	X
86	OHX	1	3737	-	-	X	X
86	OHX	1	3738	-	-	-	X
86	OHX	1	3739	-	-	-	X
86	OHX	1	3745	-	-	-	X
86	OHX	1	3746	-	-	X	-
86	OHX	1	3747	-	-	-	X
86	OHX	1	3748	-	-	-	X
86	OHX	1	3751	-	-	X	-
86	OHX	1	3753	-	-	X	-
86	OHX	1	3759	-	-	-	X
86	OHX	1	3760	-	-	-	X
86	OHX	1	3771	-	-	-	X
86	OHX	1	3774	-	-	-	X
86	OHX	1	3776	-	-	X	-
86	OHX	1	3777	-	-	X	-
86	OHX	1	3779	-	-	X	X
86	OHX	1	3783	-	-	-	X
86	OHX	1	3790	-	-	-	X
86	OHX	1	3791	-	-	X	-
86	OHX	1	3793	-	-	-	X
86	OHX	1	3795	-	-	-	X
86	OHX	1	3797	-	-	X	X
86	OHX	1	3798	-	-	-	X

Continued on next page...

Continued from previous page...

Mol	Type	Chain	Res	Chirality	Geometry	Clashes	Electron density
86	OHX	1	3799	-	-	X	-
86	OHX	1	3800	-	-	X	-
86	OHX	1	3801	-	-	-	X
86	OHX	1	3802	-	-	-	X
86	OHX	1	3803	-	-	-	X
86	OHX	1	3804	-	-	X	-
86	OHX	1	3805	-	-	X	-
86	OHX	1	3809	-	-	X	-
86	OHX	1	3810	-	-	X	-
86	OHX	2	1905	-	-	-	X
86	OHX	2	1909	-	-	X	-
86	OHX	2	1913	-	-	-	X
86	OHX	2	1918	-	-	X	X
86	OHX	2	1933	-	-	-	X
86	OHX	2	1936	-	-	-	X
86	OHX	2	1938	-	-	-	X
86	OHX	2	1951	-	-	-	X
86	OHX	2	1962	-	-	X	-
86	OHX	2	1964	-	-	X	-
86	OHX	2	1969	-	-	X	-
86	OHX	2	1985	-	-	-	X
86	OHX	2	1989	-	-	-	X
86	OHX	2	2002	-	-	-	X
86	OHX	2	2005	-	-	-	X
86	OHX	2	2009	-	-	-	X
86	OHX	2	2021	-	-	-	X
86	OHX	2	2023	-	-	-	X
86	OHX	2	2029	-	-	-	X
86	OHX	2	2030	-	-	-	X
86	OHX	2	2032	-	-	-	X
86	OHX	2	2035	-	-	X	-
86	OHX	2	2041	-	-	-	X
86	OHX	2	2055	-	-	-	X
86	OHX	2	2060	-	-	-	X
86	OHX	2	2063	-	-	-	X
86	OHX	2	2069	-	-	-	X
86	OHX	2	2070	-	-	-	X
86	OHX	2	2077	-	-	-	X
86	OHX	2	2079	-	-	-	X
86	OHX	2	2080	-	-	-	X
86	OHX	2	2081	-	-	-	X
86	OHX	2	2085	-	-	-	X

Continued on next page...

Continued from previous page...

Mol	Type	Chain	Res	Chirality	Geometry	Clashes	Electron density
86	OHX	2	2088	-	-	-	X
86	OHX	2	2089	-	-	-	X
86	OHX	3	202	-	-	-	X
86	OHX	3	203	-	-	-	X
86	OHX	4	201	-	-	-	X
86	OHX	4	208	-	-	-	X
86	OHX	4	209	-	-	-	X
86	OHX	4	212	-	-	-	X
86	OHX	4	213	-	-	-	X
86	OHX	4	214	-	-	-	X
86	OHX	4	216	-	-	-	X
86	OHX	4	218	-	-	-	X
86	OHX	5	3407	-	-	-	X
86	OHX	5	3417	-	-	-	X
86	OHX	5	3418	-	-	-	X
86	OHX	5	3428	-	-	-	X
86	OHX	5	3433	-	-	-	X
86	OHX	5	3434	-	-	-	X
86	OHX	5	3439	-	-	-	X
86	OHX	5	3440	-	-	-	X
86	OHX	5	3442	-	-	-	X
86	OHX	5	3444	-	-	-	X
86	OHX	5	3445	-	-	-	X
86	OHX	5	3448	-	-	-	X
86	OHX	5	3449	-	-	X	-
86	OHX	5	3452	-	-	-	X
86	OHX	5	3453	-	-	X	X
86	OHX	5	3454	-	-	-	X
86	OHX	5	3457	-	-	X	-
86	OHX	5	3458	-	-	-	X
86	OHX	5	3463	-	-	-	X
86	OHX	5	3465	-	-	X	X
86	OHX	5	3467	-	-	-	X
86	OHX	5	3474	-	-	-	X
86	OHX	5	3475	-	-	-	X
86	OHX	5	3477	-	-	-	X
86	OHX	5	3478	-	-	-	X
86	OHX	5	3482	-	-	X	-
86	OHX	5	3483	-	-	-	X
86	OHX	5	3484	-	-	-	X
86	OHX	5	3487	-	-	-	X
86	OHX	5	3488	-	-	-	X

Continued on next page...

Continued from previous page...

Mol	Type	Chain	Res	Chirality	Geometry	Clashes	Electron density
86	OHX	5	3489	-	-	-	X
86	OHX	5	3490	-	-	-	X
86	OHX	5	3491	-	-	-	X
86	OHX	5	3492	-	-	-	X
86	OHX	5	3493	-	-	-	X
86	OHX	5	3496	-	-	-	X
86	OHX	5	3502	-	-	-	X
86	OHX	5	3503	-	-	-	X
86	OHX	5	3504	-	-	-	X
86	OHX	5	3506	-	-	-	X
86	OHX	5	3507	-	-	-	X
86	OHX	5	3509	-	-	-	X
86	OHX	5	3515	-	-	-	X
86	OHX	5	3520	-	-	-	X
86	OHX	5	3523	-	-	X	-
86	OHX	5	3524	-	-	X	-
86	OHX	5	3527	-	-	-	X
86	OHX	5	3528	-	-	-	X
86	OHX	5	3529	-	-	-	X
86	OHX	5	3531	-	-	-	X
86	OHX	5	3534	-	-	-	X
86	OHX	5	3539	-	-	-	X
86	OHX	5	3541	-	-	X	-
86	OHX	5	3542	-	-	-	X
86	OHX	5	3543	-	-	-	X
86	OHX	5	3549	-	-	-	X
86	OHX	5	3555	-	-	-	X
86	OHX	5	3557	-	-	-	X
86	OHX	5	3559	-	-	-	X
86	OHX	5	3561	-	-	-	X
86	OHX	5	3568	-	-	-	X
86	OHX	5	3569	-	-	-	X
86	OHX	5	3571	-	-	-	X
86	OHX	5	3572	-	-	-	X
86	OHX	5	3573	-	-	X	-
86	OHX	5	3579	-	-	-	X
86	OHX	5	3580	-	-	X	-
86	OHX	5	3587	-	-	-	X
86	OHX	5	3589	-	-	-	X
86	OHX	5	3590	-	-	X	-
86	OHX	5	3593	-	-	-	X
86	OHX	5	3594	-	-	-	X

Continued on next page...

Continued from previous page...

Mol	Type	Chain	Res	Chirality	Geometry	Clashes	Electron density
86	OHX	5	3596	-	-	-	X
86	OHX	5	3597	-	-	X	X
86	OHX	5	3600	-	-	-	X
86	OHX	5	3602	-	-	X	X
86	OHX	5	3608	-	-	-	X
86	OHX	5	3610	-	-	-	X
86	OHX	5	3612	-	-	-	X
86	OHX	5	3616	-	-	-	X
86	OHX	5	3618	-	-	-	X
86	OHX	5	3619	-	-	-	X
86	OHX	5	3620	-	-	-	X
86	OHX	5	3623	-	-	-	X
86	OHX	5	3626	-	-	-	X
86	OHX	5	3628	-	-	-	X
86	OHX	5	3633	-	-	-	X
86	OHX	5	3636	-	-	-	X
86	OHX	5	3638	-	-	-	X
86	OHX	5	3647	-	-	-	X
86	OHX	5	3649	-	-	-	X
86	OHX	5	3651	-	-	-	X
86	OHX	5	3653	-	-	-	X
86	OHX	5	3655	-	-	-	X
86	OHX	5	3656	-	-	-	X
86	OHX	5	3657	-	-	-	X
86	OHX	5	3658	-	-	-	X
86	OHX	5	3659	-	-	X	-
86	OHX	5	3661	-	-	-	X
86	OHX	5	3672	-	-	-	X
86	OHX	5	3674	-	-	-	X
86	OHX	5	3676	-	-	-	X
86	OHX	5	3678	-	-	-	X
86	OHX	5	3680	-	-	-	X
86	OHX	5	3681	-	-	-	X
86	OHX	5	3685	-	-	-	X
86	OHX	5	3687	-	-	-	X
86	OHX	5	3688	-	-	X	X
86	OHX	5	3691	-	-	X	X
86	OHX	5	3692	-	-	-	X
86	OHX	5	3694	-	-	-	X
86	OHX	5	3702	-	-	-	X
86	OHX	5	3703	-	-	-	X
86	OHX	5	3705	-	-	-	X

Continued on next page...

Continued from previous page...

Mol	Type	Chain	Res	Chirality	Geometry	Clashes	Electron density
86	OHX	5	3709	-	-	-	X
86	OHX	5	3716	-	-	X	X
86	OHX	5	3722	-	-	X	X
86	OHX	5	3724	-	-	-	X
86	OHX	5	3725	-	-	-	X
86	OHX	5	3727	-	-	X	-
86	OHX	5	3728	-	-	-	X
86	OHX	5	3729	-	-	X	-
86	OHX	5	3730	-	-	-	X
86	OHX	5	3735	-	-	-	X
86	OHX	5	3741	-	-	-	X
86	OHX	5	3742	-	-	-	X
86	OHX	5	3745	-	-	-	X
86	OHX	5	3749	-	-	-	X
86	OHX	5	3753	-	-	X	X
86	OHX	5	3756	-	-	-	X
86	OHX	5	3757	-	-	X	-
86	OHX	5	3767	-	-	-	X
86	OHX	5	3770	-	-	-	X
86	OHX	5	3772	-	-	-	X
86	OHX	5	3773	-	-	-	X
86	OHX	5	3779	-	-	X	X
86	OHX	5	3782	-	-	-	X
86	OHX	5	3785	-	-	-	X
86	OHX	5	3786	-	-	-	X
86	OHX	5	3789	-	-	-	X
86	OHX	5	3790	-	-	-	X
86	OHX	5	3792	-	-	-	X
86	OHX	5	3796	-	-	X	-
86	OHX	5	3797	-	-	-	X
86	OHX	5	3798	-	-	-	X
86	OHX	5	3802	-	-	-	X
86	OHX	5	3806	-	-	X	-
86	OHX	5	3808	-	-	X	X
86	OHX	5	3810	-	-	X	-
86	OHX	6	1903	-	-	-	X
86	OHX	6	1906	-	-	-	X
86	OHX	6	1909	-	-	X	-
86	OHX	6	1914	-	-	-	X
86	OHX	6	1918	-	-	-	X
86	OHX	6	1920	-	-	X	-
86	OHX	6	1929	-	-	-	X

Continued on next page...

Continued from previous page...

Mol	Type	Chain	Res	Chirality	Geometry	Clashes	Electron density
86	OHX	6	1931	-	-	X	-
86	OHX	6	1939	-	-	-	X
86	OHX	6	1944	-	-	-	X
86	OHX	6	1945	-	-	-	X
86	OHX	6	1946	-	-	-	X
86	OHX	6	1947	-	-	-	X
86	OHX	6	1953	-	-	-	X
86	OHX	6	1959	-	-	-	X
86	OHX	6	1961	-	-	-	X
86	OHX	6	1966	-	-	-	X
86	OHX	6	1969	-	-	-	X
86	OHX	6	1977	-	-	-	X
86	OHX	6	1981	-	-	-	X
86	OHX	6	1985	-	-	-	X
86	OHX	6	1988	-	-	-	X
86	OHX	6	1989	-	-	-	X
86	OHX	6	1993	-	-	-	X
86	OHX	6	1995	-	-	-	X
86	OHX	6	2002	-	-	-	X
86	OHX	6	2003	-	-	-	X
86	OHX	6	2004	-	-	-	X
86	OHX	6	2006	-	-	-	X
86	OHX	6	2007	-	-	-	X
86	OHX	6	2008	-	-	-	X
86	OHX	6	2014	-	-	-	X
86	OHX	6	2015	-	-	-	X
86	OHX	6	2018	-	-	-	X
86	OHX	6	2019	-	-	-	X
86	OHX	6	2023	-	-	-	X
86	OHX	6	2028	-	-	-	X
86	OHX	6	2029	-	-	-	X
86	OHX	6	2036	-	-	-	X
86	OHX	6	2044	-	-	-	X
86	OHX	6	2052	-	-	-	X
86	OHX	6	2054	-	-	-	X
86	OHX	6	2060	-	-	-	X
86	OHX	6	2061	-	-	-	X
86	OHX	6	2068	-	-	-	X
86	OHX	6	2072	-	-	-	X
86	OHX	6	2077	-	-	-	X
86	OHX	6	2082	-	-	X	X
86	OHX	6	2083	-	-	X	-

Continued on next page...

Continued from previous page...

Mol	Type	Chain	Res	Chirality	Geometry	Clashes	Electron density
86	OHX	6	2084	-	-	X	X
86	OHX	6	2085	-	-	-	X
86	OHX	6	2088	-	-	-	X
86	OHX	6	2090	-	-	X	-
86	OHX	6	2093	-	-	-	X
86	OHX	6	2095	-	-	-	X
86	OHX	6	2096	-	-	-	X
86	OHX	6	2098	-	-	X	-
86	OHX	7	203	-	-	-	X
86	OHX	7	205	-	-	-	X
86	OHX	7	209	-	-	-	X
86	OHX	7	211	-	-	-	X
86	OHX	7	213	-	-	-	X
86	OHX	8	206	-	-	-	X
86	OHX	8	207	-	-	X	-
86	OHX	8	208	-	-	-	X
86	OHX	8	209	-	-	-	X
86	OHX	8	210	-	-	-	X
86	OHX	8	212	-	-	X	-
86	OHX	8	213	-	-	-	X
86	OHX	8	216	-	-	-	X
86	OHX	8	221	-	-	X	-
86	OHX	C5	201	-	-	X	-
86	OHX	L4	401	-	-	X	-
86	OHX	M0	301	-	-	-	X
86	OHX	M0	302	-	-	-	X
86	OHX	M0	303	-	-	X	-
86	OHX	M0	304	-	-	X	-
86	OHX	O3	201	-	-	-	X
86	OHX	O7	102	-	-	X	-
86	OHX	Q2	502	-	-	X	-
86	OHX	S2	301	-	-	-	X
86	OHX	m0	302	-	-	-	X
86	OHX	m0	304	-	-	-	X
86	OHX	n3	202	-	-	-	X
86	OHX	o3	201	-	-	-	X
86	OHX	o9	101	-	-	-	X
87	MG	1	3815	-	-	-	X
87	MG	1	3820	-	-	-	X
87	MG	1	3822	-	-	-	X
87	MG	1	3824	-	-	-	X
87	MG	1	3828	-	-	-	X

Continued on next page...

Continued from previous page...

Mol	Type	Chain	Res	Chirality	Geometry	Clashes	Electron density
87	MG	1	3830	-	-	-	X
87	MG	1	3831	-	-	-	X
87	MG	1	3840	-	-	-	X
87	MG	1	3850	-	-	-	X
87	MG	1	3854	-	-	-	X
87	MG	1	3867	-	-	-	X
87	MG	1	3874	-	-	-	X
87	MG	1	3884	-	-	-	X
87	MG	1	3886	-	-	-	X
87	MG	1	3887	-	-	-	X
87	MG	1	3889	-	-	-	X
87	MG	1	3891	-	-	-	X
87	MG	1	3904	-	-	-	X
87	MG	1	3908	-	-	-	X
87	MG	1	3909	-	-	-	X
87	MG	1	3911	-	-	-	X
87	MG	1	3914	-	-	-	X
87	MG	1	3921	-	-	-	X
87	MG	1	3924	-	-	-	X
87	MG	1	3925	-	-	-	X
87	MG	1	3929	-	-	-	X
87	MG	1	3931	-	-	-	X
87	MG	1	3932	-	-	-	X
87	MG	1	3934	-	-	-	X
87	MG	1	3936	-	-	-	X
87	MG	1	3940	-	-	-	X
87	MG	1	3941	-	-	-	X
87	MG	1	3942	-	-	-	X
87	MG	1	3946	-	-	-	X
87	MG	1	3950	-	-	-	X
87	MG	1	3951	-	-	-	X
87	MG	1	3952	-	-	-	X
87	MG	1	3959	-	-	-	X
87	MG	1	3963	-	-	-	X
87	MG	1	3965	-	-	-	X
87	MG	1	3966	-	-	-	X
87	MG	1	3967	-	-	-	X
87	MG	1	3975	-	-	-	X
87	MG	1	3976	-	-	-	X
87	MG	1	3977	-	-	-	X
87	MG	1	3982	-	-	-	X
87	MG	1	3983	-	-	-	X

Continued on next page...

Continued from previous page...

Mol	Type	Chain	Res	Chirality	Geometry	Clashes	Electron density
87	MG	1	3989	-	-	-	X
87	MG	1	3992	-	-	-	X
87	MG	1	3993	-	-	-	X
87	MG	1	3994	-	-	-	X
87	MG	1	3997	-	-	-	X
87	MG	1	3998	-	-	-	X
87	MG	1	3999	-	-	-	X
87	MG	1	4007	-	-	-	X
87	MG	1	4009	-	-	-	X
87	MG	1	4010	-	-	-	X
87	MG	1	4012	-	-	-	X
87	MG	1	4013	-	-	-	X
87	MG	1	4017	-	-	-	X
87	MG	1	4019	-	-	-	X
87	MG	1	4020	-	-	-	X
87	MG	1	4022	-	-	-	X
87	MG	1	4024	-	-	-	X
87	MG	1	4025	-	-	-	X
87	MG	1	4034	-	-	-	X
87	MG	1	4040	-	-	-	X
87	MG	1	4041	-	-	-	X
87	MG	1	4050	-	-	-	X
87	MG	1	4059	-	-	-	X
87	MG	1	4060	-	-	-	X
87	MG	1	4061	-	-	-	X
87	MG	1	4082	-	-	-	X
87	MG	1	4091	-	-	-	X
87	MG	1	4093	-	-	-	X
87	MG	1	4094	-	-	-	X
87	MG	1	4111	-	-	-	X
87	MG	1	4116	-	-	-	X
87	MG	1	4134	-	-	-	X
87	MG	1	4135	-	-	-	X
87	MG	1	4137	-	-	-	X
87	MG	1	4139	-	-	-	X
87	MG	1	4140	-	-	-	X
87	MG	1	4143	-	-	-	X
87	MG	1	4151	-	-	-	X
87	MG	1	4157	-	-	-	X
87	MG	1	4159	-	-	-	X
87	MG	1	4160	-	-	-	X
87	MG	1	4170	-	-	-	X

Continued on next page...

Continued from previous page...

Mol	Type	Chain	Res	Chirality	Geometry	Clashes	Electron density
87	MG	1	4173	-	-	-	X
87	MG	1	4174	-	-	-	X
87	MG	1	4193	-	-	-	X
87	MG	1	4198	-	-	-	X
87	MG	1	4200	-	-	-	X
87	MG	1	4201	-	-	-	X
87	MG	1	4202	-	-	-	X
87	MG	1	4203	-	-	-	X
87	MG	1	4206	-	-	-	X
87	MG	1	4208	-	-	-	X
87	MG	1	4210	-	-	-	X
87	MG	1	4211	-	-	-	X
87	MG	1	4212	-	-	-	X
87	MG	1	4215	-	-	-	X
87	MG	1	4220	-	-	-	X
87	MG	1	4225	-	-	-	X
87	MG	1	4242	-	-	-	X
87	MG	1	4243	-	-	-	X
87	MG	1	4250	-	-	-	X
87	MG	1	4257	-	-	-	X
87	MG	1	4266	-	-	-	X
87	MG	1	4268	-	-	-	X
87	MG	1	4273	-	-	-	X
87	MG	1	4284	-	-	-	X
87	MG	1	4291	-	-	-	X
87	MG	1	4307	-	-	-	X
87	MG	1	4313	-	-	-	X
87	MG	1	4315	-	-	-	X
87	MG	1	4317	-	-	-	X
87	MG	1	4323	-	-	-	X
87	MG	1	4328	-	-	-	X
87	MG	1	4339	-	-	-	X
87	MG	1	4340	-	-	-	X
87	MG	1	4341	-	-	-	X
87	MG	1	4346	-	-	-	X
87	MG	1	4350	-	-	-	X
87	MG	1	4362	-	-	-	X
87	MG	1	4366	-	-	-	X
87	MG	1	4376	-	-	-	X
87	MG	1	4377	-	-	-	X
87	MG	1	4378	-	-	-	X
87	MG	1	4379	-	-	-	X

Continued on next page...

Continued from previous page...

Mol	Type	Chain	Res	Chirality	Geometry	Clashes	Electron density
87	MG	1	4383	-	-	-	X
87	MG	1	4385	-	-	-	X
87	MG	1	4387	-	-	-	X
87	MG	1	4391	-	-	-	X
87	MG	1	4392	-	-	-	X
87	MG	1	4393	-	-	-	X
87	MG	1	4395	-	-	-	X
87	MG	1	4396	-	-	-	X
87	MG	1	4397	-	-	-	X
87	MG	1	4408	-	-	-	X
87	MG	1	4410	-	-	-	X
87	MG	1	4411	-	-	-	X
87	MG	1	4412	-	-	-	X
87	MG	1	4424	-	-	-	X
87	MG	1	4431	-	-	-	X
87	MG	1	4432	-	-	-	X
87	MG	1	4433	-	-	-	X
87	MG	1	4437	-	-	-	X
87	MG	1	4444	-	-	-	X
87	MG	1	4447	-	-	-	X
87	MG	1	4451	-	-	-	X
87	MG	1	4461	-	-	-	X
87	MG	1	4469	-	-	-	X
87	MG	1	4471	-	-	-	X
87	MG	1	4478	-	-	-	X
87	MG	1	4480	-	-	-	X
87	MG	1	4485	-	-	-	X
87	MG	1	4496	-	-	-	X
87	MG	1	4505	-	-	-	X
87	MG	1	4507	-	-	-	X
87	MG	1	4508	-	-	-	X
87	MG	1	4511	-	-	-	X
87	MG	2	2099	-	-	-	X
87	MG	2	2100	-	-	-	X
87	MG	2	2103	-	-	-	X
87	MG	2	2109	-	-	-	X
87	MG	2	2112	-	-	-	X
87	MG	2	2117	-	-	-	X
87	MG	2	2127	-	-	-	X
87	MG	2	2128	-	-	-	X
87	MG	2	2130	-	-	-	X
87	MG	2	2133	-	-	-	X

Continued on next page...

Continued from previous page...

Mol	Type	Chain	Res	Chirality	Geometry	Clashes	Electron density
87	MG	2	2135	-	-	-	X
87	MG	2	2139	-	-	-	X
87	MG	2	2141	-	-	-	X
87	MG	2	2144	-	-	-	X
87	MG	2	2149	-	-	-	X
87	MG	2	2151	-	-	-	X
87	MG	2	2157	-	-	-	X
87	MG	2	2158	-	-	-	X
87	MG	2	2168	-	-	-	X
87	MG	2	2186	-	-	-	X
87	MG	2	2194	-	-	-	X
87	MG	2	2197	-	-	-	X
87	MG	2	2199	-	-	-	X
87	MG	2	2206	-	-	-	X
87	MG	2	2210	-	-	-	X
87	MG	2	2250	-	-	-	X
87	MG	2	2258	-	-	-	X
87	MG	2	2259	-	-	-	X
87	MG	4	222	-	-	-	X
87	MG	4	223	-	-	-	X
87	MG	4	224	-	-	-	X
87	MG	4	226	-	-	-	X
87	MG	4	230	-	-	-	X
87	MG	4	232	-	-	-	X
87	MG	4	238	-	-	-	X
87	MG	4	239	-	-	-	X
87	MG	4	244	-	-	-	X
87	MG	5	3820	-	-	-	X
87	MG	5	3822	-	-	-	X
87	MG	5	3823	-	-	-	X
87	MG	5	3824	-	-	-	X
87	MG	5	3825	-	-	-	X
87	MG	5	3829	-	-	-	X
87	MG	5	3830	-	-	-	X
87	MG	5	3833	-	-	-	X
87	MG	5	3834	-	-	-	X
87	MG	5	3835	-	-	-	X
87	MG	5	3836	-	-	-	X
87	MG	5	3837	-	-	-	X
87	MG	5	3841	-	-	-	X
87	MG	5	3844	-	-	-	X
87	MG	5	3846	-	-	-	X

Continued on next page...

Continued from previous page...

Mol	Type	Chain	Res	Chirality	Geometry	Clashes	Electron density
87	MG	5	3848	-	-	-	X
87	MG	5	3849	-	-	-	X
87	MG	5	3859	-	-	-	X
87	MG	5	3861	-	-	-	X
87	MG	5	3863	-	-	-	X
87	MG	5	3876	-	-	-	X
87	MG	5	3881	-	-	-	X
87	MG	5	3882	-	-	-	X
87	MG	5	3891	-	-	-	X
87	MG	5	3898	-	-	-	X
87	MG	5	3899	-	-	-	X
87	MG	5	3911	-	-	-	X
87	MG	5	3919	-	-	-	X
87	MG	5	3922	-	-	-	X
87	MG	5	3925	-	-	-	X
87	MG	5	3926	-	-	-	X
87	MG	5	3928	-	-	-	X
87	MG	5	3930	-	-	-	X
87	MG	5	3934	-	-	-	X
87	MG	5	3938	-	-	-	X
87	MG	5	3940	-	-	-	X
87	MG	5	3941	-	-	-	X
87	MG	5	3945	-	-	-	X
87	MG	5	3946	-	-	-	X
87	MG	5	3950	-	-	-	X
87	MG	5	3952	-	-	-	X
87	MG	5	3954	-	-	-	X
87	MG	5	3955	-	-	-	X
87	MG	5	3956	-	-	-	X
87	MG	5	3961	-	-	-	X
87	MG	5	3972	-	-	-	X
87	MG	5	3977	-	-	-	X
87	MG	5	3980	-	-	-	X
87	MG	5	3981	-	-	-	X
87	MG	5	3982	-	-	-	X
87	MG	5	3986	-	-	-	X
87	MG	5	3989	-	-	-	X
87	MG	5	3991	-	-	-	X
87	MG	5	3992	-	-	-	X
87	MG	5	3996	-	-	-	X
87	MG	5	3997	-	-	-	X
87	MG	5	3999	-	-	-	X

Continued on next page...

Continued from previous page...

Mol	Type	Chain	Res	Chirality	Geometry	Clashes	Electron density
87	MG	5	4000	-	-	-	X
87	MG	5	4001	-	-	-	X
87	MG	5	4002	-	-	-	X
87	MG	5	4005	-	-	-	X
87	MG	5	4006	-	-	-	X
87	MG	5	4013	-	-	-	X
87	MG	5	4017	-	-	-	X
87	MG	5	4019	-	-	-	X
87	MG	5	4021	-	-	-	X
87	MG	5	4022	-	-	-	X
87	MG	5	4023	-	-	-	X
87	MG	5	4025	-	-	-	X
87	MG	5	4026	-	-	-	X
87	MG	5	4027	-	-	-	X
87	MG	5	4029	-	-	-	X
87	MG	5	4030	-	-	-	X
87	MG	5	4031	-	-	-	X
87	MG	5	4037	-	-	-	X
87	MG	5	4040	-	-	-	X
87	MG	5	4041	-	-	-	X
87	MG	5	4045	-	-	-	X
87	MG	5	4047	-	-	-	X
87	MG	5	4048	-	-	-	X
87	MG	5	4053	-	-	-	X
87	MG	5	4075	-	-	-	X
87	MG	5	4089	-	-	-	X
87	MG	5	4096	-	-	-	X
87	MG	5	4097	-	-	-	X
87	MG	5	4105	-	-	-	X
87	MG	5	4111	-	-	-	X
87	MG	5	4115	-	-	-	X
87	MG	5	4118	-	-	-	X
87	MG	5	4127	-	-	-	X
87	MG	5	4131	-	-	-	X
87	MG	5	4133	-	-	-	X
87	MG	5	4142	-	-	-	X
87	MG	5	4150	-	-	-	X
87	MG	5	4154	-	-	-	X
87	MG	5	4156	-	-	-	X
87	MG	5	4159	-	-	-	X
87	MG	5	4167	-	-	-	X
87	MG	5	4170	-	-	-	X

Continued on next page...

Continued from previous page...

Mol	Type	Chain	Res	Chirality	Geometry	Clashes	Electron density
87	MG	5	4176	-	-	-	X
87	MG	5	4189	-	-	-	X
87	MG	5	4191	-	-	-	X
87	MG	5	4200	-	-	-	X
87	MG	5	4208	-	-	-	X
87	MG	5	4210	-	-	-	X
87	MG	5	4218	-	-	-	X
87	MG	5	4231	-	-	-	X
87	MG	5	4232	-	-	-	X
87	MG	5	4235	-	-	-	X
87	MG	5	4236	-	-	-	X
87	MG	5	4237	-	-	-	X
87	MG	5	4241	-	-	-	X
87	MG	5	4245	-	-	-	X
87	MG	5	4247	-	-	-	X
87	MG	5	4250	-	-	-	X
87	MG	5	4263	-	-	-	X
87	MG	5	4266	-	-	-	X
87	MG	5	4275	-	-	-	X
87	MG	5	4276	-	-	-	X
87	MG	5	4277	-	-	-	X
87	MG	5	4278	-	-	-	X
87	MG	5	4279	-	-	-	X
87	MG	5	4284	-	-	-	X
87	MG	5	4286	-	-	-	X
87	MG	5	4289	-	-	-	X
87	MG	5	4290	-	-	-	X
87	MG	5	4294	-	-	-	X
87	MG	5	4297	-	-	-	X
87	MG	5	4305	-	-	-	X
87	MG	5	4306	-	-	-	X
87	MG	5	4316	-	-	-	X
87	MG	5	4326	-	-	-	X
87	MG	5	4333	-	-	-	X
87	MG	5	4341	-	-	-	X
87	MG	5	4342	-	-	-	X
87	MG	5	4343	-	-	-	X
87	MG	5	4344	-	-	-	X
87	MG	5	4347	-	-	-	X
87	MG	5	4348	-	-	-	X
87	MG	5	4357	-	-	-	X
87	MG	5	4360	-	-	-	X

Continued on next page...

Continued from previous page...

Mol	Type	Chain	Res	Chirality	Geometry	Clashes	Electron density
87	MG	5	4361	-	-	-	X
87	MG	5	4362	-	-	-	X
87	MG	5	4363	-	-	-	X
87	MG	5	4365	-	-	-	X
87	MG	5	4370	-	-	-	X
87	MG	5	4372	-	-	-	X
87	MG	5	4384	-	-	-	X
87	MG	5	4390	-	-	-	X
87	MG	5	4396	-	-	-	X
87	MG	5	4401	-	-	-	X
87	MG	5	4403	-	-	-	X
87	MG	5	4404	-	-	-	X
87	MG	5	4405	-	-	-	X
87	MG	5	4409	-	-	-	X
87	MG	5	4415	-	-	-	X
87	MG	5	4427	-	-	-	X
87	MG	5	4429	-	-	-	X
87	MG	5	4436	-	-	-	X
87	MG	5	4438	-	-	-	X
87	MG	5	4439	-	-	-	X
87	MG	5	4442	-	-	-	X
87	MG	5	4443	-	-	-	X
87	MG	5	4447	-	-	-	X
87	MG	5	4448	-	-	-	X
87	MG	5	4452	-	-	-	X
87	MG	5	4453	-	-	-	X
87	MG	5	4459	-	-	-	X
87	MG	5	4461	-	-	-	X
87	MG	5	4463	-	-	-	X
87	MG	5	4467	-	-	-	X
87	MG	5	4477	-	-	-	X
87	MG	5	4478	-	-	-	X
87	MG	5	4480	-	-	-	X
87	MG	5	4482	-	-	-	X
87	MG	5	4483	-	-	-	X
87	MG	5	4487	-	-	-	X
87	MG	5	4491	-	-	-	X
87	MG	5	4498	-	-	-	X
87	MG	5	4501	-	-	-	X
87	MG	5	4502	-	-	-	X
87	MG	5	4504	-	-	-	X
87	MG	5	4512	-	-	-	X

Continued on next page...

Continued from previous page...

Mol	Type	Chain	Res	Chirality	Geometry	Clashes	Electron density
87	MG	5	4514	-	-	-	X
87	MG	5	4515	-	-	-	X
87	MG	5	4519	-	-	-	X
87	MG	5	4520	-	-	-	X
87	MG	5	4533	-	-	-	X
87	MG	5	4538	-	-	-	X
87	MG	5	4547	-	-	-	X
87	MG	5	4550	-	-	-	X
87	MG	5	4566	-	-	-	X
87	MG	5	4571	-	-	-	X
87	MG	5	4575	-	-	-	X
87	MG	5	4576	-	-	-	X
87	MG	6	2099	-	-	-	X
87	MG	6	2104	-	-	-	X
87	MG	6	2110	-	-	-	X
87	MG	6	2115	-	-	-	X
87	MG	6	2118	-	-	-	X
87	MG	6	2125	-	-	-	X
87	MG	6	2126	-	-	-	X
87	MG	6	2127	-	-	-	X
87	MG	6	2131	-	-	-	X
87	MG	6	2138	-	-	-	X
87	MG	6	2144	-	-	-	X
87	MG	6	2150	-	-	-	X
87	MG	6	2159	-	-	-	X
87	MG	6	2164	-	-	-	X
87	MG	6	2167	-	-	-	X
87	MG	6	2173	-	-	-	X
87	MG	6	2180	-	-	-	X
87	MG	6	2185	-	-	-	X
87	MG	6	2209	-	-	-	X
87	MG	6	2211	-	-	-	X
87	MG	6	2212	-	-	-	X
87	MG	6	2221	-	-	-	X
87	MG	6	2229	-	-	-	X
87	MG	6	2232	-	-	-	X
87	MG	6	2239	-	-	-	X
87	MG	6	2242	-	-	-	X
87	MG	6	2246	-	-	-	X
87	MG	6	2248	-	-	-	X
87	MG	6	2251	-	-	-	X
87	MG	6	2282	-	-	-	X

Continued on next page...

Continued from previous page...

Mol	Type	Chain	Res	Chirality	Geometry	Clashes	Electron density
87	MG	6	2285	-	-	-	X
87	MG	6	2296	-	-	-	X
87	MG	6	2303	-	-	-	X
87	MG	6	2308	-	-	-	X
87	MG	6	2309	-	-	-	X
87	MG	6	2310	-	-	-	X
87	MG	6	2311	-	-	-	X
87	MG	6	2313	-	-	-	X
87	MG	6	2316	-	-	-	X
87	MG	6	2318	-	-	-	X
87	MG	6	2328	-	-	-	X
87	MG	6	2329	-	-	-	X
87	MG	7	227	-	-	-	X
87	MG	7	229	-	-	-	X
87	MG	7	239	-	-	-	X
87	MG	8	222	-	-	-	X
87	MG	8	231	-	-	-	X
87	MG	C1	201	-	-	-	X
87	MG	C1	202	-	-	-	X
87	MG	C5	202	-	-	-	X
87	MG	D9	105	-	-	-	X
87	MG	L2	302	-	-	-	X
87	MG	L2	303	-	-	-	X
87	MG	L3	406	-	-	-	X
87	MG	L4	405	-	-	-	X
87	MG	L4	406	-	-	-	X
87	MG	L4	407	-	-	-	X
87	MG	L4	408	-	-	-	X
87	MG	L7	302	-	-	-	X
87	MG	M0	308	-	-	-	X
87	MG	M3	202	-	-	-	X
87	MG	M3	203	-	-	-	X
87	MG	M5	302	-	-	-	X
87	MG	M5	303	-	-	-	X
87	MG	M5	305	-	-	-	X
87	MG	M6	201	-	-	-	X
87	MG	M6	202	-	-	-	X
87	MG	M6	203	-	-	-	X
87	MG	M6	204	-	-	-	X
87	MG	M7	204	-	-	-	X
87	MG	M7	209	-	-	-	X
87	MG	M8	202	-	-	-	X

Continued on next page...

Continued from previous page...

Mol	Type	Chain	Res	Chirality	Geometry	Clashes	Electron density
87	MG	M8	203	-	-	-	X
87	MG	M8	204	-	-	-	X
87	MG	N0	201	-	-	-	X
87	MG	N0	202	-	-	-	X
87	MG	N1	201	-	-	-	X
87	MG	N3	201	-	-	-	X
87	MG	N3	203	-	-	-	X
87	MG	N6	202	-	-	-	X
87	MG	N8	202	-	-	-	X
87	MG	N8	203	-	-	-	X
87	MG	N8	205	-	-	-	X
87	MG	N8	207	-	-	-	X
87	MG	N9	102	-	-	-	X
87	MG	O1	202	-	-	-	X
87	MG	O1	203	-	-	-	X
87	MG	O1	204	-	-	-	X
87	MG	O1	206	-	-	-	X
87	MG	O2	202	-	-	-	X
87	MG	O2	203	-	-	-	X
87	MG	O3	202	-	-	-	X
87	MG	O3	203	-	-	-	X
87	MG	O5	202	-	-	-	X
87	MG	O7	107	-	-	-	X
87	MG	O7	109	-	-	-	X
87	MG	Q0	202	-	-	-	X
87	MG	S8	302	-	-	-	X
87	MG	c7	201	-	-	-	X
87	MG	c9	203	-	-	-	X
87	MG	d3	202	-	-	-	X
87	MG	d9	103	-	-	-	X
87	MG	l2	302	-	-	-	X
87	MG	l2	304	-	-	-	X
87	MG	l2	307	-	-	-	X
87	MG	l3	404	-	-	-	X
87	MG	l3	406	-	-	-	X
87	MG	l3	407	-	-	-	X
87	MG	l3	408	-	-	-	X
87	MG	l3	410	-	-	-	X
87	MG	l3	411	-	-	-	X
87	MG	l3	412	-	-	-	X
87	MG	l3	413	-	-	-	X
87	MG	l3	414	-	-	-	X

Continued on next page...

Continued from previous page...

Mol	Type	Chain	Res	Chirality	Geometry	Clashes	Electron density
87	MG	l5	307	-	-	-	X
87	MG	l5	308	-	-	-	X
87	MG	l5	309	-	-	-	X
87	MG	l7	301	-	-	-	X
87	MG	l7	302	-	-	-	X
87	MG	l7	303	-	-	-	X
87	MG	l7	305	-	-	-	X
87	MG	l7	306	-	-	-	X
87	MG	m5	505	-	-	-	X
87	MG	m6	201	-	-	-	X
87	MG	m6	202	-	-	-	X
87	MG	m7	202	-	-	-	X
87	MG	m7	204	-	-	-	X
87	MG	m7	206	-	-	-	X
87	MG	m7	207	-	-	-	X
87	MG	m7	208	-	-	-	X
87	MG	m7	209	-	-	-	X
87	MG	m8	1501	-	-	-	X
87	MG	m8	1503	-	-	-	X
87	MG	m8	1504	-	-	-	X
87	MG	m9	202	-	-	-	X
87	MG	n0	201	-	-	-	X
87	MG	n0	202	-	-	-	X
87	MG	n0	205	-	-	-	X
87	MG	n1	202	-	-	-	X
87	MG	n1	203	-	-	-	X
87	MG	n1	204	-	-	-	X
87	MG	n3	203	-	-	-	X
87	MG	n8	201	-	-	-	X
87	MG	n8	204	-	-	-	X
87	MG	n8	206	-	-	-	X
87	MG	n8	207	-	-	-	X
87	MG	n9	103	-	-	-	X
87	MG	o2	203	-	-	-	X
87	MG	o4	201	-	-	-	X
87	MG	o7	504	-	-	-	X
87	MG	q1	103	-	-	-	X
87	MG	q2	503	-	-	-	X
87	MG	q3	502	-	-	-	X
87	MG	s8	303	-	-	-	X
87	MG	s8	304	-	-	-	X
87	MG	sM	202	-	-	-	X

Continued on next page...

Continued from previous page...

Mol	Type	Chain	Res	Chirality	Geometry	Clashes	Electron density
88	ZN	Q2	501	-	-	X	-
89	C	1	3401	-	-	-	X
90	8AN	1	3403	-	-	X	X
90	8AN	5	3403	-	-	X	X
91	PRO	5	3404	-	-	-	X

2 Entry composition

There are 91 unique types of molecules in this entry. The entry contains 414270 atoms, of which 0 are hydrogens and 0 are deuteriums.

In the tables below, the ZeroOcc column contains the number of atoms modelled with zero occupancy, the AltConf column contains the number of residues with at least one atom in alternate conformation and the Trace column contains the number of residues modelled with at most 2 atoms.

- Molecule 1 is a RNA chain called 18S ribosomal RNA.

Mol	Chain	Residues	Atoms					ZeroOcc	AltConf	Trace
1	2	1781	Total	C	N	O	P	0	1	0
			37970	16975	6720	12493	1782			

- Molecule 2 is a protein called 40S ribosomal protein S0-A.

Mol	Chain	Residues	Atoms					ZeroOcc	AltConf	Trace
2	S0	206	Total	C	N	O	S	0	0	0
			1577	1014	278	283	2			
2	s0	206	Total	C	N	O	S	0	0	0
			1583	1017	281	283	2			

- Molecule 3 is a protein called 40S ribosomal protein S1-A.

Mol	Chain	Residues	Atoms					ZeroOcc	AltConf	Trace
3	S1	214	Total	C	N	O	S	0	0	0
			1709	1084	310	311	4			
3	s1	216	Total	C	N	O	S	0	0	0
			1722	1091	312	315	4			

- Molecule 4 is a protein called 40S ribosomal protein S2.

Mol	Chain	Residues	Atoms					ZeroOcc	AltConf	Trace
4	S2	217	Total	C	N	O	S	0	0	0
			1635	1047	289	297	2			
4	s2	217	Total	C	N	O	S	0	0	0
			1635	1047	289	297	2			

- Molecule 5 is a protein called 40S ribosomal protein S3.

Mol	Chain	Residues	Atoms					ZeroOcc	AltConf	Trace
5	S3	223	Total	C	N	O	S	0	0	0
			1734	1101	313	314	6			

Continued on next page...

Continued from previous page...

Mol	Chain	Residues	Atoms					ZeroOcc	AltConf	Trace
5	s3	223	Total	C	N	O	S	0	0	0
			1734	1101	313	314	6			

- Molecule 6 is a protein called 40S ribosomal protein S4-A.

Mol	Chain	Residues	Atoms					ZeroOcc	AltConf	Trace
6	S4	260	Total	C	N	O	S	0	0	0
			2068	1316	389	360	3			
6	s4	260	Total	C	N	O	S	0	0	0
			2068	1316	389	360	3			

- Molecule 7 is a protein called 40S ribosomal protein S5.

Mol	Chain	Residues	Atoms					ZeroOcc	AltConf	Trace
7	S5	206	Total	C	N	O	S	0	0	0
			1609	1007	300	299	3			
7	s5	206	Total	C	N	O	S	0	0	0
			1609	1007	300	299	3			

- Molecule 8 is a protein called 40S ribosomal protein S6-A.

Mol	Chain	Residues	Atoms					ZeroOcc	AltConf	Trace
8	S6	226	Total	C	N	O	S	0	0	0
			1799	1129	346	321	3			
8	s6	218	Total	C	N	O	S	0	0	0
			1755	1102	337	313	3			

- Molecule 9 is a protein called 40S ribosomal protein S7-A.

Mol	Chain	Residues	Atoms				ZeroOcc	AltConf	Trace
9	S7	184	Total	C	N	O	0	0	0
			1481	951	265	265			
9	s7	186	Total	C	N	O	0	0	0
			1491	957	267	267			

- Molecule 10 is a protein called 40S ribosomal protein S8-A.

Mol	Chain	Residues	Atoms				ZeroOcc	AltConf	Trace
10	S8	188	Total	C	N	O	0	0	0
			1489	925	298	264			
10	s8	188	Total	C	N	O	0	0	0
			1489	925	298	264			

- Molecule 11 is a protein called 40S ribosomal protein S9-A.

Mol	Chain	Residues	Atoms					ZeroOcc	AltConf	Trace
11	S9	185	Total	C	N	O	S	0	0	0
			1494	943	289	261	1			
11	s9	185	Total	C	N	O	S	0	0	0
			1494	943	289	261	1			

- Molecule 12 is a protein called 40S ribosomal protein S10-A.

Mol	Chain	Residues	Atoms					ZeroOcc	AltConf	Trace
12	C0	96	Total	C	N	O	S	0	0	0
			772	499	126	145	2			

- Molecule 13 is a protein called 40S ribosomal protein S11-A.

Mol	Chain	Residues	Atoms					ZeroOcc	AltConf	Trace
13	C1	155	Total	C	N	O	S	0	0	0
			1213	774	230	206	3			
13	c1	146	Total	C	N	O	S	0	0	0
			1168	747	221	197	3			

- Molecule 14 is a protein called 40S ribosomal protein S12.

Mol	Chain	Residues	Atoms					ZeroOcc	AltConf	Trace
14	C2	124	Total	C	N	O	S	0	0	0
			890	560	156	172	2			
14	c2	124	Total	C	N	O	S	0	0	0
			890	560	156	172	2			

- Molecule 15 is a protein called 40S ribosomal protein S13.

Mol	Chain	Residues	Atoms					ZeroOcc	AltConf	Trace
15	C3	150	Total	C	N	O	S	0	0	0
			1192	759	224	207	2			
15	c3	150	Total	C	N	O	S	0	0	0
			1192	759	224	207	2			

- Molecule 16 is a protein called 40S ribosomal protein S14-B.

Mol	Chain	Residues	Atoms					ZeroOcc	AltConf	Trace
16	C4	127	Total	C	N	O	S	0	0	0
			891	545	182	163	1			

Continued on next page...

Continued from previous page...

Mol	Chain	Residues	Atoms					ZeroOcc	AltConf	Trace
16	c4	128	Total	C	N	O	S	0	0	0
			949	582	188	176	3			

- Molecule 17 is a protein called 40S ribosomal protein S15.

Mol	Chain	Residues	Atoms					ZeroOcc	AltConf	Trace
17	C5	124	Total	C	N	O	S	0	0	0
			977	622	182	166	7			
17	c5	135	Total	C	N	O	S	0	0	0
			1039	658	196	178	7			

- Molecule 18 is a protein called 40S ribosomal protein S16-A.

Mol	Chain	Residues	Atoms					ZeroOcc	AltConf	Trace
18	C6	141	Total	C	N	O	S	0	0	0
			1105	708	203	194				
18	c6	142	Total	C	N	O	S	0	0	0
			1111	711	204	196				

- Molecule 19 is a protein called 40S ribosomal protein S17-B.

Mol	Chain	Residues	Atoms					ZeroOcc	AltConf	Trace
19	C7	120	Total	C	N	O	S	0	0	0
			926	577	177	170	2			
19	c7	117	Total	C	N	O	S	0	0	0
			906	563	174	167	2			

- Molecule 20 is a protein called 40S ribosomal protein S18-A.

Mol	Chain	Residues	Atoms					ZeroOcc	AltConf	Trace
20	C8	145	Total	C	N	O	S	0	0	0
			1192	743	237	210	2			
20	c8	145	Total	C	N	O	S	0	0	0
			1192	743	237	210	2			

- Molecule 21 is a protein called 40S ribosomal protein S19-A.

Mol	Chain	Residues	Atoms					ZeroOcc	AltConf	Trace
21	C9	143	Total	C	N	O	S	0	0	0
			1112	694	208	208	2			
21	c9	143	Total	C	N	O	S	0	0	0
			1112	694	208	208	2			

- Molecule 22 is a protein called 40S ribosomal protein S20.

Mol	Chain	Residues	Atoms					ZeroOcc	AltConf	Trace
22	D0	107	Total	C	N	O	S	0	0	0
			855	539	156	159	1			
22	d0	110	Total	C	N	O	S	0	0	0
			882	554	161	166	1			

- Molecule 23 is a protein called 40S ribosomal protein S21-A.

Mol	Chain	Residues	Atoms					ZeroOcc	AltConf	Trace
23	D1	87	Total	C	N	O	S	0	0	0
			684	420	125	137	2			
23	d1	87	Total	C	N	O	S	0	0	0
			684	420	125	137	2			

- Molecule 24 is a protein called 40S ribosomal protein S22-A.

Mol	Chain	Residues	Atoms					ZeroOcc	AltConf	Trace
24	D2	129	Total	C	N	O	S	0	0	0
			1021	650	188	180	3			
24	d2	129	Total	C	N	O	S	0	0	0
			1021	650	188	180	3			

- Molecule 25 is a protein called 40S ribosomal protein S23-A.

Mol	Chain	Residues	Atoms					ZeroOcc	AltConf	Trace
25	D3	144	Total	C	N	O	S	0	0	0
			1121	708	220	191	2			
25	d3	144	Total	C	N	O	S	0	0	0
			1121	708	220	191	2			

- Molecule 26 is a protein called 40S ribosomal protein S24-A.

Mol	Chain	Residues	Atoms				ZeroOcc	AltConf	Trace
26	D4	134	Total	C	N	O	0	0	0
			1073	676	208	189			
26	d4	134	Total	C	N	O	0	0	0
			1073	676	208	189			

- Molecule 27 is a protein called 40S ribosomal protein S25-A.

Mol	Chain	Residues	Atoms				ZeroOcc	AltConf	Trace
27	D5	70	Total	C	N	O	0	0	0
			563	360	104	99			
27	d5	69	Total	C	N	O	0	0	0
			558	357	103	98			

- Molecule 28 is a protein called 40S ribosomal protein S26-B.

Mol	Chain	Residues	Atoms					ZeroOcc	AltConf	Trace
28	D6	97	Total	C	N	O	S	0	0	0
			769	475	160	129	5			
28	d6	97	Total	C	N	O	S	0	0	0
			769	475	160	129	5			

- Molecule 29 is a protein called 40S ribosomal protein S27-A.

Mol	Chain	Residues	Atoms					ZeroOcc	AltConf	Trace
29	D7	81	Total	C	N	O	S	0	0	0
			610	382	110	113	5			
29	d7	81	Total	C	N	O	S	0	0	0
			610	382	110	113	5			

- Molecule 30 is a protein called 40S ribosomal protein S28-A.

Mol	Chain	Residues	Atoms					ZeroOcc	AltConf	Trace
30	D8	63	Total	C	N	O	S	0	0	0
			497	306	99	91	1			
30	d8	63	Total	C	N	O	S	0	0	0
			497	306	99	91	1			

- Molecule 31 is a protein called 40S ribosomal protein S29-A.

Mol	Chain	Residues	Atoms					ZeroOcc	AltConf	Trace
31	D9	53	Total	C	N	O	S	0	0	0
			442	274	92	72	4			
31	d9	53	Total	C	N	O	S	0	0	0
			442	274	92	72	4			

- Molecule 32 is a protein called 40S ribosomal protein S30-A.

Mol	Chain	Residues	Atoms					ZeroOcc	AltConf	Trace
32	E0	60	Total	C	N	O	S	0	0	0
			475	299	98	77	1			

Continued on next page...

Continued from previous page...

Mol	Chain	Residues	Atoms					ZeroOcc	AltConf	Trace
32	e0	62	Total	C	N	O	S	0	0	0
			491	309	101	80	1			

- Molecule 33 is a protein called Ubiquitin-40S ribosomal protein S31.

Mol	Chain	Residues	Atoms					ZeroOcc	AltConf	Trace
33	E1	71	Total	C	N	O	S	0	0	0
			566	362	106	94	4			
33	e1	76	Total	C	N	O	S	0	0	0
			608	388	117	99	4			

- Molecule 34 is a protein called Guanine nucleotide-binding protein subunit beta-like protein.

Mol	Chain	Residues	Atoms					ZeroOcc	AltConf	Trace
34	SR	318	Total	C	N	O	S	0	0	0
			2437	1541	418	470	8			
34	sR	318	Total	C	N	O	S	0	0	0
			2442	1544	418	472	8			

- Molecule 35 is a protein called Suppressor protein STM1,Suppressor protein STM1,Ribosome-bound protein Stm1.

Mol	Chain	Residues	Atoms					ZeroOcc	AltConf	Trace
35	SM	159	Total	C	N	O		0	0	0
			1104	654	221	229				

There is a discrepancy between the modelled and reference sequences:

Chain	Residue	Modelled	Actual	Comment	Reference
SM	134	LEU	ASP	conflict	UNP P39015

- Molecule 36 is a RNA chain called 25S ribosomal RNA.

Mol	Chain	Residues	Atoms					ZeroOcc	AltConf	Trace
36	1	3149	Total	C	N	O	P	0	0	0
			67355	30086	12142	21978	3149			
36	5	3150	Total	C	N	O	P	0	0	0
			67376	30095	12145	21987	3149			

- Molecule 37 is a RNA chain called 5S ribosomal RNA.

Mol	Chain	Residues	Atoms					ZeroOcc	AltConf	Trace
37	3	121	Total	C	N	O	P	0	0	0
			2579	1152	461	845	121			
37	7	121	Total	C	N	O	P	0	0	0
			2579	1152	461	845	121			

- Molecule 38 is a RNA chain called 5.8S ribosomal RNA.

Mol	Chain	Residues	Atoms					ZeroOcc	AltConf	Trace
38	4	158	Total	C	N	O	P	0	0	0
			3353	1500	586	1109	158			
38	8	158	Total	C	N	O	P	0	0	0
			3353	1500	586	1109	158			

- Molecule 39 is a protein called 60S ribosomal protein L2-A.

Mol	Chain	Residues	Atoms					ZeroOcc	AltConf	Trace
39	L2	252	Total	C	N	O	S	0	0	0
			1914	1191	388	334	1			
39	12	252	Total	C	N	O	S	0	0	0
			1912	1190	388	333	1			

- Molecule 40 is a protein called 60S ribosomal protein L3.

Mol	Chain	Residues	Atoms					ZeroOcc	AltConf	Trace
40	L3	386	Total	C	N	O	S	0	0	0
			3075	1950	584	533	8			
40	13	386	Total	C	N	O	S	0	0	0
			3075	1950	584	533	8			

- Molecule 41 is a protein called 60S ribosomal protein L4-A.

Mol	Chain	Residues	Atoms					ZeroOcc	AltConf	Trace
41	L4	361	Total	C	N	O	S	0	0	0
			2748	1729	522	494	3			
41	14	361	Total	C	N	O	S	0	0	0
			2748	1729	522	494	3			

- Molecule 42 is a protein called 60S ribosomal protein L5.

Mol	Chain	Residues	Atoms					ZeroOcc	AltConf	Trace
42	L5	296	Total	C	N	O	S	0	0	0
			2375	1501	414	458	2			

Continued on next page...

Continued from previous page...

Mol	Chain	Residues	Atoms					ZeroOcc	AltConf	Trace
42	15	294	Total	C	N	O	S	0	0	0
			2359	1489	412	456	2			

- Molecule 43 is a protein called 60S ribosomal protein L6-A.

Mol	Chain	Residues	Atoms					ZeroOcc	AltConf	Trace
43	L6	156	Total	C	N	O	S	0	0	0
			1239	800	222	216	1			
43	16	157	Total	C	N	O	S	0	0	0
			1248	806	224	217	1			

- Molecule 44 is a protein called 60S ribosomal protein L7-A.

Mol	Chain	Residues	Atoms					ZeroOcc	AltConf	Trace
44	L7	222	Total	C	N	O	S	0	0	0
			1784	1151	324	308	1			
44	17	223	Total	C	N	O	S	0	0	0
			1791	1155	325	310	1			

- Molecule 45 is a protein called 60S ribosomal protein L8-A.

Mol	Chain	Residues	Atoms					ZeroOcc	AltConf	Trace
45	L8	233	Total	C	N	O	S	0	0	0
			1804	1151	323	327	3			
45	18	231	Total	C	N	O	S	0	0	0
			1763	1130	316	314	3			

- Molecule 46 is a protein called 60S ribosomal protein L9-A.

Mol	Chain	Residues	Atoms					ZeroOcc	AltConf	Trace
46	L9	191	Total	C	N	O	S	0	0	0
			1518	963	274	277	4			
46	19	191	Total	C	N	O	S	0	0	0
			1518	963	274	277	4			

- Molecule 47 is a protein called 60S ribosomal protein L10.

Mol	Chain	Residues	Atoms					ZeroOcc	AltConf	Trace
47	M0	211	Total	C	N	O	S	0	0	0
			1705	1083	322	294	6			
47	m0	213	Total	C	N	O	S	0	0	0
			1722	1094	325	297	6			

- Molecule 48 is a protein called 60S ribosomal protein L11-B.

Mol	Chain	Residues	Atoms					ZeroOcc	AltConf	Trace
48	M1	169	Total	C	N	O	S	0	0	0
			1353	847	253	249	4			
48	m1	169	Total	C	N	O	S	0	0	0
			1353	847	253	249	4			

- Molecule 49 is a protein called 60S ribosomal protein L13-A.

Mol	Chain	Residues	Atoms					ZeroOcc	AltConf	Trace
49	M3	193	Total	C	N	O		0	0	0
			1543	962	315	266				
49	m3	194	Total	C	N	O		0	0	0
			1548	965	316	267				

- Molecule 50 is a protein called 60S ribosomal protein L14-A.

Mol	Chain	Residues	Atoms					ZeroOcc	AltConf	Trace
50	M4	136	Total	C	N	O	S	0	0	0
			1053	675	199	177	2			
50	m4	137	Total	C	N	O	S	0	0	0
			1059	678	200	179	2			

- Molecule 51 is a protein called 60S ribosomal protein L15-A.

Mol	Chain	Residues	Atoms					ZeroOcc	AltConf	Trace
51	M5	203	Total	C	N	O	S	0	0	0
			1720	1077	361	281	1			
51	m5	203	Total	C	N	O	S	0	0	0
			1720	1077	361	281	1			

- Molecule 52 is a protein called 60S ribosomal protein L16-A.

Mol	Chain	Residues	Atoms					ZeroOcc	AltConf	Trace
52	M6	197	Total	C	N	O	S	0	0	0
			1555	1003	289	262	1			
52	m6	197	Total	C	N	O	S	0	0	0
			1555	1003	289	262	1			

- Molecule 53 is a protein called 60S ribosomal protein L17-A.

Mol	Chain	Residues	Atoms				ZeroOcc	AltConf	Trace
53	M7	183	Total	C	N	O	0	0	0
			1420	882	281	257			
53	m7	155	Total	C	N	O	0	0	0
			1227	764	238	225			

- Molecule 54 is a protein called 60S ribosomal protein L18-A.

Mol	Chain	Residues	Atoms					ZeroOcc	AltConf	Trace
54	M8	185	Total	C	N	O	S	0	0	0
			1441	908	290	241	2			
54	m8	185	Total	C	N	O	S	0	0	0
			1441	908	290	241	2			

- Molecule 55 is a protein called 60S ribosomal protein L19-A.

Mol	Chain	Residues	Atoms				ZeroOcc	AltConf	Trace
55	M9	188	Total	C	N	O	0	0	0
			1521	935	326	260			
55	m9	188	Total	C	N	O	0	0	0
			1521	935	326	260			

- Molecule 56 is a protein called 60S ribosomal protein L20-A.

Mol	Chain	Residues	Atoms					ZeroOcc	AltConf	Trace
56	N0	172	Total	C	N	O	S	0	0	0
			1445	930	267	244	4			
56	n0	172	Total	C	N	O	S	0	0	0
			1445	930	267	244	4			

- Molecule 57 is a protein called 60S ribosomal protein L21-A.

Mol	Chain	Residues	Atoms					ZeroOcc	AltConf	Trace
57	N1	159	Total	C	N	O	S	0	0	0
			1276	805	246	221	4			
57	n1	159	Total	C	N	O	S	0	0	0
			1276	805	246	221	4			

- Molecule 58 is a protein called 60S ribosomal protein L22-A.

Mol	Chain	Residues	Atoms				ZeroOcc	AltConf	Trace
58	N2	100	Total	C	N	O	0	0	0
			796	516	131	149			

Continued on next page...

Continued from previous page...

Mol	Chain	Residues	Atoms				ZeroOcc	AltConf	Trace
58	n2	98	Total	C	N	O	0	0	0
			778	505	127	146			

- Molecule 59 is a protein called 60S ribosomal protein L23-A.

Mol	Chain	Residues	Atoms					ZeroOcc	AltConf	Trace
59	N3	136	Total	C	N	O	S	0	0	0
			1003	628	189	179	7			
59	n3	136	Total	C	N	O	S	0	0	0
			1003	628	189	179	7			

- Molecule 60 is a protein called 60S ribosomal protein L24-A.

Mol	Chain	Residues	Atoms					ZeroOcc	AltConf	Trace
60	N4	98	Total	C	N	O	S	0	0	0
			699	443	137	118	1			
60	n4	135	Total	C	N	O	S	0	0	0
			1038	651	206	180	1			

- Molecule 61 is a protein called 60S ribosomal protein L25.

Mol	Chain	Residues	Atoms					ZeroOcc	AltConf	Trace
61	N5	121	Total	C	N	O	S	0	0	0
			964	620	169	173	2			
61	n5	120	Total	C	N	O	S	0	0	0
			959	617	168	172	2			

- Molecule 62 is a protein called 60S ribosomal protein L26-A.

Mol	Chain	Residues	Atoms				ZeroOcc	AltConf	Trace
62	N6	126	Total	C	N	O	0	0	0
			993	625	192	176			
62	n6	126	Total	C	N	O	0	0	0
			993	625	192	176			

- Molecule 63 is a protein called 60S ribosomal protein L27-A.

Mol	Chain	Residues	Atoms				ZeroOcc	AltConf	Trace
63	N7	135	Total	C	N	O	0	0	0
			1092	710	202	180			
63	n7	135	Total	C	N	O	0	0	0
			1092	710	202	180			

- Molecule 64 is a protein called 60S ribosomal protein L28.

Mol	Chain	Residues	Atoms					ZeroOcc	AltConf	Trace
64	N8	148	Total	C	N	O	S	0	0	0
			1173	749	231	190	3			
64	n8	148	Total	C	N	O	S	0	0	0
			1173	749	231	190	3			

- Molecule 65 is a protein called 60S ribosomal protein L29.

Mol	Chain	Residues	Atoms					ZeroOcc	AltConf	Trace
65	N9	58	Total	C	N	O	S	0	0	0
			462	289	100	73				
65	n9	58	Total	C	N	O	S	0	0	0
			462	289	100	73				

- Molecule 66 is a protein called 60S ribosomal protein L30.

Mol	Chain	Residues	Atoms					ZeroOcc	AltConf	Trace
66	O0	97	Total	C	N	O	S	0	0	0
			743	479	124	139	1			
66	o0	100	Total	C	N	O	S	0	0	0
			767	492	128	146	1			

- Molecule 67 is a protein called 60S ribosomal protein L31-A.

Mol	Chain	Residues	Atoms					ZeroOcc	AltConf	Trace
67	O1	109	Total	C	N	O	S	0	0	0
			876	556	167	152	1			
67	o1	109	Total	C	N	O	S	0	0	0
			883	559	167	156	1			

- Molecule 68 is a protein called 60S ribosomal protein L32.

Mol	Chain	Residues	Atoms					ZeroOcc	AltConf	Trace
68	O2	127	Total	C	N	O	S	0	0	0
			1020	647	205	167	1			
68	o2	127	Total	C	N	O	S	0	0	0
			1020	647	205	167	1			

- Molecule 69 is a protein called 60S ribosomal protein L33-A.

Mol	Chain	Residues	Atoms					ZeroOcc	AltConf	Trace
69	O3	106	Total	C	N	O	S	0	0	0
			850	540	165	144	1			
69	o3	106	Total	C	N	O	S	0	0	0
			850	540	165	144	1			

- Molecule 70 is a protein called 60S ribosomal protein L34-A.

Mol	Chain	Residues	Atoms					ZeroOcc	AltConf	Trace
70	O4	112	Total	C	N	O	S	0	0	0
			880	545	179	152	4			
70	o4	112	Total	C	N	O	S	0	0	0
			880	545	179	152	4			

- Molecule 71 is a protein called 60S ribosomal protein L35-A.

Mol	Chain	Residues	Atoms					ZeroOcc	AltConf	Trace
71	O5	119	Total	C	N	O	S	0	0	0
			969	615	186	167	1			
71	o5	119	Total	C	N	O	S	0	0	0
			965	612	185	167	1			

- Molecule 72 is a protein called 60S ribosomal protein L36-A.

Mol	Chain	Residues	Atoms					ZeroOcc	AltConf	Trace
72	O6	99	Total	C	N	O	S	0	0	0
			771	481	156	132	2			
72	o6	99	Total	C	N	O	S	0	0	0
			770	481	156	131	2			

- Molecule 73 is a protein called 60S ribosomal protein L37-A.

Mol	Chain	Residues	Atoms					ZeroOcc	AltConf	Trace
73	O7	87	Total	C	N	O	S	0	0	0
			681	414	148	114	5			
73	o7	87	Total	C	N	O	S	0	0	0
			681	414	148	114	5			

- Molecule 74 is a protein called 60S ribosomal protein L38.

Mol	Chain	Residues	Atoms				ZeroOcc	AltConf	Trace
74	O8	77	Total	C	N	O	0	0	0
			612	391	115	106			

Continued on next page...

Continued from previous page...

Mol	Chain	Residues	Atoms				ZeroOcc	AltConf	Trace
74	o8	77	Total	C	N	O	0	0	0
			608	388	114	106			

- Molecule 75 is a protein called 60S ribosomal protein L39.

Mol	Chain	Residues	Atoms					ZeroOcc	AltConf	Trace
75	O9	50	Total	C	N	O	S	0	0	0
			436	272	97	65	2			
75	o9	50	Total	C	N	O	S	0	0	0
			436	272	97	65	2			

- Molecule 76 is a protein called Ubiquitin-60S ribosomal protein L40.

Mol	Chain	Residues	Atoms					ZeroOcc	AltConf	Trace
76	Q0	52	Total	C	N	O	S	0	0	0
			417	259	86	67	5			
76	q0	52	Total	C	N	O	S	0	0	0
			417	259	86	67	5			

- Molecule 77 is a protein called 60S ribosomal protein L41-A.

Mol	Chain	Residues	Atoms					ZeroOcc	AltConf	Trace
77	Q1	25	Total	C	N	O	S	0	0	0
			233	142	63	27	1			
77	q1	25	Total	C	N	O	S	0	0	0
			233	142	63	27	1			

- Molecule 78 is a protein called 60S ribosomal protein L42-A.

Mol	Chain	Residues	Atoms					ZeroOcc	AltConf	Trace
78	Q2	105	Total	C	N	O	S	0	0	0
			847	534	170	138	5			
78	q2	105	Total	C	N	O	S	0	0	0
			847	534	170	138	5			

- Molecule 79 is a protein called 60S ribosomal protein L43-A.

Mol	Chain	Residues	Atoms					ZeroOcc	AltConf	Trace
79	Q3	91	Total	C	N	O	S	0	0	0
			694	429	138	121	6			
79	q3	91	Total	C	N	O	S	0	0	0
			694	429	138	121	6			

- Molecule 80 is a RNA chain called 18S ribosomal RNA.

Mol	Chain	Residues	Atoms					ZeroOcc	AltConf	Trace
80	6	1795	Total	C	N	O	P	0	1	0
			38260	17105	6763	12596	1796			

- Molecule 81 is a protein called 40S ribosomal protein S10-A,40S ribosomal protein S10-A,40S Ribosomal Protein S10-A.

Mol	Chain	Residues	Atoms					ZeroOcc	AltConf	Trace
81	c0	96	Total	C	N	O	S	0	0	0
			762	491	125	144	2			

- Molecule 82 is a protein called Suppressor protein STM1,Suppressor protein STM1,Ribosome-bound protein Stm1.

Mol	Chain	Residues	Atoms				ZeroOcc	AltConf	Trace
82	sM	104	Total	C	N	O	0	0	0
			681	404	140	137			

There is a discrepancy between the modelled and reference sequences:

Chain	Residue	Modelled	Actual	Comment	Reference
sM	59	ALA	GLY	conflict	UNP P39015

- Molecule 83 is a protein called 60S Ribosomal Protein L12.

Mol	Chain	Residues	Atoms				ZeroOcc	AltConf	Trace
83	m2	150	Total	C	N	O	0	0	0
			750	450	150	150			

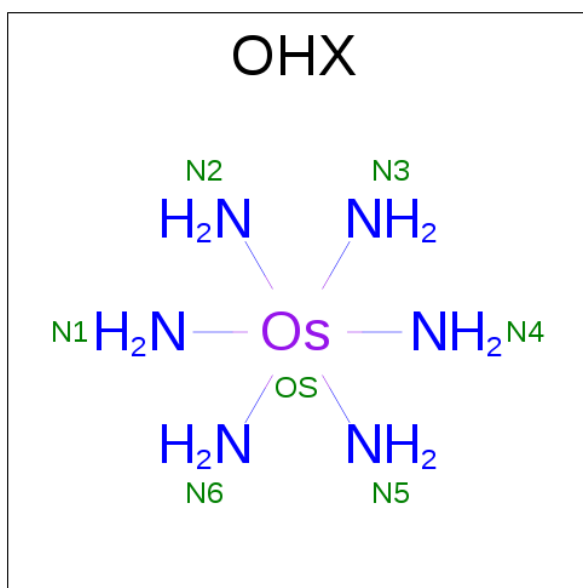
- Molecule 84 is a protein called 60S acidic ribosomal protein P0.

Mol	Chain	Residues	Atoms					ZeroOcc	AltConf	Trace
84	p0	143	Total	C	N	O	S	0	0	0
			1077	687	192	195	3			

- Molecule 85 is a protein called 60S Ribosomal Protein P1/2.

Mol	Chain	Residues	Atoms				ZeroOcc	AltConf	Trace
85	p1	47	Total	C	N	O	0	0	0
			235	141	47	47			
85	p2	46	Total	C	N	O	0	0	0
			230	138	46	46			

- Molecule 86 is osmium (III) hexammine (three-letter code: OHX) (formula: $\text{H}_{12}\text{N}_6\text{Os}$).



Mol	Chain	Residues	Atoms			ZeroOcc	AltConf
86	2	1	Total	N	Os	0	0
			7	6	1		
86	2	1	Total	N	Os	0	0
			7	6	1		
86	2	1	Total	N	Os	0	0
			7	6	1		
86	2	1	Total	N	Os	0	0
			7	6	1		
86	2	1	Total	N	Os	0	0
			7	6	1		
86	2	1	Total	N	Os	0	0
			7	6	1		
86	2	1	Total	N	Os	0	0
			7	6	1		
86	2	1	Total	N	Os	0	0
			7	6	1		
86	2	1	Total	N	Os	0	0
			7	6	1		

Continued on next page...

Continued from previous page...

Mol	Chain	Residues	Atoms			ZeroOcc	AltConf
86	2	1	Total	N	Os	0	0
			7	6	1		
86	2	1	Total	N	Os	0	0
			7	6	1		
86	2	1	Total	N	Os	0	0
			7	6	1		
86	2	1	Total	N	Os	0	0
			7	6	1		
86	2	1	Total	N	Os	0	0
			7	6	1		
86	2	1	Total	N	Os	0	0
			7	6	1		
86	2	1	Total	N	Os	0	0
			7	6	1		
86	2	1	Total	N	Os	0	0
			7	6	1		
86	2	1	Total	N	Os	0	0
			7	6	1		
86	2	1	Total	N	Os	0	0
			7	6	1		
86	2	1	Total	N	Os	0	0
			7	6	1		
86	2	1	Total	N	Os	0	0
			7	6	1		
86	2	1	Total	N	Os	0	0
			7	6	1		
86	2	1	Total	N	Os	0	0
			7	6	1		
86	2	1	Total	N	Os	0	0
			7	6	1		
86	2	1	Total	N	Os	0	0
			7	6	1		
86	2	1	Total	N	Os	0	0
			7	6	1		
86	2	1	Total	N	Os	0	0
			7	6	1		

Continued on next page...

Continued from previous page...

Mol	Chain	Residues	Atoms			ZeroOcc	AltConf
86	2	1	Total	N	Os	0	0
			7	6	1		
86	2	1	Total	N	Os	0	0
			7	6	1		
86	2	1	Total	N	Os	0	0
			7	6	1		
86	2	1	Total	N	Os	0	0
			7	6	1		
86	2	1	Total	N	Os	0	0
			7	6	1		
86	2	1	Total	N	Os	0	0
			7	6	1		
86	2	1	Total	N	Os	0	0
			7	6	1		
86	2	1	Total	N	Os	0	0
			7	6	1		
86	2	1	Total	N	Os	0	0
			7	6	1		
86	2	1	Total	N	Os	0	0
			7	6	1		
86	2	1	Total	N	Os	0	0
			7	6	1		
86	2	1	Total	N	Os	0	0
			7	6	1		
86	2	1	Total	N	Os	0	0
			7	6	1		
86	2	1	Total	N	Os	0	0
			7	6	1		
86	2	1	Total	N	Os	0	0
			7	6	1		
86	2	1	Total	N	Os	0	0
			7	6	1		
86	2	1	Total	N	Os	0	0
			7	6	1		
86	2	1	Total	N	Os	0	0
			7	6	1		

Continued on next page...

Continued from previous page...

Mol	Chain	Residues	Atoms			ZeroOcc	AltConf
86	2	1	Total	N	Os	0	0
			7	6	1		
86	2	1	Total	N	Os	0	0
			7	6	1		
86	2	1	Total	N	Os	0	0
			7	6	1		
86	2	1	Total	N	Os	0	0
			7	6	1		
86	2	1	Total	N	Os	0	0
			7	6	1		
86	2	1	Total	N	Os	0	0
			7	6	1		
86	2	1	Total	N	Os	0	0
			7	6	1		
86	2	1	Total	N	Os	0	0
			7	6	1		
86	2	1	Total	N	Os	0	0
			7	6	1		
86	2	1	Total	N	Os	0	0
			7	6	1		
86	2	1	Total	N	Os	0	0
			7	6	1		
86	2	1	Total	N	Os	0	0
			7	6	1		
86	2	1	Total	N	Os	0	0
			7	6	1		
86	2	1	Total	N	Os	0	0
			7	6	1		
86	2	1	Total	N	Os	0	0
			7	6	1		
86	2	1	Total	N	Os	0	0
			7	6	1		
86	2	1	Total	N	Os	0	0
			7	6	1		
86	2	1	Total	N	Os	0	0
			7	6	1		

Continued on next page...

Continued from previous page...

Mol	Chain	Residues	Atoms			ZeroOcc	AltConf
86	2	1	Total	N	Os	0	0
			7	6	1		
86	2	1	Total	N	Os	0	0
			7	6	1		
86	2	1	Total	N	Os	0	0
			7	6	1		
86	2	1	Total	N	Os	0	0
			7	6	1		
86	2	1	Total	N	Os	0	0
			7	6	1		
86	2	1	Total	N	Os	0	0
			7	6	1		
86	2	1	Total	N	Os	0	0
			7	6	1		
86	2	1	Total	N	Os	0	0
			7	6	1		
86	2	1	Total	N	Os	0	0
			7	6	1		
86	2	1	Total	N	Os	0	0
			7	6	1		
86	2	1	Total	N	Os	0	0
			7	6	1		
86	2	1	Total	N	Os	0	0
			7	6	1		
86	2	1	Total	N	Os	0	0
			7	6	1		
86	2	1	Total	N	Os	0	0
			7	6	1		
86	2	1	Total	N	Os	0	0
			7	6	1		
86	2	1	Total	N	Os	0	0
			7	6	1		
86	2	1	Total	N	Os	0	0
			7	6	1		
86	2	1	Total	N	Os	0	0
			7	6	1		

Continued on next page...

Continued from previous page...

Mol	Chain	Residues	Atoms			ZeroOcc	AltConf
86	2	1	Total	N	Os	0	0
			7	6	1		
86	2	1	Total	N	Os	0	0
			7	6	1		
86	2	1	Total	N	Os	0	0
			7	6	1		
86	2	1	Total	N	Os	0	0
			7	6	1		
86	2	1	Total	N	Os	0	0
			7	6	1		
86	2	1	Total	N	Os	0	0
			7	6	1		
86	2	1	Total	N	Os	0	0
			7	6	1		
86	2	1	Total	N	Os	0	0
			7	6	1		
86	2	1	Total	N	Os	0	0
			7	6	1		
86	2	1	Total	N	Os	0	0
			7	6	1		
86	2	1	Total	N	Os	0	0
			7	6	1		
86	2	1	Total	N	Os	0	0
			7	6	1		
86	2	1	Total	N	Os	0	0
			7	6	1		
86	2	1	Total	N	Os	0	0
			7	6	1		
86	2	1	Total	N	Os	0	0
			7	6	1		
86	2	1	Total	N	Os	0	0
			7	6	1		
86	2	1	Total	N	Os	0	0
			7	6	1		
86	2	1	Total	N	Os	0	0
			7	6	1		

Continued on next page...

Continued from previous page...

Mol	Chain	Residues	Atoms			ZeroOcc	AltConf
86	2	1	Total	N	Os	0	0
			7	6	1		
86	2	1	Total	N	Os	0	0
			7	6	1		
86	2	1	Total	N	Os	0	0
			7	6	1		
86	2	1	Total	N	Os	0	0
			7	6	1		
86	2	1	Total	N	Os	0	0
			7	6	1		
86	2	1	Total	N	Os	0	0
			7	6	1		
86	2	1	Total	N	Os	0	0
			7	6	1		
86	2	1	Total	N	Os	0	0
			7	6	1		
86	2	1	Total	N	Os	0	0
			7	6	1		
86	2	1	Total	N	Os	0	0
			7	6	1		
86	2	1	Total	N	Os	0	0
			7	6	1		
86	2	1	Total	N	Os	0	0
			7	6	1		
86	2	1	Total	N	Os	0	0
			7	6	1		
86	2	1	Total	N	Os	0	0
			7	6	1		
86	2	1	Total	N	Os	0	0
			7	6	1		
86	2	1	Total	N	Os	0	0
			7	6	1		
86	2	1	Total	N	Os	0	0
			7	6	1		

Continued on next page...

Continued from previous page...

Mol	Chain	Residues	Atoms			ZeroOcc	AltConf
86	2	1	Total	N	Os	0	0
			7	6	1		
86	2	1	Total	N	Os	0	0
			7	6	1		
86	2	1	Total	N	Os	0	0
			7	6	1		
86	2	1	Total	N	Os	0	0
			7	6	1		
86	2	1	Total	N	Os	0	0
			7	6	1		
86	2	1	Total	N	Os	0	0
			7	6	1		
86	2	1	Total	N	Os	0	0
			7	6	1		
86	2	1	Total	N	Os	0	0
			7	6	1		
86	2	1	Total	N	Os	0	0
			7	6	1		
86	2	1	Total	N	Os	0	0
			7	6	1		
86	2	1	Total	N	Os	0	0
			7	6	1		
86	2	1	Total	N	Os	0	0
			7	6	1		
86	2	1	Total	N	Os	0	0
			7	6	1		
86	2	1	Total	N	Os	0	0
			7	6	1		
86	2	1	Total	N	Os	0	0
			7	6	1		
86	2	1	Total	N	Os	0	0
			7	6	1		
86	2	1	Total	N	Os	0	0
			7	6	1		

Continued on next page...

Continued from previous page...

Mol	Chain	Residues	Atoms			ZeroOcc	AltConf
86	2	1	Total	N	Os	0	0
			7	6	1		
86	2	1	Total	N	Os	0	0
			7	6	1		
86	2	1	Total	N	Os	0	0
			7	6	1		
86	2	1	Total	N	Os	0	0
			7	6	1		
86	2	1	Total	N	Os	0	0
			7	6	1		
86	2	1	Total	N	Os	0	0
			7	6	1		
86	2	1	Total	N	Os	0	0
			7	6	1		
86	2	1	Total	N	Os	0	0
			7	6	1		
86	2	1	Total	N	Os	0	0
			7	6	1		
86	2	1	Total	N	Os	0	0
			7	6	1		
86	2	1	Total	N	Os	0	0
			7	6	1		
86	2	1	Total	N	Os	0	0
			7	6	1		
86	2	1	Total	N	Os	0	0
			7	6	1		
86	2	1	Total	N	Os	0	0
			7	6	1		
86	2	1	Total	N	Os	0	0
			7	6	1		
86	2	1	Total	N	Os	0	0
			7	6	1		
86	2	1	Total	N	Os	0	0
			7	6	1		
86	2	1	Total	N	Os	0	0
			7	6	1		

Continued on next page...

Continued from previous page...

Mol	Chain	Residues	Atoms			ZeroOcc	AltConf
86	2	1	Total 7	N 6	Os 1	0	0
86	2	1	Total 7	N 6	Os 1	0	0
86	2	1	Total 7	N 6	Os 1	0	0
86	2	1	Total 7	N 6	Os 1	0	0
86	2	1	Total 7	N 6	Os 1	0	0
86	2	1	Total 7	N 6	Os 1	0	0
86	2	1	Total 7	N 6	Os 1	0	0
86	2	1	Total 7	N 6	Os 1	0	0
86	2	1	Total 7	N 6	Os 1	0	0
86	S2	1	Total 7	N 6	Os 1	0	0
86	S8	1	Total 7	N 6	Os 1	0	0
86	C3	1	Total 7	N 6	Os 1	0	0
86	C5	1	Total 7	N 6	Os 1	0	0
86	C8	1	Total 7	N 6	Os 1	0	0
86	C8	1	Total 7	N 6	Os 1	0	0
86	D9	1	Total 7	N 6	Os 1	0	0
86	SR	1	Total 7	N 6	Os 1	0	0
86	1	1	Total 7	N 6	Os 1	0	0
86	1	1	Total 7	N 6	Os 1	0	0
86	1	1	Total 7	N 6	Os 1	0	0
86	1	1	Total 7	N 6	Os 1	0	0
86	1	1	Total 7	N 6	Os 1	0	0

Continued on next page...

Continued from previous page...

Mol	Chain	Residues	Atoms			ZeroOcc	AltConf
86	1	1	Total	N	Os	0	0
			7	6	1		
86	1	1	Total	N	Os	0	0
			7	6	1		
86	1	1	Total	N	Os	0	0
			7	6	1		
86	1	1	Total	N	Os	0	0
			7	6	1		
86	1	1	Total	N	Os	0	0
			7	6	1		
86	1	1	Total	N	Os	0	0
			7	6	1		
86	1	1	Total	N	Os	0	0
			7	6	1		
86	1	1	Total	N	Os	0	0
			7	6	1		
86	1	1	Total	N	Os	0	0
			7	6	1		
86	1	1	Total	N	Os	0	0
			7	6	1		
86	1	1	Total	N	Os	0	0
			7	6	1		
86	1	1	Total	N	Os	0	0
			7	6	1		
86	1	1	Total	N	Os	0	0
			7	6	1		
86	1	1	Total	N	Os	0	0
			7	6	1		
86	1	1	Total	N	Os	0	0
			7	6	1		
86	1	1	Total	N	Os	0	0
			7	6	1		
86	1	1	Total	N	Os	0	0
			7	6	1		

Continued on next page...

Continued from previous page...

Mol	Chain	Residues	Atoms			ZeroOcc	AltConf
86	1	1	Total	N	Os	0	0
			7	6	1		
86	1	1	Total	N	Os	0	0
			7	6	1		
86	1	1	Total	N	Os	0	0
			7	6	1		
86	1	1	Total	N	Os	0	0
			7	6	1		
86	1	1	Total	N	Os	0	0
			7	6	1		
86	1	1	Total	N	Os	0	0
			7	6	1		
86	1	1	Total	N	Os	0	0
			7	6	1		
86	1	1	Total	N	Os	0	0
			7	6	1		
86	1	1	Total	N	Os	0	0
			7	6	1		
86	1	1	Total	N	Os	0	0
			7	6	1		
86	1	1	Total	N	Os	0	0
			7	6	1		
86	1	1	Total	N	Os	0	0
			7	6	1		
86	1	1	Total	N	Os	0	0
			7	6	1		
86	1	1	Total	N	Os	0	0
			7	6	1		
86	1	1	Total	N	Os	0	0
			7	6	1		
86	1	1	Total	N	Os	0	0
			7	6	1		
86	1	1	Total	N	Os	0	0
			7	6	1		
86	1	1	Total	N	Os	0	0
			7	6	1		

Continued on next page...

Continued from previous page...

Mol	Chain	Residues	Atoms			ZeroOcc	AltConf
86	1	1	Total	N	Os	0	0
			7	6	1		
86	1	1	Total	N	Os	0	0
			7	6	1		
86	1	1	Total	N	Os	0	0
			7	6	1		
86	1	1	Total	N	Os	0	0
			7	6	1		
86	1	1	Total	N	Os	0	0
			7	6	1		
86	1	1	Total	N	Os	0	0
			7	6	1		
86	1	1	Total	N	Os	0	0
			7	6	1		
86	1	1	Total	N	Os	0	0
			7	6	1		
86	1	1	Total	N	Os	0	0
			7	6	1		
86	1	1	Total	N	Os	0	0
			7	6	1		
86	1	1	Total	N	Os	0	0
			7	6	1		
86	1	1	Total	N	Os	0	0
			7	6	1		
86	1	1	Total	N	Os	0	0
			7	6	1		
86	1	1	Total	N	Os	0	0
			7	6	1		
86	1	1	Total	N	Os	0	0
			7	6	1		
86	1	1	Total	N	Os	0	0
			7	6	1		
86	1	1	Total	N	Os	0	0
			7	6	1		
86	1	1	Total	N	Os	0	0
			7	6	1		

Continued on next page...

Continued from previous page...

Mol	Chain	Residues	Atoms			ZeroOcc	AltConf
86	1	1	Total	N	Os	0	0
			7	6	1		
86	1	1	Total	N	Os	0	0
			7	6	1		
86	1	1	Total	N	Os	0	0
			7	6	1		
86	1	1	Total	N	Os	0	0
			7	6	1		
86	1	1	Total	N	Os	0	0
			7	6	1		
86	1	1	Total	N	Os	0	0
			7	6	1		
86	1	1	Total	N	Os	0	0
			7	6	1		
86	1	1	Total	N	Os	0	0
			7	6	1		
86	1	1	Total	N	Os	0	0
			7	6	1		
86	1	1	Total	N	Os	0	0
			7	6	1		
86	1	1	Total	N	Os	0	0
			7	6	1		
86	1	1	Total	N	Os	0	0
			7	6	1		
86	1	1	Total	N	Os	0	0
			7	6	1		
86	1	1	Total	N	Os	0	0
			7	6	1		
86	1	1	Total	N	Os	0	0
			7	6	1		
86	1	1	Total	N	Os	0	0
			7	6	1		
86	1	1	Total	N	Os	0	0
			7	6	1		
86	1	1	Total	N	Os	0	0
			7	6	1		

Continued on next page...

Continued from previous page...

Mol	Chain	Residues	Atoms			ZeroOcc	AltConf
86	1	1	Total	N	Os	0	0
			7	6	1		
86	1	1	Total	N	Os	0	0
			7	6	1		
86	1	1	Total	N	Os	0	0
			7	6	1		
86	1	1	Total	N	Os	0	0
			7	6	1		
86	1	1	Total	N	Os	0	0
			7	6	1		
86	1	1	Total	N	Os	0	0
			7	6	1		
86	1	1	Total	N	Os	0	0
			7	6	1		
86	1	1	Total	N	Os	0	0
			7	6	1		
86	1	1	Total	N	Os	0	0
			7	6	1		
86	1	1	Total	N	Os	0	0
			7	6	1		
86	1	1	Total	N	Os	0	0
			7	6	1		
86	1	1	Total	N	Os	0	0
			7	6	1		
86	1	1	Total	N	Os	0	0
			7	6	1		
86	1	1	Total	N	Os	0	0
			7	6	1		
86	1	1	Total	N	Os	0	0
			7	6	1		
86	1	1	Total	N	Os	0	0
			7	6	1		
86	1	1	Total	N	Os	0	0
			7	6	1		
86	1	1	Total	N	Os	0	0
			7	6	1		

Continued on next page...

Continued from previous page...

Mol	Chain	Residues	Atoms			ZeroOcc	AltConf
86	1	1	Total	N	Os	0	0
			7	6	1		
86	1	1	Total	N	Os	0	0
			7	6	1		
86	1	1	Total	N	Os	0	0
			7	6	1		
86	1	1	Total	N	Os	0	0
			7	6	1		
86	1	1	Total	N	Os	0	0
			7	6	1		
86	1	1	Total	N	Os	0	0
			7	6	1		
86	1	1	Total	N	Os	0	0
			7	6	1		
86	1	1	Total	N	Os	0	0
			7	6	1		
86	1	1	Total	N	Os	0	0
			7	6	1		
86	1	1	Total	N	Os	0	0
			7	6	1		
86	1	1	Total	N	Os	0	0
			7	6	1		
86	1	1	Total	N	Os	0	0
			7	6	1		
86	1	1	Total	N	Os	0	0
			7	6	1		
86	1	1	Total	N	Os	0	0
			7	6	1		
86	1	1	Total	N	Os	0	0
			7	6	1		
86	1	1	Total	N	Os	0	0
			7	6	1		
86	1	1	Total	N	Os	0	0
			7	6	1		
86	1	1	Total	N	Os	0	0
			7	6	1		
86	1	1	Total	N	Os	0	0
			7	6	1		

Continued on next page...

Continued from previous page...

Mol	Chain	Residues	Atoms			ZeroOcc	AltConf
86	1	1	Total	N	Os	0	0
			7	6	1		
86	1	1	Total	N	Os	0	0
			7	6	1		
86	1	1	Total	N	Os	0	0
			7	6	1		
86	1	1	Total	N	Os	0	0
			7	6	1		
86	1	1	Total	N	Os	0	0
			7	6	1		
86	1	1	Total	N	Os	0	0
			7	6	1		
86	1	1	Total	N	Os	0	0
			7	6	1		
86	1	1	Total	N	Os	0	0
			7	6	1		
86	1	1	Total	N	Os	0	0
			7	6	1		
86	1	1	Total	N	Os	0	0
			7	6	1		
86	1	1	Total	N	Os	0	0
			7	6	1		
86	1	1	Total	N	Os	0	0
			7	6	1		
86	1	1	Total	N	Os	0	0
			7	6	1		
86	1	1	Total	N	Os	0	0
			7	6	1		
86	1	1	Total	N	Os	0	0
			7	6	1		
86	1	1	Total	N	Os	0	0
			7	6	1		
86	1	1	Total	N	Os	0	0
			7	6	1		
86	1	1	Total	N	Os	0	0
			7	6	1		

Continued on next page...

Continued from previous page...

Mol	Chain	Residues	Atoms			ZeroOcc	AltConf
86	1	1	Total	N	Os	0	0
			7	6	1		
86	1	1	Total	N	Os	0	0
			7	6	1		
86	1	1	Total	N	Os	0	0
			7	6	1		
86	1	1	Total	N	Os	0	0
			7	6	1		
86	1	1	Total	N	Os	0	0
			7	6	1		
86	1	1	Total	N	Os	0	0
			7	6	1		
86	1	1	Total	N	Os	0	0
			7	6	1		
86	1	1	Total	N	Os	0	0
			7	6	1		
86	1	1	Total	N	Os	0	0
			7	6	1		
86	1	1	Total	N	Os	0	0
			7	6	1		
86	1	1	Total	N	Os	0	0
			7	6	1		
86	1	1	Total	N	Os	0	0
			7	6	1		
86	1	1	Total	N	Os	0	0
			7	6	1		
86	1	1	Total	N	Os	0	0
			7	6	1		
86	1	1	Total	N	Os	0	0
			7	6	1		
86	1	1	Total	N	Os	0	0
			7	6	1		
86	1	1	Total	N	Os	0	0
			7	6	1		
86	1	1	Total	N	Os	0	0
			7	6	1		

Continued on next page...

Continued from previous page...

Mol	Chain	Residues	Atoms			ZeroOcc	AltConf
86	1	1	Total	N	Os	0	0
			7	6	1		
86	1	1	Total	N	Os	0	0
			7	6	1		
86	1	1	Total	N	Os	0	0
			7	6	1		
86	1	1	Total	N	Os	0	0
			7	6	1		
86	1	1	Total	N	Os	0	0
			7	6	1		
86	1	1	Total	N	Os	0	0
			7	6	1		
86	1	1	Total	N	Os	0	0
			7	6	1		
86	1	1	Total	N	Os	0	0
			7	6	1		
86	1	1	Total	N	Os	0	0
			7	6	1		
86	1	1	Total	N	Os	0	0
			7	6	1		
86	1	1	Total	N	Os	0	0
			7	6	1		
86	1	1	Total	N	Os	0	0
			7	6	1		
86	1	1	Total	N	Os	0	0
			7	6	1		
86	1	1	Total	N	Os	0	0
			7	6	1		
86	1	1	Total	N	Os	0	0
			7	6	1		
86	1	1	Total	N	Os	0	0
			7	6	1		
86	1	1	Total	N	Os	0	0
			7	6	1		

Continued on next page...

Continued from previous page...

Mol	Chain	Residues	Atoms			ZeroOcc	AltConf
86	1	1	Total	N	Os	0	0
			7	6	1		
86	1	1	Total	N	Os	0	0
			7	6	1		
86	1	1	Total	N	Os	0	0
			7	6	1		
86	1	1	Total	N	Os	0	0
			7	6	1		
86	1	1	Total	N	Os	0	0
			7	6	1		
86	1	1	Total	N	Os	0	0
			7	6	1		
86	1	1	Total	N	Os	0	0
			7	6	1		
86	1	1	Total	N	Os	0	0
			7	6	1		
86	1	1	Total	N	Os	0	0
			7	6	1		
86	1	1	Total	N	Os	0	0
			7	6	1		
86	1	1	Total	N	Os	0	0
			7	6	1		
86	1	1	Total	N	Os	0	0
			7	6	1		
86	1	1	Total	N	Os	0	0
			7	6	1		
86	1	1	Total	N	Os	0	0
			7	6	1		
86	1	1	Total	N	Os	0	0
			7	6	1		
86	1	1	Total	N	Os	0	0
			7	6	1		
86	1	1	Total	N	Os	0	0
			7	6	1		
86	1	1	Total	N	Os	0	0
			7	6	1		

Continued on next page...

Continued from previous page...

Mol	Chain	Residues	Atoms			ZeroOcc	AltConf
86	1	1	Total	N	Os	0	0
			7	6	1		
86	1	1	Total	N	Os	0	0
			7	6	1		
86	1	1	Total	N	Os	0	0
			7	6	1		
86	1	1	Total	N	Os	0	0
			7	6	1		
86	1	1	Total	N	Os	0	0
			7	6	1		
86	1	1	Total	N	Os	0	0
			7	6	1		
86	1	1	Total	N	Os	0	0
			7	6	1		
86	1	1	Total	N	Os	0	0
			7	6	1		
86	1	1	Total	N	Os	0	0
			7	6	1		
86	1	1	Total	N	Os	0	0
			7	6	1		
86	1	1	Total	N	Os	0	0
			7	6	1		
86	1	1	Total	N	Os	0	0
			7	6	1		
86	1	1	Total	N	Os	0	0
			7	6	1		
86	1	1	Total	N	Os	0	0
			7	6	1		
86	1	1	Total	N	Os	0	0
			7	6	1		
86	1	1	Total	N	Os	0	0
			7	6	1		
86	1	1	Total	N	Os	0	0
			7	6	1		

Continued on next page...

Continued from previous page...

Mol	Chain	Residues	Atoms			ZeroOcc	AltConf
86	1	1	Total	N	Os	0	0
			7	6	1		
86	1	1	Total	N	Os	0	0
			7	6	1		
86	1	1	Total	N	Os	0	0
			7	6	1		
86	1	1	Total	N	Os	0	0
			7	6	1		
86	1	1	Total	N	Os	0	0
			7	6	1		
86	1	1	Total	N	Os	0	0
			7	6	1		
86	1	1	Total	N	Os	0	0
			7	6	1		
86	1	1	Total	N	Os	0	0
			7	6	1		
86	1	1	Total	N	Os	0	0
			7	6	1		
86	1	1	Total	N	Os	0	0
			7	6	1		
86	1	1	Total	N	Os	0	0
			7	6	1		
86	1	1	Total	N	Os	0	0
			7	6	1		
86	1	1	Total	N	Os	0	0
			7	6	1		
86	1	1	Total	N	Os	0	0
			7	6	1		
86	1	1	Total	N	Os	0	0
			7	6	1		
86	1	1	Total	N	Os	0	0
			7	6	1		
86	1	1	Total	N	Os	0	0
			7	6	1		
86	1	1	Total	N	Os	0	0
			7	6	1		
86	1	1	Total	N	Os	0	0
			7	6	1		

Continued on next page...

Continued from previous page...

Mol	Chain	Residues	Atoms			ZeroOcc	AltConf
86	1	1	Total	N	Os	0	0
			7	6	1		
86	1	1	Total	N	Os	0	0
			7	6	1		
86	1	1	Total	N	Os	0	0
			7	6	1		
86	1	1	Total	N	Os	0	0
			7	6	1		
86	1	1	Total	N	Os	0	0
			7	6	1		
86	1	1	Total	N	Os	0	0
			7	6	1		
86	1	1	Total	N	Os	0	0
			7	6	1		
86	1	1	Total	N	Os	0	0
			7	6	1		
86	1	1	Total	N	Os	0	0
			7	6	1		
86	1	1	Total	N	Os	0	0
			7	6	1		
86	1	1	Total	N	Os	0	0
			7	6	1		
86	1	1	Total	N	Os	0	0
			7	6	1		
86	1	1	Total	N	Os	0	0
			7	6	1		
86	1	1	Total	N	Os	0	0
			7	6	1		
86	1	1	Total	N	Os	0	0
			7	6	1		
86	1	1	Total	N	Os	0	0
			7	6	1		
86	1	1	Total	N	Os	0	0
			7	6	1		
86	1	1	Total	N	Os	0	0
			7	6	1		

Continued on next page...

Continued from previous page...

Mol	Chain	Residues	Atoms			ZeroOcc	AltConf
86	1	1	Total	N	Os	0	0
			7	6	1		
86	1	1	Total	N	Os	0	0
			7	6	1		
86	1	1	Total	N	Os	0	0
			7	6	1		
86	1	1	Total	N	Os	0	0
			7	6	1		
86	1	1	Total	N	Os	0	0
			7	6	1		
86	1	1	Total	N	Os	0	0
			7	6	1		
86	1	1	Total	N	Os	0	0
			7	6	1		
86	1	1	Total	N	Os	0	0
			7	6	1		
86	1	1	Total	N	Os	0	0
			7	6	1		
86	1	1	Total	N	Os	0	0
			7	6	1		
86	1	1	Total	N	Os	0	0
			7	6	1		
86	1	1	Total	N	Os	0	0
			7	6	1		
86	1	1	Total	N	Os	0	0
			7	6	1		
86	1	1	Total	N	Os	0	0
			7	6	1		
86	1	1	Total	N	Os	0	0
			7	6	1		
86	1	1	Total	N	Os	0	0
			7	6	1		
86	1	1	Total	N	Os	0	0
			7	6	1		
86	1	1	Total	N	Os	0	0
			7	6	1		

Continued on next page...

Continued from previous page...

Mol	Chain	Residues	Atoms			ZeroOcc	AltConf
86	1	1	Total	N	Os	0	0
			7	6	1		
86	1	1	Total	N	Os	0	0
			7	6	1		
86	1	1	Total	N	Os	0	0
			7	6	1		
86	1	1	Total	N	Os	0	0
			7	6	1		
86	1	1	Total	N	Os	0	0
			7	6	1		
86	1	1	Total	N	Os	0	0
			7	6	1		
86	1	1	Total	N	Os	0	0
			7	6	1		
86	1	1	Total	N	Os	0	0
			7	6	1		
86	1	1	Total	N	Os	0	0
			7	6	1		
86	1	1	Total	N	Os	0	0
			7	6	1		
86	1	1	Total	N	Os	0	0
			7	6	1		
86	1	1	Total	N	Os	0	0
			7	6	1		
86	1	1	Total	N	Os	0	0
			7	6	1		
86	1	1	Total	N	Os	0	0
			7	6	1		
86	1	1	Total	N	Os	0	0
			7	6	1		
86	1	1	Total	N	Os	0	0
			7	6	1		
86	1	1	Total	N	Os	0	0
			7	6	1		

Continued on next page...

Continued from previous page...

Mol	Chain	Residues	Atoms			ZeroOcc	AltConf
86	1	1	Total	N	Os	0	0
			7	6	1		
86	1	1	Total	N	Os	0	0
			7	6	1		
86	1	1	Total	N	Os	0	0
			7	6	1		
86	1	1	Total	N	Os	0	0
			7	6	1		
86	1	1	Total	N	Os	0	0
			7	6	1		
86	1	1	Total	N	Os	0	0
			7	6	1		
86	1	1	Total	N	Os	0	0
			7	6	1		
86	1	1	Total	N	Os	0	0
			7	6	1		
86	1	1	Total	N	Os	0	0
			7	6	1		
86	1	1	Total	N	Os	0	0
			7	6	1		
86	1	1	Total	N	Os	0	0
			7	6	1		
86	1	1	Total	N	Os	0	0
			7	6	1		
86	1	1	Total	N	Os	0	0
			7	6	1		
86	1	1	Total	N	Os	0	0
			7	6	1		
86	1	1	Total	N	Os	0	0
			7	6	1		
86	1	1	Total	N	Os	0	0
			7	6	1		
86	1	1	Total	N	Os	0	0
			7	6	1		
86	1	1	Total	N	Os	0	0
			7	6	1		

Continued on next page...

Continued from previous page...

Mol	Chain	Residues	Atoms			ZeroOcc	AltConf
86	1	1	Total	N	Os	0	0
			7	6	1		
86	1	1	Total	N	Os	0	0
			7	6	1		
86	1	1	Total	N	Os	0	0
			7	6	1		
86	1	1	Total	N	Os	0	0
			7	6	1		
86	1	1	Total	N	Os	0	0
			7	6	1		
86	1	1	Total	N	Os	0	0
			7	6	1		
86	1	1	Total	N	Os	0	0
			7	6	1		
86	1	1	Total	N	Os	0	0
			7	6	1		
86	1	1	Total	N	Os	0	0
			7	6	1		
86	1	1	Total	N	Os	0	0
			7	6	1		
86	1	1	Total	N	Os	0	0
			7	6	1		
86	1	1	Total	N	Os	0	0
			7	6	1		
86	1	1	Total	N	Os	0	0
			7	6	1		
86	1	1	Total	N	Os	0	0
			7	6	1		
86	1	1	Total	N	Os	0	0
			7	6	1		
86	1	1	Total	N	Os	0	0
			7	6	1		
86	1	1	Total	N	Os	0	0
			7	6	1		

Continued on next page...

Continued from previous page...

Mol	Chain	Residues	Atoms			ZeroOcc	AltConf
86	1	1	Total	N	Os	0	0
			7	6	1		
86	1	1	Total	N	Os	0	0
			7	6	1		
86	1	1	Total	N	Os	0	0
			7	6	1		
86	1	1	Total	N	Os	0	0
			7	6	1		
86	1	1	Total	N	Os	0	0
			7	6	1		
86	1	1	Total	N	Os	0	0
			7	6	1		
86	1	1	Total	N	Os	0	0
			7	6	1		
86	1	1	Total	N	Os	0	0
			7	6	1		
86	1	1	Total	N	Os	0	0
			7	6	1		
86	1	1	Total	N	Os	0	0
			7	6	1		
86	1	1	Total	N	Os	0	0
			7	6	1		
86	1	1	Total	N	Os	0	0
			7	6	1		
86	1	1	Total	N	Os	0	0
			7	6	1		
86	1	1	Total	N	Os	0	0
			7	6	1		
86	1	1	Total	N	Os	0	0
			7	6	1		
86	1	1	Total	N	Os	0	0
			7	6	1		
86	1	1	Total	N	Os	0	0
			7	6	1		

Continued on next page...

Continued from previous page...

Mol	Chain	Residues	Atoms			ZeroOcc	AltConf
86	1	1	Total	N	Os	0	0
			7	6	1		
86	1	1	Total	N	Os	0	0
			7	6	1		
86	1	1	Total	N	Os	0	0
			7	6	1		
86	1	1	Total	N	Os	0	0
			7	6	1		
86	1	1	Total	N	Os	0	0
			7	6	1		
86	1	1	Total	N	Os	0	0
			7	6	1		
86	1	1	Total	N	Os	0	0
			7	6	1		
86	1	1	Total	N	Os	0	0
			7	6	1		
86	1	1	Total	N	Os	0	0
			7	6	1		
86	1	1	Total	N	Os	0	0
			7	6	1		
86	1	1	Total	N	Os	0	0
			7	6	1		
86	1	1	Total	N	Os	0	0
			7	6	1		
86	1	1	Total	N	Os	0	0
			7	6	1		
86	1	1	Total	N	Os	0	0
			7	6	1		
86	1	1	Total	N	Os	0	0
			7	6	1		
86	1	1	Total	N	Os	0	0
			7	6	1		
86	1	1	Total	N	Os	0	0
			7	6	1		
86	1	1	Total	N	Os	0	0
			7	6	1		

Continued on next page...

Continued from previous page...

Mol	Chain	Residues	Atoms			ZeroOcc	AltConf
86	1	1	Total	N	Os	0	0
			7	6	1		
86	1	1	Total	N	Os	0	0
			7	6	1		
86	1	1	Total	N	Os	0	0
			7	6	1		
86	1	1	Total	N	Os	0	0
			7	6	1		
86	1	1	Total	N	Os	0	0
			7	6	1		
86	3	1	Total	N	Os	0	0
			7	6	1		
86	3	1	Total	N	Os	0	0
			7	6	1		
86	3	1	Total	N	Os	0	0
			7	6	1		
86	3	1	Total	N	Os	0	0
			7	6	1		
86	3	1	Total	N	Os	0	0
			7	6	1		
86	3	1	Total	N	Os	0	0
			7	6	1		
86	3	1	Total	N	Os	0	0
			7	6	1		
86	3	1	Total	N	Os	0	0
			7	6	1		
86	3	1	Total	N	Os	0	0
			7	6	1		
86	3	1	Total	N	Os	0	0
			7	6	1		
86	3	1	Total	N	Os	0	0
			7	6	1		
86	4	1	Total	N	Os	0	0
			7	6	1		
86	4	1	Total	N	Os	0	0
			7	6	1		
86	4	1	Total	N	Os	0	0
			7	6	1		

Continued on next page...

Continued from previous page...

Mol	Chain	Residues	Atoms			ZeroOcc	AltConf
86	4	1	Total	N	Os	0	0
			7	6	1		
86	4	1	Total	N	Os	0	0
			7	6	1		
86	4	1	Total	N	Os	0	0
			7	6	1		
86	4	1	Total	N	Os	0	0
			7	6	1		
86	4	1	Total	N	Os	0	0
			7	6	1		
86	4	1	Total	N	Os	0	0
			7	6	1		
86	4	1	Total	N	Os	0	0
			7	6	1		
86	4	1	Total	N	Os	0	0
			7	6	1		
86	4	1	Total	N	Os	0	0
			7	6	1		
86	4	1	Total	N	Os	0	0
			7	6	1		
86	4	1	Total	N	Os	0	0
			7	6	1		
86	4	1	Total	N	Os	0	0
			7	6	1		
86	L3	1	Total	N	Os	0	0
			7	6	1		
86	L3	1	Total	N	Os	0	0
			7	6	1		
86	L3	1	Total	N	Os	0	0
			7	6	1		
86	L4	1	Total	N	Os	0	0
			7	6	1		
86	L5	1	Total	N	Os	0	0
			7	6	1		
86	M0	1	Total	N	Os	0	0
			7	6	1		

Continued on next page...

Continued from previous page...

Mol	Chain	Residues	Atoms			ZeroOcc	AltConf
86	M0	1	Total	N	Os	0	0
			7	6	1		
86	M0	1	Total	N	Os	0	0
			7	6	1		
86	M0	1	Total	N	Os	0	0
			7	6	1		
86	M5	1	Total	N	Os	0	0
			7	6	1		
86	M7	1	Total	N	Os	0	0
			7	6	1		
86	M8	1	Total	N	Os	0	0
			7	6	1		
86	M9	1	Total	N	Os	0	0
			7	6	1		
86	M9	1	Total	N	Os	0	0
			7	6	1		
86	M9	1	Total	N	Os	0	0
			7	6	1		
86	N8	1	Total	N	Os	0	0
			7	6	1		
86	N9	1	Total	N	Os	0	0
			7	6	1		
86	O1	1	Total	N	Os	0	0
			7	6	1		
86	O3	1	Total	N	Os	0	0
			7	6	1		
86	O7	1	Total	N	Os	0	0
			7	6	1		
86	O7	1	Total	N	Os	0	0
			7	6	1		
86	Q2	1	Total	N	Os	0	0
			7	6	1		
86	6	1	Total	N	Os	0	0
			7	6	1		
86	6	1	Total	N	Os	0	0
			7	6	1		
86	6	1	Total	N	Os	0	0
			7	6	1		
86	6	1	Total	N	Os	0	0
			7	6	1		
86	6	1	Total	N	Os	0	0
			7	6	1		

Continued on next page...

Continued from previous page...

Mol	Chain	Residues	Atoms			ZeroOcc	AltConf
86	6	1	Total	N	Os	0	0
			7	6	1		
86	6	1	Total	N	Os	0	0
			7	6	1		
86	6	1	Total	N	Os	0	0
			7	6	1		
86	6	1	Total	N	Os	0	0
			7	6	1		
86	6	1	Total	N	Os	0	0
			7	6	1		
86	6	1	Total	N	Os	0	0
			7	6	1		
86	6	1	Total	N	Os	0	0
			7	6	1		
86	6	1	Total	N	Os	0	0
			7	6	1		
86	6	1	Total	N	Os	0	0
			7	6	1		
86	6	1	Total	N	Os	0	0
			7	6	1		
86	6	1	Total	N	Os	0	0
			7	6	1		
86	6	1	Total	N	Os	0	0
			7	6	1		
86	6	1	Total	N	Os	0	0
			7	6	1		
86	6	1	Total	N	Os	0	0
			7	6	1		
86	6	1	Total	N	Os	0	0
			7	6	1		
86	6	1	Total	N	Os	0	0
			7	6	1		
86	6	1	Total	N	Os	0	0
			7	6	1		
86	6	1	Total	N	Os	0	0
			7	6	1		

Continued on next page...

Continued from previous page...

Mol	Chain	Residues	Atoms			ZeroOcc	AltConf
86	6	1	Total	N	Os	0	0
			7	6	1		
86	6	1	Total	N	Os	0	0
			7	6	1		
86	6	1	Total	N	Os	0	0
			7	6	1		
86	6	1	Total	N	Os	0	0
			7	6	1		
86	6	1	Total	N	Os	0	0
			7	6	1		
86	6	1	Total	N	Os	0	0
			7	6	1		
86	6	1	Total	N	Os	0	0
			7	6	1		
86	6	1	Total	N	Os	0	0
			7	6	1		
86	6	1	Total	N	Os	0	0
			7	6	1		
86	6	1	Total	N	Os	0	0
			7	6	1		
86	6	1	Total	N	Os	0	0
			7	6	1		
86	6	1	Total	N	Os	0	0
			7	6	1		
86	6	1	Total	N	Os	0	0
			7	6	1		
86	6	1	Total	N	Os	0	0
			7	6	1		
86	6	1	Total	N	Os	0	0
			7	6	1		
86	6	1	Total	N	Os	0	0
			7	6	1		
86	6	1	Total	N	Os	0	0
			7	6	1		
86	6	1	Total	N	Os	0	0
			7	6	1		

Continued on next page...

Continued from previous page...

Mol	Chain	Residues	Atoms			ZeroOcc	AltConf
86	6	1	Total	N	Os	0	0
			7	6	1		
86	6	1	Total	N	Os	0	0
			7	6	1		
86	6	1	Total	N	Os	0	0
			7	6	1		
86	6	1	Total	N	Os	0	0
			7	6	1		
86	6	1	Total	N	Os	0	0
			7	6	1		
86	6	1	Total	N	Os	0	0
			7	6	1		
86	6	1	Total	N	Os	0	0
			7	6	1		
86	6	1	Total	N	Os	0	0
			7	6	1		
86	6	1	Total	N	Os	0	0
			7	6	1		
86	6	1	Total	N	Os	0	0
			7	6	1		
86	6	1	Total	N	Os	0	0
			7	6	1		
86	6	1	Total	N	Os	0	0
			7	6	1		
86	6	1	Total	N	Os	0	0
			7	6	1		
86	6	1	Total	N	Os	0	0
			7	6	1		
86	6	1	Total	N	Os	0	0
			7	6	1		
86	6	1	Total	N	Os	0	0
			7	6	1		
86	6	1	Total	N	Os	0	0
			7	6	1		
86	6	1	Total	N	Os	0	0
			7	6	1		

Continued on next page...

Continued from previous page...

Mol	Chain	Residues	Atoms			ZeroOcc	AltConf
86	6	1	Total	N	Os	0	0
			7	6	1		
86	6	1	Total	N	Os	0	0
			7	6	1		
86	6	1	Total	N	Os	0	0
			7	6	1		
86	6	1	Total	N	Os	0	0
			7	6	1		
86	6	1	Total	N	Os	0	0
			7	6	1		
86	6	1	Total	N	Os	0	0
			7	6	1		
86	6	1	Total	N	Os	0	0
			7	6	1		
86	6	1	Total	N	Os	0	0
			7	6	1		
86	6	1	Total	N	Os	0	0
			7	6	1		
86	6	1	Total	N	Os	0	0
			7	6	1		
86	6	1	Total	N	Os	0	0
			7	6	1		
86	6	1	Total	N	Os	0	0
			7	6	1		
86	6	1	Total	N	Os	0	0
			7	6	1		
86	6	1	Total	N	Os	0	0
			7	6	1		
86	6	1	Total	N	Os	0	0
			7	6	1		
86	6	1	Total	N	Os	0	0
			7	6	1		
86	6	1	Total	N	Os	0	0
			7	6	1		

Continued on next page...

Continued from previous page...

Mol	Chain	Residues	Atoms			ZeroOcc	AltConf
86	6	1	Total	N	Os	0	0
			7	6	1		
86	6	1	Total	N	Os	0	0
			7	6	1		
86	6	1	Total	N	Os	0	0
			7	6	1		
86	6	1	Total	N	Os	0	0
			7	6	1		
86	6	1	Total	N	Os	0	0
			7	6	1		
86	6	1	Total	N	Os	0	0
			7	6	1		
86	6	1	Total	N	Os	0	0
			7	6	1		
86	6	1	Total	N	Os	0	0
			7	6	1		
86	6	1	Total	N	Os	0	0
			7	6	1		
86	6	1	Total	N	Os	0	0
			7	6	1		
86	6	1	Total	N	Os	0	0
			7	6	1		
86	6	1	Total	N	Os	0	0
			7	6	1		
86	6	1	Total	N	Os	0	0
			7	6	1		
86	6	1	Total	N	Os	0	0
			7	6	1		
86	6	1	Total	N	Os	0	0
			7	6	1		
86	6	1	Total	N	Os	0	0
			7	6	1		
86	6	1	Total	N	Os	0	0
			7	6	1		
86	6	1	Total	N	Os	0	0
			7	6	1		

Continued on next page...

Continued from previous page...

Mol	Chain	Residues	Atoms			ZeroOcc	AltConf
86	6	1	Total	N	Os	0	0
			7	6	1		
86	6	1	Total	N	Os	0	0
			7	6	1		
86	6	1	Total	N	Os	0	0
			7	6	1		
86	6	1	Total	N	Os	0	0
			7	6	1		
86	6	1	Total	N	Os	0	0
			7	6	1		
86	6	1	Total	N	Os	0	0
			7	6	1		
86	6	1	Total	N	Os	0	0
			7	6	1		
86	6	1	Total	N	Os	0	0
			7	6	1		
86	6	1	Total	N	Os	0	0
			7	6	1		
86	6	1	Total	N	Os	0	0
			7	6	1		
86	6	1	Total	N	Os	0	0
			7	6	1		
86	6	1	Total	N	Os	0	0
			7	6	1		
86	6	1	Total	N	Os	0	0
			7	6	1		
86	6	1	Total	N	Os	0	0
			7	6	1		
86	6	1	Total	N	Os	0	0
			7	6	1		
86	6	1	Total	N	Os	0	0
			7	6	1		
86	6	1	Total	N	Os	0	0
			7	6	1		

Continued on next page...

Continued from previous page...

Mol	Chain	Residues	Atoms			ZeroOcc	AltConf
86	6	1	Total	N	Os	0	0
			7	6	1		
86	6	1	Total	N	Os	0	0
			7	6	1		
86	6	1	Total	N	Os	0	0
			7	6	1		
86	6	1	Total	N	Os	0	0
			7	6	1		
86	6	1	Total	N	Os	0	0
			7	6	1		
86	6	1	Total	N	Os	0	0
			7	6	1		
86	6	1	Total	N	Os	0	0
			7	6	1		
86	6	1	Total	N	Os	0	0
			7	6	1		
86	6	1	Total	N	Os	0	0
			7	6	1		
86	6	1	Total	N	Os	0	0
			7	6	1		
86	6	1	Total	N	Os	0	0
			7	6	1		
86	6	1	Total	N	Os	0	0
			7	6	1		
86	6	1	Total	N	Os	0	0
			7	6	1		
86	6	1	Total	N	Os	0	0
			7	6	1		
86	6	1	Total	N	Os	0	0
			7	6	1		
86	6	1	Total	N	Os	0	0
			7	6	1		
86	6	1	Total	N	Os	0	0
			7	6	1		

Continued on next page...

Continued from previous page...

Mol	Chain	Residues	Atoms			ZeroOcc	AltConf
86	6	1	Total	N	Os	0	0
			7	6	1		
86	6	1	Total	N	Os	0	0
			7	6	1		
86	6	1	Total	N	Os	0	0
			7	6	1		
86	6	1	Total	N	Os	0	0
			7	6	1		
86	6	1	Total	N	Os	0	0
			7	6	1		
86	6	1	Total	N	Os	0	0
			7	6	1		
86	6	1	Total	N	Os	0	0
			7	6	1		
86	6	1	Total	N	Os	0	0
			7	6	1		
86	6	1	Total	N	Os	0	0
			7	6	1		
86	6	1	Total	N	Os	0	0
			7	6	1		
86	6	1	Total	N	Os	0	0
			7	6	1		
86	6	1	Total	N	Os	0	0
			7	6	1		
86	6	1	Total	N	Os	0	0
			7	6	1		
86	6	1	Total	N	Os	0	0
			7	6	1		
86	6	1	Total	N	Os	0	0
			7	6	1		
86	6	1	Total	N	Os	0	0
			7	6	1		
86	6	1	Total	N	Os	0	0
			7	6	1		
86	6	1	Total	N	Os	0	0
			7	6	1		

Continued on next page...

Continued from previous page...

Mol	Chain	Residues	Atoms			ZeroOcc	AltConf
86	6	1	Total	N	Os	0	0
			7	6	1		
86	6	1	Total	N	Os	0	0
			7	6	1		
86	6	1	Total	N	Os	0	0
			7	6	1		
86	6	1	Total	N	Os	0	0
			7	6	1		
86	6	1	Total	N	Os	0	0
			7	6	1		
86	6	1	Total	N	Os	0	0
			7	6	1		
86	6	1	Total	N	Os	0	0
			7	6	1		
86	6	1	Total	N	Os	0	0
			7	6	1		
86	6	1	Total	N	Os	0	0
			7	6	1		
86	6	1	Total	N	Os	0	0
			7	6	1		
86	6	1	Total	N	Os	0	0
			7	6	1		
86	6	1	Total	N	Os	0	0
			7	6	1		
86	6	1	Total	N	Os	0	0
			7	6	1		
86	6	1	Total	N	Os	0	0
			7	6	1		
86	6	1	Total	N	Os	0	0
			7	6	1		
86	6	1	Total	N	Os	0	0
			7	6	1		
86	6	1	Total	N	Os	0	0
			7	6	1		
86	6	1	Total	N	Os	0	0
			7	6	1		

Continued on next page...

Continued from previous page...

Mol	Chain	Residues	Atoms			ZeroOcc	AltConf
86	6	1	Total 7	N 6	Os 1	0	0
86	6	1	Total 7	N 6	Os 1	0	0
86	6	1	Total 7	N 6	Os 1	0	0
86	6	1	Total 7	N 6	Os 1	0	0
86	s1	1	Total 7	N 6	Os 1	0	0
86	s1	1	Total 7	N 6	Os 1	0	0
86	s4	1	Total 7	N 6	Os 1	0	0
86	s8	1	Total 7	N 6	Os 1	0	0
86	c1	1	Total 7	N 6	Os 1	0	0
86	c3	1	Total 7	N 6	Os 1	0	0
86	c5	1	Total 7	N 6	Os 1	0	0
86	c5	1	Total 7	N 6	Os 1	0	0
86	c8	1	Total 7	N 6	Os 1	0	0
86	d9	1	Total 7	N 6	Os 1	0	0
86	sR	1	Total 7	N 6	Os 1	0	0
86	5	1	Total 7	N 6	Os 1	2	0
86	5	1	Total 7	N 6	Os 1	0	0
86	5	1	Total 7	N 6	Os 1	0	0
86	5	1	Total 7	N 6	Os 1	0	0
86	5	1	Total 7	N 6	Os 1	1	0
86	5	1	Total 7	N 6	Os 1	0	0

Continued on next page...

Continued from previous page...

Mol	Chain	Residues	Atoms			ZeroOcc	AltConf
86	5	1	Total	N	Os	0	0
			7	6	1		
86	5	1	Total	N	Os	0	0
			7	6	1		
86	5	1	Total	N	Os	0	0
			7	6	1		
86	5	1	Total	N	Os	0	0
			7	6	1		
86	5	1	Total	N	Os	0	0
			7	6	1		
86	5	1	Total	N	Os	0	0
			7	6	1		
86	5	1	Total	N	Os	0	0
			7	6	1		
86	5	1	Total	N	Os	0	0
			7	6	1		
86	5	1	Total	N	Os	0	0
			7	6	1		
86	5	1	Total	N	Os	0	0
			7	6	1		
86	5	1	Total	N	Os	0	0
			7	6	1		
86	5	1	Total	N	Os	0	0
			7	6	1		
86	5	1	Total	N	Os	0	0
			7	6	1		
86	5	1	Total	N	Os	0	0
			7	6	1		
86	5	1	Total	N	Os	0	0
			7	6	1		
86	5	1	Total	N	Os	0	0
			7	6	1		
86	5	1	Total	N	Os	0	0
			7	6	1		
86	5	1	Total	N	Os	0	0
			7	6	1		

Continued on next page...

Continued from previous page...

Mol	Chain	Residues	Atoms			ZeroOcc	AltConf
86	5	1	Total	N	Os	0	0
			7	6	1		
86	5	1	Total	N	Os	0	0
			7	6	1		
86	5	1	Total	N	Os	0	0
			7	6	1		
86	5	1	Total	N	Os	0	0
			7	6	1		
86	5	1	Total	N	Os	0	0
			7	6	1		
86	5	1	Total	N	Os	0	0
			7	6	1		
86	5	1	Total	N	Os	0	0
			7	6	1		
86	5	1	Total	N	Os	0	0
			7	6	1		
86	5	1	Total	N	Os	0	0
			7	6	1		
86	5	1	Total	N	Os	0	0
			7	6	1		
86	5	1	Total	N	Os	0	0
			7	6	1		
86	5	1	Total	N	Os	0	0
			7	6	1		
86	5	1	Total	N	Os	0	0
			7	6	1		
86	5	1	Total	N	Os	0	0
			7	6	1		
86	5	1	Total	N	Os	0	0
			7	6	1		
86	5	1	Total	N	Os	0	0
			7	6	1		
86	5	1	Total	N	Os	0	0
			7	6	1		
86	5	1	Total	N	Os	0	0
			7	6	1		

Continued on next page...

Continued from previous page...

Mol	Chain	Residues	Atoms			ZeroOcc	AltConf
86	5	1	Total	N	Os	0	0
			7	6	1		
86	5	1	Total	N	Os	0	0
			7	6	1		
86	5	1	Total	N	Os	0	0
			7	6	1		
86	5	1	Total	N	Os	0	0
			7	6	1		
86	5	1	Total	N	Os	0	0
			7	6	1		
86	5	1	Total	N	Os	0	0
			7	6	1		
86	5	1	Total	N	Os	0	0
			7	6	1		
86	5	1	Total	N	Os	0	0
			7	6	1		
86	5	1	Total	N	Os	0	0
			7	6	1		
86	5	1	Total	N	Os	0	0
			7	6	1		
86	5	1	Total	N	Os	0	0
			7	6	1		
86	5	1	Total	N	Os	0	0
			7	6	1		
86	5	1	Total	N	Os	0	0
			7	6	1		
86	5	1	Total	N	Os	0	0
			7	6	1		
86	5	1	Total	N	Os	0	0
			7	6	1		
86	5	1	Total	N	Os	0	0
			7	6	1		
86	5	1	Total	N	Os	0	0
			7	6	1		
86	5	1	Total	N	Os	0	0
			7	6	1		

Continued on next page...

Continued from previous page...

Mol	Chain	Residues	Atoms			ZeroOcc	AltConf
86	5	1	Total	N	Os	0	0
			7	6	1		
86	5	1	Total	N	Os	0	0
			7	6	1		
86	5	1	Total	N	Os	0	0
			7	6	1		
86	5	1	Total	N	Os	0	0
			7	6	1		
86	5	1	Total	N	Os	0	0
			7	6	1		
86	5	1	Total	N	Os	0	0
			7	6	1		
86	5	1	Total	N	Os	0	0
			7	6	1		
86	5	1	Total	N	Os	0	0
			7	6	1		
86	5	1	Total	N	Os	0	0
			7	6	1		
86	5	1	Total	N	Os	0	0
			7	6	1		
86	5	1	Total	N	Os	0	0
			7	6	1		
86	5	1	Total	N	Os	0	0
			7	6	1		
86	5	1	Total	N	Os	0	0
			7	6	1		
86	5	1	Total	N	Os	0	0
			7	6	1		
86	5	1	Total	N	Os	0	0
			7	6	1		
86	5	1	Total	N	Os	0	0
			7	6	1		
86	5	1	Total	N	Os	0	0
			7	6	1		
86	5	1	Total	N	Os	0	0
			7	6	1		

Continued on next page...

Continued from previous page...

Mol	Chain	Residues	Atoms			ZeroOcc	AltConf
86	5	1	Total	N	Os	0	0
			7	6	1		
86	5	1	Total	N	Os	0	0
			7	6	1		
86	5	1	Total	N	Os	0	0
			7	6	1		
86	5	1	Total	N	Os	0	0
			7	6	1		
86	5	1	Total	N	Os	0	0
			7	6	1		
86	5	1	Total	N	Os	0	0
			7	6	1		
86	5	1	Total	N	Os	0	0
			7	6	1		
86	5	1	Total	N	Os	0	0
			7	6	1		
86	5	1	Total	N	Os	0	0
			7	6	1		
86	5	1	Total	N	Os	0	0
			7	6	1		
86	5	1	Total	N	Os	0	0
			7	6	1		
86	5	1	Total	N	Os	0	0
			7	6	1		
86	5	1	Total	N	Os	0	0
			7	6	1		
86	5	1	Total	N	Os	0	0
			7	6	1		
86	5	1	Total	N	Os	0	0
			7	6	1		
86	5	1	Total	N	Os	0	0
			7	6	1		
86	5	1	Total	N	Os	0	0
			7	6	1		

Continued on next page...

Continued from previous page...

Mol	Chain	Residues	Atoms			ZeroOcc	AltConf
86	5	1	Total	N	Os	0	0
			7	6	1		
86	5	1	Total	N	Os	0	0
			7	6	1		
86	5	1	Total	N	Os	0	0
			7	6	1		
86	5	1	Total	N	Os	0	0
			7	6	1		
86	5	1	Total	N	Os	0	0
			7	6	1		
86	5	1	Total	N	Os	0	0
			7	6	1		
86	5	1	Total	N	Os	0	0
			7	6	1		
86	5	1	Total	N	Os	0	0
			7	6	1		
86	5	1	Total	N	Os	0	0
			7	6	1		
86	5	1	Total	N	Os	0	0
			7	6	1		
86	5	1	Total	N	Os	0	0
			7	6	1		
86	5	1	Total	N	Os	0	0
			7	6	1		
86	5	1	Total	N	Os	0	0
			7	6	1		
86	5	1	Total	N	Os	0	0
			7	6	1		
86	5	1	Total	N	Os	0	0
			7	6	1		
86	5	1	Total	N	Os	0	0
			7	6	1		
86	5	1	Total	N	Os	0	0
			7	6	1		
86	5	1	Total	N	Os	0	0
			7	6	1		

Continued on next page...

Continued from previous page...

Mol	Chain	Residues	Atoms			ZeroOcc	AltConf
86	5	1	Total	N	Os	0	0
			7	6	1		
86	5	1	Total	N	Os	0	0
			7	6	1		
86	5	1	Total	N	Os	0	0
			7	6	1		
86	5	1	Total	N	Os	0	0
			7	6	1		
86	5	1	Total	N	Os	0	0
			7	6	1		
86	5	1	Total	N	Os	0	0
			7	6	1		
86	5	1	Total	N	Os	0	0
			7	6	1		
86	5	1	Total	N	Os	0	0
			7	6	1		
86	5	1	Total	N	Os	0	0
			7	6	1		
86	5	1	Total	N	Os	0	0
			7	6	1		
86	5	1	Total	N	Os	0	0
			7	6	1		
86	5	1	Total	N	Os	0	0
			7	6	1		
86	5	1	Total	N	Os	0	0
			7	6	1		
86	5	1	Total	N	Os	0	0
			7	6	1		
86	5	1	Total	N	Os	0	0
			7	6	1		
86	5	1	Total	N	Os	0	0
			7	6	1		
86	5	1	Total	N	Os	0	0
			7	6	1		
86	5	1	Total	N	Os	0	0
			7	6	1		

Continued on next page...

Continued from previous page...

Mol	Chain	Residues	Atoms			ZeroOcc	AltConf
86	5	1	Total	N	Os	0	0
			7	6	1		
86	5	1	Total	N	Os	0	0
			7	6	1		
86	5	1	Total	N	Os	0	0
			7	6	1		
86	5	1	Total	N	Os	0	0
			7	6	1		
86	5	1	Total	N	Os	0	0
			7	6	1		
86	5	1	Total	N	Os	0	0
			7	6	1		
86	5	1	Total	N	Os	0	0
			7	6	1		
86	5	1	Total	N	Os	0	0
			7	6	1		
86	5	1	Total	N	Os	0	0
			7	6	1		
86	5	1	Total	N	Os	0	0
			7	6	1		
86	5	1	Total	N	Os	0	0
			7	6	1		
86	5	1	Total	N	Os	0	0
			7	6	1		
86	5	1	Total	N	Os	0	0
			7	6	1		
86	5	1	Total	N	Os	0	0
			7	6	1		
86	5	1	Total	N	Os	0	0
			7	6	1		
86	5	1	Total	N	Os	0	0
			7	6	1		
86	5	1	Total	N	Os	0	0
			7	6	1		

Continued on next page...

Continued from previous page...

Mol	Chain	Residues	Atoms			ZeroOcc	AltConf
86	5	1	Total	N	Os	0	0
			7	6	1		
86	5	1	Total	N	Os	0	0
			7	6	1		
86	5	1	Total	N	Os	0	0
			7	6	1		
86	5	1	Total	N	Os	0	0
			7	6	1		
86	5	1	Total	N	Os	0	0
			7	6	1		
86	5	1	Total	N	Os	0	0
			7	6	1		
86	5	1	Total	N	Os	0	0
			7	6	1		
86	5	1	Total	N	Os	0	0
			7	6	1		
86	5	1	Total	N	Os	0	0
			7	6	1		
86	5	1	Total	N	Os	0	0
			7	6	1		
86	5	1	Total	N	Os	0	0
			7	6	1		
86	5	1	Total	N	Os	0	0
			7	6	1		
86	5	1	Total	N	Os	0	0
			7	6	1		
86	5	1	Total	N	Os	0	0
			7	6	1		
86	5	1	Total	N	Os	0	0
			7	6	1		
86	5	1	Total	N	Os	0	0
			7	6	1		
86	5	1	Total	N	Os	0	0
			7	6	1		
86	5	1	Total	N	Os	0	0
			7	6	1		

Continued on next page...

Continued from previous page...

Mol	Chain	Residues	Atoms			ZeroOcc	AltConf
86	5	1	Total	N	Os	0	0
			7	6	1		
86	5	1	Total	N	Os	0	0
			7	6	1		
86	5	1	Total	N	Os	0	0
			7	6	1		
86	5	1	Total	N	Os	0	0
			7	6	1		
86	5	1	Total	N	Os	0	0
			7	6	1		
86	5	1	Total	N	Os	0	0
			7	6	1		
86	5	1	Total	N	Os	0	0
			7	6	1		
86	5	1	Total	N	Os	0	0
			7	6	1		
86	5	1	Total	N	Os	0	0
			7	6	1		
86	5	1	Total	N	Os	0	0
			7	6	1		
86	5	1	Total	N	Os	0	0
			7	6	1		
86	5	1	Total	N	Os	0	0
			7	6	1		
86	5	1	Total	N	Os	0	0
			7	6	1		
86	5	1	Total	N	Os	0	0
			7	6	1		
86	5	1	Total	N	Os	0	0
			7	6	1		
86	5	1	Total	N	Os	0	0
			7	6	1		
86	5	1	Total	N	Os	0	0
			7	6	1		
86	5	1	Total	N	Os	0	0
			7	6	1		

Continued on next page...

Continued from previous page...

Mol	Chain	Residues	Atoms			ZeroOcc	AltConf
86	5	1	Total	N	Os	0	0
			7	6	1		
86	5	1	Total	N	Os	0	0
			7	6	1		
86	5	1	Total	N	Os	0	0
			7	6	1		
86	5	1	Total	N	Os	0	0
			7	6	1		
86	5	1	Total	N	Os	0	0
			7	6	1		
86	5	1	Total	N	Os	0	0
			7	6	1		
86	5	1	Total	N	Os	0	0
			7	6	1		
86	5	1	Total	N	Os	0	0
			7	6	1		
86	5	1	Total	N	Os	0	0
			7	6	1		
86	5	1	Total	N	Os	0	0
			7	6	1		
86	5	1	Total	N	Os	0	0
			7	6	1		
86	5	1	Total	N	Os	0	0
			7	6	1		
86	5	1	Total	N	Os	0	0
			7	6	1		
86	5	1	Total	N	Os	0	0
			7	6	1		
86	5	1	Total	N	Os	0	0
			7	6	1		
86	5	1	Total	N	Os	0	0
			7	6	1		
86	5	1	Total	N	Os	0	0
			7	6	1		

Continued on next page...

Continued from previous page...

Mol	Chain	Residues	Atoms			ZeroOcc	AltConf
86	5	1	Total	N	Os	0	0
			7	6	1		
86	5	1	Total	N	Os	0	0
			7	6	1		
86	5	1	Total	N	Os	0	0
			7	6	1		
86	5	1	Total	N	Os	0	0
			7	6	1		
86	5	1	Total	N	Os	0	0
			7	6	1		
86	5	1	Total	N	Os	0	0
			7	6	1		
86	5	1	Total	N	Os	0	0
			7	6	1		
86	5	1	Total	N	Os	0	0
			7	6	1		
86	5	1	Total	N	Os	0	0
			7	6	1		
86	5	1	Total	N	Os	0	0
			7	6	1		
86	5	1	Total	N	Os	0	0
			7	6	1		
86	5	1	Total	N	Os	0	0
			7	6	1		
86	5	1	Total	N	Os	0	0
			7	6	1		
86	5	1	Total	N	Os	0	0
			7	6	1		
86	5	1	Total	N	Os	0	0
			7	6	1		
86	5	1	Total	N	Os	0	0
			7	6	1		
86	5	1	Total	N	Os	0	0
			7	6	1		
86	5	1	Total	N	Os	0	0
			7	6	1		

Continued on next page...

Continued from previous page...

Mol	Chain	Residues	Atoms			ZeroOcc	AltConf
86	5	1	Total	N	Os	0	0
			7	6	1		
86	5	1	Total	N	Os	0	0
			7	6	1		
86	5	1	Total	N	Os	0	0
			7	6	1		
86	5	1	Total	N	Os	0	0
			7	6	1		
86	5	1	Total	N	Os	0	0
			7	6	1		
86	5	1	Total	N	Os	0	0
			7	6	1		
86	5	1	Total	N	Os	0	0
			7	6	1		
86	5	1	Total	N	Os	0	0
			7	6	1		
86	5	1	Total	N	Os	0	0
			7	6	1		
86	5	1	Total	N	Os	0	0
			7	6	1		
86	5	1	Total	N	Os	0	0
			7	6	1		
86	5	1	Total	N	Os	0	0
			7	6	1		
86	5	1	Total	N	Os	0	0
			7	6	1		
86	5	1	Total	N	Os	0	0
			7	6	1		
86	5	1	Total	N	Os	0	0
			7	6	1		
86	5	1	Total	N	Os	0	0
			7	6	1		
86	5	1	Total	N	Os	0	0
			7	6	1		

Continued on next page...

Continued from previous page...

Mol	Chain	Residues	Atoms			ZeroOcc	AltConf
86	5	1	Total	N	Os	0	0
			7	6	1		
86	5	1	Total	N	Os	0	0
			7	6	1		
86	5	1	Total	N	Os	0	0
			7	6	1		
86	5	1	Total	N	Os	0	0
			7	6	1		
86	5	1	Total	N	Os	0	0
			7	6	1		
86	5	1	Total	N	Os	0	0
			7	6	1		
86	5	1	Total	N	Os	0	0
			7	6	1		
86	5	1	Total	N	Os	0	0
			7	6	1		
86	5	1	Total	N	Os	0	0
			7	6	1		
86	5	1	Total	N	Os	0	0
			7	6	1		
86	5	1	Total	N	Os	0	0
			7	6	1		
86	5	1	Total	N	Os	0	0
			7	6	1		
86	5	1	Total	N	Os	0	0
			7	6	1		
86	5	1	Total	N	Os	0	0
			7	6	1		
86	5	1	Total	N	Os	0	0
			7	6	1		
86	5	1	Total	N	Os	0	0
			7	6	1		
86	5	1	Total	N	Os	0	0
			7	6	1		
86	5	1	Total	N	Os	0	0
			7	6	1		

Continued on next page...

Continued from previous page...

Mol	Chain	Residues	Atoms			ZeroOcc	AltConf
86	5	1	Total	N	Os	0	0
			7	6	1		
86	5	1	Total	N	Os	0	0
			7	6	1		
86	5	1	Total	N	Os	0	0
			7	6	1		
86	5	1	Total	N	Os	0	0
			7	6	1		
86	5	1	Total	N	Os	0	0
			7	6	1		
86	5	1	Total	N	Os	0	0
			7	6	1		
86	5	1	Total	N	Os	0	0
			7	6	1		
86	5	1	Total	N	Os	0	0
			7	6	1		
86	5	1	Total	N	Os	0	0
			7	6	1		
86	5	1	Total	N	Os	0	0
			7	6	1		
86	5	1	Total	N	Os	0	0
			7	6	1		
86	5	1	Total	N	Os	0	0
			7	6	1		
86	5	1	Total	N	Os	0	0
			7	6	1		
86	5	1	Total	N	Os	0	0
			7	6	1		
86	5	1	Total	N	Os	0	0
			7	6	1		
86	5	1	Total	N	Os	0	0
			7	6	1		
86	5	1	Total	N	Os	0	0
			7	6	1		

Continued on next page...

Continued from previous page...

Mol	Chain	Residues	Atoms			ZeroOcc	AltConf
86	5	1	Total	N	Os	0	0
			7	6	1		
86	5	1	Total	N	Os	0	0
			7	6	1		
86	5	1	Total	N	Os	0	0
			7	6	1		
86	5	1	Total	N	Os	0	0
			7	6	1		
86	5	1	Total	N	Os	0	0
			7	6	1		
86	5	1	Total	N	Os	0	0
			7	6	1		
86	5	1	Total	N	Os	0	0
			7	6	1		
86	5	1	Total	N	Os	0	0
			7	6	1		
86	5	1	Total	N	Os	0	0
			7	6	1		
86	5	1	Total	N	Os	0	0
			7	6	1		
86	5	1	Total	N	Os	0	0
			7	6	1		
86	5	1	Total	N	Os	0	0
			7	6	1		
86	5	1	Total	N	Os	0	0
			7	6	1		
86	5	1	Total	N	Os	0	0
			7	6	1		
86	5	1	Total	N	Os	0	0
			7	6	1		
86	5	1	Total	N	Os	0	0
			7	6	1		
86	5	1	Total	N	Os	0	0
			7	6	1		
86	5	1	Total	N	Os	0	0
			7	6	1		

Continued on next page...

Continued from previous page...

Mol	Chain	Residues	Atoms			ZeroOcc	AltConf
86	5	1	Total	N	Os	0	0
			7	6	1		
86	5	1	Total	N	Os	0	0
			7	6	1		
86	5	1	Total	N	Os	0	0
			7	6	1		
86	5	1	Total	N	Os	0	0
			7	6	1		
86	5	1	Total	N	Os	0	0
			7	6	1		
86	5	1	Total	N	Os	0	0
			7	6	1		
86	5	1	Total	N	Os	0	0
			7	6	1		
86	5	1	Total	N	Os	0	0
			7	6	1		
86	5	1	Total	N	Os	0	0
			7	6	1		
86	5	1	Total	N	Os	0	0
			7	6	1		
86	5	1	Total	N	Os	0	0
			7	6	1		
86	5	1	Total	N	Os	0	0
			7	6	1		
86	5	1	Total	N	Os	0	0
			7	6	1		
86	5	1	Total	N	Os	0	0
			7	6	1		
86	5	1	Total	N	Os	0	0
			7	6	1		
86	5	1	Total	N	Os	0	0
			7	6	1		
86	5	1	Total	N	Os	0	0
			7	6	1		

Continued on next page...

Continued from previous page...

Mol	Chain	Residues	Atoms			ZeroOcc	AltConf
86	5	1	Total	N	Os	0	0
			7	6	1		
86	5	1	Total	N	Os	0	0
			7	6	1		
86	5	1	Total	N	Os	0	0
			7	6	1		
86	5	1	Total	N	Os	0	0
			7	6	1		
86	5	1	Total	N	Os	0	0
			7	6	1		
86	5	1	Total	N	Os	0	0
			7	6	1		
86	5	1	Total	N	Os	0	0
			7	6	1		
86	5	1	Total	N	Os	0	0
			7	6	1		
86	5	1	Total	N	Os	0	0
			7	6	1		
86	5	1	Total	N	Os	0	0
			7	6	1		
86	5	1	Total	N	Os	0	0
			7	6	1		
86	5	1	Total	N	Os	0	0
			7	6	1		
86	5	1	Total	N	Os	0	0
			7	6	1		
86	5	1	Total	N	Os	0	0
			7	6	1		
86	5	1	Total	N	Os	0	0
			7	6	1		
86	5	1	Total	N	Os	0	0
			7	6	1		
86	5	1	Total	N	Os	0	0
			7	6	1		
86	5	1	Total	N	Os	0	0
			7	6	1		

Continued on next page...

Continued from previous page...

Mol	Chain	Residues	Atoms			ZeroOcc	AltConf
86	5	1	Total	N	Os	0	0
			7	6	1		
86	5	1	Total	N	Os	0	0
			7	6	1		
86	5	1	Total	N	Os	0	0
			7	6	1		
86	5	1	Total	N	Os	0	0
			7	6	1		
86	5	1	Total	N	Os	0	0
			7	6	1		
86	5	1	Total	N	Os	0	0
			7	6	1		
86	5	1	Total	N	Os	0	0
			7	6	1		
86	5	1	Total	N	Os	0	0
			7	6	1		
86	5	1	Total	N	Os	0	0
			7	6	1		
86	5	1	Total	N	Os	0	0
			7	6	1		
86	5	1	Total	N	Os	0	0
			7	6	1		
86	5	1	Total	N	Os	0	0
			7	6	1		
86	5	1	Total	N	Os	0	0
			7	6	1		
86	5	1	Total	N	Os	0	0
			7	6	1		
86	5	1	Total	N	Os	0	0
			7	6	1		
86	5	1	Total	N	Os	0	0
			7	6	1		
86	5	1	Total	N	Os	0	0
			7	6	1		
86	5	1	Total	N	Os	0	0
			7	6	1		

Continued on next page...

Continued from previous page...

Mol	Chain	Residues	Atoms			ZeroOcc	AltConf
86	5	1	Total	N	Os	0	0
			7	6	1		
86	5	1	Total	N	Os	0	0
			7	6	1		
86	5	1	Total	N	Os	0	0
			7	6	1		
86	5	1	Total	N	Os	0	0
			7	6	1		
86	5	1	Total	N	Os	0	0
			7	6	1		
86	5	1	Total	N	Os	0	0
			7	6	1		
86	5	1	Total	N	Os	0	0
			7	6	1		
86	7	1	Total	N	Os	0	0
			7	6	1		
86	7	1	Total	N	Os	0	0
			7	6	1		
86	7	1	Total	N	Os	0	0
			7	6	1		
86	7	1	Total	N	Os	0	0
			7	6	1		
86	7	1	Total	N	Os	0	0
			7	6	1		
86	7	1	Total	N	Os	0	0
			7	6	1		
86	7	1	Total	N	Os	0	0
			7	6	1		
86	7	1	Total	N	Os	0	0
			7	6	1		
86	7	1	Total	N	Os	0	0
			7	6	1		
86	7	1	Total	N	Os	0	0
			7	6	1		

Continued on next page...

Continued from previous page...

Mol	Chain	Residues	Atoms			ZeroOcc	AltConf
86	7	1	Total	N	Os	0	0
			7	6	1		
86	8	1	Total	N	Os	0	0
			7	6	1		
86	8	1	Total	N	Os	1	0
			7	6	1		
86	8	1	Total	N	Os	0	0
			7	6	1		
86	8	1	Total	N	Os	0	0
			7	6	1		
86	8	1	Total	N	Os	0	0
			7	6	1		
86	8	1	Total	N	Os	0	0
			7	6	1		
86	8	1	Total	N	Os	0	0
			7	6	1		
86	8	1	Total	N	Os	0	0
			7	6	1		
86	8	1	Total	N	Os	0	0
			7	6	1		
86	8	1	Total	N	Os	0	0
			7	6	1		
86	8	1	Total	N	Os	0	0
			7	6	1		
86	8	1	Total	N	Os	0	0
			7	6	1		
86	8	1	Total	N	Os	0	0
			7	6	1		
86	8	1	Total	N	Os	0	0
			7	6	1		
86	8	1	Total	N	Os	0	0
			7	6	1		
86	8	1	Total	N	Os	0	0
			7	6	1		
86	8	1	Total	N	Os	0	0
			7	6	1		

Continued on next page...

Continued from previous page...

Mol	Chain	Residues	Atoms			ZeroOcc	AltConf
86	8	1	Total	N	Os	0	0
			7	6	1		
86	12	1	Total	N	Os	0	0
			7	6	1		
86	13	1	Total	N	Os	0	0
			7	6	1		
86	13	1	Total	N	Os	0	0
			7	6	1		
86	14	1	Total	N	Os	0	0
			7	6	1		
86	14	1	Total	N	Os	0	0
			7	6	1		
86	15	1	Total	N	Os	0	0
			7	6	1		
86	15	1	Total	N	Os	0	0
			7	6	1		
86	15	1	Total	N	Os	0	0
			7	6	1		
86	19	1	Total	N	Os	0	0
			7	6	1		
86	m0	1	Total	N	Os	0	0
			7	6	1		
86	m0	1	Total	N	Os	0	0
			7	6	1		
86	m0	1	Total	N	Os	0	0
			7	6	1		
86	m0	1	Total	N	Os	0	0
			7	6	1		
86	m1	1	Total	N	Os	0	0
			7	6	1		
86	m4	1	Total	N	Os	0	0
			7	6	1		
86	m5	1	Total	N	Os	0	0
			7	6	1		
86	m5	1	Total	N	Os	0	0
			7	6	1		
86	m7	1	Total	N	Os	0	0
			7	6	1		
86	m9	1	Total	N	Os	0	0
			7	6	1		
86	n1	1	Total	N	Os	0	0
			7	6	1		

Continued on next page...

Continued from previous page...

Mol	Chain	Residues	Atoms			ZeroOcc	AltConf
86	n3	1	Total	N	Os	0	0
			7	6	1		
86	n3	1	Total	N	Os	0	0
			7	6	1		
86	n9	1	Total	N	Os	0	0
			7	6	1		
86	o3	1	Total	N	Os	0	0
			7	6	1		
86	o7	1	Total	N	Os	0	0
			7	6	1		
86	o7	1	Total	N	Os	0	0
			7	6	1		
86	o9	1	Total	N	Os	0	0
			7	6	1		
86	q1	1	Total	N	Os	0	0
			7	6	1		
86	q2	1	Total	N	Os	0	0
			7	6	1		

- Molecule 87 is MAGNESIUM ION (three-letter code: MG) (formula: Mg).

Mol	Chain	Residues	Atoms		ZeroOcc	AltConf
87	n8	7	Total	Mg	0	0
			7	7		
87	c6	2	Total	Mg	0	0
			2	2		
87	Q0	2	Total	Mg	0	0
			2	2		
87	sM	2	Total	Mg	0	0
			2	2		
87	O3	2	Total	Mg	0	0
			2	2		
87	M9	2	Total	Mg	0	0
			2	2		
87	q0	1	Total	Mg	0	0
			1	1		
87	O2	4	Total	Mg	0	0
			4	4		
87	D9	3	Total	Mg	0	0
			3	3		
87	m9	1	Total	Mg	0	0
			1	1		

Continued on next page...

Continued from previous page...

Mol	Chain	Residues	Atoms		ZeroOcc	AltConf
87	M3	3	Total 3	Mg 3	0	0
87	D4	1	Total 1	Mg 1	0	0
87	S4	2	Total 2	Mg 2	0	0
87	l5	6	Total 6	Mg 6	0	0
87	m6	4	Total 4	Mg 4	0	0
87	o2	3	Total 3	Mg 3	0	0
87	d5	1	Total 1	Mg 1	0	0
87	d9	2	Total 2	Mg 2	0	0
87	m3	1	Total 1	Mg 1	0	0
87	d4	2	Total 2	Mg 2	0	0
87	s4	1	Total 1	Mg 1	0	0
87	M6	4	Total 4	Mg 4	0	0
87	N9	1	Total 1	Mg 1	0	0
87	p0	1	Total 1	Mg 1	0	0
87	n0	5	Total 5	Mg 5	0	0
87	C8	1	Total 1	Mg 1	0	0
87	n9	2	Total 2	Mg 2	0	0
87	M5	4	Total 4	Mg 4	0	0
87	S2	1	Total 1	Mg 1	0	0
87	N6	2	Total 2	Mg 2	0	0
87	D0	1	Total 1	Mg 1	0	0

Continued on next page...

Continued from previous page...

Mol	Chain	Residues	Atoms		ZeroOcc	AltConf
87	O5	2	Total 2	Mg 2	0	0
87	m5	3	Total 3	Mg 3	0	0
87	n6	1	Total 1	Mg 1	0	0
87	S8	1	Total 1	Mg 1	0	0
87	M8	3	Total 3	Mg 3	0	0
87	q3	1	Total 1	Mg 1	0	0
87	N3	3	Total 3	Mg 3	0	0
87	4	28	Total 28	Mg 28	0	0
87	L2	3	Total 3	Mg 3	0	0
87	o3	4	Total 4	Mg 4	0	0
87	O1	5	Total 5	Mg 5	0	0
87	s8	4	Total 4	Mg 4	0	0
87	m8	4	Total 4	Mg 4	0	0
87	n3	3	Total 3	Mg 3	0	0
87	l2	6	Total 6	Mg 6	0	0
87	N0	2	Total 2	Mg 2	0	0
87	L7	3	Total 3	Mg 3	0	0
87	6	235	Total 235	Mg 235	0	0
87	O4	1	Total 1	Mg 1	0	0
87	C1	2	Total 2	Mg 2	0	0
87	M1	2	Total 2	Mg 2	0	0

Continued on next page...

Continued from previous page...

Mol	Chain	Residues	Atoms		ZeroOcc	AltConf
87	D6	1	Total 1	Mg 1	0	0
87	S6	1	Total 1	Mg 1	0	0
87	c9	3	Total 3	Mg 3	0	0
87	l7	7	Total 7	Mg 7	0	0
87	L8	1	Total 1	Mg 1	0	0
87	SM	1	Total 1	Mg 1	0	0
87	o4	1	Total 1	Mg 1	0	0
87	O7	6	Total 6	Mg 6	0	0
87	s6	2	Total 2	Mg 2	0	0
87	M4	1	Total 1	Mg 1	0	0
87	1	698	Total 698	Mg 698	0	0
87	S1	1	Total 1	Mg 1	0	0
87	l8	1	Total 1	Mg 1	0	0
87	Q2	3	Total 3	Mg 3	0	0
87	o7	1	Total 1	Mg 1	0	0
87	m4	1	Total 1	Mg 1	0	0
87	s1	1	Total 1	Mg 1	0	0
87	q2	1	Total 1	Mg 1	0	0
87	c7	1	Total 1	Mg 1	0	0
87	L3	5	Total 5	Mg 5	0	0
87	8	19	Total 19	Mg 19	0	0

Continued on next page...

Continued from previous page...

Mol	Chain	Residues	Atoms		ZeroOcc	AltConf
87	3	18	Total 18	Mg 18	0	0
87	C5	1	Total 1	Mg 1	0	0
87	q1	2	Total 2	Mg 2	0	0
87	l3	13	Total 13	Mg 13	0	0
87	N1	1	Total 1	Mg 1	0	0
87	2	170	Total 170	Mg 170	0	0
87	L4	7	Total 7	Mg 7	0	0
87	M0	5	Total 5	Mg 5	0	0
87	5	759	Total 759	Mg 759	0	0
87	n1	3	Total 3	Mg 3	0	0
87	c8	4	Total 4	Mg 4	0	0
87	l4	1	Total 1	Mg 1	0	0
87	d2	1	Total 1	Mg 1	0	0
87	d3	2	Total 2	Mg 2	0	0
87	E1	1	Total 1	Mg 1	0	0
87	m0	1	Total 1	Mg 1	0	0
87	M7	10	Total 10	Mg 10	0	0
87	N8	7	Total 7	Mg 7	0	0
87	l9	3	Total 3	Mg 3	0	0
87	7	28	Total 28	Mg 28	0	0
87	o6	1	Total 1	Mg 1	0	0

Continued on next page...

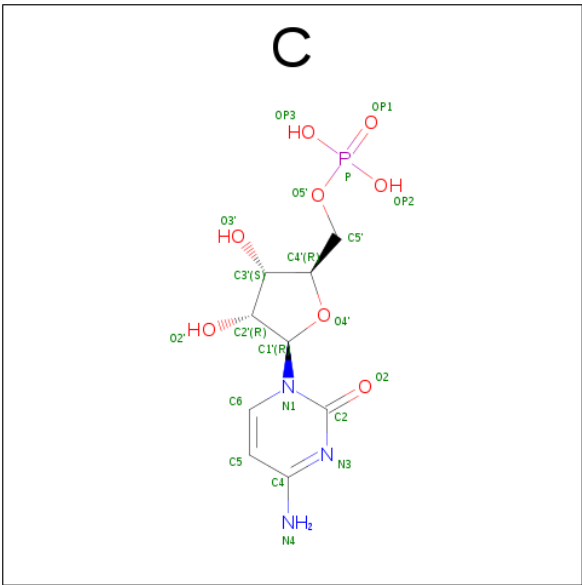
Continued from previous page...

Mol	Chain	Residues	Atoms		ZeroOcc	AltConf
87	m7	8	Total	Mg	0	0
			8	8		

- Molecule 88 is ZINC ION (three-letter code: ZN) (formula: Zn).

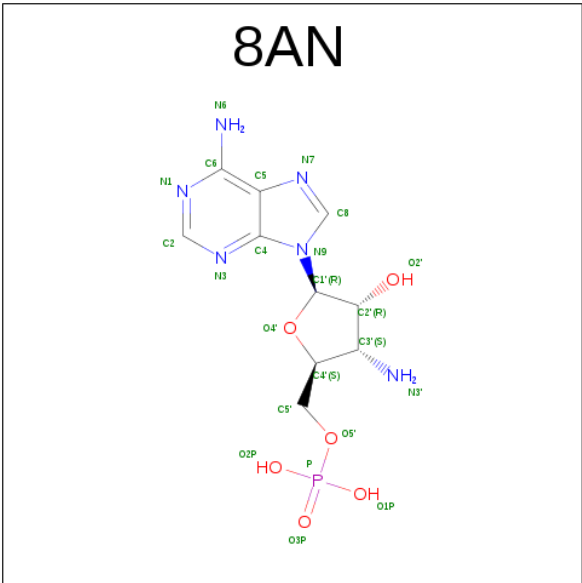
Mol	Chain	Residues	Atoms		ZeroOcc	AltConf
88	q0	1	Total	Zn	0	0
			1	1		
88	D6	1	Total	Zn	0	0
			1	1		
88	Q2	1	Total	Zn	0	0
			1	1		
88	e1	1	Total	Zn	0	0
			1	1		
88	Q3	1	Total	Zn	0	0
			1	1		
88	D9	1	Total	Zn	0	0
			1	1		
88	E1	1	Total	Zn	0	0
			1	1		
88	Q0	1	Total	Zn	0	0
			1	1		
88	d7	1	Total	Zn	0	0
			1	1		
88	q3	1	Total	Zn	0	0
			1	1		
88	d9	1	Total	Zn	0	0
			1	1		
88	D7	1	Total	Zn	0	0
			1	1		
88	d6	1	Total	Zn	0	0
			1	1		
88	o7	1	Total	Zn	0	0
			1	1		
88	O7	1	Total	Zn	0	0
			1	1		
88	q2	1	Total	Zn	0	0
			1	1		

- Molecule 89 is CYTIDINE-5'-MONOPHOSPHATE (three-letter code: C) (formula: C₉H₁₄N₃O₈P).



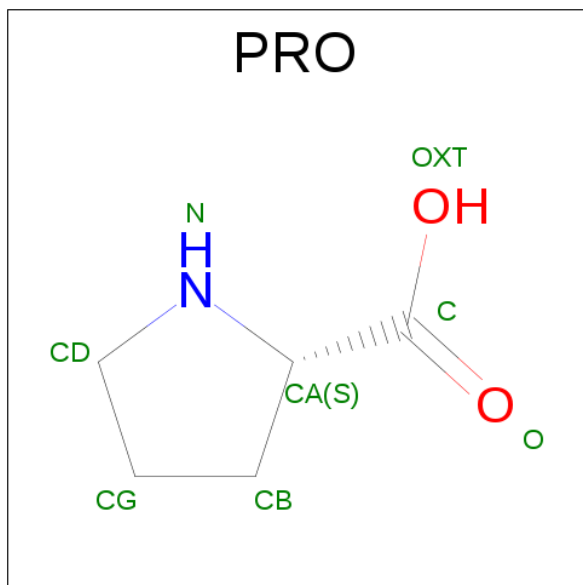
Mol	Chain	Residues	Atoms					ZeroOcc	AltConf
89	1	1	Total	C	N	O	P	0	0
			20	9	3	7	1		
89	1	1	Total	C	N	O	P	0	0
			20	9	3	7	1		
89	5	1	Total	C	N	O	P	0	0
			20	9	3	7	1		
89	5	1	Total	C	N	O	P	0	0
			20	9	3	7	1		

- Molecule 90 is 3'-amino-3'-deoxyadenosine 5'-(dihydrogen phosphate) (three-letter code: 8AN) (formula: C₁₀H₁₅N₆O₆P).



Mol	Chain	Residues	Atoms					ZeroOcc	AltConf
90	1	1	Total	C	N	O	P	0	0
			22	10	6	5	1		
90	5	1	Total	C	N	O	P	0	0
			22	10	6	5	1		

- Molecule 91 is PROLINE (three-letter code: PRO) (formula: $C_5H_9NO_2$).

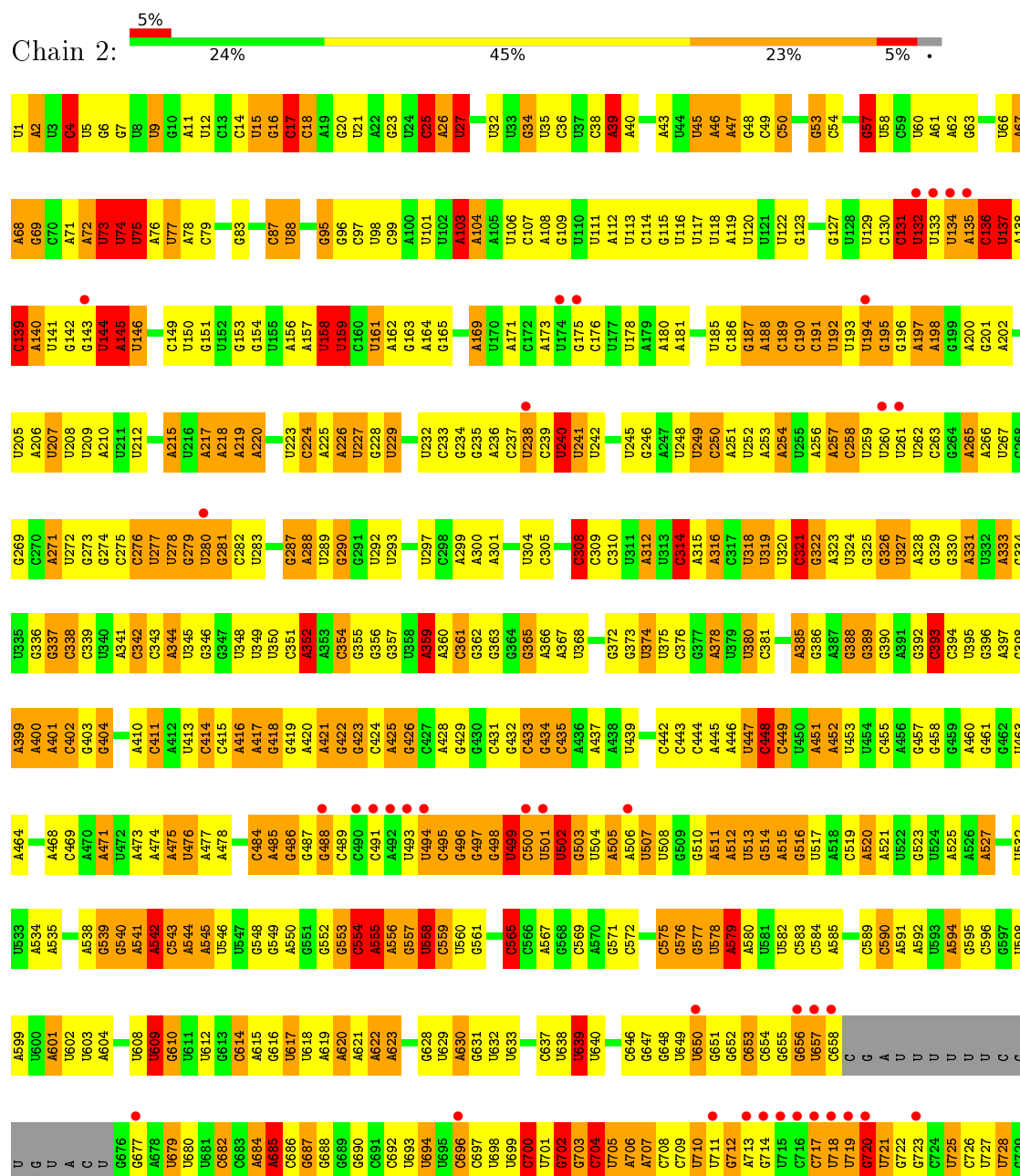


Mol	Chain	Residues	Atoms				ZeroOcc	AltConf
91	1	1	Total	C	N	O	0	0
			7	5	1	1		
91	5	1	Total	C	N	O	0	0
			7	5	1	1		

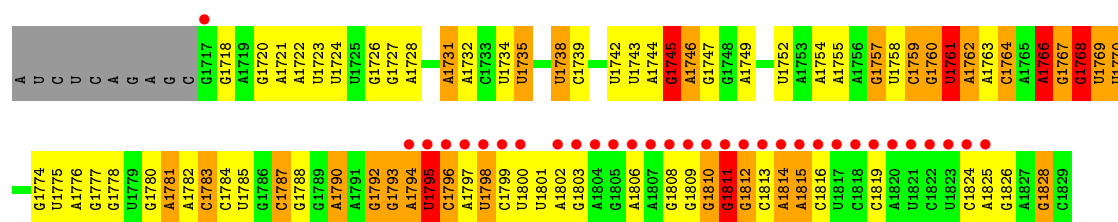
3 Residue-property plots

These plots are drawn for all protein, RNA and DNA chains in the entry. The first graphic for a chain summarises the proportions of errors displayed in the second graphic. The second graphic shows the sequence view annotated by issues in geometry and electron density. Residues are color-coded according to the number of geometric quality criteria for which they contain at least one outlier: green = 0, yellow = 1, orange = 2 and red = 3 or more. A red dot above a residue indicates a poor fit to the electron density ($RSRZ > 2$). Stretches of 2 or more consecutive residues without any outlier are shown as a green connector. Residues present in the sample, but not in the model, are shown in grey.

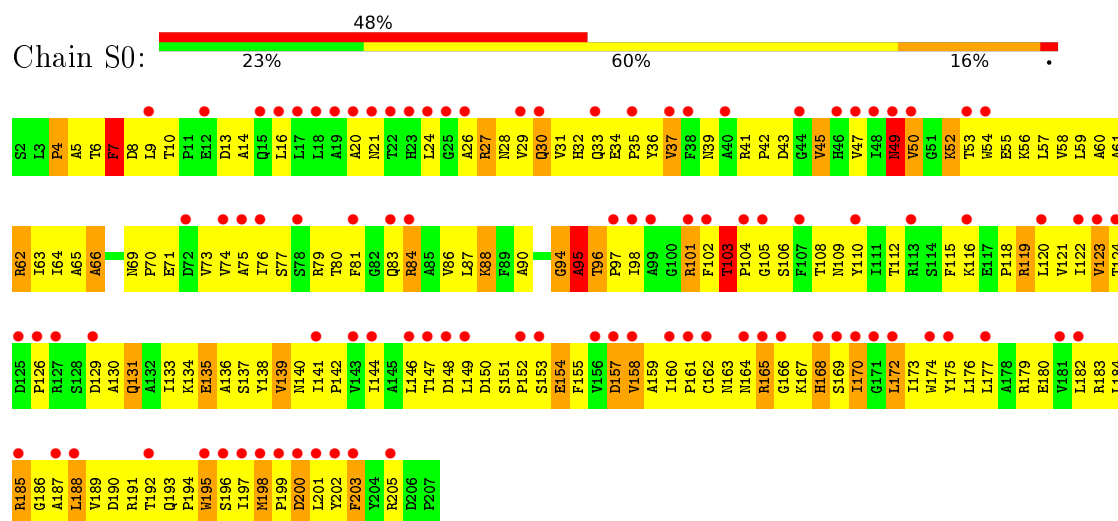
- Molecule 1: 18S ribosomal RNA



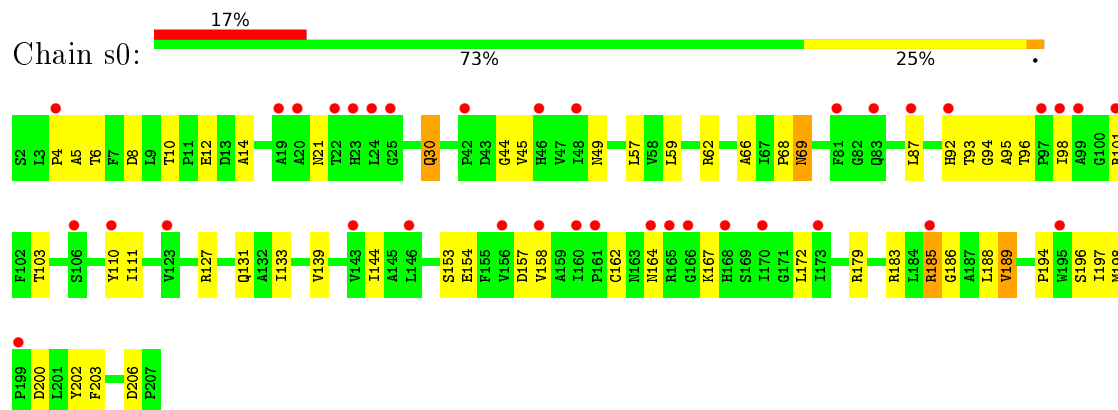
U1643	U1644	G1645	C1646	G1649	U1650	C1653	G1654	A1655	U1656	U1657	G1658	G1659	C1660	A1661	U1662	G1663	C1664	U1665	U1666	A1667	G1670	A1671	G1672	G1673	C1674	C1675	U1676	C1677	G1680	A1681	U1682	C1683	U1684	C	G	C	U	U	G	G	C	G	C	C	A	A	G	G	C	C	C	C	C	C	C	C	C	C	C	C	C	C	C	C	C	C	C	C	C	C	C	C	C	C	C	C	C	C	C	C	C	C	C	C	C	C	C	C	C	C	C	C	C	C	C	C	C	C	C	C	C	C	C	C	C	C	C	C	C	C	C	C	C	C	C	C	C	C	C	C	C	C	C	C	C	C	C	C	C	C	C	C	C	C	C	C	C	C	C	C	C	C	C	C	C	C	C	C	C	C	C	C	C	C	C	C	C	C	C	C	C	C	C	C	C	C	C	C	C	C	C	C	C	C	C	C	C	C	C	C	C	C	C	C	C	C	C	C	C	C	C	C	C	C	C	C	C	C	C	C	C	C	C	C	C	C	C	C	C	C	C	C	C	C	C	C	C	C	C	C	C	C	C	C	C	C	C	C	C	C	C	C	C	C	C	C	C	C	C	C	C	C	C	C	C	C	C	C	C	C	C	C	C	C	C	C	C	C	C	C	C	C	C	C	C	C	C	C	C	C	C	C	C	C	C	C	C	C	C	C	C	C	C	C	C	C	C	C	C	C	C	C	C	C	C	C	C	C	C	C	C	C	C	C	C	C	C	C	C	C	C	C	C	C	C	C	C	C	C	C	C	C	C	C	C	C	C	C	C	C	C	C	C	C	C	C	C	C	C	C	C	C	C	C	C	C	C	C	C	C	C	C	C	C	C	C	C	C	C	C	C	C	C	C	C	C	C	C	C	C	C	C	C	C	C	C	C	C	C	C	C	C	C	C	C	C	C	C	C	C	C	C	C	C	C	C	C	C	C	C	C	C	C	C	C	C	C	C	C	C	C	C	C	C	C	C	C	C	C	C	C	C	C	C	C	C	C	C	C	C	C	C	C	C	C	C	C	C	C	C	C	C	C	C	C	C	C	C	C	C	C	C	C	C	C	C	C	C	C	C	C	C	C	C	C	C	C	C	C	C	C	C	C	C	C	C	C	C	C	C	C	C	C	C	C	C	C	C	C	C	C	C	C	C	C	C	C	C	C	C	C	C	C	C	C	C	C	C	C	C	C	C	C	C	C	C	C	C	C	C	C	C	C	C	C	C	C	C	C	C	C	C	C	C	C	C	C	C	C	C	C	C	C	C	C	C	C	C	C	C	C	C	C	C	C	C	C	C	C	C	C	C	C	C	C	C	C	C	C	C	C	C	C	C	C	C	C	C	C	C	C	C	C	C	C	C	C	C	C	C	C	C	C	C	C	C	C	C	C	C	C	C	C	C	C	C	C	C	C	C	C	C	C	C	C	C	C	C	C	C	C	C	C	C	C	C	C	C	C	C	C	C	C	C	C	C	C	C	C	C	C	C	C	C	C	C	C	C	C	C	C	C	C	C	C	C	C	C	C	C	C	C	C	C	C	C	C	C	C	C	C	C	C	C	C	C	C	C	C	C	C	C	C	C	C	C	C	C	C	C	C	C	C	C	C	C	C	C	C	C	C	C	C	C	C	C	C	C	C	C	C	C	C	C	C	C	C	C	C	C	C	C	C	C	C	C	C	C	C	C	C	C	C	C	C	C	C	C	C	C	C	C	C	C	C	C	C	C	C	C	C	C	C	C	C	C	C	C	C	C	C	C	C	C	C	C	C	C	C	C	C	C	C	C	C	C	C	C	C	C	C	C	C	C	C	C	C	C	C	C	C	C	C	C	C	C	C	C	C	C	C	C	C	C	C	C	C	C	C	C	C	C	C	C	C	C	C	C	C	C	C	C	C	C	C	C	C	C	C	C	C	C	C	C	C	C	C	C	C	C	C	C	C	C	C	C	C	C	C	C	C	C	C	C	C	C	C	C	C	C	C	C	C	C	C	C	C	C	C	C	C	C	C	C	C	C	C	C	C	C	C	C	C	C	C	C	C	C	C	C	C	C	C	C	C	C	C	C	C	C	C	C	C	C	C	C	C	C	C	C	C	C	C	C	C	C	C	C	C	C	C	C	C	C	C	C	C	C	C	C	C	C	C	C	C	C	C	C	C	C	C	C	C	C	C	C	C	C	C	C	C	C	C	C	C	C	C	C	C	C	C	C	C	C	C	C	C	C	C	C	C	C	C	C	C	C	C	C	C	C	C	C	C	C	C	C	C	C	C	C	C	C	C	C	C	C	C	C	C	C	C	C	C	C	C	C	C	C	C	C	C	C	C	C	C	C	C	C	C	C	C	C	C	C	C	C	C	C	C	C	C	C	C	C	C	C	C	C	C	C	C	C	C	C	C	C	C	C	C	C	C	C	C	C	C	C	C	C	C	C	C	C	C	C	C	C	C	C	C	C	C	C	C	C	C	C	C	C	C	C	C	C	C	C	C	C	C	C	C	C	C	C	C	C	C	C	C	C	C	C	C	C	C	C	C	C	C	C	C	C	C	C	C	C	C	C	C	C	C	C	C	C	C	C	C	C	C	C	C	C	C	C	C	C	C	C	C	C	C	C	C	C	C	C	C	C	C	C	C	C	C	C	C	C	C	C	C	C	C	C	C	C	C	C	C	C	C	C	C	C	C	C	C	C	C	C	C	C	C	C	C	C	C	C	C	C	C	C	C	C	C	C	C	C	C	C	C	C	C	C	C	C	C	C	C	C	C	C	C	C	C	C	C	C	C	C	C	C	C	C	C	C	C	C	C	C	C	C	C	C	C	C	C	C	C	C	C	C	C	C	C	C	C	C	C	C	C	C	C	C	C	C	C	C	C	C	C	C	C	C	C	C	C	C	C	C	C	C	C	C	C	C	C	C	C	C	C	C	C	C	C	C	C	C	C	C	C	C	C	C	C	C	C	C	C	C	C	C	C	C	C	C	C	C	C	C	C	C	C	C	C	C	C	C	C	C	C	C	C	C	C	C	C	C	C	C	C	C	C	C	C	C	C	C	C	C	C	C	C	C	C	C	C	C	C	C	C	C	C	C	C	C	C	C	C	C	C	C	C	C	C	C	C	C	C	C	C	C	C	C	C	C	C	C	C	C	C	C	C	C	C	C	C	C	C	C	C	C	C	C	C	C	C	C
-------	-------	-------	-------	-------	-------	-------	-------	-------	-------	-------	-------	-------	-------	-------	-------	-------	-------	-------	-------	-------	-------	-------	-------	-------	-------	-------	-------	-------	-------	-------	-------	-------	-------	---	---	---	---	---	---	---	---	---	---	---	---	---	---	---	---	---	---	---	---	---	---	---	---	---	---	---	---	---	---	---	---	---	---	---	---	---	---	---	---	---	---	---	---	---	---	---	---	---	---	---	---	---	---	---	---	---	---	---	---	---	---	---	---	---	---	---	---	---	---	---	---	---	---	---	---	---	---	---	---	---	---	---	---	---	---	---	---	---	---	---	---	---	---	---	---	---	---	---	---	---	---	---	---	---	---	---	---	---	---	---	---	---	---	---	---	---	---	---	---	---	---	---	---	---	---	---	---	---	---	---	---	---	---	---	---	---	---	---	---	---	---	---	---	---	---	---	---	---	---	---	---	---	---	---	---	---	---	---	---	---	---	---	---	---	---	---	---	---	---	---	---	---	---	---	---	---	---	---	---	---	---	---	---	---	---	---	---	---	---	---	---	---	---	---	---	---	---	---	---	---	---	---	---	---	---	---	---	---	---	---	---	---	---	---	---	---	---	---	---	---	---	---	---	---	---	---	---	---	---	---	---	---	---	---	---	---	---	---	---	---	---	---	---	---	---	---	---	---	---	---	---	---	---	---	---	---	---	---	---	---	---	---	---	---	---	---	---	---	---	---	---	---	---	---	---	---	---	---	---	---	---	---	---	---	---	---	---	---	---	---	---	---	---	---	---	---	---	---	---	---	---	---	---	---	---	---	---	---	---	---	---	---	---	---	---	---	---	---	---	---	---	---	---	---	---	---	---	---	---	---	---	---	---	---	---	---	---	---	---	---	---	---	---	---	---	---	---	---	---	---	---	---	---	---	---	---	---	---	---	---	---	---	---	---	---	---	---	---	---	---	---	---	---	---	---	---	---	---	---	---	---	---	---	---	---	---	---	---	---	---	---	---	---	---	---	---	---	---	---	---	---	---	---	---	---	---	---	---	---	---	---	---	---	---	---	---	---	---	---	---	---	---	---	---	---	---	---	---	---	---	---	---	---	---	---	---	---	---	---	---	---	---	---	---	---	---	---	---	---	---	---	---	---	---	---	---	---	---	---	---	---	---	---	---	---	---	---	---	---	---	---	---	---	---	---	---	---	---	---	---	---	---	---	---	---	---	---	---	---	---	---	---	---	---	---	---	---	---	---	---	---	---	---	---	---	---	---	---	---	---	---	---	---	---	---	---	---	---	---	---	---	---	---	---	---	---	---	---	---	---	---	---	---	---	---	---	---	---	---	---	---	---	---	---	---	---	---	---	---	---	---	---	---	---	---	---	---	---	---	---	---	---	---	---	---	---	---	---	---	---	---	---	---	---	---	---	---	---	---	---	---	---	---	---	---	---	---	---	---	---	---	---	---	---	---	---	---	---	---	---	---	---	---	---	---	---	---	---	---	---	---	---	---	---	---	---	---	---	---	---	---	---	---	---	---	---	---	---	---	---	---	---	---	---	---	---	---	---	---	---	---	---	---	---	---	---	---	---	---	---	---	---	---	---	---	---	---	---	---	---	---	---	---	---	---	---	---	---	---	---	---	---	---	---	---	---	---	---	---	---	---	---	---	---	---	---	---	---	---	---	---	---	---	---	---	---	---	---	---	---	---	---	---	---	---	---	---	---	---	---	---	---	---	---	---	---	---	---	---	---	---	---	---	---	---	---	---	---	---	---	---	---	---	---	---	---	---	---	---	---	---	---	---	---	---	---	---	---	---	---	---	---	---	---	---	---	---	---	---	---	---	---	---	---	---	---	---	---	---	---	---	---	---	---	---	---	---	---	---	---	---	---	---	---	---	---	---	---	---	---	---	---	---	---	---	---	---	---	---	---	---	---	---	---	---	---	---	---	---	---	---	---	---	---	---	---	---	---	---	---	---	---	---	---	---	---	---	---	---	---	---	---	---	---	---	---	---	---	---	---	---	---	---	---	---	---	---	---	---	---	---	---	---	---	---	---	---	---	---	---	---	---	---	---	---	---	---	---	---	---	---	---	---	---	---	---	---	---	---	---	---	---	---	---	---	---	---	---	---	---	---	---	---	---	---	---	---	---	---	---	---	---	---	---	---	---	---	---	---	---	---	---	---	---	---	---	---	---	---	---	---	---	---	---	---	---	---	---	---	---	---	---	---	---	---	---	---	---	---	---	---	---	---	---	---	---	---	---	---	---	---	---	---	---	---	---	---	---	---	---	---	---	---	---	---	---	---	---	---	---	---	---	---	---	---	---	---	---	---	---	---	---	---	---	---	---	---	---	---	---	---	---	---	---	---	---	---	---	---	---	---	---	---	---	---	---	---	---	---	---	---	---	---	---	---	---	---	---	---	---	---	---	---	---	---	---	---	---	---	---	---	---	---	---	---	---	---	---	---	---	---	---	---	---	---	---	---	---	---	---	---	---	---	---	---	---	---	---	---	---	---	---	---	---	---	---	---	---	---	---	---	---	---	---	---	---	---	---	---	---	---	---	---	---	---	---	---	---	---	---	---	---	---	---	---	---	---	---	---	---	---	---	---	---	---	---	---	---	---	---	---	---	---	---	---	---	---	---	---	---	---	---	---	---	---	---	---	---	---	---	---	---	---	---	---	---	---	---	---	---	---	---	---	---	---	---	---	---	---	---	---	---	---	---	---	---	---	---	---	---	---	---	---	---	---	---	---	---	---	---	---	---	---	---	---	---	---	---	---	---	---	---	---	---	---	---	---	---	---	---	---	---	---	---	---	---	---	---	---	---	---	---	---	---	---	---	---	---	---	---	---	---	---	---	---	---	---	---	---	---	---	---	---	---	---	---	---	---	---	---	---	---	---	---	---	---	---	---	---	---	---	---	---	---	---	---	---	---	---	---	---	---	---	---	---	---	---	---	---	---	---	---	---	---	---	---	---	---	---	---	---	---	---	---	---	---	---	---	---	---	---	---	---	---	---	---	---	---	---	---	---	---	---	---	---	---	---	---	---	---	---	---	---	---	---	---	---	---	---	---	---	---	---	---	---	---	---	---	---	---	---	---	---	---	---	---	---	---	---	---	---	---	---	---	---	---	---	---	---	---	---	---	---	---	---	---	---	---	---	---	---	---	---	---	---	---	---	---	---	---



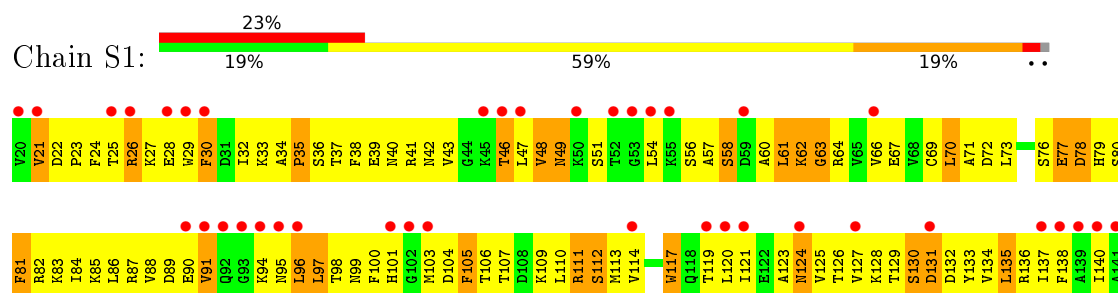
• Molecule 2: 40S ribosomal protein S0-A

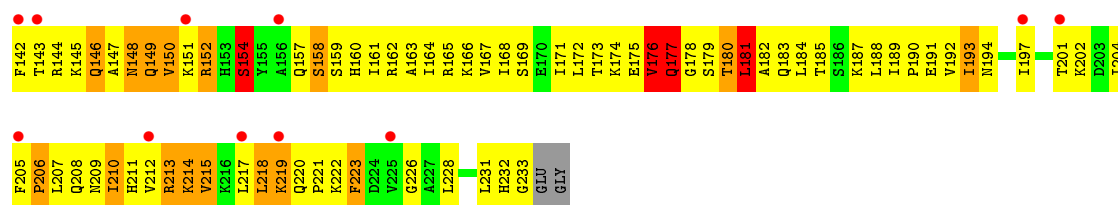


• Molecule 2: 40S ribosomal protein S0-A

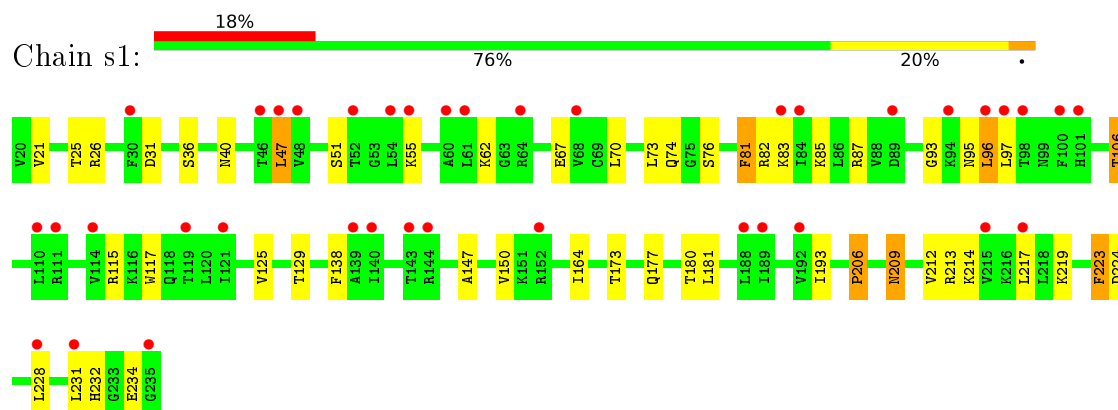


• Molecule 3: 40S ribosomal protein S1-A

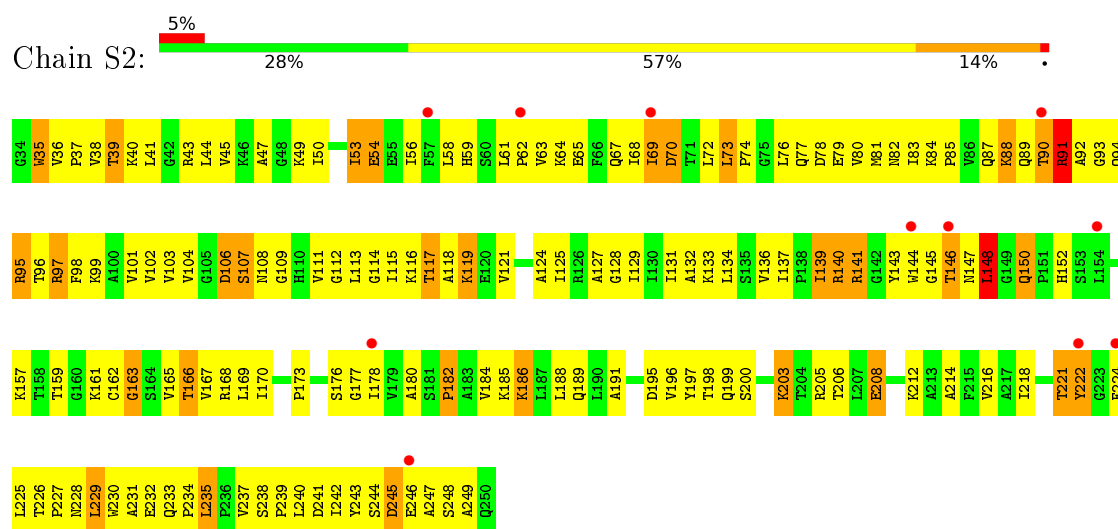




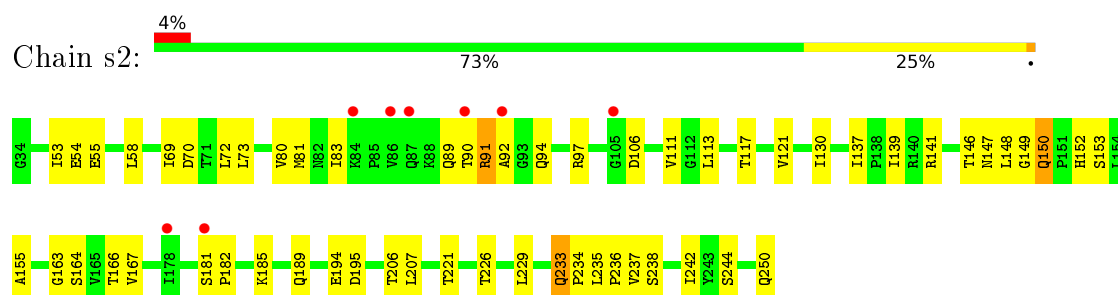
• Molecule 3: 40S ribosomal protein S1-A



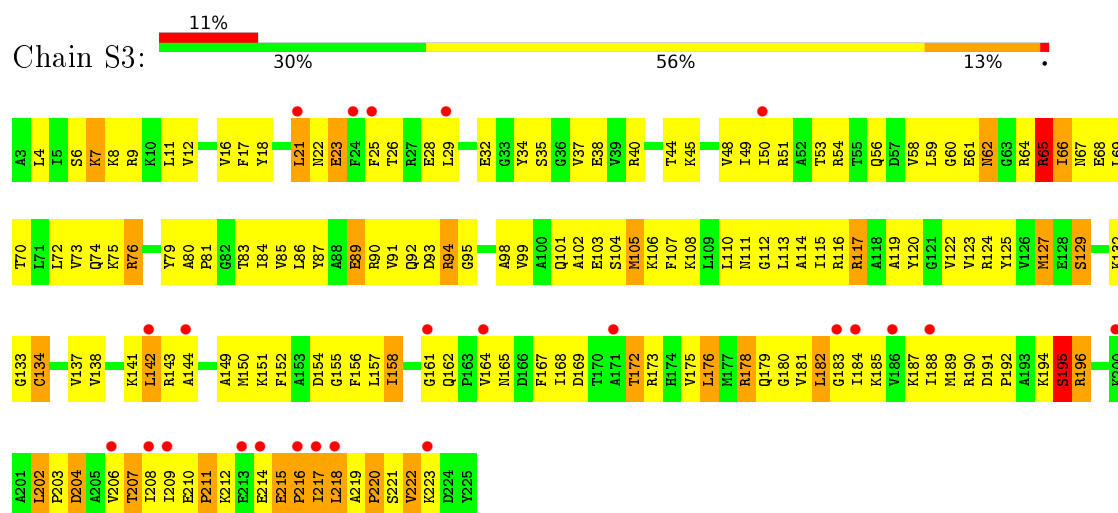
• Molecule 4: 40S ribosomal protein S2



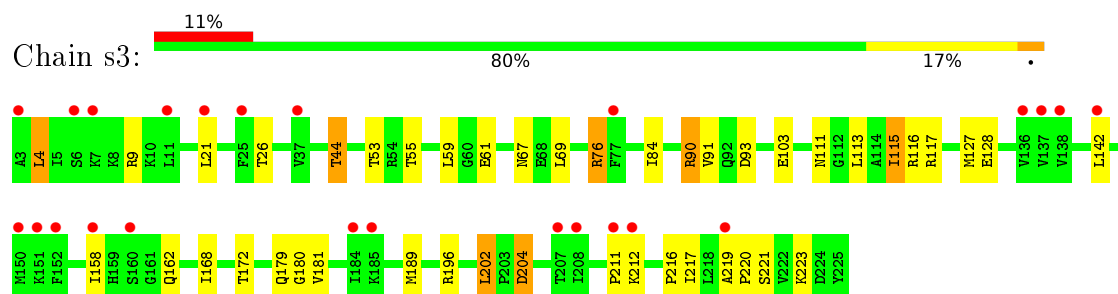
• Molecule 4: 40S ribosomal protein S2



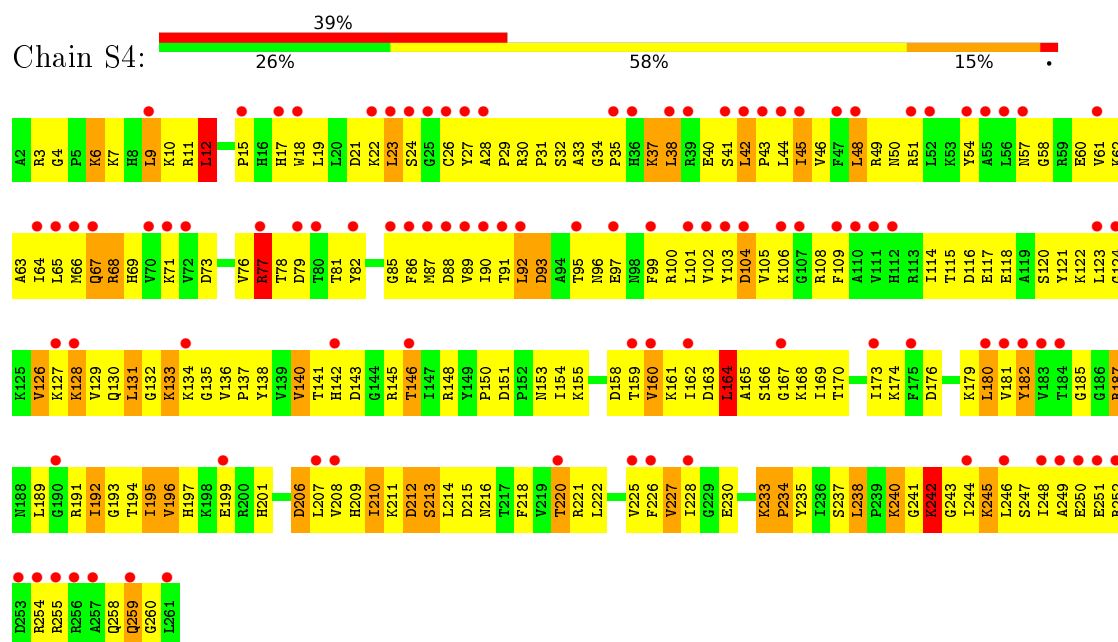
• Molecule 5: 40S ribosomal protein S3



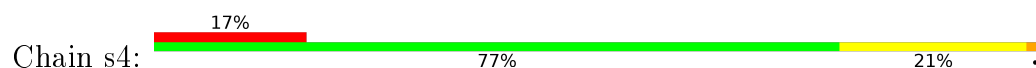
• Molecule 5: 40S ribosomal protein S3

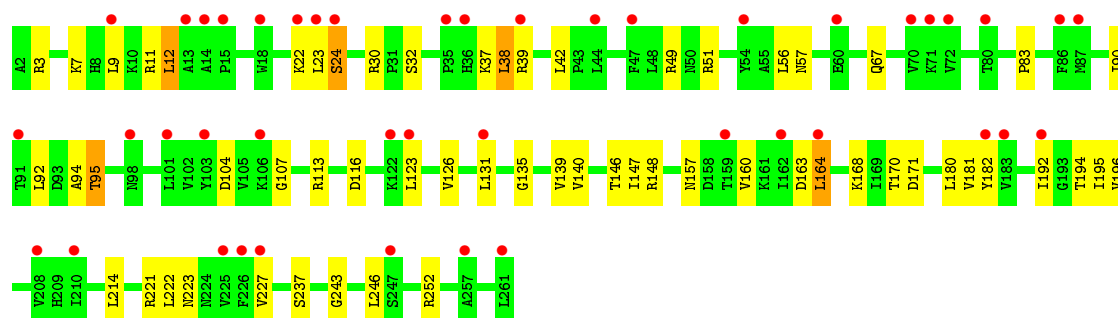


• Molecule 6: 40S ribosomal protein S4-A

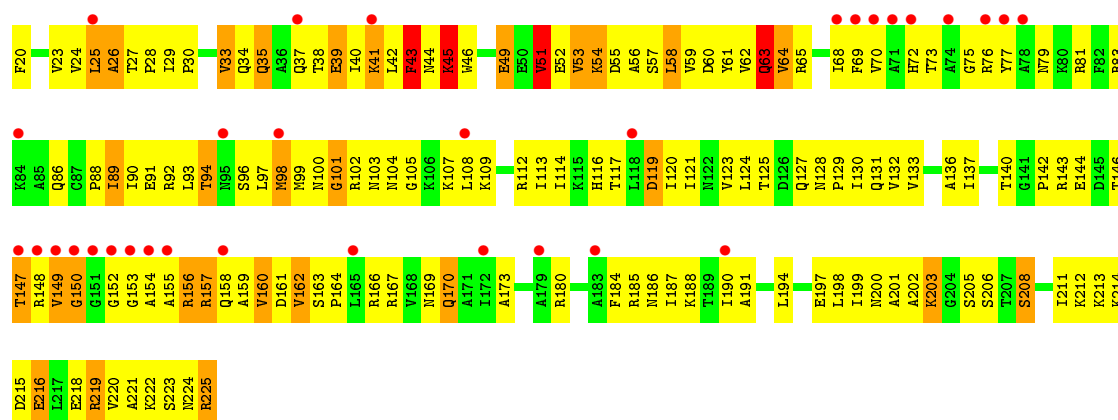


• Molecule 6: 40S ribosomal protein S4-A

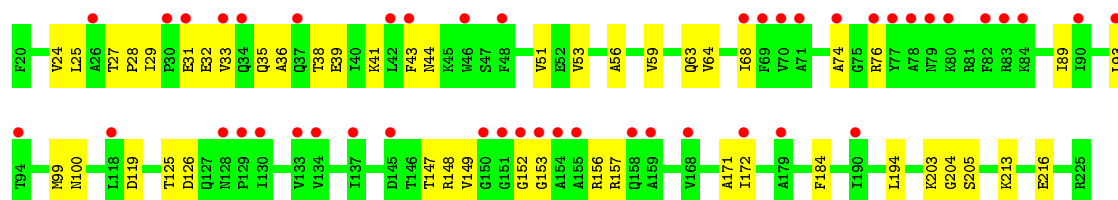
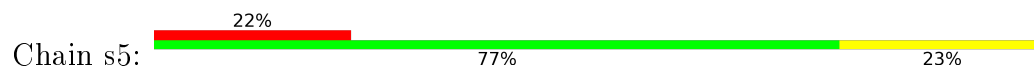




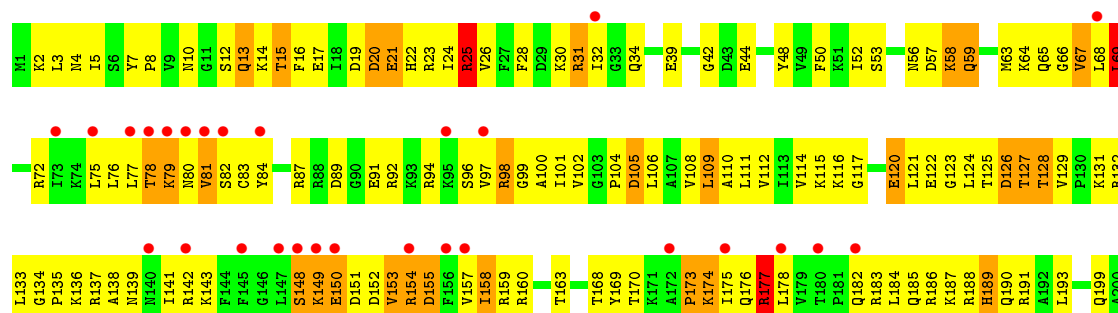
• Molecule 7: 40S ribosomal protein S5



• Molecule 7: 40S ribosomal protein S5

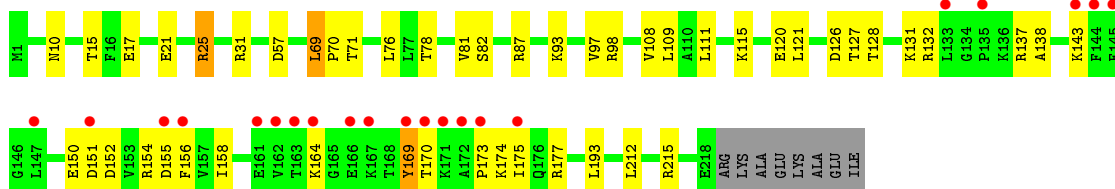
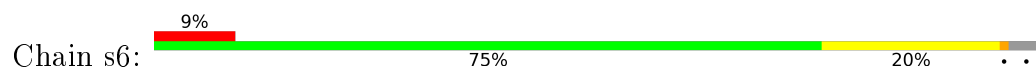


• Molecule 8: 40S ribosomal protein S6-A






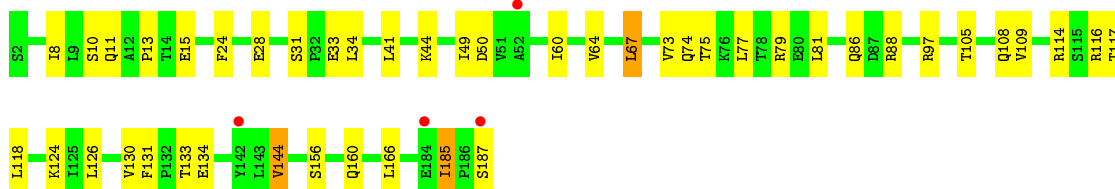
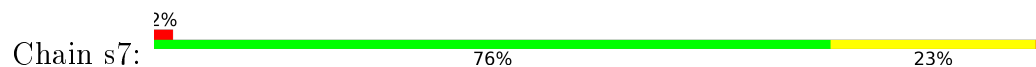
- Molecule 8: 40S ribosomal protein S6-A



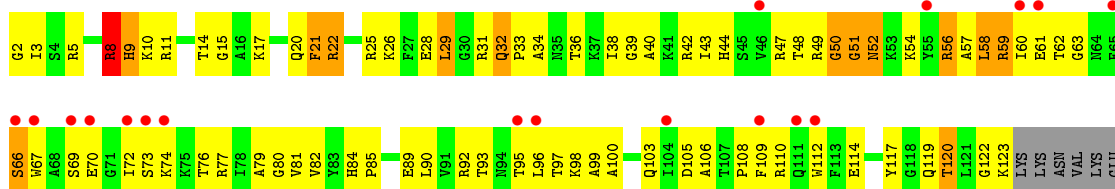
- Molecule 9: 40S ribosomal protein S7-A

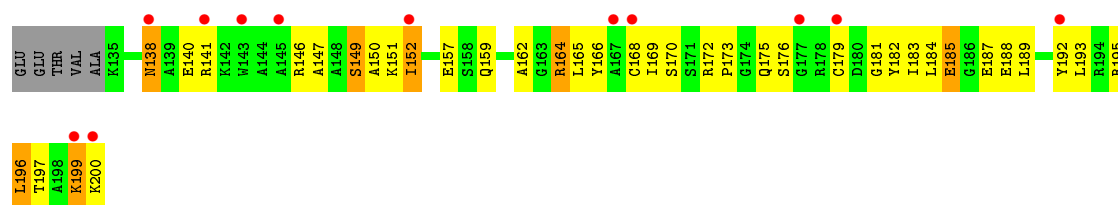


- Molecule 9: 40S ribosomal protein S7-A

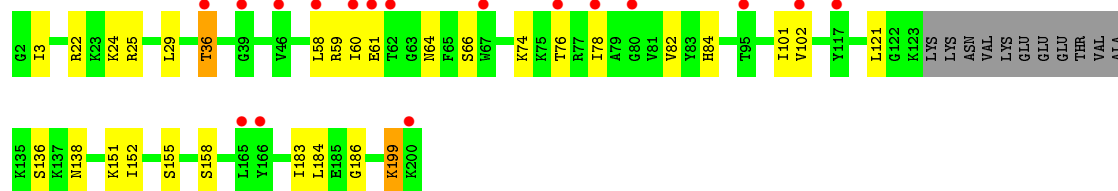
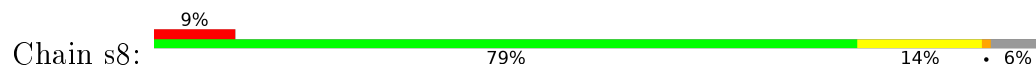


- Molecule 10: 40S ribosomal protein S8-A

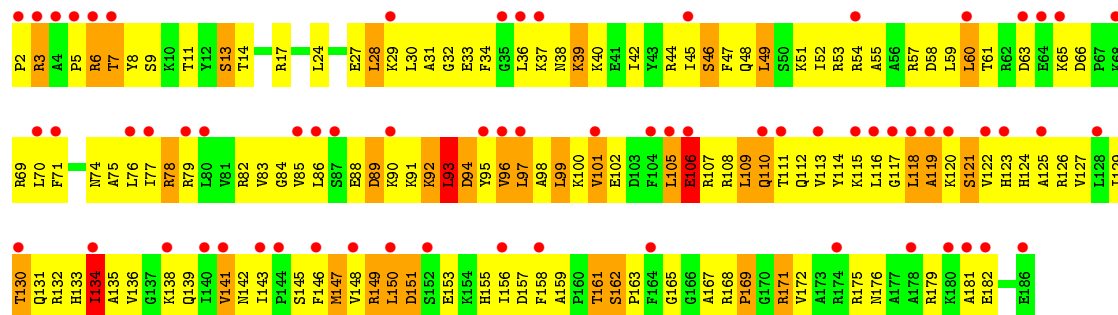




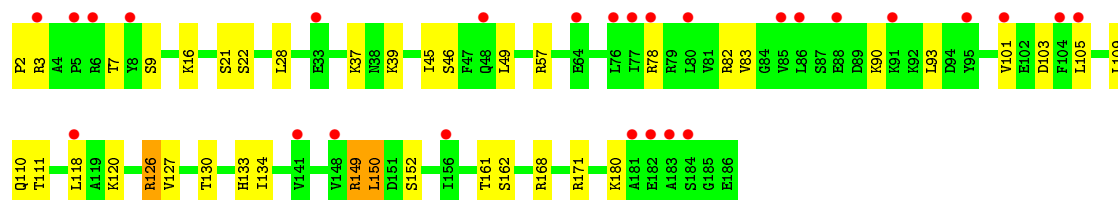
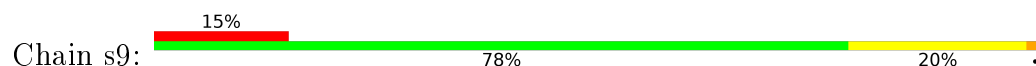
- Molecule 10: 40S ribosomal protein S8-A




- Molecule 11: 40S ribosomal protein S9-A




- Molecule 11: 40S ribosomal protein S9-A

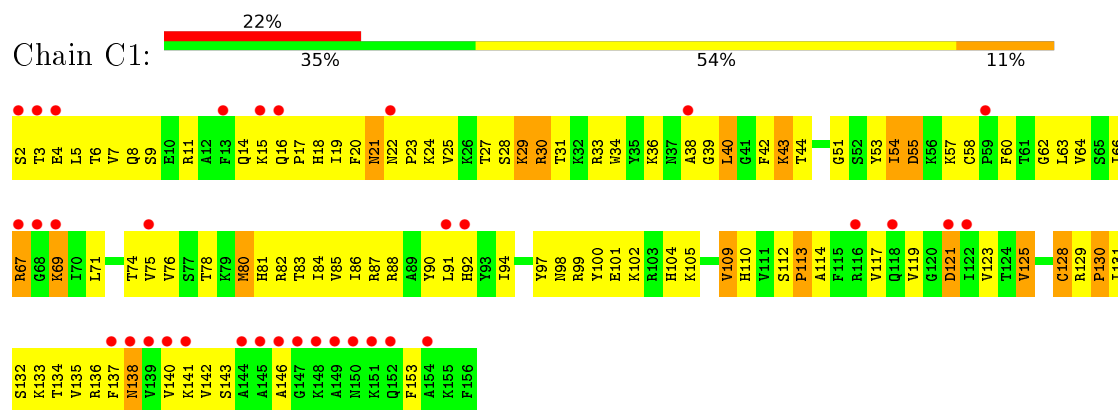


- Molecule 12: 40S ribosomal protein S10-A

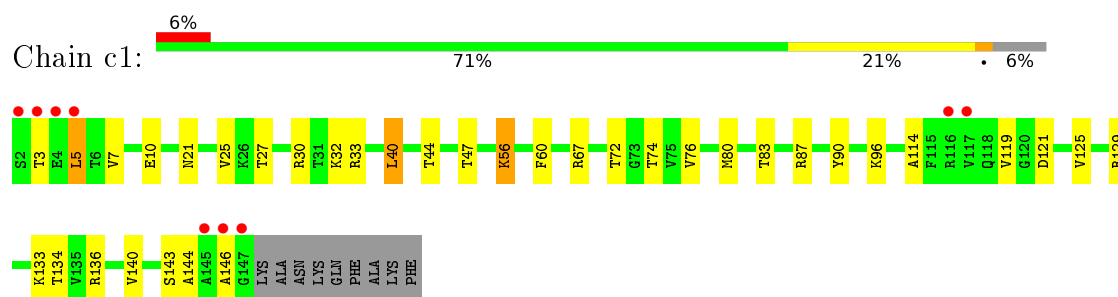




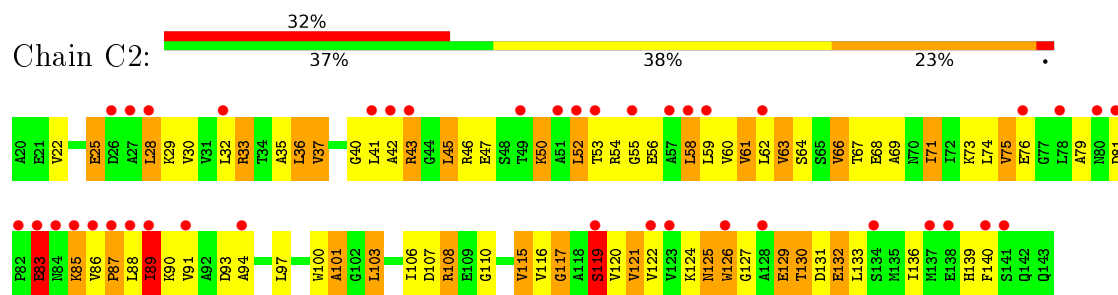
- Molecule 13: 40S ribosomal protein S11-A



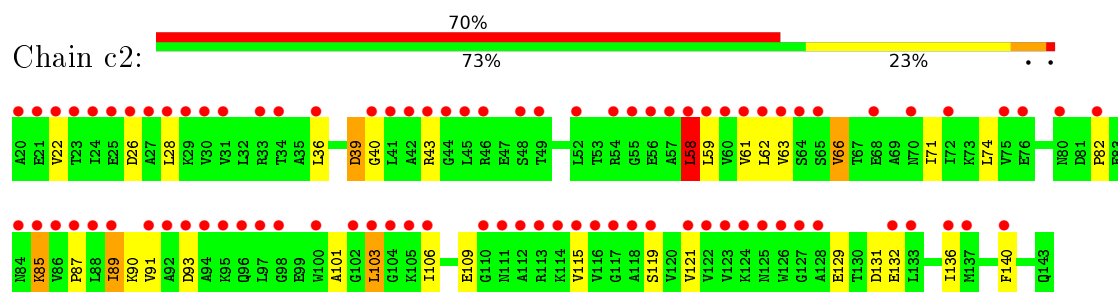
- Molecule 13: 40S ribosomal protein S11-A



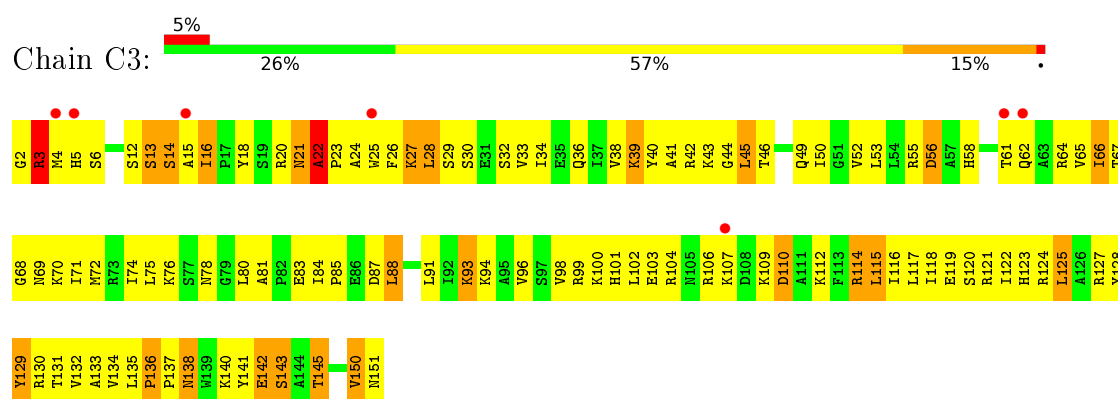
- Molecule 14: 40S ribosomal protein S12



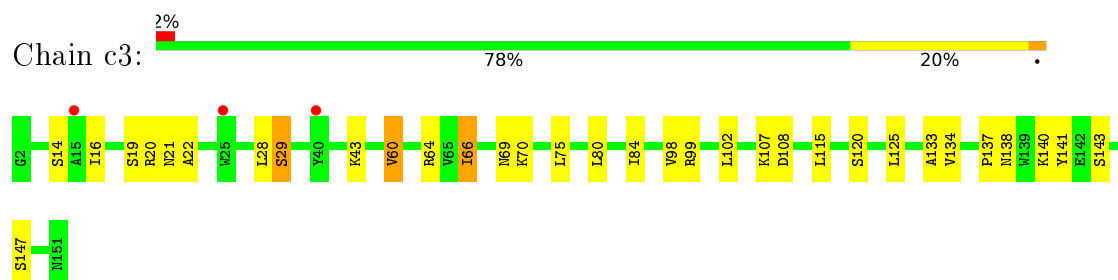
- Molecule 14: 40S ribosomal protein S12



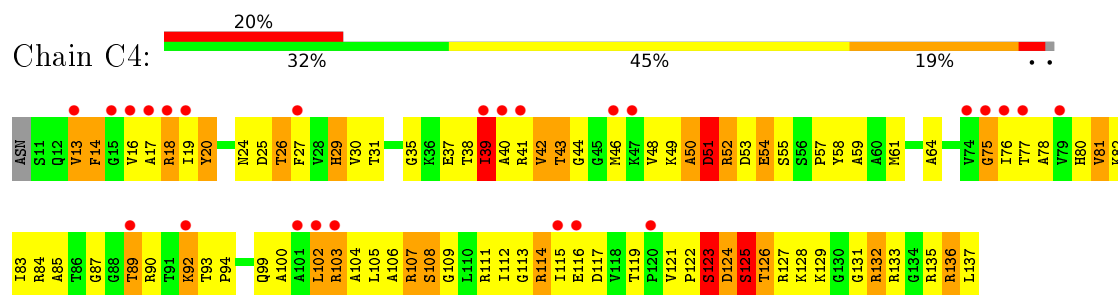
- Molecule 15: 40S ribosomal protein S13



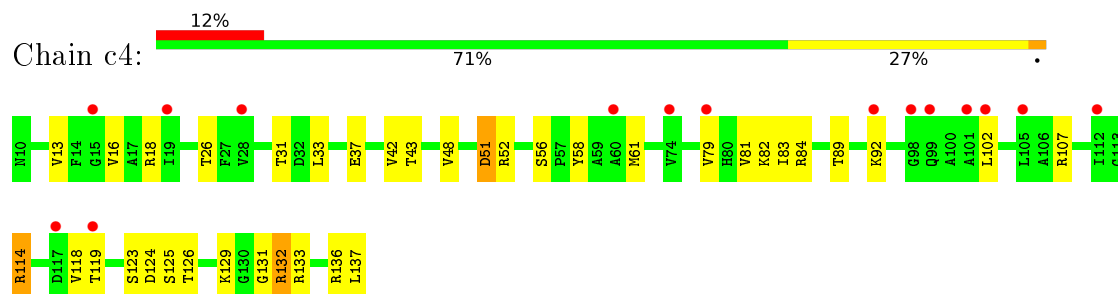
• Molecule 15: 40S ribosomal protein S13



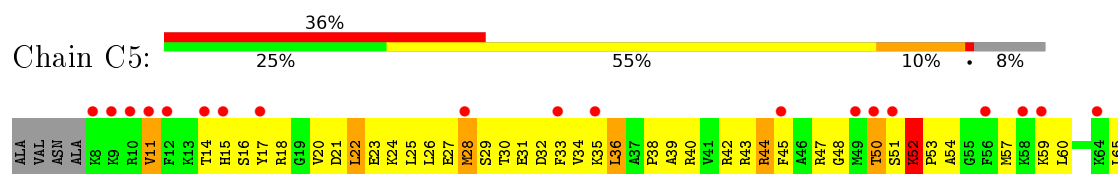
• Molecule 16: 40S ribosomal protein S14-B

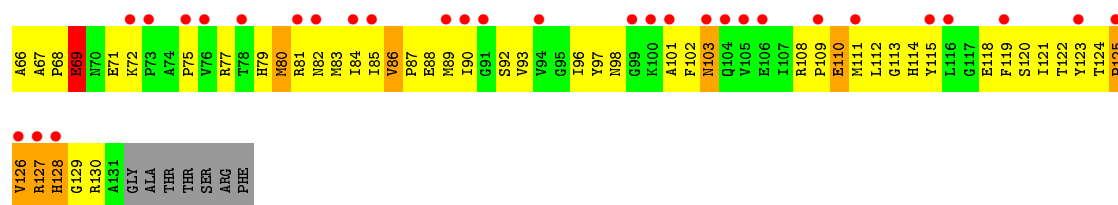


• Molecule 16: 40S ribosomal protein S14-B

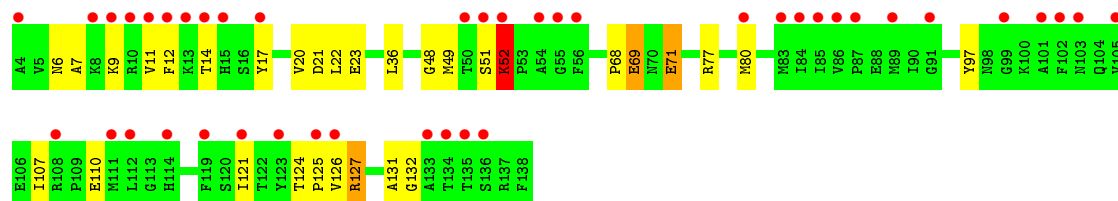
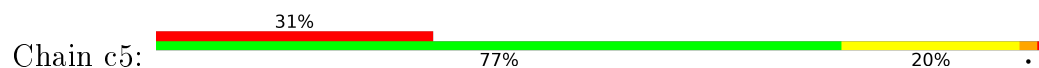


• Molecule 17: 40S ribosomal protein S15

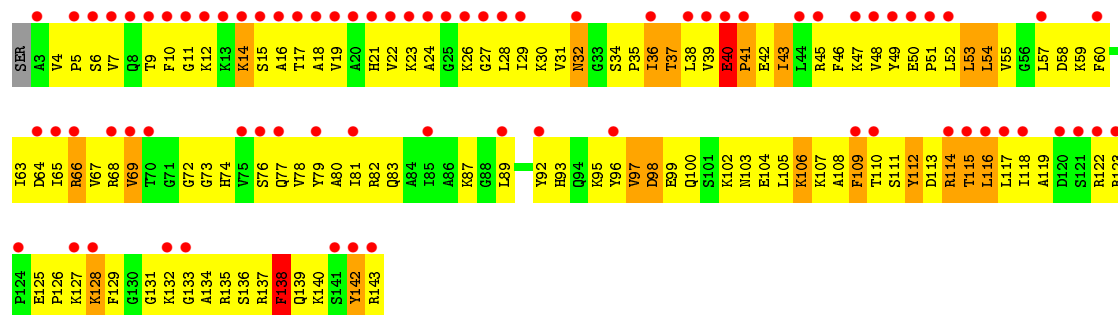




• Molecule 17: 40S ribosomal protein S15

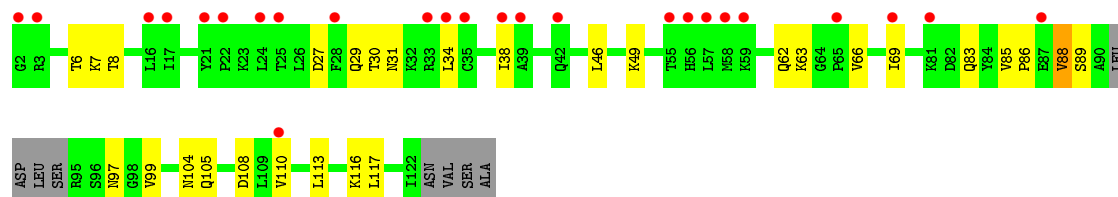


• Molecule 18: 40S ribosomal protein S16-A

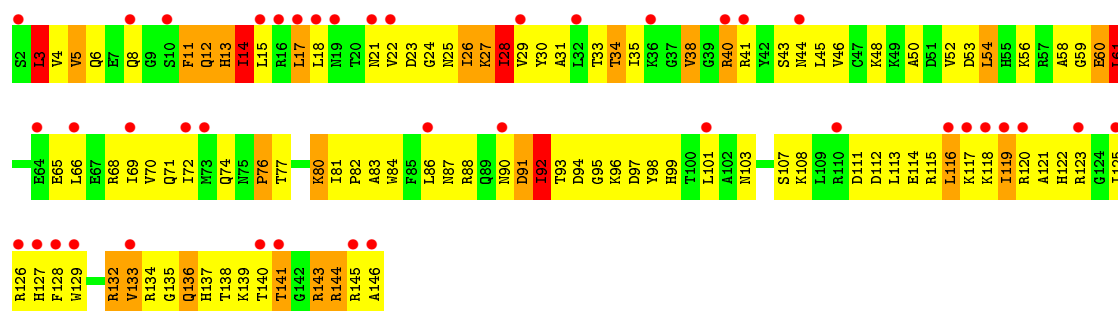




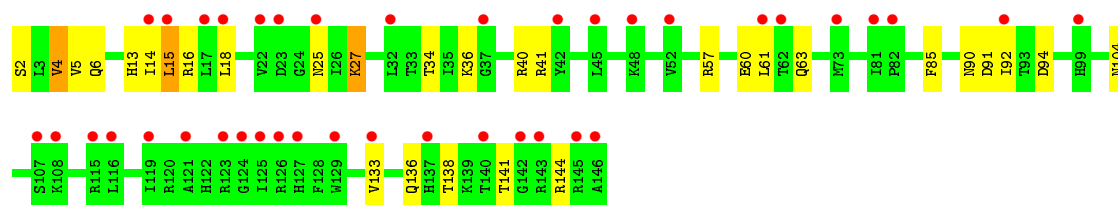
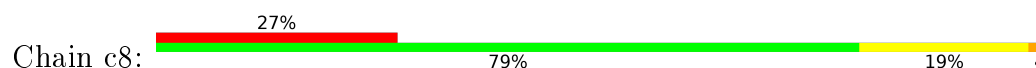
• Molecule 19: 40S ribosomal protein S17-B



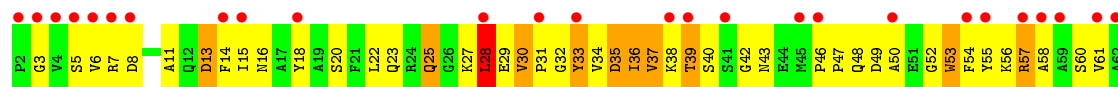
• Molecule 20: 40S ribosomal protein S18-A

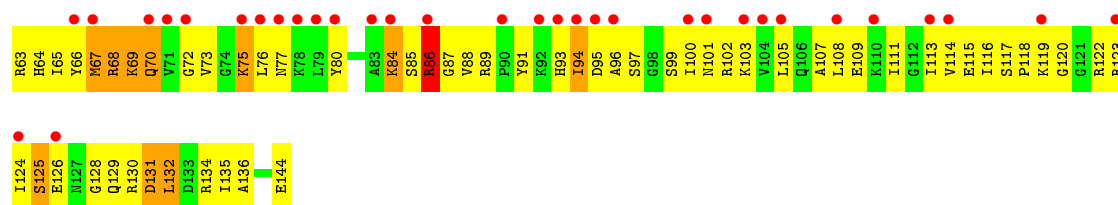


• Molecule 20: 40S ribosomal protein S18-A

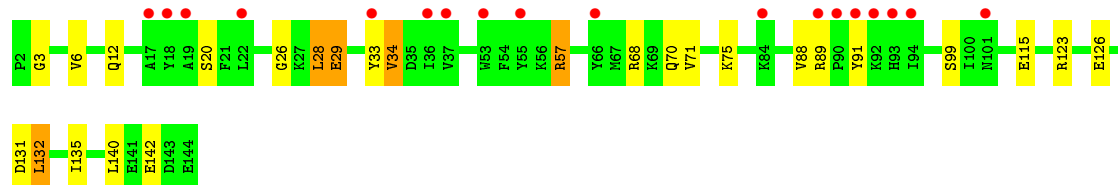
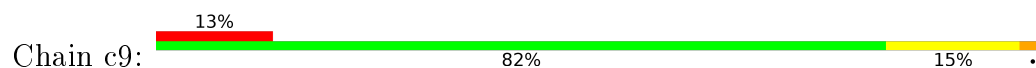


• Molecule 21: 40S ribosomal protein S19-A

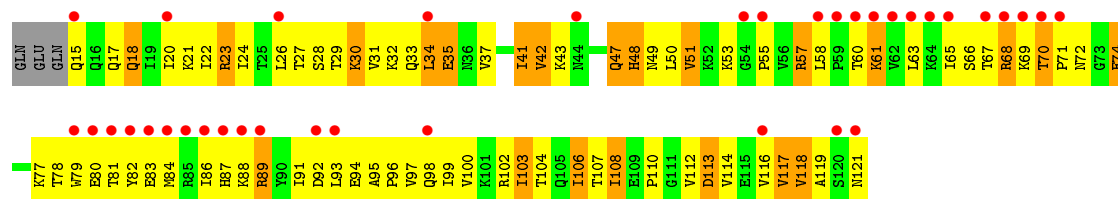




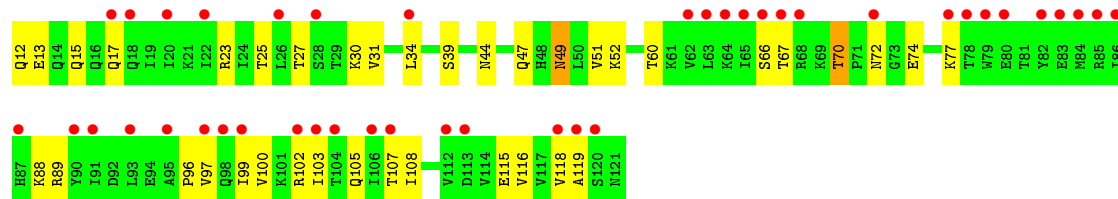
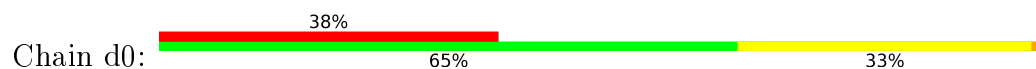
- Molecule 21: 40S ribosomal protein S19-A



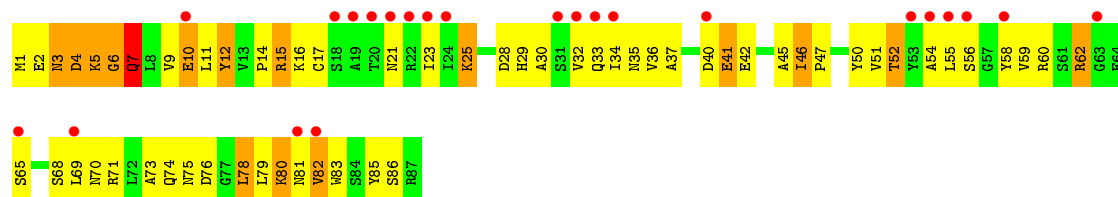
- Molecule 22: 40S ribosomal protein S20



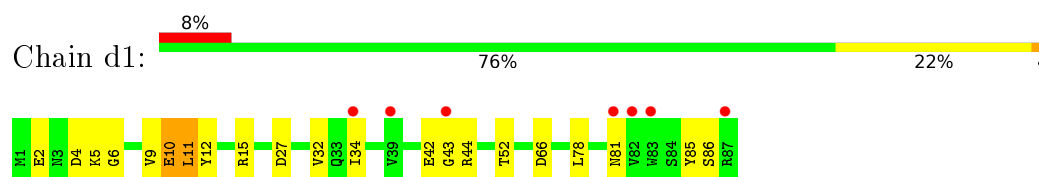
- Molecule 22: 40S ribosomal protein S20



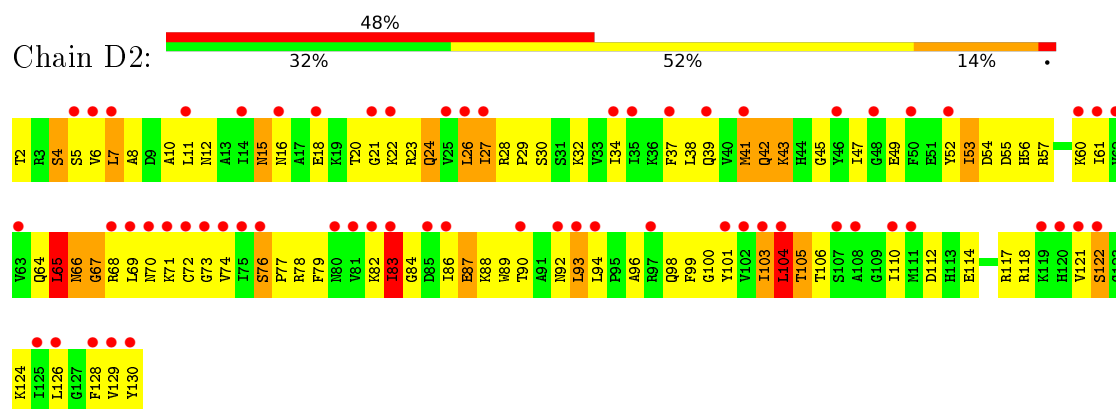
- Molecule 23: 40S ribosomal protein S21-A



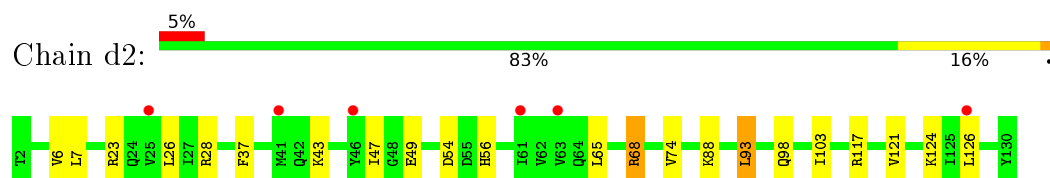
- Molecule 23: 40S ribosomal protein S21-A



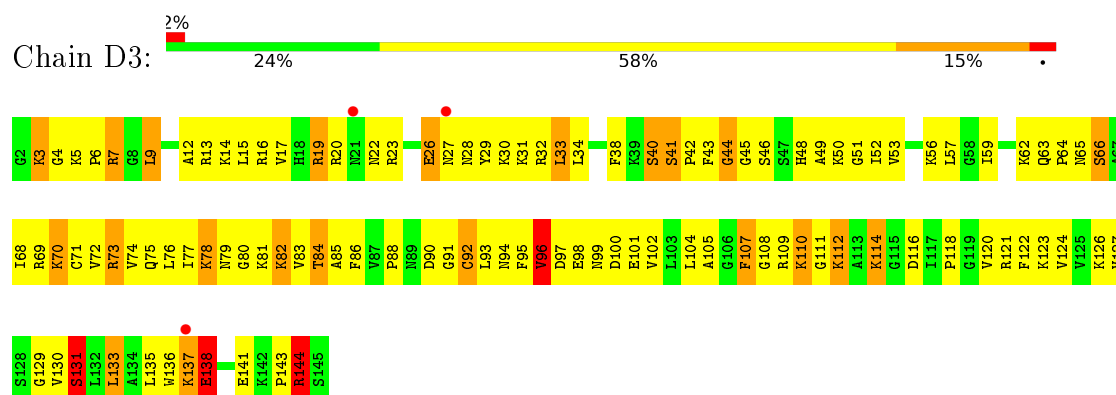
- Molecule 24: 40S ribosomal protein S22-A



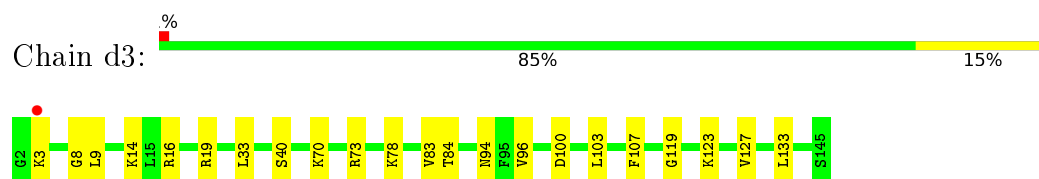
- Molecule 24: 40S ribosomal protein S22-A



- Molecule 25: 40S ribosomal protein S23-A

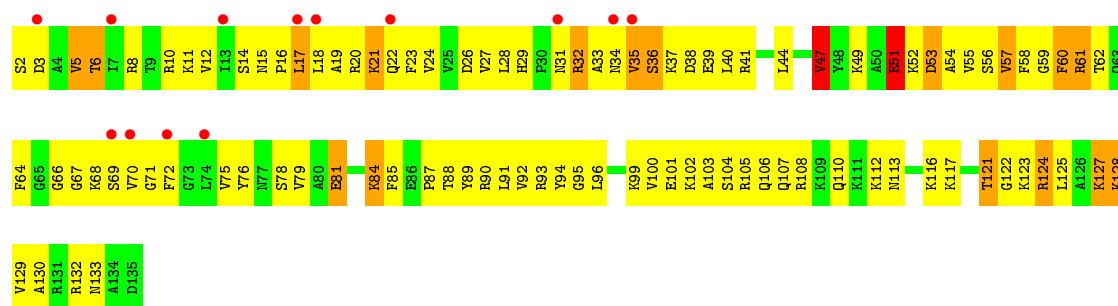


- Molecule 25: 40S ribosomal protein S23-A

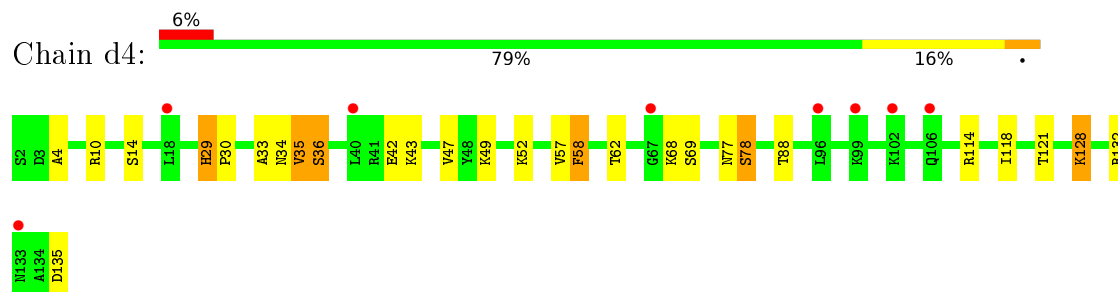


- Molecule 26: 40S ribosomal protein S24-A

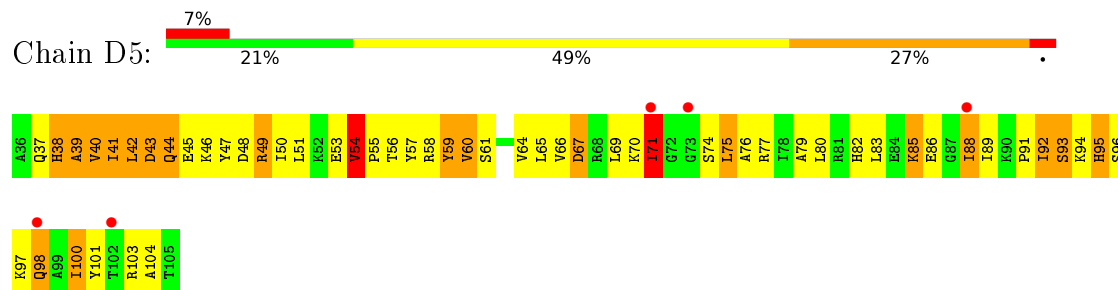




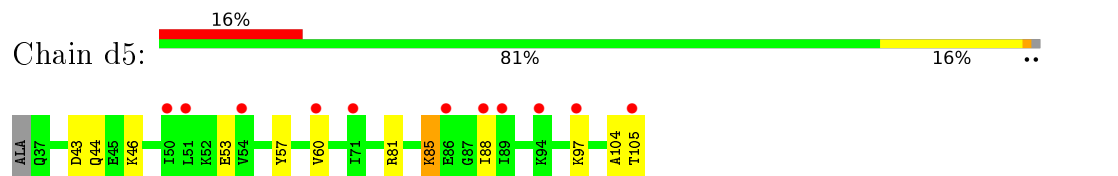
- Molecule 26: 40S ribosomal protein S24-A



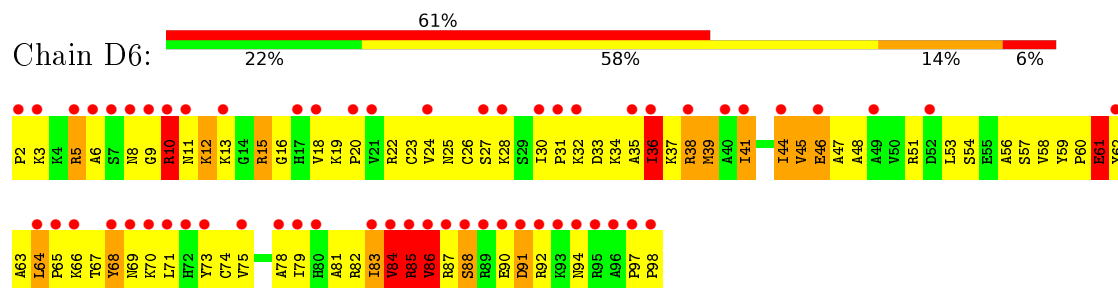
- Molecule 27: 40S ribosomal protein S25-A



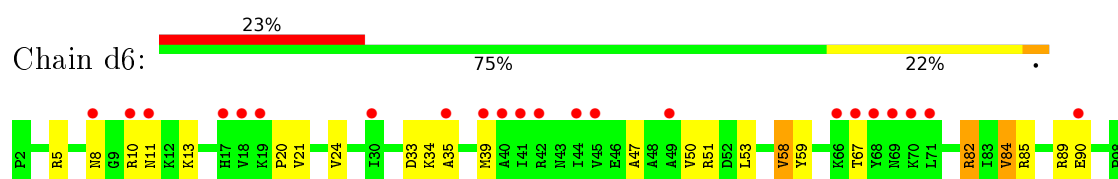
- Molecule 27: 40S ribosomal protein S25-A



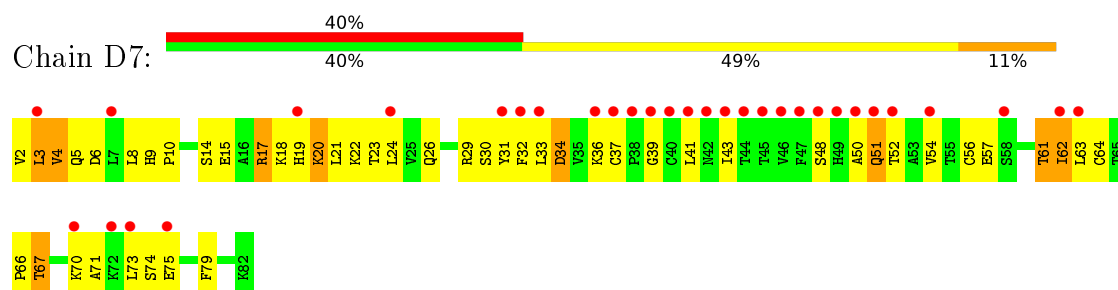
- Molecule 28: 40S ribosomal protein S26-B



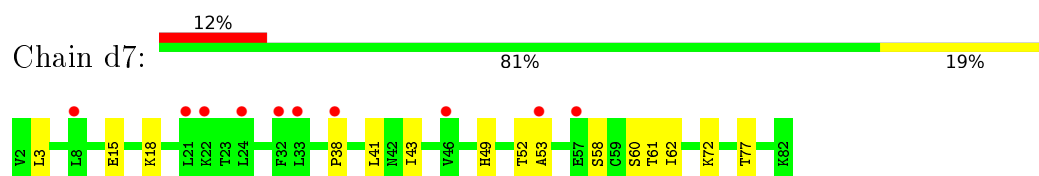
- Molecule 28: 40S ribosomal protein S26-B



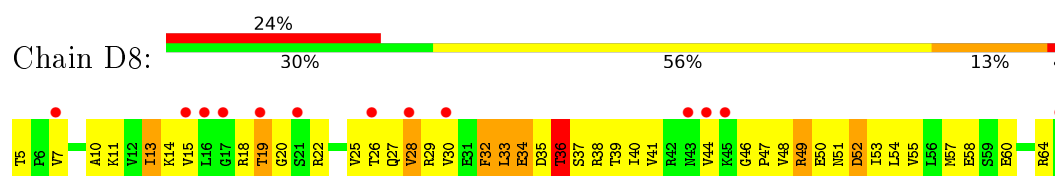
- Molecule 29: 40S ribosomal protein S27-A



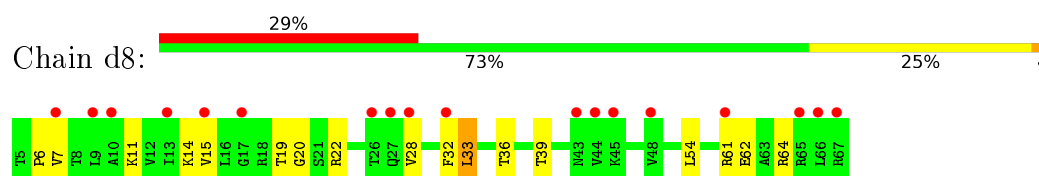
- Molecule 29: 40S ribosomal protein S27-A



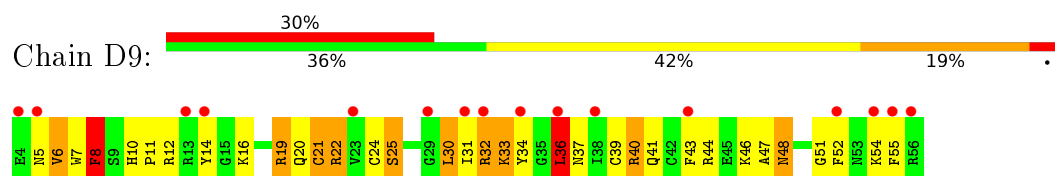
- Molecule 30: 40S ribosomal protein S28-A



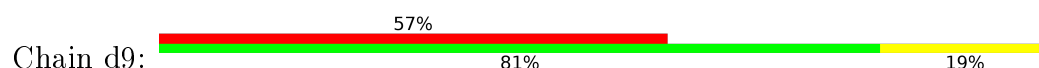
- Molecule 30: 40S ribosomal protein S28-A

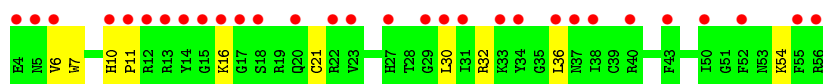


- Molecule 31: 40S ribosomal protein S29-A

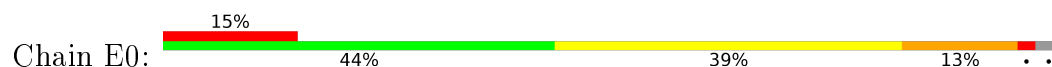


- Molecule 31: 40S ribosomal protein S29-A





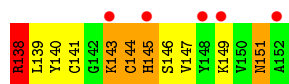
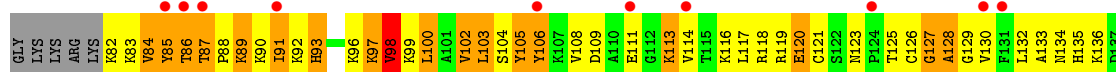
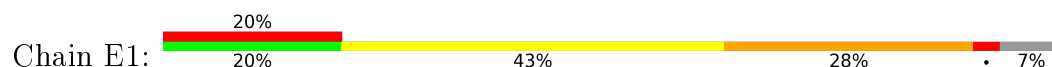
- Molecule 32: 40S ribosomal protein S30-A



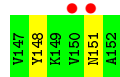
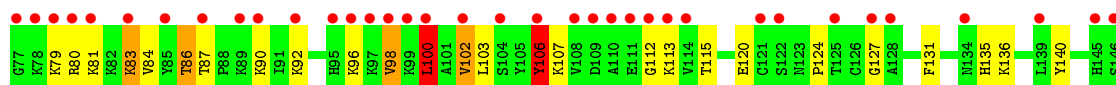
- Molecule 32: 40S ribosomal protein S30-A



- Molecule 33: Ubiquitin-40S ribosomal protein S31

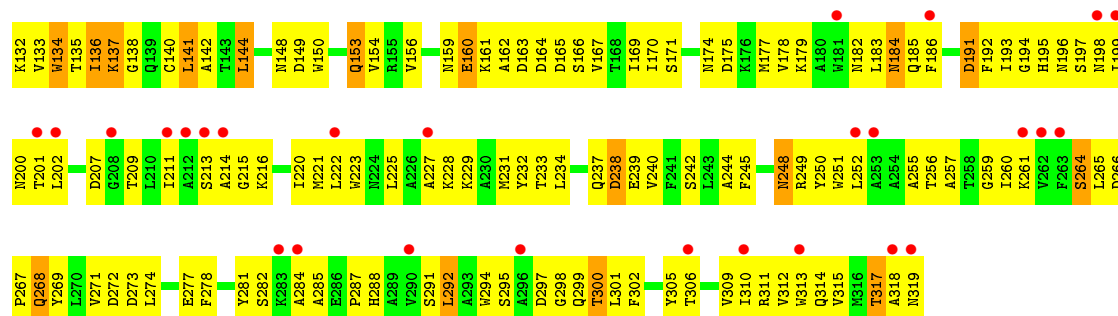


- Molecule 33: Ubiquitin-40S ribosomal protein S31

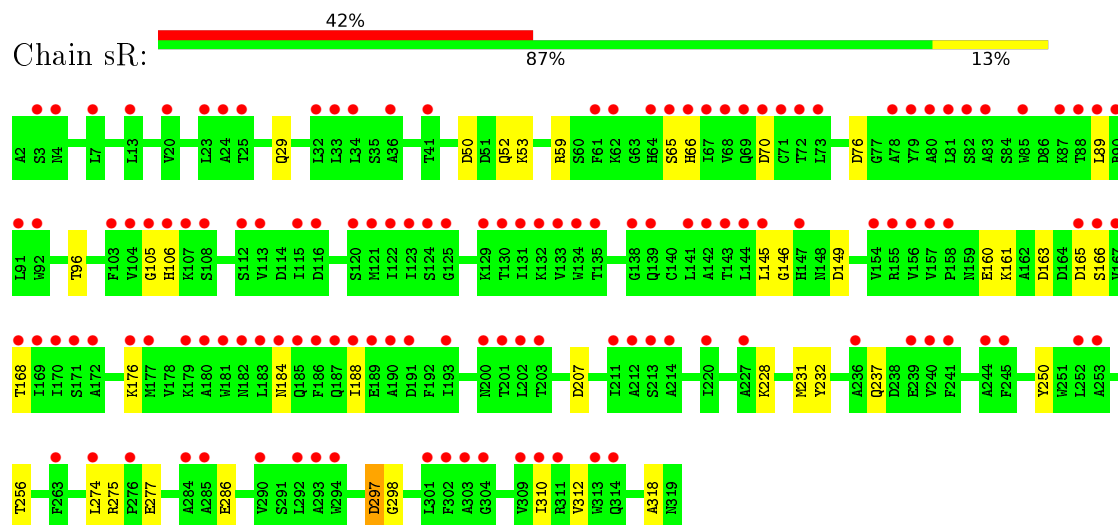


- Molecule 34: Guanine nucleotide-binding protein subunit beta-like protein

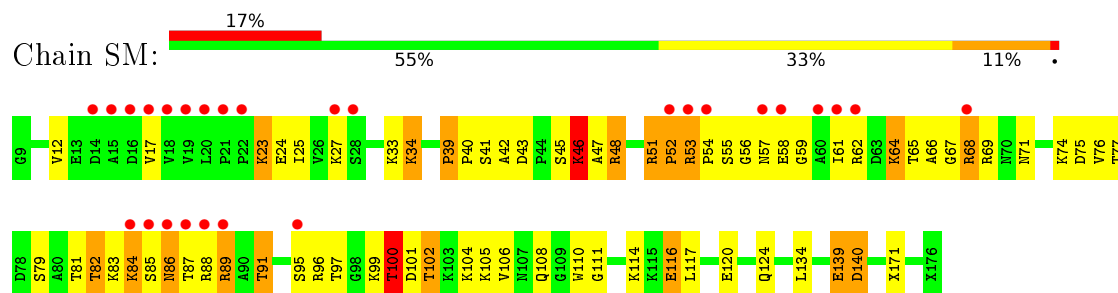




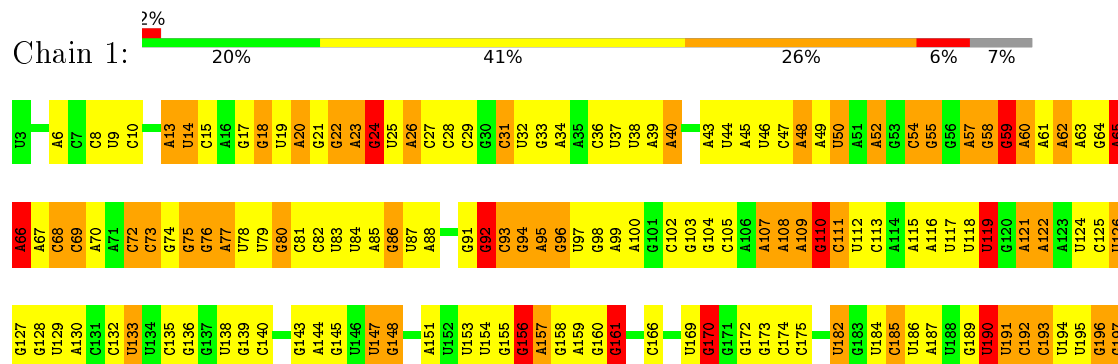
- Molecule 34: Guanine nucleotide-binding protein subunit beta-like protein



- Molecule 35: Suppressor protein STM1, Suppressor protein STM1, Ribosome-bound protein Stm1



- Molecule 36: 25S ribosomal RNA



U1151	G1090	G1024	U860	U899	A837	G774	A706	A645	A585	G517	C	U393	G333	G267	A198
G1162	A1091	G1024	C961	G900	G838	A775	A709	A646	C586	G518	C	C394	A334	A268	A199
A1153	C1092	A1025	A962	G901	C839	U776	A710	A647	U587	A519	U	A395	G335	G269	C200
C1150	A1093	A1026	G963	G902	C840	U777	A711	A648	G588	U520	C	A396	A336	U270	A201
G1155	U1094	G1027	G964	U903	A841	U778	A712	A649	A589	A521	G	A397	G337	G271	G202
C1156	U1095	A1028	A965	A904	G842	G779	G712	G650	G590		U	A398	A338	G272	G203
U1157	U1096	G1029	U966	U905	A843	A780	U713	G651	G591	A527	C	A399	C339	A273	A204
A1158	G1097	A1030	A967	A906	G844	A781	G714	G652	A592	U528	U	G400	C340	G274	C205
C1159	U1098	C1031	G968	G907	G845	U782	A715	A653	C593	A529	C	U401	G341	U275	G206
G1160	A1099	U1032	C969	G908	A846	A783	A716	G654	U594	G530	U	A402	A342	U276	U207
C1161	U1100	U1033	A970	G909	A847	A784	C717	G655	G595	G531	U	C403	U343	G277	C208
U1162	G1101	U1034	G971	G910	A848	G785	G718	A656	G596	A532	U	G404	A344	U278	A209
A1163	A1102	G1035	A972	C911	C849	A786	U719	A657	G597	A533	G	U405	G345	U279	U210
G1164	A1103	A1036	U850	G912	U851	G787	A720	G658	A598	U534	U	G406	C346	U280	A211
A1165	G1104	C1037	C851	A913	C851	G788	A721	G659	C599	U535	G	A407	G347	G281	G212
C1166	G974	C1038		A914		A789	G722	A660	G600		U	A408	A348	G282	A213
U1167	U1107	U1041	G854	A915	G854	U790	G725	G661	A601	U540	U	A409	A349	G283	G214
A1170	U1108		U855	G916	U855	A791	G726	U662	A602	U541	G	U410	C350	G284	G215
G1171	U1110		G856	A917	G856	G792	G727	C663	A603	C542	A	U411	A351	A285	G216
U1172	C1045		G857	C918	G857	C793	G728	U664	G604	C543	G	U412	A352	G286	U217
A1173	A1046		A988	U919	A988	U794	G729	A665	U605	C544	G	U413	G353	G287	G218
G1174	A1047		G859	C920	G859	G795	C730	A666	C606	U545	G	U414	U354	C288	A219
C1175	A1048		C982	A921	G860	U796	C731	C667	A607	C546	G	G415	A355	A289	G220
C1176	C1049		U922	U922	C861	U797	U731	G668	A608	G547	A	A416	C356	G290	A221
G1115	U1050		C923	C923	U862	G798	C732	U669	G609	G548	U	A417	A357	C291	A222
G1116	U1051		U985	G924	C863	G799	G733	C670	G610	U549	U	A418	G358	U292	U223
A1177	U1052		U986	A925	G864	G800	G734	A671	A611	A550	C	G419	U359	C293	C224
C1178	C1118		U987	A926	A672	A801	A735	A672	U612	A551	U	G420	G360	U294	C225
A1179	A1055		U988	C927	A673	C802	A736	G673	G613	G552	C	G421	A361	G295	C226
U1180	U1056		A989	C928	G674	C803	G737	C674	C614	U553	G	A422	U362	G296	G227
A1181	U1057		U990	A929	G675	C804	G742	C676	U615	A554	C	A423	G363	U298	U228
A1182				U930	G676	G805	G743	C677	G616	U555	A	G424	C364	C299	G229
G1186	U1123	U1060	G993	C931	U871	A806	A744	A677	G617	U556	U	G425	A365	G300	U230
C1187	U1124	A1061	G994	U932	U872	A807	A745	G678	C618	A557	U	G426	A366	G301	G231
A1190	U1125	A1062		A933	C873	A808	U747	U679	A619	U558	C	G427	A367	U302	G232
G1127	G1126	G1063	A998	U935	U874	C809	U748	G680	U620	A559	C	A428	G368	G303	G233
C1128	U1128	A1064	G999	A936	G875	A810	C749	U681	A621	G560	A	U429	A369	G304	
A1129	A1129	A1065	C1000	G937	A876	U811	G750	U682	A622	G561	C	U430	U370	U305	
G1132	C1132	C1068	G1001	C938	C877	G815	A751	G685	U623	C562	U	U431	G371	A306	
A1133	A1133	U1071	A1002	U939	U879	A816	C752	G686	G624	U563	G	G432	A372	A307	
C1134	G1134	U1072	A1003	G940	U879	A817	C753	G686	G625	G564	U	C435	A373	A313	
A1135	U1073	U1073	A1004	G941	U880	C818	C754	U687	U626	U565	U	A436	A374	U314	
C1201	C1136	A1074	G1005	U942	U881	U819	A755	U688	U627	G566	U	G437	A375	G243	
A1202	U1137	A1075	U1007	C945	U882	A820	C758	A690	U629	G567	U	A438	G376	G244	
C1203	U1138	C1076	C886	U946	U883	C824	A755	U689	A630	A569	U	C439	A377	U316	
A1204	G1139	U1077	G887	G947	U884	U825	C759	A691	U631	G572	U	A440	C378	A317	
A1205	G1140	U1078	A888	U947	U885	U826	U762	C694	G632	C573	U	U	C379	A318	
G1206	C1141	A1079	G1012	G950	U889	G826	U764	C695	C634	U574	U	G	U380	G320	
G1207	G1142	U1080	G1013	A951	C890	A827	C765	C696	G635	G575	U	U	U381	C321	
U1208	A1143	U1081	U1014	A952	C891	A828	U766	A697	C636	C576	U	G	A384	A323	
G1209	U1144	U1082	U1015	G953	U892	U829	U767	A698	C637	C577	U	U	A385	A324	
U1210	G1145	C1016	C1016	U954	U893	A830	U768	C700	C638	A578	U	U	A386	G256	
C1146	U1211	A1084	C1017	U955	G894	G831	C769	G701	U640	G579	U	U	A387	U326	
A1212	G1147	A1085	G1018	U956	A895	G831	G770	C702	C641	U581	U	G	A388	U329	
U1215	G1148	C1086	G1019	C957	U896	U834	A771	G703	C642	G582	U	U	G389	G330	
C1216	G1149	U1087	G1020	C958	U897	U835	U772	U704	U643	G583	U	G	G390	G264	
	A1150		G1021	C959	U898	A836	G773	A705	G644	G584	U	C	G392	C332	

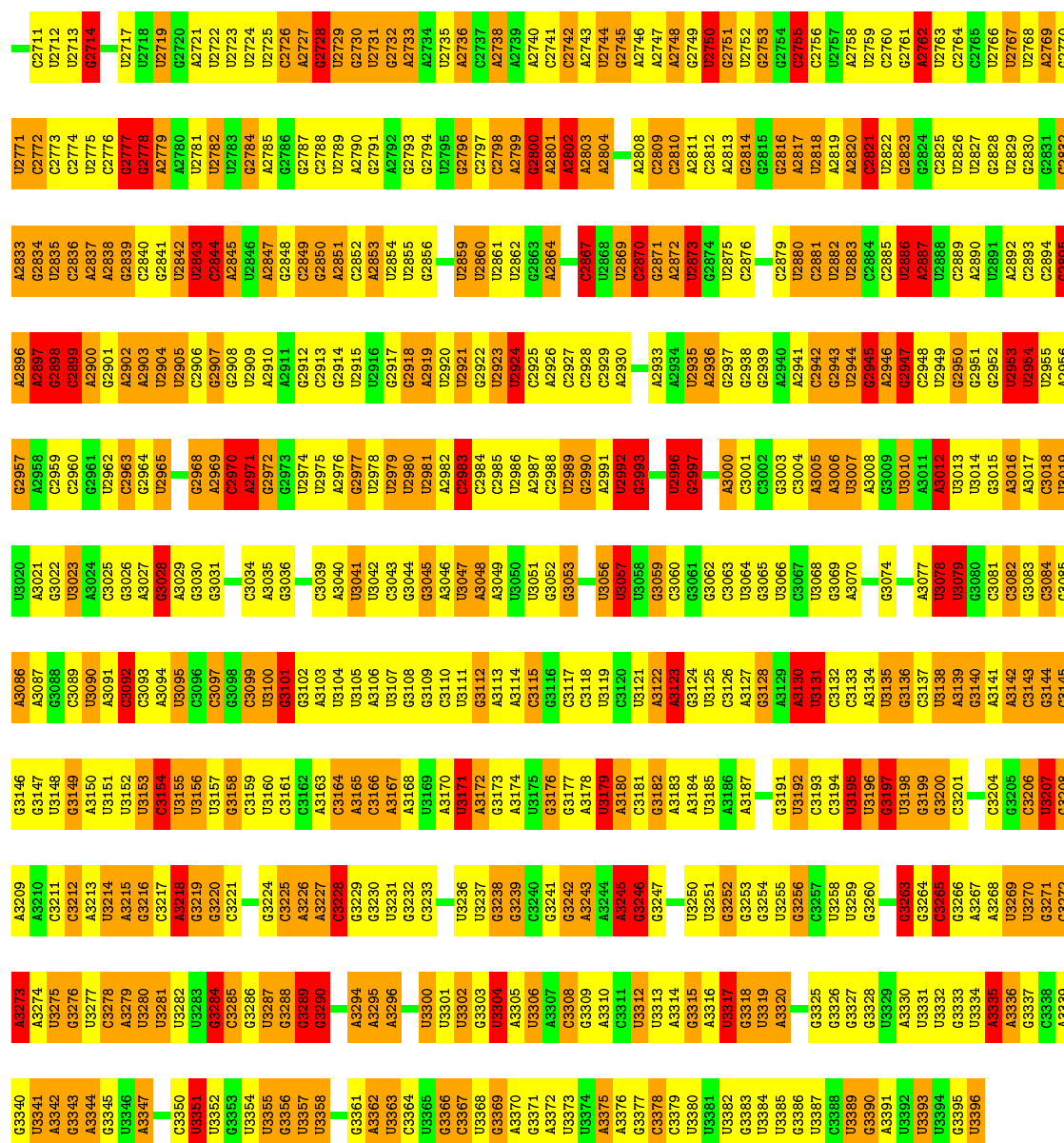


G3075	G3076	G3077	G3078	G3079	G3080	G3081	G3082	G3083	G3084	G3085	G3086	G3087	G3088	G3089	G3090	G3091	G3092	G3093	G3094	G3095	G3096	G3097	G3098	G3099	G3100	G3101	G3102	G3103	G3104	G3105	G3106	G3107	G3108	G3109	G3110	G3111	G3112	G3113	G3114	G3115	G3116	G3117	G3118	G3119	G3120	G3121	G3122	G3123	G3124	G3125	G3126	G3127	G3128	G3129	G3130	G3131	G3132	G3133	G3134																																																																																																																																																																																																																																													
A3012	U3013	U3014	U3015	U3016	A3017	U3018	U3019	U3020	A3021	G3022	U3023	A3024	U3025	G3026	U3027	A3028	A3029	G3030	G3031	A3032	U3033	G3034	U3035	A3036	U3037	G3038	U3039	G3040	A3041	U3042	G3043	U3044	G3045	A3046	U3047	A3048	U3049	U3050	G3051	G3052	G3053	U3054	U3055	U3056	U3057	U3058	U3059	U3060	G3061	G3062	G3063	U3064	G3065	U3066	G3067	A3070	U3071																																																																																																																																																																																																																																															
G2950	G2951	G2952	U2953	U2954	U2955	U2956	U2957	U2958	U2959	U2960	G2961	U2962	G2963	U2964			U2967	G2968	G2969	G3031	A3032	U3033	G3034	U3035	A3036	U3037	G3038	U3039	G3040	A3041	U3042	G3043	U3044	G3045	A3046	U3047	A3048	U3049	U3050	G3051	G3052	G3053	U3054	U3055	U3056	U3057	U3058	U3059	U3060	G3061	G3062	G3063	U3064	G3065	U3066	G3067	A3070	U3071																																																																																																																																																																																																																																														
U2886	U2887	U2888	U2889	U2890	U2891	U2892	U2893	U2894	U2895	U2896	U2897	U2898	U2899	U2900	U2901	U2902	U2903		U2906	G3031	A3032	U3033	G3034	U3035	A3036	U3037	G3038	U3039	G3040	A3041	U3042	G3043	U3044	G3045	A3046	U3047	A3048	U3049	U3050	G3051	G3052	G3053	U3054	U3055	U3056	U3057	U3058	U3059	U3060	G3061	G3062	G3063	U3064	G3065	U3066	G3067	A3070	U3071																																																																																																																																																																																																																																														
G2823	G2824		U2827	U2828	U2829	U2830	U2831	U2832	U2833	U2834	U2835	U2836	U2837	U2838	U2839	U2840	U2841	U2842	U2843	U2844	U2845	U2846	U2847	U2848	U2849	U2850	U2851	U2852	U2853	U2854	U2855	U2856	U2857	U2858	U2859	U2860	U2861	U2862	U2863	U2864	U2865	U2866	U2867	U2868	U2869	U2870	U2871	U2872	U2873	U2874	U2875	U2876	U2877	U2878	U2879	U2880	U2881	U2882	U2883	U2884	U2885																																																																																																																																																																																																																																											
G2761	U2762	U2763	U2764		U2767	U2768	U2769	U2770	U2771	U2772	U2773	U2774	U2775	U2776	U2777	U2778	U2779		U2782	U2783	U2784	U2785	U2786	U2787	U2788	U2789	U2790	U2791	U2792	U2793	U2794	U2795	U2796	U2797	U2798	U2799	U2800	U2801	U2802	U2803	U2804	U2805	U2806	U2807	U2808	U2809	U2810	U2811	U2812	U2813	U2814	U2815	U2816	U2817	U2818	U2819	U2820	U2821	U2822																																																																																																																																																																																																																																													
A2896	G2897	U2898	U2899	U2900	U2901	U2902	U2903		U2906	G3031	A3032	U3033	G3034	U3035	A3036	U3037	G3038	U3039	G3040	A3041	U3042	G3043	U3044	G3045	A3046	U3047	A3048	U3049	U3050	G3051	G3052	G3053	U3054	U3055	U3056	U3057	U3058	U3059	U3060	G3061	G3062	G3063	U3064	G3065	U3066	G3067	A3070	U3071																																																																																																																																																																																																																																																								
U2631	G2632	U2633	U2634	U2635	U2636	U2637	U2638	U2639	U2640	U2641	U2642	U2643	U2644	U2645	U2646	U2647	U2648	U2649	U2650	U2651	U2652	U2653	U2654	U2655	U2656	U2657	U2658	U2659	U2660	U2661	U2662	U2663	U2664	U2665	U2666	U2667	U2668	U2669		U2674	U2675	U2676	U2677	U2678	U2679	U2680	U2681	U2682	U2683	U2684	U2685	U2686	U2687	U2688	U2689	U2690	U2691	U2692	U2693	U2694	U2695																																																																																																																																																																																																																																											
A2896	U2897	U2898	U2899	U2900	U2901	U2902	U2903		U2906	G3031	A3032	U3033	G3034	U3035	A3036	U3037	G3038	U3039	G3040	A3041	U3042	G3043	U3044	G3045	A3046	U3047	A3048	U3049	U3050	G3051	G3052	G3053	U3054	U3055	U3056	U3057	U3058	U3059	U3060	G3061	G3062	G3063	U3064	G3065	U3066	G3067	A3070	U3071																																																																																																																																																																																																																																																								
G2567	G2568	U2569	U2570	U2571	U2572	U2573		U2576	U2577	U2578	U2579	U2580	U2581	U2582	U2583	U2584	U2585	U2586	U2587	U2588	U2589	U2590	U2591	U2592	U2593	U2594	U2595	U2596	U2597	U2598	U2599	U2600	U2601	U2602	U2603	U2604	U2605	U2606	U2607	U2608	U2609	U2610	U2611	U2612	U2613	U2614	U2615	U2616	U2617	U2618	U2619	U2620	U2621	U2622	U2623	U2624	U2625	U2626	U2627	U2628	U2629	U2630																																																																																																																																																																																																																																										
G2503	U2504	U2505	U2506	U2507	U2508		U2509	U2510	U2511	U2512	U2513	U2514	U2515		U2518	U2519	U2520	U2521	U2522	U2523	U2524	U2525	U2526	U2527	U2528	U2529	U2530	U2531	U2532	U2533	U2534	U2535	U2536	U2537	U2538	U2539	U2540	U2541	U2542	U2543	U2544	U2545	U2546	U2547	U2548	U2549	U2550	U2551	U2552	U2553	U2554	U2555	U2556	U2557		U2560	U2561	U2562	U2563	U2564	U2565	U2566	U2567	U2568	U2569	U2570																																																																																																																																																																																																																																						
A2443	U2444	A2445		U2446	U2447	U2448	U2449	U2450	U2451	U2452	U2453	U2454	U2455	U2456	U2457	U2458	U2459	U2460	U2461	U2462	U2463	U2464	U2465	U2466	U2467	U2468	U2469	U2470	U2471	U2472	U2473	U2474	U2475	U2476	U2477	U2478	U2479	U2480	U2481	U2482	U2483	U2484	U2485	U2486	U2487	U2488	U2489	U2490	U2491	U2492	U2493	U2494	U2495	U2496	U2497	U2498	U2499	U2500	U2501	U2502	U2503	U2504	U2505	U2506	U2507	U2508	U2509	U2510	U2511	U2512	U2513	U2514	U2515	U2516	U2517	U2518	U2519	U2520	U2521	U2522	U2523	U2524	U2525	U2526	U2527	U2528	U2529	U2530	U2531	U2532	U2533	U2534	U2535	U2536	U2537	U2538	U2539	U2540	U2541	U2542	U2543	U2544	U2545	U2546	U2547	U2548	U2549	U2550	U2551	U2552	U2553	U2554	U2555	U2556	U2557		U2560	U2561	U2562	U2563	U2564	U2565	U2566	U2567	U2568	U2569	U2570																																																																																																																																																																									
U2380	G2381	G2382	G2383	U2384	G2385	U2386	U2387	U2388	U2389	U2390	U2391	U2392	U2393	U2394	U2395	U2396	U2397	U2398	U2399	U2400	U2401	U2402	U2403	U2404	U2405	U2406	U2407	U2408	U2409	U2410	U2411	U2412	U2413	U2414	U2415	U2416	U2417	U2418	U2419	U2420	U2421	U2422	U2423	U2424	U2425	U2426	U2427	U2428	U2429	U2430	U2431	U2432	U2433	U2434	U2435	U2436	U2437	U2438	U2439	U2440	U2441	U2442	U2443	U2444	U2445	U2446	U2447	U2448	U2449	U2450	U2451	U2452	U2453	U2454	U2455	U2456	U2457	U2458	U2459	U2460	U2461	U2462	U2463	U2464	U2465	U2466	U2467	U2468	U2469	U2470	U2471	U2472	U2473	U2474	U2475	U2476	U2477	U2478	U2479	U2480	U2481	U2482	U2483	U2484	U2485	U2486	U2487	U2488	U2489	U2490	U2491	U2492	U2493	U2494	U2495	U2496	U2497	U2498	U2499	U2500	U2501	U2502	U2503	U2504	U2505	U2506	U2507	U2508	U2509	U2510	U2511	U2512	U2513	U2514	U2515	U2516	U2517	U2518	U2519	U2520	U2521	U2522	U2523	U2524	U2525	U2526	U2527	U2528	U2529	U2530	U2531	U2532	U2533	U2534	U2535	U2536	U2537	U2538	U2539	U2540	U2541	U2542	U2543	U2544	U2545	U2546	U2547	U2548	U2549	U2550	U2551	U2552	U2553	U2554	U2555	U2556	U2557		U2560	U2561	U2562	U2563	U2564	U2565	U2566	U2567	U2568	U2569	U2570																																																																																																											
G2250	G2251	U2252	G2253	U2254	U2255	G2256	U2257	U2258	G2259	U2260	U2261	U2262	U2263	U2264	U2265	U2266	U2267	U2268	U2269	U2270	U2271	U2272	U2273	U2274	U2275	U2276	U2277	U2278	U2279	U2280	U2281	U2282	U2283	U2284	U2285	U2286		U2290	U2291	U2292	U2293	U2294	U2295	U2296	U2297	U2298	U2299	U2300	U2301	U2302	U2303	U2304	U2305	U2306	U2307	U2308	U2309	U2310	U2311	U2312	U2313	U2314	U2315	U2316	U2317	U2318	U2319	U2320	U2321	U2322	U2323	U2324	U2325	U2326	U2327	U2328	U2329	U2330	U2331	U2332	U2333	U2334	U2335	U2336	U2337	U2338	U2339	U2340	U2341	U2342	U2343	U2344	U2345	U2346	U2347	U2348	U2349	U2350	U2351	U2352	U2353	U2354	U2355	U2356	U2357	U2358	U2359	U2360	U2361	U2362	U2363	U2364	U2365	U2366	U2367	U2368	U2369	U2370	U2371	U2372	U2373	U2374	U2375	U2376	U2377	U2378	U2379	U2380	U2381	U2382	U2383	U2384	U2385	U2386	U2387	U2388	U2389	U2390	U2391	U2392	U2393	U2394	U2395	U2396	U2397	U2398	U2399	U2400	U2401	U2402	U2403	U2404	U2405	U2406	U2407	U2408	U2409	U2410	U2411	U2412	U2413	U2414	U2415	U2416	U2417	U2418	U2419	U2420	U2421	U2422	U2423	U2424	U2425	U2426	U2427	U2428	U2429	U2430	U2431	U2432	U2433	U2434	U2435	U2436	U2437	U2438	U2439	U2440	U2441	U2442	U2443	U2444	U2445	U2446	U2447	U2448	U2449	U2450	U2451	U2452	U2453	U2454	U2455	U2456	U2457	U2458	U2459	U2460	U2461	U2462	U2463	U2464	U2465	U2466	U2467	U2468	U2469	U2470	U2471	U2472	U2473	U2474	U2475	U2476	U2477	U2478	U2479	U2480	U2481	U2482	U2483	U2484	U2485	U2486	U2487	U2488	U2489	U2490	U2491	U2492	U2493	U2494	U2495	U2496	U2497	U2498	U2499	U2500	U2501	U2502	U2503	U2504	U2505	U2506	U2507	U2508	U2509	U2510	U2511	U2512	U2513	U2514	U2515	U2516	U2517	U2518	U2519	U2520	U2521	U2522	U2523	U2524	U2525	U2526	U2527	U2528	U2529	U2530	U2531	U2532	U2533	U2534	U2535	U2536	U2537	U2538	U2539	U2540	U2541	U2542	U2543	U2544	U2545	U2546	U2547	U2548



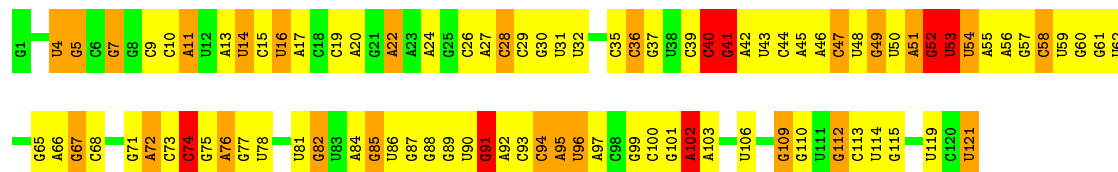
U1622	G1561	C1496	A1433	G1370	G1307	U1241	U1168	A1102	G1035	A972	C911	A847	G779	G712	C650
G1625	C1562	C1497	G1434	A1373	A1308	G1242	A1169	A1103	A1036	A973	G912	A848	A780	U713	C651
	U1564	A1436	A1436	G1374	G1309	G1243	G1170	G1104	C1038	G974	A914		U782	G714	G652
G1628	A1565	C1437	G1437	G1375	G1310	A1244	G1171		C1037	C975	A915	C851	U783	A715	A653
U1629	A1566	U1501	U1438	G1376	G1312	A1245	U1172	A1109	U1039	U976	G916	U852	A784	A716	C654
U1630	U1567	C1502	U1439	G1377	G1313	A1246	U1173	U1110	A1040	C977	G917	U853	G785	C717	C655
C1631	U1568	A1503	G1440	U1378	G1314	G1249	C1175	U1111	U1041	G978	A917	U854	U786	G718	C656
G1632	U1569	A1504	G1441	U1379	U1315	G1250	C1176	A1112	U1042	U979	C918	U855	A786	U719	A656
G1633	U1570		G1442	G1380	A1316	G1251	G1177	G1113	C1043	A980	C919	U856	U720	A720	A657
G1634	A1571	C1508	G1443	A1381	A1317	A1252	G1178	U1114	U1044	U981	A920	U857	C788	G721	G658
G1635	U1572	U1444	G1444		G1318	U1253	A1179	G1115	A1045	C982	A921		U789	G722	G659
U1637	G1573	A1509	U1445	C1385	G1319	G1254	A1180	G1116	A1046	A983	U922	U860	U790	U723	A660
A1638	C1574	A1446	A1446	A1386	C1320	C1255	U1181	C1118	A1048	G984	C923	C861		U724	G661
	A1575	G1447	G1447	G1387	G1321	G1256	A1182		C1049	U985	U924	U862	C793	G725	U662
G1639	A1576	U1448	U1448	U1388	U1322	C1257	C1183	U1121	C1050		A925	C863	U794	G726	C663
G1640	G1577	A1449	G1449	G1389	U1323	U1258	A1184	U1122	U1051	A989	C927	U864	U795	G729	U664
U1641	C1578	G1450	G1450	A1390	U1324	A1259	G1185	U1123	U1052	U990	C928	U865	U796	C729	A665
A1642	C1579	A1451	C1451	C1391	U1325	A1260	C1187	U1124	U1053	G991	A929	U868	U797		A666
A1643	A1580	C1516	A1452	G1392	A1326	G1261	A1190		A1055	A992	U932	C869	U798	G733	C667
G1644	C1581	U1517	A1453	A1393	C1327	G1262	U1191	G1127	U1056	G993	U933	C870	A801	C734	C668
U1645	A1582	U1518	A1454	A1394	C1328	A1263	U1192	U1128	A1057	G994	A933	U871	C802	A735	U669
G1646	A1583	U1519	U1455	G1395	U1329	G1264	A1193	A1129	U1058	U995	G934	U872	C803	G737	C670
A1647	U1584	A1456	G1456	A1396	A1330	U1265	G1194	A1130	G1059	A996	U935	C873	C804	A738	A671
A1648	C1585	G1521	U1457	C1397	U1331	G1266	A1195	G1131	U1060	A997	A936	U874	G805	G739	A672
U1649	G1586	U1522	U1458	U1398		U1267	C1196	C1132	A1061	A998	G937	C875	A806	G740	U673
G1650	A1587	U1523	C1459	A1399	U1334	G1268	A1197	U1133	A1062	G999	C938	C877	A807	U741	C674
U1651	U1588	A1524	A1460	C1400	C1335	U1269	A1198	G1134	G1063	G1000	U939	C878	G742	U742	U675
G1652	A1589	U1525	A1461	A1401	U1336	A1270	C1199	U1135	U1064	G1001	U940	U879	A810	C743	A677
G1653	G1590	U1526	A1462	C1402	A1337	A1271	A1200	C1137	A1065	A1002	G941	U879	U811	A744	G678
G1654	G1591	C1527	U1463	C1403	C1338	G1272	C1201	U1138		A1003	U942	G880	G812	C745	U679
G1655	U1592	U1528	G1464	A1404	C1339	A1273	A1203	G1139	G1066	U1004	U943	C881	G813	A746	G680
A1656	A1593	A1529	U1465	U1405	G1340		A1204	U1138	C1069	G1005	U944	A882	U814	A747	U681
C1657	A1594	U1530	A1466	A1406	U1341	U1276	A1205	C1141	U1070	A1006	C945	A883	A816	U748	U682
G1658	U1595	C1531	A1467	A1407	C1342		A1206	G1142	U1071	U1007	U946	A884	C817	C749	G683
U1659	C1596	C1532	A1468	G1408	A1343	G1281	U1208	A1143	U1072	U1008	G947	U885	C818	G750	G684
G1660	C1597	U1533	G1469	G1409	G1344	G1282	G1209	U1144	U1073	A1009	C948	C886	G819	A751	G685
G1661	G1598	A1534	U1470	U1410	G1345	G1283	G1209	G1145	U1074	G1010	C949	G887	U819	C752	G686
G1662	U1600	G1536		C1411	G1346	G1284	G1209	C1146	A1075	A1011	G950	A888	A820		U687
	A1601	A1537	A1475	G1412	U1347	G1285	U1210	G1147	C1076	G1012	A951	U889	A821	A755	G688
G1665	A1602	U1538	G1476	G1413	U1348	A1286	U1211	C1148	U1077	G1013	A952	G890	U756	G757	U689
A1667	A1603	A1539		G1414	G1349	A1287	G1213	G1149	U1078	U1014	G953	G891	C823	C757	A690
G1668	G1604	U1540	C1416	U1415	A1350	U1288	U1214	A1150	A1079	U1015	U954	U892	C824	U758	A691
G1669	A1605	G1541	G1417	C1416	U1351	G1289	U1215	U1151	A1080	G1016	U955	C893	U825	U759	
G1670	U1606	G1542	A1417	U1417	A1352	A1290		G1152	U1081	C1017	U956	C894	G826	G760	C694
U1671	A1481	C1543	A1418	G1418	U1353		A1221	A1153	U1082	G1018	C957	A895			
U1672	A1482	G1543	A1419	A1419	G1354	U1293	G1222	A1154	G1083	C958	G962	A896	A830	C765	U698
G1673	G1483	U1484	C1420	U1355	A1355	A1294	A1223	C1155	U1084	G1019	C959	U897		C766	A699
G1674	A1485	C1543	G1421	U1356	G1357	G1295	C1224	C1156	A1085	G1020	U960	U898	G835	U767	C700
G1675	G1486	U1549	G1422	G1357		G1296		G1157	C1086	G1021	C961	U899	A836	C768	G701
	A1487	C1424	C1423		C1297	C1297	A1231	A1158		G1024	A962	G900	A837	G769	C702
A1676	G1487	G1424	C1424	C1360	U1298	C1298	U1231	A1159	A1093	A1025	G963	G901	A838	A770	G703
G1677	G1488	U1425	U1425	U1361	G1299	U1299	G1233	A1160	U1094	A1026	C964	G902	C839	A771	G704
G1678	A1489	C1426	G1300	G1233	G1300	G1233	G1234	C1161	U1095	A1027	A965	U903	C840	U772	A705
A1679	U1490	U1427	A1301	U1235	A1301	A1301	U1235	U1162	U1096	U1028	A904	U966	A841	G773	A706
G1680	A1491	A1428	A1302	G1236	A1302	G1236	G1236	A1163	G1087	G1029	A967	U905	G842	G774	U707
U1681	G1492	G1429	A1366	A1303	A1303	A1303	G1237	G1164	A1098		G968	A906	A843	A775	G708
U1682	A1493	U1430	G1367	A1304	G1367	A1304	G1238	A1165	A1099	G1032	C969	G907	G844	U776	A709
A1683	U1494	U1431	U1368	C1239	U1368	A1305	C1239	G1166	U1100	U1033	A970	G908	G845	U777	A710
U1684		U1495	A1369	G1306			A1240	U1167	G1101		G971		A846	U778	A711

G2648	A2580	U2513	U	A2390	G2322	G2361	C2197	U2135	A	U	G	U1990	U1824	C1756	C1685
A2649	U2581	U2514	G	G2391	G2323	A2262	A2198	C2136	G	G	G	A1891	G1825	C1756	U1686
G2650	C2582	A2515	U	C2392	C2324	U2264	C2199	A2137	A	C	C	A1892	C1826	C1759	U1687
G2651	C2583	G2518	A	G2394	A2326	G2267	U2200	A2138	C	U	U	A1893	C1827	C1760	U1688
G2652	G2584	C2519	G	G2395	C2329	U2268	G2201	A2139	G	C	C	A1894	U1831	C1761	U1689
G2653	U2585	A2520	A	G2396	C2330	U2269	C2202	U2140	G	U	U	A1895	G1832	C1762	C1690
G2654	U2587	U2521	U	C2397	C2333	U2270	U2203	U2141	U	G	G	A1896	C1833	U1763	U1691
U2655	G2588	A2522	A	A2398	U2334	G2271	G2204	A2142	C	C	U	A1897	U1834	U1764	U1692
A2657	G2589	A2523	G	G2400	U2335	G2272	G2205	A2143	G	U	U	G1898	C1835	U1765	C1693
G2658	U2590	G2524	G	A2401	U2336	G2273	A2206	A2144	C	A	A	G1899	C1836	G1766	A1696
G2659	A2593	G2525	U	A2402	C2337	U2274	G2207	A2145	U	G	G	A1901	U1837	G1769	A1697
G2660	C2594	C2526	G	A2403	C2338	A2275	U2209	A2146	G	C	C	G1902	G1838	G1770	
G2661	G2600	G2530	G	G2404	C2339	G2276	G2210	U2148	C	G	G	U1903	A1839	C1771	G1700
G2662	A2601	C2531	A	A2405	U2340	G2277	U2211	A2149	U	U	U	G1904	U1840		G1701
G2663	G2602	U2532	G	C2406	U2341	G2278	C2212	G2150	A	A	A	G1905	U1841	G1778	U1702
G2664	G2603	U2533	C	G2407	U2342	G2279	A2213	C2151	C	C	U	G1906	C1842	C1779	U1703
U2665	U2604	G2534	U	U2408	C2343	A2279	A2214	A2152	A	U	U	G1907	C1843	G1780	A1704
G2666	G2605	A2535	U	G2409	U2344	A2280	G2218	U2153	A	A	G	A1908		C1781	U1705
A2667	G2606	A2536	C	U2410	A2345	A2281	A2219	U2154	U	C	U	A1909	C1846	U1782	C1706
U2668	U2537	U2537	G	G2411	C2346	G2282	G2218	U2155	U	U	U	A1910	A1847	U1783	
G2670	U2538	G2412	G	G2413	U2347	G2283	A2222	C2156	A	U	G	A1911	G1848	U1784	C1709
A2671	G2609	C2539	C	A2414	U2348	G2284	G2223	G2157	A2093	U	G	A1912	C1849	U1785	C1710
G2672	G2610	A2540	G	G2415	C2349	G2285	A2224	A2158	C2094	C	A	A1913	C1850	G1786	G1711
A2673	U2611	U2541	C	G2416	C2350	G2287	U2225	G2160		G	C	G1914	G1851	A1787	G1712
G2674	U2612	U2542	C	U2417	U2351	G2288	U2226	G2161	C2098	U	U	A1915	G1852	C1788	G1713
C2675	G2613	U2543	A	U2418	U2352	G2289	U2227		A2100	G	C	A1916	U1853	G1789	A1714
A2676	G2614	U2544	G	G2419	C2353	G2290	C2227	A2164	A2109	U	C	A1917	C1854	G1790	A1715
G2677	G2615	C2545	U	A2419	U2354	G2291	A2228	G2165	U2102	C	C	A1918	U1855	C1791	U1716
G2678	C2616	C2546	G		C2355	U2292		U2166	U2103	U	U	G1919	C1856	C1792	U1717
	U2617	A2547	A	A2424	A2356	U2293	G2232	A2172	A2104	G	G	U1920	C1857	G1793	G1718
U2681	G2618	G2548	A	G2425	A2357	U2294	A2232	A2173		U	U	A1921	A1858	G1794	G1719
G2682	G2619	U2549	A	U2426	U2358	A2295	A2233	G2174	A2107	U	G	A1922	A1859	U1795	U1720
U2683	G2620	U2550	U	U2427	C2359	A2296	G2234	U2175	G2169	U	C	U1923	G1860	G1796	U1724
C2684	G2621	U2551	A	G2428	U2360	U2297	C2235	G2176	A2108	U	G	U1924	G1861	A1797	C1725
C2685	C2622	C2552	C	U2429	A2361	U2298	G2236	G2177	U2109	A	G	U1925	U1862	A1800	G1726
A2686	G2623	U2553	C	A2430	C2362	A2299	G2237	U2178	G2110	C	C	G1926	A1865	U1801	G1727
G2687	U2624	A2554	A	C2431	A2363	U2300	G2238	U2179	G2111	U	U	G1927	U1866	C1802	G1728
U2688	C2625	G2555	C	A2432		G2301	G2239	G2180	U2112	A	C	G1928	C1867	C1803	A1729
A2689	A2626	C2556	U	U2433	G2370	A2302	G2240	A2182	A2113	C	U	G1929	A1868	A1804	G1730
G2690	C2627	A2557	A	U2434	G2371	G2303	U2241	G2183	G2114	G	G	A1930		C1805	
A2691		U2558	C	G2435	G2372	C2304	A2242	G2184	G2115	C	G	U1931	U1871	A1806	G1734
A2692	C2630	U2559	C	U2436	A2373	G2305	A2243	C2179	A2116	C	G	A1932	C1872	G1807	G1735
C2693	U2631	C2560	U	G2437	C2374	C2306	A2244	G2180	G2117	U	A	A1933	U1873	G1808	G1736
A2694	U2632	A2561	U	A2438	G2375	G2307	G2245	C2181	A2118	C	U	G1934	A1874	U1737	G1737
U2695	U2633	U2562	U	G2439	G2376	C2308	G2246	A2182	A2119	U	C	G1935	G1875	A1809	C1738
A2696	U2634		A	G2440	G2377	C2309	G2247	A2183	A2120	G	G	A1936	U1876	A1810	
A2697	U2635	U2563	U	A2441	C2378	U2310	C2248	G2184	G2122	U	C	U1937	U1877	G1811	
G2698	A2636	U2565	A	G2442	U2379	G2311	G2249	G2185	G2123	U	U	G1938	G1878	G1812	A1741
G2699	A2637	C2566		A2443	U2380	A2312	G2250	U2186	G2124	G	U	G1939	A1879	A1813	U1742
G2700	C2638	C2567	G2503	C2444	G2381	A2313	G2251	G2187	A2125	G	G	U1940	A1880	U1815	G1743
U2701	G2639	A2568	U2504	A	G2382	U2314	A2252	A2188	A2126	U	U	U1942	A1881	A1816	G1747
A2702	A2640	U2570	U2505	U	C2383	G2315	U2254	U2189		C	U	G1943	U1884	G1817	G1748
A2703	U2641	U2571	A	A	G2384	G2316	A2255	U2192	U2129	U	G	U1944	A1885	U1818	A1749
A2704	A2642	C2572	G	A	G2385	A2317	A2256	U2193	G2130	C	U	A1945	U1886	U1819	A1750
A2705	A2643	G2573	U2509	A	A2386	U2318	C2257	G2194	A1946	U	G	A1946	A1887	U1820	G1751
G2706	C2644	G2574	G	G	U2388	U2319	U2258	G2195	G1947	U	G	G1947	A1888	U1821	A1752
C2707			U2510	G	U2389	A2320	U2260	C2196	U2133	G	C	G1948	C1889	C1822	
C2708	A2647	G2579	U2512	G	C2389	A2321	U2260		G2134	U	U	G1949		A1823	C1755



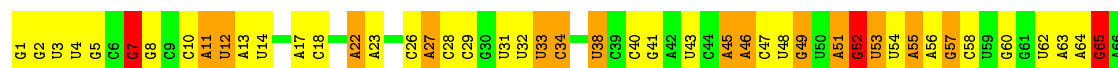
• Molecule 37: 5S ribosomal RNA

Chain 3: 25% 49% 21% 6%




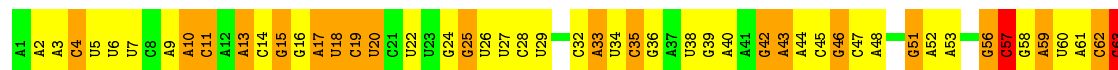
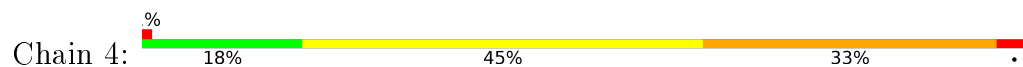
• Molecule 37: 5S ribosomal RNA

Chain 7: 28% 45% 20% 7%

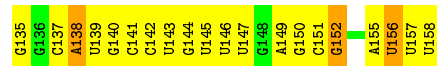




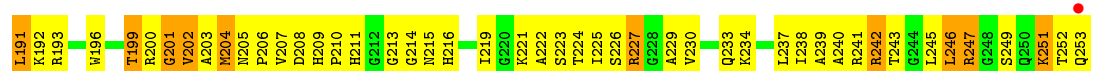
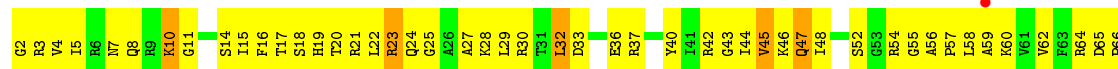
• Molecule 38: 5.8S ribosomal RNA



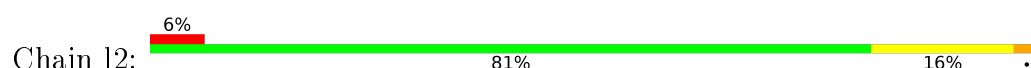
• Molecule 38: 5.8S ribosomal RNA

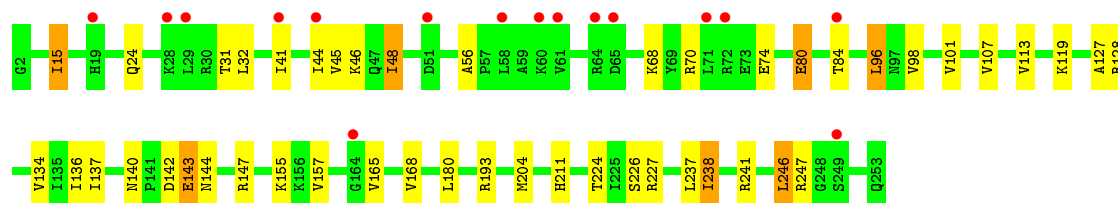


• Molecule 39: 60S ribosomal protein L2-A



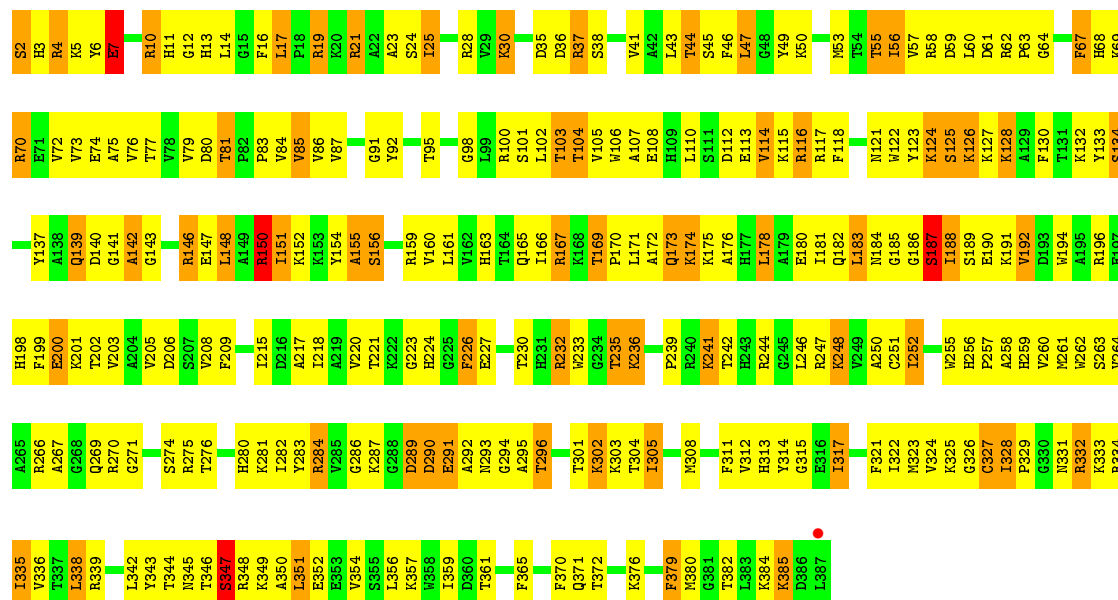
• Molecule 39: 60S ribosomal protein L2-A





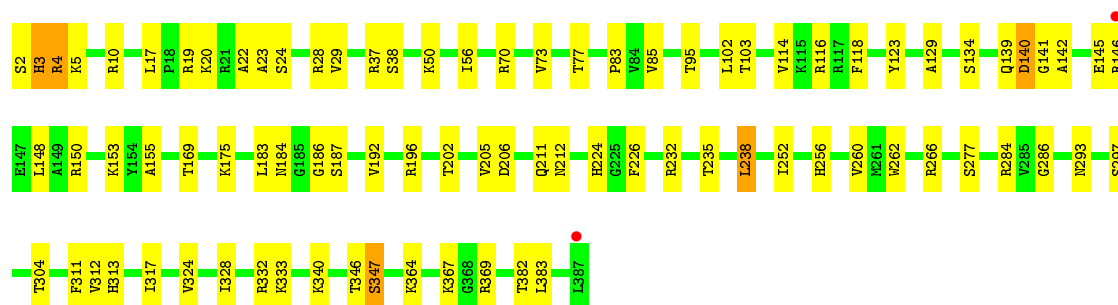
• Molecule 40: 60S ribosomal protein L3

Chain L3: 32% 50% 17%



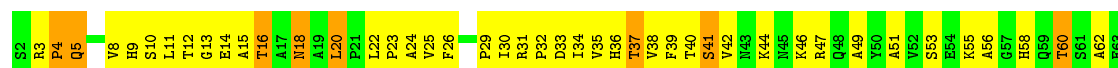
• Molecule 40: 60S ribosomal protein L3

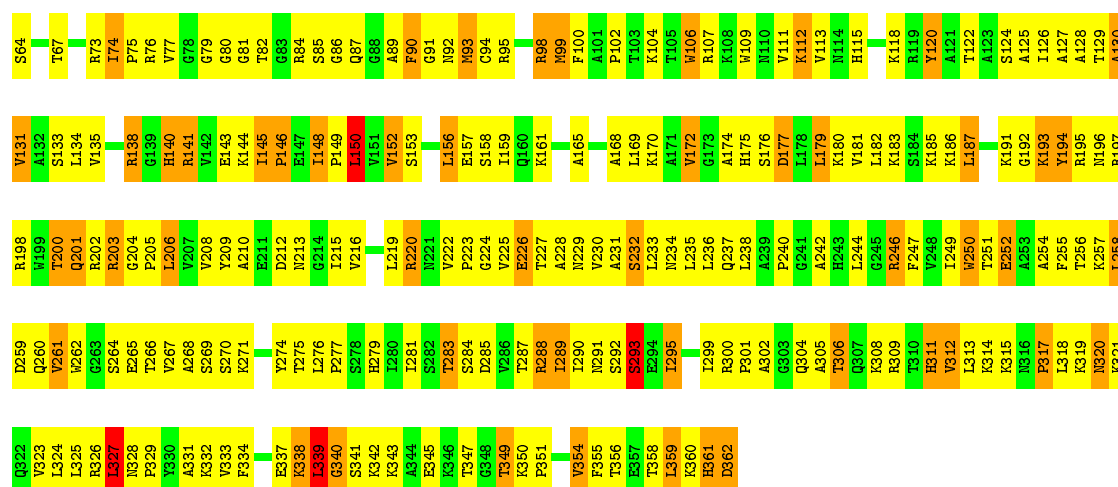
Chain l3: 78% 21%



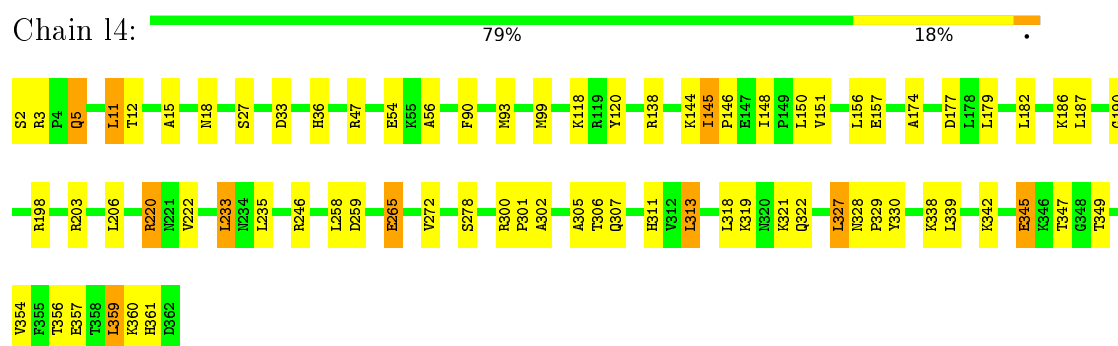
• Molecule 41: 60S ribosomal protein L4-A

Chain L4: 28% 54% 17%

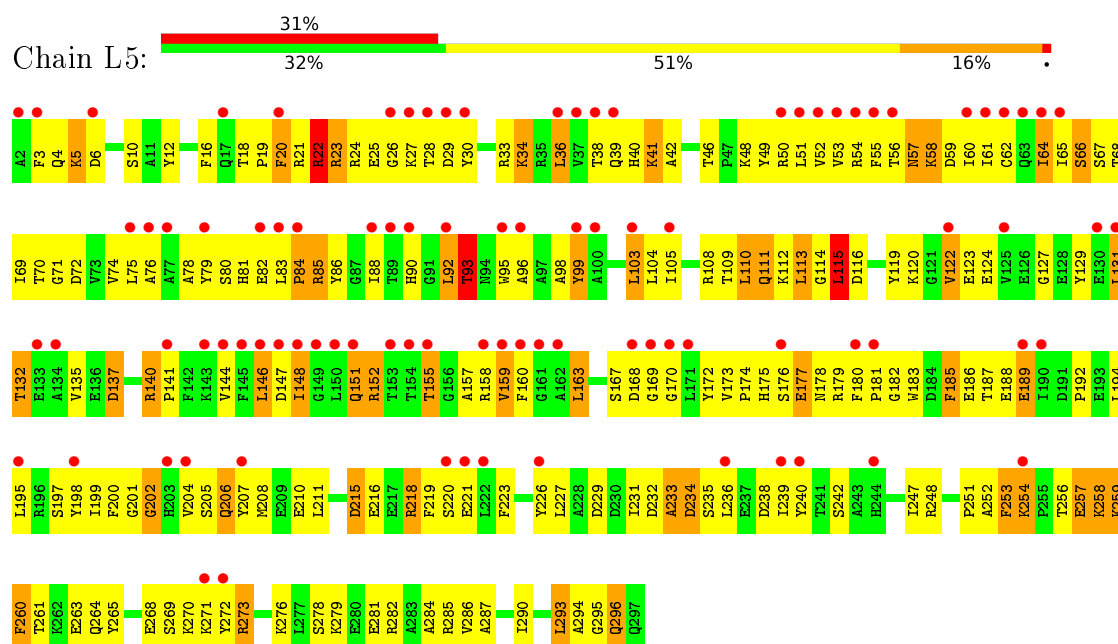




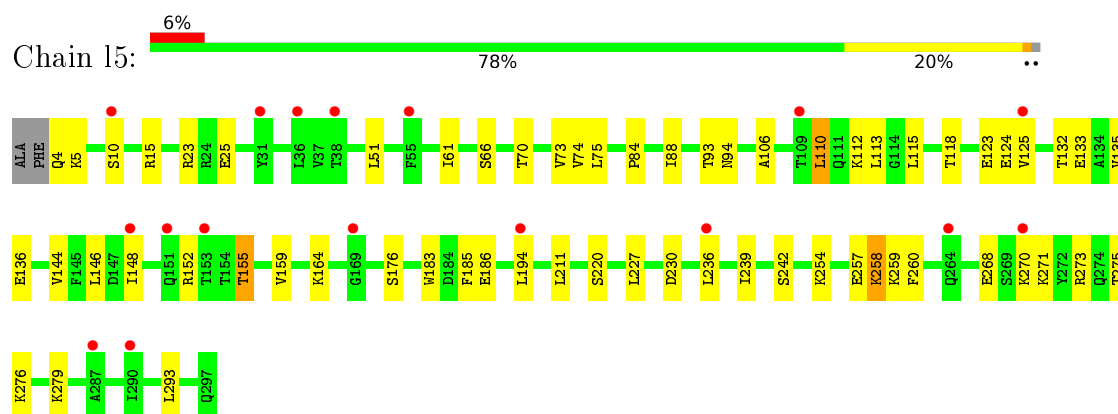
• Molecule 41: 60S ribosomal protein L4-A



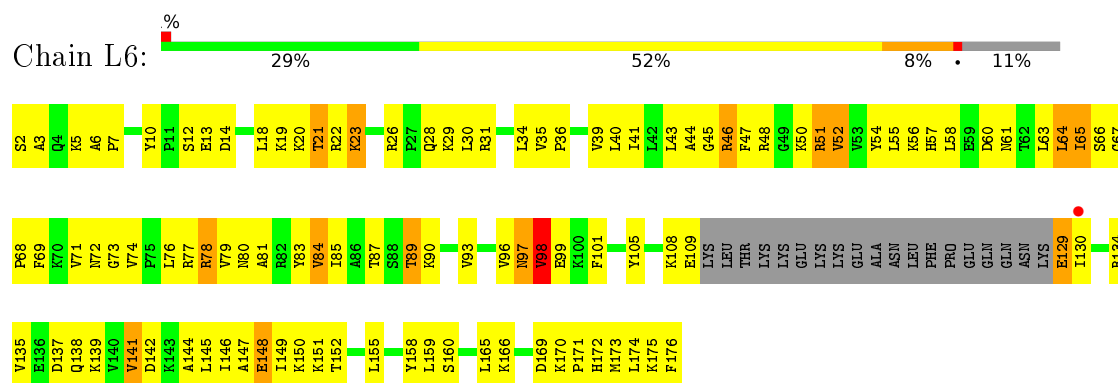
• Molecule 42: 60S ribosomal protein L5



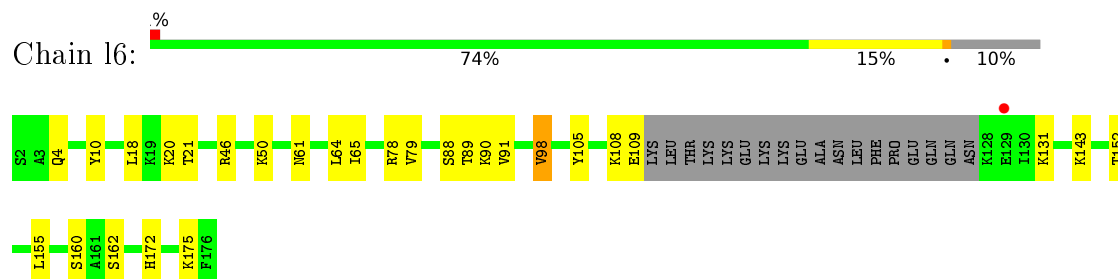
• Molecule 42: 60S ribosomal protein L5



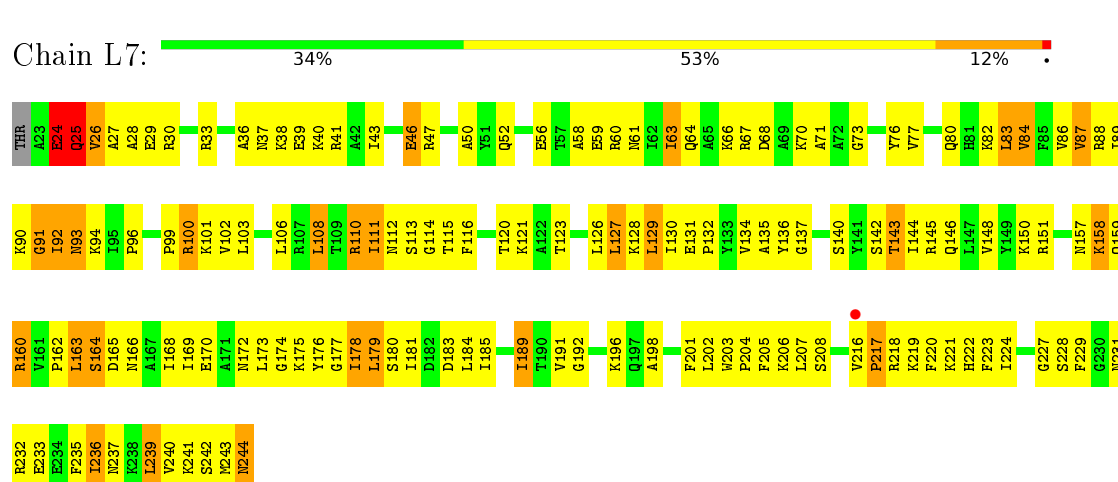
• Molecule 43: 60S ribosomal protein L6-A



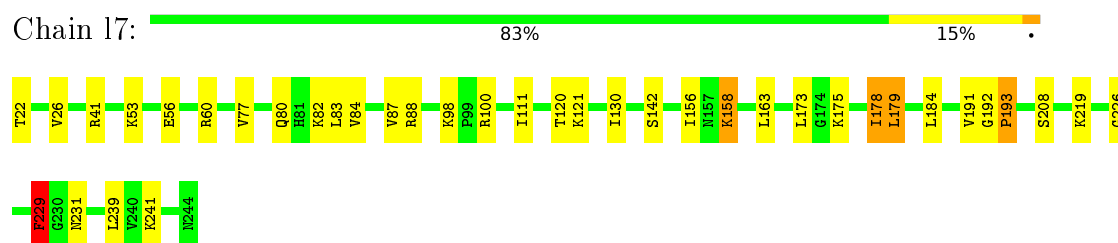
• Molecule 43: 60S ribosomal protein L6-A



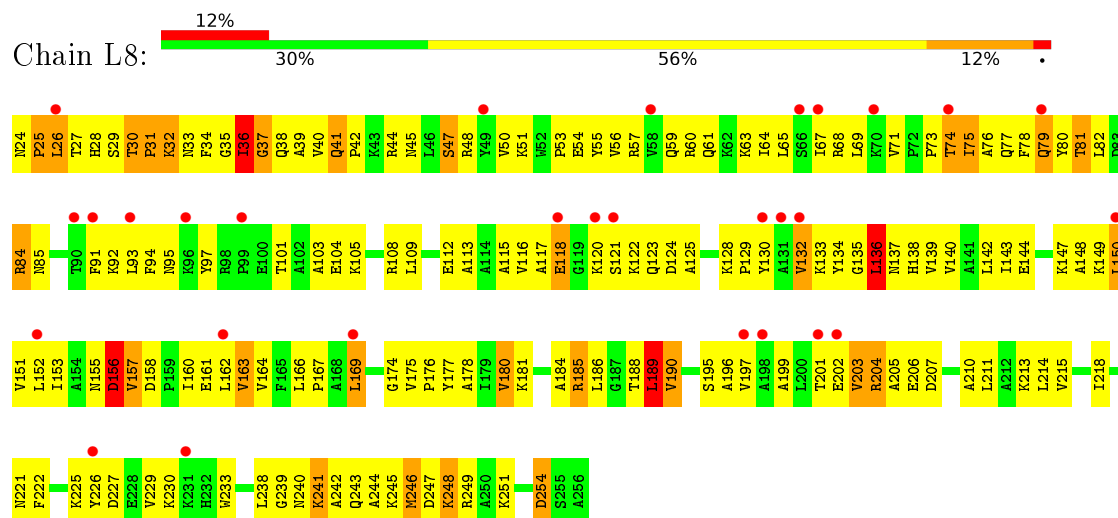
• Molecule 44: 60S ribosomal protein L7-A



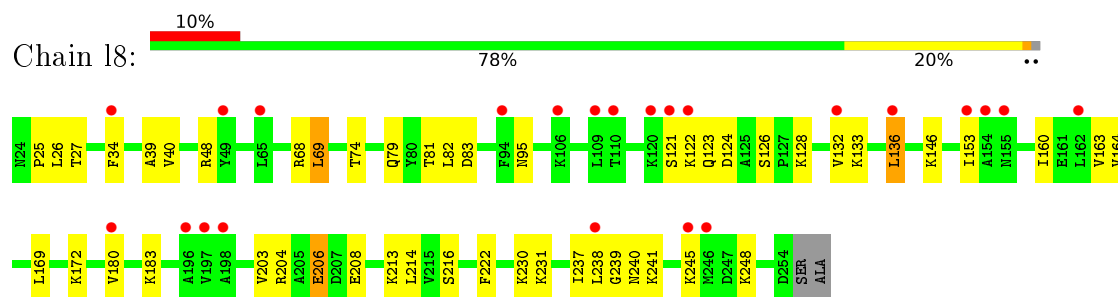
- Molecule 44: 60S ribosomal protein L7-A



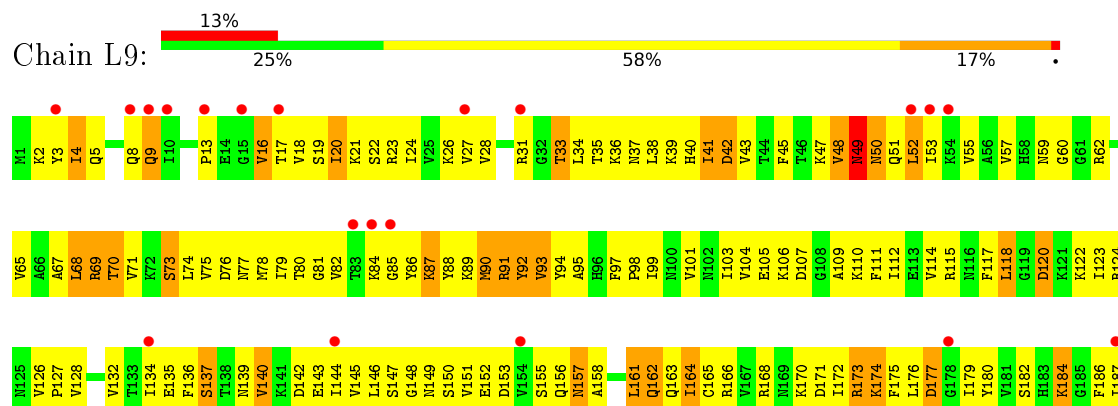
- Molecule 45: 60S ribosomal protein L8-A



- Molecule 45: 60S ribosomal protein L8-A

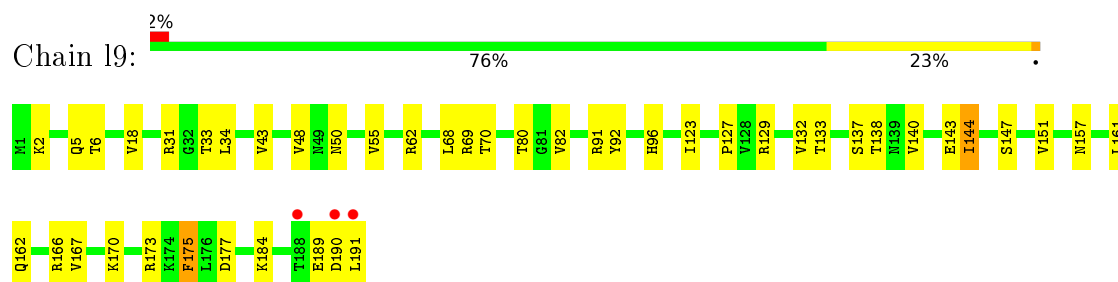


- Molecule 46: 60S ribosomal protein L9-A

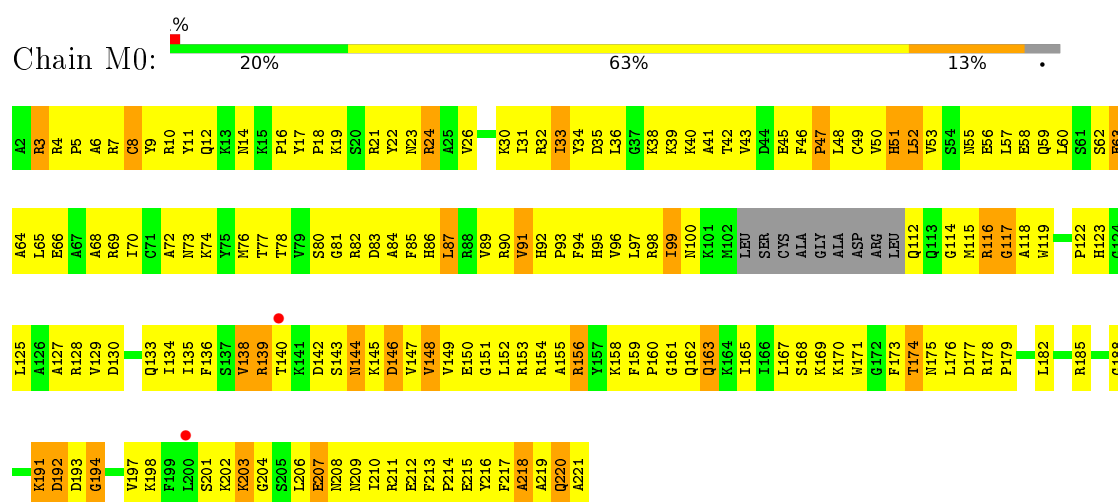




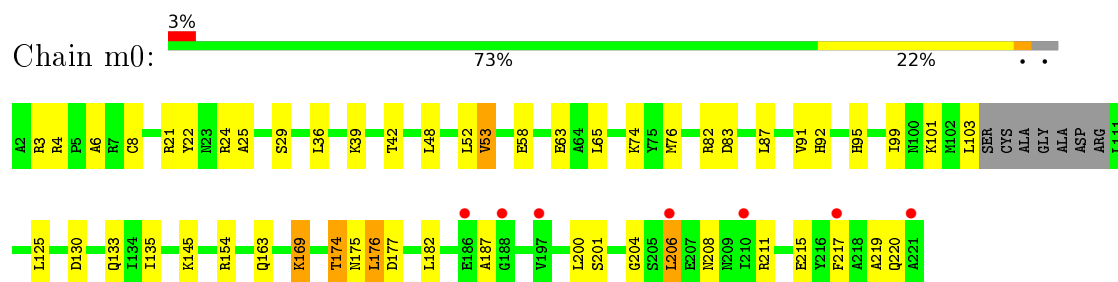
• Molecule 46: 60S ribosomal protein L9-A



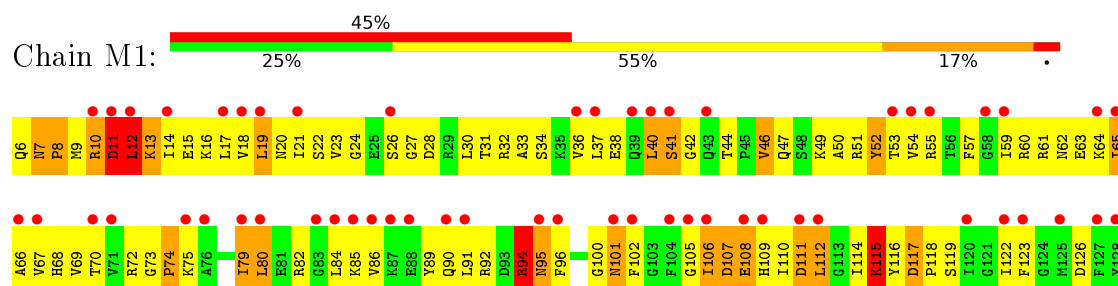
• Molecule 47: 60S ribosomal protein L10

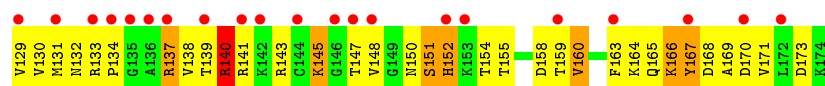


• Molecule 47: 60S ribosomal protein L10

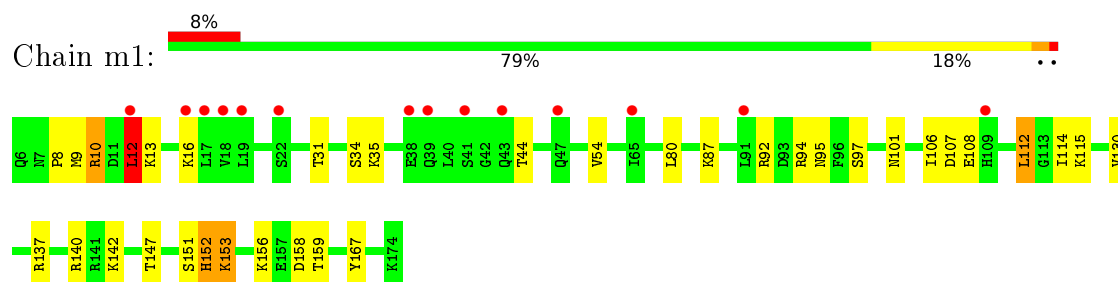


• Molecule 48: 60S ribosomal protein L11-B

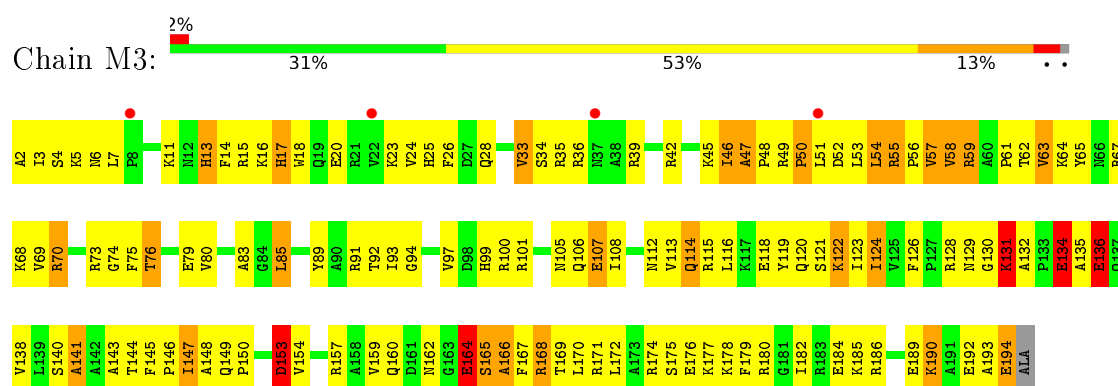




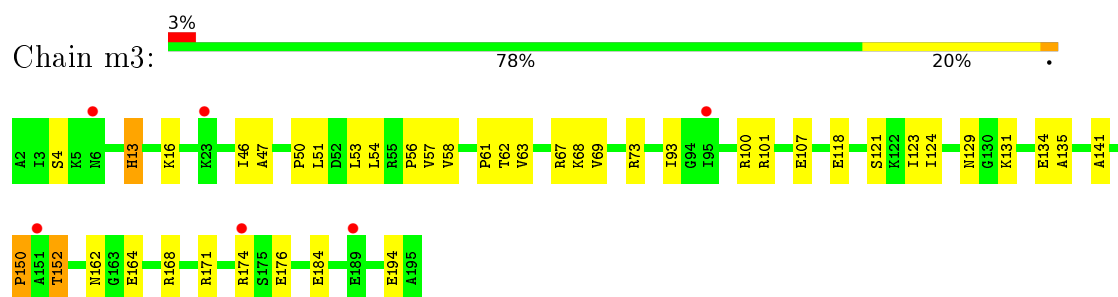
• Molecule 48: 60S ribosomal protein L11-B



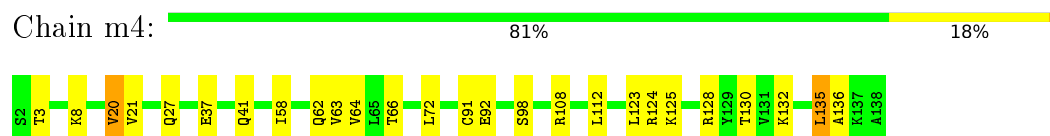
• Molecule 49: 60S ribosomal protein L13-A



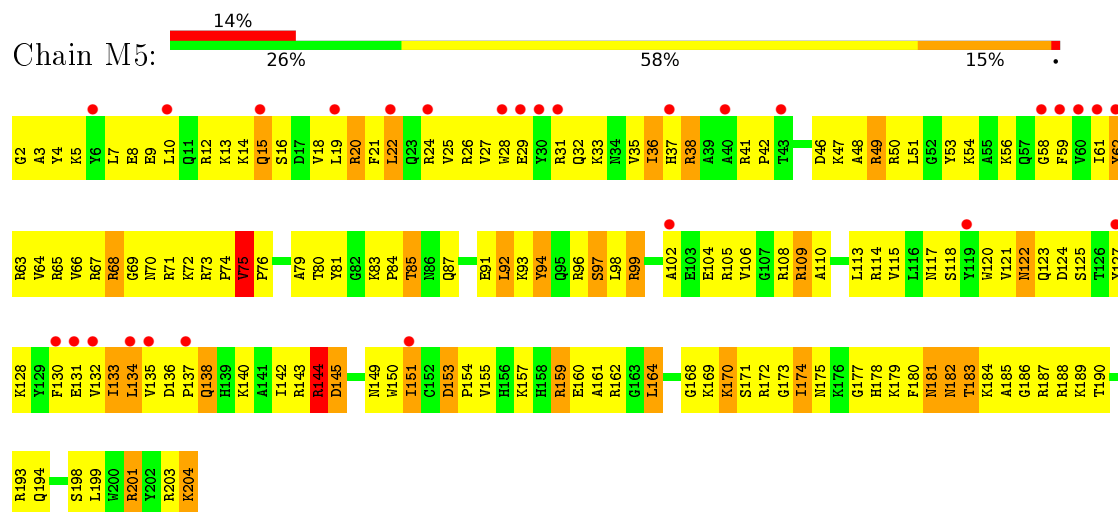
• Molecule 49: 60S ribosomal protein L13-A



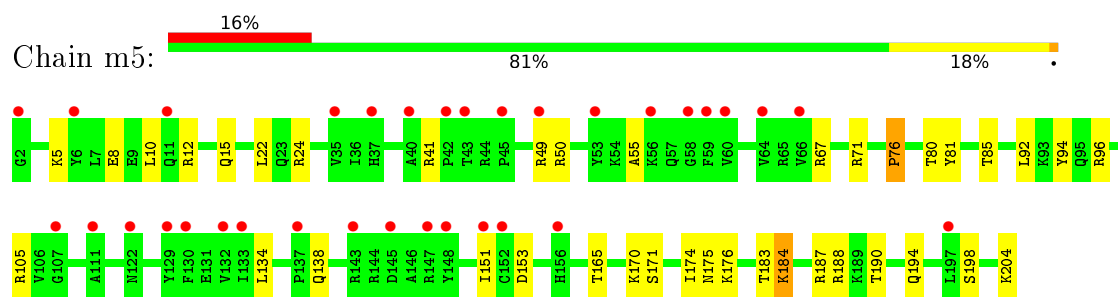
- Molecule 50: 60S ribosomal protein L14-A



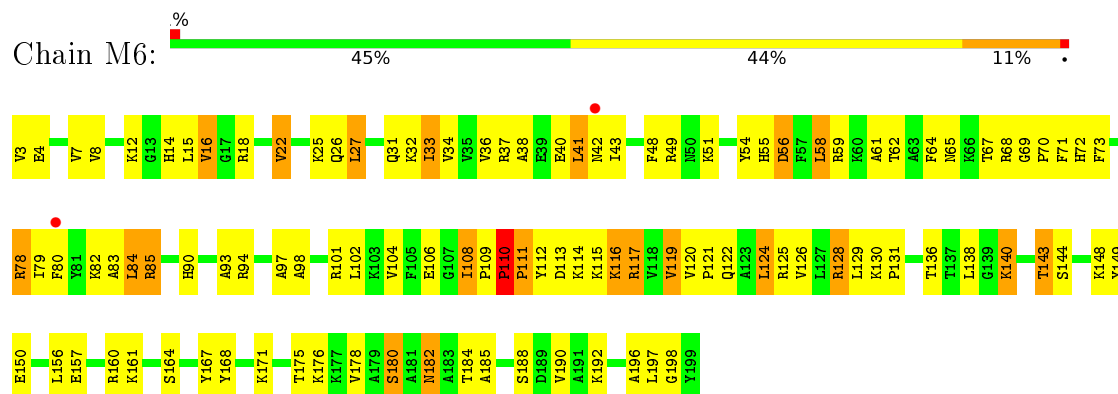
- Molecule 51: 60S ribosomal protein L15-A



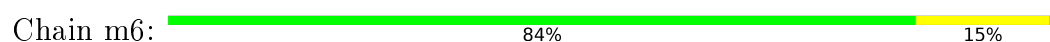
- Molecule 51: 60S ribosomal protein L15-A

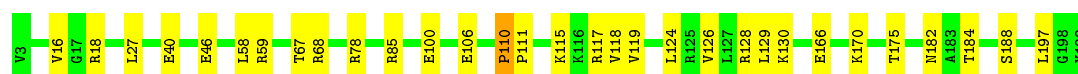


- Molecule 52: 60S ribosomal protein L16-A

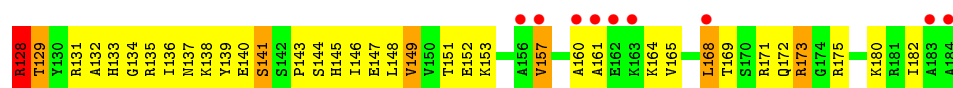
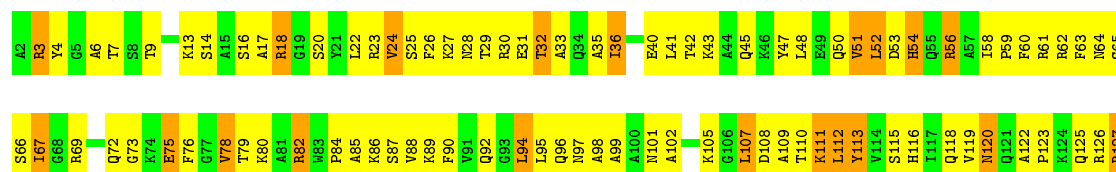


- Molecule 52: 60S ribosomal protein L16-A

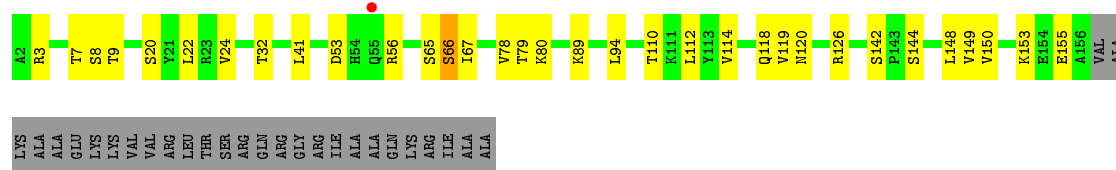




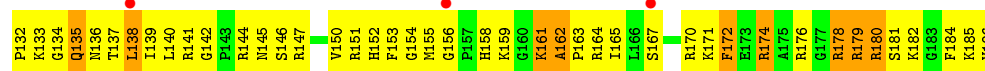
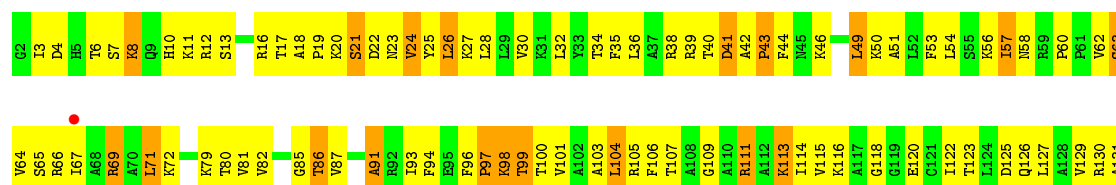
- Molecule 53: 60S ribosomal protein L17-A



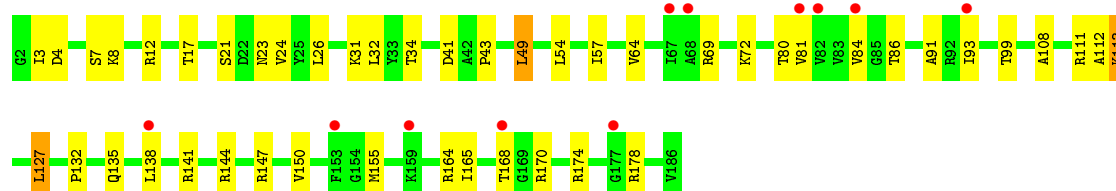
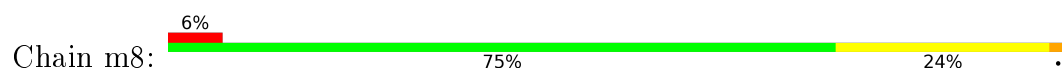
- Molecule 53: 60S ribosomal protein L17-A



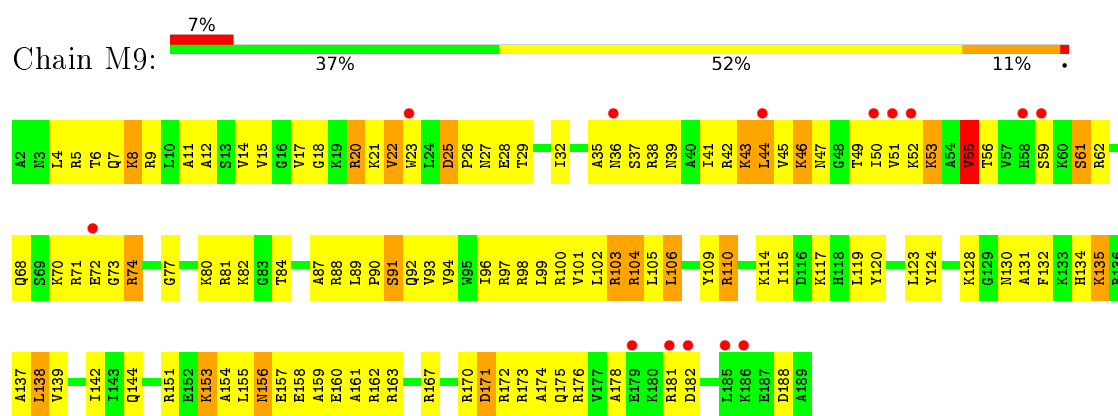
- Molecule 54: 60S ribosomal protein L18-A



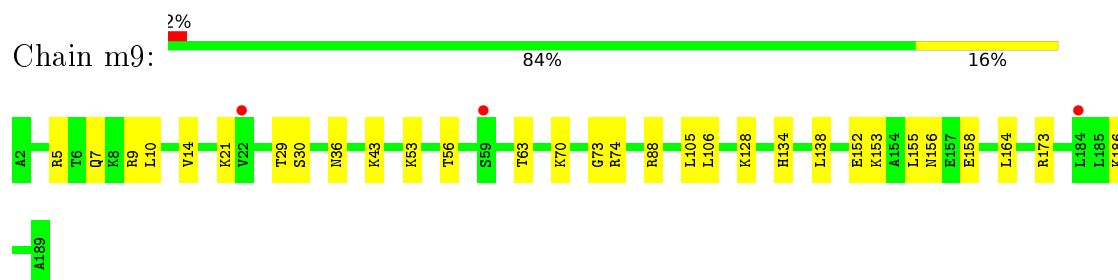
- Molecule 54: 60S ribosomal protein L18-A



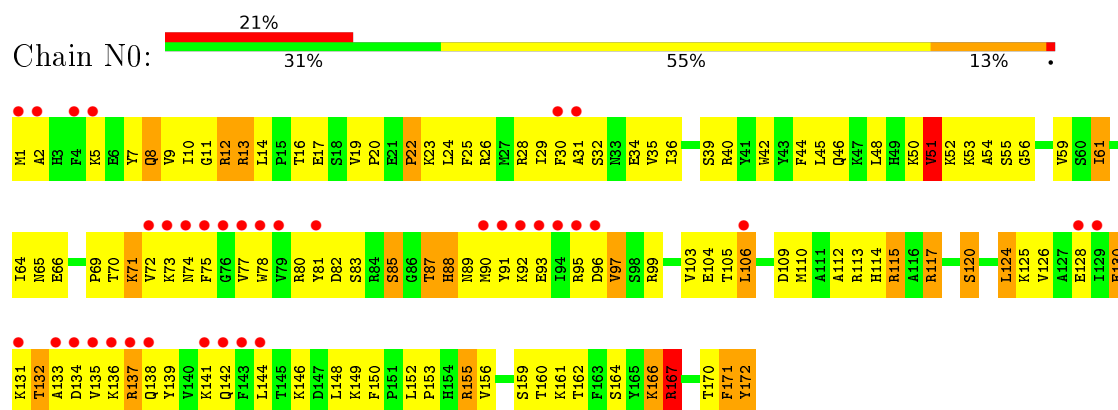
- Molecule 55: 60S ribosomal protein L19-A



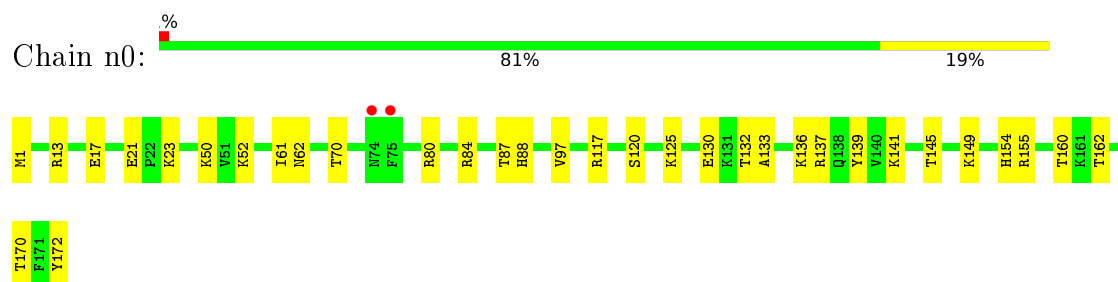
• Molecule 55: 60S ribosomal protein L19-A



• Molecule 56: 60S ribosomal protein L20-A

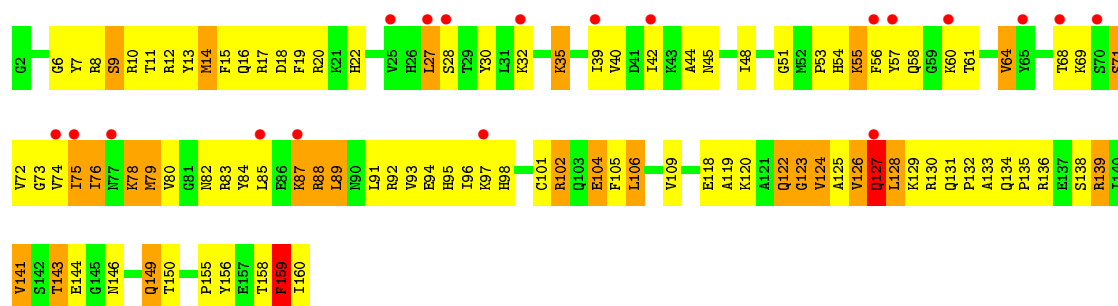


• Molecule 56: 60S ribosomal protein L20-A

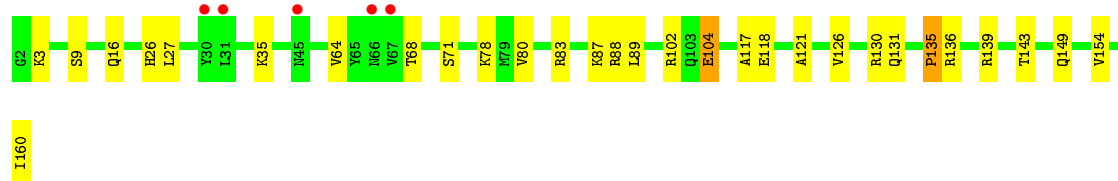
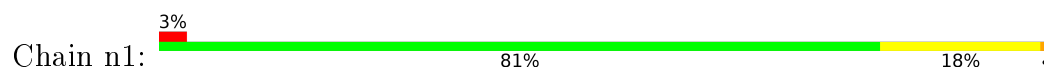


• Molecule 57: 60S ribosomal protein L21-A





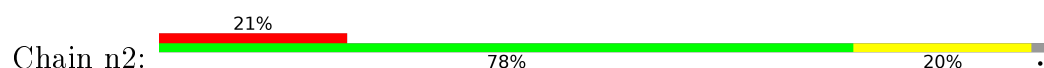
- Molecule 57: 60S ribosomal protein L21-A



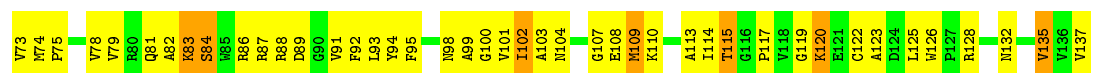
- Molecule 58: 60S ribosomal protein L22-A



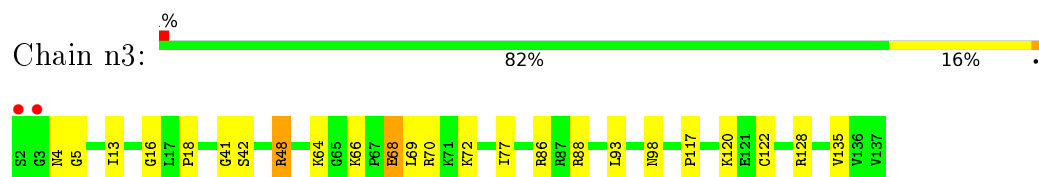
- Molecule 58: 60S ribosomal protein L22-A



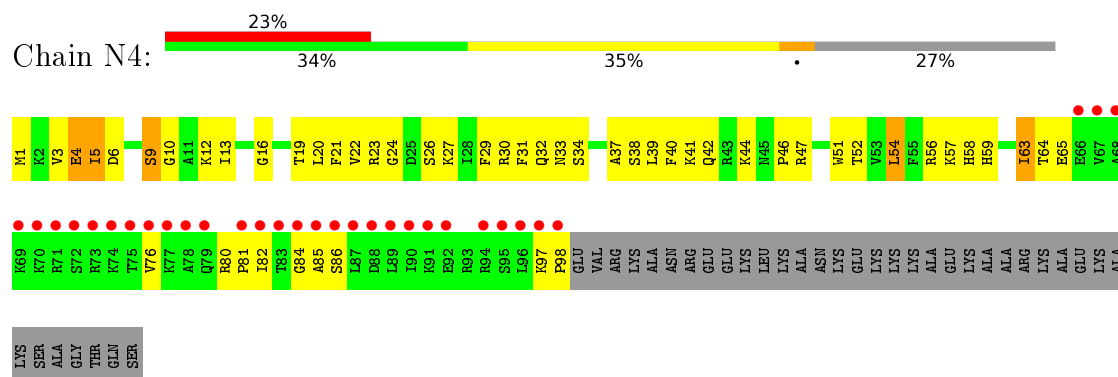
- Molecule 59: 60S ribosomal protein L23-A



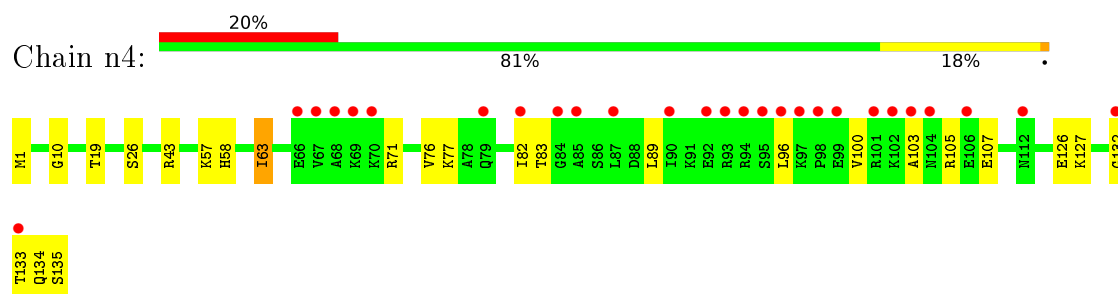
- Molecule 59: 60S ribosomal protein L23-A



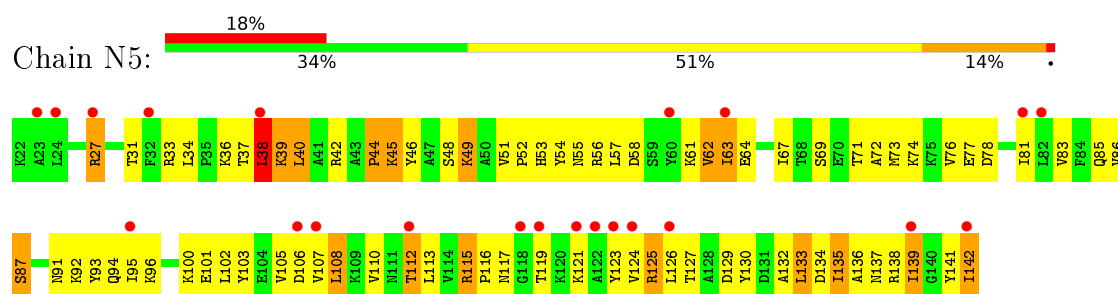
- Molecule 60: 60S ribosomal protein L24-A



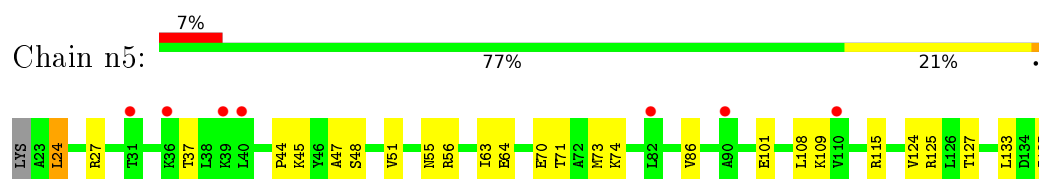
- Molecule 60: 60S ribosomal protein L24-A



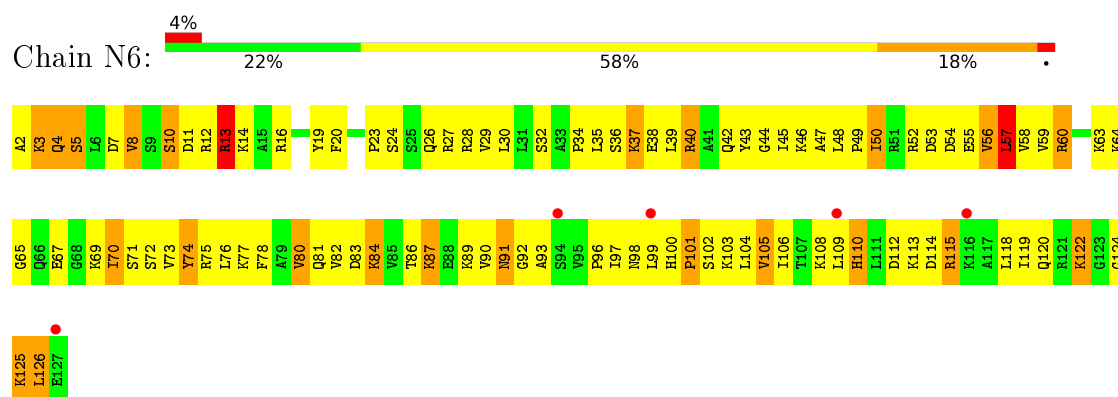
- Molecule 61: 60S ribosomal protein L25



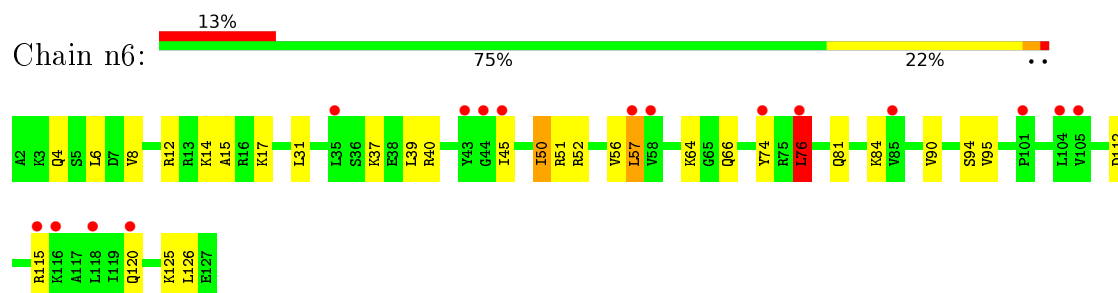
- Molecule 61: 60S ribosomal protein L25



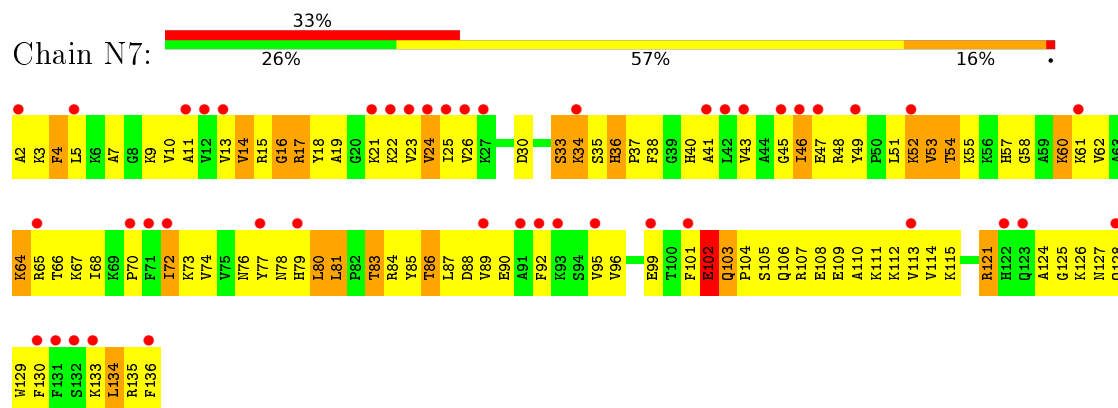
- Molecule 62: 60S ribosomal protein L26-A



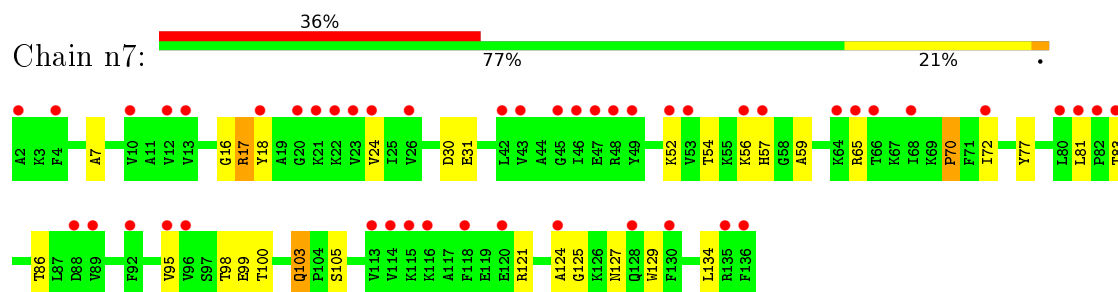
• Molecule 62: 60S ribosomal protein L26-A



• Molecule 63: 60S ribosomal protein L27-A

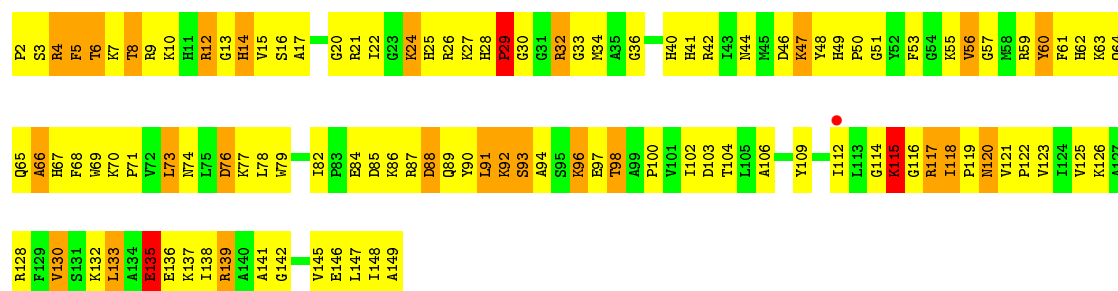


• Molecule 63: 60S ribosomal protein L27-A

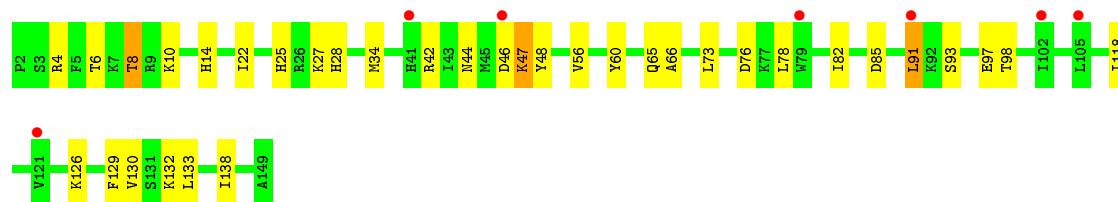
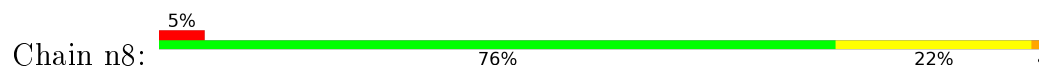


• Molecule 64: 60S ribosomal protein L28

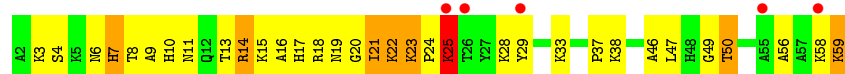
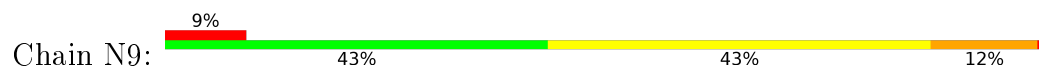




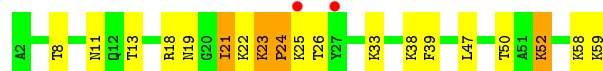
- Molecule 64: 60S ribosomal protein L28



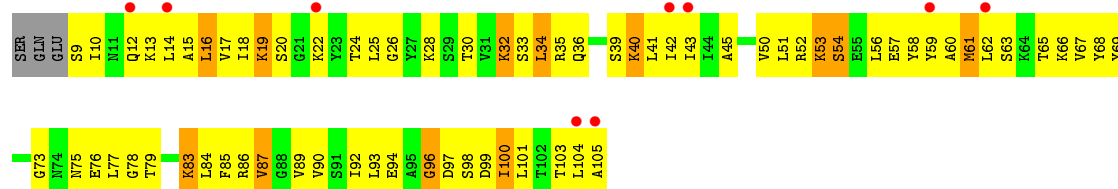
- Molecule 65: 60S ribosomal protein L29



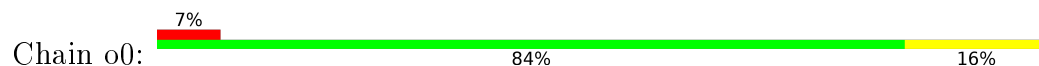
- Molecule 65: 60S ribosomal protein L29

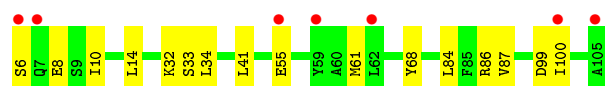


- Molecule 66: 60S ribosomal protein L30

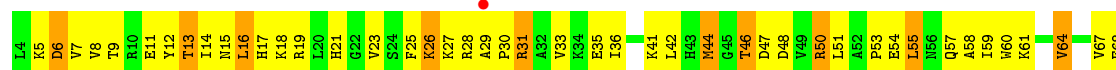


- Molecule 66: 60S ribosomal protein L30

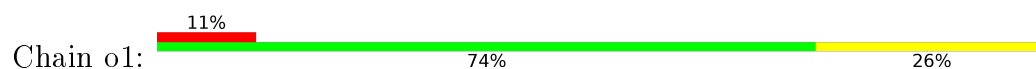




- Molecule 67: 60S ribosomal protein L31-A



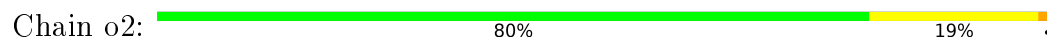
- Molecule 67: 60S ribosomal protein L31-A



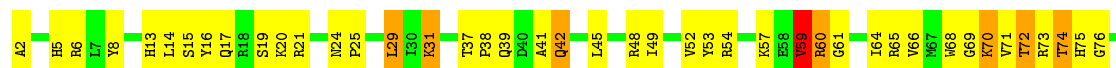

- Molecule 68: 60S ribosomal protein L32



- Molecule 68: 60S ribosomal protein L32




- Molecule 69: 60S ribosomal protein L33-A



- Molecule 69: 60S ribosomal protein L33-A

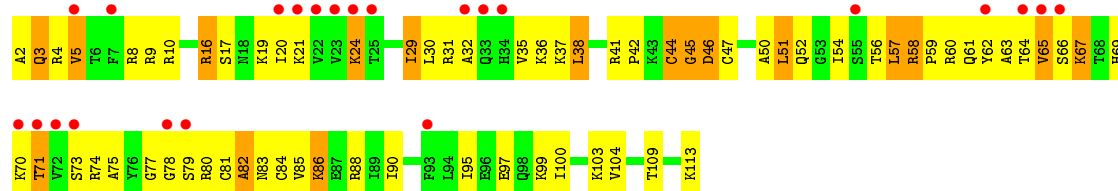


Chain o3: 




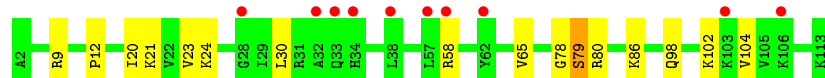
- Molecule 70: 60S ribosomal protein L34-A

Chain O4: 



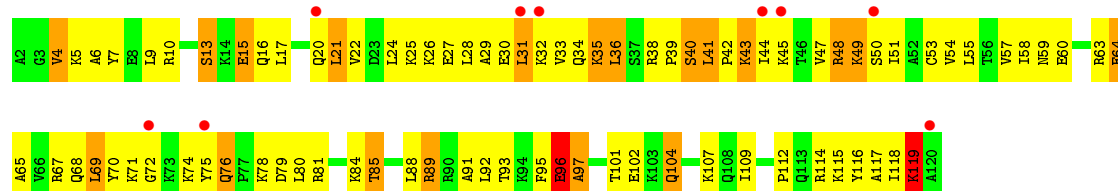
- Molecule 70: 60S ribosomal protein L34-A

Chain o4: 




- Molecule 71: 60S ribosomal protein L35-A

Chain O5: 



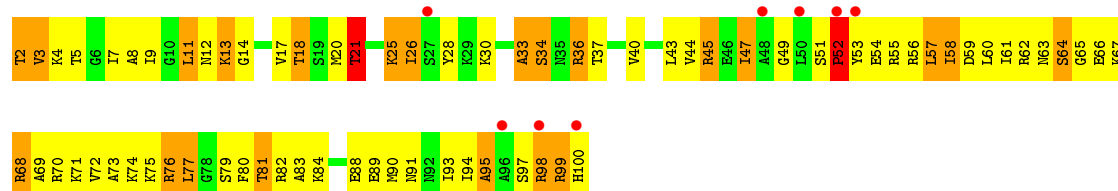
- Molecule 71: 60S ribosomal protein L35-A

Chain o5: 

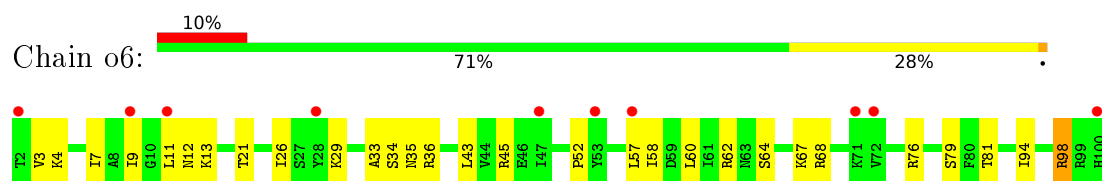


- Molecule 72: 60S ribosomal protein L36-A

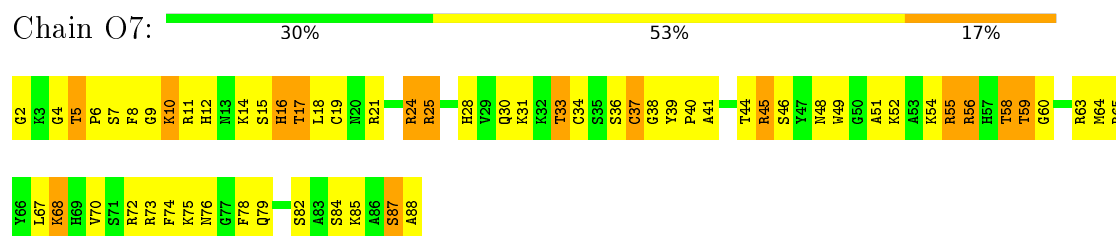
Chain O6: 



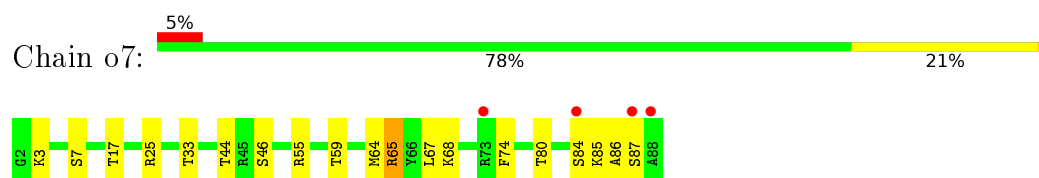
- Molecule 72: 60S ribosomal protein L36-A



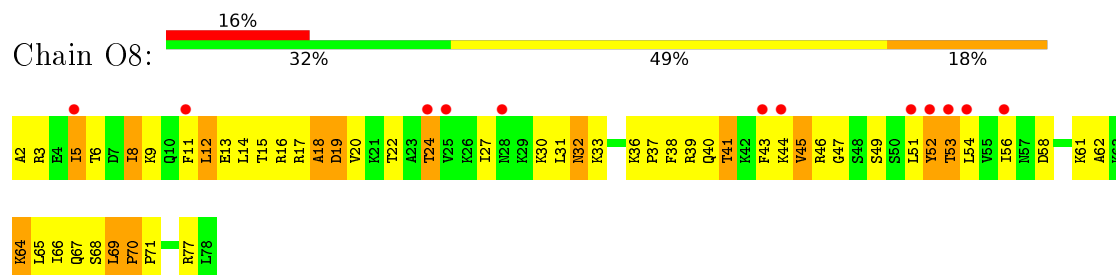
- Molecule 73: 60S ribosomal protein L37-A



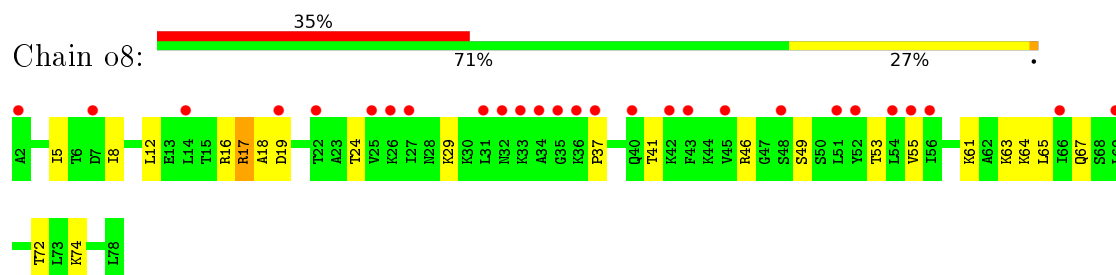
- Molecule 73: 60S ribosomal protein L37-A



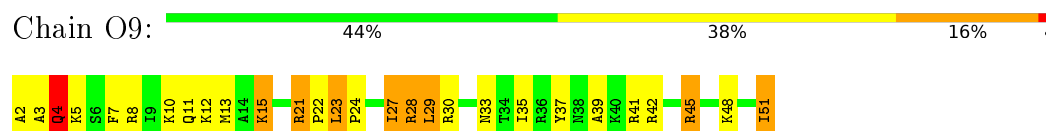
- Molecule 74: 60S ribosomal protein L38



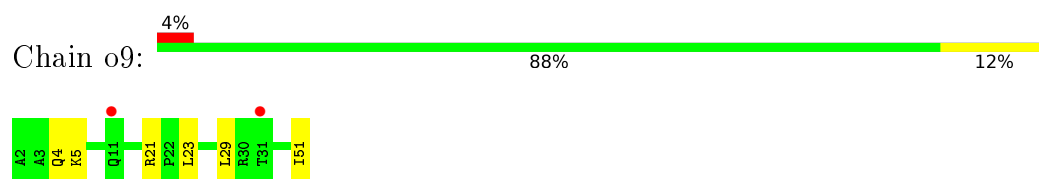
- Molecule 74: 60S ribosomal protein L38



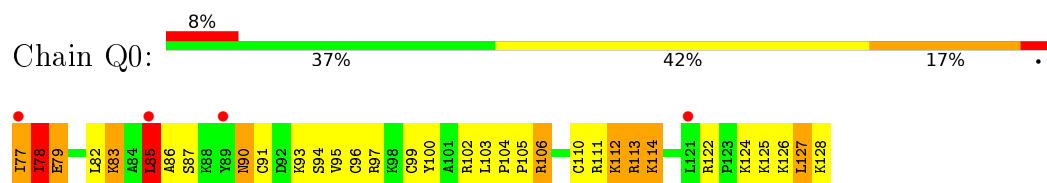
- Molecule 75: 60S ribosomal protein L39



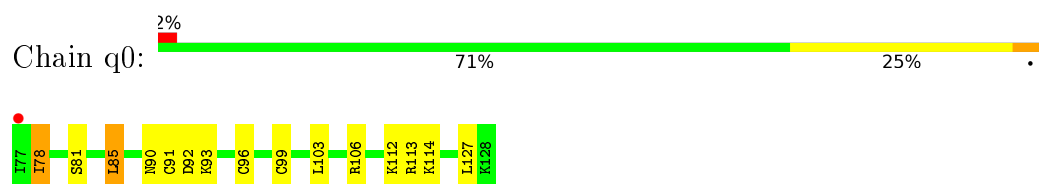
- Molecule 75: 60S ribosomal protein L39




- Molecule 76: Ubiquitin-60S ribosomal protein L40



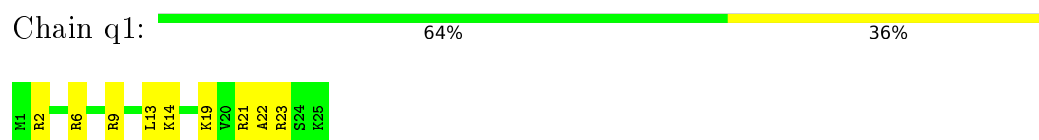
- Molecule 76: Ubiquitin-60S ribosomal protein L40



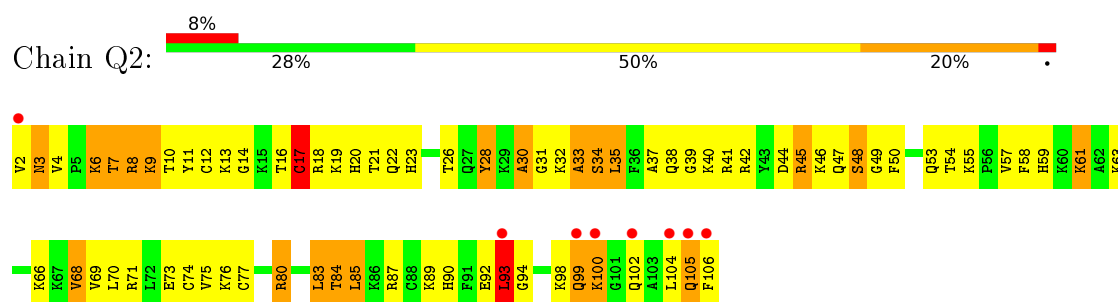
- Molecule 77: 60S ribosomal protein L41-A



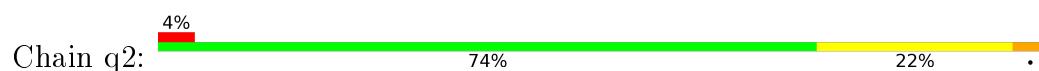
- Molecule 77: 60S ribosomal protein L41-A

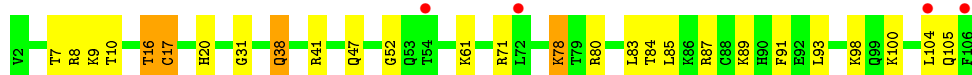


- Molecule 78: 60S ribosomal protein L42-A




- Molecule 78: 60S ribosomal protein L42-A

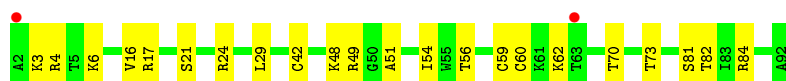
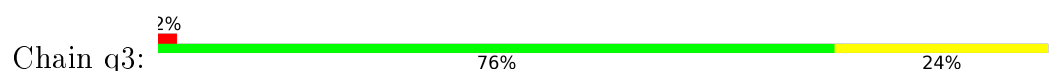




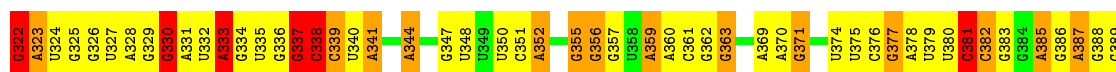
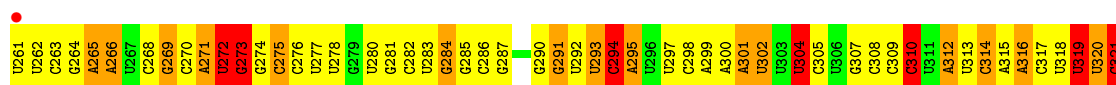

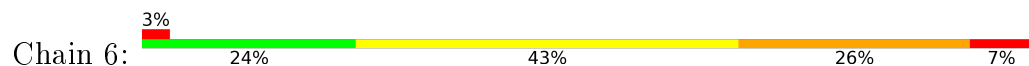
- Molecule 79: 60S ribosomal protein L43-A



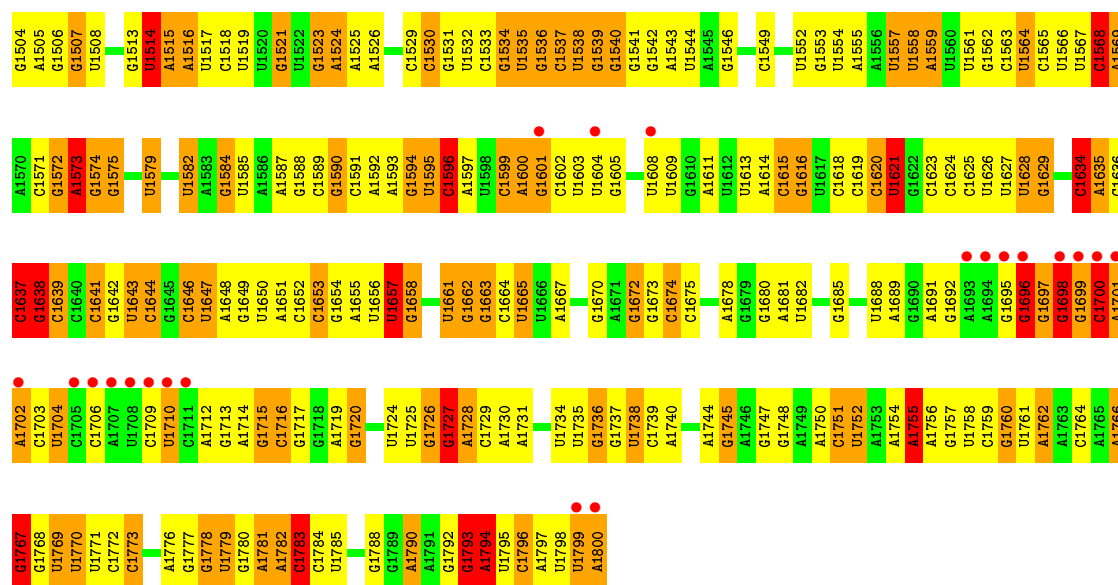
- Molecule 79: 60S ribosomal protein L43-A



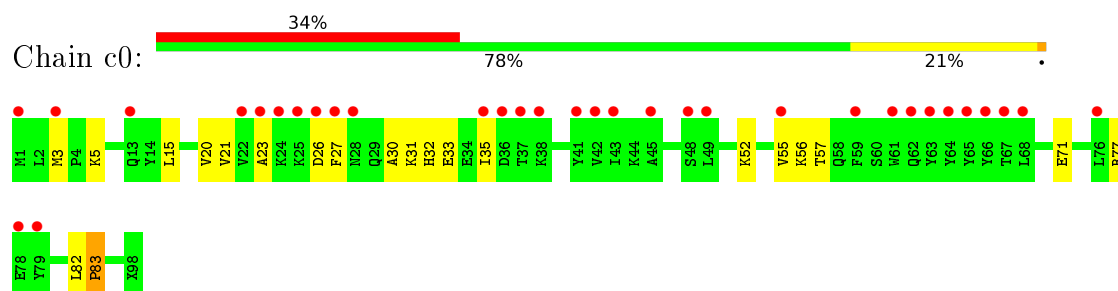
- Molecule 80: 18S ribosomal RNA



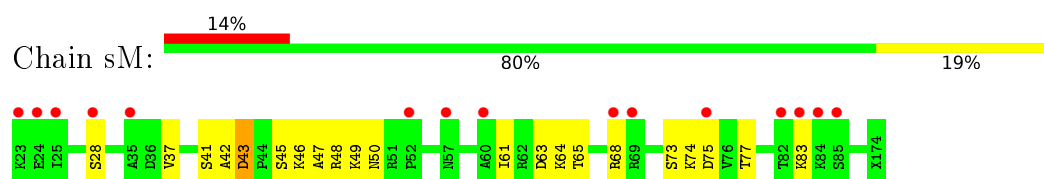
U1443	C1309	A1242	G1165	G1100	A979	U918	A850	U785	C717	C654	A585	U517
A1375	U1310	G1243	A1166	G1101	G980	A919	U851	C786	U718	G555	G586	A518
C1376	U1311	A1244	G1167	G1102	U981	U920	C952	G787	U719	G556	C587	C519
U1377	A1312	G1245	G1168	G1042	U982	U921	U852	A788	G720	U657	U888	A520
C1378	A1313	U1246	A1171	G1105	A983	G922	A856	A789	U721	C558	C589	A521
U1380	U1314	U1247	G1172	U1044	G984	A923	U857	U792	G722	C559	C590	U522
U1381	U1315	C1248	G1173	U1106	G985	A924	G858	A793	G723	G660	A591	C523
A1382	G1316	U1249	G1174	G1046	G986	G925	A859	U794	G724	A661	A592	U524
C1317	U1175	U1175	U1175	G1047	G987	A926	U860	U795	U725	U662	U593	A525
G1318	G1178	G1178	G1178	U1048	A988	U928	U861	G796	G726	U663	A594	A526
A1384	C1319	U1251	U1179	U1049	U989	U928	U862	U797	U727	U664	G595	A527
G1385	G1110	G1110	G1110	G1050	C990	A929	A863	U798	U728	U665	C596	
	A1113	U1253	G1180	G1051	G991	U930	U864	U800	G729	U666	G597	C530
	A1321	U1254	G1180	U1052	A992	C931		G801	G730	U667		C531
A1388	A1322	G1255	U1185	U1053	A993	U932	G867	G802	C731	C568	U602	U532
C1389	C1323	U1256	U1186	G1054	G994	A933	G868	A803		C569	U603	U533
U1390		U1257	U1186	U1055	A995	U934	G871	A804	G738	U670	A604	
A1391	A1326	U1258	U1191	U1056	U996	U935	G872	U805	G739	G	A605	C536
C1392	G1119	G1263	U1191	U1057	G997	G936	G873	A806	U740	U	A606	C537
C1393	U1120	G1264	U1191	U1058	A998	G937	U874	A807	G741	A673	G697	A538
A1394	G1121		C1195	U1059	U999	G938	C974	U808	U742	C574	U608	A539
C1395	G1122	G1267	A1196	U060	C1000	A939	G875	A809	G743	U675	U609	G540
U1396	C1123	G1268	A1197	A1061	A1001	A940	G876	G810	U745	U676	G610	A541
C1397	A1124	U1269	G1198	A1062	G1002	A941	G877	A811		G677	U611	A542
U1398	A1125	G1270	G1199	U1063	A1003	G942	G878	A812	U748	A678	U612	C543
C1399	G1126		G1200	G1064	U1004	C943	G879	U813	U749	U679	G613	A544
A1400	G1127		G1201	U1065	A1005	A944	C980	A814	U750	U680	C614	A545
A1401	U1128	G1273	A1202	A1066	U1006	U945	A881	G815	G751	U681	G548	
G1402	U1129	C1274	A1203	C1067	C1007	U946	U882	G816	A752	C682	G616	
	A1130	U1275	G1207	C1068	G1008	U947	C983	U817	A753	C683	U617	C549
G1405	A1131	G1276	C1207	A1069	U1009	G948	A884	G819	A754	A684	U618	A550
A1406	A1132	U1277	A1208	C1070	C1010	C949	G885	U820	A755	A685	A619	
U1407	A1133	G1278	C1209	U1071	U1011	C950	G886	U821	A756	C686	A620	A553
C1408	G1134	U1279	U1214	C1072	U1012	A951	U887	U822	A757	C687	A621	A556
	U1135	U1280	U1214	G1073	A1013	G823	U888	G824	U758	G688	A622	G557
G1409	U1136	U1281	U1214	G1074	G1014	A952	U889	G825	U759	G689	A623	U558
A1410	A1137	U1282	A1217	C1075	U1015	A955	A891	U826	A760	G690	G624	C559
A1411	A1138	U1283	G1218	A1076	C1016	C956	A892	U827	G761	C691	U626	U560
U1412	A1139	G1284	G1219	C1077	U1017	G957	U893	C827	A762	U694	C627	G561
C1413	G1140	U1285	A1219	C1078	U1018	U958	U894	U828		U895	U628	G562
U1414	G1141	U1286	A1221	C1079	U1019	U959	C895	U829	U765	U896	G628	U563
U1415	A1142	A1287	A1221	U1080	A1020	U960	G896	U830	U766	C697	U632	A564
	A1143	U1288	A1224	U1081	C1021	U961	A898	U831	U767	C698	U633	C565
A1421	U1144	U1289	U1225	C1082	C1022	C962	G899	U832	C768	U699	U634	C566
A1422	U1145		U1226	G1083	A1023	A963	A900	U833	A769	U699	G634	A567
U1423	G1146		A1227	A1084	U1024	U964	G901	U834	C769	C700	A635	G568
A1424	G1150		G1228	A1085	A1025	U965	G902	U835	A770	G701	A636	C569
A1425	A1151		G1229	A1086	A1026	A966	U903	U836	G772	G702	C637	A570
C1426	A1152	U1290	A1230	A1087	C1027	A967	G904	G837	G773	G703	U638	
A1427	A1153	U1291	U1231	A1088	C1028	U968	A905	G838	A774	C704	U639	
U1428	G1154		U1232	A1089	U1029	C969	A906	U839	G775	U705	U640	C573
C1429	G1155		G1233	A1091	A1030	A970	A907	U840	G776	A706		G574
U1430	G1156		A1234	A1092	U1031	A971		U841	C777		C646	G577
	C1365		G1235	A1093	G1032	G972	U911	U842	C778	C709	G647	U578
G1433	U1366		C1236	G1094	C1033	A973	U912	U843	G779	U710	G648	A579
U1434	G1367		A1237	U1095	G1034	A974	G913	U844	U779	U711	U649	A580
G1435	U1303		G1237	C1096	G1035	C975	G914	G845	A780	G712	U650	U581
A1436	G1304		A1238	C1097	A1036	G976	A915	G846	U781	G713	G651	U582
U1437	U1370		U1239	U1097	U1037	A977	U916	G847	U782	G714	G652	C583
C1438	A1371		U1240	U1098	C1037	A977	U916	G848	G783			
U1439	C1372		U1241	U1099	U1038	A978	U917	A847	C784		C653	C584
G1440	C1373		G1241									



- Molecule 81: 40S ribosomal protein S10-A, 40S ribosomal protein S10-A, 40S Ribosomal Protein S10-A



- Molecule 82: Suppressor protein STM1, Suppressor protein STM1, Ribosome-bound protein Stm1

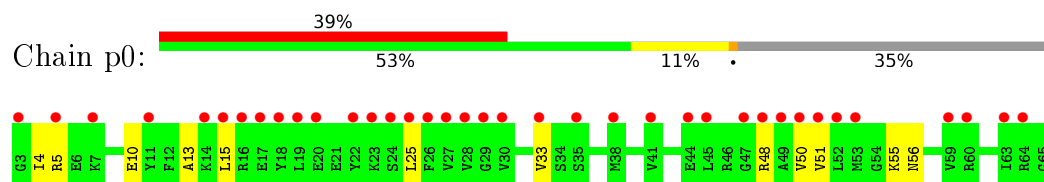


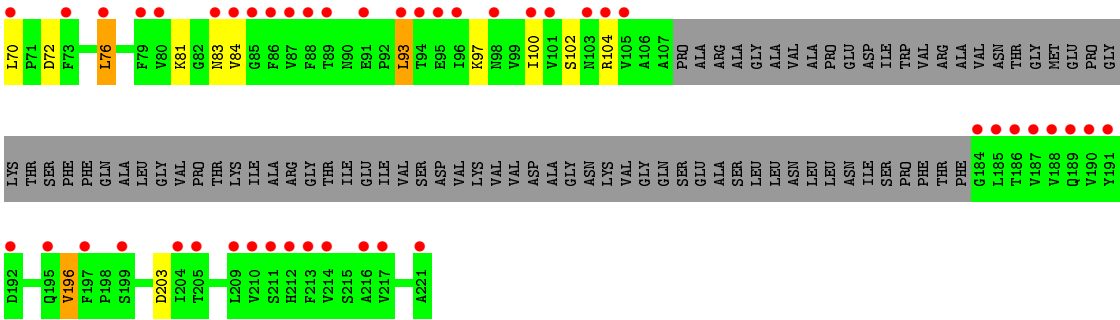
- Molecule 83: 60S Ribosomal Protein L12



There are no outlier residues recorded for this chain.

- Molecule 84: 60S acidic ribosomal protein P0





4 Data and refinement statistics

Property	Value	Source
Space group	P 1 21 1	Depositor
Cell constants a, b, c, α , β , γ	435.45Å 288.14Å 304.16Å 90.00° 99.11° 90.00°	Depositor
Resolution (Å)	149.31 – 3.30 149.31 – 3.30	Depositor EDS
% Data completeness (in resolution range)	92.3 (149.31-3.30) 92.3 (149.31-3.30)	Depositor EDS
R_{merge}	0.33	Depositor
R_{sym}	(Not available)	Depositor
$\langle I/\sigma(I) \rangle$ ¹	1.38 (at 3.33Å)	Xtriage
Refinement program	PHENIX	Depositor
R, R_{free}	0.211 , 0.265 0.212 , (Not available)	Depositor DCC
R_{free} test set	No test flags present.	DCC
Wilson B-factor (Å ²)	82.5	Xtriage
Anisotropy	0.225	Xtriage
Bulk solvent k_{sol} (e/Å ³), B_{sol} (Å ²)	0.31 , 69.8	EDS
L-test for twinning ²	$\langle L \rangle = 0.45$, $\langle L^2 \rangle = 0.28$	Xtriage
Estimated twinning fraction	No twinning to report.	Xtriage
F_o, F_c correlation	0.91	EDS
Total number of atoms	414270	wwPDB-VP
Average B, all atoms (Å ²)	73.0	wwPDB-VP

Xtriage's analysis on translational NCS is as follows: *The largest off-origin peak in the Patterson function is 1.76% of the height of the origin peak. No significant pseudotranslation is detected.*

¹Intensities estimated from amplitudes.

²Theoretical values of $\langle |L| \rangle$, $\langle L^2 \rangle$ for acentric reflections are 0.5, 0.333 respectively for untwinned datasets, and 0.375, 0.2 for perfectly twinned datasets.

5 Model quality ⓘ

5.1 Standard geometry ⓘ

Bond lengths and bond angles in the following residue types are not validated in this section: ZN, OHX, MG, 8AN

The Z score for a bond length (or angle) is the number of standard deviations the observed value is removed from the expected value. A bond length (or angle) with $|Z| > 5$ is considered an outlier worth inspection. RMSZ is the root-mean-square of all Z scores of the bond lengths (or angles).

Mol	Chain	Bond lengths		Bond angles	
		RMSZ	$\# Z > 5$	RMSZ	$\# Z > 5$
1	2	0.75	7/42467 (0.0%)	1.40	452/66169 (0.7%)
2	S0	0.54	1/1617 (0.1%)	0.63	0/2215
2	s0	0.51	0/1623	0.70	0/2222
3	S1	0.37	0/1735	0.62	1/2335 (0.0%)
3	s1	0.48	0/1748	0.67	3/2352 (0.1%)
4	S2	0.46	0/1665	0.69	0/2263
4	s2	0.61	0/1665	0.78	2/2263 (0.1%)
5	S3	0.46	0/1759	0.63	1/2368 (0.0%)
5	s3	0.48	0/1759	0.64	1/2368 (0.0%)
6	S4	0.45	0/2109	0.71	0/2839
6	s4	0.55	0/2109	0.78	3/2839 (0.1%)
7	S5	0.39	0/1629	0.59	0/2202
7	s5	0.46	0/1629	0.63	0/2202
8	S6	0.47	0/1823	0.64	0/2439
8	s6	0.56	0/1779	0.77	2/2379 (0.1%)
9	S7	0.44	0/1506	0.66	0/2028
9	s7	0.51	0/1516	0.69	1/2043 (0.0%)
10	S8	0.50	0/1514	0.67	0/2021
10	s8	0.59	0/1514	0.74	0/2021
11	S9	0.48	0/1519	0.65	0/2035
11	s9	0.55	0/1519	0.74	1/2035 (0.0%)
12	C0	0.41	0/789	0.69	1/1067 (0.1%)
13	C1	0.52	0/1239	0.65	0/1673
13	c1	0.60	0/1194	0.78	1/1610 (0.1%)
14	C2	0.40	0/898	0.67	0/1220
14	c2	0.33	0/898	0.61	1/1220 (0.1%)
15	C3	0.48	0/1215	0.66	1/1638 (0.1%)
15	c3	0.53	0/1215	0.70	0/1638
16	C4	0.37	0/901	0.62	0/1217
16	c4	0.50	0/960	0.66	0/1290
17	C5	0.48	0/998	0.65	0/1341
17	c5	0.51	0/1060	0.68	0/1426

Mol	Chain	Bond lengths		Bond angles	
		RMSZ	# Z >5	RMSZ	# Z >5
18	C6	0.43	0/1125	0.68	2/1510 (0.1%)
18	c6	0.55	1/1131 (0.1%)	0.69	1/1518 (0.1%)
19	C7	0.43	0/935	0.67	0/1254
19	c7	0.48	0/914	0.66	0/1224
20	C8	0.48	0/1211	0.69	2/1628 (0.1%)
20	c8	0.46	0/1211	0.67	1/1628 (0.1%)
21	C9	0.45	0/1130	0.64	0/1517
21	c9	0.50	0/1130	0.66	3/1517 (0.2%)
22	D0	0.47	0/865	0.68	0/1169
22	d0	0.45	0/892	0.65	0/1205
23	D1	0.44	0/693	0.65	0/935
23	d1	0.64	0/693	0.75	1/935 (0.1%)
24	D2	0.49	0/1038	0.74	3/1395 (0.2%)
24	d2	0.59	0/1038	0.77	1/1395 (0.1%)
25	D3	0.57	0/1139	0.72	1/1518 (0.1%)
25	d3	0.63	0/1139	0.83	0/1518
26	D4	0.46	0/1087	0.63	0/1449
26	d4	0.55	0/1087	0.74	0/1449
27	D5	0.42	0/571	0.68	0/768
27	d5	0.45	0/566	0.60	0/761
28	D6	0.43	0/782	0.70	1/1047 (0.1%)
28	d6	0.58	0/782	0.68	0/1047
29	D7	0.44	0/620	0.64	0/838
29	d7	0.48	0/620	0.70	0/838
30	D8	0.40	0/499	0.60	0/670
30	d8	0.43	0/499	0.63	0/670
31	D9	0.59	0/452	0.71	1/600 (0.2%)
31	d9	0.52	0/452	0.64	0/600
32	E0	0.45	0/483	0.61	0/643
32	e0	0.55	0/499	0.72	0/665
33	E1	0.43	0/577	0.73	0/770
33	e1	0.40	0/619	0.72	2/822 (0.2%)
34	SR	0.40	0/2490	0.61	1/3389 (0.0%)
34	sR	0.41	0/2495	0.61	0/3395
35	SM	0.49	0/984	0.67	0/1323
36	1	1.08	150/75394 (0.2%)	1.76	2353/117545 (2.0%)
36	5	1.16	238/75414 (0.3%)	1.85	2720/117575 (2.3%)
37	3	0.96	4/2883 (0.1%)	1.60	55/4491 (1.2%)
37	7	1.09	5/2883 (0.2%)	1.77	83/4491 (1.8%)
38	4	1.01	3/3746 (0.1%)	1.72	114/5832 (2.0%)
38	8	0.95	2/3746 (0.1%)	1.62	75/5832 (1.3%)
39	L2	0.58	0/1948	0.77	0/2617
39	l2	0.61	0/1946	0.82	2/2614 (0.1%)

Mol	Chain	Bond lengths		Bond angles	
		RMSZ	# Z >5	RMSZ	# Z >5
40	L3	0.65	2/3146 (0.1%)	0.81	3/4228 (0.1%)
40	l3	0.73	0/3146	0.84	4/4228 (0.1%)
41	L4	0.67	1/2800 (0.0%)	0.84	4/3790 (0.1%)
41	l4	0.68	1/2800 (0.0%)	0.81	2/3790 (0.1%)
42	L5	0.59	0/2425	0.71	2/3271 (0.1%)
42	l5	0.73	2/2408 (0.1%)	0.77	1/3248 (0.0%)
43	L6	0.65	1/1260 (0.1%)	0.77	0/1694
43	l6	0.68	0/1269	0.79	0/1705
44	L7	0.66	0/1821	0.80	4/2451 (0.2%)
44	l7	0.71	0/1828	0.86	3/2461 (0.1%)
45	L8	0.49	0/1836	0.64	1/2481 (0.0%)
45	l8	0.48	0/1795	0.65	1/2429 (0.0%)
46	L9	0.58	0/1539	0.74	0/2073
46	l9	0.70	0/1539	0.77	0/2073
47	M0	0.72	1/1741 (0.1%)	0.77	0/2335
47	m0	0.85	2/1758 (0.1%)	0.83	0/2358
48	M1	0.52	0/1374	0.70	0/1842
48	m1	0.66	0/1374	0.80	2/1842 (0.1%)
49	M3	0.63	0/1568	0.78	0/2106
49	m3	0.59	0/1573	0.76	0/2113
50	M4	0.61	0/1068	0.72	0/1438
50	m4	0.66	0/1074	0.79	2/1446 (0.1%)
51	M5	0.63	0/1757	0.77	0/2354
51	m5	0.57	0/1757	0.73	0/2354
52	M6	0.74	0/1585	0.83	4/2128 (0.2%)
52	m6	0.83	1/1585 (0.1%)	0.84	2/2128 (0.1%)
53	M7	0.69	0/1443	0.82	2/1944 (0.1%)
53	m7	0.77	0/1250	0.84	0/1683
54	M8	0.66	1/1465 (0.1%)	0.84	2/1965 (0.1%)
54	m8	0.64	0/1465	0.84	2/1965 (0.1%)
55	M9	0.49	0/1538	0.66	0/2050
55	m9	0.58	0/1538	0.67	0/2050
56	N0	0.65	0/1481	0.78	1/1990 (0.1%)
56	n0	0.68	0/1481	0.78	0/1990
57	N1	0.66	0/1300	0.78	1/1743 (0.1%)
57	n1	0.69	1/1300 (0.1%)	0.74	0/1743
58	N2	0.44	0/812	0.62	0/1099
58	n2	0.54	0/794	0.67	0/1076
59	N3	0.66	0/1018	0.82	0/1369
59	n3	0.78	2/1018 (0.2%)	0.90	2/1369 (0.1%)
60	N4	0.54	0/712	0.68	0/958
60	n4	0.61	0/1052	0.71	0/1398
61	N5	0.57	0/979	0.75	3/1321 (0.2%)

Mol	Chain	Bond lengths		Bond angles	
		RMSZ	# Z >5	RMSZ	# Z >5
61	n5	0.56	0/974	0.74	0/1314
62	N6	0.62	0/1004	0.84	3/1341 (0.2%)
62	n6	0.62	0/1004	0.80	2/1341 (0.1%)
63	N7	0.48	0/1118	0.61	0/1497
63	n7	0.49	0/1118	0.61	0/1497
64	N8	0.68	1/1204 (0.1%)	0.84	2/1612 (0.1%)
64	n8	0.72	1/1204 (0.1%)	0.90	3/1612 (0.2%)
65	N9	0.64	0/473	0.78	0/629
65	n9	0.68	0/473	0.89	0/629
66	O0	0.42	0/751	0.59	0/1008
66	o0	0.50	0/775	0.72	0/1040
67	O1	0.60	0/890	0.74	0/1196
67	o1	0.74	0/897	0.76	0/1205
68	O2	0.68	0/1041	0.81	0/1394
68	o2	0.70	0/1041	0.82	1/1394 (0.1%)
69	O3	0.81	0/868	0.85	1/1168 (0.1%)
69	o3	0.77	0/868	0.82	0/1168
70	O4	0.54	0/890	0.70	2/1189 (0.2%)
70	o4	0.55	0/890	0.69	0/1189
71	O5	0.60	1/978 (0.1%)	0.70	0/1301
71	o5	0.58	0/974	0.69	1/1297 (0.1%)
72	O6	0.57	0/778	0.72	0/1034
72	o6	0.51	0/777	0.76	0/1033
73	O7	0.58	0/696	0.77	1/923 (0.1%)
73	o7	0.62	0/696	0.89	1/923 (0.1%)
74	O8	0.48	0/618	0.62	0/826
74	o8	0.47	0/614	0.63	0/822
75	O9	0.70	0/443	0.88	2/588 (0.3%)
75	o9	0.69	0/443	0.86	0/588
76	Q0	0.70	0/423	0.85	2/562 (0.4%)
76	q0	0.86	1/423 (0.2%)	1.00	3/562 (0.5%)
77	Q1	0.61	0/234	0.76	0/300
77	q1	0.68	0/234	0.84	0/300
78	Q2	0.91	1/860 (0.1%)	0.85	1/1136 (0.1%)
78	q2	0.81	1/860 (0.1%)	0.83	1/1136 (0.1%)
79	Q3	0.64	1/701 (0.1%)	0.77	0/934
79	q3	0.69	0/701	0.81	2/934 (0.2%)
80	6	0.97	84/42790 (0.2%)	1.64	980/66673 (1.5%)
81	c0	0.40	0/718	0.60	1/968 (0.1%)
82	sM	0.51	0/481	0.62	0/644
84	p0	0.42	0/1092	0.62	1/1474 (0.1%)
All	All	0.87	517/430468 (0.1%)	1.41	6951/632045 (1.1%)

Chiral center outliers are detected by calculating the chiral volume of a chiral center and verifying if the center is modelled as a planar moiety or with the opposite hand. A planarity outlier is detected by checking planarity of atoms in a peptide group, atoms in a mainchain group or atoms of a sidechain that are expected to be planar.

Mol	Chain	#Chirality outliers	#Planarity outliers
3	S1	0	1
7	s5	0	2
9	S7	0	1
10	S8	0	1
16	C4	0	1
17	c5	0	1
18	c6	0	2
19	C7	0	2
19	c7	0	1
22	d0	0	1
24	d2	0	1
25	D3	0	1
27	D5	0	2
27	d5	0	1
28	D6	0	3
33	E1	0	3
33	e1	0	1
39	L2	0	1
39	l2	0	3
40	L3	0	1
40	l3	0	1
41	l4	0	1
42	L5	0	2
42	l5	0	2
43	L6	0	1
44	l7	0	2
45	L8	0	1
47	M0	0	1
48	m1	0	1
49	m3	0	1
50	m4	0	1
52	M6	0	1
52	m6	0	1
53	M7	0	1
53	m7	0	1
55	m9	0	1
56	N0	0	2
56	n0	0	2
59	n3	0	2

Continued on next page...

Continued from previous page...

Mol	Chain	#Chirality outliers	#Planarity outliers
62	N6	0	1
64	N8	0	1
64	n8	0	1
65	N9	0	1
65	n9	0	1
67	O1	0	1
67	o1	0	1
68	o2	0	2
70	o4	0	1
78	Q2	0	1
78	q2	0	1
All	All	0	67

The worst 5 of 517 bond length outliers are listed below:

Mol	Chain	Res	Type	Atoms	Z	Observed(Å)	Ideal(Å)
36	5	2707	C	C4-N4	22.02	1.53	1.33
78	Q2	17	CYS	CB-SG	16.14	2.09	1.82
47	m0	92	HIS	C-N	-13.33	1.08	1.34
80	6	89	G	C6-O6	13.07	1.35	1.24
36	5	2606	G	N7-C5	12.96	1.47	1.39

The worst 5 of 6951 bond angle outliers are listed below:

Mol	Chain	Res	Type	Atoms	Z	Observed(°)	Ideal(°)
36	5	3144	G	O5'-P-OP1	-41.01	61.49	110.70
36	5	2707	C	N3-C4-C5	-37.89	106.74	121.90
36	5	2707	C	C6-N1-C2	-27.23	109.41	120.30
36	5	1779	C	C2-N3-C4	-24.43	107.69	119.90
36	5	1134	G	C5-N7-C8	-21.53	93.53	104.30

There are no chirality outliers.

5 of 67 planarity outliers are listed below:

Mol	Chain	Res	Type	Group
16	C4	123	SER	Peptide
19	C7	22	PRO	Peptide
3	S1	131	ASP	Peptide
9	S7	131	PHE	Peptide
10	S8	8	ARG	Peptide

5.2 Too-close contacts ⓘ

In the following table, the Non-H and H(model) columns list the number of non-hydrogen atoms and hydrogen atoms in the chain respectively. The H(added) column lists the number of hydrogen atoms added and optimized by MolProbity. The Clashes column lists the number of clashes within the asymmetric unit, whereas Symm-Clashes lists symmetry related clashes.

Mol	Chain	Non-H	H(model)	H(added)	Clashes	Symm-Clashes
1	2	37970	0	19103	1241	0
2	S0	1577	0	1567	205	0
2	s0	1583	0	1578	0	0
3	S1	1709	0	1784	213	0
3	s1	1722	0	1793	0	0
4	S2	1635	0	1723	181	0
4	s2	1635	0	1723	0	0
5	S3	1734	0	1817	161	0
5	s3	1734	0	1817	0	0
6	S4	2068	0	2154	232	0
6	s4	2068	0	2154	0	0
7	S5	1609	0	1675	154	0
7	s5	1609	0	1675	0	0
8	S6	1799	0	1879	158	0
8	s6	1755	0	1846	0	0
9	S7	1481	0	1572	155	0
9	s7	1491	0	1578	0	0
10	S8	1489	0	1525	133	0
10	s8	1489	0	1525	0	0
11	S9	1494	0	1573	180	0
11	s9	1494	0	1573	0	0
12	C0	772	0	727	69	0
13	C1	1213	0	1257	122	0
13	c1	1168	0	1233	0	0
14	C2	890	0	887	75	0
14	c2	890	0	887	0	0
15	C3	1192	0	1255	109	0
15	c3	1192	0	1255	0	0
16	C4	891	0	883	105	0
16	c4	949	0	985	0	0
17	C5	977	0	1002	125	0
17	c5	1039	0	1050	0	0
18	C6	1105	0	1166	153	0
18	c6	1111	0	1171	0	0
19	C7	926	0	930	101	0
19	c7	906	0	909	0	0
20	C8	1192	0	1222	146	0

Continued on next page...

Continued from previous page...

Mol	Chain	Non-H	H(model)	H(added)	Clashes	Symm-Clashes
20	c8	1192	0	1222	0	0
21	C9	1112	0	1124	127	0
21	c9	1112	0	1124	0	0
22	D0	855	0	917	107	0
22	d0	882	0	939	0	0
23	D1	684	0	672	98	0
23	d1	684	0	672	0	0
24	D2	1021	0	1060	111	0
24	d2	1021	0	1060	0	0
25	D3	1121	0	1196	116	0
25	d3	1121	0	1196	0	0
26	D4	1073	0	1132	110	0
26	d4	1073	0	1132	0	0
27	D5	563	0	603	75	0
27	d5	558	0	598	0	0
28	D6	769	0	814	104	0
28	d6	769	0	814	0	0
29	D7	610	0	631	53	0
29	d7	610	0	632	0	0
30	D8	497	0	535	45	0
30	d8	497	0	535	0	0
31	D9	442	0	428	41	0
31	d9	442	0	427	0	0
32	E0	475	0	525	45	0
32	e0	491	0	542	0	0
33	E1	566	0	601	68	0
33	e1	608	0	657	0	0
34	SR	2437	0	2386	199	0
34	sR	2442	0	2392	0	0
35	SM	1104	0	977	82	0
36	1	67355	0	33836	2006	0
36	5	67376	0	33839	1949	0
37	3	2579	0	1304	79	0
37	7	2579	0	1303	77	0
38	4	3353	0	1695	112	0
38	8	3353	0	1695	115	0
39	L2	1914	0	1981	224	0
39	l2	1912	0	1976	0	0
40	L3	3075	0	3142	322	0
40	l3	3075	0	3142	0	0
41	L4	2748	0	2858	309	0
41	l4	2748	0	2859	0	0

Continued on next page...

Continued from previous page...

Mol	Chain	Non-H	H(model)	H(added)	Clashes	Symm-Clashes
42	L5	2375	0	2325	244	0
42	l5	2359	0	2311	0	0
43	L6	1239	0	1326	118	0
43	l6	1248	0	1339	0	0
44	L7	1784	0	1862	174	0
44	l7	1791	0	1869	0	0
45	L8	1804	0	1877	167	0
45	l8	1763	0	1819	0	0
46	L9	1518	0	1587	169	0
46	l9	1518	0	1587	0	0
47	M0	1705	0	1736	202	0
47	m0	1722	0	1755	0	0
48	M1	1353	0	1383	133	0
48	m1	1353	0	1383	0	0
49	M3	1543	0	1608	174	0
49	m3	1548	0	1613	0	0
50	M4	1053	0	1149	102	0
50	m4	1059	0	1154	0	0
51	M5	1720	0	1779	189	0
51	m5	1720	0	1779	0	0
52	M6	1555	0	1658	130	0
52	m6	1555	0	1659	0	0
53	M7	1420	0	1437	143	0
53	m7	1227	0	1236	0	0
54	M8	1441	0	1542	154	0
54	m8	1441	0	1543	0	0
55	M9	1521	0	1617	136	0
55	m9	1521	0	1617	0	0
56	N0	1445	0	1487	144	0
56	n0	1445	0	1487	0	0
57	N1	1276	0	1323	129	0
57	n1	1276	0	1323	0	0
58	N2	796	0	812	65	0
58	n2	778	0	791	0	0
59	N3	1003	0	1047	96	0
59	n3	1003	0	1048	0	0
60	N4	699	0	640	38	0
60	n4	1038	0	1071	0	0
61	N5	964	0	1025	89	0
61	n5	959	0	1023	0	0
62	N6	993	0	1081	101	0
62	n6	993	0	1081	0	0

Continued on next page...

Continued from previous page...

Mol	Chain	Non-H	H(model)	H(added)	Clashes	Symm-Clashes
63	N7	1092	0	1155	110	0
63	n7	1092	0	1155	0	0
64	N8	1173	0	1215	154	0
64	n8	1173	0	1214	0	0
65	N9	462	0	491	46	0
65	n9	462	0	491	0	0
66	O0	743	0	797	73	0
66	o0	767	0	816	0	0
67	O1	876	0	911	75	0
67	o1	883	0	918	0	0
68	O2	1020	0	1090	123	0
68	o2	1020	0	1089	0	0
69	O3	850	0	880	76	0
69	o3	850	0	880	0	0
70	O4	880	0	945	105	0
70	o4	880	0	945	0	0
71	O5	969	0	1078	110	0
71	o5	965	0	1067	0	0
72	O6	771	0	849	94	0
72	o6	770	0	846	0	0
73	O7	681	0	683	85	0
73	o7	681	0	682	0	0
74	O8	612	0	682	51	0
74	o8	608	0	671	0	0
75	O9	436	0	475	40	0
75	o9	436	0	475	0	0
76	Q0	417	0	456	45	0
76	q0	417	0	456	0	0
77	Q1	233	0	284	16	0
77	q1	233	0	284	0	0
78	Q2	847	0	915	86	0
78	q2	847	0	914	0	0
79	Q3	694	0	734	76	0
79	q3	694	0	734	0	0
80	6	38260	0	19242	1254	0
81	c0	762	0	691	0	0
82	sM	681	0	544	0	0
83	m2	750	0	178	0	0
84	p0	1077	0	1041	0	0
85	p1	235	0	52	0	0
85	p2	230	0	49	0	0
86	1	2870	0	0	343	0

Continued on next page...

Continued from previous page...

Mol	Chain	Non-H	H(model)	H(added)	Clashes	Symm-Clashes
86	2	1323	0	0	134	0
86	3	84	0	0	5	0
86	4	126	0	0	10	0
86	5	2898	0	0	310	0
86	6	1386	0	0	142	0
86	7	91	0	0	2	0
86	8	147	0	0	22	0
86	C3	7	0	0	2	0
86	C5	7	0	0	5	0
86	C8	14	0	0	3	0
86	D9	7	0	0	1	0
86	L3	21	0	0	6	0
86	L4	7	0	0	5	0
86	L5	7	0	0	0	0
86	M0	28	0	0	14	0
86	M5	7	0	0	1	0
86	M7	7	0	0	0	0
86	M8	7	0	0	0	0
86	M9	21	0	0	2	0
86	N8	7	0	0	0	0
86	N9	7	0	0	2	0
86	O1	7	0	0	2	0
86	O3	7	0	0	0	0
86	O7	14	0	0	8	0
86	Q2	7	0	0	5	0
86	S2	7	0	0	2	0
86	S8	7	0	0	3	0
86	SR	7	0	0	0	0
86	c1	7	0	0	0	0
86	c3	7	0	0	0	0
86	c5	14	0	0	0	0
86	c8	7	0	0	0	0
86	d9	7	0	0	0	0
86	l2	7	0	0	0	0
86	l3	14	0	0	0	0
86	l4	14	0	0	0	0
86	l5	21	0	0	0	0
86	l9	7	0	0	0	0
86	m0	28	0	0	0	0
86	m1	7	0	0	0	0
86	m4	7	0	0	0	0
86	m5	14	0	0	0	0

Continued on next page...

Continued from previous page...

Mol	Chain	Non-H	H(model)	H(added)	Clashes	Symm-Clashes
86	m7	7	0	0	0	0
86	m9	7	0	0	0	0
86	n1	7	0	0	0	0
86	n3	14	0	0	0	0
86	n9	7	0	0	0	0
86	o3	7	0	0	0	0
86	o7	14	0	0	0	0
86	o9	7	0	0	0	0
86	q1	7	0	0	0	0
86	q2	7	0	0	0	0
86	s1	14	0	0	0	0
86	s4	7	0	0	0	0
86	s8	7	0	0	0	0
86	sR	7	0	0	0	0
87	1	698	0	0	0	0
87	2	170	0	0	0	0
87	3	18	0	0	0	0
87	4	28	0	0	0	0
87	5	759	0	0	0	0
87	6	235	0	0	0	0
87	7	28	0	0	0	0
87	8	19	0	0	0	0
87	C1	2	0	0	0	0
87	C5	1	0	0	0	0
87	C8	1	0	0	0	0
87	D0	1	0	0	0	0
87	D4	1	0	0	0	0
87	D6	1	0	0	0	0
87	D9	3	0	0	0	0
87	E1	1	0	0	0	0
87	L2	3	0	0	0	0
87	L3	5	0	0	0	0
87	L4	7	0	0	0	0
87	L7	3	0	0	0	0
87	L8	1	0	0	0	0
87	M0	5	0	0	0	0
87	M1	2	0	0	0	0
87	M3	3	0	0	0	0
87	M4	1	0	0	0	0
87	M5	4	0	0	0	0
87	M6	4	0	0	0	0
87	M7	10	0	0	0	0

Continued on next page...

Continued from previous page...

Mol	Chain	Non-H	H(model)	H(added)	Clashes	Symm-Clashes
87	M8	3	0	0	0	0
87	M9	2	0	0	0	0
87	N0	2	0	0	0	0
87	N1	1	0	0	0	0
87	N3	3	0	0	0	0
87	N6	2	0	0	0	0
87	N8	7	0	0	0	0
87	N9	1	0	0	0	0
87	O1	5	0	0	0	0
87	O2	4	0	0	0	0
87	O3	2	0	0	0	0
87	O4	1	0	0	0	0
87	O5	2	0	0	0	0
87	O7	6	0	0	0	0
87	Q0	2	0	0	0	0
87	Q2	3	0	0	0	0
87	S1	1	0	0	0	0
87	S2	1	0	0	0	0
87	S4	2	0	0	0	0
87	S6	1	0	0	0	0
87	S8	1	0	0	0	0
87	SM	1	0	0	0	0
87	c6	2	0	0	0	0
87	c7	1	0	0	0	0
87	c8	4	0	0	0	0
87	c9	3	0	0	0	0
87	d2	1	0	0	0	0
87	d3	2	0	0	0	0
87	d4	2	0	0	0	0
87	d5	1	0	0	0	0
87	d9	2	0	0	0	0
87	l2	6	0	0	0	0
87	l3	13	0	0	0	0
87	l4	1	0	0	0	0
87	l5	6	0	0	0	0
87	l7	7	0	0	0	0
87	l8	1	0	0	0	0
87	l9	3	0	0	0	0
87	m0	1	0	0	0	0
87	m3	1	0	0	0	0
87	m4	1	0	0	0	0
87	m5	3	0	0	0	0

Continued on next page...

Continued from previous page...

Mol	Chain	Non-H	H(model)	H(added)	Clashes	Symm-Clashes
87	m6	4	0	0	0	0
87	m7	8	0	0	0	0
87	m8	4	0	0	0	0
87	m9	1	0	0	0	0
87	n0	5	0	0	0	0
87	n1	3	0	0	0	0
87	n3	3	0	0	0	0
87	n6	1	0	0	0	0
87	n8	7	0	0	0	0
87	n9	2	0	0	0	0
87	o2	3	0	0	0	0
87	o3	4	0	0	0	0
87	o4	1	0	0	0	0
87	o6	1	0	0	0	0
87	o7	1	0	0	0	0
87	p0	1	0	0	0	0
87	q0	1	0	0	0	0
87	q1	2	0	0	0	0
87	q2	1	0	0	0	0
87	q3	1	0	0	0	0
87	s1	1	0	0	0	0
87	s4	1	0	0	0	0
87	s6	2	0	0	0	0
87	s8	4	0	0	0	0
87	sM	2	0	0	0	0
88	D6	1	0	0	0	0
88	D7	1	0	0	0	0
88	D9	1	0	0	0	0
88	E1	1	0	0	0	0
88	O7	1	0	0	0	0
88	Q0	1	0	0	1	0
88	Q2	1	0	0	2	0
88	Q3	1	0	0	0	0
88	d6	1	0	0	0	0
88	d7	1	0	0	0	0
88	d9	1	0	0	0	0
88	e1	1	0	0	0	0
88	o7	1	0	0	0	0
88	q0	1	0	0	0	0
88	q2	1	0	0	0	0
88	q3	1	0	0	0	0
89	1	40	0	22	7	0

Continued on next page...

Continued from previous page...

Mol	Chain	Non-H	H(model)	H(added)	Clashes	Symm-Clashes
89	5	40	0	22	6	0
90	1	22	0	11	14	0
90	5	22	0	10	9	0
91	1	7	0	7	0	0
91	5	7	0	7	2	0
All	All	414270	0	297568	14106	0

The all-atom clashscore is defined as the number of clashes found per 1000 atoms (including hydrogen atoms). The all-atom clashscore for this structure is 20.

The worst 5 of 14106 close contacts within the same asymmetric unit are listed below, sorted by their clash magnitude.

Atom-1	Atom-2	Interatomic distance (Å)	Clash overlap (Å)
78:Q2:17:CYS:SG	78:Q2:17:CYS:CB	2.09	1.47
73:O7:87:SER:O	86:O7:102:OHX:N3	1.78	1.16
78:Q2:17:CYS:SG	88:Q2:501:ZN:ZN	1.39	1.11
78:Q2:17:CYS:CB	88:Q2:501:ZN:ZN	1.30	1.10
86:2:2062:OHX:N5	11:S9:8:TYR:O	1.87	1.08

There are no symmetry-related clashes.

5.3 Torsion angles [i](#)

5.3.1 Protein backbone [i](#)

In the following table, the Percentiles column shows the percent Ramachandran outliers of the chain as a percentile score with respect to all X-ray entries followed by that with respect to entries of similar resolution.

The Analysed column shows the number of residues for which the backbone conformation was analysed, and the total number of residues.

Mol	Chain	Analysed	Favoured	Allowed	Outliers	Percentiles	
2	S0	204/206 (99%)	150 (74%)	34 (17%)	20 (10%)	1	5
2	s0	204/206 (99%)	151 (74%)	30 (15%)	23 (11%)	0	3
3	S1	212/216 (98%)	149 (70%)	42 (20%)	21 (10%)	1	5
3	s1	214/216 (99%)	174 (81%)	29 (14%)	11 (5%)	2	19
4	S2	215/217 (99%)	176 (82%)	22 (10%)	17 (8%)	1	8

Continued on next page...

Continued from previous page...

Mol	Chain	Analysed	Favoured	Allowed	Outliers	Percentiles	
4	s2	215/217 (99%)	177 (82%)	23 (11%)	15 (7%)	1	11
5	S3	221/223 (99%)	177 (80%)	34 (15%)	10 (4%)	3	21
5	s3	221/223 (99%)	172 (78%)	31 (14%)	18 (8%)	1	8
6	S4	258/260 (99%)	204 (79%)	40 (16%)	14 (5%)	2	17
6	s4	258/260 (99%)	207 (80%)	30 (12%)	21 (8%)	1	8
7	S5	204/206 (99%)	168 (82%)	21 (10%)	15 (7%)	1	10
7	s5	204/206 (99%)	156 (76%)	30 (15%)	18 (9%)	1	7
8	S6	224/226 (99%)	194 (87%)	18 (8%)	12 (5%)	2	17
8	s6	216/226 (96%)	186 (86%)	18 (8%)	12 (6%)	2	16
9	S7	182/186 (98%)	133 (73%)	25 (14%)	24 (13%)	0	2
9	s7	184/186 (99%)	147 (80%)	23 (12%)	14 (8%)	1	9
10	S8	184/199 (92%)	146 (79%)	29 (16%)	9 (5%)	3	19
10	s8	184/199 (92%)	150 (82%)	27 (15%)	7 (4%)	4	26
11	S9	183/185 (99%)	143 (78%)	28 (15%)	12 (7%)	1	12
11	s9	183/185 (99%)	157 (86%)	20 (11%)	6 (3%)	5	30
12	C0	94/96 (98%)	67 (71%)	16 (17%)	11 (12%)	0	3
13	C1	153/155 (99%)	128 (84%)	18 (12%)	7 (5%)	3	21
13	c1	144/155 (93%)	114 (79%)	19 (13%)	11 (8%)	1	9
14	C2	122/124 (98%)	73 (60%)	27 (22%)	22 (18%)	0	1
14	c2	122/124 (98%)	70 (57%)	31 (25%)	21 (17%)	0	1
15	C3	148/150 (99%)	120 (81%)	23 (16%)	5 (3%)	5	29
15	c3	148/150 (99%)	115 (78%)	20 (14%)	13 (9%)	1	7
16	C4	125/128 (98%)	97 (78%)	16 (13%)	12 (10%)	1	5
16	c4	126/128 (98%)	98 (78%)	20 (16%)	8 (6%)	2	13
17	C5	122/135 (90%)	90 (74%)	18 (15%)	14 (12%)	0	3
17	c5	133/135 (98%)	100 (75%)	13 (10%)	20 (15%)	0	1
18	C6	139/142 (98%)	115 (83%)	18 (13%)	6 (4%)	3	23
18	c6	140/142 (99%)	120 (86%)	12 (9%)	8 (6%)	2	16
19	C7	116/125 (93%)	90 (78%)	18 (16%)	8 (7%)	1	11
19	c7	113/125 (90%)	92 (81%)	11 (10%)	10 (9%)	1	7
20	C8	143/145 (99%)	109 (76%)	25 (18%)	9 (6%)	2	13

Continued on next page...

Continued from previous page...

Mol	Chain	Analysed	Favoured	Allowed	Outliers	Percentiles	
20	c8	143/145 (99%)	120 (84%)	15 (10%)	8 (6%)	2	16
21	C9	141/143 (99%)	114 (81%)	19 (14%)	8 (6%)	2	16
21	c9	141/143 (99%)	120 (85%)	15 (11%)	6 (4%)	3	23
22	D0	105/110 (96%)	86 (82%)	14 (13%)	5 (5%)	3	20
22	d0	108/110 (98%)	82 (76%)	14 (13%)	12 (11%)	0	3
23	D1	85/87 (98%)	65 (76%)	11 (13%)	9 (11%)	0	4
23	d1	85/87 (98%)	69 (81%)	10 (12%)	6 (7%)	1	11
24	D2	127/129 (98%)	102 (80%)	21 (16%)	4 (3%)	5	32
24	d2	127/129 (98%)	100 (79%)	25 (20%)	2 (2%)	12	48
25	D3	142/144 (99%)	109 (77%)	22 (16%)	11 (8%)	1	9
25	d3	142/144 (99%)	119 (84%)	20 (14%)	3 (2%)	9	42
26	D4	132/134 (98%)	108 (82%)	16 (12%)	8 (6%)	2	14
26	d4	132/134 (98%)	100 (76%)	19 (14%)	13 (10%)	1	5
27	D5	68/70 (97%)	49 (72%)	11 (16%)	8 (12%)	0	3
27	d5	67/70 (96%)	51 (76%)	13 (19%)	3 (4%)	3	21
28	D6	95/97 (98%)	62 (65%)	18 (19%)	15 (16%)	0	1
28	d6	95/97 (98%)	71 (75%)	13 (14%)	11 (12%)	0	3
29	D7	79/81 (98%)	62 (78%)	13 (16%)	4 (5%)	2	19
29	d7	79/81 (98%)	58 (73%)	15 (19%)	6 (8%)	1	9
30	D8	61/63 (97%)	48 (79%)	11 (18%)	2 (3%)	5	30
30	d8	61/63 (97%)	44 (72%)	12 (20%)	5 (8%)	1	8
31	D9	51/53 (96%)	36 (71%)	8 (16%)	7 (14%)	0	2
31	d9	51/53 (96%)	42 (82%)	6 (12%)	3 (6%)	2	15
32	E0	58/62 (94%)	47 (81%)	7 (12%)	4 (7%)	1	11
32	e0	60/62 (97%)	43 (72%)	10 (17%)	7 (12%)	0	3
33	E1	69/76 (91%)	39 (56%)	15 (22%)	15 (22%)	0	0
33	e1	74/76 (97%)	38 (51%)	19 (26%)	17 (23%)	0	0
34	SR	316/318 (99%)	275 (87%)	31 (10%)	10 (3%)	5	31
34	sR	316/318 (99%)	259 (82%)	44 (14%)	13 (4%)	3	24
35	SM	131/159 (82%)	95 (72%)	18 (14%)	18 (14%)	0	2
39	L2	250/252 (99%)	222 (89%)	17 (7%)	11 (4%)	3	22

Continued on next page...

Continued from previous page...

Mol	Chain	Analysed	Favoured	Allowed	Outliers	Percentiles	
39	l2	250/252 (99%)	201 (80%)	39 (16%)	10 (4%)	4	24
40	L3	384/386 (100%)	323 (84%)	44 (12%)	17 (4%)	3	22
40	l3	384/386 (100%)	331 (86%)	35 (9%)	18 (5%)	3	20
41	L4	359/361 (99%)	284 (79%)	50 (14%)	25 (7%)	1	11
41	l4	359/361 (99%)	275 (77%)	57 (16%)	27 (8%)	1	10
42	L5	294/296 (99%)	225 (76%)	43 (15%)	26 (9%)	1	7
42	l5	292/296 (99%)	243 (83%)	42 (14%)	7 (2%)	7	38
43	L6	152/175 (87%)	131 (86%)	18 (12%)	3 (2%)	9	43
43	l6	153/175 (87%)	123 (80%)	25 (16%)	5 (3%)	5	30
44	L7	220/223 (99%)	185 (84%)	26 (12%)	9 (4%)	3	24
44	l7	221/223 (99%)	195 (88%)	18 (8%)	8 (4%)	4	28
45	L8	231/233 (99%)	180 (78%)	35 (15%)	16 (7%)	1	11
45	l8	229/233 (98%)	179 (78%)	33 (14%)	17 (7%)	1	10
46	L9	189/191 (99%)	159 (84%)	22 (12%)	8 (4%)	3	23
46	l9	189/191 (99%)	156 (82%)	25 (13%)	8 (4%)	3	23
47	M0	207/220 (94%)	166 (80%)	30 (14%)	11 (5%)	2	17
47	m0	209/220 (95%)	164 (78%)	30 (14%)	15 (7%)	1	11
48	M1	167/169 (99%)	132 (79%)	16 (10%)	19 (11%)	0	3
48	m1	167/169 (99%)	137 (82%)	18 (11%)	12 (7%)	1	11
49	M3	191/194 (98%)	148 (78%)	28 (15%)	15 (8%)	1	8
49	m3	192/194 (99%)	153 (80%)	26 (14%)	13 (7%)	1	12
50	M4	134/137 (98%)	109 (81%)	14 (10%)	11 (8%)	1	8
50	m4	135/137 (98%)	118 (87%)	15 (11%)	2 (2%)	13	49
51	M5	201/203 (99%)	171 (85%)	21 (10%)	9 (4%)	3	21
51	m5	201/203 (99%)	169 (84%)	26 (13%)	6 (3%)	5	33
52	M6	195/197 (99%)	180 (92%)	13 (7%)	2 (1%)	19	58
52	m6	195/197 (99%)	179 (92%)	13 (7%)	3 (2%)	13	49
53	M7	181/183 (99%)	144 (80%)	26 (14%)	11 (6%)	2	14
53	m7	153/183 (84%)	127 (83%)	24 (16%)	2 (1%)	15	52
54	M8	183/185 (99%)	157 (86%)	20 (11%)	6 (3%)	5	30
54	m8	183/185 (99%)	151 (82%)	18 (10%)	14 (8%)	1	9

Continued on next page...

Continued from previous page...

Mol	Chain	Analysed	Favoured	Allowed	Outliers	Percentiles	
55	M9	186/188 (99%)	159 (86%)	23 (12%)	4 (2%)	8	41
55	m9	186/188 (99%)	165 (89%)	20 (11%)	1 (0%)	34	71
56	N0	170/172 (99%)	149 (88%)	16 (9%)	5 (3%)	6	34
56	n0	170/172 (99%)	150 (88%)	17 (10%)	3 (2%)	11	46
57	N1	157/159 (99%)	133 (85%)	16 (10%)	8 (5%)	2	19
57	n1	157/159 (99%)	132 (84%)	21 (13%)	4 (2%)	7	37
58	N2	98/100 (98%)	70 (71%)	23 (24%)	5 (5%)	2	19
58	n2	96/100 (96%)	82 (85%)	10 (10%)	4 (4%)	3	23
59	N3	134/136 (98%)	118 (88%)	14 (10%)	2 (2%)	13	49
59	n3	134/136 (98%)	120 (90%)	9 (7%)	5 (4%)	4	27
60	N4	96/135 (71%)	73 (76%)	17 (18%)	6 (6%)	2	13
60	n4	133/135 (98%)	103 (77%)	19 (14%)	11 (8%)	1	8
61	N5	119/121 (98%)	99 (83%)	14 (12%)	6 (5%)	3	19
61	n5	118/121 (98%)	103 (87%)	9 (8%)	6 (5%)	2	19
62	N6	124/126 (98%)	100 (81%)	19 (15%)	5 (4%)	4	24
62	n6	124/126 (98%)	108 (87%)	7 (6%)	9 (7%)	1	10
63	N7	133/135 (98%)	109 (82%)	16 (12%)	8 (6%)	2	15
63	n7	133/135 (98%)	105 (79%)	16 (12%)	12 (9%)	1	6
64	N8	146/148 (99%)	109 (75%)	28 (19%)	9 (6%)	2	14
64	n8	146/148 (99%)	114 (78%)	22 (15%)	10 (7%)	1	12
65	N9	56/58 (97%)	44 (79%)	10 (18%)	2 (4%)	4	28
65	n9	56/58 (97%)	37 (66%)	11 (20%)	8 (14%)	0	1
66	O0	95/100 (95%)	85 (90%)	8 (8%)	2 (2%)	9	42
66	o0	98/100 (98%)	87 (89%)	9 (9%)	2 (2%)	9	43
67	O1	107/109 (98%)	93 (87%)	9 (8%)	5 (5%)	3	20
67	o1	107/109 (98%)	91 (85%)	11 (10%)	5 (5%)	3	20
68	O2	125/127 (98%)	94 (75%)	22 (18%)	9 (7%)	1	11
68	o2	125/127 (98%)	97 (78%)	22 (18%)	6 (5%)	3	20
69	O3	104/106 (98%)	94 (90%)	7 (7%)	3 (3%)	6	34
69	o3	104/106 (98%)	92 (88%)	6 (6%)	6 (6%)	2	15
70	O4	110/112 (98%)	94 (86%)	12 (11%)	4 (4%)	4	28

Continued on next page...

Continued from previous page...

Mol	Chain	Analysed	Favoured	Allowed	Outliers	Percentiles	
70	o4	110/112 (98%)	91 (83%)	16 (14%)	3 (3%)	6	35
71	O5	117/119 (98%)	98 (84%)	11 (9%)	8 (7%)	1	12
71	o5	117/119 (98%)	100 (86%)	13 (11%)	4 (3%)	5	29
72	O6	97/99 (98%)	71 (73%)	16 (16%)	10 (10%)	1	4
72	o6	97/99 (98%)	75 (77%)	14 (14%)	8 (8%)	1	8
73	O7	85/87 (98%)	67 (79%)	17 (20%)	1 (1%)	16	54
73	o7	85/87 (98%)	70 (82%)	12 (14%)	3 (4%)	4	29
74	O8	75/77 (97%)	61 (81%)	12 (16%)	2 (3%)	6	35
74	o8	75/77 (97%)	60 (80%)	9 (12%)	6 (8%)	1	8
75	O9	48/50 (96%)	39 (81%)	8 (17%)	1 (2%)	9	42
75	o9	48/50 (96%)	41 (85%)	7 (15%)	0	100	100
76	Q0	50/52 (96%)	40 (80%)	8 (16%)	2 (4%)	4	24
76	q0	50/52 (96%)	41 (82%)	8 (16%)	1 (2%)	9	43
77	Q1	23/25 (92%)	21 (91%)	2 (9%)	0	100	100
77	q1	23/25 (92%)	19 (83%)	3 (13%)	1 (4%)	3	23
78	Q2	103/105 (98%)	79 (77%)	19 (18%)	5 (5%)	3	19
78	q2	103/105 (98%)	90 (87%)	8 (8%)	5 (5%)	3	19
79	Q3	89/91 (98%)	76 (85%)	7 (8%)	6 (7%)	1	12
79	q3	89/91 (98%)	78 (88%)	8 (9%)	3 (3%)	5	29
81	c0	82/96 (85%)	63 (77%)	11 (13%)	8 (10%)	1	5
82	sM	61/104 (59%)	38 (62%)	15 (25%)	8 (13%)	0	2
84	p0	139/219 (64%)	115 (83%)	17 (12%)	7 (5%)	3	19
All	All	22262/22948 (97%)	17987 (81%)	2915 (13%)	1360 (6%)	2	14

5 of 1360 Ramachandran outliers are listed below:

Mol	Chain	Res	Type
2	S0	4	PRO
2	S0	5	ALA
2	S0	30	GLN
2	S0	36	TYR
2	S0	95	ALA

5.3.2 Protein sidechains ⓘ

In the following table, the Percentiles column shows the percent sidechain outliers of the chain as a percentile score with respect to all X-ray entries followed by that with respect to entries of similar resolution.

The Analysed column shows the number of residues for which the sidechain conformation was analysed, and the total number of residues.

Mol	Chain	Analysed	Rotameric	Outliers	Percentiles	
2	S0	164/173 (95%)	133 (81%)	31 (19%)	2	8
2	s0	165/173 (95%)	128 (78%)	37 (22%)	1	4
3	S1	191/192 (100%)	152 (80%)	39 (20%)	1	6
3	s1	192/192 (100%)	148 (77%)	44 (23%)	1	4
4	S2	176/176 (100%)	139 (79%)	37 (21%)	1	6
4	s2	176/176 (100%)	132 (75%)	44 (25%)	1	3
5	S3	182/182 (100%)	149 (82%)	33 (18%)	2	9
5	s3	182/182 (100%)	150 (82%)	32 (18%)	2	10
6	S4	221/221 (100%)	176 (80%)	45 (20%)	1	6
6	s4	221/221 (100%)	179 (81%)	42 (19%)	2	8
7	S5	173/173 (100%)	143 (83%)	30 (17%)	2	11
7	s5	173/173 (100%)	146 (84%)	27 (16%)	3	16
8	S6	188/193 (97%)	147 (78%)	41 (22%)	1	5
8	s6	187/193 (97%)	149 (80%)	38 (20%)	1	6
9	S7	165/166 (99%)	132 (80%)	33 (20%)	1	6
9	s7	165/166 (99%)	132 (80%)	33 (20%)	1	6
10	S8	150/160 (94%)	126 (84%)	24 (16%)	3	14
10	s8	150/160 (94%)	125 (83%)	25 (17%)	3	13
11	S9	158/158 (100%)	124 (78%)	34 (22%)	1	5
11	s9	158/158 (100%)	122 (77%)	36 (23%)	1	4
12	C0	77/89 (86%)	63 (82%)	14 (18%)	2	9
13	C1	129/136 (95%)	110 (85%)	19 (15%)	4	18
13	c1	129/136 (95%)	102 (79%)	27 (21%)	1	6
14	C2	88/100 (88%)	65 (74%)	23 (26%)	0	2
14	c2	88/100 (88%)	69 (78%)	19 (22%)	1	5
15	C3	127/127 (100%)	100 (79%)	27 (21%)	1	5

Continued on next page...

Continued from previous page...

Mol	Chain	Analysed	Rotameric	Outliers	Percentiles	
15	c3	127/127 (100%)	104 (82%)	23 (18%)	2	9
16	C4	81/97 (84%)	58 (72%)	23 (28%)	0	2
16	c4	97/97 (100%)	65 (67%)	32 (33%)	0	1
17	C5	101/111 (91%)	85 (84%)	16 (16%)	3	15
17	c5	103/111 (93%)	88 (85%)	15 (15%)	4	18
18	C6	117/118 (99%)	93 (80%)	24 (20%)	1	6
18	c6	118/118 (100%)	94 (80%)	24 (20%)	1	6
19	C7	94/113 (83%)	73 (78%)	21 (22%)	1	4
19	c7	92/113 (81%)	73 (79%)	19 (21%)	1	6
20	C8	128/128 (100%)	96 (75%)	32 (25%)	1	3
20	c8	128/128 (100%)	104 (81%)	24 (19%)	2	8
21	C9	115/115 (100%)	88 (76%)	27 (24%)	1	4
21	c9	115/115 (100%)	92 (80%)	23 (20%)	1	6
22	D0	100/103 (97%)	76 (76%)	24 (24%)	1	3
22	d0	103/103 (100%)	76 (74%)	27 (26%)	0	2
23	D1	74/74 (100%)	63 (85%)	11 (15%)	4	17
23	d1	74/74 (100%)	58 (78%)	16 (22%)	1	5
24	D2	110/110 (100%)	88 (80%)	22 (20%)	1	6
24	d2	110/110 (100%)	90 (82%)	20 (18%)	2	9
25	D3	119/119 (100%)	98 (82%)	21 (18%)	2	10
25	d3	119/119 (100%)	100 (84%)	19 (16%)	3	14
26	D4	112/112 (100%)	91 (81%)	21 (19%)	2	8
26	d4	112/112 (100%)	91 (81%)	21 (19%)	2	8
27	D5	61/61 (100%)	44 (72%)	17 (28%)	0	2
27	d5	61/61 (100%)	52 (85%)	9 (15%)	4	17
28	D6	83/83 (100%)	63 (76%)	20 (24%)	1	3
28	d6	83/83 (100%)	67 (81%)	16 (19%)	2	7
29	D7	70/70 (100%)	61 (87%)	9 (13%)	5	23
29	d7	70/70 (100%)	61 (87%)	9 (13%)	5	23
30	D8	56/56 (100%)	44 (79%)	12 (21%)	1	5
30	d8	56/56 (100%)	43 (77%)	13 (23%)	1	4

Continued on next page...

Continued from previous page...

Mol	Chain	Analysed	Rotameric	Outliers	Percentiles	
31	D9	47/47 (100%)	35 (74%)	12 (26%)	1	2
31	d9	47/47 (100%)	40 (85%)	7 (15%)	4	17
32	E0	51/53 (96%)	45 (88%)	6 (12%)	6	27
32	e0	53/53 (100%)	37 (70%)	16 (30%)	0	1
33	E1	62/66 (94%)	50 (81%)	12 (19%)	2	7
33	e1	66/66 (100%)	50 (76%)	16 (24%)	1	3
34	SR	259/261 (99%)	226 (87%)	33 (13%)	5	24
34	sR	260/261 (100%)	231 (89%)	29 (11%)	7	30
35	SM	97/107 (91%)	76 (78%)	21 (22%)	1	5
39	L2	193/194 (100%)	155 (80%)	38 (20%)	1	7
39	l2	192/194 (99%)	153 (80%)	39 (20%)	1	6
40	L3	319/322 (99%)	249 (78%)	70 (22%)	1	5
40	l3	321/322 (100%)	252 (78%)	69 (22%)	1	5
41	L4	288/288 (100%)	232 (81%)	56 (19%)	2	7
41	l4	288/288 (100%)	234 (81%)	54 (19%)	2	8
42	L5	244/244 (100%)	198 (81%)	46 (19%)	2	8
42	l5	243/244 (100%)	189 (78%)	54 (22%)	1	4
43	L6	134/152 (88%)	114 (85%)	20 (15%)	4	17
43	l6	135/152 (89%)	111 (82%)	24 (18%)	2	10
44	L7	186/187 (100%)	160 (86%)	26 (14%)	4	20
44	l7	187/187 (100%)	155 (83%)	32 (17%)	2	12
45	L8	187/191 (98%)	157 (84%)	30 (16%)	3	14
45	l8	177/191 (93%)	142 (80%)	35 (20%)	1	7
46	L9	171/171 (100%)	130 (76%)	41 (24%)	1	3
46	l9	171/171 (100%)	132 (77%)	39 (23%)	1	4
47	M0	177/186 (95%)	151 (85%)	26 (15%)	4	18
47	m0	179/186 (96%)	138 (77%)	41 (23%)	1	4
48	M1	147/147 (100%)	119 (81%)	28 (19%)	2	8
48	m1	147/147 (100%)	120 (82%)	27 (18%)	2	9
49	M3	154/154 (100%)	124 (80%)	30 (20%)	2	7
49	m3	154/154 (100%)	123 (80%)	31 (20%)	1	6

Continued on next page...

Continued from previous page...

Mol	Chain	Analysed	Rotameric	Outliers	Percentiles	
50	M4	107/108 (99%)	87 (81%)	20 (19%)	2	9
50	m4	108/108 (100%)	85 (79%)	23 (21%)	1	5
51	M5	175/175 (100%)	140 (80%)	35 (20%)	1	6
51	m5	175/175 (100%)	140 (80%)	35 (20%)	1	6
52	M6	160/160 (100%)	139 (87%)	21 (13%)	5	22
52	m6	160/160 (100%)	135 (84%)	25 (16%)	3	16
53	M7	140/145 (97%)	109 (78%)	31 (22%)	1	4
53	m7	125/145 (86%)	94 (75%)	31 (25%)	1	3
54	M8	150/150 (100%)	124 (83%)	26 (17%)	2	11
54	m8	150/150 (100%)	116 (77%)	34 (23%)	1	4
55	M9	153/153 (100%)	129 (84%)	24 (16%)	3	15
55	m9	153/153 (100%)	125 (82%)	28 (18%)	2	9
56	N0	156/156 (100%)	127 (81%)	29 (19%)	2	9
56	n0	156/156 (100%)	128 (82%)	28 (18%)	2	10
57	N1	136/136 (100%)	106 (78%)	30 (22%)	1	4
57	n1	136/136 (100%)	109 (80%)	27 (20%)	1	7
58	N2	87/87 (100%)	70 (80%)	17 (20%)	2	7
58	n2	85/87 (98%)	69 (81%)	16 (19%)	2	8
59	N3	104/104 (100%)	89 (86%)	15 (14%)	4	19
59	n3	104/104 (100%)	89 (86%)	15 (14%)	4	19
60	N4	57/114 (50%)	50 (88%)	7 (12%)	6	25
60	n4	100/114 (88%)	85 (85%)	15 (15%)	3	17
61	N5	104/105 (99%)	82 (79%)	22 (21%)	1	5
61	n5	104/105 (99%)	82 (79%)	22 (21%)	1	5
62	N6	109/109 (100%)	85 (78%)	24 (22%)	1	5
62	n6	109/109 (100%)	85 (78%)	24 (22%)	1	5
63	N7	115/115 (100%)	93 (81%)	22 (19%)	2	8
63	n7	115/115 (100%)	93 (81%)	22 (19%)	2	8
64	N8	118/118 (100%)	93 (79%)	25 (21%)	1	5
64	n8	118/118 (100%)	94 (80%)	24 (20%)	1	6
65	N9	46/46 (100%)	37 (80%)	9 (20%)	1	7

Continued on next page...

Continued from previous page...

Mol	Chain	Analysed	Rotameric	Outliers	Percentiles	
65	n9	46/46 (100%)	32 (70%)	14 (30%)	0	1
66	O0	81/84 (96%)	68 (84%)	13 (16%)	3	14
66	o0	84/84 (100%)	70 (83%)	14 (17%)	3	13
67	O1	92/96 (96%)	68 (74%)	24 (26%)	0	2
67	o1	94/96 (98%)	72 (77%)	22 (23%)	1	4
68	O2	109/109 (100%)	89 (82%)	20 (18%)	2	9
68	o2	109/109 (100%)	90 (83%)	19 (17%)	2	11
69	O3	90/90 (100%)	75 (83%)	15 (17%)	3	13
69	o3	90/90 (100%)	78 (87%)	12 (13%)	5	21
70	O4	95/95 (100%)	80 (84%)	15 (16%)	3	15
70	o4	95/95 (100%)	82 (86%)	13 (14%)	4	20
71	O5	104/104 (100%)	79 (76%)	25 (24%)	1	3
71	o5	103/104 (99%)	83 (81%)	20 (19%)	2	7
72	O6	81/81 (100%)	59 (73%)	22 (27%)	0	2
72	o6	80/81 (99%)	58 (72%)	22 (28%)	0	2
73	O7	70/70 (100%)	54 (77%)	16 (23%)	1	4
73	o7	70/70 (100%)	54 (77%)	16 (23%)	1	4
74	O8	68/68 (100%)	51 (75%)	17 (25%)	1	3
74	o8	67/68 (98%)	50 (75%)	17 (25%)	1	2
75	O9	45/45 (100%)	37 (82%)	8 (18%)	2	10
75	o9	45/45 (100%)	39 (87%)	6 (13%)	5	21
76	Q0	47/47 (100%)	37 (79%)	10 (21%)	1	5
76	q0	47/47 (100%)	34 (72%)	13 (28%)	0	2
77	Q1	23/23 (100%)	16 (70%)	7 (30%)	0	1
77	q1	23/23 (100%)	15 (65%)	8 (35%)	0	1
78	Q2	90/90 (100%)	65 (72%)	25 (28%)	0	2
78	q2	90/90 (100%)	66 (73%)	24 (27%)	0	2
79	Q3	71/71 (100%)	63 (89%)	8 (11%)	7	30
79	q3	71/71 (100%)	54 (76%)	17 (24%)	1	3
81	c0	73/78 (94%)	60 (82%)	13 (18%)	2	10
82	sM	54/54 (100%)	40 (74%)	14 (26%)	0	2

Continued on next page...

Continued from previous page...

Mol	Chain	Analysed	Rotameric	Outliers	Percentiles
84	p0	105/186 (56%)	82 (78%)	23 (22%)	1 5
All	All	18727/19202 (98%)	15037 (80%)	3690 (20%)	1 7

5 of 3690 residues with a non-rotameric sidechain are listed below:

Mol	Chain	Res	Type
71	O5	4	VAL
8	s6	169	TYR
64	n8	14	HIS
73	O7	16	HIS
3	s1	177	GLN

Some sidechains can be flipped to improve hydrogen bonding and reduce clashes. 5 of 61 such sidechains are listed below:

Mol	Chain	Res	Type
47	M0	59	GLN
64	N8	67	HIS
62	n6	120	GLN
47	M0	144	ASN
54	M8	145	ASN

5.3.3 RNA ⓘ

Mol	Chain	Analysed	Backbone Outliers	Pucker Outliers
1	2	1776/1829 (97%)	519 (29%)	70 (3%)
36	1	3145/3394 (92%)	765 (24%)	87 (2%)
36	5	3145/3394 (92%)	772 (24%)	92 (2%)
37	3	120/121 (99%)	22 (18%)	3 (2%)
37	7	120/121 (99%)	23 (19%)	1 (0%)
38	4	157/158 (99%)	42 (26%)	4 (2%)
38	8	157/158 (99%)	40 (25%)	3 (1%)
80	6	1792/1800 (99%)	489 (27%)	67 (3%)
All	All	10412/10975 (94%)	2672 (25%)	327 (3%)

5 of 2672 RNA backbone outliers are listed below:

Mol	Chain	Res	Type
1	2	2	A
1	2	4	C

Continued on next page...

Continued from previous page...

Mol	Chain	Res	Type
1	2	17	C
1	2	25	C
1	2	26	A

5 of 327 RNA pucker outliers are listed below:

Mol	Chain	Res	Type
36	1	3242	G
80	6	541	A
36	5	2872	A
36	1	3319	U
80	6	75	U

5.4 Non-standard residues in protein, DNA, RNA chains [i](#)

There are no non-standard protein/DNA/RNA residues in this entry.

5.5 Carbohydrates [i](#)

There are no carbohydrates in this entry.

5.6 Ligand geometry [i](#)

Of 3561 ligands modelled in this entry, 2208 are monoatomic - leaving 1353 for Mogul analysis.

In the following table, the Counts columns list the number of bonds (or angles) for which Mogul statistics could be retrieved, the number of bonds (or angles) that are observed in the model and the number of bonds (or angles) that are defined in the chemical component dictionary. The Link column lists molecule types, if any, to which the group is linked. The Z score for a bond length (or angle) is the number of standard deviations the observed value is removed from the expected value. A bond length (or angle) with $|Z| > 2$ is considered an outlier worth inspection. RMSZ is the root-mean-square of all Z scores of the bond lengths (or angles).

Mol	Type	Chain	Res	Link	Bond lengths			Bond angles		
					Counts	RMSZ	# Z > 2	Counts	RMSZ	# Z > 2
89	C	1	3401	-	14,21,22	0.92	0	18,30,33	1.65	3 (16%)
89	C	1	3402	90	14,21,22	0.74	0	18,30,33	1.06	1 (5%)
90	8AN	1	3403	89	18,24,25	1.09	1 (5%)	10,35,38	2.37	2 (20%)
91	PRO	1	3404	-	5,7,8	0.46	0	7,8,10	1.48	2 (28%)
86	OHX	1	3405	-	0,6,6	0.00	-	0,15,15	0.00	-

Mol	Type	Chain	Res	Link	Bond lengths			Bond angles		
					Counts	RMSZ	# Z > 2	Counts	RMSZ	# Z > 2
86	OHX	1	3406	-	0,6,6	0.00	-	0,15,15	0.00	-
86	OHX	1	3407	-	0,6,6	0.00	-	0,15,15	0.00	-
86	OHX	1	3408	-	0,6,6	0.00	-	0,15,15	0.00	-
86	OHX	1	3409	36	0,6,6	0.00	-	0,15,15	0.00	-
86	OHX	1	3410	36	0,6,6	0.00	-	0,15,15	0.00	-
86	OHX	1	3411	86	0,6,6	0.00	-	0,15,15	0.00	-
86	OHX	1	3412	-	0,6,6	0.00	-	0,15,15	0.00	-
86	OHX	1	3413	-	0,6,6	0.00	-	0,15,15	0.00	-
86	OHX	1	3414	-	0,6,6	0.00	-	0,15,15	0.00	-
86	OHX	1	3415	-	0,6,6	0.00	-	0,15,15	0.00	-
86	OHX	1	3416	-	0,6,6	0.00	-	0,15,15	0.00	-
86	OHX	1	3417	-	0,6,6	0.00	-	0,15,15	0.00	-
86	OHX	1	3418	-	0,6,6	0.00	-	0,15,15	0.00	-
86	OHX	1	3419	-	0,6,6	0.00	-	0,15,15	0.00	-
86	OHX	1	3420	-	0,6,6	0.00	-	0,15,15	0.00	-
86	OHX	1	3421	-	0,6,6	0.00	-	0,15,15	0.00	-
86	OHX	1	3422	86,36	0,6,6	0.00	-	0,15,15	0.00	-
86	OHX	1	3423	-	0,6,6	0.00	-	0,15,15	0.00	-
86	OHX	1	3424	-	0,6,6	0.00	-	0,15,15	0.00	-
86	OHX	1	3425	-	0,6,6	0.00	-	0,15,15	0.00	-
86	OHX	1	3426	-	0,6,6	0.00	-	0,15,15	0.00	-
86	OHX	1	3427	-	0,6,6	0.00	-	0,15,15	0.00	-
86	OHX	1	3428	-	0,6,6	0.00	-	0,15,15	0.00	-
86	OHX	1	3429	-	0,6,6	0.00	-	0,15,15	0.00	-
86	OHX	1	3430	-	0,6,6	0.00	-	0,15,15	0.00	-
86	OHX	1	3431	86	0,6,6	0.00	-	0,15,15	0.00	-
86	OHX	1	3432	-	0,6,6	0.00	-	0,15,15	0.00	-
86	OHX	1	3433	-	0,6,6	0.00	-	0,15,15	0.00	-
86	OHX	1	3434	-	0,6,6	0.00	-	0,15,15	0.00	-
86	OHX	1	3435	-	0,6,6	0.00	-	0,15,15	0.00	-
86	OHX	1	3436	-	0,6,6	0.00	-	0,15,15	0.00	-
86	OHX	1	3437	86	0,6,6	0.00	-	0,15,15	0.00	-
86	OHX	1	3438	86	0,6,6	0.00	-	0,15,15	0.00	-
86	OHX	1	3439	-	0,6,6	0.00	-	0,15,15	0.00	-
86	OHX	1	3440	-	0,6,6	0.00	-	0,15,15	0.00	-
86	OHX	1	3441	86	0,6,6	0.00	-	0,15,15	0.00	-
86	OHX	1	3442	-	0,6,6	0.00	-	0,15,15	0.00	-
86	OHX	1	3443	-	0,6,6	0.00	-	0,15,15	0.00	-
86	OHX	1	3444	-	0,6,6	0.00	-	0,15,15	0.00	-
86	OHX	1	3445	-	0,6,6	0.00	-	0,15,15	0.00	-
86	OHX	1	3446	-	0,6,6	0.00	-	0,15,15	0.00	-
86	OHX	1	3447	-	0,6,6	0.00	-	0,15,15	0.00	-
86	OHX	1	3448	-	0,6,6	0.00	-	0,15,15	0.00	-

Mol	Type	Chain	Res	Link	Bond lengths			Bond angles		
					Counts	RMSZ	# Z > 2	Counts	RMSZ	# Z > 2
86	OHX	1	3449	-	0,6,6	0.00	-	0,15,15	0.00	-
86	OHX	1	3450	86	0,6,6	0.00	-	0,15,15	0.00	-
86	OHX	1	3451	-	0,6,6	0.00	-	0,15,15	0.00	-
86	OHX	1	3452	-	0,6,6	0.00	-	0,15,15	0.00	-
86	OHX	1	3453	-	0,6,6	0.00	-	0,15,15	0.00	-
86	OHX	1	3454	-	0,6,6	0.00	-	0,15,15	0.00	-
86	OHX	1	3455	86	0,6,6	0.00	-	0,15,15	0.00	-
86	OHX	1	3456	86	0,6,6	0.00	-	0,15,15	0.00	-
86	OHX	1	3457	-	0,6,6	0.00	-	0,15,15	0.00	-
86	OHX	1	3458	-	0,6,6	0.00	-	0,15,15	0.00	-
86	OHX	1	3459	-	0,6,6	0.00	-	0,15,15	0.00	-
86	OHX	1	3460	-	0,6,6	0.00	-	0,15,15	0.00	-
86	OHX	1	3461	86	0,6,6	0.00	-	0,15,15	0.00	-
86	OHX	1	3462	-	0,6,6	0.00	-	0,15,15	0.00	-
86	OHX	1	3463	-	0,6,6	0.00	-	0,15,15	0.00	-
86	OHX	1	3464	86	0,6,6	0.00	-	0,15,15	0.00	-
86	OHX	1	3465	86	0,6,6	0.00	-	0,15,15	0.00	-
86	OHX	1	3466	-	0,6,6	0.00	-	0,15,15	0.00	-
86	OHX	1	3467	-	0,6,6	0.00	-	0,15,15	0.00	-
86	OHX	1	3468	-	0,6,6	0.00	-	0,15,15	0.00	-
86	OHX	1	3469	86	0,6,6	0.00	-	0,15,15	0.00	-
86	OHX	1	3470	-	0,6,6	0.00	-	0,15,15	0.00	-
86	OHX	1	3471	-	0,6,6	0.00	-	0,15,15	0.00	-
86	OHX	1	3472	36	0,6,6	0.00	-	0,15,15	0.00	-
86	OHX	1	3473	-	0,6,6	0.00	-	0,15,15	0.00	-
86	OHX	1	3474	-	0,6,6	0.00	-	0,15,15	0.00	-
86	OHX	1	3475	-	0,6,6	0.00	-	0,15,15	0.00	-
86	OHX	1	3476	86	0,6,6	0.00	-	0,15,15	0.00	-
86	OHX	1	3477	86	0,6,6	0.00	-	0,15,15	0.00	-
86	OHX	1	3478	86	0,6,6	0.00	-	0,15,15	0.00	-
86	OHX	1	3479	86	0,6,6	0.00	-	0,15,15	0.00	-
86	OHX	1	3480	86	0,6,6	0.00	-	0,15,15	0.00	-
86	OHX	1	3481	-	0,6,6	0.00	-	0,15,15	0.00	-
86	OHX	1	3482	-	0,6,6	0.00	-	0,15,15	0.00	-
86	OHX	1	3483	-	0,6,6	0.00	-	0,15,15	0.00	-
86	OHX	1	3484	-	0,6,6	0.00	-	0,15,15	0.00	-
86	OHX	1	3485	-	0,6,6	0.00	-	0,15,15	0.00	-
86	OHX	1	3486	-	0,6,6	0.00	-	0,15,15	0.00	-
86	OHX	1	3487	-	0,6,6	0.00	-	0,15,15	0.00	-
86	OHX	1	3488	86	0,6,6	0.00	-	0,15,15	0.00	-
86	OHX	1	3489	86	0,6,6	0.00	-	0,15,15	0.00	-
86	OHX	1	3490	-	0,6,6	0.00	-	0,15,15	0.00	-
86	OHX	1	3491	-	0,6,6	0.00	-	0,15,15	0.00	-

Mol	Type	Chain	Res	Link	Bond lengths			Bond angles		
					Counts	RMSZ	# Z > 2	Counts	RMSZ	# Z > 2
86	OHX	1	3492	-	0,6,6	0.00	-	0,15,15	0.00	-
86	OHX	1	3493	86	0,6,6	0.00	-	0,15,15	0.00	-
86	OHX	1	3494	86	0,6,6	0.00	-	0,15,15	0.00	-
86	OHX	1	3495	86	0,6,6	0.00	-	0,15,15	0.00	-
86	OHX	1	3496	-	0,6,6	0.00	-	0,15,15	0.00	-
86	OHX	1	3497	-	0,6,6	0.00	-	0,15,15	0.00	-
86	OHX	1	3498	-	0,6,6	0.00	-	0,15,15	0.00	-
86	OHX	1	3499	-	0,6,6	0.00	-	0,15,15	0.00	-
86	OHX	1	3500	-	0,6,6	0.00	-	0,15,15	0.00	-
86	OHX	1	3501	-	0,6,6	0.00	-	0,15,15	0.00	-
86	OHX	1	3502	86,36	0,6,6	0.00	-	0,15,15	0.00	-
86	OHX	1	3503	-	0,6,6	0.00	-	0,15,15	0.00	-
86	OHX	1	3504	86	0,6,6	0.00	-	0,15,15	0.00	-
86	OHX	1	3505	86	0,6,6	0.00	-	0,15,15	0.00	-
86	OHX	1	3506	86	0,6,6	0.00	-	0,15,15	0.00	-
86	OHX	1	3507	-	0,6,6	0.00	-	0,15,15	0.00	-
86	OHX	1	3508	86	0,6,6	0.00	-	0,15,15	0.00	-
86	OHX	1	3509	-	0,6,6	0.00	-	0,15,15	0.00	-
86	OHX	1	3510	36	0,6,6	0.00	-	0,15,15	0.00	-
86	OHX	1	3511	86	0,6,6	0.00	-	0,15,15	0.00	-
86	OHX	1	3512	-	0,6,6	0.00	-	0,15,15	0.00	-
86	OHX	1	3513	86	0,6,6	0.00	-	0,15,15	0.00	-
86	OHX	1	3514	-	0,6,6	0.00	-	0,15,15	0.00	-
86	OHX	1	3515	-	0,6,6	0.00	-	0,15,15	0.00	-
86	OHX	1	3516	-	0,6,6	0.00	-	0,15,15	0.00	-
86	OHX	1	3517	86	0,6,6	0.00	-	0,15,15	0.00	-
86	OHX	1	3518	86	0,6,6	0.00	-	0,15,15	0.00	-
86	OHX	1	3519	36	0,6,6	0.00	-	0,15,15	0.00	-
86	OHX	1	3520	-	0,6,6	0.00	-	0,15,15	0.00	-
86	OHX	1	3521	-	0,6,6	0.00	-	0,15,15	0.00	-
86	OHX	1	3522	-	0,6,6	0.00	-	0,15,15	0.00	-
86	OHX	1	3523	-	0,6,6	0.00	-	0,15,15	0.00	-
86	OHX	1	3524	-	0,6,6	0.00	-	0,15,15	0.00	-
86	OHX	1	3525	-	0,6,6	0.00	-	0,15,15	0.00	-
86	OHX	1	3526	-	0,6,6	0.00	-	0,15,15	0.00	-
86	OHX	1	3527	-	0,6,6	0.00	-	0,15,15	0.00	-
86	OHX	1	3528	-	0,6,6	0.00	-	0,15,15	0.00	-
86	OHX	1	3529	-	0,6,6	0.00	-	0,15,15	0.00	-
86	OHX	1	3530	36	0,6,6	0.00	-	0,15,15	0.00	-
86	OHX	1	3531	-	0,6,6	0.00	-	0,15,15	0.00	-
86	OHX	1	3532	-	0,6,6	0.00	-	0,15,15	0.00	-
86	OHX	1	3533	-	0,6,6	0.00	-	0,15,15	0.00	-
86	OHX	1	3534	-	0,6,6	0.00	-	0,15,15	0.00	-

Mol	Type	Chain	Res	Link	Bond lengths			Bond angles		
					Counts	RMSZ	# Z > 2	Counts	RMSZ	# Z > 2
86	OHX	1	3535	86	0,6,6	0.00	-	0,15,15	0.00	-
86	OHX	1	3536	86	0,6,6	0.00	-	0,15,15	0.00	-
86	OHX	1	3537	-	0,6,6	0.00	-	0,15,15	0.00	-
86	OHX	1	3538	36	0,6,6	0.00	-	0,15,15	0.00	-
86	OHX	1	3539	86	0,6,6	0.00	-	0,15,15	0.00	-
86	OHX	1	3540	36	0,6,6	0.00	-	0,15,15	0.00	-
86	OHX	1	3541	-	0,6,6	0.00	-	0,15,15	0.00	-
86	OHX	1	3542	-	0,6,6	0.00	-	0,15,15	0.00	-
86	OHX	1	3543	-	0,6,6	0.00	-	0,15,15	0.00	-
86	OHX	1	3544	-	0,6,6	0.00	-	0,15,15	0.00	-
86	OHX	1	3545	-	0,6,6	0.00	-	0,15,15	0.00	-
86	OHX	1	3546	86	0,6,6	0.00	-	0,15,15	0.00	-
86	OHX	1	3547	86	0,6,6	0.00	-	0,15,15	0.00	-
86	OHX	1	3548	-	0,6,6	0.00	-	0,15,15	0.00	-
86	OHX	1	3549	-	0,6,6	0.00	-	0,15,15	0.00	-
86	OHX	1	3550	-	0,6,6	0.00	-	0,15,15	0.00	-
86	OHX	1	3551	-	0,6,6	0.00	-	0,15,15	0.00	-
86	OHX	1	3552	-	0,6,6	0.00	-	0,15,15	0.00	-
86	OHX	1	3553	86	0,6,6	0.00	-	0,15,15	0.00	-
86	OHX	1	3554	-	0,6,6	0.00	-	0,15,15	0.00	-
86	OHX	1	3555	-	0,6,6	0.00	-	0,15,15	0.00	-
86	OHX	1	3556	-	0,6,6	0.00	-	0,15,15	0.00	-
86	OHX	1	3557	-	0,6,6	0.00	-	0,15,15	0.00	-
86	OHX	1	3558	-	0,6,6	0.00	-	0,15,15	0.00	-
86	OHX	1	3559	86	0,6,6	0.00	-	0,15,15	0.00	-
86	OHX	1	3560	36	0,6,6	0.00	-	0,15,15	0.00	-
86	OHX	1	3561	-	0,6,6	0.00	-	0,15,15	0.00	-
86	OHX	1	3562	86	0,6,6	0.00	-	0,15,15	0.00	-
86	OHX	1	3563	-	0,6,6	0.00	-	0,15,15	0.00	-
86	OHX	1	3564	-	0,6,6	0.00	-	0,15,15	0.00	-
86	OHX	1	3565	-	0,6,6	0.00	-	0,15,15	0.00	-
86	OHX	1	3566	-	0,6,6	0.00	-	0,15,15	0.00	-
86	OHX	1	3567	-	0,6,6	0.00	-	0,15,15	0.00	-
86	OHX	1	3568	-	0,6,6	0.00	-	0,15,15	0.00	-
86	OHX	1	3569	-	0,6,6	0.00	-	0,15,15	0.00	-
86	OHX	1	3570	-	0,6,6	0.00	-	0,15,15	0.00	-
86	OHX	1	3571	86	0,6,6	0.00	-	0,15,15	0.00	-
86	OHX	1	3572	-	0,6,6	0.00	-	0,15,15	0.00	-
86	OHX	1	3573	-	0,6,6	0.00	-	0,15,15	0.00	-
86	OHX	1	3574	-	0,6,6	0.00	-	0,15,15	0.00	-
86	OHX	1	3575	86	0,6,6	0.00	-	0,15,15	0.00	-
86	OHX	1	3576	-	0,6,6	0.00	-	0,15,15	0.00	-
86	OHX	1	3577	-	0,6,6	0.00	-	0,15,15	0.00	-

Mol	Type	Chain	Res	Link	Bond lengths			Bond angles		
					Counts	RMSZ	# Z > 2	Counts	RMSZ	# Z > 2
86	OHX	1	3578	-	0,6,6	0.00	-	0,15,15	0.00	-
86	OHX	1	3579	36	0,6,6	0.00	-	0,15,15	0.00	-
86	OHX	1	3580	-	0,6,6	0.00	-	0,15,15	0.00	-
86	OHX	1	3581	86	0,6,6	0.00	-	0,15,15	0.00	-
86	OHX	1	3582	36	0,6,6	0.00	-	0,15,15	0.00	-
86	OHX	1	3583	-	0,6,6	0.00	-	0,15,15	0.00	-
86	OHX	1	3584	36	0,6,6	0.00	-	0,15,15	0.00	-
86	OHX	1	3585	-	0,6,6	0.00	-	0,15,15	0.00	-
86	OHX	1	3586	-	0,6,6	0.00	-	0,15,15	0.00	-
86	OHX	1	3587	36	0,6,6	0.00	-	0,15,15	0.00	-
86	OHX	1	3588	86	0,6,6	0.00	-	0,15,15	0.00	-
86	OHX	1	3589	-	0,6,6	0.00	-	0,15,15	0.00	-
86	OHX	1	3590	86	0,6,6	0.00	-	0,15,15	0.00	-
86	OHX	1	3591	-	0,6,6	0.00	-	0,15,15	0.00	-
86	OHX	1	3592	-	0,6,6	0.00	-	0,15,15	0.00	-
86	OHX	1	3593	-	0,6,6	0.00	-	0,15,15	0.00	-
86	OHX	1	3594	-	0,6,6	0.00	-	0,15,15	0.00	-
86	OHX	1	3595	86	0,6,6	0.00	-	0,15,15	0.00	-
86	OHX	1	3596	86	0,6,6	0.00	-	0,15,15	0.00	-
86	OHX	1	3597	-	0,6,6	0.00	-	0,15,15	0.00	-
86	OHX	1	3598	86	0,6,6	0.00	-	0,15,15	0.00	-
86	OHX	1	3599	36	0,6,6	0.00	-	0,15,15	0.00	-
86	OHX	1	3600	86	0,6,6	0.00	-	0,15,15	0.00	-
86	OHX	1	3601	86	0,6,6	0.00	-	0,15,15	0.00	-
86	OHX	1	3602	86	0,6,6	0.00	-	0,15,15	0.00	-
86	OHX	1	3603	-	0,6,6	0.00	-	0,15,15	0.00	-
86	OHX	1	3604	-	0,6,6	0.00	-	0,15,15	0.00	-
86	OHX	1	3605	86	0,6,6	0.00	-	0,15,15	0.00	-
86	OHX	1	3606	86	0,6,6	0.00	-	0,15,15	0.00	-
86	OHX	1	3607	-	0,6,6	0.00	-	0,15,15	0.00	-
86	OHX	1	3608	-	0,6,6	0.00	-	0,15,15	0.00	-
86	OHX	1	3609	-	0,6,6	0.00	-	0,15,15	0.00	-
86	OHX	1	3610	-	0,6,6	0.00	-	0,15,15	0.00	-
86	OHX	1	3611	-	0,6,6	0.00	-	0,15,15	0.00	-
86	OHX	1	3612	86	0,6,6	0.00	-	0,15,15	0.00	-
86	OHX	1	3613	-	0,6,6	0.00	-	0,15,15	0.00	-
86	OHX	1	3614	-	0,6,6	0.00	-	0,15,15	0.00	-
86	OHX	1	3615	86	0,6,6	0.00	-	0,15,15	0.00	-
86	OHX	1	3616	86	0,6,6	0.00	-	0,15,15	0.00	-
86	OHX	1	3617	86,36	0,6,6	0.00	-	0,15,15	0.00	-
86	OHX	1	3618	-	0,6,6	0.00	-	0,15,15	0.00	-
86	OHX	1	3619	36	0,6,6	0.00	-	0,15,15	0.00	-
86	OHX	1	3620	-	0,6,6	0.00	-	0,15,15	0.00	-

Mol	Type	Chain	Res	Link	Bond lengths			Bond angles		
					Counts	RMSZ	# Z > 2	Counts	RMSZ	# Z > 2
86	OHX	1	3621	-	0,6,6	0.00	-	0,15,15	0.00	-
86	OHX	1	3622	-	0,6,6	0.00	-	0,15,15	0.00	-
86	OHX	1	3623	-	0,6,6	0.00	-	0,15,15	0.00	-
86	OHX	1	3624	36	0,6,6	0.00	-	0,15,15	0.00	-
86	OHX	1	3625	86	0,6,6	0.00	-	0,15,15	0.00	-
86	OHX	1	3626	-	0,6,6	0.00	-	0,15,15	0.00	-
86	OHX	1	3627	-	0,6,6	0.00	-	0,15,15	0.00	-
86	OHX	1	3628	-	0,6,6	0.00	-	0,15,15	0.00	-
86	OHX	1	3629	36	0,6,6	0.00	-	0,15,15	0.00	-
86	OHX	1	3630	-	0,6,6	0.00	-	0,15,15	0.00	-
86	OHX	1	3631	-	0,6,6	0.00	-	0,15,15	0.00	-
86	OHX	1	3632	-	0,6,6	0.00	-	0,15,15	0.00	-
86	OHX	1	3633	-	0,6,6	0.00	-	0,15,15	0.00	-
86	OHX	1	3634	-	0,6,6	0.00	-	0,15,15	0.00	-
86	OHX	1	3635	-	0,6,6	0.00	-	0,15,15	0.00	-
86	OHX	1	3636	-	0,6,6	0.00	-	0,15,15	0.00	-
86	OHX	1	3637	-	0,6,6	0.00	-	0,15,15	0.00	-
86	OHX	1	3638	-	0,6,6	0.00	-	0,15,15	0.00	-
86	OHX	1	3639	86	0,6,6	0.00	-	0,15,15	0.00	-
86	OHX	1	3640	-	0,6,6	0.00	-	0,15,15	0.00	-
86	OHX	1	3641	-	0,6,6	0.00	-	0,15,15	0.00	-
86	OHX	1	3642	-	0,6,6	0.00	-	0,15,15	0.00	-
86	OHX	1	3643	-	0,6,6	0.00	-	0,15,15	0.00	-
86	OHX	1	3644	-	0,6,6	0.00	-	0,15,15	0.00	-
86	OHX	1	3645	-	0,6,6	0.00	-	0,15,15	0.00	-
86	OHX	1	3646	-	0,6,6	0.00	-	0,15,15	0.00	-
86	OHX	1	3647	86	0,6,6	0.00	-	0,15,15	0.00	-
86	OHX	1	3648	-	0,6,6	0.00	-	0,15,15	0.00	-
86	OHX	1	3649	-	0,6,6	0.00	-	0,15,15	0.00	-
86	OHX	1	3650	-	0,6,6	0.00	-	0,15,15	0.00	-
86	OHX	1	3651	36	0,6,6	0.00	-	0,15,15	0.00	-
86	OHX	1	3652	-	0,6,6	0.00	-	0,15,15	0.00	-
86	OHX	1	3653	-	0,6,6	0.00	-	0,15,15	0.00	-
86	OHX	1	3654	-	0,6,6	0.00	-	0,15,15	0.00	-
86	OHX	1	3655	-	0,6,6	0.00	-	0,15,15	0.00	-
86	OHX	1	3656	86	0,6,6	0.00	-	0,15,15	0.00	-
86	OHX	1	3657	-	0,6,6	0.00	-	0,15,15	0.00	-
86	OHX	1	3658	-	0,6,6	0.00	-	0,15,15	0.00	-
86	OHX	1	3659	-	0,6,6	0.00	-	0,15,15	0.00	-
86	OHX	1	3660	-	0,6,6	0.00	-	0,15,15	0.00	-
86	OHX	1	3661	86	0,6,6	0.00	-	0,15,15	0.00	-
86	OHX	1	3662	-	0,6,6	0.00	-	0,15,15	0.00	-
86	OHX	1	3663	86	0,6,6	0.00	-	0,15,15	0.00	-

Mol	Type	Chain	Res	Link	Bond lengths			Bond angles		
					Counts	RMSZ	# Z > 2	Counts	RMSZ	# Z > 2
86	OHX	1	3664	-	0,6,6	0.00	-	0,15,15	0.00	-
86	OHX	1	3665	-	0,6,6	0.00	-	0,15,15	0.00	-
86	OHX	1	3666	-	0,6,6	0.00	-	0,15,15	0.00	-
86	OHX	1	3667	86,36	0,6,6	0.00	-	0,15,15	0.00	-
86	OHX	1	3668	-	0,6,6	0.00	-	0,15,15	0.00	-
86	OHX	1	3669	86	0,6,6	0.00	-	0,15,15	0.00	-
86	OHX	1	3670	-	0,6,6	0.00	-	0,15,15	0.00	-
86	OHX	1	3671	-	0,6,6	0.00	-	0,15,15	0.00	-
86	OHX	1	3672	-	0,6,6	0.00	-	0,15,15	0.00	-
86	OHX	1	3673	-	0,6,6	0.00	-	0,15,15	0.00	-
86	OHX	1	3674	-	0,6,6	0.00	-	0,15,15	0.00	-
86	OHX	1	3675	86,36	0,6,6	0.00	-	0,15,15	0.00	-
86	OHX	1	3676	-	0,6,6	0.00	-	0,15,15	0.00	-
86	OHX	1	3677	-	0,6,6	0.00	-	0,15,15	0.00	-
86	OHX	1	3678	86	0,6,6	0.00	-	0,15,15	0.00	-
86	OHX	1	3679	-	0,6,6	0.00	-	0,15,15	0.00	-
86	OHX	1	3680	-	0,6,6	0.00	-	0,15,15	0.00	-
86	OHX	1	3681	86	0,6,6	0.00	-	0,15,15	0.00	-
86	OHX	1	3682	-	0,6,6	0.00	-	0,15,15	0.00	-
86	OHX	1	3683	-	0,6,6	0.00	-	0,15,15	0.00	-
86	OHX	1	3684	-	0,6,6	0.00	-	0,15,15	0.00	-
86	OHX	1	3685	86,36	0,6,6	0.00	-	0,15,15	0.00	-
86	OHX	1	3686	-	0,6,6	0.00	-	0,15,15	0.00	-
86	OHX	1	3687	36	0,6,6	0.00	-	0,15,15	0.00	-
86	OHX	1	3688	86	0,6,6	0.00	-	0,15,15	0.00	-
86	OHX	1	3689	86	0,6,6	0.00	-	0,15,15	0.00	-
86	OHX	1	3690	-	0,6,6	0.00	-	0,15,15	0.00	-
86	OHX	1	3691	86,36	0,6,6	0.00	-	0,15,15	0.00	-
86	OHX	1	3692	-	0,6,6	0.00	-	0,15,15	0.00	-
86	OHX	1	3693	-	0,6,6	0.00	-	0,15,15	0.00	-
86	OHX	1	3694	-	0,6,6	0.00	-	0,15,15	0.00	-
86	OHX	1	3695	86	0,6,6	0.00	-	0,15,15	0.00	-
86	OHX	1	3696	86	0,6,6	0.00	-	0,15,15	0.00	-
86	OHX	1	3697	-	0,6,6	0.00	-	0,15,15	0.00	-
86	OHX	1	3698	-	0,6,6	0.00	-	0,15,15	0.00	-
86	OHX	1	3699	86	0,6,6	0.00	-	0,15,15	0.00	-
86	OHX	1	3700	86	0,6,6	0.00	-	0,15,15	0.00	-
86	OHX	1	3701	-	0,6,6	0.00	-	0,15,15	0.00	-
86	OHX	1	3702	-	0,6,6	0.00	-	0,15,15	0.00	-
86	OHX	1	3703	36	0,6,6	0.00	-	0,15,15	0.00	-
86	OHX	1	3704	-	0,6,6	0.00	-	0,15,15	0.00	-
86	OHX	1	3705	86	0,6,6	0.00	-	0,15,15	0.00	-
86	OHX	1	3706	-	0,6,6	0.00	-	0,15,15	0.00	-

Mol	Type	Chain	Res	Link	Bond lengths			Bond angles		
					Counts	RMSZ	# Z > 2	Counts	RMSZ	# Z > 2
86	OHX	1	3707	-	0,6,6	0.00	-	0,15,15	0.00	-
86	OHX	1	3708	-	0,6,6	0.00	-	0,15,15	0.00	-
86	OHX	1	3709	86,36	0,6,6	0.00	-	0,15,15	0.00	-
86	OHX	1	3710	-	0,6,6	0.00	-	0,15,15	0.00	-
86	OHX	1	3711	86	0,6,6	0.00	-	0,15,15	0.00	-
86	OHX	1	3712	-	0,6,6	0.00	-	0,15,15	0.00	-
86	OHX	1	3713	-	0,6,6	0.00	-	0,15,15	0.00	-
86	OHX	1	3714	-	0,6,6	0.00	-	0,15,15	0.00	-
86	OHX	1	3715	86	0,6,6	0.00	-	0,15,15	0.00	-
86	OHX	1	3716	86	0,6,6	0.00	-	0,15,15	0.00	-
86	OHX	1	3717	86	0,6,6	0.00	-	0,15,15	0.00	-
86	OHX	1	3718	86	0,6,6	0.00	-	0,15,15	0.00	-
86	OHX	1	3719	-	0,6,6	0.00	-	0,15,15	0.00	-
86	OHX	1	3720	-	0,6,6	0.00	-	0,15,15	0.00	-
86	OHX	1	3721	86	0,6,6	0.00	-	0,15,15	0.00	-
86	OHX	1	3722	86	0,6,6	0.00	-	0,15,15	0.00	-
86	OHX	1	3723	86	0,6,6	0.00	-	0,15,15	0.00	-
86	OHX	1	3724	86	0,6,6	0.00	-	0,15,15	0.00	-
86	OHX	1	3725	36	0,6,6	0.00	-	0,15,15	0.00	-
86	OHX	1	3726	-	0,6,6	0.00	-	0,15,15	0.00	-
86	OHX	1	3727	-	0,6,6	0.00	-	0,15,15	0.00	-
86	OHX	1	3728	-	0,6,6	0.00	-	0,15,15	0.00	-
86	OHX	1	3729	-	0,6,6	0.00	-	0,15,15	0.00	-
86	OHX	1	3730	-	0,6,6	0.00	-	0,15,15	0.00	-
86	OHX	1	3731	86	0,6,6	0.00	-	0,15,15	0.00	-
86	OHX	1	3732	-	0,6,6	0.00	-	0,15,15	0.00	-
86	OHX	1	3733	-	0,6,6	0.00	-	0,15,15	0.00	-
86	OHX	1	3734	86	0,6,6	0.00	-	0,15,15	0.00	-
86	OHX	1	3735	-	0,6,6	0.00	-	0,15,15	0.00	-
86	OHX	1	3736	-	0,6,6	0.00	-	0,15,15	0.00	-
86	OHX	1	3737	36	0,6,6	0.00	-	0,15,15	0.00	-
86	OHX	1	3738	86	0,6,6	0.00	-	0,15,15	0.00	-
86	OHX	1	3739	-	0,6,6	0.00	-	0,15,15	0.00	-
86	OHX	1	3740	-	0,6,6	0.00	-	0,15,15	0.00	-
86	OHX	1	3741	86	0,6,6	0.00	-	0,15,15	0.00	-
86	OHX	1	3742	-	0,6,6	0.00	-	0,15,15	0.00	-
86	OHX	1	3743	86	0,6,6	0.00	-	0,15,15	0.00	-
86	OHX	1	3744	86	0,6,6	0.00	-	0,15,15	0.00	-
86	OHX	1	3745	-	0,6,6	0.00	-	0,15,15	0.00	-
86	OHX	1	3746	86	0,6,6	0.00	-	0,15,15	0.00	-
86	OHX	1	3747	36	0,6,6	0.00	-	0,15,15	0.00	-
86	OHX	1	3748	86	0,6,6	0.00	-	0,15,15	0.00	-
86	OHX	1	3749	-	0,6,6	0.00	-	0,15,15	0.00	-

Mol	Type	Chain	Res	Link	Bond lengths			Bond angles		
					Counts	RMSZ	# Z > 2	Counts	RMSZ	# Z > 2
86	OHX	1	3750	86	0,6,6	0.00	-	0,15,15	0.00	-
86	OHX	1	3751	86,36	0,6,6	0.00	-	0,15,15	0.00	-
86	OHX	1	3752	-	0,6,6	0.00	-	0,15,15	0.00	-
86	OHX	1	3753	86	0,6,6	0.00	-	0,15,15	0.00	-
86	OHX	1	3754	-	0,6,6	0.00	-	0,15,15	0.00	-
86	OHX	1	3755	36	0,6,6	0.00	-	0,15,15	0.00	-
86	OHX	1	3756	86,36	0,6,6	0.00	-	0,15,15	0.00	-
86	OHX	1	3757	86,36	0,6,6	0.00	-	0,15,15	0.00	-
86	OHX	1	3758	36	0,6,6	0.00	-	0,15,15	0.00	-
86	OHX	1	3759	-	0,6,6	0.00	-	0,15,15	0.00	-
86	OHX	1	3760	-	0,6,6	0.00	-	0,15,15	0.00	-
86	OHX	1	3761	-	0,6,6	0.00	-	0,15,15	0.00	-
86	OHX	1	3762	-	0,6,6	0.00	-	0,15,15	0.00	-
86	OHX	1	3763	86	0,6,6	0.00	-	0,15,15	0.00	-
86	OHX	1	3764	86	0,6,6	0.00	-	0,15,15	0.00	-
86	OHX	1	3765	-	0,6,6	0.00	-	0,15,15	0.00	-
86	OHX	1	3766	-	0,6,6	0.00	-	0,15,15	0.00	-
86	OHX	1	3767	86	0,6,6	0.00	-	0,15,15	0.00	-
86	OHX	1	3768	86,36	0,6,6	0.00	-	0,15,15	0.00	-
86	OHX	1	3769	-	0,6,6	0.00	-	0,15,15	0.00	-
86	OHX	1	3770	-	0,6,6	0.00	-	0,15,15	0.00	-
86	OHX	1	3771	-	0,6,6	0.00	-	0,15,15	0.00	-
86	OHX	1	3772	-	0,6,6	0.00	-	0,15,15	0.00	-
86	OHX	1	3773	-	0,6,6	0.00	-	0,15,15	0.00	-
86	OHX	1	3774	-	0,6,6	0.00	-	0,15,15	0.00	-
86	OHX	1	3775	86	0,6,6	0.00	-	0,15,15	0.00	-
86	OHX	1	3776	86	0,6,6	0.00	-	0,15,15	0.00	-
86	OHX	1	3777	86	0,6,6	0.00	-	0,15,15	0.00	-
86	OHX	1	3778	-	0,6,6	0.00	-	0,15,15	0.00	-
86	OHX	1	3779	86	0,6,6	0.00	-	0,15,15	0.00	-
86	OHX	1	3780	-	0,6,6	0.00	-	0,15,15	0.00	-
86	OHX	1	3781	-	0,6,6	0.00	-	0,15,15	0.00	-
86	OHX	1	3782	-	0,6,6	0.00	-	0,15,15	0.00	-
86	OHX	1	3783	86	0,6,6	0.00	-	0,15,15	0.00	-
86	OHX	1	3784	-	0,6,6	0.00	-	0,15,15	0.00	-
86	OHX	1	3785	86	0,6,6	0.00	-	0,15,15	0.00	-
86	OHX	1	3786	86	0,6,6	0.00	-	0,15,15	0.00	-
86	OHX	1	3787	-	0,6,6	0.00	-	0,15,15	0.00	-
86	OHX	1	3788	86	0,6,6	0.00	-	0,15,15	0.00	-
86	OHX	1	3789	86	0,6,6	0.00	-	0,15,15	0.00	-
86	OHX	1	3790	-	0,6,6	0.00	-	0,15,15	0.00	-
86	OHX	1	3791	86	0,6,6	0.00	-	0,15,15	0.00	-
86	OHX	1	3792	86	0,6,6	0.00	-	0,15,15	0.00	-

Mol	Type	Chain	Res	Link	Bond lengths			Bond angles		
					Counts	RMSZ	# Z > 2	Counts	RMSZ	# Z > 2
86	OHX	1	3793	-	0,6,6	0.00	-	0,15,15	0.00	-
86	OHX	1	3794	86	0,6,6	0.00	-	0,15,15	0.00	-
86	OHX	1	3795	-	0,6,6	0.00	-	0,15,15	0.00	-
86	OHX	1	3796	-	0,6,6	0.00	-	0,15,15	0.00	-
86	OHX	1	3797	86,36	0,6,6	0.00	-	0,15,15	0.00	-
86	OHX	1	3798	-	0,6,6	0.00	-	0,15,15	0.00	-
86	OHX	1	3799	86	0,6,6	0.00	-	0,15,15	0.00	-
86	OHX	1	3800	86	0,6,6	0.00	-	0,15,15	0.00	-
86	OHX	1	3801	86	0,6,6	0.00	-	0,15,15	0.00	-
86	OHX	1	3802	-	0,6,6	0.00	-	0,15,15	0.00	-
86	OHX	1	3803	-	0,6,6	0.00	-	0,15,15	0.00	-
86	OHX	1	3804	86	0,6,6	0.00	-	0,15,15	0.00	-
86	OHX	1	3805	86	0,6,6	0.00	-	0,15,15	0.00	-
86	OHX	1	3806	-	0,6,6	0.00	-	0,15,15	0.00	-
86	OHX	1	3807	-	0,6,6	0.00	-	0,15,15	0.00	-
86	OHX	1	3808	86	0,6,6	0.00	-	0,15,15	0.00	-
86	OHX	1	3809	86,36	0,6,6	0.00	-	0,15,15	0.00	-
86	OHX	1	3810	86	0,6,6	0.00	-	0,15,15	0.00	-
86	OHX	1	3811	86	0,6,6	0.00	-	0,15,15	0.00	-
86	OHX	1	3812	86	0,6,6	0.00	-	0,15,15	0.00	-
86	OHX	1	3813	86	0,6,6	0.00	-	0,15,15	0.00	-
86	OHX	1	3814	86,36	0,6,6	0.00	-	0,15,15	0.00	-
86	OHX	2	1901	-	0,6,6	0.00	-	0,15,15	0.00	-
86	OHX	2	1902	-	0,6,6	0.00	-	0,15,15	0.00	-
86	OHX	2	1903	-	0,6,6	0.00	-	0,15,15	0.00	-
86	OHX	2	1904	-	0,6,6	0.00	-	0,15,15	0.00	-
86	OHX	2	1905	-	0,6,6	0.00	-	0,15,15	0.00	-
86	OHX	2	1906	86	0,6,6	0.00	-	0,15,15	0.00	-
86	OHX	2	1907	86	0,6,6	0.00	-	0,15,15	0.00	-
86	OHX	2	1908	-	0,6,6	0.00	-	0,15,15	0.00	-
86	OHX	2	1909	86	0,6,6	0.00	-	0,15,15	0.00	-
86	OHX	2	1910	1	0,6,6	0.00	-	0,15,15	0.00	-
86	OHX	2	1911	-	0,6,6	0.00	-	0,15,15	0.00	-
86	OHX	2	1912	-	0,6,6	0.00	-	0,15,15	0.00	-
86	OHX	2	1913	-	0,6,6	0.00	-	0,15,15	0.00	-
86	OHX	2	1914	1	0,6,6	0.00	-	0,15,15	0.00	-
86	OHX	2	1915	1,86	0,6,6	0.00	-	0,15,15	0.00	-
86	OHX	2	1916	1	0,6,6	0.00	-	0,15,15	0.00	-
86	OHX	2	1917	-	0,6,6	0.00	-	0,15,15	0.00	-
86	OHX	2	1918	86	0,6,6	0.00	-	0,15,15	0.00	-
86	OHX	2	1919	1	0,6,6	0.00	-	0,15,15	0.00	-
86	OHX	2	1920	-	0,6,6	0.00	-	0,15,15	0.00	-
86	OHX	2	1921	86	0,6,6	0.00	-	0,15,15	0.00	-

Mol	Type	Chain	Res	Link	Bond lengths			Bond angles		
					Counts	RMSZ	# Z > 2	Counts	RMSZ	# Z > 2
86	OHX	2	1922	86	0,6,6	0.00	-	0,15,15	0.00	-
86	OHX	2	1923	-	0,6,6	0.00	-	0,15,15	0.00	-
86	OHX	2	1924	-	0,6,6	0.00	-	0,15,15	0.00	-
86	OHX	2	1925	-	0,6,6	0.00	-	0,15,15	0.00	-
86	OHX	2	1926	-	0,6,6	0.00	-	0,15,15	0.00	-
86	OHX	2	1927	-	0,6,6	0.00	-	0,15,15	0.00	-
86	OHX	2	1928	-	0,6,6	0.00	-	0,15,15	0.00	-
86	OHX	2	1929	-	0,6,6	0.00	-	0,15,15	0.00	-
86	OHX	2	1930	-	0,6,6	0.00	-	0,15,15	0.00	-
86	OHX	2	1931	-	0,6,6	0.00	-	0,15,15	0.00	-
86	OHX	2	1932	-	0,6,6	0.00	-	0,15,15	0.00	-
86	OHX	2	1933	86	0,6,6	0.00	-	0,15,15	0.00	-
86	OHX	2	1934	-	0,6,6	0.00	-	0,15,15	0.00	-
86	OHX	2	1935	-	0,6,6	0.00	-	0,15,15	0.00	-
86	OHX	2	1936	-	0,6,6	0.00	-	0,15,15	0.00	-
86	OHX	2	1937	-	0,6,6	0.00	-	0,15,15	0.00	-
86	OHX	2	1938	-	0,6,6	0.00	-	0,15,15	0.00	-
86	OHX	2	1939	-	0,6,6	0.00	-	0,15,15	0.00	-
86	OHX	2	1940	86	0,6,6	0.00	-	0,15,15	0.00	-
86	OHX	2	1941	-	0,6,6	0.00	-	0,15,15	0.00	-
86	OHX	2	1942	1	0,6,6	0.00	-	0,15,15	0.00	-
86	OHX	2	1943	86	0,6,6	0.00	-	0,15,15	0.00	-
86	OHX	2	1944	-	0,6,6	0.00	-	0,15,15	0.00	-
86	OHX	2	1945	86	0,6,6	0.00	-	0,15,15	0.00	-
86	OHX	2	1946	-	0,6,6	0.00	-	0,15,15	0.00	-
86	OHX	2	1947	-	0,6,6	0.00	-	0,15,15	0.00	-
86	OHX	2	1948	86	0,6,6	0.00	-	0,15,15	0.00	-
86	OHX	2	1949	-	0,6,6	0.00	-	0,15,15	0.00	-
86	OHX	2	1950	-	0,6,6	0.00	-	0,15,15	0.00	-
86	OHX	2	1951	-	0,6,6	0.00	-	0,15,15	0.00	-
86	OHX	2	1952	1	0,6,6	0.00	-	0,15,15	0.00	-
86	OHX	2	1953	-	0,6,6	0.00	-	0,15,15	0.00	-
86	OHX	2	1954	86	0,6,6	0.00	-	0,15,15	0.00	-
86	OHX	2	1955	-	0,6,6	0.00	-	0,15,15	0.00	-
86	OHX	2	1956	-	0,6,6	0.00	-	0,15,15	0.00	-
86	OHX	2	1957	-	0,6,6	0.00	-	0,15,15	0.00	-
86	OHX	2	1958	-	0,6,6	0.00	-	0,15,15	0.00	-
86	OHX	2	1959	-	0,6,6	0.00	-	0,15,15	0.00	-
86	OHX	2	1960	-	0,6,6	0.00	-	0,15,15	0.00	-
86	OHX	2	1961	86	0,6,6	0.00	-	0,15,15	0.00	-
86	OHX	2	1962	-	0,6,6	0.00	-	0,15,15	0.00	-
86	OHX	2	1963	-	0,6,6	0.00	-	0,15,15	0.00	-
86	OHX	2	1964	-	0,6,6	0.00	-	0,15,15	0.00	-

Mol	Type	Chain	Res	Link	Bond lengths			Bond angles		
					Counts	RMSZ	# Z > 2	Counts	RMSZ	# Z > 2
86	OHX	2	1965	86	0,6,6	0.00	-	0,15,15	0.00	-
86	OHX	2	1966	-	0,6,6	0.00	-	0,15,15	0.00	-
86	OHX	2	1967	-	0,6,6	0.00	-	0,15,15	0.00	-
86	OHX	2	1968	-	0,6,6	0.00	-	0,15,15	0.00	-
86	OHX	2	1969	1	0,6,6	0.00	-	0,15,15	0.00	-
86	OHX	2	1970	86	0,6,6	0.00	-	0,15,15	0.00	-
86	OHX	2	1971	-	0,6,6	0.00	-	0,15,15	0.00	-
86	OHX	2	1972	1	0,6,6	0.00	-	0,15,15	0.00	-
86	OHX	2	1973	86	0,6,6	0.00	-	0,15,15	0.00	-
86	OHX	2	1974	-	0,6,6	0.00	-	0,15,15	0.00	-
86	OHX	2	1975	86	0,6,6	0.00	-	0,15,15	0.00	-
86	OHX	2	1976	86	0,6,6	0.00	-	0,15,15	0.00	-
86	OHX	2	1977	86	0,6,6	0.00	-	0,15,15	0.00	-
86	OHX	2	1978	-	0,6,6	0.00	-	0,15,15	0.00	-
86	OHX	2	1979	86	0,6,6	0.00	-	0,15,15	0.00	-
86	OHX	2	1980	86	0,6,6	0.00	-	0,15,15	0.00	-
86	OHX	2	1981	-	0,6,6	0.00	-	0,15,15	0.00	-
86	OHX	2	1982	-	0,6,6	0.00	-	0,15,15	0.00	-
86	OHX	2	1983	-	0,6,6	0.00	-	0,15,15	0.00	-
86	OHX	2	1984	86	0,6,6	0.00	-	0,15,15	0.00	-
86	OHX	2	1985	-	0,6,6	0.00	-	0,15,15	0.00	-
86	OHX	2	1986	-	0,6,6	0.00	-	0,15,15	0.00	-
86	OHX	2	1987	-	0,6,6	0.00	-	0,15,15	0.00	-
86	OHX	2	1988	86	0,6,6	0.00	-	0,15,15	0.00	-
86	OHX	2	1989	86	0,6,6	0.00	-	0,15,15	0.00	-
86	OHX	2	1990	1,86	0,6,6	0.00	-	0,15,15	0.00	-
86	OHX	2	1991	1,86	0,6,6	0.00	-	0,15,15	0.00	-
86	OHX	2	1992	-	0,6,6	0.00	-	0,15,15	0.00	-
86	OHX	2	1993	1	0,6,6	0.00	-	0,15,15	0.00	-
86	OHX	2	1994	-	0,6,6	0.00	-	0,15,15	0.00	-
86	OHX	2	1995	-	0,6,6	0.00	-	0,15,15	0.00	-
86	OHX	2	1996	-	0,6,6	0.00	-	0,15,15	0.00	-
86	OHX	2	1997	-	0,6,6	0.00	-	0,15,15	0.00	-
86	OHX	2	1998	86	0,6,6	0.00	-	0,15,15	0.00	-
86	OHX	2	1999	-	0,6,6	0.00	-	0,15,15	0.00	-
86	OHX	2	2000	-	0,6,6	0.00	-	0,15,15	0.00	-
86	OHX	2	2001	-	0,6,6	0.00	-	0,15,15	0.00	-
86	OHX	2	2002	-	0,6,6	0.00	-	0,15,15	0.00	-
86	OHX	2	2003	1	0,6,6	0.00	-	0,15,15	0.00	-
86	OHX	2	2004	-	0,6,6	0.00	-	0,15,15	0.00	-
86	OHX	2	2005	-	0,6,6	0.00	-	0,15,15	0.00	-
86	OHX	2	2006	-	0,6,6	0.00	-	0,15,15	0.00	-
86	OHX	2	2007	-	0,6,6	0.00	-	0,15,15	0.00	-

Mol	Type	Chain	Res	Link	Bond lengths			Bond angles		
					Counts	RMSZ	# Z > 2	Counts	RMSZ	# Z > 2
86	OHX	2	2008	86	0,6,6	0.00	-	0,15,15	0.00	-
86	OHX	2	2009	-	0,6,6	0.00	-	0,15,15	0.00	-
86	OHX	2	2010	-	0,6,6	0.00	-	0,15,15	0.00	-
86	OHX	2	2011	-	0,6,6	0.00	-	0,15,15	0.00	-
86	OHX	2	2012	-	0,6,6	0.00	-	0,15,15	0.00	-
86	OHX	2	2013	1	0,6,6	0.00	-	0,15,15	0.00	-
86	OHX	2	2014	-	0,6,6	0.00	-	0,15,15	0.00	-
86	OHX	2	2015	1,86	0,6,6	0.00	-	0,15,15	0.00	-
86	OHX	2	2016	-	0,6,6	0.00	-	0,15,15	0.00	-
86	OHX	2	2017	-	0,6,6	0.00	-	0,15,15	0.00	-
86	OHX	2	2018	86	0,6,6	0.00	-	0,15,15	0.00	-
86	OHX	2	2019	-	0,6,6	0.00	-	0,15,15	0.00	-
86	OHX	2	2020	-	0,6,6	0.00	-	0,15,15	0.00	-
86	OHX	2	2021	-	0,6,6	0.00	-	0,15,15	0.00	-
86	OHX	2	2022	86	0,6,6	0.00	-	0,15,15	0.00	-
86	OHX	2	2023	-	0,6,6	0.00	-	0,15,15	0.00	-
86	OHX	2	2024	-	0,6,6	0.00	-	0,15,15	0.00	-
86	OHX	2	2025	-	0,6,6	0.00	-	0,15,15	0.00	-
86	OHX	2	2026	86	0,6,6	0.00	-	0,15,15	0.00	-
86	OHX	2	2027	86	0,6,6	0.00	-	0,15,15	0.00	-
86	OHX	2	2028	1	0,6,6	0.00	-	0,15,15	0.00	-
86	OHX	2	2029	1	0,6,6	0.00	-	0,15,15	0.00	-
86	OHX	2	2030	86	0,6,6	0.00	-	0,15,15	0.00	-
86	OHX	2	2031	86	0,6,6	0.00	-	0,15,15	0.00	-
86	OHX	2	2032	-	0,6,6	0.00	-	0,15,15	0.00	-
86	OHX	2	2033	-	0,6,6	0.00	-	0,15,15	0.00	-
86	OHX	2	2034	-	0,6,6	0.00	-	0,15,15	0.00	-
86	OHX	2	2035	86	0,6,6	0.00	-	0,15,15	0.00	-
86	OHX	2	2036	-	0,6,6	0.00	-	0,15,15	0.00	-
86	OHX	2	2037	-	0,6,6	0.00	-	0,15,15	0.00	-
86	OHX	2	2038	-	0,6,6	0.00	-	0,15,15	0.00	-
86	OHX	2	2039	86	0,6,6	0.00	-	0,15,15	0.00	-
86	OHX	2	2040	-	0,6,6	0.00	-	0,15,15	0.00	-
86	OHX	2	2041	-	0,6,6	0.00	-	0,15,15	0.00	-
86	OHX	2	2042	-	0,6,6	0.00	-	0,15,15	0.00	-
86	OHX	2	2043	-	0,6,6	0.00	-	0,15,15	0.00	-
86	OHX	2	2044	-	0,6,6	0.00	-	0,15,15	0.00	-
86	OHX	2	2045	-	0,6,6	0.00	-	0,15,15	0.00	-
86	OHX	2	2046	1	0,6,6	0.00	-	0,15,15	0.00	-
86	OHX	2	2047	-	0,6,6	0.00	-	0,15,15	0.00	-
86	OHX	2	2048	86	0,6,6	0.00	-	0,15,15	0.00	-
86	OHX	2	2049	-	0,6,6	0.00	-	0,15,15	0.00	-
86	OHX	2	2050	1	0,6,6	0.00	-	0,15,15	0.00	-

Mol	Type	Chain	Res	Link	Bond lengths			Bond angles		
					Counts	RMSZ	# Z > 2	Counts	RMSZ	# Z > 2
86	OHX	2	2051	-	0,6,6	0.00	-	0,15,15	0.00	-
86	OHX	2	2052	1	0,6,6	0.00	-	0,15,15	0.00	-
86	OHX	2	2053	86	0,6,6	0.00	-	0,15,15	0.00	-
86	OHX	2	2054	86	0,6,6	0.00	-	0,15,15	0.00	-
86	OHX	2	2055	-	0,6,6	0.00	-	0,15,15	0.00	-
86	OHX	2	2056	-	0,6,6	0.00	-	0,15,15	0.00	-
86	OHX	2	2057	-	0,6,6	0.00	-	0,15,15	0.00	-
86	OHX	2	2058	-	0,6,6	0.00	-	0,15,15	0.00	-
86	OHX	2	2059	86	0,6,6	0.00	-	0,15,15	0.00	-
86	OHX	2	2060	-	0,6,6	0.00	-	0,15,15	0.00	-
86	OHX	2	2061	-	0,6,6	0.00	-	0,15,15	0.00	-
86	OHX	2	2062	1	0,6,6	0.00	-	0,15,15	0.00	-
86	OHX	2	2063	-	0,6,6	0.00	-	0,15,15	0.00	-
86	OHX	2	2064	86	0,6,6	0.00	-	0,15,15	0.00	-
86	OHX	2	2065	-	0,6,6	0.00	-	0,15,15	0.00	-
86	OHX	2	2066	-	0,6,6	0.00	-	0,15,15	0.00	-
86	OHX	2	2067	-	0,6,6	0.00	-	0,15,15	0.00	-
86	OHX	2	2068	86	0,6,6	0.00	-	0,15,15	0.00	-
86	OHX	2	2069	86	0,6,6	0.00	-	0,15,15	0.00	-
86	OHX	2	2070	86	0,6,6	0.00	-	0,15,15	0.00	-
86	OHX	2	2071	86	0,6,6	0.00	-	0,15,15	0.00	-
86	OHX	2	2072	-	0,6,6	0.00	-	0,15,15	0.00	-
86	OHX	2	2073	86	0,6,6	0.00	-	0,15,15	0.00	-
86	OHX	2	2074	86	0,6,6	0.00	-	0,15,15	0.00	-
86	OHX	2	2075	-	0,6,6	0.00	-	0,15,15	0.00	-
86	OHX	2	2076	1,86	0,6,6	0.00	-	0,15,15	0.00	-
86	OHX	2	2077	1,86	0,6,6	0.00	-	0,15,15	0.00	-
86	OHX	2	2078	86	0,6,6	0.00	-	0,15,15	0.00	-
86	OHX	2	2079	-	0,6,6	0.00	-	0,15,15	0.00	-
86	OHX	2	2080	86	0,6,6	0.00	-	0,15,15	0.00	-
86	OHX	2	2081	86	0,6,6	0.00	-	0,15,15	0.00	-
86	OHX	2	2082	1,86	0,6,6	0.00	-	0,15,15	0.00	-
86	OHX	2	2083	-	0,6,6	0.00	-	0,15,15	0.00	-
86	OHX	2	2084	86	0,6,6	0.00	-	0,15,15	0.00	-
86	OHX	2	2085	86	0,6,6	0.00	-	0,15,15	0.00	-
86	OHX	2	2086	-	0,6,6	0.00	-	0,15,15	0.00	-
86	OHX	2	2087	86	0,6,6	0.00	-	0,15,15	0.00	-
86	OHX	2	2088	1,86	0,6,6	0.00	-	0,15,15	0.00	-
86	OHX	2	2089	86	0,6,6	0.00	-	0,15,15	0.00	-
86	OHX	3	201	-	0,6,6	0.00	-	0,15,15	0.00	-
86	OHX	3	202	-	0,6,6	0.00	-	0,15,15	0.00	-
86	OHX	3	203	-	0,6,6	0.00	-	0,15,15	0.00	-
86	OHX	3	204	-	0,6,6	0.00	-	0,15,15	0.00	-

Mol	Type	Chain	Res	Link	Bond lengths			Bond angles		
					Counts	RMSZ	# Z > 2	Counts	RMSZ	# Z > 2
86	OHX	3	205	86	0,6,6	0.00	-	0,15,15	0.00	-
86	OHX	3	206	-	0,6,6	0.00	-	0,15,15	0.00	-
86	OHX	3	207	86	0,6,6	0.00	-	0,15,15	0.00	-
86	OHX	3	208	-	0,6,6	0.00	-	0,15,15	0.00	-
86	OHX	3	209	86	0,6,6	0.00	-	0,15,15	0.00	-
86	OHX	3	210	-	0,6,6	0.00	-	0,15,15	0.00	-
86	OHX	3	211	86	0,6,6	0.00	-	0,15,15	0.00	-
86	OHX	3	212	-	0,6,6	0.00	-	0,15,15	0.00	-
86	OHX	4	201	-	0,6,6	0.00	-	0,15,15	0.00	-
86	OHX	4	202	-	0,6,6	0.00	-	0,15,15	0.00	-
86	OHX	4	203	-	0,6,6	0.00	-	0,15,15	0.00	-
86	OHX	4	204	-	0,6,6	0.00	-	0,15,15	0.00	-
86	OHX	4	205	-	0,6,6	0.00	-	0,15,15	0.00	-
86	OHX	4	206	-	0,6,6	0.00	-	0,15,15	0.00	-
86	OHX	4	207	-	0,6,6	0.00	-	0,15,15	0.00	-
86	OHX	4	208	38	0,6,6	0.00	-	0,15,15	0.00	-
86	OHX	4	209	-	0,6,6	0.00	-	0,15,15	0.00	-
86	OHX	4	210	-	0,6,6	0.00	-	0,15,15	0.00	-
86	OHX	4	211	-	0,6,6	0.00	-	0,15,15	0.00	-
86	OHX	4	212	38	0,6,6	0.00	-	0,15,15	0.00	-
86	OHX	4	213	-	0,6,6	0.00	-	0,15,15	0.00	-
86	OHX	4	214	38	0,6,6	0.00	-	0,15,15	0.00	-
86	OHX	4	215	86	0,6,6	0.00	-	0,15,15	0.00	-
86	OHX	4	216	86	0,6,6	0.00	-	0,15,15	0.00	-
86	OHX	4	217	-	0,6,6	0.00	-	0,15,15	0.00	-
86	OHX	4	218	86	0,6,6	0.00	-	0,15,15	0.00	-
89	C	5	3401	86	14,21,22	0.93	1 (7%)	18,30,33	1.64	3 (16%)
89	C	5	3402	90	14,21,22	0.74	0	18,30,33	1.06	1 (5%)
90	8AN	5	3403	89	18,24,25	8.50	3 (16%)	10,35,38	2.51	2 (20%)
91	PRO	5	3404	-	5,7,8	0.46	0	7,8,10	1.47	2 (28%)
86	OHX	5	3405	36	0,6,6	0.00	-	0,15,15	0.00	-
86	OHX	5	3406	36	0,6,6	0.00	-	0,15,15	0.00	-
86	OHX	5	3407	36	0,6,6	0.00	-	0,15,15	0.00	-
86	OHX	5	3408	-	0,6,6	0.00	-	0,15,15	0.00	-
86	OHX	5	3409	36	0,6,6	0.00	-	0,15,15	0.00	-
86	OHX	5	3410	36	0,6,6	0.00	-	0,15,15	0.00	-
86	OHX	5	3411	36	0,6,6	0.00	-	0,15,15	0.00	-
86	OHX	5	3412	-	0,6,6	0.00	-	0,15,15	0.00	-
86	OHX	5	3413	36	0,6,6	0.00	-	0,15,15	0.00	-
86	OHX	5	3414	-	0,6,6	0.00	-	0,15,15	0.00	-
86	OHX	5	3415	-	0,6,6	0.00	-	0,15,15	0.00	-
86	OHX	5	3416	-	0,6,6	0.00	-	0,15,15	0.00	-

Mol	Type	Chain	Res	Link	Bond lengths			Bond angles		
					Counts	RMSZ	# Z > 2	Counts	RMSZ	# Z > 2
86	OHX	5	3417	-	0,6,6	0.00	-	0,15,15	0.00	-
86	OHX	5	3418	-	0,6,6	0.00	-	0,15,15	0.00	-
86	OHX	5	3419	-	0,6,6	0.00	-	0,15,15	0.00	-
86	OHX	5	3420	36	0,6,6	0.00	-	0,15,15	0.00	-
86	OHX	5	3421	36	0,6,6	0.00	-	0,15,15	0.00	-
86	OHX	5	3422	-	0,6,6	0.00	-	0,15,15	0.00	-
86	OHX	5	3423	36	0,6,6	0.00	-	0,15,15	0.00	-
86	OHX	5	3424	36	0,6,6	0.00	-	0,15,15	0.00	-
86	OHX	5	3425	-	0,6,6	0.00	-	0,15,15	0.00	-
86	OHX	5	3426	-	0,6,6	0.00	-	0,15,15	0.00	-
86	OHX	5	3427	-	0,6,6	0.00	-	0,15,15	0.00	-
86	OHX	5	3428	-	0,6,6	0.00	-	0,15,15	0.00	-
86	OHX	5	3429	36	0,6,6	0.00	-	0,15,15	0.00	-
86	OHX	5	3430	36	0,6,6	0.00	-	0,15,15	0.00	-
86	OHX	5	3431	-	0,6,6	0.00	-	0,15,15	0.00	-
86	OHX	5	3432	-	0,6,6	0.00	-	0,15,15	0.00	-
86	OHX	5	3433	36	0,6,6	0.00	-	0,15,15	0.00	-
86	OHX	5	3434	86	0,6,6	0.00	-	0,15,15	0.00	-
86	OHX	5	3435	-	0,6,6	0.00	-	0,15,15	0.00	-
86	OHX	5	3436	-	0,6,6	0.00	-	0,15,15	0.00	-
86	OHX	5	3437	36	0,6,6	0.00	-	0,15,15	0.00	-
86	OHX	5	3438	36	0,6,6	0.00	-	0,15,15	0.00	-
86	OHX	5	3439	-	0,6,6	0.00	-	0,15,15	0.00	-
86	OHX	5	3440	-	0,6,6	0.00	-	0,15,15	0.00	-
86	OHX	5	3441	-	0,6,6	0.00	-	0,15,15	0.00	-
86	OHX	5	3442	-	0,6,6	0.00	-	0,15,15	0.00	-
86	OHX	5	3443	-	0,6,6	0.00	-	0,15,15	0.00	-
86	OHX	5	3444	36	0,6,6	0.00	-	0,15,15	0.00	-
86	OHX	5	3445	-	0,6,6	0.00	-	0,15,15	0.00	-
86	OHX	5	3446	-	0,6,6	0.00	-	0,15,15	0.00	-
86	OHX	5	3447	86	0,6,6	0.00	-	0,15,15	0.00	-
86	OHX	5	3448	86	0,6,6	0.00	-	0,15,15	0.00	-
86	OHX	5	3449	86	0,6,6	0.00	-	0,15,15	0.00	-
86	OHX	5	3450	-	0,6,6	0.00	-	0,15,15	0.00	-
86	OHX	5	3451	86	0,6,6	0.00	-	0,15,15	0.00	-
86	OHX	5	3452	-	0,6,6	0.00	-	0,15,15	0.00	-
86	OHX	5	3453	-	0,6,6	0.00	-	0,15,15	0.00	-
86	OHX	5	3454	86,36	0,6,6	0.00	-	0,15,15	0.00	-
86	OHX	5	3455	86	0,6,6	0.00	-	0,15,15	0.00	-
86	OHX	5	3456	-	0,6,6	0.00	-	0,15,15	0.00	-
86	OHX	5	3457	86	0,6,6	0.00	-	0,15,15	0.00	-
86	OHX	5	3458	-	0,6,6	0.00	-	0,15,15	0.00	-
86	OHX	5	3459	36	0,6,6	0.00	-	0,15,15	0.00	-

Mol	Type	Chain	Res	Link	Bond lengths			Bond angles		
					Counts	RMSZ	# Z > 2	Counts	RMSZ	# Z > 2
86	OHX	5	3460	86,36	0,6,6	0.00	-	0,15,15	0.00	-
86	OHX	5	3461	-	0,6,6	0.00	-	0,15,15	0.00	-
86	OHX	5	3462	36	0,6,6	0.00	-	0,15,15	0.00	-
86	OHX	5	3463	-	0,6,6	0.00	-	0,15,15	0.00	-
86	OHX	5	3464	86	0,6,6	0.00	-	0,15,15	0.00	-
86	OHX	5	3465	86	0,6,6	0.00	-	0,15,15	0.00	-
86	OHX	5	3466	36	0,6,6	0.00	-	0,15,15	0.00	-
86	OHX	5	3467	-	0,6,6	0.00	-	0,15,15	0.00	-
86	OHX	5	3468	86	0,6,6	0.00	-	0,15,15	0.00	-
86	OHX	5	3469	-	0,6,6	0.00	-	0,15,15	0.00	-
86	OHX	5	3470	-	0,6,6	0.00	-	0,15,15	0.00	-
86	OHX	5	3471	86	0,6,6	0.00	-	0,15,15	0.00	-
86	OHX	5	3472	-	0,6,6	0.00	-	0,15,15	0.00	-
86	OHX	5	3473	-	0,6,6	0.00	-	0,15,15	0.00	-
86	OHX	5	3474	36	0,6,6	0.00	-	0,15,15	0.00	-
86	OHX	5	3475	36	0,6,6	0.00	-	0,15,15	0.00	-
86	OHX	5	3476	-	0,6,6	0.00	-	0,15,15	0.00	-
86	OHX	5	3477	36	0,6,6	0.00	-	0,15,15	0.00	-
86	OHX	5	3478	86	0,6,6	0.00	-	0,15,15	0.00	-
86	OHX	5	3479	-	0,6,6	0.00	-	0,15,15	0.00	-
86	OHX	5	3480	86	0,6,6	0.00	-	0,15,15	0.00	-
86	OHX	5	3481	-	0,6,6	0.00	-	0,15,15	0.00	-
86	OHX	5	3482	86	0,6,6	0.00	-	0,15,15	0.00	-
86	OHX	5	3483	86	0,6,6	0.00	-	0,15,15	0.00	-
86	OHX	5	3484	-	0,6,6	0.00	-	0,15,15	0.00	-
86	OHX	5	3485	-	0,6,6	0.00	-	0,15,15	0.00	-
86	OHX	5	3486	86	0,6,6	0.00	-	0,15,15	0.00	-
86	OHX	5	3487	-	0,6,6	0.00	-	0,15,15	0.00	-
86	OHX	5	3488	36	0,6,6	0.00	-	0,15,15	0.00	-
86	OHX	5	3489	36	0,6,6	0.00	-	0,15,15	0.00	-
86	OHX	5	3490	-	0,6,6	0.00	-	0,15,15	0.00	-
86	OHX	5	3491	-	0,6,6	0.00	-	0,15,15	0.00	-
86	OHX	5	3492	36	0,6,6	0.00	-	0,15,15	0.00	-
86	OHX	5	3493	36	0,6,6	0.00	-	0,15,15	0.00	-
86	OHX	5	3494	-	0,6,6	0.00	-	0,15,15	0.00	-
86	OHX	5	3495	-	0,6,6	0.00	-	0,15,15	0.00	-
86	OHX	5	3496	-	0,6,6	0.00	-	0,15,15	0.00	-
86	OHX	5	3497	-	0,6,6	0.00	-	0,15,15	0.00	-
86	OHX	5	3498	-	0,6,6	0.00	-	0,15,15	0.00	-
86	OHX	5	3499	-	0,6,6	0.00	-	0,15,15	0.00	-
86	OHX	5	3500	-	0,6,6	0.00	-	0,15,15	0.00	-
86	OHX	5	3501	86	0,6,6	0.00	-	0,15,15	0.00	-
86	OHX	5	3502	86,36	0,6,6	0.00	-	0,15,15	0.00	-

Mol	Type	Chain	Res	Link	Bond lengths			Bond angles		
					Counts	RMSZ	# Z > 2	Counts	RMSZ	# Z > 2
86	OHX	5	3503	36	0,6,6	0.00	-	0,15,15	0.00	-
86	OHX	5	3504	-	0,6,6	0.00	-	0,15,15	0.00	-
86	OHX	5	3505	86	0,6,6	0.00	-	0,15,15	0.00	-
86	OHX	5	3506	86,36	0,6,6	0.00	-	0,15,15	0.00	-
86	OHX	5	3507	86	0,6,6	0.00	-	0,15,15	0.00	-
86	OHX	5	3508	36	0,6,6	0.00	-	0,15,15	0.00	-
86	OHX	5	3509	86	0,6,6	0.00	-	0,15,15	0.00	-
86	OHX	5	3510	-	0,6,6	0.00	-	0,15,15	0.00	-
86	OHX	5	3511	36	0,6,6	0.00	-	0,15,15	0.00	-
86	OHX	5	3512	86	0,6,6	0.00	-	0,15,15	0.00	-
86	OHX	5	3513	36	0,6,6	0.00	-	0,15,15	0.00	-
86	OHX	5	3514	86,36	0,6,6	0.00	-	0,15,15	0.00	-
86	OHX	5	3515	-	0,6,6	0.00	-	0,15,15	0.00	-
86	OHX	5	3516	-	0,6,6	0.00	-	0,15,15	0.00	-
86	OHX	5	3517	86	0,6,6	0.00	-	0,15,15	0.00	-
86	OHX	5	3518	36	0,6,6	0.00	-	0,15,15	0.00	-
86	OHX	5	3519	36	0,6,6	0.00	-	0,15,15	0.00	-
86	OHX	5	3520	-	0,6,6	0.00	-	0,15,15	0.00	-
86	OHX	5	3521	-	0,6,6	0.00	-	0,15,15	0.00	-
86	OHX	5	3522	36	0,6,6	0.00	-	0,15,15	0.00	-
86	OHX	5	3523	86	0,6,6	0.00	-	0,15,15	0.00	-
86	OHX	5	3524	86	0,6,6	0.00	-	0,15,15	0.00	-
86	OHX	5	3525	-	0,6,6	0.00	-	0,15,15	0.00	-
86	OHX	5	3526	-	0,6,6	0.00	-	0,15,15	0.00	-
86	OHX	5	3527	86,36	0,6,6	0.00	-	0,15,15	0.00	-
86	OHX	5	3528	-	0,6,6	0.00	-	0,15,15	0.00	-
86	OHX	5	3529	-	0,6,6	0.00	-	0,15,15	0.00	-
86	OHX	5	3530	-	0,6,6	0.00	-	0,15,15	0.00	-
86	OHX	5	3531	36	0,6,6	0.00	-	0,15,15	0.00	-
86	OHX	5	3532	-	0,6,6	0.00	-	0,15,15	0.00	-
86	OHX	5	3533	86,36	0,6,6	0.00	-	0,15,15	0.00	-
86	OHX	5	3534	36	0,6,6	0.00	-	0,15,15	0.00	-
86	OHX	5	3535	-	0,6,6	0.00	-	0,15,15	0.00	-
86	OHX	5	3536	86	0,6,6	0.00	-	0,15,15	0.00	-
86	OHX	5	3537	36	0,6,6	0.00	-	0,15,15	0.00	-
86	OHX	5	3538	-	0,6,6	0.00	-	0,15,15	0.00	-
86	OHX	5	3539	86	0,6,6	0.00	-	0,15,15	0.00	-
86	OHX	5	3540	86	0,6,6	0.00	-	0,15,15	0.00	-
86	OHX	5	3541	86	0,6,6	0.00	-	0,15,15	0.00	-
86	OHX	5	3542	36	0,6,6	0.00	-	0,15,15	0.00	-
86	OHX	5	3543	86	0,6,6	0.00	-	0,15,15	0.00	-
86	OHX	5	3544	-	0,6,6	0.00	-	0,15,15	0.00	-
86	OHX	5	3545	-	0,6,6	0.00	-	0,15,15	0.00	-

Mol	Type	Chain	Res	Link	Bond lengths			Bond angles		
					Counts	RMSZ	# Z > 2	Counts	RMSZ	# Z > 2
86	OHX	5	3546	-	0,6,6	0.00	-	0,15,15	0.00	-
86	OHX	5	3547	36	0,6,6	0.00	-	0,15,15	0.00	-
86	OHX	5	3548	-	0,6,6	0.00	-	0,15,15	0.00	-
86	OHX	5	3549	-	0,6,6	0.00	-	0,15,15	0.00	-
86	OHX	5	3550	-	0,6,6	0.00	-	0,15,15	0.00	-
86	OHX	5	3551	36	0,6,6	0.00	-	0,15,15	0.00	-
86	OHX	5	3552	-	0,6,6	0.00	-	0,15,15	0.00	-
86	OHX	5	3553	-	0,6,6	0.00	-	0,15,15	0.00	-
86	OHX	5	3554	-	0,6,6	0.00	-	0,15,15	0.00	-
86	OHX	5	3555	-	0,6,6	0.00	-	0,15,15	0.00	-
86	OHX	5	3556	-	0,6,6	0.00	-	0,15,15	0.00	-
86	OHX	5	3557	36	0,6,6	0.00	-	0,15,15	0.00	-
86	OHX	5	3558	36	0,6,6	0.00	-	0,15,15	0.00	-
86	OHX	5	3559	-	0,6,6	0.00	-	0,15,15	0.00	-
86	OHX	5	3560	86,36	0,6,6	0.00	-	0,15,15	0.00	-
86	OHX	5	3561	86	0,6,6	0.00	-	0,15,15	0.00	-
86	OHX	5	3562	-	0,6,6	0.00	-	0,15,15	0.00	-
86	OHX	5	3563	-	0,6,6	0.00	-	0,15,15	0.00	-
86	OHX	5	3564	86	0,6,6	0.00	-	0,15,15	0.00	-
86	OHX	5	3565	-	0,6,6	0.00	-	0,15,15	0.00	-
86	OHX	5	3566	-	0,6,6	0.00	-	0,15,15	0.00	-
86	OHX	5	3567	-	0,6,6	0.00	-	0,15,15	0.00	-
86	OHX	5	3568	-	0,6,6	0.00	-	0,15,15	0.00	-
86	OHX	5	3569	86	0,6,6	0.00	-	0,15,15	0.00	-
86	OHX	5	3570	36	0,6,6	0.00	-	0,15,15	0.00	-
86	OHX	5	3571	36	0,6,6	0.00	-	0,15,15	0.00	-
86	OHX	5	3572	86	0,6,6	0.00	-	0,15,15	0.00	-
86	OHX	5	3573	86	0,6,6	0.00	-	0,15,15	0.00	-
86	OHX	5	3574	-	0,6,6	0.00	-	0,15,15	0.00	-
86	OHX	5	3575	-	0,6,6	0.00	-	0,15,15	0.00	-
86	OHX	5	3576	-	0,6,6	0.00	-	0,15,15	0.00	-
86	OHX	5	3577	36	0,6,6	0.00	-	0,15,15	0.00	-
86	OHX	5	3578	-	0,6,6	0.00	-	0,15,15	0.00	-
86	OHX	5	3579	36	0,6,6	0.00	-	0,15,15	0.00	-
86	OHX	5	3580	-	0,6,6	0.00	-	0,15,15	0.00	-
86	OHX	5	3581	36	0,6,6	0.00	-	0,15,15	0.00	-
86	OHX	5	3582	86	0,6,6	0.00	-	0,15,15	0.00	-
86	OHX	5	3583	86	0,6,6	0.00	-	0,15,15	0.00	-
86	OHX	5	3584	-	0,6,6	0.00	-	0,15,15	0.00	-
86	OHX	5	3585	-	0,6,6	0.00	-	0,15,15	0.00	-
86	OHX	5	3586	86	0,6,6	0.00	-	0,15,15	0.00	-
86	OHX	5	3587	86,36	0,6,6	0.00	-	0,15,15	0.00	-
86	OHX	5	3588	-	0,6,6	0.00	-	0,15,15	0.00	-

Mol	Type	Chain	Res	Link	Bond lengths			Bond angles		
					Counts	RMSZ	# Z > 2	Counts	RMSZ	# Z > 2
86	OHX	5	3589	-	0,6,6	0.00	-	0,15,15	0.00	-
86	OHX	5	3590	86	0,6,6	0.00	-	0,15,15	0.00	-
86	OHX	5	3591	-	0,6,6	0.00	-	0,15,15	0.00	-
86	OHX	5	3592	-	0,6,6	0.00	-	0,15,15	0.00	-
86	OHX	5	3593	86,36	0,6,6	0.00	-	0,15,15	0.00	-
86	OHX	5	3594	36	0,6,6	0.00	-	0,15,15	0.00	-
86	OHX	5	3595	-	0,6,6	0.00	-	0,15,15	0.00	-
86	OHX	5	3596	86	0,6,6	0.00	-	0,15,15	0.00	-
86	OHX	5	3597	-	0,6,6	0.00	-	0,15,15	0.00	-
86	OHX	5	3598	86,36	0,6,6	0.00	-	0,15,15	0.00	-
86	OHX	5	3599	86	0,6,6	0.00	-	0,15,15	0.00	-
86	OHX	5	3600	-	0,6,6	0.00	-	0,15,15	0.00	-
86	OHX	5	3601	-	0,6,6	0.00	-	0,15,15	0.00	-
86	OHX	5	3602	86	0,6,6	0.00	-	0,15,15	0.00	-
86	OHX	5	3603	36	0,6,6	0.00	-	0,15,15	0.00	-
86	OHX	5	3604	-	0,6,6	0.00	-	0,15,15	0.00	-
86	OHX	5	3605	36	0,6,6	0.00	-	0,15,15	0.00	-
86	OHX	5	3606	36	0,6,6	0.00	-	0,15,15	0.00	-
86	OHX	5	3607	36	0,6,6	0.00	-	0,15,15	0.00	-
86	OHX	5	3608	36	0,6,6	0.00	-	0,15,15	0.00	-
86	OHX	5	3609	86	0,6,6	0.00	-	0,15,15	0.00	-
86	OHX	5	3610	-	0,6,6	0.00	-	0,15,15	0.00	-
86	OHX	5	3611	-	0,6,6	0.00	-	0,15,15	0.00	-
86	OHX	5	3612	36	0,6,6	0.00	-	0,15,15	0.00	-
86	OHX	5	3613	-	0,6,6	0.00	-	0,15,15	0.00	-
86	OHX	5	3614	-	0,6,6	0.00	-	0,15,15	0.00	-
86	OHX	5	3615	89,86,36	0,6,6	0.00	-	0,15,15	0.00	-
86	OHX	5	3616	-	0,6,6	0.00	-	0,15,15	0.00	-
86	OHX	5	3617	-	0,6,6	0.00	-	0,15,15	0.00	-
86	OHX	5	3618	-	0,6,6	0.00	-	0,15,15	0.00	-
86	OHX	5	3619	-	0,6,6	0.00	-	0,15,15	0.00	-
86	OHX	5	3620	86	0,6,6	0.00	-	0,15,15	0.00	-
86	OHX	5	3621	-	0,6,6	0.00	-	0,15,15	0.00	-
86	OHX	5	3622	-	0,6,6	0.00	-	0,15,15	0.00	-
86	OHX	5	3623	-	0,6,6	0.00	-	0,15,15	0.00	-
86	OHX	5	3624	86,36	0,6,6	0.00	-	0,15,15	0.00	-
86	OHX	5	3625	36	0,6,6	0.00	-	0,15,15	0.00	-
86	OHX	5	3626	-	0,6,6	0.00	-	0,15,15	0.00	-
86	OHX	5	3627	-	0,6,6	0.00	-	0,15,15	0.00	-
86	OHX	5	3628	-	0,6,6	0.00	-	0,15,15	0.00	-
86	OHX	5	3629	36	0,6,6	0.00	-	0,15,15	0.00	-
86	OHX	5	3630	-	0,6,6	0.00	-	0,15,15	0.00	-
86	OHX	5	3631	-	0,6,6	0.00	-	0,15,15	0.00	-

Mol	Type	Chain	Res	Link	Bond lengths			Bond angles		
					Counts	RMSZ	# Z > 2	Counts	RMSZ	# Z > 2
86	OHX	5	3632	86	0,6,6	0.00	-	0,15,15	0.00	-
86	OHX	5	3633	36	0,6,6	0.00	-	0,15,15	0.00	-
86	OHX	5	3634	86	0,6,6	0.00	-	0,15,15	0.00	-
86	OHX	5	3635	36	0,6,6	0.00	-	0,15,15	0.00	-
86	OHX	5	3636	86	0,6,6	0.00	-	0,15,15	0.00	-
86	OHX	5	3637	36	0,6,6	0.00	-	0,15,15	0.00	-
86	OHX	5	3638	-	0,6,6	0.00	-	0,15,15	0.00	-
86	OHX	5	3639	-	0,6,6	0.00	-	0,15,15	0.00	-
86	OHX	5	3640	-	0,6,6	0.00	-	0,15,15	0.00	-
86	OHX	5	3641	-	0,6,6	0.00	-	0,15,15	0.00	-
86	OHX	5	3642	86,36	0,6,6	0.00	-	0,15,15	0.00	-
86	OHX	5	3643	-	0,6,6	0.00	-	0,15,15	0.00	-
86	OHX	5	3644	36	0,6,6	0.00	-	0,15,15	0.00	-
86	OHX	5	3645	86	0,6,6	0.00	-	0,15,15	0.00	-
86	OHX	5	3646	-	0,6,6	0.00	-	0,15,15	0.00	-
86	OHX	5	3647	36	0,6,6	0.00	-	0,15,15	0.00	-
86	OHX	5	3648	-	0,6,6	0.00	-	0,15,15	0.00	-
86	OHX	5	3649	36	0,6,6	0.00	-	0,15,15	0.00	-
86	OHX	5	3650	36	0,6,6	0.00	-	0,15,15	0.00	-
86	OHX	5	3651	86	0,6,6	0.00	-	0,15,15	0.00	-
86	OHX	5	3652	86	0,6,6	0.00	-	0,15,15	0.00	-
86	OHX	5	3653	-	0,6,6	0.00	-	0,15,15	0.00	-
86	OHX	5	3654	86	0,6,6	0.00	-	0,15,15	0.00	-
86	OHX	5	3655	86,36	0,6,6	0.00	-	0,15,15	0.00	-
86	OHX	5	3656	-	0,6,6	0.00	-	0,15,15	0.00	-
86	OHX	5	3657	86	0,6,6	0.00	-	0,15,15	0.00	-
86	OHX	5	3658	36	0,6,6	0.00	-	0,15,15	0.00	-
86	OHX	5	3659	86,36	0,6,6	0.00	-	0,15,15	0.00	-
86	OHX	5	3660	36	0,6,6	0.00	-	0,15,15	0.00	-
86	OHX	5	3661	86,36	0,6,6	0.00	-	0,15,15	0.00	-
86	OHX	5	3662	-	0,6,6	0.00	-	0,15,15	0.00	-
86	OHX	5	3663	-	0,6,6	0.00	-	0,15,15	0.00	-
86	OHX	5	3664	86	0,6,6	0.00	-	0,15,15	0.00	-
86	OHX	5	3665	-	0,6,6	0.00	-	0,15,15	0.00	-
86	OHX	5	3666	-	0,6,6	0.00	-	0,15,15	0.00	-
86	OHX	5	3667	-	0,6,6	0.00	-	0,15,15	0.00	-
86	OHX	5	3668	-	0,6,6	0.00	-	0,15,15	0.00	-
86	OHX	5	3669	-	0,6,6	0.00	-	0,15,15	0.00	-
86	OHX	5	3670	36	0,6,6	0.00	-	0,15,15	0.00	-
86	OHX	5	3671	-	0,6,6	0.00	-	0,15,15	0.00	-
86	OHX	5	3672	-	0,6,6	0.00	-	0,15,15	0.00	-
86	OHX	5	3673	86,36	0,6,6	0.00	-	0,15,15	0.00	-
86	OHX	5	3674	86,36	0,6,6	0.00	-	0,15,15	0.00	-

Mol	Type	Chain	Res	Link	Bond lengths			Bond angles		
					Counts	RMSZ	# Z > 2	Counts	RMSZ	# Z > 2
86	OHX	5	3675	36	0,6,6	0.00	-	0,15,15	0.00	-
86	OHX	5	3676	36	0,6,6	0.00	-	0,15,15	0.00	-
86	OHX	5	3677	-	0,6,6	0.00	-	0,15,15	0.00	-
86	OHX	5	3678	-	0,6,6	0.00	-	0,15,15	0.00	-
86	OHX	5	3679	-	0,6,6	0.00	-	0,15,15	0.00	-
86	OHX	5	3680	-	0,6,6	0.00	-	0,15,15	0.00	-
86	OHX	5	3681	-	0,6,6	0.00	-	0,15,15	0.00	-
86	OHX	5	3682	-	0,6,6	0.00	-	0,15,15	0.00	-
86	OHX	5	3683	86,36	0,6,6	0.00	-	0,15,15	0.00	-
86	OHX	5	3684	-	0,6,6	0.00	-	0,15,15	0.00	-
86	OHX	5	3685	-	0,6,6	0.00	-	0,15,15	0.00	-
86	OHX	5	3686	-	0,6,6	0.00	-	0,15,15	0.00	-
86	OHX	5	3687	-	0,6,6	0.00	-	0,15,15	0.00	-
86	OHX	5	3688	86	0,6,6	0.00	-	0,15,15	0.00	-
86	OHX	5	3689	36	0,6,6	0.00	-	0,15,15	0.00	-
86	OHX	5	3690	-	0,6,6	0.00	-	0,15,15	0.00	-
86	OHX	5	3691	86	0,6,6	0.00	-	0,15,15	0.00	-
86	OHX	5	3692	-	0,6,6	0.00	-	0,15,15	0.00	-
86	OHX	5	3693	36	0,6,6	0.00	-	0,15,15	0.00	-
86	OHX	5	3694	-	0,6,6	0.00	-	0,15,15	0.00	-
86	OHX	5	3695	-	0,6,6	0.00	-	0,15,15	0.00	-
86	OHX	5	3696	36	0,6,6	0.00	-	0,15,15	0.00	-
86	OHX	5	3697	-	0,6,6	0.00	-	0,15,15	0.00	-
86	OHX	5	3698	-	0,6,6	0.00	-	0,15,15	0.00	-
86	OHX	5	3699	36	0,6,6	0.00	-	0,15,15	0.00	-
86	OHX	5	3700	86,36	0,6,6	0.00	-	0,15,15	0.00	-
86	OHX	5	3701	36	0,6,6	0.00	-	0,15,15	0.00	-
86	OHX	5	3702	36	0,6,6	0.00	-	0,15,15	0.00	-
86	OHX	5	3703	36	0,6,6	0.00	-	0,15,15	0.00	-
86	OHX	5	3704	86	0,6,6	0.00	-	0,15,15	0.00	-
86	OHX	5	3705	-	0,6,6	0.00	-	0,15,15	0.00	-
86	OHX	5	3706	-	0,6,6	0.00	-	0,15,15	0.00	-
86	OHX	5	3707	-	0,6,6	0.00	-	0,15,15	0.00	-
86	OHX	5	3708	86	0,6,6	0.00	-	0,15,15	0.00	-
86	OHX	5	3709	36	0,6,6	0.00	-	0,15,15	0.00	-
86	OHX	5	3710	86	0,6,6	0.00	-	0,15,15	0.00	-
86	OHX	5	3711	-	0,6,6	0.00	-	0,15,15	0.00	-
86	OHX	5	3712	-	0,6,6	0.00	-	0,15,15	0.00	-
86	OHX	5	3713	86,36	0,6,6	0.00	-	0,15,15	0.00	-
86	OHX	5	3714	-	0,6,6	0.00	-	0,15,15	0.00	-
86	OHX	5	3715	86,36	0,6,6	0.00	-	0,15,15	0.00	-
86	OHX	5	3716	86	0,6,6	0.00	-	0,15,15	0.00	-
86	OHX	5	3717	-	0,6,6	0.00	-	0,15,15	0.00	-

Mol	Type	Chain	Res	Link	Bond lengths			Bond angles		
					Counts	RMSZ	# Z > 2	Counts	RMSZ	# Z > 2
86	OHX	5	3718	-	0,6,6	0.00	-	0,15,15	0.00	-
86	OHX	5	3719	36	0,6,6	0.00	-	0,15,15	0.00	-
86	OHX	5	3720	36	0,6,6	0.00	-	0,15,15	0.00	-
86	OHX	5	3721	36	0,6,6	0.00	-	0,15,15	0.00	-
86	OHX	5	3722	86	0,6,6	0.00	-	0,15,15	0.00	-
86	OHX	5	3723	-	0,6,6	0.00	-	0,15,15	0.00	-
86	OHX	5	3724	-	0,6,6	0.00	-	0,15,15	0.00	-
86	OHX	5	3725	86,36	0,6,6	0.00	-	0,15,15	0.00	-
86	OHX	5	3726	36	0,6,6	0.00	-	0,15,15	0.00	-
86	OHX	5	3727	86	0,6,6	0.00	-	0,15,15	0.00	-
86	OHX	5	3728	-	0,6,6	0.00	-	0,15,15	0.00	-
86	OHX	5	3729	86	0,6,6	0.00	-	0,15,15	0.00	-
86	OHX	5	3730	36	0,6,6	0.00	-	0,15,15	0.00	-
86	OHX	5	3731	86	0,6,6	0.00	-	0,15,15	0.00	-
86	OHX	5	3732	86	0,6,6	0.00	-	0,15,15	0.00	-
86	OHX	5	3733	86	0,6,6	0.00	-	0,15,15	0.00	-
86	OHX	5	3734	86	0,6,6	0.00	-	0,15,15	0.00	-
86	OHX	5	3735	86	0,6,6	0.00	-	0,15,15	0.00	-
86	OHX	5	3736	86	0,6,6	0.00	-	0,15,15	0.00	-
86	OHX	5	3737	36	0,6,6	0.00	-	0,15,15	0.00	-
86	OHX	5	3738	-	0,6,6	0.00	-	0,15,15	0.00	-
86	OHX	5	3739	36	0,6,6	0.00	-	0,15,15	0.00	-
86	OHX	5	3740	-	0,6,6	0.00	-	0,15,15	0.00	-
86	OHX	5	3741	-	0,6,6	0.00	-	0,15,15	0.00	-
86	OHX	5	3742	-	0,6,6	0.00	-	0,15,15	0.00	-
86	OHX	5	3743	-	0,6,6	0.00	-	0,15,15	0.00	-
86	OHX	5	3744	-	0,6,6	0.00	-	0,15,15	0.00	-
86	OHX	5	3745	-	0,6,6	0.00	-	0,15,15	0.00	-
86	OHX	5	3746	36	0,6,6	0.00	-	0,15,15	0.00	-
86	OHX	5	3747	36	0,6,6	0.00	-	0,15,15	0.00	-
86	OHX	5	3748	-	0,6,6	0.00	-	0,15,15	0.00	-
86	OHX	5	3749	86	0,6,6	0.00	-	0,15,15	0.00	-
86	OHX	5	3750	36	0,6,6	0.00	-	0,15,15	0.00	-
86	OHX	5	3751	-	0,6,6	0.00	-	0,15,15	0.00	-
86	OHX	5	3752	-	0,6,6	0.00	-	0,15,15	0.00	-
86	OHX	5	3753	86,36	0,6,6	0.00	-	0,15,15	0.00	-
86	OHX	5	3754	-	0,6,6	0.00	-	0,15,15	0.00	-
86	OHX	5	3755	36	0,6,6	0.00	-	0,15,15	0.00	-
86	OHX	5	3756	36	0,6,6	0.00	-	0,15,15	0.00	-
86	OHX	5	3757	86	0,6,6	0.00	-	0,15,15	0.00	-
86	OHX	5	3758	36	0,6,6	0.00	-	0,15,15	0.00	-
86	OHX	5	3759	-	0,6,6	0.00	-	0,15,15	0.00	-
86	OHX	5	3760	86	0,6,6	0.00	-	0,15,15	0.00	-

Mol	Type	Chain	Res	Link	Bond lengths			Bond angles		
					Counts	RMSZ	# Z > 2	Counts	RMSZ	# Z > 2
86	OHX	5	3761	86	0,6,6	0.00	-	0,15,15	0.00	-
86	OHX	5	3762	36	0,6,6	0.00	-	0,15,15	0.00	-
86	OHX	5	3763	-	0,6,6	0.00	-	0,15,15	0.00	-
86	OHX	5	3764	-	0,6,6	0.00	-	0,15,15	0.00	-
86	OHX	5	3765	86	0,6,6	0.00	-	0,15,15	0.00	-
86	OHX	5	3766	-	0,6,6	0.00	-	0,15,15	0.00	-
86	OHX	5	3767	86,36	0,6,6	0.00	-	0,15,15	0.00	-
86	OHX	5	3768	36	0,6,6	0.00	-	0,15,15	0.00	-
86	OHX	5	3769	86	0,6,6	0.00	-	0,15,15	0.00	-
86	OHX	5	3770	-	0,6,6	0.00	-	0,15,15	0.00	-
86	OHX	5	3771	86	0,6,6	0.00	-	0,15,15	0.00	-
86	OHX	5	3772	86,36	0,6,6	0.00	-	0,15,15	0.00	-
86	OHX	5	3773	36	0,6,6	0.00	-	0,15,15	0.00	-
86	OHX	5	3774	-	0,6,6	0.00	-	0,15,15	0.00	-
86	OHX	5	3775	-	0,6,6	0.00	-	0,15,15	0.00	-
86	OHX	5	3776	-	0,6,6	0.00	-	0,15,15	0.00	-
86	OHX	5	3777	-	0,6,6	0.00	-	0,15,15	0.00	-
86	OHX	5	3778	-	0,6,6	0.00	-	0,15,15	0.00	-
86	OHX	5	3779	86	0,6,6	0.00	-	0,15,15	0.00	-
86	OHX	5	3780	-	0,6,6	0.00	-	0,15,15	0.00	-
86	OHX	5	3781	-	0,6,6	0.00	-	0,15,15	0.00	-
86	OHX	5	3782	36	0,6,6	0.00	-	0,15,15	0.00	-
86	OHX	5	3783	36	0,6,6	0.00	-	0,15,15	0.00	-
86	OHX	5	3784	-	0,6,6	0.00	-	0,15,15	0.00	-
86	OHX	5	3785	-	0,6,6	0.00	-	0,15,15	0.00	-
86	OHX	5	3786	-	0,6,6	0.00	-	0,15,15	0.00	-
86	OHX	5	3787	-	0,6,6	0.00	-	0,15,15	0.00	-
86	OHX	5	3788	86	0,6,6	0.00	-	0,15,15	0.00	-
86	OHX	5	3789	-	0,6,6	0.00	-	0,15,15	0.00	-
86	OHX	5	3790	-	0,6,6	0.00	-	0,15,15	0.00	-
86	OHX	5	3791	-	0,6,6	0.00	-	0,15,15	0.00	-
86	OHX	5	3792	86	0,6,6	0.00	-	0,15,15	0.00	-
86	OHX	5	3793	-	0,6,6	0.00	-	0,15,15	0.00	-
86	OHX	5	3794	86	0,6,6	0.00	-	0,15,15	0.00	-
86	OHX	5	3795	-	0,6,6	0.00	-	0,15,15	0.00	-
86	OHX	5	3796	86,36	0,6,6	0.00	-	0,15,15	0.00	-
86	OHX	5	3797	36	0,6,6	0.00	-	0,15,15	0.00	-
86	OHX	5	3798	36	0,6,6	0.00	-	0,15,15	0.00	-
86	OHX	5	3799	-	0,6,6	0.00	-	0,15,15	0.00	-
86	OHX	5	3800	-	0,6,6	0.00	-	0,15,15	0.00	-
86	OHX	5	3801	86	0,6,6	0.00	-	0,15,15	0.00	-
86	OHX	5	3802	86	0,6,6	0.00	-	0,15,15	0.00	-
86	OHX	5	3803	86	0,6,6	0.00	-	0,15,15	0.00	-

Mol	Type	Chain	Res	Link	Bond lengths			Bond angles		
					Counts	RMSZ	# Z > 2	Counts	RMSZ	# Z > 2
86	OHX	5	3804	86,36	0,6,6	0.00	-	0,15,15	0.00	-
86	OHX	5	3805	86	0,6,6	0.00	-	0,15,15	0.00	-
86	OHX	5	3806	86,36	0,6,6	0.00	-	0,15,15	0.00	-
86	OHX	5	3807	86,36	0,6,6	0.00	-	0,15,15	0.00	-
86	OHX	5	3808	86	0,6,6	0.00	-	0,15,15	0.00	-
86	OHX	5	3809	86	0,6,6	0.00	-	0,15,15	0.00	-
86	OHX	5	3810	86	0,6,6	0.00	-	0,15,15	0.00	-
86	OHX	5	3811	86	0,6,6	0.00	-	0,15,15	0.00	-
86	OHX	5	3812	-	0,6,6	0.00	-	0,15,15	0.00	-
86	OHX	5	3813	36	0,6,6	0.00	-	0,15,15	0.00	-
86	OHX	5	3814	86	0,6,6	0.00	-	0,15,15	0.00	-
86	OHX	5	3815	86	0,6,6	0.00	-	0,15,15	0.00	-
86	OHX	5	3816	86	0,6,6	0.00	-	0,15,15	0.00	-
86	OHX	5	3817	86	0,6,6	0.00	-	0,15,15	0.00	-
86	OHX	5	3818	86,36	0,6,6	0.00	-	0,15,15	0.00	-
86	OHX	6	1901	80	0,6,6	0.00	-	0,15,15	0.00	-
86	OHX	6	1902	-	0,6,6	0.00	-	0,15,15	0.00	-
86	OHX	6	1903	-	0,6,6	0.00	-	0,15,15	0.00	-
86	OHX	6	1904	80	0,6,6	0.00	-	0,15,15	0.00	-
86	OHX	6	1905	-	0,6,6	0.00	-	0,15,15	0.00	-
86	OHX	6	1906	-	0,6,6	0.00	-	0,15,15	0.00	-
86	OHX	6	1907	80	0,6,6	0.00	-	0,15,15	0.00	-
86	OHX	6	1908	-	0,6,6	0.00	-	0,15,15	0.00	-
86	OHX	6	1909	80,86	0,6,6	0.00	-	0,15,15	0.00	-
86	OHX	6	1910	-	0,6,6	0.00	-	0,15,15	0.00	-
86	OHX	6	1911	80	0,6,6	0.00	-	0,15,15	0.00	-
86	OHX	6	1912	-	0,6,6	0.00	-	0,15,15	0.00	-
86	OHX	6	1913	80	0,6,6	0.00	-	0,15,15	0.00	-
86	OHX	6	1914	80,86	0,6,6	0.00	-	0,15,15	0.00	-
86	OHX	6	1915	-	0,6,6	0.00	-	0,15,15	0.00	-
86	OHX	6	1916	-	0,6,6	0.00	-	0,15,15	0.00	-
86	OHX	6	1917	80	0,6,6	0.00	-	0,15,15	0.00	-
86	OHX	6	1918	86	0,6,6	0.00	-	0,15,15	0.00	-
86	OHX	6	1919	80,86	0,6,6	0.00	-	0,15,15	0.00	-
86	OHX	6	1920	86	0,6,6	0.00	-	0,15,15	0.00	-
86	OHX	6	1921	-	0,6,6	0.00	-	0,15,15	0.00	-
86	OHX	6	1922	-	0,6,6	0.00	-	0,15,15	0.00	-
86	OHX	6	1923	80	0,6,6	0.00	-	0,15,15	0.00	-
86	OHX	6	1924	-	0,6,6	0.00	-	0,15,15	0.00	-
86	OHX	6	1925	80	0,6,6	0.00	-	0,15,15	0.00	-
86	OHX	6	1926	-	0,6,6	0.00	-	0,15,15	0.00	-
86	OHX	6	1927	80	0,6,6	0.00	-	0,15,15	0.00	-
86	OHX	6	1928	80	0,6,6	0.00	-	0,15,15	0.00	-

Mol	Type	Chain	Res	Link	Bond lengths			Bond angles		
					Counts	RMSZ	# Z > 2	Counts	RMSZ	# Z > 2
86	OHX	6	1929	-	0,6,6	0.00	-	0,15,15	0.00	-
86	OHX	6	1930	80	0,6,6	0.00	-	0,15,15	0.00	-
86	OHX	6	1931	80,86	0,6,6	0.00	-	0,15,15	0.00	-
86	OHX	6	1932	-	0,6,6	0.00	-	0,15,15	0.00	-
86	OHX	6	1933	-	0,6,6	0.00	-	0,15,15	0.00	-
86	OHX	6	1934	-	0,6,6	0.00	-	0,15,15	0.00	-
86	OHX	6	1935	80	0,6,6	0.00	-	0,15,15	0.00	-
86	OHX	6	1936	80	0,6,6	0.00	-	0,15,15	0.00	-
86	OHX	6	1937	-	0,6,6	0.00	-	0,15,15	0.00	-
86	OHX	6	1938	80,86	0,6,6	0.00	-	0,15,15	0.00	-
86	OHX	6	1939	86	0,6,6	0.00	-	0,15,15	0.00	-
86	OHX	6	1940	-	0,6,6	0.00	-	0,15,15	0.00	-
86	OHX	6	1941	80	0,6,6	0.00	-	0,15,15	0.00	-
86	OHX	6	1942	80	0,6,6	0.00	-	0,15,15	0.00	-
86	OHX	6	1943	-	0,6,6	0.00	-	0,15,15	0.00	-
86	OHX	6	1944	80	0,6,6	0.00	-	0,15,15	0.00	-
86	OHX	6	1945	80	0,6,6	0.00	-	0,15,15	0.00	-
86	OHX	6	1946	-	0,6,6	0.00	-	0,15,15	0.00	-
86	OHX	6	1947	-	0,6,6	0.00	-	0,15,15	0.00	-
86	OHX	6	1948	80,86	0,6,6	0.00	-	0,15,15	0.00	-
86	OHX	6	1949	86	0,6,6	0.00	-	0,15,15	0.00	-
86	OHX	6	1950	80	0,6,6	0.00	-	0,15,15	0.00	-
86	OHX	6	1951	-	0,6,6	0.00	-	0,15,15	0.00	-
86	OHX	6	1952	80,86	0,6,6	0.00	-	0,15,15	0.00	-
86	OHX	6	1953	-	0,6,6	0.00	-	0,15,15	0.00	-
86	OHX	6	1954	86	0,6,6	0.00	-	0,15,15	0.00	-
86	OHX	6	1955	80	0,6,6	0.00	-	0,15,15	0.00	-
86	OHX	6	1956	-	0,6,6	0.00	-	0,15,15	0.00	-
86	OHX	6	1957	80	0,6,6	0.00	-	0,15,15	0.00	-
86	OHX	6	1958	80	0,6,6	0.00	-	0,15,15	0.00	-
86	OHX	6	1959	86	0,6,6	0.00	-	0,15,15	0.00	-
86	OHX	6	1960	-	0,6,6	0.00	-	0,15,15	0.00	-
86	OHX	6	1961	-	0,6,6	0.00	-	0,15,15	0.00	-
86	OHX	6	1962	80	0,6,6	0.00	-	0,15,15	0.00	-
86	OHX	6	1963	80	0,6,6	0.00	-	0,15,15	0.00	-
86	OHX	6	1964	80	0,6,6	0.00	-	0,15,15	0.00	-
86	OHX	6	1965	86	0,6,6	0.00	-	0,15,15	0.00	-
86	OHX	6	1966	-	0,6,6	0.00	-	0,15,15	0.00	-
86	OHX	6	1967	-	0,6,6	0.00	-	0,15,15	0.00	-
86	OHX	6	1968	-	0,6,6	0.00	-	0,15,15	0.00	-
86	OHX	6	1969	-	0,6,6	0.00	-	0,15,15	0.00	-
86	OHX	6	1970	-	0,6,6	0.00	-	0,15,15	0.00	-
86	OHX	6	1971	86	0,6,6	0.00	-	0,15,15	0.00	-

Mol	Type	Chain	Res	Link	Bond lengths			Bond angles		
					Counts	RMSZ	# Z > 2	Counts	RMSZ	# Z > 2
86	OHX	6	1972	-	0,6,6	0.00	-	0,15,15	0.00	-
86	OHX	6	1973	86	0,6,6	0.00	-	0,15,15	0.00	-
86	OHX	6	1974	80	0,6,6	0.00	-	0,15,15	0.00	-
86	OHX	6	1975	80,86	0,6,6	0.00	-	0,15,15	0.00	-
86	OHX	6	1976	80	0,6,6	0.00	-	0,15,15	0.00	-
86	OHX	6	1977	-	0,6,6	0.00	-	0,15,15	0.00	-
86	OHX	6	1978	80	0,6,6	0.00	-	0,15,15	0.00	-
86	OHX	6	1979	80	0,6,6	0.00	-	0,15,15	0.00	-
86	OHX	6	1980	80	0,6,6	0.00	-	0,15,15	0.00	-
86	OHX	6	1981	-	0,6,6	0.00	-	0,15,15	0.00	-
86	OHX	6	1982	86	0,6,6	0.00	-	0,15,15	0.00	-
86	OHX	6	1983	80	0,6,6	0.00	-	0,15,15	0.00	-
86	OHX	6	1984	80	0,6,6	0.00	-	0,15,15	0.00	-
86	OHX	6	1985	-	0,6,6	0.00	-	0,15,15	0.00	-
86	OHX	6	1986	-	0,6,6	0.00	-	0,15,15	0.00	-
86	OHX	6	1987	-	0,6,6	0.00	-	0,15,15	0.00	-
86	OHX	6	1988	-	0,6,6	0.00	-	0,15,15	0.00	-
86	OHX	6	1989	80	0,6,6	0.00	-	0,15,15	0.00	-
86	OHX	6	1990	80	0,6,6	0.00	-	0,15,15	0.00	-
86	OHX	6	1991	80	0,6,6	0.00	-	0,15,15	0.00	-
86	OHX	6	1992	-	0,6,6	0.00	-	0,15,15	0.00	-
86	OHX	6	1993	80	0,6,6	0.00	-	0,15,15	0.00	-
86	OHX	6	1994	-	0,6,6	0.00	-	0,15,15	0.00	-
86	OHX	6	1995	-	0,6,6	0.00	-	0,15,15	0.00	-
86	OHX	6	1996	-	0,6,6	0.00	-	0,15,15	0.00	-
86	OHX	6	1997	-	0,6,6	0.00	-	0,15,15	0.00	-
86	OHX	6	1998	80	0,6,6	0.00	-	0,15,15	0.00	-
86	OHX	6	1999	-	0,6,6	0.00	-	0,15,15	0.00	-
86	OHX	6	2000	-	0,6,6	0.00	-	0,15,15	0.00	-
86	OHX	6	2001	-	0,6,6	0.00	-	0,15,15	0.00	-
86	OHX	6	2002	80,86	0,6,6	0.00	-	0,15,15	0.00	-
86	OHX	6	2003	80	0,6,6	0.00	-	0,15,15	0.00	-
86	OHX	6	2004	-	0,6,6	0.00	-	0,15,15	0.00	-
86	OHX	6	2005	86	0,6,6	0.00	-	0,15,15	0.00	-
86	OHX	6	2006	-	0,6,6	0.00	-	0,15,15	0.00	-
86	OHX	6	2007	80	0,6,6	0.00	-	0,15,15	0.00	-
86	OHX	6	2008	-	0,6,6	0.00	-	0,15,15	0.00	-
86	OHX	6	2009	86	0,6,6	0.00	-	0,15,15	0.00	-
86	OHX	6	2010	80,86	0,6,6	0.00	-	0,15,15	0.00	-
86	OHX	6	2011	-	0,6,6	0.00	-	0,15,15	0.00	-
86	OHX	6	2012	80	0,6,6	0.00	-	0,15,15	0.00	-
86	OHX	6	2013	-	0,6,6	0.00	-	0,15,15	0.00	-
86	OHX	6	2014	-	0,6,6	0.00	-	0,15,15	0.00	-

Mol	Type	Chain	Res	Link	Bond lengths			Bond angles		
					Counts	RMSZ	# Z > 2	Counts	RMSZ	# Z > 2
86	OHX	6	2015	86	0,6,6	0.00	-	0,15,15	0.00	-
86	OHX	6	2016	80	0,6,6	0.00	-	0,15,15	0.00	-
86	OHX	6	2017	80	0,6,6	0.00	-	0,15,15	0.00	-
86	OHX	6	2018	86	0,6,6	0.00	-	0,15,15	0.00	-
86	OHX	6	2019	-	0,6,6	0.00	-	0,15,15	0.00	-
86	OHX	6	2020	80	0,6,6	0.00	-	0,15,15	0.00	-
86	OHX	6	2021	-	0,6,6	0.00	-	0,15,15	0.00	-
86	OHX	6	2022	80,86	0,6,6	0.00	-	0,15,15	0.00	-
86	OHX	6	2023	-	0,6,6	0.00	-	0,15,15	0.00	-
86	OHX	6	2024	80	0,6,6	0.00	-	0,15,15	0.00	-
86	OHX	6	2025	-	0,6,6	0.00	-	0,15,15	0.00	-
86	OHX	6	2026	80	0,6,6	0.00	-	0,15,15	0.00	-
86	OHX	6	2027	-	0,6,6	0.00	-	0,15,15	0.00	-
86	OHX	6	2028	80	0,6,6	0.00	-	0,15,15	0.00	-
86	OHX	6	2029	-	0,6,6	0.00	-	0,15,15	0.00	-
86	OHX	6	2030	-	0,6,6	0.00	-	0,15,15	0.00	-
86	OHX	6	2031	-	0,6,6	0.00	-	0,15,15	0.00	-
86	OHX	6	2032	80,86	0,6,6	0.00	-	0,15,15	0.00	-
86	OHX	6	2033	-	0,6,6	0.00	-	0,15,15	0.00	-
86	OHX	6	2034	80,86	0,6,6	0.00	-	0,15,15	0.00	-
86	OHX	6	2035	-	0,6,6	0.00	-	0,15,15	0.00	-
86	OHX	6	2036	80	0,6,6	0.00	-	0,15,15	0.00	-
86	OHX	6	2037	80	0,6,6	0.00	-	0,15,15	0.00	-
86	OHX	6	2038	-	0,6,6	0.00	-	0,15,15	0.00	-
86	OHX	6	2039	-	0,6,6	0.00	-	0,15,15	0.00	-
86	OHX	6	2040	-	0,6,6	0.00	-	0,15,15	0.00	-
86	OHX	6	2041	80	0,6,6	0.00	-	0,15,15	0.00	-
86	OHX	6	2042	80,86	0,6,6	0.00	-	0,15,15	0.00	-
86	OHX	6	2043	86	0,6,6	0.00	-	0,15,15	0.00	-
86	OHX	6	2044	-	0,6,6	0.00	-	0,15,15	0.00	-
86	OHX	6	2045	80	0,6,6	0.00	-	0,15,15	0.00	-
86	OHX	6	2046	86	0,6,6	0.00	-	0,15,15	0.00	-
86	OHX	6	2047	-	0,6,6	0.00	-	0,15,15	0.00	-
86	OHX	6	2048	-	0,6,6	0.00	-	0,15,15	0.00	-
86	OHX	6	2049	80	0,6,6	0.00	-	0,15,15	0.00	-
86	OHX	6	2050	80	0,6,6	0.00	-	0,15,15	0.00	-
86	OHX	6	2051	-	0,6,6	0.00	-	0,15,15	0.00	-
86	OHX	6	2052	80	0,6,6	0.00	-	0,15,15	0.00	-
86	OHX	6	2053	80	0,6,6	0.00	-	0,15,15	0.00	-
86	OHX	6	2054	80,86	0,6,6	0.00	-	0,15,15	0.00	-
86	OHX	6	2055	-	0,6,6	0.00	-	0,15,15	0.00	-
86	OHX	6	2056	80	0,6,6	0.00	-	0,15,15	0.00	-
86	OHX	6	2057	80,86	0,6,6	0.00	-	0,15,15	0.00	-

Mol	Type	Chain	Res	Link	Bond lengths			Bond angles		
					Counts	RMSZ	# Z > 2	Counts	RMSZ	# Z > 2
86	OHX	6	2058	86	0,6,6	0.00	-	0,15,15	0.00	-
86	OHX	6	2059	86	0,6,6	0.00	-	0,15,15	0.00	-
86	OHX	6	2060	-	0,6,6	0.00	-	0,15,15	0.00	-
86	OHX	6	2061	86	0,6,6	0.00	-	0,15,15	0.00	-
86	OHX	6	2062	-	0,6,6	0.00	-	0,15,15	0.00	-
86	OHX	6	2063	-	0,6,6	0.00	-	0,15,15	0.00	-
86	OHX	6	2064	80	0,6,6	0.00	-	0,15,15	0.00	-
86	OHX	6	2065	-	0,6,6	0.00	-	0,15,15	0.00	-
86	OHX	6	2066	-	0,6,6	0.00	-	0,15,15	0.00	-
86	OHX	6	2067	86	0,6,6	0.00	-	0,15,15	0.00	-
86	OHX	6	2068	80,86	0,6,6	0.00	-	0,15,15	0.00	-
86	OHX	6	2069	86	0,6,6	0.00	-	0,15,15	0.00	-
86	OHX	6	2070	80,86	0,6,6	0.00	-	0,15,15	0.00	-
86	OHX	6	2071	86	0,6,6	0.00	-	0,15,15	0.00	-
86	OHX	6	2072	-	0,6,6	0.00	-	0,15,15	0.00	-
86	OHX	6	2073	-	0,6,6	0.00	-	0,15,15	0.00	-
86	OHX	6	2074	80	0,6,6	0.00	-	0,15,15	0.00	-
86	OHX	6	2075	80,86	0,6,6	0.00	-	0,15,15	0.00	-
86	OHX	6	2076	80	0,6,6	0.00	-	0,15,15	0.00	-
86	OHX	6	2077	86	0,6,6	0.00	-	0,15,15	0.00	-
86	OHX	6	2078	-	0,6,6	0.00	-	0,15,15	0.00	-
86	OHX	6	2079	-	0,6,6	0.00	-	0,15,15	0.00	-
86	OHX	6	2080	-	0,6,6	0.00	-	0,15,15	0.00	-
86	OHX	6	2081	-	0,6,6	0.00	-	0,15,15	0.00	-
86	OHX	6	2082	86	0,6,6	0.00	-	0,15,15	0.00	-
86	OHX	6	2083	86	0,6,6	0.00	-	0,15,15	0.00	-
86	OHX	6	2084	86	0,6,6	0.00	-	0,15,15	0.00	-
86	OHX	6	2085	80	0,6,6	0.00	-	0,15,15	0.00	-
86	OHX	6	2086	-	0,6,6	0.00	-	0,15,15	0.00	-
86	OHX	6	2087	-	0,6,6	0.00	-	0,15,15	0.00	-
86	OHX	6	2088	86	0,6,6	0.00	-	0,15,15	0.00	-
86	OHX	6	2089	80	0,6,6	0.00	-	0,15,15	0.00	-
86	OHX	6	2090	86	0,6,6	0.00	-	0,15,15	0.00	-
86	OHX	6	2091	86	0,6,6	0.00	-	0,15,15	0.00	-
86	OHX	6	2092	86	0,6,6	0.00	-	0,15,15	0.00	-
86	OHX	6	2093	80,86	0,6,6	0.00	-	0,15,15	0.00	-
86	OHX	6	2094	80,86	0,6,6	0.00	-	0,15,15	0.00	-
86	OHX	6	2095	-	0,6,6	0.00	-	0,15,15	0.00	-
86	OHX	6	2096	80,86	0,6,6	0.00	-	0,15,15	0.00	-
86	OHX	6	2097	86	0,6,6	0.00	-	0,15,15	0.00	-
86	OHX	6	2098	86	0,6,6	0.00	-	0,15,15	0.00	-
86	OHX	7	201	37	0,6,6	0.00	-	0,15,15	0.00	-
86	OHX	7	202	-	0,6,6	0.00	-	0,15,15	0.00	-

Mol	Type	Chain	Res	Link	Bond lengths			Bond angles		
					Counts	RMSZ	# Z > 2	Counts	RMSZ	# Z > 2
86	OHX	7	203	86	0,6,6	0.00	-	0,15,15	0.00	-
86	OHX	7	204	-	0,6,6	0.00	-	0,15,15	0.00	-
86	OHX	7	205	-	0,6,6	0.00	-	0,15,15	0.00	-
86	OHX	7	206	-	0,6,6	0.00	-	0,15,15	0.00	-
86	OHX	7	207	-	0,6,6	0.00	-	0,15,15	0.00	-
86	OHX	7	208	-	0,6,6	0.00	-	0,15,15	0.00	-
86	OHX	7	209	86,37	0,6,6	0.00	-	0,15,15	0.00	-
86	OHX	7	210	-	0,6,6	0.00	-	0,15,15	0.00	-
86	OHX	7	211	86	0,6,6	0.00	-	0,15,15	0.00	-
86	OHX	7	212	-	0,6,6	0.00	-	0,15,15	0.00	-
86	OHX	7	213	-	0,6,6	0.00	-	0,15,15	0.00	-
86	OHX	8	201	-	0,6,6	0.00	-	0,15,15	0.00	-
86	OHX	8	202	38	0,6,6	0.00	-	0,15,15	0.00	-
86	OHX	8	203	86	0,6,6	0.00	-	0,15,15	0.00	-
86	OHX	8	204	-	0,6,6	0.00	-	0,15,15	0.00	-
86	OHX	8	205	-	0,6,6	0.00	-	0,15,15	0.00	-
86	OHX	8	206	-	0,6,6	0.00	-	0,15,15	0.00	-
86	OHX	8	207	38,86	0,6,6	0.00	-	0,15,15	0.00	-
86	OHX	8	208	-	0,6,6	0.00	-	0,15,15	0.00	-
86	OHX	8	209	-	0,6,6	0.00	-	0,15,15	0.00	-
86	OHX	8	210	-	0,6,6	0.00	-	0,15,15	0.00	-
86	OHX	8	211	38	0,6,6	0.00	-	0,15,15	0.00	-
86	OHX	8	212	86	0,6,6	0.00	-	0,15,15	0.00	-
86	OHX	8	213	-	0,6,6	0.00	-	0,15,15	0.00	-
86	OHX	8	214	-	0,6,6	0.00	-	0,15,15	0.00	-
86	OHX	8	215	-	0,6,6	0.00	-	0,15,15	0.00	-
86	OHX	8	216	38	0,6,6	0.00	-	0,15,15	0.00	-
86	OHX	8	217	-	0,6,6	0.00	-	0,15,15	0.00	-
86	OHX	8	218	38	0,6,6	0.00	-	0,15,15	0.00	-
86	OHX	8	219	38	0,6,6	0.00	-	0,15,15	0.00	-
86	OHX	8	220	-	0,6,6	0.00	-	0,15,15	0.00	-
86	OHX	8	221	86	0,6,6	0.00	-	0,15,15	0.00	-
86	OHX	C3	201	-	0,6,6	0.00	-	0,15,15	0.00	-
86	OHX	C5	201	17	0,6,6	0.00	-	0,15,15	0.00	-
86	OHX	C8	201	86	0,6,6	0.00	-	0,15,15	0.00	-
86	OHX	C8	202	86,36	0,6,6	0.00	-	0,15,15	0.00	-
86	OHX	D9	102	86	0,6,6	0.00	-	0,15,15	0.00	-
86	OHX	L3	401	-	0,6,6	0.00	-	0,15,15	0.00	-
86	OHX	L3	402	-	0,6,6	0.00	-	0,15,15	0.00	-
86	OHX	L3	403	-	0,6,6	0.00	-	0,15,15	0.00	-
86	OHX	L4	401	-	0,6,6	0.00	-	0,15,15	0.00	-
86	OHX	L5	301	-	0,6,6	0.00	-	0,15,15	0.00	-
86	OHX	M0	301	86	0,6,6	0.00	-	0,15,15	0.00	-

Mol	Type	Chain	Res	Link	Bond lengths			Bond angles		
					Counts	RMSZ	# Z > 2	Counts	RMSZ	# Z > 2
86	OHX	M0	302	86	0,6,6	0.00	-	0,15,15	0.00	-
86	OHX	M0	303	86	0,6,6	0.00	-	0,15,15	0.00	-
86	OHX	M0	304	86	0,6,6	0.00	-	0,15,15	0.00	-
86	OHX	M5	301	-	0,6,6	0.00	-	0,15,15	0.00	-
86	OHX	M7	201	-	0,6,6	0.00	-	0,15,15	0.00	-
86	OHX	M8	201	-	0,6,6	0.00	-	0,15,15	0.00	-
86	OHX	M9	201	-	0,6,6	0.00	-	0,15,15	0.00	-
86	OHX	M9	202	86	0,6,6	0.00	-	0,15,15	0.00	-
86	OHX	M9	203	-	0,6,6	0.00	-	0,15,15	0.00	-
86	OHX	N8	201	-	0,6,6	0.00	-	0,15,15	0.00	-
86	OHX	N9	101	-	0,6,6	0.00	-	0,15,15	0.00	-
86	OHX	O1	201	86	0,6,6	0.00	-	0,15,15	0.00	-
86	OHX	O3	201	-	0,6,6	0.00	-	0,15,15	0.00	-
86	OHX	O7	102	73	0,6,6	0.00	-	0,15,15	0.00	-
86	OHX	O7	103	-	0,6,6	0.00	-	0,15,15	0.00	-
86	OHX	Q2	502	-	0,6,6	0.00	-	0,15,15	0.00	-
86	OHX	S2	301	86	0,6,6	0.00	-	0,15,15	0.00	-
86	OHX	S8	301	-	0,6,6	0.00	-	0,15,15	0.00	-
86	OHX	SR	401	-	0,6,6	0.00	-	0,15,15	0.00	-
86	OHX	c1	201	86	0,6,6	0.00	-	0,15,15	0.00	-
86	OHX	c3	201	-	0,6,6	0.00	-	0,15,15	0.00	-
86	OHX	c5	201	-	0,6,6	0.00	-	0,15,15	0.00	-
86	OHX	c5	202	17	0,6,6	0.00	-	0,15,15	0.00	-
86	OHX	c8	201	-	0,6,6	0.00	-	0,15,15	0.00	-
86	OHX	d9	102	86	0,6,6	0.00	-	0,15,15	0.00	-
86	OHX	l2	301	86	0,6,6	0.00	-	0,15,15	0.00	-
86	OHX	l3	401	-	0,6,6	0.00	-	0,15,15	0.00	-
86	OHX	l3	402	-	0,6,6	0.00	-	0,15,15	0.00	-
86	OHX	l4	401	-	0,6,6	0.00	-	0,15,15	0.00	-
86	OHX	l4	402	-	0,6,6	0.00	-	0,15,15	0.00	-
86	OHX	l5	301	-	0,6,6	0.00	-	0,15,15	0.00	-
86	OHX	l5	302	-	0,6,6	0.00	-	0,15,15	0.00	-
86	OHX	l5	303	-	0,6,6	0.00	-	0,15,15	0.00	-
86	OHX	l9	201	-	0,6,6	0.00	-	0,15,15	0.00	-
86	OHX	m0	301	86	0,6,6	0.00	-	0,15,15	0.00	-
86	OHX	m0	302	86	0,6,6	0.00	-	0,15,15	0.00	-
86	OHX	m0	303	86	0,6,6	0.00	-	0,15,15	0.00	-
86	OHX	m0	304	86	0,6,6	0.00	-	0,15,15	0.00	-
86	OHX	m1	201	-	0,6,6	0.00	-	0,15,15	0.00	-
86	OHX	m4	201	-	0,6,6	0.00	-	0,15,15	0.00	-
86	OHX	m5	501	-	0,6,6	0.00	-	0,15,15	0.00	-
86	OHX	m5	502	-	0,6,6	0.00	-	0,15,15	0.00	-
86	OHX	m7	201	-	0,6,6	0.00	-	0,15,15	0.00	-

Mol	Type	Chain	Res	Link	Bond lengths			Bond angles		
					Counts	RMSZ	# Z > 2	Counts	RMSZ	# Z > 2
86	OHX	m9	201	-	0,6,6	0.00	-	0,15,15	0.00	-
86	OHX	n1	201	-	0,6,6	0.00	-	0,15,15	0.00	-
86	OHX	n3	201	-	0,6,6	0.00	-	0,15,15	0.00	-
86	OHX	n3	202	-	0,6,6	0.00	-	0,15,15	0.00	-
86	OHX	n9	101	-	0,6,6	0.00	-	0,15,15	0.00	-
86	OHX	o3	201	-	0,6,6	0.00	-	0,15,15	0.00	-
86	OHX	o7	502	-	0,6,6	0.00	-	0,15,15	0.00	-
86	OHX	o7	503	86	0,6,6	0.00	-	0,15,15	0.00	-
86	OHX	o9	101	-	0,6,6	0.00	-	0,15,15	0.00	-
86	OHX	q1	101	86	0,6,6	0.00	-	0,15,15	0.00	-
86	OHX	q2	502	-	0,6,6	0.00	-	0,15,15	0.00	-
86	OHX	s1	301	-	0,6,6	0.00	-	0,15,15	0.00	-
86	OHX	s1	302	-	0,6,6	0.00	-	0,15,15	0.00	-
86	OHX	s4	301	-	0,6,6	0.00	-	0,15,15	0.00	-
86	OHX	s8	301	-	0,6,6	0.00	-	0,15,15	0.00	-
86	OHX	sR	401	-	0,6,6	0.00	-	0,15,15	0.00	-

In the following table, the Chirals column lists the number of chiral outliers, the number of chiral centers analysed, the number of these observed in the model and the number defined in the chemical component dictionary. Similar counts are reported in the Torsion and Rings columns. '-' means no outliers of that kind were identified.

Mol	Type	Chain	Res	Link	Chirals	Torsions	Rings
89	C	1	3401	-	-	0/3/25/26	0/2/2/2
89	C	1	3402	90	-	0/3/25/26	0/2/2/2
90	8AN	1	3403	89	-	0/3/25/26	0/3/3/3
91	PRO	1	3404	-	-	0/0/9/11	0/1/1/1
86	OHX	1	3405	-	-	0/0/0/0	0/0/0/0
86	OHX	1	3406	-	-	0/0/0/0	0/0/0/0
86	OHX	1	3407	-	-	0/0/0/0	0/0/0/0
86	OHX	1	3408	-	-	0/0/0/0	0/0/0/0
86	OHX	1	3409	36	-	0/0/0/0	0/0/0/0
86	OHX	1	3410	36	-	0/0/0/0	0/0/0/0
86	OHX	1	3411	86	-	0/0/0/0	0/0/0/0
86	OHX	1	3412	-	-	0/0/0/0	0/0/0/0
86	OHX	1	3413	-	-	0/0/0/0	0/0/0/0
86	OHX	1	3414	-	-	0/0/0/0	0/0/0/0
86	OHX	1	3415	-	-	0/0/0/0	0/0/0/0
86	OHX	1	3416	-	-	0/0/0/0	0/0/0/0
86	OHX	1	3417	-	-	0/0/0/0	0/0/0/0
86	OHX	1	3418	-	-	0/0/0/0	0/0/0/0
86	OHX	1	3419	-	-	0/0/0/0	0/0/0/0
86	OHX	1	3420	-	-	0/0/0/0	0/0/0/0

Continued on next page...

Continued from previous page...

Mol	Type	Chain	Res	Link	Chirals	Torsions	Rings
86	OHX	1	3421	-	-	0/0/0/0	0/0/0/0
86	OHX	1	3422	86,36	-	0/0/0/0	0/0/0/0
86	OHX	1	3423	-	-	0/0/0/0	0/0/0/0
86	OHX	1	3424	-	-	0/0/0/0	0/0/0/0
86	OHX	1	3425	-	-	0/0/0/0	0/0/0/0
86	OHX	1	3426	-	-	0/0/0/0	0/0/0/0
86	OHX	1	3427	-	-	0/0/0/0	0/0/0/0
86	OHX	1	3428	-	-	0/0/0/0	0/0/0/0
86	OHX	1	3429	-	-	0/0/0/0	0/0/0/0
86	OHX	1	3430	-	-	0/0/0/0	0/0/0/0
86	OHX	1	3431	86	-	0/0/0/0	0/0/0/0
86	OHX	1	3432	-	-	0/0/0/0	0/0/0/0
86	OHX	1	3433	-	-	0/0/0/0	0/0/0/0
86	OHX	1	3434	-	-	0/0/0/0	0/0/0/0
86	OHX	1	3435	-	-	0/0/0/0	0/0/0/0
86	OHX	1	3436	-	-	0/0/0/0	0/0/0/0
86	OHX	1	3437	86	-	0/0/0/0	0/0/0/0
86	OHX	1	3438	86	-	0/0/0/0	0/0/0/0
86	OHX	1	3439	-	-	0/0/0/0	0/0/0/0
86	OHX	1	3440	-	-	0/0/0/0	0/0/0/0
86	OHX	1	3441	86	-	0/0/0/0	0/0/0/0
86	OHX	1	3442	-	-	0/0/0/0	0/0/0/0
86	OHX	1	3443	-	-	0/0/0/0	0/0/0/0
86	OHX	1	3444	-	-	0/0/0/0	0/0/0/0
86	OHX	1	3445	-	-	0/0/0/0	0/0/0/0
86	OHX	1	3446	-	-	0/0/0/0	0/0/0/0
86	OHX	1	3447	-	-	0/0/0/0	0/0/0/0
86	OHX	1	3448	-	-	0/0/0/0	0/0/0/0
86	OHX	1	3449	-	-	0/0/0/0	0/0/0/0
86	OHX	1	3450	86	-	0/0/0/0	0/0/0/0
86	OHX	1	3451	-	-	0/0/0/0	0/0/0/0
86	OHX	1	3452	-	-	0/0/0/0	0/0/0/0
86	OHX	1	3453	-	-	0/0/0/0	0/0/0/0
86	OHX	1	3454	-	-	0/0/0/0	0/0/0/0
86	OHX	1	3455	86	-	0/0/0/0	0/0/0/0
86	OHX	1	3456	86	-	0/0/0/0	0/0/0/0
86	OHX	1	3457	-	-	0/0/0/0	0/0/0/0
86	OHX	1	3458	-	-	0/0/0/0	0/0/0/0
86	OHX	1	3459	-	-	0/0/0/0	0/0/0/0
86	OHX	1	3460	-	-	0/0/0/0	0/0/0/0
86	OHX	1	3461	86	-	0/0/0/0	0/0/0/0
86	OHX	1	3462	-	-	0/0/0/0	0/0/0/0

Continued on next page...

Continued from previous page...

Mol	Type	Chain	Res	Link	Chirals	Torsions	Rings
86	OHX	1	3463	-	-	0/0/0/0	0/0/0/0
86	OHX	1	3464	86	-	0/0/0/0	0/0/0/0
86	OHX	1	3465	86	-	0/0/0/0	0/0/0/0
86	OHX	1	3466	-	-	0/0/0/0	0/0/0/0
86	OHX	1	3467	-	-	0/0/0/0	0/0/0/0
86	OHX	1	3468	-	-	0/0/0/0	0/0/0/0
86	OHX	1	3469	86	-	0/0/0/0	0/0/0/0
86	OHX	1	3470	-	-	0/0/0/0	0/0/0/0
86	OHX	1	3471	-	-	0/0/0/0	0/0/0/0
86	OHX	1	3472	36	-	0/0/0/0	0/0/0/0
86	OHX	1	3473	-	-	0/0/0/0	0/0/0/0
86	OHX	1	3474	-	-	0/0/0/0	0/0/0/0
86	OHX	1	3475	-	-	0/0/0/0	0/0/0/0
86	OHX	1	3476	86	-	0/0/0/0	0/0/0/0
86	OHX	1	3477	86	-	0/0/0/0	0/0/0/0
86	OHX	1	3478	86	-	0/0/0/0	0/0/0/0
86	OHX	1	3479	86	-	0/0/0/0	0/0/0/0
86	OHX	1	3480	86	-	0/0/0/0	0/0/0/0
86	OHX	1	3481	-	-	0/0/0/0	0/0/0/0
86	OHX	1	3482	-	-	0/0/0/0	0/0/0/0
86	OHX	1	3483	-	-	0/0/0/0	0/0/0/0
86	OHX	1	3484	-	-	0/0/0/0	0/0/0/0
86	OHX	1	3485	-	-	0/0/0/0	0/0/0/0
86	OHX	1	3486	-	-	0/0/0/0	0/0/0/0
86	OHX	1	3487	-	-	0/0/0/0	0/0/0/0
86	OHX	1	3488	86	-	0/0/0/0	0/0/0/0
86	OHX	1	3489	86	-	0/0/0/0	0/0/0/0
86	OHX	1	3490	-	-	0/0/0/0	0/0/0/0
86	OHX	1	3491	-	-	0/0/0/0	0/0/0/0
86	OHX	1	3492	-	-	0/0/0/0	0/0/0/0
86	OHX	1	3493	86	-	0/0/0/0	0/0/0/0
86	OHX	1	3494	86	-	0/0/0/0	0/0/0/0
86	OHX	1	3495	86	-	0/0/0/0	0/0/0/0
86	OHX	1	3496	-	-	0/0/0/0	0/0/0/0
86	OHX	1	3497	-	-	0/0/0/0	0/0/0/0
86	OHX	1	3498	-	-	0/0/0/0	0/0/0/0
86	OHX	1	3499	-	-	0/0/0/0	0/0/0/0
86	OHX	1	3500	-	-	0/0/0/0	0/0/0/0
86	OHX	1	3501	-	-	0/0/0/0	0/0/0/0
86	OHX	1	3502	86,36	-	0/0/0/0	0/0/0/0
86	OHX	1	3503	-	-	0/0/0/0	0/0/0/0
86	OHX	1	3504	86	-	0/0/0/0	0/0/0/0

Continued on next page...

Continued from previous page...

Mol	Type	Chain	Res	Link	Chirals	Torsions	Rings
86	OHX	1	3505	86	-	0/0/0/0	0/0/0/0
86	OHX	1	3506	86	-	0/0/0/0	0/0/0/0
86	OHX	1	3507	-	-	0/0/0/0	0/0/0/0
86	OHX	1	3508	86	-	0/0/0/0	0/0/0/0
86	OHX	1	3509	-	-	0/0/0/0	0/0/0/0
86	OHX	1	3510	36	-	0/0/0/0	0/0/0/0
86	OHX	1	3511	86	-	0/0/0/0	0/0/0/0
86	OHX	1	3512	-	-	0/0/0/0	0/0/0/0
86	OHX	1	3513	86	-	0/0/0/0	0/0/0/0
86	OHX	1	3514	-	-	0/0/0/0	0/0/0/0
86	OHX	1	3515	-	-	0/0/0/0	0/0/0/0
86	OHX	1	3516	-	-	0/0/0/0	0/0/0/0
86	OHX	1	3517	86	-	0/0/0/0	0/0/0/0
86	OHX	1	3518	86	-	0/0/0/0	0/0/0/0
86	OHX	1	3519	36	-	0/0/0/0	0/0/0/0
86	OHX	1	3520	-	-	0/0/0/0	0/0/0/0
86	OHX	1	3521	-	-	0/0/0/0	0/0/0/0
86	OHX	1	3522	-	-	0/0/0/0	0/0/0/0
86	OHX	1	3523	-	-	0/0/0/0	0/0/0/0
86	OHX	1	3524	-	-	0/0/0/0	0/0/0/0
86	OHX	1	3525	-	-	0/0/0/0	0/0/0/0
86	OHX	1	3526	-	-	0/0/0/0	0/0/0/0
86	OHX	1	3527	-	-	0/0/0/0	0/0/0/0
86	OHX	1	3528	-	-	0/0/0/0	0/0/0/0
86	OHX	1	3529	-	-	0/0/0/0	0/0/0/0
86	OHX	1	3530	36	-	0/0/0/0	0/0/0/0
86	OHX	1	3531	-	-	0/0/0/0	0/0/0/0
86	OHX	1	3532	-	-	0/0/0/0	0/0/0/0
86	OHX	1	3533	-	-	0/0/0/0	0/0/0/0
86	OHX	1	3534	-	-	0/0/0/0	0/0/0/0
86	OHX	1	3535	86	-	0/0/0/0	0/0/0/0
86	OHX	1	3536	86	-	0/0/0/0	0/0/0/0
86	OHX	1	3537	-	-	0/0/0/0	0/0/0/0
86	OHX	1	3538	36	-	0/0/0/0	0/0/0/0
86	OHX	1	3539	86	-	0/0/0/0	0/0/0/0
86	OHX	1	3540	36	-	0/0/0/0	0/0/0/0
86	OHX	1	3541	-	-	0/0/0/0	0/0/0/0
86	OHX	1	3542	-	-	0/0/0/0	0/0/0/0
86	OHX	1	3543	-	-	0/0/0/0	0/0/0/0
86	OHX	1	3544	-	-	0/0/0/0	0/0/0/0
86	OHX	1	3545	-	-	0/0/0/0	0/0/0/0
86	OHX	1	3546	86	-	0/0/0/0	0/0/0/0

Continued on next page...

Continued from previous page...

Mol	Type	Chain	Res	Link	Chirals	Torsions	Rings
86	OHX	1	3547	86	-	0/0/0/0	0/0/0/0
86	OHX	1	3548	-	-	0/0/0/0	0/0/0/0
86	OHX	1	3549	-	-	0/0/0/0	0/0/0/0
86	OHX	1	3550	-	-	0/0/0/0	0/0/0/0
86	OHX	1	3551	-	-	0/0/0/0	0/0/0/0
86	OHX	1	3552	-	-	0/0/0/0	0/0/0/0
86	OHX	1	3553	86	-	0/0/0/0	0/0/0/0
86	OHX	1	3554	-	-	0/0/0/0	0/0/0/0
86	OHX	1	3555	-	-	0/0/0/0	0/0/0/0
86	OHX	1	3556	-	-	0/0/0/0	0/0/0/0
86	OHX	1	3557	-	-	0/0/0/0	0/0/0/0
86	OHX	1	3558	-	-	0/0/0/0	0/0/0/0
86	OHX	1	3559	86	-	0/0/0/0	0/0/0/0
86	OHX	1	3560	36	-	0/0/0/0	0/0/0/0
86	OHX	1	3561	-	-	0/0/0/0	0/0/0/0
86	OHX	1	3562	86	-	0/0/0/0	0/0/0/0
86	OHX	1	3563	-	-	0/0/0/0	0/0/0/0
86	OHX	1	3564	-	-	0/0/0/0	0/0/0/0
86	OHX	1	3565	-	-	0/0/0/0	0/0/0/0
86	OHX	1	3566	-	-	0/0/0/0	0/0/0/0
86	OHX	1	3567	-	-	0/0/0/0	0/0/0/0
86	OHX	1	3568	-	-	0/0/0/0	0/0/0/0
86	OHX	1	3569	-	-	0/0/0/0	0/0/0/0
86	OHX	1	3570	-	-	0/0/0/0	0/0/0/0
86	OHX	1	3571	86	-	0/0/0/0	0/0/0/0
86	OHX	1	3572	-	-	0/0/0/0	0/0/0/0
86	OHX	1	3573	-	-	0/0/0/0	0/0/0/0
86	OHX	1	3574	-	-	0/0/0/0	0/0/0/0
86	OHX	1	3575	86	-	0/0/0/0	0/0/0/0
86	OHX	1	3576	-	-	0/0/0/0	0/0/0/0
86	OHX	1	3577	-	-	0/0/0/0	0/0/0/0
86	OHX	1	3578	-	-	0/0/0/0	0/0/0/0
86	OHX	1	3579	36	-	0/0/0/0	0/0/0/0
86	OHX	1	3580	-	-	0/0/0/0	0/0/0/0
86	OHX	1	3581	86	-	0/0/0/0	0/0/0/0
86	OHX	1	3582	36	-	0/0/0/0	0/0/0/0
86	OHX	1	3583	-	-	0/0/0/0	0/0/0/0
86	OHX	1	3584	36	-	0/0/0/0	0/0/0/0
86	OHX	1	3585	-	-	0/0/0/0	0/0/0/0
86	OHX	1	3586	-	-	0/0/0/0	0/0/0/0
86	OHX	1	3587	36	-	0/0/0/0	0/0/0/0
86	OHX	1	3588	86	-	0/0/0/0	0/0/0/0

Continued on next page...

Continued from previous page...

Mol	Type	Chain	Res	Link	Chirals	Torsions	Rings
86	OHX	1	3589	-	-	0/0/0/0	0/0/0/0
86	OHX	1	3590	86	-	0/0/0/0	0/0/0/0
86	OHX	1	3591	-	-	0/0/0/0	0/0/0/0
86	OHX	1	3592	-	-	0/0/0/0	0/0/0/0
86	OHX	1	3593	-	-	0/0/0/0	0/0/0/0
86	OHX	1	3594	-	-	0/0/0/0	0/0/0/0
86	OHX	1	3595	86	-	0/0/0/0	0/0/0/0
86	OHX	1	3596	86	-	0/0/0/0	0/0/0/0
86	OHX	1	3597	-	-	0/0/0/0	0/0/0/0
86	OHX	1	3598	86	-	0/0/0/0	0/0/0/0
86	OHX	1	3599	36	-	0/0/0/0	0/0/0/0
86	OHX	1	3600	86	-	0/0/0/0	0/0/0/0
86	OHX	1	3601	86	-	0/0/0/0	0/0/0/0
86	OHX	1	3602	86	-	0/0/0/0	0/0/0/0
86	OHX	1	3603	-	-	0/0/0/0	0/0/0/0
86	OHX	1	3604	-	-	0/0/0/0	0/0/0/0
86	OHX	1	3605	86	-	0/0/0/0	0/0/0/0
86	OHX	1	3606	86	-	0/0/0/0	0/0/0/0
86	OHX	1	3607	-	-	0/0/0/0	0/0/0/0
86	OHX	1	3608	-	-	0/0/0/0	0/0/0/0
86	OHX	1	3609	-	-	0/0/0/0	0/0/0/0
86	OHX	1	3610	-	-	0/0/0/0	0/0/0/0
86	OHX	1	3611	-	-	0/0/0/0	0/0/0/0
86	OHX	1	3612	86	-	0/0/0/0	0/0/0/0
86	OHX	1	3613	-	-	0/0/0/0	0/0/0/0
86	OHX	1	3614	-	-	0/0/0/0	0/0/0/0
86	OHX	1	3615	86	-	0/0/0/0	0/0/0/0
86	OHX	1	3616	86	-	0/0/0/0	0/0/0/0
86	OHX	1	3617	86,36	-	0/0/0/0	0/0/0/0
86	OHX	1	3618	-	-	0/0/0/0	0/0/0/0
86	OHX	1	3619	36	-	0/0/0/0	0/0/0/0
86	OHX	1	3620	-	-	0/0/0/0	0/0/0/0
86	OHX	1	3621	-	-	0/0/0/0	0/0/0/0
86	OHX	1	3622	-	-	0/0/0/0	0/0/0/0
86	OHX	1	3623	-	-	0/0/0/0	0/0/0/0
86	OHX	1	3624	36	-	0/0/0/0	0/0/0/0
86	OHX	1	3625	86	-	0/0/0/0	0/0/0/0
86	OHX	1	3626	-	-	0/0/0/0	0/0/0/0
86	OHX	1	3627	-	-	0/0/0/0	0/0/0/0
86	OHX	1	3628	-	-	0/0/0/0	0/0/0/0
86	OHX	1	3629	36	-	0/0/0/0	0/0/0/0
86	OHX	1	3630	-	-	0/0/0/0	0/0/0/0

Continued on next page...

Continued from previous page...

Mol	Type	Chain	Res	Link	Chirals	Torsions	Rings
86	OHX	1	3631	-	-	0/0/0/0	0/0/0/0
86	OHX	1	3632	-	-	0/0/0/0	0/0/0/0
86	OHX	1	3633	-	-	0/0/0/0	0/0/0/0
86	OHX	1	3634	-	-	0/0/0/0	0/0/0/0
86	OHX	1	3635	-	-	0/0/0/0	0/0/0/0
86	OHX	1	3636	-	-	0/0/0/0	0/0/0/0
86	OHX	1	3637	-	-	0/0/0/0	0/0/0/0
86	OHX	1	3638	-	-	0/0/0/0	0/0/0/0
86	OHX	1	3639	86	-	0/0/0/0	0/0/0/0
86	OHX	1	3640	-	-	0/0/0/0	0/0/0/0
86	OHX	1	3641	-	-	0/0/0/0	0/0/0/0
86	OHX	1	3642	-	-	0/0/0/0	0/0/0/0
86	OHX	1	3643	-	-	0/0/0/0	0/0/0/0
86	OHX	1	3644	-	-	0/0/0/0	0/0/0/0
86	OHX	1	3645	-	-	0/0/0/0	0/0/0/0
86	OHX	1	3646	-	-	0/0/0/0	0/0/0/0
86	OHX	1	3647	86	-	0/0/0/0	0/0/0/0
86	OHX	1	3648	-	-	0/0/0/0	0/0/0/0
86	OHX	1	3649	-	-	0/0/0/0	0/0/0/0
86	OHX	1	3650	-	-	0/0/0/0	0/0/0/0
86	OHX	1	3651	36	-	0/0/0/0	0/0/0/0
86	OHX	1	3652	-	-	0/0/0/0	0/0/0/0
86	OHX	1	3653	-	-	0/0/0/0	0/0/0/0
86	OHX	1	3654	-	-	0/0/0/0	0/0/0/0
86	OHX	1	3655	-	-	0/0/0/0	0/0/0/0
86	OHX	1	3656	86	-	0/0/0/0	0/0/0/0
86	OHX	1	3657	-	-	0/0/0/0	0/0/0/0
86	OHX	1	3658	-	-	0/0/0/0	0/0/0/0
86	OHX	1	3659	-	-	0/0/0/0	0/0/0/0
86	OHX	1	3660	-	-	0/0/0/0	0/0/0/0
86	OHX	1	3661	86	-	0/0/0/0	0/0/0/0
86	OHX	1	3662	-	-	0/0/0/0	0/0/0/0
86	OHX	1	3663	86	-	0/0/0/0	0/0/0/0
86	OHX	1	3664	-	-	0/0/0/0	0/0/0/0
86	OHX	1	3665	-	-	0/0/0/0	0/0/0/0
86	OHX	1	3666	-	-	0/0/0/0	0/0/0/0
86	OHX	1	3667	86,36	-	0/0/0/0	0/0/0/0
86	OHX	1	3668	-	-	0/0/0/0	0/0/0/0
86	OHX	1	3669	86	-	0/0/0/0	0/0/0/0
86	OHX	1	3670	-	-	0/0/0/0	0/0/0/0
86	OHX	1	3671	-	-	0/0/0/0	0/0/0/0
86	OHX	1	3672	-	-	0/0/0/0	0/0/0/0

Continued on next page...

Continued from previous page...

Mol	Type	Chain	Res	Link	Chirals	Torsions	Rings
86	OHX	1	3673	-	-	0/0/0/0	0/0/0/0
86	OHX	1	3674	-	-	0/0/0/0	0/0/0/0
86	OHX	1	3675	86,36	-	0/0/0/0	0/0/0/0
86	OHX	1	3676	-	-	0/0/0/0	0/0/0/0
86	OHX	1	3677	-	-	0/0/0/0	0/0/0/0
86	OHX	1	3678	86	-	0/0/0/0	0/0/0/0
86	OHX	1	3679	-	-	0/0/0/0	0/0/0/0
86	OHX	1	3680	-	-	0/0/0/0	0/0/0/0
86	OHX	1	3681	86	-	0/0/0/0	0/0/0/0
86	OHX	1	3682	-	-	0/0/0/0	0/0/0/0
86	OHX	1	3683	-	-	0/0/0/0	0/0/0/0
86	OHX	1	3684	-	-	0/0/0/0	0/0/0/0
86	OHX	1	3685	86,36	-	0/0/0/0	0/0/0/0
86	OHX	1	3686	-	-	0/0/0/0	0/0/0/0
86	OHX	1	3687	36	-	0/0/0/0	0/0/0/0
86	OHX	1	3688	86	-	0/0/0/0	0/0/0/0
86	OHX	1	3689	86	-	0/0/0/0	0/0/0/0
86	OHX	1	3690	-	-	0/0/0/0	0/0/0/0
86	OHX	1	3691	86,36	-	0/0/0/0	0/0/0/0
86	OHX	1	3692	-	-	0/0/0/0	0/0/0/0
86	OHX	1	3693	-	-	0/0/0/0	0/0/0/0
86	OHX	1	3694	-	-	0/0/0/0	0/0/0/0
86	OHX	1	3695	86	-	0/0/0/0	0/0/0/0
86	OHX	1	3696	86	-	0/0/0/0	0/0/0/0
86	OHX	1	3697	-	-	0/0/0/0	0/0/0/0
86	OHX	1	3698	-	-	0/0/0/0	0/0/0/0
86	OHX	1	3699	86	-	0/0/0/0	0/0/0/0
86	OHX	1	3700	86	-	0/0/0/0	0/0/0/0
86	OHX	1	3701	-	-	0/0/0/0	0/0/0/0
86	OHX	1	3702	-	-	0/0/0/0	0/0/0/0
86	OHX	1	3703	36	-	0/0/0/0	0/0/0/0
86	OHX	1	3704	-	-	0/0/0/0	0/0/0/0
86	OHX	1	3705	86	-	0/0/0/0	0/0/0/0
86	OHX	1	3706	-	-	0/0/0/0	0/0/0/0
86	OHX	1	3707	-	-	0/0/0/0	0/0/0/0
86	OHX	1	3708	-	-	0/0/0/0	0/0/0/0
86	OHX	1	3709	86,36	-	0/0/0/0	0/0/0/0
86	OHX	1	3710	-	-	0/0/0/0	0/0/0/0
86	OHX	1	3711	86	-	0/0/0/0	0/0/0/0
86	OHX	1	3712	-	-	0/0/0/0	0/0/0/0
86	OHX	1	3713	-	-	0/0/0/0	0/0/0/0
86	OHX	1	3714	-	-	0/0/0/0	0/0/0/0

Continued on next page...

Continued from previous page...

Mol	Type	Chain	Res	Link	Chirals	Torsions	Rings
86	OHX	1	3715	86	-	0/0/0/0	0/0/0/0
86	OHX	1	3716	86	-	0/0/0/0	0/0/0/0
86	OHX	1	3717	86	-	0/0/0/0	0/0/0/0
86	OHX	1	3718	86	-	0/0/0/0	0/0/0/0
86	OHX	1	3719	-	-	0/0/0/0	0/0/0/0
86	OHX	1	3720	-	-	0/0/0/0	0/0/0/0
86	OHX	1	3721	86	-	0/0/0/0	0/0/0/0
86	OHX	1	3722	86	-	0/0/0/0	0/0/0/0
86	OHX	1	3723	86	-	0/0/0/0	0/0/0/0
86	OHX	1	3724	86	-	0/0/0/0	0/0/0/0
86	OHX	1	3725	36	-	0/0/0/0	0/0/0/0
86	OHX	1	3726	-	-	0/0/0/0	0/0/0/0
86	OHX	1	3727	-	-	0/0/0/0	0/0/0/0
86	OHX	1	3728	-	-	0/0/0/0	0/0/0/0
86	OHX	1	3729	-	-	0/0/0/0	0/0/0/0
86	OHX	1	3730	-	-	0/0/0/0	0/0/0/0
86	OHX	1	3731	86	-	0/0/0/0	0/0/0/0
86	OHX	1	3732	-	-	0/0/0/0	0/0/0/0
86	OHX	1	3733	-	-	0/0/0/0	0/0/0/0
86	OHX	1	3734	86	-	0/0/0/0	0/0/0/0
86	OHX	1	3735	-	-	0/0/0/0	0/0/0/0
86	OHX	1	3736	-	-	0/0/0/0	0/0/0/0
86	OHX	1	3737	36	-	0/0/0/0	0/0/0/0
86	OHX	1	3738	86	-	0/0/0/0	0/0/0/0
86	OHX	1	3739	-	-	0/0/0/0	0/0/0/0
86	OHX	1	3740	-	-	0/0/0/0	0/0/0/0
86	OHX	1	3741	86	-	0/0/0/0	0/0/0/0
86	OHX	1	3742	-	-	0/0/0/0	0/0/0/0
86	OHX	1	3743	86	-	0/0/0/0	0/0/0/0
86	OHX	1	3744	86	-	0/0/0/0	0/0/0/0
86	OHX	1	3745	-	-	0/0/0/0	0/0/0/0
86	OHX	1	3746	86	-	0/0/0/0	0/0/0/0
86	OHX	1	3747	36	-	0/0/0/0	0/0/0/0
86	OHX	1	3748	86	-	0/0/0/0	0/0/0/0
86	OHX	1	3749	-	-	0/0/0/0	0/0/0/0
86	OHX	1	3750	86	-	0/0/0/0	0/0/0/0
86	OHX	1	3751	86,36	-	0/0/0/0	0/0/0/0
86	OHX	1	3752	-	-	0/0/0/0	0/0/0/0
86	OHX	1	3753	86	-	0/0/0/0	0/0/0/0
86	OHX	1	3754	-	-	0/0/0/0	0/0/0/0
86	OHX	1	3755	36	-	0/0/0/0	0/0/0/0
86	OHX	1	3756	86,36	-	0/0/0/0	0/0/0/0

Continued on next page...

Continued from previous page...

Mol	Type	Chain	Res	Link	Chirals	Torsions	Rings
86	OHX	1	3757	86,36	-	0/0/0/0	0/0/0/0
86	OHX	1	3758	36	-	0/0/0/0	0/0/0/0
86	OHX	1	3759	-	-	0/0/0/0	0/0/0/0
86	OHX	1	3760	-	-	0/0/0/0	0/0/0/0
86	OHX	1	3761	-	-	0/0/0/0	0/0/0/0
86	OHX	1	3762	-	-	0/0/0/0	0/0/0/0
86	OHX	1	3763	86	-	0/0/0/0	0/0/0/0
86	OHX	1	3764	86	-	0/0/0/0	0/0/0/0
86	OHX	1	3765	-	-	0/0/0/0	0/0/0/0
86	OHX	1	3766	-	-	0/0/0/0	0/0/0/0
86	OHX	1	3767	86	-	0/0/0/0	0/0/0/0
86	OHX	1	3768	86,36	-	0/0/0/0	0/0/0/0
86	OHX	1	3769	-	-	0/0/0/0	0/0/0/0
86	OHX	1	3770	-	-	0/0/0/0	0/0/0/0
86	OHX	1	3771	-	-	0/0/0/0	0/0/0/0
86	OHX	1	3772	-	-	0/0/0/0	0/0/0/0
86	OHX	1	3773	-	-	0/0/0/0	0/0/0/0
86	OHX	1	3774	-	-	0/0/0/0	0/0/0/0
86	OHX	1	3775	86	-	0/0/0/0	0/0/0/0
86	OHX	1	3776	86	-	0/0/0/0	0/0/0/0
86	OHX	1	3777	86	-	0/0/0/0	0/0/0/0
86	OHX	1	3778	-	-	0/0/0/0	0/0/0/0
86	OHX	1	3779	86	-	0/0/0/0	0/0/0/0
86	OHX	1	3780	-	-	0/0/0/0	0/0/0/0
86	OHX	1	3781	-	-	0/0/0/0	0/0/0/0
86	OHX	1	3782	-	-	0/0/0/0	0/0/0/0
86	OHX	1	3783	86	-	0/0/0/0	0/0/0/0
86	OHX	1	3784	-	-	0/0/0/0	0/0/0/0
86	OHX	1	3785	86	-	0/0/0/0	0/0/0/0
86	OHX	1	3786	86	-	0/0/0/0	0/0/0/0
86	OHX	1	3787	-	-	0/0/0/0	0/0/0/0
86	OHX	1	3788	86	-	0/0/0/0	0/0/0/0
86	OHX	1	3789	86	-	0/0/0/0	0/0/0/0
86	OHX	1	3790	-	-	0/0/0/0	0/0/0/0
86	OHX	1	3791	86	-	0/0/0/0	0/0/0/0
86	OHX	1	3792	86	-	0/0/0/0	0/0/0/0
86	OHX	1	3793	-	-	0/0/0/0	0/0/0/0
86	OHX	1	3794	86	-	0/0/0/0	0/0/0/0
86	OHX	1	3795	-	-	0/0/0/0	0/0/0/0
86	OHX	1	3796	-	-	0/0/0/0	0/0/0/0
86	OHX	1	3797	86,36	-	0/0/0/0	0/0/0/0
86	OHX	1	3798	-	-	0/0/0/0	0/0/0/0

Continued on next page...

Continued from previous page...

Mol	Type	Chain	Res	Link	Chirals	Torsions	Rings
86	OHX	1	3799	86	-	0/0/0/0	0/0/0/0
86	OHX	1	3800	86	-	0/0/0/0	0/0/0/0
86	OHX	1	3801	86	-	0/0/0/0	0/0/0/0
86	OHX	1	3802	-	-	0/0/0/0	0/0/0/0
86	OHX	1	3803	-	-	0/0/0/0	0/0/0/0
86	OHX	1	3804	86	-	0/0/0/0	0/0/0/0
86	OHX	1	3805	86	-	0/0/0/0	0/0/0/0
86	OHX	1	3806	-	-	0/0/0/0	0/0/0/0
86	OHX	1	3807	-	-	0/0/0/0	0/0/0/0
86	OHX	1	3808	86	-	0/0/0/0	0/0/0/0
86	OHX	1	3809	86,36	-	0/0/0/0	0/0/0/0
86	OHX	1	3810	86	-	0/0/0/0	0/0/0/0
86	OHX	1	3811	86	-	0/0/0/0	0/0/0/0
86	OHX	1	3812	86	-	0/0/0/0	0/0/0/0
86	OHX	1	3813	86	-	0/0/0/0	0/0/0/0
86	OHX	1	3814	86,36	-	0/0/0/0	0/0/0/0
86	OHX	2	1901	-	-	0/0/0/0	0/0/0/0
86	OHX	2	1902	-	-	0/0/0/0	0/0/0/0
86	OHX	2	1903	-	-	0/0/0/0	0/0/0/0
86	OHX	2	1904	-	-	0/0/0/0	0/0/0/0
86	OHX	2	1905	-	-	0/0/0/0	0/0/0/0
86	OHX	2	1906	86	-	0/0/0/0	0/0/0/0
86	OHX	2	1907	86	-	0/0/0/0	0/0/0/0
86	OHX	2	1908	-	-	0/0/0/0	0/0/0/0
86	OHX	2	1909	86	-	0/0/0/0	0/0/0/0
86	OHX	2	1910	1	-	0/0/0/0	0/0/0/0
86	OHX	2	1911	-	-	0/0/0/0	0/0/0/0
86	OHX	2	1912	-	-	0/0/0/0	0/0/0/0
86	OHX	2	1913	-	-	0/0/0/0	0/0/0/0
86	OHX	2	1914	1	-	0/0/0/0	0/0/0/0
86	OHX	2	1915	1,86	-	0/0/0/0	0/0/0/0
86	OHX	2	1916	1	-	0/0/0/0	0/0/0/0
86	OHX	2	1917	-	-	0/0/0/0	0/0/0/0
86	OHX	2	1918	86	-	0/0/0/0	0/0/0/0
86	OHX	2	1919	1	-	0/0/0/0	0/0/0/0
86	OHX	2	1920	-	-	0/0/0/0	0/0/0/0
86	OHX	2	1921	86	-	0/0/0/0	0/0/0/0
86	OHX	2	1922	86	-	0/0/0/0	0/0/0/0
86	OHX	2	1923	-	-	0/0/0/0	0/0/0/0
86	OHX	2	1924	-	-	0/0/0/0	0/0/0/0
86	OHX	2	1925	-	-	0/0/0/0	0/0/0/0
86	OHX	2	1926	-	-	0/0/0/0	0/0/0/0

Continued on next page...

Continued from previous page...

Mol	Type	Chain	Res	Link	Chirals	Torsions	Rings
86	OHX	2	1927	-	-	0/0/0/0	0/0/0/0
86	OHX	2	1928	-	-	0/0/0/0	0/0/0/0
86	OHX	2	1929	-	-	0/0/0/0	0/0/0/0
86	OHX	2	1930	-	-	0/0/0/0	0/0/0/0
86	OHX	2	1931	-	-	0/0/0/0	0/0/0/0
86	OHX	2	1932	-	-	0/0/0/0	0/0/0/0
86	OHX	2	1933	86	-	0/0/0/0	0/0/0/0
86	OHX	2	1934	-	-	0/0/0/0	0/0/0/0
86	OHX	2	1935	-	-	0/0/0/0	0/0/0/0
86	OHX	2	1936	-	-	0/0/0/0	0/0/0/0
86	OHX	2	1937	-	-	0/0/0/0	0/0/0/0
86	OHX	2	1938	-	-	0/0/0/0	0/0/0/0
86	OHX	2	1939	-	-	0/0/0/0	0/0/0/0
86	OHX	2	1940	86	-	0/0/0/0	0/0/0/0
86	OHX	2	1941	-	-	0/0/0/0	0/0/0/0
86	OHX	2	1942	1	-	0/0/0/0	0/0/0/0
86	OHX	2	1943	86	-	0/0/0/0	0/0/0/0
86	OHX	2	1944	-	-	0/0/0/0	0/0/0/0
86	OHX	2	1945	86	-	0/0/0/0	0/0/0/0
86	OHX	2	1946	-	-	0/0/0/0	0/0/0/0
86	OHX	2	1947	-	-	0/0/0/0	0/0/0/0
86	OHX	2	1948	86	-	0/0/0/0	0/0/0/0
86	OHX	2	1949	-	-	0/0/0/0	0/0/0/0
86	OHX	2	1950	-	-	0/0/0/0	0/0/0/0
86	OHX	2	1951	-	-	0/0/0/0	0/0/0/0
86	OHX	2	1952	1	-	0/0/0/0	0/0/0/0
86	OHX	2	1953	-	-	0/0/0/0	0/0/0/0
86	OHX	2	1954	86	-	0/0/0/0	0/0/0/0
86	OHX	2	1955	-	-	0/0/0/0	0/0/0/0
86	OHX	2	1956	-	-	0/0/0/0	0/0/0/0
86	OHX	2	1957	-	-	0/0/0/0	0/0/0/0
86	OHX	2	1958	-	-	0/0/0/0	0/0/0/0
86	OHX	2	1959	-	-	0/0/0/0	0/0/0/0
86	OHX	2	1960	-	-	0/0/0/0	0/0/0/0
86	OHX	2	1961	86	-	0/0/0/0	0/0/0/0
86	OHX	2	1962	-	-	0/0/0/0	0/0/0/0
86	OHX	2	1963	-	-	0/0/0/0	0/0/0/0
86	OHX	2	1964	-	-	0/0/0/0	0/0/0/0
86	OHX	2	1965	86	-	0/0/0/0	0/0/0/0
86	OHX	2	1966	-	-	0/0/0/0	0/0/0/0
86	OHX	2	1967	-	-	0/0/0/0	0/0/0/0
86	OHX	2	1968	-	-	0/0/0/0	0/0/0/0

Continued on next page...

Continued from previous page...

Mol	Type	Chain	Res	Link	Chirals	Torsions	Rings
86	OHX	2	1969	1	-	0/0/0/0	0/0/0/0
86	OHX	2	1970	86	-	0/0/0/0	0/0/0/0
86	OHX	2	1971	-	-	0/0/0/0	0/0/0/0
86	OHX	2	1972	1	-	0/0/0/0	0/0/0/0
86	OHX	2	1973	86	-	0/0/0/0	0/0/0/0
86	OHX	2	1974	-	-	0/0/0/0	0/0/0/0
86	OHX	2	1975	86	-	0/0/0/0	0/0/0/0
86	OHX	2	1976	86	-	0/0/0/0	0/0/0/0
86	OHX	2	1977	86	-	0/0/0/0	0/0/0/0
86	OHX	2	1978	-	-	0/0/0/0	0/0/0/0
86	OHX	2	1979	86	-	0/0/0/0	0/0/0/0
86	OHX	2	1980	86	-	0/0/0/0	0/0/0/0
86	OHX	2	1981	-	-	0/0/0/0	0/0/0/0
86	OHX	2	1982	-	-	0/0/0/0	0/0/0/0
86	OHX	2	1983	-	-	0/0/0/0	0/0/0/0
86	OHX	2	1984	86	-	0/0/0/0	0/0/0/0
86	OHX	2	1985	-	-	0/0/0/0	0/0/0/0
86	OHX	2	1986	-	-	0/0/0/0	0/0/0/0
86	OHX	2	1987	-	-	0/0/0/0	0/0/0/0
86	OHX	2	1988	86	-	0/0/0/0	0/0/0/0
86	OHX	2	1989	86	-	0/0/0/0	0/0/0/0
86	OHX	2	1990	1,86	-	0/0/0/0	0/0/0/0
86	OHX	2	1991	1,86	-	0/0/0/0	0/0/0/0
86	OHX	2	1992	-	-	0/0/0/0	0/0/0/0
86	OHX	2	1993	1	-	0/0/0/0	0/0/0/0
86	OHX	2	1994	-	-	0/0/0/0	0/0/0/0
86	OHX	2	1995	-	-	0/0/0/0	0/0/0/0
86	OHX	2	1996	-	-	0/0/0/0	0/0/0/0
86	OHX	2	1997	-	-	0/0/0/0	0/0/0/0
86	OHX	2	1998	86	-	0/0/0/0	0/0/0/0
86	OHX	2	1999	-	-	0/0/0/0	0/0/0/0
86	OHX	2	2000	-	-	0/0/0/0	0/0/0/0
86	OHX	2	2001	-	-	0/0/0/0	0/0/0/0
86	OHX	2	2002	-	-	0/0/0/0	0/0/0/0
86	OHX	2	2003	1	-	0/0/0/0	0/0/0/0
86	OHX	2	2004	-	-	0/0/0/0	0/0/0/0
86	OHX	2	2005	-	-	0/0/0/0	0/0/0/0
86	OHX	2	2006	-	-	0/0/0/0	0/0/0/0
86	OHX	2	2007	-	-	0/0/0/0	0/0/0/0
86	OHX	2	2008	86	-	0/0/0/0	0/0/0/0
86	OHX	2	2009	-	-	0/0/0/0	0/0/0/0
86	OHX	2	2010	-	-	0/0/0/0	0/0/0/0

Continued on next page...

Continued from previous page...

Mol	Type	Chain	Res	Link	Chirals	Torsions	Rings
86	OHX	2	2011	-	-	0/0/0/0	0/0/0/0
86	OHX	2	2012	-	-	0/0/0/0	0/0/0/0
86	OHX	2	2013	1	-	0/0/0/0	0/0/0/0
86	OHX	2	2014	-	-	0/0/0/0	0/0/0/0
86	OHX	2	2015	1,86	-	0/0/0/0	0/0/0/0
86	OHX	2	2016	-	-	0/0/0/0	0/0/0/0
86	OHX	2	2017	-	-	0/0/0/0	0/0/0/0
86	OHX	2	2018	86	-	0/0/0/0	0/0/0/0
86	OHX	2	2019	-	-	0/0/0/0	0/0/0/0
86	OHX	2	2020	-	-	0/0/0/0	0/0/0/0
86	OHX	2	2021	-	-	0/0/0/0	0/0/0/0
86	OHX	2	2022	86	-	0/0/0/0	0/0/0/0
86	OHX	2	2023	-	-	0/0/0/0	0/0/0/0
86	OHX	2	2024	-	-	0/0/0/0	0/0/0/0
86	OHX	2	2025	-	-	0/0/0/0	0/0/0/0
86	OHX	2	2026	86	-	0/0/0/0	0/0/0/0
86	OHX	2	2027	86	-	0/0/0/0	0/0/0/0
86	OHX	2	2028	1	-	0/0/0/0	0/0/0/0
86	OHX	2	2029	1	-	0/0/0/0	0/0/0/0
86	OHX	2	2030	86	-	0/0/0/0	0/0/0/0
86	OHX	2	2031	86	-	0/0/0/0	0/0/0/0
86	OHX	2	2032	-	-	0/0/0/0	0/0/0/0
86	OHX	2	2033	-	-	0/0/0/0	0/0/0/0
86	OHX	2	2034	-	-	0/0/0/0	0/0/0/0
86	OHX	2	2035	86	-	0/0/0/0	0/0/0/0
86	OHX	2	2036	-	-	0/0/0/0	0/0/0/0
86	OHX	2	2037	-	-	0/0/0/0	0/0/0/0
86	OHX	2	2038	-	-	0/0/0/0	0/0/0/0
86	OHX	2	2039	86	-	0/0/0/0	0/0/0/0
86	OHX	2	2040	-	-	0/0/0/0	0/0/0/0
86	OHX	2	2041	-	-	0/0/0/0	0/0/0/0
86	OHX	2	2042	-	-	0/0/0/0	0/0/0/0
86	OHX	2	2043	-	-	0/0/0/0	0/0/0/0
86	OHX	2	2044	-	-	0/0/0/0	0/0/0/0
86	OHX	2	2045	-	-	0/0/0/0	0/0/0/0
86	OHX	2	2046	1	-	0/0/0/0	0/0/0/0
86	OHX	2	2047	-	-	0/0/0/0	0/0/0/0
86	OHX	2	2048	86	-	0/0/0/0	0/0/0/0
86	OHX	2	2049	-	-	0/0/0/0	0/0/0/0
86	OHX	2	2050	1	-	0/0/0/0	0/0/0/0
86	OHX	2	2051	-	-	0/0/0/0	0/0/0/0
86	OHX	2	2052	1	-	0/0/0/0	0/0/0/0

Continued on next page...

Continued from previous page...

Mol	Type	Chain	Res	Link	Chirals	Torsions	Rings
86	OHX	2	2053	86	-	0/0/0/0	0/0/0/0
86	OHX	2	2054	86	-	0/0/0/0	0/0/0/0
86	OHX	2	2055	-	-	0/0/0/0	0/0/0/0
86	OHX	2	2056	-	-	0/0/0/0	0/0/0/0
86	OHX	2	2057	-	-	0/0/0/0	0/0/0/0
86	OHX	2	2058	-	-	0/0/0/0	0/0/0/0
86	OHX	2	2059	86	-	0/0/0/0	0/0/0/0
86	OHX	2	2060	-	-	0/0/0/0	0/0/0/0
86	OHX	2	2061	-	-	0/0/0/0	0/0/0/0
86	OHX	2	2062	1	-	0/0/0/0	0/0/0/0
86	OHX	2	2063	-	-	0/0/0/0	0/0/0/0
86	OHX	2	2064	86	-	0/0/0/0	0/0/0/0
86	OHX	2	2065	-	-	0/0/0/0	0/0/0/0
86	OHX	2	2066	-	-	0/0/0/0	0/0/0/0
86	OHX	2	2067	-	-	0/0/0/0	0/0/0/0
86	OHX	2	2068	86	-	0/0/0/0	0/0/0/0
86	OHX	2	2069	86	-	0/0/0/0	0/0/0/0
86	OHX	2	2070	86	-	0/0/0/0	0/0/0/0
86	OHX	2	2071	86	-	0/0/0/0	0/0/0/0
86	OHX	2	2072	-	-	0/0/0/0	0/0/0/0
86	OHX	2	2073	86	-	0/0/0/0	0/0/0/0
86	OHX	2	2074	86	-	0/0/0/0	0/0/0/0
86	OHX	2	2075	-	-	0/0/0/0	0/0/0/0
86	OHX	2	2076	1,86	-	0/0/0/0	0/0/0/0
86	OHX	2	2077	1,86	-	0/0/0/0	0/0/0/0
86	OHX	2	2078	86	-	0/0/0/0	0/0/0/0
86	OHX	2	2079	-	-	0/0/0/0	0/0/0/0
86	OHX	2	2080	86	-	0/0/0/0	0/0/0/0
86	OHX	2	2081	86	-	0/0/0/0	0/0/0/0
86	OHX	2	2082	1,86	-	0/0/0/0	0/0/0/0
86	OHX	2	2083	-	-	0/0/0/0	0/0/0/0
86	OHX	2	2084	86	-	0/0/0/0	0/0/0/0
86	OHX	2	2085	86	-	0/0/0/0	0/0/0/0
86	OHX	2	2086	-	-	0/0/0/0	0/0/0/0
86	OHX	2	2087	86	-	0/0/0/0	0/0/0/0
86	OHX	2	2088	1,86	-	0/0/0/0	0/0/0/0
86	OHX	2	2089	86	-	0/0/0/0	0/0/0/0
86	OHX	3	201	-	-	0/0/0/0	0/0/0/0
86	OHX	3	202	-	-	0/0/0/0	0/0/0/0
86	OHX	3	203	-	-	0/0/0/0	0/0/0/0
86	OHX	3	204	-	-	0/0/0/0	0/0/0/0
86	OHX	3	205	86	-	0/0/0/0	0/0/0/0

Continued on next page...

Continued from previous page...

Mol	Type	Chain	Res	Link	Chirals	Torsions	Rings
86	OHX	3	206	-	-	0/0/0/0	0/0/0/0
86	OHX	3	207	86	-	0/0/0/0	0/0/0/0
86	OHX	3	208	-	-	0/0/0/0	0/0/0/0
86	OHX	3	209	86	-	0/0/0/0	0/0/0/0
86	OHX	3	210	-	-	0/0/0/0	0/0/0/0
86	OHX	3	211	86	-	0/0/0/0	0/0/0/0
86	OHX	3	212	-	-	0/0/0/0	0/0/0/0
86	OHX	4	201	-	-	0/0/0/0	0/0/0/0
86	OHX	4	202	-	-	0/0/0/0	0/0/0/0
86	OHX	4	203	-	-	0/0/0/0	0/0/0/0
86	OHX	4	204	-	-	0/0/0/0	0/0/0/0
86	OHX	4	205	-	-	0/0/0/0	0/0/0/0
86	OHX	4	206	-	-	0/0/0/0	0/0/0/0
86	OHX	4	207	-	-	0/0/0/0	0/0/0/0
86	OHX	4	208	38	-	0/0/0/0	0/0/0/0
86	OHX	4	209	-	-	0/0/0/0	0/0/0/0
86	OHX	4	210	-	-	0/0/0/0	0/0/0/0
86	OHX	4	211	-	-	0/0/0/0	0/0/0/0
86	OHX	4	212	38	-	0/0/0/0	0/0/0/0
86	OHX	4	213	-	-	0/0/0/0	0/0/0/0
86	OHX	4	214	38	-	0/0/0/0	0/0/0/0
86	OHX	4	215	86	-	0/0/0/0	0/0/0/0
86	OHX	4	216	86	-	0/0/0/0	0/0/0/0
86	OHX	4	217	-	-	0/0/0/0	0/0/0/0
86	OHX	4	218	86	-	0/0/0/0	0/0/0/0
89	C	5	3401	86	-	0/3/25/26	0/2/2/2
89	C	5	3402	90	-	0/3/25/26	0/2/2/2
90	8AN	5	3403	89	-	0/3/25/26	0/3/3/3
91	PRO	5	3404	-	-	0/0/9/11	0/1/1/1
86	OHX	5	3405	36	-	0/0/0/0	0/0/0/0
86	OHX	5	3406	36	-	0/0/0/0	0/0/0/0
86	OHX	5	3407	36	-	0/0/0/0	0/0/0/0
86	OHX	5	3408	-	-	0/0/0/0	0/0/0/0
86	OHX	5	3409	36	-	0/0/0/0	0/0/0/0
86	OHX	5	3410	36	-	0/0/0/0	0/0/0/0
86	OHX	5	3411	36	-	0/0/0/0	0/0/0/0
86	OHX	5	3412	-	-	0/0/0/0	0/0/0/0
86	OHX	5	3413	36	-	0/0/0/0	0/0/0/0
86	OHX	5	3414	-	-	0/0/0/0	0/0/0/0
86	OHX	5	3415	-	-	0/0/0/0	0/0/0/0
86	OHX	5	3416	-	-	0/0/0/0	0/0/0/0
86	OHX	5	3417	-	-	0/0/0/0	0/0/0/0

Continued on next page...

Continued from previous page...

Mol	Type	Chain	Res	Link	Chirals	Torsions	Rings
86	OHX	5	3418	-	-	0/0/0/0	0/0/0/0
86	OHX	5	3419	-	-	0/0/0/0	0/0/0/0
86	OHX	5	3420	36	-	0/0/0/0	0/0/0/0
86	OHX	5	3421	36	-	0/0/0/0	0/0/0/0
86	OHX	5	3422	-	-	0/0/0/0	0/0/0/0
86	OHX	5	3423	36	-	0/0/0/0	0/0/0/0
86	OHX	5	3424	36	-	0/0/0/0	0/0/0/0
86	OHX	5	3425	-	-	0/0/0/0	0/0/0/0
86	OHX	5	3426	-	-	0/0/0/0	0/0/0/0
86	OHX	5	3427	-	-	0/0/0/0	0/0/0/0
86	OHX	5	3428	-	-	0/0/0/0	0/0/0/0
86	OHX	5	3429	36	-	0/0/0/0	0/0/0/0
86	OHX	5	3430	36	-	0/0/0/0	0/0/0/0
86	OHX	5	3431	-	-	0/0/0/0	0/0/0/0
86	OHX	5	3432	-	-	0/0/0/0	0/0/0/0
86	OHX	5	3433	36	-	0/0/0/0	0/0/0/0
86	OHX	5	3434	86	-	0/0/0/0	0/0/0/0
86	OHX	5	3435	-	-	0/0/0/0	0/0/0/0
86	OHX	5	3436	-	-	0/0/0/0	0/0/0/0
86	OHX	5	3437	36	-	0/0/0/0	0/0/0/0
86	OHX	5	3438	36	-	0/0/0/0	0/0/0/0
86	OHX	5	3439	-	-	0/0/0/0	0/0/0/0
86	OHX	5	3440	-	-	0/0/0/0	0/0/0/0
86	OHX	5	3441	-	-	0/0/0/0	0/0/0/0
86	OHX	5	3442	-	-	0/0/0/0	0/0/0/0
86	OHX	5	3443	-	-	0/0/0/0	0/0/0/0
86	OHX	5	3444	36	-	0/0/0/0	0/0/0/0
86	OHX	5	3445	-	-	0/0/0/0	0/0/0/0
86	OHX	5	3446	-	-	0/0/0/0	0/0/0/0
86	OHX	5	3447	86	-	0/0/0/0	0/0/0/0
86	OHX	5	3448	86	-	0/0/0/0	0/0/0/0
86	OHX	5	3449	86	-	0/0/0/0	0/0/0/0
86	OHX	5	3450	-	-	0/0/0/0	0/0/0/0
86	OHX	5	3451	86	-	0/0/0/0	0/0/0/0
86	OHX	5	3452	-	-	0/0/0/0	0/0/0/0
86	OHX	5	3453	-	-	0/0/0/0	0/0/0/0
86	OHX	5	3454	86,36	-	0/0/0/0	0/0/0/0
86	OHX	5	3455	86	-	0/0/0/0	0/0/0/0
86	OHX	5	3456	-	-	0/0/0/0	0/0/0/0
86	OHX	5	3457	86	-	0/0/0/0	0/0/0/0
86	OHX	5	3458	-	-	0/0/0/0	0/0/0/0
86	OHX	5	3459	36	-	0/0/0/0	0/0/0/0

Continued on next page...

Continued from previous page...

Mol	Type	Chain	Res	Link	Chirals	Torsions	Rings
86	OHX	5	3460	86,36	-	0/0/0/0	0/0/0/0
86	OHX	5	3461	-	-	0/0/0/0	0/0/0/0
86	OHX	5	3462	36	-	0/0/0/0	0/0/0/0
86	OHX	5	3463	-	-	0/0/0/0	0/0/0/0
86	OHX	5	3464	86	-	0/0/0/0	0/0/0/0
86	OHX	5	3465	86	-	0/0/0/0	0/0/0/0
86	OHX	5	3466	36	-	0/0/0/0	0/0/0/0
86	OHX	5	3467	-	-	0/0/0/0	0/0/0/0
86	OHX	5	3468	86	-	0/0/0/0	0/0/0/0
86	OHX	5	3469	-	-	0/0/0/0	0/0/0/0
86	OHX	5	3470	-	-	0/0/0/0	0/0/0/0
86	OHX	5	3471	86	-	0/0/0/0	0/0/0/0
86	OHX	5	3472	-	-	0/0/0/0	0/0/0/0
86	OHX	5	3473	-	-	0/0/0/0	0/0/0/0
86	OHX	5	3474	36	-	0/0/0/0	0/0/0/0
86	OHX	5	3475	36	-	0/0/0/0	0/0/0/0
86	OHX	5	3476	-	-	0/0/0/0	0/0/0/0
86	OHX	5	3477	36	-	0/0/0/0	0/0/0/0
86	OHX	5	3478	86	-	0/0/0/0	0/0/0/0
86	OHX	5	3479	-	-	0/0/0/0	0/0/0/0
86	OHX	5	3480	86	-	0/0/0/0	0/0/0/0
86	OHX	5	3481	-	-	0/0/0/0	0/0/0/0
86	OHX	5	3482	86	-	0/0/0/0	0/0/0/0
86	OHX	5	3483	86	-	0/0/0/0	0/0/0/0
86	OHX	5	3484	-	-	0/0/0/0	0/0/0/0
86	OHX	5	3485	-	-	0/0/0/0	0/0/0/0
86	OHX	5	3486	86	-	0/0/0/0	0/0/0/0
86	OHX	5	3487	-	-	0/0/0/0	0/0/0/0
86	OHX	5	3488	36	-	0/0/0/0	0/0/0/0
86	OHX	5	3489	36	-	0/0/0/0	0/0/0/0
86	OHX	5	3490	-	-	0/0/0/0	0/0/0/0
86	OHX	5	3491	-	-	0/0/0/0	0/0/0/0
86	OHX	5	3492	36	-	0/0/0/0	0/0/0/0
86	OHX	5	3493	36	-	0/0/0/0	0/0/0/0
86	OHX	5	3494	-	-	0/0/0/0	0/0/0/0
86	OHX	5	3495	-	-	0/0/0/0	0/0/0/0
86	OHX	5	3496	-	-	0/0/0/0	0/0/0/0
86	OHX	5	3497	-	-	0/0/0/0	0/0/0/0
86	OHX	5	3498	-	-	0/0/0/0	0/0/0/0
86	OHX	5	3499	-	-	0/0/0/0	0/0/0/0
86	OHX	5	3500	-	-	0/0/0/0	0/0/0/0
86	OHX	5	3501	86	-	0/0/0/0	0/0/0/0

Continued on next page...

Continued from previous page...

Mol	Type	Chain	Res	Link	Chirals	Torsions	Rings
86	OHX	5	3502	86,36	-	0/0/0/0	0/0/0/0
86	OHX	5	3503	36	-	0/0/0/0	0/0/0/0
86	OHX	5	3504	-	-	0/0/0/0	0/0/0/0
86	OHX	5	3505	86	-	0/0/0/0	0/0/0/0
86	OHX	5	3506	86,36	-	0/0/0/0	0/0/0/0
86	OHX	5	3507	86	-	0/0/0/0	0/0/0/0
86	OHX	5	3508	36	-	0/0/0/0	0/0/0/0
86	OHX	5	3509	86	-	0/0/0/0	0/0/0/0
86	OHX	5	3510	-	-	0/0/0/0	0/0/0/0
86	OHX	5	3511	36	-	0/0/0/0	0/0/0/0
86	OHX	5	3512	86	-	0/0/0/0	0/0/0/0
86	OHX	5	3513	36	-	0/0/0/0	0/0/0/0
86	OHX	5	3514	86,36	-	0/0/0/0	0/0/0/0
86	OHX	5	3515	-	-	0/0/0/0	0/0/0/0
86	OHX	5	3516	-	-	0/0/0/0	0/0/0/0
86	OHX	5	3517	86	-	0/0/0/0	0/0/0/0
86	OHX	5	3518	36	-	0/0/0/0	0/0/0/0
86	OHX	5	3519	36	-	0/0/0/0	0/0/0/0
86	OHX	5	3520	-	-	0/0/0/0	0/0/0/0
86	OHX	5	3521	-	-	0/0/0/0	0/0/0/0
86	OHX	5	3522	36	-	0/0/0/0	0/0/0/0
86	OHX	5	3523	86	-	0/0/0/0	0/0/0/0
86	OHX	5	3524	86	-	0/0/0/0	0/0/0/0
86	OHX	5	3525	-	-	0/0/0/0	0/0/0/0
86	OHX	5	3526	-	-	0/0/0/0	0/0/0/0
86	OHX	5	3527	86,36	-	0/0/0/0	0/0/0/0
86	OHX	5	3528	-	-	0/0/0/0	0/0/0/0
86	OHX	5	3529	-	-	0/0/0/0	0/0/0/0
86	OHX	5	3530	-	-	0/0/0/0	0/0/0/0
86	OHX	5	3531	36	-	0/0/0/0	0/0/0/0
86	OHX	5	3532	-	-	0/0/0/0	0/0/0/0
86	OHX	5	3533	86,36	-	0/0/0/0	0/0/0/0
86	OHX	5	3534	36	-	0/0/0/0	0/0/0/0
86	OHX	5	3535	-	-	0/0/0/0	0/0/0/0
86	OHX	5	3536	86	-	0/0/0/0	0/0/0/0
86	OHX	5	3537	36	-	0/0/0/0	0/0/0/0
86	OHX	5	3538	-	-	0/0/0/0	0/0/0/0
86	OHX	5	3539	86	-	0/0/0/0	0/0/0/0
86	OHX	5	3540	86	-	0/0/0/0	0/0/0/0
86	OHX	5	3541	86	-	0/0/0/0	0/0/0/0
86	OHX	5	3542	36	-	0/0/0/0	0/0/0/0
86	OHX	5	3543	86	-	0/0/0/0	0/0/0/0

Continued on next page...

Continued from previous page...

Mol	Type	Chain	Res	Link	Chirals	Torsions	Rings
86	OHX	5	3544	-	-	0/0/0/0	0/0/0/0
86	OHX	5	3545	-	-	0/0/0/0	0/0/0/0
86	OHX	5	3546	-	-	0/0/0/0	0/0/0/0
86	OHX	5	3547	36	-	0/0/0/0	0/0/0/0
86	OHX	5	3548	-	-	0/0/0/0	0/0/0/0
86	OHX	5	3549	-	-	0/0/0/0	0/0/0/0
86	OHX	5	3550	-	-	0/0/0/0	0/0/0/0
86	OHX	5	3551	36	-	0/0/0/0	0/0/0/0
86	OHX	5	3552	-	-	0/0/0/0	0/0/0/0
86	OHX	5	3553	-	-	0/0/0/0	0/0/0/0
86	OHX	5	3554	-	-	0/0/0/0	0/0/0/0
86	OHX	5	3555	-	-	0/0/0/0	0/0/0/0
86	OHX	5	3556	-	-	0/0/0/0	0/0/0/0
86	OHX	5	3557	36	-	0/0/0/0	0/0/0/0
86	OHX	5	3558	36	-	0/0/0/0	0/0/0/0
86	OHX	5	3559	-	-	0/0/0/0	0/0/0/0
86	OHX	5	3560	86,36	-	0/0/0/0	0/0/0/0
86	OHX	5	3561	86	-	0/0/0/0	0/0/0/0
86	OHX	5	3562	-	-	0/0/0/0	0/0/0/0
86	OHX	5	3563	-	-	0/0/0/0	0/0/0/0
86	OHX	5	3564	86	-	0/0/0/0	0/0/0/0
86	OHX	5	3565	-	-	0/0/0/0	0/0/0/0
86	OHX	5	3566	-	-	0/0/0/0	0/0/0/0
86	OHX	5	3567	-	-	0/0/0/0	0/0/0/0
86	OHX	5	3568	-	-	0/0/0/0	0/0/0/0
86	OHX	5	3569	86	-	0/0/0/0	0/0/0/0
86	OHX	5	3570	36	-	0/0/0/0	0/0/0/0
86	OHX	5	3571	36	-	0/0/0/0	0/0/0/0
86	OHX	5	3572	86	-	0/0/0/0	0/0/0/0
86	OHX	5	3573	86	-	0/0/0/0	0/0/0/0
86	OHX	5	3574	-	-	0/0/0/0	0/0/0/0
86	OHX	5	3575	-	-	0/0/0/0	0/0/0/0
86	OHX	5	3576	-	-	0/0/0/0	0/0/0/0
86	OHX	5	3577	36	-	0/0/0/0	0/0/0/0
86	OHX	5	3578	-	-	0/0/0/0	0/0/0/0
86	OHX	5	3579	36	-	0/0/0/0	0/0/0/0
86	OHX	5	3580	-	-	0/0/0/0	0/0/0/0
86	OHX	5	3581	36	-	0/0/0/0	0/0/0/0
86	OHX	5	3582	86	-	0/0/0/0	0/0/0/0
86	OHX	5	3583	86	-	0/0/0/0	0/0/0/0
86	OHX	5	3584	-	-	0/0/0/0	0/0/0/0
86	OHX	5	3585	-	-	0/0/0/0	0/0/0/0

Continued on next page...

Continued from previous page...

Mol	Type	Chain	Res	Link	Chirals	Torsions	Rings
86	OHX	5	3586	86	-	0/0/0/0	0/0/0/0
86	OHX	5	3587	86,36	-	0/0/0/0	0/0/0/0
86	OHX	5	3588	-	-	0/0/0/0	0/0/0/0
86	OHX	5	3589	-	-	0/0/0/0	0/0/0/0
86	OHX	5	3590	86	-	0/0/0/0	0/0/0/0
86	OHX	5	3591	-	-	0/0/0/0	0/0/0/0
86	OHX	5	3592	-	-	0/0/0/0	0/0/0/0
86	OHX	5	3593	86,36	-	0/0/0/0	0/0/0/0
86	OHX	5	3594	36	-	0/0/0/0	0/0/0/0
86	OHX	5	3595	-	-	0/0/0/0	0/0/0/0
86	OHX	5	3596	86	-	0/0/0/0	0/0/0/0
86	OHX	5	3597	-	-	0/0/0/0	0/0/0/0
86	OHX	5	3598	86,36	-	0/0/0/0	0/0/0/0
86	OHX	5	3599	86	-	0/0/0/0	0/0/0/0
86	OHX	5	3600	-	-	0/0/0/0	0/0/0/0
86	OHX	5	3601	-	-	0/0/0/0	0/0/0/0
86	OHX	5	3602	86	-	0/0/0/0	0/0/0/0
86	OHX	5	3603	36	-	0/0/0/0	0/0/0/0
86	OHX	5	3604	-	-	0/0/0/0	0/0/0/0
86	OHX	5	3605	36	-	0/0/0/0	0/0/0/0
86	OHX	5	3606	36	-	0/0/0/0	0/0/0/0
86	OHX	5	3607	36	-	0/0/0/0	0/0/0/0
86	OHX	5	3608	36	-	0/0/0/0	0/0/0/0
86	OHX	5	3609	86	-	0/0/0/0	0/0/0/0
86	OHX	5	3610	-	-	0/0/0/0	0/0/0/0
86	OHX	5	3611	-	-	0/0/0/0	0/0/0/0
86	OHX	5	3612	36	-	0/0/0/0	0/0/0/0
86	OHX	5	3613	-	-	0/0/0/0	0/0/0/0
86	OHX	5	3614	-	-	0/0/0/0	0/0/0/0
86	OHX	5	3615	89,86,36	-	0/0/0/0	0/0/0/0
86	OHX	5	3616	-	-	0/0/0/0	0/0/0/0
86	OHX	5	3617	-	-	0/0/0/0	0/0/0/0
86	OHX	5	3618	-	-	0/0/0/0	0/0/0/0
86	OHX	5	3619	-	-	0/0/0/0	0/0/0/0
86	OHX	5	3620	86	-	0/0/0/0	0/0/0/0
86	OHX	5	3621	-	-	0/0/0/0	0/0/0/0
86	OHX	5	3622	-	-	0/0/0/0	0/0/0/0
86	OHX	5	3623	-	-	0/0/0/0	0/0/0/0
86	OHX	5	3624	86,36	-	0/0/0/0	0/0/0/0
86	OHX	5	3625	36	-	0/0/0/0	0/0/0/0
86	OHX	5	3626	-	-	0/0/0/0	0/0/0/0
86	OHX	5	3627	-	-	0/0/0/0	0/0/0/0

Continued on next page...

Continued from previous page...

Mol	Type	Chain	Res	Link	Chirals	Torsions	Rings
86	OHX	5	3628	-	-	0/0/0/0	0/0/0/0
86	OHX	5	3629	36	-	0/0/0/0	0/0/0/0
86	OHX	5	3630	-	-	0/0/0/0	0/0/0/0
86	OHX	5	3631	-	-	0/0/0/0	0/0/0/0
86	OHX	5	3632	86	-	0/0/0/0	0/0/0/0
86	OHX	5	3633	36	-	0/0/0/0	0/0/0/0
86	OHX	5	3634	86	-	0/0/0/0	0/0/0/0
86	OHX	5	3635	36	-	0/0/0/0	0/0/0/0
86	OHX	5	3636	86	-	0/0/0/0	0/0/0/0
86	OHX	5	3637	36	-	0/0/0/0	0/0/0/0
86	OHX	5	3638	-	-	0/0/0/0	0/0/0/0
86	OHX	5	3639	-	-	0/0/0/0	0/0/0/0
86	OHX	5	3640	-	-	0/0/0/0	0/0/0/0
86	OHX	5	3641	-	-	0/0/0/0	0/0/0/0
86	OHX	5	3642	86,36	-	0/0/0/0	0/0/0/0
86	OHX	5	3643	-	-	0/0/0/0	0/0/0/0
86	OHX	5	3644	36	-	0/0/0/0	0/0/0/0
86	OHX	5	3645	86	-	0/0/0/0	0/0/0/0
86	OHX	5	3646	-	-	0/0/0/0	0/0/0/0
86	OHX	5	3647	36	-	0/0/0/0	0/0/0/0
86	OHX	5	3648	-	-	0/0/0/0	0/0/0/0
86	OHX	5	3649	36	-	0/0/0/0	0/0/0/0
86	OHX	5	3650	36	-	0/0/0/0	0/0/0/0
86	OHX	5	3651	86	-	0/0/0/0	0/0/0/0
86	OHX	5	3652	86	-	0/0/0/0	0/0/0/0
86	OHX	5	3653	-	-	0/0/0/0	0/0/0/0
86	OHX	5	3654	86	-	0/0/0/0	0/0/0/0
86	OHX	5	3655	86,36	-	0/0/0/0	0/0/0/0
86	OHX	5	3656	-	-	0/0/0/0	0/0/0/0
86	OHX	5	3657	86	-	0/0/0/0	0/0/0/0
86	OHX	5	3658	36	-	0/0/0/0	0/0/0/0
86	OHX	5	3659	86,36	-	0/0/0/0	0/0/0/0
86	OHX	5	3660	36	-	0/0/0/0	0/0/0/0
86	OHX	5	3661	86,36	-	0/0/0/0	0/0/0/0
86	OHX	5	3662	-	-	0/0/0/0	0/0/0/0
86	OHX	5	3663	-	-	0/0/0/0	0/0/0/0
86	OHX	5	3664	86	-	0/0/0/0	0/0/0/0
86	OHX	5	3665	-	-	0/0/0/0	0/0/0/0
86	OHX	5	3666	-	-	0/0/0/0	0/0/0/0
86	OHX	5	3667	-	-	0/0/0/0	0/0/0/0
86	OHX	5	3668	-	-	0/0/0/0	0/0/0/0
86	OHX	5	3669	-	-	0/0/0/0	0/0/0/0

Continued on next page...

Continued from previous page...

Mol	Type	Chain	Res	Link	Chirals	Torsions	Rings
86	OHX	5	3670	36	-	0/0/0/0	0/0/0/0
86	OHX	5	3671	-	-	0/0/0/0	0/0/0/0
86	OHX	5	3672	-	-	0/0/0/0	0/0/0/0
86	OHX	5	3673	86,36	-	0/0/0/0	0/0/0/0
86	OHX	5	3674	86,36	-	0/0/0/0	0/0/0/0
86	OHX	5	3675	36	-	0/0/0/0	0/0/0/0
86	OHX	5	3676	36	-	0/0/0/0	0/0/0/0
86	OHX	5	3677	-	-	0/0/0/0	0/0/0/0
86	OHX	5	3678	-	-	0/0/0/0	0/0/0/0
86	OHX	5	3679	-	-	0/0/0/0	0/0/0/0
86	OHX	5	3680	-	-	0/0/0/0	0/0/0/0
86	OHX	5	3681	-	-	0/0/0/0	0/0/0/0
86	OHX	5	3682	-	-	0/0/0/0	0/0/0/0
86	OHX	5	3683	86,36	-	0/0/0/0	0/0/0/0
86	OHX	5	3684	-	-	0/0/0/0	0/0/0/0
86	OHX	5	3685	-	-	0/0/0/0	0/0/0/0
86	OHX	5	3686	-	-	0/0/0/0	0/0/0/0
86	OHX	5	3687	-	-	0/0/0/0	0/0/0/0
86	OHX	5	3688	86	-	0/0/0/0	0/0/0/0
86	OHX	5	3689	36	-	0/0/0/0	0/0/0/0
86	OHX	5	3690	-	-	0/0/0/0	0/0/0/0
86	OHX	5	3691	86	-	0/0/0/0	0/0/0/0
86	OHX	5	3692	-	-	0/0/0/0	0/0/0/0
86	OHX	5	3693	36	-	0/0/0/0	0/0/0/0
86	OHX	5	3694	-	-	0/0/0/0	0/0/0/0
86	OHX	5	3695	-	-	0/0/0/0	0/0/0/0
86	OHX	5	3696	36	-	0/0/0/0	0/0/0/0
86	OHX	5	3697	-	-	0/0/0/0	0/0/0/0
86	OHX	5	3698	-	-	0/0/0/0	0/0/0/0
86	OHX	5	3699	36	-	0/0/0/0	0/0/0/0
86	OHX	5	3700	86,36	-	0/0/0/0	0/0/0/0
86	OHX	5	3701	36	-	0/0/0/0	0/0/0/0
86	OHX	5	3702	36	-	0/0/0/0	0/0/0/0
86	OHX	5	3703	36	-	0/0/0/0	0/0/0/0
86	OHX	5	3704	86	-	0/0/0/0	0/0/0/0
86	OHX	5	3705	-	-	0/0/0/0	0/0/0/0
86	OHX	5	3706	-	-	0/0/0/0	0/0/0/0
86	OHX	5	3707	-	-	0/0/0/0	0/0/0/0
86	OHX	5	3708	86	-	0/0/0/0	0/0/0/0
86	OHX	5	3709	36	-	0/0/0/0	0/0/0/0
86	OHX	5	3710	86	-	0/0/0/0	0/0/0/0
86	OHX	5	3711	-	-	0/0/0/0	0/0/0/0

Continued on next page...

Continued from previous page...

Mol	Type	Chain	Res	Link	Chirals	Torsions	Rings
86	OHX	5	3712	-	-	0/0/0/0	0/0/0/0
86	OHX	5	3713	86,36	-	0/0/0/0	0/0/0/0
86	OHX	5	3714	-	-	0/0/0/0	0/0/0/0
86	OHX	5	3715	86,36	-	0/0/0/0	0/0/0/0
86	OHX	5	3716	86	-	0/0/0/0	0/0/0/0
86	OHX	5	3717	-	-	0/0/0/0	0/0/0/0
86	OHX	5	3718	-	-	0/0/0/0	0/0/0/0
86	OHX	5	3719	36	-	0/0/0/0	0/0/0/0
86	OHX	5	3720	36	-	0/0/0/0	0/0/0/0
86	OHX	5	3721	36	-	0/0/0/0	0/0/0/0
86	OHX	5	3722	86	-	0/0/0/0	0/0/0/0
86	OHX	5	3723	-	-	0/0/0/0	0/0/0/0
86	OHX	5	3724	-	-	0/0/0/0	0/0/0/0
86	OHX	5	3725	86,36	-	0/0/0/0	0/0/0/0
86	OHX	5	3726	36	-	0/0/0/0	0/0/0/0
86	OHX	5	3727	86	-	0/0/0/0	0/0/0/0
86	OHX	5	3728	-	-	0/0/0/0	0/0/0/0
86	OHX	5	3729	86	-	0/0/0/0	0/0/0/0
86	OHX	5	3730	36	-	0/0/0/0	0/0/0/0
86	OHX	5	3731	86	-	0/0/0/0	0/0/0/0
86	OHX	5	3732	86	-	0/0/0/0	0/0/0/0
86	OHX	5	3733	86	-	0/0/0/0	0/0/0/0
86	OHX	5	3734	86	-	0/0/0/0	0/0/0/0
86	OHX	5	3735	86	-	0/0/0/0	0/0/0/0
86	OHX	5	3736	86	-	0/0/0/0	0/0/0/0
86	OHX	5	3737	36	-	0/0/0/0	0/0/0/0
86	OHX	5	3738	-	-	0/0/0/0	0/0/0/0
86	OHX	5	3739	36	-	0/0/0/0	0/0/0/0
86	OHX	5	3740	-	-	0/0/0/0	0/0/0/0
86	OHX	5	3741	-	-	0/0/0/0	0/0/0/0
86	OHX	5	3742	-	-	0/0/0/0	0/0/0/0
86	OHX	5	3743	-	-	0/0/0/0	0/0/0/0
86	OHX	5	3744	-	-	0/0/0/0	0/0/0/0
86	OHX	5	3745	-	-	0/0/0/0	0/0/0/0
86	OHX	5	3746	36	-	0/0/0/0	0/0/0/0
86	OHX	5	3747	36	-	0/0/0/0	0/0/0/0
86	OHX	5	3748	-	-	0/0/0/0	0/0/0/0
86	OHX	5	3749	86	-	0/0/0/0	0/0/0/0
86	OHX	5	3750	36	-	0/0/0/0	0/0/0/0
86	OHX	5	3751	-	-	0/0/0/0	0/0/0/0
86	OHX	5	3752	-	-	0/0/0/0	0/0/0/0
86	OHX	5	3753	86,36	-	0/0/0/0	0/0/0/0

Continued on next page...

Continued from previous page...

Mol	Type	Chain	Res	Link	Chirals	Torsions	Rings
86	OHX	5	3754	-	-	0/0/0/0	0/0/0/0
86	OHX	5	3755	36	-	0/0/0/0	0/0/0/0
86	OHX	5	3756	36	-	0/0/0/0	0/0/0/0
86	OHX	5	3757	86	-	0/0/0/0	0/0/0/0
86	OHX	5	3758	36	-	0/0/0/0	0/0/0/0
86	OHX	5	3759	-	-	0/0/0/0	0/0/0/0
86	OHX	5	3760	86	-	0/0/0/0	0/0/0/0
86	OHX	5	3761	86	-	0/0/0/0	0/0/0/0
86	OHX	5	3762	36	-	0/0/0/0	0/0/0/0
86	OHX	5	3763	-	-	0/0/0/0	0/0/0/0
86	OHX	5	3764	-	-	0/0/0/0	0/0/0/0
86	OHX	5	3765	86	-	0/0/0/0	0/0/0/0
86	OHX	5	3766	-	-	0/0/0/0	0/0/0/0
86	OHX	5	3767	86,36	-	0/0/0/0	0/0/0/0
86	OHX	5	3768	36	-	0/0/0/0	0/0/0/0
86	OHX	5	3769	86	-	0/0/0/0	0/0/0/0
86	OHX	5	3770	-	-	0/0/0/0	0/0/0/0
86	OHX	5	3771	86	-	0/0/0/0	0/0/0/0
86	OHX	5	3772	86,36	-	0/0/0/0	0/0/0/0
86	OHX	5	3773	36	-	0/0/0/0	0/0/0/0
86	OHX	5	3774	-	-	0/0/0/0	0/0/0/0
86	OHX	5	3775	-	-	0/0/0/0	0/0/0/0
86	OHX	5	3776	-	-	0/0/0/0	0/0/0/0
86	OHX	5	3777	-	-	0/0/0/0	0/0/0/0
86	OHX	5	3778	-	-	0/0/0/0	0/0/0/0
86	OHX	5	3779	86	-	0/0/0/0	0/0/0/0
86	OHX	5	3780	-	-	0/0/0/0	0/0/0/0
86	OHX	5	3781	-	-	0/0/0/0	0/0/0/0
86	OHX	5	3782	36	-	0/0/0/0	0/0/0/0
86	OHX	5	3783	36	-	0/0/0/0	0/0/0/0
86	OHX	5	3784	-	-	0/0/0/0	0/0/0/0
86	OHX	5	3785	-	-	0/0/0/0	0/0/0/0
86	OHX	5	3786	-	-	0/0/0/0	0/0/0/0
86	OHX	5	3787	-	-	0/0/0/0	0/0/0/0
86	OHX	5	3788	86	-	0/0/0/0	0/0/0/0
86	OHX	5	3789	-	-	0/0/0/0	0/0/0/0
86	OHX	5	3790	-	-	0/0/0/0	0/0/0/0
86	OHX	5	3791	-	-	0/0/0/0	0/0/0/0
86	OHX	5	3792	86	-	0/0/0/0	0/0/0/0
86	OHX	5	3793	-	-	0/0/0/0	0/0/0/0
86	OHX	5	3794	86	-	0/0/0/0	0/0/0/0
86	OHX	5	3795	-	-	0/0/0/0	0/0/0/0

Continued on next page...

Continued from previous page...

Mol	Type	Chain	Res	Link	Chirals	Torsions	Rings
86	OHX	5	3796	86,36	-	0/0/0/0	0/0/0/0
86	OHX	5	3797	36	-	0/0/0/0	0/0/0/0
86	OHX	5	3798	36	-	0/0/0/0	0/0/0/0
86	OHX	5	3799	-	-	0/0/0/0	0/0/0/0
86	OHX	5	3800	-	-	0/0/0/0	0/0/0/0
86	OHX	5	3801	86	-	0/0/0/0	0/0/0/0
86	OHX	5	3802	86	-	0/0/0/0	0/0/0/0
86	OHX	5	3803	86	-	0/0/0/0	0/0/0/0
86	OHX	5	3804	86,36	-	0/0/0/0	0/0/0/0
86	OHX	5	3805	86	-	0/0/0/0	0/0/0/0
86	OHX	5	3806	86,36	-	0/0/0/0	0/0/0/0
86	OHX	5	3807	86,36	-	0/0/0/0	0/0/0/0
86	OHX	5	3808	86	-	0/0/0/0	0/0/0/0
86	OHX	5	3809	86	-	0/0/0/0	0/0/0/0
86	OHX	5	3810	86	-	0/0/0/0	0/0/0/0
86	OHX	5	3811	86	-	0/0/0/0	0/0/0/0
86	OHX	5	3812	-	-	0/0/0/0	0/0/0/0
86	OHX	5	3813	36	-	0/0/0/0	0/0/0/0
86	OHX	5	3814	86	-	0/0/0/0	0/0/0/0
86	OHX	5	3815	86	-	0/0/0/0	0/0/0/0
86	OHX	5	3816	86	-	0/0/0/0	0/0/0/0
86	OHX	5	3817	86	-	0/0/0/0	0/0/0/0
86	OHX	5	3818	86,36	-	0/0/0/0	0/0/0/0
86	OHX	6	1901	80	-	0/0/0/0	0/0/0/0
86	OHX	6	1902	-	-	0/0/0/0	0/0/0/0
86	OHX	6	1903	-	-	0/0/0/0	0/0/0/0
86	OHX	6	1904	80	-	0/0/0/0	0/0/0/0
86	OHX	6	1905	-	-	0/0/0/0	0/0/0/0
86	OHX	6	1906	-	-	0/0/0/0	0/0/0/0
86	OHX	6	1907	80	-	0/0/0/0	0/0/0/0
86	OHX	6	1908	-	-	0/0/0/0	0/0/0/0
86	OHX	6	1909	80,86	-	0/0/0/0	0/0/0/0
86	OHX	6	1910	-	-	0/0/0/0	0/0/0/0
86	OHX	6	1911	80	-	0/0/0/0	0/0/0/0
86	OHX	6	1912	-	-	0/0/0/0	0/0/0/0
86	OHX	6	1913	80	-	0/0/0/0	0/0/0/0
86	OHX	6	1914	80,86	-	0/0/0/0	0/0/0/0
86	OHX	6	1915	-	-	0/0/0/0	0/0/0/0
86	OHX	6	1916	-	-	0/0/0/0	0/0/0/0
86	OHX	6	1917	80	-	0/0/0/0	0/0/0/0
86	OHX	6	1918	86	-	0/0/0/0	0/0/0/0
86	OHX	6	1919	80,86	-	0/0/0/0	0/0/0/0

Continued on next page...

Continued from previous page...

Mol	Type	Chain	Res	Link	Chirals	Torsions	Rings
86	OHX	6	1920	86	-	0/0/0/0	0/0/0/0
86	OHX	6	1921	-	-	0/0/0/0	0/0/0/0
86	OHX	6	1922	-	-	0/0/0/0	0/0/0/0
86	OHX	6	1923	80	-	0/0/0/0	0/0/0/0
86	OHX	6	1924	-	-	0/0/0/0	0/0/0/0
86	OHX	6	1925	80	-	0/0/0/0	0/0/0/0
86	OHX	6	1926	-	-	0/0/0/0	0/0/0/0
86	OHX	6	1927	80	-	0/0/0/0	0/0/0/0
86	OHX	6	1928	80	-	0/0/0/0	0/0/0/0
86	OHX	6	1929	-	-	0/0/0/0	0/0/0/0
86	OHX	6	1930	80	-	0/0/0/0	0/0/0/0
86	OHX	6	1931	80,86	-	0/0/0/0	0/0/0/0
86	OHX	6	1932	-	-	0/0/0/0	0/0/0/0
86	OHX	6	1933	-	-	0/0/0/0	0/0/0/0
86	OHX	6	1934	-	-	0/0/0/0	0/0/0/0
86	OHX	6	1935	80	-	0/0/0/0	0/0/0/0
86	OHX	6	1936	80	-	0/0/0/0	0/0/0/0
86	OHX	6	1937	-	-	0/0/0/0	0/0/0/0
86	OHX	6	1938	80,86	-	0/0/0/0	0/0/0/0
86	OHX	6	1939	86	-	0/0/0/0	0/0/0/0
86	OHX	6	1940	-	-	0/0/0/0	0/0/0/0
86	OHX	6	1941	80	-	0/0/0/0	0/0/0/0
86	OHX	6	1942	80	-	0/0/0/0	0/0/0/0
86	OHX	6	1943	-	-	0/0/0/0	0/0/0/0
86	OHX	6	1944	80	-	0/0/0/0	0/0/0/0
86	OHX	6	1945	80	-	0/0/0/0	0/0/0/0
86	OHX	6	1946	-	-	0/0/0/0	0/0/0/0
86	OHX	6	1947	-	-	0/0/0/0	0/0/0/0
86	OHX	6	1948	80,86	-	0/0/0/0	0/0/0/0
86	OHX	6	1949	86	-	0/0/0/0	0/0/0/0
86	OHX	6	1950	80	-	0/0/0/0	0/0/0/0
86	OHX	6	1951	-	-	0/0/0/0	0/0/0/0
86	OHX	6	1952	80,86	-	0/0/0/0	0/0/0/0
86	OHX	6	1953	-	-	0/0/0/0	0/0/0/0
86	OHX	6	1954	86	-	0/0/0/0	0/0/0/0
86	OHX	6	1955	80	-	0/0/0/0	0/0/0/0
86	OHX	6	1956	-	-	0/0/0/0	0/0/0/0
86	OHX	6	1957	80	-	0/0/0/0	0/0/0/0
86	OHX	6	1958	80	-	0/0/0/0	0/0/0/0
86	OHX	6	1959	86	-	0/0/0/0	0/0/0/0
86	OHX	6	1960	-	-	0/0/0/0	0/0/0/0
86	OHX	6	1961	-	-	0/0/0/0	0/0/0/0

Continued on next page...

Continued from previous page...

Mol	Type	Chain	Res	Link	Chirals	Torsions	Rings
86	OHX	6	1962	80	-	0/0/0/0	0/0/0/0
86	OHX	6	1963	80	-	0/0/0/0	0/0/0/0
86	OHX	6	1964	80	-	0/0/0/0	0/0/0/0
86	OHX	6	1965	86	-	0/0/0/0	0/0/0/0
86	OHX	6	1966	-	-	0/0/0/0	0/0/0/0
86	OHX	6	1967	-	-	0/0/0/0	0/0/0/0
86	OHX	6	1968	-	-	0/0/0/0	0/0/0/0
86	OHX	6	1969	-	-	0/0/0/0	0/0/0/0
86	OHX	6	1970	-	-	0/0/0/0	0/0/0/0
86	OHX	6	1971	86	-	0/0/0/0	0/0/0/0
86	OHX	6	1972	-	-	0/0/0/0	0/0/0/0
86	OHX	6	1973	86	-	0/0/0/0	0/0/0/0
86	OHX	6	1974	80	-	0/0/0/0	0/0/0/0
86	OHX	6	1975	80,86	-	0/0/0/0	0/0/0/0
86	OHX	6	1976	80	-	0/0/0/0	0/0/0/0
86	OHX	6	1977	-	-	0/0/0/0	0/0/0/0
86	OHX	6	1978	80	-	0/0/0/0	0/0/0/0
86	OHX	6	1979	80	-	0/0/0/0	0/0/0/0
86	OHX	6	1980	80	-	0/0/0/0	0/0/0/0
86	OHX	6	1981	-	-	0/0/0/0	0/0/0/0
86	OHX	6	1982	86	-	0/0/0/0	0/0/0/0
86	OHX	6	1983	80	-	0/0/0/0	0/0/0/0
86	OHX	6	1984	80	-	0/0/0/0	0/0/0/0
86	OHX	6	1985	-	-	0/0/0/0	0/0/0/0
86	OHX	6	1986	-	-	0/0/0/0	0/0/0/0
86	OHX	6	1987	-	-	0/0/0/0	0/0/0/0
86	OHX	6	1988	-	-	0/0/0/0	0/0/0/0
86	OHX	6	1989	80	-	0/0/0/0	0/0/0/0
86	OHX	6	1990	80	-	0/0/0/0	0/0/0/0
86	OHX	6	1991	80	-	0/0/0/0	0/0/0/0
86	OHX	6	1992	-	-	0/0/0/0	0/0/0/0
86	OHX	6	1993	80	-	0/0/0/0	0/0/0/0
86	OHX	6	1994	-	-	0/0/0/0	0/0/0/0
86	OHX	6	1995	-	-	0/0/0/0	0/0/0/0
86	OHX	6	1996	-	-	0/0/0/0	0/0/0/0
86	OHX	6	1997	-	-	0/0/0/0	0/0/0/0
86	OHX	6	1998	80	-	0/0/0/0	0/0/0/0
86	OHX	6	1999	-	-	0/0/0/0	0/0/0/0
86	OHX	6	2000	-	-	0/0/0/0	0/0/0/0
86	OHX	6	2001	-	-	0/0/0/0	0/0/0/0
86	OHX	6	2002	80,86	-	0/0/0/0	0/0/0/0
86	OHX	6	2003	80	-	0/0/0/0	0/0/0/0

Continued on next page...

Continued from previous page...

Mol	Type	Chain	Res	Link	Chirals	Torsions	Rings
86	OHX	6	2004	-	-	0/0/0/0	0/0/0/0
86	OHX	6	2005	86	-	0/0/0/0	0/0/0/0
86	OHX	6	2006	-	-	0/0/0/0	0/0/0/0
86	OHX	6	2007	80	-	0/0/0/0	0/0/0/0
86	OHX	6	2008	-	-	0/0/0/0	0/0/0/0
86	OHX	6	2009	86	-	0/0/0/0	0/0/0/0
86	OHX	6	2010	80,86	-	0/0/0/0	0/0/0/0
86	OHX	6	2011	-	-	0/0/0/0	0/0/0/0
86	OHX	6	2012	80	-	0/0/0/0	0/0/0/0
86	OHX	6	2013	-	-	0/0/0/0	0/0/0/0
86	OHX	6	2014	-	-	0/0/0/0	0/0/0/0
86	OHX	6	2015	86	-	0/0/0/0	0/0/0/0
86	OHX	6	2016	80	-	0/0/0/0	0/0/0/0
86	OHX	6	2017	80	-	0/0/0/0	0/0/0/0
86	OHX	6	2018	86	-	0/0/0/0	0/0/0/0
86	OHX	6	2019	-	-	0/0/0/0	0/0/0/0
86	OHX	6	2020	80	-	0/0/0/0	0/0/0/0
86	OHX	6	2021	-	-	0/0/0/0	0/0/0/0
86	OHX	6	2022	80,86	-	0/0/0/0	0/0/0/0
86	OHX	6	2023	-	-	0/0/0/0	0/0/0/0
86	OHX	6	2024	80	-	0/0/0/0	0/0/0/0
86	OHX	6	2025	-	-	0/0/0/0	0/0/0/0
86	OHX	6	2026	80	-	0/0/0/0	0/0/0/0
86	OHX	6	2027	-	-	0/0/0/0	0/0/0/0
86	OHX	6	2028	80	-	0/0/0/0	0/0/0/0
86	OHX	6	2029	-	-	0/0/0/0	0/0/0/0
86	OHX	6	2030	-	-	0/0/0/0	0/0/0/0
86	OHX	6	2031	-	-	0/0/0/0	0/0/0/0
86	OHX	6	2032	80,86	-	0/0/0/0	0/0/0/0
86	OHX	6	2033	-	-	0/0/0/0	0/0/0/0
86	OHX	6	2034	80,86	-	0/0/0/0	0/0/0/0
86	OHX	6	2035	-	-	0/0/0/0	0/0/0/0
86	OHX	6	2036	80	-	0/0/0/0	0/0/0/0
86	OHX	6	2037	80	-	0/0/0/0	0/0/0/0
86	OHX	6	2038	-	-	0/0/0/0	0/0/0/0
86	OHX	6	2039	-	-	0/0/0/0	0/0/0/0
86	OHX	6	2040	-	-	0/0/0/0	0/0/0/0
86	OHX	6	2041	80	-	0/0/0/0	0/0/0/0
86	OHX	6	2042	80,86	-	0/0/0/0	0/0/0/0
86	OHX	6	2043	86	-	0/0/0/0	0/0/0/0
86	OHX	6	2044	-	-	0/0/0/0	0/0/0/0
86	OHX	6	2045	80	-	0/0/0/0	0/0/0/0

Continued on next page...

Continued from previous page...

Mol	Type	Chain	Res	Link	Chirals	Torsions	Rings
86	OHX	6	2046	86	-	0/0/0/0	0/0/0/0
86	OHX	6	2047	-	-	0/0/0/0	0/0/0/0
86	OHX	6	2048	-	-	0/0/0/0	0/0/0/0
86	OHX	6	2049	80	-	0/0/0/0	0/0/0/0
86	OHX	6	2050	80	-	0/0/0/0	0/0/0/0
86	OHX	6	2051	-	-	0/0/0/0	0/0/0/0
86	OHX	6	2052	80	-	0/0/0/0	0/0/0/0
86	OHX	6	2053	80	-	0/0/0/0	0/0/0/0
86	OHX	6	2054	80,86	-	0/0/0/0	0/0/0/0
86	OHX	6	2055	-	-	0/0/0/0	0/0/0/0
86	OHX	6	2056	80	-	0/0/0/0	0/0/0/0
86	OHX	6	2057	80,86	-	0/0/0/0	0/0/0/0
86	OHX	6	2058	86	-	0/0/0/0	0/0/0/0
86	OHX	6	2059	86	-	0/0/0/0	0/0/0/0
86	OHX	6	2060	-	-	0/0/0/0	0/0/0/0
86	OHX	6	2061	86	-	0/0/0/0	0/0/0/0
86	OHX	6	2062	-	-	0/0/0/0	0/0/0/0
86	OHX	6	2063	-	-	0/0/0/0	0/0/0/0
86	OHX	6	2064	80	-	0/0/0/0	0/0/0/0
86	OHX	6	2065	-	-	0/0/0/0	0/0/0/0
86	OHX	6	2066	-	-	0/0/0/0	0/0/0/0
86	OHX	6	2067	86	-	0/0/0/0	0/0/0/0
86	OHX	6	2068	80,86	-	0/0/0/0	0/0/0/0
86	OHX	6	2069	86	-	0/0/0/0	0/0/0/0
86	OHX	6	2070	80,86	-	0/0/0/0	0/0/0/0
86	OHX	6	2071	86	-	0/0/0/0	0/0/0/0
86	OHX	6	2072	-	-	0/0/0/0	0/0/0/0
86	OHX	6	2073	-	-	0/0/0/0	0/0/0/0
86	OHX	6	2074	80	-	0/0/0/0	0/0/0/0
86	OHX	6	2075	80,86	-	0/0/0/0	0/0/0/0
86	OHX	6	2076	80	-	0/0/0/0	0/0/0/0
86	OHX	6	2077	86	-	0/0/0/0	0/0/0/0
86	OHX	6	2078	-	-	0/0/0/0	0/0/0/0
86	OHX	6	2079	-	-	0/0/0/0	0/0/0/0
86	OHX	6	2080	-	-	0/0/0/0	0/0/0/0
86	OHX	6	2081	-	-	0/0/0/0	0/0/0/0
86	OHX	6	2082	86	-	0/0/0/0	0/0/0/0
86	OHX	6	2083	86	-	0/0/0/0	0/0/0/0
86	OHX	6	2084	86	-	0/0/0/0	0/0/0/0
86	OHX	6	2085	80	-	0/0/0/0	0/0/0/0
86	OHX	6	2086	-	-	0/0/0/0	0/0/0/0
86	OHX	6	2087	-	-	0/0/0/0	0/0/0/0

Continued on next page...

Continued from previous page...

Mol	Type	Chain	Res	Link	Chirals	Torsions	Rings
86	OHX	6	2088	86	-	0/0/0/0	0/0/0/0
86	OHX	6	2089	80	-	0/0/0/0	0/0/0/0
86	OHX	6	2090	86	-	0/0/0/0	0/0/0/0
86	OHX	6	2091	86	-	0/0/0/0	0/0/0/0
86	OHX	6	2092	86	-	0/0/0/0	0/0/0/0
86	OHX	6	2093	80,86	-	0/0/0/0	0/0/0/0
86	OHX	6	2094	80,86	-	0/0/0/0	0/0/0/0
86	OHX	6	2095	-	-	0/0/0/0	0/0/0/0
86	OHX	6	2096	80,86	-	0/0/0/0	0/0/0/0
86	OHX	6	2097	86	-	0/0/0/0	0/0/0/0
86	OHX	6	2098	86	-	0/0/0/0	0/0/0/0
86	OHX	7	201	37	-	0/0/0/0	0/0/0/0
86	OHX	7	202	-	-	0/0/0/0	0/0/0/0
86	OHX	7	203	86	-	0/0/0/0	0/0/0/0
86	OHX	7	204	-	-	0/0/0/0	0/0/0/0
86	OHX	7	205	-	-	0/0/0/0	0/0/0/0
86	OHX	7	206	-	-	0/0/0/0	0/0/0/0
86	OHX	7	207	-	-	0/0/0/0	0/0/0/0
86	OHX	7	208	-	-	0/0/0/0	0/0/0/0
86	OHX	7	209	86,37	-	0/0/0/0	0/0/0/0
86	OHX	7	210	-	-	0/0/0/0	0/0/0/0
86	OHX	7	211	86	-	0/0/0/0	0/0/0/0
86	OHX	7	212	-	-	0/0/0/0	0/0/0/0
86	OHX	7	213	-	-	0/0/0/0	0/0/0/0
86	OHX	8	201	-	-	0/0/0/0	0/0/0/0
86	OHX	8	202	38	-	0/0/0/0	0/0/0/0
86	OHX	8	203	86	-	0/0/0/0	0/0/0/0
86	OHX	8	204	-	-	0/0/0/0	0/0/0/0
86	OHX	8	205	-	-	0/0/0/0	0/0/0/0
86	OHX	8	206	-	-	0/0/0/0	0/0/0/0
86	OHX	8	207	38,86	-	0/0/0/0	0/0/0/0
86	OHX	8	208	-	-	0/0/0/0	0/0/0/0
86	OHX	8	209	-	-	0/0/0/0	0/0/0/0
86	OHX	8	210	-	-	0/0/0/0	0/0/0/0
86	OHX	8	211	38	-	0/0/0/0	0/0/0/0
86	OHX	8	212	86	-	0/0/0/0	0/0/0/0
86	OHX	8	213	-	-	0/0/0/0	0/0/0/0
86	OHX	8	214	-	-	0/0/0/0	0/0/0/0
86	OHX	8	215	-	-	0/0/0/0	0/0/0/0
86	OHX	8	216	38	-	0/0/0/0	0/0/0/0
86	OHX	8	217	-	-	0/0/0/0	0/0/0/0
86	OHX	8	218	38	-	0/0/0/0	0/0/0/0

Continued on next page...

Continued from previous page...

Mol	Type	Chain	Res	Link	Chirals	Torsions	Rings
86	OHX	8	219	38	-	0/0/0/0	0/0/0/0
86	OHX	8	220	-	-	0/0/0/0	0/0/0/0
86	OHX	8	221	86	-	0/0/0/0	0/0/0/0
86	OHX	C3	201	-	-	0/0/0/0	0/0/0/0
86	OHX	C5	201	17	-	0/0/0/0	0/0/0/0
86	OHX	C8	201	86	-	0/0/0/0	0/0/0/0
86	OHX	C8	202	86,36	-	0/0/0/0	0/0/0/0
86	OHX	D9	102	86	-	0/0/0/0	0/0/0/0
86	OHX	L3	401	-	-	0/0/0/0	0/0/0/0
86	OHX	L3	402	-	-	0/0/0/0	0/0/0/0
86	OHX	L3	403	-	-	0/0/0/0	0/0/0/0
86	OHX	L4	401	-	-	0/0/0/0	0/0/0/0
86	OHX	L5	301	-	-	0/0/0/0	0/0/0/0
86	OHX	M0	301	86	-	0/0/0/0	0/0/0/0
86	OHX	M0	302	86	-	0/0/0/0	0/0/0/0
86	OHX	M0	303	86	-	0/0/0/0	0/0/0/0
86	OHX	M0	304	86	-	0/0/0/0	0/0/0/0
86	OHX	M5	301	-	-	0/0/0/0	0/0/0/0
86	OHX	M7	201	-	-	0/0/0/0	0/0/0/0
86	OHX	M8	201	-	-	0/0/0/0	0/0/0/0
86	OHX	M9	201	-	-	0/0/0/0	0/0/0/0
86	OHX	M9	202	86	-	0/0/0/0	0/0/0/0
86	OHX	M9	203	-	-	0/0/0/0	0/0/0/0
86	OHX	N8	201	-	-	0/0/0/0	0/0/0/0
86	OHX	N9	101	-	-	0/0/0/0	0/0/0/0
86	OHX	O1	201	86	-	0/0/0/0	0/0/0/0
86	OHX	O3	201	-	-	0/0/0/0	0/0/0/0
86	OHX	O7	102	73	-	0/0/0/0	0/0/0/0
86	OHX	O7	103	-	-	0/0/0/0	0/0/0/0
86	OHX	Q2	502	-	-	0/0/0/0	0/0/0/0
86	OHX	S2	301	86	-	0/0/0/0	0/0/0/0
86	OHX	S8	301	-	-	0/0/0/0	0/0/0/0
86	OHX	SR	401	-	-	0/0/0/0	0/0/0/0
86	OHX	c1	201	86	-	0/0/0/0	0/0/0/0
86	OHX	c3	201	-	-	0/0/0/0	0/0/0/0
86	OHX	c5	201	-	-	0/0/0/0	0/0/0/0
86	OHX	c5	202	17	-	0/0/0/0	0/0/0/0
86	OHX	c8	201	-	-	0/0/0/0	0/0/0/0
86	OHX	d9	102	86	-	0/0/0/0	0/0/0/0
86	OHX	l2	301	86	-	0/0/0/0	0/0/0/0
86	OHX	l3	401	-	-	0/0/0/0	0/0/0/0
86	OHX	l3	402	-	-	0/0/0/0	0/0/0/0

Continued on next page...

Continued from previous page...

Mol	Type	Chain	Res	Link	Chirals	Torsions	Rings
86	OHX	l4	401	-	-	0/0/0/0	0/0/0/0
86	OHX	l4	402	-	-	0/0/0/0	0/0/0/0
86	OHX	l5	301	-	-	0/0/0/0	0/0/0/0
86	OHX	l5	302	-	-	0/0/0/0	0/0/0/0
86	OHX	l5	303	-	-	0/0/0/0	0/0/0/0
86	OHX	l9	201	-	-	0/0/0/0	0/0/0/0
86	OHX	m0	301	86	-	0/0/0/0	0/0/0/0
86	OHX	m0	302	86	-	0/0/0/0	0/0/0/0
86	OHX	m0	303	86	-	0/0/0/0	0/0/0/0
86	OHX	m0	304	86	-	0/0/0/0	0/0/0/0
86	OHX	m1	201	-	-	0/0/0/0	0/0/0/0
86	OHX	m4	201	-	-	0/0/0/0	0/0/0/0
86	OHX	m5	501	-	-	0/0/0/0	0/0/0/0
86	OHX	m5	502	-	-	0/0/0/0	0/0/0/0
86	OHX	m7	201	-	-	0/0/0/0	0/0/0/0
86	OHX	m9	201	-	-	0/0/0/0	0/0/0/0
86	OHX	n1	201	-	-	0/0/0/0	0/0/0/0
86	OHX	n3	201	-	-	0/0/0/0	0/0/0/0
86	OHX	n3	202	-	-	0/0/0/0	0/0/0/0
86	OHX	n9	101	-	-	0/0/0/0	0/0/0/0
86	OHX	o3	201	-	-	0/0/0/0	0/0/0/0
86	OHX	o7	502	-	-	0/0/0/0	0/0/0/0
86	OHX	o7	503	86	-	0/0/0/0	0/0/0/0
86	OHX	o9	101	-	-	0/0/0/0	0/0/0/0
86	OHX	q1	101	86	-	0/0/0/0	0/0/0/0
86	OHX	q2	502	-	-	0/0/0/0	0/0/0/0
86	OHX	s1	301	-	-	0/0/0/0	0/0/0/0
86	OHX	s1	302	-	-	0/0/0/0	0/0/0/0
86	OHX	s4	301	-	-	0/0/0/0	0/0/0/0
86	OHX	s8	301	-	-	0/0/0/0	0/0/0/0
86	OHX	sR	401	-	-	0/0/0/0	0/0/0/0

All (5) bond length outliers are listed below:

Mol	Chain	Res	Type	Atoms	Z	Observed(Å)	Ideal(Å)
90	5	3403	8AN	C3'-N3'	-35.31	0.93	1.47
90	5	3403	8AN	C5-C4	-2.45	1.35	1.40
89	5	3401	C	C6-N1	2.01	1.38	1.35
90	1	3403	8AN	C5-C4	3.12	1.47	1.40
90	5	3403	8AN	O2'-C2'	5.87	1.56	1.43

The worst 5 of 16 bond angle outliers are listed below:

Mol	Chain	Res	Type	Atoms	Z	Observed(°)	Ideal(°)
90	5	3403	8AN	N3-C2-N1	-6.58	123.70	128.87
90	1	3403	8AN	N3-C2-N1	-6.56	123.72	128.87
89	5	3402	C	C6-N1-C2	-3.19	116.13	121.33
89	1	3402	C	C6-N1-C2	-3.17	116.16	121.33
89	5	3401	C	C6-N1-C2	-2.59	117.11	121.33

There are no chirality outliers.

There are no torsion outliers.

There are no ring outliers.

665 monomers are involved in 1055 short contacts:

Mol	Chain	Res	Type	Clashes	Symm-Clashes
89	1	3401	C	4	0
89	1	3402	C	4	0
90	1	3403	8AN	14	0
86	1	3407	OHX	2	0
86	1	3410	OHX	1	0
86	1	3411	OHX	3	0
86	1	3413	OHX	1	0
86	1	3414	OHX	1	0
86	1	3415	OHX	1	0
86	1	3417	OHX	1	0
86	1	3418	OHX	1	0
86	1	3419	OHX	1	0
86	1	3420	OHX	1	0
86	1	3421	OHX	1	0
86	1	3423	OHX	1	0
86	1	3424	OHX	2	0
86	1	3430	OHX	1	0
86	1	3431	OHX	1	0
86	1	3432	OHX	1	0
86	1	3433	OHX	1	0
86	1	3434	OHX	1	0
86	1	3437	OHX	5	0
86	1	3438	OHX	3	0
86	1	3440	OHX	1	0
86	1	3441	OHX	2	0
86	1	3442	OHX	1	0
86	1	3446	OHX	1	0
86	1	3447	OHX	1	0
86	1	3448	OHX	1	0
86	1	3450	OHX	3	0

Continued on next page...

Continued from previous page...

Mol	Chain	Res	Type	Clashes	Symm-Clashes
86	1	3453	OHX	3	0
86	1	3455	OHX	3	0
86	1	3456	OHX	1	0
86	1	3457	OHX	1	0
86	1	3460	OHX	1	0
86	1	3461	OHX	1	0
86	1	3463	OHX	2	0
86	1	3465	OHX	1	0
86	1	3467	OHX	1	0
86	1	3468	OHX	1	0
86	1	3469	OHX	1	0
86	1	3474	OHX	2	0
86	1	3475	OHX	3	0
86	1	3476	OHX	4	0
86	1	3478	OHX	2	0
86	1	3479	OHX	5	0
86	1	3480	OHX	5	0
86	1	3482	OHX	1	0
86	1	3483	OHX	1	0
86	1	3484	OHX	2	0
86	1	3488	OHX	1	0
86	1	3494	OHX	7	0
86	1	3495	OHX	1	0
86	1	3496	OHX	1	0
86	1	3499	OHX	1	0
86	1	3500	OHX	5	0
86	1	3504	OHX	1	0
86	1	3505	OHX	3	0
86	1	3507	OHX	1	0
86	1	3508	OHX	2	0
86	1	3509	OHX	1	0
86	1	3511	OHX	4	0
86	1	3513	OHX	1	0
86	1	3516	OHX	2	0
86	1	3517	OHX	2	0
86	1	3518	OHX	5	0
86	1	3519	OHX	1	0
86	1	3522	OHX	1	0
86	1	3523	OHX	1	0
86	1	3524	OHX	2	0
86	1	3528	OHX	1	0
86	1	3530	OHX	1	0

Continued on next page...

Continued from previous page...

Mol	Chain	Res	Type	Clashes	Symm-Clashes
86	1	3533	OHX	1	0
86	1	3535	OHX	3	0
86	1	3536	OHX	3	0
86	1	3538	OHX	3	0
86	1	3539	OHX	2	0
86	1	3541	OHX	3	0
86	1	3542	OHX	1	0
86	1	3543	OHX	2	0
86	1	3544	OHX	2	0
86	1	3545	OHX	2	0
86	1	3546	OHX	3	0
86	1	3548	OHX	1	0
86	1	3550	OHX	2	0
86	1	3551	OHX	1	0
86	1	3553	OHX	3	0
86	1	3556	OHX	1	0
86	1	3562	OHX	2	0
86	1	3566	OHX	2	0
86	1	3570	OHX	2	0
86	1	3571	OHX	1	0
86	1	3574	OHX	1	0
86	1	3575	OHX	1	0
86	1	3576	OHX	1	0
86	1	3577	OHX	1	0
86	1	3578	OHX	1	0
86	1	3583	OHX	2	0
86	1	3584	OHX	2	0
86	1	3586	OHX	2	0
86	1	3587	OHX	2	0
86	1	3588	OHX	1	0
86	1	3590	OHX	2	0
86	1	3595	OHX	1	0
86	1	3596	OHX	3	0
86	1	3598	OHX	1	0
86	1	3599	OHX	1	0
86	1	3602	OHX	2	0
86	1	3605	OHX	1	0
86	1	3606	OHX	2	0
86	1	3607	OHX	1	0
86	1	3611	OHX	1	0
86	1	3614	OHX	1	0
86	1	3620	OHX	1	0

Continued on next page...

Continued from previous page...

Mol	Chain	Res	Type	Clashes	Symm-Clashes
86	1	3625	OHX	1	0
86	1	3627	OHX	1	0
86	1	3631	OHX	1	0
86	1	3632	OHX	1	0
86	1	3634	OHX	1	0
86	1	3636	OHX	1	0
86	1	3639	OHX	2	0
86	1	3640	OHX	2	0
86	1	3642	OHX	1	0
86	1	3647	OHX	6	0
86	1	3649	OHX	1	0
86	1	3651	OHX	1	0
86	1	3652	OHX	1	0
86	1	3653	OHX	1	0
86	1	3654	OHX	1	0
86	1	3656	OHX	1	0
86	1	3660	OHX	1	0
86	1	3662	OHX	1	0
86	1	3663	OHX	2	0
86	1	3665	OHX	1	0
86	1	3666	OHX	2	0
86	1	3667	OHX	2	0
86	1	3670	OHX	1	0
86	1	3672	OHX	1	0
86	1	3675	OHX	1	0
86	1	3676	OHX	1	0
86	1	3678	OHX	1	0
86	1	3684	OHX	1	0
86	1	3685	OHX	3	0
86	1	3686	OHX	1	0
86	1	3687	OHX	1	0
86	1	3688	OHX	2	0
86	1	3689	OHX	4	0
86	1	3690	OHX	1	0
86	1	3691	OHX	5	0
86	1	3695	OHX	4	0
86	1	3698	OHX	1	0
86	1	3699	OHX	2	0
86	1	3702	OHX	1	0
86	1	3703	OHX	1	0
86	1	3704	OHX	1	0
86	1	3705	OHX	2	0

Continued on next page...

Continued from previous page...

Mol	Chain	Res	Type	Clashes	Symm-Clashes
86	1	3707	OHX	1	0
86	1	3710	OHX	2	0
86	1	3711	OHX	2	0
86	1	3715	OHX	1	0
86	1	3716	OHX	2	0
86	1	3718	OHX	1	0
86	1	3721	OHX	1	0
86	1	3722	OHX	1	0
86	1	3728	OHX	2	0
86	1	3729	OHX	2	0
86	1	3730	OHX	3	0
86	1	3731	OHX	1	0
86	1	3734	OHX	5	0
86	1	3736	OHX	1	0
86	1	3737	OHX	11	0
86	1	3740	OHX	1	0
86	1	3741	OHX	3	0
86	1	3742	OHX	2	0
86	1	3744	OHX	3	0
86	1	3746	OHX	4	0
86	1	3750	OHX	2	0
86	1	3751	OHX	9	0
86	1	3753	OHX	4	0
86	1	3754	OHX	1	0
86	1	3755	OHX	1	0
86	1	3757	OHX	3	0
86	1	3758	OHX	2	0
86	1	3762	OHX	3	0
86	1	3767	OHX	1	0
86	1	3768	OHX	2	0
86	1	3774	OHX	1	0
86	1	3775	OHX	2	0
86	1	3776	OHX	4	0
86	1	3777	OHX	4	0
86	1	3778	OHX	1	0
86	1	3779	OHX	4	0
86	1	3780	OHX	2	0
86	1	3781	OHX	2	0
86	1	3786	OHX	1	0
86	1	3787	OHX	2	0
86	1	3788	OHX	1	0
86	1	3790	OHX	1	0

Continued on next page...

Continued from previous page...

Mol	Chain	Res	Type	Clashes	Symm-Clashes
86	1	3791	OHX	4	0
86	1	3792	OHX	1	0
86	1	3794	OHX	3	0
86	1	3797	OHX	4	0
86	1	3799	OHX	5	0
86	1	3800	OHX	6	0
86	1	3801	OHX	3	0
86	1	3802	OHX	1	0
86	1	3804	OHX	4	0
86	1	3805	OHX	4	0
86	1	3808	OHX	3	0
86	1	3809	OHX	7	0
86	1	3810	OHX	5	0
86	1	3813	OHX	1	0
86	1	3814	OHX	3	0
86	2	1901	OHX	1	0
86	2	1904	OHX	1	0
86	2	1906	OHX	1	0
86	2	1909	OHX	5	0
86	2	1912	OHX	1	0
86	2	1913	OHX	1	0
86	2	1914	OHX	2	0
86	2	1915	OHX	1	0
86	2	1917	OHX	1	0
86	2	1918	OHX	5	0
86	2	1921	OHX	2	0
86	2	1923	OHX	1	0
86	2	1924	OHX	1	0
86	2	1925	OHX	1	0
86	2	1926	OHX	1	0
86	2	1927	OHX	1	0
86	2	1928	OHX	1	0
86	2	1932	OHX	1	0
86	2	1935	OHX	1	0
86	2	1936	OHX	1	0
86	2	1937	OHX	1	0
86	2	1938	OHX	1	0
86	2	1941	OHX	1	0
86	2	1943	OHX	2	0
86	2	1944	OHX	1	0
86	2	1945	OHX	1	0
86	2	1946	OHX	1	0

Continued on next page...

Continued from previous page...

Mol	Chain	Res	Type	Clashes	Symm-Clashes
86	2	1949	OHX	2	0
86	2	1950	OHX	1	0
86	2	1952	OHX	1	0
86	2	1953	OHX	2	0
86	2	1954	OHX	3	0
86	2	1955	OHX	1	0
86	2	1956	OHX	1	0
86	2	1961	OHX	1	0
86	2	1962	OHX	4	0
86	2	1963	OHX	2	0
86	2	1964	OHX	4	0
86	2	1965	OHX	1	0
86	2	1966	OHX	1	0
86	2	1969	OHX	4	0
86	2	1970	OHX	2	0
86	2	1971	OHX	1	0
86	2	1973	OHX	1	0
86	2	1974	OHX	1	0
86	2	1975	OHX	2	0
86	2	1976	OHX	1	0
86	2	1977	OHX	3	0
86	2	1981	OHX	1	0
86	2	1984	OHX	2	0
86	2	1988	OHX	1	0
86	2	1990	OHX	3	0
86	2	1992	OHX	1	0
86	2	1993	OHX	1	0
86	2	1995	OHX	1	0
86	2	1997	OHX	2	0
86	2	2003	OHX	3	0
86	2	2004	OHX	1	0
86	2	2006	OHX	1	0
86	2	2008	OHX	1	0
86	2	2009	OHX	2	0
86	2	2010	OHX	1	0
86	2	2011	OHX	1	0
86	2	2013	OHX	1	0
86	2	2016	OHX	1	0
86	2	2017	OHX	1	0
86	2	2018	OHX	1	0
86	2	2021	OHX	1	0
86	2	2022	OHX	1	0

Continued on next page...

Continued from previous page...

Mol	Chain	Res	Type	Clashes	Symm-Clashes
86	2	2023	OHX	1	0
86	2	2030	OHX	2	0
86	2	2033	OHX	1	0
86	2	2034	OHX	1	0
86	2	2035	OHX	4	0
86	2	2037	OHX	2	0
86	2	2042	OHX	1	0
86	2	2043	OHX	1	0
86	2	2044	OHX	2	0
86	2	2047	OHX	1	0
86	2	2048	OHX	1	0
86	2	2050	OHX	1	0
86	2	2051	OHX	1	0
86	2	2053	OHX	3	0
86	2	2054	OHX	2	0
86	2	2057	OHX	1	0
86	2	2061	OHX	1	0
86	2	2062	OHX	1	0
86	2	2063	OHX	1	0
86	2	2064	OHX	3	0
86	2	2067	OHX	1	0
86	2	2068	OHX	1	0
86	2	2069	OHX	2	0
86	2	2071	OHX	2	0
86	2	2073	OHX	2	0
86	2	2076	OHX	3	0
86	2	2078	OHX	2	0
86	2	2081	OHX	1	0
86	2	2084	OHX	1	0
86	2	2085	OHX	3	0
86	2	2087	OHX	2	0
86	2	2088	OHX	1	0
86	3	201	OHX	1	0
86	3	202	OHX	1	0
86	3	205	OHX	1	0
86	3	206	OHX	1	0
86	3	212	OHX	1	0
86	4	205	OHX	1	0
86	4	206	OHX	2	0
86	4	209	OHX	1	0
86	4	210	OHX	1	0
86	4	213	OHX	3	0

Continued on next page...

Continued from previous page...

Mol	Chain	Res	Type	Clashes	Symm-Clashes
86	4	218	OHX	2	0
89	5	3401	C	3	0
89	5	3402	C	4	0
90	5	3403	8AN	9	0
91	5	3404	PRO	2	0
86	5	3405	OHX	1	0
86	5	3407	OHX	2	0
86	5	3412	OHX	1	0
86	5	3413	OHX	2	0
86	5	3415	OHX	1	0
86	5	3417	OHX	1	0
86	5	3421	OHX	2	0
86	5	3423	OHX	1	0
86	5	3426	OHX	1	0
86	5	3429	OHX	2	0
86	5	3430	OHX	1	0
86	5	3436	OHX	1	0
86	5	3438	OHX	1	0
86	5	3439	OHX	1	0
86	5	3443	OHX	1	0
86	5	3447	OHX	3	0
86	5	3448	OHX	3	0
86	5	3449	OHX	4	0
86	5	3450	OHX	1	0
86	5	3451	OHX	3	0
86	5	3453	OHX	4	0
86	5	3455	OHX	3	0
86	5	3457	OHX	4	0
86	5	3458	OHX	1	0
86	5	3459	OHX	1	0
86	5	3460	OHX	2	0
86	5	3461	OHX	2	0
86	5	3464	OHX	2	0
86	5	3465	OHX	4	0
86	5	3467	OHX	3	0
86	5	3468	OHX	2	0
86	5	3470	OHX	1	0
86	5	3471	OHX	3	0
86	5	3477	OHX	2	0
86	5	3482	OHX	4	0
86	5	3484	OHX	1	0
86	5	3486	OHX	2	0

Continued on next page...

Continued from previous page...

Mol	Chain	Res	Type	Clashes	Symm-Clashes
86	5	3489	OHX	2	0
86	5	3490	OHX	1	0
86	5	3491	OHX	1	0
86	5	3495	OHX	1	0
86	5	3496	OHX	1	0
86	5	3497	OHX	2	0
86	5	3498	OHX	1	0
86	5	3501	OHX	2	0
86	5	3502	OHX	1	0
86	5	3504	OHX	1	0
86	5	3505	OHX	3	0
86	5	3506	OHX	1	0
86	5	3507	OHX	3	0
86	5	3508	OHX	3	0
86	5	3509	OHX	3	0
86	5	3511	OHX	1	0
86	5	3512	OHX	2	0
86	5	3514	OHX	3	0
86	5	3515	OHX	1	0
86	5	3517	OHX	1	0
86	5	3521	OHX	2	0
86	5	3523	OHX	7	0
86	5	3524	OHX	4	0
86	5	3525	OHX	1	0
86	5	3527	OHX	2	0
86	5	3529	OHX	3	0
86	5	3531	OHX	1	0
86	5	3532	OHX	1	0
86	5	3533	OHX	1	0
86	5	3535	OHX	1	0
86	5	3537	OHX	1	0
86	5	3538	OHX	2	0
86	5	3539	OHX	3	0
86	5	3541	OHX	4	0
86	5	3543	OHX	2	0
86	5	3545	OHX	1	0
86	5	3547	OHX	2	0
86	5	3555	OHX	1	0
86	5	3556	OHX	1	0
86	5	3557	OHX	1	0
86	5	3558	OHX	1	0
86	5	3559	OHX	2	0

Continued on next page...

Continued from previous page...

Mol	Chain	Res	Type	Clashes	Symm-Clashes
86	5	3560	OHX	1	0
86	5	3562	OHX	1	0
86	5	3565	OHX	2	0
86	5	3567	OHX	1	0
86	5	3569	OHX	3	0
86	5	3571	OHX	3	0
86	5	3572	OHX	2	0
86	5	3573	OHX	4	0
86	5	3574	OHX	1	0
86	5	3578	OHX	1	0
86	5	3580	OHX	5	0
86	5	3585	OHX	1	0
86	5	3586	OHX	1	0
86	5	3587	OHX	2	0
86	5	3590	OHX	4	0
86	5	3592	OHX	1	0
86	5	3596	OHX	1	0
86	5	3597	OHX	4	0
86	5	3598	OHX	1	0
86	5	3599	OHX	3	0
86	5	3601	OHX	1	0
86	5	3602	OHX	5	0
86	5	3608	OHX	1	0
86	5	3609	OHX	2	0
86	5	3611	OHX	1	0
86	5	3612	OHX	2	0
86	5	3613	OHX	2	0
86	5	3615	OHX	1	0
86	5	3617	OHX	1	0
86	5	3619	OHX	1	0
86	5	3623	OHX	1	0
86	5	3625	OHX	1	0
86	5	3626	OHX	1	0
86	5	3631	OHX	1	0
86	5	3632	OHX	1	0
86	5	3633	OHX	1	0
86	5	3636	OHX	3	0
86	5	3638	OHX	1	0
86	5	3639	OHX	2	0
86	5	3642	OHX	2	0
86	5	3645	OHX	1	0
86	5	3648	OHX	2	0

Continued on next page...

Continued from previous page...

Mol	Chain	Res	Type	Clashes	Symm-Clashes
86	5	3653	OHX	2	0
86	5	3654	OHX	1	0
86	5	3655	OHX	1	0
86	5	3659	OHX	5	0
86	5	3660	OHX	1	0
86	5	3662	OHX	1	0
86	5	3667	OHX	1	0
86	5	3669	OHX	1	0
86	5	3671	OHX	1	0
86	5	3674	OHX	2	0
86	5	3676	OHX	1	0
86	5	3679	OHX	1	0
86	5	3680	OHX	1	0
86	5	3685	OHX	1	0
86	5	3688	OHX	4	0
86	5	3691	OHX	5	0
86	5	3692	OHX	1	0
86	5	3693	OHX	2	0
86	5	3700	OHX	1	0
86	5	3701	OHX	1	0
86	5	3704	OHX	1	0
86	5	3705	OHX	2	0
86	5	3706	OHX	1	0
86	5	3708	OHX	2	0
86	5	3709	OHX	3	0
86	5	3711	OHX	1	0
86	5	3713	OHX	2	0
86	5	3716	OHX	5	0
86	5	3717	OHX	2	0
86	5	3718	OHX	1	0
86	5	3720	OHX	1	0
86	5	3722	OHX	4	0
86	5	3724	OHX	3	0
86	5	3727	OHX	4	0
86	5	3729	OHX	5	0
86	5	3730	OHX	1	0
86	5	3735	OHX	2	0
86	5	3736	OHX	2	0
86	5	3741	OHX	1	0
86	5	3745	OHX	1	0
86	5	3749	OHX	2	0
86	5	3753	OHX	4	0

Continued on next page...

Continued from previous page...

Mol	Chain	Res	Type	Clashes	Symm-Clashes
86	5	3757	OHX	4	0
86	5	3758	OHX	1	0
86	5	3759	OHX	1	0
86	5	3761	OHX	3	0
86	5	3762	OHX	1	0
86	5	3765	OHX	2	0
86	5	3767	OHX	2	0
86	5	3769	OHX	2	0
86	5	3770	OHX	1	0
86	5	3771	OHX	1	0
86	5	3772	OHX	3	0
86	5	3773	OHX	1	0
86	5	3775	OHX	1	0
86	5	3776	OHX	1	0
86	5	3777	OHX	1	0
86	5	3779	OHX	4	0
86	5	3781	OHX	1	0
86	5	3783	OHX	1	0
86	5	3786	OHX	1	0
86	5	3788	OHX	2	0
86	5	3789	OHX	1	0
86	5	3793	OHX	1	0
86	5	3794	OHX	3	0
86	5	3796	OHX	4	0
86	5	3799	OHX	1	0
86	5	3801	OHX	3	0
86	5	3802	OHX	3	0
86	5	3803	OHX	3	0
86	5	3804	OHX	2	0
86	5	3805	OHX	3	0
86	5	3806	OHX	5	0
86	5	3807	OHX	1	0
86	5	3808	OHX	6	0
86	5	3809	OHX	3	0
86	5	3810	OHX	6	0
86	5	3811	OHX	2	0
86	5	3814	OHX	3	0
86	5	3815	OHX	3	0
86	5	3816	OHX	3	0
86	5	3817	OHX	2	0
86	5	3818	OHX	2	0
86	6	1901	OHX	1	0

Continued on next page...

Continued from previous page...

Mol	Chain	Res	Type	Clashes	Symm-Clashes
86	6	1903	OHX	1	0
86	6	1909	OHX	4	0
86	6	1910	OHX	2	0
86	6	1911	OHX	3	0
86	6	1912	OHX	2	0
86	6	1914	OHX	2	0
86	6	1915	OHX	1	0
86	6	1916	OHX	2	0
86	6	1918	OHX	3	0
86	6	1919	OHX	2	0
86	6	1920	OHX	4	0
86	6	1921	OHX	3	0
86	6	1922	OHX	1	0
86	6	1925	OHX	1	0
86	6	1926	OHX	1	0
86	6	1928	OHX	1	0
86	6	1929	OHX	1	0
86	6	1931	OHX	4	0
86	6	1934	OHX	1	0
86	6	1938	OHX	3	0
86	6	1939	OHX	3	0
86	6	1949	OHX	2	0
86	6	1951	OHX	3	0
86	6	1952	OHX	1	0
86	6	1955	OHX	1	0
86	6	1956	OHX	1	0
86	6	1957	OHX	1	0
86	6	1959	OHX	2	0
86	6	1961	OHX	1	0
86	6	1963	OHX	1	0
86	6	1965	OHX	3	0
86	6	1966	OHX	2	0
86	6	1967	OHX	1	0
86	6	1968	OHX	1	0
86	6	1969	OHX	1	0
86	6	1974	OHX	1	0
86	6	1975	OHX	2	0
86	6	1978	OHX	2	0
86	6	1980	OHX	1	0
86	6	1983	OHX	1	0
86	6	1984	OHX	1	0
86	6	1985	OHX	1	0

Continued on next page...

Continued from previous page...

Mol	Chain	Res	Type	Clashes	Symm-Clashes
86	6	1991	OHX	2	0
86	6	1992	OHX	1	0
86	6	1997	OHX	2	0
86	6	2000	OHX	1	0
86	6	2002	OHX	3	0
86	6	2004	OHX	1	0
86	6	2005	OHX	3	0
86	6	2006	OHX	1	0
86	6	2008	OHX	1	0
86	6	2009	OHX	3	0
86	6	2015	OHX	2	0
86	6	2016	OHX	3	0
86	6	2018	OHX	1	0
86	6	2019	OHX	1	0
86	6	2021	OHX	1	0
86	6	2023	OHX	1	0
86	6	2028	OHX	1	0
86	6	2032	OHX	2	0
86	6	2034	OHX	1	0
86	6	2035	OHX	2	0
86	6	2038	OHX	1	0
86	6	2041	OHX	1	0
86	6	2042	OHX	1	0
86	6	2043	OHX	2	0
86	6	2045	OHX	1	0
86	6	2051	OHX	2	0
86	6	2053	OHX	1	0
86	6	2054	OHX	1	0
86	6	2056	OHX	3	0
86	6	2057	OHX	1	0
86	6	2058	OHX	2	0
86	6	2061	OHX	2	0
86	6	2065	OHX	1	0
86	6	2066	OHX	1	0
86	6	2067	OHX	3	0
86	6	2068	OHX	1	0
86	6	2069	OHX	3	0
86	6	2070	OHX	1	0
86	6	2071	OHX	1	0
86	6	2074	OHX	2	0
86	6	2075	OHX	2	0
86	6	2077	OHX	1	0

Continued on next page...

Continued from previous page...

Mol	Chain	Res	Type	Clashes	Symm-Clashes
86	6	2079	OHX	1	0
86	6	2082	OHX	4	0
86	6	2083	OHX	4	0
86	6	2084	OHX	4	0
86	6	2088	OHX	2	0
86	6	2090	OHX	4	0
86	6	2091	OHX	1	0
86	6	2092	OHX	1	0
86	6	2094	OHX	1	0
86	6	2097	OHX	2	0
86	6	2098	OHX	5	0
86	7	203	OHX	1	0
86	7	211	OHX	2	0
86	8	201	OHX	2	0
86	8	202	OHX	1	0
86	8	203	OHX	3	0
86	8	204	OHX	1	0
86	8	206	OHX	1	0
86	8	207	OHX	4	0
86	8	211	OHX	1	0
86	8	212	OHX	4	0
86	8	213	OHX	2	0
86	8	215	OHX	1	0
86	8	216	OHX	1	0
86	8	219	OHX	2	0
86	8	221	OHX	4	0
86	C3	201	OHX	2	0
86	C5	201	OHX	5	0
86	C8	201	OHX	2	0
86	C8	202	OHX	3	0
86	D9	102	OHX	1	0
86	L3	401	OHX	3	0
86	L3	402	OHX	3	0
86	L4	401	OHX	5	0
86	M0	301	OHX	2	0
86	M0	302	OHX	3	0
86	M0	303	OHX	4	0
86	M0	304	OHX	6	0
86	M5	301	OHX	1	0
86	M9	203	OHX	2	0
86	N9	101	OHX	2	0
86	O1	201	OHX	2	0

Continued on next page...

Continued from previous page...

Mol	Chain	Res	Type	Clashes	Symm-Clashes
86	O7	102	OHX	7	0
86	O7	103	OHX	1	0
86	Q2	502	OHX	5	0
86	S2	301	OHX	2	0
86	S8	301	OHX	3	0

5.7 Other polymers [i](#)

There are no such residues in this entry.

5.8 Polymer linkage issues [i](#)

The following chains have linkage breaks:

Mol	Chain	Number of breaks
83	m2	2
82	sM	2
2	S0	1
35	SM	1
81	c0	1
47	m0	1
1	2	1

The worst 5 of 9 chain breaks are listed below:

Model	Chain	Residue-1	Atom-1	Residue-2	Atom-2	Distance (Å)
1	2	1798:U	O3'	1799:C	P	144.70
1	sM	85:SER	C	119:UNK	N	44.14
1	sM	139:UNK	C	155:UNK	N	37.81
1	SM	141:ALA	C	151:UNK	N	26.32
1	c0	84:GLU	C	87:UNK	N	7.55

6 Fit of model and data [i](#)

6.1 Protein, DNA and RNA chains [i](#)

In the following table, the column labelled ‘#RSRZ> 2’ contains the number (and percentage) of RSRZ outliers, followed by percent RSRZ outliers for the chain as percentile scores relative to all X-ray entries and entries of similar resolution. The OWAB column contains the minimum, median, 95th percentile and maximum values of the occupancy-weighted average B-factor per residue. The column labelled ‘Q< 0.9’ lists the number of (and percentage) of residues with an average occupancy less than 0.9.

Mol	Chain	Analysed	<RSRZ>	#RSRZ>2	OWAB(Å ²)	Q<0.9
1	2	1781/1829 (97%)	0.32	93 (5%) 31 25	53, 90, 174, 223	0
2	S0	206/206 (100%)	1.99	98 (47%) 0 0	91, 107, 116, 121	0
2	s0	206/206 (100%)	1.06	36 (17%) 2 1	68, 84, 96, 105	0
3	S1	214/216 (99%)	1.09	50 (23%) 1 1	104, 134, 158, 165	0
3	s1	216/216 (100%)	1.06	38 (17%) 2 1	72, 84, 102, 115	0
4	S2	217/217 (100%)	0.31	11 (5%) 32 25	75, 86, 98, 108	0
4	s2	217/217 (100%)	0.45	8 (3%) 45 38	55, 68, 78, 87	0
5	S3	223/223 (100%)	0.65	24 (10%) 8 6	82, 93, 112, 124	0
5	s3	223/223 (100%)	0.70	24 (10%) 8 6	74, 99, 116, 124	0
6	S4	260/260 (100%)	1.81	101 (38%) 0 1	69, 91, 98, 119	0
6	s4	260/260 (100%)	0.96	43 (16%) 2 2	47, 69, 82, 106	0
7	S5	206/206 (100%)	0.77	32 (15%) 3 2	96, 112, 124, 132	0
7	s5	206/206 (100%)	1.01	46 (22%) 1 1	79, 97, 113, 121	0
8	S6	226/226 (100%)	0.65	28 (12%) 5 4	72, 106, 120, 125	0
8	s6	218/226 (96%)	0.50	21 (9%) 10 9	49, 77, 94, 110	0
9	S7	184/186 (98%)	0.40	10 (5%) 29 24	90, 114, 139, 144	0
9	s7	186/186 (100%)	0.12	4 (2%) 65 59	65, 96, 124, 132	0
10	S8	188/199 (94%)	1.00	30 (15%) 3 2	63, 79, 113, 125	0
10	s8	188/199 (94%)	0.58	17 (9%) 12 9	46, 66, 107, 124	0
11	S9	185/185 (100%)	1.74	67 (36%) 0 1	81, 95, 126, 141	0
11	s9	185/185 (100%)	0.84	27 (14%) 3 3	57, 74, 104, 122	0
12	C0	96/96 (100%)	0.59	9 (9%) 11 9	84, 105, 126, 135	0
13	C1	155/155 (100%)	1.26	34 (21%) 1 1	64, 76, 112, 121	0
13	c1	146/155 (94%)	0.48	9 (6%) 24 19	48, 61, 89, 110	0

Continued on next page...

Continued from previous page...

Mol	Chain	Analysed	<RSRZ>	#RSRZ>2	OWAB(Å²)		Q<0.9	
14	C2	124/124 (100%)	1.57	40 (32%)	1	1	133, 139, 151, 157	0
14	c2	124/124 (100%)	3.26	87 (70%)	0	0	167, 183, 195, 200	0
15	C3	150/150 (100%)	0.43	7 (4%)	35	29	75, 88, 104, 108	0
15	c3	150/150 (100%)	0.01	3 (2%)	68	62	57, 70, 86, 88	0
16	C4	127/128 (99%)	0.88	25 (19%)	1	1	75, 129, 142, 144	0
16	c4	128/128 (100%)	0.98	15 (11%)	6	5	54, 86, 94, 104	0
17	C5	124/135 (91%)	1.87	49 (39%)	0	1	79, 94, 110, 126	0
17	c5	135/135 (100%)	1.62	42 (31%)	1	1	67, 97, 112, 115	0
18	C6	141/142 (99%)	2.45	76 (53%)	0	0	82, 102, 107, 110	0
18	c6	142/142 (100%)	1.89	56 (39%)	0	1	73, 91, 104, 121	0
19	C7	120/125 (96%)	1.61	38 (31%)	1	1	91, 105, 124, 126	0
19	c7	117/125 (93%)	0.98	25 (21%)	1	1	78, 91, 105, 112	0
20	C8	145/145 (100%)	1.38	41 (28%)	1	1	77, 97, 120, 127	0
20	c8	145/145 (100%)	1.34	39 (26%)	1	1	73, 89, 109, 114	0
21	C9	143/143 (100%)	1.80	59 (41%)	0	0	85, 99, 111, 120	0
21	c9	143/143 (100%)	0.77	18 (12%)	5	4	76, 85, 99, 107	0
22	D0	107/110 (97%)	1.57	37 (34%)	0	1	77, 105, 124, 127	0
22	d0	110/110 (100%)	1.86	42 (38%)	0	1	74, 102, 127, 134	0
23	D1	87/87 (100%)	1.43	23 (26%)	1	1	87, 95, 109, 115	0
23	d1	87/87 (100%)	0.52	7 (8%)	15	12	65, 73, 93, 100	0
24	D2	129/129 (100%)	2.07	62 (48%)	0	0	73, 84, 90, 100	0
24	d2	129/129 (100%)	0.71	6 (4%)	35	29	53, 61, 68, 76	0
25	D3	144/144 (100%)	0.28	3 (2%)	67	60	64, 71, 83, 97	0
25	d3	144/144 (100%)	0.03	1 (0%)	89	86	45, 52, 62, 77	0
26	D4	134/134 (100%)	0.76	13 (9%)	10	9	81, 102, 113, 118	0
26	d4	134/134 (100%)	0.43	8 (5%)	25	20	56, 76, 87, 91	0
27	D5	70/70 (100%)	0.62	5 (7%)	19	15	108, 118, 124, 125	0
27	d5	69/70 (98%)	1.11	11 (15%)	3	2	89, 104, 111, 113	0
28	D6	97/97 (100%)	2.36	59 (60%)	0	0	79, 94, 142, 143	0
28	d6	97/97 (100%)	1.18	22 (22%)	1	1	58, 72, 97, 100	0
29	D7	81/81 (100%)	1.69	32 (39%)	0	1	90, 106, 133, 136	0

Continued on next page...

Continued from previous page...

Mol	Chain	Analysed	<RSRZ>	#RSRZ>2	OWAB(Å ²)	Q<0.9
29	d7	81/81 (100%)	0.88	10 (12%) 5 4	66, 83, 117, 120	0
30	D8	63/63 (100%)	1.13	15 (23%) 1 1	106, 122, 129, 131	0
30	d8	63/63 (100%)	1.40	18 (28%) 1 1	96, 110, 117, 119	0
31	D9	53/53 (100%)	1.39	16 (30%) 1 1	75, 80, 100, 104	0
31	d9	53/53 (100%)	2.42	30 (56%) 0 0	71, 83, 117, 130	0
32	E0	60/62 (96%)	0.83	9 (15%) 3 2	70, 100, 125, 128	0
32	e0	62/62 (100%)	0.03	3 (4%) 34 28	55, 79, 104, 105	0
33	E1	71/76 (93%)	1.28	15 (21%) 1 1	96, 129, 140, 142	0
33	e1	76/76 (100%)	2.21	38 (50%) 0 0	100, 155, 176, 179	0
34	SR	318/318 (100%)	1.04	60 (18%) 2 1	100, 111, 126, 148	0
34	sR	318/318 (100%)	1.80	134 (42%) 0 0	96, 110, 122, 137	0
35	SM	133/159 (83%)	1.20	27 (20%) 1 1	54, 86, 117, 122	0
36	1	3149/3394 (92%)	0.13	52 (1%) 73 67	30, 54, 125, 221	0
36	5	3150/3394 (92%)	0.12	30 (0%) 84 80	31, 50, 117, 193	0
37	3	121/121 (100%)	0.03	0 100 100	40, 70, 86, 94	0
37	7	121/121 (100%)	-0.13	0 100 100	35, 53, 64, 71	0
38	4	158/158 (100%)	0.00	2 (1%) 79 74	40, 60, 96, 129	0
38	8	158/158 (100%)	-0.02	1 (0%) 90 88	42, 64, 97, 126	0
39	L2	252/252 (100%)	0.45	6 (2%) 62 55	40, 57, 74, 83	0
39	l2	252/252 (100%)	0.57	16 (6%) 23 19	38, 56, 74, 87	0
40	L3	386/386 (100%)	0.04	1 (0%) 94 94	38, 57, 69, 83	0
40	l3	386/386 (100%)	-0.12	2 (0%) 91 90	30, 42, 56, 76	0
41	L4	361/361 (100%)	-0.16	0 100 100	34, 48, 63, 70	0
41	l4	361/361 (100%)	-0.10	0 100 100	37, 52, 70, 76	0
42	L5	296/296 (100%)	1.36	93 (31%) 1 1	51, 76, 94, 108	0
42	l5	294/296 (99%)	0.72	17 (5%) 26 21	42, 54, 75, 94	0
43	L6	156/175 (89%)	0.22	1 (0%) 90 88	44, 53, 66, 77	0
43	l6	157/175 (89%)	-0.01	1 (0%) 90 88	44, 54, 71, 83	0
44	L7	222/223 (99%)	0.11	1 (0%) 91 90	35, 45, 70, 99	0
44	l7	223/223 (100%)	-0.03	0 100 100	35, 43, 74, 102	0
45	L8	233/233 (100%)	0.83	29 (12%) 5 4	65, 83, 108, 116	0

Continued on next page...

Continued from previous page...

Mol	Chain	Analysed	<RSRZ>	#RSRZ>2	OWAB(Å ²)	Q<0.9
45	l8	231/233 (99%)	0.75	23 (9%) 9 8	72, 87, 109, 112	0
46	L9	191/191 (100%)	0.66	24 (12%) 5 4	57, 65, 74, 85	0
46	l9	191/191 (100%)	0.16	3 (1%) 74 69	39, 48, 63, 72	0
47	M0	211/220 (95%)	0.05	2 (0%) 85 82	41, 54, 88, 102	0
47	m0	213/220 (96%)	0.17	7 (3%) 50 43	36, 50, 74, 87	0
48	M1	169/169 (100%)	1.89	76 (44%) 0 0	62, 77, 87, 93	0
48	m1	169/169 (100%)	0.75	14 (8%) 14 11	45, 61, 68, 72	0
49	M3	193/194 (99%)	0.35	4 (2%) 67 60	35, 58, 94, 119	0
49	m3	194/194 (100%)	0.48	6 (3%) 52 46	38, 67, 100, 109	0
50	M4	136/137 (99%)	0.06	5 (3%) 45 38	50, 59, 70, 74	0
50	m4	137/137 (100%)	-0.23	0 100 100	44, 50, 66, 72	0
51	M5	203/203 (100%)	0.86	28 (13%) 4 3	38, 55, 66, 68	0
51	m5	203/203 (100%)	0.99	33 (16%) 2 2	42, 61, 73, 76	0
52	M6	197/197 (100%)	-0.02	2 (1%) 84 80	38, 45, 63, 65	0
52	m6	197/197 (100%)	-0.04	0 100 100	31, 37, 63, 68	0
53	M7	183/183 (100%)	0.26	9 (4%) 33 27	41, 47, 96, 121	0
53	m7	155/183 (84%)	-0.02	1 (0%) 90 88	37, 42, 52, 70	0
54	M8	185/185 (100%)	0.36	4 (2%) 65 59	37, 48, 61, 75	0
54	m8	185/185 (100%)	0.60	11 (5%) 26 20	37, 52, 62, 69	0
55	M9	188/188 (100%)	0.40	14 (7%) 17 14	61, 73, 137, 144	0
55	m9	188/188 (100%)	0.13	3 (1%) 74 69	49, 63, 121, 132	0
56	N0	172/172 (100%)	1.02	36 (20%) 1 1	46, 54, 65, 73	0
56	n0	172/172 (100%)	0.10	2 (1%) 81 76	38, 45, 55, 63	0
57	N1	159/159 (100%)	0.79	19 (11%) 6 5	37, 51, 92, 98	0
57	n1	159/159 (100%)	0.34	5 (3%) 52 46	36, 44, 78, 83	0
58	N2	100/100 (100%)	0.60	10 (10%) 9 8	92, 102, 107, 115	0
58	n2	98/100 (98%)	1.07	21 (21%) 1 1	74, 85, 91, 93	0
59	N3	136/136 (100%)	0.41	0 100 100	44, 54, 64, 69	0
59	n3	136/136 (100%)	0.25	2 (1%) 76 71	31, 38, 47, 50	0
60	N4	98/135 (72%)	2.14	31 (31%) 1 1	55, 67, 134, 136	0
60	n4	135/135 (100%)	1.03	27 (20%) 1 1	39, 83, 109, 125	0

Continued on next page...

Continued from previous page...

Mol	Chain	Analysed	<RSRZ>	#RSRZ>2	OWAB(Å ²)	Q<0.9
61	N5	121/121 (100%)	1.07	22 (18%) 2 1	57, 69, 85, 107	0
61	n5	120/121 (99%)	0.58	8 (6%) 21 17	56, 69, 87, 93	0
62	N6	126/126 (100%)	0.53	5 (3%) 42 34	44, 61, 70, 79	0
62	n6	126/126 (100%)	1.06	16 (12%) 5 4	50, 66, 80, 83	0
63	N7	135/135 (100%)	1.56	44 (32%) 1 1	83, 96, 107, 111	0
63	n7	135/135 (100%)	1.52	48 (35%) 0 1	82, 96, 113, 117	0
64	N8	148/148 (100%)	0.45	1 (0%) 89 86	31, 49, 67, 75	0
64	n8	148/148 (100%)	0.67	7 (4%) 35 29	33, 54, 68, 71	0
65	N9	58/58 (100%)	0.78	5 (8%) 13 10	34, 54, 89, 101	0
65	n9	58/58 (100%)	0.18	2 (3%) 49 42	35, 52, 73, 77	0
66	O0	97/100 (97%)	0.56	9 (9%) 11 9	80, 88, 103, 106	0
66	o0	100/100 (100%)	0.34	7 (7%) 19 16	72, 83, 100, 103	0
67	O1	109/109 (100%)	0.49	4 (3%) 45 38	55, 65, 88, 92	0
67	o1	109/109 (100%)	0.97	12 (11%) 7 6	43, 53, 80, 96	0
68	O2	127/127 (100%)	-0.06	2 (1%) 74 69	33, 44, 55, 67	0
68	o2	127/127 (100%)	-0.12	0 100 100	34, 49, 59, 64	0
69	O3	106/106 (100%)	0.19	0 100 100	37, 45, 66, 74	0
69	o3	106/106 (100%)	0.26	0 100 100	36, 42, 65, 74	0
70	O4	112/112 (100%)	1.19	23 (20%) 1 1	54, 74, 103, 109	0
70	o4	112/112 (100%)	0.79	10 (8%) 12 10	51, 73, 105, 111	0
71	O5	119/119 (100%)	0.70	9 (7%) 17 14	55, 70, 77, 80	0
71	o5	119/119 (100%)	0.30	2 (1%) 73 67	63, 71, 86, 95	0
72	O6	99/99 (100%)	0.64	8 (8%) 15 11	55, 67, 92, 100	0
72	o6	99/99 (100%)	0.71	10 (10%) 9 8	61, 72, 86, 99	0
73	O7	87/87 (100%)	0.30	0 100 100	41, 46, 67, 75	0
73	o7	87/87 (100%)	0.42	4 (4%) 36 30	37, 49, 77, 91	0
74	O8	77/77 (100%)	0.92	12 (15%) 3 2	82, 92, 103, 106	0
74	o8	77/77 (100%)	1.76	27 (35%) 0 1	81, 89, 97, 99	0
75	O9	50/50 (100%)	0.42	0 100 100	47, 55, 57, 57	0
75	o9	50/50 (100%)	0.47	2 (4%) 42 34	48, 55, 60, 62	0
76	Q0	52/52 (100%)	0.50	4 (7%) 16 13	49, 53, 65, 70	0

Continued on next page...

Continued from previous page...

Mol	Chain	Analysed	<RSRZ>	#RSRZ>2	OWAB(Å ²)	Q<0.9
76	q0	52/52 (100%)	-0.01	1 (1%) 70 63	36, 40, 49, 54	0
77	Q1	25/25 (100%)	0.30	0 100 100	57, 62, 66, 66	0
77	q1	25/25 (100%)	0.04	0 100 100	45, 47, 48, 50	0
78	Q2	105/105 (100%)	0.51	8 (7%) 17 14	41, 51, 72, 93	0
78	q2	105/105 (100%)	0.40	4 (3%) 44 37	42, 50, 64, 85	0
79	Q3	91/91 (100%)	0.20	2 (2%) 65 59	46, 59, 74, 81	0
79	q3	91/91 (100%)	0.28	2 (2%) 65 59	42, 55, 67, 73	0
80	6	1795/1800 (99%)	0.17	60 (3%) 50 43	38, 75, 157, 227	0
81	c0	84/96 (87%)	1.66	33 (39%) 0 1	94, 126, 139, 141	0
82	sM	63/104 (60%)	1.32	15 (23%) 1 1	47, 97, 105, 110	0
83	m2	0/150	-	-	-	-
84	p0	143/219 (65%)	2.45	86 (60%) 0 0	88, 109, 177, 181	0
85	p1	0/47	-	-	-	-
85	p2	0/47	-	-	-	-
All	All	33015/34167 (96%)	0.57	3374 (10%) 9 7	30, 69, 125, 227	0

The worst 5 of 3374 RSRZ outliers are listed below:

Mol	Chain	Res	Type	RSRZ
60	N4	86	SER	15.3
60	N4	75	THR	13.0
60	N4	84	GLY	12.8
1	2	1807	A	12.6
1	2	1806	A	11.8

6.2 Non-standard residues in protein, DNA, RNA chains ⓘ

There are no non-standard protein/DNA/RNA residues in this entry.

6.3 Carbohydrates ⓘ

There are no carbohydrates in this entry.

6.4 Ligands ⓘ

In the following table, the Atoms column lists the number of modelled atoms in the group and the number defined in the chemical component dictionary. LLDF column lists the quality of electron density of the group with respect to its neighbouring residues in protein, DNA or RNA chains. The B-factors column lists the minimum, median, 95th percentile and maximum values of B factors of atoms in the group. The column labelled 'Q< 0.9' lists the number of atoms with occupancy less than 0.9.

Mol	Type	Chain	Res	Atoms	RSCC	RSR	LLDF	B-factors(Å ²)	Q<0.9
87	MG	4	222	1/1	0.88	0.55	93.73	46,46,46,46	0
87	MG	1	4013	1/1	0.95	0.61	71.59	47,47,47,47	0
87	MG	2	2258	1/1	0.97	0.50	65.88	74,74,74,74	1
87	MG	5	4480	1/1	0.96	0.72	59.48	50,50,50,50	1
87	MG	5	3930	1/1	0.99	0.54	57.37	34,34,34,34	0
87	MG	1	3936	1/1	0.86	0.75	56.04	31,31,31,31	0
87	MG	5	4404	1/1	0.96	0.93	55.72	38,38,38,38	1
87	MG	5	3955	1/1	0.98	0.48	54.85	32,32,32,32	0
87	MG	5	4019	1/1	0.97	0.56	53.34	30,30,30,30	0
87	MG	2	2259	1/1	0.71	1.52	51.82	74,74,74,74	1
86	OHX	5	3792	7/7	0.86	0.51	51.13	51,51,51,51	7
87	MG	1	4093	1/1	0.91	0.87	50.10	43,43,43,43	0
87	MG	5	4131	1/1	0.76	0.78	47.47	35,35,35,35	1
87	MG	5	3941	1/1	0.98	0.55	47.14	30,30,30,30	0
87	MG	5	3911	1/1	0.02	1.38	44.38	53,53,53,53	1
87	MG	5	4519	1/1	0.90	0.83	44.22	42,42,42,42	1
87	MG	5	4031	1/1	0.92	0.66	43.09	30,30,30,30	0
87	MG	5	4278	1/1	0.96	0.51	42.25	35,35,35,35	1
87	MG	5	4023	1/1	0.97	0.69	42.12	32,32,32,32	0
87	MG	5	3961	1/1	0.96	0.64	41.81	29,29,29,29	0
87	MG	1	4408	1/1	0.67	1.03	41.56	56,56,56,56	1
87	MG	5	4231	1/1	0.84	0.67	40.33	35,35,35,35	1
87	MG	2	2117	1/1	0.54	0.33	39.17	74,74,74,74	0
87	MG	5	4463	1/1	0.97	0.73	38.70	36,36,36,36	1
86	OHX	1	3521	7/7	0.97	0.48	38.24	59,59,59,59	7
87	MG	5	4438	1/1	0.83	0.51	36.73	40,40,40,40	0
87	MG	1	3925	1/1	0.85	0.75	36.33	49,49,49,49	0
87	MG	1	4444	1/1	0.70	0.73	34.72	41,41,41,41	1
87	MG	1	3820	1/1	0.81	0.51	34.09	44,44,44,44	0
87	MG	6	2099	1/1	0.97	0.54	33.74	43,43,43,43	0
87	MG	N8	203	1/1	0.96	0.62	33.27	33,33,33,33	0
87	MG	5	4277	1/1	0.97	0.52	32.72	35,35,35,35	1
87	MG	6	2150	1/1	0.81	0.50	32.49	59,59,59,59	0
87	MG	1	4496	1/1	0.94	0.79	32.04	56,56,56,56	1

Continued on next page...

Continued from previous page...

Mol	Type	Chain	Res	Atoms	RSCC	RSR	LLDF	B-factors(\AA^2)	Q<0.9
87	MG	1	4307	1/1	0.90	0.74	31.75	58,58,58,58	1
87	MG	1	3965	1/1	0.94	0.48	31.53	31,31,31,31	0
87	MG	6	2311	1/1	0.83	0.91	31.49	60,60,60,60	1
86	OHX	5	3676	7/7	0.90	0.41	31.11	42,42,42,42	7
87	MG	5	4286	1/1	0.92	0.62	30.97	34,34,34,34	1
86	OHX	5	3782	7/7	0.83	0.58	30.65	45,45,45,45	7
87	MG	1	3887	1/1	0.94	0.62	30.51	31,31,31,31	0
87	MG	5	4448	1/1	0.76	0.61	30.22	42,42,42,42	1
87	MG	5	3934	1/1	0.94	0.62	30.16	35,35,35,35	0
87	MG	5	3938	1/1	0.97	0.69	30.16	28,28,28,28	0
87	MG	5	3999	1/1	0.91	0.78	30.12	32,32,32,32	0
87	MG	17	306	1/1	0.84	1.64	29.85	37,37,37,37	1
87	MG	M6	201	1/1	0.89	0.79	29.40	40,40,40,40	1
87	MG	5	3925	1/1	0.68	0.48	29.15	43,43,43,43	1
87	MG	5	4241	1/1	0.96	0.40	28.24	38,38,38,38	1
87	MG	1	4094	1/1	0.92	0.52	28.12	48,48,48,48	0
87	MG	5	4477	1/1	0.97	1.27	28.06	38,38,38,38	1
87	MG	5	3950	1/1	0.97	0.60	27.78	36,36,36,36	0
87	MG	1	4022	1/1	0.96	0.77	27.75	22,22,22,22	0
87	MG	1	3975	1/1	0.93	0.54	27.74	41,41,41,41	0
87	MG	5	4167	1/1	0.91	0.76	27.69	39,39,39,39	0
87	MG	5	3940	1/1	0.98	0.70	27.67	34,34,34,34	0
87	MG	1	4379	1/1	0.98	0.49	27.66	33,33,33,33	0
87	MG	1	3874	1/1	0.95	0.68	27.29	31,31,31,31	0
87	MG	1	3951	1/1	0.84	0.76	27.16	35,35,35,35	0
87	MG	5	3945	1/1	0.95	0.43	27.13	41,41,41,41	0
87	MG	5	3919	1/1	0.96	0.65	27.07	44,44,44,44	0
87	MG	5	3989	1/1	0.91	0.51	27.02	32,32,32,32	0
87	MG	1	3946	1/1	0.93	0.61	26.96	39,39,39,39	0
87	MG	6	2180	1/1	0.96	0.41	26.85	52,52,52,52	0
87	MG	5	4306	1/1	0.96	0.73	26.66	35,35,35,35	1
87	MG	5	4482	1/1	0.85	0.41	26.55	45,45,45,45	1
87	MG	1	4010	1/1	0.89	0.56	26.50	41,41,41,41	0
87	MG	1	3914	1/1	0.96	0.44	26.34	34,34,34,34	0
87	MG	6	2296	1/1	0.95	0.71	25.89	54,54,54,54	1
87	MG	5	3830	1/1	0.89	0.33	25.67	31,31,31,31	0
87	MG	1	4511	1/1	0.90	0.53	25.53	52,52,52,52	0
87	MG	1	3950	1/1	0.98	0.48	25.26	31,31,31,31	0
87	MG	5	3837	1/1	0.99	0.66	25.12	33,33,33,33	0
87	MG	5	4013	1/1	0.95	0.53	25.06	39,39,39,39	0
87	MG	1	4139	1/1	0.91	0.60	24.51	44,44,44,44	0

Continued on next page...

Continued from previous page...

Mol	Type	Chain	Res	Atoms	RSCC	RSR	LLDF	B-factors(\AA^2)	Q<0.9
86	OHX	5	3688	7/7	0.95	0.53	24.36	37,37,37,37	7
87	MG	n3	203	1/1	0.98	0.46	24.25	29,29,29,29	0
87	MG	1	4019	1/1	0.99	0.72	24.25	27,27,27,27	0
87	MG	5	3992	1/1	0.96	0.62	24.03	33,33,33,33	0
87	MG	1	3989	1/1	0.93	0.65	24.02	37,37,37,37	0
87	MG	5	4342	1/1	0.87	0.64	23.50	34,34,34,34	0
87	MG	1	4412	1/1	0.95	0.49	23.37	32,32,32,32	1
87	MG	O3	202	1/1	0.93	0.87	23.29	38,38,38,38	1
87	MG	1	4082	1/1	0.90	0.49	23.24	52,52,52,52	1
87	MG	5	4343	1/1	0.96	0.96	23.23	53,53,53,53	1
87	MG	6	2308	1/1	0.90	0.68	23.13	51,51,51,51	1
87	MG	1	3941	1/1	0.98	0.50	23.10	36,36,36,36	0
87	MG	1	4266	1/1	0.94	0.62	23.07	33,33,33,33	0
87	MG	5	4017	1/1	0.96	0.65	22.92	33,33,33,33	0
87	MG	5	4210	1/1	0.97	0.56	22.91	35,35,35,35	1
87	MG	2	2109	1/1	0.93	0.68	22.73	73,73,73,73	0
87	MG	5	4478	1/1	0.95	0.45	22.47	33,33,33,33	0
87	MG	5	4415	1/1	0.84	0.50	22.46	33,33,33,33	1
87	MG	2	2128	1/1	0.94	0.47	22.43	60,60,60,60	0
87	MG	5	4279	1/1	0.94	0.57	22.16	36,36,36,36	1
87	MG	l3	414	1/1	0.83	0.58	21.94	32,32,32,32	1
87	MG	1	3940	1/1	0.96	0.65	21.80	38,38,38,38	0
87	MG	5	4360	1/1	0.68	0.43	21.43	50,50,50,50	0
87	MG	1	4041	1/1	0.93	0.43	21.42	33,33,33,33	0
87	MG	5	4396	1/1	0.94	0.46	21.41	52,52,52,52	1
87	MG	1	3921	1/1	0.96	0.48	21.33	37,37,37,37	0
87	MG	6	2126	1/1	0.96	0.46	21.20	43,43,43,43	0
87	MG	2	2194	1/1	0.69	0.60	21.17	72,72,72,72	0
87	MG	5	3946	1/1	0.97	0.57	21.03	33,33,33,33	0
87	MG	5	4156	1/1	0.77	0.63	20.83	41,41,41,41	0
87	MG	1	4395	1/1	0.87	0.66	20.72	34,34,34,34	1
87	MG	1	4350	1/1	0.73	0.45	20.71	40,40,40,40	1
87	MG	5	3972	1/1	0.96	0.62	20.71	31,31,31,31	0
87	MG	1	3997	1/1	0.90	0.57	20.67	43,43,43,43	0
87	MG	1	4198	1/1	0.93	0.52	20.61	47,47,47,47	0
87	MG	1	4469	1/1	0.71	0.36	20.57	55,55,55,55	0
87	MG	1	4220	1/1	0.87	0.55	20.40	39,39,39,39	0
87	MG	1	3942	1/1	0.98	0.60	20.30	32,32,32,32	0
87	MG	m6	201	1/1	0.89	1.03	20.10	38,38,38,38	1
87	MG	5	4533	1/1	0.98	0.60	19.93	36,36,36,36	1
87	MG	5	4006	1/1	0.96	0.60	19.85	37,37,37,37	0

Continued on next page...

Continued from previous page...

Mol	Type	Chain	Res	Atoms	RSCC	RSR	LLDF	B-factors(\AA^2)	Q<0.9
87	MG	2	2099	1/1	0.90	0.48	19.85	63,63,63,63	0
87	MG	5	4037	1/1	0.93	0.49	19.67	35,35,35,35	0
86	OHX	1	3771	7/7	0.96	0.52	19.52	52,52,52,52	7
87	MG	1	4346	1/1	0.75	0.72	19.51	48,48,48,48	1
87	MG	5	3991	1/1	0.98	0.50	19.48	34,34,34,34	0
87	MG	5	4029	1/1	0.98	0.55	19.07	26,26,26,26	0
87	MG	5	4208	1/1	0.90	0.49	18.90	32,32,32,32	0
87	MG	1	3994	1/1	0.93	0.41	18.87	56,56,56,56	0
87	MG	M5	305	1/1	0.68	2.52	18.70	69,69,69,69	0
87	MG	1	3998	1/1	0.97	0.55	18.66	27,27,27,27	0
87	MG	m7	209	1/1	0.94	0.80	18.65	42,42,42,42	1
87	MG	5	3952	1/1	0.92	0.53	18.49	34,34,34,34	0
87	MG	5	4467	1/1	0.92	0.38	18.47	37,37,37,37	0
87	MG	1	3867	1/1	0.87	0.55	18.40	42,42,42,42	0
87	MG	5	4235	1/1	0.90	0.50	18.30	38,38,38,38	0
87	MG	1	4447	1/1	0.96	0.35	18.19	44,44,44,44	0
87	MG	1	4478	1/1	0.98	1.01	18.06	47,47,47,47	1
87	MG	6	2125	1/1	0.94	0.50	18.03	40,40,40,40	0
86	OHX	5	3767	7/7	0.84	0.53	18.01	39,39,39,39	7
87	MG	1	4203	1/1	0.92	0.93	17.84	42,42,42,42	1
87	MG	1	4396	1/1	0.98	0.58	17.77	45,45,45,45	1
86	OHX	5	3730	7/7	0.87	0.40	17.67	42,42,42,42	7
86	OHX	5	3785	7/7	0.82	0.37	17.65	53,53,53,53	7
87	MG	5	4515	1/1	0.95	0.55	17.63	34,34,34,34	0
87	MG	2	2112	1/1	0.96	0.59	17.62	69,69,69,69	0
87	MG	6	2118	1/1	0.94	0.37	17.46	38,38,38,38	0
87	MG	5	4005	1/1	0.95	0.48	17.43	30,30,30,30	0
86	OHX	1	3695	7/7	0.92	0.48	17.29	56,56,56,56	7
86	OHX	5	3515	7/7	0.98	0.34	17.26	40,40,40,40	7
87	MG	1	3952	1/1	0.94	0.51	17.11	48,48,48,48	0
87	MG	1	3963	1/1	0.94	0.44	17.09	31,31,31,31	0
87	MG	5	3986	1/1	0.94	0.40	17.04	35,35,35,35	0
86	OHX	5	3797	7/7	0.86	0.49	16.80	42,42,42,42	7
86	OHX	6	2052	7/7	0.80	0.47	16.59	127,127,127,127	7
87	MG	5	4001	1/1	0.95	0.59	16.44	36,36,36,36	0
87	MG	1	4151	1/1	0.90	0.40	16.36	50,50,50,50	0
87	MG	2	2158	1/1	0.89	0.40	16.26	68,68,68,68	0
87	MG	m7	207	1/1	0.98	0.52	16.18	41,41,41,41	1
87	MG	5	4096	1/1	0.95	0.40	16.17	34,34,34,34	0
87	MG	1	3967	1/1	0.94	0.49	16.17	40,40,40,40	0
86	OHX	5	3741	7/7	0.90	0.52	16.15	53,53,53,53	7

Continued on next page...

Continued from previous page...

Mol	Type	Chain	Res	Atoms	RSCC	RSR	LLDF	B-factors(\AA^2)	Q<0.9
87	MG	5	4048	1/1	0.78	0.37	16.00	34,34,34,34	0
87	MG	5	4571	1/1	0.94	0.64	15.98	34,34,34,34	1
87	MG	5	4021	1/1	0.89	0.63	15.90	36,36,36,36	0
87	MG	5	4111	1/1	0.96	0.57	15.88	36,36,36,36	0
87	MG	n0	202	1/1	0.95	0.93	15.77	38,38,38,38	1
87	MG	5	3825	1/1	0.81	0.32	15.71	48,48,48,48	0
87	MG	5	3824	1/1	0.91	0.44	15.63	39,39,39,39	0
87	MG	1	4392	1/1	0.94	1.03	15.53	37,37,37,37	1
87	MG	d3	202	1/1	0.93	1.91	15.50	49,49,49,49	1
87	MG	N8	205	1/1	0.94	0.57	15.47	31,31,31,31	1
87	MG	O2	203	1/1	0.68	0.86	15.40	44,44,44,44	1
87	MG	5	4297	1/1	0.95	0.66	15.22	33,33,33,33	1
87	MG	4	223	1/1	0.90	0.50	15.19	32,32,32,32	0
87	MG	5	4022	1/1	0.98	0.52	15.15	31,31,31,31	0
87	MG	5	3823	1/1	0.98	0.36	15.08	33,33,33,33	0
87	MG	5	3829	1/1	0.96	0.47	14.78	39,39,39,39	0
87	MG	5	3841	1/1	0.95	0.39	14.78	43,43,43,43	0
87	MG	1	4173	1/1	0.84	0.46	14.76	52,52,52,52	0
87	MG	1	4431	1/1	0.99	0.45	14.71	42,42,42,42	1
87	MG	1	4211	1/1	0.68	0.48	14.70	58,58,58,58	0
87	MG	5	4176	1/1	0.81	0.42	14.67	45,45,45,45	0
87	MG	1	3992	1/1	0.97	0.50	14.66	27,27,27,27	0
86	OHX	5	3612	7/7	0.93	0.42	14.64	39,39,39,39	7
87	MG	5	4502	1/1	0.97	0.42	14.60	42,42,42,42	1
87	MG	5	3954	1/1	0.95	0.41	14.50	40,40,40,40	0
87	MG	5	4538	1/1	0.98	0.80	14.43	48,48,48,48	1
87	MG	1	3884	1/1	0.69	0.44	14.39	50,50,50,50	0
87	MG	1	4313	1/1	0.95	0.44	14.39	41,41,41,41	1
86	OHX	1	3729	7/7	0.91	0.39	14.27	57,57,57,57	7
87	MG	5	4189	1/1	0.96	0.41	14.24	35,35,35,35	1
87	MG	L4	408	1/1	0.94	0.66	14.23	34,34,34,34	1
87	MG	n1	202	1/1	0.98	0.98	14.19	40,40,40,40	1
87	MG	1	4461	1/1	0.87	1.07	14.19	54,54,54,54	1
87	MG	6	2328	1/1	0.95	1.14	14.14	54,54,54,54	1
87	MG	5	3848	1/1	0.95	0.44	14.13	33,33,33,33	0
86	OHX	6	1981	7/7	0.97	0.42	14.06	45,45,45,45	7
87	MG	5	4150	1/1	0.77	0.39	13.99	41,41,41,41	1
87	MG	5	3849	1/1	0.99	0.44	13.97	34,34,34,34	0
87	MG	N3	201	1/1	0.98	0.59	13.97	39,39,39,39	0
87	MG	5	4461	1/1	0.96	0.87	13.91	45,45,45,45	1
87	MG	1	4383	1/1	0.96	0.53	13.85	33,33,33,33	1

Continued on next page...

Continued from previous page...

Mol	Type	Chain	Res	Atoms	RSCC	RSR	LLDF	B-factors(\AA^2)	Q<0.9
87	MG	1	4432	1/1	0.79	1.19	13.79	47,47,47,47	1
86	OHX	6	1959	7/7	0.95	0.35	13.77	57,57,57,57	7
87	MG	5	3996	1/1	0.95	0.54	13.70	31,31,31,31	0
87	MG	O2	202	1/1	0.84	0.41	13.70	32,32,32,32	0
87	MG	5	4002	1/1	0.98	0.44	13.69	37,37,37,37	0
87	MG	5	4276	1/1	0.93	0.45	13.65	33,33,33,33	1
86	OHX	5	3549	7/7	0.95	0.50	13.60	55,55,55,55	7
87	MG	M6	203	1/1	0.95	0.87	13.42	40,40,40,40	1
86	OHX	4	214	7/7	0.94	0.41	13.40	46,46,46,46	7
87	MG	n0	205	1/1	0.98	0.85	13.37	41,41,41,41	1
87	MG	6	2318	1/1	0.97	0.38	13.36	54,54,54,54	0
87	MG	6	2232	1/1	0.79	0.54	13.32	53,53,53,53	0
86	OHX	2	1985	7/7	0.98	0.35	13.29	59,59,59,59	7
87	MG	1	4315	1/1	0.98	0.46	13.26	35,35,35,35	1
86	OHX	1	3802	7/7	0.89	0.42	13.18	63,63,63,63	7
87	MG	1	4242	1/1	0.97	0.38	13.12	37,37,37,37	0
87	MG	5	4498	1/1	0.97	0.53	13.04	45,45,45,45	1
87	MG	5	4289	1/1	0.82	0.43	12.96	57,57,57,57	1
87	MG	1	4376	1/1	0.98	0.64	12.95	34,34,34,34	1
87	MG	L2	303	1/1	0.90	0.69	12.93	53,53,53,53	0
87	MG	5	4347	1/1	0.74	0.73	12.92	60,60,60,60	0
86	OHX	5	3542	7/7	0.92	0.35	12.91	84,84,84,84	7
87	MG	1	4135	1/1	0.91	0.38	12.90	41,41,41,41	0
86	OHX	5	3722	7/7	0.94	0.28	12.84	76,76,76,76	7
87	MG	M8	202	1/1	0.95	1.44	12.76	39,39,39,39	1
87	MG	7	227	1/1	0.92	1.31	12.70	50,50,50,50	1
86	OHX	5	3685	7/7	0.93	0.26	12.68	88,88,88,88	7
87	MG	5	4263	1/1	0.92	0.79	12.66	32,32,32,32	1
87	MG	5	4439	1/1	0.82	0.33	12.53	40,40,40,40	0
87	MG	1	3977	1/1	0.99	0.44	12.51	41,41,41,41	0
87	MG	5	4097	1/1	0.95	0.43	12.42	40,40,40,40	0
86	OHX	5	3674	7/7	0.94	0.40	12.37	39,39,39,39	7
87	MG	1	3932	1/1	0.96	0.49	12.27	28,28,28,28	0
87	MG	5	4284	1/1	0.97	0.30	12.23	44,44,44,44	1
87	MG	5	3891	1/1	0.97	0.53	12.22	39,39,39,39	0
87	MG	1	3886	1/1	0.92	0.34	12.22	39,39,39,39	0
87	MG	5	4200	1/1	0.94	0.52	12.20	43,43,43,43	1
87	MG	1	4160	1/1	0.94	0.44	12.20	46,46,46,46	0
86	OHX	1	3730	7/7	0.91	0.29	12.19	59,59,59,59	7
86	OHX	1	3774	7/7	0.79	0.39	12.18	53,53,53,53	7
86	OHX	6	2060	7/7	0.82	0.42	12.15	58,58,58,58	7

Continued on next page...

Continued from previous page...

Mol	Type	Chain	Res	Atoms	RSCC	RSR	LLDF	B-factors(\AA^2)	Q<0.9
86	OHX	6	1993	7/7	0.80	0.34	12.14	78,78,78,78	7
87	MG	5	3977	1/1	0.92	0.56	12.14	55,55,55,55	0
86	OHX	5	3465	7/7	0.98	0.38	12.08	40,40,40,40	7
87	MG	1	4007	1/1	0.95	0.49	12.08	46,46,46,46	0
86	OHX	5	3756	7/7	0.79	0.36	12.07	42,42,42,42	7
87	MG	15	307	1/1	0.92	0.78	12.05	46,46,46,46	1
86	OHX	2	2029	7/7	0.89	0.33	12.01	95,95,95,95	7
86	OHX	1	3702	7/7	0.95	0.38	11.99	42,42,42,42	7
86	OHX	5	3681	7/7	0.93	0.45	11.94	80,80,80,80	7
87	MG	5	4491	1/1	0.98	0.61	11.90	35,35,35,35	1
87	MG	2	2151	1/1	0.93	0.52	11.88	58,58,58,58	0
87	MG	5	3835	1/1	0.83	0.46	11.84	37,37,37,37	0
87	MG	N0	201	1/1	0.97	1.23	11.80	49,49,49,49	1
87	MG	1	4020	1/1	0.96	0.49	11.79	32,32,32,32	0
87	MG	5	4030	1/1	0.94	0.48	11.78	34,34,34,34	0
86	OHX	5	3594	7/7	0.96	0.35	11.74	42,42,42,42	7
87	MG	6	2159	1/1	0.92	0.53	11.73	45,45,45,45	0
87	MG	1	3976	1/1	0.92	0.45	11.72	44,44,44,44	0
86	OHX	6	2068	7/7	0.86	0.37	11.65	83,83,83,83	7
87	MG	1	4134	1/1	0.40	1.23	11.63	49,49,49,49	1
87	MG	5	3980	1/1	0.90	0.45	11.61	58,58,58,58	0
86	OHX	6	2003	7/7	0.93	0.35	11.55	61,61,61,61	7
86	OHX	6	2036	7/7	0.75	0.40	11.46	48,48,48,48	7
87	MG	1	4025	1/1	0.97	0.45	11.46	39,39,39,39	0
87	MG	1	4210	1/1	0.98	0.54	11.37	47,47,47,47	0
87	MG	6	2221	1/1	0.91	0.31	11.35	53,53,53,53	1
87	MG	1	3929	1/1	0.94	0.56	11.31	40,40,40,40	0
86	OHX	5	3753	7/7	0.95	0.28	11.25	49,49,49,49	7
87	MG	M6	202	1/1	0.99	0.78	11.23	41,41,41,41	1
86	OHX	1	3737	7/7	0.80	0.38	11.22	42,42,42,42	7
87	MG	1	4250	1/1	0.96	0.44	11.16	53,53,53,53	1
86	OHX	6	1985	7/7	0.95	0.24	11.09	90,90,90,90	7
87	MG	o4	201	1/1	0.94	1.40	11.04	70,70,70,70	1
86	OHX	5	3633	7/7	0.93	0.40	11.01	43,43,43,43	7
86	OHX	1	3656	7/7	0.95	0.36	10.98	69,69,69,69	7
87	MG	M6	204	1/1	0.67	0.51	10.89	39,39,39,39	1
87	MG	5	4370	1/1	0.96	1.03	10.81	47,47,47,47	1
87	MG	n9	103	1/1	0.98	0.83	10.81	40,40,40,40	1
87	MG	5	4026	1/1	0.97	0.50	10.79	37,37,37,37	0
87	MG	1	4174	1/1	0.96	0.35	10.78	35,35,35,35	0
87	MG	1	4393	1/1	0.87	0.24	10.75	49,49,49,49	0

Continued on next page...

Continued from previous page...

Mol	Type	Chain	Res	Atoms	RSCC	RSR	LLDF	B-factors(\AA^2)	Q<0.9
87	MG	5	4403	1/1	0.98	0.35	10.73	40,40,40,40	1
86	OHX	6	2018	7/7	0.95	0.40	10.67	54,54,54,54	7
86	OHX	5	3745	7/7	0.90	0.47	10.65	37,37,37,37	7
87	MG	O3	203	1/1	0.87	0.60	10.63	47,47,47,47	1
87	MG	l5	308	1/1	0.96	1.26	10.62	49,49,49,49	1
87	MG	M0	308	1/1	0.98	0.80	10.60	44,44,44,44	1
87	MG	1	3822	1/1	0.90	0.38	10.60	34,34,34,34	0
87	MG	1	3924	1/1	0.95	0.51	10.57	36,36,36,36	0
87	MG	2	2206	1/1	0.93	0.27	10.51	58,58,58,58	0
87	MG	5	4247	1/1	0.95	0.48	10.50	37,37,37,37	0
86	OHX	5	3509	7/7	0.95	0.23	10.48	66,66,66,66	7
87	MG	5	4452	1/1	0.88	1.04	10.48	38,38,38,38	1
87	MG	m7	206	1/1	0.77	0.48	10.47	35,35,35,35	0
87	MG	5	4348	1/1	0.86	1.51	10.47	46,46,46,46	1
87	MG	1	4208	1/1	0.93	0.79	10.37	47,47,47,47	1
86	OHX	o9	101	7/7	0.87	0.45	10.36	52,52,52,52	7
87	MG	5	4384	1/1	0.97	0.38	10.32	34,34,34,34	1
87	MG	5	4362	1/1	0.92	0.50	10.28	49,49,49,49	1
87	MG	1	4200	1/1	0.78	0.39	10.23	51,51,51,51	0
87	MG	l3	411	1/1	0.93	0.51	10.21	33,33,33,33	1
87	MG	5	4344	1/1	0.90	0.46	10.17	35,35,35,35	1
87	MG	1	4507	1/1	0.95	0.68	10.14	36,36,36,36	1
87	MG	6	2127	1/1	0.95	0.33	10.13	45,45,45,45	0
87	MG	l2	304	1/1	0.97	0.72	10.10	44,44,44,44	1
87	MG	2	2157	1/1	0.91	0.37	10.10	103,103,103,103	0
87	MG	1	4437	1/1	0.94	0.47	10.04	39,39,39,39	1
87	MG	5	3822	1/1	0.87	0.32	10.04	48,48,48,48	0
87	MG	5	4142	1/1	0.80	0.33	10.03	40,40,40,40	0
87	MG	O5	202	1/1	0.97	0.76	10.01	54,54,54,54	1
87	MG	1	3889	1/1	0.99	0.35	10.00	37,37,37,37	0
87	MG	6	2251	1/1	0.85	0.42	9.93	74,74,74,74	0
87	MG	1	4385	1/1	0.96	0.37	9.92	32,32,32,32	1
86	OHX	5	3658	7/7	0.82	0.48	9.85	51,51,51,51	7
87	MG	1	3824	1/1	0.95	0.32	9.84	55,55,55,55	0
87	MG	1	3908	1/1	0.97	0.41	9.82	43,43,43,43	0
86	OHX	2	2088	7/7	0.98	0.26	9.80	94,94,94,94	7
87	MG	5	3899	1/1	0.97	0.38	9.80	32,32,32,32	0
87	MG	1	4268	1/1	0.96	0.42	9.78	32,32,32,32	0
86	OHX	5	3529	7/7	0.98	0.26	9.73	51,51,51,51	7
87	MG	1	4317	1/1	0.94	0.84	9.71	38,38,38,38	1
87	MG	1	3966	1/1	0.95	0.40	9.70	41,41,41,41	0

Continued on next page...

Continued from previous page...

Mol	Type	Chain	Res	Atoms	RSCC	RSR	LLDF	B-factors(\AA^2)	Q<0.9
87	MG	l3	406	1/1	0.96	0.55	9.69	31,31,31,31	1
86	OHX	4	212	7/7	0.91	0.34	9.69	42,42,42,42	7
87	MG	7	239	1/1	0.96	0.80	9.69	50,50,50,50	1
86	OHX	5	3703	7/7	0.76	0.31	9.64	86,86,86,86	7
87	MG	Q0	202	1/1	0.79	0.90	9.63	54,54,54,54	0
87	MG	o7	504	1/1	0.96	0.48	9.55	37,37,37,37	1
86	OHX	5	3602	7/7	0.97	0.30	9.47	86,86,86,86	7
86	OHX	5	3716	7/7	0.98	0.31	9.45	60,60,60,60	7
87	MG	l7	303	1/1	0.94	0.26	9.44	34,34,34,34	1
87	MG	N1	201	1/1	0.96	0.52	9.44	42,42,42,42	1
87	MG	1	4411	1/1	0.95	0.38	9.43	42,42,42,42	1
87	MG	5	4501	1/1	0.94	0.41	9.42	33,33,33,33	1
87	MG	1	4091	1/1	0.97	0.38	9.41	39,39,39,39	0
86	OHX	1	3598	7/7	0.97	0.31	9.41	100,100,100,100	7
87	MG	6	2229	1/1	0.81	0.38	9.41	45,45,45,45	0
87	MG	1	4341	1/1	0.94	0.70	9.38	38,38,38,38	1
87	MG	5	3859	1/1	0.94	0.42	9.36	32,32,32,32	0
86	OHX	1	3739	7/7	0.83	0.44	9.35	52,52,52,52	7
87	MG	N8	207	1/1	0.97	1.16	9.32	39,39,39,39	1
87	MG	5	4361	1/1	0.89	0.70	9.29	37,37,37,37	1
87	MG	6	2211	1/1	0.91	0.38	9.27	50,50,50,50	0
87	MG	m7	204	1/1	0.89	0.58	9.24	40,40,40,40	1
86	OHX	2	2069	7/7	0.96	0.25	9.19	78,78,78,78	7
87	MG	q2	503	1/1	0.95	0.74	9.17	42,42,42,42	1
87	MG	5	4550	1/1	0.84	0.98	9.17	49,49,49,49	1
87	MG	5	3997	1/1	0.99	0.32	9.16	31,31,31,31	0
87	MG	M3	203	1/1	0.97	0.69	9.14	46,46,46,46	1
87	MG	6	2239	1/1	0.89	0.29	9.14	56,56,56,56	1
86	OHX	1	3443	7/7	0.99	0.26	9.09	61,61,61,61	7
87	MG	m6	202	1/1	0.88	0.65	9.03	36,36,36,36	1
87	MG	1	3982	1/1	0.99	0.36	9.01	31,31,31,31	0
87	MG	l7	301	1/1	0.23	0.74	9.01	36,36,36,36	1
87	MG	1	4505	1/1	0.86	0.48	8.95	51,51,51,51	0
87	MG	5	3882	1/1	0.92	0.41	8.91	37,37,37,37	0
86	OHX	5	3808	7/7	0.92	0.34	8.90	83,83,83,83	7
87	MG	l3	413	1/1	0.95	0.72	8.87	32,32,32,32	1
86	OHX	6	2015	7/7	0.96	0.32	8.81	65,65,65,65	7
87	MG	O1	203	1/1	0.83	1.06	8.78	57,57,57,57	0
87	MG	m7	202	1/1	0.84	0.53	8.78	36,36,36,36	0
87	MG	5	4027	1/1	0.88	0.42	8.77	41,41,41,41	0
86	OHX	1	3635	7/7	0.95	0.33	8.77	45,45,45,45	7

Continued on next page...

Continued from previous page...

Mol	Type	Chain	Res	Atoms	RSCC	RSR	LLDF	B-factors(\AA^2)	Q<0.9
86	OHX	5	3610	7/7	0.96	0.50	8.71	60,60,60,60	7
86	OHX	1	3583	7/7	0.96	0.34	8.69	54,54,54,54	7
87	MG	1	4215	1/1	0.80	0.34	8.67	37,37,37,37	0
87	MG	5	4127	1/1	0.93	0.52	8.64	44,44,44,44	1
87	MG	5	4429	1/1	0.97	0.30	8.64	37,37,37,37	1
87	MG	N0	202	1/1	0.66	0.74	8.64	51,51,51,51	1
86	OHX	6	2082	7/7	0.97	0.27	8.63	54,54,54,54	7
87	MG	8	222	1/1	0.94	0.37	8.63	41,41,41,41	0
87	MG	5	4504	1/1	0.97	0.67	8.60	39,39,39,39	1
87	MG	5	4290	1/1	0.86	0.42	8.60	72,72,72,72	0
87	MG	C1	201	1/1	0.99	1.02	8.59	69,69,69,69	0
86	OHX	5	3491	7/7	0.98	0.32	8.58	51,51,51,51	7
87	MG	N8	202	1/1	0.90	1.02	8.55	37,37,37,37	0
87	MG	M3	202	1/1	1.00	0.53	8.53	49,49,49,49	1
86	OHX	6	2028	7/7	0.82	0.38	8.50	58,58,58,58	7
87	MG	5	3928	1/1	0.99	0.29	8.41	38,38,38,38	0
86	OHX	1	3790	7/7	0.89	0.32	8.41	69,69,69,69	7
86	OHX	2	2080	7/7	0.86	0.32	8.41	66,66,66,66	7
86	OHX	5	3749	7/7	0.95	0.37	8.38	39,39,39,39	7
87	MG	S8	302	1/1	0.86	1.01	8.37	69,69,69,69	1
87	MG	O7	107	1/1	0.94	0.60	8.35	42,42,42,42	1
87	MG	5	4040	1/1	0.92	0.32	8.33	35,35,35,35	0
87	MG	5	3876	1/1	0.96	0.36	8.32	33,33,33,33	0
86	OHX	2	1933	7/7	0.96	0.28	8.32	71,71,71,71	7
87	MG	5	4453	1/1	0.99	0.44	8.30	33,33,33,33	1
86	OHX	5	3543	7/7	0.97	0.37	8.23	60,60,60,60	7
87	MG	1	3934	1/1	0.96	0.36	8.22	40,40,40,40	0
87	MG	1	4116	1/1	0.92	0.37	8.20	36,36,36,36	0
87	MG	1	4012	1/1	0.93	0.41	8.14	35,35,35,35	0
87	MG	l7	302	1/1	0.96	0.61	8.12	35,35,35,35	1
87	MG	2	2144	1/1	0.90	0.31	8.09	66,66,66,66	0
87	MG	5	4159	1/1	0.94	0.36	8.09	37,37,37,37	0
87	MG	N9	102	1/1	0.89	0.32	8.08	38,38,38,38	0
86	OHX	1	3748	7/7	0.96	0.24	8.06	89,89,89,89	7
86	OHX	6	2054	7/7	0.91	0.28	8.04	65,65,65,65	7
87	MG	5	3956	1/1	0.85	0.35	8.02	47,47,47,47	0
86	OHX	5	3487	7/7	0.98	0.34	7.99	48,48,48,48	7
86	OHX	1	3661	7/7	0.95	0.34	7.99	45,45,45,45	7
87	MG	1	4060	1/1	0.86	0.32	7.99	44,44,44,44	0
87	MG	1	3999	1/1	0.97	0.50	7.98	32,32,32,32	0
87	MG	5	4409	1/1	0.97	0.33	7.95	39,39,39,39	0

Continued on next page...

Continued from previous page...

Mol	Type	Chain	Res	Atoms	RSCC	RSR	LLDF	B-factors(\AA^2)	Q<0.9
87	MG	5	4459	1/1	0.91	0.34	7.94	36,36,36,36	1
86	OHX	5	3680	7/7	0.97	0.34	7.92	38,38,38,38	7
87	MG	5	3898	1/1	0.96	0.37	7.92	39,39,39,39	0
87	MG	1	3983	1/1	0.98	0.36	7.88	40,40,40,40	0
87	MG	6	2185	1/1	0.98	0.31	7.86	44,44,44,44	0
87	MG	M8	204	1/1	0.98	0.73	7.84	46,46,46,46	1
87	MG	M7	204	1/1	0.86	0.51	7.79	40,40,40,40	0
86	OHX	2	2030	7/7	0.78	0.43	7.78	112,112,112,112	7
86	OHX	5	3608	7/7	0.96	0.35	7.78	44,44,44,44	7
86	OHX	2	2055	7/7	0.88	0.35	7.75	72,72,72,72	7
86	OHX	5	3653	7/7	0.97	0.28	7.74	64,64,64,64	7
87	MG	5	4275	1/1	0.88	0.46	7.69	36,36,36,36	1
87	MG	2	2199	1/1	0.96	0.36	7.69	81,81,81,81	0
86	OHX	1	3505	7/7	0.96	0.29	7.69	50,50,50,50	7
86	OHX	1	3669	7/7	0.96	0.40	7.68	54,54,54,54	7
86	OHX	2	2002	7/7	0.94	0.29	7.67	86,86,86,86	7
87	MG	5	4443	1/1	0.99	0.36	7.67	32,32,32,32	0
86	OHX	5	3568	7/7	0.96	0.32	7.67	53,53,53,53	7
86	OHX	5	3655	7/7	0.90	0.31	7.66	47,47,47,47	7
86	OHX	6	2085	7/7	0.85	0.41	7.61	128,128,128,128	7
86	OHX	5	3579	7/7	0.94	0.26	7.61	55,55,55,55	7
87	MG	5	4487	1/1	0.85	0.35	7.54	37,37,37,37	0
87	MG	1	4397	1/1	0.96	0.40	7.54	38,38,38,38	1
87	MG	m9	202	1/1	0.96	0.69	7.51	54,54,54,54	1
86	OHX	5	3434	7/7	0.98	0.31	7.45	38,38,38,38	7
86	OHX	1	3436	7/7	0.98	0.34	7.42	46,46,46,46	7
87	MG	6	2246	1/1	0.94	0.33	7.40	50,50,50,50	1
86	OHX	5	3649	7/7	0.86	0.37	7.36	41,41,41,41	7
86	OHX	5	3620	7/7	0.95	0.34	7.34	42,42,42,42	7
87	MG	5	4170	1/1	0.86	0.57	7.33	36,36,36,36	1
86	OHX	m0	304	7/7	0.96	0.34	7.33	43,43,43,43	7
87	MG	5	4566	1/1	0.81	0.32	7.31	40,40,40,40	0
87	MG	4	238	1/1	0.72	0.31	7.30	59,59,59,59	0
87	MG	C1	202	1/1	0.94	1.17	7.29	72,72,72,72	1
86	OHX	1	3798	7/7	0.95	0.27	7.28	93,93,93,93	7
87	MG	5	4401	1/1	0.84	0.34	7.27	48,48,48,48	0
87	MG	5	3861	1/1	0.96	0.35	7.27	36,36,36,36	0
87	MG	1	4291	1/1	0.95	0.53	7.27	41,41,41,41	0
86	OHX	1	3546	7/7	0.95	0.27	7.23	52,52,52,52	7
86	OHX	5	3569	7/7	0.97	0.27	7.20	78,78,78,78	7
86	OHX	1	3418	7/7	0.99	0.28	7.20	49,49,49,49	7

Continued on next page...

Continued from previous page...

Mol	Type	Chain	Res	Atoms	RSCC	RSR	LLDF	B-factors(\AA^2)	Q<0.9
86	OHX	1	3545	7/7	0.94	0.25	7.20	91,91,91,91	7
86	OHX	1	3570	7/7	0.97	0.28	7.17	41,41,41,41	7
87	MG	5	4390	1/1	0.94	0.42	7.16	39,39,39,39	1
86	OHX	1	3627	7/7	0.95	0.38	7.16	45,45,45,45	7
87	MG	5	4237	1/1	0.96	0.46	7.12	36,36,36,36	1
86	OHX	1	3745	7/7	0.89	0.25	7.09	72,72,72,72	7
86	OHX	3	203	7/7	0.98	0.26	7.06	56,56,56,56	7
86	OHX	6	1995	7/7	0.97	0.24	7.03	113,113,113,113	7
87	MG	2	2135	1/1	0.48	0.40	7.01	72,72,72,72	0
87	MG	1	3904	1/1	0.96	0.28	6.97	42,42,42,42	0
86	OHX	6	1989	7/7	0.90	0.30	6.91	84,84,84,84	7
86	OHX	2	2009	7/7	0.97	0.33	6.90	70,70,70,70	7
87	MG	1	4391	1/1	0.86	0.54	6.89	37,37,37,37	1
87	MG	1	4009	1/1	0.94	0.61	6.88	48,48,48,48	0
86	OHX	1	3544	7/7	0.98	0.29	6.78	52,52,52,52	7
87	MG	5	4245	1/1	0.79	0.29	6.78	65,65,65,65	0
87	MG	n8	207	1/1	0.98	0.76	6.77	39,39,39,39	1
87	MG	2	2210	1/1	0.85	0.34	6.75	69,69,69,69	0
87	MG	8	231	1/1	0.83	0.54	6.74	50,50,50,50	0
87	MG	M8	203	1/1	0.98	0.76	6.73	41,41,41,41	0
87	MG	2	2139	1/1	0.80	0.44	6.73	70,70,70,70	0
87	MG	4	239	1/1	0.99	0.60	6.72	40,40,40,40	1
87	MG	1	4243	1/1	0.92	0.28	6.70	45,45,45,45	0
87	MG	1	4059	1/1	0.99	0.27	6.70	38,38,38,38	0
87	MG	5	4053	1/1	0.90	0.47	6.70	44,44,44,44	0
87	MG	5	4341	1/1	0.99	0.67	6.68	46,46,46,46	0
87	MG	6	2310	1/1	0.97	0.79	6.68	48,48,48,48	1
86	OHX	5	3600	7/7	0.97	0.28	6.67	57,57,57,57	7
87	MG	L4	406	1/1	0.96	0.67	6.66	38,38,38,38	1
87	MG	6	2209	1/1	0.93	0.29	6.62	46,46,46,46	0
87	MG	5	4191	1/1	0.93	0.38	6.59	44,44,44,44	1
87	MG	l3	410	1/1	0.99	0.58	6.58	31,31,31,31	1
87	MG	5	4427	1/1	0.91	0.52	6.56	39,39,39,39	1
86	OHX	1	3759	7/7	0.88	0.27	6.52	45,45,45,45	7
87	MG	l2	307	1/1	0.96	0.92	6.50	46,46,46,46	1
86	OHX	1	3474	7/7	0.98	0.36	6.49	90,90,90,90	7
87	MG	M5	302	1/1	0.99	0.58	6.47	42,42,42,42	1
87	MG	O1	206	1/1	0.99	0.61	6.45	59,59,59,59	1
86	OHX	1	3728	7/7	0.89	0.32	6.44	37,37,37,37	7
87	MG	1	4366	1/1	0.99	0.41	6.41	42,42,42,42	1
86	OHX	1	3734	7/7	0.97	0.24	6.40	52,52,52,52	7

Continued on next page...

Continued from previous page...

Mol	Type	Chain	Res	Atoms	RSCC	RSR	LLDF	B-factors(\AA^2)	Q<0.9
87	MG	1	4024	1/1	0.99	0.33	6.38	37,37,37,37	0
87	MG	5	4363	1/1	0.94	0.34	6.35	42,42,42,42	0
87	MG	2	2127	1/1	0.95	0.33	6.31	60,60,60,60	0
87	MG	1	4508	1/1	0.82	0.32	6.25	37,37,37,37	1
87	MG	1	4323	1/1	0.95	0.40	6.23	42,42,42,42	1
86	OHX	6	2006	7/7	0.98	0.27	6.23	54,54,54,54	7
87	MG	l3	404	1/1	0.87	0.39	6.19	33,33,33,33	0
86	OHX	1	3530	7/7	0.94	0.24	6.18	67,67,67,67	7
86	OHX	5	3638	7/7	0.95	0.34	6.17	73,73,73,73	7
87	MG	6	2131	1/1	0.94	0.35	6.16	53,53,53,53	0
86	OHX	6	1966	7/7	0.96	0.31	6.16	56,56,56,56	7
86	OHX	1	3671	7/7	0.93	0.32	6.14	85,85,85,85	7
87	MG	5	4520	1/1	0.86	0.39	6.11	43,43,43,43	0
87	MG	M5	303	1/1	0.98	0.73	6.05	41,41,41,41	1
91	PRO	5	3404	7/8	0.82	0.31	6.03	71,71,71,71	0
86	OHX	5	3527	7/7	0.96	0.25	6.02	49,49,49,49	7
87	MG	1	4480	1/1	0.86	0.65	6.00	48,48,48,48	0
87	MG	o2	203	1/1	0.96	0.36	5.99	34,34,34,34	1
86	OHX	5	3453	7/7	0.98	0.30	5.98	79,79,79,79	7
86	OHX	1	3738	7/7	0.93	0.27	5.98	68,68,68,68	7
86	OHX	5	3692	7/7	0.96	0.30	5.96	38,38,38,38	7
86	OHX	1	3652	7/7	0.98	0.32	5.92	58,58,58,58	7
86	OHX	5	3507	7/7	0.99	0.32	5.92	62,62,62,62	7
86	OHX	8	208	7/7	0.96	0.23	5.91	63,63,63,63	7
86	OHX	1	3733	7/7	0.83	0.40	5.89	46,46,46,46	7
86	OHX	1	3716	7/7	0.95	0.35	5.89	61,61,61,61	7
87	MG	1	4212	1/1	0.98	0.31	5.89	41,41,41,41	1
87	MG	n0	201	1/1	0.69	0.31	5.87	49,49,49,49	1
87	MG	5	4075	1/1	0.97	0.29	5.87	36,36,36,36	0
87	MG	5	4316	1/1	0.65	0.36	5.85	74,74,74,74	0
86	OHX	5	3709	7/7	0.83	0.27	5.85	41,41,41,41	7
86	OHX	5	3728	7/7	0.87	0.37	5.83	57,57,57,57	7
86	OHX	6	2019	7/7	0.97	0.28	5.83	55,55,55,55	7
87	MG	5	4154	1/1	0.88	0.28	5.82	44,44,44,44	0
87	MG	5	4372	1/1	0.95	0.39	5.82	38,38,38,38	1
87	MG	m8	1504	1/1	0.96	0.94	5.82	42,42,42,42	1
86	OHX	5	3561	7/7	0.97	0.31	5.78	51,51,51,51	7
86	OHX	5	3587	7/7	0.92	0.30	5.78	53,53,53,53	7
87	MG	6	2248	1/1	0.86	0.36	5.76	53,53,53,53	0
86	OHX	7	205	7/7	0.99	0.22	5.76	68,68,68,68	7
87	MG	5	3844	1/1	0.94	0.25	5.70	36,36,36,36	0

Continued on next page...

Continued from previous page...

Mol	Type	Chain	Res	Atoms	RSCC	RSR	LLDF	B-factors(\AA^2)	Q<0.9
87	MG	1	4362	1/1	0.99	0.27	5.70	42,42,42,42	0
87	MG	1	4140	1/1	0.89	0.35	5.68	39,39,39,39	0
87	MG	5	4115	1/1	0.85	0.36	5.66	35,35,35,35	0
86	OHX	6	2095	7/7	0.85	0.38	5.66	73,73,73,73	7
87	MG	5	3982	1/1	0.83	0.32	5.63	57,57,57,57	0
86	OHX	5	3786	7/7	0.94	0.33	5.63	42,42,42,42	7
86	OHX	2	2089	7/7	0.85	0.28	5.61	121,121,121,121	7
87	MG	5	4405	1/1	0.93	0.79	5.60	70,70,70,70	1
86	OHX	1	3593	7/7	0.97	0.27	5.60	56,56,56,56	7
87	MG	1	3931	1/1	0.95	0.42	5.58	41,41,41,41	0
86	OHX	2	2021	7/7	0.92	0.30	5.57	72,72,72,72	7
86	OHX	5	3735	7/7	0.94	0.26	5.53	62,62,62,62	7
86	OHX	5	3790	7/7	0.84	0.38	5.52	40,40,40,40	7
86	OHX	1	3495	7/7	0.98	0.26	5.52	44,44,44,44	7
86	OHX	5	3724	7/7	0.95	0.28	5.51	58,58,58,58	7
86	OHX	5	3742	7/7	0.86	0.33	5.45	49,49,49,49	7
87	MG	2	2186	1/1	0.94	0.29	5.45	65,65,65,65	0
87	MG	1	4157	1/1	0.84	0.34	5.44	42,42,42,42	0
87	MG	5	3863	1/1	0.94	0.34	5.43	35,35,35,35	0
87	MG	L4	405	1/1	0.98	0.36	5.43	38,38,38,38	1
87	MG	O7	109	1/1	0.97	0.59	5.42	46,46,46,46	1
87	MG	6	2329	1/1	0.69	0.43	5.42	48,48,48,48	0
87	MG	1	3909	1/1	0.99	0.32	5.41	43,43,43,43	0
87	MG	1	3959	1/1	0.86	0.36	5.40	55,55,55,55	0
87	MG	L4	407	1/1	0.97	0.46	5.39	55,55,55,55	1
86	OHX	2	1936	7/7	0.98	0.27	5.33	72,72,72,72	7
86	OHX	6	1929	7/7	0.99	0.29	5.32	53,53,53,53	7
86	OHX	8	210	7/7	0.98	0.31	5.31	49,49,49,49	7
87	MG	6	2316	1/1	0.95	0.31	5.29	60,60,60,60	1
86	OHX	5	3626	7/7	0.96	0.27	5.28	69,69,69,69	7
86	OHX	6	1961	7/7	0.96	0.33	5.28	65,65,65,65	7
87	MG	4	232	1/1	0.73	0.35	5.22	42,42,42,42	0
86	OHX	8	213	7/7	0.87	0.27	5.22	77,77,77,77	7
87	MG	5	4232	1/1	0.96	0.67	5.20	35,35,35,35	1
87	MG	5	4436	1/1	0.89	0.33	5.18	39,39,39,39	0
87	MG	1	3828	1/1	0.97	0.44	5.17	40,40,40,40	0
87	MG	s8	304	1/1	0.62	0.50	5.17	56,56,56,56	0
86	OHX	1	3422	7/7	0.98	0.30	5.16	56,56,56,56	7
86	OHX	2	2063	7/7	0.86	0.33	5.16	81,81,81,81	7
86	OHX	4	218	7/7	0.93	0.27	5.15	51,51,51,51	7
87	MG	1	4451	1/1	0.96	0.55	5.15	58,58,58,58	1

Continued on next page...

Continued from previous page...

Mol	Type	Chain	Res	Atoms	RSCC	RSR	LLDF	B-factors(\AA^2)	Q<0.9
87	MG	L2	302	1/1	0.99	0.62	5.15	46,46,46,46	0
87	MG	m7	208	1/1	0.98	0.57	5.14	40,40,40,40	1
86	OHX	2	2005	7/7	0.95	0.34	5.12	86,86,86,86	7
86	OHX	1	3466	7/7	0.98	0.25	5.11	45,45,45,45	7
86	OHX	6	2088	7/7	0.97	0.27	5.09	71,71,71,71	7
86	OHX	5	3504	7/7	0.98	0.23	5.08	75,75,75,75	7
90	8AN	5	3403	22/23	0.84	0.29	5.07	42,97,101,102	0
86	OHX	1	3502	7/7	0.97	0.26	5.07	63,63,63,63	7
87	MG	1	3830	1/1	0.93	0.41	5.06	40,40,40,40	0
87	MG	1	4378	1/1	0.80	0.39	5.04	41,41,41,41	1
87	MG	n1	203	1/1	0.98	0.45	5.00	37,37,37,37	1
87	MG	6	2110	1/1	0.93	0.26	5.00	82,82,82,82	0
87	MG	5	4236	1/1	0.93	0.30	5.00	42,42,42,42	0
87	MG	6	2313	1/1	0.85	0.27	4.98	71,71,71,71	0
87	MG	5	4365	1/1	0.88	0.33	4.97	45,45,45,45	0
86	OHX	1	3803	7/7	0.93	0.30	4.96	48,48,48,48	7
86	OHX	1	3609	7/7	0.98	0.29	4.94	49,49,49,49	7
87	MG	s8	303	1/1	0.79	0.39	4.93	46,46,46,46	0
87	MG	2	2100	1/1	0.97	0.34	4.93	66,66,66,66	0
86	OHX	1	3760	7/7	0.94	0.34	4.93	52,52,52,52	7
86	OHX	1	3451	7/7	0.96	0.31	4.92	77,77,77,77	7
86	OHX	1	3793	7/7	0.94	0.30	4.91	46,46,46,46	7
87	MG	1	3993	1/1	0.89	0.29	4.89	28,28,28,28	0
87	MG	O1	202	1/1	0.94	0.80	4.88	60,60,60,60	1
86	OHX	2	2085	7/7	0.90	0.32	4.86	93,93,93,93	7
86	OHX	5	3458	7/7	0.99	0.30	4.84	42,42,42,42	7
86	OHX	5	3616	7/7	0.98	0.34	4.84	46,46,46,46	7
86	OHX	5	3672	7/7	0.95	0.27	4.83	71,71,71,71	7
87	MG	1	4340	1/1	0.92	0.35	4.81	49,49,49,49	1
86	OHX	1	3779	7/7	0.97	0.25	4.78	50,50,50,50	7
86	OHX	1	3452	7/7	0.98	0.26	4.77	70,70,70,70	7
87	MG	1	3891	1/1	0.90	0.30	4.75	45,45,45,45	0
86	OHX	5	3452	7/7	0.98	0.30	4.74	70,70,70,70	7
86	OHX	6	1945	7/7	0.98	0.28	4.74	58,58,58,58	7
87	MG	L7	302	1/1	0.89	0.62	4.72	44,44,44,44	0
86	OHX	8	216	7/7	0.88	0.26	4.71	67,67,67,67	7
86	OHX	6	2044	7/7	0.91	0.28	4.71	78,78,78,78	7
86	OHX	3	202	7/7	0.98	0.27	4.70	48,48,48,48	7
86	OHX	4	209	7/7	0.98	0.27	4.67	45,45,45,45	7
87	MG	5	4357	1/1	0.99	0.33	4.66	36,36,36,36	1
86	OHX	5	3798	7/7	0.89	0.30	4.66	73,73,73,73	7

Continued on next page...

Continued from previous page...

Mol	Type	Chain	Res	Atoms	RSCC	RSR	LLDF	B-factors(\AA^2)	Q<0.9
86	OHX	5	3474	7/7	0.97	0.20	4.66	78,78,78,78	7
86	OHX	7	211	7/7	0.97	0.26	4.64	52,52,52,52	7
87	MG	5	4105	1/1	0.99	0.28	4.61	38,38,38,38	0
87	MG	1	4387	1/1	0.99	0.35	4.59	51,51,51,51	1
87	MG	5	4025	1/1	0.96	0.44	4.58	32,32,32,32	0
87	MG	1	3854	1/1	0.94	0.28	4.54	48,48,48,48	0
86	OHX	5	3694	7/7	0.95	0.27	4.54	55,55,55,55	7
86	OHX	1	3547	7/7	0.97	0.34	4.53	56,56,56,56	7
87	MG	7	229	1/1	0.81	0.31	4.50	38,38,38,38	0
87	MG	5	4326	1/1	0.95	0.32	4.48	53,53,53,53	0
86	OHX	5	3555	7/7	0.96	0.27	4.48	60,60,60,60	7
87	MG	L3	406	1/1	0.98	0.40	4.48	39,39,39,39	1
86	OHX	5	3490	7/7	0.98	0.29	4.47	50,50,50,50	7
86	OHX	5	3539	7/7	0.96	0.28	4.47	54,54,54,54	7
87	MG	n8	204	1/1	0.97	0.54	4.46	55,55,55,55	1
86	OHX	2	2032	7/7	0.91	0.26	4.44	82,82,82,82	7
87	MG	1	3911	1/1	0.96	0.33	4.44	40,40,40,40	0
87	MG	5	4483	1/1	0.95	0.26	4.42	34,34,34,34	1
87	MG	1	4050	1/1	0.90	0.40	4.42	35,35,35,35	0
86	OHX	5	3772	7/7	0.82	0.39	4.39	115,115,115,115	7
86	OHX	1	3659	7/7	0.93	0.28	4.37	48,48,48,48	7
87	MG	5	3981	1/1	0.90	0.47	4.36	50,50,50,50	0
87	MG	5	4041	1/1	0.72	0.34	4.36	51,51,51,51	0
86	OHX	5	3557	7/7	0.96	0.24	4.36	49,49,49,49	7
86	OHX	1	3643	7/7	0.98	0.24	4.33	52,52,52,52	7
86	OHX	5	3444	7/7	0.99	0.27	4.32	70,70,70,70	7
87	MG	q1	103	1/1	0.96	0.43	4.32	46,46,46,46	1
86	OHX	7	213	7/7	0.84	0.28	4.28	56,56,56,56	7
86	OHX	1	3633	7/7	0.97	0.26	4.27	79,79,79,79	7
87	MG	1	4061	1/1	0.91	0.31	4.27	32,32,32,32	0
87	MG	5	4000	1/1	0.99	0.32	4.26	34,34,34,34	0
86	OHX	5	3618	7/7	0.98	0.29	4.25	52,52,52,52	7
86	OHX	5	3789	7/7	0.86	0.37	4.24	90,90,90,90	7
87	MG	1	4201	1/1	0.98	0.28	4.23	38,38,38,38	0
86	OHX	1	3486	7/7	0.98	0.24	4.21	65,65,65,65	7
87	MG	n8	201	1/1	0.96	0.37	4.21	33,33,33,33	0
86	OHX	5	3520	7/7	0.98	0.28	4.20	42,42,42,42	7
87	MG	17	305	1/1	0.97	0.45	4.19	40,40,40,40	0
87	MG	1	4017	1/1	0.97	0.40	4.18	35,35,35,35	0
86	OHX	5	3687	7/7	0.96	0.28	4.15	46,46,46,46	7
87	MG	6	2173	1/1	0.93	0.42	4.15	56,56,56,56	0

Continued on next page...

Continued from previous page...

Mol	Type	Chain	Res	Atoms	RSCC	RSR	LLDF	B-factors(\AA^2)	Q<0.9
86	OHX	6	2061	7/7	0.97	0.22	4.13	102,102,102,102	7
87	MG	1	4206	1/1	0.85	0.20	4.13	48,48,48,48	0
87	MG	5	3926	1/1	0.94	0.26	4.12	65,65,65,65	0
86	OHX	6	1953	7/7	0.96	0.20	4.09	137,137,137,137	7
86	OHX	5	3531	7/7	0.95	0.24	4.09	57,57,57,57	7
86	OHX	6	2008	7/7	0.93	0.27	4.08	82,82,82,82	7
86	OHX	5	3417	7/7	0.99	0.20	4.07	63,63,63,63	0
87	MG	5	4118	1/1	0.97	0.40	4.05	32,32,32,32	1
87	MG	5	4047	1/1	0.88	0.47	4.04	40,40,40,40	1
87	MG	4	244	1/1	0.80	0.43	4.04	41,41,41,41	1
86	OHX	6	2096	7/7	0.80	0.29	4.03	78,78,78,78	7
86	OHX	6	2084	7/7	0.98	0.20	4.02	79,79,79,79	7
87	MG	5	4514	1/1	0.98	0.37	4.01	30,30,30,30	1
86	OHX	6	2023	7/7	0.88	0.23	3.99	80,80,80,80	7
87	MG	1	4225	1/1	0.90	0.43	3.98	37,37,37,37	1
87	MG	M7	209	1/1	0.99	0.35	3.98	42,42,42,42	0
87	MG	5	4089	1/1	0.97	0.25	3.96	37,37,37,37	0
87	MG	5	4266	1/1	0.99	0.24	3.96	42,42,42,42	1
86	OHX	1	3531	7/7	0.98	0.24	3.94	49,49,49,49	7
87	MG	l3	407	1/1	0.92	0.40	3.92	38,38,38,38	1
86	OHX	n3	202	7/7	0.89	0.45	3.90	44,44,44,44	7
87	MG	5	3833	1/1	0.98	0.34	3.90	59,59,59,59	0
86	OHX	1	3532	7/7	0.97	0.26	3.89	59,59,59,59	7
87	MG	2	2130	1/1	0.91	0.36	3.89	75,75,75,75	0
86	OHX	1	3747	7/7	0.85	0.33	3.87	46,46,46,46	7
86	OHX	6	1939	7/7	0.98	0.22	3.82	103,103,103,103	7
86	OHX	6	2072	7/7	0.87	0.32	3.81	66,66,66,66	7
87	MG	l3	412	1/1	0.92	0.42	3.81	34,34,34,34	0
87	MG	c7	201	1/1	0.97	0.52	3.80	81,81,81,81	1
87	MG	2	2103	1/1	0.82	0.24	3.80	65,65,65,65	0
87	MG	1	4040	1/1	0.96	0.31	3.79	47,47,47,47	0
86	OHX	5	3657	7/7	0.97	0.26	3.79	41,41,41,41	7
87	MG	5	4447	1/1	0.99	0.31	3.79	34,34,34,34	1
86	OHX	4	213	7/7	0.93	0.22	3.77	64,64,64,64	7
86	OHX	6	2093	7/7	0.87	0.30	3.76	83,83,83,83	7
87	MG	2	2197	1/1	0.84	0.40	3.73	76,76,76,76	0
87	MG	1	4485	1/1	0.88	0.45	3.72	63,63,63,63	0
87	MG	1	4273	1/1	0.98	0.42	3.68	45,45,45,45	1
87	MG	1	4257	1/1	0.98	0.41	3.68	44,44,44,44	1
86	OHX	5	3445	7/7	0.99	0.23	3.67	63,63,63,63	7
87	MG	5	3922	1/1	1.00	0.44	3.67	33,33,33,33	0

Continued on next page...

Continued from previous page...

Mol	Type	Chain	Res	Atoms	RSCC	RSR	LLDF	B-factors(\AA^2)	Q<0.9
87	MG	1	4202	1/1	0.93	0.29	3.67	59,59,59,59	1
86	OHX	6	2029	7/7	0.95	0.23	3.64	82,82,82,82	7
86	OHX	5	3702	7/7	0.86	0.27	3.64	86,86,86,86	7
86	OHX	2	2079	7/7	0.85	0.32	3.62	103,103,103,103	7
87	MG	5	4133	1/1	0.77	0.23	3.60	57,57,57,57	0
86	OHX	1	3550	7/7	0.98	0.20	3.60	55,55,55,55	7
86	OHX	m0	302	7/7	0.98	0.47	3.59	45,45,45,45	7
86	OHX	2	2077	7/7	0.84	0.27	3.58	139,139,139,139	7
86	OHX	1	3708	7/7	0.88	0.28	3.57	103,103,103,103	7
86	OHX	5	3492	7/7	0.97	0.27	3.55	42,42,42,42	7
86	OHX	5	3597	7/7	0.98	0.27	3.55	46,46,46,46	7
86	OHX	1	3684	7/7	0.88	0.30	3.54	81,81,81,81	7
87	MG	5	4218	1/1	0.83	0.24	3.50	41,41,41,41	0
86	OHX	5	3448	7/7	0.99	0.26	3.48	46,46,46,46	7
86	OHX	1	3534	7/7	0.96	0.29	3.47	65,65,65,65	7
87	MG	2	2250	1/1	0.96	0.22	3.47	79,79,79,79	0
86	OHX	6	2077	7/7	0.80	0.28	3.47	85,85,85,85	7
86	OHX	1	3464	7/7	0.99	0.33	3.46	50,50,50,50	7
86	OHX	5	3705	7/7	0.95	0.27	3.45	46,46,46,46	7
87	MG	5	4250	1/1	0.86	0.23	3.45	58,58,58,58	0
87	MG	2	2149	1/1	0.77	0.25	3.45	92,92,92,92	0
87	MG	l2	302	1/1	0.88	0.45	3.44	36,36,36,36	0
86	OHX	4	216	7/7	0.91	0.25	3.44	73,73,73,73	7
86	OHX	5	3503	7/7	0.99	0.20	3.44	104,104,104,104	7
87	MG	5	4294	1/1	0.93	0.27	3.42	39,39,39,39	0
86	OHX	5	3572	7/7	0.98	0.21	3.41	66,66,66,66	7
87	MG	5	3846	1/1	0.96	0.31	3.40	43,43,43,43	0
86	OHX	2	1938	7/7	0.97	0.28	3.38	70,70,70,70	7
87	MG	1	4339	1/1	0.71	0.86	3.38	73,73,73,73	1
86	OHX	6	1969	7/7	0.96	0.24	3.37	68,68,68,68	7
86	OHX	1	3471	7/7	0.99	0.27	3.37	43,43,43,43	7
86	OHX	5	3725	7/7	0.97	0.20	3.37	75,75,75,75	7
86	OHX	6	1906	7/7	0.99	0.25	3.35	55,55,55,55	7
86	OHX	8	206	7/7	0.95	0.23	3.34	94,94,94,94	7
86	OHX	7	203	7/7	0.98	0.22	3.33	54,54,54,54	7
87	MG	n1	204	1/1	0.86	0.34	3.31	56,56,56,56	0
86	OHX	5	3656	7/7	0.96	0.32	3.30	58,58,58,58	7
87	MG	d9	103	1/1	0.93	0.93	3.29	83,83,83,83	1
87	MG	5	4576	1/1	0.66	0.37	3.29	53,53,53,53	0
86	OHX	1	3675	7/7	0.89	0.31	3.28	49,49,49,49	7
87	MG	1	4328	1/1	0.74	0.35	3.28	70,70,70,70	0

Continued on next page...

Continued from previous page...

Mol	Type	Chain	Res	Atoms	RSCC	RSR	LLDF	B-factors(\AA^2)	Q<0.9
86	OHX	1	3603	7/7	0.96	0.29	3.27	128,128,128,128	7
86	OHX	6	1947	7/7	0.98	0.24	3.25	59,59,59,59	7
86	OHX	1	3487	7/7	0.98	0.26	3.24	74,74,74,74	7
86	OHX	5	3506	7/7	0.96	0.25	3.24	41,41,41,41	7
87	MG	q3	502	1/1	0.97	0.41	3.23	43,43,43,43	1
87	MG	1	4111	1/1	0.92	0.36	3.22	40,40,40,40	1
86	OHX	6	1977	7/7	0.98	0.23	3.20	86,86,86,86	7
87	MG	O1	204	1/1	0.91	0.35	3.20	63,63,63,63	0
86	OHX	1	3575	7/7	0.99	0.24	3.18	47,47,47,47	7
86	OHX	6	2002	7/7	0.97	0.23	3.16	52,52,52,52	7
86	OHX	5	3439	7/7	0.99	0.22	3.16	57,57,57,57	7
87	MG	2	2141	1/1	0.96	0.29	3.15	67,67,67,67	0
86	OHX	1	3587	7/7	0.97	0.25	3.15	77,77,77,77	7
87	MG	4	226	1/1	0.95	0.36	3.14	61,61,61,61	0
86	OHX	1	3507	7/7	0.98	0.29	3.14	60,60,60,60	7
86	OHX	6	2007	7/7	0.88	0.37	3.14	62,62,62,62	7
86	OHX	5	3463	7/7	0.98	0.24	3.13	58,58,58,58	7
86	OHX	2	2041	7/7	0.82	0.39	3.12	83,83,83,83	7
86	OHX	5	3433	7/7	0.99	0.22	3.10	47,47,47,47	7
87	MG	5	4575	1/1	0.99	0.39	3.10	48,48,48,48	1
86	OHX	4	208	7/7	0.91	0.22	3.09	85,85,85,85	7
87	MG	6	2115	1/1	0.79	0.25	3.08	75,75,75,75	0
86	OHX	5	3773	7/7	0.93	0.22	3.08	145,145,145,145	7
86	OHX	1	3483	7/7	0.99	0.26	3.07	55,55,55,55	7
86	OHX	5	3571	7/7	0.94	0.24	3.05	62,62,62,62	7
87	MG	1	4034	1/1	0.84	0.20	3.04	54,54,54,54	0
87	MG	m5	505	1/1	0.96	0.49	3.04	58,58,58,58	0
87	MG	1	4410	1/1	0.96	0.41	3.04	56,56,56,56	0
87	MG	5	4442	1/1	0.84	0.29	3.02	34,34,34,34	1
87	MG	1	4137	1/1	0.91	0.25	3.02	38,38,38,38	0
86	OHX	2	2070	7/7	0.94	0.24	3.02	78,78,78,78	7
86	OHX	5	3418	7/7	0.99	0.24	3.02	58,58,58,58	7
86	OHX	5	3483	7/7	0.99	0.31	3.00	49,49,49,49	7
86	OHX	1	3613	7/7	0.96	0.25	3.00	62,62,62,62	7
87	MG	l3	408	1/1	0.96	0.41	2.99	31,31,31,31	0
86	OHX	5	3636	7/7	0.98	0.39	2.97	44,44,44,44	7
86	OHX	M0	302	7/7	0.97	0.34	2.94	48,48,48,48	7
90	8AN	1	3403	22/23	0.78	0.34	2.94	48,103,107,107	0
86	OHX	2	1913	7/7	0.99	0.27	2.92	87,87,87,87	7
87	MG	6	2212	1/1	0.78	0.28	2.91	84,84,84,84	0
87	MG	5	4045	1/1	0.92	0.26	2.90	40,40,40,40	0

Continued on next page...

Continued from previous page...

Mol	Type	Chain	Res	Atoms	RSCC	RSR	LLDF	B-factors(\AA^2)	Q<0.9
86	OHX	6	1944	7/7	0.94	0.19	2.90	60,60,60,60	7
86	OHX	1	3795	7/7	0.86	0.29	2.89	79,79,79,79	7
86	OHX	5	3478	7/7	0.99	0.30	2.88	45,45,45,45	7
87	MG	6	2144	1/1	0.98	0.26	2.86	55,55,55,55	0
86	OHX	1	3688	7/7	0.91	0.27	2.86	54,54,54,54	7
86	OHX	5	3477	7/7	0.98	0.26	2.85	44,44,44,44	7
87	MG	6	2167	1/1	0.94	0.22	2.84	55,55,55,55	0
86	OHX	1	3585	7/7	0.97	0.24	2.84	54,54,54,54	7
86	OHX	5	3488	7/7	0.97	0.27	2.84	48,48,48,48	7
87	MG	m8	1501	1/1	0.98	0.64	2.83	42,42,42,42	1
86	OHX	5	3489	7/7	0.98	0.22	2.82	51,51,51,51	7
87	MG	m8	1503	1/1	0.96	0.56	2.81	52,52,52,52	0
86	OHX	1	3561	7/7	0.94	0.28	2.81	76,76,76,76	7
87	MG	5	4333	1/1	0.94	0.29	2.80	43,43,43,43	0
86	OHX	2	2081	7/7	0.78	0.23	2.79	120,120,120,120	7
86	OHX	5	3593	7/7	0.98	0.27	2.77	44,44,44,44	7
86	OHX	6	1918	7/7	0.98	0.24	2.76	56,56,56,56	7
86	OHX	1	3415	7/7	0.99	0.24	2.75	53,53,53,53	7
86	OHX	1	3459	7/7	0.98	0.21	2.74	81,81,81,81	7
86	OHX	1	3592	7/7	0.98	0.27	2.74	52,52,52,52	7
86	OHX	1	3631	7/7	0.95	0.37	2.73	51,51,51,51	7
87	MG	1	4284	1/1	0.95	0.23	2.70	50,50,50,50	0
86	OHX	5	3496	7/7	0.98	0.25	2.70	48,48,48,48	7
86	OHX	1	3801	7/7	0.98	0.25	2.70	57,57,57,57	7
87	MG	2	2168	1/1	0.94	0.41	2.69	68,68,68,68	0
86	OHX	1	3470	7/7	0.97	0.30	2.68	88,88,88,88	7
86	OHX	2	1951	7/7	0.99	0.22	2.67	87,87,87,87	7
86	OHX	1	3455	7/7	0.99	0.24	2.65	70,70,70,70	7
87	MG	l5	309	1/1	0.95	0.52	2.65	54,54,54,54	1
87	MG	1	3815	1/1	0.91	0.28	2.63	44,44,44,44	0
87	MG	2	2133	1/1	0.83	0.29	2.63	76,76,76,76	0
87	MG	6	2164	1/1	0.78	0.37	2.63	87,87,87,87	0
86	OHX	5	3628	7/7	0.98	0.28	2.62	66,66,66,66	7
87	MG	5	4547	1/1	0.91	0.24	2.62	46,46,46,46	0
86	OHX	5	3428	7/7	0.99	0.24	2.62	64,64,64,64	0
86	OHX	1	3703	7/7	0.93	0.31	2.61	101,101,101,101	7
87	MG	1	3831	1/1	0.94	0.23	2.61	44,44,44,44	0
86	OHX	5	3647	7/7	0.87	0.28	2.61	35,35,35,35	7
86	OHX	5	3442	7/7	0.99	0.23	2.57	56,56,56,56	7
87	MG	4	224	1/1	0.82	0.35	2.57	37,37,37,37	0
86	OHX	2	1918	7/7	0.99	0.19	2.56	80,80,80,80	7

Continued on next page...

Continued from previous page...

Mol	Type	Chain	Res	Atoms	RSCC	RSR	LLDF	B-factors(\AA^2)	Q<0.9
87	MG	1	4193	1/1	0.66	0.54	2.54	40,40,40,40	1
87	MG	5	4305	1/1	0.96	0.28	2.53	34,34,34,34	1
87	MG	N3	203	1/1	0.87	0.53	2.52	51,51,51,51	0
86	OHX	5	3619	7/7	0.98	0.26	2.51	38,38,38,38	7
86	OHX	1	3514	7/7	0.99	0.21	2.51	50,50,50,50	7
86	OHX	6	1914	7/7	0.98	0.25	2.46	52,52,52,52	7
86	OHX	5	3484	7/7	0.97	0.27	2.45	57,57,57,57	7
86	OHX	5	3779	7/7	0.87	0.26	2.45	122,122,122,122	7
87	MG	1	3850	1/1	0.95	0.27	2.45	37,37,37,37	0
87	MG	6	2242	1/1	0.93	0.24	2.44	55,55,55,55	1
87	MG	4	230	1/1	0.84	0.29	2.44	47,47,47,47	0
86	OHX	5	3802	7/7	0.97	0.22	2.44	55,55,55,55	7
87	MG	5	4512	1/1	0.96	0.46	2.43	53,53,53,53	1
86	OHX	7	209	7/7	0.95	0.27	2.42	40,40,40,40	7
86	OHX	S2	301	7/7	0.98	0.27	2.40	81,81,81,81	7
87	MG	1	4170	1/1	0.87	0.24	2.40	45,45,45,45	0
86	OHX	5	3691	7/7	0.97	0.23	2.39	54,54,54,54	7
86	OHX	5	3596	7/7	0.96	0.26	2.38	43,43,43,43	7
86	OHX	5	3528	7/7	0.98	0.25	2.37	62,62,62,62	7
87	MG	5	3820	1/1	0.92	0.27	2.34	32,32,32,32	0
86	OHX	5	3651	7/7	0.94	0.24	2.33	63,63,63,63	7
86	OHX	1	3485	7/7	0.98	0.24	2.33	87,87,87,87	7
86	OHX	O3	201	7/7	0.95	0.30	2.33	49,49,49,49	7
86	OHX	6	1903	7/7	0.99	0.23	2.33	63,63,63,63	3
86	OHX	M0	301	7/7	0.99	0.39	2.30	49,49,49,49	7
86	OHX	1	3479	7/7	0.99	0.26	2.30	55,55,55,55	7
86	OHX	1	3667	7/7	0.97	0.28	2.30	49,49,49,49	7
87	MG	D9	105	1/1	0.96	0.50	2.30	76,76,76,76	0
87	MG	1	3840	1/1	0.82	0.20	2.29	43,43,43,43	0
87	MG	5	3881	1/1	0.96	0.25	2.29	41,41,41,41	0
87	MG	6	2285	1/1	0.66	0.21	2.29	68,68,68,68	1
86	OHX	6	1988	7/7	0.97	0.22	2.29	57,57,57,57	7
87	MG	1	4433	1/1	0.98	0.32	2.27	43,43,43,43	0
86	OHX	5	3407	7/7	0.99	0.25	2.26	44,44,44,44	2
86	OHX	1	3407	7/7	0.99	0.24	2.25	48,48,48,48	2
86	OHX	5	3770	7/7	0.90	0.31	2.25	96,96,96,96	7
87	MG	1	4471	1/1	0.97	0.26	2.25	33,33,33,33	1
86	OHX	5	3467	7/7	0.99	0.22	2.24	66,66,66,66	7
86	OHX	5	3559	7/7	0.97	0.23	2.22	53,53,53,53	7
86	OHX	2	1989	7/7	0.90	0.24	2.21	104,104,104,104	7
86	OHX	1	3439	7/7	0.99	0.24	2.20	69,69,69,69	7

Continued on next page...

Continued from previous page...

Mol	Type	Chain	Res	Atoms	RSCC	RSR	LLDF	B-factors(\AA^2)	Q<0.9
87	MG	5	3836	1/1	0.99	0.23	2.20	34,34,34,34	0
86	OHX	4	201	7/7	0.99	0.26	2.20	52,52,52,52	2
86	OHX	1	3541	7/7	0.98	0.26	2.19	54,54,54,54	7
86	OHX	5	3475	7/7	0.98	0.21	2.19	81,81,81,81	7
86	OHX	5	3589	7/7	0.98	0.24	2.17	46,46,46,46	7
86	OHX	1	3536	7/7	0.98	0.25	2.17	54,54,54,54	7
87	MG	C5	202	1/1	0.86	0.61	2.16	76,76,76,76	0
87	MG	5	3834	1/1	0.84	0.33	2.16	46,46,46,46	0
86	OHX	8	209	7/7	0.97	0.20	2.15	88,88,88,88	7
87	MG	1	4159	1/1	0.96	0.23	2.15	45,45,45,45	0
87	MG	6	2104	1/1	0.96	0.33	2.14	52,52,52,52	0
89	C	1	3401	20/21	0.86	0.26	2.14	54,111,113,113	0
86	OHX	1	3725	7/7	0.90	0.31	2.14	68,68,68,68	7
86	OHX	5	3623	7/7	0.97	0.26	2.13	46,46,46,46	7
87	MG	6	2282	1/1	0.90	0.34	2.12	55,55,55,55	0
86	OHX	6	2014	7/7	0.97	0.28	2.12	74,74,74,74	7
86	OHX	1	3599	7/7	0.97	0.23	2.11	42,42,42,42	7
86	OHX	5	3661	7/7	0.91	0.29	2.10	50,50,50,50	7
86	OHX	6	1946	7/7	0.98	0.22	2.10	71,71,71,71	7
86	OHX	5	3493	7/7	0.96	0.23	2.10	67,67,67,67	7
87	MG	6	2309	1/1	0.79	0.25	2.10	65,65,65,65	0
86	OHX	5	3454	7/7	0.99	0.18	2.10	77,77,77,77	7
86	OHX	1	3542	7/7	0.99	0.26	2.08	49,49,49,49	7
86	OHX	o3	201	7/7	0.99	0.31	2.07	51,51,51,51	7
86	OHX	5	3534	7/7	0.97	0.23	2.06	42,42,42,42	7
86	OHX	2	1905	7/7	0.99	0.26	2.05	71,71,71,71	7
86	OHX	6	2004	7/7	0.98	0.26	2.04	54,54,54,54	7
86	OHX	5	3502	7/7	0.98	0.24	2.04	46,46,46,46	7
86	OHX	2	2023	7/7	0.96	0.24	2.04	71,71,71,71	7
86	OHX	1	3783	7/7	0.86	0.33	2.04	48,48,48,48	7
86	OHX	5	3678	7/7	0.88	0.29	2.03	51,51,51,51	7
86	OHX	5	3440	7/7	0.99	0.25	2.01	51,51,51,51	7
86	OHX	1	3797	7/7	0.99	0.18	2.00	85,85,85,85	7
86	OHX	5	3431	7/7	0.98	0.23	2.00	61,61,61,61	7
86	OHX	1	3672	7/7	0.95	0.28	1.99	46,46,46,46	7
86	OHX	5	3432	7/7	0.99	0.25	1.99	59,59,59,59	7
87	MG	1	4377	1/1	0.97	0.44	1.99	35,35,35,35	1
86	OHX	1	3522	7/7	0.99	0.27	1.98	40,40,40,40	7
87	MG	8	226	1/1	0.96	0.28	1.98	63,63,63,63	0
86	OHX	5	3731	7/7	0.98	0.28	1.97	48,48,48,48	7
86	OHX	2	1959	7/7	0.97	0.17	1.97	127,127,127,127	7

Continued on next page...

Continued from previous page...

Mol	Type	Chain	Res	Atoms	RSCC	RSR	LLDF	B-factors(\AA^2)	Q<0.9
86	OHX	2	1974	7/7	0.97	0.21	1.96	137,137,137,137	7
86	OHX	5	3419	7/7	0.99	0.25	1.95	55,55,55,55	7
86	OHX	5	3588	7/7	0.98	0.21	1.94	43,43,43,43	7
87	MG	N6	202	1/1	0.96	0.48	1.94	58,58,58,58	1
86	OHX	5	3677	7/7	0.96	0.24	1.94	48,48,48,48	7
86	OHX	1	3686	7/7	0.92	0.23	1.93	117,117,117,117	7
87	MG	5	4246	1/1	0.98	0.23	1.93	45,45,45,45	0
86	OHX	8	201	7/7	0.99	0.22	1.92	55,55,55,55	7
86	OHX	1	3776	7/7	0.98	0.23	1.92	59,59,59,59	7
86	OHX	1	3518	7/7	0.99	0.23	1.91	41,41,41,41	7
87	MG	1	3918	1/1	0.97	0.23	1.91	57,57,57,57	0
86	OHX	5	3617	7/7	0.97	0.15	1.90	74,74,74,74	7
86	OHX	6	2040	7/7	0.93	0.27	1.90	58,58,58,58	7
86	OHX	1	3611	7/7	0.96	0.25	1.90	42,42,42,42	7
86	OHX	1	3642	7/7	0.96	0.26	1.86	52,52,52,52	7
86	OHX	1	3618	7/7	0.97	0.21	1.86	78,78,78,78	7
86	OHX	1	3490	7/7	0.98	0.34	1.84	54,54,54,54	7
86	OHX	5	3642	7/7	0.95	0.32	1.84	39,39,39,39	7
86	OHX	1	3655	7/7	0.96	0.21	1.84	64,64,64,64	7
86	OHX	M7	201	7/7	0.92	0.26	1.84	42,42,42,42	7
87	MG	2	2101	1/1	0.85	0.26	1.83	73,73,73,73	0
87	MG	1	3980	1/1	0.88	0.34	1.83	54,54,54,54	0
86	OHX	1	3492	7/7	0.97	0.18	1.82	113,113,113,113	7
86	OHX	1	3520	7/7	0.98	0.24	1.82	52,52,52,52	7
87	MG	1	3907	1/1	0.86	0.20	1.81	59,59,59,59	0
86	OHX	3	212	7/7	0.89	0.28	1.80	79,79,79,79	7
86	OHX	5	3495	7/7	0.99	0.20	1.80	47,47,47,47	7
86	OHX	6	2045	7/7	0.87	0.29	1.78	61,61,61,61	7
86	OHX	5	3663	7/7	0.93	0.26	1.78	57,57,57,57	7
87	MG	5	3838	1/1	0.91	0.26	1.76	40,40,40,40	0
86	OHX	1	3632	7/7	0.98	0.25	1.76	43,43,43,43	7
87	MG	2	2121	1/1	0.99	0.28	1.76	73,73,73,73	0
87	MG	n8	206	1/1	0.95	0.47	1.76	37,37,37,37	1
86	OHX	5	3560	7/7	0.97	0.27	1.76	50,50,50,50	7
86	OHX	1	3445	7/7	0.99	0.26	1.75	51,51,51,51	7
86	OHX	5	3455	7/7	0.99	0.25	1.75	54,54,54,54	7
86	OHX	1	3662	7/7	0.89	0.23	1.74	60,60,60,60	7
86	OHX	6	1909	7/7	0.98	0.17	1.74	79,79,79,79	7
86	OHX	6	1931	7/7	0.94	0.22	1.72	71,71,71,71	7
87	MG	5	4379	1/1	0.95	0.34	1.72	37,37,37,37	1
86	OHX	6	1921	7/7	0.98	0.31	1.72	51,51,51,51	7
87	MG	5	4123	1/1	0.86	0.28	1.71	42,42,42,42	0

Continued on next page...

Continued from previous page...

Mol	Type	Chain	Res	Atoms	RSCC	RSR	LLDF	B-factors(\AA^2)	Q<0.9
86	OHX	1	3746	7/7	0.96	0.20	1.71	71,71,71,71	7
86	OHX	1	3438	7/7	0.99	0.23	1.70	59,59,59,59	7
86	OHX	1	3647	7/7	0.97	0.26	1.70	64,64,64,64	7
86	OHX	1	3447	7/7	0.99	0.23	1.68	69,69,69,69	7
86	OHX	5	3607	7/7	0.92	0.24	1.67	112,112,112,112	7
86	OHX	1	3620	7/7	0.97	0.26	1.67	60,60,60,60	7
86	OHX	6	1955	7/7	0.98	0.17	1.67	145,145,145,145	7
87	MG	1	4000	1/1	0.93	0.24	1.65	39,39,39,39	0
87	MG	5	4510	1/1	0.91	0.25	1.64	33,33,33,33	0
86	OHX	1	3690	7/7	0.97	0.23	1.63	66,66,66,66	7
86	OHX	5	3514	7/7	0.99	0.24	1.62	39,39,39,39	7
86	OHX	6	1962	7/7	0.98	0.23	1.61	62,62,62,62	7
86	OHX	1	3419	7/7	0.99	0.19	1.60	66,66,66,66	7
87	MG	5	4574	1/1	0.86	0.33	1.60	49,49,49,49	0
87	MG	5	4288	1/1	0.99	0.23	1.60	39,39,39,39	1
86	OHX	6	1972	7/7	0.98	0.25	1.58	59,59,59,59	7
87	MG	5	4411	1/1	0.92	0.38	1.57	55,55,55,55	0
87	MG	1	4329	1/1	0.87	0.35	1.57	60,60,60,60	0
86	OHX	2	2018	7/7	0.91	0.20	1.57	102,102,102,102	7
87	MG	1	3829	1/1	0.91	0.32	1.57	58,58,58,58	0
86	OHX	2	1969	7/7	0.94	0.26	1.56	62,62,62,62	7
87	MG	sM	202	1/1	0.96	0.47	1.56	44,44,44,44	0
86	OHX	2	1919	7/7	0.99	0.20	1.55	78,78,78,78	7
86	OHX	8	205	7/7	0.97	0.23	1.55	64,64,64,64	7
86	OHX	5	3650	7/7	0.90	0.28	1.55	46,46,46,46	7
86	OHX	6	1980	7/7	0.95	0.23	1.53	61,61,61,61	7
86	OHX	1	3709	7/7	0.97	0.17	1.53	59,59,59,59	7
87	MG	1	4026	1/1	0.99	0.23	1.52	40,40,40,40	0
86	OHX	1	3535	7/7	0.95	0.30	1.52	47,47,47,47	7
86	OHX	1	3497	7/7	0.99	0.23	1.51	50,50,50,50	7
86	OHX	2	2051	7/7	0.95	0.27	1.51	86,86,86,86	7
86	OHX	1	3473	7/7	0.97	0.25	1.50	60,60,60,60	7
86	OHX	1	3499	7/7	0.98	0.26	1.49	54,54,54,54	7
86	OHX	1	3799	7/7	0.98	0.26	1.48	54,54,54,54	7
86	OHX	1	3751	7/7	0.95	0.13	1.48	146,146,146,146	7
87	MG	1	4390	1/1	0.88	0.24	1.48	36,36,36,36	1
86	OHX	2	2071	7/7	0.85	0.34	1.48	94,94,94,94	7
86	OHX	1	3434	7/7	0.99	0.19	1.47	68,68,68,68	7
86	OHX	2	1963	7/7	0.98	0.18	1.46	83,83,83,83	7
87	MG	6	2138	1/1	0.81	0.68	1.46	73,73,73,73	0
86	OHX	6	2098	7/7	0.99	0.20	1.46	113,113,113,113	7
86	OHX	1	3506	7/7	0.99	0.25	1.46	38,38,38,38	7

Continued on next page...

Continued from previous page...

Mol	Type	Chain	Res	Atoms	RSCC	RSR	LLDF	B-factors(\AA^2)	Q<0.9
87	MG	2	2105	1/1	0.90	0.33	1.46	72,72,72,72	0
86	OHX	5	3532	7/7	0.96	0.24	1.45	38,38,38,38	7
86	OHX	6	1904	7/7	0.99	0.18	1.45	71,71,71,71	7
86	OHX	7	207	7/7	0.97	0.20	1.45	78,78,78,78	7
86	OHX	5	3746	7/7	0.84	0.21	1.45	149,149,149,149	7
87	MG	1	4424	1/1	0.79	0.46	1.44	54,54,54,54	0
86	OHX	5	3429	7/7	0.99	0.21	1.44	49,49,49,49	7
86	OHX	5	3533	7/7	0.96	0.22	1.42	47,47,47,47	7
86	OHX	5	3511	7/7	0.94	0.26	1.41	61,61,61,61	7
86	OHX	19	201	7/7	0.92	0.31	1.41	62,62,62,62	7
86	OHX	8	202	7/7	0.99	0.24	1.41	49,49,49,49	2
86	OHX	1	3743	7/7	0.97	0.21	1.41	76,76,76,76	7
86	OHX	N9	101	7/7	0.99	0.21	1.41	58,58,58,58	7
87	MG	1	4314	1/1	0.97	0.28	1.41	40,40,40,40	1
86	OHX	2	1988	7/7	0.96	0.20	1.39	80,80,80,80	7
86	OHX	5	3727	7/7	0.99	0.24	1.39	53,53,53,53	7
86	OHX	5	3659	7/7	0.96	0.19	1.38	58,58,58,58	7
86	OHX	1	3682	7/7	0.95	0.17	1.38	75,75,75,75	7
87	MG	1	3902	1/1	0.93	0.24	1.37	43,43,43,43	0
86	OHX	1	3526	7/7	0.97	0.22	1.36	47,47,47,47	7
87	MG	5	4525	1/1	0.95	0.26	1.35	41,41,41,41	0
87	MG	1	4404	1/1	0.68	0.25	1.34	57,57,57,57	0
87	MG	1	3899	1/1	0.74	0.23	1.34	40,40,40,40	0
87	MG	1	4076	1/1	0.87	0.21	1.33	76,76,76,76	0
86	OHX	1	3778	7/7	0.94	0.32	1.33	56,56,56,56	7
86	OHX	1	3650	7/7	0.98	0.17	1.32	96,96,96,96	7
86	OHX	5	3437	7/7	0.98	0.18	1.30	100,100,100,100	0
86	OHX	5	3580	7/7	0.97	0.23	1.30	63,63,63,63	7
87	MG	5	4313	1/1	0.91	0.21	1.30	57,57,57,57	0
86	OHX	2	2074	7/7	0.90	0.37	1.30	92,92,92,92	7
86	OHX	5	3624	7/7	0.91	0.26	1.29	51,51,51,51	7
87	MG	1	4177	1/1	0.99	0.28	1.29	49,49,49,49	1
86	OHX	2	1922	7/7	0.98	0.20	1.28	75,75,75,75	7
87	MG	6	2108	1/1	0.96	0.23	1.28	98,98,98,98	0
86	OHX	2	2060	7/7	0.68	0.45	1.28	98,98,98,98	7
86	OHX	1	3456	7/7	0.99	0.18	1.27	85,85,85,85	7
86	OHX	5	3519	7/7	0.97	0.14	1.26	132,132,132,132	7
87	MG	5	4028	1/1	0.96	0.29	1.25	38,38,38,38	0
86	OHX	1	3717	7/7	0.98	0.24	1.24	50,50,50,50	7
86	OHX	1	3763	7/7	0.91	0.26	1.24	64,64,64,64	7
86	OHX	1	3812	7/7	0.93	0.32	1.24	88,88,88,88	7
86	OHX	1	3424	7/7	0.99	0.22	1.23	49,49,49,49	7

Continued on next page...

Continued from previous page...

Mol	Type	Chain	Res	Atoms	RSCC	RSR	LLDF	B-factors(\AA^2)	Q<0.9
86	OHX	l4	401	7/7	0.93	0.31	1.23	69,69,69,69	7
86	OHX	5	3693	7/7	0.97	0.24	1.22	45,45,45,45	7
87	MG	1	4421	1/1	0.95	0.21	1.21	41,41,41,41	1
86	OHX	1	3800	7/7	0.99	0.23	1.21	41,41,41,41	7
86	OHX	o7	503	7/7	0.94	0.26	1.20	53,53,53,53	7
86	OHX	5	3558	7/7	0.97	0.20	1.20	45,45,45,45	7
86	OHX	6	1932	7/7	0.99	0.23	1.19	47,47,47,47	7
87	MG	6	2303	1/1	0.98	0.44	1.19	78,78,78,78	0
87	MG	s8	302	1/1	0.97	0.28	1.19	45,45,45,45	0
86	OHX	1	3517	7/7	0.96	0.26	1.18	61,61,61,61	7
86	OHX	1	3423	7/7	0.99	0.23	1.18	62,62,62,62	7
86	OHX	1	3722	7/7	0.92	0.29	1.18	69,69,69,69	7
87	MG	5	4148	1/1	0.99	0.28	1.16	32,32,32,32	1
87	MG	5	4268	1/1	0.98	0.18	1.15	46,46,46,46	0
87	MG	o3	202	1/1	0.86	0.38	1.15	53,53,53,53	0
86	OHX	1	3576	7/7	0.97	0.22	1.15	53,53,53,53	7
87	MG	5	4495	1/1	0.89	0.23	1.14	53,53,53,53	0
86	OHX	1	3663	7/7	0.96	0.33	1.13	48,48,48,48	7
86	OHX	1	3405	7/7	1.00	0.21	1.13	48,48,48,48	0
86	OHX	5	3408	7/7	0.99	0.22	1.12	42,42,42,42	2
86	OHX	1	3431	7/7	0.99	0.17	1.11	86,86,86,86	7
87	MG	5	4220	1/1	0.93	0.21	1.09	49,49,49,49	1
86	OHX	1	3509	7/7	0.98	0.29	1.08	42,42,42,42	7
86	OHX	1	3442	7/7	0.99	0.21	1.08	55,55,55,55	7
87	MG	1	4445	1/1	0.95	0.25	1.08	41,41,41,41	0
86	OHX	O1	201	7/7	0.89	0.32	1.06	77,77,77,77	7
86	OHX	1	3757	7/7	0.83	0.26	1.06	49,49,49,49	7
87	MG	1	3991	1/1	0.95	0.28	1.06	36,36,36,36	0
89	C	5	3401	20/21	0.83	0.25	1.05	48,105,107,107	0
86	OHX	1	3721	7/7	0.92	0.21	1.05	96,96,96,96	7
86	OHX	1	3657	7/7	0.96	0.24	1.03	40,40,40,40	7
86	OHX	1	3687	7/7	0.92	0.23	1.02	61,61,61,61	7
87	MG	6	2268	1/1	0.91	0.31	1.01	84,84,84,84	0
86	OHX	5	3751	7/7	0.93	0.23	1.00	61,61,61,61	7
86	OHX	1	3579	7/7	0.96	0.23	1.00	53,53,53,53	7
86	OHX	6	2039	7/7	0.99	0.22	1.00	46,46,46,46	7
86	OHX	1	3533	7/7	0.96	0.18	0.99	129,129,129,129	7
87	MG	l2	303	1/1	0.75	0.29	0.99	55,55,55,55	1
86	OHX	5	3801	7/7	0.97	0.23	0.99	66,66,66,66	7
86	OHX	5	3595	7/7	0.99	0.26	0.98	46,46,46,46	7
86	OHX	4	202	7/7	0.99	0.21	0.98	55,55,55,55	7
86	OHX	6	1928	7/7	0.98	0.17	0.98	118,118,118,118	7

Continued on next page...

Continued from previous page...

Mol	Type	Chain	Res	Atoms	RSCC	RSR	LLDF	B-factors(\AA^2)	Q<0.9
86	OHX	5	3535	7/7	0.97	0.28	0.97	42,42,42,42	7
87	MG	5	4446	1/1	0.94	0.32	0.97	45,45,45,45	0
87	MG	1	4143	1/1	0.81	0.44	0.97	54,54,54,54	0
86	OHX	1	3513	7/7	0.99	0.23	0.96	49,49,49,49	7
86	OHX	1	3421	7/7	0.99	0.24	0.95	48,48,48,48	7
86	OHX	5	3613	7/7	0.96	0.22	0.95	70,70,70,70	7
86	OHX	5	3562	7/7	0.98	0.22	0.94	51,51,51,51	7
86	OHX	5	3760	7/7	0.94	0.17	0.94	89,89,89,89	7
86	OHX	1	3435	7/7	0.99	0.24	0.93	45,45,45,45	7
86	OHX	1	3484	7/7	0.98	0.20	0.93	62,62,62,62	7
87	MG	c8	205	1/1	0.73	0.31	0.92	93,93,93,93	0
86	OHX	2	1914	7/7	0.99	0.25	0.91	69,69,69,69	7
86	OHX	5	3686	7/7	0.91	0.27	0.91	56,56,56,56	7
86	OHX	6	1990	7/7	0.90	0.28	0.91	65,65,65,65	7
87	MG	5	3939	1/1	0.98	0.26	0.90	39,39,39,39	0
86	OHX	3	206	7/7	0.98	0.20	0.89	81,81,81,81	7
87	MG	d2	201	1/1	0.92	0.29	0.89	46,46,46,46	0
87	MG	o6	201	1/1	0.99	0.39	0.88	69,69,69,69	1
87	MG	6	2188	1/1	0.95	0.19	0.88	52,52,52,52	0
87	MG	2	2193	1/1	0.89	0.21	0.87	71,71,71,71	0
86	OHX	5	3699	7/7	0.95	0.23	0.87	39,39,39,39	7
86	OHX	5	3734	7/7	0.97	0.23	0.87	70,70,70,70	7
87	MG	1	4256	1/1	0.91	0.21	0.85	58,58,58,58	0
86	OHX	4	207	7/7	0.97	0.19	0.84	61,61,61,61	7
86	OHX	7	202	7/7	0.98	0.18	0.84	60,60,60,60	7
86	OHX	5	3523	7/7	0.91	0.20	0.84	120,120,120,120	7
86	OHX	1	3425	7/7	0.99	0.22	0.83	71,71,71,71	7
87	MG	1	3917	1/1	0.97	0.19	0.83	49,49,49,49	0
86	OHX	1	3448	7/7	0.99	0.19	0.81	59,59,59,59	7
86	OHX	6	1978	7/7	0.98	0.20	0.81	52,52,52,52	7
87	MG	5	3933	1/1	0.98	0.22	0.81	46,46,46,46	0
87	MG	2	2240	1/1	0.91	0.31	0.81	66,66,66,66	0
86	OHX	5	3430	7/7	0.99	0.22	0.81	40,40,40,40	7
86	OHX	5	3411	7/7	0.99	0.22	0.80	50,50,50,50	7
86	OHX	3	207	7/7	0.95	0.17	0.79	85,85,85,85	7
87	MG	5	4528	1/1	0.86	0.36	0.79	83,83,83,83	1
86	OHX	1	3586	7/7	0.98	0.20	0.78	50,50,50,50	7
86	OHX	l5	303	7/7	0.92	0.25	0.78	69,69,69,69	7
86	OHX	1	3469	7/7	0.99	0.20	0.77	75,75,75,75	7
86	OHX	5	3476	7/7	0.99	0.24	0.76	46,46,46,46	7
86	OHX	5	3409	7/7	1.00	0.23	0.76	57,57,57,57	1
87	MG	1	3858	1/1	0.99	0.21	0.75	51,51,51,51	0

Continued on next page...

Continued from previous page...

Mol	Type	Chain	Res	Atoms	RSCC	RSR	LLDF	B-factors(\AA^2)	Q<0.9
87	MG	1	4129	1/1	0.94	0.26	0.74	36,36,36,36	0
87	MG	1	4033	1/1	0.96	0.34	0.73	73,73,73,73	0
86	OHX	1	3420	7/7	0.99	0.18	0.73	59,59,59,59	7
86	OHX	c1	201	7/7	0.97	0.20	0.73	79,79,79,79	7
87	MG	5	4035	1/1	0.98	0.19	0.73	46,46,46,46	0
87	MG	1	4312	1/1	0.96	0.23	0.72	41,41,41,41	0
86	OHX	2	1904	7/7	0.99	0.18	0.71	89,89,89,89	7
86	OHX	6	1926	7/7	0.99	0.20	0.70	55,55,55,55	7
86	OHX	5	3422	7/7	0.99	0.20	0.70	55,55,55,55	7
86	OHX	1	3805	7/7	0.97	0.26	0.69	73,73,73,73	7
86	OHX	1	3493	7/7	0.99	0.19	0.69	56,56,56,56	7
86	OHX	1	3595	7/7	0.97	0.20	0.69	95,95,95,95	7
87	MG	c9	203	1/1	0.62	0.40	0.68	87,87,87,87	0
87	MG	6	2195	1/1	0.82	0.24	0.68	46,46,46,46	0
87	MG	1	4418	1/1	0.98	0.40	0.68	60,60,60,60	1
87	MG	2	2098	1/1	0.78	0.23	0.67	80,80,80,80	0
86	OHX	4	203	7/7	0.97	0.22	0.67	61,61,61,61	7
86	OHX	5	3485	7/7	0.98	0.27	0.67	46,46,46,46	7
87	MG	5	4562	1/1	0.75	0.38	0.67	68,68,68,68	0
86	OHX	5	3420	7/7	0.99	0.22	0.66	56,56,56,56	7
87	MG	1	4004	1/1	0.95	0.26	0.65	44,44,44,44	0
86	OHX	6	2037	7/7	0.87	0.25	0.65	75,75,75,75	7
86	OHX	5	3581	7/7	0.97	0.26	0.65	46,46,46,46	7
86	OHX	L3	401	7/7	0.97	0.22	0.65	56,56,56,56	7
87	MG	2	2235	1/1	0.86	0.27	0.64	102,102,102,102	1
86	OHX	l3	401	7/7	0.98	0.25	0.64	52,52,52,52	7
86	OHX	5	3625	7/7	0.94	0.24	0.63	52,52,52,52	7
87	MG	6	2154	1/1	0.91	0.26	0.63	76,76,76,76	0
87	MG	5	4469	1/1	1.00	0.25	0.63	38,38,38,38	0
86	OHX	2	2031	7/7	0.94	0.25	0.62	90,90,90,90	7
86	OHX	6	1954	7/7	0.97	0.18	0.62	149,149,149,149	7
87	MG	1	3971	1/1	0.97	0.23	0.62	43,43,43,43	0
86	OHX	6	1987	7/7	0.97	0.21	0.62	70,70,70,70	7
86	OHX	5	3584	7/7	0.98	0.23	0.62	52,52,52,52	7
87	MG	6	2181	1/1	0.98	0.32	0.62	55,55,55,55	0
86	OHX	o7	502	7/7	0.99	0.24	0.61	64,64,64,64	7
87	MG	8	234	1/1	0.92	0.23	0.61	41,41,41,41	1
86	OHX	2	2062	7/7	0.89	0.30	0.61	85,85,85,85	7
86	OHX	1	3488	7/7	0.99	0.25	0.61	49,49,49,49	7
87	MG	5	4375	1/1	0.86	0.26	0.60	61,61,61,61	0
86	OHX	2	2048	7/7	0.88	0.30	0.60	83,83,83,83	7
86	OHX	3	204	7/7	0.98	0.21	0.60	85,85,85,85	7

Continued on next page...

Continued from previous page...

Mol	Type	Chain	Res	Atoms	RSCC	RSR	LLDF	B-factors(\AA^2)	Q<0.9
86	OHX	6	2067	7/7	0.96	0.30	0.60	70,70,70,70	7
86	OHX	5	3787	7/7	0.89	0.22	0.60	111,111,111,111	7
88	ZN	d7	101	1/1	0.86	0.27	0.59	135,135,135,135	0
86	OHX	5	3710	7/7	0.92	0.32	0.59	79,79,79,79	7
86	OHX	7	201	7/7	0.99	0.23	0.59	70,70,70,70	7
86	OHX	5	3637	7/7	0.90	0.20	0.59	109,109,109,109	7
86	OHX	1	3762	7/7	0.91	0.16	0.59	63,63,63,63	7
87	MG	2	2172	1/1	0.94	0.25	0.58	65,65,65,65	0
87	MG	2	2104	1/1	0.95	0.22	0.57	70,70,70,70	0
86	OHX	Q2	502	7/7	0.99	0.22	0.57	45,45,45,45	7
86	OHX	1	3504	7/7	0.98	0.17	0.56	90,90,90,90	7
86	OHX	2	2020	7/7	0.87	0.25	0.53	84,84,84,84	7
86	OHX	2	1923	7/7	0.99	0.21	0.52	80,80,80,80	7
86	OHX	1	3810	7/7	0.98	0.24	0.52	62,62,62,62	7
87	MG	5	4567	1/1	0.97	0.31	0.52	48,48,48,48	1
87	MG	2	2114	1/1	0.92	0.32	0.52	79,79,79,79	0
86	OHX	2	2015	7/7	0.94	0.21	0.51	87,87,87,87	7
87	MG	2	2170	1/1	0.89	0.21	0.51	78,78,78,78	0
86	OHX	5	3564	7/7	0.96	0.25	0.50	89,89,89,89	7
86	OHX	1	3511	7/7	0.96	0.23	0.49	66,66,66,66	7
86	OHX	6	2011	7/7	0.98	0.21	0.49	57,57,57,57	7
86	OHX	1	3411	7/7	0.99	0.18	0.48	64,64,64,64	0
86	OHX	5	3416	7/7	0.99	0.25	0.47	46,46,46,46	7
87	MG	s6	302	1/1	0.91	0.35	0.47	75,75,75,75	0
86	OHX	1	3406	7/7	0.99	0.20	0.46	58,58,58,58	2
86	OHX	1	3553	7/7	0.97	0.22	0.46	60,60,60,60	7
87	MG	5	4033	1/1	0.90	0.19	0.46	43,43,43,43	0
87	MG	6	2266	1/1	0.94	0.20	0.45	71,71,71,71	0
86	OHX	5	3410	7/7	0.99	0.21	0.44	58,58,58,58	2
87	MG	2	2256	1/1	0.87	0.26	0.43	66,66,66,66	0
87	MG	L2	301	1/1	0.93	0.28	0.42	39,39,39,39	0
86	OHX	L4	401	7/7	0.97	0.26	0.41	59,59,59,59	7
86	OHX	5	3552	7/7	0.97	0.22	0.41	47,47,47,47	7
87	MG	6	2149	1/1	0.96	0.29	0.40	65,65,65,65	0
86	OHX	5	3501	7/7	0.98	0.20	0.38	57,57,57,57	7
87	MG	1	4402	1/1	0.91	0.19	0.38	48,48,48,48	0
87	MG	1	4065	1/1	0.78	0.27	0.38	50,50,50,50	0
86	OHX	1	3477	7/7	0.99	0.23	0.38	62,62,62,62	7
86	OHX	5	3757	7/7	0.99	0.17	0.38	75,75,75,75	7
86	OHX	6	1908	7/7	0.99	0.21	0.38	71,71,71,71	7
86	OHX	1	3794	7/7	0.98	0.22	0.37	68,68,68,68	7
86	OHX	6	2070	7/7	0.95	0.20	0.37	71,71,71,71	7

Continued on next page...

Continued from previous page...

Mol	Type	Chain	Res	Atoms	RSCC	RSR	LLDF	B-factors(\AA^2)	Q<0.9
87	MG	d4	202	1/1	0.87	0.27	0.37	55,55,55,55	0
86	OHX	6	2027	7/7	0.85	0.34	0.37	83,83,83,83	7
86	OHX	5	3715	7/7	0.94	0.22	0.36	69,69,69,69	7
86	OHX	6	2000	7/7	0.95	0.32	0.36	63,63,63,63	7
87	MG	5	4174	1/1	0.92	0.22	0.35	41,41,41,41	0
86	OHX	1	3437	7/7	0.99	0.20	0.35	61,61,61,61	7
87	MG	m5	503	1/1	0.99	0.22	0.34	48,48,48,48	0
86	OHX	1	3617	7/7	0.94	0.24	0.34	36,36,36,36	7
87	MG	M9	204	1/1	0.55	0.21	0.34	70,70,70,70	0
86	OHX	2	1947	7/7	0.96	0.17	0.33	130,130,130,130	7
86	OHX	5	3574	7/7	0.97	0.22	0.33	53,53,53,53	7
86	OHX	1	3549	7/7	0.98	0.22	0.33	54,54,54,54	7
86	OHX	1	3813	7/7	0.96	0.25	0.33	60,60,60,60	7
86	OHX	1	3476	7/7	0.98	0.22	0.33	70,70,70,70	7
88	ZN	D7	101	1/1	0.57	0.39	0.32	147,147,147,147	0
86	OHX	6	1911	7/7	0.98	0.19	0.32	59,59,59,59	7
86	OHX	2	1992	7/7	0.97	0.23	0.32	75,75,75,75	7
86	OHX	6	2078	7/7	0.94	0.20	0.32	93,93,93,93	7
86	OHX	5	3546	7/7	0.97	0.23	0.31	52,52,52,52	7
86	OHX	6	2041	7/7	0.88	0.27	0.31	62,62,62,62	7
86	OHX	5	3471	7/7	0.99	0.15	0.29	76,76,76,76	7
86	OHX	5	3468	7/7	0.99	0.22	0.28	63,63,63,63	7
86	OHX	6	2026	7/7	0.94	0.24	0.27	151,151,151,151	7
86	OHX	5	3517	7/7	0.97	0.23	0.27	56,56,56,56	7
86	OHX	4	217	7/7	0.94	0.23	0.27	70,70,70,70	7
86	OHX	1	3596	7/7	0.97	0.21	0.27	70,70,70,70	7
86	OHX	5	3447	7/7	0.99	0.21	0.27	60,60,60,60	7
87	MG	5	3958	1/1	0.94	0.32	0.27	61,61,61,61	0
87	MG	1	4436	1/1	0.96	0.20	0.27	41,41,41,41	0
86	OHX	5	3667	7/7	0.98	0.23	0.26	41,41,41,41	7
86	OHX	1	3519	7/7	0.98	0.21	0.25	50,50,50,50	7
86	OHX	5	3541	7/7	0.98	0.20	0.25	55,55,55,55	7
86	OHX	6	1937	7/7	0.97	0.18	0.25	88,88,88,88	7
86	OHX	6	1960	7/7	0.97	0.23	0.24	72,72,72,72	7
86	OHX	6	1949	7/7	0.98	0.22	0.24	73,73,73,73	7
87	MG	5	3843	1/1	0.96	0.23	0.23	62,62,62,62	0
86	OHX	2	1973	7/7	0.96	0.19	0.23	103,103,103,103	7
86	OHX	1	3457	7/7	0.98	0.27	0.21	50,50,50,50	7
86	OHX	1	3548	7/7	0.98	0.19	0.21	59,59,59,59	7
86	OHX	q1	101	7/7	0.99	0.24	0.20	46,46,46,46	7
86	OHX	1	3685	7/7	0.96	0.17	0.20	95,95,95,95	7
86	OHX	n9	101	7/7	0.99	0.22	0.20	59,59,59,59	7

Continued on next page...

Continued from previous page...

Mol	Type	Chain	Res	Atoms	RSCC	RSR	LLDF	B-factors(\AA^2)	Q<0.9
86	OHX	m5	502	7/7	0.89	0.28	0.20	78,78,78,78	7
86	OHX	1	3417	7/7	0.99	0.20	0.19	56,56,56,56	7
87	MG	6	2106	1/1	0.91	0.26	0.19	68,68,68,68	0
86	OHX	5	3803	7/7	0.98	0.21	0.18	69,69,69,69	7
86	OHX	7	206	7/7	0.99	0.21	0.17	67,67,67,67	7
86	OHX	5	3611	7/7	0.97	0.21	0.17	52,52,52,52	7
86	OHX	6	1997	7/7	0.94	0.20	0.17	94,94,94,94	7
86	OHX	1	3429	7/7	1.00	0.22	0.14	62,62,62,62	7
87	MG	5	4140	1/1	0.83	0.20	0.13	82,82,82,82	0
86	OHX	5	3424	7/7	0.99	0.19	0.13	70,70,70,70	0
87	MG	5	3915	1/1	0.95	0.21	0.12	39,39,39,39	0
86	OHX	2	2067	7/7	0.87	0.29	0.12	92,92,92,92	7
86	OHX	1	3601	7/7	0.98	0.19	0.12	49,49,49,49	7
86	OHX	1	3573	7/7	0.97	0.24	0.11	58,58,58,58	7
86	OHX	2	1941	7/7	0.97	0.19	0.11	92,92,92,92	7
86	OHX	2	1956	7/7	0.97	0.17	0.10	91,91,91,91	7
86	OHX	6	2043	7/7	0.90	0.24	0.10	86,86,86,86	7
86	OHX	2	1987	7/7	0.97	0.22	0.08	75,75,75,75	7
86	OHX	5	3668	7/7	0.96	0.22	0.08	39,39,39,39	7
86	OHX	6	1916	7/7	0.99	0.18	0.08	65,65,65,65	7
86	OHX	1	3758	7/7	0.95	0.20	0.07	55,55,55,55	7
86	OHX	2	2076	7/7	0.97	0.15	0.07	122,122,122,122	7
86	OHX	6	2013	7/7	0.88	0.31	0.06	82,82,82,82	7
86	OHX	5	3606	7/7	0.96	0.16	0.06	74,74,74,74	7
86	OHX	5	3673	7/7	0.98	0.23	0.06	44,44,44,44	7
86	OHX	5	3518	7/7	0.97	0.18	0.06	60,60,60,60	7
86	OHX	5	3462	7/7	0.97	0.20	0.05	56,56,56,56	7
86	OHX	1	3480	7/7	0.97	0.23	0.05	75,75,75,75	7
86	OHX	6	2035	7/7	0.94	0.33	0.05	82,82,82,82	7
86	OHX	6	1983	7/7	0.97	0.19	0.04	95,95,95,95	7
86	OHX	N8	201	7/7	0.90	0.27	0.04	94,94,94,94	7
87	MG	5	4081	1/1	0.93	0.18	0.04	48,48,48,48	0
86	OHX	1	3524	7/7	0.98	0.19	0.03	55,55,55,55	7
86	OHX	3	211	7/7	0.94	0.23	0.03	81,81,81,81	7
86	OHX	5	3788	7/7	0.98	0.24	0.02	58,58,58,58	7
87	MG	1	3986	1/1	0.97	0.21	0.02	54,54,54,54	0
86	OHX	1	3786	7/7	0.98	0.25	0.02	73,73,73,73	7
86	OHX	2	2078	7/7	0.91	0.17	0.01	102,102,102,102	7
86	OHX	6	1919	7/7	0.98	0.17	0.01	68,68,68,68	7
86	OHX	1	3707	7/7	0.91	0.15	0.01	106,106,106,106	7
86	OHX	1	3465	7/7	0.99	0.22	-0.00	62,62,62,62	7
86	OHX	1	3416	7/7	0.99	0.20	-0.01	69,69,69,69	0

Continued on next page...

Continued from previous page...

Mol	Type	Chain	Res	Atoms	RSCC	RSR	LLDF	B-factors(\AA^2)	Q<0.9
86	OHX	5	3645	7/7	0.94	0.25	-0.01	68,68,68,68	7
86	OHX	1	3475	7/7	0.99	0.20	-0.02	49,49,49,49	7
86	OHX	6	1920	7/7	0.99	0.16	-0.02	114,114,114,114	7
86	OHX	1	3673	7/7	0.94	0.23	-0.03	47,47,47,47	7
86	OHX	1	3428	7/7	0.99	0.16	-0.03	79,79,79,79	0
86	OHX	5	3795	7/7	0.92	0.26	-0.03	54,54,54,54	7
87	MG	1	4079	1/1	0.92	0.27	-0.04	43,43,43,43	0
86	OHX	1	3750	7/7	0.98	0.22	-0.04	46,46,46,46	7
86	OHX	1	3744	7/7	0.97	0.26	-0.05	60,60,60,60	7
86	OHX	5	3446	7/7	0.99	0.22	-0.06	56,56,56,56	7
87	MG	3	225	1/1	0.93	0.30	-0.06	68,68,68,68	0
87	MG	1	4318	1/1	0.41	0.17	-0.06	115,115,115,115	0
86	OHX	5	3499	7/7	0.98	0.20	-0.06	46,46,46,46	7
86	OHX	1	3641	7/7	0.98	0.15	-0.08	89,89,89,89	7
86	OHX	1	3700	7/7	0.95	0.24	-0.08	47,47,47,47	7
87	MG	6	2203	1/1	0.87	0.21	-0.09	68,68,68,68	0
87	MG	5	4381	1/1	0.76	0.19	-0.09	79,79,79,79	0
86	OHX	1	3582	7/7	0.97	0.18	-0.10	67,67,67,67	7
86	OHX	1	3538	7/7	0.96	0.22	-0.10	62,62,62,62	7
86	OHX	5	3421	7/7	0.99	0.21	-0.10	45,45,45,45	7
87	MG	5	4230	1/1	0.93	0.15	-0.10	55,55,55,55	0
86	OHX	5	3660	7/7	0.84	0.21	-0.10	42,42,42,42	7
86	OHX	5	3582	7/7	0.97	0.19	-0.12	67,67,67,67	7
87	MG	1	4133	1/1	0.94	0.13	-0.12	83,83,83,83	0
86	OHX	8	204	7/7	0.97	0.22	-0.13	66,66,66,66	7
87	MG	1	3910	1/1	0.94	0.27	-0.13	44,44,44,44	0
86	OHX	6	2032	7/7	0.97	0.21	-0.13	61,61,61,61	7
87	MG	1	3821	1/1	0.86	0.19	-0.13	55,55,55,55	0
86	OHX	6	2047	7/7	0.94	0.23	-0.14	67,67,67,67	7
87	MG	7	223	1/1	0.83	0.21	-0.14	52,52,52,52	0
86	OHX	5	3805	7/7	0.98	0.21	-0.14	88,88,88,88	7
87	MG	5	4199	1/1	0.86	0.19	-0.14	41,41,41,41	0
87	MG	5	4321	1/1	0.99	0.22	-0.14	66,66,66,66	1
87	MG	6	2170	1/1	0.93	0.21	-0.14	49,49,49,49	0
86	OHX	2	2052	7/7	0.83	0.20	-0.14	189,189,189,189	7
86	OHX	6	1958	7/7	0.97	0.17	-0.15	77,77,77,77	7
86	OHX	2	2010	7/7	0.86	0.22	-0.15	101,101,101,101	7
87	MG	5	4410	1/1	0.95	0.22	-0.17	47,47,47,47	1
86	OHX	5	3500	7/7	0.97	0.18	-0.17	75,75,75,75	7
86	OHX	6	2053	7/7	0.85	0.22	-0.17	85,85,85,85	7
86	OHX	5	3752	7/7	0.94	0.23	-0.17	49,49,49,49	7
86	OHX	1	3770	7/7	0.86	0.25	-0.17	141,141,141,141	7

Continued on next page...

Continued from previous page...

Mol	Type	Chain	Res	Atoms	RSCC	RSR	LLDF	B-factors(\AA^2)	Q<0.9
86	OHX	8	219	7/7	0.86	0.26	-0.17	92,92,92,92	7
87	MG	1	4248	1/1	0.82	0.17	-0.17	55,55,55,55	0
86	OHX	4	204	7/7	0.99	0.20	-0.17	57,57,57,57	7
86	OHX	5	3497	7/7	0.98	0.20	-0.18	62,62,62,62	7
86	OHX	n3	201	7/7	0.99	0.23	-0.18	55,55,55,55	7
86	OHX	2	2054	7/7	0.97	0.21	-0.18	87,87,87,87	7
86	OHX	1	3558	7/7	0.97	0.20	-0.20	62,62,62,62	7
87	MG	5	3984	1/1	0.83	0.30	-0.20	50,50,50,50	0
86	OHX	2	1901	7/7	0.99	0.22	-0.21	81,81,81,81	0
86	OHX	5	3443	7/7	0.99	0.15	-0.21	82,82,82,82	7
86	OHX	1	3461	7/7	0.99	0.14	-0.21	96,96,96,96	7
87	MG	2	2146	1/1	0.82	0.24	-0.21	86,86,86,86	0
87	MG	N8	204	1/1	0.89	0.28	-0.21	48,48,48,48	0
87	MG	1	4289	1/1	0.94	0.19	-0.21	57,57,57,57	0
87	MG	1	4077	1/1	0.95	0.20	-0.22	54,54,54,54	0
86	OHX	7	204	7/7	0.99	0.18	-0.23	43,43,43,43	7
86	OHX	5	3508	7/7	0.98	0.21	-0.24	38,38,38,38	7
86	OHX	1	3624	7/7	0.88	0.26	-0.24	63,63,63,63	7
86	OHX	2	1948	7/7	0.98	0.20	-0.24	67,67,67,67	7
87	MG	5	4171	1/1	0.91	0.22	-0.25	115,115,115,115	0
86	OHX	2	1916	7/7	0.97	0.17	-0.25	89,89,89,89	7
86	OHX	5	3721	7/7	0.93	0.20	-0.25	50,50,50,50	7
86	OHX	2	2046	7/7	0.88	0.16	-0.25	114,114,114,114	7
86	OHX	6	1901	7/7	1.00	0.21	-0.25	62,62,62,62	0
86	OHX	2	1927	7/7	0.98	0.18	-0.26	94,94,94,94	7
86	OHX	1	3644	7/7	0.97	0.15	-0.26	91,91,91,91	7
87	MG	6	2210	1/1	0.83	0.24	-0.27	79,79,79,79	0
87	MG	c8	202	1/1	0.76	0.28	-0.27	81,81,81,81	0
86	OHX	1	3578	7/7	0.99	0.21	-0.28	40,40,40,40	7
86	OHX	1	3508	7/7	0.98	0.15	-0.28	71,71,71,71	7
86	OHX	2	1967	7/7	0.97	0.20	-0.28	92,92,92,92	7
86	OHX	1	3731	7/7	0.91	0.18	-0.30	100,100,100,100	7
86	OHX	2	1965	7/7	0.95	0.20	-0.30	91,91,91,91	7
86	OHX	1	3426	7/7	0.99	0.19	-0.30	71,71,71,71	7
86	OHX	2	2027	7/7	0.94	0.14	-0.32	111,111,111,111	7
86	OHX	1	3755	7/7	0.86	0.25	-0.34	79,79,79,79	7
86	OHX	6	1924	7/7	0.99	0.20	-0.34	54,54,54,54	7
86	OHX	O7	103	7/7	0.96	0.24	-0.34	60,60,60,60	7
86	OHX	6	1956	7/7	0.97	0.16	-0.35	90,90,90,90	7
87	MG	S6	301	1/1	0.98	0.23	-0.35	103,103,103,103	0
86	OHX	5	3412	7/7	0.99	0.19	-0.36	64,64,64,64	7
86	OHX	5	3486	7/7	0.98	0.19	-0.37	64,64,64,64	7

Continued on next page...

Continued from previous page...

Mol	Type	Chain	Res	Atoms	RSCC	RSR	LLDF	B-factors(\AA^2)	Q<0.9
86	OHX	2	1999	7/7	0.93	0.19	-0.37	94,94,94,94	7
86	OHX	1	3784	7/7	0.93	0.20	-0.38	66,66,66,66	7
86	OHX	2	1915	7/7	0.97	0.14	-0.40	122,122,122,122	7
86	OHX	2	1976	7/7	0.97	0.18	-0.40	92,92,92,92	7
86	OHX	1	3430	7/7	0.99	0.21	-0.40	55,55,55,55	7
86	OHX	2	1917	7/7	0.98	0.18	-0.41	85,85,85,85	7
86	OHX	m7	201	7/7	0.92	0.22	-0.41	49,49,49,49	7
86	OHX	2	2028	7/7	0.94	0.17	-0.41	134,134,134,134	7
87	MG	2	2183	1/1	0.95	0.21	-0.42	66,66,66,66	0
86	OHX	1	3489	7/7	1.00	0.16	-0.42	89,89,89,89	7
86	OHX	1	3408	7/7	0.99	0.19	-0.43	59,59,59,59	2
86	OHX	1	3691	7/7	0.96	0.21	-0.44	67,67,67,67	7
87	MG	p0	301	1/1	0.64	0.31	-0.44	93,93,93,93	0
86	OHX	5	3435	7/7	0.99	0.21	-0.44	50,50,50,50	7
86	OHX	1	3554	7/7	0.98	0.20	-0.44	78,78,78,78	7
86	OHX	2	1949	7/7	0.95	0.15	-0.45	108,108,108,108	7
86	OHX	6	2090	7/7	0.97	0.19	-0.45	68,68,68,68	7
87	MG	2	2234	1/1	0.98	0.24	-0.45	76,76,76,76	0
87	MG	5	4121	1/1	0.84	0.20	-0.46	52,52,52,52	0
86	OHX	O7	102	7/7	0.97	0.20	-0.46	73,73,73,73	7
87	MG	1	3885	1/1	0.92	0.23	-0.47	41,41,41,41	0
86	OHX	2	1909	7/7	0.99	0.17	-0.47	94,94,94,94	7
86	OHX	6	1979	7/7	0.96	0.23	-0.47	79,79,79,79	7
87	MG	2	2159	1/1	0.74	0.22	-0.48	75,75,75,75	0
86	OHX	6	1923	7/7	0.99	0.16	-0.48	71,71,71,71	7
86	OHX	6	1952	7/7	0.98	0.16	-0.48	84,84,84,84	7
86	OHX	2	1902	7/7	1.00	0.18	-0.48	86,86,86,86	0
86	OHX	6	2069	7/7	0.96	0.16	-0.49	78,78,78,78	7
86	OHX	2	2068	7/7	0.93	0.20	-0.49	66,66,66,66	7
86	OHX	8	212	7/7	0.95	0.18	-0.49	85,85,85,85	7
86	OHX	5	3413	7/7	0.99	0.17	-0.49	51,51,51,51	7
86	OHX	s1	302	7/7	0.90	0.25	-0.49	93,93,93,93	7
86	OHX	d9	102	7/7	0.95	0.27	-0.50	97,97,97,97	7
87	MG	1	4428	1/1	0.80	0.14	-0.50	67,67,67,67	0
86	OHX	5	3406	7/7	1.00	0.19	-0.50	48,48,48,48	0
86	OHX	5	3670	7/7	0.96	0.18	-0.51	51,51,51,51	7
86	OHX	q2	502	7/7	0.99	0.20	-0.51	51,51,51,51	7
86	OHX	2	2007	7/7	0.94	0.18	-0.52	101,101,101,101	7
86	OHX	2	1958	7/7	0.98	0.19	-0.52	75,75,75,75	7
87	MG	5	4542	1/1	0.90	0.24	-0.52	45,45,45,45	0
86	OHX	5	3441	7/7	0.99	0.18	-0.52	54,54,54,54	7
86	OHX	c5	202	7/7	0.88	0.26	-0.53	98,98,98,98	7

Continued on next page...

Continued from previous page...

Mol	Type	Chain	Res	Atoms	RSCC	RSR	LLDF	B-factors(\AA^2)	Q<0.9
86	OHX	5	3426	7/7	0.99	0.20	-0.54	59,59,59,59	7
86	OHX	L5	301	7/7	0.95	0.18	-0.55	78,78,78,78	7
86	OHX	5	3764	7/7	0.95	0.19	-0.55	71,71,71,71	7
86	OHX	6	1973	7/7	0.97	0.19	-0.55	86,86,86,86	7
86	OHX	12	301	7/7	0.98	0.22	-0.55	63,63,63,63	7
86	OHX	1	3581	7/7	0.98	0.17	-0.56	54,54,54,54	7
86	OHX	L3	403	7/7	0.91	0.23	-0.58	85,85,85,85	7
86	OHX	5	3470	7/7	0.98	0.18	-0.58	90,90,90,90	7
87	MG	1	3838	1/1	0.98	0.23	-0.59	59,59,59,59	0
86	OHX	2	1964	7/7	0.97	0.15	-0.59	101,101,101,101	7
86	OHX	2	1925	7/7	0.98	0.12	-0.60	112,112,112,112	7
86	OHX	2	2065	7/7	0.88	0.15	-0.60	110,110,110,110	7
87	MG	5	3975	1/1	0.90	0.16	-0.61	74,74,74,74	0
86	OHX	6	1917	7/7	0.99	0.20	-0.61	55,55,55,55	7
87	MG	2	2131	1/1	0.97	0.15	-0.62	73,73,73,73	0
86	OHX	2	2057	7/7	0.93	0.23	-0.62	67,67,67,67	7
86	OHX	1	3679	7/7	0.96	0.20	-0.63	42,42,42,42	7
87	MG	c6	202	1/1	0.82	0.25	-0.63	87,87,87,87	0
86	OHX	6	1912	7/7	0.99	0.18	-0.64	72,72,72,72	7
86	OHX	6	2057	7/7	0.94	0.17	-0.64	78,78,78,78	7
86	OHX	5	3754	7/7	0.88	0.16	-0.65	161,161,161,161	7
86	OHX	1	3668	7/7	0.99	0.21	-0.65	50,50,50,50	7
87	MG	2	2179	1/1	0.97	0.18	-0.66	85,85,85,85	0
86	OHX	1	3625	7/7	0.98	0.15	-0.66	61,61,61,61	7
86	OHX	1	3432	7/7	0.99	0.17	-0.66	64,64,64,64	7
86	OHX	5	3545	7/7	0.99	0.20	-0.66	46,46,46,46	7
86	OHX	2	2025	7/7	0.93	0.19	-0.66	94,94,94,94	7
86	OHX	8	203	7/7	0.97	0.17	-0.67	86,86,86,86	7
86	OHX	2	1908	7/7	0.98	0.15	-0.67	104,104,104,104	0
86	OHX	5	3480	7/7	0.98	0.20	-0.70	63,63,63,63	7
87	MG	5	4300	1/1	0.97	0.21	-0.71	32,32,32,32	0
86	OHX	1	3500	7/7	0.99	0.19	-0.71	41,41,41,41	7
86	OHX	5	3521	7/7	0.98	0.18	-0.71	56,56,56,56	7
86	OHX	6	1999	7/7	0.95	0.18	-0.72	85,85,85,85	7
87	MG	Q0	203	1/1	0.94	0.15	-0.72	52,52,52,52	0
86	OHX	1	3715	7/7	0.94	0.18	-0.72	77,77,77,77	7
86	OHX	5	3598	7/7	0.98	0.17	-0.73	73,73,73,73	7
86	OHX	l3	402	7/7	0.94	0.23	-0.73	73,73,73,73	7
86	OHX	M9	201	7/7	0.98	0.19	-0.74	68,68,68,68	7
86	OHX	4	206	7/7	0.99	0.16	-0.74	88,88,88,88	7
86	OHX	2	2042	7/7	0.92	0.16	-0.74	113,113,113,113	7
86	OHX	2	2043	7/7	0.91	0.14	-0.75	119,119,119,119	7

Continued on next page...

Continued from previous page...

Mol	Type	Chain	Res	Atoms	RSCC	RSR	LLDF	B-factors(\AA^2)	Q<0.9
86	OHX	6	1982	7/7	0.95	0.17	-0.76	98,98,98,98	7
86	OHX	s8	301	7/7	0.94	0.18	-0.77	104,104,104,104	7
87	MG	O1	205	1/1	0.97	0.22	-0.78	65,65,65,65	0
86	OHX	2	1939	7/7	0.98	0.16	-0.78	98,98,98,98	7
88	ZN	q3	501	1/1	0.99	0.15	-0.78	64,64,64,64	0
86	OHX	5	3460	7/7	0.99	0.19	-0.79	68,68,68,68	7
86	OHX	1	3653	7/7	0.98	0.14	-0.79	59,59,59,59	7
86	OHX	6	1910	7/7	1.00	0.19	-0.79	60,60,60,60	7
86	OHX	6	2074	7/7	0.79	0.19	-0.80	108,108,108,108	7
87	MG	5	3908	1/1	0.97	0.15	-0.80	76,76,76,76	0
86	OHX	5	3464	7/7	0.99	0.19	-0.80	45,45,45,45	7
86	OHX	1	3523	7/7	0.98	0.17	-0.81	95,95,95,95	7
86	OHX	6	1971	7/7	0.95	0.16	-0.81	85,85,85,85	7
86	OHX	sR	401	7/7	0.92	0.20	-0.81	122,122,122,122	7
86	OHX	n1	201	7/7	0.99	0.19	-0.81	48,48,48,48	7
86	OHX	2	1903	7/7	0.99	0.18	-0.82	90,90,90,90	0
86	OHX	3	205	7/7	0.97	0.15	-0.82	80,80,80,80	7
86	OHX	D9	102	7/7	0.96	0.19	-0.83	83,83,83,83	7
87	MG	6	2155	1/1	0.97	0.20	-0.84	72,72,72,72	0
86	OHX	1	3467	7/7	0.99	0.12	-0.84	113,113,113,113	7
86	OHX	2	1907	7/7	0.99	0.15	-0.84	93,93,93,93	7
86	OHX	5	3586	7/7	0.97	0.14	-0.85	83,83,83,83	7
87	MG	n0	203	1/1	0.95	0.20	-0.85	41,41,41,41	0
87	MG	1	3868	1/1	0.80	0.23	-0.85	70,70,70,70	0
86	OHX	5	3537	7/7	0.97	0.13	-0.85	114,114,114,114	7
86	OHX	6	2030	7/7	0.93	0.19	-0.86	105,105,105,105	7
86	OHX	5	3706	7/7	0.97	0.16	-0.88	74,74,74,74	7
86	OHX	2	2038	7/7	0.94	0.21	-0.88	85,85,85,85	7
86	OHX	5	3547	7/7	0.97	0.12	-0.88	136,136,136,136	7
86	OHX	6	1927	7/7	0.98	0.13	-0.89	109,109,109,109	7
86	OHX	5	3563	7/7	0.97	0.13	-0.89	93,93,93,93	7
86	OHX	6	2034	7/7	0.81	0.23	-0.89	134,134,134,134	7
86	OHX	l5	301	7/7	0.92	0.17	-0.90	90,90,90,90	7
86	OHX	6	1902	7/7	0.99	0.17	-0.90	77,77,77,77	2
87	MG	L7	301	1/1	0.94	0.18	-0.91	39,39,39,39	0
87	MG	1	4008	1/1	0.99	0.16	-0.91	52,52,52,52	0
86	OHX	2	1921	7/7	0.98	0.15	-0.91	88,88,88,88	7
86	OHX	1	3409	7/7	0.99	0.15	-0.92	58,58,58,58	1
86	OHX	1	3768	7/7	0.92	0.18	-0.92	50,50,50,50	7
86	OHX	2	2035	7/7	0.99	0.16	-0.92	95,95,95,95	7
87	MG	1	4275	1/1	0.98	0.15	-0.92	46,46,46,46	0
86	OHX	L3	402	7/7	0.98	0.18	-0.93	67,67,67,67	7

Continued on next page...

Continued from previous page...

Mol	Type	Chain	Res	Atoms	RSCC	RSR	LLDF	B-factors(\AA^2)	Q<0.9
86	OHX	1	3410	7/7	1.00	0.18	-0.93	53,53,53,53	3
86	OHX	2	1935	7/7	0.97	0.15	-0.93	98,98,98,98	7
86	OHX	1	3597	7/7	0.98	0.19	-0.94	37,37,37,37	7
86	OHX	5	3713	7/7	0.94	0.17	-0.94	70,70,70,70	7
86	OHX	M8	201	7/7	0.95	0.20	-0.94	53,53,53,53	7
86	OHX	2	1980	7/7	0.92	0.25	-0.95	93,93,93,93	7
86	OHX	1	3615	7/7	0.96	0.18	-0.96	68,68,68,68	7
86	OHX	6	1943	7/7	0.98	0.14	-0.97	108,108,108,108	7
87	MG	s4	302	1/1	0.86	0.19	-0.97	55,55,55,55	0
86	OHX	2	1977	7/7	0.98	0.12	-0.97	138,138,138,138	7
86	OHX	6	1933	7/7	0.97	0.16	-1.00	82,82,82,82	7
86	OHX	5	3415	7/7	0.99	0.18	-1.00	74,74,74,74	1
86	OHX	5	3717	7/7	0.96	0.18	-1.00	56,56,56,56	7
86	OHX	1	3698	7/7	0.97	0.20	-1.01	51,51,51,51	7
86	OHX	5	3459	7/7	0.98	0.17	-1.02	80,80,80,80	7
86	OHX	1	3564	7/7	0.98	0.20	-1.02	54,54,54,54	7
87	MG	1	3836	1/1	0.95	0.17	-1.03	38,38,38,38	1
87	MG	6	2102	1/1	0.94	0.12	-1.04	81,81,81,81	0
86	OHX	6	1992	7/7	0.96	0.18	-1.04	71,71,71,71	7
86	OHX	2	1910	7/7	0.98	0.17	-1.05	94,94,94,94	7
86	OHX	1	3412	7/7	1.00	0.20	-1.06	47,47,47,47	7
86	OHX	1	3433	7/7	0.99	0.20	-1.06	53,53,53,53	7
87	MG	6	2198	1/1	0.77	0.19	-1.06	90,90,90,90	0
86	OHX	2	1911	7/7	0.97	0.14	-1.08	109,109,109,109	0
86	OHX	1	3712	7/7	0.98	0.19	-1.09	62,62,62,62	7
87	MG	5	4468	1/1	0.92	0.20	-1.09	43,43,43,43	0
86	OHX	m0	303	7/7	0.93	0.21	-1.10	86,86,86,86	7
87	MG	1	4458	1/1	0.98	0.17	-1.10	47,47,47,47	0
86	OHX	M9	202	7/7	0.97	0.16	-1.10	78,78,78,78	7
86	OHX	2	2047	7/7	0.93	0.17	-1.10	106,106,106,106	7
86	OHX	M0	303	7/7	0.88	0.16	-1.10	96,96,96,96	7
86	OHX	6	2038	7/7	0.94	0.14	-1.11	88,88,88,88	7
88	ZN	Q3	501	1/1	0.99	0.10	-1.11	73,73,73,73	0
86	OHX	2	1991	7/7	0.95	0.13	-1.11	104,104,104,104	7
86	OHX	1	3584	7/7	0.92	0.14	-1.12	106,106,106,106	7
86	OHX	2	2026	7/7	0.95	0.20	-1.12	93,93,93,93	7
86	OHX	C5	201	7/7	0.93	0.19	-1.13	112,112,112,112	7
86	OHX	1	3543	7/7	0.96	0.17	-1.14	64,64,64,64	7
86	OHX	5	3405	7/7	0.99	0.17	-1.15	48,48,48,48	3
87	MG	5	4537	1/1	0.95	0.20	-1.15	38,38,38,38	0
86	OHX	1	3719	7/7	0.97	0.17	-1.16	86,86,86,86	7
87	MG	5	4195	1/1	0.94	0.21	-1.16	35,35,35,35	1

Continued on next page...

Continued from previous page...

Mol	Type	Chain	Res	Atoms	RSCC	RSR	LLDF	B-factors(\AA^2)	Q<0.9
86	OHX	2	1946	7/7	0.96	0.12	-1.16	110,110,110,110	7
86	OHX	l5	302	7/7	0.95	0.16	-1.16	88,88,88,88	7
87	MG	5	3965	1/1	0.95	0.16	-1.16	55,55,55,55	0
88	ZN	E1	501	1/1	0.91	0.08	-1.17	132,132,132,132	0
86	OHX	6	2022	7/7	0.76	0.22	-1.17	139,139,139,139	7
87	MG	5	4248	1/1	0.95	0.21	-1.18	39,39,39,39	1
86	OHX	s1	301	7/7	0.99	0.15	-1.18	80,80,80,80	0
87	MG	6	2240	1/1	0.70	0.15	-1.19	74,74,74,74	0
86	OHX	1	3628	7/7	0.98	0.14	-1.19	74,74,74,74	7
86	OHX	5	3807	7/7	0.98	0.13	-1.19	147,147,147,147	7
86	OHX	6	1951	7/7	0.98	0.13	-1.20	133,133,133,133	7
86	OHX	2	1924	7/7	0.98	0.15	-1.20	89,89,89,89	7
86	OHX	5	3556	7/7	0.97	0.12	-1.20	107,107,107,107	7
86	OHX	2	1943	7/7	0.96	0.15	-1.21	95,95,95,95	7
87	MG	5	4302	1/1	1.00	0.19	-1.22	40,40,40,40	0
86	OHX	1	3572	7/7	0.96	0.15	-1.23	95,95,95,95	7
86	OHX	2	1997	7/7	0.98	0.14	-1.23	88,88,88,88	7
86	OHX	2	1993	7/7	0.96	0.18	-1.23	80,80,80,80	7
86	OHX	6	1986	7/7	0.97	0.17	-1.24	73,73,73,73	7
86	OHX	1	3478	7/7	0.99	0.19	-1.24	58,58,58,58	7
86	OHX	1	3638	7/7	0.97	0.17	-1.29	82,82,82,82	7
86	OHX	C8	202	7/7	0.98	0.14	-1.29	94,94,94,94	7
86	OHX	2	1972	7/7	0.98	0.16	-1.30	81,81,81,81	7
86	OHX	2	1940	7/7	0.98	0.15	-1.30	85,85,85,85	7
87	MG	5	3842	1/1	0.94	0.15	-1.31	45,45,45,45	0
87	MG	c8	203	1/1	0.89	0.12	-1.31	86,86,86,86	0
87	MG	6	2176	1/1	0.94	0.16	-1.32	73,73,73,73	0
86	OHX	6	1922	7/7	0.99	0.16	-1.32	58,58,58,58	7
86	OHX	5	3718	7/7	0.93	0.10	-1.33	136,136,136,136	7
86	OHX	M5	301	7/7	0.98	0.18	-1.34	75,75,75,75	7
87	MG	6	2142	1/1	0.97	0.21	-1.34	73,73,73,73	0
86	OHX	2	1978	7/7	0.97	0.12	-1.34	121,121,121,121	7
87	MG	5	4063	1/1	0.91	0.19	-1.35	37,37,37,37	0
86	OHX	m5	501	7/7	0.98	0.18	-1.35	81,81,81,81	7
87	MG	S4	301	1/1	0.93	0.21	-1.35	76,76,76,76	0
86	OHX	2	1945	7/7	0.97	0.13	-1.36	110,110,110,110	7
86	OHX	2	2003	7/7	0.94	0.16	-1.38	103,103,103,103	7
88	ZN	o7	501	1/1	1.00	0.14	-1.41	53,53,53,53	0
87	MG	l9	203	1/1	0.99	0.15	-1.41	46,46,46,46	1
86	OHX	5	3530	7/7	0.99	0.14	-1.41	94,94,94,94	7
86	OHX	1	3414	7/7	0.99	0.15	-1.41	67,67,67,67	0
88	ZN	q2	501	1/1	0.97	0.09	-1.41	69,69,69,69	0

Continued on next page...

Continued from previous page...

Mol	Type	Chain	Res	Atoms	RSCC	RSR	LLDF	B-factors(\AA^2)	Q<0.9
86	OHX	5	3436	7/7	0.99	0.20	-1.41	54,54,54,54	7
87	MG	1	4101	1/1	0.93	0.16	-1.41	57,57,57,57	0
87	MG	6	2122	1/1	0.93	0.17	-1.42	49,49,49,49	0
87	MG	5	3909	1/1	0.94	0.18	-1.42	49,49,49,49	0
86	OHX	2	1966	7/7	0.97	0.19	-1.43	61,61,61,61	7
86	OHX	2	2014	7/7	0.97	0.16	-1.43	80,80,80,80	7
86	OHX	SR	401	7/7	0.96	0.12	-1.43	130,130,130,130	7
86	OHX	6	1913	7/7	0.98	0.15	-1.44	85,85,85,85	7
87	MG	6	2205	1/1	0.87	0.14	-1.45	84,84,84,84	0
86	OHX	S8	301	7/7	0.91	0.16	-1.47	108,108,108,108	7
88	ZN	Q0	201	1/1	1.00	0.13	-1.47	53,53,53,53	0
87	MG	1	4029	1/1	0.89	0.16	-1.47	62,62,62,62	0
88	ZN	d9	101	1/1	1.00	0.10	-1.48	81,81,81,81	0
86	OHX	1	3807	7/7	0.94	0.11	-1.50	112,112,112,112	7
87	MG	5	4456	1/1	0.93	0.10	-1.51	100,100,100,100	0
86	OHX	2	1950	7/7	0.97	0.17	-1.51	97,97,97,97	7
88	ZN	O7	101	1/1	0.99	0.14	-1.56	47,47,47,47	0
86	OHX	2	2040	7/7	0.96	0.16	-1.57	88,88,88,88	7
86	OHX	2	1932	7/7	0.97	0.16	-1.57	92,92,92,92	7
86	OHX	M0	304	7/7	0.91	0.15	-1.57	96,96,96,96	7
86	OHX	1	3580	7/7	0.97	0.16	-1.57	89,89,89,89	7
88	ZN	D9	101	1/1	0.99	0.09	-1.58	79,79,79,79	0
87	MG	C8	203	1/1	0.89	0.06	-1.58	96,96,96,96	0
86	OHX	1	3453	7/7	0.99	0.15	-1.59	74,74,74,74	7
88	ZN	q0	201	1/1	0.99	0.15	-1.59	40,40,40,40	0
87	MG	O4	201	1/1	0.93	0.14	-1.60	77,77,77,77	0
87	MG	1	4068	1/1	0.94	0.13	-1.62	62,62,62,62	0
87	MG	O2	204	1/1	0.97	0.18	-1.63	33,33,33,33	0
87	MG	6	2204	1/1	0.96	0.17	-1.65	47,47,47,47	0
87	MG	M0	307	1/1	0.87	0.16	-1.67	45,45,45,45	0
87	MG	5	4076	1/1	0.89	0.19	-1.67	56,56,56,56	0
87	MG	6	2137	1/1	0.92	0.12	-1.68	83,83,83,83	0
88	ZN	d6	500	1/1	0.98	0.08	-1.68	67,67,67,67	0
86	OHX	2	1984	7/7	0.85	0.14	-1.70	177,177,177,177	7
86	OHX	6	1991	7/7	0.96	0.15	-1.72	83,83,83,83	7
86	OHX	5	3689	7/7	0.90	0.12	-1.72	116,116,116,116	7
86	OHX	1	3591	7/7	0.98	0.12	-1.73	90,90,90,90	7
88	ZN	D6	101	1/1	0.99	0.07	-1.74	88,88,88,88	0
87	MG	6	2302	1/1	0.92	0.11	-1.76	106,106,106,106	0
86	OHX	5	3630	7/7	0.98	0.16	-1.77	75,75,75,75	7
87	MG	2	2188	1/1	0.92	0.18	-1.77	84,84,84,84	0
86	OHX	5	3427	7/7	1.00	0.17	-1.77	66,66,66,66	7

Continued on next page...

Continued from previous page...

Mol	Type	Chain	Res	Atoms	RSCC	RSR	LLDF	B-factors(\AA^2)	Q<0.9
88	ZN	Q2	501	1/1	0.93	0.04	-1.78	73,73,73,73	0
86	OHX	2	1986	7/7	0.98	0.16	-1.79	80,80,80,80	7
86	OHX	2	2037	7/7	0.97	0.16	-1.79	60,60,60,60	7
87	MG	c9	201	1/1	0.83	0.10	-1.80	78,78,78,78	0
87	MG	5	4143	1/1	0.98	0.19	-1.81	34,34,34,34	1
86	OHX	6	2092	7/7	0.89	0.13	-1.81	104,104,104,104	7
86	OHX	1	3814	7/7	0.94	0.17	-1.82	149,149,149,149	7
87	MG	5	3867	1/1	0.94	0.14	-1.83	41,41,41,41	0
86	OHX	1	3494	7/7	0.99	0.17	-1.83	66,66,66,66	7
86	OHX	2	2008	7/7	0.97	0.15	-1.87	83,83,83,83	7
86	OHX	6	1941	7/7	0.98	0.14	-1.99	79,79,79,79	7
86	OHX	5	3708	7/7	0.94	0.20	-1.99	43,43,43,43	7
87	MG	2	2138	1/1	0.75	0.14	-2.01	76,76,76,76	0
86	OHX	m0	301	7/7	0.98	0.13	-2.04	86,86,86,86	7
86	OHX	5	3707	7/7	0.96	0.16	-2.06	46,46,46,46	7
87	MG	n3	204	1/1	0.94	0.14	-2.06	42,42,42,42	0
87	MG	n8	202	1/1	0.82	0.17	-2.06	51,51,51,51	0
87	MG	2	2143	1/1	0.91	0.08	-2.07	91,91,91,91	0
86	OHX	6	2091	7/7	0.96	0.15	-2.13	96,96,96,96	7
87	MG	O7	105	1/1	0.95	0.10	-2.13	51,51,51,51	0
86	OHX	6	1994	7/7	0.97	0.13	-2.14	76,76,76,76	7
86	OHX	5	3640	7/7	0.97	0.14	-2.16	73,73,73,73	7
86	OHX	2	2082	7/7	0.94	0.08	-2.24	137,137,137,137	7
87	MG	5	4205	1/1	0.94	0.11	-2.26	60,60,60,60	0
86	OHX	1	3491	7/7	0.98	0.12	-2.29	118,118,118,118	7
87	MG	2	2165	1/1	0.82	0.18	-2.30	98,98,98,98	0
86	OHX	5	3592	7/7	0.99	0.12	-2.31	63,63,63,63	7
86	OHX	c5	201	7/7	0.92	0.20	-2.34	118,118,118,118	7
86	OHX	6	1907	7/7	0.98	0.14	-2.34	76,76,76,76	0
86	OHX	5	3671	7/7	0.94	0.19	-2.47	56,56,56,56	7
86	OHX	1	3450	7/7	0.99	0.17	-2.48	46,46,46,46	7
88	ZN	e1	501	1/1	0.91	0.04	-2.50	163,163,163,163	0
87	MG	6	2298	1/1	0.98	0.12	-2.51	86,86,86,86	0
86	OHX	1	3540	7/7	0.98	0.10	-2.52	128,128,128,128	7
86	OHX	1	3590	7/7	0.98	0.12	-2.53	91,91,91,91	7
87	MG	6	2190	1/1	0.99	0.16	-2.68	44,44,44,44	0
86	OHX	2	1990	7/7	0.97	0.13	-2.70	111,111,111,111	7
86	OHX	5	3456	7/7	0.98	0.14	-2.70	115,115,115,115	0
86	OHX	1	3537	7/7	0.97	0.12	-2.71	112,112,112,112	7
87	MG	1	4311	1/1	0.97	0.12	-2.76	57,57,57,57	1
87	MG	1	3847	1/1	0.98	0.10	-2.88	49,49,49,49	0
86	OHX	1	3562	7/7	0.99	0.15	-2.91	71,71,71,71	7

Continued on next page...

Continued from previous page...

Mol	Type	Chain	Res	Atoms	RSCC	RSR	LLDF	B-factors(\AA^2)	Q<0.9
86	OHX	2	2064	7/7	0.93	0.08	-2.98	130,130,130,130	7
87	MG	6	2289	1/1	0.91	0.14	-3.03	57,57,57,57	0
87	MG	6	2201	1/1	0.83	0.09	-3.06	83,83,83,83	0
86	OHX	2	1982	7/7	0.98	0.11	-3.12	100,100,100,100	7
86	OHX	6	1970	7/7	0.97	0.13	-3.13	88,88,88,88	7
86	OHX	1	3600	7/7	0.98	0.14	-3.16	68,68,68,68	7
87	MG	5	3826	1/1	0.95	0.14	-3.17	35,35,35,35	0
86	OHX	6	1996	7/7	0.96	0.13	-3.18	90,90,90,90	7
86	OHX	2	1937	7/7	0.97	0.15	-3.40	94,94,94,94	7
87	MG	5	4192	1/1	0.94	0.13	-3.51	36,36,36,36	0
87	MG	1	4326	1/1	0.96	0.14	-3.53	42,42,42,42	0
86	OHX	1	3602	7/7	0.95	0.09	-3.69	152,152,152,152	7
87	MG	1	3846	1/1	0.93	0.18	-3.89	35,35,35,35	0
87	MG	1	3930	1/1	0.96	0.13	-4.10	41,41,41,41	0
87	MG	5	3889	1/1	0.91	0.08	-4.19	111,111,111,111	0
87	MG	5	4441	1/1	0.99	0.14	-4.49	33,33,33,33	0
87	MG	M7	210	1/1	0.98	0.13	-4.99	45,45,45,45	1
87	MG	5	4034	1/1	0.96	0.09	-5.06	45,45,45,45	0
86	OHX	2	1975	7/7	0.99	0.11	-5.12	112,112,112,112	7
86	OHX	1	3651	7/7	0.93	0.07	-5.13	199,199,199,199	7
87	MG	1	4097	1/1	0.97	0.19	-5.22	42,42,42,42	0
87	MG	5	4032	1/1	0.95	0.12	-6.03	49,49,49,49	0
87	MG	1	4168	1/1	0.97	0.15	-6.21	35,35,35,35	1
87	MG	1	4423	1/1	0.92	0.16	-6.71	40,40,40,40	1
86	OHX	8	221	7/7	0.99	0.16	-	74,74,74,74	7
86	OHX	2	1983	7/7	0.97	0.27	-	70,70,70,70	7
87	MG	1	4290	1/1	0.96	0.28	-	40,40,40,40	1
86	OHX	5	3737	7/7	0.90	0.25	-	73,73,73,73	7
87	MG	1	4175	1/1	0.90	0.77	-	46,46,46,46	0
87	MG	1	4459	1/1	0.70	0.35	-	46,46,46,46	1
87	MG	5	3895	1/1	0.96	0.14	-	59,59,59,59	0
87	MG	1	4276	1/1	0.93	0.62	-	37,37,37,37	0
87	MG	6	2160	1/1	0.96	0.42	-	59,59,59,59	0
87	MG	1	4403	1/1	0.96	0.35	-	65,65,65,65	0
87	MG	1	4337	1/1	0.97	0.34	-	42,42,42,42	0
86	OHX	5	3816	7/7	0.97	0.29	-	43,43,43,43	7
87	MG	6	2274	1/1	0.59	0.60	-	42,42,42,42	1
87	MG	3	214	1/1	0.76	0.34	-	46,46,46,46	0
87	MG	1	4263	1/1	0.95	0.20	-	45,45,45,45	1
87	MG	5	4095	1/1	0.93	0.77	-	60,60,60,60	0
86	OHX	5	3775	7/7	0.95	0.24	-	59,59,59,59	7
86	OHX	1	3510	7/7	0.97	0.27	-	93,93,93,93	7

Continued on next page...

Continued from previous page...

Mol	Type	Chain	Res	Atoms	RSCC	RSR	LLDF	B-factors(\AA^2)	Q<0.9
87	MG	2	2096	1/1	0.87	0.44	-	61,61,61,61	0
87	MG	1	4227	1/1	0.68	0.88	-	45,45,45,45	0
87	MG	2	2201	1/1	0.60	0.51	-	61,61,61,61	0
87	MG	5	3962	1/1	0.90	0.55	-	44,44,44,44	0
87	MG	7	233	1/1	0.93	0.17	-	52,52,52,52	0
87	MG	5	3973	1/1	0.96	0.49	-	34,34,34,34	0
87	MG	1	4419	1/1	0.95	0.45	-	34,34,34,34	1
87	MG	1	4251	1/1	0.90	0.39	-	45,45,45,45	1
86	OHX	1	3714	7/7	0.96	0.29	-	45,45,45,45	7
87	MG	1	3833	1/1	0.97	0.21	-	84,84,84,84	0
87	MG	1	4136	1/1	0.90	0.63	-	58,58,58,58	0
87	MG	5	4064	1/1	0.95	0.22	-	64,64,64,64	0
87	MG	1	3956	1/1	0.94	0.55	-	40,40,40,40	0
87	MG	5	4544	1/1	0.84	0.76	-	37,37,37,37	0
86	OHX	5	3577	7/7	0.91	0.34	-	53,53,53,53	7
86	OHX	8	207	7/7	0.98	0.14	-	74,74,74,74	7
86	OHX	5	3704	7/7	0.94	0.30	-	67,67,67,67	7
86	OHX	5	3665	7/7	0.96	0.48	-	47,47,47,47	7
87	MG	S1	301	1/1	1.00	0.13	-	105,105,105,105	0
87	MG	5	4122	1/1	0.97	0.21	-	48,48,48,48	1
87	MG	2	2153	1/1	0.98	0.23	-	72,72,72,72	0
87	MG	1	3961	1/1	0.94	0.57	-	37,37,37,37	0
87	MG	1	4023	1/1	0.92	0.32	-	45,45,45,45	0
87	MG	8	228	1/1	0.92	0.31	-	46,46,46,46	1
87	MG	5	4307	1/1	0.99	0.23	-	41,41,41,41	1
86	OHX	1	3681	7/7	0.93	0.49	-	56,56,56,56	7
87	MG	19	204	1/1	0.87	0.33	-	41,41,41,41	1
86	OHX	5	3524	7/7	0.98	0.17	-	88,88,88,88	7
87	MG	5	4126	1/1	0.90	0.18	-	55,55,55,55	0
87	MG	6	2147	1/1	0.95	0.43	-	58,58,58,58	0
87	MG	6	2284	1/1	0.81	0.35	-	59,59,59,59	0
87	MG	6	2305	1/1	0.65	0.78	-	98,98,98,98	0
87	MG	1	3863	1/1	0.96	0.36	-	38,38,38,38	0
87	MG	5	4193	1/1	0.95	0.88	-	39,39,39,39	1
87	MG	1	4255	1/1	0.94	0.98	-	48,48,48,48	0
87	MG	1	3864	1/1	0.93	0.60	-	55,55,55,55	0
87	MG	5	4320	1/1	0.95	0.38	-	35,35,35,35	1
87	MG	5	4207	1/1	0.94	0.43	-	62,62,62,62	0
87	MG	1	4042	1/1	0.83	0.21	-	50,50,50,50	0
86	OHX	1	3726	7/7	0.95	0.22	-	54,54,54,54	7
87	MG	6	2177	1/1	0.96	0.29	-	80,80,80,80	0
86	OHX	2	1954	7/7	0.94	0.26	-	88,88,88,88	7

Continued on next page...

Continued from previous page...

Mol	Type	Chain	Res	Atoms	RSCC	RSR	LLDF	B-factors(\AA^2)	Q<0.9
87	MG	5	4455	1/1	0.77	0.50	-	37,37,37,37	1
87	MG	5	4530	1/1	0.88	0.35	-	43,43,43,43	0
87	MG	6	2152	1/1	0.90	0.45	-	50,50,50,50	0
87	MG	5	4374	1/1	0.93	0.27	-	45,45,45,45	1
87	MG	7	236	1/1	0.89	0.12	-	44,44,44,44	0
87	MG	c9	202	1/1	0.59	0.34	-	80,80,80,80	0
87	MG	2	2249	1/1	0.73	0.63	-	97,97,97,97	0
87	MG	6	2271	1/1	0.80	0.36	-	42,42,42,42	0
86	OHX	1	3713	7/7	0.97	0.30	-	58,58,58,58	7
87	MG	6	2189	1/1	0.85	0.45	-	47,47,47,47	0
86	OHX	5	3498	7/7	0.98	0.17	-	66,66,66,66	7
87	MG	5	4325	1/1	0.96	0.17	-	74,74,74,74	0
86	OHX	5	3567	7/7	0.99	0.27	-	39,39,39,39	7
87	MG	1	3905	1/1	0.97	0.20	-	48,48,48,48	0
87	MG	1	4347	1/1	0.69	0.57	-	41,41,41,41	1
87	MG	1	4057	1/1	0.92	0.51	-	38,38,38,38	0
87	MG	1	4238	1/1	0.89	0.29	-	46,46,46,46	0
87	MG	1	4239	1/1	0.91	0.21	-	45,45,45,45	0
87	MG	1	4336	1/1	0.92	0.42	-	43,43,43,43	0
87	MG	2	2216	1/1	0.64	0.28	-	69,69,69,69	0
87	MG	5	4152	1/1	0.97	0.35	-	40,40,40,40	0
86	OHX	1	3560	7/7	0.92	0.46	-	72,72,72,72	7
87	MG	5	4296	1/1	0.98	0.28	-	48,48,48,48	1
87	MG	1	3883	1/1	0.88	0.41	-	48,48,48,48	0
87	MG	1	4096	1/1	0.92	0.59	-	76,76,76,76	0
89	C	1	3402	20/21	0.83	0.30	-	50,107,109,109	0
86	OHX	5	3646	7/7	0.97	0.35	-	52,52,52,52	7
86	OHX	5	3750	7/7	0.86	0.14	-	131,131,131,131	7
86	OHX	5	3585	7/7	0.97	0.53	-	44,44,44,44	7
86	OHX	1	3571	7/7	0.97	0.25	-	64,64,64,64	7
87	MG	5	4497	1/1	0.98	0.22	-	41,41,41,41	1
86	OHX	5	3769	7/7	0.83	0.54	-	78,78,78,78	7
87	MG	5	3944	1/1	0.99	0.47	-	32,32,32,32	0
86	OHX	1	3440	7/7	0.99	0.14	-	75,75,75,75	7
87	MG	7	217	1/1	0.88	0.64	-	43,43,43,43	0
87	MG	d9	104	1/1	0.81	0.19	-	109,109,109,109	0
86	OHX	5	3536	7/7	0.95	0.39	-	53,53,53,53	7
86	OHX	1	3658	7/7	0.97	0.24	-	49,49,49,49	7
87	MG	5	3873	1/1	0.92	0.52	-	45,45,45,45	0
87	MG	1	3844	1/1	0.90	0.71	-	39,39,39,39	0
87	MG	o3	205	1/1	0.93	0.72	-	35,35,35,35	1
87	MG	5	4125	1/1	0.93	0.36	-	38,38,38,38	0

Continued on next page...

Continued from previous page...

Mol	Type	Chain	Res	Atoms	RSCC	RSR	LLDF	B-factors(\AA^2)	Q<0.9
86	OHX	6	1957	7/7	0.98	0.18	-	63,63,63,63	7
87	MG	1	4169	1/1	0.73	0.46	-	72,72,72,72	0
87	MG	5	4144	1/1	0.96	0.23	-	44,44,44,44	0
87	MG	5	4444	1/1	0.95	0.58	-	39,39,39,39	0
87	MG	m7	203	1/1	0.94	0.37	-	33,33,33,33	0
87	MG	5	4317	1/1	0.86	0.18	-	102,102,102,102	0
87	MG	5	4184	1/1	0.98	0.38	-	40,40,40,40	1
87	MG	5	4421	1/1	0.87	0.17	-	46,46,46,46	0
87	MG	5	4109	1/1	0.90	0.35	-	40,40,40,40	0
87	MG	1	3968	1/1	0.90	0.29	-	43,43,43,43	0
86	OHX	1	3606	7/7	0.95	0.26	-	68,68,68,68	7
86	OHX	5	3576	7/7	0.99	0.16	-	56,56,56,56	7
87	MG	6	2243	1/1	0.96	0.39	-	68,68,68,68	0
87	MG	5	4087	1/1	0.76	0.48	-	36,36,36,36	0
87	MG	5	4281	1/1	0.76	0.54	-	44,44,44,44	1
87	MG	3	215	1/1	0.97	0.40	-	51,51,51,51	0
87	MG	5	4496	1/1	0.97	0.13	-	57,57,57,57	0
87	MG	6	2237	1/1	0.87	0.25	-	55,55,55,55	0
86	OHX	5	3762	7/7	0.70	0.44	-	53,53,53,53	7
87	MG	M7	211	1/1	0.68	0.22	-	75,75,75,75	0
87	MG	1	4486	1/1	0.77	0.23	-	53,53,53,53	0
86	OHX	2	1929	7/7	0.98	0.28	-	66,66,66,66	7
87	MG	1	4491	1/1	0.95	0.14	-	36,36,36,36	0
87	MG	5	4433	1/1	0.96	0.66	-	45,45,45,45	1
87	MG	5	3827	1/1	0.90	0.71	-	46,46,46,46	0
87	MG	5	4460	1/1	1.00	0.30	-	62,62,62,62	0
87	MG	6	2276	1/1	0.94	0.52	-	40,40,40,40	0
87	MG	6	2105	1/1	0.97	0.38	-	49,49,49,49	0
86	OHX	2	1955	7/7	0.96	0.18	-	91,91,91,91	7
86	OHX	C3	201	7/7	0.93	0.33	-	99,99,99,99	7
87	MG	1	3988	1/1	0.86	0.26	-	42,42,42,42	0
87	MG	1	4466	1/1	0.82	0.51	-	43,43,43,43	0
87	MG	1	4327	1/1	0.93	0.45	-	51,51,51,51	0
87	MG	5	4223	1/1	0.78	0.26	-	53,53,53,53	0
87	MG	1	4247	1/1	0.92	0.90	-	44,44,44,44	1
87	MG	5	4274	1/1	0.95	0.33	-	46,46,46,46	0
87	MG	6	2186	1/1	0.97	0.32	-	53,53,53,53	0
87	MG	1	3875	1/1	0.96	0.62	-	35,35,35,35	0
87	MG	1	4052	1/1	0.82	0.41	-	49,49,49,49	0
87	MG	7	224	1/1	0.93	0.38	-	55,55,55,55	0
87	MG	1	4373	1/1	0.90	0.33	-	69,69,69,69	0
87	MG	5	3907	1/1	0.90	0.69	-	28,28,28,28	0

Continued on next page...

Continued from previous page...

Mol	Type	Chain	Res	Atoms	RSCC	RSR	LLDF	B-factors(\AA^2)	Q<0.9
87	MG	1	4053	1/1	0.98	0.23	-	44,44,44,44	0
87	MG	7	216	1/1	0.99	0.33	-	53,53,53,53	0
87	MG	6	2214	1/1	0.85	0.57	-	79,79,79,79	0
87	MG	6	2132	1/1	0.88	0.35	-	69,69,69,69	0
87	MG	5	4082	1/1	0.76	0.19	-	62,62,62,62	0
87	MG	1	3960	1/1	0.91	0.61	-	43,43,43,43	0
87	MG	5	4431	1/1	0.98	0.39	-	44,44,44,44	1
86	OHX	6	2051	7/7	0.90	0.36	-	82,82,82,82	7
87	MG	5	4383	1/1	0.91	0.27	-	53,53,53,53	0
86	OHX	2	2039	7/7	0.93	0.18	-	103,103,103,103	7
87	MG	5	4366	1/1	0.93	0.49	-	41,41,41,41	0
87	MG	6	2113	1/1	0.79	0.18	-	75,75,75,75	0
87	MG	5	3976	1/1	0.95	0.40	-	41,41,41,41	0
86	OHX	5	3599	7/7	0.98	0.15	-	56,56,56,56	7
86	OHX	2	1906	7/7	0.99	0.17	-	82,82,82,82	7
87	MG	5	3897	1/1	0.99	0.28	-	52,52,52,52	0
86	OHX	1	3481	7/7	0.98	0.23	-	88,88,88,88	7
87	MG	d5	201	1/1	0.05	0.31	-	124,124,124,124	0
87	MG	17	304	1/1	0.92	0.14	-	49,49,49,49	1
86	OHX	2	1928	7/7	0.98	0.27	-	75,75,75,75	7
87	MG	1	3842	1/1	0.95	0.63	-	45,45,45,45	0
87	MG	5	3865	1/1	0.88	0.52	-	44,44,44,44	0
86	OHX	8	214	7/7	0.95	0.18	-	100,100,100,100	7
87	MG	6	2322	1/1	0.99	0.20	-	62,62,62,62	0
87	MG	5	4546	1/1	0.98	0.35	-	34,34,34,34	1
87	MG	6	2263	1/1	0.92	0.77	-	40,40,40,40	0
87	MG	2	2231	1/1	0.94	0.30	-	82,82,82,82	0
87	MG	5	3850	1/1	0.78	0.37	-	65,65,65,65	0
87	MG	L8	301	1/1	0.87	0.54	-	82,82,82,82	0
86	OHX	2	2017	7/7	0.97	0.13	-	108,108,108,108	7
87	MG	5	4378	1/1	0.91	0.20	-	55,55,55,55	0
86	OHX	1	3616	7/7	0.96	0.29	-	60,60,60,60	7
87	MG	5	4151	1/1	0.89	0.39	-	52,52,52,52	0
86	OHX	8	215	7/7	0.94	0.51	-	48,48,48,48	7
87	MG	6	2178	1/1	0.87	0.32	-	54,54,54,54	0
87	MG	5	4466	1/1	0.91	0.33	-	39,39,39,39	0
87	MG	1	3949	1/1	0.96	0.46	-	31,31,31,31	0
87	MG	1	4003	1/1	0.91	0.46	-	44,44,44,44	0
87	MG	5	4445	1/1	0.97	0.36	-	32,32,32,32	1
86	OHX	1	3777	7/7	0.90	0.31	-	68,68,68,68	7
87	MG	15	306	1/1	0.71	0.31	-	54,54,54,54	0
86	OHX	5	3553	7/7	0.98	0.14	-	84,84,84,84	7

Continued on next page...

Continued from previous page...

Mol	Type	Chain	Res	Atoms	RSCC	RSR	LLDF	B-factors(\AA^2)	Q<0.9
87	MG	5	3854	1/1	0.70	0.50	-	72,72,72,72	0
89	C	5	3402	20/21	0.87	0.28	-	43,100,102,102	0
87	MG	5	4119	1/1	0.93	0.33	-	61,61,61,61	0
87	MG	5	3885	1/1	0.86	0.34	-	58,58,58,58	0
87	MG	1	4322	1/1	0.71	0.35	-	65,65,65,65	0
86	OHX	5	3601	7/7	0.96	0.18	-	89,89,89,89	7
86	OHX	5	3469	7/7	0.99	0.23	-	49,49,49,49	7
87	MG	5	3910	1/1	0.76	0.18	-	88,88,88,88	0
87	MG	5	4180	1/1	0.87	0.32	-	51,51,51,51	0
87	MG	5	3918	1/1	0.90	0.58	-	50,50,50,50	0
87	MG	5	3917	1/1	0.87	0.21	-	39,39,39,39	0
86	OHX	6	2065	7/7	0.89	0.17	-	129,129,129,129	7
87	MG	1	4320	1/1	0.89	0.68	-	36,36,36,36	1
87	MG	5	4219	1/1	0.88	0.54	-	39,39,39,39	0
87	MG	5	4090	1/1	0.79	0.13	-	52,52,52,52	0
87	MG	1	3903	1/1	0.91	0.49	-	51,51,51,51	0
87	MG	5	3995	1/1	0.98	0.64	-	34,34,34,34	0
87	MG	1	4069	1/1	0.92	0.16	-	56,56,56,56	0
87	MG	1	3843	1/1	0.98	0.51	-	43,43,43,43	0
87	MG	1	4456	1/1	0.95	0.64	-	56,56,56,56	1
86	OHX	3	210	7/7	0.94	0.26	-	53,53,53,53	7
87	MG	5	3904	1/1	0.90	0.34	-	44,44,44,44	0
87	MG	1	4099	1/1	0.92	0.20	-	59,59,59,59	0
86	OHX	2	2022	7/7	0.93	0.25	-	66,66,66,66	7
87	MG	1	4484	1/1	0.60	0.73	-	49,49,49,49	1
87	MG	L3	408	1/1	0.96	0.81	-	53,53,53,53	1
87	MG	1	4067	1/1	0.73	0.46	-	71,71,71,71	0
86	OHX	1	3607	7/7	0.95	0.19	-	55,55,55,55	7
87	MG	6	2253	1/1	0.92	0.46	-	47,47,47,47	0
87	MG	5	4523	1/1	0.91	0.26	-	43,43,43,43	1
87	MG	5	4043	1/1	0.86	0.38	-	37,37,37,37	0
86	OHX	5	3570	7/7	0.97	0.12	-	98,98,98,98	7
87	MG	1	3895	1/1	0.86	0.51	-	44,44,44,44	0
87	MG	1	4500	1/1	0.91	0.13	-	49,49,49,49	0
87	MG	8	230	1/1	0.90	0.19	-	72,72,72,72	0
86	OHX	1	3665	7/7	0.96	0.36	-	59,59,59,59	7
87	MG	5	4382	1/1	0.94	0.53	-	47,47,47,47	0
86	OHX	1	3634	7/7	0.96	0.08	-	121,121,121,121	7
86	OHX	5	3513	7/7	0.97	0.10	-	107,107,107,107	7
87	MG	1	3834	1/1	0.77	0.62	-	71,71,71,71	0
87	MG	5	4301	1/1	0.89	0.38	-	37,37,37,37	0
87	MG	5	4526	1/1	0.97	0.28	-	51,51,51,51	1

Continued on next page...

Continued from previous page...

Mol	Type	Chain	Res	Atoms	RSCC	RSR	LLDF	B-factors(\AA^2)	Q<0.9
87	MG	M1	201	1/1	0.49	0.28	-	73,73,73,73	0
87	MG	5	4398	1/1	0.98	0.25	-	38,38,38,38	1
87	MG	D6	102	1/1	0.93	0.79	-	77,77,77,77	0
87	MG	5	4020	1/1	0.93	0.50	-	30,30,30,30	0
87	MG	O2	201	1/1	0.94	0.44	-	30,30,30,30	0
86	OHX	1	3693	7/7	0.96	0.32	-	81,81,81,81	7
86	OHX	1	3699	7/7	0.92	0.24	-	44,44,44,44	7
86	OHX	1	3515	7/7	0.98	0.21	-	98,98,98,98	7
86	OHX	1	3563	7/7	0.98	0.30	-	50,50,50,50	7
87	MG	1	4188	1/1	0.91	0.31	-	47,47,47,47	0
87	MG	5	4340	1/1	0.96	0.56	-	34,34,34,34	0
87	MG	5	4364	1/1	0.99	0.17	-	35,35,35,35	1
87	MG	1	4237	1/1	0.93	0.41	-	54,54,54,54	0
87	MG	6	2109	1/1	0.94	0.35	-	47,47,47,47	0
87	MG	5	4267	1/1	0.88	0.37	-	38,38,38,38	0
86	OHX	2	2034	7/7	0.83	0.41	-	86,86,86,86	7
87	MG	5	4408	1/1	0.56	0.57	-	57,57,57,57	0
87	MG	2	2229	1/1	0.95	0.14	-	84,84,84,84	0
87	MG	1	3927	1/1	0.96	0.87	-	40,40,40,40	0
86	OHX	6	2076	7/7	0.79	0.40	-	74,74,74,74	7
86	OHX	6	2058	7/7	0.94	0.18	-	148,148,148,148	7
87	MG	6	2304	1/1	0.62	0.37	-	52,52,52,52	1
87	MG	5	3821	1/1	0.92	0.58	-	54,54,54,54	0
86	OHX	5	3461	7/7	0.97	0.32	-	72,72,72,72	7
87	MG	1	4051	1/1	0.97	0.30	-	41,41,41,41	0
87	MG	1	4448	1/1	0.96	0.29	-	37,37,37,37	1
87	MG	M0	309	1/1	0.65	0.48	-	46,46,46,46	1
91	PRO	1	3404	7/8	0.85	0.29	-	75,75,75,75	0
87	MG	1	4108	1/1	0.92	0.35	-	56,56,56,56	0
87	MG	5	3994	1/1	0.99	0.64	-	21,21,21,21	0
87	MG	2	2094	1/1	0.90	0.50	-	62,62,62,62	0
87	MG	1	4180	1/1	0.79	0.27	-	58,58,58,58	0
87	MG	1	4482	1/1	0.90	0.48	-	46,46,46,46	0
87	MG	l3	409	1/1	0.87	0.43	-	41,41,41,41	1
86	OHX	6	2025	7/7	0.91	0.17	-	113,113,113,113	7
87	MG	6	2168	1/1	0.76	0.33	-	59,59,59,59	0
87	MG	1	4141	1/1	0.82	0.27	-	51,51,51,51	0
87	MG	1	4264	1/1	0.85	0.53	-	53,53,53,53	0
86	OHX	6	2089	7/7	0.84	0.30	-	74,74,74,74	7
87	MG	1	4305	1/1	0.91	0.38	-	59,59,59,59	0
87	MG	2	2189	1/1	0.94	0.23	-	94,94,94,94	0
86	OHX	1	3636	7/7	0.96	0.26	-	75,75,75,75	7

Continued on next page...

Continued from previous page...

Mol	Type	Chain	Res	Atoms	RSCC	RSR	LLDF	B-factors(\AA^2)	Q<0.9
87	MG	1	4463	1/1	0.99	0.26	-	51,51,51,51	0
87	MG	6	2290	1/1	0.84	0.29	-	52,52,52,52	0
87	MG	1	4455	1/1	0.94	0.40	-	43,43,43,43	0
87	MG	5	3875	1/1	0.98	0.49	-	31,31,31,31	0
87	MG	7	237	1/1	0.72	0.36	-	53,53,53,53	1
87	MG	1	4249	1/1	0.96	0.16	-	54,54,54,54	0
87	MG	1	4301	1/1	0.83	0.68	-	52,52,52,52	0
87	MG	5	4545	1/1	0.83	0.42	-	34,34,34,34	1
86	OHX	2	1934	7/7	0.98	0.19	-	103,103,103,103	7
86	OHX	1	3446	7/7	0.98	0.22	-	65,65,65,65	7
86	OHX	5	3800	7/7	0.92	0.21	-	87,87,87,87	7
86	OHX	5	3644	7/7	0.94	0.32	-	47,47,47,47	7
87	MG	1	3995	1/1	0.96	0.72	-	36,36,36,36	0
87	MG	1	4223	1/1	0.99	0.24	-	37,37,37,37	1
87	MG	5	3878	1/1	0.96	0.58	-	54,54,54,54	0
87	MG	1	4205	1/1	0.99	0.20	-	52,52,52,52	1
87	MG	5	4318	1/1	0.81	0.30	-	64,64,64,64	0
86	OHX	6	2048	7/7	0.94	0.29	-	51,51,51,51	7
87	MG	2	2171	1/1	0.89	0.37	-	90,90,90,90	0
87	MG	5	4521	1/1	0.88	0.57	-	59,59,59,59	0
87	MG	1	4293	1/1	0.55	0.22	-	127,127,127,127	0
87	MG	5	4430	1/1	0.95	0.32	-	45,45,45,45	0
87	MG	6	2233	1/1	0.90	0.47	-	83,83,83,83	0
87	MG	1	4214	1/1	0.54	0.41	-	36,36,36,36	0
86	OHX	1	3740	7/7	0.94	0.38	-	70,70,70,70	7
87	MG	5	4397	1/1	0.51	0.47	-	38,38,38,38	1
87	MG	1	3841	1/1	0.92	0.25	-	55,55,55,55	0
87	MG	5	4387	1/1	0.92	0.31	-	45,45,45,45	0
87	MG	1	4018	1/1	0.89	0.58	-	30,30,30,30	0
87	MG	s1	303	1/1	0.97	0.17	-	77,77,77,77	0
86	OHX	1	3735	7/7	0.85	0.49	-	71,71,71,71	7
87	MG	5	4464	1/1	0.76	0.38	-	66,66,66,66	0
86	OHX	6	1965	7/7	0.98	0.15	-	83,83,83,83	7
86	OHX	1	3482	7/7	0.99	0.20	-	59,59,59,59	7
87	MG	5	4262	1/1	0.75	0.48	-	39,39,39,39	0
86	OHX	5	3449	7/7	0.99	0.19	-	72,72,72,72	7
86	OHX	5	3551	7/7	0.96	0.20	-	66,66,66,66	7
87	MG	2	2203	1/1	0.77	0.14	-	85,85,85,85	0
86	OHX	2	1995	7/7	0.98	0.19	-	86,86,86,86	7
87	MG	1	4119	1/1	0.92	0.23	-	52,52,52,52	0
87	MG	5	3948	1/1	0.92	0.60	-	24,24,24,24	0
87	MG	1	3862	1/1	0.88	0.41	-	41,41,41,41	0

Continued on next page...

Continued from previous page...

Mol	Type	Chain	Res	Atoms	RSCC	RSR	LLDF	B-factors(\AA^2)	Q<0.9
87	MG	1	3957	1/1	0.97	0.46	-	34,34,34,34	0
86	OHX	5	3451	7/7	0.99	0.28	-	43,43,43,43	7
86	OHX	5	3639	7/7	0.92	0.27	-	138,138,138,138	7
87	MG	1	4048	1/1	0.95	0.28	-	44,44,44,44	0
87	MG	5	3932	1/1	0.93	0.22	-	39,39,39,39	0
86	OHX	1	3766	7/7	0.90	0.23	-	59,59,59,59	7
87	MG	5	4391	1/1	0.85	0.42	-	52,52,52,52	0
87	MG	5	4003	1/1	0.98	0.62	-	27,27,27,27	0
87	MG	1	4443	1/1	0.79	0.52	-	41,41,41,41	1
87	MG	5	4056	1/1	0.94	0.40	-	40,40,40,40	0
87	MG	1	4221	1/1	0.90	0.35	-	43,43,43,43	0
87	MG	2	2212	1/1	0.90	0.75	-	86,86,86,86	0
86	OHX	1	3559	7/7	0.95	0.23	-	90,90,90,90	7
87	MG	1	4308	1/1	0.98	0.36	-	55,55,55,55	0
86	OHX	5	3479	7/7	0.97	0.22	-	79,79,79,79	7
87	MG	5	4412	1/1	0.83	0.40	-	39,39,39,39	0
86	OHX	8	220	7/7	0.87	0.28	-	77,77,77,77	7
87	MG	1	3888	1/1	0.98	0.22	-	66,66,66,66	0
86	OHX	1	3718	7/7	0.94	0.33	-	73,73,73,73	7
87	MG	5	4065	1/1	0.97	0.11	-	39,39,39,39	0
87	MG	6	2249	1/1	0.83	0.24	-	53,53,53,53	0
87	MG	5	4067	1/1	0.68	0.49	-	54,54,54,54	0
87	MG	6	2288	1/1	0.98	0.14	-	65,65,65,65	0
87	MG	2	2162	1/1	0.77	0.69	-	85,85,85,85	0
87	MG	5	4253	1/1	0.89	0.35	-	44,44,44,44	0
87	MG	6	2300	1/1	0.49	0.31	-	82,82,82,82	0
87	MG	5	4194	1/1	0.95	0.34	-	39,39,39,39	0
86	OHX	1	3676	7/7	0.93	0.22	-	71,71,71,71	7
86	OHX	5	3736	7/7	0.95	0.18	-	93,93,93,93	7
87	MG	8	233	1/1	0.83	0.13	-	88,88,88,88	0
87	MG	5	4450	1/1	0.99	0.21	-	44,44,44,44	0
86	OHX	5	3781	7/7	0.88	0.26	-	53,53,53,53	7
87	MG	6	2171	1/1	0.95	0.22	-	79,79,79,79	0
86	OHX	5	3548	7/7	0.97	0.30	-	48,48,48,48	7
87	MG	5	4084	1/1	0.96	0.23	-	41,41,41,41	0
87	MG	5	3845	1/1	0.89	0.30	-	46,46,46,46	0
87	MG	5	4484	1/1	0.88	0.28	-	39,39,39,39	1
87	MG	6	2254	1/1	0.98	0.21	-	53,53,53,53	0
87	MG	L3	407	1/1	0.91	0.32	-	51,51,51,51	1
87	MG	2	2106	1/1	0.97	0.24	-	60,60,60,60	0
87	MG	5	4004	1/1	0.97	0.59	-	42,42,42,42	0
87	MG	6	2269	1/1	0.97	0.12	-	89,89,89,89	0

Continued on next page...

Continued from previous page...

Mol	Type	Chain	Res	Atoms	RSCC	RSR	LLDF	B-factors(\AA^2)	Q<0.9
86	OHX	1	3640	7/7	0.98	0.32	-	83,83,83,83	7
86	OHX	6	2021	7/7	0.97	0.23	-	53,53,53,53	7
87	MG	1	3878	1/1	0.92	0.56	-	46,46,46,46	0
86	OHX	5	3759	7/7	0.88	0.13	-	110,110,110,110	7
87	MG	5	4304	1/1	0.86	0.14	-	70,70,70,70	0
87	MG	1	4407	1/1	1.00	0.11	-	47,47,47,47	1
87	MG	1	4274	1/1	0.86	0.86	-	43,43,43,43	1
87	MG	2	2113	1/1	0.70	0.62	-	68,68,68,68	0
86	OHX	6	2063	7/7	0.90	0.54	-	77,77,77,77	7
87	MG	5	3906	1/1	0.96	0.53	-	48,48,48,48	0
87	MG	5	4093	1/1	0.95	0.79	-	34,34,34,34	0
87	MG	1	4217	1/1	0.62	0.98	-	39,39,39,39	1
87	MG	5	4077	1/1	0.94	0.26	-	34,34,34,34	0
87	MG	1	4150	1/1	0.79	0.22	-	73,73,73,73	0
87	MG	5	4298	1/1	0.93	0.13	-	106,106,106,106	0
86	OHX	6	2005	7/7	0.95	0.21	-	80,80,80,80	7
87	MG	5	4155	1/1	0.66	0.29	-	80,80,80,80	0
86	OHX	4	215	7/7	0.92	0.23	-	74,74,74,74	7
87	MG	1	4254	1/1	0.98	0.30	-	51,51,51,51	0
87	MG	2	2223	1/1	0.88	0.40	-	69,69,69,69	0
87	MG	5	3870	1/1	0.97	0.49	-	34,34,34,34	0
87	MG	5	4500	1/1	0.89	0.22	-	54,54,54,54	0
87	MG	1	3852	1/1	0.95	0.70	-	30,30,30,30	0
86	OHX	1	3792	7/7	0.95	0.16	-	147,147,147,147	7
86	OHX	2	2024	7/7	0.90	0.28	-	91,91,91,91	7
87	MG	1	4429	1/1	0.96	0.42	-	49,49,49,49	1
87	MG	1	4493	1/1	0.86	0.25	-	46,46,46,46	0
86	OHX	6	2042	7/7	0.91	0.48	-	54,54,54,54	7
87	MG	1	4375	1/1	0.94	0.57	-	43,43,43,43	1
87	MG	5	4334	1/1	0.98	0.41	-	37,37,37,37	0
87	MG	5	4050	1/1	0.76	0.53	-	42,42,42,42	0
87	MG	5	4201	1/1	0.94	0.19	-	43,43,43,43	0
86	OHX	5	3604	7/7	0.94	0.27	-	70,70,70,70	7
87	MG	5	4356	1/1	0.98	0.69	-	45,45,45,45	0
87	MG	5	4185	1/1	0.89	0.22	-	50,50,50,50	0
87	MG	5	4240	1/1	0.92	0.38	-	37,37,37,37	1
87	MG	6	2234	1/1	0.83	0.22	-	79,79,79,79	0
87	MG	6	2187	1/1	0.92	0.29	-	77,77,77,77	0
87	MG	5	4222	1/1	0.72	0.42	-	49,49,49,49	0
86	OHX	5	3726	7/7	0.90	0.23	-	62,62,62,62	7
87	MG	5	4393	1/1	0.93	0.42	-	34,34,34,34	0
87	MG	5	3923	1/1	0.89	0.23	-	35,35,35,35	0

Continued on next page...

Continued from previous page...

Mol	Type	Chain	Res	Atoms	RSCC	RSR	LLDF	B-factors(\AA^2)	Q<0.9
86	OHX	1	3612	7/7	0.97	0.34	-	46,46,46,46	7
87	MG	m5	504	1/1	0.93	0.15	-	45,45,45,45	0
87	MG	2	2251	1/1	0.87	0.44	-	59,59,59,59	1
87	MG	1	4131	1/1	0.93	0.24	-	63,63,63,63	0
87	MG	5	4570	1/1	0.90	0.44	-	50,50,50,50	0
87	MG	5	4190	1/1	0.90	0.41	-	44,44,44,44	1
86	OHX	5	3696	7/7	0.94	0.27	-	49,49,49,49	7
87	MG	1	4344	1/1	0.95	0.22	-	40,40,40,40	0
87	MG	5	4062	1/1	0.91	0.45	-	39,39,39,39	0
87	MG	1	3880	1/1	0.93	0.24	-	49,49,49,49	0
86	OHX	1	3767	7/7	0.90	0.28	-	45,45,45,45	7
86	OHX	1	3765	7/7	0.96	0.20	-	93,93,93,93	7
87	MG	2	2160	1/1	0.93	0.29	-	67,67,67,67	0
87	MG	2	2225	1/1	0.62	0.52	-	58,58,58,58	1
86	OHX	5	3629	7/7	0.81	0.49	-	67,67,67,67	7
87	MG	1	3825	1/1	0.91	0.50	-	38,38,38,38	0
87	MG	L3	405	1/1	0.96	0.25	-	42,42,42,42	0
87	MG	6	2117	1/1	0.93	0.38	-	61,61,61,61	0
87	MG	5	4386	1/1	0.84	0.42	-	37,37,37,37	1
87	MG	1	3855	1/1	0.97	0.39	-	32,32,32,32	0
87	MG	5	4147	1/1	0.98	0.51	-	36,36,36,36	0
86	OHX	6	2079	7/7	0.89	0.31	-	60,60,60,60	7
87	MG	1	4240	1/1	0.88	0.27	-	46,46,46,46	0
87	MG	1	3948	1/1	0.96	0.18	-	34,34,34,34	0
87	MG	6	2291	1/1	0.96	0.32	-	65,65,65,65	0
87	MG	5	4518	1/1	0.90	0.80	-	41,41,41,41	0
86	OHX	6	1938	7/7	0.96	0.19	-	69,69,69,69	7
87	MG	1	4300	1/1	0.75	0.37	-	46,46,46,46	0
87	MG	6	2286	1/1	0.88	0.12	-	65,65,65,65	0
87	MG	1	4125	1/1	0.90	0.43	-	35,35,35,35	0
87	MG	5	4251	1/1	0.88	0.27	-	51,51,51,51	0
87	MG	1	4506	1/1	0.71	0.23	-	94,94,94,94	0
87	MG	1	3964	1/1	0.79	0.60	-	51,51,51,51	0
87	MG	5	4440	1/1	0.86	0.40	-	33,33,33,33	0
87	MG	Q2	505	1/1	0.91	0.20	-	45,45,45,45	1
87	MG	3	229	1/1	0.76	0.52	-	52,52,52,52	1
87	MG	5	4216	1/1	0.99	0.17	-	44,44,44,44	0
87	MG	1	4144	1/1	0.84	0.43	-	41,41,41,41	0
87	MG	5	4145	1/1	0.88	0.33	-	49,49,49,49	0
87	MG	N6	201	1/1	0.78	0.29	-	63,63,63,63	0
87	MG	1	3969	1/1	0.91	0.32	-	41,41,41,41	0
87	MG	1	3926	1/1	0.98	0.49	-	34,34,34,34	0

Continued on next page...

Continued from previous page...

Mol	Type	Chain	Res	Atoms	RSCC	RSR	LLDF	B-factors(\AA^2)	Q<0.9
87	MG	7	220	1/1	0.87	0.21	-	58,58,58,58	0
87	MG	6	2244	1/1	0.75	0.29	-	53,53,53,53	0
86	OHX	1	3460	7/7	0.98	0.27	-	60,60,60,60	7
87	MG	6	2162	1/1	0.79	0.46	-	53,53,53,53	0
87	MG	6	2332	1/1	0.30	0.25	-	213,213,213,213	0
87	MG	5	4565	1/1	0.95	0.24	-	37,37,37,37	0
87	MG	1	4104	1/1	0.87	0.51	-	52,52,52,52	0
87	MG	L3	404	1/1	0.95	0.42	-	42,42,42,42	1
87	MG	5	4449	1/1	0.82	0.33	-	48,48,48,48	0
87	MG	2	2124	1/1	0.85	0.51	-	77,77,77,77	0
87	MG	6	2139	1/1	0.87	0.64	-	63,63,63,63	0
87	MG	6	2213	1/1	0.97	0.79	-	68,68,68,68	1
87	MG	1	4285	1/1	0.92	0.63	-	52,52,52,52	0
87	MG	6	2333	1/1	0.37	0.49	-	59,59,59,59	1
86	OHX	1	3772	7/7	0.82	0.41	-	61,61,61,61	7
86	OHX	1	3775	7/7	0.90	0.23	-	84,84,84,84	7
87	MG	M9	205	1/1	0.95	0.51	-	68,68,68,68	1
87	MG	L4	404	1/1	0.95	0.62	-	42,42,42,42	1
87	MG	5	3839	1/1	0.98	0.48	-	55,55,55,55	0
87	MG	6	2236	1/1	1.00	0.18	-	54,54,54,54	0
87	MG	1	4502	1/1	0.90	0.24	-	46,46,46,46	0
87	MG	5	4388	1/1	0.86	0.27	-	40,40,40,40	0
87	MG	D0	201	1/1	0.82	0.47	-	71,71,71,71	0
87	MG	5	4516	1/1	0.70	0.48	-	62,62,62,62	1
86	OHX	1	3706	7/7	0.96	0.69	-	60,60,60,60	7
87	MG	5	4149	1/1	0.84	0.43	-	50,50,50,50	0
86	OHX	8	217	7/7	0.90	0.24	-	82,82,82,82	7
87	MG	1	4055	1/1	0.70	0.36	-	51,51,51,51	0
87	MG	5	4130	1/1	0.81	0.37	-	35,35,35,35	1
86	OHX	1	3664	7/7	0.95	0.40	-	65,65,65,65	7
87	MG	1	4233	1/1	0.91	0.15	-	63,63,63,63	0
87	MG	5	3831	1/1	0.96	0.19	-	43,43,43,43	0
87	MG	2	2118	1/1	0.83	0.95	-	46,46,46,46	0
87	MG	O7	104	1/1	0.92	0.22	-	81,81,81,81	0
86	OHX	1	3568	7/7	0.97	0.13	-	79,79,79,79	7
86	OHX	5	3643	7/7	0.96	0.32	-	53,53,53,53	7
86	OHX	1	3782	7/7	0.92	0.48	-	55,55,55,55	7
87	MG	1	4287	1/1	0.90	0.24	-	40,40,40,40	1
87	MG	5	4555	1/1	0.82	0.21	-	53,53,53,53	0
87	MG	5	4254	1/1	0.91	0.32	-	38,38,38,38	1
86	OHX	6	1905	7/7	0.99	0.18	-	74,74,74,74	0
87	MG	1	3892	1/1	0.87	0.43	-	41,41,41,41	0

Continued on next page...

Continued from previous page...

Mol	Type	Chain	Res	Atoms	RSCC	RSR	LLDF	B-factors(\AA^2)	Q<0.9
86	OHX	1	3569	7/7	0.97	0.16	-	79,79,79,79	7
87	MG	6	2146	1/1	0.98	0.49	-	37,37,37,37	0
87	MG	2	2238	1/1	0.94	0.32	-	89,89,89,89	0
87	MG	6	2217	1/1	0.92	0.63	-	66,66,66,66	0
86	OHX	2	1970	7/7	0.96	0.22	-	89,89,89,89	7
87	MG	M3	201	1/1	0.94	0.23	-	45,45,45,45	0
86	OHX	1	3565	7/7	0.98	0.32	-	84,84,84,84	7
87	MG	1	4267	1/1	0.95	0.28	-	36,36,36,36	0
86	OHX	5	3774	7/7	0.96	0.15	-	66,66,66,66	7
86	OHX	5	3755	7/7	0.79	0.65	-	49,49,49,49	7
87	MG	1	4338	1/1	0.93	0.63	-	37,37,37,37	1
87	MG	1	4102	1/1	0.92	0.57	-	44,44,44,44	0
87	MG	6	2216	1/1	0.94	0.18	-	86,86,86,86	0
87	MG	1	4190	1/1	0.90	0.32	-	65,65,65,65	0
87	MG	6	2175	1/1	0.88	0.22	-	56,56,56,56	0
86	OHX	5	3664	7/7	0.95	0.24	-	63,63,63,63	7
87	MG	5	4293	1/1	0.84	0.62	-	43,43,43,43	0
87	MG	5	4561	1/1	0.86	0.29	-	41,41,41,41	0
87	MG	5	4103	1/1	0.84	0.68	-	35,35,35,35	0
87	MG	4	240	1/1	0.91	0.19	-	57,57,57,57	0
87	MG	5	4012	1/1	0.94	0.47	-	33,33,33,33	0
87	MG	1	4252	1/1	0.85	0.28	-	58,58,58,58	0
86	OHX	1	3496	7/7	0.99	0.27	-	45,45,45,45	7
86	OHX	2	1961	7/7	0.94	0.15	-	112,112,112,112	7
86	OHX	5	3473	7/7	0.99	0.16	-	61,61,61,61	7
87	MG	5	3929	1/1	0.98	0.49	-	39,39,39,39	0
87	MG	6	2314	1/1	0.93	0.38	-	48,48,48,48	0
87	MG	1	4213	1/1	0.93	0.38	-	35,35,35,35	0
87	MG	1	4209	1/1	0.92	0.24	-	67,67,67,67	1
87	MG	5	4198	1/1	0.81	0.57	-	43,43,43,43	0
87	MG	1	4107	1/1	0.88	0.23	-	69,69,69,69	0
87	MG	5	4157	1/1	0.95	0.30	-	51,51,51,51	0
87	MG	1	4409	1/1	0.96	0.25	-	46,46,46,46	0
87	MG	1	4015	1/1	0.96	0.54	-	53,53,53,53	0
87	MG	5	4252	1/1	0.76	0.68	-	58,58,58,58	0
86	OHX	3	201	7/7	0.98	0.20	-	71,71,71,71	7
87	MG	2	2230	1/1	0.06	0.31	-	124,124,124,124	0
87	MG	1	3935	1/1	0.95	0.53	-	32,32,32,32	0
87	MG	2	2116	1/1	0.97	0.32	-	89,89,89,89	0
86	OHX	6	2056	7/7	0.81	0.18	-	97,97,97,97	7
87	MG	1	4245	1/1	0.95	0.79	-	47,47,47,47	1
87	MG	1	3861	1/1	0.94	0.35	-	40,40,40,40	0

Continued on next page...

Continued from previous page...

Mol	Type	Chain	Res	Atoms	RSCC	RSR	LLDF	B-factors(\AA^2)	Q<0.9
87	MG	5	4315	1/1	0.81	0.43	-	31,31,31,31	1
86	OHX	2	1953	7/7	0.97	0.15	-	64,64,64,64	7
87	MG	3	213	1/1	0.95	0.15	-	78,78,78,78	0
87	MG	5	4138	1/1	0.95	0.29	-	100,100,100,100	0
87	MG	1	4283	1/1	0.98	0.34	-	38,38,38,38	1
87	MG	1	4372	1/1	0.71	0.41	-	76,76,76,76	0
87	MG	1	3981	1/1	0.93	0.62	-	51,51,51,51	0
87	MG	5	4114	1/1	0.86	0.41	-	43,43,43,43	0
86	OHX	1	3804	7/7	0.91	0.29	-	67,67,67,67	7
87	MG	1	4260	1/1	0.77	0.34	-	40,40,40,40	0
87	MG	5	4239	1/1	0.91	0.28	-	34,34,34,34	1
87	MG	5	4563	1/1	0.78	0.43	-	85,85,85,85	0
87	MG	5	4179	1/1	0.85	0.29	-	44,44,44,44	0
86	OHX	5	3683	7/7	0.95	0.29	-	60,60,60,60	7
87	MG	5	4072	1/1	0.91	0.44	-	55,55,55,55	0
87	MG	1	4194	1/1	0.98	0.41	-	47,47,47,47	1
87	MG	5	4472	1/1	0.97	0.17	-	42,42,42,42	0
87	MG	5	4328	1/1	0.94	0.25	-	53,53,53,53	0
87	MG	1	4113	1/1	0.96	0.26	-	49,49,49,49	0
87	MG	6	2241	1/1	0.94	0.16	-	70,70,70,70	0
87	MG	5	4269	1/1	0.98	0.26	-	39,39,39,39	1
87	MG	1	4226	1/1	0.84	0.12	-	72,72,72,72	0
86	OHX	3	209	7/7	0.92	0.22	-	82,82,82,82	7
87	MG	6	2275	1/1	0.98	0.20	-	67,67,67,67	1
87	MG	6	2140	1/1	0.94	0.33	-	44,44,44,44	0
87	MG	2	2120	1/1	0.83	0.21	-	70,70,70,70	0
87	MG	6	2133	1/1	0.94	0.26	-	39,39,39,39	0
87	MG	5	4124	1/1	0.79	0.49	-	57,57,57,57	0
86	OHX	6	1915	7/7	0.99	0.27	-	63,63,63,63	7
87	MG	6	2306	1/1	0.83	0.49	-	79,79,79,79	0
86	OHX	1	3501	7/7	0.97	0.28	-	83,83,83,83	7
87	MG	5	4402	1/1	0.91	0.26	-	42,42,42,42	1
87	MG	5	4310	1/1	0.89	0.17	-	50,50,50,50	0
87	MG	1	3871	1/1	0.94	0.35	-	46,46,46,46	0
87	MG	M5	304	1/1	0.98	0.58	-	40,40,40,40	1
86	OHX	6	2097	7/7	0.96	0.24	-	70,70,70,70	7
87	MG	6	2206	1/1	0.85	0.22	-	67,67,67,67	0
87	MG	5	3957	1/1	0.98	0.45	-	30,30,30,30	0
87	MG	7	235	1/1	0.81	0.30	-	60,60,60,60	0
86	OHX	2	2056	7/7	0.90	0.09	-	155,155,155,155	7
87	MG	1	4030	1/1	0.96	0.24	-	46,46,46,46	0
86	OHX	1	3683	7/7	0.94	0.34	-	61,61,61,61	7

Continued on next page...

Continued from previous page...

Mol	Type	Chain	Res	Atoms	RSCC	RSR	LLDF	B-factors(\AA^2)	Q<0.9
87	MG	1	3819	1/1	0.94	0.39	-	106,106,106,106	0
87	MG	4	231	1/1	0.97	0.27	-	56,56,56,56	0
86	OHX	1	3614	7/7	0.93	0.39	-	53,53,53,53	7
87	MG	5	4422	1/1	0.93	0.23	-	35,35,35,35	0
87	MG	1	3953	1/1	0.97	0.63	-	38,38,38,38	0
87	MG	1	4386	1/1	0.92	0.33	-	53,53,53,53	0
87	MG	6	2319	1/1	0.98	0.26	-	57,57,57,57	0
87	MG	5	4137	1/1	0.72	0.55	-	63,63,63,63	0
87	MG	5	4042	1/1	0.98	0.50	-	35,35,35,35	0
87	MG	6	2101	1/1	0.92	0.62	-	39,39,39,39	0
86	OHX	5	3522	7/7	0.97	0.28	-	56,56,56,56	7
87	MG	1	4186	1/1	0.93	0.25	-	43,43,43,43	0
87	MG	5	4106	1/1	0.90	0.40	-	35,35,35,35	0
87	MG	4	242	1/1	0.88	0.45	-	45,45,45,45	0
87	MG	2	2092	1/1	0.96	0.62	-	40,40,40,40	0
87	MG	5	4371	1/1	0.90	0.36	-	38,38,38,38	1
86	OHX	5	3505	7/7	0.98	0.17	-	59,59,59,59	7
86	OHX	5	3714	7/7	0.93	0.22	-	82,82,82,82	7
87	MG	6	2270	1/1	0.91	0.55	-	61,61,61,61	0
87	MG	5	4261	1/1	0.88	0.30	-	44,44,44,44	0
87	MG	8	239	1/1	0.91	0.29	-	71,71,71,71	0
87	MG	5	4049	1/1	0.89	0.17	-	48,48,48,48	0
86	OHX	5	3482	7/7	0.99	0.24	-	54,54,54,54	7
86	OHX	2	1960	7/7	0.94	0.21	-	97,97,97,97	7
87	MG	5	4465	1/1	0.96	0.15	-	44,44,44,44	0
87	MG	2	2257	1/1	0.57	0.42	-	121,121,121,121	0
86	OHX	2	2059	7/7	0.90	0.25	-	66,66,66,66	7
87	MG	6	2192	1/1	0.77	0.20	-	75,75,75,75	0
87	MG	1	4359	1/1	0.76	0.45	-	51,51,51,51	1
87	MG	1	4196	1/1	0.92	0.23	-	55,55,55,55	0
87	MG	1	4001	1/1	0.98	0.56	-	28,28,28,28	0
86	OHX	1	3610	7/7	0.97	0.18	-	110,110,110,110	7
87	MG	5	4339	1/1	0.95	0.41	-	43,43,43,43	0
87	MG	5	4426	1/1	0.78	0.44	-	62,62,62,62	0
87	MG	8	232	1/1	0.80	0.44	-	64,64,64,64	0
87	MG	1	4464	1/1	0.80	1.89	-	60,60,60,60	0
86	OHX	1	3645	7/7	0.97	0.22	-	58,58,58,58	7
87	MG	6	2153	1/1	0.90	0.46	-	44,44,44,44	0
87	MG	6	2297	1/1	0.93	0.21	-	70,70,70,70	1
87	MG	5	4007	1/1	0.90	0.52	-	28,28,28,28	0
86	OHX	5	3796	7/7	0.92	0.29	-	63,63,63,63	7
87	MG	1	4046	1/1	0.94	0.27	-	59,59,59,59	0

Continued on next page...

Continued from previous page...

Mol	Type	Chain	Res	Atoms	RSCC	RSR	LLDF	B-factors(\AA^2)	Q<0.9
87	MG	1	3985	1/1	0.99	0.63	-	28,28,28,28	0
87	MG	8	224	1/1	0.90	0.35	-	52,52,52,52	0
87	MG	5	3942	1/1	0.87	0.38	-	40,40,40,40	0
87	MG	5	4244	1/1	0.76	0.28	-	58,58,58,58	0
87	MG	1	4036	1/1	0.86	0.35	-	41,41,41,41	0
87	MG	1	4054	1/1	0.09	0.33	-	105,105,105,105	0
87	MG	5	4273	1/1	0.97	0.44	-	34,34,34,34	1
87	MG	1	3919	1/1	0.99	0.45	-	42,42,42,42	0
87	MG	7	219	1/1	0.90	0.28	-	39,39,39,39	0
86	OHX	6	1940	7/7	0.98	0.21	-	64,64,64,64	7
87	MG	1	4149	1/1	0.95	0.19	-	82,82,82,82	0
87	MG	O7	108	1/1	0.79	0.30	-	69,69,69,69	0
87	MG	1	4049	1/1	0.95	0.24	-	42,42,42,42	0
86	OHX	2	1942	7/7	0.97	0.17	-	74,74,74,74	7
86	OHX	6	1942	7/7	0.98	0.19	-	70,70,70,70	7
87	MG	5	4113	1/1	0.96	0.29	-	39,39,39,39	0
87	MG	1	3943	1/1	0.92	0.61	-	38,38,38,38	0
87	MG	5	4350	1/1	0.95	0.22	-	44,44,44,44	1
87	MG	1	4232	1/1	0.92	0.55	-	61,61,61,61	0
87	MG	6	2174	1/1	0.96	0.37	-	58,58,58,58	0
87	MG	2	2209	1/1	0.81	0.29	-	71,71,71,71	0
87	MG	5	3900	1/1	0.90	0.20	-	41,41,41,41	0
87	MG	5	4188	1/1	0.93	0.44	-	45,45,45,45	0
87	MG	1	4481	1/1	0.92	0.10	-	82,82,82,82	0
87	MG	1	4446	1/1	0.87	0.52	-	45,45,45,45	1
86	OHX	5	3666	7/7	0.97	0.31	-	65,65,65,65	7
87	MG	1	4235	1/1	0.91	0.31	-	49,49,49,49	1
87	MG	2	2195	1/1	0.88	0.56	-	65,65,65,65	0
86	OHX	1	3454	7/7	0.99	0.31	-	61,61,61,61	7
87	MG	5	3924	1/1	0.96	0.30	-	42,42,42,42	0
87	MG	1	4142	1/1	0.92	0.35	-	45,45,45,45	1
87	MG	5	4536	1/1	0.86	0.31	-	42,42,42,42	1
87	MG	5	4108	1/1	0.99	0.23	-	49,49,49,49	0
86	OHX	5	3811	7/7	0.96	0.61	-	44,44,44,44	7
87	MG	1	4509	1/1	0.95	0.16	-	90,90,90,90	0
87	MG	1	4355	1/1	0.74	0.64	-	67,67,67,67	0
87	MG	6	2315	1/1	0.86	0.30	-	54,54,54,54	0
87	MG	2	2192	1/1	0.84	0.43	-	64,64,64,64	0
87	MG	5	4066	1/1	0.92	0.33	-	53,53,53,53	0
86	OHX	2	2086	7/7	0.81	0.30	-	105,105,105,105	7
87	MG	5	4225	1/1	0.92	0.36	-	71,71,71,71	0
87	MG	5	4214	1/1	0.78	0.31	-	52,52,52,52	0

Continued on next page...

Continued from previous page...

Mol	Type	Chain	Res	Atoms	RSCC	RSR	LLDF	B-factors(\AA^2)	Q<0.9
87	MG	1	4510	1/1	0.83	0.26	-	50,50,50,50	0
87	MG	5	4508	1/1	0.97	0.44	-	40,40,40,40	1
87	MG	M7	208	1/1	0.93	0.30	-	40,40,40,40	0
87	MG	3	227	1/1	0.69	0.37	-	78,78,78,78	0
87	MG	5	3993	1/1	0.94	0.46	-	29,29,29,29	0
87	MG	6	2228	1/1	0.90	0.88	-	59,59,59,59	1
87	MG	1	4462	1/1	0.69	0.35	-	53,53,53,53	0
87	MG	1	3901	1/1	0.97	0.27	-	66,66,66,66	0
87	MG	1	4345	1/1	0.77	0.29	-	44,44,44,44	1
87	MG	5	4474	1/1	0.78	0.31	-	62,62,62,62	0
87	MG	1	4335	1/1	0.81	0.67	-	45,45,45,45	1
87	MG	5	4486	1/1	0.97	0.34	-	46,46,46,46	0
87	MG	5	4392	1/1	0.82	0.51	-	134,134,134,134	0
87	MG	6	2197	1/1	0.77	0.24	-	60,60,60,60	0
87	MG	2	2148	1/1	0.84	0.48	-	130,130,130,130	0
86	OHX	5	3425	7/7	0.99	0.22	-	49,49,49,49	7
87	MG	3	223	1/1	0.92	0.11	-	62,62,62,62	0
87	MG	1	4146	1/1	0.83	0.22	-	50,50,50,50	0
86	OHX	7	208	7/7	0.97	0.21	-	54,54,54,54	7
87	MG	6	2107	1/1	0.80	0.23	-	47,47,47,47	0
86	OHX	2	1920	7/7	0.99	0.21	-	84,84,84,84	7
87	MG	5	4061	1/1	0.95	0.18	-	51,51,51,51	0
87	MG	1	3958	1/1	0.85	0.63	-	32,32,32,32	0
87	MG	1	4184	1/1	0.84	0.16	-	63,63,63,63	0
87	MG	5	4181	1/1	0.71	0.34	-	55,55,55,55	0
86	OHX	8	211	7/7	0.94	0.17	-	105,105,105,105	7
87	MG	5	3828	1/1	0.79	0.46	-	54,54,54,54	0
86	OHX	1	3789	7/7	0.94	0.36	-	56,56,56,56	7
87	MG	6	2141	1/1	0.91	0.39	-	40,40,40,40	0
87	MG	1	4164	1/1	0.94	0.20	-	62,62,62,62	0
87	MG	5	4086	1/1	0.87	0.43	-	48,48,48,48	0
87	MG	5	4039	1/1	0.87	0.45	-	57,57,57,57	0
86	OHX	1	3629	7/7	0.95	0.09	-	186,186,186,186	7
86	OHX	1	3720	7/7	0.96	0.15	-	104,104,104,104	7
86	OHX	M9	203	7/7	0.82	0.25	-	78,78,78,78	7
87	MG	6	2224	1/1	0.97	0.46	-	47,47,47,47	0
86	OHX	5	3815	7/7	0.96	0.34	-	66,66,66,66	7
86	OHX	6	2080	7/7	0.77	0.21	-	126,126,126,126	7
87	MG	1	4087	1/1	0.40	0.65	-	101,101,101,101	0
87	MG	c8	204	1/1	0.93	0.34	-	81,81,81,81	0
87	MG	1	4332	1/1	0.91	0.48	-	37,37,37,37	1
87	MG	5	4406	1/1	0.99	0.31	-	37,37,37,37	0

Continued on next page...

Continued from previous page...

Mol	Type	Chain	Res	Atoms	RSCC	RSR	LLDF	B-factors(\AA^2)	Q<0.9
86	OHX	5	3641	7/7	0.98	0.22	-	52,52,52,52	7
86	OHX	2	2045	7/7	0.92	0.38	-	73,73,73,73	7
87	MG	5	3832	1/1	0.92	0.53	-	35,35,35,35	0
87	MG	5	4044	1/1	0.93	0.50	-	35,35,35,35	0
86	OHX	2	2083	7/7	0.91	0.20	-	106,106,106,106	7
87	MG	1	4064	1/1	0.84	0.51	-	56,56,56,56	0
87	MG	4	236	1/1	0.94	0.12	-	98,98,98,98	0
87	MG	6	2182	1/1	0.98	0.22	-	51,51,51,51	0
87	MG	6	2327	1/1	0.96	0.39	-	78,78,78,78	0
87	MG	5	3819	1/1	0.98	0.46	-	36,36,36,36	0
87	MG	5	4454	1/1	0.94	0.27	-	47,47,47,47	0
87	MG	o3	203	1/1	0.89	0.38	-	40,40,40,40	1
87	MG	5	4107	1/1	0.50	0.33	-	59,59,59,59	0
87	MG	6	2136	1/1	0.99	0.28	-	54,54,54,54	0
87	MG	1	4258	1/1	0.85	0.55	-	77,77,77,77	0
87	MG	5	4187	1/1	0.88	0.58	-	53,53,53,53	0
87	MG	2	2237	1/1	0.98	0.16	-	80,80,80,80	0
87	MG	2	2248	1/1	0.94	0.12	-	78,78,78,78	0
86	OHX	2	1981	7/7	0.97	0.26	-	106,106,106,106	7
86	OHX	6	1936	7/7	0.99	0.22	-	57,57,57,57	7
87	MG	o2	202	1/1	0.90	0.26	-	49,49,49,49	0
86	OHX	5	3771	7/7	0.97	0.24	-	60,60,60,60	7
87	MG	5	4312	1/1	0.88	0.32	-	29,29,29,29	0
86	OHX	6	2033	7/7	0.95	0.20	-	67,67,67,67	7
86	OHX	6	2071	7/7	0.94	0.30	-	55,55,55,55	7
86	OHX	2	1998	7/7	0.96	0.14	-	94,94,94,94	7
87	MG	5	4183	1/1	0.72	0.40	-	54,54,54,54	0
87	MG	5	4270	1/1	0.98	0.08	-	45,45,45,45	0
87	MG	7	230	1/1	0.88	0.42	-	37,37,37,37	1
87	MG	6	2207	1/1	0.64	0.43	-	93,93,93,93	0
87	MG	1	4465	1/1	0.01	1.10	-	109,109,109,109	0
87	MG	5	4166	1/1	0.93	0.57	-	44,44,44,44	0
86	OHX	5	3481	7/7	0.98	0.26	-	69,69,69,69	7
87	MG	5	4139	1/1	0.99	0.18	-	38,38,38,38	0
87	MG	4	241	1/1	0.73	0.56	-	53,53,53,53	0
87	MG	5	4345	1/1	0.95	0.10	-	95,95,95,95	0
87	MG	6	2281	1/1	0.61	0.41	-	124,124,124,124	0
86	OHX	5	3765	7/7	0.97	0.25	-	42,42,42,42	7
87	MG	SM	201	1/1	0.68	0.31	-	55,55,55,55	0
87	MG	1	4181	1/1	0.93	0.25	-	75,75,75,75	0
87	MG	n9	102	1/1	0.64	0.32	-	37,37,37,37	0
86	OHX	6	2087	7/7	0.76	0.45	-	71,71,71,71	7

Continued on next page...

Continued from previous page...

Mol	Type	Chain	Res	Atoms	RSCC	RSR	LLDF	B-factors(\AA^2)	Q<0.9
87	MG	5	4434	1/1	0.71	0.28	-	93,93,93,93	0
87	MG	5	4264	1/1	0.68	0.35	-	63,63,63,63	0
87	MG	5	4323	1/1	0.85	0.68	-	36,36,36,36	1
87	MG	6	2219	1/1	0.85	0.35	-	60,60,60,60	0
86	OHX	1	3723	7/7	0.93	0.50	-	57,57,57,57	7
87	MG	5	3847	1/1	0.92	0.65	-	38,38,38,38	0
87	MG	M7	205	1/1	0.96	0.42	-	42,42,42,42	0
87	MG	6	2235	1/1	0.91	0.20	-	76,76,76,76	0
87	MG	5	3964	1/1	0.95	0.44	-	33,33,33,33	0
87	MG	c6	201	1/1	0.81	0.41	-	97,97,97,97	0
86	OHX	5	3632	7/7	0.97	0.18	-	63,63,63,63	7
87	MG	2	2207	1/1	0.99	0.25	-	61,61,61,61	0
87	MG	6	2278	1/1	0.50	0.24	-	83,83,83,83	0
87	MG	1	4457	1/1	0.84	0.56	-	43,43,43,43	0
87	MG	2	2173	1/1	0.59	0.64	-	116,116,116,116	0
87	MG	O5	201	1/1	0.88	0.23	-	58,58,58,58	0
87	MG	1	4045	1/1	0.99	0.20	-	35,35,35,35	0
87	MG	1	4236	1/1	0.84	0.28	-	52,52,52,52	0
87	MG	1	4454	1/1	0.87	0.33	-	50,50,50,50	0
86	OHX	6	2066	7/7	0.87	0.28	-	70,70,70,70	7
87	MG	1	4187	1/1	0.94	0.21	-	47,47,47,47	1
86	OHX	5	3791	7/7	0.94	0.24	-	68,68,68,68	7
87	MG	1	3869	1/1	0.89	0.37	-	62,62,62,62	0
86	OHX	5	3472	7/7	0.99	0.25	-	53,53,53,53	7
87	MG	5	4432	1/1	0.81	0.34	-	36,36,36,36	1
86	OHX	5	3591	7/7	0.98	0.27	-	52,52,52,52	7
86	OHX	6	2016	7/7	0.94	0.16	-	91,91,91,91	7
86	OHX	5	3466	7/7	0.99	0.16	-	63,63,63,63	7
87	MG	2	2126	1/1	0.81	0.64	-	69,69,69,69	0
87	MG	5	3856	1/1	0.82	0.45	-	35,35,35,35	0
87	MG	6	2260	1/1	0.83	0.29	-	55,55,55,55	0
87	MG	5	4338	1/1	0.68	0.66	-	39,39,39,39	1
86	OHX	5	3729	7/7	0.97	0.33	-	58,58,58,58	7
87	MG	5	4135	1/1	0.57	0.67	-	69,69,69,69	0
87	MG	l2	306	1/1	0.94	0.48	-	53,53,53,53	1
87	MG	5	4054	1/1	0.93	0.50	-	50,50,50,50	0
87	MG	6	2247	1/1	0.98	0.20	-	50,50,50,50	0
87	MG	5	4377	1/1	0.95	0.29	-	36,36,36,36	1
87	MG	6	2272	1/1	0.69	0.19	-	98,98,98,98	0
87	MG	2	2253	1/1	0.72	0.28	-	76,76,76,76	0
87	MG	1	3970	1/1	0.86	0.32	-	66,66,66,66	0
87	MG	1	4413	1/1	0.92	0.34	-	52,52,52,52	1

Continued on next page...

Continued from previous page...

Mol	Type	Chain	Res	Atoms	RSCC	RSR	LLDF	B-factors(\AA^2)	Q<0.9
87	MG	5	4259	1/1	0.92	0.15	-	54,54,54,54	0
87	MG	1	4071	1/1	0.96	0.43	-	40,40,40,40	0
86	OHX	5	3615	7/7	0.93	0.31	-	51,51,51,51	7
87	MG	1	4430	1/1	0.95	0.32	-	49,49,49,49	0
87	MG	2	2164	1/1	0.83	0.28	-	122,122,122,122	0
87	MG	1	4292	1/1	0.94	0.19	-	39,39,39,39	0
86	OHX	1	3648	7/7	0.95	0.30	-	65,65,65,65	7
87	MG	1	3896	1/1	0.90	0.49	-	66,66,66,66	0
87	MG	1	4073	1/1	0.87	0.22	-	37,37,37,37	0
87	MG	1	4371	1/1	0.93	0.26	-	43,43,43,43	1
86	OHX	1	3680	7/7	0.98	0.36	-	60,60,60,60	7
87	MG	6	2172	1/1	0.98	0.33	-	76,76,76,76	0
87	MG	2	2247	1/1	0.50	0.38	-	115,115,115,115	0
86	OHX	1	3727	7/7	0.90	0.15	-	141,141,141,141	7
86	OHX	5	3723	7/7	0.95	0.30	-	62,62,62,62	7
86	OHX	1	3785	7/7	0.89	0.25	-	47,47,47,47	7
87	MG	5	4287	1/1	0.98	0.27	-	39,39,39,39	1
86	OHX	5	3690	7/7	0.92	0.28	-	90,90,90,90	7
86	OHX	6	2075	7/7	0.94	0.31	-	54,54,54,54	7
86	OHX	1	3710	7/7	0.91	0.26	-	55,55,55,55	7
87	MG	5	4257	1/1	0.97	0.52	-	29,29,29,29	0
87	MG	5	4258	1/1	0.91	0.23	-	57,57,57,57	0
86	OHX	5	3747	7/7	0.92	0.21	-	66,66,66,66	7
87	MG	1	3881	1/1	0.97	0.24	-	47,47,47,47	0
87	MG	1	4154	1/1	0.99	0.24	-	81,81,81,81	0
87	MG	1	4381	1/1	1.00	0.19	-	60,60,60,60	0
87	MG	7	214	1/1	0.94	0.22	-	46,46,46,46	0
86	OHX	6	2024	7/7	0.84	0.23	-	86,86,86,86	7
87	MG	5	4291	1/1	0.96	0.22	-	35,35,35,35	1
87	MG	5	4046	1/1	0.86	0.42	-	51,51,51,51	0
86	OHX	1	3749	7/7	0.92	0.41	-	62,62,62,62	7
86	OHX	14	402	7/7	0.97	0.19	-	55,55,55,55	7
87	MG	1	4120	1/1	0.94	0.40	-	51,51,51,51	0
87	MG	n8	203	1/1	0.94	0.21	-	41,41,41,41	0
86	OHX	2	2013	7/7	0.95	0.08	-	158,158,158,158	7
87	MG	5	4549	1/1	0.81	0.20	-	77,77,77,77	0
87	MG	L4	403	1/1	0.94	0.41	-	34,34,34,34	0
87	MG	2	2214	1/1	0.78	0.60	-	78,78,78,78	0
87	MG	5	4506	1/1	0.92	0.25	-	38,38,38,38	1
87	MG	5	3937	1/1	0.86	0.78	-	33,33,33,33	0
86	OHX	2	2033	7/7	0.96	0.12	-	113,113,113,113	7
86	OHX	m4	201	7/7	0.86	0.52	-	101,101,101,101	7

Continued on next page...

Continued from previous page...

Mol	Type	Chain	Res	Atoms	RSCC	RSR	LLDF	B-factors(\AA^2)	Q<0.9
87	MG	1	4083	1/1	0.91	0.46	-	29,29,29,29	0
87	MG	1	4388	1/1	0.98	0.27	-	35,35,35,35	1
87	MG	5	4462	1/1	0.65	0.34	-	54,54,54,54	0
87	MG	1	4280	1/1	0.89	0.22	-	76,76,76,76	0
87	MG	1	3853	1/1	0.74	0.96	-	41,41,41,41	0
87	MG	1	4192	1/1	0.92	0.36	-	38,38,38,38	0
87	MG	6	2259	1/1	0.84	0.32	-	48,48,48,48	0
87	MG	5	4146	1/1	0.93	0.34	-	43,43,43,43	0
87	MG	2	2108	1/1	0.85	0.64	-	59,59,59,59	0
87	MG	2	2196	1/1	0.47	0.99	-	82,82,82,82	0
87	MG	N3	202	1/1	0.81	0.45	-	67,67,67,67	0
87	MG	4	219	1/1	0.94	0.58	-	54,54,54,54	0
87	MG	5	4376	1/1	0.60	0.28	-	72,72,72,72	0
87	MG	1	4158	1/1	0.89	0.40	-	42,42,42,42	1
86	OHX	5	3538	7/7	0.97	0.25	-	42,42,42,42	7
87	MG	1	3837	1/1	0.85	0.30	-	41,41,41,41	0
87	MG	1	4204	1/1	0.93	0.50	-	60,60,60,60	0
87	MG	1	4167	1/1	0.96	0.67	-	42,42,42,42	1
87	MG	6	2169	1/1	0.84	0.16	-	85,85,85,85	0
87	MG	1	3845	1/1	0.91	0.41	-	44,44,44,44	0
87	MG	1	4095	1/1	0.54	0.70	-	41,41,41,41	0
87	MG	1	4156	1/1	0.94	0.11	-	60,60,60,60	0
87	MG	5	4573	1/1	0.95	0.48	-	30,30,30,30	0
87	MG	6	2283	1/1	0.76	1.34	-	69,69,69,69	1
87	MG	5	3905	1/1	0.46	0.73	-	71,71,71,71	0
86	OHX	5	3414	7/7	0.99	0.23	-	43,43,43,43	7
87	MG	6	2215	1/1	0.86	0.15	-	52,52,52,52	0
86	OHX	1	3689	7/7	0.97	0.26	-	55,55,55,55	7
87	MG	1	3876	1/1	0.89	0.35	-	30,30,30,30	0
87	MG	n0	204	1/1	0.89	0.33	-	45,45,45,45	0
87	MG	5	3858	1/1	0.99	0.23	-	58,58,58,58	0
86	OHX	1	3670	7/7	0.95	0.28	-	50,50,50,50	7
87	MG	5	4136	1/1	0.89	0.33	-	48,48,48,48	0
87	MG	5	4425	1/1	0.98	0.30	-	48,48,48,48	1
86	OHX	1	3742	7/7	0.92	0.39	-	41,41,41,41	7
87	MG	3	226	1/1	0.49	0.23	-	65,65,65,65	0
87	MG	5	4551	1/1	0.96	0.60	-	41,41,41,41	1
86	OHX	2	1971	7/7	0.98	0.32	-	80,80,80,80	7
87	MG	2	2123	1/1	0.92	0.37	-	68,68,68,68	0
87	MG	5	4346	1/1	0.90	0.19	-	68,68,68,68	1
87	MG	3	220	1/1	0.98	0.17	-	55,55,55,55	0
86	OHX	2	2036	7/7	0.95	0.20	-	123,123,123,123	7

Continued on next page...

Continued from previous page...

Mol	Type	Chain	Res	Atoms	RSCC	RSR	LLDF	B-factors(\AA^2)	Q<0.9
87	MG	1	4084	1/1	0.76	0.52	-	49,49,49,49	0
87	MG	1	4166	1/1	0.95	0.60	-	36,36,36,36	0
87	MG	5	3902	1/1	0.97	0.26	-	71,71,71,71	0
87	MG	5	3894	1/1	0.94	0.35	-	40,40,40,40	1
87	MG	l3	403	1/1	0.97	0.54	-	26,26,26,26	0
86	OHX	2	1996	7/7	0.97	0.29	-	93,93,93,93	7
87	MG	2	2182	1/1	0.85	0.38	-	87,87,87,87	0
86	OHX	2	2075	7/7	0.90	0.37	-	87,87,87,87	7
87	MG	l8	301	1/1	0.80	0.51	-	70,70,70,70	0
87	MG	5	3851	1/1	0.85	0.48	-	36,36,36,36	0
87	MG	6	2312	1/1	0.94	0.29	-	75,75,75,75	0
87	MG	1	4342	1/1	0.83	0.32	-	58,58,58,58	0
87	MG	2	2200	1/1	0.84	0.56	-	65,65,65,65	0
87	MG	5	4539	1/1	0.86	0.61	-	56,56,56,56	0
87	MG	7	215	1/1	0.93	0.51	-	27,27,27,27	0
87	MG	5	4036	1/1	0.96	0.54	-	34,34,34,34	0
86	OHX	2	2072	7/7	0.82	0.33	-	104,104,104,104	7
87	MG	5	4202	1/1	0.93	0.35	-	32,32,32,32	1
86	OHX	1	3756	7/7	0.86	0.34	-	59,59,59,59	7
86	OHX	6	1950	7/7	0.94	0.14	-	100,100,100,100	7
87	MG	5	3912	1/1	0.94	0.69	-	40,40,40,40	0
87	MG	5	4255	1/1	0.89	0.39	-	37,37,37,37	0
87	MG	5	4221	1/1	0.79	0.24	-	54,54,54,54	0
87	MG	6	2227	1/1	0.99	0.13	-	52,52,52,52	0
87	MG	5	4559	1/1	0.94	0.37	-	73,73,73,73	1
87	MG	5	4011	1/1	0.97	0.53	-	33,33,33,33	0
87	MG	8	223	1/1	0.89	0.14	-	60,60,60,60	0
87	MG	5	4265	1/1	0.65	0.67	-	61,61,61,61	0
87	MG	2	2154	1/1	0.50	0.99	-	68,68,68,68	0
87	MG	5	4299	1/1	0.82	0.51	-	47,47,47,47	0
87	MG	5	4314	1/1	0.96	0.18	-	33,33,33,33	0
86	OHX	6	1974	7/7	0.98	0.27	-	67,67,67,67	7
87	MG	m8	1502	1/1	0.98	0.16	-	47,47,47,47	0
87	MG	5	4080	1/1	0.92	0.43	-	37,37,37,37	0
87	MG	2	2198	1/1	0.47	0.55	-	120,120,120,120	0
87	MG	5	4437	1/1	0.84	0.40	-	37,37,37,37	1
87	MG	1	4114	1/1	0.81	0.26	-	67,67,67,67	0
87	MG	d3	201	1/1	0.87	0.53	-	47,47,47,47	0
87	MG	6	2145	1/1	0.95	0.51	-	33,33,33,33	0
87	MG	6	2320	1/1	0.81	0.31	-	62,62,62,62	0
87	MG	5	4209	1/1	0.94	0.12	-	50,50,50,50	0
87	MG	6	2238	1/1	0.70	0.26	-	66,66,66,66	0

Continued on next page...

Continued from previous page...

Mol	Type	Chain	Res	Atoms	RSCC	RSR	LLDF	B-factors(\AA^2)	Q<0.9
87	MG	1	4138	1/1	0.82	0.34	-	46,46,46,46	0
87	MG	1	4115	1/1	0.89	0.49	-	49,49,49,49	0
86	OHX	5	3450	7/7	0.99	0.23	-	41,41,41,41	7
87	MG	5	4568	1/1	0.80	0.34	-	38,38,38,38	1
86	OHX	5	3423	7/7	0.99	0.16	-	56,56,56,56	7
87	MG	1	4468	1/1	0.80	0.20	-	70,70,70,70	1
87	MG	8	235	1/1	0.95	0.68	-	61,61,61,61	1
87	MG	1	4472	1/1	0.86	0.46	-	61,61,61,61	0
87	MG	1	3894	1/1	0.90	0.47	-	53,53,53,53	0
87	MG	5	4101	1/1	0.73	0.32	-	49,49,49,49	0
86	OHX	5	3810	7/7	0.98	0.26	-	63,63,63,63	7
87	MG	5	3884	1/1	0.86	0.44	-	40,40,40,40	0
86	OHX	5	3578	7/7	0.98	0.25	-	55,55,55,55	7
87	MG	1	4016	1/1	0.94	0.89	-	38,38,38,38	0
87	MG	6	2220	1/1	0.85	0.31	-	47,47,47,47	0
87	MG	1	4488	1/1	0.90	0.16	-	55,55,55,55	0
87	MG	5	4303	1/1	0.99	0.16	-	43,43,43,43	1
86	OHX	5	3758	7/7	0.85	0.32	-	42,42,42,42	7
87	MG	s8	305	1/1	0.90	0.17	-	56,56,56,56	0
87	MG	5	4507	1/1	0.89	0.48	-	46,46,46,46	1
87	MG	5	4524	1/1	0.82	0.30	-	47,47,47,47	0
87	MG	n3	205	1/1	0.98	0.28	-	34,34,34,34	1
87	MG	6	2135	1/1	0.90	0.60	-	50,50,50,50	0
87	MG	1	4352	1/1	0.86	0.27	-	52,52,52,52	0
87	MG	5	3974	1/1	0.90	0.33	-	36,36,36,36	0
87	MG	5	4485	1/1	0.91	0.25	-	95,95,95,95	0
87	MG	5	4529	1/1	0.75	0.47	-	37,37,37,37	1
86	OHX	2	2016	7/7	0.93	0.17	-	101,101,101,101	7
86	OHX	6	2012	7/7	0.86	0.30	-	64,64,64,64	7
87	MG	5	4572	1/1	0.57	0.39	-	69,69,69,69	0
86	OHX	2	2004	7/7	0.97	0.13	-	89,89,89,89	7
86	OHX	2	1952	7/7	0.97	0.10	-	131,131,131,131	7
87	MG	1	3933	1/1	0.90	0.52	-	49,49,49,49	0
86	OHX	5	3720	7/7	0.60	0.43	-	73,73,73,73	7
87	MG	1	3939	1/1	0.95	0.51	-	37,37,37,37	0
87	MG	2	2232	1/1	0.89	0.08	-	90,90,90,90	0
86	OHX	1	3808	7/7	0.90	0.29	-	60,60,60,60	7
87	MG	8	240	1/1	0.92	0.13	-	72,72,72,72	0
87	MG	M4	201	1/1	0.94	0.19	-	53,53,53,53	0
86	OHX	1	3791	7/7	0.97	0.24	-	68,68,68,68	7
87	MG	5	4394	1/1	0.93	0.73	-	62,62,62,62	0
87	MG	1	4222	1/1	0.90	0.26	-	45,45,45,45	0

Continued on next page...

Continued from previous page...

Mol	Type	Chain	Res	Atoms	RSCC	RSR	LLDF	B-factors(\AA^2)	Q<0.9
87	MG	5	4336	1/1	0.76	0.43	-	69,69,69,69	0
87	MG	5	4380	1/1	0.87	0.27	-	45,45,45,45	0
87	MG	7	231	1/1	0.88	0.70	-	43,43,43,43	0
86	OHX	5	3778	7/7	0.91	0.19	-	109,109,109,109	7
87	MG	1	4195	1/1	0.88	0.44	-	52,52,52,52	0
87	MG	6	2112	1/1	0.94	0.51	-	42,42,42,42	0
87	MG	4	220	1/1	0.66	0.34	-	64,64,64,64	0
87	MG	5	4511	1/1	0.99	0.87	-	52,52,52,52	1
86	OHX	1	3752	7/7	0.92	0.11	-	180,180,180,180	7
87	MG	2	2177	1/1	0.78	0.40	-	69,69,69,69	0
87	MG	5	4424	1/1	0.95	0.21	-	63,63,63,63	0
87	MG	6	2103	1/1	0.94	0.22	-	66,66,66,66	0
87	MG	2	2093	1/1	0.71	0.45	-	74,74,74,74	0
86	OHX	m9	201	7/7	0.91	0.19	-	70,70,70,70	7
87	MG	3	218	1/1	0.95	0.46	-	35,35,35,35	0
87	MG	5	3901	1/1	0.55	0.36	-	67,67,67,67	0
87	MG	1	4224	1/1	0.60	0.28	-	74,74,74,74	0
86	OHX	5	3813	7/7	0.66	0.23	-	173,173,173,173	7
86	OHX	5	3733	7/7	0.98	0.21	-	57,57,57,57	7
87	MG	1	4145	1/1	0.89	0.27	-	47,47,47,47	0
86	OHX	6	2001	7/7	0.96	0.35	-	68,68,68,68	7
87	MG	1	3990	1/1	0.94	0.70	-	31,31,31,31	0
87	MG	1	4426	1/1	0.67	1.07	-	63,63,63,63	0
87	MG	19	202	1/1	0.92	0.30	-	38,38,38,38	0
86	OHX	6	2055	7/7	0.95	0.48	-	59,59,59,59	7
87	MG	1	4475	1/1	0.95	0.40	-	62,62,62,62	0
86	OHX	6	2050	7/7	0.88	0.12	-	132,132,132,132	7
87	MG	1	4155	1/1	0.76	0.18	-	54,54,54,54	0
87	MG	6	2279	1/1	0.98	0.43	-	80,80,80,80	0
87	MG	5	4458	1/1	0.94	0.25	-	38,38,38,38	1
86	OHX	2	2001	7/7	0.95	0.27	-	82,82,82,82	7
87	MG	1	4261	1/1	0.92	0.55	-	41,41,41,41	1
87	MG	1	4182	1/1	0.86	0.21	-	55,55,55,55	0
87	MG	5	4128	1/1	0.88	0.27	-	40,40,40,40	0
87	MG	5	4295	1/1	0.99	0.41	-	43,43,43,43	0
87	MG	5	3921	1/1	0.42	0.55	-	51,51,51,51	0
87	MG	1	4367	1/1	0.54	0.73	-	92,92,92,92	0
86	OHX	2	1994	7/7	0.96	0.12	-	111,111,111,111	7
87	MG	1	3947	1/1	0.96	0.50	-	37,37,37,37	0
87	MG	6	2120	1/1	0.95	0.32	-	43,43,43,43	0
87	MG	5	4351	1/1	0.92	0.31	-	59,59,59,59	0
87	MG	1	4489	1/1	0.96	0.64	-	56,56,56,56	1

Continued on next page...

Continued from previous page...

Mol	Type	Chain	Res	Atoms	RSCC	RSR	LLDF	B-factors(\AA^2)	Q<0.9
87	MG	4	228	1/1	0.93	0.13	-	58,58,58,58	0
87	MG	5	4018	1/1	0.87	0.36	-	34,34,34,34	0
86	OHX	1	3512	7/7	0.99	0.15	-	74,74,74,74	7
87	MG	1	4080	1/1	0.90	0.45	-	51,51,51,51	0
87	MG	1	4085	1/1	0.93	0.58	-	46,46,46,46	0
87	MG	1	4353	1/1	0.96	0.30	-	59,59,59,59	0
87	MG	2	2169	1/1	0.57	0.25	-	101,101,101,101	0
87	MG	1	4112	1/1	0.79	0.90	-	48,48,48,48	0
87	MG	1	4295	1/1	0.61	0.44	-	41,41,41,41	1
87	MG	1	4127	1/1	0.93	0.39	-	49,49,49,49	0
87	MG	2	2166	1/1	0.89	0.68	-	55,55,55,55	0
87	MG	1	3906	1/1	0.94	0.39	-	42,42,42,42	1
86	OHX	5	3748	7/7	0.94	0.42	-	54,54,54,54	7
87	MG	6	2292	1/1	0.93	0.19	-	50,50,50,50	1
87	MG	1	4474	1/1	0.97	0.67	-	55,55,55,55	0
87	MG	1	3818	1/1	0.93	0.51	-	58,58,58,58	0
87	MG	6	2262	1/1	0.80	0.63	-	114,114,114,114	0
87	MG	1	4304	1/1	0.93	0.49	-	44,44,44,44	1
87	MG	L7	303	1/1	0.97	0.17	-	42,42,42,42	0
86	OHX	5	3438	7/7	0.97	0.27	-	48,48,48,48	7
87	MG	7	240	1/1	0.98	0.56	-	53,53,53,53	1
86	OHX	6	2094	7/7	0.85	0.32	-	102,102,102,102	7
87	MG	o2	201	1/1	0.87	0.54	-	35,35,35,35	1
87	MG	M1	202	1/1	0.86	0.16	-	72,72,72,72	0
87	MG	3	221	1/1	0.76	0.16	-	70,70,70,70	0
86	OHX	6	2086	7/7	0.86	0.26	-	147,147,147,147	7
86	OHX	1	3441	7/7	0.99	0.21	-	52,52,52,52	7
86	OHX	6	2083	7/7	0.97	0.24	-	82,82,82,82	7
87	MG	1	4389	1/1	0.98	0.32	-	59,59,59,59	1
87	MG	1	3823	1/1	0.94	0.43	-	31,31,31,31	0
87	MG	7	225	1/1	0.89	0.17	-	39,39,39,39	0
86	OHX	5	3662	7/7	0.95	0.27	-	45,45,45,45	7
87	MG	5	4349	1/1	0.03	0.67	-	41,41,41,41	1
86	OHX	1	3697	7/7	0.92	0.10	-	169,169,169,169	7
87	MG	1	4441	1/1	0.99	0.14	-	43,43,43,43	1
87	MG	5	4088	1/1	0.84	0.30	-	42,42,42,42	1
86	OHX	5	3780	7/7	0.95	0.17	-	110,110,110,110	7
87	MG	1	4058	1/1	0.83	0.66	-	44,44,44,44	0
87	MG	5	3978	1/1	0.87	0.37	-	40,40,40,40	0
87	MG	5	4015	1/1	0.96	0.74	-	38,38,38,38	0
87	MG	1	4246	1/1	0.73	0.76	-	41,41,41,41	1
86	OHX	2	2044	7/7	0.87	0.17	-	134,134,134,134	7

Continued on next page...

Continued from previous page...

Mol	Type	Chain	Res	Atoms	RSCC	RSR	LLDF	B-factors(\AA^2)	Q<0.9
87	MG	5	3886	1/1	0.71	0.17	-	97,97,97,97	0
86	OHX	1	3809	7/7	0.98	0.19	-	83,83,83,83	7
86	OHX	1	3660	7/7	0.77	0.34	-	127,127,127,127	7
87	MG	5	4311	1/1	0.97	0.36	-	37,37,37,37	1
87	MG	5	3970	1/1	0.97	0.68	-	38,38,38,38	0
87	MG	6	2280	1/1	0.97	0.18	-	46,46,46,46	0
87	MG	1	4089	1/1	0.90	0.25	-	44,44,44,44	0
87	MG	2	2136	1/1	0.66	0.29	-	71,71,71,71	0
87	MG	5	4083	1/1	0.92	0.23	-	36,36,36,36	1
87	MG	1	4416	1/1	0.99	0.26	-	60,60,60,60	0
86	OHX	2	1912	7/7	0.98	0.14	-	109,109,109,109	0
87	MG	1	4147	1/1	0.83	0.39	-	48,48,48,48	0
86	OHX	5	3566	7/7	0.98	0.22	-	96,96,96,96	7
86	OHX	1	3567	7/7	0.98	0.36	-	48,48,48,48	7
87	MG	1	4189	1/1	1.00	0.21	-	46,46,46,46	0
87	MG	6	2225	1/1	0.83	0.52	-	55,55,55,55	0
87	MG	5	4120	1/1	0.84	0.68	-	39,39,39,39	0
86	OHX	2	2012	7/7	0.97	0.13	-	102,102,102,102	7
87	MG	6	2323	1/1	0.52	0.34	-	70,70,70,70	0
87	MG	5	4319	1/1	0.84	0.34	-	59,59,59,59	0
87	MG	2	2213	1/1	0.90	0.38	-	55,55,55,55	0
86	OHX	5	3526	7/7	0.98	0.31	-	46,46,46,46	7
86	OHX	1	3806	7/7	0.89	0.29	-	54,54,54,54	7
87	MG	1	4309	1/1	0.90	0.36	-	44,44,44,44	1
87	MG	5	4182	1/1	0.96	0.28	-	66,66,66,66	0
87	MG	1	4361	1/1	0.74	0.30	-	67,67,67,67	0
87	MG	5	4476	1/1	0.86	0.55	-	46,46,46,46	0
87	MG	6	2331	1/1	0.95	0.53	-	76,76,76,76	0
87	MG	5	4327	1/1	0.77	0.66	-	82,82,82,82	0
87	MG	1	4153	1/1	0.80	0.64	-	101,101,101,101	0
87	MG	2	2218	1/1	0.93	0.19	-	82,82,82,82	0
86	OHX	6	2010	7/7	0.94	0.33	-	84,84,84,84	7
87	MG	5	3959	1/1	0.98	0.38	-	35,35,35,35	0
87	MG	1	4324	1/1	0.85	0.24	-	54,54,54,54	0
87	MG	5	3868	1/1	0.89	0.36	-	36,36,36,36	0
87	MG	1	4343	1/1	0.59	0.57	-	62,62,62,62	0
87	MG	5	4332	1/1	0.88	0.15	-	106,106,106,106	0
87	MG	1	3882	1/1	0.88	0.21	-	49,49,49,49	0
87	MG	6	2299	1/1	0.88	0.39	-	59,59,59,59	0
86	OHX	5	3621	7/7	0.97	0.29	-	43,43,43,43	7
86	OHX	1	3516	7/7	0.96	0.22	-	65,65,65,65	7
87	MG	1	4368	1/1	0.97	0.20	-	38,38,38,38	0

Continued on next page...

Continued from previous page...

Mol	Type	Chain	Res	Atoms	RSCC	RSR	LLDF	B-factors(\AA^2)	Q<0.9
87	MG	1	4450	1/1	0.99	0.12	-	54,54,54,54	0
87	MG	1	4118	1/1	0.86	0.74	-	42,42,42,42	0
87	MG	5	4196	1/1	0.80	0.17	-	52,52,52,52	0
87	MG	5	4413	1/1	0.45	0.30	-	72,72,72,72	0
87	MG	1	4152	1/1	0.92	0.18	-	75,75,75,75	0
87	MG	2	2111	1/1	0.93	0.46	-	63,63,63,63	0
87	MG	2	2091	1/1	0.87	0.79	-	44,44,44,44	0
87	MG	1	4103	1/1	0.91	0.21	-	88,88,88,88	0
87	MG	m6	203	1/1	0.82	0.24	-	41,41,41,41	1
87	MG	1	3955	1/1	0.97	0.46	-	36,36,36,36	0
87	MG	5	4479	1/1	0.61	0.62	-	56,56,56,56	1
86	OHX	2	2050	7/7	0.97	0.10	-	96,96,96,96	7
87	MG	D9	104	1/1	0.84	0.10	-	85,85,85,85	0
86	OHX	1	3677	7/7	0.95	0.36	-	74,74,74,74	7
87	MG	2	2097	1/1	0.92	0.24	-	82,82,82,82	0
87	MG	5	4354	1/1	0.59	0.91	-	61,61,61,61	0
87	MG	6	2202	1/1	0.73	0.57	-	81,81,81,81	0
86	OHX	2	1930	7/7	0.98	0.31	-	77,77,77,77	7
87	MG	1	4234	1/1	0.88	0.45	-	51,51,51,51	0
86	OHX	5	3711	7/7	0.95	0.28	-	83,83,83,83	7
86	OHX	1	3529	7/7	0.98	0.24	-	66,66,66,66	7
86	OHX	5	3544	7/7	0.97	0.14	-	99,99,99,99	7
87	MG	o3	204	1/1	0.86	0.55	-	37,37,37,37	1
87	MG	2	2242	1/1	0.80	0.20	-	85,85,85,85	0
87	MG	7	226	1/1	0.93	0.19	-	64,64,64,64	0
86	OHX	1	3503	7/7	0.98	0.28	-	57,57,57,57	7
87	MG	1	4086	1/1	0.89	0.29	-	57,57,57,57	0
87	MG	7	218	1/1	0.97	0.49	-	30,30,30,30	0
87	MG	3	219	1/1	0.89	0.32	-	63,63,63,63	0
87	MG	1	4163	1/1	0.90	0.48	-	52,52,52,52	0
86	OHX	5	3648	7/7	0.88	0.40	-	69,69,69,69	7
87	MG	1	4044	1/1	0.96	0.22	-	69,69,69,69	0
87	MG	2	2156	1/1	0.30	0.47	-	86,86,86,86	0
87	MG	2	2221	1/1	0.72	0.39	-	61,61,61,61	0
87	MG	1	3928	1/1	0.98	0.39	-	43,43,43,43	0
86	OHX	1	3626	7/7	0.96	0.35	-	84,84,84,84	7
87	MG	2	2125	1/1	0.97	0.46	-	85,85,85,85	0
87	MG	1	3897	1/1	0.92	0.40	-	43,43,43,43	0
87	MG	2	2228	1/1	0.95	0.61	-	56,56,56,56	0
87	MG	5	4014	1/1	0.93	0.30	-	30,30,30,30	0
87	MG	1	4483	1/1	0.88	0.37	-	59,59,59,59	0
86	OHX	1	3566	7/7	0.96	0.20	-	92,92,92,92	7

Continued on next page...

Continued from previous page...

Mol	Type	Chain	Res	Atoms	RSCC	RSR	LLDF	B-factors(\AA^2)	Q<0.9
87	MG	5	3987	1/1	0.97	0.49	-	45,45,45,45	0
86	OHX	5	3740	7/7	0.93	0.22	-	62,62,62,62	7
87	MG	q1	102	1/1	0.95	0.30	-	43,43,43,43	0
87	MG	l2	305	1/1	0.70	0.33	-	71,71,71,71	0
87	MG	1	4106	1/1	0.84	0.28	-	45,45,45,45	0
86	OHX	5	3793	7/7	0.92	0.32	-	58,58,58,58	7
86	OHX	2	2061	7/7	0.94	0.22	-	78,78,78,78	7
87	MG	5	4400	1/1	0.81	0.43	-	43,43,43,43	1
87	MG	1	3979	1/1	0.93	0.63	-	45,45,45,45	0
87	MG	5	4078	1/1	0.88	0.61	-	41,41,41,41	0
87	MG	5	4163	1/1	0.87	0.40	-	59,59,59,59	0
87	MG	1	4183	1/1	0.85	0.38	-	37,37,37,37	0
87	MG	5	3888	1/1	0.89	0.26	-	37,37,37,37	0
87	MG	5	4541	1/1	0.82	0.25	-	56,56,56,56	0
87	MG	1	4294	1/1	0.74	0.29	-	58,58,58,58	0
87	MG	N8	208	1/1	0.94	0.86	-	45,45,45,45	1
86	OHX	1	3589	7/7	0.94	0.25	-	50,50,50,50	7
87	MG	6	2273	1/1	0.79	0.25	-	80,80,80,80	0
86	OHX	1	3472	7/7	0.99	0.23	-	54,54,54,54	7
87	MG	5	4197	1/1	0.97	0.29	-	36,36,36,36	0
87	MG	1	4427	1/1	0.99	0.20	-	55,55,55,55	1
86	OHX	1	3527	7/7	0.97	0.31	-	81,81,81,81	7
87	MG	2	2155	1/1	0.95	0.56	-	60,60,60,60	0
87	MG	1	4179	1/1	0.71	1.32	-	53,53,53,53	1
87	MG	5	4070	1/1	0.91	0.22	-	49,49,49,49	0
87	MG	5	4060	1/1	0.92	0.32	-	45,45,45,45	0
87	MG	6	2255	1/1	0.87	0.37	-	54,54,54,54	0
87	MG	5	3935	1/1	0.85	0.37	-	54,54,54,54	0
86	OHX	1	3741	7/7	0.98	0.20	-	56,56,56,56	7
87	MG	sM	201	1/1	0.92	0.15	-	48,48,48,48	0
86	OHX	1	3736	7/7	0.90	0.16	-	113,113,113,113	7
87	MG	6	2200	1/1	0.81	1.15	-	74,74,74,74	0
87	MG	5	4505	1/1	0.82	0.22	-	49,49,49,49	0
87	MG	1	4005	1/1	0.89	0.42	-	29,29,29,29	0
87	MG	2	2175	1/1	0.66	0.27	-	87,87,87,87	0
87	MG	1	3945	1/1	0.86	0.40	-	43,43,43,43	0
87	MG	1	3916	1/1	0.63	0.20	-	86,86,86,86	0
87	MG	1	4434	1/1	0.74	0.43	-	38,38,38,38	1
86	OHX	5	3695	7/7	0.95	0.48	-	55,55,55,55	7
87	MG	5	3966	1/1	0.84	0.50	-	39,39,39,39	0
87	MG	5	4092	1/1	0.98	0.26	-	36,36,36,36	1
87	MG	6	2250	1/1	0.93	0.70	-	47,47,47,47	0

Continued on next page...

Continued from previous page...

Mol	Type	Chain	Res	Atoms	RSCC	RSR	LLDF	B-factors(\AA^2)	Q<0.9
87	MG	2	2241	1/1	0.95	0.56	-	60,60,60,60	0
87	MG	2	2090	1/1	0.86	0.36	-	83,83,83,83	0
87	MG	2	2190	1/1	0.85	0.24	-	78,78,78,78	0
87	MG	5	4117	1/1	0.95	0.71	-	46,46,46,46	0
87	MG	5	4554	1/1	0.94	0.26	-	43,43,43,43	0
87	MG	1	3860	1/1	0.88	0.36	-	49,49,49,49	0
87	MG	4	233	1/1	0.94	0.25	-	43,43,43,43	1
87	MG	1	4492	1/1	0.89	0.31	-	65,65,65,65	0
87	MG	5	4160	1/1	0.95	0.34	-	67,67,67,67	0
87	MG	6	2151	1/1	0.86	0.56	-	47,47,47,47	0
86	OHX	5	3684	7/7	0.96	0.59	-	43,43,43,43	7
87	MG	4	225	1/1	0.91	0.33	-	55,55,55,55	0
87	MG	2	2204	1/1	0.73	0.19	-	106,106,106,106	0
86	OHX	1	3753	7/7	0.98	0.25	-	51,51,51,51	7
87	MG	1	4399	1/1	0.90	0.30	-	54,54,54,54	0
87	MG	5	4211	1/1	0.76	0.25	-	46,46,46,46	0
87	MG	1	3912	1/1	0.91	0.24	-	52,52,52,52	0
87	MG	6	2252	1/1	0.93	0.39	-	47,47,47,47	0
87	MG	1	4197	1/1	0.12	0.43	-	56,56,56,56	0
86	OHX	6	1963	7/7	0.98	0.24	-	72,72,72,72	7
87	MG	15	305	1/1	0.82	0.14	-	62,62,62,62	0
87	MG	1	4105	1/1	0.83	0.56	-	47,47,47,47	0
87	MG	6	2301	1/1	0.77	0.49	-	57,57,57,57	0
86	OHX	6	1935	7/7	0.98	0.23	-	56,56,56,56	7
87	MG	M0	305	1/1	0.92	0.22	-	62,62,62,62	0
87	MG	5	4161	1/1	0.96	0.48	-	38,38,38,38	0
87	MG	6	2121	1/1	0.96	0.38	-	61,61,61,61	0
87	MG	2	2110	1/1	0.82	0.56	-	66,66,66,66	0
86	OHX	5	3744	7/7	0.93	0.30	-	56,56,56,56	7
86	OHX	5	3738	7/7	0.93	0.22	-	53,53,53,53	7
87	MG	5	3877	1/1	0.90	0.59	-	38,38,38,38	0
87	MG	6	2143	1/1	0.93	0.72	-	86,86,86,86	0
86	OHX	5	3635	7/7	0.85	0.23	-	81,81,81,81	7
87	MG	1	4126	1/1	0.37	0.42	-	66,66,66,66	0
86	OHX	7	210	7/7	0.94	0.26	-	63,63,63,63	7
87	MG	1	4037	1/1	0.98	0.46	-	45,45,45,45	0
87	MG	6	2191	1/1	0.78	0.41	-	86,86,86,86	0
86	OHX	1	3528	7/7	0.98	0.23	-	68,68,68,68	7
87	MG	1	4370	1/1	0.67	0.42	-	41,41,41,41	1
87	MG	s6	301	1/1	0.95	0.13	-	71,71,71,71	0
86	OHX	6	1968	7/7	0.97	0.30	-	74,74,74,74	7
87	MG	5	4509	1/1	0.93	0.23	-	33,33,33,33	0

Continued on next page...

Continued from previous page...

Mol	Type	Chain	Res	Atoms	RSCC	RSR	LLDF	B-factors(\AA^2)	Q<0.9
86	OHX	1	3458	7/7	0.98	0.22	-	79,79,79,79	7
87	MG	5	4543	1/1	0.57	0.70	-	41,41,41,41	1
87	MG	I3	405	1/1	0.93	0.31	-	35,35,35,35	0
86	OHX	1	3761	7/7	0.88	0.29	-	117,117,117,117	7
87	MG	1	4002	1/1	0.97	0.53	-	36,36,36,36	0
87	MG	6	2179	1/1	0.91	0.12	-	67,67,67,67	0
86	OHX	5	3743	7/7	0.95	0.17	-	105,105,105,105	7
87	MG	5	4058	1/1	0.94	0.42	-	37,37,37,37	0
87	MG	1	4299	1/1	0.99	0.22	-	44,44,44,44	1
87	MG	5	4395	1/1	0.93	0.26	-	41,41,41,41	0
86	OHX	5	3614	7/7	0.93	0.43	-	60,60,60,60	7
87	MG	5	4535	1/1	0.81	0.77	-	56,56,56,56	0
87	MG	5	4368	1/1	0.81	0.34	-	53,53,53,53	1
87	MG	Q2	504	1/1	0.91	0.30	-	50,50,50,50	0
86	OHX	1	3666	7/7	0.92	0.43	-	62,62,62,62	7
87	MG	1	4032	1/1	0.89	0.59	-	49,49,49,49	0
87	MG	S2	302	1/1	0.89	0.35	-	75,75,75,75	0
87	MG	6	2194	1/1	0.88	0.57	-	52,52,52,52	0
87	MG	5	4055	1/1	0.87	0.27	-	33,33,33,33	0
86	OHX	6	1925	7/7	0.96	0.20	-	87,87,87,87	7
87	MG	4	221	1/1	0.97	0.35	-	65,65,65,65	0
87	MG	1	4365	1/1	0.70	0.60	-	38,38,38,38	1
87	MG	5	4419	1/1	0.77	0.23	-	39,39,39,39	1
87	MG	5	4227	1/1	0.92	0.18	-	48,48,48,48	0
86	OHX	2	1968	7/7	0.96	0.38	-	77,77,77,77	7
87	MG	5	3947	1/1	0.91	0.35	-	43,43,43,43	0
87	MG	1	3893	1/1	0.97	0.37	-	51,51,51,51	0
87	MG	1	4473	1/1	0.82	0.34	-	51,51,51,51	0
86	OHX	5	3712	7/7	0.91	0.66	-	36,36,36,36	7
87	MG	5	3869	1/1	0.83	0.21	-	62,62,62,62	0
87	MG	1	4360	1/1	0.78	0.68	-	55,55,55,55	1
87	MG	5	4068	1/1	0.93	0.43	-	42,42,42,42	0
87	MG	1	4495	1/1	0.67	0.41	-	71,71,71,71	0
86	OHX	5	3701	7/7	0.88	0.14	-	120,120,120,120	7
86	OHX	5	3761	7/7	0.93	0.26	-	69,69,69,69	7
87	MG	2	2185	1/1	0.70	0.54	-	74,74,74,74	0
86	OHX	5	3768	7/7	0.73	0.63	-	47,47,47,47	7
87	MG	5	4330	1/1	0.86	0.19	-	79,79,79,79	0
87	MG	1	4028	1/1	0.95	0.16	-	48,48,48,48	0
87	MG	5	3864	1/1	0.77	0.32	-	35,35,35,35	0
87	MG	5	3969	1/1	0.97	0.42	-	41,41,41,41	0
87	MG	E1	502	1/1	0.86	0.25	-	125,125,125,125	0

Continued on next page...

Continued from previous page...

Mol	Type	Chain	Res	Atoms	RSCC	RSR	LLDF	B-factors(\AA^2)	Q<0.9
87	MG	5	4322	1/1	0.56	0.45	-	62,62,62,62	0
87	MG	4	235	1/1	0.85	0.43	-	90,90,90,90	1
87	MG	5	4203	1/1	0.70	0.42	-	36,36,36,36	1
87	MG	6	2218	1/1	0.94	0.13	-	81,81,81,81	0
87	MG	1	4302	1/1	0.90	0.45	-	48,48,48,48	0
87	MG	5	4079	1/1	0.66	0.37	-	44,44,44,44	0
87	MG	5	4165	1/1	0.75	0.19	-	54,54,54,54	0
87	MG	7	232	1/1	0.88	0.25	-	50,50,50,50	0
87	MG	5	3866	1/1	0.87	0.33	-	34,34,34,34	0
87	MG	4	243	1/1	0.61	0.76	-	57,57,57,57	1
87	MG	5	4337	1/1	0.94	0.16	-	47,47,47,47	0
87	MG	5	4527	1/1	0.91	0.22	-	55,55,55,55	0
87	MG	1	4460	1/1	0.97	0.35	-	75,75,75,75	0
86	OHX	2	1957	7/7	0.97	0.18	-	79,79,79,79	7
87	MG	2	2254	1/1	0.81	0.26	-	97,97,97,97	0
87	MG	1	3920	1/1	0.95	0.29	-	52,52,52,52	0
86	OHX	1	3674	7/7	0.94	0.42	-	64,64,64,64	7
87	MG	1	4467	1/1	0.95	0.51	-	58,58,58,58	0
87	MG	1	3972	1/1	0.88	0.48	-	41,41,41,41	0
87	MG	1	4039	1/1	0.84	0.53	-	32,32,32,32	0
87	MG	1	3962	1/1	0.96	0.23	-	46,46,46,46	0
87	MG	1	4230	1/1	0.86	0.37	-	41,41,41,41	1
87	MG	5	4260	1/1	0.81	0.17	-	59,59,59,59	0
86	OHX	1	3608	7/7	0.93	0.27	-	51,51,51,51	7
87	MG	S4	302	1/1	0.79	1.59	-	87,87,87,87	0
87	MG	1	4279	1/1	0.93	0.22	-	58,58,58,58	0
87	MG	2	2219	1/1	0.88	0.38	-	62,62,62,62	0
87	MG	1	4306	1/1	0.69	0.11	-	126,126,126,126	0
87	MG	N8	206	1/1	0.62	0.39	-	39,39,39,39	0
86	OHX	5	3631	7/7	0.96	0.32	-	89,89,89,89	7
86	OHX	5	3766	7/7	0.94	0.29	-	66,66,66,66	7
87	MG	5	4569	1/1	0.84	0.36	-	117,117,117,117	0
86	OHX	2	2049	7/7	0.83	0.32	-	84,84,84,84	7
87	MG	1	3900	1/1	0.65	0.17	-	104,104,104,104	0
87	MG	6	2222	1/1	0.69	0.18	-	81,81,81,81	0
87	MG	4	246	1/1	0.94	0.39	-	51,51,51,51	0
87	MG	2	2119	1/1	0.86	0.45	-	92,92,92,92	0
86	OHX	5	3698	7/7	0.96	0.16	-	66,66,66,66	7
87	MG	2	2187	1/1	0.99	0.13	-	87,87,87,87	0
87	MG	l3	415	1/1	0.83	0.35	-	36,36,36,36	1
87	MG	8	225	1/1	0.92	0.25	-	55,55,55,55	0
87	MG	1	4066	1/1	0.72	0.35	-	55,55,55,55	0

Continued on next page...

Continued from previous page...

Mol	Type	Chain	Res	Atoms	RSCC	RSR	LLDF	B-factors(\AA^2)	Q<0.9
87	MG	6	2157	1/1	0.97	0.47	-	46,46,46,46	0
86	OHX	1	3781	7/7	0.87	0.28	-	63,63,63,63	7
87	MG	5	4353	1/1	0.99	0.33	-	39,39,39,39	1
87	MG	5	4355	1/1	0.79	0.60	-	53,53,53,53	0
87	MG	1	4011	1/1	0.96	0.61	-	31,31,31,31	0
87	MG	8	236	1/1	0.91	0.30	-	57,57,57,57	0
87	MG	5	4517	1/1	0.91	0.19	-	54,54,54,54	0
87	MG	6	2231	1/1	0.53	0.28	-	86,86,86,86	0
86	OHX	4	211	7/7	0.97	0.13	-	99,99,99,99	7
87	MG	M7	202	1/1	0.83	0.63	-	52,52,52,52	0
87	MG	1	4072	1/1	0.90	0.46	-	40,40,40,40	0
87	MG	6	2295	1/1	0.86	0.35	-	58,58,58,58	1
87	MG	1	3898	1/1	0.96	0.38	-	48,48,48,48	0
86	OHX	1	3732	7/7	0.94	0.30	-	55,55,55,55	7
87	MG	5	4577	1/1	0.93	0.53	-	44,44,44,44	0
87	MG	1	4006	1/1	0.92	0.46	-	39,39,39,39	0
87	MG	1	4406	1/1	0.76	0.41	-	46,46,46,46	1
87	MG	5	4540	1/1	0.93	0.49	-	39,39,39,39	1
86	OHX	6	2059	7/7	0.94	0.25	-	104,104,104,104	7
87	MG	1	4269	1/1	0.90	0.27	-	68,68,68,68	0
87	MG	D9	103	1/1	0.64	0.15	-	94,94,94,94	0
87	MG	5	4249	1/1	0.86	0.33	-	60,60,60,60	0
87	MG	6	2230	1/1	0.96	0.40	-	59,59,59,59	0
86	OHX	5	3457	7/7	0.99	0.24	-	67,67,67,67	7
87	MG	1	4357	1/1	0.85	0.20	-	49,49,49,49	0
87	MG	5	4158	1/1	0.87	0.35	-	45,45,45,45	0
87	MG	1	4310	1/1	1.00	0.13	-	45,45,45,45	1
87	MG	3	230	1/1	0.94	0.13	-	58,58,58,58	0
86	OHX	6	2020	7/7	0.93	0.26	-	49,49,49,49	7
87	MG	1	3839	1/1	0.95	0.67	-	46,46,46,46	0
86	OHX	1	3463	7/7	0.99	0.24	-	74,74,74,74	7
87	MG	2	2176	1/1	0.94	0.40	-	84,84,84,84	0
86	OHX	1	3539	7/7	0.96	0.16	-	147,147,147,147	7
87	MG	5	4024	1/1	0.94	0.74	-	37,37,37,37	0
87	MG	5	3874	1/1	0.97	0.34	-	43,43,43,43	0
86	OHX	1	3594	7/7	0.97	0.15	-	74,74,74,74	7
86	OHX	5	3622	7/7	0.95	0.31	-	74,74,74,74	7
87	MG	1	4078	1/1	0.95	0.37	-	31,31,31,31	0
87	MG	5	4335	1/1	0.93	0.23	-	35,35,35,35	0
87	MG	5	4206	1/1	0.92	0.49	-	40,40,40,40	0
87	MG	2	2150	1/1	0.66	0.66	-	74,74,74,74	0
86	OHX	5	3776	7/7	0.91	0.32	-	80,80,80,80	7

Continued on next page...

Continued from previous page...

Mol	Type	Chain	Res	Atoms	RSCC	RSR	LLDF	B-factors(\AA^2)	Q<0.9
87	MG	6	2166	1/1	0.85	0.30	-	88,88,88,88	0
87	MG	1	3873	1/1	0.97	0.73	-	39,39,39,39	0
87	MG	5	4215	1/1	0.96	0.36	-	38,38,38,38	0
86	OHX	5	3806	7/7	0.68	0.49	-	76,76,76,76	7
87	MG	1	3877	1/1	0.91	0.65	-	39,39,39,39	0
87	MG	1	3973	1/1	0.97	0.41	-	29,29,29,29	0
87	MG	M7	203	1/1	0.98	0.38	-	36,36,36,36	0
86	OHX	1	3773	7/7	0.91	0.28	-	71,71,71,71	7
87	MG	1	4316	1/1	0.99	0.54	-	51,51,51,51	0
87	MG	6	2123	1/1	0.94	0.23	-	67,67,67,67	0
87	MG	2	2236	1/1	0.99	0.25	-	64,64,64,64	0
87	MG	1	3827	1/1	0.91	0.20	-	67,67,67,67	0
86	OHX	2	2006	7/7	0.95	0.30	-	72,72,72,72	7
87	MG	5	4226	1/1	0.96	0.39	-	36,36,36,36	0
87	MG	2	2239	1/1	0.65	1.30	-	86,86,86,86	0
87	MG	3	222	1/1	0.96	0.31	-	45,45,45,45	0
87	MG	2	2215	1/1	0.92	0.27	-	78,78,78,78	0
87	MG	5	4373	1/1	0.66	0.23	-	38,38,38,38	1
87	MG	D4	201	1/1	0.78	0.28	-	83,83,83,83	0
87	MG	6	2193	1/1	0.89	0.31	-	57,57,57,57	0
87	MG	5	3951	1/1	0.86	0.98	-	39,39,39,39	0
86	OHX	3	208	7/7	0.97	0.21	-	85,85,85,85	7
87	MG	2	2202	1/1	0.85	0.22	-	69,69,69,69	0
87	MG	1	4172	1/1	0.87	0.14	-	53,53,53,53	0
87	MG	5	4352	1/1	0.95	0.62	-	54,54,54,54	1
87	MG	1	3870	1/1	0.93	0.46	-	34,34,34,34	0
86	OHX	5	3652	7/7	0.98	0.18	-	65,65,65,65	7
86	OHX	1	3649	7/7	0.96	0.23	-	52,52,52,52	7
86	OHX	1	3449	7/7	0.98	0.19	-	88,88,88,88	7
86	OHX	6	2073	7/7	0.84	0.35	-	64,64,64,64	7
87	MG	5	4489	1/1	0.91	0.17	-	57,57,57,57	0
87	MG	6	2128	1/1	0.67	0.28	-	68,68,68,68	0
87	MG	5	4238	1/1	0.84	0.30	-	33,33,33,33	1
87	MG	5	3880	1/1	0.85	0.48	-	34,34,34,34	0
87	MG	m6	204	1/1	0.99	0.31	-	40,40,40,40	0
87	MG	6	2184	1/1	0.72	0.18	-	69,69,69,69	0
87	MG	1	3859	1/1	0.95	0.25	-	89,89,89,89	0
87	MG	1	3816	1/1	0.96	0.67	-	49,49,49,49	0
87	MG	1	4348	1/1	0.78	0.15	-	191,191,191,191	0
87	MG	1	4487	1/1	0.75	0.54	-	62,62,62,62	0
87	MG	l7	307	1/1	0.84	0.39	-	38,38,38,38	1
87	MG	5	3871	1/1	0.86	0.39	-	36,36,36,36	0

Continued on next page...

Continued from previous page...

Mol	Type	Chain	Res	Atoms	RSCC	RSR	LLDF	B-factors(\AA^2)	Q<0.9
87	MG	5	4162	1/1	0.95	0.37	-	49,49,49,49	0
87	MG	6	2111	1/1	0.89	0.55	-	49,49,49,49	0
87	MG	5	4407	1/1	0.93	0.30	-	48,48,48,48	0
87	MG	1	3996	1/1	0.92	0.53	-	32,32,32,32	0
87	MG	1	4090	1/1	0.91	0.31	-	50,50,50,50	0
86	OHX	5	3700	7/7	0.88	0.48	-	43,43,43,43	7
87	MG	5	4272	1/1	0.97	0.33	-	48,48,48,48	0
87	MG	1	4265	1/1	0.98	0.32	-	56,56,56,56	0
87	MG	1	4470	1/1	0.81	0.44	-	35,35,35,35	1
87	MG	O7	106	1/1	0.89	1.38	-	59,59,59,59	0
87	MG	5	3879	1/1	0.94	0.41	-	33,33,33,33	0
87	MG	5	4389	1/1	0.81	0.41	-	63,63,63,63	0
87	MG	2	2244	1/1	0.80	0.15	-	78,78,78,78	0
86	OHX	m1	201	7/7	0.84	0.38	-	73,73,73,73	7
86	OHX	4	210	7/7	0.96	0.14	-	101,101,101,101	7
86	OHX	1	3588	7/7	0.99	0.22	-	47,47,47,47	7
87	MG	1	4178	1/1	0.76	0.38	-	93,93,93,93	0
87	MG	1	4262	1/1	0.94	0.17	-	74,74,74,74	0
87	MG	2	2226	1/1	0.98	0.21	-	76,76,76,76	0
86	OHX	5	3605	7/7	0.88	0.44	-	44,44,44,44	7
86	OHX	5	3554	7/7	0.97	0.23	-	57,57,57,57	7
86	OHX	5	3565	7/7	0.97	0.35	-	72,72,72,72	7
87	MG	5	4168	1/1	0.92	0.23	-	45,45,45,45	0
87	MG	1	4162	1/1	0.85	0.23	-	42,42,42,42	0
86	OHX	1	3764	7/7	0.94	0.42	-	49,49,49,49	7
87	MG	5	4057	1/1	0.90	0.23	-	45,45,45,45	0
87	MG	6	2208	1/1	0.84	0.15	-	67,67,67,67	0
87	MG	5	4009	1/1	0.93	0.41	-	38,38,38,38	0
87	MG	6	2261	1/1	0.95	0.36	-	60,60,60,60	0
87	MG	1	3974	1/1	0.95	0.31	-	54,54,54,54	0
87	MG	5	4177	1/1	0.98	0.31	-	42,42,42,42	0
86	OHX	1	3788	7/7	0.94	0.22	-	105,105,105,105	7
87	MG	6	2148	1/1	0.99	0.57	-	45,45,45,45	0
87	MG	1	4191	1/1	0.91	0.17	-	90,90,90,90	0
87	MG	1	3879	1/1	0.77	0.62	-	61,61,61,61	0
87	MG	5	4292	1/1	0.95	0.39	-	37,37,37,37	0
87	MG	1	4075	1/1	0.90	0.28	-	43,43,43,43	0
87	MG	5	4309	1/1	0.76	0.30	-	74,74,74,74	0
86	OHX	2	1944	7/7	0.97	0.23	-	72,72,72,72	7
87	MG	1	4281	1/1	0.83	0.30	-	40,40,40,40	0
87	MG	5	4071	1/1	0.82	0.71	-	89,89,89,89	0
86	OHX	1	3724	7/7	0.92	0.31	-	100,100,100,100	7

Continued on next page...

Continued from previous page...

Mol	Type	Chain	Res	Atoms	RSCC	RSR	LLDF	B-factors(\AA^2)	Q<0.9
86	OHX	5	3682	7/7	0.94	0.33	-	75,75,75,75	7
87	MG	5	4534	1/1	0.98	0.17	-	54,54,54,54	0
86	OHX	1	3557	7/7	0.97	0.18	-	87,87,87,87	7
87	MG	5	4473	1/1	0.81	0.30	-	49,49,49,49	0
86	OHX	1	3692	7/7	0.95	0.22	-	65,65,65,65	7
87	MG	5	4490	1/1	0.99	0.18	-	46,46,46,46	0
87	MG	1	4453	1/1	0.91	0.29	-	82,82,82,82	0
87	MG	1	4331	1/1	0.92	0.15	-	86,86,86,86	0
87	MG	1	4035	1/1	0.78	0.34	-	44,44,44,44	0
87	MG	5	4488	1/1	0.77	0.35	-	46,46,46,46	0
87	MG	5	3949	1/1	0.86	0.45	-	28,28,28,28	0
87	MG	5	3988	1/1	0.95	0.58	-	28,28,28,28	0
87	MG	5	3893	1/1	0.85	0.36	-	47,47,47,47	0
87	MG	1	4364	1/1	0.89	0.78	-	70,70,70,70	0
87	MG	1	3978	1/1	0.95	0.66	-	28,28,28,28	0
87	MG	1	4031	1/1	0.92	0.52	-	44,44,44,44	0
87	MG	5	4285	1/1	0.97	0.25	-	38,38,38,38	1
87	MG	2	2122	1/1	0.82	0.37	-	68,68,68,68	0
87	MG	1	4512	1/1	0.76	0.39	-	41,41,41,41	0
87	MG	1	4476	1/1	0.92	0.37	-	81,81,81,81	0
87	MG	5	3963	1/1	0.89	1.02	-	43,43,43,43	0
86	OHX	1	3551	7/7	0.95	0.29	-	65,65,65,65	7
86	OHX	6	2009	7/7	0.97	0.31	-	56,56,56,56	7
87	MG	1	4400	1/1	0.92	0.35	-	59,59,59,59	0
87	MG	1	4452	1/1	0.97	0.41	-	44,44,44,44	0
87	MG	5	4470	1/1	0.96	0.26	-	36,36,36,36	1
87	MG	1	4296	1/1	0.90	0.15	-	72,72,72,72	0
87	MG	1	4271	1/1	0.91	0.34	-	48,48,48,48	0
87	MG	1	4038	1/1	0.96	0.34	-	45,45,45,45	0
87	MG	1	3832	1/1	0.89	0.69	-	39,39,39,39	0
86	OHX	5	3609	7/7	0.98	0.20	-	96,96,96,96	7
87	MG	5	4385	1/1	0.89	0.34	-	34,34,34,34	1
86	OHX	6	2062	7/7	0.93	0.24	-	74,74,74,74	7
87	MG	6	2317	1/1	0.50	0.45	-	59,59,59,59	0
87	MG	1	4415	1/1	0.95	0.22	-	60,60,60,60	1
87	MG	6	2264	1/1	0.97	0.35	-	46,46,46,46	1
87	MG	7	222	1/1	0.83	0.19	-	61,61,61,61	0
87	MG	5	4224	1/1	0.97	0.36	-	38,38,38,38	0
87	MG	5	4234	1/1	1.00	0.22	-	44,44,44,44	0
86	OHX	1	3413	7/7	0.99	0.22	-	55,55,55,55	1
86	OHX	5	3814	7/7	0.98	0.21	-	70,70,70,70	7
87	MG	5	4367	1/1	0.91	0.19	-	44,44,44,44	0

Continued on next page...

Continued from previous page...

Mol	Type	Chain	Res	Atoms	RSCC	RSR	LLDF	B-factors(\AA^2)	Q<0.9
87	MG	5	4475	1/1	0.98	0.30	-	39,39,39,39	0
86	OHX	5	3763	7/7	0.86	0.32	-	56,56,56,56	7
87	MG	1	3835	1/1	0.93	0.63	-	41,41,41,41	0
86	OHX	c3	201	7/7	0.92	0.32	-	79,79,79,79	7
87	MG	1	4356	1/1	0.96	0.26	-	88,88,88,88	0
86	OHX	2	1979	7/7	0.98	0.21	-	75,75,75,75	7
87	MG	1	4070	1/1	0.86	0.14	-	70,70,70,70	0
87	MG	1	4278	1/1	0.76	0.65	-	46,46,46,46	1
86	OHX	6	1976	7/7	0.96	0.14	-	95,95,95,95	7
87	MG	1	4439	1/1	0.79	0.09	-	200,200,200,200	0
87	MG	5	4069	1/1	0.91	0.27	-	50,50,50,50	0
87	MG	5	4217	1/1	0.84	0.54	-	66,66,66,66	0
86	OHX	1	3630	7/7	0.95	0.28	-	57,57,57,57	7
87	MG	5	4557	1/1	1.00	0.17	-	50,50,50,50	0
87	MG	5	3927	1/1	0.94	0.37	-	38,38,38,38	0
86	OHX	2	2058	7/7	0.86	0.24	-	193,193,193,193	7
87	MG	1	3851	1/1	0.94	0.28	-	53,53,53,53	0
87	MG	6	2114	1/1	0.86	0.81	-	49,49,49,49	0
87	MG	1	4417	1/1	0.89	0.47	-	44,44,44,44	1
87	MG	5	3892	1/1	0.96	0.26	-	46,46,46,46	0
86	OHX	5	3573	7/7	0.99	0.31	-	64,64,64,64	7
87	MG	1	4425	1/1	0.91	0.25	-	46,46,46,46	1
86	OHX	1	3780	7/7	0.89	0.31	-	45,45,45,45	7
86	OHX	1	3796	7/7	0.92	0.46	-	71,71,71,71	7
87	MG	5	4233	1/1	0.80	0.35	-	58,58,58,58	1
87	MG	6	2307	1/1	0.97	0.19	-	68,68,68,68	0
87	MG	8	229	1/1	0.95	0.30	-	52,52,52,52	0
87	MG	2	2224	1/1	0.78	0.46	-	99,99,99,99	0
87	MG	5	4243	1/1	0.92	0.28	-	58,58,58,58	0
87	MG	2	2208	1/1	0.75	0.43	-	72,72,72,72	0
87	MG	1	4272	1/1	0.96	0.17	-	46,46,46,46	1
87	MG	5	4532	1/1	0.97	0.17	-	43,43,43,43	0
87	MG	6	2134	1/1	0.99	0.43	-	42,42,42,42	0
86	OHX	5	3494	7/7	0.98	0.29	-	89,89,89,89	7
87	MG	2	2220	1/1	0.94	0.29	-	70,70,70,70	1
86	OHX	6	1975	7/7	0.97	0.20	-	61,61,61,61	7
87	MG	5	4359	1/1	0.91	0.39	-	73,73,73,73	0
87	MG	5	3890	1/1	0.94	0.40	-	46,46,46,46	0
86	OHX	1	3622	7/7	0.91	0.29	-	56,56,56,56	7
87	MG	1	3937	1/1	0.92	0.56	-	33,33,33,33	0
87	MG	5	3883	1/1	0.95	0.34	-	41,41,41,41	0
87	MG	6	2267	1/1	0.85	0.31	-	54,54,54,54	0

Continued on next page...

Continued from previous page...

Mol	Type	Chain	Res	Atoms	RSCC	RSR	LLDF	B-factors(\AA^2)	Q<0.9
87	MG	1	4401	1/1	0.36	0.40	-	36,36,36,36	1
87	MG	2	2152	1/1	0.91	0.35	-	88,88,88,88	0
87	MG	1	4414	1/1	0.97	0.29	-	50,50,50,50	1
87	MG	1	4334	1/1	0.99	0.22	-	56,56,56,56	0
86	OHX	1	3754	7/7	0.83	0.28	-	99,99,99,99	7
87	MG	5	4098	1/1	0.81	0.39	-	50,50,50,50	0
87	MG	2	2180	1/1	0.77	0.50	-	68,68,68,68	0
87	MG	4	227	1/1	0.95	0.23	-	58,58,58,58	0
87	MG	2	2145	1/1	0.89	0.57	-	97,97,97,97	0
87	MG	5	4493	1/1	0.83	0.37	-	38,38,38,38	0
87	MG	6	2325	1/1	0.89	0.40	-	59,59,59,59	0
87	MG	5	3862	1/1	0.99	0.53	-	35,35,35,35	0
87	MG	1	4161	1/1	0.94	0.40	-	47,47,47,47	0
87	MG	5	4213	1/1	0.79	0.20	-	59,59,59,59	0
87	MG	1	4504	1/1	0.99	0.16	-	60,60,60,60	0
87	MG	6	2199	1/1	0.64	0.53	-	83,83,83,83	0
87	MG	q0	202	1/1	0.97	0.14	-	42,42,42,42	0
87	MG	1	4259	1/1	0.85	0.16	-	61,61,61,61	0
87	MG	5	4558	1/1	0.95	0.41	-	50,50,50,50	1
87	MG	m3	201	1/1	0.95	0.48	-	55,55,55,55	1
87	MG	5	3920	1/1	0.94	0.27	-	41,41,41,41	0
87	MG	5	4271	1/1	0.96	0.48	-	40,40,40,40	1
87	MG	1	4216	1/1	0.80	0.26	-	52,52,52,52	1
87	MG	5	4451	1/1	0.99	0.23	-	39,39,39,39	1
87	MG	6	2163	1/1	0.95	0.47	-	40,40,40,40	0
86	OHX	1	3525	7/7	0.99	0.31	-	44,44,44,44	7
87	MG	5	4038	1/1	0.95	0.59	-	29,29,29,29	0
86	OHX	2	2066	7/7	0.86	0.35	-	80,80,80,80	7
87	MG	2	2181	1/1	0.92	0.42	-	80,80,80,80	0
87	MG	5	4494	1/1	0.61	0.33	-	69,69,69,69	0
87	MG	1	4219	1/1	0.90	0.10	-	54,54,54,54	0
87	MG	1	4098	1/1	0.95	0.51	-	46,46,46,46	0
87	MG	1	4171	1/1	0.91	0.34	-	46,46,46,46	0
87	MG	1	4270	1/1	0.94	0.15	-	77,77,77,77	0
87	MG	2	2107	1/1	0.85	0.37	-	60,60,60,60	0
87	MG	1	4501	1/1	0.80	0.37	-	66,66,66,66	0
87	MG	5	4091	1/1	0.90	0.60	-	53,53,53,53	0
87	MG	6	2326	1/1	0.89	0.16	-	79,79,79,79	0
86	OHX	5	3550	7/7	0.98	0.26	-	47,47,47,47	7
87	MG	6	2119	1/1	0.86	0.55	-	59,59,59,59	0
86	OHX	2	1931	7/7	0.96	0.16	-	116,116,116,116	7
87	MG	6	2161	1/1	0.92	0.47	-	59,59,59,59	0

Continued on next page...

Continued from previous page...

Mol	Type	Chain	Res	Atoms	RSCC	RSR	LLDF	B-factors(\AA^2)	Q<0.9
87	MG	1	3915	1/1	0.91	0.40	-	48,48,48,48	0
86	OHX	5	3697	7/7	0.96	0.46	-	44,44,44,44	7
87	MG	6	2196	1/1	0.97	0.31	-	45,45,45,45	1
87	MG	5	4513	1/1	0.78	0.18	-	97,97,97,97	0
87	MG	5	3979	1/1	0.92	0.35	-	48,48,48,48	0
87	MG	1	3865	1/1	0.95	0.37	-	42,42,42,42	0
87	MG	5	3855	1/1	0.98	0.42	-	36,36,36,36	0
87	MG	m4	202	1/1	0.83	0.55	-	53,53,53,53	1
86	OHX	C8	201	7/7	0.99	0.14	-	94,94,94,94	7
86	OHX	5	3817	7/7	0.96	0.17	-	85,85,85,85	7
86	OHX	5	3739	7/7	0.78	0.44	-	72,72,72,72	7
86	OHX	5	3818	7/7	0.89	0.33	-	63,63,63,63	7
87	MG	5	4073	1/1	0.90	0.25	-	36,36,36,36	0
87	MG	1	4081	1/1	0.84	0.72	-	46,46,46,46	0
87	MG	3	228	1/1	0.91	0.12	-	78,78,78,78	0
86	OHX	1	3637	7/7	0.97	0.33	-	76,76,76,76	7
87	MG	5	4492	1/1	0.63	0.43	-	41,41,41,41	1
87	MG	1	4384	1/1	0.91	0.28	-	64,64,64,64	0
86	OHX	5	3679	7/7	0.95	0.30	-	47,47,47,47	7
86	OHX	6	1930	7/7	0.97	0.29	-	59,59,59,59	7
87	MG	1	4297	1/1	0.86	0.32	-	46,46,46,46	0
87	MG	2	2161	1/1	0.90	0.38	-	63,63,63,63	0
87	MG	6	2321	1/1	0.82	0.37	-	72,72,72,72	0
87	MG	1	4497	1/1	0.79	0.23	-	51,51,51,51	0
87	MG	1	4199	1/1	0.90	0.34	-	46,46,46,46	0
87	MG	1	4128	1/1	0.82	0.34	-	55,55,55,55	0
87	MG	5	4178	1/1	0.80	0.53	-	38,38,38,38	1
87	MG	1	4062	1/1	0.91	0.29	-	33,33,33,33	1
87	MG	5	3968	1/1	0.92	0.64	-	27,27,27,27	0
87	MG	6	2293	1/1	0.88	0.84	-	46,46,46,46	1
87	MG	5	4556	1/1	0.77	0.45	-	43,43,43,43	0
86	OHX	c8	201	7/7	0.97	0.16	-	95,95,95,95	7
87	MG	1	4056	1/1	0.99	0.54	-	44,44,44,44	0
86	OHX	6	2081	7/7	0.74	0.42	-	91,91,91,91	7
87	MG	n6	201	1/1	0.90	0.23	-	54,54,54,54	0
87	MG	l5	304	1/1	0.73	0.16	-	61,61,61,61	0
87	MG	l4	403	1/1	0.91	0.36	-	39,39,39,39	0
87	MG	1	4286	1/1	0.88	0.41	-	40,40,40,40	0
87	MG	1	3826	1/1	0.92	0.33	-	43,43,43,43	0
87	MG	4	245	1/1	0.97	0.39	-	95,95,95,95	0
87	MG	5	4420	1/1	0.92	0.31	-	40,40,40,40	1
87	MG	5	4074	1/1	0.67	0.24	-	86,86,86,86	0

Continued on next page...

Continued from previous page...

Mol	Type	Chain	Res	Atoms	RSCC	RSR	LLDF	B-factors(\AA^2)	Q<0.9
86	OHX	1	3694	7/7	0.94	0.23	-	85,85,85,85	7
87	MG	1	3817	1/1	0.94	0.40	-	40,40,40,40	0
87	MG	6	2183	1/1	0.74	1.15	-	54,54,54,54	1
87	MG	1	4319	1/1	0.99	0.19	-	59,59,59,59	0
87	MG	1	4435	1/1	0.88	0.28	-	41,41,41,41	1
86	OHX	1	3678	7/7	0.98	0.27	-	44,44,44,44	7
86	OHX	1	3705	7/7	0.97	0.23	-	64,64,64,64	7
86	OHX	5	3809	7/7	0.96	0.33	-	86,86,86,86	7
87	MG	1	4422	1/1	0.95	0.25	-	60,60,60,60	0
87	MG	5	4324	1/1	0.73	0.61	-	42,42,42,42	1
86	OHX	1	3604	7/7	0.96	0.37	-	62,62,62,62	7
86	OHX	2	2087	7/7	0.97	0.25	-	71,71,71,71	7
87	MG	2	2132	1/1	0.88	0.48	-	70,70,70,70	0
87	MG	1	4088	1/1	0.71	0.29	-	52,52,52,52	0
87	MG	5	3853	1/1	0.87	0.47	-	43,43,43,43	0
87	MG	6	2226	1/1	0.99	0.14	-	107,107,107,107	0
87	MG	2	2174	1/1	0.97	0.62	-	68,68,68,68	0
87	MG	7	228	1/1	0.85	0.29	-	41,41,41,41	1
87	MG	5	3983	1/1	0.95	0.71	-	35,35,35,35	0
87	MG	1	4394	1/1	0.93	0.54	-	41,41,41,41	1
87	MG	5	4522	1/1	0.99	0.21	-	35,35,35,35	1
87	MG	1	4130	1/1	0.89	0.45	-	58,58,58,58	0
87	MG	1	4218	1/1	0.78	0.29	-	50,50,50,50	0
86	OHX	2	2053	7/7	0.94	0.32	-	80,80,80,80	7
86	OHX	1	3577	7/7	0.98	0.25	-	114,114,114,114	7
87	MG	5	3913	1/1	0.96	0.26	-	55,55,55,55	0
87	MG	3	217	1/1	0.92	0.49	-	36,36,36,36	0
87	MG	5	4256	1/1	0.91	0.44	-	44,44,44,44	0
87	MG	5	4503	1/1	0.83	0.23	-	46,46,46,46	0
87	MG	1	4124	1/1	0.85	0.35	-	46,46,46,46	0
87	MG	1	4148	1/1	0.62	0.38	-	69,69,69,69	0
87	MG	1	3984	1/1	0.98	0.70	-	37,37,37,37	0
87	MG	2	2184	1/1	0.94	0.32	-	59,59,59,59	0
86	OHX	5	3540	7/7	0.97	0.24	-	54,54,54,54	7
87	MG	5	4457	1/1	0.77	0.64	-	54,54,54,54	0
87	MG	1	4122	1/1	0.87	0.33	-	45,45,45,45	0
87	MG	5	4052	1/1	0.91	0.40	-	39,39,39,39	0
87	MG	6	2277	1/1	0.80	0.37	-	48,48,48,48	0
87	MG	L4	402	1/1	0.99	0.30	-	43,43,43,43	0
87	MG	5	3860	1/1	0.85	0.42	-	39,39,39,39	0
87	MG	5	4548	1/1	0.97	0.24	-	42,42,42,42	1
87	MG	7	241	1/1	0.97	0.66	-	47,47,47,47	1

Continued on next page...

Continued from previous page...

Mol	Type	Chain	Res	Atoms	RSCC	RSR	LLDF	B-factors(\AA^2)	Q<0.9
87	MG	1	3954	1/1	0.98	0.58	-	47,47,47,47	0
87	MG	1	4358	1/1	0.97	0.45	-	51,51,51,51	0
87	MG	1	4132	1/1	0.81	0.29	-	51,51,51,51	0
87	MG	5	4414	1/1	0.82	0.34	-	38,38,38,38	1
86	OHX	8	218	7/7	0.78	0.56	-	48,48,48,48	7
87	MG	1	4074	1/1	0.90	0.49	-	50,50,50,50	0
87	MG	1	4420	1/1	1.00	0.22	-	56,56,56,56	0
87	MG	6	2223	1/1	0.58	0.65	-	52,52,52,52	0
86	OHX	5	3799	7/7	0.92	0.34	-	72,72,72,72	7
86	OHX	5	3583	7/7	0.98	0.15	-	148,148,148,148	7
87	MG	5	4212	1/1	0.95	0.24	-	41,41,41,41	0
87	MG	8	238	1/1	0.89	0.47	-	45,45,45,45	0
86	OHX	6	2031	7/7	0.93	0.17	-	81,81,81,81	7
87	MG	2	2211	1/1	0.85	0.16	-	106,106,106,106	0
86	OHX	1	3696	7/7	0.97	0.30	-	63,63,63,63	7
87	MG	1	3866	1/1	0.97	0.51	-	49,49,49,49	0
87	MG	1	3890	1/1	0.98	0.39	-	49,49,49,49	0
87	MG	5	4531	1/1	0.99	0.29	-	39,39,39,39	0
87	MG	1	4123	1/1	0.92	0.91	-	56,56,56,56	0
87	MG	5	4186	1/1	0.79	0.76	-	123,123,123,123	0
87	MG	5	4280	1/1	0.89	0.18	-	39,39,39,39	0
86	OHX	1	3639	7/7	0.95	0.16	-	85,85,85,85	7
87	MG	6	2165	1/1	0.98	0.28	-	45,45,45,45	0
87	MG	5	4008	1/1	0.97	0.53	-	48,48,48,48	0
86	OHX	6	2064	7/7	0.56	0.59	-	68,68,68,68	7
86	OHX	6	1948	7/7	0.98	0.18	-	86,86,86,86	7
87	MG	1	3987	1/1	0.87	0.58	-	40,40,40,40	0
87	MG	1	4165	1/1	0.99	0.28	-	54,54,54,54	0
87	MG	1	4498	1/1	0.86	0.31	-	41,41,41,41	0
87	MG	1	4277	1/1	0.89	0.36	-	37,37,37,37	0
86	OHX	1	3701	7/7	0.95	0.34	-	68,68,68,68	7
87	MG	5	4553	1/1	0.68	0.42	-	50,50,50,50	1
87	MG	5	3903	1/1	0.90	0.38	-	61,61,61,61	0
87	MG	1	4479	1/1	0.92	0.20	-	41,41,41,41	1
86	OHX	5	3669	7/7	0.97	0.35	-	37,37,37,37	7
87	MG	5	3943	1/1	0.92	0.21	-	48,48,48,48	0
86	OHX	1	3556	7/7	0.98	0.25	-	70,70,70,70	7
87	MG	2	2243	1/1	0.82	0.37	-	61,61,61,61	0
87	MG	5	4100	1/1	0.92	0.43	-	32,32,32,32	0
86	OHX	5	3525	7/7	0.98	0.32	-	42,42,42,42	7
87	MG	d4	201	1/1	0.93	0.16	-	68,68,68,68	0
86	OHX	1	3574	7/7	0.97	0.25	-	56,56,56,56	7

Continued on next page...

Continued from previous page...

Mol	Type	Chain	Res	Atoms	RSCC	RSR	LLDF	B-factors(\AA^2)	Q<0.9
86	OHX	1	3711	7/7	0.96	0.24	-	67,67,67,67	7
87	MG	5	4153	1/1	0.93	0.43	-	41,41,41,41	0
87	MG	n8	205	1/1	0.90	0.27	-	39,39,39,39	0
86	OHX	1	3462	7/7	0.99	0.24	-	59,59,59,59	7
87	MG	5	4329	1/1	0.96	0.38	-	47,47,47,47	0
87	MG	1	3923	1/1	0.82	0.71	-	75,75,75,75	0
87	MG	5	4173	1/1	0.90	0.21	-	82,82,82,82	0
87	MG	1	4241	1/1	0.80	0.30	-	57,57,57,57	0
86	OHX	1	3811	7/7	0.97	0.18	-	89,89,89,89	7
87	MG	5	4331	1/1	0.89	0.21	-	62,62,62,62	0
87	MG	1	4440	1/1	0.87	0.32	-	43,43,43,43	0
87	MG	5	4141	1/1	0.77	0.42	-	54,54,54,54	0
87	MG	1	4298	1/1	0.94	0.28	-	53,53,53,53	0
87	MG	1	4449	1/1	0.89	0.35	-	49,49,49,49	1
87	MG	5	4428	1/1	0.98	0.09	-	69,69,69,69	0
86	OHX	5	3634	7/7	0.96	0.26	-	42,42,42,42	7
87	MG	2	2233	1/1	0.96	0.20	-	72,72,72,72	0
87	MG	5	4099	1/1	0.78	0.31	-	61,61,61,61	0
87	MG	5	4282	1/1	0.87	0.35	-	39,39,39,39	0
87	MG	1	4021	1/1	0.98	0.62	-	37,37,37,37	0
87	MG	5	4094	1/1	0.98	0.28	-	52,52,52,52	0
87	MG	5	4134	1/1	0.95	0.49	-	37,37,37,37	0
87	MG	2	2140	1/1	0.92	0.55	-	81,81,81,81	0
86	OHX	5	3512	7/7	0.98	0.19	-	69,69,69,69	7
87	MG	2	2252	1/1	0.64	0.29	-	126,126,126,126	0
87	MG	5	4228	1/1	0.86	0.28	-	44,44,44,44	0
87	MG	5	4169	1/1	0.92	0.57	-	43,43,43,43	0
87	MG	2	2246	1/1	0.98	0.21	-	77,77,77,77	0
86	OHX	5	3732	7/7	0.98	0.23	-	49,49,49,49	7
87	MG	8	227	1/1	0.88	0.32	-	61,61,61,61	0
87	MG	1	4228	1/1	0.84	0.19	-	62,62,62,62	0
87	MG	5	3990	1/1	0.91	0.21	-	57,57,57,57	0
87	MG	6	2287	1/1	0.81	0.15	-	62,62,62,62	0
86	OHX	1	3552	7/7	0.98	0.36	-	60,60,60,60	7
87	MG	5	4112	1/1	0.91	0.34	-	28,28,28,28	0
87	MG	6	2330	1/1	0.90	0.27	-	55,55,55,55	1
87	MG	5	3914	1/1	0.94	0.56	-	33,33,33,33	0
87	MG	1	4117	1/1	0.99	0.34	-	59,59,59,59	0
87	MG	1	4477	1/1	0.62	0.77	-	47,47,47,47	0
87	MG	2	2163	1/1	0.84	0.60	-	70,70,70,70	0
87	MG	1	4244	1/1	0.77	0.22	-	72,72,72,72	0
87	MG	5	4435	1/1	0.99	0.26	-	50,50,50,50	0

Continued on next page...

Continued from previous page...

Mol	Type	Chain	Res	Atoms	RSCC	RSR	LLDF	B-factors(\AA^2)	Q<0.9
87	MG	1	4109	1/1	0.95	0.23	-	46,46,46,46	0
87	MG	1	3922	1/1	0.81	0.45	-	58,58,58,58	0
87	MG	6	2257	1/1	0.75	0.73	-	72,72,72,72	0
86	OHX	2	2011	7/7	0.97	0.28	-	69,69,69,69	7
86	OHX	1	3619	7/7	0.95	0.35	-	70,70,70,70	7
87	MG	1	3913	1/1	0.92	0.26	-	49,49,49,49	0
86	OHX	5	3777	7/7	0.96	0.41	-	38,38,38,38	7
87	MG	5	3852	1/1	0.91	0.35	-	40,40,40,40	0
87	MG	1	4185	1/1	0.89	0.79	-	40,40,40,40	1
87	MG	1	3856	1/1	0.75	0.45	-	63,63,63,63	0
86	OHX	5	3784	7/7	0.95	0.53	-	55,55,55,55	7
87	MG	6	2158	1/1	0.96	0.52	-	40,40,40,40	0
86	OHX	5	3675	7/7	0.92	0.26	-	49,49,49,49	7
86	OHX	1	3623	7/7	0.97	0.21	-	51,51,51,51	7
87	MG	1	4063	1/1	0.92	0.33	-	53,53,53,53	0
86	OHX	1	3654	7/7	0.96	0.36	-	65,65,65,65	7
87	MG	1	4303	1/1	0.94	0.82	-	41,41,41,41	1
87	MG	2	2134	1/1	0.91	0.61	-	76,76,76,76	0
87	MG	6	2129	1/1	0.95	0.24	-	59,59,59,59	0
87	MG	2	2142	1/1	0.92	0.60	-	61,61,61,61	0
87	MG	5	4085	1/1	0.77	0.26	-	57,57,57,57	0
87	MG	5	3887	1/1	0.93	0.30	-	34,34,34,34	0
87	MG	1	4207	1/1	0.91	0.19	-	58,58,58,58	0
86	OHX	1	3621	7/7	0.97	0.17	-	73,73,73,73	7
86	OHX	1	3555	7/7	0.95	0.17	-	89,89,89,89	7
86	OHX	1	3769	7/7	0.91	0.58	-	49,49,49,49	7
87	MG	1	4333	1/1	0.94	0.29	-	49,49,49,49	0
87	MG	2	2102	1/1	0.62	0.39	-	84,84,84,84	0
86	OHX	2	1962	7/7	0.95	0.20	-	97,97,97,97	7
87	MG	5	3960	1/1	0.99	0.45	-	37,37,37,37	0
87	MG	2	2115	1/1	0.93	0.71	-	71,71,71,71	0
86	OHX	5	3590	7/7	0.96	0.15	-	83,83,83,83	7
87	MG	2	2222	1/1	0.78	0.20	-	80,80,80,80	0
86	OHX	5	3719	7/7	0.93	0.30	-	64,64,64,64	7
86	OHX	4	205	7/7	0.98	0.21	-	75,75,75,75	7
87	MG	5	4552	1/1	0.88	0.30	-	39,39,39,39	0
87	MG	1	3872	1/1	0.81	0.77	-	54,54,54,54	0
87	MG	7	234	1/1	0.89	0.34	-	45,45,45,45	0
86	OHX	5	3654	7/7	0.95	0.34	-	55,55,55,55	7
87	MG	1	4325	1/1	0.86	0.55	-	52,52,52,52	0
87	MG	5	3896	1/1	0.76	0.24	-	50,50,50,50	0
87	MG	1	3848	1/1	0.74	0.63	-	46,46,46,46	0

Continued on next page...

Continued from previous page...

Mol	Type	Chain	Res	Atoms	RSCC	RSR	LLDF	B-factors(\AA^2)	Q<0.9
86	OHX	1	3605	7/7	0.91	0.14	-	107,107,107,107	7
87	MG	2	2178	1/1	0.91	0.36	-	79,79,79,79	0
86	OHX	6	1934	7/7	0.98	0.30	-	57,57,57,57	7
87	MG	5	4104	1/1	0.58	0.54	-	45,45,45,45	1
86	OHX	6	2046	7/7	0.93	0.13	-	100,100,100,100	7
87	MG	5	3998	1/1	0.92	0.58	-	41,41,41,41	0
87	MG	M0	306	1/1	0.84	0.29	-	53,53,53,53	0
87	MG	8	237	1/1	0.83	0.21	-	71,71,71,71	0
87	MG	2	2137	1/1	0.85	0.46	-	126,126,126,126	0
87	MG	1	4321	1/1	0.95	0.18	-	44,44,44,44	1
87	MG	1	4398	1/1	0.83	0.23	-	72,72,72,72	0
86	OHX	2	2073	7/7	0.96	0.18	-	89,89,89,89	7
86	OHX	2	2084	7/7	0.84	0.16	-	183,183,183,183	7
87	MG	1	4405	1/1	0.91	0.19	-	44,44,44,44	0
87	MG	2	2167	1/1	0.74	0.26	-	84,84,84,84	0
87	MG	5	3967	1/1	0.95	0.80	-	28,28,28,28	0
87	MG	5	4164	1/1	0.83	0.12	-	83,83,83,83	0
87	MG	1	4369	1/1	0.90	0.23	-	43,43,43,43	0
87	MG	5	4481	1/1	0.76	0.40	-	44,44,44,44	1
87	MG	1	4499	1/1	0.88	0.16	-	60,60,60,60	0
87	MG	5	4358	1/1	0.90	0.21	-	54,54,54,54	0
87	MG	5	4132	1/1	0.87	0.27	-	33,33,33,33	1
87	MG	5	4010	1/1	0.92	0.52	-	46,46,46,46	0
87	MG	1	4282	1/1	0.63	0.54	-	47,47,47,47	1
87	MG	M7	206	1/1	0.87	0.30	-	43,43,43,43	0
87	MG	5	4175	1/1	0.98	0.23	-	86,86,86,86	0
87	MG	1	4288	1/1	0.91	0.31	-	52,52,52,52	0
86	OHX	2	1926	7/7	0.99	0.20	-	81,81,81,81	7
87	MG	5	3971	1/1	0.90	0.47	-	27,27,27,27	0
86	OHX	5	3783	7/7	0.76	0.59	-	56,56,56,56	7
87	MG	6	2294	1/1	0.98	0.17	-	43,43,43,43	0
86	OHX	5	3603	7/7	0.95	0.22	-	43,43,43,43	7
86	OHX	1	3787	7/7	0.91	0.24	-	69,69,69,69	7
87	MG	2	2205	1/1	0.76	0.67	-	76,76,76,76	0
87	MG	1	4382	1/1	0.98	0.35	-	70,70,70,70	0
87	MG	6	2256	1/1	0.75	0.38	-	73,73,73,73	0
87	MG	5	4242	1/1	0.95	0.37	-	44,44,44,44	0
86	OHX	1	3427	7/7	0.99	0.24	-	65,65,65,65	7
87	MG	1	4231	1/1	0.98	0.22	-	44,44,44,44	0
87	MG	5	4051	1/1	0.84	0.42	-	33,33,33,33	0
87	MG	5	3936	1/1	0.92	0.55	-	28,28,28,28	0
87	MG	5	4283	1/1	0.99	0.24	-	41,41,41,41	0

Continued on next page...

Continued from previous page...

Mol	Type	Chain	Res	Atoms	RSCC	RSR	LLDF	B-factors(\AA^2)	Q<0.9
86	OHX	5	3812	7/7	0.85	0.59	-	54,54,54,54	7
87	MG	1	4363	1/1	0.87	0.31	-	45,45,45,45	1
87	MG	6	2245	1/1	0.93	0.12	-	60,60,60,60	0
87	MG	2	2129	1/1	0.94	0.26	-	66,66,66,66	0
87	MG	1	4438	1/1	0.97	0.37	-	64,64,64,64	0
87	MG	1	4253	1/1	0.96	0.32	-	66,66,66,66	0
87	MG	5	4560	1/1	0.88	0.27	-	40,40,40,40	0
87	MG	2	2095	1/1	0.83	0.38	-	63,63,63,63	0
87	MG	1	4110	1/1	0.87	0.71	-	51,51,51,51	0
87	MG	3	224	1/1	0.90	0.71	-	47,47,47,47	0
87	MG	5	4423	1/1	0.57	0.51	-	59,59,59,59	0
87	MG	1	4349	1/1	0.83	0.20	-	69,69,69,69	0
87	MG	5	4129	1/1	0.75	0.58	-	82,82,82,82	0
86	OHX	1	3444	7/7	0.99	0.25	-	61,61,61,61	7
87	MG	1	4494	1/1	0.89	0.47	-	58,58,58,58	0
87	MG	1	4176	1/1	0.94	0.24	-	72,72,72,72	0
87	MG	6	2324	1/1	0.82	0.52	-	47,47,47,47	1
87	MG	6	2124	1/1	0.64	0.41	-	71,71,71,71	0
87	MG	1	4330	1/1	0.79	0.44	-	59,59,59,59	0
87	MG	m7	205	1/1	0.74	0.36	-	50,50,50,50	0
87	MG	6	2116	1/1	0.93	0.37	-	61,61,61,61	0
87	MG	1	4043	1/1	0.88	0.15	-	66,66,66,66	0
87	MG	5	4418	1/1	0.92	0.32	-	64,64,64,64	0
87	MG	5	4416	1/1	0.89	0.44	-	38,38,38,38	0
86	OHX	6	1984	7/7	0.75	0.29	-	82,82,82,82	7
87	MG	4	234	1/1	0.82	0.26	-	67,67,67,67	0
86	OHX	1	3646	7/7	0.97	0.32	-	54,54,54,54	7
86	OHX	1	3468	7/7	0.98	0.23	-	65,65,65,65	7
87	MG	6	2100	1/1	0.96	0.13	-	60,60,60,60	0
86	OHX	5	3575	7/7	0.97	0.23	-	66,66,66,66	7
87	MG	1	4351	1/1	0.89	0.26	-	43,43,43,43	0
87	MG	4	237	1/1	0.72	0.47	-	67,67,67,67	0
87	MG	7	221	1/1	0.92	0.20	-	41,41,41,41	0
86	OHX	2	2000	7/7	0.93	0.36	-	110,110,110,110	7
87	MG	1	4027	1/1	0.96	0.32	-	43,43,43,43	0
87	MG	3	216	1/1	0.92	0.36	-	55,55,55,55	0
87	MG	2	2227	1/1	0.86	0.34	-	63,63,63,63	0
86	OHX	6	1964	7/7	0.96	0.26	-	49,49,49,49	7
87	MG	5	4499	1/1	0.93	0.32	-	55,55,55,55	0
86	OHX	5	3794	7/7	0.97	0.23	-	57,57,57,57	7
87	MG	6	2265	1/1	0.91	0.46	-	48,48,48,48	0
87	MG	2	2191	1/1	0.81	0.58	-	99,99,99,99	0

Continued on next page...

Continued from previous page...

Mol	Type	Chain	Res	Atoms	RSCC	RSR	LLDF	B-factors(\AA^2)	Q<0.9
87	MG	7	238	1/1	0.94	0.81	-	51,51,51,51	1
87	MG	1	4014	1/1	0.77	0.50	-	49,49,49,49	0
87	MG	5	4564	1/1	0.92	0.43	-	34,34,34,34	1
87	MG	1	4354	1/1	0.92	0.15	-	62,62,62,62	0
86	OHX	7	212	7/7	0.84	0.44	-	61,61,61,61	7
87	MG	1	4121	1/1	0.92	0.42	-	37,37,37,37	0
87	MG	5	4110	1/1	0.79	0.42	-	50,50,50,50	0
87	MG	5	4417	1/1	0.92	0.31	-	56,56,56,56	0
87	MG	4	229	1/1	0.90	0.39	-	66,66,66,66	0
87	MG	5	4116	1/1	0.96	0.81	-	36,36,36,36	1
87	MG	5	3840	1/1	0.97	0.58	-	60,60,60,60	0
87	MG	5	4172	1/1	0.72	0.42	-	40,40,40,40	0
87	MG	6	2258	1/1	0.97	0.30	-	84,84,84,84	0
87	MG	5	3985	1/1	0.96	0.64	-	50,50,50,50	0
87	MG	1	4092	1/1	0.96	0.57	-	42,42,42,42	0
87	MG	5	3916	1/1	0.82	0.32	-	57,57,57,57	0
87	MG	M7	207	1/1	0.94	0.28	-	43,43,43,43	0
87	MG	5	4369	1/1	0.84	0.85	-	52,52,52,52	1
86	OHX	6	1998	7/7	0.94	0.27	-	64,64,64,64	7
86	OHX	5	3510	7/7	0.99	0.25	-	48,48,48,48	7
87	MG	5	4204	1/1	0.86	0.54	-	60,60,60,60	0
87	MG	2	2217	1/1	0.49	0.52	-	103,103,103,103	0
87	MG	Q2	503	1/1	0.64	0.26	-	62,62,62,62	0
87	MG	1	3857	1/1	0.87	0.28	-	51,51,51,51	0
87	MG	6	2156	1/1	0.83	0.62	-	66,66,66,66	0
87	MG	1	3938	1/1	0.93	0.61	-	36,36,36,36	0
87	MG	2	2147	1/1	0.54	0.20	-	100,100,100,100	0
87	MG	1	4490	1/1	0.97	0.73	-	100,100,100,100	0
87	MG	5	3931	1/1	0.91	0.46	-	42,42,42,42	0
87	MG	5	4059	1/1	0.96	0.44	-	39,39,39,39	0
87	MG	5	3953	1/1	0.85	0.62	-	45,45,45,45	0
87	MG	5	4229	1/1	0.85	0.46	-	43,43,43,43	0
87	MG	5	3872	1/1	0.96	0.41	-	32,32,32,32	0
86	OHX	1	3498	7/7	0.99	0.25	-	62,62,62,62	7
87	MG	5	4308	1/1	0.93	0.28	-	58,58,58,58	0
86	OHX	5	3516	7/7	0.98	0.20	-	60,60,60,60	7
87	MG	5	4471	1/1	0.95	0.35	-	55,55,55,55	0
87	MG	1	4374	1/1	0.65	0.71	-	44,44,44,44	0
87	MG	5	4102	1/1	0.94	0.53	-	44,44,44,44	0
86	OHX	5	3627	7/7	0.98	0.14	-	81,81,81,81	7
87	MG	1	4503	1/1	0.86	0.28	-	47,47,47,47	0
87	MG	2	2245	1/1	0.78	0.46	-	71,71,71,71	0

Continued on next page...

Continued from previous page...

Mol	Type	Chain	Res	Atoms	RSCC	RSR	LLDF	B-factors(\AA^2)	Q<0.9
86	OHX	2	2019	7/7	0.90	0.28	-	105,105,105,105	7
87	MG	1	3944	1/1	0.98	0.47	-	35,35,35,35	0
87	MG	1	4100	1/1	0.88	0.40	-	44,44,44,44	1
87	MG	1	4442	1/1	0.93	0.29	-	51,51,51,51	0
86	OHX	1	3704	7/7	0.94	0.48	-	55,55,55,55	7
87	MG	5	4399	1/1	0.96	0.98	-	46,46,46,46	1
86	OHX	6	1967	7/7	0.98	0.19	-	47,47,47,47	7
87	MG	6	2130	1/1	0.85	0.19	-	55,55,55,55	0
87	MG	5	4016	1/1	0.95	0.72	-	29,29,29,29	0
86	OHX	6	2049	7/7	0.79	0.40	-	70,70,70,70	7
87	MG	5	3857	1/1	0.91	0.29	-	47,47,47,47	0
87	MG	1	4047	1/1	0.69	0.21	-	83,83,83,83	0
86	OHX	5	3804	7/7	0.98	0.24	-	52,52,52,52	7
86	OHX	s4	301	7/7	0.97	0.27	-	79,79,79,79	7
87	MG	1	4229	1/1	0.89	0.16	-	64,64,64,64	0
87	MG	1	4380	1/1	0.91	0.36	-	30,30,30,30	0
87	MG	2	2255	1/1	0.78	0.18	-	88,88,88,88	0
87	MG	m0	305	1/1	0.92	0.35	-	32,32,32,32	0
86	OHX	6	2017	7/7	0.89	0.34	-	50,50,50,50	7
87	MG	1	3849	1/1	0.87	0.63	-	44,44,44,44	0

6.5 Other polymers

There are no such residues in this entry.