



Full wwPDB X-ray Structure Validation Report ⓘ

Jan 31, 2016 – 10:25 PM GMT

PDB ID : 1TH2
Title : crystal structure of NADPH depleted bovine liver catalase complexed with azide
Authors : Sugadev, R.; Balasundaresan, D.; Ponnuswamy, M.N.; Kumaran, D.; Swaminathan, S.; Sekar, K.
Deposited on : 2004-06-01
Resolution : 2.80 Å(reported)

This is a Full wwPDB X-ray Structure Validation Report for a publicly released PDB entry.
We welcome your comments at validation@mail.wwpdb.org
A user guide is available at
<http://wwpdb.org/validation/2016/XrayValidationReportHelp>
with specific help available everywhere you see the ⓘ symbol.

The following versions of software and data (see [references ⓘ](#)) were used in the production of this report:

MolProbity : 4.02b-467
Mogul : 1.7 (RC4), CSD as536be (2015)
Xtriage (Phenix) : 1.9-1692
EDS : rb-20026688
Percentile statistics : 20151230.v01 (using entries in the PDB archive December 30th 2015)
Refmac : 5.8.0135
CCP4 : 6.5.0
Ideal geometry (proteins) : Engh & Huber (2001)
Ideal geometry (DNA, RNA) : Parkinson et al. (1996)
Validation Pipeline (wwPDB-VP) : trunk26865

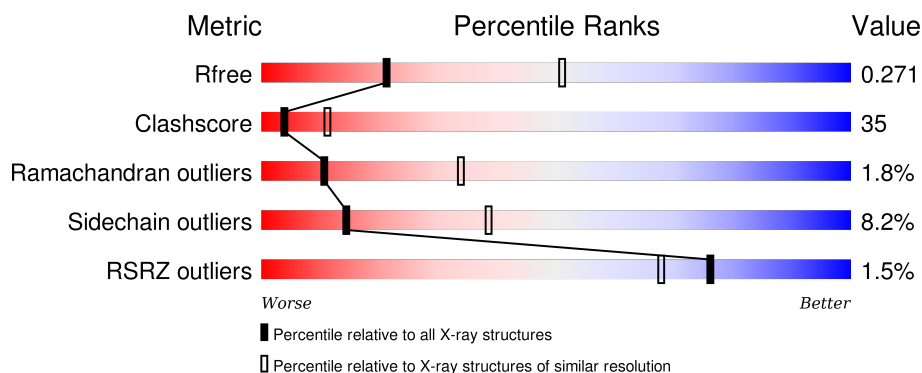
1 Overall quality at a glance

The following experimental techniques were used to determine the structure:

X-RAY DIFFRACTION





The reported resolution of this entry is 2.80 Å.

Percentile scores (ranging between 0-100) for global validation metrics of the entry are shown in the following graphic. The table shows the number of entries on which the scores are based.



Metric	Whole archive (#Entries)	Similar resolution (#Entries, resolution range(Å))
R_{free}	91344	2393 (2.80-2.80)
Clashscore	102246	2827 (2.80-2.80)
Ramachandran outliers	100387	2782 (2.80-2.80)
Sidechain outliers	100360	2784 (2.80-2.80)
RSRZ outliers	91569	2404 (2.80-2.80)

The table below summarises the geometric issues observed across the polymeric chains and their fit to the electron density. The red, orange, yellow and green segments on the lower bar indicate the fraction of residues that contain outliers for ≥ 3 , 2, 1 and 0 types of geometric quality criteria. A grey segment represents the fraction of residues that are not modelled. The numeric value for each fraction is indicated below the corresponding segment, with a dot representing fractions $\leq 5\%$. The upper red bar (where present) indicates the fraction of residues that have poor fit to the electron density. The numeric value is given above the bar.

Mol	Chain	Length	Quality of chain
1	A	506	 52% 39% 7% ..
1	B	506	 % 40% 50% 8% ..
1	C	506	 2% 42% 48% 8% ..
1	D	506	 2% 47% 44% 6% .

The following table lists non-polymeric compounds, carbohydrate monomers and non-standard

residues in protein, DNA, RNA chains that are outliers for geometric or electron-density-fit criteria:

Mol	Type	Chain	Res	Chirality	Geometry	Clashes	Electron density
3	HEM	A	2000	-	-	-	X

2 Entry composition [i](#)

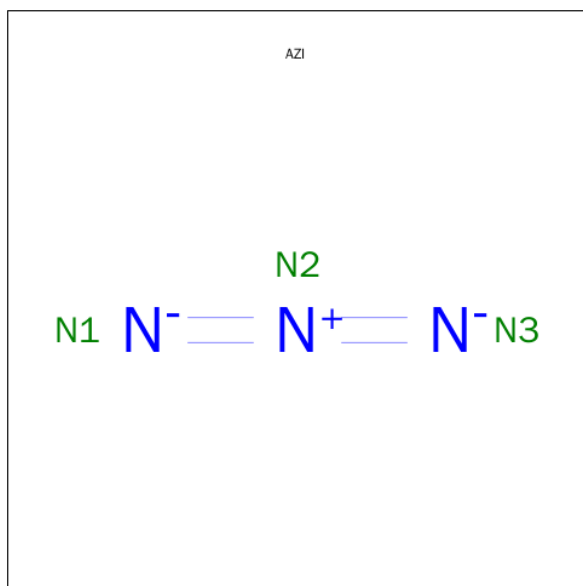
There are 4 unique types of molecules in this entry. The entry contains 17049 atoms, of which 0 are hydrogens and 0 are deuteriums.

In the tables below, the ZeroOcc column contains the number of atoms modelled with zero occupancy, the AltConf column contains the number of residues with at least one atom in alternate conformation and the Trace column contains the number of residues modelled with at most 2 atoms.

- Molecule 1 is a protein called Catalase.

Mol	Chain	Residues	Atoms					ZeroOcc	AltConf	Trace
1	A	499	Total	C	N	O	S	0	0	0
			4017	2548	715	740	14			
1	B	499	Total	C	N	O	S	0	0	0
			4017	2548	715	740	14			
1	C	499	Total	C	N	O	S	1	0	0
			4017	2548	715	740	14			
1	D	499	Total	C	N	O	S	0	0	0
			4017	2548	715	740	14			

- Molecule 2 is AZIDE ION (three-letter code: AZI) (formula: N₃).



Mol	Chain	Residues	Atoms		ZeroOcc	AltConf
2	D	1	Total	N	0	0
			3	3		

- Molecule 3 is PROTOPORPHYRIN IX CONTAINING FE (three-letter code: HEM) (formula: C₃₄H₃₂FeN₄O₄).



Mol	Chain	Residues	Atoms					ZeroOcc	AltConf
3	A	1	Total 43	C 34	Fe 1	N 4	O 4	0	0
3	B	1	Total 43	C 34	Fe 1	N 4	O 4	0	0
3	C	1	Total 43	C 34	Fe 1	N 4	O 4	0	0
3	D	1	Total 43	C 34	Fe 1	N 4	O 4	0	0

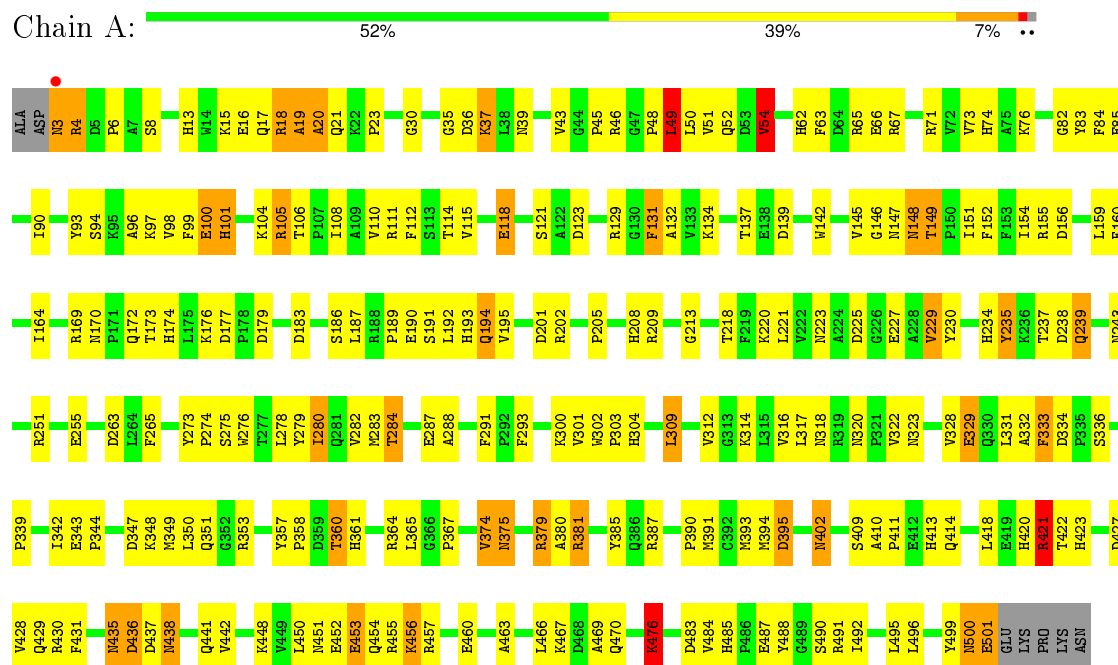
- Molecule 4 is water.

Mol	Chain	Residues	Atoms	ZeroOcc	AltConf
4	A	250	Total O 250 250	0	0
4	B	182	Total O 182 182	0	0
4	C	193	Total O 193 193	0	0
4	D	181	Total O 181 181	0	0

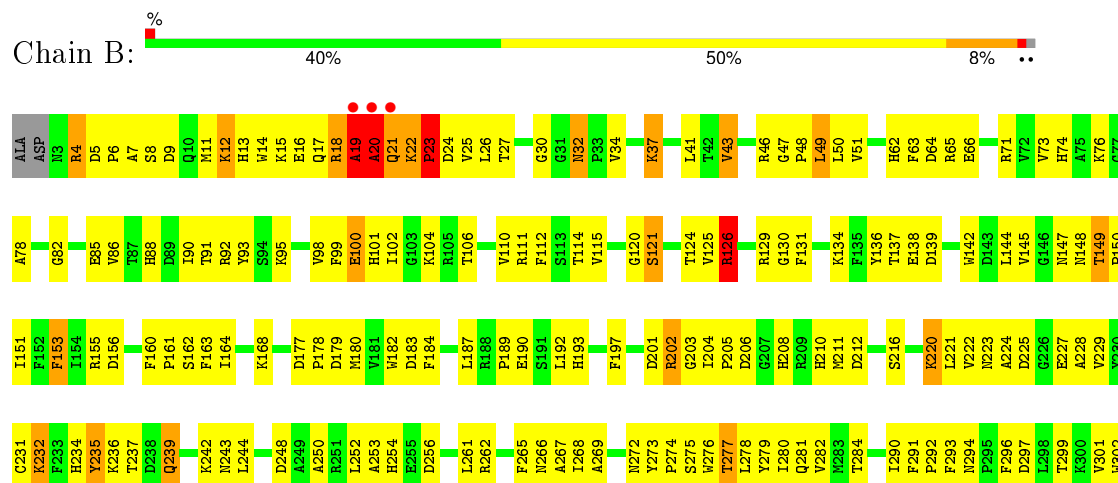
3 Residue-property plots

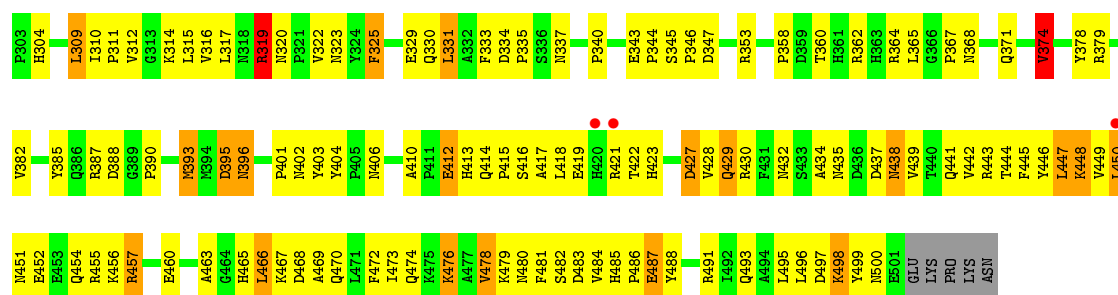
These plots are drawn for all protein, RNA and DNA chains in the entry. The first graphic for a chain summarises the proportions of errors displayed in the second graphic. The second graphic shows the sequence view annotated by issues in geometry and electron density. Residues are color-coded according to the number of geometric quality criteria for which they contain at least one outlier: green = 0, yellow = 1, orange = 2 and red = 3 or more. A red dot above a residue indicates a poor fit to the electron density ($RSRZ > 2$). Stretches of 2 or more consecutive residues without any outlier are shown as a green connector. Residues present in the sample, but not in the model, are shown in grey.

• Molecule 1: Catalase

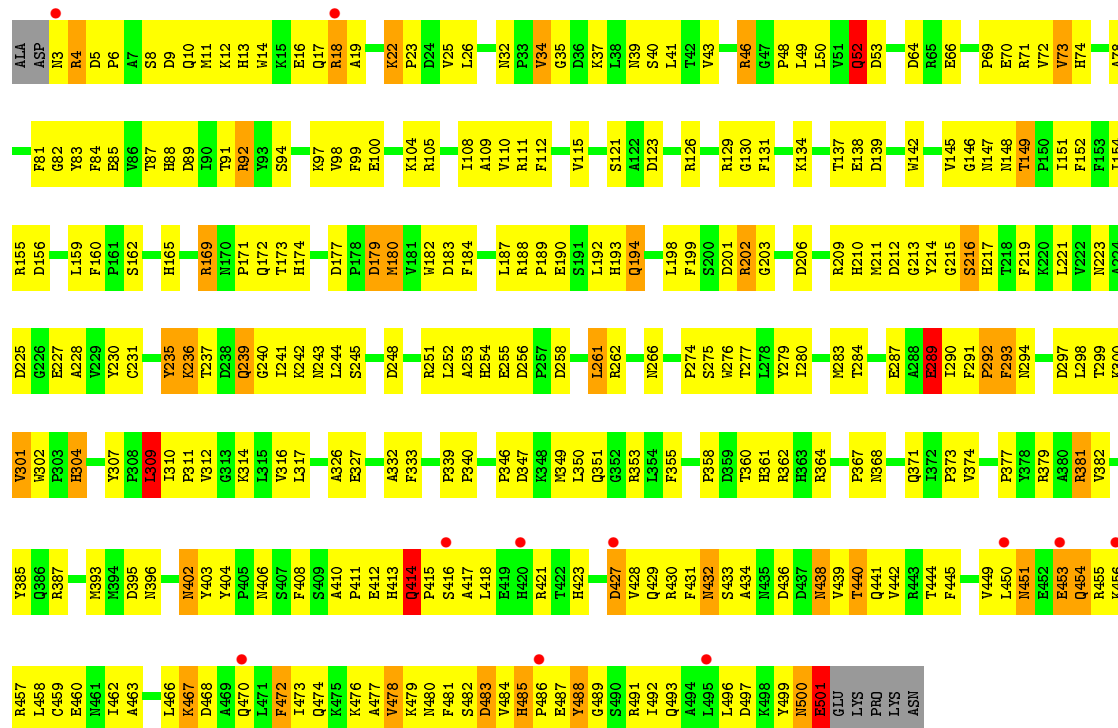
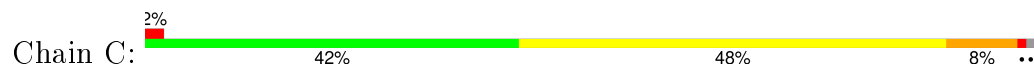


• Molecule 1: Catalase

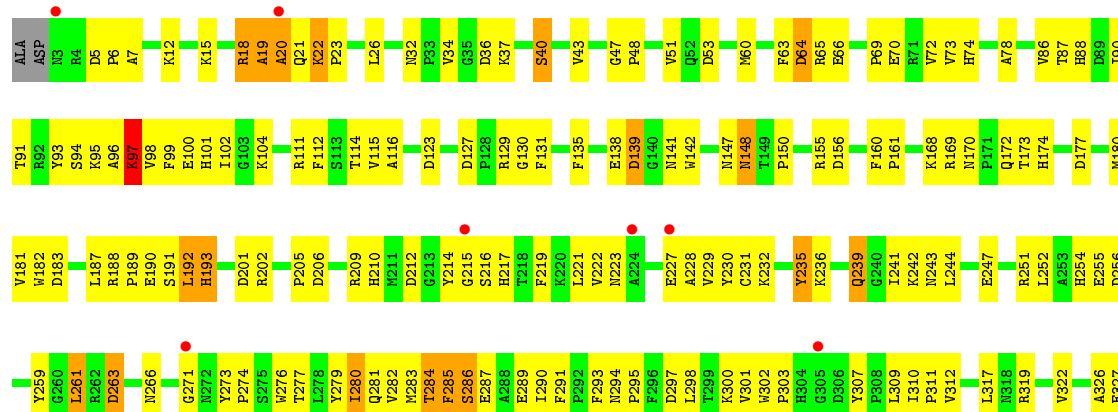


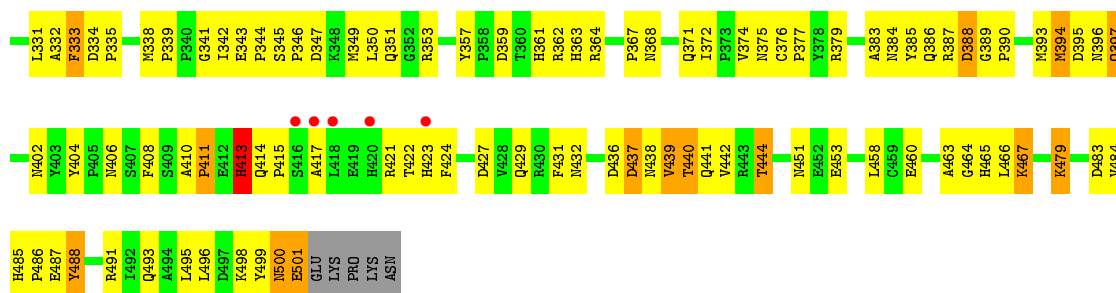


• Molecule 1: Catalase



• Molecule 1: Catalase





4 Data and refinement statistics

Property	Value	Source
Space group	P 21 21 21	Depositor
Cell constants a, b, c, α , β , γ	86.27Å 140.93Å 230.69Å 90.00° 90.00° 90.00°	Depositor
Resolution (Å)	39.09 – 2.80 39.09 – 2.80	Depositor EDS
% Data completeness (in resolution range)	87.9 (39.09-2.80) 87.8 (39.09-2.80)	Depositor EDS
R_{merge}	0.10	Depositor
R_{sym}	0.10	Depositor
$\langle I/\sigma(I) \rangle$ ¹	2.48 (at 2.81Å)	Xtriage
Refinement program	CNS 1.1	Depositor
R, R_{free}	0.225 , 0.280 0.222 , 0.271	Depositor DCC
R_{free} test set	1859 reflections (3.11%)	DCC
Wilson B-factor (Å ²)	49.1	Xtriage
Anisotropy	0.241	Xtriage
Bulk solvent k_{sol} (e/Å ³), B_{sol} (Å ²)	0.33 , 65.3	EDS
Estimated twinning fraction	No twinning to report.	Xtriage
L-test for twinning ²	$\langle L \rangle = 0.48$, $\langle L^2 \rangle = 0.32$	Xtriage
Outliers	2 of 61671 reflections (0.003%)	Xtriage
F_o, F_c correlation	0.91	EDS
Total number of atoms	17049	wwPDB-VP
Average B, all atoms (Å ²)	51.0	wwPDB-VP

Xtriage's analysis on translational NCS is as follows: *The largest off-origin peak in the Patterson function is 3.11% of the height of the origin peak. No significant pseudotranslation is detected.*

¹Intensities estimated from amplitudes.

²Theoretical values of $\langle |L| \rangle$, $\langle L^2 \rangle$ for acentric reflections are 0.5, 0.375 respectively for untwinned datasets, and 0.333, 0.2 for perfectly twinned datasets.

5 Model quality ⓘ

5.1 Standard geometry ⓘ

Bond lengths and bond angles in the following residue types are not validated in this section: AZI, HEM

The Z score for a bond length (or angle) is the number of standard deviations the observed value is removed from the expected value. A bond length (or angle) with $|Z| > 5$ is considered an outlier worth inspection. RMSZ is the root-mean-square of all Z scores of the bond lengths (or angles).

Mol	Chain	Bond lengths		Bond angles	
		RMSZ	$\# Z > 5$	RMSZ	$\# Z > 5$
1	A	0.60	6/4137 (0.1%)	1.47	59/5619 (1.1%)
1	B	0.75	5/4137 (0.1%)	1.50	43/5619 (0.8%)
1	C	0.66	8/4137 (0.2%)	1.48	33/5619 (0.6%)
1	D	0.60	1/4137 (0.0%)	0.81	6/5619 (0.1%)
All	All	0.66	20/16548 (0.1%)	1.35	141/22476 (0.6%)

Chiral center outliers are detected by calculating the chiral volume of a chiral center and verifying if the center is modelled as a planar moiety or with the opposite hand. A planarity outlier is detected by checking planarity of atoms in a peptide group, atoms in a mainchain group or atoms of a sidechain that are expected to be planar.

Mol	Chain	#Chirality outliers	#Planarity outliers
1	A	1	3
1	B	1	7
1	C	2	3
All	All	4	13

All (20) bond length outliers are listed below:

Mol	Chain	Res	Type	Atoms	Z	Observed(Å)	Ideal(Å)
1	B	319	ARG	CD-NE	-25.40	1.03	1.46
1	D	413	HIS	CA-CB	-20.02	1.09	1.53
1	C	202	ARG	NE-CZ	16.52	1.54	1.33
1	B	319	ARG	NE-CZ	15.49	1.53	1.33
1	A	20	ALA	C-N	-13.01	1.04	1.34
1	B	319	ARG	CB-CG	-12.78	1.18	1.52
1	C	414	GLN	CA-CB	-9.80	1.32	1.53
1	C	292	PRO	C-N	9.22	1.55	1.34
1	C	413	HIS	CB-CG	8.67	1.65	1.50
1	A	421	ARG	CD-NE	-8.55	1.31	1.46
1	C	292	PRO	CA-C	-8.39	1.36	1.52

Continued on next page...

Continued from previous page...

Mol	Chain	Res	Type	Atoms	Z	Observed(Å)	Ideal(Å)
1	B	374	VAL	CA-CB	7.08	1.69	1.54
1	A	229	VAL	CA-CB	-6.94	1.40	1.54
1	A	176	LYS	CD-CE	6.41	1.67	1.51
1	B	319	ARG	CA-CB	-6.41	1.39	1.53
1	C	485	HIS	ND1-CE1	-6.30	1.19	1.34
1	C	454	GLN	CB-CG	-5.65	1.37	1.52
1	A	280	ILE	CA-CB	5.63	1.67	1.54
1	A	304	HIS	CA-CB	-5.60	1.41	1.53
1	C	485	HIS	CD2-NE2	-5.07	1.26	1.38

All (141) bond angle outliers are listed below:

Mol	Chain	Res	Type	Atoms	Z	Observed(°)	Ideal(°)
1	C	202	ARG	NE-CZ-NH2	-52.25	94.17	120.30
1	B	319	ARG	NE-CZ-NH1	-46.23	97.18	120.30
1	C	202	ARG	NE-CZ-NH1	44.15	142.37	120.30
1	B	395	ASP	N-CA-CB	-31.38	54.12	110.60
1	B	126	ARG	CD-NE-CZ	29.12	164.37	123.60
1	B	476	LYS	CD-CE-NZ	25.75	170.92	111.70
1	D	413	HIS	CA-CB-CG	24.80	155.76	113.60
1	C	483	ASP	N-CA-CB	23.70	153.26	110.60
1	A	54	VAL	CA-CB-CG2	-22.16	77.67	110.90
1	A	229	VAL	CA-CB-CG2	21.65	143.38	110.90
1	A	421	ARG	CG-CD-NE	21.19	156.29	111.80
1	B	23	PRO	CA-C-N	20.87	163.11	117.20
1	B	450	LEU	CA-CB-CG	20.29	161.97	115.30
1	C	453	GLU	CB-CG-CD	20.05	168.33	114.20
1	A	49	LEU	CB-CG-CD2	19.95	144.91	111.00
1	A	418	LEU	N-CA-CB	19.56	149.52	110.40
1	B	19	ALA	O-C-N	-19.54	91.43	122.70
1	A	421	ARG	CB-CG-CD	19.17	161.44	111.60
1	A	395	ASP	CA-CB-CG	18.81	154.78	113.40
1	C	292	PRO	O-C-N	-18.68	92.81	122.70
1	C	501	GLU	CB-CA-C	18.68	147.76	110.40
1	A	395	ASP	N-CA-CB	18.43	143.77	110.60
1	B	487	GLU	CA-CB-CG	18.37	153.81	113.40
1	A	456	LYS	CG-CD-CE	18.23	166.58	111.90
1	B	487	GLU	CB-CG-CD	17.53	161.53	114.20
1	D	453	GLU	CB-CG-CD	17.38	161.13	114.20
1	C	453	GLU	N-CA-CB	17.29	141.73	110.60
1	A	3	ASN	CA-CB-CG	17.15	151.14	113.40
1	C	414	GLN	CA-CB-CG	16.87	150.51	113.40

Continued on next page...

Continued from previous page...

Mol	Chain	Res	Type	Atoms	Z	Observed(°)	Ideal(°)
1	A	456	LYS	CB-CG-CD	16.62	154.81	111.60
1	A	20	ALA	CA-C-N	-16.57	80.75	117.20
1	A	375	ASN	CA-CB-CG	16.49	149.68	113.40
1	B	319	ARG	CA-CB-CG	16.48	149.66	113.40
1	C	453	GLU	CA-CB-CG	16.11	148.84	113.40
1	C	292	PRO	N-CA-C	15.82	153.23	112.10
1	C	52	GLN	CB-CG-CD	15.54	151.99	111.60
1	A	476	LYS	CD-CE-NZ	15.45	147.23	111.70
1	B	374	VAL	CB-CA-C	-15.43	82.08	111.40
1	D	97	LYS	CG-CD-CE	15.31	157.84	111.90
1	B	429	GLN	CA-CB-CG	15.23	146.90	113.40
1	A	402	ASN	CA-CB-CG	15.14	146.70	113.40
1	A	118	GLU	N-CA-CB	-15.13	83.37	110.60
1	C	454	GLN	CB-CG-CD	14.87	150.26	111.60
1	C	454	GLN	N-CA-CB	-14.80	83.95	110.60
1	A	375	ASN	CB-CA-C	14.66	139.72	110.40
1	A	20	ALA	O-C-N	14.55	145.99	122.70
1	A	501	GLU	CB-CA-C	14.40	139.20	110.40
1	B	20	ALA	C-N-CA	14.16	157.10	121.70
1	B	412	GLU	CB-CG-CD	14.13	152.35	114.20
1	A	381	ARG	CG-CD-NE	13.95	141.10	111.80
1	C	289	GLU	CG-CD-OE2	-13.69	90.92	118.30
1	A	435	ASN	CB-CA-C	13.64	137.69	110.40
1	A	97	LYS	CG-CD-CE	13.58	152.64	111.90
1	A	421	ARG	CD-NE-CZ	13.58	142.61	123.60
1	B	478	VAL	CA-CB-CG1	-13.17	91.14	110.90
1	D	453	GLU	CA-CB-CG	13.09	142.19	113.40
1	B	412	GLU	N-CA-CB	13.01	134.01	110.60
1	B	319	ARG	NE-CZ-NH2	12.87	126.73	120.30
1	B	23	PRO	CA-C-O	-12.77	89.55	120.20
1	C	292	PRO	CA-C-O	12.71	150.70	120.20
1	A	500	ASN	N-CA-CB	-12.35	88.36	110.60
1	B	23	PRO	O-C-N	-12.26	103.09	122.70
1	C	292	PRO	CB-CA-C	-12.20	81.50	112.00
1	A	435	ASN	CA-CB-CG	12.06	139.94	113.40
1	A	375	ASN	N-CA-CB	-12.06	88.89	110.60
1	B	32	ASN	CB-CG-OD1	12.05	145.70	121.60
1	C	414	GLN	CB-CA-C	11.87	134.14	110.40
1	A	284	THR	CA-CB-CG2	-11.81	95.86	112.40
1	B	32	ASN	CB-CG-ND2	-11.75	88.50	116.70
1	C	395	ASP	CA-CB-CG	-11.74	87.58	113.40
1	A	304	HIS	N-CA-CB	-11.70	89.54	110.60

Continued on next page...

Continued from previous page...

Mol	Chain	Res	Type	Atoms	Z	Observed(°)	Ideal(°)
1	B	23	PRO	CB-CA-C	-11.49	83.27	112.00
1	C	289	GLU	CB-CA-C	11.46	133.32	110.40
1	B	374	VAL	N-CA-CB	11.17	136.07	111.50
1	D	394	MET	CB-CG-SD	10.96	145.29	112.40
1	A	421	ARG	CA-CB-CG	10.88	137.33	113.40
1	B	412	GLU	CA-CB-CG	10.81	137.19	113.40
1	A	476	LYS	CG-CD-CE	10.77	144.22	111.90
1	A	202	ARG	CD-NE-CZ	10.75	138.65	123.60
1	C	289	GLU	CA-CB-CG	10.72	136.98	113.40
1	C	483	ASP	CB-CA-C	-10.72	88.97	110.40
1	B	395	ASP	CA-CB-CG	10.58	136.68	113.40
1	A	418	LEU	CB-CA-C	-10.53	90.19	110.20
1	A	453	GLU	CB-CG-CD	10.43	142.37	114.20
1	A	176	LYS	CD-CE-NZ	-10.23	88.18	111.70
1	A	456	LYS	CA-CB-CG	10.18	135.80	113.40
1	C	231	CYS	CA-CB-SG	-10.14	95.76	114.00
1	A	490	SER	CA-CB-OG	10.13	138.56	111.20
1	A	280	ILE	CB-CA-C	-10.05	91.50	111.60
1	B	478	VAL	CA-CB-CG2	9.87	125.70	110.90
1	A	243	ASN	CB-CA-C	-9.84	90.72	110.40
1	A	304	HIS	CB-CA-C	9.69	129.78	110.40
1	C	501	GLU	CB-CG-CD	9.54	139.96	114.20
1	A	37	LYS	CG-CD-CE	9.54	140.52	111.90
1	B	19	ALA	C-N-CA	-9.48	97.99	121.70
1	A	284	THR	CA-CB-OG1	9.47	128.90	109.00
1	B	416	SER	N-CA-CB	-9.44	96.35	110.50
1	B	19	ALA	CA-C-N	9.43	137.94	117.20
1	B	277	THR	CB-CA-C	9.41	137.01	111.60
1	B	478	VAL	CB-CA-C	9.38	129.22	111.40
1	C	501	GLU	N-CA-CB	-9.29	93.89	110.60
1	A	304	HIS	CA-CB-CG	8.94	128.79	113.60
1	B	22	LYS	C-N-CD	-8.75	101.36	120.60
1	B	478	VAL	N-CA-CB	-8.62	92.53	111.50
1	C	454	GLN	CB-CA-C	-8.49	93.42	110.40
1	A	501	GLU	N-CA-CB	-8.24	95.76	110.60
1	B	319	ARG	CB-CG-CD	8.16	132.82	111.60
1	C	414	GLN	N-CA-CB	-8.05	96.10	110.60
1	B	319	ARG	CB-CA-C	-7.78	94.84	110.40
1	A	500	ASN	CA-CB-CG	7.71	130.37	113.40
1	B	374	VAL	CA-CB-CG1	-7.59	99.52	110.90
1	C	309	LEU	CB-CG-CD1	7.58	123.89	111.00
1	A	453	GLU	CA-CB-CG	7.58	130.08	113.40

Continued on next page...

Continued from previous page...

Mol	Chain	Res	Type	Atoms	Z	Observed(°)	Ideal(°)
1	A	49	LEU	CB-CG-CD1	-7.52	98.21	111.00
1	C	309	LEU	CB-CG-CD2	-7.52	98.22	111.00
1	A	284	THR	CB-CA-C	-7.45	91.48	111.60
1	C	478	VAL	CB-CA-C	7.32	125.31	111.40
1	A	19	ALA	CA-C-N	-7.28	101.18	117.20
1	B	374	VAL	CA-CB-CG2	-7.16	100.16	110.90
1	A	280	ILE	CA-CB-CG2	-7.14	96.63	110.90
1	A	280	ILE	CA-CB-CG1	7.13	124.56	111.00
1	A	435	ASN	N-CA-CB	-7.01	97.98	110.60
1	B	22	LYS	O-C-N	6.97	134.34	121.10
1	C	292	PRO	C-N-CA	6.60	138.19	121.70
1	C	202	ARG	CD-NE-CZ	6.55	132.76	123.60
1	A	395	ASP	CB-CA-C	-6.54	97.32	110.40
1	A	176	LYS	CG-CD-CE	6.18	130.44	111.90
1	B	319	ARG	CG-CD-NE	-6.12	98.95	111.80
1	A	342	ILE	CB-CA-C	-5.95	99.69	111.60
1	B	319	ARG	N-CA-CB	5.91	121.24	110.60
1	B	450	LEU	CB-CA-C	5.71	121.06	110.20
1	B	450	LEU	N-CA-CB	-5.71	98.99	110.40
1	A	229	VAL	CB-CA-C	-5.64	100.68	111.40
1	C	413	HIS	CB-CG-ND1	-5.57	109.28	123.20
1	A	37	LYS	CD-CE-NZ	-5.54	98.97	111.70
1	A	342	ILE	N-CA-CB	5.48	123.41	110.80
1	A	54	VAL	CB-CA-C	5.45	121.75	111.40
1	A	500	ASN	CB-CA-C	5.43	121.26	110.40
1	D	20	ALA	N-CA-CB	-5.40	102.54	110.10
1	C	236	LYS	CG-CD-CE	5.18	127.45	111.90
1	B	32	ASN	CA-CB-CG	-5.16	102.05	113.40

All (4) chirality outliers are listed below:

Mol	Chain	Res	Type	Atom
1	A	395	ASP	CA
1	B	23	PRO	CA
1	C	453	GLU	CA
1	C	501	GLU	CA

All (13) planarity outliers are listed below:

Mol	Chain	Res	Type	Group
1	A	19	ALA	Mainchain
1	A	20	ALA	Mainchain

Continued on next page...

Continued from previous page...

Mol	Chain	Res	Type	Group
1	A	421	ARG	Sidechain
1	B	126	ARG	Sidechain
1	B	19	ALA	Mainchain,Peptide
1	B	22	LYS	Peptide
1	B	23	PRO	Mainchain,Peptide
1	B	319	ARG	Sidechain
1	C	289	GLU	Sidechain
1	C	292	PRO	Mainchain,Peptide

5.2 Too-close contacts ⓘ

In the following table, the Non-H and H(model) columns list the number of non-hydrogen atoms and hydrogen atoms in the chain respectively. The H(added) column lists the number of hydrogen atoms added and optimized by MolProbity. The Clashes column lists the number of clashes within the asymmetric unit, whereas Symm-Clashes lists symmetry related clashes.

Mol	Chain	Non-H	H(model)	H(added)	Clashes	Symm-Clashes
1	A	4017	0	3839	265	0
1	B	4017	0	3838	336	0
1	C	4017	0	3839	330	0
1	D	4017	0	3839	291	0
2	D	3	0	0	1	0
3	A	43	0	30	16	0
3	B	43	0	30	18	0
3	C	43	0	30	7	0
3	D	43	0	30	2	0
4	A	250	0	0	17	0
4	B	182	0	0	17	0
4	C	193	0	0	13	0
4	D	181	0	0	19	0
All	All	17049	0	15475	1098	0

The all-atom clashscore is defined as the number of clashes found per 1000 atoms (including hydrogen atoms). The all-atom clashscore for this structure is 35.

All (1098) close contacts within the same asymmetric unit are listed below, sorted by their clash magnitude.

Atom-1	Atom-2	Interatomic distance (Å)	Clash overlap (Å)
1:B:19:ALA:CB	1:B:20:ALA:HB3	1.14	1.55
1:B:19:ALA:HB1	1:B:20:ALA:CB	1.34	1.52

Continued on next page...

Continued from previous page...

Atom-1	Atom-2	Interatomic distance (Å)	Clash overlap (Å)
1:D:111:ARG:NH1	4:D:3133:HOH:O	1.63	1.25
1:B:147:ASN:HD22	3:B:2001:HEM:CAC	1.50	1.17
1:B:19:ALA:CB	1:B:20:ALA:CB	2.05	1.16
1:A:380:ALA:O	4:A:2149:HOH:O	1.64	1.16
1:D:223:ASN:HD21	1:D:227:GLU:HB3	1.12	1.13
1:D:290:ILE:HD11	4:D:3107:HOH:O	1.49	1.13
3:B:2001:HEM:HBD2	4:B:2183:HOH:O	1.50	1.08
1:B:147:ASN:ND2	3:B:2001:HEM:HAC	1.67	1.07
1:B:13:HIS:CE1	4:B:2057:HOH:O	2.06	1.05
1:A:448:LYS:NZ	4:A:2167:HOH:O	1.91	1.04
1:B:15:LYS:HD2	1:D:408:PHE:HA	1.37	1.04
1:D:202:ARG:NH2	4:D:3083:HOH:O	1.83	1.01
1:A:71:ARG:HG3	4:A:2051:HOH:O	1.61	1.00
1:D:102:ILE:H	1:D:102:ILE:HD12	1.26	1.00
1:C:402:ASN:HD22	1:C:402:ASN:H	1.00	1.00
1:B:4:ARG:HD2	1:B:8:SER:HB3	1.43	0.99
1:A:329:GLU:OE1	4:A:2002:HOH:O	1.79	0.99
1:C:18:ARG:HH12	1:C:23:PRO:HA	1.23	0.98
1:D:406:ASN:HD21	1:D:410:ALA:HB3	1.29	0.98
1:B:19:ALA:HB3	1:B:20:ALA:HB3	1.46	0.97
1:C:261:LEU:CD2	4:C:2021:HOH:O	2.11	0.97
1:B:406:ASN:HD21	1:B:410:ALA:HB3	1.29	0.96
1:A:15:LYS:HD2	1:C:408:PHE:HA	1.46	0.95
1:C:406:ASN:HD21	1:C:410:ALA:HB3	1.31	0.94
1:C:379:ARG:HD3	4:C:2120:HOH:O	1.67	0.94
1:B:393:MET:CE	1:D:372:ILE:HA	1.98	0.92
1:C:78:ALA:HB2	1:C:261:LEU:HD22	1.52	0.91
1:A:379:ARG:HD3	4:A:2084:HOH:O	1.70	0.91
1:A:353:ARG:HD2	3:A:2000:HEM:HBB2	1.53	0.90
1:A:223:ASN:HD21	1:A:227:GLU:HB2	1.36	0.90
1:A:360:THR:HG23	1:D:64:ASP:HB3	1.51	0.89
1:C:72:VAL:HG13	1:C:73:VAL:HG22	1.54	0.89
1:A:100:GLU:O	1:A:101:HIS:HB3	1.69	0.89
1:B:466:LEU:HD22	1:B:474:GLN:HG2	1.54	0.88
1:B:223:ASN:HD21	1:B:227:GLU:HB2	1.41	0.86
1:A:349:MET:HB3	3:A:2000:HEM:HBB1	1.58	0.85
1:B:457:ARG:HH11	1:B:457:ARG:HB2	1.41	0.85
1:C:223:ASN:HD21	1:C:227:GLU:HB2	1.41	0.85
1:C:453:GLU:HG2	4:C:2191:HOH:O	1.75	0.85
1:B:457:ARG:NH1	1:B:457:ARG:HB2	1.92	0.85
1:C:217:HIS:HE1	1:C:349:MET:HB3	1.41	0.85

Continued on next page...

Continued from previous page...

Atom-1	Atom-2	Interatomic distance (Å)	Clash overlap (Å)
1:D:223:ASN:ND2	1:D:227:GLU:HB3	1.93	0.84
1:C:156:ASP:HB3	1:C:159:LEU:HD23	1.59	0.84
1:A:229:VAL:HG11	1:A:282:VAL:HG13	1.57	0.83
1:A:145:VAL:O	3:A:2000:HEM:CBC	2.27	0.82
1:A:223:ASN:ND2	1:A:227:GLU:HB2	1.94	0.82
1:B:13:HIS:HE1	4:B:2057:HOH:O	1.51	0.82
1:D:123:ASP:OD1	4:D:3036:HOH:O	1.97	0.82
1:B:112:PHE:HA	1:B:130:GLY:O	1.79	0.82
1:C:402:ASN:HD22	1:C:402:ASN:N	1.77	0.82
1:A:94:SER:HB2	1:A:221:LEU:HD22	1.61	0.82
3:B:2001:HEM:CBD	4:B:2183:HOH:O	2.18	0.82
1:D:406:ASN:ND2	1:D:410:ALA:HB3	1.95	0.81
1:C:97:LYS:HD2	1:C:138:GLU:HB2	1.60	0.81
1:A:43:VAL:CG1	1:A:48:PRO:HD2	2.09	0.81
1:B:190:GLU:HA	1:B:438:ASN:HB3	1.60	0.81
1:C:190:GLU:HA	1:C:438:ASN:HB3	1.60	0.81
1:A:413:HIS:ND1	4:A:2158:HOH:O	2.11	0.81
1:C:432:ASN:ND2	1:C:434:ALA:H	1.78	0.81
1:A:35:GLY:HA2	1:C:414:GLN:O	1.80	0.81
1:C:492:ILE:HG22	1:C:496:LEU:HD23	1.62	0.80
1:A:49:LEU:HD13	1:B:51:VAL:HG11	1.60	0.80
1:D:465:HIS:HD2	4:D:3080:HOH:O	1.63	0.80
1:C:189:PRO:HB3	1:C:480:ASN:ND2	1.98	0.79
1:D:97:LYS:HA	1:D:100:GLU:HG3	1.63	0.79
1:B:147:ASN:ND2	3:B:2001:HEM:C3C	2.50	0.78
1:D:235:TYR:HA	1:D:277:THR:O	1.84	0.78
1:B:360:THR:OG1	1:C:64:ASP:HB3	1.84	0.78
1:B:147:ASN:HD22	3:B:2001:HEM:CBC	1.96	0.78
1:B:498:LYS:HE3	4:B:2180:HOH:O	1.84	0.78
1:B:294:ASN:HA	1:C:46:ARG:HH12	1.47	0.78
1:B:62:HIS:HE1	1:D:368:ASN:HD21	1.32	0.77
1:A:151:ILE:HG13	1:A:194:GLN:HG2	1.67	0.77
1:D:94:SER:HB2	1:D:221:LEU:HB3	1.67	0.77
1:A:186:SER:HB2	1:A:476:LYS:HG2	1.67	0.76
1:C:209:ARG:O	1:C:239:GLN:HG2	1.85	0.76
1:C:251:ARG:HG3	1:C:252:LEU:N	2.00	0.76
1:D:432:ASN:OD1	4:D:3028:HOH:O	2.02	0.76
1:A:360:THR:HG23	1:D:64:ASP:CB	2.15	0.76
1:D:458:LEU:HD21	1:D:488:TYR:OH	1.86	0.76
1:D:40:SER:OG	4:D:3015:HOH:O	2.05	0.75
1:B:454:GLN:HA	1:B:457:ARG:NH1	2.02	0.75

Continued on next page...

Continued from previous page...

Atom-1	Atom-2	Interatomic distance (Å)	Clash overlap (Å)
1:B:148:ASN:HB3	1:B:211:MET:HE2	1.67	0.75
1:B:208:HIS:O	1:B:211:MET:HG2	1.86	0.75
1:A:460:GLU:HG3	1:A:495:LEU:HD21	1.69	0.75
1:C:217:HIS:CE1	1:C:349:MET:HB3	2.21	0.75
1:C:432:ASN:HD22	1:C:433:SER:N	1.84	0.75
1:B:19:ALA:CA	1:B:20:ALA:CB	2.47	0.74
1:C:18:ARG:NH1	1:C:23:PRO:HA	2.01	0.74
1:C:209:ARG:O	1:C:239:GLN:CG	2.35	0.74
1:C:421:ARG:HA	4:C:2112:HOH:O	1.87	0.74
1:D:22:LYS:HE3	1:D:22:LYS:HA	1.70	0.74
1:C:94:SER:HB2	1:C:221:LEU:HD22	1.70	0.74
1:C:402:ASN:H	1:C:402:ASN:ND2	1.82	0.73
1:B:229:VAL:HG23	1:B:284:THR:HA	1.70	0.73
1:C:9:ASP:OD1	1:C:12:LYS:HD3	1.87	0.73
1:D:43:VAL:CG1	1:D:48:PRO:HD2	2.19	0.73
1:B:71:ARG:HG2	3:B:2001:HEM:O1A	1.89	0.72
1:D:439:VAL:HG23	1:D:440:THR:N	2.04	0.72
1:C:152:PHE:O	1:C:299:THR:HG22	1.90	0.72
1:C:298:LEU:HD22	1:C:349:MET:HG2	1.70	0.72
1:B:6:PRO:HG2	1:B:266:ASN:OD1	1.90	0.72
1:D:376:CYS:SG	4:D:3175:HOH:O	2.47	0.72
1:D:170:ASN:ND2	1:D:172:GLN:H	1.87	0.72
1:C:71:ARG:HD2	1:C:111:ARG:NH2	2.05	0.72
1:B:294:ASN:HA	1:C:46:ARG:NH1	2.05	0.72
1:A:146:GLY:HA2	3:A:2000:HEM:HBC1	1.72	0.71
1:B:406:ASN:ND2	1:B:410:ALA:HB3	2.04	0.71
1:B:367:PRO:HG3	1:D:65:ARG:HD3	1.72	0.71
1:A:451:ASN:H	1:A:454:GLN:HE21	1.35	0.71
1:C:216:SER:HB2	3:C:2002:HEM:CBC	2.20	0.71
1:B:4:ARG:HD2	1:B:8:SER:CB	2.19	0.71
1:A:460:GLU:HA	1:A:495:LEU:HD21	1.72	0.71
1:C:151:ILE:HG13	1:C:194:GLN:HG2	1.72	0.71
1:B:248:ASP:O	1:B:252:LEU:HD13	1.90	0.71
1:B:139:ASP:O	1:D:32:ASN:HA	1.91	0.70
1:A:93:TYR:CE1	1:A:282:VAL:HG11	2.27	0.70
1:A:413:HIS:CE1	4:A:2158:HOH:O	2.44	0.70
1:A:71:ARG:HG3	1:A:71:ARG:HH11	1.56	0.70
1:A:332:ALA:HB1	1:A:361:HIS:CD2	2.26	0.70
1:B:34:VAL:HG11	1:B:37:LYS:HB3	1.72	0.70
1:B:147:ASN:HD21	3:B:2001:HEM:CAC	1.95	0.70
1:B:456:LYS:O	1:B:460:GLU:HG3	1.91	0.70

Continued on next page...

Continued from previous page...

Atom-1	Atom-2	Interatomic distance (Å)	Clash overlap (Å)
1:C:481:PHE:O	1:C:484:VAL:HB	1.92	0.70
1:A:422:THR:HG22	1:A:423:HIS:N	2.06	0.70
1:C:280:ILE:HG23	1:C:312:VAL:HG21	1.73	0.70
1:C:92:ARG:HD3	1:C:92:ARG:H	1.57	0.70
1:C:162:SER:HB3	1:D:404:TYR:H	1.57	0.69
1:A:485:HIS:CD2	1:A:487:GLU:HB3	2.26	0.69
1:A:18:ARG:NH2	1:A:21:GLN:HE21	1.90	0.69
1:C:479:LYS:CE	4:C:2192:HOH:O	2.40	0.69
1:A:329:GLU:HA	1:A:329:GLU:OE1	1.92	0.69
1:C:410:ALA:HB1	1:C:411:PRO:HD2	1.74	0.69
1:D:193:HIS:HA	1:D:442:VAL:HG22	1.73	0.69
1:C:485:HIS:CE1	1:C:487:GLU:H	2.10	0.69
1:A:487:GLU:O	1:A:491:ARG:HG3	1.93	0.69
1:C:304:HIS:HB3	4:C:2101:HOH:O	1.92	0.69
1:B:456:LYS:HB2	1:B:491:ARG:NH2	2.07	0.69
1:D:78:ALA:HB2	1:D:261:LEU:HG	1.73	0.69
1:A:18:ARG:HG2	1:A:18:ARG:HH11	1.58	0.69
1:A:421:ARG:HG3	1:B:429:GLN:HG2	1.75	0.69
1:D:280:ILE:HD11	1:D:310:ILE:HB	1.75	0.68
1:A:460:GLU:HA	1:A:495:LEU:CD2	2.24	0.68
1:A:429:GLN:NE2	1:B:421:ARG:HD2	2.09	0.68
1:B:323:ASN:HD21	1:D:396:ASN:HD22	1.40	0.68
1:D:112:PHE:HA	1:D:130:GLY:O	1.92	0.68
1:D:138:GLU:HA	1:D:379:ARG:O	1.93	0.68
1:C:193:HIS:HA	1:C:442:VAL:HG22	1.76	0.68
1:D:18:ARG:O	1:D:19:ALA:HB3	1.92	0.68
1:C:179:ASP:O	1:C:183:ASP:HB2	1.94	0.68
1:A:360:THR:HG22	1:D:64:ASP:O	1.93	0.68
1:D:499:TYR:C	1:D:501:GLU:H	1.95	0.68
1:D:72:VAL:HG12	4:D:3056:HOH:O	1.93	0.67
1:C:298:LEU:CD2	1:C:349:MET:HG2	2.24	0.67
1:C:112:PHE:HA	1:C:130:GLY:O	1.93	0.67
1:C:237:THR:HA	1:C:276:TRP:CD1	2.29	0.67
1:A:193:HIS:HA	1:A:442:VAL:HG22	1.76	0.67
1:B:385:TYR:CE2	1:B:404:TYR:HB2	2.30	0.67
1:D:155:ARG:NH2	1:D:438:ASN:OD1	2.27	0.67
1:A:421:ARG:NH2	1:B:430:ARG:H	1.92	0.67
1:B:268:ILE:HB	1:B:320:ASN:ND2	2.10	0.67
1:C:142:TRP:HB2	1:C:339:PRO:CD	2.25	0.67
1:B:358:PRO:O	1:B:362:ARG:HG3	1.93	0.67
1:B:301:VAL:HG22	1:B:441:GLN:OE1	1.95	0.67

Continued on next page...

Continued from previous page...

Atom-1	Atom-2	Interatomic distance (Å)	Clash overlap (Å)
1:D:101:HIS:HE1	4:D:3076:HOH:O	1.78	0.67
1:B:43:VAL:O	1:B:47:GLY:HA3	1.94	0.67
1:C:451:ASN:H	1:C:454:GLN:HE21	1.42	0.67
1:D:43:VAL:HG13	1:D:48:PRO:HD2	1.77	0.67
1:B:432:ASN:HA	1:C:39:ASN:OD1	1.94	0.67
1:A:90:ILE:HD13	1:A:312:VAL:HG22	1.76	0.67
1:D:90:ILE:HD13	1:D:312:VAL:HG13	1.77	0.66
1:B:419:GLU:CD	1:B:419:GLU:H	1.99	0.66
1:A:353:ARG:HG2	3:A:2000:HEM:C2B	2.30	0.66
1:D:232:LYS:O	1:D:280:ILE:HA	1.95	0.66
1:B:323:ASN:ND2	1:D:396:ASN:HB3	2.10	0.66
1:C:358:PRO:O	1:C:362:ARG:HG3	1.95	0.66
1:B:202:ARG:NH1	4:B:2050:HOH:O	2.28	0.66
1:B:19:ALA:HB3	1:B:21:GLN:HE21	1.61	0.66
1:D:415:PRO:HB3	4:D:3177:HOH:O	1.95	0.66
1:D:95:LYS:HG2	1:D:222:VAL:O	1.96	0.66
1:D:170:ASN:HD22	1:D:173:THR:H	1.44	0.65
1:C:110:VAL:HG21	1:C:317:LEU:HD21	1.77	0.65
1:C:169:ARG:HH11	1:C:169:ARG:HG2	1.61	0.65
1:C:310:ILE:HD12	1:C:310:ILE:N	2.11	0.65
1:C:50:LEU:HD22	1:D:48:PRO:HB2	1.78	0.65
1:B:216:SER:OG	3:B:2001:HEM:HBC1	1.96	0.65
1:B:268:ILE:HB	1:B:320:ASN:HD21	1.61	0.65
1:A:155:ARG:NH1	1:A:436:ASP:HB2	2.12	0.65
1:C:126:ARG:HD2	1:C:198:LEU:O	1.96	0.65
1:B:125:VAL:HG22	1:B:126:ARG:N	2.11	0.65
1:A:414:GLN:O	1:C:35:GLY:HA2	1.97	0.65
1:B:323:ASN:HD21	1:D:396:ASN:ND2	1.94	0.65
1:A:172:GLN:NE2	1:D:322:VAL:HA	2.12	0.65
1:D:286:SER:O	1:D:289:GLU:HB3	1.96	0.64
1:C:355:PHE:O	1:C:358:PRO:HD2	1.96	0.64
1:D:439:VAL:HG23	1:D:440:THR:H	1.62	0.64
1:A:74:HIS:HA	1:A:114:THR:O	1.97	0.64
1:C:154:ILE:HD12	1:C:159:LEU:HB2	1.79	0.64
1:B:37:LYS:O	1:B:37:LYS:HG3	1.96	0.64
1:D:115:VAL:HB	1:D:127:ASP:OD2	1.98	0.64
1:A:430:ARG:NH1	1:D:53:ASP:OD2	2.24	0.64
1:A:160:PHE:CE2	1:A:164:ILE:HG13	2.32	0.64
1:C:479:LYS:HE2	4:C:2192:HOH:O	1.98	0.64
1:A:67:ARG:HH21	1:D:168:LYS:HE3	1.61	0.64
1:B:382:VAL:O	1:B:382:VAL:HG13	1.98	0.64

Continued on next page...

Continued from previous page...

Atom-1	Atom-2	Interatomic distance (Å)	Clash overlap (Å)
1:B:19:ALA:CA	1:B:20:ALA:HB2	2.26	0.64
1:A:193:HIS:CA	1:A:442:VAL:HG22	2.28	0.64
1:A:30:GLY:O	1:C:377:PRO:HB3	1.98	0.64
1:A:357:TYR:OH	3:A:2000:HEM:NB	2.30	0.63
1:C:14:TRP:O	1:C:18:ARG:HB2	1.99	0.63
1:B:422:THR:HG22	1:B:423:HIS:N	2.13	0.63
1:A:148:ASN:C	1:A:148:ASN:HD22	2.01	0.63
1:B:5:ASP:HB2	1:B:6:PRO:HD2	1.80	0.63
1:B:485:HIS:HD2	1:B:486:PRO:HD2	1.63	0.63
1:B:41:LEU:HD11	1:C:428:VAL:HG12	1.81	0.63
1:A:422:THR:HG22	1:A:423:HIS:H	1.62	0.63
1:B:412:GLU:OE2	1:D:23:PRO:HG2	1.99	0.63
1:B:498:LYS:HD3	1:B:499:TYR:N	2.13	0.63
1:A:71:ARG:HD2	1:A:111:ARG:NH2	2.12	0.63
1:B:454:GLN:HA	1:B:457:ARG:HH12	1.63	0.63
1:C:105:ARG:HG2	1:C:105:ARG:HH11	1.63	0.63
1:B:9:ASP:CB	4:B:2057:HOH:O	2.47	0.63
1:A:187:LEU:HD23	1:A:476:LYS:HE2	1.80	0.63
1:A:451:ASN:H	1:A:454:GLN:NE2	1.97	0.63
1:D:413:HIS:CD2	1:D:415:PRO:HD3	2.33	0.63
1:B:252:LEU:N	1:B:252:LEU:HD12	2.12	0.62
1:A:429:GLN:HE22	1:B:421:ARG:HD2	1.63	0.62
1:C:4:ARG:HD2	1:C:4:ARG:H	1.64	0.62
1:A:154:ILE:HG13	1:A:349:MET:HE2	1.80	0.62
1:A:364:ARG:NE	3:A:2000:HEM:O1A	2.31	0.62
1:A:43:VAL:HG13	1:A:48:PRO:HD2	1.81	0.62
1:D:6:PRO:HD2	1:D:266:ASN:OD1	1.98	0.62
1:C:492:ILE:HG22	1:C:496:LEU:CD2	2.28	0.62
1:B:266:ASN:O	1:B:267:ALA:C	2.38	0.62
1:D:285:PHE:HD1	1:D:285:PHE:H	1.47	0.62
1:D:160:PHE:HB3	1:D:161:PRO:HD3	1.81	0.62
1:D:436:ASP:O	1:D:437:ASP:HB3	2.00	0.62
1:D:102:ILE:CD1	1:D:102:ILE:H	2.03	0.62
1:B:221:LEU:O	1:B:228:ALA:HA	1.99	0.62
1:B:26:LEU:HD21	1:B:37:LYS:CD	2.29	0.62
1:B:64:ASP:HB3	1:C:360:THR:HB	1.82	0.61
1:A:332:ALA:N	1:A:375:ASN:OD1	2.32	0.61
1:B:479:LYS:HE2	1:B:483:ASP:OD2	2.00	0.61
1:B:447:LEU:HD22	1:B:485:HIS:ND1	2.15	0.61
1:B:95:LYS:HB3	1:B:224:ALA:N	2.15	0.61
1:C:223:ASN:ND2	1:C:227:GLU:HB2	2.14	0.61

Continued on next page...

Continued from previous page...

Atom-1	Atom-2	Interatomic distance (Å)	Clash overlap (Å)
1:A:442:VAL:HG12	1:A:484:VAL:HG11	1.82	0.61
1:C:414:GLN:HE22	1:C:417:ALA:N	1.99	0.61
1:C:304:HIS:CD2	1:C:309:LEU:HD13	2.36	0.61
1:D:232:LYS:HB2	1:D:281:GLN:HB2	1.82	0.61
1:C:72:VAL:CG1	1:C:73:VAL:HG22	2.30	0.61
1:C:450:LEU:HG	1:C:454:GLN:HB3	1.83	0.61
1:C:456:LYS:O	1:C:460:GLU:HG3	2.01	0.60
1:C:497:ASP:HA	1:C:500:ASN:HD22	1.66	0.60
1:C:470:GLN:NE2	1:C:472:PHE:HE2	2.00	0.60
1:C:414:GLN:NE2	1:C:417:ALA:H	1.99	0.60
1:B:310:ILE:HD12	1:B:310:ILE:N	2.16	0.60
1:B:90:ILE:O	1:B:93:TYR:HB2	2.00	0.60
1:A:421:ARG:CG	1:B:429:GLN:HG2	2.30	0.60
1:C:169:ARG:HG2	1:C:174:HIS:O	2.00	0.60
1:A:46:ARG:NH1	1:D:295:PRO:HD3	2.16	0.60
1:C:499:TYR:O	1:C:501:GLU:HB3	2.01	0.60
1:D:327:GLU:O	1:D:374:VAL:HG21	2.02	0.60
1:C:499:TYR:C	1:C:501:GLU:H	2.03	0.60
1:A:177:ASP:OD1	1:A:179:ASP:HB2	2.02	0.60
1:C:165:HIS:HB3	1:D:402:ASN:ND2	2.16	0.60
1:A:229:VAL:HG12	1:A:230:TYR:N	2.16	0.60
1:C:300:LYS:HA	1:C:441:GLN:OE1	2.02	0.60
1:C:466:LEU:HD12	1:C:466:LEU:O	2.02	0.60
1:D:347:ASP:HB3	1:D:350:LEU:HB3	1.83	0.60
1:B:401:PRO:HB2	1:B:410:ALA:HB2	1.83	0.60
1:A:360:THR:HG23	1:D:64:ASP:CA	2.32	0.60
1:A:23:PRO:HB2	1:C:412:GLU:HG3	1.84	0.60
1:B:168:LYS:O	4:B:2073:HOH:O	2.16	0.60
1:B:19:ALA:HB1	1:B:20:ALA:HB3	0.61	0.59
1:D:74:HIS:O	1:D:111:ARG:NH2	2.34	0.59
1:B:455:ARG:HG3	1:B:455:ARG:HH11	1.68	0.59
1:B:404:TYR:OH	1:B:413:HIS:HD2	1.85	0.59
1:C:277:THR:OG1	1:C:314:LYS:HE2	2.03	0.59
1:C:177:ASP:HB3	1:C:180:MET:HG3	1.84	0.59
1:C:485:HIS:CE1	1:C:487:GLU:HB3	2.38	0.59
1:D:498:LYS:O	1:D:501:GLU:N	2.34	0.59
1:C:213:GLY:HA3	1:C:235:TYR:CD2	2.38	0.59
1:B:32:ASN:HA	1:D:139:ASP:O	2.02	0.59
1:D:187:LEU:O	1:D:188:ARG:HD2	2.02	0.59
1:B:95:LYS:HD3	1:B:224:ALA:HA	1.84	0.59
1:C:139:ASP:HB3	1:C:340:PRO:HD2	1.84	0.59

Continued on next page...

Continued from previous page...

Atom-1	Atom-2	Interatomic distance (Å)	Clash overlap (Å)
1:C:472:PHE:C	1:C:472:PHE:CD1	2.76	0.59
1:B:65:ARG:HD3	1:D:367:PRO:HB3	1.85	0.59
1:B:235:TYR:CD1	1:B:235:TYR:N	2.71	0.59
3:B:2001:HEM:CMC	3:B:2001:HEM:HBC2	2.32	0.59
1:A:301:VAL:O	1:A:303:PRO:HD3	2.02	0.59
1:B:138:GLU:HA	1:B:379:ARG:O	2.03	0.59
1:D:294:ASN:HB3	1:D:297:ASP:HB2	1.85	0.58
1:A:364:ARG:NH1	1:A:365:LEU:HD21	2.17	0.58
1:C:97:LYS:CD	1:C:138:GLU:HB2	2.30	0.58
1:C:488:TYR:O	1:C:492:ILE:HG12	2.03	0.58
1:A:51:VAL:HG12	1:B:51:VAL:HA	1.84	0.58
1:B:294:ASN:ND2	1:C:46:ARG:HD2	2.19	0.58
1:C:252:LEU:HA	1:C:255:GLU:HB2	1.85	0.58
1:B:91:THR:C	1:B:93:TYR:H	2.07	0.58
1:A:237:THR:HA	1:A:276:TRP:CD1	2.38	0.58
1:C:470:GLN:NE2	1:C:472:PHE:CE2	2.71	0.58
1:B:223:ASN:ND2	1:B:227:GLU:HB2	2.16	0.58
1:C:235:TYR:HA	1:C:277:THR:O	2.04	0.58
1:B:444:THR:O	1:B:448:LYS:HB3	2.04	0.58
1:A:149:THR:HG21	1:A:194:GLN:OE1	2.03	0.58
1:B:239:GLN:HE22	1:B:275:SER:H	1.51	0.58
1:B:101:HIS:O	1:B:104:LYS:HB2	2.03	0.58
1:A:360:THR:CG2	1:D:64:ASP:O	2.51	0.58
1:A:148:ASN:C	1:A:148:ASN:ND2	2.57	0.58
1:A:187:LEU:O	1:A:189:PRO:HD3	2.03	0.58
1:B:164:ILE:O	1:B:168:LYS:HG3	2.04	0.58
1:B:446:TYR:HA	1:B:450:LEU:HD12	1.86	0.58
1:B:90:ILE:HD13	1:B:312:VAL:HB	1.84	0.58
1:B:250:ALA:O	1:B:253:ALA:HB3	2.04	0.58
1:C:193:HIS:CA	1:C:442:VAL:HG22	2.34	0.58
1:A:331:LEU:HD13	1:A:374:VAL:CG2	2.33	0.58
1:B:50:LEU:N	1:B:50:LEU:HD22	2.18	0.58
1:D:310:ILE:HD12	1:D:310:ILE:N	2.19	0.58
1:A:331:LEU:HD13	1:A:374:VAL:HG22	1.85	0.58
1:D:212:ASP:OD1	1:D:236:LYS:HA	2.04	0.57
1:B:134:LYS:HB2	1:B:333:PHE:CE1	2.39	0.57
1:C:209:ARG:O	1:C:239:GLN:HG3	2.04	0.57
4:A:2154:HOH:O	1:C:326:ALA:HB1	2.03	0.57
1:A:145:VAL:O	3:A:2000:HEM:HBC1	2.03	0.57
1:C:46:ARG:HH11	1:C:46:ARG:CG	2.18	0.57
1:C:169:ARG:HD3	1:C:174:HIS:CE1	2.39	0.57

Continued on next page...

Continued from previous page...

Atom-1	Atom-2	Interatomic distance (Å)	Clash overlap (Å)
1:D:116:ALA:O	1:D:168:LYS:NZ	2.31	0.57
1:B:428:VAL:O	1:B:428:VAL:HG23	2.04	0.57
1:A:421:ARG:CZ	1:B:430:ARG:H	2.18	0.57
1:C:262:ARG:HG3	1:C:266:ASN:ND2	2.20	0.57
1:C:261:LEU:HD23	4:C:2021:HOH:O	1.88	0.57
1:A:300:LYS:HA	1:A:441:GLN:OE1	2.05	0.57
1:B:76:LYS:HE3	1:B:121:SER:O	2.03	0.57
1:A:96:ALA:HB3	1:A:99:PHE:CD2	2.40	0.57
1:B:485:HIS:CD2	1:B:486:PRO:HD2	2.39	0.57
1:C:217:HIS:CD2	1:C:350:LEU:HB2	2.40	0.57
1:C:216:SER:CB	3:C:2002:HEM:CBC	2.82	0.57
1:C:151:ILE:CG2	1:C:301:VAL:HG12	2.35	0.56
1:C:217:HIS:CG	1:C:350:LEU:HB2	2.40	0.56
1:B:368:ASN:O	1:B:371:GLN:HB2	2.04	0.56
1:C:209:ARG:HD2	1:C:274:PRO:HB3	1.85	0.56
1:D:193:HIS:CA	1:D:442:VAL:HG22	2.35	0.56
1:D:86:VAL:HG23	1:D:104:LYS:O	2.05	0.56
1:A:428:VAL:HG12	1:A:428:VAL:O	2.05	0.56
1:D:227:GLU:HB2	4:D:3088:HOH:O	2.04	0.56
1:C:423:HIS:HB2	1:D:427:ASP:OD1	2.05	0.56
1:B:388:ASP:HB2	1:D:66:GLU:HG2	1.87	0.56
1:B:192:LEU:HD21	1:B:480:ASN:HB3	1.87	0.56
1:A:485:HIS:HD2	1:A:487:GLU:HB3	1.67	0.56
1:A:108:ILE:HA	1:A:134:LYS:O	2.06	0.56
1:B:111:ARG:NH1	4:B:2004:HOH:O	2.38	0.56
1:B:9:ASP:CG	4:B:2057:HOH:O	2.42	0.56
1:C:151:ILE:HG23	1:C:301:VAL:HG12	1.87	0.56
1:A:93:TYR:HD1	1:A:229:VAL:HG21	1.70	0.56
1:C:421:ARG:HE	1:D:429:GLN:NE2	2.02	0.56
1:C:347:ASP:HB3	1:C:350:LEU:HB3	1.87	0.56
1:B:367:PRO:HG2	1:B:390:PRO:CG	2.35	0.56
1:A:82:GLY:HA3	1:A:316:VAL:O	2.06	0.56
1:C:213:GLY:HA3	1:C:235:TYR:CE2	2.41	0.56
1:C:478:VAL:HG11	1:C:493:GLN:HB2	1.86	0.56
1:D:441:GLN:HA	1:D:444:THR:CG2	2.35	0.56
1:B:452:GLU:OE2	1:B:491:ARG:NH2	2.38	0.56
1:B:265:PHE:CZ	1:C:173:THR:HG22	2.40	0.56
1:A:323:ASN:HD21	1:C:396:ASN:HD22	1.54	0.56
1:C:142:TRP:HB2	1:C:339:PRO:CG	2.36	0.56
1:C:202:ARG:HA	1:C:243:ASN:OD1	2.05	0.56
1:C:423:HIS:HA	1:D:427:ASP:HA	1.88	0.55

Continued on next page...

Continued from previous page...

Atom-1	Atom-2	Interatomic distance (Å)	Clash overlap (Å)
1:D:217:HIS:CD2	1:D:353:ARG:HH11	2.24	0.55
1:B:304:HIS:CE1	1:B:309:LEU:HD11	2.41	0.55
1:C:43:VAL:HG21	1:D:43:VAL:HG21	1.88	0.55
1:D:290:ILE:O	1:D:291:PHE:C	2.44	0.55
1:C:332:ALA:HB1	1:C:361:HIS:CE1	2.42	0.55
1:B:479:LYS:O	1:B:482:SER:HB2	2.06	0.55
1:B:358:PRO:HD3	4:B:2005:HOH:O	2.07	0.55
1:B:98:VAL:HG13	1:B:99:PHE:CD1	2.41	0.55
1:D:422:THR:HG22	1:D:423:HIS:N	2.22	0.55
1:B:234:HIS:O	1:B:278:LEU:HD12	2.06	0.55
1:C:476:LYS:HB3	1:C:476:LYS:NZ	2.21	0.55
1:A:100:GLU:HG2	1:A:100:GLU:O	2.07	0.55
1:C:142:TRP:HB2	1:C:339:PRO:HD3	1.88	0.55
1:C:438:ASN:OD1	1:C:438:ASN:N	2.40	0.55
1:A:187:LEU:C	1:A:189:PRO:HD3	2.26	0.55
1:A:13:HIS:O	1:A:17:GLN:HB2	2.07	0.55
1:A:123:ASP:OD2	4:A:2028:HOH:O	2.18	0.55
1:D:206:ASP:HB2	1:D:244:LEU:HG	1.89	0.55
1:D:280:ILE:CD1	1:D:310:ILE:HB	2.35	0.55
1:D:331:LEU:HD21	1:D:374:VAL:HG22	1.89	0.55
1:A:100:GLU:CD	1:A:104:LYS:HZ2	2.10	0.55
1:C:146:GLY:HA3	1:C:235:TYR:OH	2.07	0.54
1:D:291:PHE:HD1	1:D:293:PHE:O	1.90	0.54
1:C:462:ILE:HD13	1:C:481:PHE:CZ	2.42	0.54
1:C:235:TYR:CD1	1:C:235:TYR:N	2.75	0.54
1:B:364:ARG:NH2	1:B:365:LEU:HD21	2.21	0.54
1:B:145:VAL:HG21	1:B:335:PRO:HD3	1.90	0.54
1:A:322:VAL:HA	1:D:172:GLN:HE21	1.71	0.54
1:C:487:GLU:O	1:C:491:ARG:HB2	2.07	0.54
1:B:41:LEU:O	1:B:50:LEU:HD23	2.07	0.54
1:D:499:TYR:C	1:D:501:GLU:N	2.60	0.54
1:C:110:VAL:CG2	1:C:317:LEU:HD21	2.36	0.54
1:A:291:PHE:HD2	1:A:293:PHE:O	1.90	0.54
1:D:34:VAL:O	1:D:34:VAL:HG23	2.06	0.54
1:D:287:GLU:O	1:D:290:ILE:N	2.40	0.54
1:B:155:ARG:NH1	1:B:299:THR:OG1	2.41	0.54
1:C:432:ASN:HD21	1:C:434:ALA:H	1.54	0.54
1:B:62:HIS:CD2	1:D:386:GLN:HB3	2.43	0.54
1:C:216:SER:HB2	3:C:2002:HEM:HBC2	1.89	0.54
1:D:442:VAL:HG12	1:D:484:VAL:HG11	1.89	0.54
1:C:429:GLN:HG2	1:C:431:PHE:CZ	2.42	0.54

Continued on next page...

Continued from previous page...

Atom-1	Atom-2	Interatomic distance (Å)	Clash overlap (Å)
1:B:151:ILE:HD13	1:B:193:HIS:ND1	2.23	0.54
1:C:287:GLU:HA	1:C:290:ILE:HG12	1.89	0.54
3:B:2001:HEM:HBC2	3:B:2001:HEM:HMC2	1.90	0.54
1:D:94:SER:HB2	1:D:221:LEU:HD22	1.90	0.54
1:B:422:THR:HG22	1:B:423:HIS:H	1.71	0.54
1:D:34:VAL:CG2	1:D:34:VAL:O	2.56	0.54
1:D:437:ASP:OD2	1:D:440:THR:HB	2.08	0.54
1:D:102:ILE:N	1:D:102:ILE:HD12	2.09	0.54
1:B:155:ARG:NH2	1:B:438:ASN:OD1	2.41	0.54
1:D:170:ASN:HD22	1:D:172:GLN:H	1.56	0.54
1:A:66:GLU:HG2	1:C:387:ARG:O	2.08	0.54
1:D:309:LEU:HD12	1:D:309:LEU:N	2.23	0.54
1:C:466:LEU:HD21	1:C:477:ALA:CB	2.38	0.54
1:A:466:LEU:HD12	1:A:466:LEU:O	2.07	0.54
1:B:160:PHE:CE2	1:B:164:ILE:HG13	2.43	0.53
1:D:5:ASP:OD2	1:D:7:ALA:HB3	2.07	0.53
1:A:251:ARG:HB3	1:A:251:ARG:NH1	2.23	0.53
1:D:301:VAL:O	1:D:303:PRO:HD3	2.09	0.53
1:B:256:ASP:OD2	1:B:262:ARG:HD2	2.08	0.53
1:A:49:LEU:O	1:B:51:VAL:HG13	2.09	0.53
1:D:97:LYS:CA	1:D:100:GLU:HG3	2.37	0.53
1:B:252:LEU:CD1	1:B:252:LEU:H	2.22	0.53
1:B:43:VAL:HG22	1:B:43:VAL:O	2.08	0.53
1:D:285:PHE:N	1:D:285:PHE:CD1	2.76	0.53
1:B:189:PRO:O	1:B:192:LEU:HG	2.08	0.53
1:C:293:PHE:CD1	1:C:293:PHE:N	2.77	0.53
1:C:109:ALA:HB3	1:C:134:LYS:HB3	1.90	0.53
1:B:110:VAL:HG21	1:B:317:LEU:HD21	1.89	0.53
1:C:212:ASP:OD2	1:C:236:LYS:HA	2.09	0.53
1:C:22:LYS:HD3	1:C:23:PRO:O	2.07	0.53
1:A:71:ARG:CG	1:A:71:ARG:HH11	2.21	0.53
1:C:261:LEU:HD22	4:C:2021:HOH:O	1.92	0.53
1:B:446:TYR:CE1	1:B:455:ARG:HG2	2.44	0.53
1:B:266:ASN:O	1:B:269:ALA:N	2.41	0.53
1:A:191:SER:HB2	1:A:195:VAL:HG23	1.90	0.53
1:D:383:ALA:HB1	1:D:411:PRO:HG3	1.90	0.53
1:A:192:LEU:HD12	1:A:438:ASN:O	2.08	0.53
1:C:245:SER:HB3	1:C:248:ASP:OD1	2.09	0.53
1:C:221:LEU:O	1:C:228:ALA:HA	2.09	0.53
1:D:90:ILE:HD11	1:D:99:PHE:CG	2.44	0.53
1:B:46:ARG:HG3	1:C:294:ASN:HD21	1.73	0.53

Continued on next page...

Continued from previous page...

Atom-1	Atom-2	Interatomic distance (Å)	Clash overlap (Å)
1:A:427:ASP:OD1	1:B:423:HIS:HB2	2.09	0.53
4:A:2159:HOH:O	1:B:423:HIS:CE1	2.62	0.53
1:A:15:LYS:HD2	1:C:408:PHE:CA	2.32	0.53
1:C:154:ILE:HG13	1:C:349:MET:HE2	1.91	0.53
1:D:460:GLU:HA	1:D:495:LEU:HD13	1.91	0.53
1:B:82:GLY:HA3	1:B:316:VAL:O	2.09	0.53
1:B:345:SER:HB2	1:B:346:PRO:HD2	1.91	0.53
1:B:134:LYS:HB2	1:B:333:PHE:HE1	1.74	0.52
1:B:26:LEU:HD21	1:B:37:LYS:HG2	1.90	0.52
1:C:466:LEU:HD21	1:C:477:ALA:HB3	1.91	0.52
1:A:156:ASP:OD1	1:D:40:SER:OG	2.26	0.52
1:C:216:SER:CB	3:C:2002:HEM:HBC2	2.39	0.52
1:B:160:PHE:N	1:B:161:PRO:HD2	2.25	0.52
1:B:212:ASP:OD1	1:B:236:LYS:HA	2.09	0.52
1:C:206:ASP:HA	1:C:244:LEU:HG	1.90	0.52
1:D:18:ARG:O	1:D:19:ALA:CB	2.57	0.52
1:B:206:ASP:OD1	1:B:244:LEU:HD21	2.10	0.52
1:A:387:ARG:O	1:C:66:GLU:HG2	2.10	0.52
1:C:78:ALA:HB2	1:C:261:LEU:CD2	2.35	0.52
1:C:428:VAL:HG21	1:D:424:PHE:HD2	1.75	0.52
1:B:252:LEU:CD1	1:B:252:LEU:N	2.72	0.52
1:A:18:ARG:NH2	1:A:21:GLN:NE2	2.56	0.52
1:B:265:PHE:CE1	1:C:173:THR:HG22	2.44	0.52
1:C:108:ILE:HA	1:C:134:LYS:O	2.10	0.52
1:A:492:ILE:O	1:A:496:LEU:HB2	2.09	0.52
1:B:15:LYS:CD	1:D:408:PHE:HA	2.25	0.52
1:B:25:VAL:HG11	1:D:414:GLN:HG3	1.91	0.52
1:D:422:THR:HG22	1:D:423:HIS:H	1.74	0.52
1:C:327:GLU:HA	1:C:374:VAL:HG11	1.92	0.52
1:D:88:HIS:CD2	1:D:311:PRO:HG2	2.45	0.52
1:A:225:ASP:HB2	1:A:227:GLU:HG3	1.92	0.52
1:A:451:ASN:N	1:A:454:GLN:NE2	2.57	0.52
1:B:385:TYR:CD2	1:B:404:TYR:HB2	2.44	0.52
1:A:348:LYS:NZ	4:A:2006:HOH:O	2.35	0.52
1:D:359:ASP:HA	1:D:362:ARG:HH11	1.75	0.52
1:A:155:ARG:HD3	4:A:2014:HOH:O	2.09	0.52
1:B:73:VAL:HG22	1:B:164:ILE:HG21	1.92	0.52
1:B:236:LYS:O	1:B:276:TRP:HA	2.08	0.52
1:D:135:PHE:HB2	1:D:142:TRP:HB3	1.91	0.52
1:B:393:MET:HE2	1:D:372:ILE:HA	1.90	0.52
1:C:155:ARG:NH1	1:C:297:ASP:OD2	2.37	0.52

Continued on next page...

Continued from previous page...

Atom-1	Atom-2	Interatomic distance (Å)	Clash overlap (Å)
1:A:450:LEU:HA	1:A:454:GLN:NE2	2.24	0.52
1:A:450:LEU:HA	1:A:454:GLN:HE22	1.75	0.52
1:B:442:VAL:HG12	1:B:484:VAL:HG11	1.91	0.52
1:A:101:HIS:CE1	1:A:104:LYS:HB2	2.45	0.52
1:B:447:LEU:H	1:B:447:LEU:HD23	1.75	0.52
1:A:172:GLN:HE21	1:D:322:VAL:HA	1.73	0.52
1:A:30:GLY:O	1:C:377:PRO:CB	2.58	0.52
1:D:335:PRO:CD	1:D:357:TYR:CG	2.93	0.52
1:D:169:ARG:HD3	1:D:174:HIS:O	2.10	0.52
1:B:304:HIS:CD2	1:B:309:LEU:HD21	2.44	0.52
1:C:406:ASN:ND2	1:C:410:ALA:HB3	2.13	0.51
1:D:60:MET:HE3	1:D:60:MET:HA	1.93	0.51
1:B:65:ARG:O	1:D:389:GLY:HA2	2.10	0.51
1:A:251:ARG:O	1:A:255:GLU:HG3	2.10	0.51
1:B:231:CYS:HA	1:B:281:GLN:O	2.10	0.51
1:B:340:PRO:HG3	1:B:417:ALA:HB1	1.92	0.51
1:C:280:ILE:HG23	1:C:312:VAL:CG2	2.37	0.51
1:A:323:ASN:ND2	1:C:396:ASN:HD22	2.07	0.51
1:D:465:HIS:CD2	4:D:3080:HOH:O	2.47	0.51
1:D:414:GLN:O	1:D:417:ALA:N	2.39	0.51
1:C:479:LYS:HE3	4:C:2192:HOH:O	2.05	0.51
1:B:234:HIS:O	1:B:278:LEU:HA	2.10	0.51
1:A:334:ASP:OD1	1:A:361:HIS:CE1	2.63	0.51
1:B:25:VAL:CG1	1:D:414:GLN:HG3	2.40	0.51
1:C:280:ILE:CG2	1:C:312:VAL:HG21	2.38	0.51
1:A:283:MET:SD	1:A:288:ALA:HA	2.51	0.51
1:A:274:PRO:HD2	1:A:317:LEU:O	2.11	0.51
1:B:88:HIS:HB2	1:B:312:VAL:HA	1.91	0.51
1:D:286:SER:O	1:D:290:ILE:HG13	2.10	0.51
1:D:290:ILE:CD1	4:D:3107:HOH:O	2.30	0.51
1:D:440:THR:HG22	1:D:441:GLN:N	2.26	0.51
1:C:294:ASN:HB3	1:C:297:ASP:HB2	1.93	0.51
1:A:423:HIS:HA	1:B:427:ASP:HA	1.91	0.51
1:D:206:ASP:CB	1:D:244:LEU:HG	2.41	0.51
1:D:201:ASP:O	1:D:243:ASN:HB3	2.10	0.51
1:C:414:GLN:NE2	1:C:417:ALA:N	2.58	0.51
1:A:422:THR:CG2	1:A:423:HIS:N	2.73	0.51
1:B:125:VAL:CG2	1:B:126:ARG:N	2.73	0.51
1:B:418:LEU:HD21	1:D:36:ASP:HB3	1.93	0.51
1:C:82:GLY:HA3	1:C:316:VAL:O	2.11	0.51
1:B:74:HIS:ND1	1:B:114:THR:O	2.44	0.51

Continued on next page...

Continued from previous page...

Atom-1	Atom-2	Interatomic distance (Å)	Clash overlap (Å)
1:B:439:VAL:O	1:B:442:VAL:HB	2.11	0.51
1:D:293:PHE:HZ	1:D:440:THR:HG21	1.75	0.51
1:A:239:GLN:HE22	1:A:275:SER:H	1.59	0.51
1:B:466:LEU:HD21	1:B:474:GLN:HA	1.93	0.50
1:D:215:GLY:O	1:D:217:HIS:N	2.44	0.50
1:C:467:LYS:HD2	1:C:467:LYS:O	2.11	0.50
1:A:213:GLY:HA3	1:A:235:TYR:CE2	2.46	0.50
1:D:96:ALA:HB3	1:D:99:PHE:CD2	2.46	0.50
1:B:275:SER:HA	1:B:315:LEU:O	2.12	0.50
1:D:335:PRO:HD3	1:D:357:TYR:CG	2.46	0.50
1:C:152:PHE:HA	1:C:194:GLN:HG3	1.93	0.50
1:B:43:VAL:HG13	1:B:48:PRO:HD2	1.92	0.50
1:A:23:PRO:HB2	1:C:412:GLU:CG	2.40	0.50
1:A:453:GLU:HG2	1:A:457:ARG:HH12	1.76	0.50
1:B:447:LEU:O	1:B:448:LYS:HB2	2.11	0.50
1:A:51:VAL:HG22	1:B:49:LEU:HB3	1.93	0.50
1:D:499:TYR:O	1:D:501:GLU:N	2.45	0.50
1:B:296:PHE:CE1	1:B:346:PRO:HD2	2.47	0.50
1:A:45:PRO:HD3	1:D:431:PHE:CE2	2.47	0.50
1:B:470:GLN:NE2	1:B:472:PHE:HE1	2.10	0.50
1:D:177:ASP:O	1:D:181:VAL:HG23	2.11	0.50
1:B:367:PRO:HD2	1:B:390:PRO:HG2	1.92	0.50
1:A:422:THR:CG2	1:A:423:HIS:H	2.25	0.50
1:C:377:PRO:HG2	1:C:382:VAL:CG2	2.41	0.50
1:C:499:TYR:C	1:C:501:GLU:N	2.62	0.50
1:B:15:LYS:O	1:B:18:ARG:HB2	2.11	0.50
1:D:441:GLN:HA	1:D:444:THR:HG22	1.93	0.50
1:C:97:LYS:HD2	1:C:138:GLU:OE2	2.11	0.50
1:D:96:ALA:C	1:D:98:VAL:H	2.15	0.50
1:B:323:ASN:ND2	1:D:396:ASN:HD22	2.07	0.50
1:D:222:VAL:HG21	1:D:343:GLU:OE2	2.11	0.50
1:A:45:PRO:HD3	1:D:431:PHE:CZ	2.46	0.50
1:C:371:GLN:OE1	1:C:393:MET:N	2.43	0.50
1:C:350:LEU:O	1:C:353:ARG:N	2.45	0.50
1:B:442:VAL:HG11	1:B:484:VAL:HG21	1.93	0.50
1:A:273:TYR:CD1	1:A:318:ASN:HA	2.47	0.50
1:A:349:MET:HB3	3:A:2000:HEM:CBB	2.37	0.50
1:B:329:GLU:O	1:B:364:ARG:NH2	2.40	0.50
1:B:16:GLU:O	1:B:18:ARG:N	2.45	0.49
1:C:402:ASN:HD21	1:D:180:MET:CE	2.25	0.49
1:C:152:PHE:HB3	1:C:298:LEU:HD23	1.92	0.49

Continued on next page...

Continued from previous page...

Atom-1	Atom-2	Interatomic distance (Å)	Clash overlap (Å)
1:A:106:THR:HG21	1:A:137:THR:HG22	1.94	0.49
1:D:280:ILE:HG23	1:D:312:VAL:HG21	1.93	0.49
1:C:451:ASN:H	1:C:454:GLN:NE2	2.07	0.49
1:A:155:ARG:NH2	1:A:190:GLU:HB2	2.27	0.49
1:B:279:TYR:CD1	1:B:311:PRO:HA	2.47	0.49
1:B:445:PHE:HA	1:B:449:VAL:HG23	1.94	0.49
1:C:482:SER:OG	1:C:489:GLY:HA3	2.11	0.49
1:A:229:VAL:HG11	1:A:282:VAL:CG1	2.38	0.49
1:C:440:THR:HG22	1:C:441:GLN:N	2.27	0.49
1:D:183:ASP:O	1:D:187:LEU:HG	2.12	0.49
1:B:322:VAL:O	1:C:172:GLN:HB2	2.12	0.49
1:B:12:LYS:HD3	1:C:470:GLN:OE1	2.12	0.49
1:C:126:ARG:CD	1:C:198:LEU:O	2.60	0.49
1:B:220:LYS:HD2	1:B:228:ALA:HB1	1.93	0.49
1:B:206:ASP:OD1	1:B:244:LEU:HD11	2.12	0.49
1:B:149:THR:OG1	1:B:150:PRO:HD2	2.13	0.49
1:C:432:ASN:HD22	1:C:432:ASN:C	2.11	0.49
1:C:216:SER:HB2	3:C:2002:HEM:HBC1	1.94	0.49
1:B:26:LEU:CD2	1:B:37:LYS:HG2	2.43	0.49
1:A:65:ARG:HD3	1:C:367:PRO:HG3	1.94	0.49
1:C:70:GLU:HG2	4:C:2147:HOH:O	2.13	0.49
1:A:152:PHE:HA	1:A:194:GLN:HG3	1.94	0.49
1:D:427:ASP:CB	1:D:429:GLN:HE21	2.26	0.49
1:B:243:ASN:O	1:B:244:LEU:HD23	2.13	0.49
1:D:15:LYS:O	1:D:18:ARG:HB3	2.13	0.49
1:B:497:ASP:HA	1:B:500:ASN:HD22	1.77	0.49
1:D:463:ALA:O	1:D:467:LYS:CG	2.60	0.49
1:A:367:PRO:HG2	1:A:390:PRO:HD2	1.95	0.49
1:B:16:GLU:C	1:B:18:ARG:H	2.14	0.49
1:C:183:ASP:OD2	1:D:408:PHE:HE1	1.96	0.49
1:B:46:ARG:HD2	1:C:294:ASN:ND2	2.28	0.49
1:C:97:LYS:HD2	1:C:138:GLU:CD	2.33	0.49
1:A:148:ASN:HD22	1:A:149:THR:N	2.11	0.49
1:B:100:GLU:HB3	1:B:104:LYS:HG3	1.94	0.49
1:A:357:TYR:HB2	1:A:358:PRO:HD3	1.95	0.48
1:A:48:PRO:HB2	1:B:50:LEU:HD12	1.94	0.48
1:C:189:PRO:HB3	1:C:480:ASN:HD22	1.78	0.48
1:A:265:PHE:CE2	1:D:173:THR:HG22	2.48	0.48
1:B:395:ASP:OD2	4:B:2107:HOH:O	2.19	0.48
1:D:439:VAL:CG2	1:D:440:THR:N	2.72	0.48
1:C:410:ALA:HB1	1:C:411:PRO:CD	2.41	0.48

Continued on next page...

Continued from previous page...

Atom-1	Atom-2	Interatomic distance (Å)	Clash overlap (Å)
1:A:421:ARG:HH22	1:B:430:ARG:H	1.61	0.48
1:B:74:HIS:CE1	1:B:115:VAL:HG22	2.48	0.48
1:B:254:HIS:HB3	1:C:254:HIS:HB3	1.95	0.48
1:C:71:ARG:CD	1:C:111:ARG:NH2	2.75	0.48
1:A:18:ARG:CG	1:A:18:ARG:HH11	2.25	0.48
1:C:46:ARG:NH1	1:C:46:ARG:HG2	2.29	0.48
1:B:23:PRO:O	1:B:24:ASP:C	2.51	0.48
1:C:13:HIS:O	1:C:17:GLN:HG2	2.14	0.48
1:D:93:TYR:CE1	1:D:282:VAL:HG11	2.48	0.48
1:A:353:ARG:HG2	3:A:2000:HEM:C3B	2.48	0.48
1:A:421:ARG:NH2	1:B:430:ARG:N	2.59	0.48
1:A:190:GLU:HA	1:A:438:ASN:HB3	1.96	0.48
1:A:393:MET:HG3	1:C:393:MET:SD	2.54	0.48
1:D:436:ASP:O	1:D:437:ASP:CB	2.61	0.48
1:C:297:ASP:OD1	1:C:299:THR:N	2.46	0.48
1:A:50:LEU:HD13	1:B:50:LEU:HD13	1.95	0.48
1:D:495:LEU:O	1:D:498:LYS:HB2	2.13	0.48
1:D:256:ASP:OD2	1:D:259:TYR:HA	2.14	0.48
1:B:64:ASP:HB3	1:C:360:THR:CB	2.42	0.48
1:C:92:ARG:H	1:C:92:ARG:CD	2.25	0.48
1:B:183:ASP:O	1:B:187:LEU:HG	2.12	0.48
1:D:332:ALA:HB1	1:D:361:HIS:CE1	2.49	0.48
1:A:351:GLN:HE22	1:C:52:GLN:HE21	1.61	0.48
1:A:187:LEU:CD2	1:A:476:LYS:HE2	2.43	0.48
1:A:367:PRO:HG2	1:A:390:PRO:CG	2.43	0.48
1:B:41:LEU:HD23	1:C:430:ARG:HG3	1.95	0.48
1:D:421:ARG:HH11	1:D:421:ARG:HG2	1.78	0.48
1:D:333:PHE:N	1:D:333:PHE:CD1	2.82	0.48
3:B:2001:HEM:O2D	4:B:2183:HOH:O	2.18	0.48
1:C:453:GLU:O	1:C:456:LYS:HB3	2.14	0.48
1:A:193:HIS:HB2	4:A:2023:HOH:O	2.13	0.48
1:C:284:THR:OG1	1:C:287:GLU:HG3	2.13	0.48
1:D:235:TYR:CD1	1:D:235:TYR:N	2.81	0.47
1:A:421:ARG:HH22	1:B:430:ARG:N	2.12	0.47
1:C:123:ASP:OD2	1:C:258:ASP:HA	2.14	0.47
1:C:485:HIS:C	1:C:485:HIS:ND1	2.68	0.47
1:B:279:TYR:HA	1:B:310:ILE:O	2.14	0.47
1:B:304:HIS:NE2	1:B:309:LEU:HD21	2.29	0.47
1:D:87:THR:HA	1:D:102:ILE:HG23	1.95	0.47
1:C:12:LYS:O	1:C:16:GLU:HG3	2.14	0.47
1:D:231:CYS:HA	1:D:281:GLN:O	2.13	0.47

Continued on next page...

Continued from previous page...

Atom-1	Atom-2	Interatomic distance (Å)	Clash overlap (Å)
1:D:281:GLN:O	1:D:302:TRP:HZ3	1.97	0.47
1:B:470:GLN:NE2	1:B:472:PHE:CE1	2.82	0.47
1:D:189:PRO:C	1:D:191:SER:H	2.17	0.47
1:B:404:TYR:OH	1:B:413:HIS:CD2	2.67	0.47
1:C:105:ARG:CG	1:C:105:ARG:HH11	2.26	0.47
1:C:134:LYS:HB2	1:C:333:PHE:CE2	2.50	0.47
1:D:189:PRO:C	1:D:191:SER:N	2.67	0.47
1:A:343:GLU:HB3	1:A:344:PRO:HD2	1.95	0.47
1:A:62:HIS:HE1	1:C:387:ARG:O	1.98	0.47
1:B:142:TRP:HA	1:B:337:ASN:O	2.13	0.47
1:D:141:ASN:OD1	1:D:377:PRO:HB3	2.14	0.47
1:B:11:MET:CE	1:C:180:MET:HG2	2.44	0.47
1:B:14:TRP:CH2	1:B:18:ARG:HD2	2.49	0.47
1:A:101:HIS:NE2	4:A:2079:HOH:O	2.35	0.47
1:B:474:GLN:O	1:B:478:VAL:HG23	2.14	0.47
1:C:251:ARG:CG	1:C:252:LEU:N	2.74	0.47
1:B:156:ASP:OD1	1:C:40:SER:OG	2.25	0.47
1:D:210:HIS:CD2	1:D:242:LYS:HB2	2.50	0.47
1:A:409:SER:O	1:C:23:PRO:HB3	2.14	0.47
1:A:51:VAL:CG2	1:B:49:LEU:HB3	2.45	0.47
1:C:499:TYR:O	1:C:501:GLU:N	2.47	0.47
1:C:467:LYS:HE2	1:C:468:ASP:OD2	2.14	0.47
1:A:367:PRO:HG2	1:A:390:PRO:CD	2.45	0.47
1:A:343:GLU:HB3	1:A:344:PRO:CD	2.44	0.47
1:D:251:ARG:HG3	4:D:3021:HOH:O	2.14	0.47
1:D:70:GLU:HG2	4:D:3026:HOH:O	2.14	0.47
1:A:349:MET:HE3	3:A:2000:HEM:HBB1	1.96	0.47
1:C:139:ASP:HB3	1:C:340:PRO:CD	2.44	0.47
1:D:148:ASN:N	1:D:148:ASN:HD22	2.13	0.47
1:C:215:GLY:O	1:C:217:HIS:N	2.48	0.47
1:A:186:SER:HB2	1:A:476:LYS:CG	2.41	0.47
1:B:210:HIS:CB	1:B:242:LYS:HB3	2.45	0.47
3:B:2001:HEM:HAA1	3:B:2001:HEM:HHA	1.64	0.47
1:B:62:HIS:HD2	4:B:2182:HOH:O	1.98	0.47
1:C:485:HIS:HE1	1:C:487:GLU:HB3	1.80	0.47
1:A:142:TRP:HB2	1:A:339:PRO:HD3	1.96	0.47
1:B:18:ARG:O	1:B:19:ALA:C	2.53	0.46
1:C:432:ASN:ND2	1:C:432:ASN:C	2.69	0.46
1:C:46:ARG:NH1	1:C:46:ARG:CG	2.78	0.46
1:B:210:HIS:CE1	1:B:239:GLN:HB3	2.51	0.46
1:D:205:PRO:HA	1:D:243:ASN:HA	1.97	0.46

Continued on next page...

Continued from previous page...

Atom-1	Atom-2	Interatomic distance (Å)	Clash overlap (Å)
1:D:74:HIS:CE1	1:D:115:VAL:HG22	2.50	0.46
1:B:450:LEU:HA	1:B:454:GLN:OE1	2.15	0.46
1:C:152:PHE:O	1:C:299:THR:CG2	2.63	0.46
1:B:360:THR:OG1	1:C:64:ASP:CB	2.58	0.46
1:D:43:VAL:O	1:D:47:GLY:HA3	2.16	0.46
1:A:284:THR:OG1	1:A:287:GLU:HG3	2.15	0.46
1:A:50:LEU:C	1:A:52:GLN:N	2.69	0.46
1:D:90:ILE:HD13	1:D:312:VAL:CG1	2.44	0.46
1:A:160:PHE:CE2	1:A:164:ILE:CG1	2.98	0.46
1:C:6:PRO:HD2	1:C:266:ASN:OD1	2.15	0.46
1:A:467:LYS:HD2	1:A:499:TYR:CD1	2.50	0.46
1:B:182:TRP:NE1	1:B:465:HIS:ND1	2.52	0.46
1:B:20:ALA:C	1:B:21:GLN:HG3	2.33	0.46
1:C:453:GLU:CD	1:C:456:LYS:HD3	2.36	0.46
1:B:294:ASN:HB3	1:B:297:ASP:HB2	1.97	0.46
1:C:451:ASN:O	1:C:455:ARG:HB2	2.15	0.46
1:A:65:ARG:NH1	1:C:362:ARG:HD2	2.31	0.46
1:A:160:PHE:CZ	1:A:164:ILE:HD11	2.51	0.46
1:D:347:ASP:O	1:D:351:GLN:HG2	2.15	0.46
1:B:66:GLU:HB3	1:D:388:ASP:HB2	1.96	0.46
3:B:2001:HEM:CBD	3:B:2001:HEM:HMD2	2.45	0.46
1:A:73:VAL:O	1:A:74:HIS:HB2	2.15	0.46
1:B:26:LEU:HD12	1:D:384:ASN:HA	1.98	0.46
1:B:99:PHE:O	1:B:100:GLU:C	2.54	0.46
1:C:206:ASP:OD2	1:C:242:LYS:HE3	2.15	0.46
1:D:334:ASP:OD1	1:D:361:HIS:ND1	2.48	0.46
1:B:393:MET:HE1	1:D:372:ILE:HA	1.88	0.46
1:D:385:TYR:HB3	1:D:402:ASN:O	2.15	0.46
1:B:472:PHE:CZ	1:B:473:ILE:HG13	2.51	0.46
1:A:6:PRO:O	4:A:2055:HOH:O	2.20	0.46
1:B:291:PHE:CD1	1:B:292:PRO:HD2	2.50	0.46
1:C:381:ARG:HG2	1:C:381:ARG:NH1	2.29	0.46
1:C:4:ARG:HD3	1:C:8:SER:HB2	1.97	0.46
1:A:393:MET:SD	1:C:393:MET:HG3	2.56	0.46
1:D:219:PHE:O	1:D:230:TYR:HA	2.15	0.46
1:C:69:PRO:O	1:C:364:ARG:HG3	2.16	0.46
1:C:177:ASP:CB	1:C:180:MET:HG3	2.45	0.46
1:D:223:ASN:HD21	1:D:227:GLU:CB	2.03	0.46
1:C:74:HIS:O	1:C:111:ARG:NH2	2.46	0.46
1:D:148:ASN:H	1:D:148:ASN:HD22	1.62	0.46
1:D:493:GLN:HA	1:D:496:LEU:HD12	1.97	0.46

Continued on next page...

Continued from previous page...

Atom-1	Atom-2	Interatomic distance (Å)	Clash overlap (Å)
1:B:382:VAL:O	1:B:382:VAL:CG1	2.63	0.46
1:B:273:TYR:HA	1:B:274:PRO:HD3	1.78	0.46
1:B:74:HIS:O	1:B:111:ARG:NH2	2.49	0.46
1:A:83:TYR:CD1	1:A:105:ARG:HD2	2.51	0.46
1:B:485:HIS:O	1:B:488:TYR:HB3	2.15	0.45
1:D:217:HIS:ND1	1:D:298:LEU:HD13	2.31	0.45
1:C:287:GLU:C	1:C:289:GLU:N	2.69	0.45
1:A:76:LYS:NZ	1:A:121:SER:O	2.49	0.45
1:D:127:ASP:O	1:D:129:ARG:NH1	2.49	0.45
1:D:60:MET:CE	1:D:60:MET:HA	2.46	0.45
1:B:476:LYS:O	1:B:479:LYS:HB3	2.17	0.45
1:B:478:VAL:O	1:B:479:LYS:C	2.54	0.45
1:C:474:GLN:NE2	1:C:496:LEU:HD12	2.30	0.45
1:D:182:TRP:CD2	1:D:466:LEU:HD13	2.51	0.45
1:A:17:GLN:HG3	4:A:2067:HOH:O	2.16	0.45
1:C:212:ASP:OD2	1:C:236:LYS:HD3	2.17	0.45
1:D:372:ILE:HB	1:D:375:ASN:HD22	1.81	0.45
1:A:279:TYR:HB2	1:A:309:LEU:HD12	1.98	0.45
1:D:74:HIS:HA	1:D:114:THR:O	2.16	0.45
1:B:443:ARG:HG3	1:B:447:LEU:HD21	1.99	0.45
1:B:205:PRO:HG3	1:B:211:MET:HE1	1.97	0.45
1:C:190:GLU:CA	1:C:438:ASN:HD22	2.30	0.45
1:B:223:ASN:OD1	1:B:225:ASP:HB3	2.16	0.45
1:B:205:PRO:HG3	1:B:211:MET:CE	2.47	0.45
1:A:460:GLU:HG3	1:A:495:LEU:CD2	2.44	0.45
1:B:26:LEU:HD21	1:B:37:LYS:CG	2.46	0.45
1:D:90:ILE:HD11	1:D:99:PHE:CD2	2.52	0.45
1:A:467:LYS:HD2	1:A:499:TYR:CG	2.52	0.45
1:C:463:ALA:O	1:C:467:LYS:HB3	2.16	0.45
1:B:180:MET:HG3	1:C:11:MET:CE	2.46	0.45
1:A:112:PHE:CG	1:A:208:HIS:HB3	2.51	0.45
1:A:131:PHE:N	1:A:146:GLY:O	2.38	0.45
1:A:71:ARG:CG	1:A:71:ARG:NH1	2.77	0.45
1:B:450:LEU:HD22	1:B:454:GLN:HG3	1.99	0.45
1:C:149:THR:HG21	1:C:194:GLN:OE1	2.16	0.45
1:C:154:ILE:CG1	1:C:349:MET:HE2	2.47	0.45
1:C:239:GLN:NE2	1:C:275:SER:O	2.45	0.45
1:D:192:LEU:HD13	1:D:484:VAL:HG23	1.99	0.45
1:C:4:ARG:H	1:C:4:ARG:CD	2.28	0.45
1:B:110:VAL:CG2	1:B:317:LEU:HD21	2.47	0.45
1:B:63:PHE:O	1:B:66:GLU:HG3	2.16	0.45

Continued on next page...

Continued from previous page...

Atom-1	Atom-2	Interatomic distance (Å)	Clash overlap (Å)
1:A:85:GLU:OE1	1:A:105:ARG:NH1	2.50	0.45
1:D:209:ARG:HG2	1:D:274:PRO:HB3	1.98	0.45
1:C:485:HIS:HA	1:C:486:PRO:HD2	1.69	0.45
1:D:90:ILE:HG21	1:D:312:VAL:HG13	1.98	0.45
1:D:18:ARG:HH11	1:D:18:ARG:HG2	1.81	0.45
1:B:24:ASP:O	1:D:411:PRO:HA	2.15	0.45
1:B:497:ASP:HA	1:B:500:ASN:HB2	1.98	0.45
1:A:84:PHE:O	1:A:105:ARG:HA	2.16	0.45
1:C:219:PHE:O	1:C:230:TYR:HA	2.16	0.45
1:D:276:TRP:CZ3	1:D:317:LEU:HD12	2.51	0.45
1:A:37:LYS:HE3	1:C:404:TYR:CD2	2.51	0.45
1:D:284:THR:OG1	1:D:287:GLU:HG3	2.17	0.45
1:A:74:HIS:O	1:A:111:ARG:NH2	2.50	0.45
1:C:73:VAL:HB	1:C:74:HIS:HD2	1.80	0.45
1:A:421:ARG:NH1	1:B:430:ARG:H	2.15	0.45
1:C:26:LEU:HD21	1:C:37:LYS:HD3	1.98	0.45
1:A:132:ALA:HB1	1:A:333:PHE:CD2	2.52	0.45
1:B:62:HIS:CE1	1:D:368:ASN:HD21	2.23	0.45
1:C:450:LEU:HA	1:C:454:GLN:HE21	1.82	0.45
1:C:451:ASN:OD1	1:C:451:ASN:C	2.55	0.45
1:C:169:ARG:HG2	1:C:169:ARG:NH1	2.31	0.45
1:D:331:LEU:HG	1:D:374:VAL:HG21	1.99	0.45
1:D:189:PRO:O	1:D:191:SER:N	2.50	0.45
1:B:343:GLU:HB3	1:B:344:PRO:HD2	1.97	0.45
1:B:467:LYS:CG	1:B:468:ASP:N	2.80	0.45
1:A:54:VAL:HG22	1:A:54:VAL:H	1.63	0.45
1:B:353:ARG:HG2	3:B:2001:HEM:C3B	2.52	0.44
1:A:74:HIS:CB	3:A:2000:HEM:HAD1	2.47	0.44
1:C:214:TYR:C	1:C:216:SER:N	2.70	0.44
1:D:69:PRO:O	1:D:364:ARG:HG3	2.17	0.44
1:A:349:MET:CB	3:A:2000:HEM:HBB1	2.40	0.44
1:B:393:MET:HE3	1:D:372:ILE:HA	1.89	0.44
1:C:155:ARG:HD3	1:C:297:ASP:OD2	2.17	0.44
1:C:97:LYS:O	1:C:100:GLU:HB2	2.17	0.44
1:B:277:THR:OG1	1:B:314:LYS:NZ	2.48	0.44
1:A:43:VAL:HG13	1:A:43:VAL:O	2.18	0.44
1:A:43:VAL:O	1:A:43:VAL:HG22	2.17	0.44
1:A:456:LYS:O	1:A:460:GLU:HB2	2.18	0.44
1:D:43:VAL:HG13	1:D:43:VAL:O	2.18	0.44
1:C:214:TYR:C	1:C:216:SER:H	2.19	0.44
1:C:84:PHE:O	1:C:105:ARG:HA	2.17	0.44

Continued on next page...

Continued from previous page...

Atom-1	Atom-2	Interatomic distance (Å)	Clash overlap (Å)
1:C:283:MET:HB3	1:C:302:TRP:CH2	2.53	0.44
1:D:414:GLN:HB3	1:D:417:ALA:HB3	2.00	0.44
1:C:192:LEU:HD13	1:C:484:VAL:CG2	2.47	0.44
1:B:235:TYR:N	1:B:235:TYR:HD1	2.14	0.44
1:D:206:ASP:HA	1:D:244:LEU:HG	1.99	0.44
1:B:345:SER:C	1:B:347:ASP:H	2.20	0.44
1:A:209:ARG:HD3	1:A:274:PRO:HG3	2.00	0.44
1:A:98:VAL:HB	1:A:137:THR:HG21	1.99	0.44
1:C:210:HIS:O	1:C:241:ILE:HA	2.18	0.44
1:D:150:PRO:HB3	1:D:214:TYR:CD2	2.53	0.44
1:B:16:GLU:C	1:B:18:ARG:N	2.71	0.44
1:B:147:ASN:CG	3:B:2001:HEM:HAC	2.33	0.44
1:A:332:ALA:HB1	1:A:361:HIS:NE2	2.32	0.44
1:A:284:THR:HG23	1:A:287:GLU:OE1	2.17	0.44
1:B:367:PRO:CG	1:D:65:ARG:HD3	2.46	0.44
1:B:427:ASP:OD1	1:B:427:ASP:N	2.48	0.44
1:A:67:ARG:NH2	1:D:168:LYS:HE3	2.30	0.44
1:B:481:PHE:HD1	1:B:488:TYR:CE2	2.36	0.44
1:D:343:GLU:HB3	1:D:344:PRO:HD2	2.00	0.44
1:A:238:ASP:OD2	1:A:314:LYS:NZ	2.51	0.44
1:A:234:HIS:O	1:A:278:LEU:HD12	2.18	0.44
3:B:2001:HEM:CBD	3:B:2001:HEM:CMD	2.95	0.44
1:D:439:VAL:CG2	1:D:440:THR:H	2.27	0.44
1:B:223:ASN:C	1:B:225:ASP:H	2.21	0.44
1:C:280:ILE:O	1:C:280:ILE:HG13	2.16	0.44
1:D:280:ILE:HG23	1:D:312:VAL:CG2	2.48	0.44
1:D:345:SER:C	1:D:347:ASP:H	2.21	0.44
1:B:334:ASP:O	1:B:337:ASN:HB2	2.18	0.44
1:A:74:HIS:CE1	1:A:115:VAL:HG22	2.53	0.44
1:B:148:ASN:CB	1:B:211:MET:HE2	2.43	0.44
1:A:429:GLN:O	1:A:431:PHE:CD2	2.71	0.44
1:A:463:ALA:O	1:A:467:LYS:HB3	2.18	0.44
1:C:34:VAL:HG21	1:C:37:LYS:HB2	1.99	0.44
1:C:41:LEU:HB3	1:C:53:ASP:HB2	1.99	0.44
1:C:171:PRO:HG2	4:D:3020:HOH:O	2.17	0.44
1:B:120:GLY:HA3	1:C:121:SER:N	2.32	0.44
1:A:353:ARG:NH2	1:A:357:TYR:OH	2.43	0.43
1:D:427:ASP:HB3	1:D:429:GLN:HE21	1.83	0.43
1:C:5:ASP:HB2	1:C:6:PRO:HD2	1.99	0.43
1:C:279:TYR:CD1	1:C:311:PRO:HA	2.53	0.43
1:D:20:ALA:O	1:D:21:GLN:C	2.56	0.43

Continued on next page...

Continued from previous page...

Atom-1	Atom-2	Interatomic distance (Å)	Clash overlap (Å)
1:A:111:ARG:HD2	1:A:328:VAL:HG12	2.00	0.43
1:B:229:VAL:HG21	1:B:282:VAL:CG1	2.48	0.43
1:D:367:PRO:HG2	1:D:390:PRO:HG2	1.99	0.43
1:C:89:ASP:OD1	1:C:89:ASP:C	2.57	0.43
1:D:397:GLN:HE21	1:D:397:GLN:HB2	1.56	0.43
1:C:183:ASP:O	1:C:187:LEU:HG	2.17	0.43
1:B:4:ARG:NH2	1:C:470:GLN:HG3	2.33	0.43
1:C:217:HIS:CE1	1:C:350:LEU:N	2.87	0.43
1:B:91:THR:C	1:B:93:TYR:N	2.72	0.43
1:B:432:ASN:O	4:B:2163:HOH:O	2.21	0.43
1:D:160:PHE:CG	3:D:2003:HEM:HAB	2.53	0.43
1:D:298:LEU:HD22	1:D:349:MET:CB	2.49	0.43
1:C:476:LYS:HZ2	1:C:476:LYS:HB3	1.83	0.43
1:A:13:HIS:HA	1:A:16:GLU:HB2	2.01	0.43
1:D:209:ARG:O	1:D:239:GLN:HB2	2.18	0.43
1:D:271:GLY:HA2	1:D:273:TYR:CE1	2.53	0.43
1:A:160:PHE:O	1:A:164:ILE:HG12	2.18	0.43
1:B:100:GLU:HB3	1:B:101:HIS:H	1.55	0.43
1:C:427:ASP:OD2	1:D:421:ARG:HD2	2.19	0.43
1:B:467:LYS:HG3	1:B:468:ASP:N	2.33	0.43
1:A:139:ASP:O	1:C:32:ASN:HA	2.18	0.43
1:A:147:ASN:ND2	3:A:2000:HEM:C3C	2.86	0.43
1:D:60:MET:O	1:D:64:ASP:OD1	2.35	0.43
1:A:129:ARG:HG3	1:A:205:PRO:HG3	1.99	0.43
1:C:139:ASP:CB	1:C:340:PRO:HD2	2.49	0.43
1:A:235:TYR:CD1	1:A:235:TYR:N	2.86	0.43
1:B:472:PHE:CE2	1:B:473:ILE:HG13	2.54	0.43
1:D:464:GLY:O	1:D:467:LYS:HE3	2.18	0.43
1:C:457:ARG:O	1:C:458:LEU:C	2.57	0.43
1:D:371:GLN:OE1	1:D:393:MET:N	2.49	0.43
1:D:73:VAL:O	1:D:74:HIS:HB2	2.18	0.43
1:D:60:MET:HE1	1:D:63:PHE:CD2	2.53	0.43
1:B:211:MET:HE3	1:B:211:MET:HB2	1.78	0.43
1:C:304:HIS:HA	1:C:307:TYR:O	2.18	0.43
1:D:96:ALA:C	1:D:98:VAL:N	2.72	0.43
1:B:100:GLU:CB	1:B:104:LYS:HG3	2.49	0.43
1:A:110:VAL:CG2	1:A:317:LEU:HD21	2.48	0.43
1:B:469:ALA:HB1	1:B:473:ILE:HG21	2.01	0.43
1:D:441:GLN:O	1:D:444:THR:HG23	2.19	0.43
1:C:347:ASP:O	1:C:351:GLN:HG2	2.18	0.43
1:B:90:ILE:O	1:B:93:TYR:N	2.51	0.43

Continued on next page...

Continued from previous page...

Atom-1	Atom-2	Interatomic distance (Å)	Clash overlap (Å)
1:B:487:GLU:O	1:B:491:ARG:HB2	2.19	0.43
1:A:62:HIS:O	1:A:63:PHE:C	2.57	0.43
1:A:395:ASP:OD1	1:C:327:GLU:OE2	2.36	0.43
1:B:78:ALA:HB2	1:B:261:LEU:HG	2.01	0.43
1:B:11:MET:HB3	1:D:408:PHE:CD2	2.54	0.43
1:A:421:ARG:CZ	1:B:429:GLN:HB3	2.48	0.43
1:A:23:PRO:CB	1:C:412:GLU:CG	2.96	0.43
1:D:252:LEU:HD22	1:D:259:TYR:CD1	2.53	0.43
1:D:387:ARG:HH11	1:D:387:ARG:HG2	1.82	0.43
1:C:145:VAL:CG1	1:C:353:ARG:HH22	2.32	0.43
1:B:62:HIS:HE1	1:D:368:ASN:ND2	2.08	0.43
1:C:84:PHE:HA	1:C:314:LYS:O	2.19	0.43
1:A:46:ARG:HH12	1:D:295:PRO:HD3	1.83	0.43
1:B:387:ARG:O	1:D:66:GLU:HG3	2.19	0.43
1:A:496:LEU:O	1:A:499:TYR:N	2.51	0.43
1:A:452:GLU:N	1:A:455:ARG:NH1	2.67	0.43
1:D:209:ARG:NH2	1:D:263:ASP:OD1	2.35	0.43
1:A:500:ASN:O	1:A:501:GLU:C	2.57	0.43
1:D:206:ASP:CA	1:D:244:LEU:HG	2.49	0.42
1:A:273:TYR:HA	1:A:274:PRO:HD3	1.87	0.42
1:B:163:PHE:HB2	1:B:184:PHE:CE2	2.54	0.42
1:A:391:MET:HB3	1:A:391:MET:HE3	1.94	0.42
1:A:353:ARG:HH21	1:A:357:TYR:HH	1.66	0.42
1:C:18:ARG:O	1:C:18:ARG:HD3	2.19	0.42
1:A:427:ASP:OD2	1:B:421:ARG:NH2	2.52	0.42
1:C:85:GLU:CD	1:C:105:ARG:HH12	2.22	0.42
1:C:98:VAL:HG13	1:C:99:PHE:CD1	2.54	0.42
1:B:145:VAL:CG1	1:B:353:ARG:NH2	2.82	0.42
1:C:252:LEU:O	1:C:256:ASP:N	2.43	0.42
1:D:96:ALA:O	1:D:98:VAL:N	2.53	0.42
1:D:212:ASP:OD2	1:D:241:ILE:HD11	2.19	0.42
1:B:445:PHE:HA	1:B:449:VAL:CG2	2.49	0.42
1:A:39:ASN:HA	1:D:156:ASP:OD2	2.19	0.42
1:B:98:VAL:HG13	1:B:99:PHE:CE1	2.54	0.42
4:B:2002:HOH:O	1:D:395:ASP:HB2	2.19	0.42
1:B:129:ARG:HG2	1:B:211:MET:HE1	2.02	0.42
1:D:368:ASN:HA	1:D:368:ASN:HD22	1.63	0.42
1:D:500:ASN:O	1:D:501:GLU:C	2.57	0.42
1:B:414:GLN:HA	1:B:415:PRO:HD2	1.92	0.42
1:A:169:ARG:HD2	1:A:174:HIS:CE1	2.54	0.42
1:B:434:ALA:C	1:B:435:ASN:HD22	2.23	0.42

Continued on next page...

Continued from previous page...

Atom-1	Atom-2	Interatomic distance (Å)	Clash overlap (Å)
1:C:83:TYR:CD1	1:C:83:TYR:C	2.93	0.42
1:B:232:LYS:HD3	1:B:302:TRP:CD2	2.54	0.42
1:A:71:ARG:HH12	1:A:329:GLU:CD	2.22	0.42
1:C:414:GLN:NE2	1:C:416:SER:HB3	2.35	0.42
1:A:218:THR:HG23	1:A:302:TRP:CZ2	2.54	0.42
1:B:396:ASN:HB2	1:D:326:ALA:HB2	2.00	0.42
1:A:99:PHE:O	1:A:101:HIS:N	2.52	0.42
1:C:217:HIS:HD1	1:C:298:LEU:HD13	1.84	0.42
1:A:160:PHE:CD2	1:A:160:PHE:C	2.93	0.42
1:C:290:ILE:CD1	4:C:2164:HOH:O	2.67	0.42
1:C:291:PHE:HD2	1:C:293:PHE:O	2.03	0.42
1:B:418:LEU:HD21	1:D:36:ASP:CB	2.49	0.42
1:D:239:GLN:OE1	1:D:239:GLN:N	2.52	0.42
1:B:177:ASP:HA	1:B:178:PRO:HD2	1.92	0.42
1:C:444:THR:O	1:C:444:THR:HG22	2.20	0.42
1:B:129:ARG:CZ	1:B:205:PRO:HD2	2.49	0.42
1:D:285:PHE:N	1:D:285:PHE:HD1	2.12	0.42
1:B:428:VAL:O	1:B:428:VAL:CG2	2.67	0.42
1:C:403:TYR:O	1:C:406:ASN:HB3	2.19	0.42
1:B:485:HIS:O	1:B:488:TYR:CB	2.68	0.42
1:C:237:THR:OG1	1:C:239:GLN:HG2	2.20	0.42
1:C:169:ARG:CG	1:C:169:ARG:HH11	2.30	0.42
1:B:261:LEU:HD12	1:B:261:LEU:N	2.35	0.42
1:C:25:VAL:HG23	4:C:2049:HOH:O	2.20	0.42
1:C:81:PHE:CD1	1:C:81:PHE:N	2.88	0.42
1:C:10:GLN:CD	1:C:10:GLN:C	2.78	0.42
1:D:293:PHE:CD1	1:D:300:LYS:HE2	2.55	0.42
1:B:451:ASN:H	1:B:454:GLN:HG2	1.85	0.42
1:D:192:LEU:HD13	1:D:484:VAL:CG2	2.50	0.42
1:B:43:VAL:CG1	1:B:48:PRO:HD2	2.50	0.42
1:A:191:SER:O	1:A:192:LEU:C	2.59	0.42
1:C:126:ARG:HE	1:C:203:GLY:HA3	1.84	0.42
1:C:182:TRP:CG	1:C:466:LEU:HD13	2.54	0.42
1:A:351:GLN:HE22	1:C:52:GLN:NE2	2.18	0.42
1:D:388:ASP:N	1:D:388:ASP:OD1	2.51	0.42
1:C:49:LEU:HD23	1:D:51:VAL:HG11	2.02	0.42
1:B:331:LEU:HD21	1:B:374:VAL:HG11	2.02	0.42
1:C:179:ASP:OD1	1:C:473:ILE:HD12	2.19	0.41
1:C:71:ARG:HG3	1:C:71:ARG:HH11	1.85	0.41
1:C:459:CYS:HA	1:C:492:ILE:CD1	2.50	0.41
1:D:229:VAL:HA	1:D:285:PHE:HE1	1.84	0.41

Continued on next page...

Continued from previous page...

Atom-1	Atom-2	Interatomic distance (Å)	Clash overlap (Å)
1:B:95:LYS:HG2	1:B:222:VAL:O	2.20	0.41
1:B:325:PHE:CE2	1:D:388:ASP:HA	2.55	0.41
1:B:291:PHE:HD2	1:B:293:PHE:O	2.03	0.41
1:A:85:GLU:OE1	1:A:105:ARG:HD3	2.20	0.41
1:C:129:ARG:HB2	1:C:148:ASN:CG	2.40	0.41
1:D:487:GLU:O	1:D:491:ARG:HB2	2.20	0.41
1:A:4:ARG:HD3	1:A:8:SER:HB2	2.02	0.41
1:B:112:PHE:CD1	1:B:208:HIS:HB3	2.55	0.41
1:D:221:LEU:HA	1:D:341:GLY:O	2.19	0.41
1:A:183:ASP:O	1:A:187:LEU:HG	2.19	0.41
1:B:5:ASP:OD2	1:B:7:ALA:HB3	2.20	0.41
1:B:149:THR:HB	1:B:197:PHE:CE2	2.55	0.41
1:A:344:PRO:HB3	1:A:350:LEU:HD21	2.00	0.41
1:A:320:ASN:HD22	1:A:320:ASN:HA	1.62	0.41
1:B:493:GLN:O	1:B:496:LEU:HB2	2.20	0.41
1:D:479:LYS:HZ1	1:D:483:ASP:CG	2.23	0.41
1:A:67:ARG:O	1:D:363:HIS:HE1	2.02	0.41
1:B:110:VAL:HG12	1:B:111:ARG:N	2.35	0.41
1:D:421:ARG:NH1	1:D:421:ARG:HG2	2.36	0.41
1:C:184:PHE:O	1:C:188:ARG:HB2	2.21	0.41
1:D:451:ASN:OD1	1:D:451:ASN:C	2.58	0.41
1:C:199:PHE:CE2	1:C:462:ILE:HA	2.56	0.41
1:D:254:HIS:CE1	1:D:255:GLU:HG3	2.55	0.41
1:C:87:THR:C	1:C:88:HIS:ND1	2.74	0.41
1:A:385:TYR:CD1	1:A:385:TYR:N	2.87	0.41
1:B:145:VAL:CG1	1:B:353:ARG:HH22	2.33	0.41
1:C:43:VAL:CG1	1:C:48:PRO:HD2	2.51	0.41
1:B:37:LYS:O	1:B:37:LYS:CG	2.66	0.41
1:D:279:TYR:HA	1:D:310:ILE:O	2.19	0.41
1:A:173:THR:O	1:A:174:HIS:HB3	2.20	0.41
1:A:169:ARG:CD	1:A:174:HIS:CE1	3.03	0.41
1:A:220:LYS:HD2	1:A:420:HIS:HD2	1.84	0.41
1:A:357:TYR:O	1:A:361:HIS:ND1	2.54	0.41
1:C:74:HIS:CE1	1:C:115:VAL:HG22	2.55	0.41
3:B:2001:HEM:HBD2	3:B:2001:HEM:HMD2	2.02	0.41
1:B:279:TYR:O	1:B:280:ILE:CG2	2.69	0.41
1:C:89:ASP:OD1	1:C:91:THR:HB	2.20	0.41
1:C:129:ARG:HG2	1:C:211:MET:SD	2.61	0.41
1:B:403:TYR:CD1	1:B:403:TYR:N	2.89	0.41
3:A:2000:HEM:HBA1	3:A:2000:HEM:HHA	2.01	0.41
1:A:334:ASP:OD1	1:A:361:HIS:ND1	2.53	0.41

Continued on next page...

Continued from previous page...

Atom-1	Atom-2	Interatomic distance (Å)	Clash overlap (Å)
1:A:129:ARG:HB2	1:A:148:ASN:HB3	2.03	0.41
1:D:18:ARG:CG	1:D:18:ARG:HH11	2.34	0.41
1:D:139:ASP:HB3	1:D:339:PRO:HB3	2.02	0.41
1:A:492:ILE:O	1:A:496:LEU:N	2.54	0.41
1:D:335:PRO:HD2	1:D:357:TYR:HB2	2.03	0.41
1:C:368:ASN:O	1:C:371:GLN:HB2	2.21	0.41
1:D:283:MET:HG3	1:D:307:TYR:CE1	2.55	0.41
1:D:319:ARG:NH2	4:D:3023:HOH:O	2.49	0.41
1:C:177:ASP:CG	1:C:180:MET:HG3	2.41	0.41
1:B:446:TYR:HB3	1:B:447:LEU:HD23	2.02	0.41
1:A:94:SER:CB	1:A:221:LEU:HD22	2.40	0.41
1:B:438:ASN:ND2	4:B:2048:HOH:O	2.53	0.41
1:C:414:GLN:HA	1:C:415:PRO:HD2	1.83	0.41
1:A:151:ILE:HD12	1:A:193:HIS:CG	2.56	0.41
1:C:239:GLN:H	1:C:239:GLN:CD	2.23	0.41
1:A:39:ASN:CG	1:D:432:ASN:HA	2.41	0.41
1:B:93:TYR:CE1	1:B:282:VAL:HG11	2.55	0.41
1:C:16:GLU:O	1:C:19:ALA:HB3	2.20	0.41
1:B:252:LEU:O	1:B:253:ALA:C	2.59	0.41
1:A:170:ASN:OD1	1:A:172:GLN:N	2.38	0.41
1:D:188:ARG:HB3	1:D:190:GLU:OE1	2.21	0.41
1:A:452:GLU:O	1:A:453:GLU:C	2.58	0.41
1:B:106:THR:HG21	1:B:137:THR:HG22	2.03	0.41
1:A:364:ARG:CZ	1:A:365:LEU:HD21	2.50	0.41
1:C:428:VAL:HG21	1:D:424:PHE:CD2	2.55	0.41
1:C:160:PHE:CD1	3:C:2002:HEM:HAB	2.56	0.41
1:D:188:ARG:HB3	1:D:190:GLU:CD	2.41	0.41
1:A:284:THR:H	1:A:284:THR:HG23	1.61	0.41
1:A:469:ALA:O	1:A:470:GLN:C	2.59	0.41
1:B:145:VAL:HG22	1:B:333:PHE:HB3	2.03	0.40
1:C:223:ASN:OD1	1:C:225:ASP:N	2.50	0.40
1:D:501:GLU:OE1	1:D:501:GLU:C	2.58	0.40
1:D:251:ARG:HA	1:D:254:HIS:NE2	2.36	0.40
1:A:410:ALA:HB1	1:A:411:PRO:HD2	2.02	0.40
1:B:15:LYS:HD2	1:D:408:PHE:CA	2.27	0.40
3:A:2000:HEM:HMD2	4:A:2005:HOH:O	2.21	0.40
1:B:223:ASN:C	1:B:225:ASP:N	2.73	0.40
1:D:221:LEU:O	1:D:228:ALA:HA	2.22	0.40
1:C:43:VAL:HG13	1:C:48:PRO:HD2	2.03	0.40
1:A:18:ARG:CG	1:A:18:ARG:NH1	2.83	0.40
1:C:439:VAL:O	1:C:440:THR:C	2.58	0.40

Continued on next page...

Continued from previous page...

Atom-1	Atom-2	Interatomic distance (Å)	Clash overlap (Å)
1:D:189:PRO:HD2	4:D:3167:HOH:O	2.21	0.40
1:D:182:TRP:NE1	1:D:465:HIS:ND1	2.52	0.40
1:C:251:ARG:C	1:C:253:ALA:N	2.72	0.40
1:B:37:LYS:HE2	1:B:37:LYS:HB2	1.94	0.40
1:C:105:ARG:NH1	1:C:105:ARG:CG	2.83	0.40
1:D:34:VAL:HG21	1:D:37:LYS:HB2	2.03	0.40
1:B:30:GLY:O	1:D:377:PRO:HG3	2.21	0.40
1:D:338:MET:HE2	1:D:342:ILE:HG22	2.02	0.40
1:B:153:PHE:N	1:B:153:PHE:CD1	2.90	0.40
1:C:217:HIS:ND1	1:C:298:LEU:HD13	2.37	0.40
1:B:25:VAL:O	1:B:27:THR:HG23	2.21	0.40
1:D:413:HIS:O	1:D:414:GLN:HG2	2.21	0.40
1:D:357:TYR:N	1:D:357:TYR:CD1	2.89	0.40
1:B:463:ALA:O	1:B:467:LYS:HB3	2.21	0.40
1:B:163:PHE:HD1	1:B:184:PHE:CE2	2.39	0.40
1:C:444:THR:O	1:C:449:VAL:HG23	2.21	0.40
1:D:485:HIS:HA	1:D:486:PRO:HD2	1.89	0.40
1:B:86:VAL:HB	1:B:102:ILE:HA	2.02	0.40
1:D:293:PHE:CZ	1:D:440:THR:HG21	2.56	0.40
1:A:347:ASP:OD1	1:A:349:MET:HB2	2.22	0.40
1:C:22:LYS:HD3	1:C:23:PRO:N	2.37	0.40
1:A:100:GLU:O	1:A:100:GLU:CG	2.69	0.40
1:C:360:THR:HG21	3:C:2002:HEM:HBA1	2.03	0.40
1:B:27:THR:O	1:D:384:ASN:HB3	2.21	0.40
1:A:155:ARG:HH21	1:A:190:GLU:HB2	1.86	0.40
2:D:3000:AZI:N2	3:D:2003:HEM:NC	2.69	0.40
1:B:274:PRO:HD2	1:B:317:LEU:O	2.22	0.40
1:C:385:TYR:CZ	1:C:404:TYR:HB2	2.56	0.40
1:C:445:PHE:CD1	1:C:449:VAL:HB	2.57	0.40
1:B:136:TYR:CD2	1:B:378:TYR:CE1	3.09	0.40

There are no symmetry-related clashes.

5.3 Torsion angles ⓘ

5.3.1 Protein backbone ⓘ

In the following table, the Percentiles column shows the percent Ramachandran outliers of the chain as a percentile score with respect to all X-ray entries followed by that with respect to entries of similar resolution.

The Analysed column shows the number of residues for which the backbone conformation was analysed, and the total number of residues.

Mol	Chain	Analysed	Favoured	Allowed	Outliers	Percentiles	
1	A	497/506 (98%)	441 (89%)	52 (10%)	4 (1%)	24	58
1	B	497/506 (98%)	413 (83%)	72 (14%)	12 (2%)	7	25
1	C	497/506 (98%)	435 (88%)	56 (11%)	6 (1%)	16	47
1	D	497/506 (98%)	429 (86%)	54 (11%)	14 (3%)	6	21
All	All	1988/2024 (98%)	1718 (86%)	234 (12%)	36 (2%)	11	34

All (36) Ramachandran outliers are listed below:

Mol	Chain	Res	Type
1	A	100	GLU
1	B	19	ALA
1	B	20	ALA
1	B	23	PRO
1	B	100	GLU
1	B	124	THR
1	D	413	HIS
1	A	101	HIS
1	B	331	LEU
1	B	437	ASP
1	B	448	LYS
1	C	216	SER
1	C	440	THR
1	D	19	ALA
1	D	216	SER
1	D	411	PRO
1	D	440	THR
1	B	17	GLN
1	B	121	SER
1	D	12	LYS
1	D	91	THR
1	D	97	LYS
1	D	500	ASN
1	A	437	ASP
1	B	203	GLY
1	C	373	PRO
1	C	500	ASN
1	B	325	PHE
1	D	192	LEU
1	D	394	MET

Continued on next page...

Continued from previous page...

Mol	Chain	Res	Type
1	D	437	ASP
1	A	201	ASP
1	C	240	GLY
1	C	346	PRO
1	D	346	PRO
1	D	439	VAL

5.3.2 Protein sidechains ⓘ

In the following table, the Percentiles column shows the percent sidechain outliers of the chain as a percentile score with respect to all X-ray entries followed by that with respect to entries of similar resolution.

The Analysed column shows the number of residues for which the sidechain conformation was analysed, and the total number of residues.

Mol	Chain	Analysed	Rotameric	Outliers	Percentiles	
1	A	431/437 (99%)	397 (92%)	34 (8%)	15	40
1	B	431/437 (99%)	391 (91%)	40 (9%)	11	32
1	C	431/437 (99%)	391 (91%)	40 (9%)	11	32
1	D	431/437 (99%)	403 (94%)	28 (6%)	21	52
All	All	1724/1748 (99%)	1582 (92%)	142 (8%)	14	38

All (142) residues with a non-rotameric sidechain are listed below:

Mol	Chain	Res	Type
1	A	3	ASN
1	A	4	ARG
1	A	18	ARG
1	A	36	ASP
1	A	49	LEU
1	A	54	VAL
1	A	105	ARG
1	A	118	GLU
1	A	131	PHE
1	A	148	ASN
1	A	149	THR
1	A	159	LEU
1	A	194	GLN
1	A	235	TYR
1	A	239	GLN

Continued on next page...

Continued from previous page...

Mol	Chain	Res	Type
1	A	263	ASP
1	A	280	ILE
1	A	309	LEU
1	A	329	GLU
1	A	333	PHE
1	A	336	SER
1	A	360	THR
1	A	374	VAL
1	A	379	ARG
1	A	381	ARG
1	A	394	MET
1	A	402	ASN
1	A	421	ARG
1	A	435	ASN
1	A	436	ASP
1	A	438	ASN
1	A	476	LYS
1	A	483	ASP
1	A	488	TYR
1	B	4	ARG
1	B	12	LYS
1	B	18	ARG
1	B	21	GLN
1	B	37	LYS
1	B	43	VAL
1	B	49	LEU
1	B	85	GLU
1	B	92	ARG
1	B	126	ARG
1	B	131	PHE
1	B	144	LEU
1	B	149	THR
1	B	153	PHE
1	B	162	SER
1	B	179	ASP
1	B	201	ASP
1	B	202	ARG
1	B	204	ILE
1	B	220	LYS
1	B	232	LYS
1	B	235	TYR
1	B	237	THR

Continued on next page...

Continued from previous page...

Mol	Chain	Res	Type
1	B	239	GLN
1	B	272	ASN
1	B	290	ILE
1	B	309	LEU
1	B	319	ARG
1	B	330	GLN
1	B	374	VAL
1	B	393	MET
1	B	396	ASN
1	B	402	ASN
1	B	427	ASP
1	B	438	ASN
1	B	447	LEU
1	B	457	ARG
1	B	466	LEU
1	B	495	LEU
1	B	498	LYS
1	C	3	ASN
1	C	4	ARG
1	C	18	ARG
1	C	22	LYS
1	C	34	VAL
1	C	46	ARG
1	C	52	GLN
1	C	73	VAL
1	C	92	ARG
1	C	104	LYS
1	C	131	PHE
1	C	137	THR
1	C	147	ASN
1	C	149	THR
1	C	169	ARG
1	C	179	ASP
1	C	180	MET
1	C	194	GLN
1	C	201	ASP
1	C	235	TYR
1	C	239	GLN
1	C	261	LEU
1	C	293	PHE
1	C	301	VAL
1	C	304	HIS

Continued on next page...

Continued from previous page...

Mol	Chain	Res	Type
1	C	309	LEU
1	C	381	ARG
1	C	402	ASN
1	C	414	GLN
1	C	418	LEU
1	C	427	ASP
1	C	432	ASN
1	C	436	ASP
1	C	438	ASN
1	C	451	ASN
1	C	467	LYS
1	C	472	PHE
1	C	483	ASP
1	C	488	TYR
1	C	501	GLU
1	D	18	ARG
1	D	22	LYS
1	D	26	LEU
1	D	40	SER
1	D	64	ASP
1	D	131	PHE
1	D	139	ASP
1	D	147	ASN
1	D	148	ASN
1	D	193	HIS
1	D	235	TYR
1	D	239	GLN
1	D	247	GLU
1	D	261	LEU
1	D	263	ASP
1	D	280	ILE
1	D	284	THR
1	D	285	PHE
1	D	286	SER
1	D	333	PHE
1	D	388	ASP
1	D	397	GLN
1	D	413	HIS
1	D	444	THR
1	D	467	LYS
1	D	479	LYS
1	D	488	TYR

Continued on next page...

Continued from previous page...

Mol	Chain	Res	Type
1	D	501	GLU

Some sidechains can be flipped to improve hydrogen bonding and reduce clashes. All (61) such sidechains are listed below:

Mol	Chain	Res	Type
1	A	21	GLN
1	A	62	HIS
1	A	148	ASN
1	A	174	HIS
1	A	194	GLN
1	A	239	GLN
1	A	254	HIS
1	A	320	ASN
1	A	337	ASN
1	A	420	HIS
1	A	429	GLN
1	A	454	GLN
1	A	500	ASN
1	B	17	GLN
1	B	21	GLN
1	B	32	ASN
1	B	62	HIS
1	B	147	ASN
1	B	239	GLN
1	B	272	ASN
1	B	304	HIS
1	B	337	ASN
1	B	396	ASN
1	B	402	ASN
1	B	413	HIS
1	B	429	GLN
1	B	435	ASN
1	B	461	ASN
1	B	470	GLN
1	B	500	ASN
1	C	17	GLN
1	C	21	GLN
1	C	52	GLN
1	C	172	GLN
1	C	337	ASN
1	C	396	ASN
1	C	402	ASN

Continued on next page...

Continued from previous page...

Mol	Chain	Res	Type
1	C	413	HIS
1	C	414	GLN
1	C	432	ASN
1	C	435	ASN
1	C	454	GLN
1	C	461	ASN
1	C	474	GLN
1	C	480	ASN
1	C	500	ASN
1	D	21	GLN
1	D	32	ASN
1	D	52	GLN
1	D	147	ASN
1	D	148	ASN
1	D	170	ASN
1	D	210	HIS
1	D	337	ASN
1	D	363	HIS
1	D	368	ASN
1	D	396	ASN
1	D	397	GLN
1	D	413	HIS
1	D	429	GLN
1	D	480	ASN

5.3.3 RNA [i](#)

There are no RNA molecules in this entry.

5.4 Non-standard residues in protein, DNA, RNA chains [i](#)

There are no non-standard protein/DNA/RNA residues in this entry.

5.5 Carbohydrates [i](#)

There are no carbohydrates in this entry.

5.6 Ligand geometry [i](#)

5 ligands are modelled in this entry.

In the following table, the Counts columns list the number of bonds (or angles) for which Mogul statistics could be retrieved, the number of bonds (or angles) that are observed in the model and the number of bonds (or angles) that are defined in the chemical component dictionary. The Link column lists molecule types, if any, to which the group is linked. The Z score for a bond length (or angle) is the number of standard deviations the observed value is removed from the expected value. A bond length (or angle) with $|Z| > 2$ is considered an outlier worth inspection. RMSZ is the root-mean-square of all Z scores of the bond lengths (or angles).

Mol	Type	Chain	Res	Link	Bond lengths			Bond angles		
					Counts	RMSZ	# $ Z > 2$	Counts	RMSZ	# $ Z > 2$
3	HEM	A	2000	1	30,50,50	2.94	14 (46%)	24,82,82	8.10	13 (54%)
3	HEM	B	2001	1	30,50,50	3.15	13 (43%)	24,82,82	7.83	12 (50%)
3	HEM	C	2002	1	30,50,50	2.77	10 (33%)	24,82,82	5.48	9 (37%)
3	HEM	D	2003	1,2	30,50,50	2.80	13 (43%)	24,82,82	5.37	12 (50%)
2	AZI	D	3000	3	0,2,2	0.00	-	0,1,1	0.00	-

In the following table, the Chirals column lists the number of chiral outliers, the number of chiral centers analysed, the number of these observed in the model and the number defined in the chemical component dictionary. Similar counts are reported in the Torsion and Rings columns. '-' means no outliers of that kind were identified.

Mol	Type	Chain	Res	Link	Chirals	Torsions	Rings
3	HEM	A	2000	1	-	0/10/54/54	0/0/8/8
3	HEM	B	2001	1	-	0/10/54/54	0/0/8/8
3	HEM	C	2002	1	-	0/10/54/54	0/0/8/8
3	HEM	D	2003	1,2	-	0/10/54/54	0/0/8/8
2	AZI	D	3000	3	-	0/0/0/0	0/0/0/0

All (50) bond length outliers are listed below:

Mol	Chain	Res	Type	Atoms	Z	Observed(Å)	Ideal(Å)
3	A	2000	HEM	C3B-C4B	-6.80	1.45	1.51
3	C	2002	HEM	C3B-C4B	-6.78	1.45	1.51
3	C	2002	HEM	C3B-CAB	-6.72	1.38	1.51
3	B	2001	HEM	C3B-CAB	-6.71	1.38	1.51
3	D	2003	HEM	C3B-C4B	-6.69	1.45	1.51
3	D	2003	HEM	C3B-CAB	-6.66	1.38	1.51
3	A	2000	HEM	C3B-CAB	-6.61	1.38	1.51
3	B	2001	HEM	C3B-C4B	-6.57	1.46	1.51
3	A	2000	HEM	C2D-C3D	-6.21	1.35	1.54
3	B	2001	HEM	C2D-C3D	-6.18	1.36	1.54
3	D	2003	HEM	C2D-C3D	-6.15	1.36	1.54
3	C	2002	HEM	C2D-C3D	-6.14	1.36	1.54
3	D	2003	HEM	C3D-C4D	-4.52	1.45	1.51

Continued on next page...

Continued from previous page...

Mol	Chain	Res	Type	Atoms	Z	Observed(Å)	Ideal(Å)
3	B	2001	HEM	C3D-C4D	-4.46	1.45	1.51
3	C	2002	HEM	C3D-C4D	-4.44	1.45	1.51
3	A	2000	HEM	C3D-C4D	-4.31	1.46	1.51
3	A	2000	HEM	CMC-C2C	-4.02	1.43	1.53
3	B	2001	HEM	C2C-C1C	-3.73	1.45	1.52
3	A	2000	HEM	C3C-CAC	-3.46	1.44	1.51
3	D	2003	HEM	C2C-C1C	-3.30	1.46	1.52
3	C	2002	HEM	C2C-C1C	-3.29	1.46	1.52
3	A	2000	HEM	C2C-C1C	-3.28	1.46	1.52
3	C	2002	HEM	C2B-C1B	-2.09	1.45	1.51
3	B	2001	HEM	C2B-C1B	-2.09	1.45	1.51
3	D	2003	HEM	C2B-C1B	-2.07	1.45	1.51
3	A	2000	HEM	C2B-C1B	-2.06	1.45	1.51
3	D	2003	HEM	C2D-C1D	-2.01	1.45	1.51
3	D	2003	HEM	CHD-C1D	2.28	1.45	1.38
3	B	2001	HEM	CBB-CAB	2.29	1.42	1.29
3	D	2003	HEM	CBB-CAB	2.30	1.42	1.29
3	A	2000	HEM	CBB-CAB	2.32	1.42	1.29
3	C	2002	HEM	CBB-CAB	2.33	1.42	1.29
3	B	2001	HEM	FE-NC	2.39	2.05	1.95
3	A	2000	HEM	CBC-CAC	2.39	1.43	1.29
3	D	2003	HEM	CHC-C4B	2.73	1.46	1.38
3	A	2000	HEM	FE-NB	2.76	2.12	1.97
3	B	2001	HEM	C1C-NC	2.95	1.39	1.36
3	D	2003	HEM	C1C-NC	3.13	1.39	1.36
3	C	2002	HEM	C1C-NC	3.13	1.39	1.36
3	A	2000	HEM	C1C-NC	3.27	1.40	1.36
3	A	2000	HEM	CAA-C2A	3.27	1.57	1.52
3	D	2003	HEM	CBC-CAC	3.92	1.51	1.29
3	C	2002	HEM	C4C-NC	4.03	1.41	1.36
3	B	2001	HEM	CHC-C1C	4.07	1.45	1.36
3	D	2003	HEM	C4C-NC	4.13	1.41	1.36
3	A	2000	HEM	C4C-NC	4.13	1.41	1.36
3	B	2001	HEM	CBC-CAC	4.17	1.53	1.29
3	B	2001	HEM	C4C-NC	4.18	1.41	1.36
3	C	2002	HEM	CBC-CAC	4.41	1.54	1.29
3	B	2001	HEM	C4A-CHB	6.58	1.58	1.39

All (46) bond angle outliers are listed below:

Mol	Chain	Res	Type	Atoms	Z	Observed(°)	Ideal(°)
3	A	2000	HEM	CAA-C2A-C1A	-16.46	109.14	127.01

Continued on next page...

Continued from previous page...

Mol	Chain	Res	Type	Atoms	Z	Observed(°)	Ideal(°)
3	B	2001	HEM	CAA-C2A-C1A	-13.22	112.66	127.01
3	B	2001	HEM	C2C-C1C-CHC	-12.14	105.21	123.68
3	D	2003	HEM	C4B-CHC-C1C	-5.50	116.62	125.82
3	B	2001	HEM	C3C-CAC-CBC	-4.78	117.13	124.46
3	D	2003	HEM	CMC-C2C-C3C	-3.76	107.16	116.53
3	D	2003	HEM	C3B-C4B-CHC	-3.28	118.55	123.16
3	C	2002	HEM	CAA-C2A-C1A	-2.56	124.23	127.01
3	D	2003	HEM	CAA-C2A-C1A	-2.54	124.25	127.01
3	C	2002	HEM	CBA-CAA-C2A	-2.48	108.08	112.53
3	D	2003	HEM	CBA-CAA-C2A	-2.47	108.11	112.53
3	D	2003	HEM	C1D-CHD-C4C	-2.42	121.78	125.82
3	A	2000	HEM	C2D-C3D-C4D	2.10	105.06	101.50
3	C	2002	HEM	C2D-C3D-C4D	2.10	105.06	101.50
3	D	2003	HEM	C2D-C3D-C4D	2.12	105.09	101.50
3	B	2001	HEM	C2D-C3D-C4D	2.15	105.14	101.50
3	B	2001	HEM	CMC-C2C-C3C	2.46	122.66	116.53
3	A	2000	HEM	CBD-CAD-C3D	2.49	120.79	113.55
3	C	2002	HEM	CMD-C2D-C3D	2.53	125.53	114.35
3	B	2001	HEM	CMD-C2D-C3D	2.54	125.58	114.35
3	A	2000	HEM	CMD-C2D-C3D	2.54	125.60	114.35
3	B	2001	HEM	CAA-C2A-C3A	2.88	137.24	129.00
3	A	2000	HEM	CMB-C2B-C3B	3.27	124.70	116.53
3	C	2002	HEM	CMB-C2B-C3B	3.28	124.71	116.53
3	B	2001	HEM	CMB-C2B-C3B	3.28	124.71	116.53
3	D	2003	HEM	CMB-C2B-C3B	3.28	124.72	116.53
3	A	2000	HEM	CAD-C3D-C4D	3.69	125.50	112.47
3	D	2003	HEM	CAD-C3D-C4D	3.76	125.75	112.47
3	C	2002	HEM	CAD-C3D-C4D	3.79	125.84	112.47
3	B	2001	HEM	CAD-C3D-C4D	4.65	128.85	112.47
3	A	2000	HEM	CAA-C2A-C3A	5.00	143.28	129.00
3	C	2002	HEM	CAD-C3D-C2D	5.42	128.80	113.22
3	D	2003	HEM	CAD-C3D-C2D	5.45	128.89	113.22
3	A	2000	HEM	CAD-C3D-C2D	5.53	129.12	113.22
3	B	2001	HEM	CBD-CAD-C3D	5.62	129.91	113.55
3	C	2002	HEM	CMC-C2C-C3C	6.15	131.88	116.53
3	A	2000	HEM	CMC-C2C-C3C	8.43	137.57	116.53
3	A	2000	HEM	CAD-CBD-CGD	8.98	149.63	113.02
3	D	2003	HEM	CMD-C2D-C3D	9.00	154.17	114.35
3	A	2000	HEM	CAA-CBA-CGA	13.64	137.75	112.75
3	A	2000	HEM	C3C-CAC-CBC	14.06	146.02	124.46
3	B	2001	HEM	CAA-CBA-CGA	19.47	148.43	112.75
3	D	2003	HEM	C3C-CAC-CBC	21.73	157.79	124.46

Continued on next page...

Continued from previous page...

Mol	Chain	Res	Type	Atoms	Z	Observed(°)	Ideal(°)
3	C	2002	HEM	C3C-CAC-CBC	24.39	161.86	124.46
3	B	2001	HEM	CBA-CAA-C2A	25.42	158.09	112.53
3	A	2000	HEM	CBA-CAA-C2A	25.71	158.61	112.53

There are no chirality outliers.

There are no torsion outliers.

There are no ring outliers.

5 monomers are involved in 43 short contacts:

Mol	Chain	Res	Type	Clashes	Symm-Clashes
3	A	2000	HEM	16	0
3	B	2001	HEM	18	0
3	C	2002	HEM	7	0
3	D	2003	HEM	2	0
2	D	3000	AZI	1	0

5.7 Other polymers [i](#)

There are no such residues in this entry.

5.8 Polymer linkage issues [i](#)

There are no chain breaks in this entry.

6 Fit of model and data ⓘ

6.1 Protein, DNA and RNA chains ⓘ

In the following table, the column labelled ‘#RSRZ> 2’ contains the number (and percentage) of RSRZ outliers, followed by percent RSRZ outliers for the chain as percentile scores relative to all X-ray entries and entries of similar resolution. The OWAB column contains the minimum, median, 95th percentile and maximum values of the occupancy-weighted average B-factor per residue. The column labelled ‘Q< 0.9’ lists the number of (and percentage) of residues with an average occupancy less than 0.9.

Mol	Chain	Analysed	<RSRZ>	#RSRZ>2	OWAB(Å ²)	Q<0.9
1	A	499/506 (98%)	-0.28	1 (0%) 95 94	14, 43, 76, 97	0
1	B	499/506 (98%)	-0.13	6 (1%) 81 73	22, 52, 83, 100	0
1	C	499/506 (98%)	-0.16	11 (2%) 65 54	19, 48, 86, 100	1 (0%)
1	D	499/506 (98%)	-0.14	12 (2%) 62 50	20, 51, 87, 99	0
All	All	1996/2024 (98%)	-0.18	30 (1%) 76 68	14, 48, 83, 100	1 (0%)

All (30) RSRZ outliers are listed below:

Mol	Chain	Res	Type	RSRZ
1	C	420	HIS	4.9
1	D	417	ALA	3.8
1	D	416	SER	3.5
1	D	420	HIS	3.5
1	B	420	HIS	3.4
1	C	427	ASP	3.3
1	D	20	ALA	3.1
1	D	3	ASN	3.1
1	A	3	ASN	2.9
1	D	418	LEU	2.8
1	B	450	LEU	2.5
1	D	224	ALA	2.5
1	B	19	ALA	2.5
1	B	421	ARG	2.5
1	D	305	GLY	2.4
1	D	423	HIS	2.4
1	B	20	ALA	2.4
1	B	21	GLN	2.4
1	C	416	SER	2.3
1	C	450	LEU	2.3
1	C	453	GLU	2.3

Continued on next page...

Continued from previous page...

Mol	Chain	Res	Type	RSRZ
1	D	215	GLY	2.3
1	C	470	GLN	2.3
1	C	18	ARG	2.1
1	C	456	LYS	2.1
1	D	227	GLU	2.1
1	C	495	LEU	2.1
1	C	3	ASN	2.0
1	D	271	GLY	2.0
1	C	486	PRO	2.0

6.2 Non-standard residues in protein, DNA, RNA chains [i](#)

There are no non-standard protein/DNA/RNA residues in this entry.

6.3 Carbohydrates [i](#)

There are no carbohydrates in this entry.

6.4 Ligands [i](#)

In the following table, the Atoms column lists the number of modelled atoms in the group and the number defined in the chemical component dictionary. LLDF column lists the quality of electron density of the group with respect to its neighbouring residues in protein, DNA or RNA chains. The B-factors column lists the minimum, median, 95th percentile and maximum values of B factors of atoms in the group. The column labelled 'Q< 0.9' lists the number of atoms with occupancy less than 0.9.

Mol	Type	Chain	Res	Atoms	RSCC	RSR	LLDF	B-factors(Å ²)	Q<0.9
3	HEM	A	2000	43/43	0.92	0.35	4.26	36,55,79,91	0
3	HEM	B	2001	43/43	0.94	0.24	1.87	34,47,74,93	0
3	HEM	D	2003	43/43	0.96	0.29	1.79	44,60,77,81	0
3	HEM	C	2002	43/43	0.96	0.23	1.46	20,53,70,77	0
2	AZI	D	3000	3/3	0.97	0.24	1.05	58,58,67,76	0

6.5 Other polymers [i](#)

There are no such residues in this entry.