



# Full wwPDB X-ray Structure Validation Report ⓘ

Jan 31, 2016 – 10:24 PM GMT

PDB ID : 1TIM  
Title : STRUCTURE OF TRIOSE PHOSPHATE ISOMERASE FROM CHICKEN MUSCLE  
Authors : Banner, D.W.; Bloomer, A.C.; Petsko, G.A.; Phillips, D.C.; Wilson, I.A.  
Deposited on : 1976-09-01  
Resolution : 2.50 Å(reported)

This is a Full wwPDB X-ray Structure Validation Report for a publicly released PDB entry.  
We welcome your comments at [validation@mail.wwpdb.org](mailto:validation@mail.wwpdb.org)  
A user guide is available at  
<http://wwpdb.org/validation/2016/XrayValidationReportHelp>  
with specific help available everywhere you see the ⓘ symbol.

---

The following versions of software and data (see [references ⓘ](#)) were used in the production of this report:

MolProbity : 4.02b-467  
Mogul : 1.7 (RC4), CSD as536be (2015)  
Xtriage (Phenix) : **NOT EXECUTED**  
EDS : **NOT EXECUTED**  
Percentile statistics : 20151230.v01 (using entries in the PDB archive December 30th 2015)  
Ideal geometry (proteins) : Engh & Huber (2001)  
Ideal geometry (DNA, RNA) : Parkinson et al. (1996)  
Validation Pipeline (wwPDB-VP) : trunk26865

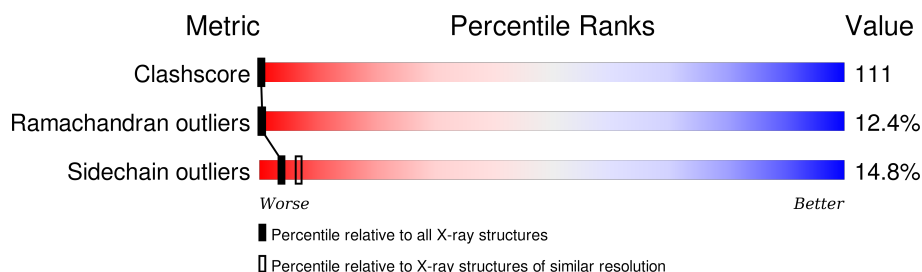
# 1 Overall quality at a glance

The following experimental techniques were used to determine the structure:

## *X-RAY DIFFRACTION*

The reported resolution of this entry is 2.50 Å.

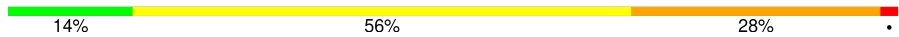
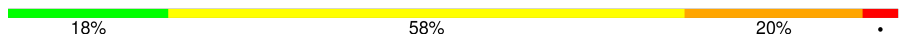
Percentile scores (ranging between 0-100) for global validation metrics of the entry are shown in the following graphic. The table shows the number of entries on which the scores are based.



Metric	Whole archive (#Entries)	Similar resolution (#Entries, resolution range(Å))
Clashscore	102246	4242 (2.50-2.50)
Ramachandran outliers	100387	4156 (2.50-2.50)
Sidechain outliers	100360	4158 (2.50-2.50)

The table below summarises the geometric issues observed across the polymeric chains and their fit to the electron density. The red, orange, yellow and green segments on the lower bar indicate the fraction of residues that contain outliers for  $\geq 3$ , 2, 1 and 0 types of geometric quality criteria. A grey segment represents the fraction of residues that are not modelled. The numeric value for each fraction is indicated below the corresponding segment, with a dot representing fractions  $\leq 5\%$ . The upper red bar (where present) indicates the fraction of residues that have poor fit to the electron density. The numeric value is given above the bar.

Note EDS was not executed.

Mol	Chain	Length	Quality of chain
1	A	247	
1	B	247	

## 2 Entry composition

There is only 1 type of molecule in this entry. The entry contains 3740 atoms, of which 0 are hydrogens and 0 are deuteriums.

In the tables below, the ZeroOcc column contains the number of atoms modelled with zero occupancy, the AltConf column contains the number of residues with at least one atom in alternate conformation and the Trace column contains the number of residues modelled with at most 2 atoms.

- Molecule 1 is a protein called TRIOSEPHOSPHATE ISOMERASE.

Mol	Chain	Residues	Atoms					ZeroOcc	AltConf	Trace
1	A	247	Total	C	N	O	S	0	0	0
			1870	1187	329	348	6			
1	B	247	Total	C	N	O	S	0	0	0
			1870	1187	329	348	6			

There are 16 discrepancies between the modelled and reference sequences:

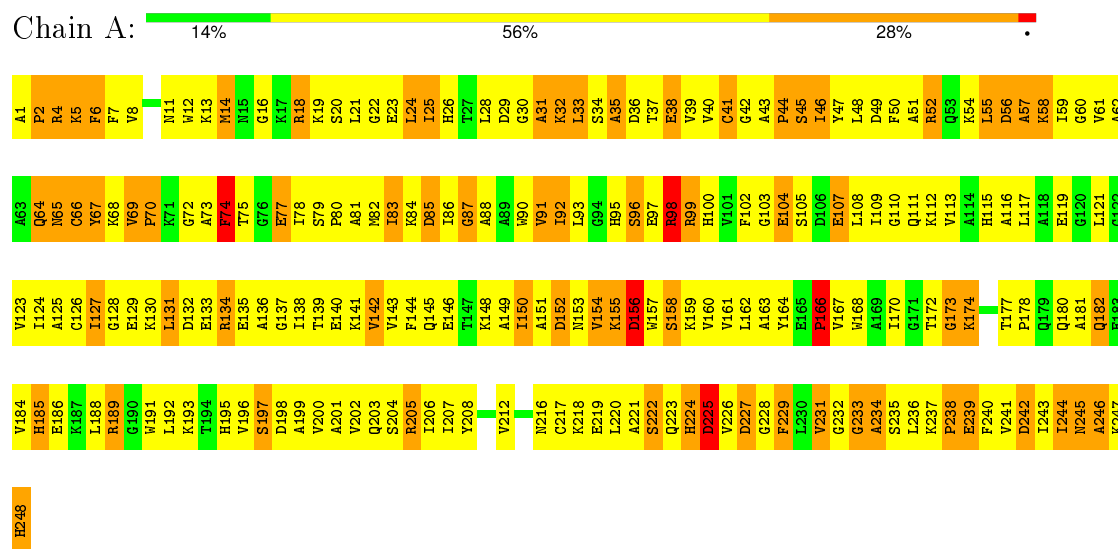
Chain	Residue	Modelled	Actual	Comment	Reference
A	17	LYS	ASP	CONFLICT	UNP P00940
A	18	ARG	LYS	CONFLICT	UNP P00940
A	29	ASP	ASN	CONFLICT	UNP P00940
A	145	GLN	GLU	CONFLICT	UNP P00940
A	146	GLU	GLN	CONFLICT	UNP P00940
A	194	THR	SER	CONFLICT	UNP P00940
A	202	VAL	-	INSERTION	UNP P00940
A	?	-	THR	DELETION	UNP P00940
B	17	LYS	ASP	CONFLICT	UNP P00940
B	18	ARG	LYS	CONFLICT	UNP P00940
B	29	ASP	ASN	CONFLICT	UNP P00940
B	145	GLN	GLU	CONFLICT	UNP P00940
B	146	GLU	GLN	CONFLICT	UNP P00940
B	194	THR	SER	CONFLICT	UNP P00940
B	202	VAL	-	INSERTION	UNP P00940
B	?	-	THR	DELETION	UNP P00940

### 3 Residue-property plots

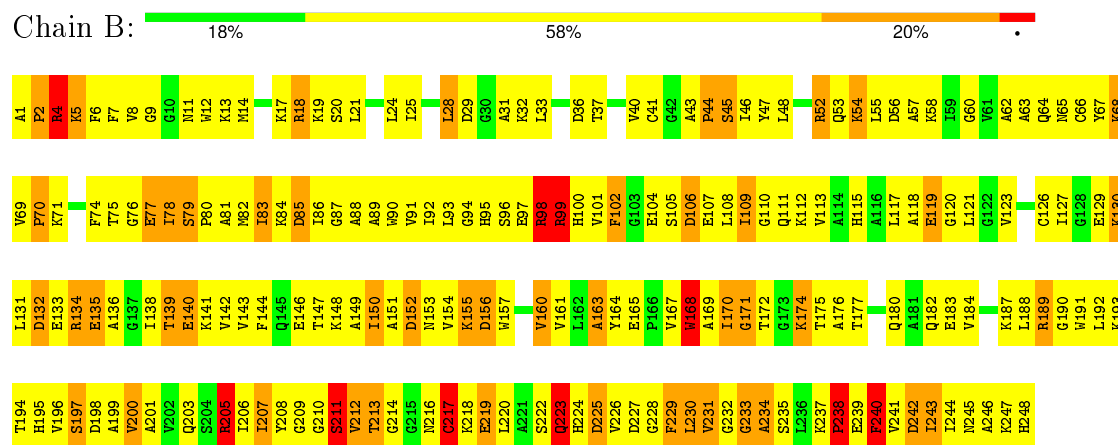
These plots are drawn for all protein, RNA and DNA chains in the entry. The first graphic for a chain summarises the proportions of errors displayed in the second graphic. The second graphic shows the sequence view annotated by issues in geometry and electron density. Residues are color-coded according to the number of geometric quality criteria for which they contain at least one outlier: green = 0, yellow = 1, orange = 2 and red = 3 or more. A red dot above a residue indicates a poor fit to the electron density ( $\text{RSRZ} > 2$ ). Stretches of 2 or more consecutive residues without any outlier are shown as a green connector. Residues present in the sample, but not in the model, are shown in grey.

Note EDS was not executed.

#### • Molecule 1: TRIOSEPHOSPHATE ISOMERASE



#### • Molecule 1: TRIOSEPHOSPHATE ISOMERASE



## 4 Data and refinement statistics

Xtriage (Phenix) and EDS were not executed - this section will therefore be incomplete.

Property	Value	Source
Space group	P 21 21 21	Depositor
Cell constants a, b, c, $\alpha$ , $\beta$ , $\gamma$	106.01Å 74.76Å 61.74Å 90.00° 90.00° 90.00°	Depositor
Resolution (Å)	(Not available) – 2.50	Depositor
% Data completeness (in resolution range)	(Not available) ((Not available)-2.50)	Depositor
$R_{merge}$	(Not available)	Depositor
$R_{sym}$	(Not available)	Depositor
Refinement program	unknown	Depositor
R, $R_{free}$	(Not available) , (Not available)	Depositor
Estimated twinning fraction	No twinning to report.	Xtriage
Total number of atoms	3740	wwPDB-VP
Average B, all atoms (Å <sup>2</sup> )	0.0	wwPDB-VP

## 5 Model quality

### 5.1 Standard geometry

The Z score for a bond length (or angle) is the number of standard deviations the observed value is removed from the expected value. A bond length (or angle) with  $|Z| > 5$  is considered an outlier worth inspection. RMSZ is the root-mean-square of all Z scores of the bond lengths (or angles).

Mol	Chain	Bond lengths		Bond angles	
		RMSZ	$\# Z  > 5$	RMSZ	$\# Z  > 5$
1	A	1.03	9/1906 (0.5%)	1.53	14/2574 (0.5%)
1	B	1.06	9/1906 (0.5%)	1.70	32/2574 (1.2%)
All	All	1.05	18/3812 (0.5%)	1.62	46/5148 (0.9%)

All (18) bond length outliers are listed below:

Mol	Chain	Res	Type	Atoms	Z	Observed(Å)	Ideal(Å)
1	B	134	ARG	NE-CZ	12.41	1.49	1.33
1	A	189	ARG	NE-CZ	11.05	1.47	1.33
1	A	52	ARG	NE-CZ	11.01	1.47	1.33
1	A	18	ARG	NE-CZ	10.99	1.47	1.33
1	B	99	ARG	NE-CZ	10.95	1.47	1.33
1	B	52	ARG	NE-CZ	10.93	1.47	1.33
1	A	4	ARG	NE-CZ	10.88	1.47	1.33
1	B	18	ARG	NE-CZ	10.82	1.47	1.33
1	A	99	ARG	NE-CZ	10.80	1.47	1.33
1	B	4	ARG	NE-CZ	10.80	1.47	1.33
1	B	98	ARG	NE-CZ	10.65	1.46	1.33
1	A	205	ARG	NE-CZ	10.60	1.46	1.33
1	B	189	ARG	NE-CZ	10.58	1.46	1.33
1	A	98	ARG	NE-CZ	10.47	1.46	1.33
1	B	205	ARG	NE-CZ	9.70	1.45	1.33
1	A	134	ARG	NE-CZ	8.91	1.44	1.33
1	A	248	HIS	C-O	7.84	1.38	1.23
1	B	98	ARG	C-N	-6.14	1.20	1.34

All (46) bond angle outliers are listed below:

Mol	Chain	Res	Type	Atoms	Z	Observed(°)	Ideal(°)
1	A	134	ARG	NE-CZ-NH1	13.62	127.11	120.30
1	B	156	ASP	CB-CG-OD2	-13.20	106.42	118.30
1	B	156	ASP	CB-CG-OD1	12.42	129.48	118.30
1	B	134	ARG	CD-NE-CZ	-10.27	109.23	123.60

*Continued on next page...*

*Continued from previous page...*

Mol	Chain	Res	Type	Atoms	Z	Observed(°)	Ideal(°)
1	B	217	CYS	N-CA-CB	-9.93	92.73	110.60
1	A	189	ARG	CD-NE-CZ	-9.48	110.33	123.60
1	A	52	ARG	CD-NE-CZ	-9.29	110.60	123.60
1	A	18	ARG	CD-NE-CZ	-9.21	110.71	123.60
1	B	99	ARG	CD-NE-CZ	-9.21	110.71	123.60
1	A	4	ARG	CD-NE-CZ	-9.03	110.96	123.60
1	B	52	ARG	CD-NE-CZ	-8.99	111.02	123.60
1	A	67	TYR	CB-CG-CD1	-8.94	115.63	121.00
1	B	223	GLN	CB-CA-C	-8.90	92.60	110.40
1	A	134	ARG	NE-CZ-NH2	-8.46	116.07	120.30
1	B	4	ARG	CD-NE-CZ	-8.40	111.85	123.60
1	B	18	ARG	CD-NE-CZ	-8.23	112.08	123.60
1	B	205	ARG	NE-CZ-NH1	7.89	124.25	120.30
1	B	98	ARG	CD-NE-CZ	-7.78	112.71	123.60
1	A	99	ARG	CD-NE-CZ	-7.75	112.74	123.60
1	A	74	PHE	CB-CG-CD1	7.60	126.12	120.80
1	B	174	LYS	N-CA-CB	-7.43	97.23	110.60
1	B	238	PRO	N-CA-CB	6.95	111.64	103.30
1	A	205	ARG	CD-NE-CZ	-6.48	114.53	123.60
1	B	152	ASP	CB-CG-OD2	6.31	123.98	118.30
1	A	98	ARG	CD-NE-CZ	-6.07	115.10	123.60
1	B	240	PHE	CB-CG-CD2	-6.05	116.56	120.80
1	B	207	ILE	CA-CB-CG2	6.00	122.89	110.90
1	B	134	ARG	NE-CZ-NH2	-5.91	117.35	120.30
1	B	235	SER	N-CA-CB	-5.79	101.81	110.50
1	A	67	TYR	CA-CB-CG	-5.74	102.50	113.40
1	B	160	VAL	C-N-CA	5.70	135.95	121.70
1	B	163	ALA	N-CA-CB	5.67	118.03	110.10
1	B	2	PRO	N-CA-C	-5.66	97.39	112.10
1	B	161	VAL	CA-CB-CG1	5.64	119.36	110.90
1	B	225	ASP	CB-CG-OD2	-5.50	113.35	118.30
1	B	208	TYR	CB-CG-CD1	-5.40	117.76	121.00
1	A	107	GLU	OE1-CD-OE2	5.39	129.77	123.30
1	B	102	PHE	N-CA-C	-5.37	96.50	111.00
1	B	240	PHE	CB-CG-CD1	5.37	124.56	120.80
1	A	166	PRO	CA-N-CD	-5.36	103.99	111.50
1	B	102	PHE	CB-CG-CD1	-5.32	117.08	120.80
1	B	54	LYS	N-CA-C	5.28	125.25	111.00
1	B	134	ARG	NE-CZ-NH1	-5.28	117.66	120.30
1	B	230	LEU	N-CA-C	-5.15	97.09	111.00
1	B	168	TRP	CH2-CZ2-CE2	5.09	122.49	117.40
1	B	134	ARG	NH1-CZ-NH2	5.08	124.99	119.40

There are no chirality outliers.

There are no planarity outliers.

## 5.2 Too-close contacts

In the following table, the Non-H and H(model) columns list the number of non-hydrogen atoms and hydrogen atoms in the chain respectively. The H(added) column lists the number of hydrogen atoms added and optimized by MolProbity. The Clashes column lists the number of clashes within the asymmetric unit, whereas Symm-Clashes lists symmetry related clashes.

Mol	Chain	Non-H	H(model)	H(added)	Clashes	Symm-Clashes
1	A	1870	0	1887	474	2
1	B	1870	0	1886	420	2
All	All	3740	0	3773	834	2

The all-atom clashscore is defined as the number of clashes found per 1000 atoms (including hydrogen atoms). The all-atom clashscore for this structure is 111.

All (834) close contacts within the same asymmetric unit are listed below, sorted by their clash magnitude.

Atom-1	Atom-2	Interatomic distance (Å)	Clash overlap (Å)
1:A:45:SER:C	1:B:46:ILE:HG22	1.44	1.38
1:A:46:ILE:CG2	1:B:45:SER:O	1.76	1.32
1:A:45:SER:O	1:A:48:LEU:HB2	1.16	1.28
1:B:129:GLU:OE1	1:B:134:ARG:HB2	1.32	1.27
1:A:189:ARG:NE	1:A:225:ASP:OD2	1.67	1.27
1:A:45:SER:O	1:B:46:ILE:HG22	1.36	1.23
1:A:45:SER:O	1:A:48:LEU:CB	1.89	1.19
1:A:231:VAL:HG12	1:A:235:SER:HB3	1.16	1.15
1:A:45:SER:HB2	1:B:45:SER:HB2	1.17	1.15
1:A:14:MET:HE1	1:B:69:VAL:HG23	1.26	1.14
1:B:67:TYR:HD2	1:B:69:VAL:HG22	0.99	1.14
1:B:237:LYS:HB3	1:B:238:PRO:HD2	1.20	1.14
1:B:164:TYR:CE1	1:B:184:VAL:HG11	1.83	1.13
1:B:67:TYR:CD2	1:B:69:VAL:HG22	1.85	1.10
1:A:154:VAL:HG12	1:A:155:LYS:N	1.66	1.10
1:A:231:VAL:CG1	1:A:235:SER:HB3	1.82	1.09
1:A:151:ALA:O	1:A:154:VAL:HB	1.49	1.08
1:B:83:ILE:HG23	1:B:88:ALA:HB3	1.31	1.08
1:B:164:TYR:CD1	1:B:184:VAL:HG11	1.87	1.08
1:B:98:ARG:NH2	1:B:102:PHE:CE2	2.20	1.08
1:B:66:CYS:SG	1:B:91:VAL:HG21	1.94	1.08

*Continued on next page...*



*Continued from previous page...*

Atom-1	Atom-2	Interatomic distance (Å)	Clash overlap (Å)
1:A:154:VAL:CG1	1:A:155:LYS:H	1.67	1.08
1:B:220:LEU:O	1:B:223:GLN:HB2	1.52	1.07
1:A:66:CYS:HB2	1:A:91:VAL:HG11	1.31	1.07
1:A:83:ILE:O	1:A:86:ILE:HG22	1.52	1.06
1:B:5:LYS:HB2	1:B:36:ASP:O	1.51	1.06
1:A:12:TRP:CE3	1:A:43:ALA:HB2	1.91	1.06
1:A:138:ILE:CG2	1:A:141:LYS:HB2	1.86	1.05
1:A:150:ILE:O	1:A:154:VAL:HG23	1.53	1.05
1:B:25:ILE:HG12	1:B:55:LEU:HD21	1.36	1.05
1:B:43:ALA:HB1	1:B:44:PRO:HD2	1.40	1.04
1:B:167:VAL:C	1:B:169:ALA:H	1.60	1.04
1:B:196:VAL:HG12	1:B:200:VAL:HG21	1.36	1.03
1:A:46:ILE:HG23	1:B:45:SER:O	0.86	1.03
1:B:164:TYR:CE1	1:B:184:VAL:CG1	2.42	1.03
1:A:77:GLU:HG2	1:B:98:ARG:NH2	1.71	1.03
1:B:113:VAL:O	1:B:117:LEU:HG	1.58	1.03
1:A:196:VAL:HG11	1:A:200:VAL:HG11	1.39	1.02
1:B:148:LYS:HA	1:B:191:TRP:HH2	1.23	1.02
1:B:222:SER:O	1:B:224:HIS:N	1.91	1.02
1:B:113:VAL:HG13	1:B:123:VAL:HG11	1.42	1.02
1:B:12:TRP:CZ2	1:B:41:CYS:HB2	1.95	1.01
1:A:92:ILE:HD12	1:A:93:LEU:N	1.74	1.01
1:B:164:TYR:CD1	1:B:184:VAL:CG1	2.44	1.01
1:A:66:CYS:CB	1:A:91:VAL:HG11	1.91	1.00
1:B:7:PHE:HD2	1:B:205:ARG:NH1	1.59	1.00
1:B:5:LYS:HD3	1:B:5:LYS:H	1.23	1.00
1:B:109:ILE:O	1:B:113:VAL:HG23	1.62	0.99
1:A:47:TYR:CE1	1:B:82:MET:HE2	1.96	0.99
1:A:77:GLU:HG2	1:B:98:ARG:HH21	1.22	0.98
1:A:129:GLU:OE1	1:A:139:THR:HG22	1.63	0.97
1:A:66:CYS:HB2	1:A:91:VAL:CG1	1.94	0.97
1:A:6:PHE:CZ	1:A:229:PHE:HE2	1.81	0.97
1:A:46:ILE:HA	1:B:46:ILE:HA	1.45	0.97
1:B:196:VAL:CG1	1:B:200:VAL:HG21	1.95	0.96
1:A:64:GLN:OE1	1:B:76:GLY:N	1.97	0.96
1:B:7:PHE:CD2	1:B:205:ARG:NH1	2.34	0.96
1:B:138:ILE:HD11	1:B:141:LYS:HD2	1.49	0.95
1:A:138:ILE:HG22	1:A:141:LYS:HB2	1.47	0.94
1:B:100:HIS:O	1:B:100:HIS:CD2	2.19	0.94
1:B:148:LYS:HA	1:B:191:TRP:CH2	2.00	0.94
1:A:33:LEU:HB3	1:A:245:ASN:HD21	1.33	0.94

*Continued on next page...*

*Continued from previous page...*

Atom-1	Atom-2	Interatomic distance (Å)	Clash overlap (Å)
1:B:167:VAL:O	1:B:169:ALA:N	2.00	0.93
1:A:164:TYR:CE1	1:A:184:VAL:HG11	2.04	0.93
1:B:193:LYS:HE3	1:B:198:ASP:OD1	1.68	0.93
1:A:62:ALA:HB2	1:A:90:TRP:HB2	1.49	0.93
1:A:4:ARG:HD2	1:A:227:ASP:OD2	1.69	0.92
1:A:115:HIS:NE2	1:A:119:GLU:OE1	2.03	0.92
1:A:33:LEU:H	1:A:33:LEU:HD22	1.32	0.92
1:A:12:TRP:HE3	1:A:43:ALA:HB2	1.33	0.92
1:A:45:SER:C	1:B:46:ILE:CG2	2.36	0.92
1:A:154:VAL:HG12	1:A:155:LYS:H	1.25	0.92
1:B:150:ILE:O	1:B:154:VAL:HG23	1.69	0.92
1:A:193:LYS:HA	1:A:201:ALA:HB2	1.51	0.91
1:A:151:ALA:HA	1:A:154:VAL:HG21	1.51	0.91
1:A:46:ILE:HG23	1:B:45:SER:C	1.90	0.91
1:A:2:PRO:O	1:A:4:ARG:HB2	1.70	0.91
1:B:33:LEU:HD22	1:B:244:ILE:HG21	1.52	0.91
1:A:79:SER:O	1:A:82:MET:HG3	1.68	0.91
1:B:240:PHE:O	1:B:244:ILE:HG12	1.69	0.91
1:A:81:ALA:O	1:A:84:LYS:HB3	1.71	0.91
1:A:91:VAL:HG21	1:A:121:LEU:HD13	1.51	0.91
1:B:237:LYS:HB3	1:B:238:PRO:CD	2.00	0.91
1:A:154:VAL:CG1	1:A:155:LYS:N	2.27	0.90
1:A:62:ALA:HB2	1:A:90:TRP:CB	2.02	0.90
1:A:49:ASP:CG	1:A:86:ILE:HD11	1.93	0.90
1:A:48:LEU:HD11	1:A:83:ILE:HG22	1.55	0.89
1:B:223:GLN:O	1:B:224:HIS:HB3	1.73	0.89
1:A:231:VAL:HG12	1:A:235:SER:CB	2.00	0.89
1:A:56:ASP:OD1	1:A:56:ASP:N	2.05	0.89
1:A:80:PRO:HB3	1:A:121:LEU:HD11	1.53	0.89
1:A:45:SER:CB	1:B:45:SER:HB2	2.03	0.89
1:B:148:LYS:HG2	1:B:149:ALA:N	1.86	0.89
1:B:5:LYS:HD3	1:B:5:LYS:N	1.85	0.88
1:B:237:LYS:CB	1:B:238:PRO:HD2	2.04	0.88
1:B:25:ILE:HG23	1:B:55:LEU:HD23	1.54	0.87
1:B:6:PHE:CE2	1:B:228:GLY:HA2	2.09	0.87
1:B:14:MET:CG	1:B:14:MET:O	2.21	0.86
1:B:216:ASN:O	1:B:219:GLU:HG2	1.75	0.86
1:A:66:CYS:H	1:A:93:LEU:CD2	1.87	0.86
1:A:151:ALA:HA	1:A:154:VAL:CG2	2.06	0.86
1:A:77:GLU:HG3	1:B:102:PHE:CZ	2.10	0.86
1:B:25:ILE:HG12	1:B:55:LEU:CD2	2.05	0.86

*Continued on next page...*

*Continued from previous page...*

Atom-1	Atom-2	Interatomic distance (Å)	Clash overlap (Å)
1:A:32:LYS:O	1:A:33:LEU:C	2.14	0.85
1:A:92:ILE:C	1:A:92:ILE:HD12	1.95	0.85
1:B:149:ALA:O	1:B:153:ASN:ND2	2.08	0.85
1:A:6:PHE:CZ	1:A:229:PHE:CE2	2.63	0.85
1:A:62:ALA:CB	1:A:90:TRP:HB2	2.05	0.85
1:A:217:CYS:SG	1:A:218:LYS:N	2.48	0.84
1:A:182:GLN:OE1	1:A:186:GLU:OE2	1.96	0.84
1:A:80:PRO:CB	1:A:121:LEU:HD11	2.06	0.84
1:A:157:TRP:HB2	1:A:203:GLN:NE2	1.92	0.84
1:A:79:SER:H	1:A:82:MET:HE3	1.43	0.84
1:B:167:VAL:C	1:B:169:ALA:N	2.26	0.83
1:A:172:THR:O	1:A:172:THR:HG22	1.78	0.83
1:A:237:LYS:C	1:A:239:GLU:H	1.78	0.83
1:A:82:MET:CE	1:B:14:MET:HB2	2.09	0.83
1:B:167:VAL:O	1:B:170:ILE:N	2.12	0.83
1:B:148:LYS:CA	1:B:191:TRP:CH2	2.62	0.83
1:A:109:ILE:O	1:A:113:VAL:HG23	1.79	0.82
1:B:1:ALA:HB1	1:B:2:PRO:CD	2.09	0.82
1:B:66:CYS:SG	1:B:91:VAL:CG2	2.66	0.82
1:A:157:TRP:C	1:A:159:LYS:H	1.83	0.82
1:B:196:VAL:O	1:B:197:SER:HB3	1.80	0.82
1:A:66:CYS:H	1:A:93:LEU:HD21	1.44	0.82
1:B:98:ARG:NH2	1:B:102:PHE:CD2	2.47	0.82
1:B:84:LYS:NZ	1:B:119:GLU:HB3	1.94	0.82
1:B:177:THR:OG1	1:B:180:GLN:OE1	1.97	0.81
1:A:164:TYR:CZ	1:A:184:VAL:HG11	2.14	0.81
1:A:66:CYS:HB3	1:A:93:LEU:HD21	1.62	0.81
1:A:157:TRP:O	1:A:159:LYS:N	2.13	0.81
1:A:69:VAL:HG13	1:A:70:PRO:HD2	1.61	0.81
1:A:83:ILE:HB	1:A:88:ALA:HB3	1.61	0.81
1:A:45:SER:HB3	1:B:46:ILE:HG23	1.62	0.81
1:B:83:ILE:HG23	1:B:88:ALA:CB	2.11	0.81
1:A:4:ARG:CD	1:A:227:ASP:OD2	2.28	0.81
1:A:45:SER:O	1:B:46:ILE:CG2	2.25	0.81
1:A:21:LEU:O	1:A:25:ILE:HG12	1.81	0.81
1:A:191:TRP:CZ3	1:A:195:HIS:HB2	2.14	0.81
1:B:138:ILE:HD11	1:B:141:LYS:CD	2.11	0.80
1:A:131:LEU:HD23	1:A:131:LEU:C	2.01	0.80
1:A:232:GLY:O	1:A:233:GLY:C	2.19	0.80
1:B:129:GLU:OE1	1:B:134:ARG:CB	2.24	0.80
1:B:217:CYS:SG	1:B:243:ILE:HG23	2.22	0.79

*Continued on next page...*

*Continued from previous page...*

Atom-1	Atom-2	Interatomic distance (Å)	Clash overlap (Å)
1:B:138:ILE:HG13	1:B:141:LYS:HD3	1.62	0.79
1:A:49:ASP:CB	1:A:86:ILE:HD11	2.13	0.79
1:A:237:LYS:O	1:A:239:GLU:N	2.16	0.79
1:B:17:LYS:HE3	1:B:19:LYS:HB2	1.64	0.79
1:A:64:GLN:HB2	1:B:75:THR:HG23	1.64	0.78
1:B:164:TYR:CZ	1:B:184:VAL:HG11	2.16	0.78
1:A:32:LYS:O	1:A:33:LEU:O	2.02	0.78
1:A:48:LEU:HD11	1:A:83:ILE:CG2	2.13	0.78
1:A:131:LEU:HD23	1:A:132:ASP:N	1.99	0.78
1:A:247:LYS:O	1:A:248:HIS:O	2.02	0.78
1:A:134:ARG:O	1:A:137:GLY:HA2	1.85	0.77
1:A:129:GLU:OE1	1:A:139:THR:CG2	2.31	0.77
1:A:212:VAL:HB	1:A:231:VAL:HG23	1.66	0.77
1:A:77:GLU:CG	1:B:98:ARG:NH2	2.47	0.77
1:B:4:ARG:HD3	1:B:227:ASP:CG	2.06	0.77
1:B:12:TRP:CZ2	1:B:41:CYS:CB	2.67	0.77
1:B:168:TRP:CH2	1:B:176:ALA:HA	2.19	0.77
1:B:190:GLY:O	1:B:193:LYS:HB3	1.84	0.77
1:A:75:THR:HG23	1:B:64:GLN:HB3	1.65	0.77
1:B:139:THR:O	1:B:142:VAL:HG22	1.83	0.77
1:A:151:ALA:O	1:A:154:VAL:CB	2.32	0.76
1:A:47:TYR:CE1	1:B:82:MET:CE	2.68	0.76
1:A:12:TRP:CZ2	1:A:41:CYS:SG	2.78	0.76
1:A:191:TRP:CD2	1:A:195:HIS:ND1	2.54	0.76
1:B:6:PHE:CZ	1:B:229:PHE:CE2	2.73	0.76
1:A:1:ALA:HB3	1:A:2:PRO:HD3	1.68	0.76
1:A:237:LYS:HB3	1:A:238:PRO:HD2	1.68	0.75
1:A:64:GLN:HB2	1:B:75:THR:CG2	2.15	0.75
1:B:110:GLY:CA	1:B:153:ASN:CG	2.55	0.75
1:A:52:ARG:HG2	1:A:87:GLY:HA3	1.69	0.75
1:A:29:ASP:OD1	1:A:56:ASP:OD1	2.04	0.75
1:A:62:ALA:CB	1:A:90:TRP:CB	2.64	0.75
1:B:117:LEU:HD23	1:B:123:VAL:HG23	1.68	0.75
1:B:36:ASP:OD2	1:B:36:ASP:O	2.04	0.75
1:A:203:GLN:HG3	1:A:204:SER:N	2.01	0.75
1:A:138:ILE:HG23	1:A:141:LYS:HB2	1.67	0.75
1:B:14:MET:HG2	1:B:14:MET:O	1.87	0.75
1:B:6:PHE:HB3	1:B:37:THR:HG23	1.67	0.75
1:A:108:LEU:HG	1:A:112:LYS:HE2	1.69	0.75
1:A:42:GLY:CA	1:A:62:ALA:O	2.35	0.75
1:B:119:GLU:OE1	1:B:119:GLU:HA	1.88	0.74

*Continued on next page...*

*Continued from previous page...*

Atom-1	Atom-2	Interatomic distance (Å)	Clash overlap (Å)
1:A:221:ALA:C	1:A:223:GLN:H	1.90	0.74
1:B:138:ILE:CG1	1:B:141:LYS:HD3	2.16	0.74
1:A:237:LYS:C	1:A:239:GLU:N	2.41	0.74
1:A:48:LEU:HD13	1:B:46:ILE:HG21	1.68	0.74
1:A:220:LEU:O	1:A:223:GLN:CB	2.35	0.74
1:A:196:VAL:CG1	1:A:200:VAL:HG21	2.18	0.74
1:A:80:PRO:HB3	1:A:121:LEU:CD1	2.17	0.74
1:A:45:SER:CA	1:B:46:ILE:HG22	2.16	0.74
1:B:139:THR:HG22	1:B:140:GLU:N	2.01	0.74
1:A:115:HIS:CE1	1:A:119:GLU:OE1	2.41	0.74
1:A:103:GLY:O	1:A:104:GLU:O	2.05	0.73
1:A:170:ILE:HG23	1:A:170:ILE:O	1.87	0.73
1:B:127:ILE:HG23	1:B:150:ILE:HD11	1.70	0.73
1:B:164:TYR:CE1	1:B:184:VAL:HG13	2.23	0.73
1:A:90:TRP:O	1:A:91:VAL:HG23	1.87	0.73
1:B:110:GLY:HA3	1:B:153:ASN:OD1	1.88	0.73
1:A:93:LEU:HD13	1:A:112:LYS:HB3	1.69	0.73
1:A:231:VAL:CG1	1:A:235:SER:CB	2.63	0.73
1:A:24:LEU:HD13	1:A:28:LEU:HD23	1.69	0.73
1:A:14:MET:CE	1:B:69:VAL:HG23	2.14	0.73
1:A:64:GLN:CB	1:B:75:THR:HG23	2.19	0.73
1:A:82:MET:HB3	1:B:46:ILE:HD11	1.71	0.73
1:B:93:LEU:HD22	1:B:112:LYS:HD2	1.69	0.72
1:A:42:GLY:HA2	1:A:62:ALA:O	1.88	0.72
1:B:67:TYR:HB2	1:B:77:GLU:OE2	1.89	0.72
1:B:28:LEU:O	1:B:31:ALA:HB3	1.88	0.72
1:A:172:THR:CG2	1:A:172:THR:O	2.36	0.72
1:B:110:GLY:HA3	1:B:153:ASN:CG	2.09	0.72
1:B:85:ASP:C	1:B:85:ASP:OD1	2.27	0.72
1:A:41:CYS:O	1:A:61:VAL:HA	1.88	0.72
1:A:166:PRO:O	1:A:166:PRO:HD2	1.87	0.72
1:A:221:ALA:O	1:A:223:GLN:N	2.22	0.72
1:A:192:LEU:HD23	1:A:201:ALA:HA	1.70	0.72
1:B:115:HIS:O	1:B:118:ALA:HB3	1.90	0.71
1:A:196:VAL:HG12	1:A:200:VAL:HG21	1.72	0.71
1:A:47:TYR:HE1	1:B:82:MET:HE2	1.54	0.71
1:A:154:VAL:HG13	1:A:155:LYS:H	1.54	0.71
1:B:7:PHE:HB2	1:B:205:ARG:HD2	1.72	0.71
1:A:66:CYS:CB	1:A:91:VAL:CG1	2.61	0.71
1:A:66:CYS:N	1:A:93:LEU:HD21	2.06	0.71
1:B:134:ARG:HA	1:B:139:THR:OG1	1.89	0.71

*Continued on next page...*

*Continued from previous page...*

Atom-1	Atom-2	Interatomic distance (Å)	Clash overlap (Å)
1:A:45:SER:HB2	1:B:45:SER:CB	2.10	0.71
1:A:86:ILE:HG23	1:A:87:GLY:N	2.06	0.71
1:B:164:TYR:CG	1:B:184:VAL:HG11	2.25	0.71
1:B:98:ARG:CZ	1:B:102:PHE:CD2	2.74	0.71
1:A:157:TRP:CD1	1:A:157:TRP:N	2.58	0.71
1:A:196:VAL:HG11	1:A:200:VAL:CG1	2.20	0.71
1:B:100:HIS:C	1:B:100:HIS:CD2	2.64	0.71
1:B:211:SER:O	1:B:212:VAL:HB	1.91	0.70
1:B:1:ALA:HB1	1:B:2:PRO:HD2	1.72	0.70
1:A:110:GLY:HA3	1:A:153:ASN:OD1	1.91	0.70
1:A:123:VAL:HG12	1:A:124:ILE:N	2.06	0.70
1:B:12:TRP:CE3	1:B:43:ALA:HB2	2.27	0.70
1:A:78:ILE:HG12	1:A:82:MET:SD	2.32	0.70
1:A:221:ALA:C	1:A:223:GLN:N	2.45	0.69
1:B:101:VAL:O	1:B:101:VAL:HG22	1.92	0.69
1:A:193:LYS:CA	1:A:201:ALA:HB2	2.22	0.69
1:A:19:LYS:HG3	1:A:20:SER:H	1.55	0.69
1:B:43:ALA:HB1	1:B:44:PRO:CD	2.20	0.69
1:B:6:PHE:HZ	1:B:229:PHE:CE2	2.10	0.69
1:A:78:ILE:CD1	1:B:44:PRO:HB3	2.23	0.69
1:B:117:LEU:CD2	1:B:123:VAL:HG23	2.22	0.69
1:A:155:LYS:O	1:A:156:ASP:OD1	2.09	0.69
1:A:69:VAL:CG1	1:A:70:PRO:HD2	2.22	0.69
1:B:14:MET:HG3	1:B:14:MET:O	1.92	0.69
1:B:95:HIS:HA	1:B:126:CYS:SG	2.33	0.68
1:B:127:ILE:HG22	1:B:146:GLU:HB3	1.74	0.68
1:B:213:THR:O	1:B:217:CYS:HB2	1.93	0.68
1:A:189:ARG:O	1:A:192:LEU:HB3	1.94	0.68
1:A:1:ALA:HB3	1:A:2:PRO:CD	2.23	0.68
1:A:145:GLN:O	1:A:148:LYS:HB3	1.93	0.68
1:A:143:VAL:CG1	1:A:188:LEU:HD13	2.23	0.68
1:B:170:ILE:O	1:B:172:THR:OG1	2.10	0.68
1:B:105:SER:O	1:B:109:ILE:HD13	1.94	0.68
1:B:33:LEU:HD22	1:B:244:ILE:CG2	2.24	0.68
1:A:46:ILE:CD1	1:A:47:TYR:H	2.06	0.67
1:B:17:LYS:CE	1:B:19:LYS:HB2	2.23	0.67
1:B:84:LYS:HD3	1:B:119:GLU:O	1.94	0.67
1:A:5:LYS:HE3	1:A:205:ARG:CZ	2.24	0.67
1:A:229:PHE:N	1:A:229:PHE:CD2	2.63	0.67
1:B:67:TYR:HB2	1:B:77:GLU:HG3	1.76	0.67
1:A:157:TRP:HA	1:A:160:VAL:HG23	1.76	0.67

*Continued on next page...*

*Continued from previous page...*

Atom-1	Atom-2	Interatomic distance (Å)	Clash overlap (Å)
1:A:90:TRP:O	1:A:91:VAL:CG2	2.42	0.67
1:B:62:ALA:HB2	1:B:90:TRP:HB3	1.76	0.67
1:A:38:GLU:OE1	1:A:205:ARG:NH2	2.26	0.67
1:A:24:LEU:HD13	1:A:28:LEU:CD2	2.23	0.67
1:B:62:ALA:HB2	1:B:90:TRP:CB	2.25	0.67
1:B:222:SER:C	1:B:224:HIS:H	1.98	0.67
1:A:40:VAL:HG11	1:A:90:TRP:CD1	2.30	0.67
1:B:194:THR:HB	1:B:195:HIS:ND1	2.09	0.67
1:A:129:GLU:OE1	1:A:139:THR:CB	2.43	0.67
1:B:211:SER:O	1:B:212:VAL:CB	2.42	0.67
1:A:12:TRP:HE3	1:A:43:ALA:CB	2.07	0.66
1:A:82:MET:HE1	1:B:14:MET:HB2	1.76	0.66
1:A:49:ASP:OD1	1:A:86:ILE:HD11	1.95	0.66
1:B:130:LYS:HA	1:B:167:VAL:HB	1.76	0.66
1:B:117:LEU:HD21	1:B:123:VAL:CG2	2.25	0.66
1:A:13:LYS:HA	1:A:64:GLN:NE2	2.10	0.66
1:A:13:LYS:HA	1:A:64:GLN:HE22	1.59	0.66
1:A:46:ILE:HD12	1:A:47:TYR:H	1.60	0.66
1:A:74:PHE:HD2	1:B:14:MET:HE3	1.60	0.66
1:B:247:LYS:C	1:B:247:LYS:HD3	2.17	0.66
1:B:143:VAL:CG1	1:B:188:LEU:HD21	2.25	0.65
1:A:83:ILE:C	1:A:86:ILE:HG22	2.15	0.65
1:A:150:ILE:C	1:A:154:VAL:HG23	2.16	0.65
1:B:117:LEU:CD2	1:B:123:VAL:CG2	2.74	0.65
1:A:45:SER:CA	1:B:46:ILE:CG2	2.74	0.65
1:A:123:VAL:CG1	1:A:124:ILE:N	2.60	0.65
1:A:103:GLY:O	1:A:104:GLU:C	2.35	0.65
1:A:231:VAL:HG21	1:A:243:ILE:HD13	1.78	0.65
1:A:64:GLN:O	1:A:65:ASN:HB3	1.97	0.65
1:A:48:LEU:CD1	1:A:83:ILE:HG22	2.27	0.65
1:B:154:VAL:HG12	1:B:155:LYS:N	2.12	0.64
1:B:148:LYS:CA	1:B:191:TRP:HH2	1.99	0.64
1:A:45:SER:O	1:A:48:LEU:HB3	1.91	0.64
1:B:142:VAL:HG23	1:B:143:VAL:N	2.13	0.64
1:A:228:GLY:C	1:A:229:PHE:CD2	2.71	0.64
1:B:43:ALA:HA	1:B:64:GLN:NE2	2.13	0.64
1:A:93:LEU:HD13	1:A:112:LYS:CB	2.28	0.64
1:A:14:MET:HE1	1:B:69:VAL:CG2	2.17	0.63
1:B:67:TYR:CD2	1:B:69:VAL:CG2	2.75	0.63
1:A:49:ASP:HB2	1:A:86:ILE:HD11	1.79	0.63
1:A:2:PRO:O	1:A:4:ARG:CB	2.44	0.63

*Continued on next page...*

*Continued from previous page...*

Atom-1	Atom-2	Interatomic distance (Å)	Clash overlap (Å)
1:A:131:LEU:CD2	1:A:132:ASP:N	2.62	0.63
1:A:77:GLU:CG	1:B:98:ARG:HH21	2.06	0.63
1:B:147:THR:HG22	1:B:191:TRP:CZ3	2.33	0.63
1:B:68:LYS:HG3	1:B:69:VAL:HG13	1.79	0.63
1:A:173:GLY:O	1:A:174:LYS:HB2	1.98	0.63
1:A:4:ARG:CG	1:A:227:ASP:OD2	2.46	0.63
1:B:229:PHE:HB2	1:B:231:VAL:CG2	2.29	0.63
1:B:67:TYR:HB2	1:B:77:GLU:CG	2.28	0.63
1:A:153:ASN:O	1:A:154:VAL:O	2.16	0.63
1:B:199:ALA:O	1:B:203:GLN:HG2	1.98	0.63
1:A:5:LYS:HE3	1:A:205:ARG:NH1	2.13	0.63
1:A:47:TYR:HE2	1:B:86:ILE:HD11	1.63	0.63
1:B:25:ILE:HG21	1:B:54:LYS:HG3	1.80	0.63
1:B:193:LYS:HA	1:B:201:ALA:HB2	1.80	0.63
1:B:148:LYS:O	1:B:151:ALA:HB3	1.98	0.62
1:A:86:ILE:CG2	1:A:87:GLY:N	2.61	0.62
1:B:7:PHE:HD2	1:B:205:ARG:HH12	1.45	0.62
1:A:135:GLU:C	1:A:137:GLY:N	2.49	0.62
1:A:191:TRP:CE2	1:A:195:HIS:CE1	2.87	0.62
1:A:47:TYR:O	1:A:50:PHE:HB3	1.99	0.62
1:A:6:PHE:HE2	1:A:246:ALA:HB3	1.64	0.62
1:B:80:PRO:HG2	1:B:115:HIS:CE1	2.35	0.62
1:B:74:PHE:O	1:B:77:GLU:HB2	1.99	0.62
1:A:42:GLY:HA3	1:A:62:ALA:O	1.99	0.62
1:A:90:TRP:C	1:A:91:VAL:HG23	2.20	0.62
1:A:34:SER:O	1:A:35:ALA:HB3	1.98	0.62
1:A:220:LEU:O	1:A:223:GLN:HB3	1.99	0.62
1:B:12:TRP:CD1	1:B:12:TRP:N	2.58	0.62
1:A:191:TRP:CZ3	1:A:195:HIS:CB	2.82	0.62
1:B:84:LYS:HZ2	1:B:119:GLU:HB3	1.64	0.61
1:B:110:GLY:CA	1:B:153:ASN:OD1	2.48	0.61
1:A:162:LEU:HD11	1:A:192:LEU:HD11	1.82	0.61
1:A:157:TRP:C	1:A:159:LYS:N	2.52	0.61
1:A:62:ALA:CA	1:A:90:TRP:HB2	2.30	0.61
1:A:232:GLY:O	1:A:233:GLY:O	2.17	0.61
1:B:99:ARG:NH1	1:B:126:CYS:O	2.34	0.61
1:A:30:GLY:O	1:A:32:LYS:N	2.33	0.61
1:A:22:GLY:O	1:A:25:ILE:HG13	2.01	0.61
1:B:25:ILE:HG23	1:B:55:LEU:CD2	2.29	0.61
1:A:80:PRO:CB	1:A:121:LEU:CD1	2.77	0.61
1:A:45:SER:C	1:A:48:LEU:HB2	2.13	0.61

*Continued on next page...*



*Continued from previous page...*

Atom-1	Atom-2	Interatomic distance (Å)	Clash overlap (Å)
1:B:164:TYR:CZ	1:B:184:VAL:HG21	2.36	0.61
1:B:189:ARG:NH1	1:B:206:ILE:HD12	2.15	0.61
1:A:212:VAL:HG11	1:A:229:PHE:CD1	2.35	0.60
1:A:32:LYS:HD3	1:A:32:LYS:C	2.21	0.60
1:A:83:ILE:O	1:A:86:ILE:CG2	2.40	0.60
1:A:245:ASN:O	1:A:246:ALA:O	2.19	0.60
1:A:73:ALA:O	1:A:74:PHE:CD1	2.55	0.60
1:B:79:SER:OG	1:B:81:ALA:HB3	2.02	0.60
1:A:6:PHE:HZ	1:A:229:PHE:CE2	2.18	0.60
1:B:12:TRP:HZ2	1:B:41:CYS:CB	2.13	0.60
1:B:220:LEU:O	1:B:223:GLN:CB	2.40	0.60
1:A:26:HIS:CE1	1:A:54:LYS:HD3	2.36	0.59
1:A:39:VAL:CG2	1:A:244:ILE:HD13	2.32	0.59
1:B:118:ALA:C	1:B:120:GLY:H	2.04	0.59
1:A:45:SER:CB	1:B:46:ILE:HG23	2.31	0.59
1:B:151:ALA:O	1:B:154:VAL:HB	2.01	0.59
1:B:229:PHE:CB	1:B:231:VAL:HG22	2.32	0.59
1:A:22:GLY:HA2	1:A:25:ILE:HD11	1.84	0.59
1:A:212:VAL:HB	1:A:231:VAL:CG2	2.31	0.59
1:B:174:LYS:HG3	1:B:175:THR:N	2.17	0.59
1:B:79:SER:O	1:B:83:ILE:HD12	2.03	0.59
1:B:12:TRP:CE2	1:B:41:CYS:HB2	2.37	0.59
1:B:6:PHE:HZ	1:B:229:PHE:CZ	2.21	0.59
1:B:148:LYS:HB2	1:B:191:TRP:CZ2	2.37	0.58
1:A:56:ASP:O	1:A:57:ALA:C	2.40	0.58
1:A:66:CYS:CB	1:A:93:LEU:HD21	2.33	0.58
1:A:144:PHE:N	1:A:144:PHE:CD2	2.70	0.58
1:B:177:THR:HG1	1:B:180:GLN:CD	2.06	0.58
1:A:166:PRO:O	1:A:166:PRO:CD	2.51	0.58
1:A:91:VAL:CG2	1:A:121:LEU:HD13	2.30	0.58
1:A:196:VAL:O	1:A:197:SER:CB	2.52	0.58
1:B:13:LYS:NZ	1:B:97:GLU:OE2	2.33	0.58
1:A:229:PHE:HD2	1:A:229:PHE:N	2.01	0.58
1:A:240:PHE:O	1:A:244:ILE:HG13	2.04	0.58
1:A:139:THR:OG1	1:A:140:GLU:N	2.35	0.58
1:A:80:PRO:HB2	1:A:121:LEU:HD11	1.84	0.58
1:A:49:ASP:CG	1:A:86:ILE:CD1	2.70	0.58
1:B:219:GLU:CD	1:B:219:GLU:H	2.07	0.58
1:A:105:SER:O	1:A:109:ILE:HD13	2.02	0.58
1:A:173:GLY:O	1:A:174:LYS:CB	2.51	0.58
1:A:108:LEU:CG	1:A:112:LYS:HE2	2.33	0.58

*Continued on next page...*

*Continued from previous page...*

Atom-1	Atom-2	Interatomic distance (Å)	Clash overlap (Å)
1:A:33:LEU:N	1:A:33:LEU:HD22	2.10	0.58
1:A:191:TRP:CE3	1:A:195:HIS:ND1	2.72	0.58
1:B:196:VAL:HG11	1:B:200:VAL:HG11	1.86	0.57
1:A:220:LEU:O	1:A:223:GLN:HB2	2.03	0.57
1:A:24:LEU:HD21	1:A:236:LEU:O	2.04	0.57
1:A:39:VAL:HG21	1:A:244:ILE:HD13	1.87	0.57
1:A:82:MET:CB	1:B:46:ILE:HD11	2.35	0.57
1:A:78:ILE:HD11	1:B:44:PRO:HB3	1.85	0.57
1:A:161:VAL:HG13	1:A:205:ARG:HB2	1.85	0.57
1:B:170:ILE:CG2	1:B:170:ILE:O	2.52	0.57
1:B:191:TRP:CD1	1:B:195:HIS:CE1	2.92	0.57
1:B:168:TRP:CZ2	1:B:176:ALA:HA	2.40	0.57
1:B:6:PHE:CZ	1:B:228:GLY:HA2	2.39	0.57
1:A:163:ALA:HA	1:A:207:ILE:HG12	1.87	0.57
1:A:48:LEU:O	1:A:51:ALA:HB3	2.04	0.57
1:A:157:TRP:HB2	1:A:203:GLN:HE21	1.69	0.57
1:A:196:VAL:O	1:A:197:SER:HB3	2.04	0.57
1:B:210:GLY:O	1:B:211:SER:O	2.23	0.57
1:A:239:GLU:O	1:A:242:ASP:HB2	2.05	0.57
1:B:89:ALA:O	1:B:121:LEU:HG	2.05	0.56
1:B:84:LYS:HZ3	1:B:119:GLU:HB3	1.68	0.56
1:B:66:CYS:SG	1:B:93:LEU:HD21	2.45	0.56
1:B:130:LYS:NZ	1:B:133:GLU:OE1	2.23	0.56
1:B:138:ILE:CD1	1:B:141:LYS:CD	2.83	0.56
1:A:131:LEU:HB2	1:A:168:TRP:HA	1.87	0.56
1:A:243:ILE:O	1:A:244:ILE:C	2.42	0.56
1:A:127:ILE:HD13	1:A:163:ALA:O	2.06	0.56
1:B:240:PHE:O	1:B:243:ILE:HB	2.05	0.56
1:A:135:GLU:C	1:A:137:GLY:H	2.08	0.56
1:A:113:VAL:O	1:A:117:LEU:HG	2.05	0.56
1:A:98:ARG:NH2	1:A:102:PHE:CE2	2.74	0.56
1:A:108:LEU:CD2	1:A:112:LYS:HE2	2.36	0.56
1:A:189:ARG:HH11	1:A:189:ARG:HG3	1.71	0.56
1:B:154:VAL:HG11	1:B:157:TRP:CZ2	2.41	0.56
1:A:181:ALA:O	1:A:182:GLN:C	2.44	0.55
1:B:12:TRP:CZ2	1:B:41:CYS:SG	2.99	0.55
1:B:97:GLU:O	1:B:98:ARG:C	2.43	0.55
1:B:211:SER:C	1:B:212:VAL:HG23	2.27	0.55
1:A:245:ASN:O	1:A:246:ALA:C	2.44	0.55
1:A:41:CYS:HB2	1:A:59:ILE:CG2	2.36	0.55
1:A:95:HIS:O	1:A:96:SER:C	2.44	0.55

*Continued on next page...*

*Continued from previous page...*

Atom-1	Atom-2	Interatomic distance (Å)	Clash overlap (Å)
1:A:31:ALA:O	1:A:32:LYS:C	2.45	0.55
1:A:130:LYS:O	1:A:131:LEU:C	2.44	0.55
1:A:18:ARG:HG2	1:B:85:ASP:OD1	2.06	0.55
1:A:170:ILE:CG2	1:A:170:ILE:O	2.55	0.55
1:B:127:ILE:HD12	1:B:164:TYR:HA	1.87	0.55
1:B:117:LEU:CD1	1:B:154:VAL:HA	2.36	0.55
1:A:157:TRP:HA	1:A:160:VAL:CG2	2.36	0.55
1:A:152:ASP:OD2	1:A:152:ASP:C	2.45	0.55
1:A:134:ARG:O	1:A:137:GLY:CA	2.54	0.55
1:A:208:TYR:CD2	1:A:220:LEU:CD1	2.90	0.54
1:A:185:HIS:NE2	1:A:206:ILE:HG22	2.22	0.54
1:B:163:ALA:HB2	1:B:207:ILE:HD11	1.87	0.54
1:A:93:LEU:CD1	1:A:112:LYS:HB3	2.34	0.54
1:A:151:ALA:CA	1:A:154:VAL:CG2	2.82	0.54
1:A:168:TRP:CZ3	1:A:174:LYS:HB3	2.43	0.54
1:A:65:ASN:HD22	1:A:98:ARG:HD2	1.71	0.54
1:B:237:LYS:O	1:B:239:GLU:N	2.40	0.54
1:A:4:ARG:HG2	1:A:227:ASP:OD2	2.06	0.54
1:B:101:VAL:O	1:B:101:VAL:CG2	2.55	0.54
1:A:128:GLY:O	1:A:142:VAL:HG11	2.08	0.54
1:A:74:PHE:HD2	1:B:14:MET:CE	2.19	0.54
1:A:138:ILE:HG22	1:A:138:ILE:O	2.08	0.54
1:B:66:CYS:HB2	1:B:80:PRO:HD3	1.90	0.54
1:B:209:GLY:HA2	1:B:230:LEU:HB3	1.90	0.54
1:A:33:LEU:HG	1:A:245:ASN:OD1	2.08	0.54
1:B:70:PRO:HD3	1:B:115:HIS:CE1	2.43	0.54
1:A:172:THR:O	1:A:173:GLY:O	2.24	0.54
1:A:52:ARG:HD3	1:A:87:GLY:O	2.08	0.54
1:A:141:LYS:O	1:A:145:GLN:HG3	2.09	0.53
1:A:128:GLY:O	1:A:142:VAL:CG1	2.56	0.53
1:B:231:VAL:HG12	1:B:234:ALA:HB3	1.90	0.53
1:A:189:ARG:O	1:A:192:LEU:CB	2.55	0.53
1:A:66:CYS:H	1:A:93:LEU:HD23	1.70	0.53
1:A:157:TRP:HB2	1:A:203:GLN:HE22	1.73	0.53
1:A:8:VAL:HG11	1:A:244:ILE:HG12	1.89	0.53
1:B:167:VAL:O	1:B:169:ALA:C	2.47	0.53
1:A:57:ALA:O	1:A:59:ILE:N	2.42	0.53
1:A:47:TYR:HE1	1:B:82:MET:CE	2.15	0.53
1:B:95:HIS:HA	1:B:126:CYS:CB	2.38	0.53
1:B:2:PRO:O	1:B:4:ARG:HB2	2.08	0.53
1:B:232:GLY:O	1:B:233:GLY:C	2.46	0.53

*Continued on next page...*

*Continued from previous page...*

Atom-1	Atom-2	Interatomic distance (Å)	Clash overlap (Å)
1:A:62:ALA:CB	1:A:90:TRP:HB3	2.37	0.53
1:A:103:GLY:C	1:A:104:GLU:O	2.46	0.53
1:B:143:VAL:HG13	1:B:188:LEU:HD21	1.90	0.53
1:B:219:GLU:O	1:B:222:SER:OG	2.19	0.53
1:B:84:LYS:O	1:B:87:GLY:N	2.41	0.53
1:B:170:ILE:O	1:B:171:GLY:C	2.47	0.53
1:A:143:VAL:HG12	1:A:188:LEU:HD13	1.91	0.53
1:B:4:ARG:HD3	1:B:227:ASP:OD2	2.08	0.53
1:A:98:ARG:CZ	1:A:102:PHE:CD2	2.92	0.52
1:A:130:LYS:HG3	1:A:167:VAL:HG12	1.90	0.52
1:A:8:VAL:HG12	1:A:240:PHE:HE1	1.75	0.52
1:A:189:ARG:HG3	1:A:189:ARG:NH1	2.24	0.52
1:A:93:LEU:HD22	1:A:112:LYS:HD3	1.91	0.52
1:B:68:LYS:CE	1:B:108:LEU:HD12	2.39	0.52
1:A:151:ALA:HB2	1:A:157:TRP:HH2	1.74	0.52
1:B:218:LYS:HE2	1:B:248:HIS:O	2.09	0.52
1:B:9:GLY:HA2	1:B:40:VAL:O	2.09	0.52
1:A:85:ASP:OD1	1:B:47:TYR:OH	2.21	0.52
1:A:177:THR:HB	1:A:178:PRO:HD2	1.90	0.52
1:A:29:ASP:O	1:A:30:GLY:C	2.48	0.52
1:A:37:THR:HG21	1:A:244:ILE:HG23	1.92	0.52
1:B:167:VAL:O	1:B:170:ILE:HB	2.08	0.52
1:B:157:TRP:HA	1:B:160:VAL:HB	1.90	0.52
1:A:1:ALA:N	1:A:2:PRO:HD2	2.25	0.52
1:B:211:SER:O	1:B:212:VAL:HG23	2.09	0.52
1:A:20:SER:O	1:A:23:GLU:HB2	2.09	0.52
1:B:94:GLY:HA3	1:B:109:ILE:HG13	1.90	0.52
1:B:150:ILE:HG22	1:B:154:VAL:HG21	1.91	0.52
1:A:55:LEU:CD2	1:A:59:ILE:HD12	2.40	0.52
1:A:32:LYS:HD3	1:A:32:LYS:O	2.10	0.51
1:B:93:LEU:HD13	1:B:112:LYS:HB3	1.92	0.51
1:B:142:VAL:HG23	1:B:143:VAL:H	1.74	0.51
1:B:144:PHE:CE2	1:B:191:TRP:HB2	2.45	0.51
1:B:67:TYR:CB	1:B:77:GLU:HG3	2.40	0.51
1:A:41:CYS:N	1:A:60:GLY:O	2.39	0.51
1:B:118:ALA:O	1:B:120:GLY:N	2.40	0.51
1:B:127:ILE:HG23	1:B:150:ILE:CD1	2.38	0.51
1:B:25:ILE:HG22	1:B:29:ASP:OD2	2.10	0.51
1:A:79:SER:O	1:A:82:MET:CG	2.51	0.51
1:B:25:ILE:CG1	1:B:55:LEU:HD21	2.26	0.51
1:B:198:ASP:O	1:B:199:ALA:C	2.48	0.51

*Continued on next page...*

*Continued from previous page...*

Atom-1	Atom-2	Interatomic distance (Å)	Clash overlap (Å)
1:B:4:ARG:CD	1:B:227:ASP:OD2	2.59	0.51
1:B:8:VAL:HG12	1:B:240:PHE:CZ	2.46	0.51
1:A:98:ARG:HD3	1:A:104:GLU:OE2	2.09	0.51
1:A:74:PHE:N	1:B:97:GLU:OE1	2.44	0.51
1:B:193:LYS:CA	1:B:201:ALA:HB2	2.39	0.51
1:B:56:ASP:O	1:B:58:LYS:N	2.43	0.51
1:B:98:ARG:HD3	1:B:104:GLU:OE1	2.10	0.51
1:B:80:PRO:O	1:B:83:ILE:HB	2.10	0.51
1:B:1:ALA:CB	1:B:2:PRO:CD	2.82	0.51
1:B:62:ALA:HA	1:B:90:TRP:O	2.10	0.51
1:A:28:LEU:O	1:A:31:ALA:HB3	2.11	0.51
1:B:229:PHE:HB2	1:B:231:VAL:HG22	1.91	0.51
1:B:213:THR:OG1	1:B:214:GLY:N	2.44	0.51
1:A:163:ALA:HB2	1:A:207:ILE:HD11	1.92	0.51
1:B:129:GLU:OE1	1:B:134:ARG:NE	2.44	0.50
1:A:129:GLU:CD	1:A:134:ARG:HB2	2.32	0.50
1:B:96:SER:OG	1:B:97:GLU:N	2.43	0.50
1:A:135:GLU:O	1:A:137:GLY:N	2.43	0.50
1:B:67:TYR:CE2	1:B:68:LYS:HG2	2.46	0.50
1:B:163:ALA:HB2	1:B:207:ILE:CG1	2.42	0.50
1:B:154:VAL:CG1	1:B:155:LYS:N	2.74	0.50
1:A:191:TRP:CE3	1:A:191:TRP:C	2.85	0.50
1:A:78:ILE:CG1	1:A:82:MET:SD	3.00	0.50
1:B:79:SER:O	1:B:83:ILE:CD1	2.60	0.50
1:A:191:TRP:CE2	1:A:195:HIS:ND1	2.79	0.50
1:B:6:PHE:CE1	1:B:229:PHE:CE2	3.00	0.50
1:A:92:ILE:HD13	1:A:126:CYS:SG	2.52	0.50
1:A:138:ILE:O	1:A:142:VAL:HG23	2.11	0.49
1:A:78:ILE:HG13	1:B:44:PRO:HB3	1.94	0.49
1:B:12:TRP:HZ2	1:B:41:CYS:SG	2.36	0.49
1:A:46:ILE:C	1:A:48:LEU:N	2.64	0.49
1:A:67:TYR:O	1:A:80:PRO:CD	2.60	0.49
1:B:63:ALA:O	1:B:92:ILE:HG13	2.13	0.49
1:A:40:VAL:CG1	1:A:90:TRP:CD1	2.94	0.49
1:B:194:THR:HB	1:B:195:HIS:HD1	1.78	0.49
1:B:229:PHE:HB3	1:B:231:VAL:HG22	1.93	0.49
1:A:216:ASN:O	1:A:219:GLU:HB3	2.13	0.49
1:B:154:VAL:HG13	1:B:160:VAL:HG21	1.93	0.49
1:B:223:GLN:O	1:B:223:GLN:CG	2.60	0.49
1:A:144:PHE:N	1:A:144:PHE:HD2	2.10	0.49
1:B:54:LYS:HG3	1:B:55:LEU:N	2.28	0.49

*Continued on next page...*

*Continued from previous page...*

Atom-1	Atom-2	Interatomic distance (Å)	Clash overlap (Å)
1:A:198:ASP:O	1:A:202:VAL:HG23	2.13	0.49
1:A:64:GLN:CB	1:B:75:THR:CG2	2.85	0.49
1:A:72:GLY:HA3	1:A:74:PHE:CE2	2.47	0.49
1:B:144:PHE:CD2	1:B:191:TRP:HB2	2.46	0.49
1:A:62:ALA:HB2	1:A:90:TRP:HB3	1.91	0.48
1:B:93:LEU:HD13	1:B:112:LYS:CB	2.43	0.48
1:A:46:ILE:HG13	1:B:45:SER:HB3	1.95	0.48
1:A:43:ALA:O	1:A:44:PRO:C	2.52	0.48
1:A:66:CYS:HB3	1:A:91:VAL:HG11	1.88	0.48
1:A:44:PRO:HB3	1:B:78:ILE:HD12	1.96	0.48
1:B:106:ASP:O	1:B:107:GLU:C	2.52	0.48
1:B:96:SER:HB3	1:B:165:GLU:OE1	2.12	0.48
1:B:177:THR:CB	1:B:180:GLN:OE1	2.61	0.48
1:B:67:TYR:CG	1:B:77:GLU:HG3	2.48	0.48
1:B:100:HIS:O	1:B:100:HIS:CG	2.66	0.48
1:A:146:GLU:O	1:A:149:ALA:HB3	2.14	0.48
1:A:6:PHE:CE2	1:A:246:ALA:HB3	2.48	0.48
1:A:92:ILE:CD1	1:A:92:ILE:C	2.62	0.48
1:B:238:PRO:O	1:B:239:GLU:C	2.50	0.48
1:B:223:GLN:HB3	1:B:226:VAL:HG23	1.96	0.48
1:B:64:GLN:O	1:B:65:ASN:HB2	2.13	0.48
1:B:149:ALA:C	1:B:153:ASN:HD22	2.17	0.48
1:B:211:SER:O	1:B:212:VAL:CG2	2.61	0.48
1:A:62:ALA:HA	1:A:90:TRP:HB2	1.94	0.48
1:B:107:GLU:HG3	1:B:111:GLN:NE2	2.29	0.48
1:B:231:VAL:CG1	1:B:234:ALA:HB3	2.44	0.48
1:B:62:ALA:HB2	1:B:90:TRP:HB2	1.94	0.48
1:A:64:GLN:O	1:A:65:ASN:CB	2.62	0.48
1:B:216:ASN:C	1:B:219:GLU:HG2	2.34	0.48
1:B:223:GLN:O	1:B:223:GLN:HG3	2.12	0.48
1:A:45:SER:CB	1:B:46:ILE:CG2	2.92	0.48
1:B:44:PRO:O	1:B:48:LEU:HG	2.14	0.48
1:B:139:THR:O	1:B:142:VAL:CG2	2.58	0.48
1:A:162:LEU:CD1	1:A:192:LEU:HD11	2.43	0.47
1:A:138:ILE:HG23	1:A:141:LYS:CB	2.40	0.47
1:A:24:LEU:O	1:A:28:LEU:HD23	2.14	0.47
1:A:33:LEU:H	1:A:33:LEU:CD2	2.16	0.47
1:A:64:GLN:HB2	1:B:75:THR:HG22	1.95	0.47
1:B:243:ILE:O	1:B:246:ALA:N	2.42	0.47
1:A:18:ARG:HG3	1:A:18:ARG:NH1	2.28	0.47
1:A:80:PRO:O	1:A:83:ILE:HG13	2.14	0.47

*Continued on next page...*

*Continued from previous page...*

Atom-1	Atom-2	Interatomic distance (Å)	Clash overlap (Å)
1:A:95:HIS:O	1:A:97:GLU:N	2.47	0.47
1:B:154:VAL:HG11	1:B:157:TRP:CE2	2.50	0.47
1:B:180:GLN:O	1:B:184:VAL:HG23	2.14	0.47
1:B:223:GLN:HB3	1:B:226:VAL:CG2	2.45	0.47
1:A:135:GLU:O	1:A:136:ALA:C	2.52	0.47
1:A:37:THR:HG21	1:A:244:ILE:CG2	2.44	0.47
1:A:74:PHE:CD2	1:B:14:MET:CE	2.98	0.47
1:A:216:ASN:O	1:A:217:CYS:C	2.53	0.47
1:B:148:LYS:N	1:B:191:TRP:CH2	2.83	0.47
1:B:135:GLU:O	1:B:136:ALA:C	2.53	0.47
1:B:6:PHE:CE2	1:B:228:GLY:CA	2.89	0.47
1:A:66:CYS:HB3	1:A:91:VAL:CG1	2.44	0.47
1:A:196:VAL:HG12	1:A:200:VAL:CG2	2.43	0.47
1:B:247:LYS:O	1:B:247:LYS:HD3	2.15	0.47
1:A:185:HIS:CD2	1:A:206:ILE:HG22	2.50	0.47
1:A:100:HIS:CD2	1:A:100:HIS:N	2.79	0.46
1:B:138:ILE:CD1	1:B:141:LYS:HB3	2.45	0.46
1:A:4:ARG:HD2	1:A:4:ARG:HH21	1.52	0.46
1:A:33:LEU:CB	1:A:245:ASN:HD21	2.18	0.46
1:B:164:TYR:CE2	1:B:184:VAL:HG11	2.49	0.46
1:B:25:ILE:HG12	1:B:55:LEU:CG	2.46	0.46
1:A:133:GLU:O	1:A:134:ARG:C	2.53	0.46
1:A:167:VAL:HG13	1:A:170:ILE:CG2	2.45	0.46
1:A:178:PRO:HD3	1:A:219:GLU:OE1	2.16	0.46
1:B:143:VAL:CG1	1:B:188:LEU:CD2	2.94	0.46
1:B:25:ILE:HG21	1:B:54:LYS:CG	2.46	0.46
1:A:49:ASP:CG	1:A:86:ILE:CG1	2.84	0.46
1:A:49:ASP:OD1	1:A:86:ILE:CD1	2.64	0.46
1:B:196:VAL:HG11	1:B:200:VAL:HG21	1.89	0.46
1:A:78:ILE:CG1	1:B:44:PRO:HB3	2.45	0.46
1:B:131:LEU:HD22	1:B:172:THR:HG23	1.97	0.46
1:B:33:LEU:HD21	1:B:241:VAL:HG22	1.98	0.46
1:A:64:GLN:HG3	1:A:64:GLN:H	1.55	0.46
1:A:237:LYS:CB	1:A:238:PRO:HD2	2.37	0.46
1:A:145:GLN:O	1:A:148:LYS:CB	2.62	0.46
1:B:241:VAL:O	1:B:242:ASP:C	2.53	0.46
1:B:33:LEU:HA	1:B:245:ASN:HD21	1.81	0.46
1:A:191:TRP:CD2	1:A:195:HIS:CE1	3.04	0.46
1:A:77:GLU:HG3	1:B:102:PHE:CE2	2.49	0.45
1:A:154:VAL:HG12	1:A:156:ASP:H	1.81	0.45
1:A:107:GLU:O	1:A:111:GLN:HG3	2.16	0.45

*Continued on next page...*

*Continued from previous page...*

Atom-1	Atom-2	Interatomic distance (Å)	Clash overlap (Å)
1:B:182:GLN:OE1	1:B:223:GLN:HG3	2.17	0.45
1:B:40:VAL:HA	1:B:60:GLY:O	2.16	0.45
1:A:116:ALA:O	1:A:121:LEU:HB2	2.16	0.45
1:A:231:VAL:HG13	1:A:235:SER:H	1.82	0.45
1:B:94:GLY:O	1:B:99:ARG:NE	2.40	0.45
1:A:22:GLY:O	1:A:25:ILE:CG1	2.64	0.45
1:A:13:LYS:O	1:A:44:PRO:HG3	2.17	0.45
1:B:11:ASN:ND2	1:B:64:GLN:HG2	2.32	0.45
1:B:142:VAL:CG2	1:B:143:VAL:N	2.77	0.45
1:A:208:TYR:CD2	1:A:220:LEU:HD11	2.51	0.45
1:A:245:ASN:C	1:A:246:ALA:O	2.55	0.45
1:A:45:SER:HB3	1:B:46:ILE:CG2	2.42	0.45
1:A:92:ILE:HD12	1:A:93:LEU:CA	2.45	0.45
1:B:138:ILE:HD12	1:B:141:LYS:HB3	1.98	0.45
1:B:5:LYS:N	1:B:5:LYS:CD	2.63	0.45
1:B:205:ARG:HB2	1:B:205:ARG:HE	1.26	0.45
1:A:7:PHE:CD2	1:A:38:GLU:HB3	2.50	0.45
1:A:143:VAL:HG11	1:A:188:LEU:HD13	1.98	0.45
1:B:148:LYS:HB2	1:B:191:TRP:HZ2	1.80	0.45
1:B:96:SER:HB3	1:B:165:GLU:CD	2.37	0.45
1:B:133:GLU:O	1:B:134:ARG:C	2.55	0.45
1:A:241:VAL:O	1:A:242:ASP:C	2.54	0.45
1:A:24:LEU:CD1	1:A:28:LEU:HD23	2.42	0.45
1:A:47:TYR:CE2	1:B:86:ILE:HD11	2.48	0.45
1:B:164:TYR:CD1	1:B:184:VAL:HG13	2.45	0.45
1:B:164:TYR:CD2	1:B:184:VAL:HG11	2.51	0.45
1:B:54:LYS:HD2	1:B:54:LYS:C	2.36	0.45
1:A:208:TYR:CD2	1:A:220:LEU:HD13	2.51	0.45
1:B:64:GLN:HA	1:B:92:ILE:HB	1.99	0.45
1:A:7:PHE:HD2	1:A:38:GLU:HB3	1.82	0.45
1:A:138:ILE:N	1:A:138:ILE:HD13	2.32	0.45
1:A:66:CYS:N	1:A:93:LEU:CD2	2.66	0.45
1:A:6:PHE:HZ	1:A:229:PHE:CZ	2.34	0.44
1:A:90:TRP:C	1:A:91:VAL:CG2	2.84	0.44
1:B:177:THR:HG23	1:B:180:GLN:OE1	2.18	0.44
1:B:223:GLN:HG2	1:B:226:VAL:HG21	1.99	0.44
1:A:34:SER:O	1:A:35:ALA:CB	2.65	0.44
1:A:198:ASP:O	1:A:199:ALA:C	2.55	0.44
1:B:105:SER:O	1:B:108:LEU:HB3	2.18	0.44
1:B:54:LYS:O	1:B:54:LYS:HD2	2.17	0.44
1:A:134:ARG:HD2	1:A:168:TRP:CG	2.52	0.44

*Continued on next page...*



*Continued from previous page...*

Atom-1	Atom-2	Interatomic distance (Å)	Clash overlap (Å)
1:B:71:LYS:O	1:B:71:LYS:HG3	2.17	0.44
1:B:94:GLY:CA	1:B:109:ILE:HG13	2.47	0.44
1:B:147:THR:O	1:B:150:ILE:HB	2.17	0.44
1:B:100:HIS:O	1:B:100:HIS:HD2	1.93	0.44
1:A:203:GLN:HG3	1:A:204:SER:H	1.77	0.44
1:A:221:ALA:O	1:A:222:SER:C	2.56	0.44
1:A:72:GLY:H	1:B:14:MET:HG2	1.83	0.44
1:A:157:TRP:O	1:A:160:VAL:N	2.46	0.44
1:B:7:PHE:CB	1:B:205:ARG:HD2	2.45	0.44
1:A:25:ILE:HD12	1:A:54:LYS:HB3	2.00	0.44
1:A:66:CYS:CA	1:A:93:LEU:HD21	2.47	0.44
1:B:63:ALA:C	1:B:65:ASN:H	2.21	0.44
1:B:110:GLY:C	1:B:153:ASN:OD1	2.56	0.44
1:B:69:VAL:HG21	1:B:74:PHE:CE2	2.53	0.44
1:B:32:LYS:O	1:B:32:LYS:HG2	2.17	0.44
1:B:66:CYS:HG	1:B:91:VAL:HG21	1.75	0.44
1:A:25:ILE:H	1:A:25:ILE:HG12	1.60	0.44
1:A:142:VAL:O	1:A:146:GLU:HG3	2.18	0.44
1:A:92:ILE:HG13	1:A:92:ILE:O	2.18	0.44
1:A:11:ASN:OD1	1:A:11:ASN:C	2.55	0.44
1:B:138:ILE:CG1	1:B:141:LYS:CD	2.94	0.43
1:B:194:THR:HB	1:B:195:HIS:CE1	2.52	0.43
1:B:7:PHE:HB2	1:B:205:ARG:CD	2.46	0.43
1:A:224:HIS:C	1:A:226:VAL:H	2.21	0.43
1:A:231:VAL:HG13	1:A:235:SER:HB3	1.86	0.43
1:B:151:ALA:HA	1:B:157:TRP:HZ2	1.83	0.43
1:B:195:HIS:ND1	1:B:195:HIS:N	2.66	0.43
1:A:168:TRP:CZ3	1:A:174:LYS:HD3	2.53	0.43
1:A:39:VAL:HG22	1:A:244:ILE:HD13	1.99	0.43
1:A:80:PRO:O	1:A:83:ILE:CG1	2.67	0.43
1:A:155:LYS:O	1:A:156:ASP:CB	2.66	0.43
1:B:212:VAL:HB	1:B:231:VAL:HG13	2.00	0.43
1:A:24:LEU:HD22	1:A:24:LEU:HA	1.68	0.43
1:A:73:ALA:C	1:B:97:GLU:OE1	2.56	0.43
1:A:73:ALA:C	1:A:74:PHE:CG	2.92	0.43
1:A:80:PRO:O	1:A:81:ALA:C	2.57	0.43
1:B:242:ASP:O	1:B:246:ALA:N	2.51	0.43
1:A:231:VAL:CG1	1:A:235:SER:CA	2.96	0.43
1:B:134:ARG:HD2	1:B:168:TRP:CD2	2.53	0.43
1:A:151:ALA:CA	1:A:154:VAL:HG23	2.48	0.43
1:A:92:ILE:HA	1:A:124:ILE:HB	2.00	0.43

*Continued on next page...*

*Continued from previous page...*

Atom-1	Atom-2	Interatomic distance (Å)	Clash overlap (Å)
1:A:125:ALA:HB1	1:A:150:ILE:HD13	2.01	0.43
1:B:54:LYS:CD	1:B:54:LYS:C	2.85	0.43
1:A:130:LYS:HG3	1:A:167:VAL:CG1	2.49	0.43
1:B:189:ARG:CZ	1:B:206:ILE:HD12	2.49	0.43
1:B:132:ASP:OD2	1:B:132:ASP:C	2.55	0.43
1:B:170:ILE:O	1:B:170:ILE:HG22	2.19	0.43
1:B:149:ALA:C	1:B:153:ASN:ND2	2.70	0.43
1:B:154:VAL:HG12	1:B:155:LYS:H	1.84	0.43
1:A:57:ALA:O	1:A:58:LYS:C	2.57	0.43
1:A:182:GLN:HG3	1:A:223:GLN:NE2	2.33	0.43
1:A:33:LEU:N	1:A:33:LEU:CD2	2.81	0.43
1:A:86:ILE:CG2	1:A:87:GLY:H	2.32	0.43
1:B:131:LEU:HD22	1:B:172:THR:CG2	2.49	0.43
1:B:67:TYR:CE2	1:B:69:VAL:HG13	2.54	0.43
1:A:18:ARG:HG3	1:A:18:ARG:HH11	1.83	0.43
1:A:217:CYS:HB3	1:A:243:ILE:HG23	1.99	0.42
1:B:142:VAL:CG2	1:B:143:VAL:H	2.32	0.42
1:B:109:ILE:N	1:B:109:ILE:CD1	2.82	0.42
1:B:223:GLN:CG	1:B:226:VAL:HG21	2.48	0.42
1:B:36:ASP:C	1:B:36:ASP:OD2	2.55	0.42
1:B:21:LEU:HA	1:B:21:LEU:HD23	1.74	0.42
1:A:110:GLY:HA3	1:A:153:ASN:CG	2.40	0.42
1:A:158:SER:C	1:A:159:LYS:HG3	2.39	0.42
1:A:98:ARG:HB3	1:A:104:GLU:HG3	2.01	0.42
1:B:247:LYS:C	1:B:247:LYS:CD	2.86	0.42
1:A:24:LEU:CD1	1:A:28:LEU:CD2	2.93	0.42
1:B:134:ARG:HH11	1:B:134:ARG:HD3	1.48	0.42
1:A:131:LEU:HD23	1:A:132:ASP:CA	2.50	0.42
1:A:237:LYS:HB3	1:A:238:PRO:CD	2.45	0.42
1:B:174:LYS:CG	1:B:175:THR:N	2.81	0.42
1:A:13:LYS:CA	1:A:64:GLN:HE22	2.29	0.42
1:A:67:TYR:CB	1:A:78:ILE:O	2.68	0.42
1:A:73:ALA:HA	1:B:13:LYS:HD2	2.02	0.42
1:B:11:ASN:HD21	1:B:64:GLN:HG2	1.85	0.42
1:B:86:ILE:HD13	1:B:86:ILE:HA	1.84	0.42
1:A:191:TRP:O	1:A:195:HIS:ND1	2.51	0.42
1:B:85:ASP:O	1:B:85:ASP:OD1	2.36	0.42
1:B:58:LYS:HA	1:B:58:LYS:HD2	1.62	0.42
1:A:232:GLY:O	1:A:235:SER:N	2.48	0.42
1:B:82:MET:O	1:B:83:ILE:C	2.58	0.42
1:B:237:LYS:C	1:B:239:GLU:N	2.73	0.42

*Continued on next page...*

*Continued from previous page...*

Atom-1	Atom-2	Interatomic distance (Å)	Clash overlap (Å)
1:A:29:ASP:CG	1:A:56:ASP:OD1	2.58	0.42
1:A:77:GLU:HG3	1:B:102:PHE:HZ	1.71	0.42
1:B:43:ALA:O	1:B:44:PRO:C	2.58	0.42
1:B:138:ILE:CD1	1:B:141:LYS:HD3	2.48	0.42
1:B:180:GLN:O	1:B:183:GLU:HB3	2.19	0.42
1:B:17:LYS:NZ	1:B:19:LYS:HB2	2.33	0.42
1:A:67:TYR:O	1:A:80:PRO:HD2	2.20	0.42
1:A:196:VAL:CG1	1:A:200:VAL:CG2	2.95	0.42
1:A:224:HIS:O	1:A:226:VAL:N	2.47	0.42
1:A:221:ALA:O	1:A:223:GLN:O	2.38	0.41
1:A:129:GLU:OE1	1:A:139:THR:CA	2.68	0.41
1:B:28:LEU:HG	1:B:241:VAL:HG23	2.01	0.41
1:A:95:HIS:O	1:A:98:ARG:N	2.53	0.41
1:B:4:ARG:HD3	1:B:227:ASP:OD1	2.21	0.41
1:A:21:LEU:HA	1:A:21:LEU:HD23	1.68	0.41
1:B:163:ALA:HB2	1:B:207:ILE:CD1	2.50	0.41
1:A:46:ILE:N	1:A:46:ILE:HD12	2.35	0.41
1:A:73:ALA:O	1:A:74:PHE:CG	2.73	0.41
1:A:127:ILE:CD1	1:A:163:ALA:O	2.68	0.41
1:A:99:ARG:NH1	1:A:146:GLU:OE1	2.54	0.41
1:B:138:ILE:O	1:B:139:THR:C	2.58	0.41
1:A:188:LEU:O	1:A:189:ARG:C	2.59	0.41
1:B:244:ILE:HG12	1:B:244:ILE:H	1.59	0.41
1:A:28:LEU:HB3	1:A:59:ILE:HD11	2.03	0.41
1:A:48:LEU:CD2	1:A:86:ILE:HG21	2.51	0.41
1:B:149:ALA:O	1:B:150:ILE:C	2.59	0.41
1:B:164:TYR:C	1:B:164:TYR:CD2	2.93	0.41
1:B:67:TYR:C	1:B:69:VAL:H	2.24	0.41
1:B:216:ASN:O	1:B:219:GLU:CG	2.59	0.41
1:A:167:VAL:HG13	1:A:170:ILE:HG22	2.02	0.41
1:B:187:LYS:HA	1:B:187:LYS:HD3	1.52	0.41
1:B:12:TRP:HE3	1:B:43:ALA:HB2	1.80	0.41
1:B:68:LYS:HZ3	1:B:111:GLN:CD	2.17	0.41
1:A:130:LYS:O	1:A:133:GLU:N	2.51	0.41
1:A:172:THR:C	1:A:173:GLY:O	2.58	0.41
1:A:5:LYS:HG3	1:A:205:ARG:HD3	2.02	0.41
1:B:118:ALA:C	1:B:120:GLY:N	2.73	0.41
1:B:110:GLY:HA3	1:B:153:ASN:ND2	2.34	0.41
1:B:237:LYS:C	1:B:239:GLU:H	2.24	0.41
1:B:192:LEU:HA	1:B:192:LEU:HD12	1.86	0.41
1:B:81:ALA:O	1:B:84:LYS:HB2	2.21	0.41

*Continued on next page...*

Continued from previous page...

Atom-1	Atom-2	Interatomic distance (Å)	Clash overlap (Å)
1:A:12:TRP:CE3	1:A:43:ALA:CB	2.80	0.41
1:A:28:LEU:HD13	1:A:28:LEU:HA	1.78	0.41
1:A:67:TYR:CD2	1:A:68:LYS:O	2.73	0.41
1:B:127:ILE:CG2	1:B:150:ILE:HD11	2.47	0.41
1:B:152:ASP:O	1:B:153:ASN:C	2.58	0.41
1:A:14:MET:HB3	1:A:14:MET:HE3	1.88	0.41
1:B:148:LYS:O	1:B:149:ALA:C	2.59	0.41
1:B:217:CYS:HB3	1:B:218:LYS:H	1.72	0.41
1:A:191:TRP:CH2	1:A:195:HIS:CG	3.08	0.41
1:B:17:LYS:HE2	1:B:20:SER:OG	2.21	0.41
1:B:52:ARG:O	1:B:53:GLN:C	2.60	0.41
1:A:233:GLY:O	1:A:234:ALA:C	2.60	0.41
1:B:80:PRO:HG2	1:B:115:HIS:ND1	2.36	0.41
1:B:97:GLU:O	1:B:98:ARG:O	2.38	0.41
1:B:110:GLY:HA2	1:B:153:ASN:CG	2.38	0.41
1:A:221:ALA:HB2	1:A:229:PHE:HZ	1.87	0.40
1:A:13:LYS:CA	1:A:64:GLN:NE2	2.81	0.40
1:A:66:CYS:SG	1:A:67:TYR:N	2.94	0.40
1:A:75:THR:HG22	1:A:75:THR:O	2.20	0.40
1:B:117:LEU:HD21	1:B:123:VAL:HG21	1.99	0.40
1:A:18:ARG:HH11	1:A:18:ARG:CG	2.33	0.40
1:A:192:LEU:HB3	1:A:193:LYS:H	1.54	0.40
1:B:147:THR:HG22	1:B:191:TRP:HZ3	1.85	0.40
1:A:54:LYS:HE3	1:A:54:LYS:HB2	1.77	0.40
1:A:40:VAL:HA	1:A:60:GLY:O	2.22	0.40
1:A:115:HIS:O	1:A:119:GLU:HG3	2.21	0.40
1:A:96:SER:O	1:A:99:ARG:HB2	2.21	0.40
1:B:156:ASP:O	1:B:160:VAL:HG23	2.22	0.40
1:B:148:LYS:CB	1:B:191:TRP:CH2	3.05	0.40
1:A:129:GLU:OE1	1:A:139:THR:HB	2.17	0.40
1:A:164:TYR:CD1	1:A:184:VAL:HG11	2.53	0.40
1:B:243:ILE:HG21	1:B:243:ILE:HD13	1.91	0.40
1:A:109:ILE:N	1:A:109:ILE:HD12	2.36	0.40
1:A:191:TRP:HE3	1:A:191:TRP:C	2.25	0.40

All (2) symmetry-related close contacts are listed below. The label for Atom-2 includes the symmetry operator and encoded unit-cell translations to be applied.

Atom-1	Atom-2	Interatomic distance (Å)	Clash overlap (Å)
1:A:180:GLN:NE2	1:B:171:GLY:O[2_565]	1.08	1.12
1:A:180:GLN:NE2	1:B:171:GLY:C[2_565]	1.90	0.30

## 5.3 Torsion angles

### 5.3.1 Protein backbone

In the following table, the Percentiles column shows the percent Ramachandran outliers of the chain as a percentile score with respect to all X-ray entries followed by that with respect to entries of similar resolution.

The Analysed column shows the number of residues for which the backbone conformation was analysed, and the total number of residues.

Mol	Chain	Analysed	Favoured	Allowed	Outliers	Percentiles	
1	A	245/247 (99%)	144 (59%)	63 (26%)	38 (16%)	0	0
1	B	245/247 (99%)	162 (66%)	60 (24%)	23 (9%)	1	1
All	All	490/494 (99%)	306 (62%)	123 (25%)	61 (12%)	0	0

All (61) Ramachandran outliers are listed below:

Mol	Chain	Res	Type
1	A	31	ALA
1	A	57	ALA
1	A	58	LYS
1	A	77	GLU
1	A	104	GLU
1	A	131	LEU
1	A	154	VAL
1	A	155	LYS
1	A	156	ASP
1	A	158	SER
1	A	174	LYS
1	A	197	SER
1	A	224	HIS
1	A	233	GLY
1	B	4	ARG
1	B	57	ALA
1	B	70	PRO
1	B	119	GLU
1	B	168	TRP
1	B	197	SER
1	B	211	SER
1	B	223	GLN
1	A	33	LEU
1	A	142	VAL
1	A	173	GLY

*Continued on next page...*

*Continued from previous page...*

Mol	Chain	Res	Type
1	A	222	SER
1	A	225	ASP
1	A	234	ALA
1	A	238	PRO
1	A	245	ASN
1	A	246	ALA
1	B	68	LYS
1	B	150	ILE
1	B	155	LYS
1	B	212	VAL
1	B	217	CYS
1	B	233	GLY
1	A	35	ALA
1	A	44	PRO
1	A	166	PRO
1	B	44	PRO
1	B	238	PRO
1	A	2	PRO
1	A	5	LYS
1	A	16	GLY
1	A	45	SER
1	A	70	PRO
1	A	96	SER
1	B	98	ARG
1	B	106	ASP
1	A	65	ASN
1	A	150	ILE
1	B	234	ALA
1	A	91	VAL
1	B	200	VAL
1	A	244	ILE
1	B	83	ILE
1	A	69	VAL
1	B	243	ILE
1	A	87	GLY
1	B	171	GLY

### 5.3.2 Protein sidechains ⓘ

In the following table, the Percentiles column shows the percent sidechain outliers of the chain as a percentile score with respect to all X-ray entries followed by that with respect to entries of similar resolution.

The Analysed column shows the number of residues for which the sidechain conformation was analysed, and the total number of residues.

Mol	Chain	Analysed	Rotameric	Outliers	Percentiles	
1	A	192/192 (100%)	163 (85%)	29 (15%)	3	6
1	B	192/192 (100%)	164 (85%)	28 (15%)	4	7
All	All	384/384 (100%)	327 (85%)	57 (15%)	4	7

All (57) residues with a non-rotameric sidechain are listed below:

Mol	Chain	Res	Type
1	A	6	PHE
1	A	14	MET
1	A	24	LEU
1	A	25	ILE
1	A	32	LYS
1	A	36	ASP
1	A	38	GLU
1	A	41	CYS
1	A	46	ILE
1	A	55	LEU
1	A	56	ASP
1	A	64	GLN
1	A	66	CYS
1	A	74	PHE
1	A	83	ILE
1	A	85	ASP
1	A	92	ILE
1	A	98	ARG
1	A	127	ILE
1	A	152	ASP
1	A	156	ASP
1	A	182	GLN
1	A	185	HIS
1	A	225	ASP
1	A	227	ASP
1	A	229	PHE
1	A	231	VAL
1	A	239	GLU
1	A	242	ASP
1	B	5	LYS
1	B	18	ARG
1	B	24	LEU
1	B	28	LEU

*Continued on next page...*

*Continued from previous page...*

Mol	Chain	Res	Type
1	B	45	SER
1	B	77	GLU
1	B	78	ILE
1	B	79	SER
1	B	85	ASP
1	B	98	ARG
1	B	99	ARG
1	B	109	ILE
1	B	130	LYS
1	B	132	ASP
1	B	135	GLU
1	B	139	THR
1	B	140	GLU
1	B	170	ILE
1	B	205	ARG
1	B	211	SER
1	B	213	THR
1	B	219	GLU
1	B	225	ASP
1	B	229	PHE
1	B	231	VAL
1	B	238	PRO
1	B	240	PHE
1	B	242	ASP

Some sidechains can be flipped to improve hydrogen bonding and reduce clashes. All (8) such sidechains are listed below:

Mol	Chain	Res	Type
1	A	65	ASN
1	A	100	HIS
1	A	145	GLN
1	A	203	GLN
1	A	223	GLN
1	A	245	ASN
1	B	100	HIS
1	B	245	ASN

### 5.3.3 RNA ⓘ

There are no RNA molecules in this entry.



## 5.4 Non-standard residues in protein, DNA, RNA chains [i](#)

There are no non-standard protein/DNA/RNA residues in this entry.

## 5.5 Carbohydrates [i](#)

There are no carbohydrates in this entry.

## 5.6 Ligand geometry [i](#)

There are no ligands in this entry.

## 5.7 Other polymers [i](#)

There are no such residues in this entry.

## 5.8 Polymer linkage issues [i](#)

There are no chain breaks in this entry.

## 6 Fit of model and data ⓘ

### 6.1 Protein, DNA and RNA chains ⓘ

EDS was not executed - this section will therefore be empty.

### 6.2 Non-standard residues in protein, DNA, RNA chains ⓘ

EDS was not executed - this section will therefore be empty.

### 6.3 Carbohydrates ⓘ

EDS was not executed - this section will therefore be empty.

### 6.4 Ligands ⓘ

EDS was not executed - this section will therefore be empty.

### 6.5 Other polymers ⓘ

EDS was not executed - this section will therefore be empty.