



Full wwPDB X-ray Structure Validation Report ⓘ

Jan 31, 2016 – 10:25 PM GMT

PDB ID : 1TJL
Title : Crystal structure of transcription factor DksA from E. coli
Authors : Perederina, A.; Svetlov, V.; Vassilyeva, M.N.; Artsimovitch, I.; Yokoyama, S.;
Vassilyev, D.G.; RIKEN Structural Genomics/Proteomics Initiative (RSGI)
Deposited on : 2004-06-06
Resolution : 2.00 Å(reported)

This is a Full wwPDB X-ray Structure Validation Report for a publicly released PDB entry.
We welcome your comments at validation@mail.wwpdb.org
A user guide is available at
<http://wwpdb.org/validation/2016/XrayValidationReportHelp>
with specific help available everywhere you see the ⓘ symbol.

The following versions of software and data (see [references ⓘ](#)) were used in the production of this report:

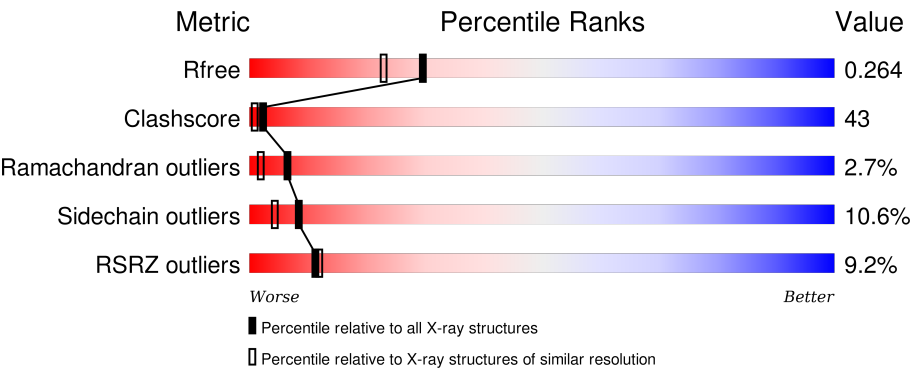
MolProbity : 4.02b-467
Mogul : 1.7 (RC4), CSD as536be (2015)
Xtriage (Phenix) : 1.9-1692
EDS : rb-20026688
Percentile statistics : 20151230.v01 (using entries in the PDB archive December 30th 2015)
Refmac : 5.8.0135
CCP4 : 6.5.0
Ideal geometry (proteins) : Engh & Huber (2001)
Ideal geometry (DNA, RNA) : Parkinson et al. (1996)
Validation Pipeline (wwPDB-VP) : trunk26865

1 Overall quality at a glance i

The following experimental techniques were used to determine the structure:
X-RAY DIFFRACTION

The reported resolution of this entry is 2.00 Å.

Percentile scores (ranging between 0-100) for global validation metrics of the entry are shown in the following graphic. The table shows the number of entries on which the scores are based.



Metric	Whole archive (#Entries)	Similar resolution (#Entries, resolution range(Å))
R _{free}	91344	6249 (2.00-2.00)
Clashscore	102246	7340 (2.00-2.00)
Ramachandran outliers	100387	7248 (2.00-2.00)
Sidechain outliers	100360	7247 (2.00-2.00)
RSRZ outliers	91569	6262 (2.00-2.00)

The table below summarises the geometric issues observed across the polymeric chains and their fit to the electron density. The red, orange, yellow and green segments on the lower bar indicate the fraction of residues that contain outliers for ≥ 3 , 2, 1 and 0 types of geometric quality criteria. A grey segment represents the fraction of residues that are not modelled. The numeric value for each fraction is indicated below the corresponding segment, with a dot representing fractions $\leq 5\%$. The upper red bar (where present) indicates the fraction of residues that have poor fit to the electron density. The numeric value is given above the bar.

Mol	Chain	Length	Quality of chain
1	A	151	<div><div>10%</div><div><div></div><div>32%</div><div>55%</div><div>9%</div><div>.</div></div></div>
1	B	151	<div><div>5%</div><div><div></div><div>40%</div><div>51%</div><div>5%</div><div>.</div></div></div>
1	C	151	<div><div>7%</div><div><div></div><div>41%</div><div>46%</div><div>9%</div><div>.</div></div></div>
1	D	151	<div><div>7%</div><div><div></div><div>41%</div><div>46%</div><div>8%</div><div>..</div></div></div>
1	E	151	<div><div>19%</div><div><div></div><div>32%</div><div>52%</div><div>11%</div><div>..</div></div></div>

Continued on next page...

Continued from previous page...

Mol	Chain	Length	Quality of chain
1	F	151	
1	G	151	
1	H	151	
1	I	151	
1	J	151	

The following table lists non-polymeric compounds, carbohydrate monomers and non-standard residues in protein, DNA, RNA chains that are outliers for geometric or electron-density-fit criteria:

Mol	Type	Chain	Res	Chirality	Geometry	Clashes	Electron density
2	ZN	C	200	-	-	-	X

2 Entry composition [i](#)

There are 3 unique types of molecules in this entry. The entry contains 12822 atoms, of which 0 are hydrogens and 0 are deuteriums.

In the tables below, the ZeroOcc column contains the number of atoms modelled with zero occupancy, the AltConf column contains the number of residues with at least one atom in alternate conformation and the Trace column contains the number of residues modelled with at most 2 atoms.

- Molecule 1 is a protein called DnaK suppressor protein.

Mol	Chain	Residues	Atoms					ZeroOcc	AltConf	Trace
1	A	145	Total	C	N	O	S	0	0	0
			1179	725	215	232	7			
1	B	145	Total	C	N	O	S	0	0	0
			1179	725	215	232	7			
1	C	145	Total	C	N	O	S	0	0	0
			1179	725	215	232	7			
1	D	145	Total	C	N	O	S	0	0	0
			1179	725	215	232	7			
1	E	145	Total	C	N	O	S	0	0	0
			1179	725	215	232	7			
1	F	145	Total	C	N	O	S	0	0	0
			1179	725	215	232	7			
1	G	145	Total	C	N	O	S	0	0	0
			1179	725	215	232	7			
1	H	145	Total	C	N	O	S	0	0	0
			1179	725	215	232	7			
1	I	145	Total	C	N	O	S	0	0	0
			1179	725	215	232	7			
1	J	145	Total	C	N	O	S	0	0	0
			1179	725	215	232	7			

- Molecule 2 is ZINC ION (three-letter code: ZN) (formula: Zn).

Mol	Chain	Residues	Atoms		ZeroOcc	AltConf
2	G	1	Total	Zn	0	0
			1	1		
2	J	1	Total	Zn	0	0
			1	1		
2	D	1	Total	Zn	0	0
			1	1		
2	E	1	Total	Zn	0	0
			1	1		

Continued on next page...

Continued from previous page...

Mol	Chain	Residues	Atoms		ZeroOcc	AltConf
2	H	1	Total 1	Zn 1	0	0
2	B	1	Total 1	Zn 1	0	0
2	I	1	Total 1	Zn 1	0	0
2	C	1	Total 1	Zn 1	0	0
2	A	1	Total 1	Zn 1	0	0
2	F	1	Total 1	Zn 1	0	0

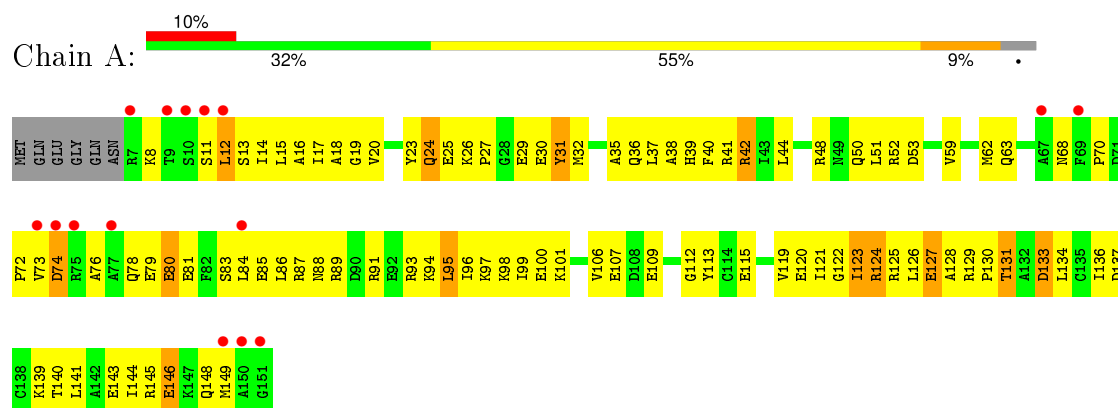
- Molecule 3 is water.

Mol	Chain	Residues	Atoms		ZeroOcc	AltConf
3	A	121	Total 121	O 121	0	0
3	B	127	Total 127	O 127	0	0
3	C	87	Total 87	O 87	0	0
3	D	105	Total 105	O 105	0	0
3	E	75	Total 75	O 75	0	0
3	F	113	Total 113	O 113	0	0
3	G	122	Total 122	O 122	0	0
3	H	92	Total 92	O 92	0	0
3	I	95	Total 95	O 95	0	0
3	J	85	Total 85	O 85	0	0

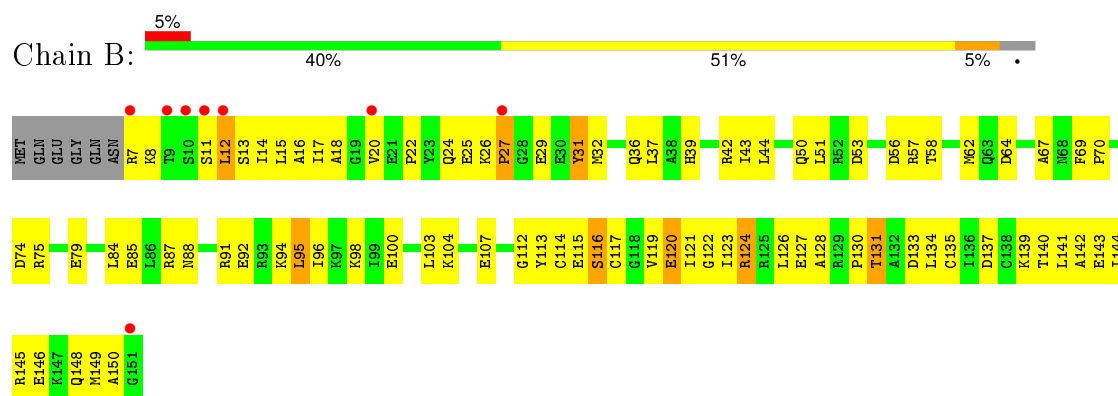
3 Residue-property plots

These plots are drawn for all protein, RNA and DNA chains in the entry. The first graphic for a chain summarises the proportions of errors displayed in the second graphic. The second graphic shows the sequence view annotated by issues in geometry and electron density. Residues are color-coded according to the number of geometric quality criteria for which they contain at least one outlier: green = 0, yellow = 1, orange = 2 and red = 3 or more. A red dot above a residue indicates a poor fit to the electron density ($RSRZ > 2$). Stretches of 2 or more consecutive residues without any outlier are shown as a green connector. Residues present in the sample, but not in the model, are shown in grey.

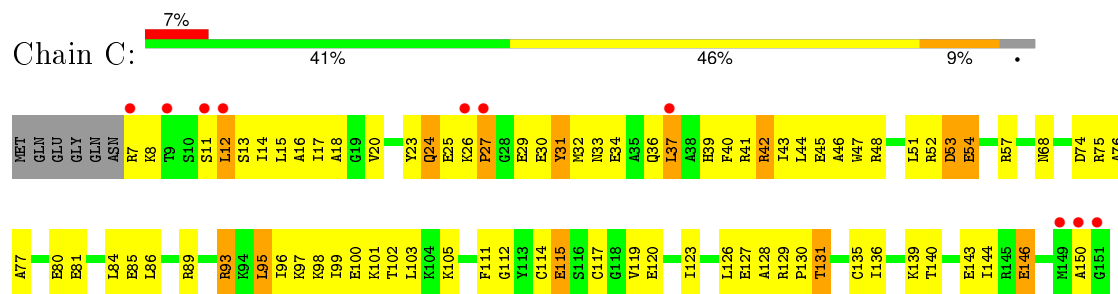
• Molecule 1: DnaK suppressor protein



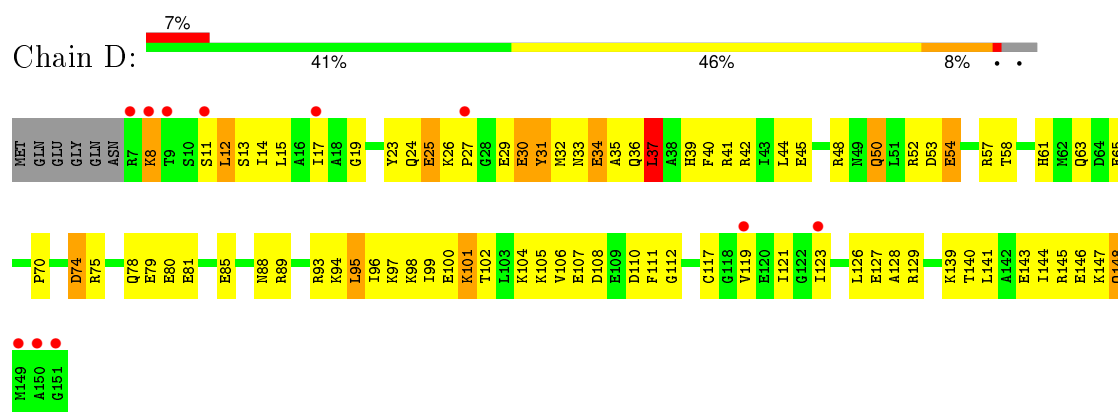
• Molecule 1: DnaK suppressor protein



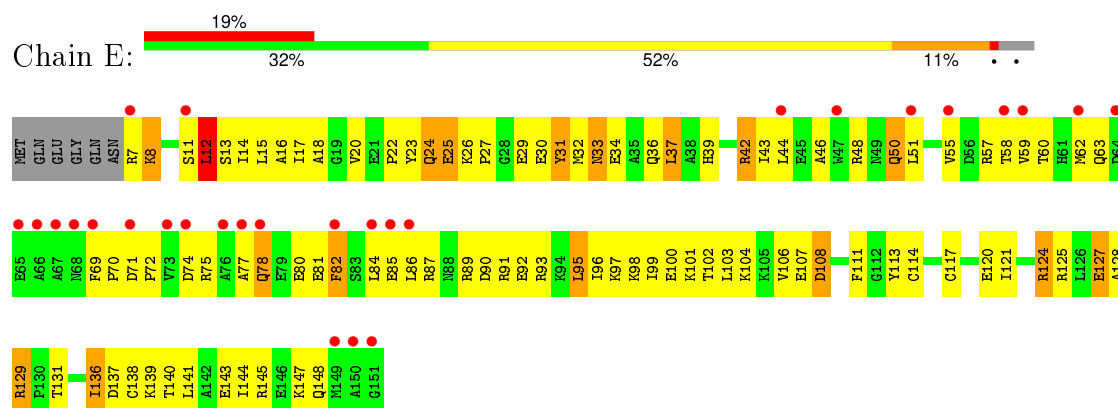
• Molecule 1: DnaK suppressor protein




• Molecule 1: DnaK suppressor protein



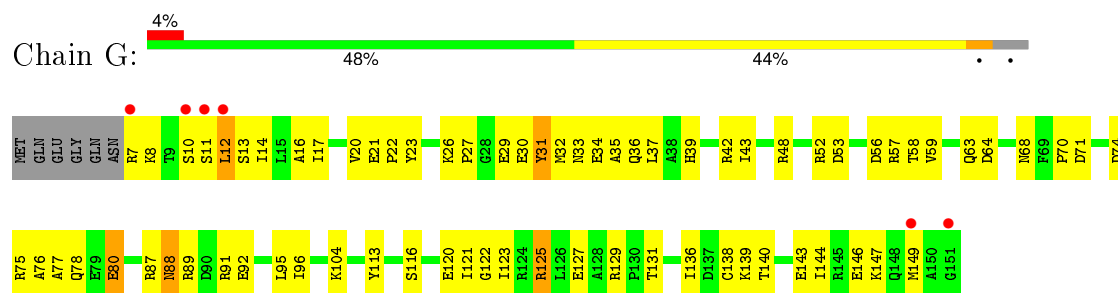
• Molecule 1: DnaK suppressor protein



• Molecule 1: DnaK suppressor protein

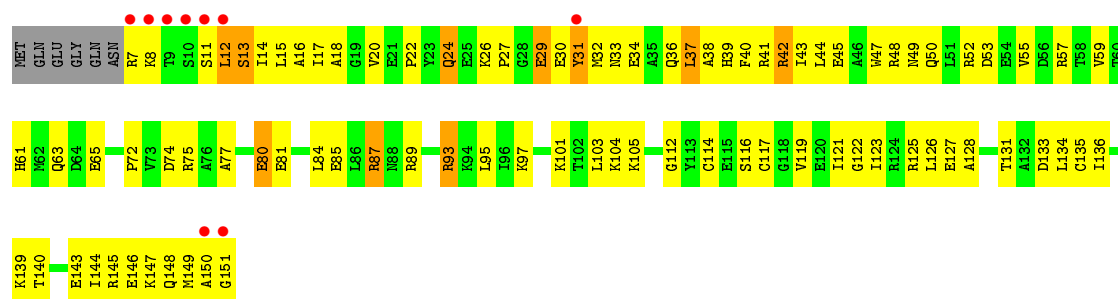


• Molecule 1: DnaK suppressor protein

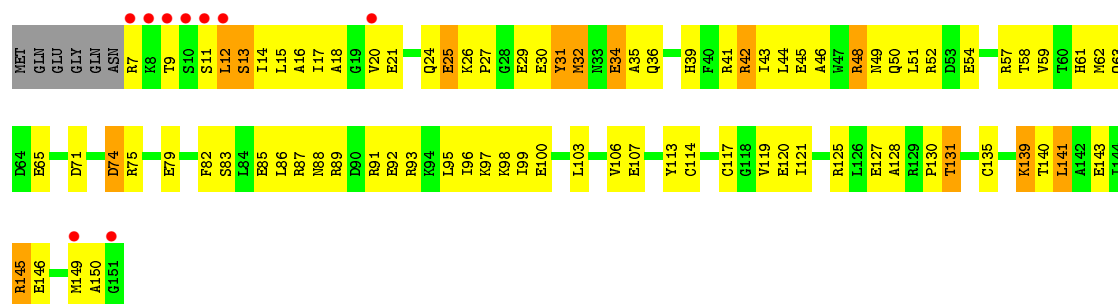


• Molecule 1: DnaK suppressor protein

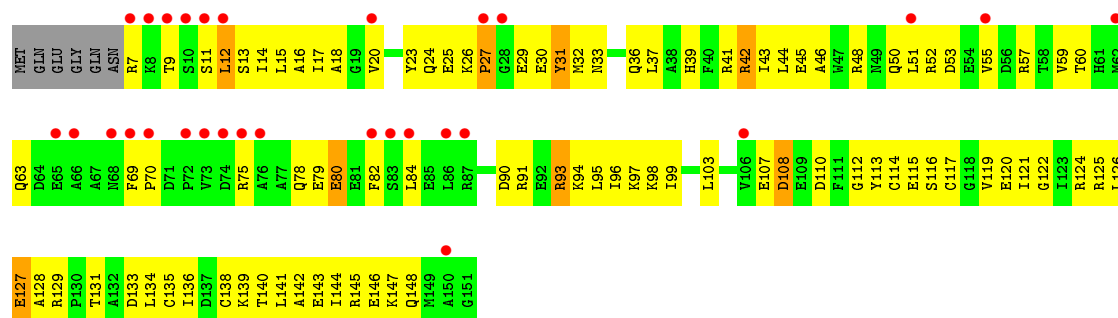




• Molecule 1: DnaK suppressor protein



• Molecule 1: DnaK suppressor protein



4 Data and refinement statistics

Property	Value	Source
Space group	P 1 21 1	Depositor
Cell constants a, b, c, α , β , γ	91.32Å 96.59Å 117.48Å 90.00° 90.00° 90.00°	Depositor
Resolution (Å)	38.95 – 2.00 38.95 – 1.99	Depositor EDS
% Data completeness (in resolution range)	97.9 (38.95-2.00) 96.9 (38.95-1.99)	Depositor EDS
R_{merge}	0.05	Depositor
R_{sym}	(Not available)	Depositor
$\langle I/\sigma(I) \rangle$ ¹	2.73 (at 2.00Å)	Xtriage
Refinement program	CNS 1.1	Depositor
R, R_{free}	0.228 , 0.268 0.226 , 0.264	Depositor DCC
R_{free} test set	6619 reflections (5.16%)	DCC
Wilson B-factor (Å ²)	35.0	Xtriage
Anisotropy	0.132	Xtriage
Bulk solvent k_{sol} (e/Å ³), B_{sol} (Å ²)	0.34 , 65.9	EDS
Estimated twinning fraction	0.499 for h,-k,-l	Xtriage
L-test for twinning ²	$\langle L \rangle = 0.47$, $\langle L^2 \rangle = 0.30$	Xtriage
Outliers	0 of 135205 reflections	Xtriage
F_o, F_c correlation	0.95	EDS
Total number of atoms	12822	wwPDB-VP
Average B, all atoms (Å ²)	55.0	wwPDB-VP

Xtriage's analysis on translational NCS is as follows: *The largest off-origin peak in the Patterson function is 6.26% of the height of the origin peak. No significant pseudotranslation is detected.*

¹Intensities estimated from amplitudes.

²Theoretical values of $\langle |L| \rangle$, $\langle L^2 \rangle$ for acentric reflections are 0.5, 0.375 respectively for untwinned datasets, and 0.333, 0.2 for perfectly twinned datasets.

5 Model quality [i](#)

5.1 Standard geometry [i](#)

Bond lengths and bond angles in the following residue types are not validated in this section: ZN

The Z score for a bond length (or angle) is the number of standard deviations the observed value is removed from the expected value. A bond length (or angle) with $|Z| > 5$ is considered an outlier worth inspection. RMSZ is the root-mean-square of all Z scores of the bond lengths (or angles).

Mol	Chain	Bond lengths		Bond angles	
		RMSZ	# $ Z > 5$	RMSZ	# $ Z > 5$
1	A	0.47	0/1194	0.70	0/1600
1	B	0.50	0/1194	0.69	0/1600
1	C	0.46	0/1194	0.67	1/1600 (0.1%)
1	D	0.46	0/1194	0.69	1/1600 (0.1%)
1	E	0.42	0/1194	0.69	1/1600 (0.1%)
1	F	0.46	0/1194	0.69	0/1600
1	G	0.46	0/1194	0.68	0/1600
1	H	0.44	0/1194	0.64	0/1600
1	I	0.45	0/1194	0.66	0/1600
1	J	0.43	0/1194	0.67	0/1600
All	All	0.46	0/11940	0.68	3/16000 (0.0%)

There are no bond length outliers.

All (3) bond angle outliers are listed below:

Mol	Chain	Res	Type	Atoms	Z	Observed(°)	Ideal(°)
1	D	37	LEU	CA-CB-CG	5.20	127.25	115.30
1	E	12	LEU	CA-CB-CG	-5.10	103.57	115.30
1	C	37	LEU	CA-CB-CG	5.07	126.95	115.30

There are no chirality outliers.

There are no planarity outliers.

5.2 Too-close contacts [i](#)

In the following table, the Non-H and H(model) columns list the number of non-hydrogen atoms and hydrogen atoms in the chain respectively. The H(added) column lists the number of hydrogen atoms added and optimized by MolProbity. The Clashes column lists the number of clashes within the asymmetric unit, whereas Symm-Clashes lists symmetry related clashes.

Mol	Chain	Non-H	H(model)	H(added)	Clashes	Symm-Clashes
1	A	1179	0	1162	139	0
1	B	1179	0	1162	98	0
1	C	1179	0	1162	105	0
1	D	1179	0	1162	89	0
1	E	1179	0	1162	125	0
1	F	1179	0	1162	96	0
1	G	1179	0	1162	86	0
1	H	1179	0	1162	97	0
1	I	1179	0	1162	94	0
1	J	1179	0	1162	123	0
2	A	1	0	0	0	0
2	B	1	0	0	0	0
2	C	1	0	0	0	0
2	D	1	0	0	0	0
2	E	1	0	0	0	0
2	F	1	0	0	0	0
2	G	1	0	0	0	0
2	H	1	0	0	0	0
2	I	1	0	0	0	0
2	J	1	0	0	0	0
3	A	121	0	0	38	0
3	B	127	0	0	25	0
3	C	87	0	0	27	0
3	D	105	0	0	21	0
3	E	75	0	0	13	0
3	F	113	0	0	27	0
3	G	122	0	0	29	0
3	H	92	0	0	13	0
3	I	95	0	0	18	0
3	J	85	0	0	24	0
All	All	12822	0	11620	1018	0

The all-atom clashscore is defined as the number of clashes found per 1000 atoms (including hydrogen atoms). The all-atom clashscore for this structure is 43.

All (1018) close contacts within the same asymmetric unit are listed below, sorted by their clash magnitude.

Atom-1	Atom-2	Interatomic distance (Å)	Clash overlap (Å)
1:A:129:ARG:HE	1:C:150:ALA:HB2	0.93	1.08
1:J:136:ILE:HG13	3:J:211:HOH:O	1.54	1.07
1:I:106:VAL:HG21	3:I:294:HOH:O	1.52	1.05
1:G:149:MET:HE1	3:G:301:HOH:O	1.54	1.05

Continued on next page...

Continued from previous page...

Atom-1	Atom-2	Interatomic distance (Å)	Clash overlap (Å)
1:I:149:MET:HA	3:I:242:HOH:O	1.53	1.04
1:B:124:ARG:HD3	3:B:229:HOH:O	1.57	1.03
1:J:75:ARG:HD2	3:J:247:HOH:O	1.57	1.03
1:E:22:PRO:HB3	1:E:124:ARG:HE	1.24	1.02
1:E:12:LEU:HD12	1:E:14:ILE:HB	1.05	1.02
1:J:122:GLY:HA3	3:J:280:HOH:O	1.61	1.01
1:A:129:ARG:NE	1:C:150:ALA:HB2	1.73	1.01
1:E:129:ARG:HH11	1:E:129:ARG:HB3	1.22	1.00
1:F:122:GLY:HA3	3:F:209:HOH:O	1.58	1.00
1:A:20:VAL:HA	3:B:277:HOH:O	1.61	1.00
1:A:19:GLY:H	1:A:42:ARG:NH1	1.60	1.00
1:A:12:LEU:HB2	3:A:201:HOH:O	1.60	1.00
1:A:129:ARG:HE	1:C:150:ALA:CB	1.73	0.99
1:A:17:ILE:HG23	1:A:50:GLN:HG3	1.47	0.97
1:D:148:GLN:N	1:D:148:GLN:HE21	1.61	0.97
1:F:95:LEU:HD11	3:F:298:HOH:O	1.62	0.97
1:A:122:GLY:HA3	3:A:222:HOH:O	1.64	0.95
1:A:19:GLY:H	1:A:42:ARG:HH12	1.02	0.94
1:A:80:GLU:HG2	3:A:309:HOH:O	1.66	0.93
1:A:96:ILE:O	1:A:100:GLU:HG2	1.69	0.93
1:C:93:ARG:HD2	3:C:262:HOH:O	1.68	0.93
1:E:129:ARG:HB3	1:E:129:ARG:NH1	1.84	0.93
1:H:38:ALA:HB2	3:H:282:HOH:O	1.68	0.92
1:C:20:VAL:HG13	3:C:263:HOH:O	1.68	0.92
1:I:42:ARG:NH1	1:I:46:ALA:HB2	1.84	0.91
1:A:81:GLU:HA	3:A:309:HOH:O	1.70	0.91
1:J:14:ILE:HA	1:J:17:ILE:HD12	1.51	0.91
1:G:57:ARG:HB2	1:G:57:ARG:NH1	1.85	0.91
1:E:98:LYS:NZ	1:E:101:LYS:HE2	1.85	0.90
1:I:96:ILE:O	1:I:100:GLU:HG2	1.72	0.90
1:H:72:PRO:HB3	3:H:272:HOH:O	1.70	0.90
1:G:57:ARG:HB2	1:G:57:ARG:HH11	1.37	0.89
1:B:91:ARG:HD2	3:J:271:HOH:O	1.70	0.89
1:A:131:THR:HG22	3:C:203:HOH:O	1.70	0.89
1:E:24:GLN:NE2	1:E:24:GLN:H	1.71	0.89
1:B:14:ILE:HA	1:B:17:ILE:HD12	1.54	0.89
1:D:108:ASP:HB2	3:D:281:HOH:O	1.71	0.88
1:B:141:LEU:O	1:B:145:ARG:HG3	1.74	0.88
1:F:72:PRO:HA	3:F:262:HOH:O	1.75	0.87
1:E:12:LEU:CD1	1:E:14:ILE:HB	1.99	0.87
1:B:143:GLU:HG2	1:J:136:ILE:HD13	1.55	0.86

Continued on next page...

Continued from previous page...

Atom-1	Atom-2	Interatomic distance (Å)	Clash overlap (Å)
1:D:33:ASN:ND2	1:D:36:GLN:HG3	1.90	0.86
1:A:35:ALA:HA	3:A:314:HOH:O	1.74	0.86
1:A:12:LEU:HD12	1:A:128:ALA:HA	1.58	0.86
1:I:42:ARG:HG2	3:I:216:HOH:O	1.74	0.86
1:J:48:ARG:HH21	1:J:52:ARG:HH11	1.18	0.86
1:J:12:LEU:HD12	1:J:14:ILE:HB	1.58	0.85
1:B:146:GLU:HG3	3:B:310:HOH:O	1.76	0.85
1:A:70:PRO:HG3	1:A:78:GLN:NE2	1.91	0.85
1:I:42:ARG:CZ	1:I:46:ALA:HB2	2.07	0.85
1:I:128:ALA:HB3	3:I:256:HOH:O	1.76	0.85
1:G:80:GLU:HG2	3:G:260:HOH:O	1.75	0.85
1:D:8:LYS:HG2	3:D:280:HOH:O	1.76	0.85
1:E:98:LYS:HZ3	1:E:101:LYS:HE2	1.42	0.84
1:F:38:ALA:HB2	3:F:276:HOH:O	1.78	0.84
1:E:12:LEU:HD13	1:E:128:ALA:O	1.76	0.84
1:J:60:THR:O	1:J:63:GLN:HG2	1.78	0.84
1:E:86:LEU:HD12	1:E:89:ARG:HH12	1.42	0.84
1:E:12:LEU:HD22	1:E:128:ALA:HA	1.59	0.84
1:C:74:ASP:HA	3:C:236:HOH:O	1.77	0.83
1:J:26:LYS:HB3	1:J:27:PRO:HD2	1.61	0.83
1:J:12:LEU:HD11	1:J:127:GLU:O	1.78	0.83
1:B:26:LYS:HG2	1:B:27:PRO:HD2	1.61	0.83
1:E:15:LEU:HD21	1:E:127:GLU:HG2	1.59	0.83
1:E:125:ARG:HD2	1:E:136:ILE:HD12	1.59	0.83
1:H:122:GLY:HA3	3:H:205:HOH:O	1.78	0.83
1:F:141:LEU:O	1:F:145:ARG:HG3	1.79	0.83
1:B:145:ARG:HD2	3:B:325:HOH:O	1.79	0.83
1:E:12:LEU:HD12	1:E:14:ILE:CB	2.01	0.83
1:A:97:LYS:HE2	1:A:97:LYS:HA	1.58	0.83
1:A:148:GLN:HB2	3:A:259:HOH:O	1.79	0.83
1:A:129:ARG:HD3	3:C:203:HOH:O	1.79	0.82
1:I:44:LEU:HD21	1:I:130:PRO:HB2	1.60	0.82
1:G:88:ASN:HB3	3:G:237:HOH:O	1.78	0.82
1:B:12:LEU:HG	1:B:128:ALA:O	1.80	0.82
1:H:136:ILE:HD12	1:H:136:ILE:H	1.43	0.82
1:A:13:SER:O	1:A:17:ILE:HG13	1.79	0.82
1:F:36:GLN:NE2	1:F:123:ILE:HD11	1.95	0.82
1:C:51:LEU:HD11	1:C:95:LEU:HD13	1.60	0.82
1:H:75:ARG:HD3	3:H:247:HOH:O	1.78	0.81
1:H:117:CYS:HA	1:J:27:PRO:HB3	1.63	0.81
1:J:125:ARG:HB2	3:J:280:HOH:O	1.79	0.81

Continued on next page...

Continued from previous page...

Atom-1	Atom-2	Interatomic distance (Å)	Clash overlap (Å)
1:J:63:GLN:HG3	3:J:234:HOH:O	1.79	0.81
1:A:97:LYS:HE2	1:A:100:GLU:HG3	1.62	0.81
1:F:13:SER:O	1:F:17:ILE:HG13	1.81	0.81
1:A:125:ARG:HD2	1:A:136:ILE:HD11	1.63	0.81
1:C:105:LYS:HB2	3:C:248:HOH:O	1.80	0.81
1:C:98:LYS:HA	3:C:252:HOH:O	1.80	0.81
1:B:32:MET:HG3	1:B:37:LEU:HG	1.62	0.80
1:C:93:ARG:O	1:C:97:LYS:HG2	1.82	0.80
1:E:22:PRO:HB3	1:E:124:ARG:NE	1.96	0.80
1:G:12:LEU:HB2	3:G:248:HOH:O	1.81	0.80
1:F:141:LEU:HD21	1:H:133:ASP:OD2	1.82	0.80
1:E:129:ARG:HH11	1:E:129:ARG:CB	1.95	0.79
1:I:34:GLU:HG3	1:I:35:ALA:N	1.96	0.79
1:F:7:ARG:HG3	3:F:245:HOH:O	1.83	0.78
1:H:114:CYS:HB2	1:H:135:CYS:HB3	1.64	0.78
1:J:48:ARG:NH1	1:J:48:ARG:HB3	1.97	0.78
1:D:30:GLU:HB3	3:D:219:HOH:O	1.84	0.78
1:B:58:THR:HG23	1:B:85:GLU:HG2	1.64	0.78
1:C:96:ILE:O	1:C:100:GLU:HG2	1.84	0.78
1:F:75:ARG:HD2	3:F:304:HOH:O	1.84	0.77
1:J:27:PRO:HA	3:J:203:HOH:O	1.82	0.77
1:J:80:GLU:O	1:J:84:LEU:HG	1.84	0.77
1:B:123:ILE:O	1:B:127:GLU:HG3	1.85	0.77
1:E:34:GLU:HA	1:E:37:LEU:HD11	1.64	0.77
1:E:144:ILE:O	1:E:147:LYS:HG2	1.84	0.77
1:C:111:PHE:HD1	3:C:248:HOH:O	1.67	0.77
1:I:89:ARG:HA	1:I:92:GLU:OE1	1.84	0.77
1:I:50:GLN:HE22	1:I:54:GLU:CD	1.87	0.77
1:J:107:GLU:HB2	3:J:283:HOH:O	1.84	0.76
1:A:19:GLY:N	1:A:42:ARG:HH12	1.82	0.76
1:C:76:ALA:HB3	3:C:211:HOH:O	1.84	0.76
1:G:129:ARG:HG2	3:G:225:HOH:O	1.85	0.76
1:A:139:LYS:NZ	1:C:146:GLU:HG2	2.00	0.76
1:H:49:ASN:HA	3:H:242:HOH:O	1.85	0.76
1:F:129:ARG:HE	1:H:150:ALA:HB2	1.49	0.76
1:C:14:ILE:HB	3:C:251:HOH:O	1.85	0.76
1:F:12:LEU:HG	1:F:128:ALA:HA	1.67	0.75
1:A:129:ARG:HH21	1:C:150:ALA:N	1.85	0.75
1:D:74:ASP:HA	3:D:234:HOH:O	1.85	0.75
1:E:125:ARG:HD2	1:E:136:ILE:CD1	2.17	0.75
1:H:93:ARG:O	1:H:97:LYS:HG2	1.85	0.75

Continued on next page...

Continued from previous page...

Atom-1	Atom-2	Interatomic distance (Å)	Clash overlap (Å)
1:J:140:THR:O	1:J:144:ILE:HG12	1.87	0.75
1:G:39:HIS:O	1:G:43:ILE:HG13	1.86	0.74
1:E:50:GLN:CA	3:E:252:HOH:O	2.35	0.74
1:F:9:THR:HG21	3:F:244:HOH:O	1.87	0.74
1:I:50:GLN:HE22	1:I:54:GLU:CG	2.00	0.74
1:A:17:ILE:CG2	1:A:50:GLN:HG3	2.17	0.74
1:I:51:LEU:HD13	1:I:95:LEU:HD22	1.68	0.74
1:J:82:PHE:HZ	3:J:265:HOH:O	1.69	0.74
1:J:48:ARG:NH2	1:J:52:ARG:HH11	1.86	0.73
1:G:12:LEU:HD23	3:G:248:HOH:O	1.86	0.73
1:D:98:LYS:HD3	1:D:101:LYS:HD2	1.71	0.73
1:E:81:GLU:O	1:E:85:GLU:HG3	1.88	0.73
1:H:52:ARG:HD3	3:H:242:HOH:O	1.87	0.73
1:H:117:CYS:HA	1:J:27:PRO:CB	2.18	0.73
1:G:48:ARG:O	1:G:52:ARG:HG3	1.86	0.73
1:D:104:LYS:HB3	3:D:266:HOH:O	1.88	0.73
1:J:141:LEU:O	1:J:145:ARG:HG3	1.88	0.73
1:C:51:LEU:CD1	1:C:95:LEU:HD13	2.19	0.73
1:I:48:ARG:HG2	1:I:49:ASN:N	2.02	0.73
1:J:12:LEU:CD1	1:J:14:ILE:HB	2.19	0.72
1:E:24:GLN:HE21	1:E:24:GLN:H	1.36	0.72
1:F:111:PHE:HZ	3:F:248:HOH:O	1.70	0.72
1:H:80:GLU:O	1:H:84:LEU:HG	1.88	0.72
1:F:111:PHE:CZ	3:F:248:HOH:O	2.41	0.72
1:J:93:ARG:O	1:J:97:LYS:HG2	1.89	0.72
1:J:48:ARG:HH11	1:J:48:ARG:HB3	1.52	0.72
1:B:51:LEU:HD11	1:B:95:LEU:HD13	1.72	0.72
1:A:141:LEU:O	1:A:145:ARG:HG3	1.90	0.72
1:C:136:ILE:HD11	3:C:282:HOH:O	1.90	0.72
1:D:13:SER:O	1:D:17:ILE:HG13	1.88	0.72
1:C:13:SER:O	1:C:17:ILE:HG13	1.89	0.72
1:A:20:VAL:HG13	3:B:277:HOH:O	1.88	0.72
1:F:14:ILE:HA	1:F:17:ILE:HD12	1.72	0.71
1:E:20:VAL:HG21	1:E:43:ILE:HG12	1.71	0.71
1:I:14:ILE:HD12	1:I:128:ALA:O	1.89	0.71
1:E:144:ILE:HA	1:E:147:LYS:HE3	1.70	0.71
1:B:122:GLY:HA3	3:B:231:HOH:O	1.90	0.71
1:J:7:ARG:HD2	1:J:16:ALA:HB1	1.73	0.71
1:G:139:LYS:O	1:G:143:GLU:HG3	1.91	0.71
1:E:12:LEU:CD2	1:E:128:ALA:HA	2.19	0.71
1:J:13:SER:O	1:J:17:ILE:HG13	1.90	0.71

Continued on next page...

Continued from previous page...

Atom-1	Atom-2	Interatomic distance (Å)	Clash overlap (Å)
1:H:116:SER:O	1:J:27:PRO:HB3	1.91	0.71
1:A:139:LYS:HZ1	1:C:146:GLU:HG2	1.55	0.71
1:I:51:LEU:HA	1:I:54:GLU:OE1	1.91	0.71
1:I:59:VAL:HG22	1:I:89:ARG:HH11	1.55	0.70
1:H:59:VAL:O	1:H:63:GLN:HG3	1.91	0.70
1:C:75:ARG:NH1	1:C:75:ARG:HB3	2.07	0.70
1:E:44:LEU:HD22	1:E:99:ILE:HG23	1.73	0.70
1:J:51:LEU:HD11	1:J:95:LEU:HD22	1.72	0.70
1:D:93:ARG:O	1:D:97:LYS:HG2	1.92	0.70
1:F:75:ARG:CD	3:F:304:HOH:O	2.40	0.70
1:A:145:ARG:HB2	3:A:241:HOH:O	1.92	0.69
1:H:104:LYS:HD2	3:H:265:HOH:O	1.92	0.69
1:J:48:ARG:HH21	1:J:52:ARG:NH1	1.90	0.69
1:C:39:HIS:O	1:C:43:ILE:HG13	1.92	0.69
1:B:17:ILE:HG23	1:B:50:GLN:HG3	1.73	0.69
1:A:125:ARG:NH1	1:A:136:ILE:HD12	2.07	0.69
1:G:12:LEU:HD22	1:G:12:LEU:H	1.56	0.69
1:A:18:ALA:CB	1:A:20:VAL:HG23	2.23	0.69
1:F:17:ILE:HG23	1:F:50:GLN:HG3	1.75	0.69
1:E:138:CYS:SG	3:E:236:HOH:O	2.51	0.69
1:E:93:ARG:O	1:E:97:LYS:HG2	1.93	0.68
1:D:19:GLY:H	1:D:42:ARG:HH12	1.40	0.68
1:J:141:LEU:HB3	1:J:145:ARG:HH21	1.58	0.68
1:A:23:TYR:CD1	3:A:300:HOH:O	2.45	0.68
1:D:31:TYR:CE2	1:D:32:MET:HG2	2.28	0.68
1:I:113:TYR:CE2	1:I:120:GLU:HG2	2.27	0.68
1:I:97:LYS:HE2	3:I:231:HOH:O	1.93	0.68
1:G:13:SER:O	1:G:17:ILE:HG13	1.94	0.68
1:B:75:ARG:HG3	3:B:264:HOH:O	1.93	0.68
1:B:140:THR:HA	1:B:143:GLU:OE2	1.94	0.68
1:E:12:LEU:HD23	1:E:12:LEU:N	2.09	0.67
1:D:39:HIS:HE1	1:D:127:GLU:OE2	1.78	0.67
1:A:36:GLN:NE2	1:A:123:ILE:HD11	2.09	0.67
1:C:42:ARG:HE	1:C:46:ALA:HB2	1.58	0.67
1:F:140:THR:HA	1:F:143:GLU:OE1	1.95	0.67
1:A:136:ILE:H	1:A:136:ILE:HD12	1.59	0.67
1:G:122:GLY:HA3	3:G:202:HOH:O	1.95	0.66
1:J:91:ARG:HA	1:J:94:LYS:HD3	1.77	0.66
1:E:96:ILE:HA	1:E:99:ILE:HD12	1.78	0.66
1:I:12:LEU:HG	1:I:128:ALA:HA	1.77	0.66
1:J:12:LEU:HD12	1:J:14:ILE:HD12	1.78	0.66

Continued on next page...

Continued from previous page...

Atom-1	Atom-2	Interatomic distance (Å)	Clash overlap (Å)
1:E:51:LEU:HD13	1:E:95:LEU:HD21	1.78	0.66
1:E:141:LEU:O	1:E:145:ARG:HG3	1.95	0.66
1:A:136:ILE:HD13	3:C:229:HOH:O	1.95	0.66
1:I:42:ARG:HG3	3:I:285:HOH:O	1.95	0.65
1:D:123:ILE:HB	3:D:267:HOH:O	1.96	0.65
1:B:142:ALA:O	1:B:146:GLU:HG2	1.97	0.65
1:E:12:LEU:HD11	1:E:127:GLU:O	1.95	0.65
1:G:29:GLU:HB2	3:G:290:HOH:O	1.96	0.65
1:G:140:THR:O	1:G:144:ILE:HG12	1.96	0.65
1:D:34:GLU:HA	3:D:249:HOH:O	1.95	0.65
1:B:12:LEU:HD22	3:B:315:HOH:O	1.94	0.65
1:G:120:GLU:HG3	3:G:262:HOH:O	1.95	0.65
1:G:77:ALA:HB2	3:G:308:HOH:O	1.96	0.65
1:J:112:GLY:HA2	1:J:126:LEU:HD11	1.79	0.65
1:G:131:THR:HG22	1:G:131:THR:O	1.97	0.65
1:G:57:ARG:CB	1:G:57:ARG:HH11	2.10	0.65
1:C:14:ILE:HD12	1:C:128:ALA:O	1.95	0.65
1:G:26:LYS:HB2	1:G:29:GLU:HG3	1.78	0.65
1:B:144:ILE:O	1:B:148:GLN:HG3	1.96	0.65
1:G:7:ARG:HH11	1:G:7:ARG:HG3	1.60	0.65
1:A:59:VAL:O	1:A:63:GLN:HG3	1.96	0.65
1:D:96:ILE:O	1:D:100:GLU:HG3	1.96	0.65
1:A:12:LEU:HB3	1:A:14:ILE:HG13	1.78	0.65
1:F:17:ILE:HG23	1:F:50:GLN:HE21	1.62	0.65
1:E:12:LEU:HG	1:E:12:LEU:O	1.96	0.64
1:B:26:LYS:HB3	1:B:29:GLU:HG3	1.77	0.64
1:H:87:ARG:HG2	1:H:87:ARG:HH11	1.62	0.64
1:A:76:ALA:HA	1:A:79:GLU:OE1	1.97	0.64
1:E:140:THR:O	1:E:144:ILE:HG12	1.98	0.64
1:F:69:PHE:CD1	3:F:266:HOH:O	2.50	0.64
1:A:87:ARG:O	1:A:91:ARG:HG3	1.97	0.64
1:F:55:VAL:O	1:F:59:VAL:HG23	1.97	0.64
1:A:51:LEU:HD11	1:A:95:LEU:HD13	1.79	0.64
1:B:100:GLU:O	1:B:104:LYS:HG3	1.97	0.64
1:D:139:LYS:O	1:D:143:GLU:HG3	1.98	0.64
1:H:20:VAL:CG1	1:H:39:HIS:NE2	2.61	0.64
1:H:101:LYS:HZ3	1:H:105:LYS:CE	2.11	0.64
1:J:134:LEU:HD13	1:J:138:CYS:HB3	1.79	0.64
1:J:15:LEU:HD11	1:J:127:GLU:HG2	1.80	0.64
1:E:98:LYS:HD3	1:E:101:LYS:HD3	1.78	0.64
1:I:59:VAL:HG22	1:I:89:ARG:NH1	2.13	0.64

Continued on next page...

Continued from previous page...

Atom-1	Atom-2	Interatomic distance (Å)	Clash overlap (Å)
1:I:44:LEU:HB2	1:I:103:LEU:HD21	1.79	0.64
1:A:81:GLU:CA	3:A:309:HOH:O	2.34	0.63
1:G:116:SER:HB3	1:G:138:CYS:SG	2.37	0.63
1:I:7:ARG:HD2	1:I:16:ALA:HB1	1.80	0.63
1:E:50:GLN:N	3:E:252:HOH:O	2.31	0.63
1:D:129:ARG:NH1	3:D:304:HOH:O	2.32	0.63
3:A:215:HOH:O	1:C:150:ALA:HA	1.97	0.63
1:E:98:LYS:HZ2	1:E:101:LYS:HE2	1.63	0.63
1:D:19:GLY:H	1:D:42:ARG:NH1	1.96	0.63
1:B:12:LEU:HB2	3:B:239:HOH:O	1.98	0.63
1:B:14:ILE:HD12	1:B:128:ALA:O	1.97	0.63
1:H:14:ILE:HD12	1:H:128:ALA:O	1.98	0.63
1:I:149:MET:HB3	3:I:203:HOH:O	1.98	0.63
1:D:101:LYS:HD3	1:D:102:THR:N	2.13	0.63
1:D:97:LYS:HG3	3:D:285:HOH:O	1.98	0.63
1:B:104:LYS:HE3	3:B:280:HOH:O	1.97	0.63
1:E:8:LYS:HB3	3:E:242:HOH:O	1.98	0.63
1:F:116:SER:HB3	1:F:138:CYS:SG	2.38	0.63
1:B:13:SER:O	1:B:17:ILE:HG13	1.99	0.63
1:J:63:GLN:HB3	3:J:227:HOH:O	1.99	0.63
1:I:58:THR:O	1:I:62:MET:HG3	1.98	0.63
1:B:26:LYS:CG	1:B:27:PRO:HD2	2.28	0.62
1:F:130:PRO:CB	3:F:248:HOH:O	2.47	0.62
1:G:21:GLU:HG3	1:G:22:PRO:HD2	1.81	0.62
1:I:41:ARG:HA	3:I:294:HOH:O	1.97	0.62
1:E:22:PRO:CB	1:E:124:ARG:HH21	2.11	0.62
1:E:33:ASN:O	1:E:37:LEU:HG	1.99	0.62
1:C:136:ILE:CD1	3:C:282:HOH:O	2.48	0.62
1:A:18:ALA:HB1	1:A:20:VAL:HG23	1.81	0.62
1:F:14:ILE:HD12	1:F:128:ALA:O	1.99	0.62
1:E:147:LYS:HG3	1:E:148:GLN:NE2	2.15	0.62
1:G:36:GLN:HE22	1:G:123:ILE:HD11	1.64	0.62
1:B:104:LYS:CE	3:B:280:HOH:O	2.47	0.62
1:G:104:LYS:HG3	3:G:219:HOH:O	1.99	0.62
1:G:31:TYR:OH	1:G:121:ILE:O	2.14	0.62
1:C:114:CYS:HB2	1:C:135:CYS:HB3	1.81	0.62
1:E:23:TYR:H	1:E:127:GLU:CD	2.04	0.62
1:F:130:PRO:HB2	3:F:248:HOH:O	1.98	0.62
1:E:70:PRO:HG2	1:E:78:GLN:HG2	1.81	0.62
1:A:81:GLU:HG2	1:A:85:GLU:OE2	2.00	0.61
1:F:140:THR:O	1:F:144:ILE:HG12	2.00	0.61

Continued on next page...

Continued from previous page...

Atom-1	Atom-2	Interatomic distance (Å)	Clash overlap (Å)
1:F:59:VAL:O	1:F:63:GLN:HG3	2.00	0.61
1:G:30:GLU:OE1	1:G:33:ASN:HB3	2.01	0.61
1:F:52:ARG:HH11	1:F:52:ARG:HB2	1.64	0.61
1:B:91:ARG:HB3	3:J:271:HOH:O	1.98	0.61
1:G:52:ARG:NH1	3:G:306:HOH:O	2.33	0.61
1:H:117:CYS:SG	1:H:119:VAL:HB	2.41	0.61
1:F:12:LEU:CG	1:F:128:ALA:HA	2.30	0.61
1:D:98:LYS:HZ2	1:D:101:LYS:HE2	1.66	0.61
1:B:146:GLU:CB	3:B:310:HOH:O	2.48	0.61
1:J:125:ARG:NH1	1:J:134:LEU:O	2.33	0.61
1:A:145:ARG:O	1:A:149:MET:HG3	2.00	0.61
1:E:8:LYS:CB	3:E:242:HOH:O	2.49	0.61
1:A:19:GLY:N	1:A:42:ARG:NH1	2.41	0.61
1:E:55:VAL:O	1:E:59:VAL:HG23	2.00	0.61
1:E:92:GLU:O	1:E:96:ILE:HG13	2.01	0.61
1:E:87:ARG:O	1:E:91:ARG:HG3	2.01	0.61
1:D:26:LYS:N	1:D:29:GLU:OE2	2.31	0.60
1:F:12:LEU:HG	1:F:128:ALA:CA	2.30	0.60
1:F:12:LEU:HD22	1:F:12:LEU:H	1.65	0.60
1:G:77:ALA:CB	3:G:308:HOH:O	2.49	0.60
1:I:48:ARG:O	1:I:52:ARG:HG3	2.02	0.60
1:I:44:LEU:HD12	3:I:294:HOH:O	2.00	0.60
1:F:69:PHE:CE1	3:F:266:HOH:O	2.54	0.60
1:I:150:ALA:CB	3:I:241:HOH:O	2.49	0.60
1:H:24:GLN:HE22	1:H:26:LYS:HE2	1.66	0.60
1:E:12:LEU:HD13	1:E:128:ALA:HA	1.83	0.60
1:D:123:ILE:HD12	3:D:258:HOH:O	2.00	0.60
1:E:89:ARG:NH1	1:E:89:ARG:HB3	2.17	0.60
1:E:77:ALA:CB	3:H:244:HOH:O	2.50	0.60
1:A:74:ASP:OD2	1:H:26:LYS:HD3	2.02	0.60
1:A:70:PRO:HG3	1:A:78:GLN:HE22	1.66	0.60
1:E:121:ILE:CG2	1:E:125:ARG:HD3	2.32	0.60
1:A:84:LEU:CD1	3:A:309:HOH:O	2.50	0.59
1:G:7:ARG:N	3:G:265:HOH:O	2.35	0.59
1:E:124:ARG:HH11	1:E:124:ARG:HG2	1.67	0.59
1:D:25:GLU:HA	1:D:29:GLU:OE2	2.01	0.59
1:A:121:ILE:HG23	1:A:125:ARG:HD3	1.83	0.59
1:A:136:ILE:N	1:A:136:ILE:HD12	2.17	0.59
1:G:144:ILE:O	1:G:147:LYS:HG2	2.01	0.59
1:C:30:GLU:HG3	1:C:33:ASN:HB3	1.85	0.59
1:A:97:LYS:HA	1:A:97:LYS:CE	2.32	0.59

Continued on next page...

Continued from previous page...

Atom-1	Atom-2	Interatomic distance (Å)	Clash overlap (Å)
1:H:140:THR:O	1:H:144:ILE:HG12	2.02	0.59
1:A:23:TYR:HA	3:A:300:HOH:O	2.02	0.59
1:D:61:HIS:O	1:D:65:GLU:HG3	2.02	0.59
1:F:39:HIS:O	1:F:43:ILE:HG13	2.02	0.59
1:I:13:SER:O	1:I:17:ILE:HG13	2.01	0.59
1:C:54:GLU:HA	1:C:57:ARG:NH1	2.17	0.59
1:I:51:LEU:CD1	1:I:95:LEU:HD22	2.33	0.59
1:J:82:PHE:CZ	3:J:265:HOH:O	2.48	0.59
1:E:50:GLN:HA	3:E:252:HOH:O	1.97	0.59
1:J:53:ASP:O	1:J:57:ARG:HG3	2.02	0.59
1:A:50:GLN:NE2	3:A:291:HOH:O	2.31	0.59
1:G:146:GLU:HA	1:G:146:GLU:OE1	2.03	0.59
1:H:20:VAL:HG11	1:H:39:HIS:NE2	2.18	0.59
1:A:81:GLU:N	3:A:309:HOH:O	2.36	0.58
1:B:12:LEU:HB2	1:B:128:ALA:HA	1.85	0.58
1:F:137:ASP:O	1:F:141:LEU:HD13	2.04	0.58
1:I:15:LEU:HD21	1:I:127:GLU:HB3	1.84	0.58
1:B:149:MET:CE	3:B:325:HOH:O	2.50	0.58
1:A:91:ARG:HG2	3:A:231:HOH:O	2.03	0.58
1:E:106:VAL:HG22	1:E:111:PHE:CD1	2.38	0.58
1:G:7:ARG:NH1	1:G:7:ARG:HG3	2.18	0.58
1:A:139:LYS:O	1:A:143:GLU:HG3	2.03	0.58
1:F:36:GLN:HE21	1:F:123:ILE:HD11	1.67	0.58
1:J:131:THR:O	1:J:131:THR:HG22	2.04	0.58
1:B:146:GLU:CG	3:B:310:HOH:O	2.43	0.58
1:I:140:THR:HA	1:I:143:GLU:OE1	2.03	0.58
1:F:44:LEU:HD22	1:F:99:ILE:HG23	1.84	0.58
1:E:139:LYS:O	1:E:143:GLU:HG3	2.04	0.58
1:C:111:PHE:CD1	3:C:248:HOH:O	2.51	0.58
1:B:84:LEU:HD22	3:B:279:HOH:O	2.03	0.58
1:E:23:TYR:HB2	1:E:127:GLU:OE2	2.03	0.58
1:J:90:ASP:O	1:J:94:LYS:HG3	2.04	0.58
1:H:39:HIS:O	1:H:43:ILE:HG13	2.03	0.57
1:I:86:LEU:HD23	3:I:287:HOH:O	2.03	0.57
1:J:44:LEU:HD22	3:J:231:HOH:O	2.04	0.57
1:G:75:ARG:NH2	3:G:277:HOH:O	2.37	0.57
1:E:77:ALA:HB2	3:H:244:HOH:O	2.04	0.57
1:E:145:ARG:NH2	3:E:254:HOH:O	2.37	0.57
1:I:41:ARG:O	1:I:45:GLU:HG3	2.05	0.57
1:C:40:PHE:CD2	1:C:43:ILE:HD12	2.40	0.57
1:B:12:LEU:CB	3:B:239:HOH:O	2.53	0.57

Continued on next page...

Continued from previous page...

Atom-1	Atom-2	Interatomic distance (Å)	Clash overlap (Å)
1:C:76:ALA:N	3:C:211:HOH:O	2.37	0.57
1:A:140:THR:O	1:A:144:ILE:HG12	2.05	0.57
1:J:93:ARG:HD3	3:J:253:HOH:O	2.05	0.57
1:H:139:LYS:O	1:H:143:GLU:HG3	2.05	0.56
1:I:117:CYS:SG	1:I:119:VAL:HB	2.45	0.56
1:C:112:GLY:HA2	1:C:126:LEU:HD11	1.87	0.56
1:B:22:PRO:HB3	1:B:124:ARG:CZ	2.35	0.56
1:I:48:ARG:HG2	1:I:49:ASN:OD1	2.04	0.56
1:E:95:LEU:HD23	1:E:96:ILE:N	2.19	0.56
1:A:24:GLN:HG3	3:A:300:HOH:O	2.03	0.56
1:H:15:LEU:HD11	1:H:127:GLU:OE1	2.05	0.56
1:F:12:LEU:HD21	1:H:147:LYS:HG2	1.87	0.56
1:D:33:ASN:OD1	1:D:35:ALA:N	2.37	0.56
1:F:129:ARG:HE	1:H:150:ALA:CB	2.18	0.56
1:E:70:PRO:HG2	1:E:78:GLN:CG	2.36	0.56
1:F:12:LEU:HG	1:F:128:ALA:O	2.06	0.56
1:E:25:GLU:HG3	1:E:25:GLU:O	2.05	0.56
1:A:98:LYS:HE2	1:A:131:THR:HG23	1.86	0.56
1:B:12:LEU:CD2	3:B:301:HOH:O	2.53	0.56
1:H:101:LYS:HZ3	1:H:105:LYS:NZ	2.04	0.56
1:B:15:LEU:HD21	1:B:43:ILE:HD11	1.88	0.56
1:I:98:LYS:HD2	1:I:131:THR:CG2	2.36	0.56
1:H:53:ASP:HB3	1:H:57:ARG:HH12	1.71	0.56
1:A:36:GLN:HE22	1:A:123:ILE:HD11	1.70	0.56
1:D:112:GLY:HA2	1:D:126:LEU:HD11	1.86	0.56
1:J:33:ASN:OD1	1:J:36:GLN:HG3	2.05	0.56
1:J:25:GLU:HA	1:J:29:GLU:OE2	2.05	0.56
1:J:98:LYS:HD2	1:J:131:THR:CG2	2.36	0.55
1:I:30:GLU:CB	3:I:264:HOH:O	2.54	0.55
1:B:44:LEU:HB2	1:B:103:LEU:HD21	1.88	0.55
1:F:17:ILE:O	1:G:57:ARG:NH2	2.39	0.55
1:I:114:CYS:HB2	1:I:135:CYS:HB3	1.89	0.55
1:D:140:THR:O	1:D:144:ILE:HG12	2.07	0.55
1:A:144:ILE:O	1:A:148:GLN:HG3	2.07	0.55
1:J:143:GLU:O	1:J:147:LYS:HG3	2.07	0.55
1:D:12:LEU:HD12	3:D:224:HOH:O	2.07	0.55
1:H:53:ASP:O	1:H:57:ARG:HG3	2.06	0.55
1:H:42:ARG:NH2	3:H:244:HOH:O	2.37	0.55
1:C:96:ILE:HG22	1:C:97:LYS:HE2	1.87	0.55
1:E:42:ARG:HD2	3:E:234:HOH:O	2.07	0.55
1:I:141:LEU:O	1:I:145:ARG:HG3	2.07	0.55

Continued on next page...

Continued from previous page...

Atom-1	Atom-2	Interatomic distance (Å)	Clash overlap (Å)
1:F:8:LYS:HE3	3:F:247:HOH:O	2.05	0.55
1:B:139:LYS:HD2	3:J:209:HOH:O	2.06	0.55
1:F:12:LEU:H	1:F:12:LEU:CD2	2.19	0.55
1:E:14:ILE:HA	1:E:17:ILE:HD12	1.89	0.55
1:E:121:ILE:HG22	1:E:125:ARG:HD3	1.89	0.55
1:G:89:ARG:HA	1:G:92:GLU:OE1	2.07	0.55
1:E:36:GLN:O	1:E:39:HIS:HB3	2.06	0.55
1:I:26:LYS:O	1:I:29:GLU:HG2	2.06	0.55
1:A:134:LEU:HB2	1:A:139:LYS:HB2	1.88	0.55
1:G:52:ARG:HB3	1:G:52:ARG:NH1	2.22	0.55
1:I:121:ILE:HG23	1:I:125:ARG:HH11	1.71	0.55
1:E:12:LEU:CD1	1:E:128:ALA:HA	2.37	0.54
1:A:89:ARG:O	1:A:93:ARG:HG3	2.07	0.54
1:C:48:ARG:O	1:C:52:ARG:HG3	2.07	0.54
1:F:24:GLN:HB3	3:F:308:HOH:O	2.08	0.54
1:A:14:ILE:HA	1:A:17:ILE:HD12	1.89	0.54
1:G:36:GLN:O	1:G:39:HIS:HB3	2.07	0.54
1:D:101:LYS:HE3	1:D:105:LYS:CE	2.37	0.54
1:C:24:GLN:H	1:C:24:GLN:NE2	2.06	0.54
1:D:104:LYS:CB	3:D:266:HOH:O	2.51	0.54
1:J:39:HIS:CE1	1:J:43:ILE:HD11	2.43	0.54
1:B:117:CYS:SG	1:B:119:VAL:HB	2.47	0.54
1:E:89:ARG:HE	1:E:93:ARG:NH2	2.06	0.54
1:J:41:ARG:O	1:J:45:GLU:HG3	2.07	0.54
1:I:34:GLU:HG3	1:I:35:ALA:H	1.69	0.54
1:J:113:TYR:CE2	1:J:120:GLU:HG2	2.42	0.54
1:A:84:LEU:HD12	3:A:309:HOH:O	2.07	0.54
1:E:89:ARG:O	1:E:93:ARG:HG2	2.08	0.54
1:C:14:ILE:HA	1:C:17:ILE:HD12	1.90	0.54
1:G:23:TYR:HB2	1:G:39:HIS:CE1	2.42	0.54
1:E:51:LEU:CD1	1:E:99:ILE:HD13	2.37	0.54
1:F:17:ILE:HG23	1:F:50:GLN:NE2	2.22	0.54
1:I:30:GLU:HB3	3:I:264:HOH:O	2.07	0.54
1:J:12:LEU:HD12	1:J:14:ILE:CB	2.32	0.54
1:F:42:ARG:NH2	1:G:56:ASP:HB3	2.23	0.54
1:A:125:ARG:HH11	1:A:136:ILE:HD12	1.70	0.53
1:I:51:LEU:HD23	1:I:54:GLU:OE1	2.08	0.53
1:H:26:LYS:HB2	1:H:29:GLU:HG2	1.90	0.53
1:I:98:LYS:HD3	1:I:98:LYS:O	2.08	0.53
1:A:18:ALA:HB3	1:A:20:VAL:HG23	1.89	0.53
1:A:32:MET:HE1	1:A:40:PHE:HE1	1.73	0.53

Continued on next page...

Continued from previous page...

Atom-1	Atom-2	Interatomic distance (Å)	Clash overlap (Å)
1:B:31:TYR:OH	1:B:121:ILE:O	2.23	0.53
1:C:68:ASN:HB3	3:C:246:HOH:O	2.09	0.53
1:I:48:ARG:HG3	1:I:52:ARG:HD2	1.90	0.53
1:I:92:GLU:O	1:I:96:ILE:HG13	2.09	0.53
1:A:35:ALA:CA	3:A:314:HOH:O	2.42	0.53
1:H:121:ILE:CG2	1:H:125:ARG:HH11	2.22	0.53
1:J:115:GLU:HG2	1:J:133:ASP:O	2.08	0.53
1:F:13:SER:O	1:F:17:ILE:N	2.39	0.53
1:H:12:LEU:HG	1:H:128:ALA:O	2.08	0.53
1:H:30:GLU:HG3	1:H:33:ASN:HB3	1.91	0.53
1:H:33:ASN:OD1	1:H:36:GLN:HG3	2.08	0.53
1:E:62:MET:HE1	1:E:86:LEU:N	2.24	0.53
1:C:75:ARG:CZ	1:C:75:ARG:HB3	2.39	0.53
1:F:44:LEU:CD2	1:F:99:ILE:HG23	2.39	0.53
1:A:42:ARG:NE	3:A:276:HOH:O	2.42	0.53
1:C:36:GLN:O	1:C:39:HIS:HB3	2.08	0.53
1:D:98:LYS:O	1:D:101:LYS:HD3	2.09	0.53
1:A:109:GLU:OE2	1:C:84:LEU:HD21	2.09	0.53
1:B:87:ARG:NH1	1:D:75:ARG:HE	2.07	0.53
1:B:120:GLU:HG2	3:B:218:HOH:O	2.08	0.53
3:H:206:HOH:O	1:J:27:PRO:HD3	2.08	0.52
1:B:58:THR:O	1:B:62:MET:HG3	2.09	0.52
1:H:49:ASN:CG	3:H:242:HOH:O	2.47	0.52
1:E:100:GLU:O	1:E:104:LYS:HG3	2.09	0.52
1:A:136:ILE:CD1	3:C:229:HOH:O	2.52	0.52
1:E:95:LEU:O	1:E:99:ILE:HD12	2.09	0.52
1:J:41:ARG:HG2	1:J:45:GLU:OE1	2.08	0.52
1:C:80:GLU:O	1:C:84:LEU:HG	2.08	0.52
1:E:12:LEU:HD13	1:E:128:ALA:C	2.30	0.52
1:A:31:TYR:OH	1:A:121:ILE:O	2.28	0.52
1:B:31:TYR:O	1:B:36:GLN:NE2	2.42	0.52
1:A:113:TYR:CE2	1:A:120:GLU:HG2	2.44	0.52
1:A:31:TYR:O	1:A:36:GLN:NE2	2.43	0.52
1:H:48:ARG:HG2	1:H:52:ARG:HD2	1.90	0.52
1:G:36:GLN:NE2	1:G:123:ILE:HD11	2.23	0.52
1:H:20:VAL:CG2	1:H:42:ARG:HD2	2.39	0.52
1:J:12:LEU:CD1	1:J:127:GLU:O	2.55	0.52
1:I:7:ARG:HD2	1:I:16:ALA:CB	2.38	0.52
1:J:117:CYS:SG	1:J:119:VAL:HG23	2.49	0.52
1:D:37:LEU:HD12	1:D:37:LEU:C	2.30	0.52
1:B:12:LEU:C	1:B:14:ILE:H	2.13	0.52

Continued on next page...

Continued from previous page...

Atom-1	Atom-2	Interatomic distance (Å)	Clash overlap (Å)
1:F:129:ARG:HG3	1:H:150:ALA:HB2	1.90	0.52
1:B:92:GLU:O	1:B:96:ILE:HG13	2.10	0.52
1:H:101:LYS:HZ3	1:H:105:LYS:HE3	1.75	0.52
1:A:15:LEU:HD11	1:A:127:GLU:HG2	1.92	0.52
1:C:31:TYR:CE2	1:C:32:MET:HG2	2.45	0.52
1:F:75:ARG:CZ	3:F:304:HOH:O	2.58	0.52
1:A:125:ARG:NH1	1:A:134:LEU:O	2.42	0.52
1:G:12:LEU:C	1:G:14:ILE:H	2.14	0.52
1:E:51:LEU:HD13	1:E:95:LEU:CD2	2.39	0.52
1:B:12:LEU:HD23	3:B:301:HOH:O	2.11	0.51
1:C:14:ILE:CB	3:C:251:HOH:O	2.51	0.51
1:J:51:LEU:O	1:J:55:VAL:HG23	2.09	0.51
1:H:12:LEU:HD12	1:H:14:ILE:HG13	1.92	0.51
1:A:73:VAL:HA	3:A:243:HOH:O	2.10	0.51
1:J:15:LEU:HD21	1:J:127:GLU:HG2	1.90	0.51
1:J:144:ILE:HG22	1:J:148:GLN:OE1	2.11	0.51
1:I:83:SER:O	1:I:87:ARG:HG2	2.10	0.51
1:D:95:LEU:O	1:D:99:ILE:HG13	2.10	0.51
1:H:41:ARG:O	1:H:45:GLU:HG3	2.10	0.51
1:I:57:ARG:HD2	3:I:222:HOH:O	2.10	0.51
1:J:125:ARG:CB	3:J:280:HOH:O	2.47	0.51
1:A:12:LEU:C	1:A:14:ILE:N	2.64	0.51
1:J:18:ALA:HB2	1:J:46:ALA:HB3	1.93	0.51
1:A:48:ARG:HB2	1:A:99:ILE:HG21	1.91	0.51
1:J:31:TYR:CB	3:J:272:HOH:O	2.58	0.51
1:E:42:ARG:CG	3:E:234:HOH:O	2.59	0.51
1:H:112:GLY:HA2	1:H:126:LEU:HD11	1.92	0.51
1:E:12:LEU:HD13	1:E:128:ALA:CA	2.41	0.51
1:F:12:LEU:C	1:F:14:ILE:H	2.13	0.51
1:B:12:LEU:C	1:B:14:ILE:N	2.64	0.51
1:F:38:ALA:CA	3:F:276:HOH:O	2.57	0.51
1:J:108:ASP:OD1	1:J:110:ASP:HB2	2.11	0.51
1:I:44:LEU:CB	1:I:103:LEU:HD21	2.41	0.51
1:I:44:LEU:HD21	1:I:130:PRO:CB	2.38	0.51
1:D:141:LEU:HG	1:D:145:ARG:NH1	2.25	0.51
1:G:58:THR:HG21	1:G:89:ARG:HB2	1.93	0.51
1:J:139:LYS:O	1:J:143:GLU:HG3	2.11	0.51
1:G:26:LYS:HD2	3:G:269:HOH:O	2.11	0.51
1:C:117:CYS:SG	1:C:119:VAL:HB	2.50	0.51
1:B:150:ALA:HB2	1:J:129:ARG:HE	1.75	0.51
1:A:124:ARG:HD2	3:A:248:HOH:O	2.10	0.51

Continued on next page...

Continued from previous page...

Atom-1	Atom-2	Interatomic distance (Å)	Clash overlap (Å)
1:B:139:LYS:O	1:B:143:GLU:HG3	2.12	0.50
1:F:7:ARG:CG	3:F:245:HOH:O	2.51	0.50
1:E:34:GLU:O	1:E:37:LEU:HD12	2.11	0.50
1:G:125:ARG:CZ	1:G:136:ILE:HD12	2.40	0.50
1:B:112:GLY:HA2	1:B:126:LEU:HD11	1.93	0.50
1:G:74:ASP:HA	3:G:308:HOH:O	2.11	0.50
1:A:12:LEU:C	1:A:14:ILE:H	2.14	0.50
1:C:40:PHE:HD2	1:C:43:ILE:HD12	1.76	0.50
1:B:91:ARG:CB	3:J:271:HOH:O	2.56	0.50
1:H:89:ARG:O	1:H:93:ARG:HG2	2.11	0.50
1:D:101:LYS:HE3	1:D:105:LYS:HE2	1.94	0.50
1:C:25:GLU:HA	1:C:29:GLU:OE2	2.11	0.50
1:J:133:ASP:O	1:J:134:LEU:HD23	2.10	0.50
1:J:7:ARG:HD2	1:J:16:ALA:CB	2.40	0.50
1:F:141:LEU:HD23	3:F:306:HOH:O	2.10	0.50
1:G:89:ARG:N	3:G:237:HOH:O	2.45	0.50
1:C:13:SER:O	1:C:17:ILE:N	2.40	0.50
1:J:121:ILE:CG2	1:J:125:ARG:HD3	2.41	0.50
1:A:41:ARG:NH1	3:A:228:HOH:O	2.42	0.50
1:A:48:ARG:HD3	3:A:212:HOH:O	2.11	0.50
1:J:108:ASP:O	1:J:108:ASP:OD1	2.29	0.50
1:F:93:ARG:HH11	1:F:93:ARG:HG2	1.77	0.50
1:H:131:THR:O	1:H:131:THR:HG22	2.12	0.50
1:I:75:ARG:O	1:I:79:GLU:HG3	2.10	0.50
1:D:25:GLU:HB3	3:D:258:HOH:O	2.12	0.50
1:D:12:LEU:C	1:D:14:ILE:H	2.15	0.50
1:H:12:LEU:HB2	1:H:128:ALA:HA	1.93	0.50
1:E:106:VAL:HG22	1:E:111:PHE:CG	2.47	0.50
1:H:125:ARG:NH1	1:H:134:LEU:O	2.44	0.50
1:H:31:TYR:O	1:H:36:GLN:NE2	2.45	0.50
1:D:117:CYS:SG	1:D:119:VAL:HB	2.52	0.50
1:A:68:ASN:CG	1:B:24:GLN:HE22	2.14	0.50
1:B:7:ARG:HD3	1:B:16:ALA:HB1	1.93	0.49
1:J:12:LEU:HD13	1:J:128:ALA:O	2.12	0.49
1:H:144:ILE:HA	1:H:147:LYS:HE3	1.94	0.49
1:E:89:ARG:HE	1:E:93:ARG:HH21	1.60	0.49
1:I:50:GLN:NE2	1:I:54:GLU:CG	2.72	0.49
1:B:94:LYS:HB3	1:J:116:SER:O	2.12	0.49
1:F:17:ILE:CG2	1:F:50:GLN:HG3	2.42	0.49
1:D:31:TYR:CD2	1:D:32:MET:HG2	2.47	0.49
1:I:50:GLN:NE2	1:I:54:GLU:CD	2.64	0.49

Continued on next page...

Continued from previous page...

Atom-1	Atom-2	Interatomic distance (Å)	Clash overlap (Å)
1:H:12:LEU:C	1:H:14:ILE:H	2.15	0.49
1:H:12:LEU:C	1:H:14:ILE:N	2.66	0.49
1:C:139:LYS:HE2	1:C:143:GLU:OE2	2.12	0.49
1:H:143:GLU:O	1:H:147:LYS:HE2	2.12	0.49
1:C:7:ARG:HD2	1:C:16:ALA:HB1	1.95	0.49
1:I:13:SER:O	1:I:17:ILE:N	2.40	0.49
1:H:26:LYS:H	1:H:29:GLU:CD	2.15	0.49
1:F:112:GLY:HA2	1:F:126:LEU:HD11	1.95	0.49
1:G:59:VAL:O	1:G:63:GLN:HG3	2.13	0.49
1:B:131:THR:CG2	1:B:131:THR:O	2.60	0.49
1:J:114:CYS:HB2	1:J:135:CYS:HB3	1.94	0.49
1:F:12:LEU:C	1:F:14:ILE:N	2.65	0.49
1:A:97:LYS:HA	1:A:100:GLU:HG3	1.95	0.49
1:F:36:GLN:O	1:F:39:HIS:HB3	2.12	0.49
1:A:136:ILE:H	1:A:136:ILE:CD1	2.25	0.49
1:C:54:GLU:HA	1:C:57:ARG:HH11	1.77	0.49
1:A:81:GLU:HA	1:A:84:LEU:HD12	1.94	0.49
1:H:116:SER:O	1:J:27:PRO:CB	2.60	0.49
1:I:7:ARG:HB2	1:I:13:SER:HB3	1.95	0.49
1:C:140:THR:O	1:C:144:ILE:HG12	2.12	0.49
1:C:44:LEU:HD21	1:C:130:PRO:HB2	1.93	0.49
1:D:147:LYS:HB2	1:D:148:GLN:HE22	1.78	0.49
1:A:93:ARG:O	1:A:97:LYS:HG2	2.13	0.49
1:J:31:TYR:HB2	3:J:272:HOH:O	2.13	0.49
1:I:59:VAL:O	1:I:63:GLN:HG3	2.13	0.48
1:H:7:ARG:HD2	1:H:16:ALA:HB1	1.94	0.48
1:J:75:ARG:HG3	1:J:79:GLU:OE2	2.13	0.48
1:A:93:ARG:NH2	3:A:221:HOH:O	2.46	0.48
1:D:31:TYR:OH	1:D:121:ILE:O	2.23	0.48
1:G:48:ARG:HG2	1:G:52:ARG:HD2	1.95	0.48
1:D:13:SER:O	1:D:17:ILE:N	2.42	0.48
1:A:26:LYS:HB2	1:A:29:GLU:HG3	1.96	0.48
1:A:13:SER:O	1:A:17:ILE:N	2.41	0.48
1:J:51:LEU:HB3	1:J:96:ILE:HD11	1.96	0.48
1:A:119:VAL:HG11	3:C:202:HOH:O	2.13	0.48
1:H:117:CYS:HA	1:J:27:PRO:HB2	1.95	0.48
1:J:142:ALA:HA	1:J:145:ARG:HD2	1.96	0.48
1:H:40:PHE:HA	1:H:43:ILE:HD12	1.95	0.48
1:A:41:ARG:HB2	1:A:106:VAL:HG11	1.96	0.48
1:A:80:GLU:C	3:A:309:HOH:O	2.52	0.48
1:A:48:ARG:NE	1:A:52:ARG:HD2	2.28	0.48

Continued on next page...

Continued from previous page...

Atom-1	Atom-2	Interatomic distance (Å)	Clash overlap (Å)
1:A:31:TYR:O	1:A:36:GLN:CD	2.52	0.48
1:G:12:LEU:C	1:G:14:ILE:N	2.65	0.48
1:E:51:LEU:CD1	1:E:95:LEU:HD21	2.43	0.48
1:B:69:PHE:HB3	1:D:93:ARG:NH1	2.29	0.48
1:D:36:GLN:OE1	1:D:123:ILE:HD13	2.14	0.48
1:J:144:ILE:HD13	1:J:147:LYS:NZ	2.28	0.48
1:J:93:ARG:HG3	1:J:93:ARG:NH1	2.29	0.48
1:C:129:ARG:NH1	3:C:202:HOH:O	2.47	0.48
1:I:91:ARG:NH1	3:I:243:HOH:O	2.40	0.48
1:D:147:LYS:HB2	1:D:148:GLN:NE2	2.28	0.48
1:H:13:SER:O	1:H:17:ILE:N	2.40	0.48
1:D:70:PRO:HD3	1:D:78:GLN:HE22	1.78	0.48
1:D:50:GLN:HE22	1:D:54:GLU:HG3	1.78	0.48
1:C:12:LEU:C	1:C:14:ILE:H	2.17	0.48
1:H:121:ILE:HG23	1:H:125:ARG:HH11	1.79	0.48
1:J:12:LEU:HD13	1:J:128:ALA:HA	1.96	0.47
1:H:123:ILE:O	1:H:127:GLU:HG3	2.14	0.47
1:D:25:GLU:N	1:D:25:GLU:OE1	2.47	0.47
1:A:83:SER:O	1:A:87:ARG:HG2	2.14	0.47
1:J:12:LEU:C	1:J:14:ILE:H	2.16	0.47
1:D:123:ILE:O	1:D:127:GLU:HG3	2.13	0.47
1:D:23:TYR:HB2	1:D:39:HIS:CE1	2.49	0.47
1:H:80:GLU:OE1	1:H:81:GLU:HB2	2.13	0.47
1:I:31:TYR:CG	1:I:32:MET:N	2.81	0.47
1:D:36:GLN:O	1:D:39:HIS:HB3	2.14	0.47
1:C:12:LEU:C	1:C:14:ILE:N	2.67	0.47
1:C:42:ARG:C	1:C:42:ARG:HD3	2.35	0.47
1:I:36:GLN:O	1:I:39:HIS:HB3	2.14	0.47
1:H:37:LEU:C	1:H:37:LEU:HD12	2.35	0.47
1:C:101:LYS:C	1:C:101:LYS:HD3	2.35	0.47
1:J:48:ARG:NH2	1:J:52:ARG:NH1	2.57	0.47
1:H:48:ARG:O	1:H:52:ARG:HG3	2.15	0.47
1:J:94:LYS:CB	1:J:94:LYS:NZ	2.77	0.47
1:A:74:ASP:OD1	1:A:74:ASP:N	2.48	0.47
1:H:53:ASP:CB	1:H:57:ARG:HH12	2.28	0.47
1:C:24:GLN:H	1:C:24:GLN:CD	2.17	0.47
1:G:64:ASP:HB3	3:G:315:HOH:O	2.15	0.47
1:G:68:ASN:O	1:G:70:PRO:HD3	2.15	0.47
1:E:22:PRO:CG	1:E:124:ARG:HH21	2.27	0.47
1:E:58:THR:O	1:E:62:MET:HG3	2.14	0.47
1:G:52:ARG:HH11	1:G:52:ARG:CB	2.27	0.47

Continued on next page...

Continued from previous page...

Atom-1	Atom-2	Interatomic distance (Å)	Clash overlap (Å)
3:A:289:HOH:O	1:C:129:ARG:HD2	2.15	0.47
1:D:88:ASN:HB3	3:D:210:HOH:O	2.14	0.47
3:A:215:HOH:O	1:C:150:ALA:CA	2.60	0.47
1:E:12:LEU:C	1:E:14:ILE:H	2.17	0.47
1:E:12:LEU:C	1:E:14:ILE:N	2.68	0.47
1:E:13:SER:O	1:E:17:ILE:N	2.42	0.47
1:C:48:ARG:NE	1:C:100:GLU:OE1	2.48	0.47
1:J:13:SER:O	1:J:17:ILE:N	2.42	0.47
1:E:57:ARG:HA	3:E:272:HOH:O	2.14	0.47
1:F:25:GLU:H	1:F:25:GLU:HG2	1.52	0.47
1:F:31:TYR:CE2	1:F:120:GLU:HB2	2.50	0.47
1:D:52:ARG:NH1	3:D:217:HOH:O	2.48	0.47
1:G:52:ARG:HB3	1:G:52:ARG:HH11	1.79	0.47
1:D:12:LEU:C	1:D:14:ILE:N	2.66	0.47
1:C:18:ALA:HB1	1:C:20:VAL:HG23	1.97	0.47
1:B:26:LYS:HB3	1:B:29:GLU:CG	2.44	0.47
1:F:49:ASN:HA	1:F:52:ARG:NH1	2.29	0.47
1:F:121:ILE:HG23	1:F:125:ARG:HH11	1.79	0.47
1:C:86:LEU:CD1	1:C:89:ARG:HH21	2.27	0.47
1:C:41:ARG:O	1:C:45:GLU:HG3	2.14	0.47
1:G:34:GLU:HG3	1:G:35:ALA:N	2.30	0.47
1:C:44:LEU:HB2	1:C:103:LEU:HD21	1.97	0.47
1:C:23:TYR:HB2	1:C:39:HIS:CE1	2.50	0.47
1:F:75:ARG:NH1	3:F:304:HOH:O	2.47	0.47
1:J:141:LEU:HB3	1:J:145:ARG:NH2	2.28	0.47
1:D:14:ILE:HD12	1:D:128:ALA:O	2.15	0.47
1:B:145:ARG:CD	3:B:325:HOH:O	2.51	0.46
1:E:17:ILE:HG23	1:E:50:GLN:CD	2.35	0.46
1:A:48:ARG:O	1:A:52:ARG:HG3	2.14	0.46
1:B:12:LEU:HG	1:B:128:ALA:C	2.34	0.46
1:G:92:GLU:O	1:G:96:ILE:HG13	2.15	0.46
1:F:47:TRP:O	1:F:51:LEU:HG	2.15	0.46
1:E:31:TYR:HD2	1:E:113:TYR:CZ	2.34	0.46
1:I:42:ARG:O	1:I:42:ARG:NE	2.48	0.46
1:J:12:LEU:C	1:J:14:ILE:N	2.67	0.46
1:H:22:PRO:HA	1:H:127:GLU:OE1	2.14	0.46
1:A:131:THR:HG23	1:A:131:THR:O	2.15	0.46
1:I:12:LEU:C	1:I:14:ILE:N	2.68	0.46
1:H:77:ALA:O	1:H:80:GLU:OE1	2.34	0.46
1:G:26:LYS:CG	3:G:269:HOH:O	2.62	0.46
1:D:37:LEU:HD13	1:D:106:VAL:HG13	1.97	0.46

Continued on next page...

Continued from previous page...

Atom-1	Atom-2	Interatomic distance (Å)	Clash overlap (Å)
1:J:69:PHE:HD2	3:J:241:HOH:O	1.98	0.46
1:D:24:GLN:O	1:D:24:GLN:HG3	2.15	0.46
1:J:121:ILE:HG23	1:J:125:ARG:HD3	1.96	0.46
1:I:12:LEU:C	1:I:14:ILE:H	2.17	0.46
1:D:14:ILE:HA	1:D:17:ILE:HD12	1.97	0.46
1:G:78:GLN:NE2	3:G:221:HOH:O	2.47	0.46
1:A:72:PRO:HB2	3:A:258:HOH:O	2.16	0.46
1:J:12:LEU:HD12	1:J:14:ILE:CD1	2.46	0.46
1:B:7:ARG:HB2	1:B:13:SER:HB3	1.97	0.46
1:C:15:LEU:N	3:C:251:HOH:O	2.48	0.46
1:D:100:GLU:O	1:D:104:LYS:HG3	2.16	0.46
1:A:12:LEU:HD13	1:A:14:ILE:HD12	1.97	0.46
1:D:25:GLU:HG3	3:D:301:HOH:O	2.15	0.46
1:E:33:ASN:OD1	1:E:36:GLN:HB2	2.16	0.46
1:B:144:ILE:HD12	3:B:257:HOH:O	2.15	0.46
1:D:75:ARG:HG2	1:D:79:GLU:OE2	2.15	0.46
1:B:114:CYS:HB2	1:B:135:CYS:HB3	1.98	0.46
1:I:71:ASP:HB2	1:I:74:ASP:OD2	2.16	0.46
1:C:14:ILE:CG2	3:C:251:HOH:O	2.63	0.46
1:I:25:GLU:CD	1:I:25:GLU:H	2.17	0.46
1:B:13:SER:O	1:B:17:ILE:N	2.40	0.46
1:A:141:LEU:HD21	1:C:115:GLU:OE1	2.15	0.46
1:B:69:PHE:HA	1:B:70:PRO:HD3	1.80	0.46
1:F:144:ILE:O	1:F:147:LYS:HG2	2.15	0.46
1:E:42:ARG:HG2	3:E:234:HOH:O	2.16	0.46
1:E:42:ARG:HH21	1:E:46:ALA:N	2.13	0.46
1:D:75:ARG:NE	3:D:202:HOH:O	2.49	0.46
1:I:61:HIS:O	1:I:65:GLU:HG3	2.15	0.46
1:F:13:SER:O	1:F:16:ALA:HB3	2.16	0.45
1:A:38:ALA:HB2	3:A:263:HOH:O	2.16	0.45
1:G:13:SER:O	1:G:17:ILE:N	2.43	0.45
1:H:13:SER:O	1:H:17:ILE:HG13	2.16	0.45
1:C:101:LYS:HD3	1:C:102:THR:N	2.30	0.45
1:B:142:ALA:HA	1:B:145:ARG:NE	2.30	0.45
1:B:7:ARG:HD3	1:B:16:ALA:CB	2.45	0.45
1:D:39:HIS:CE1	1:D:127:GLU:OE2	2.64	0.45
1:J:119:VAL:HG12	1:J:120:GLU:N	2.31	0.45
1:E:90:ASP:C	3:E:219:HOH:O	2.55	0.45
1:C:40:PHE:HZ	1:C:123:ILE:O	1.99	0.45
1:C:39:HIS:HE1	1:C:127:GLU:HG2	1.80	0.45
1:I:42:ARG:HH12	1:I:46:ALA:HB2	1.75	0.45

Continued on next page...

Continued from previous page...

Atom-1	Atom-2	Interatomic distance (Å)	Clash overlap (Å)
1:E:121:ILE:CG2	1:E:125:ARG:HE	2.29	0.45
1:F:139:LYS:O	1:F:143:GLU:HG3	2.16	0.45
1:J:44:LEU:HB2	1:J:103:LEU:HD21	1.97	0.45
1:B:140:THR:HA	1:B:143:GLU:CD	2.37	0.45
1:E:22:PRO:CB	1:E:124:ARG:HE	2.12	0.45
1:A:96:ILE:O	1:A:100:GLU:CG	2.54	0.45
1:A:24:GLN:H	1:A:24:GLN:HG3	1.53	0.45
1:F:24:GLN:HG3	1:F:24:GLN:O	2.16	0.45
1:F:102:THR:O	1:F:106:VAL:HG23	2.17	0.45
1:B:146:GLU:HB2	3:B:310:HOH:O	2.15	0.45
1:J:12:LEU:HD23	1:J:12:LEU:N	2.31	0.45
1:D:89:ARG:O	1:D:93:ARG:HG3	2.16	0.45
1:C:81:GLU:O	1:C:85:GLU:HG3	2.17	0.45
1:E:11:SER:O	1:E:12:LEU:C	2.55	0.45
1:D:25:GLU:CB	3:D:258:HOH:O	2.64	0.45
1:J:51:LEU:HD12	1:J:99:ILE:HD12	1.98	0.45
1:G:30:GLU:OE2	1:G:32:MET:N	2.50	0.45
1:H:145:ARG:O	1:H:149:MET:HG3	2.16	0.45
3:A:291:HOH:O	1:B:57:ARG:CZ	2.65	0.45
1:G:129:ARG:NE	3:G:225:HOH:O	2.50	0.45
1:G:30:GLU:OE1	1:G:33:ASN:N	2.50	0.45
1:I:139:LYS:HE2	1:I:143:GLU:OE2	2.17	0.45
1:F:131:THR:HG23	3:F:214:HOH:O	2.17	0.45
1:A:101:LYS:NZ	1:A:133:ASP:OD2	2.49	0.45
1:B:115:GLU:HG2	1:B:133:ASP:O	2.16	0.45
1:E:22:PRO:HG2	1:E:124:ARG:HH21	1.82	0.45
1:A:11:SER:O	1:A:12:LEU:C	2.55	0.45
1:D:31:TYR:CG	1:D:32:MET:N	2.85	0.45
1:F:142:ALA:HA	1:F:145:ARG:HD2	1.97	0.45
1:H:80:GLU:OE1	1:H:81:GLU:N	2.50	0.45
1:G:77:ALA:N	3:G:308:HOH:O	2.49	0.45
1:F:48:ARG:NH1	3:F:210:HOH:O	2.41	0.45
1:I:11:SER:O	1:I:12:LEU:C	2.55	0.45
1:D:11:SER:OG	1:D:15:LEU:HD12	2.17	0.45
1:F:26:LYS:HB2	1:F:29:GLU:HG3	1.99	0.45
1:B:143:GLU:CG	1:J:136:ILE:HD13	2.37	0.44
1:C:93:ARG:NH1	3:C:262:HOH:O	2.50	0.44
1:B:113:TYR:HE2	3:B:217:HOH:O	2.00	0.44
1:C:47:TRP:HZ3	1:C:131:THR:HG1	1.62	0.44
1:G:87:ARG:O	1:G:91:ARG:HG2	2.17	0.44
1:F:7:ARG:HB2	1:F:13:SER:HB3	1.99	0.44

Continued on next page...

Continued from previous page...

Atom-1	Atom-2	Interatomic distance (Å)	Clash overlap (Å)
1:E:48:ARG:HA	1:E:51:LEU:HD12	1.98	0.44
1:B:96:ILE:O	1:B:100:GLU:HG3	2.18	0.44
1:E:113:TYR:N	1:E:113:TYR:CD1	2.84	0.44
1:E:114:CYS:HB3	1:E:117:CYS:O	2.17	0.44
1:E:71:ASP:OD2	1:E:72:PRO:HD2	2.17	0.44
1:C:40:PHE:CZ	1:C:127:GLU:HG3	2.53	0.44
1:A:31:TYR:CE2	1:A:120:GLU:HB3	2.52	0.44
1:A:146:GLU:HA	1:A:149:MET:HE2	1.98	0.44
1:C:26:LYS:O	1:C:29:GLU:HG2	2.17	0.44
1:I:42:ARG:NH2	1:I:46:ALA:HB2	2.32	0.44
1:H:87:ARG:HG2	1:H:87:ARG:NH1	2.26	0.44
1:B:98:LYS:HD2	1:B:131:THR:HG23	2.00	0.44
1:C:20:VAL:HA	3:C:263:HOH:O	2.18	0.44
1:F:38:ALA:CB	3:F:276:HOH:O	2.49	0.44
1:J:55:VAL:O	1:J:59:VAL:HG23	2.17	0.44
1:J:36:GLN:O	1:J:39:HIS:HB3	2.17	0.44
1:B:31:TYR:HD2	1:B:113:TYR:OH	2.01	0.44
1:I:21:GLU:CG	3:I:230:HOH:O	2.65	0.44
1:G:14:ILE:HA	1:G:17:ILE:HD12	2.00	0.44
1:A:42:ARG:HH21	1:B:56:ASP:HB3	1.81	0.44
1:C:11:SER:O	1:C:12:LEU:C	2.56	0.44
1:D:11:SER:O	1:D:12:LEU:C	2.56	0.44
1:I:50:GLN:C	1:I:50:GLN:CD	2.76	0.44
1:C:14:ILE:HD11	3:C:206:HOH:O	2.18	0.44
1:H:11:SER:O	1:H:12:LEU:C	2.56	0.44
1:H:12:LEU:HG	1:H:128:ALA:CA	2.48	0.44
1:A:72:PRO:HD2	3:A:258:HOH:O	2.18	0.44
1:E:60:THR:O	1:E:63:GLN:HG2	2.17	0.44
1:G:11:SER:O	1:G:12:LEU:C	2.56	0.44
1:C:12:LEU:HD12	1:C:128:ALA:CA	2.47	0.44
1:H:24:GLN:O	1:H:24:GLN:NE2	2.51	0.44
1:A:53:ASP:OD2	1:B:53:ASP:OD2	2.35	0.44
1:A:44:LEU:HD21	1:A:130:PRO:HB2	2.00	0.44
1:D:41:ARG:HG2	1:D:45:GLU:OE2	2.18	0.44
1:B:17:ILE:CG2	1:B:50:GLN:HG3	2.46	0.43
1:G:31:TYR:CE2	1:G:120:GLU:HB3	2.52	0.43
1:A:52:ARG:HG2	1:A:96:ILE:HD13	1.99	0.43
1:D:31:TYR:O	1:D:36:GLN:NE2	2.51	0.43
1:J:48:ARG:HH11	1:J:48:ARG:CB	2.28	0.43
1:E:89:ARG:HG2	1:E:93:ARG:HE	1.83	0.43
1:B:32:MET:HG3	1:B:37:LEU:CG	2.42	0.43

Continued on next page...

Continued from previous page...

Atom-1	Atom-2	Interatomic distance (Å)	Clash overlap (Å)
1:E:32:MET:CE	1:E:36:GLN:HE21	2.32	0.43
1:H:55:VAL:HG11	1:H:93:ARG:HD2	2.00	0.43
1:G:123:ILE:O	1:G:127:GLU:HG3	2.17	0.43
1:C:15:LEU:HD23	1:C:15:LEU:HA	1.88	0.43
1:A:149:MET:HE1	3:A:241:HOH:O	2.17	0.43
1:I:93:ARG:O	1:I:97:LYS:HG2	2.18	0.43
1:B:25:GLU:HG2	1:B:25:GLU:H	1.59	0.43
1:A:12:LEU:HD13	1:A:14:ILE:CD1	2.49	0.43
1:C:18:ALA:C	1:C:20:VAL:H	2.22	0.43
1:J:11:SER:O	1:J:12:LEU:C	2.56	0.43
1:F:11:SER:O	1:F:12:LEU:C	2.56	0.43
1:C:12:LEU:HD23	1:C:12:LEU:HA	1.85	0.43
1:F:69:PHE:HD1	3:F:266:HOH:O	1.96	0.43
1:C:114:CYS:HB3	1:C:117:CYS:O	2.19	0.43
1:F:26:LYS:HB2	1:F:29:GLU:OE2	2.18	0.43
1:A:12:LEU:HG	3:A:247:HOH:O	2.18	0.43
1:B:14:ILE:HD13	1:B:130:PRO:HD2	2.00	0.43
1:B:7:ARG:O	1:B:13:SER:OG	2.21	0.43
1:H:47:TRP:HZ3	1:H:131:THR:HG1	1.66	0.43
1:I:88:ASN:HB3	3:I:233:HOH:O	2.18	0.43
1:E:12:LEU:HD23	1:E:12:LEU:H	1.83	0.43
1:F:12:LEU:N	1:F:12:LEU:HD22	2.29	0.43
1:D:32:MET:HE1	1:D:40:PHE:HE1	1.83	0.43
1:J:26:LYS:N	1:J:29:GLU:OE2	2.47	0.43
1:D:58:THR:HG21	1:D:89:ARG:HB2	2.00	0.43
1:J:94:LYS:HB2	1:J:94:LYS:NZ	2.34	0.43
1:B:104:LYS:HG2	3:B:230:HOH:O	2.17	0.43
1:E:23:TYR:CB	1:E:127:GLU:OE2	2.66	0.43
1:A:13:SER:O	1:A:16:ALA:HB3	2.18	0.43
1:B:36:GLN:O	1:B:39:HIS:HB3	2.19	0.43
1:J:7:ARG:NH1	1:J:16:ALA:O	2.52	0.43
1:G:131:THR:CG2	1:G:131:THR:O	2.66	0.43
1:F:116:SER:CB	1:F:138:CYS:SG	3.05	0.43
1:E:104:LYS:O	1:E:108:ASP:HB2	2.19	0.43
1:A:124:ARG:H	1:A:124:ARG:HG2	1.62	0.43
1:H:13:SER:O	1:H:16:ALA:HB3	2.19	0.43
1:E:82:PHE:O	1:E:82:PHE:HD2	2.01	0.43
1:D:8:LYS:HA	3:D:280:HOH:O	2.18	0.43
1:J:31:TYR:CE2	1:J:32:MET:HG2	2.53	0.43
1:C:36:GLN:HE22	1:C:123:ILE:CD1	2.31	0.43
1:C:40:PHE:O	1:C:44:LEU:HG	2.19	0.43

Continued on next page...

Continued from previous page...

Atom-1	Atom-2	Interatomic distance (Å)	Clash overlap (Å)
1:D:30:GLU:HG3	1:D:31:TYR:N	2.33	0.43
1:A:36:GLN:O	1:A:39:HIS:HB3	2.19	0.43
1:H:42:ARG:HD3	1:H:42:ARG:C	2.39	0.43
1:A:29:GLU:N	3:A:302:HOH:O	2.52	0.43
1:J:69:PHE:HA	1:J:70:PRO:HD3	1.82	0.43
1:B:116:SER:OG	1:B:134:LEU:HD22	2.19	0.43
1:A:70:PRO:HG3	1:A:78:GLN:HE21	1.80	0.42
1:C:7:ARG:N	1:C:13:SER:HG	2.17	0.42
1:G:91:ARG:HG3	1:G:91:ARG:HH11	1.83	0.42
1:H:72:PRO:CB	3:H:272:HOH:O	2.46	0.42
1:G:48:ARG:HD3	3:G:266:HOH:O	2.18	0.42
1:E:8:LYS:HB2	3:E:242:HOH:O	2.15	0.42
1:C:119:VAL:CG1	1:C:120:GLU:N	2.82	0.42
1:E:75:ARG:O	1:E:78:GLN:HG3	2.18	0.42
1:D:81:GLU:O	1:D:85:GLU:HG3	2.18	0.42
1:H:44:LEU:HB2	1:H:103:LEU:HD21	2.01	0.42
1:E:13:SER:O	1:E:16:ALA:HB3	2.19	0.42
1:C:77:ALA:N	3:C:211:HOH:O	2.53	0.42
1:E:44:LEU:HD23	1:E:44:LEU:HA	1.86	0.42
1:I:143:GLU:O	1:I:146:GLU:HB2	2.20	0.42
1:D:111:PHE:CZ	1:D:126:LEU:HD13	2.54	0.42
1:B:87:ARG:HB2	3:J:223:HOH:O	2.18	0.42
1:F:31:TYR:OH	1:F:121:ILE:O	2.30	0.42
1:F:81:GLU:O	1:F:85:GLU:HG3	2.19	0.42
1:C:96:ILE:O	1:C:100:GLU:CG	2.63	0.42
1:F:129:ARG:CG	1:H:150:ALA:HB2	2.49	0.42
1:D:37:LEU:HD13	1:D:106:VAL:CG1	2.49	0.42
1:G:87:ARG:HA	1:G:87:ARG:HD3	1.83	0.42
1:D:53:ASP:O	1:D:57:ARG:HG3	2.19	0.42
1:D:144:ILE:O	1:D:148:GLN:NE2	2.52	0.42
1:F:11:SER:OG	1:F:15:LEU:HD12	2.19	0.42
1:A:39:HIS:HD2	3:A:297:HOH:O	2.01	0.42
1:I:95:LEU:CD2	1:I:99:ILE:HD11	2.49	0.42
1:G:129:ARG:CD	3:G:225:HOH:O	2.68	0.42
1:B:18:ALA:HB1	1:B:20:VAL:HG23	2.01	0.42
1:B:13:SER:O	1:B:16:ALA:HB3	2.19	0.42
1:E:121:ILE:CG2	1:E:125:ARG:CD	2.97	0.42
1:E:121:ILE:HG23	1:E:125:ARG:HD3	2.00	0.42
1:G:26:LYS:HE2	1:G:26:LYS:HB3	1.79	0.42
1:C:53:ASP:O	1:C:57:ARG:HG3	2.19	0.42
1:C:86:LEU:HD12	1:C:89:ARG:HH21	1.85	0.42

Continued on next page...

Continued from previous page...

Atom-1	Atom-2	Interatomic distance (Å)	Clash overlap (Å)
1:I:20:VAL:HG21	1:I:43:ILE:HG12	2.02	0.42
1:E:89:ARG:HB3	1:E:89:ARG:HH11	1.85	0.42
1:J:26:LYS:HB2	1:J:29:GLU:CG	2.49	0.42
1:D:48:ARG:HG3	1:D:96:ILE:HG23	2.02	0.42
1:J:51:LEU:HD13	1:J:96:ILE:HG13	2.02	0.42
1:J:117:CYS:SG	1:J:119:VAL:CG2	3.07	0.42
1:E:80:GLU:O	1:E:84:LEU:HG	2.20	0.42
1:A:62:MET:HE1	1:A:86:LEU:HA	2.01	0.42
1:E:7:ARG:O	1:E:13:SER:HB3	2.20	0.42
1:C:20:VAL:HG21	1:C:43:ILE:HG12	2.02	0.42
1:J:25:GLU:HG2	1:J:25:GLU:H	1.60	0.42
1:F:32:MET:SD	1:F:37:LEU:HG	2.60	0.42
1:J:133:ASP:HA	3:J:217:HOH:O	2.20	0.42
1:I:42:ARG:HE	1:I:42:ARG:HA	1.85	0.42
1:J:17:ILE:HG23	1:J:50:GLN:NE2	2.35	0.42
1:B:11:SER:O	1:B:12:LEU:C	2.58	0.42
1:A:31:TYR:OH	1:A:112:GLY:O	2.24	0.42
1:G:13:SER:O	1:G:16:ALA:HB3	2.20	0.42
1:D:44:LEU:HD22	1:D:99:ILE:HG23	2.02	0.42
1:J:18:ALA:HB1	1:J:20:VAL:HG23	2.02	0.42
1:E:131:THR:O	1:E:131:THR:HG22	2.20	0.42
1:J:13:SER:O	1:J:16:ALA:HB3	2.20	0.42
1:I:50:GLN:NE2	1:I:54:GLU:HG3	2.35	0.42
1:H:77:ALA:HA	1:H:80:GLU:OE2	2.20	0.42
1:C:31:TYR:CG	1:C:32:MET:N	2.87	0.42
1:C:41:ARG:HG2	1:C:45:GLU:OE2	2.20	0.42
1:I:18:ALA:C	1:I:20:VAL:H	2.23	0.42
1:D:94:LYS:HE3	3:D:239:HOH:O	2.19	0.42
1:C:93:ARG:HH11	1:C:93:ARG:HG3	1.85	0.41
1:I:31:TYR:CE2	1:I:120:GLU:HB3	2.55	0.41
1:B:67:ALA:HB2	1:D:63:GLN:NE2	2.35	0.41
1:F:75:ARG:HB2	3:F:262:HOH:O	2.20	0.41
1:A:39:HIS:CD2	3:A:297:HOH:O	2.73	0.41
1:I:121:ILE:CG2	1:I:125:ARG:HH11	2.32	0.41
1:E:69:PHE:HA	1:E:70:PRO:HD3	1.75	0.41
1:F:78:GLN:NE2	1:F:79:GLU:N	2.68	0.41
1:A:113:TYR:HE2	1:A:120:GLU:HG2	1.84	0.41
1:J:44:LEU:HB3	1:J:103:LEU:HG	2.02	0.41
1:G:75:ARG:HE	1:G:75:ARG:HB3	1.48	0.41
1:A:20:VAL:CG1	3:B:277:HOH:O	2.59	0.41
1:D:61:HIS:ND1	1:D:85:GLU:OE2	2.53	0.41

Continued on next page...

Continued from previous page...

Atom-1	Atom-2	Interatomic distance (Å)	Clash overlap (Å)
1:A:37:LEU:HD12	3:A:263:HOH:O	2.20	0.41
1:A:115:GLU:HG3	1:A:133:ASP:O	2.20	0.41
1:A:97:LYS:CA	1:A:97:LYS:CE	2.96	0.41
1:F:84:LEU:HA	1:F:84:LEU:HD23	1.92	0.41
1:I:103:LEU:HD23	3:I:294:HOH:O	2.20	0.41
1:C:48:ARG:HB2	1:C:99:ILE:HG21	2.01	0.41
1:I:13:SER:O	1:I:16:ALA:HB3	2.20	0.41
1:H:57:ARG:HG3	1:H:57:ARG:HH11	1.84	0.41
1:H:31:TYR:CE2	1:H:32:MET:HG2	2.55	0.41
1:J:18:ALA:C	1:J:20:VAL:H	2.23	0.41
1:I:82:PHE:HA	1:I:85:GLU:OE1	2.20	0.41
1:A:131:THR:CG2	1:A:131:THR:O	2.69	0.41
1:F:88:ASN:C	1:F:88:ASN:OD1	2.59	0.41
1:B:79:GLU:HB2	3:D:213:HOH:O	2.21	0.41
1:A:18:ALA:C	1:A:20:VAL:H	2.23	0.41
1:I:42:ARG:NH2	1:I:46:ALA:N	2.68	0.41
1:F:12:LEU:CD1	1:H:151:GLY:H	2.34	0.41
1:E:55:VAL:HG13	1:E:93:ARG:NE	2.36	0.41
1:I:30:GLU:HG2	1:I:31:TYR:N	2.36	0.41
1:G:30:GLU:OE1	1:G:33:ASN:CA	2.69	0.41
1:C:30:GLU:CG	1:C:33:ASN:HB3	2.50	0.41
1:J:20:VAL:CG2	1:J:42:ARG:HD2	2.50	0.41
1:E:12:LEU:HD22	1:E:128:ALA:CA	2.40	0.41
1:C:40:PHE:HE2	1:C:127:GLU:HA	1.86	0.41
1:E:147:LYS:CG	1:E:148:GLN:NE2	2.84	0.41
1:E:44:LEU:HD11	1:E:102:THR:HG22	2.03	0.41
1:D:97:LYS:HA	1:D:97:LYS:HD3	1.84	0.41
1:I:113:TYR:CD1	1:I:113:TYR:N	2.89	0.41
1:I:31:TYR:OH	1:I:121:ILE:O	2.38	0.41
1:F:144:ILE:CD1	3:F:242:HOH:O	2.68	0.41
1:H:101:LYS:NZ	1:H:105:LYS:HE3	2.36	0.41
1:G:20:VAL:HG12	1:G:21:GLU:N	2.35	0.41
1:H:15:LEU:HD23	1:H:15:LEU:HA	1.92	0.41
1:G:125:ARG:HH11	1:G:125:ARG:HG2	1.85	0.41
1:G:12:LEU:CD2	3:G:248:HOH:O	2.56	0.41
1:H:12:LEU:HG	1:H:128:ALA:HA	2.02	0.41
1:F:12:LEU:CD2	1:F:128:ALA:HA	2.51	0.40
1:C:12:LEU:HD12	1:C:128:ALA:HA	2.03	0.40
1:G:29:GLU:HA	3:G:229:HOH:O	2.20	0.40
1:G:31:TYR:HD2	1:G:113:TYR:CZ	2.39	0.40
1:G:104:LYS:CG	3:G:219:HOH:O	2.64	0.40

Continued on next page...

Continued from previous page...

Atom-1	Atom-2	Interatomic distance (Å)	Clash overlap (Å)
1:H:24:GLN:HE21	1:H:24:GLN:HB2	1.59	0.40
1:J:131:THR:C	3:J:207:HOH:O	2.60	0.40
1:B:143:GLU:O	1:B:146:GLU:HB2	2.21	0.40
1:C:93:ARG:HD3	1:C:93:ARG:O	2.20	0.40
1:C:76:ALA:CA	3:C:211:HOH:O	2.70	0.40
1:E:137:ASP:O	1:E:141:LEU:HD13	2.22	0.40
1:A:87:ARG:HA	1:A:87:ARG:HD3	1.67	0.40
1:H:18:ALA:C	1:H:20:VAL:H	2.24	0.40
1:I:26:LYS:N	1:I:29:GLU:OE2	2.24	0.40
1:B:18:ALA:C	1:B:20:VAL:H	2.24	0.40
1:H:61:HIS:O	1:H:65:GLU:HG3	2.21	0.40
1:F:18:ALA:C	1:F:20:VAL:H	2.24	0.40
3:A:291:HOH:O	1:B:57:ARG:NH2	2.54	0.40
1:G:57:ARG:CB	1:G:57:ARG:NH1	2.72	0.40
1:J:9:THR:CA	3:J:269:HOH:O	2.70	0.40
1:C:52:ARG:HG2	1:C:96:ILE:HD13	2.02	0.40
1:A:112:GLY:HA2	1:A:126:LEU:HD11	2.03	0.40
1:E:18:ALA:C	1:E:20:VAL:H	2.25	0.40
1:J:23:TYR:CZ	1:J:36:GLN:HG2	2.56	0.40
1:J:39:HIS:HE1	1:J:43:ILE:HD11	1.86	0.40
1:J:114:CYS:HB3	1:J:117:CYS:O	2.22	0.40
1:H:7:ARG:HD2	1:H:16:ALA:CB	2.52	0.40
1:J:17:ILE:HG12	1:J:50:GLN:OE1	2.20	0.40
1:D:36:GLN:OE1	1:D:123:ILE:CD1	2.70	0.40
1:F:52:ARG:HH11	1:F:52:ARG:CB	2.33	0.40
1:J:131:THR:O	1:J:131:THR:CG2	2.70	0.40
1:F:136:ILE:CG2	1:H:134:LEU:HD12	2.51	0.40
1:B:87:ARG:HA	1:B:87:ARG:HD3	1.83	0.40
1:G:76:ALA:HB2	3:G:215:HOH:O	2.20	0.40
1:A:25:GLU:HG2	1:A:25:GLU:H	1.67	0.40

There are no symmetry-related clashes.

5.3 Torsion angles ⓘ

5.3.1 Protein backbone ⓘ

In the following table, the Percentiles column shows the percent Ramachandran outliers of the chain as a percentile score with respect to all X-ray entries followed by that with respect to entries of similar resolution.

The Analysed column shows the number of residues for which the backbone conformation was analysed, and the total number of residues.

Mol	Chain	Analysed	Favoured	Allowed	Outliers	Percentiles	
1	A	143/151 (95%)	135 (94%)	4 (3%)	4 (3%)	6	2
1	B	143/151 (95%)	134 (94%)	5 (4%)	4 (3%)	6	2
1	C	143/151 (95%)	135 (94%)	4 (3%)	4 (3%)	6	2
1	D	143/151 (95%)	134 (94%)	5 (4%)	4 (3%)	6	2
1	E	143/151 (95%)	135 (94%)	4 (3%)	4 (3%)	6	2
1	F	143/151 (95%)	134 (94%)	5 (4%)	4 (3%)	6	2
1	G	143/151 (95%)	135 (94%)	4 (3%)	4 (3%)	6	2
1	H	143/151 (95%)	135 (94%)	4 (3%)	4 (3%)	6	2
1	I	143/151 (95%)	134 (94%)	6 (4%)	3 (2%)	9	3
1	J	143/151 (95%)	135 (94%)	5 (4%)	3 (2%)	9	3
All	All	1430/1510 (95%)	1346 (94%)	46 (3%)	38 (3%)	6	2

All (38) Ramachandran outliers are listed below:

Mol	Chain	Res	Type
1	A	31	TYR
1	B	31	TYR
1	C	31	TYR
1	D	31	TYR
1	E	12	LEU
1	E	31	TYR
1	F	31	TYR
1	G	31	TYR
1	H	31	TYR
1	I	31	TYR
1	J	31	TYR
1	A	12	LEU
1	B	12	LEU
1	C	12	LEU
1	D	12	LEU
1	F	12	LEU
1	G	12	LEU
1	H	12	LEU
1	I	12	LEU
1	J	12	LEU
1	G	8	LYS
1	B	8	LYS

Continued on next page...

Continued from previous page...

Mol	Chain	Res	Type
1	C	8	LYS
1	D	8	LYS
1	E	8	LYS
1	H	8	LYS
1	A	8	LYS
1	A	27	PRO
1	B	27	PRO
1	C	27	PRO
1	D	27	PRO
1	E	27	PRO
1	F	8	LYS
1	F	27	PRO
1	G	27	PRO
1	H	27	PRO
1	I	27	PRO
1	J	27	PRO

5.3.2 Protein sidechains ⓘ

In the following table, the Percentiles column shows the percent sidechain outliers of the chain as a percentile score with respect to all X-ray entries followed by that with respect to entries of similar resolution.

The Analysed column shows the number of residues for which the sidechain conformation was analysed, and the total number of residues.

Mol	Chain	Analysed	Rotameric	Outliers	Percentiles	
1	A	126/131 (96%)	110 (87%)	16 (13%)	5	3
1	B	126/131 (96%)	115 (91%)	11 (9%)	13	7
1	C	126/131 (96%)	114 (90%)	12 (10%)	11	6
1	D	126/131 (96%)	112 (89%)	14 (11%)	8	4
1	E	126/131 (96%)	104 (82%)	22 (18%)	2	1
1	F	126/131 (96%)	116 (92%)	10 (8%)	15	9
1	G	126/131 (96%)	117 (93%)	9 (7%)	18	12
1	H	126/131 (96%)	111 (88%)	15 (12%)	6	3
1	I	126/131 (96%)	112 (89%)	14 (11%)	8	4
1	J	126/131 (96%)	115 (91%)	11 (9%)	13	7
All	All	1260/1310 (96%)	1126 (89%)	134 (11%)	8	4

All (134) residues with a non-rotameric sidechain are listed below:

Mol	Chain	Res	Type
1	A	24	GLN
1	A	30	GLU
1	A	42	ARG
1	A	74	ASP
1	A	80	GLU
1	A	88	ASN
1	A	94	LYS
1	A	95	LEU
1	A	107	GLU
1	A	123	ILE
1	A	124	ARG
1	A	127	GLU
1	A	131	THR
1	A	133	ASP
1	A	137	ASP
1	A	146	GLU
1	B	42	ARG
1	B	64	ASP
1	B	74	ASP
1	B	88	ASN
1	B	95	LEU
1	B	107	GLU
1	B	116	SER
1	B	120	GLU
1	B	124	ARG
1	B	131	THR
1	B	137	ASP
1	C	24	GLN
1	C	27	PRO
1	C	34	GLU
1	C	37	LEU
1	C	42	ARG
1	C	53	ASP
1	C	54	GLU
1	C	93	ARG
1	C	95	LEU
1	C	115	GLU
1	C	131	THR
1	C	146	GLU
1	D	25	GLU
1	D	30	GLU
1	D	34	GLU

Continued on next page...

Continued from previous page...

Mol	Chain	Res	Type
1	D	37	LEU
1	D	50	GLN
1	D	54	GLU
1	D	74	ASP
1	D	80	GLU
1	D	95	LEU
1	D	101	LYS
1	D	107	GLU
1	D	110	ASP
1	D	146	GLU
1	D	148	GLN
1	E	12	LEU
1	E	24	GLN
1	E	25	GLU
1	E	26	LYS
1	E	29	GLU
1	E	30	GLU
1	E	33	ASN
1	E	37	LEU
1	E	42	ARG
1	E	50	GLN
1	E	74	ASP
1	E	78	GLN
1	E	82	PHE
1	E	95	LEU
1	E	103	LEU
1	E	107	GLU
1	E	108	ASP
1	E	120	GLU
1	E	124	ARG
1	E	127	GLU
1	E	129	ARG
1	E	136	ILE
1	F	42	ARG
1	F	50	GLN
1	F	52	ARG
1	F	53	ASP
1	F	69	PHE
1	F	72	PRO
1	F	78	GLN
1	F	88	ASN
1	F	136	ILE

Continued on next page...

Continued from previous page...

Mol	Chain	Res	Type
1	F	146	GLU
1	G	10	SER
1	G	37	LEU
1	G	42	ARG
1	G	53	ASP
1	G	71	ASP
1	G	80	GLU
1	G	88	ASN
1	G	95	LEU
1	G	125	ARG
1	H	13	SER
1	H	24	GLN
1	H	29	GLU
1	H	34	GLU
1	H	37	LEU
1	H	42	ARG
1	H	50	GLN
1	H	74	ASP
1	H	80	GLU
1	H	85	GLU
1	H	87	ARG
1	H	93	ARG
1	H	95	LEU
1	H	146	GLU
1	H	148	GLN
1	I	9	THR
1	I	13	SER
1	I	24	GLN
1	I	25	GLU
1	I	32	MET
1	I	34	GLU
1	I	42	ARG
1	I	48	ARG
1	I	74	ASP
1	I	107	GLU
1	I	131	THR
1	I	139	LYS
1	I	141	LEU
1	I	145	ARG
1	J	24	GLN
1	J	30	GLU
1	J	37	LEU

Continued on next page...

Continued from previous page...

Mol	Chain	Res	Type
1	J	42	ARG
1	J	78	GLN
1	J	80	GLU
1	J	93	ARG
1	J	108	ASP
1	J	124	ARG
1	J	127	GLU
1	J	146	GLU

Some sidechains can be flipped to improve hydrogen bonding and reduce clashes. All (32) such sidechains are listed below:

Mol	Chain	Res	Type
1	A	24	GLN
1	A	36	GLN
1	A	50	GLN
1	A	78	GLN
1	B	24	GLN
1	B	36	GLN
1	B	68	ASN
1	B	88	ASN
1	C	24	GLN
1	C	36	GLN
1	C	39	HIS
1	D	39	HIS
1	D	50	GLN
1	D	78	GLN
1	D	148	GLN
1	E	24	GLN
1	E	36	GLN
1	E	39	HIS
1	E	78	GLN
1	E	88	ASN
1	F	50	GLN
1	F	78	GLN
1	G	36	GLN
1	H	24	GLN
1	H	36	GLN
1	H	61	HIS
1	H	78	GLN
1	I	24	GLN
1	I	50	GLN
1	J	24	GLN

Continued on next page...

Continued from previous page...

Mol	Chain	Res	Type
1	J	36	GLN
1	J	63	GLN

5.3.3 RNA [i](#)

There are no RNA molecules in this entry.

5.4 Non-standard residues in protein, DNA, RNA chains [i](#)

There are no non-standard protein/DNA/RNA residues in this entry.

5.5 Carbohydrates [i](#)

There are no carbohydrates in this entry.

5.6 Ligand geometry [i](#)

Of 10 ligands modelled in this entry, 10 are monoatomic - leaving 0 for Mogul analysis.

There are no bond length outliers.

There are no bond angle outliers.

There are no chirality outliers.

There are no torsion outliers.

There are no ring outliers.

No monomer is involved in short contacts.

5.7 Other polymers [i](#)

There are no such residues in this entry.

5.8 Polymer linkage issues [i](#)

There are no chain breaks in this entry.

6 Fit of model and data ⓘ

6.1 Protein, DNA and RNA chains ⓘ

In the following table, the column labelled ‘#RSRZ> 2’ contains the number (and percentage) of RSRZ outliers, followed by percent RSRZ outliers for the chain as percentile scores relative to all X-ray entries and entries of similar resolution. The OWAB column contains the minimum, median, 95th percentile and maximum values of the occupancy-weighted average B-factor per residue. The column labelled ‘Q< 0.9’ lists the number of (and percentage) of residues with an average occupancy less than 0.9.

Mol	Chain	Analysed	<RSRZ>	#RSRZ>2	OWAB(Å ²)	Q<0.9
1	A	145/151 (96%)	0.49	15 (10%) 9 9	24, 43, 94, 103	0
1	B	145/151 (96%)	0.28	8 (5%) 29 30	20, 38, 93, 103	0
1	C	145/151 (96%)	0.50	10 (6%) 20 21	34, 56, 90, 105	0
1	D	145/151 (96%)	0.33	11 (7%) 17 18	27, 53, 85, 104	0
1	E	145/151 (96%)	1.03	28 (19%) 2 2	32, 73, 98, 108	0
1	F	145/151 (96%)	0.28	8 (5%) 29 30	22, 44, 86, 101	0
1	G	145/151 (96%)	0.23	6 (4%) 41 42	25, 41, 84, 103	0
1	H	145/151 (96%)	0.37	9 (6%) 24 25	36, 54, 85, 107	0
1	I	145/151 (96%)	0.33	9 (6%) 24 25	29, 52, 85, 110	0
1	J	145/151 (96%)	0.97	29 (20%) 1 2	37, 70, 104, 108	0
All	All	1450/1510 (96%)	0.48	133 (9%) 11 12	20, 53, 96, 110	0

All (133) RSRZ outliers are listed below:

Mol	Chain	Res	Type	RSRZ
1	C	11	SER	10.2
1	J	73	VAL	7.5
1	A	11	SER	7.4
1	H	10	SER	7.0
1	E	67	ALA	6.8
1	J	76	ALA	6.5
1	C	12	LEU	6.5
1	J	72	PRO	6.2
1	A	73	VAL	5.8
1	J	69	PHE	5.8
1	A	12	LEU	5.8
1	B	12	LEU	5.7
1	J	7	ARG	5.6

Continued on next page...

Continued from previous page...

Mol	Chain	Res	Type	RSRZ
1	J	28	GLY	5.4
1	J	62	MET	5.3
1	F	150	ALA	5.2
1	A	74	ASP	5.2
1	E	74	ASP	5.2
1	B	9	THR	5.1
1	G	12	LEU	5.1
1	F	10	SER	5.0
1	E	77	ALA	5.0
1	D	9	THR	4.9
1	C	7	ARG	4.8
1	E	7	ARG	4.7
1	G	7	ARG	4.7
1	J	83	SER	4.7
1	H	9	THR	4.6
1	A	9	THR	4.6
1	H	8	LYS	4.6
1	E	69	PHE	4.5
1	H	150	ALA	4.5
1	J	70	PRO	4.5
1	J	68	ASN	4.4
1	G	10	SER	4.4
1	G	151	GLY	4.3
1	F	9	THR	4.3
1	E	55	VAL	4.2
1	I	12	LEU	4.1
1	E	47	TRP	4.1
1	E	11	SER	4.0
1	A	10	SER	3.9
1	B	11	SER	3.9
1	I	8	LYS	3.8
1	D	151	GLY	3.8
1	J	66	ALA	3.7
1	C	9	THR	3.7
1	J	65	GLU	3.7
1	F	11	SER	3.7
1	J	11	SER	3.7
1	E	86	LEU	3.7
1	E	62	MET	3.6
1	J	82	PHE	3.6
1	D	27	PRO	3.6
1	J	27	PRO	3.6

Continued on next page...

Continued from previous page...

Mol	Chain	Res	Type	RSRZ
1	H	12	LEU	3.5
1	C	151	GLY	3.5
1	E	44	LEU	3.5
1	I	7	ARG	3.5
1	B	7	ARG	3.4
1	J	10	SER	3.4
1	H	11	SER	3.4
1	A	7	ARG	3.3
1	J	55	VAL	3.3
1	J	8	LYS	3.3
1	A	151	GLY	3.3
1	J	12	LEU	3.3
1	F	12	LEU	3.3
1	I	11	SER	3.2
1	E	58	THR	3.2
1	E	82	PHE	3.2
1	D	149	MET	3.2
1	A	67	ALA	3.2
1	H	151	GLY	3.1
1	I	151	GLY	3.1
1	G	149	MET	3.1
1	D	11	SER	3.0
1	C	150	ALA	3.0
1	E	65	GLU	3.0
1	E	59	VAL	2.9
1	I	10	SER	2.9
1	B	151	GLY	2.9
1	E	76	ALA	2.9
1	B	27	PRO	2.9
1	D	8	LYS	2.8
1	C	27	PRO	2.8
1	I	20	VAL	2.8
1	H	7	ARG	2.8
1	D	150	ALA	2.8
1	A	149	MET	2.8
1	E	51	LEU	2.8
1	D	7	ARG	2.8
1	A	69	PHE	2.8
1	C	26	LYS	2.7
1	I	149	MET	2.7
1	F	69	PHE	2.7
1	G	11	SER	2.7

Continued on next page...

Continued from previous page...

Mol	Chain	Res	Type	RSRZ
1	E	71	ASP	2.6
1	E	66	ALA	2.6
1	I	9	THR	2.6
1	E	68	ASN	2.6
1	E	78	GLN	2.5
1	E	73	VAL	2.5
1	J	20	VAL	2.5
1	E	85	GLU	2.5
1	D	119	VAL	2.5
1	A	150	ALA	2.4
1	D	17	ILE	2.4
1	C	37	LEU	2.4
1	E	84	LEU	2.4
1	A	75	ARG	2.4
1	H	31	TYR	2.3
1	E	150	ALA	2.3
1	J	150	ALA	2.3
1	A	84	LEU	2.3
1	B	20	VAL	2.2
1	J	84	LEU	2.2
1	E	149	MET	2.2
1	B	10	SER	2.2
1	J	106	VAL	2.2
1	J	74	ASP	2.2
1	A	77	ALA	2.2
1	F	70	PRO	2.2
1	F	149	MET	2.1
1	J	86	LEU	2.1
1	J	75	ARG	2.1
1	J	87	ARG	2.1
1	J	9	THR	2.1
1	C	149	MET	2.1
1	J	51	LEU	2.1
1	D	123	ILE	2.0
1	E	151	GLY	2.0
1	E	64	ASP	2.0

6.2 Non-standard residues in protein, DNA, RNA chains ⓘ

There are no non-standard protein/DNA/RNA residues in this entry.

6.3 Carbohydrates [i](#)

There are no carbohydrates in this entry.

6.4 Ligands [i](#)

In the following table, the Atoms column lists the number of modelled atoms in the group and the number defined in the chemical component dictionary. LLDF column lists the quality of electron density of the group with respect to its neighbouring residues in protein, DNA or RNA chains. The B-factors column lists the minimum, median, 95th percentile and maximum values of B factors of atoms in the group. The column labelled 'Q< 0.9' lists the number of atoms with occupancy less than 0.9.

Mol	Type	Chain	Res	Atoms	RSCC	RSR	LLDF	B-factors(Å ²)	Q<0.9
2	ZN	C	200	1/1	0.98	0.16	4.32	41,41,41,41	0
2	ZN	A	200	1/1	1.00	0.16	1.55	31,31,31,31	0
2	ZN	B	200	1/1	1.00	0.16	1.50	32,32,32,32	0
2	ZN	J	200	1/1	1.00	0.16	1.43	32,32,32,32	0
2	ZN	H	200	1/1	0.96	0.14	0.70	51,51,51,51	0
2	ZN	G	200	1/1	0.99	0.15	0.63	36,36,36,36	0
2	ZN	I	200	1/1	0.98	0.14	0.52	41,41,41,41	0
2	ZN	D	200	1/1	0.98	0.12	-0.10	45,45,45,45	0
2	ZN	E	200	1/1	0.98	0.12	-0.31	49,49,49,49	0
2	ZN	F	200	1/1	0.99	0.16	-	37,37,37,37	0

6.5 Other polymers [i](#)

There are no such residues in this entry.