



Full wwPDB X-ray Structure Validation Report ⓘ

Jan 31, 2016 – 10:26 PM GMT

PDB ID : 1TN2
Title : CRYSTALLOGRAPHIC AND BIOCHEMICAL INVESTIGATION OF THE
LEAD(II)-CATALYZED HYDROLYSIS OF YEAST PHENYLALANINE T-
RNA
Authors : Brown, R.S.; Dewan, J.C.; Klug, A.
Deposited on : 1986-08-22
Resolution : 3.00 Å(reported)

This is a Full wwPDB X-ray Structure Validation Report for a publicly released PDB entry.
We welcome your comments at validation@mail.wwpdb.org
A user guide is available at
<http://wwpdb.org/validation/2016/XrayValidationReportHelp>
with specific help available everywhere you see the ⓘ symbol.

The following versions of software and data (see [references ⓘ](#)) were used in the production of this report:

MolProbity : 4.02b-467
Mogul : 1.7 (RC4), CSD as536be (2015)
Xtriage (Phenix) : **NOT EXECUTED**
EDS : **NOT EXECUTED**
Percentile statistics : 20151230.v01 (using entries in the PDB archive December 30th 2015)
Ideal geometry (proteins) : Engh & Huber (2001)
Ideal geometry (DNA, RNA) : Parkinson et al. (1996)
Validation Pipeline (wwPDB-VP) : trunk26865

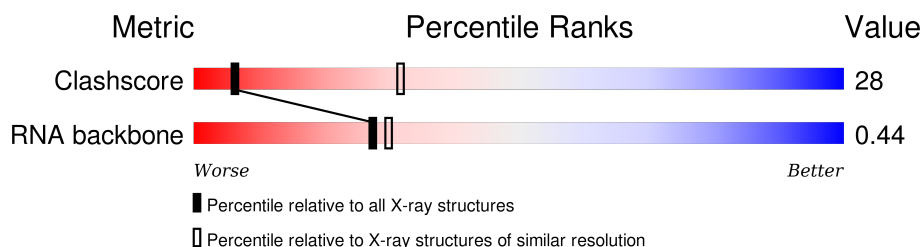
1 Overall quality at a glance

The following experimental techniques were used to determine the structure:

X-RAY DIFFRACTION

The reported resolution of this entry is 3.00 Å.


Percentile scores (ranging between 0-100) for global validation metrics of the entry are shown in the following graphic. The table shows the number of entries on which the scores are based.



Metric	Whole archive (#Entries)	Similar resolution (#Entries, resolution range(Å))
Clashscore	102246	1912 (3.00-3.00)
RNA backbone	2183	1036 (3.40-2.60)

The table below summarises the geometric issues observed across the polymeric chains and their fit to the electron density. The red, orange, yellow and green segments on the lower bar indicate the fraction of residues that contain outliers for ≥ 3 , 2, 1 and 0 types of geometric quality criteria. A grey segment represents the fraction of residues that are not modelled. The numeric value for each fraction is indicated below the corresponding segment, with a dot representing fractions $\leq 5\%$. The upper red bar (where present) indicates the fraction of residues that have poor fit to the electron density. The numeric value is given above the bar.

Note EDS was not executed.

Mol	Chain	Length	Quality of chain
1	A	76	

The following table lists non-polymeric compounds, carbohydrate monomers and non-standard residues in protein, DNA, RNA chains that are outliers for geometric or electron-density-fit criteria:

Mol	Type	Chain	Res	Chirality	Geometry	Clashes	Electron density
2	SPM	A	77	-	-	X	-

2 Entry composition [i](#)

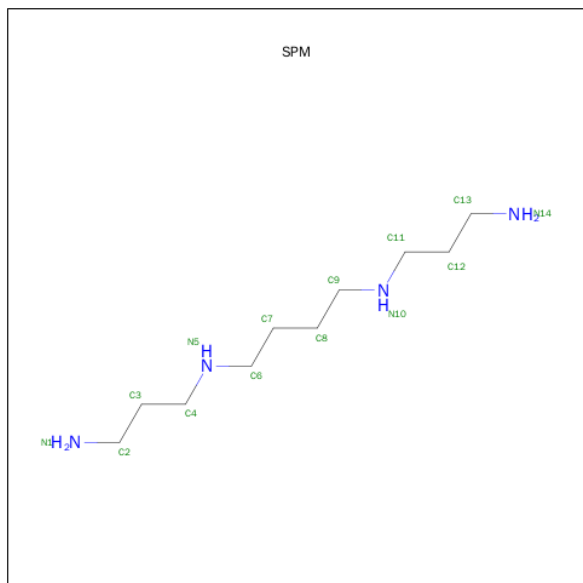
There are 5 unique types of molecules in this entry. The entry contains 1781 atoms, of which 0 are hydrogens and 0 are deuteriums.

In the tables below, the ZeroOcc column contains the number of atoms modelled with zero occupancy, the AltConf column contains the number of residues with at least one atom in alternate conformation and the Trace column contains the number of residues modelled with at most 2 atoms.

- Molecule 1 is a RNA chain called TRNAPHE.

Mol	Chain	Residues	Atoms					ZeroOcc	AltConf	Trace
1	A	76	Total	C	N	O	P	0	0	0
			1652	746	294	536	76			

- Molecule 2 is SPERMINE (three-letter code: SPM) (formula: $C_{10}H_{26}N_4$).



Mol	Chain	Residues	Atoms			ZeroOcc	AltConf
2	A	1	Total	C	N	0	0
			14	10	4		

- Molecule 3 is MAGNESIUM ION (three-letter code: MG) (formula: Mg).

Mol	Chain	Residues	Atoms		ZeroOcc	AltConf
3	A	5	Total	Mg	0	0
			5	5		

- Molecule 4 is LEAD (II) ION (three-letter code: PB) (formula: Pb).

Mol	Chain	Residues	Atoms		ZeroOcc	AltConf
4	A	3	Total 3	Pb 3	0	0

- Molecule 5 is water.

Mol	Chain	Residues	Atoms		ZeroOcc	AltConf
5	A	107	Total 107	O 107	0	0


3 Residue-property plots [i](#)

These plots are drawn for all protein, RNA and DNA chains in the entry. The first graphic for a chain summarises the proportions of errors displayed in the second graphic. The second graphic shows the sequence view annotated by issues in geometry and electron density. Residues are color-coded according to the number of geometric quality criteria for which they contain at least one outlier: green = 0, yellow = 1, orange = 2 and red = 3 or more. A red dot above a residue indicates a poor fit to the electron density ($\text{RSRZ} > 2$). Stretches of 2 or more consecutive residues without any outlier are shown as a green connector. Residues present in the sample, but not in the model, are shown in grey.

Note EDS was not executed.

• Molecule 1: TRNAPHE

Chain A: 



4 Data and refinement statistics

Xtriage (Phenix) and EDS were not executed - this section will therefore be incomplete.

Property	Value	Source
Space group	P 1 21 1	Depositor
Cell constants a, b, c, α , β , γ	56.70 Å 33.20 Å 63.00 Å 90.00° 89.90° 90.00°	Depositor
Resolution (Å)	(Not available) – 3.00	Depositor
% Data completeness (in resolution range)	(Not available) ((Not available)-3.00)	Depositor
R_{merge}	(Not available)	Depositor
R_{sym}	(Not available)	Depositor
Refinement program	JACK-LEVITT	Depositor
R, R_{free}	0.237 , (Not available)	Depositor
Estimated twinning fraction	No twinning to report.	Xtriage
Total number of atoms	1781	wwPDB-VP
Average B, all atoms (Å ²)	14.0	wwPDB-VP

5 Model quality

5.1 Standard geometry

Bond lengths and bond angles in the following residue types are not validated in this section: 5MU, OMC, MG, OMG, H2U, YG, PB, 2MG, 5MC, 1MA, M2G, 7MG, SPM, PSU

The Z score for a bond length (or angle) is the number of standard deviations the observed value is removed from the expected value. A bond length (or angle) with $|Z| > 5$ is considered an outlier worth inspection. RMSZ is the root-mean-square of all Z scores of the bond lengths (or angles).

Mol	Chain	Bond lengths		Bond angles	
		RMSZ	$\# Z > 5$	RMSZ	$\# Z > 5$
1	A	4.46	249/1487 (16.7%)	5.81	472/2315 (20.4%)

Chiral center outliers are detected by calculating the chiral volume of a chiral center and verifying if the center is modelled as a planar moiety or with the opposite hand. A planarity outlier is detected by checking planarity of atoms in a peptide group, atoms in a mainchain group or atoms of a sidechain that are expected to be planar.

Mol	Chain	#Chirality outliers	#Planarity outliers
1	A	0	9

All (249) bond length outliers are listed below:

Mol	Chain	Res	Type	Atoms	Z	Observed(Å)	Ideal(Å)
1	A	42	G	C8-N7	24.19	1.45	1.30
1	A	53	G	C8-N7	23.51	1.45	1.30
1	A	19	G	C8-N7	23.30	1.45	1.30
1	A	4	G	C8-N7	23.17	1.44	1.30
1	A	3	G	C8-N7	22.44	1.44	1.30
1	A	18	G	C8-N7	20.95	1.43	1.30
1	A	65	G	C8-N7	20.72	1.43	1.30
1	A	5	A	C8-N7	20.59	1.46	1.31
1	A	71	G	C8-N7	20.28	1.43	1.30
1	A	51	G	C8-N7	19.87	1.42	1.30
1	A	15	G	C8-N7	19.62	1.42	1.30
1	A	1	G	C8-N7	19.39	1.42	1.30
1	A	20	G	C8-N7	19.29	1.42	1.30
1	A	30	G	C8-N7	18.91	1.42	1.30
1	A	73	A	C8-N7	18.69	1.44	1.31
1	A	45	G	C8-N7	18.68	1.42	1.30
1	A	38	A	C8-N7	18.58	1.44	1.31
1	A	35	A	C8-N7	18.52	1.44	1.31

Continued on next page...

Continued from previous page...

Mol	Chain	Res	Type	Atoms	Z	Observed(Å)	Ideal(Å)
1	A	76	A	C8-N7	18.03	1.44	1.31
1	A	29	A	C8-N7	17.75	1.44	1.31
1	A	24	G	C8-N7	17.32	1.41	1.30
1	A	23	A	C8-N7	17.12	1.43	1.31
1	A	31	A	C8-N7	16.43	1.43	1.31
1	A	67	A	C8-N7	15.95	1.42	1.31
1	A	64	A	C8-N7	15.63	1.42	1.31
1	A	43	G	C8-N7	15.26	1.40	1.30
1	A	66	A	C8-N7	15.22	1.42	1.31
1	A	57	G	C8-N7	14.91	1.39	1.30
1	A	36	A	C8-N7	14.43	1.41	1.31
1	A	38	A	N3-C4	14.40	1.43	1.34
1	A	21	A	C8-N7	14.32	1.41	1.31
1	A	14	A	C8-N7	14.18	1.41	1.31
1	A	9	A	C8-N7	14.04	1.41	1.31
1	A	44	A	C8-N7	13.87	1.41	1.31
1	A	22	G	C8-N7	13.69	1.39	1.30
1	A	62	A	C8-N7	13.23	1.40	1.31
1	A	57	G	C6-N1	-13.02	1.30	1.39
1	A	76	A	N3-C4	12.98	1.42	1.34
1	A	9	A	N9-C4	-12.78	1.30	1.37
1	A	18	G	C6-N1	-12.55	1.30	1.39
1	A	51	G	C6-N1	-12.28	1.30	1.39
1	A	63	C	N1-C6	-12.01	1.29	1.37
1	A	3	G	C6-N1	-11.64	1.31	1.39
1	A	23	A	C6-N1	-11.46	1.27	1.35
1	A	25	C	N1-C6	-11.41	1.30	1.37
1	A	7	U	C2-N3	-11.35	1.29	1.37
1	A	31	A	N3-C4	11.11	1.41	1.34
1	A	68	U	N3-C4	-11.01	1.28	1.38
1	A	13	C	N1-C6	-11.00	1.30	1.37
1	A	14	A	C6-N1	-10.99	1.27	1.35
1	A	63	C	N1-C2	-10.73	1.29	1.40
1	A	71	G	C6-N1	-10.61	1.32	1.39
1	A	73	A	N3-C4	10.59	1.41	1.34
1	A	7	U	N1-C2	-10.54	1.29	1.38
1	A	7	U	N3-C4	-10.50	1.28	1.38
1	A	15	G	C6-N1	-10.33	1.32	1.39
1	A	27	C	N1-C2	-10.23	1.29	1.40
1	A	35	A	N9-C8	10.06	1.45	1.37
1	A	45	G	N3-C4	10.03	1.42	1.35
1	A	7	U	N1-C6	-9.98	1.28	1.38

Continued on next page...

Continued from previous page...

Mol	Chain	Res	Type	Atoms	Z	Observed(Å)	Ideal(Å)
1	A	44	A	N3-C4	9.80	1.40	1.34
1	A	53	G	N9-C8	9.74	1.44	1.37
1	A	19	G	C6-N1	-9.71	1.32	1.39
1	A	22	G	C6-N1	-9.53	1.32	1.39
1	A	68	U	N1-C2	-9.52	1.29	1.38
1	A	3	G	N9-C8	9.48	1.44	1.37
1	A	69	U	N1-C2	-9.45	1.30	1.38
1	A	70	C	N1-C2	-9.31	1.30	1.40
1	A	43	G	C6-N1	-9.31	1.33	1.39
1	A	18	G	N9-C4	-9.16	1.30	1.38
1	A	29	A	N9-C8	9.15	1.45	1.37
1	A	68	U	C2-N3	-9.14	1.31	1.37
1	A	4	G	C6-N1	-9.05	1.33	1.39
1	A	25	C	N1-C2	-8.82	1.31	1.40
1	A	45	G	C6-N1	-8.79	1.33	1.39
1	A	38	A	N9-C8	8.79	1.44	1.37
1	A	73	A	N9-C8	8.75	1.44	1.37
1	A	76	A	N9-C4	8.71	1.43	1.37
1	A	42	G	C6-N1	-8.67	1.33	1.39
1	A	30	G	N9-C8	8.67	1.44	1.37
1	A	27	C	N1-C6	-8.66	1.31	1.37
1	A	31	A	N9-C8	8.64	1.44	1.37
1	A	48	C	C4-C5	-8.60	1.36	1.43
1	A	48	C	N1-C6	-8.58	1.32	1.37
1	A	11	C	N1-C6	-8.53	1.32	1.37
1	A	8	U	N3-C4	-8.43	1.30	1.38
1	A	57	G	N1-C2	-8.32	1.31	1.37
1	A	24	G	C6-N1	-8.28	1.33	1.39
1	A	65	G	N9-C8	8.19	1.43	1.37
1	A	8	U	N1-C2	-8.18	1.31	1.38
1	A	50	U	N3-C4	-8.18	1.31	1.38
1	A	62	A	N3-C4	8.13	1.39	1.34
1	A	75	C	N1-C6	-8.10	1.32	1.37
1	A	69	U	N1-C6	-8.02	1.30	1.38
1	A	68	U	N1-C6	-7.99	1.30	1.38
1	A	64	A	N9-C8	7.96	1.44	1.37
1	A	13	C	N1-C2	-7.94	1.32	1.40
1	A	63	C	C4-C5	-7.87	1.36	1.43
1	A	28	C	C4-C5	-7.85	1.36	1.43
1	A	61	C	N1-C2	-7.84	1.32	1.40
1	A	74	C	N1-C6	-7.83	1.32	1.37
1	A	41	U	N1-C2	-7.80	1.31	1.38

Continued on next page...

Continued from previous page...

Mol	Chain	Res	Type	Atoms	Z	Observed(Å)	Ideal(Å)
1	A	71	G	N9-C8	7.79	1.43	1.37
1	A	75	C	C5-C6	7.78	1.40	1.34
1	A	2	C	N1-C6	-7.77	1.32	1.37
1	A	21	A	C6-N1	-7.77	1.30	1.35
1	A	12	U	N1-C6	-7.74	1.30	1.38
1	A	65	G	N3-C4	7.73	1.40	1.35
1	A	22	G	N1-C2	-7.68	1.31	1.37
1	A	36	A	N3-C4	7.65	1.39	1.34
1	A	5	A	N9-C4	-7.63	1.33	1.37
1	A	8	U	C2-N3	-7.52	1.32	1.37
1	A	64	A	C6-N1	-7.49	1.30	1.35
1	A	41	U	C5-C6	7.49	1.40	1.34
1	A	52	U	C2-N3	-7.41	1.32	1.37
1	A	69	U	N3-C4	-7.38	1.31	1.38
1	A	6	U	N1-C6	-7.35	1.31	1.38
1	A	36	A	N9-C8	7.31	1.43	1.37
1	A	73	A	N9-C4	7.29	1.42	1.37
1	A	53	G	C6-N1	-7.28	1.34	1.39
1	A	67	A	C6-N1	-7.26	1.30	1.35
1	A	7	U	C4-C5	-7.25	1.37	1.43
1	A	15	G	N1-C2	-7.24	1.31	1.37
1	A	50	U	N1-C2	-7.24	1.32	1.38
1	A	50	U	C2-N3	-7.23	1.32	1.37
1	A	63	C	C2-N3	-7.19	1.29	1.35
1	A	12	U	C5-C6	7.15	1.40	1.34
1	A	1	G	C6-N1	-7.10	1.34	1.39
1	A	65	G	C5-C4	7.08	1.43	1.38
1	A	28	C	N1-C6	-7.07	1.32	1.37
1	A	24	G	N3-C4	7.06	1.40	1.35
1	A	53	G	N3-C4	7.05	1.40	1.35
1	A	8	U	C4-C5	-7.01	1.37	1.43
1	A	35	A	N3-C4	7.01	1.39	1.34
1	A	5	A	C6-N1	-6.99	1.30	1.35
1	A	2	C	C5-C6	6.99	1.40	1.34
1	A	19	G	N1-C2	-6.96	1.32	1.37
1	A	56	C	N1-C6	-6.93	1.32	1.37
1	A	9	A	P-O5'	-6.93	1.52	1.59
1	A	11	C	N1-C2	-6.92	1.33	1.40
1	A	76	A	C5-C4	6.89	1.43	1.38
1	A	8	U	N1-C6	-6.87	1.31	1.38
1	A	65	G	C6-N1	-6.80	1.34	1.39
1	A	27	C	C4-C5	-6.80	1.37	1.43

Continued on next page...

Continued from previous page...

Mol	Chain	Res	Type	Atoms	Z	Observed(Å)	Ideal(Å)
1	A	23	A	N9-C4	-6.78	1.33	1.37
1	A	56	C	C4-C5	-6.78	1.37	1.43
1	A	27	C	C2-N3	-6.77	1.30	1.35
1	A	50	U	N1-C6	-6.75	1.31	1.38
1	A	60	C	N3-C4	-6.74	1.29	1.33
1	A	30	G	N3-C4	6.71	1.40	1.35
1	A	51	G	N1-C2	-6.68	1.32	1.37
1	A	12	U	N3-C4	-6.67	1.32	1.38
1	A	6	U	C5-C6	6.66	1.40	1.34
1	A	66	A	N9-C4	-6.65	1.33	1.37
1	A	61	C	C4-C5	-6.65	1.37	1.43
1	A	60	C	C5-C6	6.65	1.39	1.34
1	A	52	U	N3-C4	-6.64	1.32	1.38
1	A	72	C	N1-C6	-6.63	1.33	1.37
1	A	13	C	C5-C6	6.59	1.39	1.34
1	A	76	A	N9-C8	6.58	1.43	1.37
1	A	53	G	N7-C5	6.57	1.43	1.39
1	A	29	A	C6-N1	-6.56	1.30	1.35
1	A	42	G	N9-C8	6.55	1.42	1.37
1	A	9	A	C5-C6	-6.54	1.35	1.41
1	A	69	U	C2-N3	-6.50	1.33	1.37
1	A	59	U	N3-C4	-6.50	1.32	1.38
1	A	27	C	N3-C4	-6.45	1.29	1.33
1	A	25	C	C4-C5	-6.44	1.37	1.43
1	A	30	G	C6-N1	-6.44	1.35	1.39
1	A	4	G	N9-C8	6.42	1.42	1.37
1	A	66	A	C6-N1	-6.42	1.31	1.35
1	A	53	G	P-O5'	-6.41	1.53	1.59
1	A	7	U	P-O5'	-6.40	1.53	1.59
1	A	1	G	N3-C4	6.40	1.40	1.35
1	A	61	C	N1-C6	-6.38	1.33	1.37
1	A	9	A	N3-C4	6.35	1.38	1.34
1	A	42	G	N3-C4	6.29	1.39	1.35
1	A	13	C	N3-C4	-6.26	1.29	1.33
1	A	3	G	N1-C2	-6.25	1.32	1.37
1	A	50	U	C5-C6	6.24	1.39	1.34
1	A	63	C	O3'-P	-6.23	1.53	1.61
1	A	69	U	C4-C5	-6.21	1.38	1.43
1	A	15	G	N3-C4	6.20	1.39	1.35
1	A	21	A	N9-C4	-6.18	1.34	1.37
1	A	47	U	N3-C4	-6.18	1.32	1.38
1	A	48	C	N1-C2	-6.12	1.34	1.40

Continued on next page...

Continued from previous page...

Mol	Chain	Res	Type	Atoms	Z	Observed(Å)	Ideal(Å)
1	A	53	G	C5-C4	6.11	1.42	1.38
1	A	73	A	N7-C5	6.11	1.43	1.39
1	A	45	G	N1-C2	-6.08	1.32	1.37
1	A	70	C	C5-C6	6.06	1.39	1.34
1	A	22	G	N9-C8	6.04	1.42	1.37
1	A	9	A	N9-C8	5.99	1.42	1.37
1	A	62	A	C6-N1	-5.97	1.31	1.35
1	A	73	A	C5-C4	5.94	1.43	1.38
1	A	11	C	C5-C6	5.93	1.39	1.34
1	A	59	U	N1-C6	-5.93	1.32	1.38
1	A	11	C	C4-C5	-5.91	1.38	1.43
1	A	14	A	N9-C4	-5.91	1.34	1.37
1	A	28	C	N1-C2	-5.88	1.34	1.40
1	A	57	G	C5-C6	-5.87	1.36	1.42
1	A	33	U	C5-C6	5.86	1.39	1.34
1	A	47	U	C2-N3	-5.84	1.33	1.37
1	A	20	G	N3-C4	5.84	1.39	1.35
1	A	72	C	C5-C6	5.83	1.39	1.34
1	A	74	C	N1-C2	-5.82	1.34	1.40
1	A	18	G	N1-C2	-5.80	1.33	1.37
1	A	18	G	C5-C6	-5.80	1.36	1.42
1	A	59	U	C5-C6	5.79	1.39	1.34
1	A	22	G	C5-C6	-5.79	1.36	1.42
1	A	62	A	N9-C4	-5.74	1.34	1.37
1	A	38	A	N9-C4	5.70	1.41	1.37
1	A	38	A	C5-C4	5.68	1.42	1.38
1	A	5	A	N9-C8	5.68	1.42	1.37
1	A	23	A	N9-C8	5.65	1.42	1.37
1	A	42	G	C5-C4	5.65	1.42	1.38
1	A	70	C	N1-C6	-5.64	1.33	1.37
1	A	43	G	N3-C4	5.64	1.39	1.35
1	A	56	C	N1-C2	-5.63	1.34	1.40
1	A	18	G	C2'-C1'	-5.62	1.47	1.53
1	A	31	A	C5-C4	5.62	1.42	1.38
1	A	9	A	C2'-C1'	-5.55	1.47	1.53
1	A	7	U	O3'-P	-5.55	1.54	1.61
1	A	8	U	C2'-C1'	-5.51	1.47	1.53
1	A	2	C	N3-C4	-5.49	1.30	1.33
1	A	41	U	N3-C4	-5.48	1.33	1.38
1	A	35	A	C5-C4	5.47	1.42	1.38
1	A	65	G	N7-C5	5.46	1.42	1.39
1	A	13	C	C4-C5	-5.46	1.38	1.43

Continued on next page...

Continued from previous page...

Mol	Chain	Res	Type	Atoms	Z	Observed(Å)	Ideal(Å)
1	A	68	U	C4-C5	-5.46	1.38	1.43
1	A	6	U	N3-C4	-5.38	1.33	1.38
1	A	43	G	N9-C8	5.38	1.41	1.37
1	A	36	A	N7-C5	5.36	1.42	1.39
1	A	71	G	C5-C6	-5.25	1.37	1.42
1	A	15	G	N7-C5	-5.23	1.36	1.39
1	A	45	G	C5-C6	-5.23	1.37	1.42
1	A	72	C	N1-C2	-5.23	1.34	1.40
1	A	43	G	C5-C6	-5.22	1.37	1.42
1	A	5	A	C5-C6	-5.22	1.36	1.41
1	A	18	G	C1'-N9	-5.21	1.39	1.46
1	A	56	C	C5-C6	5.17	1.38	1.34
1	A	25	C	C2-N3	-5.15	1.31	1.35
1	A	19	G	N9-C8	5.12	1.41	1.37
1	A	52	U	C5-C6	5.10	1.38	1.34
1	A	52	U	N1-C2	-5.07	1.33	1.38
1	A	33	U	N1-C6	-5.07	1.33	1.38
1	A	69	U	C5-C6	5.06	1.38	1.34
1	A	27	C	O3'-P	-5.06	1.55	1.61
1	A	3	G	C5-C6	-5.05	1.37	1.42
1	A	61	C	C5-C6	5.03	1.38	1.34

All (472) bond angle outliers are listed below:

Mol	Chain	Res	Type	Atoms	Z	Observed(°)	Ideal(°)
1	A	15	G	N3-C4-C5	-30.49	113.36	128.60
1	A	45	G	N3-C4-C5	-29.98	113.61	128.60
1	A	51	G	N3-C4-C5	-29.19	114.00	128.60
1	A	20	G	N3-C4-C5	-28.66	114.27	128.60
1	A	22	G	N3-C4-C5	-28.41	114.39	128.60
1	A	3	G	N3-C4-C5	-28.41	114.40	128.60
1	A	57	G	N3-C4-C5	-28.40	114.40	128.60
1	A	24	G	N3-C4-C5	-27.70	114.75	128.60
1	A	42	G	N3-C4-C5	-27.70	114.75	128.60
1	A	19	G	N3-C4-C5	-27.63	114.78	128.60
1	A	43	G	N3-C4-C5	-27.11	115.04	128.60
1	A	65	G	N3-C4-C5	-26.62	115.29	128.60
1	A	1	G	N3-C4-C5	-25.93	115.64	128.60
1	A	18	G	N3-C4-C5	-25.79	115.71	128.60
1	A	53	G	N3-C4-C5	-25.30	115.95	128.60
1	A	71	G	N3-C4-C5	-25.08	116.06	128.60
1	A	30	G	N3-C4-C5	-25.03	116.08	128.60

Continued on next page...

Continued from previous page...

Mol	Chain	Res	Type	Atoms	Z	Observed(°)	Ideal(°)
1	A	4	G	N3-C4-C5	-24.94	116.13	128.60
1	A	21	A	C2-N3-C4	22.68	121.94	110.60
1	A	5	A	C2-N3-C4	22.10	121.65	110.60
1	A	67	A	C2-N3-C4	21.37	121.29	110.60
1	A	44	A	C2-N3-C4	21.24	121.22	110.60
1	A	73	A	C2-N3-C4	20.92	121.06	110.60
1	A	23	A	C2-N3-C4	20.85	121.03	110.60
1	A	35	A	C2-N3-C4	20.80	121.00	110.60
1	A	64	A	C2-N3-C4	20.58	120.89	110.60
1	A	36	A	C2-N3-C4	20.28	120.74	110.60
1	A	45	G	C5-C6-O6	-20.24	116.45	128.60
1	A	45	G	N3-C4-N9	20.11	138.07	126.00
1	A	66	A	C2-N3-C4	19.89	120.55	110.60
1	A	14	A	C2-N3-C4	19.88	120.54	110.60
1	A	20	G	C2-N3-C4	19.61	121.70	111.90
1	A	67	A	N3-C4-C5	-19.60	113.08	126.80
1	A	76	A	C2-N3-C4	19.31	120.25	110.60
1	A	22	G	C5-C6-O6	-19.22	117.07	128.60
1	A	19	G	C2-N3-C4	19.17	121.49	111.90
1	A	76	A	N3-C4-C5	-19.17	113.38	126.80
1	A	31	A	C2-N3-C4	19.05	120.13	110.60
1	A	38	A	C2-N3-C4	18.95	120.08	110.60
1	A	51	G	C2-N3-C4	18.95	121.38	111.90
1	A	21	A	N3-C4-C5	-18.79	113.65	126.80
1	A	73	A	N3-C4-C5	-18.75	113.68	126.80
1	A	57	G	C2-N3-C4	18.74	121.27	111.90
1	A	9	A	C2-N3-C4	18.63	119.92	110.60
1	A	15	G	C5-C6-O6	-18.57	117.46	128.60
1	A	14	A	N3-C4-C5	-18.48	113.87	126.80
1	A	15	G	N3-C4-N9	18.37	137.02	126.00
1	A	29	A	C2-N3-C4	18.16	119.68	110.60
1	A	66	A	N3-C4-C5	-18.14	114.10	126.80
1	A	4	G	C2-N3-C4	18.12	120.96	111.90
1	A	22	G	C2-N3-C4	17.99	120.89	111.90
1	A	1	G	C2-N3-C4	17.83	120.81	111.90
1	A	71	G	C2-N3-C4	17.83	120.81	111.90
1	A	57	G	N3-C4-N9	17.74	136.65	126.00
1	A	24	G	C5-C6-O6	-17.71	117.97	128.60
1	A	23	A	N3-C4-C5	-17.68	114.42	126.80
1	A	53	G	C2-N3-C4	17.68	120.74	111.90
1	A	22	G	N3-C4-N9	17.59	136.55	126.00
1	A	18	G	C5-C6-O6	-17.59	118.05	128.60

Continued on next page...

Continued from previous page...

Mol	Chain	Res	Type	Atoms	Z	Observed(°)	Ideal(°)
1	A	20	G	N3-C4-N9	17.57	136.54	126.00
1	A	45	G	C2-N3-C4	17.56	120.68	111.90
1	A	42	G	C2-N3-C4	17.55	120.67	111.90
1	A	5	A	N3-C4-C5	-17.51	114.54	126.80
1	A	24	G	C2-N3-C4	17.51	120.66	111.90
1	A	20	G	C5-C6-O6	-17.43	118.14	128.60
1	A	43	G	C5-C6-O6	-17.41	118.16	128.60
1	A	44	A	N3-C4-C5	-17.40	114.62	126.80
1	A	3	G	C5-C6-O6	-17.40	118.16	128.60
1	A	30	G	C5-C6-O6	-17.36	118.18	128.60
1	A	24	G	N3-C4-N9	17.31	136.38	126.00
1	A	43	G	N3-C4-N9	17.29	136.37	126.00
1	A	62	A	C2-N3-C4	17.28	119.24	110.60
1	A	38	A	N3-C4-C5	-17.20	114.76	126.80
1	A	42	G	C5-C6-O6	-17.15	118.31	128.60
1	A	64	A	N3-C4-C5	-17.10	114.83	126.80
1	A	65	G	C2-N3-C4	17.01	120.41	111.90
1	A	3	G	C2-N3-C4	17.01	120.40	111.90
1	A	18	G	C2-N3-C4	16.99	120.40	111.90
1	A	15	G	C2-N3-C4	16.97	120.39	111.90
1	A	43	G	C2-N3-C4	16.77	120.29	111.90
1	A	1	G	C5-C6-O6	-16.75	118.55	128.60
1	A	35	A	N3-C4-C5	-16.73	115.09	126.80
1	A	51	G	N3-C4-N9	16.61	135.96	126.00
1	A	36	A	N3-C4-C5	-16.51	115.24	126.80
1	A	30	G	C2-N3-C4	16.50	120.15	111.90
1	A	53	G	C5-C6-O6	-16.46	118.73	128.60
1	A	67	A	N9-C4-C5	16.32	112.33	105.80
1	A	31	A	N3-C4-C5	-16.26	115.42	126.80
1	A	57	G	C5-C6-O6	-16.13	118.92	128.60
1	A	62	A	N3-C4-C5	-16.06	115.56	126.80
1	A	4	G	C5-C6-O6	-15.97	119.02	128.60
1	A	71	G	C5-C6-O6	-15.62	119.23	128.60
1	A	65	G	C5-C6-O6	-15.34	119.39	128.60
1	A	29	A	N3-C4-C5	-15.25	116.13	126.80
1	A	14	A	N7-C8-N9	-15.22	106.19	113.80
1	A	9	A	N3-C4-C5	-15.17	116.18	126.80
1	A	51	G	C5-C6-O6	-15.08	119.55	128.60
1	A	3	G	N3-C4-N9	15.05	135.03	126.00
1	A	42	G	N3-C4-N9	14.97	134.98	126.00
1	A	30	G	N3-C4-N9	14.76	134.85	126.00
1	A	1	G	N3-C4-N9	14.63	134.78	126.00

Continued on next page...

Continued from previous page...

Mol	Chain	Res	Type	Atoms	Z	Observed(°)	Ideal(°)
1	A	5	A	N1-C2-N3	-14.47	122.07	129.30
1	A	5	A	N9-C4-C5	14.45	111.58	105.80
1	A	19	G	N3-C4-N9	14.42	134.65	126.00
1	A	65	G	N3-C4-N9	14.29	134.57	126.00
1	A	9	A	N1-C2-N3	-14.21	122.19	129.30
1	A	15	G	C5-C6-N1	14.01	118.50	111.50
1	A	22	G	C5-C6-N1	13.92	118.46	111.50
1	A	43	G	C5-C6-N1	13.90	118.45	111.50
1	A	50	U	N1-C2-N3	13.78	123.17	114.90
1	A	53	G	N3-C4-N9	13.74	134.25	126.00
1	A	31	A	N1-C2-N3	-13.70	122.45	129.30
1	A	71	G	N3-C4-N9	13.65	134.19	126.00
1	A	18	G	N3-C4-N9	13.49	134.09	126.00
1	A	45	G	C5-C6-N1	13.48	118.24	111.50
1	A	30	G	C5-C6-N1	13.38	118.19	111.50
1	A	14	A	C4-C5-C6	13.34	123.67	117.00
1	A	18	G	C5-C6-N1	13.30	118.15	111.50
1	A	42	G	C5-C6-N1	13.27	118.14	111.50
1	A	65	G	C5-C6-N1	13.25	118.12	111.50
1	A	67	A	C4-C5-C6	13.24	123.62	117.00
1	A	19	G	C5-C6-O6	-13.14	120.72	128.60
1	A	36	A	N1-C2-N3	-13.11	122.75	129.30
1	A	3	G	C5-C6-N1	12.95	117.98	111.50
1	A	3	G	N9-C4-C5	12.88	110.55	105.40
1	A	51	G	C5-C6-N1	12.87	117.94	111.50
1	A	21	A	N9-C4-C5	12.82	110.93	105.80
1	A	23	A	N9-C4-C5	12.82	110.93	105.80
1	A	64	A	N1-C2-N3	-12.79	122.90	129.30
1	A	12	U	N1-C2-N3	12.77	122.56	114.90
1	A	21	A	N7-C8-N9	-12.73	107.43	113.80
1	A	1	G	C5-C6-N1	12.71	117.86	111.50
1	A	66	A	C4-C5-C6	12.71	123.35	117.00
1	A	4	G	N9-C4-C5	12.71	110.48	105.40
1	A	35	A	N1-C2-N3	-12.69	122.95	129.30
1	A	44	A	N1-C2-N3	-12.68	122.96	129.30
1	A	76	A	C4-C5-C6	12.68	123.34	117.00
1	A	24	G	C5-C6-N1	12.62	117.81	111.50
1	A	19	G	N9-C4-C5	12.61	110.44	105.40
1	A	38	A	N1-C2-N3	-12.53	123.03	129.30
1	A	41	U	N1-C2-N3	12.32	122.29	114.90
1	A	59	U	N1-C2-N3	12.32	122.29	114.90
1	A	4	G	N3-C4-N9	12.32	133.39	126.00

Continued on next page...

Continued from previous page...

Mol	Chain	Res	Type	Atoms	Z	Observed(°)	Ideal(°)
1	A	19	G	C5-C6-N1	12.24	117.62	111.50
1	A	71	G	C5-C6-N1	12.24	117.62	111.50
1	A	36	A	N3-C4-N9	12.18	137.14	127.40
1	A	42	G	N9-C4-C5	12.16	110.26	105.40
1	A	4	G	C5-C6-N1	12.15	117.58	111.50
1	A	7	U	C5-C4-O4	-12.07	118.66	125.90
1	A	21	A	N1-C2-N3	-12.07	123.27	129.30
1	A	29	A	N7-C8-N9	-12.04	107.78	113.80
1	A	7	U	N1-C2-N3	12.02	122.11	114.90
1	A	59	U	C2-N3-C4	-12.01	119.79	127.00
1	A	18	G	N9-C4-C5	11.99	110.20	105.40
1	A	76	A	N3-C4-N9	11.82	136.86	127.40
1	A	33	U	C5-C4-O4	-11.79	118.83	125.90
1	A	24	G	N7-C8-N9	-11.78	107.21	113.10
1	A	65	G	N9-C4-C5	11.77	110.11	105.40
1	A	57	G	C5-C6-N1	11.77	117.38	111.50
1	A	62	A	N1-C2-N3	-11.59	123.51	129.30
1	A	51	G	N9-C4-C5	11.58	110.03	105.40
1	A	68	U	N1-C2-N3	11.53	121.82	114.90
1	A	36	A	C4-C5-C6	11.50	122.75	117.00
1	A	7	U	C2-N3-C4	-11.48	120.11	127.00
1	A	53	G	C5-C6-N1	11.47	117.23	111.50
1	A	47	U	C5-C4-O4	-11.45	119.03	125.90
1	A	59	U	N3-C2-O2	-11.44	114.19	122.20
1	A	29	A	N1-C2-N3	-11.43	123.58	129.30
1	A	69	U	N1-C2-N3	11.42	121.75	114.90
1	A	73	A	N9-C4-C5	11.37	110.35	105.80
1	A	18	G	N7-C8-N9	-11.36	107.42	113.10
1	A	36	A	N1-C6-N6	11.28	125.37	118.60
1	A	23	A	N7-C8-N9	-11.28	108.16	113.80
1	A	35	A	N7-C8-N9	-11.26	108.17	113.80
1	A	67	A	C4-C5-N7	-11.21	105.09	110.70
1	A	73	A	N1-C2-N3	-11.21	123.69	129.30
1	A	69	U	C5-C4-O4	-11.17	119.20	125.90
1	A	4	G	N7-C8-N9	-11.05	107.57	113.10
1	A	14	A	N9-C4-C5	10.99	110.20	105.80
1	A	20	G	C5-C6-N1	10.98	116.99	111.50
1	A	38	A	N3-C4-N9	10.96	136.17	127.40
1	A	44	A	C4-C5-C6	10.96	122.48	117.00
1	A	66	A	N3-C4-N9	10.93	136.14	127.40
1	A	12	U	C2-N3-C4	-10.92	120.45	127.00
1	A	53	G	N9-C4-C5	10.92	109.77	105.40

Continued on next page...

Continued from previous page...

Mol	Chain	Res	Type	Atoms	Z	Observed(°)	Ideal(°)
1	A	62	A	C4-C5-C6	10.92	122.46	117.00
1	A	6	U	C5-C4-O4	-10.87	119.38	125.90
1	A	71	G	N9-C4-C5	10.86	109.74	105.40
1	A	76	A	N1-C2-N3	-10.80	123.90	129.30
1	A	23	A	N1-C2-N3	-10.78	123.91	129.30
1	A	44	A	N9-C4-C5	10.78	110.11	105.80
1	A	31	A	C4-C5-C6	10.78	122.39	117.00
1	A	38	A	C4-C5-C6	10.74	122.37	117.00
1	A	73	A	N3-C4-N9	10.71	135.97	127.40
1	A	14	A	N3-C4-N9	10.66	135.93	127.40
1	A	12	U	C5-C4-O4	-10.64	119.52	125.90
1	A	41	U	N1-C2-O2	-10.55	115.42	122.80
1	A	31	A	N3-C4-N9	10.54	135.83	127.40
1	A	15	G	N9-C4-C5	10.46	109.58	105.40
1	A	24	G	N9-C1'-C2'	-10.43	100.44	114.00
1	A	64	A	N9-C4-C5	10.38	109.95	105.80
1	A	8	U	C5-C4-O4	-10.36	119.68	125.90
1	A	1	G	N9-C4-C5	10.35	109.54	105.40
1	A	19	G	N7-C8-N9	-10.31	107.95	113.10
1	A	41	U	C2-N3-C4	-10.29	120.83	127.00
1	A	35	A	C4-C5-C6	10.24	122.12	117.00
1	A	50	U	C2-N3-C4	-10.22	120.87	127.00
1	A	73	A	N7-C8-N9	-10.21	108.69	113.80
1	A	29	A	N9-C4-C5	10.21	109.88	105.80
1	A	62	A	N3-C4-N9	10.20	135.56	127.40
1	A	66	A	N1-C2-N3	-10.17	124.22	129.30
1	A	51	G	N7-C8-N9	-10.13	108.03	113.10
1	A	44	A	N7-C8-N9	-10.11	108.74	113.80
1	A	21	A	C4-C5-N7	-10.09	105.65	110.70
1	A	9	A	N3-C4-N9	10.07	135.46	127.40
1	A	35	A	N3-C4-N9	10.02	135.41	127.40
1	A	73	A	C4-C5-C6	10.01	122.01	117.00
1	A	62	A	N7-C8-N9	-9.98	108.81	113.80
1	A	5	A	N7-C8-N9	-9.96	108.82	113.80
1	A	21	A	N3-C4-N9	9.95	135.36	127.40
1	A	14	A	C5-N7-C8	9.94	108.87	103.90
1	A	59	U	C5-C4-O4	-9.90	119.96	125.90
1	A	76	A	N9-C4-C5	9.89	109.76	105.80
1	A	6	U	N1-C2-N3	9.87	120.82	114.90
1	A	66	A	N9-C4-C5	9.87	109.75	105.80
1	A	9	A	N7-C8-N9	-9.82	108.89	113.80
1	A	64	A	N3-C4-N9	9.76	135.21	127.40

Continued on next page...

Continued from previous page...

Mol	Chain	Res	Type	Atoms	Z	Observed(°)	Ideal(°)
1	A	44	A	N3-C4-N9	9.75	135.20	127.40
1	A	9	A	N1-C6-N6	9.74	124.44	118.60
1	A	75	C	N3-C4-C5	-9.71	118.02	121.90
1	A	69	U	C2-N3-C4	-9.69	121.18	127.00
1	A	41	U	C5-C4-O4	-9.62	120.13	125.90
1	A	9	A	C4-C5-C6	9.60	121.80	117.00
1	A	30	G	N7-C8-N9	-9.57	108.32	113.10
1	A	20	G	N9-C4-C5	9.45	109.18	105.40
1	A	68	U	C2-N3-C4	-9.43	121.34	127.00
1	A	8	U	N1-C2-N3	9.32	120.49	114.90
1	A	52	U	C5-C4-O4	-9.30	120.32	125.90
1	A	22	G	C6-N1-C2	-9.29	119.53	125.10
1	A	38	A	N7-C8-N9	-9.27	109.17	113.80
1	A	35	A	N9-C4-C5	9.22	109.49	105.80
1	A	67	A	N7-C8-N9	-9.21	109.19	113.80
1	A	21	A	C4-C5-C6	9.21	121.60	117.00
1	A	15	G	N9-C1'-C2'	-9.17	101.92	112.00
1	A	6	U	C2-N3-C4	-9.14	121.51	127.00
1	A	33	U	N1-C2-N3	9.13	120.38	114.90
1	A	71	G	N7-C8-N9	-9.11	108.55	113.10
1	A	30	G	N9-C4-C5	9.10	109.04	105.40
1	A	22	G	N9-C4-C5	9.09	109.03	105.40
1	A	33	U	C2-N3-C4	-9.06	121.56	127.00
1	A	23	A	N3-C4-N9	9.04	134.63	127.40
1	A	14	A	C4-C5-N7	-9.03	106.19	110.70
1	A	52	U	N1-C2-N3	9.01	120.31	114.90
1	A	67	A	N3-C4-N9	8.99	134.59	127.40
1	A	15	G	C6-N1-C2	-8.95	119.73	125.10
1	A	57	G	N9-C4-C5	8.87	108.95	105.40
1	A	57	G	N7-C8-N9	-8.84	108.68	113.10
1	A	29	A	C4-C5-C6	8.71	121.35	117.00
1	A	67	A	N1-C2-N3	-8.69	124.95	129.30
1	A	14	A	N1-C2-N3	-8.68	124.96	129.30
1	A	64	A	C4-C5-C6	8.65	121.33	117.00
1	A	67	A	C5-N7-C8	8.61	108.20	103.90
1	A	22	G	N7-C8-N9	-8.60	108.80	113.10
1	A	1	G	N7-C8-N9	-8.57	108.81	113.10
1	A	31	A	N1-C6-N6	8.56	123.74	118.60
1	A	27	C	P-O3'-C3'	-8.55	109.44	119.70
1	A	36	A	C5-C6-N6	-8.49	116.91	123.70
1	A	50	U	C5-C4-O4	-8.44	120.83	125.90
1	A	52	U	C2-N3-C4	-8.42	121.95	127.00

Continued on next page...

Continued from previous page...

Mol	Chain	Res	Type	Atoms	Z	Observed(°)	Ideal(°)
1	A	23	A	C4-C5-C6	8.41	121.20	117.00
1	A	31	A	N7-C8-N9	-8.41	109.60	113.80
1	A	24	G	C4-C5-N7	-8.38	107.45	110.80
1	A	64	A	N7-C8-N9	-8.38	109.61	113.80
1	A	24	G	N9-C4-C5	8.36	108.75	105.40
1	A	36	A	C6-C5-N7	-8.36	126.45	132.30
1	A	47	U	C2-N3-C4	-8.36	121.99	127.00
1	A	23	A	P-O5'-C5'	-8.35	107.54	120.90
1	A	5	A	C4-C5-C6	8.33	121.16	117.00
1	A	20	G	N1-C6-O6	8.28	124.86	119.90
1	A	3	G	N7-C8-N9	-8.26	108.97	113.10
1	A	9	A	C5-C6-N6	-8.20	117.14	123.70
1	A	29	A	N3-C4-N9	8.19	133.95	127.40
1	A	50	U	C5-C6-N1	-8.17	118.61	122.70
1	A	31	A	C5-C6-N6	-8.14	117.19	123.70
1	A	7	U	N3-C4-C5	8.10	119.46	114.60
1	A	15	G	C4-C5-C6	8.09	123.66	118.80
1	A	19	G	C4-C5-N7	-8.09	107.56	110.80
1	A	57	G	C6-N1-C2	-8.08	120.25	125.10
1	A	20	G	C6-N1-C2	-8.03	120.28	125.10
1	A	5	A	N3-C4-N9	8.03	133.82	127.40
1	A	8	U	C2-N3-C4	-8.03	122.18	127.00
1	A	38	A	N9-C4-C5	8.02	109.01	105.80
1	A	47	U	N3-C4-C5	8.00	119.40	114.60
1	A	47	U	N1-C2-N3	7.99	119.69	114.90
1	A	44	A	C4-C5-N7	-7.96	106.72	110.70
1	A	20	G	C4-C5-C6	7.96	123.57	118.80
1	A	7	U	C5-C6-N1	-7.95	118.72	122.70
1	A	43	G	N9-C4-C5	7.93	108.57	105.40
1	A	36	A	O4'-C1'-N9	-7.93	101.86	108.20
1	A	36	A	N7-C8-N9	-7.92	109.84	113.80
1	A	70	C	N3-C4-C5	-7.90	118.74	121.90
1	A	52	U	N3-C4-C5	7.86	119.32	114.60
1	A	60	C	O4'-C1'-N1	7.86	114.49	108.20
1	A	59	U	N3-C4-C5	7.84	119.30	114.60
1	A	68	U	N3-C4-C5	7.82	119.29	114.60
1	A	51	G	C4-C5-N7	-7.79	107.69	110.80
1	A	9	A	C6-C5-N7	-7.78	126.85	132.30
1	A	45	G	N1-C6-O6	7.77	124.56	119.90
1	A	45	G	C4-C5-C6	7.77	123.46	118.80
1	A	1	G	N9-C1'-C2'	-7.76	103.46	112.00
1	A	23	A	O5'-P-OP2	7.75	120.01	110.70

Continued on next page...

Continued from previous page...

Mol	Chain	Res	Type	Atoms	Z	Observed(°)	Ideal(°)
1	A	25	C	N1-C1'-C2'	-7.73	103.50	112.00
1	A	62	A	N9-C4-C5	7.71	108.88	105.80
1	A	63	C	N3-C4-C5	-7.68	118.83	121.90
1	A	50	U	N1-C2-O2	-7.68	117.42	122.80
1	A	4	G	C4-C5-N7	-7.65	107.74	110.80
1	A	22	G	N1-C6-O6	7.61	124.47	119.90
1	A	61	C	N3-C4-C5	-7.57	118.87	121.90
1	A	3	G	C6-N1-C2	-7.51	120.59	125.10
1	A	13	C	N3-C4-C5	-7.50	118.90	121.90
1	A	50	U	O4'-C1'-N1	7.46	114.17	108.20
1	A	14	A	N9-C1'-C2'	-7.44	103.81	112.00
1	A	31	A	N9-C4-C5	7.37	108.75	105.80
1	A	23	A	OP1-P-OP2	-7.35	108.57	119.60
1	A	31	A	C6-C5-N7	-7.32	127.17	132.30
1	A	66	A	N1-C6-N6	7.32	122.99	118.60
1	A	24	G	C4-C5-C6	7.31	123.19	118.80
1	A	45	G	N9-C4-C5	7.31	108.32	105.40
1	A	21	A	C5-N7-C8	7.26	107.53	103.90
1	A	74	C	N3-C4-C5	-7.26	119.00	121.90
1	A	65	G	C6-N1-C2	-7.26	120.74	125.10
1	A	45	G	C6-C5-N7	-7.26	126.05	130.40
1	A	57	G	C4-C5-C6	7.25	123.15	118.80
1	A	73	A	C5-N7-C8	7.24	107.52	103.90
1	A	18	G	C6-N1-C2	-7.24	120.75	125.10
1	A	12	U	C5-C6-N1	-7.23	119.08	122.70
1	A	22	G	P-O3'-C3'	7.21	128.36	119.70
1	A	42	G	N7-C8-N9	-7.21	109.50	113.10
1	A	24	G	N1-C6-O6	7.20	124.22	119.90
1	A	51	G	C6-N1-C2	-7.15	120.81	125.10
1	A	53	G	N7-C8-N9	-7.11	109.54	113.10
1	A	68	U	C5-C4-O4	-7.10	121.64	125.90
1	A	12	U	N1-C2-O2	-7.10	117.83	122.80
1	A	4	G	N3-C2-N2	-7.05	114.97	119.90
1	A	25	C	N3-C4-C5	-7.04	119.08	121.90
1	A	71	G	P-O3'-C3'	-7.02	111.27	119.70
1	A	41	U	N3-C4-C5	7.00	118.80	114.60
1	A	42	G	C6-N1-C2	-6.99	120.90	125.10
1	A	44	A	C5-N7-C8	6.97	107.38	103.90
1	A	51	G	C4-C5-C6	6.97	122.98	118.80
1	A	43	G	C6-N1-C2	-6.96	120.93	125.10
1	A	65	G	C4-C5-N7	-6.93	108.03	110.80
1	A	12	U	O4'-C1'-N1	6.89	113.71	108.20

Continued on next page...

Continued from previous page...

Mol	Chain	Res	Type	Atoms	Z	Observed(°)	Ideal(°)
1	A	65	G	N7-C8-N9	-6.87	109.67	113.10
1	A	60	C	N3-C2-O2	-6.87	117.09	121.90
1	A	76	A	N7-C8-N9	-6.85	110.37	113.80
1	A	24	G	C6-N1-C2	-6.85	120.99	125.10
1	A	47	U	C5-C6-N1	-6.83	119.28	122.70
1	A	15	G	N1-C6-O6	6.81	123.98	119.90
1	A	22	G	C4-C5-C6	6.80	122.88	118.80
1	A	3	G	C4-C5-C6	6.77	122.86	118.80
1	A	14	A	C8-N9-C4	6.76	108.50	105.80
1	A	4	G	N1-C2-N2	6.75	122.28	116.20
1	A	52	U	C5-C6-N1	-6.74	119.33	122.70
1	A	69	U	N1-C2-O2	-6.72	118.10	122.80
1	A	59	U	C5-C6-N1	-6.71	119.34	122.70
1	A	58	1MA	P-O3'-C3'	6.69	127.73	119.70
1	A	21	A	O4'-C1'-N9	6.67	113.54	108.20
1	A	24	G	C5-N7-C8	6.67	107.63	104.30
1	A	41	U	C5-C6-N1	-6.66	119.37	122.70
1	A	66	A	N7-C8-N9	-6.61	110.50	113.80
1	A	73	A	C4-C5-N7	-6.59	107.40	110.70
1	A	4	G	P-O5'-C5'	-6.52	110.47	120.90
1	A	68	U	C5-C6-N1	-6.52	119.44	122.70
1	A	8	U	N3-C4-C5	6.51	118.51	114.60
1	A	33	U	N3-C4-C5	6.50	118.50	114.60
1	A	18	G	N1-C6-O6	6.50	123.80	119.90
1	A	2	C	N3-C4-C5	-6.46	119.31	121.90
1	A	6	U	P-O5'-C5'	-6.44	110.59	120.90
1	A	53	G	N1-C6-O6	6.44	123.76	119.90
1	A	3	G	N1-C6-O6	6.42	123.75	119.90
1	A	30	G	C6-N1-C2	-6.42	121.25	125.10
1	A	50	U	C3'-C2'-C1'	6.42	106.64	101.50
1	A	56	C	N3-C4-C5	-6.42	119.33	121.90
1	A	4	G	C6-N1-C2	-6.41	121.25	125.10
1	A	69	U	O5'-C5'-C4'	-6.41	99.51	111.70
1	A	62	A	O4'-C1'-N9	-6.41	103.07	108.20
1	A	46	7MG	O3'-P-O5'	-6.41	91.83	104.00
1	A	6	U	C5-C6-N1	-6.39	119.50	122.70
1	A	9	A	N9-C4-C5	6.39	108.36	105.80
1	A	1	G	C6-N1-C2	-6.36	121.28	125.10
1	A	21	A	C5'-C4'-O4'	-6.33	101.50	109.10
1	A	43	G	C4-C5-C6	6.30	122.58	118.80
1	A	27	C	P-O5'-C5'	-6.29	110.84	120.90
1	A	57	G	N1-C6-O6	6.24	123.64	119.90

Continued on next page...

Continued from previous page...

Mol	Chain	Res	Type	Atoms	Z	Observed(°)	Ideal(°)
1	A	7	U	N1-C2-O2	-6.23	118.44	122.80
1	A	21	A	C8-N9-C4	6.22	108.29	105.80
1	A	18	G	O3'-P-O5'	-6.22	92.19	104.00
1	A	30	G	N1-C6-O6	6.19	123.61	119.90
1	A	1	G	N1-C6-O6	6.16	123.59	119.90
1	A	18	G	C5'-C4'-O4'	-6.15	101.72	109.10
1	A	66	A	C6-C5-N7	-6.10	128.03	132.30
1	A	42	G	N1-C6-O6	6.08	123.55	119.90
1	A	69	U	N3-C4-C5	6.04	118.22	114.60
1	A	11	C	N3-C4-C5	-6.03	119.49	121.90
1	A	38	A	C6-C5-N7	-6.03	128.08	132.30
1	A	66	A	C5-C6-N6	-6.01	118.89	123.70
1	A	38	A	C5-C6-N6	-6.01	118.89	123.70
1	A	42	G	C4-C5-C6	6.01	122.41	118.80
1	A	19	G	C6-N1-C2	-5.98	121.51	125.10
1	A	6	U	N3-C2-O2	-5.94	118.04	122.20
1	A	56	C	N3-C2-O2	-5.93	117.75	121.90
1	A	23	A	O5'-P-OP1	-5.93	100.37	105.70
1	A	4	G	N9-C1'-C2'	-5.90	105.51	112.00
1	A	24	G	C8-N9-C4	5.88	108.75	106.40
1	A	38	A	N1-C6-N6	5.88	122.13	118.60
1	A	15	G	N7-C8-N9	-5.88	110.16	113.10
1	A	36	A	C8-N9-C4	5.87	108.15	105.80
1	A	9	A	C8-N9-C4	5.86	108.14	105.80
1	A	30	G	C4-C5-C6	5.81	122.28	118.80
1	A	4	G	N1-C6-O6	5.78	123.37	119.90
1	A	15	G	O4'-C1'-N9	5.78	112.82	108.20
1	A	7	U	P-O3'-C3'	-5.77	112.77	119.70
1	A	33	U	P-O5'-C5'	-5.77	111.67	120.90
1	A	43	G	C6-C5-N7	-5.76	126.94	130.40
1	A	33	U	C5-C6-N1	-5.75	119.83	122.70
1	A	59	U	C2-N1-C1'	5.74	124.59	117.70
1	A	8	U	C5-C6-N1	-5.70	119.85	122.70
1	A	1	G	C4-C5-C6	5.67	122.20	118.80
1	A	43	G	N1-C6-O6	5.67	123.30	119.90
1	A	23	A	C4-C5-N7	-5.66	107.87	110.70
1	A	38	A	N9-C1'-C2'	-5.60	105.84	112.00
1	A	2	C	O5'-C5'-C4'	-5.57	101.11	111.70
1	A	42	G	N3-C2-N2	-5.57	116.00	119.90
1	A	73	A	C4'-C3'-C2'	-5.55	97.05	102.60
1	A	33	U	N3-C2-O2	-5.54	118.32	122.20
1	A	18	G	C8-N9-C4	5.53	108.61	106.40

Continued on next page...

Continued from previous page...

Mol	Chain	Res	Type	Atoms	Z	Observed(°)	Ideal(°)
1	A	3	G	P-O5'-C5'	-5.52	112.07	120.90
1	A	15	G	C6-C5-N7	-5.50	127.10	130.40
1	A	63	C	N3-C4-N4	5.49	121.85	118.00
1	A	76	A	C5-N7-C8	5.49	106.64	103.90
1	A	2	C	N3-C2-O2	-5.46	118.08	121.90
1	A	73	A	P-O5'-C5'	-5.45	112.18	120.90
1	A	12	U	N3-C4-C5	5.45	117.87	114.60
1	A	66	A	N9-C1'-C2'	-5.44	106.01	112.00
1	A	71	G	C6-N1-C2	-5.44	121.84	125.10
1	A	45	G	C6-N1-C2	-5.43	121.84	125.10
1	A	1	G	C4-C5-N7	-5.41	108.64	110.80
1	A	18	G	C4-C5-C6	5.41	122.05	118.80
1	A	71	G	N1-C6-O6	5.41	123.14	119.90
1	A	68	U	N1-C2-O2	-5.39	119.03	122.80
1	A	18	G	C3'-C2'-C1'	-5.39	97.19	101.50
1	A	50	U	N3-C4-C5	5.36	117.81	114.60
1	A	20	G	N7-C8-N9	-5.35	110.42	113.10
1	A	6	U	N3-C4-C5	5.33	117.80	114.60
1	A	71	G	C4-C5-C6	5.33	122.00	118.80
1	A	69	U	C5-C6-N1	-5.30	120.05	122.70
1	A	76	A	C6-C5-N7	-5.29	128.60	132.30
1	A	76	A	C4-C5-N7	-5.28	108.06	110.70
1	A	23	A	O4'-C1'-N9	-5.26	103.99	108.20
1	A	51	G	C5-N7-C8	5.22	106.91	104.30
1	A	75	C	N3-C4-N4	5.20	121.64	118.00
1	A	42	G	N1-C2-N2	5.18	120.86	116.20
1	A	18	G	C4-C5-N7	-5.18	108.73	110.80
1	A	35	A	C5-N7-C8	5.17	106.49	103.90
1	A	3	G	N3-C2-N2	-5.16	116.29	119.90
1	A	52	U	N1-C1'-C2'	-5.15	106.33	112.00
1	A	9	A	O5'-C5'-C4'	-5.12	101.97	111.70
1	A	28	C	P-O5'-C5'	-5.12	112.70	120.90
1	A	72	C	C5-C6-N1	-5.05	118.47	121.00
1	A	42	G	C4-C5-N7	-5.05	108.78	110.80
1	A	65	G	O4'-C1'-N9	5.01	112.21	108.20

There are no chirality outliers.

All (9) planarity outliers are listed below:

Mol	Chain	Res	Type	Group
1	A	19	G	Sidechain
1	A	21	A	Sidechain

Continued on next page...

Continued from previous page...

Mol	Chain	Res	Type	Group
1	A	24	G	Sidechain
1	A	27	C	Sidechain
1	A	38	A	Sidechain
1	A	45	G	Sidechain
1	A	53	G	Sidechain
1	A	65	G	Sidechain
1	A	72	C	Sidechain

5.2 Too-close contacts ⓘ

In the following table, the Non-H and H(model) columns list the number of non-hydrogen atoms and hydrogen atoms in the chain respectively. The H(added) column lists the number of hydrogen atoms added and optimized by MolProbity. The Clashes column lists the number of clashes within the asymmetric unit, whereas Symm-Clashes lists symmetry related clashes.

Mol	Chain	Non-H	H(model)	H(added)	Clashes	Symm-Clashes
1	A	1652	0	858	64	12
2	A	14	0	25	13	0
3	A	5	0	0	0	0
4	A	3	0	0	1	0
5	A	107	0	0	40	8
All	All	1781	0	883	71	13

The all-atom clashscore is defined as the number of clashes found per 1000 atoms (including hydrogen atoms). The all-atom clashscore for this structure is 28.

All (71) close contacts within the same asymmetric unit are listed below, sorted by their clash magnitude.

Atom-1	Atom-2	Interatomic distance (Å)	Clash overlap (Å)
2:A:77:SPM:N10	5:A:182:HOH:O	1.59	1.33
4:A:84:PB:PB	5:A:182:HOH:O	0.84	1.26
1:A:65:G:H1'	5:A:115:HOH:O	1.19	1.26
1:A:3:G:OP2	5:A:152:HOH:O	1.53	1.22
2:A:77:SPM:C8	5:A:182:HOH:O	1.91	1.16
1:A:3:G:P	5:A:152:HOH:O	2.03	1.16
1:A:75:C:H3'	5:A:159:HOH:O	1.51	1.07
1:A:73:A:C8	5:A:119:HOH:O	2.12	1.00
1:A:47:U:C5	5:A:101:HOH:O	2.15	0.99
1:A:21:A:H5''	5:A:179:HOH:O	1.61	0.99
1:A:74:C:H2'	1:A:75:C:H6	1.24	0.99

Continued on next page...

Continued from previous page...

Atom-1	Atom-2	Interatomic distance (Å)	Clash overlap (Å)
2:A:77:SPM:H121	5:A:181:HOH:O	1.63	0.96
2:A:77:SPM:C12	5:A:181:HOH:O	2.17	0.92
1:A:37:YG:H101	1:A:37:YG:HN2	1.35	0.92
1:A:15:G:C2'	5:A:102:HOH:O	2.16	0.89
1:A:47:U:H3'	5:A:127:HOH:O	1.71	0.88
1:A:74:C:H2'	1:A:75:C:C6	2.10	0.86
1:A:67:A:O2'	5:A:95:HOH:O	1.95	0.85
1:A:62:A:P	5:A:169:HOH:O	2.39	0.80
2:A:77:SPM:H71	5:A:162:HOH:O	1.84	0.78
1:A:45:G:H1	2:A:77:SPM:H61	1.49	0.77
2:A:77:SPM:C9	5:A:182:HOH:O	1.99	0.74
1:A:47:U:O3'	5:A:163:HOH:O	2.03	0.74
1:A:48:C:P	5:A:163:HOH:O	2.46	0.74
1:A:62:A:O5'	5:A:169:HOH:O	2.05	0.74
1:A:48:C:O5'	5:A:86:HOH:O	2.08	0.71
1:A:8:U:OP2	5:A:93:HOH:O	2.08	0.70
1:A:8:U:OP1	5:A:175:HOH:O	2.09	0.70
1:A:62:A:OP2	5:A:169:HOH:O	2.10	0.70
1:A:48:C:P	5:A:86:HOH:O	2.50	0.69
1:A:2:C:H5''	5:A:152:HOH:O	1.91	0.69
1:A:9:A:N1	2:A:77:SPM:H72	2.12	0.65
1:A:22:G:H3'	2:A:77:SPM:H71	1.78	0.65
1:A:73:A:H3'	5:A:119:HOH:O	1.97	0.64
1:A:48:C:C5'	5:A:86:HOH:O	2.48	0.62
1:A:37:YG:H8	1:A:37:YG:H5'	1.66	0.61
1:A:45:G:N1	2:A:77:SPM:H61	2.14	0.60
1:A:37:YG:H31	1:A:37:YG:H1'	1.84	0.60
1:A:37:YG:H101	1:A:37:YG:N20	2.13	0.58
1:A:47:U:H5	5:A:101:HOH:O	1.70	0.57
1:A:37:YG:H31	1:A:37:YG:C1'	2.35	0.57
1:A:16:H2U:H4'	1:A:17:H2U:OP1	2.04	0.57
1:A:21:A:O2'	1:A:22:G:P	2.64	0.55
1:A:36:A:H8	1:A:36:A:O5'	1.88	0.55
1:A:47:U:C3'	5:A:127:HOH:O	2.43	0.55
1:A:47:U:O3'	5:A:86:HOH:O	2.17	0.55
1:A:15:G:C1'	5:A:102:HOH:O	2.52	0.55
1:A:60:C:N4	5:A:165:HOH:O	2.31	0.54
1:A:1:G:H2'	1:A:2:C:C6	2.43	0.52
1:A:45:G:C6	2:A:77:SPM:H61	2.46	0.50
1:A:2:C:C5'	5:A:152:HOH:O	2.54	0.49
1:A:75:C:O2	1:A:75:C:H2'	2.13	0.48

Continued on next page...

Continued from previous page...

Atom-1	Atom-2	Interatomic distance (Å)	Clash overlap (Å)
1:A:16:H2U:H3'	5:A:112:HOH:O	2.14	0.48
1:A:26:M2G:HM12	1:A:44:A:C2	2.48	0.48
1:A:48:C:H5'	5:A:86:HOH:O	2.13	0.47
1:A:1:G:H2'	1:A:2:C:H6	1.80	0.47
1:A:15:G:H2'	5:A:102:HOH:O	2.02	0.46
1:A:19:G:H4'	1:A:20:G:OP2	2.16	0.45
1:A:26:M2G:HM12	1:A:44:A:H2	1.81	0.45
1:A:51:G:H2'	1:A:52:U:C6	2.52	0.45
1:A:32:OMC:HM23	1:A:32:OMC:H1'	1.46	0.44
1:A:16:H2U:OP1	1:A:16:H2U:H51	2.18	0.44
1:A:8:U:P	5:A:175:HOH:O	2.75	0.43
1:A:74:C:C6	5:A:119:HOH:O	2.69	0.43
1:A:37:YG:C8	1:A:37:YG:H5'	2.53	0.42
1:A:37:YG:H2'	1:A:38:A:O4'	2.20	0.42
1:A:37:YG:C10	1:A:37:YG:HN2	2.18	0.41
1:A:5:A:H2'	1:A:6:U:O4'	2.20	0.41
1:A:34:OMG:H1'	1:A:34:OMG:HM23	1.73	0.41
1:A:23:A:OP2	2:A:77:SPM:H62	2.20	0.40
1:A:46:7MG:HM73	2:A:77:SPM:H131	2.02	0.40

All (13) symmetry-related close contacts are listed below. The label for Atom-2 includes the symmetry operator and encoded unit-cell translations to be applied.

Atom-1	Atom-2	Interatomic distance (Å)	Clash overlap (Å)
5:A:124:HOH:O	5:A:126:HOH:O[2_656]	0.90	1.30
1:A:13:C:O2'	5:A:94:HOH:O[1_545]	1.28	0.92
1:A:13:C:C2'	5:A:94:HOH:O[1_545]	1.37	0.83
1:A:13:C:C3'	5:A:94:HOH:O[1_545]	1.39	0.81
1:A:75:C:N4	5:A:154:HOH:O[2_646]	1.60	0.60
1:A:13:C:O3'	5:A:94:HOH:O[1_545]	1.62	0.58
1:A:43:G:O2'	1:A:75:C:O2'[2_656]	1.75	0.45
1:A:55:PSU:N1	5:A:87:HOH:O[2_656]	1.82	0.38
1:A:13:C:C4'	5:A:94:HOH:O[1_545]	1.91	0.29
1:A:42:G:O2'	1:A:76:A:C4'[2_656]	2.05	0.15
1:A:43:G:N3	1:A:75:C:O2'[2_656]	2.11	0.09
1:A:42:G:O2'	1:A:76:A:O3'[2_656]	2.18	0.02
1:A:42:G:O2'	1:A:76:A:C3'[2_656]	2.19	0.01

5.3 Torsion angles [i](#)

5.3.1 Protein backbone [i](#)

There are no protein molecules in this entry.

5.3.2 Protein sidechains [i](#)

There are no protein molecules in this entry.

5.3.3 RNA [i](#)

Mol	Chain	Analysed	Backbone Outliers	Pucker Outliers
1	A	75/76 (98%)	17 (22%)	2 (2%)

All (17) RNA backbone outliers are listed below:

Mol	Chain	Res	Type
1	A	9	A
1	A	13	C
1	A	16	H2U
1	A	17	H2U
1	A	18	G
1	A	19	G
1	A	21	A
1	A	22	G
1	A	34	OMG
1	A	37	YG
1	A	46	7MG
1	A	47	U
1	A	48	C
1	A	49	5MC
1	A	57	G
1	A	59	U
1	A	76	A

All (2) RNA pucker outliers are listed below:

Mol	Chain	Res	Type
1	A	18	G
1	A	46	7MG

5.4 Non-standard residues in protein, DNA, RNA chains ⓘ

14 non-standard protein/DNA/RNA residues are modelled in this entry.

In the following table, the Counts columns list the number of bonds (or angles) for which Mogul statistics could be retrieved, the number of bonds (or angles) that are observed in the model and the number of bonds (or angles) that are defined in the chemical component dictionary. The Link column lists molecule types, if any, to which the group is linked. The Z score for a bond length (or angle) is the number of standard deviations the observed value is removed from the expected value. A bond length (or angle) with $|Z| > 2$ is considered an outlier worth inspection. RMSZ is the root-mean-square of all Z scores of the bond lengths (or angles).

Mol	Type	Chain	Res	Link	Bond lengths			Bond angles		
					Counts	RMSZ	# $ Z > 2$	Counts	RMSZ	# $ Z > 2$
1	2MG	A	10	1	17,26,27	1.66	2 (11%)	21,38,41	2.29	6 (28%)
1	H2U	A	16	1	17,21,22	1.27	3 (17%)	23,30,33	1.59	4 (17%)
1	H2U	A	17	1	17,21,22	0.92	0	23,30,33	1.86	5 (21%)
1	M2G	A	26	1	17,27,28	1.64	3 (17%)	22,40,43	2.51	10 (45%)
1	OMC	A	32	1	13,22,23	1.15	1 (7%)	20,31,34	1.55	3 (15%)
1	OMG	A	34	1	17,26,27	1.36	2 (11%)	21,38,41	1.90	5 (23%)
1	YG	A	37	1	27,42,43	2.05	7 (25%)	29,62,65	2.54	13 (44%)
1	PSU	A	39	1	13,21,22	1.00	0	18,30,33	4.23	7 (38%)
1	5MC	A	40	1	13,22,23	1.04	1 (7%)	15,32,35	0.85	0
1	7MG	A	46	1	19,26,27	1.29	2 (10%)	24,39,42	2.86	8 (33%)
1	5MC	A	49	1	13,22,23	2.04	4 (30%)	15,32,35	1.12	0
1	5MU	A	54	1	12,22,23	1.07	1 (8%)	14,32,35	2.86	2 (14%)
1	PSU	A	55	1	13,21,22	0.99	1 (7%)	18,30,33	3.71	5 (27%)
1	1MA	A	58	1	14,25,26	1.52	2 (14%)	15,37,40	2.75	3 (20%)

In the following table, the Chirals column lists the number of chiral outliers, the number of chiral centers analysed, the number of these observed in the model and the number defined in the chemical component dictionary. Similar counts are reported in the Torsion and Rings columns. '-' means no outliers of that kind were identified.

Mol	Type	Chain	Res	Link	Chirals	Torsions	Rings
1	2MG	A	10	1	-	0/5/27/28	0/3/3/3
1	H2U	A	16	1	-	0/7/38/39	0/2/2/2
1	H2U	A	17	1	-	0/7/38/39	0/2/2/2
1	M2G	A	26	1	-	0/7/29/30	0/3/3/3
1	OMC	A	32	1	-	0/5/27/28	0/2/2/2
1	OMG	A	34	1	-	0/5/27/28	0/3/3/3
1	YG	A	37	1	-	0/20/42/43	0/4/4/4

Continued on next page...

Continued from previous page...

Mol	Type	Chain	Res	Link	Chirals	Torsions	Rings
1	PSU	A	39	1	-	0/7/25/26	0/2/2/2
1	5MC	A	40	1	-	0/3/25/26	0/2/2/2
1	7MG	A	46	1	-	0/7/37/38	0/3/3/3
1	5MC	A	49	1	-	0/3/25/26	0/2/2/2
1	5MU	A	54	1	-	0/3/25/26	0/2/2/2
1	PSU	A	55	1	-	0/7/25/26	0/2/2/2
1	1MA	A	58	1	-	0/3/25/26	0/3/3/3

All (29) bond length outliers are listed below:

Mol	Chain	Res	Type	Atoms	Z	Observed(Å)	Ideal(Å)
1	A	37	YG	O23-C21	-6.48	1.25	1.34
1	A	37	YG	C6-N1	-4.73	1.29	1.37
1	A	46	7MG	C8-N9	-4.25	1.39	1.45
1	A	10	2MG	C2-N2	-4.24	1.29	1.34
1	A	49	5MC	C4-N3	-4.22	1.28	1.35
1	A	49	5MC	C5-C4	-3.30	1.36	1.41
1	A	37	YG	O18-C16	-3.25	1.24	1.33
1	A	26	M2G	C2-N2	-2.80	1.30	1.34
1	A	58	1MA	C6-C5	-2.76	1.35	1.41
1	A	49	5MC	C6-N1	-2.59	1.31	1.35
1	A	40	5MC	C6-N1	-2.11	1.31	1.35
1	A	37	YG	C6-C5	-2.08	1.37	1.41
1	A	46	7MG	C2-N3	-2.00	1.31	1.35
1	A	16	H2U	C5-C4	2.04	1.54	1.50
1	A	16	H2U	O4'-C1'	2.08	1.47	1.42
1	A	37	YG	O22-C21	2.17	1.25	1.21
1	A	37	YG	C10-C11	2.23	1.54	1.50
1	A	55	PSU	C5-C1'	2.27	1.54	1.52
1	A	34	OMG	C4-N3	2.79	1.40	1.35
1	A	49	5MC	O4'-C1'	2.96	1.44	1.41
1	A	54	5MU	O4'-C1'	3.09	1.45	1.41
1	A	16	H2U	C1'-N1	3.11	1.52	1.45
1	A	37	YG	O4'-C1'	3.30	1.45	1.41
1	A	26	M2G	O4'-C1'	3.42	1.45	1.41
1	A	10	2MG	C8-N7	3.52	1.41	1.34
1	A	32	OMC	O4'-C1'	3.74	1.45	1.41
1	A	58	1MA	C8-N7	3.78	1.41	1.34
1	A	34	OMG	C8-N7	3.85	1.42	1.34
1	A	26	M2G	C8-N7	4.35	1.43	1.34

All (71) bond angle outliers are listed below:

Mol	Chain	Res	Type	Atoms	Z	Observed(°)	Ideal(°)
1	A	39	PSU	N1-C2-N3	-14.10	119.34	128.33
1	A	55	PSU	N1-C2-N3	-12.31	120.48	128.33
1	A	46	7MG	C5-C4-N3	-10.52	116.57	126.82
1	A	54	5MU	C5-C4-N3	-6.10	118.35	125.14
1	A	26	M2G	C2'-C1'-N9	-5.37	106.09	114.29
1	A	10	2MG	CM2-N2-C2	-5.27	117.13	123.07
1	A	37	YG	C2'-C1'-N9	-5.12	106.47	114.29
1	A	17	H2U	C4-N3-C2	-4.84	121.80	125.79
1	A	34	OMG	C5-C6-N1	-4.53	117.39	123.59
1	A	55	PSU	C5-C1'-C2'	-4.33	107.83	115.52
1	A	26	M2G	C5-C6-N1	-4.29	117.72	123.59
1	A	10	2MG	C5-C6-N1	-4.16	117.90	123.59
1	A	26	M2G	C4-C5-N7	-3.97	105.83	109.48
1	A	39	PSU	C5-C1'-C2'	-3.96	108.50	115.52
1	A	39	PSU	C5-C6-N1	-3.82	119.00	124.39
1	A	34	OMG	N3-C2-N1	-3.78	121.68	127.44
1	A	55	PSU	C5-C6-N1	-3.63	119.27	124.39
1	A	46	7MG	C5-C6-N1	-3.44	118.17	123.46
1	A	17	H2U	O2-C2-N1	-3.42	118.83	123.30
1	A	37	YG	C16-C15-N20	-3.24	103.27	110.75
1	A	37	YG	C19-O18-C16	-3.23	108.42	115.99
1	A	37	YG	O22-C21-N20	-3.18	119.30	124.86
1	A	37	YG	C24-O23-C21	-3.12	111.77	115.63
1	A	26	M2G	N3-C2-N2	-3.02	113.74	117.16
1	A	37	YG	O17-C16-C15	-2.95	115.40	124.00
1	A	32	OMC	CM2-O2'-C2'	-2.77	106.77	114.59
1	A	58	1MA	C4-C5-N7	-2.76	106.94	109.48
1	A	17	H2U	C5-C6-N1	-2.71	107.76	110.70
1	A	16	H2U	C4-N3-C2	-2.68	123.58	125.79
1	A	17	H2U	O3'-C3'-C4'	-2.42	103.79	111.05
1	A	10	2MG	O2'-C2'-C3'	-2.38	104.08	111.83
1	A	37	YG	C13-C12-C11	-2.35	126.59	130.59
1	A	46	7MG	O2'-C2'-C3'	-2.25	104.50	111.83
1	A	34	OMG	C4-C5-N7	-2.17	107.48	109.48
1	A	16	H2U	O2-C2-N1	-2.16	120.48	123.30
1	A	26	M2G	C1'-N9-C4	-2.15	123.69	126.94
1	A	26	M2G	C4'-O4'-C1'	-2.02	107.50	109.72
1	A	46	7MG	C2-N3-C4	2.10	120.65	114.53
1	A	37	YG	C3-N3-C2	2.13	121.58	118.39
1	A	10	2MG	N2-C2-N3	2.30	119.61	116.94
1	A	46	7MG	N2-C2-N3	2.36	121.10	117.20
1	A	26	M2G	O4'-C1'-N9	2.55	113.44	108.10
1	A	32	OMC	N4-C4-N3	2.72	121.47	116.50

Continued on next page...

Continued from previous page...

Mol	Chain	Res	Type	Atoms	Z	Observed(°)	Ideal(°)
1	A	39	PSU	C3'-C2'-C1'	2.79	105.03	101.79
1	A	46	7MG	C5-C4-N9	2.84	110.36	106.18
1	A	39	PSU	O4'-C1'-C2'	2.89	107.67	104.73
1	A	34	OMG	N2-C2-N1	3.07	122.29	117.20
1	A	16	H2U	C1'-N1-C2	3.17	122.67	118.27
1	A	37	YG	C14-C15-N20	3.25	117.07	110.87
1	A	37	YG	O18-C16-C15	3.37	120.28	111.52
1	A	58	1MA	C2-N3-C4	3.40	121.67	116.40
1	A	26	M2G	CM1-N2-C2	3.49	124.93	121.34
1	A	46	7MG	C6-N1-C2	3.59	120.92	115.94
1	A	16	H2U	N3-C2-N1	3.62	120.22	116.60
1	A	26	M2G	N1-C2-N2	3.72	121.35	117.16
1	A	10	2MG	C6-N1-C2	3.74	120.75	115.31
1	A	32	OMC	C2-N3-C4	3.85	121.05	115.61
1	A	55	PSU	C6-N1-C2	3.86	121.68	115.47
1	A	39	PSU	C6-N1-C2	3.88	121.70	115.47
1	A	17	H2U	N3-C2-N1	3.89	120.49	116.60
1	A	34	OMG	C6-N1-C2	3.93	121.39	115.94
1	A	37	YG	O23-C21-N20	3.96	118.07	110.64
1	A	26	M2G	C2-N3-C4	4.12	120.05	115.09
1	A	46	7MG	N3-C4-N9	4.19	133.03	126.75
1	A	37	YG	C3-N3-C4	4.73	125.47	118.39
1	A	10	2MG	C2-N3-C4	4.90	120.99	115.09
1	A	37	YG	C6-C5-C4	4.92	123.45	119.93
1	A	55	PSU	C4-N3-C2	6.08	120.50	115.25
1	A	39	PSU	C4-N3-C2	7.11	121.39	115.25
1	A	54	5MU	C4-N3-C2	8.47	122.57	115.25
1	A	58	1MA	C6-C5-C4	9.28	124.09	116.78

There are no chirality outliers.

There are no torsion outliers.

There are no ring outliers.

8 monomers are involved in 17 short contacts:

Mol	Chain	Res	Type	Clashes	Symm-Clashes
1	A	16	H2U	3	0
1	A	17	H2U	1	0
1	A	26	M2G	2	0
1	A	32	OMC	1	0
1	A	34	OMG	1	0
1	A	37	YG	8	0

Continued on next page...

Continued from previous page...

Mol	Chain	Res	Type	Clashes	Symm-Clashes
1	A	46	7MG	1	0
1	A	55	PSU	0	1

5.5 Carbohydrates

There are no carbohydrates in this entry.

5.6 Ligand geometry

Of 9 ligands modelled in this entry, 8 are monoatomic - leaving 1 for Mogul analysis.

In the following table, the Counts columns list the number of bonds (or angles) for which Mogul statistics could be retrieved, the number of bonds (or angles) that are observed in the model and the number of bonds (or angles) that are defined in the chemical component dictionary. The Link column lists molecule types, if any, to which the group is linked. The Z score for a bond length (or angle) is the number of standard deviations the observed value is removed from the expected value. A bond length (or angle) with $|Z| > 2$ is considered an outlier worth inspection. RMSZ is the root-mean-square of all Z scores of the bond lengths (or angles).

Mol	Type	Chain	Res	Link	Bond lengths			Bond angles		
					Counts	RMSZ	$\# Z > 2$	Counts	RMSZ	$\# Z > 2$
2	SPM	A	77	-	13,13,13	0.64	0	12,12,12	1.05	1 (8%)

In the following table, the Chirals column lists the number of chiral outliers, the number of chiral centers analysed, the number of these observed in the model and the number defined in the chemical component dictionary. Similar counts are reported in the Torsion and Rings columns. '-' means no outliers of that kind were identified.

Mol	Type	Chain	Res	Link	Chirals	Torsions	Rings
2	SPM	A	77	-	-	0/11/11/11	0/0/0/0

There are no bond length outliers.

All (1) bond angle outliers are listed below:

Mol	Chain	Res	Type	Atoms	Z	Observed(°)	Ideal(°)
2	A	77	SPM	C11-N10-C9	-2.10	105.90	113.35

There are no chirality outliers.

There are no torsion outliers.

There are no ring outliers.

1 monomer is involved in 13 short contacts:

Mol	Chain	Res	Type	Clashes	Symm-Clashes
2	A	77	SPM	13	0

5.7 Other polymers [i](#)

There are no such residues in this entry.

5.8 Polymer linkage issues [i](#)

There are no chain breaks in this entry.

6 Fit of model and data ⓘ

6.1 Protein, DNA and RNA chains ⓘ

EDS was not executed - this section will therefore be empty.

6.2 Non-standard residues in protein, DNA, RNA chains ⓘ

EDS was not executed - this section will therefore be empty.

6.3 Carbohydrates ⓘ

EDS was not executed - this section will therefore be empty.

6.4 Ligands ⓘ

EDS was not executed - this section will therefore be empty.

6.5 Other polymers ⓘ

EDS was not executed - this section will therefore be empty.