



Full wwPDB X-ray Structure Validation Report ⓘ

Feb 1, 2016 – 10:14 PM GMT

PDB ID : 4TUA
Title : Crystal structure of ASL-Thr bound to Codon ACC-A on the Ribosome
Authors : Fagan, C.E.; Dunham, C.M.
Deposited on : 2014-06-24
Resolution : 3.60 Å(reported)

This is a Full wwPDB X-ray Structure Validation Report for a publicly released PDB entry.
We welcome your comments at validation@mail.wwpdb.org
A user guide is available at
<http://wwpdb.org/validation/2016/XrayValidationReportHelp>
with specific help available everywhere you see the ⓘ symbol.

The following versions of software and data (see [references ⓘ](#)) were used in the production of this report:

MolProbity : 4.02b-467
Mogul : 1.7 (RC4), CSD as536be (2015)
Xtriage (Phenix) : 1.9-1692
EDS : rb-20026688
Percentile statistics : 20151230.v01 (using entries in the PDB archive December 30th 2015)
Refmac : 5.8.0135
CCP4 : 6.5.0
Ideal geometry (proteins) : Engh & Huber (2001)
Ideal geometry (DNA, RNA) : Parkinson et al. (1996)
Validation Pipeline (wwPDB-VP) : trunk26865

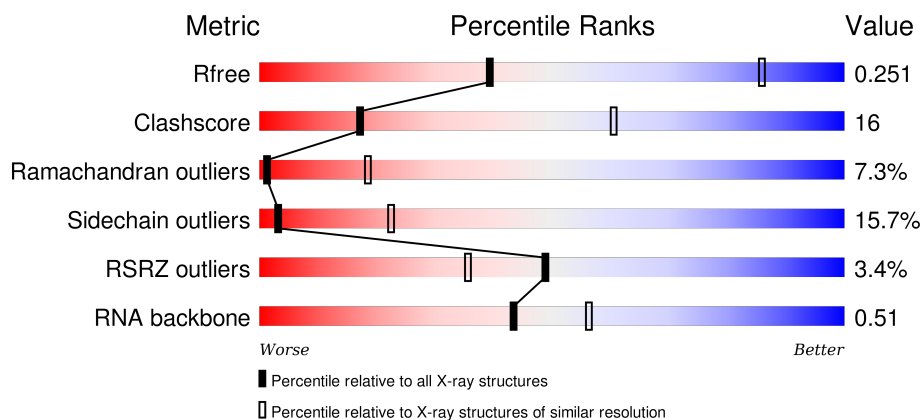
1 Overall quality at a glance

The following experimental techniques were used to determine the structure:

X-RAY DIFFRACTION

The reported resolution of this entry is 3.60 Å.

Percentile scores (ranging between 0-100) for global validation metrics of the entry are shown in the following graphic. The table shows the number of entries on which the scores are based.









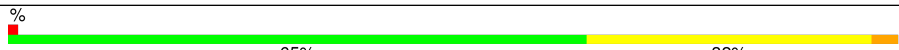







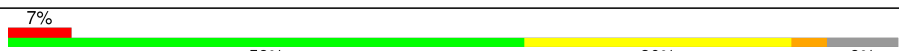










Metric	Whole archive (#Entries)	Similar resolution (#Entries, resolution range(Å))
R_{free}	91344	1408 (3.80-3.40)
Clashscore	102246	1010 (3.74-3.46)
Ramachandran outliers	100387	1007 (3.76-3.44)
Sidechain outliers	100360	1007 (3.76-3.44)
RSRZ outliers	91569	1003 (3.78-3.42)
RNA backbone	2183	1058 (4.40-2.80)

The table below summarises the geometric issues observed across the polymeric chains and their fit to the electron density. The red, orange, yellow and green segments on the lower bar indicate the fraction of residues that contain outliers for ≥ 3 , 2, 1 and 0 types of geometric quality criteria. A grey segment represents the fraction of residues that are not modelled. The numeric value for each fraction is indicated below the corresponding segment, with a dot representing fractions $\leq 5\%$. The upper red bar (where present) indicates the fraction of residues that have poor fit to the electron density. The numeric value is given above the bar.

Mol	Chain	Length	Quality of chain
1	QA	1522	<div> <div>6%</div> <div>51% 36% 10% ..</div> </div>
1	XA	1522	<div> <div>50% 37% 10% ..</div> </div>
2	QB	256	<div> <div>6%</div> <div>49% 36% 7% • 7%</div> </div>
2	XB	256	<div> <div>3%</div> <div>46% 35% 10% • 7%</div> </div>







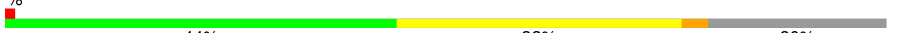


















Continued on next page...

Continued from previous page...

Mol	Chain	Length	Quality of chain
3	QC	239	% 
3	XC	239	
4	QD	209	
4	XD	209	
5	QE	162	% 
5	XE	162	
6	QF	101	
6	XF	101	% 
7	QG	156	
7	XG	156	
8	QH	138	
8	XH	138	
9	QI	128	
9	XI	128	
10	QJ	105	
10	XJ	105	
11	QK	129	
11	XK	129	
12	QL	132	
12	XL	132	
13	QM	126	
13	XM	126	
14	QN	61	
14	XN	61	
15	QO	89	

Continued on next page...

Continued from previous page...

Mol	Chain	Length	Quality of chain
15	XO	89	
16	QP	88	
16	XP	88	
17	QQ	105	
17	XQ	105	
18	QR	88	
18	XR	88	
19	QS	93	
19	XS	93	
20	QT	106	
20	XT	106	
21	QU	27	
21	XU	27	
22	QV	77	
22	XV	77	
23	QX	25	
23	XX	25	
24	QY	17	
24	XY	17	
25	RA	2915	
25	YA	2915	
26	RB	122	
26	YB	122	
27	RD	276	
27	YD	276	

Continued on next page...

Continued from previous page...

Mol	Chain	Length	Quality of chain
28	RE	206	
28	YE	206	
29	RF	210	
29	YF	210	
30	RG	182	
30	YG	182	
31	RH	180	
31	YH	180	
32	RI	148	
32	YI	148	
33	RN	140	
33	YN	140	
34	RO	122	
34	YO	122	
35	RP	150	
35	YP	150	
36	RQ	141	
36	YQ	141	
37	RR	118	
37	YR	118	
38	RS	112	
38	YS	112	
39	RT	146	
39	YT	146	
40	RU	118	

Continued on next page...

Continued from previous page...

Mol	Chain	Length	Quality of chain
40	YU	118	
41	RV	101	
41	YV	101	
42	RW	113	
42	YW	113	
43	RX	96	
43	YX	96	
44	RY	110	
44	YY	110	
45	RZ	206	
45	YZ	206	
46	R0	85	
46	Y0	85	
47	R1	98	
47	Y1	98	
48	R2	72	
48	Y2	72	
49	R3	60	
49	Y3	60	
50	R4	71	
50	Y4	71	
51	R5	60	
51	Y5	60	
52	R6	54	
52	Y6	54	

Continued on next page...

Continued from previous page...

Mol	Chain	Length	Quality of chain
53	R7	49	
53	Y7	49	
54	R8	65	
54	Y8	65	
55	R9	37	
55	Y9	37	
56	Z5	3	
56	Z6	3	

The following table lists non-polymeric compounds, carbohydrate monomers and non-standard residues in protein, DNA, RNA chains that are outliers for geometric or electron-density-fit criteria:

Mol	Type	Chain	Res	Chirality	Geometry	Clashes	Electron density
57	MG	QA	1602	-	-	-	X
57	MG	QA	1604	-	-	-	X
57	MG	QA	1610	-	-	-	X
57	MG	QA	1612	-	-	-	X
57	MG	QA	1613	-	-	-	X
57	MG	QA	1617	-	-	-	X
57	MG	QA	1621	-	-	-	X
57	MG	QA	1630	-	-	-	X
57	MG	QA	1645	-	-	-	X
57	MG	QA	1648	-	-	-	X
57	MG	QA	1655	-	-	-	X
57	MG	QA	1659	-	-	-	X
57	MG	QA	1662	-	-	-	X
57	MG	QA	1663	-	-	-	X
57	MG	QA	1666	-	-	-	X
57	MG	QA	1667	-	-	-	X
57	MG	QA	1675	-	-	-	X
57	MG	QA	1679	-	-	-	X
57	MG	QA	1688	-	-	-	X
57	MG	QE	201	-	-	-	X
57	MG	R8	101	-	-	-	X
57	MG	RA	3002	-	-	-	X
57	MG	RA	3004	-	-	-	X

Continued on next page...

Continued from previous page...

Mol	Type	Chain	Res	Chirality	Geometry	Clashes	Electron density
57	MG	RA	3005	-	-	-	X
57	MG	RA	3009	-	-	-	X
57	MG	RA	3012	-	-	-	X
57	MG	RA	3015	-	-	-	X
57	MG	RA	3019	-	-	-	X
57	MG	RA	3021	-	-	-	X
57	MG	RA	3022	-	-	-	X
57	MG	RA	3024	-	-	-	X
57	MG	RA	3026	-	-	-	X
57	MG	RA	3031	-	-	-	X
57	MG	RA	3033	-	-	-	X
57	MG	RA	3034	-	-	-	X
57	MG	RA	3036	-	-	-	X
57	MG	RA	3038	-	-	-	X
57	MG	RA	3049	-	-	-	X
57	MG	RA	3052	-	-	-	X
57	MG	RA	3054	-	-	-	X
57	MG	RA	3055	-	-	-	X
57	MG	RA	3056	-	-	-	X
57	MG	RA	3057	-	-	-	X
57	MG	RA	3059	-	-	-	X
57	MG	RA	3062	-	-	-	X
57	MG	RA	3063	-	-	-	X
57	MG	RA	3068	-	-	-	X
57	MG	RA	3077	-	-	-	X
57	MG	RA	3079	-	-	-	X
57	MG	RA	3084	-	-	-	X
57	MG	RA	3085	-	-	-	X
57	MG	RA	3087	-	-	-	X
57	MG	RA	3088	-	-	-	X
57	MG	RA	3094	-	-	-	X
57	MG	RA	3097	-	-	-	X
57	MG	RA	3098	-	-	-	X
57	MG	RA	3118	-	-	-	X
57	MG	RA	3119	-	-	-	X
57	MG	RA	3123	-	-	-	X
57	MG	RA	3129	-	-	-	X
57	MG	RA	3130	-	-	-	X
57	MG	RA	3135	-	-	-	X
57	MG	RA	3140	-	-	-	X
57	MG	RA	3143	-	-	-	X
57	MG	RA	3146	-	-	-	X

Continued on next page...

Continued from previous page...

Mol	Type	Chain	Res	Chirality	Geometry	Clashes	Electron density
57	MG	RA	3153	-	-	-	X
57	MG	RA	3156	-	-	-	X
57	MG	RA	3159	-	-	-	X
57	MG	RA	3167	-	-	-	X
57	MG	RA	3171	-	-	-	X
57	MG	RA	3175	-	-	-	X
57	MG	RA	3193	-	-	-	X
57	MG	RA	3204	-	-	-	X
57	MG	RA	3208	-	-	-	X
57	MG	RA	3210	-	-	-	X
57	MG	RA	3213	-	-	-	X
57	MG	RA	3224	-	-	-	X
57	MG	RA	3225	-	-	-	X
57	MG	RA	3227	-	-	-	X
57	MG	RA	3228	-	-	-	X
57	MG	RA	3229	-	-	-	X
57	MG	RA	3230	-	-	-	X
57	MG	RA	3235	-	-	-	X
57	MG	RA	3245	-	-	-	X
57	MG	RA	3248	-	-	-	X
57	MG	RA	3250	-	-	-	X
57	MG	RA	3264	-	-	-	X
57	MG	RA	3267	-	-	-	X
57	MG	RA	3269	-	-	-	X
57	MG	RA	3272	-	-	-	X
57	MG	RA	3273	-	-	-	X
57	MG	RA	3281	-	-	-	X
57	MG	RA	3282	-	-	-	X
57	MG	RA	3296	-	-	-	X
57	MG	RA	3302	-	-	-	X
57	MG	RA	3304	-	-	-	X
57	MG	RA	3306	-	-	-	X
57	MG	RD	301	-	-	-	X
57	MG	RR	201	-	-	-	X
57	MG	XA	1602	-	-	-	X
57	MG	XA	1614	-	-	-	X
57	MG	XA	1617	-	-	-	X
57	MG	XA	1620	-	-	-	X
57	MG	XA	1622	-	-	-	X
57	MG	XA	1625	-	-	-	X
57	MG	XA	1632	-	-	-	X
57	MG	XA	1633	-	-	-	X

Continued on next page...

Continued from previous page...

Mol	Type	Chain	Res	Chirality	Geometry	Clashes	Electron density
57	MG	XA	1634	-	-	-	X
57	MG	XA	1635	-	-	-	X
57	MG	XA	1642	-	-	-	X
57	MG	XA	1643	-	-	-	X
57	MG	XA	1649	-	-	-	X
57	MG	XA	1650	-	-	-	X
57	MG	XA	1653	-	-	-	X
57	MG	XA	1656	-	-	-	X
57	MG	XA	1670	-	-	-	X
57	MG	XA	1689	-	-	-	X
57	MG	XA	1697	-	-	-	X
57	MG	XA	1701	-	-	-	X
57	MG	XA	1709	-	-	-	X
57	MG	YA	3002	-	-	-	X
57	MG	YA	3004	-	-	-	X
57	MG	YA	3006	-	-	-	X
57	MG	YA	3009	-	-	-	X
57	MG	YA	3011	-	-	-	X
57	MG	YA	3013	-	-	-	X
57	MG	YA	3015	-	-	-	X
57	MG	YA	3017	-	-	-	X
57	MG	YA	3023	-	-	-	X
57	MG	YA	3024	-	-	-	X
57	MG	YA	3025	-	-	-	X
57	MG	YA	3026	-	-	-	X
57	MG	YA	3027	-	-	-	X
57	MG	YA	3031	-	-	-	X
57	MG	YA	3032	-	-	-	X
57	MG	YA	3033	-	-	-	X
57	MG	YA	3034	-	-	-	X
57	MG	YA	3035	-	-	-	X
57	MG	YA	3037	-	-	-	X
57	MG	YA	3041	-	-	-	X
57	MG	YA	3042	-	-	-	X
57	MG	YA	3044	-	-	-	X
57	MG	YA	3048	-	-	-	X
57	MG	YA	3049	-	-	-	X
57	MG	YA	3050	-	-	-	X
57	MG	YA	3057	-	-	-	X
57	MG	YA	3058	-	-	-	X
57	MG	YA	3059	-	-	-	X
57	MG	YA	3061	-	-	-	X

Continued on next page...

Continued from previous page...

Mol	Type	Chain	Res	Chirality	Geometry	Clashes	Electron density
57	MG	YA	3068	-	-	-	X
57	MG	YA	3073	-	-	-	X
57	MG	YA	3077	-	-	-	X
57	MG	YA	3079	-	-	-	X
57	MG	YA	3080	-	-	-	X
57	MG	YA	3081	-	-	-	X
57	MG	YA	3085	-	-	-	X
57	MG	YA	3088	-	-	-	X
57	MG	YA	3089	-	-	-	X
57	MG	YA	3097	-	-	-	X
57	MG	YA	3098	-	-	-	X
57	MG	YA	3099	-	-	-	X
57	MG	YA	3102	-	-	-	X
57	MG	YA	3106	-	-	-	X
57	MG	YA	3107	-	-	-	X
57	MG	YA	3111	-	-	-	X
57	MG	YA	3112	-	-	-	X
57	MG	YA	3118	-	-	-	X
57	MG	YA	3122	-	-	-	X
57	MG	YA	3134	-	-	-	X
57	MG	YA	3135	-	-	-	X
57	MG	YA	3142	-	-	-	X
57	MG	YA	3156	-	-	-	X
57	MG	YA	3162	-	-	-	X
57	MG	YA	3166	-	-	-	X
57	MG	YA	3173	-	-	-	X
57	MG	YA	3175	-	-	-	X
57	MG	YA	3176	-	-	-	X
57	MG	YA	3177	-	-	-	X
57	MG	YA	3179	-	-	-	X
57	MG	YA	3181	-	-	-	X
57	MG	YA	3189	-	-	-	X
57	MG	YA	3200	-	-	-	X
57	MG	YA	3203	-	-	-	X
57	MG	YA	3206	-	-	-	X
57	MG	YA	3207	-	-	-	X
57	MG	YA	3216	-	-	-	X
57	MG	YA	3222	-	-	-	X
57	MG	YA	3225	-	-	-	X
57	MG	YA	3229	-	-	-	X
57	MG	YA	3231	-	-	-	X
57	MG	YA	3237	-	-	-	X

Continued on next page...

Continued from previous page...

Mol	Type	Chain	Res	Chirality	Geometry	Clashes	Electron density
57	MG	YA	3241	-	-	-	X
57	MG	YA	3246	-	-	-	X
57	MG	YA	3247	-	-	-	X
57	MG	YA	3248	-	-	-	X
57	MG	YA	3249	-	-	-	X
57	MG	YA	3253	-	-	-	X
57	MG	YA	3256	-	-	-	X
57	MG	YA	3258	-	-	-	X
57	MG	YA	3266	-	-	-	X
57	MG	YA	3274	-	-	-	X
57	MG	YA	3275	-	-	-	X
57	MG	YA	3291	-	-	-	X
57	MG	YA	3302	-	-	-	X
57	MG	YA	3308	-	-	-	X
57	MG	YA	3310	-	-	-	X
57	MG	YA	3314	-	-	-	X
57	MG	YA	3319	-	-	-	X
57	MG	YA	3320	-	-	-	X
57	MG	YA	3321	-	-	-	X
57	MG	YA	3330	-	-	-	X
57	MG	YA	3335	-	-	-	X
57	MG	YB	202	-	-	-	X
57	MG	YD	301	-	-	-	X
57	MG	YP	202	-	-	-	X
57	MG	YR	201	-	-	-	X
57	MG	YR	202	-	-	-	X
57	MG	YU	201	-	-	-	X
58	PAR	QA	1696	-	-	-	X
58	PAR	XA	1715	-	-	-	X
60	PPU	Z5	101	-	-	-	X
60	PPU	Z6	101	-	-	-	X

2 Entry composition

There are 60 unique types of molecules in this entry. The entry contains 292311 atoms, of which 0 are hydrogens and 0 are deuteriums.

In the tables below, the ZeroOcc column contains the number of atoms modelled with zero occupancy, the AltConf column contains the number of residues with at least one atom in alternate conformation and the Trace column contains the number of residues modelled with at most 2 atoms.

- Molecule 1 is a RNA chain called 16S rRNA.

Mol	Chain	Residues	Atoms					ZeroOcc	AltConf	Trace
1	QA	1500	Total	C	N	O	P	0	0	0
			32246	14353	5981	10413	1499			
1	XA	1500	Total	C	N	O	P	0	0	0
			32249	14354	5984	10412	1499			

- Molecule 2 is a protein called 30S ribosomal protein S2.

Mol	Chain	Residues	Atoms					ZeroOcc	AltConf	Trace
2	QB	237	Total	C	N	O	S	0	0	0
			1924	1228	344	347	5			
2	XB	237	Total	C	N	O	S	0	0	0
			1924	1228	344	347	5			

- Molecule 3 is a protein called 30S ribosomal protein S3.

Mol	Chain	Residues	Atoms					ZeroOcc	AltConf	Trace
3	QC	205	Total	C	N	O	S	0	0	0
			1605	1011	313	280	1			
3	XC	205	Total	C	N	O	S	0	0	0
			1605	1011	313	280	1			

- Molecule 4 is a protein called 30S ribosomal protein S4.

Mol	Chain	Residues	Atoms					ZeroOcc	AltConf	Trace
4	QD	208	Total	C	N	O	S	0	0	0
			1703	1066	339	291	7			
4	XD	208	Total	C	N	O	S	0	0	0
			1703	1066	339	291	7			

- Molecule 5 is a protein called 30S ribosomal protein S5.

Mol	Chain	Residues	Atoms					ZeroOcc	AltConf	Trace
5	QE	151	Total	C	N	O	S	0	0	0
			1155	729	218	204	4			
5	XE	151	Total	C	N	O	S	0	0	0
			1155	729	218	204	4			

- Molecule 6 is a protein called 30S ribosomal protein S6.

Mol	Chain	Residues	Atoms					ZeroOcc	AltConf	Trace
6	QF	101	Total	C	N	O	S	0	0	0
			843	531	155	154	3			
6	XF	101	Total	C	N	O	S	0	0	0
			843	531	155	154	3			

- Molecule 7 is a protein called 30S ribosomal protein S7.

Mol	Chain	Residues	Atoms					ZeroOcc	AltConf	Trace
7	QG	155	Total	C	N	O	S	0	0	0
			1257	781	252	218	6			
7	XG	155	Total	C	N	O	S	0	0	0
			1257	781	252	218	6			

- Molecule 8 is a protein called 30S ribosomal protein S8.

Mol	Chain	Residues	Atoms					ZeroOcc	AltConf	Trace
8	QH	138	Total	C	N	O	S	0	0	0
			1116	705	215	193	3			
8	XH	138	Total	C	N	O	S	0	0	0
			1116	705	215	193	3			

- Molecule 9 is a protein called 30S ribosomal protein S9.

Mol	Chain	Residues	Atoms					ZeroOcc	AltConf	Trace
9	QI	127	Total	C	N	O		0	0	0
			1010	639	197	174				
9	XI	127	Total	C	N	O		0	0	0
			1010	639	197	174				

- Molecule 10 is a protein called 30S ribosomal protein S10.

Mol	Chain	Residues	Atoms					ZeroOcc	AltConf	Trace
10	QJ	99	Total	C	N	O	S	0	0	0
			801	504	157	139	1			

Continued on next page...

Continued from previous page...

Mol	Chain	Residues	Atoms					ZeroOcc	AltConf	Trace
10	XJ	99	Total	C	N	O	S	0	0	0
			801	504	157	139	1			

- Molecule 11 is a protein called 30S ribosomal protein S11.

Mol	Chain	Residues	Atoms					ZeroOcc	AltConf	Trace
11	QK	119	Total	C	N	O	S	0	0	0
			885	549	168	165	3			
11	XK	119	Total	C	N	O	S	0	0	0
			885	549	168	165	3			

- Molecule 12 is a protein called 30S ribosomal protein S12.

Mol	Chain	Residues	Atoms					ZeroOcc	AltConf	Trace
12	QL	125	Total	C	N	O	S	0	0	0
			975	614	196	164	1			
12	XL	125	Total	C	N	O	S	0	0	0
			975	614	196	164	1			

- Molecule 13 is a protein called 30S ribosomal protein S13.

Mol	Chain	Residues	Atoms					ZeroOcc	AltConf	Trace
13	QM	121	Total	C	N	O	S	0	0	0
			964	597	199	166	2			
13	XM	121	Total	C	N	O	S	0	0	0
			964	597	199	166	2			

- Molecule 14 is a protein called 30S ribosomal protein S14 type Z.

Mol	Chain	Residues	Atoms					ZeroOcc	AltConf	Trace
14	QN	60	Total	C	N	O	S	0	0	0
			492	312	104	72	4			
14	XN	60	Total	C	N	O	S	0	0	0
			492	312	104	72	4			

- Molecule 15 is a protein called 30S ribosomal protein S15.

Mol	Chain	Residues	Atoms					ZeroOcc	AltConf	Trace
15	QO	88	Total	C	N	O	S	0	0	0
			734	459	147	126	2			
15	XO	88	Total	C	N	O	S	0	0	0
			734	459	147	126	2			

- Molecule 16 is a protein called 30S ribosomal protein S16.

Mol	Chain	Residues	Atoms					ZeroOcc	AltConf	Trace
16	QP	84	Total	C	N	O	S	0	0	0
			705	446	140	118	1			
16	XP	84	Total	C	N	O	S	0	0	0
			705	446	140	118	1			

- Molecule 17 is a protein called 30S ribosomal protein S17.

Mol	Chain	Residues	Atoms					ZeroOcc	AltConf	Trace
17	QQ	100	Total	C	N	O	S	0	0	0
			834	534	155	143	2			
17	XQ	100	Total	C	N	O	S	0	0	0
			834	534	155	143	2			

- Molecule 18 is a protein called 30S ribosomal protein S18.

Mol	Chain	Residues	Atoms				ZeroOcc	AltConf	Trace
18	QR	70	Total	C	N	O	0	0	0
			574	367	112	95			
18	XR	70	Total	C	N	O	0	0	0
			574	367	112	95			

- Molecule 19 is a protein called 30S ribosomal protein S19.

Mol	Chain	Residues	Atoms					ZeroOcc	AltConf	Trace
19	QS	84	Total	C	N	O	S	0	0	0
			674	430	126	116	2			
19	XS	84	Total	C	N	O	S	0	0	0
			674	430	126	116	2			

- Molecule 20 is a protein called 30S ribosomal protein S20.

Mol	Chain	Residues	Atoms					ZeroOcc	AltConf	Trace
20	QT	99	Total	C	N	O	S	0	0	0
			763	470	162	129	2			
20	XT	99	Total	C	N	O	S	0	0	0
			763	470	162	129	2			

- Molecule 21 is a protein called 30S ribosomal protein Thx.

Mol	Chain	Residues	Atoms				ZeroOcc	AltConf	Trace
21	QU	25	Total	C	N	O	0	0	0
			217	134	52	31			
21	XU	25	Total	C	N	O	0	0	0
			217	134	52	31			

- Molecule 22 is a RNA chain called P-site tRNA-fMet.

Mol	Chain	Residues	Atoms					ZeroOcc	AltConf	Trace
22	QV	77	Total	C	N	O	P	0	0	0
			1644	732	297	538	77			
22	XV	77	Total	C	N	O	P	0	0	0
			1644	732	297	538	77			

- Molecule 23 is a RNA chain called messenger RNA.

Mol	Chain	Residues	Atoms					ZeroOcc	AltConf	Trace
23	QX	11	Total	C	N	O	P	0	0	0
			220	98	43	68	11			
23	XX	11	Total	C	N	O	P	0	0	0
			220	98	43	68	11			

- Molecule 24 is a RNA chain called A-site ASL-Thr.

Mol	Chain	Residues	Atoms					ZeroOcc	AltConf	Trace
24	QY	15	Total	C	N	O	P	0	0	0
			321	143	57	106	15			
24	XY	16	Total	C	N	O	P	0	0	0
			344	153	62	113	16			

- Molecule 25 is a RNA chain called 23S rRNA.

Mol	Chain	Residues	Atoms					ZeroOcc	AltConf	Trace
25	RA	2882	Total	C	N	O	P	0	0	0
			62071	27627	11611	19952	2881			
25	YA	2882	Total	C	N	O	P	0	0	0
			62071	27627	11611	19952	2881			

- Molecule 26 is a RNA chain called 5S rRNA.

Mol	Chain	Residues	Atoms					ZeroOcc	AltConf	Trace
26	RB	120	Total	C	N	O	P	0	0	0
			2573	1146	476	832	119			

Continued on next page...

Continued from previous page...

Mol	Chain	Residues	Atoms					ZeroOcc	AltConf	Trace
26	YB	120	Total	C	N	O	P	0	0	0
			2573	1146	476	832	119			

- Molecule 27 is a protein called 50S ribosomal protein L2.

Mol	Chain	Residues	Atoms					ZeroOcc	AltConf	Trace
27	RD	272	Total	C	N	O	S	0	0	0
			2115	1335	420	357	3			
27	YD	272	Total	C	N	O	S	0	0	0
			2115	1335	420	357	3			

- Molecule 28 is a protein called 50S ribosomal protein L3.

Mol	Chain	Residues	Atoms					ZeroOcc	AltConf	Trace
28	RE	205	Total	C	N	O	S	0	0	0
			1568	991	300	271	6			
28	YE	205	Total	C	N	O	S	0	0	0
			1568	991	300	271	6			

- Molecule 29 is a protein called 50S ribosomal protein L4.

Mol	Chain	Residues	Atoms					ZeroOcc	AltConf	Trace
29	RF	202	Total	C	N	O	S	0	0	0
			1585	1011	297	275	2			
29	YF	202	Total	C	N	O	S	0	0	0
			1585	1011	297	275	2			

- Molecule 30 is a protein called 50S ribosomal protein L5.

Mol	Chain	Residues	Atoms					ZeroOcc	AltConf	Trace
30	RG	181	Total	C	N	O	S	0	0	0
			1474	942	268	260	4			
30	YG	181	Total	C	N	O	S	0	0	0
			1474	942	268	260	4			

- Molecule 31 is a protein called 50S ribosomal protein L6.

Mol	Chain	Residues	Atoms					ZeroOcc	AltConf	Trace
31	RH	170	Total	C	N	O	S	0	0	0
			1307	829	245	232	1			
31	YH	170	Total	C	N	O	S	0	0	0
			1307	829	245	232	1			

- Molecule 32 is a protein called 50S ribosomal protein L9.

Mol	Chain	Residues	Atoms					ZeroOcc	AltConf	Trace
32	RI	146	Total	C	N	O	S	0	0	0
			1136	726	201	208	1			
32	YI	146	Total	C	N	O	S	0	0	0
			1136	726	201	208	1			

- Molecule 33 is a protein called 50S ribosomal protein L13.

Mol	Chain	Residues	Atoms					ZeroOcc	AltConf	Trace
33	RN	138	Total	C	N	O	S	0	0	0
			1104	712	206	182	4			
33	YN	138	Total	C	N	O	S	0	0	0
			1104	712	206	182	4			

- Molecule 34 is a protein called 50S ribosomal protein L14.

Mol	Chain	Residues	Atoms					ZeroOcc	AltConf	Trace
34	RO	122	Total	C	N	O	S	0	0	0
			933	588	171	170	4			
34	YO	122	Total	C	N	O	S	0	0	0
			933	588	171	170	4			

- Molecule 35 is a protein called 50S ribosomal protein L15.

Mol	Chain	Residues	Atoms					ZeroOcc	AltConf	Trace
35	RP	150	Total	C	N	O	S	0	0	0
			1145	712	232	198	3			
35	YP	150	Total	C	N	O	S	0	0	0
			1145	712	232	198	3			

- Molecule 36 is a protein called 50S ribosomal protein L16.

Mol	Chain	Residues	Atoms					ZeroOcc	AltConf	Trace
36	RQ	141	Total	C	N	O	S	0	0	0
			1122	715	212	188	7			
36	YQ	141	Total	C	N	O	S	0	0	0
			1122	715	212	188	7			

- Molecule 37 is a protein called 50S ribosomal protein L17.

Mol	Chain	Residues	Atoms					ZeroOcc	AltConf	Trace
37	RR	118	Total	C	N	O	S	0	0	0
			968	604	203	160	1			
37	YR	118	Total	C	N	O	S	0	0	0
			968	604	203	160	1			

- Molecule 38 is a protein called 50S ribosomal protein L18.

Mol	Chain	Residues	Atoms					ZeroOcc	AltConf	Trace
38	RS	111	Total	C	N	O	S	0	0	0
			882	556	176	150				
38	YS	111	Total	C	N	O	S	0	0	0
			882	556	176	150				

- Molecule 39 is a protein called 50S ribosomal protein L19.

Mol	Chain	Residues	Atoms					ZeroOcc	AltConf	Trace
39	RT	137	Total	C	N	O	S	0	0	0
			1141	710	234	196	1			
39	YT	137	Total	C	N	O	S	0	0	0
			1141	710	234	196	1			

- Molecule 40 is a protein called 50S ribosomal protein L20.

Mol	Chain	Residues	Atoms					ZeroOcc	AltConf	Trace
40	RU	117	Total	C	N	O	S	0	0	0
			964	610	202	151	1			
40	YU	117	Total	C	N	O	S	0	0	0
			964	610	202	151	1			

- Molecule 41 is a protein called 50S ribosomal protein L21.

Mol	Chain	Residues	Atoms					ZeroOcc	AltConf	Trace
41	RV	101	Total	C	N	O	S	0	0	0
			779	501	142	135	1			
41	YV	101	Total	C	N	O	S	0	0	0
			779	501	142	135	1			

- Molecule 42 is a protein called 50S ribosomal protein L22.

Mol	Chain	Residues	Atoms					ZeroOcc	AltConf	Trace
42	RW	113	Total	C	N	O	S	0	0	0
			900	566	177	155	2			

Continued on next page...

Continued from previous page...

Mol	Chain	Residues	Atoms					ZeroOcc	AltConf	Trace
42	YW	113	Total	C	N	O	S	0	0	0
			900	566	177	155	2			

- Molecule 43 is a protein called 50S ribosomal protein L23.

Mol	Chain	Residues	Atoms					ZeroOcc	AltConf	Trace
43	RX	92	Total	C	N	O		0	0	0
			725	471	131	123				
43	YX	92	Total	C	N	O		0	0	0
			725	471	131	123				

- Molecule 44 is a protein called 50S ribosomal protein L24.

Mol	Chain	Residues	Atoms					ZeroOcc	AltConf	Trace
44	RY	102	Total	C	N	O	S	0	0	0
			785	505	150	125	5			
44	YY	102	Total	C	N	O	S	0	0	0
			785	505	150	125	5			

- Molecule 45 is a protein called 50S ribosomal protein L25.

Mol	Chain	Residues	Atoms					ZeroOcc	AltConf	Trace
45	RZ	183	Total	C	N	O	S	0	0	0
			1461	933	260	265	3			
45	YZ	183	Total	C	N	O	S	0	0	0
			1461	933	260	265	3			

- Molecule 46 is a protein called 50S ribosomal protein L27.

Mol	Chain	Residues	Atoms					ZeroOcc	AltConf	Trace
46	R0	82	Total	C	N	O	S	0	0	0
			648	401	138	108	1			
46	Y0	82	Total	C	N	O	S	0	0	0
			648	401	138	108	1			

- Molecule 47 is a protein called 50S ribosomal protein L28.

Mol	Chain	Residues	Atoms					ZeroOcc	AltConf	Trace
47	R1	97	Total	C	N	O	S	0	0	0
			763	481	150	131	1			
47	Y1	97	Total	C	N	O	S	0	0	0
			763	481	150	131	1			

- Molecule 48 is a protein called 50S ribosomal protein L29.

Mol	Chain	Residues	Atoms					ZeroOcc	AltConf	Trace
48	R2	69	Total	C	N	O	S	0	0	0
			581	358	118	104	1			
48	Y2	69	Total	C	N	O	S	0	0	0
			581	358	118	104	1			

- Molecule 49 is a protein called 50S ribosomal protein L30.

Mol	Chain	Residues	Atoms				ZeroOcc	AltConf	Trace
49	R3	59	Total	C	N	O	0	0	0
			469	298	90	81			
49	Y3	59	Total	C	N	O	0	0	0
			469	298	90	81			

- Molecule 50 is a protein called 50S ribosomal protein L31.

Mol	Chain	Residues	Atoms					ZeroOcc	AltConf	Trace
50	R4	71	Total	C	N	O	S	0	0	0
			581	364	108	104	5			
50	Y4	71	Total	C	N	O	S	0	0	0
			581	364	108	104	5			

- Molecule 51 is a protein called 50S ribosomal protein L32.

Mol	Chain	Residues	Atoms					ZeroOcc	AltConf	Trace
51	R5	59	Total	C	N	O	S	0	0	0
			459	288	90	76	5			
51	Y5	58	Total	C	N	O	S	0	0	0
			454	285	89	75	5			

- Molecule 52 is a protein called 50S ribosomal protein L33.

Mol	Chain	Residues	Atoms					ZeroOcc	AltConf	Trace
52	R6	49	Total	C	N	O	S	0	0	0
			424	264	87	69	4			
52	Y6	49	Total	C	N	O	S	0	0	0
			424	264	87	69	4			

- Molecule 53 is a protein called 50S ribosomal protein L34.

Mol	Chain	Residues	Atoms					ZeroOcc	AltConf	Trace
53	R7	49	Total	C	N	O	S	0	0	0
			430	263	108	57	2			
53	Y7	49	Total	C	N	O	S	0	0	0
			430	263	108	57	2			

- Molecule 54 is a protein called 50S ribosomal protein L35.

Mol	Chain	Residues	Atoms					ZeroOcc	AltConf	Trace
54	R8	64	Total	C	N	O	S	0	0	0
			517	331	102	82	2			
54	Y8	64	Total	C	N	O	S	0	0	0
			517	331	102	82	2			

- Molecule 55 is a protein called 50S ribosomal protein L36.

Mol	Chain	Residues	Atoms					ZeroOcc	AltConf	Trace
55	R9	37	Total	C	N	O	S	0	0	0
			307	188	68	47	4			
55	Y9	37	Total	C	N	O	S	0	0	0
			307	188	68	47	4			

- Molecule 56 is a RNA chain called CC-Puro.

Mol	Chain	Residues	Atoms					ZeroOcc	AltConf	Trace
56	Z5	2	Total	C	N	O	P	0	0	0
			37	18	6	12	1			
56	Z6	2	Total	C	N	O	P	0	0	0
			37	18	6	12	1			

- Molecule 57 is MAGNESIUM ION (three-letter code: MG) (formula: Mg).

Mol	Chain	Residues	Atoms		ZeroOcc	AltConf
57	QA	96	Total	Mg	0	0
			96	96		
57	QX	2	Total	Mg	0	0
			2	2		
57	YA	335	Total	Mg	0	0
			335	335		
57	Y5	1	Total	Mg	0	0
			1	1		
57	YR	2	Total	Mg	0	0
			2	2		

Continued on next page...

Continued from previous page...

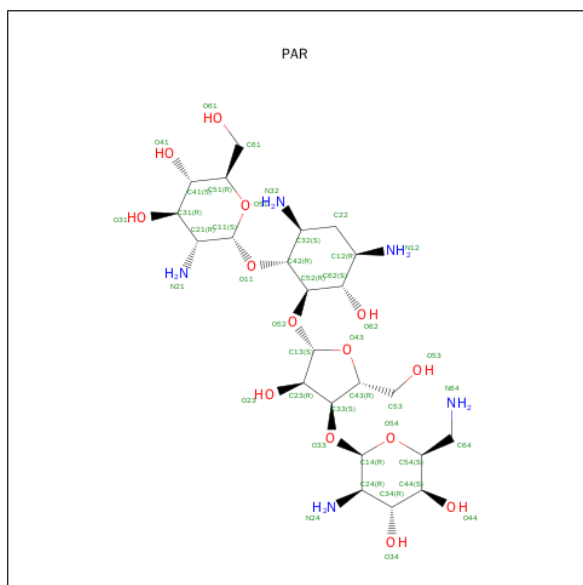
Mol	Chain	Residues	Atoms		ZeroOcc	AltConf
57	YD	1	Total 1	Mg 1	0	0
57	XX	2	Total 2	Mg 2	0	0
57	QV	4	Total 4	Mg 4	0	0
57	XA	114	Total 114	Mg 114	0	0
57	R0	1	Total 1	Mg 1	0	0
57	YU	1	Total 1	Mg 1	0	0
57	Y0	3	Total 3	Mg 3	0	0
57	XF	1	Total 1	Mg 1	0	0
57	RR	1	Total 1	Mg 1	0	0
57	RD	1	Total 1	Mg 1	0	0
57	R1	1	Total 1	Mg 1	0	0
57	Y7	1	Total 1	Mg 1	0	0
57	QF	1	Total 1	Mg 1	0	0
57	R5	1	Total 1	Mg 1	0	0
57	RA	308	Total 308	Mg 308	0	0
57	YP	2	Total 2	Mg 2	0	0
57	RE	1	Total 1	Mg 1	0	0
57	YB	4	Total 4	Mg 4	0	0
57	QY	1	Total 1	Mg 1	0	0
57	XV	3	Total 3	Mg 3	0	0
57	RB	5	Total 5	Mg 5	0	0

Continued on next page...

Continued from previous page...

Mol	Chain	Residues	Atoms		ZeroOcc	AltConf
57	QE	1	Total	Mg	0	0
			1	1		
57	R8	1	Total	Mg	0	0
			1	1		
57	YE	1	Total	Mg	0	0
			1	1		

- Molecule 58 is PAROMOMYCIN (three-letter code: PAR) (formula: $C_{23}H_{45}N_5O_{14}$).

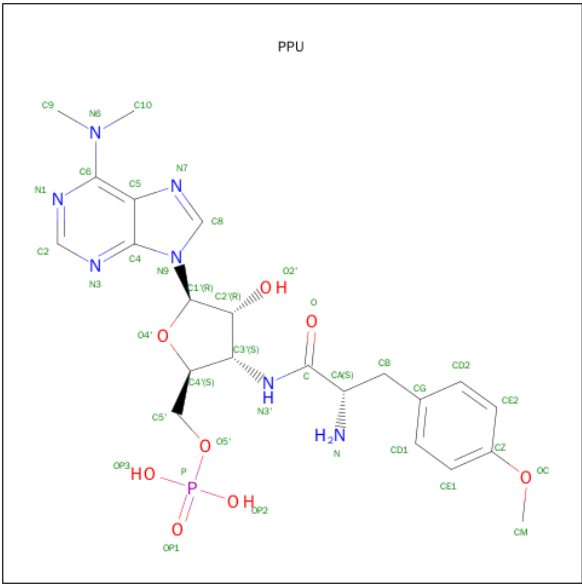


Mol	Chain	Residues	Atoms				ZeroOcc	AltConf
58	QA	1	Total	C	N	O	0	0
			42	23	5	14		
58	XA	1	Total	C	N	O	0	0
			42	23	5	14		

- Molecule 59 is ZINC ION (three-letter code: ZN) (formula: Zn).

Mol	Chain	Residues	Atoms		ZeroOcc	AltConf
59	XD	1	Total	Zn	0	0
			1	1		
59	QD	1	Total	Zn	0	0
			1	1		
59	QN	1	Total	Zn	0	0
			1	1		
59	XN	1	Total	Zn	0	0
			1	1		

- Molecule 60 is PUROMYCIN-5'-MONOPHOSPHATE (three-letter code: PPU) (formula: C₂₂H₃₀N₇O₈P).

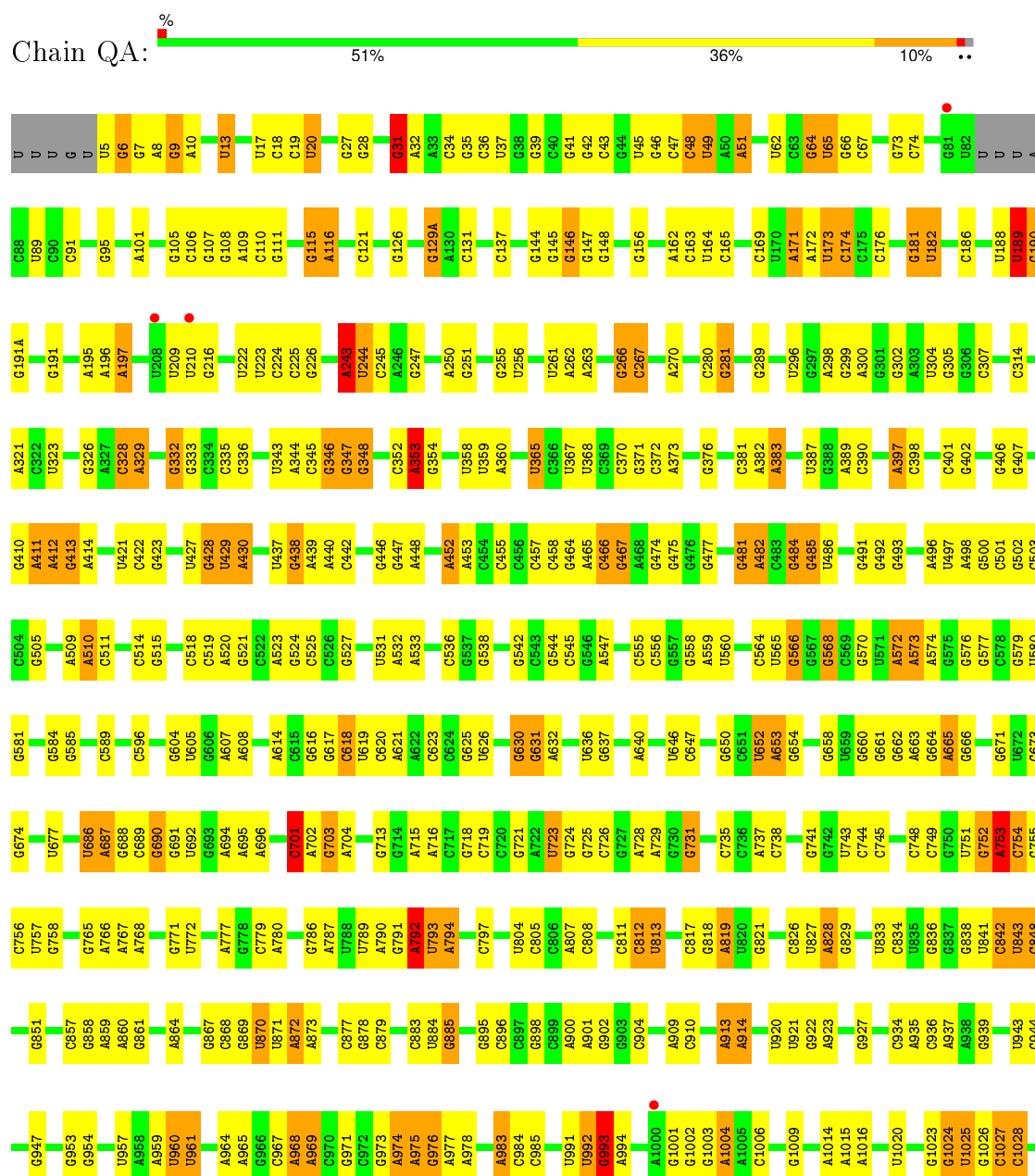


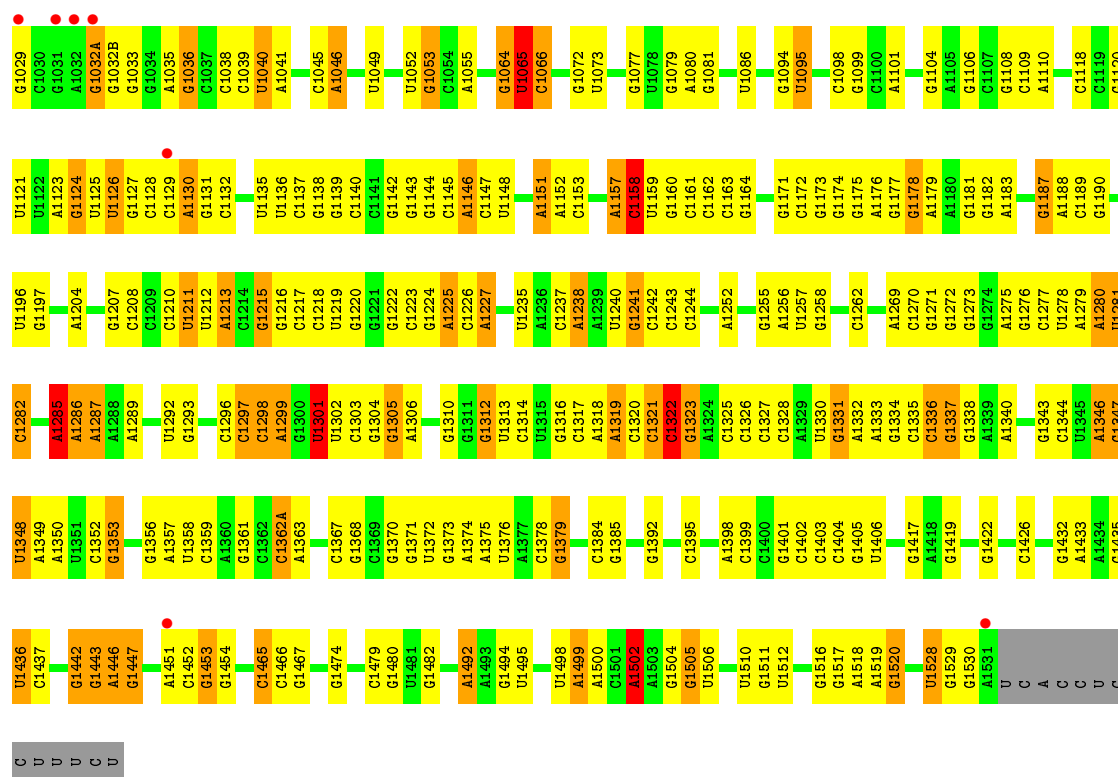
Mol	Chain	Residues	Atoms					ZeroOcc	AltConf
60	Z5	1	Total	C	N	O	P	0	0
			37	22	7	7	1		
60	Z6	1	Total	C	N	O	P	0	0
			37	22	7	7	1		

3 Residue-property plots

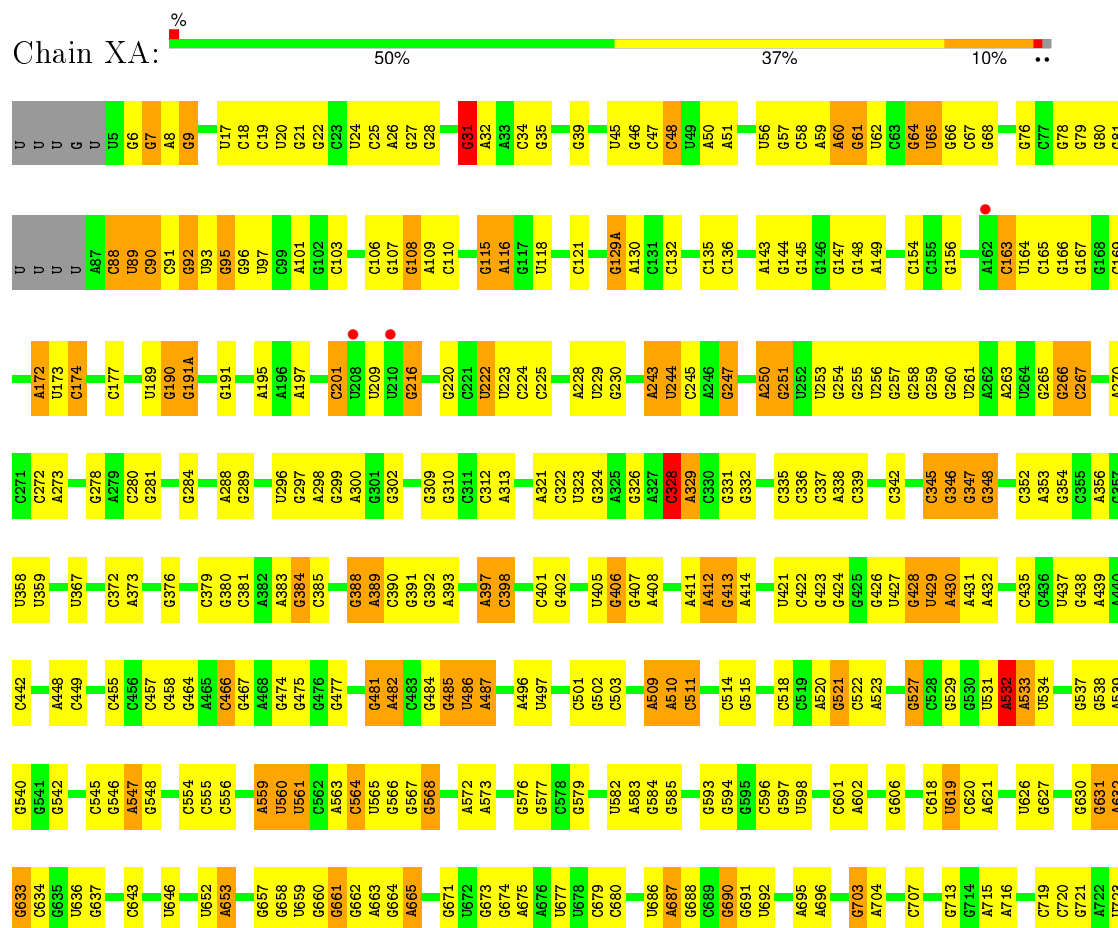
These plots are drawn for all protein, RNA and DNA chains in the entry. The first graphic for a chain summarises the proportions of errors displayed in the second graphic. The second graphic shows the sequence view annotated by issues in geometry and electron density. Residues are color-coded according to the number of geometric quality criteria for which they contain at least one outlier: green = 0, yellow = 1, orange = 2 and red = 3 or more. A red dot above a residue indicates a poor fit to the electron density ($RSRZ > 2$). Stretches of 2 or more consecutive residues without any outlier are shown as a green connector. Residues present in the sample, but not in the model, are shown in grey.

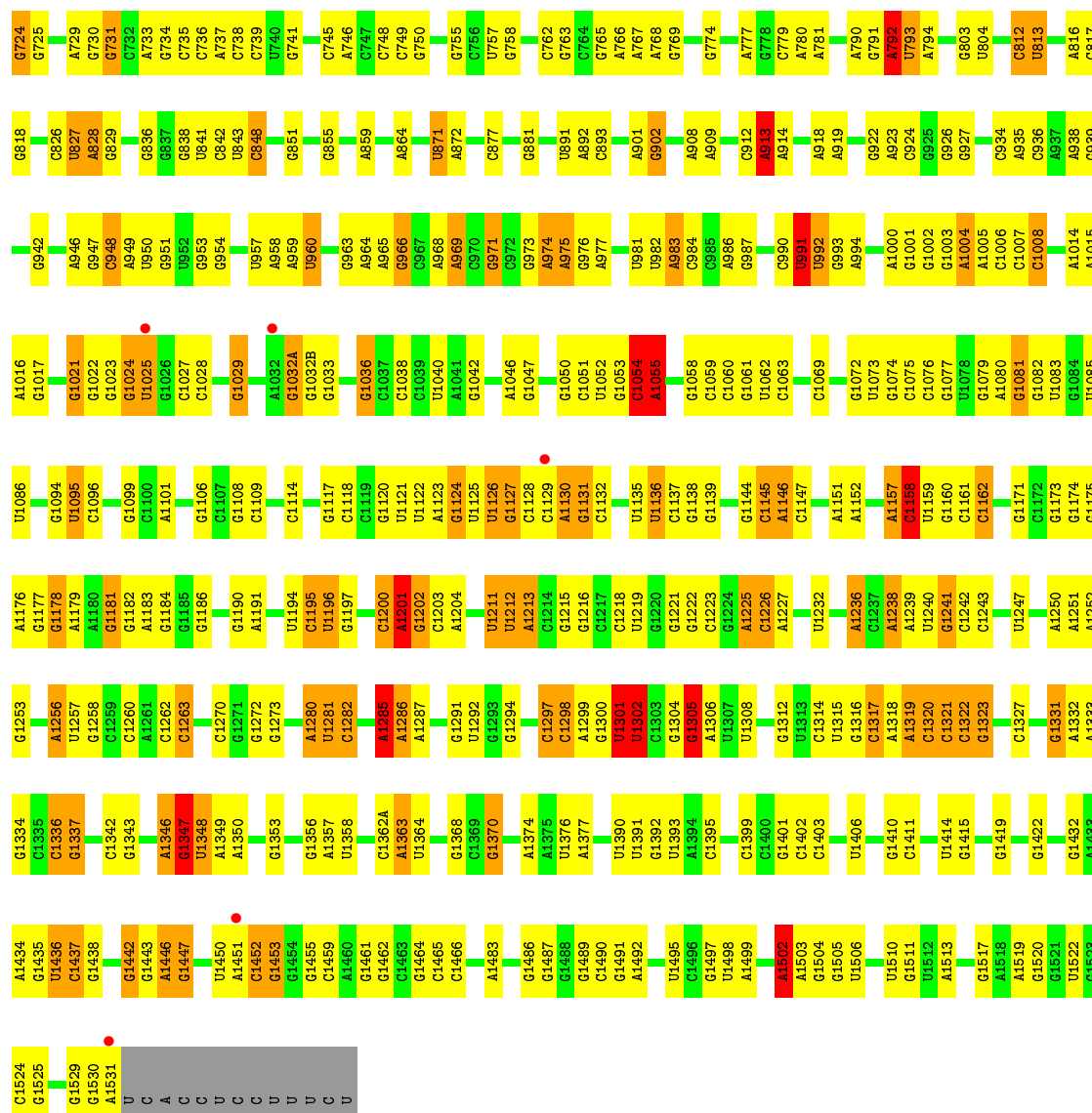
• Molecule 1: 16S rRNA



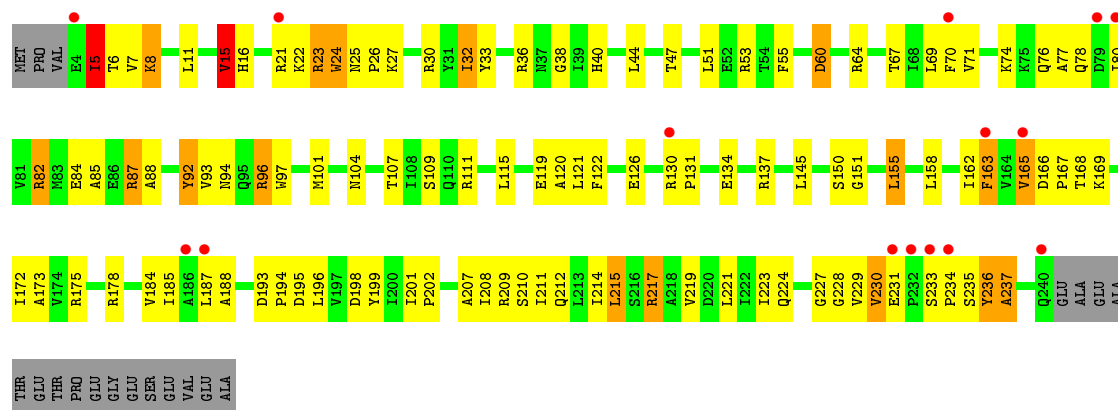


• Molecule 1: 16S rRNA

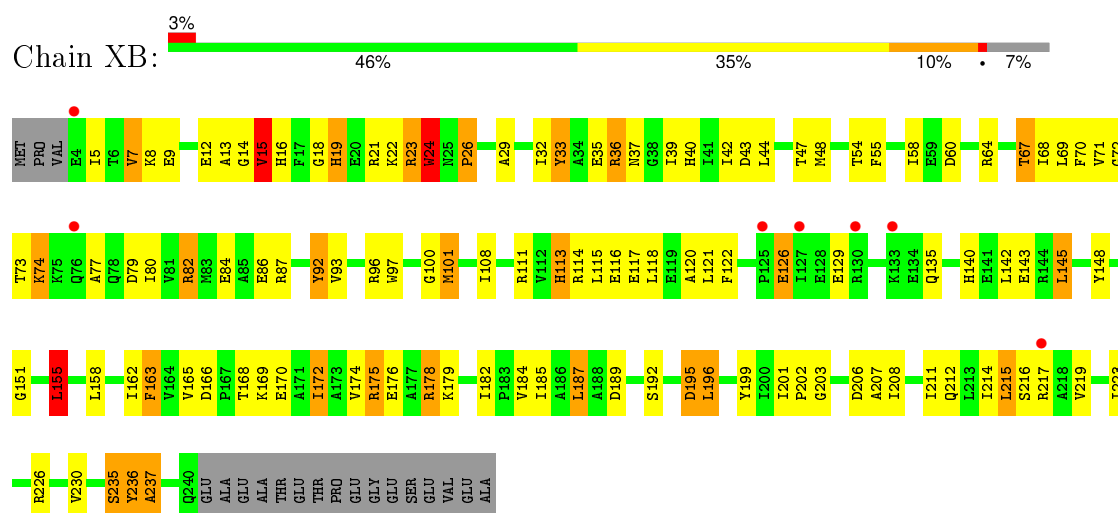




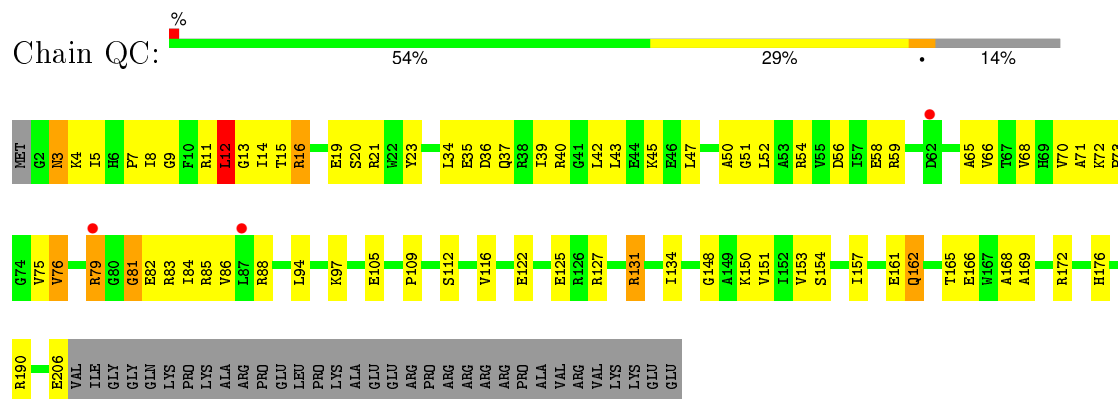
- Molecule 2: 30S ribosomal protein S2



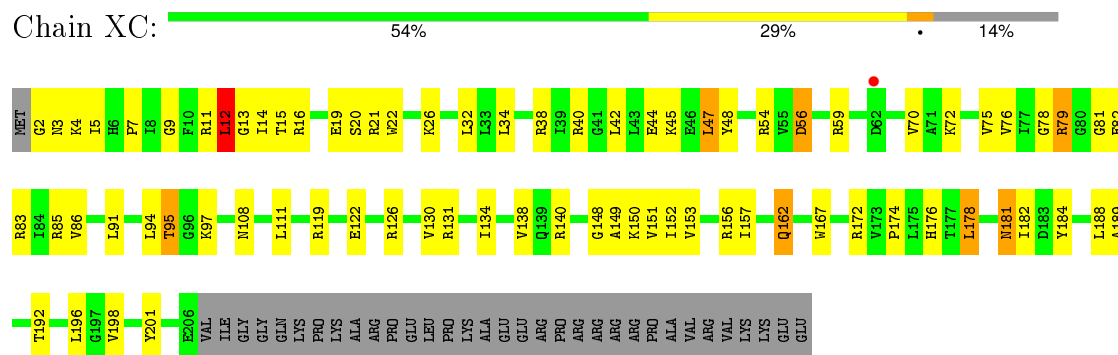
- Molecule 2: 30S ribosomal protein S2



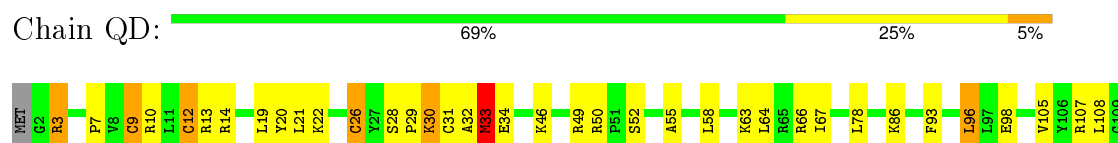
- Molecule 3: 30S ribosomal protein S3



- Molecule 3: 30S ribosomal protein S3



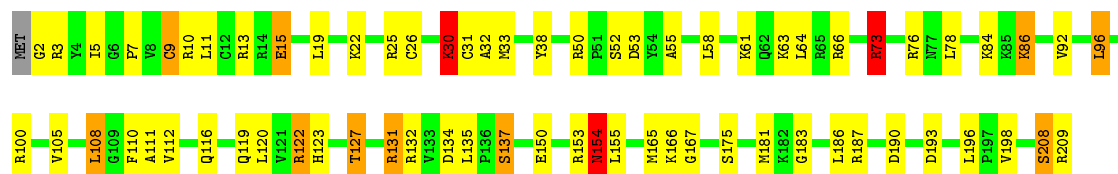
- Molecule 4: 30S ribosomal protein S4





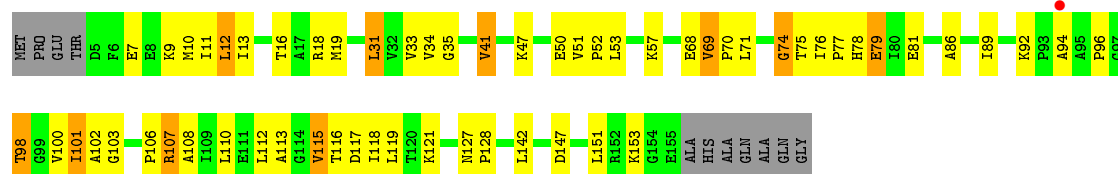
- Molecule 4: 30S ribosomal protein S4

Chain XD: 67% 27% 5%



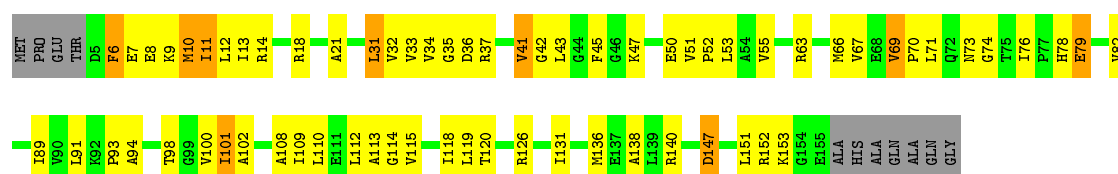
- Molecule 5: 30S ribosomal protein S5

Chain QE: % 57% 30% 6% 7%



- Molecule 5: 30S ribosomal protein S5

Chain XE: 52% 36% 6% 7%



- Molecule 6: 30S ribosomal protein S6

Chain QF: 68% 27% 5%



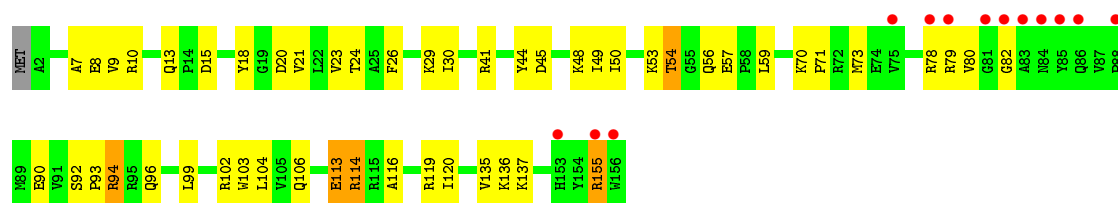
- Molecule 6: 30S ribosomal protein S6

Chain XF: % 65% 32% 3%

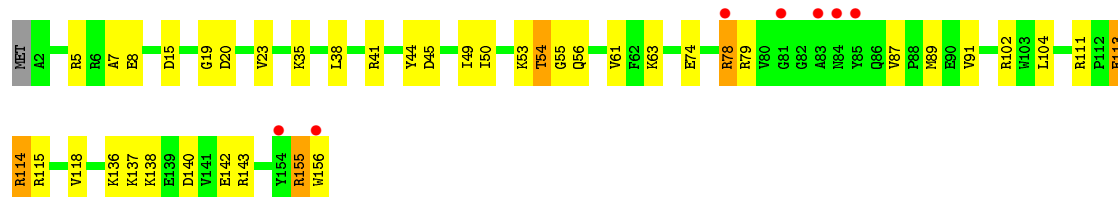
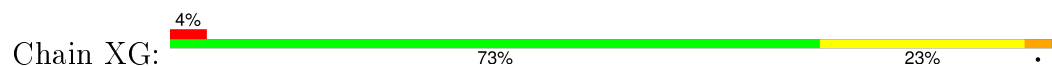


- Molecule 7: 30S ribosomal protein S7

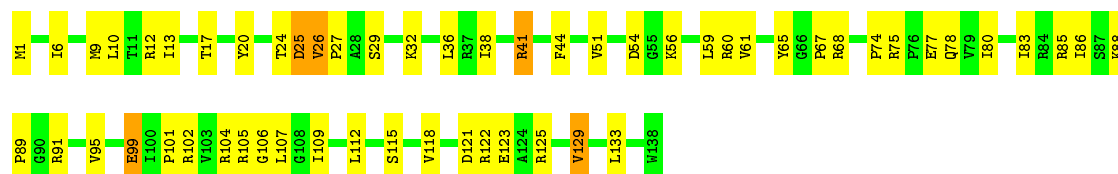
Chain QG: 8% 67% 29% 6%



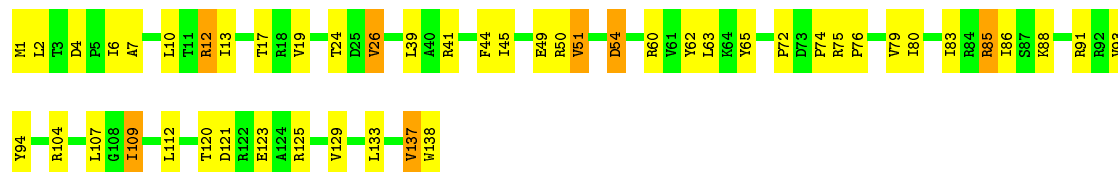
• Molecule 7: 30S ribosomal protein S7



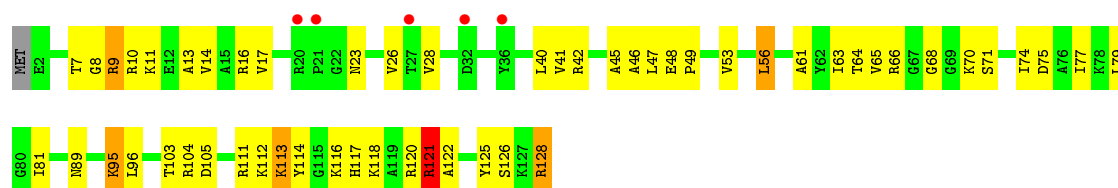
• Molecule 8: 30S ribosomal protein S8



• Molecule 8: 30S ribosomal protein S8

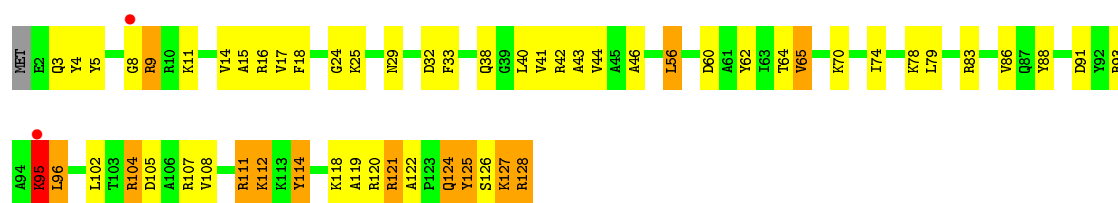


• Molecule 9: 30S ribosomal protein S9

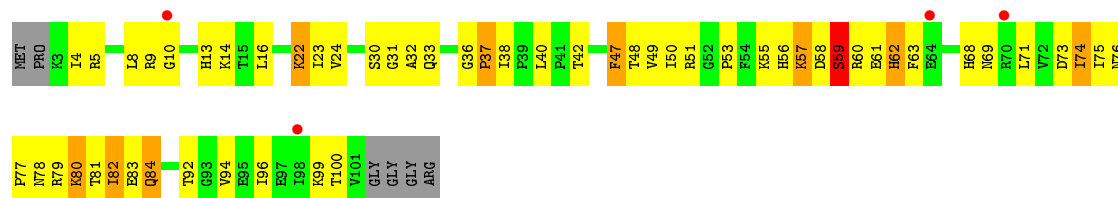


• Molecule 9: 30S ribosomal protein S9

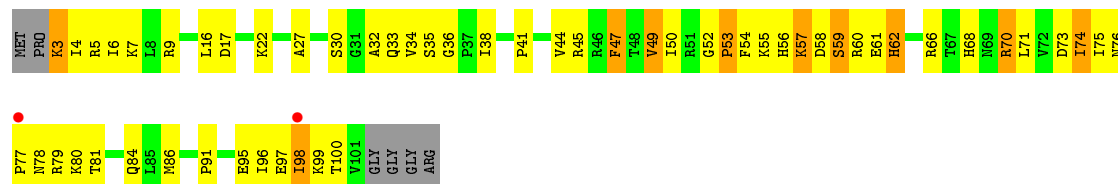




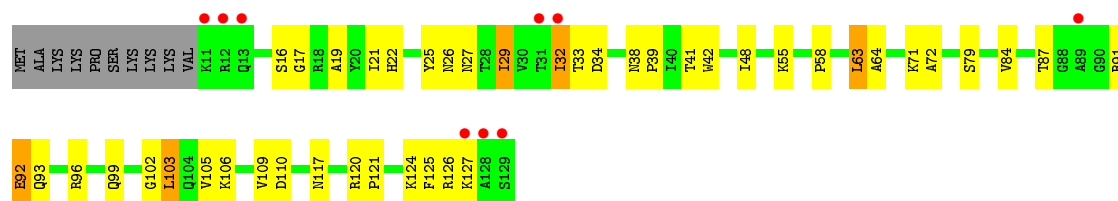
- Molecule 10: 30S ribosomal protein S10



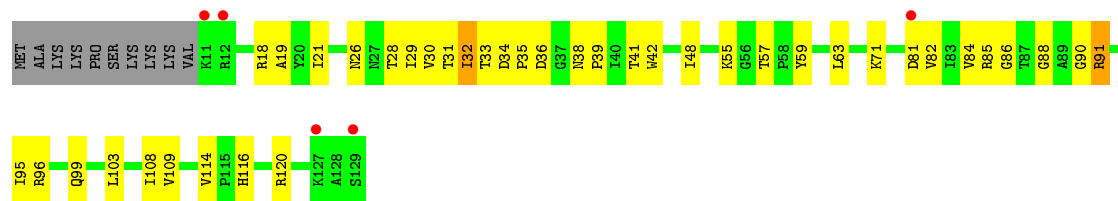
- Molecule 10: 30S ribosomal protein S10



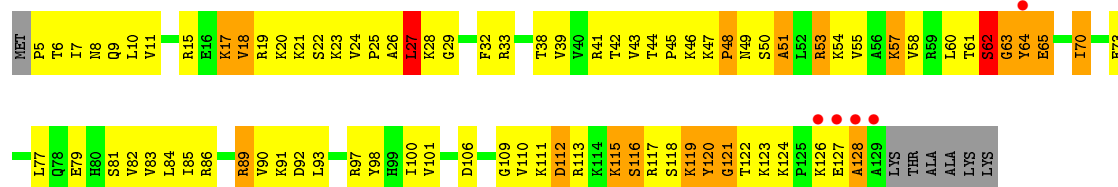
- Molecule 11: 30S ribosomal protein S11



- Molecule 11: 30S ribosomal protein S11



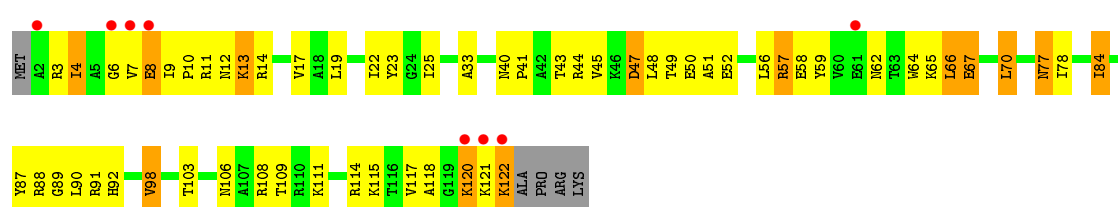
- Molecule 12: 30S ribosomal protein S12



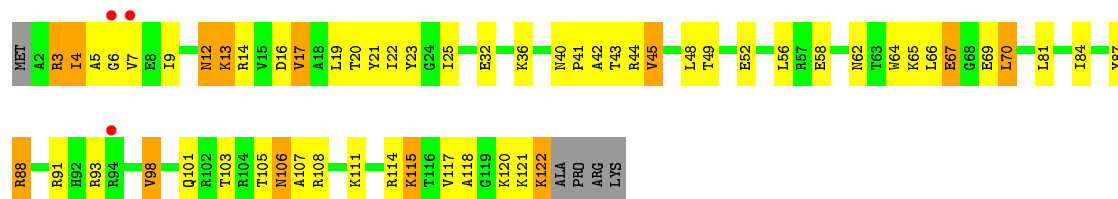
• Molecule 12: 30S ribosomal protein S12



• Molecule 13: 30S ribosomal protein S13



• Molecule 13: 30S ribosomal protein S13




• Molecule 14: 30S ribosomal protein S14 type Z

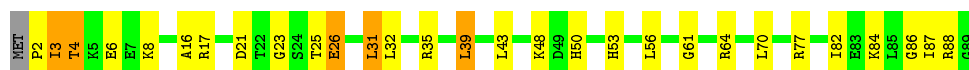


• Molecule 14: 30S ribosomal protein S14 type Z





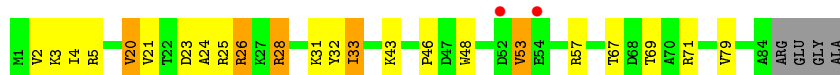
- Molecule 15: 30S ribosomal protein S15



- Molecule 15: 30S ribosomal protein S15



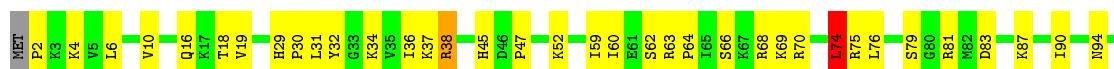
- Molecule 16: 30S ribosomal protein S16



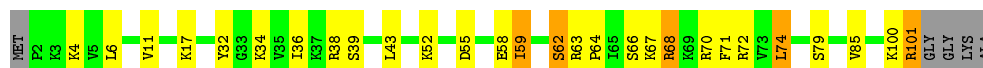
- Molecule 16: 30S ribosomal protein S16



- Molecule 17: 30S ribosomal protein S17



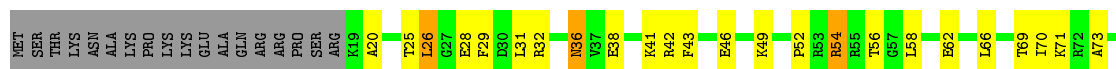
- Molecule 17: 30S ribosomal protein S17



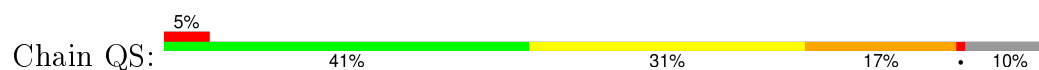
- Molecule 18: 30S ribosomal protein S18



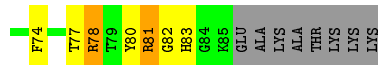
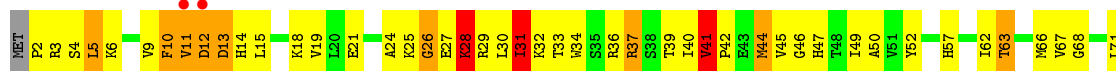
- Molecule 18: 30S ribosomal protein S18



- Molecule 19: 30S ribosomal protein S19



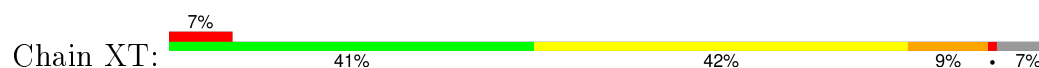
- Molecule 19: 30S ribosomal protein S19



- Molecule 20: 30S ribosomal protein S20




- Molecule 20: 30S ribosomal protein S20





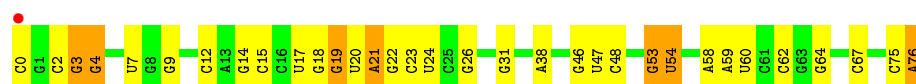
- Molecule 21: 30S ribosomal protein Thx



- Molecule 21: 30S ribosomal protein Thx



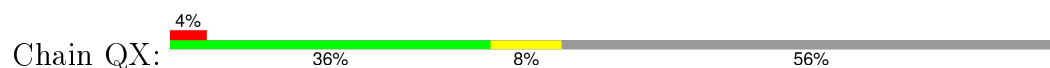
- Molecule 22: P-site tRNA-fMet



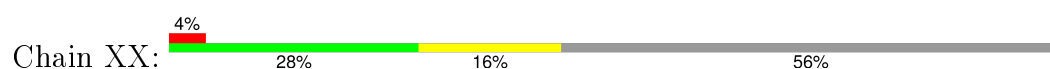
- Molecule 22: P-site tRNA-fMet



- Molecule 23: messenger RNA



- Molecule 23: messenger RNA



- Molecule 24: A-site ASL-Thr

Chain QY: 



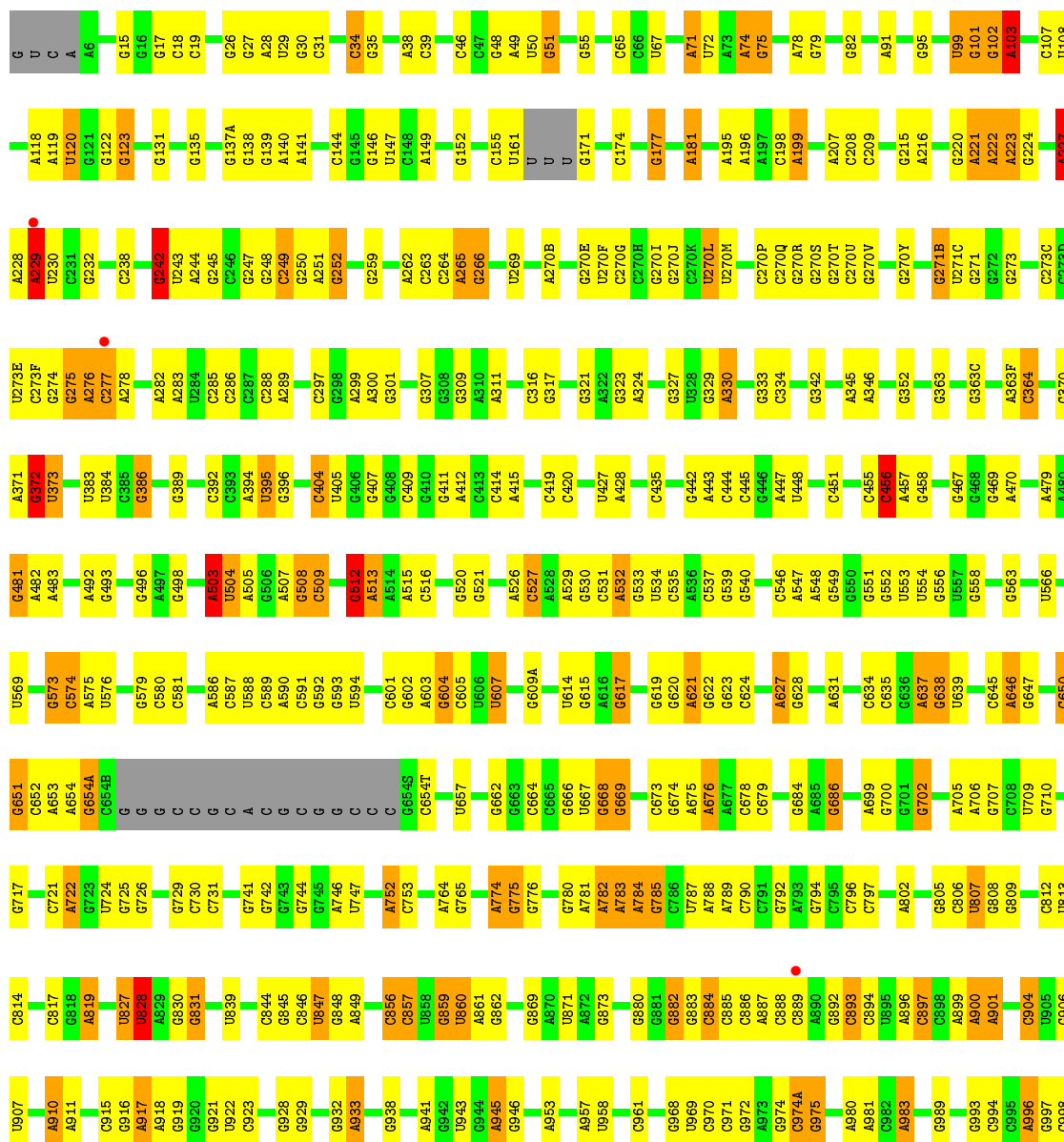
- Molecule 24: A-site ASL-Thr

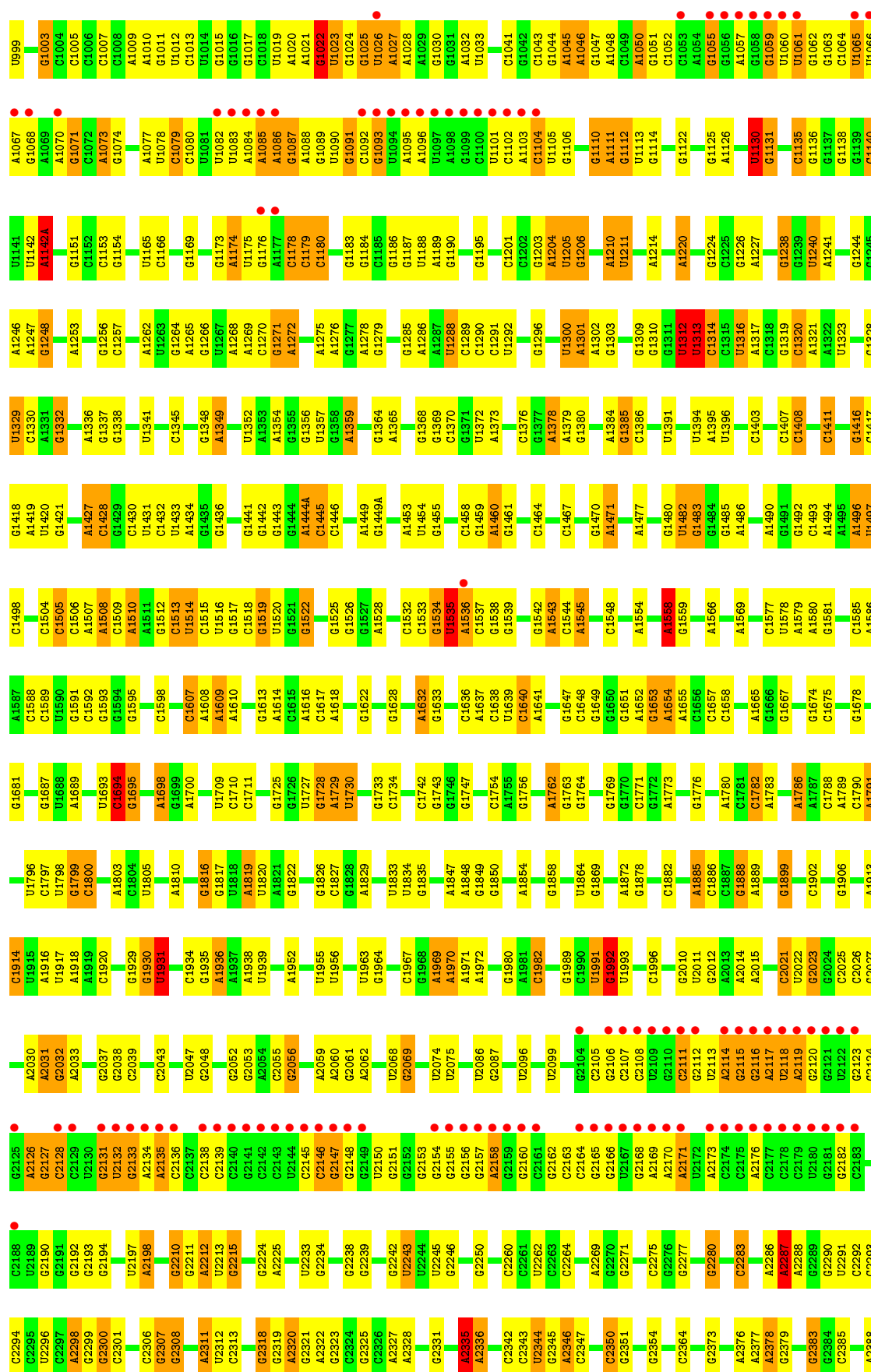
Chain XY: 

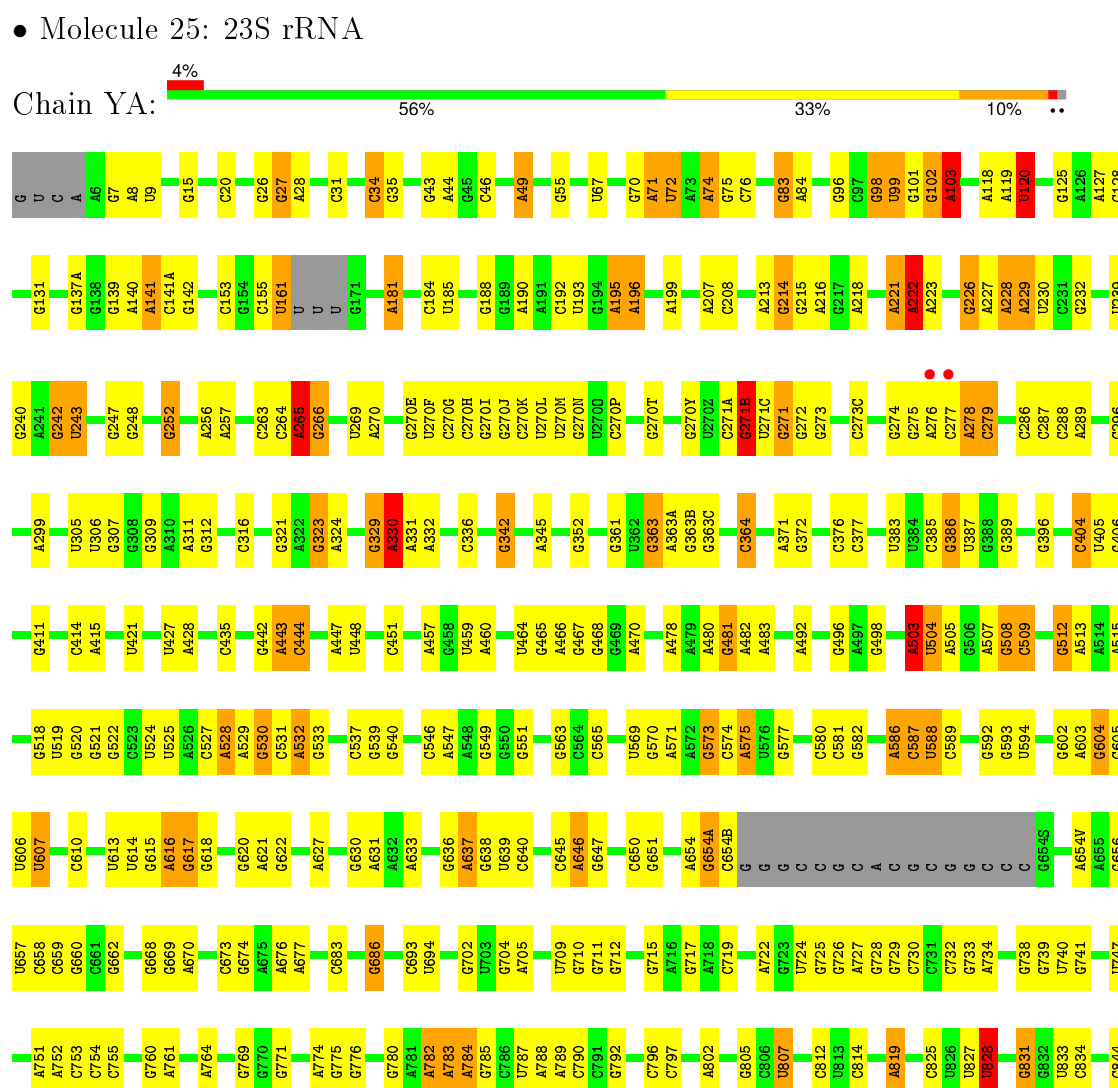
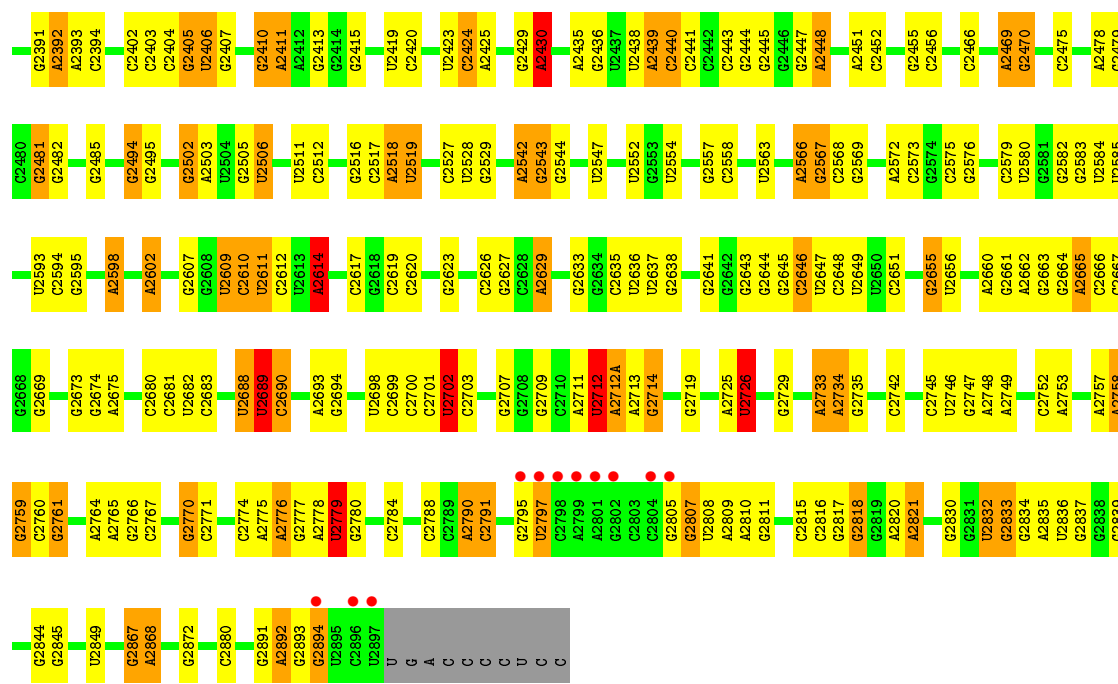


- Molecule 25: 23S rRNA

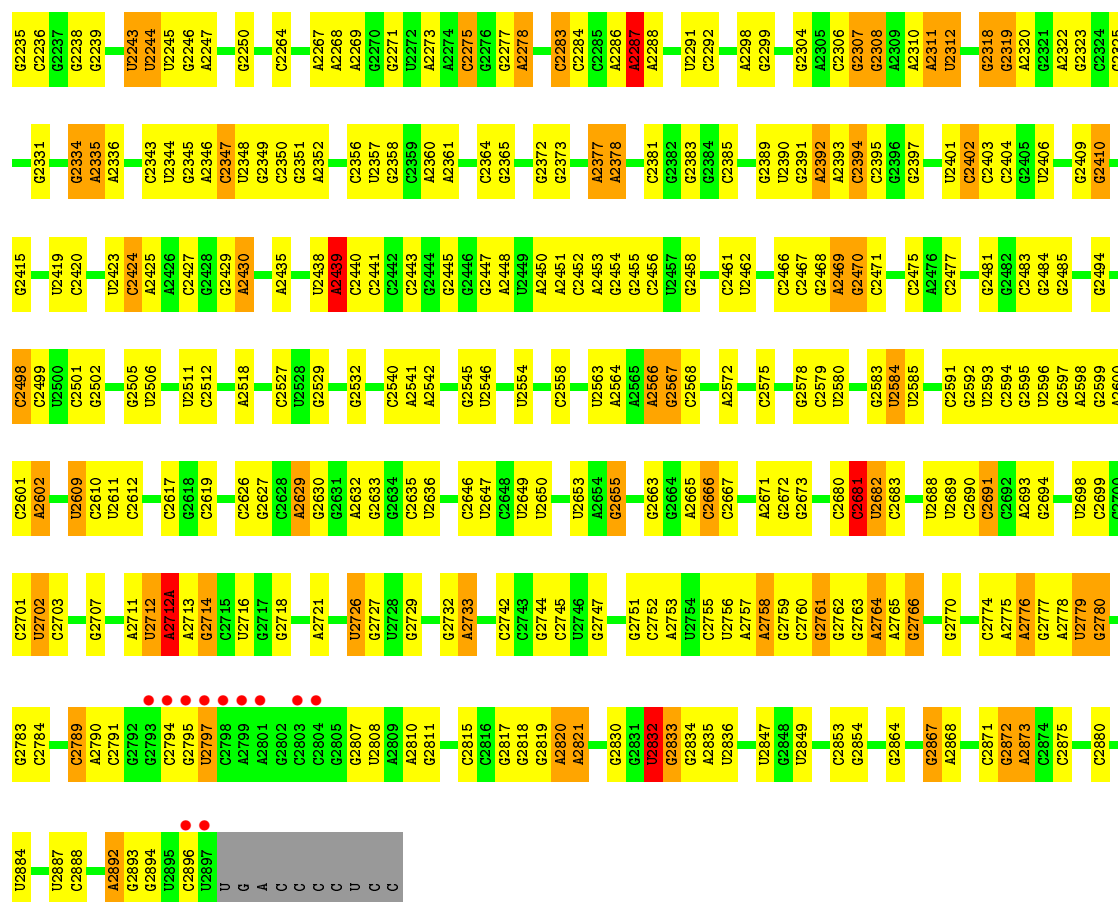
Chain RA:



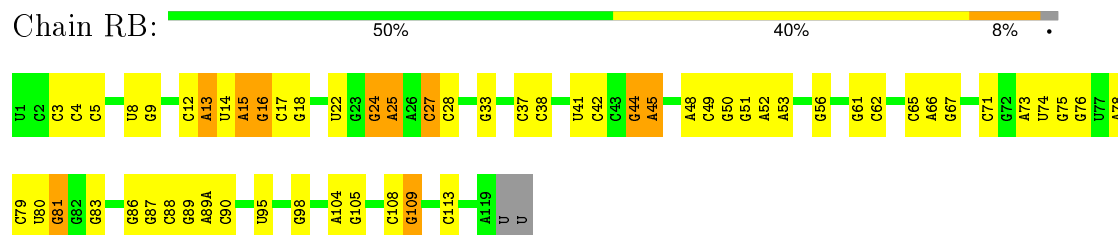




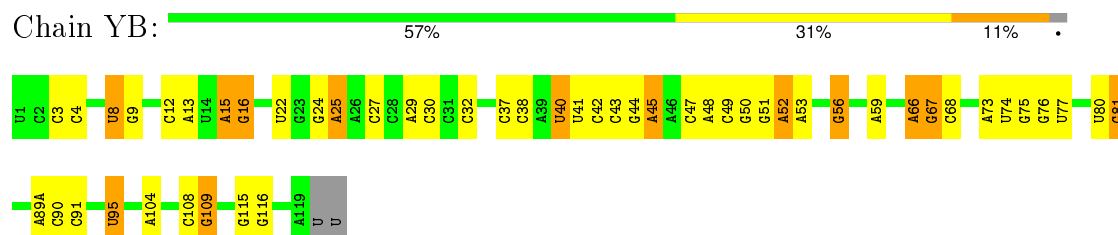




• Molecule 26: 5S rRNA

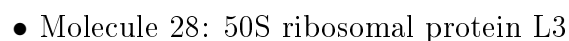


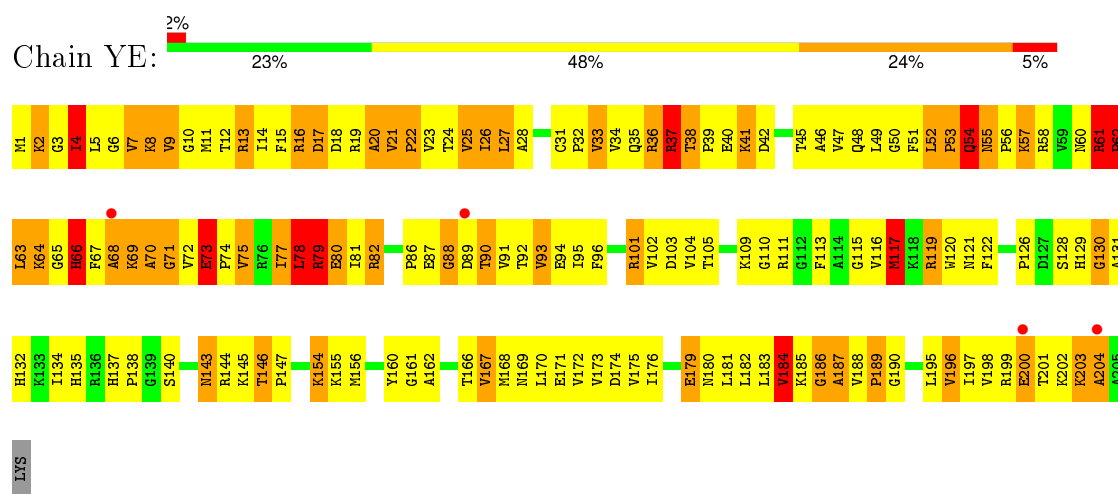
• Molecule 26: 5S rRNA



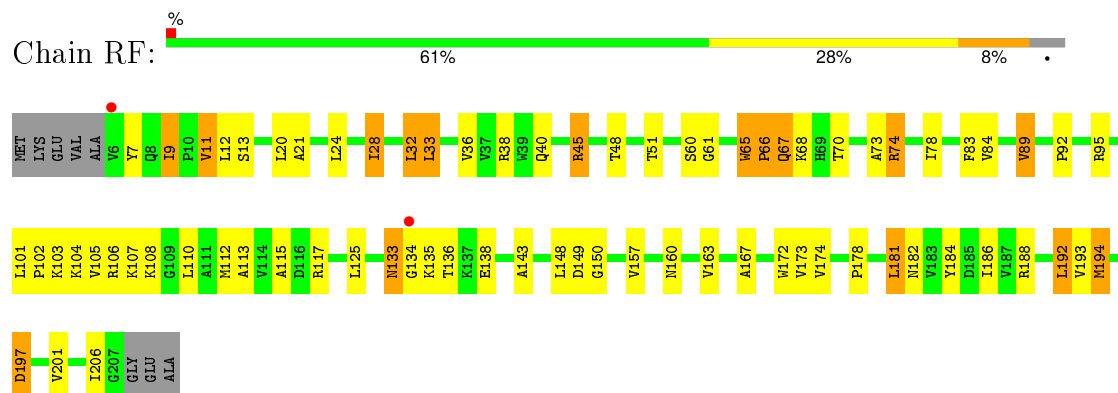
• Molecule 27: 50S ribosomal protein L2



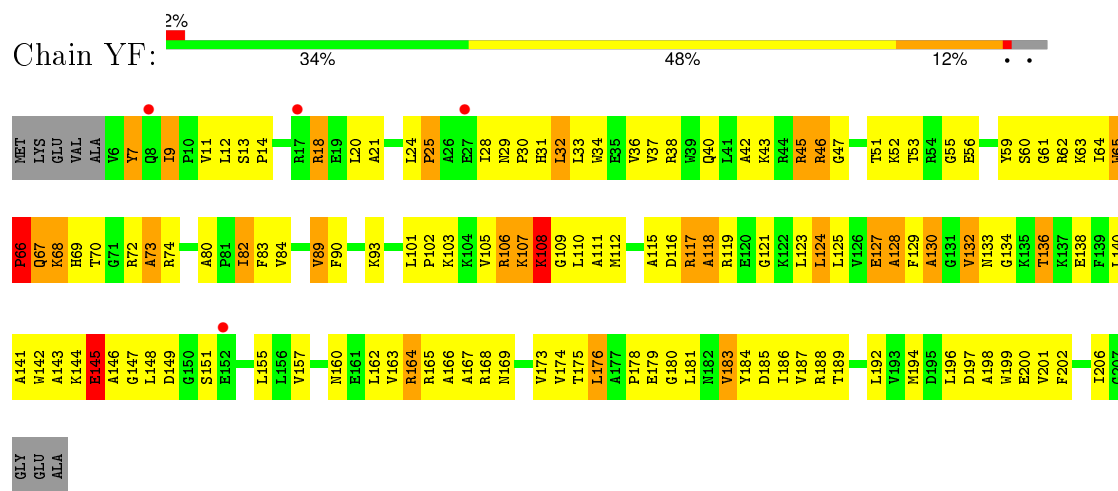




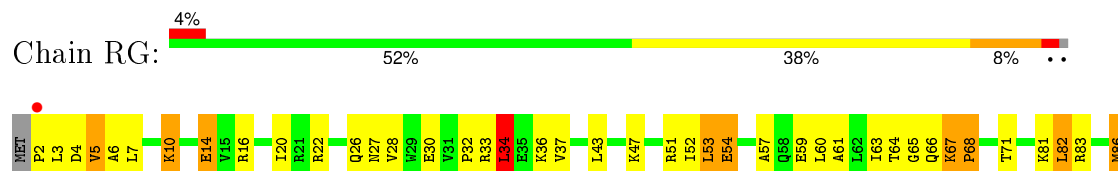
- Molecule 29: 50S ribosomal protein L4

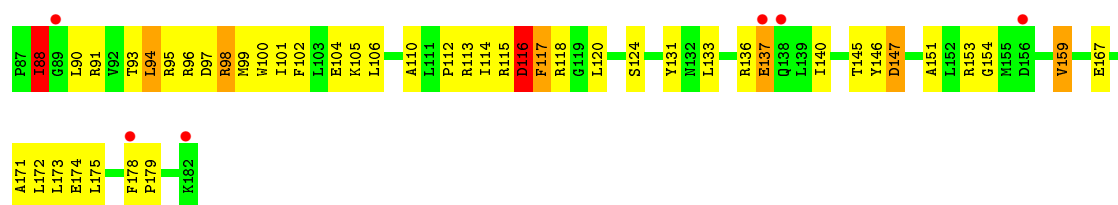


- Molecule 29: 50S ribosomal protein L4

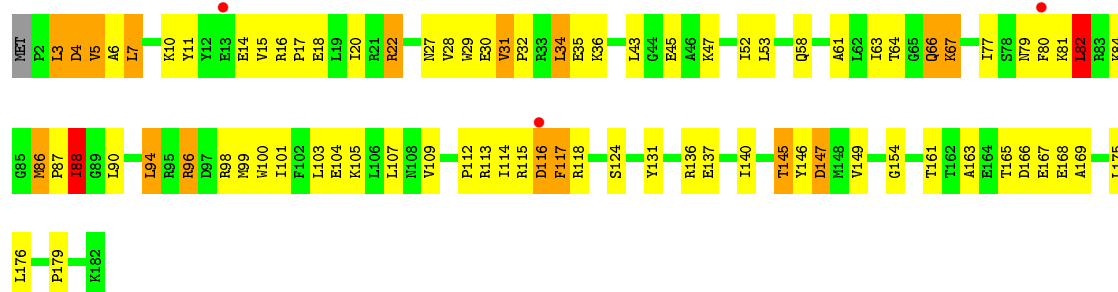


- Molecule 30: 50S ribosomal protein L5

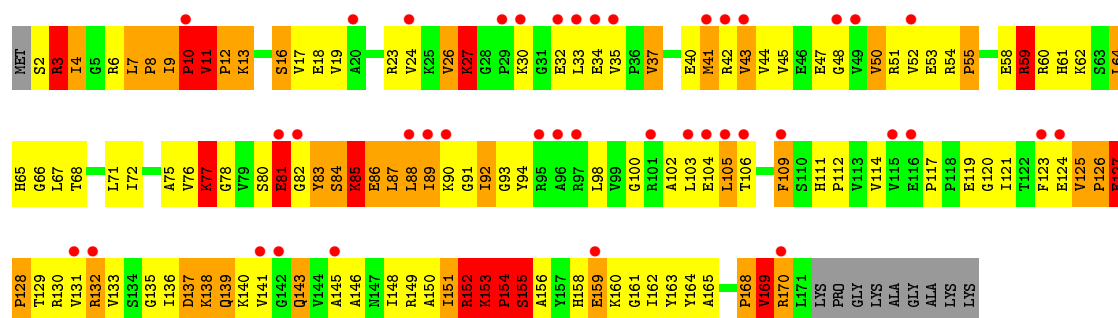
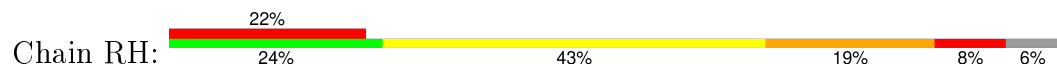




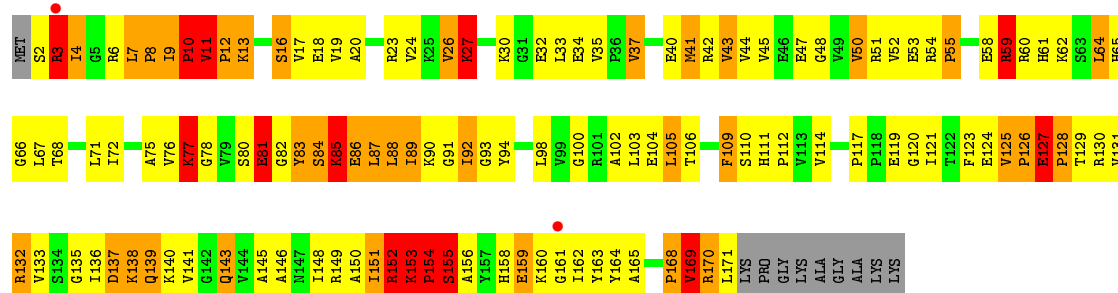
• Molecule 30: 50S ribosomal protein L5



• Molecule 31: 50S ribosomal protein L6

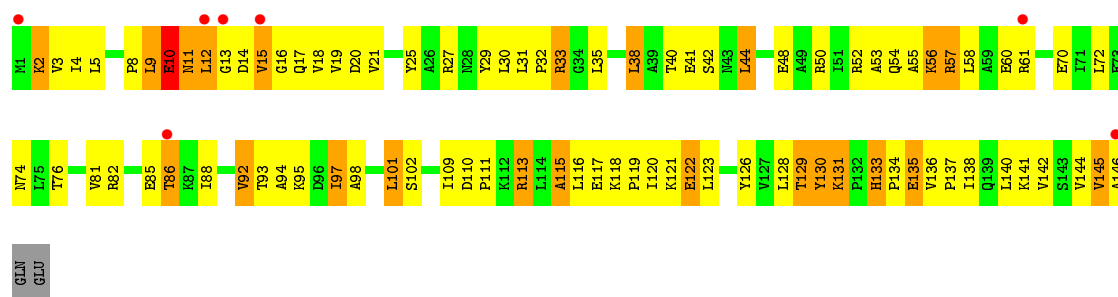


• Molecule 31: 50S ribosomal protein L6

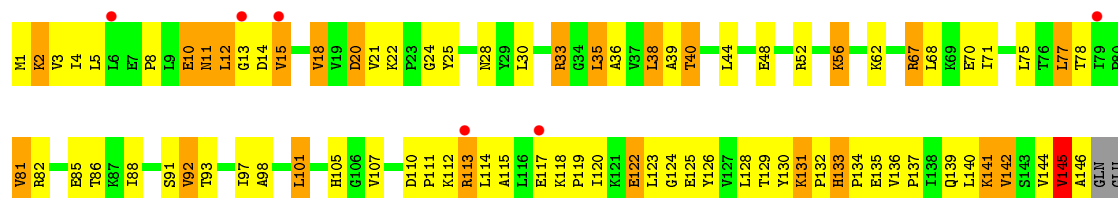
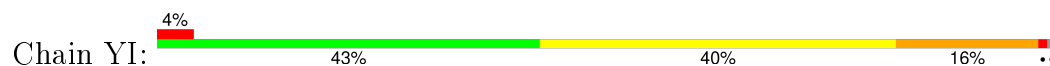


• Molecule 32: 50S ribosomal protein L9

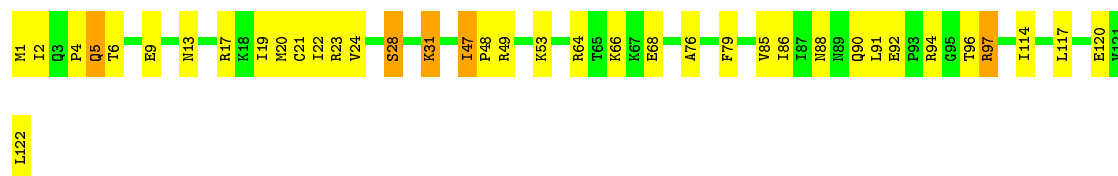




- Molecule 32: 50S ribosomal protein L9

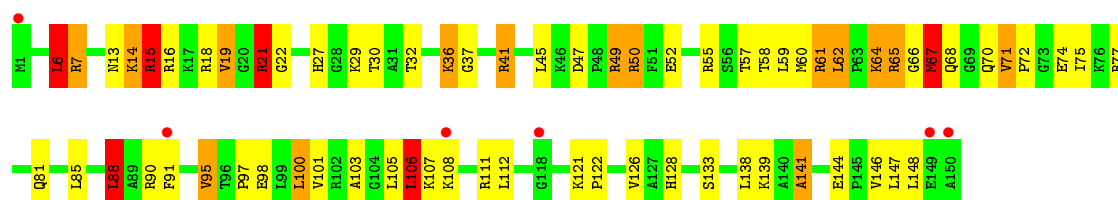


Chain YO:  69% 27% .



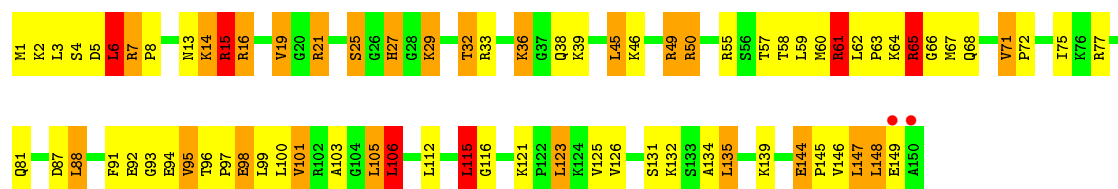
• Molecule 35: 50S ribosomal protein L15

Chain RP:  4% 54% 32% 10% .



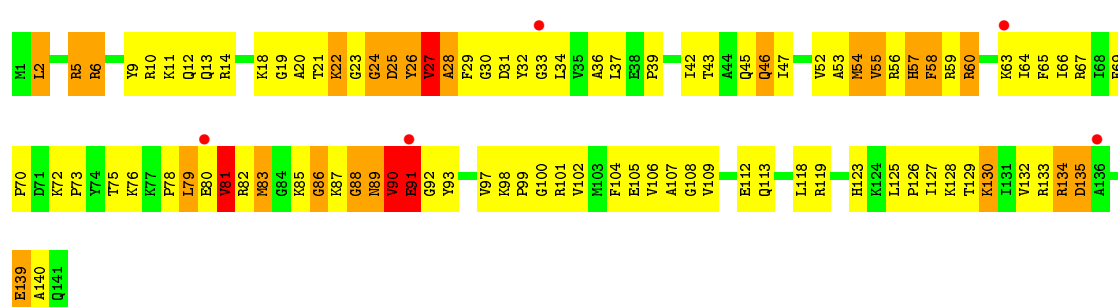
• Molecule 35: 50S ribosomal protein L15

Chain YP:  48% 32% 16% .




• Molecule 36: 50S ribosomal protein L16

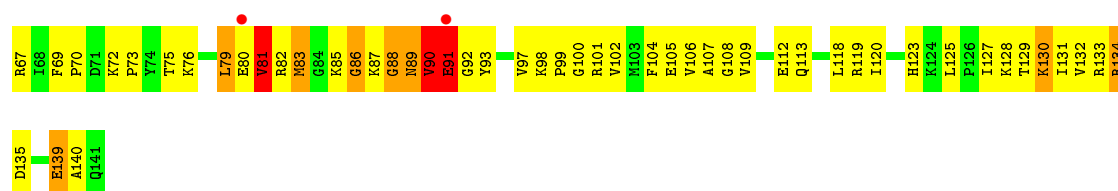
Chain RQ:  4% 30% 50% 16% .



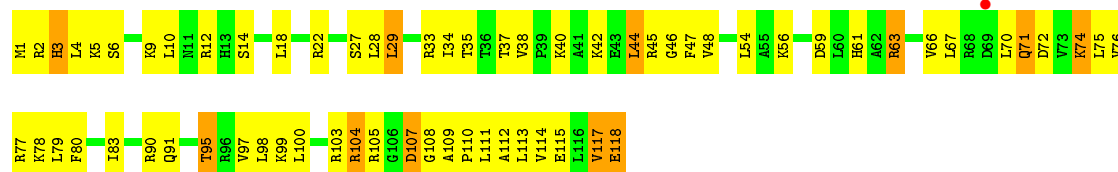
• Molecule 36: 50S ribosomal protein L16

Chain YQ:  29% 50% 18% .

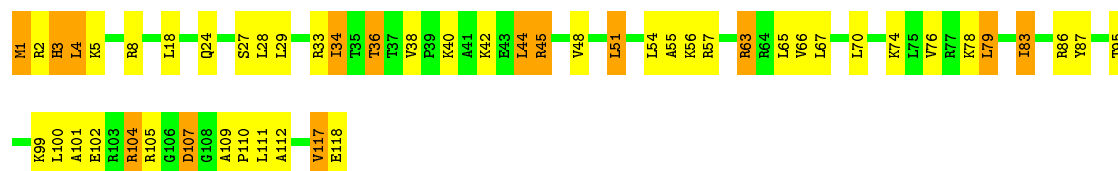




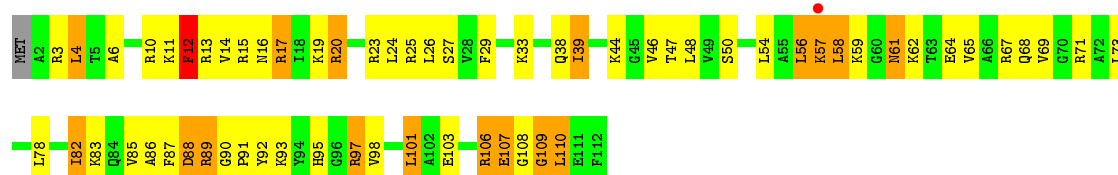
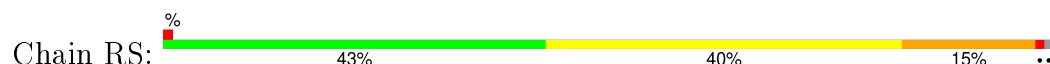
- Molecule 37: 50S ribosomal protein L17



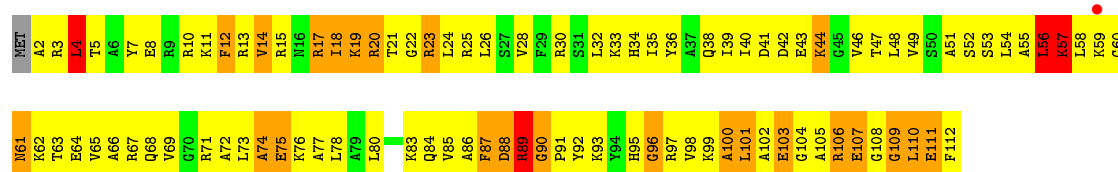
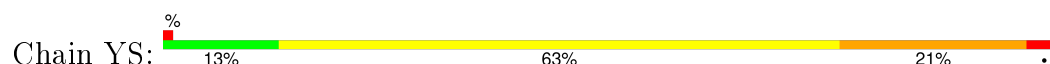
- Molecule 37: 50S ribosomal protein L17



- Molecule 38: 50S ribosomal protein L18

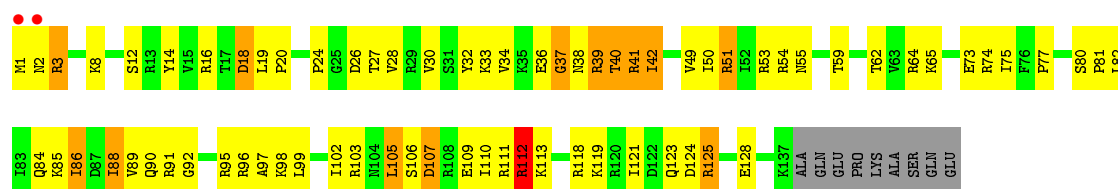


- Molecule 38: 50S ribosomal protein L18

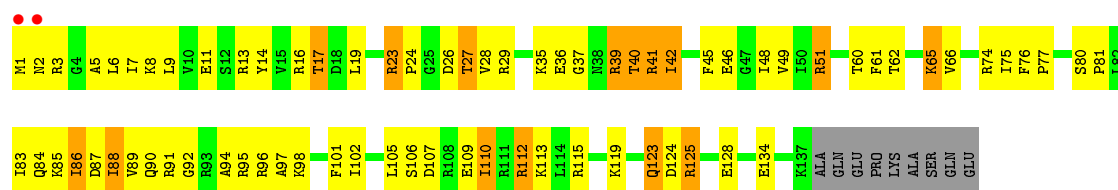


- Molecule 39: 50S ribosomal protein L19

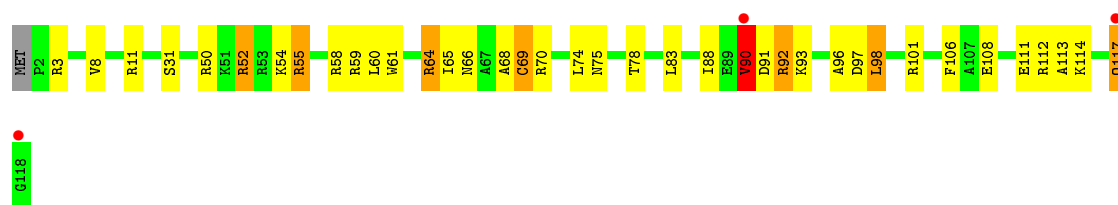




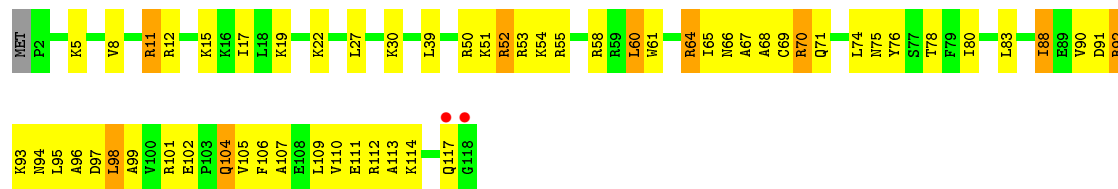
• Molecule 39: 50S ribosomal protein L19



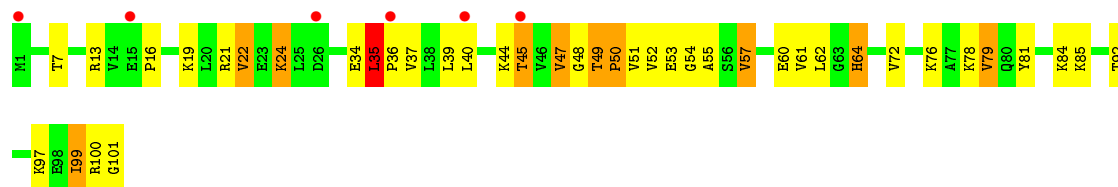
• Molecule 40: 50S ribosomal protein L20



• Molecule 40: 50S ribosomal protein L20

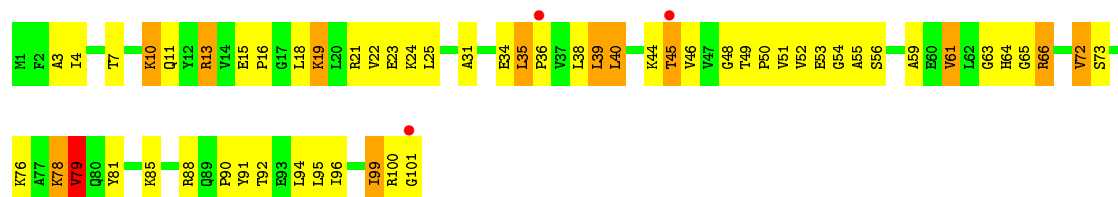


• Molecule 41: 50S ribosomal protein L21

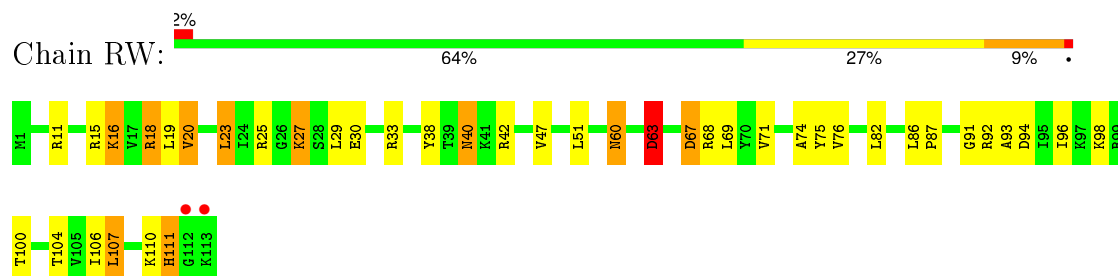


• Molecule 41: 50S ribosomal protein L21

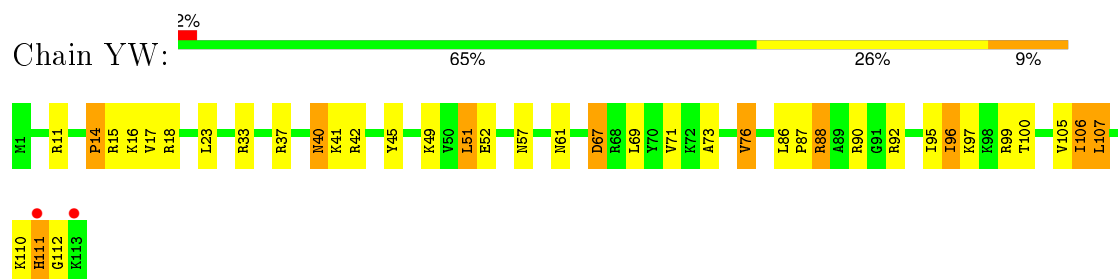




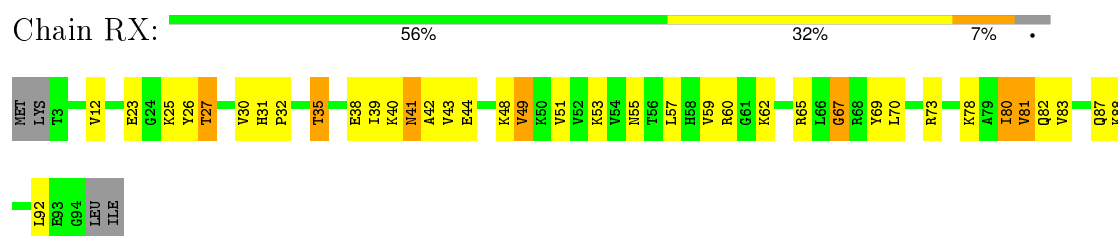
• Molecule 42: 50S ribosomal protein L22




• Molecule 42: 50S ribosomal protein L22



• Molecule 43: 50S ribosomal protein L23

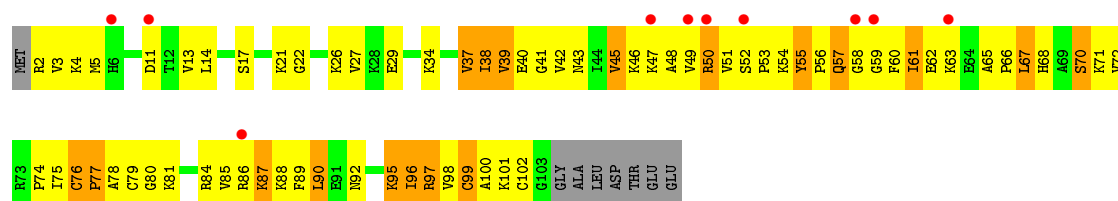


• Molecule 43: 50S ribosomal protein L23

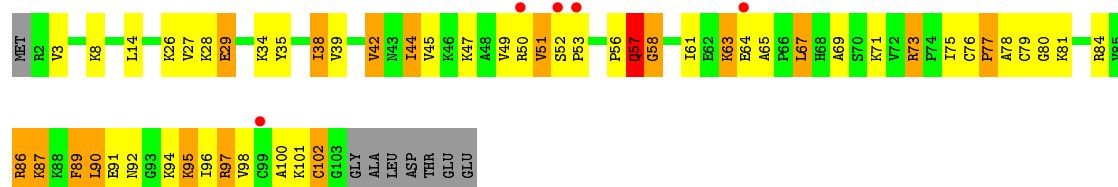


• Molecule 44: 50S ribosomal protein L24

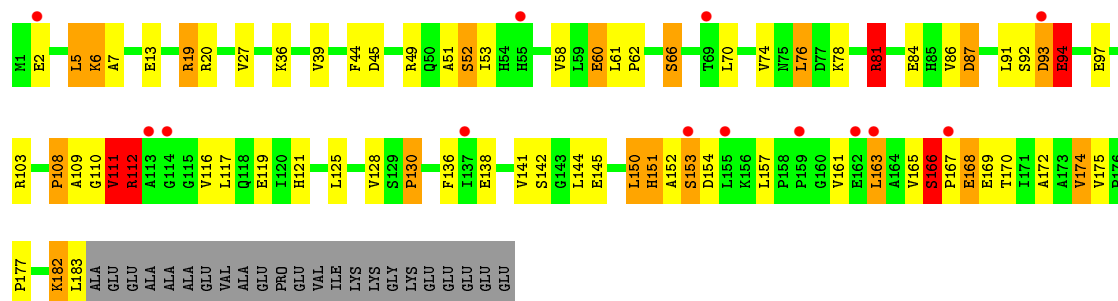




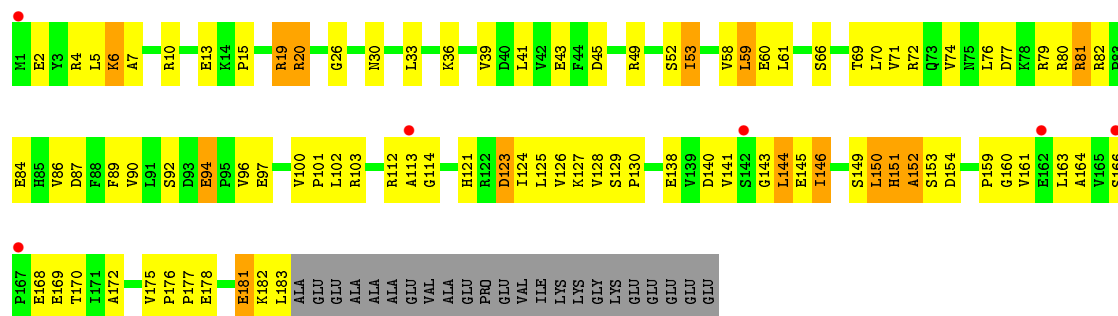
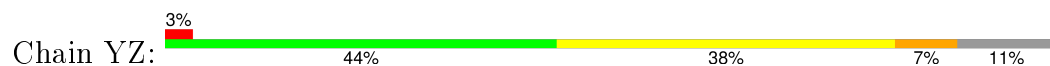
• Molecule 44: 50S ribosomal protein L24



• Molecule 45: 50S ribosomal protein L25



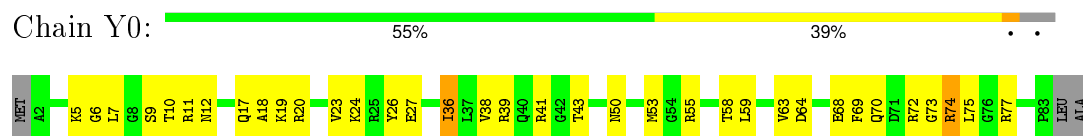
• Molecule 45: 50S ribosomal protein L25



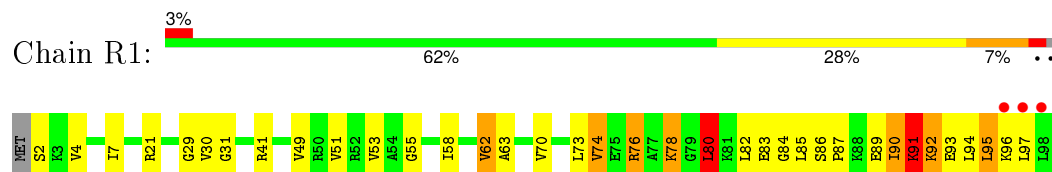
• Molecule 46: 50S ribosomal protein L27



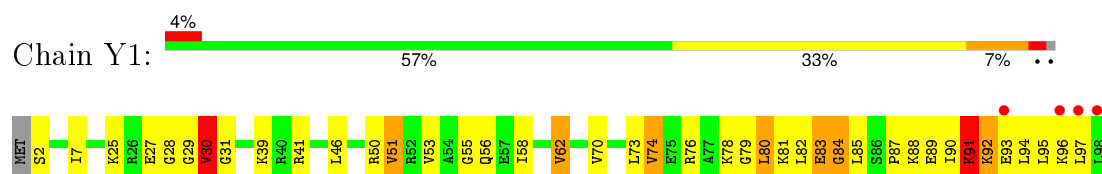
- Molecule 46: 50S ribosomal protein L27



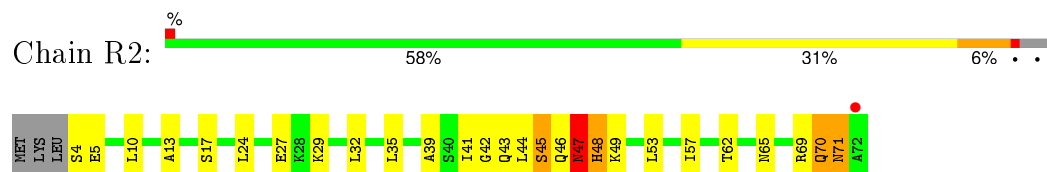
- Molecule 47: 50S ribosomal protein L28



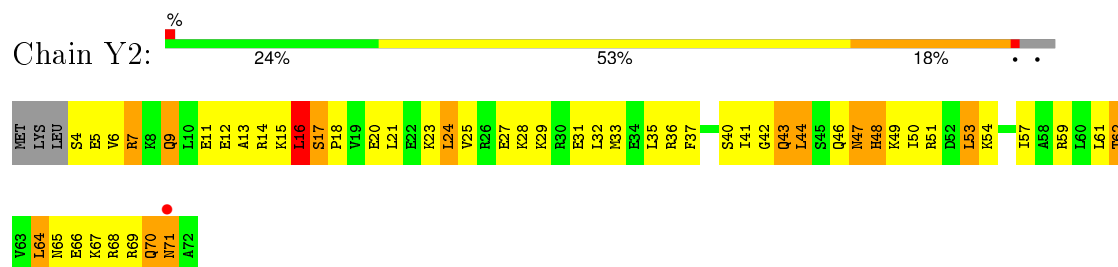
- Molecule 47: 50S ribosomal protein L28



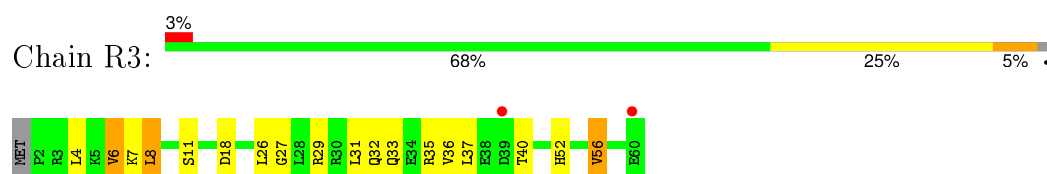
- Molecule 48: 50S ribosomal protein L29



- Molecule 48: 50S ribosomal protein L29



- Molecule 49: 50S ribosomal protein L30

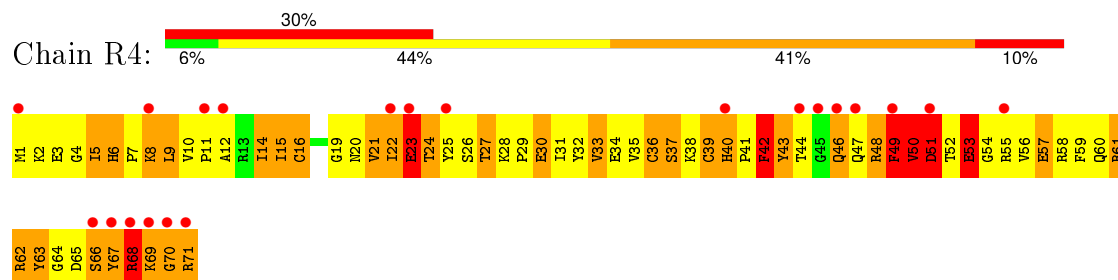


- Molecule 49: 50S ribosomal protein L30

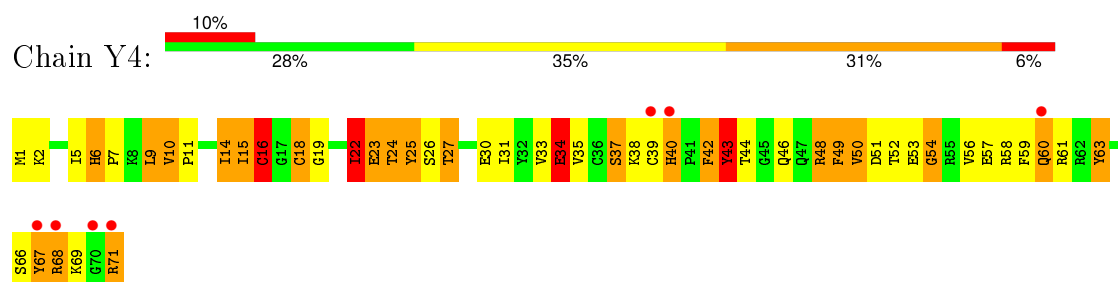




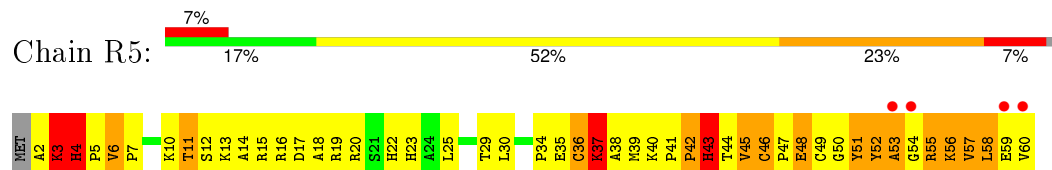
- Molecule 50: 50S ribosomal protein L31



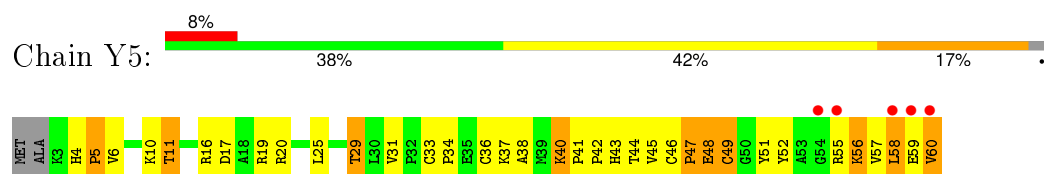
- Molecule 50: 50S ribosomal protein L31



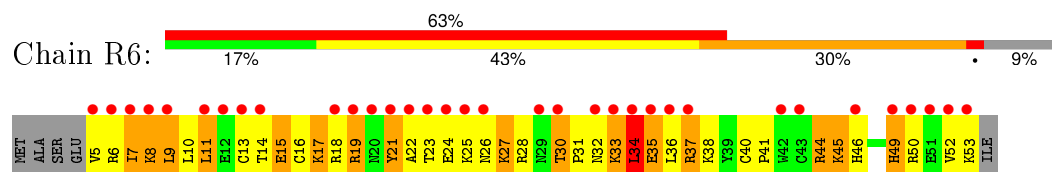
- Molecule 51: 50S ribosomal protein L32



- Molecule 51: 50S ribosomal protein L32



- Molecule 52: 50S ribosomal protein L33



- Molecule 52: 50S ribosomal protein L33






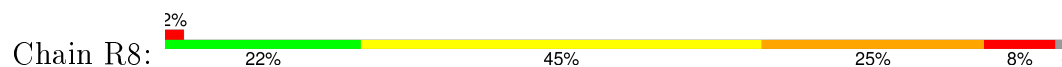
- Molecule 53: 50S ribosomal protein L34




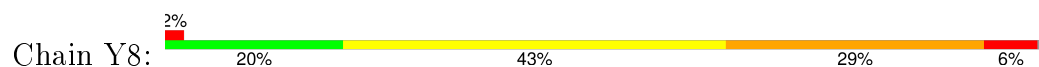
- Molecule 53: 50S ribosomal protein L34



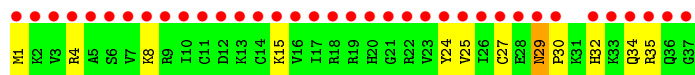
- Molecule 54: 50S ribosomal protein L35



- Molecule 54: 50S ribosomal protein L35



- Molecule 55: 50S ribosomal protein L36



- Molecule 55: 50S ribosomal protein L36




- Molecule 56: CC-Puro

Chain Z5:  33% 33% 33%

 C74 C75 PPU

- Molecule 56: CC-Puro

Chain Z6:  33% 33% 33%

 C74 C75 PPU

4 Data and refinement statistics

Property	Value	Source
Space group	P 21 21 21	Depositor
Cell constants a, b, c, α , β , γ	208.98Å 448.71Å 621.01Å 90.00° 90.00° 90.00°	Depositor
Resolution (Å)	68.59 – 3.60 68.59 – 3.40	Depositor EDS
% Data completeness (in resolution range)	98.2 (68.59-3.60) 98.4 (68.59-3.40)	Depositor EDS
R_{merge}	0.26	Depositor
R_{sym}	(Not available)	Depositor
$\langle I/\sigma(I) \rangle$ ¹	1.46 (at 3.41Å)	Xtriage
Refinement program	PHENIX (phenix.refine: 1.8.3_1479)	Depositor
R, R_{free}	0.207 , 0.252 0.211 , 0.251	Depositor DCC
R_{free} test set	29759 reflections (4.75%)	DCC
Wilson B-factor (Å ²)	80.8	Xtriage
Anisotropy	0.237	Xtriage
Bulk solvent k_{sol} (e/Å ³), B_{sol} (Å ²)	0.29 , 82.3	EDS
Estimated twinning fraction	No twinning to report.	Xtriage
L-test for twinning ²	$\langle L \rangle = 0.42$, $\langle L^2 \rangle = 0.24$	Xtriage
Outliers	2 of 780191 reflections (0.000%)	Xtriage
F_o, F_c correlation	0.91	EDS
Total number of atoms	292311	wwPDB-VP
Average B, all atoms (Å ²)	83.0	wwPDB-VP

Xtriage's analysis on translational NCS is as follows: *The largest off-origin peak in the Patterson function is 1.70% of the height of the origin peak. No significant pseudotranslation is detected.*

¹Intensities estimated from amplitudes.

²Theoretical values of $\langle |L| \rangle$, $\langle L^2 \rangle$ for acentric reflections are 0.5, 0.375 respectively for untwinned datasets, and 0.333, 0.2 for perfectly twinned datasets.

5 Model quality ⓘ

5.1 Standard geometry ⓘ

Bond lengths and bond angles in the following residue types are not validated in this section: ZN, MG, PAR, PPU

The Z score for a bond length (or angle) is the number of standard deviations the observed value is removed from the expected value. A bond length (or angle) with $|Z| > 5$ is considered an outlier worth inspection. RMSZ is the root-mean-square of all Z scores of the bond lengths (or angles).

Mol	Chain	Bond lengths		Bond angles	
		RMSZ	# $ Z > 5$	RMSZ	# $ Z > 5$
1	QA	0.42	0/36097	0.97	58/56339 (0.1%)
1	XA	0.45	0/36101	0.99	55/56346 (0.1%)
2	QB	0.31	0/1959	0.52	0/2642
2	XB	0.32	0/1959	0.54	0/2642
3	QC	0.32	0/1629	0.54	0/2195
3	XC	0.36	0/1629	0.56	0/2195
4	QD	0.26	0/1733	0.45	0/2318
4	XD	0.40	0/1733	0.59	0/2318
5	QE	0.39	1/1171 (0.1%)	0.61	1/1576 (0.1%)
5	XE	0.42	1/1171 (0.1%)	0.61	1/1576 (0.1%)
6	QF	0.38	0/856	0.55	0/1154
6	XF	0.39	0/856	0.58	0/1154
7	QG	0.33	0/1276	0.50	0/1709
7	XG	0.34	0/1276	0.51	0/1709
8	QH	0.34	0/1136	0.55	0/1527
8	XH	0.38	0/1136	0.58	0/1527
9	QI	0.31	0/1029	0.55	0/1379
9	XI	0.34	0/1029	0.58	0/1379
10	QJ	0.36	0/814	0.63	2/1095 (0.2%)
10	XJ	0.39	1/814 (0.1%)	0.63	1/1095 (0.1%)
11	QK	0.38	0/900	0.59	1/1213 (0.1%)
11	XK	0.39	0/900	0.58	0/1213
12	QL	0.49	1/991 (0.1%)	0.80	1/1327 (0.1%)
12	XL	0.49	0/991	0.83	3/1327 (0.2%)
13	QM	0.32	0/974	0.58	0/1303
13	XM	0.36	0/974	0.62	0/1303
14	QN	0.37	0/501	0.62	0/664
14	XN	0.42	0/501	0.66	0/664
15	QO	0.35	0/745	0.54	0/992
15	XO	0.39	0/745	0.54	0/992
16	QP	0.36	0/721	0.57	0/970
16	XP	0.35	0/721	0.57	0/970

Mol	Chain	Bond lengths		Bond angles	
		RMSZ	# Z >5	RMSZ	# Z >5
17	QQ	0.35	0/847	0.54	0/1131
17	XQ	0.35	0/847	0.54	0/1131
18	QR	0.35	0/579	0.64	1/768 (0.1%)
18	XR	0.37	0/579	0.59	0/768
19	QS	0.33	0/689	0.61	0/926
19	XS	0.38	0/689	0.69	1/926 (0.1%)
20	QT	0.36	0/765	0.64	0/1007
20	XT	0.37	1/765 (0.1%)	0.62	0/1007
21	QU	0.30	0/221	0.54	0/288
21	XU	0.31	0/221	0.61	0/288
22	QV	0.39	1/1836 (0.1%)	0.83	0/2859
22	XV	0.40	1/1836 (0.1%)	0.83	0/2859
23	QX	0.46	0/246	0.98	0/381
23	XX	0.81	0/246	1.23	2/381 (0.5%)
24	QY	0.35	0/358	0.83	0/556
24	XY	0.59	0/384	1.00	0/597
25	RA	0.39	0/69521	0.91	73/108529 (0.1%)
25	YA	0.42	4/69521 (0.0%)	0.93	99/108529 (0.1%)
26	RB	0.38	0/2878	0.98	9/4490 (0.2%)
26	YB	0.41	0/2878	1.03	15/4490 (0.3%)
27	RD	0.51	0/2165	0.70	0/2919
27	YD	0.56	0/2165	0.90	4/2919 (0.1%)
28	RE	0.52	0/1601	0.91	2/2160 (0.1%)
28	YE	0.52	0/1601	0.91	2/2160 (0.1%)
29	RF	0.30	0/1620	0.48	0/2194
29	YF	0.50	0/1620	0.76	0/2194
30	RG	0.31	0/1499	0.57	1/2016 (0.0%)
30	YG	0.40	0/1499	0.60	0/2016
31	RH	0.45	0/1332	0.85	3/1802 (0.2%)
31	YH	0.45	0/1332	0.85	3/1802 (0.2%)
32	RI	0.27	0/1151	0.55	0/1558
32	YI	0.33	1/1151 (0.1%)	0.56	0/1558
33	RN	0.41	0/1131	0.62	0/1525
33	YN	0.43	0/1131	0.63	0/1525
34	RO	0.41	0/943	0.62	1/1269 (0.1%)
34	YO	0.49	0/943	0.65	0/1269
35	RP	0.28	0/1162	0.60	1/1544 (0.1%)
35	YP	0.32	0/1162	0.64	0/1544
36	RQ	0.54	0/1143	0.91	3/1527 (0.2%)
36	YQ	0.54	0/1143	0.89	3/1527 (0.2%)
37	RR	0.42	0/982	0.69	0/1312
37	YR	0.44	0/982	0.73	0/1312
38	RS	0.36	0/892	0.64	0/1187

Mol	Chain	Bond lengths		Bond angles	
		RMSZ	# Z >5	RMSZ	# Z >5
38	YS	0.46	0/892	0.83	1/1187 (0.1%)
39	RT	0.42	0/1155	0.63	0/1542
39	YT	0.43	0/1155	0.66	0/1542
40	RU	0.39	0/982	0.65	0/1306
40	YU	0.51	0/982	0.70	0/1306
41	RV	0.38	0/790	0.61	1/1057 (0.1%)
41	YV	0.45	0/790	0.73	1/1057 (0.1%)
42	RW	0.49	0/911	0.67	0/1220
42	YW	0.45	0/911	0.68	0/1220
43	RX	0.47	0/739	0.62	0/993
43	YX	0.48	0/739	0.65	0/993
44	RY	0.44	0/798	0.68	0/1064
44	YY	0.46	0/798	0.69	0/1064
45	RZ	0.29	0/1493	0.52	0/2026
45	YZ	0.29	0/1493	0.55	0/2026
46	R0	0.46	0/657	0.67	0/874
46	Y0	0.48	0/657	0.69	0/874
47	R1	0.44	0/770	0.66	0/1022
47	Y1	0.46	0/770	0.69	0/1022
48	R2	0.38	0/583	0.63	0/771
48	Y2	0.50	0/583	0.89	2/771 (0.3%)
49	R3	0.35	0/474	0.57	0/635
49	Y3	0.41	0/474	0.59	0/635
50	R4	0.39	0/594	0.78	1/795 (0.1%)
50	Y4	0.37	0/594	0.68	0/795
51	R5	0.51	0/473	0.74	0/639
51	Y5	0.49	0/468	0.72	0/632
52	R6	0.35	0/431	0.69	0/575
52	Y6	0.37	0/431	0.67	0/575
53	R7	0.49	0/438	0.67	0/575
53	Y7	0.56	0/438	0.71	0/575
54	R8	0.63	0/525	0.94	1/691 (0.1%)
54	Y8	0.62	0/525	0.93	1/691 (0.1%)
55	R9	0.26	0/310	0.45	0/407
55	Y9	0.32	0/310	0.48	0/407
56	Z5	0.78	0/40	1.81	1/60 (1.7%)
56	Z6	0.78	0/40	1.79	1/60 (1.7%)
All	All	0.41	12/316537 (0.0%)	0.88	356/473247 (0.1%)

All (12) bond length outliers are listed below:

Continued on next page...

Continued from previous page...

Mol	Chain	Res	Type	Atoms	Z	Observed(Å)	Ideal(Å)
22	QV	0	C	OP3-P	-10.57	1.48	1.61
22	XV	0	C	OP3-P	-10.53	1.48	1.61
32	YI	145	VAL	C-N	5.83	1.47	1.34
25	YA	1142(A)	A	N9-C4	-5.66	1.34	1.37
25	YA	1021	A	N9-C4	-5.60	1.34	1.37
25	YA	783	A	N9-C4	-5.56	1.34	1.37
5	XE	69	VAL	C-N	-5.46	1.23	1.34
12	QL	48	PRO	N-CD	5.45	1.55	1.47
20	XT	50	GLU	C-N	5.27	1.46	1.34
5	QE	70	PRO	N-CD	5.24	1.55	1.47
10	XJ	53	PRO	N-CD	5.15	1.55	1.47
25	YA	528	A	N9-C4	-5.02	1.34	1.37

All (356) bond angle outliers are listed below:

Mol	Chain	Res	Type	Atoms	Z	Observed(°)	Ideal(°)
1	QA	1495	U	N1-C2-O2	10.26	129.99	122.80
28	YE	21	VAL	C-N-CD	-10.10	98.38	120.60
28	RE	21	VAL	C-N-CD	-10.08	98.42	120.60
26	YB	81	G	C5-C6-O6	-9.56	122.86	128.60
1	XA	1495	U	N1-C2-O2	9.41	129.39	122.80
25	RA	2614	A	C6-N1-C2	-9.23	113.06	118.60
1	QA	1495	U	N3-C2-O2	-8.99	115.91	122.20
48	Y2	17	SER	C-N-CD	-8.83	101.18	120.60
26	RB	95	U	C5-C4-O4	8.79	131.17	125.90
36	YQ	81	VAL	CB-CA-C	-8.71	94.86	111.40
36	RQ	81	VAL	CB-CA-C	-8.61	95.03	111.40
25	YA	1950	G	C4-N9-C1'	8.48	137.52	126.50
26	YB	95	U	C5-C4-O4	8.31	130.89	125.90
1	QA	1158	C	N1-C2-O2	8.30	123.88	118.90
1	QA	49	U	C5-C4-O4	8.29	130.87	125.90
1	XA	792	A	O4'-C1'-N9	8.25	114.80	108.20
26	RB	81	G	C5-C6-O6	-8.24	123.66	128.60
26	YB	81	G	N3-C4-N9	8.18	130.91	126.00
25	YA	807	U	C2-N3-C4	-8.08	122.16	127.00
26	YB	81	G	C6-C5-N7	-7.95	125.63	130.40
25	YA	1950	G	O4'-C1'-N9	7.84	114.47	108.20
25	YA	673	C	C2-N3-C4	-7.81	116.00	119.90
25	RA	103	A	N1-C6-N6	7.71	123.22	118.60
25	RA	807	U	C2-N3-C4	-7.67	122.40	127.00

Continued on next page...

Continued from previous page...

Mol	Chain	Res	Type	Atoms	Z	Observed(°)	Ideal(°)
25	YA	2051	A	C2-N3-C4	-7.63	106.78	110.60
1	XA	1054	C	N3-C4-N4	-7.60	112.68	118.00
1	QA	1158	C	C2-N1-C1'	7.59	127.15	118.80
26	YB	81	G	C4-N9-C1'	7.58	136.35	126.50
25	YA	103	A	N1-C6-N6	7.58	123.15	118.60
1	XA	1495	U	N3-C2-O2	-7.55	116.92	122.20
25	RA	783	A	C5-N7-C8	-7.52	100.14	103.90
25	YA	783	A	C5-N7-C8	-7.49	100.15	103.90
1	XA	1158	C	C2-N1-C1'	7.46	127.00	118.80
1	XA	328	C	C2-N1-C1'	7.42	126.96	118.80
1	QA	189	U	P-O3'-C3'	7.33	128.49	119.70
25	RA	828	U	N3-C2-O2	-7.28	117.11	122.20
25	YA	528	A	C2-N3-C4	-7.13	107.04	110.60
36	YQ	81	VAL	N-CA-C	7.04	130.02	111.00
1	XA	812	C	P-O3'-C3'	7.04	128.15	119.70
25	YA	2595	G	C2-N3-C4	-7.03	108.39	111.90
36	RQ	81	VAL	N-CA-C	7.02	129.95	111.00
26	RB	76	G	N3-C2-N2	-7.01	114.99	119.90
1	QA	365	U	C5-C4-O4	6.99	130.09	125.90
25	YA	2053	G	C5-N7-C8	-6.97	100.82	104.30
25	YA	1950	G	C8-N9-C1'	-6.96	117.95	127.00
1	XA	1054	C	N3-C2-O2	-6.93	117.05	121.90
26	YB	81	G	C8-N9-C1'	-6.88	118.05	127.00
1	QA	1158	C	N3-C2-O2	-6.85	117.11	121.90
5	QE	69	VAL	C-N-CD	6.83	142.74	128.40
56	Z5	74	C	N1-C2-O2	6.77	122.96	118.90
25	YA	1786	A	N7-C8-N9	6.72	117.16	113.80
56	Z6	74	C	N1-C2-O2	6.72	122.93	118.90
25	RA	673	C	C2-N3-C4	-6.71	116.55	119.90
1	XA	1406	U	C2-N3-C4	-6.71	122.97	127.00
25	RA	2287	A	C5-N7-C8	-6.68	100.56	103.90
25	RA	1931	U	N3-C2-O2	-6.66	117.54	122.20
25	RA	828	U	N1-C2-O2	6.65	127.45	122.80
1	XA	1158	C	N1-C2-O2	6.64	122.89	118.90
1	XA	1406	U	N1-C2-N3	6.63	118.88	114.90
25	RA	2335	A	O4'-C1'-N9	6.61	113.48	108.20
1	QA	328	C	C2-N1-C1'	6.60	126.06	118.80
1	QA	49	U	N3-C4-O4	-6.60	114.78	119.40
26	RB	81	G	N3-C4-N9	6.58	129.95	126.00
27	YD	131	LEU	CA-CB-CG	6.56	130.38	115.30
25	RA	2598	A	N1-C6-N6	6.54	122.53	118.60
1	XA	529	G	N1-C6-O6	6.54	123.83	119.90

Continued on next page...

Continued from previous page...

Mol	Chain	Res	Type	Atoms	Z	Observed(°)	Ideal(°)
25	YA	906	G	C5-C6-O6	6.53	132.52	128.60
25	YA	49	A	C5-N7-C8	-6.52	100.64	103.90
25	YA	83	G	C2-N3-C4	-6.52	108.64	111.90
11	QK	102	GLY	N-CA-C	-6.52	96.81	113.10
1	XA	1158	C	C6-N1-C2	-6.50	117.70	120.30
1	QA	383	A	N1-C6-N6	6.41	122.45	118.60
1	QA	1065	U	P-O3'-C3'	6.39	127.38	119.70
1	XA	1302	U	C2-N1-C1'	6.39	125.37	117.70
26	YB	76	G	N3-C2-N2	-6.39	115.43	119.90
1	XA	1200	C	C3'-C2'-C1'	6.38	106.60	101.50
1	XA	1495	U	C2-N1-C1'	6.36	125.33	117.70
25	RA	2378	A	N1-C6-N6	6.35	122.41	118.60
25	RA	1130	U	P-O3'-C3'	6.34	127.31	119.70
25	YA	1899	G	N3-C2-N2	6.32	124.32	119.90
25	YA	1313	U	C2-N1-C1'	6.30	125.26	117.70
26	RB	76	G	C6-N1-C2	-6.29	121.32	125.10
25	YA	1535	U	C2-N1-C1'	6.28	125.23	117.70
10	QJ	59	SER	O-C-N	6.27	132.74	122.70
26	YB	81	G	C4-C5-N7	6.24	113.30	110.80
25	YA	1142(A)	A	C5-N7-C8	-6.22	100.79	103.90
25	YA	2598	A	N1-C6-N6	6.21	122.33	118.60
1	QA	1495	U	C2-N1-C1'	6.19	125.12	117.70
25	RA	1899	G	N3-C2-N2	6.17	124.22	119.90
25	YA	2712(A)	A	N7-C8-N9	6.17	116.89	113.80
25	YA	1190	G	C5-N7-C8	-6.15	101.22	104.30
1	QA	20	U	C5-C4-O4	6.15	129.59	125.90
25	YA	2447	G	C6-N1-C2	-6.12	121.43	125.10
1	QA	1436	U	C5-C4-O4	-6.12	122.23	125.90
26	YB	81	G	C6-N1-C2	-6.09	121.44	125.10
25	YA	783	A	C4-C5-N7	6.09	113.75	110.70
26	YB	76	G	C6-N1-C2	-6.09	121.45	125.10
1	XA	328	C	C6-N1-C2	-6.06	117.88	120.30
1	QA	701	C	P-O3'-C3'	6.05	126.96	119.70
25	RA	1914	C	C2-N1-C1'	6.03	125.43	118.80
27	YD	240	ALA	C-N-CD	6.02	141.05	128.40
25	YA	1312	U	C5-C4-O4	6.01	129.51	125.90
1	XA	690	G	O4'-C1'-N9	6.01	113.01	108.20
25	RA	1359	A	N1-C6-N6	6.00	122.20	118.60
1	XA	1465	C	C2-N3-C4	-6.00	116.90	119.90
25	RA	2614	A	N1-C2-N3	5.99	132.30	129.30
26	YB	81	G	N3-C4-C5	-5.98	125.61	128.60
30	RG	34	LEU	CA-CB-CG	5.98	129.06	115.30

Continued on next page...

Continued from previous page...

Mol	Chain	Res	Type	Atoms	Z	Observed(°)	Ideal(°)
25	RA	1632	A	N1-C6-N6	5.97	122.18	118.60
1	XA	1495	U	C5-C6-N1	5.96	125.68	122.70
25	RA	783	A	N7-C8-N9	5.95	116.77	113.80
1	XA	1436	U	C2-N3-C4	-5.94	123.44	127.00
41	YV	35	LEU	CA-CB-CG	5.94	128.96	115.30
25	YA	2031	A	O4'-C1'-N9	5.94	112.95	108.20
1	XA	532	A	P-O3'-C3'	5.94	126.83	119.70
25	RA	2689	U	P-O3'-C3'	5.93	126.82	119.70
1	QA	1065	U	OP2-P-O3'	5.93	118.24	105.20
25	RA	2430	A	N1-C2-N3	5.92	132.26	129.30
31	YH	125	VAL	C-N-CD	-5.89	107.64	120.60
31	RH	125	VAL	C-N-CD	-5.89	107.64	120.60
25	YA	1535	U	N1-C2-O2	5.88	126.92	122.80
12	XL	119	LYS	N-CA-C	-5.87	95.14	111.00
25	YA	49	A	N7-C8-N9	5.87	116.73	113.80
25	RA	1535	U	C2-N1-C1'	5.87	124.74	117.70
12	QL	119	LYS	N-CA-C	-5.85	95.22	111.00
1	XA	1158	C	N3-C2-O2	-5.84	117.81	121.90
1	XA	827	U	N3-C2-O2	-5.84	118.11	122.20
26	YB	81	G	N1-C6-O6	5.84	123.41	119.90
1	QA	812	C	P-O3'-C3'	5.84	126.70	119.70
25	YA	1950	G	N3-C2-N2	5.83	123.98	119.90
25	RA	2702	U	C5-C6-N1	5.83	125.62	122.70
25	YA	1899	G	N1-C2-N2	-5.83	110.95	116.20
1	XA	1054	C	C5-C4-N4	5.83	124.28	120.20
28	RE	58	ARG	N-CA-C	-5.83	95.27	111.00
28	YE	58	ARG	N-CA-C	-5.82	95.28	111.00
1	XA	1055	A	C8-N9-C4	-5.78	103.49	105.80
25	RA	1786	A	N7-C8-N9	5.77	116.69	113.80
10	QJ	59	SER	CA-C-N	-5.77	104.50	117.20
1	QA	1502	A	C6-C5-N7	-5.77	128.26	132.30
25	RA	2614	A	C5-C6-N1	5.76	120.58	117.70
12	XL	47	LYS	C-N-CD	5.76	140.50	128.40
48	Y2	16	LEU	N-CA-C	-5.76	95.45	111.00
25	RA	2726	U	C2-N1-C1'	5.75	124.60	117.70
12	XL	48	PRO	CA-N-CD	-5.75	103.45	111.50
1	QA	687	A	P-O3'-C3'	5.74	126.59	119.70
25	RA	2318	G	O4'-C1'-N9	5.73	112.78	108.20
1	XA	1305	G	C2-N3-C4	-5.71	109.05	111.90
1	QA	328	C	N1-C2-O2	5.70	122.32	118.90
25	RA	2702	U	C2-N1-C1'	5.69	124.53	117.70
1	QA	1528	U	P-O3'-C3'	5.69	126.53	119.70

Continued on next page...

Continued from previous page...

Mol	Chain	Res	Type	Atoms	Z	Observed(°)	Ideal(°)
1	QA	690	G	O4'-C1'-N9	5.69	112.75	108.20
25	YA	1950	G	C6-C5-N7	-5.69	126.99	130.40
25	RA	1899	G	N1-C2-N2	-5.68	111.08	116.20
1	XA	31	G	P-O3'-C3'	5.68	126.52	119.70
26	RB	81	G	C6-N1-C2	-5.68	121.69	125.10
25	RA	828	U	C2-N1-C1'	5.67	124.50	117.70
25	YA	103	A	C4-C5-C6	5.67	119.83	117.00
25	YA	1411	C	N1-C2-O2	5.66	122.30	118.90
25	YA	1141	U	N1-C2-N3	5.66	118.30	114.90
25	YA	1019	U	C2-N3-C4	-5.66	123.61	127.00
25	YA	1936	A	C6-C5-N7	-5.66	128.34	132.30
10	XJ	52	GLY	C-N-CD	5.65	140.27	128.40
25	YA	2447	G	C8-N9-C4	-5.65	104.14	106.40
25	RA	404	C	P-O3'-C3'	5.65	126.48	119.70
23	XX	18	G	N3-C2-N2	-5.65	115.94	119.90
25	YA	828	U	C2-N1-C1'	5.64	124.47	117.70
1	QA	1297	C	P-O3'-C3'	5.64	126.47	119.70
25	YA	1950	G	N7-C8-N9	5.64	115.92	113.10
25	RA	1313	U	C2-N1-C1'	5.63	124.46	117.70
25	YA	1130	U	P-O3'-C3'	5.62	126.44	119.70
1	QA	1465	C	C2-N3-C4	-5.61	117.09	119.90
25	YA	271(B)	G	P-O3'-C3'	5.61	126.44	119.70
1	QA	1301	U	C2-N1-C1'	5.60	124.42	117.70
1	XA	328	C	N1-C2-O2	5.60	122.26	118.90
25	YA	2287	A	C5-N7-C8	-5.59	101.10	103.90
25	YA	2832	U	P-O3'-C3'	5.58	126.40	119.70
25	RA	229	A	OP2-P-O3'	5.57	117.46	105.20
50	R4	39	CYS	N-CA-C	-5.57	95.95	111.00
1	XA	1406	U	N3-C2-O2	-5.57	118.30	122.20
25	YA	1694	C	P-O3'-C3'	5.56	126.38	119.70
1	XA	792	A	N1-C6-N6	5.55	121.93	118.60
25	YA	2447	G	C5-C6-N1	5.55	114.27	111.50
25	YA	1558	A	P-O3'-C3'	5.55	126.36	119.70
25	RA	2688	U	N3-C2-O2	-5.54	118.32	122.20
25	YA	637	A	P-O3'-C3'	5.54	126.35	119.70
26	YB	89(A)	A	N1-C6-N6	5.54	121.92	118.60
25	YA	1535	U	N3-C2-O2	-5.54	118.33	122.20
1	QA	31	G	P-O3'-C3'	5.53	126.34	119.70
25	YA	1141	U	O4'-C1'-N1	5.53	112.62	108.20
1	QA	993	G	C4-N9-C1'	5.52	133.68	126.50
25	YA	1992	G	P-O3'-C3'	5.52	126.33	119.70
25	YA	1313	U	N1-C2-O2	5.52	126.66	122.80

Continued on next page...

Continued from previous page...

Mol	Chain	Res	Type	Atoms	Z	Observed(°)	Ideal(°)
26	YB	81	G	O4'-C1'-N9	5.50	112.60	108.20
25	YA	856	C	C6-N1-C2	-5.50	118.10	120.30
1	QA	993	G	N3-C4-N9	5.49	129.30	126.00
25	YA	222	A	P-O3'-C3'	5.49	126.29	119.70
1	QA	243	A	P-O3'-C3'	5.49	126.28	119.70
25	YA	2053	G	C4-C5-N7	5.49	113.00	110.80
1	XA	1332	A	N1-C6-N6	5.48	121.89	118.60
25	YA	1786	A	C5-N7-C8	-5.48	101.16	103.90
25	YA	1950	G	N3-C4-N9	5.48	129.29	126.00
25	RA	2595	G	C2-N3-C4	-5.48	109.16	111.90
31	RH	127	GLU	N-CA-C	-5.47	96.22	111.00
31	YH	127	GLU	N-CA-C	-5.47	96.22	111.00
27	YD	251	GLY	N-CA-C	5.46	126.75	113.10
1	XA	428	G	N3-C4-C5	5.46	131.33	128.60
25	YA	1021	A	C5-N7-C8	-5.46	101.17	103.90
1	XA	690	G	C8-N9-C4	-5.46	104.22	106.40
25	YA	265	A	O4'-C1'-N9	5.46	112.56	108.20
25	YA	330	A	C2-N3-C4	-5.45	107.87	110.60
25	RA	1931	U	N1-C2-O2	5.45	126.61	122.80
25	YA	120	U	C5-C4-O4	5.44	129.16	125.90
1	QA	1301	U	N3-C2-O2	-5.44	118.39	122.20
25	RA	103	A	C6-C5-N7	-5.43	128.50	132.30
25	YA	1653	G	C4-N9-C1'	5.42	133.54	126.50
25	RA	242	G	P-O3'-C3'	5.40	126.18	119.70
1	XA	991	U	C5-C6-N1	5.40	125.40	122.70
25	YA	503	A	P-O3'-C3'	5.40	126.18	119.70
1	QA	1301	U	N1-C2-O2	5.40	126.58	122.80
25	RA	2712	U	N3-C2-O2	-5.40	118.42	122.20
1	QA	1406	U	C2-N3-C4	-5.40	123.76	127.00
25	RA	1992	G	P-O3'-C3'	5.39	126.17	119.70
25	YA	2439	A	P-O3'-C3'	5.39	126.17	119.70
1	QA	328	C	P-O3'-C3'	5.39	126.17	119.70
25	YA	1936	A	C4-C5-C6	5.38	119.69	117.00
25	YA	1653	G	P-O3'-C3'	5.38	126.16	119.70
25	RA	1786	A	C5-N7-C8	-5.38	101.21	103.90
25	RA	2344	U	C2-N3-C4	-5.38	123.77	127.00
1	QA	484	G	P-O3'-C3'	5.37	126.14	119.70
25	YA	1142(A)	A	N3-C4-N9	-5.37	123.11	127.40
27	YD	111	LEU	CA-CB-CG	5.37	127.64	115.30
25	YA	1799	G	P-O3'-C3'	5.36	126.13	119.70
25	YA	1012	U	OP2-P-O3'	5.36	116.98	105.20
1	QA	1436	U	C2-N3-C4	-5.35	123.79	127.00

Continued on next page...

Continued from previous page...

Mol	Chain	Res	Type	Atoms	Z	Observed(°)	Ideal(°)
31	YH	100	GLY	N-CA-C	-5.35	99.72	113.10
1	XA	913	A	P-O3'-C3'	5.35	126.12	119.70
25	RA	2344	U	N1-C2-O2	-5.35	119.06	122.80
5	XE	69	VAL	O-C-N	5.35	131.26	121.10
1	XA	1502	A	C6-C5-N7	-5.34	128.56	132.30
1	XA	1201	A	N1-C6-N6	5.34	121.81	118.60
31	RH	100	GLY	N-CA-C	-5.34	99.76	113.10
25	RA	456	C	C2-N1-C1'	5.33	124.67	118.80
1	QA	1027	C	OP1-P-O3'	5.33	116.94	105.20
1	QA	993	G	C8-N9-C1'	-5.33	120.07	127.00
25	RA	271(B)	G	P-O3'-C3'	5.33	126.09	119.70
25	YA	530	G	N1-C6-O6	-5.33	116.70	119.90
25	RA	1558	A	P-O3'-C3'	5.32	126.09	119.70
25	RA	2447	G	C6-N1-C2	-5.32	121.91	125.10
1	XA	328	C	P-O3'-C3'	5.32	126.09	119.70
1	QA	189	U	OP1-P-O3'	5.32	116.90	105.20
25	YA	960	A	N1-C6-N6	5.32	121.79	118.60
54	Y8	36	LYS	N-CA-C	-5.32	96.64	111.00
25	YA	99	U	P-O3'-C3'	5.31	126.08	119.70
25	RA	103	A	C4-C5-C6	5.31	119.65	117.00
25	YA	1955	U	P-O3'-C3'	5.30	126.06	119.70
26	RB	81	G	C5-C6-N1	5.29	114.15	111.50
1	QA	1158	C	C6-N1-C1'	-5.29	114.45	120.80
1	XA	1301	U	C2-N1-C1'	5.28	124.04	117.70
1	QA	690	G	C8-N9-C4	-5.28	104.29	106.40
1	QA	1285	A	P-O3'-C3'	5.28	126.03	119.70
54	R8	36	LYS	N-CA-C	-5.27	96.76	111.00
25	RA	1694	C	P-O3'-C3'	5.27	126.03	119.70
19	XS	41	VAL	C-N-CD	-5.27	109.01	120.60
1	QA	898	G	C8-N9-C4	5.27	108.51	106.40
18	QR	31	LEU	CA-CB-CG	5.27	127.41	115.30
25	RA	783	A	C4-C5-N7	5.27	113.33	110.70
1	QA	1322	C	N1-C2-O2	5.26	122.06	118.90
1	QA	690	G	C5-N7-C8	-5.26	101.67	104.30
26	YB	59	A	C6-N1-C2	-5.26	115.44	118.60
1	QA	690	G	N7-C8-N9	5.25	115.73	113.10
1	QA	723	U	C2-N1-C1'	5.25	124.00	117.70
35	RP	88	LEU	CA-CB-CG	5.24	127.35	115.30
25	YA	2318	G	O4'-C1'-N9	5.22	112.38	108.20
25	RA	1022	G	P-O3'-C3'	5.21	125.96	119.70
1	XA	1305	G	N3-C4-N9	-5.21	122.87	126.00
1	XA	687	A	P-O3'-C3'	5.21	125.95	119.70

Continued on next page...

Continued from previous page...

Mol	Chain	Res	Type	Atoms	Z	Observed(°)	Ideal(°)
36	YQ	5	ARG	N-CA-C	-5.21	96.93	111.00
1	QA	913	A	P-O3'-C3'	5.21	125.95	119.70
25	YA	2051	A	N9-C4-C5	-5.21	103.72	105.80
25	RA	2506	U	C2-N1-C1'	5.20	123.94	117.70
25	YA	705	A	N1-C6-N6	5.20	121.72	118.60
25	RA	1535	U	N1-C2-O2	5.20	126.44	122.80
1	XA	1347	G	O4'-C1'-N9	5.20	112.36	108.20
34	RO	8	LEU	CA-CB-CG	5.20	127.26	115.30
38	YS	110	LEU	CA-CB-CG	5.20	127.25	115.30
25	RA	1312	U	P-O3'-C3'	5.19	125.93	119.70
25	YA	1141	U	N1-C2-O2	-5.19	119.17	122.80
25	RA	503	A	P-O3'-C3'	5.19	125.93	119.70
25	YA	1022	G	P-O3'-C3'	5.18	125.92	119.70
36	RQ	5	ARG	N-CA-C	-5.18	97.02	111.00
1	QA	789	U	N3-C2-O2	-5.18	118.58	122.20
25	YA	141	A	O4'-C1'-N9	5.17	112.34	108.20
1	XA	1465	C	C5-C4-N4	-5.17	116.58	120.20
25	YA	1332	G	C6-C5-N7	-5.17	127.30	130.40
1	QA	570	G	C4-N9-C1'	5.16	133.21	126.50
1	QA	353	A	OP2-P-O3'	5.16	116.55	105.20
1	QA	792	A	P-O3'-C3'	5.16	125.89	119.70
1	QA	13	U	C5-C4-O4	5.16	128.99	125.90
1	XA	529	G	C6-C5-N7	-5.15	127.31	130.40
25	YA	2681	C	P-O3'-C3'	5.15	125.88	119.70
1	XA	297	G	C2-N3-C4	-5.15	109.33	111.90
25	RA	229	A	P-O3'-C3'	5.15	125.88	119.70
1	QA	572	A	N1-C6-N6	-5.15	115.51	118.60
41	RV	35	LEU	CA-CB-CG	5.14	127.12	115.30
1	QA	427	U	N1-C2-O2	5.14	126.40	122.80
25	YA	1936	A	N9-C4-C5	-5.14	103.75	105.80
25	YA	492	A	N1-C6-N6	5.12	121.67	118.60
25	YA	2335	A	O4'-C1'-N9	5.12	112.30	108.20
25	RA	637	A	P-O3'-C3'	5.12	125.84	119.70
26	RB	81	G	C6-C5-N7	-5.12	127.33	130.40
1	XA	991	U	C2-N1-C1'	5.12	123.84	117.70
25	YA	2378	A	N1-C6-N6	5.12	121.67	118.60
25	YA	673	C	C5-C4-N4	-5.11	116.62	120.20
25	RA	673	C	C5-C4-N4	-5.11	116.62	120.20
25	RA	383	U	N1-C2-O2	5.11	126.37	122.80
25	YA	2584	U	N3-C2-O2	-5.10	118.63	122.20
1	QA	1465	C	C5-C4-N4	-5.10	116.63	120.20
25	RA	1653	G	P-O3'-C3'	5.10	125.82	119.70

Continued on next page...

Continued from previous page...

Mol	Chain	Res	Type	Atoms	Z	Observed(°)	Ideal(°)
25	YA	1786	A	C8-N9-C4	-5.10	103.76	105.80
1	XA	115	G	P-O3'-C3'	5.10	125.82	119.70
25	YA	1528	A	O4'-C1'-N9	5.09	112.27	108.20
25	RA	1505	C	N1-C2-O2	5.09	121.95	118.90
1	QA	1436	U	C2-N1-C1'	5.08	123.79	117.70
25	YA	1332	G	C4-N9-C1'	5.08	133.10	126.50
25	YA	1950	G	N1-C2-N2	-5.08	111.63	116.20
25	RA	1514	U	C2-N1-C1'	5.08	123.79	117.70
25	YA	1204	A	O4'-C1'-N9	5.07	112.26	108.20
25	RA	2779	U	O4'-C1'-N1	5.07	112.25	108.20
25	YA	859	G	P-O3'-C3'	5.07	125.78	119.70
25	YA	2655	G	OP2-P-O3'	5.07	116.34	105.20
1	XA	449	C	C6-N1-C2	-5.06	118.28	120.30
1	XA	1332	A	C4-C5-C6	5.06	119.53	117.00
25	RA	1142(A)	A	C5-N7-C8	-5.05	101.37	103.90
1	XA	992	U	P-O3'-C3'	5.05	125.77	119.70
25	RA	1698	A	N1-C6-N6	5.05	121.63	118.60
25	RA	1535	U	N3-C2-O2	-5.05	118.67	122.20
26	RB	44	G	C4-N9-C1'	-5.05	119.94	126.50
1	XA	1302	U	N1-C2-O2	5.05	126.33	122.80
25	YA	383	U	N1-C2-O2	5.04	126.33	122.80
25	RA	227	A	P-O3'-C3'	5.04	125.75	119.70
23	XX	18	G	N3-C4-N9	-5.04	122.97	126.00
25	YA	1141	U	C2-N3-C4	-5.04	123.98	127.00
25	RA	783	A	C8-N9-C4	-5.04	103.78	105.80
1	XA	428	G	N3-C4-N9	-5.04	122.98	126.00
25	YA	846	C	P-O3'-C3'	5.04	125.74	119.70
1	XA	1502	A	N1-C6-N6	5.03	121.62	118.60
25	YA	404	C	P-O3'-C3'	5.03	125.73	119.70
25	RA	372	G	OP2-P-O3'	5.03	116.26	105.20
25	RA	676	A	O4'-C1'-N9	5.02	112.21	108.20
25	YA	103	A	C6-C5-N7	-5.02	128.79	132.30
25	RA	512	G	P-O3'-C3'	5.01	125.72	119.70
25	RA	1514	U	N1-C2-O2	5.01	126.31	122.80
25	YA	103	A	N9-C4-C5	-5.01	103.80	105.80
25	RA	1936	A	N9-C4-C5	-5.01	103.80	105.80
1	XA	1285	A	P-O3'-C3'	5.01	125.71	119.70
1	QA	753	A	P-O3'-C3'	5.01	125.71	119.70

There are no chirality outliers.

There are no planarity outliers.

5.2 Too-close contacts

In the following table, the Non-H and H(model) columns list the number of non-hydrogen atoms and hydrogen atoms in the chain respectively. The H(added) column lists the number of hydrogen atoms added and optimized by MolProbity. The Clashes column lists the number of clashes within the asymmetric unit, whereas Symm-Clashes lists symmetry related clashes.

Mol	Chain	Non-H	H(model)	H(added)	Clashes	Symm-Clashes
1	QA	32246	0	16278	532	0
1	XA	32249	0	16279	520	0
2	QB	1924	0	1975	62	0
2	XB	1924	0	1975	83	0
3	QC	1605	0	1668	51	0
3	XC	1605	0	1668	61	0
4	QD	1703	0	1764	57	0
4	XD	1703	0	1764	49	0
5	QE	1155	0	1213	61	0
5	XE	1155	0	1213	58	0
6	QF	843	0	857	17	0
6	XF	843	0	857	21	0
7	QG	1257	0	1296	35	0
7	XG	1257	0	1296	23	0
8	QH	1116	0	1177	40	0
8	XH	1116	0	1177	30	0
9	QI	1010	0	1037	33	0
9	XI	1010	0	1037	49	0
10	QJ	801	0	849	66	0
10	XJ	801	0	849	62	0
11	QK	885	0	904	26	0
11	XK	885	0	904	28	0
12	QL	975	0	1062	97	0
12	XL	975	0	1062	96	0
13	QM	964	0	1034	51	0
13	XM	964	0	1034	42	0
14	QN	492	0	529	23	0
14	XN	492	0	529	22	0
15	QO	734	0	771	20	0
15	XO	734	0	771	17	0
16	QP	705	0	725	14	0
16	XP	705	0	725	23	0
17	QQ	834	0	904	26	0
17	XQ	834	0	904	20	0
18	QR	574	0	644	10	0
18	XR	574	0	644	20	0
19	QS	674	0	699	68	0

Continued on next page...

Continued from previous page...

Mol	Chain	Non-H	H(model)	H(added)	Clashes	Symm-Clashes
19	XS	674	0	699	43	0
20	QT	763	0	860	34	0
20	XT	763	0	861	52	0
21	QU	217	0	234	10	0
21	XU	217	0	234	5	0
22	QV	1644	0	836	20	0
22	XV	1644	0	836	17	0
23	QX	220	0	109	1	0
23	XX	220	0	109	3	0
24	QY	321	0	162	2	0
24	XY	344	0	173	7	0
25	RA	62071	0	31291	907	0
25	YA	62071	0	31291	924	0
26	RB	2573	0	1306	41	0
26	YB	2573	0	1306	47	0
27	RD	2115	0	2195	97	0
27	YD	2115	0	2195	333	0
28	RE	1568	0	1634	291	0
28	YE	1568	0	1634	288	0
29	RF	1585	0	1632	53	0
29	YF	1585	0	1632	182	0
30	RG	1474	0	1535	110	0
30	YG	1474	0	1535	62	0
31	RH	1307	0	1382	227	0
31	YH	1307	0	1382	229	0
32	RI	1136	0	1223	73	0
32	YI	1136	0	1223	47	0
33	RN	1104	0	1180	42	0
33	YN	1104	0	1180	57	0
34	RO	933	0	996	21	0
34	YO	933	0	996	26	0
35	RP	1145	0	1228	69	0
35	YP	1145	0	1228	83	0
36	RQ	1122	0	1179	169	0
36	YQ	1122	0	1179	180	0
37	RR	968	0	1033	45	0
37	YR	968	0	1033	34	0
38	RS	882	0	943	47	0
38	YS	882	0	943	165	0
39	RT	1141	0	1202	64	0
39	YT	1141	0	1202	58	0
40	RU	964	0	1022	30	0

Continued on next page...

Continued from previous page...

Mol	Chain	Non-H	H(model)	H(added)	Clashes	Symm-Clashes
40	YU	964	0	1022	55	0
41	RV	779	0	852	19	0
41	YV	779	0	852	48	0
42	RW	900	0	964	23	0
42	YW	900	0	964	24	0
43	RX	725	0	778	28	0
43	YX	725	0	778	20	0
44	RY	785	0	878	53	0
44	YY	785	0	878	40	0
45	RZ	1461	0	1493	43	0
45	YZ	1461	0	1493	61	0
46	R0	648	0	672	29	0
46	Y0	648	0	672	40	0
47	R1	763	0	848	25	0
47	Y1	763	0	848	31	0
48	R2	581	0	629	16	0
48	Y2	581	0	629	75	0
49	R3	469	0	518	8	0
49	Y3	469	0	518	13	0
50	R4	581	0	575	200	0
50	Y4	581	0	577	62	0
51	R5	459	0	480	92	0
51	Y5	454	0	475	39	0
52	R6	424	0	450	32	0
52	Y6	424	0	450	33	0
53	R7	430	0	480	18	0
53	Y7	430	0	480	19	0
54	R8	517	0	582	121	0
54	Y8	517	0	582	123	0
55	R9	307	0	338	10	0
55	Y9	307	0	338	10	0
56	Z5	37	0	23	0	0
56	Z6	37	0	23	0	0
57	QA	96	0	0	0	0
57	QE	1	0	0	0	0
57	QF	1	0	0	0	0
57	QV	4	0	0	0	0
57	QX	2	0	0	0	0
57	QY	1	0	0	0	0
57	R0	1	0	0	0	0
57	R1	1	0	0	0	0
57	R5	1	0	0	0	0

Continued on next page...

Continued from previous page...

Mol	Chain	Non-H	H(model)	H(added)	Clashes	Symm-Clashes
57	R8	1	0	0	0	0
57	RA	308	0	0	0	0
57	RB	5	0	0	0	0
57	RD	1	0	0	0	0
57	RE	1	0	0	0	0
57	RR	1	0	0	0	0
57	XA	114	0	0	0	0
57	XF	1	0	0	0	0
57	XV	3	0	0	0	0
57	XX	2	0	0	0	0
57	Y0	3	0	0	0	0
57	Y5	1	0	0	0	0
57	Y7	1	0	0	0	0
57	YA	335	0	0	0	0
57	YB	4	0	0	0	0
57	YD	1	0	0	0	0
57	YE	1	0	0	0	0
57	YP	2	0	0	0	0
57	YR	2	0	0	0	0
57	YU	1	0	0	0	0
58	QA	42	0	45	3	0
58	XA	42	0	45	1	0
59	QD	1	0	0	0	0
59	QN	1	0	0	0	0
59	XD	1	0	0	0	0
59	XN	1	0	0	0	0
60	Z5	37	0	28	8	0
60	Z6	37	0	28	11	0
All	All	292311	0	198412	7881	0

The all-atom clashscore is defined as the number of clashes found per 1000 atoms (including hydrogen atoms). The all-atom clashscore for this structure is 16.

All (7881) close contacts within the same asymmetric unit are listed below, sorted by their clash magnitude.

Atom-1	Atom-2	Interatomic distance (Å)	Clash overlap (Å)
31:RH:127:GLU:CG	31:RH:128:PRO:HD3	1.35	1.53
31:YH:127:GLU:CG	31:YH:128:PRO:HD3	1.36	1.52
30:RG:3:LEU:HD11	50:R4:25:TYR:CE1	1.65	1.29
51:Y5:49:CYS:SG	51:Y5:60:VAL:HG12	1.75	1.26
32:RI:144:VAL:O	32:RI:145:VAL:HG12	1.31	1.24

Continued on next page...

Continued from previous page...

Atom-1	Atom-2	Interatomic distance (Å)	Clash overlap (Å)
36:RQ:59:ARG:O	36:RQ:60:ARG:HD2	1.38	1.22
31:YH:127:GLU:CB	31:YH:128:PRO:HD3	1.69	1.21
31:RH:127:GLU:HG2	31:RH:128:PRO:CD	1.69	1.21
31:YH:127:GLU:HG2	31:YH:128:PRO:CD	1.69	1.21
31:RH:127:GLU:CB	31:RH:128:PRO:HD3	1.69	1.19
28:RE:14:ILE:HD11	39:RT:14:TYR:OH	1.35	1.19
32:RI:53:ALA:O	32:RI:57:ARG:HG2	1.41	1.18
10:QJ:50:ILE:HD11	10:QJ:57:LYS:HD3	1.23	1.16
35:RP:61:ARG:HE	54:R8:13:ARG:HD2	1.07	1.16
31:RH:132:ARG:HH11	31:RH:132:ARG:HB2	1.10	1.15
30:RG:112:PRO:HB3	50:R4:37:SER:HB2	1.27	1.15
10:QJ:50:ILE:HD12	10:QJ:57:LYS:HG2	1.28	1.14
25:YA:242:G:H5'	54:Y8:62:LEU:HD22	1.29	1.13
25:YA:67:U:N3	25:YA:74:A:H2	1.48	1.11
31:YH:132:ARG:HH11	31:YH:132:ARG:HB2	1.10	1.11
28:YE:179:GLU:HB3	28:YE:181:LEU:HD23	1.32	1.11
27:YD:44:ASN:HB2	27:YD:48:ARG:O	1.51	1.11
28:RE:179:GLU:HB3	28:RE:181:LEU:HD23	1.32	1.10
31:RH:86:GLU:HG3	31:RH:165:ALA:H	1.06	1.10
29:YF:101:LEU:HD12	29:YF:102:PRO:HD2	1.21	1.10
45:YZ:182:LYS:HG3	45:YZ:183:LEU:HA	1.21	1.10
28:YE:50:GLY:HA2	28:YE:77:ILE:HA	1.31	1.10
36:YQ:81:VAL:HG23	46:Y0:7:LEU:HD21	1.34	1.10
25:RA:747:U:N3	51:R5:2:ALA:N	2.01	1.09
25:YA:593:G:O2'	54:Y8:61:LEU:HD13	1.51	1.09
31:YH:152:ARG:HG3	31:YH:153:LYS:HE2	1.33	1.08
31:YH:86:GLU:HG3	31:YH:165:ALA:H	1.05	1.08
27:YD:131:LEU:HB2	27:YD:136:ILE:HD11	1.35	1.08
31:RH:152:ARG:HG3	31:RH:153:LYS:HE2	1.33	1.07
25:RA:747:U:C4	51:R5:2:ALA:N	2.23	1.07
28:RE:50:GLY:HA2	28:RE:77:ILE:HA	1.31	1.07
28:RE:21:VAL:HB	28:RE:22:PRO:HB3	1.37	1.06
50:R4:71:ARG:HH11	50:R4:71:ARG:HG3	1.13	1.06
28:RE:63:LEU:HD12	28:RE:64:LYS:H	1.18	1.06
54:Y8:52:LYS:H	54:Y8:53:PRO:CD	1.69	1.06
31:YH:153:LYS:HB3	31:YH:154:PRO:HD2	1.07	1.06
28:YE:63:LEU:HD12	28:YE:64:LYS:H	1.18	1.05
28:YE:21:VAL:HB	28:YE:22:PRO:HB3	1.37	1.05
25:YA:242:G:C5'	54:Y8:62:LEU:HD22	1.86	1.05
25:RA:882:G:H1	25:RA:894:C:N4	1.54	1.05
25:RA:2015:A:H1'	51:R5:2:ALA:HA	1.34	1.05

Continued on next page...

Continued from previous page...

Atom-1	Atom-2	Interatomic distance (Å)	Clash overlap (Å)
31:RH:127:GLU:CB	31:RH:128:PRO:CD	2.35	1.04
36:RQ:59:ARG:O	36:RQ:60:ARG:CD	2.05	1.04
31:YH:127:GLU:CG	31:YH:128:PRO:CD	2.31	1.04
1:XA:838:G:H1	1:XA:848:C:N4	1.54	1.04
53:Y7:9:ARG:NH2	53:Y7:48:LYS:HB2	1.72	1.04
25:YA:1826:G:H4'	27:YD:242:ARG:HH21	1.22	1.04
25:YA:674:G:H1'	29:YF:74:ARG:HD3	1.39	1.04
35:RP:61:ARG:NE	54:R8:13:ARG:HD2	1.71	1.03
36:RQ:81:VAL:O	36:RQ:82:ARG:CD	2.06	1.03
25:YA:2701:C:H3'	25:YA:2702:U:H5''	1.40	1.03
32:RI:53:ALA:O	32:RI:57:ARG:CG	2.07	1.03
38:YS:83:LYS:O	38:YS:109:GLY:HA3	1.57	1.03
31:YH:127:GLU:CB	31:YH:128:PRO:CD	2.35	1.03
38:YS:106:ARG:HA	38:YS:110:LEU:HD11	1.40	1.03
27:YD:35:LYS:HG2	27:YD:64:ILE:N	1.72	1.03
54:R8:52:LYS:H	54:R8:53:PRO:CD	1.69	1.03
10:XJ:50:ILE:CD1	10:XJ:57:LYS:HG2	1.89	1.03
36:YQ:81:VAL:O	36:YQ:82:ARG:CD	2.06	1.02
36:RQ:80:GLU:O	36:RQ:81:VAL:HG13	1.59	1.02
25:RA:1064:C:H42	25:RA:1074:G:H1	1.06	1.02
36:YQ:65:PHE:O	36:YQ:66:ILE:HG12	1.59	1.02
36:YQ:12:GLN:HG2	36:YQ:73:PRO:HD2	1.42	1.02
29:YF:67:GLN:O	29:YF:68:LYS:HB2	1.56	1.02
53:R7:9:ARG:HH21	53:R7:48:LYS:HD2	1.18	1.02
36:RQ:12:GLN:HG2	36:RQ:73:PRO:HD2	1.42	1.02
29:YF:46:ARG:HG2	29:YF:46:ARG:HH11	1.20	1.02
25:YA:67:U:N3	25:YA:74:A:C2	2.25	1.02
31:RH:153:LYS:HB3	31:RH:154:PRO:HD2	1.06	1.02
4:QD:9:CYS:SG	4:QD:31:CYS:O	2.18	1.02
25:RA:2729:G:H1'	28:RE:187:ALA:HB2	1.39	1.01
36:YQ:79:LEU:CD1	46:Y0:5:LYS:HD3	1.90	1.01
36:YQ:79:LEU:HD12	46:Y0:5:LYS:CD	1.90	1.01
5:QE:71:LEU:CD1	5:QE:115:VAL:H	1.72	1.01
25:RA:155:C:H42	25:RA:171:G:H1	1.05	1.01
1:XA:954:G:H21	1:XA:1227:A:H62	1.06	1.01
25:YA:2810:A:O3'	28:YE:61:ARG:HG3	1.60	1.01
53:Y7:9:ARG:HH21	53:Y7:48:LYS:HD2	1.21	1.01
29:YF:67:GLN:HG3	29:YF:67:GLN:O	1.58	1.01
25:RA:2308:G:H1	25:RA:2311:A:H2	1.09	1.01
30:RG:3:LEU:CD1	50:R4:25:TYR:CE1	2.44	1.00
36:RQ:81:VAL:O	36:RQ:82:ARG:NE	1.94	1.00

Continued on next page...

Continued from previous page...

Atom-1	Atom-2	Interatomic distance (Å)	Clash overlap (Å)
36:RQ:65:PHE:O	36:RQ:66:ILE:HG12	1.59	1.00
4:QD:9:CYS:SG	4:QD:22:LYS:HE2	2.02	1.00
50:R4:56:VAL:HA	50:R4:60:GLN:HB2	1.43	1.00
36:YQ:79:LEU:HD12	46:Y0:5:LYS:HD3	1.43	1.00
29:YF:185:ASP:HA	29:YF:188:ARG:HD3	1.41	1.00
25:RA:1359:A:C6	25:RA:1372:U:O4	2.15	1.00
36:YQ:80:GLU:O	36:YQ:81:VAL:HG13	1.59	1.00
25:RA:2701:C:H3'	25:RA:2702:U:H5''	1.44	1.00
33:YN:63:THR:HG23	33:YN:66:LYS:HZ2	1.25	1.00
31:RH:153:LYS:HB3	31:RH:154:PRO:CD	1.92	0.99
31:RH:127:GLU:CG	31:RH:128:PRO:CD	2.31	0.99
38:YS:26:LEU:HD12	38:YS:39:ILE:HD11	1.40	0.99
48:Y2:50:ILE:HD12	48:Y2:51:ARG:N	1.76	0.99
28:RE:201:THR:HG22	28:RE:203:LYS:H	1.26	0.99
31:YH:153:LYS:HB3	31:YH:154:PRO:CD	1.92	0.99
28:YE:201:THR:HG22	28:YE:203:LYS:H	1.26	0.99
31:RH:77:LYS:HZ3	31:RH:77:LYS:HB3	1.22	0.99
35:RP:62:LEU:CD2	54:R8:25:MET:HB2	1.91	0.99
30:RG:112:PRO:HB3	50:R4:37:SER:CB	1.92	0.99
25:RA:2068:U:H3	25:RA:2430:A:H2	1.09	0.99
30:RG:5:VAL:HG22	50:R4:25:TYR:CD2	1.97	0.99
51:Y5:49:CYS:SG	51:Y5:60:VAL:CG1	2.50	0.99
30:RG:3:LEU:HD11	50:R4:25:TYR:HE1	0.97	0.98
25:YA:2099:U:H3	25:YA:2190:G:H1	1.01	0.98
36:YQ:81:VAL:O	36:YQ:82:ARG:NE	1.94	0.98
32:RI:144:VAL:O	32:RI:145:VAL:CG1	2.12	0.98
36:RQ:79:LEU:HD22	36:RQ:79:LEU:O	1.64	0.98
31:YH:86:GLU:HG3	31:YH:165:ALA:N	1.79	0.98
10:QJ:50:ILE:HD11	10:QJ:57:LYS:CD	1.93	0.97
36:YQ:79:LEU:O	36:YQ:79:LEU:HD13	1.63	0.97
25:RA:1169:G:H1	25:RA:1180:C:N4	1.61	0.97
28:RE:20:ALA:O	28:RE:21:VAL:HG22	1.64	0.97
13:QM:3:ARG:HH22	30:RG:113:ARG:HH21	1.11	0.97
48:Y2:50:ILE:HD12	48:Y2:51:ARG:H	1.24	0.97
25:RA:873:G:H1	25:RA:904:C:H42	0.97	0.97
27:YD:44:ASN:HB3	27:YD:49:ILE:HA	1.45	0.97
38:YS:83:LYS:NZ	38:YS:109:GLY:HA2	1.78	0.97
36:YQ:79:LEU:O	36:YQ:79:LEU:HD22	1.64	0.97
25:RA:2572:A:C2	28:RE:144:ARG:NH2	2.33	0.97
30:RG:3:LEU:HD21	50:R4:25:TYR:CD1	2.00	0.96
13:QM:3:ARG:NH2	30:RG:113:ARG:HH21	1.62	0.96

Continued on next page...

Continued from previous page...

Atom-1	Atom-2	Interatomic distance (Å)	Clash overlap (Å)
36:RQ:79:LEU:HD13	36:RQ:79:LEU:O	1.63	0.96
25:YA:784:A:N7	27:YD:229:VAL:HG21	1.80	0.96
5:XE:41:VAL:CG1	5:XE:113:ALA:HB2	1.94	0.96
28:YE:20:ALA:O	28:YE:21:VAL:HG22	1.65	0.96
25:RA:2107:C:H42	25:RA:2182:G:H1	1.11	0.96
36:RQ:79:LEU:HD12	46:R0:5:LYS:HD3	1.46	0.95
25:YA:330:A:H2	25:YA:1210:A:HO2'	1.07	0.95
29:YF:101:LEU:HD12	29:YF:102:PRO:CD	1.96	0.95
12:QL:6:THR:H	12:QL:9:GLN:HE21	1.15	0.95
29:YF:103:LYS:HA	29:YF:106:ARG:HG3	1.48	0.95
20:XT:26:ASN:HB2	20:XT:71:THR:HG23	1.48	0.95
25:YA:2308:G:H1	25:YA:2311:A:H2	0.98	0.95
31:RH:86:GLU:HG3	31:RH:165:ALA:N	1.79	0.95
28:YE:78:LEU:HG	28:YE:79:ARG:HE	1.30	0.94
31:YH:153:LYS:CB	31:YH:154:PRO:HD2	1.98	0.94
48:Y2:13:ALA:HA	48:Y2:16:LEU:HD23	1.48	0.94
27:YD:227:ASN:HB3	27:YD:228:PRO:HD2	1.44	0.94
50:R4:36:CYS:O	50:R4:39:CYS:HB2	1.67	0.94
10:QJ:50:ILE:CD1	10:QJ:57:LYS:HG2	1.96	0.94
28:YE:14:ILE:HD11	39:YT:14:TYR:OH	1.65	0.94
25:RA:2287:A:H62	25:RA:2344:U:H3	1.10	0.94
36:RQ:80:GLU:OE1	46:R0:7:LEU:HB3	1.67	0.94
28:RE:78:LEU:HG	28:RE:79:ARG:HE	1.31	0.94
31:YH:77:LYS:HB3	31:YH:77:LYS:NZ	1.82	0.94
25:YA:483:A:H4'	44:YY:49:VAL:HA	1.50	0.94
31:YH:77:LYS:HB3	31:YH:77:LYS:HZ3	1.31	0.94
27:YD:28:GLU:HB2	27:YD:29:PRO:CD	1.98	0.94
30:RG:65:GLY:O	50:R4:7:PRO:HD2	1.66	0.94
5:QE:69:VAL:HG12	5:QE:71:LEU:HD23	1.48	0.93
19:QS:68:GLY:CA	50:R4:68:ARG:HG2	1.99	0.93
2:QB:185:ILE:HG22	2:QB:199:TYR:HB2	1.48	0.93
51:R5:56:LYS:H	51:R5:56:LYS:HD2	1.31	0.93
31:YH:127:GLU:HB3	31:YH:128:PRO:CD	1.99	0.93
36:RQ:59:ARG:O	36:RQ:60:ARG:CG	2.17	0.93
35:RP:62:LEU:HD21	54:R8:25:MET:HB2	1.51	0.93
40:YU:90:VAL:HG22	41:YV:39:LEU:HB3	1.51	0.93
25:YA:1803:A:H4'	27:YD:259:THR:CG2	1.99	0.93
36:RQ:34:LEU:HD11	36:RQ:129:THR:HB	1.50	0.93
1:XA:148:G:H1	1:XA:174:C:H42	0.99	0.93
1:XA:80:G:H1	1:XA:89:U:H3	1.04	0.93
27:YD:108:PRO:HB3	27:YD:143:HIS:HE1	1.32	0.93

Continued on next page...

Continued from previous page...

Atom-1	Atom-2	Interatomic distance (Å)	Clash overlap (Å)
31:RH:127:GLU:HB3	31:RH:128:PRO:CD	1.99	0.93
27:YD:108:PRO:HB3	27:YD:143:HIS:CE1	2.05	0.93
1:QA:1002:G:H1	1:QA:1038:C:H42	0.99	0.93
1:XA:838:G:H1	1:XA:848:C:H42	1.06	0.92
51:R5:58:LEU:HD13	51:R5:60:VAL:HG12	1.48	0.92
38:YS:59:LYS:HG2	38:YS:60:GLY:H	1.31	0.92
28:YE:14:ILE:HG12	28:YE:15:PHE:H	1.33	0.92
25:YA:1169:G:H1	25:YA:1180:C:N4	1.68	0.92
25:YA:1169:G:H1	25:YA:1180:C:H42	0.98	0.92
31:RH:153:LYS:CB	31:RH:154:PRO:HD2	1.97	0.92
25:RA:2245:U:H5'	25:RA:2246:G:H5'	1.52	0.92
25:RA:2810:A:O3'	28:RE:61:ARG:HG3	1.69	0.91
25:YA:631:A:OP2	54:Y8:46:ARG:NH2	2.01	0.91
38:YS:67:ARG:HB2	38:YS:67:ARG:NH1	1.85	0.91
36:YQ:34:LEU:HD11	36:YQ:129:THR:HB	1.50	0.91
31:RH:77:LYS:NZ	31:RH:77:LYS:HB3	1.82	0.91
27:YD:10:THR:HG23	27:YD:13:ARG:HB3	1.51	0.91
25:RA:301:G:H1	25:RA:316:C:H42	1.19	0.91
10:XJ:50:ILE:HD11	10:XJ:57:LYS:HG2	1.53	0.91
28:RE:14:ILE:HG12	28:RE:15:PHE:H	1.33	0.91
33:YN:7:LYS:H	33:YN:7:LYS:HD2	1.36	0.90
25:RA:2808:U:H3	25:RA:2892:A:H62	1.18	0.90
25:YA:2308:G:N1	25:YA:2311:A:C2	2.39	0.90
25:YA:1113:U:OP1	31:YH:2:SER:N	2.04	0.90
48:Y2:65:ASN:HB3	48:Y2:69:ARG:HH12	1.33	0.90
25:RA:1113:U:OP1	31:RH:2:SER:N	2.03	0.90
31:RH:4:ILE:HG13	31:RH:6:ARG:CZ	2.01	0.90
19:QS:5:LEU:HD21	50:R4:67:TYR:CZ	2.06	0.90
25:RA:873:G:H1	25:RA:904:C:N4	1.69	0.90
31:YH:4:ILE:HG13	31:YH:6:ARG:CZ	2.01	0.90
36:RQ:59:ARG:O	36:RQ:60:ARG:HG3	1.72	0.90
31:YH:26:VAL:HG13	31:YH:27:LYS:H	1.35	0.90
20:XT:41:ILE:HG22	20:XT:91:LEU:HD12	1.54	0.90
25:YA:1359:A:N6	25:YA:1372:U:H3	1.67	0.90
30:RG:6:ALA:H	50:R4:23:GLU:CG	1.85	0.89
30:RG:6:ALA:CB	50:R4:23:GLU:HG2	2.03	0.89
54:Y8:52:LYS:H	54:Y8:53:PRO:HD3	1.35	0.89
30:RG:113:ARG:HG2	50:R4:34:GLU:OE2	1.72	0.89
27:YD:69:ARG:HH21	27:YD:130:ALA:HB2	1.37	0.89
25:YA:2287:A:H62	25:YA:2344:U:H3	1.17	0.89
27:YD:147:LEU:HD13	27:YD:155:LEU:HD11	1.51	0.89

Continued on next page...

Continued from previous page...

Atom-1	Atom-2	Interatomic distance (Å)	Clash overlap (Å)
25:RA:1359:A:N1	25:RA:1372:U:O4	2.04	0.89
31:RH:10:PRO:HD2	31:RH:50:VAL:O	1.72	0.89
12:XL:6:THR:H	12:XL:9:GLN:HE21	1.15	0.89
31:RH:26:VAL:HG13	31:RH:27:LYS:H	1.36	0.89
27:YD:44:ASN:H	27:YD:44:ASN:HD22	1.19	0.89
36:YQ:81:VAL:CG2	46:Y0:7:LEU:HD21	2.02	0.89
27:YD:183:ARG:HH11	27:YD:183:ARG:HG2	1.34	0.89
54:Y8:59:LYS:NZ	54:Y8:59:LYS:HB2	1.88	0.89
51:R5:3:LYS:HE3	51:R5:3:LYS:HA	1.54	0.89
1:QA:589:C:H42	1:QA:650:G:H1	1.21	0.89
28:YE:63:LEU:HD12	28:YE:64:LYS:N	1.87	0.89
25:RA:1043:C:H42	25:RA:1112:G:H1	1.19	0.89
25:RA:2014:A:O2'	51:R5:2:ALA:HB2	1.73	0.89
54:R8:52:LYS:H	54:R8:53:PRO:HD3	1.35	0.88
31:YH:10:PRO:HD2	31:YH:50:VAL:O	1.72	0.88
25:YA:1138:G:H21	33:YN:106:MET:HE3	1.36	0.88
44:YY:79:CYS:SG	44:YY:80:GLY:N	2.45	0.88
5:XE:41:VAL:HG13	5:XE:113:ALA:HB2	1.53	0.88
5:QE:101:ILE:HD13	5:QE:101:ILE:H	1.36	0.88
39:RT:26:ASP:HB3	39:RT:92:GLY:H	1.36	0.88
25:RA:155:C:N4	25:RA:171:G:H1	1.72	0.88
26:RB:51:G:N7	38:RS:62:LYS:NZ	2.20	0.88
25:RA:1443:G:H1	25:RA:1548:C:H42	1.19	0.88
19:QS:5:LEU:CD2	50:R4:67:TYR:CZ	2.56	0.88
28:RE:63:LEU:HD12	28:RE:64:LYS:N	1.88	0.88
25:YA:593:G:O3'	54:Y8:61:LEU:HD22	1.73	0.88
29:YF:29:ASN:H	29:YF:112:MET:HE3	1.38	0.88
25:YA:528:A:O2'	25:YA:529:A:H5'	1.74	0.88
25:YA:242:G:H5'	54:Y8:62:LEU:CD2	2.04	0.88
38:YS:106:ARG:NH1	38:YS:106:ARG:HB2	1.88	0.88
25:YA:2245:U:H5'	25:YA:2246:G:H5'	1.56	0.88
27:YD:27:THR:HG23	27:YD:28:GLU:H	1.38	0.88
51:R5:40:LYS:HZ1	51:R5:48:GLU:HB2	1.39	0.88
28:YE:77:ILE:HD12	28:YE:78:LEU:N	1.89	0.87
28:RE:77:ILE:HD12	28:RE:78:LEU:N	1.89	0.87
25:RA:2308:G:N1	25:RA:2311:A:C2	2.42	0.87
54:R8:59:LYS:NZ	54:R8:59:LYS:HB2	1.88	0.87
36:YQ:64:ILE:HA	36:YQ:106:VAL:HG12	1.54	0.87
27:YD:44:ASN:CB	27:YD:49:ILE:HA	2.05	0.87
36:RQ:64:ILE:HA	36:RQ:106:VAL:HG12	1.54	0.87
3:QC:162:GLN:HA	3:QC:162:GLN:NE2	1.88	0.87

Continued on next page...

Continued from previous page...

Atom-1	Atom-2	Interatomic distance (Å)	Clash overlap (Å)
27:YD:181:GLU:HA	27:YD:272:ALA:HB3	1.57	0.87
30:RG:113:ARG:HG2	50:R4:34:GLU:CD	1.95	0.87
44:YY:76:CYS:HB3	44:YY:96:ILE:HD13	1.57	0.87
25:YA:2056:G:N2	51:Y5:4:HIS:O	2.08	0.86
51:Y5:40:LYS:HG2	51:Y5:47:PRO:HD2	1.56	0.86
30:RG:179:PRO:HG3	50:R4:38:LYS:NZ	1.89	0.86
25:YA:1338:G:N7	43:YX:62:LYS:NZ	2.23	0.86
29:YF:7:TYR:HB3	29:YF:21:ALA:HB1	1.53	0.86
31:YH:127:GLU:HG2	31:YH:128:PRO:HD3	0.86	0.86
35:RP:58:THR:O	35:RP:61:ARG:NH2	2.08	0.86
25:YA:1359:A:N6	25:YA:1372:U:N3	2.22	0.86
25:YA:847:U:O4	25:YA:933:A:N1	2.08	0.86
10:QJ:55:LYS:HE3	10:QJ:56:HIS:NE2	1.90	0.86
28:RE:14:ILE:HD11	39:RT:14:TYR:HH	1.41	0.86
1:QA:1002:G:H1	1:QA:1038:C:N4	1.73	0.86
27:YD:35:LYS:HG2	27:YD:64:ILE:H	1.40	0.86
1:XA:148:G:H1	1:XA:174:C:N4	1.72	0.86
27:RD:43:ARG:NH1	27:RD:44:ASN:OD1	2.08	0.86
30:RG:179:PRO:HG3	50:R4:38:LYS:HZ2	1.40	0.85
28:RE:61:ARG:O	28:RE:63:LEU:HG	1.77	0.85
25:RA:242:G:C5'	54:R8:62:LEU:HD22	2.06	0.85
36:RQ:75:THR:HA	36:RQ:88:GLY:O	1.76	0.85
36:YQ:81:VAL:HG23	46:Y0:7:LEU:CD2	2.06	0.85
30:YG:6:ALA:H	50:Y4:23:GLU:HG2	1.42	0.85
45:YZ:151:HIS:HB3	45:YZ:170:THR:HA	1.59	0.85
36:YQ:75:THR:HA	36:YQ:88:GLY:O	1.76	0.85
45:RZ:110:GLY:HA2	45:RZ:111:VAL:O	1.75	0.85
25:RA:2277:G:OP1	36:RQ:85:LYS:HB2	1.76	0.85
38:YS:106:ARG:HB2	38:YS:106:ARG:HH11	1.40	0.85
1:XA:201:C:H42	1:XA:216:G:H1	1.24	0.85
1:XA:1305:G:N2	1:XA:1331:G:H2'	1.91	0.85
10:XJ:55:LYS:HE3	10:XJ:56:HIS:NE2	1.90	0.85
25:RA:1247:A:OP2	35:RP:15:ARG:NH2	2.09	0.85
25:YA:49:A:N7	25:YA:120:U:C5	2.44	0.85
31:YH:89:ILE:HD11	31:YH:129:THR:HB	1.59	0.85
37:RR:33:ARG:NH2	51:R5:55:ARG:HG2	1.91	0.85
25:YA:1359:A:H3'	25:YA:1360:A:H5'	1.59	0.85
51:R5:39:MET:O	51:R5:40:LYS:HG3	1.77	0.85
10:XJ:55:LYS:HE3	10:XJ:56:HIS:HE2	1.38	0.85
25:RA:2572:A:N3	28:RE:144:ARG:NH2	2.24	0.85
45:RZ:111:VAL:HG22	45:RZ:112:ARG:H	1.39	0.85

Continued on next page...

Continued from previous page...

Atom-1	Atom-2	Interatomic distance (Å)	Clash overlap (Å)
5:QE:50:GLU:HB3	5:QE:53:LEU:HD13	1.59	0.85
22:XV:5:G:H1	22:XV:67:C:H42	1.22	0.85
54:Y8:59:LYS:NZ	54:Y8:59:LYS:CB	2.40	0.85
28:RE:81:ILE:O	28:RE:82:ARG:HB2	1.75	0.85
28:RE:95:ILE:H	28:RE:95:ILE:HD12	1.41	0.85
27:YD:28:GLU:HB2	27:YD:29:PRO:HD2	1.56	0.85
42:YW:18:ARG:HG3	42:YW:76:VAL:HG13	1.58	0.85
29:YF:82:ILE:O	29:YF:82:ILE:HG13	1.73	0.85
31:RH:127:GLU:HG2	31:RH:128:PRO:HD3	0.86	0.85
1:XA:838:G:N2	1:XA:848:C:N3	2.25	0.84
38:YS:83:LYS:HG2	38:YS:109:GLY:CA	2.07	0.84
25:YA:1496:A:H8	25:YA:1577:C:HO2'	1.23	0.84
31:RH:89:ILE:HD11	31:RH:129:THR:HB	1.58	0.84
28:YE:95:ILE:H	28:YE:95:ILE:HD12	1.41	0.84
25:RA:1169:G:H1	25:RA:1180:C:H42	0.85	0.84
28:RE:24:THR:HG21	28:RE:188:VAL:HG11	1.59	0.84
44:RY:79:CYS:SG	44:RY:80:GLY:N	2.45	0.84
31:YH:54:ARG:NH1	31:YH:62:LYS:HG2	1.92	0.84
38:YS:106:ARG:HA	38:YS:110:LEU:CD1	2.08	0.84
25:YA:784:A:C5	27:YD:229:VAL:HG21	2.11	0.84
54:R8:59:LYS:NZ	54:R8:59:LYS:CB	2.40	0.84
27:YD:17:THR:HG22	27:YD:205:VAL:H	1.41	0.84
25:YA:2485:G:OP1	36:YQ:46:GLN:NE2	2.09	0.84
30:RG:112:PRO:CB	50:R4:37:SER:HB2	2.05	0.84
35:YP:59:LEU:O	54:Y8:13:ARG:NH1	2.09	0.84
25:RA:2502:G:H5''	25:RA:2503:A:H5''	1.59	0.84
28:YE:81:ILE:O	28:YE:82:ARG:HB2	1.76	0.84
28:YE:61:ARG:O	28:YE:63:LEU:HG	1.77	0.84
36:YQ:30:GLY:HA2	36:YQ:107:ALA:HB2	1.60	0.84
29:YF:53:THR:HG23	29:YF:56:GLU:OE1	1.77	0.84
1:XA:448:A:OP2	1:XA:485:G:N2	2.11	0.84
39:YT:26:ASP:HB3	39:YT:92:GLY:H	1.42	0.84
25:RA:1899:G:H21	25:RA:1902:C:N4	1.76	0.84
30:YG:98:ARG:HH12	50:Y4:1:MET:HB3	1.41	0.84
35:RP:59:LEU:O	54:R8:13:ARG:NH1	2.10	0.84
19:QS:5:LEU:CD1	50:R4:67:TYR:CE2	2.60	0.84
38:YS:89:ARG:HD2	38:YS:92:TYR:O	1.78	0.84
31:RH:54:ARG:NH1	31:RH:62:LYS:HG2	1.92	0.84
35:RP:126:VAL:HG12	35:RP:147:LEU:HD21	1.59	0.84
26:YB:50:G:OP1	38:YS:63:THR:HG23	1.78	0.83
35:RP:61:ARG:HE	54:R8:13:ARG:CD	1.91	0.83

Continued on next page...

Continued from previous page...

Atom-1	Atom-2	Interatomic distance (Å)	Clash overlap (Å)
1:XA:1305:G:H22	1:XA:1331:G:H2'	1.41	0.83
31:RH:105:LEU:HD13	31:RH:105:LEU:H	1.42	0.83
53:R7:9:ARG:NH2	53:R7:48:LYS:HD2	1.93	0.83
29:YF:32:LEU:HD13	29:YF:105:VAL:HG13	1.59	0.83
2:QB:80:ILE:HD11	2:QB:208:ILE:HG23	1.58	0.83
40:YU:88:ILE:HG22	40:YU:90:VAL:HG23	1.59	0.83
25:RA:270(G):C:H42	25:RA:270(S):G:H1	1.21	0.83
31:YH:13:LYS:HE2	31:YH:13:LYS:HA	1.60	0.83
30:RG:67:LYS:HG2	50:R4:5:ILE:O	1.78	0.83
50:Y4:18:CYS:CB	50:Y4:39:CYS:HB3	2.08	0.83
25:YA:2747:G:OP1	31:YH:138:LYS:NZ	2.11	0.83
51:R5:40:LYS:HD3	51:R5:46:CYS:HB3	1.60	0.83
1:QA:671:G:H1	1:QA:735:C:H42	1.26	0.83
28:RE:35:GLN:HG2	28:RE:37:ARG:HE	1.44	0.83
28:YE:7:VAL:HG23	28:YE:8:LYS:H	1.44	0.83
30:YG:27:ASN:HB3	30:YG:30:GLU:HG3	1.61	0.83
1:QA:49:U:C5	1:QA:365:U:O4	2.32	0.83
1:QA:677:U:H3	1:QA:713:G:H22	1.23	0.83
12:QL:38:THR:HG23	12:QL:39:VAL:HG23	1.60	0.83
25:RA:1310:G:OP2	53:R7:9:ARG:NH1	2.10	0.83
36:RQ:30:GLY:HA2	36:RQ:107:ALA:HB2	1.60	0.82
1:XA:664:G:H22	1:XA:741:G:H1	1.26	0.82
25:RA:2056:G:N2	51:R5:4:HIS:O	2.12	0.82
27:YD:25:THR:CG2	27:YD:82:ILE:H	1.93	0.82
1:QA:1395:C:HO2'	1:QA:1401:G:HO2'	1.19	0.82
31:YH:153:LYS:HG2	31:YH:162:ILE:HG13	1.61	0.82
28:YE:15:PHE:CE1	28:YE:20:ALA:HB2	2.14	0.82
48:Y2:16:LEU:O	48:Y2:16:LEU:HG	1.78	0.82
1:XA:339:C:OP2	34:YO:97:ARG:NH1	2.12	0.82
28:RE:15:PHE:CE1	28:RE:20:ALA:HB2	2.14	0.82
25:RA:819:A:OP2	25:RA:1187:G:N2	2.10	0.82
25:RA:1262:A:N3	51:R5:10:LYS:HE3	1.94	0.82
31:YH:105:LEU:H	31:YH:105:LEU:HD13	1.42	0.82
12:XL:38:THR:HG23	12:XL:39:VAL:HG23	1.60	0.82
10:QJ:50:ILE:HD12	10:QJ:57:LYS:CG	2.09	0.82
45:YZ:182:LYS:CG	45:YZ:183:LEU:HA	2.08	0.82
28:RE:7:VAL:HG23	28:RE:8:LYS:H	1.44	0.82
44:RY:29:GLU:HB3	44:RY:38:ILE:HG12	1.62	0.82
25:RA:847:U:C4	25:RA:933:A:N1	2.48	0.82
54:R8:59:LYS:HZ2	54:R8:59:LYS:HB2	1.44	0.82
38:YS:19:LYS:O	38:YS:20:ARG:HB3	1.80	0.82

Continued on next page...

Continued from previous page...

Atom-1	Atom-2	Interatomic distance (Å)	Clash overlap (Å)
47:Y1:7:ILE:HD12	47:Y1:62:VAL:HG11	1.62	0.82
27:YD:35:LYS:NZ	27:YD:104:TYR:HB2	1.93	0.81
25:YA:498:G:N3	44:YY:47:LYS:NZ	2.28	0.81
12:QL:86:ARG:HB2	12:QL:101:VAL:HG22	1.62	0.81
51:Y5:16:ARG:NH1	51:Y5:17:ASP:OD1	2.13	0.81
31:RH:132:ARG:NH1	31:RH:132:ARG:HB2	1.95	0.81
50:R4:33:VAL:HG12	50:R4:34:GLU:H	1.44	0.81
1:XA:954:G:H4'	13:XM:121:LYS:HG3	1.61	0.81
38:YS:88:ASP:O	38:YS:89:ARG:HB3	1.78	0.81
19:QS:68:GLY:HA3	50:R4:68:ARG:HB2	1.62	0.81
31:RH:8:PRO:C	31:RH:9:ILE:HG12	2.00	0.81
1:QA:346:G:OP1	39:RT:41:ARG:NH2	2.13	0.81
31:RH:153:LYS:HG2	31:RH:162:ILE:HG13	1.61	0.81
36:RQ:90:VAL:HG13	36:RQ:91:GLU:N	1.95	0.81
36:YQ:90:VAL:HG13	36:YQ:91:GLU:N	1.95	0.81
25:RA:1093:G:OP1	31:RH:170:ARG:HD2	1.80	0.81
28:YE:24:THR:HG21	28:YE:188:VAL:HG11	1.59	0.81
25:YA:265:A:N6	25:YA:427:U:O2'	2.13	0.81
31:RH:152:ARG:O	31:RH:153:LYS:HB2	1.80	0.81
31:YH:10:PRO:O	31:YH:11:VAL:HG13	1.80	0.81
28:RE:3:GLY:O	28:RE:4:ILE:HB	1.81	0.81
28:YE:50:GLY:CA	28:YE:77:ILE:HA	2.09	0.81
54:R8:52:LYS:N	54:R8:53:PRO:CD	2.43	0.81
48:Y2:43:GLN:O	48:Y2:44:LEU:HG	1.81	0.81
25:YA:2729:G:H1'	28:YE:187:ALA:HB2	1.61	0.81
31:RH:26:VAL:HG13	31:RH:27:LYS:N	1.96	0.81
38:YS:36:TYR:HD2	38:YS:52:SER:HB3	1.46	0.81
2:XB:69:LEU:HB3	2:XB:162:ILE:HG22	1.62	0.81
25:RA:242:G:H5''	54:R8:62:LEU:HD22	1.62	0.81
5:XE:35:GLY:HA3	5:XE:112:LEU:O	1.80	0.81
31:RH:13:LYS:HA	31:RH:13:LYS:HE2	1.60	0.81
28:YE:116:VAL:HG21	28:YE:122:PHE:CD2	2.16	0.81
19:QS:5:LEU:HD22	50:R4:67:TYR:OH	1.81	0.81
25:RA:1064:C:N4	25:RA:1074:G:H1	1.76	0.81
25:RA:2807:G:N1	25:RA:2893:G:O6	2.12	0.81
1:QA:1346:A:H5''	9:QI:120:ARG:HH12	1.46	0.81
31:YH:8:PRO:C	31:YH:9:ILE:HG12	2.00	0.80
25:RA:2128:C:H42	25:RA:2160:G:H1	1.29	0.80
25:RA:2392:A:H8	35:RP:60:MET:HG2	1.45	0.80
28:RE:116:VAL:HG21	28:RE:122:PHE:CD2	2.16	0.80
28:RE:52:LEU:HB2	28:RE:75:VAL:HG23	1.62	0.80

Continued on next page...

Continued from previous page...

Atom-1	Atom-2	Interatomic distance (Å)	Clash overlap (Å)
29:YF:155:LEU:HD13	29:YF:174:VAL:HG13	1.62	0.80
13:QM:14:ARG:H	13:QM:44:ARG:HD3	1.45	0.80
51:R5:4:HIS:HB3	51:R5:5:PRO:CD	2.11	0.80
27:YD:27:THR:HG23	27:YD:28:GLU:N	1.96	0.80
39:RT:24:PRO:HA	39:RT:49:VAL:HG13	1.61	0.80
25:YA:819:A:OP2	25:YA:1187:G:N2	2.12	0.80
1:QA:189:U:O2'	1:QA:190:G:OP1	1.98	0.80
28:YE:52:LEU:HB2	28:YE:75:VAL:HG23	1.61	0.80
36:YQ:80:GLU:O	36:YQ:81:VAL:CG1	2.30	0.80
28:RE:50:GLY:CA	28:RE:77:ILE:HA	2.10	0.80
25:RA:882:G:N2	25:RA:894:C:N3	2.27	0.80
38:YS:106:ARG:CA	38:YS:110:LEU:HD21	2.10	0.80
1:XA:619:U:H3	4:XD:135:LEU:HD23	1.47	0.80
33:RN:42:TRP:O	40:RU:64:ARG:NH2	2.15	0.80
54:Y8:52:LYS:N	54:Y8:53:PRO:CD	2.43	0.80
28:RE:201:THR:CG2	28:RE:203:LYS:HB3	2.12	0.80
30:YG:179:PRO:HG3	50:Y4:38:LYS:NZ	1.97	0.80
28:YE:3:GLY:O	28:YE:4:ILE:HB	1.81	0.80
31:YH:152:ARG:O	31:YH:153:LYS:HB2	1.80	0.80
28:YE:201:THR:CG2	28:YE:203:LYS:HB3	2.11	0.80
25:RA:1045:A:C8	25:RA:1111:A:N6	2.50	0.80
44:YY:76:CYS:SG	44:YY:77:PRO:HD2	2.22	0.80
29:YF:198:ALA:HA	29:YF:201:VAL:HG12	1.62	0.80
32:RI:54:GLN:O	32:RI:58:LEU:CB	2.28	0.80
25:RA:2667:C:H1'	31:RH:109:PHE:HD2	1.46	0.80
26:YB:75:G:H5''	45:YZ:36:LYS:HE2	1.64	0.80
51:R5:20:ARG:HA	51:R5:23:HIS:HD1	1.47	0.80
28:YE:35:GLN:HG2	28:YE:37:ARG:HE	1.44	0.80
27:YD:121:PRO:HB3	27:YD:135:PHE:HE2	1.46	0.80
13:QM:3:ARG:HA	13:QM:9:ILE:HG21	1.62	0.80
30:YG:98:ARG:NH1	50:Y4:1:MET:SD	2.55	0.80
13:XM:65:LYS:HD3	13:XM:69:GLU:HG3	1.63	0.80
4:XD:31:CYS:SG	4:XD:31:CYS:O	2.40	0.79
48:R2:46:GLN:O	48:R2:47:ASN:HB2	1.79	0.79
27:YD:68:LYS:HB2	27:YD:70:TRP:CH2	2.17	0.79
35:YP:62:LEU:HD21	54:Y8:25:MET:HB2	1.65	0.79
1:XA:1286:A:H5''	21:XU:26:LYS:HD2	1.62	0.79
31:YH:126:PRO:CG	31:YH:127:GLU:H	1.95	0.79
33:YN:63:THR:HG23	33:YN:66:LYS:NZ	1.97	0.79
25:RA:530:G:O2'	25:RA:532:A:N7	2.16	0.79
12:XL:86:ARG:HB2	12:XL:101:VAL:HG22	1.62	0.79

Continued on next page...

Continued from previous page...

Atom-1	Atom-2	Interatomic distance (Å)	Clash overlap (Å)
27:YD:34:VAL:HG13	27:YD:34:VAL:O	1.81	0.79
36:RQ:81:VAL:O	36:RQ:82:ARG:CG	2.31	0.79
38:YS:111:GLU:HA	38:YS:111:GLU:OE1	1.80	0.79
25:RA:847:U:O4	25:RA:933:A:N1	2.16	0.79
11:QK:21:ILE:HB	11:QK:84:VAL:HG12	1.65	0.79
28:RE:137:HIS:HB3	28:RE:138:PRO:HD2	1.65	0.79
31:YH:169:VAL:HG22	31:YH:170:ARG:H	1.48	0.79
3:XC:32:LEU:HD13	3:XC:59:ARG:HD3	1.64	0.79
43:YX:67:GLY:O	43:YX:69:TYR:N	2.15	0.79
36:YQ:81:VAL:O	36:YQ:82:ARG:CG	2.31	0.79
25:YA:674:G:C1'	29:YF:74:ARG:HD3	2.12	0.79
31:YH:26:VAL:HG13	31:YH:27:LYS:N	1.96	0.79
31:RH:10:PRO:O	31:RH:11:VAL:HG13	1.80	0.79
28:YE:24:THR:HG21	28:YE:188:VAL:CG1	2.13	0.79
1:QA:1135:U:H4'	1:QA:1136:U:H5	1.47	0.79
37:RR:104:ARG:HD2	37:RR:111:LEU:HD21	1.63	0.79
31:RH:126:PRO:CG	31:RH:127:GLU:H	1.96	0.79
27:YD:17:THR:CG2	27:YD:205:VAL:H	1.96	0.79
25:YA:270(T):G:H5''	47:Y1:97:LEU:HD22	1.63	0.79
15:QO:26:GLU:OE2	15:QO:77:ARG:NH1	2.16	0.79
30:RG:6:ALA:H	50:R4:23:GLU:HG2	1.46	0.79
31:RH:86:GLU:CG	31:RH:165:ALA:H	1.94	0.79
31:YH:153:LYS:CG	31:YH:162:ILE:H	1.96	0.79
12:XL:6:THR:N	12:XL:9:GLN:HE21	1.80	0.79
35:YP:58:THR:O	35:YP:61:ARG:NE	2.15	0.79
25:RA:270(R):G:N3	47:R1:78:LYS:NZ	2.31	0.79
1:QA:664:G:H22	1:QA:741:G:H1	1.29	0.79
28:RE:111:ARG:HE	28:RE:160:TYR:HE1	1.31	0.79
1:QA:1453:G:H8	20:QT:39:LYS:HZ1	1.31	0.79
12:QL:10:LEU:HB3	17:QQ:32:TYR:CE2	2.18	0.79
51:Y5:49:CYS:SG	51:Y5:60:VAL:N	2.52	0.79
2:XB:77:ALA:HB2	2:XB:211:ILE:HD13	1.64	0.79
25:YA:1803:A:H4'	27:YD:259:THR:HG21	1.64	0.78
25:YA:530:G:C2	25:YA:2022:U:OP1	2.36	0.78
12:QL:6:THR:N	12:QL:9:GLN:HE21	1.80	0.78
25:RA:1019:U:H3	25:RA:1142(A):A:H62	1.30	0.78
25:RA:2712:U:HO2'	25:RA:2712(A):A:H8	1.27	0.78
25:YA:592:G:H21	54:Y8:4:MET:CE	1.96	0.78
45:YZ:181:GLU:HG2	45:YZ:183:LEU:HG	1.65	0.78
1:XA:1124:G:H3'	1:XA:1145:C:H41	1.48	0.78
36:RQ:119:ARG:HH11	36:RQ:119:ARG:HG2	1.48	0.78

Continued on next page...

Continued from previous page...

Atom-1	Atom-2	Interatomic distance (Å)	Clash overlap (Å)
36:RQ:80:GLU:O	36:RQ:81:VAL:CG1	2.30	0.78
25:RA:1169:G:N2	25:RA:1180:C:N3	2.29	0.78
27:YD:27:THR:HG21	27:YD:83:GLU:HB3	1.63	0.78
36:YQ:59:ARG:H	36:YQ:59:ARG:HD3	1.48	0.78
1:XA:542:G:OP1	4:XD:10:ARG:NH2	2.17	0.78
20:QT:100:ILE:HG13	20:QT:102:GLY:H	1.48	0.78
31:YH:150:ALA:O	31:YH:152:ARG:N	2.14	0.78
3:XC:59:ARG:HH12	3:XC:97:LYS:HE3	1.48	0.78
3:XC:162:GLN:HG2	23:XX:24:A:H1'	1.64	0.78
36:RQ:20:ALA:HB1	36:RQ:99:PRO:HB2	1.65	0.78
1:QA:302:G:O3'	12:QL:17:LYS:HE2	1.83	0.78
11:QK:99:GLN:HG2	11:QK:105:VAL:HG21	1.64	0.78
31:YH:132:ARG:NH1	31:YH:132:ARG:HB2	1.94	0.78
50:Y4:1:MET:SD	50:Y4:6:HIS:NE2	2.56	0.78
27:YD:94:LEU:HD22	27:YD:95:LEU:N	1.98	0.78
33:RN:95:PRO:O	33:RN:97:ARG:N	2.15	0.78
28:YE:137:HIS:HB3	28:YE:138:PRO:HD2	1.65	0.78
31:RH:153:LYS:CG	31:RH:162:ILE:H	1.96	0.78
33:YN:7:LYS:HD2	33:YN:7:LYS:N	1.94	0.78
25:YA:2287:A:N6	25:YA:2344:U:H3	1.82	0.78
5:QE:94:ALA:HB2	5:QE:119:LEU:HG	1.66	0.78
29:YF:145:GLU:O	29:YF:145:GLU:HG3	1.81	0.78
50:R4:22:ILE:O	50:R4:24:THR:HG23	1.84	0.78
10:QJ:50:ILE:HA	10:QJ:60:ARG:HG2	1.66	0.78
25:YA:242:G:C5'	54:Y8:62:LEU:CD2	2.61	0.78
27:YD:34:VAL:HG21	27:YD:103:ARG:HA	1.66	0.78
1:XA:954:G:N2	1:XA:1227:A:H62	1.82	0.78
28:RE:24:THR:HG21	28:RE:188:VAL:CG1	2.13	0.78
27:RD:69:ARG:NH2	27:RD:128:GLY:O	2.17	0.78
34:YO:88:ASN:HD21	34:YO:92:GLU:HB2	1.47	0.78
30:RG:6:ALA:N	50:R4:23:GLU:CG	2.46	0.78
28:YE:4:ILE:HD12	28:YE:28:ALA:HB1	1.67	0.78
27:YD:54:ARG:NH1	27:YD:54:ARG:HG3	1.98	0.78
25:RA:1542:G:O6	25:RA:1543:A:N6	2.17	0.78
31:YH:152:ARG:HG3	31:YH:153:LYS:CE	2.13	0.77
38:YS:106:ARG:HA	38:YS:110:LEU:HD21	1.64	0.77
10:XJ:57:LYS:HD2	10:XJ:60:ARG:NH2	2.00	0.77
27:YD:25:THR:HG22	27:YD:82:ILE:H	1.46	0.77
25:RA:662:G:OP1	35:RP:15:ARG:NH1	2.17	0.77
3:XC:162:GLN:HE21	3:XC:162:GLN:HA	1.46	0.77
10:QJ:50:ILE:CD1	10:QJ:57:LYS:CD	2.63	0.77

Continued on next page...

Continued from previous page...

Atom-1	Atom-2	Interatomic distance (Å)	Clash overlap (Å)
27:YD:44:ASN:HD22	27:YD:44:ASN:N	1.79	0.77
28:RE:4:ILE:HD12	28:RE:28:ALA:HB1	1.67	0.77
3:XC:20:SER:HB2	3:XC:40:ARG:HH22	1.50	0.77
13:XM:14:ARG:H	13:XM:44:ARG:HD3	1.49	0.77
31:RH:150:ALA:O	31:RH:152:ARG:N	2.14	0.77
50:R4:58:ARG:O	50:R4:63:TYR:HB2	1.84	0.77
33:YN:63:THR:CG2	33:YN:66:LYS:NZ	2.47	0.77
25:RA:2107:C:N4	25:RA:2182:G:H1	1.82	0.77
25:YA:1009:A:OP2	25:YA:1010:A:OP2	2.02	0.77
25:RA:1359:A:N1	25:RA:1372:U:C4	2.53	0.77
29:YF:11:VAL:HB	29:YF:18:ARG:HG3	1.64	0.77
1:QA:1298:C:OP2	7:QG:114:ARG:NH2	2.17	0.77
25:RA:1403:C:H5''	25:RA:1471:A:H1'	1.67	0.77
29:YF:20:LEU:HD12	29:YF:21:ALA:H	1.49	0.77
1:XA:1342:C:H4'	9:XI:125:TYR:HB3	1.67	0.77
1:QA:1204:A:OP1	14:QN:3:ARG:NH2	2.17	0.77
25:YA:1728:G:N1	25:YA:1730:U:OP2	2.18	0.77
25:YA:1270:C:H5''	25:YA:1271:G:H5'	1.64	0.77
10:QJ:50:ILE:CD1	10:QJ:57:LYS:CG	2.62	0.77
36:YQ:80:GLU:OE1	46:Y0:7:LEU:HG	1.84	0.77
25:YA:2308:G:N1	25:YA:2311:A:H2	1.77	0.77
25:RA:265:A:N6	25:RA:427:U:O2'	2.18	0.77
54:Y8:59:LYS:HZ3	54:Y8:59:LYS:CB	1.96	0.77
36:RQ:66:ILE:HG13	36:RQ:67:ARG:N	1.99	0.77
25:YA:247:G:O6	54:Y8:12:LYS:NZ	2.16	0.77
33:YN:95:PRO:O	33:YN:97:ARG:N	2.18	0.77
19:QS:5:LEU:HD11	50:R4:67:TYR:CD2	2.19	0.77
29:YF:183:VAL:O	29:YF:187:VAL:HG23	1.85	0.77
19:QS:68:GLY:HA3	50:R4:68:ARG:CB	2.15	0.77
50:R4:1:MET:HB2	50:R4:6:HIS:NE2	2.00	0.77
36:RQ:20:ALA:CB	36:RQ:99:PRO:HD2	2.14	0.77
36:YQ:119:ARG:HH11	36:YQ:119:ARG:HG2	1.48	0.77
31:RH:153:LYS:NZ	31:RH:153:LYS:HA	1.99	0.77
27:YD:25:THR:O	27:YD:27:THR:N	2.17	0.77
27:YD:153:ALA:O	27:YD:154:LYS:HG3	1.85	0.77
25:YA:662:G:OP1	35:YP:15:ARG:NH2	2.18	0.77
5:QE:71:LEU:HD11	5:QE:115:VAL:H	1.49	0.76
36:YQ:59:ARG:H	36:YQ:59:ARG:CD	1.99	0.76
36:YQ:20:ALA:CB	36:YQ:99:PRO:HD2	2.14	0.76
36:YQ:20:ALA:HB1	36:YQ:99:PRO:HB2	1.65	0.76
30:RG:6:ALA:HB2	50:R4:23:GLU:OE2	1.85	0.76

Continued on next page...

Continued from previous page...

Atom-1	Atom-2	Interatomic distance (Å)	Clash overlap (Å)
28:RE:14:ILE:HD11	39:RT:14:TYR:CZ	2.19	0.76
36:YQ:79:LEU:HD12	46:Y0:5:LYS:HD2	1.65	0.76
28:YE:111:ARG:HE	28:YE:160:TYR:HE1	1.31	0.76
25:YA:1826:G:H4'	27:YD:242:ARG:NH2	1.99	0.76
38:YS:60:GLY:O	38:YS:61:ASN:HB3	1.83	0.76
36:YQ:66:ILE:HG13	36:YQ:67:ARG:N	1.99	0.76
1:QA:1002:G:H2'	1:QA:1003:G:H8	1.49	0.76
20:XT:41:ILE:HG22	20:XT:91:LEU:CD1	2.15	0.76
25:YA:1009:A:OP1	33:YN:37:LYS:NZ	2.17	0.76
31:YH:153:LYS:NZ	31:YH:153:LYS:HA	2.00	0.76
37:RR:33:ARG:HH22	51:R5:55:ARG:HG2	1.50	0.76
36:RQ:90:VAL:HG13	36:RQ:91:GLU:H	1.49	0.76
36:YQ:90:VAL:HG13	36:YQ:91:GLU:H	1.49	0.76
25:RA:1138:G:H21	33:RN:106:MET:HE3	1.51	0.76
1:QA:448:A:OP2	1:QA:485:G:N2	2.18	0.76
25:YA:574:C:N3	28:YE:145:LYS:NZ	2.34	0.76
29:YF:29:ASN:H	29:YF:112:MET:CE	1.97	0.76
25:YA:847:U:C4	25:YA:933:A:N1	2.54	0.76
16:XP:45:THR:HG22	16:XP:47:ASP:H	1.50	0.76
37:RR:3:HIS:O	37:RR:5:LYS:N	2.19	0.76
25:RA:2392:A:H1'	35:RP:60:MET:HE3	1.66	0.76
25:YA:1247:A:OP2	35:YP:15:ARG:NH1	2.18	0.76
25:YA:2451:A:C6	60:Z6:101:PPU:HE2	2.20	0.76
30:RG:5:VAL:HA	50:R4:23:GLU:HG3	1.68	0.76
25:RA:1359:A:N6	25:RA:1372:U:C4	2.54	0.76
25:YA:1359:A:C3'	25:YA:1360:A:H5'	2.15	0.76
25:RA:593:G:O2'	54:R8:61:LEU:HD13	1.84	0.76
25:RA:676:A:H8	25:RA:2069:G:H21	1.33	0.76
25:YA:2419:U:O4	54:Y8:30:ARG:CZ	2.33	0.76
25:YA:2849:U:O4	39:YT:23:ARG:NH2	2.18	0.76
31:YH:125:VAL:HA	31:YH:126:PRO:HB3	1.68	0.76
31:RH:152:ARG:HG3	31:RH:153:LYS:CE	2.13	0.76
51:R5:47:PRO:O	51:R5:48:GLU:HG3	1.86	0.76
31:RH:169:VAL:HG22	31:RH:170:ARG:H	1.48	0.76
32:RI:54:GLN:O	32:RI:58:LEU:HB2	1.85	0.76
32:YI:144:VAL:HG13	32:YI:145:VAL:HG13	1.67	0.76
25:RA:709:U:H3	25:RA:722:A:H61	1.31	0.76
25:YA:620:G:H4'	25:YA:621:A:H5''	1.67	0.76
29:YF:101:LEU:CD1	29:YF:102:PRO:HD2	2.11	0.76
38:RS:62:LYS:HB3	38:RS:97:ARG:HD3	1.67	0.76
28:YE:36:ARG:HH21	28:YE:88:GLY:HA2	1.51	0.76

Continued on next page...

Continued from previous page...

Atom-1	Atom-2	Interatomic distance (Å)	Clash overlap (Å)
37:YR:74:LYS:O	37:YR:76:VAL:N	2.18	0.76
25:YA:780:G:H21	25:YA:783:A:H62	1.34	0.76
1:XA:1004:A:H8	1:XA:1036:G:H22	1.34	0.76
27:YD:69:ARG:HH21	27:YD:130:ALA:CB	1.99	0.75
19:QS:5:LEU:HD13	50:R4:67:TYR:CE2	2.20	0.75
28:YE:63:LEU:CD1	28:YE:65:GLY:H	1.99	0.75
54:Y8:59:LYS:HB2	54:Y8:59:LYS:HZ2	1.49	0.75
51:R5:40:LYS:CD	51:R5:46:CYS:HB3	2.15	0.75
30:RG:67:LYS:HE2	50:R4:6:HIS:CE1	2.20	0.75
28:YE:23:VAL:HG21	28:YE:183:LEU:HD23	1.69	0.75
4:XD:9:CYS:SG	4:XD:22:LYS:HD2	2.26	0.75
1:XA:1321:C:H3'	1:XA:1322:C:H5''	1.67	0.75
44:RY:95:LYS:HB3	44:RY:100:ALA:HA	1.68	0.75
25:RA:1359:A:C6	25:RA:1372:U:C4	2.75	0.75
20:XT:26:ASN:HB2	20:XT:71:THR:CG2	2.15	0.75
25:RA:884:C:O2	25:RA:892:G:N1	2.19	0.75
1:XA:1008:C:H42	1:XA:1021:G:H1	1.31	0.75
25:YA:1093:G:OP1	31:YH:170:ARG:HD2	1.86	0.75
1:XA:1076:C:H42	1:XA:1081:G:H1	1.34	0.75
25:RA:2451:A:C6	60:Z5:101:PPU:HE2	2.21	0.75
50:R4:34:GLU:HG3	50:R4:35:VAL:H	1.51	0.75
31:RH:150:ALA:C	31:RH:152:ARG:H	1.88	0.75
27:YD:146:GLU:HB2	27:YD:189:CYS:HB3	1.67	0.75
27:YD:142:VAL:HG23	27:YD:193:VAL:HA	1.67	0.75
13:XM:93:ARG:NH1	25:YA:888:C:OP1	2.19	0.75
50:R4:71:ARG:NH1	50:R4:71:ARG:HG3	1.90	0.75
29:RF:113:ALA:HB1	29:RF:186:ILE:HG21	1.68	0.75
31:RH:153:LYS:HG2	31:RH:162:ILE:H	1.52	0.75
36:YQ:79:LEU:HD13	46:Y0:5:LYS:HD3	1.68	0.75
29:YF:29:ASN:HB3	29:YF:112:MET:HE1	1.69	0.75
39:YT:27:THR:HG23	39:YT:90:GLN:HB3	1.67	0.75
52:R6:41:PRO:HG2	52:R6:45:LYS:H	1.52	0.75
44:RY:87:LYS:HD3	44:RY:92:ASN:HB3	1.69	0.75
28:RE:36:ARG:HH21	28:RE:88:GLY:HA2	1.51	0.75
25:RA:67:U:H3	25:RA:74:A:H2	1.33	0.75
25:RA:49:A:N7	25:RA:120:U:C5	2.55	0.75
28:RE:63:LEU:CD1	28:RE:65:GLY:H	2.00	0.75
29:YF:7:TYR:HB3	29:YF:21:ALA:CB	2.16	0.75
1:QA:686:U:H1'	11:QK:42:TRP:HE1	1.52	0.75
37:RR:74:LYS:O	37:RR:76:VAL:N	2.18	0.75
25:YA:1030:G:OP2	36:YQ:128:LYS:HE2	1.86	0.75

Continued on next page...

Continued from previous page...

Atom-1	Atom-2	Interatomic distance (Å)	Clash overlap (Å)
33:YN:13:TRP:HB2	33:YN:133:GLN:HG3	1.69	0.75
37:RR:56:LYS:NZ	37:RR:90:ARG:O	2.20	0.75
41:YV:24:LYS:HA	41:YV:92:THR:HG23	1.68	0.75
28:YE:61:ARG:HB2	28:YE:62:PRO:HD3	1.69	0.74
25:RA:2701:C:H3'	25:RA:2702:U:C5'	2.15	0.74
44:RY:86:ARG:HB2	44:RY:95:LYS:HD2	1.69	0.74
31:YH:150:ALA:C	31:YH:152:ARG:H	1.88	0.74
53:R7:9:ARG:HH21	53:R7:48:LYS:CD	1.99	0.74
1:QA:1305:G:H22	1:QA:1331:G:H2'	1.52	0.74
25:YA:1479:G:N7	25:YA:1510:A:N6	2.35	0.74
25:YA:602:G:O2'	25:YA:604:G:O2'	2.03	0.74
17:XQ:66:SER:O	17:XQ:70:ARG:NH1	2.21	0.74
27:YD:30:GLU:HG3	27:YD:63:ARG:CZ	2.17	0.74
1:XA:1130:A:O2'	9:XI:3:GLN:NE2	2.20	0.74
36:YQ:79:LEU:O	36:YQ:79:LEU:CD2	2.36	0.74
38:YS:36:TYR:CD2	38:YS:52:SER:HB3	2.23	0.74
25:RA:1030:G:OP2	36:RQ:128:LYS:HE2	1.87	0.74
30:YG:161:THR:HG22	30:YG:163:ALA:H	1.53	0.74
39:YT:51:ARG:HG2	39:YT:98:LYS:HG3	1.70	0.74
31:YH:153:LYS:HG2	31:YH:162:ILE:H	1.52	0.74
33:YN:63:THR:CG2	33:YN:66:LYS:HZ2	2.01	0.74
25:YA:1509:C:N3	25:YA:1511:A:N6	2.35	0.74
30:RG:34:LEU:HB2	30:RG:172:LEU:HD21	1.68	0.74
25:RA:1614:A:H62	42:RW:93:ALA:HB2	1.53	0.74
1:XA:1195:C:H5''	1:XA:1196:U:O5'	1.87	0.74
27:YD:54:ARG:HH11	27:YD:54:ARG:HG3	1.49	0.74
25:YA:530:G:O2'	25:YA:532:A:N7	2.20	0.74
28:RE:10:GLY:HA3	39:RT:8:LYS:HD2	1.67	0.74
29:YF:129:PHE:HA	29:YF:142:TRP:NE1	2.02	0.74
45:YZ:103:ARG:HB2	45:YZ:138:GLU:HG2	1.69	0.74
32:RI:98:ALA:HB2	32:RI:111:PRO:HB3	1.69	0.74
28:RE:201:THR:HG22	28:RE:203:LYS:HB3	1.70	0.74
36:RQ:79:LEU:CD1	46:R0:5:LYS:HD3	2.18	0.74
3:XC:162:GLN:HA	3:XC:162:GLN:NE2	2.03	0.74
29:YF:136:THR:HG22	29:YF:166:ALA:O	1.87	0.74
30:RG:6:ALA:H	50:R4:23:GLU:HG3	1.53	0.74
50:R4:41:PRO:O	50:R4:42:PHE:HB3	1.87	0.74
28:YE:78:LEU:HG	28:YE:79:ARG:NE	2.03	0.74
25:YA:76:C:O2'	48:Y2:62:THR:HG21	1.88	0.74
25:YA:1403:C:H5''	25:YA:1471:A:H1'	1.70	0.74
8:QH:29:SER:HB3	8:QH:32:LYS:HG3	1.69	0.74

Continued on next page...

Continued from previous page...

Atom-1	Atom-2	Interatomic distance (Å)	Clash overlap (Å)
25:RA:2849:U:OP1	39:RT:95:ARG:NH1	2.20	0.74
13:QM:121:LYS:HE2	13:QM:121:LYS:HA	1.68	0.74
25:RA:1607:C:N4	25:RA:1622:G:OP2	2.20	0.74
1:QA:13:U:O4	1:QA:20:U:O4	2.05	0.74
51:R5:2:ALA:O	51:R5:3:LYS:HB2	1.88	0.73
5:QE:71:LEU:HD13	5:QE:115:VAL:H	1.52	0.73
36:RQ:79:LEU:CD1	36:RQ:79:LEU:O	2.35	0.73
25:YA:7:G:H1	25:YA:2896:C:H42	1.35	0.73
25:YA:1045:A:C6	25:YA:1111:A:N7	2.56	0.73
25:RA:1061:U:H5'	25:RA:1070:A:H1'	1.68	0.73
31:YH:153:LYS:HG3	31:YH:161:GLY:CA	2.18	0.73
38:YS:62:LYS:HB3	38:YS:97:ARG:HD3	1.68	0.73
43:YX:27:THR:HB	43:YX:80:ILE:HB	1.69	0.73
28:RE:77:ILE:HD12	28:RE:78:LEU:H	1.52	0.73
28:RE:61:ARG:HB2	28:RE:62:PRO:HD3	1.69	0.73
25:RA:1359:A:N6	25:RA:1372:U:C5	2.55	0.73
50:Y4:9:LEU:H	50:Y4:27:THR:HG23	1.53	0.73
32:RI:93:THR:HG22	32:RI:119:PRO:HB3	1.69	0.73
1:QA:8:A:N6	4:QD:205:GLU:O	2.22	0.73
30:RG:3:LEU:CG	50:R4:25:TYR:CE1	2.71	0.73
27:YD:131:LEU:HB2	27:YD:136:ILE:CD1	2.17	0.73
31:RH:153:LYS:HG3	31:RH:161:GLY:CA	2.18	0.73
10:XJ:50:ILE:HD12	10:XJ:57:LYS:HG2	1.68	0.73
28:RE:203:LYS:HD2	28:RE:203:LYS:O	1.88	0.73
39:RT:36:GLU:HG3	39:RT:41:ARG:HD3	1.70	0.73
5:XE:43:LEU:HD22	5:XE:136:MET:CG	2.19	0.73
31:RH:84:SER:O	31:RH:85:LYS:HB2	1.89	0.73
27:YD:35:LYS:HZ1	27:YD:65:ILE:HA	1.51	0.73
25:RA:1187:G:H5''	41:RV:81:TYR:CE1	2.24	0.73
25:YA:2032:G:H21	28:YE:146:THR:HG23	1.52	0.73
54:Y8:61:LEU:O	54:Y8:62:LEU:HB2	1.88	0.73
1:XA:148:G:H2'	1:XA:149:A:H8	1.53	0.73
5:QE:101:ILE:HD13	5:QE:101:ILE:N	2.03	0.73
25:RA:2277:G:H5'	36:RQ:85:LYS:HG3	1.71	0.73
28:RE:23:VAL:HG21	28:RE:183:LEU:HD23	1.68	0.73
36:YQ:79:LEU:CD1	36:YQ:79:LEU:O	2.35	0.73
48:Y2:29:LYS:HD3	48:Y2:57:ILE:HD13	1.71	0.73
28:YE:77:ILE:HD12	28:YE:78:LEU:H	1.52	0.73
4:XD:7:PRO:HB2	4:XD:10:ARG:HD2	1.69	0.73
32:RI:4:ILE:HD11	32:RI:44:LEU:HD12	1.69	0.73
25:RA:483:A:H4'	44:RY:49:VAL:HA	1.71	0.73

Continued on next page...

Continued from previous page...

Atom-1	Atom-2	Interatomic distance (Å)	Clash overlap (Å)
31:RH:125:VAL:HA	31:RH:126:PRO:HB3	1.68	0.73
51:Y5:56:LYS:HG2	51:Y5:58:LEU:HB3	1.70	0.73
1:QA:1318:A:H4'	19:QS:11:VAL:HG11	1.69	0.73
1:QA:701:C:H1'	1:QA:703:G:C6	2.24	0.73
3:QC:58:GLU:HB2	3:QC:65:ALA:HB3	1.70	0.73
50:Y4:18:CYS:SG	50:Y4:19:GLY:N	2.62	0.73
28:YE:55:ASN:C	28:YE:57:LYS:H	1.91	0.73
28:RE:55:ASN:C	28:RE:57:LYS:H	1.91	0.73
5:QE:69:VAL:CG1	5:QE:71:LEU:HD23	2.19	0.73
28:YE:203:LYS:HD2	28:YE:203:LYS:O	1.88	0.73
25:YA:650:C:OP1	54:Y8:48:PHE:CZ	2.42	0.73
25:RA:1021:A:H61	25:RA:1142(A):A:H61	1.37	0.73
25:RA:996:A:H4'	40:RU:92:ARG:HE	1.54	0.73
27:YD:77:ALA:CB	27:YD:97:TYR:HA	2.18	0.73
3:QC:20:SER:HB2	3:QC:40:ARG:HH22	1.54	0.73
25:YA:1309:G:H4'	53:Y7:7:PRO:HB2	1.71	0.73
28:RE:56:PRO:O	28:RE:57:LYS:HB2	1.89	0.72
36:RQ:90:VAL:CG1	36:RQ:91:GLU:H	2.02	0.72
45:RZ:19:ARG:NH1	45:RZ:84:GLU:O	2.22	0.72
31:YH:125:VAL:HG12	31:YH:126:PRO:HG3	1.71	0.72
31:RH:54:ARG:HH12	31:RH:62:LYS:HG2	1.54	0.72
7:QG:9:VAL:HG13	7:QG:94:ARG:HH21	1.54	0.72
28:RE:13:ARG:HA	28:RE:22:PRO:HA	1.71	0.72
54:Y8:16:ILE:HD11	54:Y8:57:ARG:HG2	1.69	0.72
25:YA:593:G:O2'	54:Y8:61:LEU:CD1	2.35	0.72
38:YS:26:LEU:O	38:YS:26:LEU:HD23	1.90	0.72
10:QJ:55:LYS:HG3	10:QJ:56:HIS:N	2.05	0.72
36:YQ:90:VAL:CG1	36:YQ:91:GLU:H	2.02	0.72
25:RA:67:U:N3	25:RA:74:A:C2	2.57	0.72
31:RH:80:SER:O	31:RH:81:GLU:HB2	1.89	0.72
31:YH:152:ARG:O	31:YH:153:LYS:HD2	1.90	0.72
28:YE:21:VAL:HB	28:YE:22:PRO:CB	2.18	0.72
36:RQ:79:LEU:C	36:RQ:79:LEU:HD22	2.06	0.72
51:R5:40:LYS:CE	51:R5:46:CYS:HB3	2.19	0.72
31:YH:54:ARG:HH12	31:YH:62:LYS:HG2	1.54	0.72
30:YG:64:THR:HG23	30:YG:66:GLN:H	1.54	0.72
1:QA:954:G:H4'	13:QM:121:LYS:HG3	1.71	0.72
1:XA:1162:C:H42	1:XA:1174:G:H1	1.34	0.72
54:Y8:29:LYS:HD3	54:Y8:44:LYS:HB2	1.71	0.72
31:YH:132:ARG:HH11	31:YH:132:ARG:CB	1.97	0.72
28:RE:78:LEU:HG	28:RE:79:ARG:NE	2.03	0.72

Continued on next page...

Continued from previous page...

Atom-1	Atom-2	Interatomic distance (Å)	Clash overlap (Å)
38:YS:83:LYS:C	38:YS:109:GLY:HA3	2.10	0.72
36:YQ:79:LEU:HD22	36:YQ:79:LEU:C	2.07	0.72
31:RH:30:LYS:HD2	31:RH:81:GLU:H	1.54	0.72
1:QA:692:U:OP1	11:QK:124:LYS:NZ	2.18	0.72
12:QL:126:LYS:NZ	12:QL:126:LYS:HB2	2.04	0.72
1:XA:1108:G:H5'	3:XC:176:HIS:HD1	1.54	0.72
28:RE:28:ALA:HB3	28:RE:93:VAL:HG22	1.72	0.72
30:YG:6:ALA:N	50:Y4:23:GLU:HG2	2.04	0.72
35:YP:61:ARG:HD2	54:Y8:13:ARG:CD	2.19	0.72
1:QA:501:C:H2'	1:QA:502:G:H8	1.54	0.72
25:RA:2815:C:H5'	51:R5:29:THR:HG21	1.72	0.72
5:QE:7:GLU:HG2	5:QE:112:LEU:HD22	1.72	0.72
12:XL:126:LYS:HB2	12:XL:126:LYS:NZ	2.04	0.72
50:Y4:48:ARG:HH12	50:Y4:52:THR:HG22	1.54	0.72
29:YF:124:LEU:HD12	29:YF:125:LEU:N	2.04	0.72
25:YA:242:G:H5'	54:Y8:62:LEU:HD22	1.72	0.72
25:YA:2250:G:C6	36:YQ:82:ARG:HD2	2.25	0.72
29:YF:32:LEU:O	29:YF:32:LEU:HD12	1.90	0.72
28:YE:201:THR:HG22	28:YE:203:LYS:HB3	1.69	0.72
51:R5:58:LEU:CD1	51:R5:60:VAL:HG12	2.18	0.72
10:XJ:55:LYS:HG3	10:XJ:56:HIS:N	2.05	0.72
5:XE:91:LEU:HD12	5:XE:120:THR:HG22	1.72	0.72
31:RH:89:ILE:CD1	31:RH:129:THR:HB	2.19	0.72
28:YE:197:ILE:HD11	28:YE:199:ARG:HH12	1.55	0.72
53:Y7:9:ARG:HH21	53:Y7:48:LYS:CD	1.99	0.72
31:RH:26:VAL:CG1	31:RH:27:LYS:H	2.02	0.72
54:R8:16:ILE:HD11	54:R8:57:ARG:HG2	1.70	0.72
5:XE:10:MET:HB3	5:XE:32:VAL:HG22	1.70	0.72
32:RI:3:VAL:HG12	32:RI:38:LEU:HA	1.71	0.72
30:RG:5:VAL:HG22	50:R4:25:TYR:CE2	2.25	0.72
28:YE:56:PRO:O	28:YE:57:LYS:HB2	1.89	0.72
38:YS:83:LYS:HZ1	38:YS:109:GLY:HA2	1.50	0.72
44:YY:51:VAL:HG13	44:YY:52:SER:H	1.54	0.72
54:R8:61:LEU:O	54:R8:62:LEU:HB2	1.88	0.72
25:RA:49:A:N7	25:RA:120:U:C4	2.58	0.72
25:YA:2032:G:H21	28:YE:146:THR:CG2	2.03	0.72
29:YF:157:VAL:HB	29:YF:194:MET:HB3	1.70	0.72
48:Y2:27:GLU:N	48:Y2:27:GLU:OE1	2.19	0.72
54:Y8:60:LEU:C	54:Y8:63:PRO:HD2	2.11	0.72
28:RE:197:ILE:HD11	28:RE:199:ARG:HH12	1.55	0.72
31:RH:152:ARG:O	31:RH:153:LYS:HD2	1.90	0.72

Continued on next page...

Continued from previous page...

Atom-1	Atom-2	Interatomic distance (Å)	Clash overlap (Å)
19:QS:5:LEU:HD22	50:R4:67:TYR:CZ	2.24	0.72
28:YE:13:ARG:HA	28:YE:22:PRO:HA	1.71	0.72
25:YA:2701:C:H3'	25:YA:2702:U:C5'	2.19	0.72
29:YF:32:LEU:HD12	29:YF:32:LEU:C	2.10	0.72
36:RQ:79:LEU:CD2	36:RQ:79:LEU:O	2.36	0.72
31:YH:26:VAL:CG1	31:YH:27:LYS:H	2.02	0.72
25:YA:957:A:H5'	36:YQ:76:LYS:HD2	1.72	0.72
29:YF:9:ILE:HD11	29:YF:125:LEU:HG	1.70	0.72
25:YA:617:G:OP1	29:YF:40:GLN:NE2	2.23	0.72
17:QQ:4:LYS:HE3	17:QQ:6:LEU:HD21	1.72	0.72
25:YA:2306:C:H3'	25:YA:2307:G:H5''	1.71	0.72
25:YA:2636:U:OP1	28:YE:79:ARG:HA	1.90	0.71
38:YS:103:GLU:O	38:YS:106:ARG:HG3	1.90	0.71
38:YS:83:LYS:HG2	38:YS:109:GLY:N	2.04	0.71
54:R8:60:LEU:O	54:R8:63:PRO:HD2	1.90	0.71
1:XA:1450:U:O2'	1:XA:1451:A:N7	2.23	0.71
1:XA:272:C:H2'	1:XA:273:A:H8	1.54	0.71
1:XA:1316:G:H22	1:XA:1319:A:H5''	1.55	0.71
34:YO:47:ILE:HG13	34:YO:48:PRO:HD2	1.72	0.71
25:YA:1899:G:H21	25:YA:1902:C:N4	1.88	0.71
25:RA:2135:A:H62	25:RA:2156:G:H21	1.35	0.71
31:YH:128:PRO:HD2	31:YH:129:THR:H	1.55	0.71
28:RE:21:VAL:HB	28:RE:22:PRO:CB	2.18	0.71
28:RE:93:VAL:H	28:RE:95:ILE:HD12	1.54	0.71
9:XI:114:TYR:HE2	10:XJ:60:ARG:H	1.38	0.71
19:QS:68:GLY:HA3	50:R4:68:ARG:CG	2.20	0.71
31:YH:30:LYS:HD2	31:YH:81:GLU:H	1.54	0.71
2:QB:115:LEU:HB2	2:QB:145:LEU:HD12	1.72	0.71
46:R0:68:GLU:OE1	46:R0:82:ARG:NH1	2.23	0.71
25:RA:882:G:H1	25:RA:894:C:H42	0.79	0.71
29:YF:185:ASP:OD1	29:YF:188:ARG:NH1	2.23	0.71
38:YS:67:ARG:O	38:YS:71:ARG:HG3	1.90	0.71
48:Y2:41:ILE:HD12	48:Y2:41:ILE:C	2.10	0.71
54:Y8:60:LEU:O	54:Y8:63:PRO:HD2	1.90	0.71
40:YU:92:ARG:HD2	41:YV:11:GLN:HB2	1.72	0.71
31:YH:84:SER:O	31:YH:85:LYS:HB2	1.89	0.71
29:YF:185:ASP:HA	29:YF:188:ARG:CD	2.20	0.71
1:XA:148:G:N2	1:XA:174:C:N3	2.34	0.71
30:YG:6:ALA:HB2	50:Y4:23:GLU:HG2	1.72	0.71
1:XA:523:A:H61	12:XL:92:ASP:HB2	1.55	0.71
54:Y8:58:ILE:HD13	54:Y8:61:LEU:HD11	1.72	0.71

Continued on next page...

Continued from previous page...

Atom-1	Atom-2	Interatomic distance (Å)	Clash overlap (Å)
38:YS:83:LYS:HZ2	38:YS:109:GLY:HA2	1.55	0.71
49:R3:8:LEU:HD13	49:R3:31:LEU:HD23	1.71	0.71
1:XA:31:G:O2'	1:XA:48:C:N4	2.22	0.71
31:RH:125:VAL:HG12	31:RH:126:PRO:HG3	1.70	0.71
50:R4:29:PRO:O	50:R4:30:GLU:HB2	1.89	0.71
25:RA:1689:A:H62	25:RA:1698:A:H2	1.37	0.71
33:YN:89:LYS:O	33:YN:93:THR:HG22	1.90	0.71
25:YA:67:U:O4	25:YA:74:A:N1	2.24	0.71
35:YP:59:LEU:HA	35:YP:61:ARG:HE	1.56	0.71
52:R6:17:LYS:HB3	52:R6:44:ARG:HH22	1.55	0.71
31:YH:80:SER:O	31:YH:81:GLU:HB2	1.89	0.71
8:XH:10:LEU:HD22	8:XH:83:ILE:HD11	1.72	0.71
30:RG:61:ALA:HB2	30:RG:68:PRO:HD3	1.72	0.71
27:YD:263:ARG:HB2	27:YD:263:ARG:NH1	2.06	0.71
10:QJ:61:GLU:OE2	14:QN:45:ARG:NH1	2.23	0.71
25:RA:2680:C:H5'	28:RE:189:PRO:HA	1.72	0.71
25:YA:2467:C:H4'	36:YQ:123:HIS:CD2	2.26	0.71
48:Y2:7:ARG:HH11	48:Y2:7:ARG:HG3	1.55	0.71
44:YY:29:GLU:HB3	44:YY:38:ILE:HG23	1.70	0.71
25:RA:1071:G:O6	25:RA:1091:G:O6	2.08	0.71
1:QA:191:G:H1'	20:QT:105:SER:HB3	1.72	0.71
25:YA:2580:U:H4'	28:YE:130:GLY:HA3	1.72	0.71
25:RA:747:U:N1	51:R5:2:ALA:HB3	2.06	0.71
39:YT:77:PRO:HB2	39:YT:80:SER:HB2	1.72	0.71
54:R8:58:ILE:HD13	54:R8:61:LEU:HD11	1.72	0.71
35:YP:61:ARG:HD2	54:Y8:13:ARG:HD3	1.72	0.71
35:YP:126:VAL:HG13	35:YP:145:PRO:HB2	1.72	0.71
44:YY:42:VAL:HG12	44:YY:65:ALA:HB3	1.71	0.71
35:RP:95:VAL:HG13	35:RP:100:LEU:HD21	1.73	0.71
28:YE:93:VAL:H	28:YE:95:ILE:HD12	1.54	0.71
25:YA:2445:G:OP1	29:YF:74:ARG:NH2	2.23	0.71
10:XJ:57:LYS:HD2	10:XJ:60:ARG:CZ	2.21	0.71
4:QD:32:ALA:O	4:QD:34:GLU:N	2.23	0.71
54:R8:59:LYS:HZ3	54:R8:59:LYS:CB	2.02	0.71
54:R8:60:LEU:C	54:R8:63:PRO:HD2	2.11	0.71
1:QA:148:G:H1	1:QA:174:C:H42	1.37	0.71
32:YI:5:LEU:HD21	32:YI:12:LEU:HB3	1.72	0.71
34:YO:2:ILE:HD12	34:YO:6:THR:HG21	1.72	0.71
1:XA:1327:C:OP2	21:XU:12:LYS:NZ	2.23	0.71
1:XA:1002:G:H1	1:XA:1038:C:H42	1.39	0.71
12:XL:24:VAL:HG12	12:XL:24:VAL:O	1.90	0.71

Continued on next page...

Continued from previous page...

Atom-1	Atom-2	Interatomic distance (Å)	Clash overlap (Å)
25:RA:2610:C:H4'	25:RA:2611:U:OP2	1.91	0.71
45:YZ:182:LYS:HG3	45:YZ:183:LEU:HD23	1.70	0.70
25:RA:1043:C:N4	25:RA:1112:G:H1	1.88	0.70
25:YA:1652:A:OP1	37:YR:8:ARG:NH1	2.24	0.70
19:QS:41:VAL:HB	19:QS:42:PRO:HA	1.73	0.70
29:YF:66:PRO:O	29:YF:67:GLN:HB3	1.89	0.70
25:RA:2392:A:H2	25:RA:2424:C:H42	1.39	0.70
48:R2:29:LYS:HE3	48:R2:57:ILE:HG21	1.73	0.70
31:YH:59:ARG:HH11	31:YH:59:ARG:HG3	1.56	0.70
31:YH:89:ILE:CD1	31:YH:129:THR:HB	2.20	0.70
30:RG:6:ALA:N	50:R4:23:GLU:HG2	2.06	0.70
28:YE:28:ALA:HB3	28:YE:93:VAL:HG22	1.72	0.70
30:YG:47:LYS:HD3	30:YG:81:LYS:HB2	1.72	0.70
42:RW:29:LEU:HD22	42:RW:69:LEU:HD11	1.72	0.70
27:YD:244:ARG:HB2	27:YD:245:PRO:HD2	1.71	0.70
35:RP:71:VAL:HG13	35:RP:72:PRO:HD3	1.71	0.70
31:RH:132:ARG:CB	31:RH:132:ARG:HH11	1.97	0.70
31:YH:103:LEU:HD12	31:YH:131:VAL:HG21	1.73	0.70
31:YH:152:ARG:O	31:YH:153:LYS:CB	2.39	0.70
28:YE:14:ILE:HG12	28:YE:15:PHE:N	2.06	0.70
29:YF:178:PRO:HG2	29:YF:179:GLU:OE2	1.90	0.70
39:RT:18:ASP:N	39:RT:18:ASP:OD1	2.19	0.70
32:YI:3:VAL:HG12	32:YI:38:LEU:HA	1.71	0.70
31:RH:154:PRO:O	31:RH:155:SER:HB2	1.91	0.70
19:QS:40:ILE:HD11	19:QS:62:ILE:HD12	1.74	0.70
10:XJ:50:ILE:HA	10:XJ:60:ARG:HG2	1.72	0.70
36:YQ:32:TYR:CD1	36:YQ:133:ARG:HA	2.27	0.70
36:RQ:32:TYR:CD1	36:RQ:133:ARG:HA	2.27	0.70
32:RI:54:GLN:O	32:RI:58:LEU:HB3	1.92	0.70
31:YH:86:GLU:CG	31:YH:165:ALA:H	1.94	0.70
29:YF:101:LEU:O	29:YF:106:ARG:NH1	2.23	0.70
30:RG:65:GLY:O	50:R4:7:PRO:CD	2.39	0.70
25:RA:1443:G:H1	25:RA:1548:C:N4	1.90	0.70
25:YA:2680:C:H5'	28:YE:189:PRO:HA	1.74	0.70
29:YF:164:ARG:HG3	29:YF:175:THR:OG1	1.91	0.70
10:XJ:61:GLU:OE2	14:YN:45:ARG:NH1	2.25	0.70
54:R8:29:LYS:HD3	54:R8:44:LYS:HB2	1.71	0.70
27:YD:43:ARG:HB3	27:YD:54:ARG:HB2	1.73	0.70
31:YH:154:PRO:HG2	31:YH:162:ILE:O	1.92	0.70
31:RH:154:PRO:HG2	31:RH:162:ILE:O	1.92	0.70
25:RA:2308:G:N1	25:RA:2311:A:H2	1.84	0.70

Continued on next page...

Continued from previous page...

Atom-1	Atom-2	Interatomic distance (Å)	Clash overlap (Å)
42:YW:17:VAL:HG12	42:YW:76:VAL:HG11	1.72	0.70
14:YN:48:ALA:HB2	14:YN:53:LEU:HD12	1.73	0.70
31:RH:152:ARG:O	31:RH:153:LYS:CB	2.40	0.70
28:YE:103:ASP:OD1	28:YE:201:THR:HA	1.92	0.70
29:YF:178:PRO:HB2	29:YF:201:VAL:HG11	1.73	0.70
18:XR:58:LEU:HD23	18:XR:62:GLU:HB3	1.74	0.70
25:YA:2123:G:H1	25:YA:2175:C:H42	1.39	0.70
25:RA:2682:U:O2'	28:RE:13:ARG:HG2	1.92	0.70
51:R5:40:LYS:HE2	51:R5:47:PRO:HD2	1.73	0.70
2:XB:185:ILE:HG22	2:XB:199:TYR:HB2	1.74	0.70
1:QA:1310:G:OP1	13:QM:77:ASN:ND2	2.25	0.70
38:YS:42:ASP:O	38:YS:43:GLU:HB2	1.90	0.70
31:RH:128:PRO:HD2	31:RH:129:THR:H	1.55	0.70
13:QM:7:VAL:HG21	30:RG:113:ARG:O	1.92	0.70
1:QA:1002:G:H2'	1:QA:1003:G:C8	2.27	0.70
25:YA:83:G:N2	25:YA:103:A:OP2	2.19	0.70
10:QJ:48:THR:HA	10:QJ:62:HIS:HB3	1.72	0.70
25:YA:2667:C:H1'	31:YH:109:PHE:HD2	1.55	0.69
36:YQ:43:THR:OG1	36:YQ:46:GLN:HB2	1.91	0.69
4:XD:105:VAL:HG13	4:XD:110:PHE:HB2	1.74	0.69
12:QL:24:VAL:HG12	12:QL:24:VAL:O	1.90	0.69
25:RA:1980:G:O2'	25:RA:1982:C:OP2	2.09	0.69
38:YS:54:LEU:O	38:YS:54:LEU:HD13	1.91	0.69
13:QM:3:ARG:HH12	30:RG:113:ARG:NH2	1.89	0.69
19:QS:68:GLY:HA3	50:R4:68:ARG:HG2	1.71	0.69
25:RA:2277:G:P	36:RQ:85:LYS:HB2	2.32	0.69
25:YA:2584:U:H5'	60:Z6:101:PPU:H103	1.73	0.69
1:XA:1023:G:H3'	1:XA:1024:G:H5''	1.72	0.69
20:XT:100:ILE:HG13	20:XT:102:GLY:H	1.56	0.69
27:RD:93:ALA:HB3	27:RD:105:ILE:HG22	1.74	0.69
25:YA:774:A:H2	25:YA:787:U:HO2'	1.40	0.69
25:RA:1314:C:H42	25:RA:1338:G:H1	1.39	0.69
1:XA:266:G:C8	1:XA:266:G:H5'	2.28	0.69
26:RB:38:C:H42	26:RB:44:G:H1	1.40	0.69
27:YD:65:ILE:HD13	27:YD:65:ILE:O	1.91	0.69
1:QA:1052:U:O2'	1:QA:1055:A:OP2	2.08	0.69
31:RH:59:ARG:HG3	31:RH:59:ARG:HH11	1.56	0.69
19:XS:10:PHE:HB2	19:XS:39:THR:H	1.54	0.69
25:YA:483:A:H5'	44:YY:49:VAL:HG22	1.74	0.69
19:QS:69:HIS:ND1	50:R4:69:LYS:HE2	2.08	0.69
10:XJ:55:LYS:HG3	10:XJ:56:HIS:CD2	2.27	0.69

Continued on next page...

Continued from previous page...

Atom-1	Atom-2	Interatomic distance (Å)	Clash overlap (Å)
1:XA:1422:G:H5"	34:YO:48:PRO:HB3	1.73	0.69
48:Y2:47:ASN:O	48:Y2:49:LYS:N	2.25	0.69
31:RH:103:LEU:HD12	31:RH:131:VAL:HG21	1.73	0.69
27:YD:65:ILE:HD11	27:YD:67:PHE:CD2	2.27	0.69
28:RE:103:ASP:OD1	28:RE:201:THR:HA	1.92	0.69
31:RH:4:ILE:HG13	31:RH:6:ARG:NE	2.08	0.69
45:RZ:94:GLU:HB2	45:RZ:130:PRO:HD2	1.73	0.69
1:QA:617:G:H1	1:QA:623:C:H42	1.40	0.69
1:QA:1243:C:OP2	21:QU:10:ARG:NH2	2.25	0.69
29:YF:65:TRP:HZ3	29:YF:73:ALA:O	1.74	0.69
31:YH:150:ALA:C	31:YH:152:ARG:N	2.44	0.69
28:RE:65:GLY:HA2	28:RE:70:ALA:CB	2.23	0.69
38:YS:106:ARG:N	38:YS:110:LEU:HD21	2.07	0.69
28:RE:7:VAL:HG23	28:RE:8:LYS:N	2.07	0.69
6:XF:68:PRO:HG2	6:XF:71:ARG:HG3	1.75	0.69
36:RQ:43:THR:OG1	36:RQ:46:GLN:HB2	1.91	0.69
1:XA:1437:C:H42	1:XA:1464:G:H1	1.37	0.69
31:YH:89:ILE:HG12	31:YH:89:ILE:O	1.92	0.69
51:R5:4:HIS:HB3	51:R5:5:PRO:HD3	1.75	0.69
31:YH:154:PRO:O	31:YH:155:SER:HB2	1.91	0.69
4:QD:22:LYS:CG	4:QD:26:CYS:SG	2.80	0.69
25:YA:2287:A:N6	25:YA:2344:U:N3	2.37	0.69
10:QJ:55:LYS:HG3	10:QJ:56:HIS:CD2	2.27	0.69
28:YE:7:VAL:HG23	28:YE:8:LYS:N	2.06	0.69
22:QV:75:C:H3'	22:QV:76:A:H5"	1.74	0.69
1:XA:538:G:H5"	12:XL:114:LYS:HB2	1.74	0.69
25:YA:1980:G:O2'	25:YA:1982:C:OP2	2.11	0.69
27:YD:76:PRO:O	27:YD:98:VAL:HG23	1.91	0.69
29:YF:67:GLN:O	29:YF:68:LYS:CB	2.39	0.69
25:RA:2808:U:O4	25:RA:2892:A:N7	2.26	0.69
51:R5:40:LYS:HE2	51:R5:47:PRO:CD	2.21	0.69
51:R5:40:LYS:HG2	51:R5:47:PRO:HD2	1.75	0.69
45:RZ:110:GLY:N	45:RZ:111:VAL:HG12	2.08	0.69
25:RA:2547:U:O2	34:RO:23:ARG:NH2	2.25	0.69
27:YD:89:SER:HB2	27:YD:159:ALA:HB2	1.75	0.69
52:Y6:11:LEU:HD11	52:Y6:51:GLU:HG3	1.75	0.69
1:XA:1123:A:H4'	10:XJ:36:GLY:HA3	1.75	0.69
25:RA:807:U:H2'	25:RA:808:G:H8	1.58	0.69
25:RA:2811:G:P	28:RE:61:ARG:HG3	2.32	0.69
25:YA:1826:G:C4'	27:YD:242:ARG:HH21	2.02	0.69
27:YD:17:THR:HG22	27:YD:205:VAL:N	2.08	0.69

Continued on next page...

Continued from previous page...

Atom-1	Atom-2	Interatomic distance (Å)	Clash overlap (Å)
26:YB:44:G:OP1	50:Y4:1:MET:N	2.26	0.69
40:YU:92:ARG:HG2	40:YU:92:ARG:O	1.91	0.69
40:YU:92:ARG:NH1	41:YV:11:GLN:O	2.26	0.69
42:RW:29:LEU:HG	42:RW:33:ARG:HD2	1.74	0.69
32:RI:5:LEU:HD11	32:RI:19:VAL:HG12	1.73	0.69
25:RA:617:G:OP1	29:RF:40:GLN:NE2	2.25	0.69
27:RD:25:THR:O	27:RD:27:THR:N	2.26	0.69
27:YD:35:LYS:HB3	27:YD:63:ARG:HA	1.75	0.69
36:RQ:80:GLU:HG3	36:RQ:81:VAL:H	1.58	0.69
25:RA:2114:A:N6	25:RA:2119:A:N7	2.41	0.69
1:QA:1312:G:H5''	50:R4:67:TYR:OH	1.93	0.68
27:YD:17:THR:CG2	27:YD:204:ILE:HA	2.23	0.68
35:YP:62:LEU:CD2	54:Y8:25:MET:HB2	2.23	0.68
32:RI:41:GLU:HA	32:RI:44:LEU:HB2	1.74	0.68
47:Y1:73:LEU:HD13	47:Y1:90:ILE:HG22	1.76	0.68
25:YA:660:G:O3'	29:YF:38:ARG:NH2	2.26	0.68
45:RZ:60:GLU:HA	45:RZ:66:SER:HA	1.75	0.68
45:YZ:60:GLU:HA	45:YZ:66:SER:HA	1.75	0.68
25:RA:242:G:H5'	54:R8:62:LEU:HD22	1.73	0.68
1:QA:49:U:C4	1:QA:365:U:O4	2.45	0.68
38:YS:57:LYS:H	38:YS:57:LYS:HD3	1.58	0.68
25:RA:2392:A:C8	35:RP:60:MET:HG2	2.28	0.68
1:XA:503:C:OP2	12:XL:116:SER:HB3	1.94	0.68
2:XB:74:LYS:HE3	2:XB:166:ASP:CB	2.22	0.68
31:YH:126:PRO:HB2	31:YH:130:ARG:O	1.93	0.68
28:YE:65:GLY:HA2	28:YE:70:ALA:CB	2.23	0.68
38:YS:106:ARG:CA	38:YS:110:LEU:HD11	2.19	0.68
35:YP:19:VAL:HG13	35:YP:21:ARG:H	1.57	0.68
1:XA:1077:G:N2	1:XA:1080:A:OP2	2.23	0.68
38:YS:100:ALA:HA	38:YS:103:GLU:HG2	1.75	0.68
31:YH:4:ILE:HG13	31:YH:6:ARG:NE	2.08	0.68
1:QA:589:C:N4	1:QA:650:G:H1	1.89	0.68
39:YT:123:GLN:O	39:YT:125:ARG:N	2.26	0.68
25:RA:2821:A:OP2	28:RE:110:GLY:HA3	1.93	0.68
3:QC:3:ASN:N	3:QC:3:ASN:OD1	2.26	0.68
25:YA:2753:A:O2'	55:Y9:15:LYS:NZ	2.27	0.68
36:YQ:80:GLU:HG3	36:YQ:81:VAL:H	1.58	0.68
30:RG:66:GLN:NE2	30:RG:93:THR:O	2.26	0.68
25:YA:2600:A:N7	27:YD:237:GLU:OE2	2.27	0.68
25:YA:141:A:H8	25:YA:1408:C:H1'	1.58	0.68
37:YR:33:ARG:NH2	51:Y5:55:ARG:HG2	2.08	0.68

Continued on next page...

Continued from previous page...

Atom-1	Atom-2	Interatomic distance (Å)	Clash overlap (Å)
30:RG:47:LYS:HD3	30:RG:81:LYS:HB2	1.76	0.68
31:RH:126:PRO:HB2	31:RH:130:ARG:O	1.93	0.68
31:YH:126:PRO:HG2	31:YH:127:GLU:H	1.58	0.68
28:YE:15:PHE:CE1	39:YT:81:PRO:HD2	2.28	0.68
31:YH:4:ILE:HG13	31:YH:6:ARG:NH1	2.09	0.68
1:QA:542:G:OP1	4:QD:10:ARG:NH2	2.26	0.68
14:YN:13:THR:N	14:YN:14:PRO:HD2	2.09	0.68
36:YQ:66:ILE:HG13	36:YQ:67:ARG:H	1.58	0.68
36:RQ:12:GLN:CG	36:RQ:73:PRO:HD2	2.21	0.68
25:RA:530:G:C2	25:RA:2022:U:OP1	2.46	0.68
50:R4:15:ILE:N	50:R4:15:ILE:HD13	2.09	0.68
2:XB:235:SER:OG	2:XB:236:TYR:N	2.25	0.68
25:YA:2278:A:OP1	36:YQ:11:LYS:HD2	1.93	0.68
31:RH:126:PRO:HG2	31:RH:127:GLU:H	1.59	0.68
31:YH:126:PRO:CD	31:YH:127:GLU:H	2.07	0.68
27:YD:241:PRO:O	27:YD:243:GLY:N	2.27	0.68
48:Y2:23:LYS:O	48:Y2:27:GLU:OE1	2.11	0.68
25:YA:1845:G:OP1	27:YD:258:LYS:NZ	2.23	0.68
35:YP:88:LEU:HD12	35:YP:95:VAL:HG11	1.76	0.68
28:YE:16:ARG:HG3	28:YE:16:ARG:O	1.93	0.68
16:QP:4:ILE:HG12	16:QP:21:VAL:HG12	1.75	0.68
45:YZ:145:GLU:HG3	45:YZ:146:ILE:HG12	1.76	0.68
5:QE:11:ILE:HG13	5:QE:31:LEU:HB3	1.76	0.68
31:RH:88:LEU:HD22	31:RH:88:LEU:H	1.58	0.68
35:YP:65:ARG:HH21	54:Y8:46:ARG:HH12	1.40	0.68
51:R5:20:ARG:HA	51:R5:23:HIS:ND1	2.09	0.68
33:YN:133:GLN:HB2	33:YN:135:PRO:HD3	1.76	0.68
19:XS:40:ILE:HG12	19:XS:41:VAL:HG13	1.75	0.68
37:RR:38:VAL:HG22	37:RR:112:ALA:HB2	1.75	0.68
28:YE:9:VAL:HB	28:YE:25:VAL:HG23	1.76	0.68
29:YF:34:TRP:CE3	35:YP:8:PRO:HB3	2.29	0.68
38:YS:35:ILE:HD13	38:YS:101:LEU:HD23	1.76	0.68
5:QE:71:LEU:CD1	5:QE:115:VAL:N	2.54	0.68
36:RQ:104:PHE:HE2	36:RQ:125:LEU:HD11	1.59	0.68
30:RG:83:ARG:H	30:RG:86:MET:HG3	1.58	0.68
25:YA:2789:C:H1'	25:YA:2892:A:H2	1.59	0.68
25:RA:1693:U:O2'	27:RD:14:ARG:NH2	2.27	0.68
11:QK:58:PRO:HB2	11:QK:93:GLN:HG3	1.75	0.68
27:YD:44:ASN:ND2	27:YD:44:ASN:N	2.42	0.67
5:QE:71:LEU:CD2	5:QE:115:VAL:HG22	2.24	0.67
36:YQ:90:VAL:CG1	36:YQ:91:GLU:N	2.57	0.67

Continued on next page...

Continued from previous page...

Atom-1	Atom-2	Interatomic distance (Å)	Clash overlap (Å)
28:RE:116:VAL:O	28:RE:117:MET:HB3	1.94	0.67
25:RA:2584:U:H5'	60:Z5:101:PPU:H103	1.77	0.67
1:QA:1305:G:N2	1:QA:1331:G:H2'	2.09	0.67
1:QA:1175:G:H2'	1:QA:1176:A:H8	1.59	0.67
48:Y2:64:LEU:HD22	48:Y2:68:ARG:HD2	1.77	0.67
25:RA:2683:C:OP1	39:RT:53:ARG:NH2	2.27	0.67
28:RE:13:ARG:CB	28:RE:13:ARG:HH11	2.07	0.67
36:YQ:133:ARG:O	36:YQ:134:ARG:HB2	1.94	0.67
24:XY:30:C:H42	24:XY:40:G:H1	1.41	0.67
36:RQ:133:ARG:O	36:RQ:134:ARG:HB2	1.94	0.67
31:YH:77:LYS:HG2	31:YH:77:LYS:O	1.94	0.67
36:RQ:20:ALA:HB1	36:RQ:99:PRO:HD2	1.76	0.67
1:QA:1502:A:H2	1:QA:1505:G:H1	1.41	0.67
25:RA:2580:U:H4'	28:RE:130:GLY:HA3	1.77	0.67
31:RH:89:ILE:O	31:RH:89:ILE:HG12	1.93	0.67
30:RG:6:ALA:HB2	50:R4:23:GLU:HG2	1.73	0.67
36:YQ:12:GLN:CG	36:YQ:73:PRO:HD2	2.21	0.67
25:RA:301:G:H1	25:RA:316:C:N4	1.89	0.67
36:RQ:90:VAL:CG1	36:RQ:91:GLU:N	2.57	0.67
36:YQ:90:VAL:O	36:YQ:92:GLY:N	2.25	0.67
1:QA:1347:G:N2	1:QA:1374:A:OP2	2.20	0.67
1:QA:376:G:H1	1:QA:387:U:H3	1.42	0.67
45:YZ:19:ARG:NH1	45:YZ:84:GLU:O	2.24	0.67
36:YQ:33:GLY:HA2	36:YQ:105:GLU:HA	1.76	0.67
38:YS:26:LEU:HD12	38:YS:39:ILE:CD1	2.23	0.67
38:YS:67:ARG:HB2	38:YS:67:ARG:CZ	2.24	0.67
51:Y5:48:GLU:HA	51:Y5:59:GLU:CG	2.24	0.67
38:YS:52:SER:O	38:YS:56:LEU:HD22	1.93	0.67
28:RE:10:GLY:H	28:RE:25:VAL:HG23	1.59	0.67
26:RB:48:A:H4'	38:RS:95:HIS:HD2	1.60	0.67
25:YA:1812:A:O2'	27:YD:45:ASN:HB2	1.95	0.67
25:RA:414:C:O2	25:RA:1864:U:O2'	2.13	0.67
1:QA:1286:A:H5''	21:QU:26:LYS:HD2	1.75	0.67
28:RE:14:ILE:HG12	28:RE:15:PHE:N	2.06	0.67
50:R4:33:VAL:HG12	50:R4:34:GLU:N	2.10	0.67
53:Y7:9:ARG:CZ	53:Y7:48:LYS:HB2	2.23	0.67
36:YQ:104:PHE:CE2	36:YQ:125:LEU:HD11	2.29	0.67
53:R7:9:ARG:NH2	53:R7:48:LYS:HB2	2.10	0.67
28:YE:116:VAL:O	28:YE:117:MET:HB3	1.94	0.67
1:XA:1502:A:H2	1:XA:1505:G:H1	1.42	0.67
25:RA:259:G:H21	25:RA:621:A:H8	1.40	0.67

Continued on next page...

Continued from previous page...

Atom-1	Atom-2	Interatomic distance (Å)	Clash overlap (Å)
2:QB:27:LYS:HD2	2:QB:193:ASP:HB2	1.75	0.67
8:XH:120:THR:H	8:XH:123:GLU:HB2	1.59	0.67
36:RQ:104:PHE:CE2	36:RQ:125:LEU:HD11	2.30	0.67
5:XE:31:LEU:HD23	5:XE:45:PHE:CD1	2.30	0.67
28:YE:26:ILE:HD13	28:YE:27:LEU:N	2.10	0.67
1:QA:1162:C:H42	1:QA:1174:G:H1	1.42	0.67
19:QS:29:ARG:HD3	19:QS:30:LEU:HD13	1.77	0.67
41:RV:72:VAL:HG13	41:RV:85:LYS:HB3	1.75	0.67
36:YQ:81:VAL:C	36:YQ:82:ARG:HG2	2.15	0.67
28:YE:13:ARG:HH11	28:YE:13:ARG:CB	2.07	0.67
31:RH:4:ILE:HG13	31:RH:6:ARG:NH1	2.09	0.67
27:RD:182:LEU:H	27:RD:272:ALA:HB3	1.59	0.67
31:YH:88:LEU:H	31:YH:88:LEU:HD22	1.58	0.67
39:RT:84:GLN:HG2	39:RT:85:LYS:HG2	1.76	0.67
25:RA:270(T):G:H5'	47:R1:97:LEU:HD22	1.75	0.67
41:YV:52:VAL:HG21	41:YV:55:ALA:HB3	1.76	0.67
25:RA:1226:G:H4'	41:RV:84:LYS:HG2	1.77	0.67
25:YA:1607:C:N4	25:YA:1622:G:OP2	2.27	0.67
25:RA:2839:G:H5'	37:RR:46:GLY:HA2	1.76	0.67
30:RG:3:LEU:HD21	50:R4:25:TYR:CE1	2.29	0.67
19:QS:5:LEU:CD2	50:R4:67:TYR:OH	2.42	0.67
36:RQ:81:VAL:C	36:RQ:82:ARG:HG2	2.14	0.67
36:RQ:32:TYR:HD1	36:RQ:133:ARG:HA	1.60	0.67
29:YF:184:TYR:O	29:YF:188:ARG:HG3	1.94	0.67
37:RR:33:ARG:NH2	51:R5:55:ARG:CG	2.58	0.67
36:RQ:90:VAL:O	36:RQ:92:GLY:N	2.25	0.67
25:RA:857:C:H4'	46:R0:23:VAL:HG21	1.75	0.67
2:XB:168:THR:HB	2:XB:192:SER:HB2	1.77	0.67
25:YA:1258:C:O4'	29:YF:84:VAL:HG11	1.95	0.67
31:RH:125:VAL:CG1	31:RH:126:PRO:HG3	2.25	0.67
31:RH:126:PRO:CD	31:RH:127:GLU:H	2.07	0.67
31:RH:124:GLU:HB3	31:RH:132:ARG:HD2	1.77	0.67
25:RA:747:U:C2	51:R5:2:ALA:HB3	2.29	0.67
28:YE:62:PRO:O	28:YE:64:LYS:N	2.28	0.67
25:RA:1309:G:H4'	53:R7:7:PRO:HB2	1.75	0.67
36:RQ:66:ILE:HG13	36:RQ:67:ARG:H	1.57	0.67
35:YP:64:LYS:C	35:YP:66:GLY:H	1.97	0.67
2:XB:174:VAL:HG13	2:XB:184:VAL:HG11	1.76	0.67
25:YA:2123:G:H2'	25:YA:2124:G:H8	1.60	0.67
25:RA:958:U:OP2	36:RQ:14:ARG:NH1	2.27	0.67
25:YA:1794:U:H2'	25:YA:1795:C:H6	1.58	0.67

Continued on next page...

Continued from previous page...

Atom-1	Atom-2	Interatomic distance (Å)	Clash overlap (Å)
39:YT:16:ARG:NH2	39:YT:83:ILE:O	2.27	0.67
28:RE:16:ARG:HG3	28:RE:16:ARG:O	1.93	0.67
50:R4:37:SER:C	50:R4:39:CYS:H	1.98	0.67
36:YQ:104:PHE:HE2	36:YQ:125:LEU:HD11	1.59	0.67
27:RD:49:ILE:HD11	27:RD:52:ARG:HA	1.77	0.67
45:RZ:110:GLY:HA2	45:RZ:111:VAL:C	2.13	0.67
25:RA:1496:A:H8	25:RA:1577:C:HO2'	1.41	0.67
1:QA:1124:G:H3'	1:QA:1145:C:N4	2.10	0.67
37:YR:78:LYS:HE2	37:YR:83:ILE:HD11	1.77	0.67
5:XE:100:VAL:HG22	5:XE:118:ILE:HG22	1.77	0.67
29:YF:103:LYS:HA	29:YF:106:ARG:CG	2.21	0.66
27:YD:35:LYS:CA	27:YD:64:ILE:HG22	2.26	0.66
29:YF:46:ARG:CG	29:YF:46:ARG:HH11	2.04	0.66
31:RH:77:LYS:HG2	31:RH:77:LYS:O	1.94	0.66
1:QA:1055:A:O2'	3:QC:161:GLU:OE2	2.14	0.66
25:RA:1454:U:OP1	37:RR:77:ARG:NH1	2.27	0.66
1:XA:1346:A:OP1	9:XI:120:ARG:NH1	2.26	0.66
30:RG:6:ALA:N	50:R4:23:GLU:HG3	2.08	0.66
27:YD:35:LYS:HZ1	27:YD:104:TYR:HB2	1.58	0.66
36:YQ:32:TYR:HD1	36:YQ:133:ARG:HA	1.60	0.66
25:RA:593:G:H1	25:RA:664:C:H42	1.42	0.66
25:YA:2277:G:C5'	36:YQ:85:LYS:HG3	2.25	0.66
36:YQ:88:GLY:C	36:YQ:90:VAL:N	2.47	0.66
28:RE:36:ARG:HB3	28:RE:36:ARG:HH11	1.60	0.66
1:XA:1095:U:P	1:XA:1108:G:H1	2.18	0.66
32:YI:8:PRO:HD3	32:YI:15:VAL:HG13	1.77	0.66
32:YI:4:ILE:HG12	32:YI:18:VAL:HG22	1.77	0.66
25:YA:712:G:H1	25:YA:719:C:H42	1.43	0.66
25:YA:1348:G:H2'	25:YA:1349:A:H5''	1.77	0.66
48:Y2:65:ASN:HB3	48:Y2:69:ARG:NH1	2.10	0.66
25:YA:888:C:H3'	25:YA:889:C:H4'	1.77	0.66
1:QA:1305:G:HO2'	1:QA:1306:A:H8	1.44	0.66
25:YA:1332:G:N2	25:YA:1609:A:O2'	2.28	0.66
5:QE:107:ARG:HG3	5:QE:108:ALA:N	2.11	0.66
33:YN:8:GLN:C	33:YN:9:VAL:HG13	2.15	0.66
28:YE:28:ALA:O	28:YE:93:VAL:HG23	1.96	0.66
38:YS:106:ARG:HA	38:YS:110:LEU:CD2	2.25	0.66
25:RA:1064:C:N3	25:RA:1074:G:N2	2.40	0.66
1:QA:589:C:N3	1:QA:650:G:N2	2.35	0.66
1:XA:790:A:OP1	22:XV:38:A:O2'	2.10	0.66
42:YW:45:TYR:CZ	42:YW:49:LYS:HD2	2.30	0.66

Continued on next page...

Continued from previous page...

Atom-1	Atom-2	Interatomic distance (Å)	Clash overlap (Å)
55:R9:27:CYS:SG	55:R9:29:ASN:ND2	2.69	0.66
25:RA:2620:C:OP1	28:RE:152:LYS:O	2.14	0.66
25:YA:2811:G:P	28:YE:61:ARG:HG3	2.34	0.66
36:YQ:79:LEU:CD1	46:Y0:5:LYS:CD	2.62	0.66
3:QC:162:GLN:HE21	3:QC:162:GLN:HA	1.59	0.66
36:RQ:88:GLY:C	36:RQ:90:VAL:N	2.47	0.66
31:RH:168:PRO:O	31:RH:169:VAL:HG12	1.96	0.66
28:YE:37:ARG:NE	28:YE:37:ARG:HA	2.11	0.66
27:YD:135:PHE:CD1	27:YD:135:PHE:N	2.62	0.66
27:YD:68:LYS:HB2	27:YD:70:TRP:CZ3	2.31	0.66
25:RA:1264:G:H5'	51:R5:11:THR:HG21	1.75	0.66
27:YD:172:TYR:HB3	27:YD:184:LYS:HG2	1.77	0.66
13:XM:105:THR:O	13:XM:107:ALA:N	2.29	0.66
5:QE:76:ILE:HG23	5:QE:118:ILE:HD13	1.78	0.66
25:RA:2123:G:H2'	25:RA:2124:G:H8	1.60	0.66
25:RA:2635:C:OP1	28:RE:78:LEU:HD12	1.95	0.66
44:YY:49:VAL:O	44:YY:51:VAL:N	2.29	0.66
5:QE:101:ILE:HD11	5:QE:119:LEU:HD23	1.78	0.66
25:RA:270(G):C:N4	25:RA:270(S):G:H1	1.94	0.66
28:RE:9:VAL:HB	28:RE:25:VAL:HG23	1.76	0.66
25:YA:2391:G:OP2	54:Y8:32:LEU:HD13	1.96	0.66
3:QC:70:VAL:HG12	3:QC:72:LYS:H	1.60	0.66
25:RA:586:A:H5'	29:RF:89:VAL:HG21	1.77	0.66
32:RI:133:HIS:HB2	32:RI:134:PRO:HD2	1.76	0.66
1:XA:690:G:H22	11:XK:55:LYS:NZ	1.92	0.66
10:XJ:7:LYS:HB2	10:XJ:97:GLU:HB2	1.76	0.66
28:RE:174:ASP:CG	28:RE:175:VAL:H	1.98	0.66
47:R1:7:ILE:HG12	47:R1:91:LYS:NZ	2.11	0.66
25:RA:993:G:OP1	40:RU:50:ARG:NH2	2.28	0.66
19:QS:39:THR:HG22	19:QS:40:ILE:H	1.61	0.66
36:RQ:33:GLY:HA2	36:RQ:105:GLU:HA	1.76	0.66
28:RE:101:ARG:CZ	28:RE:171:GLU:HB2	2.25	0.66
25:RA:884:C:N3	25:RA:892:G:O6	2.29	0.66
25:RA:2112:G:O6	25:RA:2169:A:N6	2.29	0.66
28:YE:174:ASP:CG	28:YE:175:VAL:H	1.98	0.66
12:XL:26:ALA:O	12:XL:27:LEU:O	2.14	0.66
31:YH:125:VAL:CG1	31:YH:126:PRO:HG3	2.25	0.66
19:QS:5:LEU:HD11	50:R4:67:TYR:CE2	2.30	0.66
28:RE:62:PRO:O	28:RE:64:LYS:N	2.28	0.66
44:YY:97:ARG:HE	44:YY:98:VAL:HB	1.61	0.66
54:Y8:30:ARG:O	54:Y8:31:HIS:HB2	1.96	0.66

Continued on next page...

Continued from previous page...

Atom-1	Atom-2	Interatomic distance (Å)	Clash overlap (Å)
1:QA:411:A:H62	1:QA:413:G:H21	1.44	0.66
25:RA:1332:G:H21	25:RA:1610:A:H8	1.41	0.66
31:YH:124:GLU:HB3	31:YH:132:ARG:HD2	1.77	0.66
38:YS:88:ASP:OD1	38:YS:90:GLY:N	2.28	0.66
36:YQ:20:ALA:HB1	36:YQ:99:PRO:HD2	1.77	0.66
44:RY:49:VAL:O	44:RY:51:VAL:N	2.29	0.66
25:RA:2233:U:H2'	25:RA:2234:G:C8	2.30	0.66
25:YA:2304:G:H22	25:YA:2312:U:H3	1.42	0.66
50:R4:16:CYS:SG	50:R4:33:VAL:HB	2.35	0.66
38:YS:107:GLU:H	38:YS:110:LEU:HD11	1.60	0.66
25:YA:2277:G:H5'	36:YQ:85:LYS:HG3	1.76	0.66
28:RE:26:ILE:HD13	28:RE:27:LEU:N	2.10	0.66
33:YN:35:ARG:O	33:YN:37:LYS:N	2.29	0.66
41:YV:21:ARG:HD2	41:YV:91:TYR:CD1	2.31	0.66
25:RA:2651:C:H42	25:RA:2669:G:H1	1.43	0.66
19:XS:50:ALA:HB1	19:XS:57:HIS:HB3	1.77	0.66
28:YE:13:ARG:NH1	28:YE:21:VAL:HG12	2.11	0.65
22:XV:5:G:H1	22:XV:67:C:N4	1.94	0.65
27:YD:121:PRO:HB3	27:YD:135:PHE:CE2	2.30	0.65
1:XA:1124:G:H3'	1:XA:1145:C:N4	2.11	0.65
47:Y1:29:GLY:O	47:Y1:31:GLY:N	2.30	0.65
39:RT:102:ILE:HB	39:RT:110:ILE:HD13	1.78	0.65
20:QT:26:ASN:HB2	20:QT:71:THR:HG23	1.78	0.65
1:XA:1368:G:OP1	9:XI:111:ARG:NH2	2.25	0.65
25:RA:2015:A:N3	51:R5:2:ALA:N	2.44	0.65
27:YD:183:ARG:HH11	27:YD:183:ARG:CG	2.07	0.65
39:YT:16:ARG:HD3	39:YT:19:LEU:HD11	1.77	0.65
25:YA:1689:A:H62	25:YA:1698:A:H2	1.43	0.65
12:QL:25:PRO:C	12:QL:27:LEU:H	1.98	0.65
28:YE:101:ARG:CZ	28:YE:171:GLU:HB2	2.26	0.65
12:XL:39:VAL:HB	12:XL:57:LYS:HB2	1.78	0.65
28:YE:36:ARG:HH11	28:YE:36:ARG:HB3	1.60	0.65
12:QL:115:LYS:O	12:QL:117:ARG:HG3	1.96	0.65
33:YN:8:GLN:O	33:YN:9:VAL:HG22	1.96	0.65
27:RD:108:PRO:HG2	27:RD:111:LEU:HG	1.79	0.65
45:YZ:97:GLU:HB3	45:YZ:125:LEU:HD11	1.78	0.65
25:YA:1533:C:H42	25:YA:1538:G:H1	1.44	0.65
36:RQ:59:ARG:C	36:RQ:60:ARG:HG3	2.16	0.65
31:RH:150:ALA:C	31:RH:152:ARG:N	2.44	0.65
1:XA:973:G:H3'	1:XA:974:A:H5''	1.77	0.65
25:YA:2023:G:H5'	25:YA:2617:C:H4'	1.78	0.65

Continued on next page...

Continued from previous page...

Atom-1	Atom-2	Interatomic distance (Å)	Clash overlap (Å)
27:YD:80:ALA:HB3	27:YD:94:LEU:CD1	2.26	0.65
27:RD:27:THR:HG21	27:RD:81:ALA:HB1	1.78	0.65
1:QA:791:G:H2'	1:QA:792:A:H5'	1.79	0.65
2:QB:82:ARG:HA	2:QB:92:TYR:CE2	2.31	0.65
12:QL:21:LYS:N	12:QL:21:LYS:HD2	2.11	0.65
25:YA:2511:U:O4	25:YA:2575:C:N3	2.30	0.65
22:XV:14:G:H22	22:XV:48:C:H42	1.42	0.65
25:RA:2010:G:H5''	42:RW:42:ARG:HB2	1.79	0.65
28:RE:28:ALA:O	28:RE:93:VAL:HG23	1.95	0.65
28:YE:201:THR:HG22	28:YE:203:LYS:N	2.07	0.65
27:YD:27:THR:CG2	27:YD:28:GLU:H	2.08	0.65
48:Y2:69:ARG:HB2	48:Y2:69:ARG:NH1	2.11	0.65
51:R5:40:LYS:NZ	51:R5:48:GLU:HB2	2.10	0.65
25:RA:593:G:O3'	54:R8:61:LEU:HD22	1.97	0.65
51:Y5:40:LYS:HZ1	51:Y5:48:GLU:HB2	1.61	0.65
48:Y2:42:GLY:O	48:Y2:44:LEU:N	2.30	0.65
13:QM:50:GLU:OE1	50:R4:32:TYR:CE2	2.50	0.65
52:R6:11:LEU:HD23	52:R6:26:ASN:HB3	1.78	0.65
25:RA:2306:C:H3'	25:RA:2307:G:H5''	1.77	0.65
25:YA:277:C:H5'	25:YA:278:A:H5''	1.77	0.65
40:YU:8:VAL:HG23	40:YU:11:ARG:HH21	1.62	0.65
20:XT:49:ALA:HB1	20:XT:99:LEU:HB2	1.77	0.65
25:RA:747:U:C6	51:R5:2:ALA:O	2.49	0.65
27:YD:145:VAL:HG12	27:YD:146:GLU:O	1.96	0.65
31:YH:168:PRO:O	31:YH:169:VAL:HG12	1.96	0.65
20:XT:97:ALA:O	20:XT:99:LEU:N	2.30	0.65
25:YA:1754:C:OP1	39:YT:96:ARG:NH1	2.30	0.65
19:QS:28:LYS:HB2	19:QS:47:HIS:CE1	2.32	0.65
50:R4:49:PHE:O	50:R4:50:VAL:HG23	1.97	0.65
25:YA:2646:C:OP2	25:YA:2732:G:O2'	2.15	0.65
31:RH:128:PRO:CD	31:RH:129:THR:H	2.09	0.65
50:R4:36:CYS:O	50:R4:37:SER:O	2.14	0.65
10:XJ:50:ILE:HD11	10:XJ:57:LYS:CG	2.25	0.65
19:QS:68:GLY:HA2	50:R4:68:ARG:HG2	1.79	0.65
44:RY:38:ILE:HG22	44:RY:66:PRO:HA	1.79	0.65
45:YZ:58:VAL:O	45:YZ:60:GLU:N	2.29	0.65
28:YE:10:GLY:H	28:YE:25:VAL:HG23	1.60	0.65
12:XL:25:PRO:C	12:XL:27:LEU:H	1.98	0.65
25:RA:141:A:H8	25:RA:1595:G:H21	1.44	0.65
22:XV:75:C:OP1	25:YA:2602:A:OP1	2.15	0.65
35:RP:19:VAL:HG13	35:RP:21:ARG:H	1.61	0.65

Continued on next page...

Continued from previous page...

Atom-1	Atom-2	Interatomic distance (Å)	Clash overlap (Å)
12:XL:115:LYS:O	12:XL:117:ARG:HG3	1.97	0.65
16:QP:53:VAL:HG12	16:QP:79:VAL:HG22	1.77	0.65
2:XB:178:ARG:NH1	2:XB:196:LEU:O	2.29	0.65
3:QC:9:GLY:HA2	3:QC:12:LEU:HD23	1.78	0.65
51:Y5:56:LYS:HD2	51:Y5:56:LYS:H	1.60	0.65
51:Y5:48:GLU:HA	51:Y5:59:GLU:HG3	1.78	0.65
46:Y0:10:THR:HG22	46:Y0:12:ASN:H	1.62	0.65
1:QA:671:G:N2	1:QA:735:C:N3	2.43	0.65
12:QL:39:VAL:HB	12:QL:57:LYS:HB2	1.79	0.65
13:QM:3:ARG:HD2	13:QM:9:ILE:HG12	1.79	0.65
54:Y8:52:LYS:O	54:Y8:52:LYS:HG3	1.97	0.65
25:RA:2250:G:C6	36:RQ:82:ARG:HD2	2.32	0.65
28:RE:37:ARG:HA	28:RE:37:ARG:NE	2.11	0.65
25:YA:482:A:H4'	44:YY:47:LYS:HD2	1.78	0.65
27:YD:77:ALA:HB2	27:YD:97:TYR:HA	1.77	0.65
1:XA:1451:A:H5''	1:XA:1452:C:H5'	1.78	0.65
11:XK:21:ILE:HB	11:XK:84:VAL:HG12	1.78	0.65
27:YD:176:ARG:HH11	27:YD:176:ARG:HG2	1.61	0.65
31:YH:128:PRO:CD	31:YH:129:THR:H	2.09	0.65
13:QM:3:ARG:CZ	30:RG:113:ARG:HH21	2.10	0.65
25:YA:592:G:N2	54:Y8:4:MET:HE1	2.12	0.65
54:Y8:56:GLU:N	54:Y8:56:GLU:OE1	2.30	0.65
19:QS:5:LEU:CD2	50:R4:67:TYR:CE2	2.79	0.65
51:R5:40:LYS:HD3	51:R5:46:CYS:CB	2.26	0.65
30:YG:6:ALA:CB	50:Y4:23:GLU:HG2	2.27	0.65
26:YB:44:G:H1'	26:YB:47:C:H42	1.62	0.65
48:Y2:40:SER:C	48:Y2:42:GLY:H	2.00	0.65
5:XE:102:ALA:HB2	5:XE:120:THR:OG1	1.97	0.65
1:XA:1178:G:N2	1:XA:1181:G:N7	2.45	0.65
25:RA:631:A:OP2	54:R8:46:ARG:NH2	2.28	0.65
31:RH:51:ARG:HH11	31:RH:51:ARG:HG3	1.61	0.65
12:XL:21:LYS:HD2	12:XL:21:LYS:N	2.11	0.65
50:Y4:18:CYS:SG	50:Y4:39:CYS:CB	2.85	0.64
51:R5:56:LYS:H	51:R5:56:LYS:CD	2.07	0.64
28:RE:104:VAL:HG11	28:RE:188:VAL:CG2	2.27	0.64
31:RH:105:LEU:CD1	31:RH:105:LEU:H	2.09	0.64
31:YH:105:LEU:H	31:YH:105:LEU:CD1	2.09	0.64
4:XD:9:CYS:SG	4:XD:31:CYS:O	2.54	0.64
25:RA:1754:C:OP1	39:RT:96:ARG:NH1	2.25	0.64
12:QL:26:ALA:O	12:QL:27:LEU:O	2.14	0.64
26:RB:75:G:H5''	45:RZ:36:LYS:HE2	1.79	0.64

Continued on next page...

Continued from previous page...

Atom-1	Atom-2	Interatomic distance (Å)	Clash overlap (Å)
25:RA:1224:G:N2	25:RA:1227:A:OP2	2.26	0.64
36:YQ:23:GLY:HA3	36:YQ:101:ARG:NH1	2.12	0.64
28:RE:13:ARG:NH1	28:RE:21:VAL:HG12	2.11	0.64
27:YD:44:ASN:HB3	27:YD:49:ILE:HG22	1.78	0.64
25:YA:1210:A:H8	25:YA:1210:A:H5'	1.62	0.64
30:YG:112:PRO:HB3	50:Y4:37:SER:HB2	1.79	0.64
25:RA:709:U:H3	25:RA:722:A:N6	1.94	0.64
1:QA:1392:G:H21	1:QA:1502:A:H8	1.43	0.64
5:XE:37:ARG:HA	5:XE:114:GLY:N	2.13	0.64
3:XC:122:GLU:OE1	3:XC:126:ARG:NH2	2.29	0.64
34:RO:4:PRO:O	34:RO:5:GLN:HB2	1.96	0.64
50:Y4:18:CYS:HB3	50:Y4:39:CYS:CB	2.28	0.64
36:YQ:81:VAL:O	36:YQ:82:ARG:HG2	1.97	0.64
31:RH:148:ILE:O	31:RH:151:ILE:HG12	1.98	0.64
28:RE:50:GLY:HA3	28:RE:74:PRO:HG3	1.79	0.64
36:RQ:81:VAL:O	36:RQ:82:ARG:HG2	1.97	0.64
25:RA:910:A:N3	25:RA:2264:C:O2'	2.30	0.64
28:RE:35:GLN:CG	28:RE:37:ARG:HE	2.11	0.64
30:YG:179:PRO:HG3	50:Y4:38:LYS:HZ2	1.61	0.64
26:YB:77:U:P	45:YZ:19:ARG:HH22	2.20	0.64
25:RA:1009:A:OP2	25:RA:1010:A:OP2	2.15	0.64
25:YA:990:A:OP2	25:YA:991:C:OP2	2.16	0.64
29:YF:175:THR:O	29:YF:176:LEU:HB2	1.96	0.64
27:RD:65:ILE:HD11	27:RD:67:PHE:CE2	2.31	0.64
1:XA:1054:C:N3	24:XY:34:G:H1'	2.11	0.64
35:YP:14:LYS:O	35:YP:16:ARG:N	2.31	0.64
5:QE:78:HIS:CE1	5:QE:142:LEU:HD23	2.33	0.64
25:RA:273(C):C:H42	25:RA:363(C):G:H1	1.44	0.64
13:QM:122:LYS:O	13:QM:122:LYS:HD3	1.97	0.64
31:YH:117:PRO:HB3	31:YH:123:PHE:CE2	2.33	0.64
36:YQ:81:VAL:O	36:YQ:82:ARG:HD3	1.97	0.64
38:YS:78:LEU:HD11	38:YS:107:GLU:O	1.98	0.64
54:R8:56:GLU:N	54:R8:56:GLU:OE1	2.30	0.64
28:YE:104:VAL:HG11	28:YE:188:VAL:CG2	2.27	0.64
27:RD:8:PRO:HB3	27:RD:14:ARG:HB2	1.79	0.64
2:XB:178:ARG:HG3	8:XH:72:PRO:HA	1.79	0.64
10:QJ:53:PRO:HA	14:QN:42:ILE:HD12	1.79	0.64
1:QA:1321:C:H5''	1:QA:1322:C:H5''	1.80	0.64
22:XV:3:G:HO2'	22:XV:4:G:H8	1.45	0.64
42:YW:41:LYS:HE3	51:Y5:25:LEU:HD21	1.80	0.64
29:YF:45:ARG:HH11	29:YF:45:ARG:CG	2.09	0.64

Continued on next page...

Continued from previous page...

Atom-1	Atom-2	Interatomic distance (Å)	Clash overlap (Å)
25:YA:2361:A:P	54:Y8:27:THR:HG23	2.38	0.64
29:YF:46:ARG:NH1	29:YF:46:ARG:HG2	2.00	0.64
29:YF:155:LEU:HD13	29:YF:174:VAL:CG1	2.27	0.64
29:YF:11:VAL:HG12	29:YF:12:LEU:N	2.13	0.64
5:XE:43:LEU:HD22	5:XE:136:MET:HG3	1.80	0.64
40:RU:90:VAL:O	40:RU:92:ARG:N	2.30	0.64
27:RD:35:LYS:HG2	27:RD:64:ILE:N	2.12	0.64
36:RQ:10:ARG:O	36:RQ:11:LYS:HB2	1.98	0.64
28:YE:69:LYS:O	28:YE:71:GLY:N	2.27	0.64
15:XO:26:GLU:OE2	15:XO:77:ARG:NH1	2.31	0.64
1:XA:662:G:H2'	1:XA:663:A:H8	1.62	0.64
25:YA:592:G:H21	54:Y8:4:MET:HE1	1.61	0.64
31:YH:148:ILE:O	31:YH:151:ILE:HG12	1.97	0.64
54:R8:52:LYS:HG3	54:R8:52:LYS:O	1.97	0.64
25:RA:155:C:N3	25:RA:171:G:N2	2.42	0.64
5:QE:11:ILE:HD11	5:QE:31:LEU:HD12	1.80	0.64
36:RQ:23:GLY:HA3	36:RQ:101:ARG:NH1	2.12	0.64
31:YH:51:ARG:HG3	31:YH:51:ARG:HH11	1.62	0.64
10:QJ:77:PRO:O	10:QJ:79:ARG:NH1	2.30	0.64
50:Y4:18:CYS:HB3	50:Y4:39:CYS:HB3	1.78	0.64
25:RA:2729:G:C1'	28:RE:187:ALA:HB2	2.22	0.64
40:YU:90:VAL:HG12	40:YU:91:ASP:H	1.61	0.64
45:YZ:94:GLU:HB2	45:YZ:130:PRO:HD2	1.80	0.64
25:YA:2133:G:H1'	25:YA:2158:A:H61	1.63	0.64
1:QA:439:A:OP2	1:QA:493:G:N1	2.30	0.64
31:YH:92:ILE:HD12	31:YH:92:ILE:H	1.63	0.64
12:QL:18:VAL:HG23	12:QL:19:ARG:H	1.63	0.64
1:QA:838:G:C6	1:QA:842:C:H1'	2.33	0.64
25:YA:1550:C:H2'	25:YA:1551:C:H6	1.62	0.64
37:YR:51:LEU:HD13	37:YR:66:VAL:HG13	1.79	0.64
8:XH:7:ALA:HB2	8:XH:85:ARG:HD3	1.80	0.64
1:QA:1128:C:OP1	9:QI:66:ARG:NH2	2.31	0.64
31:YH:3:ARG:HA	31:YH:3:ARG:NE	2.12	0.64
25:RA:957:A:H5'	36:RQ:76:LYS:HD2	1.80	0.64
1:QA:1227:A:OP1	19:QS:80:TYR:OH	2.06	0.64
31:RH:92:ILE:HD12	31:RH:92:ILE:H	1.63	0.64
40:YU:50:ARG:O	40:YU:54:LYS:NZ	2.31	0.64
25:RA:2321:G:N3	25:RA:2321:G:H2'	2.10	0.64
3:XC:11:ARG:O	3:XC:13:GLY:N	2.30	0.64
32:RI:144:VAL:C	32:RI:145:VAL:HG12	2.16	0.64
28:YE:14:ILE:CG1	28:YE:15:PHE:H	2.08	0.64

Continued on next page...

Continued from previous page...

Atom-1	Atom-2	Interatomic distance (Å)	Clash overlap (Å)
36:RQ:30:GLY:HA3	36:RQ:106:VAL:O	1.98	0.64
37:RR:104:ARG:HD3	37:RR:109:ALA:HB3	1.79	0.64
3:XC:19:GLU:O	3:XC:40:ARG:NH2	2.30	0.64
2:QB:5:ILE:HG21	2:QB:221:LEU:HD23	1.78	0.64
25:YA:2635:C:H5''	28:YE:78:LEU:HA	1.80	0.63
25:YA:2377:A:O2'	38:YS:111:GLU:O	2.13	0.63
38:YS:26:LEU:HD22	38:YS:87:PHE:HD1	1.63	0.63
28:RE:201:THR:HG21	28:RE:203:LYS:HB3	1.80	0.63
25:YA:1796:U:H2'	25:YA:1797:C:C6	2.33	0.63
1:XA:80:G:O6	1:XA:89:U:O4	2.16	0.63
54:Y8:48:PHE:N	54:Y8:48:PHE:CD1	2.66	0.63
25:YA:2420:C:H41	54:Y8:30:ARG:HD2	1.62	0.63
40:YU:92:ARG:CZ	41:YV:11:GLN:H	2.11	0.63
25:YA:1332:G:H21	25:YA:1610:A:H8	1.44	0.63
27:RD:35:LYS:HG2	27:RD:64:ILE:H	1.63	0.63
43:RX:43:VAL:HG13	43:RX:51:VAL:HG21	1.79	0.63
1:XA:27:G:H4'	4:XD:209:ARG:HG3	1.79	0.63
5:XE:147:ASP:O	5:XE:151:LEU:HG	1.97	0.63
39:YT:36:GLU:HG3	39:YT:41:ARG:HE	1.62	0.63
27:YD:122:ASP:CG	27:YD:123:ALA:H	2.00	0.63
28:YE:201:THR:HG21	28:YE:203:LYS:HB3	1.80	0.63
48:Y2:40:SER:C	48:Y2:42:GLY:N	2.51	0.63
27:YD:135:PHE:N	27:YD:135:PHE:HD1	1.96	0.63
27:YD:18:VAL:HG12	27:YD:19:ALA:O	1.98	0.63
38:RS:26:LEU:HB3	38:RS:87:PHE:HA	1.81	0.63
5:XE:78:HIS:HB3	8:XH:107:LEU:HD12	1.79	0.63
27:YD:230:ASP:O	27:YD:231:HIS:HB2	1.98	0.63
26:YB:52:A:H62	38:YS:33:LYS:HG3	1.63	0.63
47:R1:29:GLY:O	47:R1:31:GLY:N	2.29	0.63
31:RH:117:PRO:HB3	31:RH:123:PHE:CE2	2.33	0.63
28:YE:50:GLY:HA3	28:YE:74:PRO:HG3	1.79	0.63
50:R4:71:ARG:HH11	50:R4:71:ARG:CG	1.97	0.63
36:YQ:104:PHE:O	36:YQ:105:GLU:HB3	1.98	0.63
36:RQ:104:PHE:O	36:RQ:105:GLU:HB3	1.98	0.63
31:RH:3:ARG:NE	31:RH:3:ARG:HA	2.12	0.63
25:YA:943:U:OP2	35:YP:36:LYS:NZ	2.31	0.63
48:R2:65:ASN:HB3	48:R2:69:ARG:HH22	1.61	0.63
2:QB:24:TRP:HD1	2:QB:24:TRP:H	1.46	0.63
10:QJ:58:ASP:O	10:QJ:59:SER:CB	2.46	0.63
10:QJ:4:ILE:HB	10:QJ:74:ILE:HG13	1.81	0.63
31:RH:153:LYS:HG3	31:RH:161:GLY:HA3	1.80	0.63

Continued on next page...

Continued from previous page...

Atom-1	Atom-2	Interatomic distance (Å)	Clash overlap (Å)
36:RQ:81:VAL:O	36:RQ:82:ARG:HD3	1.98	0.63
29:YF:67:GLN:O	29:YF:67:GLN:CG	2.32	0.63
37:RR:33:ARG:HG3	37:RR:115:GLU:HB3	1.79	0.63
1:QA:1002:G:N2	1:QA:1038:C:N3	2.44	0.63
33:YN:4:TYR:O	40:YU:64:ARG:NH1	2.32	0.63
50:Y4:48:ARG:O	50:Y4:50:VAL:N	2.31	0.63
2:XB:187:LEU:HA	2:XB:201:ILE:HB	1.79	0.63
1:XA:1201:A:H4'	1:XA:1202:G:H5''	1.81	0.63
25:YA:1833:U:O2'	25:YA:1969:A:N1	2.26	0.63
25:RA:2131:G:H4'	25:RA:2132:U:H4'	1.80	0.63
5:QE:102:ALA:HB1	5:QE:106:PRO:HG2	1.80	0.63
2:XB:79:ASP:HA	2:XB:82:ARG:HB2	1.80	0.63
13:XM:91:ARG:HB2	13:XM:98:VAL:HG13	1.80	0.63
12:XL:18:VAL:HG23	12:XL:19:ARG:H	1.62	0.63
19:QS:40:ILE:HG23	19:QS:41:VAL:HG22	1.79	0.63
36:RQ:81:VAL:HG23	46:R0:7:LEU:CD1	2.29	0.63
36:RQ:20:ALA:HB1	36:RQ:99:PRO:CB	2.28	0.63
1:QA:690:G:H2'	1:QA:691:G:O4'	1.99	0.63
44:YY:91:GLU:HG3	44:YY:92:ASN:H	1.63	0.63
12:XL:62:SER:O	12:XL:64:TYR:HD1	1.82	0.63
1:XA:949:A:N7	13:XM:106:ASN:ND2	2.46	0.63
40:RU:66:ASN:O	40:RU:70:ARG:HB2	1.98	0.63
1:QA:1422:G:H5''	34:RO:48:PRO:HB3	1.80	0.63
1:XA:1525:G:OP1	11:XK:120:ARG:NH2	2.32	0.63
25:RA:1348:G:H2'	25:RA:1349:A:H5''	1.81	0.63
35:YP:101:VAL:HG23	35:YP:106:LEU:HB3	1.80	0.63
25:RA:1930:G:HO2'	25:RA:1931:U:P	2.20	0.63
1:QA:973:G:H3'	1:QA:974:A:H5''	1.80	0.63
31:YH:153:LYS:HG3	31:YH:161:GLY:HA3	1.80	0.63
27:YD:72:LYS:HG2	27:YD:103:ARG:NH2	2.13	0.63
5:QE:71:LEU:HD11	5:QE:115:VAL:N	2.13	0.63
36:RQ:66:ILE:CG1	36:RQ:67:ARG:H	2.12	0.63
50:Y4:23:GLU:O	50:Y4:25:TYR:N	2.31	0.63
5:XE:37:ARG:HA	5:XE:114:GLY:H	1.62	0.63
28:RE:131:ALA:HB1	28:RE:135:HIS:CE1	2.34	0.63
25:YA:414:C:O2	25:YA:1864:U:O2'	2.15	0.63
25:YA:1820:U:C2	27:YD:202:LYS:HB3	2.34	0.63
25:RA:622:G:OP2	35:RP:108:LYS:NZ	2.23	0.63
50:R4:39:CYS:HB3	50:R4:41:PRO:HD2	1.79	0.63
40:YU:83:LEU:HD12	40:YU:113:ALA:HB2	1.79	0.63
13:XM:23:TYR:HB3	13:XM:67:GLU:HA	1.81	0.63

Continued on next page...

Continued from previous page...

Atom-1	Atom-2	Interatomic distance (Å)	Clash overlap (Å)
12:XL:86:ARG:HB2	12:XL:101:VAL:CG2	2.28	0.63
40:YU:92:ARG:O	40:YU:94:ASN:N	2.29	0.63
12:QL:85:ILE:HD11	12:QL:98:TYR:HB2	1.81	0.63
1:XA:250:A:H4'	1:XA:251:G:O5'	1.99	0.63
36:YQ:30:GLY:HA3	36:YQ:106:VAL:O	1.98	0.63
34:YO:13:ASN:ND2	34:YO:96:THR:O	2.30	0.63
12:QL:86:ARG:HB2	12:QL:101:VAL:CG2	2.28	0.63
1:QA:346:G:H1'	1:QA:347:G:H5'	1.80	0.63
25:YA:1187:G:H5''	41:YV:81:TYR:CE1	2.34	0.63
36:YQ:20:ALA:HB1	36:YQ:99:PRO:CB	2.29	0.63
54:R8:48:PHE:CD1	54:R8:48:PHE:N	2.66	0.63
25:YA:1354:A:OP1	27:YD:38:LYS:HE2	1.99	0.63
33:RN:133:GLN:HB2	33:RN:135:PRO:HD3	1.79	0.63
33:RN:13:TRP:HB2	33:RN:133:GLN:HG3	1.81	0.63
5:XE:69:VAL:O	5:XE:71:LEU:N	2.31	0.63
8:QH:10:LEU:HD22	8:QH:83:ILE:HD11	1.80	0.63
25:YA:451:C:H4'	29:YF:52:LYS:NZ	2.13	0.63
48:Y2:46:GLN:OE1	48:Y2:46:GLN:HA	1.97	0.63
25:YA:910:A:C5	36:YQ:13:GLN:HG3	2.33	0.63
10:XJ:58:ASP:O	10:XJ:59:SER:CB	2.46	0.63
12:QL:62:SER:O	12:QL:64:TYR:HD1	1.82	0.63
13:QM:3:ARG:NH1	30:RG:113:ARG:NH2	2.47	0.63
25:YA:592:G:H21	54:Y8:4:MET:HE2	1.64	0.63
53:Y7:9:ARG:NH2	53:Y7:48:LYS:HD2	2.05	0.63
48:Y2:17:SER:HB2	48:Y2:18:PRO:CA	2.29	0.63
28:YE:35:GLN:CG	28:YE:37:ARG:NE	2.62	0.63
36:RQ:20:ALA:HB1	36:RQ:99:PRO:CD	2.29	0.63
44:RY:51:VAL:HG13	44:RY:52:SER:H	1.64	0.63
36:YQ:10:ARG:O	36:YQ:11:LYS:HB2	1.97	0.63
25:YA:1043:C:H42	25:YA:1112:G:H1	1.47	0.63
32:YI:130:TYR:HB3	32:YI:136:VAL:HG13	1.81	0.63
38:YS:22:GLY:O	38:YS:23:ARG:O	2.17	0.63
26:YB:15:A:H5'	26:YB:16:G:C8	2.33	0.63
38:RS:15:ARG:HH11	38:RS:25:ARG:HH21	1.44	0.63
25:YA:252:G:OP2	35:YP:50:ARG:NH1	2.32	0.63
25:YA:67:U:H3	25:YA:74:A:H2	0.74	0.62
31:YH:86:GLU:O	31:YH:87:LEU:HB2	1.99	0.62
28:YE:13:ARG:HH12	28:YE:21:VAL:HG12	1.64	0.62
25:RA:2494:G:H2'	25:RA:2495:G:H8	1.62	0.62
25:RA:883:G:H22	25:RA:892:G:H22	1.46	0.62
22:QV:75:C:H2'	22:QV:76:A:O4'	1.98	0.62

Continued on next page...

Continued from previous page...

Atom-1	Atom-2	Interatomic distance (Å)	Clash overlap (Å)
29:YF:129:PHE:O	29:YF:130:ALA:HB3	1.99	0.62
25:RA:2485:G:OP1	36:RQ:46:GLN:NE2	2.29	0.62
25:YA:1407:C:H42	25:YA:1595:G:H1	1.45	0.62
1:XA:258:G:H2'	1:XA:259:G:H8	1.64	0.62
52:Y6:41:PRO:HG2	52:Y6:45:LYS:H	1.63	0.62
7:QG:155:ARG:HD3	7:QG:155:ARG:H	1.64	0.62
10:XJ:32:ALA:HB3	10:XJ:76:ASN:HB2	1.79	0.62
29:YF:132:VAL:HG23	29:YF:133:ASN:N	2.14	0.62
54:Y8:59:LYS:HB3	54:Y8:59:LYS:HZ3	1.63	0.62
28:YE:4:ILE:CD1	28:YE:28:ALA:HB1	2.29	0.62
4:QD:22:LYS:HG2	4:QD:26:CYS:SG	2.39	0.62
25:YA:1728:G:H3'	25:YA:1729:A:H5''	1.80	0.62
25:YA:1509:C:H3'	25:YA:1510:A:H5''	1.80	0.62
25:YA:1045:A:N3	25:YA:1047:G:N2	2.47	0.62
2:XB:212:GLN:NE2	2:XB:235:SER:HB2	2.14	0.62
31:RH:136:ILE:H	31:RH:136:ILE:HD12	1.64	0.62
35:YP:32:THR:O	35:YP:32:THR:OG1	2.12	0.62
25:YA:1818:U:H2'	27:YD:157:ARG:HG3	1.80	0.62
51:Y5:4:HIS:HB3	51:Y5:5:PRO:HD3	1.81	0.62
30:YG:115:ARG:NH2	30:YG:137:GLU:OE1	2.32	0.62
30:YG:3:LEU:HD12	30:YG:4:ASP:H	1.64	0.62
38:YS:48:LEU:N	38:YS:48:LEU:HD12	2.14	0.62
19:XS:13:ASP:N	19:XS:13:ASP:OD1	2.32	0.62
25:YA:1434:A:H61	25:YA:1558:A:N6	1.97	0.62
25:YA:128:C:H4'	53:Y7:49:ARG:HH12	1.63	0.62
9:XI:24:GLY:N	9:XI:60:ASP:OD1	2.29	0.62
35:RP:62:LEU:HD21	54:R8:25:MET:CB	2.26	0.62
31:YH:136:ILE:HD12	31:YH:136:ILE:H	1.64	0.62
2:XB:12:GLU:O	2:XB:16:HIS:ND1	2.21	0.62
1:QA:7:G:H5'	1:QA:298:A:O4'	2.00	0.62
29:RF:143:ALA:HB1	29:RF:148:LEU:HB2	1.81	0.62
1:XA:1014:A:H4'	19:XS:14:HIS:CD2	2.34	0.62
25:RA:1385:G:O2'	25:RA:1396:U:O2	2.12	0.62
39:YT:1:MET:O	39:YT:3:ARG:N	2.29	0.62
2:XB:92:TYR:CE1	2:XB:151:GLY:HA3	2.35	0.62
1:QA:877:C:H5''	8:QH:88:LYS:HD3	1.80	0.62
35:YP:147:LEU:O	35:YP:148:LEU:HB2	1.97	0.62
25:YA:2817:G:OP1	37:YR:99:LYS:NZ	2.27	0.62
25:RA:1628:G:H1	25:RA:1638:C:H42	1.47	0.62
25:RA:1086:A:O2'	25:RA:1087:G:N7	2.31	0.62
25:RA:2111:C:N3	25:RA:2118:U:O2'	2.32	0.62

Continued on next page...

Continued from previous page...

Atom-1	Atom-2	Interatomic distance (Å)	Clash overlap (Å)
32:RI:52:ARG:HB2	32:RI:56:LYS:HB3	1.82	0.62
10:XJ:5:ARG:HH21	10:XJ:99:LYS:HD2	1.63	0.62
27:YD:35:LYS:HA	27:YD:64:ILE:HG22	1.82	0.62
4:QD:9:CYS:HB2	4:QD:22:LYS:HZ1	1.65	0.62
48:Y2:69:ARG:HB2	48:Y2:69:ARG:CZ	2.29	0.62
27:YD:133:LEU:HD21	27:YD:191:ALA:CB	2.29	0.62
29:YF:107:LYS:O	29:YF:108:LYS:C	2.37	0.62
28:RE:35:GLN:CG	28:RE:37:ARG:NE	2.62	0.62
48:Y2:41:ILE:HG12	48:Y2:44:LEU:HD12	1.82	0.62
31:RH:137:ASP:HB3	31:RH:140:LYS:HB2	1.81	0.62
23:XX:19:A:O2'	23:XX:20:C:H5'	1.98	0.62
7:XG:111:ARG:NH1	7:XG:113:GLU:OE2	2.32	0.62
1:XA:1348:U:H3	1:XA:1374:A:H2	1.47	0.62
25:YA:2011:U:OP1	42:YW:42:ARG:NH1	2.33	0.62
28:YE:131:ALA:HB1	28:YE:135:HIS:CE1	2.34	0.62
1:XA:7:G:H5'	1:XA:298:A:O4'	2.00	0.62
38:YS:100:ALA:HA	38:YS:103:GLU:CG	2.30	0.62
29:YF:28:ILE:HD13	29:YF:30:PRO:HD3	1.80	0.62
47:R1:7:ILE:HG12	47:R1:91:LYS:HZ1	1.61	0.62
2:XB:54:THR:HG21	2:XB:201:ILE:HD11	1.82	0.62
8:QH:6:ILE:HB	8:QH:85:ARG:NH1	2.15	0.62
1:XA:1218:C:H2'	1:XA:1219:U:C6	2.34	0.62
39:RT:54:ARG:HA	39:RT:59:THR:HG23	1.82	0.62
1:XA:110:C:O2'	16:XP:25:ARG:O	2.14	0.62
48:Y2:70:GLN:O	48:Y2:71:ASN:HB2	2.00	0.62
43:RX:53:LYS:HB2	43:RX:82:GLN:HB3	1.80	0.62
25:YA:273(C):C:H42	25:YA:363(C):G:H1	1.46	0.62
28:RE:13:ARG:HH12	28:RE:21:VAL:HG12	1.64	0.62
36:RQ:86:GLY:C	36:RQ:88:GLY:H	2.03	0.62
4:QD:3:ARG:HH11	4:QD:115:ARG:HD2	1.64	0.62
5:XE:42:GLY:HA3	5:XE:66:MET:HG2	1.82	0.62
25:YA:958:U:OP2	36:YQ:14:ARG:NH1	2.33	0.62
25:YA:1678:G:N2	25:YA:1989:G:H22	1.97	0.62
25:RA:2011:U:OP2	42:RW:16:LYS:NZ	2.33	0.62
13:QM:3:ARG:HH22	30:RG:113:ARG:NH2	1.89	0.62
1:XA:664:G:N2	1:XA:741:G:H1	1.96	0.62
28:YE:104:VAL:HG11	28:YE:188:VAL:HG23	1.82	0.62
25:YA:2583:G:N3	60:Z6:101:PPU:H2	2.15	0.62
1:QA:13:U:C4	1:QA:20:U:O4	2.53	0.62
1:XA:328:C:H4'	1:XA:329:A:H5'	1.82	0.62
1:XA:547:A:OP1	4:XD:73:ARG:NH2	2.32	0.62

Continued on next page...

Continued from previous page...

Atom-1	Atom-2	Interatomic distance (Å)	Clash overlap (Å)
25:YA:1057:A:N1	25:YA:1081:U:O4	2.33	0.62
17:QQ:66:SER:O	17:QQ:70:ARG:NH1	2.33	0.62
25:RA:2298:A:H62	25:RA:2318:G:H8	1.46	0.62
28:YE:51:PHE:O	28:YE:52:LEU:C	2.38	0.62
36:YQ:63:LYS:HD2	45:YZ:175:VAL:HG21	1.82	0.62
28:RE:201:THR:HG22	28:RE:203:LYS:N	2.07	0.62
35:YP:65:ARG:NH2	54:Y8:46:ARG:HH12	1.98	0.62
29:YF:28:ILE:HG22	29:YF:112:MET:HB3	1.80	0.62
27:YD:182:LEU:H	27:YD:272:ALA:HB3	1.62	0.62
38:YS:17:ARG:HG3	38:YS:18:ILE:N	2.14	0.62
27:YD:134:ARG:HD3	27:YD:135:PHE:CE1	2.35	0.62
1:XA:266:G:O2'	1:XA:267:C:OP2	2.18	0.62
27:RD:35:LYS:HD2	27:RD:104:TYR:CD1	2.35	0.62
25:RA:1026:U:H4'	25:RA:1027:A:OP1	2.00	0.62
1:XA:45:U:H2'	1:XA:46:G:C8	2.35	0.62
46:Y0:27:GLU:HG3	46:Y0:68:GLU:HA	1.82	0.62
50:R4:23:GLU:O	50:R4:25:TYR:N	2.33	0.61
50:R4:61:ARG:O	50:R4:63:TYR:N	2.33	0.61
48:Y2:17:SER:CB	48:Y2:18:PRO:HA	2.29	0.61
1:QA:671:G:H1	1:QA:735:C:N4	1.95	0.61
28:RE:35:GLN:HG2	28:RE:37:ARG:NE	2.14	0.61
50:Y4:37:SER:HB3	50:Y4:42:PHE:CD1	2.35	0.61
22:QV:76:A:H2'	25:RA:2602:A:N6	2.15	0.61
25:RA:67:U:N3	25:RA:74:A:H2	1.94	0.61
25:RA:587:C:OP2	35:RP:21:ARG:NH2	2.32	0.61
25:RA:65:C:H1'	25:RA:456:C:H42	1.64	0.61
11:QK:121:PRO:HD2	11:QK:126:ARG:HD3	1.80	0.61
1:QA:1292:U:OP1	7:QG:41:ARG:NH2	2.33	0.61
4:XD:111:ALA:HB2	4:XD:120:LEU:HD12	1.82	0.61
9:XI:29:ASN:OD1	9:XI:65:VAL:N	2.29	0.61
25:RA:1667:G:O2'	25:RA:1991:U:O4	2.18	0.61
14:QN:13:THR:N	14:QN:14:PRO:HD2	2.15	0.61
31:RH:152:ARG:O	31:RH:153:LYS:CD	2.48	0.61
29:YF:32:LEU:CD1	29:YF:105:VAL:HG13	2.29	0.61
27:YD:227:ASN:CB	27:YD:228:PRO:HD2	2.24	0.61
26:RB:50:G:H5''	38:RS:61:ASN:HD21	1.64	0.61
1:QA:1316:G:H22	1:QA:1319:A:H5''	1.65	0.61
4:QD:52:SER:H	4:QD:55:ALA:HB3	1.65	0.61
25:YA:2351:G:HO2'	25:YA:2352:A:H8	1.49	0.61
1:XA:346:G:H1'	1:XA:347:G:H5'	1.82	0.61
29:RF:107:LYS:HE3	29:RF:206:ILE:HD12	1.82	0.61

Continued on next page...

Continued from previous page...

Atom-1	Atom-2	Interatomic distance (Å)	Clash overlap (Å)
35:YP:71:VAL:HG13	35:YP:72:PRO:HD3	1.81	0.61
35:YP:65:ARG:NH2	54:Y8:46:ARG:NH1	2.48	0.61
5:QE:101:ILE:CD1	5:QE:119:LEU:HD23	2.30	0.61
26:YB:38:C:H42	26:YB:44:G:H1	1.47	0.61
1:XA:1453:G:N7	20:XT:55:ILE:HD11	2.16	0.61
4:QD:108:LEU:HD21	4:QD:183:GLY:HA3	1.83	0.61
31:RH:86:GLU:O	31:RH:87:LEU:HB2	1.99	0.61
31:RH:153:LYS:CB	31:RH:154:PRO:CD	2.69	0.61
25:RA:574:C:N3	28:RE:145:LYS:NZ	2.47	0.61
27:YD:27:THR:O	27:YD:29:PRO:HD2	1.99	0.61
36:YQ:88:GLY:C	36:YQ:90:VAL:H	2.02	0.61
36:YQ:86:GLY:C	36:YQ:88:GLY:N	2.52	0.61
31:YH:137:ASP:HB3	31:YH:140:LYS:HB2	1.81	0.61
25:YA:896:A:C8	45:YZ:146:ILE:HD12	2.35	0.61
1:QA:382:A:H2'	1:QA:383:A:C8	2.35	0.61
36:YQ:54:MET:O	36:YQ:57:HIS:HB3	2.00	0.61
1:XA:1299:A:H2'	1:XA:1301:U:H1'	1.81	0.61
1:XA:486:U:H2'	1:XA:487:A:H8	1.65	0.61
36:YQ:66:ILE:CG1	36:YQ:67:ARG:H	2.12	0.61
25:YA:2308:G:O6	25:YA:2311:A:N1	2.33	0.61
31:YH:6:ARG:HG3	31:YH:7:LEU:N	2.15	0.61
48:Y2:41:ILE:HD11	48:Y2:44:LEU:HG	1.82	0.61
47:R1:53:VAL:HG22	47:R1:74:VAL:HG13	1.83	0.61
25:YA:1021:A:H61	25:YA:1142(A):A:H61	1.46	0.61
25:YA:1204:A:H1'	25:YA:1206:G:C8	2.35	0.61
1:XA:1135:U:H4'	1:XA:1136:U:H5	1.66	0.61
25:RA:1798:U:H5'	27:RD:259:THR:HG22	1.81	0.61
25:RA:1711:C:H42	25:RA:1747:G:H1	1.48	0.61
1:XA:280:C:C2	17:XQ:38:ARG:HG3	2.36	0.61
55:R9:25:VAL:HB	55:R9:34:GLN:HB2	1.82	0.61
10:QJ:40:LEU:HB2	10:QJ:69:ASN:HB3	1.82	0.61
28:YE:95:ILE:HD12	28:YE:95:ILE:N	2.15	0.61
27:YD:35:LYS:HE3	27:YD:64:ILE:C	2.21	0.61
27:YD:25:THR:HG21	27:YD:81:ALA:CA	2.31	0.61
27:YD:147:LEU:CD1	27:YD:155:LEU:HD11	2.26	0.61
27:YD:70:TRP:CH2	27:YD:150:LYS:HA	2.35	0.61
54:Y8:29:LYS:HD3	54:Y8:44:LYS:CB	2.30	0.61
1:QA:1286:A:H8	1:QA:1287:A:H4'	1.65	0.61
12:XL:85:ILE:HD11	12:XL:98:TYR:HB2	1.81	0.61
25:YA:503:A:H4'	25:YA:504:U:H5'	1.81	0.61
25:RA:2817:G:O2'	25:RA:2836:U:O2	2.18	0.61

Continued on next page...

Continued from previous page...

Atom-1	Atom-2	Interatomic distance (Å)	Clash overlap (Å)
27:YD:137:PRO:HB2	27:YD:140:THR:HG23	1.81	0.61
14:QN:6:LEU:HD23	14:QN:23:ARG:HH22	1.64	0.61
38:YS:49:VAL:HG22	38:YS:80:LEU:HD12	1.82	0.61
25:YA:592:G:N2	54:Y8:4:MET:CE	2.62	0.61
50:R4:71:ARG:NH1	50:R4:71:ARG:CG	2.60	0.61
54:Y8:22:VAL:HG21	54:Y8:53:PRO:HB2	1.83	0.61
31:RH:6:ARG:HG3	31:RH:7:LEU:N	2.15	0.61
25:YA:2286:A:H8	52:Y6:37:ARG:HH11	1.48	0.61
27:YD:133:LEU:HD21	27:YD:191:ALA:HB2	1.82	0.61
28:RE:27:LEU:HD21	39:RT:1:MET:HE1	1.81	0.61
28:YE:35:GLN:HG2	28:YE:37:ARG:NE	2.14	0.61
12:QL:126:LYS:C	12:QL:128:ALA:H	2.03	0.61
54:R8:29:LYS:HD3	54:R8:44:LYS:CB	2.31	0.61
20:XT:100:ILE:HG13	20:XT:102:GLY:N	2.16	0.61
25:RA:807:U:H2'	25:RA:808:G:C8	2.34	0.61
8:XH:4:ASP:OD2	8:XH:85:ARG:NH1	2.33	0.61
25:YA:2335:A:O2'	25:YA:2336:A:O5'	2.17	0.61
25:YA:226:G:O2'	25:YA:228:A:N6	2.33	0.61
2:XB:67:THR:HG21	2:XB:155:LEU:HG	1.81	0.61
11:QK:22:HIS:HB3	11:QK:29:ILE:HG23	1.83	0.61
21:QU:6:ARG:HE	21:QU:15:ARG:NH2	1.99	0.61
36:YQ:2:LEU:H	36:YQ:2:LEU:HD23	1.65	0.61
15:XO:87:ILE:HG22	15:XO:88:ARG:H	1.64	0.61
3:QC:14:ILE:O	3:QC:16:ARG:N	2.33	0.61
28:YE:52:LEU:HB3	28:YE:54:GLN:OE1	2.00	0.61
31:YH:152:ARG:O	31:YH:153:LYS:CD	2.48	0.61
28:YE:35:GLN:CG	28:YE:37:ARG:HE	2.11	0.61
29:YF:164:ARG:HG2	29:YF:164:ARG:HH11	1.66	0.61
1:XA:1459:C:OP1	20:XT:27:LYS:NZ	2.34	0.61
42:RW:25:ARG:NH2	42:RW:74:ALA:O	2.33	0.61
15:QO:82:ILE:O	15:QO:86:GLY:N	2.33	0.61
38:YS:89:ARG:O	38:YS:90:GLY:O	2.19	0.61
36:RQ:88:GLY:C	36:RQ:90:VAL:H	2.02	0.61
12:XL:126:LYS:C	12:XL:128:ALA:H	2.04	0.61
1:QA:1175:G:H2'	1:QA:1176:A:C8	2.36	0.61
1:XA:132:C:H42	1:XA:230:G:H1	1.47	0.61
40:YU:52:ARG:HA	40:YU:55:ARG:HG3	1.83	0.61
27:YD:2:ALA:HB3	27:YD:20:ASP:HB3	1.83	0.61
29:RF:101:LEU:O	29:RF:106:ARG:NH1	2.33	0.61
36:RQ:2:LEU:HD23	36:RQ:2:LEU:H	1.65	0.61
29:YF:119:ARG:HG2	29:YF:119:ARG:HH11	1.64	0.61

Continued on next page...

Continued from previous page...

Atom-1	Atom-2	Interatomic distance (Å)	Clash overlap (Å)
1:QA:1095:U:P	1:QA:1108:G:H1	2.24	0.61
51:Y5:49:CYS:HG	51:Y5:60:VAL:HG12	1.60	0.61
27:YD:54:ARG:HH11	27:YD:54:ARG:CG	2.14	0.61
28:RE:52:LEU:HB3	28:RE:54:GLN:OE1	2.00	0.61
19:QS:5:LEU:CD1	50:R4:67:TYR:CD2	2.83	0.61
54:R8:59:LYS:HB3	54:R8:59:LYS:HZ3	1.66	0.61
28:YE:131:ALA:HB1	28:YE:135:HIS:HE1	1.65	0.61
47:Y1:83:GLU:O	47:Y1:85:LEU:N	2.34	0.61
25:YA:273:G:H1	25:YA:364:C:H42	1.48	0.61
1:QA:673:G:H2'	1:QA:674:G:C8	2.36	0.61
36:YQ:66:ILE:CG1	36:YQ:67:ARG:N	2.64	0.60
4:QD:9:CYS:HB2	4:QD:22:LYS:NZ	2.16	0.60
25:RA:2068:U:N3	25:RA:2430:A:H2	1.89	0.60
25:RA:2286:A:H4'	25:RA:2287:A:O4'	2.00	0.60
51:Y5:16:ARG:HH11	51:Y5:16:ARG:HG2	1.66	0.60
36:YQ:20:ALA:HB1	36:YQ:99:PRO:CD	2.30	0.60
40:RU:90:VAL:HG11	41:RV:40:LEU:HD12	1.82	0.60
5:QE:100:VAL:HB	5:QE:107:ARG:HH21	1.66	0.60
3:QC:8:ILE:HG23	3:QC:16:ARG:HG2	1.83	0.60
38:RS:88:ASP:O	38:RS:89:ARG:HB3	2.01	0.60
25:RA:1059:G:O6	25:RA:1079:C:N4	2.34	0.60
51:R5:52:TYR:O	51:R5:53:ALA:HB3	2.01	0.60
25:RA:2116:G:N1	25:RA:2162:G:OP1	2.31	0.60
28:YE:63:LEU:CD1	28:YE:64:LYS:H	2.04	0.60
50:Y4:56:VAL:HA	50:Y4:60:GLN:HB2	1.84	0.60
33:YN:8:GLN:O	33:YN:9:VAL:HG13	2.01	0.60
25:YA:2439:A:C8	25:YA:2439:A:H5'	2.36	0.60
25:YA:2089:U:H6	25:YA:2089:U:H5''	1.66	0.60
27:YD:35:LYS:HG2	27:YD:64:ILE:CG2	2.31	0.60
38:YS:99:LYS:O	38:YS:102:ALA:N	2.34	0.60
36:RQ:66:ILE:CG1	36:RQ:67:ARG:N	2.64	0.60
25:RA:2393:A:H5'	35:RP:62:LEU:HB3	1.82	0.60
28:YE:37:ARG:NE	28:YE:37:ARG:CA	2.64	0.60
3:QC:11:ARG:O	3:QC:13:GLY:N	2.34	0.60
37:RR:70:LEU:O	37:RR:72:ASP:N	2.31	0.60
25:YA:2698:U:H2'	25:YA:2699:C:C6	2.36	0.60
25:YA:221:A:H4'	25:YA:222:A:O5'	2.00	0.60
31:RH:44:VAL:O	31:RH:44:VAL:HG22	2.01	0.60
1:XA:1297:C:O2'	7:XG:114:ARG:NH2	2.33	0.60
1:QA:1118:C:H1'	1:QA:1179:A:C4	2.36	0.60
1:QA:1023:G:H3'	1:QA:1024:G:H5''	1.82	0.60

Continued on next page...

Continued from previous page...

Atom-1	Atom-2	Interatomic distance (Å)	Clash overlap (Å)
31:RH:126:PRO:CD	31:RH:127:GLU:N	2.65	0.60
36:RQ:54:MET:O	36:RQ:57:HIS:HB3	2.00	0.60
28:YE:53:PRO:HG2	28:YE:54:GLN:NE2	2.17	0.60
27:YD:35:LYS:NZ	27:YD:65:ILE:HA	2.15	0.60
8:XH:91:ARG:HB2	12:XL:7:ILE:HG13	1.83	0.60
45:RZ:111:VAL:HG13	45:RZ:112:ARG:N	2.16	0.60
28:RE:104:VAL:HG11	28:RE:188:VAL:HG23	1.82	0.60
25:YA:2030:A:H4'	25:YA:2031:A:H8	1.66	0.60
1:XA:1008:C:N4	1:XA:1021:G:H1	1.98	0.60
27:YD:263:ARG:CB	27:YD:263:ARG:HH11	2.15	0.60
25:YA:676:A:H8	25:YA:2069:G:H21	1.48	0.60
31:YH:44:VAL:HG22	31:YH:44:VAL:O	2.01	0.60
28:RE:4:ILE:CD1	28:RE:28:ALA:HB1	2.29	0.60
28:RE:51:PHE:O	28:RE:52:LEU:C	2.38	0.60
36:RQ:86:GLY:C	36:RQ:88:GLY:N	2.52	0.60
1:QA:1296:C:OP1	13:QM:44:ARG:NH2	2.35	0.60
44:RY:87:LYS:O	44:RY:88:LYS:NZ	2.33	0.60
39:RT:77:PRO:HB2	39:RT:80:SER:HB2	1.83	0.60
25:YA:1814:G:H4'	27:YD:51:VAL:HG21	1.82	0.60
25:YA:2815:C:H5'	51:Y5:29:THR:HG21	1.82	0.60
27:YD:35:LYS:NZ	27:YD:64:ILE:O	2.32	0.60
36:RQ:80:GLU:C	36:RQ:81:VAL:HG13	2.22	0.60
27:RD:44:ASN:HB3	27:RD:49:ILE:HA	1.83	0.60
34:YO:96:THR:O	34:YO:97:ARG:HB3	2.01	0.60
25:YA:2729:G:C1'	28:YE:187:ALA:HB2	2.32	0.60
25:RA:530:G:N1	25:RA:2022:U:OP1	2.35	0.60
35:RP:85:LEU:HA	35:RP:88:LEU:HD22	1.83	0.60
29:YF:175:THR:O	29:YF:176:LEU:CB	2.49	0.60
25:YA:1257:C:O2'	29:YF:84:VAL:HG12	2.02	0.60
15:QO:39:LEU:HD13	15:QO:56:LEU:HB2	1.83	0.60
1:QA:1106:G:H5''	3:QC:172:ARG:HG2	1.83	0.60
38:YS:11:LYS:HB2	38:YS:91:PRO:HD3	1.84	0.60
9:QI:13:ALA:HB2	9:QI:68:GLY:HA3	1.82	0.60
17:XQ:11:VAL:HG12	17:XQ:85:VAL:HG13	1.84	0.60
25:RA:1796:U:H2'	25:RA:1797:C:C6	2.36	0.60
30:RG:114:ILE:HD13	30:RG:140:ILE:HG21	1.82	0.60
25:YA:1364:G:N7	47:Y1:2:SER:N	2.50	0.60
28:RE:4:ILE:C	28:RE:5:LEU:HD23	2.22	0.60
27:YD:72:LYS:HE3	27:YD:75:ILE:HD12	1.82	0.60
27:YD:25:THR:HG21	27:YD:81:ALA:HA	1.84	0.60
12:XL:5:PRO:HA	12:XL:9:GLN:NE2	2.17	0.60

Continued on next page...

Continued from previous page...

Atom-1	Atom-2	Interatomic distance (Å)	Clash overlap (Å)
1:XA:201:C:N4	1:XA:216:G:H1	1.96	0.60
1:QA:191:G:O2'	20:QT:101:GLY:O	2.20	0.60
25:RA:2419:U:O4	54:R8:30:ARG:NE	2.35	0.60
1:QA:1104:G:H4'	2:QB:111:ARG:NH1	2.16	0.60
27:YD:166:GLN:CA	27:YD:166:GLN:HE21	2.14	0.60
13:QM:8:GLU:OE1	30:RG:115:ARG:HD3	2.01	0.60
39:YT:84:GLN:OE1	39:YT:85:LYS:NZ	2.34	0.60
29:RF:9:ILE:HD11	29:RF:125:LEU:HG	1.83	0.60
2:QB:15:VAL:H	2:QB:16:HIS:CE1	2.20	0.60
12:QL:54:LYS:N	12:QL:54:LYS:CD	2.65	0.60
1:QA:666:G:H5'	1:QA:726:C:H1'	1.84	0.60
28:YE:93:VAL:N	28:YE:95:ILE:CD1	2.65	0.60
28:YE:93:VAL:N	28:YE:95:ILE:HD12	2.17	0.60
27:YD:35:LYS:HD3	27:YD:63:ARG:CB	2.32	0.60
54:Y8:53:PRO:CD	54:Y8:54:GLU:H	2.15	0.60
36:YQ:63:LYS:HE2	36:YQ:65:PHE:CE1	2.37	0.60
5:XE:41:VAL:CG2	5:XE:113:ALA:HB2	2.31	0.60
27:YD:147:LEU:HD13	27:YD:155:LEU:CD1	2.29	0.60
1:QA:792:A:H4'	1:QA:793:U:O5'	2.00	0.60
28:RE:131:ALA:HB1	28:RE:135:HIS:HE1	1.65	0.60
1:XA:987:G:H1	1:XA:1218:C:H42	1.49	0.60
25:YA:2593:U:H2'	25:YA:2594:C:H6	1.67	0.60
7:QG:26:PHE:O	7:QG:30:ILE:HG12	2.01	0.60
10:QJ:42:THR:HG23	10:QJ:68:HIS:HA	1.83	0.60
45:YZ:144:LEU:HD11	45:YZ:149:SER:HA	1.83	0.60
25:RA:2438:U:O3'	25:RA:2439:A:H3'	2.01	0.60
30:YG:28:VAL:HG23	30:YG:29:TRP:CD1	2.36	0.60
1:QA:1086:U:H3	1:QA:1099:G:H22	1.49	0.60
25:YA:2415:G:H4'	35:YP:67:MET:N	2.17	0.60
1:QA:1004:A:P	1:QA:1025:U:H3	2.24	0.60
31:RH:89:ILE:O	31:RH:91:GLY:N	2.35	0.60
28:RE:53:PRO:HG2	28:RE:54:GLN:NE2	2.16	0.60
25:RA:2107:C:N3	25:RA:2182:G:N2	2.40	0.60
5:XE:43:LEU:HD22	5:XE:136:MET:HG2	1.84	0.60
28:YE:68:ALA:O	28:YE:69:LYS:HG3	2.02	0.60
1:XA:582:U:H2'	1:XA:583:A:C8	2.36	0.60
27:YD:21:PHE:HB3	27:YD:24:ILE:HG13	1.83	0.60
12:XL:54:LYS:N	12:XL:54:LYS:CD	2.64	0.60
1:XA:1226:C:O2'	13:XM:111:LYS:NZ	2.34	0.60
1:QA:1446:A:H4'	39:RT:125:ARG:HH22	1.67	0.60
55:Y9:35:ARG:HH21	55:Y9:37:GLY:HA3	1.67	0.60

Continued on next page...

Continued from previous page...

Atom-1	Atom-2	Interatomic distance (Å)	Clash overlap (Å)
25:YA:2126:A:H4'	25:YA:2127:G:O5'	2.01	0.60
31:RH:117:PRO:HB3	31:RH:123:PHE:CD2	2.37	0.60
25:YA:2275:C:O2	36:YQ:83:MET:HG3	2.02	0.60
25:RA:2636:U:OP1	28:RE:79:ARG:HA	2.01	0.60
28:RE:63:LEU:CD1	28:RE:64:LYS:H	2.04	0.60
38:YS:59:LYS:HG2	38:YS:60:GLY:N	2.13	0.60
30:YG:6:ALA:H	50:Y4:23:GLU:CG	2.13	0.60
28:RE:37:ARG:CA	28:RE:37:ARG:NE	2.64	0.60
31:RH:30:LYS:CD	31:RH:81:GLU:H	2.15	0.60
2:XB:74:LYS:HE3	2:XB:166:ASP:HB2	1.82	0.60
2:XB:235:SER:O	2:XB:237:ALA:N	2.35	0.60
29:RF:184:TYR:CE2	29:RF:188:ARG:HD2	2.37	0.60
25:RA:181:A:H1'	25:RA:435:C:H5'	1.83	0.60
27:RD:70:TRP:CH2	27:RD:150:LYS:HA	2.36	0.60
37:YR:42:LYS:HA	37:YR:45:ARG:HD2	1.84	0.60
13:XM:3:ARG:HA	13:XM:9:ILE:HG21	1.83	0.60
28:RE:95:ILE:HD12	28:RE:95:ILE:N	2.15	0.59
27:YD:35:LYS:CG	27:YD:64:ILE:N	2.56	0.59
54:Y8:22:VAL:CG2	54:Y8:53:PRO:HB2	2.32	0.59
29:YF:63:LYS:HE2	29:YF:67:GLN:HB3	1.83	0.59
4:QD:9:CYS:SG	4:QD:31:CYS:C	2.79	0.59
28:RE:116:VAL:O	28:RE:117:MET:CB	2.49	0.59
31:YH:30:LYS:CD	31:YH:81:GLU:H	2.15	0.59
45:YZ:80:ARG:HH21	45:YZ:82:ARG:HH22	1.50	0.59
28:RE:68:ALA:O	28:RE:69:LYS:HG3	2.02	0.59
28:RE:69:LYS:O	28:RE:71:GLY:N	2.27	0.59
25:YA:27:G:H22	25:YA:512:G:H2'	1.67	0.59
1:XA:388:G:O2'	1:XA:389:A:OP2	2.17	0.59
28:YE:51:PHE:HD2	28:YE:52:LEU:HG	1.67	0.59
25:RA:2667:C:O2	31:RH:109:PHE:HB3	2.01	0.59
36:RQ:81:VAL:HG23	36:RQ:82:ARG:H	1.67	0.59
38:YS:110:LEU:HA	38:YS:112:PHE:CE2	2.37	0.59
29:YF:123:LEU:HD12	29:YF:124:LEU:N	2.17	0.59
30:RG:64:THR:HG23	30:RG:66:GLN:H	1.66	0.59
27:YD:172:TYR:CD1	27:YD:186:HIS:HA	2.37	0.59
39:RT:105:LEU:O	39:RT:107:ASP:N	2.36	0.59
25:YA:2335:A:O2'	25:YA:2336:A:H2'	2.01	0.59
25:RA:1206:G:H1	25:RA:1240:U:H3	1.48	0.59
1:XA:1336:C:H1'	1:XA:1337:G:C2	2.36	0.59
32:RI:115:ALA:HB3	32:RI:128:LEU:HD12	1.84	0.59
50:R4:35:VAL:O	50:R4:37:SER:N	2.26	0.59

Continued on next page...

Continued from previous page...

Atom-1	Atom-2	Interatomic distance (Å)	Clash overlap (Å)
28:RE:61:ARG:HB2	28:RE:62:PRO:CD	2.33	0.59
36:RQ:63:LYS:HE2	36:RQ:65:PHE:CE1	2.37	0.59
31:RH:4:ILE:N	31:RH:4:ILE:HD13	2.18	0.59
36:YQ:86:GLY:C	36:YQ:88:GLY:H	2.03	0.59
25:YA:49:A:N7	25:YA:120:U:C4	2.70	0.59
26:YB:40:U:O2'	26:YB:45:A:N6	2.33	0.59
28:YE:116:VAL:O	28:YE:117:MET:CB	2.49	0.59
29:YF:11:VAL:HG11	29:YF:18:ARG:HE	1.67	0.59
25:YA:443:A:C5	29:YF:45:ARG:HD2	2.38	0.59
32:YI:129:THR:HA	32:YI:137:PRO:HA	1.84	0.59
25:RA:27:G:N2	25:RA:513:A:OP2	2.36	0.59
45:RZ:5:LEU:HD11	45:RZ:39:VAL:HB	1.83	0.59
25:YA:1265:A:H8	25:YA:1265:A:OP1	1.85	0.59
42:YW:86:LEU:HD12	42:YW:87:PRO:HD2	1.83	0.59
1:XA:1015:A:H2'	1:XA:1016:A:C8	2.37	0.59
54:Y8:56:GLU:O	54:Y8:59:LYS:N	2.35	0.59
25:YA:2250:G:C5	36:YQ:82:ARG:HD2	2.37	0.59
36:YQ:80:GLU:C	36:YQ:81:VAL:HG13	2.22	0.59
25:RA:747:U:C2	51:R5:2:ALA:N	2.70	0.59
27:YD:12:SER:C	27:YD:14:ARG:H	2.06	0.59
31:YH:4:ILE:N	31:YH:4:ILE:HD13	2.18	0.59
25:RA:2350:C:C5	54:R8:42:ARG:NH1	2.70	0.59
25:YA:1332:G:N2	25:YA:1609:A:HO2'	2.01	0.59
1:XA:582:U:H2'	1:XA:583:A:H8	1.68	0.59
3:QC:50:ALA:HB2	3:QC:75:VAL:HB	1.85	0.59
12:XL:70:ILE:HD13	12:XL:77:LEU:HD12	1.83	0.59
1:QA:618:C:H5'	1:QA:619:U:H5''	1.84	0.59
6:XF:61:LEU:HB3	6:XF:63:TYR:HE1	1.66	0.59
35:YP:5:ASP:O	35:YP:6:LEU:O	2.19	0.59
25:YA:630:G:N2	25:YA:633:A:OP2	2.32	0.59
31:YH:55:PRO:HG2	31:YH:61:HIS:CE1	2.37	0.59
35:YP:92:GLU:HA	35:YP:123:LEU:HD23	1.84	0.59
31:RH:82:GLY:O	31:RH:135:GLY:O	2.20	0.59
31:YH:124:GLU:HB3	31:YH:132:ARG:HG3	1.84	0.59
31:YH:86:GLU:O	31:YH:131:VAL:O	2.20	0.59
31:RH:153:LYS:HZ2	31:RH:153:LYS:HA	1.67	0.59
53:Y7:9:ARG:HH21	53:Y7:48:LYS:HB2	1.62	0.59
36:RQ:80:GLU:OE1	46:R0:6:GLY:O	2.20	0.59
51:R5:40:LYS:NZ	51:R5:46:CYS:HB3	2.18	0.59
2:XB:92:TYR:HE1	2:XB:151:GLY:HA3	1.66	0.59
32:RI:92:VAL:HG13	32:RI:120:ILE:HG23	1.84	0.59

Continued on next page...

Continued from previous page...

Atom-1	Atom-2	Interatomic distance (Å)	Clash overlap (Å)
25:YA:1020:A:N1	25:YA:1141:U:H2'	2.17	0.59
25:YA:2154:G:H2'	25:YA:2155:G:H8	1.67	0.59
25:YA:521:G:H2'	25:YA:522:G:H8	1.68	0.59
25:RA:602:G:O2'	25:RA:604:G:O2'	2.20	0.59
25:YA:2712:U:O2'	25:YA:2712(A):A:H8	1.85	0.59
25:YA:2185:C:H2'	25:YA:2186:G:C8	2.37	0.59
38:RS:38:GLN:OE1	38:RS:47:THR:OG1	2.18	0.59
9:QI:9:ARG:HB3	9:QI:14:VAL:HG13	1.84	0.59
50:Y4:18:CYS:CB	50:Y4:39:CYS:CB	2.79	0.59
25:RA:2636:U:OP1	28:RE:79:ARG:HG3	2.03	0.59
31:YH:159:GLU:O	31:YH:160:LYS:HG2	2.03	0.59
25:RA:2150:U:H2'	25:RA:2151:G:H8	1.67	0.59
25:RA:307:G:H21	25:RA:330:A:H62	1.49	0.59
25:YA:323:G:H2'	29:YF:169:ASN:OD1	2.02	0.59
1:QA:1157:A:H62	1:QA:1178:G:H21	1.49	0.59
49:Y3:6:VAL:HG13	49:Y3:56:VAL:HG13	1.84	0.59
25:YA:2343:C:O2'	25:YA:2373:G:O2'	2.21	0.59
25:RA:442:G:H1'	29:RF:48:THR:HG21	1.85	0.59
1:QA:1384:C:H2'	1:QA:1385:G:H8	1.67	0.59
1:XA:597:G:H1	1:XA:643:C:H42	1.49	0.59
1:QA:1222:G:OP1	19:QS:77:THR:HG21	2.02	0.59
54:R8:22:VAL:CG2	54:R8:53:PRO:HB2	2.32	0.59
54:R8:22:VAL:HG21	54:R8:53:PRO:HB2	1.83	0.59
25:RA:2308:G:O6	25:RA:2311:A:N1	2.35	0.59
27:YD:177:LEU:HD11	27:YD:183:ARG:HB2	1.85	0.59
1:XA:564:C:O2'	8:XH:91:ARG:NH2	2.36	0.59
28:RE:36:ARG:H	28:RE:37:ARG:HH21	1.50	0.59
25:YA:481:G:OP2	44:YY:47:LYS:HG3	2.02	0.59
25:RA:2128:C:N4	25:RA:2160:G:H1	2.00	0.59
28:RE:116:VAL:CG2	28:RE:122:PHE:CD2	2.86	0.59
25:RA:1071:G:N1	25:RA:1091:G:N7	2.51	0.59
5:XE:45:PHE:CE2	5:XE:47:LYS:HD2	2.38	0.59
52:R6:52:VAL:HG22	52:R6:53:LYS:HG3	1.84	0.59
25:RA:1416:G:H2'	25:RA:1417:C:C6	2.38	0.59
25:RA:2832:U:H4'	25:RA:2833:G:H5''	1.84	0.59
27:YD:174:ILE:HD12	27:YD:174:ILE:N	2.16	0.59
42:YW:111:HIS:CD2	42:YW:112:GLY:H	2.20	0.59
53:Y7:35:ARG:HG3	53:Y7:42:LEU:HD11	1.85	0.59
25:RA:2126:A:H4'	25:RA:2127:G:O5'	2.01	0.59
31:YH:126:PRO:CD	31:YH:127:GLU:N	2.64	0.59
28:YE:4:ILE:C	28:YE:5:LEU:HD23	2.22	0.59

Continued on next page...

Continued from previous page...

Atom-1	Atom-2	Interatomic distance (Å)	Clash overlap (Å)
28:RE:93:VAL:N	28:RE:95:ILE:CD1	2.65	0.59
50:R4:65:ASP:O	50:R4:66:SER:CB	2.51	0.59
25:YA:442:G:O4'	29:YF:46:ARG:HD3	2.03	0.59
38:YS:88:ASP:O	38:YS:89:ARG:CB	2.48	0.59
48:Y2:17:SER:HB2	48:Y2:18:PRO:HA	1.85	0.59
27:YD:27:THR:CG2	27:YD:83:GLU:HB3	2.33	0.59
1:QA:501:C:H2'	1:QA:502:G:C8	2.35	0.59
26:RB:48:A:H2'	26:RB:49:C:C6	2.37	0.59
42:RW:86:LEU:HD12	42:RW:87:PRO:HD2	1.85	0.59
25:RA:2518:A:H4'	25:RA:2519:U:OP1	2.01	0.59
12:QL:70:ILE:HD13	12:QL:77:LEU:HD12	1.83	0.59
25:YA:309:G:N3	25:YA:329:G:O2'	2.35	0.59
1:QA:266:G:O2'	1:QA:267:C:OP2	2.20	0.59
31:RH:55:PRO:HG2	31:RH:61:HIS:CE1	2.37	0.59
36:YQ:81:VAL:HG23	36:YQ:82:ARG:H	1.67	0.59
28:YE:61:ARG:HB2	28:YE:62:PRO:CD	2.33	0.59
25:YA:1169:G:N2	25:YA:1180:C:N3	2.44	0.59
28:YE:36:ARG:H	28:YE:37:ARG:HH21	1.49	0.59
25:RA:2119:A:N6	25:RA:2170:A:N7	2.51	0.59
48:Y2:64:LEU:CD2	48:Y2:68:ARG:HD2	2.33	0.59
1:QA:1322:C:O2'	1:QA:1323:G:H5'	2.03	0.59
25:YA:2361:A:OP1	54:Y8:27:THR:HG23	2.03	0.59
27:YD:137:PRO:HB2	27:YD:140:THR:CG2	2.33	0.59
25:RA:900:A:H3'	25:RA:901:A:H8	1.66	0.59
22:QV:53:G:H4'	22:QV:54:U:OP1	2.03	0.59
31:YH:82:GLY:O	31:YH:135:GLY:O	2.20	0.59
25:RA:1210:A:H5''	25:RA:1210:A:C8	2.38	0.59
25:YA:2599:G:OP2	27:YD:236:GLY:HA2	2.02	0.59
31:RH:127:GLU:HG2	31:RH:128:PRO:CG	2.33	0.59
50:R4:63:TYR:C	50:R4:65:ASP:H	2.05	0.59
29:YF:63:LYS:HE2	29:YF:67:GLN:CB	2.32	0.59
25:RA:2733:A:N1	28:RE:203:LYS:O	2.36	0.59
31:YH:4:ILE:HG13	31:YH:6:ARG:CD	2.33	0.59
25:RA:242:G:C5'	54:R8:62:LEU:CD2	2.81	0.59
13:XM:13:LYS:HA	13:XM:44:ARG:HD2	1.83	0.59
33:YN:40:PRO:HB3	40:YU:68:ALA:HB2	1.85	0.59
50:R4:12:ALA:CB	50:R4:29:PRO:HA	2.33	0.59
31:RH:92:ILE:HG22	31:RH:93:GLY:N	2.18	0.59
10:XJ:76:ASN:O	10:XJ:78:ASN:ND2	2.36	0.59
12:QL:54:LYS:N	12:QL:54:LYS:HD2	2.18	0.59
13:QM:49:THR:HB	13:QM:52:GLU:HG3	1.85	0.59

Continued on next page...

Continued from previous page...

Atom-1	Atom-2	Interatomic distance (Å)	Clash overlap (Å)
47:R1:92:LYS:HG3	47:R1:96:LYS:HB2	1.84	0.59
27:RD:85:ASP:HB2	27:RD:92:ILE:HD13	1.84	0.59
25:RA:1244:G:H4'	35:RP:7:ARG:HB2	1.84	0.59
31:YH:89:ILE:O	31:YH:91:GLY:N	2.35	0.58
28:RE:93:VAL:N	28:RE:95:ILE:HD12	2.17	0.58
48:Y2:32:LEU:HD11	48:Y2:54:LYS:HG3	1.84	0.58
27:YD:27:THR:CG2	27:YD:28:GLU:N	2.66	0.58
19:QS:68:GLY:CA	50:R4:68:ARG:CG	2.74	0.58
25:RA:74:A:H4'	25:RA:75:G:O5'	2.03	0.58
1:XA:527:G:O6	12:XL:49:ASN:ND2	2.32	0.58
5:QE:107:ARG:CZ	5:QE:107:ARG:HB2	2.30	0.58
1:QA:1004:A:H1'	1:QA:1036:G:H22	1.68	0.58
35:YP:5:ASP:O	35:YP:6:LEU:C	2.41	0.58
30:YG:136:ARG:O	30:YG:154:GLY:HA2	2.02	0.58
14:XN:23:ARG:HD2	14:XN:28:GLY:O	2.03	0.58
7:QG:73:MET:HG2	7:QG:90:GLU:HA	1.83	0.58
25:YA:2111:C:N3	25:YA:2118:U:O2'	2.36	0.58
50:R4:22:ILE:HG22	50:R4:23:GLU:N	2.18	0.58
31:RH:86:GLU:O	31:RH:131:VAL:O	2.21	0.58
27:RD:44:ASN:CB	27:RD:49:ILE:HA	2.33	0.58
29:YF:174:VAL:HG13	29:YF:174:VAL:O	2.04	0.58
50:R4:48:ARG:NH1	50:R4:52:THR:H	2.01	0.58
12:XL:18:VAL:O	12:XL:19:ARG:HB2	2.03	0.58
27:YD:165:ILE:HA	27:YD:175:LEU:HD23	1.83	0.58
25:RA:2439:A:C8	25:RA:2439:A:H5'	2.37	0.58
35:RP:14:LYS:O	35:RP:16:ARG:N	2.36	0.58
27:RD:71:ASP:OD2	27:RD:103:ARG:NH2	2.36	0.58
25:RA:1470:G:N2	25:RA:1522:G:OP2	2.36	0.58
28:RE:72:VAL:O	28:RE:73:GLU:O	2.21	0.58
27:YD:44:ASN:HB3	27:YD:49:ILE:CA	2.27	0.58
12:QL:5:PRO:HA	12:QL:9:GLN:NE2	2.17	0.58
37:YR:67:LEU:HD13	37:YR:76:VAL:HG21	1.85	0.58
47:Y1:51:VAL:HG11	47:Y1:74:VAL:HG21	1.84	0.58
16:QP:21:VAL:O	16:QP:33:ILE:HG12	2.02	0.58
25:RA:1264:G:H5'	51:R5:11:THR:CG2	2.32	0.58
31:YH:92:ILE:HG22	31:YH:93:GLY:N	2.18	0.58
25:RA:2293:C:H5''	38:RS:89:ARG:HH12	1.69	0.58
1:XA:93:U:H2'	1:XA:95:G:O4'	2.03	0.58
41:YV:44:LYS:O	41:YV:46:VAL:N	2.36	0.58
43:YX:61:GLY:N	43:YX:75:ASP:OD1	2.36	0.58
45:RZ:45:ASP:OD1	45:RZ:49:ARG:NE	2.36	0.58

Continued on next page...

Continued from previous page...

Atom-1	Atom-2	Interatomic distance (Å)	Clash overlap (Å)
31:YH:117:PRO:HB3	31:YH:123:PHE:CD2	2.37	0.58
25:YA:307:G:H21	25:YA:330:A:N6	2.01	0.58
28:RE:6:GLY:HA3	28:RE:26:ILE:HD11	1.85	0.58
1:XA:662:G:H2'	1:XA:663:A:C8	2.38	0.58
12:XL:45:PRO:HD3	12:XL:51:ALA:O	2.03	0.58
25:YA:2784:C:H5''	28:YE:41:LYS:NZ	2.18	0.58
20:XT:10:LEU:HG	20:XT:12:ALA:H	1.68	0.58
30:RG:136:ARG:O	30:RG:154:GLY:HA2	2.03	0.58
50:R4:42:PHE:CG	50:R4:43:TYR:N	2.72	0.58
36:YQ:66:ILE:HA	36:YQ:104:PHE:HA	1.85	0.58
48:Y2:51:ARG:HA	48:Y2:54:LYS:HB2	1.86	0.58
51:R5:60:VAL:OXT	51:R5:60:VAL:HG13	2.03	0.58
48:Y2:69:ARG:CB	48:Y2:69:ARG:NH1	2.67	0.58
54:R8:56:GLU:O	54:R8:59:LYS:N	2.35	0.58
50:Y4:42:PHE:O	50:Y4:44:THR:N	2.36	0.58
2:XB:15:VAL:H	2:XB:16:HIS:CE1	2.22	0.58
1:XA:486:U:H2'	1:XA:487:A:C8	2.39	0.58
2:XB:72:GLY:HA2	2:XB:165:VAL:HG22	1.85	0.58
12:XL:82:VAL:HG23	12:XL:106:ASP:OD2	2.04	0.58
26:YB:81:G:O6	26:YB:95:U:O2	2.21	0.58
8:XH:39:LEU:HB3	8:XH:45:ILE:HG12	1.85	0.58
25:YA:1266:G:O5'	42:YW:15:ARG:NH2	2.36	0.58
31:YH:85:LYS:HA	31:YH:86:GLU:OE1	2.04	0.58
28:YE:51:PHE:CD2	28:YE:52:LEU:HG	2.38	0.58
25:YA:1490:A:O2'	27:YD:99:ASP:OD1	2.20	0.58
38:YS:88:ASP:CG	38:YS:90:GLY:H	2.06	0.58
2:QB:77:ALA:HB2	2:QB:211:ILE:HD13	1.86	0.58
1:QA:1348:U:H4'	9:QI:120:ARG:HD2	1.84	0.58
29:YF:34:TRP:CZ3	35:YP:8:PRO:HB3	2.39	0.58
27:RD:182:LEU:N	27:RD:272:ALA:HB3	2.17	0.58
54:R8:46:ARG:O	54:R8:47:LYS:HB3	2.03	0.58
27:RD:35:LYS:HD2	27:RD:104:TYR:CE1	2.39	0.58
31:RH:159:GLU:O	31:RH:160:LYS:HG2	2.03	0.58
12:QL:33:ARG:O	12:QL:85:ILE:HG22	2.03	0.58
26:RB:8:U:O3'	38:RS:25:ARG:NH2	2.32	0.58
32:RI:52:ARG:O	32:RI:56:LYS:N	2.37	0.58
4:QD:105:VAL:HG13	4:QD:110:PHE:HB2	1.84	0.58
36:YQ:55:VAL:HG22	36:YQ:56:ARG:N	2.18	0.58
6:XF:36:ARG:NH1	6:XF:38:GLU:OE2	2.36	0.58
25:YA:771:G:OP1	53:Y7:14:LYS:HE3	2.04	0.58
35:RP:47:ASP:OD2	35:RP:50:ARG:NH2	2.36	0.58

Continued on next page...

Continued from previous page...

Atom-1	Atom-2	Interatomic distance (Å)	Clash overlap (Å)
25:RA:1378:A:OP1	53:R7:10:ARG:NH2	2.36	0.58
3:XC:14:ILE:HG12	3:XC:15:THR:H	1.68	0.58
9:XI:43:ALA:HA	9:XI:74:ILE:HD13	1.85	0.58
31:RH:125:VAL:HG12	31:RH:126:PRO:CG	2.34	0.58
25:RA:2667:C:H1'	31:RH:109:PHE:CD2	2.32	0.58
27:YD:242:ARG:HD2	27:YD:242:ARG:N	2.18	0.58
31:RH:4:ILE:HG13	31:RH:6:ARG:CD	2.33	0.58
36:YQ:90:VAL:C	36:YQ:92:GLY:H	2.07	0.58
38:YS:42:ASP:C	38:YS:44:LYS:H	2.07	0.58
29:YF:89:VAL:HG12	29:YF:90:PHE:N	2.18	0.58
10:QJ:49:VAL:HG13	14:QN:41:ARG:HB2	1.86	0.58
32:YI:129:THR:HG22	32:YI:137:PRO:HB3	1.86	0.58
25:YA:2469:A:H5''	25:YA:2470:G:C8	2.39	0.58
36:YQ:47:ILE:CD1	36:YQ:70:PRO:HD3	2.34	0.58
20:XT:63:ILE:HG22	20:XT:77:ALA:HB1	1.86	0.58
37:YR:27:SER:HB3	37:YR:34:ILE:HD11	1.84	0.58
25:YA:2068:U:H3	25:YA:2430:A:H2	1.50	0.58
25:RA:137(A):G:H1'	43:RX:41:ASN:ND2	2.19	0.58
25:RA:2313:C:H5''	30:RG:91:ARG:HD3	1.85	0.58
28:YE:78:LEU:HD23	28:YE:79:ARG:HD2	1.86	0.58
38:YS:67:ARG:NH1	38:YS:67:ARG:CB	2.64	0.58
3:XC:95:THR:HG22	3:XC:97:LYS:HG3	1.84	0.58
12:XL:54:LYS:HD2	12:XL:54:LYS:N	2.18	0.58
32:YI:98:ALA:HB2	32:YI:111:PRO:HB3	1.85	0.58
1:XA:1221:G:O3'	19:XS:77:THR:HG21	2.04	0.58
25:YA:807:U:O2'	25:YA:2060:A:N1	2.37	0.58
32:YI:82:ARG:HD3	32:YI:146:ALA:HB3	1.86	0.58
1:XA:1414:U:H2'	1:XA:1415:G:H8	1.69	0.58
20:XT:56:MET:HG3	20:XT:88:VAL:HG21	1.84	0.58
2:XB:96:ARG:H	2:XB:96:ARG:HD2	1.67	0.58
45:RZ:150:LEU:HD21	45:RZ:172:ALA:HB3	1.86	0.58
51:R5:50:GLY:O	51:R5:51:TYR:HB2	2.03	0.58
45:YZ:52:SER:OG	45:YZ:52:SER:O	2.17	0.58
34:YO:64:ARG:HG2	34:YO:79:PHE:CG	2.38	0.58
29:YF:138:GLU:O	29:YF:141:ALA:HB3	2.03	0.58
50:R4:38:LYS:C	50:R4:40:HIS:N	2.52	0.58
28:RE:51:PHE:CD2	28:RE:52:LEU:HG	2.39	0.58
40:YU:90:VAL:CG2	41:YV:39:LEU:HB3	2.31	0.58
31:YH:4:ILE:HD13	31:YH:4:ILE:H	1.68	0.58
31:YH:41:MET:HE1	31:YH:64:LEU:HB3	1.86	0.58
28:YE:111:ARG:NE	28:YE:160:TYR:HE1	2.01	0.58

Continued on next page...

Continued from previous page...

Atom-1	Atom-2	Interatomic distance (Å)	Clash overlap (Å)
25:RA:857:C:OP2	46:R0:77:ARG:NH2	2.31	0.58
33:RN:13:TRP:O	33:RN:135:PRO:HD2	2.03	0.58
25:YA:2372:G:O2'	52:Y6:46:HIS:NE2	2.25	0.58
25:YA:955:C:OP2	36:YQ:14:ARG:HD2	2.03	0.58
25:YA:1012:U:O4	33:YN:25:ARG:HA	2.04	0.58
30:YG:113:ARG:HG2	50:Y4:34:GLU:OE2	2.03	0.58
45:YZ:126:VAL:HG12	45:YZ:163:LEU:HA	1.86	0.58
2:XB:93:VAL:HG11	2:XB:97:TRP:HD1	1.68	0.58
29:YF:160:ASN:OD1	29:YF:162:LEU:HB2	2.04	0.58
13:QM:78:ILE:HG23	13:QM:92:HIS:CD2	2.39	0.58
35:YP:39:LYS:HG3	35:YP:45:LEU:HD22	1.86	0.58
1:QA:243:A:H4'	1:QA:244:U:O5'	2.03	0.58
8:QH:121:ASP:N	8:QH:121:ASP:OD1	2.35	0.58
48:Y2:15:LYS:H	48:Y2:67:LYS:CE	2.17	0.58
31:RH:85:LYS:HA	31:RH:86:GLU:OE1	2.04	0.58
27:YD:71:ASP:HB3	27:YD:103:ARG:HH22	1.68	0.58
25:YA:1796:U:H2'	25:YA:1797:C:H6	1.68	0.58
36:RQ:90:VAL:C	36:RQ:92:GLY:H	2.06	0.58
25:YA:573:G:OP2	41:YV:78:LYS:NZ	2.36	0.58
25:RA:1314:C:N4	25:RA:1338:G:H1	2.02	0.58
25:YA:141:A:C8	25:YA:1408:C:H1'	2.37	0.58
50:R4:15:ILE:HG22	50:R4:19:GLY:O	2.03	0.58
13:QM:58:GLU:O	13:QM:62:ASN:ND2	2.31	0.58
25:YA:2599:G:OP2	27:YD:236:GLY:CA	2.52	0.58
48:Y2:21:LEU:O	48:Y2:25:VAL:HG23	2.04	0.58
37:YR:117:VAL:HG22	37:YR:118:GLU:H	1.68	0.58
1:XA:1320:C:N4	19:XS:36:ARG:HG3	2.19	0.58
33:RN:54:VAL:HB	33:RN:122:VAL:HG22	1.85	0.58
36:RQ:47:ILE:CD1	36:RQ:70:PRO:HD3	2.34	0.58
37:YR:24:GLN:OE1	37:YR:36:THR:HG21	2.04	0.58
1:XA:28:G:O2'	1:XA:296:U:OP1	2.21	0.58
30:RG:179:PRO:HB3	50:R4:38:LYS:HD2	1.86	0.57
28:YE:63:LEU:HD13	28:YE:65:GLY:H	1.68	0.57
19:XS:80:TYR:O	19:XS:82:GLY:N	2.36	0.57
36:RQ:66:ILE:HA	36:RQ:104:PHE:HA	1.85	0.57
39:YT:24:PRO:HA	39:YT:49:VAL:HG13	1.85	0.57
13:QM:120:LYS:O	13:QM:121:LYS:HB2	2.04	0.57
1:XA:1122:U:O4	1:XA:1123:A:N6	2.37	0.57
32:RI:5:LEU:HD13	32:RI:17:GLN:HB3	1.86	0.57
7:QG:26:PHE:CE2	7:QG:30:ILE:HD11	2.38	0.57
25:RA:27:G:H22	25:RA:512:G:H1'	1.69	0.57

Continued on next page...

Continued from previous page...

Atom-1	Atom-2	Interatomic distance (Å)	Clash overlap (Å)
7:XG:89:MET:HE1	7:XG:156:TRP:H	1.69	0.57
28:YE:72:VAL:O	28:YE:73:GLU:O	2.21	0.57
12:XL:83:VAL:HG22	12:XL:84:LEU:H	1.69	0.57
1:XA:559:A:OP1	5:XE:126:ARG:NH2	2.37	0.57
25:YA:2392:A:H2	25:YA:2424:C:H42	1.52	0.57
1:XA:455:C:H42	1:XA:477:G:H1	1.52	0.57
17:XQ:55:ASP:HA	17:XQ:79:SER:HA	1.85	0.57
27:RD:24:ILE:HD11	27:RD:91:ARG:HD2	1.85	0.57
31:RH:84:SER:O	31:RH:133:VAL:O	2.22	0.57
51:R5:55:ARG:NH1	51:R5:58:LEU:HD11	2.19	0.57
31:RH:4:ILE:H	31:RH:4:ILE:HD13	1.68	0.57
28:RE:111:ARG:NE	28:RE:160:TYR:HE1	2.01	0.57
25:YA:2031:A:N3	25:YA:2455:G:O2'	2.34	0.57
44:RY:95:LYS:NZ	44:RY:99:CYS:O	2.37	0.57
50:R4:15:ILE:HG22	50:R4:20:ASN:HA	1.86	0.57
25:RA:856:C:O2'	25:RA:857:C:OP1	2.21	0.57
25:YA:1754:C:H5'	39:YT:101:PHE:CE2	2.38	0.57
25:YA:1063:G:H22	25:YA:1076:C:H1'	1.69	0.57
25:YA:1077:A:H5'	25:YA:1078:U:H5''	1.85	0.57
50:R4:27:THR:O	50:R4:28:LYS:HB3	2.03	0.57
3:QC:134:ILE:HG23	3:QC:151:VAL:HB	1.85	0.57
38:YS:95:HIS:CG	38:YS:96:GLY:H	2.21	0.57
1:XA:521:G:H4'	12:XL:73:GLU:HG3	1.86	0.57
1:QA:1028:C:H42	1:QA:1033:G:H1	1.51	0.57
31:YH:127:GLU:HG2	31:YH:128:PRO:CG	2.32	0.57
30:RG:3:LEU:HD11	50:R4:25:TYR:CZ	2.33	0.57
31:RH:124:GLU:HB3	31:RH:132:ARG:HG3	1.84	0.57
50:R4:39:CYS:O	50:R4:40:HIS:HB2	2.03	0.57
28:YE:63:LEU:HD12	28:YE:65:GLY:H	1.69	0.57
28:YE:203:LYS:HE3	28:YE:204:ALA:HB2	1.86	0.57
48:Y2:16:LEU:O	48:Y2:17:SER:HB3	2.04	0.57
35:YP:59:LEU:HA	35:YP:61:ARG:NE	2.20	0.57
50:R4:3:GLU:HG3	50:R4:4:GLY:N	2.19	0.57
28:YE:116:VAL:CG2	28:YE:122:PHE:CD2	2.86	0.57
4:XD:9:CYS:HB3	4:XD:32:ALA:HB2	1.87	0.57
25:YA:1085:A:O2'	25:YA:1086:A:OP1	2.21	0.57
25:RA:27:G:H1'	25:RA:513:A:N6	2.20	0.57
42:RW:71:VAL:HA	42:RW:107:LEU:HD12	1.86	0.57
25:RA:997:G:OP1	40:RU:93:LYS:HD3	2.05	0.57
42:YW:73:ALA:HB3	42:YW:106:ILE:HD13	1.84	0.57
37:RR:117:VAL:O	37:RR:118:GLU:HB2	2.04	0.57

Continued on next page...

Continued from previous page...

Atom-1	Atom-2	Interatomic distance (Å)	Clash overlap (Å)
27:YD:35:LYS:HG2	27:YD:64:ILE:CA	2.34	0.57
38:YS:26:LEU:CD2	38:YS:87:PHE:HD1	2.17	0.57
54:Y8:46:ARG:O	54:Y8:47:LYS:HB3	2.03	0.57
31:YH:3:ARG:HA	31:YH:3:ARG:HE	1.69	0.57
25:YA:2286:A:H4'	25:YA:2287:A:O4'	2.05	0.57
25:YA:528:A:C2	25:YA:2042:A:H2'	2.39	0.57
25:RA:242:G:H5''	54:R8:62:LEU:CD2	2.34	0.57
32:RI:55:ALA:HA	32:RI:58:LEU:HB3	1.85	0.57
25:RA:1543:A:O2'	25:RA:1544:C:H3'	2.03	0.57
29:YF:192:LEU:HD21	29:YF:194:MET:CE	2.35	0.57
1:XA:1002:G:H2'	1:XA:1003:G:H8	1.69	0.57
1:XA:1392:G:H21	1:XA:1502:A:H8	1.52	0.57
12:XL:33:ARG:O	12:XL:85:ILE:HG22	2.03	0.57
25:YA:222:A:H3'	25:YA:421:U:H5'	1.85	0.57
25:YA:1567:A:OP2	27:YD:84:TYR:OH	2.15	0.57
1:QA:196:A:OP1	20:QT:68:LYS:NZ	2.37	0.57
31:RH:125:VAL:HA	31:RH:126:PRO:CB	2.29	0.57
1:QA:973:G:OP1	10:QJ:57:LYS:NZ	2.37	0.57
28:RE:51:PHE:HD2	28:RE:52:LEU:HG	1.68	0.57
38:YS:106:ARG:O	38:YS:107:GLU:HB2	2.04	0.57
54:R8:53:PRO:CD	54:R8:54:GLU:H	2.15	0.57
1:XA:973:G:OP1	10:XJ:57:LYS:NZ	2.37	0.57
1:XA:148:G:H2'	1:XA:149:A:C8	2.38	0.57
13:QM:14:ARG:N	13:QM:44:ARG:HD3	2.18	0.57
44:RY:76:CYS:SG	44:RY:77:PRO:HD2	2.45	0.57
30:RG:68:PRO:HB2	30:RG:90:LEU:HD12	1.86	0.57
27:YD:263:ARG:HB2	27:YD:263:ARG:HH11	1.68	0.57
54:R8:30:ARG:O	54:R8:31:HIS:CB	2.50	0.57
28:YE:9:VAL:HG11	39:YT:7:ILE:HG22	1.85	0.57
28:YE:6:GLY:HA3	28:YE:26:ILE:HD11	1.85	0.57
25:YA:1081:U:H3'	25:YA:1082:U:H4'	1.87	0.57
38:YS:5:THR:HG23	38:YS:8:GLU:OE2	2.05	0.57
46:Y0:50:ASN:HB3	46:Y0:63:VAL:HG22	1.86	0.57
36:RQ:55:VAL:HG22	36:RQ:56:ARG:N	2.18	0.57
30:RG:22:ARG:HH21	30:RG:171:ALA:HB1	1.69	0.57
25:YA:654(A):G:OP2	25:YA:654(A):G:H8	1.88	0.57
25:YA:2527:C:H5''	55:Y9:30:PRO:HB2	1.86	0.57
25:YA:594:U:P	54:Y8:61:LEU:HD22	2.45	0.57
28:RE:74:PRO:HG2	28:RE:77:ILE:HG23	1.86	0.57
31:RH:41:MET:HE1	31:RH:64:LEU:HB3	1.86	0.57
37:YR:33:ARG:HH21	51:Y5:55:ARG:HG2	1.69	0.57

Continued on next page...

Continued from previous page...

Atom-1	Atom-2	Interatomic distance (Å)	Clash overlap (Å)
28:RE:102:VAL:HG13	28:RE:172:VAL:CG2	2.34	0.57
11:XK:21:ILE:HG13	11:XK:30:VAL:HG12	1.86	0.57
25:YA:1013:C:H42	25:YA:1149:G:H1	1.52	0.57
28:YE:41:LYS:HA	28:YE:41:LYS:HE2	1.87	0.57
3:QC:134:ILE:HG22	3:QC:168:ALA:HB3	1.87	0.57
27:RD:145:VAL:HG13	27:RD:191:ALA:HB2	1.87	0.57
3:XC:70:VAL:HG21	3:XC:76:VAL:HG11	1.85	0.57
7:QG:15:ASP:OD1	7:QG:44:TYR:OH	2.22	0.57
1:XA:1510:U:H2'	1:XA:1511:G:C8	2.39	0.57
16:XP:20:VAL:HG23	16:XP:35:LYS:HA	1.86	0.57
25:YA:1805:U:O2	27:YD:50:THR:HB	2.04	0.57
7:QG:79:ARG:HH12	7:QG:82:GLY:HA2	1.69	0.57
1:QA:1277:C:HO2'	1:QA:1279:A:H8	1.51	0.57
25:YA:468:G:N7	53:Y7:39:ARG:NH2	2.52	0.57
1:QA:1014:A:H4'	19:QS:14:HIS:CD2	2.39	0.57
50:R4:37:SER:HB3	50:R4:42:PHE:CE1	2.38	0.57
28:RE:63:LEU:HD13	28:RE:65:GLY:H	1.68	0.57
25:YA:1138:G:N2	33:YN:106:MET:HE3	2.14	0.57
25:YA:2022:U:O2'	25:YA:2617:C:H5'	2.05	0.57
5:XE:43:LEU:CD2	5:XE:136:MET:HG3	2.35	0.57
28:RE:152:LYS:HB2	33:RN:77:GLY:O	2.05	0.57
28:YE:102:VAL:HG13	28:YE:172:VAL:CG2	2.34	0.57
1:QA:1321:C:H3'	1:QA:1322:C:H5''	1.85	0.57
25:RA:590:A:OP1	29:RF:95:ARG:NH1	2.37	0.57
25:YA:207:A:H2'	25:YA:208:C:O4'	2.04	0.57
38:YS:72:ALA:O	38:YS:76:LYS:HG3	2.04	0.57
4:XD:154:ASN:OD1	4:XD:154:ASN:N	2.37	0.57
46:R0:18:ALA:O	46:R0:20:ARG:NH1	2.36	0.57
25:YA:1341:U:OP2	25:YA:1394:U:O2'	2.15	0.57
12:QL:46:LYS:HG2	12:QL:47:LYS:H	1.70	0.57
53:R7:9:ARG:HH21	53:R7:48:LYS:HB2	1.70	0.57
29:YF:32:LEU:HD13	29:YF:105:VAL:CG1	2.33	0.57
27:RD:44:ASN:HB2	27:RD:48:ARG:O	2.05	0.57
12:QL:15:ARG:CG	17:QQ:32:TYR:OH	2.53	0.57
1:XA:1437:C:N4	1:XA:1464:G:H1	2.03	0.57
1:XA:1347:G:H22	1:XA:1374:A:P	2.28	0.57
1:XA:946:A:H2'	1:XA:947:G:C8	2.40	0.57
13:QM:23:TYR:HB3	13:QM:67:GLU:HG2	1.87	0.57
6:QF:3:ARG:NH1	6:QF:38:GLU:OE2	2.37	0.57
1:QA:359:U:H2'	1:QA:360:A:C8	2.39	0.57
1:QA:895:G:H1	1:QA:904:C:H42	1.51	0.57

Continued on next page...

Continued from previous page...

Atom-1	Atom-2	Interatomic distance (Å)	Clash overlap (Å)
54:R8:33:ASN:O	54:R8:34:TRP:C	2.42	0.57
19:QS:67:VAL:HB	50:R4:59:PHE:CZ	2.40	0.57
25:YA:2250:G:C2	36:YQ:82:ARG:HB3	2.40	0.57
27:YD:36:PRO:HB2	27:YD:61:LEU:HG	1.87	0.57
25:YA:2683:C:O2'	28:YE:13:ARG:NH2	2.38	0.57
25:RA:2250:G:C2	36:RQ:82:ARG:HB3	2.40	0.57
31:YH:77:LYS:HZ3	31:YH:77:LYS:CB	2.11	0.57
27:YD:25:THR:HG21	27:YD:82:ILE:H	1.70	0.57
38:YS:67:ARG:CB	38:YS:67:ARG:HH11	2.17	0.57
19:XS:32:LYS:HA	19:XS:50:ALA:HB3	1.86	0.57
35:RP:64:LYS:O	35:RP:66:GLY:N	2.38	0.57
9:XI:15:ALA:HB2	9:XI:65:VAL:HG23	1.86	0.57
25:RA:27:G:HO2'	25:RA:28:A:H8	1.50	0.57
25:YA:2185:C:H2'	25:YA:2186:G:H8	1.69	0.57
2:XB:96:ARG:HD3	2:XB:148:TYR:HE1	1.70	0.57
20:XT:53:LEU:O	20:XT:57:ARG:NH1	2.38	0.57
32:RI:110:ASP:N	32:RI:130:TYR:OH	2.33	0.57
41:RV:52:VAL:HG21	41:RV:55:ALA:HB3	1.87	0.57
28:RE:41:LYS:HA	28:RE:41:LYS:HE2	1.87	0.57
36:YQ:60:ARG:NH1	45:YZ:114:GLY:H	2.01	0.57
31:RH:126:PRO:CG	31:RH:127:GLU:N	2.65	0.57
25:YA:593:G:H1'	54:Y8:4:MET:HE1	1.86	0.57
27:YD:34:VAL:CG1	27:YD:34:VAL:O	2.51	0.57
27:YD:69:ARG:C	27:YD:71:ASP:H	2.08	0.57
19:QS:41:VAL:HB	19:QS:42:PRO:CA	2.34	0.57
28:RE:63:LEU:HD12	28:RE:65:GLY:H	1.69	0.57
27:YD:25:THR:HG21	27:YD:81:ALA:HB1	1.86	0.57
25:YA:1508:A:O2'	25:YA:1509:C:O4'	2.21	0.57
29:YF:118:ALA:O	29:YF:121:GLY:N	2.33	0.57
30:YG:81:LYS:O	30:YG:82:LEU:HB2	2.04	0.57
3:QC:73:PRO:HG3	3:QC:105:GLU:HG3	1.87	0.57
1:QA:1152:A:H5''	10:QJ:13:HIS:HD2	1.69	0.57
1:XA:1226:C:OP2	13:XM:103:THR:OG1	2.19	0.57
4:QD:154:ASN:OD1	4:QD:154:ASN:N	2.37	0.57
34:YO:85:VAL:HG11	34:YO:114:ILE:HD11	1.87	0.57
27:RD:241:PRO:O	27:RD:242:ARG:HB2	2.04	0.57
1:XA:1191:A:H5''	3:XC:4:LYS:HZ2	1.70	0.57
54:Y8:33:ASN:O	54:Y8:34:TRP:C	2.42	0.57
2:QB:51:LEU:HD23	2:QB:201:ILE:HD12	1.86	0.57
25:YA:67:U:C2	25:YA:74:A:H2	2.21	0.56
1:XA:953:G:H5'	1:XA:965:A:H61	1.70	0.56

Continued on next page...

Continued from previous page...

Atom-1	Atom-2	Interatomic distance (Å)	Clash overlap (Å)
25:RA:1899:G:N2	25:RA:1902:C:N4	2.49	0.56
25:RA:50:U:H3'	25:RA:51:G:H5'	1.86	0.56
27:RD:108:PRO:HB3	27:RD:143:HIS:CE1	2.40	0.56
25:RA:2747:G:H21	25:RA:2757:A:H62	1.53	0.56
1:XA:636:U:H2'	1:XA:637:G:H8	1.70	0.56
1:XA:438:G:H4'	4:XD:123:HIS:CD2	2.40	0.56
20:QT:41:ILE:HG22	20:QT:91:LEU:HD12	1.86	0.56
1:XA:57:G:H2'	1:XA:58:C:C6	2.40	0.56
31:YH:84:SER:O	31:YH:133:VAL:O	2.22	0.56
27:YD:92:ILE:HD12	27:YD:104:TYR:CD2	2.39	0.56
27:YD:69:ARG:HD3	27:YD:105:ILE:HD11	1.87	0.56
5:QE:69:VAL:CG1	5:QE:71:LEU:CD2	2.82	0.56
1:XA:538:G:OP1	12:XL:113:ARG:HD2	2.05	0.56
1:XA:636:U:H2'	1:XA:637:G:C8	2.41	0.56
25:YA:2224:G:OP1	27:YD:268:ARG:HD3	2.04	0.56
27:RD:148:GLU:HB2	27:RD:151:LYS:HD2	1.87	0.56
36:YQ:37:LEU:HD21	36:YQ:130:LYS:HE3	1.87	0.56
12:QL:45:PRO:HD3	12:QL:51:ALA:O	2.04	0.56
1:XA:1243:C:H42	1:XA:1294:G:H1	1.51	0.56
1:XA:1443:G:H5''	1:XA:1446:A:H2	1.69	0.56
50:Y4:71:ARG:HH11	50:Y4:71:ARG:HB2	1.68	0.56
25:RA:918:A:N3	26:RB:80:U:O2'	2.35	0.56
28:RE:78:LEU:HD23	28:RE:79:ARG:HD2	1.86	0.56
50:R4:64:GLY:C	50:R4:66:SER:H	2.08	0.56
39:YT:60:THR:HG22	39:YT:77:PRO:HA	1.86	0.56
38:YS:103:GLU:O	38:YS:106:ARG:CG	2.52	0.56
5:QE:71:LEU:HD21	5:QE:115:VAL:HG22	1.87	0.56
31:RH:77:LYS:CB	31:RH:77:LYS:HZ3	2.03	0.56
25:YA:1113:U:H2'	25:YA:1114:G:C8	2.40	0.56
31:RH:3:ARG:HE	31:RH:3:ARG:HA	1.69	0.56
25:YA:1359:A:H3'	25:YA:1360:A:C5'	2.34	0.56
27:YD:183:ARG:HD2	27:YD:270:ILE:HG12	1.88	0.56
25:YA:2277:G:OP2	46:Y0:10:THR:HG21	2.05	0.56
28:RE:37:ARG:NE	28:RE:37:ARG:N	2.53	0.56
25:YA:2585:U:H5	60:Z6:101:PPU:O2'	1.88	0.56
25:YA:2451:A:N1	60:Z6:101:PPU:HE2	2.21	0.56
38:YS:32:LEU:O	38:YS:62:LYS:HE2	2.05	0.56
28:YE:69:LYS:C	28:YE:71:GLY:H	2.08	0.56
25:YA:993:G:OP1	40:YU:50:ARG:NH2	2.38	0.56
12:QL:58:VAL:O	12:QL:65:GLU:HA	2.06	0.56
27:YD:2:ALA:O	27:YD:3:VAL:HB	2.06	0.56

Continued on next page...

Continued from previous page...

Atom-1	Atom-2	Interatomic distance (Å)	Clash overlap (Å)
25:YA:2438:U:O3'	25:YA:2439:A:H3'	2.05	0.56
1:QA:1443:G:N2	39:RT:119:LYS:HB2	2.18	0.56
25:YA:26:G:H1'	25:YA:515:A:H61	1.69	0.56
25:YA:2318:G:H22	38:YS:2:ALA:N	2.02	0.56
1:XA:156:G:H1	1:XA:165:C:H42	1.52	0.56
1:XA:735:C:H2'	1:XA:736:C:H6	1.70	0.56
20:QT:33:ILE:HD12	20:QT:63:ILE:CG1	2.36	0.56
1:QA:1065:U:O2'	1:QA:1066:C:OP2	2.19	0.56
28:YE:32:PRO:O	28:YE:34:VAL:HG13	2.06	0.56
1:XA:145:G:H1	1:XA:177:C:H42	1.53	0.56
41:YV:59:ALA:HB2	41:YV:96:ILE:HD13	1.88	0.56
41:YV:66:ARG:HH11	41:YV:88:ARG:HD3	1.71	0.56
32:YI:39:ALA:HB1	32:YI:44:LEU:HD13	1.87	0.56
25:RA:1089:G:H21	25:RA:1102:C:H42	1.52	0.56
38:RS:106:ARG:HA	38:RS:110:LEU:HD11	1.87	0.56
31:YH:125:VAL:HG12	31:YH:126:PRO:CG	2.34	0.56
25:RA:2811:G:OP1	28:RE:61:ARG:CG	2.54	0.56
36:YQ:79:LEU:CG	36:YQ:79:LEU:O	2.52	0.56
51:R5:55:ARG:HD3	51:R5:56:LYS:N	2.21	0.56
1:QA:664:G:N2	1:QA:741:G:H1	2.02	0.56
44:RY:81:LYS:HZ3	44:RY:98:VAL:HG11	1.69	0.56
25:RA:884:C:N3	25:RA:892:G:C6	2.73	0.56
37:RR:67:LEU:HD13	37:RR:76:VAL:HG21	1.86	0.56
48:Y2:31:GLU:O	48:Y2:35:LEU:HG	2.05	0.56
2:QB:82:ARG:HA	2:QB:92:TYR:HE2	1.71	0.56
12:QL:18:VAL:O	12:QL:19:ARG:HB2	2.04	0.56
26:YB:90:C:OP1	36:YQ:16:ARG:HG2	2.05	0.56
8:QH:102:ARG:NH1	8:QH:105:ARG:NH2	2.53	0.56
25:YA:898:C:H2'	25:YA:899:A:H5'	1.87	0.56
29:RF:28:ILE:HG22	29:RF:112:MET:HB3	1.88	0.56
25:YA:1688:U:O2	25:YA:1700:A:H5''	2.05	0.56
30:RG:6:ALA:HB3	50:R4:23:GLU:HG2	1.88	0.56
28:YE:74:PRO:HG2	28:YE:77:ILE:HG23	1.87	0.56
54:R8:52:LYS:H	54:R8:53:PRO:HD2	1.66	0.56
36:RQ:79:LEU:O	36:RQ:79:LEU:CG	2.52	0.56
35:YP:65:ARG:O	35:YP:68:GLN:NE2	2.38	0.56
26:YB:44:G:H1'	26:YB:47:C:N4	2.20	0.56
38:YS:14:VAL:HG13	38:YS:15:ARG:N	2.21	0.56
28:RE:117:MET:O	28:RE:117:MET:HG3	2.06	0.56
25:RA:1543:A:H1'	25:RA:1545:A:O4'	2.05	0.56
28:RE:174:ASP:CG	28:RE:175:VAL:N	2.58	0.56

Continued on next page...

Continued from previous page...

Atom-1	Atom-2	Interatomic distance (Å)	Clash overlap (Å)
28:RE:69:LYS:C	28:RE:71:GLY:H	2.09	0.56
20:XT:33:ILE:HG23	20:XT:63:ILE:HG12	1.88	0.56
16:XP:20:VAL:HG21	16:XP:32:TYR:CD2	2.40	0.56
25:RA:71:A:H2	43:RX:31:HIS:HE2	1.52	0.56
25:YA:575:A:OP2	25:YA:2055:C:N4	2.32	0.56
41:RV:44:LYS:HE2	41:RV:45:THR:H	1.70	0.56
12:QL:82:VAL:HG23	12:QL:106:ASP:OD2	2.04	0.56
42:YW:71:VAL:HA	42:YW:107:LEU:HD12	1.87	0.56
52:Y6:25:LYS:HE2	52:Y6:27:LYS:HE3	1.87	0.56
26:YB:12:C:H2'	46:Y0:73:GLY:HA3	1.87	0.56
17:QQ:90:ILE:O	17:QQ:94:ASN:ND2	2.38	0.56
28:RE:183:LEU:HD12	28:RE:183:LEU:N	2.20	0.56
25:YA:263:C:H2'	25:YA:264:C:O4'	2.05	0.56
48:Y2:41:ILE:HD11	48:Y2:44:LEU:CG	2.36	0.56
28:YE:37:ARG:NE	28:YE:37:ARG:N	2.54	0.56
1:QA:1306:A:H1'	1:QA:1332:A:C2	2.40	0.56
12:QL:126:LYS:HZ3	12:QL:126:LYS:HB2	1.71	0.56
25:YA:1036:G:OP1	31:YH:59:ARG:HB2	2.05	0.56
12:QL:83:VAL:HG22	12:QL:84:LEU:H	1.70	0.56
2:XB:84:GLU:HB3	2:XB:219:VAL:HG21	1.86	0.56
12:XL:111:LYS:O	12:XL:112:ASP:HB2	2.06	0.56
50:R4:41:PRO:O	50:R4:42:PHE:CB	2.53	0.56
36:RQ:80:GLU:CD	46:R0:7:LEU:HB3	2.26	0.56
28:YE:195:LEU:HD12	28:YE:196:VAL:H	1.71	0.56
28:YE:183:LEU:N	28:YE:183:LEU:HD12	2.20	0.56
29:YF:197:ASP:O	29:YF:199:TRP:N	2.38	0.56
1:XA:1004:A:H1'	1:XA:1036:G:H1	1.70	0.56
1:XA:1076:C:N4	1:XA:1081:G:H1	2.02	0.56
50:R4:48:ARG:O	50:R4:50:VAL:N	2.38	0.56
54:Y8:50:LEU:HD12	54:Y8:51:ALA:H	1.70	0.56
28:RE:32:PRO:O	28:RE:34:VAL:HG13	2.06	0.56
4:XD:11:LEU:HD13	4:XD:66:ARG:HG2	1.87	0.56
2:XB:21:ARG:O	2:XB:23:ARG:HD3	2.05	0.56
7:XG:54:THR:O	7:XG:56:GLN:N	2.39	0.56
3:XC:174:PRO:HD2	3:XC:182:ILE:HD11	1.88	0.56
54:R8:50:LEU:HD12	54:R8:51:ALA:H	1.70	0.56
10:QJ:5:ARG:HG3	10:QJ:71:LEU:HD11	1.87	0.56
31:YH:126:PRO:CG	31:YH:127:GLU:N	2.65	0.56
26:YB:50:G:P	38:YS:63:THR:HG23	2.45	0.56
29:YF:155:LEU:CD1	29:YF:174:VAL:HG13	2.32	0.56
1:XA:690:G:H2'	1:XA:691:G:O4'	2.05	0.56

Continued on next page...

Continued from previous page...

Atom-1	Atom-2	Interatomic distance (Å)	Clash overlap (Å)
1:XA:501:C:OP1	12:XL:117:ARG:NH2	2.33	0.56
38:YS:5:THR:OG1	38:YS:7:TYR:HB3	2.06	0.56
1:XA:1446:A:O2'	1:XA:1447:G:O5'	2.23	0.56
43:RX:31:HIS:CD2	43:RX:32:PRO:HD2	2.41	0.56
25:YA:1782:C:H1'	25:YA:2609:U:H5''	1.88	0.56
1:XA:243:A:H4'	1:XA:244:U:O5'	2.05	0.56
8:QH:106:GLY:O	8:QH:122:ARG:NH2	2.36	0.56
27:YD:239:ARG:O	27:YD:240:ALA:HB2	2.05	0.56
1:XA:560:U:H4'	1:XA:561:U:H5''	1.87	0.56
28:RE:203:LYS:HE3	28:RE:204:ALA:HB2	1.86	0.56
25:YA:780:G:N2	25:YA:783:A:H62	2.01	0.56
31:RH:59:ARG:HH11	31:RH:59:ARG:CG	2.19	0.56
45:YZ:125:LEU:HG	45:YZ:164:ALA:HB3	1.87	0.56
25:YA:2712:U:HO2'	25:YA:2712(A):A:P	2.28	0.56
48:Y2:15:LYS:H	48:Y2:67:LYS:NZ	2.02	0.56
3:XC:9:GLY:HA2	3:XC:12:LEU:HD23	1.87	0.56
36:RQ:37:LEU:HD21	36:RQ:130:LYS:HE3	1.87	0.56
20:XT:29:LYS:HD2	20:XT:66:ALA:HB2	1.87	0.56
36:RQ:12:GLN:OE1	36:RQ:72:LYS:HD2	2.06	0.56
34:YO:97:ARG:HA	34:YO:117:LEU:HD22	1.88	0.56
28:YE:117:MET:O	28:YE:117:MET:HG3	2.06	0.56
1:XA:1162:C:N4	1:XA:1174:G:H1	2.00	0.56
40:YU:92:ARG:HH21	41:YV:10:LYS:HG2	1.69	0.56
25:RA:2821:A:OP2	28:RE:110:GLY:CA	2.54	0.56
50:R4:48:ARG:HH12	50:R4:52:THR:HG22	1.71	0.56
25:YA:1012:U:O2'	25:YA:1013:C:OP2	2.19	0.56
44:YY:95:LYS:HB3	44:YY:100:ALA:HA	1.87	0.56
3:XC:130:VAL:O	3:XC:134:ILE:HG12	2.06	0.56
2:QB:71:VAL:HG12	2:QB:93:VAL:HB	1.88	0.56
1:XA:1152:A:OP1	10:XJ:68:HIS:NE2	2.39	0.56
4:XD:122:ARG:NH1	4:XD:134:ASP:O	2.39	0.56
1:QA:1317:C:N3	19:QS:37:ARG:NH2	2.54	0.56
12:XL:79:GLU:O	12:XL:79:GLU:HG2	2.05	0.56
35:YP:87:ASP:HB3	35:YP:105:LEU:HD21	1.88	0.56
25:RA:2404:C:O3'	35:RP:77:ARG:NH2	2.38	0.56
1:QA:371:G:H1	1:QA:390:C:H42	1.54	0.56
39:YT:29:ARG:HB2	39:YT:46:GLU:HG3	1.88	0.56
1:XA:80:G:O6	1:XA:88:C:N4	2.39	0.55
29:YF:198:ALA:CA	29:YF:201:VAL:HG12	2.34	0.55
39:YT:94:ALA:O	39:YT:95:ARG:HB2	2.06	0.55
25:RA:1754:C:H5''	39:RT:113:LYS:HE3	1.88	0.55

Continued on next page...

Continued from previous page...

Atom-1	Atom-2	Interatomic distance (Å)	Clash overlap (Å)
12:XL:58:VAL:O	12:XL:65:GLU:HA	2.05	0.55
12:XL:83:VAL:HG22	12:XL:84:LEU:N	2.21	0.55
50:R4:9:LEU:H	50:R4:27:THR:HG22	1.71	0.55
45:YZ:121:HIS:ND1	45:YZ:123:ASP:O	2.39	0.55
12:QL:111:LYS:O	12:QL:112:ASP:HB2	2.05	0.55
1:XA:686:U:H1'	11:XK:42:TRP:HE1	1.71	0.55
25:YA:581:C:H2'	25:YA:582:G:H8	1.71	0.55
52:R6:36:LEU:HB2	52:R6:50:ARG:HA	1.89	0.55
33:YN:56:ASN:N	33:YN:125:GLY:O	2.22	0.55
25:YA:1448:G:O2'	25:YA:1528:A:N6	2.40	0.55
1:QA:757:U:O2'	1:QA:879:C:O2	2.23	0.55
1:QA:1189:C:OP1	10:QJ:51:ARG:NH2	2.39	0.55
25:YA:1799:G:O2'	27:YD:270:ILE:HD11	2.06	0.55
48:R2:46:GLN:O	48:R2:47:ASN:CB	2.53	0.55
25:RA:2419:U:O4	54:R8:30:ARG:CZ	2.55	0.55
39:YT:3:ARG:HG3	39:YT:7:ILE:HG12	1.88	0.55
28:YE:174:ASP:CG	28:YE:175:VAL:N	2.58	0.55
25:YA:1142(A):A:H4'	33:YN:25:ARG:HH22	1.71	0.55
42:RW:86:LEU:HD22	42:RW:96:ILE:HD11	1.88	0.55
25:YA:1287:A:N7	37:YR:107:ASP:HB2	2.20	0.55
34:RO:78:ARG:HH21	39:RT:103:ARG:NH2	2.03	0.55
10:XJ:34:VAL:HG22	10:XJ:74:ILE:HG22	1.89	0.55
26:RB:12:C:H2'	46:R0:73:GLY:HA3	1.89	0.55
25:YA:848:G:H2'	25:YA:849:A:C8	2.41	0.55
5:XE:50:GLU:HB3	5:XE:53:LEU:HD13	1.88	0.55
10:QJ:16:LEU:HD23	10:QJ:94:VAL:HG13	1.88	0.55
1:XA:1333:A:H2'	1:XA:1334:G:O4'	2.07	0.55
1:QA:1163:C:H42	1:QA:1173:G:H1	1.53	0.55
10:QJ:78:ASN:O	10:QJ:81:THR:OG1	2.24	0.55
28:RE:4:ILE:HD13	28:RE:5:LEU:H	1.71	0.55
36:YQ:12:GLN:OE1	36:YQ:72:LYS:HD2	2.06	0.55
38:YS:59:LYS:CG	38:YS:60:GLY:H	2.11	0.55
28:RE:26:ILE:HD13	28:RE:26:ILE:C	2.26	0.55
48:Y2:43:GLN:O	48:Y2:44:LEU:CG	2.54	0.55
15:XO:18:PHE:CE1	15:XO:21:ASP:HB2	2.41	0.55
20:QT:36:LEU:HD12	20:QT:55:ILE:HG23	1.87	0.55
1:QA:261:U:OP2	20:QT:79:ARG:NH2	2.40	0.55
25:RA:38:A:H2'	25:RA:39:C:C6	2.41	0.55
2:XB:158:LEU:HD13	2:XB:182:ILE:HD11	1.89	0.55
36:YQ:25:ASP:N	36:YQ:102:VAL:HG23	2.22	0.55
25:RA:2138:C:H42	25:RA:2153:G:H1	1.53	0.55

Continued on next page...

Continued from previous page...

Atom-1	Atom-2	Interatomic distance (Å)	Clash overlap (Å)
30:RG:112:PRO:HB3	50:R4:37:SER:OG	2.06	0.55
36:RQ:78:PRO:O	46:R0:5:LYS:HE2	2.07	0.55
25:YA:1798:U:H5''	27:YD:259:THR:HG22	1.89	0.55
39:RT:26:ASP:O	39:RT:49:VAL:HG12	2.07	0.55
36:YQ:64:ILE:HA	36:YQ:106:VAL:CG1	2.33	0.55
44:RY:81:LYS:HB2	44:RY:96:ILE:HG22	1.88	0.55
54:R8:63:PRO:O	54:R8:64:TYR:HB2	2.07	0.55
32:RI:13:GLY:HA3	32:RI:17:GLN:CD	2.26	0.55
1:XA:17:U:H2'	1:XA:18:C:C6	2.42	0.55
1:QA:923:A:N6	1:QA:1392:G:O6	2.40	0.55
47:R1:53:VAL:HG11	47:R1:90:ILE:HD11	1.88	0.55
1:XA:1054:C:N3	24:XY:34:G:C1'	2.69	0.55
2:QB:5:ILE:HD12	2:QB:224:GLN:HG2	1.88	0.55
25:YA:676:A:N1	25:YA:802:A:N1	2.54	0.55
25:YA:1364:G:C8	47:Y1:2:SER:N	2.74	0.55
39:YT:39:ARG:HG2	39:YT:40:THR:H	1.72	0.55
25:YA:1674:G:N2	25:YA:1677:A:N1	2.53	0.55
6:XF:97:PHE:HD1	18:XR:31:LEU:HD21	1.70	0.55
27:YD:43:ARG:CB	27:YD:54:ARG:HB2	2.37	0.55
27:YD:35:LYS:CE	27:YD:104:TYR:HB2	2.35	0.55
1:QA:1348:U:N3	1:QA:1374:A:H2	2.05	0.55
27:YD:94:LEU:HD22	27:YD:95:LEU:H	1.69	0.55
44:RY:96:ILE:HG12	44:RY:101:LYS:HB2	1.88	0.55
35:YP:95:VAL:HG13	35:YP:100:LEU:HD21	1.89	0.55
28:RE:67:PHE:O	28:RE:69:LYS:N	2.39	0.55
41:YV:38:LEU:H	41:YV:51:VAL:HG13	1.70	0.55
25:YA:2757:A:OP1	55:Y9:19:ARG:HA	2.06	0.55
32:RI:2:LYS:HA	32:RI:20:ASP:HA	1.87	0.55
8:QH:86:ILE:HG13	8:QH:133:LEU:HD22	1.89	0.55
9:QI:77:ILE:O	9:QI:81:ILE:HG12	2.07	0.55
28:YE:3:GLY:HA3	28:YE:81:ILE:HD12	1.88	0.55
28:YE:4:ILE:HD13	28:YE:5:LEU:H	1.71	0.55
28:RE:3:GLY:HA3	28:RE:81:ILE:HD12	1.88	0.55
38:YS:107:GLU:N	38:YS:110:LEU:HD11	2.22	0.55
43:RX:60:ARG:NH1	53:R7:47:ARG:HH22	2.04	0.55
25:RA:1045:A:O2'	25:RA:1046:A:OP2	2.20	0.55
31:YH:26:VAL:CG1	31:YH:27:LYS:N	2.63	0.55
25:RA:1093:G:P	31:RH:170:ARG:HD2	2.47	0.55
22:QV:75:C:OP1	25:RA:2602:A:OP1	2.25	0.55
32:YI:11:ASN:O	32:YI:12:LEU:HB2	2.07	0.55
28:YE:26:ILE:HD13	28:YE:26:ILE:C	2.26	0.55

Continued on next page...

Continued from previous page...

Atom-1	Atom-2	Interatomic distance (Å)	Clash overlap (Å)
1:QA:1128:C:H4'	9:QI:16:ARG:HH22	1.72	0.55
26:RB:113:C:O2'	38:RS:46:VAL:HG13	2.07	0.55
32:RI:76:THR:HG21	32:RI:141:LYS:HE3	1.87	0.55
36:RQ:25:ASP:N	36:RQ:102:VAL:HG23	2.21	0.55
52:Y6:28:ARG:HB3	52:Y6:30:THR:H	1.71	0.55
35:RP:106:LEU:O	35:RP:107:LYS:HB2	2.07	0.55
44:RY:37:VAL:HG21	44:RY:72:VAL:HG21	1.88	0.55
28:YE:20:ALA:O	28:YE:21:VAL:CG2	2.48	0.55
29:YF:28:ILE:O	29:YF:28:ILE:HD12	2.06	0.55
28:RE:195:LEU:HD12	28:RE:196:VAL:H	1.71	0.55
2:XB:82:ARG:NH1	2:XB:86:GLU:OE2	2.40	0.55
46:Y0:27:GLU:HB2	46:Y0:69:PHE:HD1	1.72	0.55
25:YA:1061:U:H3'	25:YA:1062:G:H5''	1.88	0.55
8:XH:86:ILE:HG22	8:XH:93:VAL:HG21	1.89	0.55
32:YI:92:VAL:HG13	32:YI:120:ILE:HG23	1.87	0.55
1:QA:565:U:H5''	1:QA:566:G:H2'	1.89	0.55
12:QL:79:GLU:HG2	12:QL:79:GLU:O	2.06	0.55
43:RX:25:LYS:HD3	43:RX:80:ILE:HD11	1.89	0.55
1:XA:1000:A:H2'	1:XA:1001:G:C8	2.41	0.55
41:RV:7:THR:HG23	41:RV:22:VAL:HG11	1.88	0.55
28:YE:53:PRO:O	28:YE:74:PRO:HA	2.07	0.55
28:YE:21:VAL:HG23	28:YE:22:PRO:HD3	1.89	0.55
39:YT:26:ASP:O	39:YT:49:VAL:HG12	2.07	0.55
31:RH:12:PRO:O	31:RH:13:LYS:HB2	2.07	0.55
44:RY:95:LYS:CB	44:RY:100:ALA:HA	2.36	0.55
48:Y2:31:GLU:HB2	48:Y2:53:LEU:HD11	1.89	0.55
40:RU:52:ARG:HA	40:RU:55:ARG:HG3	1.88	0.55
36:YQ:21:THR:O	36:YQ:22:LYS:O	2.25	0.55
1:XA:24:U:H2'	1:XA:25:C:H6	1.71	0.55
29:YF:24:LEU:HB3	29:YF:115:ALA:HB2	1.87	0.55
11:XK:34:ASP:OD1	11:XK:38:ASN:N	2.39	0.55
50:R4:36:CYS:SG	50:R4:39:CYS:CB	2.95	0.55
50:R4:65:ASP:O	50:R4:66:SER:HB3	2.07	0.55
1:XA:974:A:OP2	14:XN:41:ARG:NH1	2.39	0.55
35:YP:65:ARG:NE	54:Y8:15:LYS:HB2	2.22	0.55
25:YA:1359:A:C3'	25:YA:1360:A:C5'	2.85	0.55
42:YW:14:PRO:O	42:YW:17:VAL:N	2.40	0.55
9:XI:16:ARG:HB2	9:XI:64:THR:HB	1.89	0.55
25:YA:996:A:H4'	40:YU:92:ARG:HE	1.72	0.55
26:RB:37:C:O2	38:RS:95:HIS:NE2	2.39	0.55
27:RD:35:LYS:NZ	27:RD:104:TYR:HB2	2.22	0.55

Continued on next page...

Continued from previous page...

Atom-1	Atom-2	Interatomic distance (Å)	Clash overlap (Å)
28:YE:67:PHE:O	28:YE:69:LYS:N	2.39	0.55
1:QA:1446:A:O2'	1:QA:1447:G:O5'	2.20	0.55
12:QL:83:VAL:HG22	12:QL:84:LEU:N	2.21	0.55
3:XC:150:LYS:HE2	3:XC:152:ILE:HD11	1.88	0.55
25:YA:2619:C:H1'	28:YE:156:MET:HE1	1.89	0.55
14:QN:48:ALA:HB2	14:QN:53:LEU:HD12	1.89	0.55
41:YV:34:GLU:O	41:YV:36:PRO:HD3	2.06	0.55
25:YA:1952:A:C2	34:YO:22:ILE:HG23	2.41	0.55
25:RA:1050:A:H2'	25:RA:1051:G:O4'	2.06	0.55
1:QA:1352:C:OP1	21:QU:3:LYS:NZ	2.26	0.55
27:YD:221:VAL:HG22	27:YD:226:MET:HE2	1.89	0.55
1:XA:975:A:H8	1:XA:975:A:H5'	1.71	0.55
29:RF:197:ASP:OD1	29:RF:197:ASP:N	2.40	0.55
25:RA:1490:A:O2'	27:RD:99:ASP:OD1	2.25	0.55
28:RE:21:VAL:HG23	28:RE:22:PRO:HD3	1.89	0.55
31:RH:8:PRO:O	31:RH:9:ILE:HG23	2.07	0.55
25:RA:2277:G:OP2	46:R0:10:THR:HG21	2.07	0.55
25:YA:2393:A:H5'	35:YP:62:LEU:HB3	1.89	0.55
38:YS:18:ILE:C	38:YS:19:LYS:O	2.44	0.55
25:RA:2391:G:OP2	54:R8:32:LEU:HD13	2.06	0.55
45:YZ:72:ARG:NH2	45:YZ:97:GLU:O	2.31	0.55
25:YA:1820:U:O2	27:YD:202:LYS:HB3	2.07	0.55
41:YV:61:VAL:HG23	41:YV:63:GLY:H	1.71	0.55
1:QA:1375:A:H4'	7:QG:29:LYS:HE3	1.88	0.55
9:QI:26:VAL:HG22	9:QI:61:ALA:HB3	1.89	0.55
39:YT:62:THR:HG22	39:YT:75:ILE:HG12	1.89	0.55
25:RA:1654:A:C2	28:RE:113:PHE:CD2	2.95	0.55
28:YE:54:GLN:N	28:YE:54:GLN:NE2	2.56	0.54
29:YF:32:LEU:HD12	29:YF:36:VAL:HG23	1.89	0.54
25:YA:247:G:H4'	25:YA:386:G:C5	2.42	0.54
38:YS:36:TYR:HD2	38:YS:52:SER:CB	2.18	0.54
54:Y8:30:ARG:O	54:Y8:31:HIS:CB	2.55	0.54
1:XA:1007:C:H2'	1:XA:1008:C:H5''	1.89	0.54
1:QA:411:A:N6	1:QA:413:G:H21	2.05	0.54
13:QM:62:ASN:OD1	50:R4:49:PHE:HD2	1.89	0.54
10:QJ:13:HIS:CE1	10:QJ:14:LYS:HE3	2.42	0.54
22:QV:3:G:HO2'	22:QV:4:G:H8	1.53	0.54
4:XD:92:VAL:O	4:XD:96:LEU:HD22	2.07	0.54
25:RA:2645:G:H3'	25:RA:2646:C:H5'	1.88	0.54
8:XH:54:ASP:N	8:XH:54:ASP:OD1	2.39	0.54
25:YA:229:A:OP1	25:YA:229:A:H4'	2.06	0.54

Continued on next page...

Continued from previous page...

Atom-1	Atom-2	Interatomic distance (Å)	Clash overlap (Å)
25:RA:2413:G:H21	35:RP:70:GLN:HE22	1.55	0.54
36:RQ:58:PHE:O	36:RQ:59:ARG:C	2.43	0.54
28:YE:176:ILE:HG22	28:YE:179:GLU:H	1.72	0.54
27:YD:31:LYS:O	27:YD:35:LYS:O	2.24	0.54
25:RA:873:G:N2	25:RA:904:C:N3	2.48	0.54
25:RA:2572:A:C4	28:RE:144:ARG:NH2	2.75	0.54
39:RT:1:MET:O	39:RT:3:ARG:N	2.40	0.54
30:YG:179:PRO:HG3	50:Y4:38:LYS:HZ1	1.70	0.54
25:YA:1794:U:H2'	25:YA:1795:C:C6	2.41	0.54
28:RE:152:LYS:HG2	33:RN:78:TYR:CE1	2.42	0.54
13:XM:7:VAL:HG21	30:YG:113:ARG:O	2.06	0.54
1:XA:982:U:H5''	14:YN:6:LEU:HD21	1.88	0.54
25:YA:581:C:H2'	25:YA:582:G:C8	2.42	0.54
1:QA:1172:C:H2'	1:QA:1173:G:C8	2.43	0.54
25:RA:389:G:H1	35:RP:70:GLN:HB3	1.72	0.54
33:RN:40:PRO:HB3	40:RU:68:ALA:HB2	1.89	0.54
33:RN:30:ILE:HG22	33:RN:34:LEU:HD22	1.88	0.54
25:YA:2115:G:N2	25:YA:2165:G:N7	2.46	0.54
25:YA:1996:C:OP1	34:YO:31:LYS:NZ	2.40	0.54
25:RA:1649:G:O2'	37:RR:107:ASP:OD2	2.19	0.54
5:XE:11:ILE:CG2	5:XE:108:ALA:HB2	2.38	0.54
37:YR:55:ALA:HB2	37:YR:79:LEU:HD13	1.89	0.54
31:RH:128:PRO:CD	31:RH:129:THR:N	2.71	0.54
28:YE:15:PHE:CD1	39:YT:81:PRO:CD	2.90	0.54
4:QD:31:CYS:SG	4:QD:33:MET:HB2	2.47	0.54
31:YH:8:PRO:O	31:YH:9:ILE:HG23	2.08	0.54
25:YA:530:G:N1	25:YA:2022:U:OP1	2.40	0.54
25:YA:2506:U:H1'	60:Z6:101:PPU:HN'3	1.71	0.54
1:XA:1321:C:H5'	13:XM:87:TYR:CE1	2.42	0.54
51:Y5:55:ARG:HG3	51:Y5:57:VAL:H	1.73	0.54
37:YR:56:LYS:NZ	37:YR:87:TYR:O	2.40	0.54
1:QA:411:A:C4	1:QA:413:G:H1'	2.42	0.54
25:RA:1086:A:H4'	25:RA:1103:A:N6	2.22	0.54
25:YA:1057:A:H62	25:YA:1086:A:H2'	1.71	0.54
1:QA:382:A:H2'	1:QA:383:A:H8	1.72	0.54
25:RA:27:G:N2	25:RA:512:G:H1'	2.22	0.54
1:XA:67:C:H2'	1:XA:68:G:C8	2.42	0.54
1:XA:129(A):G:O2'	1:XA:189:U:H3'	2.08	0.54
13:XM:22:ILE:HD12	13:XM:25:ILE:HD12	1.89	0.54
31:RH:86:GLU:HG3	31:RH:165:ALA:CB	2.38	0.54
31:YH:86:GLU:HG3	31:YH:165:ALA:CB	2.38	0.54

Continued on next page...

Continued from previous page...

Atom-1	Atom-2	Interatomic distance (Å)	Clash overlap (Å)
28:YE:14:ILE:HG23	28:YE:15:PHE:N	2.22	0.54
27:YD:155:LEU:HD23	27:YD:177:LEU:CD2	2.36	0.54
36:RQ:39:PRO:HB3	36:RQ:99:PRO:HD3	1.90	0.54
25:RA:2350:C:H5	54:R8:42:ARG:NH1	2.05	0.54
1:XA:266:G:C8	1:XA:266:G:C5'	2.91	0.54
1:XA:1502:A:H2	1:XA:1505:G:N1	2.06	0.54
5:XE:12:LEU:HD21	5:XE:14:ARG:HD3	1.89	0.54
10:XJ:33:GLN:HB2	10:XJ:75:ILE:HD11	1.89	0.54
26:RB:52:A:N6	38:RS:33:LYS:HG3	2.22	0.54
25:YA:27:G:O2'	25:YA:28:A:H8	1.91	0.54
10:QJ:8:LEU:HB3	10:QJ:16:LEU:HD21	1.88	0.54
18:XR:31:LEU:H	18:XR:31:LEU:HD23	1.73	0.54
40:RU:112:ARG:NH2	41:RV:47:VAL:HG13	2.23	0.54
40:YU:76:TYR:CZ	40:YU:80:ILE:HG13	2.43	0.54
50:Y4:54:GLY:O	50:Y4:59:PHE:HB2	2.07	0.54
25:RA:2115:G:N2	25:RA:2165:G:N7	2.56	0.54
13:QM:22:ILE:HB	13:QM:25:ILE:HD12	1.89	0.54
26:RB:33:G:H5'	30:RG:2:PRO:HG3	1.89	0.54
50:R4:37:SER:HB3	50:R4:42:PHE:CD1	2.43	0.54
31:YH:153:LYS:CE	31:YH:153:LYS:HA	2.38	0.54
10:XJ:50:ILE:CD1	10:XJ:57:LYS:CG	2.77	0.54
28:RE:101:ARG:HB3	28:RE:201:THR:OG1	2.08	0.54
25:RA:1111:A:HO2'	31:RH:2:SER:HG	1.51	0.54
27:YD:183:ARG:NH1	27:YD:183:ARG:HG2	2.12	0.54
25:RA:2619:C:O2'	28:RE:156:MET:CE	2.55	0.54
29:YF:129:PHE:O	29:YF:130:ALA:CB	2.55	0.54
54:Y8:32:LEU:O	54:Y8:36:LYS:HE3	2.07	0.54
47:R1:58:ILE:HD11	47:R1:86:SER:HB2	1.88	0.54
27:RD:35:LYS:HZ1	27:RD:104:TYR:HB2	1.71	0.54
1:QA:1151:A:H2'	1:QA:1152:A:C8	2.43	0.54
37:RR:103:ARG:NH1	37:RR:108:GLY:O	2.41	0.54
29:YF:62:ARG:HB3	29:YF:62:ARG:NH1	2.22	0.54
25:RA:994:C:OP2	40:RU:54:LYS:NZ	2.41	0.54
25:RA:1441:G:H2'	25:RA:1442:G:H8	1.72	0.54
43:RX:83:VAL:CG1	43:RX:87:GLN:HB2	2.38	0.54
1:QA:660:G:H1	1:QA:745:C:H42	1.54	0.54
46:Y0:20:ARG:O	46:Y0:24:LYS:NZ	2.39	0.54
36:RQ:21:THR:O	36:RQ:22:LYS:O	2.25	0.54
25:YA:551:G:H5'	25:YA:1220:A:H1'	1.90	0.54
28:YE:14:ILE:HD11	39:YT:14:TYR:CZ	2.41	0.54
12:XL:6:THR:OG1	12:XL:9:GLN:HG3	2.08	0.54

Continued on next page...

Continued from previous page...

Atom-1	Atom-2	Interatomic distance (Å)	Clash overlap (Å)
28:RE:186:GLY:O	28:RE:188:VAL:N	2.41	0.54
27:YD:206:LEU:O	27:YD:211:ARG:NH1	2.38	0.54
33:YN:35:ARG:HB2	33:YN:42:TRP:CH2	2.42	0.54
29:RF:181:LEU:HD13	29:RF:186:ILE:HD11	1.89	0.54
54:R8:32:LEU:O	54:R8:36:LYS:HE3	2.07	0.54
27:YD:118:VAL:HG22	27:YD:119:ALA:H	1.72	0.54
25:RA:252:G:OP2	35:RP:50:ARG:NH1	2.40	0.54
36:YQ:60:ARG:NH1	45:YZ:114:GLY:N	2.55	0.54
48:R2:42:GLY:O	48:R2:44:LEU:N	2.35	0.54
25:RA:1681:G:HO2'	25:RA:1762:A:HO2'	1.48	0.54
27:YD:158:ALA:HB3	27:YD:161:THR:HG21	1.90	0.54
1:XA:892:A:H2'	1:XA:893:C:C6	2.42	0.54
27:YD:124:PRO:HB2	27:YD:126:GLN:NE2	2.22	0.54
45:RZ:108:PRO:HA	45:RZ:142:SER:HA	1.90	0.54
1:XA:1118:C:P	9:XI:104:ARG:HH11	2.30	0.54
25:YA:1639:U:H2'	25:YA:1640:C:H5''	1.89	0.54
9:QI:121:ARG:NH1	9:QI:122:ALA:O	2.40	0.54
20:XT:43:LEU:HD13	20:XT:51:GLU:HG3	1.89	0.54
25:RA:102:G:H4'	25:RA:103:A:O5'	2.07	0.54
25:YA:2864:G:OP1	39:YT:119:LYS:HD2	2.06	0.54
31:YH:91:GLY:O	31:YH:94:TYR:HB2	2.08	0.54
36:RQ:60:ARG:HH12	36:RQ:113:GLN:HE22	1.55	0.54
28:RE:15:PHE:CE1	39:RT:81:PRO:HD3	2.42	0.54
28:RE:176:ILE:HG22	28:RE:179:GLU:H	1.71	0.54
51:R5:55:ARG:HD3	51:R5:56:LYS:H	1.73	0.54
27:YD:211:ARG:HD2	27:YD:214:TRP:CZ3	2.43	0.54
29:YF:127:GLU:O	29:YF:129:PHE:N	2.39	0.54
1:XA:265:G:N2	1:XA:267:C:H5'	2.22	0.54
39:RT:111:ARG:O	39:RT:112:ARG:HG3	2.08	0.54
1:QA:1109:C:H2'	1:QA:1110:A:O4'	2.08	0.54
26:YB:90:C:OP1	36:YQ:16:ARG:CG	2.56	0.54
3:XC:150:LYS:HB3	3:XC:201:TYR:HB2	1.90	0.54
1:QA:607:A:H2'	1:QA:608:A:O4'	2.07	0.54
7:XG:20:ASP:HB3	7:XG:23:VAL:HG23	1.89	0.54
30:RG:16:ARG:NH2	30:RG:28:VAL:O	2.41	0.54
25:YA:857:C:OP2	46:Y0:77:ARG:NH2	2.40	0.54
16:XP:43:LYS:HG2	16:XP:48:TRP:CE3	2.42	0.54
7:XG:49:ILE:O	7:XG:53:LYS:HB3	2.08	0.54
28:YE:134:ILE:HD12	28:YE:134:ILE:C	2.28	0.54
32:YI:21:VAL:HG21	32:YI:25:TYR:HD2	1.73	0.54
28:YE:51:PHE:O	28:YE:74:PRO:HB3	2.08	0.54

Continued on next page...

Continued from previous page...

Atom-1	Atom-2	Interatomic distance (Å)	Clash overlap (Å)
25:YA:2633:G:H1'	28:YE:62:PRO:HG2	1.90	0.54
36:RQ:134:ARG:HH12	45:RZ:119:GLU:HG3	1.73	0.54
31:RH:26:VAL:CG1	31:RH:27:LYS:N	2.64	0.54
38:YS:13:ARG:HD2	38:YS:13:ARG:O	2.06	0.54
1:QA:1346:A:H5''	9:QI:120:ARG:NH1	2.19	0.54
12:XL:126:LYS:HB2	12:XL:126:LYS:HZ2	1.72	0.54
1:XA:272:C:H2'	1:XA:273:A:C8	2.39	0.54
50:R4:51:ASP:OD1	50:R4:51:ASP:O	2.25	0.54
1:QA:1151:A:H2'	1:QA:1152:A:H8	1.73	0.54
13:XM:3:ARG:HA	13:XM:9:ILE:CG2	2.37	0.54
25:RA:1210:A:H5''	25:RA:1210:A:H8	1.72	0.54
12:XL:83:VAL:CG2	12:XL:100:ILE:HG23	2.38	0.54
26:YB:8:U:O2'	38:YS:40:ILE:HD13	2.08	0.54
25:RA:880:G:O6	25:RA:897:C:N3	2.41	0.54
25:RA:943:U:OP2	35:RP:36:LYS:HG2	2.07	0.54
32:RI:11:ASN:O	32:RI:12:LEU:HB2	2.08	0.54
25:RA:247:G:H4'	25:RA:386:G:C5	2.42	0.54
1:QA:452:A:O2'	1:QA:453:A:O4'	2.24	0.54
4:QD:150:GLU:HA	4:QD:153:ARG:HG2	1.90	0.54
31:RH:91:GLY:O	31:RH:94:TYR:HB2	2.08	0.54
31:YH:126:PRO:HD2	31:YH:127:GLU:H	1.72	0.54
28:RE:14:ILE:CG1	28:RE:15:PHE:H	2.08	0.54
25:YA:242:G:O5'	54:Y8:3:LYS:HE3	2.07	0.54
45:YZ:182:LYS:HG3	45:YZ:183:LEU:CA	2.15	0.54
25:YA:2250:G:C4	36:YQ:82:ARG:HG3	2.43	0.54
28:RE:53:PRO:O	28:RE:74:PRO:HA	2.07	0.54
19:QS:5:LEU:HD13	50:R4:67:TYR:HE2	1.71	0.54
27:YD:25:THR:HG23	27:YD:25:THR:O	2.07	0.54
25:YA:1803:A:C4'	27:YD:259:THR:HG21	2.35	0.54
29:YF:53:THR:C	29:YF:55:GLY:H	2.10	0.54
26:YB:40:U:HO2'	26:YB:45:A:N6	2.06	0.54
25:RA:1262:A:C2	51:R5:10:LYS:HE3	2.42	0.54
27:YD:80:ALA:HB3	27:YD:94:LEU:HD13	1.88	0.54
25:RA:884:C:C2	25:RA:892:G:N1	2.76	0.54
5:QE:7:GLU:N	5:QE:35:GLY:O	2.36	0.54
3:XC:15:THR:HG23	3:XC:181:ASN:HD22	1.73	0.54
12:QL:83:VAL:CG2	12:QL:100:ILE:HG23	2.38	0.54
1:XA:686:U:O4	1:XA:703:G:H1'	2.08	0.54
1:QA:662:G:O2'	1:QA:836:G:OP1	2.26	0.54
2:QB:84:GLU:HB3	2:QB:219:VAL:HG21	1.89	0.54
25:RA:1952:A:C2	34:RO:22:ILE:HG23	2.43	0.54

Continued on next page...

Continued from previous page...

Atom-1	Atom-2	Interatomic distance (Å)	Clash overlap (Å)
10:XJ:9:ARG:HB2	10:XJ:95:GLU:HB3	1.88	0.54
1:XA:1241:G:H2'	1:XA:1242:C:C6	2.42	0.54
25:RA:1337:G:OP2	43:RX:73:ARG:NH2	2.40	0.54
30:YG:15:VAL:HG21	30:YG:176:LEU:HD23	1.90	0.54
29:RF:24:LEU:HD23	29:RF:115:ALA:HA	1.89	0.54
10:XJ:4:ILE:HG12	10:XJ:100:THR:HG22	1.89	0.54
39:RT:37:GLY:O	39:RT:39:ARG:N	2.34	0.54
35:YP:49:ARG:HG3	54:Y8:59:LYS:HG2	1.89	0.54
36:RQ:81:VAL:C	36:RQ:82:ARG:CG	2.76	0.54
36:RQ:83:MET:H	46:R0:7:LEU:HD12	1.72	0.54
28:YE:101:ARG:HB3	28:YE:201:THR:OG1	2.08	0.54
25:RA:2749:A:OP1	31:RH:4:ILE:HG22	2.07	0.54
28:YE:186:GLY:O	28:YE:188:VAL:N	2.40	0.54
36:YQ:39:PRO:HB3	36:YQ:99:PRO:HD3	1.90	0.54
25:YA:2585:U:C5	60:Z6:101:PPU:O2'	2.61	0.54
10:XJ:32:ALA:H	10:XJ:78:ASN:HD21	1.55	0.54
1:QA:1405:G:OP2	58:QA:1696:PAR:O34	2.25	0.54
27:YD:85:ASP:OD2	27:YD:88:ARG:HG2	2.07	0.54
25:RA:859:G:N2	25:RA:917:A:OP2	2.41	0.54
37:RR:45:ARG:HA	37:RR:95:THR:HG21	1.90	0.54
33:YN:6:PRO:HG3	33:YN:41:ASP:HB2	1.89	0.54
25:YA:286:C:H2'	25:YA:287:C:H6	1.73	0.54
31:YH:125:VAL:HA	31:YH:126:PRO:CB	2.29	0.53
27:YD:34:VAL:C	27:YD:35:LYS:HG3	2.28	0.53
28:RE:54:GLN:NE2	28:RE:54:GLN:N	2.55	0.53
28:RE:51:PHE:O	28:RE:74:PRO:HB3	2.08	0.53
19:QS:10:PHE:HE1	19:QS:16:LEU:HD22	1.73	0.53
26:YB:75:G:C5'	45:YZ:36:LYS:HE2	2.37	0.53
5:QE:33:VAL:HG12	5:QE:112:LEU:HD12	1.90	0.53
31:YH:59:ARG:HH11	31:YH:59:ARG:CG	2.19	0.53
25:YA:2123:G:H2'	25:YA:2124:G:C8	2.43	0.53
2:XB:82:ARG:HA	2:XB:92:TYR:CE2	2.43	0.53
25:YA:1022:G:N2	25:YA:1023:U:O4	2.38	0.53
25:RA:2116:G:H1	25:RA:2162:G:P	2.29	0.53
31:RH:139:GLN:O	31:RH:143:GLN:HB2	2.09	0.53
1:QA:407:G:O4'	4:QD:119:GLN:NE2	2.41	0.53
2:QB:235:SER:O	2:QB:237:ALA:N	2.41	0.53
1:XA:1086:U:H3	1:XA:1099:G:H22	1.55	0.53
33:YN:30:ILE:HG23	33:YN:52:VAL:HG11	1.90	0.53
12:QL:11:VAL:HG13	17:QQ:29:HIS:HD2	1.73	0.53
12:QL:6:THR:OG1	12:QL:9:GLN:HG3	2.08	0.53

Continued on next page...

Continued from previous page...

Atom-1	Atom-2	Interatomic distance (Å)	Clash overlap (Å)
51:R5:60:VAL:CG1	51:R5:60:VAL:OXT	2.56	0.53
25:YA:2277:G:OP1	36:YQ:85:LYS:HB2	2.08	0.53
25:YA:49:A:C8	25:YA:120:U:C5	2.96	0.53
48:Y2:41:ILE:HD11	48:Y2:44:LEU:HB2	1.90	0.53
2:XB:162:ILE:O	2:XB:185:ILE:HG12	2.08	0.53
29:YF:197:ASP:O	29:YF:198:ALA:HB3	2.06	0.53
25:RA:2585:U:H5	60:Z5:101:PPU:HO2'	1.57	0.53
54:Y8:63:PRO:O	54:Y8:64:TYR:HB2	2.07	0.53
1:QA:1053:G:H5''	1:QA:1055:A:OP1	2.09	0.53
25:YA:1535:U:H5''	25:YA:1537:C:C4	2.43	0.53
25:RA:2133:G:H1'	25:RA:2158:A:H61	1.72	0.53
1:XA:1336:C:O2'	1:XA:1337:G:O5'	2.25	0.53
3:XC:14:ILE:O	3:XC:16:ARG:N	2.35	0.53
41:YV:66:ARG:NH1	41:YV:88:ARG:HD3	2.23	0.53
29:YF:147:GLY:O	29:YF:148:LEU:HD23	2.08	0.53
39:RT:33:LYS:HD2	39:RT:82:LEU:HA	1.89	0.53
15:QO:6:GLU:OE2	15:QO:6:GLU:N	2.35	0.53
50:R4:37:SER:C	50:R4:39:CYS:N	2.62	0.53
31:RH:153:LYS:CE	31:RH:153:LYS:HA	2.38	0.53
36:RQ:81:VAL:HG23	46:R0:7:LEU:HD11	1.90	0.53
25:YA:2443:C:OP1	29:YF:68:LYS:CD	2.56	0.53
27:YD:28:GLU:O	27:YD:29:PRO:C	2.45	0.53
30:RG:65:GLY:O	50:R4:7:PRO:CG	2.56	0.53
27:RD:44:ASN:HD22	27:RD:44:ASN:N	2.06	0.53
35:YP:61:ARG:HD2	54:Y8:13:ARG:HD2	1.89	0.53
29:YF:179:GLU:H	29:YF:179:GLU:CD	2.11	0.53
51:R5:16:ARG:NH1	51:R5:17:ASP:OD1	2.41	0.53
25:YA:1007:C:H4'	33:YN:108:PRO:HD3	1.91	0.53
1:QA:1305:G:H5'	21:QU:4:GLY:HA3	1.90	0.53
12:XL:42:THR:HA	12:XL:53:ARG:O	2.08	0.53
54:R8:29:LYS:HB2	54:R8:44:LYS:HG2	1.90	0.53
1:XA:1392:G:H2'	1:XA:1393:U:H6	1.72	0.53
25:RA:620:G:H4'	25:RA:621:A:H5''	1.89	0.53
52:R6:25:LYS:CE	54:R8:34:TRP:HZ2	2.20	0.53
5:XE:11:ILE:HG21	5:XE:108:ALA:CB	2.38	0.53
3:QC:84:ILE:HD11	3:QC:88:ARG:HH21	1.73	0.53
12:QL:42:THR:HA	12:QL:53:ARG:O	2.08	0.53
34:RO:2:ILE:HD13	34:RO:8:LEU:HD11	1.90	0.53
1:XA:918:A:H2'	1:XA:919:A:C8	2.43	0.53
25:YA:860:U:OP2	25:YA:916:G:N1	2.39	0.53
3:QC:35:GLU:HG2	3:QC:59:ARG:NH2	2.23	0.53

Continued on next page...

Continued from previous page...

Atom-1	Atom-2	Interatomic distance (Å)	Clash overlap (Å)
38:YS:74:ALA:HB1	38:YS:107:GLU:HB3	1.89	0.53
54:R8:52:LYS:N	54:R8:53:PRO:HD2	2.22	0.53
25:YA:2443:C:OP1	29:YF:68:LYS:HD2	2.09	0.53
19:QS:68:GLY:CA	50:R4:68:ARG:CB	2.85	0.53
25:RA:2022:U:O2'	25:RA:2617:C:H5'	2.07	0.53
36:RQ:119:ARG:NH1	36:RQ:119:ARG:HG2	2.19	0.53
25:YA:2123:G:H1	25:YA:2175:C:N4	2.07	0.53
13:QM:65:LYS:HE2	50:R4:50:VAL:HG11	1.91	0.53
45:YZ:124:ILE:HG22	45:YZ:126:VAL:HG13	1.90	0.53
25:YA:878:A:N6	25:YA:899:A:O2'	2.40	0.53
1:XA:855:G:OP2	1:XA:871:U:N3	2.32	0.53
32:RI:88:ILE:O	32:RI:121:LYS:NZ	2.39	0.53
5:QE:89:ILE:HG13	5:QE:121:LYS:O	2.09	0.53
25:YA:1858:G:O2'	25:YA:1884:A:N6	2.40	0.53
1:QA:1262:C:H42	1:QA:1273:G:H1	1.55	0.53
25:YA:1441:G:H2'	25:YA:1442:G:H8	1.73	0.53
1:XA:1376:U:H2'	1:XA:1377:A:C8	2.44	0.53
55:Y9:27:CYS:SG	55:Y9:28:GLU:N	2.82	0.53
41:RV:99:ILE:O	41:RV:101:GLY:N	2.42	0.53
54:Y8:58:ILE:O	54:Y8:61:LEU:HG	2.08	0.53
51:R5:44:THR:O	51:R5:46:CYS:N	2.41	0.53
36:YQ:64:ILE:HG13	45:YZ:178:GLU:OE1	2.09	0.53
31:YH:12:PRO:O	31:YH:13:LYS:HB2	2.07	0.53
12:XL:32:PHE:HE1	12:XL:86:ARG:HG3	1.73	0.53
33:YN:40:PRO:O	40:YU:64:ARG:HD2	2.09	0.53
1:QA:1306:A:N6	1:QA:1331:G:H1'	2.22	0.53
39:YT:51:ARG:CG	39:YT:98:LYS:HG3	2.38	0.53
25:YA:7:G:H1	25:YA:2896:C:N4	2.04	0.53
25:YA:1035:U:H2'	25:YA:1036:G:C8	2.44	0.53
9:XI:111:ARG:NE	9:XI:112:LYS:O	2.38	0.53
19:XS:36:ARG:NH1	19:XS:52:TYR:O	2.42	0.53
38:RS:106:ARG:HA	38:RS:110:LEU:HD21	1.91	0.53
2:XB:60:ASP:O	2:XB:64:ARG:HG2	2.09	0.53
17:XQ:4:LYS:HE3	17:XQ:6:LEU:HD21	1.90	0.53
1:QA:1241:G:H2'	1:QA:1242:C:C6	2.44	0.53
1:XA:143:A:H2	1:XA:220:G:H1	1.57	0.53
5:QE:75:THR:OG1	5:QE:117:ASP:O	2.26	0.53
29:RF:66:PRO:O	29:RF:68:LYS:N	2.41	0.53
39:YT:112:ARG:NE	39:YT:112:ARG:O	2.39	0.53
25:YA:825:C:O2	35:YP:55:ARG:NH2	2.41	0.53
31:YH:128:PRO:CD	31:YH:129:THR:N	2.71	0.53

Continued on next page...

Continued from previous page...

Atom-1	Atom-2	Interatomic distance (Å)	Clash overlap (Å)
35:YP:49:ARG:HG3	54:Y8:59:LYS:CG	2.39	0.53
27:YD:35:LYS:CG	27:YD:64:ILE:H	2.15	0.53
25:RA:910:A:H62	36:RQ:12:GLN:HA	1.72	0.53
5:XE:41:VAL:HG11	5:XE:113:ALA:HB2	1.85	0.53
27:YD:25:THR:CG2	27:YD:81:ALA:HB1	2.38	0.53
54:R8:58:ILE:O	54:R8:61:LEU:HG	2.08	0.53
25:RA:2123:G:H2'	25:RA:2124:G:C8	2.41	0.53
20:QT:26:ASN:CB	20:QT:71:THR:HG23	2.38	0.53
25:YA:443:A:H5''	25:YA:444:C:OP1	2.09	0.53
35:RP:122:PRO:HA	35:RP:141:ALA:HB1	1.90	0.53
1:QA:323:U:H5'	20:QT:23:ARG:HB2	1.89	0.53
25:YA:1593:G:H2'	25:YA:1594:G:C8	2.44	0.53
8:QH:51:VAL:HG11	8:QH:60:ARG:HG3	1.90	0.53
9:QI:71:SER:HA	9:QI:74:ILE:HD12	1.90	0.53
45:RZ:117:LEU:HA	45:RZ:174:VAL:HA	1.91	0.53
48:R2:10:LEU:O	48:R2:13:ALA:N	2.40	0.53
1:QA:580:U:H2'	1:QA:581:G:O4'	2.09	0.53
1:XA:481:G:O2'	1:XA:482:A:O5'	2.27	0.53
1:QA:957:U:H4'	19:QS:79:THR:HB	1.91	0.53
53:Y7:9:ARG:NH1	53:Y7:47:ARG:HG3	2.24	0.53
25:RA:2808:U:H3	25:RA:2892:A:N6	1.99	0.53
31:YH:40:GLU:O	31:YH:41:MET:HB2	2.09	0.53
30:YG:67:LYS:HE2	50:Y4:6:HIS:CE1	2.43	0.53
44:RY:98:VAL:HG13	44:RY:99:CYS:SG	2.48	0.53
39:YT:16:ARG:HE	39:YT:19:LEU:HD21	1.73	0.53
11:XK:84:VAL:HG11	11:XK:95:ILE:HD11	1.91	0.53
35:RP:65:ARG:NH2	54:R8:46:ARG:HH12	2.07	0.53
32:RI:52:ARG:CA	32:RI:56:LYS:HB3	2.38	0.53
25:YA:860:U:H5	25:YA:917:A:C2	2.25	0.53
1:XA:224:C:H2'	1:XA:225:C:C6	2.44	0.53
39:YT:105:LEU:O	39:YT:107:ASP:N	2.42	0.53
1:XA:34:C:H2'	1:XA:35:G:C8	2.43	0.53
25:RA:1427:A:H4'	25:RA:1428:C:O5'	2.07	0.53
45:RZ:27:VAL:HG13	45:RZ:87:ASP:HB3	1.91	0.53
28:RE:134:ILE:C	28:RE:134:ILE:HD12	2.28	0.53
8:XH:121:ASP:HB2	8:XH:125:ARG:NH2	2.24	0.53
30:RG:3:LEU:CD2	50:R4:25:TYR:CE1	2.91	0.53
28:RE:14:ILE:HG23	28:RE:15:PHE:N	2.22	0.53
19:QS:44:MET:O	19:QS:46:GLY:N	2.40	0.53
50:R4:54:GLY:O	50:R4:71:ARG:HA	2.08	0.53
4:QD:22:LYS:HG3	4:QD:26:CYS:SG	2.49	0.53

Continued on next page...

Continued from previous page...

Atom-1	Atom-2	Interatomic distance (Å)	Clash overlap (Å)
48:Y2:16:LEU:O	48:Y2:16:LEU:CG	2.49	0.53
27:YD:25:THR:HG21	27:YD:81:ALA:CB	2.38	0.53
51:R5:55:ARG:HG3	51:R5:57:VAL:H	1.74	0.53
36:YQ:76:LYS:O	36:YQ:88:GLY:HA3	2.09	0.53
26:YB:44:G:O2'	26:YB:47:C:N4	2.42	0.53
31:YH:12:PRO:HG3	31:YH:48:GLY:O	2.09	0.53
38:YS:10:ARG:O	38:YS:14:VAL:HG12	2.09	0.53
27:YD:77:ALA:HB2	27:YD:97:TYR:CG	2.44	0.53
26:YB:52:A:N6	38:YS:33:LYS:HG3	2.24	0.53
48:R2:65:ASN:HB3	48:R2:69:ARG:NH2	2.24	0.53
25:RA:1803:A:O2'	27:RD:259:THR:HG21	2.09	0.53
25:YA:26:G:H1'	25:YA:515:A:N6	2.24	0.53
1:XA:769:G:H4'	1:XA:1513:A:H4'	1.90	0.53
40:YU:102:GLU:OE1	41:YV:13:ARG:NH2	2.42	0.53
31:YH:139:GLN:O	31:YH:143:GLN:HB2	2.09	0.53
25:YA:1870:C:H2'	25:YA:1871:A:O4'	2.08	0.53
18:XR:25:THR:HB	18:XR:26:LEU:HD23	1.91	0.53
27:YD:233:HIS:CD2	27:YD:233:HIS:N	2.75	0.53
45:RZ:163:LEU:HD12	45:RZ:163:LEU:H	1.72	0.53
47:R1:80:LEU:HD23	47:R1:80:LEU:H	1.74	0.53
25:YA:1918:A:O2'	25:YA:1920:C:N4	2.42	0.53
28:RE:20:ALA:O	28:RE:21:VAL:CG2	2.48	0.53
27:YD:35:LYS:HD3	27:YD:63:ARG:CA	2.39	0.53
28:YE:64:LYS:C	28:YE:66:HIS:H	2.12	0.53
25:RA:2250:G:C4	36:RQ:82:ARG:HG3	2.44	0.53
48:Y2:50:ILE:CD1	48:Y2:51:ARG:N	2.61	0.53
30:RG:65:GLY:O	50:R4:7:PRO:HG2	2.09	0.53
31:RH:40:GLU:O	31:RH:41:MET:HB2	2.08	0.53
1:XA:1128:C:H5'	9:XI:16:ARG:HH22	1.73	0.53
33:YN:96:GLU:HG2	33:YN:97:ARG:N	2.24	0.53
28:YE:119:ARG:HD3	28:YE:160:TYR:HB2	1.91	0.53
1:XA:1004:A:H8	1:XA:1036:G:N2	2.05	0.53
33:YN:13:TRP:O	33:YN:135:PRO:HD2	2.08	0.53
25:RA:1614:A:N1	42:RW:91:GLY:HA2	2.24	0.53
29:YF:9:ILE:HD11	29:YF:125:LEU:CG	2.36	0.53
3:QC:161:GLU:HA	3:QC:161:GLU:OE2	2.09	0.53
50:R4:15:ILE:HD13	50:R4:15:ILE:H	1.74	0.53
20:XT:95:ALA:O	20:XT:97:ALA:N	2.42	0.53
25:RA:2816:C:H2'	25:RA:2817:G:H8	1.74	0.53
29:YF:116:ASP:OD1	29:YF:119:ARG:NH2	2.41	0.53
48:R2:4:SER:OG	48:R2:5:GLU:OE2	2.16	0.53

Continued on next page...

Continued from previous page...

Atom-1	Atom-2	Interatomic distance (Å)	Clash overlap (Å)
32:YI:133:HIS:HB2	32:YI:134:PRO:HD2	1.91	0.53
25:RA:1184:G:OP1	49:R3:29:ARG:NH1	2.41	0.53
1:QA:1371:G:C6	1:QA:1372:U:C4	2.97	0.53
52:Y6:26:ASN:ND2	52:Y6:35:GLU:OE2	2.42	0.53
31:YH:89:ILE:O	31:YH:89:ILE:CG1	2.57	0.53
10:QJ:51:ARG:NH2	14:QN:58:LYS:HZ1	2.07	0.53
36:RQ:76:LYS:O	36:RQ:88:GLY:HA3	2.09	0.53
38:YS:56:LEU:O	38:YS:58:LEU:HD22	2.09	0.53
25:RA:2512:C:H4'	28:RE:122:PHE:CE2	2.44	0.53
32:RI:133:HIS:HB2	32:RI:134:PRO:CD	2.39	0.53
1:QA:244:U:OP2	17:QQ:100:LYS:NZ	2.42	0.53
32:YI:78:THR:HG22	32:YI:141:LYS:HG3	1.90	0.53
42:RW:110:LYS:HG3	42:RW:111:HIS:ND1	2.23	0.53
31:RH:126:PRO:HD2	31:RH:127:GLU:H	1.72	0.52
30:RG:3:LEU:CD1	50:R4:25:TYR:CZ	2.90	0.52
50:Y4:18:CYS:SG	50:Y4:39:CYS:HB3	2.46	0.52
31:YH:2:SER:O	31:YH:3:ARG:C	2.47	0.52
30:YG:96:ARG:O	30:YG:98:ARG:N	2.42	0.52
4:XD:22:LYS:NZ	4:XD:22:LYS:HB3	2.23	0.52
29:YF:129:PHE:O	29:YF:142:TRP:CD1	2.62	0.52
32:RI:40:THR:HG22	32:RI:42:SER:H	1.73	0.52
52:Y6:40:CYS:HB2	52:Y6:45:LYS:HD3	1.90	0.52
1:XA:1347:G:N2	1:XA:1374:A:OP2	2.34	0.52
31:YH:44:VAL:CG2	31:YH:44:VAL:O	2.57	0.52
25:RA:2115:G:N1	25:RA:2164:C:OP2	2.42	0.52
29:YF:140:LEU:O	29:YF:143:ALA:HB3	2.09	0.52
25:RA:2753:A:O2'	55:R9:15:LYS:NZ	2.39	0.52
25:RA:2327:A:H2'	25:RA:2328:A:C8	2.43	0.52
25:RA:1047:G:H2'	25:RA:1110:G:N1	2.24	0.52
1:QA:1326:C:OP1	21:QU:17:THR:OG1	2.24	0.52
29:RF:32:LEU:O	29:RF:36:VAL:HG23	2.09	0.52
28:YE:39:PRO:HG2	28:YE:40:GLU:OE1	2.09	0.52
6:QF:10:LEU:HD13	6:QF:61:LEU:HD13	1.90	0.52
19:XS:31:ILE:HG23	19:XS:49:ILE:HA	1.91	0.52
44:YY:35:TYR:CE2	44:YY:69:ALA:HB3	2.44	0.52
31:RH:76:VAL:C	31:RH:78:GLY:H	2.13	0.52
25:YA:1217:C:OP1	40:YU:15:LYS:HE3	2.09	0.52
28:RE:61:ARG:O	28:RE:63:LEU:N	2.42	0.52
25:YA:784:A:N7	27:YD:229:VAL:CG2	2.64	0.52
28:YE:7:VAL:O	28:YE:196:VAL:HG13	2.09	0.52
28:RE:7:VAL:O	28:RE:196:VAL:HG13	2.09	0.52

Continued on next page...

Continued from previous page...

Atom-1	Atom-2	Interatomic distance (Å)	Clash overlap (Å)
31:RH:12:PRO:HG3	31:RH:48:GLY:O	2.09	0.52
50:R4:47:GLN:O	50:R4:48:ARG:HB2	2.07	0.52
1:QA:1095:U:OP1	1:QA:1108:G:N2	2.42	0.52
31:RH:44:VAL:O	31:RH:44:VAL:CG2	2.57	0.52
31:YH:121:ILE:HG12	31:YH:135:GLY:HA3	1.91	0.52
13:QM:66:LEU:HA	13:QM:70:LEU:HB2	1.91	0.52
25:YA:2758:A:C4	31:YH:67:LEU:HD21	2.43	0.52
12:XL:46:LYS:HG2	12:XL:47:LYS:H	1.73	0.52
31:YH:76:VAL:C	31:YH:78:GLY:H	2.13	0.52
7:XG:15:ASP:HB3	7:XG:19:GLY:H	1.74	0.52
26:YB:66:A:O2'	26:YB:67:G:OP2	2.24	0.52
2:XB:44:LEU:HD12	2:XB:44:LEU:H	1.74	0.52
33:YN:110:GLY:O	33:YN:114:ARG:HG3	2.09	0.52
25:YA:1454:U:H5'	37:YR:63:ARG:HE	1.73	0.52
10:QJ:50:ILE:HD11	10:QJ:57:LYS:CG	2.35	0.52
54:Y8:61:LEU:O	54:Y8:62:LEU:CB	2.57	0.52
25:YA:607:U:H3	25:YA:621:A:H2	1.52	0.52
25:YA:2635:C:OP1	28:YE:78:LEU:HD12	2.09	0.52
25:YA:2666:C:N4	31:YH:109:PHE:HA	2.23	0.52
36:YQ:29:PHE:HB3	36:YQ:65:PHE:CZ	2.44	0.52
27:YD:155:LEU:CD1	27:YD:155:LEU:N	2.71	0.52
10:XJ:55:LYS:CG	10:XJ:56:HIS:N	2.70	0.52
38:YS:25:ARG:HH11	38:YS:25:ARG:CB	2.22	0.52
50:R4:48:ARG:CZ	50:R4:51:ASP:HA	2.40	0.52
35:RP:19:VAL:HG12	35:RP:27:HIS:HB2	1.91	0.52
27:RD:35:LYS:NZ	27:RD:64:ILE:O	2.41	0.52
26:YB:48:A:H4'	38:YS:95:HIS:CD2	2.44	0.52
26:YB:48:A:H4'	38:YS:95:HIS:HD2	1.75	0.52
32:RI:86:THR:H	32:RI:123:LEU:HD12	1.74	0.52
1:XA:191:G:O2'	20:XT:101:GLY:O	2.27	0.52
25:YA:862:G:H2'	25:YA:863:A:O4'	2.09	0.52
25:YA:1311:G:N2	25:YA:1603:A:H62	2.07	0.52
27:RD:206:LEU:O	27:RD:211:ARG:NH1	2.38	0.52
25:YA:1438:U:H2'	25:YA:1439:A:C8	2.45	0.52
25:RA:1655:A:O3'	28:RE:115:GLY:HA3	2.09	0.52
41:RV:60:GLU:HB2	41:RV:97:LYS:HE3	1.92	0.52
1:XA:757:U:H2'	1:XA:758:G:O4'	2.10	0.52
36:RQ:29:PHE:HB3	36:RQ:65:PHE:CZ	2.44	0.52
28:YE:7:VAL:CG2	28:YE:8:LYS:H	2.10	0.52
28:YE:137:HIS:HB3	28:YE:138:PRO:CD	2.37	0.52
30:RG:82:LEU:HA	30:RG:86:MET:SD	2.48	0.52

Continued on next page...

Continued from previous page...

Atom-1	Atom-2	Interatomic distance (Å)	Clash overlap (Å)
50:R4:49:PHE:N	50:R4:49:PHE:CD1	2.77	0.52
1:QA:1292:U:H2'	1:QA:1293:G:C8	2.44	0.52
1:QA:1292:U:H2'	1:QA:1293:G:H8	1.73	0.52
29:YF:162:LEU:HD23	29:YF:165:ARG:NH2	2.25	0.52
1:QA:1492:A:OP1	12:QL:47:LYS:HB3	2.10	0.52
25:RA:1854:A:H62	25:RA:1888:G:H8	1.57	0.52
1:QA:544:G:OP2	4:QD:66:ARG:NH2	2.42	0.52
1:QA:920:U:H2'	1:QA:921:U:C6	2.44	0.52
25:RA:2557:G:H2'	25:RA:2558:C:H6	1.75	0.52
27:YD:66:ASP:OD2	27:YD:69:ARG:HG2	2.09	0.52
3:XC:40:ARG:O	3:XC:44:GLU:HB2	2.09	0.52
13:QM:121:LYS:HE2	13:QM:121:LYS:CA	2.36	0.52
38:YS:62:LYS:HB3	38:YS:97:ARG:CD	2.39	0.52
1:XA:1318:A:H5''	1:XA:1319:A:OP2	2.10	0.52
48:Y2:7:ARG:NH1	48:Y2:7:ARG:HG3	2.25	0.52
1:QA:1224:G:C6	1:QA:1322:C:H1'	2.45	0.52
10:XJ:78:ASN:O	10:XJ:81:THR:OG1	2.25	0.52
25:YA:2089:U:H5''	25:YA:2089:U:C6	2.44	0.52
13:QM:8:GLU:OE1	30:RG:115:ARG:CD	2.57	0.52
1:XA:56:U:H2'	1:XA:57:G:C8	2.44	0.52
32:YI:115:ALA:HB3	32:YI:128:LEU:HD12	1.92	0.52
25:RA:1028:A:N6	25:RA:1125:G:H2'	2.24	0.52
1:QA:1142:G:H3'	1:QA:1143:G:H8	1.75	0.52
2:QB:134:GLU:HA	2:QB:137:ARG:HB3	1.92	0.52
25:RA:1833:U:O2'	25:RA:1969:A:N1	2.33	0.52
31:YH:24:VAL:HG23	31:YH:24:VAL:O	2.09	0.52
25:YA:185:U:H4'	25:YA:218:A:H4'	1.92	0.52
31:RH:24:VAL:O	31:RH:24:VAL:HG23	2.09	0.52
37:RR:59:ASP:OD2	37:RR:61:HIS:HB3	2.08	0.52
27:RD:133:LEU:HB3	27:RD:173:VAL:HG11	1.91	0.52
25:YA:67:U:C4	25:YA:74:A:N1	2.78	0.52
36:YQ:81:VAL:C	36:YQ:82:ARG:CG	2.76	0.52
36:RQ:81:VAL:HG23	46:R0:7:LEU:HD13	1.91	0.52
27:YD:133:LEU:HG	27:YD:189:CYS:O	2.10	0.52
25:RA:1043:C:N3	25:RA:1112:G:N2	2.46	0.52
29:YF:108:LYS:O	29:YF:112:MET:HG3	2.10	0.52
25:YA:573:G:O2'	25:YA:574:C:H3'	2.09	0.52
25:YA:2419:U:O4	54:Y8:30:ARG:NE	2.42	0.52
25:RA:884:C:O2	25:RA:892:G:C2	2.62	0.52
28:YE:10:GLY:HA3	39:YT:8:LYS:HD2	1.91	0.52
28:RE:170:LEU:CD2	28:RE:185:LYS:HB2	2.40	0.52

Continued on next page...

Continued from previous page...

Atom-1	Atom-2	Interatomic distance (Å)	Clash overlap (Å)
1:XA:593:G:H1	1:XA:646:U:H3	1.57	0.52
25:YA:2233:U:H2'	25:YA:2234:G:C8	2.44	0.52
3:QC:37:GLN:NE2	14:QN:52:GLN:OE1	2.32	0.52
25:YA:1790:C:H5''	25:YA:1791:A:OP1	2.09	0.52
25:RA:2776:A:OP1	25:RA:2776:A:H3'	2.10	0.52
3:XC:189:ALA:HB3	3:XC:196:LEU:HB2	1.91	0.52
50:R4:40:HIS:N	50:R4:41:PRO:CD	2.73	0.52
28:YE:176:ILE:HG22	28:YE:176:ILE:O	2.10	0.52
27:YD:36:PRO:HA	27:YD:62:TYR:O	2.09	0.52
27:YD:35:LYS:HG2	27:YD:64:ILE:HG22	1.92	0.52
28:RE:55:ASN:C	28:RE:57:LYS:N	2.62	0.52
50:R4:63:TYR:C	50:R4:65:ASP:N	2.62	0.52
28:RE:27:LEU:HD21	39:RT:1:MET:CE	2.39	0.52
12:QL:32:PHE:HE1	12:QL:86:ARG:HG3	1.73	0.52
1:QA:1298:C:H4'	1:QA:1299:A:C4	2.45	0.52
44:RY:84:ARG:O	44:RY:95:LYS:HD3	2.09	0.52
44:RY:87:LYS:HA	44:RY:92:ASN:HB3	1.91	0.52
27:RD:108:PRO:HB3	27:RD:143:HIS:HE1	1.73	0.52
31:RH:121:ILE:HG12	31:RH:135:GLY:HA3	1.91	0.52
1:XA:64:G:H4'	1:XA:65:U:O5'	2.10	0.52
27:RD:206:LEU:HD22	27:RD:211:ARG:HG2	1.92	0.52
25:RA:2557:G:H2'	25:RA:2558:C:C6	2.44	0.52
28:RE:39:PRO:HG2	28:RE:40:GLU:OE1	2.09	0.52
52:Y6:13:CYS:O	52:Y6:21:TYR:HA	2.09	0.52
16:XP:8:ARG:O	16:XP:9:PHE:HD1	1.93	0.52
25:RA:623:G:H2'	25:RA:624:C:C6	2.45	0.52
2:XB:35:GLU:O	2:XB:36:ARG:HD3	2.10	0.52
1:QA:1080:A:H5''	5:QE:16:THR:HG21	1.90	0.52
1:QA:64:G:H4'	1:QA:65:U:O5'	2.10	0.52
1:QA:115:G:H4'	1:QA:116:A:O5'	2.10	0.52
51:Y5:56:LYS:HD3	51:Y5:58:LEU:HD23	1.92	0.52
28:RE:179:GLU:HA	28:RE:179:GLU:OE1	2.10	0.52
25:RA:747:U:C5	51:R5:2:ALA:O	2.63	0.52
28:YE:15:PHE:CE1	39:YT:81:PRO:CD	2.93	0.52
38:YS:106:ARG:HA	38:YS:110:LEU:CG	2.39	0.52
38:YS:89:ARG:HG2	38:YS:89:ARG:HH11	1.74	0.52
38:YS:67:ARG:HB2	38:YS:67:ARG:HH11	1.65	0.52
31:RH:4:ILE:O	31:RH:6:ARG:N	2.43	0.52
28:RE:116:VAL:HG22	28:RE:122:PHE:HB2	1.91	0.52
19:XS:19:VAL:HG11	19:XS:44:MET:HG2	1.91	0.52
1:XA:1014:A:C2	1:XA:1219:U:H1'	2.45	0.52

Continued on next page...

Continued from previous page...

Atom-1	Atom-2	Interatomic distance (Å)	Clash overlap (Å)
27:YD:174:ILE:CD1	27:YD:174:ILE:N	2.73	0.52
1:QA:1372:U:H2'	1:QA:1373:G:O4'	2.10	0.52
41:RV:34:GLU:O	41:RV:36:PRO:HD3	2.10	0.52
25:YA:2691:C:O3'	25:YA:2871:C:H4'	2.10	0.52
25:RA:2335:A:O2'	25:RA:2336:A:O5'	2.25	0.52
1:QA:1426:C:H42	1:QA:1474:G:H1	1.58	0.52
25:RA:1525:G:H2'	25:RA:1526:G:C8	2.45	0.52
1:QA:368:U:OP1	32:YI:91:SER:OG	2.27	0.52
7:XG:78:ARG:HG3	7:XG:79:ARG:N	2.25	0.52
52:Y6:7:ILE:HG13	52:Y6:8:LYS:H	1.75	0.52
25:RA:2867:G:O2'	25:RA:2868:A:H8	1.92	0.52
25:YA:2121:G:O6	25:YA:2176:A:N6	2.43	0.52
28:YE:55:ASN:C	28:YE:57:LYS:N	2.62	0.52
28:YE:61:ARG:O	28:YE:63:LEU:N	2.43	0.52
31:RH:2:SER:O	31:RH:3:ARG:C	2.47	0.52
1:XA:964:A:N3	1:XA:969:A:O2'	2.37	0.52
2:XB:170:GLU:O	2:XB:174:VAL:HG23	2.10	0.52
12:QL:127:GLU:O	12:QL:128:ALA:HB3	2.10	0.52
42:YW:40:ASN:O	42:YW:41:LYS:HG2	2.10	0.52
25:YA:2593:U:H2'	25:YA:2594:C:C6	2.45	0.52
25:RA:1203:G:H3'	25:RA:1204:A:H5''	1.92	0.52
25:YA:2470:G:H5'	36:YQ:56:ARG:HH22	1.75	0.52
1:QA:560:U:H5'	1:QA:566:G:N2	2.24	0.52
28:YE:170:LEU:CD2	28:YE:185:LYS:HB2	2.40	0.52
50:R4:14:ILE:HG23	50:R4:14:ILE:O	2.10	0.52
25:RA:1178:C:H2'	25:RA:1179:C:C6	2.44	0.52
30:YG:88:ILE:HD13	30:YG:88:ILE:O	2.09	0.52
26:RB:15:A:H5'	26:RB:16:G:C8	2.45	0.52
25:RA:1935:G:H1'	25:RA:1964:G:N2	2.24	0.52
25:RA:395:U:H2'	25:RA:396:G:N7	2.24	0.52
51:Y5:49:CYS:SG	51:Y5:60:VAL:HG13	2.49	0.52
27:YD:43:ARG:NH1	27:YD:44:ASN:OD1	2.42	0.52
31:YH:153:LYS:HG3	31:YH:161:GLY:HA2	1.91	0.52
28:RE:54:GLN:H	28:RE:54:GLN:NE2	2.08	0.52
50:R4:54:GLY:HA2	50:R4:57:GLU:HG2	1.92	0.52
37:RR:33:ARG:HD3	37:RR:113:LEU:HG	1.92	0.52
31:YH:6:ARG:C	31:YH:8:PRO:HD2	2.30	0.52
30:RG:67:LYS:NZ	50:R4:6:HIS:CD2	2.78	0.52
1:QA:300:A:O2'	1:QA:564:C:N3	2.40	0.52
36:YQ:119:ARG:HG2	36:YQ:119:ARG:NH1	2.20	0.52
1:XA:1007:C:H42	1:XA:1022:G:H1	1.56	0.52

Continued on next page...

Continued from previous page...

Atom-1	Atom-2	Interatomic distance (Å)	Clash overlap (Å)
39:YT:88:ILE:HD12	39:YT:90:GLN:N	2.25	0.52
1:XA:1327:C:P	21:XU:12:LYS:HZ1	2.30	0.52
12:XL:23:LYS:O	12:XL:24:VAL:HG23	2.10	0.52
1:XA:690:G:H22	11:XK:55:LYS:HZ1	1.55	0.52
39:RT:111:ARG:C	39:RT:113:LYS:H	2.12	0.52
48:Y2:15:LYS:H	48:Y2:67:LYS:HE2	1.73	0.52
25:YA:1932:A:H2'	25:YA:1933:G:O4'	2.09	0.52
45:YZ:89:PHE:HE2	45:YZ:96:VAL:HG21	1.75	0.52
25:YA:2795:G:H3'	25:YA:2797:U:C5'	2.40	0.52
14:YN:43:CYS:HA	14:YN:46:GLU:HG3	1.92	0.52
43:RX:59:VAL:HG21	43:RX:78:LYS:HE3	1.91	0.52
1:QA:1435:G:H2'	1:QA:1436:U:C6	2.44	0.52
49:Y3:40:THR:HB	49:Y3:43:ILE:HG12	1.92	0.52
25:YA:1568:G:O4'	27:YD:58:HIS:HE1	1.91	0.52
11:QK:32:ILE:HG13	11:QK:72:ALA:HB2	1.92	0.52
1:XA:1491:G:C5	58:XA:1715:PAR:H21	2.45	0.52
2:XB:29:ALA:O	2:XB:32:ILE:HG22	2.10	0.52
42:RW:60:ASN:HD22	42:RW:60:ASN:H	1.56	0.52
22:XV:16:C:N4	22:XV:17:U:O4	2.43	0.52
25:YA:2760:C:H2'	25:YA:2761:G:H5''	1.91	0.52
25:YA:1071:G:O6	25:YA:1091:G:O6	2.28	0.52
28:YE:95:ILE:H	28:YE:95:ILE:CD1	2.19	0.51
28:YE:54:GLN:O	28:YE:55:ASN:HB2	2.09	0.51
28:RE:54:GLN:O	28:RE:55:ASN:HB2	2.09	0.51
25:YA:2287:A:N6	25:YA:2344:U:C2	2.77	0.51
25:YA:2246:G:H2'	25:YA:2247:A:C8	2.45	0.51
25:YA:2056:G:N3	25:YA:2056:G:H2'	2.25	0.51
25:RA:2277:G:C5'	36:RQ:85:LYS:HG3	2.39	0.51
25:RA:270(F):U:H2'	25:RA:270(G):C:C6	2.45	0.51
1:QA:501:C:O3'	12:QL:118:SER:HB2	2.10	0.51
12:XL:127:GLU:O	12:XL:128:ALA:HB3	2.10	0.51
29:YF:125:LEU:HA	29:YF:194:MET:O	2.10	0.51
30:YG:77:ILE:HD13	30:YG:82:LEU:HD12	1.92	0.51
4:XD:108:LEU:HB3	4:XD:110:PHE:CE1	2.45	0.51
50:R4:50:VAL:O	50:R4:51:ASP:C	2.48	0.51
1:XA:1525:G:P	11:XK:120:ARG:HH22	2.32	0.51
47:Y1:83:GLU:HG2	47:Y1:84:GLY:N	2.24	0.51
31:RH:55:PRO:HG2	31:RH:61:HIS:ND1	2.25	0.51
1:QA:1064:G:HO2'	1:QA:1065:U:P	2.33	0.51
10:QJ:31:GLY:HA3	10:QJ:78:ASN:ND2	2.25	0.51
1:XA:1432:G:OP1	39:YT:107:ASP:HB2	2.10	0.51

Continued on next page...

Continued from previous page...

Atom-1	Atom-2	Interatomic distance (Å)	Clash overlap (Å)
47:R1:2:SER:HB2	47:R1:4:VAL:HG12	1.92	0.51
4:XD:13:ARG:HD2	4:XD:38:TYR:O	2.10	0.51
25:RA:1516:U:H2'	25:RA:1517:G:C8	2.44	0.51
35:RP:111:ARG:HG2	35:RP:128:HIS:CD2	2.45	0.51
8:QH:77:GLU:HG2	8:QH:78:GLN:H	1.74	0.51
25:RA:1190:G:H5'	35:RP:32:THR:HA	1.92	0.51
25:YA:620:G:H4'	25:YA:621:A:C5'	2.40	0.51
27:YD:67:PHE:CE2	27:YD:157:ARG:NH2	2.79	0.51
28:RE:64:LYS:C	28:RE:66:HIS:H	2.12	0.51
51:R5:40:LYS:HD3	51:R5:46:CYS:SG	2.50	0.51
25:RA:2712:U:O2'	25:RA:2712(A):A:H8	1.91	0.51
41:YV:25:LEU:H	41:YV:92:THR:HG21	1.74	0.51
25:YA:712:G:H1	25:YA:719:C:N4	2.08	0.51
25:YA:1190:G:H5'	35:YP:32:THR:HA	1.92	0.51
26:YB:12:C:O2'	46:Y0:74:ARG:HG3	2.10	0.51
25:RA:1055:G:H1	25:RA:1104:C:H42	1.57	0.51
27:RD:12:SER:HB2	27:RD:208:LYS:HB3	1.92	0.51
25:YA:190:A:OP2	47:Y1:39:LYS:HE3	2.10	0.51
1:XA:632:A:C8	1:XA:633:G:C8	2.97	0.51
31:RH:126:PRO:HD2	31:RH:127:GLU:N	2.26	0.51
31:RH:89:ILE:O	31:RH:89:ILE:CG1	2.57	0.51
30:RG:5:VAL:CG2	50:R4:25:TYR:CE2	2.94	0.51
28:RE:14:ILE:CD1	39:RT:14:TYR:CZ	2.93	0.51
28:RE:105:THR:HG23	28:RE:166:THR:OG1	2.10	0.51
28:RE:105:THR:HB	28:RE:197:ILE:HG12	1.92	0.51
28:YE:77:ILE:O	28:YE:78:LEU:C	2.48	0.51
27:YD:30:GLU:HG3	27:YD:63:ARG:NH2	2.26	0.51
28:YE:203:LYS:HE3	28:YE:204:ALA:CB	2.40	0.51
25:YA:307:G:H21	25:YA:330:A:H62	1.57	0.51
36:RQ:64:ILE:HA	36:RQ:106:VAL:CG1	2.33	0.51
1:XA:964:A:O2'	10:XJ:55:LYS:NZ	2.40	0.51
5:XE:33:VAL:HG11	5:XE:109:ILE:HA	1.91	0.51
25:RA:49:A:C8	25:RA:120:U:C5	2.98	0.51
25:RA:483:A:H5'	44:RY:49:VAL:HG22	1.93	0.51
37:YR:83:ILE:HG22	37:YR:87:TYR:HE2	1.76	0.51
25:RA:1204:A:H1'	25:RA:1206:G:C4	2.46	0.51
3:XC:47:LEU:HD11	3:XC:76:VAL:HB	1.91	0.51
25:YA:2298:A:H62	25:YA:2318:G:H8	1.58	0.51
9:XI:11:LYS:H	9:XI:104:ARG:HH21	1.57	0.51
25:YA:754:C:H2'	25:YA:755:C:C6	2.46	0.51
25:RA:1728:G:H3'	25:RA:1729:A:H5''	1.91	0.51

Continued on next page...

Continued from previous page...

Atom-1	Atom-2	Interatomic distance (Å)	Clash overlap (Å)
25:RA:674:G:H1'	29:RF:74:ARG:HD3	1.92	0.51
30:YG:105:LYS:HD3	50:Y4:26:SER:HB3	1.93	0.51
40:YU:107:ALA:O	40:YU:110:VAL:HB	2.10	0.51
18:QR:32:ARG:HA	18:QR:69:THR:HG21	1.91	0.51
22:XV:19:G:H5'	22:XV:20:U:H5	1.76	0.51
30:RG:6:ALA:HB2	50:R4:23:GLU:CG	2.40	0.51
35:RP:59:LEU:HD12	35:RP:61:ARG:NH1	2.25	0.51
30:RG:179:PRO:HG3	50:R4:38:LYS:HZ1	1.73	0.51
27:YD:35:LYS:HD2	27:YD:104:TYR:CD1	2.45	0.51
1:QA:1269:A:N1	1:QA:1312:G:O2'	2.34	0.51
5:QE:71:LEU:HD22	5:QE:115:VAL:HG22	1.93	0.51
27:YD:259:THR:O	27:YD:260:ARG:C	2.49	0.51
25:YA:957:A:N1	25:YA:2458:G:H4'	2.26	0.51
44:RY:74:PRO:O	44:RY:80:GLY:HA2	2.11	0.51
5:XE:13:ILE:HD11	5:XE:55:VAL:HG22	1.91	0.51
12:XL:24:VAL:CG1	12:XL:24:VAL:O	2.58	0.51
25:YA:451:C:H4'	29:YF:52:LYS:HZ1	1.76	0.51
9:XI:70:LYS:O	9:XI:74:ILE:HG13	2.10	0.51
25:RA:1101:U:H2'	25:RA:1102:C:H6	1.76	0.51
25:YA:1291:C:H5'	25:YA:1536:A:H5'	1.92	0.51
25:YA:751:A:H5'	42:YW:90:ARG:HA	1.92	0.51
1:XA:598:U:H4'	8:XH:94:TYR:CD2	2.45	0.51
1:XA:401:C:H2'	1:XA:402:G:C8	2.45	0.51
43:RX:35:THR:HG23	43:RX:38:GLU:HG2	1.93	0.51
33:YN:38:HIS:O	40:YU:67:ALA:HB1	2.10	0.51
1:XA:991:U:O4	1:XA:1212:U:O2'	2.18	0.51
51:Y5:42:PRO:HB2	51:Y5:43:HIS:ND1	2.24	0.51
42:RW:67:ASP:OD1	42:RW:67:ASP:N	2.33	0.51
1:XA:302:G:O3'	12:XL:17:LYS:HE2	2.11	0.51
25:YA:43:G:H2'	25:YA:44:A:O4'	2.11	0.51
28:YE:51:PHE:CD2	28:YE:52:LEU:N	2.76	0.51
25:RA:1266:G:O5'	42:RW:15:ARG:NH2	2.42	0.51
29:YF:65:TRP:HZ2	29:YF:72:ARG:NH2	2.09	0.51
25:YA:443:A:H1'	25:YA:1201:C:O4'	2.09	0.51
21:QU:6:ARG:HE	21:QU:15:ARG:HH21	1.58	0.51
20:XT:10:LEU:O	20:XT:13:LEU:HG	2.11	0.51
36:RQ:25:ASP:HA	36:RQ:100:GLY:O	2.11	0.51
1:QA:1220:G:O3'	19:QS:36:ARG:HD3	2.11	0.51
25:RA:1354:A:OP1	27:RD:38:LYS:HE2	2.10	0.51
25:RA:2663:G:H3'	25:RA:2664:G:H8	1.75	0.51
1:QA:503:C:OP2	12:QL:116:SER:HB3	2.11	0.51

Continued on next page...

Continued from previous page...

Atom-1	Atom-2	Interatomic distance (Å)	Clash overlap (Å)
39:YT:109:GLU:O	39:YT:113:LYS:HB2	2.11	0.51
25:RA:1636:C:H2'	25:RA:1637:A:C8	2.46	0.51
32:YI:124:GLY:H	32:YI:142:VAL:HG23	1.75	0.51
25:YA:296:C:N3	25:YA:342:G:O6	2.44	0.51
28:RE:77:ILE:O	28:RE:78:LEU:C	2.48	0.51
4:QD:31:CYS:N	4:QD:32:ALA:HA	2.25	0.51
36:RQ:135:ASP:CG	45:RZ:81:ARG:HH12	2.14	0.51
51:Y5:38:ALA:HB3	51:Y5:40:LYS:HE3	1.92	0.51
28:RE:119:ARG:HD3	28:RE:160:TYR:HB2	1.91	0.51
1:QA:564:C:C5	17:QQ:31:LEU:HD11	2.46	0.51
27:YD:94:LEU:HD13	27:YD:94:LEU:C	2.30	0.51
25:RA:49:A:H61	25:RA:177:G:H2'	1.76	0.51
41:YV:65:GLY:HA3	41:YV:91:TYR:CZ	2.46	0.51
54:Y8:29:LYS:HB2	54:Y8:44:LYS:HG2	1.90	0.51
50:R4:12:ALA:HB1	50:R4:30:GLU:H	1.76	0.51
1:XA:266:G:H5'	1:XA:266:G:N9	2.25	0.51
19:XS:15:LEU:O	19:XS:19:VAL:N	2.36	0.51
47:Y1:70:VAL:O	47:Y1:74:VAL:HG23	2.10	0.51
7:XG:155:ARG:NH2	7:XG:155:ARG:O	2.43	0.51
25:YA:952:G:P	36:YQ:16:ARG:HH12	2.34	0.51
4:XD:78:LEU:HD22	4:XD:96:LEU:HB3	1.92	0.51
25:RA:2646:C:H2'	25:RA:2647:U:O4'	2.11	0.51
1:XA:836:G:C6	1:XA:851:G:C6	2.98	0.51
1:QA:696:A:N1	1:QA:797:C:O2'	2.41	0.51
39:RT:28:VAL:HG23	39:RT:88:ILE:HA	1.92	0.51
30:YG:16:ARG:O	30:YG:20:ILE:HG12	2.10	0.51
3:QC:79:ARG:CZ	11:XK:99:GLN:HB2	2.41	0.51
1:QA:625:G:H2'	1:QA:626:U:C6	2.46	0.51
6:XF:4:TYR:HD1	6:XF:92:LYS:HA	1.76	0.51
45:YZ:10:ARG:NH2	45:YZ:26:GLY:O	2.44	0.51
20:QT:14:LYS:HA	20:QT:17:ARG:HG3	1.91	0.51
17:XQ:100:LYS:O	17:XQ:101:ARG:NE	2.43	0.51
13:XM:122:LYS:O	13:XM:122:LYS:HD3	2.11	0.51
45:RZ:182:LYS:H	45:RZ:182:LYS:HD3	1.75	0.51
25:YA:2283:C:H2'	25:YA:2284:C:O4'	2.10	0.51
1:QA:1318:A:H4'	19:QS:11:VAL:CG1	2.40	0.51
50:R4:61:ARG:C	50:R4:63:TYR:H	2.14	0.51
54:Y8:52:LYS:N	54:Y8:53:PRO:HD2	2.22	0.51
36:RQ:83:MET:HB2	46:R0:7:LEU:HD12	1.91	0.51
13:XM:120:LYS:C	13:XM:121:LYS:HG2	2.29	0.51
44:YY:81:LYS:HG2	44:YY:97:ARG:HD3	1.93	0.51

Continued on next page...

Continued from previous page...

Atom-1	Atom-2	Interatomic distance (Å)	Clash overlap (Å)
54:R8:61:LEU:O	54:R8:62:LEU:CB	2.57	0.51
25:YA:2747:G:O6	25:YA:2755:C:H5''	2.10	0.51
13:XM:14:ARG:N	13:XM:44:ARG:HD3	2.21	0.51
54:R8:10:ALA:O	54:R8:14:VAL:HG12	2.11	0.51
1:XA:1002:G:H1	1:XA:1038:C:N4	2.06	0.51
1:QA:1252:A:H61	1:QA:1285:A:H61	1.58	0.51
38:YS:95:HIS:CG	38:YS:96:GLY:N	2.77	0.51
42:YW:106:ILE:O	42:YW:106:ILE:HG12	2.07	0.51
6:XF:97:PHE:CD1	18:XR:31:LEU:HD21	2.46	0.51
49:Y3:43:ILE:O	49:Y3:47:VAL:HG23	2.10	0.51
22:QV:21:A:H61	22:QV:46:G:H2'	1.73	0.51
1:XA:779:C:H2'	1:XA:780:A:O4'	2.11	0.51
1:QA:719:C:O2'	18:QR:49:LYS:HB3	2.10	0.51
27:YD:210:GLY:O	27:YD:213:ARG:N	2.43	0.51
19:XS:26:GLY:O	19:XS:28:LYS:N	2.43	0.51
25:YA:1914:C:H2'	25:YA:1915:U:O4'	2.11	0.51
38:RS:56:LEU:HD23	38:RS:58:LEU:HD22	1.92	0.51
31:RH:131:VAL:CG1	31:RH:132:ARG:N	2.74	0.51
53:Y7:9:ARG:NH2	53:Y7:48:LYS:CB	2.62	0.51
19:QS:69:HIS:CE1	50:R4:69:LYS:HE2	2.44	0.51
27:YD:134:ARG:HB2	27:YD:135:PHE:HD1	1.75	0.51
40:RU:90:VAL:HG22	41:RV:39:LEU:HB3	1.93	0.51
29:YF:192:LEU:HD21	29:YF:194:MET:HE2	1.92	0.51
1:XA:1002:G:H2'	1:XA:1003:G:C8	2.45	0.51
51:Y5:45:VAL:HG11	51:Y5:57:VAL:HG12	1.93	0.51
25:YA:1021:A:H61	25:YA:1142(A):A:N6	2.09	0.51
1:QA:1004:A:H1'	1:QA:1036:G:N2	2.26	0.51
31:YH:55:PRO:HG2	31:YH:61:HIS:ND1	2.26	0.51
25:RA:2832:U:HO2'	25:RA:2833:G:P	2.34	0.51
25:YA:321:G:C5	29:YF:165:ARG:NH1	2.79	0.51
1:XA:67:C:H2'	1:XA:68:G:H8	1.76	0.51
2:XB:21:ARG:HB2	2:XB:39:ILE:HA	1.91	0.51
36:YQ:25:ASP:HA	36:YQ:100:GLY:O	2.11	0.51
1:QA:660:G:N2	1:QA:745:C:N3	2.53	0.51
31:YH:72:ILE:O	31:YH:75:ALA:HB3	2.11	0.51
1:XA:1232:U:OP1	9:XI:124:GLN:NE2	2.43	0.51
25:YA:656:G:H2'	25:YA:657:U:O4'	2.11	0.51
37:YR:104:ARG:HD3	37:YR:111:LEU:HD21	1.92	0.51
20:XT:89:ARG:HH21	20:XT:104:LEU:HD11	1.76	0.51
25:RA:507:A:H5''	25:RA:508:G:H5'	1.91	0.51
1:QA:1356:G:H2'	1:QA:1357:A:C8	2.46	0.51

Continued on next page...

Continued from previous page...

Atom-1	Atom-2	Interatomic distance (Å)	Clash overlap (Å)
1:XA:1075:C:OP1	2:XB:179:LYS:HE2	2.11	0.51
6:QF:69:GLU:CD	6:QF:69:GLU:H	2.15	0.51
25:RA:2037:G:H2'	25:RA:2038:G:C8	2.45	0.51
50:R4:42:PHE:O	50:R4:44:THR:N	2.44	0.51
28:YE:54:GLN:NE2	28:YE:54:GLN:H	2.08	0.51
38:YS:83:LYS:HG2	38:YS:109:GLY:HA2	1.90	0.51
36:YQ:133:ARG:HG2	36:YQ:134:ARG:N	2.26	0.51
33:YN:63:THR:CG2	33:YN:66:LYS:HZ3	2.23	0.51
38:YS:86:ALA:O	38:YS:87:PHE:HB3	2.09	0.51
27:YD:28:GLU:OE1	27:YD:29:PRO:HD2	2.11	0.51
31:RH:6:ARG:C	31:RH:8:PRO:HD2	2.30	0.51
35:YP:61:ARG:CD	54:Y8:13:ARG:HD2	2.40	0.51
28:RE:37:ARG:N	28:RE:37:ARG:HE	2.09	0.51
1:QA:49:U:H5	1:QA:365:U:O4	1.91	0.51
48:Y2:36:ARG:O	48:Y2:40:SER:HB2	2.10	0.51
29:YF:198:ALA:C	29:YF:200:GLU:N	2.62	0.51
28:YE:37:ARG:HE	28:YE:37:ARG:N	2.09	0.51
43:RX:40:LYS:HG3	43:RX:51:VAL:HB	1.92	0.51
36:YQ:58:PHE:O	36:YQ:58:PHE:HD1	1.94	0.51
1:XA:1016:A:H2'	1:XA:1017:G:O4'	2.11	0.51
1:QA:836:G:C6	1:QA:851:G:C6	2.99	0.51
32:YI:62:LYS:HE3	32:YI:134:PRO:HG2	1.93	0.51
25:YA:740:U:H2'	25:YA:741:G:C8	2.45	0.51
15:XO:33:THR:HG21	15:XO:85:LEU:HD22	1.93	0.51
25:RA:2280:G:O2'	25:RA:2388:A:N1	2.38	0.51
25:RA:2725:A:O2'	25:RA:2726:U:H5''	2.10	0.51
31:YH:19:VAL:HG13	31:YH:43:VAL:CG2	2.41	0.51
29:RF:135:LYS:HB3	29:RF:138:GLU:HG3	1.93	0.51
25:YA:2208:U:H1'	27:YD:151:LYS:HE2	1.92	0.51
36:RQ:36:ALA:HB1	36:RQ:127:ILE:HD12	1.93	0.51
50:R4:39:CYS:HB3	50:R4:41:PRO:CD	2.40	0.51
31:YH:103:LEU:CD1	31:YH:131:VAL:HG21	2.41	0.51
10:QJ:55:LYS:CG	10:QJ:56:HIS:N	2.70	0.51
25:YA:1496:A:H8	25:YA:1577:C:O2'	1.89	0.51
28:RE:137:HIS:HB3	28:RE:138:PRO:CD	2.37	0.51
33:YN:42:TRP:O	40:YU:64:ARG:NH2	2.37	0.51
30:RG:88:ILE:HD13	30:RG:88:ILE:O	2.10	0.51
1:QA:1321:C:H4'	13:QM:87:TYR:CZ	2.46	0.51
25:RA:65:C:O2'	25:RA:456:C:N3	2.40	0.51
39:RT:118:ARG:HH21	39:RT:121:ILE:HG21	1.76	0.51
12:QL:11:VAL:HG13	17:QQ:29:HIS:CD2	2.45	0.51

Continued on next page...

Continued from previous page...

Atom-1	Atom-2	Interatomic distance (Å)	Clash overlap (Å)
31:RH:72:ILE:O	31:RH:75:ALA:HB3	2.11	0.51
25:RA:1678:G:H22	25:RA:1989:G:H22	1.57	0.51
25:YA:2629:A:O2'	25:YA:2630:G:H5''	2.11	0.51
9:QI:8:GLY:HA2	9:QI:79:LEU:HD12	1.91	0.51
11:XK:41:THR:HG21	11:XK:71:LYS:HB3	1.93	0.51
1:XA:390:C:O3'	16:XP:28:ARG:NH2	2.44	0.51
31:YH:126:PRO:HD2	31:YH:127:GLU:N	2.25	0.50
31:RH:152:ARG:C	31:RH:153:LYS:HE2	2.32	0.50
31:RH:153:LYS:HG3	31:RH:161:GLY:HA2	1.91	0.50
19:QS:5:LEU:HD22	50:R4:67:TYR:CE2	2.45	0.50
38:YS:83:LYS:HG2	38:YS:109:GLY:H	1.76	0.50
36:RQ:133:ARG:HG2	36:RQ:134:ARG:N	2.26	0.50
48:Y2:17:SER:CB	48:Y2:18:PRO:CA	2.89	0.50
1:QA:1237:C:H5''	1:QA:1238:A:O4'	2.11	0.50
12:QL:23:LYS:O	12:QL:24:VAL:HG23	2.10	0.50
16:QP:3:LYS:HG3	16:QP:24:ALA:HB2	1.92	0.50
41:YV:52:VAL:HG23	41:YV:55:ALA:H	1.75	0.50
25:YA:1550:C:H2'	25:YA:1551:C:C6	2.46	0.50
1:QA:1152:A:H5''	10:QJ:13:HIS:CD2	2.46	0.50
26:YB:37:C:O2	38:YS:95:HIS:NE2	2.44	0.50
1:QA:359:U:H2'	1:QA:360:A:H8	1.74	0.50
1:QA:1065:U:O5'	1:QA:1190:G:N2	2.44	0.50
3:XC:138:VAL:HG22	3:XC:151:VAL:HG23	1.93	0.50
1:XA:1118:C:OP1	9:XI:9:ARG:HD3	2.11	0.50
1:XA:1358:U:OP1	14:XN:35:ARG:HG3	2.11	0.50
25:RA:2511:U:O4	25:RA:2575:C:N3	2.44	0.50
8:QH:20:TYR:HE2	8:QH:75:ARG:HD2	1.76	0.50
5:XE:94:ALA:HB2	5:XE:119:LEU:HG	1.92	0.50
25:YA:1068:G:O2'	25:YA:1096:A:H1'	2.11	0.50
42:YW:57:ASN:O	42:YW:61:ASN:HB2	2.10	0.50
25:RA:1268:A:H2'	25:RA:1269:A:O4'	2.11	0.50
25:YA:84:A:O5'	44:YY:8:LYS:HD3	2.11	0.50
26:RB:17:C:H2'	26:RB:18:G:O4'	2.10	0.50
27:YD:72:LYS:NZ	27:YD:99:ASP:OD2	2.34	0.50
10:XJ:50:ILE:HD11	10:XJ:57:LYS:HD3	1.93	0.50
10:XJ:57:LYS:CD	10:XJ:60:ARG:CZ	2.89	0.50
38:YS:26:LEU:CD2	38:YS:87:PHE:CD1	2.94	0.50
38:YS:87:PHE:O	38:YS:88:ASP:O	2.29	0.50
38:YS:89:ARG:O	38:YS:89:ARG:HD2	2.11	0.50
20:XT:26:ASN:HB3	20:XT:71:THR:OG1	2.10	0.50
31:YH:4:ILE:O	31:YH:6:ARG:N	2.43	0.50

Continued on next page...

Continued from previous page...

Atom-1	Atom-2	Interatomic distance (Å)	Clash overlap (Å)
28:RE:37:ARG:H	28:RE:37:ARG:HE	1.59	0.50
28:YE:116:VAL:HG22	28:YE:122:PHE:HB2	1.91	0.50
1:XA:1315:U:H2'	1:XA:1316:G:O4'	2.11	0.50
1:XA:1318:A:O2'	19:XS:37:ARG:HD3	2.11	0.50
19:XS:42:PRO:HB3	50:Y4:60:GLN:OE1	2.12	0.50
25:YA:587:C:OP2	35:YP:21:ARG:NH2	2.44	0.50
2:XB:80:ILE:HD11	2:XB:208:ILE:HG23	1.93	0.50
12:XL:27:LEU:C	12:XL:29:GLY:N	2.64	0.50
25:YA:27:G:N2	25:YA:512:G:H2'	2.25	0.50
25:RA:1416:G:H2'	25:RA:1417:C:H6	1.76	0.50
1:XA:947:G:H2'	1:XA:948:C:C6	2.46	0.50
2:XB:9:GLU:HB3	2:XB:48:MET:SD	2.50	0.50
1:XA:1120:G:H2'	1:XA:1121:U:C6	2.46	0.50
33:RN:46:VAL:HG13	33:RN:48:MET:HG3	1.93	0.50
5:XE:67:VAL:HG21	5:XE:140:ARG:HA	1.92	0.50
25:YA:507:A:H5''	25:YA:508:G:H5'	1.93	0.50
6:XF:86:ARG:O	6:XF:87:ARG:HG2	2.11	0.50
39:RT:19:LEU:HD22	39:RT:86:ILE:HG22	1.94	0.50
25:RA:195:A:H61	25:RA:198:C:H3'	1.76	0.50
19:XS:4:SER:O	19:XS:5:LEU:HD13	2.11	0.50
25:RA:844:C:H2'	25:RA:845:G:O4'	2.11	0.50
28:YE:105:THR:HG23	28:YE:166:THR:OG1	2.10	0.50
29:YF:32:LEU:O	29:YF:36:VAL:HG23	2.11	0.50
27:YD:10:THR:HG23	27:YD:13:ARG:CB	2.34	0.50
29:YF:108:LYS:HA	29:YF:108:LYS:NZ	2.27	0.50
25:YA:1844:C:H2'	25:YA:1845:G:H8	1.76	0.50
1:QA:1152:A:H2'	1:QA:1153:C:C6	2.46	0.50
1:XA:64:G:H4'	1:XA:65:U:C5'	2.42	0.50
27:YD:233:HIS:H	27:YD:233:HIS:CD2	2.29	0.50
26:RB:15:A:H1'	26:RB:109:G:N9	2.26	0.50
9:QI:53:VAL:HB	9:QI:95:LYS:HE3	1.92	0.50
25:RA:2844:G:H3'	25:RA:2845:G:H8	1.75	0.50
3:XC:54:ARG:HD3	3:XC:56:ASP:OD1	2.10	0.50
1:XA:1032(A):G:H2'	1:XA:1032(B):G:C8	2.47	0.50
20:XT:83:ARG:O	20:XT:86:ARG:HB3	2.11	0.50
25:RA:1140:C:OP2	33:RN:66:LYS:NZ	2.42	0.50
30:YG:5:VAL:HG11	30:YG:100:TRP:HB3	1.93	0.50
7:QG:116:ALA:O	7:QG:120:ILE:HG12	2.11	0.50
51:R5:37:LYS:O	51:R5:37:LYS:HD2	2.12	0.50
50:R4:23:GLU:C	50:R4:24:THR:HG1	2.15	0.50
31:YH:152:ARG:C	31:YH:153:LYS:HE2	2.32	0.50

Continued on next page...

Continued from previous page...

Atom-1	Atom-2	Interatomic distance (Å)	Clash overlap (Å)
31:RH:151:ILE:C	31:RH:152:ARG:O	2.49	0.50
38:YS:26:LEU:HD22	38:YS:87:PHE:CD1	2.46	0.50
30:YG:101:ILE:CD1	50:Y4:9:LEU:HD11	2.41	0.50
31:RH:169:VAL:HG13	31:RH:170:ARG:N	2.26	0.50
19:XS:40:ILE:HG23	19:XS:67:VAL:O	2.12	0.50
32:RI:120:ILE:HD11	32:RI:126:TYR:CZ	2.46	0.50
22:QV:53:G:HO2'	22:QV:54:U:H5	1.59	0.50
2:XB:21:ARG:O	2:XB:23:ARG:N	2.43	0.50
42:RW:60:ASN:HD22	42:RW:60:ASN:N	2.09	0.50
11:QK:17:GLY:N	11:QK:79:SER:O	2.44	0.50
1:XA:309:G:H2'	1:XA:310:G:H8	1.77	0.50
1:QA:790:A:OP1	22:QV:38:A:O2'	2.25	0.50
50:Y4:10:VAL:HG22	50:Y4:11:PRO:HD2	1.94	0.50
31:RH:16:SER:O	31:RH:17:VAL:HG23	2.12	0.50
1:QA:19:C:P	5:QE:127:ASN:HD22	2.35	0.50
2:XB:114:ARG:O	2:XB:117:GLU:HB2	2.10	0.50
1:QA:401:C:O2'	1:QA:621:A:N3	2.42	0.50
25:RA:705:A:H1'	27:RD:9:TYR:CE2	2.46	0.50
25:RA:998:C:H2'	25:RA:999:U:O4'	2.12	0.50
25:RA:784:A:O2'	25:RA:785:G:H5''	2.12	0.50
25:YA:1268:A:H2'	25:YA:1269:A:O4'	2.12	0.50
31:YH:131:VAL:CG1	31:YH:132:ARG:N	2.74	0.50
28:RE:176:ILE:O	28:RE:176:ILE:HG22	2.10	0.50
28:RE:61:ARG:CB	28:RE:62:PRO:HD3	2.41	0.50
36:YQ:132:VAL:HG12	36:YQ:133:ARG:N	2.27	0.50
28:RE:203:LYS:HE3	28:RE:204:ALA:CB	2.40	0.50
27:YD:182:LEU:H	27:YD:272:ALA:CB	2.25	0.50
48:Y2:41:ILE:HD11	48:Y2:44:LEU:CB	2.42	0.50
31:YH:169:VAL:HG13	31:YH:170:ARG:N	2.26	0.50
60:Z6:101:PPU:HN2	60:Z6:101:PPU:HD2	1.76	0.50
44:RY:97:ARG:HH21	44:RY:98:VAL:HB	1.77	0.50
29:RF:157:VAL:HG21	29:RF:181:LEU:HD21	1.93	0.50
1:XA:1392:G:N2	1:XA:1502:A:H8	2.09	0.50
27:RD:62:TYR:CE2	27:RD:64:ILE:HA	2.46	0.50
25:YA:2133:G:H1'	25:YA:2158:A:N6	2.26	0.50
25:YA:2469:A:H5'	25:YA:2470:G:OP2	2.11	0.50
35:RP:36:LYS:HD2	35:RP:37:GLY:H	1.76	0.50
31:YH:143:GLN:HE21	31:YH:143:GLN:C	2.15	0.50
25:YA:1094:U:O2'	25:YA:1096:A:OP1	2.15	0.50
2:XB:111:ARG:HH21	2:XB:114:ARG:HG2	1.76	0.50
13:QM:33:ALA:HA	13:QM:59:TYR:HE2	1.76	0.50

Continued on next page...

Continued from previous page...

Atom-1	Atom-2	Interatomic distance (Å)	Clash overlap (Å)
11:QK:33:THR:HG22	11:QK:39:PRO:HA	1.92	0.50
47:R1:62:VAL:HG23	47:R1:63:ALA:O	2.11	0.50
25:YA:796:C:H2'	25:YA:797:C:C6	2.46	0.50
25:RA:2378:A:H8	25:RA:2378:A:O5'	1.93	0.50
32:YI:33:ARG:HB3	32:YI:35:LEU:HG	1.92	0.50
34:YO:120:GLU:HG2	34:YO:122:LEU:HG	1.94	0.50
10:QJ:47:PHE:CE1	10:QJ:63:PHE:HB2	2.47	0.50
36:YQ:108:GLY:O	36:YQ:109:VAL:HG23	2.12	0.50
13:QM:40:ASN:ND2	13:QM:43:THR:HG23	2.27	0.50
36:RQ:108:GLY:O	36:RQ:109:VAL:HG23	2.12	0.50
28:RE:14:ILE:CG1	39:RT:14:TYR:CZ	2.95	0.50
31:RH:133:VAL:HG12	31:RH:141:VAL:HG13	1.93	0.50
31:YH:133:VAL:HG12	31:YH:141:VAL:HG13	1.93	0.50
51:R5:48:GLU:HA	51:R5:59:GLU:HG2	1.94	0.50
25:RA:1007:C:H5''	33:RN:35:ARG:NH1	2.27	0.50
1:XA:1145:C:H4'	1:XA:1146:A:H5'	1.92	0.50
60:Z5:101:PPU:HD2	60:Z5:101:PPU:HN2	1.76	0.50
43:YX:6:ASP:OD2	48:Y2:29:LYS:NZ	2.45	0.50
4:XD:108:LEU:HD21	4:XD:183:GLY:HA3	1.93	0.50
12:XL:28:LYS:O	12:XL:29:GLY:C	2.50	0.50
25:RA:650:C:OP1	54:R8:48:PHE:CZ	2.64	0.50
12:XL:62:SER:C	12:XL:64:TYR:H	2.14	0.50
1:XA:1414:U:H2'	1:XA:1415:G:C8	2.46	0.50
41:YV:61:VAL:HA	41:YV:94:LEU:HD23	1.93	0.50
39:RT:39:ARG:HG2	39:RT:40:THR:H	1.76	0.50
31:RH:143:GLN:HE21	31:RH:143:GLN:C	2.15	0.50
9:QI:95:LYS:NZ	9:QI:96:LEU:HD13	2.26	0.50
13:QM:40:ASN:HD22	13:QM:43:THR:HG23	1.77	0.50
25:RA:774:A:H2	25:RA:787:U:HO2'	1.58	0.50
32:RI:94:ALA:H	32:RI:116:LEU:HD13	1.77	0.50
1:XA:407:G:H2'	1:XA:408:A:C8	2.47	0.50
2:QB:231:GLU:HG3	2:QB:233:SER:H	1.77	0.50
11:XK:86:GLY:O	11:XK:91:ARG:HD3	2.11	0.50
1:QA:826:C:H2'	1:QA:827:U:O2	2.11	0.50
2:XB:189:ASP:HB3	2:XB:203:GLY:O	2.12	0.50
48:Y2:9:GLN:O	48:Y2:12:GLU:HB3	2.10	0.50
28:YE:105:THR:HB	28:YE:197:ILE:HG12	1.92	0.50
28:YE:2:LYS:HG2	28:YE:95:ILE:CG2	2.42	0.50
53:R7:5:TRP:NE1	53:R7:7:PRO:HG3	2.26	0.50
4:QD:22:LYS:HE2	4:QD:31:CYS:O	2.11	0.50
54:R8:56:GLU:O	54:R8:57:ARG:C	2.50	0.50

Continued on next page...

Continued from previous page...

Atom-1	Atom-2	Interatomic distance (Å)	Clash overlap (Å)
9:QI:118:LYS:O	9:QI:120:ARG:N	2.40	0.50
1:QA:701:C:H1'	1:QA:703:G:C5	2.46	0.50
53:Y7:5:TRP:NE1	53:Y7:7:PRO:HG3	2.26	0.50
35:RP:88:LEU:HD12	35:RP:95:VAL:HG11	1.93	0.50
39:RT:111:ARG:O	39:RT:113:LYS:N	2.42	0.50
51:R5:50:GLY:O	51:R5:51:TYR:CB	2.59	0.50
31:YH:24:VAL:HG21	31:YH:72:ILE:HG12	1.94	0.50
38:RS:67:ARG:O	38:RS:71:ARG:HG3	2.12	0.50
25:RA:1300:U:H4'	25:RA:1301:A:H5''	1.93	0.50
31:RH:19:VAL:HG13	31:RH:43:VAL:HG23	1.93	0.50
4:XD:112:VAL:HG12	4:XD:116:GLN:OE1	2.12	0.50
25:RA:2543:G:H2'	25:RA:2544:G:C8	2.46	0.50
1:XA:245:C:C2	1:XA:284:G:C2	3.00	0.50
25:RA:516:C:OP1	51:R5:13:LYS:NZ	2.45	0.50
25:RA:270(L):U:H2'	32:RI:50:ARG:HD2	1.93	0.50
25:RA:628:G:HO2'	25:RA:651:G:HO2'	1.57	0.50
25:YA:2291:U:H2'	25:YA:2292:C:C6	2.46	0.50
36:YQ:36:ALA:HB1	36:YQ:127:ILE:HD12	1.93	0.50
2:QB:162:ILE:HD11	2:QB:184:VAL:HG22	1.93	0.50
28:RE:2:LYS:HG2	28:RE:95:ILE:CG2	2.42	0.50
27:YD:35:LYS:HE2	27:YD:104:TYR:HB2	1.94	0.50
38:YS:35:ILE:CD1	38:YS:101:LEU:HD23	2.41	0.50
44:YY:97:ARG:HH21	44:YY:98:VAL:HB	1.76	0.50
25:YA:528:A:N1	25:YA:2042:A:H2'	2.26	0.50
50:R4:1:MET:O	50:R4:1:MET:HG3	2.12	0.50
28:YE:9:VAL:HG11	39:YT:7:ILE:CG2	2.42	0.50
1:XA:1399:C:C2	1:XA:1401:G:C5	3.00	0.50
25:RA:1496:A:H8	25:RA:1577:C:O2'	1.94	0.50
25:YA:2361:A:O5'	54:Y8:27:THR:OG1	2.25	0.50
36:RQ:2:LEU:HD23	36:RQ:2:LEU:N	2.27	0.50
25:RA:2469:A:H5'	25:RA:2470:G:OP2	2.12	0.50
1:QA:1172:C:H2'	1:QA:1173:G:H8	1.75	0.50
2:XB:32:ILE:HD11	2:XB:40:HIS:HB3	1.94	0.50
1:XA:767:A:H2'	1:XA:768:A:O4'	2.11	0.50
25:RA:1588:C:H2'	25:RA:1589:C:C6	2.47	0.50
22:QV:58:A:O2'	22:QV:60:U:OP2	2.22	0.50
43:RX:26:TYR:HB3	43:RX:92:LEU:HD12	1.93	0.50
25:RA:1285:G:N2	25:RA:1328:G:H5''	2.27	0.50
31:YH:16:SER:O	31:YH:17:VAL:HG23	2.12	0.50
10:QJ:22:LYS:HZ2	10:QJ:23:ILE:HA	1.77	0.50
1:XA:677:U:H3	1:XA:713:G:H22	1.60	0.50

Continued on next page...

Continued from previous page...

Atom-1	Atom-2	Interatomic distance (Å)	Clash overlap (Å)
1:XA:532:A:O2'	1:XA:533:A:OP1	2.27	0.50
25:YA:1847:A:H8	25:YA:1847:A:OP1	1.95	0.50
33:YN:58:ASP:OD1	33:YN:58:ASP:N	2.45	0.50
52:Y6:47:THR:HG22	52:Y6:48:VAL:HG12	1.94	0.50
1:XA:826:C:H2'	1:XA:827:U:O2	2.11	0.50
15:XO:67:LEU:HB3	15:XO:78:TYR:HE1	1.77	0.50
31:RH:103:LEU:CD1	31:RH:131:VAL:HG21	2.41	0.50
27:YD:65:ILE:C	27:YD:65:ILE:HD13	2.33	0.50
31:RH:153:LYS:O	31:RH:154:PRO:O	2.30	0.50
19:QS:42:PRO:CG	50:R4:63:TYR:HE2	2.24	0.50
50:R4:57:GLU:O	50:R4:61:ARG:O	2.30	0.50
13:XM:121:LYS:NZ	24:XY:40:G:H4'	2.27	0.50
50:R4:68:ARG:HD3	50:R4:69:LYS:HG2	1.92	0.50
39:RT:34:VAL:HG12	39:RT:36:GLU:HG2	1.94	0.50
2:XB:162:ILE:HD11	2:XB:184:VAL:HG22	1.94	0.50
48:R2:48:HIS:C	48:R2:48:HIS:CD2	2.85	0.50
25:YA:2585:U:H5	60:Z6:101:PPU:HO2'	1.57	0.50
25:YA:1045:A:O2'	25:YA:1046:A:OP2	2.29	0.50
26:RB:38:C:N4	26:RB:44:G:H1	2.06	0.50
25:YA:1608:A:H1'	25:YA:1610:A:OP2	2.12	0.50
1:XA:280:C:N3	17:XQ:39:SER:N	2.47	0.50
13:QM:89:GLY:O	13:QM:92:HIS:HB2	2.11	0.50
33:RN:34:LEU:O	33:RN:49:GLY:HA3	2.12	0.50
25:RA:1525:G:H2'	25:RA:1526:G:H8	1.76	0.50
31:RH:19:VAL:HG13	31:RH:43:VAL:CG2	2.41	0.50
50:R4:10:VAL:HG23	50:R4:11:PRO:HD2	1.93	0.50
13:XM:49:THR:HB	13:XM:52:GLU:H	1.77	0.50
1:QA:1073:U:OP2	5:QE:57:LYS:NZ	2.35	0.50
1:XA:606:G:H1	1:XA:631:G:H5''	1.77	0.50
5:XE:76:ILE:HG13	5:XE:93:PRO:HB3	1.94	0.50
1:QA:658:G:OP1	15:QO:8:LYS:NZ	2.41	0.50
39:RT:42:ILE:HD12	39:RT:42:ILE:H	1.77	0.50
25:RA:669:G:H2'	25:RA:669:G:N3	2.27	0.50
1:XA:1126:U:H1'	1:XA:1280:A:C5	2.47	0.50
4:QD:28:SER:HB3	4:QD:29:PRO:HD2	1.94	0.50
25:YA:363:G:H2'	25:YA:363(A):A:H8	1.77	0.50
25:YA:577:G:O2'	25:YA:1254:A:OP1	2.28	0.50
25:RA:1639:U:H2'	25:RA:1640:C:H5''	1.93	0.50
25:RA:848:G:H2'	25:RA:849:A:C8	2.47	0.50
32:RI:57:ARG:O	32:RI:61:ARG:HG2	2.12	0.49
54:Y8:56:GLU:O	54:Y8:57:ARG:C	2.50	0.49

Continued on next page...

Continued from previous page...

Atom-1	Atom-2	Interatomic distance (Å)	Clash overlap (Å)
28:RE:61:ARG:O	28:RE:62:PRO:C	2.50	0.49
36:RQ:80:GLU:HG3	36:RQ:81:VAL:N	2.27	0.49
25:YA:1210:A:C8	25:YA:1210:A:H5'	2.46	0.49
25:YA:1113:U:H2'	25:YA:1114:G:H8	1.77	0.49
39:RT:36:GLU:HG3	39:RT:41:ARG:CD	2.39	0.49
28:RE:119:ARG:HD3	28:RE:160:TYR:CD2	2.47	0.49
29:YF:11:VAL:CG1	29:YF:12:LEU:N	2.75	0.49
12:QL:24:VAL:CG1	12:QL:24:VAL:O	2.58	0.49
19:XS:41:VAL:HB	19:XS:42:PRO:CA	2.42	0.49
12:QL:28:LYS:O	12:QL:29:GLY:C	2.50	0.49
43:RX:40:LYS:O	43:RX:42:ALA:N	2.45	0.49
25:RA:1930:G:O2'	25:RA:1931:U:P	2.69	0.49
25:YA:273(C):C:N4	25:YA:363(C):G:H1	2.09	0.49
3:QC:14:ILE:HG12	3:QC:15:THR:N	2.27	0.49
27:YD:2:ALA:CB	27:YD:20:ASP:CB	2.90	0.49
27:YD:2:ALA:CB	27:YD:20:ASP:HB3	2.42	0.49
32:YI:120:ILE:HD11	32:YI:126:TYR:CZ	2.47	0.49
25:RA:2745:C:H1'	31:RH:143:GLN:HG2	1.94	0.49
25:RA:1637:A:H4'	25:RA:2711:A:O2'	2.11	0.49
1:XA:299:G:H2'	1:XA:300:A:C8	2.47	0.49
20:XT:64:ASP:HA	20:XT:67:ALA:HB3	1.93	0.49
25:RA:2758:A:C2	25:RA:2759:G:H1'	2.47	0.49
8:QH:9:MET:HG3	8:QH:26:VAL:HG21	1.94	0.49
11:XK:82:VAL:HB	11:XK:108:ILE:HG12	1.94	0.49
45:YZ:152:ALA:O	45:YZ:154:ASP:N	2.41	0.49
28:YE:46:ALA:HB1	28:YE:80:GLU:HB2	1.94	0.49
1:QA:1278:U:O4	10:QJ:99:LYS:NZ	2.34	0.49
1:XA:1356:G:H2'	1:XA:1357:A:C8	2.47	0.49
27:YD:218:ARG:HB3	27:YD:219:PRO:HD2	1.94	0.49
32:RI:8:PRO:HD3	32:RI:15:VAL:HG13	1.94	0.49
25:RA:1105:U:H2'	25:RA:1106:G:H8	1.77	0.49
1:XA:397:A:H5'	1:XA:398:C:OP1	2.12	0.49
19:QS:41:VAL:HA	19:QS:44:MET:HG3	1.93	0.49
25:YA:1693:U:H1'	27:YD:14:ARG:NH2	2.27	0.49
48:Y2:69:ARG:CB	48:Y2:69:ARG:HH11	2.25	0.49
25:RA:242:G:O5'	54:R8:3:LYS:HE3	2.11	0.49
27:YD:76:PRO:HA	27:YD:118:VAL:HG23	1.93	0.49
1:XA:735:C:H5'	18:XR:71:LYS:HD3	1.95	0.49
20:XT:29:LYS:HD2	20:XT:66:ALA:CB	2.42	0.49
13:XM:20:THR:C	13:XM:22:ILE:H	2.15	0.49
2:QB:235:SER:OG	2:QB:236:TYR:N	2.46	0.49

Continued on next page...

Continued from previous page...

Atom-1	Atom-2	Interatomic distance (Å)	Clash overlap (Å)
1:QA:921:U:O2	5:QE:19:MET:HB2	2.12	0.49
16:XP:28:ARG:NH1	16:XP:29:ASP:OD2	2.45	0.49
1:XA:1281:U:H5'	1:XA:1282:C:OP2	2.11	0.49
25:YA:2235:G:H2'	25:YA:2236:C:C6	2.47	0.49
25:RA:140:A:H8	25:RA:1408:C:HO2'	1.60	0.49
25:RA:1694:C:H4'	25:RA:1695:G:O5'	2.11	0.49
46:Y0:70:GLN:OE1	46:Y0:72:ARG:HD3	2.12	0.49
25:RA:1799:G:H4'	25:RA:1800:C:O5'	2.12	0.49
1:XA:337:C:H2'	1:XA:338:A:C8	2.48	0.49
6:QF:97:PHE:O	18:QR:31:LEU:HD23	2.12	0.49
25:RA:911:A:C5	36:RQ:9:TYR:CD2	3.00	0.49
1:XA:719:C:H1'	18:XR:49:LYS:HB3	1.93	0.49
29:RF:178:PRO:HB2	29:RF:201:VAL:HG11	1.93	0.49
37:RR:44:LEU:HD22	37:RR:48:VAL:HG23	1.94	0.49
1:QA:1213:A:N6	1:QA:1215:G:N3	2.60	0.49
30:RG:3:LEU:CD2	50:R4:25:TYR:CD1	2.87	0.49
31:YH:153:LYS:HA	31:YH:153:LYS:HZ3	1.75	0.49
25:RA:2811:G:OP1	28:RE:61:ARG:HG3	2.12	0.49
28:YE:61:ARG:CB	28:YE:62:PRO:CD	2.90	0.49
1:XA:838:G:N1	1:XA:848:C:N4	2.32	0.49
13:XM:121:LYS:HE2	13:XM:121:LYS:CA	2.42	0.49
35:YP:64:LYS:C	35:YP:66:GLY:N	2.65	0.49
38:YS:52:SER:O	38:YS:56:LEU:CD2	2.60	0.49
28:YE:37:ARG:H	28:YE:37:ARG:HE	1.59	0.49
1:QA:1298:C:O2'	1:QA:1299:A:OP2	2.23	0.49
22:QV:75:C:H5''	22:QV:76:A:OP2	2.11	0.49
1:QA:501:C:OP1	12:QL:117:ARG:NH2	2.37	0.49
1:XA:255:G:O6	1:XA:266:G:O6	2.30	0.49
31:RH:120:GLY:HA3	31:RH:140:LYS:NZ	2.28	0.49
25:RA:1991:U:H2'	25:RA:1992:G:H5''	1.93	0.49
1:XA:464:G:C6	1:XA:466:C:H5'	2.48	0.49
30:RG:115:ARG:NH2	30:RG:137:GLU:OE1	2.45	0.49
14:YN:23:ARG:NH1	14:YN:30:ALA:HB2	2.27	0.49
9:QI:46:ALA:HB2	9:QI:74:ILE:HG23	1.94	0.49
1:QA:1142:G:H2'	1:QA:1143:G:O4'	2.12	0.49
25:RA:2867:G:O2'	25:RA:2868:A:P	2.70	0.49
1:QA:414:A:OP2	1:QA:428:G:N2	2.28	0.49
25:YA:2832:U:H4'	25:YA:2833:G:H5''	1.93	0.49
9:XI:40:LEU:C	9:XI:42:ARG:H	2.15	0.49
45:RZ:166:SER:HB2	45:RZ:168:GLU:N	2.27	0.49
25:YA:1130:U:HO2'	25:YA:1131:G:P	2.35	0.49

Continued on next page...

Continued from previous page...

Atom-1	Atom-2	Interatomic distance (Å)	Clash overlap (Å)
25:RA:2689:U:H4'	25:RA:2690:C:O5'	2.12	0.49
25:RA:2734:A:H5'	25:RA:2735:G:OP2	2.12	0.49
25:RA:2563:U:H1'	25:RA:2566:A:N6	2.27	0.49
26:RB:24:G:H1'	26:RB:27:C:N4	2.27	0.49
25:YA:918:A:N3	26:YB:80:U:O2'	2.43	0.49
25:YA:242:G:H3'	54:Y8:6:THR:HG23	1.95	0.49
25:YA:2635:C:H5'	28:YE:77:ILE:HD13	1.93	0.49
31:YH:153:LYS:O	31:YH:154:PRO:O	2.29	0.49
27:YD:35:LYS:CG	27:YD:64:ILE:HG22	2.42	0.49
27:YD:72:LYS:O	27:YD:73:VAL:C	2.51	0.49
28:RE:55:ASN:O	28:RE:57:LYS:N	2.44	0.49
1:XA:974:A:OP2	14:YN:29:ARG:NH2	2.42	0.49
36:YQ:29:PHE:N	36:YQ:105:GLU:OE2	2.41	0.49
25:RA:594:U:H5'	54:R8:61:LEU:CD2	2.42	0.49
28:RE:23:VAL:HG12	28:RE:173:VAL:HG21	1.94	0.49
25:RA:2805:G:H2'	25:RA:2807:G:C8	2.48	0.49
25:RA:1019:U:HO2'	25:RA:1021:A:H2	1.57	0.49
54:Y8:10:ALA:O	54:Y8:14:VAL:HG12	2.11	0.49
38:RS:15:ARG:NH1	38:RS:25:ARG:HH21	2.11	0.49
36:YQ:2:LEU:HD23	36:YQ:2:LEU:N	2.27	0.49
3:QC:14:ILE:HG12	3:QC:15:THR:H	1.76	0.49
1:QA:1446:A:HO2'	1:QA:1447:G:P	2.35	0.49
25:YA:28:A:N6	25:YA:512:G:H1'	2.27	0.49
50:R4:9:LEU:H	50:R4:27:THR:CG2	2.25	0.49
27:RD:175:LEU:HD12	27:RD:185:VAL:HG21	1.93	0.49
6:XF:97:PHE:HB2	18:XR:32:ARG:CZ	2.41	0.49
5:XE:11:ILE:CG2	5:XE:108:ALA:CB	2.90	0.49
25:YA:2319:G:N7	38:YS:3:ARG:HB3	2.27	0.49
1:QA:1327:C:H2'	1:QA:1328:C:H6	1.76	0.49
25:RA:724:U:H2'	25:RA:725:G:O4'	2.12	0.49
25:YA:1586:A:H3'	25:YA:1587:A:H8	1.76	0.49
25:YA:2243:U:H2'	25:YA:2244:U:C6	2.48	0.49
31:RH:23:ARG:HD2	31:RH:34:GLU:OE2	2.12	0.49
25:RA:1532:C:H42	25:RA:1539:G:H1	1.59	0.49
3:QC:157:ILE:HD11	3:QC:166:GLU:HB2	1.95	0.49
25:YA:2821:A:OP2	28:YE:110:GLY:HA3	2.12	0.49
43:YX:53:LYS:HB3	43:YX:82:GLN:HB3	1.93	0.49
28:YE:17:ASP:OD1	28:YE:17:ASP:N	2.46	0.49
50:Y4:15:ILE:HD13	50:Y4:15:ILE:H	1.76	0.49
25:RA:1272:A:OP2	25:RA:1647:G:OP1	2.30	0.49
25:YA:613:U:H5'	25:YA:616:A:N6	2.28	0.49

Continued on next page...

Continued from previous page...

Atom-1	Atom-2	Interatomic distance (Å)	Clash overlap (Å)
45:YZ:5:LEU:HB3	45:YZ:59:LEU:HA	1.94	0.49
8:QH:95:VAL:HB	8:QH:99:GLU:O	2.13	0.49
1:XA:724:G:C2	1:XA:725:G:C8	3.00	0.49
31:RH:103:LEU:H	31:RH:103:LEU:HD23	1.77	0.49
54:Y8:16:ILE:CD1	54:Y8:57:ARG:HG2	2.42	0.49
31:YH:103:LEU:H	31:YH:103:LEU:HD23	1.77	0.49
28:YE:179:GLU:O	28:YE:180:ASN:HB2	2.12	0.49
28:RE:179:GLU:O	28:RE:180:ASN:HB2	2.12	0.49
10:XJ:49:VAL:HG22	14:XN:41:ARG:HB2	1.94	0.49
43:RX:60:ARG:HH12	53:R7:47:ARG:HH22	1.59	0.49
13:XM:121:LYS:N	13:XM:121:LYS:HE2	2.28	0.49
36:RQ:29:PHE:N	36:RQ:105:GLU:OE2	2.41	0.49
12:QL:6:THR:O	12:QL:7:ILE:C	2.51	0.49
40:YU:95:LEU:HD22	41:YV:4:ILE:HD12	1.93	0.49
38:YS:60:GLY:O	38:YS:61:ASN:CB	2.55	0.49
39:RT:41:ARG:HB2	39:RT:41:ARG:NH1	2.26	0.49
51:R5:20:ARG:C	51:R5:22:HIS:H	2.14	0.49
28:YE:111:ARG:HA	37:YR:1:MET:CG	2.43	0.49
1:XA:1129:C:O2'	1:XA:1131:G:N7	2.45	0.49
40:RU:92:ARG:O	40:RU:92:ARG:HG2	2.12	0.49
12:QL:62:SER:C	12:QL:64:TYR:H	2.14	0.49
52:Y6:41:PRO:HD2	52:Y6:46:HIS:N	2.28	0.49
1:XA:347:G:O2'	1:XA:348:G:H5''	2.12	0.49
30:RG:110:ALA:HB1	30:RG:140:ILE:HD12	1.94	0.49
33:YN:17:ASP:O	33:YN:56:ASN:HB2	2.12	0.49
33:YN:34:LEU:HD21	33:YN:120:LEU:HB2	1.94	0.49
1:QA:1142:G:H3'	1:QA:1143:G:C8	2.48	0.49
25:RA:684:G:C2	25:RA:794:G:C2	3.00	0.49
25:YA:994:C:OP1	40:YU:53:ARG:NH2	2.45	0.49
25:RA:1783:A:HO2'	25:RA:2607:G:HO2'	1.60	0.49
30:YG:94:LEU:HD12	30:YG:99:MET:HA	1.95	0.49
26:RB:78:A:H2'	26:RB:79:C:O4'	2.12	0.49
1:QA:573:A:N3	1:QA:883:C:O2'	2.44	0.49
25:RA:971:C:H2'	25:RA:972:G:O4'	2.12	0.49
18:QR:26:LEU:HD22	18:QR:42:ARG:HD2	1.94	0.49
25:RA:1257:C:H4'	29:RF:83:PHE:CD1	2.47	0.49
25:RA:2665:A:H2'	25:RA:2666:C:O4'	2.12	0.49
14:QN:15:LYS:HD2	14:QN:16:PHE:CE2	2.47	0.49
32:RI:144:VAL:HG22	32:RI:145:VAL:H	1.77	0.49
50:R4:42:PHE:O	50:R4:44:THR:O	2.31	0.49
28:YE:179:GLU:HA	28:YE:179:GLU:OE1	2.10	0.49

Continued on next page...

Continued from previous page...

Atom-1	Atom-2	Interatomic distance (Å)	Clash overlap (Å)
27:YD:130:ALA:C	27:YD:131:LEU:HD12	2.33	0.49
38:YS:99:LYS:O	38:YS:101:LEU:N	2.45	0.49
36:RQ:132:VAL:HG12	36:RQ:133:ARG:N	2.27	0.49
25:RA:1278:A:H4'	37:RR:34:ILE:HD12	1.93	0.49
25:RA:242:G:C8	54:R8:5:LYS:HG2	2.46	0.49
25:RA:2023:G:H5'	25:RA:2617:C:H4'	1.94	0.49
25:YA:574:C:N3	28:YE:145:LYS:CE	2.76	0.49
25:RA:883:G:H22	25:RA:892:G:N2	2.10	0.49
52:R6:15:GLU:CD	52:R6:41:PRO:HB3	2.32	0.49
25:YA:1478:G:H2'	25:YA:1479:G:H8	1.76	0.49
40:YU:61:TRP:CD2	40:YU:94:ASN:HA	2.47	0.49
30:RG:54:GLU:HA	30:RG:57:ALA:HB3	1.94	0.49
25:YA:587:C:H4'	25:YA:588:U:O5'	2.12	0.49
33:RN:134:ARG:N	33:RN:135:PRO:HD3	2.28	0.49
1:XA:1225:A:H5''	1:XA:1226:C:OP2	2.13	0.49
25:YA:2820:A:O5'	37:YR:4:LEU:HD23	2.13	0.49
25:RA:1022:G:O2'	25:RA:1023:U:OP2	2.20	0.49
45:RZ:70:LEU:HB2	45:RZ:91:LEU:HD21	1.95	0.49
1:XA:108:G:H5''	1:XA:109:A:H5''	1.94	0.49
53:R7:31:LEU:HD22	53:R7:42:LEU:HD13	1.95	0.49
49:R3:6:VAL:HG13	49:R3:56:VAL:HG13	1.93	0.49
25:RA:806:C:P	35:RP:41:ARG:HH11	2.35	0.49
13:XM:81:LEU:HD13	13:XM:88:ARG:HD2	1.94	0.49
25:YA:2182:G:H2'	25:YA:2183:C:C6	2.48	0.49
1:XA:103:C:O2'	1:XA:172:A:N1	2.37	0.49
1:XA:729:A:H2'	1:XA:730:G:H8	1.76	0.49
43:YX:57:LEU:HD11	43:YX:78:LYS:HD2	1.94	0.49
1:QA:109:A:C6	1:QA:326:G:C6	3.01	0.49
31:RH:128:PRO:HD2	31:RH:129:THR:N	2.25	0.49
31:RH:124:GLU:HB3	31:RH:132:ARG:CG	2.42	0.49
31:YH:124:GLU:HB3	31:YH:132:ARG:CG	2.43	0.49
28:RE:95:ILE:H	28:RE:95:ILE:CD1	2.19	0.49
25:YA:729:G:O6	27:YD:209:ALA:N	2.44	0.49
31:RH:54:ARG:HD3	31:RH:65:HIS:ND1	2.27	0.49
31:YH:54:ARG:HD3	31:YH:65:HIS:ND1	2.27	0.49
25:RA:1899:G:H21	25:RA:1902:C:H42	1.56	0.49
1:XA:618:C:H5'	1:XA:619:U:H5''	1.95	0.49
5:XE:10:MET:SD	5:XE:13:ILE:HD13	2.53	0.49
25:YA:1154:G:OP2	40:YU:58:ARG:NH1	2.46	0.49
25:RA:2406:U:C2	35:RP:72:PRO:HB2	2.48	0.49
38:YS:25:ARG:HH12	38:YS:42:ASP:CG	2.16	0.49

Continued on next page...

Continued from previous page...

Atom-1	Atom-2	Interatomic distance (Å)	Clash overlap (Å)
3:QC:73:PRO:O	3:QC:76:VAL:HG22	2.13	0.49
50:R4:47:GLN:O	50:R4:48:ARG:CB	2.61	0.49
52:Y6:41:PRO:O	52:Y6:45:LYS:HE3	2.12	0.49
25:RA:1085:A:O2'	25:RA:1086:A:OP1	2.25	0.49
25:YA:1055:G:O2'	25:YA:1085:A:N1	2.44	0.49
25:RA:1667:G:OP2	25:RA:1667:G:H8	1.95	0.49
54:R8:33:ASN:O	54:R8:35:GLN:N	2.46	0.49
44:YY:86:ARG:HB2	44:YY:95:LYS:HD2	1.94	0.49
43:RX:27:THR:HB	43:RX:80:ILE:HB	1.94	0.49
39:YT:107:ASP:H	39:YT:110:ILE:HG22	1.78	0.49
1:XA:401:C:H2'	1:XA:402:G:H8	1.78	0.49
31:YH:19:VAL:HG13	31:YH:43:VAL:HG23	1.93	0.49
1:XA:407:G:O4'	4:XD:119:GLN:NE2	2.46	0.49
25:RA:26:G:H1'	25:RA:515:A:H61	1.77	0.49
27:RD:228:PRO:HD3	27:RD:234:GLY:C	2.33	0.49
31:RH:98:LEU:HD12	31:RH:102:ALA:O	2.13	0.49
46:Y0:53:MET:HA	46:Y0:58:THR:O	2.13	0.49
31:YH:98:LEU:HD12	31:YH:102:ALA:O	2.13	0.49
45:RZ:152:ALA:O	45:RZ:154:ASP:N	2.41	0.49
2:XB:24:TRP:CZ3	2:XB:26:PRO:HA	2.48	0.49
29:YF:51:THR:O	29:YF:93:LYS:NZ	2.38	0.49
1:QA:579:G:H5'	1:QA:728:A:H1'	1.95	0.49
17:QQ:18:THR:HG23	17:QQ:69:LYS:HE3	1.94	0.49
1:XA:908:A:H2'	1:XA:909:A:C8	2.48	0.49
1:QA:584:G:H2'	1:QA:585:G:C8	2.48	0.49
50:R4:22:ILE:H	50:R4:22:ILE:HD12	1.77	0.49
54:Y8:58:ILE:O	54:Y8:61:LEU:HD12	2.13	0.49
31:YH:151:ILE:C	31:YH:152:ARG:O	2.49	0.49
28:YE:61:ARG:O	28:YE:62:PRO:C	2.51	0.49
25:RA:2393:A:H2'	25:RA:2394:C:O4'	2.13	0.49
12:XL:6:THR:O	12:XL:7:ILE:C	2.51	0.49
25:YA:846:C:C2	25:YA:847:U:C5	3.00	0.49
36:RQ:86:GLY:O	36:RQ:88:GLY:N	2.46	0.49
25:YA:2277:G:H5''	36:YQ:85:LYS:CB	2.42	0.49
25:YA:264:C:C2'	25:YA:265:A:H5''	2.43	0.49
13:XM:14:ARG:HG2	13:XM:17:VAL:HG23	1.95	0.49
44:RY:47:LYS:HG2	44:RY:60:PHE:HD1	1.77	0.49
54:R8:41:ILE:HG13	54:R8:42:ARG:N	2.28	0.49
1:XA:1079:G:C6	1:XA:1080:A:N6	2.81	0.49
30:RG:60:LEU:O	30:RG:64:THR:HG22	2.11	0.49
27:RD:35:LYS:HZ1	27:RD:65:ILE:HA	1.76	0.49

Continued on next page...

Continued from previous page...

Atom-1	Atom-2	Interatomic distance (Å)	Clash overlap (Å)
36:RQ:23:GLY:O	36:RQ:24:GLY:O	2.30	0.49
25:RA:607:U:OP1	29:RF:102:PRO:HA	2.13	0.49
38:YS:11:LYS:HG2	38:YS:11:LYS:O	2.12	0.49
1:QA:1015:A:H2'	1:QA:1016:A:C8	2.47	0.49
1:XA:163:C:H2'	1:XA:164:U:C6	2.47	0.49
26:YB:12:C:C2'	46:Y0:73:GLY:HA3	2.43	0.49
52:Y6:21:TYR:HE2	52:Y6:53:LYS:HE3	1.77	0.49
25:RA:2336:A:H61	46:R0:43:THR:CG2	2.25	0.49
6:XF:19:LEU:HD21	6:XF:59:TYR:CE1	2.47	0.49
29:RF:160:ASN:HB3	29:RF:163:VAL:HB	1.95	0.49
7:QG:20:ASP:HB3	7:QG:23:VAL:HG23	1.94	0.49
29:RF:150:GLY:HA2	29:RF:172:TRP:CE3	2.48	0.49
27:YD:198:ASN:HD22	27:YD:198:ASN:C	2.16	0.49
52:R6:14:THR:O	52:R6:49:HIS:HA	2.12	0.49
1:QA:31:G:O2'	1:QA:48:C:N4	2.45	0.49
34:YO:4:PRO:O	34:YO:5:GLN:HB2	2.11	0.49
25:YA:527:C:OP2	25:YA:2779:U:H5	1.96	0.49
3:XC:148:GLY:HA3	3:XC:172:ARG:O	2.12	0.49
25:RA:2212:A:H1'	25:RA:2215:G:C5	2.47	0.49
1:XA:474:G:H2'	1:XA:475:G:H8	1.77	0.49
3:QC:47:LEU:HD23	3:QC:68:VAL:HG11	1.94	0.49
51:R5:2:ALA:O	51:R5:3:LYS:CB	2.61	0.49
27:YD:123:ALA:HB3	27:YD:131:LEU:HG	1.94	0.49
36:YQ:34:LEU:HD23	36:YQ:104:PHE:HD2	1.77	0.49
27:YD:227:ASN:HB3	27:YD:228:PRO:CD	2.30	0.49
51:R5:48:GLU:HA	51:R5:59:GLU:CG	2.43	0.49
54:R8:58:ILE:O	54:R8:61:LEU:HD12	2.13	0.49
25:YA:2729:G:O2'	28:YE:187:ALA:HB2	2.12	0.49
31:RH:12:PRO:HD3	31:RH:48:GLY:O	2.13	0.49
28:RE:119:ARG:HD3	28:RE:160:TYR:HD2	1.78	0.49
1:QA:564:C:OP1	12:QL:15:ARG:NE	2.45	0.49
28:YE:119:ARG:HD3	28:YE:160:TYR:CD2	2.47	0.49
35:YP:147:LEU:HB3	35:YP:148:LEU:H	1.41	0.49
1:XA:1238:A:H62	1:XA:1301:U:H3	1.59	0.49
25:RA:1803:A:N1	25:RA:1822:G:O2'	2.42	0.49
1:XA:1297:C:H1'	1:XA:1298:C:H5	1.78	0.49
25:YA:1266:G:OP2	51:Y5:20:ARG:NE	2.41	0.49
1:QA:523:A:H61	12:QL:92:ASP:HB2	1.76	0.49
31:RH:24:VAL:HG21	31:RH:72:ILE:HG12	1.94	0.49
1:QA:625:G:H2'	1:QA:626:U:H6	1.78	0.49
20:XT:89:ARG:NH2	20:XT:104:LEU:HD11	2.27	0.49

Continued on next page...

Continued from previous page...

Atom-1	Atom-2	Interatomic distance (Å)	Clash overlap (Å)
50:R4:10:VAL:CG2	50:R4:11:PRO:HD2	2.43	0.49
1:XA:109:A:C6	1:XA:326:G:C6	3.01	0.49
2:XB:47:THR:HA	2:XB:202:PRO:HG2	1.95	0.49
2:QB:21:ARG:O	2:QB:23:ARG:N	2.46	0.49
10:XJ:35:SER:OG	10:XJ:73:ASP:HB2	2.13	0.49
1:QA:976:G:N2	1:QA:1362(A):C:OP2	2.29	0.49
2:QB:96:ARG:H	2:QB:96:ARG:HD2	1.76	0.49
12:XL:11:VAL:HG11	17:XQ:36:ILE:HG21	1.93	0.49
1:XA:901:A:C5	1:XA:902:G:H1'	2.48	0.49
28:RE:46:ALA:HB1	28:RE:80:GLU:HB2	1.94	0.49
25:YA:639:U:H2'	25:YA:640:C:C6	2.48	0.49
25:YA:2636:U:OP1	28:YE:79:ARG:HG3	2.12	0.49
54:Y8:52:LYS:H	54:Y8:53:PRO:HD2	1.66	0.49
4:QD:20:TYR:HA	4:QD:26:CYS:SG	2.53	0.49
4:QD:9:CYS:SG	4:QD:22:LYS:CE	2.90	0.49
36:RQ:31:ASP:O	36:RQ:32:TYR:CG	2.66	0.49
27:YD:25:THR:O	27:YD:27:THR:HG22	2.12	0.49
35:YP:27:HIS:N	35:YP:27:HIS:ND1	2.61	0.49
5:QE:76:ILE:CG2	5:QE:118:ILE:HD13	2.43	0.49
7:QG:155:ARG:NH2	7:QG:155:ARG:O	2.46	0.49
38:YS:48:LEU:CD1	38:YS:48:LEU:N	2.76	0.49
51:R5:52:TYR:O	51:R5:53:ALA:CB	2.60	0.49
25:YA:27:G:O2'	25:YA:28:A:C8	2.66	0.49
1:XA:64:G:H4'	1:XA:65:U:H5'	1.94	0.49
25:RA:2271:G:OP1	46:R0:18:ALA:HB1	2.13	0.49
52:R6:25:LYS:HE2	52:R6:27:LYS:HD3	1.94	0.49
54:Y8:33:ASN:O	54:Y8:35:GLN:N	2.46	0.49
54:Y8:35:GLN:OE1	54:Y8:35:GLN:HA	2.12	0.49
25:YA:580:C:H2'	25:YA:581:C:C6	2.47	0.49
20:QT:79:ARG:O	20:QT:83:ARG:HG3	2.12	0.49
25:YA:782:A:N3	27:YD:226:MET:HB3	2.27	0.49
25:RA:2818:G:OP2	37:RR:42:LYS:NZ	2.43	0.49
39:RT:16:ARG:HD3	39:RT:19:LEU:HD11	1.94	0.49
1:QA:110:C:H2'	1:QA:111:G:O4'	2.13	0.49
1:QA:1510:U:H2'	1:QA:1511:G:C8	2.47	0.49
5:XE:98:THR:HG22	5:XE:101:ILE:HD11	1.93	0.49
10:QJ:24:VAL:HG21	10:QJ:37:PRO:HD3	1.95	0.49
51:R5:45:VAL:HG12	51:R5:45:VAL:O	2.13	0.49
1:XA:431:A:H2'	1:XA:432:A:O4'	2.13	0.49
25:YA:2545:G:H2'	25:YA:2546:U:O4'	2.13	0.49
1:XA:263:A:OP2	20:XT:79:ARG:NH1	2.44	0.49

Continued on next page...

Continued from previous page...

Atom-1	Atom-2	Interatomic distance (Å)	Clash overlap (Å)
31:RH:42:ARG:O	31:RH:52:VAL:HA	2.12	0.49
32:RI:74:ASN:OD1	32:RI:74:ASN:N	2.46	0.49
1:XA:737:A:H2'	1:XA:738:C:C6	2.48	0.49
46:R0:32:ARG:H	46:R0:35:ASN:ND2	2.11	0.49
1:XA:923:A:OP1	5:XE:21:ALA:HB2	2.13	0.49
14:QN:27:CYS:SG	14:QN:29:ARG:HB2	2.53	0.49
31:RH:123:PHE:O	31:RH:125:VAL:HG23	2.13	0.48
51:R5:56:LYS:HD2	51:R5:56:LYS:N	2.13	0.48
25:RA:1111:A:H4'	31:RH:3:ARG:CD	2.43	0.48
36:YQ:86:GLY:O	36:YQ:88:GLY:N	2.46	0.48
35:YP:59:LEU:CA	35:YP:61:ARG:HE	2.24	0.48
35:YP:62:LEU:HD21	54:Y8:25:MET:CB	2.39	0.48
2:QB:80:ILE:HG21	2:QB:212:GLN:HA	1.95	0.48
38:YS:55:ALA:O	38:YS:56:LEU:HB3	2.14	0.48
25:YA:530:G:O2'	25:YA:2021:C:O2'	2.30	0.48
36:YQ:23:GLY:O	36:YQ:24:GLY:O	2.30	0.48
31:RH:137:ASP:CB	31:RH:140:LYS:HB2	2.43	0.48
25:RA:1204:A:H2	25:RA:1241:A:N1	2.11	0.48
1:QA:1384:C:H2'	1:QA:1385:G:C8	2.48	0.48
20:QT:33:ILE:HD12	20:QT:63:ILE:HG13	1.94	0.48
25:RA:1516:U:H2'	25:RA:1517:G:H8	1.77	0.48
11:XK:59:TYR:CZ	11:XK:63:LEU:HD11	2.48	0.48
1:XA:545:C:OP1	4:XD:61:LYS:NZ	2.45	0.48
25:RA:2528:U:OP1	55:R9:30:PRO:HG2	2.13	0.48
28:RE:38:THR:O	28:RE:42:ASP:HB2	2.13	0.48
16:XP:26:ARG:HH21	16:XP:31:LYS:HB3	1.76	0.48
25:YA:2567:G:H2'	25:YA:2568:C:C6	2.48	0.48
25:YA:2540:C:H2'	25:YA:2541:A:O4'	2.12	0.48
42:YW:51:LEU:HD23	42:YW:105:VAL:HG11	1.94	0.48
15:QO:87:ILE:HG22	15:QO:88:ARG:H	1.78	0.48
36:YQ:112:GLU:CD	36:YQ:112:GLU:H	2.17	0.48
1:QA:429:U:H3'	4:QD:22:LYS:HZ1	1.78	0.48
26:YB:40:U:H3	26:YB:43:C:H5"	1.77	0.48
31:YH:13:LYS:CA	31:YH:13:LYS:HE2	2.40	0.48
31:YH:137:ASP:CB	31:YH:140:LYS:HB2	2.43	0.48
44:RY:47:LYS:HG2	44:RY:60:PHE:CD1	2.48	0.48
1:QA:1285:A:H5'	1:QA:1286:A:C2	2.47	0.48
43:RX:39:ILE:O	43:RX:43:VAL:HG12	2.13	0.48
1:XA:1308:U:OP1	13:XM:98:VAL:HG23	2.12	0.48
3:XC:130:VAL:HG21	3:XC:157:ILE:HG23	1.94	0.48
34:YO:76:ALA:HB3	39:YT:75:ILE:HD12	1.95	0.48

Continued on next page...

Continued from previous page...

Atom-1	Atom-2	Interatomic distance (Å)	Clash overlap (Å)
40:YU:98:LEU:O	40:YU:102:GLU:N	2.37	0.48
45:YZ:5:LEU:HD11	45:YZ:39:VAL:HB	1.95	0.48
15:QO:16:ALA:HB1	15:QO:21:ASP:HB3	1.95	0.48
1:XA:312:C:H2'	1:XA:313:A:C8	2.48	0.48
12:QL:119:LYS:C	12:QL:120:TYR:HD1	2.16	0.48
1:XA:957:U:N3	1:XA:960:U:OP2	2.32	0.48
45:YZ:69:THR:HG22	45:YZ:90:VAL:HG22	1.96	0.48
25:RA:635:C:O2'	25:RA:639:U:OP1	2.26	0.48
30:YG:166:ASP:HA	30:YG:169:ALA:HB3	1.94	0.48
25:YA:2271:G:OP1	46:Y0:18:ALA:HB1	2.13	0.48
21:QU:5:ASP:O	21:QU:11:GLY:HA3	2.13	0.48
31:YH:42:ARG:O	31:YH:52:VAL:HA	2.13	0.48
27:YD:48:ARG:HH11	27:YD:48:ARG:HG3	1.78	0.48
28:RE:77:ILE:CD1	28:RE:78:LEU:N	2.70	0.48
1:XA:953:G:H2'	1:XA:954:G:O4'	2.13	0.48
36:RQ:34:LEU:HD23	36:RQ:104:PHE:HD2	1.77	0.48
3:QC:162:GLN:CA	3:QC:162:GLN:NE2	2.68	0.48
12:QL:38:THR:CG2	12:QL:57:LYS:HB3	2.44	0.48
26:YB:74:U:H2'	26:YB:75:G:O4'	2.13	0.48
28:YE:47:VAL:O	28:YE:48:GLN:C	2.52	0.48
1:QA:148:G:H1	1:QA:174:C:N4	2.09	0.48
25:RA:1332:G:N2	25:RA:1609:A:O2'	2.46	0.48
22:XV:14:G:N2	22:XV:48:C:H42	2.09	0.48
15:XO:70:LEU:HD11	15:XO:77:ARG:HG3	1.96	0.48
1:QA:1128:C:H1'	1:QA:1146:A:H61	1.77	0.48
38:YS:33:LYS:HB3	38:YS:34:HIS:CD2	2.48	0.48
12:XL:85:ILE:HD11	12:XL:98:TYR:CB	2.42	0.48
1:QA:1152:A:OP1	10:QJ:68:HIS:NE2	2.46	0.48
19:QS:77:THR:HG22	19:QS:78:ARG:HD3	1.96	0.48
1:QA:266:G:H5''	1:QA:267:C:C5	2.48	0.48
25:YA:1062:G:H2'	25:YA:1063:G:C8	2.47	0.48
3:XC:134:ILE:HG23	3:XC:151:VAL:HB	1.94	0.48
5:XE:50:GLU:HG3	5:XE:52:PRO:HD2	1.95	0.48
7:QG:113:GLU:HG3	7:QG:119:ARG:HG2	1.94	0.48
25:YA:2401:U:H2'	25:YA:2402:C:H5''	1.95	0.48
6:XF:35:ALA:HA	6:XF:67:MET:HB3	1.94	0.48
25:YA:305:U:H2'	25:YA:306:U:C6	2.48	0.48
28:YE:38:THR:O	28:YE:42:ASP:HB2	2.13	0.48
3:XC:79:ARG:HH12	3:XC:82:GLU:HG3	1.78	0.48
1:XA:1060:C:C5	3:XC:2:GLY:HA2	2.48	0.48
1:QA:1275:A:H2'	1:QA:1276:G:O4'	2.13	0.48

Continued on next page...

Continued from previous page...

Atom-1	Atom-2	Interatomic distance (Å)	Clash overlap (Å)
1:QA:34:C:H2'	1:QA:35:G:C8	2.49	0.48
25:RA:2292:C:P	38:RS:17:ARG:HH22	2.35	0.48
37:RR:97:VAL:HG22	37:RR:114:VAL:CG2	2.43	0.48
25:YA:2212:A:H1'	25:YA:2215:G:C5	2.48	0.48
32:RI:53:ALA:O	32:RI:57:ARG:HG3	2.08	0.48
25:YA:242:G:C3'	54:Y8:6:THR:HG23	2.43	0.48
28:RE:78:LEU:CD2	28:RE:79:ARG:HD2	2.44	0.48
25:RA:2250:G:C5	36:RQ:82:ARG:HD2	2.48	0.48
2:QB:163:PHE:HD1	2:QB:185:ILE:HG13	1.78	0.48
25:RA:1045:A:N9	25:RA:1111:A:N6	2.62	0.48
31:RH:10:PRO:C	31:RH:11:VAL:HG22	2.34	0.48
54:R8:56:GLU:O	54:R8:58:ILE:N	2.47	0.48
12:XL:38:THR:CG2	12:XL:57:LYS:HB3	2.44	0.48
29:YF:155:LEU:HD23	29:YF:186:ILE:HA	1.95	0.48
33:RN:4:TYR:O	40:RU:64:ARG:NH1	2.46	0.48
12:XL:119:LYS:C	12:XL:120:TYR:HD1	2.16	0.48
47:R1:53:VAL:HB	47:R1:58:ILE:HD12	1.94	0.48
19:QS:26:GLY:O	19:QS:28:LYS:N	2.41	0.48
10:QJ:32:ALA:HB3	10:QJ:76:ASN:HB2	1.96	0.48
3:XC:7:PRO:O	3:XC:11:ARG:HG2	2.13	0.48
25:YA:910:A:N3	25:YA:2264:C:O2'	2.43	0.48
25:RA:2747:G:OP1	31:RH:138:LYS:NZ	2.45	0.48
25:YA:2439:A:H8	25:YA:2439:A:H5'	1.78	0.48
25:RA:27:G:O2'	25:RA:28:A:H8	1.96	0.48
31:YH:82:GLY:O	31:YH:83:TYR:O	2.31	0.48
6:XF:36:ARG:CZ	6:XF:38:GLU:HG2	2.44	0.48
13:QM:23:TYR:HE1	13:QM:70:LEU:HD12	1.77	0.48
1:XA:686:U:O2'	11:XK:42:TRP:NE1	2.46	0.48
25:RA:1047:G:H2'	25:RA:1110:G:H1	1.77	0.48
1:QA:110:C:O2'	16:QP:25:ARG:O	2.26	0.48
2:XB:101:MET:HA	2:XB:108:ILE:HG13	1.95	0.48
49:R3:4:LEU:O	49:R3:36:VAL:HA	2.13	0.48
25:YA:1590:U:H2'	25:YA:1591:G:C8	2.49	0.48
25:RA:443:A:N7	29:RF:45:ARG:HD2	2.27	0.48
1:XA:429:U:H1'	1:XA:430:A:H5''	1.94	0.48
25:RA:2096:U:H3	25:RA:2193:G:H1	1.61	0.48
25:RA:18:C:O2'	25:RA:553:U:OP1	2.30	0.48
36:RQ:112:GLU:CD	36:RQ:112:GLU:H	2.17	0.48
47:Y1:41:ARG:HG3	47:Y1:41:ARG:HH11	1.79	0.48
31:RH:104:GLU:HG3	31:RH:114:VAL:HG22	1.96	0.48
25:RA:1436:G:H1'	25:RA:1477:A:O2'	2.13	0.48

Continued on next page...

Continued from previous page...

Atom-1	Atom-2	Interatomic distance (Å)	Clash overlap (Å)
30:RG:98:ARG:HE	30:RG:98:ARG:HB2	1.38	0.48
1:QA:1218:C:H2'	1:QA:1219:U:C6	2.48	0.48
50:R4:42:PHE:O	50:R4:43:TYR:C	2.51	0.48
27:YD:44:ASN:H	27:YD:44:ASN:ND2	1.97	0.48
27:YD:33:LEU:HB3	27:YD:34:VAL:H	1.48	0.48
25:YA:1826:G:O2'	27:YD:242:ARG:NH2	2.46	0.48
25:RA:2495:G:H5''	36:RQ:81:VAL:CG1	2.44	0.48
25:YA:728:G:H4'	27:YD:13:ARG:HD2	1.94	0.48
31:YH:7:LEU:N	31:YH:8:PRO:CD	2.77	0.48
29:YF:107:LYS:O	29:YF:110:LEU:N	2.47	0.48
31:YH:12:PRO:HD3	31:YH:48:GLY:O	2.13	0.48
2:XB:73:THR:OG1	2:XB:170:GLU:OE2	2.23	0.48
1:QA:1349:A:P	9:QI:118:LYS:HZ3	2.36	0.48
29:YF:198:ALA:O	29:YF:201:VAL:HG12	2.13	0.48
4:QD:166:LYS:HD3	27:YD:134:ARG:HH12	1.78	0.48
44:RY:81:LYS:NZ	44:RY:98:VAL:HG11	2.28	0.48
29:YF:128:ALA:O	29:YF:129:PHE:HB2	2.13	0.48
25:YA:2467:C:C4'	36:YQ:123:HIS:CD2	2.96	0.48
1:QA:411:A:C5	1:QA:413:G:H1'	2.48	0.48
12:QL:27:LEU:C	12:QL:29:GLY:N	2.64	0.48
25:RA:2298:A:H2'	25:RA:2299:G:O4'	2.13	0.48
13:QM:49:THR:HG22	13:QM:51:ALA:H	1.79	0.48
45:RZ:45:ASP:O	45:RZ:49:ARG:HG2	2.13	0.48
25:YA:2756:U:OP2	55:Y9:19:ARG:NH2	2.46	0.48
36:RQ:21:THR:HB	36:RQ:22:LYS:H	1.42	0.48
11:XK:18:ARG:NH2	11:XK:35:PRO:O	2.45	0.48
1:QA:718:G:H5'	11:QK:117:ASN:ND2	2.28	0.48
3:QC:150:LYS:HG3	3:QC:169:ALA:HB2	1.96	0.48
1:QA:630:G:N2	1:QA:631:G:H21	2.10	0.48
31:YH:23:ARG:HD2	31:YH:34:GLU:OE2	2.12	0.48
1:XA:1175:G:H2'	1:XA:1176:A:C8	2.48	0.48
43:YX:63:LYS:O	43:YX:64:LYS:HD2	2.14	0.48
51:Y5:41:PRO:O	51:Y5:44:THR:OG1	2.32	0.48
10:QJ:80:LYS:HD3	10:QJ:80:LYS:HA	1.69	0.48
10:QJ:50:ILE:HD12	10:QJ:57:LYS:HA	1.95	0.48
31:YH:124:GLU:HB3	31:YH:132:ARG:CD	2.44	0.48
27:YD:35:LYS:HD2	27:YD:104:TYR:CE1	2.49	0.48
36:YQ:31:ASP:O	36:YQ:32:TYR:CG	2.66	0.48
48:Y2:16:LEU:O	48:Y2:17:SER:CB	2.56	0.48
51:R5:49:CYS:SG	51:R5:58:LEU:HB2	2.53	0.48
37:RR:2:ARG:HA	37:RR:5:LYS:HE3	1.95	0.48

Continued on next page...

Continued from previous page...

Atom-1	Atom-2	Interatomic distance (Å)	Clash overlap (Å)
25:RA:1062:G:H2'	25:RA:1063:G:C8	2.48	0.48
25:RA:414:C:H2'	25:RA:415:A:H8	1.78	0.48
28:YE:174:ASP:O	28:YE:182:LEU:HD12	2.14	0.48
25:YA:1535:U:N3	25:YA:1537:C:H1'	2.27	0.48
35:RP:65:ARG:HH21	54:R8:46:ARG:HH12	1.60	0.48
29:RF:102:PRO:HB2	29:RF:105:VAL:HG23	1.94	0.48
1:QA:1004:A:O5'	1:QA:1025:U:N3	2.46	0.48
6:XF:10:LEU:HD22	6:XF:61:LEU:HD11	1.94	0.48
54:R8:35:GLN:OE1	54:R8:35:GLN:HA	2.12	0.48
9:XI:9:ARG:HB2	9:XI:14:VAL:HA	1.96	0.48
39:YT:102:ILE:HB	39:YT:110:ILE:HD13	1.95	0.48
32:YI:133:HIS:HB2	32:YI:134:PRO:CD	2.43	0.48
44:YY:35:TYR:CD2	44:YY:69:ALA:HB3	2.49	0.48
12:XL:8:ASN:OD1	17:XQ:34:LYS:NZ	2.32	0.48
41:YV:15:GLU:O	41:YV:18:LEU:HB2	2.14	0.48
38:RS:64:GLU:O	38:RS:68:GLN:HG3	2.14	0.48
16:QP:43:LYS:HA	16:QP:48:TRP:HB3	1.96	0.48
7:QG:57:GLU:OE1	7:QG:57:GLU:N	2.41	0.48
31:YH:127:GLU:HB3	31:YH:128:PRO:HD2	1.92	0.48
28:YE:77:ILE:CD1	28:YE:78:LEU:N	2.70	0.48
31:YH:153:LYS:CB	31:YH:154:PRO:CD	2.69	0.48
27:YD:130:ALA:HA	27:YD:192:THR:HA	1.95	0.48
50:R4:60:GLN:O	50:R4:63:TYR:HB3	2.14	0.48
28:RE:61:ARG:CB	28:RE:62:PRO:CD	2.90	0.48
25:YA:2811:G:OP1	28:YE:61:ARG:CG	2.62	0.48
27:YD:25:THR:O	27:YD:26:LYS:C	2.52	0.48
48:Y2:69:ARG:HH11	48:Y2:69:ARG:HB3	1.79	0.48
31:RH:7:LEU:N	31:RH:8:PRO:CD	2.77	0.48
31:YH:41:MET:HG3	31:YH:54:ARG:HA	1.96	0.48
38:YS:18:ILE:O	38:YS:19:LYS:O	2.30	0.48
48:Y2:33:MET:O	48:Y2:37:PHE:HD1	1.95	0.48
15:QO:26:GLU:H	15:QO:26:GLU:HG2	1.42	0.48
25:YA:2023:G:H4'	25:YA:2617:C:O3'	2.14	0.48
40:YU:60:LEU:O	40:YU:60:LEU:HD22	2.14	0.48
25:RA:49:A:H4'	25:RA:50:U:H5''	1.94	0.48
44:RY:51:VAL:O	44:RY:56:PRO:HA	2.14	0.48
2:XB:74:LYS:HE2	2:XB:169:LYS:HG3	1.94	0.48
30:RG:81:LYS:O	30:RG:82:LEU:HB2	2.13	0.48
25:YA:1930:G:N2	25:YA:1969:A:OP2	2.36	0.48
25:YA:127:A:H5''	25:YA:128:C:C6	2.48	0.48
25:YA:1678:G:H8	25:YA:1678:G:O5'	1.96	0.48

Continued on next page...

Continued from previous page...

Atom-1	Atom-2	Interatomic distance (Å)	Clash overlap (Å)
29:RF:103:LYS:HA	29:RF:106:ARG:HG3	1.94	0.48
17:QQ:100:LYS:O	17:QQ:101:ARG:NE	2.47	0.48
20:QT:30:LYS:NZ	20:QT:80:ARG:NH1	2.62	0.48
9:QI:17:VAL:HG11	9:QI:81:ILE:HA	1.95	0.48
25:YA:1889:A:O2'	25:YA:2087:G:H5'	2.13	0.48
1:QA:1080:A:C5'	5:QE:16:THR:HG21	2.44	0.48
25:YA:2563:U:H1'	25:YA:2566:A:N6	2.28	0.48
25:RA:780:G:H21	25:RA:783:A:H62	1.60	0.48
25:RA:492:A:H2'	25:RA:493:G:O4'	2.13	0.48
25:RA:1782:C:H1'	25:RA:2609:U:H5''	1.95	0.48
40:YU:97:ASP:OD2	40:YU:101:ARG:NH1	2.46	0.48
1:QA:1343:G:H2'	1:QA:1344:C:C6	2.49	0.48
1:QA:620:C:C2	4:QD:135:LEU:HG	2.48	0.48
36:YQ:42:ILE:N	36:YQ:42:ILE:HD12	2.29	0.48
11:QK:48:ILE:HD11	11:QK:64:ALA:HA	1.95	0.48
1:QA:1466:C:H2'	1:QA:1467:G:O4'	2.14	0.48
25:RA:372:G:O2'	25:RA:373:U:P	2.71	0.48
1:QA:857:C:H2'	1:QA:858:G:O4'	2.13	0.48
1:QA:1126:U:H1'	1:QA:1280:A:N7	2.29	0.48
28:YE:93:VAL:C	28:YE:95:ILE:H	2.17	0.48
27:YD:35:LYS:CG	27:YD:64:ILE:CG2	2.92	0.48
9:XI:114:TYR:CD1	9:XI:114:TYR:N	2.81	0.48
25:YA:330:A:HO2'	25:YA:331:A:H8	1.58	0.48
45:RZ:111:VAL:HG22	45:RZ:112:ARG:N	2.19	0.48
31:YH:120:GLY:HA3	31:YH:140:LYS:NZ	2.27	0.48
28:YE:23:VAL:HG12	28:YE:173:VAL:HG21	1.94	0.48
38:YS:56:LEU:HD23	38:YS:56:LEU:C	2.34	0.48
41:YV:76:LYS:HB2	41:YV:81:TYR:HB3	1.95	0.48
36:YQ:19:GLY:O	36:YQ:98:LYS:HD3	2.14	0.48
29:YF:129:PHE:CD2	29:YF:163:VAL:HG21	2.48	0.48
13:QM:121:LYS:NZ	24:QY:40:G:H4'	2.29	0.48
25:YA:2349:G:OP2	54:Y8:42:ARG:HD3	2.14	0.48
1:XA:1318:A:H5'	19:XS:11:VAL:HG11	1.96	0.48
54:R8:30:ARG:O	54:R8:31:HIS:HB2	2.12	0.48
54:R8:43:GLN:C	54:R8:44:LYS:HD2	2.34	0.48
25:YA:586:A:H5'	29:YF:89:VAL:HG21	1.96	0.48
30:RG:82:LEU:HD21	30:RG:88:ILE:HG13	1.96	0.48
29:YF:45:ARG:HG2	29:YF:45:ARG:NH1	2.28	0.48
36:RQ:87:LYS:O	36:RQ:89:ASN:N	2.43	0.48
25:YA:2059:A:H5'	25:YA:2060:A:OP2	2.14	0.48
52:Y6:27:LYS:HB2	52:Y6:27:LYS:NZ	2.28	0.48

Continued on next page...

Continued from previous page...

Atom-1	Atom-2	Interatomic distance (Å)	Clash overlap (Å)
25:YA:2619:C:O2'	28:YE:156:MET:CE	2.62	0.48
25:YA:1952:A:C6	25:YA:1953:A:N1	2.81	0.48
25:RA:2376:A:H2'	25:RA:2377:A:O4'	2.12	0.48
1:QA:35:G:H2'	1:QA:36:C:C6	2.49	0.48
38:YS:66:ALA:HA	38:YS:69:VAL:HG12	1.96	0.48
25:RA:2283:C:P	52:R6:5:VAL:HG13	2.54	0.48
1:QA:164:U:H2'	1:QA:165:C:C6	2.49	0.48
25:YA:2119:A:H61	25:YA:2168:G:H22	1.60	0.48
20:QT:12:ALA:O	20:QT:15:ARG:HB2	2.14	0.48
9:QI:40:LEU:O	9:QI:42:ARG:N	2.46	0.48
25:RA:1534:G:H2'	25:RA:1534:G:N3	2.27	0.48
25:RA:263:C:H2'	25:RA:264:C:O4'	2.14	0.48
32:RI:29:TYR:HD2	32:RI:30:LEU:HD23	1.79	0.48
42:YW:67:ASP:OD1	42:YW:67:ASP:N	2.46	0.48
31:RH:131:VAL:HG12	31:RH:132:ARG:N	2.29	0.48
28:RE:93:VAL:H	28:RE:95:ILE:CD1	2.23	0.48
28:RE:93:VAL:C	28:RE:95:ILE:H	2.17	0.48
28:YE:55:ASN:O	28:YE:57:LYS:N	2.44	0.48
28:RE:64:LYS:C	28:RE:66:HIS:N	2.68	0.48
28:YE:64:LYS:C	28:YE:66:HIS:N	2.68	0.48
28:YE:15:PHE:CD1	28:YE:20:ALA:HB2	2.49	0.48
5:XE:41:VAL:HG13	5:XE:113:ALA:CB	2.36	0.48
36:RQ:119:ARG:O	36:RQ:123:HIS:HD2	1.97	0.48
36:RQ:19:GLY:O	36:RQ:98:LYS:HD3	2.14	0.48
25:YA:1007:C:OP1	33:YN:35:ARG:NH1	2.46	0.48
28:YE:119:ARG:HD3	28:YE:160:TYR:HD2	1.78	0.48
52:R6:18:ARG:HB2	52:R6:44:ARG:HH12	1.77	0.48
19:XS:39:THR:HG22	19:XS:40:ILE:H	1.78	0.48
25:YA:1533:C:N4	25:YA:1538:G:H1	2.11	0.48
1:QA:838:G:N2	1:QA:848:C:O2	2.44	0.48
25:YA:1022:G:OP2	33:YN:65:LYS:HE3	2.14	0.48
25:YA:226:G:H2'	25:YA:227:A:C8	2.49	0.48
1:QA:520:A:OP2	12:QL:51:ALA:HB1	2.13	0.48
1:XA:1117:G:H5''	9:XI:104:ARG:NH1	2.29	0.48
29:RF:133:ASN:O	29:RF:135:LYS:N	2.46	0.48
1:XA:263:A:P	20:XT:79:ARG:HH11	2.37	0.48
20:XT:93:GLU:OE1	20:XT:94:ALA:N	2.46	0.48
44:YY:44:ILE:HG13	44:YY:45:VAL:N	2.28	0.48
1:QA:42:G:H2'	1:QA:43:C:O4'	2.13	0.48
35:RP:61:ARG:HG3	54:R8:13:ARG:HH11	1.79	0.48
25:YA:592:G:N3	54:Y8:4:MET:HE2	2.28	0.48

Continued on next page...

Continued from previous page...

Atom-1	Atom-2	Interatomic distance (Å)	Clash overlap (Å)
25:RA:747:U:C2	51:R5:2:ALA:CB	2.96	0.48
54:R8:53:PRO:CD	54:R8:54:GLU:N	2.77	0.48
27:YD:27:THR:O	27:YD:29:PRO:CD	2.62	0.48
31:YH:10:PRO:C	31:YH:11:VAL:HG22	2.34	0.48
1:QA:299:G:H2'	1:QA:300:A:C8	2.49	0.48
1:XA:522:C:H41	12:XL:53:ARG:HH22	1.61	0.48
1:XA:523:A:N6	12:XL:92:ASP:HB2	2.27	0.48
27:RD:25:THR:O	27:RD:27:THR:HG22	2.14	0.48
1:XA:790:A:C6	1:XA:791:G:C6	3.02	0.48
26:YB:104:A:H5'	45:YZ:72:ARG:HD3	1.96	0.48
1:QA:793:U:O2	1:QA:1516:G:H4'	2.13	0.48
1:QA:381:C:H2'	1:QA:382:A:O4'	2.14	0.48
25:YA:2126:A:N6	25:YA:2163:C:O2'	2.47	0.48
25:RA:2126:A:N6	25:RA:2163:C:O2'	2.47	0.48
36:YQ:60:ARG:NH2	36:YQ:60:ARG:HB2	2.28	0.48
8:QH:102:ARG:NH1	8:QH:105:ARG:HH22	2.12	0.48
10:QJ:78:ASN:O	10:QJ:82:ILE:HG12	2.14	0.48
43:RX:83:VAL:HG11	43:RX:87:GLN:HB2	1.96	0.48
1:QA:1143:G:H2'	1:QA:1144:G:H8	1.79	0.48
25:RA:1678:G:H22	25:RA:1989:G:N2	2.12	0.48
1:QA:1499:A:H1'	1:QA:1520:G:H5'	1.94	0.48
1:XA:1489:G:H2'	1:XA:1490:C:O4'	2.14	0.48
25:RA:817:C:O2'	25:RA:839:U:H5''	2.13	0.48
16:XP:22:THR:HA	16:XP:33:ILE:HG12	1.96	0.48
25:YA:919:G:N2	25:YA:2269:A:OP2	2.46	0.48
25:RA:526:A:OP1	25:RA:527:C:OP1	2.31	0.48
25:YA:1178:C:H2'	25:YA:1179:C:C6	2.49	0.48
25:YA:2397:G:H5''	47:Y1:28:GLY:HA2	1.96	0.48
24:XY:37:A:O2'	25:YA:1913:A:N1	2.45	0.48
25:YA:1654:A:OP2	37:YR:2:ARG:HD2	2.14	0.48
45:YZ:182:LYS:CG	45:YZ:183:LEU:HD23	2.39	0.47
54:Y8:53:PRO:CD	54:Y8:54:GLU:N	2.77	0.47
1:XA:1227:A:OP1	19:XS:80:TYR:OH	2.25	0.47
25:RA:593:G:H1	25:RA:664:C:N4	2.10	0.47
51:Y5:46:CYS:O	51:Y5:48:GLU:N	2.38	0.47
35:RP:13:ASN:C	35:RP:15:ARG:H	2.17	0.47
33:YN:134:ARG:N	33:YN:135:PRO:HD3	2.29	0.47
25:YA:273:G:H1	25:YA:364:C:N4	2.11	0.47
41:YV:44:LYS:O	41:YV:46:VAL:HG12	2.13	0.47
25:YA:286:C:H2'	25:YA:287:C:C6	2.48	0.47
45:YZ:10:ARG:HH21	45:YZ:26:GLY:H	1.61	0.47

Continued on next page...

Continued from previous page...

Atom-1	Atom-2	Interatomic distance (Å)	Clash overlap (Å)
10:XJ:38:ILE:HD11	10:XJ:71:LEU:HD23	1.96	0.47
25:RA:78:A:H2'	25:RA:79:G:H8	1.79	0.47
25:RA:1790:C:H5''	25:RA:1791:A:OP1	2.14	0.47
1:XA:1312:G:H5''	50:Y4:67:TYR:OH	2.14	0.47
1:QA:335:C:O2'	1:QA:1433:A:N3	2.45	0.47
5:XE:6:PHE:CE1	5:XE:36:ASP:HB3	2.48	0.47
2:QB:97:TRP:CH2	2:QB:173:ALA:HA	2.49	0.47
8:XH:49:GLU:HG2	8:XH:62:TYR:HE2	1.78	0.47
31:YH:45:VAL:HG13	31:YH:45:VAL:O	2.14	0.47
33:RN:7:LYS:HD2	33:RN:7:LYS:H	1.79	0.47
36:RQ:42:ILE:HD12	36:RQ:42:ILE:N	2.29	0.47
25:YA:1614:A:H61	42:YW:88:ARG:H	1.62	0.47
25:RA:922:U:H2'	25:RA:923:C:C6	2.49	0.47
3:XC:34:LEU:HD23	3:XC:38:ARG:HG3	1.95	0.47
36:RQ:57:HIS:ND1	36:RQ:58:PHE:N	2.62	0.47
31:RH:154:PRO:CG	31:RH:162:ILE:O	2.61	0.47
28:YE:61:ARG:CB	28:YE:62:PRO:HD3	2.41	0.47
25:YA:2277:G:H5''	36:YQ:85:LYS:HG3	1.96	0.47
10:XJ:55:LYS:HG3	10:XJ:56:HIS:H	1.78	0.47
28:RE:120:TRP:O	28:RE:121:ASN:HB2	2.14	0.47
29:YF:155:LEU:HA	29:YF:174:VAL:HG12	1.95	0.47
29:YF:196:LEU:C	29:YF:197:ASP:O	2.50	0.47
1:QA:1305:G:O2'	1:QA:1306:A:H8	1.97	0.47
1:QA:1305:G:O2'	1:QA:1306:A:O4'	2.32	0.47
12:QL:127:GLU:O	12:QL:128:ALA:CB	2.62	0.47
32:RI:31:LEU:HD11	32:RI:38:LEU:HG	1.96	0.47
1:QA:1052:U:H5''	1:QA:1053:G:OP2	2.14	0.47
1:QA:617:G:H1	1:QA:623:C:N4	2.09	0.47
45:YZ:15:PRO:O	45:YZ:19:ARG:HB2	2.13	0.47
2:QB:25:ASN:O	2:QB:27:LYS:N	2.47	0.47
5:XE:110:LEU:HD13	5:XE:118:ILE:HG21	1.95	0.47
55:R9:27:CYS:SG	55:R9:32:HIS:HB2	2.55	0.47
12:QL:85:ILE:HD11	12:QL:98:TYR:CB	2.43	0.47
29:YF:132:VAL:O	29:YF:133:ASN:C	2.52	0.47
25:RA:607:U:H5	25:RA:619:G:C5	2.31	0.47
3:XC:70:VAL:HG12	3:XC:72:LYS:H	1.79	0.47
1:XA:164:U:H2'	1:XA:165:C:C6	2.49	0.47
20:QT:30:LYS:O	20:QT:33:ILE:HB	2.14	0.47
9:XI:121:ARG:NH1	9:XI:122:ALA:O	2.47	0.47
1:QA:1225:A:H5''	1:QA:1226:C:OP2	2.13	0.47
25:RA:781:A:H2	25:RA:1776:G:N3	2.12	0.47

Continued on next page...

Continued from previous page...

Atom-1	Atom-2	Interatomic distance (Å)	Clash overlap (Å)
1:XA:406:G:H5'	4:XD:5:ILE:HD13	1.96	0.47
1:XA:228:A:H2'	1:XA:229:U:O4'	2.13	0.47
25:RA:1041:C:H42	25:RA:1114:G:H1	1.61	0.47
6:QF:41:GLU:HB2	6:QF:62:TRP:CE3	2.50	0.47
1:XA:166:G:H2'	1:XA:167:G:H8	1.79	0.47
25:YA:1427:A:H4'	25:YA:1428:C:O5'	2.13	0.47
31:RH:45:VAL:HG13	31:RH:45:VAL:O	2.14	0.47
18:XR:36:ASN:ND2	18:XR:36:ASN:O	2.41	0.47
5:XE:152:ARG:HG2	8:XH:79:VAL:HG13	1.96	0.47
30:RG:5:VAL:H	50:R4:25:TYR:HE2	1.62	0.47
35:RP:61:ARG:NE	54:R8:13:ARG:CD	2.60	0.47
31:RH:124:GLU:HB3	31:RH:132:ARG:CD	2.44	0.47
54:Y8:56:GLU:O	54:Y8:58:ILE:N	2.47	0.47
31:YH:131:VAL:HG12	31:YH:132:ARG:N	2.29	0.47
28:RE:56:PRO:O	28:RE:57:LYS:CB	2.61	0.47
51:R5:57:VAL:HG13	51:R5:57:VAL:O	2.14	0.47
9:XI:126:SER:O	9:XI:128:ARG:N	2.43	0.47
25:RA:498:G:N3	44:RY:47:LYS:NZ	2.62	0.47
54:Y8:41:ILE:HG13	54:Y8:42:ARG:N	2.28	0.47
28:RE:174:ASP:O	28:RE:182:LEU:HD12	2.14	0.47
47:R1:91:LYS:O	47:R1:94:LEU:N	2.36	0.47
1:QA:690:G:H22	11:QK:55:LYS:HZ1	1.60	0.47
25:YA:910:A:N7	36:YQ:13:GLN:HG3	2.29	0.47
25:RA:2298:A:C2	25:RA:2299:G:H1'	2.50	0.47
31:RH:82:GLY:O	31:RH:83:TYR:O	2.31	0.47
25:RA:1417:C:H2'	25:RA:1418:G:O4'	2.14	0.47
12:XL:50:SER:O	12:XL:51:ALA:HB2	2.14	0.47
30:RG:145:THR:O	30:RG:147:ASP:N	2.47	0.47
12:QL:47:LYS:HA	12:QL:48:PRO:C	2.35	0.47
25:RA:1090:U:C2	25:RA:1102:C:H1'	2.49	0.47
2:XB:84:GLU:OE1	2:XB:87:ARG:NH2	2.43	0.47
5:XE:11:ILE:HG21	5:XE:108:ALA:HB2	1.96	0.47
38:YS:40:ILE:HG22	38:YS:41:ASP:N	2.28	0.47
1:QA:1039:C:H2'	1:QA:1040:U:O4'	2.14	0.47
1:XA:1213:A:N6	1:XA:1215:G:N3	2.62	0.47
4:QD:107:ARG:HH21	4:QD:194:LEU:HD21	1.79	0.47
25:RA:1817:G:OP1	27:RD:88:ARG:NH2	2.45	0.47
3:XC:81:GLY:O	3:XC:85:ARG:HB2	2.14	0.47
39:YT:11:GLU:N	39:YT:11:GLU:OE1	2.43	0.47
47:Y1:91:LYS:HB3	47:Y1:92:LYS:H	1.44	0.47
25:RA:871:U:H4'	36:RQ:69:PHE:CE2	2.49	0.47

Continued on next page...

Continued from previous page...

Atom-1	Atom-2	Interatomic distance (Å)	Clash overlap (Å)
20:XT:35:THR:O	20:XT:39:LYS:HG3	2.14	0.47
25:RA:1289:C:H2'	25:RA:1290:C:C6	2.49	0.47
1:QA:45:U:H2'	1:QA:46:G:C8	2.49	0.47
31:YH:127:GLU:OE2	31:YH:130:ARG:NH2	2.48	0.47
31:YH:154:PRO:CG	31:YH:162:ILE:O	2.61	0.47
28:YE:65:GLY:HA2	28:YE:70:ALA:HB3	1.95	0.47
5:QE:101:ILE:N	5:QE:101:ILE:CD1	2.73	0.47
29:YF:53:THR:C	29:YF:55:GLY:N	2.68	0.47
2:QB:211:ILE:O	2:QB:215:LEU:HB2	2.14	0.47
12:QL:15:ARG:HG3	17:QQ:32:TYR:OH	2.14	0.47
25:YA:2452:C:O4'	60:Z6:101:PPU:HB2	2.13	0.47
25:YA:2420:C:N4	54:Y8:30:ARG:HD2	2.29	0.47
25:YA:2579:C:H2'	25:YA:2580:U:O4'	2.15	0.47
28:RE:129:HIS:O	28:RE:130:GLY:C	2.53	0.47
22:XV:14:G:H22	22:XV:48:C:N4	2.11	0.47
50:R4:50:VAL:O	50:R4:50:VAL:CG1	2.63	0.47
14:QN:41:ARG:CZ	14:QN:42:ILE:HD11	2.44	0.47
9:QI:28:VAL:HG22	9:QI:63:ILE:HB	1.95	0.47
42:YW:110:LYS:HG3	42:YW:111:HIS:H	1.80	0.47
25:YA:1278:A:H4'	37:YR:34:ILE:HD12	1.95	0.47
50:R4:55:ARG:C	50:R4:59:PHE:HB3	2.35	0.47
25:RA:1654:A:H2	28:RE:113:PHE:CD2	2.33	0.47
48:R2:41:ILE:HD11	48:R2:44:LEU:HD12	1.96	0.47
1:XA:891:U:H2'	1:XA:892:A:H8	1.79	0.47
1:XA:1280:A:O2'	1:XA:1281:U:OP1	2.27	0.47
1:XA:762:C:H2'	1:XA:763:G:H8	1.78	0.47
25:YA:519:U:H2'	25:YA:520:G:C8	2.50	0.47
4:XD:15:GLU:HG2	4:XD:63:LYS:HB2	1.97	0.47
25:RA:1771:C:O2'	25:RA:1786:A:O4'	2.31	0.47
25:RA:270(E):G:H1	25:RA:270(U):C:H42	1.63	0.47
12:XL:43:VAL:HG23	12:XL:93:LEU:HD22	1.97	0.47
25:RA:467:G:OP1	53:R7:33:ARG:NH1	2.45	0.47
13:QM:57:ARG:HH11	13:QM:57:ARG:HB2	1.80	0.47
17:QQ:76:LEU:HD21	17:QQ:79:SER:HB2	1.97	0.47
31:RH:67:LEU:O	31:RH:71:LEU:HB2	2.14	0.47
25:RA:2436:G:HO2'	25:RA:2598:A:H2	1.61	0.47
28:YE:56:PRO:O	28:YE:57:LYS:CB	2.61	0.47
36:YQ:80:GLU:HG3	36:YQ:81:VAL:N	2.27	0.47
10:XJ:53:PRO:O	14:YN:41:ARG:NH2	2.39	0.47
35:YP:68:GLN:HG2	54:Y8:12:LYS:HG2	1.97	0.47
10:QJ:55:LYS:CG	10:QJ:56:HIS:H	2.27	0.47

Continued on next page...

Continued from previous page...

Atom-1	Atom-2	Interatomic distance (Å)	Clash overlap (Å)
1:XA:1306:A:H61	1:XA:1331:G:H1'	1.80	0.47
1:XA:1306:A:N6	1:XA:1331:G:H1'	2.30	0.47
25:YA:1496:A:H5'	25:YA:1497:U:OP1	2.14	0.47
28:RE:195:LEU:HD12	28:RE:196:VAL:N	2.29	0.47
38:YS:56:LEU:O	38:YS:57:LYS:C	2.53	0.47
1:XA:1286:A:H2	21:XU:22:ARG:HH22	1.62	0.47
25:RA:530:G:O2'	25:RA:2021:C:O2'	2.33	0.47
25:YA:1048:A:P	25:YA:1110:G:H22	2.37	0.47
47:Y1:53:VAL:HG22	47:Y1:74:VAL:HG13	1.96	0.47
1:QA:1244:C:H42	1:QA:1293:G:H1	1.61	0.47
25:RA:2816:C:O3'	37:RR:99:LYS:NZ	2.47	0.47
50:R4:8:LYS:O	50:R4:9:LEU:CB	2.62	0.47
12:QL:50:SER:O	12:QL:51:ALA:HB2	2.14	0.47
2:QB:70:PHE:O	2:QB:93:VAL:N	2.48	0.47
1:XA:1000:A:H2'	1:XA:1001:G:H8	1.79	0.47
6:QF:61:LEU:HB3	6:QF:63:TYR:HE1	1.80	0.47
3:XC:79:ARG:NH1	3:XC:82:GLU:HG3	2.29	0.47
25:YA:2688:U:H1'	25:YA:2721:A:N6	2.30	0.47
25:YA:1655:A:H3'	25:YA:1656:C:C6	2.49	0.47
25:RA:1492:G:OP1	25:RA:2210:G:N1	2.43	0.47
9:XI:4:TYR:CZ	9:XI:88:TYR:HB2	2.49	0.47
1:QA:137:C:H42	1:QA:226:G:H1	1.62	0.47
40:RU:97:ASP:OD2	40:RU:101:ARG:NH1	2.48	0.47
44:RY:21:LYS:HG3	44:RY:22:GLY:N	2.30	0.47
5:XE:8:GLU:OE2	5:XE:63:ARG:NH2	2.46	0.47
25:YA:141(A):C:H2'	25:YA:142:G:O4'	2.14	0.47
6:XF:69:GLU:O	6:XF:72:VAL:HG12	2.14	0.47
1:XA:376:G:H5''	16:XP:5:ARG:HB2	1.97	0.47
7:QG:99:LEU:HD22	7:QG:103:TRP:CZ2	2.49	0.47
25:YA:270(F):U:H2'	25:YA:270(G):C:C6	2.50	0.47
25:RA:605:C:O2	25:RA:657:U:O2'	2.33	0.47
18:XR:66:LEU:O	18:XR:70:ILE:HG13	2.15	0.47
31:YH:123:PHE:O	31:YH:125:VAL:HG23	2.13	0.47
50:R4:36:CYS:O	50:R4:37:SER:C	2.52	0.47
28:RE:197:ILE:CD1	28:RE:199:ARG:HH12	2.26	0.47
28:RE:3:GLY:HA3	28:RE:81:ILE:HG21	1.97	0.47
28:YE:52:LEU:HB2	28:YE:75:VAL:CG2	2.40	0.47
1:XA:619:U:N3	4:XD:135:LEU:HD23	2.22	0.47
3:XC:22:TRP:CD1	3:XC:59:ARG:HD2	2.49	0.47
36:YQ:59:ARG:N	36:YQ:59:ARG:CD	2.73	0.47
54:Y8:43:GLN:C	54:Y8:44:LYS:HD2	2.35	0.47

Continued on next page...

Continued from previous page...

Atom-1	Atom-2	Interatomic distance (Å)	Clash overlap (Å)
25:YA:996:A:H4'	40:YU:92:ARG:NE	2.29	0.47
20:XT:98:PRO:O	20:XT:100:ILE:N	2.46	0.47
17:XQ:67:LYS:O	17:XQ:68:ARG:HB3	2.15	0.47
25:RA:2114:A:N6	25:RA:2119:A:H62	2.12	0.47
25:YA:1607:C:H4'	25:YA:1608:A:O5'	2.15	0.47
2:QB:85:ALA:HB3	2:QB:92:TYR:HD2	1.80	0.47
25:YA:2131:G:H1'	25:YA:2158:A:N6	2.28	0.47
25:RA:1711:C:N4	25:RA:1747:G:H1	2.10	0.47
2:XB:93:VAL:HG11	2:XB:97:TRP:CD1	2.50	0.47
25:RA:859:G:O2'	25:RA:860:U:P	2.72	0.47
11:XK:48:ILE:HG13	11:XK:63:LEU:HB2	1.97	0.47
25:RA:262:A:H2'	25:RA:263:C:O4'	2.15	0.47
1:QA:1129:C:H5'	1:QA:1130:A:H5'	1.95	0.47
39:RT:64:ARG:HD2	39:RT:73:GLU:OE1	2.14	0.47
25:YA:213:A:H2'	25:YA:214:G:O4'	2.14	0.47
1:QA:524:G:H2'	1:QA:525:C:C6	2.49	0.47
1:QA:457:C:H2'	1:QA:458:C:H6	1.80	0.47
1:QA:281:G:H8	1:QA:281:G:OP2	1.97	0.47
25:YA:2378:A:H8	25:YA:2378:A:O5'	1.97	0.47
29:RF:33:LEU:HA	29:RF:33:LEU:HD12	1.75	0.47
47:R1:76:ARG:HD2	47:R1:76:ARG:H	1.79	0.47
25:YA:2483:C:H2'	36:YQ:49:ALA:HB1	1.96	0.47
28:YE:89:ASP:O	28:YE:90:THR:O	2.33	0.47
10:XJ:47:PHE:HB3	14:XN:34:TYR:CE2	2.50	0.47
30:YG:114:ILE:HD13	30:YG:140:ILE:HG21	1.95	0.47
32:YI:77:LEU:HD22	32:YI:101:LEU:HG	1.96	0.47
30:RG:112:PRO:CG	50:R4:37:SER:HB2	2.45	0.47
27:YD:32:SER:O	27:YD:33:LEU:CB	2.60	0.47
50:R4:53:GLU:O	50:R4:57:GLU:HG3	2.14	0.47
28:RE:65:GLY:HA2	28:RE:70:ALA:HB3	1.95	0.47
9:XI:114:TYR:HD2	10:XJ:60:ARG:HB2	1.79	0.47
36:RQ:66:ILE:H	36:RQ:104:PHE:HA	1.80	0.47
25:YA:2733:A:N1	28:YE:203:LYS:O	2.48	0.47
25:RA:2344:U:O2'	52:R6:37:ARG:HG2	2.14	0.47
1:XA:89:U:HO2'	1:XA:90:C:P	2.38	0.47
25:YA:729:G:C5	27:YD:208:LYS:HB2	2.49	0.47
25:RA:2749:A:H4'	31:RH:62:LYS:HB3	1.96	0.47
25:YA:1360:A:H2'	25:YA:1361:G:O4'	2.14	0.47
27:YD:205:VAL:O	27:YD:206:LEU:C	2.52	0.47
38:YS:19:LYS:O	38:YS:20:ARG:CB	2.55	0.47
25:YA:2512:C:H4'	28:YE:122:PHE:CE2	2.50	0.47

Continued on next page...

Continued from previous page...

Atom-1	Atom-2	Interatomic distance (Å)	Clash overlap (Å)
27:YD:134:ARG:HB2	27:YD:135:PHE:CD1	2.50	0.47
1:XA:1095:U:H5''	1:XA:1109:C:O2	2.14	0.47
54:R8:44:LYS:HD2	54:R8:44:LYS:N	2.30	0.47
35:YP:19:VAL:HG12	35:YP:27:HIS:HB2	1.95	0.47
25:RA:2415:G:H4'	35:RP:67:MET:H	1.79	0.47
25:RA:1816:G:H8	27:RD:62:TYR:CZ	2.32	0.47
25:YA:1930:G:O2'	25:YA:1931:U:P	2.73	0.47
25:YA:1019:U:HO2'	25:YA:1021:A:H2	1.60	0.47
30:YG:28:VAL:O	30:YG:31:VAL:HG13	2.14	0.47
39:RT:123:GLN:O	39:RT:125:ARG:N	2.48	0.47
25:YA:28:A:H61	25:YA:512:G:H1'	1.80	0.47
33:YN:30:ILE:HG22	33:YN:34:LEU:HD22	1.96	0.47
25:YA:2758:A:C2	25:YA:2759:G:H1'	2.50	0.47
31:YH:67:LEU:O	31:YH:71:LEU:HB2	2.15	0.47
27:RD:211:ARG:HD2	27:RD:214:TRP:CZ3	2.50	0.47
38:RS:56:LEU:O	38:RS:58:LEU:N	2.48	0.47
30:YG:34:LEU:HD22	30:YG:35:GLU:N	2.30	0.47
25:YA:2168:G:H8	25:YA:2168:G:OP2	1.97	0.47
25:YA:2591:C:H2'	25:YA:2592:G:C8	2.50	0.47
1:XA:1203:C:H2'	1:XA:1204:A:O4'	2.14	0.47
25:YA:1026:U:H1'	25:YA:1027:A:O5'	2.14	0.47
25:RA:2576:G:O2'	25:RA:2579:C:OP2	2.22	0.47
25:RA:99:U:H4'	25:RA:101:G:O5'	2.14	0.47
25:RA:981:A:N1	25:RA:2027:G:O2'	2.44	0.47
28:RE:17:ASP:N	28:RE:17:ASP:OD1	2.46	0.47
42:RW:63:ASP:N	42:RW:63:ASP:OD1	2.48	0.47
15:XO:66:LEU:HD12	15:XO:66:LEU:HA	1.67	0.47
25:YA:181:A:H1'	25:YA:435:C:H5'	1.96	0.47
1:XA:565:U:H5''	1:XA:566:G:H2'	1.97	0.47
31:YH:104:GLU:HG3	31:YH:114:VAL:HG22	1.96	0.47
25:YA:2572:A:OP1	28:YE:143:ASN:HB3	2.15	0.47
25:RA:221:A:H4'	25:RA:222:A:H5'	1.95	0.47
25:YA:1695:G:H1'	27:YD:8:PRO:O	2.14	0.47
7:QG:18:TYR:HD2	7:QG:59:LEU:HD22	1.79	0.47
25:RA:250:G:H2'	25:RA:251:A:C8	2.50	0.47
1:QA:181:G:O2'	1:QA:182:U:O5'	2.32	0.47
25:RA:2320:A:H2'	25:RA:2320:A:N3	2.29	0.47
25:RA:2032:G:H21	28:RE:146:THR:HG23	1.79	0.47
35:RP:61:ARG:CD	54:R8:13:ARG:HD2	2.44	0.47
28:YE:78:LEU:CD2	28:YE:79:ARG:HD2	2.43	0.47
27:YD:136:ILE:N	27:YD:136:ILE:HD12	2.30	0.47

Continued on next page...

Continued from previous page...

Atom-1	Atom-2	Interatomic distance (Å)	Clash overlap (Å)
27:YD:72:LYS:CG	27:YD:103:ARG:NH2	2.76	0.47
28:YE:22:PRO:O	28:YE:22:PRO:CG	2.63	0.47
36:YQ:34:LEU:HD11	36:YQ:129:THR:CB	2.35	0.47
36:RQ:132:VAL:HG11	45:RZ:81:ARG:CZ	2.45	0.47
25:RA:1278:A:H2'	25:RA:1279:G:C8	2.50	0.47
3:QC:162:GLN:HG2	23:QX:23:A:H2	1.80	0.47
10:QJ:55:LYS:HG3	10:QJ:56:HIS:H	1.78	0.47
10:XJ:55:LYS:CD	10:XJ:56:HIS:CD2	2.98	0.47
29:YF:127:GLU:OE1	29:YF:127:GLU:HA	2.07	0.47
25:YA:774:A:H2	25:YA:787:U:O2'	1.97	0.47
1:QA:1287:A:H2	1:QA:1353:G:H1'	1.80	0.47
1:QA:1127:G:H21	1:QA:1147:C:H41	1.63	0.47
1:QA:792:A:H1'	1:QA:793:U:OP2	2.14	0.47
25:YA:443:A:N7	29:YF:45:ARG:HD2	2.29	0.47
1:XA:986:A:H2'	1:XA:987:G:O4'	2.14	0.47
29:YF:162:LEU:HD23	29:YF:165:ARG:HH21	1.79	0.47
1:XA:1320:C:H42	19:XS:36:ARG:HG3	1.80	0.47
1:QA:1014:A:H4'	19:QS:14:HIS:NE2	2.30	0.47
25:RA:1101:U:H2'	25:RA:1102:C:C6	2.49	0.47
1:QA:452:A:H2'	1:QA:453:A:C8	2.50	0.47
30:YG:11:TYR:HA	30:YG:15:VAL:HB	1.95	0.47
1:QA:581:G:OP1	15:QO:61:GLY:HA3	2.14	0.47
19:QS:35:SER:O	19:QS:71:LEU:HD12	2.15	0.47
25:YA:508:G:HO2'	25:YA:509:C:P	2.38	0.47
1:QA:474:G:H2'	1:QA:475:G:H8	1.80	0.47
35:YP:135:LEU:O	35:YP:139:LYS:HB2	2.15	0.47
32:YI:67:ARG:HH21	32:YI:68:LEU:HB2	1.79	0.47
49:Y3:23:LEU:HD13	49:Y3:50:VAL:HG11	1.96	0.47
25:RA:2343:C:O2'	25:RA:2373:G:O2'	2.17	0.47
25:RA:503:A:H4'	25:RA:504:U:C5'	2.44	0.47
1:QA:1340:A:HO2'	22:QV:31:G:HO2'	1.61	0.47
27:RD:118:VAL:HG22	27:RD:119:ALA:N	2.29	0.47
25:RA:275:G:H3'	25:RA:276:A:H5''	1.97	0.47
25:YA:2097:C:H2'	25:YA:2098:U:O4'	2.14	0.47
20:QT:75:ASN:OD1	20:QT:75:ASN:N	2.40	0.47
2:QB:32:ILE:HD13	2:QB:40:HIS:HB3	1.96	0.47
2:XB:18:GLY:H	2:XB:42:ILE:HG22	1.80	0.47
38:YS:46:VAL:HG12	38:YS:47:THR:N	2.28	0.47
25:RA:747:U:C1'	51:R5:2:ALA:HB3	2.45	0.47
28:RE:63:LEU:O	28:RE:64:LYS:CB	2.62	0.47
25:RA:2495:G:H5''	36:RQ:81:VAL:HG12	1.97	0.47

Continued on next page...

Continued from previous page...

Atom-1	Atom-2	Interatomic distance (Å)	Clash overlap (Å)
31:RH:41:MET:HG3	31:RH:54:ARG:HA	1.96	0.47
25:YA:528:A:C2'	25:YA:529:A:H5'	2.45	0.47
1:QA:1347:G:O2'	1:QA:1348:U:P	2.73	0.47
1:XA:1321:C:H5''	1:XA:1322:C:C5'	2.44	0.47
44:RY:76:CYS:HB2	44:RY:101:LYS:HG3	1.96	0.47
25:RA:2506:U:H1'	60:Z5:101:PPU:HN'3	1.79	0.47
19:XS:41:VAL:HG23	19:XS:67:VAL:HG13	1.97	0.47
1:QA:412:A:H4'	1:QA:413:G:O5'	2.15	0.47
25:RA:137(A):G:H2'	25:RA:139:G:N7	2.29	0.47
1:QA:262:A:C6	1:QA:263:A:C6	3.03	0.47
1:QA:1494:G:OP1	58:QA:1696:PAR:N32	2.48	0.47
27:RD:12:SER:O	27:RD:16:MET:HB2	2.14	0.47
25:RA:2291:U:H2'	25:RA:2292:C:C6	2.49	0.47
1:QA:51:A:C6	1:QA:353:A:C2	3.03	0.47
25:RA:222:A:O2'	25:RA:420:C:O2'	2.33	0.47
25:RA:1025:G:C4	25:RA:1135:C:H1'	2.50	0.47
25:RA:1032:A:N1	25:RA:1122:G:O6	2.48	0.47
25:YA:760:G:H2'	25:YA:761:A:O4'	2.15	0.47
25:RA:1805:U:O2	27:RD:50:THR:HB	2.15	0.47
3:QC:82:GLU:O	3:QC:86:VAL:HG13	2.14	0.47
11:QK:16:SER:OG	11:QK:106:LYS:NZ	2.48	0.47
31:RH:18:GLU:HA	31:RH:18:GLU:OE2	2.14	0.47
46:Y0:19:LYS:HA	46:Y0:19:LYS:HD3	1.66	0.47
41:RV:24:LYS:HG3	41:RV:92:THR:HG23	1.97	0.47
31:YH:94:TYR:N	31:YH:94:TYR:CD1	2.82	0.47
28:YE:61:ARG:O	28:YE:63:LEU:CG	2.57	0.47
28:YE:15:PHE:CD1	39:YT:81:PRO:HD2	2.50	0.47
36:RQ:34:LEU:HD11	36:RQ:129:THR:CB	2.35	0.47
38:YS:28:VAL:HG11	38:YS:98:VAL:HG12	1.97	0.47
28:YE:103:ASP:OD2	28:YE:168:MET:HG2	2.15	0.47
31:YH:9:ILE:O	31:YH:10:PRO:O	2.33	0.47
27:YD:145:VAL:O	27:YD:153:ALA:HA	2.14	0.47
25:RA:242:G:H3'	54:R8:6:THR:HG23	1.97	0.47
3:QC:131:ARG:HH11	5:QE:50:GLU:HG2	1.80	0.47
51:R5:20:ARG:C	51:R5:22:HIS:N	2.68	0.47
25:RA:2712:U:OP1	25:RA:2714:G:H4'	2.14	0.47
25:YA:2455:G:H2'	25:YA:2456:C:C6	2.50	0.47
12:XL:127:GLU:O	12:XL:128:ALA:CB	2.62	0.47
5:XE:89:ILE:HG12	5:XE:91:LEU:HD13	1.97	0.47
19:XS:41:VAL:HA	19:XS:44:MET:HG3	1.97	0.47
25:YA:2600:A:C8	27:YD:237:GLU:OE2	2.67	0.47

Continued on next page...

Continued from previous page...

Atom-1	Atom-2	Interatomic distance (Å)	Clash overlap (Å)
25:RA:631:A:N3	25:RA:2415:G:O2'	2.41	0.47
27:YD:231:HIS:ND1	27:YD:232:PRO:HD2	2.30	0.47
44:YY:87:LYS:HD3	44:YY:92:ASN:HB3	1.97	0.47
25:RA:2439:A:O2'	25:RA:2440:C:OP2	2.26	0.47
25:YA:2392:A:C8	35:YP:60:MET:HG2	2.50	0.47
28:YE:120:TRP:O	28:YE:121:ASN:HB2	2.15	0.47
1:QA:452:A:HO2'	1:QA:453:A:C4'	2.28	0.47
39:RT:16:ARG:HE	39:RT:19:LEU:HD21	1.80	0.47
25:RA:2690:C:OP2	37:RR:14:SER:HB3	2.15	0.47
1:XA:1343:G:H4'	9:XI:122:ALA:HB3	1.97	0.47
25:YA:2404:C:O3'	35:YP:77:ARG:NH2	2.48	0.47
40:RU:8:VAL:HG23	40:RU:11:ARG:HH21	1.80	0.47
38:RS:48:LEU:HD23	38:RS:82:ILE:HD11	1.96	0.47
26:RB:88:C:H2'	26:RB:89:G:O4'	2.15	0.47
25:RA:974(A):C:H4'	25:RA:975:G:O5'	2.15	0.47
38:YS:24:LEU:HB2	38:YS:85:VAL:HG12	1.97	0.47
44:YY:73:ARG:HB3	44:YY:73:ARG:HE	1.47	0.47
31:YH:18:GLU:HA	31:YH:18:GLU:OE2	2.15	0.47
25:RA:2681:C:H5'	28:RE:11:MET:SD	2.55	0.47
31:YH:89:ILE:HD13	31:YH:89:ILE:H	1.80	0.46
31:YH:86:GLU:O	31:YH:132:ARG:HA	2.16	0.46
25:RA:747:U:O2	25:RA:2014:A:H1'	2.15	0.46
25:YA:2667:C:N3	31:YH:110:SER:OG	2.44	0.46
25:RA:2633:G:H1'	28:RE:62:PRO:HG2	1.95	0.46
28:YE:14:ILE:HD11	39:YT:14:TYR:HH	1.70	0.46
28:YE:20:ALA:C	28:YE:21:VAL:HG13	2.35	0.46
24:XY:30:C:N4	24:XY:40:G:H1	2.11	0.46
28:YE:101:ARG:HD2	28:YE:171:GLU:HA	1.97	0.46
25:YA:2308:G:C6	25:YA:2311:A:N1	2.83	0.46
25:RA:2287:A:N1	25:RA:2346:A:H2	2.13	0.46
50:R4:3:GLU:HG3	50:R4:4:GLY:H	1.79	0.46
25:YA:2729:G:O2'	28:YE:187:ALA:CB	2.63	0.46
1:QA:1347:G:H22	1:QA:1374:A:P	2.35	0.46
50:Y4:38:LYS:HD3	50:Y4:42:PHE:HE1	1.80	0.46
1:QA:1238:A:H62	1:QA:1299:A:N6	2.13	0.46
1:XA:1161:C:O2'	1:XA:1162:C:H5'	2.14	0.46
54:Y8:40:GLU:C	54:Y8:42:ARG:N	2.68	0.46
25:YA:588:U:C2	29:YF:90:PHE:CE1	3.03	0.46
36:YQ:87:LYS:O	36:YQ:89:ASN:N	2.43	0.46
2:XB:201:ILE:HG21	2:XB:214:ILE:HG21	1.95	0.46
32:RI:128:LEU:HD13	32:RI:128:LEU:HA	1.77	0.46

Continued on next page...

Continued from previous page...

Atom-1	Atom-2	Interatomic distance (Å)	Clash overlap (Å)
30:RG:105:LYS:HE2	50:R4:26:SER:HB3	1.96	0.46
25:RA:2420:C:OP1	54:R8:34:TRP:CA	2.63	0.46
25:YA:1465:G:H5'	25:YA:1528:A:H1'	1.96	0.46
25:YA:287:C:H2'	25:YA:288:C:C6	2.50	0.46
25:RA:508:G:HO2'	25:RA:509:C:P	2.38	0.46
25:YA:507:A:C5'	25:YA:508:G:H5'	2.44	0.46
25:RA:627:A:H4'	25:RA:628:G:H5'	1.97	0.46
27:YD:198:ASN:ND2	27:YD:198:ASN:C	2.69	0.46
1:XA:545:C:H2'	1:XA:546:G:O4'	2.15	0.46
25:RA:2053:G:O6	25:RA:2614:A:H2	1.99	0.46
1:QA:222:U:H2'	1:QA:223:U:C6	2.50	0.46
1:QA:224:C:H2'	1:QA:225:C:C6	2.50	0.46
42:RW:23:LEU:O	42:RW:27:LYS:HD2	2.14	0.46
34:RO:76:ALA:HB3	39:RT:75:ILE:HB	1.97	0.46
25:RA:224:G:O6	25:RA:419:C:O2'	2.27	0.46
26:RB:89(A):A:C5	26:RB:90:C:H1'	2.50	0.46
25:YA:2345:G:N3	25:YA:2381:C:H2'	2.30	0.46
45:YZ:128:VAL:HB	45:YZ:161:VAL:HG13	1.96	0.46
25:RA:274:G:H1'	25:RA:363:G:C2	2.50	0.46
51:Y5:33:CYS:SG	51:Y5:34:PRO:HD2	2.55	0.46
19:XS:33:THR:OG1	19:XS:34:TRP:N	2.49	0.46
27:RD:61:LEU:HA	27:RD:61:LEU:HD12	1.77	0.46
19:QS:15:LEU:H	19:QS:15:LEU:HD23	1.79	0.46
25:YA:524:U:H2'	25:YA:525:U:C6	2.50	0.46
25:RA:2593:U:H2'	25:RA:2594:C:H6	1.79	0.46
30:RG:3:LEU:HG	50:R4:25:TYR:CE1	2.48	0.46
50:R4:38:LYS:C	50:R4:40:HIS:H	2.07	0.46
25:YA:606:U:H4'	25:YA:658:C:H4'	1.97	0.46
31:RH:153:LYS:HG3	31:RH:162:ILE:H	1.78	0.46
31:RH:9:ILE:O	31:RH:10:PRO:O	2.33	0.46
28:RE:188:VAL:O	28:RE:188:VAL:HG13	2.15	0.46
54:Y8:9:GLY:O	54:Y8:13:ARG:HG2	2.16	0.46
28:YE:188:VAL:O	28:YE:188:VAL:HG13	2.15	0.46
1:QA:300:A:O5'	1:QA:300:A:H8	1.98	0.46
1:QA:954:G:H21	1:QA:1227:A:H62	1.63	0.46
20:QT:89:ARG:NH2	20:QT:105:SER:O	2.37	0.46
25:YA:1535:U:C2	25:YA:1537:C:H1'	2.50	0.46
43:RX:49:VAL:HG13	43:RX:83:VAL:HG13	1.95	0.46
33:YN:114:ARG:O	33:YN:115:ARG:HB3	2.15	0.46
39:RT:20:PRO:HD2	39:RT:86:ILE:HG23	1.97	0.46
1:XA:109:A:H2'	1:XA:326:G:N2	2.30	0.46

Continued on next page...

Continued from previous page...

Atom-1	Atom-2	Interatomic distance (Å)	Clash overlap (Å)
14:QN:24:CYS:HB3	14:QN:29:ARG:H	1.79	0.46
25:RA:1535:U:H2'	25:RA:1536:A:C8	2.50	0.46
1:QA:1129:C:O2	1:QA:1132:C:N4	2.39	0.46
25:RA:2322:A:H2'	25:RA:2323:G:O4'	2.15	0.46
25:YA:2681:C:H5'	28:YE:11:MET:SD	2.55	0.46
25:YA:2140:C:H2'	25:YA:2141:G:H8	1.80	0.46
4:QD:64:LEU:HB2	4:QD:198:VAL:HG11	1.96	0.46
29:RF:192:LEU:HD22	29:RF:194:MET:HG2	1.97	0.46
2:QB:166:ASP:OD2	2:QB:169:LYS:HB2	2.15	0.46
47:R1:89:GLU:HA	47:R1:93:GLU:HB2	1.96	0.46
25:YA:2564:A:C2	25:YA:2647:U:H4'	2.50	0.46
3:XC:178:LEU:HD13	3:XC:178:LEU:HA	1.84	0.46
17:QQ:74:LEU:HB3	17:QQ:75:ARG:H	1.63	0.46
25:YA:1174:A:H2'	25:YA:1174:A:N3	2.30	0.46
17:XQ:63:ARG:HG2	17:XQ:64:PRO:HD2	1.97	0.46
1:QA:62:U:H3	1:QA:105:G:H1	1.62	0.46
19:QS:63:THR:HG23	19:QS:65:ASN:OD1	2.15	0.46
4:QD:187:ARG:NH2	4:QD:190:ASP:HB2	2.31	0.46
28:RE:87:GLU:O	28:RE:89:ASP:N	2.49	0.46
9:XI:83:ARG:O	9:XI:86:VAL:HG12	2.15	0.46
31:RH:127:GLU:OE2	31:RH:130:ARG:NH2	2.47	0.46
50:R4:56:VAL:HA	50:R4:60:GLN:CB	2.28	0.46
25:RA:2811:G:OP1	28:RE:61:ARG:HG2	2.14	0.46
29:YF:46:ARG:NH1	29:YF:46:ARG:CG	2.71	0.46
36:RQ:133:ARG:CG	36:RQ:134:ARG:N	2.78	0.46
31:YH:4:ILE:HG13	31:YH:6:ARG:HD3	1.97	0.46
27:RD:43:ARG:HH11	27:RD:44:ASN:CG	2.16	0.46
25:YA:2277:G:P	36:YQ:85:LYS:HB2	2.55	0.46
25:RA:576:U:OP1	25:RA:2503:A:OP1	2.32	0.46
1:QA:1350:A:OP2	9:QI:118:LYS:NZ	2.40	0.46
25:RA:49:A:N7	25:RA:120:U:O4	2.48	0.46
25:RA:49:A:H5''	25:RA:51:G:O4'	2.16	0.46
54:Y8:29:LYS:HE3	54:Y8:41:ILE:O	2.15	0.46
19:XS:41:VAL:HB	19:XS:42:PRO:HA	1.96	0.46
16:QP:3:LYS:O	16:QP:21:VAL:HA	2.15	0.46
25:YA:451:C:H4'	29:YF:52:LYS:HZ2	1.80	0.46
27:RD:70:TRP:CD2	27:RD:150:LYS:HD2	2.49	0.46
25:RA:1203:G:O6	25:RA:1204:A:N6	2.48	0.46
30:RG:22:ARG:HH22	30:RG:175:LEU:HD21	1.79	0.46
7:QG:78:ARG:HG3	7:QG:79:ARG:N	2.30	0.46
43:RX:55:ASN:HB2	43:RX:80:ILE:HG23	1.97	0.46

Continued on next page...

Continued from previous page...

Atom-1	Atom-2	Interatomic distance (Å)	Clash overlap (Å)
25:RA:1051:G:H2'	25:RA:1052:C:O4'	2.15	0.46
36:YQ:109:VAL:HG13	36:YQ:113:GLN:OE1	2.16	0.46
1:XA:407:G:H2'	1:XA:408:A:H8	1.80	0.46
4:XD:63:LYS:HD2	4:XD:198:VAL:HG22	1.97	0.46
46:Y0:17:GLN:O	46:Y0:19:LYS:HE3	2.14	0.46
28:RE:33:VAL:HG12	28:RE:90:THR:H	1.80	0.46
22:QV:9:G:N2	22:QV:26:G:H1'	2.30	0.46
25:RA:551:G:H5'	25:RA:1220:A:H1'	1.97	0.46
25:RA:1411:C:H42	25:RA:1591:G:H1	1.62	0.46
1:QA:833:U:H2'	1:QA:834:C:C6	2.50	0.46
5:QE:79:GLU:OE2	8:QH:104:ARG:HA	2.15	0.46
9:XI:18:PHE:HB2	9:XI:62:TYR:HB3	1.97	0.46
2:QB:8:LYS:H	2:QB:8:LYS:HD3	1.79	0.46
1:XA:715:A:H2'	1:XA:716:A:C8	2.50	0.46
1:XA:1349:A:H2'	1:XA:1350:A:O4'	2.16	0.46
1:XA:60:A:H8	1:XA:60:A:P	2.39	0.46
31:YH:106:THR:HG22	31:YH:112:PRO:HB3	1.97	0.46
12:QL:43:VAL:HG23	12:QL:93:LEU:HD22	1.96	0.46
28:RE:20:ALA:C	28:RE:21:VAL:HG13	2.35	0.46
28:YE:3:GLY:HA3	28:YE:81:ILE:HG21	1.97	0.46
27:YD:61:LEU:HB3	27:YD:63:ARG:NH1	2.31	0.46
36:YQ:63:LYS:HE2	36:YQ:65:PHE:CZ	2.50	0.46
31:RH:4:ILE:CD1	31:RH:4:ILE:H	2.25	0.46
29:YF:108:LYS:HA	29:YF:108:LYS:HZ3	1.80	0.46
10:XJ:55:LYS:CG	10:XJ:56:HIS:H	2.27	0.46
25:RA:2619:C:O2'	28:RE:156:MET:HE3	2.15	0.46
4:XD:30:LYS:C	4:XD:32:ALA:H	2.18	0.46
20:QT:53:LEU:HD12	20:QT:100:ILE:HG23	1.98	0.46
12:QL:126:LYS:C	12:QL:128:ALA:N	2.69	0.46
54:R8:29:LYS:HE3	54:R8:41:ILE:O	2.15	0.46
1:XA:345:C:H4'	1:XA:346:G:O5'	2.15	0.46
25:YA:2783:G:H2'	25:YA:2784:C:C6	2.51	0.46
3:XC:14:ILE:HG12	3:XC:15:THR:N	2.30	0.46
6:QF:10:LEU:N	6:QF:59:TYR:O	2.46	0.46
1:XA:335:C:H2'	1:XA:336:C:C6	2.51	0.46
25:RA:928:G:H2'	25:RA:929:G:O4'	2.16	0.46
1:QA:1402:C:H2'	1:QA:1403:C:O4'	2.15	0.46
1:XA:963:G:H21	10:XJ:54:PHE:HE1	1.61	0.46
1:QA:983:A:H1'	1:QA:1049:U:O2	2.15	0.46
32:YI:97:ILE:HD12	32:YI:140:LEU:HD11	1.97	0.46
7:XG:115:ARG:HB2	7:XG:118:VAL:HG22	1.97	0.46

Continued on next page...

Continued from previous page...

Atom-1	Atom-2	Interatomic distance (Å)	Clash overlap (Å)
1:XA:1062:U:H2'	1:XA:1063:C:C6	2.50	0.46
16:XP:1:MET:O	16:XP:3:LYS:HG3	2.15	0.46
1:QA:737:A:H2'	1:QA:738:C:C6	2.50	0.46
51:R5:43:HIS:ND1	51:R5:43:HIS:N	2.63	0.46
50:Y4:2:LYS:HA	50:Y4:2:LYS:HD2	1.67	0.46
1:XA:1250:A:H2'	1:XA:1251:A:C8	2.50	0.46
25:RA:1286:A:HO2'	25:RA:1288:U:P	2.37	0.46
44:RY:89:PHE:O	44:RY:90:LEU:HD13	2.15	0.46
25:RA:227:A:C2	25:RA:2407:G:H1'	2.51	0.46
31:RH:86:GLU:O	31:RH:132:ARG:HA	2.15	0.46
25:RA:2015:A:H1'	51:R5:2:ALA:CA	2.25	0.46
25:RA:747:U:C5	51:R5:2:ALA:C	2.89	0.46
27:YD:102:LYS:O	27:YD:103:ARG:HG3	2.15	0.46
27:YD:35:LYS:HE3	27:YD:65:ILE:N	2.31	0.46
28:RE:54:GLN:HE21	28:RE:54:GLN:CA	2.27	0.46
54:R8:52:LYS:O	54:R8:52:LYS:CG	2.64	0.46
36:YQ:66:ILE:H	36:YQ:104:PHE:HA	1.79	0.46
29:YF:184:TYR:CD2	29:YF:188:ARG:HD2	2.50	0.46
48:Y2:17:SER:HB2	48:Y2:18:PRO:HG3	1.98	0.46
40:YU:83:LEU:HG	40:YU:88:ILE:HG13	1.97	0.46
38:YS:61:ASN:O	38:YS:65:VAL:HG23	2.15	0.46
25:YA:727:A:C2	27:YD:9:TYR:CD2	3.04	0.46
27:YD:206:LEU:HA	27:YD:206:LEU:HD23	1.49	0.46
28:RE:47:VAL:O	28:RE:48:GLN:C	2.52	0.46
38:YS:13:ARG:O	38:YS:14:VAL:HB	2.15	0.46
2:XB:163:PHE:CD1	2:XB:185:ILE:HG13	2.50	0.46
47:Y1:96:LYS:H	47:Y1:97:LEU:HD12	1.81	0.46
25:YA:573:G:N1	25:YA:2031:A:OP2	2.40	0.46
12:QL:115:LYS:O	12:QL:117:ARG:N	2.47	0.46
27:YD:117:VAL:CG2	27:YD:128:GLY:C	2.84	0.46
38:RS:61:ASN:O	38:RS:65:VAL:HG23	2.14	0.46
10:XJ:62:HIS:H	10:XJ:62:HIS:CD2	2.33	0.46
42:RW:86:LEU:O	42:RW:94:ASP:N	2.44	0.46
1:XA:156:G:H1	1:XA:165:C:N4	2.12	0.46
25:YA:877:U:H3	25:YA:899:A:H2	1.63	0.46
32:YI:125:GLU:OE1	32:YI:141:LYS:HB3	2.15	0.46
1:QA:1225:A:H2'	1:QA:1225:A:N3	2.31	0.46
25:YA:1655:A:O3'	28:YE:115:GLY:HA3	2.15	0.46
28:RE:89:ASP:O	28:RE:90:THR:O	2.33	0.46
1:QA:689:C:OP1	11:QK:27:ASN:ND2	2.49	0.46
38:RS:78:LEU:HD11	38:RS:107:GLU:O	2.15	0.46

Continued on next page...

Continued from previous page...

Atom-1	Atom-2	Interatomic distance (Å)	Clash overlap (Å)
1:XA:323:U:H2'	1:XA:324:G:O4'	2.16	0.46
25:RA:945:A:C4	25:RA:2448:A:C2	3.03	0.46
1:QA:715:A:H2'	1:QA:716:A:C8	2.50	0.46
25:RA:1918:A:O2'	25:RA:1920:C:N4	2.48	0.46
7:XG:74:GLU:HG2	7:XG:91:VAL:HG22	1.98	0.46
31:YH:86:GLU:O	31:YH:87:LEU:CB	2.64	0.46
27:YD:48:ARG:HG3	27:YD:48:ARG:NH1	2.31	0.46
28:YE:54:GLN:HE21	28:YE:54:GLN:CA	2.27	0.46
25:YA:2653:U:O2'	31:YH:110:SER:HB2	2.16	0.46
31:YH:151:ILE:O	31:YH:152:ARG:O	2.34	0.46
27:YD:35:LYS:HD3	27:YD:63:ARG:HB3	1.96	0.46
28:RE:50:GLY:CA	28:RE:74:PRO:HG3	2.45	0.46
38:YS:110:LEU:HA	38:YS:112:PHE:CZ	2.50	0.46
54:Y8:48:PHE:HD1	54:Y8:48:PHE:N	2.14	0.46
51:Y5:48:GLU:HA	51:Y5:59:GLU:HG2	1.97	0.46
31:YH:53:GLU:OE1	31:YH:53:GLU:HA	2.16	0.46
27:YD:211:ARG:HH11	27:YD:211:ARG:HG2	1.80	0.46
25:YA:2747:G:P	31:YH:138:LYS:HZ3	2.36	0.46
1:QA:1376:U:P	7:QG:94:ARG:HH12	2.39	0.46
54:Y8:44:LYS:HD2	54:Y8:44:LYS:N	2.30	0.46
25:RA:2405:G:O2'	25:RA:2406:U:OP2	2.31	0.46
31:RH:59:ARG:CG	31:RH:59:ARG:NH1	2.79	0.46
4:QD:7:PRO:HB2	4:QD:10:ARG:HD2	1.98	0.46
27:YD:18:VAL:CG1	27:YD:19:ALA:N	2.78	0.46
25:YA:363(B):G:H2'	25:YA:363(C):G:C8	2.51	0.46
18:XR:32:ARG:HA	18:XR:69:THR:HG21	1.97	0.46
32:RI:88:ILE:HG12	32:RI:122:GLU:H	1.81	0.46
25:YA:1476:C:H2'	25:YA:1477:A:C8	2.51	0.46
25:RA:2146:C:H4'	25:RA:2147:G:C8	2.50	0.46
26:YB:91:C:H5''	45:YZ:79:ARG:NH1	2.31	0.46
44:YY:94:LYS:HD2	44:YY:101:LYS:HZ3	1.81	0.46
25:RA:1312:U:H4'	25:RA:1313:U:O5'	2.16	0.46
49:Y3:8:LEU:HD22	49:Y3:31:LEU:HD22	1.96	0.46
52:R6:13:CYS:HB2	52:R6:22:ALA:HB3	1.98	0.46
15:XO:56:LEU:O	15:XO:60:VAL:HG23	2.16	0.46
13:XM:36:LYS:HD3	13:XM:36:LYS:C	2.36	0.46
15:XO:6:GLU:CD	15:XO:6:GLU:H	2.15	0.46
38:RS:24:LEU:HB2	38:RS:85:VAL:HG12	1.96	0.46
25:RA:1651:G:H2'	25:RA:1652:A:O4'	2.16	0.46
36:RQ:109:VAL:HG13	36:RQ:113:GLN:OE1	2.16	0.46
25:YA:2667:C:H1'	31:YH:109:PHE:CD2	2.42	0.46

Continued on next page...

Continued from previous page...

Atom-1	Atom-2	Interatomic distance (Å)	Clash overlap (Å)
28:YE:63:LEU:O	28:YE:64:LYS:CB	2.62	0.46
38:YS:74:ALA:O	38:YS:75:GLU:C	2.54	0.46
4:QD:9:CYS:SG	4:QD:32:ALA:N	2.89	0.46
36:RQ:66:ILE:O	36:RQ:104:PHE:N	2.49	0.46
28:RE:103:ASP:OD2	28:RE:168:MET:HG2	2.15	0.46
27:YD:79:VAL:HG21	27:YD:111:LEU:HD21	1.98	0.46
20:XT:45:GLN:HB2	20:XT:91:LEU:HD13	1.96	0.46
28:YE:195:LEU:HD12	28:YE:196:VAL:N	2.29	0.46
28:YE:188:VAL:HA	28:YE:189:PRO:HD2	1.79	0.46
36:RQ:23:GLY:O	36:RQ:24:GLY:C	2.54	0.46
25:YA:1203:G:H3'	25:YA:1204:A:H5''	1.97	0.46
27:YD:165:ILE:C	27:YD:166:GLN:HE21	2.18	0.46
25:YA:1264:G:H3'	25:YA:1265:A:H5''	1.97	0.46
25:RA:307:G:N2	25:RA:309:G:H3'	2.30	0.46
1:QA:1222:G:C2	1:QA:1223:C:C2	3.04	0.46
1:XA:92:G:H3'	1:XA:93:U:C6	2.51	0.46
2:XB:70:PHE:O	2:XB:93:VAL:N	2.33	0.46
25:RA:2469:A:H5''	25:RA:2470:G:C8	2.51	0.46
27:YD:148:GLU:HB2	27:YD:151:LYS:HD2	1.98	0.46
30:YG:34:LEU:HD12	30:YG:100:TRP:CH2	2.50	0.46
1:XA:411:A:N9	1:XA:413:G:H1'	2.31	0.46
2:QB:165:VAL:HG23	2:QB:166:ASP:H	1.81	0.46
9:XI:18:PHE:HD2	9:XI:62:TYR:HD2	1.61	0.46
5:QE:41:VAL:HG13	5:QE:113:ALA:HA	1.98	0.46
25:RA:1303:G:H1'	25:RA:1641:A:N1	2.31	0.46
25:RA:2154:G:H2'	25:RA:2155:G:H8	1.81	0.46
38:RS:83:LYS:O	38:RS:109:GLY:HA3	2.15	0.46
4:QD:78:LEU:HD22	4:QD:96:LEU:HB3	1.98	0.46
25:RA:2788:C:O2'	25:RA:2809:A:N3	2.48	0.46
13:QM:84:ILE:HD12	13:QM:84:ILE:HA	1.74	0.46
25:YA:636:G:OP1	35:YP:132:LYS:HB2	2.15	0.46
26:YB:24:G:H1'	26:YB:27:C:N4	2.31	0.46
1:XA:1314:C:N4	19:XS:2:PRO:O	2.48	0.46
25:YA:2774:C:H2'	25:YA:2775:A:O4'	2.14	0.46
31:YH:128:PRO:HD2	31:YH:129:THR:N	2.25	0.46
32:RI:57:ARG:HA	32:RI:60:GLU:HB3	1.96	0.46
27:YD:36:PRO:HB3	27:YD:62:TYR:O	2.16	0.46
28:RE:61:ARG:O	28:RE:63:LEU:CG	2.57	0.46
38:YS:108:GLY:O	38:YS:110:LEU:N	2.48	0.46
36:RQ:63:LYS:HD2	45:RZ:175:VAL:HG21	1.98	0.46
1:QA:1348:U:H3	1:QA:1374:A:H2	1.64	0.46

Continued on next page...

Continued from previous page...

Atom-1	Atom-2	Interatomic distance (Å)	Clash overlap (Å)
28:YE:137:HIS:CB	28:YE:138:PRO:HD2	2.42	0.46
28:YE:111:ARG:NE	28:YE:160:TYR:CE1	2.76	0.46
25:RA:676:A:N1	25:RA:802:A:N1	2.64	0.46
39:YT:95:ARG:HD2	39:YT:95:ARG:HA	1.75	0.46
25:RA:483:A:H5''	44:RY:49:VAL:HG13	1.98	0.46
28:YE:129:HIS:O	28:YE:130:GLY:C	2.53	0.46
54:R8:40:GLU:C	54:R8:42:ARG:N	2.68	0.46
25:YA:1408:C:C2	25:YA:1595:G:N2	2.84	0.46
36:YQ:87:LYS:HG2	36:YQ:87:LYS:O	2.15	0.46
31:YH:88:LEU:HD22	31:YH:163:TYR:O	2.16	0.46
33:YN:9:VAL:HG23	33:YN:10:GLU:N	2.31	0.46
25:RA:586:A:N1	25:RA:809:G:O2'	2.33	0.46
28:RE:172:VAL:HG13	28:RE:182:LEU:HD11	1.98	0.46
25:RA:631:A:OP1	35:RP:64:LYS:HE2	2.16	0.46
27:YD:2:ALA:HB1	27:YD:20:ASP:CB	2.46	0.46
25:YA:271(B):G:N7	25:YA:421:U:H2'	2.31	0.46
9:XI:46:ALA:HA	9:XI:78:LYS:HB2	1.98	0.46
25:YA:1062:G:H8	25:YA:1062:G:O5'	1.98	0.46
20:QT:29:LYS:O	20:QT:33:ILE:HG12	2.16	0.46
25:YA:466:A:N3	25:YA:683:C:H1'	2.31	0.46
25:RA:845:G:OP2	25:RA:845:G:H8	1.99	0.46
30:RG:98:ARG:O	30:RG:101:ILE:HG13	2.16	0.46
25:YA:2168:G:N2	25:YA:2170:A:H62	2.14	0.46
32:RI:29:TYR:O	32:RI:33:ARG:HB2	2.16	0.46
1:XA:762:C:H2'	1:XA:763:G:C8	2.51	0.46
28:YE:87:GLU:O	28:YE:89:ASP:N	2.48	0.46
45:RZ:74:VAL:HG13	45:RZ:86:VAL:HG22	1.98	0.46
1:XA:222:U:H2'	1:XA:223:U:C6	2.51	0.46
25:YA:2150:U:H2'	25:YA:2151:G:C8	2.51	0.46
40:YU:75:ASN:HB3	40:YU:78:THR:H	1.81	0.46
52:R6:33:LYS:HG3	52:R6:34:LEU:HD13	1.98	0.46
47:Y1:80:LEU:HB2	47:Y1:81:LYS:H	1.61	0.46
7:XG:50:ILE:HG21	7:XG:61:VAL:HG21	1.98	0.46
1:XA:620:C:H2'	1:XA:621:A:O4'	2.16	0.46
14:QN:32:SER:O	14:QN:32:SER:OG	2.26	0.46
10:QJ:84:GLN:HG3	10:QJ:84:GLN:H	1.49	0.46
44:RY:17:SER:OG	44:RY:71:LYS:HD2	2.16	0.46
31:RH:37:VAL:HG11	31:RH:68:THR:HG23	1.98	0.46
25:YA:2025:C:H2'	25:YA:2026:C:C6	2.51	0.46
25:YA:2310:A:N6	30:YG:79:ASN:HB2	2.30	0.46
25:RA:752:A:H3'	53:R7:1:MET:SD	2.55	0.46

Continued on next page...

Continued from previous page...

Atom-1	Atom-2	Interatomic distance (Å)	Clash overlap (Å)
27:YD:105:ILE:HG23	27:YD:106:ILE:O	2.15	0.46
36:RQ:26:TYR:O	36:RQ:27:VAL:O	2.34	0.46
36:RQ:63:LYS:HE2	36:RQ:65:PHE:CZ	2.50	0.46
20:XT:26:ASN:O	20:XT:30:LYS:HB2	2.16	0.46
27:YD:14:ARG:HG3	27:YD:15:PHE:N	2.31	0.46
31:RH:4:ILE:HG13	31:RH:6:ARG:HD3	1.97	0.46
27:YD:183:ARG:NH1	27:YD:183:ARG:CG	2.69	0.46
39:RT:26:ASP:HB2	39:RT:90:GLN:O	2.16	0.46
36:RQ:30:GLY:CA	36:RQ:107:ALA:HB2	2.39	0.46
10:QJ:55:LYS:CD	10:QJ:56:HIS:CD2	2.98	0.46
31:RH:13:LYS:CA	31:RH:13:LYS:HE2	2.40	0.46
36:YQ:11:LYS:HE2	36:YQ:87:LYS:HA	1.98	0.46
12:XL:27:LEU:HD13	12:XL:28:LYS:N	2.30	0.46
12:QL:27:LEU:HD13	12:QL:28:LYS:N	2.30	0.46
25:RA:1026:U:H1'	25:RA:1027:A:H5''	1.98	0.46
55:R9:8:LYS:O	55:R9:34:GLN:NE2	2.49	0.46
27:RD:68:LYS:HD2	27:RD:70:TRP:CZ2	2.51	0.46
25:YA:27:G:H1'	25:YA:513:A:N6	2.31	0.46
42:YW:110:LYS:HG3	42:YW:111:HIS:ND1	2.31	0.46
1:XA:24:U:H2'	1:XA:25:C:C6	2.51	0.46
1:XA:426:G:OP1	4:XD:38:TYR:OH	2.28	0.46
1:XA:745:C:OP1	1:XA:851:G:O2'	2.33	0.46
2:XB:114:ARG:O	2:XB:118:LEU:HG	2.16	0.46
1:QA:335:C:H2'	1:QA:336:C:C6	2.51	0.46
25:YA:1657:C:H2'	25:YA:1658:C:C6	2.51	0.46
25:YA:478:A:C6	25:YA:480:A:C6	3.04	0.46
25:RA:1497:U:H5''	25:RA:1498:C:H5	1.80	0.46
41:RV:51:VAL:HG12	41:RV:53:GLU:H	1.80	0.46
25:YA:954:G:OP1	36:YQ:15:GLY:N	2.43	0.46
34:RO:31:LYS:HB3	34:RO:32:TYR:CD2	2.51	0.46
3:XC:78:GLY:HA3	3:XC:83:ARG:HB3	1.98	0.46
6:XF:48:LEU:HG	6:XF:57:GLN:HA	1.98	0.46
1:QA:17:U:H2'	1:QA:18:C:C6	2.50	0.46
19:QS:32:LYS:HA	19:QS:50:ALA:HB3	1.98	0.46
25:RA:321:G:H5''	29:RF:136:THR:HG23	1.98	0.46
28:RE:47:VAL:O	28:RE:47:VAL:HG23	2.16	0.46
52:R6:44:ARG:O	52:R6:45:LYS:HB2	2.16	0.46
12:XL:126:LYS:C	12:XL:128:ALA:N	2.69	0.46
27:YD:118:VAL:O	27:YD:129:ASN:HA	2.16	0.46
31:RH:88:LEU:HD22	31:RH:163:TYR:O	2.16	0.46
29:YF:31:HIS:O	29:YF:34:TRP:HB3	2.15	0.46

Continued on next page...

Continued from previous page...

Atom-1	Atom-2	Interatomic distance (Å)	Clash overlap (Å)
1:XA:926:G:C6	1:XA:1505:G:C6	3.04	0.46
37:YR:78:LYS:O	37:YR:83:ILE:HG12	2.16	0.46
47:R1:73:LEU:HB3	47:R1:90:ILE:HG23	1.97	0.46
36:RQ:87:LYS:O	36:RQ:87:LYS:HG2	2.15	0.46
31:YH:51:ARG:HG3	31:YH:51:ARG:NH1	2.30	0.46
37:YR:51:LEU:HD12	37:YR:70:LEU:HG	1.97	0.46
25:RA:2321:G:N3	25:RA:2321:G:C2'	2.77	0.46
29:RF:20:LEU:HD23	29:RF:125:LEU:HD12	1.98	0.46
1:QA:1443:G:C6	39:RT:118:ARG:HB2	2.51	0.46
20:XT:33:ILE:HD13	20:XT:62:LEU:HB3	1.98	0.46
44:YY:84:ARG:HB3	44:YY:95:LYS:HD3	1.97	0.46
5:QE:75:THR:CB	5:QE:117:ASP:O	2.63	0.46
25:RA:2335:A:O2'	25:RA:2336:A:H2'	2.16	0.46
25:YA:2208:U:C1'	27:YD:151:LYS:HE2	2.45	0.46
25:YA:1655:A:H3'	25:YA:1656:C:H6	1.81	0.46
2:XB:217:ARG:HB2	2:XB:217:ARG:HE	1.54	0.46
29:RF:11:VAL:HG12	29:RF:12:LEU:H	1.80	0.46
40:RU:69:CYS:HB3	40:RU:106:PHE:HZ	1.81	0.46
25:RA:1885:A:H5'	25:RA:1886:C:OP2	2.16	0.46
51:R5:41:PRO:HA	51:R5:42:PRO:HD3	1.82	0.46
25:RA:699:A:H2'	25:RA:700:G:O4'	2.16	0.46
25:YA:1512:G:H2'	25:YA:1513:C:C6	2.50	0.46
37:RR:37:THR:OG1	37:RR:40:LYS:HG3	2.16	0.46
25:RA:392:C:H5''	25:RA:409:C:H5''	1.97	0.46
28:RE:95:ILE:HG22	28:RE:95:ILE:O	2.16	0.45
31:YH:109:PHE:CE1	31:YH:152:ARG:NH1	2.85	0.45
36:RQ:81:VAL:HG23	36:RQ:82:ARG:N	2.31	0.45
38:YS:109:GLY:O	38:YS:110:LEU:HB2	2.16	0.45
37:RR:33:ARG:HG2	37:RR:34:ILE:N	2.30	0.45
27:YD:11:PRO:O	27:YD:12:SER:CB	2.65	0.45
36:RQ:85:LYS:HD3	36:RQ:86:GLY:H	1.80	0.45
36:YQ:85:LYS:HD3	36:YQ:86:GLY:H	1.80	0.45
10:XJ:55:LYS:CG	10:XJ:56:HIS:CD2	2.97	0.45
1:QA:1298:C:H4'	1:QA:1299:A:N9	2.31	0.45
29:RF:182:ASN:O	29:RF:186:ILE:HG12	2.16	0.45
29:YF:65:TRP:CH2	29:YF:72:ARG:HB3	2.50	0.45
47:Y1:58:ILE:N	47:Y1:58:ILE:HD12	2.30	0.45
50:R4:15:ILE:HG22	50:R4:20:ASN:CA	2.45	0.45
50:R4:50:VAL:O	50:R4:50:VAL:HG13	2.15	0.45
25:RA:2469:A:H2	25:RA:2481:G:H21	1.64	0.45
20:XT:29:LYS:CD	20:XT:66:ALA:HB2	2.45	0.45

Continued on next page...

Continued from previous page...

Atom-1	Atom-2	Interatomic distance (Å)	Clash overlap (Å)
41:YV:19:LYS:HA	41:YV:94:LEU:O	2.15	0.45
25:RA:2645:G:N2	25:RA:2767:C:OP2	2.49	0.45
25:RA:1301:A:O2'	25:RA:1302:A:H3'	2.16	0.45
10:QJ:22:LYS:HB3	10:QJ:22:LYS:HE3	1.68	0.45
1:XA:154:C:H42	1:XA:167:G:H1	1.64	0.45
25:RA:678:C:H2'	25:RA:679:C:C6	2.51	0.45
32:RI:113:ARG:HG3	32:RI:131:LYS:NZ	2.30	0.45
6:QF:99:ALA:HB1	18:QR:23:LYS:NZ	2.31	0.45
25:RA:1153:C:H2'	25:RA:1154:G:O4'	2.16	0.45
1:XA:626:U:C2	1:XA:627:G:C8	3.05	0.45
3:QC:19:GLU:HA	3:QC:54:ARG:HH12	1.81	0.45
25:YA:2016:U:H1'	51:Y5:6:VAL:HG13	1.97	0.45
18:XR:73:ALA:HB3	18:XR:79:LEU:HD12	1.98	0.45
31:RH:89:ILE:HD13	31:RH:89:ILE:H	1.81	0.45
28:RE:15:PHE:CD1	28:RE:20:ALA:HB2	2.50	0.45
28:YE:77:ILE:O	28:YE:78:LEU:O	2.35	0.45
27:YD:69:ARG:C	27:YD:71:ASP:N	2.69	0.45
51:R5:54:GLY:O	51:R5:55:ARG:C	2.54	0.45
37:YR:101:ALA:CB	51:Y5:47:PRO:HD3	2.46	0.45
29:YF:7:TYR:N	29:YF:7:TYR:CD1	2.84	0.45
25:RA:957:A:H5'	36:RQ:76:LYS:CD	2.47	0.45
25:RA:2131:G:N2	25:RA:2158:A:N7	2.63	0.45
44:YY:87:LYS:HA	44:YY:92:ASN:HB3	1.98	0.45
32:RI:52:ARG:CB	32:RI:56:LYS:HB3	2.45	0.45
1:QA:757:U:H2'	1:QA:758:G:O4'	2.16	0.45
8:QH:20:TYR:HA	8:QH:65:TYR:CZ	2.51	0.45
25:RA:2698:U:H2'	25:RA:2699:C:C6	2.51	0.45
26:RB:5:C:O2'	26:RB:27:C:O2	2.33	0.45
25:YA:1263:U:H1'	51:Y5:10:LYS:HG3	1.98	0.45
2:XB:55:PHE:HD1	2:XB:58:ILE:HG13	1.81	0.45
35:YP:115:LEU:HB3	35:YP:131:SER:HB2	1.99	0.45
25:RA:2516:G:C6	25:RA:2517:C:N4	2.84	0.45
25:YA:1683:C:H2'	25:YA:1684:C:C6	2.51	0.45
29:YF:167:ALA:HB1	29:YF:173:VAL:HG11	1.98	0.45
3:QC:23:TYR:CD1	10:QJ:10:GLY:HA2	2.51	0.45
9:QI:45:ALA:O	9:QI:48:GLU:HG2	2.15	0.45
28:YE:1:MET:HA	28:YE:200:GLU:OE2	2.16	0.45
52:Y6:33:LYS:HB2	52:Y6:33:LYS:HE2	1.76	0.45
4:QD:46:LYS:HD3	4:QD:46:LYS:HA	1.69	0.45
1:QA:1378:C:N4	1:QA:1379:G:N3	2.64	0.45
25:RA:297:C:H5''	44:RY:85:VAL:HG21	1.96	0.45

Continued on next page...

Continued from previous page...

Atom-1	Atom-2	Interatomic distance (Å)	Clash overlap (Å)
1:QA:491:G:H2'	1:QA:492:G:O4'	2.16	0.45
28:YE:51:PHE:HD2	28:YE:52:LEU:H	1.59	0.45
27:YD:65:ILE:HD11	27:YD:67:PHE:CE2	2.51	0.45
31:RH:151:ILE:O	31:RH:152:ARG:O	2.34	0.45
27:YD:241:PRO:O	27:YD:242:ARG:C	2.53	0.45
10:XJ:50:ILE:HD11	10:XJ:57:LYS:CD	2.46	0.45
36:RQ:104:PHE:O	36:RQ:105:GLU:CB	2.65	0.45
48:Y2:17:SER:HB2	48:Y2:18:PRO:CG	2.46	0.45
25:RA:2287:A:N1	25:RA:2346:A:C2	2.84	0.45
44:YY:51:VAL:HG13	44:YY:52:SER:N	2.28	0.45
44:YY:56:PRO:O	44:YY:58:GLY:N	2.49	0.45
8:XH:91:ARG:HG3	12:XL:7:ILE:HG21	1.98	0.45
10:QJ:55:LYS:HG3	10:QJ:56:HIS:CG	2.51	0.45
25:RA:2021:C:OP1	51:R5:12:SER:OG	2.25	0.45
40:YU:68:ALA:O	40:YU:71:GLN:HB2	2.16	0.45
25:YA:1728:G:H8	25:YA:1732:A:H62	1.64	0.45
40:YU:58:ARG:HA	40:YU:61:TRP:CE3	2.51	0.45
26:RB:49:C:H2'	26:RB:50:G:C8	2.51	0.45
1:XA:1392:G:H2'	1:XA:1393:U:C6	2.51	0.45
12:XL:115:LYS:O	12:XL:117:ARG:N	2.47	0.45
25:YA:975:G:H1'	25:YA:990:A:C2	2.51	0.45
10:QJ:58:ASP:O	10:QJ:59:SER:HB2	2.17	0.45
31:RH:137:ASP:HB2	31:RH:140:LYS:HE3	1.98	0.45
25:YA:1054:A:N1	25:YA:1105:U:O4	2.49	0.45
25:RA:1796:U:H2'	25:RA:1797:C:H6	1.79	0.45
30:RG:106:LEU:HA	30:RG:110:ALA:HB3	1.98	0.45
45:YZ:149:SER:HB2	45:YZ:172:ALA:O	2.16	0.45
25:RA:307:G:H8	25:RA:307:G:O5'	1.99	0.45
37:YR:24:GLN:HE21	37:YR:44:LEU:HG	1.81	0.45
38:YS:5:THR:HG1	38:YS:7:TYR:HB3	1.80	0.45
1:QA:1014:A:H2'	1:QA:1015:A:C8	2.52	0.45
40:YU:66:ASN:O	40:YU:70:ARG:HB2	2.17	0.45
1:QA:662:G:H2'	1:QA:663:A:C8	2.51	0.45
25:YA:2867:G:OP2	39:YT:119:LYS:NZ	2.28	0.45
1:QA:695:A:H2'	1:QA:696:A:C8	2.51	0.45
31:YH:16:SER:OG	31:YH:17:VAL:N	2.50	0.45
25:YA:2334:G:C6	46:Y0:75:LEU:HD21	2.52	0.45
7:QG:20:ASP:OD1	7:QG:21:VAL:N	2.49	0.45
1:XA:474:G:H2'	1:XA:475:G:C8	2.51	0.45
12:QL:113:ARG:NH2	12:QL:120:TYR:CE2	2.85	0.45
12:QL:61:THR:O	12:QL:63:GLY:N	2.45	0.45

Continued on next page...

Continued from previous page...

Atom-1	Atom-2	Interatomic distance (Å)	Clash overlap (Å)
37:YR:109:ALA:HA	37:YR:110:PRO:HD2	1.77	0.45
30:YG:146:TYR:O	30:YG:149:VAL:HG22	2.16	0.45
25:YA:2347:C:H2'	25:YA:2348:U:C6	2.51	0.45
25:YA:1316:U:H2'	25:YA:1317:A:H8	1.81	0.45
51:R5:36:CYS:C	51:R5:38:ALA:H	2.19	0.45
29:YF:117:ARG:NH2	29:YF:189:THR:O	2.49	0.45
7:QG:45:ASP:O	7:QG:49:ILE:HG12	2.16	0.45
28:RE:1:MET:HA	28:RE:200:GLU:OE2	2.16	0.45
1:XA:1252:A:H2'	1:XA:1253:G:O4'	2.16	0.45
25:RA:2290:G:H1	25:RA:2342:C:H42	1.65	0.45
25:YA:34:C:H41	25:YA:447:A:H61	1.65	0.45
28:RE:21:VAL:HG23	28:RE:22:PRO:CD	2.46	0.45
31:RH:109:PHE:CE1	31:RH:152:ARG:NH1	2.84	0.45
28:YE:13:ARG:HB3	28:YE:13:ARG:HH11	1.82	0.45
12:XL:10:LEU:HB3	17:XQ:32:TYR:CE2	2.52	0.45
1:QA:49:U:O4	1:QA:365:U:O4	2.34	0.45
51:R5:16:ARG:O	51:R5:20:ARG:HG3	2.16	0.45
28:YE:47:VAL:O	28:YE:47:VAL:HG23	2.16	0.45
25:YA:2032:G:N2	28:YE:146:THR:HG23	2.28	0.45
25:RA:2405:G:O2'	25:RA:2406:U:P	2.74	0.45
1:QA:1367:C:H4'	10:QJ:48:THR:HG21	1.98	0.45
17:XQ:43:LEU:HD12	17:XQ:68:ARG:HG2	1.97	0.45
12:XL:113:ARG:NH2	12:XL:120:TYR:CE2	2.84	0.45
52:R6:26:ASN:ND2	52:R6:35:GLU:OE2	2.49	0.45
27:RD:30:GLU:HG3	27:RD:63:ARG:CZ	2.47	0.45
12:XL:64:TYR:O	12:XL:65:GLU:HB2	2.16	0.45
12:QL:64:TYR:O	12:QL:65:GLU:HB2	2.16	0.45
20:XT:36:LEU:CD1	20:XT:55:ILE:HD12	2.46	0.45
35:YP:121:LYS:O	35:YP:123:LEU:N	2.49	0.45
38:YS:5:THR:OG1	38:YS:8:GLU:HG3	2.17	0.45
1:QA:390:C:O3'	16:QP:28:ARG:NH2	2.44	0.45
8:XH:86:ILE:HG13	8:XH:133:LEU:HD22	1.98	0.45
7:XG:15:ASP:OD1	7:XG:44:TYR:OH	2.35	0.45
25:RA:2335:A:O2'	25:RA:2336:A:H8	1.99	0.45
25:YA:2208:U:O2'	27:YD:151:LYS:HG2	2.17	0.45
25:RA:2655:G:O2'	25:RA:2656:U:H5	1.98	0.45
27:YD:109:ASP:HB2	27:YD:197:GLY:CA	2.46	0.45
4:QD:98:GLU:OE2	4:QD:107:ARG:NE	2.49	0.45
47:Y1:91:LYS:HE3	47:Y1:91:LYS:HA	1.98	0.45
1:QA:280:C:H3'	1:QA:281:G:H5'	1.98	0.45
1:QA:106:C:H2'	1:QA:107:G:H8	1.80	0.45

Continued on next page...

Continued from previous page...

Atom-1	Atom-2	Interatomic distance (Å)	Clash overlap (Å)
44:YY:101:LYS:HG2	44:YY:102:CYS:H	1.81	0.45
25:YA:2780:G:OP2	33:YN:118:LYS:HE2	2.17	0.45
25:YA:2875:C:H4'	39:YT:5:ALA:HB2	1.97	0.45
25:YA:70:G:H21	25:YA:71:A:N6	2.14	0.45
13:XM:58:GLU:O	13:XM:62:ASN:ND2	2.33	0.45
2:XB:140:HIS:HA	2:XB:143:GLU:OE1	2.17	0.45
36:RQ:5:ARG:O	36:RQ:6:ARG:O	2.35	0.45
38:RS:16:ASN:HA	38:RS:19:LYS:HD3	1.98	0.45
29:RF:65:TRP:O	29:RF:67:GLN:N	2.42	0.45
27:RD:121:PRO:HB3	27:RD:135:PHE:CE2	2.52	0.45
1:XA:19:C:H2'	1:XA:20:U:H6	1.81	0.45
31:RH:106:THR:HG22	31:RH:112:PRO:HB3	1.97	0.45
1:QA:1120:G:H2'	1:QA:1121:U:C6	2.51	0.45
31:RH:94:TYR:N	31:RH:94:TYR:CD1	2.82	0.45
28:RE:22:PRO:O	28:RE:22:PRO:CG	2.63	0.45
31:RH:86:GLU:O	31:RH:87:LEU:CB	2.64	0.45
25:YA:592:G:N3	54:Y8:4:MET:CE	2.79	0.45
28:YE:95:ILE:HG22	28:YE:95:ILE:O	2.16	0.45
25:RA:2635:C:H5''	28:RE:78:LEU:HA	1.99	0.45
38:YS:78:LEU:HD21	38:YS:108:GLY:HA2	1.99	0.45
9:XI:114:TYR:HD1	9:XI:114:TYR:N	2.14	0.45
1:XA:954:G:H21	1:XA:1227:A:N6	1.91	0.45
10:QJ:55:LYS:CG	10:QJ:56:HIS:CD2	2.97	0.45
25:YA:2729:G:C2'	28:YE:187:ALA:HB2	2.46	0.45
29:YF:196:LEU:O	29:YF:200:GLU:HG2	2.17	0.45
25:YA:270(T):G:OP1	47:Y1:97:LEU:HD13	2.16	0.45
1:XA:537:G:H5''	12:XL:113:ARG:NH1	2.30	0.45
25:YA:1754:C:P	39:YT:96:ARG:HH12	2.39	0.45
3:XC:48:TYR:OH	3:XC:122:GLU:OE2	2.22	0.45
1:XA:1347:G:OP2	9:XI:107:ARG:HG2	2.16	0.45
45:YZ:141:VAL:HG23	45:YZ:144:LEU:HB2	1.98	0.45
27:RD:85:ASP:HA	27:RD:86:PRO:HD2	1.72	0.45
1:QA:1330:U:H4'	13:QM:23:TYR:CE2	2.51	0.45
41:YV:36:PRO:HA	41:YV:56:SER:OG	2.16	0.45
41:YV:19:LYS:HG3	41:YV:95:LEU:HD23	1.98	0.45
37:RR:103:ARG:NH1	42:RW:40:ASN:OD1	2.50	0.45
7:XG:45:ASP:O	7:XG:49:ILE:HG12	2.17	0.45
1:QA:1404:C:H2'	1:QA:1405:G:C8	2.52	0.45
25:RA:2377:A:H2'	25:RA:2378:A:C8	2.51	0.45
1:QA:1213:A:N1	1:QA:1215:G:H1'	2.31	0.45
1:XA:923:A:H2'	1:XA:924:C:O4'	2.17	0.45

Continued on next page...

Continued from previous page...

Atom-1	Atom-2	Interatomic distance (Å)	Clash overlap (Å)
25:YA:2566:A:H4'	25:YA:2567:G:O5'	2.17	0.45
25:YA:2563:U:H4'	34:YO:28:SER:HA	1.97	0.45
1:QA:156:G:H1	1:QA:165:C:H42	1.64	0.45
28:YE:33:VAL:HG12	28:YE:90:THR:H	1.81	0.45
27:RD:118:VAL:HG22	27:RD:119:ALA:H	1.82	0.45
45:YZ:128:VAL:HG22	45:YZ:129:SER:H	1.82	0.45
1:QA:833:U:H2'	1:QA:834:C:H6	1.80	0.45
1:XA:323:U:O3'	20:XT:22:ARG:HD3	2.16	0.45
7:QG:49:ILE:O	7:QG:53:LYS:HB3	2.16	0.45
19:XS:63:THR:HG23	19:XS:66:MET:HG2	1.99	0.45
1:QA:186:C:H5'	20:QT:78:ALA:HB1	1.97	0.45
1:XA:1127:G:H1'	1:XA:1147:C:H42	1.80	0.45
25:YA:2409:G:H2'	25:YA:2410:G:O4'	2.16	0.45
1:XA:877:C:H5''	8:XH:88:LYS:HD3	1.99	0.45
25:RA:675:A:N3	25:RA:2443:C:O2'	2.45	0.45
27:RD:76:PRO:HB2	27:RD:116:GLN:OE1	2.17	0.45
6:XF:100:ASN:O	18:XR:28:GLU:HG2	2.17	0.45
36:RQ:93:TYR:CD1	36:RQ:93:TYR:N	2.84	0.45
25:RA:288:C:H2'	25:RA:289:A:H8	1.82	0.45
19:XS:47:HIS:O	19:XS:62:ILE:HG12	2.17	0.45
33:RN:19:GLU:HB2	33:RN:56:ASN:HD22	1.80	0.45
28:YE:199:ARG:HG3	28:YE:199:ARG:HH11	1.82	0.45
54:Y8:52:LYS:O	54:Y8:52:LYS:CG	2.64	0.45
36:YQ:26:TYR:O	36:YQ:27:VAL:O	2.34	0.45
12:QL:6:THR:H	12:QL:9:GLN:NE2	1.97	0.45
31:YH:7:LEU:HD12	31:YH:7:LEU:C	2.37	0.45
25:RA:1186:G:H2'	25:RA:1187:G:O4'	2.16	0.45
1:QA:1348:U:C4	1:QA:1374:A:H2	2.33	0.45
29:YF:155:LEU:HA	29:YF:174:VAL:CG1	2.46	0.45
48:R2:47:ASN:O	48:R2:48:HIS:CG	2.70	0.45
1:QA:1304:G:N1	1:QA:1332:A:OP2	2.42	0.45
27:RD:105:ILE:HD12	27:RD:105:ILE:HA	1.63	0.45
25:RA:856:C:H42	25:RA:921:G:H1	1.63	0.45
36:YQ:23:GLY:O	36:YQ:24:GLY:C	2.54	0.45
25:YA:1930:G:HO2'	25:YA:1931:U:P	2.40	0.45
34:RO:48:PRO:O	34:RO:49:ARG:HG2	2.17	0.45
52:Y6:15:GLU:CD	52:Y6:41:PRO:HB3	2.37	0.45
25:YA:855:G:O2'	46:Y0:27:GLU:OE2	2.24	0.45
30:RG:102:PHE:O	30:RG:106:LEU:N	2.50	0.45
20:QT:33:ILE:HD12	20:QT:63:ILE:HG12	1.96	0.45
1:XA:1151:A:O2'	1:XA:1152:A:O5'	2.34	0.45

Continued on next page...

Continued from previous page...

Atom-1	Atom-2	Interatomic distance (Å)	Clash overlap (Å)
25:YA:2756:U:H4'	25:YA:2757:A:OP1	2.16	0.45
45:RZ:108:PRO:HB2	45:RZ:109:ALA:H	1.62	0.45
25:YA:1869:G:H5'	25:YA:1870:C:OP2	2.16	0.45
7:QG:113:GLU:CG	7:QG:119:ARG:HG2	2.47	0.45
1:XA:767:A:O2'	1:XA:1524:C:O2	2.33	0.45
32:RI:14:ASP:O	32:RI:16:GLY:N	2.50	0.45
25:RA:2568:C:H2'	25:RA:2569:G:O4'	2.16	0.45
25:YA:2820:A:HO2'	25:YA:2821:A:P	2.39	0.45
1:QA:109:A:H2'	1:QA:326:G:N2	2.32	0.45
27:YD:198:ASN:O	27:YD:198:ASN:ND2	2.50	0.45
25:RA:78:A:H2'	25:RA:79:G:C8	2.52	0.45
25:RA:2593:U:H2'	25:RA:2594:C:C6	2.51	0.45
49:Y3:31:LEU:O	49:Y3:32:GLN:HB2	2.17	0.45
11:QK:91:ARG:NH1	11:QK:110:ASP:OD2	2.48	0.45
1:XA:971:G:N2	1:XA:1363:A:OP2	2.33	0.45
16:XP:17:TYR:CE2	16:XP:41:PRO:HG3	2.52	0.45
30:RG:10:LYS:O	30:RG:14:GLU:HB3	2.17	0.45
15:XO:32:LEU:HD11	15:XO:62:GLN:HG2	1.99	0.45
1:XA:1410:G:H2'	1:XA:1411:C:H6	1.82	0.45
25:RA:2364:C:OP1	46:R0:55:ARG:NH1	2.50	0.45
1:QA:636:U:H5'	17:QQ:2:PRO:HG3	1.98	0.45
9:QI:126:SER:O	9:QI:128:ARG:N	2.45	0.45
28:YE:2:LYS:O	28:YE:199:ARG:HA	2.17	0.45
27:YD:92:ILE:HD12	27:YD:104:TYR:HD2	1.82	0.45
25:YA:312:G:H5'	25:YA:331:A:O2'	2.17	0.45
27:YD:25:THR:CG2	27:YD:25:THR:O	2.65	0.45
40:YU:90:VAL:HG13	41:YV:4:ILE:HG21	1.98	0.45
35:YP:65:ARG:HB2	54:Y8:12:LYS:O	2.17	0.45
26:YB:43:C:H5'	50:Y4:1:MET:HA	1.97	0.45
2:QB:76:GLN:O	2:QB:208:ILE:HG12	2.17	0.45
27:YD:68:LYS:HD2	27:YD:70:TRP:CZ2	2.52	0.45
25:YA:888:C:H3'	25:YA:889:C:C4'	2.44	0.45
25:RA:482:A:H4'	44:RY:47:LYS:HD2	1.99	0.45
12:XL:126:LYS:HB2	12:XL:126:LYS:HZ3	1.81	0.45
26:RB:38:C:N3	26:RB:44:G:N2	2.58	0.45
25:RA:919:G:N2	25:RA:2269:A:OP2	2.50	0.45
54:R8:48:PHE:HD1	54:R8:48:PHE:N	2.14	0.45
25:RA:1085:A:H2'	25:RA:1086:A:C4	2.52	0.45
1:QA:745:C:OP1	1:QA:851:G:O2'	2.35	0.45
1:QA:607:A:C2	16:QP:31:LYS:HB2	2.52	0.45
26:YB:8:U:O2'	38:YS:40:ILE:CD1	2.65	0.45

Continued on next page...

Continued from previous page...

Atom-1	Atom-2	Interatomic distance (Å)	Clash overlap (Å)
37:RR:42:LYS:HA	37:RR:45:ARG:HD2	1.98	0.45
39:YT:102:ILE:HA	39:YT:105:LEU:CD2	2.47	0.45
1:QA:920:U:H2'	1:QA:921:U:H6	1.81	0.45
1:QA:1126:U:OP2	1:QA:1281:U:H1'	2.16	0.45
8:QH:104:ARG:O	8:QH:107:LEU:HB2	2.16	0.45
1:XA:1314:C:OP1	19:XS:6:LYS:HE3	2.17	0.45
47:Y1:79:GLY:N	47:Y1:80:LEU:HD23	2.32	0.45
25:YA:1717:G:H1	25:YA:1742:C:H42	1.65	0.45
37:RR:78:LYS:HE2	37:RR:83:ILE:HD11	1.98	0.45
25:RA:2795:G:H3'	25:RA:2797:U:C5'	2.47	0.45
2:QB:30:ARG:HH21	2:QB:194:PRO:HG2	1.81	0.45
25:YA:1665:A:H1'	34:YO:1:MET:HG3	1.98	0.45
2:XB:115:LEU:HD13	2:XB:145:LEU:HB3	1.98	0.45
51:R5:15:ARG:HA	51:R5:18:ALA:HB3	1.99	0.45
1:QA:804:U:H5''	1:QA:805:C:OP2	2.17	0.45
1:XA:781:A:O2'	1:XA:1522:U:O2	2.32	0.45
25:RA:1444(A):A:H4'	25:RA:1460:A:O2'	2.17	0.45
42:YW:97:LYS:HE2	42:YW:99:ARG:NH2	2.31	0.45
46:Y0:23:VAL:HA	46:Y0:38:VAL:HA	1.99	0.45
1:QA:1032(A):G:H2'	1:QA:1032(B):G:C8	2.52	0.45
28:YE:4:ILE:HG12	28:YE:91:VAL:HG11	1.99	0.45
28:RE:2:LYS:O	28:RE:199:ARG:HA	2.17	0.45
28:RE:2:LYS:HG2	28:RE:95:ILE:HG22	1.99	0.45
28:YE:21:VAL:HG23	28:YE:22:PRO:CD	2.46	0.45
38:YS:111:GLU:O	38:YS:112:PHE:CD2	2.70	0.45
36:YQ:34:LEU:HB2	36:YQ:118:LEU:HD22	1.99	0.45
2:QB:163:PHE:HA	2:QB:185:ILE:HG13	1.98	0.45
25:RA:1111:A:H4'	31:RH:3:ARG:HD2	1.98	0.45
25:YA:2344:U:OP1	52:Y6:38:LYS:HD3	2.17	0.45
36:YQ:30:GLY:CA	36:YQ:107:ALA:HB2	2.39	0.45
10:XJ:55:LYS:HG3	10:XJ:56:HIS:CG	2.51	0.45
13:XM:65:LYS:O	13:XM:70:LEU:HD23	2.17	0.45
36:RQ:119:ARG:HH11	36:RQ:119:ARG:CG	2.25	0.45
48:Y2:28:LYS:HB3	48:Y2:57:ILE:HG12	1.98	0.45
1:XA:1319:A:O2'	1:XA:1323:G:N7	2.39	0.45
26:YB:77:U:OP1	45:YZ:19:ARG:NH2	2.49	0.45
12:XL:117:ARG:NH2	12:XL:124:LYS:HD3	2.32	0.45
10:QJ:40:LEU:HB2	10:QJ:69:ASN:CB	2.47	0.45
38:RS:10:ARG:O	38:RS:14:VAL:HG12	2.17	0.45
27:YD:226:MET:H	27:YD:226:MET:HG2	1.53	0.45
34:RO:22:ILE:HG12	34:RO:41:ALA:HA	1.98	0.45

Continued on next page...

Continued from previous page...

Atom-1	Atom-2	Interatomic distance (Å)	Clash overlap (Å)
6:QF:45:LEU:HD12	6:QF:59:TYR:HD2	1.82	0.45
25:YA:754:C:H2'	25:YA:755:C:H6	1.82	0.45
25:RA:198:C:O2'	25:RA:199:A:H5'	2.15	0.45
1:XA:376:G:H5''	16:XP:5:ARG:HD2	1.99	0.45
1:QA:458:C:H42	1:QA:474:G:H1	1.63	0.45
25:RA:1024:G:C6	25:RA:1025:G:C6	3.05	0.45
19:XS:66:MET:HB2	19:XS:74:PHE:CZ	2.52	0.45
3:XC:153:VAL:HG22	3:XC:198:VAL:HG22	1.98	0.45
25:YA:844:C:H2'	25:YA:845:G:O4'	2.17	0.45
39:YT:6:LEU:HA	39:YT:9:LEU:HB2	1.99	0.45
5:QE:151:LEU:HD22	8:QH:67:PRO:HD3	1.99	0.45
10:XJ:16:LEU:HD11	10:XJ:70:ARG:HB2	1.99	0.45
25:YA:984:A:H5''	25:YA:985:C:H5	1.82	0.45
25:RA:1188:U:O2'	25:RA:1189:A:H5'	2.15	0.45
1:XA:358:U:H2'	1:XA:359:U:O4'	2.17	0.45
25:RA:2294:C:OP2	38:RS:13:ARG:NH1	2.50	0.45
2:QB:178:ARG:HH21	8:QH:74:PRO:HG3	1.82	0.45
4:XD:86:LYS:H	4:XD:86:LYS:HD2	1.82	0.45
36:YQ:5:ARG:O	36:YQ:6:ARG:O	2.35	0.45
25:YA:828:U:H4'	25:YA:831:G:N1	2.31	0.45
1:QA:73:G:H2'	1:QA:74:C:O4'	2.16	0.45
25:YA:192:C:H2'	25:YA:193:U:H5'	1.98	0.45
36:RQ:59:ARG:C	36:RQ:60:ARG:CG	2.74	0.45
50:Y4:16:CYS:HB3	50:Y4:33:VAL:HB	1.98	0.45
35:RP:61:ARG:HG3	54:R8:13:ARG:HD3	1.97	0.45
25:YA:442:G:C4'	29:YF:46:ARG:HD3	2.47	0.45
27:YD:145:VAL:HG12	27:YD:146:GLU:N	2.32	0.45
1:QA:1299:A:C8	1:QA:1301:U:H1'	2.52	0.45
25:YA:570:G:H2'	25:YA:2030:A:C6	2.52	0.45
25:RA:2452:C:O4'	60:Z5:101:PPU:HB2	2.17	0.45
25:RA:67:U:O4	25:RA:74:A:N1	2.49	0.45
25:YA:1162:G:O2'	41:YV:90:PRO:HG2	2.16	0.45
25:YA:1510:A:N3	25:YA:1510:A:H2'	2.32	0.45
26:YB:30:C:OP2	38:YS:32:LEU:HD11	2.17	0.45
54:Y8:36:LYS:HB3	54:Y8:40:GLU:HG2	1.99	0.45
54:R8:36:LYS:HB3	54:R8:40:GLU:HG2	1.99	0.45
1:QA:1162:C:N4	1:QA:1174:G:H1	2.12	0.45
8:QH:6:ILE:O	8:QH:10:LEU:HG	2.17	0.45
36:YQ:58:PHE:O	36:YQ:58:PHE:CD1	2.70	0.45
1:XA:107:G:C2	1:XA:108:G:H1'	2.52	0.45
1:XA:729:A:H2'	1:XA:730:G:C8	2.51	0.45

Continued on next page...

Continued from previous page...

Atom-1	Atom-2	Interatomic distance (Å)	Clash overlap (Å)
25:RA:2527:C:H5''	55:R9:30:PRO:HB2	1.99	0.45
25:RA:443:A:H3'	29:RF:45:ARG:NH1	2.31	0.45
1:QA:1465:C:H2'	1:QA:1466:C:O4'	2.17	0.45
52:R6:34:LEU:HD13	52:R6:34:LEU:H	1.82	0.45
25:RA:2443:C:H2'	25:RA:2444:G:H8	1.82	0.45
25:RA:2660:A:H2'	25:RA:2661:G:O4'	2.17	0.45
22:XV:51:C:H2'	22:XV:52:G:O4'	2.17	0.45
11:XK:28:THR:OG1	11:XK:90:GLY:HA3	2.17	0.45
1:XA:1247:U:H1'	1:XA:1291:G:N2	2.31	0.45
25:YA:1188:U:H4'	41:YV:79:VAL:HG22	1.99	0.45
25:YA:669:G:N3	25:YA:669:G:H2'	2.32	0.45
36:YQ:93:TYR:N	36:YQ:93:TYR:CD1	2.85	0.45
47:R1:83:GLU:N	47:R1:83:GLU:OE2	2.49	0.45
25:RA:2760:C:H2'	25:RA:2761:G:H5''	1.98	0.45
1:QA:6:G:N2	5:QE:98:THR:OG1	2.50	0.45
8:XH:51:VAL:HG11	8:XH:60:ARG:HG3	1.99	0.45
25:YA:2578:G:N7	28:YE:140:SER:HB2	2.31	0.45
1:QA:126:G:OP1	1:QA:605:U:O2'	2.23	0.45
54:R8:9:GLY:O	54:R8:13:ARG:HG2	2.16	0.45
28:RE:77:ILE:O	28:RE:78:LEU:O	2.34	0.45
36:RQ:90:VAL:C	36:RQ:92:GLY:N	2.70	0.45
50:Y4:22:ILE:HG22	50:Y4:23:GLU:H	1.82	0.45
31:YH:137:ASP:HB2	31:YH:140:LYS:HE3	1.98	0.45
4:XD:25:ARG:NH1	4:XD:30:LYS:HG3	2.32	0.45
11:QK:41:THR:HG21	11:QK:71:LYS:HB2	1.99	0.45
25:RA:2350:C:H2'	25:RA:2351:G:O4'	2.17	0.45
28:YE:18:ASP:O	28:YE:19:ARG:C	2.56	0.45
9:XI:111:ARG:HH22	10:XJ:62:HIS:CE1	2.35	0.45
36:RQ:10:ARG:O	36:RQ:11:LYS:CB	2.64	0.45
36:RQ:11:LYS:HE2	36:RQ:87:LYS:HA	1.98	0.45
8:QH:6:ILE:HB	8:QH:85:ARG:HH11	1.82	0.45
1:QA:756:C:H2'	1:QA:757:U:O4'	2.17	0.45
48:R2:41:ILE:HD11	48:R2:44:LEU:HB2	1.99	0.45
25:YA:336:C:O2'	44:YY:35:TYR:OH	2.30	0.45
25:RA:1728:G:H3'	25:RA:1729:A:C5'	2.46	0.45
38:YS:3:ARG:O	38:YS:4:LEU:O	2.35	0.45
25:YA:2212:A:H1'	25:YA:2215:G:C4	2.52	0.45
25:YA:2572:A:C8	28:YE:144:ARG:HB3	2.52	0.45
25:RA:300:A:H2'	25:RA:334:C:H1'	1.99	0.45
25:RA:1819:A:H2'	27:RD:178:PRO:HB2	1.98	0.45
1:XA:1436:U:OP1	20:XT:23:ARG:NH2	2.44	0.45

Continued on next page...

Continued from previous page...

Atom-1	Atom-2	Interatomic distance (Å)	Clash overlap (Å)
1:XA:322:C:O2'	20:XT:23:ARG:HD2	2.17	0.45
1:XA:707:C:OP1	11:XK:85:ARG:NH1	2.49	0.45
25:YA:1778:U:H2'	25:YA:1784:A:N6	2.32	0.45
1:QA:900:A:H2'	1:QA:901:A:C8	2.52	0.45
34:RO:111:PHE:HB3	34:RO:114:ILE:HG13	1.98	0.45
19:XS:24:ALA:O	19:XS:25:LYS:HB3	2.17	0.45
34:RO:87:ILE:HD12	34:RO:91:LEU:HD12	1.99	0.45
44:RY:68:HIS:CE1	44:RY:70:SER:HB3	2.52	0.45
25:YA:2671:A:H2'	25:YA:2672:G:O4'	2.16	0.45
50:R4:33:VAL:CG1	50:R4:34:GLU:H	2.22	0.44
28:RE:4:ILE:HG12	28:RE:91:VAL:HG11	1.99	0.44
31:RH:149:ARG:HA	31:RH:162:ILE:HG21	1.99	0.44
38:YS:78:LEU:HD21	38:YS:108:GLY:CA	2.47	0.44
38:YS:83:LYS:CE	38:YS:109:GLY:HA2	2.47	0.44
36:YQ:133:ARG:CG	36:YQ:134:ARG:N	2.78	0.44
36:YQ:65:PHE:O	36:YQ:66:ILE:CG1	2.48	0.44
13:XM:121:LYS:HE2	13:XM:121:LYS:HA	1.98	0.44
38:YS:89:ARG:O	38:YS:90:GLY:C	2.55	0.44
48:Y2:18:PRO:C	48:Y2:20:GLU:H	2.20	0.44
25:YA:1693:U:H1'	27:YD:14:ARG:HH22	1.81	0.44
25:RA:1048:A:H2	25:RA:1112:G:H21	1.64	0.44
54:R8:16:ILE:CD1	54:R8:57:ARG:HG2	2.42	0.44
28:RE:36:ARG:HH11	28:RE:36:ARG:CB	2.28	0.44
12:QL:15:ARG:HG2	17:QQ:32:TYR:OH	2.17	0.44
25:YA:2584:U:H5'	60:Z6:101:PPU:C10	2.45	0.44
25:RA:2451:A:N1	60:Z5:101:PPU:HE2	2.31	0.44
12:QL:126:LYS:HB2	12:QL:126:LYS:HZ2	1.82	0.44
34:YO:17:ARG:NH2	34:YO:47:ILE:HD13	2.32	0.44
1:XA:255:G:H2'	1:XA:256:U:C6	2.52	0.44
54:R8:15:LYS:HD3	54:R8:15:LYS:C	2.37	0.44
1:XA:347:G:O2'	1:XA:348:G:OP2	2.29	0.44
25:YA:2335:A:HO2'	25:YA:2336:A:P	2.40	0.44
26:YB:81:G:O6	26:YB:95:U:C2	2.70	0.44
25:RA:395:U:H2'	25:RA:396:G:C8	2.52	0.44
1:QA:1072:G:H2'	1:QA:1073:U:C6	2.52	0.44
37:RR:28:LEU:HD12	37:RR:48:VAL:HG11	1.99	0.44
1:QA:1210:C:H3'	1:QA:1211:U:H5''	1.98	0.44
6:QF:41:GLU:HB3	6:QF:62:TRP:HB3	1.99	0.44
1:QA:474:G:H2'	1:QA:475:G:C8	2.52	0.44
32:YI:93:THR:O	32:YI:97:ILE:HG12	2.17	0.44
29:YF:144:LYS:C	29:YF:146:ALA:H	2.21	0.44

Continued on next page...

Continued from previous page...

Atom-1	Atom-2	Interatomic distance (Å)	Clash overlap (Å)
1:XA:792:A:H4'	1:XA:793:U:O5'	2.18	0.44
27:YD:52:ARG:HB2	27:YD:53:PHE:CD2	2.52	0.44
29:RF:149:ASP:N	29:RF:149:ASP:OD1	2.45	0.44
37:RR:29:LEU:HA	37:RR:29:LEU:HD12	1.74	0.44
8:XH:75:ARG:HA	8:XH:76:PRO:HD2	1.71	0.44
13:QM:7:VAL:HG21	30:RG:113:ARG:C	2.38	0.44
25:YA:658:C:H2'	25:YA:659:C:C6	2.52	0.44
19:QS:10:PHE:HB2	19:QS:39:THR:H	1.82	0.44
51:R5:56:LYS:O	51:R5:58:LEU:N	2.50	0.44
27:YD:177:LEU:O	27:YD:179:SER:N	2.51	0.44
1:QA:345:C:H5'	1:QA:346:G:C5	2.53	0.44
27:YD:80:ALA:O	27:YD:113:VAL:HG13	2.16	0.44
12:XL:120:TYR:N	12:XL:120:TYR:CD1	2.86	0.44
45:RZ:58:VAL:O	45:RZ:60:GLU:N	2.47	0.44
5:XE:110:LEU:HD13	5:XE:118:ILE:HD13	1.98	0.44
5:QE:103:GLY:O	5:QE:107:ARG:HB3	2.17	0.44
31:RH:51:ARG:NH1	31:RH:51:ARG:HG3	2.30	0.44
2:XB:12:GLU:C	2:XB:14:GLY:H	2.21	0.44
27:YD:166:GLN:HA	27:YD:166:GLN:NE2	2.32	0.44
27:RD:70:TRP:HZ3	27:RD:146:GLU:OE2	2.01	0.44
1:QA:895:G:H2'	1:QA:896:C:C6	2.52	0.44
25:RA:859:G:O2'	25:RA:860:U:OP2	2.35	0.44
1:QA:1436:U:H2'	1:QA:1437:C:O4'	2.17	0.44
12:QL:120:TYR:N	12:QL:120:TYR:CD1	2.85	0.44
1:QA:636:U:H2'	1:QA:637:G:C8	2.52	0.44
29:YF:149:ASP:OD2	29:YF:151:SER:HB3	2.17	0.44
40:RU:65:ILE:HG12	40:RU:96:ALA:CB	2.47	0.44
25:RA:1510:A:H2'	25:RA:1510:A:N3	2.32	0.44
25:RA:135:G:H1	25:RA:144:C:H42	1.66	0.44
1:QA:437:U:H2'	1:QA:438:G:O4'	2.16	0.44
1:XA:983:A:H5''	1:XA:984:C:OP2	2.17	0.44
1:QA:333:G:H4'	20:QT:16:HIS:NE2	2.32	0.44
33:RN:114:ARG:O	33:RN:115:ARG:HB3	2.17	0.44
42:YW:33:ARG:NH2	42:YW:52:GLU:OE1	2.50	0.44
54:R8:17:THR:O	54:R8:20:GLY:N	2.46	0.44
19:XS:81:ARG:HE	19:XS:81:ARG:HB2	1.36	0.44
3:QC:34:LEU:HG	14:QN:25:VAL:HG11	2.00	0.44
4:QD:175:SER:HB3	4:QD:186:LEU:HD11	1.99	0.44
7:XG:138:LYS:HE2	7:XG:142:GLU:OE2	2.17	0.44
25:YA:607:U:OP1	29:YF:102:PRO:HA	2.17	0.44
36:YQ:66:ILE:O	36:YQ:104:PHE:N	2.49	0.44

Continued on next page...

Continued from previous page...

Atom-1	Atom-2	Interatomic distance (Å)	Clash overlap (Å)
28:RE:101:ARG:HD2	28:RE:171:GLU:HA	1.98	0.44
25:YA:1803:A:C3'	27:YD:259:THR:HG21	2.47	0.44
54:Y8:47:LYS:HD2	54:Y8:48:PHE:N	2.33	0.44
31:RH:53:GLU:HA	31:RH:53:GLU:OE1	2.16	0.44
31:RH:7:LEU:C	31:RH:7:LEU:HD12	2.37	0.44
25:RA:847:U:O4	25:RA:933:A:C6	2.70	0.44
38:YS:56:LEU:O	38:YS:57:LYS:O	2.36	0.44
1:QA:1347:G:HO2'	1:QA:1348:U:P	2.40	0.44
25:RA:1266:G:OP2	51:R5:20:ARG:NE	2.44	0.44
4:XD:26:CYS:SG	4:XD:31:CYS:CB	3.02	0.44
1:XA:1285:A:H4'	1:XA:1286:A:O5'	2.17	0.44
1:XA:1162:C:N3	1:XA:1174:G:N2	2.57	0.44
25:YA:1407:C:N4	25:YA:1595:G:H1	2.12	0.44
27:YD:45:ASN:CG	27:YD:46:GLN:N	2.68	0.44
1:XA:1399:C:C2	1:XA:1502:A:N6	2.85	0.44
27:YD:166:GLN:CA	27:YD:166:GLN:NE2	2.78	0.44
39:YT:42:ILE:HG21	39:YT:84:GLN:NE2	2.32	0.44
29:RF:9:ILE:HG23	29:RF:20:LEU:O	2.18	0.44
2:QB:51:LEU:HD22	2:QB:55:PHE:HE2	1.82	0.44
1:QA:1327:C:H2'	1:QA:1328:C:C6	2.52	0.44
25:YA:1469:A:H2'	25:YA:1470:G:O4'	2.16	0.44
21:XU:5:ASP:HB3	21:XU:8:THR:OG1	2.17	0.44
40:YU:104:GLN:OE1	40:YU:105:VAL:HG23	2.17	0.44
39:YT:61:PHE:CE1	39:YT:76:PHE:HB2	2.53	0.44
30:RG:37:VAL:O	30:RG:94:LEU:HG	2.17	0.44
25:YA:1491:G:O2'	27:YD:101:GLU:HB2	2.18	0.44
43:YX:35:THR:O	43:YX:39:ILE:HG13	2.16	0.44
1:QA:67:C:O2'	1:QA:171:A:N3	2.40	0.44
44:RY:42:VAL:HG12	44:RY:65:ALA:HB3	1.99	0.44
52:R6:32:ASN:N	52:R6:32:ASN:OD1	2.49	0.44
9:XI:25:LYS:HE3	9:XI:25:LYS:HB2	1.72	0.44
29:YF:33:LEU:HD23	35:YP:1:MET:SD	2.57	0.44
33:RN:116:LEU:HA	33:RN:116:LEU:HD23	1.78	0.44
34:YO:86:ILE:HG22	34:YO:94:ARG:HD3	2.00	0.44
10:QJ:33:GLN:O	10:QJ:75:ILE:HG12	2.17	0.44
25:YA:242:G:C8	54:Y8:5:LYS:HG2	2.52	0.44
25:YA:242:G:H1'	25:YA:243:U:OP2	2.18	0.44
28:YE:50:GLY:CA	28:YE:74:PRO:HG3	2.46	0.44
19:QS:5:LEU:HD11	50:R4:66:SER:HB2	1.99	0.44
54:Y8:15:LYS:HD3	54:Y8:15:LYS:C	2.37	0.44
20:XT:87:LYS:O	20:XT:91:LEU:HG	2.18	0.44

Continued on next page...

Continued from previous page...

Atom-1	Atom-2	Interatomic distance (Å)	Clash overlap (Å)
1:XA:564:C:H5'	17:XQ:32:TYR:CE1	2.52	0.44
25:YA:264:C:H2'	25:YA:265:A:H5''	1.99	0.44
48:Y2:41:ILE:HD12	48:Y2:41:ILE:O	2.16	0.44
25:RA:1266:G:O2'	25:RA:2012:G:O6	2.29	0.44
8:XH:83:ILE:HB	8:XH:137:VAL:HG13	1.99	0.44
32:RI:5:LEU:HD23	32:RI:9:LEU:HD11	1.99	0.44
47:Y1:53:VAL:HB	47:Y1:58:ILE:HD13	1.99	0.44
50:R4:15:ILE:CG2	50:R4:20:ASN:ND2	2.81	0.44
28:YE:172:VAL:HG13	28:YE:182:LEU:HD11	1.98	0.44
54:R8:47:LYS:HD2	54:R8:48:PHE:N	2.33	0.44
22:XV:3:G:O2'	22:XV:4:G:H8	1.99	0.44
12:XL:52:LEU:O	12:XL:54:LYS:NZ	2.30	0.44
7:XG:87:VAL:HG11	7:XG:155:ARG:HA	1.99	0.44
40:YU:66:ASN:HB2	40:YU:76:TYR:HB2	1.99	0.44
25:YA:1889:A:N1	25:YA:2234:G:H1'	2.32	0.44
52:Y6:7:ILE:HD12	52:Y6:7:ILE:HA	1.85	0.44
1:XA:302:G:N3	1:XA:556:C:H4'	2.33	0.44
25:RA:2567:G:H2'	25:RA:2568:C:C6	2.53	0.44
1:XA:738:C:H2'	1:XA:739:C:H6	1.82	0.44
12:QL:120:TYR:O	12:QL:121:GLY:O	2.36	0.44
8:XH:65:TYR:HA	8:XH:79:VAL:HG23	1.98	0.44
25:YA:2572:A:C2	28:YE:144:ARG:NH2	2.85	0.44
1:XA:118:U:H3'	1:XA:288:A:H61	1.82	0.44
22:XV:36:U:H2'	22:XV:37:A:C8	2.53	0.44
25:RA:122:G:OP1	25:RA:149:A:O2'	2.29	0.44
1:QA:765:G:N2	1:QA:813:U:OP2	2.45	0.44
38:RS:11:LYS:HG3	38:RS:91:PRO:HD3	1.98	0.44
35:RP:52:GLU:OE1	35:RP:55:ARG:NH1	2.50	0.44
52:Y6:34:LEU:HD13	52:Y6:34:LEU:H	1.82	0.44
25:RA:2031:A:N3	25:RA:2455:G:O2'	2.39	0.44
25:RA:2774:C:H2'	25:RA:2775:A:O4'	2.17	0.44
1:QA:768:A:N3	1:QA:1512:U:O2'	2.46	0.44
25:YA:459:U:H2'	25:YA:460:A:H8	1.83	0.44
19:QS:66:MET:HB2	19:QS:74:PHE:CZ	2.52	0.44
31:RH:84:SER:OG	31:RH:85:LYS:N	2.51	0.44
25:RA:573:G:O2'	25:RA:574:C:H3'	2.18	0.44
5:XE:41:VAL:HG22	5:XE:113:ALA:HB2	1.99	0.44
35:YP:65:ARG:HE	54:Y8:15:LYS:HB2	1.81	0.44
27:YD:12:SER:C	27:YD:14:ARG:N	2.70	0.44
10:QJ:55:LYS:CE	10:QJ:56:HIS:NE2	2.73	0.44
5:XE:9:LYS:HE3	5:XE:9:LYS:HB2	1.89	0.44

Continued on next page...

Continued from previous page...

Atom-1	Atom-2	Interatomic distance (Å)	Clash overlap (Å)
29:YF:201:VAL:HG13	29:YF:202:PHE:N	2.33	0.44
25:RA:1542:G:H5''	25:RA:1543:A:OP2	2.18	0.44
33:YN:134:ARG:O	33:YN:136:GLU:N	2.50	0.44
25:YA:1899:G:H21	25:YA:1902:C:H42	1.65	0.44
25:YA:1035:U:H2'	25:YA:1036:G:H8	1.82	0.44
10:XJ:61:GLU:OE1	14:YN:58:LYS:HE2	2.17	0.44
26:RB:52:A:H62	38:RS:33:LYS:HG3	1.82	0.44
25:RA:1628:G:H1	25:RA:1638:C:N4	2.14	0.44
15:QO:39:LEU:HD23	15:QO:39:LEU:HA	1.69	0.44
25:YA:2469:A:H2	25:YA:2481:G:H21	1.65	0.44
29:YF:24:LEU:N	29:YF:24:LEU:HD12	2.33	0.44
27:YD:213:ARG:HA	27:YD:213:ARG:HD2	1.60	0.44
25:RA:774:A:O2'	25:RA:775:G:O5'	2.36	0.44
1:XA:738:C:H2'	1:XA:739:C:C6	2.52	0.44
30:YG:114:ILE:HB	30:YG:117:PHE:HB2	2.00	0.44
25:YA:2596:U:H2'	25:YA:2597:G:O4'	2.18	0.44
6:QF:23:LYS:O	6:QF:27:GLN:HG2	2.17	0.44
25:YA:2395:C:O2'	47:Y1:30:VAL:HG12	2.18	0.44
25:YA:769:G:H5'	25:YA:1379:A:N6	2.33	0.44
1:QA:514:C:H2'	1:QA:515:G:H8	1.82	0.44
1:XA:1236:A:H4'	1:XA:1304:G:H4'	1.99	0.44
26:RB:83:G:H4'	49:R3:52:HIS:CG	2.53	0.44
1:QA:465:A:N6	1:QA:467:G:C6	2.86	0.44
25:RA:1248:G:C5	40:RU:3:ARG:HB2	2.52	0.44
30:RG:51:ARG:O	30:RG:53:LEU:N	2.48	0.44
1:QA:555:C:H2'	1:QA:556:C:C6	2.53	0.44
41:YV:99:ILE:HD13	41:YV:99:ILE:H	1.82	0.44
12:QL:91:LYS:HB2	12:QL:91:LYS:HE2	1.76	0.44
13:XM:115:LYS:HE3	13:XM:115:LYS:HB2	1.75	0.44
28:RE:143:ASN:ND2	28:RE:143:ASN:N	2.65	0.44
2:XB:33:TYR:HB2	2:XB:43:ASP:HB2	1.99	0.44
1:QA:665:A:H2'	1:QA:725:G:N2	2.32	0.44
18:XR:52:PRO:HB2	18:XR:54:ARG:HG2	2.00	0.44
25:RA:2688:U:H2'	25:RA:2719:G:N2	2.32	0.44
30:RG:95:ARG:O	30:RG:99:MET:HG2	2.17	0.44
30:RG:95:ARG:C	30:RG:99:MET:HG2	2.38	0.44
1:QA:860:A:H2'	1:QA:861:G:O4'	2.17	0.44
25:YA:2275:C:C2	36:YQ:83:MET:HE3	2.52	0.44
36:YQ:27:VAL:HG13	36:YQ:28:ALA:N	2.32	0.44
48:Y2:18:PRO:C	48:Y2:20:GLU:N	2.70	0.44
50:R4:68:ARG:HH11	50:R4:69:LYS:HG2	1.82	0.44

Continued on next page...

Continued from previous page...

Atom-1	Atom-2	Interatomic distance (Å)	Clash overlap (Å)
25:YA:1803:A:O3'	27:YD:259:THR:HG21	2.18	0.44
20:XT:44:ALA:HB1	20:XT:91:LEU:HB2	2.00	0.44
27:YD:145:VAL:HB	27:YD:155:LEU:HB2	1.99	0.44
27:YD:155:LEU:N	27:YD:155:LEU:HD12	2.32	0.44
27:RD:49:ILE:CD1	27:RD:52:ARG:HA	2.47	0.44
25:YA:2747:G:P	31:YH:138:LYS:NZ	2.91	0.44
1:XA:1128:C:C2	1:XA:1144:G:N2	2.86	0.44
11:QK:92:GLU:HB3	11:QK:96:ARG:NH1	2.33	0.44
11:QK:96:ARG:HA	11:QK:99:GLN:HE21	1.83	0.44
25:YA:1048:A:C5	25:YA:1111:A:H2	2.36	0.44
12:QL:117:ARG:NH2	12:QL:124:LYS:HD3	2.32	0.44
25:YA:102:G:OP2	48:Y2:7:ARG:NH2	2.51	0.44
3:QC:70:VAL:HG21	3:QC:76:VAL:HG11	2.00	0.44
1:XA:690:G:N2	11:XK:55:LYS:HZ1	2.15	0.44
1:XA:1320:C:C4	19:XS:36:ARG:HG3	2.53	0.44
16:XP:18:ARG:NH1	16:XP:32:TYR:OH	2.50	0.44
2:QB:71:VAL:HA	2:QB:93:VAL:HB	2.00	0.44
20:QT:36:LEU:CD1	20:QT:55:ILE:HG23	2.48	0.44
28:YE:120:TRP:CE3	28:YE:155:LYS:HD3	2.53	0.44
32:YI:21:VAL:HG22	32:YI:22:LYS:H	1.81	0.44
25:RA:1336:A:H2'	25:RA:1337:G:C8	2.53	0.44
43:RX:57:LEU:HD11	43:RX:78:LYS:HD2	1.99	0.44
2:QB:228:GLY:O	2:QB:230:VAL:N	2.50	0.44
1:QA:959:A:HO2'	1:QA:984:C:HO2'	1.64	0.44
1:XA:21:G:H2'	1:XA:22:G:C8	2.53	0.44
25:YA:459:U:H2'	25:YA:460:A:C8	2.52	0.44
30:YG:145:THR:O	30:YG:147:ASP:N	2.44	0.44
25:RA:1592:C:H2'	25:RA:1593:G:H8	1.83	0.44
26:YB:3:C:H2'	26:YB:4:C:C6	2.52	0.44
46:Y0:43:THR:HG23	46:Y0:43:THR:O	2.17	0.44
41:RV:49:THR:HB	41:RV:50:PRO:HD2	1.99	0.44
41:RV:35:LEU:CD2	41:RV:57:VAL:HG22	2.47	0.44
47:R1:49:VAL:HG11	47:R1:70:VAL:HG11	1.98	0.44
15:QO:50:HIS:O	15:QO:53:HIS:HB3	2.17	0.44
1:XA:509:A:H2'	1:XA:510:A:C8	2.53	0.44
25:YA:871:U:H4'	36:YQ:69:PHE:CE2	2.53	0.44
25:YA:2626:C:H2'	25:YA:2627:G:C8	2.53	0.44
34:RO:106:LEU:HD23	34:RO:106:LEU:HA	1.81	0.44
1:XA:1262:C:H2'	1:XA:1263:C:C6	2.52	0.44
1:XA:260:G:H2'	1:XA:261:U:C6	2.53	0.44
35:YP:46:LYS:HB3	35:YP:46:LYS:HE3	1.63	0.44

Continued on next page...

Continued from previous page...

Atom-1	Atom-2	Interatomic distance (Å)	Clash overlap (Å)
15:XO:82:ILE:O	15:XO:86:GLY:N	2.51	0.44
55:R9:24:TYR:CE2	55:R9:35:ARG:HG3	2.53	0.44
1:XA:1069:C:H42	1:XA:1106:G:H1	1.66	0.44
36:YQ:80:GLU:OE1	46:Y0:6:GLY:O	2.36	0.44
27:YD:30:GLU:HG3	27:YD:63:ARG:NE	2.32	0.44
25:YA:674:G:O2'	29:YF:74:ARG:HD3	2.18	0.44
38:YS:112:PHE:O	38:YS:112:PHE:CD1	2.70	0.44
13:XM:120:LYS:O	13:XM:121:LYS:CB	2.66	0.44
29:YF:184:TYR:CE2	29:YF:188:ARG:HD2	2.52	0.44
44:YY:51:VAL:O	44:YY:56:PRO:HA	2.18	0.44
27:YD:11:PRO:O	27:YD:12:SER:OG	2.29	0.44
31:YH:6:ARG:CG	31:YH:7:LEU:N	2.81	0.44
5:QE:101:ILE:HG12	5:QE:101:ILE:O	2.18	0.44
30:YG:98:ARG:O	30:YG:101:ILE:HG13	2.17	0.44
50:Y4:35:VAL:C	50:Y4:37:SER:H	2.20	0.44
1:QA:1135:U:H4'	1:QA:1136:U:C5	2.39	0.44
25:YA:1048:A:OP2	25:YA:1110:G:N2	2.51	0.44
50:Y4:48:ARG:CZ	50:Y4:51:ASP:HA	2.47	0.44
1:QA:191:G:C1'	20:QT:105:SER:HB3	2.44	0.44
1:XA:1003:G:H21	1:XA:1005:A:H5'	1.82	0.44
25:RA:2419:U:O4	54:R8:30:ARG:CD	2.65	0.44
54:R8:29:LYS:O	54:R8:30:ARG:C	2.56	0.44
39:RT:107:ASP:O	39:RT:111:ARG:NH1	2.51	0.44
27:RD:65:ILE:HD13	27:RD:65:ILE:H	1.82	0.44
15:XO:26:GLU:H	15:XO:26:GLU:HG2	1.54	0.44
1:QA:842:C:H5'	1:QA:843:U:OP1	2.17	0.44
51:R5:52:TYR:CD1	51:R5:52:TYR:N	2.85	0.44
25:YA:1076:C:H2'	25:YA:1077:A:H5''	2.00	0.44
36:YQ:60:ARG:HB2	36:YQ:60:ARG:HH21	1.83	0.44
25:YA:861:A:C2	25:YA:917:A:C5	3.06	0.44
41:RV:16:PRO:HB3	41:RV:97:LYS:O	2.17	0.44
3:XC:82:GLU:O	3:XC:86:VAL:HG13	2.17	0.44
41:YV:15:GLU:HG3	41:YV:16:PRO:HD2	1.99	0.44
25:YA:270(E):G:H2'	25:YA:270(F):U:O4'	2.17	0.44
28:RE:11:MET:O	28:RE:12:THR:HB	2.18	0.44
25:YA:2151:G:H2'	25:YA:2152:G:H8	1.82	0.44
1:QA:1032(A):G:H2'	1:QA:1032(B):G:H8	1.82	0.44
1:QA:1333:A:C2	1:QA:1334:G:H1'	2.53	0.44
1:QA:1336:C:O2'	1:QA:1337:G:OP2	2.34	0.44
1:XA:96:G:H2'	1:XA:97:U:O4'	2.18	0.44
45:RZ:157:LEU:HD23	45:RZ:161:VAL:HG12	1.98	0.44

Continued on next page...

Continued from previous page...

Atom-1	Atom-2	Interatomic distance (Å)	Clash overlap (Å)
25:RA:1956:U:H1'	25:RA:2552:U:OP1	2.16	0.44
1:QA:176:C:O2'	1:QA:1451:A:N6	2.51	0.44
25:RA:2478:A:H2'	25:RA:2479:G:O4'	2.18	0.44
25:RA:30:G:H2'	25:RA:31:C:C6	2.53	0.44
39:YT:48:ILE:H	39:YT:48:ILE:HD12	1.83	0.44
25:RA:2629:A:OP1	25:RA:2629:A:H4'	2.18	0.44
1:QA:455:C:H42	1:QA:477:G:H1	1.66	0.44
25:RA:1174:A:N3	25:RA:1174:A:H2'	2.33	0.44
1:XA:828:A:H2'	1:XA:829:G:O4'	2.17	0.44
25:RA:1434:A:H61	25:RA:1558:A:H62	1.65	0.44
1:XA:1455:G:H5''	20:XT:31:SER:HB2	2.00	0.44
31:YH:37:VAL:HG11	31:YH:68:THR:HG23	1.98	0.44
2:XB:195:ASP:O	8:XH:74:PRO:HG3	2.17	0.44
32:YI:20:ASP:N	32:YI:20:ASP:OD1	2.45	0.44
32:YI:52:ARG:O	32:YI:56:LYS:HB3	2.18	0.44
28:YE:2:LYS:HG2	28:YE:95:ILE:HG22	1.99	0.44
27:YD:44:ASN:HB2	27:YD:49:ILE:HA	1.93	0.44
27:YD:102:LYS:O	27:YD:103:ARG:CG	2.66	0.44
31:RH:109:PHE:C	31:RH:111:HIS:H	2.21	0.44
1:XA:953:G:C5'	1:XA:965:A:H61	2.29	0.44
36:RQ:34:LEU:HB2	36:RQ:118:LEU:HD22	1.99	0.44
54:R8:58:ILE:O	54:R8:61:LEU:CG	2.66	0.44
38:YS:14:VAL:CG1	38:YS:15:ARG:N	2.81	0.44
25:RA:2392:A:O2'	54:R8:27:THR:HB	2.17	0.44
13:XM:23:TYR:HE2	13:XM:70:LEU:HD12	1.83	0.44
44:RY:81:LYS:HB2	44:RY:96:ILE:CG2	2.48	0.44
52:R6:40:CYS:HA	52:R6:41:PRO:HD2	1.85	0.44
25:RA:48:G:N2	25:RA:177:G:H21	2.16	0.44
30:RG:57:ALA:HB1	30:RG:68:PRO:HG2	1.99	0.44
1:XA:253:U:H2'	1:XA:254:G:C8	2.53	0.44
29:YF:65:TRP:CZ2	29:YF:72:ARG:NH2	2.86	0.44
47:Y1:70:VAL:O	47:Y1:73:LEU:HB2	2.18	0.44
27:RD:34:VAL:HG22	27:RD:35:LYS:HG3	2.00	0.44
15:XO:77:ARG:HA	15:XO:80:ALA:HB3	1.99	0.44
10:XJ:58:ASP:O	10:XJ:59:SER:HB2	2.17	0.44
52:Y6:41:PRO:HD2	52:Y6:46:HIS:H	1.81	0.44
1:QA:1316:G:H5''	14:QN:17:LYS:HE3	2.00	0.44
25:RA:2470:G:H5'	36:RQ:56:ARG:HH22	1.83	0.44
30:RG:171:ALA:O	30:RG:175:LEU:HG	2.18	0.44
3:XC:47:LEU:HA	3:XC:47:LEU:HD12	1.82	0.44
43:RX:87:GLN:O	43:RX:88:LYS:HG3	2.18	0.44

Continued on next page...

Continued from previous page...

Atom-1	Atom-2	Interatomic distance (Å)	Clash overlap (Å)
25:YA:184:C:H2'	25:YA:185:U:C6	2.53	0.44
25:RA:1729:A:H2'	25:RA:1730:U:H6	1.83	0.44
4:QD:63:LYS:HD2	4:QD:198:VAL:HG22	2.00	0.44
4:QD:63:LYS:O	4:QD:67:ILE:HG13	2.17	0.44
15:XO:39:LEU:HD13	15:XO:56:LEU:HB2	2.00	0.44
26:YB:24:G:H5''	26:YB:25:A:OP1	2.17	0.44
16:XP:39:TYR:CZ	16:XP:41:PRO:HB3	2.53	0.44
15:XO:32:LEU:O	15:XO:36:ILE:HG13	2.18	0.44
5:XE:82:VAL:HG21	5:XE:138:ALA:HA	2.00	0.44
16:QP:23:ASP:O	16:QP:26:ARG:HB2	2.17	0.44
45:RZ:151:HIS:HA	45:RZ:170:THR:HA	1.99	0.44
25:RA:1319:G:C6	25:RA:1320:C:N4	2.86	0.44
25:YA:1300:U:H4'	25:YA:1301:A:H5'	2.00	0.44
25:YA:953:A:OP1	36:YQ:18:LYS:NZ	2.49	0.44
4:QD:129:ASN:HA	4:QD:145:GLU:HB2	2.00	0.44
25:YA:1788:C:OP1	27:YD:222:ARG:NH2	2.42	0.44
25:RA:270(I):G:H2'	25:RA:270(J):G:C8	2.53	0.44
30:YG:10:LYS:HE2	30:YG:175:LEU:O	2.18	0.44
1:QA:446:G:H2'	1:QA:447:G:O4'	2.18	0.44
11:XK:19:ALA:HB2	11:XK:32:ILE:HG22	2.00	0.44
16:XP:4:ILE:HB	16:XP:66:PRO:HB3	2.00	0.44
25:YA:814:C:H41	35:YP:25:SER:HA	1.83	0.44
28:RE:13:ARG:HB3	28:RE:13:ARG:HH11	1.82	0.44
27:YD:44:ASN:CB	27:YD:49:ILE:HG22	2.46	0.44
28:RE:199:ARG:HG3	28:RE:199:ARG:HH11	1.82	0.44
36:YQ:81:VAL:HG23	36:YQ:82:ARG:N	2.32	0.44
51:R5:3:LYS:O	51:R5:4:HIS:C	2.56	0.44
31:YH:109:PHE:C	31:YH:111:HIS:H	2.21	0.44
31:YH:153:LYS:HG3	31:YH:162:ILE:H	1.78	0.44
38:YS:83:LYS:O	38:YS:109:GLY:CA	2.46	0.44
1:QA:429:U:H3'	4:QD:22:LYS:NZ	2.32	0.44
1:XA:89:U:O2'	1:XA:90:C:OP1	2.27	0.44
27:YD:17:THR:HG21	27:YD:204:ILE:HA	1.99	0.44
5:XE:9:LYS:HB3	5:XE:112:LEU:HD11	2.00	0.44
52:R6:41:PRO:HD2	52:R6:46:HIS:H	1.83	0.44
12:XL:120:TYR:O	12:XL:121:GLY:O	2.36	0.44
9:QI:16:ARG:O	9:QI:63:ILE:HA	2.17	0.44
25:RA:1798:U:C5'	27:RD:259:THR:HG22	2.47	0.44
22:QV:53:G:O6	22:QV:62:C:N4	2.50	0.44
3:XC:72:LYS:HB3	3:XC:75:VAL:HG23	2.00	0.44
10:QJ:47:PHE:HE1	10:QJ:63:PHE:HB2	1.83	0.44

Continued on next page...

Continued from previous page...

Atom-1	Atom-2	Interatomic distance (Å)	Clash overlap (Å)
25:YA:1173:G:H5''	25:YA:1174:A:OP1	2.18	0.44
25:YA:1476:C:H2'	25:YA:1477:A:H8	1.83	0.44
38:RS:19:LYS:O	38:RS:20:ARG:HB3	2.18	0.44
26:RB:104:A:H2'	26:RB:105:G:O4'	2.18	0.44
1:QA:947:G:O3'	13:QM:109:THR:OG1	2.35	0.44
3:XC:108:ASN:HB3	3:XC:111:LEU:HD12	2.00	0.44
25:RA:1788:C:H2'	25:RA:1789:A:O4'	2.17	0.44
25:RA:1165:U:H2'	25:RA:1166:C:C6	2.53	0.44
43:RX:67:GLY:O	43:RX:69:TYR:N	2.43	0.44
32:YI:30:LEU:HB3	32:YI:36:ALA:HB3	2.00	0.44
25:YA:1087:G:C4	25:YA:1089:G:H1'	2.53	0.44
1:QA:751:U:H2'	1:QA:752:G:O4'	2.18	0.44
45:YZ:100:VAL:HA	45:YZ:101:PRO:HD3	1.86	0.44
25:YA:1165:U:H2'	25:YA:1166:C:C6	2.53	0.44
31:RH:125:VAL:CG1	31:RH:126:PRO:CG	2.94	0.43
10:QJ:51:ARG:NE	10:QJ:60:ARG:O	2.45	0.43
50:R4:42:PHE:C	50:R4:42:PHE:CD1	2.90	0.43
28:RE:52:LEU:HB2	28:RE:75:VAL:CG2	2.40	0.43
37:RR:27:SER:HB3	37:RR:34:ILE:HD11	2.00	0.43
27:YD:143:HIS:HD2	27:YD:144:ALA:HB2	1.82	0.43
12:XL:6:THR:H	12:XL:9:GLN:NE2	1.97	0.43
25:RA:242:G:C3'	54:R8:6:THR:HG23	2.47	0.43
31:YH:53:GLU:CD	31:YH:54:ARG:H	2.21	0.43
30:YG:67:LYS:O	30:YG:67:LYS:HD2	2.17	0.43
38:YS:57:LYS:O	38:YS:58:LEU:HB3	2.18	0.43
29:YF:174:VAL:CG1	29:YF:174:VAL:O	2.65	0.43
28:YE:48:GLN:HB3	28:YE:48:GLN:HE21	1.55	0.43
27:YD:95:LEU:HD12	27:YD:95:LEU:O	2.17	0.43
16:XP:45:THR:HG22	16:XP:47:ASP:N	2.26	0.43
1:XA:1316:G:N2	1:XA:1318:A:H3'	2.33	0.43
25:RA:746:A:C5	25:RA:2611:U:H5''	2.53	0.43
54:R8:40:GLU:O	54:R8:43:GLN:N	2.50	0.43
26:RB:50:G:H5''	38:RS:61:ASN:ND2	2.32	0.43
29:YF:42:ALA:O	29:YF:45:ARG:HB2	2.18	0.43
31:RH:119:GLU:CD	31:RH:120:GLY:H	2.22	0.43
1:QA:1179:A:O3'	9:QI:103:THR:HG23	2.18	0.43
25:YA:1265:A:H3'	51:Y5:19:ARG:NH1	2.33	0.43
25:YA:2477:C:H2'	55:Y9:1:MET:HG3	2.00	0.43
25:YA:2477:C:H1'	25:YA:2481:G:O6	2.18	0.43
27:RD:145:VAL:HG11	27:RD:175:LEU:HD11	2.00	0.43
1:QA:1255:G:C6	1:QA:1279:A:N7	2.86	0.43

Continued on next page...

Continued from previous page...

Atom-1	Atom-2	Interatomic distance (Å)	Clash overlap (Å)
1:QA:261:U:O2	1:QA:263:A:C8	2.71	0.43
1:QA:452:A:O2'	1:QA:453:A:O5'	2.36	0.43
34:RO:22:ILE:HA	34:RO:22:ILE:HD13	1.77	0.43
25:RA:1727:U:H2'	25:RA:1728:G:O4'	2.18	0.43
7:QG:113:GLU:H	7:QG:113:GLU:HG2	1.39	0.43
25:RA:1790:C:H2'	25:RA:1791:A:C5	2.52	0.43
25:YA:1316:U:H2'	25:YA:1317:A:C8	2.52	0.43
25:RA:2790:A:H2'	25:RA:2791:C:H5''	2.00	0.43
2:QB:74:LYS:O	2:QB:78:GLN:HG3	2.18	0.43
3:QC:81:GLY:O	3:QC:85:ARG:HB2	2.18	0.43
1:QA:255:G:H2'	1:QA:256:U:C6	2.53	0.43
25:YA:1049:C:H2'	25:YA:1050:A:H5''	1.99	0.43
1:QA:743:U:H2'	1:QA:744:C:C6	2.53	0.43
1:QA:1271:G:C6	1:QA:1272:G:C6	3.05	0.43
4:XD:100:ARG:NH1	4:XD:137:SER:HB3	2.33	0.43
25:YA:710:G:H2'	25:YA:711:G:C8	2.53	0.43
43:YX:70:LEU:H	43:YX:70:LEU:HD23	1.83	0.43
1:XA:1434:A:H2'	1:XA:1435:G:O4'	2.18	0.43
37:RR:54:LEU:HD23	37:RR:66:VAL:HG23	1.99	0.43
1:XA:652:U:HO2'	1:XA:653:A:P	2.41	0.43
30:RG:6:ALA:CA	50:R4:23:GLU:HG2	2.47	0.43
51:Y5:56:LYS:CG	51:Y5:58:LEU:HB3	2.46	0.43
28:RE:15:PHE:CE1	39:RT:81:PRO:CD	3.01	0.43
54:Y8:58:ILE:O	54:Y8:61:LEU:CG	2.66	0.43
28:RE:3:GLY:CA	28:RE:81:ILE:HG21	2.48	0.43
27:YD:35:LYS:HB3	27:YD:36:PRO:HA	2.00	0.43
28:RE:51:PHE:CD2	28:RE:52:LEU:N	2.76	0.43
10:XJ:57:LYS:CD	10:XJ:60:ARG:NH2	2.78	0.43
5:QE:69:VAL:HG11	5:QE:71:LEU:HD21	1.98	0.43
27:YD:10:THR:O	27:YD:11:PRO:C	2.56	0.43
31:YH:137:ASP:OD1	31:YH:138:LYS:N	2.51	0.43
28:RE:36:ARG:HB3	28:RE:36:ARG:NH1	2.30	0.43
1:QA:1398:A:H5''	1:QA:1401:G:H4'	1.98	0.43
25:YA:530:G:C5	25:YA:2022:U:H5''	2.53	0.43
25:RA:2712:U:O2'	25:RA:2712(A):A:C8	2.62	0.43
32:YI:144:VAL:HG22	32:YI:145:VAL:H	1.83	0.43
32:RI:95:LYS:HA	32:RI:111:PRO:HG3	2.00	0.43
25:YA:1045:A:C8	25:YA:1111:A:N6	2.86	0.43
7:QG:9:VAL:HG13	7:QG:94:ARG:NH2	2.27	0.43
1:XA:1108:G:H5'	3:XC:176:HIS:ND1	2.27	0.43
12:QL:27:LEU:HD13	12:QL:28:LYS:H	1.83	0.43

Continued on next page...

Continued from previous page...

Atom-1	Atom-2	Interatomic distance (Å)	Clash overlap (Å)
28:YE:69:LYS:C	28:YE:71:GLY:N	2.71	0.43
31:RH:137:ASP:OD1	31:RH:138:LYS:N	2.51	0.43
55:Y9:1:MET:O	55:Y9:34:GLN:HG2	2.18	0.43
25:YA:1688:U:H1'	25:YA:1701:A:C6	2.53	0.43
22:QV:3:G:O2'	22:QV:4:G:H8	2.01	0.43
31:YH:35:VAL:CG2	31:YH:75:ALA:HB2	2.48	0.43
7:QG:116:ALA:HA	7:QG:119:ARG:HE	1.83	0.43
25:RA:861:A:N3	26:RB:79:C:O2'	2.49	0.43
1:XA:730:G:C5	1:XA:731:G:H1'	2.53	0.43
12:QL:119:LYS:HB2	12:QL:120:TYR:HD1	1.83	0.43
38:YS:38:GLN:CG	38:YS:47:THR:HG21	2.48	0.43
44:RY:42:VAL:O	44:RY:65:ALA:N	2.45	0.43
25:YA:871:U:H4'	36:YQ:69:PHE:CD2	2.53	0.43
25:RA:31:C:O3'	25:RA:1238:G:H5'	2.18	0.43
25:RA:29:U:H2'	25:RA:30:G:C8	2.53	0.43
25:RA:270(I):G:H1	25:RA:270(Q):C:H42	1.67	0.43
25:YA:709:U:H2'	25:YA:710:G:C8	2.53	0.43
4:XD:153:ARG:NH1	4:XD:181:MET:HB2	2.32	0.43
25:RA:208:C:H2'	25:RA:209:C:C6	2.53	0.43
25:RA:1316:U:H2'	25:RA:1317:A:C8	2.53	0.43
38:RS:29:PHE:HD1	38:RS:92:TYR:HH	1.65	0.43
45:RZ:153:SER:HB2	45:RZ:167:PRO:HB3	2.00	0.43
25:RA:796:C:H2'	25:RA:797:C:C6	2.53	0.43
52:R6:28:ARG:HG3	52:R6:31:PRO:HD2	2.00	0.43
25:YA:239:U:H2'	25:YA:240:G:O4'	2.17	0.43
1:QA:646:U:H2'	1:QA:647:C:C6	2.53	0.43
33:YN:112:LEU:O	33:YN:112:LEU:HG	2.17	0.43
6:XF:33:TYR:HB2	6:XF:75:LEU:HD12	1.99	0.43
9:XI:118:LYS:O	9:XI:119:ALA:HB3	2.18	0.43
50:R4:39:CYS:O	50:R4:40:HIS:CB	2.66	0.43
54:Y8:58:ILE:O	54:Y8:61:LEU:CD1	2.67	0.43
28:YE:3:GLY:HA3	28:YE:81:ILE:CD1	2.48	0.43
28:YE:3:GLY:CA	28:YE:81:ILE:HG21	2.49	0.43
35:RP:62:LEU:CD2	54:R8:25:MET:CB	2.78	0.43
54:R8:58:ILE:O	54:R8:61:LEU:CD1	2.67	0.43
25:RA:242:G:H5'	54:R8:62:LEU:CD2	2.43	0.43
1:QA:1347:G:O2'	1:QA:1348:U:OP2	2.29	0.43
15:QO:17:ARG:HD3	15:QO:26:GLU:HG3	1.99	0.43
13:XM:14:ARG:H	13:XM:44:ARG:CD	2.25	0.43
44:RY:97:ARG:HE	44:RY:98:VAL:HB	1.83	0.43
44:RY:47:LYS:O	44:RY:49:VAL:N	2.51	0.43

Continued on next page...

Continued from previous page...

Atom-1	Atom-2	Interatomic distance (Å)	Clash overlap (Å)
25:YA:2306:C:H3'	25:YA:2307:G:C5'	2.44	0.43
32:RI:9:LEU:O	32:RI:10:GLU:HG3	2.18	0.43
50:R4:15:ILE:N	50:R4:15:ILE:CD1	2.78	0.43
2:XB:80:ILE:HG21	2:XB:212:GLN:HA	2.00	0.43
41:YV:52:VAL:O	41:YV:54:GLY:N	2.51	0.43
28:RE:16:ARG:O	28:RE:18:ASP:O	2.36	0.43
25:YA:1534:G:O2'	25:YA:1535:U:H4'	2.19	0.43
50:R4:48:ARG:C	50:R4:49:PHE:HD1	2.22	0.43
35:RP:65:ARG:NH2	54:R8:46:ARG:NH1	2.66	0.43
25:RA:2415:G:H4'	35:RP:67:MET:N	2.33	0.43
31:RH:92:ILE:CD1	31:RH:160:LYS:HD3	2.48	0.43
10:XJ:32:ALA:H	10:XJ:78:ASN:ND2	2.16	0.43
31:RH:136:ILE:HD12	31:RH:136:ILE:N	2.31	0.43
32:RI:52:ARG:HA	32:RI:56:LYS:HB3	1.99	0.43
25:YA:1021:A:OP2	33:YN:65:LYS:NZ	2.51	0.43
36:YQ:21:THR:HB	36:YQ:22:LYS:H	1.42	0.43
11:QK:19:ALA:HB2	11:QK:32:ILE:HG22	2.00	0.43
25:YA:605:C:H1'	25:YA:657:U:O2'	2.18	0.43
1:XA:1280:A:H1'	10:XJ:41:PRO:HG3	2.01	0.43
1:XA:300:A:O5'	1:XA:300:A:H8	2.01	0.43
1:QA:109:A:H5'	1:QA:110:C:C5	2.54	0.43
37:RR:98:LEU:HB3	51:R5:45:VAL:HG23	2.00	0.43
25:YA:2688:U:H1'	25:YA:2721:A:H61	1.84	0.43
17:QQ:60:ILE:HB	17:QQ:74:LEU:HD23	2.00	0.43
1:QA:984:C:H2'	1:QA:985:C:H6	1.83	0.43
25:RA:2517:C:C2	25:RA:2542:A:N6	2.86	0.43
1:QA:636:U:H2'	1:QA:637:G:H8	1.83	0.43
32:YI:48:GLU:OE1	32:YI:52:ARG:NH2	2.51	0.43
1:XA:1435:G:H1	1:XA:1466:C:H42	1.65	0.43
1:QA:967:C:H2'	1:QA:968:A:N7	2.33	0.43
37:YR:38:VAL:HG22	37:YR:112:ALA:HB2	2.00	0.43
2:QB:167:PRO:HG3	2:QB:188:ALA:HB2	2.00	0.43
1:XA:1216:G:H5''	14:XN:5:ALA:HB2	2.00	0.43
33:RN:33:LEU:HA	33:RN:38:HIS:CE1	2.53	0.43
25:YA:2532:G:H1'	25:YA:2663:G:N2	2.33	0.43
25:RA:520:G:H2'	25:RA:521:G:C8	2.53	0.43
1:XA:539:A:H2'	1:XA:540:G:C8	2.53	0.43
47:Y1:94:LEU:HD23	47:Y1:94:LEU:HA	1.82	0.43
43:YX:72:LYS:HG2	43:YX:73:ARG:O	2.18	0.43
25:YA:1530:G:O6	25:YA:1542:G:N2	2.51	0.43
25:YA:1541:U:H2'	25:YA:1542:G:O4'	2.18	0.43

Continued on next page...

Continued from previous page...

Atom-1	Atom-2	Interatomic distance (Å)	Clash overlap (Å)
25:YA:1916:A:H2'	25:YA:1917:U:O4'	2.19	0.43
25:YA:467:G:OP2	53:Y7:34:ARG:NH1	2.50	0.43
47:Y1:25:LYS:C	47:Y1:27:GLU:H	2.22	0.43
27:YD:43:ARG:CZ	27:YD:49:ILE:HG21	2.49	0.43
28:RE:52:LEU:O	28:RE:74:PRO:HA	2.18	0.43
36:RQ:27:VAL:HG13	36:RQ:28:ALA:N	2.32	0.43
25:YA:1797:C:O2'	27:YD:259:THR:HB	2.18	0.43
48:Y2:59:ARG:O	48:Y2:62:THR:HG23	2.18	0.43
27:YD:181:GLU:HA	27:YD:272:ALA:CB	2.39	0.43
31:YH:136:ILE:N	31:YH:136:ILE:HD12	2.31	0.43
25:YA:574:C:O2	28:YE:145:LYS:HE3	2.19	0.43
25:RA:892:G:N2	25:RA:893:C:O2	2.51	0.43
54:Y8:40:GLU:O	54:Y8:43:GLN:N	2.50	0.43
25:RA:2611:U:OP2	25:RA:2611:U:H6	2.02	0.43
25:YA:896:A:N3	45:YZ:176:PRO:HB3	2.33	0.43
12:XL:27:LEU:HD13	12:XL:28:LYS:H	1.84	0.43
25:RA:2415:G:H4'	35:RP:66:GLY:HA3	2.00	0.43
25:YA:2360:A:OP1	54:Y8:49:VAL:HA	2.18	0.43
25:YA:2360:A:OP1	54:Y8:49:VAL:HG12	2.18	0.43
25:RA:2817:G:C4	25:RA:2830:G:N2	2.87	0.43
1:QA:1028:C:N4	1:QA:1033:G:H1	2.16	0.43
12:QL:44:THR:HA	12:QL:45:PRO:HD3	1.70	0.43
2:XB:37:ASN:C	2:XB:39:ILE:H	2.20	0.43
25:YA:464:U:H2'	25:YA:465:G:O4'	2.17	0.43
1:XA:427:U:OP1	4:XD:13:ARG:NH2	2.52	0.43
1:XA:633:G:H5'	1:XA:634:C:OP2	2.18	0.43
32:YI:123:LEU:HD23	32:YI:142:VAL:HB	1.99	0.43
39:RT:19:LEU:HA	39:RT:20:PRO:HD3	1.86	0.43
29:RF:150:GLY:HA2	29:RF:172:TRP:CD2	2.52	0.43
25:RA:527:C:N3	25:RA:2779:U:H5''	2.33	0.43
28:YE:143:ASN:N	28:YE:143:ASN:ND2	2.65	0.43
28:YE:11:MET:O	28:YE:12:THR:HB	2.18	0.43
4:QD:21:LEU:HD21	4:QD:67:ILE:HA	2.00	0.43
35:YP:115:LEU:HA	35:YP:134:ALA:HB2	2.00	0.43
25:YA:2887:U:H2'	25:YA:2888:C:C6	2.53	0.43
16:QP:20:VAL:HG21	16:QP:32:TYR:CE2	2.54	0.43
28:RE:31:CYS:HB3	28:RE:49:LEU:HG	2.01	0.43
1:XA:247:G:O6	1:XA:278:G:C6	2.71	0.43
44:RY:46:LYS:HB2	44:RY:61:ILE:HG22	1.99	0.43
25:RA:270(Y):G:H4'	25:RA:273:G:O3'	2.18	0.43
25:RA:706:A:H2'	25:RA:707:G:O4'	2.18	0.43

Continued on next page...

Continued from previous page...

Atom-1	Atom-2	Interatomic distance (Å)	Clash overlap (Å)
25:YA:2364:C:H2'	25:YA:2365:G:O4'	2.19	0.43
39:YT:35:LYS:H	39:YT:35:LYS:HD2	1.83	0.43
1:XA:554:C:H2'	1:XA:555:C:H6	1.83	0.43
18:QR:37:VAL:HG22	18:QR:78:LEU:HB3	2.00	0.43
25:RA:1657:C:H2'	25:RA:1658:C:H6	1.83	0.43
28:YE:51:PHE:O	28:YE:74:PRO:CB	2.67	0.43
31:YH:149:ARG:HA	31:YH:162:ILE:HG21	1.99	0.43
27:YD:30:GLU:CD	27:YD:63:ARG:HE	2.21	0.43
25:YA:2682:U:O2'	28:YE:13:ARG:HG2	2.19	0.43
25:RA:1309:G:P	53:R7:9:ARG:HD3	2.58	0.43
38:YS:86:ALA:O	38:YS:87:PHE:CB	2.65	0.43
25:YA:1803:A:O3'	27:YD:259:THR:CG2	2.67	0.43
28:RE:48:GLN:HE21	28:RE:48:GLN:HB3	1.55	0.43
34:YO:88:ASN:OD1	34:YO:90:GLN:HB2	2.19	0.43
25:RA:265:A:H2'	25:RA:266:G:O4'	2.18	0.43
5:XE:102:ALA:CB	5:XE:120:THR:OG1	2.65	0.43
25:YA:102:G:H4'	25:YA:103:A:O5'	2.18	0.43
31:YH:59:ARG:CG	31:YH:59:ARG:NH1	2.79	0.43
30:YG:47:LYS:HB2	30:YG:47:LYS:HE3	1.73	0.43
54:R8:40:GLU:O	54:R8:41:ILE:C	2.56	0.43
12:QL:22:SER:C	12:QL:24:VAL:H	2.22	0.43
1:XA:537:G:H5''	12:XL:113:ARG:HH12	1.83	0.43
12:QL:27:LEU:C	12:QL:29:GLY:H	2.20	0.43
50:R4:49:PHE:N	50:R4:49:PHE:HD1	2.17	0.43
1:XA:1054:C:C2	24:XY:34:G:O4'	2.71	0.43
25:RA:273(C):C:N4	25:RA:363(C):G:H1	2.14	0.43
1:QA:978:A:O2'	1:QA:1322:C:N3	2.42	0.43
28:RE:69:LYS:C	28:RE:71:GLY:N	2.71	0.43
37:YR:34:ILE:HD13	37:YR:34:ILE:HA	1.71	0.43
34:YO:64:ARG:HG2	34:YO:79:PHE:CD1	2.53	0.43
25:RA:859:G:H2'	25:RA:916:G:O6	2.17	0.43
25:RA:2867:G:HO2'	25:RA:2868:A:P	2.42	0.43
25:YA:508:G:O2'	25:YA:509:C:P	2.77	0.43
11:QK:38:ASN:HA	11:QK:39:PRO:HD3	1.88	0.43
43:YX:53:LYS:H	43:YX:82:GLN:HB3	1.83	0.43
25:RA:2197:U:H1'	25:RA:2198:A:C8	2.53	0.43
2:QB:8:LYS:HE3	2:QB:11:LEU:HB3	2.01	0.43
32:YI:93:THR:HG22	32:YI:119:PRO:HB3	2.01	0.43
32:YI:2:LYS:HA	32:YI:20:ASP:HA	2.00	0.43
26:RB:3:C:H2'	26:RB:4:C:C6	2.54	0.43
1:QA:953:G:H5'	1:QA:965:A:H61	1.82	0.43

Continued on next page...

Continued from previous page...

Atom-1	Atom-2	Interatomic distance (Å)	Clash overlap (Å)
8:QH:13:ILE:O	8:QH:17:THR:HG23	2.19	0.43
25:RA:1687:G:N1	25:RA:1700:A:OP1	2.49	0.43
2:XB:100:GLY:N	2:XB:176:GLU:OE2	2.47	0.43
1:XA:939:G:H5''	7:XG:102:ARG:NH2	2.33	0.43
25:RA:2662:A:O5'	25:RA:2662:A:H8	2.01	0.43
44:YY:67:LEU:HA	44:YY:67:LEU:HD12	1.78	0.43
1:QA:28:G:O2'	1:QA:296:U:OP1	2.34	0.43
25:YA:2105:C:H2'	25:YA:2106:G:C8	2.53	0.43
1:QA:654:G:C2	1:QA:753:A:C4	3.06	0.43
10:XJ:44:VAL:HG13	10:XJ:66:ARG:HG2	1.99	0.43
22:QV:23:C:H2'	22:QV:24:U:C6	2.52	0.43
26:RB:14:U:H5'	26:RB:71:C:O4'	2.19	0.43
17:XQ:62:SER:HB3	17:XQ:72:ARG:HE	1.84	0.43
25:RA:107:C:H2'	25:RA:108:U:H6	1.84	0.43
25:YA:922:U:H2'	25:YA:923:C:C6	2.54	0.43
50:R4:22:ILE:CG2	50:R4:23:GLU:N	2.81	0.43
28:RE:51:PHE:O	28:RE:74:PRO:CB	2.67	0.43
53:Y7:47:ARG:HB2	53:Y7:48:LYS:H	1.60	0.43
14:YN:27:CYS:SG	14:YN:29:ARG:HB2	2.58	0.43
14:YN:29:ARG:HD3	14:YN:40:CYS:HB2	1.99	0.43
28:RE:203:LYS:HD2	28:RE:203:LYS:C	2.38	0.43
26:YB:38:C:N4	26:YB:44:G:H1	2.16	0.43
39:RT:1:MET:O	39:RT:3:ARG:HG2	2.19	0.43
28:RE:120:TRP:CE3	28:RE:155:LYS:HD3	2.53	0.43
1:QA:189:U:HO2'	1:QA:190:G:P	2.41	0.43
34:YO:88:ASN:ND2	34:YO:92:GLU:HB2	2.22	0.43
40:YU:60:LEU:HD11	40:YU:64:ARG:CZ	2.48	0.43
1:QA:686:U:O4	1:QA:703:G:H1'	2.18	0.43
29:YF:192:LEU:HD21	29:YF:194:MET:HE3	2.00	0.43
12:XL:22:SER:C	12:XL:24:VAL:H	2.21	0.43
20:XT:98:PRO:C	20:XT:100:ILE:H	2.21	0.43
25:YA:587:C:N3	35:YP:33:ARG:NH1	2.66	0.43
1:XA:690:G:N1	1:XA:691:G:C6	2.86	0.43
1:QA:1432:G:OP1	39:RT:107:ASP:HB2	2.18	0.43
22:XV:2:C:H2'	22:XV:3:G:H5'	1.99	0.43
15:XO:25:THR:HG21	15:XO:70:LEU:HB2	2.01	0.43
31:YH:92:ILE:CD1	31:YH:160:LYS:HD3	2.48	0.43
1:QA:266:G:H5''	1:QA:267:C:H5	1.83	0.43
25:RA:590:A:H2'	25:RA:591:C:C6	2.53	0.43
50:R4:59:PHE:CE1	50:R4:70:GLY:N	2.86	0.43
28:YE:155:LYS:O	28:YE:156:MET:HG3	2.19	0.43

Continued on next page...

Continued from previous page...

Atom-1	Atom-2	Interatomic distance (Å)	Clash overlap (Å)
1:XA:35:G:N2	12:XL:118:SER:OG	2.48	0.43
22:XV:19:G:H5'	22:XV:20:U:C5	2.52	0.43
25:YA:142:G:H1'	43:YX:37:THR:HG21	2.00	0.43
1:QA:1336:C:O2'	1:QA:1337:G:P	2.76	0.43
25:RA:1657:C:OP1	28:RE:136:ARG:N	2.52	0.43
25:RA:1849:G:H2'	25:RA:1850:G:C8	2.54	0.43
1:QA:867:G:O2'	1:QA:873:A:N1	2.45	0.43
32:RI:129:THR:HA	32:RI:137:PRO:HA	1.99	0.43
25:RA:146:G:H2'	25:RA:147:U:O4'	2.18	0.43
49:Y3:51:ALA:HA	49:Y3:54:VAL:HG12	2.00	0.43
50:Y4:43:TYR:CD1	50:Y4:43:TYR:C	2.92	0.43
4:QD:157:LEU:O	4:QD:161:ASN:ND2	2.43	0.43
20:QT:84:LEU:HA	20:QT:84:LEU:HD23	1.86	0.43
2:XB:215:LEU:HA	2:XB:215:LEU:HD22	1.73	0.43
18:QR:53:ARG:HH21	18:QR:60:ALA:N	2.17	0.43
45:YZ:30:ASN:OD1	45:YZ:33:LEU:N	2.49	0.43
27:YD:44:ASN:HB3	27:YD:49:ILE:CG2	2.47	0.43
25:YA:1818:U:C2'	27:YD:157:ARG:HG3	2.48	0.43
1:XA:966:G:O2'	9:XI:127:LYS:O	2.37	0.43
38:YS:30:ARG:NH2	38:YS:92:TYR:HD1	2.17	0.43
35:YP:64:LYS:O	35:YP:66:GLY:N	2.52	0.43
48:Y2:62:THR:O	48:Y2:65:ASN:HB2	2.18	0.43
31:RH:6:ARG:CG	31:RH:7:LEU:N	2.81	0.43
20:XT:44:ALA:HB1	20:XT:92:LEU:HG	2.00	0.43
5:QE:101:ILE:HG13	5:QE:119:LEU:HD23	2.01	0.43
25:YA:846:C:C2	25:YA:847:U:H5	2.37	0.43
13:QM:44:ARG:HB2	13:QM:47:ASP:OD2	2.19	0.43
25:YA:1509:C:H2'	25:YA:1511:A:C8	2.54	0.43
32:RI:40:THR:O	32:RI:44:LEU:N	2.46	0.43
25:YA:2389:G:H5''	25:YA:2390:U:O4'	2.19	0.43
40:YU:92:ARG:HD2	41:YV:11:GLN:CB	2.47	0.43
38:YS:42:ASP:C	38:YS:44:LYS:N	2.72	0.43
19:XS:42:PRO:HD3	50:Y4:63:TYR:CE1	2.53	0.43
28:YE:16:ARG:O	28:YE:18:ASP:O	2.36	0.43
25:RA:414:C:H2'	25:RA:415:A:C8	2.53	0.43
41:YV:55:ALA:HB2	41:YV:101:GLY:HA2	2.00	0.43
1:QA:1124:G:H5''	1:QA:1145:C:H41	1.83	0.43
12:XL:27:LEU:C	12:XL:29:GLY:H	2.20	0.43
25:YA:2360:A:C2	25:YA:2361:A:H1'	2.54	0.43
37:YR:70:LEU:HA	37:YR:70:LEU:HD23	1.84	0.43
44:YY:87:LYS:HB2	44:YY:87:LYS:NZ	2.34	0.43

Continued on next page...

Continued from previous page...

Atom-1	Atom-2	Interatomic distance (Å)	Clash overlap (Å)
25:YA:363(B):G:H2'	25:YA:363(C):G:H8	1.84	0.43
25:YA:389:G:H22	35:YP:72:PRO:CG	2.31	0.43
38:RS:88:ASP:CG	38:RS:89:ARG:H	2.21	0.43
25:YA:26:G:C6	25:YA:27:G:N1	2.87	0.43
45:RZ:5:LEU:HD21	45:RZ:44:PHE:HA	2.01	0.43
1:QA:1157:A:H1'	1:QA:1158:C:C4	2.54	0.43
25:YA:1061:U:H4'	25:YA:1070:A:H1'	2.00	0.43
45:YZ:112:ARG:O	45:YZ:114:GLY:N	2.52	0.43
1:QA:520:A:N1	1:QA:536:C:H1'	2.33	0.43
25:YA:84:A:N1	25:YA:98:G:O2'	2.39	0.43
20:QT:16:HIS:O	20:QT:19:SER:HB3	2.18	0.43
19:XS:68:GLY:HA3	50:Y4:68:ARG:HB2	1.99	0.43
1:QA:640:A:O2'	8:QH:115:SER:HB2	2.17	0.43
48:R2:39:ALA:HA	48:R2:45:SER:HB2	2.00	0.43
1:QA:464:G:O6	1:QA:466:C:H5'	2.18	0.43
1:XA:1402:C:H2'	1:XA:1403:C:O4'	2.18	0.43
42:RW:20:VAL:HG22	42:RW:47:VAL:HG21	2.00	0.43
1:XA:1058:G:H2'	1:XA:1059:C:O4'	2.18	0.43
44:RY:55:TYR:N	44:RY:55:TYR:CD1	2.86	0.43
22:QV:19:G:H4'	22:QV:20:U:OP2	2.19	0.43
25:YA:1418:G:O5'	25:YA:1418:G:H8	2.02	0.43
25:RA:458:G:O2'	25:RA:469:G:O6	2.23	0.43
1:XA:657:G:C2	1:XA:658:G:C8	3.06	0.43
25:RA:1005:C:O2'	33:RN:28:THR:HG21	2.18	0.43
25:YA:732:C:H2'	25:YA:733:G:O4'	2.18	0.43
1:XA:1055:A:H2'	3:XC:156:ARG:HD2	2.01	0.43
28:YE:13:ARG:HB2	28:YE:13:ARG:HH11	1.81	0.43
5:QE:69:VAL:HG11	5:QE:71:LEU:CD2	2.48	0.43
8:QH:91:ARG:HB2	12:QL:7:ILE:HG13	1.99	0.43
35:YP:65:ARG:HH21	54:Y8:46:ARG:NH1	2.06	0.43
25:RA:592:G:O2'	54:R8:4:MET:CB	2.67	0.43
30:RG:67:LYS:HE2	50:R4:6:HIS:NE2	2.33	0.43
31:YH:120:GLY:O	31:YH:136:ILE:HD12	2.19	0.43
34:RO:104:ARG:HD3	39:RT:36:GLU:OE2	2.18	0.43
28:YE:23:VAL:HG12	28:YE:184:VAL:O	2.19	0.43
25:YA:265:A:O2'	25:YA:266:G:H4'	2.18	0.43
25:RA:2893:G:H5''	25:RA:2894:G:H5'	2.00	0.43
33:RN:58:ASP:HB3	33:RN:95:PRO:HB3	2.00	0.43
35:YP:97:PRO:HD3	35:YP:126:VAL:O	2.18	0.43
1:QA:376:G:H5''	16:QP:5:ARG:HD2	2.00	0.43
25:RA:1816:G:C8	27:RD:62:TYR:CZ	3.07	0.43

Continued on next page...

Continued from previous page...

Atom-1	Atom-2	Interatomic distance (Å)	Clash overlap (Å)
29:RF:148:LEU:HD11	29:RF:193:VAL:HG21	2.01	0.43
23:XX:19:A:C2'	23:XX:20:C:H5'	2.48	0.43
5:XE:42:GLY:CA	5:XE:66:MET:HG2	2.48	0.43
29:RF:101:LEU:HD12	29:RF:102:PRO:HD2	2.00	0.43
1:QA:1064:G:O2'	1:QA:1065:U:O5'	2.32	0.43
3:XC:149:ALA:HA	3:XC:201:TYR:O	2.18	0.43
25:YA:1952:A:C6	34:YO:22:ILE:HD12	2.54	0.43
9:QI:116:LYS:HE2	9:QI:122:ALA:HB2	2.01	0.43
12:QL:120:TYR:O	12:QL:121:GLY:C	2.57	0.43
25:RA:638:G:H2'	25:RA:639:U:C6	2.54	0.43
10:XJ:6:ILE:HG22	10:XJ:98:ILE:HG23	2.01	0.43
1:QA:45:U:OP1	1:QA:307:C:O2'	2.34	0.43
9:XI:8:GLY:HA2	9:XI:79:LEU:HD12	2.01	0.43
1:XA:1250:A:H2	1:XA:1370:G:H1'	1.84	0.43
25:RA:1509:C:H3'	25:RA:1510:A:H5''	2.00	0.43
25:YA:459:U:H5''	53:Y7:40:TRP:CD2	2.54	0.43
1:QA:967:C:H2'	1:QA:968:A:C8	2.54	0.43
25:RA:579:G:H2'	25:RA:580:C:C6	2.53	0.43
25:YA:1101:U:H2'	25:YA:1102:C:C6	2.53	0.43
1:XA:950:U:H2'	1:XA:951:G:H8	1.84	0.43
25:RA:1270:C:H5''	25:RA:1271:G:O5'	2.19	0.43
48:Y2:4:SER:OG	48:Y2:5:GLU:OE2	2.26	0.43
25:YA:969:U:H2'	25:YA:970:C:C6	2.53	0.43
25:RA:666:G:H4'	35:RP:49:ARG:NH1	2.34	0.43
32:RI:21:VAL:HG21	32:RI:25:TYR:HD2	1.84	0.43
25:YA:964:C:O2'	25:YA:2273:A:N3	2.43	0.43
2:QB:217:ARG:HB2	2:QB:217:ARG:HE	1.29	0.43
18:QR:29:PHE:CD1	18:QR:29:PHE:N	2.87	0.43
33:RN:61:ARG:HE	33:RN:61:ARG:HA	1.82	0.43
38:RS:12:PHE:HD1	38:RS:12:PHE:HA	1.72	0.43
9:QI:112:LYS:HD3	9:QI:113:LYS:O	2.18	0.43
1:QA:936:C:H2'	1:QA:937:A:O4'	2.18	0.43
25:RA:123:G:O3'	25:RA:1376:C:H4'	2.18	0.43
25:RA:2014:A:H2'	25:RA:2015:A:C8	2.54	0.43
25:YA:1359:A:C8	25:YA:1359:A:H5'	2.54	0.43
44:YY:80:GLY:O	44:YY:81:LYS:HG3	2.18	0.43
1:XA:1144:G:N2	1:XA:1146:A:H62	2.17	0.43
26:YB:29:A:H2'	26:YB:30:C:C6	2.54	0.43
48:Y2:27:GLU:H	48:Y2:27:GLU:CD	2.17	0.43
1:XA:1317:C:H5''	1:XA:1318:A:OP2	2.19	0.43
29:YF:64:ILE:HA	29:YF:64:ILE:HD12	1.89	0.43

Continued on next page...

Continued from previous page...

Atom-1	Atom-2	Interatomic distance (Å)	Clash overlap (Å)
2:XB:212:GLN:NE2	2:XB:216:SER:HB2	2.34	0.43
28:RE:18:ASP:O	28:RE:19:ARG:C	2.56	0.43
25:YA:1534:G:N3	25:YA:1534:G:H2'	2.34	0.43
35:RP:65:ARG:NE	54:R8:15:LYS:HB2	2.34	0.43
25:RA:1003:G:O2'	25:RA:1010:A:N1	2.36	0.43
36:YQ:57:HIS:ND1	36:YQ:58:PHE:N	2.67	0.43
3:QC:11:ARG:HB3	3:QC:15:THR:HB	2.01	0.43
25:YA:222:A:H3'	25:YA:421:U:C5'	2.47	0.43
30:YG:31:VAL:HA	30:YG:32:PRO:HD3	1.83	0.43
25:RA:27:G:H1'	25:RA:513:A:H61	1.82	0.43
25:YA:2712:U:O2'	25:YA:2712(A):A:C8	2.69	0.43
14:YN:6:LEU:HD23	14:YN:23:ARG:HH22	1.83	0.43
1:XA:437:U:H2'	1:XA:438:G:O4'	2.18	0.43
1:XA:1443:G:H5'	1:XA:1446:A:OP2	2.18	0.43
1:QA:757:U:O2'	1:QA:879:C:H1'	2.18	0.43
52:Y6:28:ARG:HH21	52:Y6:30:THR:HG23	1.84	0.43
1:QA:1494:G:N7	58:QA:1696:PAR:N32	2.66	0.43
1:XA:938:A:N3	1:XA:1376:U:O2'	2.46	0.43
31:RH:35:VAL:CG2	31:RH:75:ALA:HB2	2.48	0.43
25:RA:2193:G:H2'	25:RA:2194:G:O4'	2.19	0.43
32:RI:30:LEU:HD22	32:RI:35:LEU:HD11	2.00	0.43
32:YI:101:LEU:HD22	32:YI:107:VAL:HB	2.00	0.43
25:RA:1032:A:H2	25:RA:1122:G:H1	1.63	0.43
1:QA:105:G:C6	1:QA:106:C:C4	3.07	0.43
2:XB:7:VAL:HG21	2:XB:217:ARG:NH1	2.34	0.43
40:RU:69:CYS:HB3	40:RU:106:PHE:CZ	2.54	0.43
25:YA:34:C:N4	25:YA:447:A:H61	2.17	0.43
44:RY:54:LYS:HB3	44:RY:55:TYR:CD1	2.53	0.43
8:XH:104:ARG:HD2	8:XH:138:TRP:CD2	2.53	0.43
26:RB:65:C:C4	26:RB:108:C:C4	3.07	0.43
45:RZ:141:VAL:HA	45:RZ:144:LEU:HD23	2.00	0.43
25:RA:1131:G:C8	25:RA:2025:C:H4'	2.54	0.43
13:XM:4:ILE:HG22	13:XM:5:ALA:N	2.34	0.43
8:XH:13:ILE:O	8:XH:17:THR:HG23	2.18	0.43
2:XB:172:ILE:O	2:XB:175:ARG:HB3	2.18	0.43
25:YA:2356:C:H2'	25:YA:2357:U:O4'	2.18	0.43
1:QA:818:G:H3'	1:QA:819:A:H5"	2.01	0.43
17:QQ:63:ARG:HG2	17:QQ:64:PRO:HD2	2.00	0.43
15:QO:48:LYS:HA	15:QO:48:LYS:HD3	1.75	0.43
30:YG:103:LEU:HA	30:YG:103:LEU:HD23	1.83	0.43
25:YA:271:G:H2'	25:YA:272:G:H8	1.83	0.43

Continued on next page...

Continued from previous page...

Atom-1	Atom-2	Interatomic distance (Å)	Clash overlap (Å)
32:RI:72:LEU:HD11	32:RI:101:LEU:HD11	2.00	0.43
25:YA:1641:A:H2'	25:YA:1642:G:O4'	2.19	0.43
7:XG:140:ASP:HA	7:XG:143:ARG:NH1	2.34	0.43
31:YH:125:VAL:HG12	31:YH:126:PRO:CD	2.49	0.43
50:R4:43:TYR:O	50:R4:46:GLN:HA	2.19	0.43
28:YE:179:GLU:CB	28:YE:181:LEU:HD23	2.24	0.43
28:YE:52:LEU:O	28:YE:74:PRO:HA	2.19	0.43
27:YD:31:LYS:C	27:YD:32:SER:O	2.54	0.43
38:YS:105:ALA:C	38:YS:110:LEU:HD21	2.38	0.43
29:YF:63:LYS:CE	29:YF:67:GLN:HB2	2.49	0.43
4:QD:22:LYS:HB2	4:QD:26:CYS:HB2	2.00	0.43
50:Y4:6:HIS:HA	50:Y4:7:PRO:HD2	1.82	0.43
26:YB:49:C:H2'	26:YB:50:G:C8	2.53	0.43
25:RA:177:G:N3	25:RA:177:G:H5''	2.34	0.43
41:YV:64:HIS:ND1	41:YV:92:THR:HG22	2.34	0.43
39:RT:107:ASP:O	39:RT:110:ILE:HG22	2.19	0.43
27:RD:35:LYS:HE3	27:RD:64:ILE:C	2.39	0.43
29:YF:45:ARG:HH11	29:YF:45:ARG:HG2	1.82	0.43
25:YA:1930:G:H2'	25:YA:1968:G:C6	2.54	0.43
1:QA:895:G:H1	1:QA:904:C:N4	2.16	0.43
52:R6:7:ILE:HG13	52:R6:8:LYS:H	1.84	0.43
45:YZ:102:LEU:HG	45:YZ:123:ASP:HA	2.01	0.43
36:YQ:25:ASP:H	36:YQ:102:VAL:HG23	1.84	0.43
8:QH:101:PRO:HG2	8:QH:133:LEU:HD11	2.01	0.43
9:QI:95:LYS:HZ1	9:QI:96:LEU:HD13	1.84	0.43
31:RH:16:SER:OG	31:RH:17:VAL:N	2.50	0.43
25:YA:2832:U:O4	25:YA:2884:U:H5'	2.18	0.43
4:XD:196:LEU:O	4:XD:198:VAL:N	2.51	0.43
25:RA:601:C:O2	25:RA:605:C:H4'	2.19	0.43
1:QA:983:A:H5''	1:QA:984:C:OP2	2.19	0.43
49:Y3:7:LYS:HE2	49:Y3:32:GLN:O	2.19	0.43
4:QD:78:LEU:HD23	4:QD:78:LEU:HA	1.76	0.43
1:QA:514:C:H2'	1:QA:515:G:C8	2.53	0.43
25:RA:207:A:H2'	25:RA:208:C:O4'	2.19	0.43
46:R0:51:VAL:N	46:R0:62:LEU:HD12	2.33	0.43
15:QO:25:THR:HG21	15:QO:70:LEU:HB2	2.00	0.43
25:YA:1759:A:H1'	25:YA:2711:A:C2	2.54	0.43
17:QQ:45:HIS:NE2	17:QQ:47:PRO:HG3	2.34	0.43
5:XE:79:GLU:H	5:XE:79:GLU:HG3	1.45	0.43
33:RN:89:LYS:O	33:RN:93:THR:HG22	2.19	0.43
25:RA:2582:G:N2	25:RA:2583:G:H1'	2.33	0.43

Continued on next page...

Continued from previous page...

Atom-1	Atom-2	Interatomic distance (Å)	Clash overlap (Å)
25:YA:900:A:H3'	25:YA:901:A:H8	1.84	0.43
25:RA:2300:G:H2'	25:RA:2301:C:C6	2.54	0.43
36:YQ:83:MET:HB2	46:Y0:7:LEU:HB3	2.01	0.42
27:YD:33:LEU:O	27:YD:35:LYS:N	2.52	0.42
54:Y8:53:PRO:HD2	54:Y8:54:GLU:H	1.84	0.42
37:RR:113:LEU:HD12	37:RR:113:LEU:HA	1.88	0.42
28:RE:23:VAL:HG12	28:RE:184:VAL:O	2.19	0.42
27:YD:17:THR:HG22	27:YD:204:ILE:HA	1.98	0.42
28:RE:7:VAL:HG21	39:RT:1:MET:HE1	2.01	0.42
25:YA:570:G:H2'	25:YA:2030:A:C5	2.54	0.42
25:RA:709:U:H2'	25:RA:710:G:C8	2.54	0.42
22:QV:76:A:O2'	60:Z5:101:PPU:O	2.26	0.42
18:XR:56:THR:HB	18:XR:58:LEU:HD12	2.01	0.42
1:XA:1437:C:N3	1:XA:1464:G:N2	2.61	0.42
1:XA:515:G:N2	1:XA:537:G:C4	2.87	0.42
47:Y1:58:ILE:HG23	47:Y1:87:PRO:HG3	2.01	0.42
25:RA:2651:C:N4	25:RA:2669:G:H1	2.13	0.42
50:R4:48:ARG:NH1	50:R4:51:ASP:HA	2.34	0.42
52:Y6:41:PRO:HG2	52:Y6:45:LYS:N	2.29	0.42
25:RA:2298:A:N6	25:RA:2318:G:H8	2.15	0.42
1:QA:1095:U:H5''	1:QA:1109:C:O2	2.18	0.42
3:QC:148:GLY:HA3	3:QC:172:ARG:O	2.18	0.42
25:YA:2712:U:H1'	25:YA:2712(A):A:C8	2.53	0.42
20:XT:33:ILE:CG2	20:XT:63:ILE:HG12	2.49	0.42
25:YA:2318:G:N2	38:YS:2:ALA:HA	2.34	0.42
25:YA:1448:G:H1'	25:YA:1528:A:H62	1.83	0.42
9:QI:17:VAL:HG11	9:QI:81:ILE:HD13	2.00	0.42
1:XA:731:G:OP1	1:XA:766:A:H1'	2.19	0.42
1:QA:584:G:H2'	1:QA:585:G:H8	1.84	0.42
6:QF:62:TRP:CH2	6:QF:64:GLN:HB2	2.54	0.42
25:YA:20:C:H42	25:YA:520:G:H1	1.66	0.42
25:RA:1369:G:HO2'	25:RA:1810:A:H2	1.65	0.42
35:YP:96:THR:O	35:YP:99:LEU:HB3	2.18	0.42
40:RU:75:ASN:HB2	40:RU:78:THR:H	1.84	0.42
1:XA:1186:G:H21	14:YN:61:TRP:C	2.22	0.42
1:XA:511:C:O2'	1:XA:534:U:H1'	2.19	0.42
25:RA:1445:C:H2'	25:RA:1446:C:C6	2.54	0.42
5:QE:18:ARG:HE	5:QE:18:ARG:HB3	1.52	0.42
14:QN:47:LEU:HD23	14:QN:47:LEU:HA	1.74	0.42
50:R4:2:LYS:HA	50:R4:2:LYS:HD2	1.61	0.42
45:YZ:20:ARG:O	45:YZ:20:ARG:HD3	2.18	0.42

Continued on next page...

Continued from previous page...

Atom-1	Atom-2	Interatomic distance (Å)	Clash overlap (Å)
27:RD:169:GLU:N	27:RD:172:TYR:O	2.51	0.42
35:RP:61:ARG:HG3	54:R8:13:ARG:CD	2.49	0.42
51:R5:3:LYS:HA	51:R5:3:LYS:CE	2.36	0.42
19:QS:41:VAL:HG12	19:QS:44:MET:HB2	2.01	0.42
31:RH:53:GLU:CD	31:RH:54:ARG:H	2.21	0.42
25:RA:270(R):G:H2'	25:RA:270(S):G:C8	2.54	0.42
28:RE:155:LYS:O	28:RE:156:MET:HG3	2.19	0.42
1:XA:619:U:H3	4:XD:135:LEU:CD2	2.25	0.42
25:YA:1729:A:N6	25:YA:1731:G:N3	2.67	0.42
48:Y2:6:VAL:O	48:Y2:7:ARG:C	2.57	0.42
26:RB:44:G:H5''	26:RB:45:A:OP1	2.19	0.42
25:RA:2466:C:OP1	55:R9:4:ARG:HB2	2.18	0.42
25:YA:1844:C:H2'	25:YA:1845:G:C8	2.53	0.42
52:R6:35:GLU:HG2	52:R6:35:GLU:H	1.72	0.42
26:RB:74:U:H2'	26:RB:75:G:O4'	2.19	0.42
1:QA:1321:C:H5'	13:QM:87:TYR:CE1	2.54	0.42
10:QJ:76:ASN:HA	10:QJ:77:PRO:HD2	1.85	0.42
1:QA:1319:A:OP1	19:QS:3:ARG:HD3	2.19	0.42
1:QA:1442:G:C5	1:QA:1446:A:C6	3.07	0.42
1:QA:1443:G:H5'	1:QA:1446:A:OP2	2.19	0.42
52:R6:8:LYS:O	52:R6:27:LYS:HA	2.18	0.42
33:RN:30:ILE:HG23	33:RN:52:VAL:HG11	1.99	0.42
25:YA:1438:U:H2'	25:YA:1439:A:H8	1.82	0.42
45:YZ:150:LEU:HB2	45:YZ:154:ASP:OD2	2.19	0.42
6:XF:30:LEU:HB3	6:XF:35:ALA:HB3	2.01	0.42
25:RA:223:A:N1	25:RA:407:G:O2'	2.43	0.42
25:RA:2455:G:H2'	25:RA:2456:C:C6	2.54	0.42
25:YA:1937:A:O2'	25:YA:1939:U:OP2	2.19	0.42
1:QA:694:A:N1	1:QA:787:A:O2'	2.52	0.42
45:YZ:74:VAL:HG13	45:YZ:86:VAL:HG22	2.00	0.42
38:YS:64:GLU:O	38:YS:68:GLN:HG3	2.19	0.42
1:QA:1216:G:H2'	1:QA:1217:C:C6	2.53	0.42
25:YA:686:G:N2	25:YA:788:A:H61	2.17	0.42
50:Y4:14:ILE:HG13	50:Y4:31:ILE:HB	1.99	0.42
7:QG:102:ARG:HG2	7:QG:106:GLN:OE1	2.20	0.42
25:YA:139:G:H1'	25:YA:140:A:H2	1.84	0.42
25:RA:1709:U:H2'	25:RA:1710:C:C6	2.54	0.42
25:RA:1432:C:H2'	25:RA:1433:U:O4'	2.19	0.42
25:YA:2453:A:H2'	25:YA:2454:G:H8	1.83	0.42
30:RG:97:ASP:HA	30:RG:100:TRP:HD1	1.84	0.42
20:QT:87:LYS:HA	20:QT:87:LYS:HD2	1.68	0.42

Continued on next page...

Continued from previous page...

Atom-1	Atom-2	Interatomic distance (Å)	Clash overlap (Å)
8:QH:25:ASP:OD1	8:QH:25:ASP:N	2.50	0.42
38:RS:93:LYS:HB2	38:RS:93:LYS:HE3	1.65	0.42
1:XA:912:C:O2'	1:XA:913:A:H5'	2.18	0.42
25:YA:610:C:H42	25:YA:618:G:H1	1.65	0.42
25:RA:654(A):G:H1	25:RA:654(T):C:N4	2.17	0.42
53:Y7:25:PRO:HA	53:Y7:28:ARG:CZ	2.49	0.42
25:YA:1467:C:C5	25:YA:1546:C:H2'	2.53	0.42
1:XA:106:C:O2	1:XA:379:C:H4'	2.19	0.42
25:RA:1482:U:H5'	25:RA:1483:G:OP2	2.18	0.42
31:YH:125:VAL:CG1	31:YH:126:PRO:CG	2.94	0.42
28:RE:3:GLY:HA3	28:RE:81:ILE:CD1	2.47	0.42
28:RE:54:GLN:N	28:RE:54:GLN:CD	2.73	0.42
39:YT:80:SER:HA	39:YT:81:PRO:HD3	1.89	0.42
38:YS:99:LYS:C	38:YS:101:LEU:N	2.72	0.42
36:RQ:65:PHE:O	36:RQ:66:ILE:CG1	2.48	0.42
28:YE:203:LYS:C	28:YE:203:LYS:HD2	2.39	0.42
27:YD:108:PRO:HG2	27:YD:111:LEU:HB2	2.01	0.42
20:XT:44:ALA:O	20:XT:91:LEU:O	2.37	0.42
31:RH:26:VAL:CG1	31:RH:33:LEU:HB2	2.50	0.42
30:YG:64:THR:CG2	30:YG:66:GLN:H	2.28	0.42
5:XE:33:VAL:O	5:XE:112:LEU:HD12	2.20	0.42
25:YA:1728:G:H3'	25:YA:1729:A:C5'	2.46	0.42
52:R6:17:LYS:HB3	52:R6:44:ARG:NH2	2.30	0.42
25:YA:1109:C:O2'	25:YA:1110:G:OP1	2.33	0.42
50:Y4:60:GLN:O	50:Y4:63:TYR:HB3	2.20	0.42
48:Y2:48:HIS:O	48:Y2:49:LYS:C	2.57	0.42
25:YA:896:A:C4	45:YZ:146:ILE:HD12	2.54	0.42
25:RA:856:C:N4	25:RA:921:G:H1	2.18	0.42
26:YB:16:G:H1	26:YB:68:C:H42	1.67	0.42
52:Y6:15:GLU:HG2	52:Y6:49:HIS:NE2	2.34	0.42
31:RH:120:GLY:O	31:RH:136:ILE:HD12	2.19	0.42
1:XA:987:G:H1	1:XA:1218:C:N4	2.15	0.42
29:RF:107:LYS:HB3	29:RF:107:LYS:HE2	1.77	0.42
2:XB:68:ILE:HB	2:XB:70:PHE:HE1	1.84	0.42
33:RN:96:GLU:HB2	33:RN:122:VAL:HG12	2.00	0.42
52:Y6:10:LEU:HG	54:Y8:34:TRP:CD1	2.54	0.42
8:QH:105:ARG:HD3	8:QH:105:ARG:HA	1.78	0.42
1:QA:1163:C:H5'	1:QA:1164:G:OP2	2.20	0.42
27:RD:72:LYS:NZ	27:RD:99:ASP:OD2	2.43	0.42
17:QQ:29:HIS:CG	17:QQ:30:PRO:HD2	2.54	0.42
3:QC:59:ARG:HH12	3:QC:97:LYS:HE3	1.84	0.42

Continued on next page...

Continued from previous page...

Atom-1	Atom-2	Interatomic distance (Å)	Clash overlap (Å)
30:YG:16:ARG:N	30:YG:17:PRO:HD2	2.34	0.42
4:XD:112:VAL:N	4:XD:116:GLN:OE1	2.38	0.42
2:QB:21:ARG:HG3	2:QB:38:GLY:O	2.20	0.42
1:QA:1402:C:O2	1:QA:1500:A:N1	2.53	0.42
41:RV:64:HIS:CG	41:RV:92:THR:HG22	2.52	0.42
9:QI:48:GLU:N	9:QI:49:PRO:HD2	2.35	0.42
32:YI:24:GLY:O	32:YI:28:ASN:HB2	2.19	0.42
3:QC:112:SER:O	3:QC:116:VAL:HG23	2.20	0.42
32:RI:135:GLU:HB2	32:RI:136:VAL:H	1.60	0.42
1:XA:457:C:H2'	1:XA:458:C:C6	2.54	0.42
48:R2:70:GLN:O	48:R2:71:ASN:HB2	2.19	0.42
29:RF:51:THR:HG23	29:RF:92:PRO:HG2	2.02	0.42
25:RA:2643:G:H2'	25:RA:2644:G:O4'	2.19	0.42
45:RZ:52:SER:O	45:RZ:52:SER:OG	2.33	0.42
7:XG:38:LEU:O	7:XG:38:LEU:HD12	2.20	0.42
27:RD:245:PRO:HA	27:RD:246:PRO:HD3	1.95	0.42
31:RH:58:GLU:O	31:RH:60:ARG:N	2.53	0.42
25:YA:270(J):G:H2'	25:YA:270(K):C:O4'	2.19	0.42
25:YA:279:C:H42	25:YA:361:G:H1	1.67	0.42
1:XA:563:A:N7	1:XA:567:G:H1'	2.34	0.42
25:RA:2682:U:O2'	28:RE:13:ARG:CG	2.65	0.42
28:YE:197:ILE:CD1	28:YE:199:ARG:HH12	2.26	0.42
28:RE:28:ALA:HB3	28:RE:93:VAL:CG2	2.46	0.42
19:QS:10:PHE:CG	19:QS:11:VAL:N	2.88	0.42
38:YS:110:LEU:HD23	38:YS:112:PHE:CE1	2.55	0.42
50:R4:68:ARG:O	50:R4:69:LYS:HB2	2.17	0.42
28:RE:104:VAL:CG1	28:RE:188:VAL:HG23	2.49	0.42
28:RE:188:VAL:HA	28:RE:189:PRO:HD2	1.79	0.42
38:YS:15:ARG:O	38:YS:19:LYS:HD3	2.20	0.42
28:YE:104:VAL:CG1	28:YE:188:VAL:HG23	2.49	0.42
28:YE:117:MET:HA	28:YE:122:PHE:N	2.35	0.42
51:R5:20:ARG:HA	51:R5:23:HIS:CE1	2.54	0.42
28:YE:36:ARG:HH11	28:YE:36:ARG:CB	2.28	0.42
28:RE:137:HIS:CB	28:RE:138:PRO:HD2	2.42	0.42
33:YN:96:GLU:HG2	33:YN:97:ARG:H	1.84	0.42
36:YQ:20:ALA:HA	36:YQ:98:LYS:HB3	2.02	0.42
52:R6:45:LYS:HD3	52:R6:45:LYS:HA	1.75	0.42
1:XA:1129:C:O2	1:XA:1132:C:N4	2.38	0.42
29:YF:128:ALA:O	29:YF:129:PHE:CB	2.67	0.42
1:XA:255:G:H4'	17:XQ:17:LYS:HD3	2.00	0.42
1:XA:1504:G:H4'	1:XA:1505:G:C4	2.54	0.42

Continued on next page...

Continued from previous page...

Atom-1	Atom-2	Interatomic distance (Å)	Clash overlap (Å)
14:QN:41:ARG:NH2	14:QN:42:ILE:HD11	2.35	0.42
25:YA:2360:A:H2'	25:YA:2361:A:O4'	2.20	0.42
35:YP:101:VAL:C	35:YP:103:ALA:H	2.23	0.42
25:RA:2116:G:H2'	25:RA:2117:A:C8	2.54	0.42
13:QM:8:GLU:CD	30:RG:115:ARG:HD3	2.40	0.42
42:YW:86:LEU:HD22	42:YW:96:ILE:HD12	2.01	0.42
49:Y3:4:LEU:HD22	49:Y3:56:VAL:HG12	2.01	0.42
7:XG:89:MET:CE	7:XG:156:TRP:H	2.32	0.42
1:QA:519:C:H2'	1:QA:520:A:O4'	2.19	0.42
32:RI:88:ILE:H	32:RI:88:ILE:HG12	1.70	0.42
22:XV:15:C:H5'	22:XV:16:C:H5	1.84	0.42
25:RA:1636:C:H2'	25:RA:1637:A:H8	1.82	0.42
25:RA:2845:G:H5''	39:RT:55:ASN:HA	2.01	0.42
1:QA:401:C:H2'	1:QA:402:G:H8	1.83	0.42
2:QB:69:LEU:O	2:QB:162:ILE:HA	2.19	0.42
46:Y0:53:MET:CB	46:Y0:59:LEU:HD23	2.50	0.42
25:YA:2572:A:N3	28:YE:144:ARG:NH2	2.68	0.42
26:YB:24:G:O6	26:YB:56:G:O2'	2.30	0.42
25:RA:297:C:H5''	44:RY:85:VAL:CG2	2.49	0.42
25:YA:833:U:H2'	25:YA:834:C:C6	2.53	0.42
1:XA:765:G:N2	1:XA:813:U:OP2	2.52	0.42
25:YA:1680:U:O2'	25:YA:1763:G:N7	2.44	0.42
39:YT:45:PHE:CE1	39:YT:65:LYS:HE3	2.55	0.42
1:QA:27:G:H4'	4:QD:209:ARG:HG3	2.00	0.42
2:QB:44:LEU:HD12	2:QB:44:LEU:H	1.83	0.42
1:QA:1479:C:H2'	1:QA:1480:G:H8	1.84	0.42
6:XF:95:GLU:HA	6:XF:96:PRO:HD3	1.87	0.42
1:XA:660:G:C2	1:XA:746:A:C2	3.08	0.42
28:YE:94:GLU:C	28:YE:96:PHE:N	2.73	0.42
51:Y5:58:LEU:HD13	51:Y5:60:VAL:OXT	2.19	0.42
28:YE:28:ALA:HB3	28:YE:93:VAL:CG2	2.47	0.42
25:RA:2014:A:HO2'	51:R5:2:ALA:HB2	1.79	0.42
27:YD:71:ASP:CB	27:YD:103:ARG:HH22	2.32	0.42
50:R4:54:GLY:HA2	50:R4:57:GLU:CG	2.50	0.42
1:XA:965:A:H4'	1:XA:966:G:OP1	2.19	0.42
28:RE:144:ARG:HB3	28:RE:145:LYS:H	1.58	0.42
31:YH:77:LYS:HZ2	31:YH:77:LYS:HB3	1.78	0.42
27:YD:155:LEU:HD23	27:YD:177:LEU:HD21	2.00	0.42
25:RA:594:U:H5'	54:R8:61:LEU:HD21	2.00	0.42
28:RE:35:GLN:HB3	28:RE:48:GLN:HB2	2.01	0.42
25:RA:95:G:H1'	48:R2:47:ASN:HB3	2.00	0.42

Continued on next page...

Continued from previous page...

Atom-1	Atom-2	Interatomic distance (Å)	Clash overlap (Å)
33:YN:134:ARG:H	33:YN:135:PRO:HD3	1.83	0.42
1:XA:254:G:H2'	1:XA:255:G:H8	1.84	0.42
1:QA:1516:G:H2'	1:QA:1518:A:OP2	2.19	0.42
2:QB:92:TYR:CD1	2:QB:151:GLY:HA3	2.55	0.42
52:R6:11:LEU:HD13	52:R6:11:LEU:HA	1.81	0.42
1:QA:1109:C:OP2	3:QC:176:HIS:ND1	2.51	0.42
13:XM:7:VAL:O	13:XM:9:ILE:HG23	2.19	0.42
25:RA:1210:A:H4'	25:RA:1211:U:O5'	2.19	0.42
25:RA:2784:C:H5''	28:RE:41:LYS:NZ	2.34	0.42
1:QA:1163:C:N4	1:QA:1173:G:H1	2.17	0.42
25:YA:1153:C:H5'	40:YU:76:TYR:HE1	1.85	0.42
20:XT:43:LEU:HA	20:XT:43:LEU:HD23	1.88	0.42
25:RA:569:U:O2'	25:RA:983:A:N1	2.37	0.42
25:YA:1454:U:H5'	37:YR:63:ARG:NE	2.35	0.42
25:RA:2331:G:O2'	46:R0:43:THR:HG22	2.19	0.42
1:XA:1029:G:O2'	1:XA:1032(A):G:N1	2.43	0.42
1:QA:827:U:C5	1:QA:870:U:C2	3.07	0.42
1:QA:585:G:O3'	17:QQ:34:LYS:NZ	2.51	0.42
1:QA:1040:U:H2'	1:QA:1041:A:O4'	2.19	0.42
3:XC:85:ARG:HD2	3:XC:85:ARG:HA	1.83	0.42
1:QA:984:C:H2'	1:QA:985:C:C6	2.55	0.42
25:YA:1188:U:O2'	25:YA:1189:A:H5'	2.19	0.42
1:QA:960:U:H4'	1:QA:961:U:C5'	2.50	0.42
32:RI:82:ARG:HD3	32:RI:146:ALA:HB3	2.01	0.42
25:RA:2242:G:H2'	25:RA:2243:U:O4'	2.19	0.42
13:XM:40:ASN:ND2	13:XM:43:THR:HG23	2.34	0.42
9:XI:91:ASP:C	9:XI:93:ARG:H	2.21	0.42
17:QQ:10:VAL:HG13	17:QQ:19:VAL:HB	2.01	0.42
25:RA:2074:U:H2'	25:RA:2075:U:C6	2.55	0.42
27:RD:96:HIS:NE2	27:RD:102:LYS:HE2	2.34	0.42
30:RG:159:VAL:HG21	30:RG:173:LEU:HD11	2.00	0.42
25:RA:2086:U:H2'	25:RA:2087:G:C8	2.55	0.42
40:RU:83:LEU:HD12	40:RU:113:ALA:HB2	2.01	0.42
25:RA:702:G:C2	25:RA:731:C:C2	3.07	0.42
9:XI:32:ASP:OD1	9:XI:33:PHE:N	2.53	0.42
45:RZ:93:ASP:N	45:RZ:93:ASP:OD1	2.53	0.42
32:YI:14:ASP:N	32:YI:14:ASP:OD1	2.52	0.42
27:YD:215:LEU:H	27:YD:215:LEU:HG	1.59	0.42
31:YH:58:GLU:O	31:YH:60:ARG:N	2.52	0.42
25:YA:31:C:O2'	25:YA:1238:G:H5'	2.19	0.42
25:RA:741:G:H2'	25:RA:742:G:C8	2.54	0.42

Continued on next page...

Continued from previous page...

Atom-1	Atom-2	Interatomic distance (Å)	Clash overlap (Å)
1:XA:665:A:H1'	1:XA:733:A:O4'	2.19	0.42
1:QA:129(A):G:N2	1:QA:188:U:O2'	2.52	0.42
31:RH:125:VAL:HG12	31:RH:126:PRO:CD	2.49	0.42
31:RH:89:ILE:H	31:RH:89:ILE:CD1	2.32	0.42
31:YH:89:ILE:CD1	31:YH:89:ILE:H	2.32	0.42
13:QM:4:ILE:H	13:QM:9:ILE:HG22	1.84	0.42
31:YH:84:SER:OG	31:YH:85:LYS:N	2.51	0.42
28:YE:176:ILE:N	28:YE:176:ILE:HD12	2.35	0.42
50:R4:61:ARG:C	50:R4:63:TYR:N	2.73	0.42
1:QA:1312:G:OP2	50:R4:67:TYR:HE1	2.01	0.42
36:YQ:27:VAL:HG11	36:YQ:134:ARG:HG3	2.00	0.42
1:QA:429:U:H1'	1:QA:430:A:H5''	2.02	0.42
36:RQ:27:VAL:HG11	36:RQ:134:ARG:HG3	2.01	0.42
29:YF:183:VAL:HG22	29:YF:184:TYR:N	2.35	0.42
25:RA:904:C:O2'	45:RZ:169:GLU:OE1	2.33	0.42
25:YA:1210:A:H5''	25:YA:1212:G:O4'	2.19	0.42
25:RA:1046:A:N3	25:RA:1046:A:H3'	2.34	0.42
31:YH:26:VAL:CG1	31:YH:33:LEU:HB2	2.50	0.42
27:YD:177:LEU:C	27:YD:179:SER:H	2.23	0.42
29:YF:109:GLY:O	29:YF:110:LEU:C	2.58	0.42
28:RE:24:THR:HB	28:RE:184:VAL:HG23	2.02	0.42
12:QL:38:THR:HG22	12:QL:57:LYS:HB3	2.01	0.42
25:RA:1092:C:O2'	31:RH:170:ARG:CG	2.68	0.42
1:QA:1346:A:C4	7:QG:10:ARG:NH1	2.88	0.42
28:RE:121:ASN:O	28:RE:122:PHE:C	2.57	0.42
25:RA:1007:C:H5''	33:RN:35:ARG:HH11	1.84	0.42
33:RN:35:ARG:HB2	33:RN:42:TRP:CZ3	2.54	0.42
3:XC:32:LEU:HD22	3:XC:59:ARG:NH1	2.34	0.42
36:YQ:20:ALA:HB2	36:YQ:99:PRO:HD2	1.99	0.42
32:RI:93:THR:O	32:RI:97:ILE:HG12	2.19	0.42
54:Y8:28:GLY:O	54:Y8:29:LYS:O	2.37	0.42
29:YF:123:LEU:HD12	29:YF:124:LEU:H	1.82	0.42
27:YD:263:ARG:CB	27:YD:263:ARG:NH1	2.75	0.42
18:XR:43:PHE:CE1	18:XR:58:LEU:HD11	2.54	0.42
12:XL:120:TYR:O	12:XL:121:GLY:C	2.57	0.42
27:RD:33:LEU:HB3	27:RD:34:VAL:H	1.64	0.42
31:RH:136:ILE:O	31:RH:137:ASP:O	2.38	0.42
4:XD:120:LEU:HD23	4:XD:120:LEU:HA	1.89	0.42
27:YD:2:ALA:O	27:YD:3:VAL:CB	2.68	0.42
1:QA:1098:C:H2'	1:QA:1099:G:O4'	2.19	0.42
1:XA:1446:A:HO2'	1:XA:1447:G:P	2.43	0.42

Continued on next page...

Continued from previous page...

Atom-1	Atom-2	Interatomic distance (Å)	Clash overlap (Å)
29:RF:28:ILE:HG13	29:RF:28:ILE:H	1.69	0.42
29:YF:62:ARG:CB	29:YF:62:ARG:NH1	2.82	0.42
27:YD:158:ALA:HB3	27:YD:161:THR:CG2	2.49	0.42
25:YA:184:C:H2'	25:YA:185:U:H6	1.84	0.42
1:XA:990:C:H2'	1:XA:991:U:C6	2.54	0.42
1:QA:1226:C:H2'	13:QM:103:THR:HB	2.02	0.42
25:RA:223:A:O2'	25:RA:420:C:O2	2.32	0.42
25:RA:503:A:H4'	25:RA:504:U:H5''	2.01	0.42
25:RA:270(I):G:H2'	25:RA:270(J):G:H8	1.84	0.42
25:YA:900:A:H3'	25:YA:901:A:C8	2.54	0.42
25:YA:2453:A:H2'	25:YA:2454:G:C8	2.55	0.42
6:QF:22:GLU:O	6:QF:26:ILE:HG13	2.19	0.42
2:XB:113:HIS:O	2:XB:116:GLU:HB2	2.20	0.42
28:YE:31:CYS:HB3	28:YE:49:LEU:HG	2.01	0.42
25:RA:1329:U:H5''	25:RA:1330:C:H5	1.83	0.42
1:XA:601:C:H2'	1:XA:602:A:C8	2.54	0.42
52:Y6:14:THR:HG21	52:Y6:19:ARG:HH21	1.85	0.42
27:RD:123:ALA:HA	27:RD:124:PRO:HD2	1.77	0.42
44:RY:50:ARG:H	44:RY:50:ARG:HG2	1.67	0.42
35:RP:6:LEU:HD13	35:RP:6:LEU:HA	1.75	0.42
38:RS:39:ILE:HD11	38:RS:73:LEU:HD11	2.00	0.42
25:YA:1342:A:OP1	43:YX:36:LYS:NZ	2.52	0.42
25:YA:724:U:H2'	25:YA:725:G:O4'	2.19	0.42
1:QA:878:G:H5'	8:QH:89:PRO:HG2	2.02	0.42
2:QB:60:ASP:O	2:QB:64:ARG:HG2	2.19	0.42
25:RA:2224:G:OP1	27:RD:268:ARG:HD3	2.19	0.42
1:XA:61:G:H2'	1:XA:62:U:O4'	2.19	0.42
22:XV:12:C:O2'	25:YA:1924:C:H4'	2.19	0.42
31:RH:86:GLU:H	31:RH:86:GLU:CD	2.16	0.42
28:RE:101:ARG:C	28:RE:201:THR:OG1	2.58	0.42
35:RP:62:LEU:H	35:RP:62:LEU:HD22	1.85	0.42
25:RA:2344:U:OP1	52:R6:38:LYS:HD3	2.20	0.42
27:YD:25:THR:HG23	27:YD:27:THR:HB	2.02	0.42
25:YA:650:C:OP1	54:Y8:48:PHE:CE1	2.72	0.42
27:YD:12:SER:O	27:YD:14:ARG:N	2.51	0.42
39:RT:26:ASP:HB3	39:RT:92:GLY:N	2.18	0.42
25:RA:593:G:O2'	54:R8:61:LEU:CD1	2.64	0.42
39:YT:26:ASP:HB2	39:YT:91:ARG:HA	2.00	0.42
31:YH:136:ILE:O	31:YH:137:ASP:O	2.38	0.42
31:RH:169:VAL:HG22	31:RH:170:ARG:N	2.26	0.42
28:RE:117:MET:HA	28:RE:122:PHE:N	2.35	0.42

Continued on next page...

Continued from previous page...

Atom-1	Atom-2	Interatomic distance (Å)	Clash overlap (Å)
28:YE:35:GLN:HB3	28:YE:48:GLN:HB2	2.01	0.42
3:XC:91:LEU:O	3:XC:95:THR:OG1	2.19	0.42
1:XA:1128:C:H4'	9:XI:16:ARG:HH12	1.85	0.42
29:YF:11:VAL:HG12	29:YF:12:LEU:H	1.85	0.42
9:XI:125:TYR:HD1	9:XI:126:SER:H	1.67	0.42
41:YV:65:GLY:O	41:YV:90:PRO:HA	2.20	0.42
1:QA:13:U:C5	1:QA:20:U:O4	2.72	0.42
28:YE:128:SER:O	28:YE:129:HIS:HB2	2.19	0.42
25:YA:443:A:H3'	29:YF:45:ARG:NH1	2.35	0.42
1:XA:342:C:C2	1:XA:348:G:C2	3.07	0.42
38:YS:49:VAL:HG21	38:YS:77:ALA:HA	2.02	0.42
38:RS:14:VAL:HG11	38:RS:90:GLY:O	2.19	0.42
45:RZ:5:LEU:HB3	45:RZ:6:LYS:H	1.56	0.42
25:RA:997:G:OP1	40:RU:93:LYS:HB2	2.20	0.42
34:YO:21:CYS:O	34:YO:22:ILE:HD13	2.20	0.42
8:XH:121:ASP:N	8:XH:121:ASP:OD1	2.46	0.42
25:RA:2260:C:H42	25:RA:2280:G:H1	1.68	0.42
2:QB:230:VAL:HB	2:QB:231:GLU:H	1.60	0.42
32:RI:8:PRO:HG3	32:RI:14:ASP:HB2	2.02	0.42
25:RA:1257:C:H4'	29:RF:83:PHE:CE1	2.55	0.42
11:QK:48:ILE:HG23	11:QK:63:LEU:HD22	2.01	0.42
28:YE:143:ASN:HB2	28:YE:147:PRO:HD2	2.00	0.42
2:XB:7:VAL:HG11	2:XB:217:ARG:CZ	2.49	0.42
25:YA:1680:U:O2	25:YA:1763:G:H3'	2.19	0.42
37:RR:63:ARG:HA	37:RR:80:PHE:CZ	2.54	0.42
30:RG:151:ALA:HB3	30:RG:153:ARG:NH1	2.35	0.42
2:XB:19:HIS:CE1	2:XB:206:ASP:HB2	2.54	0.42
48:R2:35:LEU:HD11	48:R2:49:LYS:HB3	2.01	0.42
2:XB:223:ILE:HA	2:XB:226:ARG:HB3	2.02	0.42
43:RX:44:GLU:O	43:RX:48:LYS:N	2.52	0.42
42:RW:75:TYR:CZ	42:RW:104:THR:HG21	2.54	0.42
25:YA:1419:A:C6	25:YA:1421:G:C4	3.07	0.42
7:QG:70:LYS:HA	7:QG:71:PRO:HD2	1.89	0.42
1:QA:397:A:N3	1:QA:397:A:H3'	2.34	0.42
46:Y0:41:ARG:HA	46:Y0:41:ARG:NE	2.33	0.42
15:QO:43:LEU:HA	15:QO:43:LEU:HD23	1.74	0.42
40:YU:109:LEU:HD23	40:YU:109:LEU:HA	1.89	0.42
25:RA:1464:C:O2'	25:RA:1528:A:H8	2.03	0.42
1:QA:1123:A:H4'	10:QJ:36:GLY:HA3	2.02	0.42
1:QA:1312:G:H1	1:QA:1325:C:H42	1.67	0.42
38:YS:111:GLU:O	38:YS:112:PHE:HD2	2.02	0.42

Continued on next page...

Continued from previous page...

Atom-1	Atom-2	Interatomic distance (Å)	Clash overlap (Å)
36:YQ:79:LEU:HB3	46:Y0:5:LYS:NZ	2.34	0.42
25:RA:2308:G:C6	25:RA:2311:A:N1	2.88	0.42
30:RG:65:GLY:HA2	50:R4:7:PRO:HG2	2.02	0.42
5:QE:101:ILE:CG1	5:QE:119:LEU:HD23	2.49	0.42
51:R5:40:LYS:HE2	51:R5:47:PRO:HG2	2.02	0.42
54:R8:56:GLU:C	54:R8:58:ILE:N	2.73	0.42
45:YZ:169:GLU:HG2	45:YZ:170:THR:N	2.34	0.42
43:YX:11:PRO:HD3	48:Y2:37:PHE:CD2	2.54	0.42
38:YS:52:SER:HB2	38:YS:55:ALA:CB	2.49	0.42
11:QK:41:THR:HG22	11:QK:42:TRP:N	2.34	0.42
35:RP:65:ARG:HB2	54:R8:12:LYS:O	2.20	0.42
25:YA:1043:C:N4	25:YA:1112:G:H1	2.14	0.42
25:YA:1105:U:H2'	25:YA:1106:G:H8	1.84	0.42
46:Y0:27:GLU:HB2	46:Y0:69:PHE:CD1	2.53	0.42
32:RI:128:LEU:N	32:RI:138:ILE:O	2.45	0.42
1:QA:1279:A:OP2	10:QJ:9:ARG:NH1	2.52	0.42
19:QS:64:GLU:HG3	50:R4:55:ARG:HH12	1.84	0.42
1:QA:660:G:H1	1:QA:745:C:N4	2.17	0.42
7:XG:15:ASP:O	7:XG:19:GLY:HA2	2.20	0.42
25:RA:2336:A:H61	46:R0:43:THR:HG21	1.85	0.42
25:RA:1364:G:C8	47:R1:2:SER:N	2.88	0.42
51:Y5:31:VAL:HG13	51:Y5:42:PRO:HG3	2.01	0.42
46:Y0:53:MET:HB3	46:Y0:59:LEU:HD23	2.01	0.42
15:QO:87:ILE:HG22	15:QO:88:ARG:N	2.35	0.42
1:XA:312:C:H2'	1:XA:313:A:H8	1.85	0.42
1:QA:538:G:OP1	12:QL:113:ARG:HD2	2.20	0.42
49:Y3:8:LEU:HB3	49:Y3:31:LEU:HA	2.01	0.42
4:QD:78:LEU:HB3	4:QD:93:PHE:HE1	1.84	0.42
52:R6:28:ARG:HB3	52:R6:30:THR:H	1.84	0.42
18:QR:53:ARG:HE	18:QR:59:SER:C	2.22	0.42
50:Y4:68:ARG:HB2	50:Y4:69:LYS:H	1.51	0.42
25:YA:271:G:H2'	25:YA:272:G:C8	2.53	0.42
30:RG:173:LEU:O	30:RG:178:PHE:HB2	2.20	0.42
45:RZ:136:PHE:HE2	45:RZ:138:GLU:HB3	1.83	0.42
1:XA:1223:C:P	19:XS:78:ARG:HH12	2.43	0.42
19:XS:78:ARG:H	19:XS:78:ARG:HG2	1.56	0.42
25:YA:1495:A:O2'	25:YA:1579:A:H5''	2.19	0.42
13:XM:16:ASP:HB3	13:XM:41:PRO:HB3	2.01	0.42
9:XI:95:LYS:HZ3	9:XI:96:LEU:HD13	1.85	0.42
2:QB:130:ARG:HA	2:QB:131:PRO:HD3	1.81	0.42
1:XA:135:C:H2'	1:XA:136:C:H5'	2.01	0.42

Continued on next page...

Continued from previous page...

Atom-1	Atom-2	Interatomic distance (Å)	Clash overlap (Å)
25:YA:1771:C:HO2'	25:YA:1786:A:H8	1.63	0.42
25:YA:693:C:H2'	25:YA:694:U:O4'	2.19	0.42
1:XA:1157:A:H1'	1:XA:1158:C:C4	2.55	0.42
4:QD:12:CYS:HA	4:QD:19:LEU:HD21	2.02	0.42
25:YA:2267:A:H5''	25:YA:2268:A:H5'	2.01	0.42
1:QA:885:G:O2'	1:QA:914:A:N1	2.49	0.42
33:YN:137:LYS:HD2	33:YN:137:LYS:HA	1.77	0.42
40:YU:30:LYS:HA	40:YU:30:LYS:HD3	1.89	0.42
35:YP:144:GLU:N	35:YP:144:GLU:OE1	2.53	0.42
25:RA:566:U:OP1	35:RP:29:LYS:HE2	2.19	0.42
1:QA:731:G:OP1	1:QA:766:A:H1'	2.20	0.42
25:RA:667:U:H2'	25:RA:668:G:O4'	2.20	0.42
51:Y5:56:LYS:CD	51:Y5:56:LYS:H	2.29	0.42
28:RE:176:ILE:N	28:RE:176:ILE:HD12	2.35	0.42
25:YA:2250:G:OP1	36:YQ:83:MET:HE3	2.19	0.42
25:RA:747:U:C5	51:R5:3:LYS:HB2	2.54	0.42
4:QD:30:LYS:C	4:QD:32:ALA:HA	2.41	0.42
19:QS:68:GLY:O	50:R4:68:ARG:HG2	2.20	0.42
37:RR:33:ARG:NH2	51:R5:55:ARG:CB	2.82	0.42
44:YY:96:ILE:HG13	44:YY:98:VAL:H	1.85	0.42
35:RP:97:PRO:HD3	35:RP:126:VAL:O	2.20	0.42
31:YH:119:GLU:CD	31:YH:120:GLY:H	2.22	0.42
28:RE:7:VAL:CG2	28:RE:8:LYS:H	2.11	0.42
50:Y4:37:SER:HB3	50:Y4:42:PHE:HB3	2.00	0.42
29:RF:110:LEU:HD11	29:RF:181:LEU:HD12	2.01	0.42
1:QA:1305:G:H1'	1:QA:1332:A:N6	2.34	0.42
32:RI:4:ILE:HG12	32:RI:18:VAL:HG22	2.01	0.42
1:XA:523:A:C2	1:XA:527:G:C6	3.07	0.42
12:XL:53:ARG:HH12	12:XL:92:ASP:CB	2.33	0.42
35:YP:97:PRO:O	35:YP:98:GLU:HB3	2.19	0.42
1:XA:256:U:H2'	1:XA:257:G:C8	2.55	0.42
28:RE:128:SER:O	28:RE:129:HIS:HB2	2.20	0.42
47:R1:90:ILE:O	47:R1:94:LEU:HB2	2.20	0.42
25:YA:1754:C:N3	25:YA:2716:U:O2'	2.48	0.42
29:YF:132:VAL:HG23	29:YF:133:ASN:H	1.83	0.42
25:RA:1803:A:H4'	27:RD:259:THR:CG2	2.50	0.42
13:XM:3:ARG:HG3	13:XM:9:ILE:HG21	2.01	0.42
25:YA:521:G:H2'	25:YA:522:G:C8	2.52	0.42
38:YS:95:HIS:O	38:YS:96:GLY:C	2.58	0.42
10:QJ:81:THR:C	10:QJ:83:GLU:H	2.23	0.42
25:RA:2138:C:H2'	25:RA:2139:C:C6	2.55	0.42

Continued on next page...

Continued from previous page...

Atom-1	Atom-2	Interatomic distance (Å)	Clash overlap (Å)
13:XM:20:THR:O	13:XM:22:ILE:N	2.51	0.42
27:YD:196:VAL:O	27:YD:196:VAL:CG1	2.68	0.42
25:YA:857:C:H1'	46:Y0:26:TYR:CE1	2.54	0.42
8:QH:51:VAL:HG21	8:QH:60:ARG:HG2	2.02	0.42
1:QA:1079:G:H2'	1:QA:1080:A:C8	2.54	0.42
25:RA:684:G:C2	25:RA:774:A:C2	3.08	0.42
1:XA:116:A:H61	1:XA:313:A:H1'	1.84	0.42
1:XA:1061:G:N7	3:XC:2:GLY:HA3	2.35	0.42
1:QA:106:C:H2'	1:QA:107:G:C8	2.54	0.42
25:YA:71:A:H5''	25:YA:72:U:H3'	2.02	0.42
25:RA:2030:A:H4'	25:RA:2031:A:H8	1.85	0.42
28:RE:143:ASN:HB2	28:RE:147:PRO:HD2	2.01	0.42
25:YA:1301:A:C8	25:YA:1303:G:C8	3.08	0.42
25:YA:710:G:H2'	25:YA:711:G:H8	1.85	0.42
25:YA:256:A:H2'	25:YA:257:A:C8	2.55	0.42
11:XK:109:VAL:HG11	18:XR:84:LYS:HD3	2.02	0.42
25:YA:1103:A:H5'	25:YA:1104:C:C5	2.55	0.42
15:QO:2:PRO:HB2	15:QO:3:ILE:H	1.56	0.42
25:RA:1827:C:O2'	25:RA:1970:A:N3	2.48	0.42
1:QA:992:U:H4'	1:QA:993:G:O5'	2.20	0.42
33:YN:46:VAL:HG13	33:YN:48:MET:HG3	2.02	0.42
39:RT:51:ARG:HG3	39:RT:98:LYS:HG3	2.02	0.42
25:YA:1230:C:H2'	25:YA:1231:G:C8	2.55	0.42
8:QH:54:ASP:O	8:QH:56:LYS:HG3	2.20	0.42
30:RG:116:ASP:N	30:RG:116:ASP:OD1	2.53	0.42
2:QB:195:ASP:O	8:QH:68:ARG:NH2	2.53	0.42
25:RA:2674:G:H2'	25:RA:2675:A:O4'	2.20	0.42
3:QC:36:ASP:HA	3:QC:39:ILE:HD12	2.02	0.42
1:QA:1207:G:H2'	1:QA:1208:C:C6	2.55	0.42
43:YX:84:ALA:HB1	43:YX:85:PRO:HD2	2.02	0.42
50:Y4:39:CYS:O	50:Y4:40:HIS:HB2	2.20	0.42
50:R4:38:LYS:HG3	50:R4:44:THR:OG1	2.20	0.42
19:QS:5:LEU:HD21	50:R4:67:TYR:CE2	2.49	0.42
36:YQ:34:LEU:HD23	36:YQ:104:PHE:CD2	2.55	0.42
36:RQ:118:LEU:HD23	36:RQ:118:LEU:HA	1.87	0.42
51:R5:56:LYS:O	51:R5:57:VAL:C	2.57	0.42
27:YD:145:VAL:O	27:YD:154:LYS:N	2.48	0.42
25:RA:593:G:O4'	54:R8:4:MET:HE3	2.20	0.42
29:YF:20:LEU:HD12	29:YF:21:ALA:N	2.26	0.42
25:YA:2277:G:H5''	36:YQ:85:LYS:HB2	2.00	0.42
31:YH:105:LEU:CD1	31:YH:105:LEU:N	2.81	0.42

Continued on next page...

Continued from previous page...

Atom-1	Atom-2	Interatomic distance (Å)	Clash overlap (Å)
28:YE:36:ARG:HB3	28:YE:36:ARG:NH1	2.31	0.42
1:QA:564:C:H5'	12:QL:10:LEU:HD13	2.02	0.42
25:YA:7:G:H2'	25:YA:8:A:O4'	2.20	0.42
25:RA:1338:G:N7	43:RX:62:LYS:NZ	2.67	0.42
19:XS:40:ILE:CG1	19:XS:41:VAL:HG13	2.47	0.42
12:XL:119:LYS:HB2	12:XL:120:TYR:HD1	1.83	0.42
1:XA:1399:C:C4	1:XA:1401:G:C2	3.08	0.42
2:QB:27:LYS:HD2	2:QB:193:ASP:CB	2.46	0.42
12:XL:89:ARG:HB3	12:XL:97:ARG:HA	2.02	0.42
25:YA:1532:C:H2'	25:YA:1533:C:O4'	2.19	0.42
27:RD:35:LYS:HB3	27:RD:36:PRO:HA	2.01	0.42
26:YB:15:A:H1'	26:YB:109:G:N9	2.35	0.42
14:QN:23:ARG:NH1	14:QN:30:ALA:HB2	2.35	0.42
25:YA:2712:U:OP1	25:YA:2714:G:H4'	2.20	0.42
40:RU:58:ARG:NH1	40:RU:93:LYS:HE2	2.35	0.42
52:R6:25:LYS:HD2	54:R8:34:TRP:HZ2	1.84	0.42
38:RS:108:GLY:O	38:RS:110:LEU:HG	2.20	0.42
1:QA:1210:C:O2'	1:QA:1213:A:O2'	2.38	0.42
21:QU:2:GLY:O	21:QU:5:ASP:N	2.47	0.42
1:XA:412:A:H4'	1:XA:413:G:O5'	2.20	0.42
31:RH:66:GLY:O	31:RH:67:LEU:C	2.58	0.42
9:XI:4:TYR:CE1	9:XI:88:TYR:HB2	2.55	0.42
25:YA:1658:C:H2'	25:YA:1659:U:C6	2.55	0.42
25:RA:2443:C:H2'	25:RA:2444:G:C8	2.55	0.42
25:RA:288:C:H2'	25:RA:289:A:C8	2.54	0.42
2:QB:178:ARG:NH2	8:QH:74:PRO:HG3	2.34	0.42
25:YA:2331:G:H4'	46:Y0:43:THR:H	1.83	0.42
25:RA:30:G:O2'	25:RA:1214:A:N3	2.45	0.42
9:QI:111:ARG:HG2	9:QI:112:LYS:N	2.35	0.42
1:QA:779:C:H2'	1:QA:780:A:O4'	2.20	0.42
38:YS:51:ALA:HB3	38:YS:73:LEU:HD23	2.01	0.42
3:QC:56:ASP:O	3:QC:66:VAL:HA	2.20	0.42
8:QH:12:ARG:NH1	8:QH:27:PRO:HD2	2.35	0.42
49:R3:35:ARG:HB3	49:R3:37:LEU:HD21	2.01	0.42
5:QE:74:GLY:O	5:QE:116:THR:N	2.53	0.42
25:RA:2648:C:H2'	25:RA:2649:U:C6	2.55	0.42
25:RA:1430:C:H2'	25:RA:1431:U:C6	2.55	0.42
44:RY:39:VAL:HB	44:RY:40:GLU:H	1.57	0.42
31:YH:84:SER:O	31:YH:85:LYS:CB	2.64	0.41
29:YF:101:LEU:HD12	29:YF:102:PRO:N	2.33	0.41
1:QA:1313:U:OP1	19:QS:5:LEU:HB2	2.20	0.41

Continued on next page...

Continued from previous page...

Atom-1	Atom-2	Interatomic distance (Å)	Clash overlap (Å)
36:YQ:118:LEU:HD13	36:YQ:131:ILE:HG23	2.02	0.41
53:R7:47:ARG:HB2	53:R7:48:LYS:H	1.68	0.41
29:YF:183:VAL:O	29:YF:184:TYR:C	2.57	0.41
38:YS:26:LEU:HB3	38:YS:87:PHE:HA	2.02	0.41
44:YY:51:VAL:HG23	44:YY:57:GLN:N	2.36	0.41
51:R5:40:LYS:HE2	51:R5:47:PRO:CG	2.49	0.41
25:RA:594:U:C5'	54:R8:61:LEU:HD21	2.50	0.41
25:RA:592:G:O2'	54:R8:4:MET:N	2.50	0.41
3:QC:162:GLN:HE21	3:QC:162:GLN:CA	2.27	0.41
27:RD:43:ARG:HB2	27:RD:54:ARG:HB2	2.02	0.41
25:YA:2393:A:H4'	35:YP:61:ARG:O	2.20	0.41
29:YF:53:THR:O	29:YF:55:GLY:N	2.53	0.41
43:YX:8:ILE:O	48:Y2:36:ARG:NH2	2.53	0.41
33:YN:35:ARG:HB2	33:YN:42:TRP:CZ3	2.55	0.41
54:Y8:40:GLU:O	54:Y8:41:ILE:C	2.56	0.41
1:XA:502:G:H2'	1:XA:503:C:O4'	2.20	0.41
30:RG:47:LYS:HD3	30:RG:81:LYS:CB	2.49	0.41
28:YE:9:VAL:HB	28:YE:10:GLY:H	1.70	0.41
1:QA:922:G:C6	1:QA:923:A:C6	3.08	0.41
25:YA:1348:G:C2'	25:YA:1349:A:H5''	2.48	0.41
25:RA:249:C:O2	54:R8:12:LYS:HE3	2.20	0.41
27:YD:165:ILE:O	27:YD:166:GLN:NE2	2.53	0.41
1:XA:9:G:H5''	5:XE:126:ARG:HE	1.85	0.41
3:QC:134:ILE:HD11	3:QC:153:VAL:HG21	2.02	0.41
1:XA:1442:G:C5	1:XA:1446:A:C6	3.08	0.41
36:RQ:22:LYS:HA	45:RZ:78:LYS:HD2	2.02	0.41
2:QB:88:ALA:HB2	2:QB:219:VAL:HG13	2.02	0.41
25:YA:288:C:H2'	25:YA:289:A:H8	1.84	0.41
37:YR:2:ARG:HG2	37:YR:5:LYS:NZ	2.35	0.41
25:YA:2098:U:H3	25:YA:2191:G:H1	1.68	0.41
38:RS:78:LEU:HA	38:RS:78:LEU:HD23	1.86	0.41
1:XA:1410:G:H2'	1:XA:1411:C:C6	2.55	0.41
1:XA:994:A:N7	1:XA:1216:G:H4'	2.35	0.41
8:XH:104:ARG:HD2	8:XH:138:TRP:CG	2.55	0.41
32:RI:101:LEU:HD13	32:RI:109:ILE:HD13	2.02	0.41
1:XA:659:U:H2'	1:XA:660:G:C8	2.54	0.41
1:QA:1123:A:O2'	10:QJ:38:ILE:HG22	2.20	0.41
8:QH:54:ASP:N	8:QH:54:ASP:OD1	2.53	0.41
7:QG:13:GLN:O	7:QG:24:THR:HG21	2.20	0.41
1:XA:405:U:O4	4:XD:2:GLY:N	2.53	0.41
1:XA:692:U:H1'	1:XA:695:A:N7	2.35	0.41

Continued on next page...

Continued from previous page...

Atom-1	Atom-2	Interatomic distance (Å)	Clash overlap (Å)
49:Y3:35:ARG:HB3	49:Y3:37:LEU:HD21	2.01	0.41
43:YX:26:TYR:HB3	43:YX:92:LEU:HD12	2.02	0.41
49:R3:7:LYS:HA	49:R3:33:GLN:O	2.20	0.41
30:RG:27:ASN:HB3	30:RG:30:GLU:HG3	2.01	0.41
25:RA:989:G:OP2	49:R3:11:SER:OG	2.25	0.41
1:XA:803:G:C6	1:XA:804:U:C4	3.08	0.41
8:QH:59:LEU:O	8:QH:61:VAL:HG23	2.20	0.41
25:YA:1810:A:H8	25:YA:1810:A:O5'	2.03	0.41
47:Y1:76:ARG:HD2	47:Y1:76:ARG:H	1.84	0.41
28:RE:94:GLU:C	28:RE:96:PHE:N	2.73	0.41
25:YA:2762:G:C6	25:YA:2763:G:C4	3.08	0.41
1:XA:1483:A:O2'	25:YA:1947:C:O2'	2.36	0.41
35:RP:98:GLU:HA	35:RP:101:VAL:HG12	2.01	0.41
31:RH:128:PRO:CG	31:RH:129:THR:H	2.33	0.41
28:YE:4:ILE:HG22	28:YE:198:VAL:HB	2.02	0.41
25:YA:658:C:O2'	29:YF:102:PRO:HG3	2.20	0.41
50:R4:64:GLY:C	50:R4:66:SER:N	2.73	0.41
25:YA:2443:C:OP1	29:YF:68:LYS:HD3	2.20	0.41
27:YD:110:GLY:O	27:YD:111:LEU:C	2.58	0.41
27:YD:14:ARG:CG	27:YD:15:PHE:N	2.83	0.41
2:QB:208:ILE:HA	2:QB:211:ILE:HD12	2.02	0.41
28:YE:167:VAL:CG1	28:YE:189:PRO:HD3	2.50	0.41
37:RR:109:ALA:HA	37:RR:110:PRO:HD2	1.95	0.41
36:RQ:20:ALA:HA	36:RQ:98:LYS:HB3	2.02	0.41
1:XA:1004:A:OP1	1:XA:1025:U:N3	2.53	0.41
1:XA:1194:U:H2'	1:XA:1195:C:C6	2.55	0.41
13:QM:121:LYS:HZ1	24:QY:40:G:H4'	1.85	0.41
1:QA:8:A:H4'	1:QA:9:G:OP1	2.20	0.41
1:XA:1024:G:OP1	1:XA:1024:G:H4'	2.21	0.41
29:YF:64:ILE:HG23	29:YF:65:TRP:CD1	2.54	0.41
12:XL:109:GLY:HA3	12:XL:121:GLY:O	2.20	0.41
47:R1:85:LEU:HA	47:R1:87:PRO:HD2	2.01	0.41
10:XJ:3:LYS:HB2	10:XJ:75:ILE:O	2.19	0.41
25:YA:1190:G:C5'	35:YP:32:THR:HA	2.49	0.41
25:RA:1803:A:H4'	27:RD:259:THR:HG23	2.01	0.41
1:QA:1035:A:N6	1:QA:1036:G:N3	2.68	0.41
1:XA:1336:C:O2'	1:XA:1337:G:P	2.78	0.41
25:YA:2712:U:O2'	25:YA:2712(A):A:OP1	2.36	0.41
27:RD:101:GLU:OE1	27:RD:103:ARG:NH1	2.53	0.41
9:XI:46:ALA:HB2	9:XI:74:ILE:HG23	2.01	0.41
1:XA:1222:G:P	19:XS:77:THR:HG21	2.60	0.41

Continued on next page...

Continued from previous page...

Atom-1	Atom-2	Interatomic distance (Å)	Clash overlap (Å)
1:QA:1277:C:O2'	1:QA:1279:A:H8	2.01	0.41
44:YY:84:ARG:O	44:YY:95:LYS:HD3	2.20	0.41
1:XA:390:C:H2'	1:XA:391:G:C8	2.56	0.41
9:XI:40:LEU:O	9:XI:42:ARG:N	2.48	0.41
27:YD:109:ASP:HB2	27:YD:197:GLY:HA2	2.03	0.41
14:QN:29:ARG:HG2	14:QN:31:ARG:O	2.20	0.41
32:RI:33:ARG:HB3	32:RI:35:LEU:HD23	2.02	0.41
37:YR:3:HIS:O	37:YR:5:LYS:N	2.53	0.41
32:YI:68:LEU:HA	32:YI:71:ILE:HG22	2.02	0.41
5:QE:79:GLU:HB3	5:QE:92:LYS:HA	2.02	0.41
1:QA:811:C:H4'	1:QA:900:A:N6	2.34	0.41
25:RA:273:G:H1	25:RA:364:C:H42	1.67	0.41
25:RA:2025:C:H2'	25:RA:2026:C:C6	2.55	0.41
18:QR:56:THR:HB	18:QR:58:LEU:CD1	2.50	0.41
25:YA:2872:G:O2'	25:YA:2873:A:H5'	2.19	0.41
45:RZ:97:GLU:HB3	45:RZ:125:LEU:HD11	2.02	0.41
8:QH:38:ILE:HD12	8:QH:118:VAL:HG12	2.02	0.41
25:RA:152:G:H1	25:RA:174:C:H42	1.67	0.41
4:XD:127:THR:HA	4:XD:132:ARG:HA	2.03	0.41
25:YA:155:C:H5'	25:YA:161:U:OP2	2.20	0.41
33:YN:59:LYS:HE3	33:YN:61:ARG:HH22	1.85	0.41
16:XP:56:ALA:HB1	16:XP:74:LEU:HD13	2.02	0.41
1:QA:943:U:H2'	1:QA:944:G:H5'	2.02	0.41
25:RA:479:A:N3	25:RA:481:G:H5''	2.35	0.41
25:YA:2210:G:H5'	25:YA:2211:G:C5	2.54	0.41
1:QA:304:U:O2'	1:QA:305:G:H5'	2.20	0.41
33:RN:10:GLU:HA	33:RN:11:PRO:HD3	1.65	0.41
30:RG:5:VAL:N	50:R4:25:TYR:CE2	2.88	0.41
25:YA:592:G:N2	54:Y8:4:MET:HE2	2.31	0.41
38:YS:83:LYS:HE3	38:YS:84:GLN:CG	2.49	0.41
38:YS:92:TYR:HB2	38:YS:98:VAL:HG11	2.02	0.41
1:QA:568:G:O6	12:QL:5:PRO:HD3	2.20	0.41
20:XT:44:ALA:CB	20:XT:91:LEU:HB2	2.50	0.41
27:YD:145:VAL:CG1	27:YD:146:GLU:N	2.84	0.41
50:Y4:24:THR:OG1	50:Y4:25:TYR:N	2.53	0.41
54:Y8:25:MET:HB3	54:Y8:26:LYS:H	1.69	0.41
41:RV:76:LYS:HB2	41:RV:81:TYR:HB3	2.01	0.41
28:YE:35:GLN:HG3	28:YE:37:ARG:NH2	2.35	0.41
4:QD:166:LYS:HD3	27:YD:134:ARG:NH1	2.35	0.41
31:YH:169:VAL:HG22	31:YH:170:ARG:N	2.26	0.41
25:RA:2712:U:O2'	25:RA:2712(A):A:OP1	2.38	0.41

Continued on next page...

Continued from previous page...

Atom-1	Atom-2	Interatomic distance (Å)	Clash overlap (Å)
44:RY:88:LYS:HA	44:RY:88:LYS:NZ	2.35	0.41
19:QS:28:LYS:HA	19:QS:47:HIS:HE1	1.86	0.41
43:RX:40:LYS:C	43:RX:42:ALA:H	2.23	0.41
25:RA:2746:U:H5''	31:RH:138:LYS:HE2	2.01	0.41
1:XA:1239:A:H62	1:XA:1299:A:H62	1.67	0.41
25:YA:2712:U:O2'	25:YA:2712(A):A:P	2.77	0.41
25:RA:103:A:H8	25:RA:103:A:O5'	2.03	0.41
12:XL:8:ASN:O	12:XL:11:VAL:HG23	2.20	0.41
16:XP:23:ASP:O	16:XP:26:ARG:HB2	2.20	0.41
35:YP:135:LEU:HA	35:YP:135:LEU:HD23	1.77	0.41
19:QS:50:ALA:HB1	19:QS:57:HIS:HB3	2.02	0.41
1:QA:255:G:H1'	17:QQ:16:GLN:NE2	2.35	0.41
1:QA:753:A:H4'	1:QA:754:C:O5'	2.20	0.41
34:RO:73:ASP:OD2	39:RT:32:TYR:OH	2.28	0.41
41:YV:22:VAL:HG12	41:YV:23:GLU:H	1.85	0.41
33:YN:18:ALA:HB3	33:YN:55:VAL:O	2.19	0.41
34:RO:7:TYR:CE1	34:RO:20:MET:HB2	2.56	0.41
31:RH:146:ALA:HA	31:RH:164:TYR:OH	2.21	0.41
25:RA:782:A:O2'	27:RD:225:ALA:HB1	2.21	0.41
41:YV:72:VAL:HG13	41:YV:85:LYS:HG2	2.01	0.41
25:RA:534:U:H2'	25:RA:535:C:C6	2.55	0.41
35:RP:121:LYS:HE2	35:RP:121:LYS:HB2	1.75	0.41
4:QD:146:ILE:H	4:QD:146:ILE:HD12	1.85	0.41
29:YF:80:ALA:O	29:YF:83:PHE:HB2	2.20	0.41
25:RA:245:G:O2'	25:RA:384:U:O2	2.28	0.41
25:RA:2047:U:H2'	25:RA:2048:G:H8	1.86	0.41
46:Y0:36:ILE:HD11	46:Y0:39:ARG:HG2	2.02	0.41
28:RE:13:ARG:HB2	28:RE:13:ARG:HH11	1.82	0.41
25:RA:2637:U:C4	25:RA:2638:G:C6	3.08	0.41
19:QS:42:PRO:CG	50:R4:63:TYR:CE2	3.02	0.41
37:RR:33:ARG:HH21	51:R5:55:ARG:HB3	1.85	0.41
25:YA:729:G:OP2	27:YD:13:ARG:NH1	2.53	0.41
27:YD:9:TYR:CZ	27:YD:13:ARG:HD3	2.54	0.41
35:YP:57:THR:C	35:YP:59:LEU:H	2.24	0.41
31:RH:105:LEU:N	31:RH:105:LEU:CD1	2.81	0.41
28:RE:111:ARG:NE	28:RE:160:TYR:CE1	2.76	0.41
9:XI:125:TYR:HD1	9:XI:126:SER:N	2.18	0.41
32:RI:97:ILE:H	32:RI:97:ILE:HG12	1.62	0.41
12:QL:117:ARG:HB3	12:QL:122:THR:HB	2.02	0.41
29:YF:176:LEU:HD11	29:YF:180:GLY:O	2.19	0.41
46:R0:23:VAL:HA	46:R0:38:VAL:HG22	2.01	0.41

Continued on next page...

Continued from previous page...

Atom-1	Atom-2	Interatomic distance (Å)	Clash overlap (Å)
5:QE:110:LEU:HD13	5:QE:118:ILE:HG12	2.01	0.41
16:QP:53:VAL:O	16:QP:57:ARG:HG2	2.21	0.41
12:XL:62:SER:HB2	12:XL:64:TYR:CD1	2.56	0.41
25:YA:2599:G:OP2	27:YD:236:GLY:HA3	2.19	0.41
20:XT:11:SER:HA	20:XT:13:LEU:HD12	2.01	0.41
1:XA:25:C:H2'	1:XA:26:A:C8	2.55	0.41
27:YD:158:ALA:O	27:YD:196:VAL:HG11	2.21	0.41
2:QB:219:VAL:O	2:QB:223:ILE:HG13	2.20	0.41
12:QL:90:VAL:HG12	12:QL:92:ASP:H	1.85	0.41
26:YB:66:A:O2'	26:YB:67:G:P	2.78	0.41
8:QH:20:TYR:CE2	8:QH:75:ARG:HD2	2.55	0.41
13:QM:40:ASN:HA	13:QM:41:PRO:HD3	1.89	0.41
26:RB:24:G:H5''	26:RB:25:A:OP1	2.20	0.41
1:QA:574:A:N3	1:QA:883:C:H1'	2.36	0.41
1:XA:411:A:C6	1:XA:429:U:C4	3.09	0.41
11:XK:18:ARG:HA	11:XK:81:ASP:H	1.86	0.41
25:RA:270(U):C:H2'	25:RA:270(V):G:H8	1.85	0.41
1:QA:280:C:C2	17:QQ:38:ARG:HG3	2.56	0.41
25:RA:1025:G:C5	25:RA:1135:C:H1'	2.56	0.41
53:R7:1:MET:SD	53:R7:3:ARG:NH2	2.93	0.41
16:XP:17:TYR:HE2	16:XP:41:PRO:HG3	1.85	0.41
11:XK:88:GLY:C	11:XK:90:GLY:H	2.23	0.41
16:QP:20:VAL:HG21	16:QP:32:TYR:CD2	2.56	0.41
8:QH:36:LEU:HD12	8:QH:59:LEU:HD13	2.02	0.41
30:YG:86:MET:HA	30:YG:87:PRO:HD2	1.95	0.41
15:QO:31:LEU:O	15:QO:35:ARG:HG3	2.20	0.41
25:YA:2146:C:H4'	25:YA:2147:G:C8	2.56	0.41
14:QN:4:LYS:O	14:QN:7:ILE:HG12	2.20	0.41
25:RA:547:A:H3'	25:RA:548:A:C8	2.56	0.41
30:YG:165:THR:OG1	30:YG:168:GLU:HG3	2.21	0.41
25:YA:137(A):G:H1'	43:YX:41:ASN:ND2	2.36	0.41
1:XA:1114:C:H1'	14:YN:60:SER:HB2	2.02	0.41
1:XA:1073:U:H2'	1:XA:1074:G:C8	2.54	0.41
25:YA:1059:G:H3'	25:YA:1060:U:H5''	2.02	0.41
5:XE:131:ILE:HD13	5:XE:131:ILE:HA	1.84	0.41
44:YY:63:LYS:HD2	44:YY:63:LYS:HA	1.86	0.41
3:QC:42:LEU:HD12	3:QC:42:LEU:HA	1.79	0.41
27:YD:269:PHE:CD1	27:YD:269:PHE:N	2.88	0.41
1:XA:696:A:H8	1:XA:696:A:O5'	2.04	0.41
47:Y1:89:GLU:HA	47:Y1:93:GLU:HB2	2.02	0.41
1:QA:481:G:O2'	1:QA:482:A:P	2.78	0.41

Continued on next page...

Continued from previous page...

Atom-1	Atom-2	Interatomic distance (Å)	Clash overlap (Å)
25:YA:270:A:OP2	25:YA:270(Y):G:N1	2.41	0.41
1:XA:59:A:H3'	1:XA:331:G:H22	1.85	0.41
25:RA:1296:G:OP1	25:RA:2709:G:O2'	2.26	0.41
25:YA:2764:A:N6	25:YA:2766:G:C2	2.89	0.41
30:RG:6:ALA:HB3	30:RG:104:GLU:OE2	2.20	0.41
31:RH:86:GLU:HG3	31:RH:165:ALA:CA	2.49	0.41
28:YE:54:GLN:N	28:YE:54:GLN:CD	2.73	0.41
53:Y7:47:ARG:HE	53:Y7:47:ARG:HB2	1.58	0.41
36:YQ:27:VAL:HG22	36:YQ:105:GLU:CD	2.41	0.41
36:RQ:34:LEU:HD23	36:RQ:104:PHE:CD2	2.55	0.41
25:RA:2346:A:H5''	25:RA:2383:G:H1'	2.02	0.41
30:RG:65:GLY:C	50:R4:7:PRO:HG2	2.40	0.41
27:YD:182:LEU:N	27:YD:272:ALA:HB3	2.32	0.41
28:RE:35:GLN:HG3	28:RE:37:ARG:NH2	2.36	0.41
29:YF:129:PHE:O	29:YF:142:TRP:HD1	2.03	0.41
12:XL:53:ARG:HH12	12:XL:92:ASP:HB3	1.85	0.41
25:YA:83:G:N1	25:YA:102:G:H1'	2.36	0.41
20:QT:89:ARG:HH21	20:QT:104:LEU:HG	1.85	0.41
25:YA:588:U:H2'	25:YA:589:C:C6	2.55	0.41
13:QM:65:LYS:HB3	50:R4:50:VAL:HG21	2.03	0.41
35:RP:21:ARG:HB3	35:RP:22:GLY:H	1.61	0.41
27:RD:35:LYS:HE3	27:RD:63:ARG:C	2.41	0.41
10:XJ:3:LYS:HD2	10:XJ:77:PRO:HD3	2.01	0.41
11:QK:120:ARG:HA	11:QK:121:PRO:HD3	1.87	0.41
38:RS:14:VAL:HG21	38:RS:89:ARG:HG2	2.02	0.41
30:RG:145:THR:HG23	50:R4:28:LYS:HZ1	1.86	0.41
3:XC:150:LYS:HE3	3:XC:167:TRP:HE1	1.84	0.41
41:YV:38:LEU:O	41:YV:51:VAL:HA	2.20	0.41
25:RA:2867:G:O2'	25:RA:2868:A:O5'	2.34	0.41
22:QV:21:A:N6	22:QV:46:G:H2'	2.34	0.41
29:RF:135:LYS:HD2	29:RF:135:LYS:HA	1.75	0.41
2:QB:184:VAL:N	2:QB:198:ASP:OD2	2.44	0.41
46:Y0:72:ARG:HB2	46:Y0:75:LEU:HB2	2.03	0.41
25:YA:2832:U:H4'	25:YA:2833:G:C5'	2.50	0.41
26:RB:27:C:H5'	26:RB:28:C:OP2	2.20	0.41
30:YG:166:ASP:OD1	30:YG:166:ASP:N	2.54	0.41
1:QA:34:C:H2'	1:QA:35:G:H8	1.86	0.41
25:YA:2017:U:O2	51:Y5:10:LYS:HB2	2.20	0.41
25:RA:2052:G:H4'	28:RE:143:ASN:O	2.20	0.41
25:RA:741:G:H2'	25:RA:742:G:H8	1.85	0.41
27:YD:168:ARG:O	27:YD:169:GLU:HB2	2.19	0.41

Continued on next page...

Continued from previous page...

Atom-1	Atom-2	Interatomic distance (Å)	Clash overlap (Å)
25:YA:2322:A:H2'	25:YA:2323:G:O4'	2.20	0.41
33:RN:47:ALA:HB2	33:RN:112:LEU:HD11	2.02	0.41
18:XR:38:GLU:O	18:XR:42:ARG:NH1	2.54	0.41
40:YU:69:CYS:HB3	40:YU:106:PHE:CZ	2.56	0.41
37:RR:10:LEU:O	37:RR:12:ARG:HG3	2.21	0.41
31:YH:146:ALA:HB2	31:YH:164:TYR:OH	2.21	0.41
13:QM:91:ARG:HB2	13:QM:98:VAL:HG13	2.03	0.41
25:YA:892:G:N2	25:YA:893:C:C2	2.88	0.41
1:QA:909:A:H2'	1:QA:910:C:O4'	2.20	0.41
37:RR:22:ARG:HA	37:RR:47:PHE:HE2	1.86	0.41
33:YN:29:LYS:HG2	33:YN:29:LYS:H	1.53	0.41
54:R8:26:LYS:HD3	54:R8:26:LYS:HA	1.71	0.41
25:RA:828:U:H4'	25:RA:831:G:N1	2.36	0.41
17:QQ:83:ASP:O	17:QQ:87:LYS:HG2	2.20	0.41
13:XM:12:ASN:N	13:XM:45:VAL:HG13	2.36	0.41
25:RA:2770:G:H5''	25:RA:2771:C:OP2	2.20	0.41
33:RN:71:ILE:HG21	33:RN:84:LYS:HB3	2.02	0.41
25:YA:376:C:H2'	25:YA:377:C:C6	2.56	0.41
54:Y8:56:GLU:C	54:Y8:58:ILE:N	2.73	0.41
28:RE:179:GLU:CB	28:RE:181:LEU:HD23	2.24	0.41
28:RE:197:ILE:HD11	28:RE:199:ARG:NH1	2.30	0.41
28:RE:93:VAL:HG21	28:RE:180:ASN:HA	2.03	0.41
25:YA:2635:C:H5'	28:YE:77:ILE:CD1	2.51	0.41
25:YA:704:G:H1'	25:YA:727:A:N6	2.36	0.41
54:R8:16:ILE:HD11	54:R8:57:ARG:CG	2.44	0.41
36:YQ:90:VAL:C	36:YQ:92:GLY:N	2.71	0.41
28:RE:167:VAL:CG1	28:RE:189:PRO:HD3	2.50	0.41
50:R4:4:GLY:O	50:R4:5:ILE:C	2.59	0.41
25:RA:2619:C:H1'	28:RE:156:MET:HE1	2.01	0.41
25:RA:1138:G:H21	33:RN:106:MET:CE	2.25	0.41
44:RY:84:ARG:HD3	44:RY:86:ARG:NH1	2.35	0.41
1:XA:1129:C:H5'	1:XA:1130:A:OP1	2.20	0.41
50:Y4:48:ARG:NH1	50:Y4:52:THR:H	2.19	0.41
54:Y8:14:VAL:CG1	54:Y8:60:LEU:HD11	2.50	0.41
54:R8:14:VAL:CG1	54:R8:60:LEU:HD11	2.50	0.41
25:YA:996:A:OP2	40:YU:92:ARG:NH2	2.53	0.41
1:XA:266:G:O2'	1:XA:267:C:P	2.79	0.41
2:XB:80:ILE:HD11	2:XB:208:ILE:HG12	2.02	0.41
5:QE:100:VAL:O	5:QE:107:ARG:NH2	2.53	0.41
1:QA:793:U:H3'	1:QA:794:A:H5''	2.01	0.41
10:QJ:79:ARG:HA	10:QJ:79:ARG:HD3	1.78	0.41

Continued on next page...

Continued from previous page...

Atom-1	Atom-2	Interatomic distance (Å)	Clash overlap (Å)
43:RX:51:VAL:HG13	43:RX:81:VAL:HG23	2.03	0.41
25:YA:1069:A:H4'	25:YA:1070:A:H5''	2.02	0.41
25:YA:1063:G:H1'	25:YA:1077:A:N7	2.36	0.41
25:RA:2115:G:H8	25:RA:2171:A:H62	1.68	0.41
25:RA:860:U:H5	25:RA:917:A:C2	2.39	0.41
20:XT:83:ARG:HA	20:XT:86:ARG:HB3	2.02	0.41
25:RA:372:G:HO2'	25:RA:373:U:H5	1.64	0.41
52:R6:13:CYS:O	52:R6:21:TYR:HA	2.20	0.41
15:XO:56:LEU:HD21	25:YA:715:G:C4	2.55	0.41
25:YA:2106:G:H2'	25:YA:2107:C:O4'	2.20	0.41
26:RB:13:A:O2'	26:RB:14:U:H3'	2.21	0.41
44:RY:54:LYS:HB3	44:RY:55:TYR:CE1	2.55	0.41
25:RA:580:C:H2'	25:RA:581:C:C6	2.55	0.41
30:YG:103:LEU:O	30:YG:107:LEU:HG	2.21	0.41
1:QA:1216:G:H5''	14:QN:5:ALA:HB2	2.03	0.41
30:RG:124:SER:HB2	30:RG:131:TYR:CE1	2.56	0.41
41:YV:72:VAL:CG1	41:YV:85:LYS:HG2	2.50	0.41
2:QB:210:SER:O	2:QB:214:ILE:HG12	2.21	0.41
2:QB:120:ALA:C	2:QB:122:PHE:H	2.23	0.41
28:YE:161:GLY:O	28:YE:162:ALA:HB3	2.20	0.41
1:QA:1148:U:OP1	9:QI:7:THR:HG21	2.20	0.41
32:YI:88:ILE:HG12	32:YI:122:GLU:N	2.36	0.41
25:RA:1246:A:OP1	29:RF:38:ARG:NH1	2.50	0.41
25:YA:2726:U:O2'	25:YA:2727:G:H8	2.03	0.41
16:XP:60:LEU:HA	16:XP:60:LEU:HD23	1.81	0.41
25:RA:34:C:N4	25:RA:447:A:H61	2.18	0.41
45:YZ:6:LYS:NZ	45:YZ:43:GLU:HG3	2.36	0.41
25:RA:244:A:H4'	35:RP:74:GLU:HB2	2.03	0.41
25:RA:646:A:H2'	25:RA:647:G:O4'	2.19	0.41
25:RA:558:G:OP1	33:RN:111:PRO:HD2	2.21	0.41
17:XQ:59:ILE:HB	17:XQ:71:PHE:HB3	2.03	0.41
25:YA:1164:G:H1	25:YA:1185:C:H42	1.68	0.41
1:QA:771:G:H2'	1:QA:772:U:C6	2.56	0.41
25:YA:242:G:H5'	54:Y8:62:LEU:CD2	2.40	0.41
31:YH:86:GLU:HG3	31:YH:165:ALA:CA	2.49	0.41
29:YF:68:LYS:O	29:YF:69:HIS:HB2	2.20	0.41
50:R4:68:ARG:HB2	50:R4:69:LYS:H	1.35	0.41
25:YA:1799:G:H4'	25:YA:1800:C:O5'	2.21	0.41
54:Y8:26:LYS:HA	54:Y8:26:LYS:HD3	1.86	0.41
25:YA:2680:C:OP1	28:YE:109:LYS:HG3	2.21	0.41
20:QT:53:LEU:HA	20:QT:53:LEU:HD23	1.88	0.41

Continued on next page...

Continued from previous page...

Atom-1	Atom-2	Interatomic distance (Å)	Clash overlap (Å)
25:RA:220:G:H22	25:RA:427:U:H2'	1.86	0.41
1:XA:1173:G:H2'	1:XA:1174:G:O4'	2.21	0.41
54:R8:64:TYR:HB3	54:R8:65:GLU:H	1.40	0.41
12:XL:90:VAL:HG12	12:XL:92:ASP:H	1.85	0.41
14:YN:51:GLY:O	14:YN:53:LEU:N	2.53	0.41
1:XA:254:G:OP1	17:XQ:67:LYS:O	2.39	0.41
12:XL:25:PRO:HD2	12:XL:97:ARG:HH11	1.86	0.41
12:QL:21:LYS:N	12:QL:21:LYS:CD	2.83	0.41
25:YA:1819:A:H4'	25:YA:1820:U:O5'	2.21	0.41
31:RH:137:ASP:HB2	31:RH:140:LYS:CE	2.51	0.41
26:RB:52:A:O2'	26:RB:53:A:N7	2.50	0.41
25:YA:1085:A:O2'	25:YA:1086:A:P	2.79	0.41
1:XA:1301:U:HO2'	1:XA:1302:U:P	2.42	0.41
50:R4:26:SER:C	50:R4:27:THR:O	2.58	0.41
1:XA:947:G:H2'	1:XA:948:C:O4'	2.21	0.41
25:RA:2420:C:OP1	54:R8:34:TRP:HA	2.21	0.41
1:XA:1118:C:H1'	1:XA:1179:A:C4	2.56	0.41
40:YU:98:LEU:HD23	40:YU:99:ALA:N	2.36	0.41
1:XA:632:A:H8	1:XA:633:G:C8	2.37	0.41
25:RA:830:G:N2	25:RA:2445:G:O2'	2.49	0.41
19:QS:36:ARG:HA	19:QS:71:LEU:HB2	2.02	0.41
25:RA:508:G:O2'	25:RA:509:C:P	2.78	0.41
5:QE:127:ASN:HA	5:QE:128:PRO:HD3	1.89	0.41
2:XB:118:LEU:CB	2:XB:142:LEU:HD12	2.50	0.41
25:RA:784:A:O4'	27:RD:227:ASN:ND2	2.54	0.41
12:QL:109:GLY:HA3	12:QL:121:GLY:O	2.20	0.41
1:QA:1280:A:HO2'	1:QA:1281:U:P	2.42	0.41
38:YS:66:ALA:HA	38:YS:69:VAL:CG1	2.51	0.41
25:YA:1614:A:N6	42:YW:88:ARG:H	2.18	0.41
31:RH:45:VAL:O	31:RH:45:VAL:CG1	2.68	0.41
25:YA:1263:U:O2'	51:Y5:11:THR:HG23	2.21	0.41
1:QA:604:G:H2'	1:QA:605:U:O4'	2.20	0.41
25:RA:445:C:H5''	40:RU:3:ARG:HB3	2.01	0.41
32:YI:81:VAL:HG21	32:YI:88:ILE:HD12	2.03	0.41
25:RA:588:U:H2'	25:RA:589:C:C6	2.55	0.41
18:XR:85:LEU:HD23	18:XR:88:LYS:HD2	2.03	0.41
25:YA:2693:A:H2'	25:YA:2694:G:H8	1.86	0.41
1:XA:8:A:N6	4:XD:208:SER:O	2.54	0.41
8:XH:44:PHE:HE2	8:XH:109:ILE:CG2	2.34	0.41
1:QA:162:A:H8	1:QA:162:A:O5'	2.04	0.41
38:YS:93:LYS:HB2	38:YS:93:LYS:HE3	1.93	0.41

Continued on next page...

Continued from previous page...

Atom-1	Atom-2	Interatomic distance (Å)	Clash overlap (Å)
48:Y2:61:LEU:HD23	48:Y2:61:LEU:HA	1.85	0.41
5:QE:12:LEU:O	5:QE:13:ILE:HD12	2.21	0.41
1:XA:749:C:H2'	1:XA:750:G:H8	1.85	0.41
1:XA:1390:U:H2'	1:XA:1391:U:C6	2.55	0.41
25:RA:2105:C:H2'	25:RA:2106:G:H8	1.85	0.41
2:QB:47:THR:HA	2:QB:202:PRO:HG2	2.00	0.41
28:RE:4:ILE:HG22	28:RE:198:VAL:HB	2.02	0.41
28:YE:63:LEU:CD1	28:YE:64:LYS:N	2.71	0.41
36:RQ:27:VAL:HG22	36:RQ:105:GLU:CD	2.41	0.41
30:YG:101:ILE:HD13	50:Y4:9:LEU:HD11	2.02	0.41
28:YE:24:THR:HB	28:YE:184:VAL:HG23	2.02	0.41
25:RA:2893:G:H5''	25:RA:2894:G:C5'	2.50	0.41
28:YE:36:ARG:O	28:YE:37:ARG:C	2.59	0.41
4:QD:166:LYS:HG3	4:QD:178:VAL:HG11	2.02	0.41
25:RA:530:G:C5	25:RA:2022:U:H5''	2.55	0.41
36:RQ:20:ALA:HB1	36:RQ:99:PRO:CG	2.51	0.41
33:YN:96:GLU:O	33:YN:100:GLU:HG3	2.20	0.41
1:XA:1129:C:H4'	1:XA:1130:A:H8	1.85	0.41
25:RA:1061:U:H3'	25:RA:1062:G:H5''	2.02	0.41
25:YA:2390:U:O2'	25:YA:2391:G:H5'	2.20	0.41
1:XA:514:C:H2'	1:XA:515:G:C8	2.56	0.41
27:YD:117:VAL:HG22	27:YD:118:VAL:N	2.35	0.41
30:RG:47:LYS:HE3	30:RG:47:LYS:HB2	1.81	0.41
45:YZ:97:GLU:HG3	45:YZ:127:LYS:NZ	2.35	0.41
25:YA:1534:G:N2	25:YA:1537:C:O2	2.54	0.41
25:YA:1537:C:H2'	25:YA:1538:G:O4'	2.21	0.41
40:YU:8:VAL:O	40:YU:12:ARG:HG3	2.20	0.41
12:XL:62:SER:O	12:XL:64:TYR:N	2.54	0.41
25:RA:2836:U:H2'	25:RA:2837:G:C8	2.56	0.41
45:YZ:77:ASP:OD2	45:YZ:80:ARG:HD3	2.21	0.41
1:XA:1415:G:C6	1:XA:1486:G:C6	3.09	0.41
22:QV:2:C:C2'	22:QV:3:G:H5'	2.50	0.41
1:XA:190:G:HO2'	1:XA:191(A):G:P	2.42	0.41
25:RA:917:A:O2'	26:RB:98:G:H4'	2.21	0.41
15:QO:4:THR:HB	15:QO:6:GLU:CD	2.41	0.41
12:QL:53:ARG:HH12	12:QL:92:ASP:CB	2.33	0.41
1:QA:1077:G:N2	1:QA:1080:A:OP2	2.51	0.41
1:XA:427:U:C4	1:XA:428:G:C6	3.09	0.41
1:XA:673:G:H5''	6:XF:87:ARG:NH1	2.36	0.41
25:YA:2819:G:H2'	25:YA:2821:A:N7	2.36	0.41
27:YD:197:GLY:O	27:YD:198:ASN:HB3	2.21	0.41

Continued on next page...

Continued from previous page...

Atom-1	Atom-2	Interatomic distance (Å)	Clash overlap (Å)
25:RA:634:C:H2'	25:RA:635:C:H6	1.86	0.41
25:RA:18:C:H2'	25:RA:19:C:C6	2.56	0.41
9:QI:40:LEU:HD11	9:QI:70:LYS:HG2	2.02	0.41
1:XA:1046:A:H3'	1:XA:1047:G:H8	1.86	0.41
1:XA:1211:U:H4'	1:XA:1213:A:H1'	2.02	0.41
4:XD:64:LEU:HD13	4:XD:198:VAL:HG11	2.02	0.41
1:QA:137:C:N4	1:QA:226:G:H1	2.19	0.41
1:XA:674:G:H2'	1:XA:675:A:C8	2.56	0.41
12:QL:43:VAL:HG13	12:QL:55:VAL:HG21	2.03	0.41
4:QD:96:LEU:HD13	4:QD:96:LEU:HA	1.83	0.41
25:RA:2516:G:C6	25:RA:2517:C:C4	3.09	0.41
7:QG:45:ASP:O	7:QG:48:LYS:HB3	2.21	0.41
25:YA:1991:U:H2'	25:YA:1992:G:H5''	2.02	0.41
17:XQ:62:SER:CB	17:XQ:72:ARG:HE	2.33	0.41
30:YG:124:SER:HB2	30:YG:131:TYR:CE1	2.56	0.41
36:RQ:139:GLU:CG	36:RQ:140:ALA:N	2.84	0.41
1:QA:37:U:O2'	1:QA:500:G:H4'	2.21	0.41
25:RA:686:G:H21	25:RA:788:A:H61	1.69	0.41
1:QA:145:G:H2'	1:QA:146:G:O4'	2.21	0.41
3:QC:122:GLU:HA	3:QC:125:GLU:OE1	2.21	0.41
25:YA:2466:C:OP1	55:Y9:4:ARG:HB2	2.20	0.41
34:RO:26:LYS:HB2	34:RO:30:ALA:HB2	2.02	0.41
33:RN:57:ALA:O	33:RN:60:ILE:HD11	2.21	0.41
27:RD:127:VAL:HA	27:RD:193:VAL:HG22	2.02	0.41
6:XF:46:ARG:HB3	6:XF:60:PHE:CE1	2.55	0.41
25:YA:1328:G:H2'	25:YA:1330:C:C5	2.56	0.41
25:RA:277:C:H3'	25:RA:278:A:H5'	2.01	0.41
27:RD:226:MET:HB3	27:RD:230:ASP:HB2	2.03	0.41
1:QA:828:A:H2'	1:QA:829:G:O4'	2.21	0.41
35:YP:3:LEU:HD23	35:YP:3:LEU:HA	1.94	0.41
25:YA:2394:C:OP1	35:YP:63:PRO:HD2	2.20	0.41
33:RN:73:THR:HB	33:RN:82:LEU:HD11	2.02	0.41
40:YU:17:ILE:HG23	40:YU:39:LEU:HD12	2.02	0.41
1:XA:922:G:H1	1:XA:1395:C:H42	1.67	0.41
31:RH:145:ALA:O	31:RH:148:ILE:HB	2.21	0.41
28:RE:51:PHE:CG	28:RE:52:LEU:N	2.89	0.41
28:YE:62:PRO:O	28:YE:63:LEU:C	2.59	0.41
28:YE:101:ARG:C	28:YE:201:THR:OG1	2.58	0.41
19:QS:68:GLY:C	50:R4:68:ARG:HG2	2.38	0.41
25:YA:1359:A:C8	25:YA:1359:A:C5'	3.04	0.41
27:YD:154:LYS:C	27:YD:155:LEU:HD12	2.41	0.41

Continued on next page...

Continued from previous page...

Atom-1	Atom-2	Interatomic distance (Å)	Clash overlap (Å)
27:YD:147:LEU:CD1	27:YD:155:LEU:HD21	2.51	0.41
38:RS:62:LYS:HB3	38:RS:97:ARG:CD	2.44	0.41
54:R8:3:LYS:HB3	54:R8:3:LYS:HE2	1.82	0.41
30:YG:61:ALA:O	50:Y4:7:PRO:HG3	2.21	0.41
31:YH:137:ASP:HB2	31:YH:140:LYS:CE	2.51	0.41
12:XL:38:THR:HG22	12:XL:57:LYS:HB3	2.01	0.41
38:YS:20:ARG:HE	38:YS:21:THR:HA	1.86	0.41
48:Y2:41:ILE:HD12	48:Y2:43:GLN:N	2.35	0.41
38:YS:53:SER:HA	38:YS:56:LEU:CD2	2.50	0.41
25:RA:1142(A):A:H4'	33:RN:25:ARG:HH22	1.86	0.41
25:YA:2498:C:O2'	25:YA:2499:C:H5'	2.21	0.41
25:YA:2849:U:OP2	39:YT:95:ARG:NH1	2.54	0.41
25:YA:1162:G:H4'	41:YV:24:LYS:HB3	2.02	0.41
1:XA:1129:C:H4'	1:XA:1130:A:H5'	2.03	0.41
26:YB:51:G:N7	38:YS:62:LYS:NZ	2.57	0.41
25:RA:996:A:H4'	40:RU:92:ARG:NE	2.29	0.41
25:RA:2350:C:H5	54:R8:42:ARG:CZ	2.34	0.41
1:QA:616:G:H2'	1:QA:617:G:H8	1.86	0.41
25:RA:2466:C:C2	25:RA:2485:G:C2	3.09	0.41
35:YP:100:LEU:HD13	35:YP:100:LEU:HA	1.87	0.41
47:R1:58:ILE:CD1	47:R1:86:SER:HB2	2.50	0.41
27:RD:111:LEU:HA	27:RD:111:LEU:HD23	1.78	0.41
12:XL:117:ARG:HB3	12:XL:122:THR:HB	2.02	0.41
8:XH:6:ILE:HB	8:XH:85:ARG:NH1	2.36	0.41
25:YA:414:C:H2'	25:YA:415:A:C8	2.55	0.41
10:XJ:76:ASN:HA	10:XJ:77:PRO:HD2	1.96	0.41
25:YA:385:C:O2	35:YP:71:VAL:HG21	2.20	0.41
47:Y1:83:GLU:C	47:Y1:85:LEU:H	2.24	0.41
37:RR:70:LEU:C	37:RR:72:ASP:H	2.21	0.41
39:RT:91:ARG:HB2	39:RT:121:ILE:HG13	2.03	0.41
27:RD:150:LYS:N	27:RD:150:LYS:HD3	2.36	0.41
25:RA:2150:U:H2'	25:RA:2151:G:C8	2.50	0.41
1:XA:981:U:H5	1:XA:982:U:HO2'	1.66	0.41
37:YR:44:LEU:HD22	37:YR:48:VAL:HG23	2.03	0.41
52:R6:24:GLU:HB3	52:R6:25:LYS:H	1.74	0.41
3:XC:138:VAL:HG13	3:XC:149:ALA:HB3	2.02	0.41
10:QJ:31:GLY:HA3	10:QJ:78:ASN:CG	2.40	0.41
12:QL:8:ASN:O	12:QL:11:VAL:HG23	2.20	0.41
25:YA:860:U:C5	25:YA:917:A:C2	3.08	0.41
40:YU:96:ALA:HA	40:YU:98:LEU:HD23	2.03	0.41
1:QA:1143:G:H2'	1:QA:1144:G:C8	2.55	0.41

Continued on next page...

Continued from previous page...

Atom-1	Atom-2	Interatomic distance (Å)	Clash overlap (Å)
16:XP:8:ARG:C	16:XP:9:PHE:HD1	2.24	0.41
25:RA:2867:G:O2'	25:RA:2868:A:C8	2.72	0.41
50:R4:14:ILE:HA	50:R4:31:ILE:O	2.21	0.41
25:RA:2445:G:OP1	29:RF:74:ARG:NH2	2.54	0.41
1:XA:1120:G:H2'	1:XA:1121:U:H6	1.84	0.41
25:RA:1639:U:H4'	25:RA:2699:C:H4'	2.02	0.41
45:YZ:152:ALA:HB2	45:YZ:168:GLU:HA	2.03	0.41
25:RA:2656:U:O4	25:RA:2665:A:H2	2.02	0.41
34:YO:4:PRO:O	34:YO:5:GLN:CB	2.69	0.41
11:XK:48:ILE:HD13	11:XK:48:ILE:HA	1.83	0.41
1:QA:1281:U:OP2	1:QA:1282:C:H5	2.03	0.41
9:XI:79:LEU:O	9:XI:83:ARG:HG2	2.19	0.41
25:YA:2016:U:H2'	25:YA:2017:U:O4'	2.20	0.41
25:YA:831:G:O2'	35:YP:38:GLN:OE1	2.34	0.41
40:RU:61:TRP:O	40:RU:65:ILE:HG13	2.21	0.41
35:YP:1:MET:HB3	35:YP:2:LYS:H	1.72	0.41
25:RA:2052:G:OP1	28:RE:141:ILE:HG12	2.20	0.41
25:YA:953:A:OP1	36:YQ:18:LYS:HE3	2.20	0.41
11:XK:19:ALA:CB	11:XK:32:ILE:HG22	2.50	0.41
25:RA:270(B):A:N1	25:RA:273:G:O2'	2.43	0.41
25:RA:1130:U:HO2'	25:RA:1131:G:P	2.44	0.41
30:YG:109:VAL:HG21	50:Y4:14:ILE:CD1	2.51	0.41
1:QA:939:G:H5''	7:QG:102:ARG:NH2	2.36	0.41
1:XA:567:G:H2'	1:XA:568:G:O4'	2.20	0.41
1:XA:660:G:H2'	1:XA:661:G:O4'	2.20	0.41
30:RG:131:TYR:O	30:RG:159:VAL:HG13	2.21	0.41
40:RU:83:LEU:HG	40:RU:88:ILE:HB	2.03	0.41
1:QA:766:A:H2'	1:QA:767:A:O4'	2.20	0.41
36:RQ:139:GLU:HG2	36:RQ:140:ALA:N	2.36	0.41
33:RN:57:ALA:C	33:RN:60:ILE:HD11	2.40	0.41
1:QA:498:A:H4'	1:QA:500:G:OP1	2.21	0.41
1:XA:584:G:H2'	1:XA:585:G:C8	2.55	0.41
1:QA:964:A:N3	1:QA:969:A:O2'	2.43	0.41
1:QA:869:G:H4'	1:QA:872:A:O4'	2.21	0.41
54:Y8:17:THR:O	54:Y8:20:GLY:N	2.47	0.41
25:RA:813:U:H2'	25:RA:814:C:C6	2.56	0.41
25:YA:1588:C:H2'	25:YA:1589:C:C6	2.56	0.41
4:XD:52:SER:O	4:XD:55:ALA:HB3	2.21	0.41
25:RA:968:G:H2'	25:RA:969:U:O4'	2.21	0.41
1:QA:807:A:H2'	1:QA:808:C:C6	2.56	0.41
25:RA:1519:G:C6	25:RA:1520:U:C4	3.09	0.41

Continued on next page...

Continued from previous page...

Atom-1	Atom-2	Interatomic distance (Å)	Clash overlap (Å)
25:RA:1065:U:H3	25:RA:1073:A:H61	1.69	0.41
1:QA:1187:G:C6	1:QA:1188:A:C5	3.08	0.41
25:YA:1520:U:H2'	25:YA:1521:G:O4'	2.21	0.41
29:RF:78:ILE:HG13	29:RF:78:ILE:H	1.73	0.41
45:RZ:76:LEU:HD23	45:RZ:76:LEU:H	1.86	0.41
55:Y9:2:LYS:HA	55:Y9:2:LYS:HD2	1.86	0.41
25:RA:2262:U:P	46:R0:19:LYS:HZ2	2.44	0.41
8:QH:41:ARG:NH2	8:QH:123:GLU:OE2	2.54	0.41
25:YA:270(H):C:H2'	25:YA:270(I):G:C8	2.56	0.41
25:RA:1291:C:H2'	25:RA:1292:U:C6	2.56	0.41
2:QB:104:ASN:OD1	2:QB:107:THR:OG1	2.30	0.41
25:RA:2693:A:H2'	25:RA:2694:G:H8	1.86	0.41
1:QA:1417:G:N2	1:QA:1482:G:H2'	2.36	0.41
20:QT:64:ASP:CG	20:QT:81:LYS:HZ2	2.24	0.41
3:QC:71:ALA:HB2	3:QC:109:PRO:HB3	2.03	0.41
25:RA:1632:A:C6	25:RA:1633:G:C6	3.09	0.41
29:YF:13:SER:OG	29:YF:14:PRO:HD2	2.21	0.41
1:QA:510:A:OP2	4:QD:49:ARG:NH2	2.53	0.41
3:XC:119:ARG:HH21	3:XC:140:ARG:CZ	2.34	0.41
25:RA:1323:U:OP1	42:RW:98:LYS:NZ	2.33	0.41
43:YX:31:HIS:HB3	43:YX:34:ALA:HB2	2.03	0.41
1:XA:1256:A:OP2	3:XC:26:LYS:NZ	2.39	0.41
11:QK:25:TYR:CZ	11:QK:87:THR:HB	2.55	0.41
25:RA:1356:G:C6	25:RA:1357:U:C4	3.09	0.41
27:RD:257:LEU:HA	27:RD:257:LEU:HD23	1.90	0.41
5:QE:47:LYS:HB2	5:QE:47:LYS:HE2	1.82	0.41
4:XD:131:ARG:H	4:XD:131:ARG:HG2	1.67	0.41
1:XA:380:G:N2	1:XA:383:A:OP2	2.53	0.41
25:YA:2853:C:H2'	25:YA:2854:G:H8	1.85	0.41
25:YA:738:G:C6	25:YA:739:G:C2	3.09	0.41
25:YA:646:A:H2'	25:YA:647:G:O4'	2.21	0.41
25:YA:195:A:H5''	25:YA:196:A:O5'	2.21	0.41
1:XA:392:G:H2'	1:XA:393:A:C8	2.56	0.41
28:RE:161:GLY:O	28:RE:162:ALA:HB3	2.20	0.41
50:R4:42:PHE:CZ	50:R4:43:TYR:HB3	2.56	0.41
25:RA:2638:G:OP2	28:RE:82:ARG:NH2	2.54	0.41
28:RE:62:PRO:O	28:RE:63:LEU:C	2.59	0.41
38:YS:89:ARG:NH1	38:YS:89:ARG:HG2	2.36	0.41
27:YD:107:ALA:HA	27:YD:108:PRO:HD2	2.01	0.41
25:RA:827:U:H1'	25:RA:2246:G:O2'	2.21	0.41
25:RA:594:U:P	54:R8:61:LEU:HD22	2.60	0.41

Continued on next page...

Continued from previous page...

Atom-1	Atom-2	Interatomic distance (Å)	Clash overlap (Å)
1:QA:343:U:O2	1:QA:346:G:N2	2.36	0.41
1:QA:347:G:O2'	1:QA:348:G:OP2	2.30	0.41
27:YD:68:LYS:HG3	27:YD:68:LYS:O	2.20	0.41
11:QK:99:GLN:HG2	11:QK:105:VAL:CG2	2.44	0.41
25:YA:1047:G:H2'	25:YA:1110:G:C2	2.56	0.41
25:RA:2135:A:H62	25:RA:2156:G:N2	2.09	0.41
50:R4:12:ALA:HB1	50:R4:30:GLU:N	2.34	0.41
1:QA:1392:G:N2	1:QA:1502:A:H8	2.12	0.41
25:RA:921:G:H4'	25:RA:2269:A:C5	2.56	0.41
27:RD:34:VAL:C	27:RD:35:LYS:HG3	2.40	0.41
12:QL:62:SER:HB2	12:QL:64:TYR:CD1	2.56	0.41
25:YA:1022:G:O2'	25:YA:1023:U:OP2	2.34	0.41
25:YA:676:A:C2	25:YA:677:A:C8	3.08	0.41
25:RA:1204:A:O2'	25:RA:1205:U:O5'	2.38	0.41
25:YA:1061:U:H3'	25:YA:1062:G:C5'	2.51	0.41
25:YA:849:A:N1	49:Y3:25:ALA:HB2	2.36	0.41
25:RA:389:G:N1	35:RP:70:GLN:HB3	2.36	0.41
25:RA:2115:G:H8	25:RA:2171:A:N6	2.19	0.41
30:YG:105:LYS:NZ	50:Y4:26:SER:HB2	2.36	0.41
1:XA:1032(A):G:H2'	1:XA:1032(B):G:H8	1.84	0.41
25:RA:2699:C:H2'	25:RA:2700:C:O4'	2.21	0.41
1:QA:976:G:OP2	1:QA:1358:U:O2'	2.39	0.41
25:RA:17:G:H2'	25:RA:18:C:C6	2.56	0.41
31:YH:20:ALA:HB3	31:YH:23:ARG:HG2	2.03	0.41
25:RA:1534:G:H2'	25:RA:1535:U:H4'	2.02	0.41
1:QA:41:G:H2'	1:QA:42:G:C8	2.55	0.41
10:XJ:6:ILE:O	10:XJ:71:LEU:HD12	2.21	0.41
3:QC:83:ARG:O	3:QC:86:VAL:HG22	2.21	0.41
38:RS:83:LYS:C	38:RS:109:GLY:HA3	2.42	0.41
5:QE:147:ASP:O	5:QE:151:LEU:HG	2.21	0.41
28:RE:147:PRO:HB2	28:RE:149:ARG:HG2	2.03	0.41
25:RA:1657:C:H2'	25:RA:1658:C:C6	2.56	0.41
31:YH:146:ALA:HA	31:YH:164:TYR:OH	2.21	0.41
29:RF:167:ALA:HB1	29:RF:173:VAL:HG11	2.03	0.41
6:XF:25:ILE:HD13	6:XF:28:ARG:NH1	2.35	0.41
36:YQ:139:GLU:CG	36:YQ:140:ALA:N	2.84	0.41
2:XB:126:GLU:O	2:XB:129:GLU:HB2	2.20	0.41
20:QT:86:ARG:O	20:QT:90:GLN:HG3	2.21	0.41
25:YA:2002:G:H2'	25:YA:2003:G:C8	2.56	0.41
8:XH:12:ARG:HD3	8:XH:26:VAL:HB	2.03	0.41
36:RQ:52:VAL:O	36:RQ:53:ALA:C	2.59	0.41

Continued on next page...

Continued from previous page...

Atom-1	Atom-2	Interatomic distance (Å)	Clash overlap (Å)
6:QF:35:ALA:HA	6:QF:67:MET:HB3	2.02	0.41
8:QH:44:PHE:HD1	8:QH:80:ILE:HG12	1.86	0.41
1:QA:1359:C:O2'	1:QA:1361:G:N7	2.53	0.41
25:RA:273(E):U:H2'	25:RA:273(F):C:O4'	2.20	0.41
29:RF:60:SER:OG	29:RF:61:GLY:N	2.54	0.41
4:XD:186:LEU:HD23	4:XD:186:LEU:HA	1.95	0.41
25:RA:229:A:OP1	25:RA:229:A:H4'	2.20	0.41
30:YG:7:LEU:HD12	30:YG:104:GLU:HA	2.03	0.41
52:Y6:36:LEU:HD13	52:Y6:50:ARG:CZ	2.51	0.41
48:Y2:11:GLU:HA	48:Y2:14:ARG:HD2	2.02	0.41
10:QJ:61:GLU:OE1	14:QN:58:LYS:HE2	2.21	0.40
31:YH:145:ALA:O	31:YH:148:ILE:HB	2.21	0.40
50:R4:63:TYR:O	50:R4:65:ASP:N	2.54	0.40
38:YS:102:ALA:C	38:YS:104:GLY:N	2.73	0.40
27:YD:228:PRO:HD3	27:YD:234:GLY:O	2.21	0.40
48:Y2:65:ASN:O	48:Y2:66:GLU:C	2.59	0.40
31:YH:26:VAL:HG12	31:YH:33:LEU:HB2	2.03	0.40
25:YA:2286:A:H2'	52:Y6:31:PRO:HG2	2.02	0.40
36:RQ:76:LYS:HB3	36:RQ:90:VAL:CG1	2.51	0.40
48:Y2:37:PHE:O	48:Y2:40:SER:HB3	2.21	0.40
25:RA:1007:C:OP1	33:RN:35:ARG:NH1	2.54	0.40
29:YF:198:ALA:HA	29:YF:201:VAL:CG1	2.41	0.40
4:XD:22:LYS:HZ3	4:XD:22:LYS:HB3	1.86	0.40
36:RQ:39:PRO:HA	36:RQ:97:VAL:O	2.21	0.40
48:Y2:53:LEU:O	48:Y2:57:ILE:HG13	2.21	0.40
54:Y8:40:GLU:O	54:Y8:42:ARG:N	2.54	0.40
5:QE:9:LYS:HB3	5:QE:112:LEU:HD11	2.04	0.40
50:Y4:48:ARG:HH12	50:Y4:52:THR:H	1.68	0.40
29:YF:118:ALA:HA	29:YF:123:LEU:HB3	2.02	0.40
1:QA:1285:A:H4'	1:QA:1286:A:O5'	2.21	0.40
33:YN:8:GLN:C	33:YN:9:VAL:CG1	2.86	0.40
1:XA:388:G:O2'	1:XA:389:A:P	2.79	0.40
19:XS:36:ARG:HA	19:XS:71:LEU:HB2	2.03	0.40
7:XG:89:MET:HE3	7:XG:155:ARG:HB2	2.04	0.40
25:YA:2298:A:H2'	25:YA:2299:G:O4'	2.21	0.40
32:YI:40:THR:O	32:YI:44:LEU:HB2	2.21	0.40
29:YF:62:ARG:CZ	29:YF:62:ARG:HB3	2.51	0.40
1:XA:593:G:H2'	1:XA:594:G:O4'	2.22	0.40
33:RN:9:VAL:HG21	33:RN:48:MET:HB3	2.02	0.40
31:YH:45:VAL:CG1	31:YH:45:VAL:O	2.69	0.40
35:YP:115:LEU:HB2	35:YP:116:GLY:H	1.53	0.40

Continued on next page...

Continued from previous page...

Atom-1	Atom-2	Interatomic distance (Å)	Clash overlap (Å)
1:XA:20:U:H2'	1:XA:21:G:O4'	2.21	0.40
34:RO:63:VAL:HB	34:RO:106:LEU:HD11	2.02	0.40
50:Y4:43:TYR:O	50:Y4:46:GLN:HA	2.20	0.40
25:YA:1225:C:O2'	41:YV:85:LYS:HA	2.21	0.40
1:QA:868:C:H2'	1:QA:869:G:O4'	2.21	0.40
25:RA:969:U:H2'	25:RA:970:C:C6	2.56	0.40
25:YA:565:C:H4'	25:YA:1253:A:C6	2.56	0.40
1:QA:329:A:C5	1:QA:332:G:C6	3.09	0.40
32:YI:131:LYS:HB3	32:YI:132:PRO:HA	2.01	0.40
12:QL:89:ARG:HB3	12:QL:97:ARG:HA	2.02	0.40
30:YG:18:GLU:OE1	30:YG:22:ARG:NH1	2.49	0.40
7:QG:54:THR:O	7:QG:56:GLN:N	2.52	0.40
1:QA:652:U:H1'	1:QA:653:A:H2	1.85	0.40
25:YA:153:C:OP1	47:Y1:88:LYS:HE2	2.21	0.40
3:XC:42:LEU:HD12	3:XC:42:LEU:HA	1.87	0.40
20:XT:75:ASN:OD1	20:XT:75:ASN:N	2.40	0.40
47:R1:95:LEU:HA	47:R1:95:LEU:HD23	1.94	0.40
25:RA:1916:A:H2'	25:RA:1917:U:O4'	2.22	0.40
1:QA:1314:C:P	19:QS:6:LYS:HD2	2.61	0.40
25:RA:744:G:OP1	28:RE:132:HIS:HA	2.21	0.40
27:YD:31:LYS:O	27:YD:32:SER:O	2.39	0.40
19:QS:5:LEU:HD12	19:QS:5:LEU:HA	1.93	0.40
25:YA:631:A:OP1	35:YP:64:LYS:HE2	2.21	0.40
31:RH:26:VAL:HG12	31:RH:33:LEU:HB2	2.03	0.40
27:RD:44:ASN:HB2	27:RD:49:ILE:HA	2.02	0.40
27:YD:134:ARG:H	27:YD:134:ARG:HG3	1.55	0.40
31:YH:170:ARG:HB3	31:YH:171:LEU:H	1.47	0.40
3:XC:20:SER:HB2	3:XC:40:ARG:NH2	2.29	0.40
1:QA:1298:C:N4	7:QG:114:ARG:HD2	2.36	0.40
25:YA:2031:A:N6	25:YA:2498:C:O4'	2.55	0.40
10:XJ:61:GLU:HG3	14:XN:58:LYS:HE2	2.03	0.40
21:QU:10:ARG:HA	21:QU:13:ILE:HB	2.02	0.40
52:Y6:11:LEU:HA	52:Y6:11:LEU:HD13	1.86	0.40
1:QA:542:G:H5''	4:QD:10:ARG:HH22	1.86	0.40
5:XE:12:LEU:HB3	5:XE:31:LEU:CB	2.51	0.40
39:RT:109:GLU:O	39:RT:113:LYS:HB2	2.21	0.40
10:QJ:4:ILE:HA	10:QJ:100:THR:HG22	2.02	0.40
32:RI:48:GLU:OE1	32:RI:52:ARG:NH2	2.54	0.40
32:RI:52:ARG:O	32:RI:56:LYS:CB	2.69	0.40
32:RI:128:LEU:HD23	32:RI:140:LEU:HD21	2.03	0.40
1:XA:520:A:O2'	12:XL:73:GLU:HG2	2.21	0.40

Continued on next page...

Continued from previous page...

Atom-1	Atom-2	Interatomic distance (Å)	Clash overlap (Å)
5:XE:51:VAL:HB	5:XE:52:PRO:HD3	2.04	0.40
1:QA:131:C:O2'	1:QA:262:A:N3	2.45	0.40
31:YH:66:GLY:O	31:YH:67:LEU:C	2.58	0.40
52:Y6:13:CYS:HB2	52:Y6:22:ALA:HB3	2.03	0.40
25:RA:1728:G:C6	25:RA:1730:U:OP2	2.74	0.40
25:RA:848:G:O6	25:RA:929:G:H2'	2.20	0.40
25:RA:2566:A:H4'	25:RA:2567:G:O5'	2.21	0.40
25:RA:861:A:H2'	25:RA:862:G:O4'	2.21	0.40
1:XA:411:A:C4	1:XA:413:G:H1'	2.56	0.40
25:RA:2198:A:C2	32:RI:29:TYR:HB2	2.56	0.40
25:YA:2875:C:O2'	39:YT:5:ALA:HB3	2.21	0.40
25:RA:2742:C:OP1	55:R9:35:ARG:HD3	2.20	0.40
43:RX:67:GLY:C	43:RX:69:TYR:H	2.23	0.40
25:RA:1316:U:H2'	25:RA:1317:A:H8	1.87	0.40
27:RD:96:HIS:CD2	27:RD:102:LYS:HG2	2.56	0.40
1:XA:601:C:H2'	1:XA:602:A:H8	1.87	0.40
9:XI:95:LYS:NZ	9:XI:96:LEU:HD13	2.36	0.40
39:RT:51:ARG:CG	39:RT:98:LYS:HG3	2.52	0.40
25:YA:2853:C:H2'	25:YA:2854:G:C8	2.57	0.40
1:QA:1045:C:H2'	1:QA:1046:A:O4'	2.21	0.40
25:YA:1849:G:H2'	25:YA:1850:G:H8	1.86	0.40
44:YY:89:PHE:C	44:YY:90:LEU:HD13	2.41	0.40
6:QF:33:TYR:CE1	6:QF:78:GLU:HG2	2.56	0.40
1:XA:679:C:H2'	1:XA:680:C:C6	2.57	0.40
46:R0:72:ARG:HB2	46:R0:75:LEU:HB2	2.03	0.40
38:RS:23:ARG:HB2	38:RS:86:ALA:HB2	2.03	0.40
2:XB:120:ALA:C	2:XB:122:PHE:H	2.25	0.40
25:RA:1512:G:H2'	25:RA:1513:C:C6	2.57	0.40
1:QA:173:U:H5''	1:QA:197:A:O4'	2.21	0.40
25:RA:1665:A:H4'	34:RO:67:LYS:HB2	2.03	0.40
30:RG:59:GLU:O	30:RG:63:ILE:HG23	2.20	0.40
3:XC:188:LEU:HA	3:XC:188:LEU:HD13	1.90	0.40
46:R0:12:ASN:HB3	46:R0:13:GLY:H	1.67	0.40
7:QG:93:PRO:O	7:QG:96:GLN:HB2	2.21	0.40
4:XD:165:MET:O	4:XD:167:GLY:N	2.54	0.40
36:YQ:52:VAL:O	36:YQ:53:ALA:C	2.59	0.40
25:YA:1733:G:H5'	25:YA:1734:C:OP2	2.22	0.40
28:YE:93:VAL:H	28:YE:95:ILE:CD1	2.22	0.40
28:RE:92:THR:HB	28:RE:93:VAL:H	1.57	0.40
27:YD:72:LYS:HG2	27:YD:103:ARG:HH22	1.85	0.40
19:QS:42:PRO:HG2	50:R4:63:TYR:HE2	1.86	0.40

Continued on next page...

Continued from previous page...

Atom-1	Atom-2	Interatomic distance (Å)	Clash overlap (Å)
38:YS:99:LYS:HE2	38:YS:103:GLU:OE2	2.20	0.40
36:RQ:66:ILE:O	36:RQ:67:ARG:HB2	2.22	0.40
33:YN:63:THR:HG22	33:YN:66:LYS:HZ3	1.85	0.40
30:YG:61:ALA:HA	30:YG:64:THR:HG22	2.02	0.40
29:YF:198:ALA:C	29:YF:200:GLU:H	2.25	0.40
28:RE:119:ARG:HG2	28:RE:160:TYR:HB2	2.04	0.40
36:YQ:20:ALA:HB1	36:YQ:99:PRO:CG	2.51	0.40
28:YE:119:ARG:HG2	28:YE:160:TYR:HB2	2.04	0.40
1:QA:9:G:H2'	1:QA:10:A:H8	1.86	0.40
19:XS:15:LEU:HA	19:XS:18:LYS:HB3	2.04	0.40
2:XB:74:LYS:HB3	2:XB:74:LYS:HE2	1.93	0.40
50:R4:49:PHE:O	50:R4:50:VAL:CG2	2.69	0.40
27:RD:35:LYS:HB3	27:RD:63:ARG:HA	2.04	0.40
40:RU:66:ASN:CG	40:RU:70:ARG:HH21	2.21	0.40
25:YA:1054:A:H5'	25:YA:1055:G:OP2	2.21	0.40
3:QC:7:PRO:O	3:QC:11:ARG:NH1	2.54	0.40
48:Y2:15:LYS:H	48:Y2:67:LYS:HZ3	1.70	0.40
1:XA:1191:A:H5''	3:XC:4:LYS:NZ	2.34	0.40
11:XK:38:ASN:HA	11:XK:39:PRO:HD3	1.75	0.40
12:QL:53:ARG:HH12	12:QL:92:ASP:HB3	1.86	0.40
25:YA:1790:C:H2'	25:YA:1791:A:C5	2.56	0.40
25:RA:1178:C:HO2'	25:RA:1179:C:P	2.44	0.40
25:YA:1130:U:O2'	25:YA:1131:G:O5'	2.30	0.40
1:QA:883:C:O2'	1:QA:884:U:H5'	2.22	0.40
3:QC:43:LEU:HD22	3:QC:47:LEU:HD22	2.02	0.40
25:RA:552:G:H2'	25:RA:553:U:O4'	2.22	0.40
11:XK:18:ARG:HB3	11:XK:33:THR:OG1	2.21	0.40
25:RA:492:A:H8	25:RA:492:A:O5'	2.04	0.40
1:QA:1343:G:C6	1:QA:1344:C:N4	2.90	0.40
4:QD:135:LEU:HD13	4:QD:135:LEU:HA	1.91	0.40
32:RI:29:TYR:C	32:RI:32:PRO:HD2	2.41	0.40
5:XE:34:VAL:HG11	5:XE:63:ARG:HG2	2.03	0.40
1:QA:1129:C:H4'	1:QA:1130:A:H5'	2.03	0.40
1:XA:675:A:N6	1:XA:715:A:H61	2.19	0.40
25:RA:1508:A:O2'	25:RA:1509:C:O4'	2.36	0.40
1:XA:720:C:H5''	18:XR:52:PRO:HA	2.02	0.40
25:YA:2626:C:H2'	25:YA:2627:G:H8	1.86	0.40
1:QA:1336:C:H1'	1:QA:1337:G:N1	2.36	0.40
25:RA:1434:A:H61	25:RA:1558:A:N6	2.18	0.40
25:YA:1667:G:O2'	25:YA:1991:U:O4	2.24	0.40
1:XA:950:U:H2'	1:XA:951:G:C8	2.56	0.40

Continued on next page...

Continued from previous page...

Atom-1	Atom-2	Interatomic distance (Å)	Clash overlap (Å)
2:XB:19:HIS:NE2	2:XB:206:ASP:HB2	2.36	0.40
1:XA:1072:G:C5	1:XA:1073:U:C4	3.09	0.40
40:YU:17:ILE:HA	40:YU:17:ILE:HD13	1.92	0.40
1:XA:958:A:N6	1:XA:959:A:N1	2.70	0.40
34:RO:66:LYS:HA	34:RO:79:PHE:O	2.21	0.40
44:RY:11:ASP:O	44:RY:26:LYS:HG3	2.21	0.40
26:RB:86:G:H2'	26:RB:87:G:H8	1.86	0.40
29:YF:59:TYR:HB3	29:YF:60:SER:H	1.70	0.40
25:YA:2649:U:H2'	25:YA:2650:U:C6	2.56	0.40
49:Y3:52:HIS:CD2	49:Y3:53:LEU:HG	2.57	0.40
6:QF:30:LEU:HD23	6:QF:75:LEU:HD11	2.02	0.40
51:R5:6:VAL:HA	51:R5:7:PRO:HD3	1.81	0.40
25:RA:2296:U:OP2	38:RS:6:ALA:HB2	2.21	0.40
25:YA:2776:A:H3'	25:YA:2776:A:OP1	2.22	0.40
25:YA:988:A:H8	25:YA:988:A:O5'	2.04	0.40
40:YU:19:LYS:O	40:YU:22:LYS:HB2	2.22	0.40
31:YH:128:PRO:CG	31:YH:129:THR:H	2.33	0.40
50:R4:21:VAL:O	50:R4:22:ILE:O	2.40	0.40
28:YE:93:VAL:HG21	28:YE:180:ASN:HA	2.03	0.40
28:RE:5:LEU:O	28:RE:28:ALA:HA	2.22	0.40
27:YD:35:LYS:CE	27:YD:64:ILE:C	2.89	0.40
54:R8:53:PRO:HD2	54:R8:54:GLU:H	1.84	0.40
54:R8:53:PRO:CG	54:R8:54:GLU:N	2.84	0.40
29:YF:36:VAL:HG11	29:YF:183:VAL:HG11	2.04	0.40
25:RA:1453:A:C5	25:RA:2702:U:H6	2.40	0.40
27:YD:13:ARG:HG2	27:YD:13:ARG:O	2.20	0.40
1:XA:564:C:H5''	12:XL:10:LEU:CD1	2.51	0.40
10:XJ:55:LYS:HE3	10:XJ:56:HIS:CD2	2.55	0.40
1:XA:942:G:C2	1:XA:1342:C:C2	3.10	0.40
36:YQ:39:PRO:HA	36:YQ:97:VAL:O	2.21	0.40
25:YA:569:U:C4	25:YA:570:G:C6	3.10	0.40
32:YI:144:VAL:O	32:YI:145:VAL:HG22	2.20	0.40
1:QA:1235:U:O2'	1:QA:1305:G:O5'	2.39	0.40
40:YU:61:TRP:O	40:YU:65:ILE:HG13	2.22	0.40
36:RQ:46:GLN:OE1	36:RQ:126:PRO:HG3	2.22	0.40
1:QA:1392:G:N2	1:QA:1502:A:C8	2.89	0.40
1:QA:864:A:H5'	5:QE:86:ALA:HB2	2.03	0.40
27:YD:230:ASP:OD1	27:YD:230:ASP:N	2.54	0.40
25:YA:1019:U:O2'	25:YA:1021:A:C2	2.75	0.40
50:R4:26:SER:O	50:R4:27:THR:O	2.40	0.40
1:QA:358:U:H2'	1:QA:359:U:C6	2.56	0.40

Continued on next page...

Continued from previous page...

Atom-1	Atom-2	Interatomic distance (Å)	Clash overlap (Å)
1:QA:370:C:H2'	1:QA:371:G:C8	2.56	0.40
20:XT:50:GLU:HG3	20:XT:51:GLU:N	2.35	0.40
53:R7:31:LEU:HA	53:R7:31:LEU:HD23	1.86	0.40
25:RA:1771:C:HO2'	25:RA:1786:A:C1'	2.34	0.40
12:XL:43:VAL:HG13	12:XL:55:VAL:HG21	2.03	0.40
38:YS:24:LEU:N	38:YS:24:LEU:HD22	2.37	0.40
1:QA:222:U:H2'	1:QA:223:U:H6	1.86	0.40
4:QD:63:LYS:HE3	4:QD:63:LYS:HB2	1.78	0.40
29:YF:33:LEU:O	29:YF:37:VAL:HG23	2.21	0.40
50:Y4:14:ILE:HG23	50:Y4:14:ILE:O	2.21	0.40
45:RZ:103:ARG:HD3	45:RZ:136:PHE:CD2	2.55	0.40
25:RA:1518:C:H2'	25:RA:1519:G:C8	2.57	0.40
36:YQ:139:GLU:HG2	36:YQ:140:ALA:N	2.36	0.40
25:YA:924:C:H2'	25:YA:925:C:C6	2.57	0.40
25:RA:2410:G:H2'	25:RA:2411:A:C8	2.57	0.40
32:YI:75:LEU:HD23	32:YI:105:HIS:HD2	1.85	0.40
25:YA:2061:G:H2'	25:YA:2501:C:O2'	2.21	0.40
29:RF:7:TYR:O	29:RF:21:ALA:HA	2.21	0.40
42:RW:38:TYR:CD2	51:R5:30:LEU:HD21	2.57	0.40
25:RA:2626:C:H2'	25:RA:2627:G:H8	1.86	0.40
25:YA:1320:C:C5	25:YA:1329:U:H5'	2.56	0.40
27:RD:209:ALA:O	27:RD:212:SER:HB2	2.22	0.40
25:YA:2468:G:H5"	36:YQ:120:ILE:CD1	2.51	0.40
54:Y8:39:LYS:O	54:Y8:39:LYS:HD2	2.22	0.40
1:QA:975:A:H5'	1:QA:975:A:H8	1.85	0.40
1:QA:440:A:H8	1:QA:440:A:OP2	2.04	0.40
1:XA:1461:G:H2'	1:XA:1462:G:H8	1.87	0.40
45:YZ:45:ASP:O	45:YZ:49:ARG:HG2	2.22	0.40
38:RS:69:VAL:HG13	38:RS:101:LEU:HD22	2.03	0.40
25:YA:2811:G:OP1	28:YE:61:ARG:HG2	2.20	0.40
25:RA:1359:A:C6	25:RA:1373:A:C5	3.09	0.40
38:YS:59:LYS:CG	38:YS:60:GLY:N	2.80	0.40
25:YA:2344:U:O2'	52:Y6:37:ARG:HG2	2.21	0.40
5:QE:50:GLU:HG3	5:QE:52:PRO:HD2	2.04	0.40
36:RQ:119:ARG:NH1	36:RQ:119:ARG:CG	2.83	0.40
27:YD:142:VAL:HA	27:YD:194:GLY:H	1.86	0.40
41:YV:21:ARG:HD2	41:YV:91:TYR:CE1	2.56	0.40
25:RA:483:A:H1'	44:RY:59:GLY:O	2.21	0.40
29:YF:124:LEU:HD12	29:YF:125:LEU:O	2.22	0.40
5:XE:89:ILE:HG12	5:XE:91:LEU:CD1	2.52	0.40
46:R0:68:GLU:HG2	46:R0:80:HIS:HB2	2.04	0.40

Continued on next page...

Continued from previous page...

Atom-1	Atom-2	Interatomic distance (Å)	Clash overlap (Å)
54:R8:40:GLU:O	54:R8:42:ARG:N	2.54	0.40
2:XB:166:ASP:HB3	2:XB:169:LYS:HB2	2.03	0.40
25:YA:896:A:C5	45:YZ:146:ILE:HD12	2.57	0.40
1:QA:1176:A:H2'	1:QA:1177:G:H5'	2.03	0.40
47:R1:87:PRO:O	47:R1:91:LYS:HB2	2.21	0.40
35:RP:18:ARG:HH11	35:RP:27:HIS:CD2	2.40	0.40
10:XJ:77:PRO:O	10:XJ:79:ARG:NH1	2.54	0.40
52:Y6:28:ARG:HD2	52:Y6:28:ARG:HA	1.86	0.40
52:Y6:28:ARG:HB3	52:Y6:30:THR:C	2.41	0.40
25:RA:2413:G:H21	35:RP:70:GLN:NE2	2.19	0.40
1:XA:129(A):G:N2	1:XA:191(A):G:C5	2.89	0.40
29:YF:61:GLY:O	29:YF:62:ARG:C	2.57	0.40
12:QL:11:VAL:HG11	17:QQ:36:ILE:HG21	2.03	0.40
32:RI:88:ILE:HG12	32:RI:122:GLU:N	2.36	0.40
25:YA:2745:C:H1'	31:YH:143:GLN:HG2	2.03	0.40
25:RA:729:G:C8	27:RD:208:LYS:HD2	2.56	0.40
25:RA:2038:G:H2'	25:RA:2039:C:O4'	2.21	0.40
25:RA:443:A:H1'	25:RA:1201:C:O4'	2.21	0.40
25:YA:2483:C:O2'	36:YQ:49:ALA:CB	2.70	0.40
1:QA:224:C:H2'	1:QA:225:C:H6	1.86	0.40
33:RN:17:ASP:O	33:RN:19:GLU:N	2.54	0.40
25:YA:942:G:O2'	25:YA:1189:A:N3	2.46	0.40
25:YA:1050:A:C8	25:YA:2751:G:C4	3.09	0.40
25:RA:581:C:OP1	40:RU:31:SER:OG	2.31	0.40
25:YA:1473:G:H1	25:YA:1520:U:H3	1.69	0.40
1:QA:1417:G:C6	1:QA:1482:G:C6	3.10	0.40
25:RA:2626:C:H2'	25:RA:2627:G:C8	2.56	0.40
6:QF:21:LEU:O	6:QF:25:ILE:HG12	2.21	0.40
26:RB:61:G:C6	26:RB:62:C:C4	3.10	0.40
17:XQ:58:GLU:O	17:XQ:74:LEU:N	2.40	0.40
41:YV:3:ALA:HA	41:YV:40:LEU:O	2.21	0.40
1:XA:1051:C:H2'	1:XA:1052:U:H6	1.87	0.40
25:YA:2079:U:H2'	25:YA:2080:G:O4'	2.21	0.40
9:XI:5:TYR:HA	9:XI:17:VAL:O	2.21	0.40
25:RA:1341:U:OP2	25:RA:1394:U:O2'	2.25	0.40
1:XA:1082:G:H2'	1:XA:1083:U:O4'	2.22	0.40
25:YA:2461:C:H2'	25:YA:2462:U:C6	2.57	0.40
44:RY:67:LEU:HA	44:RY:67:LEU:HD12	1.93	0.40
34:YO:68:GLU:CD	34:YO:68:GLU:H	2.24	0.40
28:YE:154:LYS:C	28:YE:154:LYS:HD3	2.42	0.40
15:QO:32:LEU:HA	15:QO:32:LEU:HD23	1.76	0.40

Continued on next page...

Continued from previous page...

Atom-1	Atom-2	Interatomic distance (Å)	Clash overlap (Å)
25:RA:282:A:HO2'	25:RA:283:A:H8	1.70	0.40
30:RG:117:PHE:HE1	30:RG:120:LEU:HD23	1.87	0.40
1:XA:1292:U:OP2	7:XG:41:ARG:NH2	2.55	0.40
1:XA:384:G:H2'	1:XA:385:C:C6	2.56	0.40

There are no symmetry-related clashes.

5.3 Torsion angles [i](#)

5.3.1 Protein backbone [i](#)

In the following table, the Percentiles column shows the percent Ramachandran outliers of the chain as a percentile score with respect to all X-ray entries followed by that with respect to entries of similar resolution.

The Analysed column shows the number of residues for which the backbone conformation was analysed, and the total number of residues.

Mol	Chain	Analysed	Favoured	Allowed	Outliers	Percentiles	
2	QB	235/256 (92%)	173 (74%)	46 (20%)	16 (7%)	1	21
2	XB	235/256 (92%)	178 (76%)	42 (18%)	15 (6%)	2	23
3	QC	203/239 (85%)	163 (80%)	34 (17%)	6 (3%)	5	44
3	XC	203/239 (85%)	172 (85%)	28 (14%)	3 (2%)	13	57
4	QD	206/209 (99%)	186 (90%)	17 (8%)	3 (2%)	13	57
4	XD	206/209 (99%)	176 (85%)	25 (12%)	5 (2%)	7	49
5	QE	149/162 (92%)	137 (92%)	8 (5%)	4 (3%)	6	46
5	XE	149/162 (92%)	134 (90%)	12 (8%)	3 (2%)	9	53
6	QF	99/101 (98%)	95 (96%)	4 (4%)	0	100	100
6	XF	99/101 (98%)	94 (95%)	5 (5%)	0	100	100
7	QG	153/156 (98%)	135 (88%)	16 (10%)	2 (1%)	15	60
7	XG	153/156 (98%)	138 (90%)	13 (8%)	2 (1%)	15	60
8	QH	136/138 (99%)	121 (89%)	14 (10%)	1 (1%)	26	72
8	XH	136/138 (99%)	120 (88%)	12 (9%)	4 (3%)	6	44
9	QI	125/128 (98%)	103 (82%)	17 (14%)	5 (4%)	4	35
9	XI	125/128 (98%)	97 (78%)	24 (19%)	4 (3%)	5	42

Continued on next page...

Continued from previous page...

Mol	Chain	Analysed	Favoured	Allowed	Outliers	Percentiles	
10	QJ	97/105 (92%)	77 (79%)	16 (16%)	4 (4%)	3	34
10	XJ	97/105 (92%)	79 (81%)	13 (13%)	5 (5%)	2	27
11	QK	117/129 (91%)	101 (86%)	14 (12%)	2 (2%)	11	55
11	XK	117/129 (91%)	101 (86%)	14 (12%)	2 (2%)	11	55
12	QL	123/132 (93%)	85 (69%)	24 (20%)	14 (11%)	0	9
12	XL	123/132 (93%)	85 (69%)	24 (20%)	14 (11%)	0	9
13	QM	119/126 (94%)	95 (80%)	15 (13%)	9 (8%)	1	17
13	XM	119/126 (94%)	94 (79%)	16 (13%)	9 (8%)	1	17
14	QN	58/61 (95%)	50 (86%)	4 (7%)	4 (7%)	1	20
14	XN	58/61 (95%)	46 (79%)	6 (10%)	6 (10%)	1	11
15	QO	86/89 (97%)	80 (93%)	5 (6%)	1 (1%)	16	62
15	XO	86/89 (97%)	80 (93%)	4 (5%)	2 (2%)	8	50
16	QP	82/88 (93%)	73 (89%)	8 (10%)	1 (1%)	16	62
16	XP	82/88 (93%)	72 (88%)	9 (11%)	1 (1%)	16	62
17	QQ	98/105 (93%)	91 (93%)	5 (5%)	2 (2%)	9	53
17	XQ	98/105 (93%)	88 (90%)	10 (10%)	0	100	100
18	QR	68/88 (77%)	56 (82%)	9 (13%)	3 (4%)	3	32
18	XR	68/88 (77%)	61 (90%)	6 (9%)	1 (2%)	13	57
19	QS	82/93 (88%)	55 (67%)	16 (20%)	11 (13%)	0	6
19	XS	82/93 (88%)	54 (66%)	18 (22%)	10 (12%)	0	8
20	QT	97/106 (92%)	76 (78%)	15 (16%)	6 (6%)	2	24
20	XT	97/106 (92%)	75 (77%)	16 (16%)	6 (6%)	2	24
21	QU	23/27 (85%)	19 (83%)	3 (13%)	1 (4%)	3	33
21	XU	23/27 (85%)	18 (78%)	4 (17%)	1 (4%)	3	33
27	RD	270/276 (98%)	226 (84%)	32 (12%)	12 (4%)	3	32
27	YD	270/276 (98%)	204 (76%)	47 (17%)	19 (7%)	1	20
28	RE	203/206 (98%)	120 (59%)	41 (20%)	42 (21%)	0	2
28	YE	203/206 (98%)	120 (59%)	41 (20%)	42 (21%)	0	2
29	RF	200/210 (95%)	181 (90%)	13 (6%)	6 (3%)	5	44
29	YF	200/210 (95%)	143 (72%)	37 (18%)	20 (10%)	1	11
30	RG	179/182 (98%)	139 (78%)	25 (14%)	15 (8%)	1	15

Continued on next page...

Continued from previous page...

Mol	Chain	Analysed	Favoured	Allowed	Outliers	Percentiles	
30	YG	179/182 (98%)	142 (79%)	25 (14%)	12 (7%)	1	21
31	RH	168/180 (93%)	94 (56%)	36 (21%)	38 (23%)	0	1
31	YH	168/180 (93%)	94 (56%)	36 (21%)	38 (23%)	0	1
32	RI	144/148 (97%)	109 (76%)	24 (17%)	11 (8%)	1	17
32	YI	144/148 (97%)	108 (75%)	23 (16%)	13 (9%)	1	13
33	RN	136/140 (97%)	104 (76%)	20 (15%)	12 (9%)	1	14
33	YN	136/140 (97%)	107 (79%)	16 (12%)	13 (10%)	1	12
34	RO	120/122 (98%)	109 (91%)	9 (8%)	2 (2%)	11	55
34	YO	120/122 (98%)	108 (90%)	10 (8%)	2 (2%)	11	55
35	RP	148/150 (99%)	109 (74%)	26 (18%)	13 (9%)	1	14
35	YP	148/150 (99%)	101 (68%)	35 (24%)	12 (8%)	1	15
36	RQ	139/141 (99%)	95 (68%)	30 (22%)	14 (10%)	1	11
36	YQ	139/141 (99%)	97 (70%)	28 (20%)	14 (10%)	1	11
37	RR	116/118 (98%)	106 (91%)	5 (4%)	5 (4%)	3	33
37	YR	116/118 (98%)	99 (85%)	11 (10%)	6 (5%)	2	27
38	RS	109/112 (97%)	76 (70%)	22 (20%)	11 (10%)	1	11
38	YS	109/112 (97%)	62 (57%)	29 (27%)	18 (16%)	0	4
39	RT	135/146 (92%)	107 (79%)	16 (12%)	12 (9%)	1	13
39	YT	135/146 (92%)	108 (80%)	17 (13%)	10 (7%)	1	18
40	RU	115/118 (98%)	102 (89%)	9 (8%)	4 (4%)	4	40
40	YU	115/118 (98%)	102 (89%)	11 (10%)	2 (2%)	11	55
41	RV	99/101 (98%)	82 (83%)	11 (11%)	6 (6%)	2	24
41	YV	99/101 (98%)	79 (80%)	12 (12%)	8 (8%)	1	15
42	RW	111/113 (98%)	99 (89%)	8 (7%)	4 (4%)	4	39
42	YW	111/113 (98%)	100 (90%)	9 (8%)	2 (2%)	11	54
43	RX	90/96 (94%)	77 (86%)	11 (12%)	2 (2%)	8	51
43	YX	90/96 (94%)	82 (91%)	6 (7%)	2 (2%)	8	51
44	RY	100/110 (91%)	71 (71%)	13 (13%)	16 (16%)	0	4
44	YY	100/110 (91%)	70 (70%)	18 (18%)	12 (12%)	0	8
45	RZ	181/206 (88%)	127 (70%)	34 (19%)	20 (11%)	0	9
45	YZ	181/206 (88%)	135 (75%)	28 (16%)	18 (10%)	1	12

Continued on next page...

Continued from previous page...

Mol	Chain	Analysed	Favoured	Allowed	Outliers	Percentiles	
46	R0	80/85 (94%)	66 (82%)	13 (16%)	1 (1%)	15	60
46	Y0	80/85 (94%)	73 (91%)	7 (9%)	0	100	100
47	R1	95/98 (97%)	75 (79%)	11 (12%)	9 (10%)	1	12
47	Y1	95/98 (97%)	72 (76%)	17 (18%)	6 (6%)	2	23
48	R2	67/72 (93%)	54 (81%)	9 (13%)	4 (6%)	2	24
48	Y2	67/72 (93%)	46 (69%)	13 (19%)	8 (12%)	0	8
49	R3	57/60 (95%)	52 (91%)	3 (5%)	2 (4%)	4	40
49	Y3	57/60 (95%)	52 (91%)	4 (7%)	1 (2%)	11	54
50	R4	69/71 (97%)	22 (32%)	21 (30%)	26 (38%)	0	0
50	Y4	69/71 (97%)	35 (51%)	15 (22%)	19 (28%)	0	0
51	R5	57/60 (95%)	33 (58%)	9 (16%)	15 (26%)	0	0
51	Y5	56/60 (93%)	46 (82%)	8 (14%)	2 (4%)	4	39
52	R6	47/54 (87%)	23 (49%)	13 (28%)	11 (23%)	0	1
52	Y6	47/54 (87%)	22 (47%)	17 (36%)	8 (17%)	0	3
53	R7	47/49 (96%)	45 (96%)	1 (2%)	1 (2%)	9	52
53	Y7	47/49 (96%)	43 (92%)	3 (6%)	1 (2%)	9	52
54	R8	62/65 (95%)	36 (58%)	14 (23%)	12 (19%)	0	2
54	Y8	62/65 (95%)	36 (58%)	15 (24%)	11 (18%)	0	3
55	R9	35/37 (95%)	35 (100%)	0	0	100	100
55	Y9	35/37 (95%)	31 (89%)	4 (11%)	0	100	100
All	All	11469/12128 (95%)	9024 (79%)	1612 (14%)	833 (7%)	1	18

All (833) Ramachandran outliers are listed below:

Mol	Chain	Res	Type
2	QB	236	TYR
3	QC	12	LEU
3	QC	190	ARG
4	QD	33	MET
12	QL	18	VAL
12	QL	27	LEU
12	QL	62	SER
12	QL	121	GLY
13	QM	67	GLU
13	QM	106	ASN

Continued on next page...

Continued from previous page...

Mol	Chain	Res	Type
13	QM	118	ALA
14	QN	16	PHE
19	QS	12	ASP
19	QS	45	VAL
20	QT	49	ALA
27	RD	26	LYS
27	RD	122	ASP
27	RD	242	ARG
28	RE	4	ILE
28	RE	7	VAL
28	RE	9	VAL
28	RE	22	PRO
28	RE	54	GLN
28	RE	57	LYS
28	RE	60	ASN
28	RE	63	LEU
28	RE	64	LYS
28	RE	68	ALA
28	RE	70	ALA
28	RE	73	GLU
28	RE	90	THR
28	RE	92	THR
28	RE	93	VAL
28	RE	169	ASN
28	RE	187	ALA
28	RE	189	PRO
29	RF	89	VAL
29	RF	134	GLY
31	RH	10	PRO
31	RH	12	PRO
31	RH	83	TYR
31	RH	85	LYS
31	RH	86	GLU
31	RH	87	LEU
31	RH	90	LYS
31	RH	92	ILE
31	RH	126	PRO
31	RH	127	GLU
31	RH	128	PRO
31	RH	137	ASP
31	RH	138	LYS
31	RH	153	LYS

Continued on next page...

Continued from previous page...

Mol	Chain	Res	Type
31	RH	154	PRO
31	RH	155	SER
31	RH	169	VAL
32	RI	115	ALA
32	RI	145	VAL
33	RN	9	VAL
33	RN	22	THR
33	RN	96	GLU
33	RN	131	GLN
34	RO	5	GLN
35	RP	15	ARG
35	RP	61	ARG
35	RP	148	LEU
36	RQ	6	ARG
36	RQ	18	LYS
36	RQ	22	LYS
36	RQ	27	VAL
36	RQ	81	VAL
36	RQ	90	VAL
36	RQ	134	ARG
37	RR	3	HIS
37	RR	4	LEU
38	RS	57	LYS
38	RS	88	ASP
38	RS	89	ARG
39	RT	2	ASN
39	RT	3	ARG
39	RT	106	SER
39	RT	112	ARG
39	RT	124	ASP
40	RU	91	ASP
41	RV	48	GLY
41	RV	50	PRO
41	RV	100	ARG
42	RW	111	HIS
44	RY	3	VAL
44	RY	50	ARG
44	RY	57	GLN
44	RY	77	PRO
44	RY	78	ALA
45	RZ	6	LYS
45	RZ	111	VAL

Continued on next page...

Continued from previous page...

Mol	Chain	Res	Type
48	R2	70	GLN
48	R2	71	ASN
50	R4	5	ILE
50	R4	14	ILE
50	R4	16	CYS
50	R4	22	ILE
50	R4	23	GLU
50	R4	36	CYS
50	R4	37	SER
50	R4	40	HIS
50	R4	42	PHE
50	R4	43	TYR
50	R4	49	PHE
50	R4	50	VAL
50	R4	51	ASP
50	R4	53	GLU
50	R4	62	ARG
50	R4	66	SER
50	R4	68	ARG
51	R5	3	LYS
51	R5	4	HIS
51	R5	35	GLU
51	R5	51	TYR
51	R5	53	ALA
52	R6	15	GLU
54	R8	29	LYS
54	R8	31	HIS
54	R8	34	TRP
54	R8	52	LYS
54	R8	62	LEU
2	XB	230	VAL
2	XB	236	TYR
3	XC	12	LEU
3	XC	79	ARG
4	XD	154	ASN
11	XK	91	ARG
12	XL	18	VAL
12	XL	27	LEU
12	XL	62	SER
12	XL	121	GLY
13	XM	67	GLU
13	XM	106	ASN

Continued on next page...

Continued from previous page...

Mol	Chain	Res	Type
13	XM	118	ALA
14	XN	14	PRO
14	XN	16	PHE
14	XN	52	GLN
19	XS	3	ARG
19	XS	12	ASP
20	XT	96	GLY
27	YD	26	LYS
27	YD	28	GLU
27	YD	123	ALA
27	YD	231	HIS
28	YE	4	ILE
28	YE	7	VAL
28	YE	9	VAL
28	YE	22	PRO
28	YE	54	GLN
28	YE	57	LYS
28	YE	60	ASN
28	YE	63	LEU
28	YE	64	LYS
28	YE	68	ALA
28	YE	70	ALA
28	YE	73	GLU
28	YE	90	THR
28	YE	92	THR
28	YE	93	VAL
28	YE	169	ASN
28	YE	187	ALA
28	YE	189	PRO
29	YF	25	PRO
29	YF	66	PRO
29	YF	68	LYS
29	YF	73	ALA
29	YF	89	VAL
29	YF	128	ALA
29	YF	176	LEU
30	YG	96	ARG
31	YH	10	PRO
31	YH	12	PRO
31	YH	83	TYR
31	YH	85	LYS
31	YH	86	GLU

Continued on next page...

Continued from previous page...

Mol	Chain	Res	Type
31	YH	87	LEU
31	YH	90	LYS
31	YH	92	ILE
31	YH	126	PRO
31	YH	127	GLU
31	YH	128	PRO
31	YH	137	ASP
31	YH	138	LYS
31	YH	153	LYS
31	YH	154	PRO
31	YH	155	SER
31	YH	169	VAL
32	YI	133	HIS
32	YI	145	VAL
33	YN	9	VAL
33	YN	22	THR
33	YN	36	GLY
35	YP	6	LEU
35	YP	15	ARG
35	YP	95	VAL
35	YP	148	LEU
36	YQ	6	ARG
36	YQ	18	LYS
36	YQ	22	LYS
36	YQ	27	VAL
36	YQ	81	VAL
36	YQ	90	VAL
36	YQ	134	ARG
37	YR	3	HIS
38	YS	4	LEU
38	YS	12	PHE
38	YS	14	VAL
38	YS	23	ARG
38	YS	56	LEU
38	YS	57	LYS
38	YS	88	ASP
38	YS	89	ARG
38	YS	90	GLY
38	YS	107	GLU
39	YT	2	ASN
39	YT	123	GLN
39	YT	124	ASP

Continued on next page...

Continued from previous page...

Mol	Chain	Res	Type
40	YU	93	LYS
41	YV	45	THR
43	YX	68	ARG
44	YY	50	ARG
44	YY	57	GLN
44	YY	77	PRO
44	YY	78	ALA
45	YZ	6	LYS
45	YZ	146	ILE
45	YZ	152	ALA
45	YZ	159	PRO
45	YZ	166	SER
47	Y1	30	VAL
47	Y1	84	GLY
47	Y1	91	LYS
47	Y1	95	LEU
48	Y2	16	LEU
48	Y2	43	GLN
48	Y2	47	ASN
48	Y2	48	HIS
48	Y2	71	ASN
50	Y4	24	THR
50	Y4	40	HIS
50	Y4	49	PHE
52	Y6	15	GLU
53	Y7	48	LYS
54	Y8	29	LYS
54	Y8	31	HIS
54	Y8	34	TRP
54	Y8	52	LYS
54	Y8	62	LEU
2	QB	15	VAL
2	QB	96	ARG
2	QB	229	VAL
2	QB	230	VAL
2	QB	237	ALA
3	QC	79	ARG
4	QD	166	LYS
5	QE	115	VAL
8	QH	129	VAL
9	QI	41	VAL
9	QI	117	HIS

Continued on next page...

Continued from previous page...

Mol	Chain	Res	Type
10	QJ	59	SER
11	QK	103	LEU
12	QL	49	ASN
12	QL	65	GLU
12	QL	110	VAL
12	QL	115	LYS
12	QL	116	SER
12	QL	128	ALA
13	QM	12	ASN
13	QM	120	LYS
14	QN	12	ARG
17	QQ	81	ARG
19	QS	3	ARG
19	QS	11	VAL
19	QS	26	GLY
19	QS	31	ILE
19	QS	41	VAL
27	RD	32	SER
28	RE	8	LYS
28	RE	37	ARG
28	RE	53	PRO
28	RE	61	ARG
28	RE	78	LEU
28	RE	88	GLY
28	RE	186	GLY
28	RE	190	GLY
28	RE	204	ALA
29	RF	67	GLN
29	RF	73	ALA
30	RG	4	ASP
30	RG	5	VAL
30	RG	14	GLU
30	RG	96	ARG
30	RG	137	GLU
30	RG	146	TYR
31	RH	3	ARG
31	RH	8	PRO
31	RH	55	PRO
31	RH	59	ARG
31	RH	84	SER
31	RH	151	ILE
31	RH	156	ALA

Continued on next page...

Continued from previous page...

Mol	Chain	Res	Type
31	RH	168	PRO
32	RI	10	GLU
32	RI	11	ASN
32	RI	15	VAL
32	RI	133	HIS
35	RP	6	LEU
35	RP	65	ARG
35	RP	67	MET
35	RP	103	ALA
35	RP	106	LEU
35	RP	141	ALA
36	RQ	13	GLN
36	RQ	24	GLY
36	RQ	28	ALA
36	RQ	57	HIS
37	RR	107	ASP
38	RS	4	LEU
38	RS	107	GLU
39	RT	37	GLY
40	RU	90	VAL
41	RV	49	THR
41	RV	79	VAL
43	RX	41	ASN
44	RY	45	VAL
44	RY	48	ALA
44	RY	63	LYS
45	RZ	51	ALA
45	RZ	108	PRO
45	RZ	116	VAL
45	RZ	153	SER
45	RZ	177	PRO
47	R1	30	VAL
47	R1	80	LEU
47	R1	84	GLY
47	R1	91	LYS
47	R1	95	LEU
48	R2	43	GLN
49	R3	26	LEU
50	R4	9	LEU
50	R4	24	THR
51	R5	43	HIS
51	R5	55	ARG

Continued on next page...

Continued from previous page...

Mol	Chain	Res	Type
52	R6	7	ILE
52	R6	45	LYS
2	XB	15	VAL
4	XD	30	LYS
4	XD	166	LYS
5	XE	115	VAL
7	XG	55	GLY
8	XH	50	ARG
9	XI	41	VAL
9	XI	127	LYS
10	XJ	30	SER
10	XJ	86	MET
12	XL	65	GLU
12	XL	110	VAL
12	XL	115	LYS
12	XL	116	SER
12	XL	128	ALA
13	XM	6	GLY
13	XM	21	TYR
19	XS	41	VAL
19	XS	45	VAL
20	XT	99	LEU
27	YD	3	VAL
27	YD	32	SER
27	YD	58	HIS
27	YD	122	ASP
27	YD	169	GLU
28	YE	8	LYS
28	YE	20	ALA
28	YE	53	PRO
28	YE	61	ARG
28	YE	78	LEU
28	YE	88	GLY
28	YE	186	GLY
28	YE	190	GLY
28	YE	204	ALA
29	YF	18	ARG
29	YF	107	LYS
29	YF	108	LYS
29	YF	111	ALA
29	YF	132	VAL
29	YF	134	GLY

Continued on next page...

Continued from previous page...

Mol	Chain	Res	Type
29	YF	168	ARG
30	YG	4	ASP
30	YG	36	LYS
31	YH	3	ARG
31	YH	8	PRO
31	YH	55	PRO
31	YH	59	ARG
31	YH	84	SER
31	YH	151	ILE
31	YH	156	ALA
31	YH	168	PRO
32	YI	12	LEU
33	YN	23	LEU
33	YN	96	GLU
34	YO	5	GLN
35	YP	106	LEU
36	YQ	13	GLN
36	YQ	24	GLY
36	YQ	28	ALA
37	YR	4	LEU
37	YR	45	ARG
37	YR	107	ASP
38	YS	61	ASN
38	YS	87	PHE
38	YS	96	GLY
38	YS	100	ALA
38	YS	109	GLY
39	YT	13	ARG
39	YT	39	ARG
39	YT	106	SER
41	YV	31	ALA
41	YV	48	GLY
41	YV	79	VAL
42	YW	111	HIS
44	YY	58	GLY
44	YY	102	CYS
45	YZ	53	ILE
45	YZ	59	LEU
45	YZ	81	ARG
48	Y2	24	LEU
48	Y2	44	LEU
48	Y2	70	GLN

Continued on next page...

Continued from previous page...

Mol	Chain	Res	Type
50	Y4	5	ILE
50	Y4	18	CYS
50	Y4	22	ILE
50	Y4	37	SER
50	Y4	43	TYR
50	Y4	50	VAL
52	Y6	7	ILE
52	Y6	16	CYS
52	Y6	33	LYS
2	QB	26	PRO
2	QB	87	ARG
2	QB	207	ALA
3	QC	4	LYS
3	QC	51	GLY
4	QD	155	LEU
5	QE	77	PRO
10	QJ	30	SER
11	QK	125	PHE
12	QL	51	ALA
12	QL	123	LYS
14	QN	14	PRO
15	QO	23	GLY
17	QQ	74	LEU
19	QS	9	VAL
19	QS	14	HIS
19	QS	28	LYS
20	QT	96	GLY
27	RD	46	GLN
27	RD	239	ARG
28	RE	20	ALA
28	RE	62	PRO
28	RE	69	LYS
28	RE	71	GLY
28	RE	82	ARG
28	RE	117	MET
28	RE	130	GLY
28	RE	132	HIS
29	RF	66	PRO
29	RF	133	ASN
30	RG	32	PRO
30	RG	116	ASP
31	RH	50	VAL

Continued on next page...

Continued from previous page...

Mol	Chain	Res	Type
31	RH	81	GLU
31	RH	152	ARG
32	RI	102	SER
32	RI	118	LYS
32	RI	122	GLU
33	RN	8	GLN
33	RN	23	LEU
33	RN	95	PRO
33	RN	130	HIS
34	RO	97	ARG
35	RP	90	ARG
36	RQ	88	GLY
36	RQ	91	GLU
37	RR	74	LYS
38	RS	12	PHE
38	RS	61	ASN
39	RT	12	SER
39	RT	97	ALA
40	RU	117	GLN
43	RX	67	GLY
44	RY	58	GLY
45	RZ	166	SER
47	R1	76	ARG
48	R2	47	ASN
49	R3	27	GLY
50	R4	27	THR
50	R4	46	GLN
52	R6	33	LYS
52	R6	35	GLU
52	R6	49	HIS
54	R8	46	ARG
54	R8	47	LYS
2	XB	13	ALA
2	XB	22	LYS
2	XB	24	TRP
2	XB	135	GLN
2	XB	207	ALA
4	XD	73	ARG
4	XD	155	LEU
7	XG	7	ALA
8	XH	2	LEU
9	XI	56	LEU

Continued on next page...

Continued from previous page...

Mol	Chain	Res	Type
9	XI	95	LYS
10	XJ	59	SER
11	XK	103	LEU
12	XL	51	ALA
12	XL	123	LYS
13	XM	4	ILE
13	XM	12	ASN
13	XM	42	ALA
19	XS	27	GLU
19	XS	28	LYS
27	YD	111	LEU
27	YD	239	ARG
27	YD	242	ARG
27	YD	262	ARG
28	YE	37	ARG
28	YE	62	PRO
28	YE	69	LYS
28	YE	71	GLY
28	YE	82	ARG
28	YE	117	MET
28	YE	130	GLY
28	YE	132	HIS
31	YH	50	VAL
31	YH	81	GLU
31	YH	152	ARG
32	YI	11	ASN
32	YI	113	ARG
32	YI	117	GLU
32	YI	122	GLU
33	YN	131	GLN
35	YP	29	LYS
36	YQ	57	HIS
36	YQ	88	GLY
36	YQ	91	GLU
37	YR	86	ARG
38	YS	19	LYS
38	YS	74	ALA
38	YS	75	GLU
39	YT	97	ALA
41	YV	49	THR
41	YV	53	GLU
41	YV	100	ARG

Continued on next page...

Continued from previous page...

Mol	Chain	Res	Type
44	YY	42	VAL
44	YY	63	LYS
45	YZ	13	GLU
45	YZ	92	SER
45	YZ	113	ALA
45	YZ	181	GLU
49	Y3	3	ARG
50	Y4	23	GLU
50	Y4	30	GLU
50	Y4	34	GLU
50	Y4	66	SER
51	Y5	47	PRO
52	Y6	19	ARG
52	Y6	49	HIS
54	Y8	46	ARG
54	Y8	47	LYS
2	QB	22	LYS
2	QB	126	GLU
2	QB	209	ARG
9	QI	56	LEU
12	QL	64	TYR
13	QM	6	GLY
13	QM	13	LYS
18	QR	20	ALA
18	QR	54	ARG
20	QT	71	THR
21	QU	9	ARG
27	RD	3	VAL
27	RD	123	ALA
27	RD	237	GLU
28	RE	66	HIS
28	RE	126	PRO
30	RG	36	LYS
30	RG	86	MET
31	RH	13	LYS
31	RH	109	PHE
31	RH	159	GLU
32	RI	117	GLU
35	RP	21	ARG
35	RP	95	VAL
37	RR	71	GLN
38	RS	109	GLY

Continued on next page...

Continued from previous page...

Mol	Chain	Res	Type
39	RT	38	ASN
39	RT	39	ARG
40	RU	98	LEU
42	RW	18	ARG
42	RW	63	ASP
42	RW	68	ARG
44	RY	4	LYS
44	RY	53	PRO
44	RY	99	CYS
45	RZ	7	ALA
45	RZ	13	GLU
45	RZ	92	SER
45	RZ	112	ARG
50	R4	8	LYS
51	R5	14	ALA
51	R5	37	LYS
51	R5	42	PRO
51	R5	45	VAL
51	R5	48	GLU
52	R6	16	CYS
53	R7	48	LYS
54	R8	30	ARG
54	R8	53	PRO
54	R8	57	ARG
2	XB	19	HIS
2	XB	101	MET
2	XB	155	LEU
8	XH	129	VAL
12	XL	64	TYR
14	XN	15	LYS
14	XN	32	SER
15	XO	88	ARG
18	XR	20	ALA
19	XS	9	VAL
20	XT	49	ALA
20	XT	84	LEU
20	XT	98	PRO
21	XU	9	ARG
27	YD	12	SER
27	YD	73	VAL
28	YE	66	HIS
28	YE	126	PRO

Continued on next page...

Continued from previous page...

Mol	Chain	Res	Type
29	YF	43	LYS
29	YF	130	ALA
29	YF	145	GLU
30	YG	14	GLU
30	YG	82	LEU
30	YG	86	MET
30	YG	116	ASP
31	YH	13	LYS
31	YH	47	GLU
31	YH	109	PHE
31	YH	159	GLU
32	YI	10	GLU
32	YI	114	LEU
33	YN	11	PRO
33	YN	28	THR
33	YN	47	ALA
35	YP	25	SER
35	YP	61	ARG
35	YP	93	GLY
39	YT	17	THR
43	YX	40	LYS
44	YY	51	VAL
44	YY	53	PRO
50	Y4	9	LEU
50	Y4	16	CYS
50	Y4	25	TYR
50	Y4	54	GLY
50	Y4	60	GLN
52	Y6	35	GLU
54	Y8	25	MET
54	Y8	53	PRO
54	Y8	57	ARG
2	QB	234	PRO
5	QE	96	PRO
7	QG	7	ALA
9	QI	121	ARG
12	QL	63	GLY
13	QM	4	ILE
18	QR	26	LEU
20	QT	73	HIS
20	QT	97	ALA
27	RD	238	GLY

Continued on next page...

Continued from previous page...

Mol	Chain	Res	Type
28	RE	79	ARG
30	RG	82	LEU
30	RG	117	PHE
31	RH	11	VAL
31	RH	27	LYS
31	RH	47	GLU
31	RH	77	LYS
31	RH	170	ARG
32	RI	12	LEU
33	RN	18	ALA
33	RN	57	ALA
33	RN	135	PRO
35	RP	57	THR
38	RS	97	ARG
38	RS	110	LEU
39	RT	40	THR
44	RY	39	VAL
44	RY	41	GLY
44	RY	62	GLU
45	RZ	61	LEU
45	RZ	66	SER
45	RZ	81	ARG
45	RZ	130	PRO
46	R0	18	ALA
47	R1	74	VAL
47	R1	82	LEU
50	R4	30	GLU
50	R4	69	LYS
52	R6	9	LEU
52	R6	19	ARG
54	R8	25	MET
54	R8	64	TYR
2	XB	121	LEU
3	XC	181	ASN
5	XE	70	PRO
10	XJ	27	ALA
12	XL	63	GLY
13	XM	101	GLN
15	XO	23	GLY
20	XT	97	ALA
27	YD	33	LEU
28	YE	79	ARG

Continued on next page...

Continued from previous page...

Mol	Chain	Res	Type
29	YF	47	GLY
29	YF	118	ALA
29	YF	136	THR
30	YG	5	VAL
30	YG	53	LEU
31	YH	11	VAL
31	YH	27	LYS
31	YH	77	LYS
31	YH	170	ARG
32	YI	18	VAL
32	YI	118	LYS
33	YN	95	PRO
33	YN	127	ASP
33	YN	134	ARG
33	YN	135	PRO
35	YP	7	ARG
35	YP	65	ARG
35	YP	115	LEU
39	YT	86	ILE
40	YU	117	GLN
41	YV	50	PRO
44	YY	39	VAL
45	YZ	7	ALA
45	YZ	61	LEU
45	YZ	143	GLY
45	YZ	153	SER
47	Y1	74	VAL
50	Y4	14	ILE
51	Y5	5	PRO
52	Y6	21	TYR
54	Y8	64	TYR
2	QB	155	LEU
10	QJ	82	ILE
13	QM	10	PRO
14	QN	15	LYS
20	QT	98	PRO
27	RD	125	ILE
30	RG	52	ILE
30	RG	88	ILE
31	RH	7	LEU
31	RH	26	VAL
38	RS	82	ILE

Continued on next page...

Continued from previous page...

Mol	Chain	Res	Type
44	RY	5	MET
47	R1	55	GLY
50	R4	33	VAL
50	R4	70	GLY
51	R5	57	VAL
52	R6	21	TYR
52	R6	34	LEU
2	XB	26	PRO
2	XB	126	GLU
2	XB	237	ALA
10	XJ	91	PRO
14	XN	60	SER
27	YD	178	PRO
27	YD	241	PRO
30	YG	117	PHE
31	YH	7	LEU
31	YH	26	VAL
34	YO	97	ARG
44	YY	3	VAL
45	YZ	177	PRO
47	Y1	55	GLY
2	QB	5	ILE
16	QP	46	PRO
28	RE	86	PRO
28	RE	184	VAL
36	RQ	86	GLY
45	RZ	53	ILE
5	XE	74	GLY
28	YE	86	PRO
28	YE	184	VAL
32	YI	15	VAL
36	YQ	86	GLY
3	QC	81	GLY
5	QE	74	GLY
19	QS	46	GLY
27	RD	35	LYS
51	R5	46	CYS
19	XS	26	GLY
19	XS	46	GLY
39	YT	37	GLY
42	YW	14	PRO
45	YZ	160	GLY

Continued on next page...

Continued from previous page...

Mol	Chain	Res	Type
7	QG	50	ILE
9	QI	89	ASN
10	QJ	37	PRO
33	RN	134	ARG
39	RT	86	ILE
45	RZ	62	PRO
45	RZ	165	VAL
51	R5	34	PRO
8	XH	51	VAL
16	XP	46	PRO
19	XS	31	ILE
27	YD	34	VAL
28	RE	52	LEU
28	RE	55	ASN
41	RV	54	GLY
28	YE	52	LEU
28	YE	55	ASN
30	YG	52	ILE
30	YG	88	ILE
32	YI	13	GLY
37	YR	117	VAL
2	QB	227	GLY
30	RG	68	PRO
45	RZ	94	GLU
12	XL	48	PRO

5.3.2 Protein sidechains ⓘ

In the following table, the Percentiles column shows the percent sidechain outliers of the chain as a percentile score with respect to all X-ray entries followed by that with respect to entries of similar resolution.

The Analysed column shows the number of residues for which the sidechain conformation was analysed, and the total number of residues.

Mol	Chain	Analysed	Rotameric	Outliers	Percentiles	
2	QB	205/220 (93%)	172 (84%)	33 (16%)	3	21
2	XB	205/220 (93%)	180 (88%)	25 (12%)	6	32
3	QC	159/188 (85%)	144 (91%)	15 (9%)	11	47
3	XC	159/188 (85%)	145 (91%)	14 (9%)	12	50
4	QD	180/181 (99%)	161 (89%)	19 (11%)	8	40

Continued on next page...

Continued from previous page...

Mol	Chain	Analysed	Rotameric	Outliers	Percentiles	
4	XD	180/181 (99%)	154 (86%)	26 (14%)	4	26
5	QE	116/123 (94%)	103 (89%)	13 (11%)	7	38
5	XE	116/123 (94%)	104 (90%)	12 (10%)	9	42
6	QF	90/90 (100%)	78 (87%)	12 (13%)	5	30
6	XF	90/90 (100%)	82 (91%)	8 (9%)	12	50
7	QG	126/127 (99%)	114 (90%)	12 (10%)	11	46
7	XG	126/127 (99%)	114 (90%)	12 (10%)	11	46
8	QH	119/119 (100%)	109 (92%)	10 (8%)	14	52
8	XH	119/119 (100%)	106 (89%)	13 (11%)	8	39
9	QI	98/99 (99%)	81 (83%)	17 (17%)	2	17
9	XI	98/99 (99%)	80 (82%)	18 (18%)	2	14
10	QJ	89/92 (97%)	79 (89%)	10 (11%)	7	38
10	XJ	89/92 (97%)	75 (84%)	14 (16%)	3	22
11	QK	90/99 (91%)	81 (90%)	9 (10%)	9	43
11	XK	90/99 (91%)	81 (90%)	9 (10%)	9	43
12	QL	104/109 (95%)	90 (86%)	14 (14%)	5	29
12	XL	104/109 (95%)	89 (86%)	15 (14%)	4	26
13	QM	97/101 (96%)	73 (75%)	24 (25%)	1	6
13	XM	97/101 (96%)	78 (80%)	19 (20%)	1	12
14	QN	49/50 (98%)	40 (82%)	9 (18%)	2	14
14	XN	49/50 (98%)	42 (86%)	7 (14%)	4	27
15	QO	79/80 (99%)	72 (91%)	7 (9%)	12	50
15	XO	79/80 (99%)	69 (87%)	10 (13%)	5	31
16	QP	72/74 (97%)	63 (88%)	9 (12%)	6	32
16	XP	72/74 (97%)	64 (89%)	8 (11%)	8	38
17	QQ	95/97 (98%)	87 (92%)	8 (8%)	14	52
17	XQ	95/97 (98%)	89 (94%)	6 (6%)	22	64
18	QR	61/77 (79%)	50 (82%)	11 (18%)	2	15
18	XR	61/77 (79%)	52 (85%)	9 (15%)	4	25
19	QS	73/80 (91%)	59 (81%)	14 (19%)	2	12
19	XS	73/80 (91%)	57 (78%)	16 (22%)	1	9

Continued on next page...

Continued from previous page...

Mol	Chain	Analysed	Rotameric	Outliers	Percentiles	
20	QT	76/82 (93%)	67 (88%)	9 (12%)	6	34
20	XT	76/82 (93%)	67 (88%)	9 (12%)	6	34
21	QU	20/22 (91%)	20 (100%)	0	100	100
21	XU	20/22 (91%)	19 (95%)	1 (5%)	30	70
27	RD	214/218 (98%)	175 (82%)	39 (18%)	2	14
27	YD	214/218 (98%)	177 (83%)	37 (17%)	2	17
28	RE	165/166 (99%)	127 (77%)	38 (23%)	1	7
28	YE	165/166 (99%)	127 (77%)	38 (23%)	1	7
29	RF	161/166 (97%)	142 (88%)	19 (12%)	6	34
29	YF	161/166 (97%)	140 (87%)	21 (13%)	5	30
30	RG	155/156 (99%)	134 (86%)	21 (14%)	5	29
30	YG	155/156 (99%)	133 (86%)	22 (14%)	4	27
31	RH	142/148 (96%)	114 (80%)	28 (20%)	1	12
31	YH	142/148 (96%)	114 (80%)	28 (20%)	1	12
32	RI	122/124 (98%)	100 (82%)	22 (18%)	2	15
32	YI	122/124 (98%)	97 (80%)	25 (20%)	1	11
33	RN	117/119 (98%)	97 (83%)	20 (17%)	2	18
33	YN	117/119 (98%)	95 (81%)	22 (19%)	2	13
34	RO	100/100 (100%)	90 (90%)	10 (10%)	9	43
34	YO	100/100 (100%)	88 (88%)	12 (12%)	6	33
35	RP	116/116 (100%)	86 (74%)	30 (26%)	0	5
35	YP	116/116 (100%)	79 (68%)	37 (32%)	0	3
36	RQ	111/111 (100%)	93 (84%)	18 (16%)	3	20
36	YQ	111/111 (100%)	92 (83%)	19 (17%)	2	18
37	RR	101/101 (100%)	83 (82%)	18 (18%)	2	16
37	YR	101/101 (100%)	81 (80%)	20 (20%)	1	12
38	RS	87/88 (99%)	69 (79%)	18 (21%)	1	10
38	YS	87/88 (99%)	74 (85%)	13 (15%)	4	25
39	RT	120/127 (94%)	102 (85%)	18 (15%)	3	25
39	YT	120/127 (94%)	99 (82%)	21 (18%)	2	16
40	RU	93/94 (99%)	79 (85%)	14 (15%)	3	24

Continued on next page...

Continued from previous page...

Mol	Chain	Analysed	Rotameric	Outliers	Percentiles	
40	YU	93/94 (99%)	77 (83%)	16 (17%)	2	17
41	RV	82/82 (100%)	66 (80%)	16 (20%)	2	12
41	YV	82/82 (100%)	67 (82%)	15 (18%)	2	14
42	RW	92/92 (100%)	73 (79%)	19 (21%)	1	10
42	YW	92/92 (100%)	76 (83%)	16 (17%)	2	17
43	RX	74/78 (95%)	64 (86%)	10 (14%)	5	29
43	YX	74/78 (95%)	60 (81%)	14 (19%)	2	13
44	RY	85/91 (93%)	63 (74%)	22 (26%)	0	5
44	YY	85/91 (93%)	64 (75%)	21 (25%)	1	6
45	RZ	162/179 (90%)	138 (85%)	24 (15%)	4	25
45	YZ	162/179 (90%)	145 (90%)	17 (10%)	8	41
46	R0	65/67 (97%)	60 (92%)	5 (8%)	16	56
46	Y0	65/67 (97%)	59 (91%)	6 (9%)	11	48
47	R1	82/83 (99%)	73 (89%)	9 (11%)	8	39
47	Y1	82/83 (99%)	70 (85%)	12 (15%)	4	26
48	R2	64/67 (96%)	55 (86%)	9 (14%)	4	28
48	Y2	64/67 (96%)	57 (89%)	7 (11%)	8	39
49	R3	51/52 (98%)	45 (88%)	6 (12%)	6	34
49	Y3	51/52 (98%)	43 (84%)	8 (16%)	3	22
50	R4	63/63 (100%)	46 (73%)	17 (27%)	0	4
50	Y4	63/63 (100%)	44 (70%)	19 (30%)	0	3
51	R5	51/52 (98%)	39 (76%)	12 (24%)	1	7
51	Y5	51/52 (98%)	39 (76%)	12 (24%)	1	7
52	R6	48/52 (92%)	35 (73%)	13 (27%)	0	4
52	Y6	48/52 (92%)	38 (79%)	10 (21%)	1	10
53	R7	42/42 (100%)	34 (81%)	8 (19%)	2	12
53	Y7	42/42 (100%)	35 (83%)	7 (17%)	3	19
54	R8	54/55 (98%)	39 (72%)	15 (28%)	0	4
54	Y8	54/55 (98%)	38 (70%)	16 (30%)	0	3
55	R9	34/34 (100%)	32 (94%)	2 (6%)	24	66
55	Y9	34/34 (100%)	32 (94%)	2 (6%)	24	66

Continued on next page...

Continued from previous page...

Mol	Chain	Analysed	Rotameric	Outliers	Percentiles	
All	All	9702/10066 (96%)	8183 (84%)	1519 (16%)	3	22

All (1519) residues with a non-rotameric sidechain are listed below:

Mol	Chain	Res	Type
2	QB	5	ILE
2	QB	6	THR
2	QB	7	VAL
2	QB	8	LYS
2	QB	15	VAL
2	QB	23	ARG
2	QB	24	TRP
2	QB	32	ILE
2	QB	33	TYR
2	QB	36	ARG
2	QB	53	ARG
2	QB	60	ASP
2	QB	67	THR
2	QB	82	ARG
2	QB	87	ARG
2	QB	92	TYR
2	QB	94	ASN
2	QB	101	MET
2	QB	109	SER
2	QB	119	GLU
2	QB	121	LEU
2	QB	150	SER
2	QB	155	LEU
2	QB	158	LEU
2	QB	163	PHE
2	QB	165	VAL
2	QB	168	THR
2	QB	172	ILE
2	QB	175	ARG
2	QB	187	LEU
2	QB	196	LEU
2	QB	215	LEU
2	QB	217	ARG
3	QC	3	ASN
3	QC	5	ILE
3	QC	12	LEU
3	QC	16	ARG

Continued on next page...

Continued from previous page...

Mol	Chain	Res	Type
3	QC	21	ARG
3	QC	45	LYS
3	QC	52	LEU
3	QC	76	VAL
3	QC	94	LEU
3	QC	127	ARG
3	QC	131	ARG
3	QC	154	SER
3	QC	162	GLN
3	QC	165	THR
3	QC	206	GLU
4	QD	3	ARG
4	QD	9	CYS
4	QD	12	CYS
4	QD	13	ARG
4	QD	14	ARG
4	QD	26	CYS
4	QD	30	LYS
4	QD	33	MET
4	QD	50	ARG
4	QD	58	LEU
4	QD	86	LYS
4	QD	96	LEU
4	QD	122	ARG
4	QD	131	ARG
4	QD	135	LEU
4	QD	154	ASN
4	QD	187	ARG
4	QD	190	ASP
4	QD	192	GLU
5	QE	10	MET
5	QE	12	LEU
5	QE	31	LEU
5	QE	34	VAL
5	QE	41	VAL
5	QE	51	VAL
5	QE	68	GLU
5	QE	79	GLU
5	QE	81	GLU
5	QE	98	THR
5	QE	101	ILE
5	QE	107	ARG

Continued on next page...

Continued from previous page...

Mol	Chain	Res	Type
5	QE	153	LYS
6	QF	16	GLN
6	QF	21	LEU
6	QF	23	LYS
6	QF	43	LEU
6	QF	45	LEU
6	QF	47	ARG
6	QF	55	ASP
6	QF	69	GLU
6	QF	70	ASP
6	QF	72	VAL
6	QF	75	LEU
6	QF	98	LEU
7	QG	8	GLU
7	QG	54	THR
7	QG	80	VAL
7	QG	92	SER
7	QG	94	ARG
7	QG	104	LEU
7	QG	113	GLU
7	QG	114	ARG
7	QG	135	VAL
7	QG	136	LYS
7	QG	137	LYS
7	QG	155	ARG
8	QH	1	MET
8	QH	24	THR
8	QH	25	ASP
8	QH	26	VAL
8	QH	41	ARG
8	QH	99	GLU
8	QH	109	ILE
8	QH	112	LEU
8	QH	125	ARG
8	QH	129	VAL
9	QI	9	ARG
9	QI	10	ARG
9	QI	11	LYS
9	QI	23	ASN
9	QI	47	LEU
9	QI	56	LEU
9	QI	64	THR

Continued on next page...

Continued from previous page...

Mol	Chain	Res	Type
9	QI	65	VAL
9	QI	75	ASP
9	QI	95	LYS
9	QI	104	ARG
9	QI	105	ASP
9	QI	113	LYS
9	QI	114	TYR
9	QI	121	ARG
9	QI	125	TYR
9	QI	128	ARG
10	QJ	22	LYS
10	QJ	47	PHE
10	QJ	57	LYS
10	QJ	62	HIS
10	QJ	73	ASP
10	QJ	74	ILE
10	QJ	80	LYS
10	QJ	84	GLN
10	QJ	92	THR
10	QJ	96	ILE
11	QK	26	ASN
11	QK	29	ILE
11	QK	32	ILE
11	QK	34	ASP
11	QK	63	LEU
11	QK	92	GLU
11	QK	103	LEU
11	QK	109	VAL
11	QK	127	LYS
12	QL	17	LYS
12	QL	20	LYS
12	QL	27	LEU
12	QL	41	ARG
12	QL	53	ARG
12	QL	57	LYS
12	QL	60	LEU
12	QL	62	SER
12	QL	70	ILE
12	QL	73	GLU
12	QL	81	SER
12	QL	89	ARG
12	QL	112	ASP

Continued on next page...

Continued from previous page...

Mol	Chain	Res	Type
12	QL	120	TYR
13	QM	8	GLU
13	QM	11	ARG
13	QM	13	LYS
13	QM	17	VAL
13	QM	19	LEU
13	QM	45	VAL
13	QM	47	ASP
13	QM	48	LEU
13	QM	56	LEU
13	QM	57	ARG
13	QM	64	TRP
13	QM	66	LEU
13	QM	70	LEU
13	QM	77	ASN
13	QM	84	ILE
13	QM	88	ARG
13	QM	90	LEU
13	QM	98	VAL
13	QM	108	ARG
13	QM	111	LYS
13	QM	114	ARG
13	QM	115	LYS
13	QM	117	VAL
13	QM	122	LYS
14	QN	6	LEU
14	QN	12	ARG
14	QN	13	THR
14	QN	18	VAL
14	QN	33	VAL
14	QN	43	CYS
14	QN	44	LEU
14	QN	46	GLU
14	QN	57	ARG
15	QO	3	ILE
15	QO	4	THR
15	QO	26	GLU
15	QO	31	LEU
15	QO	39	LEU
15	QO	64	ARG
15	QO	84	LYS
16	QP	2	VAL

Continued on next page...

Continued from previous page...

Mol	Chain	Res	Type
16	QP	20	VAL
16	QP	26	ARG
16	QP	28	ARG
16	QP	33	ILE
16	QP	53	VAL
16	QP	67	THR
16	QP	69	THR
16	QP	71	ARG
17	QQ	37	LYS
17	QQ	38	ARG
17	QQ	52	LYS
17	QQ	59	ILE
17	QQ	62	SER
17	QQ	68	ARG
17	QQ	74	LEU
17	QQ	101	ARG
18	QR	26	LEU
18	QR	29	PHE
18	QR	31	LEU
18	QR	32	ARG
18	QR	36	ASN
18	QR	46	GLU
18	QR	54	ARG
18	QR	76	LEU
18	QR	82	THR
18	QR	83	GLU
18	QR	86	VAL
19	QS	5	LEU
19	QS	10	PHE
19	QS	12	ASP
19	QS	21	GLU
19	QS	28	LYS
19	QS	29	ARG
19	QS	30	LEU
19	QS	37	ARG
19	QS	43	GLU
19	QS	44	MET
19	QS	63	THR
19	QS	67	VAL
19	QS	77	THR
19	QS	83	HIS
20	QT	17	ARG

Continued on next page...

Continued from previous page...

Mol	Chain	Res	Type
20	QT	24	LEU
20	QT	45	GLN
20	QT	72	LEU
20	QT	73	HIS
20	QT	75	ASN
20	QT	80	ARG
20	QT	84	LEU
20	QT	93	GLU
27	RD	10	THR
27	RD	17	THR
27	RD	25	THR
27	RD	40	THR
27	RD	43	ARG
27	RD	44	ASN
27	RD	46	GLN
27	RD	49	ILE
27	RD	61	LEU
27	RD	65	ILE
27	RD	69	ARG
27	RD	71	ASP
27	RD	73	VAL
27	RD	83	GLU
27	RD	87	ASN
27	RD	88	ARG
27	RD	95	LEU
27	RD	103	ARG
27	RD	105	ILE
27	RD	106	ILE
27	RD	111	LEU
27	RD	134	ARG
27	RD	150	LYS
27	RD	155	LEU
27	RD	157	ARG
27	RD	173	VAL
27	RD	192	THR
27	RD	211	ARG
27	RD	212	SER
27	RD	221	VAL
27	RD	229	VAL
27	RD	237	GLU
27	RD	242	ARG
27	RD	257	LEU

Continued on next page...

Continued from previous page...

Mol	Chain	Res	Type
27	RD	259	THR
27	RD	261	LYS
27	RD	268	ARG
27	RD	271	ILE
27	RD	273	ARG
28	RE	2	LYS
28	RE	4	ILE
28	RE	13	ARG
28	RE	16	ARG
28	RE	17	ASP
28	RE	25	VAL
28	RE	26	ILE
28	RE	27	LEU
28	RE	33	VAL
28	RE	36	ARG
28	RE	37	ARG
28	RE	38	THR
28	RE	41	LYS
28	RE	45	THR
28	RE	54	GLN
28	RE	61	ARG
28	RE	62	PRO
28	RE	66	HIS
28	RE	73	GLU
28	RE	75	VAL
28	RE	77	ILE
28	RE	78	LEU
28	RE	79	ARG
28	RE	80	GLU
28	RE	101	ARG
28	RE	113	PHE
28	RE	117	MET
28	RE	119	ARG
28	RE	143	ASN
28	RE	146	THR
28	RE	154	LYS
28	RE	167	VAL
28	RE	179	GLU
28	RE	184	VAL
28	RE	196	VAL
28	RE	200	GLU
28	RE	202	LYS

Continued on next page...

Continued from previous page...

Mol	Chain	Res	Type
28	RE	203	LYS
29	RF	9	ILE
29	RF	11	VAL
29	RF	13	SER
29	RF	28	ILE
29	RF	32	LEU
29	RF	33	LEU
29	RF	45	ARG
29	RF	65	TRP
29	RF	70	THR
29	RF	74	ARG
29	RF	84	VAL
29	RF	104	LYS
29	RF	108	LYS
29	RF	117	ARG
29	RF	174	VAL
29	RF	181	LEU
29	RF	192	LEU
29	RF	194	MET
29	RF	197	ASP
30	RG	7	LEU
30	RG	10	LYS
30	RG	20	ILE
30	RG	26	GLN
30	RG	33	ARG
30	RG	34	LEU
30	RG	43	LEU
30	RG	53	LEU
30	RG	54	GLU
30	RG	67	LYS
30	RG	71	THR
30	RG	88	ILE
30	RG	94	LEU
30	RG	98	ARG
30	RG	116	ASP
30	RG	118	ARG
30	RG	133	LEU
30	RG	147	ASP
30	RG	159	VAL
30	RG	167	GLU
30	RG	174	GLU
31	RH	3	ARG

Continued on next page...

Continued from previous page...

Mol	Chain	Res	Type
31	RH	4	ILE
31	RH	9	ILE
31	RH	10	PRO
31	RH	11	VAL
31	RH	16	SER
31	RH	27	LYS
31	RH	32	GLU
31	RH	37	VAL
31	RH	41	MET
31	RH	43	VAL
31	RH	59	ARG
31	RH	64	LEU
31	RH	77	LYS
31	RH	81	GLU
31	RH	85	LYS
31	RH	88	LEU
31	RH	89	ILE
31	RH	105	LEU
31	RH	132	ARG
31	RH	139	GLN
31	RH	143	GLN
31	RH	152	ARG
31	RH	153	LYS
31	RH	154	PRO
31	RH	155	SER
31	RH	158	HIS
31	RH	169	VAL
32	RI	2	LYS
32	RI	9	LEU
32	RI	10	GLU
32	RI	27	ARG
32	RI	33	ARG
32	RI	38	LEU
32	RI	44	LEU
32	RI	56	LYS
32	RI	57	ARG
32	RI	70	GLU
32	RI	81	VAL
32	RI	85	GLU
32	RI	86	THR
32	RI	92	VAL
32	RI	97	ILE

Continued on next page...

Continued from previous page...

Mol	Chain	Res	Type
32	RI	101	LEU
32	RI	113	ARG
32	RI	129	THR
32	RI	130	TYR
32	RI	131	LYS
32	RI	135	GLU
32	RI	142	VAL
33	RN	1	MET
33	RN	2	LYS
33	RN	5	VAL
33	RN	7	LYS
33	RN	12	ARG
33	RN	32	THR
33	RN	34	LEU
33	RN	43	THR
33	RN	48	MET
33	RN	60	ILE
33	RN	61	ARG
33	RN	62	VAL
33	RN	87	LEU
33	RN	90	MET
33	RN	96	GLU
33	RN	98	VAL
33	RN	109	LYS
33	RN	120	LEU
33	RN	127	ASP
33	RN	136	GLU
34	RO	3	GLN
34	RO	9	GLU
34	RO	19	ILE
34	RO	24	VAL
34	RO	31	LYS
34	RO	49	ARG
34	RO	53	LYS
34	RO	69	ILE
34	RO	91	LEU
34	RO	102	VAL
35	RP	6	LEU
35	RP	7	ARG
35	RP	14	LYS
35	RP	15	ARG
35	RP	19	VAL

Continued on next page...

Continued from previous page...

Mol	Chain	Res	Type
35	RP	21	ARG
35	RP	30	THR
35	RP	36	LYS
35	RP	41	ARG
35	RP	45	LEU
35	RP	49	ARG
35	RP	50	ARG
35	RP	62	LEU
35	RP	64	LYS
35	RP	67	MET
35	RP	68	GLN
35	RP	71	VAL
35	RP	75	ILE
35	RP	81	GLN
35	RP	88	LEU
35	RP	91	PHE
35	RP	100	LEU
35	RP	105	LEU
35	RP	106	LEU
35	RP	112	LEU
35	RP	133	SER
35	RP	138	LEU
35	RP	139	LYS
35	RP	144	GLU
35	RP	146	VAL
36	RQ	2	LEU
36	RQ	25	ASP
36	RQ	26	TYR
36	RQ	27	VAL
36	RQ	45	GLN
36	RQ	46	GLN
36	RQ	54	MET
36	RQ	55	VAL
36	RQ	58	PHE
36	RQ	60	ARG
36	RQ	79	LEU
36	RQ	83	MET
36	RQ	89	ASN
36	RQ	90	VAL
36	RQ	91	GLU
36	RQ	130	LYS
36	RQ	135	ASP

Continued on next page...

Continued from previous page...

Mol	Chain	Res	Type
36	RQ	139	GLU
37	RR	1	MET
37	RR	6	SER
37	RR	9	LYS
37	RR	18	LEU
37	RR	29	LEU
37	RR	35	THR
37	RR	44	LEU
37	RR	63	ARG
37	RR	71	GLN
37	RR	75	LEU
37	RR	79	LEU
37	RR	91	GLN
37	RR	95	THR
37	RR	100	LEU
37	RR	104	ARG
37	RR	105	ARG
37	RR	117	VAL
37	RR	118	GLU
38	RS	3	ARG
38	RS	4	LEU
38	RS	12	PHE
38	RS	17	ARG
38	RS	20	ARG
38	RS	27	SER
38	RS	39	ILE
38	RS	44	LYS
38	RS	50	SER
38	RS	54	LEU
38	RS	56	LEU
38	RS	57	LYS
38	RS	58	LEU
38	RS	59	LYS
38	RS	98	VAL
38	RS	101	LEU
38	RS	103	GLU
38	RS	106	ARG
39	RT	18	ASP
39	RT	27	THR
39	RT	30	VAL
39	RT	41	ARG
39	RT	42	ILE

Continued on next page...

Continued from previous page...

Mol	Chain	Res	Type
39	RT	50	ILE
39	RT	51	ARG
39	RT	62	THR
39	RT	65	LYS
39	RT	74	ARG
39	RT	88	ILE
39	RT	89	VAL
39	RT	99	LEU
39	RT	105	LEU
39	RT	107	ASP
39	RT	112	ARG
39	RT	125	ARG
39	RT	128	GLU
40	RU	52	ARG
40	RU	55	ARG
40	RU	59	ARG
40	RU	60	LEU
40	RU	64	ARG
40	RU	69	CYS
40	RU	74	LEU
40	RU	90	VAL
40	RU	92	ARG
40	RU	98	LEU
40	RU	108	GLU
40	RU	111	GLU
40	RU	114	LYS
40	RU	117	GLN
41	RV	13	ARG
41	RV	19	LYS
41	RV	21	ARG
41	RV	22	VAL
41	RV	24	LYS
41	RV	35	LEU
41	RV	37	VAL
41	RV	45	THR
41	RV	47	VAL
41	RV	57	VAL
41	RV	61	VAL
41	RV	62	LEU
41	RV	64	HIS
41	RV	78	LYS
41	RV	79	VAL

Continued on next page...

Continued from previous page...

Mol	Chain	Res	Type
41	RV	99	ILE
42	RW	11	ARG
42	RW	16	LYS
42	RW	18	ARG
42	RW	19	LEU
42	RW	20	VAL
42	RW	23	LEU
42	RW	27	LYS
42	RW	30	GLU
42	RW	40	ASN
42	RW	51	LEU
42	RW	60	ASN
42	RW	63	ASP
42	RW	67	ASP
42	RW	76	VAL
42	RW	82	LEU
42	RW	92	ARG
42	RW	100	THR
42	RW	106	ILE
42	RW	107	LEU
43	RX	12	VAL
43	RX	23	GLU
43	RX	27	THR
43	RX	30	VAL
43	RX	35	THR
43	RX	49	VAL
43	RX	65	ARG
43	RX	70	LEU
43	RX	80	ILE
43	RX	81	VAL
44	RY	2	ARG
44	RY	13	VAL
44	RY	14	LEU
44	RY	27	VAL
44	RY	34	LYS
44	RY	37	VAL
44	RY	38	ILE
44	RY	43	ASN
44	RY	45	VAL
44	RY	55	TYR
44	RY	57	GLN
44	RY	61	ILE

Continued on next page...

Continued from previous page...

Mol	Chain	Res	Type
44	RY	67	LEU
44	RY	70	SER
44	RY	75	ILE
44	RY	76	CYS
44	RY	87	LYS
44	RY	90	LEU
44	RY	95	LYS
44	RY	96	ILE
44	RY	97	ARG
44	RY	102	CYS
45	RZ	2	GLU
45	RZ	5	LEU
45	RZ	19	ARG
45	RZ	20	ARG
45	RZ	52	SER
45	RZ	60	GLU
45	RZ	76	LEU
45	RZ	81	ARG
45	RZ	87	ASP
45	RZ	93	ASP
45	RZ	94	GLU
45	RZ	111	VAL
45	RZ	112	ARG
45	RZ	121	HIS
45	RZ	128	VAL
45	RZ	145	GLU
45	RZ	150	LEU
45	RZ	151	HIS
45	RZ	163	LEU
45	RZ	166	SER
45	RZ	168	GLU
45	RZ	174	VAL
45	RZ	182	LYS
45	RZ	183	LEU
46	R0	7	LEU
46	R0	10	THR
46	R0	36	ILE
46	R0	53	MET
46	R0	74	ARG
47	R1	21	ARG
47	R1	41	ARG
47	R1	51	VAL

Continued on next page...

Continued from previous page...

Mol	Chain	Res	Type
47	R1	62	VAL
47	R1	78	LYS
47	R1	80	LEU
47	R1	90	ILE
47	R1	91	LYS
47	R1	92	LYS
48	R2	17	SER
48	R2	24	LEU
48	R2	27	GLU
48	R2	32	LEU
48	R2	45	SER
48	R2	47	ASN
48	R2	48	HIS
48	R2	53	LEU
48	R2	62	THR
49	R3	6	VAL
49	R3	8	LEU
49	R3	18	ASP
49	R3	32	GLN
49	R3	40	THR
49	R3	56	VAL
50	R4	6	HIS
50	R4	15	ILE
50	R4	21	VAL
50	R4	23	GLU
50	R4	42	PHE
50	R4	48	ARG
50	R4	49	PHE
50	R4	50	VAL
50	R4	51	ASP
50	R4	53	GLU
50	R4	57	GLU
50	R4	61	ARG
50	R4	62	ARG
50	R4	63	TYR
50	R4	67	TYR
50	R4	68	ARG
50	R4	71	ARG
51	R5	3	LYS
51	R5	4	HIS
51	R5	6	VAL
51	R5	11	THR

Continued on next page...

Continued from previous page...

Mol	Chain	Res	Type
51	R5	19	ARG
51	R5	25	LEU
51	R5	36	CYS
51	R5	37	LYS
51	R5	43	HIS
51	R5	52	TYR
51	R5	56	LYS
51	R5	58	LEU
52	R6	6	ARG
52	R6	8	LYS
52	R6	9	LEU
52	R6	10	LEU
52	R6	11	LEU
52	R6	17	LYS
52	R6	19	ARG
52	R6	23	THR
52	R6	27	LYS
52	R6	30	THR
52	R6	34	LEU
52	R6	37	ARG
52	R6	44	ARG
53	R7	1	MET
53	R7	2	LYS
53	R7	4	THR
53	R7	9	ARG
53	R7	10	ARG
53	R7	14	LYS
53	R7	43	THR
53	R7	46	VAL
54	R8	15	LYS
54	R8	16	ILE
54	R8	30	ARG
54	R8	35	GLN
54	R8	39	LYS
54	R8	43	GLN
54	R8	44	LYS
54	R8	47	LYS
54	R8	48	PHE
54	R8	49	VAL
54	R8	52	LYS
54	R8	53	PRO
54	R8	62	LEU

Continued on next page...

Continued from previous page...

Mol	Chain	Res	Type
54	R8	63	PRO
54	R8	65	GLU
55	R9	1	MET
55	R9	29	ASN
2	XB	5	ILE
2	XB	7	VAL
2	XB	8	LYS
2	XB	15	VAL
2	XB	23	ARG
2	XB	24	TRP
2	XB	33	TYR
2	XB	36	ARG
2	XB	67	THR
2	XB	71	VAL
2	XB	74	LYS
2	XB	82	ARG
2	XB	92	TYR
2	XB	113	HIS
2	XB	145	LEU
2	XB	155	LEU
2	XB	163	PHE
2	XB	172	ILE
2	XB	175	ARG
2	XB	178	ARG
2	XB	187	LEU
2	XB	195	ASP
2	XB	196	LEU
2	XB	215	LEU
2	XB	235	SER
3	XC	3	ASN
3	XC	5	ILE
3	XC	12	LEU
3	XC	21	ARG
3	XC	45	LYS
3	XC	47	LEU
3	XC	56	ASP
3	XC	94	LEU
3	XC	95	THR
3	XC	131	ARG
3	XC	162	GLN
3	XC	178	LEU
3	XC	184	TYR

Continued on next page...

Continued from previous page...

Mol	Chain	Res	Type
3	XC	192	THR
4	XD	3	ARG
4	XD	9	CYS
4	XD	15	GLU
4	XD	19	LEU
4	XD	30	LYS
4	XD	33	MET
4	XD	50	ARG
4	XD	53	ASP
4	XD	58	LEU
4	XD	73	ARG
4	XD	76	ARG
4	XD	84	LYS
4	XD	86	LYS
4	XD	96	LEU
4	XD	108	LEU
4	XD	122	ARG
4	XD	127	THR
4	XD	131	ARG
4	XD	137	SER
4	XD	150	GLU
4	XD	154	ASN
4	XD	175	SER
4	XD	187	ARG
4	XD	190	ASP
4	XD	193	ASP
4	XD	208	SER
5	XE	6	PHE
5	XE	7	GLU
5	XE	10	MET
5	XE	11	ILE
5	XE	18	ARG
5	XE	31	LEU
5	XE	41	VAL
5	XE	73	ASN
5	XE	79	GLU
5	XE	101	ILE
5	XE	147	ASP
5	XE	153	LYS
6	XF	21	LEU
6	XF	23	LYS
6	XF	36	ARG

Continued on next page...

Continued from previous page...

Mol	Chain	Res	Type
6	XF	71	ARG
6	XF	74	ASP
6	XF	91	VAL
6	XF	92	LYS
6	XF	98	LEU
7	XG	5	ARG
7	XG	8	GLU
7	XG	35	LYS
7	XG	54	THR
7	XG	63	LYS
7	XG	78	ARG
7	XG	104	LEU
7	XG	113	GLU
7	XG	114	ARG
7	XG	136	LYS
7	XG	137	LYS
7	XG	155	ARG
8	XH	1	MET
8	XH	12	ARG
8	XH	19	VAL
8	XH	24	THR
8	XH	26	VAL
8	XH	41	ARG
8	XH	54	ASP
8	XH	63	LEU
8	XH	80	ILE
8	XH	85	ARG
8	XH	109	ILE
8	XH	112	LEU
8	XH	137	VAL
9	XI	9	ARG
9	XI	38	GLN
9	XI	44	VAL
9	XI	56	LEU
9	XI	65	VAL
9	XI	95	LYS
9	XI	96	LEU
9	XI	102	LEU
9	XI	104	ARG
9	XI	105	ASP
9	XI	108	VAL
9	XI	111	ARG

Continued on next page...

Continued from previous page...

Mol	Chain	Res	Type
9	XI	112	LYS
9	XI	114	TYR
9	XI	121	ARG
9	XI	124	GLN
9	XI	125	TYR
9	XI	128	ARG
10	XJ	3	LYS
10	XJ	17	ASP
10	XJ	22	LYS
10	XJ	45	ARG
10	XJ	47	PHE
10	XJ	49	VAL
10	XJ	57	LYS
10	XJ	62	HIS
10	XJ	70	ARG
10	XJ	74	ILE
10	XJ	80	LYS
10	XJ	84	GLN
10	XJ	96	ILE
10	XJ	98	ILE
11	XK	26	ASN
11	XK	29	ILE
11	XK	31	THR
11	XK	32	ILE
11	XK	36	ASP
11	XK	57	THR
11	XK	96	ARG
11	XK	114	VAL
11	XK	116	HIS
12	XL	17	LYS
12	XL	20	LYS
12	XL	27	LEU
12	XL	41	ARG
12	XL	48	PRO
12	XL	53	ARG
12	XL	57	LYS
12	XL	60	LEU
12	XL	62	SER
12	XL	70	ILE
12	XL	73	GLU
12	XL	81	SER
12	XL	89	ARG

Continued on next page...

Continued from previous page...

Mol	Chain	Res	Type
12	XL	112	ASP
12	XL	120	TYR
13	XM	3	ARG
13	XM	13	LYS
13	XM	17	VAL
13	XM	19	LEU
13	XM	32	GLU
13	XM	45	VAL
13	XM	48	LEU
13	XM	56	LEU
13	XM	64	TRP
13	XM	66	LEU
13	XM	70	LEU
13	XM	84	ILE
13	XM	88	ARG
13	XM	98	VAL
13	XM	108	ARG
13	XM	114	ARG
13	XM	115	LYS
13	XM	117	VAL
13	XM	122	LYS
14	XN	6	LEU
14	XN	12	ARG
14	XN	32	SER
14	XN	33	VAL
14	XN	40	CYS
14	XN	41	ARG
14	XN	44	LEU
15	XO	3	ILE
15	XO	8	LYS
15	XO	24	SER
15	XO	26	GLU
15	XO	39	LEU
15	XO	62	GLN
15	XO	64	ARG
15	XO	66	LEU
15	XO	82	ILE
15	XO	87	ILE
16	XP	2	VAL
16	XP	11	SER
16	XP	20	VAL
16	XP	28	ARG

Continued on next page...

Continued from previous page...

Mol	Chain	Res	Type
16	XP	32	TYR
16	XP	67	THR
16	XP	69	THR
16	XP	72	ARG
17	XQ	52	LYS
17	XQ	59	ILE
17	XQ	62	SER
17	XQ	68	ARG
17	XQ	74	LEU
17	XQ	101	ARG
18	XR	26	LEU
18	XR	29	PHE
18	XR	36	ASN
18	XR	41	LYS
18	XR	46	GLU
18	XR	54	ARG
18	XR	76	LEU
18	XR	82	THR
18	XR	86	VAL
19	XS	5	LEU
19	XS	10	PHE
19	XS	11	VAL
19	XS	12	ASP
19	XS	13	ASP
19	XS	21	GLU
19	XS	28	LYS
19	XS	29	ARG
19	XS	30	LEU
19	XS	31	ILE
19	XS	37	ARG
19	XS	44	MET
19	XS	63	THR
19	XS	78	ARG
19	XS	81	ARG
19	XS	83	HIS
20	XT	10	LEU
20	XT	13	LEU
20	XT	24	LEU
20	XT	41	ILE
20	XT	45	GLN
20	XT	50	GLU
20	XT	73	HIS

Continued on next page...

Continued from previous page...

Mol	Chain	Res	Type
20	XT	84	LEU
20	XT	93	GLU
21	XU	6	ARG
27	YD	10	THR
27	YD	17	THR
27	YD	26	LYS
27	YD	33	LEU
27	YD	43	ARG
27	YD	44	ASN
27	YD	61	LEU
27	YD	65	ILE
27	YD	67	PHE
27	YD	71	ASP
27	YD	73	VAL
27	YD	94	LEU
27	YD	98	VAL
27	YD	105	ILE
27	YD	106	ILE
27	YD	131	LEU
27	YD	134	ARG
27	YD	135	PHE
27	YD	155	LEU
27	YD	157	ARG
27	YD	166	GLN
27	YD	173	VAL
27	YD	183	ARG
27	YD	192	THR
27	YD	198	ASN
27	YD	200	ASP
27	YD	215	LEU
27	YD	217	ARG
27	YD	218	ARG
27	YD	226	MET
27	YD	230	ASP
27	YD	237	GLU
27	YD	257	LEU
27	YD	259	THR
27	YD	261	LYS
27	YD	262	ARG
27	YD	271	ILE
28	YE	2	LYS
28	YE	4	ILE

Continued on next page...

Continued from previous page...

Mol	Chain	Res	Type
28	YE	13	ARG
28	YE	16	ARG
28	YE	17	ASP
28	YE	25	VAL
28	YE	26	ILE
28	YE	27	LEU
28	YE	33	VAL
28	YE	36	ARG
28	YE	37	ARG
28	YE	38	THR
28	YE	41	LYS
28	YE	45	THR
28	YE	54	GLN
28	YE	61	ARG
28	YE	62	PRO
28	YE	66	HIS
28	YE	73	GLU
28	YE	75	VAL
28	YE	77	ILE
28	YE	78	LEU
28	YE	79	ARG
28	YE	80	GLU
28	YE	101	ARG
28	YE	113	PHE
28	YE	117	MET
28	YE	119	ARG
28	YE	143	ASN
28	YE	146	THR
28	YE	154	LYS
28	YE	167	VAL
28	YE	179	GLU
28	YE	184	VAL
28	YE	196	VAL
28	YE	200	GLU
28	YE	202	LYS
28	YE	203	LYS
29	YF	7	TYR
29	YF	9	ILE
29	YF	25	PRO
29	YF	32	LEU
29	YF	45	ARG
29	YF	46	ARG

Continued on next page...

Continued from previous page...

Mol	Chain	Res	Type
29	YF	65	TRP
29	YF	66	PRO
29	YF	67	GLN
29	YF	70	THR
29	YF	82	ILE
29	YF	106	ARG
29	YF	108	LYS
29	YF	117	ARG
29	YF	124	LEU
29	YF	127	GLU
29	YF	145	GLU
29	YF	164	ARG
29	YF	181	LEU
29	YF	183	VAL
29	YF	206	ILE
30	YG	3	LEU
30	YG	7	LEU
30	YG	22	ARG
30	YG	31	VAL
30	YG	34	LEU
30	YG	43	LEU
30	YG	45	GLU
30	YG	58	GLN
30	YG	63	ILE
30	YG	66	GLN
30	YG	67	LYS
30	YG	80	PHE
30	YG	82	LEU
30	YG	84	LYS
30	YG	88	ILE
30	YG	90	LEU
30	YG	94	LEU
30	YG	116	ASP
30	YG	118	ARG
30	YG	145	THR
30	YG	147	ASP
30	YG	167	GLU
31	YH	3	ARG
31	YH	4	ILE
31	YH	9	ILE
31	YH	10	PRO
31	YH	11	VAL

Continued on next page...

Continued from previous page...

Mol	Chain	Res	Type
31	YH	16	SER
31	YH	27	LYS
31	YH	32	GLU
31	YH	37	VAL
31	YH	41	MET
31	YH	43	VAL
31	YH	59	ARG
31	YH	64	LEU
31	YH	77	LYS
31	YH	81	GLU
31	YH	85	LYS
31	YH	88	LEU
31	YH	89	ILE
31	YH	105	LEU
31	YH	132	ARG
31	YH	139	GLN
31	YH	143	GLN
31	YH	152	ARG
31	YH	153	LYS
31	YH	154	PRO
31	YH	155	SER
31	YH	158	HIS
31	YH	169	VAL
32	YI	1	MET
32	YI	2	LYS
32	YI	10	GLU
32	YI	20	ASP
32	YI	33	ARG
32	YI	35	LEU
32	YI	38	LEU
32	YI	40	THR
32	YI	56	LYS
32	YI	67	ARG
32	YI	70	GLU
32	YI	77	LEU
32	YI	81	VAL
32	YI	85	GLU
32	YI	86	THR
32	YI	92	VAL
32	YI	101	LEU
32	YI	110	ASP
32	YI	112	LYS

Continued on next page...

Continued from previous page...

Mol	Chain	Res	Type
32	YI	113	ARG
32	YI	131	LYS
32	YI	135	GLU
32	YI	139	GLN
32	YI	141	LYS
32	YI	142	VAL
33	YN	2	LYS
33	YN	5	VAL
33	YN	7	LYS
33	YN	9	VAL
33	YN	32	THR
33	YN	34	LEU
33	YN	43	THR
33	YN	48	MET
33	YN	60	ILE
33	YN	61	ARG
33	YN	62	VAL
33	YN	65	LYS
33	YN	67	LEU
33	YN	73	THR
33	YN	90	MET
33	YN	96	GLU
33	YN	99	LEU
33	YN	109	LYS
33	YN	112	LEU
33	YN	116	LEU
33	YN	120	LEU
33	YN	136	GLU
34	YO	9	GLU
34	YO	19	ILE
34	YO	20	MET
34	YO	23	ARG
34	YO	24	VAL
34	YO	28	SER
34	YO	31	LYS
34	YO	47	ILE
34	YO	49	ARG
34	YO	53	LYS
34	YO	66	LYS
34	YO	91	LEU
35	YP	4	SER
35	YP	6	LEU

Continued on next page...

Continued from previous page...

Mol	Chain	Res	Type
35	YP	7	ARG
35	YP	13	ASN
35	YP	14	LYS
35	YP	15	ARG
35	YP	16	ARG
35	YP	19	VAL
35	YP	21	ARG
35	YP	27	HIS
35	YP	29	LYS
35	YP	32	THR
35	YP	36	LYS
35	YP	45	LEU
35	YP	49	ARG
35	YP	50	ARG
35	YP	61	ARG
35	YP	65	ARG
35	YP	71	VAL
35	YP	75	ILE
35	YP	81	GLN
35	YP	88	LEU
35	YP	91	PHE
35	YP	94	GLU
35	YP	98	GLU
35	YP	101	VAL
35	YP	105	LEU
35	YP	106	LEU
35	YP	112	LEU
35	YP	115	LEU
35	YP	123	LEU
35	YP	125	VAL
35	YP	135	LEU
35	YP	144	GLU
35	YP	146	VAL
35	YP	147	LEU
35	YP	149	GLU
36	YQ	2	LEU
36	YQ	14	ARG
36	YQ	25	ASP
36	YQ	26	TYR
36	YQ	27	VAL
36	YQ	45	GLN
36	YQ	46	GLN

Continued on next page...

Continued from previous page...

Mol	Chain	Res	Type
36	YQ	54	MET
36	YQ	55	VAL
36	YQ	59	ARG
36	YQ	60	ARG
36	YQ	79	LEU
36	YQ	83	MET
36	YQ	89	ASN
36	YQ	90	VAL
36	YQ	91	GLU
36	YQ	130	LYS
36	YQ	135	ASP
36	YQ	139	GLU
37	YR	1	MET
37	YR	18	LEU
37	YR	28	LEU
37	YR	29	LEU
37	YR	34	ILE
37	YR	36	THR
37	YR	40	LYS
37	YR	44	LEU
37	YR	51	LEU
37	YR	54	LEU
37	YR	57	ARG
37	YR	63	ARG
37	YR	65	LEU
37	YR	79	LEU
37	YR	83	ILE
37	YR	95	THR
37	YR	100	LEU
37	YR	102	GLU
37	YR	104	ARG
37	YR	105	ARG
38	YS	4	LEU
38	YS	12	PHE
38	YS	17	ARG
38	YS	18	ILE
38	YS	20	ARG
38	YS	44	LYS
38	YS	56	LEU
38	YS	57	LYS
38	YS	89	ARG
38	YS	101	LEU

Continued on next page...

Continued from previous page...

Mol	Chain	Res	Type
38	YS	103	GLU
38	YS	106	ARG
38	YS	111	GLU
39	YT	17	THR
39	YT	23	ARG
39	YT	27	THR
39	YT	28	VAL
39	YT	40	THR
39	YT	41	ARG
39	YT	42	ILE
39	YT	51	ARG
39	YT	65	LYS
39	YT	66	VAL
39	YT	74	ARG
39	YT	86	ILE
39	YT	87	ASP
39	YT	88	ILE
39	YT	89	VAL
39	YT	110	ILE
39	YT	112	ARG
39	YT	115	ARG
39	YT	125	ARG
39	YT	128	GLU
39	YT	134	GLU
40	YU	5	LYS
40	YU	11	ARG
40	YU	27	LEU
40	YU	51	LYS
40	YU	52	ARG
40	YU	60	LEU
40	YU	64	ARG
40	YU	70	ARG
40	YU	74	LEU
40	YU	88	ILE
40	YU	92	ARG
40	YU	98	LEU
40	YU	104	GLN
40	YU	111	GLU
40	YU	112	ARG
40	YU	114	LYS
41	YV	7	THR
41	YV	10	LYS

Continued on next page...

Continued from previous page...

Mol	Chain	Res	Type
41	YV	13	ARG
41	YV	19	LYS
41	YV	35	LEU
41	YV	39	LEU
41	YV	40	LEU
41	YV	45	THR
41	YV	61	VAL
41	YV	66	ARG
41	YV	72	VAL
41	YV	73	SER
41	YV	78	LYS
41	YV	79	VAL
41	YV	99	ILE
42	YW	11	ARG
42	YW	16	LYS
42	YW	23	LEU
42	YW	37	ARG
42	YW	40	ASN
42	YW	51	LEU
42	YW	67	ASP
42	YW	69	LEU
42	YW	76	VAL
42	YW	88	ARG
42	YW	92	ARG
42	YW	95	ILE
42	YW	96	ILE
42	YW	100	THR
42	YW	106	ILE
42	YW	107	LEU
43	YX	6	ASP
43	YX	12	VAL
43	YX	15	GLU
43	YX	27	THR
43	YX	36	LYS
43	YX	43	VAL
43	YX	49	VAL
43	YX	57	LEU
43	YX	59	VAL
43	YX	63	LYS
43	YX	65	ARG
43	YX	66	LEU
43	YX	80	ILE

Continued on next page...

Continued from previous page...

Mol	Chain	Res	Type
43	YX	88	LYS
44	YY	14	LEU
44	YY	26	LYS
44	YY	27	VAL
44	YY	28	LYS
44	YY	29	GLU
44	YY	34	LYS
44	YY	38	ILE
44	YY	44	ILE
44	YY	57	GLN
44	YY	61	ILE
44	YY	64	GLU
44	YY	67	LEU
44	YY	71	LYS
44	YY	73	ARG
44	YY	75	ILE
44	YY	86	ARG
44	YY	87	LYS
44	YY	89	PHE
44	YY	90	LEU
44	YY	95	LYS
44	YY	97	ARG
45	YZ	2	GLU
45	YZ	4	ARG
45	YZ	19	ARG
45	YZ	20	ARG
45	YZ	41	LEU
45	YZ	53	ILE
45	YZ	70	LEU
45	YZ	71	VAL
45	YZ	76	LEU
45	YZ	81	ARG
45	YZ	87	ASP
45	YZ	94	GLU
45	YZ	123	ASP
45	YZ	140	ASP
45	YZ	144	LEU
45	YZ	150	LEU
45	YZ	151	HIS
46	Y0	9	SER
46	Y0	11	ARG
46	Y0	36	ILE

Continued on next page...

Continued from previous page...

Mol	Chain	Res	Type
46	Y0	55	ARG
46	Y0	64	ASP
46	Y0	74	ARG
47	Y1	30	VAL
47	Y1	46	LEU
47	Y1	50	ARG
47	Y1	51	VAL
47	Y1	56	GLN
47	Y1	62	VAL
47	Y1	78	LYS
47	Y1	80	LEU
47	Y1	82	LEU
47	Y1	83	GLU
47	Y1	91	LYS
47	Y1	92	LYS
48	Y2	7	ARG
48	Y2	9	GLN
48	Y2	16	LEU
48	Y2	24	LEU
48	Y2	53	LEU
48	Y2	62	THR
48	Y2	64	LEU
49	Y3	6	VAL
49	Y3	8	LEU
49	Y3	23	LEU
49	Y3	30	ARG
49	Y3	31	LEU
49	Y3	36	VAL
49	Y3	37	LEU
49	Y3	56	VAL
50	Y4	6	HIS
50	Y4	10	VAL
50	Y4	15	ILE
50	Y4	16	CYS
50	Y4	22	ILE
50	Y4	27	THR
50	Y4	34	GLU
50	Y4	42	PHE
50	Y4	43	TYR
50	Y4	48	ARG
50	Y4	49	PHE
50	Y4	53	GLU

Continued on next page...

Continued from previous page...

Mol	Chain	Res	Type
50	Y4	57	GLU
50	Y4	58	ARG
50	Y4	61	ARG
50	Y4	63	TYR
50	Y4	67	TYR
50	Y4	68	ARG
50	Y4	71	ARG
51	Y5	11	THR
51	Y5	29	THR
51	Y5	36	CYS
51	Y5	37	LYS
51	Y5	40	LYS
51	Y5	48	GLU
51	Y5	49	CYS
51	Y5	51	TYR
51	Y5	52	TYR
51	Y5	56	LYS
51	Y5	58	LEU
51	Y5	60	VAL
52	Y6	6	ARG
52	Y6	8	LYS
52	Y6	11	LEU
52	Y6	19	ARG
52	Y6	23	THR
52	Y6	30	THR
52	Y6	33	LYS
52	Y6	34	LEU
52	Y6	37	ARG
52	Y6	44	ARG
53	Y7	1	MET
53	Y7	4	THR
53	Y7	8	ASN
53	Y7	9	ARG
53	Y7	10	ARG
53	Y7	14	LYS
53	Y7	47	ARG
54	Y8	15	LYS
54	Y8	16	ILE
54	Y8	27	THR
54	Y8	30	ARG
54	Y8	35	GLN
54	Y8	39	LYS

Continued on next page...

Continued from previous page...

Mol	Chain	Res	Type
54	Y8	43	GLN
54	Y8	44	LYS
54	Y8	47	LYS
54	Y8	48	PHE
54	Y8	49	VAL
54	Y8	52	LYS
54	Y8	53	PRO
54	Y8	62	LEU
54	Y8	63	PRO
54	Y8	65	GLU
55	Y9	1	MET
55	Y9	17	ILE

Some sidechains can be flipped to improve hydrogen bonding and reduce clashes. All (26) such sidechains are listed below:

Mol	Chain	Res	Type
2	QB	212	GLN
3	QC	162	GLN
10	QJ	13	HIS
10	QJ	56	HIS
10	QJ	78	ASN
12	QL	9	GLN
19	QS	47	HIS
28	RE	48	GLN
31	RH	143	GLN
31	RH	147	ASN
36	RQ	123	HIS
50	R4	6	HIS
55	R9	29	ASN
55	R9	32	HIS
2	XB	212	GLN
3	XC	162	GLN
10	XJ	78	ASN
12	XL	9	GLN
27	YD	44	ASN
27	YD	143	HIS
27	YD	166	GLN
27	YD	198	ASN
28	YE	48	GLN
31	YH	143	GLN
31	YH	147	ASN
48	Y2	9	GLN

5.3.3 RNA ⓘ

Mol	Chain	Analysed	Backbone Outliers	Pucker Outliers
1	QA	1498/1522 (98%)	277 (18%)	43 (2%)
1	XA	1498/1522 (98%)	293 (19%)	37 (2%)
22	QV	76/77 (98%)	19 (25%)	1 (1%)
22	XV	76/77 (98%)	14 (18%)	1 (1%)
23	QX	9/25 (36%)	1 (11%)	0
23	XX	9/25 (36%)	0	0
24	QY	14/17 (82%)	2 (14%)	0
24	XY	15/17 (88%)	1 (6%)	0
25	RA	2879/2915 (98%)	587 (20%)	58 (2%)
25	YA	2879/2915 (98%)	596 (20%)	52 (1%)
26	RB	119/122 (97%)	15 (12%)	2 (1%)
26	YB	119/122 (97%)	21 (17%)	1 (0%)
56	Z5	1/3 (33%)	0	0
56	Z6	1/3 (33%)	0	0
All	All	9193/9362 (98%)	1826 (19%)	195 (2%)

All (1826) RNA backbone outliers are listed below:

Mol	Chain	Res	Type
1	QA	6	G
1	QA	9	G
1	QA	32	A
1	QA	39	G
1	QA	47	C
1	QA	48	C
1	QA	51	A
1	QA	64	G
1	QA	65	U
1	QA	66	G
1	QA	89	U
1	QA	91	C
1	QA	95	G
1	QA	101	A
1	QA	108	G
1	QA	116	A
1	QA	121	C
1	QA	129(A)	G
1	QA	144	G
1	QA	146	G
1	QA	147	G
1	QA	163	C

Continued on next page...

Continued from previous page...

Mol	Chain	Res	Type
1	QA	169	C
1	QA	171	A
1	QA	172	A
1	QA	173	U
1	QA	174	C
1	QA	182	U
1	QA	190	G
1	QA	191(A)	G
1	QA	195	A
1	QA	197	A
1	QA	209	U
1	QA	210	U
1	QA	216	G
1	QA	244	U
1	QA	245	C
1	QA	247	G
1	QA	251	G
1	QA	267	C
1	QA	270	A
1	QA	281	G
1	QA	289	G
1	QA	314	C
1	QA	321	A
1	QA	328	C
1	QA	329	A
1	QA	332	G
1	QA	344	A
1	QA	346	G
1	QA	347	G
1	QA	348	G
1	QA	352	C
1	QA	353	A
1	QA	354	G
1	QA	367	U
1	QA	372	C
1	QA	373	A
1	QA	389	A
1	QA	397	A
1	QA	398	C
1	QA	406	G
1	QA	411	A
1	QA	412	A

Continued on next page...

Continued from previous page...

Mol	Chain	Res	Type
1	QA	413	G
1	QA	421	U
1	QA	422	C
1	QA	423	G
1	QA	429	U
1	QA	430	A
1	QA	438	G
1	QA	442	C
1	QA	452	A
1	QA	466	C
1	QA	467	G
1	QA	482	A
1	QA	485	G
1	QA	486	U
1	QA	496	A
1	QA	497	U
1	QA	505	G
1	QA	509	A
1	QA	510	A
1	QA	511	C
1	QA	518	C
1	QA	521	G
1	QA	527	G
1	QA	531	U
1	QA	532	A
1	QA	533	A
1	QA	545	C
1	QA	547	A
1	QA	558	G
1	QA	559	A
1	QA	566	G
1	QA	568	G
1	QA	572	A
1	QA	573	A
1	QA	576	G
1	QA	577	G
1	QA	596	C
1	QA	614	A
1	QA	618	C
1	QA	630	G
1	QA	631	G
1	QA	632	A

Continued on next page...

Continued from previous page...

Mol	Chain	Res	Type
1	QA	652	U
1	QA	653	A
1	QA	661	G
1	QA	665	A
1	QA	686	U
1	QA	688	G
1	QA	701	C
1	QA	702	A
1	QA	703	G
1	QA	704	A
1	QA	721	G
1	QA	723	U
1	QA	724	G
1	QA	729	A
1	QA	731	G
1	QA	748	C
1	QA	749	C
1	QA	752	G
1	QA	753	A
1	QA	754	C
1	QA	755	G
1	QA	777	A
1	QA	786	G
1	QA	792	A
1	QA	793	U
1	QA	794	A
1	QA	813	U
1	QA	817	C
1	QA	819	A
1	QA	821	G
1	QA	828	A
1	QA	841	U
1	QA	842	C
1	QA	843	U
1	QA	848	C
1	QA	859	A
1	QA	870	U
1	QA	871	U
1	QA	872	A
1	QA	885	G
1	QA	902	G
1	QA	914	A

Continued on next page...

Continued from previous page...

Mol	Chain	Res	Type
1	QA	927	G
1	QA	934	C
1	QA	935	A
1	QA	960	U
1	QA	961	U
1	QA	968	A
1	QA	969	A
1	QA	971	G
1	QA	974	A
1	QA	975	A
1	QA	976	G
1	QA	977	A
1	QA	983	A
1	QA	991	U
1	QA	992	U
1	QA	993	G
1	QA	994	A
1	QA	1001	G
1	QA	1004	A
1	QA	1006	C
1	QA	1009	G
1	QA	1020	U
1	QA	1024	G
1	QA	1025	U
1	QA	1026	G
1	QA	1028	C
1	QA	1029	G
1	QA	1032(A)	G
1	QA	1036	G
1	QA	1040	U
1	QA	1046	A
1	QA	1053	G
1	QA	1064	G
1	QA	1065	U
1	QA	1066	C
1	QA	1081	G
1	QA	1094	G
1	QA	1095	U
1	QA	1101	A
1	QA	1124	G
1	QA	1125	U
1	QA	1126	U

Continued on next page...

Continued from previous page...

Mol	Chain	Res	Type
1	QA	1130	A
1	QA	1131	G
1	QA	1137	C
1	QA	1138	G
1	QA	1139	G
1	QA	1140	C
1	QA	1146	A
1	QA	1151	A
1	QA	1157	A
1	QA	1158	C
1	QA	1159	U
1	QA	1160	G
1	QA	1161	C
1	QA	1171	G
1	QA	1178	G
1	QA	1181	G
1	QA	1182	G
1	QA	1183	A
1	QA	1187	G
1	QA	1196	U
1	QA	1197	G
1	QA	1211	U
1	QA	1212	U
1	QA	1213	A
1	QA	1215	G
1	QA	1225	A
1	QA	1227	A
1	QA	1238	A
1	QA	1240	U
1	QA	1241	G
1	QA	1256	A
1	QA	1257	U
1	QA	1258	G
1	QA	1270	C
1	QA	1280	A
1	QA	1281	U
1	QA	1282	C
1	QA	1286	A
1	QA	1287	A
1	QA	1289	A
1	QA	1297	C
1	QA	1298	C

Continued on next page...

Continued from previous page...

Mol	Chain	Res	Type
1	QA	1299	A
1	QA	1301	U
1	QA	1302	U
1	QA	1303	C
1	QA	1305	G
1	QA	1312	G
1	QA	1319	A
1	QA	1320	C
1	QA	1321	C
1	QA	1322	C
1	QA	1323	G
1	QA	1331	G
1	QA	1335	C
1	QA	1336	C
1	QA	1337	G
1	QA	1338	G
1	QA	1346	A
1	QA	1347	G
1	QA	1348	U
1	QA	1353	G
1	QA	1362(A)	C
1	QA	1363	A
1	QA	1368	G
1	QA	1370	G
1	QA	1379	G
1	QA	1399	C
1	QA	1419	G
1	QA	1442	G
1	QA	1443	G
1	QA	1446	A
1	QA	1447	G
1	QA	1452	C
1	QA	1453	G
1	QA	1454	G
1	QA	1492	A
1	QA	1499	A
1	QA	1502	A
1	QA	1504	G
1	QA	1505	G
1	QA	1506	U
1	QA	1517	G
1	QA	1519	A

Continued on next page...

Continued from previous page...

Mol	Chain	Res	Type
1	QA	1520	G
1	QA	1529	G
1	QA	1530	G
22	QV	3	G
22	QV	4	G
22	QV	7	U
22	QV	12	C
22	QV	14	G
22	QV	15	C
22	QV	17	U
22	QV	18	G
22	QV	19	G
22	QV	21	A
22	QV	22	G
22	QV	47	U
22	QV	48	C
22	QV	53	G
22	QV	54	U
22	QV	59	A
22	QV	64	G
22	QV	67	C
22	QV	76	A
23	QX	19	A
24	QY	34	G
24	QY	36	U
25	RA	15	G
25	RA	34	C
25	RA	35	G
25	RA	46	C
25	RA	51	G
25	RA	55	G
25	RA	71	A
25	RA	72	U
25	RA	74	A
25	RA	75	G
25	RA	82	G
25	RA	91	A
25	RA	101	G
25	RA	102	G
25	RA	103	A
25	RA	118	A
25	RA	119	A

Continued on next page...

Continued from previous page...

Mol	Chain	Res	Type
25	RA	120	U
25	RA	123	G
25	RA	131	G
25	RA	138	G
25	RA	161	U
25	RA	177	G
25	RA	181	A
25	RA	196	A
25	RA	199	A
25	RA	215	G
25	RA	216	A
25	RA	221	A
25	RA	223	A
25	RA	228	A
25	RA	229	A
25	RA	230	U
25	RA	232	G
25	RA	238	C
25	RA	242	G
25	RA	243	U
25	RA	248	G
25	RA	249	C
25	RA	252	G
25	RA	265	A
25	RA	266	G
25	RA	269	U
25	RA	270(L)	U
25	RA	270(M)	U
25	RA	270(P)	C
25	RA	271(C)	U
25	RA	271	G
25	RA	275	G
25	RA	276	A
25	RA	277	C
25	RA	285	C
25	RA	286	C
25	RA	299	A
25	RA	311	A
25	RA	317	G
25	RA	323	G
25	RA	324	A
25	RA	327	G

Continued on next page...

Continued from previous page...

Mol	Chain	Res	Type
25	RA	329	G
25	RA	330	A
25	RA	333	G
25	RA	342	G
25	RA	346	A
25	RA	352	G
25	RA	363(F)	A
25	RA	364	C
25	RA	371	A
25	RA	372	G
25	RA	373	U
25	RA	386	G
25	RA	394	A
25	RA	395	U
25	RA	405	U
25	RA	411	G
25	RA	412	A
25	RA	428	A
25	RA	444	C
25	RA	448	U
25	RA	451	C
25	RA	455	C
25	RA	456	C
25	RA	457	A
25	RA	470	A
25	RA	481	G
25	RA	496	G
25	RA	504	U
25	RA	505	A
25	RA	508	G
25	RA	509	C
25	RA	512	G
25	RA	513	A
25	RA	527	C
25	RA	529	A
25	RA	531	C
25	RA	532	A
25	RA	533	G
25	RA	537	C
25	RA	539	G
25	RA	540	G
25	RA	546	C

Continued on next page...

Continued from previous page...

Mol	Chain	Res	Type
25	RA	549	G
25	RA	554	U
25	RA	556	G
25	RA	563	G
25	RA	573	G
25	RA	574	C
25	RA	575	A
25	RA	603	A
25	RA	604	G
25	RA	607	U
25	RA	609(A)	G
25	RA	614	U
25	RA	615	G
25	RA	617	G
25	RA	621	A
25	RA	627	A
25	RA	637	A
25	RA	638	G
25	RA	645	C
25	RA	646	A
25	RA	650	C
25	RA	651	G
25	RA	652	C
25	RA	653	A
25	RA	654	A
25	RA	654(A)	G
25	RA	668	G
25	RA	669	G
25	RA	686	G
25	RA	702	G
25	RA	717	G
25	RA	721	C
25	RA	722	A
25	RA	726	G
25	RA	730	C
25	RA	753	C
25	RA	764	A
25	RA	765	G
25	RA	775	G
25	RA	776	G
25	RA	782	A
25	RA	784	A

Continued on next page...

Continued from previous page...

Mol	Chain	Res	Type
25	RA	785	G
25	RA	789	A
25	RA	790	C
25	RA	792	G
25	RA	805	G
25	RA	812	C
25	RA	819	A
25	RA	827	U
25	RA	828	U
25	RA	831	G
25	RA	846	C
25	RA	847	U
25	RA	856	C
25	RA	857	C
25	RA	859	G
25	RA	860	U
25	RA	869	G
25	RA	882	G
25	RA	884	C
25	RA	885	C
25	RA	886	C
25	RA	887	A
25	RA	888	C
25	RA	889	C
25	RA	893	C
25	RA	896	A
25	RA	897	C
25	RA	899	A
25	RA	900	A
25	RA	901	A
25	RA	904	C
25	RA	906	G
25	RA	907	U
25	RA	910	A
25	RA	915	C
25	RA	917	A
25	RA	932	G
25	RA	933	A
25	RA	938	G
25	RA	941	A
25	RA	945	A
25	RA	946	G

Continued on next page...

Continued from previous page...

Mol	Chain	Res	Type
25	RA	953	A
25	RA	961	C
25	RA	974	G
25	RA	974(A)	C
25	RA	975	G
25	RA	980	A
25	RA	983	A
25	RA	996	A
25	RA	1003	G
25	RA	1011	G
25	RA	1012	U
25	RA	1013	C
25	RA	1015	G
25	RA	1017	G
25	RA	1020	A
25	RA	1023	U
25	RA	1025	G
25	RA	1026	U
25	RA	1027	A
25	RA	1033	U
25	RA	1044	G
25	RA	1045	A
25	RA	1046	A
25	RA	1050	A
25	RA	1055	G
25	RA	1057	A
25	RA	1059	G
25	RA	1060	U
25	RA	1061	U
25	RA	1065	U
25	RA	1066	U
25	RA	1067	A
25	RA	1068	G
25	RA	1071	G
25	RA	1073	A
25	RA	1077	A
25	RA	1078	U
25	RA	1079	C
25	RA	1080	C
25	RA	1082	U
25	RA	1083	U
25	RA	1084	A

Continued on next page...

Continued from previous page...

Mol	Chain	Res	Type
25	RA	1085	A
25	RA	1086	A
25	RA	1087	G
25	RA	1088	A
25	RA	1091	G
25	RA	1093	G
25	RA	1095	A
25	RA	1096	A
25	RA	1104	C
25	RA	1110	G
25	RA	1111	A
25	RA	1112	G
25	RA	1126	A
25	RA	1131	G
25	RA	1135	C
25	RA	1136	G
25	RA	1140	C
25	RA	1142	U
25	RA	1142(A)	A
25	RA	1151	G
25	RA	1173	G
25	RA	1174	A
25	RA	1175	U
25	RA	1176	G
25	RA	1179	C
25	RA	1180	C
25	RA	1183	G
25	RA	1195	G
25	RA	1204	A
25	RA	1205	U
25	RA	1206	G
25	RA	1210	A
25	RA	1211	U
25	RA	1220	A
25	RA	1238	G
25	RA	1240	U
25	RA	1248	G
25	RA	1253	A
25	RA	1256	G
25	RA	1265	A
25	RA	1271	G
25	RA	1272	A

Continued on next page...

Continued from previous page...

Mol	Chain	Res	Type
25	RA	1276	A
25	RA	1288	U
25	RA	1300	U
25	RA	1301	A
25	RA	1312	U
25	RA	1313	U
25	RA	1314	C
25	RA	1316	U
25	RA	1320	C
25	RA	1321	A
25	RA	1329	U
25	RA	1332	G
25	RA	1345	C
25	RA	1349	A
25	RA	1352	U
25	RA	1365	A
25	RA	1368	G
25	RA	1370	C
25	RA	1378	A
25	RA	1379	A
25	RA	1380	G
25	RA	1384	A
25	RA	1385	G
25	RA	1386	C
25	RA	1391	U
25	RA	1395	A
25	RA	1407	C
25	RA	1408	C
25	RA	1411	C
25	RA	1416	G
25	RA	1419	A
25	RA	1420	U
25	RA	1421	G
25	RA	1428	C
25	RA	1444(A)	A
25	RA	1445	C
25	RA	1449	A
25	RA	1449(A)	G
25	RA	1455	G
25	RA	1458	C
25	RA	1459	G
25	RA	1460	A

Continued on next page...

Continued from previous page...

Mol	Chain	Res	Type
25	RA	1461	G
25	RA	1467	C
25	RA	1471	A
25	RA	1480	G
25	RA	1482	U
25	RA	1483	G
25	RA	1485	G
25	RA	1486	A
25	RA	1493	C
25	RA	1494	A
25	RA	1496	A
25	RA	1497	U
25	RA	1504	C
25	RA	1505	C
25	RA	1506	C
25	RA	1507	A
25	RA	1508	A
25	RA	1510	A
25	RA	1513	C
25	RA	1514	U
25	RA	1515	C
25	RA	1519	G
25	RA	1522	G
25	RA	1533	C
25	RA	1534	G
25	RA	1535	U
25	RA	1536	A
25	RA	1537	C
25	RA	1538	G
25	RA	1543	A
25	RA	1545	A
25	RA	1554	A
25	RA	1558	A
25	RA	1559	G
25	RA	1566	A
25	RA	1569	A
25	RA	1578	U
25	RA	1579	A
25	RA	1580	A
25	RA	1581	G
25	RA	1585	C
25	RA	1586	A

Continued on next page...

Continued from previous page...

Mol	Chain	Res	Type
25	RA	1598	C
25	RA	1607	C
25	RA	1608	A
25	RA	1609	A
25	RA	1613	G
25	RA	1616	A
25	RA	1617	C
25	RA	1618	A
25	RA	1640	C
25	RA	1648	C
25	RA	1654	A
25	RA	1674	G
25	RA	1675	C
25	RA	1695	G
25	RA	1725	G
25	RA	1728	G
25	RA	1729	A
25	RA	1730	U
25	RA	1733	G
25	RA	1734	C
25	RA	1742	C
25	RA	1743	G
25	RA	1756	G
25	RA	1762	A
25	RA	1763	G
25	RA	1764	G
25	RA	1769	G
25	RA	1773	A
25	RA	1780	A
25	RA	1782	C
25	RA	1791	A
25	RA	1799	G
25	RA	1800	C
25	RA	1816	G
25	RA	1820	U
25	RA	1826	G
25	RA	1829	A
25	RA	1834	U
25	RA	1835	G
25	RA	1847	A
25	RA	1848	A
25	RA	1858	G

Continued on next page...

Continued from previous page...

Mol	Chain	Res	Type
25	RA	1869	G
25	RA	1872	A
25	RA	1878	G
25	RA	1882	C
25	RA	1885	A
25	RA	1888	G
25	RA	1889	A
25	RA	1906	G
25	RA	1913	A
25	RA	1914	C
25	RA	1929	G
25	RA	1931	U
25	RA	1934	C
25	RA	1936	A
25	RA	1938	A
25	RA	1939	U
25	RA	1955	U
25	RA	1963	U
25	RA	1967	C
25	RA	1969	A
25	RA	1970	A
25	RA	1971	A
25	RA	1972	A
25	RA	1982	C
25	RA	1991	U
25	RA	1992	G
25	RA	1993	U
25	RA	1996	C
25	RA	2021	C
25	RA	2023	G
25	RA	2031	A
25	RA	2032	G
25	RA	2033	A
25	RA	2043	C
25	RA	2055	C
25	RA	2056	G
25	RA	2059	A
25	RA	2060	A
25	RA	2061	G
25	RA	2062	A
25	RA	2069	G
25	RA	2099	U

Continued on next page...

Continued from previous page...

Mol	Chain	Res	Type
25	RA	2108	C
25	RA	2111	C
25	RA	2113	U
25	RA	2114	A
25	RA	2115	G
25	RA	2116	G
25	RA	2117	A
25	RA	2118	U
25	RA	2119	A
25	RA	2120	G
25	RA	2126	A
25	RA	2127	G
25	RA	2128	C
25	RA	2131	G
25	RA	2132	U
25	RA	2133	G
25	RA	2134	A
25	RA	2135	A
25	RA	2136	C
25	RA	2145	C
25	RA	2146	C
25	RA	2147	G
25	RA	2148	G
25	RA	2157	G
25	RA	2158	A
25	RA	2166	G
25	RA	2168	G
25	RA	2171	A
25	RA	2173	A
25	RA	2176	A
25	RA	2190	G
25	RA	2192	G
25	RA	2198	A
25	RA	2210	G
25	RA	2211	G
25	RA	2212	A
25	RA	2213	U
25	RA	2215	G
25	RA	2225	A
25	RA	2238	G
25	RA	2239	G
25	RA	2243	U

Continued on next page...

Continued from previous page...

Mol	Chain	Res	Type
25	RA	2275	C
25	RA	2280	G
25	RA	2283	C
25	RA	2287	A
25	RA	2288	A
25	RA	2298	A
25	RA	2300	G
25	RA	2307	G
25	RA	2308	G
25	RA	2311	A
25	RA	2312	U
25	RA	2319	G
25	RA	2320	A
25	RA	2325	G
25	RA	2335	A
25	RA	2336	A
25	RA	2345	G
25	RA	2346	A
25	RA	2347	C
25	RA	2350	C
25	RA	2354	G
25	RA	2379	G
25	RA	2383	G
25	RA	2385	C
25	RA	2392	A
25	RA	2402	C
25	RA	2403	C
25	RA	2406	U
25	RA	2410	G
25	RA	2411	A
25	RA	2423	U
25	RA	2424	C
25	RA	2425	A
25	RA	2429	G
25	RA	2430	A
25	RA	2435	A
25	RA	2439	A
25	RA	2440	C
25	RA	2441	C
25	RA	2448	A
25	RA	2469	A
25	RA	2470	G

Continued on next page...

Continued from previous page...

Mol	Chain	Res	Type
25	RA	2475	C
25	RA	2482	G
25	RA	2494	G
25	RA	2502	G
25	RA	2505	G
25	RA	2519	U
25	RA	2529	G
25	RA	2542	A
25	RA	2543	G
25	RA	2554	U
25	RA	2567	G
25	RA	2573	C
25	RA	2602	A
25	RA	2609	U
25	RA	2611	U
25	RA	2612	C
25	RA	2614	A
25	RA	2623	G
25	RA	2629	A
25	RA	2641	G
25	RA	2646	C
25	RA	2655	G
25	RA	2665	A
25	RA	2673	G
25	RA	2689	U
25	RA	2690	C
25	RA	2702	U
25	RA	2703	C
25	RA	2707	G
25	RA	2712	U
25	RA	2712(A)	A
25	RA	2713	A
25	RA	2714	G
25	RA	2726	U
25	RA	2733	A
25	RA	2734	A
25	RA	2748	A
25	RA	2752	C
25	RA	2758	A
25	RA	2759	G
25	RA	2761	G
25	RA	2764	A

Continued on next page...

Continued from previous page...

Mol	Chain	Res	Type
25	RA	2765	A
25	RA	2766	G
25	RA	2770	G
25	RA	2777	G
25	RA	2778	A
25	RA	2779	U
25	RA	2780	G
25	RA	2790	A
25	RA	2791	C
25	RA	2797	U
25	RA	2807	G
25	RA	2818	G
25	RA	2820	A
25	RA	2821	A
25	RA	2833	G
25	RA	2834	G
25	RA	2835	A
25	RA	2867	G
25	RA	2868	A
25	RA	2872	G
25	RA	2880	C
25	RA	2891	G
25	RA	2892	A
25	RA	2894	G
26	RB	9	G
26	RB	13	A
26	RB	15	A
26	RB	16	G
26	RB	22	U
26	RB	25	A
26	RB	27	C
26	RB	41	U
26	RB	42	C
26	RB	45	A
26	RB	56	G
26	RB	67	G
26	RB	73	A
26	RB	81	G
26	RB	109	G
1	XA	6	G
1	XA	7	G
1	XA	9	G

Continued on next page...

Continued from previous page...

Mol	Chain	Res	Type
1	XA	32	A
1	XA	39	G
1	XA	47	C
1	XA	48	C
1	XA	50	A
1	XA	51	A
1	XA	61	G
1	XA	64	G
1	XA	65	U
1	XA	66	G
1	XA	76	G
1	XA	78	G
1	XA	79	G
1	XA	81	G
1	XA	88	C
1	XA	89	U
1	XA	90	C
1	XA	91	C
1	XA	92	G
1	XA	95	G
1	XA	101	A
1	XA	108	G
1	XA	116	A
1	XA	121	C
1	XA	129(A)	G
1	XA	130	A
1	XA	144	G
1	XA	147	G
1	XA	163	C
1	XA	169	C
1	XA	172	A
1	XA	173	U
1	XA	174	C
1	XA	190	G
1	XA	191(A)	G
1	XA	195	A
1	XA	197	A
1	XA	201	C
1	XA	209	U
1	XA	216	G
1	XA	222	U
1	XA	244	U

Continued on next page...

Continued from previous page...

Mol	Chain	Res	Type
1	XA	247	G
1	XA	251	G
1	XA	266	G
1	XA	267	C
1	XA	270	A
1	XA	281	G
1	XA	289	G
1	XA	321	A
1	XA	328	C
1	XA	329	A
1	XA	332	G
1	XA	345	C
1	XA	346	G
1	XA	347	G
1	XA	348	G
1	XA	352	C
1	XA	353	A
1	XA	354	G
1	XA	356	A
1	XA	367	U
1	XA	372	C
1	XA	373	A
1	XA	381	C
1	XA	384	G
1	XA	388	G
1	XA	389	A
1	XA	397	A
1	XA	398	C
1	XA	406	G
1	XA	412	A
1	XA	413	G
1	XA	414	A
1	XA	421	U
1	XA	422	C
1	XA	423	G
1	XA	424	G
1	XA	429	U
1	XA	430	A
1	XA	435	C
1	XA	439	A
1	XA	442	C
1	XA	466	C

Continued on next page...

Continued from previous page...

Mol	Chain	Res	Type
1	XA	467	G
1	XA	482	A
1	XA	485	G
1	XA	486	U
1	XA	487	A
1	XA	496	A
1	XA	497	U
1	XA	509	A
1	XA	510	A
1	XA	511	C
1	XA	518	C
1	XA	521	G
1	XA	527	G
1	XA	531	U
1	XA	532	A
1	XA	533	A
1	XA	547	A
1	XA	548	G
1	XA	559	A
1	XA	561	U
1	XA	564	C
1	XA	568	G
1	XA	572	A
1	XA	573	A
1	XA	576	G
1	XA	577	G
1	XA	579	G
1	XA	596	C
1	XA	619	U
1	XA	630	G
1	XA	631	G
1	XA	632	A
1	XA	633	G
1	XA	653	A
1	XA	661	G
1	XA	665	A
1	XA	671	G
1	XA	687	A
1	XA	688	G
1	XA	704	A
1	XA	721	G
1	XA	723	U

Continued on next page...

Continued from previous page...

Mol	Chain	Res	Type
1	XA	724	G
1	XA	731	G
1	XA	734	G
1	XA	748	C
1	XA	755	G
1	XA	774	G
1	XA	777	A
1	XA	792	A
1	XA	793	U
1	XA	794	A
1	XA	813	U
1	XA	816	A
1	XA	817	C
1	XA	818	G
1	XA	828	A
1	XA	841	U
1	XA	842	C
1	XA	843	U
1	XA	848	C
1	XA	859	A
1	XA	864	A
1	XA	871	U
1	XA	872	A
1	XA	881	G
1	XA	902	G
1	XA	914	A
1	XA	927	G
1	XA	934	C
1	XA	935	A
1	XA	936	C
1	XA	948	C
1	XA	960	U
1	XA	966	G
1	XA	968	A
1	XA	969	A
1	XA	971	G
1	XA	974	A
1	XA	975	A
1	XA	976	G
1	XA	977	A
1	XA	983	A
1	XA	991	U

Continued on next page...

Continued from previous page...

Mol	Chain	Res	Type
1	XA	992	U
1	XA	993	G
1	XA	1004	A
1	XA	1006	C
1	XA	1008	C
1	XA	1021	G
1	XA	1024	G
1	XA	1025	U
1	XA	1028	C
1	XA	1029	G
1	XA	1032(A)	G
1	XA	1033	G
1	XA	1036	G
1	XA	1040	U
1	XA	1042	G
1	XA	1050	G
1	XA	1053	G
1	XA	1054	C
1	XA	1055	A
1	XA	1081	G
1	XA	1085	U
1	XA	1094	G
1	XA	1095	U
1	XA	1096	C
1	XA	1101	A
1	XA	1124	G
1	XA	1125	U
1	XA	1126	U
1	XA	1127	G
1	XA	1130	A
1	XA	1131	G
1	XA	1136	U
1	XA	1137	C
1	XA	1138	G
1	XA	1139	G
1	XA	1145	C
1	XA	1146	A
1	XA	1157	A
1	XA	1158	C
1	XA	1159	U
1	XA	1160	G
1	XA	1162	C

Continued on next page...

Continued from previous page...

Mol	Chain	Res	Type
1	XA	1171	G
1	XA	1177	G
1	XA	1178	G
1	XA	1181	G
1	XA	1182	G
1	XA	1183	A
1	XA	1184	G
1	XA	1190	G
1	XA	1195	C
1	XA	1196	U
1	XA	1197	G
1	XA	1200	C
1	XA	1201	A
1	XA	1202	G
1	XA	1211	U
1	XA	1212	U
1	XA	1213	A
1	XA	1225	A
1	XA	1226	C
1	XA	1236	A
1	XA	1238	A
1	XA	1240	U
1	XA	1241	G
1	XA	1256	A
1	XA	1257	U
1	XA	1258	G
1	XA	1260	C
1	XA	1263	C
1	XA	1270	C
1	XA	1272	G
1	XA	1273	G
1	XA	1280	A
1	XA	1281	U
1	XA	1282	C
1	XA	1286	A
1	XA	1287	A
1	XA	1297	C
1	XA	1298	C
1	XA	1300	G
1	XA	1301	U
1	XA	1302	U
1	XA	1305	G

Continued on next page...

Continued from previous page...

Mol	Chain	Res	Type
1	XA	1317	C
1	XA	1319	A
1	XA	1320	C
1	XA	1321	C
1	XA	1322	C
1	XA	1323	G
1	XA	1331	G
1	XA	1336	C
1	XA	1337	G
1	XA	1346	A
1	XA	1347	G
1	XA	1348	U
1	XA	1353	G
1	XA	1362(A)	C
1	XA	1363	A
1	XA	1364	U
1	XA	1370	G
1	XA	1419	G
1	XA	1437	C
1	XA	1438	G
1	XA	1442	G
1	XA	1446	A
1	XA	1447	G
1	XA	1452	C
1	XA	1453	G
1	XA	1487	G
1	XA	1492	A
1	XA	1497	G
1	XA	1499	A
1	XA	1502	A
1	XA	1503	A
1	XA	1506	U
1	XA	1517	G
1	XA	1519	A
1	XA	1520	G
1	XA	1529	G
1	XA	1530	G
1	XA	1531	A
22	XV	3	G
22	XV	4	G
22	XV	17	U
22	XV	18	G

Continued on next page...

Continued from previous page...

Mol	Chain	Res	Type
22	XV	19	G
22	XV	21	A
22	XV	25	C
22	XV	47	U
22	XV	48	C
22	XV	52	G
22	XV	54	U
22	XV	59	A
22	XV	67	C
22	XV	76	A
24	XY	36	U
25	YA	9	U
25	YA	15	G
25	YA	27	G
25	YA	34	C
25	YA	35	G
25	YA	46	C
25	YA	55	G
25	YA	71	A
25	YA	72	U
25	YA	74	A
25	YA	75	G
25	YA	96	G
25	YA	98	G
25	YA	99	U
25	YA	101	G
25	YA	102	G
25	YA	103	A
25	YA	118	A
25	YA	119	A
25	YA	120	U
25	YA	125	G
25	YA	131	G
25	YA	161	U
25	YA	181	A
25	YA	188	G
25	YA	196	A
25	YA	199	A
25	YA	214	G
25	YA	215	G
25	YA	216	A
25	YA	221	A

Continued on next page...

Continued from previous page...

Mol	Chain	Res	Type
25	YA	222	A
25	YA	223	A
25	YA	226	G
25	YA	228	A
25	YA	229	A
25	YA	230	U
25	YA	232	G
25	YA	242	G
25	YA	243	U
25	YA	248	G
25	YA	252	G
25	YA	265	A
25	YA	266	G
25	YA	269	U
25	YA	270(L)	U
25	YA	270(M)	U
25	YA	270(N)	G
25	YA	270(P)	C
25	YA	271(A)	C
25	YA	271(B)	G
25	YA	271(C)	U
25	YA	271	G
25	YA	274	G
25	YA	275	G
25	YA	276	A
25	YA	278	A
25	YA	279	C
25	YA	299	A
25	YA	311	A
25	YA	316	C
25	YA	323	G
25	YA	324	A
25	YA	329	G
25	YA	330	A
25	YA	332	A
25	YA	342	G
25	YA	345	A
25	YA	352	G
25	YA	363	G
25	YA	364	C
25	YA	371	A
25	YA	372	G

Continued on next page...

Continued from previous page...

Mol	Chain	Res	Type
25	YA	386	G
25	YA	387	U
25	YA	396	G
25	YA	405	U
25	YA	406	G
25	YA	411	G
25	YA	428	A
25	YA	443	A
25	YA	444	C
25	YA	448	U
25	YA	457	A
25	YA	470	A
25	YA	481	G
25	YA	496	G
25	YA	504	U
25	YA	505	A
25	YA	508	G
25	YA	509	C
25	YA	512	G
25	YA	518	G
25	YA	531	C
25	YA	532	A
25	YA	533	G
25	YA	537	C
25	YA	539	G
25	YA	540	G
25	YA	546	C
25	YA	547	A
25	YA	549	G
25	YA	563	G
25	YA	571	A
25	YA	573	G
25	YA	575	A
25	YA	586	A
25	YA	588	U
25	YA	603	A
25	YA	604	G
25	YA	607	U
25	YA	614	U
25	YA	615	G
25	YA	616	A
25	YA	617	G

Continued on next page...

Continued from previous page...

Mol	Chain	Res	Type
25	YA	622	G
25	YA	627	A
25	YA	637	A
25	YA	638	G
25	YA	645	C
25	YA	646	A
25	YA	651	G
25	YA	654(A)	G
25	YA	654(B)	C
25	YA	654(V)	A
25	YA	668	G
25	YA	670	A
25	YA	686	G
25	YA	702	G
25	YA	717	G
25	YA	722	A
25	YA	726	G
25	YA	730	C
25	YA	734	A
25	YA	747	U
25	YA	753	C
25	YA	764	A
25	YA	775	G
25	YA	776	G
25	YA	782	A
25	YA	784	A
25	YA	785	G
25	YA	789	A
25	YA	790	C
25	YA	792	G
25	YA	805	G
25	YA	812	C
25	YA	819	A
25	YA	827	U
25	YA	828	U
25	YA	831	G
25	YA	847	U
25	YA	856	C
25	YA	857	C
25	YA	860	U
25	YA	865	C
25	YA	866	A

Continued on next page...

Continued from previous page...

Mol	Chain	Res	Type
25	YA	881	G
25	YA	882	G
25	YA	884	C
25	YA	885	C
25	YA	886	C
25	YA	888	C
25	YA	889	C
25	YA	892	G
25	YA	896	A
25	YA	898	C
25	YA	899	A
25	YA	900	A
25	YA	901	A
25	YA	906	G
25	YA	907	U
25	YA	910	A
25	YA	914	C
25	YA	915	C
25	YA	917	A
25	YA	918	A
25	YA	926	A
25	YA	932	G
25	YA	938	G
25	YA	941	A
25	YA	944	G
25	YA	945	A
25	YA	946	G
25	YA	961	C
25	YA	974	G
25	YA	974(A)	C
25	YA	975	G
25	YA	980	A
25	YA	983	A
25	YA	990	A
25	YA	991	C
25	YA	996	A
25	YA	1003	G
25	YA	1005	C
25	YA	1011	G
25	YA	1012	U
25	YA	1013	C
25	YA	1016	G

Continued on next page...

Continued from previous page...

Mol	Chain	Res	Type
25	YA	1017	G
25	YA	1022	G
25	YA	1023	U
25	YA	1025	G
25	YA	1026	U
25	YA	1027	A
25	YA	1033	U
25	YA	1045	A
25	YA	1046	A
25	YA	1050	A
25	YA	1054	A
25	YA	1055	G
25	YA	1059	G
25	YA	1060	U
25	YA	1061	U
25	YA	1066	U
25	YA	1067	A
25	YA	1068	G
25	YA	1071	G
25	YA	1076	C
25	YA	1077	A
25	YA	1078	U
25	YA	1079	C
25	YA	1082	U
25	YA	1083	U
25	YA	1084	A
25	YA	1085	A
25	YA	1086	A
25	YA	1088	A
25	YA	1089	G
25	YA	1090	U
25	YA	1095	A
25	YA	1096	A
25	YA	1097	U
25	YA	1103	A
25	YA	1104	C
25	YA	1105	U
25	YA	1110	G
25	YA	1111	A
25	YA	1122	G
25	YA	1131	G
25	YA	1135	C

Continued on next page...

Continued from previous page...

Mol	Chain	Res	Type
25	YA	1136	G
25	YA	1139	G
25	YA	1142	U
25	YA	1142(A)	A
25	YA	1151	G
25	YA	1170	G
25	YA	1173	G
25	YA	1174	A
25	YA	1175	U
25	YA	1176	G
25	YA	1178	C
25	YA	1179	C
25	YA	1180	C
25	YA	1195	G
25	YA	1204	A
25	YA	1205	U
25	YA	1210	A
25	YA	1211	U
25	YA	1220	A
25	YA	1221	C
25	YA	1236	G
25	YA	1238	G
25	YA	1250	G
25	YA	1252	G
25	YA	1253	A
25	YA	1256	G
25	YA	1265	A
25	YA	1271	G
25	YA	1272	A
25	YA	1273	U
25	YA	1275	A
25	YA	1287	A
25	YA	1300	U
25	YA	1301	A
25	YA	1302	A
25	YA	1313	U
25	YA	1319	G
25	YA	1321	A
25	YA	1329	U
25	YA	1345	C
25	YA	1349	A
25	YA	1352	U

Continued on next page...

Continued from previous page...

Mol	Chain	Res	Type
25	YA	1358	G
25	YA	1359	A
25	YA	1360	A
25	YA	1365	A
25	YA	1368	G
25	YA	1379	A
25	YA	1384	A
25	YA	1385	G
25	YA	1386	C
25	YA	1389	G
25	YA	1390	U
25	YA	1392	A
25	YA	1407	C
25	YA	1408	C
25	YA	1411	C
25	YA	1416	G
25	YA	1417	C
25	YA	1419	A
25	YA	1420	U
25	YA	1421	G
25	YA	1427	A
25	YA	1428	C
25	YA	1429	G
25	YA	1444(A)	A
25	YA	1445	C
25	YA	1449	A
25	YA	1449(A)	G
25	YA	1455	G
25	YA	1458	C
25	YA	1460	A
25	YA	1461	G
25	YA	1464	C
25	YA	1467	C
25	YA	1471	A
25	YA	1482	U
25	YA	1483	G
25	YA	1485	G
25	YA	1487	G
25	YA	1493	C
25	YA	1497	U
25	YA	1507	A
25	YA	1508	A

Continued on next page...

Continued from previous page...

Mol	Chain	Res	Type
25	YA	1510	A
25	YA	1511	A
25	YA	1514	U
25	YA	1515	C
25	YA	1522	G
25	YA	1534	G
25	YA	1535	U
25	YA	1536	A
25	YA	1537	C
25	YA	1543	A
25	YA	1544	C
25	YA	1545	A
25	YA	1554	A
25	YA	1558	A
25	YA	1559	G
25	YA	1566	A
25	YA	1569	A
25	YA	1578	U
25	YA	1579	A
25	YA	1581	G
25	YA	1585	C
25	YA	1586	A
25	YA	1587	A
25	YA	1591	G
25	YA	1598	C
25	YA	1608	A
25	YA	1609	A
25	YA	1617	C
25	YA	1618	A
25	YA	1640	C
25	YA	1647	G
25	YA	1648	C
25	YA	1654	A
25	YA	1668	A
25	YA	1674	G
25	YA	1695	G
25	YA	1700	A
25	YA	1701	A
25	YA	1725	G
25	YA	1728	G
25	YA	1729	A
25	YA	1730	U

Continued on next page...

Continued from previous page...

Mol	Chain	Res	Type
25	YA	1731	G
25	YA	1732	A
25	YA	1733	G
25	YA	1742	C
25	YA	1743	G
25	YA	1750	G
25	YA	1754	C
25	YA	1756	G
25	YA	1759	A
25	YA	1762	A
25	YA	1763	G
25	YA	1764	G
25	YA	1773	A
25	YA	1780	A
25	YA	1787	A
25	YA	1791	A
25	YA	1799	G
25	YA	1800	C
25	YA	1801	G
25	YA	1811	G
25	YA	1816	G
25	YA	1820	U
25	YA	1829	A
25	YA	1835	G
25	YA	1847	A
25	YA	1858	G
25	YA	1869	G
25	YA	1870	C
25	YA	1872	A
25	YA	1878	G
25	YA	1882	C
25	YA	1889	A
25	YA	1896	G
25	YA	1899	G
25	YA	1906	G
25	YA	1913	A
25	YA	1919	A
25	YA	1929	G
25	YA	1930	G
25	YA	1931	U
25	YA	1938	A
25	YA	1939	U

Continued on next page...

Continued from previous page...

Mol	Chain	Res	Type
25	YA	1955	U
25	YA	1956	U
25	YA	1963	U
25	YA	1965	C
25	YA	1967	C
25	YA	1969	A
25	YA	1970	A
25	YA	1971	A
25	YA	1972	A
25	YA	1982	C
25	YA	1991	U
25	YA	1993	U
25	YA	2020	A
25	YA	2021	C
25	YA	2023	G
25	YA	2031	A
25	YA	2033	A
25	YA	2034	U
25	YA	2043	C
25	YA	2055	C
25	YA	2056	G
25	YA	2059	A
25	YA	2060	A
25	YA	2061	G
25	YA	2062	A
25	YA	2063	C
25	YA	2069	G
25	YA	2089	U
25	YA	2093	G
25	YA	2099	U
25	YA	2100	G
25	YA	2111	C
25	YA	2112	G
25	YA	2113	U
25	YA	2114	A
25	YA	2115	G
25	YA	2116	G
25	YA	2117	A
25	YA	2120	G
25	YA	2122	U
25	YA	2126	A
25	YA	2127	G

Continued on next page...

Continued from previous page...

Mol	Chain	Res	Type
25	YA	2128	C
25	YA	2131	G
25	YA	2132	U
25	YA	2133	G
25	YA	2136	C
25	YA	2146	C
25	YA	2148	G
25	YA	2157	G
25	YA	2158	A
25	YA	2166	G
25	YA	2167	U
25	YA	2168	G
25	YA	2173	A
25	YA	2176	A
25	YA	2181	G
25	YA	2189	U
25	YA	2190	G
25	YA	2192	G
25	YA	2193	G
25	YA	2198	A
25	YA	2210	G
25	YA	2211	G
25	YA	2212	A
25	YA	2215	G
25	YA	2225	A
25	YA	2238	G
25	YA	2239	G
25	YA	2243	U
25	YA	2244	U
25	YA	2275	C
25	YA	2278	A
25	YA	2283	C
25	YA	2287	A
25	YA	2288	A
25	YA	2307	G
25	YA	2308	G
25	YA	2311	A
25	YA	2312	U
25	YA	2319	G
25	YA	2320	A
25	YA	2325	G
25	YA	2334	G

Continued on next page...

Continued from previous page...

Mol	Chain	Res	Type
25	YA	2346	A
25	YA	2347	C
25	YA	2350	C
25	YA	2358	G
25	YA	2377	A
25	YA	2383	G
25	YA	2385	C
25	YA	2392	A
25	YA	2394	C
25	YA	2402	C
25	YA	2403	C
25	YA	2406	U
25	YA	2410	G
25	YA	2423	U
25	YA	2424	C
25	YA	2425	A
25	YA	2427	C
25	YA	2429	G
25	YA	2430	A
25	YA	2435	A
25	YA	2439	A
25	YA	2440	C
25	YA	2441	C
25	YA	2448	A
25	YA	2450	A
25	YA	2469	A
25	YA	2470	G
25	YA	2471	C
25	YA	2475	C
25	YA	2484	G
25	YA	2494	G
25	YA	2498	C
25	YA	2502	G
25	YA	2505	G
25	YA	2518	A
25	YA	2529	G
25	YA	2542	A
25	YA	2554	U
25	YA	2558	C
25	YA	2567	G
25	YA	2601	C
25	YA	2602	A

Continued on next page...

Continued from previous page...

Mol	Chain	Res	Type
25	YA	2609	U
25	YA	2610	C
25	YA	2611	U
25	YA	2612	C
25	YA	2629	A
25	YA	2632	A
25	YA	2655	G
25	YA	2665	A
25	YA	2666	C
25	YA	2673	G
25	YA	2682	U
25	YA	2689	U
25	YA	2690	C
25	YA	2691	C
25	YA	2702	U
25	YA	2703	C
25	YA	2707	G
25	YA	2712	U
25	YA	2712(A)	A
25	YA	2713	A
25	YA	2714	G
25	YA	2718	G
25	YA	2726	U
25	YA	2733	A
25	YA	2742	C
25	YA	2744	G
25	YA	2752	C
25	YA	2758	A
25	YA	2761	G
25	YA	2764	A
25	YA	2765	A
25	YA	2766	G
25	YA	2770	G
25	YA	2777	G
25	YA	2778	A
25	YA	2779	U
25	YA	2780	G
25	YA	2789	C
25	YA	2790	A
25	YA	2791	C
25	YA	2794	C
25	YA	2797	U

Continued on next page...

Continued from previous page...

Mol	Chain	Res	Type
25	YA	2807	G
25	YA	2808	U
25	YA	2818	G
25	YA	2820	A
25	YA	2821	A
25	YA	2830	G
25	YA	2833	G
25	YA	2834	G
25	YA	2835	A
25	YA	2836	U
25	YA	2847	U
25	YA	2867	G
25	YA	2868	A
25	YA	2872	G
25	YA	2873	A
25	YA	2880	C
25	YA	2892	A
25	YA	2893	G
25	YA	2894	G
26	YB	8	U
26	YB	9	G
26	YB	13	A
26	YB	15	A
26	YB	16	G
26	YB	22	U
26	YB	25	A
26	YB	32	C
26	YB	40	U
26	YB	41	U
26	YB	42	C
26	YB	45	A
26	YB	52	A
26	YB	53	A
26	YB	56	G
26	YB	67	G
26	YB	73	A
26	YB	108	C
26	YB	109	G
26	YB	115	G
26	YB	116	G

All (195) RNA pucker outliers are listed below:

Mol	Chain	Res	Type
1	QA	5	U
1	QA	31	G
1	QA	64	G
1	QA	115	G
1	QA	181	G
1	QA	189	U
1	QA	243	A
1	QA	244	U
1	QA	250	A
1	QA	266	G
1	QA	328	C
1	QA	410	G
1	QA	412	A
1	QA	428	G
1	QA	429	U
1	QA	481	G
1	QA	484	G
1	QA	485	G
1	QA	509	A
1	QA	687	A
1	QA	701	C
1	QA	703	G
1	QA	753	A
1	QA	792	A
1	QA	812	C
1	QA	913	A
1	QA	960	U
1	QA	991	U
1	QA	992	U
1	QA	1025	U
1	QA	1027	C
1	QA	1064	G
1	QA	1065	U
1	QA	1280	A
1	QA	1285	A
1	QA	1297	C
1	QA	1301	U
1	QA	1336	C
1	QA	1346	A
1	QA	1347	G
1	QA	1446	A
1	QA	1498	U
1	QA	1528	U

Continued on next page...

Continued from previous page...

Mol	Chain	Res	Type
22	QV	53	G
25	RA	74	A
25	RA	99	U
25	RA	102	G
25	RA	222	A
25	RA	227	A
25	RA	229	A
25	RA	242	G
25	RA	271(B)	G
25	RA	271(C)	U
25	RA	345	A
25	RA	370	G
25	RA	372	G
25	RA	404	C
25	RA	503	A
25	RA	508	G
25	RA	512	G
25	RA	637	A
25	RA	752	A
25	RA	764	A
25	RA	774	A
25	RA	846	C
25	RA	856	C
25	RA	859	G
25	RA	974(A)	C
25	RA	1022	G
25	RA	1026	U
25	RA	1045	A
25	RA	1078	U
25	RA	1085	A
25	RA	1130	U
25	RA	1178	C
25	RA	1204	A
25	RA	1210	A
25	RA	1275	A
25	RA	1312	U
25	RA	1427	A
25	RA	1460	A
25	RA	1558	A
25	RA	1653	G
25	RA	1694	C
25	RA	1799	G

Continued on next page...

Continued from previous page...

Mol	Chain	Res	Type
25	RA	1819	A
25	RA	1930	G
25	RA	1992	G
25	RA	2060	A
25	RA	2126	A
25	RA	2405	G
25	RA	2439	A
25	RA	2481	G
25	RA	2518	A
25	RA	2566	A
25	RA	2610	C
25	RA	2689	U
25	RA	2712	U
25	RA	2726	U
25	RA	2776	A
25	RA	2832	U
25	RA	2867	G
26	RB	24	G
26	RB	66	A
1	XA	31	G
1	XA	60	A
1	XA	64	G
1	XA	78	G
1	XA	89	U
1	XA	115	G
1	XA	190	G
1	XA	243	A
1	XA	250	A
1	XA	266	G
1	XA	328	C
1	XA	345	C
1	XA	353	A
1	XA	388	G
1	XA	412	A
1	XA	429	U
1	XA	481	G
1	XA	484	G
1	XA	485	G
1	XA	509	A
1	XA	532	A
1	XA	560	U
1	XA	687	A

Continued on next page...

Continued from previous page...

Mol	Chain	Res	Type
1	XA	703	G
1	XA	812	C
1	XA	913	A
1	XA	991	U
1	XA	992	U
1	XA	1027	C
1	XA	1054	C
1	XA	1200	C
1	XA	1285	A
1	XA	1301	U
1	XA	1336	C
1	XA	1347	G
1	XA	1446	A
1	XA	1498	U
22	XV	53	G
25	YA	99	U
25	YA	102	G
25	YA	195	A
25	YA	196	A
25	YA	221	A
25	YA	222	A
25	YA	229	A
25	YA	242	G
25	YA	271(B)	G
25	YA	278	A
25	YA	404	C
25	YA	503	A
25	YA	508	G
25	YA	587	C
25	YA	637	A
25	YA	654	A
25	YA	752	A
25	YA	846	C
25	YA	856	C
25	YA	859	G
25	YA	974(A)	C
25	YA	1012	U
25	YA	1022	G
25	YA	1026	U
25	YA	1045	A
25	YA	1078	U
25	YA	1085	A

Continued on next page...

Continued from previous page...

Mol	Chain	Res	Type
25	YA	1109	C
25	YA	1130	U
25	YA	1178	C
25	YA	1204	A
25	YA	1210	A
25	YA	1359	A
25	YA	1427	A
25	YA	1558	A
25	YA	1653	G
25	YA	1694	C
25	YA	1799	G
25	YA	1819	A
25	YA	1930	G
25	YA	1955	U
25	YA	1992	G
25	YA	2126	A
25	YA	2439	A
25	YA	2566	A
25	YA	2610	C
25	YA	2681	C
25	YA	2689	U
25	YA	2712	U
25	YA	2776	A
25	YA	2832	U
25	YA	2867	G
26	YB	66	A

5.4 Non-standard residues in protein, DNA, RNA chains [i](#)

There are no non-standard protein/DNA/RNA residues in this entry.

5.5 Carbohydrates [i](#)

There are no carbohydrates in this entry.

5.6 Ligand geometry [i](#)

Of 904 ligands modelled in this entry, 900 are monoatomic - leaving 4 for Mogul analysis.

In the following table, the Counts columns list the number of bonds (or angles) for which Mogul statistics could be retrieved, the number of bonds (or angles) that are observed in the model and

the number of bonds (or angles) that are defined in the chemical component dictionary. The Link column lists molecule types, if any, to which the group is linked. The Z score for a bond length (or angle) is the number of standard deviations the observed value is removed from the expected value. A bond length (or angle) with $|Z| > 2$ is considered an outlier worth inspection. RMSZ is the root-mean-square of all Z scores of the bond lengths (or angles).

Mol	Type	Chain	Res	Link	Bond lengths			Bond angles		
					Counts	RMSZ	# Z > 2	Counts	RMSZ	# Z > 2
58	PAR	QA	1696	-	45,45,45	1.43	8 (17%)	59,67,67	1.30	5 (8%)
58	PAR	XA	1715	-	45,45,45	1.44	7 (15%)	59,67,67	1.26	5 (8%)
60	PPU	Z5	101	56	30,40,41	2.59	6 (20%)	37,57,60	3.24	11 (29%)
60	PPU	Z6	101	56	30,40,41	2.58	6 (20%)	37,57,60	3.24	11 (29%)

In the following table, the Chirals column lists the number of chiral outliers, the number of chiral centers analysed, the number of these observed in the model and the number defined in the chemical component dictionary. Similar counts are reported in the Torsion and Rings columns. '-' means no outliers of that kind were identified.

Mol	Type	Chain	Res	Link	Chirals	Torsions	Rings
58	PAR	QA	1696	-	-	0/18/94/94	0/4/4/4
58	PAR	XA	1715	-	-	0/18/94/94	0/4/4/4
60	PPU	Z5	101	56	-	0/21/43/44	0/4/4/4
60	PPU	Z6	101	56	-	0/21/43/44	0/4/4/4

All (27) bond length outliers are listed below:

Mol	Chain	Res	Type	Atoms	Z	Observed(Å)	Ideal(Å)
60	Z5	101	PPU	C9-N6	-5.60	1.32	1.45
60	Z6	101	PPU	C9-N6	-5.58	1.32	1.45
60	Z6	101	PPU	C10-N6	-5.32	1.32	1.45
60	Z5	101	PPU	C10-N6	-5.30	1.32	1.45
60	Z6	101	PPU	C5-N7	-2.03	1.32	1.39
60	Z5	101	PPU	C5-N7	-2.01	1.32	1.39
58	QA	1696	PAR	C44-C54	2.10	1.57	1.53
58	QA	1696	PAR	C31-C21	2.15	1.56	1.53
58	QA	1696	PAR	O54-C54	2.18	1.49	1.44
58	XA	1715	PAR	C11-C21	2.42	1.57	1.52
58	XA	1715	PAR	C31-C21	2.42	1.56	1.53
58	XA	1715	PAR	C14-C24	2.56	1.57	1.52
58	QA	1696	PAR	O51-C11	2.60	1.48	1.41
58	QA	1696	PAR	C11-C21	2.65	1.57	1.52
58	XA	1715	PAR	O51-C11	2.66	1.48	1.41
58	QA	1696	PAR	C64-C54	2.85	1.59	1.52
58	XA	1715	PAR	C64-C54	2.91	1.59	1.52

Continued on next page...

Continued from previous page...

Mol	Chain	Res	Type	Atoms	Z	Observed(Å)	Ideal(Å)
60	Z5	101	PPU	O4'-C1'	2.91	1.44	1.41
60	Z6	101	PPU	O4'-C1'	2.91	1.44	1.41
58	QA	1696	PAR	O54-C14	2.99	1.49	1.41
58	XA	1715	PAR	C52-C42	3.02	1.58	1.52
58	XA	1715	PAR	O54-C14	3.08	1.49	1.41
58	QA	1696	PAR	C52-C42	3.19	1.59	1.52
60	Z6	101	PPU	C-N3'	5.42	1.46	1.34
60	Z5	101	PPU	C-N3'	5.45	1.46	1.34
60	Z6	101	PPU	O-C	9.41	1.41	1.23
60	Z5	101	PPU	O-C	9.45	1.41	1.23

All (32) bond angle outliers are listed below:

Mol	Chain	Res	Type	Atoms	Z	Observed(°)	Ideal(°)
60	Z6	101	PPU	C2'-C1'-N9	-10.29	98.57	114.29
60	Z5	101	PPU	C2'-C1'-N9	-10.29	98.57	114.29
60	Z5	101	PPU	N3-C2-N1	-9.73	121.45	128.89
60	Z6	101	PPU	N3-C2-N1	-9.68	121.48	128.89
60	Z5	101	PPU	C3'-N3'-C	-8.22	110.22	123.18
60	Z6	101	PPU	C3'-N3'-C	-8.22	110.24	123.18
60	Z5	101	PPU	C4'-O4'-C1'	-4.01	105.31	109.72
60	Z6	101	PPU	C4'-O4'-C1'	-4.01	105.32	109.72
60	Z6	101	PPU	C4-C5-N7	-3.90	105.89	109.48
60	Z5	101	PPU	C4-C5-N7	-3.87	105.92	109.48
60	Z5	101	PPU	CM-OC-CZ	-3.14	110.17	117.51
60	Z6	101	PPU	CM-OC-CZ	-3.14	110.17	117.51
60	Z5	101	PPU	O4'-C1'-N9	-2.76	102.31	108.10
60	Z6	101	PPU	O4'-C1'-N9	-2.74	102.36	108.10
60	Z6	101	PPU	C4'-C3'-N3'	-2.72	107.93	113.61
60	Z5	101	PPU	C4'-C3'-N3'	-2.70	107.97	113.61
60	Z6	101	PPU	CA-C-N3'	2.04	121.70	115.94
60	Z5	101	PPU	CA-C-N3'	2.05	121.72	115.94
58	XA	1715	PAR	C11-O51-C51	2.30	118.21	113.75
58	QA	1696	PAR	C11-O51-C51	2.53	118.65	113.75
58	XA	1715	PAR	O54-C54-C64	2.89	111.75	106.10
58	QA	1696	PAR	O33-C14-C24	3.00	113.51	107.96
58	QA	1696	PAR	O54-C54-C64	3.08	112.11	106.10
58	QA	1696	PAR	O52-C13-C23	3.17	114.33	107.75
58	XA	1715	PAR	O52-C13-C23	3.49	115.01	107.75
58	XA	1715	PAR	C14-O54-C54	3.94	121.40	113.75
58	XA	1715	PAR	O33-C14-C24	4.37	116.06	107.96
60	Z5	101	PPU	C2'-C3'-N3'	4.64	125.11	113.18

Continued on next page...

Continued from previous page...

Mol	Chain	Res	Type	Atoms	Z	Observed(°)	Ideal(°)
60	Z6	101	PPU	C2'-C3'-N3'	4.65	125.14	113.18
60	Z5	101	PPU	C2-N1-C6	4.80	121.64	111.43
60	Z6	101	PPU	C2-N1-C6	4.80	121.64	111.43
58	QA	1696	PAR	C14-O54-C54	5.05	123.55	113.75

There are no chirality outliers.

There are no torsion outliers.

There are no ring outliers.

4 monomers are involved in 23 short contacts:

Mol	Chain	Res	Type	Clashes	Symm-Clashes
58	QA	1696	PAR	3	0
58	XA	1715	PAR	1	0
60	Z5	101	PPU	8	0
60	Z6	101	PPU	11	0

5.7 Other polymers [i](#)

There are no such residues in this entry.

5.8 Polymer linkage issues [i](#)

There are no chain breaks in this entry.

6 Fit of model and data i

6.1 Protein, DNA and RNA chains i

In the following table, the column labelled ‘#RSRZ> 2’ contains the number (and percentage) of RSRZ outliers, followed by percent RSRZ outliers for the chain as percentile scores relative to all X-ray entries and entries of similar resolution. The OWAB column contains the minimum, median, 95th percentile and maximum values of the occupancy-weighted average B-factor per residue. The column labelled ‘Q< 0.9’ lists the number of (and percentage) of residues with an average occupancy less than 0.9.

Mol	Chain	Analysed	<RSRZ>	#RSRZ>2	OWAB(Å ²)	Q<0.9
1	QA	1500/1522 (98%)	0.01	11 (0%) 89 81	37, 82, 166, 360	0
1	XA	1500/1522 (98%)	0.03	8 (0%) 91 86	27, 73, 170, 298	0
2	QB	237/256 (92%)	0.50	15 (6%) 23 15	55, 128, 200, 260	0
2	XB	237/256 (92%)	0.36	7 (2%) 54 38	51, 115, 181, 270	0
3	QC	205/239 (85%)	0.22	3 (1%) 76 64	64, 119, 182, 242	0
3	XC	205/239 (85%)	-0.07	1 (0%) 91 86	45, 87, 134, 188	0
4	QD	208/209 (99%)	-0.12	0 100 100	39, 90, 141, 165	0
4	XD	208/209 (99%)	-0.11	0 100 100	34, 83, 139, 183	0
5	QE	151/162 (93%)	0.05	1 (0%) 89 81	49, 94, 145, 200	0
5	XE	151/162 (93%)	-0.15	0 100 100	39, 76, 128, 177	0
6	QF	101/101 (100%)	-0.22	0 100 100	34, 75, 114, 156	0
6	XF	101/101 (100%)	-0.15	1 (0%) 84 73	30, 77, 132, 236	0
7	QG	155/156 (99%)	0.57	13 (8%) 14 10	55, 111, 167, 291	0
7	XG	155/156 (99%)	0.23	7 (4%) 37 26	52, 101, 154, 205	0
8	QH	138/138 (100%)	0.02	0 100 100	57, 93, 145, 158	0
8	XH	138/138 (100%)	0.04	0 100 100	44, 83, 126, 144	0
9	QI	127/128 (99%)	0.54	5 (3%) 43 31	62, 122, 183, 230	0
9	XI	127/128 (99%)	0.22	2 (1%) 74 61	39, 114, 166, 213	0
10	QJ	99/105 (94%)	0.69	4 (4%) 42 29	56, 133, 221, 251	0
10	XJ	99/105 (94%)	0.47	2 (2%) 68 54	43, 113, 174, 209	0
11	QK	119/129 (92%)	0.55	9 (7%) 17 11	46, 83, 150, 237	0
11	XK	119/129 (92%)	0.55	5 (4%) 40 28	33, 76, 147, 227	0
12	QL	125/132 (94%)	0.39	5 (4%) 42 29	42, 80, 142, 248	0
12	XL	125/132 (94%)	0.19	3 (2%) 62 47	32, 68, 126, 266	0

Continued on next page...

Continued from previous page...

Mol	Chain	Analysed	<RSRZ>	#RSRZ>2	OWAB(Å ²)	Q<0.9
13	QM	121/126 (96%)	0.42	8 (6%) 22 14	45, 118, 179, 283	0
13	XM	121/126 (96%)	0.16	3 (2%) 61 46	41, 99, 165, 284	0
14	QN	60/61 (98%)	0.31	0 100 100	52, 104, 144, 159	0
14	XN	60/61 (98%)	-0.15	0 100 100	37, 76, 109, 126	0
15	QO	88/89 (98%)	0.00	0 100 100	36, 84, 136, 178	0
15	XO	88/89 (98%)	-0.05	0 100 100	41, 76, 120, 130	0
16	QP	84/88 (95%)	0.26	2 (2%) 62 47	43, 78, 129, 174	0
16	XP	84/88 (95%)	0.41	2 (2%) 62 47	53, 89, 138, 202	0
17	QQ	100/105 (95%)	0.18	0 100 100	51, 90, 130, 190	0
17	XQ	100/105 (95%)	0.14	0 100 100	49, 85, 127, 173	0
18	QR	70/88 (79%)	0.13	2 (2%) 55 40	43, 82, 138, 172	0
18	XR	70/88 (79%)	0.19	1 (1%) 78 65	35, 79, 124, 157	0
19	QS	84/93 (90%)	0.62	5 (5%) 25 17	70, 127, 178, 246	0
19	XS	84/93 (90%)	0.57	2 (2%) 62 47	63, 106, 161, 228	0
20	QT	99/106 (93%)	0.46	4 (4%) 42 29	56, 98, 150, 177	0
20	XT	99/106 (93%)	0.61	7 (7%) 19 12	61, 110, 169, 201	0
21	QU	25/27 (92%)	0.43	1 (4%) 42 29	62, 110, 148, 166	0
21	XU	25/27 (92%)	0.31	1 (4%) 42 29	54, 90, 124, 164	0
22	QV	77/77 (100%)	0.28	1 (1%) 79 66	41, 95, 162, 189	0
22	XV	77/77 (100%)	0.26	1 (1%) 79 66	35, 87, 125, 169	0
23	QX	11/25 (44%)	0.51	1 (9%) 11 8	55, 79, 176, 213	0
23	XX	11/25 (44%)	0.55	1 (9%) 11 8	41, 59, 161, 175	0
24	QY	15/17 (88%)	0.44	0 100 100	62, 89, 153, 156	0
24	XY	16/17 (94%)	0.35	0 100 100	57, 85, 152, 154	0
25	RA	2882/2915 (98%)	0.13	116 (4%) 42 29	24, 60, 218, 384	0
25	YA	2882/2915 (98%)	0.08	106 (3%) 45 32	19, 51, 215, 471	0
26	RB	120/122 (98%)	-0.04	0 100 100	69, 96, 130, 160	0
26	YB	120/122 (98%)	-0.19	0 100 100	50, 73, 106, 142	0
27	RD	272/276 (98%)	-0.21	1 (0%) 93 88	22, 49, 98, 171	0
27	YD	272/276 (98%)	-0.17	1 (0%) 93 88	11, 45, 84, 223	0
28	RE	205/206 (99%)	0.10	4 (1%) 68 54	22, 70, 140, 321	0

Continued on next page...

Continued from previous page...

Mol	Chain	Analysed	<RSRZ>	#RSRZ>2	OWAB(Å ²)	Q<0.9
28	YE	205/206 (99%)	0.01	4 (1%) 68 54	22, 68, 139, 246	0
29	RF	202/210 (96%)	0.10	2 (0%) 84 73	20, 71, 132, 203	0
29	YF	202/210 (96%)	0.05	4 (1%) 68 54	14, 63, 129, 185	0
30	RG	181/182 (99%)	0.52	7 (3%) 43 31	64, 114, 167, 218	0
30	YG	181/182 (99%)	0.14	3 (1%) 73 59	50, 83, 136, 272	0
31	RH	170/180 (94%)	1.36	40 (23%) 1 1	77, 169, 247, 338	0
31	YH	170/180 (94%)	0.40	2 (1%) 81 69	36, 90, 147, 208	0
32	RI	146/148 (98%)	0.42	7 (4%) 34 24	37, 104, 161, 269	0
32	YI	146/148 (98%)	0.38	6 (4%) 41 29	26, 102, 156, 181	0
33	RN	138/140 (98%)	0.17	2 (1%) 78 65	38, 75, 133, 194	0
33	YN	138/140 (98%)	0.00	0 100 100	36, 70, 124, 180	0
34	RO	122/122 (100%)	0.07	0 100 100	28, 65, 109, 146	0
34	YO	122/122 (100%)	0.00	0 100 100	17, 51, 86, 108	0
35	RP	150/150 (100%)	0.38	6 (4%) 42 29	19, 79, 151, 264	0
35	YP	150/150 (100%)	0.11	2 (1%) 79 66	15, 68, 135, 202	0
36	RQ	141/141 (100%)	0.47	5 (3%) 48 34	43, 88, 145, 228	0
36	YQ	141/141 (100%)	0.07	2 (1%) 78 65	18, 63, 121, 227	0
37	RR	118/118 (100%)	-0.03	1 (0%) 87 78	26, 57, 91, 135	0
37	YR	118/118 (100%)	-0.11	0 100 100	34, 65, 112, 156	0
38	RS	111/112 (99%)	0.25	1 (0%) 85 75	60, 96, 158, 199	0
38	YS	111/112 (99%)	0.15	1 (0%) 85 75	36, 84, 137, 172	0
39	RT	137/146 (93%)	-0.05	2 (1%) 76 64	39, 74, 168, 287	0
39	YT	137/146 (93%)	-0.10	2 (1%) 76 64	29, 71, 152, 217	0
40	RU	117/118 (99%)	0.06	3 (2%) 59 44	23, 68, 138, 196	0
40	YU	117/118 (99%)	-0.06	2 (1%) 73 59	23, 57, 136, 223	0
41	RV	101/101 (100%)	0.52	6 (5%) 26 17	37, 89, 166, 286	0
41	YV	101/101 (100%)	0.17	3 (2%) 54 38	31, 84, 143, 275	0
42	RW	113/113 (100%)	0.17	2 (1%) 71 58	22, 52, 109, 206	0
42	YW	113/113 (100%)	0.04	2 (1%) 71 58	24, 53, 119, 205	0
43	RX	92/96 (95%)	0.08	0 100 100	22, 65, 110, 134	0
43	YX	92/96 (95%)	0.09	0 100 100	15, 53, 95, 119	0

Continued on next page...

Continued from previous page...

Mol	Chain	Analysed	<RSRZ>	#RSRZ>2	OWAB(Å ²)	Q<0.9
44	RY	102/110 (92%)	0.81	10 (9%) 10 7	48, 95, 183, 309	0
44	YY	102/110 (92%)	0.23	5 (4%) 33 23	30, 79, 135, 264	0
45	RZ	183/206 (88%)	0.70	13 (7%) 19 12	65, 123, 209, 310	0
45	YZ	183/206 (88%)	0.48	6 (3%) 50 36	49, 101, 195, 273	0
46	R0	82/85 (96%)	0.18	0 100 100	33, 71, 100, 128	0
46	Y0	82/85 (96%)	0.13	0 100 100	29, 55, 90, 119	0
47	R1	97/98 (98%)	0.31	3 (3%) 52 38	25, 62, 140, 257	0
47	Y1	97/98 (98%)	0.37	4 (4%) 41 29	17, 56, 154, 232	0
48	R2	69/72 (95%)	0.40	1 (1%) 78 65	42, 81, 158, 197	0
48	Y2	69/72 (95%)	0.07	1 (1%) 78 65	30, 64, 139, 181	0
49	R3	59/60 (98%)	0.56	2 (3%) 49 35	45, 86, 134, 177	0
49	Y3	59/60 (98%)	0.38	3 (5%) 32 22	27, 60, 128, 185	0
50	R4	71/71 (100%)	1.38	21 (29%) 1 1	110, 208, 323, 389	0
50	Y4	71/71 (100%)	0.56	7 (9%) 9 7	66, 140, 233, 334	0
51	R5	59/60 (98%)	0.39	4 (6%) 20 13	23, 64, 219, 249	0
51	Y5	58/60 (96%)	0.31	5 (8%) 13 10	27, 71, 208, 261	0
52	R6	49/54 (90%)	3.00	34 (69%) 0 0	110, 164, 240, 272	0
52	Y6	49/54 (90%)	2.63	30 (61%) 0 0	95, 147, 224, 286	0
53	R7	49/49 (100%)	-0.17	2 (4%) 41 29	24, 44, 95, 172	0
53	Y7	49/49 (100%)	-0.28	2 (4%) 41 29	18, 37, 95, 166	0
54	R8	64/65 (98%)	0.21	1 (1%) 74 61	26, 68, 121, 209	0
54	Y8	64/65 (98%)	-0.03	1 (1%) 74 61	27, 58, 128, 223	0
55	R9	37/37 (100%)	5.23	36 (97%) 0 0	96, 171, 236, 316	0
55	Y9	37/37 (100%)	4.39	37 (100%) 0 0	99, 151, 210, 312	0
56	Z5	2/3 (66%)	-0.11	0 100 100	35, 35, 35, 59	0
56	Z6	2/3 (66%)	0.41	0 100 100	32, 32, 32, 42	0
All	All	20880/21490 (97%)	0.19	717 (3%) 49 35	11, 75, 176, 471	0

All (717) RSRZ outliers are listed below:

Mol	Chain	Res	Type	RSRZ
35	RP	149	GLU	15.1
55	R9	11	CYS	13.2

Continued on next page...

Continued from previous page...

Mol	Chain	Res	Type	RSRZ
55	R9	14	CYS	11.4
55	R9	34	GLN	11.1
25	YA	2165	G	9.6
55	Y9	34	GLN	9.4
55	R9	25	VAL	9.3
25	RA	2145	C	9.1
35	RP	150	ALA	9.0
52	R6	14	THR	8.9
52	Y6	26	ASN	8.9
52	R6	6	ARG	8.7
25	YA	2112	G	8.5
25	YA	2179	C	8.3
25	YA	2121	G	8.1
55	R9	24	TYR	7.7
25	RA	1095	A	7.4
25	RA	2159	G	7.4
55	R9	12	ASP	7.2
25	RA	2799	A	7.2
12	QL	129	ALA	7.2
55	Y9	32	HIS	7.2
25	YA	2158	A	7.1
25	YA	2175	C	7.1
52	R6	7	ILE	7.1
55	R9	35	ARG	7.0
25	RA	2116	G	7.0
55	R9	27	CYS	6.9
25	RA	2797	U	6.9
25	YA	2117	A	6.9
25	RA	2164	C	6.9
12	QL	127	GLU	6.9
52	R6	29	ASN	6.7
25	RA	2179	C	6.7
25	RA	2147	G	6.6
25	YA	2133	G	6.6
13	QM	7	VAL	6.5
55	R9	1	MET	6.5
7	QG	82	GLY	6.5
55	Y9	36	GLN	6.4
55	R9	13	LYS	6.3
47	R1	98	LEU	6.3
25	YA	2141	G	6.3
55	Y9	25	VAL	6.3

Continued on next page...

Continued from previous page...

Mol	Chain	Res	Type	RSRZ
55	R9	36	GLN	6.3
25	YA	2188	C	6.2
25	YA	2120	G	6.2
55	Y9	1	MET	6.2
25	YA	2116	G	6.1
55	Y9	14	CYS	6.1
55	Y9	29	ASN	6.1
25	RA	1093	G	6.0
25	RA	1096	A	6.0
13	QM	6	GLY	5.9
25	RA	2146	C	5.9
55	R9	4	ARG	5.9
40	YU	117	GLN	5.9
50	R4	71	ARG	5.8
52	R6	13	CYS	5.8
25	RA	1092	C	5.7
11	QK	128	ALA	5.7
11	XK	11	LYS	5.6
45	YZ	113	ALA	5.6
55	Y9	13	LYS	5.5
25	YA	2164	C	5.5
51	R5	54	GLY	5.5
25	YA	2174	C	5.5
55	R9	17	ILE	5.5
25	YA	2132	U	5.4
25	YA	2110	G	5.4
52	R6	5	VAL	5.4
55	R9	10	ILE	5.4
50	R4	40	HIS	5.3
25	YA	2166	G	5.3
25	YA	2118	U	5.3
55	R9	26	ILE	5.3
44	RY	52	SER	5.3
11	XK	12	ARG	5.3
55	R9	16	VAL	5.2
25	YA	2145	C	5.2
25	RA	2165	G	5.2
52	R6	20	ASN	5.2
55	R9	19	ARG	5.1
55	Y9	24	TYR	5.1
55	Y9	12	ASP	5.1
25	YA	2105	C	5.1

Continued on next page...

Continued from previous page...

Mol	Chain	Res	Type	RSRZ
25	YA	2189	U	5.1
25	YA	2146	C	5.1
25	RA	2110	G	5.1
52	R6	26	ASN	5.1
25	RA	2158	A	5.1
31	YH	3	ARG	5.1
25	RA	2166	G	5.0
52	R6	34	LEU	5.0
42	YW	113	LYS	5.0
55	Y9	15	LYS	5.0
25	YA	2178	C	5.0
25	RA	2144	U	5.0
25	YA	2154	G	5.0
25	RA	2119	A	5.0
25	RA	2168	G	4.9
25	RA	1099	G	4.9
25	RA	2174	C	4.9
11	QK	129	SER	4.9
55	R9	2	LYS	4.9
51	Y5	59	GLU	4.9
25	RA	2125	G	4.9
25	YA	2144	U	4.9
25	YA	2129	C	4.9
55	Y9	28	GLU	4.8
25	RA	1058	G	4.8
12	XL	129	ALA	4.8
55	Y9	35	ARG	4.8
49	Y3	60	GLU	4.8
52	Y6	53	LYS	4.8
25	YA	2799	A	4.8
55	R9	9	ARG	4.7
25	RA	1176	G	4.7
50	R4	51	ASP	4.7
55	Y9	7	VAL	4.7
31	RH	43	VAL	4.7
55	Y9	26	ILE	4.7
7	QG	78	ARG	4.6
12	QL	128	ALA	4.6
7	QG	81	GLY	4.6
25	RA	2120	G	4.6
45	RZ	159	PRO	4.6
22	XV	0	C	4.6

Continued on next page...

Continued from previous page...

Mol	Chain	Res	Type	RSRZ
55	R9	15	LYS	4.6
52	R6	52	VAL	4.6
50	R4	69	LYS	4.6
25	RA	2121	G	4.6
1	QA	1032	A	4.5
25	RA	2133	G	4.5
2	QB	240	GLN	4.5
25	RA	2170	A	4.5
25	RA	2123	G	4.5
25	RA	1094	U	4.5
55	R9	33	LYS	4.5
47	R1	96	LYS	4.5
25	YA	2106	G	4.5
25	YA	2160	G	4.5
52	R6	50	ARG	4.4
55	R9	32	HIS	4.4
11	XK	129	SER	4.4
25	RA	1059	G	4.4
52	Y6	34	LEU	4.4
25	RA	1100	C	4.4
2	QB	4	GLU	4.4
55	Y9	9	ARG	4.4
18	QR	88	LYS	4.3
25	YA	2169	A	4.3
50	R4	49	PHE	4.3
13	QM	8	GLU	4.3
41	YV	36	PRO	4.3
25	YA	2157	G	4.3
55	Y9	30	PRO	4.3
25	RA	2795	G	4.3
25	YA	2108	C	4.3
47	Y1	96	LYS	4.3
7	QG	156	TRP	4.2
7	QG	83	ALA	4.2
25	YA	2114	A	4.2
31	RH	115	VAL	4.2
55	R9	3	VAL	4.2
42	RW	113	LYS	4.2
25	RA	1098	A	4.2
2	QB	79	ASP	4.2
25	RA	2154	G	4.2
52	Y6	13	CYS	4.2

Continued on next page...

Continued from previous page...

Mol	Chain	Res	Type	RSRZ
25	YA	2122	U	4.2
31	RH	96	ALA	4.2
55	Y9	10	ILE	4.2
25	YA	2155	G	4.2
50	Y4	71	ARG	4.1
55	Y9	4	ARG	4.1
25	RA	2798	C	4.1
52	R6	42	TRP	4.1
25	YA	2131	G	4.1
25	YA	2142	C	4.1
48	R2	72	ALA	4.1
25	RA	1084	A	4.1
55	Y9	27	CYS	4.1
25	RA	1085	A	4.1
52	R6	12	GLU	4.1
25	YA	2795	G	4.0
40	RU	118	GLY	4.0
25	YA	2109	U	4.0
25	RA	1177	A	4.0
55	Y9	2	LYS	4.0
25	YA	2107	C	4.0
25	RA	1083	U	4.0
25	YA	2181	G	4.0
25	YA	1536	A	4.0
25	YA	2152	G	4.0
52	Y6	42	TRP	4.0
25	RA	2111	C	4.0
25	RA	2176	A	4.0
25	RA	2801	A	4.0
7	QG	86	GLN	4.0
25	RA	2114	A	4.0
55	R9	28	GLU	4.0
25	RA	1068	G	3.9
32	RI	146	ALA	3.9
25	RA	2175	C	3.9
52	Y6	30	THR	3.9
20	XT	106	ALA	3.9
55	Y9	8	LYS	3.9
25	YA	2128	C	3.9
51	Y5	58	LEU	3.9
51	Y5	60	VAL	3.9
28	RE	204	ALA	3.9

Continued on next page...

Continued from previous page...

Mol	Chain	Res	Type	RSRZ
25	YA	2156	G	3.9
12	XL	128	ALA	3.8
25	RA	1070	A	3.8
55	R9	30	PRO	3.8
31	RH	123	PHE	3.8
13	XM	94	ARG	3.8
7	XG	85	TYR	3.8
51	Y5	54	GLY	3.8
31	RH	95	ARG	3.8
55	R9	29	ASN	3.8
25	RA	2118	U	3.8
31	RH	24	VAL	3.8
25	RA	2112	G	3.8
25	YA	2130	U	3.8
2	QB	165	VAL	3.7
25	RA	1057	A	3.7
25	RA	2115	G	3.7
25	YA	2104	G	3.7
52	Y6	6	ARG	3.7
25	RA	1082	U	3.7
25	RA	2896	C	3.7
25	YA	2139	C	3.7
7	QG	85	TYR	3.7
52	Y6	32	ASN	3.7
25	YA	277	C	3.7
55	Y9	37	GLY	3.7
25	RA	2181	G	3.7
25	YA	2143	C	3.7
21	XU	26	LYS	3.7
25	RA	1103	A	3.7
52	R6	11	LEU	3.7
11	QK	11	LYS	3.7
30	RG	138	GLN	3.6
25	YA	2153	G	3.6
25	YA	2168	G	3.6
47	R1	97	LEU	3.6
52	Y6	37	ARG	3.6
55	R9	22	ARG	3.6
25	RA	2109	U	3.6
25	YA	2137	C	3.6
52	R6	43	CYS	3.6
31	RH	101	ARG	3.6

Continued on next page...

Continued from previous page...

Mol	Chain	Res	Type	RSRZ
44	RY	50	ARG	3.6
25	YA	1177	A	3.6
51	R5	59	GLU	3.6
25	YA	2119	A	3.6
55	Y9	23	VAL	3.6
52	Y6	20	ASN	3.6
52	Y6	12	GLU	3.6
55	Y9	6	SER	3.6
25	YA	2801	A	3.6
2	XB	125	PRO	3.6
25	YA	2148	G	3.6
31	RH	35	VAL	3.6
25	RA	1061	U	3.6
25	RA	2132	U	3.6
25	RA	2139	C	3.6
55	Y9	16	VAL	3.6
2	QB	187	LEU	3.5
47	Y1	98	LEU	3.5
6	XF	101	ALA	3.5
25	RA	2178	C	3.5
25	YA	2180	U	3.5
10	QJ	10	GLY	3.5
25	YA	2113	U	3.5
25	RA	2156	G	3.5
25	YA	2147	G	3.5
25	YA	2149	G	3.5
25	RA	2122	U	3.4
25	YA	2111	C	3.4
45	YZ	167	PRO	3.4
55	Y9	22	ARG	3.4
25	RA	2160	G	3.4
47	Y1	97	LEU	3.4
52	Y6	29	ASN	3.4
33	RN	10	GLU	3.4
25	YA	2167	U	3.4
31	RH	142	GLY	3.4
47	Y1	93	GLU	3.4
51	R5	53	ALA	3.4
25	RA	1097	U	3.4
28	RE	69	LYS	3.4
40	YU	118	GLY	3.3
55	R9	20	HIS	3.3

Continued on next page...

Continued from previous page...

Mol	Chain	Res	Type	RSRZ
31	RH	48	GLY	3.3
31	RH	82	GLY	3.3
55	Y9	17	ILE	3.3
41	YV	45	THR	3.3
52	Y6	33	LYS	3.3
50	Y4	67	TYR	3.3
55	Y9	19	ARG	3.3
12	XL	127	GLU	3.3
5	QE	94	ALA	3.3
19	QS	15	LEU	3.3
30	RG	182	LYS	3.3
12	QL	126	LYS	3.2
52	R6	53	LYS	3.2
55	Y9	5	ALA	3.2
2	QB	231	GLU	3.2
31	RH	105	LEU	3.2
1	XA	1032	A	3.2
32	RI	86	THR	3.2
41	YV	101	GLY	3.2
52	Y6	18	ARG	3.2
25	YA	2170	A	3.2
20	XT	8	ARG	3.2
31	RH	34	GLU	3.2
52	Y6	14	THR	3.2
25	RA	2131	G	3.2
25	YA	2127	G	3.2
25	YA	2798	C	3.2
25	YA	2173	A	3.2
13	QM	121	LYS	3.1
31	RH	29	PRO	3.1
25	YA	2804	C	3.1
45	YZ	142	SER	3.1
25	RA	2167	U	3.1
25	RA	2182	G	3.1
25	YA	1075	C	3.1
52	R6	30	THR	3.1
52	Y6	49	HIS	3.1
25	RA	2169	A	3.1
25	YA	1092	C	3.1
25	YA	2803	C	3.1
25	YA	2123	G	3.1
45	RZ	2	GLU	3.1

Continued on next page...

Continued from previous page...

Mol	Chain	Res	Type	RSRZ
1	XA	210	U	3.1
25	YA	1176	G	3.1
41	RV	1	MET	3.1
7	QG	79	ARG	3.1
25	YA	2140	C	3.1
31	RH	103	LEU	3.1
31	RH	141	VAL	3.1
25	RA	2136	C	3.1
25	YA	2159	G	3.1
25	YA	2187	G	3.1
35	RP	1	MET	3.1
51	Y5	55	ARG	3.1
1	QA	1451	A	3.1
25	YA	1058	G	3.1
36	RQ	33	GLY	3.1
52	R6	24	GLU	3.0
52	Y6	9	LEU	3.0
25	RA	1536	A	3.0
1	XA	208	U	3.0
52	R6	46	HIS	3.0
2	XB	4	GLU	3.0
33	RN	9	VAL	3.0
55	Y9	11	CYS	3.0
25	RA	2141	G	3.0
25	RA	2148	G	3.0
25	RA	2135	A	3.0
2	XB	130	ARG	3.0
45	RZ	113	ALA	3.0
20	XT	101	GLY	3.0
31	RH	170	ARG	3.0
44	RY	11	ASP	3.0
25	RA	1060	U	3.0
52	R6	32	ASN	3.0
55	R9	37	GLY	3.0
32	RI	1	MET	3.0
50	Y4	40	HIS	3.0
18	XR	88	LYS	3.0
7	XG	156	TRP	3.0
41	RV	26	ASP	3.0
2	QB	163	PHE	2.9
55	Y9	18	ARG	2.9
7	QG	153	HIS	2.9

Continued on next page...

Continued from previous page...

Mol	Chain	Res	Type	RSRZ
31	RH	109	PHE	2.9
55	Y9	33	LYS	2.9
31	RH	97	ARG	2.9
41	RV	45	THR	2.9
25	RA	2173	A	2.9
25	RA	2104	G	2.9
25	RA	2897	U	2.9
52	R6	49	HIS	2.9
25	RA	1102	C	2.9
31	RH	131	VAL	2.9
32	RI	12	LEU	2.9
42	YW	111	HIS	2.9
25	RA	1067	A	2.9
49	Y3	59	VAL	2.9
25	RA	2128	C	2.9
32	YI	79	ILE	2.9
13	XM	7	VAL	2.9
25	RA	1053	C	2.8
45	RZ	55	HIS	2.8
25	YA	2125	G	2.8
35	YP	149	GLU	2.8
25	RA	2138	C	2.8
44	RY	59	GLY	2.8
45	RZ	155	LEU	2.8
1	XA	1129	C	2.8
52	R6	23	THR	2.8
50	R4	45	GLY	2.8
25	RA	2804	C	2.8
40	RU	90	VAL	2.8
50	Y4	60	GLN	2.8
44	YY	53	PRO	2.8
25	YA	1100	C	2.8
1	QA	1531	A	2.8
25	RA	889	C	2.8
25	RA	2143	C	2.8
25	YA	2896	C	2.8
45	YZ	1	MET	2.8
25	YA	2134	A	2.8
30	YG	80	PHE	2.8
50	R4	11	PRO	2.8
54	Y8	65	GLU	2.8
25	YA	2162	G	2.8

Continued on next page...

Continued from previous page...

Mol	Chain	Res	Type	RSRZ
50	Y4	39	CYS	2.8
52	Y6	7	ILE	2.8
31	RH	32	GLU	2.7
52	Y6	36	LEU	2.7
25	YA	2151	G	2.7
36	YQ	80	GLU	2.7
50	R4	23	GLU	2.7
52	R6	9	LEU	2.7
10	QJ	70	ARG	2.7
25	YA	2138	C	2.7
50	R4	1	MET	2.7
31	RH	88	LEU	2.7
52	Y6	35	GLU	2.7
55	R9	23	VAL	2.7
29	RF	134	GLY	2.7
25	RA	2108	C	2.7
31	RH	52	VAL	2.7
32	RI	61	ARG	2.7
23	XX	25	A	2.7
25	RA	2183	C	2.7
28	RE	205	ALA	2.7
25	YA	2897	U	2.7
50	R4	67	TYR	2.7
52	Y6	48	VAL	2.7
45	YZ	166	SER	2.7
29	YF	8	GLN	2.7
50	Y4	68	ARG	2.7
25	RA	1104	C	2.7
10	QJ	64	GLU	2.7
20	QT	106	ALA	2.7
52	Y6	22	ALA	2.7
44	RY	86	ARG	2.7
7	XG	84	ASN	2.7
31	RH	30	LYS	2.7
23	QX	25	A	2.7
55	R9	18	ARG	2.7
40	RU	117	GLN	2.7
2	QB	234	PRO	2.7
36	RQ	80	GLU	2.6
50	R4	70	GLY	2.6
54	R8	65	GLU	2.6
25	RA	2157	G	2.6

Continued on next page...

Continued from previous page...

Mol	Chain	Res	Type	RSRZ
44	YY	99	CYS	2.6
45	RZ	163	LEU	2.6
45	RZ	114	GLY	2.6
10	XJ	98	ILE	2.6
11	XK	127	LYS	2.6
38	RS	57	LYS	2.6
25	RA	1055	G	2.6
22	QV	0	C	2.6
7	QG	155	ARG	2.6
29	YF	27	GLU	2.6
30	YG	116	ASP	2.6
52	R6	21	TYR	2.6
25	YA	1082	U	2.6
7	QG	84	ASN	2.6
31	RH	132	ARG	2.6
50	Y4	70	GLY	2.6
44	YY	64	GLU	2.6
1	QA	1029	G	2.6
1	QA	1032(A)	G	2.6
25	RA	2894	G	2.6
41	RV	36	PRO	2.6
39	YT	1	MET	2.6
52	Y6	24	GLU	2.6
25	YA	2150	U	2.6
32	YI	15	VAL	2.6
7	XG	154	TYR	2.5
9	QI	27	THR	2.5
25	RA	2129	C	2.5
19	QS	41	VAL	2.5
32	RI	13	GLY	2.5
1	QA	1031	G	2.5
25	RA	2155	G	2.5
39	RT	1	MET	2.5
52	R6	18	ARG	2.5
25	YA	2794	C	2.5
50	R4	8	LYS	2.5
2	XB	217	ARG	2.5
9	QI	20	ARG	2.5
9	QI	21	PRO	2.5
11	QK	31	THR	2.5
55	Y9	21	GLY	2.5
38	YS	59	LYS	2.5

Continued on next page...

Continued from previous page...

Mol	Chain	Res	Type	RSRZ
25	RA	229	A	2.5
31	RH	49	VAL	2.5
25	YA	2161	C	2.5
2	QB	233	SER	2.5
2	XB	76	GLN	2.5
25	YA	2124	G	2.5
50	R4	44	THR	2.5
25	YA	2182	G	2.5
3	QC	87	LEU	2.5
11	QK	127	LYS	2.5
27	RD	26	LYS	2.5
45	YZ	162	GLU	2.5
50	R4	66	SER	2.5
1	QA	81	G	2.5
53	R7	49	ARG	2.5
31	RH	106	THR	2.5
2	QB	186	ALA	2.5
12	QL	64	TYR	2.5
25	YA	1096	A	2.5
31	RH	10	PRO	2.5
39	RT	2	ASN	2.5
25	RA	2142	C	2.5
25	YA	2136	C	2.5
55	R9	21	GLY	2.5
50	R4	46	GLN	2.5
7	XG	78	ARG	2.5
31	YH	161	GLY	2.5
31	RH	159	GLU	2.4
55	R9	5	ALA	2.4
55	R9	6	SER	2.4
31	RH	81	GLU	2.4
1	XA	1451	A	2.4
52	R6	19	ARG	2.4
55	Y9	31	LYS	2.4
27	YD	26	LYS	2.4
25	YA	1061	U	2.4
42	RW	112	GLY	2.4
25	YA	2797	U	2.4
55	R9	8	LYS	2.4
9	XI	8	GLY	2.4
25	RA	277	C	2.4
2	XB	127	ILE	2.4

Continued on next page...

Continued from previous page...

Mol	Chain	Res	Type	RSRZ
29	YF	17	ARG	2.4
50	R4	68	ARG	2.4
41	RV	15	GLU	2.4
25	YA	276	A	2.4
7	XG	83	ALA	2.4
28	YE	204	ALA	2.4
16	XP	68	ASP	2.4
1	QA	1129	C	2.4
11	QK	13	GLN	2.4
52	Y6	51	GLU	2.4
2	QB	130	ARG	2.4
25	RA	1066	U	2.4
35	RP	91	PHE	2.4
2	QB	70	PHE	2.4
13	QM	61	GLU	2.4
13	QM	122	LYS	2.4
44	YY	50	ARG	2.4
25	RA	2177	C	2.3
45	RZ	162	GLU	2.3
52	Y6	43	CYS	2.3
20	QT	46	GLU	2.3
25	RA	2188	C	2.3
36	RQ	91	GLU	2.3
52	R6	25	LYS	2.3
30	YG	13	GLU	2.3
52	R6	33	LYS	2.3
32	YI	113	ARG	2.3
31	RH	116	GLU	2.3
53	R7	48	LYS	2.3
53	Y7	48	LYS	2.3
25	RA	2107	C	2.3
19	QS	85	LYS	2.3
49	R3	60	GLU	2.3
1	QA	208	U	2.3
13	QM	2	ALA	2.3
29	YF	152	GLU	2.3
25	RA	2134	A	2.3
25	YA	1095	A	2.3
36	RQ	136	ALA	2.3
13	QM	120	LYS	2.3
19	QS	79	THR	2.3
7	QG	75	VAL	2.3

Continued on next page...

Continued from previous page...

Mol	Chain	Res	Type	RSRZ
10	QJ	98	ILE	2.3
11	QK	32	ILE	2.3
11	XK	81	ASP	2.3
45	RZ	167	PRO	2.3
25	RA	2140	C	2.3
31	RH	145	ALA	2.3
45	RZ	93	ASP	2.3
25	RA	1086	A	2.3
25	RA	1065	U	2.3
20	QT	104	LEU	2.3
16	QP	54	GLU	2.3
52	R6	22	ALA	2.3
25	YA	887	A	2.2
52	Y6	27	LYS	2.2
44	RY	49	VAL	2.2
18	QR	46	GLU	2.2
1	XA	1531	A	2.2
25	RA	2149	G	2.2
25	YA	1093	G	2.2
32	RI	15	VAL	2.2
55	Y9	20	HIS	2.2
1	QA	210	U	2.2
1	XA	1025	U	2.2
39	YT	2	ASN	2.2
31	RH	42	ARG	2.2
25	YA	1534	G	2.2
20	XT	19	SER	2.2
44	YY	52	SER	2.2
50	R4	12	ALA	2.2
50	R4	47	GLN	2.2
28	RE	1	MET	2.2
51	R5	60	VAL	2.2
9	QI	32	ASP	2.2
25	YA	889	C	2.2
48	Y2	71	ASN	2.2
25	YA	1057	A	2.2
25	RA	2805	G	2.2
25	YA	2115	G	2.2
52	R6	51	GLU	2.2
31	RH	33	LEU	2.2
45	RZ	137	ILE	2.2
44	RY	47	LYS	2.2

Continued on next page...

Continued from previous page...

Mol	Chain	Res	Type	RSRZ
35	RP	108	LYS	2.2
21	QU	26	LYS	2.2
25	YA	1068	G	2.2
25	YA	2793	G	2.2
52	Y6	52	VAL	2.2
55	R9	7	VAL	2.2
3	XC	62	ASP	2.2
9	QI	36	TYR	2.2
20	XT	18	GLN	2.2
41	RV	40	LEU	2.1
30	RG	89	GLY	2.1
55	Y9	3	VAL	2.1
20	XT	55	ILE	2.1
31	RH	89	ILE	2.1
1	XA	162	A	2.1
31	RH	104	GLU	2.1
19	XS	12	ASP	2.1
28	YE	89	ASP	2.1
28	YE	68	ALA	2.1
32	YI	117	GLU	2.1
50	R4	22	ILE	2.1
52	R6	35	GLU	2.1
10	XJ	77	PRO	2.1
25	RA	1056	G	2.1
25	RA	2802	G	2.1
11	QK	12	ARG	2.1
30	RG	156	ASP	2.1
35	RP	118	GLY	2.1
31	RH	41	MET	2.1
49	Y3	57	GLU	2.1
30	RG	178	PHE	2.1
25	RA	2180	U	2.1
16	QP	52	ASP	2.1
44	RY	63	LYS	2.1
25	RA	2161	C	2.1
25	RA	2171	A	2.1
35	YP	150	ALA	2.1
49	R3	39	ASP	2.1
16	XP	48	TRP	2.1
20	XT	51	GLU	2.1
30	RG	137	GLU	2.1
36	YQ	91	GLU	2.1

Continued on next page...

Continued from previous page...

Mol	Chain	Res	Type	RSRZ
53	Y7	49	ARG	2.1
20	QT	48	LYS	2.1
2	XB	133	LYS	2.1
2	QB	232	PRO	2.1
11	QK	89	ALA	2.1
25	RA	1026	U	2.1
25	RA	1101	U	2.1
13	XM	6	GLY	2.1
2	QB	80	ILE	2.1
30	RG	2	PRO	2.1
45	RZ	69	THR	2.1
52	R6	8	LYS	2.1
3	QC	62	ASP	2.1
45	RZ	153	SER	2.1
9	XI	95	LYS	2.1
32	YI	6	LEU	2.1
25	YA	2186	G	2.1
31	RH	90	LYS	2.1
25	RA	2117	A	2.0
31	RH	20	ALA	2.0
32	YI	13	GLY	2.0
44	RY	58	GLY	2.0
52	R6	36	LEU	2.0
3	QC	79	ARG	2.0
52	Y6	19	ARG	2.0
19	XS	11	VAL	2.0
2	QB	21	ARG	2.0
7	XG	81	GLY	2.0
31	RH	124	GLU	2.0
50	R4	55	ARG	2.0
52	Y6	16	CYS	2.0
36	RQ	63	LYS	2.0
52	Y6	25	LYS	2.0
7	QG	88	PRO	2.0
52	R6	37	ARG	2.0
29	RF	6	VAL	2.0
50	R4	25	TYR	2.0
19	QS	71	LEU	2.0
44	RY	6	HIS	2.0
28	YE	200	GLU	2.0
37	RR	69	ASP	2.0
25	RA	2106	G	2.0

Continued on next page...

Continued from previous page...

Mol	Chain	Res	Type	RSRZ
1	QA	1000	A	2.0

6.2 Non-standard residues in protein, DNA, RNA chains [i](#)

There are no non-standard protein/DNA/RNA residues in this entry.

6.3 Carbohydrates [i](#)

There are no carbohydrates in this entry.

6.4 Ligands [i](#)

In the following table, the Atoms column lists the number of modelled atoms in the group and the number defined in the chemical component dictionary. LLDF column lists the quality of electron density of the group with respect to its neighbouring residues in protein, DNA or RNA chains. The B-factors column lists the minimum, median, 95th percentile and maximum values of B factors of atoms in the group. The column labelled 'Q< 0.9' lists the number of atoms with occupancy less than 0.9.

Mol	Type	Chain	Res	Atoms	RSCC	RSR	LLDF	B-factors(Å ²)	Q<0.9
57	MG	YA	3308	1/1	0.64	0.87	93.47	64,64,64,64	0
57	MG	YA	3034	1/1	0.89	0.48	70.14	10,10,10,10	0
57	MG	QA	1667	1/1	0.91	0.82	47.33	44,44,44,44	0
57	MG	YA	3274	1/1	0.81	0.75	44.32	45,45,45,45	0
57	MG	RA	3306	1/1	0.94	0.87	41.80	75,75,75,75	0
57	MG	RA	3272	1/1	0.91	0.87	34.90	45,45,45,45	0
57	MG	YA	3216	1/1	0.85	0.44	33.30	47,47,47,47	0
57	MG	YA	3106	1/1	0.99	0.42	33.15	1,1,1,1	0
57	MG	XA	1602	1/1	0.96	0.58	32.60	8,8,8,8	0
57	MG	YA	3330	1/1	0.56	0.68	31.41	52,52,52,52	0
57	MG	YA	3166	1/1	0.88	0.57	31.16	36,36,36,36	0
57	MG	RA	3269	1/1	0.78	0.64	30.68	49,49,49,49	0
57	MG	RA	3304	1/1	0.73	0.59	29.93	41,41,41,41	0
57	MG	YA	3031	1/1	0.98	0.61	28.72	15,15,15,15	0
57	MG	QA	1613	1/1	0.97	0.40	27.96	26,26,26,26	0
57	MG	YA	3081	1/1	0.93	0.36	27.02	14,14,14,14	0
57	MG	YA	3181	1/1	0.94	0.36	27.00	15,15,15,15	0
57	MG	RA	3228	1/1	0.94	0.44	26.94	3,3,3,3	0
57	MG	QA	1663	1/1	0.96	0.74	26.11	27,27,27,27	0
57	MG	YA	3256	1/1	0.99	0.38	25.74	13,13,13,13	0

Continued on next page...

Continued from previous page...

Mol	Type	Chain	Res	Atoms	RSCC	RSR	LLDF	B-factors(\AA^2)	Q<0.9
57	MG	YA	3222	1/1	0.94	0.41	25.37	25,25,25,25	0
57	MG	YA	3206	1/1	0.62	0.48	24.76	55,55,55,55	0
57	MG	RA	3034	1/1	0.99	0.40	24.71	3,3,3,3	0
57	MG	RA	3098	1/1	0.98	0.46	23.06	9,9,9,9	0
57	MG	RA	3012	1/1	0.71	0.48	22.96	25,25,25,25	0
57	MG	XA	1620	1/1	0.92	0.58	22.54	22,22,22,22	0
57	MG	YA	3241	1/1	0.98	0.43	22.12	3,3,3,3	0
57	MG	YA	3246	1/1	0.89	0.75	21.23	39,39,39,39	0
57	MG	RA	3264	1/1	0.86	0.81	21.21	72,72,72,72	0
57	MG	YA	3009	1/1	0.96	0.53	21.09	3,3,3,3	0
57	MG	RA	3140	1/1	0.98	0.49	20.96	5,5,5,5	0
57	MG	XA	1689	1/1	0.89	0.53	20.66	21,21,21,21	0
57	MG	RA	3282	1/1	0.85	0.69	20.38	42,42,42,42	0
57	MG	RA	3281	1/1	0.89	0.62	18.81	51,51,51,51	0
57	MG	XA	1643	1/1	0.96	0.34	18.73	43,43,43,43	0
57	MG	RA	3002	1/1	0.98	0.44	17.62	3,3,3,3	0
57	MG	YA	3237	1/1	0.96	0.47	17.47	3,3,3,3	0
57	MG	RA	3302	1/1	0.84	0.77	16.85	50,50,50,50	0
57	MG	YA	3247	1/1	0.97	0.48	16.58	3,3,3,3	0
57	MG	YA	3080	1/1	0.94	0.47	16.28	9,9,9,9	0
57	MG	YA	3098	1/1	0.95	0.55	15.75	12,12,12,12	0
57	MG	YA	3011	1/1	0.98	0.32	15.56	2,2,2,2	0
57	MG	RA	3024	1/1	0.98	0.31	15.40	3,3,3,3	0
57	MG	YA	3013	1/1	0.99	0.36	15.21	4,4,4,4	0
57	MG	YA	3142	1/1	0.61	0.32	15.02	39,39,39,39	0
57	MG	YA	3023	1/1	0.98	0.48	14.69	15,15,15,15	0
57	MG	YA	3314	1/1	0.88	0.45	14.67	47,47,47,47	0
57	MG	YA	3225	1/1	0.74	0.41	14.63	23,23,23,23	0
57	MG	RA	3033	1/1	0.97	0.41	14.39	4,4,4,4	0
57	MG	RA	3062	1/1	0.96	0.44	13.98	1,1,1,1	0
57	MG	RA	3230	1/1	0.85	0.39	13.97	14,14,14,14	0
57	MG	RA	3156	1/1	0.82	0.35	13.75	21,21,21,21	0
57	MG	YA	3177	1/1	0.81	0.52	13.57	20,20,20,20	0
57	MG	XA	1625	1/1	0.93	0.45	13.34	16,16,16,16	0
57	MG	XA	1709	1/1	0.78	0.61	13.33	49,49,49,49	0
57	MG	YA	3061	1/1	0.96	0.30	12.78	4,4,4,4	0
57	MG	RA	3094	1/1	0.97	0.43	12.59	7,7,7,7	0
57	MG	YR	202	1/1	0.80	0.55	12.50	29,29,29,29	0
57	MG	XA	1634	1/1	0.97	0.67	12.47	27,27,27,27	0
57	MG	YA	3189	1/1	0.80	0.41	12.39	27,27,27,27	0
57	MG	YA	3203	1/1	0.54	0.46	12.32	40,40,40,40	0

Continued on next page...

Continued from previous page...

Mol	Type	Chain	Res	Atoms	RSCC	RSR	LLDF	B-factors(\AA^2)	Q<0.9
57	MG	RA	3004	1/1	0.97	0.43	12.10	4,4,4,4	0
57	MG	RA	3049	1/1	0.95	0.44	12.07	7,7,7,7	0
57	MG	YA	3207	1/1	0.86	0.44	12.05	34,34,34,34	0
57	MG	RA	3123	1/1	0.91	0.32	12.04	12,12,12,12	0
57	MG	XA	1653	1/1	0.92	0.34	11.99	26,26,26,26	0
57	MG	YA	3026	1/1	0.98	0.47	11.96	5,5,5,5	0
57	MG	XA	1701	1/1	0.96	0.43	11.71	26,26,26,26	0
57	MG	QA	1612	1/1	0.95	0.43	11.57	22,22,22,22	0
57	MG	QA	1645	1/1	0.87	0.60	11.54	41,41,41,41	0
57	MG	RA	3031	1/1	0.97	0.39	11.39	28,28,28,28	0
57	MG	YA	3118	1/1	0.97	0.31	10.95	19,19,19,19	0
57	MG	RA	3021	1/1	0.98	0.34	10.76	15,15,15,15	0
57	MG	YA	3321	1/1	0.92	0.40	10.71	36,36,36,36	0
57	MG	YA	3200	1/1	0.84	0.33	10.70	33,33,33,33	0
57	MG	RA	3224	1/1	0.96	0.36	10.70	28,28,28,28	0
57	MG	QA	1617	1/1	0.96	0.36	10.68	15,15,15,15	0
57	MG	RA	3119	1/1	0.97	0.34	10.57	18,18,18,18	0
57	MG	RA	3245	1/1	0.96	0.36	10.57	48,48,48,48	0
57	MG	YA	3175	1/1	0.88	0.41	10.54	34,34,34,34	0
57	MG	RA	3009	1/1	0.94	0.34	10.51	37,37,37,37	0
57	MG	RA	3118	1/1	0.91	0.46	10.34	43,43,43,43	0
57	MG	YA	3275	1/1	0.79	0.48	10.19	66,66,66,66	0
57	MG	YA	3079	1/1	0.99	0.40	10.16	10,10,10,10	0
57	MG	RA	3079	1/1	0.88	0.48	10.13	20,20,20,20	0
57	MG	YA	3032	1/1	0.92	0.37	9.74	1,1,1,1	0
57	MG	RA	3130	1/1	0.97	0.39	9.73	11,11,11,11	0
57	MG	YA	3258	1/1	0.97	0.35	9.70	12,12,12,12	0
57	MG	QE	201	1/1	0.92	0.57	9.60	37,37,37,37	0
57	MG	YA	3057	1/1	0.98	0.37	9.55	4,4,4,4	0
57	MG	YA	3015	1/1	0.98	0.31	9.50	11,11,11,11	0
57	MG	YA	3111	1/1	0.94	0.40	9.50	25,25,25,25	0
57	MG	RA	3210	1/1	0.75	0.32	9.41	56,56,56,56	0
57	MG	YA	3050	1/1	0.99	0.31	9.40	2,2,2,2	0
57	MG	RA	3063	1/1	0.96	0.34	9.17	3,3,3,3	0
57	MG	XA	1635	1/1	0.94	0.33	9.02	11,11,11,11	0
57	MG	YA	3099	1/1	0.98	0.37	8.96	3,3,3,3	0
57	MG	YA	3049	1/1	0.98	0.36	8.92	2,2,2,2	0
57	MG	YU	201	1/1	0.79	0.39	8.92	41,41,41,41	0
57	MG	RA	3153	1/1	0.93	0.28	8.75	23,23,23,23	0
57	MG	XA	1670	1/1	0.98	0.28	8.74	14,14,14,14	0
57	MG	YA	3302	1/1	0.87	0.52	8.67	41,41,41,41	0

Continued on next page...

Continued from previous page...

Mol	Type	Chain	Res	Atoms	RSCC	RSR	LLDF	B-factors(\AA^2)	Q<0.9
57	MG	RA	3005	1/1	0.92	0.35	8.61	7,7,7,7	0
57	MG	XA	1633	1/1	0.93	0.25	8.56	28,28,28,28	0
57	MG	YA	3162	1/1	0.80	0.25	8.45	46,46,46,46	0
57	MG	QA	1666	1/1	0.87	0.55	8.32	32,32,32,32	0
57	MG	RA	3087	1/1	0.91	0.35	8.25	12,12,12,12	0
57	MG	YA	3291	1/1	0.90	0.32	8.18	28,28,28,28	0
57	MG	RA	3273	1/1	0.85	0.35	8.16	52,52,52,52	0
57	MG	XA	1656	1/1	0.96	0.36	8.08	52,52,52,52	0
57	MG	XA	1649	1/1	0.79	0.33	8.01	27,27,27,27	0
57	MG	YA	3319	1/1	0.91	0.37	7.97	56,56,56,56	0
57	MG	YA	3041	1/1	0.91	0.38	7.95	18,18,18,18	0
57	MG	XA	1697	1/1	0.94	0.28	7.92	19,19,19,19	0
57	MG	RA	3267	1/1	0.81	0.35	7.84	47,47,47,47	0
57	MG	RA	3204	1/1	0.94	0.30	7.84	19,19,19,19	0
57	MG	RA	3097	1/1	0.98	0.33	7.65	1,1,1,1	0
57	MG	QA	1602	1/1	0.89	0.54	7.65	18,18,18,18	0
57	MG	YA	3253	1/1	0.98	0.35	7.54	7,7,7,7	0
57	MG	YA	3035	1/1	0.98	0.27	7.46	2,2,2,2	0
57	MG	YA	3229	1/1	0.79	0.30	7.40	50,50,50,50	0
57	MG	YA	3044	1/1	0.91	0.28	7.40	2,2,2,2	0
57	MG	RA	3227	1/1	0.97	0.34	7.39	8,8,8,8	0
57	MG	YA	3006	1/1	0.97	0.37	7.32	1,1,1,1	0
57	MG	YA	3156	1/1	0.85	0.27	7.20	28,28,28,28	0
57	MG	YA	3176	1/1	0.94	0.29	7.19	41,41,41,41	0
57	MG	QA	1648	1/1	0.89	0.34	7.18	49,49,49,49	0
57	MG	YA	3085	1/1	0.97	0.32	7.11	6,6,6,6	0
57	MG	YA	3024	1/1	0.98	0.33	7.08	3,3,3,3	0
57	MG	RA	3146	1/1	0.91	0.30	7.04	28,28,28,28	0
57	MG	RA	3068	1/1	0.94	0.29	7.03	27,27,27,27	0
57	MG	YA	3310	1/1	0.85	0.34	6.99	32,32,32,32	0
57	MG	YA	3088	1/1	0.98	0.35	6.96	5,5,5,5	0
57	MG	YA	3231	1/1	0.93	0.30	6.93	4,4,4,4	0
57	MG	RA	3088	1/1	0.93	0.30	6.91	17,17,17,17	0
57	MG	RA	3296	1/1	0.92	0.30	6.90	29,29,29,29	0
57	MG	RA	3052	1/1	0.98	0.31	6.87	1,1,1,1	0
57	MG	YA	3248	1/1	0.91	0.28	6.79	37,37,37,37	0
57	MG	YA	3033	1/1	0.96	0.37	6.57	4,4,4,4	0
57	MG	YA	3173	1/1	0.87	0.35	6.51	40,40,40,40	0
57	MG	RA	3054	1/1	0.94	0.29	6.49	28,28,28,28	0
57	MG	YA	3097	1/1	0.95	0.39	6.49	8,8,8,8	0
57	MG	QA	1659	1/1	0.97	0.32	6.44	33,33,33,33	0

Continued on next page...

Continued from previous page...

Mol	Type	Chain	Res	Atoms	RSCC	RSR	LLDF	B-factors(\AA^2)	Q<0.9
57	MG	RD	301	1/1	0.64	0.44	6.39	51,51,51,51	0
57	MG	RA	3056	1/1	0.99	0.32	6.33	9,9,9,9	0
57	MG	RA	3250	1/1	0.87	0.34	6.32	23,23,23,23	0
57	MG	RA	3059	1/1	0.97	0.27	6.30	1,1,1,1	0
57	MG	RA	3057	1/1	0.98	0.28	6.21	1,1,1,1	0
57	MG	YA	3107	1/1	0.93	0.31	6.19	1,1,1,1	0
57	MG	RA	3055	1/1	0.96	0.36	6.17	3,3,3,3	0
57	MG	RA	3022	1/1	0.95	0.31	5.94	2,2,2,2	0
57	MG	RA	3135	1/1	0.93	0.34	5.88	2,2,2,2	0
57	MG	YB	202	1/1	0.94	0.23	5.86	49,49,49,49	0
57	MG	RA	3167	1/1	0.91	0.30	5.85	38,38,38,38	0
57	MG	RA	3026	1/1	0.98	0.32	5.58	2,2,2,2	0
57	MG	YA	3037	1/1	0.97	0.27	5.54	3,3,3,3	0
57	MG	YA	3004	1/1	0.97	0.30	5.47	7,7,7,7	0
57	MG	YA	3122	1/1	0.98	0.35	5.32	5,5,5,5	0
57	MG	YA	3089	1/1	0.95	0.27	5.29	25,25,25,25	0
57	MG	QA	1679	1/1	0.83	0.55	5.27	45,45,45,45	0
57	MG	RA	3235	1/1	0.93	0.27	5.21	13,13,13,13	0
57	MG	QA	1604	1/1	0.93	0.31	5.19	5,5,5,5	0
57	MG	RA	3171	1/1	0.94	0.28	5.07	26,26,26,26	0
57	MG	YA	3077	1/1	0.93	0.29	5.06	11,11,11,11	0
57	MG	RA	3175	1/1	0.91	0.27	5.03	26,26,26,26	0
57	MG	RA	3015	1/1	0.95	0.30	5.01	11,11,11,11	0
57	MG	RA	3129	1/1	0.97	0.32	4.90	30,30,30,30	0
57	MG	RA	3229	1/1	0.96	0.30	4.83	4,4,4,4	0
57	MG	RA	3225	1/1	0.92	0.42	4.82	32,32,32,32	0
57	MG	YA	3059	1/1	0.95	0.26	4.81	38,38,38,38	0
57	MG	RA	3019	1/1	0.97	0.26	4.73	1,1,1,1	0
57	MG	RA	3193	1/1	0.73	0.27	4.69	59,59,59,59	0
57	MG	RA	3213	1/1	0.65	0.27	4.64	29,29,29,29	0
57	MG	RA	3208	1/1	0.95	0.27	4.62	33,33,33,33	0
57	MG	QA	1630	1/1	0.80	0.22	4.59	80,80,80,80	0
57	MG	QA	1675	1/1	0.71	0.22	4.57	32,32,32,32	0
57	MG	YA	3048	1/1	0.97	0.32	4.21	2,2,2,2	0
57	MG	RA	3159	1/1	0.95	0.28	4.18	43,43,43,43	0
57	MG	XA	1617	1/1	0.98	0.33	4.13	4,4,4,4	0
57	MG	QA	1662	1/1	0.97	0.30	4.04	27,27,27,27	0
57	MG	QA	1688	1/1	0.87	0.24	4.03	58,58,58,58	0
57	MG	RA	3143	1/1	0.88	0.23	3.80	32,32,32,32	0
57	MG	XA	1614	1/1	0.96	0.31	3.78	4,4,4,4	0
57	MG	YA	3102	1/1	0.99	0.29	3.76	9,9,9,9	0

Continued on next page...

Continued from previous page...

Mol	Type	Chain	Res	Atoms	RSCC	RSR	LLDF	B-factors(\AA^2)	Q<0.9
57	MG	XA	1622	1/1	0.95	0.27	3.75	33,33,33,33	0
57	MG	RA	3085	1/1	0.96	0.28	3.72	5,5,5,5	0
57	MG	RR	201	1/1	0.83	0.52	3.66	9,9,9,9	0
57	MG	YA	3042	1/1	0.97	0.37	3.64	12,12,12,12	0
57	MG	QA	1655	1/1	0.93	0.31	3.55	24,24,24,24	0
57	MG	RA	3077	1/1	0.98	0.26	3.51	11,11,11,11	0
57	MG	RA	3084	1/1	0.97	0.27	3.45	4,4,4,4	0
57	MG	RA	3038	1/1	0.96	0.23	3.45	1,1,1,1	0
57	MG	R8	101	1/1	0.79	0.39	3.38	29,29,29,29	0
57	MG	YA	3179	1/1	0.94	0.25	3.30	19,19,19,19	0
57	MG	YD	301	1/1	0.91	0.31	3.26	16,16,16,16	0
57	MG	YR	201	1/1	0.81	0.44	3.21	19,19,19,19	0
58	PAR	QA	1696	42/42	0.92	0.27	3.16	61,61,61,62	0
57	MG	YA	3027	1/1	0.97	0.25	3.02	2,2,2,2	0
60	PPU	Z6	101	37/38	0.94	0.26	2.99	28,28,29,29	0
57	MG	YA	3068	1/1	0.96	0.26	2.99	4,4,4,4	0
57	MG	YA	3134	1/1	0.97	0.26	2.95	17,17,17,17	0
57	MG	YP	202	1/1	0.95	0.39	2.86	29,29,29,29	0
57	MG	YA	3017	1/1	0.99	0.25	2.80	13,13,13,13	0
57	MG	RA	3036	1/1	0.98	0.25	2.76	7,7,7,7	0
57	MG	YA	3002	1/1	0.97	0.27	2.67	1,1,1,1	0
57	MG	YA	3249	1/1	0.96	0.29	2.66	3,3,3,3	0
57	MG	YA	3073	1/1	0.95	0.19	2.65	17,17,17,17	0
57	MG	XA	1632	1/1	0.96	0.22	2.63	18,18,18,18	0
57	MG	QA	1621	1/1	0.83	0.30	2.63	50,50,50,50	0
57	MG	YA	3112	1/1	0.94	0.24	2.63	1,1,1,1	0
57	MG	XA	1650	1/1	0.93	0.25	2.61	34,34,34,34	0
57	MG	RA	3248	1/1	0.95	0.25	2.50	44,44,44,44	0
57	MG	QA	1610	1/1	0.98	0.32	2.42	13,13,13,13	0
57	MG	YA	3135	1/1	0.92	0.23	2.36	30,30,30,30	0
57	MG	YA	3335	1/1	0.98	0.28	2.35	2,2,2,2	0
60	PPU	Z5	101	37/38	0.94	0.29	2.31	44,44,45,45	0
57	MG	XA	1642	1/1	0.99	0.24	2.20	9,9,9,9	0
57	MG	YA	3058	1/1	0.98	0.28	2.17	7,7,7,7	0
57	MG	YA	3025	1/1	0.97	0.25	2.07	6,6,6,6	0
58	PAR	XA	1715	42/42	0.94	0.27	2.04	52,52,53,53	0
57	MG	YA	3266	1/1	0.93	0.25	2.02	40,40,40,40	0
57	MG	RA	3058	1/1	0.96	0.22	1.88	1,1,1,1	0
57	MG	YA	3224	1/1	0.91	0.17	1.85	13,13,13,13	0
57	MG	YA	3078	1/1	0.92	0.26	1.82	12,12,12,12	0
57	MG	YP	201	1/1	0.84	0.25	1.71	22,22,22,22	0

Continued on next page...

Continued from previous page...

Mol	Type	Chain	Res	Atoms	RSCC	RSR	LLDF	B-factors(\AA^2)	Q<0.9
57	MG	YA	3116	1/1	0.91	0.22	1.62	13,13,13,13	0
57	MG	YA	3014	1/1	0.97	0.26	1.58	3,3,3,3	0
57	MG	YA	3067	1/1	0.96	0.21	1.56	31,31,31,31	0
57	MG	RA	3075	1/1	0.97	0.23	1.54	14,14,14,14	0
57	MG	XA	1606	1/1	0.94	0.26	1.53	17,17,17,17	0
57	MG	QA	1674	1/1	0.98	0.24	1.52	26,26,26,26	0
57	MG	QA	1620	1/1	0.90	0.32	1.52	40,40,40,40	0
57	MG	RA	3105	1/1	0.97	0.18	1.38	16,16,16,16	0
57	MG	YA	3180	1/1	0.78	0.19	1.31	42,42,42,42	0
57	MG	RA	3256	1/1	0.94	0.35	1.27	58,58,58,58	0
57	MG	YA	3072	1/1	0.98	0.25	1.24	2,2,2,2	0
57	MG	YA	3008	1/1	0.98	0.20	1.20	3,3,3,3	0
57	MG	QA	1661	1/1	0.93	0.24	1.20	5,5,5,5	0
57	MG	YA	3164	1/1	0.96	0.18	1.07	24,24,24,24	0
57	MG	QA	1676	1/1	0.95	0.25	1.05	48,48,48,48	0
57	MG	RA	3064	1/1	0.98	0.19	1.01	3,3,3,3	0
57	MG	YA	3038	1/1	0.97	0.20	0.99	24,24,24,24	0
57	MG	YA	3228	1/1	0.92	0.19	0.99	21,21,21,21	0
57	MG	RA	3126	1/1	0.96	0.25	0.97	5,5,5,5	0
57	MG	XA	1603	1/1	0.98	0.26	0.97	9,9,9,9	0
57	MG	RA	3155	1/1	0.78	0.20	0.97	29,29,29,29	0
57	MG	QA	1629	1/1	0.95	0.21	0.92	69,69,69,69	0
57	MG	XV	102	1/1	0.99	0.21	0.90	10,10,10,10	0
57	MG	RA	3040	1/1	0.97	0.21	0.88	4,4,4,4	0
57	MG	RA	3080	1/1	0.97	0.20	0.85	11,11,11,11	0
57	MG	YA	3113	1/1	0.96	0.23	0.83	4,4,4,4	0
59	ZN	XD	301	1/1	0.70	0.32	0.82	43,43,43,43	0
57	MG	RA	3238	1/1	0.95	0.21	0.81	37,37,37,37	0
57	MG	RA	3042	1/1	0.98	0.22	0.78	5,5,5,5	0
57	MG	YA	3070	1/1	0.88	0.20	0.72	5,5,5,5	0
57	MG	RA	3173	1/1	0.89	0.18	0.69	20,20,20,20	0
57	MG	YA	3320	1/1	0.74	0.44	0.65	50,50,50,50	0
57	MG	YA	3093	1/1	0.97	0.21	0.62	24,24,24,24	0
57	MG	QA	1619	1/1	0.92	0.23	0.61	40,40,40,40	0
57	MG	YA	3187	1/1	0.82	0.24	0.61	37,37,37,37	0
57	MG	YA	3264	1/1	0.93	0.18	0.60	40,40,40,40	0
57	MG	RA	3081	1/1	0.91	0.26	0.58	30,30,30,30	0
57	MG	RA	3065	1/1	0.97	0.23	0.53	1,1,1,1	0
57	MG	RA	3307	1/1	0.98	0.23	0.50	2,2,2,2	0
57	MG	XA	1640	1/1	0.93	0.19	0.42	24,24,24,24	0
57	MG	RA	3114	1/1	0.89	0.17	0.40	16,16,16,16	0
57	MG	RA	3086	1/1	0.95	0.20	0.34	35,35,35,35	0

Continued on next page...

Continued from previous page...

Mol	Type	Chain	Res	Atoms	RSCC	RSR	LLDF	B-factors(\AA^2)	Q<0.9
57	MG	RA	3184	1/1	0.92	0.21	0.28	36,36,36,36	0
57	MG	RA	3259	1/1	0.92	0.24	0.25	49,49,49,49	0
57	MG	RA	3101	1/1	0.95	0.19	0.15	3,3,3,3	0
57	MG	RA	3035	1/1	0.94	0.20	0.10	2,2,2,2	0
57	MG	YA	3212	1/1	0.96	0.17	-0.01	22,22,22,22	0
57	MG	R1	101	1/1	0.82	0.24	-0.05	32,32,32,32	0
57	MG	YA	3136	1/1	0.97	0.18	-0.06	2,2,2,2	0
59	ZN	QD	301	1/1	0.98	0.25	-0.16	37,37,37,37	0
57	MG	RA	3150	1/1	0.88	0.16	-0.20	13,13,13,13	0
57	MG	RA	3231	1/1	0.97	0.19	-0.23	1,1,1,1	0
57	MG	RA	3121	1/1	0.98	0.19	-0.23	25,25,25,25	0
57	MG	XA	1619	1/1	0.96	0.22	-0.33	46,46,46,46	0
57	MG	YA	3028	1/1	0.97	0.19	-0.39	3,3,3,3	0
57	MG	RA	3122	1/1	0.97	0.16	-0.43	34,34,34,34	0
57	MG	RA	3301	1/1	0.94	0.17	-0.43	51,51,51,51	0
57	MG	QA	1616	1/1	0.92	0.16	-0.54	7,7,7,7	0
57	MG	RA	3120	1/1	0.99	0.17	-0.54	20,20,20,20	0
57	MG	QV	102	1/1	0.94	0.19	-0.58	11,11,11,11	0
57	MG	YA	3255	1/1	0.96	0.17	-0.62	17,17,17,17	0
57	MG	RA	3072	1/1	0.97	0.17	-0.65	17,17,17,17	0
57	MG	RA	3106	1/1	0.96	0.18	-0.68	18,18,18,18	0
57	MG	YA	3056	1/1	0.85	0.20	-0.74	5,5,5,5	0
57	MG	YA	3254	1/1	0.97	0.20	-0.76	5,5,5,5	0
57	MG	XA	1652	1/1	0.80	0.14	-0.77	44,44,44,44	0
57	MG	RA	3240	1/1	0.93	0.17	-0.78	51,51,51,51	0
57	MG	QA	1671	1/1	0.97	0.18	-0.78	25,25,25,25	0
57	MG	RA	3161	1/1	0.84	0.14	-0.87	46,46,46,46	0
57	MG	RA	3104	1/1	0.95	0.18	-1.00	14,14,14,14	0
57	MG	YA	3325	1/1	0.94	0.16	-1.02	47,47,47,47	0
57	MG	QA	1644	1/1	0.96	0.17	-1.03	33,33,33,33	0
57	MG	RA	3199	1/1	0.92	0.15	-1.04	31,31,31,31	0
59	ZN	XN	101	1/1	0.98	0.16	-1.11	73,73,73,73	0
59	ZN	QN	101	1/1	0.92	0.13	-1.18	89,89,89,89	0
57	MG	RA	3181	1/1	0.93	0.15	-1.21	37,37,37,37	0
57	MG	QA	1697	1/1	0.92	0.12	-1.23	45,45,45,45	0
57	MG	YA	3005	1/1	0.93	0.15	-1.30	1,1,1,1	0
57	MG	YA	3151	1/1	0.87	0.16	-1.31	10,10,10,10	0
57	MG	XA	1628	1/1	0.70	0.12	-1.31	36,36,36,36	0
57	MG	YA	3304	1/1	0.96	0.21	-1.32	31,31,31,31	0
57	MG	YA	3065	1/1	0.95	0.17	-1.34	8,8,8,8	0
57	MG	YA	3140	1/1	0.93	0.17	-1.41	47,47,47,47	0
57	MG	RA	3297	1/1	0.78	0.17	-1.42	56,56,56,56	0

Continued on next page...

Continued from previous page...

Mol	Type	Chain	Res	Atoms	RSCC	RSR	LLDF	B-factors(\AA^2)	Q<0.9
57	MG	XA	1700	1/1	0.95	0.18	-1.42	54,54,54,54	0
57	MG	QA	1689	1/1	0.85	0.17	-1.43	78,78,78,78	0
57	MG	XA	1658	1/1	0.89	0.10	-1.46	61,61,61,61	0
57	MG	RA	3116	1/1	0.86	0.12	-1.47	43,43,43,43	0
57	MG	YA	3238	1/1	0.92	0.16	-1.54	34,34,34,34	0
57	MG	RA	3247	1/1	0.95	0.12	-1.62	32,32,32,32	0
57	MG	RA	3187	1/1	0.97	0.13	-1.65	25,25,25,25	0
57	MG	XA	1647	1/1	0.96	0.17	-1.71	53,53,53,53	0
57	MG	XA	1667	1/1	0.90	0.17	-1.81	25,25,25,25	0
57	MG	XA	1611	1/1	0.99	0.14	-1.83	11,11,11,11	0
57	MG	RA	3289	1/1	0.67	0.14	-1.83	62,62,62,62	0
57	MG	XA	1621	1/1	0.94	0.17	-1.83	30,30,30,30	0
57	MG	YA	3227	1/1	0.96	0.16	-1.84	19,19,19,19	0
57	MG	XA	1662	1/1	0.94	0.08	-1.96	20,20,20,20	0
57	MG	QA	1642	1/1	0.93	0.12	-2.00	37,37,37,37	0
57	MG	XA	1694	1/1	0.90	0.15	-2.32	13,13,13,13	0
57	MG	RA	3074	1/1	0.90	0.11	-2.34	41,41,41,41	0
57	MG	RA	3134	1/1	0.93	0.12	-2.34	20,20,20,20	0
57	MG	XA	1686	1/1	0.93	0.15	-2.47	53,53,53,53	0
57	MG	XA	1609	1/1	0.92	0.16	-2.50	1,1,1,1	0
57	MG	YA	3163	1/1	0.96	0.14	-2.54	34,34,34,34	0
57	MG	RA	3308	1/1	0.90	0.07	-2.58	52,52,52,52	0
57	MG	RA	3131	1/1	0.93	0.08	-2.65	46,46,46,46	0
57	MG	YA	3133	1/1	0.93	0.10	-2.68	0,0,0,0	0
57	MG	XA	1627	1/1	0.86	0.16	-3.00	4,4,4,4	0
57	MG	YA	3110	1/1	0.97	0.12	-3.10	11,11,11,11	0
57	MG	RB	201	1/1	0.96	0.13	-3.11	59,59,59,59	0
57	MG	XA	1613	1/1	0.95	0.08	-3.34	18,18,18,18	0
57	MG	YA	3036	1/1	0.99	0.14	-3.34	2,2,2,2	0
57	MG	RA	3147	1/1	0.99	0.14	-3.34	22,22,22,22	0
57	MG	RA	3191	1/1	0.97	0.13	-3.41	21,21,21,21	0
57	MG	YA	3123	1/1	0.97	0.14	-3.47	4,4,4,4	0
57	MG	XA	1607	1/1	0.95	0.07	-3.48	61,61,61,61	0
57	MG	XA	1637	1/1	0.88	0.11	-3.50	44,44,44,44	0
57	MG	YA	3205	1/1	0.94	0.09	-3.53	56,56,56,56	0
57	MG	YA	3172	1/1	0.94	0.12	-3.53	44,44,44,44	0
57	MG	XA	1657	1/1	0.90	0.15	-3.58	23,23,23,23	0
57	MG	RA	3017	1/1	0.97	0.11	-3.60	9,9,9,9	0
57	MG	RA	3202	1/1	0.95	0.12	-3.60	27,27,27,27	0
57	MG	RA	3099	1/1	0.94	0.13	-3.74	2,2,2,2	0
57	MG	RA	3014	1/1	0.98	0.12	-3.77	1,1,1,1	0
57	MG	YA	3071	1/1	0.73	0.12	-3.81	14,14,14,14	0

Continued on next page...

Continued from previous page...

Mol	Type	Chain	Res	Atoms	RSCC	RSR	LLDF	B-factors(\AA^2)	Q<0.9
57	MG	RA	3151	1/1	0.90	0.11	-3.90	17,17,17,17	0
57	MG	YA	3157	1/1	0.94	0.12	-3.92	9,9,9,9	0
57	MG	RA	3158	1/1	0.94	0.12	-4.05	28,28,28,28	0
57	MG	YA	3127	1/1	0.97	0.11	-4.32	12,12,12,12	0
57	MG	XA	1624	1/1	0.92	0.14	-4.33	18,18,18,18	0
57	MG	QA	1638	1/1	0.99	0.12	-4.68	38,38,38,38	0
57	MG	YA	3184	1/1	0.97	0.10	-5.26	32,32,32,32	0
57	MG	QA	1631	1/1	0.83	0.10	-5.44	32,32,32,32	0
57	MG	YA	3130	1/1	0.83	0.09	-5.56	25,25,25,25	0
57	MG	RA	3182	1/1	0.92	0.07	-5.58	37,37,37,37	0
57	MG	QA	1634	1/1	0.97	0.10	-5.79	24,24,24,24	0
57	MG	YA	3191	1/1	0.98	0.05	-6.19	34,34,34,34	0
57	MG	YA	3152	1/1	0.90	0.14	-6.32	15,15,15,15	0
57	MG	QA	1606	1/1	0.99	0.09	-6.48	3,3,3,3	0
57	MG	QA	1609	1/1	0.96	0.07	-9.05	4,4,4,4	0
57	MG	YA	3016	1/1	0.93	0.09	-9.59	2,2,2,2	0
57	MG	QA	1658	1/1	0.98	0.13	-	78,78,78,78	0
57	MG	YA	3201	1/1	0.99	0.08	-	43,43,43,43	0
57	MG	XA	1703	1/1	0.95	0.20	-	25,25,25,25	0
57	MG	YA	3271	1/1	0.91	0.33	-	35,35,35,35	0
57	MG	YA	3149	1/1	0.89	0.46	-	22,22,22,22	0
57	MG	YA	3138	1/1	0.91	0.50	-	9,9,9,9	0
57	MG	QA	1695	1/1	0.68	0.49	-	44,44,44,44	0
57	MG	XA	1687	1/1	0.76	0.13	-	54,54,54,54	0
57	MG	RA	3069	1/1	0.97	0.38	-	4,4,4,4	0
57	MG	YA	3069	1/1	0.91	0.26	-	15,15,15,15	0
57	MG	XX	101	1/1	0.91	0.21	-	47,47,47,47	0
57	MG	YA	3129	1/1	0.97	0.08	-	16,16,16,16	0
57	MG	RA	3061	1/1	0.80	0.13	-	51,51,51,51	0
57	MG	XA	1675	1/1	0.93	0.47	-	35,35,35,35	0
57	MG	YA	3257	1/1	0.93	0.40	-	9,9,9,9	0
57	MG	YA	3094	1/1	0.97	0.27	-	9,9,9,9	0
57	MG	RA	3287	1/1	0.93	0.45	-	34,34,34,34	0
57	MG	YA	3168	1/1	0.95	0.13	-	32,32,32,32	0
57	MG	YA	3213	1/1	0.82	0.42	-	29,29,29,29	0
57	MG	YA	3298	1/1	0.97	0.21	-	16,16,16,16	0
57	MG	YA	3245	1/1	0.98	0.34	-	11,11,11,11	0
57	MG	YA	3269	1/1	0.93	0.29	-	22,22,22,22	0
57	MG	YA	3101	1/1	0.96	0.12	-	25,25,25,25	0
57	MG	QA	1650	1/1	0.96	0.32	-	16,16,16,16	0
57	MG	QA	1692	1/1	0.86	0.54	-	73,73,73,73	0
57	MG	YA	3197	1/1	0.95	0.45	-	43,43,43,43	0

Continued on next page...

Continued from previous page...

Mol	Type	Chain	Res	Atoms	RSCC	RSR	LLDF	B-factors(\AA^2)	Q<0.9
57	MG	RA	3011	1/1	0.98	0.16	-	2,2,2,2	0
57	MG	RA	3142	1/1	0.94	0.26	-	22,22,22,22	0
57	MG	YA	3250	1/1	0.80	0.41	-	50,50,50,50	0
57	MG	RA	3283	1/1	0.94	0.47	-	32,32,32,32	0
57	MG	RA	3008	1/1	0.95	0.16	-	22,22,22,22	0
57	MG	YA	3096	1/1	0.98	0.12	-	13,13,13,13	0
57	MG	RA	3144	1/1	0.98	0.23	-	14,14,14,14	0
57	MG	RA	3279	1/1	0.90	0.40	-	47,47,47,47	0
57	MG	RA	3066	1/1	0.96	0.21	-	4,4,4,4	0
57	MG	RA	3141	1/1	0.94	0.27	-	11,11,11,11	0
57	MG	YA	3309	1/1	0.88	0.56	-	57,57,57,57	0
57	MG	XX	102	1/1	0.98	0.21	-	14,14,14,14	0
57	MG	RA	3242	1/1	0.90	0.20	-	37,37,37,37	0
57	MG	XA	1644	1/1	0.89	0.30	-	27,27,27,27	0
57	MG	RA	3303	1/1	0.92	0.41	-	29,29,29,29	0
57	MG	YA	3333	1/1	0.95	0.38	-	43,43,43,43	0
57	MG	YA	3293	1/1	0.78	0.32	-	40,40,40,40	0
57	MG	YA	3208	1/1	0.95	0.29	-	31,31,31,31	0
57	MG	XA	1679	1/1	0.73	0.57	-	43,43,43,43	0
57	MG	QA	1664	1/1	0.91	0.42	-	31,31,31,31	0
57	MG	RA	3188	1/1	0.95	0.17	-	12,12,12,12	0
57	MG	RA	3111	1/1	0.86	0.15	-	31,31,31,31	0
57	MG	QA	1643	1/1	0.93	0.14	-	28,28,28,28	0
57	MG	RA	3010	1/1	0.91	0.32	-	11,11,11,11	0
57	MG	RA	3196	1/1	0.92	0.58	-	26,26,26,26	0
57	MG	YA	3160	1/1	0.94	0.16	-	6,6,6,6	0
57	MG	YA	3054	1/1	0.91	0.43	-	34,34,34,34	0
57	MG	XA	1655	1/1	0.94	0.33	-	21,21,21,21	0
57	MG	RA	3025	1/1	0.92	0.09	-	8,8,8,8	0
57	MG	RA	3298	1/1	0.86	0.25	-	45,45,45,45	0
57	MG	YA	3328	1/1	0.90	0.63	-	54,54,54,54	0
57	MG	YA	3303	1/1	0.95	0.37	-	35,35,35,35	0
57	MG	RA	3249	1/1	0.90	0.27	-	25,25,25,25	0
57	MG	YA	3270	1/1	0.88	0.35	-	20,20,20,20	0
57	MG	RA	3030	1/1	0.98	0.36	-	5,5,5,5	0
57	MG	YA	3139	1/1	0.90	0.38	-	46,46,46,46	0
57	MG	YA	3161	1/1	0.95	0.43	-	32,32,32,32	0
57	MG	XA	1677	1/1	0.95	0.36	-	21,21,21,21	0
57	MG	XA	1659	1/1	0.68	0.53	-	35,35,35,35	0
57	MG	YA	3040	1/1	0.98	0.40	-	1,1,1,1	0
57	MG	RA	3251	1/1	0.90	0.36	-	35,35,35,35	0
57	MG	YA	3141	1/1	0.94	0.21	-	29,29,29,29	0

Continued on next page...

Continued from previous page...

Mol	Type	Chain	Res	Atoms	RSCC	RSR	LLDF	B-factors(\AA^2)	Q<0.9
57	MG	Y0	103	1/1	0.85	0.50	-	50,50,50,50	0
57	MG	XA	1705	1/1	0.59	0.52	-	58,58,58,58	0
57	MG	RA	3103	1/1	0.87	0.18	-	4,4,4,4	0
57	MG	YA	3115	1/1	0.90	0.37	-	29,29,29,29	0
57	MG	YA	3215	1/1	0.95	0.24	-	25,25,25,25	0
57	MG	QV	104	1/1	0.96	0.14	-	7,7,7,7	0
57	MG	RA	3276	1/1	0.96	0.54	-	51,51,51,51	0
57	MG	YA	3066	1/1	0.97	0.42	-	29,29,29,29	0
57	MG	YA	3120	1/1	0.98	0.26	-	12,12,12,12	0
57	MG	YA	3232	1/1	0.93	0.28	-	6,6,6,6	0
57	MG	RA	3180	1/1	0.94	0.25	-	28,28,28,28	0
57	MG	RA	3027	1/1	0.97	0.31	-	2,2,2,2	0
57	MG	XF	201	1/1	0.83	0.20	-	49,49,49,49	0
57	MG	Y0	102	1/1	0.78	0.46	-	27,27,27,27	0
57	MG	YA	3001	1/1	0.99	0.37	-	3,3,3,3	0
57	MG	QA	1623	1/1	0.88	0.29	-	26,26,26,26	0
57	MG	RA	3007	1/1	0.95	0.47	-	16,16,16,16	0
57	MG	QA	1680	1/1	0.89	0.23	-	18,18,18,18	0
57	MG	QA	1678	1/1	0.84	0.56	-	41,41,41,41	0
57	MG	QY	101	1/1	0.54	0.26	-	51,51,51,51	0
57	MG	YA	3105	1/1	0.90	0.28	-	5,5,5,5	0
57	MG	RA	3137	1/1	0.90	0.46	-	62,62,62,62	0
57	MG	XA	1692	1/1	0.97	0.30	-	43,43,43,43	0
57	MG	YA	3084	1/1	0.96	0.24	-	18,18,18,18	0
57	MG	Y0	101	1/1	0.73	0.30	-	16,16,16,16	0
57	MG	RA	3095	1/1	0.98	0.36	-	11,11,11,11	0
57	MG	RA	3221	1/1	0.93	0.36	-	18,18,18,18	0
57	MG	RA	3163	1/1	0.85	0.11	-	28,28,28,28	0
57	MG	RA	3186	1/1	0.96	0.26	-	56,56,56,56	0
57	MG	RA	3133	1/1	0.88	0.20	-	22,22,22,22	0
57	MG	QA	1636	1/1	0.89	0.47	-	39,39,39,39	0
57	MG	RA	3139	1/1	0.91	0.27	-	20,20,20,20	0
57	MG	XA	1666	1/1	0.79	0.20	-	48,48,48,48	0
57	MG	QA	1639	1/1	0.90	0.34	-	27,27,27,27	0
57	MG	YA	3324	1/1	0.94	0.37	-	28,28,28,28	0
57	MG	RA	3166	1/1	0.92	0.35	-	38,38,38,38	0
57	MG	YA	3051	1/1	0.90	0.32	-	3,3,3,3	0
57	MG	QA	1669	1/1	0.84	0.39	-	38,38,38,38	0
57	MG	YA	3312	1/1	0.91	0.26	-	33,33,33,33	0
57	MG	YA	3183	1/1	0.93	0.34	-	21,21,21,21	0
57	MG	QA	1608	1/1	0.94	0.20	-	45,45,45,45	0
57	MG	QA	1672	1/1	0.83	0.30	-	24,24,24,24	0

Continued on next page...

Continued from previous page...

Mol	Type	Chain	Res	Atoms	RSCC	RSR	LLDF	B-factors(\AA^2)	Q<0.9
57	MG	RA	3044	1/1	0.97	0.26	-	11,11,11,11	0
57	MG	YA	3317	1/1	0.84	0.40	-	57,57,57,57	0
57	MG	YA	3332	1/1	0.93	0.40	-	32,32,32,32	0
57	MG	XA	1604	1/1	0.94	0.44	-	19,19,19,19	0
57	MG	RA	3226	1/1	0.83	0.29	-	14,14,14,14	0
57	MG	RA	3214	1/1	0.95	0.24	-	34,34,34,34	0
57	MG	XA	1688	1/1	0.94	0.31	-	30,30,30,30	0
57	MG	YA	3209	1/1	0.79	0.35	-	34,34,34,34	0
57	MG	RA	3295	1/1	0.71	0.41	-	40,40,40,40	0
57	MG	QA	1646	1/1	0.98	0.16	-	56,56,56,56	0
57	MG	YA	3326	1/1	0.85	0.87	-	69,69,69,69	0
57	MG	RA	3280	1/1	0.53	0.42	-	57,57,57,57	0
57	MG	RA	3148	1/1	0.87	0.22	-	21,21,21,21	0
57	MG	RA	3216	1/1	0.98	0.50	-	6,6,6,6	0
57	MG	YA	3045	1/1	0.98	0.47	-	5,5,5,5	0
57	MG	YA	3233	1/1	0.71	0.41	-	32,32,32,32	0
57	MG	YA	3242	1/1	0.96	0.41	-	1,1,1,1	0
57	MG	RA	3029	1/1	0.96	0.38	-	4,4,4,4	0
57	MG	YA	3169	1/1	0.91	0.14	-	18,18,18,18	0
57	MG	RA	3257	1/1	0.95	0.25	-	26,26,26,26	0
57	MG	YA	3294	1/1	0.81	0.49	-	48,48,48,48	0
57	MG	YB	203	1/1	0.95	0.29	-	20,20,20,20	0
57	MG	XA	1671	1/1	0.96	0.38	-	5,5,5,5	0
57	MG	RA	3093	1/1	0.98	0.26	-	13,13,13,13	0
57	MG	XA	1683	1/1	0.90	0.12	-	20,20,20,20	0
57	MG	R0	101	1/1	0.66	0.25	-	31,31,31,31	0
57	MG	YA	3150	1/1	0.88	0.25	-	42,42,42,42	0
57	MG	YA	3104	1/1	0.77	0.48	-	26,26,26,26	0
57	MG	QA	1627	1/1	0.92	0.14	-	37,37,37,37	0
57	MG	XA	1639	1/1	0.93	0.20	-	6,6,6,6	0
57	MG	RA	3136	1/1	0.95	0.36	-	3,3,3,3	0
57	MG	YA	3299	1/1	0.86	0.64	-	48,48,48,48	0
57	MG	RA	3234	1/1	0.91	0.47	-	8,8,8,8	0
57	MG	RA	3006	1/1	0.92	0.63	-	22,22,22,22	0
57	MG	YA	3092	1/1	0.97	0.42	-	9,9,9,9	0
57	MG	XA	1702	1/1	0.86	0.47	-	38,38,38,38	0
57	MG	XA	1707	1/1	0.86	0.37	-	40,40,40,40	0
57	MG	YA	3331	1/1	0.94	0.52	-	43,43,43,43	0
57	MG	YA	3214	1/1	0.98	0.36	-	4,4,4,4	0
57	MG	XA	1678	1/1	0.89	0.41	-	23,23,23,23	0
57	MG	RA	3165	1/1	0.90	0.25	-	9,9,9,9	0
57	MG	QA	1657	1/1	0.87	0.06	-	55,55,55,55	0

Continued on next page...

Continued from previous page...

Mol	Type	Chain	Res	Atoms	RSCC	RSR	LLDF	B-factors(\AA^2)	Q<0.9
57	MG	YA	3171	1/1	0.94	0.47	-	13,13,13,13	0
57	MG	RA	3278	1/1	0.93	1.12	-	54,54,54,54	0
57	MG	QA	1635	1/1	0.84	0.22	-	44,44,44,44	0
57	MG	YA	3159	1/1	0.95	0.23	-	38,38,38,38	0
57	MG	XA	1712	1/1	0.85	0.28	-	49,49,49,49	0
57	MG	RA	3233	1/1	0.96	0.28	-	2,2,2,2	0
57	MG	YA	3126	1/1	0.97	0.29	-	5,5,5,5	0
57	MG	RA	3291	1/1	0.95	0.78	-	45,45,45,45	0
57	MG	QA	1615	1/1	0.98	0.07	-	65,65,65,65	0
57	MG	RA	3092	1/1	0.94	0.47	-	11,11,11,11	0
57	MG	RA	3183	1/1	0.83	0.37	-	35,35,35,35	0
57	MG	XA	1610	1/1	0.94	0.21	-	13,13,13,13	0
57	MG	RA	3211	1/1	0.75	0.22	-	55,55,55,55	0
57	MG	RA	3271	1/1	0.94	0.63	-	48,48,48,48	0
57	MG	XA	1699	1/1	0.75	0.56	-	44,44,44,44	0
57	MG	RA	3043	1/1	0.92	0.26	-	22,22,22,22	0
57	MG	YA	3240	1/1	0.95	0.43	-	5,5,5,5	0
57	MG	YA	3125	1/1	0.92	0.33	-	14,14,14,14	0
57	MG	XA	1711	1/1	0.62	0.35	-	47,47,47,47	0
57	MG	QA	1660	1/1	0.96	0.34	-	10,10,10,10	0
57	MG	YA	3091	1/1	0.98	0.33	-	3,3,3,3	0
57	MG	QA	1665	1/1	0.93	0.23	-	18,18,18,18	0
57	MG	XA	1708	1/1	0.93	0.35	-	43,43,43,43	0
57	MG	RA	3194	1/1	0.92	0.32	-	4,4,4,4	0
57	MG	QA	1640	1/1	0.99	0.15	-	8,8,8,8	0
57	MG	RA	3070	1/1	0.95	0.29	-	19,19,19,19	0
57	MG	RA	3164	1/1	0.96	0.31	-	19,19,19,19	0
57	MG	RA	3020	1/1	0.99	0.38	-	1,1,1,1	0
57	MG	XA	1704	1/1	0.85	0.13	-	47,47,47,47	0
57	MG	XA	1713	1/1	0.72	0.87	-	57,57,57,57	0
57	MG	RA	3138	1/1	0.93	0.31	-	17,17,17,17	0
57	MG	QA	1622	1/1	0.94	0.58	-	42,42,42,42	0
57	MG	YA	3306	1/1	0.89	0.46	-	66,66,66,66	0
57	MG	XA	1618	1/1	0.88	0.31	-	37,37,37,37	0
57	MG	RA	3192	1/1	0.87	0.23	-	49,49,49,49	0
57	MG	RA	3252	1/1	0.75	0.63	-	77,77,77,77	0
57	MG	RA	3195	1/1	0.90	0.24	-	55,55,55,55	0
57	MG	YA	3167	1/1	0.95	0.27	-	57,57,57,57	0
57	MG	YA	3285	1/1	0.68	0.60	-	31,31,31,31	0
57	MG	YA	3211	1/1	0.90	0.16	-	13,13,13,13	0
57	MG	RA	3112	1/1	0.76	0.19	-	9,9,9,9	0
57	MG	YA	3178	1/1	0.88	0.64	-	40,40,40,40	0

Continued on next page...

Continued from previous page...

Mol	Type	Chain	Res	Atoms	RSCC	RSR	LLDF	B-factors(\AA^2)	Q<0.9
57	MG	RA	3172	1/1	0.84	0.14	-	38,38,38,38	0
57	MG	RA	3060	1/1	0.96	0.26	-	1,1,1,1	0
57	MG	RA	3236	1/1	0.98	0.23	-	32,32,32,32	0
57	MG	QA	1649	1/1	0.86	0.34	-	32,32,32,32	0
57	MG	YA	3075	1/1	0.97	0.48	-	4,4,4,4	0
57	MG	QA	1647	1/1	0.79	0.28	-	65,65,65,65	0
57	MG	XA	1608	1/1	0.98	0.27	-	6,6,6,6	0
57	MG	QX	101	1/1	0.90	0.14	-	38,38,38,38	0
57	MG	RA	3203	1/1	0.85	0.18	-	16,16,16,16	0
57	MG	YA	3174	1/1	0.75	0.24	-	50,50,50,50	0
57	MG	YA	3132	1/1	0.96	0.47	-	35,35,35,35	0
57	MG	RA	3037	1/1	0.97	0.23	-	7,7,7,7	0
57	MG	RA	3016	1/1	0.95	0.32	-	2,2,2,2	0
57	MG	QA	1682	1/1	0.92	0.24	-	20,20,20,20	0
57	MG	YE	301	1/1	0.94	0.27	-	4,4,4,4	0
57	MG	YA	3153	1/1	0.93	0.20	-	31,31,31,31	0
57	MG	QA	1691	1/1	0.85	0.41	-	26,26,26,26	0
57	MG	XA	1676	1/1	0.95	0.34	-	15,15,15,15	0
57	MG	YA	3272	1/1	0.77	0.49	-	37,37,37,37	0
57	MG	RA	3076	1/1	0.98	0.25	-	3,3,3,3	0
57	MG	QA	1605	1/1	0.96	0.41	-	17,17,17,17	0
57	MG	RA	3041	1/1	0.98	0.35	-	23,23,23,23	0
57	MG	RA	3241	1/1	0.92	0.61	-	46,46,46,46	0
57	MG	RA	3176	1/1	0.92	0.55	-	25,25,25,25	0
57	MG	YA	3282	1/1	0.81	0.57	-	48,48,48,48	0
57	MG	YA	3143	1/1	0.87	0.27	-	25,25,25,25	0
57	MG	RA	3239	1/1	0.94	0.43	-	20,20,20,20	0
57	MG	YA	3251	1/1	0.86	0.55	-	36,36,36,36	0
57	MG	RA	3219	1/1	0.95	0.34	-	29,29,29,29	0
57	MG	YA	3263	1/1	0.87	0.32	-	23,23,23,23	0
57	MG	RA	3083	1/1	0.97	0.30	-	13,13,13,13	0
57	MG	RA	3162	1/1	0.97	0.28	-	43,43,43,43	0
57	MG	XA	1680	1/1	0.96	0.35	-	29,29,29,29	0
57	MG	YA	3301	1/1	0.94	0.46	-	52,52,52,52	0
57	MG	XA	1673	1/1	0.97	0.28	-	36,36,36,36	0
57	MG	RA	3258	1/1	0.93	0.28	-	37,37,37,37	0
57	MG	RA	3189	1/1	0.96	0.33	-	53,53,53,53	0
57	MG	RA	3263	1/1	0.92	0.42	-	50,50,50,50	0
57	MG	RA	3217	1/1	0.95	0.54	-	22,22,22,22	0
57	MG	RA	3293	1/1	0.86	0.59	-	54,54,54,54	0
57	MG	QA	1652	1/1	0.99	0.07	-	91,91,91,91	0
57	MG	QA	1624	1/1	0.89	0.18	-	39,39,39,39	0

Continued on next page...

Continued from previous page...

Mol	Type	Chain	Res	Atoms	RSCC	RSR	LLDF	B-factors(\AA^2)	Q<0.9
57	MG	YA	3010	1/1	0.97	0.29	-	3,3,3,3	0
57	MG	RA	3071	1/1	0.82	0.36	-	38,38,38,38	0
57	MG	RA	3128	1/1	0.75	0.25	-	38,38,38,38	0
57	MG	RA	3254	1/1	0.58	2.73	-	76,76,76,76	0
57	MG	RA	3177	1/1	0.94	0.26	-	25,25,25,25	0
57	MG	RA	3270	1/1	0.92	0.36	-	41,41,41,41	0
57	MG	RA	3051	1/1	0.94	0.35	-	1,1,1,1	0
57	MG	YA	3195	1/1	0.82	0.20	-	34,34,34,34	0
57	MG	XA	1605	1/1	0.71	0.55	-	26,26,26,26	0
57	MG	QA	1693	1/1	0.83	0.39	-	49,49,49,49	0
57	MG	YA	3046	1/1	0.97	0.36	-	3,3,3,3	0
57	MG	RA	3001	1/1	0.78	0.53	-	24,24,24,24	0
57	MG	RA	3185	1/1	0.94	0.19	-	34,34,34,34	0
57	MG	RA	3201	1/1	0.73	0.42	-	50,50,50,50	0
57	MG	RA	3197	1/1	0.91	0.80	-	46,46,46,46	0
57	MG	RA	3222	1/1	0.92	0.32	-	7,7,7,7	0
57	MG	RA	3246	1/1	0.77	0.69	-	58,58,58,58	0
57	MG	YA	3095	1/1	0.95	0.24	-	2,2,2,2	0
57	MG	YA	3018	1/1	0.98	0.39	-	4,4,4,4	0
57	MG	YA	3204	1/1	0.95	0.14	-	25,25,25,25	0
57	MG	YB	201	1/1	0.90	0.30	-	47,47,47,47	0
57	MG	YA	3029	1/1	0.95	0.30	-	6,6,6,6	0
57	MG	RA	3215	1/1	0.98	0.35	-	4,4,4,4	0
57	MG	YA	3019	1/1	0.98	0.41	-	3,3,3,3	0
57	MG	YA	3277	1/1	0.72	0.89	-	30,30,30,30	0
57	MG	YA	3318	1/1	0.85	0.26	-	38,38,38,38	0
57	MG	YA	3223	1/1	0.94	0.14	-	27,27,27,27	0
57	MG	RB	202	1/1	0.93	0.22	-	59,59,59,59	0
57	MG	YA	3334	1/1	0.89	0.62	-	48,48,48,48	0
57	MG	RA	3212	1/1	0.75	0.31	-	38,38,38,38	0
57	MG	RA	3305	1/1	0.81	0.56	-	42,42,42,42	0
57	MG	YA	3202	1/1	0.83	0.10	-	15,15,15,15	0
57	MG	RA	3255	1/1	0.92	0.42	-	33,33,33,33	0
57	MG	XA	1663	1/1	0.86	0.45	-	37,37,37,37	0
57	MG	QA	1641	1/1	0.96	0.23	-	16,16,16,16	0
57	MG	XA	1645	1/1	0.90	0.44	-	25,25,25,25	0
57	MG	XA	1690	1/1	0.93	0.19	-	48,48,48,48	0
57	MG	RE	301	1/1	0.93	0.26	-	8,8,8,8	0
57	MG	R5	101	1/1	0.84	0.28	-	12,12,12,12	0
57	MG	RA	3117	1/1	0.91	0.21	-	35,35,35,35	0
57	MG	YA	3199	1/1	0.96	0.18	-	21,21,21,21	0
57	MG	XA	1664	1/1	0.95	0.33	-	18,18,18,18	0

Continued on next page...

Continued from previous page...

Mol	Type	Chain	Res	Atoms	RSCC	RSR	LLDF	B-factors(\AA^2)	Q<0.9
57	MG	XA	1695	1/1	0.79	0.28	-	43,43,43,43	0
57	MG	RB	203	1/1	0.84	0.37	-	58,58,58,58	0
57	MG	RA	3082	1/1	0.94	0.26	-	2,2,2,2	0
57	MG	YA	3323	1/1	0.91	0.28	-	52,52,52,52	0
57	MG	YA	3021	1/1	0.99	0.35	-	3,3,3,3	0
57	MG	RA	3179	1/1	0.88	0.43	-	40,40,40,40	0
57	MG	YA	3210	1/1	0.91	0.28	-	33,33,33,33	0
57	MG	QA	1685	1/1	0.93	0.43	-	38,38,38,38	0
57	MG	QA	1654	1/1	0.97	0.31	-	46,46,46,46	0
57	MG	YA	3053	1/1	0.96	0.40	-	3,3,3,3	0
57	MG	QA	1603	1/1	0.86	0.31	-	9,9,9,9	0
57	MG	YA	3064	1/1	0.97	0.26	-	12,12,12,12	0
57	MG	RA	3149	1/1	0.90	0.13	-	15,15,15,15	0
57	MG	RA	3237	1/1	0.98	0.28	-	43,43,43,43	0
57	MG	YA	3276	1/1	0.96	0.23	-	7,7,7,7	0
57	MG	XA	1685	1/1	0.50	0.30	-	51,51,51,51	0
57	MG	RA	3218	1/1	0.94	0.17	-	31,31,31,31	0
57	MG	YA	3217	1/1	0.93	0.14	-	43,43,43,43	0
57	MG	YA	3043	1/1	0.95	0.36	-	2,2,2,2	0
57	MG	XA	1674	1/1	0.96	0.52	-	16,16,16,16	0
57	MG	YA	3086	1/1	0.93	0.36	-	1,1,1,1	0
57	MG	YA	3297	1/1	0.74	0.58	-	53,53,53,53	0
57	MG	RA	3091	1/1	0.96	0.24	-	12,12,12,12	0
57	MG	XA	1669	1/1	0.91	0.38	-	11,11,11,11	0
57	MG	YA	3063	1/1	0.97	0.23	-	4,4,4,4	0
57	MG	YA	3020	1/1	0.94	0.46	-	5,5,5,5	0
57	MG	RA	3168	1/1	0.97	0.36	-	21,21,21,21	0
57	MG	RA	3174	1/1	0.80	0.45	-	24,24,24,24	0
57	MG	YA	3100	1/1	0.97	0.43	-	6,6,6,6	0
57	MG	RA	3198	1/1	0.90	0.32	-	44,44,44,44	0
57	MG	YA	3190	1/1	0.81	0.22	-	6,6,6,6	0
57	MG	YA	3185	1/1	0.88	0.64	-	77,77,77,77	0
57	MG	RA	3284	1/1	0.80	0.21	-	51,51,51,51	0
57	MG	RA	3032	1/1	0.97	0.39	-	4,4,4,4	0
57	MG	XA	1601	1/1	0.99	0.48	-	7,7,7,7	0
57	MG	YA	3286	1/1	0.97	0.10	-	46,46,46,46	0
57	MG	XA	1660	1/1	0.80	0.21	-	44,44,44,44	0
57	MG	RA	3107	1/1	0.97	0.13	-	7,7,7,7	0
57	MG	YA	3062	1/1	0.96	0.29	-	5,5,5,5	0
57	MG	RA	3290	1/1	0.84	0.55	-	30,30,30,30	0
57	MG	YA	3030	1/1	0.97	0.32	-	7,7,7,7	0
57	MG	XA	1710	1/1	0.98	0.19	-	29,29,29,29	0

Continued on next page...

Continued from previous page...

Mol	Type	Chain	Res	Atoms	RSCC	RSR	LLDF	B-factors(\AA^2)	Q<0.9
57	MG	YA	3284	1/1	0.89	0.31	-	39,39,39,39	0
57	MG	RA	3299	1/1	0.88	0.83	-	43,43,43,43	0
57	MG	XA	1630	1/1	0.96	0.11	-	27,27,27,27	0
57	MG	QA	1656	1/1	0.97	0.28	-	39,39,39,39	0
57	MG	YA	3124	1/1	0.89	0.23	-	32,32,32,32	0
57	MG	YA	3137	1/1	0.83	0.29	-	12,12,12,12	0
57	MG	YA	3288	1/1	0.94	0.33	-	38,38,38,38	0
57	MG	XA	1623	1/1	0.93	0.48	-	14,14,14,14	0
57	MG	YA	3103	1/1	0.91	0.11	-	15,15,15,15	0
57	MG	Y5	101	1/1	0.95	0.24	-	18,18,18,18	0
57	MG	RA	3110	1/1	0.93	0.23	-	22,22,22,22	0
57	MG	YA	3076	1/1	0.98	0.39	-	14,14,14,14	0
57	MG	YA	3186	1/1	0.90	0.18	-	8,8,8,8	0
57	MG	YA	3165	1/1	0.97	0.25	-	23,23,23,23	0
57	MG	YA	3158	1/1	0.93	0.20	-	18,18,18,18	0
57	MG	YA	3182	1/1	0.98	0.08	-	30,30,30,30	0
57	MG	QA	1684	1/1	0.96	0.19	-	40,40,40,40	0
57	MG	QA	1670	1/1	0.86	0.42	-	25,25,25,25	0
57	MG	XA	1714	1/1	0.75	0.39	-	26,26,26,26	0
57	MG	YA	3108	1/1	0.99	0.16	-	15,15,15,15	0
57	MG	YA	3060	1/1	0.95	0.26	-	5,5,5,5	0
57	MG	QV	103	1/1	0.91	0.40	-	30,30,30,30	0
57	MG	RA	3127	1/1	0.94	0.18	-	12,12,12,12	0
57	MG	YA	3259	1/1	0.97	0.16	-	14,14,14,14	0
57	MG	XA	1682	1/1	0.97	0.28	-	3,3,3,3	0
57	MG	YA	3154	1/1	0.90	0.47	-	56,56,56,56	0
57	MG	QA	1601	1/1	0.90	0.18	-	38,38,38,38	0
57	MG	YA	3007	1/1	0.94	0.24	-	4,4,4,4	0
57	MG	QA	1607	1/1	0.98	0.07	-	22,22,22,22	0
57	MG	RA	3013	1/1	0.97	0.52	-	29,29,29,29	0
57	MG	QA	1694	1/1	0.95	0.26	-	50,50,50,50	0
57	MG	YA	3260	1/1	0.96	0.33	-	15,15,15,15	0
57	MG	YA	3121	1/1	0.94	0.16	-	19,19,19,19	0
57	MG	QA	1626	1/1	0.90	0.17	-	29,29,29,29	0
57	MG	RA	3109	1/1	0.95	0.37	-	11,11,11,11	0
57	MG	QA	1668	1/1	0.87	0.44	-	25,25,25,25	0
57	MG	YA	3265	1/1	0.97	0.18	-	23,23,23,23	0
57	MG	RA	3220	1/1	0.81	0.22	-	36,36,36,36	0
57	MG	XA	1672	1/1	0.96	0.41	-	10,10,10,10	0
57	MG	RA	3053	1/1	0.97	0.33	-	5,5,5,5	0
57	MG	YA	3090	1/1	0.97	0.22	-	22,22,22,22	0
57	MG	RA	3102	1/1	0.99	0.17	-	9,9,9,9	0

Continued on next page...

Continued from previous page...

Mol	Type	Chain	Res	Atoms	RSCC	RSR	LLDF	B-factors(\AA^2)	Q<0.9
57	MG	XA	1615	1/1	0.97	0.41	-	2,2,2,2	0
57	MG	XA	1636	1/1	0.93	0.30	-	52,52,52,52	0
57	MG	YA	3244	1/1	0.94	0.33	-	6,6,6,6	0
57	MG	XV	103	1/1	0.89	0.11	-	7,7,7,7	0
57	MG	QA	1611	1/1	0.98	0.34	-	2,2,2,2	0
57	MG	RA	3244	1/1	0.63	0.58	-	57,57,57,57	0
57	MG	QA	1632	1/1	0.96	0.28	-	16,16,16,16	0
57	MG	QA	1677	1/1	0.86	0.48	-	26,26,26,26	0
57	MG	QA	1681	1/1	0.78	0.60	-	43,43,43,43	0
57	MG	RA	3253	1/1	0.93	0.45	-	60,60,60,60	0
57	MG	RA	3207	1/1	0.69	0.15	-	32,32,32,32	0
57	MG	RA	3286	1/1	0.57	0.46	-	60,60,60,60	0
57	MG	YA	3055	1/1	0.94	0.35	-	9,9,9,9	0
57	MG	YA	3289	1/1	0.70	0.56	-	62,62,62,62	0
57	MG	YA	3198	1/1	0.89	0.40	-	86,86,86,86	0
57	MG	RA	3152	1/1	0.94	0.23	-	19,19,19,19	0
57	MG	XA	1648	1/1	0.83	0.26	-	21,21,21,21	0
57	MG	YA	3083	1/1	0.93	0.18	-	15,15,15,15	0
57	MG	RA	3294	1/1	0.83	0.65	-	51,51,51,51	0
57	MG	RA	3300	1/1	0.80	0.38	-	52,52,52,52	0
57	MG	QA	1687	1/1	0.90	0.50	-	40,40,40,40	0
57	MG	RA	3108	1/1	0.95	0.37	-	23,23,23,23	0
57	MG	YA	3128	1/1	0.23	0.48	-	24,24,24,24	0
57	MG	XV	101	1/1	0.88	0.20	-	25,25,25,25	0
57	MG	YA	3221	1/1	0.90	0.33	-	28,28,28,28	0
57	MG	YA	3119	1/1	0.93	0.42	-	15,15,15,15	0
57	MG	XA	1654	1/1	0.83	0.35	-	42,42,42,42	0
57	MG	RA	3115	1/1	0.90	0.14	-	33,33,33,33	0
57	MG	QA	1653	1/1	0.70	0.62	-	61,61,61,61	0
57	MG	XA	1612	1/1	0.99	0.07	-	2,2,2,2	0
57	MG	YA	3252	1/1	0.83	0.39	-	23,23,23,23	0
57	MG	RA	3073	1/1	0.98	0.32	-	2,2,2,2	0
57	MG	RA	3243	1/1	0.78	0.70	-	60,60,60,60	0
57	MG	YA	3300	1/1	0.86	0.99	-	69,69,69,69	0
57	MG	YA	3316	1/1	0.93	0.30	-	28,28,28,28	0
57	MG	QA	1673	1/1	0.88	0.30	-	35,35,35,35	0
57	MG	RA	3232	1/1	0.97	0.10	-	18,18,18,18	0
57	MG	RA	3125	1/1	0.96	0.20	-	9,9,9,9	0
57	MG	XA	1681	1/1	0.93	0.49	-	23,23,23,23	0
57	MG	RA	3050	1/1	0.99	0.14	-	3,3,3,3	0
57	MG	YA	3218	1/1	0.92	0.21	-	40,40,40,40	0
57	MG	RA	3265	1/1	0.78	1.01	-	22,22,22,22	0

Continued on next page...

Continued from previous page...

Mol	Type	Chain	Res	Atoms	RSCC	RSR	LLDF	B-factors(\AA^2)	Q<0.9
57	MG	RA	3096	1/1	0.93	0.48	-	10,10,10,10	0
57	MG	RA	3048	1/1	0.96	0.15	-	3,3,3,3	0
57	MG	XA	1696	1/1	0.85	0.52	-	25,25,25,25	0
57	MG	YA	3295	1/1	0.84	0.17	-	62,62,62,62	0
57	MG	RB	204	1/1	0.85	0.36	-	39,39,39,39	0
57	MG	QA	1686	1/1	0.92	0.32	-	38,38,38,38	0
57	MG	XA	1665	1/1	0.95	0.08	-	72,72,72,72	0
57	MG	YA	3131	1/1	0.97	0.16	-	35,35,35,35	0
57	MG	RA	3170	1/1	0.72	0.21	-	57,57,57,57	0
57	MG	RA	3261	1/1	0.92	0.27	-	38,38,38,38	0
57	MG	RA	3090	1/1	0.89	0.22	-	30,30,30,30	0
57	MG	YA	3315	1/1	0.95	0.36	-	17,17,17,17	0
57	MG	RA	3124	1/1	0.96	0.24	-	20,20,20,20	0
57	MG	RA	3100	1/1	0.96	0.18	-	14,14,14,14	0
57	MG	QA	1625	1/1	0.78	0.16	-	59,59,59,59	0
57	MG	YA	3279	1/1	0.95	0.27	-	30,30,30,30	0
57	MG	YA	3012	1/1	0.97	0.40	-	4,4,4,4	0
57	MG	YA	3192	1/1	0.92	0.42	-	12,12,12,12	0
57	MG	YA	3311	1/1	0.76	0.30	-	47,47,47,47	0
57	MG	XA	1691	1/1	0.77	0.48	-	34,34,34,34	0
57	MG	YA	3226	1/1	0.81	0.11	-	44,44,44,44	0
57	MG	YA	3188	1/1	0.91	0.23	-	31,31,31,31	0
57	MG	YA	3047	1/1	0.95	0.37	-	7,7,7,7	0
57	MG	RA	3047	1/1	0.98	0.34	-	1,1,1,1	0
57	MG	YA	3267	1/1	0.87	0.31	-	41,41,41,41	0
57	MG	RA	3046	1/1	0.96	0.42	-	6,6,6,6	0
57	MG	RA	3178	1/1	0.94	0.16	-	15,15,15,15	0
57	MG	RA	3260	1/1	0.89	0.31	-	135,135,135,135	0
57	MG	RA	3262	1/1	0.66	0.41	-	49,49,49,49	0
57	MG	RA	3018	1/1	0.97	0.26	-	8,8,8,8	0
57	MG	RA	3292	1/1	0.92	0.23	-	42,42,42,42	0
57	MG	YA	3305	1/1	0.94	0.41	-	42,42,42,42	0
57	MG	RA	3039	1/1	0.98	0.26	-	1,1,1,1	0
57	MG	YA	3280	1/1	0.65	0.67	-	67,67,67,67	0
57	MG	YA	3196	1/1	0.85	0.31	-	34,34,34,34	0
57	MG	YA	3236	1/1	0.97	0.47	-	6,6,6,6	0
57	MG	RA	3209	1/1	0.71	0.34	-	29,29,29,29	0
57	MG	RA	3157	1/1	0.94	0.20	-	52,52,52,52	0
57	MG	XA	1668	1/1	0.91	0.29	-	32,32,32,32	0
57	MG	YA	3268	1/1	0.90	0.23	-	17,17,17,17	0
57	MG	YA	3220	1/1	0.82	0.29	-	60,60,60,60	0
57	MG	RA	3089	1/1	0.94	0.57	-	9,9,9,9	0

Continued on next page...

Continued from previous page...

Mol	Type	Chain	Res	Atoms	RSCC	RSR	LLDF	B-factors(\AA^2)	Q<0.9
57	MG	YA	3193	1/1	0.92	0.18	-	18,18,18,18	0
57	MG	YA	3292	1/1	0.89	0.39	-	47,47,47,47	0
57	MG	YA	3273	1/1	0.99	0.26	-	37,37,37,37	0
57	MG	RA	3028	1/1	0.97	0.34	-	3,3,3,3	0
57	MG	YB	204	1/1	0.97	0.13	-	152,152,152,152	0
57	MG	YA	3148	1/1	0.89	0.11	-	55,55,55,55	0
57	MG	YA	3003	1/1	0.96	0.22	-	3,3,3,3	0
57	MG	RA	3003	1/1	0.93	0.27	-	11,11,11,11	0
57	MG	XA	1631	1/1	0.94	0.35	-	12,12,12,12	0
57	MG	RA	3277	1/1	0.82	0.40	-	38,38,38,38	0
57	MG	YA	3147	1/1	0.95	0.29	-	19,19,19,19	0
57	MG	YA	3290	1/1	0.92	0.59	-	41,41,41,41	0
57	MG	YA	3261	1/1	0.92	0.23	-	11,11,11,11	0
57	MG	YA	3281	1/1	0.82	0.44	-	44,44,44,44	0
57	MG	XA	1706	1/1	0.89	0.41	-	47,47,47,47	0
57	MG	XA	1641	1/1	0.98	0.23	-	7,7,7,7	0
57	MG	RA	3206	1/1	0.90	0.27	-	43,43,43,43	0
57	MG	YA	3082	1/1	0.98	0.32	-	7,7,7,7	0
57	MG	XA	1629	1/1	0.89	0.40	-	20,20,20,20	0
57	MG	YA	3243	1/1	0.83	0.32	-	18,18,18,18	0
57	MG	YA	3313	1/1	0.92	0.31	-	23,23,23,23	0
57	MG	QA	1614	1/1	0.94	0.19	-	29,29,29,29	0
57	MG	YA	3144	1/1	0.90	0.49	-	44,44,44,44	0
57	MG	RA	3078	1/1	0.97	0.28	-	16,16,16,16	0
57	MG	QF	201	1/1	0.88	0.17	-	41,41,41,41	0
57	MG	RA	3200	1/1	0.92	0.21	-	45,45,45,45	0
57	MG	RA	3045	1/1	0.97	0.29	-	11,11,11,11	0
57	MG	RA	3266	1/1	0.82	0.46	-	57,57,57,57	0
57	MG	RA	3132	1/1	0.98	0.14	-	32,32,32,32	0
57	MG	XA	1616	1/1	0.97	0.27	-	7,7,7,7	0
57	MG	YA	3117	1/1	0.95	0.31	-	12,12,12,12	0
57	MG	RA	3274	1/1	0.91	0.61	-	50,50,50,50	0
57	MG	YA	3155	1/1	0.96	0.13	-	18,18,18,18	0
57	MG	YA	3170	1/1	0.71	0.23	-	29,29,29,29	0
57	MG	RA	3145	1/1	0.95	0.21	-	38,38,38,38	0
57	MG	QA	1637	1/1	0.94	0.14	-	43,43,43,43	0
57	MG	YA	3262	1/1	0.94	0.59	-	5,5,5,5	0
57	MG	RA	3205	1/1	0.97	0.55	-	45,45,45,45	0
57	MG	QA	1628	1/1	0.69	0.27	-	44,44,44,44	0
57	MG	QA	1618	1/1	0.94	0.45	-	20,20,20,20	0
57	MG	RA	3190	1/1	0.92	0.13	-	36,36,36,36	0
57	MG	YA	3287	1/1	0.87	0.94	-	47,47,47,47	0

Continued on next page...

Continued from previous page...

Mol	Type	Chain	Res	Atoms	RSCC	RSR	LLDF	B-factors(\AA^2)	Q<0.9
57	MG	RA	3223	1/1	0.97	0.24	-	11,11,11,11	0
57	MG	YA	3052	1/1	0.98	0.34	-	14,14,14,14	0
57	MG	RA	3160	1/1	0.86	0.67	-	36,36,36,36	0
57	MG	XA	1626	1/1	0.91	0.20	-	23,23,23,23	0
57	MG	YA	3109	1/1	0.96	0.24	-	23,23,23,23	0
57	MG	YA	3296	1/1	0.89	0.58	-	55,55,55,55	0
57	MG	YA	3307	1/1	0.96	0.33	-	40,40,40,40	0
57	MG	Y7	101	1/1	0.90	0.55	-	31,31,31,31	0
57	MG	RA	3285	1/1	0.93	0.14	-	66,66,66,66	0
57	MG	XA	1693	1/1	0.84	0.72	-	36,36,36,36	0
57	MG	XA	1661	1/1	0.88	0.25	-	22,22,22,22	0
57	MG	YA	3087	1/1	0.98	0.26	-	4,4,4,4	0
57	MG	XA	1646	1/1	0.93	0.51	-	36,36,36,36	0
57	MG	YA	3114	1/1	0.90	0.20	-	7,7,7,7	0
57	MG	QV	101	1/1	0.93	0.32	-	21,21,21,21	0
57	MG	YA	3146	1/1	0.97	0.21	-	5,5,5,5	0
57	MG	YA	3283	1/1	0.94	0.24	-	34,34,34,34	0
57	MG	RB	205	1/1	0.89	0.41	-	41,41,41,41	0
57	MG	YA	3194	1/1	0.90	0.15	-	27,27,27,27	0
57	MG	RA	3113	1/1	0.94	0.44	-	17,17,17,17	0
57	MG	YA	3327	1/1	0.95	0.19	-	56,56,56,56	0
57	MG	RA	3023	1/1	0.96	0.16	-	4,4,4,4	0
57	MG	YA	3329	1/1	0.88	0.30	-	51,51,51,51	0
57	MG	YA	3022	1/1	0.96	0.25	-	10,10,10,10	0
57	MG	YA	3039	1/1	0.97	0.17	-	2,2,2,2	0
57	MG	YA	3239	1/1	0.97	0.27	-	10,10,10,10	0
57	MG	YA	3219	1/1	0.97	0.17	-	37,37,37,37	0
57	MG	QA	1651	1/1	0.92	0.16	-	56,56,56,56	0
57	MG	YA	3074	1/1	0.85	0.47	-	32,32,32,32	0
57	MG	RA	3268	1/1	0.82	0.54	-	35,35,35,35	0
57	MG	XA	1684	1/1	0.89	0.38	-	26,26,26,26	0
57	MG	XA	1698	1/1	0.86	0.33	-	24,24,24,24	0
57	MG	QX	102	1/1	0.92	0.28	-	45,45,45,45	0
57	MG	RA	3288	1/1	0.83	0.55	-	54,54,54,54	0
57	MG	RA	3067	1/1	0.89	0.35	-	28,28,28,28	0
57	MG	XA	1638	1/1	0.95	0.13	-	46,46,46,46	0
57	MG	QA	1690	1/1	0.88	0.27	-	29,29,29,29	0
57	MG	YA	3145	1/1	0.94	0.14	-	2,2,2,2	0
57	MG	RA	3154	1/1	0.96	0.22	-	11,11,11,11	0
57	MG	YA	3322	1/1	0.88	0.41	-	44,44,44,44	0
57	MG	RA	3275	1/1	0.71	0.52	-	51,51,51,51	0
57	MG	YA	3234	1/1	0.85	0.70	-	54,54,54,54	0

Continued on next page...

Continued from previous page...

Mol	Type	Chain	Res	Atoms	RSCC	RSR	LLDF	B-factors(\AA^2)	Q<0.9
57	MG	XA	1651	1/1	0.93	0.45	-	50,50,50,50	0
57	MG	RA	3169	1/1	0.89	0.22	-	24,24,24,24	0
57	MG	YA	3235	1/1	0.83	0.47	-	18,18,18,18	0
57	MG	YA	3278	1/1	0.89	0.34	-	32,32,32,32	0
57	MG	QA	1633	1/1	0.93	0.12	-	25,25,25,25	0
57	MG	YA	3230	1/1	0.92	0.23	-	8,8,8,8	0
57	MG	QA	1683	1/1	0.94	0.52	-	37,37,37,37	0

6.5 Other polymers [i](#)

There are no such residues in this entry.