



# wwPDB X-ray Structure Validation Summary Report ⓘ

Feb 1, 2016 – 01:37 PM GMT

PDB ID : 3U37  
Title : An Acetyl Xylan Esterase (Est2A) from the Rumen Bacterium Butyrivibrio proteoclasticus.  
Authors : Till, M.; Arcus, V.  
Deposited on : 2011-10-05  
Resolution : 2.10 Å(reported)

This is a wwPDB X-ray Structure Validation Summary Report for a publicly released PDB entry.  
We welcome your comments at [validation@mail.wwpdb.org](mailto:validation@mail.wwpdb.org)  
A user guide is available at  
<http://wwpdb.org/validation/2016/XrayValidationReportHelp>  
with specific help available everywhere you see the ⓘ symbol.

---

The following versions of software and data (see [references ⓘ](#)) were used in the production of this report:

MolProbity : 4.02b-467  
Mogul : 1.7 (RC4), CSD as536be (2015)  
Xtriage (Phenix) : 1.9-1692  
EDS : rb-20026688  
Percentile statistics : 20151230.v01 (using entries in the PDB archive December 30th 2015)  
Refmac : 5.8.0135  
CCP4 : 6.5.0  
Ideal geometry (proteins) : Engh & Huber (2001)  
Ideal geometry (DNA, RNA) : Parkinson et al. (1996)  
Validation Pipeline (wwPDB-VP) : trunk26865

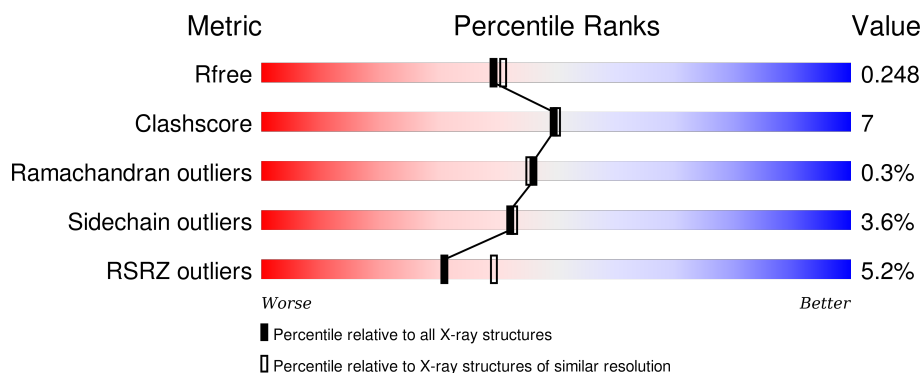
# 1 Overall quality at a glance ⓘ

The following experimental techniques were used to determine the structure:

## *X-RAY DIFFRACTION*

The reported resolution of this entry is 2.10 Å.

Percentile scores (ranging between 0-100) for global validation metrics of the entry are shown in the following graphic. The table shows the number of entries on which the scores are based.



Metric	Whole archive (#Entries)	Similar resolution (#Entries, resolution range(Å))
$R_{free}$	91344	3939 (2.10-2.10)
Clashscore	102246	4460 (2.10-2.10)
Ramachandran outliers	100387	4413 (2.10-2.10)
Sidechain outliers	100360	4414 (2.10-2.10)
RSRZ outliers	91569	3948 (2.10-2.10)

The table below summarises the geometric issues observed across the polymeric chains and their fit to the electron density. The red, orange, yellow and green segments on the lower bar indicate the fraction of residues that contain outliers for  $\geq 3$ , 2, 1 and 0 types of geometric quality criteria. A grey segment represents the fraction of residues that are not modelled. The numeric value for each fraction is indicated below the corresponding segment, with a dot representing fractions  $\leq 5\%$ . The upper red bar (where present) indicates the fraction of residues that have poor fit to the electron density. The numeric value is given above the bar.

Mol	Chain	Length	Quality of chain
1	A	408	<div> <div>2%</div> <div>78% 12% • 9%</div> </div>
1	B	408	<div> <div>4%</div> <div>79% 12% • 8%</div> </div>
1	C	408	<div> <div>6%</div> <div>77% 13% • 8%</div> </div>
1	D	408	<div> <div>5%</div> <div>78% 12% • 8%</div> </div>
1	E	408	<div> <div>4%</div> <div>77% 12% • 9%</div> </div>

*Continued on next page...*

*Continued from previous page...*

Mol	Chain	Length	Quality of chain
1	F	408	<p>4% 77% 13% • 9%</p>
1	G	408	<p>5% 76% 14% • 8%</p>
1	H	408	<p>7% 74% 17% • 8%</p>

The following table lists non-polymeric compounds, carbohydrate monomers and non-standard residues in protein, DNA, RNA chains that are outliers for geometric or electron-density-fit criteria:

Mol	Type	Chain	Res	Chirality	Geometry	Clashes	Electron density
2	ACY	B	401	-	-	X	X
2	ACY	D	401	-	-	-	X
3	GOL	B	402	-	-	-	X

## 2 Entry composition

There are 4 unique types of molecules in this entry. The entry contains 24861 atoms, of which 0 are hydrogens and 0 are deuteriums.

In the tables below, the ZeroOcc column contains the number of atoms modelled with zero occupancy, the AltConf column contains the number of residues with at least one atom in alternate conformation and the Trace column contains the number of residues modelled with at most 2 atoms.

- Molecule 1 is a protein called Acetyl-xylan esterase Est2A.

Mol	Chain	Residues	Atoms					ZeroOcc	AltConf	Trace
1	A	373	Total	C	N	O	S	0	0	0
			2957	1874	501	566	16			
1	B	374	Total	C	N	O	S	0	0	0
			2966	1878	502	571	15			
1	C	374	Total	C	N	O	S	0	0	0
			2958	1872	500	571	15			
1	D	374	Total	C	N	O	S	0	0	0
			2965	1878	502	569	16			
1	E	373	Total	C	N	O	S	0	0	0
			2952	1869	500	567	16			
1	F	373	Total	C	N	O	S	0	0	0
			2950	1870	500	564	16			
1	G	374	Total	C	N	O	S	0	0	0
			2962	1876	502	569	15			
1	H	375	Total	C	N	O	S	0	0	0
			2965	1880	502	567	16			

There are 256 discrepancies between the modelled and reference sequences:

Chain	Residue	Modelled	Actual	Comment	Reference
A	-31	MET	-	EXPRESSION TAG	UNP E0RVY7
A	-30	SER	-	EXPRESSION TAG	UNP E0RVY7
A	-29	TYR	-	EXPRESSION TAG	UNP E0RVY7
A	-28	TYR	-	EXPRESSION TAG	UNP E0RVY7
A	-27	HIS	-	EXPRESSION TAG	UNP E0RVY7
A	-26	HIS	-	EXPRESSION TAG	UNP E0RVY7
A	-25	HIS	-	EXPRESSION TAG	UNP E0RVY7
A	-24	HIS	-	EXPRESSION TAG	UNP E0RVY7
A	-23	HIS	-	EXPRESSION TAG	UNP E0RVY7
A	-22	HIS	-	EXPRESSION TAG	UNP E0RVY7
A	-21	LEU	-	EXPRESSION TAG	UNP E0RVY7
A	-20	GLU	-	EXPRESSION TAG	UNP E0RVY7
A	-19	SER	-	EXPRESSION TAG	UNP E0RVY7

*Continued on next page...*

*Continued from previous page...*

Chain	Residue	Modelled	Actual	Comment	Reference
A	-18	THR	-	EXPRESSION TAG	UNP E0RVY7
A	-17	SER	-	EXPRESSION TAG	UNP E0RVY7
A	-16	LEU	-	EXPRESSION TAG	UNP E0RVY7
A	-15	TYR	-	EXPRESSION TAG	UNP E0RVY7
A	-14	LYS	-	EXPRESSION TAG	UNP E0RVY7
A	-13	LYS	-	EXPRESSION TAG	UNP E0RVY7
A	-12	ALA	-	EXPRESSION TAG	UNP E0RVY7
A	-11	GLY	-	EXPRESSION TAG	UNP E0RVY7
A	-10	PHE	-	EXPRESSION TAG	UNP E0RVY7
A	-9	GLU	-	EXPRESSION TAG	UNP E0RVY7
A	-8	ASN	-	EXPRESSION TAG	UNP E0RVY7
A	-7	LEU	-	EXPRESSION TAG	UNP E0RVY7
A	-6	TYR	-	EXPRESSION TAG	UNP E0RVY7
A	-5	PHE	-	EXPRESSION TAG	UNP E0RVY7
A	-4	GLN	-	EXPRESSION TAG	UNP E0RVY7
A	-3	GLY	-	EXPRESSION TAG	UNP E0RVY7
A	-2	SER	-	EXPRESSION TAG	UNP E0RVY7
A	-1	GLY	-	EXPRESSION TAG	UNP E0RVY7
A	0	ALA	-	EXPRESSION TAG	UNP E0RVY7
B	-31	MET	-	EXPRESSION TAG	UNP E0RVY7
B	-30	SER	-	EXPRESSION TAG	UNP E0RVY7
B	-29	TYR	-	EXPRESSION TAG	UNP E0RVY7
B	-28	TYR	-	EXPRESSION TAG	UNP E0RVY7
B	-27	HIS	-	EXPRESSION TAG	UNP E0RVY7
B	-26	HIS	-	EXPRESSION TAG	UNP E0RVY7
B	-25	HIS	-	EXPRESSION TAG	UNP E0RVY7
B	-24	HIS	-	EXPRESSION TAG	UNP E0RVY7
B	-23	HIS	-	EXPRESSION TAG	UNP E0RVY7
B	-22	HIS	-	EXPRESSION TAG	UNP E0RVY7
B	-21	LEU	-	EXPRESSION TAG	UNP E0RVY7
B	-20	GLU	-	EXPRESSION TAG	UNP E0RVY7
B	-19	SER	-	EXPRESSION TAG	UNP E0RVY7
B	-18	THR	-	EXPRESSION TAG	UNP E0RVY7
B	-17	SER	-	EXPRESSION TAG	UNP E0RVY7
B	-16	LEU	-	EXPRESSION TAG	UNP E0RVY7
B	-15	TYR	-	EXPRESSION TAG	UNP E0RVY7
B	-14	LYS	-	EXPRESSION TAG	UNP E0RVY7
B	-13	LYS	-	EXPRESSION TAG	UNP E0RVY7
B	-12	ALA	-	EXPRESSION TAG	UNP E0RVY7
B	-11	GLY	-	EXPRESSION TAG	UNP E0RVY7
B	-10	PHE	-	EXPRESSION TAG	UNP E0RVY7
B	-9	GLU	-	EXPRESSION TAG	UNP E0RVY7

*Continued on next page...*

*Continued from previous page...*

Chain	Residue	Modelled	Actual	Comment	Reference
B	-8	ASN	-	EXPRESSION TAG	UNP E0RVY7
B	-7	LEU	-	EXPRESSION TAG	UNP E0RVY7
B	-6	TYR	-	EXPRESSION TAG	UNP E0RVY7
B	-5	PHE	-	EXPRESSION TAG	UNP E0RVY7
B	-4	GLN	-	EXPRESSION TAG	UNP E0RVY7
B	-3	GLY	-	EXPRESSION TAG	UNP E0RVY7
B	-2	SER	-	EXPRESSION TAG	UNP E0RVY7
B	-1	GLY	-	EXPRESSION TAG	UNP E0RVY7
B	0	ALA	-	EXPRESSION TAG	UNP E0RVY7
C	-31	MET	-	EXPRESSION TAG	UNP E0RVY7
C	-30	SER	-	EXPRESSION TAG	UNP E0RVY7
C	-29	TYR	-	EXPRESSION TAG	UNP E0RVY7
C	-28	TYR	-	EXPRESSION TAG	UNP E0RVY7
C	-27	HIS	-	EXPRESSION TAG	UNP E0RVY7
C	-26	HIS	-	EXPRESSION TAG	UNP E0RVY7
C	-25	HIS	-	EXPRESSION TAG	UNP E0RVY7
C	-24	HIS	-	EXPRESSION TAG	UNP E0RVY7
C	-23	HIS	-	EXPRESSION TAG	UNP E0RVY7
C	-22	HIS	-	EXPRESSION TAG	UNP E0RVY7
C	-21	LEU	-	EXPRESSION TAG	UNP E0RVY7
C	-20	GLU	-	EXPRESSION TAG	UNP E0RVY7
C	-19	SER	-	EXPRESSION TAG	UNP E0RVY7
C	-18	THR	-	EXPRESSION TAG	UNP E0RVY7
C	-17	SER	-	EXPRESSION TAG	UNP E0RVY7
C	-16	LEU	-	EXPRESSION TAG	UNP E0RVY7
C	-15	TYR	-	EXPRESSION TAG	UNP E0RVY7
C	-14	LYS	-	EXPRESSION TAG	UNP E0RVY7
C	-13	LYS	-	EXPRESSION TAG	UNP E0RVY7
C	-12	ALA	-	EXPRESSION TAG	UNP E0RVY7
C	-11	GLY	-	EXPRESSION TAG	UNP E0RVY7
C	-10	PHE	-	EXPRESSION TAG	UNP E0RVY7
C	-9	GLU	-	EXPRESSION TAG	UNP E0RVY7
C	-8	ASN	-	EXPRESSION TAG	UNP E0RVY7
C	-7	LEU	-	EXPRESSION TAG	UNP E0RVY7
C	-6	TYR	-	EXPRESSION TAG	UNP E0RVY7
C	-5	PHE	-	EXPRESSION TAG	UNP E0RVY7
C	-4	GLN	-	EXPRESSION TAG	UNP E0RVY7
C	-3	GLY	-	EXPRESSION TAG	UNP E0RVY7
C	-2	SER	-	EXPRESSION TAG	UNP E0RVY7
C	-1	GLY	-	EXPRESSION TAG	UNP E0RVY7
C	0	ALA	-	EXPRESSION TAG	UNP E0RVY7
D	-31	MET	-	EXPRESSION TAG	UNP E0RVY7

*Continued on next page...*

*Continued from previous page...*

Chain	Residue	Modelled	Actual	Comment	Reference
D	-30	SER	-	EXPRESSION TAG	UNP E0RVY7
D	-29	TYR	-	EXPRESSION TAG	UNP E0RVY7
D	-28	TYR	-	EXPRESSION TAG	UNP E0RVY7
D	-27	HIS	-	EXPRESSION TAG	UNP E0RVY7
D	-26	HIS	-	EXPRESSION TAG	UNP E0RVY7
D	-25	HIS	-	EXPRESSION TAG	UNP E0RVY7
D	-24	HIS	-	EXPRESSION TAG	UNP E0RVY7
D	-23	HIS	-	EXPRESSION TAG	UNP E0RVY7
D	-22	HIS	-	EXPRESSION TAG	UNP E0RVY7
D	-21	LEU	-	EXPRESSION TAG	UNP E0RVY7
D	-20	GLU	-	EXPRESSION TAG	UNP E0RVY7
D	-19	SER	-	EXPRESSION TAG	UNP E0RVY7
D	-18	THR	-	EXPRESSION TAG	UNP E0RVY7
D	-17	SER	-	EXPRESSION TAG	UNP E0RVY7
D	-16	LEU	-	EXPRESSION TAG	UNP E0RVY7
D	-15	TYR	-	EXPRESSION TAG	UNP E0RVY7
D	-14	LYS	-	EXPRESSION TAG	UNP E0RVY7
D	-13	LYS	-	EXPRESSION TAG	UNP E0RVY7
D	-12	ALA	-	EXPRESSION TAG	UNP E0RVY7
D	-11	GLY	-	EXPRESSION TAG	UNP E0RVY7
D	-10	PHE	-	EXPRESSION TAG	UNP E0RVY7
D	-9	GLU	-	EXPRESSION TAG	UNP E0RVY7
D	-8	ASN	-	EXPRESSION TAG	UNP E0RVY7
D	-7	LEU	-	EXPRESSION TAG	UNP E0RVY7
D	-6	TYR	-	EXPRESSION TAG	UNP E0RVY7
D	-5	PHE	-	EXPRESSION TAG	UNP E0RVY7
D	-4	GLN	-	EXPRESSION TAG	UNP E0RVY7
D	-3	GLY	-	EXPRESSION TAG	UNP E0RVY7
D	-2	SER	-	EXPRESSION TAG	UNP E0RVY7
D	-1	GLY	-	EXPRESSION TAG	UNP E0RVY7
D	0	ALA	-	EXPRESSION TAG	UNP E0RVY7
E	-31	MET	-	EXPRESSION TAG	UNP E0RVY7
E	-30	SER	-	EXPRESSION TAG	UNP E0RVY7
E	-29	TYR	-	EXPRESSION TAG	UNP E0RVY7
E	-28	TYR	-	EXPRESSION TAG	UNP E0RVY7
E	-27	HIS	-	EXPRESSION TAG	UNP E0RVY7
E	-26	HIS	-	EXPRESSION TAG	UNP E0RVY7
E	-25	HIS	-	EXPRESSION TAG	UNP E0RVY7
E	-24	HIS	-	EXPRESSION TAG	UNP E0RVY7
E	-23	HIS	-	EXPRESSION TAG	UNP E0RVY7
E	-22	HIS	-	EXPRESSION TAG	UNP E0RVY7
E	-21	LEU	-	EXPRESSION TAG	UNP E0RVY7

*Continued on next page...*

*Continued from previous page...*

Chain	Residue	Modelled	Actual	Comment	Reference
E	-20	GLU	-	EXPRESSION TAG	UNP E0RVY7
E	-19	SER	-	EXPRESSION TAG	UNP E0RVY7
E	-18	THR	-	EXPRESSION TAG	UNP E0RVY7
E	-17	SER	-	EXPRESSION TAG	UNP E0RVY7
E	-16	LEU	-	EXPRESSION TAG	UNP E0RVY7
E	-15	TYR	-	EXPRESSION TAG	UNP E0RVY7
E	-14	LYS	-	EXPRESSION TAG	UNP E0RVY7
E	-13	LYS	-	EXPRESSION TAG	UNP E0RVY7
E	-12	ALA	-	EXPRESSION TAG	UNP E0RVY7
E	-11	GLY	-	EXPRESSION TAG	UNP E0RVY7
E	-10	PHE	-	EXPRESSION TAG	UNP E0RVY7
E	-9	GLU	-	EXPRESSION TAG	UNP E0RVY7
E	-8	ASN	-	EXPRESSION TAG	UNP E0RVY7
E	-7	LEU	-	EXPRESSION TAG	UNP E0RVY7
E	-6	TYR	-	EXPRESSION TAG	UNP E0RVY7
E	-5	PHE	-	EXPRESSION TAG	UNP E0RVY7
E	-4	GLN	-	EXPRESSION TAG	UNP E0RVY7
E	-3	GLY	-	EXPRESSION TAG	UNP E0RVY7
E	-2	SER	-	EXPRESSION TAG	UNP E0RVY7
E	-1	GLY	-	EXPRESSION TAG	UNP E0RVY7
E	0	ALA	-	EXPRESSION TAG	UNP E0RVY7
F	-31	MET	-	EXPRESSION TAG	UNP E0RVY7
F	-30	SER	-	EXPRESSION TAG	UNP E0RVY7
F	-29	TYR	-	EXPRESSION TAG	UNP E0RVY7
F	-28	TYR	-	EXPRESSION TAG	UNP E0RVY7
F	-27	HIS	-	EXPRESSION TAG	UNP E0RVY7
F	-26	HIS	-	EXPRESSION TAG	UNP E0RVY7
F	-25	HIS	-	EXPRESSION TAG	UNP E0RVY7
F	-24	HIS	-	EXPRESSION TAG	UNP E0RVY7
F	-23	HIS	-	EXPRESSION TAG	UNP E0RVY7
F	-22	HIS	-	EXPRESSION TAG	UNP E0RVY7
F	-21	LEU	-	EXPRESSION TAG	UNP E0RVY7
F	-20	GLU	-	EXPRESSION TAG	UNP E0RVY7
F	-19	SER	-	EXPRESSION TAG	UNP E0RVY7
F	-18	THR	-	EXPRESSION TAG	UNP E0RVY7
F	-17	SER	-	EXPRESSION TAG	UNP E0RVY7
F	-16	LEU	-	EXPRESSION TAG	UNP E0RVY7
F	-15	TYR	-	EXPRESSION TAG	UNP E0RVY7
F	-14	LYS	-	EXPRESSION TAG	UNP E0RVY7
F	-13	LYS	-	EXPRESSION TAG	UNP E0RVY7
F	-12	ALA	-	EXPRESSION TAG	UNP E0RVY7
F	-11	GLY	-	EXPRESSION TAG	UNP E0RVY7

*Continued on next page...*



*Continued from previous page...*

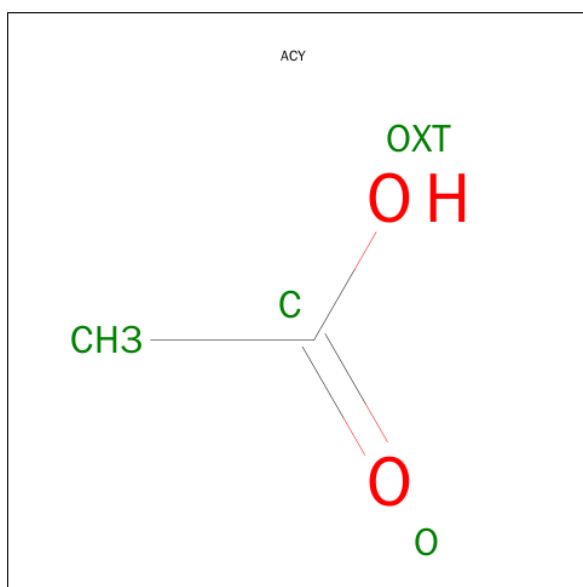
Chain	Residue	Modelled	Actual	Comment	Reference
F	-10	PHE	-	EXPRESSION TAG	UNP E0RVY7
F	-9	GLU	-	EXPRESSION TAG	UNP E0RVY7
F	-8	ASN	-	EXPRESSION TAG	UNP E0RVY7
F	-7	LEU	-	EXPRESSION TAG	UNP E0RVY7
F	-6	TYR	-	EXPRESSION TAG	UNP E0RVY7
F	-5	PHE	-	EXPRESSION TAG	UNP E0RVY7
F	-4	GLN	-	EXPRESSION TAG	UNP E0RVY7
F	-3	GLY	-	EXPRESSION TAG	UNP E0RVY7
F	-2	SER	-	EXPRESSION TAG	UNP E0RVY7
F	-1	GLY	-	EXPRESSION TAG	UNP E0RVY7
F	0	ALA	-	EXPRESSION TAG	UNP E0RVY7
G	-31	MET	-	EXPRESSION TAG	UNP E0RVY7
G	-30	SER	-	EXPRESSION TAG	UNP E0RVY7
G	-29	TYR	-	EXPRESSION TAG	UNP E0RVY7
G	-28	TYR	-	EXPRESSION TAG	UNP E0RVY7
G	-27	HIS	-	EXPRESSION TAG	UNP E0RVY7
G	-26	HIS	-	EXPRESSION TAG	UNP E0RVY7
G	-25	HIS	-	EXPRESSION TAG	UNP E0RVY7
G	-24	HIS	-	EXPRESSION TAG	UNP E0RVY7
G	-23	HIS	-	EXPRESSION TAG	UNP E0RVY7
G	-22	HIS	-	EXPRESSION TAG	UNP E0RVY7
G	-21	LEU	-	EXPRESSION TAG	UNP E0RVY7
G	-20	GLU	-	EXPRESSION TAG	UNP E0RVY7
G	-19	SER	-	EXPRESSION TAG	UNP E0RVY7
G	-18	THR	-	EXPRESSION TAG	UNP E0RVY7
G	-17	SER	-	EXPRESSION TAG	UNP E0RVY7
G	-16	LEU	-	EXPRESSION TAG	UNP E0RVY7
G	-15	TYR	-	EXPRESSION TAG	UNP E0RVY7
G	-14	LYS	-	EXPRESSION TAG	UNP E0RVY7
G	-13	LYS	-	EXPRESSION TAG	UNP E0RVY7
G	-12	ALA	-	EXPRESSION TAG	UNP E0RVY7
G	-11	GLY	-	EXPRESSION TAG	UNP E0RVY7
G	-10	PHE	-	EXPRESSION TAG	UNP E0RVY7
G	-9	GLU	-	EXPRESSION TAG	UNP E0RVY7
G	-8	ASN	-	EXPRESSION TAG	UNP E0RVY7
G	-7	LEU	-	EXPRESSION TAG	UNP E0RVY7
G	-6	TYR	-	EXPRESSION TAG	UNP E0RVY7
G	-5	PHE	-	EXPRESSION TAG	UNP E0RVY7
G	-4	GLN	-	EXPRESSION TAG	UNP E0RVY7
G	-3	GLY	-	EXPRESSION TAG	UNP E0RVY7
G	-2	SER	-	EXPRESSION TAG	UNP E0RVY7
G	-1	GLY	-	EXPRESSION TAG	UNP E0RVY7

*Continued on next page...*

*Continued from previous page...*

Chain	Residue	Modelled	Actual	Comment	Reference
G	0	ALA	-	EXPRESSION TAG	UNP E0RVY7
H	-31	MET	-	EXPRESSION TAG	UNP E0RVY7
H	-30	SER	-	EXPRESSION TAG	UNP E0RVY7
H	-29	TYR	-	EXPRESSION TAG	UNP E0RVY7
H	-28	TYR	-	EXPRESSION TAG	UNP E0RVY7
H	-27	HIS	-	EXPRESSION TAG	UNP E0RVY7
H	-26	HIS	-	EXPRESSION TAG	UNP E0RVY7
H	-25	HIS	-	EXPRESSION TAG	UNP E0RVY7
H	-24	HIS	-	EXPRESSION TAG	UNP E0RVY7
H	-23	HIS	-	EXPRESSION TAG	UNP E0RVY7
H	-22	HIS	-	EXPRESSION TAG	UNP E0RVY7
H	-21	LEU	-	EXPRESSION TAG	UNP E0RVY7
H	-20	GLU	-	EXPRESSION TAG	UNP E0RVY7
H	-19	SER	-	EXPRESSION TAG	UNP E0RVY7
H	-18	THR	-	EXPRESSION TAG	UNP E0RVY7
H	-17	SER	-	EXPRESSION TAG	UNP E0RVY7
H	-16	LEU	-	EXPRESSION TAG	UNP E0RVY7
H	-15	TYR	-	EXPRESSION TAG	UNP E0RVY7
H	-14	LYS	-	EXPRESSION TAG	UNP E0RVY7
H	-13	LYS	-	EXPRESSION TAG	UNP E0RVY7
H	-12	ALA	-	EXPRESSION TAG	UNP E0RVY7
H	-11	GLY	-	EXPRESSION TAG	UNP E0RVY7
H	-10	PHE	-	EXPRESSION TAG	UNP E0RVY7
H	-9	GLU	-	EXPRESSION TAG	UNP E0RVY7
H	-8	ASN	-	EXPRESSION TAG	UNP E0RVY7
H	-7	LEU	-	EXPRESSION TAG	UNP E0RVY7
H	-6	TYR	-	EXPRESSION TAG	UNP E0RVY7
H	-5	PHE	-	EXPRESSION TAG	UNP E0RVY7
H	-4	GLN	-	EXPRESSION TAG	UNP E0RVY7
H	-3	GLY	-	EXPRESSION TAG	UNP E0RVY7
H	-2	SER	-	EXPRESSION TAG	UNP E0RVY7
H	-1	GLY	-	EXPRESSION TAG	UNP E0RVY7
H	0	ALA	-	EXPRESSION TAG	UNP E0RVY7

- Molecule 2 is ACETIC ACID (three-letter code: ACY) (formula: C<sub>2</sub>H<sub>4</sub>O<sub>2</sub>).



Mol	Chain	Residues	Atoms			ZeroOcc	AltConf
2	A	1	Total	C	O	0	0
			4	2	2		
2	B	1	Total	C	O	0	0
			4	2	2		
2	C	1	Total	C	O	0	0
			4	2	2		
2	D	1	Total	C	O	0	0
			4	2	2		
2	E	1	Total	C	O	0	0
			4	2	2		
2	F	1	Total	C	O	0	0
			4	2	2		
2	F	1	Total	C	O	0	0
			4	2	2		
2	G	1	Total	C	O	0	0
			4	2	2		
2	H	1	Total	C	O	0	0
			4	2	2		
2	H	1	Total	C	O	0	0
			4	2	2		

- Molecule 3 is GLYCEROL (three-letter code: GOL) (formula: C<sub>3</sub>H<sub>8</sub>O<sub>3</sub>).



Mol	Chain	Residues	Atoms			ZeroOcc	AltConf
3	B	1	Total	C	O	0	0
			6	3	3		

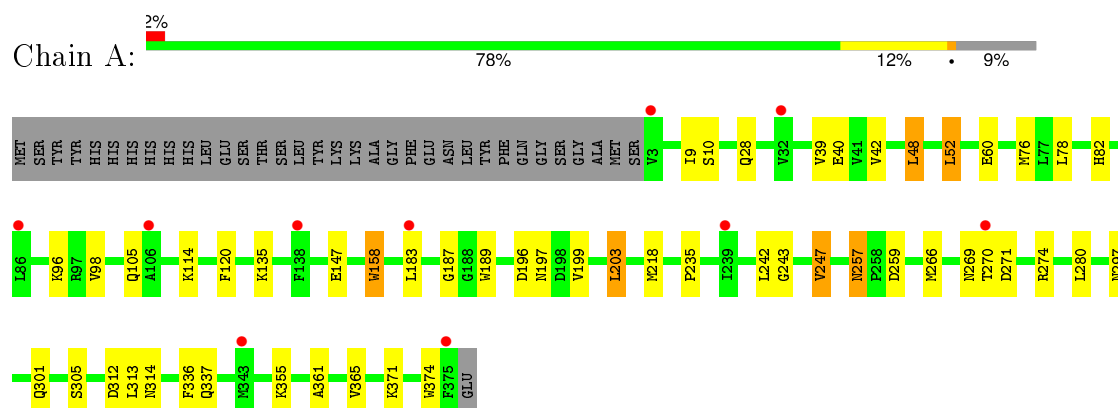
- Molecule 4 is water.

Mol	Chain	Residues	Atoms		ZeroOcc	AltConf
4	A	159	Total	O	0	0
			159	159		
4	B	154	Total	O	0	0
			154	154		
4	C	132	Total	O	0	0
			132	132		
4	D	138	Total	O	0	0
			138	138		
4	E	161	Total	O	0	0
			161	161		
4	F	154	Total	O	0	0
			154	154		
4	G	121	Total	O	0	0
			121	121		
4	H	121	Total	O	0	0
			121	121		

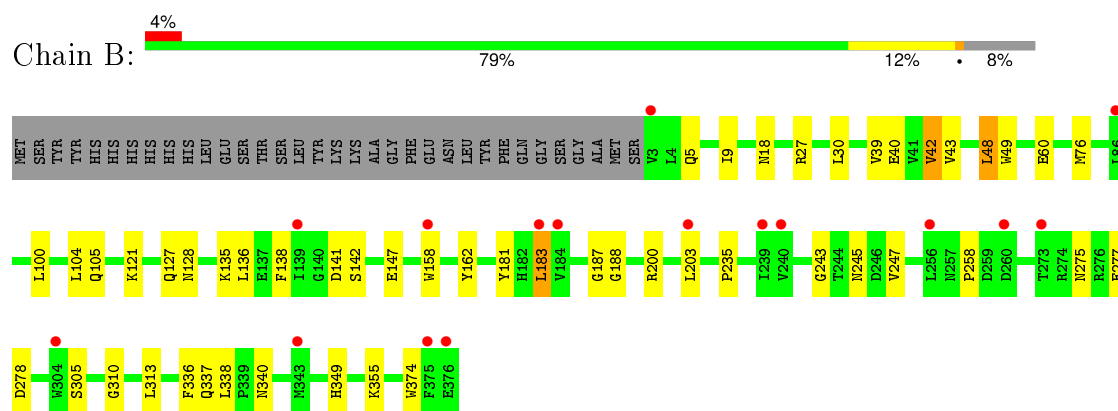
### 3 Residue-property plots [i](#)

These plots are drawn for all protein, RNA and DNA chains in the entry. The first graphic for a chain summarises the proportions of errors displayed in the second graphic. The second graphic shows the sequence view annotated by issues in geometry and electron density. Residues are color-coded according to the number of geometric quality criteria for which they contain at least one outlier: green = 0, yellow = 1, orange = 2 and red = 3 or more. A red dot above a residue indicates a poor fit to the electron density ( $RSRZ > 2$ ). Stretches of 2 or more consecutive residues without any outlier are shown as a green connector. Residues present in the sample, but not in the model, are shown in grey.

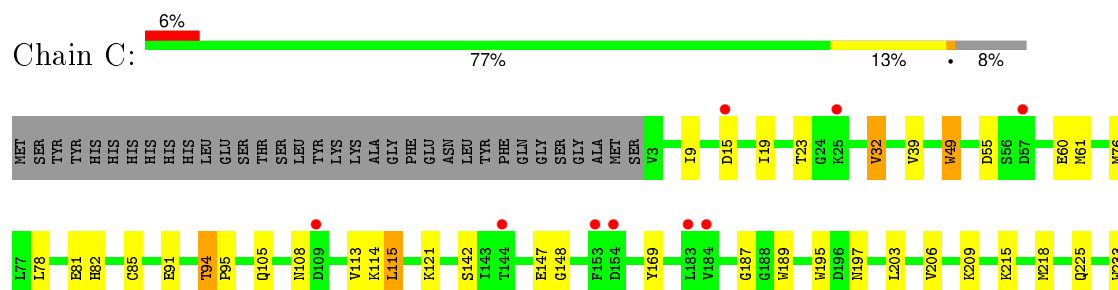
#### • Molecule 1: Acetyl-xylan esterase Est2A



#### • Molecule 1: Acetyl-xylan esterase Est2A

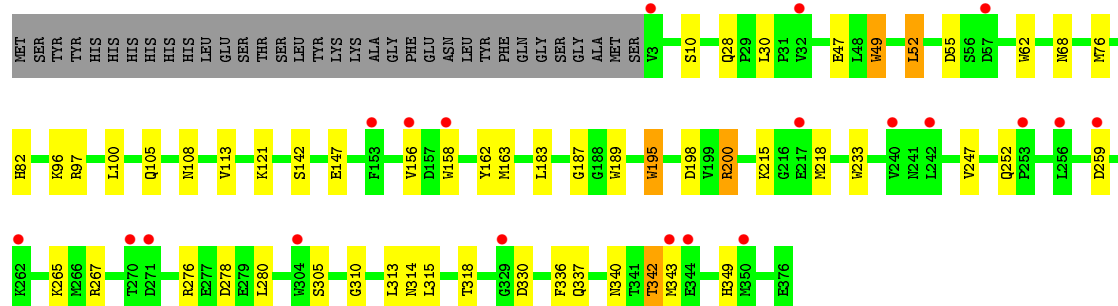
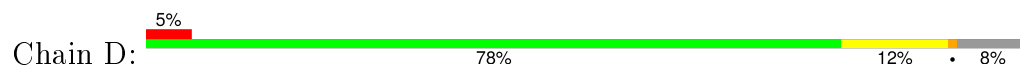


#### • Molecule 1: Acetyl-xylan esterase Est2A

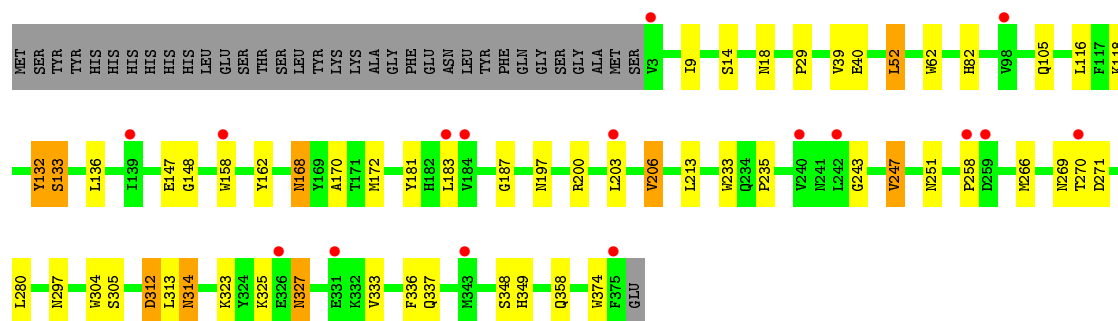
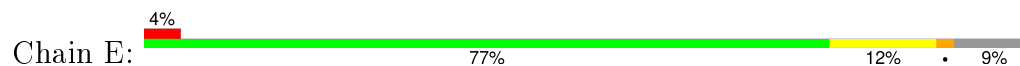




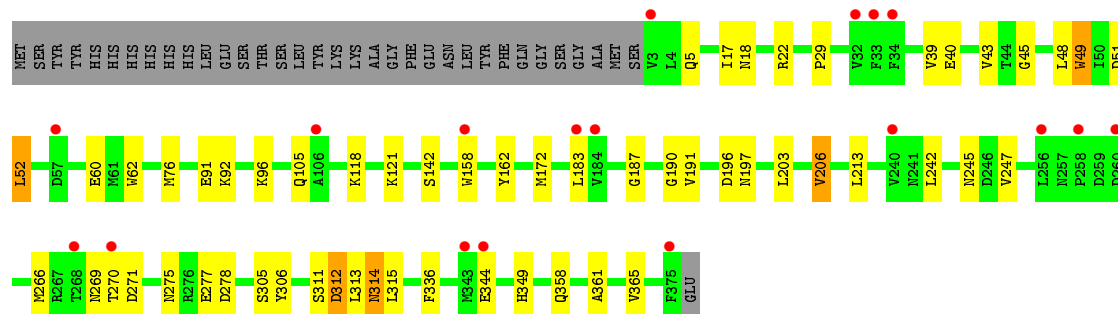
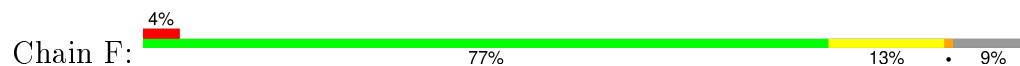
- Molecule 1: Acetyl-xylan esterase Est2A



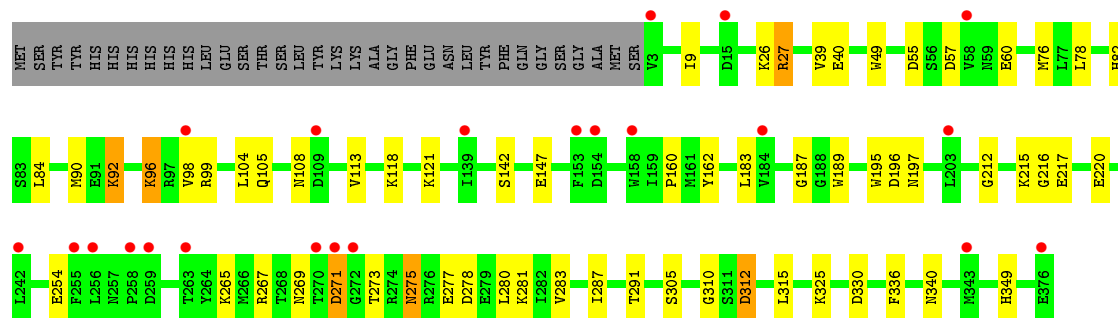
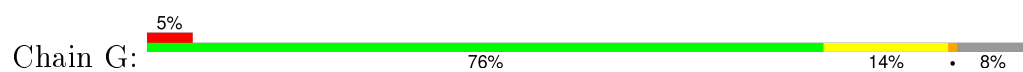
- Molecule 1: Acetyl-xylan esterase Est2A



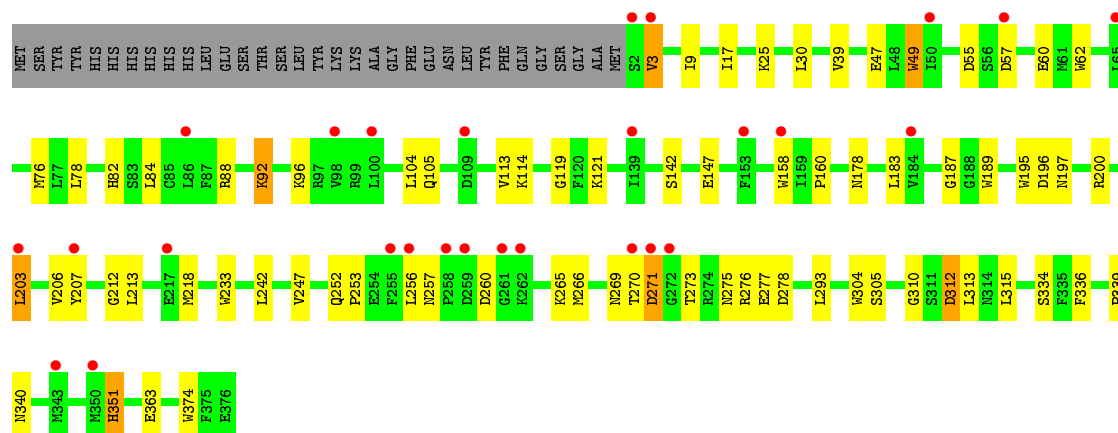
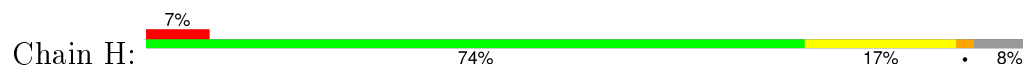
- Molecule 1: Acetyl-xylan esterase Est2A



- Molecule 1: Acetyl-xylan esterase Est2A



• Molecule 1: Acetyl-xylan esterase Est2A



## 4 Data and refinement statistics

Property	Value	Source
Space group	P 1	Depositor
Cell constants a, b, c, $\alpha$ , $\beta$ , $\gamma$	96.13Å 90.28Å 99.17Å 99.80° 90.21° 92.56°	Depositor
Resolution (Å)	24.86 – 2.10 24.86 – 2.10	Depositor EDS
% Data completeness (in resolution range)	89.3 (24.86-2.10) 84.9 (24.86-2.10)	Depositor EDS
$R_{merge}$	(Not available)	Depositor
$R_{sym}$	(Not available)	Depositor
$\langle I/\sigma(I) \rangle$ <sup>1</sup>	2.43 (at 2.10Å)	Xtriage
Refinement program	REFMAC 5.6.0117	Depositor
R, $R_{free}$	0.206 , 0.242 0.211 , 0.248	Depositor DCC
$R_{free}$ test set	8623 reflections (5.31%)	DCC
Wilson B-factor (Å <sup>2</sup> )	26.7	Xtriage
Anisotropy	0.176	Xtriage
Bulk solvent $k_{sol}$ (e/Å <sup>3</sup> ), $B_{sol}$ (Å <sup>2</sup> )	0.37 , 39.5	EDS
Estimated twinning fraction	0.074 for h,-k,-l	Xtriage
L-test for twinning <sup>2</sup>	$\langle  L  \rangle = 0.49$ , $\langle L^2 \rangle = 0.33$	Xtriage
Outliers	0 of 171075 reflections	Xtriage
$F_o, F_c$ correlation	0.94	EDS
Total number of atoms	24861	wwPDB-VP
Average B, all atoms (Å <sup>2</sup> )	30.0	wwPDB-VP

Xtriage's analysis on translational NCS is as follows: *The largest off-origin peak in the Patterson function is 4.80% of the height of the origin peak. No significant pseudotranslation is detected.*

<sup>1</sup>Intensities estimated from amplitudes.

<sup>2</sup>Theoretical values of  $\langle |L| \rangle$ ,  $\langle L^2 \rangle$  for acentric reflections are 0.5, 0.375 respectively for untwinned datasets, and 0.333, 0.2 for perfectly twinned datasets.



## 5 Model quality [i](#)

### 5.1 Standard geometry [i](#)

Bond lengths and bond angles in the following residue types are not validated in this section: GOL, ACY

The Z score for a bond length (or angle) is the number of standard deviations the observed value is removed from the expected value. A bond length (or angle) with  $|Z| > 5$  is considered an outlier worth inspection. RMSZ is the root-mean-square of all Z scores of the bond lengths (or angles).

Mol	Chain	Bond lengths		Bond angles	
		RMSZ	$\# Z  > 5$	RMSZ	$\# Z  > 5$
1	A	0.54	3/3026 (0.1%)	0.60	0/4096
1	B	0.53	2/3035 (0.1%)	0.62	0/4108
1	C	0.53	4/3027 (0.1%)	0.57	0/4100
1	D	0.53	5/3034 (0.2%)	0.60	0/4106
1	E	0.53	5/3021 (0.2%)	0.59	0/4091
1	F	0.54	3/3019 (0.1%)	0.58	0/4087
1	G	0.54	2/3031 (0.1%)	0.57	0/4103
1	H	0.53	8/3034 (0.3%)	0.59	0/4106
All	All	0.53	32/24227 (0.1%)	0.59	0/32797

The worst 5 of 32 bond length outliers are listed below:

Mol	Chain	Res	Type	Atoms	Z	Observed(Å)	Ideal(Å)
1	E	62	TRP	CD2-CE2	5.59	1.48	1.41
1	E	158	TRP	CD2-CE2	5.51	1.48	1.41
1	F	158	TRP	CD2-CE2	5.49	1.48	1.41
1	C	189	TRP	CD2-CE2	5.47	1.48	1.41
1	B	158	TRP	CD2-CE2	5.39	1.47	1.41

There are no bond angle outliers.

There are no chirality outliers.

There are no planarity outliers.

### 5.2 Too-close contacts [i](#)

In the following table, the Non-H and H(model) columns list the number of non-hydrogen atoms and hydrogen atoms in the chain respectively. The H(added) column lists the number of hydrogen atoms added and optimized by MolProbity. The Clashes column lists the number of clashes within the asymmetric unit, whereas Symm-Clashes lists symmetry related clashes.

Mol	Chain	Non-H	H(model)	H(added)	Clashes	Symm-Clashes
1	A	2957	0	2855	41	0
1	B	2966	0	2859	40	0
1	C	2958	0	2837	38	0
1	D	2965	0	2862	34	0
1	E	2952	0	2840	44	0
1	F	2950	0	2845	46	0
1	G	2962	0	2855	42	0
1	H	2965	0	2860	55	0
2	A	4	0	3	0	0
2	B	4	0	3	12	0
2	C	4	0	3	0	0
2	D	4	0	3	0	0
2	E	4	0	3	0	0
2	F	8	0	6	2	0
2	G	4	0	3	0	0
2	H	8	0	6	1	0
3	B	6	0	8	0	0
4	A	159	0	0	2	0
4	B	154	0	0	4	0
4	C	132	0	0	2	0
4	D	138	0	0	1	0
4	E	161	0	0	3	0
4	F	154	0	0	5	0
4	G	121	0	0	3	0
4	H	121	0	0	3	0
All	All	24861	0	22851	329	0

The all-atom clashscore is defined as the number of clashes found per 1000 atoms (including hydrogen atoms). The all-atom clashscore for this structure is 7.

The worst 5 of 329 close contacts within the same asymmetric unit are listed below, sorted by their clash magnitude.

Atom-1	Atom-2	Interatomic distance (Å)	Clash overlap (Å)
1:F:52:LEU:HD23	1:F:52:LEU:O	1.41	1.19
1:G:27:ARG:HG2	1:G:27:ARG:HH11	1.01	1.08
1:F:52:LEU:HD23	1:F:52:LEU:C	1.75	1.05
1:B:245:ASN:HD21	2:B:401:ACY:H3	1.26	1.00
1:E:52:LEU:O	1:E:52:LEU:HD22	1.65	0.97

There are no symmetry-related clashes.

## 5.3 Torsion angles

### 5.3.1 Protein backbone

In the following table, the Percentiles column shows the percent Ramachandran outliers of the chain as a percentile score with respect to all X-ray entries followed by that with respect to entries of similar resolution.

The Analysed column shows the number of residues for which the backbone conformation was analysed, and the total number of residues.

Mol	Chain	Analysed	Favoured	Allowed	Outliers	Percentiles	
1	A	371/408 (91%)	362 (98%)	8 (2%)	1 (0%)	46	45
1	B	372/408 (91%)	362 (97%)	10 (3%)	0	100	100
1	C	372/408 (91%)	363 (98%)	8 (2%)	1 (0%)	46	45
1	D	372/408 (91%)	357 (96%)	13 (4%)	2 (0%)	34	30
1	E	371/408 (91%)	361 (97%)	7 (2%)	3 (1%)	24	17
1	F	371/408 (91%)	362 (98%)	8 (2%)	1 (0%)	46	45
1	G	372/408 (91%)	359 (96%)	13 (4%)	0	100	100
1	H	373/408 (91%)	358 (96%)	13 (4%)	2 (0%)	34	30
All	All	2974/3264 (91%)	2884 (97%)	80 (3%)	10 (0%)	46	45

5 of 10 Ramachandran outliers are listed below:

Mol	Chain	Res	Type
1	C	259	ASP
1	D	259	ASP
1	D	330	ASP
1	E	133	SER
1	H	271	ASP

### 5.3.2 Protein sidechains

In the following table, the Percentiles column shows the percent sidechain outliers of the chain as a percentile score with respect to all X-ray entries followed by that with respect to entries of similar resolution.

The Analysed column shows the number of residues for which the sidechain conformation was analysed, and the total number of residues.

Mol	Chain	Analysed	Rotameric	Outliers	Percentiles	
1	A	320/352 (91%)	309 (97%)	11 (3%)	44	45

*Continued on next page...*

*Continued from previous page...*

Mol	Chain	Analysed	Rotameric	Outliers	Percentiles	
1	B	321/352 (91%)	312 (97%)	9 (3%)	51	55
1	C	319/352 (91%)	306 (96%)	13 (4%)	37	36
1	D	321/352 (91%)	310 (97%)	11 (3%)	44	45
1	E	319/352 (91%)	307 (96%)	12 (4%)	40	40
1	F	318/352 (90%)	310 (98%)	8 (2%)	55	59
1	G	320/352 (91%)	306 (96%)	14 (4%)	35	33
1	H	319/352 (91%)	305 (96%)	14 (4%)	35	33
All	All	2557/2816 (91%)	2465 (96%)	92 (4%)	42	43

5 of 92 residues with a non-rotameric sidechain are listed below:

Mol	Chain	Res	Type
1	D	276	ARG
1	E	251	ASN
1	H	203	LEU
1	D	280	LEU
1	E	168	ASN

Some sidechains can be flipped to improve hydrogen bonding and reduce clashes. 5 of 88 such sidechains are listed below:

Mol	Chain	Res	Type
1	C	357	HIS
1	D	340	ASN
1	H	197	ASN
1	C	359	ASN
1	D	127	GLN

### 5.3.3 RNA ⓘ

There are no RNA molecules in this entry.

## 5.4 Non-standard residues in protein, DNA, RNA chains ⓘ

There are no non-standard protein/DNA/RNA residues in this entry.

## 5.5 Carbohydrates ⓘ

There are no carbohydrates in this entry.

## 5.6 Ligand geometry ⓘ

11 ligands are modelled in this entry.

In the following table, the Counts columns list the number of bonds (or angles) for which Mogul statistics could be retrieved, the number of bonds (or angles) that are observed in the model and the number of bonds (or angles) that are defined in the chemical component dictionary. The Link column lists molecule types, if any, to which the group is linked. The Z score for a bond length (or angle) is the number of standard deviations the observed value is removed from the expected value. A bond length (or angle) with  $|Z| > 2$  is considered an outlier worth inspection. RMSZ is the root-mean-square of all Z scores of the bond lengths (or angles).

Mol	Type	Chain	Res	Link	Bond lengths			Bond angles		
					Counts	RMSZ	$\# Z  > 2$	Counts	RMSZ	$\# Z  > 2$
2	ACY	A	401	-	1,3,3	1.53	0	0,3,3	0.00	-
2	ACY	B	401	-	1,3,3	0.42	0	0,3,3	0.00	-
3	GOL	B	402	-	5,5,5	0.40	0	5,5,5	0.37	0
2	ACY	C	401	-	1,3,3	1.22	0	0,3,3	0.00	-
2	ACY	D	401	-	1,3,3	1.42	0	0,3,3	0.00	-
2	ACY	E	401	-	1,3,3	0.92	0	0,3,3	0.00	-
2	ACY	F	401	-	1,3,3	1.03	0	0,3,3	0.00	-
2	ACY	F	402	-	1,3,3	1.39	0	0,3,3	0.00	-
2	ACY	G	401	-	1,3,3	1.67	0	0,3,3	0.00	-
2	ACY	H	401	-	1,3,3	1.15	0	0,3,3	0.00	-
2	ACY	H	402	-	1,3,3	0.97	0	0,3,3	0.00	-

In the following table, the Chirals column lists the number of chiral outliers, the number of chiral centers analysed, the number of these observed in the model and the number defined in the chemical component dictionary. Similar counts are reported in the Torsion and Rings columns. '-' means no outliers of that kind were identified.

Mol	Type	Chain	Res	Link	Chirals	Torsions	Rings
2	ACY	A	401	-	-	0/0/0/0	0/0/0/0
2	ACY	B	401	-	-	0/0/0/0	0/0/0/0
3	GOL	B	402	-	-	0/4/4/4	0/0/0/0
2	ACY	C	401	-	-	0/0/0/0	0/0/0/0
2	ACY	D	401	-	-	0/0/0/0	0/0/0/0
2	ACY	E	401	-	-	0/0/0/0	0/0/0/0
2	ACY	F	401	-	-	0/0/0/0	0/0/0/0
2	ACY	F	402	-	-	0/0/0/0	0/0/0/0
2	ACY	G	401	-	-	0/0/0/0	0/0/0/0

*Continued on next page...*

*Continued from previous page...*

Mol	Type	Chain	Res	Link	Chirals	Torsions	Rings
2	ACY	H	401	-	-	0/0/0/0	0/0/0/0
2	ACY	H	402	-	-	0/0/0/0	0/0/0/0

There are no bond length outliers.

There are no bond angle outliers.

There are no chirality outliers.

There are no torsion outliers.

There are no ring outliers.

4 monomers are involved in 15 short contacts:

Mol	Chain	Res	Type	Clashes	Symm-Clashes
2	B	401	ACY	12	0
2	F	401	ACY	1	0
2	F	402	ACY	1	0
2	H	401	ACY	1	0

## 5.7 Other polymers [i](#)

There are no such residues in this entry.

## 5.8 Polymer linkage issues [i](#)

There are no chain breaks in this entry.

## 6 Fit of model and data ⓘ

### 6.1 Protein, DNA and RNA chains ⓘ

In the following table, the column labelled ‘#RSRZ> 2’ contains the number (and percentage) of RSRZ outliers, followed by percent RSRZ outliers for the chain as percentile scores relative to all X-ray entries and entries of similar resolution. The OWAB column contains the minimum, median, 95<sup>th</sup> percentile and maximum values of the occupancy-weighted average B-factor per residue. The column labelled ‘Q< 0.9’ lists the number of (and percentage) of residues with an average occupancy less than 0.9.

Mol	Chain	Analysed	<RSRZ>	#RSRZ>2			OWAB(Å <sup>2</sup> )	Q<0.9
1	A	373/408 (91%)	0.18	10 (2%)	58	65	18, 26, 39, 54	0
1	B	374/408 (91%)	0.21	16 (4%)	39	48	18, 27, 41, 53	0
1	C	374/408 (91%)	0.40	25 (6%)	21	28	20, 32, 53, 68	0
1	D	374/408 (91%)	0.34	20 (5%)	30	39	20, 31, 50, 64	0
1	E	373/408 (91%)	0.28	16 (4%)	39	48	20, 29, 42, 54	0
1	F	373/408 (91%)	0.25	18 (4%)	34	43	19, 28, 42, 54	0
1	G	374/408 (91%)	0.38	22 (5%)	26	34	21, 34, 53, 66	0
1	H	375/408 (91%)	0.38	27 (7%)	18	25	20, 33, 51, 68	0
All	All	2990/3264 (91%)	0.30	154 (5%)	31	39	18, 29, 48, 68	0

The worst 5 of 154 RSRZ outliers are listed below:

Mol	Chain	Res	Type	RSRZ
1	H	2	SER	6.7
1	H	343	MET	5.9
1	H	270	THR	5.6
1	G	270	THR	5.4
1	D	270	THR	5.1

### 6.2 Non-standard residues in protein, DNA, RNA chains ⓘ

There are no non-standard protein/DNA/RNA residues in this entry.

### 6.3 Carbohydrates ⓘ

There are no carbohydrates in this entry.

## 6.4 Ligands [i](#)

In the following table, the Atoms column lists the number of modelled atoms in the group and the number defined in the chemical component dictionary. LLDF column lists the quality of electron density of the group with respect to its neighbouring residues in protein, DNA or RNA chains. The B-factors column lists the minimum, median, 95<sup>th</sup> percentile and maximum values of B factors of atoms in the group. The column labelled 'Q< 0.9' lists the number of atoms with occupancy less than 0.9.

Mol	Type	Chain	Res	Atoms	RSCC	RSR	LLDF	B-factors(Å <sup>2</sup> )	Q<0.9
3	GOL	B	402	6/6	0.72	0.40	10.44	38,39,40,41	0
2	ACY	B	401	4/4	0.82	0.21	4.29	19,23,23,25	0
2	ACY	D	401	4/4	0.92	0.18	2.98	27,29,29,30	0
2	ACY	G	401	4/4	0.88	0.18	2.00	25,27,27,28	0
2	ACY	F	401	4/4	0.95	0.13	1.17	24,26,26,29	0
2	ACY	C	401	4/4	0.94	0.16	0.94	21,22,22,24	0
2	ACY	H	402	4/4	0.95	0.11	0.78	28,29,29,29	0
2	ACY	E	401	4/4	0.94	0.12	0.67	24,24,25,26	0
2	ACY	F	402	4/4	0.94	0.19	0.11	32,33,33,34	0
2	ACY	A	401	4/4	0.94	0.11	-0.02	17,18,18,19	0
2	ACY	H	401	4/4	0.96	0.09	-2.41	23,24,24,24	0

## 6.5 Other polymers [i](#)

There are no such residues in this entry.