



# Full wwPDB X-ray Structure Validation Report ⓘ

Feb 1, 2016 – 01:35 PM GMT

PDB ID : 3U4Q  
Title : Structure of AddAB-DNA complex at 2.8 angstroms  
Authors : Saikrishnan, K.; Krajewski, W.; Wigley, D.  
Deposited on : 2011-10-10  
Resolution : 2.80 Å(reported)

This is a Full wwPDB X-ray Structure Validation Report for a publicly released PDB entry.  
We welcome your comments at [validation@mail.wwpdb.org](mailto:validation@mail.wwpdb.org)  
A user guide is available at  
<http://wwpdb.org/validation/2016/XrayValidationReportHelp>  
with specific help available everywhere you see the ⓘ symbol.

---

The following versions of software and data (see [references ⓘ](#)) were used in the production of this report:

MolProbity : 4.02b-467  
Mogul : 1.7 (RC4), CSD as536be (2015)  
Xtriage (Phenix) : 1.9-1692  
EDS : rb-20026688  
Percentile statistics : 20151230.v01 (using entries in the PDB archive December 30th 2015)  
Refmac : 5.8.0135  
CCP4 : 6.5.0  
Ideal geometry (proteins) : Engh & Huber (2001)  
Ideal geometry (DNA, RNA) : Parkinson et al. (1996)  
Validation Pipeline (wwPDB-VP) : trunk26865

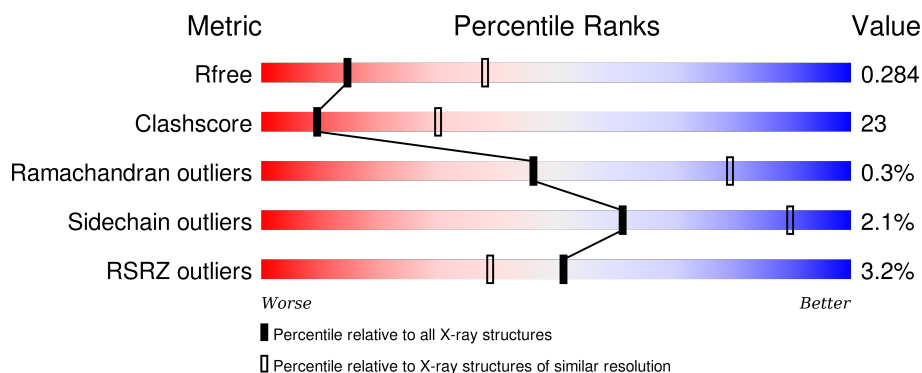
# 1 Overall quality at a glance

The following experimental techniques were used to determine the structure:

## *X-RAY DIFFRACTION*

The reported resolution of this entry is 2.80 Å.

Percentile scores (ranging between 0-100) for global validation metrics of the entry are shown in the following graphic. The table shows the number of entries on which the scores are based.



Metric	Whole archive (#Entries)	Similar resolution (#Entries, resolution range(Å))
$R_{free}$	91344	2393 (2.80-2.80)
Clashscore	102246	2827 (2.80-2.80)
Ramachandran outliers	100387	2782 (2.80-2.80)
Sidechain outliers	100360	2784 (2.80-2.80)
RSRZ outliers	91569	2404 (2.80-2.80)

The table below summarises the geometric issues observed across the polymeric chains and their fit to the electron density. The red, orange, yellow and green segments on the lower bar indicate the fraction of residues that contain outliers for  $\geq 3$ , 2, 1 and 0 types of geometric quality criteria. A grey segment represents the fraction of residues that are not modelled. The numeric value for each fraction is indicated below the corresponding segment, with a dot representing fractions  $\leq 5\%$ . The upper red bar (where present) indicates the fraction of residues that have poor fit to the electron density. The numeric value is given above the bar.

Mol	Chain	Length	Quality of chain
1	A	1232	<div> <div>3%</div> <div>53%</div> <div>37%</div> <div>9%</div> </div>
2	B	1166	<div> <div>2%</div> <div>58%</div> <div>39%</div> <div>• •</div> </div>
3	X	48	<div> <div>8%</div> <div>13%</div> <div>42%</div> <div>•</div> <div>44%</div> </div>

## 2 Entry composition [i](#)

There are 6 unique types of molecules in this entry. The entry contains 19058 atoms, of which 0 are hydrogens and 0 are deuteriums.

In the tables below, the ZeroOcc column contains the number of atoms modelled with zero occupancy, the AltConf column contains the number of residues with at least one atom in alternate conformation and the Trace column contains the number of residues modelled with at most 2 atoms.

- Molecule 1 is a protein called ATP-dependent helicase/nuclease subunit A.

Mol	Chain	Residues	Atoms					ZeroOcc	AltConf	Trace
1	A	1122	Total	C	N	O	S	0	0	0
			9117	5821	1548	1721	27			

There are 2 discrepancies between the modelled and reference sequences:

Chain	Residue	Modelled	Actual	Comment	Reference
A	780	GLY	ALA	CONFLICT	UNP P23478
A	1172	ALA	ASP	ENGINEERED MUTATION	UNP P23478

- Molecule 2 is a protein called ATP-dependent helicase/deoxyribonuclease subunit B.

Mol	Chain	Residues	Atoms					ZeroOcc	AltConf	Trace
2	B	1132	Total	C	N	O	S	0	0	0
			9188	5839	1571	1736	42			

There are 3 discrepancies between the modelled and reference sequences:

Chain	Residue	Modelled	Actual	Comment	Reference
B	843	ASP	GLU	CONFLICT	UNP P23477
B	844	GLU	GLN	CONFLICT	UNP P23477
B	961	ALA	ASP	ENGINEERED MUTATION	UNP P23477

- Molecule 3 is a DNA chain called DNA (27-MER).

Mol	Chain	Residues	Atoms					ZeroOcc	AltConf	Trace
3	X	27	Total	C	N	O	P	0	0	0
			555	265	98	165	27			

- Molecule 4 is SULFATE ION (three-letter code: SO4) (formula: O<sub>4</sub>S).



Mol	Chain	Residues	Atoms			ZeroOcc	AltConf
4	B	1	Total	O	S	0	0
			5	4	1		

- Molecule 5 is 1,2-ETHANEDIOL (three-letter code: EDO) (formula: C<sub>2</sub>H<sub>6</sub>O<sub>2</sub>).



Mol	Chain	Residues	Atoms			ZeroOcc	AltConf
5	X	1	Total	C	O	0	0
			4	2	2		


- Molecule 6 is water.

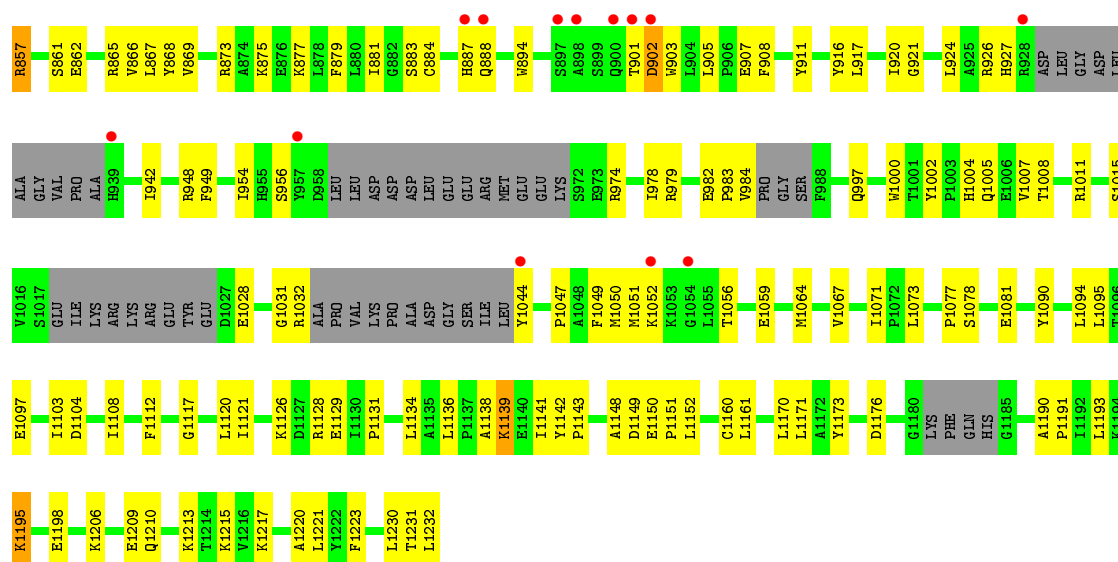
Mol	Chain	Residues	Atoms		ZeroOcc	AltConf
6	A	89	Total 89	O 89	0	0
6	B	99	Total 99	O 99	0	0
6	X	1	Total 1	O 1	0	0

### 3 Residue-property plots


These plots are drawn for all protein, RNA and DNA chains in the entry. The first graphic for a chain summarises the proportions of errors displayed in the second graphic. The second graphic shows the sequence view annotated by issues in geometry and electron density. Residues are color-coded according to the number of geometric quality criteria for which they contain at least one outlier: green = 0, yellow = 1, orange = 2 and red = 3 or more. A red dot above a residue indicates a poor fit to the electron density ( $RSRZ > 2$ ). Stretches of 2 or more consecutive residues without any outlier are shown as a green connector. Residues present in the sample, but not in the model, are shown in grey.

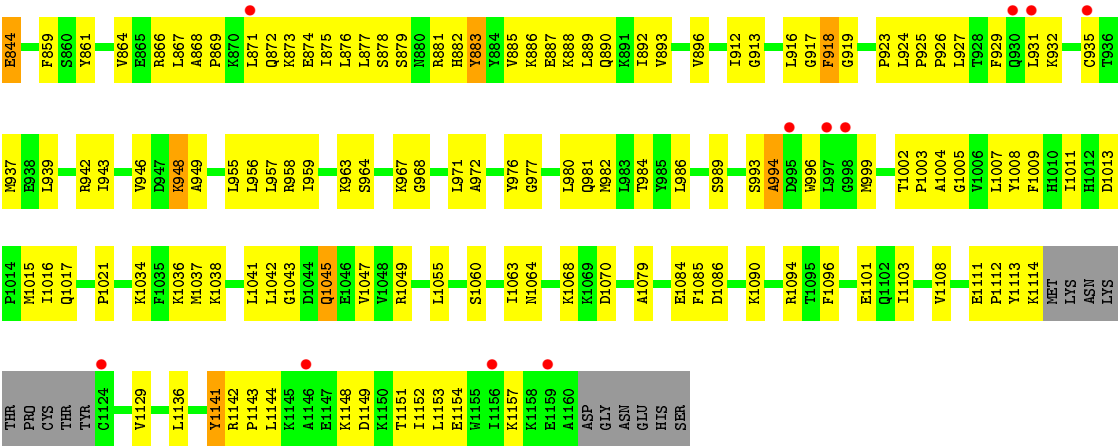
- Molecule 1: ATP-dependent helicase/nuclease subunit A



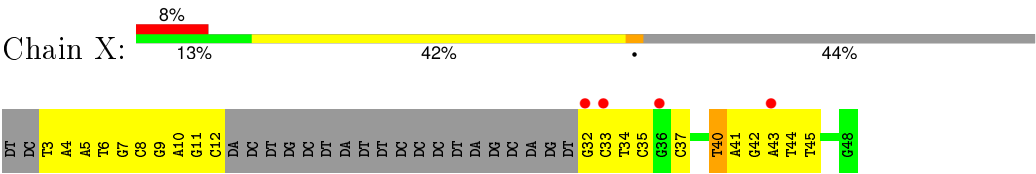


• Molecule 2: ATP-dependent helicase/deoxyribonuclease subunit B





• Molecule 3: DNA (27-MER)





## 4 Data and refinement statistics

Property	Value	Source
Space group	P 1 21 1	Depositor
Cell constants a, b, c, $\alpha$ , $\beta$ , $\gamma$	100.56Å 139.71Å 103.09Å 90.00° 105.54° 90.00°	Depositor
Resolution (Å)	29.92 – 2.80 57.14 – 2.80	Depositor EDS
% Data completeness (in resolution range)	95.5 (29.92-2.80) 95.6 (57.14-2.80)	Depositor EDS
$R_{merge}$	(Not available)	Depositor
$R_{sym}$	(Not available)	Depositor
$\langle I/\sigma(I) \rangle$ <sup>1</sup>	2.43 (at 2.81Å)	Xtriage
Refinement program	PHENIX (phenix.refine: dev_750)	Depositor
R, $R_{free}$	0.233 , 0.286 0.234 , 0.284	Depositor DCC
$R_{free}$ test set	3361 reflections (5.49%)	DCC
Wilson B-factor (Å <sup>2</sup> )	59.1	Xtriage
Anisotropy	0.147	Xtriage
Bulk solvent $k_{sol}$ (e/Å <sup>3</sup> ), $B_{sol}$ (Å <sup>2</sup> )	0.35 , 50.4	EDS
Estimated twinning fraction	0.025 for l,-k,h	Xtriage
L-test for twinning <sup>2</sup>	$\langle  L  \rangle = 0.48$ , $\langle L^2 \rangle = 0.31$	Xtriage
Outliers	0 of 64521 reflections	Xtriage
$F_o, F_c$ correlation	0.91	EDS
Total number of atoms	19058	wwPDB-VP
Average B, all atoms (Å <sup>2</sup> )	62.0	wwPDB-VP

Xtriage's analysis on translational NCS is as follows: *The largest off-origin peak in the Patterson function is 3.52% of the height of the origin peak. No significant pseudotranslation is detected.*

<sup>1</sup>Intensities estimated from amplitudes.

<sup>2</sup>Theoretical values of  $\langle |L| \rangle$ ,  $\langle L^2 \rangle$  for acentric reflections are 0.5, 0.375 respectively for untwinned datasets, and 0.333, 0.2 for perfectly twinned datasets.

## 5 Model quality [i](#)

### 5.1 Standard geometry [i](#)

Bond lengths and bond angles in the following residue types are not validated in this section: SO4, EDO

The Z score for a bond length (or angle) is the number of standard deviations the observed value is removed from the expected value. A bond length (or angle) with  $|Z| > 5$  is considered an outlier worth inspection. RMSZ is the root-mean-square of all Z scores of the bond lengths (or angles).

Mol	Chain	Bond lengths		Bond angles	
		RMSZ	# Z  >5	RMSZ	# Z  >5
1	A	0.22	0/9294	0.39	0/12535
2	B	0.23	0/9372	0.40	0/12628
3	X	0.50	0/620	1.21	2/953 (0.2%)
All	All	0.24	0/19286	0.45	2/26116 (0.0%)

There are no bond length outliers.

All (2) bond angle outliers are listed below:

Mol	Chain	Res	Type	Atoms	Z	Observed(°)	Ideal(°)
3	X	40	DT	N3-C4-O4	5.89	123.43	119.90
3	X	40	DT	C5-C4-O4	-5.55	121.01	124.90

There are no chirality outliers.

There are no planarity outliers.

### 5.2 Too-close contacts [i](#)

In the following table, the Non-H and H(model) columns list the number of non-hydrogen atoms and hydrogen atoms in the chain respectively. The H(added) column lists the number of hydrogen atoms added and optimized by MolProbity. The Clashes column lists the number of clashes within the asymmetric unit, whereas Symm-Clashes lists symmetry related clashes.

Mol	Chain	Non-H	H(model)	H(added)	Clashes	Symm-Clashes
1	A	9117	0	9063	447	0
2	B	9188	0	9149	411	0
3	X	555	0	308	37	0
4	B	5	0	0	0	0
5	X	4	0	6	2	0
6	A	89	0	0	1	0

*Continued on next page...*

*Continued from previous page...*

Mol	Chain	Non-H	H(model)	H(added)	Clashes	Symm-Clashes
6	B	99	0	0	1	0
6	X	1	0	0	0	0
All	All	19058	0	18526	846	0

The all-atom clashscore is defined as the number of clashes found per 1000 atoms (including hydrogen atoms). The all-atom clashscore for this structure is 23.

All (846) close contacts within the same asymmetric unit are listed below, sorted by their clash magnitude.

Atom-1	Atom-2	Interatomic distance (Å)	Clash overlap (Å)
2:B:864:VAL:HG11	2:B:890:GLN:HG2	1.35	1.08
2:B:916:LEU:HD21	2:B:924:LEU:HG	1.34	1.05
2:B:917:GLY:HA3	2:B:923:PRO:HD2	1.39	1.04
1:A:585:ILE:HD11	1:A:788:VAL:HG22	1.39	1.03
1:A:237:LEU:HD11	1:A:312:ALA:HB2	1.37	1.01
1:A:797:LYS:HG2	1:A:798:GLY:H	1.25	1.00
1:A:1195:LYS:HA	1:A:1198:GLU:HB2	1.47	0.96
2:B:501:LYS:HE3	2:B:561:SER:HA	1.44	0.96
1:A:1011:ARG:HD2	2:B:582:PRO:HB2	1.52	0.92
2:B:212:GLN:HA	2:B:258:THR:HG21	1.52	0.92
1:A:753:THR:HG23	1:A:755:PHE:H	1.34	0.91
3:X:41:DA:H2''	3:X:42:DG:H5'	1.54	0.89
1:A:607:ILE:HD11	1:A:788:VAL:HG23	1.54	0.89
2:B:732:LEU:HD21	2:B:737:TYR:CD2	2.07	0.88
1:A:205:TYR:HA	1:A:335:LEU:HD21	1.56	0.88
2:B:614:LEU:HB3	2:B:615:PRO:HD3	1.56	0.86
1:A:575:LYS:HG3	1:A:576:THR:H	1.41	0.86
2:B:821:LEU:HD22	2:B:875:ILE:HD11	1.54	0.86
1:A:582:TYR:HB3	1:A:607:ILE:HD13	1.58	0.85
1:A:100:LEU:HD22	1:A:103:ARG:HH21	1.39	0.85
2:B:929:PHE:HB2	2:B:937:MET:HB3	1.60	0.83
1:A:58:ASP:HB3	1:A:103:ARG:HH22	1.44	0.83
2:B:836:LEU:HD21	2:B:866:ARG:HH21	1.42	0.83
1:A:750:TYR:O	1:A:753:THR:HG22	1.77	0.83
1:A:587:ILE:HG22	1:A:805:PHE:HB2	1.60	0.83
1:A:603:ARG:HG2	1:A:608:PRO:HA	1.61	0.82
2:B:972:ALA:HA	2:B:1152:ILE:HD12	1.59	0.82
2:B:769:ARG:HA	2:B:1136:LEU:HD21	1.60	0.81
1:A:1148:ALA:HB1	1:A:1150:GLU:OE1	1.79	0.81
1:A:869:VAL:O	1:A:873:ARG:HG2	1.80	0.80
1:A:797:LYS:HG2	1:A:798:GLY:N	1.96	0.80

*Continued on next page...*

*Continued from previous page...*

Atom-1	Atom-2	Interatomic distance (Å)	Clash overlap (Å)
2:B:347:ILE:HG22	2:B:605:PHE:HB2	1.64	0.80
1:A:954:ILE:HG22	1:A:956:SER:H	1.46	0.80
1:A:521:ASP:O	1:A:522:GLU:HG2	1.81	0.80
1:A:926:ARG:HD2	1:A:942:ILE:HG21	1.64	0.80
1:A:403:GLU:HA	1:A:432:ASN:HB2	1.62	0.80
1:A:806:VAL:HG12	1:A:809:LEU:HD21	1.64	0.79
2:B:967:LYS:HA	2:B:1038:LYS:HD3	1.61	0.79
1:A:797:LYS:CG	1:A:798:GLY:H	1.94	0.78
1:A:243:LEU:HB3	1:A:301:LEU:HD21	1.64	0.78
3:X:43:DA:H2"	3:X:44:DT:H5'	1.64	0.77
1:A:603:ARG:HD3	1:A:609:VAL:H	1.48	0.77
3:X:4:DA:H2"	3:X:5:DA:O5'	1.81	0.77
2:B:1045:GLN:HE21	2:B:1049:ARG:HH21	1.32	0.77
2:B:497:THR:HG22	2:B:559:GLU:HG2	1.67	0.77
3:X:43:DA:H2"	3:X:44:DT:C5'	2.13	0.77
3:X:6:DT:H2"	3:X:7:DG:H5"	1.67	0.77
1:A:48:ILE:HD13	1:A:57:VAL:HG22	1.67	0.76
2:B:97:ARG:HA	2:B:100:ILE:HG12	1.66	0.76
2:B:495:ALA:HB1	2:B:500:GLU:HG3	1.68	0.76
1:A:170:THR:HG22	1:A:176:ASP:OD1	1.87	0.75
1:A:28:VAL:HB	1:A:436:VAL:HG12	1.68	0.75
3:X:3:DT:H2"	3:X:4:DA:C8	2.22	0.75
2:B:719:LYS:HE3	2:B:755:ASP:OD2	1.85	0.75
3:X:7:DG:H5"	3:X:7:DG:H8	1.52	0.74
1:A:127:ASP:HA	2:B:116:LYS:HD3	1.68	0.74
1:A:414:LEU:HD11	1:A:826:LYS:HD2	1.70	0.73
1:A:380:THR:HG22	1:A:422:LEU:HD21	1.68	0.73
1:A:213:ILE:HD12	1:A:332:LEU:HD21	1.70	0.73
2:B:916:LEU:HD21	2:B:924:LEU:CG	2.15	0.73
1:A:229:VAL:HG21	1:A:319:LEU:HD13	1.71	0.73
2:B:792:VAL:O	2:B:796:GLU:HG2	1.87	0.73
2:B:536:GLN:HB2	2:B:578:PHE:CE1	2.23	0.73
2:B:912:ILE:HD11	2:B:957:LEU:HD22	1.69	0.73
1:A:797:LYS:O	1:A:873:ARG:HD2	1.88	0.73
2:B:393:VAL:HG21	2:B:485:LEU:HD21	1.70	0.73
1:A:1071:ILE:HG21	1:A:1112:PHE:CZ	2.23	0.73
2:B:971:LEU:HD12	2:B:1149:ASP:HB3	1.73	0.71
1:A:171:ASP:O	1:A:172:ARG:HB3	1.91	0.71
2:B:917:GLY:CA	2:B:923:PRO:HD2	2.20	0.71
1:A:563:ILE:HD13	1:A:582:TYR:CE1	2.25	0.71
1:A:607:ILE:CD1	1:A:788:VAL:HG23	2.21	0.71

*Continued on next page...*

*Continued from previous page...*

Atom-1	Atom-2	Interatomic distance (Å)	Clash overlap (Å)
1:A:845:THR:HG22	1:A:848:LEU:HB2	1.73	0.70
2:B:631:TRP:CE2	2:B:635:ILE:HD11	2.26	0.70
1:A:901:THR:O	1:A:902:ASP:HB2	1.92	0.70
2:B:141:ARG:HG2	2:B:166:SER:OG	1.92	0.70
2:B:1055:LEU:HD22	2:B:1060:SER:HB2	1.72	0.70
1:A:1120:LEU:O	1:A:1126:LYS:HD3	1.92	0.69
1:A:636:PRO:HD2	2:B:427:ASP:OD2	1.92	0.69
2:B:36:ILE:HG23	2:B:66:PHE:HD2	1.57	0.69
2:B:97:ARG:HH21	2:B:117:SER:HA	1.57	0.69
2:B:888:LYS:HE3	2:B:892:ILE:HG13	1.74	0.69
1:A:175:LEU:HD12	1:A:178:GLN:HE21	1.57	0.69
1:A:170:THR:O	1:A:170:THR:HG23	1.92	0.69
1:A:317:GLU:OE1	1:A:320:LYS:HE3	1.93	0.69
1:A:171:ASP:HB3	2:B:888:LYS:CD	2.23	0.69
2:B:873:LYS:O	2:B:874:GLU:HG2	1.92	0.68
1:A:560:ARG:HA	1:A:563:ILE:HD12	1.74	0.68
1:A:581:GLN:O	1:A:786:ASP:HB3	1.94	0.68
3:X:45:DT:H5"	5:X:49:EDO:H11	1.76	0.68
1:A:1139:LYS:NZ	1:A:1149:ASP:HA	2.08	0.68
2:B:805:HIS:HE1	2:B:1103:ILE:HD13	1.60	0.67
1:A:586:VAL:HG11	1:A:801:PHE:CD1	2.29	0.67
2:B:916:LEU:HD22	2:B:943:ILE:HD13	1.77	0.67
2:B:793:SER:HA	2:B:796:GLU:HG3	1.75	0.67
2:B:931:LEU:HD13	2:B:932:LYS:N	2.08	0.67
2:B:144:ALA:O	2:B:159:SER:HB2	1.93	0.67
1:A:191:HIS:CD2	1:A:193:ASN:H	2.12	0.67
1:A:398:GLN:HB3	1:A:425:SER:HB3	1.77	0.67
1:A:772:GLY:O	1:A:773:ASP:HB2	1.92	0.67
2:B:465:ASP:O	2:B:469:GLU:HG2	1.95	0.67
1:A:241:LEU:HD11	1:A:261:LEU:HD22	1.75	0.67
2:B:641:SER:HB3	2:B:645:GLU:HB2	1.77	0.67
1:A:146:LEU:HD13	1:A:178:GLN:HB2	1.75	0.67
2:B:784:TYR:HB3	2:B:788:ILE:HD11	1.77	0.67
2:B:883:TYR:CE2	2:B:886:LYS:HD2	2.30	0.67
3:X:43:DA:H2"	3:X:44:DT:O5'	1.95	0.66
1:A:575:LYS:HG3	1:A:576:THR:N	2.08	0.66
2:B:97:ARG:O	2:B:101:GLU:HG2	1.96	0.66
2:B:871:LEU:HD21	2:B:876:LEU:HD22	1.78	0.66
2:B:799:ASN:O	2:B:1113:TYR:HE2	1.79	0.66
1:A:592:MET:N	1:A:593:PRO:HD3	2.11	0.66
2:B:819:PHE:CE1	2:B:875:ILE:HG22	2.30	0.66

*Continued on next page...*

*Continued from previous page...*

Atom-1	Atom-2	Interatomic distance (Å)	Clash overlap (Å)
2:B:584:ALA:H	2:B:587:GLN:NE2	1.94	0.66
2:B:1007:LEU:HD21	2:B:1041:LEU:HD21	1.77	0.65
1:A:1209:GLU:HG2	1:A:1215:LYS:HA	1.77	0.65
1:A:1051:MET:HG2	1:A:1052:LYS:H	1.61	0.65
2:B:66:PHE:CE1	2:B:74:ARG:HG3	2.32	0.65
1:A:738:ALA:O	1:A:742:VAL:HG13	1.96	0.65
1:A:1141:ILE:O	1:A:1143:PRO:HD3	1.96	0.65
1:A:151:GLU:OE1	2:B:879:SER:HB2	1.96	0.65
1:A:381:ALA:O	1:A:389:GLU:HB2	1.96	0.65
1:A:499:LYS:HE2	1:A:907:GLU:OE2	1.96	0.65
2:B:718:ASN:HB3	2:B:721:VAL:HG22	1.79	0.65
1:A:997:GLN:NE2	2:B:716:VAL:HG23	2.12	0.65
2:B:468:ILE:HG23	2:B:469:GLU:H	1.61	0.65
1:A:1134:LEU:HD21	1:A:1206:LYS:HD2	1.77	0.65
1:A:100:LEU:HD22	1:A:103:ARG:NH2	2.10	0.65
1:A:413:ASN:OD1	1:A:416:GLN:N	2.29	0.65
2:B:650:GLU:O	2:B:654:ILE:HG13	1.96	0.65
1:A:585:ILE:HG22	1:A:803:VAL:HB	1.79	0.65
1:A:565:SER:OG	1:A:566:PRO:HD2	1.96	0.65
1:A:1049:PHE:CD2	2:B:552:VAL:HG21	2.32	0.65
1:A:563:ILE:HD13	1:A:582:TYR:HE1	1.61	0.64
1:A:727:VAL:HA	1:A:730:MET:HE2	1.78	0.64
1:A:58:ASP:HB3	1:A:103:ARG:NH2	2.13	0.64
3:X:43:DA:H1'	3:X:44:DT:OP1	1.97	0.64
1:A:102:ASN:HA	2:B:617:ARG:NH1	2.12	0.64
1:A:102:ASN:HB2	2:B:647:LEU:HD21	1.80	0.64
1:A:321:THR:HA	1:A:325:THR:HG23	1.80	0.64
2:B:1113:TYR:CD1	2:B:1144:LEU:HD21	2.33	0.64
2:B:840:ARG:O	2:B:844:GLU:HG2	1.98	0.64
2:B:872:GLN:O	2:B:875:ILE:HG23	1.98	0.64
2:B:972:ALA:HA	2:B:1152:ILE:CD1	2.26	0.63
2:B:948:LYS:HG3	2:B:955:LEU:HD11	1.79	0.63
1:A:887:HIS:CD2	1:A:888:GLN:HG3	2.34	0.63
1:A:978:ILE:HA	2:B:747:TYR:OH	1.98	0.63
1:A:552:ALA:HB3	1:A:601:GLU:OE2	1.99	0.63
2:B:799:ASN:O	2:B:1113:TYR:CE2	2.51	0.63
2:B:623:VAL:HG12	2:B:624:LEU:HD12	1.81	0.63
1:A:580:ILE:HG22	1:A:582:TYR:H	1.63	0.63
1:A:515:ALA:HB1	1:A:517:TYR:HD2	1.64	0.63
1:A:867:LEU:HD21	1:A:920:ILE:HD11	1.81	0.63
1:A:657:GLU:HB3	1:A:687:LEU:HD13	1.81	0.63

*Continued on next page...*

*Continued from previous page...*

Atom-1	Atom-2	Interatomic distance (Å)	Clash overlap (Å)
1:A:594:TRP:HB3	1:A:598:ILE:HD12	1.81	0.62
1:A:1067:VAL:HG21	1:A:1103:ILE:HD13	1.80	0.62
1:A:640:ILE:HB	1:A:641:PRO:HD3	1.80	0.62
2:B:464:THR:O	2:B:468:ILE:HG22	1.98	0.62
2:B:158:LEU:O	2:B:161:LYS:HG3	1.98	0.62
1:A:213:ILE:HD11	1:A:332:LEU:HD11	1.81	0.62
1:A:58:ASP:HB2	1:A:103:ARG:HH12	1.64	0.62
1:A:730:MET:HA	2:B:731:ARG:HH11	1.65	0.62
2:B:181:LEU:HD21	2:B:186:TYR:CE1	2.35	0.62
1:A:232:GLY:O	1:A:236:LYS:HB2	1.98	0.62
3:X:41:DA:H2''	3:X:42:DG:C5'	2.28	0.62
3:X:4:DA:H2'	3:X:5:DA:H8	1.65	0.62
1:A:233:ALA:O	1:A:237:LEU:HD13	2.00	0.61
2:B:533:GLU:O	2:B:536:GLN:HG2	1.99	0.61
1:A:594:TRP:HB3	1:A:598:ILE:CD1	2.29	0.61
2:B:261:ARG:O	2:B:265:LYS:HG2	2.00	0.61
2:B:1042:LEU:HD23	2:B:1047:VAL:HG21	1.82	0.61
2:B:560:ILE:HD11	2:B:564:LEU:HD23	1.81	0.61
1:A:559:ILE:O	1:A:563:ILE:HG13	1.99	0.61
2:B:490:LYS:HA	2:B:493:LYS:HE2	1.82	0.61
2:B:113:ALA:O	2:B:116:LYS:HG2	2.00	0.61
1:A:118:LYS:HB3	2:B:620:GLU:HG3	1.81	0.61
2:B:1090:LYS:HE3	2:B:1094:ARG:HH22	1.65	0.61
1:A:901:THR:O	1:A:902:ASP:CB	2.47	0.61
2:B:896:VAL:HG21	2:B:1011:ILE:HG23	1.80	0.61
2:B:669:TYR:CE1	2:B:681:PRO:HG3	2.36	0.61
1:A:171:ASP:HB3	2:B:888:LYS:HD3	1.83	0.60
1:A:845:THR:HG23	1:A:847:PRO:HD2	1.83	0.60
1:A:582:TYR:CD1	1:A:607:ILE:HD13	2.36	0.60
1:A:92:LEU:HG	1:A:96:ARG:NH2	2.17	0.60
1:A:942:ILE:HD12	1:A:942:ILE:H	1.66	0.60
1:A:760:ARG:HH22	2:B:399:ARG:NH2	1.99	0.60
2:B:877:LEU:HD23	2:B:883:TYR:CE2	2.36	0.60
2:B:864:VAL:HG11	2:B:890:GLN:CG	2.23	0.60
1:A:1071:ILE:HG21	1:A:1112:PHE:HZ	1.66	0.60
3:X:7:DG:H5''	3:X:7:DG:C8	2.35	0.60
2:B:732:LEU:HD21	2:B:737:TYR:CG	2.37	0.60
1:A:205:TYR:HA	1:A:335:LEU:CD2	2.30	0.60
3:X:6:DT:H2''	3:X:7:DG:C5'	2.32	0.60
2:B:207:VAL:HG22	2:B:233:PHE:HA	1.82	0.59
1:A:723:TYR:O	1:A:727:VAL:HG23	2.01	0.59

*Continued on next page...*

*Continued from previous page...*

Atom-1	Atom-2	Interatomic distance (Å)	Clash overlap (Å)
1:A:1002:TYR:HB3	1:A:1005:GLN:HB2	1.85	0.59
1:A:171:ASP:HB3	2:B:888:LYS:CE	2.32	0.59
1:A:1213:LYS:NZ	1:A:1213:LYS:HB2	2.16	0.59
2:B:942:ARG:HG3	2:B:942:ARG:O	2.02	0.59
2:B:769:ARG:CA	2:B:1136:LEU:HD21	2.32	0.59
2:B:784:TYR:HB3	2:B:788:ILE:CD1	2.31	0.59
2:B:886:LYS:O	2:B:890:GLN:HG3	2.02	0.59
2:B:829:LEU:CD2	2:B:889:LEU:HD13	2.32	0.59
1:A:41:VAL:HG12	1:A:45:ILE:HD11	1.83	0.59
1:A:466:GLU:HG2	1:A:466:GLU:O	2.01	0.59
3:X:34:DT:C2'	3:X:35:DC:H5''	2.33	0.59
1:A:802:PRO:HA	1:A:875:LYS:HB2	1.84	0.59
1:A:560:ARG:HG2	1:A:563:ILE:HD12	1.84	0.59
1:A:58:ASP:CB	1:A:103:ARG:HH12	2.15	0.59
1:A:170:THR:HG23	1:A:173:HIS:HB3	1.82	0.59
1:A:268:ILE:HA	1:A:271:GLN:HG3	1.84	0.59
1:A:22:THR:HG22	1:A:23:GLY:H	1.66	0.59
1:A:243:LEU:HD22	1:A:301:LEU:HD11	1.85	0.58
2:B:829:LEU:HD13	2:B:871:LEU:HD22	1.86	0.58
2:B:300:ARG:N	2:B:301:PRO:HD2	2.18	0.58
2:B:474:LEU:O	2:B:478:ARG:HG2	2.02	0.58
1:A:221:TYR:CZ	1:A:854:LYS:HD2	2.39	0.58
2:B:977:GLY:HA2	2:B:980:LEU:HD21	1.85	0.58
2:B:298:GLU:H	2:B:298:GLU:CD	2.07	0.58
1:A:1028:GLU:OE2	2:B:375:LYS:HE2	2.04	0.58
1:A:582:TYR:CB	1:A:607:ILE:HD13	2.30	0.58
2:B:543:ALA:HB1	2:B:576:LEU:HD22	1.86	0.58
3:X:41:DA:H2'	3:X:42:DG:C8	2.38	0.58
1:A:12:THR:HG22	1:A:14:ASP:H	1.68	0.58
2:B:84:ARG:HH12	2:B:178:ASP:C	2.07	0.58
2:B:829:LEU:HD22	2:B:889:LEU:HD13	1.84	0.57
1:A:608:PRO:HG2	1:A:787:VAL:CG2	2.33	0.57
1:A:1077:PRO:HG3	6:A:1257:HOH:O	2.04	0.57
2:B:430:GLU:O	2:B:434:ILE:HG13	2.04	0.57
1:A:549:GLN:H	1:A:549:GLN:HE21	1.52	0.57
1:A:560:ARG:NH2	1:A:605:GLN:HG3	2.19	0.57
2:B:395:LYS:HD2	2:B:566:GLN:OE1	2.05	0.57
2:B:287:THR:HG21	2:B:290:LEU:HD12	1.86	0.57
2:B:495:ALA:HB1	2:B:500:GLU:CG	2.32	0.57
1:A:639:ASP:HB2	2:B:814:LYS:H	1.69	0.57
1:A:924:LEU:HD11	1:A:949:PHE:CE2	2.39	0.57

*Continued on next page...*



*Continued from previous page...*

Atom-1	Atom-2	Interatomic distance (Å)	Clash overlap (Å)
1:A:598:ILE:HG23	1:A:602:LEU:HD12	1.84	0.57
1:A:979:ARG:HA	2:B:767:PHE:HZ	1.68	0.57
1:A:428:GLU:OE2	1:A:460:ARG:HD2	2.05	0.57
1:A:587:ILE:HG22	1:A:805:PHE:CB	2.33	0.57
1:A:450:GLU:HG2	1:A:826:LYS:HZ2	1.69	0.57
2:B:769:ARG:O	2:B:771:GLU:HG3	2.04	0.57
2:B:1090:LYS:HG3	2:B:1094:ARG:NH2	2.20	0.57
1:A:546:GLU:HA	1:A:549:GLN:NE2	2.20	0.57
2:B:918:PHE:C	2:B:918:PHE:CD2	2.75	0.56
1:A:280:ARG:O	1:A:284:VAL:HG12	2.05	0.56
2:B:229:GLU:HG2	2:B:230:HIS:CD2	2.40	0.56
2:B:887:GLU:HA	2:B:890:GLN:NE2	2.20	0.56
1:A:526:GLU:OE2	1:A:877:LYS:HE3	2.04	0.56
2:B:868:ALA:HB3	2:B:869:PRO:HD3	1.87	0.56
1:A:1139:LYS:CE	1:A:1149:ASP:HA	2.35	0.56
2:B:958:ARG:HB3	2:B:1004:ALA:HB3	1.87	0.56
1:A:146:LEU:HG	1:A:352:TYR:CE1	2.41	0.56
2:B:931:LEU:HB3	2:B:935:CYS:HB2	1.88	0.56
2:B:747:TYR:CE2	2:B:751:MET:HG3	2.40	0.56
1:A:216:LEU:HD13	1:A:218:PHE:CE2	2.40	0.56
2:B:562:LEU:HD12	2:B:563:ASP:N	2.20	0.56
2:B:378:MET:HG2	2:B:578:PHE:CZ	2.40	0.56
1:A:548:VAL:HG11	1:A:597:GLN:NE2	2.21	0.56
2:B:258:THR:O	2:B:262:LEU:HD13	2.06	0.56
1:A:732:GLY:O	1:A:736:ARG:HG3	2.06	0.56
2:B:722:ALA:O	2:B:726:THR:HG22	2.05	0.56
2:B:777:ARG:O	2:B:781:ARG:HG2	2.06	0.56
1:A:499:LYS:HD2	1:A:857:ARG:CZ	2.35	0.56
1:A:723:TYR:CD2	1:A:740:LEU:HD21	2.41	0.56
1:A:979:ARG:HG3	2:B:767:PHE:CZ	2.40	0.56
1:A:58:ASP:CB	1:A:103:ARG:HH22	2.15	0.56
1:A:213:ILE:CD1	1:A:332:LEU:HD21	2.35	0.56
2:B:1113:TYR:CE1	2:B:1144:LEU:HD21	2.40	0.56
1:A:263:GLN:O	1:A:266:GLU:HB3	2.06	0.56
1:A:27:LEU:HD11	1:A:454:PHE:CE1	2.41	0.56
2:B:1114:LYS:HB2	2:B:1143:PRO:HA	1.88	0.56
1:A:563:ILE:CD1	1:A:582:TYR:HE1	2.18	0.55
2:B:497:THR:HA	2:B:559:GLU:HA	1.87	0.55
1:A:979:ARG:HA	2:B:767:PHE:CZ	2.41	0.55
1:A:209:GLU:OE2	1:A:333:LYS:HE3	2.07	0.55
2:B:140:ILE:HG22	2:B:166:SER:HB2	1.88	0.55

*Continued on next page...*

*Continued from previous page...*

Atom-1	Atom-2	Interatomic distance (Å)	Clash overlap (Å)
2:B:415:LEU:HD11	2:B:513:ASP:OD2	2.05	0.55
1:A:685:ASP:HB3	1:A:688:TYR:HB3	1.89	0.55
1:A:1004:HIS:O	1:A:1007:VAL:HG12	2.06	0.55
2:B:109:VAL:HG23	2:B:160:GLU:HB3	1.87	0.55
1:A:450:GLU:HG2	1:A:826:LYS:NZ	2.20	0.55
3:X:3:DT:O4	3:X:41:DA:N1	2.40	0.55
2:B:732:LEU:CD2	2:B:737:TYR:CD2	2.86	0.55
3:X:12:DC:H42	3:X:32:DG:H1	1.52	0.55
1:A:1230:LEU:H	1:A:1230:LEU:HD23	1.71	0.55
1:A:583:ARG:HD3	1:A:786:ASP:OD1	2.07	0.55
2:B:832:SER:HB2	2:B:867:LEU:HD21	1.88	0.55
1:A:109:LEU:HD23	1:A:416:GLN:HG2	1.89	0.55
2:B:989:SER:O	2:B:993:SER:HB2	2.07	0.55
2:B:551:PHE:HE1	2:B:555:MET:HE3	1.72	0.55
2:B:672:ALA:O	2:B:679:LEU:HD12	2.07	0.55
1:A:555:ILE:O	1:A:559:ILE:HG13	2.07	0.55
1:A:582:TYR:CG	1:A:607:ILE:HG21	2.42	0.55
1:A:563:ILE:CD1	1:A:582:TYR:CE1	2.89	0.55
1:A:48:ILE:HG22	1:A:49:THR:HG23	1.89	0.55
1:A:739:ASN:O	1:A:742:VAL:HG22	2.06	0.55
2:B:868:ALA:HB1	2:B:876:LEU:HD23	1.89	0.54
1:A:1190:ALA:HB3	1:A:1191:PRO:HD3	1.89	0.54
1:A:490:PHE:CZ	1:A:927:HIS:HB2	2.41	0.54
1:A:555:ILE:HD11	1:A:807:ALA:HB2	1.90	0.54
1:A:575:LYS:CG	1:A:576:THR:H	2.16	0.54
2:B:110:TYR:OH	2:B:623:VAL:HG13	2.06	0.54
1:A:983:PRO:HD3	2:B:747:TYR:CE2	2.43	0.54
2:B:152:TYR:O	2:B:155:GLU:HB2	2.07	0.54
2:B:733:TRP:HB2	2:B:739:ILE:HD13	1.88	0.54
1:A:380:THR:CG2	1:A:422:LEU:HD21	2.37	0.54
1:A:1049:PHE:CD1	1:A:1050:MET:HG3	2.42	0.54
1:A:1015:SER:O	1:A:1032:ARG:HD2	2.08	0.54
1:A:603:ARG:CG	1:A:608:PRO:HA	2.35	0.54
1:A:1160:CYS:HB3	1:A:1171:LEU:HB3	1.89	0.54
1:A:36:LYS:O	1:A:39:VAL:HG22	2.07	0.54
1:A:184:VAL:HG22	1:A:824:LEU:HD21	1.90	0.54
1:A:507:GLU:OE1	1:A:507:GLU:HA	2.07	0.54
1:A:582:TYR:CG	1:A:607:ILE:HD13	2.43	0.54
1:A:770:GLU:HG3	1:A:771:ARG:HG2	1.89	0.54
2:B:29:ALA:HB3	2:B:62:ARG:NH1	2.23	0.54
2:B:612:GLY:HA2	2:B:617:ARG:NE	2.23	0.53

*Continued on next page...*

*Continued from previous page...*

Atom-1	Atom-2	Interatomic distance (Å)	Clash overlap (Å)
1:A:161:PHE:O	1:A:165:VAL:HG23	2.08	0.53
2:B:889:LEU:O	2:B:893:VAL:HG23	2.08	0.53
1:A:628:SER:O	1:A:632:VAL:HG23	2.08	0.53
1:A:861:SER:O	1:A:865:ARG:HG3	2.08	0.53
2:B:968:GLY:HA3	2:B:1008:TYR:CD2	2.43	0.53
2:B:468:ILE:HG23	2:B:469:GLU:N	2.23	0.53
1:A:529:LEU:HD21	1:A:884:CYS:SG	2.49	0.53
1:A:1139:LYS:HZ1	1:A:1149:ASP:HA	1.74	0.53
2:B:741:ASP:HA	2:B:744:TRP:HD1	1.73	0.53
2:B:996:TRP:C	2:B:996:TRP:CD1	2.82	0.53
1:A:563:ILE:HG21	1:A:582:TYR:OH	2.09	0.53
1:A:599:MET:O	1:A:603:ARG:HG3	2.09	0.53
1:A:282:PRO:HA	1:A:320:LYS:CD	2.39	0.53
1:A:118:LYS:HD3	2:B:620:GLU:O	2.09	0.53
1:A:284:VAL:HG13	1:A:285:SER:N	2.24	0.53
2:B:956:LEU:O	2:B:957:LEU:HD23	2.08	0.53
2:B:1045:GLN:HE21	2:B:1049:ARG:NH2	2.04	0.53
2:B:631:TRP:O	2:B:635:ILE:HD12	2.09	0.53
1:A:12:THR:HG22	1:A:13:ASP:N	2.23	0.53
2:B:1043:GLY:HA2	2:B:1079:ALA:HB1	1.91	0.52
2:B:868:ALA:O	2:B:871:LEU:HG	2.08	0.52
2:B:97:ARG:NH2	2:B:117:SER:HA	2.24	0.52
1:A:723:TYR:HD2	1:A:740:LEU:HD21	1.73	0.52
3:X:9:DG:H2"	3:X:10:DA:O4'	2.09	0.52
1:A:745:ASP:O	1:A:749:GLN:HG3	2.08	0.52
2:B:1034:LYS:HA	2:B:1034:LYS:HE2	1.92	0.52
1:A:522:GLU:HG3	1:A:567:PHE:CE2	2.44	0.52
3:X:45:DT:H5"	5:X:49:EDO:C1	2.39	0.52
1:A:1000:TRP:CE2	2:B:336:ARG:HG3	2.44	0.52
1:A:618:PHE:CG	1:A:769:GLN:HG2	2.44	0.52
1:A:237:LEU:HD22	1:A:264:ILE:HD12	1.92	0.52
1:A:1047:PRO:HB3	1:A:1049:PHE:CE2	2.45	0.52
1:A:530:ILE:HD12	1:A:551:GLU:HA	1.92	0.52
2:B:355:TYR:O	2:B:359:VAL:HG23	2.09	0.52
1:A:1008:THR:HG22	2:B:586:ASP:HB3	1.91	0.52
1:A:727:VAL:HG22	1:A:730:MET:HE3	1.92	0.52
2:B:191:ALA:O	2:B:223:GLN:HG2	2.10	0.52
3:X:42:DG:H2"	3:X:43:DA:O4'	2.10	0.52
1:A:552:ALA:HB2	1:A:598:ILE:HG13	1.92	0.52
2:B:980:LEU:HD13	2:B:1096:PHE:HE1	1.75	0.52
1:A:93:HIS:O	1:A:97:GLN:HG2	2.10	0.52

*Continued on next page...*

*Continued from previous page...*

Atom-1	Atom-2	Interatomic distance (Å)	Clash overlap (Å)
2:B:946:VAL:HG12	2:B:959:ILE:HG13	1.92	0.52
2:B:836:LEU:HD23	2:B:836:LEU:O	2.10	0.52
2:B:477:THR:HA	2:B:480:TRP:NE1	2.25	0.52
3:X:33:DC:H6	3:X:33:DC:C5'	2.22	0.52
1:A:1073:LEU:HD11	1:A:1128:ARG:HD2	1.91	0.51
2:B:333:ALA:O	2:B:337:GLU:HB2	2.10	0.51
2:B:4:GLU:HB3	2:B:232:THR:HG22	1.91	0.51
1:A:1161:LEU:HD23	1:A:1170:LEU:HA	1.92	0.51
2:B:912:ILE:CD1	2:B:957:LEU:HD22	2.39	0.51
1:A:444:TYR:O	1:A:449:ALA:HB3	2.09	0.51
2:B:887:GLU:HA	2:B:890:GLN:CD	2.30	0.51
1:A:887:HIS:CG	1:A:888:GLN:H	2.29	0.51
2:B:202:GLY:HA2	2:B:229:GLU:HB2	1.93	0.51
1:A:567:PHE:HD1	1:A:567:PHE:O	1.94	0.51
2:B:389:SER:O	2:B:393:VAL:HG23	2.10	0.51
1:A:727:VAL:HA	1:A:730:MET:CE	2.41	0.51
2:B:632:LEU:HB3	2:B:637:VAL:HG13	1.92	0.51
1:A:107:SER:HB2	1:A:111:SER:HB3	1.93	0.51
2:B:215:PRO:O	2:B:219:ARG:HG2	2.10	0.51
2:B:822:GLU:O	2:B:826:ILE:HG12	2.10	0.51
1:A:1050:MET:SD	2:B:503:GLU:HG2	2.51	0.51
2:B:316:GLN:HG3	2:B:671:ILE:HG12	1.93	0.51
1:A:578:ARG:HH12	1:A:583:ARG:HH22	1.59	0.51
1:A:103:ARG:HG2	1:A:103:ARG:HH11	1.76	0.51
1:A:171:ASP:HB3	2:B:888:LYS:HE2	1.92	0.51
1:A:1215:LYS:HD3	1:A:1217:LYS:HZ1	1.75	0.51
1:A:730:MET:HB2	1:A:731:PRO:HD2	1.91	0.51
2:B:875:ILE:HD12	2:B:876:LEU:N	2.26	0.51
1:A:1049:PHE:CE1	1:A:1050:MET:HG3	2.45	0.51
1:A:323:TYR:O	1:A:331:HIS:HE1	1.94	0.51
1:A:339:LYS:O	1:A:343:GLU:HG3	2.11	0.51
2:B:829:LEU:HD13	2:B:871:LEU:CD2	2.42	0.51
2:B:832:SER:CB	2:B:867:LEU:HD21	2.41	0.51
3:X:8:DC:H2''	3:X:9:DG:C8	2.45	0.51
3:X:9:DG:H2'	3:X:10:DA:C8	2.46	0.51
2:B:980:LEU:HD13	2:B:1096:PHE:CE1	2.45	0.51
2:B:551:PHE:CE1	2:B:555:MET:HE3	2.46	0.51
1:A:64:THR:O	1:A:108:THR:HA	2.10	0.51
1:A:595:ALA:N	1:A:596:PRO:HD2	2.26	0.50
2:B:772:VAL:HG12	2:B:1108:VAL:HG23	1.93	0.50
2:B:1084:GLU:HG2	2:B:1153:LEU:HD21	1.92	0.50

*Continued on next page...*

*Continued from previous page...*

Atom-1	Atom-2	Interatomic distance (Å)	Clash overlap (Å)
2:B:439:LYS:HG2	2:B:440:GLY:N	2.26	0.50
1:A:92:LEU:HG	1:A:96:ARG:HH21	1.76	0.50
2:B:642:GLY:O	2:B:646:ARG:CZ	2.59	0.50
2:B:1009:PHE:HD2	2:B:1037:MET:HE2	1.77	0.50
1:A:506:ASP:O	1:A:510:GLU:HG3	2.10	0.50
2:B:805:HIS:CE1	2:B:1103:ILE:HD13	2.42	0.50
2:B:269:LEU:HD23	2:B:269:LEU:O	2.11	0.50
2:B:913:GLY:H	2:B:946:VAL:HG23	1.77	0.50
1:A:583:ARG:HH11	1:A:786:ASP:CG	2.14	0.50
2:B:805:HIS:CD2	2:B:809:HIS:HB2	2.46	0.50
2:B:751:MET:HA	2:B:756:ARG:HG3	1.94	0.50
1:A:41:VAL:O	1:A:45:ILE:HG13	2.11	0.50
2:B:770:ASN:H	2:B:1136:LEU:HD21	1.76	0.50
1:A:22:THR:HG22	1:A:23:GLY:N	2.27	0.50
1:A:974:ARG:O	1:A:978:ILE:HG13	2.10	0.50
1:A:1095:LEU:HD21	1:A:1103:ILE:HD11	1.93	0.50
3:X:11:DG:H1'	3:X:12:DC:H5'	1.92	0.50
2:B:1112:PRO:HB2	2:B:1141:TYR:CE1	2.47	0.50
1:A:877:LYS:HD2	1:A:879:PHE:CE1	2.46	0.50
1:A:587:ILE:HG13	1:A:790:LEU:HD13	1.94	0.50
2:B:207:VAL:HG21	2:B:233:PHE:HD2	1.77	0.50
2:B:806:PHE:HB2	2:B:1108:VAL:HG12	1.94	0.50
1:A:1094:LEU:CD2	2:B:80:GLY:HA2	2.41	0.50
1:A:527:LEU:HD23	1:A:527:LEU:C	2.33	0.50
2:B:96:LEU:O	2:B:100:ILE:HG23	2.12	0.49
2:B:981:GLN:O	2:B:984:THR:HG22	2.12	0.49
2:B:918:PHE:HZ	2:B:939:LEU:CD1	2.24	0.49
2:B:943:ILE:HG21	2:B:946:VAL:HG13	1.94	0.49
1:A:589:LEU:O	1:A:792:THR:HA	2.12	0.49
2:B:441:ASP:O	2:B:445:LYS:HG3	2.12	0.49
1:A:586:VAL:HG23	1:A:789:ARG:O	2.11	0.49
1:A:102:ASN:HA	2:B:617:ARG:HH11	1.77	0.49
1:A:530:ILE:CD1	1:A:551:GLU:HA	2.42	0.49
2:B:398:TRP:HB2	2:B:440:GLY:HA2	1.93	0.49
1:A:360:LYS:HB3	1:A:365:ILE:O	2.13	0.49
2:B:221:LEU:O	2:B:225:MET:HG3	2.12	0.49
1:A:581:GLN:NE2	1:A:581:GLN:H	2.11	0.49
3:X:10:DA:H2'	3:X:11:DG:C8	2.47	0.49
2:B:1112:PRO:HB2	2:B:1141:TYR:HE1	1.77	0.49
2:B:626:ASP:O	2:B:630:GLU:HB2	2.11	0.49
1:A:595:ALA:HA	1:A:790:LEU:HD21	1.95	0.49

*Continued on next page...*

*Continued from previous page...*

Atom-1	Atom-2	Interatomic distance (Å)	Clash overlap (Å)
2:B:912:ILE:HG12	2:B:948:LYS:CB	2.43	0.49
2:B:772:VAL:CG1	2:B:1108:VAL:HG23	2.42	0.49
1:A:657:GLU:O	1:A:661:ILE:HG13	2.12	0.49
2:B:470:MET:O	2:B:474:LEU:HD13	2.13	0.49
1:A:1221:LEU:HB2	1:A:1230:LEU:HD21	1.94	0.49
1:A:1078:SER:OG	1:A:1081:GLU:HG3	2.13	0.49
1:A:228:MET:HE1	1:A:911:TYR:CG	2.47	0.49
1:A:836:HIS:CD2	1:A:839:LEU:HD13	2.47	0.49
2:B:754:GLN:HG2	2:B:755:ASP:N	2.28	0.49
2:B:86:PHE:HE2	2:B:183:SER:HA	1.78	0.49
1:A:1094:LEU:HD21	2:B:80:GLY:HA2	1.95	0.49
2:B:994:ALA:HA	2:B:999:MET:O	2.12	0.49
2:B:745:SER:O	2:B:749:VAL:HG23	2.13	0.49
2:B:931:LEU:HB3	2:B:935:CYS:CB	2.43	0.49
2:B:343:LYS:HA	2:B:587:GLN:O	2.13	0.49
1:A:731:PRO:HD3	2:B:731:ARG:NH1	2.27	0.49
2:B:181:LEU:HD11	2:B:186:TYR:CE2	2.48	0.49
1:A:836:HIS:NE2	1:A:839:LEU:HD13	2.27	0.49
2:B:383:LEU:HD13	2:B:514:VAL:HG11	1.95	0.49
2:B:488:LEU:HD13	2:B:508:TYR:HB2	1.95	0.49
2:B:44:THR:HB	2:B:70:ARG:NH1	2.28	0.49
1:A:171:ASP:O	1:A:172:ARG:CB	2.61	0.48
1:A:321:THR:HA	1:A:325:THR:CG2	2.42	0.48
3:X:40:DT:H2"	3:X:41:DA:C8	2.49	0.48
3:X:4:DA:H2'	3:X:5:DA:C8	2.45	0.48
2:B:881:ARG:O	2:B:885:VAL:HG23	2.14	0.48
1:A:685:ASP:O	1:A:689:GLN:HG2	2.14	0.48
1:A:763:ARG:O	1:A:767:ARG:HG2	2.13	0.48
2:B:151:GLU:HA	2:B:151:GLU:OE2	2.12	0.48
2:B:52:ALA:O	2:B:58:GLY:HA2	2.12	0.48
2:B:614:LEU:HB3	2:B:615:PRO:CD	2.36	0.48
2:B:163:HIS:CE1	2:B:167:ILE:HD11	2.48	0.48
2:B:986:LEU:HD21	2:B:1003:PRO:HB3	1.94	0.48
2:B:584:ALA:H	2:B:587:GLN:CD	2.16	0.48
1:A:727:VAL:CG1	1:A:736:ARG:HB3	2.44	0.48
2:B:299:ALA:O	2:B:302:ALA:HB2	2.13	0.48
1:A:592:MET:N	1:A:593:PRO:CD	2.75	0.48
2:B:868:ALA:HA	2:B:871:LEU:HD23	1.96	0.48
1:A:37:THR:O	1:A:41:VAL:HG23	2.13	0.48
1:A:41:VAL:HG12	1:A:45:ILE:CD1	2.43	0.48
1:A:633:ILE:HD13	1:A:701:TRP:HB3	1.95	0.48

*Continued on next page...*

*Continued from previous page...*

Atom-1	Atom-2	Interatomic distance (Å)	Clash overlap (Å)
1:A:501:GLY:C	1:A:503:VAL:H	2.17	0.48
2:B:927:LEU:HD12	2:B:927:LEU:O	2.13	0.48
1:A:127:ASP:O	1:A:130:PHE:HB3	2.14	0.48
1:A:499:LYS:HD2	1:A:857:ARG:NH1	2.28	0.48
2:B:404:PHE:CZ	2:B:430:GLU:HA	2.49	0.48
1:A:439:VAL:HG23	1:A:454:PHE:CD2	2.49	0.48
2:B:687:ARG:O	2:B:691:LEU:HD13	2.13	0.48
1:A:49:THR:HG22	1:A:94:ILE:HG12	1.96	0.48
2:B:912:ILE:HG12	2:B:948:LYS:HB3	1.95	0.48
1:A:730:MET:C	2:B:731:ARG:HD3	2.34	0.48
1:A:339:LYS:HB3	1:A:340:PRO:HD3	1.95	0.48
1:A:163:GLU:O	1:A:167:ARG:HB2	2.14	0.48
2:B:466:GLN:HG2	2:B:467:GLU:N	2.27	0.48
2:B:918:PHE:HZ	2:B:939:LEU:HD11	1.78	0.48
2:B:840:ARG:NH1	2:B:859:PHE:HA	2.29	0.48
1:A:75:HIS:O	1:A:79:GLU:HG3	2.13	0.48
1:A:582:TYR:CD2	1:A:607:ILE:HG21	2.49	0.48
3:X:41:DA:H2'	3:X:42:DG:H8	1.79	0.48
2:B:719:LYS:HE3	2:B:755:ASP:CG	2.34	0.48
2:B:635:ILE:HG22	2:B:635:ILE:O	2.14	0.48
1:A:317:GLU:OE1	1:A:317:GLU:HA	2.13	0.48
2:B:336:ARG:HH12	2:B:717:VAL:HG12	1.79	0.48
2:B:1036:LYS:NZ	2:B:1064:ASN:HA	2.28	0.48
1:A:1056:THR:HG22	1:A:1059:GLU:OE2	2.14	0.48
2:B:924:LEU:HB3	2:B:925:PRO:HD2	1.95	0.47
2:B:876:LEU:HA	2:B:882:HIS:HB3	1.96	0.47
1:A:281:VAL:HB	1:A:282:PRO:HD3	1.96	0.47
1:A:698:LEU:O	1:A:702:ARG:HG2	2.14	0.47
1:A:942:ILE:HD12	1:A:942:ILE:N	2.29	0.47
1:A:125:ASP:HA	2:B:116:LYS:HZ1	1.78	0.47
2:B:488:LEU:HD22	2:B:508:TYR:CG	2.49	0.47
2:B:151:GLU:OE2	2:B:156:ARG:NH1	2.48	0.47
1:A:120:TYR:HB2	1:A:378:ILE:HD13	1.97	0.47
2:B:1005:GLY:HA2	2:B:1085:PHE:CZ	2.49	0.47
1:A:603:ARG:HG2	1:A:608:PRO:CA	2.40	0.47
1:A:243:LEU:HD13	1:A:301:LEU:HG	1.96	0.47
2:B:97:ARG:HA	2:B:100:ILE:CG1	2.42	0.47
1:A:172:ARG:HH12	2:B:964:SER:HB2	1.79	0.47
2:B:892:ILE:HG12	2:B:1013:ASP:HB2	1.96	0.47
2:B:36:ILE:HG23	2:B:66:PHE:CD2	2.45	0.47
1:A:1138:ALA:HA	1:A:1152:LEU:HD22	1.96	0.47

*Continued on next page...*

*Continued from previous page...*

Atom-1	Atom-2	Interatomic distance (Å)	Clash overlap (Å)
2:B:157:VAL:O	2:B:161:LYS:HG2	2.14	0.47
3:X:9:DG:N2	3:X:35:DC:N3	2.62	0.47
1:A:603:ARG:CD	1:A:609:VAL:H	2.23	0.47
1:A:772:GLY:O	1:A:773:ASP:CB	2.62	0.47
3:X:34:DT:H2'	3:X:35:DC:H5"	1.97	0.47
2:B:187:LEU:HB3	2:B:216:GLN:HG2	1.96	0.47
2:B:861:TYR:O	2:B:864:VAL:HG12	2.14	0.47
2:B:918:PHE:HB2	2:B:943:ILE:HD12	1.96	0.47
2:B:769:ARG:HA	2:B:1136:LEU:CD2	2.39	0.47
1:A:175:LEU:O	1:A:178:GLN:HG2	2.15	0.47
2:B:211:TYR:HB2	2:B:254:MET:HE1	1.97	0.47
3:X:41:DA:H2"	3:X:42:DG:O4'	2.14	0.47
2:B:821:LEU:HD13	2:B:872:GLN:HG2	1.97	0.47
2:B:141:ARG:HH12	2:B:163:HIS:CD2	2.32	0.47
1:A:234:LYS:HG3	1:A:261:LEU:HD11	1.97	0.47
2:B:1068:LYS:HA	3:X:10:DA:OP1	2.15	0.47
2:B:980:LEU:O	2:B:984:THR:HG22	2.14	0.47
2:B:963:LYS:HE2	2:B:1008:TYR:CD1	2.50	0.47
1:A:157:GLY:HA2	1:A:162:PHE:CE2	2.50	0.47
2:B:707:VAL:HG12	2:B:708:SER:H	1.78	0.47
1:A:862:GLU:O	1:A:866:VAL:HG23	2.14	0.47
1:A:413:ASN:OD1	1:A:413:ASN:C	2.53	0.47
1:A:488:THR:O	1:A:492:PHE:HD1	1.98	0.47
1:A:1139:LYS:HZ3	1:A:1139:LYS:H	1.63	0.47
2:B:562:LEU:HA	2:B:565:PHE:HB3	1.97	0.47
2:B:195:PRO:HA	2:B:227:HIS:CD2	2.49	0.47
1:A:887:HIS:CG	1:A:888:GLN:N	2.83	0.47
2:B:307:GLU:HG3	2:B:308:LYS:H	1.80	0.47
1:A:887:HIS:NE2	1:A:888:GLN:HG3	2.30	0.46
2:B:122:GLN:HG2	2:B:623:VAL:HG23	1.97	0.46
1:A:627:LEU:O	1:A:631:LYS:HG3	2.15	0.46
1:A:583:ARG:HB3	1:A:786:ASP:HA	1.97	0.46
1:A:803:VAL:HG22	1:A:877:LYS:HB2	1.96	0.46
1:A:450:GLU:OE2	1:A:452:LEU:HB2	2.15	0.46
2:B:976:TYR:CD1	2:B:1144:LEU:HD22	2.50	0.46
1:A:1067:VAL:HG11	1:A:1108:ILE:HD13	1.96	0.46
2:B:251:LEU:HD22	2:B:298:GLU:HG3	1.96	0.46
1:A:326:ARG:HB3	2:B:1021:PRO:HG3	1.97	0.46
1:A:70:ALA:O	1:A:73:MET:HB3	2.15	0.46
1:A:578:ARG:NE	1:A:581:GLN:OE1	2.48	0.46
1:A:96:ARG:HG2	2:B:249:LEU:HD11	1.97	0.46

*Continued on next page...*



*Continued from previous page...*

Atom-1	Atom-2	Interatomic distance (Å)	Clash overlap (Å)
1:A:639:ASP:CB	2:B:814:LYS:H	2.29	0.46
1:A:550:PHE:CD1	1:A:550:PHE:N	2.83	0.46
3:X:44:DT:H2"	3:X:45:DT:OP2	2.15	0.46
1:A:238:LEU:O	1:A:241:LEU:HB2	2.15	0.46
2:B:976:TYR:CE1	2:B:1144:LEU:HD22	2.50	0.46
1:A:982:GLU:HA	2:B:747:TYR:HE2	1.79	0.46
1:A:284:VAL:O	1:A:285:SER:C	2.54	0.46
1:A:1220:ALA:C	1:A:1221:LEU:HD12	2.36	0.46
1:A:63:VAL:HA	1:A:107:SER:O	2.15	0.46
1:A:1064:MET:HE1	1:A:1104:ASP:O	2.15	0.46
1:A:567:PHE:CD1	1:A:567:PHE:O	2.69	0.46
2:B:931:LEU:HG	2:B:1101:GLU:HB3	1.98	0.46
1:A:854:LYS:O	1:A:857:ARG:HG2	2.15	0.46
1:A:821:SER:HA	1:A:833:LYS:NZ	2.30	0.46
2:B:723:GLN:HE21	2:B:759:SER:HB3	1.81	0.46
1:A:560:ARG:HA	1:A:563:ILE:CD1	2.42	0.46
1:A:1134:LEU:HD11	1:A:1210:GLN:OE1	2.16	0.46
1:A:598:ILE:CG2	1:A:602:LEU:HD12	2.46	0.46
2:B:1151:THR:O	2:B:1154:GLU:HB3	2.15	0.46
2:B:877:LEU:CD2	2:B:883:TYR:CZ	2.98	0.46
2:B:918:PHE:HB2	2:B:943:ILE:CD1	2.45	0.46
2:B:418:PRO:O	2:B:422:VAL:HG23	2.16	0.46
2:B:770:ASN:N	2:B:1136:LEU:HD21	2.31	0.46
2:B:389:SER:OG	2:B:405:ARG:HD2	2.15	0.46
2:B:371:PHE:CE1	2:B:580:LEU:HD21	2.51	0.46
1:A:713:LEU:O	1:A:717:VAL:HG23	2.15	0.46
2:B:113:ALA:HA	2:B:116:LYS:HE3	1.97	0.46
2:B:888:LYS:HE3	2:B:892:ILE:CG1	2.45	0.46
1:A:768:MET:O	1:A:773:ASP:N	2.48	0.46
1:A:1007:VAL:HG22	2:B:585:LEU:HB2	1.98	0.45
1:A:175:LEU:HD12	1:A:178:GLN:NE2	2.28	0.45
2:B:931:LEU:HD12	2:B:935:CYS:SG	2.56	0.45
1:A:836:HIS:HD2	1:A:839:LEU:H	1.63	0.45
1:A:417:GLU:HB2	1:A:453:LEU:HD21	1.96	0.45
2:B:482:VAL:HB	2:B:483:PRO:HD3	1.96	0.45
1:A:567:PHE:HB3	1:A:580:ILE:HD11	1.99	0.45
1:A:1136:LEU:O	1:A:1151:PRO:HA	2.16	0.45
2:B:489:GLN:O	2:B:493:LYS:HG2	2.16	0.45
1:A:748:ARG:O	1:A:751:GLU:HG2	2.16	0.45
1:A:622:GLU:HG2	1:A:727:VAL:HG11	1.98	0.45
1:A:240:ALA:HB1	1:A:257:PHE:CE2	2.51	0.45

*Continued on next page...*

*Continued from previous page...*

Atom-1	Atom-2	Interatomic distance (Å)	Clash overlap (Å)
2:B:614:LEU:CB	2:B:615:PRO:HD3	2.36	0.45
2:B:1114:LYS:HB3	2:B:1144:LEU:H	1.82	0.45
1:A:1136:LEU:O	1:A:1152:LEU:HD23	2.17	0.45
2:B:552:VAL:HA	2:B:556:GLY:HA2	1.97	0.45
1:A:654:ASP:HB2	1:A:657:GLU:HG3	1.99	0.45
2:B:207:VAL:HG21	2:B:233:PHE:CD2	2.52	0.45
1:A:284:VAL:HG13	1:A:285:SER:H	1.81	0.45
1:A:1223:PHE:HE1	1:A:1230:LEU:CD2	2.30	0.45
2:B:197:ALA:O	2:B:200:ILE:HG13	2.17	0.45
1:A:810:GLY:HA3	1:A:883:SER:H	1.80	0.45
2:B:822:GLU:HB3	2:B:824:PRO:HD2	1.97	0.45
2:B:378:MET:HG2	2:B:578:PHE:CE2	2.52	0.45
1:A:1215:LYS:HB3	1:A:1217:LYS:HZ2	1.82	0.45
2:B:245:GLU:HG2	2:B:260:TYR:CD2	2.52	0.45
1:A:61:LEU:HB3	1:A:404:VAL:HG22	1.98	0.45
1:A:1139:LYS:HA	1:A:1142:TYR:O	2.16	0.45
1:A:591:SER:CB	1:A:593:PRO:HD3	2.47	0.45
1:A:740:LEU:HA	1:A:740:LEU:HD12	1.83	0.45
2:B:366:TYR:CD2	2:B:717:VAL:HG21	2.51	0.45
2:B:213:PHE:CE2	2:B:221:LEU:HD11	2.52	0.45
1:A:558:GLU:HA	1:A:561:LYS:HB3	1.99	0.45
1:A:840:ARG:O	2:B:1016:ILE:HG12	2.16	0.45
1:A:599:MET:HG2	1:A:609:VAL:CG1	2.47	0.45
2:B:726:THR:HG23	2:B:763:PHE:CE2	2.52	0.45
1:A:1015:SER:N	1:A:1031:GLY:O	2.47	0.45
1:A:662:ARG:HD2	1:A:666:LYS:HA	1.98	0.45
2:B:673:ASP:OD2	2:B:675:GLU:HG2	2.17	0.45
1:A:415:VAL:O	1:A:419:ILE:HG13	2.17	0.45
1:A:599:MET:SD	1:A:611:ALA:HB3	2.57	0.45
2:B:1111:GLU:O	2:B:1142:ARG:NE	2.50	0.45
1:A:1044:TYR:CG	1:A:1044:TYR:O	2.70	0.45
1:A:328:PRO:O	1:A:332:LEU:HG	2.18	0.44
1:A:687:LEU:O	1:A:691:LEU:HG	2.17	0.44
2:B:1090:LYS:HD2	2:B:1090:LYS:HA	1.78	0.44
1:A:818:LEU:HD23	1:A:818:LEU:N	2.32	0.44
1:A:394:ALA:O	1:A:398:GLN:HG3	2.17	0.44
2:B:560:ILE:HD11	2:B:564:LEU:CD2	2.47	0.44
2:B:514:VAL:HB	2:B:515:PRO:HD3	1.98	0.44
2:B:239:LYS:N	2:B:240:PRO:HD3	2.33	0.44
2:B:959:ILE:N	2:B:959:ILE:HD12	2.32	0.44
1:A:584:ASP:O	1:A:802:PRO:HD2	2.17	0.44

*Continued on next page...*

*Continued from previous page...*

Atom-1	Atom-2	Interatomic distance (Å)	Clash overlap (Å)
2:B:432:TYR:HE1	2:B:438:ILE:HD11	1.82	0.44
2:B:919:GLY:HA2	2:B:926:PRO:HA	2.00	0.44
1:A:846:LEU:HD12	1:A:846:LEU:HA	1.78	0.44
2:B:226:VAL:CG2	2:B:269:LEU:HD11	2.47	0.44
1:A:157:GLY:HA2	1:A:162:PHE:HE2	1.82	0.44
1:A:1131:PRO:HG2	2:B:64:GLN:OE1	2.17	0.44
1:A:608:PRO:HG2	1:A:787:VAL:HG21	1.99	0.44
2:B:378:MET:HE1	2:B:540:ALA:HA	1.99	0.44
2:B:833:SER:O	2:B:837:ILE:HG12	2.17	0.44
2:B:490:LYS:O	2:B:494:LYS:HB2	2.18	0.44
1:A:1007:VAL:CG2	2:B:585:LEU:HD12	2.48	0.44
1:A:710:VAL:O	1:A:714:ILE:HG13	2.17	0.44
1:A:31:ALA:O	1:A:34:SER:HB3	2.17	0.44
2:B:88:THR:HG22	2:B:90:THR:H	1.82	0.44
2:B:1090:LYS:HG3	2:B:1094:ARG:CZ	2.47	0.44
1:A:229:VAL:HG23	1:A:230:LEU:N	2.32	0.44
1:A:1176:ASP:HB2	1:A:1223:PHE:HE2	1.83	0.44
1:A:625:VAL:O	1:A:629:VAL:HG23	2.16	0.44
1:A:581:GLN:C	1:A:583:ARG:H	2.22	0.44
1:A:85:LEU:HD21	2:B:300:ARG:HG2	2.00	0.44
1:A:1176:ASP:HB2	1:A:1223:PHE:CE2	2.53	0.44
1:A:35:GLY:O	1:A:39:VAL:HG13	2.18	0.44
2:B:1154:GLU:O	2:B:1157:LYS:HB2	2.18	0.44
2:B:673:ASP:HB3	2:B:677:LYS:N	2.32	0.44
1:A:789:ARG:CZ	1:A:801:PHE:HE2	2.31	0.43
1:A:894:TRP:CE2	1:A:921:GLY:HA3	2.53	0.43
2:B:115:ASP:C	2:B:115:ASP:OD1	2.56	0.43
1:A:282:PRO:HA	1:A:320:LYS:HD2	1.99	0.43
2:B:346:ALA:O	2:B:604:THR:HA	2.19	0.43
1:A:78:ALA:O	1:A:81:LEU:N	2.50	0.43
2:B:885:VAL:O	2:B:889:LEU:HG	2.18	0.43
1:A:417:GLU:CG	1:A:453:LEU:HD21	2.49	0.43
1:A:607:ILE:HD11	1:A:788:VAL:CG2	2.36	0.43
2:B:1149:ASP:O	2:B:1153:LEU:HB2	2.18	0.43
2:B:204:HIS:CE1	2:B:230:HIS:CD2	3.07	0.43
2:B:642:GLY:HA2	2:B:646:ARG:NE	2.34	0.43
1:A:201:PHE:CE2	1:A:830:PHE:HB2	2.52	0.43
2:B:400:TYR:O	2:B:404:PHE:HD1	2.02	0.43
1:A:836:HIS:CD2	1:A:839:LEU:H	2.37	0.43
1:A:1193:LEU:HD13	1:A:1223:PHE:CZ	2.53	0.43
1:A:256:ASN:OD1	1:A:257:PHE:N	2.51	0.43

*Continued on next page...*

*Continued from previous page...*

Atom-1	Atom-2	Interatomic distance (Å)	Clash overlap (Å)
1:A:818:LEU:HD21	1:A:855:MET:HG2	2.01	0.43
2:B:421:LYS:HD3	2:B:424:GLU:OE1	2.19	0.43
2:B:803:PHE:HZ	2:B:1129:VAL:HG12	1.82	0.43
2:B:916:LEU:HD21	2:B:924:LEU:CD1	2.47	0.43
2:B:660:SER:OG	2:B:661:PRO:HD3	2.18	0.43
2:B:72:ALA:HA	2:B:190:LEU:HD13	2.00	0.43
2:B:871:LEU:HD12	2:B:871:LEU:O	2.18	0.43
2:B:100:ILE:O	2:B:104:LYS:HB2	2.18	0.43
1:A:356:PHE:CZ	1:A:360:LYS:HE2	2.53	0.43
1:A:197:TRP:O	1:A:200:SER:HB3	2.19	0.43
2:B:25:GLU:HG2	2:B:35:ILE:HD11	2.01	0.43
1:A:207:VAL:CG2	1:A:335:LEU:HD22	2.49	0.43
1:A:230:LEU:HD12	1:A:271:GLN:HG2	2.00	0.43
2:B:948:LYS:HG2	2:B:949:ALA:N	2.32	0.43
1:A:1136:LEU:HD21	1:A:1206:LYS:CD	2.49	0.43
1:A:92:LEU:O	1:A:96:ARG:HG3	2.19	0.43
2:B:472:ASN:C	2:B:475:ASN:OD1	2.57	0.43
1:A:555:ILE:HG12	1:A:881:ILE:HG13	2.01	0.43
2:B:496:LYS:N	2:B:500:GLU:OE2	2.51	0.43
1:A:454:PHE:C	1:A:454:PHE:CD2	2.92	0.43
1:A:1000:TRP:NE1	2:B:336:ARG:HG3	2.34	0.43
2:B:918:PHE:CZ	2:B:939:LEU:CD1	3.01	0.42
1:A:578:ARG:HH12	1:A:583:ARG:NH2	2.17	0.42
2:B:1007:LEU:CD1	2:B:1063:ILE:HD11	2.49	0.42
2:B:265:LYS:HA	2:B:268:GLU:HG2	2.00	0.42
1:A:506:ASP:O	1:A:509:ALA:HB3	2.19	0.42
1:A:840:ARG:NH1	2:B:1015:MET:HG2	2.34	0.42
2:B:610:ASN:HD21	2:B:670:PRO:HD2	1.83	0.42
1:A:796:SER:O	1:A:799:LEU:HB2	2.20	0.42
1:A:753:THR:HG23	1:A:755:PHE:N	2.17	0.42
2:B:66:PHE:HE1	2:B:74:ARG:HG3	1.79	0.42
1:A:1231:THR:O	1:A:1232:LEU:HD23	2.19	0.42
1:A:582:TYR:CD1	1:A:607:ILE:CD1	3.01	0.42
1:A:816:MET:HG3	3:X:44:DT:O2	2.19	0.42
1:A:418:SER:O	1:A:422:LEU:HB2	2.20	0.42
1:A:172:ARG:HH12	2:B:964:SER:CB	2.33	0.42
2:B:805:HIS:HD2	2:B:809:HIS:HB2	1.84	0.42
3:X:34:DT:C3'	3:X:35:DC:H5''	2.49	0.42
2:B:300:ARG:N	2:B:301:PRO:CD	2.82	0.42
1:A:480:SER:HB3	1:A:485:LEU:HD21	2.02	0.42
1:A:560:ARG:HH22	1:A:605:GLN:HG3	1.84	0.42

*Continued on next page...*

*Continued from previous page...*

Atom-1	Atom-2	Interatomic distance (Å)	Clash overlap (Å)
2:B:218:PHE:CE1	2:B:262:LEU:HD12	2.55	0.42
1:A:481:ARG:NH1	1:A:517:TYR:HD1	2.18	0.42
2:B:182:HIS:O	2:B:183:SER:C	2.58	0.42
2:B:483:PRO:HB2	2:B:484:PRO:HD3	2.00	0.42
1:A:1090:TYR:CE1	1:A:1097:GLU:HA	2.54	0.42
2:B:734:THR:HG21	2:B:766:LEU:HD11	2.00	0.42
1:A:1117:GLY:O	1:A:1121:ILE:HG12	2.19	0.42
2:B:230:HIS:HB3	6:B:1257:HOH:O	2.20	0.42
1:A:98:LEU:HD12	1:A:98:LEU:HA	1.89	0.42
2:B:237:ALA:HA	2:B:252:PHE:CD1	2.54	0.42
1:A:556:ALA:HA	1:A:559:ILE:HD12	2.01	0.42
1:A:581:GLN:O	1:A:582:TYR:HB2	2.20	0.42
1:A:168:TYR:OH	1:A:832:THR:HG21	2.20	0.42
2:B:505:LEU:O	2:B:508:TYR:HB3	2.19	0.42
1:A:310:ASN:O	1:A:314:LYS:HG2	2.19	0.42
2:B:918:PHE:CZ	2:B:939:LEU:HD12	2.55	0.42
2:B:97:ARG:O	2:B:100:ILE:HG13	2.19	0.42
1:A:170:THR:O	1:A:173:HIS:HB3	2.20	0.42
2:B:181:LEU:HD23	2:B:182:HIS:N	2.34	0.42
1:A:545:LEU:O	1:A:548:VAL:HG12	2.19	0.42
1:A:767:ARG:HD2	1:A:770:GLU:OE2	2.20	0.42
1:A:908:PHE:O	1:A:911:TYR:HB3	2.19	0.42
2:B:289:GLU:H	2:B:289:GLU:HG2	1.66	0.42
2:B:819:PHE:CZ	2:B:875:ILE:HG22	2.55	0.42
1:A:221:TYR:CD2	1:A:854:LYS:HB2	2.55	0.42
1:A:601:GLU:HA	1:A:604:ALA:HB2	2.02	0.42
2:B:552:VAL:O	2:B:556:GLY:HA3	2.20	0.42
1:A:117:LEU:O	1:A:121:TYR:HB3	2.20	0.42
1:A:866:VAL:O	1:A:869:VAL:HG22	2.20	0.42
1:A:56:ASP:HB2	1:A:58:ASP:OD1	2.20	0.42
3:X:7:DG:H1	3:X:37:DC:H42	1.67	0.42
1:A:381:ALA:N	1:A:391:SER:HB3	2.35	0.42
2:B:182:HIS:H	2:B:185:ASP:HB2	1.84	0.42
1:A:656:ASN:O	1:A:660:LEU:HB2	2.19	0.42
2:B:790:GLY:O	2:B:939:LEU:HA	2.20	0.41
2:B:826:ILE:O	2:B:829:LEU:HB3	2.19	0.41
1:A:1049:PHE:CE1	2:B:503:GLU:HG3	2.55	0.41
1:A:683:ARG:O	1:A:689:GLN:NE2	2.54	0.41
1:A:139:GLU:HB3	1:A:771:ARG:NH2	2.35	0.41
1:A:426:GLY:HA2	1:A:427:PRO:HD3	1.91	0.41
1:A:816:MET:HA	1:A:819:ASN:ND2	2.35	0.41

*Continued on next page...*

*Continued from previous page...*

Atom-1	Atom-2	Interatomic distance (Å)	Clash overlap (Å)
1:A:599:MET:HG3	1:A:790:LEU:HD23	2.02	0.41
2:B:497:THR:OG1	2:B:500:GLU:HG2	2.20	0.41
1:A:213:ILE:N	1:A:213:ILE:HD13	2.35	0.41
1:A:317:GLU:O	1:A:321:THR:HG23	2.20	0.41
1:A:238:LEU:HD23	1:A:241:LEU:HD12	2.01	0.41
2:B:726:THR:O	2:B:730:LEU:HG	2.20	0.41
1:A:607:ILE:HD12	1:A:788:VAL:H	1.85	0.41
2:B:1136:LEU:HD23	2:B:1136:LEU:C	2.41	0.41
1:A:241:LEU:O	1:A:244:THR:HG23	2.19	0.41
1:A:27:LEU:HD13	1:A:435:MET:HG3	2.03	0.41
2:B:330:GLU:CD	2:B:698:ARG:HH12	2.24	0.41
2:B:19:ILE:O	2:B:23:GLN:HG3	2.20	0.41
1:A:603:ARG:HG2	1:A:609:VAL:N	2.35	0.41
1:A:1129:GLU:O	1:A:1131:PRO:HD3	2.20	0.41
1:A:81:LEU:HB3	1:A:98:LEU:HD13	2.02	0.41
1:A:382:GLU:OE1	1:A:388:ARG:CZ	2.69	0.41
1:A:828:LEU:HD22	1:A:828:LEU:N	2.36	0.41
2:B:927:LEU:HD12	2:B:927:LEU:C	2.41	0.41
2:B:868:ALA:HA	2:B:871:LEU:CD2	2.50	0.41
2:B:38:LEU:O	2:B:207:VAL:HA	2.20	0.41
2:B:477:THR:HA	2:B:480:TRP:HE1	1.84	0.41
2:B:388:ARG:HD2	2:B:570:GLU:OE1	2.20	0.41
1:A:948:ARG:HA	1:A:948:ARG:HD3	1.89	0.41
1:A:803:VAL:HG22	1:A:877:LYS:CB	2.50	0.41
2:B:823:ALA:N	2:B:824:PRO:CD	2.82	0.41
2:B:177:ALA:O	2:B:178:ASP:HB3	2.21	0.41
2:B:660:SER:N	2:B:661:PRO:CD	2.82	0.41
2:B:927:LEU:HD21	2:B:939:LEU:HD11	2.01	0.41
2:B:117:SER:O	2:B:120:THR:HG22	2.20	0.41
1:A:1136:LEU:HD21	1:A:1206:LYS:HD2	2.02	0.41
2:B:153:ARG:NH2	2:B:156:ARG:HD2	2.35	0.41
2:B:422:VAL:O	2:B:426:VAL:HG23	2.20	0.41
2:B:9:ARG:HD3	2:B:294:GLU:OE1	2.21	0.41
1:A:429:GLU:H	1:A:429:GLU:CD	2.24	0.41
2:B:308:LYS:HB3	2:B:308:LYS:HE2	1.87	0.41
2:B:289:GLU:HG3	2:B:311:ALA:HB3	2.03	0.41
1:A:407:ASP:OD1	1:A:408:GLU:N	2.51	0.41
1:A:587:ILE:O	1:A:790:LEU:HD12	2.21	0.41
1:A:191:HIS:CG	1:A:192:PRO:HD2	2.56	0.41
2:B:800:ALA:HA	2:B:1113:TYR:HE2	1.85	0.41
2:B:982:MET:HG3	2:B:1008:TYR:CZ	2.56	0.41

*Continued on next page...*

*Continued from previous page...*

Atom-1	Atom-2	Interatomic distance (Å)	Clash overlap (Å)
1:A:131:ARG:NH2	1:A:365:ILE:HD11	2.36	0.41
2:B:786:GLU:HG3	2:B:787:ARG:H	1.86	0.41
2:B:757:LEU:HD12	2:B:758:GLN:N	2.35	0.41
2:B:808:SER:O	2:B:812:HIS:HA	2.20	0.41
2:B:531:ILE:HD12	2:B:532:ILE:N	2.36	0.41
1:A:191:HIS:HA	1:A:192:PRO:HD3	1.98	0.41
2:B:371:PHE:HB2	2:B:587:GLN:NE2	2.36	0.41
1:A:202:VAL:HG11	1:A:343:GLU:HG2	2.02	0.41
1:A:492:PHE:CZ	1:A:868:TYR:HA	2.56	0.41
2:B:88:THR:HG22	2:B:89:SER:N	2.35	0.41
1:A:894:TRP:HZ2	1:A:917:LEU:HG	1.85	0.41
2:B:747:TYR:O	2:B:751:MET:HG2	2.22	0.40
2:B:514:VAL:N	2:B:515:PRO:CD	2.84	0.40
1:A:697:HIS:HB3	1:A:701:TRP:CZ2	2.56	0.40
2:B:544:VAL:O	2:B:547:LEU:HB3	2.22	0.40
1:A:495:LEU:HD23	1:A:905:LEU:HD12	2.03	0.40
1:A:559:ILE:HG22	1:A:563:ILE:HD11	2.03	0.40
1:A:167:ARG:HB2	1:A:167:ARG:HE	1.72	0.40
2:B:194:ILE:HB	2:B:195:PRO:HD3	2.04	0.40
1:A:705:SER:HB3	1:A:713:LEU:HD22	2.02	0.40
1:A:715:TRP:CH2	2:B:365:ASP:OD1	2.75	0.40
1:A:137:GLU:HA	1:A:140:LEU:HB2	2.02	0.40
2:B:883:TYR:HD2	2:B:883:TYR:HA	1.65	0.40
2:B:254:MET:O	2:B:258:THR:HG23	2.22	0.40
1:A:1221:LEU:HB2	1:A:1230:LEU:CD2	2.51	0.40
1:A:550:PHE:HD1	1:A:550:PHE:N	2.19	0.40
2:B:671:ILE:HA	2:B:671:ILE:HD13	1.86	0.40
2:B:139:ASP:O	2:B:143:MET:HG3	2.22	0.40
2:B:819:PHE:HZ	2:B:878:SER:HB3	1.87	0.40
2:B:832:SER:O	2:B:836:LEU:HB2	2.22	0.40
2:B:378:MET:CE	2:B:540:ALA:HA	2.51	0.40
2:B:956:LEU:HD23	2:B:1002:THR:OG1	2.22	0.40
2:B:1148:LYS:O	2:B:1149:ASP:C	2.59	0.40
1:A:832:THR:C	1:A:848:LEU:HD12	2.42	0.40
1:A:592:MET:HG2	1:A:792:THR:CG2	2.51	0.40
2:B:419:LYS:HB3	2:B:423:ARG:HH12	1.86	0.40

There are no symmetry-related clashes.

## 5.3 Torsion angles

### 5.3.1 Protein backbone

In the following table, the Percentiles column shows the percent Ramachandran outliers of the chain as a percentile score with respect to all X-ray entries followed by that with respect to entries of similar resolution.

The Analysed column shows the number of residues for which the backbone conformation was analysed, and the total number of residues.

Mol	Chain	Analysed	Favoured	Allowed	Outliers	Percentiles	
1	A	1096/1232 (89%)	1035 (94%)	57 (5%)	4 (0%)	39	74
2	B	1126/1166 (97%)	1061 (94%)	63 (6%)	2 (0%)	52	84
All	All	2222/2398 (93%)	2096 (94%)	120 (5%)	6 (0%)	46	79

All (6) Ramachandran outliers are listed below:

Mol	Chain	Res	Type
1	A	52	GLU
1	A	902	ASP
2	B	641	SER
2	B	994	ALA
1	A	172	ARG
1	A	566	PRO

### 5.3.2 Protein sidechains

In the following table, the Percentiles column shows the percent sidechain outliers of the chain as a percentile score with respect to all X-ray entries followed by that with respect to entries of similar resolution.

The Analysed column shows the number of residues for which the sidechain conformation was analysed, and the total number of residues.

Mol	Chain	Analysed	Rotameric	Outliers	Percentiles	
1	A	977/1062 (92%)	953 (98%)	24 (2%)	55	86
2	B	998/1029 (97%)	981 (98%)	17 (2%)	68	92
All	All	1975/2091 (94%)	1934 (98%)	41 (2%)	61	90

All (41) residues with a non-rotameric sidechain are listed below:



Mol	Chain	Res	Type
1	A	24	GLN
1	A	63	VAL
1	A	76	ARG
1	A	174	ASP
1	A	176	ASP
1	A	187	TYR
1	A	213	ILE
1	A	216	LEU
1	A	445	ARG
1	A	520	ASN
1	A	549	GLN
1	A	581	GLN
1	A	598	ILE
1	A	654	ASP
1	A	682	ASP
1	A	715	TRP
1	A	771	ARG
1	A	857	ARG
1	A	903	TRP
1	A	916	TYR
1	A	984	VAL
1	A	1139	LYS
1	A	1173	TYR
1	A	1195	LYS
2	B	37	PHE
2	B	41	ASP
2	B	60	MET
2	B	274	THR
2	B	551	PHE
2	B	644	ARG
2	B	646	ARG
2	B	712	GLN
2	B	844	GLU
2	B	883	TYR
2	B	918	PHE
2	B	948	LYS
2	B	1017	GLN
2	B	1045	GLN
2	B	1070	ASP
2	B	1086	ASP
2	B	1141	TYR

Some sidechains can be flipped to improve hydrogen bonding and reduce clashes. All (16) such sidechains are listed below:

Mol	Chain	Res	Type
1	A	93	HIS
1	A	178	GLN
1	A	191	HIS
1	A	331	HIS
1	A	549	GLN
1	A	597	GLN
1	A	836	HIS
1	A	890	GLN
1	A	997	GLN
2	B	230	HIS
2	B	587	GLN
2	B	723	GLN
2	B	890	GLN
2	B	992	HIS
2	B	1045	GLN
2	B	1064	ASN

### 5.3.3 RNA ⓘ

There are no RNA molecules in this entry.

## 5.4 Non-standard residues in protein, DNA, RNA chains ⓘ

There are no non-standard protein/DNA/RNA residues in this entry.

## 5.5 Carbohydrates ⓘ

There are no carbohydrates in this entry.

## 5.6 Ligand geometry ⓘ

2 ligands are modelled in this entry.

In the following table, the Counts columns list the number of bonds (or angles) for which Mogul statistics could be retrieved, the number of bonds (or angles) that are observed in the model and the number of bonds (or angles) that are defined in the chemical component dictionary. The Link column lists molecule types, if any, to which the group is linked. The Z score for a bond length (or angle) is the number of standard deviations the observed value is removed from the expected value. A bond length (or angle) with  $|Z| > 2$  is considered an outlier worth inspection. RMSZ is the root-mean-square of all Z scores of the bond lengths (or angles).

Mol	Type	Chain	Res	Link	Bond lengths			Bond angles		
					Counts	RMSZ	# Z  > 2	Counts	RMSZ	# Z  > 2
4	SO4	B	1167	-	4,4,4	0.23	0	6,6,6	0.10	0
5	EDO	X	49	-	3,3,3	0.57	0	2,2,2	0.78	0

In the following table, the Chirals column lists the number of chiral outliers, the number of chiral centers analysed, the number of these observed in the model and the number defined in the chemical component dictionary. Similar counts are reported in the Torsion and Rings columns. '-' means no outliers of that kind were identified.

Mol	Type	Chain	Res	Link	Chirals	Torsions	Rings
4	SO4	B	1167	-	-	0/0/0/0	0/0/0/0
5	EDO	X	49	-	-	0/1/1/1	0/0/0/0

There are no bond length outliers.

There are no bond angle outliers.

There are no chirality outliers.

There are no torsion outliers.

There are no ring outliers.

1 monomer is involved in 2 short contacts:

Mol	Chain	Res	Type	Clashes	Symm-Clashes
5	X	49	EDO	2	0

## 5.7 Other polymers [i](#)

There are no such residues in this entry.

## 5.8 Polymer linkage issues [i](#)

There are no chain breaks in this entry.

## 6 Fit of model and data

### 6.1 Protein, DNA and RNA chains

In the following table, the column labelled ‘#RSRZ> 2’ contains the number (and percentage) of RSRZ outliers, followed by percent RSRZ outliers for the chain as percentile scores relative to all X-ray entries and entries of similar resolution. The OWAB column contains the minimum, median, 95<sup>th</sup> percentile and maximum values of the occupancy-weighted average B-factor per residue. The column labelled ‘Q< 0.9’ lists the number of (and percentage) of residues with an average occupancy less than 0.9.

Mol	Chain	Analysed	<RSRZ>	#RSRZ>2	OWAB(Å <sup>2</sup> )	Q<0.9
1	A	1122/1232 (91%)	0.12	43 (3%) 44 32	34, 58, 100, 118	0
2	B	1132/1166 (97%)	0.07	25 (2%) 65 54	30, 58, 91, 131	0
3	X	27/48 (56%)	1.14	4 (14%) 3 2	61, 107, 130, 139	0
All	All	2281/2446 (93%)	0.10	72 (3%) 51 39	30, 58, 97, 139	0

All (72) RSRZ outliers are listed below:

Mol	Chain	Res	Type	RSRZ
1	A	580	ILE	5.3
2	B	465	ASP	4.9
1	A	298	ASP	4.8
1	A	530	ILE	4.8
1	A	301	LEU	4.5
1	A	302	LEU	4.3
1	A	299	PRO	4.3
1	A	531	ASP	4.2
2	B	871	LEU	4.1
1	A	897	SER	3.9
3	X	32	DG	3.7
1	A	285	SER	3.5
2	B	464	THR	3.5
1	A	243	LEU	3.2
1	A	898	ALA	3.2
1	A	939	HIS	3.2
1	A	241	LEU	3.2
1	A	383	ASN	3.2
1	A	609	VAL	3.1
1	A	887	HIS	3.0
1	A	608	PRO	3.0
1	A	520	ASN	3.0
1	A	900	GLN	3.0

*Continued on next page...*

*Continued from previous page...*

Mol	Chain	Res	Type	RSRZ
2	B	930	GLN	2.8
1	A	1054	GLY	2.8
1	A	381	ALA	2.7
3	X	43	DA	2.7
1	A	255	ASP	2.7
2	B	790	GLY	2.7
2	B	152	TYR	2.6
2	B	998	GLY	2.6
1	A	773	ASP	2.6
1	A	384	ASP	2.6
2	B	777	ARG	2.5
1	A	209	GLU	2.5
2	B	150	SER	2.5
2	B	769	ARG	2.5
2	B	931	LEU	2.5
2	B	468	ILE	2.5
1	A	52	GLU	2.5
1	A	902	ASP	2.5
1	A	516	ALA	2.4
2	B	149	ALA	2.4
1	A	234	LYS	2.3
2	B	1156	ILE	2.3
1	A	171	ASP	2.3
1	A	567	PHE	2.3
2	B	935	CYS	2.3
1	A	284	VAL	2.3
1	A	901	THR	2.3
2	B	635	ILE	2.2
2	B	480	TRP	2.2
1	A	928	ARG	2.2
2	B	1124	CYS	2.2
1	A	957	TYR	2.2
2	B	146	SER	2.2
1	A	1052	LYS	2.2
2	B	997	LEU	2.2
1	A	888	GLN	2.1
2	B	1146	ALA	2.1
1	A	550	PHE	2.1
2	B	995	ASP	2.1
1	A	819	ASN	2.1
1	A	582	TYR	2.1
1	A	529	LEU	2.1

*Continued on next page...*

*Continued from previous page...*

Mol	Chain	Res	Type	RSRZ
3	X	36	DG	2.1
2	B	1159	GLU	2.0
1	A	682	ASP	2.0
3	X	33	DC	2.0
2	B	178	ASP	2.0
1	A	1044	TYR	2.0
2	B	270	ASN	2.0

## 6.2 Non-standard residues in protein, DNA, RNA chains [i](#)

There are no non-standard protein/DNA/RNA residues in this entry.

## 6.3 Carbohydrates [i](#)

There are no carbohydrates in this entry.

## 6.4 Ligands [i](#)

In the following table, the Atoms column lists the number of modelled atoms in the group and the number defined in the chemical component dictionary. LLDF column lists the quality of electron density of the group with respect to its neighbouring residues in protein, DNA or RNA chains. The B-factors column lists the minimum, median, 95<sup>th</sup> percentile and maximum values of B factors of atoms in the group. The column labelled 'Q < 0.9' lists the number of atoms with occupancy less than 0.9.

Mol	Type	Chain	Res	Atoms	RSCC	RSR	LLDF	B-factors(Å <sup>2</sup> )	Q<0.9
4	SO4	B	1167	5/5	0.97	0.14	-1.12	38,40,45,51	0
5	EDO	X	49	4/4	0.72	0.32	-	68,79,86,89	0

## 6.5 Other polymers [i](#)

There are no such residues in this entry.