



wwPDB X-ray Structure Validation Summary Report ⓘ

Feb 1, 2016 – 11:27 PM GMT

PDB ID : 4U4R
Title : Crystal structure of Lactimidomycin bound to the yeast 80S ribosome
Authors : Garreau de Loubresse, N.; Prokhorova, I.; Yusupova, G.; Yusupov, M.
Deposited on : 2014-07-24
Resolution : 2.80 Å(reported)

This is a wwPDB X-ray Structure Validation Summary Report for a publicly released PDB entry.
We welcome your comments at validation@mail.wwpdb.org
A user guide is available at
<http://wwpdb.org/validation/2016/XrayValidationReportHelp>
with specific help available everywhere you see the ⓘ symbol.

The following versions of software and data (see [references ⓘ](#)) were used in the production of this report:

MolProbity : 4.02b-467
Mogul : 1.7 (RC4), CSD as536be (2015)
Xtriage (Phenix) : 1.9-1692
EDS : **FAILED**
Percentile statistics : 20151230.v01 (using entries in the PDB archive December 30th 2015)
Ideal geometry (proteins) : Engh & Huber (2001)
Ideal geometry (DNA, RNA) : Parkinson et al. (1996)
Validation Pipeline (wwPDB-VP) : trunk26865

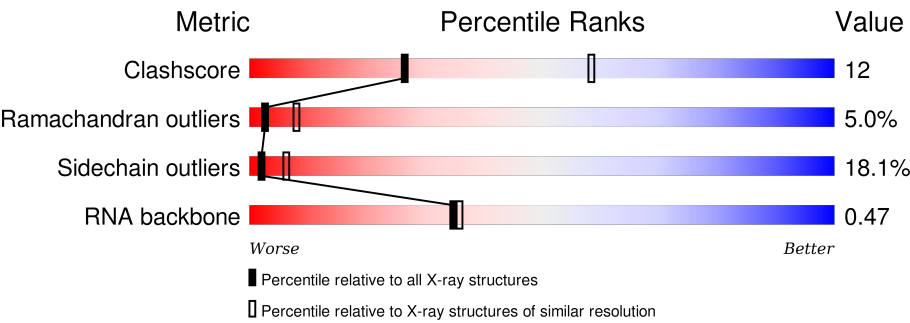
1 Overall quality at a glance i

The following experimental techniques were used to determine the structure:

X-RAY DIFFRACTION

The reported resolution of this entry is 2.80 Å.

Percentile scores (ranging between 0-100) for global validation metrics of the entry are shown in the following graphic. The table shows the number of entries on which the scores are based.



Metric	Whole archive (#Entries)	Similar resolution (#Entries, resolution range(Å))
Clashscore	102246	2827 (2.80-2.80)
Ramachandran outliers	100387	2782 (2.80-2.80)
Sidechain outliers	100360	2784 (2.80-2.80)
RNA backbone	2183	1091 (3.20-2.40)


















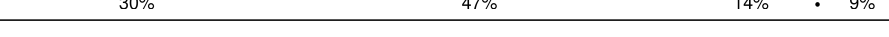



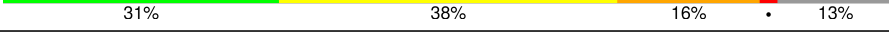



The table below summarises the geometric issues observed across the polymeric chains and their fit to the electron density. The red, orange, yellow and green segments on the lower bar indicate the fraction of residues that contain outliers for ≥ 3 , 2, 1 and 0 types of geometric quality criteria. A grey segment represents the fraction of residues that are not modelled. The numeric value for each fraction is indicated below the corresponding segment, with a dot representing fractions $\leq 5\%$. The upper red bar (where present) indicates the fraction of residues that have poor fit to the electron density. The numeric value is given above the bar.

Note EDS failed to run properly.

Mol	Chain	Length	Quality of chain
1	2	1800	<div><div></div><div>42%36%16%. .</div></div>
1	6	1800	<div><div></div><div>43%37%16%. .</div></div>
2	S0	251	<div><div></div><div>23%46%13%18%</div></div>
2	s0	251	<div><div></div><div>64%16%. 18%</div></div>
3	S1	254	<div><div></div><div>26%41%16%. 16%</div></div>
3	s1	254	<div><div></div><div>70%14%. 15%</div></div>


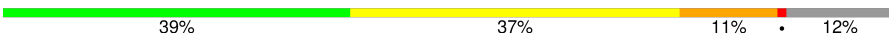








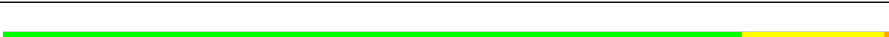














Continued on next page...

Continued from previous page...

Mol	Chain	Length	Quality of chain
4	S2	253	
4	s2	253	
5	S3	239	
5	s3	239	
6	S4	260	
6	s4	260	
7	S5	224	
7	s5	224	
8	S6	236	
8	s6	236	
9	S7	189	
9	s7	189	
10	S8	200	
10	s8	200	
11	S9	196	
11	s9	196	
12	C0	105	
12	c0	105	
13	C1	155	
13	c1	155	
14	C2	142	
14	c2	142	
15	C3	150	
15	c3	150	
16	C4	136	





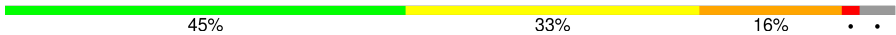


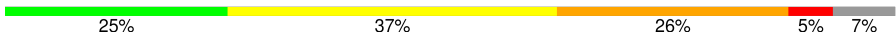

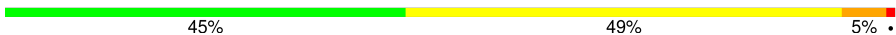

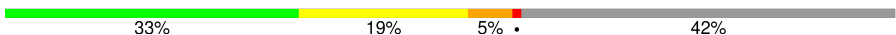













Continued on next page...

Continued from previous page...

Mol	Chain	Length	Quality of chain
16	c4	136	
17	C5	141	
17	c5	141	
18	C6	142	
18	c6	142	
19	C7	136	
19	c7	136	
20	C8	145	
20	c8	145	
21	C9	143	
21	c9	143	
22	D0	120	
22	d0	120	
23	D1	87	
23	d1	87	
24	D2	129	
24	d2	129	
25	D3	144	
25	d3	144	
26	D4	134	
26	d4	134	
27	D5	107	
27	d5	107	
28	D6	97	
28	d6	97	







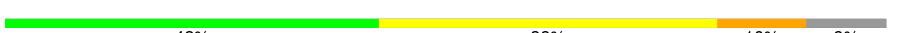


















Continued on next page...

Continued from previous page...

Mol	Chain	Length	Quality of chain
29	D7	81	
29	d7	81	
30	D8	66	
30	d8	66	
31	D9	55	
31	d9	55	
32	E0	60	
33	E1	76	
33	e1	76	
34	SR	318	
34	sR	318	
35	SM	273	
35	sM	273	
36	1	3396	
36	5	3396	
37	3	121	
37	7	121	
38	4	158	
38	8	158	
39	L2	253	
39	l2	253	
40	L3	386	
40	l3	386	
41	L4	361	
41	l4	361	


























Continued on next page...

Continued from previous page...

Mol	Chain	Length	Quality of chain
42	L5	296	
42	l5	296	
43	L6	175	
43	l6	175	
44	L7	243	
44	l7	243	
45	L8	255	
45	l8	255	
46	L9	191	
46	l9	191	
47	M0	220	
47	m0	220	
48	M1	173	
48	m1	173	
49	M3	198	
49	m3	198	
50	M4	137	
50	m4	137	
51	M5	203	
51	m5	203	
52	M6	198	
52	m6	198	
53	M7	183	
53	m7	183	
54	M8	185	






















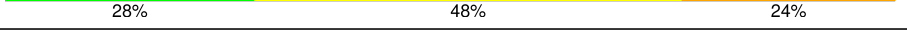



Continued on next page...

Continued from previous page...

Mol	Chain	Length	Quality of chain
54	m8	185	
55	M9	188	
55	m9	188	
56	N0	172	
56	n0	172	
57	N1	159	
57	n1	159	
58	N2	120	
58	n2	120	
59	N3	136	
59	n3	136	
60	N4	155	
60	n4	155	
61	N5	141	
61	n5	141	
62	N6	126	
62	n6	126	
63	N7	135	
63	n7	135	
64	N8	148	
64	n8	148	
65	N9	58	
65	n9	58	
66	O0	104	
66	o0	104	


Continued on next page...

Continued from previous page...

Mol	Chain	Length	Quality of chain
67	O1	112	
67	o1	112	
68	O2	129	
68	o2	129	
69	O3	106	
69	o3	106	
70	O4	119	
70	o4	119	
71	O5	119	
71	o5	119	
72	O6	99	
72	o6	99	
73	O7	87	
73	o7	87	
74	O8	77	
74	o8	77	
75	O9	50	
75	o9	50	
76	Q0	52	
76	q0	52	
77	Q1	25	
77	q1	25	
78	Q2	105	
78	q2	105	
79	Q3	91	

Continued on next page...

Continued from previous page...

Mol	Chain	Length	Quality of chain
79	q3	91	
80	e0	62	
81	m2	160	
82	p0	311	
83	p1	47	
84	p2	46	

The following table lists non-polymeric compounds, carbohydrate monomers and non-standard residues in protein, DNA, RNA chains that are outliers for geometric or electron-density-fit criteria:

Mol	Type	Chain	Res	Chirality	Geometry	Clashes	Electron density
86	OHX	1	3943	-	-	X	-
86	OHX	1	3962	-	-	X	-
86	OHX	1	3964	-	-	X	-
86	OHX	1	3976	-	-	X	-
86	OHX	1	3980	-	-	X	-
86	OHX	1	4007	-	-	X	-
86	OHX	1	4023	-	-	X	-
86	OHX	1	4032	-	-	X	-
86	OHX	1	4036	-	-	X	-
86	OHX	1	4047	-	-	X	-
86	OHX	1	4048	-	-	X	-
86	OHX	1	4056	-	-	X	-
86	OHX	1	4059	-	-	X	-
86	OHX	1	4060	-	-	X	-
86	OHX	1	4061	-	-	X	-
86	OHX	1	4065	-	-	X	-
86	OHX	1	4071	-	-	X	-
86	OHX	1	4084	-	-	X	-
86	OHX	1	4088	-	-	X	-
86	OHX	1	4089	-	-	X	-
86	OHX	1	4118	-	-	X	-
86	OHX	1	4143	-	-	X	-
86	OHX	1	4149	-	-	X	-
86	OHX	1	4153	-	-	X	-
86	OHX	1	4157	-	-	X	-
86	OHX	1	4158	-	-	X	-
86	OHX	1	4159	-	-	X	-

Continued on next page...

Continued from previous page...

Mol	Type	Chain	Res	Chirality	Geometry	Clashes	Electron density
86	OHX	1	4163	-	-	X	-
86	OHX	1	4166	-	-	X	-
86	OHX	1	4175	-	-	X	-
86	OHX	1	4177	-	-	X	-
86	OHX	1	4200	-	-	X	-
86	OHX	2	2032	-	-	X	-
86	OHX	2	2045	-	-	X	-
86	OHX	2	2076	-	-	X	-
86	OHX	2	2084	-	-	X	-
86	OHX	2	2086	-	-	X	-
86	OHX	2	2090	-	-	X	-
86	OHX	2	2091	-	-	X	-
86	OHX	2	2096	-	-	X	-
86	OHX	2	2099	-	-	X	-
86	OHX	2	2109	-	-	X	-
86	OHX	2	2116	-	-	X	-
86	OHX	2	2132	-	-	X	-
86	OHX	2	2147	-	-	X	-
86	OHX	2	2155	-	-	X	-
86	OHX	2	2163	-	-	X	-
86	OHX	5	3962	-	-	X	-
86	OHX	5	3973	-	-	X	-
86	OHX	5	3978	-	-	X	-
86	OHX	5	4000	-	-	X	-
86	OHX	5	4001	-	-	X	-
86	OHX	5	4011	-	-	X	-
86	OHX	5	4020	-	-	X	-
86	OHX	5	4033	-	-	X	-
86	OHX	5	4034	-	-	X	-
86	OHX	5	4055	-	-	X	-
86	OHX	5	4065	-	-	X	-
86	OHX	5	4066	-	-	X	-
86	OHX	5	4074	-	-	X	-
86	OHX	5	4081	-	-	X	-
86	OHX	5	4090	-	-	X	-
86	OHX	5	4093	-	-	X	-
86	OHX	5	4094	-	-	X	-
86	OHX	5	4141	-	-	X	-
86	OHX	5	4187	-	-	X	-
86	OHX	5	4189	-	-	X	-
86	OHX	5	4190	-	-	X	-
86	OHX	5	4196	-	-	X	-

Continued on next page...

Continued from previous page...

Mol	Type	Chain	Res	Chirality	Geometry	Clashes	Electron density
86	OHX	5	4197	-	-	X	-
86	OHX	5	4198	-	-	X	-
86	OHX	5	4201	-	-	X	-
86	OHX	5	4212	-	-	X	-
86	OHX	5	4215	-	-	X	-
86	OHX	5	4222	-	-	X	-
86	OHX	5	4234	-	-	X	-
86	OHX	5	4241	-	-	X	-
86	OHX	6	2060	-	-	X	-
86	OHX	6	2121	-	-	X	-
86	OHX	6	2147	-	-	X	-
86	OHX	6	2171	-	-	X	-
86	OHX	7	218	-	-	X	-
86	OHX	7	219	-	-	X	-
86	OHX	7	224	-	-	X	-
86	OHX	7	226	-	-	X	-
86	OHX	8	215	-	-	X	-
86	OHX	8	223	-	-	X	-
86	OHX	8	224	-	-	X	-
86	OHX	C1	201	-	-	X	-
86	OHX	C5	201	-	-	X	-
86	OHX	O7	103	-	-	X	-
86	OHX	O9	101	-	-	X	-
87	ZN	Q2	501	-	-	X	-

2 Entry composition

There are 88 unique types of molecules in this entry. The entry contains 411226 atoms, of which 0 are hydrogens and 0 are deuteriums.

In the tables below, the ZeroOcc column contains the number of atoms modelled with zero occupancy, the AltConf column contains the number of residues with at least one atom in alternate conformation and the Trace column contains the number of residues modelled with at most 2 atoms.

- Molecule 1 is a RNA chain called 18S ribosomal RNA.

Mol	Chain	Residues	Atoms					ZeroOcc	AltConf	Trace
1	2	1750	Total	C	N	O	P	0	0	0
			37283	16668	6591	12274	1750			
1	6	1795	Total	C	N	O	P	0	0	0
			38238	17095	6758	12590	1795			

- Molecule 2 is a protein called 40S ribosomal protein S0-A.

Mol	Chain	Residues	Atoms					ZeroOcc	AltConf	Trace
2	S0	206	Total	C	N	O	S	0	0	0
			1577	1014	278	283	2			
2	s0	206	Total	C	N	O	S	0	0	0
			1583	1017	281	283	2			

- Molecule 3 is a protein called 40S ribosomal protein S1-A.

Mol	Chain	Residues	Atoms					ZeroOcc	AltConf	Trace
3	S1	214	Total	C	N	O	S	0	0	0
			1709	1084	310	311	4			
3	s1	216	Total	C	N	O	S	0	0	0
			1722	1091	312	315	4			

- Molecule 4 is a protein called 40S ribosomal protein S2.

Mol	Chain	Residues	Atoms					ZeroOcc	AltConf	Trace
4	S2	217	Total	C	N	O	S	0	0	0
			1635	1047	289	297	2			
4	s2	217	Total	C	N	O	S	0	0	0
			1635	1047	289	297	2			

- Molecule 5 is a protein called 40S ribosomal protein S3.

Mol	Chain	Residues	Atoms					ZeroOcc	AltConf	Trace
5	S3	223	Total	C	N	O	S	0	0	0
			1734	1101	313	314	6			
5	s3	223	Total	C	N	O	S	0	0	0
			1734	1101	313	314	6			

- Molecule 6 is a protein called 40S ribosomal protein S4-A.

Mol	Chain	Residues	Atoms					ZeroOcc	AltConf	Trace
6	S4	260	Total	C	N	O	S	0	0	0
			2068	1316	389	360	3			
6	s4	260	Total	C	N	O	S	0	0	0
			2068	1316	389	360	3			

- Molecule 7 is a protein called 40S ribosomal protein S5.

Mol	Chain	Residues	Atoms					ZeroOcc	AltConf	Trace
7	S5	206	Total	C	N	O	S	0	0	0
			1609	1007	300	299	3			
7	s5	206	Total	C	N	O	S	0	0	0
			1609	1007	300	299	3			

- Molecule 8 is a protein called 40S ribosomal protein S6-A.

Mol	Chain	Residues	Atoms					ZeroOcc	AltConf	Trace
8	S6	226	Total	C	N	O	S	0	0	0
			1799	1129	346	321	3			
8	s6	218	Total	C	N	O	S	0	0	0
			1755	1102	337	313	3			

- Molecule 9 is a protein called 40S ribosomal protein S7-A.

Mol	Chain	Residues	Atoms				ZeroOcc	AltConf	Trace
9	S7	184	Total	C	N	O	0	0	0
			1481	951	265	265			
9	s7	186	Total	C	N	O	0	0	0
			1491	957	267	267			

- Molecule 10 is a protein called 40S ribosomal protein S8-A.

Mol	Chain	Residues	Atoms					ZeroOcc	AltConf	Trace
10	S8	188	Total	C	N	O	S	0	0	0
			1489	925	298	264	2			

Continued on next page...

Continued from previous page...

Mol	Chain	Residues	Atoms					ZeroOcc	AltConf	Trace
10	s8	188	Total	C	N	O	S	0	0	0
			1489	925	298	264	2			

- Molecule 11 is a protein called 40S ribosomal protein S9-A.

Mol	Chain	Residues	Atoms					ZeroOcc	AltConf	Trace
11	S9	185	Total	C	N	O	S	0	0	0
			1494	943	289	261	1			
11	s9	185	Total	C	N	O	S	0	0	0
			1494	943	289	261	1			

- Molecule 12 is a protein called 40S ribosomal protein S10-A.

Mol	Chain	Residues	Atoms					ZeroOcc	AltConf	Trace
12	C0	96	Total	C	N	O	S	0	0	0
			773	500	126	145	2			
12	c0	96	Total	C	N	O	S	0	0	0
			762	491	125	144	2			

There are 2 discrepancies between the modelled and reference sequences:

Chain	Residue	Modelled	Actual	Comment	Reference
C0	89	ALA	GLY	conflict	UNP Q08745
c0	89	ALA	GLY	conflict	UNP Q08745

- Molecule 13 is a protein called 40S ribosomal protein S11-A.

Mol	Chain	Residues	Atoms					ZeroOcc	AltConf	Trace
13	C1	155	Total	C	N	O	S	0	0	0
			1214	775	230	206	3			
13	c1	146	Total	C	N	O	S	0	0	0
			1168	747	221	197	3			

There are 2 discrepancies between the modelled and reference sequences:

Chain	Residue	Modelled	Actual	Comment	Reference
C1	147	ALA	GLY	conflict	UNP P0CX47
c1	147	ALA	GLY	conflict	UNP P0CX47

- Molecule 14 is a protein called 40S ribosomal protein S12.

Mol	Chain	Residues	Atoms					ZeroOcc	AltConf	Trace
14	C2	124	Total	C	N	O	S	0	0	0
			890	560	156	172	2			
14	c2	124	Total	C	N	O	S	0	0	0
			890	560	156	172	2			

- Molecule 15 is a protein called 40S ribosomal protein S13.

Mol	Chain	Residues	Atoms					ZeroOcc	AltConf	Trace
15	C3	150	Total	C	N	O	S	0	0	0
			1192	759	224	207	2			
15	c3	150	Total	C	N	O	S	0	0	0
			1192	759	224	207	2			

- Molecule 16 is a protein called 40S ribosomal protein S14-A.

Mol	Chain	Residues	Atoms					ZeroOcc	AltConf	Trace
16	C4	127	Total	C	N	O	S	0	0	0
			891	545	182	163	1			
16	c4	128	Total	C	N	O	S	0	0	0
			949	582	188	176	3			

- Molecule 17 is a protein called 40S ribosomal protein S15.

Mol	Chain	Residues	Atoms					ZeroOcc	AltConf	Trace
17	C5	124	Total	C	N	O	S	0	0	0
			977	622	182	166	7			
17	c5	135	Total	C	N	O	S	0	0	0
			1039	658	196	178	7			

- Molecule 18 is a protein called 40S ribosomal protein S16-A.

Mol	Chain	Residues	Atoms				ZeroOcc	AltConf	Trace
18	C6	141	Total	C	N	O	0	0	0
			1105	708	203	194			
18	c6	142	Total	C	N	O	0	0	0
			1111	711	204	196			

- Molecule 19 is a protein called 40S ribosomal protein S17-A.

Mol	Chain	Residues	Atoms					ZeroOcc	AltConf	Trace
19	C7	120	Total	C	N	O	S	0	0	0
			926	577	177	170	2			

Continued on next page...

Continued from previous page...

Mol	Chain	Residues	Atoms					ZeroOcc	AltConf	Trace
19	c7	117	Total	C	N	O	S	0	0	0
			906	563	174	167	2			

- Molecule 20 is a protein called 40S ribosomal protein S18-A.

Mol	Chain	Residues	Atoms					ZeroOcc	AltConf	Trace
20	C8	145	Total	C	N	O	S	0	0	0
			1192	743	237	210	2			
20	c8	145	Total	C	N	O	S	0	0	0
			1192	743	237	210	2			

- Molecule 21 is a protein called 40S ribosomal protein S19-A.

Mol	Chain	Residues	Atoms					ZeroOcc	AltConf	Trace
21	C9	143	Total	C	N	O	S	0	0	0
			1112	694	208	208	2			
21	c9	143	Total	C	N	O	S	0	0	0
			1112	694	208	208	2			

- Molecule 22 is a protein called 40S ribosomal protein S20.

Mol	Chain	Residues	Atoms					ZeroOcc	AltConf	Trace
22	D0	107	Total	C	N	O	S	0	0	0
			855	539	156	159	1			
22	d0	110	Total	C	N	O	S	0	0	0
			882	554	161	166	1			

- Molecule 23 is a protein called 40S ribosomal protein S21-A.

Mol	Chain	Residues	Atoms					ZeroOcc	AltConf	Trace
23	D1	87	Total	C	N	O	S	0	0	0
			684	420	125	137	2			
23	d1	87	Total	C	N	O	S	0	0	0
			684	420	125	137	2			

- Molecule 24 is a protein called 40S ribosomal protein S22-A.

Mol	Chain	Residues	Atoms					ZeroOcc	AltConf	Trace
24	D2	129	Total	C	N	O	S	0	0	0
			1021	650	188	180	3			
24	d2	129	Total	C	N	O	S	0	0	0
			1021	650	188	180	3			

- Molecule 25 is a protein called 40S ribosomal protein S23-A.

Mol	Chain	Residues	Atoms					ZeroOcc	AltConf	Trace
25	D3	144	Total	C	N	O	S	0	0	0
			1121	708	220	191	2			
25	d3	144	Total	C	N	O	S	0	0	0
			1121	708	220	191	2			

- Molecule 26 is a protein called 40S ribosomal protein S24-A.

Mol	Chain	Residues	Atoms				ZeroOcc	AltConf	Trace
26	D4	134	Total	C	N	O	0	0	0
			1073	676	208	189			
26	d4	134	Total	C	N	O	0	0	0
			1073	676	208	189			

- Molecule 27 is a protein called 40S ribosomal protein S25-A.

Mol	Chain	Residues	Atoms				ZeroOcc	AltConf	Trace
27	D5	70	Total	C	N	O	0	0	0
			563	360	104	99			
27	d5	69	Total	C	N	O	0	0	0
			558	357	103	98			

- Molecule 28 is a protein called 40S ribosomal protein S26-B.

Mol	Chain	Residues	Atoms					ZeroOcc	AltConf	Trace
28	D6	97	Total	C	N	O	S	0	0	0
			769	475	160	129	5			
28	d6	97	Total	C	N	O	S	0	0	0
			769	475	160	129	5			

- Molecule 29 is a protein called 40S ribosomal protein S27-A.

Mol	Chain	Residues	Atoms					ZeroOcc	AltConf	Trace
29	D7	81	Total	C	N	O	S	0	0	0
			610	382	110	113	5			
29	d7	81	Total	C	N	O	S	0	0	0
			610	382	110	113	5			

- Molecule 30 is a protein called 40S ribosomal protein S28-A.

Mol	Chain	Residues	Atoms					ZeroOcc	AltConf	Trace
30	D8	63	Total	C	N	O	S	0	0	0
			497	306	99	91	1			
30	d8	63	Total	C	N	O	S	0	0	0
			497	306	99	91	1			

- Molecule 31 is a protein called 40S ribosomal protein S29-A.

Mol	Chain	Residues	Atoms					ZeroOcc	AltConf	Trace
31	D9	53	Total	C	N	O	S	0	0	0
			442	274	92	72	4			
31	d9	53	Total	C	N	O	S	0	0	0
			442	274	92	72	4			

- Molecule 32 is a protein called 40S ribosomal protein S30-A.

Mol	Chain	Residues	Atoms					ZeroOcc	AltConf	Trace
32	E0	60	Total	C	N	O	S	0	0	0
			475	299	98	77	1			

- Molecule 33 is a protein called Ubiquitin-40S ribosomal protein S31.

Mol	Chain	Residues	Atoms					ZeroOcc	AltConf	Trace
33	E1	71	Total	C	N	O	S	0	0	0
			566	362	106	94	4			
33	e1	76	Total	C	N	O	S	0	0	0
			608	388	117	99	4			

- Molecule 34 is a protein called Guanine nucleotide-binding protein subunit beta-like protein.

Mol	Chain	Residues	Atoms					ZeroOcc	AltConf	Trace
34	SR	318	Total	C	N	O	S	0	0	0
			2441	1544	419	470	8			
34	sR	318	Total	C	N	O	S	0	0	0
			2442	1544	418	472	8			

- Molecule 35 is a protein called Suppressor protein STM1.

Mol	Chain	Residues	Atoms					ZeroOcc	AltConf	Trace
35	SM	159	Total	C	N	O		0	0	0
			1104	652	221	231				
35	sM	104	Total	C	N	O		0	0	0
			680	403	140	137				

- Molecule 36 is a RNA chain called 25S ribosomal RNA.

Mol	Chain	Residues	Atoms					ZeroOcc	AltConf	Trace
36	1	3149	Total	C	N	O	P	0	0	0
			67355	30086	12142	21978	3149			
36	5	3150	Total	C	N	O	P	0	0	0
			67376	30095	12145	21987	3149			

- Molecule 37 is a RNA chain called 5S ribosomal RNA.

Mol	Chain	Residues	Atoms					ZeroOcc	AltConf	Trace
37	3	121	Total	C	N	O	P	0	0	0
			2579	1152	461	845	121			
37	7	121	Total	C	N	O	P	0	0	0
			2579	1152	461	845	121			

- Molecule 38 is a RNA chain called 5.8S ribosomal RNA.

Mol	Chain	Residues	Atoms					ZeroOcc	AltConf	Trace
38	4	158	Total	C	N	O	P	0	0	0
			3353	1500	586	1109	158			
38	8	158	Total	C	N	O	P	0	0	0
			3353	1500	586	1109	158			

- Molecule 39 is a protein called 60S ribosomal protein L2-A.

Mol	Chain	Residues	Atoms					ZeroOcc	AltConf	Trace
39	L2	252	Total	C	N	O	S	0	0	0
			1914	1191	388	334	1			
39	12	252	Total	C	N	O	S	0	0	0
			1912	1190	388	333	1			

- Molecule 40 is a protein called 60S ribosomal protein L3.

Mol	Chain	Residues	Atoms					ZeroOcc	AltConf	Trace
40	L3	386	Total	C	N	O	S	0	0	0
			3075	1950	584	533	8			
40	13	386	Total	C	N	O	S	0	0	0
			3075	1950	584	533	8			

- Molecule 41 is a protein called 60S ribosomal protein L4-A.

Mol	Chain	Residues	Atoms					ZeroOcc	AltConf	Trace
41	L4	361	Total	C	N	O	S	0	0	0
			2748	1729	522	494	3			
41	14	361	Total	C	N	O	S	0	0	0
			2748	1729	522	494	3			

- Molecule 42 is a protein called 60S ribosomal protein L5.

Mol	Chain	Residues	Atoms					ZeroOcc	AltConf	Trace
42	L5	296	Total	C	N	O	S	0	0	0
			2375	1501	414	458	2			
42	15	294	Total	C	N	O	S	0	0	0
			2359	1489	412	456	2			

- Molecule 43 is a protein called 60S ribosomal protein L6-A.

Mol	Chain	Residues	Atoms					ZeroOcc	AltConf	Trace
43	L6	156	Total	C	N	O	S	0	0	0
			1239	800	222	216	1			
43	16	157	Total	C	N	O	S	0	0	0
			1248	806	224	217	1			

- Molecule 44 is a protein called 60S ribosomal protein L7-A.

Mol	Chain	Residues	Atoms					ZeroOcc	AltConf	Trace
44	L7	222	Total	C	N	O	S	0	0	0
			1784	1151	324	308	1			
44	17	223	Total	C	N	O	S	0	0	0
			1791	1155	325	310	1			

- Molecule 45 is a protein called 60S ribosomal protein L8-A.

Mol	Chain	Residues	Atoms					ZeroOcc	AltConf	Trace
45	L8	233	Total	C	N	O	S	0	0	0
			1804	1151	323	327	3			
45	18	231	Total	C	N	O	S	0	0	0
			1763	1130	316	314	3			

- Molecule 46 is a protein called 60S ribosomal protein L9-A.

Mol	Chain	Residues	Atoms					ZeroOcc	AltConf	Trace
46	L9	191	Total	C	N	O	S	0	0	0
			1518	963	274	277	4			

Continued on next page...

Continued from previous page...

Mol	Chain	Residues	Atoms					ZeroOcc	AltConf	Trace
46	19	191	Total	C	N	O	S	0	0	0
			1518	963	274	277	4			

- Molecule 47 is a protein called 60S ribosomal protein L10.

Mol	Chain	Residues	Atoms					ZeroOcc	AltConf	Trace
47	M0	211	Total	C	N	O	S	0	0	0
			1705	1083	322	294	6			
47	m0	213	Total	C	N	O	S	0	0	0
			1722	1094	325	297	6			

- Molecule 48 is a protein called 60S ribosomal protein L11-B.

Mol	Chain	Residues	Atoms					ZeroOcc	AltConf	Trace
48	M1	169	Total	C	N	O	S	0	0	0
			1353	847	253	249	4			
48	m1	169	Total	C	N	O	S	0	0	0
			1353	847	253	249	4			

- Molecule 49 is a protein called 60S ribosomal protein L13-A.

Mol	Chain	Residues	Atoms					ZeroOcc	AltConf	Trace
49	M3	193	Total	C	N	O		0	0	0
			1543	962	315	266				
49	m3	194	Total	C	N	O		0	0	0
			1548	965	316	267				

- Molecule 50 is a protein called 60S ribosomal protein L14-A.

Mol	Chain	Residues	Atoms					ZeroOcc	AltConf	Trace
50	M4	136	Total	C	N	O	S	0	0	0
			1053	675	199	177	2			
50	m4	137	Total	C	N	O	S	0	0	0
			1059	678	200	179	2			

- Molecule 51 is a protein called 60S ribosomal protein L15-A.

Mol	Chain	Residues	Atoms					ZeroOcc	AltConf	Trace
51	M5	203	Total	C	N	O	S	0	0	0
			1720	1077	361	281	1			
51	m5	203	Total	C	N	O	S	0	0	0
			1720	1077	361	281	1			

- Molecule 52 is a protein called 60S ribosomal protein L16-A.

Mol	Chain	Residues	Atoms					ZeroOcc	AltConf	Trace
52	M6	197	Total	C	N	O	S	0	0	0
			1555	1003	289	262	1			
52	m6	197	Total	C	N	O	S	0	0	0
			1555	1003	289	262	1			

- Molecule 53 is a protein called 60S ribosomal protein L17-A.

Mol	Chain	Residues	Atoms					ZeroOcc	AltConf	Trace
53	M7	183	Total	C	N	O		0	0	0
			1420	882	281	257				
53	m7	155	Total	C	N	O		0	0	0
			1227	764	238	225				

- Molecule 54 is a protein called 60S ribosomal protein L18-A.

Mol	Chain	Residues	Atoms					ZeroOcc	AltConf	Trace
54	M8	185	Total	C	N	O	S	0	0	0
			1441	908	290	241	2			
54	m8	185	Total	C	N	O	S	0	0	0
			1441	908	290	241	2			

- Molecule 55 is a protein called 60S ribosomal protein L19-A.

Mol	Chain	Residues	Atoms					ZeroOcc	AltConf	Trace
55	M9	188	Total	C	N	O		0	0	0
			1521	935	326	260				
55	m9	188	Total	C	N	O		0	0	0
			1521	935	326	260				

- Molecule 56 is a protein called 60S ribosomal protein L20-A.

Mol	Chain	Residues	Atoms					ZeroOcc	AltConf	Trace
56	N0	172	Total	C	N	O	S	0	0	0
			1445	930	267	244	4			
56	n0	172	Total	C	N	O	S	0	0	0
			1445	930	267	244	4			

- Molecule 57 is a protein called 60S ribosomal protein L21-A.

Mol	Chain	Residues	Atoms					ZeroOcc	AltConf	Trace
57	N1	159	Total	C	N	O	S	0	0	0
			1276	805	246	221	4			
57	n1	159	Total	C	N	O	S	0	0	0
			1276	805	246	221	4			

- Molecule 58 is a protein called 60S ribosomal protein L22-A.

Mol	Chain	Residues	Atoms					ZeroOcc	AltConf	Trace
58	N2	100	Total	C	N	O	S	0	0	0
			796	516	131	149				
58	n2	98	Total	C	N	O	S	0	0	0
			778	505	127	146				

- Molecule 59 is a protein called 60S ribosomal protein L23-A.

Mol	Chain	Residues	Atoms					ZeroOcc	AltConf	Trace
59	N3	136	Total	C	N	O	S	0	0	0
			1003	628	189	179	7			
59	n3	136	Total	C	N	O	S	0	0	0
			1003	628	189	179	7			

- Molecule 60 is a protein called 60S ribosomal protein L24-A.

Mol	Chain	Residues	Atoms					ZeroOcc	AltConf	Trace
60	N4	98	Total	C	N	O	S	0	0	0
			699	443	137	118	1			
60	n4	135	Total	C	N	O	S	0	0	0
			1038	651	206	180	1			

- Molecule 61 is a protein called 60S ribosomal protein L25.

Mol	Chain	Residues	Atoms					ZeroOcc	AltConf	Trace
61	N5	121	Total	C	N	O	S	0	0	0
			964	620	169	173	2			
61	n5	120	Total	C	N	O	S	0	0	0
			959	617	168	172	2			

- Molecule 62 is a protein called 60S ribosomal protein L26-A.

Mol	Chain	Residues	Atoms					ZeroOcc	AltConf	Trace
62	N6	126	Total	C	N	O	S	0	0	0
			993	625	192	176				

Continued on next page...

Continued from previous page...

Mol	Chain	Residues	Atoms				ZeroOcc	AltConf	Trace
62	n6	126	Total	C	N	O	0	0	0
			993	625	192	176			

- Molecule 63 is a protein called 60S ribosomal protein L27-A.

Mol	Chain	Residues	Atoms				ZeroOcc	AltConf	Trace
63	N7	135	Total	C	N	O	0	0	0
			1092	710	202	180			
63	n7	135	Total	C	N	O	0	0	0
			1092	710	202	180			

- Molecule 64 is a protein called 60S ribosomal protein L28.

Mol	Chain	Residues	Atoms					ZeroOcc	AltConf	Trace
64	N8	148	Total	C	N	O	S	0	0	0
			1173	749	231	190	3			
64	n8	148	Total	C	N	O	S	0	0	0
			1173	749	231	190	3			

- Molecule 65 is a protein called 60S ribosomal protein L29.

Mol	Chain	Residues	Atoms				ZeroOcc	AltConf	Trace
65	N9	58	Total	C	N	O	0	0	0
			462	289	100	73			
65	n9	58	Total	C	N	O	0	0	0
			462	289	100	73			

- Molecule 66 is a protein called 60S ribosomal protein L30.

Mol	Chain	Residues	Atoms					ZeroOcc	AltConf	Trace
66	O0	97	Total	C	N	O	S	0	0	0
			743	479	124	139	1			
66	o0	100	Total	C	N	O	S	0	0	0
			767	492	128	146	1			

- Molecule 67 is a protein called 60S ribosomal protein L31-A.

Mol	Chain	Residues	Atoms					ZeroOcc	AltConf	Trace
67	O1	109	Total	C	N	O	S	0	0	0
			876	556	167	152	1			
67	o1	109	Total	C	N	O	S	0	0	0
			883	559	167	156	1			

- Molecule 68 is a protein called 60S ribosomal protein L32.

Mol	Chain	Residues	Atoms					ZeroOcc	AltConf	Trace
68	O2	127	Total	C	N	O	S	0	0	0
			1020	647	205	167	1			
68	o2	127	Total	C	N	O	S	0	0	0
			1020	647	205	167	1			

- Molecule 69 is a protein called 60S ribosomal protein L33-A.

Mol	Chain	Residues	Atoms					ZeroOcc	AltConf	Trace
69	O3	106	Total	C	N	O	S	0	0	0
			850	540	165	144	1			
69	o3	106	Total	C	N	O	S	0	0	0
			850	540	165	144	1			

- Molecule 70 is a protein called 60S ribosomal protein L34-A.

Mol	Chain	Residues	Atoms					ZeroOcc	AltConf	Trace
70	O4	112	Total	C	N	O	S	0	0	0
			880	545	179	152	4			
70	o4	112	Total	C	N	O	S	0	0	0
			880	545	179	152	4			

- Molecule 71 is a protein called 60S ribosomal protein L35-A.

Mol	Chain	Residues	Atoms					ZeroOcc	AltConf	Trace
71	O5	119	Total	C	N	O	S	0	0	0
			969	615	186	167	1			
71	o5	119	Total	C	N	O	S	0	0	0
			965	612	185	167	1			

- Molecule 72 is a protein called 60S ribosomal protein L36-A.

Mol	Chain	Residues	Atoms					ZeroOcc	AltConf	Trace
72	O6	99	Total	C	N	O	S	0	0	0
			771	481	156	132	2			
72	o6	99	Total	C	N	O	S	0	0	0
			770	481	156	131	2			

- Molecule 73 is a protein called 60S ribosomal protein L37-A.

Mol	Chain	Residues	Atoms					ZeroOcc	AltConf	Trace
73	O7	87	Total	C	N	O	S	0	0	0
			681	414	148	114	5			
73	o7	87	Total	C	N	O	S	0	0	0
			681	414	148	114	5			

- Molecule 74 is a protein called 60S ribosomal protein L38.

Mol	Chain	Residues	Atoms					ZeroOcc	AltConf	Trace
74	O8	77	Total	C	N	O	S	0	0	0
			612	391	115	106				
74	o8	77	Total	C	N	O	S	0	0	0
			608	388	114	106				

- Molecule 75 is a protein called 60S ribosomal protein L39.

Mol	Chain	Residues	Atoms					ZeroOcc	AltConf	Trace
75	O9	50	Total	C	N	O	S	0	0	0
			436	272	97	65	2			
75	o9	50	Total	C	N	O	S	0	0	0
			436	272	97	65	2			

- Molecule 76 is a protein called Ubiquitin-60S ribosomal protein L40.

Mol	Chain	Residues	Atoms					ZeroOcc	AltConf	Trace
76	Q0	52	Total	C	N	O	S	0	0	0
			417	259	86	67	5			
76	q0	52	Total	C	N	O	S	0	0	0
			417	259	86	67	5			

- Molecule 77 is a protein called 60S ribosomal protein L41-A.

Mol	Chain	Residues	Atoms					ZeroOcc	AltConf	Trace
77	Q1	25	Total	C	N	O	S	0	0	0
			233	142	63	27	1			
77	q1	25	Total	C	N	O	S	0	0	0
			233	142	63	27	1			

- Molecule 78 is a protein called 60S ribosomal protein L42-A.

Mol	Chain	Residues	Atoms					ZeroOcc	AltConf	Trace
78	Q2	105	Total	C	N	O	S	0	0	0
			847	534	170	138	5			

Continued on next page...

Continued from previous page...

Mol	Chain	Residues	Atoms					ZeroOcc	AltConf	Trace
78	q2	105	Total	C	N	O	S	0	0	0
			847	534	170	138	5			

- Molecule 79 is a protein called 60S ribosomal protein L43-A.

Mol	Chain	Residues	Atoms					ZeroOcc	AltConf	Trace
79	Q3	91	Total	C	N	O	S	0	0	0
			694	429	138	121	6			
79	q3	91	Total	C	N	O	S	0	0	0
			694	429	138	121	6			

- Molecule 80 is a protein called 40S ribosomal protein S30-A.

Mol	Chain	Residues	Atoms					ZeroOcc	AltConf	Trace
80	e0	62	Total	C	N	O	S	0	0	0
			491	309	101	80	1			

- Molecule 81 is a protein called Unknown protein m2.

Mol	Chain	Residues	Atoms				ZeroOcc	AltConf	Trace
81	m2	150	Total	C	N	O	0	0	0
			750	450	150	150			

- Molecule 82 is a protein called 60S acidic ribosomal protein P0.

Mol	Chain	Residues	Atoms					ZeroOcc	AltConf	Trace
82	p0	143	Total	C	N	O	S	0	0	0
			1077	687	192	195	3			

- Molecule 83 is a protein called Unknown protein p1.

Mol	Chain	Residues	Atoms				ZeroOcc	AltConf	Trace
83	p1	47	Total	C	N	O	0	0	0
			235	141	47	47			

- Molecule 84 is a protein called Unknown protein p2.

Mol	Chain	Residues	Atoms				ZeroOcc	AltConf	Trace
84	p2	46	Total	C	N	O	0	0	0
			230	138	46	46			

- Molecule 85 is MAGNESIUM ION (three-letter code: MG) (formula: Mg).

Mol	Chain	Residues	Atoms		ZeroOcc	AltConf
85	L7	2	Total 2	Mg 2	0	0
85	m7	5	Total 5	Mg 5	0	0
85	n8	4	Total 4	Mg 4	0	0
85	o1	1	Total 1	Mg 1	0	0
85	N5	1	Total 1	Mg 1	0	0
85	6	147	Total 147	Mg 147	0	0
85	sM	2	Total 2	Mg 2	0	0
85	O4	1	Total 1	Mg 1	0	0
85	m5	1	Total 1	Mg 1	0	0
85	l3	1	Total 1	Mg 1	0	0
85	M1	1	Total 1	Mg 1	0	0
85	n0	2	Total 2	Mg 2	0	0
85	d6	1	Total 1	Mg 1	0	0
85	2	126	Total 126	Mg 126	0	0
85	O3	1	Total 1	Mg 1	0	0
85	L4	3	Total 3	Mg 3	0	0
85	l7	1	Total 1	Mg 1	0	0
85	M5	2	Total 2	Mg 2	0	0
85	l4	1	Total 1	Mg 1	0	0
85	L8	1	Total 1	Mg 1	0	0
85	o4	2	Total 2	Mg 2	0	0

Continued on next page...

Continued from previous page...

Mol	Chain	Residues	Atoms		ZeroOcc	AltConf
85	M9	1	Total 1	Mg 1	0	0
85	q0	1	Total 1	Mg 1	0	0
85	SM	1	Total 1	Mg 1	0	0
85	c8	2	Total 2	Mg 2	0	0
85	M0	2	Total 2	Mg 2	0	0
85	c1	1	Total 1	Mg 1	0	0
85	5	504	Total 504	Mg 504	0	0
85	L5	1	Total 1	Mg 1	0	0
85	O7	1	Total 1	Mg 1	0	0
85	s6	1	Total 1	Mg 1	0	0
85	Q2	1	Total 1	Mg 1	0	0
85	n9	2	Total 2	Mg 2	0	0
85	1	475	Total 475	Mg 475	0	0
85	d2	1	Total 1	Mg 1	0	0
85	n6	2	Total 2	Mg 2	0	0
85	S8	1	Total 1	Mg 1	0	0
85	m1	2	Total 2	Mg 2	0	0
85	d3	1	Total 1	Mg 1	0	0
85	q3	1	Total 1	Mg 1	0	0
85	o3	2	Total 2	Mg 2	0	0
85	M3	4	Total 4	Mg 4	0	0

Continued on next page...

Continued from previous page...

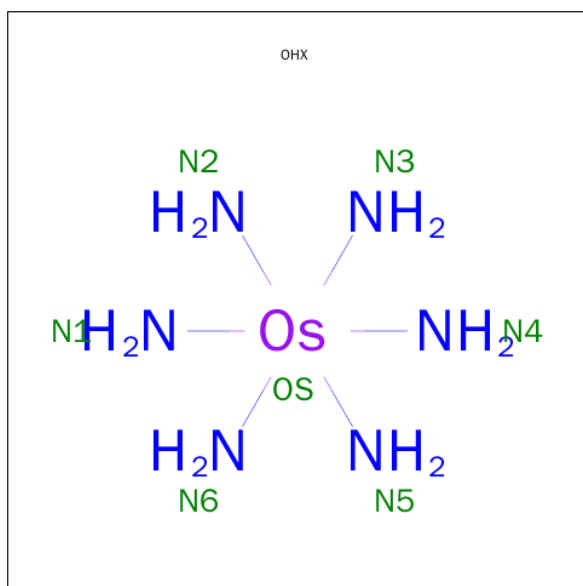
Mol	Chain	Residues	Atoms		ZeroOcc	AltConf
85	N3	3	Total 3	Mg 3	0	0
85	N8	2	Total 2	Mg 2	0	0
85	4	21	Total 21	Mg 21	0	0
85	L2	1	Total 1	Mg 1	0	0
85	l5	3	Total 3	Mg 3	0	0
85	C3	1	Total 1	Mg 1	0	0
85	M7	6	Total 6	Mg 6	0	0
85	m4	1	Total 1	Mg 1	0	0
85	L6	1	Total 1	Mg 1	0	0
85	s1	1	Total 1	Mg 1	0	0
85	m6	1	Total 1	Mg 1	0	0
85	s8	2	Total 2	Mg 2	0	0
85	c7	1	Total 1	Mg 1	0	0
85	7	15	Total 15	Mg 15	0	0
85	n3	2	Total 2	Mg 2	0	0
85	q1	1	Total 1	Mg 1	0	0
85	L3	2	Total 2	Mg 2	0	0
85	l2	2	Total 2	Mg 2	0	0
85	8	13	Total 13	Mg 13	0	0
85	M6	1	Total 1	Mg 1	0	0
85	N0	1	Total 1	Mg 1	0	0

Continued on next page...

Continued from previous page...

Mol	Chain	Residues	Atoms		ZeroOcc	AltConf
85	3	14	Total	Mg	0	0
			14	14		

- Molecule 86 is osmium (III) hexammine (three-letter code: OHX) (formula: $\text{H}_{12}\text{N}_6\text{Os}$).



Mol	Chain	Residues	Atoms			ZeroOcc	AltConf
86	2	1	Total	N	Os	0	0
			7	6	1		
86	2	1	Total	N	Os	0	0
			7	6	1		
86	2	1	Total	N	Os	0	0
			7	6	1		
86	2	1	Total	N	Os	0	0
			7	6	1		
86	2	1	Total	N	Os	0	0
			7	6	1		
86	2	1	Total	N	Os	0	0
			7	6	1		
86	2	1	Total	N	Os	0	0
			7	6	1		
86	2	1	Total	N	Os	0	0
			7	6	1		

Continued on next page...

Continued from previous page...

Mol	Chain	Residues	Atoms			ZeroOcc	AltConf
86	2	1	Total	N	Os	0	0
			7	6	1		
86	2	1	Total	N	Os	0	0
			7	6	1		
86	2	1	Total	N	Os	0	0
			7	6	1		
86	2	1	Total	N	Os	0	0
			7	6	1		
86	2	1	Total	N	Os	0	0
			7	6	1		
86	2	1	Total	N	Os	0	0
			7	6	1		
86	2	1	Total	N	Os	0	0
			7	6	1		
86	2	1	Total	N	Os	0	0
			7	6	1		
86	2	1	Total	N	Os	0	0
			7	6	1		
86	2	1	Total	N	Os	0	0
			7	6	1		
86	2	1	Total	N	Os	0	0
			7	6	1		
86	2	1	Total	N	Os	0	0
			7	6	1		
86	2	1	Total	N	Os	0	0
			7	6	1		
86	2	1	Total	N	Os	0	0
			7	6	1		
86	2	1	Total	N	Os	0	0
			7	6	1		
86	2	1	Total	N	Os	0	0
			7	6	1		
86	2	1	Total	N	Os	0	0
			7	6	1		
86	2	1	Total	N	Os	0	0
			7	6	1		

Continued on next page...

Continued from previous page...

Mol	Chain	Residues	Atoms			ZeroOcc	AltConf
86	2	1	Total	N	Os	0	0
			7	6	1		
86	2	1	Total	N	Os	0	0
			7	6	1		
86	2	1	Total	N	Os	0	0
			7	6	1		
86	2	1	Total	N	Os	0	0
			7	6	1		
86	2	1	Total	N	Os	0	0
			7	6	1		
86	2	1	Total	N	Os	0	0
			7	6	1		
86	2	1	Total	N	Os	0	0
			7	6	1		
86	2	1	Total	N	Os	0	0
			7	6	1		
86	2	1	Total	N	Os	0	0
			7	6	1		
86	2	1	Total	N	Os	0	0
			7	6	1		
86	2	1	Total	N	Os	0	0
			7	6	1		
86	2	1	Total	N	Os	0	0
			7	6	1		
86	2	1	Total	N	Os	0	0
			7	6	1		
86	2	1	Total	N	Os	0	0
			7	6	1		
86	2	1	Total	N	Os	0	0
			7	6	1		
86	2	1	Total	N	Os	0	0
			7	6	1		
86	2	1	Total	N	Os	0	0
			7	6	1		
86	2	1	Total	N	Os	0	0
			7	6	1		

Continued on next page...

Continued from previous page...

Mol	Chain	Residues	Atoms			ZeroOcc	AltConf
86	2	1	Total	N	Os	0	0
			7	6	1		
86	2	1	Total	N	Os	0	0
			7	6	1		
86	2	1	Total	N	Os	0	0
			7	6	1		
86	2	1	Total	N	Os	0	0
			7	6	1		
86	2	1	Total	N	Os	0	0
			7	6	1		
86	2	1	Total	N	Os	0	0
			7	6	1		
86	2	1	Total	N	Os	0	0
			7	6	1		
86	2	1	Total	N	Os	0	0
			7	6	1		
86	2	1	Total	N	Os	0	0
			7	6	1		
86	2	1	Total	N	Os	0	0
			7	6	1		
86	2	1	Total	N	Os	0	0
			7	6	1		
86	2	1	Total	N	Os	0	0
			7	6	1		
86	2	1	Total	N	Os	0	0
			7	6	1		
86	2	1	Total	N	Os	0	0
			7	6	1		
86	2	1	Total	N	Os	0	0
			7	6	1		
86	2	1	Total	N	Os	0	0
			7	6	1		
86	2	1	Total	N	Os	0	0
			7	6	1		
86	2	1	Total	N	Os	0	0
			7	6	1		

Continued on next page...

Continued from previous page...

Mol	Chain	Residues	Atoms			ZeroOcc	AltConf
86	2	1	Total	N	Os	0	0
			7	6	1		
86	2	1	Total	N	Os	0	0
			7	6	1		
86	2	1	Total	N	Os	0	0
			7	6	1		
86	2	1	Total	N	Os	0	0
			7	6	1		
86	2	1	Total	N	Os	0	0
			7	6	1		
86	2	1	Total	N	Os	0	0
			7	6	1		
86	2	1	Total	N	Os	0	0
			7	6	1		
86	2	1	Total	N	Os	0	0
			7	6	1		
86	2	1	Total	N	Os	0	0
			7	6	1		
86	2	1	Total	N	Os	0	0
			7	6	1		
86	2	1	Total	N	Os	0	0
			7	6	1		
86	2	1	Total	N	Os	0	0
			7	6	1		
86	2	1	Total	N	Os	0	0
			7	6	1		
86	2	1	Total	N	Os	0	0
			7	6	1		
86	2	1	Total	N	Os	0	0
			7	6	1		
86	2	1	Total	N	Os	0	0
			7	6	1		
86	2	1	Total	N	Os	0	0
			7	6	1		
86	2	1	Total	N	Os	0	0
			7	6	1		

Continued on next page...

Continued from previous page...

Mol	Chain	Residues	Atoms			ZeroOcc	AltConf
86	2	1	Total	N	Os	0	0
			7	6	1		
86	2	1	Total	N	Os	0	0
			7	6	1		
86	2	1	Total	N	Os	0	0
			7	6	1		
86	2	1	Total	N	Os	0	0
			7	6	1		
86	2	1	Total	N	Os	0	0
			7	6	1		
86	2	1	Total	N	Os	0	0
			7	6	1		
86	2	1	Total	N	Os	0	0
			7	6	1		
86	2	1	Total	N	Os	0	0
			7	6	1		
86	2	1	Total	N	Os	0	0
			7	6	1		
86	2	1	Total	N	Os	0	0
			7	6	1		
86	2	1	Total	N	Os	0	0
			7	6	1		
86	2	1	Total	N	Os	0	0
			7	6	1		
86	2	1	Total	N	Os	0	0
			7	6	1		
86	2	1	Total	N	Os	0	0
			7	6	1		
86	2	1	Total	N	Os	0	0
			7	6	1		
86	2	1	Total	N	Os	0	0
			7	6	1		
86	2	1	Total	N	Os	0	0
			7	6	1		

Continued on next page...

Continued from previous page...

Mol	Chain	Residues	Atoms			ZeroOcc	AltConf
86	2	1	Total	N	Os	0	0
			7	6	1		
86	2	1	Total	N	Os	0	0
			7	6	1		
86	2	1	Total	N	Os	0	0
			7	6	1		
86	2	1	Total	N	Os	0	0
			7	6	1		
86	2	1	Total	N	Os	0	0
			7	6	1		
86	2	1	Total	N	Os	0	0
			7	6	1		
86	2	1	Total	N	Os	0	0
			7	6	1		
86	2	1	Total	N	Os	0	0
			7	6	1		
86	2	1	Total	N	Os	0	0
			7	6	1		
86	2	1	Total	N	Os	0	0
			7	6	1		
86	2	1	Total	N	Os	0	0
			7	6	1		
86	2	1	Total	N	Os	0	0
			7	6	1		
86	2	1	Total	N	Os	0	0
			7	6	1		
86	2	1	Total	N	Os	0	0
			7	6	1		
86	2	1	Total	N	Os	0	0
			7	6	1		
86	2	1	Total	N	Os	0	0
			7	6	1		
86	2	1	Total	N	Os	0	0
			7	6	1		
86	2	1	Total	N	Os	0	0
			7	6	1		

Continued on next page...

Continued from previous page...

Mol	Chain	Residues	Atoms			ZeroOcc	AltConf
86	2	1	Total	N	Os	0	0
			7	6	1		
86	2	1	Total	N	Os	0	0
			7	6	1		
86	2	1	Total	N	Os	0	0
			7	6	1		
86	2	1	Total	N	Os	0	0
			7	6	1		
86	2	1	Total	N	Os	0	0
			7	6	1		
86	2	1	Total	N	Os	0	0
			7	6	1		
86	2	1	Total	N	Os	0	0
			7	6	1		
86	2	1	Total	N	Os	0	0
			7	6	1		
86	2	1	Total	N	Os	0	0
			7	6	1		
86	2	1	Total	N	Os	0	0
			7	6	1		
86	2	1	Total	N	Os	0	0
			7	6	1		
86	2	1	Total	N	Os	0	0
			7	6	1		
86	2	1	Total	N	Os	0	0
			7	6	1		
86	2	1	Total	N	Os	0	0
			7	6	1		
86	2	1	Total	N	Os	0	0
			7	6	1		
86	2	1	Total	N	Os	0	0
			7	6	1		
86	2	1	Total	N	Os	0	0
			7	6	1		
86	2	1	Total	N	Os	0	0
			7	6	1		

Continued on next page...

Continued from previous page...

Mol	Chain	Residues	Atoms			ZeroOcc	AltConf
86	2	1	Total	N	Os	0	0
			7	6	1		
86	S8	1	Total	N	Os	0	0
			7	6	1		
86	C1	1	Total	N	Os	0	0
			7	6	1		
86	C3	1	Total	N	Os	0	0
			7	6	1		
86	C5	1	Total	N	Os	0	0
			7	6	1		
86	C8	1	Total	N	Os	0	0
			7	6	1		
86	D9	1	Total	N	Os	0	0
			7	6	1		
86	SR	1	Total	N	Os	0	0
			7	6	1		
86	1	1	Total	N	Os	0	0
			7	6	1		
86	1	1	Total	N	Os	0	0
			7	6	1		
86	1	1	Total	N	Os	0	0
			7	6	1		
86	1	1	Total	N	Os	0	0
			7	6	1		
86	1	1	Total	N	Os	0	0
			7	6	1		
86	1	1	Total	N	Os	0	0
			7	6	1		
86	1	1	Total	N	Os	0	0
			7	6	1		
86	1	1	Total	N	Os	0	0
			7	6	1		
86	1	1	Total	N	Os	0	0
			7	6	1		
86	1	1	Total	N	Os	0	0
			7	6	1		
86	1	1	Total	N	Os	0	0
			7	6	1		

Continued on next page...

Continued from previous page...

Mol	Chain	Residues	Atoms			ZeroOcc	AltConf
86	1	1	Total	N	Os	0	0
			7	6	1		
86	1	1	Total	N	Os	0	0
			7	6	1		
86	1	1	Total	N	Os	0	0
			7	6	1		
86	1	1	Total	N	Os	0	0
			7	6	1		
86	1	1	Total	N	Os	0	0
			7	6	1		
86	1	1	Total	N	Os	0	0
			7	6	1		
86	1	1	Total	N	Os	0	0
			7	6	1		
86	1	1	Total	N	Os	0	0
			7	6	1		
86	1	1	Total	N	Os	0	0
			7	6	1		
86	1	1	Total	N	Os	0	0
			7	6	1		
86	1	1	Total	N	Os	0	0
			7	6	1		
86	1	1	Total	N	Os	0	0
			7	6	1		
86	1	1	Total	N	Os	0	0
			7	6	1		
86	1	1	Total	N	Os	0	0
			7	6	1		
86	1	1	Total	N	Os	0	0
			7	6	1		
86	1	1	Total	N	Os	0	0
			7	6	1		
86	1	1	Total	N	Os	0	0
			7	6	1		

Continued on next page...

Continued from previous page...

Mol	Chain	Residues	Atoms			ZeroOcc	AltConf
86	1	1	Total	N	Os	0	0
			7	6	1		
86	1	1	Total	N	Os	0	0
			7	6	1		
86	1	1	Total	N	Os	0	0
			7	6	1		
86	1	1	Total	N	Os	0	0
			7	6	1		
86	1	1	Total	N	Os	0	0
			7	6	1		
86	1	1	Total	N	Os	0	0
			7	6	1		
86	1	1	Total	N	Os	0	0
			7	6	1		
86	1	1	Total	N	Os	0	0
			7	6	1		
86	1	1	Total	N	Os	0	0
			7	6	1		
86	1	1	Total	N	Os	0	0
			7	6	1		
86	1	1	Total	N	Os	0	0
			7	6	1		
86	1	1	Total	N	Os	0	0
			7	6	1		
86	1	1	Total	N	Os	0	0
			7	6	1		
86	1	1	Total	N	Os	0	0
			7	6	1		
86	1	1	Total	N	Os	0	0
			7	6	1		
86	1	1	Total	N	Os	0	0
			7	6	1		
86	1	1	Total	N	Os	0	0
			7	6	1		

Continued on next page...

Continued from previous page...

Mol	Chain	Residues	Atoms			ZeroOcc	AltConf
86	1	1	Total	N	Os	0	0
			7	6	1		
86	1	1	Total	N	Os	0	0
			7	6	1		
86	1	1	Total	N	Os	0	0
			7	6	1		
86	1	1	Total	N	Os	0	0
			7	6	1		
86	1	1	Total	N	Os	0	0
			7	6	1		
86	1	1	Total	N	Os	0	0
			7	6	1		
86	1	1	Total	N	Os	0	0
			7	6	1		
86	1	1	Total	N	Os	0	0
			7	6	1		
86	1	1	Total	N	Os	0	0
			7	6	1		
86	1	1	Total	N	Os	0	0
			7	6	1		
86	1	1	Total	N	Os	0	0
			7	6	1		
86	1	1	Total	N	Os	0	0
			7	6	1		
86	1	1	Total	N	Os	0	0
			7	6	1		
86	1	1	Total	N	Os	0	0
			7	6	1		
86	1	1	Total	N	Os	0	0
			7	6	1		
86	1	1	Total	N	Os	0	0
			7	6	1		
86	1	1	Total	N	Os	0	0
			7	6	1		
86	1	1	Total	N	Os	0	0
			7	6	1		

Continued on next page...

Continued from previous page...

Mol	Chain	Residues	Atoms			ZeroOcc	AltConf
86	1	1	Total	N	Os	0	0
			7	6	1		
86	1	1	Total	N	Os	0	0
			7	6	1		
86	1	1	Total	N	Os	0	0
			7	6	1		
86	1	1	Total	N	Os	0	0
			7	6	1		
86	1	1	Total	N	Os	0	0
			7	6	1		
86	1	1	Total	N	Os	0	0
			7	6	1		
86	1	1	Total	N	Os	0	0
			7	6	1		
86	1	1	Total	N	Os	0	0
			7	6	1		
86	1	1	Total	N	Os	0	0
			7	6	1		
86	1	1	Total	N	Os	0	0
			7	6	1		
86	1	1	Total	N	Os	0	0
			7	6	1		
86	1	1	Total	N	Os	0	0
			7	6	1		
86	1	1	Total	N	Os	0	0
			7	6	1		
86	1	1	Total	N	Os	0	0
			7	6	1		
86	1	1	Total	N	Os	0	0
			7	6	1		
86	1	1	Total	N	Os	0	0
			7	6	1		
86	1	1	Total	N	Os	0	0
			7	6	1		

Continued on next page...

Continued from previous page...

Mol	Chain	Residues	Atoms			ZeroOcc	AltConf
86	1	1	Total	N	Os	0	0
			7	6	1		
86	1	1	Total	N	Os	0	0
			7	6	1		
86	1	1	Total	N	Os	0	0
			7	6	1		
86	1	1	Total	N	Os	0	0
			7	6	1		
86	1	1	Total	N	Os	0	0
			7	6	1		
86	1	1	Total	N	Os	0	0
			7	6	1		
86	1	1	Total	N	Os	0	0
			7	6	1		
86	1	1	Total	N	Os	0	0
			7	6	1		
86	1	1	Total	N	Os	0	0
			7	6	1		
86	1	1	Total	N	Os	0	0
			7	6	1		
86	1	1	Total	N	Os	0	0
			7	6	1		
86	1	1	Total	N	Os	0	0
			7	6	1		
86	1	1	Total	N	Os	0	0
			7	6	1		
86	1	1	Total	N	Os	0	0
			7	6	1		
86	1	1	Total	N	Os	0	0
			7	6	1		
86	1	1	Total	N	Os	0	0
			7	6	1		
86	1	1	Total	N	Os	0	0
			7	6	1		
86	1	1	Total	N	Os	0	0
			7	6	1		

Continued on next page...

Continued from previous page...

Mol	Chain	Residues	Atoms			ZeroOcc	AltConf
86	1	1	Total	N	Os	0	0
			7	6	1		
86	1	1	Total	N	Os	0	0
			7	6	1		
86	1	1	Total	N	Os	0	0
			7	6	1		
86	1	1	Total	N	Os	0	0
			7	6	1		
86	1	1	Total	N	Os	0	0
			7	6	1		
86	1	1	Total	N	Os	0	0
			7	6	1		
86	1	1	Total	N	Os	0	0
			7	6	1		
86	1	1	Total	N	Os	0	0
			7	6	1		
86	1	1	Total	N	Os	0	0
			7	6	1		
86	1	1	Total	N	Os	0	0
			7	6	1		
86	1	1	Total	N	Os	0	0
			7	6	1		
86	1	1	Total	N	Os	0	0
			7	6	1		
86	1	1	Total	N	Os	0	0
			7	6	1		
86	1	1	Total	N	Os	0	0
			7	6	1		
86	1	1	Total	N	Os	0	0
			7	6	1		
86	1	1	Total	N	Os	0	0
			7	6	1		
86	1	1	Total	N	Os	0	0
			7	6	1		
86	1	1	Total	N	Os	0	0
			7	6	1		

Continued on next page...

Continued from previous page...

Mol	Chain	Residues	Atoms			ZeroOcc	AltConf
86	1	1	Total	N	Os	0	0
			7	6	1		
86	1	1	Total	N	Os	0	0
			7	6	1		
86	1	1	Total	N	Os	0	0
			7	6	1		
86	1	1	Total	N	Os	0	0
			7	6	1		
86	1	1	Total	N	Os	0	0
			7	6	1		
86	1	1	Total	N	Os	0	0
			7	6	1		
86	1	1	Total	N	Os	0	0
			7	6	1		
86	1	1	Total	N	Os	0	0
			7	6	1		
86	1	1	Total	N	Os	0	0
			7	6	1		
86	1	1	Total	N	Os	0	0
			7	6	1		
86	1	1	Total	N	Os	0	0
			7	6	1		
86	1	1	Total	N	Os	0	0
			7	6	1		
86	1	1	Total	N	Os	0	0
			7	6	1		
86	1	1	Total	N	Os	0	0
			7	6	1		
86	1	1	Total	N	Os	0	0
			7	6	1		
86	1	1	Total	N	Os	0	0
			7	6	1		
86	1	1	Total	N	Os	0	0
			7	6	1		
86	1	1	Total	N	Os	0	0
			7	6	1		

Continued on next page...

Continued from previous page...

Mol	Chain	Residues	Atoms			ZeroOcc	AltConf
86	1	1	Total	N	Os	0	0
			7	6	1		
86	1	1	Total	N	Os	0	0
			7	6	1		
86	1	1	Total	N	Os	0	0
			7	6	1		
86	1	1	Total	N	Os	0	0
			7	6	1		
86	1	1	Total	N	Os	0	0
			7	6	1		
86	1	1	Total	N	Os	0	0
			7	6	1		
86	1	1	Total	N	Os	0	0
			7	6	1		
86	1	1	Total	N	Os	0	0
			7	6	1		
86	1	1	Total	N	Os	0	0
			7	6	1		
86	1	1	Total	N	Os	0	0
			7	6	1		
86	1	1	Total	N	Os	0	0
			7	6	1		
86	1	1	Total	N	Os	0	0
			7	6	1		
86	1	1	Total	N	Os	0	0
			7	6	1		
86	1	1	Total	N	Os	0	0
			7	6	1		
86	1	1	Total	N	Os	0	0
			7	6	1		
86	1	1	Total	N	Os	0	0
			7	6	1		
86	1	1	Total	N	Os	0	0
			7	6	1		
86	1	1	Total	N	Os	0	0
			7	6	1		

Continued on next page...

Continued from previous page...

Mol	Chain	Residues	Atoms			ZeroOcc	AltConf
86	1	1	Total	N	Os	0	0
			7	6	1		
86	1	1	Total	N	Os	0	0
			7	6	1		
86	1	1	Total	N	Os	0	0
			7	6	1		
86	1	1	Total	N	Os	0	0
			7	6	1		
86	1	1	Total	N	Os	0	0
			7	6	1		
86	1	1	Total	N	Os	0	0
			7	6	1		
86	1	1	Total	N	Os	0	0
			7	6	1		
86	1	1	Total	N	Os	0	0
			7	6	1		
86	1	1	Total	N	Os	0	0
			7	6	1		
86	1	1	Total	N	Os	0	0
			7	6	1		
86	1	1	Total	N	Os	0	0
			7	6	1		
86	1	1	Total	N	Os	0	0
			7	6	1		
86	1	1	Total	N	Os	0	0
			7	6	1		
86	1	1	Total	N	Os	0	0
			7	6	1		
86	1	1	Total	N	Os	0	0
			7	6	1		
86	1	1	Total	N	Os	0	0
			7	6	1		
86	1	1	Total	N	Os	0	0
			7	6	1		

Continued on next page...

Continued from previous page...

Mol	Chain	Residues	Atoms			ZeroOcc	AltConf
86	1	1	Total	N	Os	0	0
			7	6	1		
86	1	1	Total	N	Os	0	0
			7	6	1		
86	1	1	Total	N	Os	0	0
			7	6	1		
86	1	1	Total	N	Os	0	0
			7	6	1		
86	1	1	Total	N	Os	0	0
			7	6	1		
86	1	1	Total	N	Os	0	0
			7	6	1		
86	1	1	Total	N	Os	0	0
			7	6	1		
86	1	1	Total	N	Os	0	0
			7	6	1		
86	1	1	Total	N	Os	0	0
			7	6	1		
86	1	1	Total	N	Os	0	0
			7	6	1		
86	1	1	Total	N	Os	0	0
			7	6	1		
86	1	1	Total	N	Os	0	0
			7	6	1		
86	1	1	Total	N	Os	0	0
			7	6	1		
86	1	1	Total	N	Os	0	0
			7	6	1		
86	1	1	Total	N	Os	0	0
			7	6	1		
86	1	1	Total	N	Os	0	0
			7	6	1		
86	1	1	Total	N	Os	0	0
			7	6	1		
86	1	1	Total	N	Os	0	0
			7	6	1		

Continued on next page...

Continued from previous page...

Mol	Chain	Residues	Atoms			ZeroOcc	AltConf
86	1	1	Total	N	Os	0	0
			7	6	1		
86	1	1	Total	N	Os	0	0
			7	6	1		
86	1	1	Total	N	Os	0	0
			7	6	1		
86	1	1	Total	N	Os	0	0
			7	6	1		
86	1	1	Total	N	Os	0	0
			7	6	1		
86	1	1	Total	N	Os	0	0
			7	6	1		
86	1	1	Total	N	Os	0	0
			7	6	1		
86	1	1	Total	N	Os	0	0
			7	6	1		
86	1	1	Total	N	Os	0	0
			7	6	1		
86	1	1	Total	N	Os	0	0
			7	6	1		
86	1	1	Total	N	Os	0	0
			7	6	1		
86	1	1	Total	N	Os	0	0
			7	6	1		
86	1	1	Total	N	Os	0	0
			7	6	1		
86	1	1	Total	N	Os	0	0
			7	6	1		
86	1	1	Total	N	Os	0	0
			7	6	1		
86	1	1	Total	N	Os	0	0
			7	6	1		
86	1	1	Total	N	Os	0	0
			7	6	1		
86	1	1	Total	N	Os	0	0
			7	6	1		

Continued on next page...

Continued from previous page...

Mol	Chain	Residues	Atoms			ZeroOcc	AltConf
86	1	1	Total	N	Os	0	0
			7	6	1		
86	1	1	Total	N	Os	0	0
			7	6	1		
86	1	1	Total	N	Os	0	0
			7	6	1		
86	1	1	Total	N	Os	0	0
			7	6	1		
86	1	1	Total	N	Os	0	0
			7	6	1		
86	1	1	Total	N	Os	0	0
			7	6	1		
86	1	1	Total	N	Os	0	0
			7	6	1		
86	1	1	Total	N	Os	0	0
			7	6	1		
86	1	1	Total	N	Os	0	0
			7	6	1		
86	1	1	Total	N	Os	0	0
			7	6	1		
86	1	1	Total	N	Os	0	0
			7	6	1		
86	1	1	Total	N	Os	0	0
			7	6	1		
86	1	1	Total	N	Os	0	0
			7	6	1		
86	1	1	Total	N	Os	0	0
			7	6	1		
86	1	1	Total	N	Os	0	0
			7	6	1		
86	1	1	Total	N	Os	0	0
			7	6	1		
86	1	1	Total	N	Os	0	0
			7	6	1		

Continued on next page...

Continued from previous page...

Mol	Chain	Residues	Atoms			ZeroOcc	AltConf
86	1	1	Total	N	Os	0	0
			7	6	1		
86	1	1	Total	N	Os	0	0
			7	6	1		
86	1	1	Total	N	Os	0	0
			7	6	1		
86	1	1	Total	N	Os	0	0
			7	6	1		
86	1	1	Total	N	Os	0	0
			7	6	1		
86	1	1	Total	N	Os	0	0
			7	6	1		
86	1	1	Total	N	Os	0	0
			7	6	1		
86	1	1	Total	N	Os	0	0
			7	6	1		
86	1	1	Total	N	Os	0	0
			7	6	1		
86	1	1	Total	N	Os	0	0
			7	6	1		
86	1	1	Total	N	Os	0	0
			7	6	1		
86	1	1	Total	N	Os	0	0
			7	6	1		
86	1	1	Total	N	Os	0	0
			7	6	1		
86	1	1	Total	N	Os	0	0
			7	6	1		
86	1	1	Total	N	Os	0	0
			7	6	1		
86	1	1	Total	N	Os	0	0
			7	6	1		
86	1	1	Total	N	Os	0	0
			7	6	1		

Continued on next page...

Continued from previous page...

Mol	Chain	Residues	Atoms			ZeroOcc	AltConf
86	1	1	Total	N	Os	0	0
			7	6	1		
86	1	1	Total	N	Os	0	0
			7	6	1		
86	1	1	Total	N	Os	0	0
			7	6	1		
86	1	1	Total	N	Os	0	0
			7	6	1		
86	1	1	Total	N	Os	0	0
			7	6	1		
86	1	1	Total	N	Os	0	0
			7	6	1		
86	1	1	Total	N	Os	0	0
			7	6	1		
86	1	1	Total	N	Os	0	0
			7	6	1		
86	1	1	Total	N	Os	0	0
			7	6	1		
86	1	1	Total	N	Os	0	0
			7	6	1		
86	1	1	Total	N	Os	0	0
			7	6	1		
86	1	1	Total	N	Os	0	0
			7	6	1		
86	1	1	Total	N	Os	0	0
			7	6	1		
86	1	1	Total	N	Os	0	0
			7	6	1		
86	1	1	Total	N	Os	0	0
			7	6	1		
86	1	1	Total	N	Os	0	0
			7	6	1		
86	1	1	Total	N	Os	0	0
			7	6	1		
86	1	1	Total	N	Os	0	0
			7	6	1		

Continued on next page...

Continued from previous page...

Mol	Chain	Residues	Atoms			ZeroOcc	AltConf
86	1	1	Total	N	Os	0	0
			7	6	1		
86	1	1	Total	N	Os	0	0
			7	6	1		
86	1	1	Total	N	Os	0	0
			7	6	1		
86	1	1	Total	N	Os	0	0
			7	6	1		
86	1	1	Total	N	Os	0	0
			7	6	1		
86	1	1	Total	N	Os	0	0
			7	6	1		
86	1	1	Total	N	Os	0	0
			7	6	1		
86	1	1	Total	N	Os	0	0
			7	6	1		
86	1	1	Total	N	Os	0	0
			7	6	1		
86	1	1	Total	N	Os	0	0
			7	6	1		
86	1	1	Total	N	Os	0	0
			7	6	1		
86	1	1	Total	N	Os	0	0
			7	6	1		
86	1	1	Total	N	Os	0	0
			7	6	1		
86	1	1	Total	N	Os	0	0
			7	6	1		
86	1	1	Total	N	Os	0	0
			7	6	1		
86	1	1	Total	N	Os	0	0
			7	6	1		
86	1	1	Total	N	Os	0	0
			7	6	1		

Continued on next page...

Continued from previous page...

Mol	Chain	Residues	Atoms			ZeroOcc	AltConf
86	1	1	Total	N	Os	0	0
			7	6	1		
86	1	1	Total	N	Os	0	0
			7	6	1		
86	1	1	Total	N	Os	0	0
			7	6	1		
86	1	1	Total	N	Os	0	0
			7	6	1		
86	1	1	Total	N	Os	0	0
			7	6	1		
86	1	1	Total	N	Os	0	0
			7	6	1		
86	1	1	Total	N	Os	0	0
			7	6	1		
86	1	1	Total	N	Os	0	0
			7	6	1		
86	1	1	Total	N	Os	0	0
			7	6	1		
86	1	1	Total	N	Os	0	0
			7	6	1		
86	1	1	Total	N	Os	0	0
			7	6	1		
86	1	1	Total	N	Os	0	0
			7	6	1		
86	1	1	Total	N	Os	0	0
			7	6	1		
86	1	1	Total	N	Os	0	0
			7	6	1		
86	1	1	Total	N	Os	0	0
			7	6	1		
86	3	1	Total	N	Os	0	0
			7	6	1		

Continued on next page...

Continued from previous page...

Mol	Chain	Residues	Atoms			ZeroOcc	AltConf
86	3	1	Total	N	Os	0	0
			7	6	1		
86	3	1	Total	N	Os	0	0
			7	6	1		
86	3	1	Total	N	Os	0	0
			7	6	1		
86	3	1	Total	N	Os	0	0
			7	6	1		
86	3	1	Total	N	Os	0	0
			7	6	1		
86	3	1	Total	N	Os	0	0
			7	6	1		
86	3	1	Total	N	Os	0	0
			7	6	1		
86	3	1	Total	N	Os	0	0
			7	6	1		
86	3	1	Total	N	Os	0	0
			7	6	1		
86	3	1	Total	N	Os	0	0
			7	6	1		
86	4	1	Total	N	Os	0	0
			7	6	1		
86	4	1	Total	N	Os	0	0
			7	6	1		
86	4	1	Total	N	Os	0	0
			7	6	1		
86	4	1	Total	N	Os	0	0
			7	6	1		
86	4	1	Total	N	Os	0	0
			7	6	1		
86	4	1	Total	N	Os	0	0
			7	6	1		
86	4	1	Total	N	Os	0	0
			7	6	1		
86	4	1	Total	N	Os	0	0
			7	6	1		
86	4	1	Total	N	Os	0	0
			7	6	1		

Continued on next page...

Continued from previous page...

Mol	Chain	Residues	Atoms			ZeroOcc	AltConf
86	4	1	Total 7	N 6	Os 1	0	0
86	4	1	Total 7	N 6	Os 1	0	0
86	4	1	Total 7	N 6	Os 1	0	0
86	4	1	Total 7	N 6	Os 1	0	0
86	4	1	Total 7	N 6	Os 1	0	0
86	L3	1	Total 7	N 6	Os 1	0	0
86	L3	1	Total 7	N 6	Os 1	0	0
86	L4	1	Total 7	N 6	Os 1	0	0
86	L6	1	Total 7	N 6	Os 1	0	0
86	M0	1	Total 7	N 6	Os 1	0	0
86	M5	1	Total 7	N 6	Os 1	0	0
86	M5	1	Total 7	N 6	Os 1	0	0
86	M6	1	Total 7	N 6	Os 1	0	0
86	M7	1	Total 7	N 6	Os 1	0	0
86	M7	1	Total 7	N 6	Os 1	0	0
86	M9	1	Total 7	N 6	Os 1	0	0
86	N9	1	Total 7	N 6	Os 1	0	0
86	O2	1	Total 7	N 6	Os 1	0	0
86	O3	1	Total 7	N 6	Os 1	0	0
86	O7	1	Total 7	N 6	Os 1	0	0
86	O7	1	Total 7	N 6	Os 1	0	0

Continued on next page...

Continued from previous page...

Mol	Chain	Residues	Atoms			ZeroOcc	AltConf
86	O9	1	Total	N	Os	0	0
			7	6	1		
86	Q2	1	Total	N	Os	0	0
			7	6	1		
86	6	1	Total	N	Os	0	0
			7	6	1		
86	6	1	Total	N	Os	0	0
			7	6	1		
86	6	1	Total	N	Os	0	0
			7	6	1		
86	6	1	Total	N	Os	0	0
			7	6	1		
86	6	1	Total	N	Os	0	0
			7	6	1		
86	6	1	Total	N	Os	0	0
			7	6	1		
86	6	1	Total	N	Os	0	0
			7	6	1		
86	6	1	Total	N	Os	0	0
			7	6	1		
86	6	1	Total	N	Os	0	0
			7	6	1		
86	6	1	Total	N	Os	0	0
			7	6	1		
86	6	1	Total	N	Os	0	0
			7	6	1		
86	6	1	Total	N	Os	0	0
			7	6	1		
86	6	1	Total	N	Os	0	0
			7	6	1		
86	6	1	Total	N	Os	0	0
			7	6	1		
86	6	1	Total	N	Os	0	0
			7	6	1		
86	6	1	Total	N	Os	0	0
			7	6	1		

Continued on next page...

Continued from previous page...

Mol	Chain	Residues	Atoms			ZeroOcc	AltConf
86	6	1	Total	N	Os	0	0
			7	6	1		
86	6	1	Total	N	Os	0	0
			7	6	1		
86	6	1	Total	N	Os	0	0
			7	6	1		
86	6	1	Total	N	Os	0	0
			7	6	1		
86	6	1	Total	N	Os	0	0
			7	6	1		
86	6	1	Total	N	Os	0	0
			7	6	1		
86	6	1	Total	N	Os	0	0
			7	6	1		
86	6	1	Total	N	Os	0	0
			7	6	1		
86	6	1	Total	N	Os	0	0
			7	6	1		
86	6	1	Total	N	Os	0	0
			7	6	1		
86	6	1	Total	N	Os	0	0
			7	6	1		
86	6	1	Total	N	Os	0	0
			7	6	1		
86	6	1	Total	N	Os	0	0
			7	6	1		
86	6	1	Total	N	Os	0	0
			7	6	1		
86	6	1	Total	N	Os	0	0
			7	6	1		
86	6	1	Total	N	Os	0	0
			7	6	1		
86	6	1	Total	N	Os	0	0
			7	6	1		
86	6	1	Total	N	Os	0	0
			7	6	1		

Continued on next page...

Continued from previous page...

Mol	Chain	Residues	Atoms			ZeroOcc	AltConf
86	6	1	Total	N	Os	0	0
			7	6	1		
86	6	1	Total	N	Os	0	0
			7	6	1		
86	6	1	Total	N	Os	0	0
			7	6	1		
86	6	1	Total	N	Os	0	0
			7	6	1		
86	6	1	Total	N	Os	0	0
			7	6	1		
86	6	1	Total	N	Os	0	0
			7	6	1		
86	6	1	Total	N	Os	0	0
			7	6	1		
86	6	1	Total	N	Os	0	0
			7	6	1		
86	6	1	Total	N	Os	0	0
			7	6	1		
86	6	1	Total	N	Os	0	0
			7	6	1		
86	6	1	Total	N	Os	0	0
			7	6	1		
86	6	1	Total	N	Os	0	0
			7	6	1		
86	6	1	Total	N	Os	0	0
			7	6	1		
86	6	1	Total	N	Os	0	0
			7	6	1		
86	6	1	Total	N	Os	0	0
			7	6	1		
86	6	1	Total	N	Os	0	0
			7	6	1		
86	6	1	Total	N	Os	0	0
			7	6	1		

Continued on next page...

Continued from previous page...

Mol	Chain	Residues	Atoms			ZeroOcc	AltConf
86	6	1	Total	N	Os	0	0
			7	6	1		
86	6	1	Total	N	Os	0	0
			7	6	1		
86	6	1	Total	N	Os	0	0
			7	6	1		
86	6	1	Total	N	Os	0	0
			7	6	1		
86	6	1	Total	N	Os	0	0
			7	6	1		
86	6	1	Total	N	Os	0	0
			7	6	1		
86	6	1	Total	N	Os	0	0
			7	6	1		
86	6	1	Total	N	Os	0	0
			7	6	1		
86	6	1	Total	N	Os	0	0
			7	6	1		
86	6	1	Total	N	Os	0	0
			7	6	1		
86	6	1	Total	N	Os	0	0
			7	6	1		
86	6	1	Total	N	Os	0	0
			7	6	1		
86	6	1	Total	N	Os	0	0
			7	6	1		
86	6	1	Total	N	Os	0	0
			7	6	1		
86	6	1	Total	N	Os	0	0
			7	6	1		
86	6	1	Total	N	Os	0	0
			7	6	1		
86	6	1	Total	N	Os	0	0
			7	6	1		
86	6	1	Total	N	Os	0	0
			7	6	1		

Continued on next page...

Continued from previous page...

Mol	Chain	Residues	Atoms			ZeroOcc	AltConf
86	6	1	Total	N	Os	0	0
			7	6	1		
86	6	1	Total	N	Os	0	0
			7	6	1		
86	6	1	Total	N	Os	0	0
			7	6	1		
86	6	1	Total	N	Os	0	0
			7	6	1		
86	6	1	Total	N	Os	0	0
			7	6	1		
86	6	1	Total	N	Os	0	0
			7	6	1		
86	6	1	Total	N	Os	0	0
			7	6	1		
86	6	1	Total	N	Os	0	0
			7	6	1		
86	6	1	Total	N	Os	0	0
			7	6	1		
86	6	1	Total	N	Os	0	0
			7	6	1		
86	6	1	Total	N	Os	0	0
			7	6	1		
86	6	1	Total	N	Os	0	0
			7	6	1		
86	6	1	Total	N	Os	0	0
			7	6	1		
86	6	1	Total	N	Os	0	0
			7	6	1		
86	6	1	Total	N	Os	0	0
			7	6	1		
86	6	1	Total	N	Os	0	0
			7	6	1		
86	6	1	Total	N	Os	0	0
			7	6	1		

Continued on next page...

Continued from previous page...

Mol	Chain	Residues	Atoms			ZeroOcc	AltConf
86	6	1	Total	N	Os	0	0
			7	6	1		
86	6	1	Total	N	Os	0	0
			7	6	1		
86	6	1	Total	N	Os	0	0
			7	6	1		
86	6	1	Total	N	Os	0	0
			7	6	1		
86	6	1	Total	N	Os	0	0
			7	6	1		
86	6	1	Total	N	Os	0	0
			7	6	1		
86	6	1	Total	N	Os	0	0
			7	6	1		
86	6	1	Total	N	Os	0	0
			7	6	1		
86	6	1	Total	N	Os	0	0
			7	6	1		
86	6	1	Total	N	Os	0	0
			7	6	1		
86	6	1	Total	N	Os	0	0
			7	6	1		
86	6	1	Total	N	Os	0	0
			7	6	1		
86	6	1	Total	N	Os	0	0
			7	6	1		
86	6	1	Total	N	Os	0	0
			7	6	1		
86	6	1	Total	N	Os	0	0
			7	6	1		
86	6	1	Total	N	Os	0	0
			7	6	1		
86	6	1	Total	N	Os	0	0
			7	6	1		
86	6	1	Total	N	Os	0	0
			7	6	1		

Continued on next page...

Continued from previous page...

Mol	Chain	Residues	Atoms			ZeroOcc	AltConf
86	6	1	Total	N	Os	0	0
			7	6	1		
86	6	1	Total	N	Os	0	0
			7	6	1		
86	6	1	Total	N	Os	0	0
			7	6	1		
86	6	1	Total	N	Os	0	0
			7	6	1		
86	6	1	Total	N	Os	0	0
			7	6	1		
86	6	1	Total	N	Os	0	0
			7	6	1		
86	6	1	Total	N	Os	0	0
			7	6	1		
86	6	1	Total	N	Os	0	0
			7	6	1		
86	6	1	Total	N	Os	0	0
			7	6	1		
86	6	1	Total	N	Os	0	0
			7	6	1		
86	6	1	Total	N	Os	0	0
			7	6	1		
86	6	1	Total	N	Os	0	0
			7	6	1		
86	6	1	Total	N	Os	0	0
			7	6	1		
86	6	1	Total	N	Os	0	0
			7	6	1		
86	6	1	Total	N	Os	0	0
			7	6	1		
86	6	1	Total	N	Os	0	0
			7	6	1		
86	6	1	Total	N	Os	0	0
			7	6	1		
86	6	1	Total	N	Os	0	0
			7	6	1		

Continued on next page...

Continued from previous page...

Mol	Chain	Residues	Atoms			ZeroOcc	AltConf
86	6	1	Total 7	N 6	Os 1	0	0
86	6	1	Total 7	N 6	Os 1	0	0
86	6	1	Total 7	N 6	Os 1	0	0
86	6	1	Total 7	N 6	Os 1	0	0
86	6	1	Total 7	N 6	Os 1	0	0
86	6	1	Total 7	N 6	Os 1	0	0
86	6	1	Total 7	N 6	Os 1	0	0
86	6	1	Total 7	N 6	Os 1	0	0
86	6	1	Total 7	N 6	Os 1	0	0
86	6	1	Total 7	N 6	Os 1	0	0
86	6	1	Total 7	N 6	Os 1	0	0
86	6	1	Total 7	N 6	Os 1	0	0
86	6	1	Total 7	N 6	Os 1	0	0
86	6	1	Total 7	N 6	Os 1	0	0
86	s1	1	Total 7	N 6	Os 1	0	0
86	s1	1	Total 7	N 6	Os 1	0	0
86	s4	1	Total 7	N 6	Os 1	0	0
86	s8	1	Total 7	N 6	Os 1	0	0
86	s9	1	Total 7	N 6	Os 1	0	0
86	c1	1	Total 7	N 6	Os 1	0	0
86	c3	1	Total 7	N 6	Os 1	0	0
86	c5	1	Total 7	N 6	Os 1	0	0

Continued on next page...

Continued from previous page...

Mol	Chain	Residues	Atoms			ZeroOcc	AltConf
86	c8	1	Total	N	Os	0	0
			7	6	1		
86	d4	1	Total	N	Os	0	0
			7	6	1		
86	d9	1	Total	N	Os	0	0
			7	6	1		
86	sR	1	Total	N	Os	0	0
			7	6	1		
86	5	1	Total	N	Os	0	0
			7	6	1		
86	5	1	Total	N	Os	0	0
			7	6	1		
86	5	1	Total	N	Os	0	0
			7	6	1		
86	5	1	Total	N	Os	0	0
			7	6	1		
86	5	1	Total	N	Os	0	0
			7	6	1		
86	5	1	Total	N	Os	0	0
			7	6	1		
86	5	1	Total	N	Os	0	0
			7	6	1		
86	5	1	Total	N	Os	0	0
			7	6	1		
86	5	1	Total	N	Os	0	0
			7	6	1		
86	5	1	Total	N	Os	0	0
			7	6	1		
86	5	1	Total	N	Os	0	0
			7	6	1		
86	5	1	Total	N	Os	0	0
			7	6	1		
86	5	1	Total	N	Os	0	0
			7	6	1		
86	5	1	Total	N	Os	0	0
			7	6	1		

Continued on next page...

Continued from previous page...

Mol	Chain	Residues	Atoms			ZeroOcc	AltConf
86	5	1	Total	N	Os	0	0
			7	6	1		
86	5	1	Total	N	Os	0	0
			7	6	1		
86	5	1	Total	N	Os	0	0
			7	6	1		
86	5	1	Total	N	Os	0	0
			7	6	1		
86	5	1	Total	N	Os	0	0
			7	6	1		
86	5	1	Total	N	Os	0	0
			7	6	1		
86	5	1	Total	N	Os	0	0
			7	6	1		
86	5	1	Total	N	Os	0	0
			7	6	1		
86	5	1	Total	N	Os	0	0
			7	6	1		
86	5	1	Total	N	Os	0	0
			7	6	1		
86	5	1	Total	N	Os	0	0
			7	6	1		
86	5	1	Total	N	Os	0	0
			7	6	1		
86	5	1	Total	N	Os	0	0
			7	6	1		
86	5	1	Total	N	Os	0	0
			7	6	1		
86	5	1	Total	N	Os	0	0
			7	6	1		
86	5	1	Total	N	Os	0	0
			7	6	1		
86	5	1	Total	N	Os	0	0
			7	6	1		
86	5	1	Total	N	Os	0	0
			7	6	1		

Continued on next page...

Continued from previous page...

Mol	Chain	Residues	Atoms			ZeroOcc	AltConf
86	5	1	Total	N	Os	0	0
			7	6	1		
86	5	1	Total	N	Os	0	0
			7	6	1		
86	5	1	Total	N	Os	0	0
			7	6	1		
86	5	1	Total	N	Os	0	0
			7	6	1		
86	5	1	Total	N	Os	0	0
			7	6	1		
86	5	1	Total	N	Os	0	0
			7	6	1		
86	5	1	Total	N	Os	0	0
			7	6	1		
86	5	1	Total	N	Os	0	0
			7	6	1		
86	5	1	Total	N	Os	0	0
			7	6	1		
86	5	1	Total	N	Os	0	0
			7	6	1		
86	5	1	Total	N	Os	0	0
			7	6	1		
86	5	1	Total	N	Os	0	0
			7	6	1		
86	5	1	Total	N	Os	0	0
			7	6	1		
86	5	1	Total	N	Os	0	0
			7	6	1		
86	5	1	Total	N	Os	0	0
			7	6	1		
86	5	1	Total	N	Os	0	0
			7	6	1		
86	5	1	Total	N	Os	0	0
			7	6	1		
86	5	1	Total	N	Os	0	0
			7	6	1		

Continued on next page...

Continued from previous page...

Mol	Chain	Residues	Atoms			ZeroOcc	AltConf
86	5	1	Total	N	Os	0	0
			7	6	1		
86	5	1	Total	N	Os	0	0
			7	6	1		
86	5	1	Total	N	Os	0	0
			7	6	1		
86	5	1	Total	N	Os	0	0
			7	6	1		
86	5	1	Total	N	Os	0	0
			7	6	1		
86	5	1	Total	N	Os	0	0
			7	6	1		
86	5	1	Total	N	Os	0	0
			7	6	1		
86	5	1	Total	N	Os	0	0
			7	6	1		
86	5	1	Total	N	Os	0	0
			7	6	1		
86	5	1	Total	N	Os	0	0
			7	6	1		
86	5	1	Total	N	Os	0	0
			7	6	1		
86	5	1	Total	N	Os	0	0
			7	6	1		
86	5	1	Total	N	Os	0	0
			7	6	1		
86	5	1	Total	N	Os	0	0
			7	6	1		
86	5	1	Total	N	Os	0	0
			7	6	1		
86	5	1	Total	N	Os	0	0
			7	6	1		
86	5	1	Total	N	Os	0	0
			7	6	1		
86	5	1	Total	N	Os	0	0
			7	6	1		

Continued on next page...

Continued from previous page...

Mol	Chain	Residues	Atoms			ZeroOcc	AltConf
86	5	1	Total	N	Os	0	0
			7	6	1		
86	5	1	Total	N	Os	0	0
			7	6	1		
86	5	1	Total	N	Os	0	0
			7	6	1		
86	5	1	Total	N	Os	0	0
			7	6	1		
86	5	1	Total	N	Os	0	0
			7	6	1		
86	5	1	Total	N	Os	0	0
			7	6	1		
86	5	1	Total	N	Os	0	0
			7	6	1		
86	5	1	Total	N	Os	0	0
			7	6	1		
86	5	1	Total	N	Os	0	0
			7	6	1		
86	5	1	Total	N	Os	0	0
			7	6	1		
86	5	1	Total	N	Os	0	0
			7	6	1		
86	5	1	Total	N	Os	0	0
			7	6	1		
86	5	1	Total	N	Os	0	0
			7	6	1		
86	5	1	Total	N	Os	0	0
			7	6	1		
86	5	1	Total	N	Os	0	0
			7	6	1		
86	5	1	Total	N	Os	0	0
			7	6	1		
86	5	1	Total	N	Os	0	0
			7	6	1		
86	5	1	Total	N	Os	0	0
			7	6	1		

Continued on next page...

Continued from previous page...

Mol	Chain	Residues	Atoms			ZeroOcc	AltConf
86	5	1	Total	N	Os	0	0
			7	6	1		
86	5	1	Total	N	Os	0	0
			7	6	1		
86	5	1	Total	N	Os	0	0
			7	6	1		
86	5	1	Total	N	Os	0	0
			7	6	1		
86	5	1	Total	N	Os	0	0
			7	6	1		
86	5	1	Total	N	Os	0	0
			7	6	1		
86	5	1	Total	N	Os	0	0
			7	6	1		
86	5	1	Total	N	Os	0	0
			7	6	1		
86	5	1	Total	N	Os	0	0
			7	6	1		
86	5	1	Total	N	Os	0	0
			7	6	1		
86	5	1	Total	N	Os	0	0
			7	6	1		
86	5	1	Total	N	Os	0	0
			7	6	1		
86	5	1	Total	N	Os	0	0
			7	6	1		
86	5	1	Total	N	Os	0	0
			7	6	1		
86	5	1	Total	N	Os	0	0
			7	6	1		
86	5	1	Total	N	Os	0	0
			7	6	1		
86	5	1	Total	N	Os	0	0
			7	6	1		
86	5	1	Total	N	Os	0	0
			7	6	1		

Continued on next page...

Continued from previous page...

Mol	Chain	Residues	Atoms			ZeroOcc	AltConf
86	5	1	Total	N	Os	0	0
			7	6	1		
86	5	1	Total	N	Os	0	0
			7	6	1		
86	5	1	Total	N	Os	0	0
			7	6	1		
86	5	1	Total	N	Os	0	0
			7	6	1		
86	5	1	Total	N	Os	0	0
			7	6	1		
86	5	1	Total	N	Os	0	0
			7	6	1		
86	5	1	Total	N	Os	0	0
			7	6	1		
86	5	1	Total	N	Os	0	0
			7	6	1		
86	5	1	Total	N	Os	0	0
			7	6	1		
86	5	1	Total	N	Os	0	0
			7	6	1		
86	5	1	Total	N	Os	0	0
			7	6	1		
86	5	1	Total	N	Os	0	0
			7	6	1		
86	5	1	Total	N	Os	0	0
			7	6	1		
86	5	1	Total	N	Os	0	0
			7	6	1		
86	5	1	Total	N	Os	0	0
			7	6	1		
86	5	1	Total	N	Os	0	0
			7	6	1		
86	5	1	Total	N	Os	0	0
			7	6	1		
86	5	1	Total	N	Os	0	0
			7	6	1		

Continued on next page...

Continued from previous page...

Mol	Chain	Residues	Atoms			ZeroOcc	AltConf
86	5	1	Total	N	Os	0	0
			7	6	1		
86	5	1	Total	N	Os	0	0
			7	6	1		
86	5	1	Total	N	Os	0	0
			7	6	1		
86	5	1	Total	N	Os	0	0
			7	6	1		
86	5	1	Total	N	Os	0	0
			7	6	1		
86	5	1	Total	N	Os	0	0
			7	6	1		
86	5	1	Total	N	Os	0	0
			7	6	1		
86	5	1	Total	N	Os	0	0
			7	6	1		
86	5	1	Total	N	Os	0	0
			7	6	1		
86	5	1	Total	N	Os	0	0
			7	6	1		
86	5	1	Total	N	Os	0	0
			7	6	1		
86	5	1	Total	N	Os	0	0
			7	6	1		
86	5	1	Total	N	Os	0	0
			7	6	1		
86	5	1	Total	N	Os	0	0
			7	6	1		
86	5	1	Total	N	Os	0	0
			7	6	1		
86	5	1	Total	N	Os	0	0
			7	6	1		
86	5	1	Total	N	Os	0	0
			7	6	1		
86	5	1	Total	N	Os	0	0
			7	6	1		

Continued on next page...

Continued from previous page...

Mol	Chain	Residues	Atoms			ZeroOcc	AltConf
86	5	1	Total	N	Os	0	0
			7	6	1		
86	5	1	Total	N	Os	0	0
			7	6	1		
86	5	1	Total	N	Os	0	0
			7	6	1		
86	5	1	Total	N	Os	0	0
			7	6	1		
86	5	1	Total	N	Os	0	0
			7	6	1		
86	5	1	Total	N	Os	0	0
			7	6	1		
86	5	1	Total	N	Os	0	0
			7	6	1		
86	5	1	Total	N	Os	0	0
			7	6	1		
86	5	1	Total	N	Os	0	0
			7	6	1		
86	5	1	Total	N	Os	0	0
			7	6	1		
86	5	1	Total	N	Os	0	0
			7	6	1		
86	5	1	Total	N	Os	0	0
			7	6	1		
86	5	1	Total	N	Os	0	0
			7	6	1		
86	5	1	Total	N	Os	0	0
			7	6	1		
86	5	1	Total	N	Os	0	0
			7	6	1		
86	5	1	Total	N	Os	0	0
			7	6	1		
86	5	1	Total	N	Os	0	0
			7	6	1		
86	5	1	Total	N	Os	0	0
			7	6	1		

Continued on next page...

Continued from previous page...

Mol	Chain	Residues	Atoms			ZeroOcc	AltConf
86	5	1	Total	N	Os	0	0
			7	6	1		
86	5	1	Total	N	Os	0	0
			7	6	1		
86	5	1	Total	N	Os	0	0
			7	6	1		
86	5	1	Total	N	Os	0	0
			7	6	1		
86	5	1	Total	N	Os	0	0
			7	6	1		
86	5	1	Total	N	Os	0	0
			7	6	1		
86	5	1	Total	N	Os	0	0
			7	6	1		
86	5	1	Total	N	Os	0	0
			7	6	1		
86	5	1	Total	N	Os	0	0
			7	6	1		
86	5	1	Total	N	Os	0	0
			7	6	1		
86	5	1	Total	N	Os	0	0
			7	6	1		
86	5	1	Total	N	Os	0	0
			7	6	1		
86	5	1	Total	N	Os	0	0
			7	6	1		
86	5	1	Total	N	Os	0	0
			7	6	1		
86	5	1	Total	N	Os	0	0
			7	6	1		
86	5	1	Total	N	Os	0	0
			7	6	1		
86	5	1	Total	N	Os	0	0
			7	6	1		
86	5	1	Total	N	Os	0	0
			7	6	1		

Continued on next page...

Continued from previous page...

Mol	Chain	Residues	Atoms			ZeroOcc	AltConf
86	5	1	Total	N	Os	0	0
			7	6	1		
86	5	1	Total	N	Os	0	0
			7	6	1		
86	5	1	Total	N	Os	0	0
			7	6	1		
86	5	1	Total	N	Os	0	0
			7	6	1		
86	5	1	Total	N	Os	0	0
			7	6	1		
86	5	1	Total	N	Os	0	0
			7	6	1		
86	5	1	Total	N	Os	0	0
			7	6	1		
86	5	1	Total	N	Os	0	0
			7	6	1		
86	5	1	Total	N	Os	0	0
			7	6	1		
86	5	1	Total	N	Os	0	0
			7	6	1		
86	5	1	Total	N	Os	0	0
			7	6	1		
86	5	1	Total	N	Os	0	0
			7	6	1		
86	5	1	Total	N	Os	0	0
			7	6	1		
86	5	1	Total	N	Os	0	0
			7	6	1		
86	5	1	Total	N	Os	0	0
			7	6	1		
86	5	1	Total	N	Os	0	0
			7	6	1		
86	5	1	Total	N	Os	0	0
			7	6	1		

Continued on next page...

Continued from previous page...

Mol	Chain	Residues	Atoms			ZeroOcc	AltConf
86	5	1	Total	N	Os	0	0
			7	6	1		
86	5	1	Total	N	Os	0	0
			7	6	1		
86	5	1	Total	N	Os	0	0
			7	6	1		
86	5	1	Total	N	Os	0	0
			7	6	1		
86	5	1	Total	N	Os	0	0
			7	6	1		
86	5	1	Total	N	Os	0	0
			7	6	1		
86	5	1	Total	N	Os	0	0
			7	6	1		
86	5	1	Total	N	Os	0	0
			7	6	1		
86	5	1	Total	N	Os	0	0
			7	6	1		
86	5	1	Total	N	Os	0	0
			7	6	1		
86	5	1	Total	N	Os	0	0
			7	6	1		
86	5	1	Total	N	Os	0	0
			7	6	1		
86	5	1	Total	N	Os	0	0
			7	6	1		
86	5	1	Total	N	Os	0	0
			7	6	1		
86	5	1	Total	N	Os	0	0
			7	6	1		
86	5	1	Total	N	Os	0	0
			7	6	1		
86	5	1	Total	N	Os	0	0
			7	6	1		
86	5	1	Total	N	Os	0	0
			7	6	1		

Continued on next page...

Continued from previous page...

Mol	Chain	Residues	Atoms			ZeroOcc	AltConf
86	5	1	Total	N	Os	0	0
			7	6	1		
86	5	1	Total	N	Os	0	0
			7	6	1		
86	5	1	Total	N	Os	0	0
			7	6	1		
86	5	1	Total	N	Os	0	0
			7	6	1		
86	5	1	Total	N	Os	0	0
			7	6	1		
86	5	1	Total	N	Os	0	0
			7	6	1		
86	5	1	Total	N	Os	0	0
			7	6	1		
86	5	1	Total	N	Os	0	0
			7	6	1		
86	5	1	Total	N	Os	0	0
			7	6	1		
86	5	1	Total	N	Os	0	0
			7	6	1		
86	5	1	Total	N	Os	0	0
			7	6	1		
86	5	1	Total	N	Os	0	0
			7	6	1		
86	5	1	Total	N	Os	0	0
			7	6	1		
86	5	1	Total	N	Os	0	0
			7	6	1		
86	5	1	Total	N	Os	0	0
			7	6	1		
86	5	1	Total	N	Os	0	0
			7	6	1		
86	5	1	Total	N	Os	0	0
			7	6	1		

Continued on next page...

Continued from previous page...

Mol	Chain	Residues	Atoms			ZeroOcc	AltConf
86	5	1	Total	N	Os	0	0
			7	6	1		
86	5	1	Total	N	Os	0	0
			7	6	1		
86	5	1	Total	N	Os	0	0
			7	6	1		
86	5	1	Total	N	Os	0	0
			7	6	1		
86	5	1	Total	N	Os	0	0
			7	6	1		
86	5	1	Total	N	Os	0	0
			7	6	1		
86	5	1	Total	N	Os	0	0
			7	6	1		
86	5	1	Total	N	Os	0	0
			7	6	1		
86	5	1	Total	N	Os	0	0
			7	6	1		
86	5	1	Total	N	Os	0	0
			7	6	1		
86	5	1	Total	N	Os	0	0
			7	6	1		
86	5	1	Total	N	Os	0	0
			7	6	1		
86	5	1	Total	N	Os	0	0
			7	6	1		
86	5	1	Total	N	Os	0	0
			7	6	1		
86	5	1	Total	N	Os	0	0
			7	6	1		
86	5	1	Total	N	Os	0	0
			7	6	1		
86	5	1	Total	N	Os	0	0
			7	6	1		
86	5	1	Total	N	Os	0	0
			7	6	1		

Continued on next page...

Continued from previous page...

Mol	Chain	Residues	Atoms			ZeroOcc	AltConf
86	5	1	Total	N	Os	0	0
			7	6	1		
86	5	1	Total	N	Os	0	0
			7	6	1		
86	5	1	Total	N	Os	0	0
			7	6	1		
86	5	1	Total	N	Os	0	0
			7	6	1		
86	5	1	Total	N	Os	0	0
			7	6	1		
86	5	1	Total	N	Os	0	0
			7	6	1		
86	5	1	Total	N	Os	0	0
			7	6	1		
86	5	1	Total	N	Os	0	0
			7	6	1		
86	5	1	Total	N	Os	0	0
			7	6	1		
86	5	1	Total	N	Os	0	0
			7	6	1		
86	5	1	Total	N	Os	0	0
			7	6	1		
86	5	1	Total	N	Os	0	0
			7	6	1		
86	5	1	Total	N	Os	0	0
			7	6	1		
86	5	1	Total	N	Os	0	0
			7	6	1		
86	5	1	Total	N	Os	0	0
			7	6	1		
86	5	1	Total	N	Os	0	0
			7	6	1		
86	5	1	Total	N	Os	0	0
			7	6	1		
86	5	1	Total	N	Os	0	0
			7	6	1		

Continued on next page...

Continued from previous page...

Mol	Chain	Residues	Atoms			ZeroOcc	AltConf
86	5	1	Total	N	Os	0	0
			7	6	1		
86	5	1	Total	N	Os	0	0
			7	6	1		
86	5	1	Total	N	Os	0	0
			7	6	1		
86	5	1	Total	N	Os	0	0
			7	6	1		
86	5	1	Total	N	Os	0	0
			7	6	1		
86	5	1	Total	N	Os	0	0
			7	6	1		
86	5	1	Total	N	Os	0	0
			7	6	1		
86	5	1	Total	N	Os	0	0
			7	6	1		
86	5	1	Total	N	Os	0	0
			7	6	1		
86	5	1	Total	N	Os	0	0
			7	6	1		
86	5	1	Total	N	Os	0	0
			7	6	1		
86	5	1	Total	N	Os	0	0
			7	6	1		
86	5	1	Total	N	Os	0	0
			7	6	1		
86	5	1	Total	N	Os	0	0
			7	6	1		
86	5	1	Total	N	Os	0	0
			7	6	1		
86	5	1	Total	N	Os	0	0
			7	6	1		
86	5	1	Total	N	Os	0	0
			7	6	1		
86	5	1	Total	N	Os	0	0
			7	6	1		

Continued on next page...

Continued from previous page...

Mol	Chain	Residues	Atoms			ZeroOcc	AltConf
86	5	1	Total	N	Os	0	0
			7	6	1		
86	5	1	Total	N	Os	0	0
			7	6	1		
86	5	1	Total	N	Os	0	0
			7	6	1		
86	5	1	Total	N	Os	0	0
			7	6	1		
86	5	1	Total	N	Os	0	0
			7	6	1		
86	5	1	Total	N	Os	0	0
			7	6	1		
86	5	1	Total	N	Os	0	0
			7	6	1		
86	5	1	Total	N	Os	0	0
			7	6	1		
86	5	1	Total	N	Os	0	0
			7	6	1		
86	5	1	Total	N	Os	0	0
			7	6	1		
86	5	1	Total	N	Os	0	0
			7	6	1		
86	5	1	Total	N	Os	0	0
			7	6	1		
86	5	1	Total	N	Os	0	0
			7	6	1		
86	5	1	Total	N	Os	0	0
			7	6	1		
86	5	1	Total	N	Os	0	0
			7	6	1		
86	5	1	Total	N	Os	0	0
			7	6	1		
86	5	1	Total	N	Os	0	0
			7	6	1		
86	5	1	Total	N	Os	0	0
			7	6	1		

Continued on next page...

Continued from previous page...

Mol	Chain	Residues	Atoms			ZeroOcc	AltConf
86	7	1	Total	N	Os	0	0
			7	6	1		
86	7	1	Total	N	Os	0	0
			7	6	1		
86	7	1	Total	N	Os	0	0
			7	6	1		
86	7	1	Total	N	Os	0	0
			7	6	1		
86	7	1	Total	N	Os	0	0
			7	6	1		
86	7	1	Total	N	Os	0	0
			7	6	1		
86	7	1	Total	N	Os	0	0
			7	6	1		
86	7	1	Total	N	Os	0	0
			7	6	1		
86	7	1	Total	N	Os	0	0
			7	6	1		
86	8	1	Total	N	Os	0	0
			7	6	1		
86	8	1	Total	N	Os	0	0
			7	6	1		
86	8	1	Total	N	Os	0	0
			7	6	1		
86	8	1	Total	N	Os	0	0
			7	6	1		
86	8	1	Total	N	Os	0	0
			7	6	1		
86	8	1	Total	N	Os	0	0
			7	6	1		
86	8	1	Total	N	Os	0	0
			7	6	1		

Continued on next page...

Continued from previous page...

Mol	Chain	Residues	Atoms			ZeroOcc	AltConf
86	8	1	Total	N	Os	0	0
			7	6	1		
86	8	1	Total	N	Os	0	0
			7	6	1		
86	8	1	Total	N	Os	0	0
			7	6	1		
86	8	1	Total	N	Os	0	0
			7	6	1		
86	8	1	Total	N	Os	0	0
			7	6	1		
86	8	1	Total	N	Os	0	0
			7	6	1		
86	13	1	Total	N	Os	0	0
			7	6	1		
86	13	1	Total	N	Os	0	0
			7	6	1		
86	13	1	Total	N	Os	0	0
			7	6	1		
86	14	1	Total	N	Os	0	0
			7	6	1		
86	14	1	Total	N	Os	0	0
			7	6	1		
86	15	1	Total	N	Os	0	0
			7	6	1		
86	15	1	Total	N	Os	0	0
			7	6	1		
86	15	1	Total	N	Os	0	0
			7	6	1		
86	19	1	Total	N	Os	0	0
			7	6	1		
86	m0	1	Total	N	Os	0	0
			7	6	1		
86	m0	1	Total	N	Os	0	0
			7	6	1		
86	m1	1	Total	N	Os	0	0
			7	6	1		
86	m4	1	Total	N	Os	0	0
			7	6	1		
86	m5	1	Total	N	Os	0	0
			7	6	1		

Continued on next page...

Continued from previous page...

Mol	Chain	Residues	Atoms			ZeroOcc	AltConf
86	m6	1	Total	N	Os	0	0
			7	6	1		
86	m7	1	Total	N	Os	0	0
			7	6	1		
86	m8	1	Total	N	Os	0	0
			7	6	1		
86	n3	1	Total	N	Os	0	0
			7	6	1		
86	n9	1	Total	N	Os	0	0
			7	6	1		
86	o2	1	Total	N	Os	0	0
			7	6	1		
86	o3	1	Total	N	Os	0	0
			7	6	1		
86	o4	1	Total	N	Os	0	0
			7	6	1		
86	o7	1	Total	N	Os	0	0
			7	6	1		
86	q2	1	Total	N	Os	0	0
			7	6	1		

- Molecule 87 is ZINC ION (three-letter code: ZN) (formula: Zn).

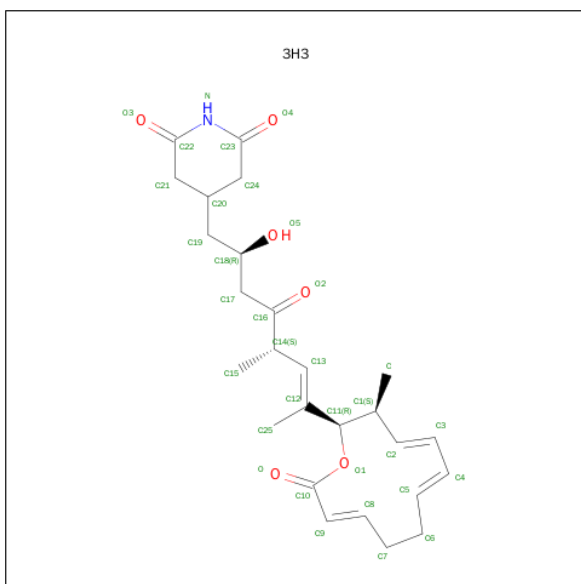
Mol	Chain	Residues	Atoms		ZeroOcc	AltConf
87	q0	1	Total	Zn	0	0
			1	1		
87	D6	1	Total	Zn	0	0
			1	1		
87	Q2	1	Total	Zn	0	0
			1	1		
87	e1	1	Total	Zn	0	0
			1	1		
87	Q3	1	Total	Zn	0	0
			1	1		
87	D9	1	Total	Zn	0	0
			1	1		
87	E1	1	Total	Zn	0	0
			1	1		
87	Q0	1	Total	Zn	0	0
			1	1		
87	d7	1	Total	Zn	0	0
			1	1		

Continued on next page...

Continued from previous page...

Mol	Chain	Residues	Atoms		ZeroOcc	AltConf
87	q3	1	Total	Zn	0	0
			1	1		
87	d9	1	Total	Zn	0	0
			1	1		
87	D7	1	Total	Zn	0	0
			1	1		
87	d6	1	Total	Zn	0	0
			1	1		
87	o7	1	Total	Zn	0	0
			1	1		
87	O7	1	Total	Zn	0	0
			1	1		
87	q2	1	Total	Zn	0	0
			1	1		

- Molecule 88 is 4-{(2R,5S,6E)-2-hydroxy-5-methyl-7-[(2R,3S,4E,6Z,10E)-3-methyl-12-oxooxacyclododeca-4,6,10-trien-2-yl]-4-oxooct-6-en-1-yl}piperidine-2,6-dione (three-letter code: 3H3) (formula: C₂₆H₃₅NO₆).



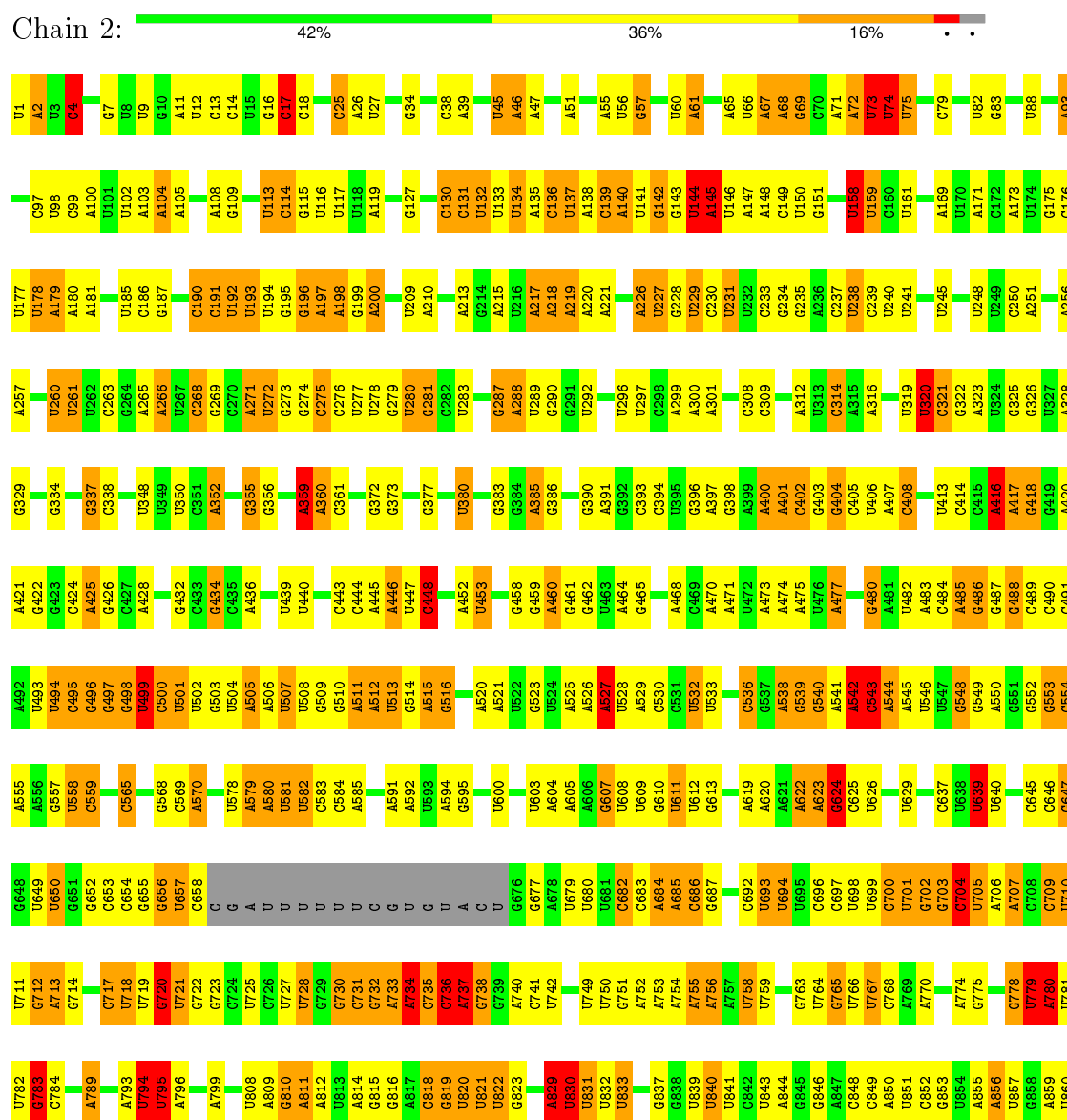
Mol	Chain	Residues	Atoms				ZeroOcc	AltConf
88	1	1	Total	C	N	O	0	0
			33	26	1	6		
88	5	1	Total	C	N	O	0	0
			33	26	1	6		

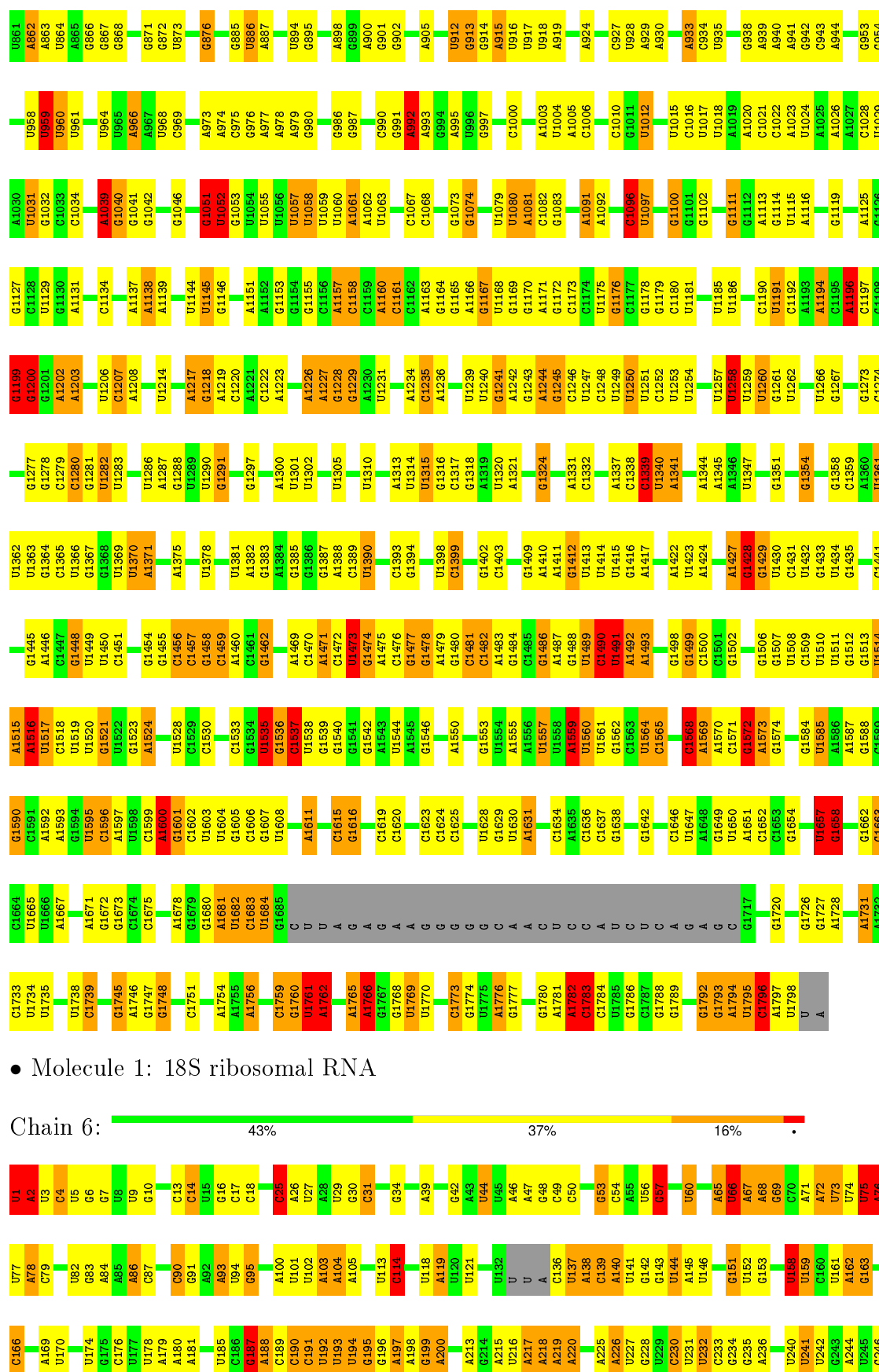
3 Residue-property plots

These plots are drawn for all protein, RNA and DNA chains in the entry. The first graphic for a chain summarises the proportions of errors displayed in the second graphic. The second graphic shows the sequence view annotated by issues in geometry and electron density. Residues are color-coded according to the number of geometric quality criteria for which they contain at least one outlier: green = 0, yellow = 1, orange = 2 and red = 3 or more. A red dot above a residue indicates a poor fit to the electron density ($RSRZ > 2$). Stretches of 2 or more consecutive residues without any outlier are shown as a green connector. Residues present in the sample, but not in the model, are shown in grey.

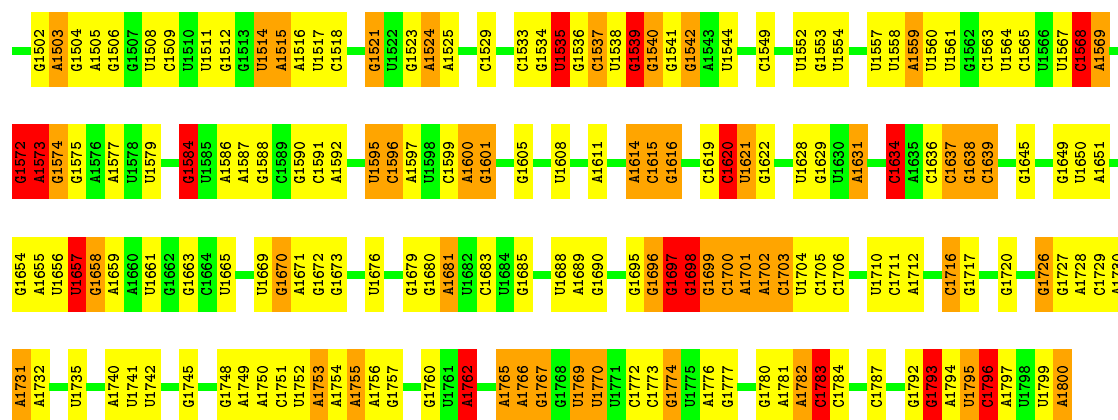
Note EDS failed to run properly.

• Molecule 1: 18S ribosomal RNA



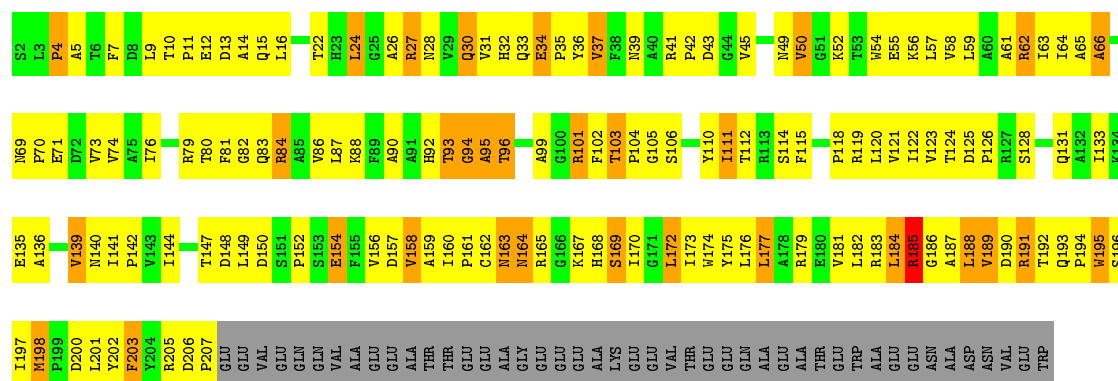


A1425	G1389	G1245	A1171	A1088	G1014	U932	G837	A757	A684	A615	G548	A485	C402	U927	A247
C1426	U1340	C1246	A1172	A1091	U1015	A933	G838	U758	A685	G616	G549	G486	G403	A328	U248
G1428	A1341	U1247	G1172	A1092	C1016	C934	U843	G765	C686	U617	A550	G487	G404	G329	U249
U1429	A1344	U1249	U1175	U1095	U1018	G942	G846	U767	G688	A619	C554	C490	U406	A331	A251
C1431	A1345	U1250	G1176	C1086	C943	C943	A847	U766	G689	A620	A555	C491	C407	U332	U252
U1432	A1346	U1251	G1177	U1097	A944	A944	C848	A770	G690	A621	A556	A492	C408	A333	
U1433	U1350	U1252	G1178	U1098	A1026	U945	C949	A774	U694	A622	C559	U493	A410	G334	U260
G1434	G1351	U1253	C1180	U1099	A1027	U946	A856	A775	U695	A623	U558	U494	A416	G335	U261
A1435	G1354	U1254	A1183	G1101	C1028	U947	U857	G774	C696	A624	A416	C495	A417	G336	U262
U1436	A1256	U1257	A1184	G1102	U1029	U947	U857	G775	U696	A625	A417	C496	A418	G337	C263
U1437	U1258	U1258	U1185	U1103	A1030	A951	G858	G778	C697	A626	A418	G497	G418	C338	C264
	U1259				U1031		A859	U779	U698			G498		C339	A265
C1441	G1358		C1192	G1107	G1032	C956	A862	U780	U699	U633	C566	U499	A421	A344	A271
U1442	C1359		U1193	C1033	C1033	C957	U781	U781	C700	U634	C567	C500	G422	U348	U272
U1443	A1360	G1263	A1194	G1108	C1034	U958	A863	U782	U701	G635	G568	U501	G423	U349	G273
U1444	U1361	G1264	C1195	G1109	G1035	U959	U864	G783	G702	A635	C569	U502	G424	U350	C274
G1445	U1362		C1195		A1036	U960		G788	G703	A636	A570	G503	A425	U351	C275
U1446	U1363	G1268	A1186	G1119	A1036		G868	A788	C704	C637	C572	U504	G426	A352	C276
C1447	U1269		C1197	U1120	A1039	U964		A789	C705	U638	C572	U505	G429	A353	U277
G1448	U1281		G1198	G1121	G1040	U965	G871	A793	A706	U639	C573	A506	G430	C354	U278
U1449	C1274		G1199	G1122	G1041	A966	G872	U794	A707	U640	G574	U507	G431	G355	U279
U1450			C1200	G1123		A967	C874	U795				U508	C432	G356	U280
			G1201	G1124	C1045	U968	G875		U710	C646	G577	G509	C433	G357	G281
U1370	U1370	C1279	A1202	A1125	G1046	C969	G875	U800	U711	G647	U578	G510	C434	U358	U283
A1371	U1281	U1282	A1203	G1126	G1047	A970	G876	G801	G712	G648	A579	A512		A359	
C1379	U1283				G1048	A971		G812	G713		A580		G437	C361	
A1382	U1284	U1283	C1207	U1129	U1049	A973	G879	A804	U714	G651	U581	U513	A438	A360	G287
U1285	G1050	G1051	C1209	G1130	G1050	A973	U894	U805	G716	G652	U582	G514	A439	C362	
G1385	U1286	U1286	A1133	U1133	U1052	A978	G895	A806	C717	C654	C584	G516	C443	G363	G291
	A1287		C1134	C1134	G1053	A979		A807	U718	G655	A595	U517	C444	A369	U292
A1388	G1288		G1212	A1137	U1057	G980	A898	A811	G720	G658	U588	C519	A445	A370	
U1390	U1293		G1213	A1138	U1058	G986	G901	A812	U721	C659	C589	A520	C448	U374	U297
A1391			G1216	U1144	U1059	G987	G902	U813	G722	A661	C590	A521	C449	U375	C298
U1392	G1299		A1217	U1145	U1060	A988	U903	A814	G723	G660	C591	U522	C450	C376	A300
C1393			G1218	U1146		U989	G904	G815		A661	A592	G523		G377	A301
G1394	C1309		A1219	G1147	G1064	C990	A905	G816	U727	U662	U593	A527		A378	U306
U1395			C1220	A1147	A1065	G991	A906	A817	U728	U665	A594	U528	C455	U379	G307
U1396	A1312			C1148	C1068	A992	G910	C818	G730	U666	G595	A529		U380	C308
U1397	A1313		A1226	G1149	A1069	A993	U911	G819		U667	C596		U466	C381	C309
U1398	U1314		A1227	G1150	C1070	G994	U912	U820	A733	C668	G597	U532	U467	G382	C310
C1399	U1315		G1228	A1151	A1152	A995	U913	U821	A734	U670	A594	U533	A468	G383	U311
A1400	G1316		G1229	G1153	U1071	U996	G913	G823		G	A601	A534	C469	A387	A312
C1481	C1317		A1230	G1154	C1072	G997	G914	G824	A737	U	A602	A535	A470	A388	U313
C1482	G1318		U1231	G1155	G1073	A915	U915	U825	G738	A673	U603	C536	A471	G389	C314
				C1156	C1074	G1000	U916	U826		U	A604	G537	A472	A315	A316
A1487	A1321		A1234	G1156	C1075	A1001	U917	C827	U742	C674	A605	A538	A474	G390	
G1488			C1235	A1157	G1078	G1002	U918	U828		U675	A606	G539	A475		U319
U1489	G1330		A1236	C1158	C1078	A1003	A919	U829	C747	G676	A606	G540	A476	C394	U320
C1490	U1412		G1331	G1237	U1079	U1004	U920	A830		G677	A607	A541	A477		C321
A1491	U1413		A1160	C1238	U1080	A1005	U921	U831	G751	A678	U608	A542	A478	A397	G322
A1493	C1332		C1161	U1239	C1333	G922	U832	U832	G752	U679	U609	C543		G398	A323
C1494	U1415		C1162	U1240	C1082	C1007	A923	U833	A753	U680	G610	A544	A481	A399	U324
G1495	U1335		A1163	G1241	G1083		A926	U834	A755	U681	G613	A545	A482	A400	G325
U1496	A1336		A1242	G1243	A1084	C1010		U835	A756	C682	U613	U546	A483		
U1497	A1337		A1166	G1011	G1085		C931	U836		C683	C614	U547	C484	A401	G326



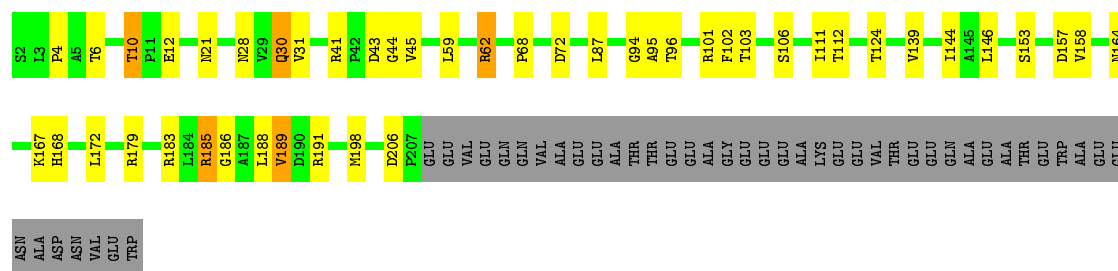
• Molecule 2: 40S ribosomal protein S0-A

Chain S0: 23% 46% 13% 18%



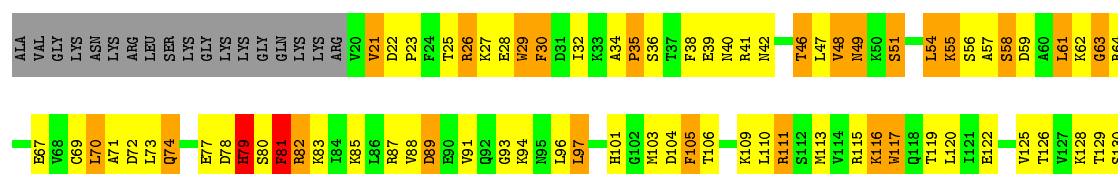
• Molecule 2: 40S ribosomal protein S0-A

Chain s0: 64% 16% 18%

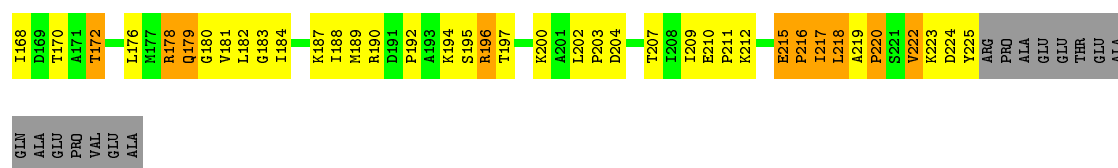


• Molecule 3: 40S ribosomal protein S1-A

Chain S1: 26% 41% 16% 16%

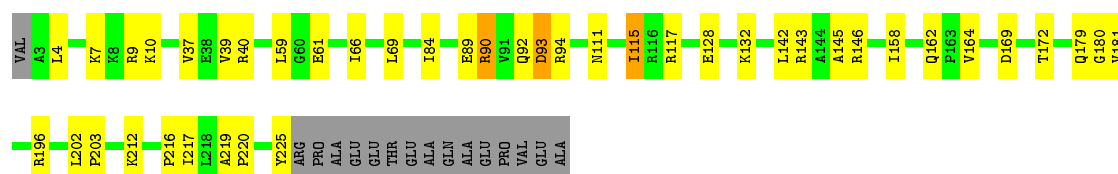






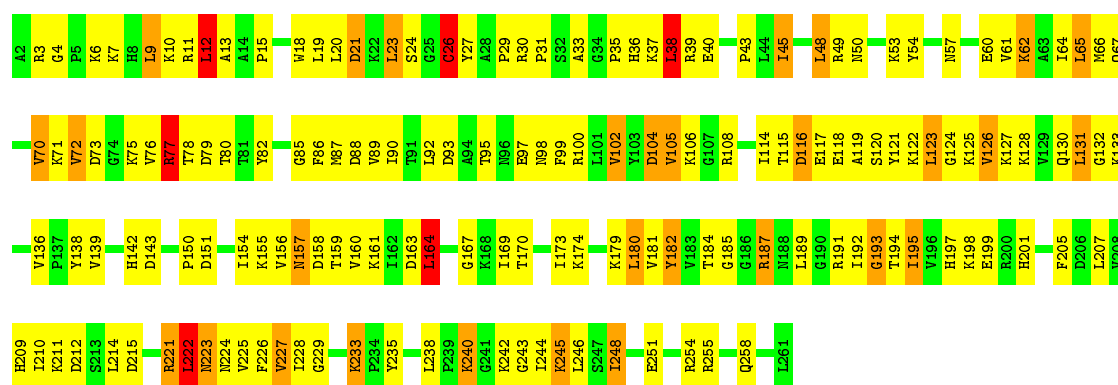
• Molecule 5: 40S ribosomal protein S3

Chain s3: 75% 17% 7%



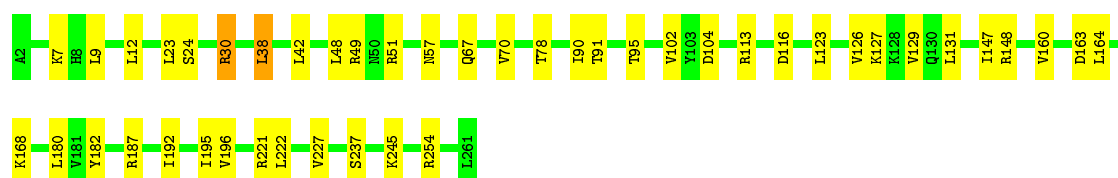
• Molecule 6: 40S ribosomal protein S4-A

Chain S4: 38% 48% 11%



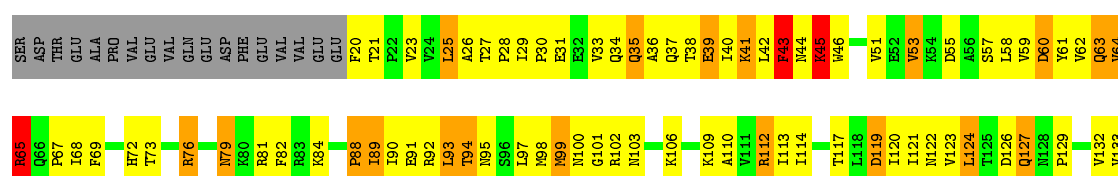
• Molecule 6: 40S ribosomal protein S4-A

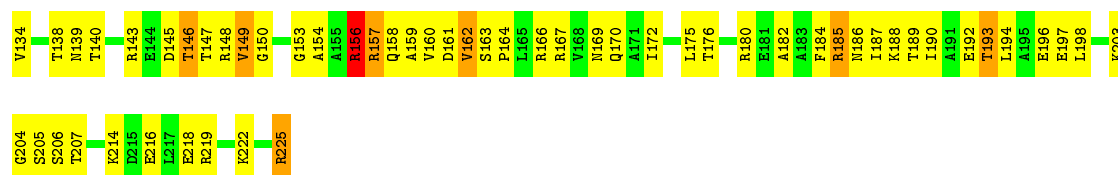
Chain s4: 83% 17%



• Molecule 7: 40S ribosomal protein S5

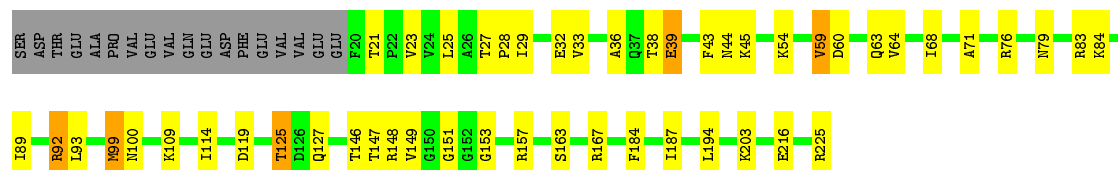
Chain S5: 32% 46% 12% 8%





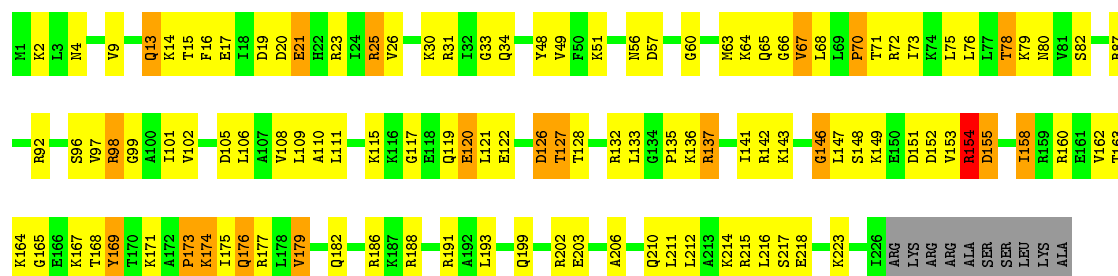
• Molecule 7: 40S ribosomal protein S5

Chain s5: 70% 20% 8%



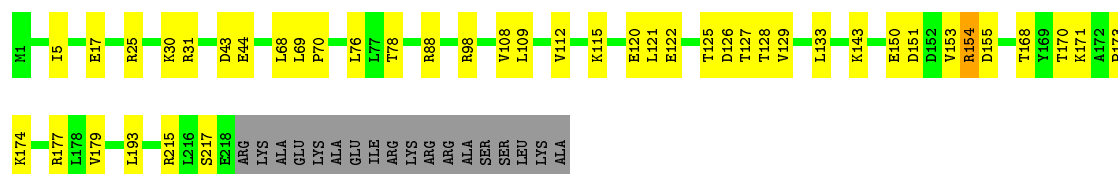
• Molecule 8: 40S ribosomal protein S6-A

Chain S6: 47% 40% 8%



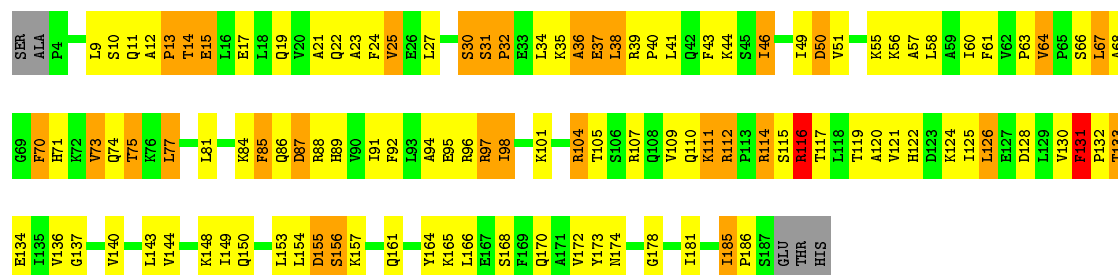
• Molecule 8: 40S ribosomal protein S6-A

Chain s6: 74% 18% 8%

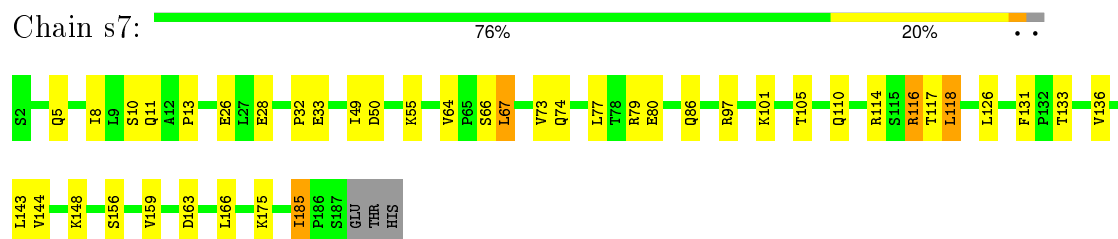


• Molecule 9: 40S ribosomal protein S7-A

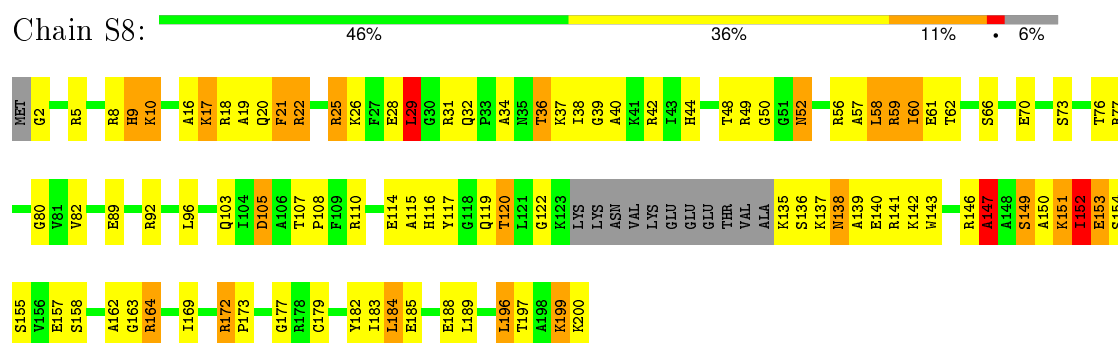
Chain S7: 37% 43% 16%



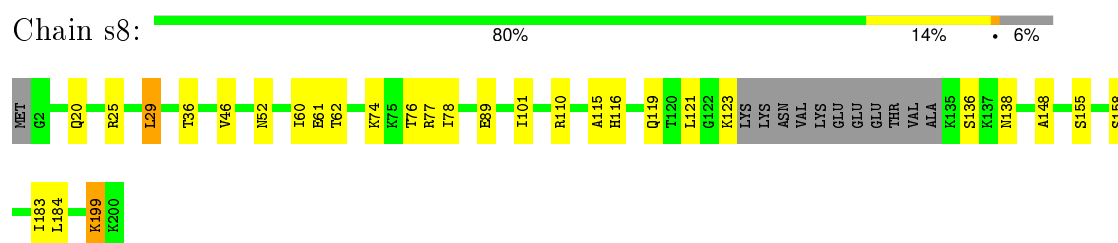
- Molecule 9: 40S ribosomal protein S7-A



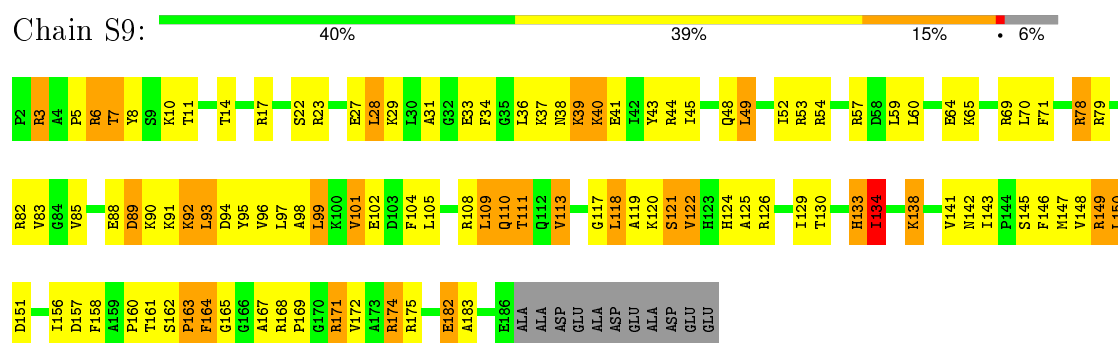
- Molecule 10: 40S ribosomal protein S8-A



- Molecule 10: 40S ribosomal protein S8-A



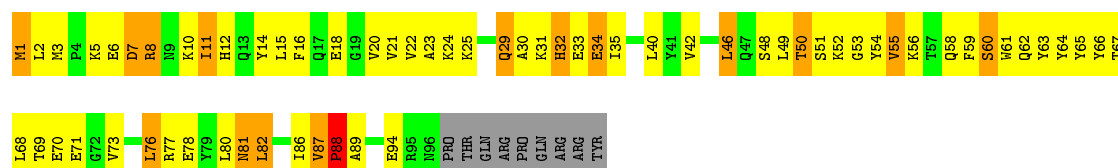
- Molecule 11: 40S ribosomal protein S9-A



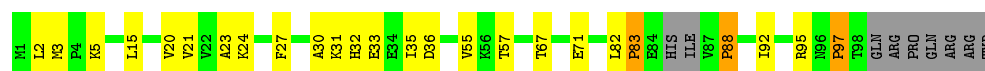
- Molecule 11: 40S ribosomal protein S9-A



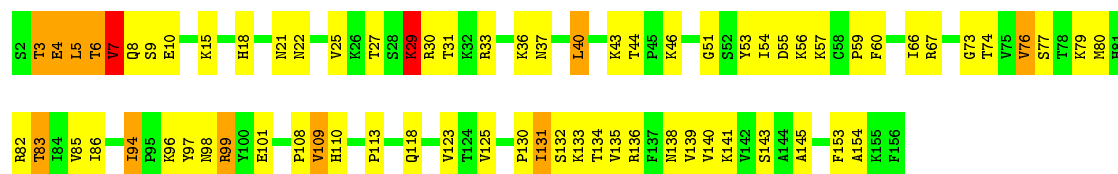
- Molecule 12: 40S ribosomal protein S10-A



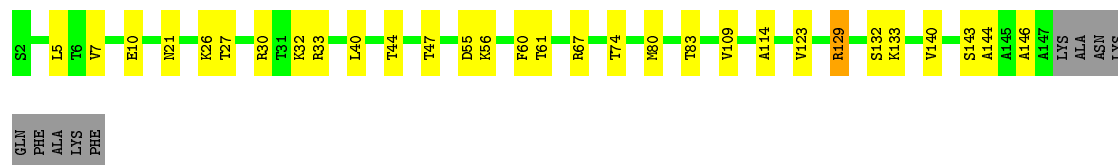
- Molecule 12: 40S ribosomal protein S10-A



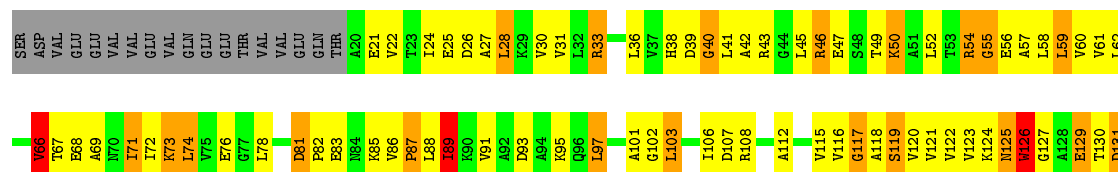
- Molecule 13: 40S ribosomal protein S11-A

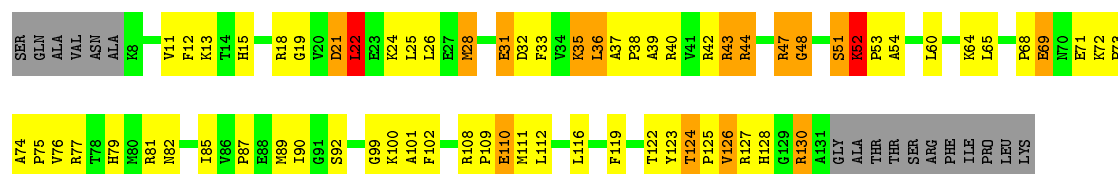


- Molecule 13: 40S ribosomal protein S11-A

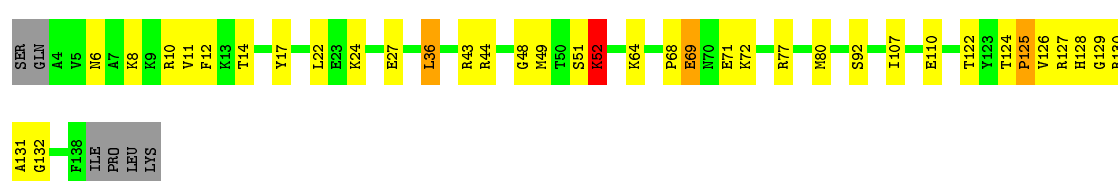


- Molecule 14: 40S ribosomal protein S12

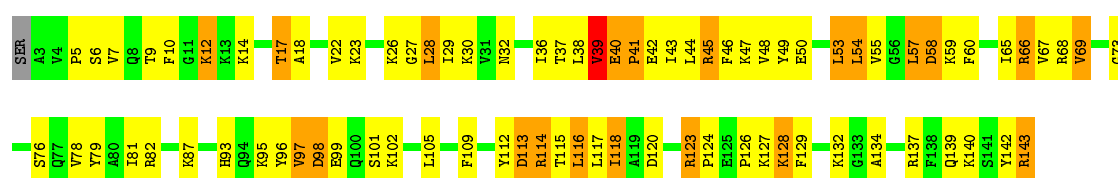




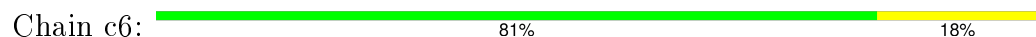
- Molecule 17: 40S ribosomal protein S15



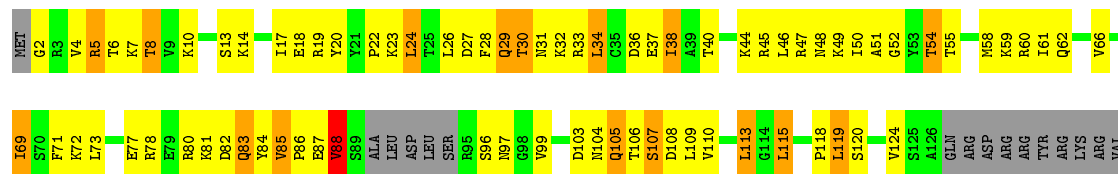
- Molecule 18: 40S ribosomal protein S16-A



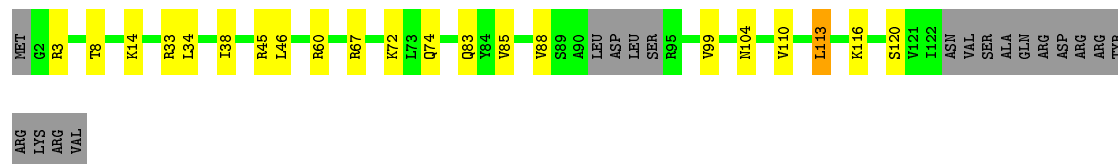
- Molecule 18: 40S ribosomal protein S16-A




- Molecule 19: 40S ribosomal protein S17-A



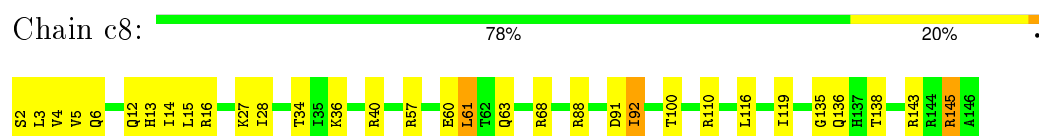
- Molecule 19: 40S ribosomal protein S17-A



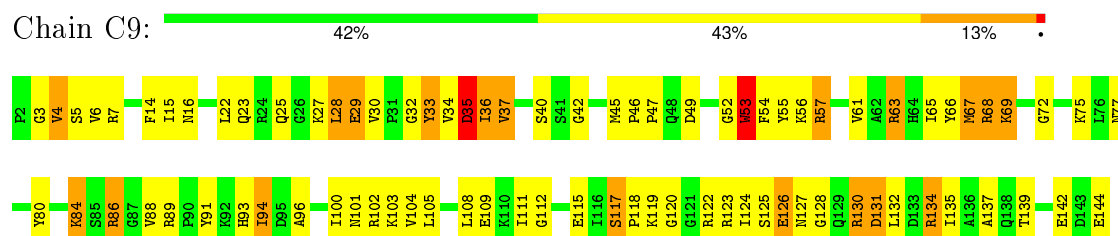
- Molecule 20: 40S ribosomal protein S18-A



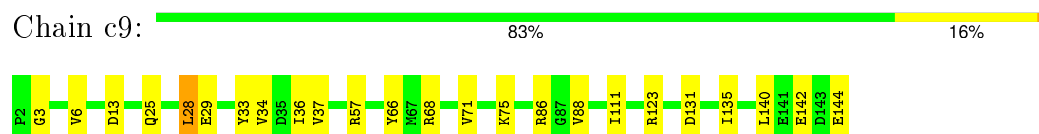
- Molecule 20: 40S ribosomal protein S18-A



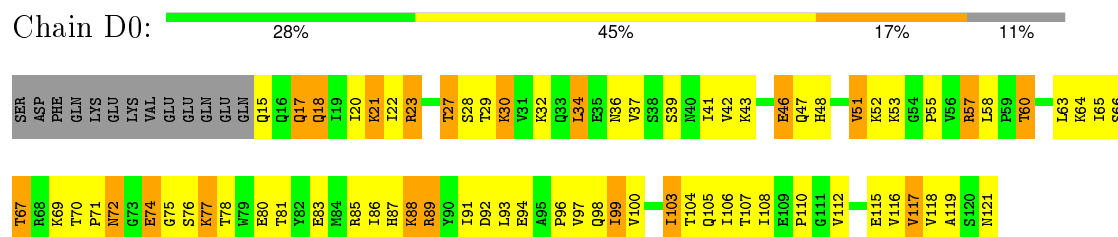
- Molecule 21: 40S ribosomal protein S19-A



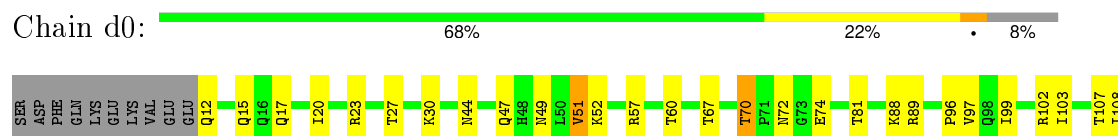
- Molecule 21: 40S ribosomal protein S19-A



- Molecule 22: 40S ribosomal protein S20



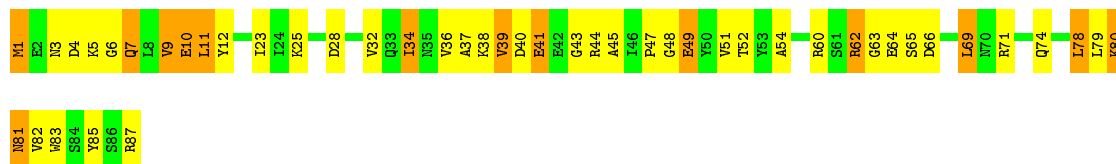
- Molecule 22: 40S ribosomal protein S20





- Molecule 23: 40S ribosomal protein S21-A

Chain D1: 46% 38% 16%



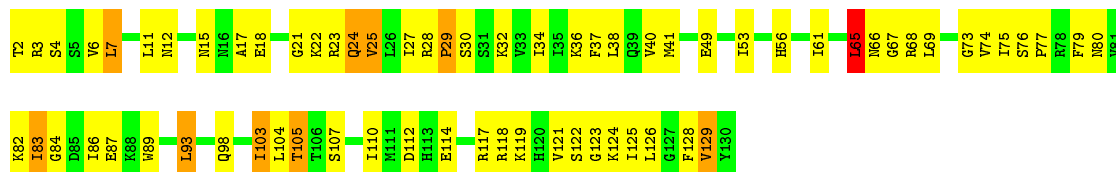
- Molecule 23: 40S ribosomal protein S21-A

Chain d1: 75% 25%



- Molecule 24: 40S ribosomal protein S22-A

Chain D2: 47% 45% 7%



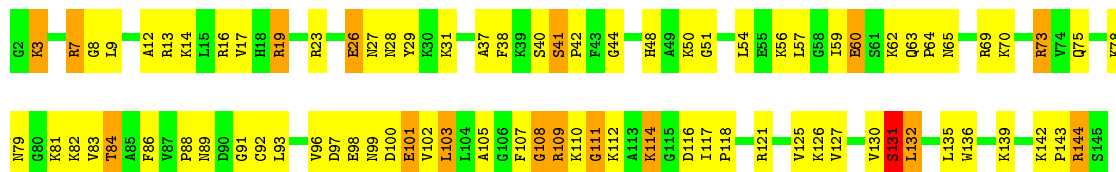
- Molecule 24: 40S ribosomal protein S22-A

Chain d2: 88% 12%



- Molecule 25: 40S ribosomal protein S23-A

Chain D3: 43% 45% 11%



- Molecule 25: 40S ribosomal protein S23-A

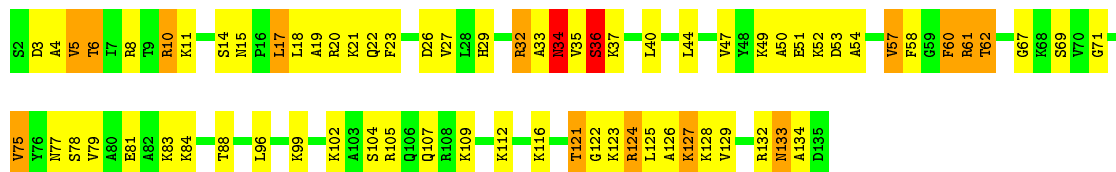
Chain d3: 88% 10%





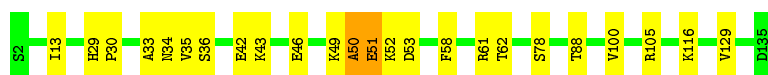
- Molecule 26: 40S ribosomal protein S24-A

Chain D4: 47% 41% 10%



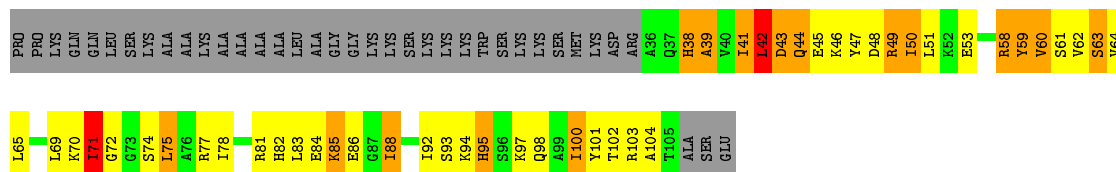
- Molecule 26: 40S ribosomal protein S24-A

Chain d4: 82% 16%




- Molecule 27: 40S ribosomal protein S25-A

Chain D5: 21% 28% 15% 35%



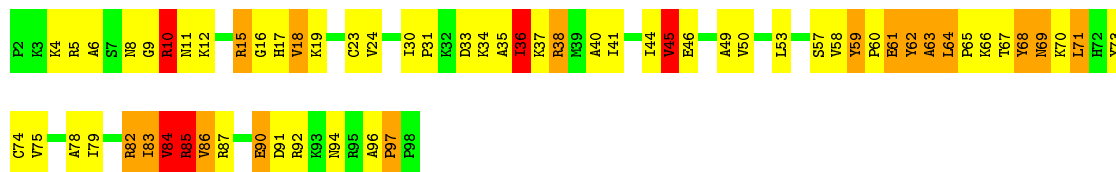
- Molecule 27: 40S ribosomal protein S25-A

Chain d5: 52% 12% 36%

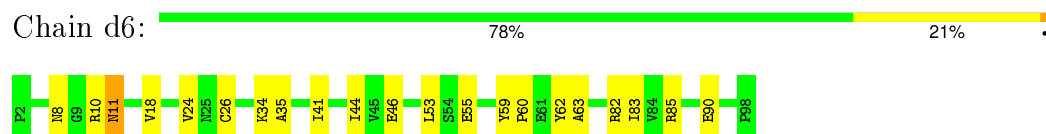


- Molecule 28: 40S ribosomal protein S26-B

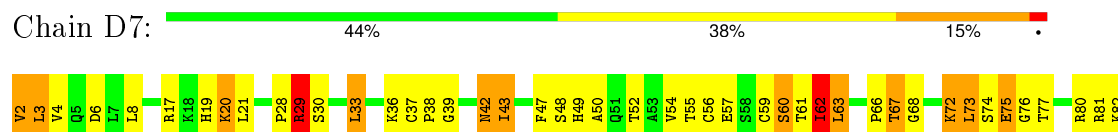
Chain D6: 35% 43% 16% 5%



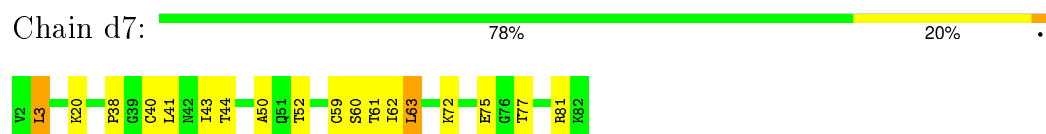
- Molecule 28: 40S ribosomal protein S26-B



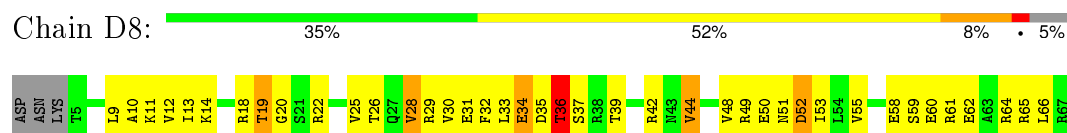
- Molecule 29: 40S ribosomal protein S27-A



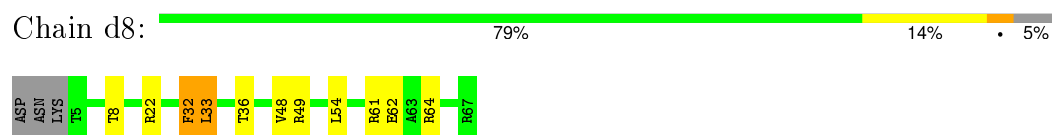
- Molecule 29: 40S ribosomal protein S27-A



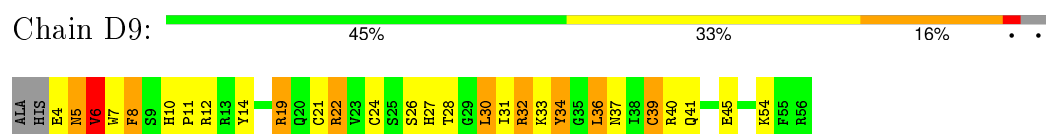
- Molecule 30: 40S ribosomal protein S28-A



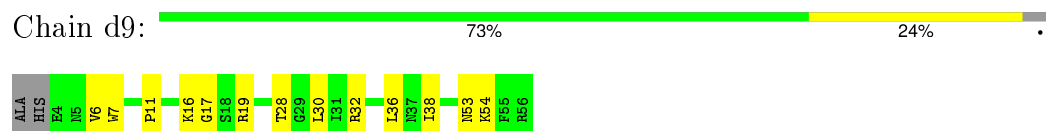
- Molecule 30: 40S ribosomal protein S28-A



- Molecule 31: 40S ribosomal protein S29-A



- Molecule 31: 40S ribosomal protein S29-A



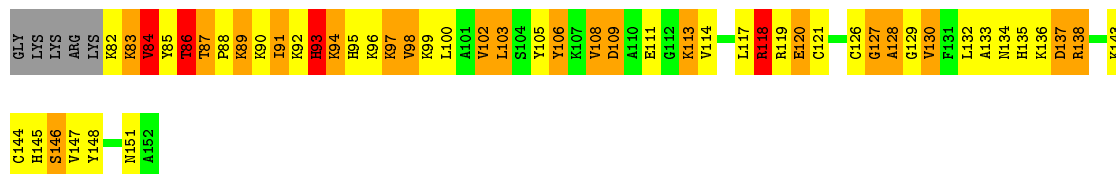
- Molecule 32: 40S ribosomal protein S30-A





- Molecule 33: Ubiquitin-40S ribosomal protein S31

Chain E1: 25% 37% 26% 5% 7%



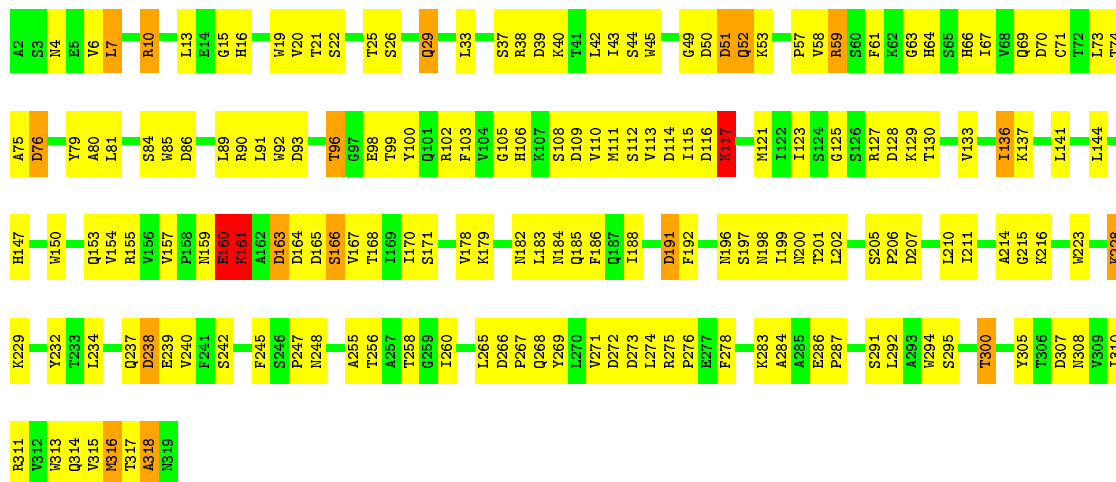
- Molecule 33: Ubiquitin-40S ribosomal protein S31

Chain e1: 57% 37% 5%



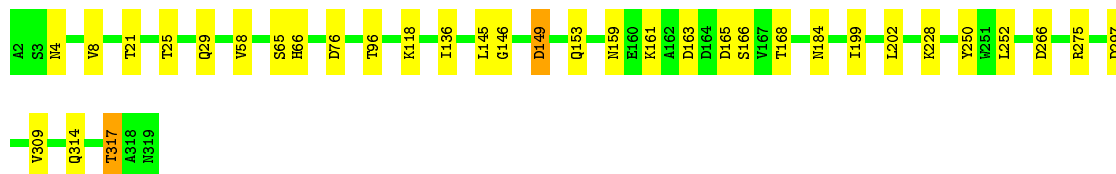
- Molecule 34: Guanine nucleotide-binding protein subunit beta-like protein

Chain SR: 45% 49% 5%



- Molecule 34: Guanine nucleotide-binding protein subunit beta-like protein

Chain sR: 89% 10%

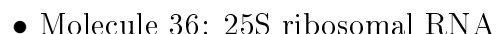


- Molecule 35: Suppressor protein STM1



G1509	G1441	G1379	G1308	G1239	G1185	G1105	G1018	U946	U879	C803	C717	G651	A589	U509
G1510	U1442	G1380	U1309	A1240	G1166	G1106	G1019	G947	A882	C804	G718	G652	G590	G510
G1513	G1443	G1381	G1310	U1241	U1167	C1107	G1020	C948	A883	G805	U719	A653	G591	G511
G1514	U1445	G1382	G1313	G1243	U1168	U1108	G1024	C949	A884	A807	G721	C655	G593	C515
G1517	U1447	G1383	C1314	A1244	U1169	U1109	A1025	U954	U885	A808	G722	A656	U594	A516
G1520	U1448	A1386	C1316	A1245	G1171	U1111	U1028	U955	C866	G809	G723	A657	C595	G517
G1521	U1449	G1387	C1317	G1246	C1175	A1112	G1029	U956	G887	A810	G728	G658	C596	G518
G1522	U1450	U1388	G1318	C1248	G1176	U1114	A1030	C957	U888	U811	C729	G659	G597	A519
G1525	C1451	G1389	G1319	G1249	G1177	U1115	U1030	C958	U889	A660	C730	A660	U598	U520
G1524	U1452	A1390	C1320	G1255	G1178	G1116	G1035	U960	C890	U814	G735	G661	C599	A521
G1526	U1454	G1391	G1321	G1256	A1179	G1117	A1036	C961	G894	A815	A736	U662	U522	A522
G1527	U1456	G1392	U1322	G1266	A1180	C1118	C1043	A962	A895	A816	G737	C663	U601	U528
G1528	A1457	A1393	U1323	G1267	U1181	C1119	G1043	A963	A896	A817	G737	U664	A602	A530
G1536	U1459	A1394	U1324	U1258	A1182	A1120	G1047	C964	U897	U818	G742	A665	G604	G539
U1540	A1460	G1395	U1325	A1259	C1183	U1121	A1047	U965	U898	C824	C743	C670	U605	U534
U1541	A1461	A1396	A1326	U1260	U1122	U1122	A1048	U966	U899	U825	U748	A672	A607	G535
U1546	U1467	C1397	C1327	G1261	U1123	U1123	C1049	A967	G900	U826	G749	U673	A608	U536
U1547	U1468	U1398	C1328	G1262	C1189	U1124	U1050	G968	U903	G832	G750	C674	G609	A537
U1548	U1469	A1399	U1329	A1263	A1190	G1125	U1051	C969	A904	A830	G760	C675	A611	G538
U1549	U1470	G1400	A1330	U1264	C1192	G1126	U1052	G971	U905	A831	G761	G676	A611	U541
U1551	U1471	U1331	U1331	U1265	C1192	G1127	A1053	A972	A906	G831	G762	A677	U612	G541
U1552	U1472	C1402	U1334	U1266	A1193	U1128	A1054	A973	G907	G832	G763	G678	G613	G541
U1553	U1473	C1403	C1335	G1268	G1194	A1129	U1060	G974	G908	G833	U764	U679	G614	C544
U1554	U1474	G1404	U1336	U1269	A1195	A1130	U1061	C975	G909	U834	C765	G680	U545	U545
U1555	U1475	A1337	A1337	A1270	C1196	C1131	A1061	U976	G910	U835	U766	U681	A553	A554
U1556	U1476	G1408	C1338	A1271	A1200	A1133	A1062	G993	U922	A836	U767	A692	U555	U555
U1557	U1477	A1409	C1339	C1272	G1201	G1134	A1063	U994	C923	A837	C768	A693	A558	U558
U1558	U1478	G1340	U1340	A1273	A1202	A1135	A1065	U995	G924	G857	G781	C694	G560	C561
U1559	U1479	U1341	U1341	A1274	A1202	A1136	G1066	U996	A925	C858	U782	C695	G562	U563
U1560	U1480	C1275	G1275	C1275	G1207	A1137	U1069	U997	A915	U862	G783	C696	G564	C562
U1561	U1481	U1276	U1276	U1276	U1208	U1138	C1069	U981	G916	U863	U771	C702	U565	U565
U1562	U1482	C1277	U1209	C1277	U1209	G1139	U1070	A983	A917	U864	G773	C638	G567	C567
U1563	U1483	U1278	G1140	U1278	U1210	G1140	U1071	U988	A920	A846	U776	U626	A570	A494
U1564	U1484	U1279	C1279	U1279	U1211	C1141	G1072	A921	A921	A847	U777	U627	A578	G495
U1565	U1485	C1280	A1212	C1280	A1212	G1142	U1073	U922	A921	A848	U777	A628	G579	G496
U1566	U1486	G1281	G1213	G1281	U1143	A1143	U1074	U993	U922	A849	U777	A629	A497	G497
U1567	U1487	C1282	U1144	G1282	U1144	U1144	A1075	U994	C923	C849	U777	A630	A498	A498
U1568	U1488	C1283	G1145	U1217	G1145	C1145	U1078	U995	G924	G857	U780	C695	G582	A504
U1569	U1489	U1218	U1218	U1218	U1218	G1146	U1078	U996	A925	C858	U781	C696	A585	G505
U1570	U1490	G1285	G1354	U1285	G1147	G1147	A1079	U997	A926	G859	U782	C697	U586	U506
U1571	U1491	A1286	A1355	A1286	U1148	G1148	A1080	U998	A927	U860	U783	A697	U587	U507
U1572	U1492	G1287	U1356	A1287	G1149	C1149	U1081	U999	C927	C861	U784	C637	G588	U508
U1573	U1493	C1292	A1225	C1292	U1150	A1150	U1082	U999	C927	U862	U785	C638	A570	A494
U1574	U1494	U1293	G1226	G1293	U1151	G1151	G1083	U999	C927	U863	U786	C639	A578	G495
U1575	U1495	G1294	G1295	G1294	U1152	G1152	A1084	U999	C927	U864	U787	C639	G579	G496
U1576	U1496	C1296	C1296	C1296	U1153	A1153	U1084	U999	C927	U865	U788	C639	A497	G497
U1577	U1497	U1301	A1301	U1301	G1227	A1154	U1084	U999	C927	U866	U789	C639	A498	A498
U1578	U1498	C1362	G1362	G1362	U1155	A1155	U1084	U999	C927	U867	U790	C639	A504	A504
U1579	U1499	C1364	U1364	U1364	U1156	C1156	U1084	U999	C927	U868	U791	C641	G505	G505
U1580	U1500	G1365	U1365	U1365	U1157	G1157	U1084	U999	C927	U869	U792	C641	U506	U506
U1581	U1501	C1366	G1366	G1366	U1158	G1158	U1084	U999	C927	U870	U793	C641	U507	U507
U1582	U1502	U1367	G1367	U1367	U1159	G1159	U1084	U999	C927	U871	U794	C641	G588	G588
U1583	U1503	A1302	A1302	A1302	U1160	G1160	U1084	U999	C927	U872	U795	C641	A504	A504
U1584	U1504	G1303	G1303	G1303	U1161	G1161	U1084	U999	C927	U873	U796	C641	G505	G505
U1585	U1505	A1304	U1304	U1304	U1162	G1162	U1084	U999	C927	U874	U797	C641	U506	U506
U1586	U1506	G1305	U1305	U1305	U1163	G1163	U1084	U999	C927	U875	U798	C641	G588	G588
U1587	U1507	C1306	G1306	G1306	U1164	G1164	U1084	U999	C927	U876	U799	C641	A504	A504
U1588	U1508	U1307	G1307	U1307	U1165	G1165	U1084	U999	C927	U877	U800	C641	G505	G505
U1589	U1509	G1308	U1308	U1308	U1166	G1166	U1084	U999	C927	U878	U801	C641	U506	U506
U1590	U1510	C1309	G1309	G1309	U1167	G1167	U1084	U999	C927	U879	U802	C641	G588	G588
U1591	U1511	U1310	U1310	U1310	U1168	G1168	U1084	U999	C927	U880	U803	C641	A504	A504
U1592	U1512	G1311	G1311	G1311	U1169	G1169	U1084	U999	C927	U881	U804	C641	G505	G505
U1593	U1513	C1312	C1312	C1312	U1170	G1170	U1084	U999	C927	U882	U805	C641	U506	U506
U1594	U1514	U1313	U1313	U1313	U1171	G1171	U1084	U999	C927	U883	U806	C641	G588	G588
U1595	U1515	G1314	G1314	G1314	U1172	G1172	U1084	U999	C927	U884	U807	C641	A504	A504
U1596	U1516	C1315	C1315	C1315	U1173	G1173	U1084	U999	C927	U885	U808	C641	G505	G505
U1597	U1517	U1316	U1316	U1316	U1174	G1174	U1084	U999	C927	U886	U809	C641	U506	U506
U1598	U1518	G1317	G1317	G1317	U1175	G1175	U1084	U999	C927	U887	U810	C641	G588	G588
U1599	U1519	U1318	U1318	U1318	U1176	G1176	U1084	U999	C927	U888	U811	C641	A504	A504
U1600	U1520	G1319	G1319	G1319	U1177	G1177	U1084	U999	C927	U889	U812	C641	G505	G505
U1601	U1521	C1320	C1320	C1320	U1178	G1178	U1084	U999	C927	U890	U813	C641	U506	U506
U1602	U1522	U1321	U1321	U1321	U1179	G1179	U1084	U999	C927	U891	U814	C641	G588	G588
U1603	U1523	G1322	G1322	G1322	U1180	G1180	U1084	U999	C927	U892	U815	C641	A504	A504
U1604	U1524	U1323	U1323	U1323	U1181	G1181	U1084	U999	C927	U893	U816	C641	G505	G505
U1605	U1525	G1324	G1324	G1324	U1182	G1182	U1084	U999	C927	U894	U817	C641	U506	U506
U1606	U1526	U1325	U1325	U1325	U1183	G1183	U1084	U999	C927	U895	U818	C641	G588	G588
U1607	U1527	A1326	A1326	A1326	U1184	G1184	U1084	U999	C927	U896	U819	C641	A504	A504
U1608	U1528	C1327	C1327	C1327	U1185	G1185	U1084	U999	C927	U897	U820	C641	G505	G505
U1609	U1529	U1328	U1328	U1328	U1186	G1186	U1084	U999	C927	U898	U821	C641	U506	U506
U1610	U1530	G1329	G1329	G1329	U1187	G1187	U1084	U999	C927	U899	U822	C641	G588	G588
U1611	U1531	U1330	U1330	U1330	U1188	G1188	U1084	U999	C927	U900	U823	C641	A504	A504
U1612	U1532	A1331	A1331	A1331	U1189	G1189	U1084	U999	C927	U901	U824	C641	G505	G505
U1613	U1533	G1332	G1332	G1332	U1190	G1190	U1084	U999	C927	U902	U825	C641	U506	U506
U1614	U1534	U1333	U1333	U1333	U1191	G1191	U1084	U999	C927	U903	U826	C641	G588	G588
U1615	U1535	C1334	C1334	C1334	U1192	G1192	U1084	U999	C927	U904	U827	C641	A504	A504
U1616	U1536	G1335	G1335	G1335	U1193	G1193	U1084	U999	C927	U905	U828	C641	G505	G505
U1617	U1537	U1336	U1336	U1336	U1194	G1194	U1084	U999	C927	U906	U829			

U2683	U2611	U2544	G2414	U2347	A2275	G2185	G2111	C	G	G1848	U1768	G1664	A1583
C2684	U2612	C2545	C2415	G2355	C2278	U2186	U2112	G	G	C1849	G1769	C1665	G1586
A2685	G2613	C2546	U2416	G2356	A2279	U2187	A2113	C	U	G	G1770	G1666	A1587
G2614	G2614	A2547	U2417	A2356	A2280	A2188	C2114	C	G	G1852	G1778	G1668	A1588
G2615	G2615	G2548	G2418	A2357	A2281	U2191	G2115	U	A	C1853	C1778	C1670	A1589
A2616	G2616	A2549	A2419	A2358	U2282	C2192	C2118	U	A	C1854	G1780	C1671	G1590
U2617	U2617	C2550	C2420	C2359	G2283	U2193	A2119	C	U	U1855	C1781	U1672	G1591
G2618	G2618	U2551	U2421	G2360	C2194	C2195	A2120	G	G	C1856	G1785	G1673	G1592
A2619	A2619	C2552	U2422	C2361	C2196	C2196	G2121	U	C	C1857	U1786	G1674	A1593
A2694	G2620	U2553	U2423	C2362	U2197	C2197	G2122	A	U	A1858	G1788	A1683	C1596
A2695	G2621	A2554	A2424	A2363	G2287	G2123	G2123	G	U	C1788	U1788	U1686	C1597
A2696	G2622	G2555	G2425	G2364	G2288	G2124	A2125	G	G	G1863	G1788	U1687	G1598
A2697	G2623	U2556	U2426	C2365	U2289	G2289	U2129	U	U	C1866	G1789	U1689	G1599
G2698	G2624	U2557	U2427	C2366	A2291	G2201	G2130	C	U	G1869	C1790	G1694	G1604
G2699	G2625	U2558	U2428	A2367	A2295	U2205	A2131	U	G	C1870	C1791	U1695	A1605
G2700	A2626	C2560	G2433	A2368	A2296	G2206	G2132	C	G	U1875	C1792	U1703	U1606
U2701	G2627	U2561	U2434	G2369	U2297	A2207	A2133	U	G	U1876	C1793	C1708	G1609
A2702	A2628	A2562	G2435	G2370	U2298	A2208	U2134	C	U	C1877	G1794	C1709	G1611
A2703	U2631	G2563	U2436	A2372	U2299	A2209	G2135	G	C	U1877	U1795	G1612	U1607
U2632	U2632	U2564	G2437	A2373	U2300	G2210	U2137	U	U	A1878	U1796	U1703	C1608
U2633	U2633	C2565	U2441	G2374	U2301	A2214	A2138	A	U	G1879	C1796	C1708	G1610
U2634	U2634	C2566	G2442	G2375	G2302	A2215	A2139	C	U	U1879	A1797	C1709	G1611
U2635	A2635	C2567	A2443	C2376	A2303	A2216	U2140	C	C	A1804	G1798	G1612	A1612
U2636	G2636	U2568	G2444	G2377	A2304	A2217	U2141	U	G	C1805	G1799	G1613	A1613
U2637	A2637	U2569	U2445	C2378	C2305	A2223	U2142	G	U	C1806	C1799	C1614	C1614
U2638	G2638	U2570	C2446	U2379	G2306	A2224	A2143	U	G	A1807	C1799	U1616	U1616
U2639	G2639	C2572	U2447	U2380	C2307	U2225	A2144	C	U	G1808	U1716	U1717	U1717
U2640	A2640	G2573	U2448	G2381	G2308	U2226	A2145	C	A	A1809	U1717	U1718	U1620
U2641	U2641	C2574	U2449	G2382	A2309	G2227	G2146	U	G	A1810	U1718	U1719	A1621
U2642	A2642	G2575	U2450	C2383	U2310	A2228	A2147	U	G	A1811	U1720	U1622	U1622
U2643	U2643	U2576	A2510	A2384	U2311	A2229	U2148	C	C	G1812	U1721	U1721	U1629
U2644	U2644	U2577	A2511	G2385	A2313	A2230	A2149	U	G	A1813	U1722	U1723	U1630
U2645	U2645	U2578	C2512	U2386	U2314	A2231	G2155	C	A	U1814	U1723	U1724	U1631
U2646	U2646	C2579	U2513	U2387	G2315	A2232	G2156	U	C	A1815	C1725	C1725	A1632
U2647	U2647	C2580	U2514	C2388	G2316	A2233	C2157	A	U	A1816	U1740	U1740	U1633
U2648	U2648	C2581	U2515	C2389	G2317	A2234	A2157	A	A	U1817	U1741	U1636	U1636
U2649	U2649	C2582	U2516	C2390	A2317	A2235	A2158	U	C	U1818	U1742	U1637	U1637
U2650	U2650	C2583	U2517	C2391	U2318	U2241	U2159	U	U	U1819	U1743	U1638	A1638
U2651	U2651	C2584	U2518	C2392	U2319	A2242	G2160	U	C	U1820	U1744	C1639	C1639
U2652	U2652	C2585	U2519	G2393	A2320	A2243	U2161	A	U	U1821	C1822	U1750	A1643
U2653	U2653	C2586	U2520	C2394	U2321	A2244	G2162	C	C	U1822	U1831	G1751	C1644
U2654	U2654	C2587	A2521	G2395	G2322	G2249	U2163	G	A	U1823	U1832	U1752	A1645
U2655	U2655	C2588	U2522	C2396	U2323	G2250	G2164	C	C	A1824	U1833	G1753	G1646
U2656	U2656	C2589	U2523	C2397	U2324	G2251	G2165	U	C	U1825	U1834	U1754	U1653
U2657	U2657	C2590	U2524	A2398	U2325	A2252	G2166	A	U	U1826	U1835	U1755	A1654
U2658	U2658	C2591	U2525	A2399	C2326	A2253	G2167	C	U	U1827	U1836	U1756	A1655
U2659	U2659	C2592	U2526	G2400	A2327	A2254	G2168	C	U	U1828	U1837	U1757	A1656
U2660	U2660	C2593	U2527	G2401	C2328	A2255	U2169	C	C	U1829	U1838	U1758	A1657
U2661	U2661	C2594	U2528	A2402	C2329	A2256	G2170	C	A	U1830	U1839	U1759	U1658
U2662	U2662	C2595	U2529	G2403	U2330	A2257	G2171	U	C	U1831	U1840	U1760	A1659
U2663	U2663	C2596	U2530	G2404	U2331	A2258	G2172	C	C	U1832	U1841	U1761	A1660
U2664	U2664	C2597	U2531	A2405	U2332	U2259	G2173	C	C	U1833	U1842	U1762	C1657
U2665	U2665	C2598	U2532	G2406	U2333	U2260	G2174	U	U	U1834	U1843	U1763	G1658
U2666	U2666	C2599	U2533	C2407	U2334	U2261	G2175	C	C	U1835	U1844	U1764	U1659
U2667	U2667	C2600	U2534	G2408	U2335	U2262	G2176	U	U	U1836	U1845	U1765	G1660
U2668	U2668	A2601	U2535	U2409	U2336	U2263	G2177	C	C	U1837	U1846	U1766	G1661
U2669	U2669	G2602	U2536	G2410	U2337	G2272	G2178	C	C	U1838	U1847	C1767	U1662
U2670	U2670	G2603	U2537	C2411	U2338	U2273	G2179	U	U	U1839	U1848	U1768	U1663
U2671	U2671	U2604	U2538	C2412	U2339	G2274	G2180	C	C	U1840	U1849	U1769	U1664
U2672	U2672	C2605	U2539	U2413	U2340	G2275	G2181	C	C	U1841	U1850	U1770	U1665
U2673	U2673	G2606	U2540	U2414	A2341	U2276	G2182	C	C	U1842	U1851	U1771	U1666
U2674	U2674	C2607	U2541	U2415	U2342	U2277	G2183	C	C	U1843	U1852	U1772	U1667
U2675	U2675	A2608	U2542	U2416	U2343	U2278	G2184	C	C	U1844	U1853	U1773	U1668
U2676	U2676	C2609	U2543	A2417	C2344	U2279	U2185	C	C	U1845	U1854	U1774	U1669
U2677	U2677	G2610	U2544	A2418	C2345	U2280	U2186	C	C	U1846	U1855	U1775	U1670
U2678	U2678	U2611	U2545	C2419	U2346	U2281	U2187	C	C	U1847	U1856	U1776	U1671
U2679	U2679	C2612	U2546	C2420	U2347	U2282	U2188	C	C	U1848	U1857	U1777	U1672
U2680	U2680	G2613	U2547	G2421	U2348	U2283	U2189	C	C	U1849	U1858	U1778	U1673
U2681	U2681	C2614	U2548	U2422	U2349	U2284	U2190	C	C	U1850	U1859	U1779	U1674
U2682	U2682	U2615	U2549	U2423	U2350	U2285	U2191	C	C	U1851	U1860	U1780	U1675
U2683	U2683	C2616	U2550	U2424	U2351	U2286	U2192	C	C	U1852	U1861	U1781	U1676
U2684	U2684	U2617	U2551	U2425	U2352	U2287	U2193	C	C	U1853	U1862	U1782	U1677
U2685	U2685	G2618	U2552	U2426	U2353	U2288	U2194	C	C	U1854	U1863	U1783	U1678
U2686	U2686	A2619	U2553	U2427	U2354	U2289	U2195	C	C	U1855	U1864	U1784	U1679
U2687	U2687	C2620	U2554	U2428	U2355	U2290	U2196	C	C	U1856	U1865	U1785	U1680
U2688	U2688	G2621	U2555	U2429	U2356	U2291	U2197	C	C	U1857	U1866	U1786	U1681
U2689	U2689	A2622	U2556	U2430	U2357	U2292	U2198	C	C	U1858	U1867	U1787	U1682
U2690	U2690	C2623	U2557	U2431	U2358	U2293	U2199	C	C	U1859	U1868	U1788	U1683
U2691	U2691	U2624	U2558	U2432	U2359	U2294	U2200	C	C	U1860	U1869	U1789	U1684
U2692	U2692	G2625	U2559	U2433	U2360	U2295	U2201	C	C	U1861	U1870	U1790	U1685
U2693	U2693	A2626	U2560	U2434	U2361	U2296	U2202	C	C	U1862	U1871	U1791	U1686
U2694	U2694	C2627	U2561	U2435	U2362	U2297	U2203	C	C	U1863	U1872	U1792	U1687
U2695	U2695	A2628	U2562	U2436	U2363	U2298	U2204	C	C	U1864	U1873	U1793	U1688
U2696	U2696	U2629	U2563	U2437	U2364	U2299	U2205	C	C	U1865	U1874	U1794	U1689
U2697	U2697	G2630	U2564	U2438	U2365	U2300	U2206	C	C	U1866	U1875	U1795	U1690
U2698	U2698	C2631	U2565	U2439	U2366	U2301	U2207	C	C	U1867	U1876	U1796	U1691
U2699	U2699	U2632	U2566	U2440	U2367	U2302	U2208	C	C	U1868	U1877	U1797	U1692
U2700	U2700	G2633	U2567	U2441	U2368	U2303	U2209	C	C	U1869	U1878	U1798	U1693
U2701	U2701	A2634	U2568	U2442	U2369	U2304	U2210	C	C	U1870	U1879	U1799	U1694
U2702	U2702	C2635	U2569	U2443	U2370	U2305	U2211	C	C	U1871	U1880	U1800	U1695
U2703	U2703	U2636	U2570	U2444	U2371	U2306	U2212	C	C	U1872	U1881	U1801	U1696
U2704	U2704	G2636	U2571	U2445	U2372	U2307	U2213	C	C	U1873	U1882	U1802	U1697
U2705	U2705	A2637	U2572	U2446	U2373	U2308	U2214	C	C	U1874	U1883	U1803	U1698
U2706	U2706	C2637	U2573	U2447	U2374	U2309	U2215	C	C	U1875	U1884	U1804	U1699
U2707	U2707	U2638	U2574	U2448	U								

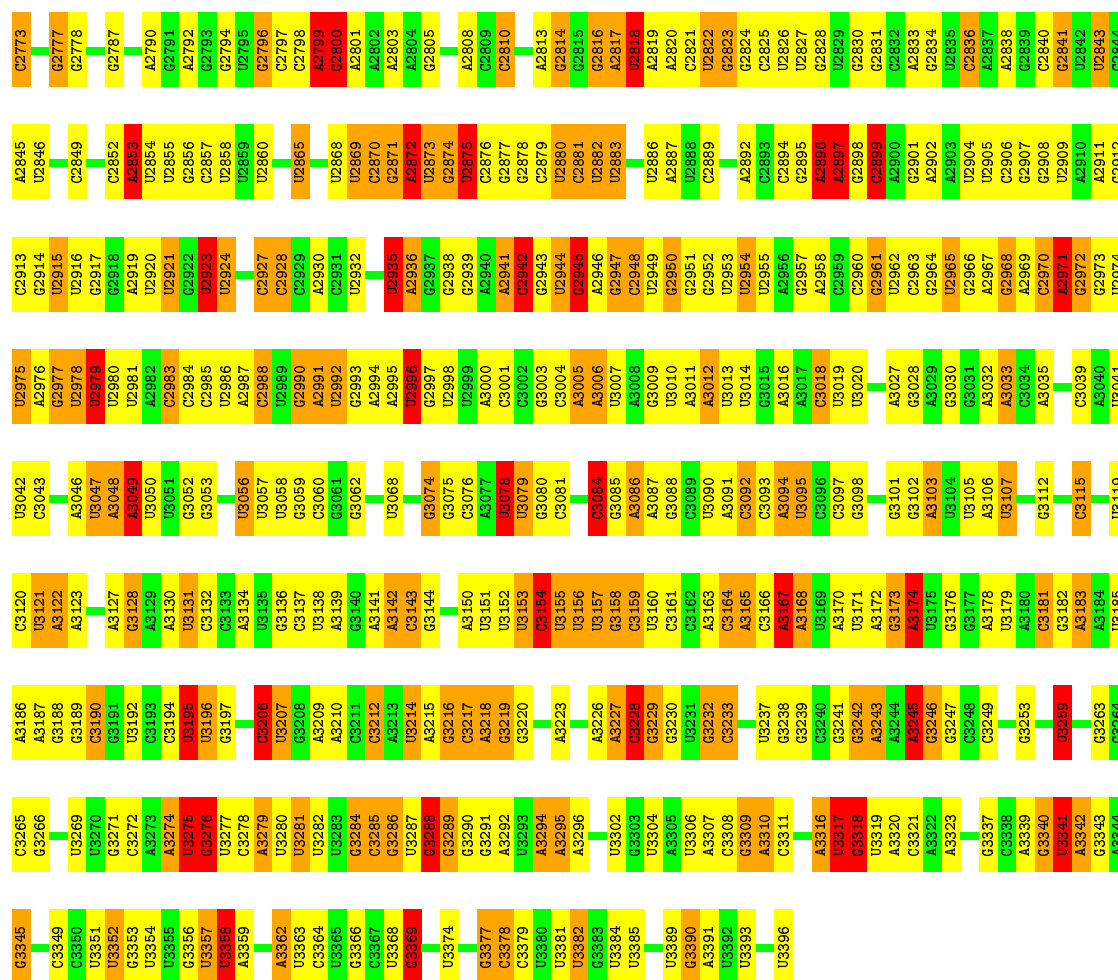


Frequency	Percentage
Daily	36%
Often	37%
Sometimes	16%
Rarely	7%
Never	1%

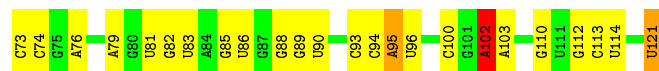
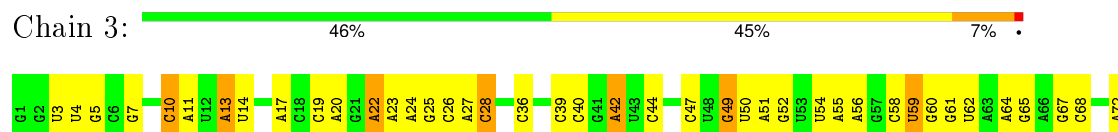


G1551	A1485	G1392	G1323	A1244	U1173	G1104	A1026	C959	U897	G822	A744	C663	U594	A516	U
G1552	A1486	A1393	C1327	A1245	G1174	C1107	A1027	U960	U898	C823	C745	C670	G595	G517	U
U1553	A1487	A1394	C1328	G1246	C1175	U1108	G1028	C961	U899	C824	A746	U671	C596	G518	G
C1469	A1488	A1395	U1329	G1249	G1176	U1109	U1029	A962	G900	U825	A747	C672	G597	U519	U
U1555	U1470	C1396	U1330	G1250	G1177	U1110	G1030	G963	G901	G826	U748	A673	C598	U520	G
C1556	U1471	C1397	U1331	A1251	A1178	U1111	G1031	U966	U903	A830	C749	U673	C599	A521	C
A1587	U1398	U1398	U1332	A1252	A1179	U1112	G1032	A967	U904	G831	C758	A677	G600	A522	C
A1588	G1400	G1400	C1333	A1253	U1180	G1113	U1033	C968	A905	G832	C759	A677	A603	A523	C
A1589	A1401	A1401	U1334	U1253	U1181	G1114	U1034	G969	A906	U834	C765	U681	G604	U528	U
G1560	C1335	C1335	U1335	C1254	U1182	U1115	G1035	C970	A907	G835	U766	U682	A608	A529	C
G1561	U1336	U1336	U1336	C1255	C1183	U1116	A1036	G971	G908	A836	U767	U683	G609	G530	U
A1482	A1337	A1337	U1337	C1256	G1186	G1117	U1042	A972	G909	A837	C768	G684	G610	G531	G
G1483	U1338	U1338	C1338	U1258	C1187	C1118	C1043	A973	G910	G838	C769	G685	G611	G532	C
U1484	A1406	A1406	C1339	A1259	U1188	C1119	U1044	G974	C911	G844	C770	U686	A612	A532	U
G1485	A1407	A1407	G1340	A1260	C1189	C1120	C1045	G975	C912	G845	C771	U687	U612	A533	C
G1486	U1341	U1341	U1341	G1261	G1192	U1121	G1046	U979	A913	A847	C774	U688	C618	G535	C
G1487	G1408	G1408	U1342	G1262	C1193	U1122	A1047	A980	A914	A848	A775	U689	A613	U540	U
G1488	U1410	U1410	G1344	A1263	A1193	U1123	A1048	U981	A915	U849	U776	A690	U620	U541	G
A1489	G1345	G1345	U1345	G1264	A1193	U1124	C1049	C982	G916	C849	U777	A691	U621	G542	U
U1569	U1265	U1265	C1196	U1265	C1196	U1124	U1050	A983	A917	C851	U778	A692	A622	G543	G
U1570	G1411	G1411	U1349	G1266	A1197	U1128	A1054	C984	U920	G853	A780	A693	U623	C546	G
A1491	U1348	U1348	U1348	U1267	C1198	A1129	A1054	U985	A921	A847	C774	U688	G618	G547	G
G1492	G1413	G1413	G1349	U1268	C1199	U1130	A1047	U986	A922	A848	A775	U689	A613	G548	U
G1493	U1415	U1415	A1350	U1269	A1199	A1131	A1048	U987	U922	U849	U776	A690	U620	U541	G
U1494	A1351	A1351	A1351	A1200	A1200	G1131	A1049	U988	C923	C852	U777	A691	U621	G542	U
U1495	A1352	A1352	G1352	G1284	C1201	C1132	C1049	C982	G916	C849	U777	A691	U621	G542	U
G1496	U1418	U1418	U1353	G1285	A1202	U1133	G1062	A989	G924	G857	U778	A692	A622	G543	G
U1500	A1419	A1419	G1354	U1286	A1203	G1134	U1063	U990	A925	G857	U779	A692	A622	G543	G
G1501	G1420	G1420	A1355	A1290	U1208	G1141	A1065	A992	C927	C861	A781	A705	U629	U555	G
C1502	U1356	U1356	G1357	C1292	U1209	G1142	G1066	C993	C928	U862	C788	C708	U631	U556	G
A1503	G1421	G1421	U1357	U1291	U1210	A1143	U1070	G994	A929	G863	A789	C708	U632	U557	A
A1504	U1426	U1426	G1362	G1295	U1211	U1144	U1071	U995	U930	G864	A791	C712	C633	U558	U
G1505	A1427	A1427	C1363	C1296	A1212	G1145	U1072	A996	C931	G867	A792	C712	C634	A559	C
U1506	A1428	A1428	U1364	C1297	G1213	C1146	G1073	A997	U932	G868	C793	A716	U643	G560	U
G1507	G1430	G1430	G1365	C1298	U1214	G1147	U1073	A998	A933	C869	U794	C717	U644	G561	C
C1508	U1299	U1299	A1366	U1299	U1215	G1148	U1074	G999	G934	G869	U795	C717	U645	G562	C
U1509	G1431	G1431	G1367	G1300	U1216	G1149	A1075	C1000	U935	U872	U796	C717	U646	G563	C
A1587	C1432	C1432	U1368	A1301	C1219	A1150	C1076	G1001	A936	C873	U797	U719	C641	G564	A
A1588	A1433	A1433	G1369	A1302	U1220	U1151	U1077	A1002	G937	U874	U797	U719	C641	G564	U
G1589	G1434	G1434	A1370	A1303	A1221	G1152	U1078	A1003	C938	U875	C798	A720	U642	A570	U
U1590	A1435	A1435	G1371	A1304	G1222	A1153	A1079	U1004	G941	C876	A801	A721	U643	G575	U
G1592	U1436	U1436	G1372	U1305	A1223	A1154	U1080	G1005	U942	A877	C802	G722	U644	G576	C
A1593	G1437	G1437	A1373	G1306	U1223	A1154	U1081	A1006	U943	C878	A802	G725	A645	C577	A
U1594	U1438	U1438	G1374	A1307	G1226	G1157	U1082	U1007	U944	U879	A806	G726	A646	C578	G
U1595	A1375	A1375	C1376	A1308	C1227	A1158	G1083	G1010	C944	U882	A807	G726	A647	A579	G
C1597	U1445	U1445	U1376	U1309	U1227	A1159	U1083	A1011	C945	A883	A807	G726	A648	C580	G
U1598	A1446	A1446	A1231	A1231	A1231	G1160	G1087	U1012	U946	A883	A810	G732	A649	G583	C
G1601	G1379	G1379	G1310	G1310	G1232	G1161	U1093	G1013	G947	A883	A810	G732	A649	G583	C
A1602	U1448	U1448	G1312	G1312	G1233	U1162	U1094	U1014	C948	U887	G812	G733	A652	A585	G
A1603	A1381	A1381	G1313	G1313	G1234	A1163	U1095	U1015	C949	A887	G813	G734	A653	C586	C
G1604	G1382	G1382	C1314	C1314	U1235	A1164	U1096	C1016	G950	A888	G814	A736	A654	G587	U
A1605	U1315	U1315	G1236	G1236	G1236	A1165	G1097	U1017	A951	U889	U815	A737	C655	C588	G
U1606	G1316	G1316	G1237	G1237	G1237	G1166	G1098	G1018	A952	C890	G815	G737	A656	U506	U
U1607	C1385	C1385	A1317	A1317	C1238	U1167	A1098	G953	U954	U892	A816	A738	A657	G588	G
U1608	G1387	G1387	A1318	A1318	C1239	U1168	A1099	G1020	U955	U892	A817	G739	A658	U507	U
A1613	U1388	U1388	G1319	G1319	A1240	A1169	U1100	G1021	U956	C893	C818	G740	A659	G590	U
G1614	A1461	A1461	C1320	C1320	U1241	A1170	U1101	G1022	U957	G894	U819	G741	A660	G591	G
C1615	U1390	U1390	G1321	G1321	U1242	G1171	A1102	G1024	C957	A895	A820	G742	A661	A592	U
U1615	U1391	U1391	U1322	U1322	G1243	G1172	A1103	A1025	C958	A896	U821	C743	U662	C593	G

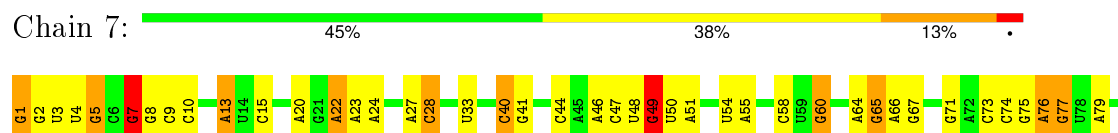
A2703	G2632	A2562	A	G2429	C2365	G2300	A2222	U2148	G	U	A	G1882	A1809	U1724	U1620
A2704	U2633	A2562	C	U2433	C2366	U2501	A2223	C2151	U	G	G	A1883	A1810	C1725	
A2705	U2634	C2566	U	A2434	G2369	G2302	A2228	A2152	C	U	U	A1884	G1811		
C2709	A2635	C2567	A	G2435	G2370	C2303	G2228	U2153	G	U	G	U1885	G1812	G1728	U1629
C2710	A2636	C2568	C	U2436	G2371	C2304	G2231	U2154	C	A	A	A1886	A1813	A1729	U1630
C2711	A2637	A2569	C	G2437	G2372	G2305	G2232	U2155	U	G	G	A1887	A1814	G1730	A1631
C2712	C2638	U2570	U	A2438	A2373	C2306	G2233	G2156	U	G	G	U1888	A1815		A1632
G2714	G2639	U2571	U	A2439	A2374	G2307	A2234	G2157	G	C	C	U1889	A1816	G1734	C1633
A2715	A2640	C2572	A	G2440	G2375	A2309	G2235	U2158	C	G	C	U1890	G1817		G1634
U2716	U2641	G2573	U	A2441	G2376	U2310	G2236	A2159	U	G	U	A1891	U1818	A1741	
U2717	A2642	A2574	U	G2442	G2377	G2311	G2239	G2160	A	C	U	A1892	U1819		A1638
U2718	C2643		A	A2443	G2378	G2312		G2161	A	C	U	A1893	U1820	U1746	C1639
U2719	G2644		U2503	C2444	U2379	A2313		U2162	A	U	G	A1894	U1821		
	G2645		U2504		U2380	G2314		C2163	U	U	C	A1895	U1822	A1749	A1643
			U2505	A	G2381	G2315	A2244	C2164	U	U	U	G1899	U1824	U1750	C1644
U2722	U2650	U2580	U2506	U	G2382	G2316	G2245	A2167	U	U	C	A1900	U1825	G1751	U1645
U2723	G2651	U2581	C2507	A	G2383	A2317	G2246	A2168	U	U	C	A1901	U1826		G1646
U2724	U2652	C2582	U2508	G	G2384	G2318	G2247	G2169	A	C	C	G1902	U1827	G1754	
C2726	C2653	G2583	U2509	A	A2384	U2319	G2248	A2170	C2094	U	G		U1831		G1650
A2727	C2654	G2585	U2510	G	G2385	A2320	G2249	U2171		U	C	G1906	U1832	G1758	
G2728	U2655	U2586	A2511	G	A2386	G2321	G2250	G2174	A2100	U	G	G1907	U1833		A1654
U2729	A2656	U2587	C2512	G	A2387	G2322	G2251	U2175	A2101	G	C	A1908	G1838	C1762	G1655
U2730	U2588	U2588	U2513	U	G2388	A2323	G2252	U2176	U2102	U	C	A1909	U1840	U1764	A1656
G2731	G2589	G2589	U2514	G	C2389	G2324	G2253	G2177	U2103	U	C	A1910	U1841	U1765	C1657
G2732	A2590	A2590	A2515	U	A2390	U2327	G2254	A2182		U	G	A1911	A1842	G1766	U1659
A2733	A2591	A2591		A	G2391		G2255	A2183		U	G	U1912			C1660
A2734	A2592	A2592	C2518	G	G2392	A2326			G2111	U	G		G1845	G1769	G1661
U2735	A2593	A2593	A2522	A	G2393	C2330	A2257	G2178	U2112	U	U	A1915	C1846	G1770	G1662
A2736	C2594	C2594	U2523	U	G2394	G2331	U2258	G2180	A2113	U	C	U1916	A1847	C1771	
			A2524	U	A2401	C2332	G2259	G2181	G2115	U	C	C1917	G1848	U1772	G1665
			G2525	A	A2402	G2333	U2260	A2182	G2116	U	C	C1918	C1849	C1773	C1666
			G2526	G	A2397	G2334	G2261	A2183	G2117	G	C	C1919	A1850		A1667
			G2527	U	A2398	U2336			A2118	U	U	U1920	G1851	G1778	G1668
			G2528	U	G2400	G2337	U2269	U2188	A2117	A	U	A1921	G1852	G1779	
			A2529	G	A2401	C2338	G2270	U2189	C2118	U	U		U1853	C1780	A1676
			A2530	G	A2402	G2339	G2271	U2190	A2119	G	U		C1854	G1781	G1677
			G2531	C	A2403	A2341	G2272	U2191	A2120	C	U	U1925	U1855	U1782	G1678
			U2532	A	G2404	G2342	G2273	C2192	G2121	C	G		C1856		A1679
			G2533	C	A2405	C2343		U2193	G2122	U	C	G1929	C1857	G1786	
			A2534	U	C2406	U2344	C2278	C2194	G2123	A	A	A1930	A1858	G1787	A1683
			A2535	U	C2407	G2345	A2279	U2195		U	C	A1931	A1859	A1788	U1684
			A2536	C	U2408	C2346	A2280	U2199	U2127	U	G	A1932	G1860	G1789	C1685
			U2537	G	G2409	U2347	A2281	G2201	C2128	U	C	G1933	G1861	U1686	
			U2538	C	U2410	A2348	G2283	C2202	U2129	A	U	U1935	U1862	C1793	U1687
			A2540	C	U2411	U2349	G2284	U2203	G2130	G	U	U1938	G1863	G1794	U1688
			U2541	C	G2412	C2350	C2285	U2204	A2131	G	U	G1939	A1864	U1795	U1689
			U2542	C		U2351	U2286	G2206	G2134	U	U	G1940	A1865	G1796	
			U2543	C	C2415	A2352	G2287	A2207		C	U	C1941	C1866	A1797	C1693
				A		G2353	G2288	A2208	U2137	U	C			A1798	
				G	G2418	G2355	U2289	U2209	A2138	U	G	U1942	C1872	A1799	A1696
				U	A2419	A2356	U2290	G2210	A2139	U	G		A1800	A1800	
				G	C2420	A2357	A2291	U2211	U2140	U	G	G1947	A1874	G1713	G1713
				U	U2421	A2358	U2292	G2212	U2141	G	C	U1948	G1875	C1802	A1714
				A		C2359	G2293	A2113	A2142	U	U	G1949	C1876	A1803	A1715
				A	A2424	G2360	U2294	A2214	A2143	A	U		U1877	A1804	U1716
				U	G2425	A2361	A2295		A2144	G	G		G1878	C1805	U1717
				U	U2426	C2362		U2217	A2145	A	C		A1879	A1806	G1718
				C	U2427	A2363		G2218	C2146	U	U	G	U1880	G1807	G1719
				C	U2428	G2364			A2147	C	C	U	A1881		



- Molecule 37: 5S ribosomal RNA

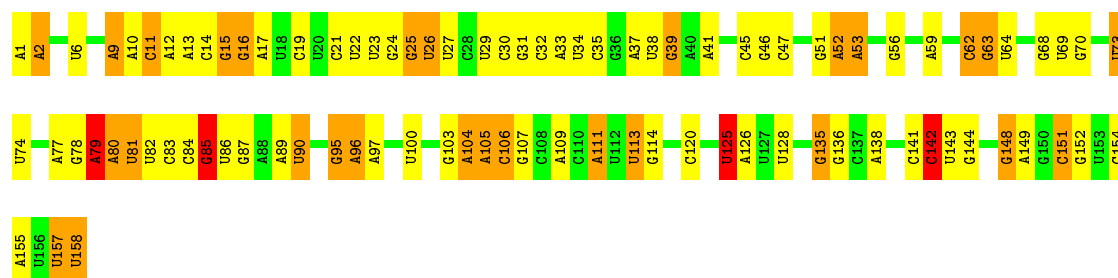


- Molecule 37: 5S ribosomal RNA



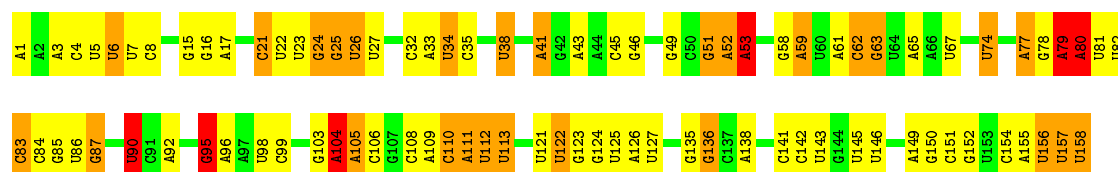
- Molecule 38: 5.8S ribosomal RNA





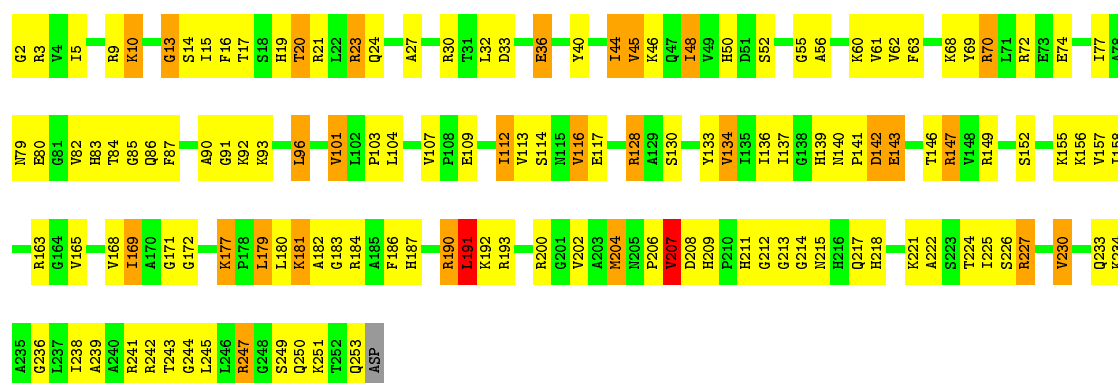
• Molecule 38: 5.8S ribosomal RNA

Chain 8: 44% 35% 17%



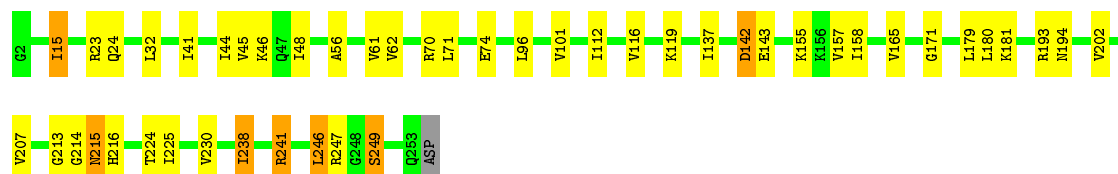
• Molecule 39: 60S ribosomal protein L2-A

Chain L2: 46% 42% 11%



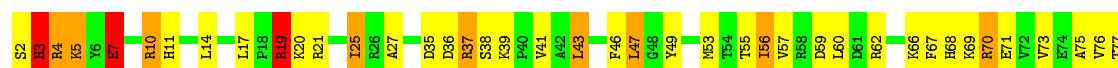
• Molecule 39: 60S ribosomal protein L2-A

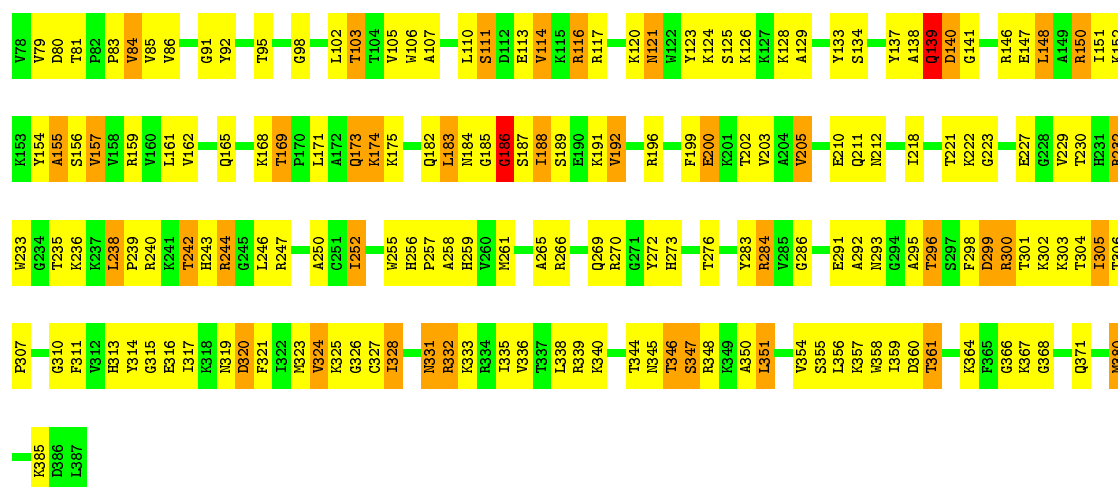
Chain L2: 81% 16%



• Molecule 40: 60S ribosomal protein L3

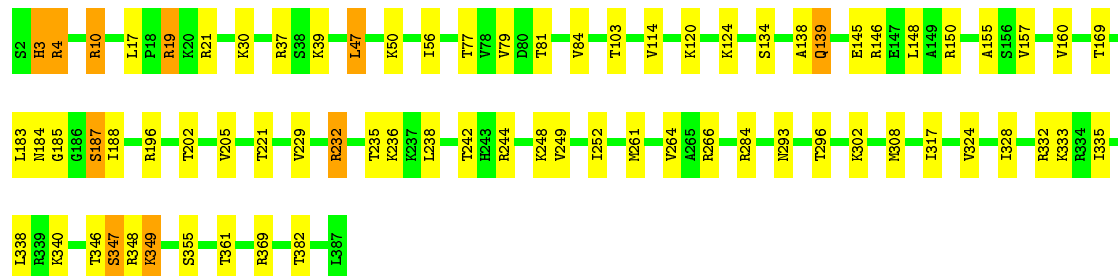
Chain L3: 44% 42% 12%





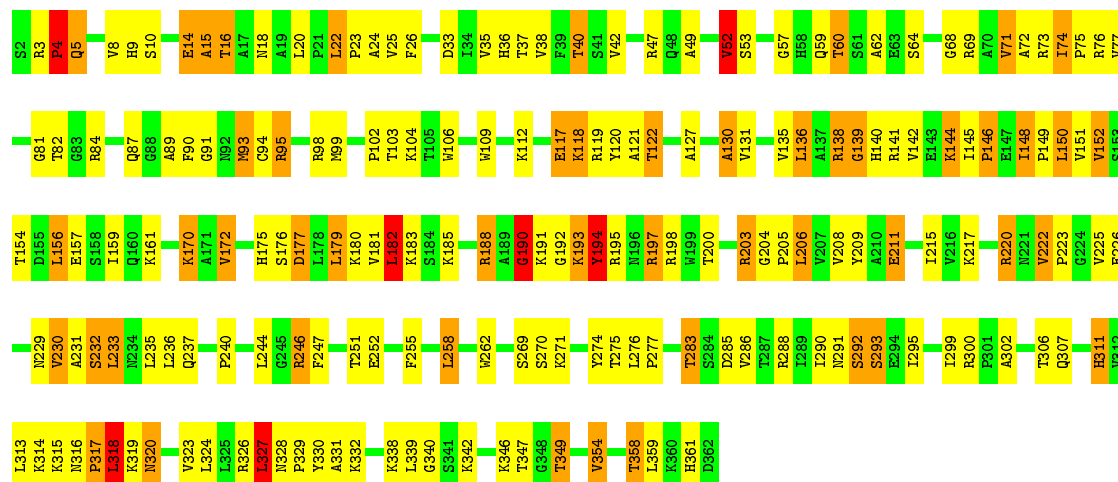
• Molecule 40: 60S ribosomal protein L3

Chain 13: 81% 17% .



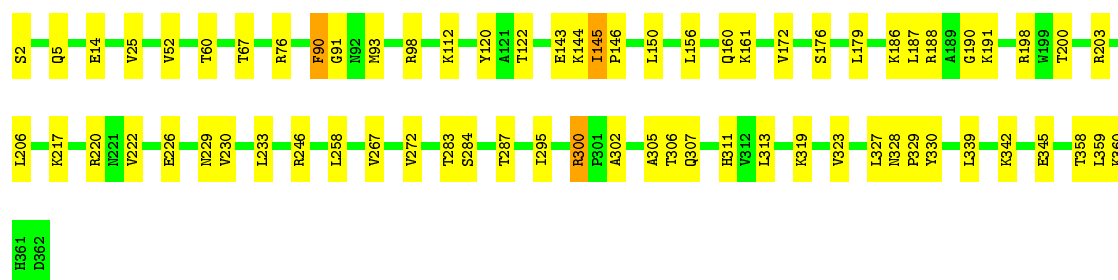
• Molecule 41: 60S ribosomal protein L4-A

Chain L4: 47% 37% 14% .



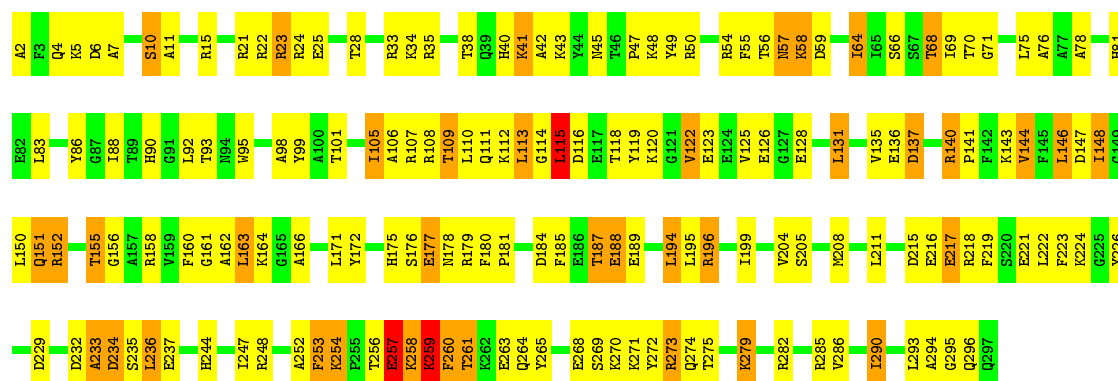
• Molecule 41: 60S ribosomal protein L4-A

Chain 14: 81% 18% .



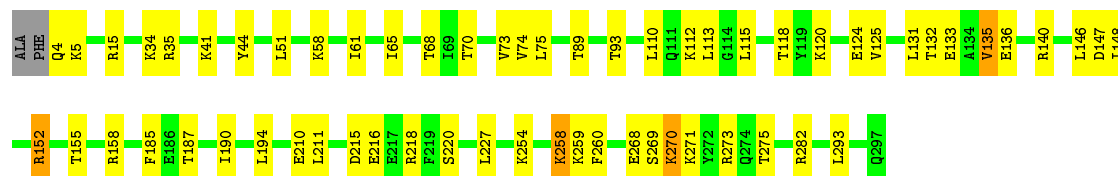
- Molecule 42: 60S ribosomal protein L5

Chain L5: 44% 43% 13%



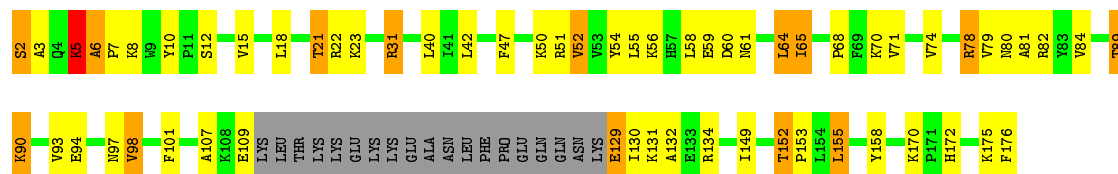
- Molecule 42: 60S ribosomal protein L5

Chain l5: 79% 19%



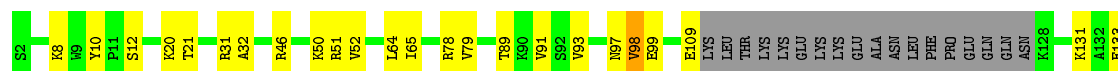
- Molecule 43: 60S ribosomal protein L6-A

Chain L6: 54% 27% 8% 11%



- Molecule 43: 60S ribosomal protein L6-A

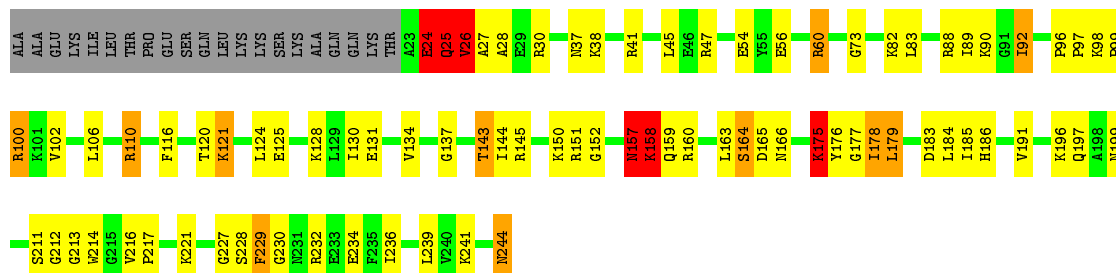
Chain l6: 74% 15% 10%





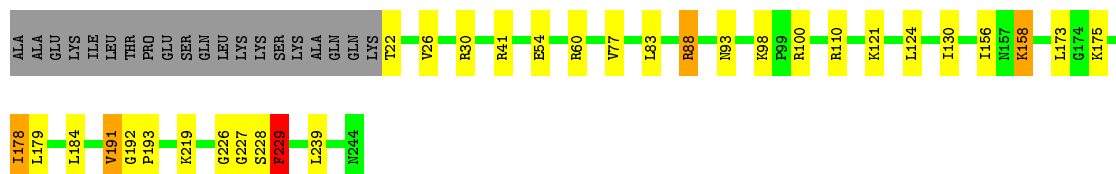
• Molecule 44: 60S ribosomal protein L7-A

Chain L7: 57% 27% 5% 9%



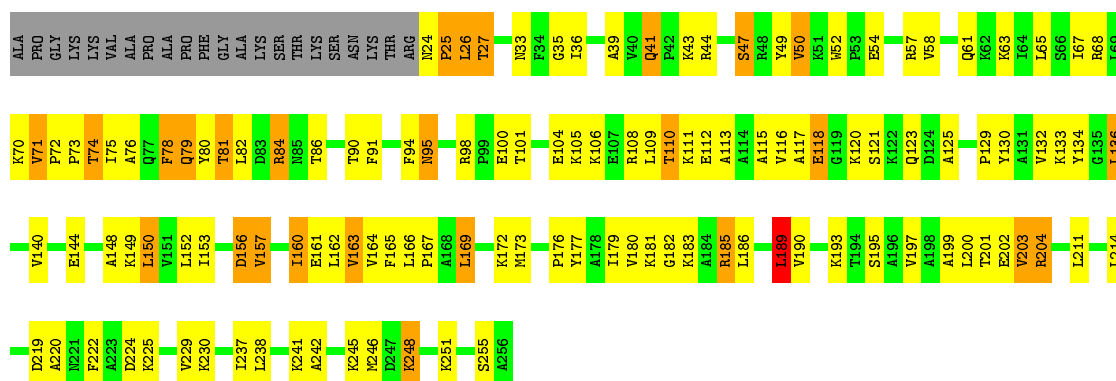
• Molecule 44: 60S ribosomal protein L7-A

Chain L7: 79% 11% 8%



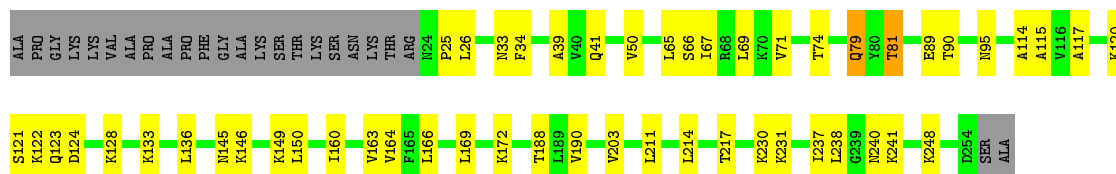
• Molecule 45: 60S ribosomal protein L8-A

Chain L8: 42% 38% 10% 9%

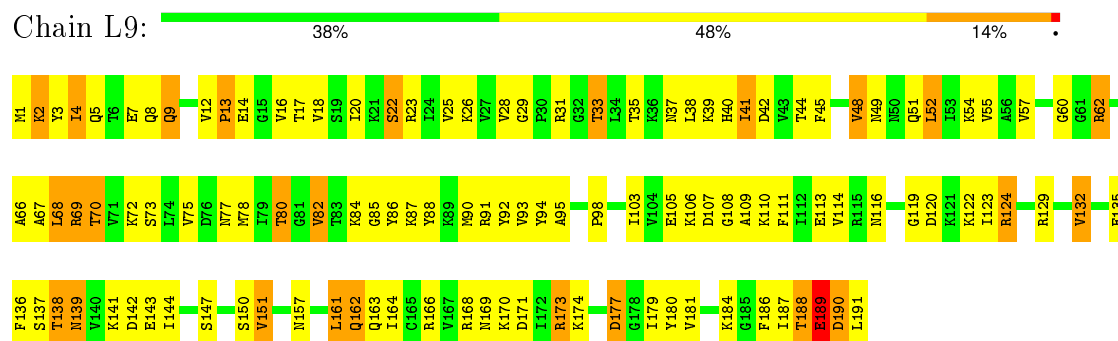


• Molecule 45: 60S ribosomal protein L8-A

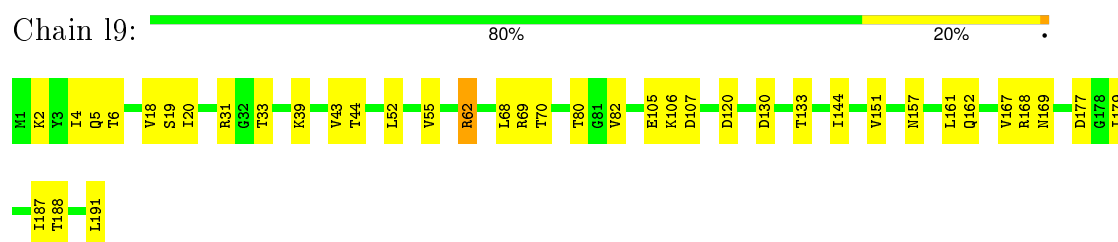
Chain L8: 70% 20% 9%




- Molecule 46: 60S ribosomal protein L9-A



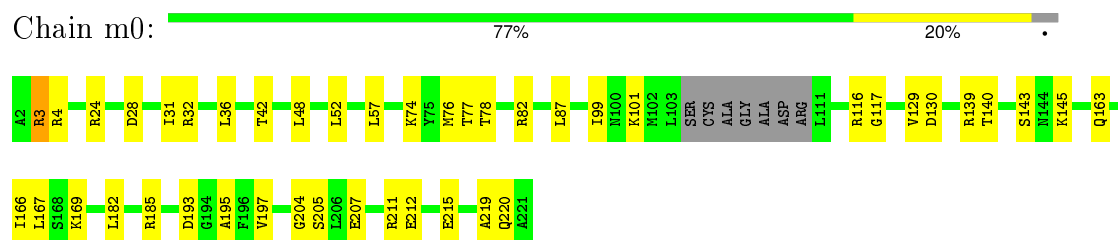
- Molecule 46: 60S ribosomal protein L9-A



- Molecule 47: 60S ribosomal protein L10

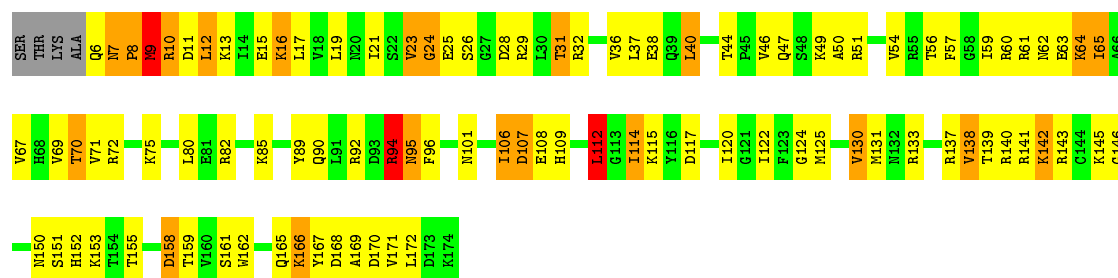


- Molecule 47: 60S ribosomal protein L10



- Molecule 48: 60S ribosomal protein L11-B





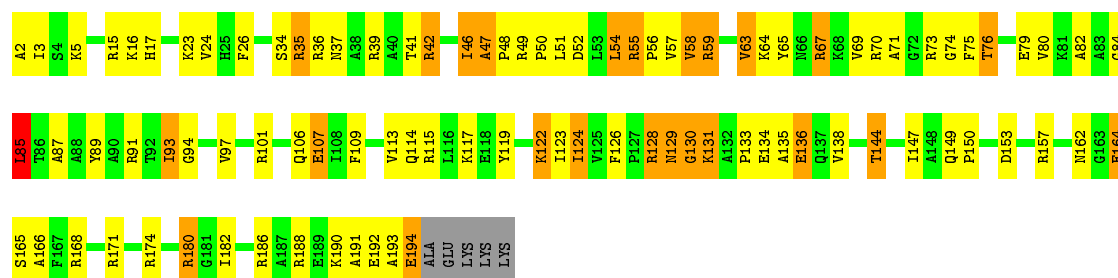
- Molecule 48: 60S ribosomal protein L11-B

Chain m1: 79% 17% ..



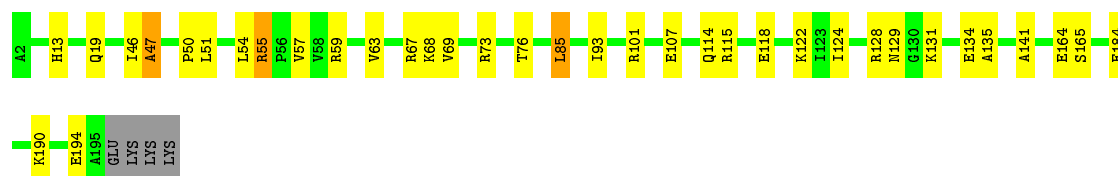
- Molecule 49: 60S ribosomal protein L13-A

Chain M3: 49% 35% 12% ..



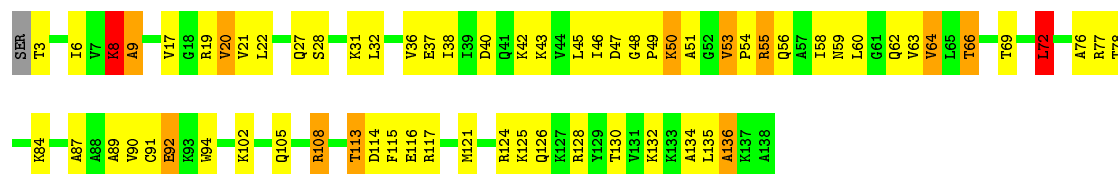
- Molecule 49: 60S ribosomal protein L13-A

Chain m3: 80% 17% ..




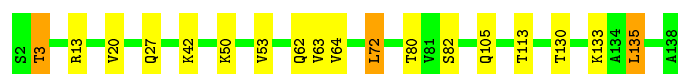
- Molecule 50: 60S ribosomal protein L14-A

Chain M4: 50% 39% 8% ..



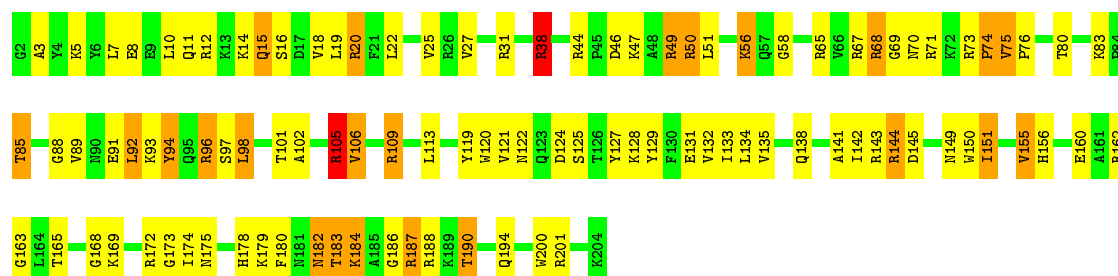
- Molecule 50: 60S ribosomal protein L14-A

Chain m4:  87% 11% •




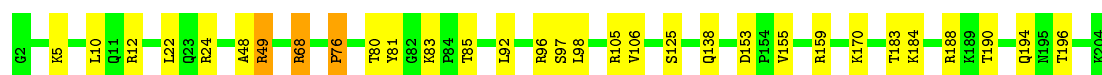
- Molecule 51: 60S ribosomal protein L15-A

Chain M5:  50% 38% 11% •



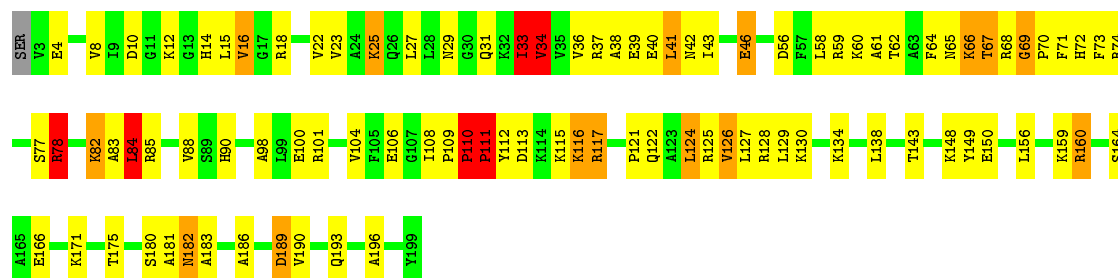
- Molecule 51: 60S ribosomal protein L15-A

Chain m5:  85% 14% •




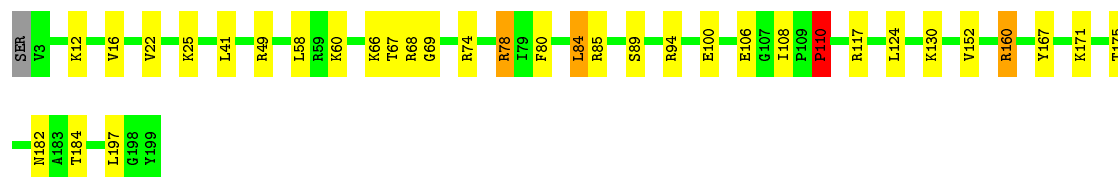
- Molecule 52: 60S ribosomal protein L16-A

Chain M6:  52% 37% 8% • •



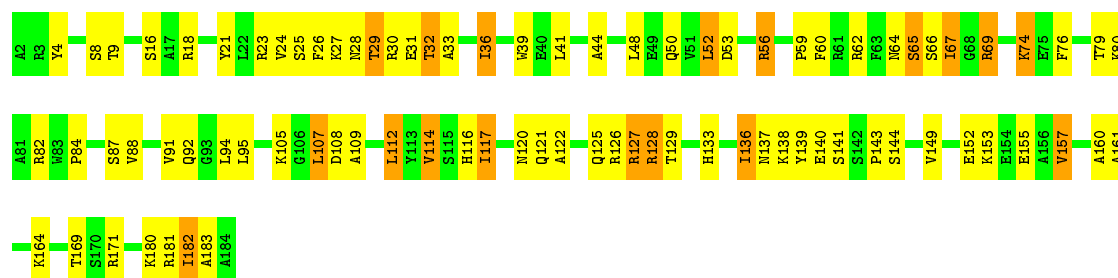
- Molecule 52: 60S ribosomal protein L16-A

Chain m6:  82% 15% • •



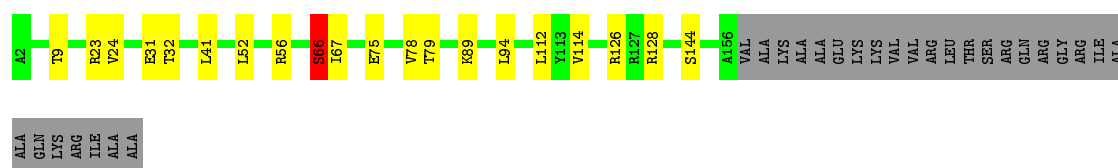
- Molecule 53: 60S ribosomal protein L17-A

Chain M7:  54% 37% 10%



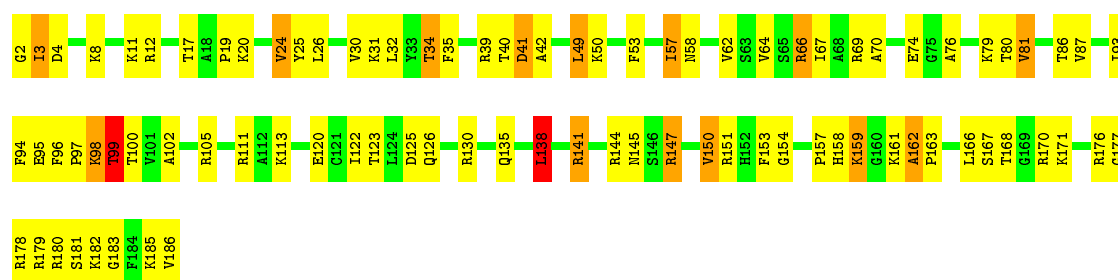
- Molecule 53: 60S ribosomal protein L17-A

Chain m7: 74% 10% 15%



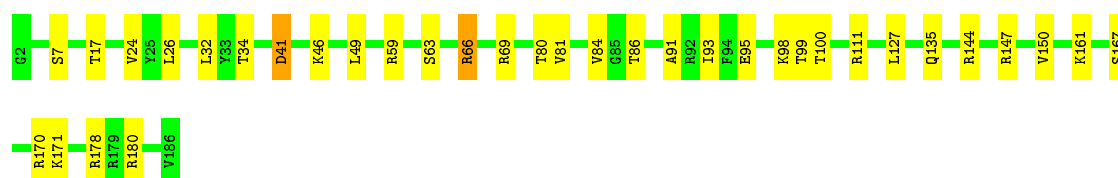
- Molecule 54: 60S ribosomal protein L18-A

Chain M8: 52% 39% 8%



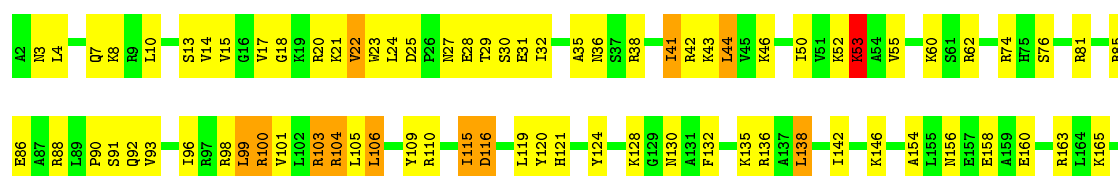
- Molecule 54: 60S ribosomal protein L18-A

Chain m8: 81% 18%



- Molecule 55: 60S ribosomal protein L19-A

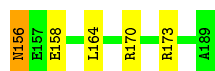
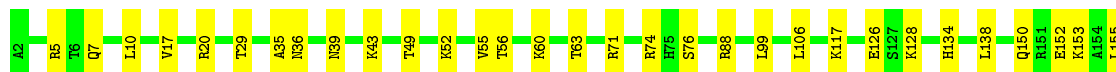
Chain M9: 55% 39% 6%






- Molecule 55: 60S ribosomal protein L19-A

Chain m9: 81% 19%



- Molecule 56: 60S ribosomal protein L20-A

Chain N0: 53% 36% 10%



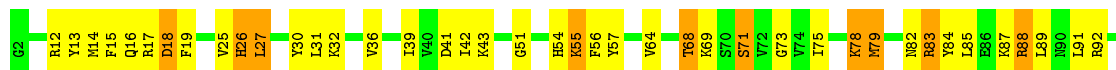
- Molecule 56: 60S ribosomal protein L20-A

Chain n0: 84% 15%



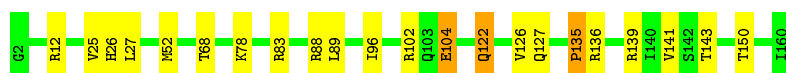
- Molecule 57: 60S ribosomal protein L21-A

Chain N1: 51% 35% 13%



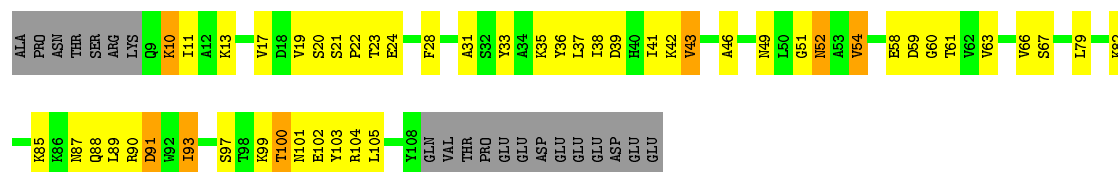
- Molecule 57: 60S ribosomal protein L21-A

Chain n1: 86% 12%



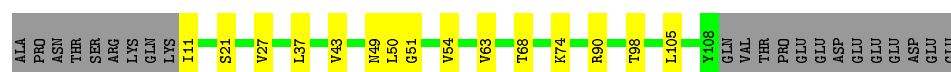
- Molecule 58: 60S ribosomal protein L22-A

Chain N2: 



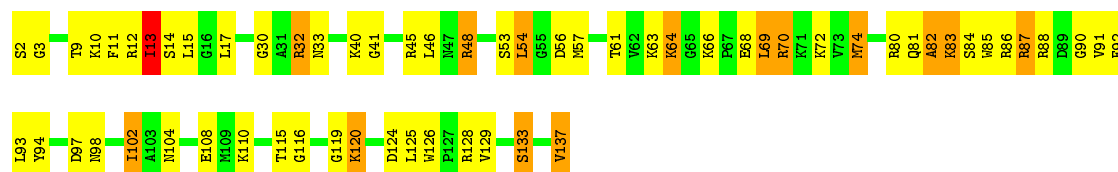
- Molecule 58: 60S ribosomal protein L22-A

Chain n2: 



- Molecule 59: 60S ribosomal protein L23-A

Chain N3: 



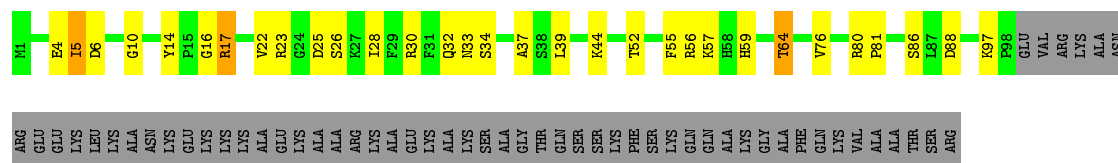
- Molecule 59: 60S ribosomal protein L23-A

Chain n3: 




- Molecule 60: 60S ribosomal protein L24-A

Chain N4: 




- Molecule 60: 60S ribosomal protein L24-A

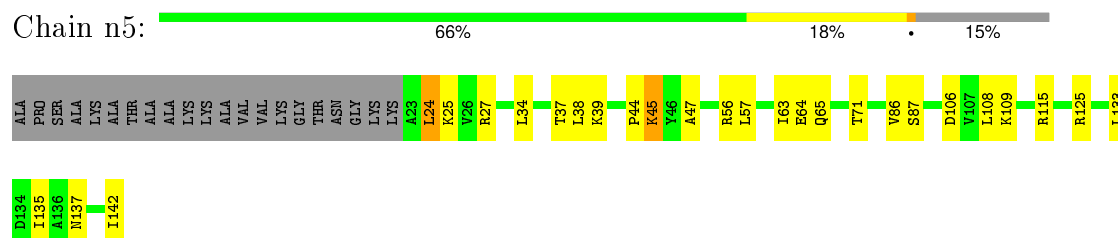
Chain n4: 



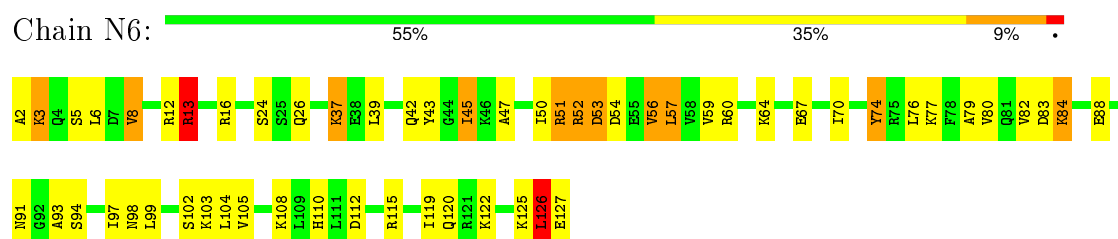
- Molecule 61: 60S ribosomal protein L25



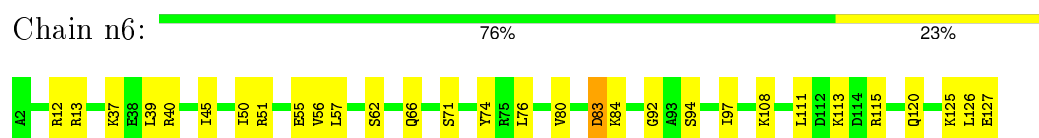
- Molecule 61: 60S ribosomal protein L25




- Molecule 62: 60S ribosomal protein L26-A



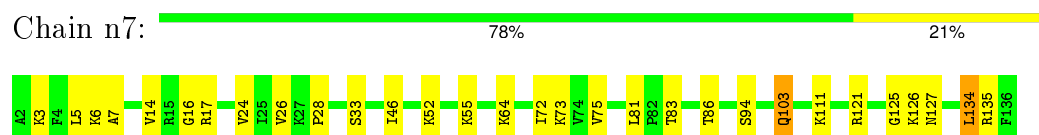
- Molecule 62: 60S ribosomal protein L26-A



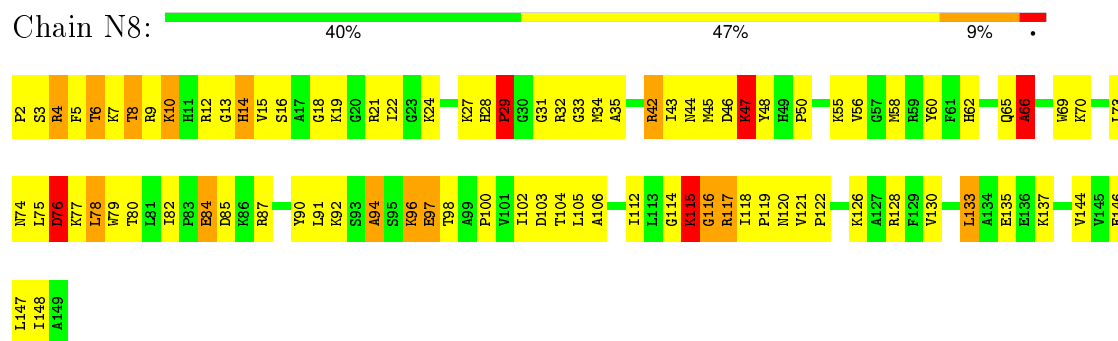
- Molecule 63: 60S ribosomal protein L27-A



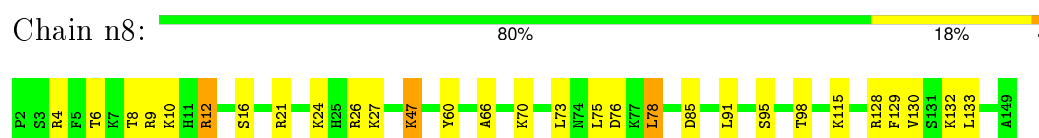
- Molecule 63: 60S ribosomal protein L27-A



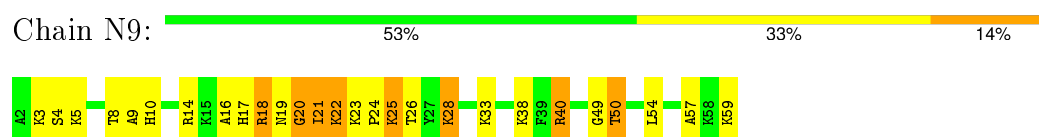
- Molecule 64: 60S ribosomal protein L28



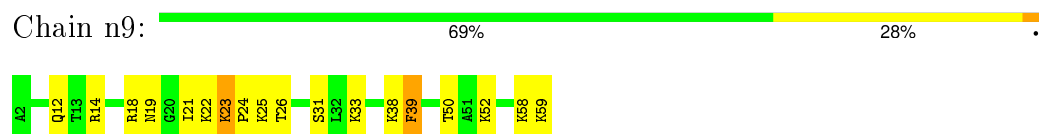
- Molecule 64: 60S ribosomal protein L28



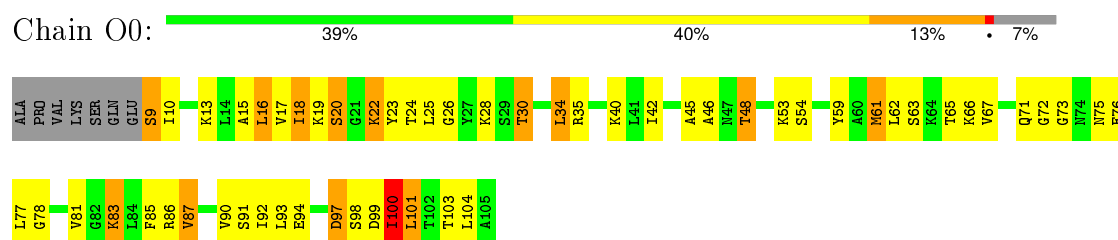
- Molecule 65: 60S ribosomal protein L29



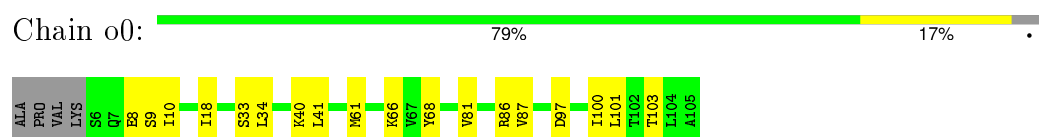
- Molecule 65: 60S ribosomal protein L29



- Molecule 66: 60S ribosomal protein L30

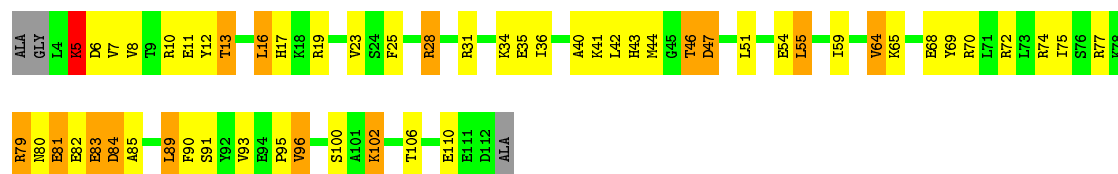


- Molecule 66: 60S ribosomal protein L30




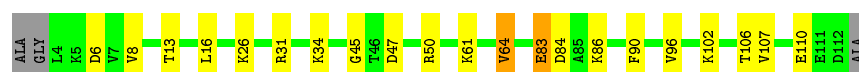
- Molecule 67: 60S ribosomal protein L31-A

Chain O1: 



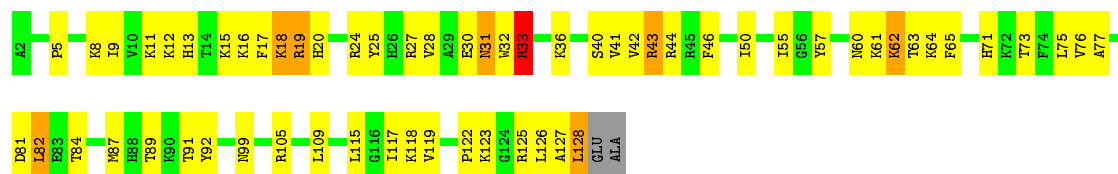
- Molecule 67: 60S ribosomal protein L31-A

Chain o1: 




- Molecule 68: 60S ribosomal protein L32

Chain O2: 



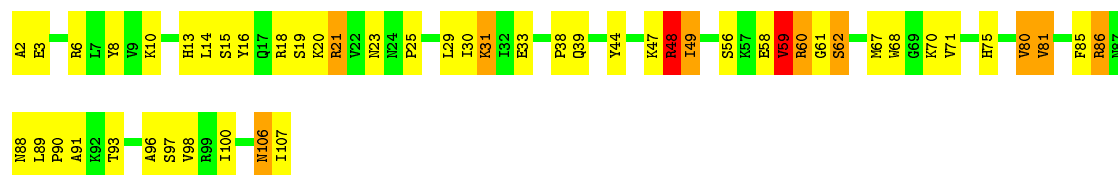
- Molecule 68: 60S ribosomal protein L32

Chain o2: 




- Molecule 69: 60S ribosomal protein L33-A

Chain O3: 

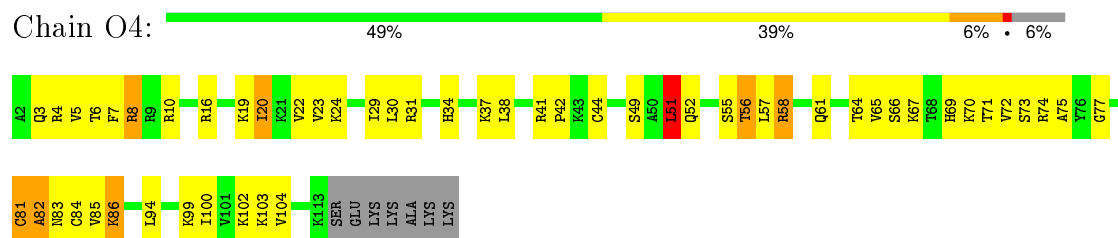


- Molecule 69: 60S ribosomal protein L33-A

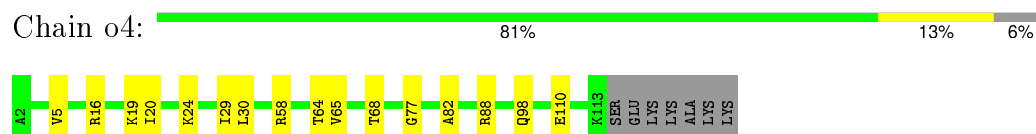
Chain o3: 



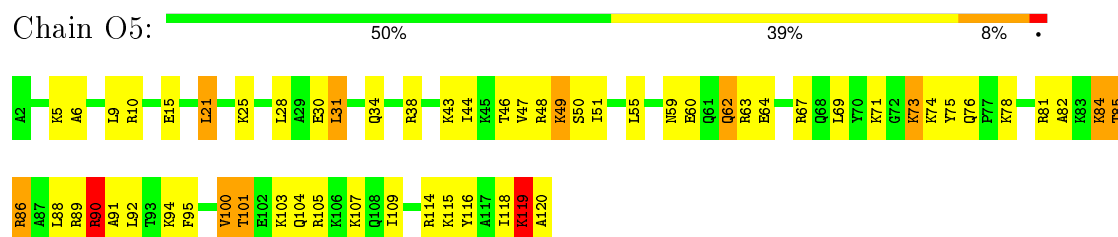
- Molecule 70: 60S ribosomal protein L34-A



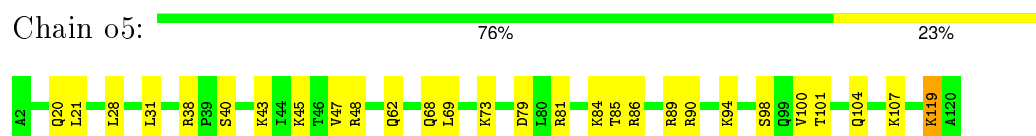
- Molecule 70: 60S ribosomal protein L34-A




- Molecule 71: 60S ribosomal protein L35-A



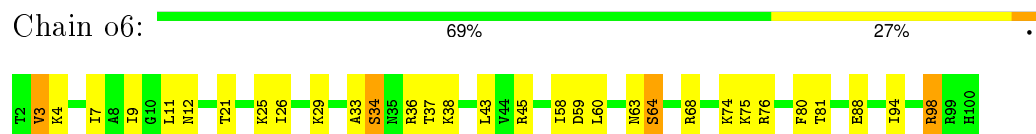
- Molecule 71: 60S ribosomal protein L35-A



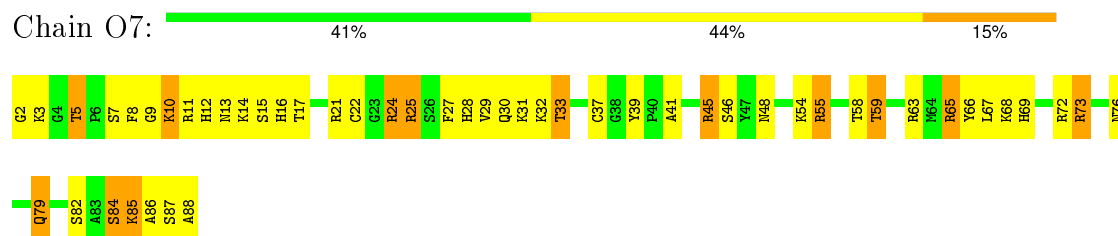
- Molecule 72: 60S ribosomal protein L36-A



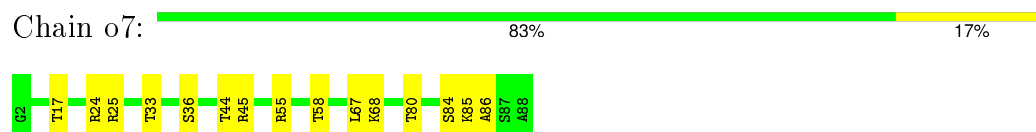
- Molecule 72: 60S ribosomal protein L36-A



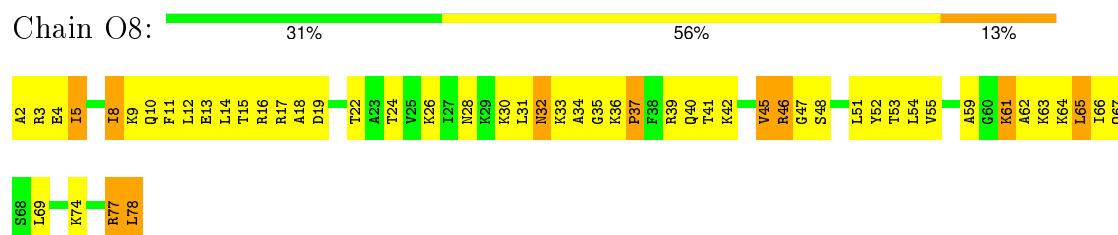
- Molecule 73: 60S ribosomal protein L37-A



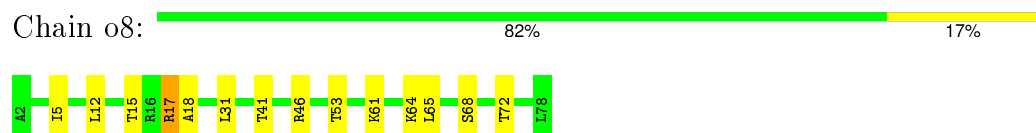
- Molecule 73: 60S ribosomal protein L37-A



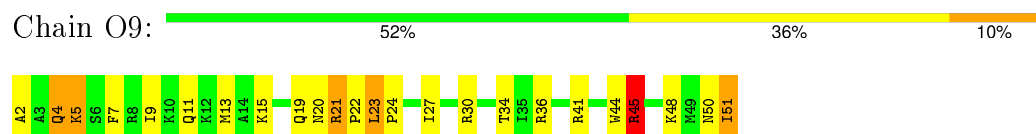
- Molecule 74: 60S ribosomal protein L38



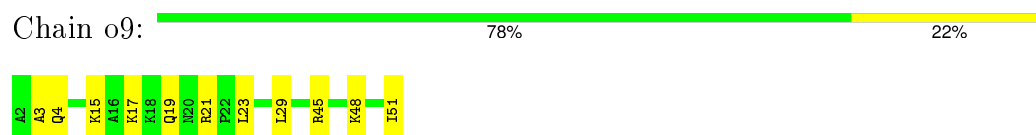
- Molecule 74: 60S ribosomal protein L38



- Molecule 75: 60S ribosomal protein L39




- Molecule 75: 60S ribosomal protein L39



- Molecule 76: Ubiquitin-60S ribosomal protein L40





- Molecule 76: Ubiquitin-60S ribosomal protein L40

Chain q0: 85% 13% .



- Molecule 77: 60S ribosomal protein L41-A

Chain Q1: 28% 48% 24%



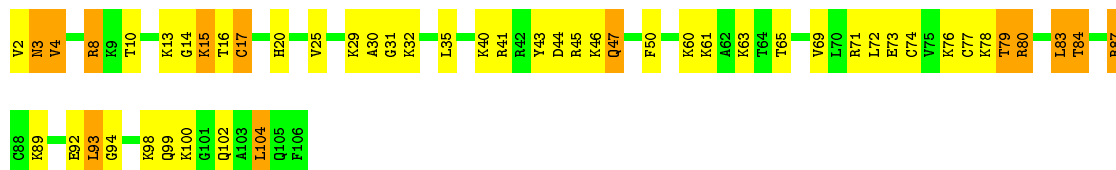
- Molecule 77: 60S ribosomal protein L41-A

Chain q1: 64% 32% .



- Molecule 78: 60S ribosomal protein L42-A

Chain Q2: 51% 36% 12%



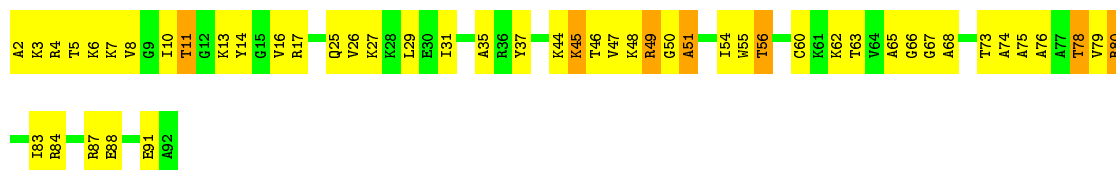
- Molecule 78: 60S ribosomal protein L42-A

Chain q2: 79% 21%




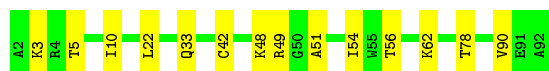
- Molecule 79: 60S ribosomal protein L43-A

Chain Q3: 45% 47% 8%




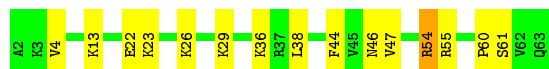
- Molecule 79: 60S ribosomal protein L43-A

Chain q3:  85% 15%



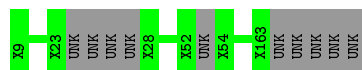
- Molecule 80: 40S ribosomal protein S30-A

Chain e0:  76% 23% .




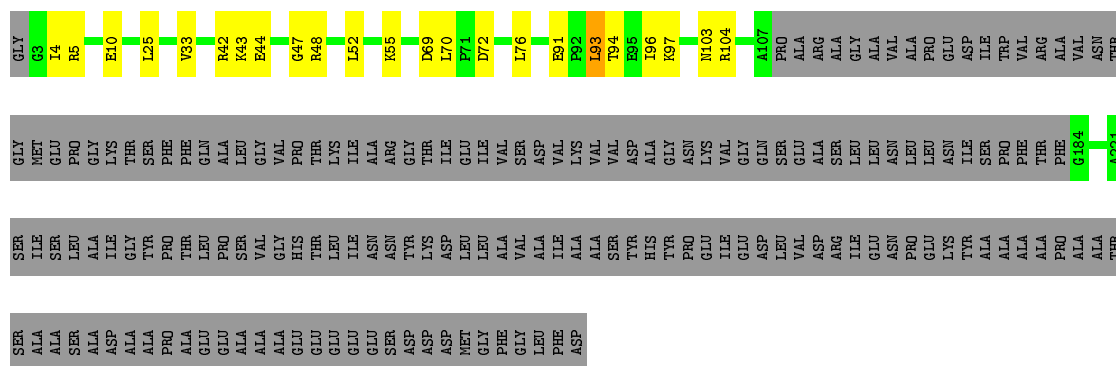
- Molecule 81: Unknown protein m2

Chain m2:  94% 6%



- Molecule 82: 60S acidic ribosomal protein P0

Chain p0:  39% 7% 54%



- Molecule 83: Unknown protein p1

Chain p1:  100%

There are no outlier residues recorded for this chain.

- Molecule 84: Unknown protein p2

Chain p2:  100%

There are no outlier residues recorded for this chain.

4 Data and refinement statistics

EDS failed to run properly - this section will therefore be incomplete.

Property	Value	Source
Space group	P 1 21 1	Depositor
Cell constants a, b, c, α , β , γ	436.64Å 287.69Å 304.39Å 90.00° 98.98° 90.00°	Depositor
Resolution (Å)	300.66 – 2.80	Depositor
% Data completeness (in resolution range)	99.6 (300.66-2.80)	Depositor
R_{merge}	0.25	Depositor
R_{sym}	(Not available)	Depositor
$\langle I/\sigma(I) \rangle$ ¹	1.36 (at 2.82Å)	Xtriage
Refinement program	PHENIX (phenix.refine: dev_1702)	Depositor
R, R_{free}	0.208 , 0.246	Depositor
Wilson B-factor (Å ²)	60.5	Xtriage
Anisotropy	0.227	Xtriage
Estimated twinning fraction	No twinning to report.	Xtriage
L-test for twinning ²	$\langle L \rangle = 0.49$, $\langle L^2 \rangle = 0.32$	Xtriage
Outliers	1 of 1805319 reflections (0.000%)	Xtriage
Total number of atoms	411226	wwPDB-VP
Average B, all atoms (Å ²)	57.0	wwPDB-VP

Xtriage's analysis on translational NCS is as follows: *The largest off-origin peak in the Patterson function is 1.47% of the height of the origin peak. No significant pseudotranslation is detected.*

¹ Intensities estimated from amplitudes.

² Theoretical values of $\langle |L| \rangle$, $\langle L^2 \rangle$ for acentric reflections are 0.5, 0.375 respectively for untwinned datasets, and 0.333, 0.2 for perfectly twinned datasets.

5 Model quality ⓘ

5.1 Standard geometry ⓘ

Bond lengths and bond angles in the following residue types are not validated in this section: ZN, 3H3, OHX, MG

The Z score for a bond length (or angle) is the number of standard deviations the observed value is removed from the expected value. A bond length (or angle) with $|Z| > 5$ is considered an outlier worth inspection. RMSZ is the root-mean-square of all Z scores of the bond lengths (or angles).

Mol	Chain	Bond lengths		Bond angles	
		RMSZ	$\# Z > 5$	RMSZ	$\# Z > 5$
1	2	0.75	5/41698 (0.0%)	1.30	337/64972 (0.5%)
1	6	0.87	23/42765 (0.1%)	1.40	490/66634 (0.7%)
2	S0	0.47	0/1617	0.67	0/2215
2	s0	0.53	0/1623	0.76	2/2222 (0.1%)
3	S1	0.37	0/1735	0.62	0/2335
3	s1	0.52	0/1748	0.71	1/2352 (0.0%)
4	S2	0.51	0/1665	0.67	0/2263
4	s2	0.61	0/1665	0.79	0/2263
5	S3	0.50	0/1759	0.65	0/2368
5	s3	0.48	0/1759	0.62	0/2368
6	S4	0.51	0/2109	0.74	2/2839 (0.1%)
6	s4	0.57	0/2109	0.79	1/2839 (0.0%)
7	S5	0.43	0/1629	0.60	0/2202
7	s5	0.46	0/1629	0.66	1/2202 (0.0%)
8	S6	0.48	0/1823	0.65	0/2439
8	s6	0.58	0/1779	0.72	1/2379 (0.0%)
9	S7	0.46	0/1506	0.65	0/2028
9	s7	0.54	0/1516	0.70	1/2043 (0.0%)
10	S8	0.58	0/1514	0.79	3/2021 (0.1%)
10	s8	0.64	0/1514	0.77	1/2021 (0.0%)
11	S9	0.50	0/1519	0.69	0/2035
11	s9	0.59	0/1519	0.74	0/2035
12	C0	0.45	0/790	0.69	1/1069 (0.1%)
12	c0	0.40	0/777	0.63	3/1049 (0.3%)
13	C1	0.59	0/1240	0.71	0/1675
13	c1	0.66	0/1194	0.86	0/1610
14	C2	0.37	0/898	0.62	0/1220
14	c2	0.31	0/898	0.58	1/1220 (0.1%)
15	C3	0.50	0/1215	0.71	2/1638 (0.1%)
15	c3	0.61	0/1215	0.77	0/1638
16	C4	0.38	0/901	0.65	0/1217
16	c4	0.54	0/960	0.77	1/1290 (0.1%)

Mol	Chain	Bond lengths		Bond angles	
		RMSZ	# Z >5	RMSZ	# Z >5
17	C5	0.50	0/998	0.67	0/1341
17	c5	0.51	0/1060	0.68	1/1426 (0.1%)
18	C6	0.47	0/1125	0.74	3/1510 (0.2%)
18	c6	0.50	0/1131	0.69	0/1518
19	C7	0.46	0/935	0.65	0/1254
19	c7	0.50	0/914	0.70	0/1224
20	C8	0.49	0/1211	0.67	0/1628
20	c8	0.51	0/1211	0.73	1/1628 (0.1%)
21	C9	0.48	0/1130	0.68	0/1517
21	c9	0.51	0/1130	0.71	0/1517
22	D0	0.48	0/865	0.66	0/1169
22	d0	0.49	0/892	0.68	0/1205
23	D1	0.47	0/693	0.66	0/935
23	d1	0.57	0/693	0.80	0/935
24	D2	0.55	0/1038	0.75	1/1395 (0.1%)
24	d2	0.68	0/1038	0.75	0/1395
25	D3	0.63	0/1139	0.79	1/1518 (0.1%)
25	d3	0.73	0/1139	0.83	3/1518 (0.2%)
26	D4	0.48	0/1087	0.63	0/1449
26	d4	0.53	0/1087	0.72	0/1449
27	D5	0.42	0/571	0.71	0/768
27	d5	0.45	0/566	0.63	0/761
28	D6	0.47	0/782	0.67	0/1047
28	d6	0.59	0/782	0.75	0/1047
29	D7	0.46	0/620	0.68	1/838 (0.1%)
29	d7	0.52	0/620	0.73	0/838
30	D8	0.36	0/499	0.56	0/670
30	d8	0.44	0/499	0.67	0/670
31	D9	0.56	0/452	0.82	1/600 (0.2%)
31	d9	0.58	0/452	0.72	0/600
32	E0	0.49	0/483	0.65	0/643
33	E1	0.49	0/577	0.83	0/770
33	e1	0.43	0/619	0.75	1/822 (0.1%)
34	SR	1.06	2/2494 (0.1%)	1.50	6/3393 (0.2%)
34	sR	0.41	0/2495	0.58	0/3395
35	SM	0.55	0/1113	0.71	2/1502 (0.1%)
35	sM	0.51	0/683	0.68	1/923 (0.1%)
36	1	1.16	152/75394 (0.2%)	1.67	1955/117545 (1.7%)
36	5	1.20	176/75414 (0.2%)	1.69	1938/117575 (1.6%)
37	3	0.96	4/2883 (0.1%)	1.42	33/4491 (0.7%)
37	7	1.13	7/2883 (0.2%)	1.63	50/4491 (1.1%)
38	4	1.11	2/3746 (0.1%)	1.60	70/5832 (1.2%)
38	8	1.00	5/3746 (0.1%)	1.51	46/5832 (0.8%)

Mol	Chain	Bond lengths		Bond angles	
		RMSZ	# Z >5	RMSZ	# Z >5
39	L2	0.75	0/1948	0.87	2/2617 (0.1%)
39	l2	0.82	1/1946 (0.1%)	0.95	5/2614 (0.2%)
40	L3	0.77	2/3146 (0.1%)	0.88	2/4228 (0.0%)
40	l3	0.85	1/3146 (0.0%)	0.96	11/4228 (0.3%)
41	L4	0.86	3/2800 (0.1%)	1.02	10/3790 (0.3%)
41	l4	0.79	0/2800	0.94	6/3790 (0.2%)
42	L5	0.59	0/2425	0.72	0/3271
42	l5	0.78	0/2408	0.83	3/3248 (0.1%)
43	L6	0.77	0/1260	0.85	3/1694 (0.2%)
43	l6	0.78	0/1269	0.85	0/1705
44	L7	0.85	1/1821 (0.1%)	0.90	0/2451
44	l7	0.86	1/1828 (0.1%)	0.91	5/2461 (0.2%)
45	L8	0.59	0/1836	0.69	1/2481 (0.0%)
45	l8	0.57	0/1795	0.69	0/2429
46	L9	0.70	0/1539	0.79	0/2073
46	l9	0.80	0/1539	0.85	0/2073
47	M0	0.76	0/1741	0.88	3/2335 (0.1%)
47	m0	0.82	0/1758	0.89	0/2358
48	M1	0.55	0/1374	0.74	1/1842 (0.1%)
48	m1	0.67	0/1374	0.83	2/1842 (0.1%)
49	M3	0.77	0/1568	0.91	3/2106 (0.1%)
49	m3	0.75	0/1573	0.89	4/2113 (0.2%)
50	M4	0.79	0/1068	0.87	2/1438 (0.1%)
50	m4	0.81	0/1074	0.84	1/1446 (0.1%)
51	M5	0.78	0/1757	0.97	3/2354 (0.1%)
51	m5	0.72	0/1757	0.83	0/2354
52	M6	0.93	3/1585 (0.2%)	1.00	7/2128 (0.3%)
52	m6	1.06	2/1585 (0.1%)	1.04	9/2128 (0.4%)
53	M7	0.84	0/1443	0.87	0/1944
53	m7	0.93	1/1250 (0.1%)	0.89	0/1683
54	M8	0.84	0/1465	0.95	4/1965 (0.2%)
54	m8	0.76	0/1465	0.94	2/1965 (0.1%)
55	M9	0.58	0/1538	0.68	0/2050
55	m9	0.65	0/1538	0.72	0/2050
56	N0	0.81	0/1481	0.87	3/1990 (0.2%)
56	n0	0.84	0/1481	0.92	1/1990 (0.1%)
57	N1	0.81	0/1300	0.86	0/1743
57	n1	0.86	1/1300 (0.1%)	0.86	0/1743
58	N2	0.46	0/812	0.61	0/1099
58	n2	0.53	0/794	0.66	0/1076
59	N3	0.78	0/1018	0.94	5/1369 (0.4%)
59	n3	0.85	0/1018	0.93	4/1369 (0.3%)
60	N4	0.61	0/712	0.69	0/958

Mol	Chain	Bond lengths		Bond angles	
		RMSZ	# Z >5	RMSZ	# Z >5
60	n4	0.68	0/1052	0.72	0/1398
61	N5	0.65	0/979	0.82	1/1321 (0.1%)
61	n5	0.68	0/974	0.84	0/1314
62	N6	0.76	0/1004	0.94	4/1341 (0.3%)
62	n6	0.68	0/1004	0.82	0/1341
63	N7	0.54	0/1118	0.72	0/1497
63	n7	0.52	0/1118	0.66	0/1497
64	N8	0.86	0/1204	0.97	4/1612 (0.2%)
64	n8	0.84	0/1204	0.97	4/1612 (0.2%)
65	N9	0.85	0/473	0.81	1/629 (0.2%)
65	n9	0.90	0/473	0.93	2/629 (0.3%)
66	O0	0.53	0/751	0.68	0/1008
66	o0	0.55	0/775	0.67	0/1040
67	O1	0.68	0/890	0.75	0/1196
67	o1	0.85	1/897 (0.1%)	0.86	0/1205
68	O2	0.87	0/1041	0.95	4/1394 (0.3%)
68	o2	0.89	0/1041	1.02	5/1394 (0.4%)
69	O3	0.92	0/868	0.90	3/1168 (0.3%)
69	o3	0.98	1/868 (0.1%)	0.92	2/1168 (0.2%)
70	O4	0.62	0/890	0.80	1/1189 (0.1%)
70	o4	0.67	0/890	0.74	0/1189
71	O5	0.71	1/978 (0.1%)	0.84	2/1301 (0.2%)
71	o5	0.62	0/974	0.71	0/1297
72	O6	0.68	0/778	0.84	0/1034
72	o6	0.60	0/777	0.74	0/1033
73	O7	0.89	1/696 (0.1%)	1.00	2/923 (0.2%)
73	o7	0.75	0/696	0.88	1/923 (0.1%)
74	O8	0.52	0/618	0.64	0/826
74	o8	0.49	0/614	0.67	0/822
75	O9	0.89	1/443 (0.2%)	0.96	1/588 (0.2%)
75	o9	0.81	0/443	0.95	0/588
76	Q0	0.73	0/423	0.90	1/562 (0.2%)
76	q0	0.89	0/423	0.92	1/562 (0.2%)
77	Q1	0.70	0/234	0.93	0/300
77	q1	0.94	0/234	1.05	1/300 (0.3%)
78	Q2	1.00	1/860 (0.1%)	0.99	2/1136 (0.2%)
78	q2	0.83	2/860 (0.2%)	0.87	0/1136
79	Q3	0.73	0/701	0.84	0/934
79	q3	0.78	0/701	0.88	0/934
80	e0	0.58	0/499	0.77	0/665
82	p0	0.46	0/1092	0.62	0/1474
All	All	0.92	400/430070 (0.1%)	1.33	5106/631356 (0.8%)

Chiral center outliers are detected by calculating the chiral volume of a chiral center and verifying if the center is modelled as a planar moiety or with the opposite hand. A planarity outlier is detected by checking planarity of atoms in a peptide group, atoms in a mainchain group or atoms of a sidechain that are expected to be planar.

Mol	Chain	#Chirality outliers	#Planarity outliers
2	S0	0	1
7	s5	0	2
9	S7	0	1
10	S8	0	1
16	C4	0	2
17	c5	0	1
19	C7	0	1
22	d0	0	1
25	D3	0	1
25	d3	0	1
26	d4	0	2
27	D5	0	1
28	D6	0	3
31	d9	0	1
33	E1	0	1
34	SR	0	2
39	L2	0	1
39	l2	0	2
40	l3	0	2
41	L4	0	2
41	l4	0	1
42	L5	0	1
42	l5	0	2
43	l6	0	1
44	L7	0	1
44	l7	0	2
51	M5	0	1
52	M6	0	2
52	m6	0	1
53	M7	0	1
53	m7	0	1
57	N1	0	1
59	n3	0	1
62	n6	0	1
63	N7	0	1
63	n7	0	1
64	n8	0	2
65	N9	0	1
65	n9	0	3

Continued on next page...

Continued from previous page...

Mol	Chain	#Chirality outliers	#Planarity outliers
67	O1	0	1
67	o1	0	1
72	O6	0	1
All	All	0	57

The worst 5 of 400 bond length outliers are listed below:

Mol	Chain	Res	Type	Atoms	Z	Observed(Å)	Ideal(Å)
34	SR	160	GLU	C-N	-38.52	0.45	1.34
34	SR	161	LYS	C-N	-29.42	0.66	1.34
78	Q2	17	CYS	CB-SG	16.03	2.09	1.82
36	5	1152	G	N9-C4	-13.26	1.27	1.38
39	l2	213	GLY	C-O	9.71	1.39	1.23

The worst 5 of 5106 bond angle outliers are listed below:

Mol	Chain	Res	Type	Atoms	Z	Observed(°)	Ideal(°)
34	SR	161	LYS	O-C-N	-48.73	44.74	122.70
34	SR	160	GLU	C-N-CA	-43.07	14.02	121.70
34	SR	160	GLU	CA-C-N	-38.98	31.43	117.20
36	5	1152	G	N3-C4-C5	26.73	141.96	128.60
36	5	1152	G	N3-C4-N9	-24.27	111.44	126.00

There are no chirality outliers.

5 of 57 planarity outliers are listed below:

Mol	Chain	Res	Type	Group
16	C4	123	SER	Peptide
16	C4	124	ASP	Peptide
2	S0	188	LEU	Peptide
9	S7	131	PHE	Peptide
10	S8	147	ALA	Peptide

5.2 Too-close contacts ⓘ

In the following table, the Non-H and H(model) columns list the number of non-hydrogen atoms and hydrogen atoms in the chain respectively. The H(added) column lists the number of hydrogen atoms added and optimized by MolProbity. The Clashes column lists the number of clashes within the asymmetric unit, whereas Symm-Clashes lists symmetry related clashes.

Mol	Chain	Non-H	H(model)	H(added)	Clashes	Symm-Clashes
1	2	37283	0	18757	748	0
1	6	38238	0	19241	711	0
2	S0	1577	0	1567	139	0
2	s0	1583	0	1578	0	0
3	S1	1709	0	1784	145	0
3	s1	1722	0	1793	0	0
4	S2	1635	0	1723	111	0
4	s2	1635	0	1723	0	0
5	S3	1734	0	1817	93	0
5	s3	1734	0	1817	0	0
6	S4	2068	0	2154	146	0
6	s4	2068	0	2154	0	0
7	S5	1609	0	1675	130	0
7	s5	1609	0	1675	0	0
8	S6	1799	0	1879	106	0
8	s6	1755	0	1846	0	0
9	S7	1481	0	1572	106	0
9	s7	1491	0	1578	0	0
10	S8	1489	0	1525	98	0
10	s8	1489	0	1525	0	0
11	S9	1494	0	1573	116	0
11	s9	1494	0	1573	0	0
12	C0	773	0	729	58	0
12	c0	762	0	699	0	0
13	C1	1214	0	1259	59	0
13	c1	1168	0	1231	0	0
14	C2	890	0	887	64	0
14	c2	890	0	887	0	0
15	C3	1192	0	1255	76	0
15	c3	1192	0	1255	0	0
16	C4	891	0	883	91	0
16	c4	949	0	985	0	0
17	C5	977	0	1002	74	0
17	c5	1039	0	1050	0	0
18	C6	1105	0	1166	90	0
18	c6	1111	0	1171	0	0
19	C7	926	0	930	68	0
19	c7	906	0	909	0	0
20	C8	1192	0	1222	89	0
20	c8	1192	0	1222	0	0
21	C9	1112	0	1124	84	0
21	c9	1112	0	1124	0	0
22	D0	855	0	917	80	0

Continued on next page...

Continued from previous page...

Mol	Chain	Non-H	H(model)	H(added)	Clashes	Symm-Clashes
22	d0	882	0	939	0	0
23	D1	684	0	672	54	0
23	d1	684	0	672	0	0
24	D2	1021	0	1060	65	0
24	d2	1021	0	1060	0	0
25	D3	1121	0	1196	72	0
25	d3	1121	0	1196	0	0
26	D4	1073	0	1132	70	0
26	d4	1073	0	1132	0	0
27	D5	563	0	603	52	0
27	d5	558	0	598	0	0
28	D6	769	0	814	84	0
28	d6	769	0	814	0	0
29	D7	610	0	631	49	0
29	d7	610	0	631	0	0
30	D8	497	0	535	34	0
30	d8	497	0	535	0	0
31	D9	442	0	428	33	0
31	d9	442	0	428	0	0
32	E0	475	0	525	25	0
33	E1	566	0	602	63	0
33	e1	608	0	657	0	0
34	SR	2441	0	2395	133	0
34	sR	2442	0	2392	0	0
35	SM	1104	0	996	67	0
35	sM	680	0	607	0	0
36	1	67355	0	33840	1037	0
36	5	67376	0	33857	1042	0
37	3	2579	0	1304	39	0
37	7	2579	0	1304	39	0
38	4	3353	0	1695	51	0
38	8	3353	0	1695	58	0
39	L2	1914	0	1981	137	0
39	l2	1912	0	1976	0	0
40	L3	3075	0	3142	218	0
40	l3	3075	0	3142	0	0
41	L4	2748	0	2859	173	0
41	l4	2748	0	2859	0	0
42	L5	2375	0	2325	169	0
42	l5	2359	0	2311	0	0
43	L6	1239	0	1326	61	0
43	l6	1248	0	1339	0	0

Continued on next page...

Continued from previous page...

Mol	Chain	Non-H	H(model)	H(added)	Clashes	Symm-Clashes
44	L7	1784	0	1862	74	0
44	l7	1791	0	1869	0	0
45	L8	1804	0	1877	114	0
45	l8	1763	0	1819	0	0
46	L9	1518	0	1587	106	0
46	l9	1518	0	1587	0	0
47	M0	1705	0	1736	107	0
47	m0	1722	0	1755	0	0
48	M1	1353	0	1383	84	0
48	m1	1353	0	1383	0	0
49	M3	1543	0	1608	94	0
49	m3	1548	0	1613	0	0
50	M4	1053	0	1149	54	0
50	m4	1059	0	1154	0	0
51	M5	1720	0	1779	118	0
51	m5	1720	0	1779	0	0
52	M6	1555	0	1659	83	0
52	m6	1555	0	1659	0	0
53	M7	1420	0	1437	81	0
53	m7	1227	0	1236	0	0
54	M8	1441	0	1543	87	0
54	m8	1441	0	1543	0	0
55	M9	1521	0	1617	77	0
55	m9	1521	0	1617	0	0
56	N0	1445	0	1487	71	0
56	n0	1445	0	1487	0	0
57	N1	1276	0	1323	72	0
57	n1	1276	0	1323	0	0
58	N2	796	0	812	29	0
58	n2	778	0	791	0	0
59	N3	1003	0	1048	62	0
59	n3	1003	0	1048	0	0
60	N4	699	0	640	18	0
60	n4	1038	0	1071	0	0
61	N5	964	0	1025	65	0
61	n5	959	0	1023	0	0
62	N6	993	0	1081	51	0
62	n6	993	0	1081	0	0
63	N7	1092	0	1155	80	0
63	n7	1092	0	1155	0	0
64	N8	1173	0	1215	94	0
64	n8	1173	0	1215	0	0

Continued on next page...

Continued from previous page...

Mol	Chain	Non-H	H(model)	H(added)	Clashes	Symm-Clashes
65	N9	462	0	491	28	0
65	n9	462	0	491	0	0
66	O0	743	0	797	52	0
66	o0	767	0	816	0	0
67	O1	876	0	912	40	0
67	o1	883	0	918	0	0
68	O2	1020	0	1090	48	0
68	o2	1020	0	1090	0	0
69	O3	850	0	880	45	0
69	o3	850	0	880	0	0
70	O4	880	0	945	53	0
70	o4	880	0	945	0	0
71	O5	969	0	1078	61	0
71	o5	965	0	1067	0	0
72	O6	771	0	849	55	0
72	o6	770	0	846	0	0
73	O7	681	0	683	55	0
73	o7	681	0	683	0	0
74	O8	612	0	682	46	0
74	o8	608	0	671	0	0
75	O9	436	0	475	31	0
75	o9	436	0	475	0	0
76	Q0	417	0	455	26	0
76	q0	417	0	455	0	0
77	Q1	233	0	284	25	0
77	q1	233	0	284	0	0
78	Q2	847	0	916	51	0
78	q2	847	0	914	0	0
79	Q3	694	0	734	44	0
79	q3	694	0	734	0	0
80	e0	491	0	542	0	0
81	m2	750	0	175	0	0
82	p0	1077	0	1041	0	0
83	p1	235	0	51	0	0
84	p2	230	0	50	0	0
85	1	475	0	0	0	0
85	2	126	0	0	0	0
85	3	14	0	0	0	0
85	4	21	0	0	0	0
85	5	504	0	0	0	0
85	6	147	0	0	0	0
85	7	15	0	0	0	0

Continued on next page...

Continued from previous page...

Mol	Chain	Non-H	H(model)	H(added)	Clashes	Symm-Clashes
85	8	13	0	0	0	0
85	C3	1	0	0	0	0
85	L2	1	0	0	0	0
85	L3	2	0	0	0	0
85	L4	3	0	0	0	0
85	L5	1	0	0	0	0
85	L6	1	0	0	0	0
85	L7	2	0	0	0	0
85	L8	1	0	0	0	0
85	M0	2	0	0	0	0
85	M1	1	0	0	0	0
85	M3	4	0	0	0	0
85	M5	2	0	0	0	0
85	M6	1	0	0	0	0
85	M7	6	0	0	0	0
85	M9	1	0	0	0	0
85	N0	1	0	0	0	0
85	N3	3	0	0	0	0
85	N5	1	0	0	0	0
85	N8	2	0	0	0	0
85	O3	1	0	0	0	0
85	O4	1	0	0	0	0
85	O7	1	0	0	0	0
85	Q2	1	0	0	0	0
85	S8	1	0	0	0	0
85	SM	1	0	0	0	0
85	c1	1	0	0	0	0
85	c7	1	0	0	0	0
85	c8	2	0	0	0	0
85	d2	1	0	0	0	0
85	d3	1	0	0	0	0
85	d6	1	0	0	0	0
85	l2	2	0	0	0	0
85	l3	1	0	0	0	0
85	l4	1	0	0	0	0
85	l5	3	0	0	0	0
85	l7	1	0	0	0	0
85	m1	2	0	0	0	0
85	m4	1	0	0	0	0
85	m5	1	0	0	0	0
85	m6	1	0	0	0	0
85	m7	5	0	0	0	0

Continued on next page...

Continued from previous page...

Mol	Chain	Non-H	H(model)	H(added)	Clashes	Symm-Clashes
85	n0	2	0	0	0	0
85	n3	2	0	0	0	0
85	n6	2	0	0	0	0
85	n8	4	0	0	0	0
85	n9	2	0	0	0	0
85	o1	1	0	0	0	0
85	o3	2	0	0	0	0
85	o4	2	0	0	0	0
85	q0	1	0	0	0	0
85	q1	1	0	0	0	0
85	q3	1	0	0	0	0
85	s1	1	0	0	0	0
85	s6	1	0	0	0	0
85	s8	2	0	0	0	0
85	sM	2	0	0	0	0
86	1	2436	0	0	247	0
86	2	1106	0	0	132	0
86	3	84	0	0	5	0
86	4	105	0	0	5	0
86	5	2471	0	0	233	0
86	6	1106	0	0	97	0
86	7	84	0	0	12	0
86	8	112	0	0	21	0
86	C1	7	0	0	7	0
86	C3	7	0	0	1	0
86	C5	7	0	0	4	0
86	C8	7	0	0	1	0
86	D9	7	0	0	1	0
86	L3	14	0	0	1	0
86	L4	7	0	0	2	0
86	L6	7	0	0	0	0
86	M0	7	0	0	0	0
86	M5	14	0	0	2	0
86	M6	7	0	0	1	0
86	M7	14	0	0	1	0
86	M9	7	0	0	1	0
86	N9	7	0	0	1	0
86	O2	7	0	0	0	0
86	O3	7	0	0	0	0
86	O7	14	0	0	6	0
86	O9	7	0	0	4	0
86	Q2	7	0	0	2	0

Continued on next page...

Continued from previous page...

Mol	Chain	Non-H	H(model)	H(added)	Clashes	Symm-Clashes
86	S8	7	0	0	1	0
86	SR	7	0	0	0	0
86	c1	7	0	0	0	0
86	c3	7	0	0	0	0
86	c5	7	0	0	0	0
86	c8	7	0	0	0	0
86	d4	7	0	0	0	0
86	d9	7	0	0	0	0
86	l3	21	0	0	0	0
86	l4	14	0	0	0	0
86	l5	21	0	0	0	0
86	l9	7	0	0	0	0
86	m0	14	0	0	0	0
86	m1	7	0	0	0	0
86	m4	7	0	0	0	0
86	m5	7	0	0	0	0
86	m6	7	0	0	0	0
86	m7	7	0	0	0	0
86	m8	7	0	0	0	0
86	n3	7	0	0	0	0
86	n9	7	0	0	0	0
86	o2	7	0	0	0	0
86	o3	7	0	0	0	0
86	o4	7	0	0	0	0
86	o7	7	0	0	0	0
86	q2	7	0	0	0	0
86	s1	14	0	0	0	0
86	s4	7	0	0	0	0
86	s8	7	0	0	0	0
86	s9	7	0	0	0	0
86	sR	7	0	0	0	0
87	D6	1	0	0	0	0
87	D7	1	0	0	0	0
87	D9	1	0	0	0	0
87	E1	1	0	0	0	0
87	O7	1	0	0	0	0
87	Q0	1	0	0	0	0
87	Q2	1	0	0	3	0
87	Q3	1	0	0	0	0
87	d6	1	0	0	0	0
87	d7	1	0	0	0	0
87	d9	1	0	0	0	0

Continued on next page...

Continued from previous page...

Mol	Chain	Non-H	H(model)	H(added)	Clashes	Symm-Clashes
87	e1	1	0	0	0	0
87	o7	1	0	0	0	0
87	q0	1	0	0	0	0
87	q2	1	0	0	0	0
87	q3	1	0	0	0	0
88	1	33	0	35	1	0
88	5	33	0	35	1	0
All	All	411226	0	297341	8413	0

The all-atom clashscore is defined as the number of clashes found per 1000 atoms (including hydrogen atoms). The all-atom clashscore for this structure is 12.

The worst 5 of 8413 close contacts within the same asymmetric unit are listed below, sorted by their clash magnitude.

Atom-1	Atom-2	Interatomic distance (Å)	Clash overlap (Å)
52:M6:66:LYS:NZ	52:M6:66:LYS:CE	1.48	1.54
78:Q2:17:CYS:CB	78:Q2:17:CYS:SG	2.09	1.40
78:Q2:17:CYS:CB	87:Q2:501:ZN:ZN	1.31	1.09
40:L3:296:THR:HG22	40:L3:298:PHE:H	1.82	1.07
36:5:2403:G:N2	36:5:2404:A:N7	2.03	1.03

There are no symmetry-related clashes.

5.3 Torsion angles [i](#)

5.3.1 Protein backbone [i](#)

In the following table, the Percentiles column shows the percent Ramachandran outliers of the chain as a percentile score with respect to all X-ray entries followed by that with respect to entries of similar resolution.

The Analysed column shows the number of residues for which the backbone conformation was analysed, and the total number of residues.

Mol	Chain	Analysed	Favoured	Allowed	Outliers	Percentiles	
2	S0	204/251 (81%)	154 (76%)	27 (13%)	23 (11%)	0	1
2	s0	204/251 (81%)	161 (79%)	27 (13%)	16 (8%)	1	2
3	S1	212/254 (84%)	152 (72%)	31 (15%)	29 (14%)	0	1
3	s1	214/254 (84%)	179 (84%)	23 (11%)	12 (6%)	2	6

Continued on next page...

Continued from previous page...

Mol	Chain	Analysed	Favoured	Allowed	Outliers	Percentiles	
4	S2	215/253 (85%)	181 (84%)	25 (12%)	9 (4%)	3	11
4	s2	215/253 (85%)	187 (87%)	16 (7%)	12 (6%)	2	6
5	S3	221/239 (92%)	198 (90%)	14 (6%)	9 (4%)	3	11
5	s3	221/239 (92%)	193 (87%)	15 (7%)	13 (6%)	2	5
6	S4	258/260 (99%)	219 (85%)	27 (10%)	12 (5%)	3	9
6	s4	258/260 (99%)	223 (86%)	23 (9%)	12 (5%)	3	9
7	S5	204/224 (91%)	162 (79%)	21 (10%)	21 (10%)	1	1
7	s5	204/224 (91%)	164 (80%)	23 (11%)	17 (8%)	1	2
8	S6	224/236 (95%)	195 (87%)	21 (9%)	8 (4%)	4	14
8	s6	216/236 (92%)	194 (90%)	14 (6%)	8 (4%)	4	14
9	S7	182/189 (96%)	143 (79%)	21 (12%)	18 (10%)	1	1
9	s7	184/189 (97%)	148 (80%)	22 (12%)	14 (8%)	1	2
10	S8	184/200 (92%)	159 (86%)	12 (6%)	13 (7%)	1	3
10	s8	184/200 (92%)	164 (89%)	11 (6%)	9 (5%)	3	8
11	S9	183/196 (93%)	159 (87%)	15 (8%)	9 (5%)	3	8
11	s9	183/196 (93%)	148 (81%)	23 (13%)	12 (7%)	1	4
12	C0	94/105 (90%)	74 (79%)	14 (15%)	6 (6%)	2	4
12	c0	92/105 (88%)	63 (68%)	16 (17%)	13 (14%)	0	1
13	C1	153/155 (99%)	125 (82%)	18 (12%)	10 (6%)	1	4
13	c1	144/155 (93%)	117 (81%)	18 (12%)	9 (6%)	2	4
14	C2	122/142 (86%)	70 (57%)	26 (21%)	26 (21%)	0	0
14	c2	122/142 (86%)	71 (58%)	29 (24%)	22 (18%)	0	0
15	C3	148/150 (99%)	132 (89%)	13 (9%)	3 (2%)	9	30
15	c3	148/150 (99%)	123 (83%)	16 (11%)	9 (6%)	2	5
16	C4	125/136 (92%)	97 (78%)	16 (13%)	12 (10%)	1	1
16	c4	126/136 (93%)	101 (80%)	15 (12%)	10 (8%)	1	2
17	C5	122/141 (86%)	95 (78%)	16 (13%)	11 (9%)	1	2
17	c5	133/141 (94%)	97 (73%)	16 (12%)	20 (15%)	0	0
18	C6	139/142 (98%)	121 (87%)	13 (9%)	5 (4%)	4	14
18	c6	140/142 (99%)	121 (86%)	11 (8%)	8 (6%)	2	6
19	C7	116/136 (85%)	87 (75%)	22 (19%)	7 (6%)	2	5

Continued on next page...

Continued from previous page...

Mol	Chain	Analysed	Favoured	Allowed	Outliers	Percentiles	
19	c7	113/136 (83%)	96 (85%)	11 (10%)	6 (5%)	2	7
20	C8	143/145 (99%)	121 (85%)	11 (8%)	11 (8%)	1	2
20	c8	143/145 (99%)	115 (80%)	21 (15%)	7 (5%)	3	8
21	C9	141/143 (99%)	122 (86%)	14 (10%)	5 (4%)	4	15
21	c9	141/143 (99%)	122 (86%)	14 (10%)	5 (4%)	4	15
22	D0	105/120 (88%)	88 (84%)	15 (14%)	2 (2%)	10	32
22	d0	108/120 (90%)	85 (79%)	15 (14%)	8 (7%)	1	3
23	D1	85/87 (98%)	69 (81%)	10 (12%)	6 (7%)	1	3
23	d1	85/87 (98%)	75 (88%)	5 (6%)	5 (6%)	2	5
24	D2	127/129 (98%)	113 (89%)	13 (10%)	1 (1%)	24	58
24	d2	127/129 (98%)	116 (91%)	10 (8%)	1 (1%)	24	58
25	D3	142/144 (99%)	117 (82%)	14 (10%)	11 (8%)	1	2
25	d3	142/144 (99%)	131 (92%)	10 (7%)	1 (1%)	26	62
26	D4	132/134 (98%)	110 (83%)	14 (11%)	8 (6%)	2	5
26	d4	132/134 (98%)	106 (80%)	15 (11%)	11 (8%)	1	2
27	D5	68/107 (64%)	51 (75%)	9 (13%)	8 (12%)	0	1
27	d5	67/107 (63%)	48 (72%)	13 (19%)	6 (9%)	1	2
28	D6	95/97 (98%)	69 (73%)	12 (13%)	14 (15%)	0	0
28	d6	95/97 (98%)	73 (77%)	14 (15%)	8 (8%)	1	2
29	D7	79/81 (98%)	62 (78%)	12 (15%)	5 (6%)	2	4
29	d7	79/81 (98%)	60 (76%)	10 (13%)	9 (11%)	0	1
30	D8	61/66 (92%)	51 (84%)	7 (12%)	3 (5%)	3	8
30	d8	61/66 (92%)	46 (75%)	10 (16%)	5 (8%)	1	2
31	D9	51/55 (93%)	41 (80%)	7 (14%)	3 (6%)	2	5
31	d9	51/55 (93%)	42 (82%)	5 (10%)	4 (8%)	1	2
32	E0	58/60 (97%)	45 (78%)	12 (21%)	1 (2%)	11	36
33	E1	69/76 (91%)	36 (52%)	14 (20%)	19 (28%)	0	0
33	e1	74/76 (97%)	38 (51%)	16 (22%)	20 (27%)	0	0
34	SR	316/318 (99%)	274 (87%)	29 (9%)	13 (4%)	3	11
34	sR	316/318 (99%)	268 (85%)	40 (13%)	8 (2%)	7	24
35	SM	155/273 (57%)	109 (70%)	26 (17%)	20 (13%)	0	1

Continued on next page...

Continued from previous page...

Mol	Chain	Analysed	Favoured	Allowed	Outliers	Percentiles	
35	sM	98/273 (36%)	61 (62%)	24 (24%)	13 (13%)	0	1
39	L2	250/253 (99%)	226 (90%)	20 (8%)	4 (2%)	12	38
39	l2	250/253 (99%)	214 (86%)	27 (11%)	9 (4%)	4	14
40	L3	384/386 (100%)	340 (88%)	31 (8%)	13 (3%)	5	16
40	l3	384/386 (100%)	350 (91%)	25 (6%)	9 (2%)	8	26
41	L4	359/361 (99%)	315 (88%)	23 (6%)	21 (6%)	2	5
41	l4	359/361 (99%)	308 (86%)	38 (11%)	13 (4%)	4	14
42	L5	294/296 (99%)	253 (86%)	23 (8%)	18 (6%)	2	5
42	l5	292/296 (99%)	262 (90%)	21 (7%)	9 (3%)	5	17
43	L6	152/175 (87%)	141 (93%)	8 (5%)	3 (2%)	9	30
43	l6	153/175 (87%)	132 (86%)	17 (11%)	4 (3%)	7	22
44	L7	220/243 (90%)	205 (93%)	6 (3%)	9 (4%)	3	11
44	l7	221/243 (91%)	203 (92%)	15 (7%)	3 (1%)	14	42
45	L8	231/255 (91%)	193 (84%)	30 (13%)	8 (4%)	4	15
45	l8	229/255 (90%)	184 (80%)	25 (11%)	20 (9%)	1	2
46	L9	189/191 (99%)	170 (90%)	14 (7%)	5 (3%)	7	22
46	l9	189/191 (99%)	173 (92%)	10 (5%)	6 (3%)	5	17
47	M0	207/220 (94%)	185 (89%)	17 (8%)	5 (2%)	7	25
47	m0	209/220 (95%)	181 (87%)	20 (10%)	8 (4%)	4	13
48	M1	167/173 (96%)	133 (80%)	20 (12%)	14 (8%)	1	2
48	m1	167/173 (96%)	146 (87%)	11 (7%)	10 (6%)	2	5
49	M3	191/198 (96%)	164 (86%)	19 (10%)	8 (4%)	3	11
49	m3	192/198 (97%)	164 (85%)	17 (9%)	11 (6%)	2	6
50	M4	134/137 (98%)	118 (88%)	11 (8%)	5 (4%)	4	14
50	m4	135/137 (98%)	127 (94%)	6 (4%)	2 (2%)	13	40
51	M5	201/203 (99%)	188 (94%)	7 (4%)	6 (3%)	5	18
51	m5	201/203 (99%)	180 (90%)	14 (7%)	7 (4%)	4	15
52	M6	195/198 (98%)	185 (95%)	6 (3%)	4 (2%)	9	29
52	m6	195/198 (98%)	185 (95%)	8 (4%)	2 (1%)	19	52
53	M7	181/183 (99%)	159 (88%)	16 (9%)	6 (3%)	5	16
53	m7	153/183 (84%)	140 (92%)	10 (6%)	3 (2%)	9	30

Continued on next page...

Continued from previous page...

Mol	Chain	Analysed	Favoured	Allowed	Outliers	Percentiles	
54	M8	183/185 (99%)	169 (92%)	10 (6%)	4 (2%)	8	28
54	m8	183/185 (99%)	165 (90%)	11 (6%)	7 (4%)	4	13
55	M9	186/188 (99%)	173 (93%)	12 (6%)	1 (0%)	34	69
55	m9	186/188 (99%)	175 (94%)	8 (4%)	3 (2%)	12	38
56	N0	170/172 (99%)	157 (92%)	11 (6%)	2 (1%)	16	47
56	n0	170/172 (99%)	158 (93%)	9 (5%)	3 (2%)	11	34
57	N1	157/159 (99%)	138 (88%)	14 (9%)	5 (3%)	5	17
57	n1	157/159 (99%)	143 (91%)	10 (6%)	4 (2%)	7	24
58	N2	98/120 (82%)	79 (81%)	15 (15%)	4 (4%)	3	11
58	n2	96/120 (80%)	84 (88%)	9 (9%)	3 (3%)	5	17
59	N3	134/136 (98%)	126 (94%)	7 (5%)	1 (1%)	26	62
59	n3	134/136 (98%)	125 (93%)	8 (6%)	1 (1%)	26	62
60	N4	96/155 (62%)	77 (80%)	14 (15%)	5 (5%)	2	7
60	n4	133/155 (86%)	113 (85%)	12 (9%)	8 (6%)	2	5
61	N5	119/141 (84%)	110 (92%)	8 (7%)	1 (1%)	24	58
61	n5	118/141 (84%)	100 (85%)	13 (11%)	5 (4%)	3	11
62	N6	124/126 (98%)	114 (92%)	6 (5%)	4 (3%)	5	17
62	n6	124/126 (98%)	113 (91%)	6 (5%)	5 (4%)	4	12
63	N7	133/135 (98%)	111 (84%)	12 (9%)	10 (8%)	1	3
63	n7	133/135 (98%)	111 (84%)	14 (10%)	8 (6%)	2	5
64	N8	146/148 (99%)	122 (84%)	16 (11%)	8 (6%)	2	6
64	n8	146/148 (99%)	126 (86%)	16 (11%)	4 (3%)	6	21
65	N9	56/58 (97%)	49 (88%)	5 (9%)	2 (4%)	4	14
65	n9	56/58 (97%)	43 (77%)	9 (16%)	4 (7%)	1	3
66	O0	95/104 (91%)	87 (92%)	6 (6%)	2 (2%)	9	29
66	o0	98/104 (94%)	89 (91%)	7 (7%)	2 (2%)	9	30
67	O1	107/112 (96%)	95 (89%)	7 (6%)	5 (5%)	3	9
67	o1	107/112 (96%)	98 (92%)	5 (5%)	4 (4%)	4	14
68	O2	125/129 (97%)	116 (93%)	8 (6%)	1 (1%)	24	58
68	o2	125/129 (97%)	111 (89%)	11 (9%)	3 (2%)	7	25
69	O3	104/106 (98%)	101 (97%)	2 (2%)	1 (1%)	19	52

Continued on next page...

Continued from previous page...

Mol	Chain	Analysed	Favoured	Allowed	Outliers	Percentiles	
69	o3	104/106 (98%)	92 (88%)	7 (7%)	5 (5%)	3	9
70	O4	110/119 (92%)	103 (94%)	4 (4%)	3 (3%)	6	21
70	o4	110/119 (92%)	100 (91%)	8 (7%)	2 (2%)	11	34
71	O5	117/119 (98%)	108 (92%)	5 (4%)	4 (3%)	5	16
71	o5	117/119 (98%)	106 (91%)	9 (8%)	2 (2%)	11	36
72	O6	97/99 (98%)	78 (80%)	11 (11%)	8 (8%)	1	2
72	o6	97/99 (98%)	81 (84%)	9 (9%)	7 (7%)	1	3
73	O7	85/87 (98%)	76 (89%)	6 (7%)	3 (4%)	4	15
73	o7	85/87 (98%)	72 (85%)	10 (12%)	3 (4%)	4	15
74	O8	75/77 (97%)	62 (83%)	10 (13%)	3 (4%)	4	12
74	o8	75/77 (97%)	66 (88%)	6 (8%)	3 (4%)	4	12
75	O9	48/50 (96%)	44 (92%)	4 (8%)	0	100	100
75	o9	48/50 (96%)	44 (92%)	3 (6%)	1 (2%)	9	29
76	Q0	50/52 (96%)	48 (96%)	0	2 (4%)	4	12
76	q0	50/52 (96%)	49 (98%)	0	1 (2%)	9	30
77	Q1	23/25 (92%)	22 (96%)	1 (4%)	0	100	100
77	q1	23/25 (92%)	23 (100%)	0	0	100	100
78	Q2	103/105 (98%)	90 (87%)	10 (10%)	3 (3%)	6	19
78	q2	103/105 (98%)	92 (89%)	8 (8%)	3 (3%)	6	19
79	Q3	89/91 (98%)	80 (90%)	7 (8%)	2 (2%)	8	28
79	q3	89/91 (98%)	80 (90%)	8 (9%)	1 (1%)	17	50
80	e0	60/62 (97%)	47 (78%)	9 (15%)	4 (7%)	1	4
82	p0	139/311 (45%)	117 (84%)	19 (14%)	3 (2%)	8	28
All	All	22333/24141 (92%)	19119 (86%)	2092 (9%)	1122 (5%)	3	8

5 of 1122 Ramachandran outliers are listed below:

Mol	Chain	Res	Type
2	S0	39	ASN
2	S0	66	ALA
2	S0	103	THR
2	S0	158	VAL
2	S0	163	ASN

5.3.2 Protein sidechains ⓘ

In the following table, the Percentiles column shows the percent sidechain outliers of the chain as a percentile score with respect to all X-ray entries followed by that with respect to entries of similar resolution.

The Analysed column shows the number of residues for which the sidechain conformation was analysed, and the total number of residues.

Mol	Chain	Analysed	Rotameric	Outliers	Percentiles	
2	S0	164/209 (78%)	134 (82%)	30 (18%)	2	6
2	s0	165/209 (79%)	131 (79%)	34 (21%)	1	4
3	S1	191/223 (86%)	162 (85%)	29 (15%)	3	10
3	s1	192/223 (86%)	162 (84%)	30 (16%)	3	9
4	S2	176/204 (86%)	137 (78%)	39 (22%)	1	3
4	s2	176/204 (86%)	139 (79%)	37 (21%)	1	4
5	S3	182/194 (94%)	149 (82%)	33 (18%)	2	6
5	s3	182/194 (94%)	149 (82%)	33 (18%)	2	6
6	S4	221/221 (100%)	182 (82%)	39 (18%)	2	7
6	s4	221/221 (100%)	187 (85%)	34 (15%)	3	10
7	S5	173/190 (91%)	140 (81%)	33 (19%)	2	5
7	s5	173/190 (91%)	138 (80%)	35 (20%)	1	4
8	S6	188/201 (94%)	155 (82%)	33 (18%)	2	7
8	s6	187/201 (93%)	152 (81%)	35 (19%)	2	6
9	S7	165/169 (98%)	140 (85%)	25 (15%)	3	10
9	s7	165/169 (98%)	134 (81%)	31 (19%)	2	6
10	S8	150/161 (93%)	128 (85%)	22 (15%)	4	11
10	s8	150/161 (93%)	129 (86%)	21 (14%)	4	13
11	S9	158/165 (96%)	123 (78%)	35 (22%)	1	3
11	s9	158/165 (96%)	128 (81%)	30 (19%)	2	5
12	C0	77/98 (79%)	58 (75%)	19 (25%)	1	2
12	c0	73/98 (74%)	61 (84%)	12 (16%)	3	8
13	C1	129/136 (95%)	104 (81%)	25 (19%)	2	5
13	c1	129/136 (95%)	107 (83%)	22 (17%)	2	7
14	C2	88/118 (75%)	68 (77%)	20 (23%)	1	3
14	c2	88/118 (75%)	65 (74%)	23 (26%)	0	1

Continued on next page...

Continued from previous page...

Mol	Chain	Analysed	Rotameric	Outliers	Percentiles	
15	C3	127/127 (100%)	101 (80%)	26 (20%)	1	4
15	c3	127/127 (100%)	105 (83%)	22 (17%)	2	7
16	C4	81/104 (78%)	61 (75%)	20 (25%)	1	2
16	c4	97/104 (93%)	75 (77%)	22 (23%)	1	3
17	C5	101/117 (86%)	86 (85%)	15 (15%)	4	11
17	c5	103/117 (88%)	83 (81%)	20 (19%)	2	5
18	C6	117/118 (99%)	94 (80%)	23 (20%)	1	5
18	c6	118/118 (100%)	98 (83%)	20 (17%)	2	7
19	C7	94/124 (76%)	70 (74%)	24 (26%)	1	2
19	c7	92/124 (74%)	76 (83%)	16 (17%)	2	7
20	C8	128/128 (100%)	102 (80%)	26 (20%)	1	4
20	c8	128/128 (100%)	101 (79%)	27 (21%)	1	4
21	C9	115/115 (100%)	93 (81%)	22 (19%)	2	5
21	c9	115/115 (100%)	95 (83%)	20 (17%)	2	7
22	D0	100/113 (88%)	74 (74%)	26 (26%)	0	1
22	d0	103/113 (91%)	80 (78%)	23 (22%)	1	3
23	D1	74/74 (100%)	60 (81%)	14 (19%)	2	5
23	d1	74/74 (100%)	57 (77%)	17 (23%)	1	3
24	D2	110/110 (100%)	94 (86%)	16 (14%)	4	11
24	d2	110/110 (100%)	96 (87%)	14 (13%)	5	16
25	D3	119/119 (100%)	97 (82%)	22 (18%)	2	6
25	d3	119/119 (100%)	104 (87%)	15 (13%)	5	17
26	D4	112/112 (100%)	93 (83%)	19 (17%)	2	7
26	d4	112/112 (100%)	99 (88%)	13 (12%)	7	20
27	D5	61/88 (69%)	43 (70%)	18 (30%)	0	1
27	d5	61/88 (69%)	54 (88%)	7 (12%)	7	21
28	D6	83/83 (100%)	66 (80%)	17 (20%)	1	4
28	d6	83/83 (100%)	69 (83%)	14 (17%)	2	7
29	D7	70/70 (100%)	57 (81%)	13 (19%)	2	6
29	d7	70/70 (100%)	59 (84%)	11 (16%)	3	9
30	D8	56/59 (95%)	44 (79%)	12 (21%)	1	3

Continued on next page...

Continued from previous page...

Mol	Chain	Analysed	Rotameric	Outliers	Percentiles	
30	d8	56/59 (95%)	48 (86%)	8 (14%)	4	12
31	D9	47/48 (98%)	38 (81%)	9 (19%)	2	5
31	d9	47/48 (98%)	39 (83%)	8 (17%)	2	7
32	E0	51/51 (100%)	41 (80%)	10 (20%)	1	5
33	E1	62/66 (94%)	47 (76%)	15 (24%)	1	2
33	e1	66/66 (100%)	48 (73%)	18 (27%)	0	1
34	SR	260/261 (100%)	237 (91%)	23 (9%)	12	35
34	sR	260/261 (100%)	232 (89%)	28 (11%)	8	23
35	SM	97/228 (42%)	79 (81%)	18 (19%)	2	6
35	sM	54/228 (24%)	47 (87%)	7 (13%)	5	15
39	L2	193/195 (99%)	157 (81%)	36 (19%)	2	6
39	l2	192/195 (98%)	155 (81%)	37 (19%)	2	5
40	L3	321/322 (100%)	258 (80%)	63 (20%)	1	5
40	l3	320/322 (99%)	255 (80%)	65 (20%)	1	4
41	L4	288/288 (100%)	239 (83%)	49 (17%)	2	7
41	l4	288/288 (100%)	235 (82%)	53 (18%)	2	6
42	L5	244/244 (100%)	194 (80%)	50 (20%)	1	4
42	l5	243/244 (100%)	192 (79%)	51 (21%)	1	4
43	L6	134/152 (88%)	115 (86%)	19 (14%)	4	12
43	l6	135/152 (89%)	111 (82%)	24 (18%)	2	6
44	L7	186/204 (91%)	162 (87%)	24 (13%)	5	16
44	l7	187/204 (92%)	159 (85%)	28 (15%)	3	11
45	L8	187/207 (90%)	154 (82%)	33 (18%)	2	7
45	l8	177/207 (86%)	143 (81%)	34 (19%)	2	5
46	L9	171/171 (100%)	139 (81%)	32 (19%)	2	6
46	l9	171/171 (100%)	137 (80%)	34 (20%)	1	5
47	M0	177/186 (95%)	144 (81%)	33 (19%)	2	6
47	m0	179/186 (96%)	142 (79%)	37 (21%)	1	4
48	M1	147/150 (98%)	119 (81%)	28 (19%)	2	5
48	m1	147/150 (98%)	125 (85%)	22 (15%)	3	11
49	M3	154/158 (98%)	126 (82%)	28 (18%)	2	6

Continued on next page...

Continued from previous page...

Mol	Chain	Analysed	Rotameric	Outliers	Percentiles	
49	m3	154/158 (98%)	130 (84%)	24 (16%)	3	9
50	M4	107/108 (99%)	86 (80%)	21 (20%)	1	5
50	m4	108/108 (100%)	90 (83%)	18 (17%)	3	8
51	M5	175/175 (100%)	146 (83%)	29 (17%)	3	8
51	m5	175/175 (100%)	148 (85%)	27 (15%)	3	10
52	M6	160/161 (99%)	137 (86%)	23 (14%)	4	12
52	m6	160/161 (99%)	132 (82%)	28 (18%)	2	7
53	M7	140/145 (97%)	113 (81%)	27 (19%)	2	5
53	m7	125/145 (86%)	108 (86%)	17 (14%)	5	14
54	M8	150/150 (100%)	125 (83%)	25 (17%)	3	8
54	m8	150/150 (100%)	122 (81%)	28 (19%)	2	6
55	M9	153/153 (100%)	133 (87%)	20 (13%)	5	15
55	m9	153/153 (100%)	119 (78%)	34 (22%)	1	3
56	N0	156/156 (100%)	128 (82%)	28 (18%)	2	6
56	n0	156/156 (100%)	132 (85%)	24 (15%)	3	10
57	N1	136/136 (100%)	108 (79%)	28 (21%)	1	4
57	n1	136/136 (100%)	116 (85%)	20 (15%)	4	11
58	N2	87/106 (82%)	76 (87%)	11 (13%)	5	17
58	n2	85/106 (80%)	73 (86%)	12 (14%)	4	12
59	N3	104/104 (100%)	90 (86%)	14 (14%)	5	14
59	n3	104/104 (100%)	95 (91%)	9 (9%)	13	35
60	N4	57/129 (44%)	52 (91%)	5 (9%)	12	35
60	n4	100/129 (78%)	88 (88%)	12 (12%)	6	19
61	N5	104/117 (89%)	79 (76%)	25 (24%)	1	2
61	n5	104/117 (89%)	80 (77%)	24 (23%)	1	3
62	N6	109/109 (100%)	88 (81%)	21 (19%)	2	5
62	n6	109/109 (100%)	84 (77%)	25 (23%)	1	3
63	N7	115/115 (100%)	91 (79%)	24 (21%)	1	4
63	n7	115/115 (100%)	92 (80%)	23 (20%)	1	5
64	N8	118/118 (100%)	97 (82%)	21 (18%)	2	6
64	n8	118/118 (100%)	95 (80%)	23 (20%)	2	5

Continued on next page...

Continued from previous page...

Mol	Chain	Analysed	Rotameric	Outliers	Percentiles	
65	N9	46/46 (100%)	38 (83%)	8 (17%)	2	7
65	n9	46/46 (100%)	35 (76%)	11 (24%)	1	2
66	O0	81/87 (93%)	66 (82%)	15 (18%)	2	6
66	o0	84/87 (97%)	68 (81%)	16 (19%)	2	5
67	O1	92/96 (96%)	72 (78%)	20 (22%)	1	3
67	o1	94/96 (98%)	77 (82%)	17 (18%)	2	6
68	O2	109/110 (99%)	94 (86%)	15 (14%)	4	13
68	o2	109/110 (99%)	92 (84%)	17 (16%)	3	9
69	O3	90/90 (100%)	76 (84%)	14 (16%)	3	9
69	o3	90/90 (100%)	82 (91%)	8 (9%)	12	34
70	O4	95/101 (94%)	78 (82%)	17 (18%)	2	6
70	o4	95/101 (94%)	81 (85%)	14 (15%)	4	11
71	O5	104/104 (100%)	83 (80%)	21 (20%)	1	4
71	o5	103/104 (99%)	76 (74%)	27 (26%)	0	1
72	O6	81/81 (100%)	60 (74%)	21 (26%)	0	2
72	o6	80/81 (99%)	52 (65%)	28 (35%)	0	0
73	O7	70/70 (100%)	58 (83%)	12 (17%)	2	7
73	o7	70/70 (100%)	59 (84%)	11 (16%)	3	9
74	O8	68/68 (100%)	55 (81%)	13 (19%)	2	5
74	o8	67/68 (98%)	55 (82%)	12 (18%)	2	6
75	O9	45/45 (100%)	36 (80%)	9 (20%)	1	5
75	o9	45/45 (100%)	35 (78%)	10 (22%)	1	3
76	Q0	47/47 (100%)	40 (85%)	7 (15%)	4	11
76	q0	47/47 (100%)	40 (85%)	7 (15%)	4	11
77	Q1	23/23 (100%)	15 (65%)	8 (35%)	0	0
77	q1	23/23 (100%)	14 (61%)	9 (39%)	0	0
78	Q2	90/90 (100%)	76 (84%)	14 (16%)	3	9
78	q2	90/90 (100%)	73 (81%)	17 (19%)	2	5
79	Q3	71/71 (100%)	61 (86%)	10 (14%)	4	12
79	q3	71/71 (100%)	58 (82%)	13 (18%)	2	6
80	e0	53/53 (100%)	41 (77%)	12 (23%)	1	3

Continued on next page...

Continued from previous page...

Mol	Chain	Analysed	Rotameric	Outliers	Percentiles
82	p0	105/253 (42%)	84 (80%)	21 (20%)	1 5
All	All	18729/20239 (92%)	15348 (82%)	3381 (18%)	2 6

5 of 3381 residues with a non-rotameric sidechain are listed below:

Mol	Chain	Res	Type
67	O1	110	GLU
7	s5	216	GLU
64	n8	10	LYS
70	O4	86	LYS
2	s0	172	LEU

Some sidechains can be flipped to improve hydrogen bonding and reduce clashes. 5 of 48 such sidechains are listed below:

Mol	Chain	Res	Type
48	M1	95	ASN
61	N5	80	ASN
61	n5	111	ASN
53	M7	125	GLN
59	N3	81	GLN

5.3.3 RNA ⓘ

Mol	Chain	Analysed	Backbone Outliers	Pucker Outliers
1	2	1747/1800 (97%)	449 (25%)	63 (3%)
1	6	1794/1800 (99%)	430 (23%)	59 (3%)
36	1	3145/3396 (92%)	609 (19%)	99 (3%)
36	5	3145/3396 (92%)	613 (19%)	101 (3%)
37	3	120/121 (99%)	17 (14%)	2 (1%)
37	7	120/121 (99%)	15 (12%)	1 (0%)
38	4	157/158 (99%)	35 (22%)	3 (1%)
38	8	157/158 (99%)	37 (23%)	2 (1%)
All	All	10385/10950 (94%)	2205 (21%)	330 (3%)

5 of 2205 RNA backbone outliers are listed below:

Mol	Chain	Res	Type
1	2	2	A
1	2	4	C

Continued on next page...

Continued from previous page...

Mol	Chain	Res	Type
1	2	17	C
1	2	25	C
1	2	26	A

5 of 330 RNA pucker outliers are listed below:

Mol	Chain	Res	Type
36	1	3195	U
1	6	417	A
36	5	2772	C
36	1	3242	G
1	6	1	U

5.4 Non-standard residues in protein, DNA, RNA chains [i](#)

There are no non-standard protein/DNA/RNA residues in this entry.

5.5 Carbohydrates [i](#)

There are no carbohydrates in this entry.

5.6 Ligand geometry [i](#)

Of 2559 ligands modelled in this entry, 1424 are monoatomic - leaving 1135 for Mogul analysis.

In the following table, the Counts columns list the number of bonds (or angles) for which Mogul statistics could be retrieved, the number of bonds (or angles) that are observed in the model and the number of bonds (or angles) that are defined in the chemical component dictionary. The Link column lists molecule types, if any, to which the group is linked. The Z score for a bond length (or angle) is the number of standard deviations the observed value is removed from the expected value. A bond length (or angle) with $|Z| > 2$ is considered an outlier worth inspection. RMSZ is the root-mean-square of all Z scores of the bond lengths (or angles).

Mol	Type	Chain	Res	Link	Bond lengths			Bond angles		
					Counts	RMSZ	$\# Z > 2$	Counts	RMSZ	$\# Z > 2$
86	OHX	1	3868	-	0,6,6	0.00	-	0,15,15	0.00	-
86	OHX	1	3869	-	0,6,6	0.00	-	0,15,15	0.00	-
86	OHX	1	3870	-	0,6,6	0.00	-	0,15,15	0.00	-
86	OHX	1	3871	-	0,6,6	0.00	-	0,15,15	0.00	-
86	OHX	1	3872	-	0,6,6	0.00	-	0,15,15	0.00	-
86	OHX	1	3873	-	0,6,6	0.00	-	0,15,15	0.00	-

Mol	Type	Chain	Res	Link	Bond lengths			Bond angles		
					Counts	RMSZ	# Z > 2	Counts	RMSZ	# Z > 2
86	OHX	1	3874	-	0,6,6	0.00	-	0,15,15	0.00	-
86	OHX	1	3875	-	0,6,6	0.00	-	0,15,15	0.00	-
86	OHX	1	3876	-	0,6,6	0.00	-	0,15,15	0.00	-
86	OHX	1	3877	-	0,6,6	0.00	-	0,15,15	0.00	-
86	OHX	1	3878	-	0,6,6	0.00	-	0,15,15	0.00	-
86	OHX	1	3879	-	0,6,6	0.00	-	0,15,15	0.00	-
86	OHX	1	3880	-	0,6,6	0.00	-	0,15,15	0.00	-
86	OHX	1	3881	-	0,6,6	0.00	-	0,15,15	0.00	-
86	OHX	1	3882	-	0,6,6	0.00	-	0,15,15	0.00	-
86	OHX	1	3883	-	0,6,6	0.00	-	0,15,15	0.00	-
86	OHX	1	3884	-	0,6,6	0.00	-	0,15,15	0.00	-
86	OHX	1	3885	-	0,6,6	0.00	-	0,15,15	0.00	-
86	OHX	1	3886	-	0,6,6	0.00	-	0,15,15	0.00	-
86	OHX	1	3887	-	0,6,6	0.00	-	0,15,15	0.00	-
86	OHX	1	3888	-	0,6,6	0.00	-	0,15,15	0.00	-
86	OHX	1	3889	-	0,6,6	0.00	-	0,15,15	0.00	-
86	OHX	1	3890	-	0,6,6	0.00	-	0,15,15	0.00	-
86	OHX	1	3891	-	0,6,6	0.00	-	0,15,15	0.00	-
86	OHX	1	3892	-	0,6,6	0.00	-	0,15,15	0.00	-
86	OHX	1	3893	-	0,6,6	0.00	-	0,15,15	0.00	-
86	OHX	1	3894	-	0,6,6	0.00	-	0,15,15	0.00	-
86	OHX	1	3895	-	0,6,6	0.00	-	0,15,15	0.00	-
86	OHX	1	3896	-	0,6,6	0.00	-	0,15,15	0.00	-
86	OHX	1	3897	-	0,6,6	0.00	-	0,15,15	0.00	-
86	OHX	1	3898	-	0,6,6	0.00	-	0,15,15	0.00	-
86	OHX	1	3899	-	0,6,6	0.00	-	0,15,15	0.00	-
86	OHX	1	3900	-	0,6,6	0.00	-	0,15,15	0.00	-
86	OHX	1	3901	-	0,6,6	0.00	-	0,15,15	0.00	-
86	OHX	1	3902	-	0,6,6	0.00	-	0,15,15	0.00	-
86	OHX	1	3903	-	0,6,6	0.00	-	0,15,15	0.00	-
86	OHX	1	3904	-	0,6,6	0.00	-	0,15,15	0.00	-
86	OHX	1	3905	-	0,6,6	0.00	-	0,15,15	0.00	-
86	OHX	1	3906	-	0,6,6	0.00	-	0,15,15	0.00	-
86	OHX	1	3907	-	0,6,6	0.00	-	0,15,15	0.00	-
86	OHX	1	3908	-	0,6,6	0.00	-	0,15,15	0.00	-
86	OHX	1	3909	-	0,6,6	0.00	-	0,15,15	0.00	-
86	OHX	1	3910	-	0,6,6	0.00	-	0,15,15	0.00	-
86	OHX	1	3911	-	0,6,6	0.00	-	0,15,15	0.00	-
86	OHX	1	3912	-	0,6,6	0.00	-	0,15,15	0.00	-
86	OHX	1	3913	-	0,6,6	0.00	-	0,15,15	0.00	-
86	OHX	1	3914	-	0,6,6	0.00	-	0,15,15	0.00	-
86	OHX	1	3915	-	0,6,6	0.00	-	0,15,15	0.00	-
86	OHX	1	3916	-	0,6,6	0.00	-	0,15,15	0.00	-

Mol	Type	Chain	Res	Link	Bond lengths			Bond angles		
					Counts	RMSZ	# Z > 2	Counts	RMSZ	# Z > 2
86	OHX	1	3917	-	0,6,6	0.00	-	0,15,15	0.00	-
86	OHX	1	3918	-	0,6,6	0.00	-	0,15,15	0.00	-
86	OHX	1	3919	-	0,6,6	0.00	-	0,15,15	0.00	-
86	OHX	1	3920	-	0,6,6	0.00	-	0,15,15	0.00	-
86	OHX	1	3921	-	0,6,6	0.00	-	0,15,15	0.00	-
86	OHX	1	3922	-	0,6,6	0.00	-	0,15,15	0.00	-
86	OHX	1	3923	-	0,6,6	0.00	-	0,15,15	0.00	-
86	OHX	1	3924	-	0,6,6	0.00	-	0,15,15	0.00	-
86	OHX	1	3925	-	0,6,6	0.00	-	0,15,15	0.00	-
86	OHX	1	3926	-	0,6,6	0.00	-	0,15,15	0.00	-
86	OHX	1	3927	-	0,6,6	0.00	-	0,15,15	0.00	-
86	OHX	1	3928	-	0,6,6	0.00	-	0,15,15	0.00	-
86	OHX	1	3929	-	0,6,6	0.00	-	0,15,15	0.00	-
86	OHX	1	3930	-	0,6,6	0.00	-	0,15,15	0.00	-
86	OHX	1	3931	-	0,6,6	0.00	-	0,15,15	0.00	-
86	OHX	1	3932	-	0,6,6	0.00	-	0,15,15	0.00	-
86	OHX	1	3933	-	0,6,6	0.00	-	0,15,15	0.00	-
86	OHX	1	3934	-	0,6,6	0.00	-	0,15,15	0.00	-
86	OHX	1	3935	-	0,6,6	0.00	-	0,15,15	0.00	-
86	OHX	1	3936	-	0,6,6	0.00	-	0,15,15	0.00	-
86	OHX	1	3937	-	0,6,6	0.00	-	0,15,15	0.00	-
86	OHX	1	3938	-	0,6,6	0.00	-	0,15,15	0.00	-
86	OHX	1	3939	-	0,6,6	0.00	-	0,15,15	0.00	-
86	OHX	1	3940	-	0,6,6	0.00	-	0,15,15	0.00	-
86	OHX	1	3941	-	0,6,6	0.00	-	0,15,15	0.00	-
86	OHX	1	3942	-	0,6,6	0.00	-	0,15,15	0.00	-
86	OHX	1	3943	-	0,6,6	0.00	-	0,15,15	0.00	-
86	OHX	1	3944	-	0,6,6	0.00	-	0,15,15	0.00	-
86	OHX	1	3945	-	0,6,6	0.00	-	0,15,15	0.00	-
86	OHX	1	3946	-	0,6,6	0.00	-	0,15,15	0.00	-
86	OHX	1	3947	-	0,6,6	0.00	-	0,15,15	0.00	-
86	OHX	1	3948	-	0,6,6	0.00	-	0,15,15	0.00	-
86	OHX	1	3949	-	0,6,6	0.00	-	0,15,15	0.00	-
86	OHX	1	3950	-	0,6,6	0.00	-	0,15,15	0.00	-
86	OHX	1	3951	-	0,6,6	0.00	-	0,15,15	0.00	-
86	OHX	1	3952	-	0,6,6	0.00	-	0,15,15	0.00	-
86	OHX	1	3953	-	0,6,6	0.00	-	0,15,15	0.00	-
86	OHX	1	3954	-	0,6,6	0.00	-	0,15,15	0.00	-
86	OHX	1	3955	-	0,6,6	0.00	-	0,15,15	0.00	-
86	OHX	1	3956	-	0,6,6	0.00	-	0,15,15	0.00	-
86	OHX	1	3957	-	0,6,6	0.00	-	0,15,15	0.00	-
86	OHX	1	3958	-	0,6,6	0.00	-	0,15,15	0.00	-
86	OHX	1	3959	-	0,6,6	0.00	-	0,15,15	0.00	-

Mol	Type	Chain	Res	Link	Bond lengths			Bond angles		
					Counts	RMSZ	# Z > 2	Counts	RMSZ	# Z > 2
86	OHX	1	3960	-	0,6,6	0.00	-	0,15,15	0.00	-
86	OHX	1	3961	-	0,6,6	0.00	-	0,15,15	0.00	-
86	OHX	1	3962	-	0,6,6	0.00	-	0,15,15	0.00	-
86	OHX	1	3963	-	0,6,6	0.00	-	0,15,15	0.00	-
86	OHX	1	3964	-	0,6,6	0.00	-	0,15,15	0.00	-
86	OHX	1	3965	-	0,6,6	0.00	-	0,15,15	0.00	-
86	OHX	1	3966	-	0,6,6	0.00	-	0,15,15	0.00	-
86	OHX	1	3967	-	0,6,6	0.00	-	0,15,15	0.00	-
86	OHX	1	3968	-	0,6,6	0.00	-	0,15,15	0.00	-
86	OHX	1	3969	-	0,6,6	0.00	-	0,15,15	0.00	-
86	OHX	1	3970	-	0,6,6	0.00	-	0,15,15	0.00	-
86	OHX	1	3971	-	0,6,6	0.00	-	0,15,15	0.00	-
86	OHX	1	3972	-	0,6,6	0.00	-	0,15,15	0.00	-
86	OHX	1	3973	-	0,6,6	0.00	-	0,15,15	0.00	-
86	OHX	1	3974	-	0,6,6	0.00	-	0,15,15	0.00	-
86	OHX	1	3975	-	0,6,6	0.00	-	0,15,15	0.00	-
86	OHX	1	3976	-	0,6,6	0.00	-	0,15,15	0.00	-
86	OHX	1	3977	-	0,6,6	0.00	-	0,15,15	0.00	-
86	OHX	1	3978	-	0,6,6	0.00	-	0,15,15	0.00	-
86	OHX	1	3979	-	0,6,6	0.00	-	0,15,15	0.00	-
86	OHX	1	3980	-	0,6,6	0.00	-	0,15,15	0.00	-
86	OHX	1	3981	-	0,6,6	0.00	-	0,15,15	0.00	-
86	OHX	1	3982	-	0,6,6	0.00	-	0,15,15	0.00	-
86	OHX	1	3983	-	0,6,6	0.00	-	0,15,15	0.00	-
86	OHX	1	3984	-	0,6,6	0.00	-	0,15,15	0.00	-
86	OHX	1	3985	-	0,6,6	0.00	-	0,15,15	0.00	-
86	OHX	1	3986	-	0,6,6	0.00	-	0,15,15	0.00	-
86	OHX	1	3987	-	0,6,6	0.00	-	0,15,15	0.00	-
86	OHX	1	3988	-	0,6,6	0.00	-	0,15,15	0.00	-
86	OHX	1	3989	-	0,6,6	0.00	-	0,15,15	0.00	-
86	OHX	1	3990	-	0,6,6	0.00	-	0,15,15	0.00	-
86	OHX	1	3991	-	0,6,6	0.00	-	0,15,15	0.00	-
86	OHX	1	3992	-	0,6,6	0.00	-	0,15,15	0.00	-
86	OHX	1	3993	-	0,6,6	0.00	-	0,15,15	0.00	-
86	OHX	1	3994	-	0,6,6	0.00	-	0,15,15	0.00	-
86	OHX	1	3995	-	0,6,6	0.00	-	0,15,15	0.00	-
86	OHX	1	3996	-	0,6,6	0.00	-	0,15,15	0.00	-
86	OHX	1	3997	-	0,6,6	0.00	-	0,15,15	0.00	-
86	OHX	1	3998	-	0,6,6	0.00	-	0,15,15	0.00	-
86	OHX	1	3999	-	0,6,6	0.00	-	0,15,15	0.00	-
86	OHX	1	4000	-	0,6,6	0.00	-	0,15,15	0.00	-
86	OHX	1	4001	-	0,6,6	0.00	-	0,15,15	0.00	-
86	OHX	1	4002	-	0,6,6	0.00	-	0,15,15	0.00	-

Mol	Type	Chain	Res	Link	Bond lengths			Bond angles		
					Counts	RMSZ	# Z > 2	Counts	RMSZ	# Z > 2
86	OHX	1	4003	-	0,6,6	0.00	-	0,15,15	0.00	-
86	OHX	1	4004	-	0,6,6	0.00	-	0,15,15	0.00	-
86	OHX	1	4005	-	0,6,6	0.00	-	0,15,15	0.00	-
86	OHX	1	4006	-	0,6,6	0.00	-	0,15,15	0.00	-
86	OHX	1	4007	-	0,6,6	0.00	-	0,15,15	0.00	-
86	OHX	1	4008	-	0,6,6	0.00	-	0,15,15	0.00	-
86	OHX	1	4009	-	0,6,6	0.00	-	0,15,15	0.00	-
86	OHX	1	4010	-	0,6,6	0.00	-	0,15,15	0.00	-
86	OHX	1	4011	-	0,6,6	0.00	-	0,15,15	0.00	-
86	OHX	1	4012	-	0,6,6	0.00	-	0,15,15	0.00	-
86	OHX	1	4013	-	0,6,6	0.00	-	0,15,15	0.00	-
86	OHX	1	4014	-	0,6,6	0.00	-	0,15,15	0.00	-
86	OHX	1	4015	-	0,6,6	0.00	-	0,15,15	0.00	-
86	OHX	1	4016	-	0,6,6	0.00	-	0,15,15	0.00	-
86	OHX	1	4017	-	0,6,6	0.00	-	0,15,15	0.00	-
86	OHX	1	4018	-	0,6,6	0.00	-	0,15,15	0.00	-
86	OHX	1	4019	-	0,6,6	0.00	-	0,15,15	0.00	-
86	OHX	1	4020	-	0,6,6	0.00	-	0,15,15	0.00	-
86	OHX	1	4021	-	0,6,6	0.00	-	0,15,15	0.00	-
86	OHX	1	4022	-	0,6,6	0.00	-	0,15,15	0.00	-
86	OHX	1	4023	-	0,6,6	0.00	-	0,15,15	0.00	-
86	OHX	1	4024	-	0,6,6	0.00	-	0,15,15	0.00	-
86	OHX	1	4025	-	0,6,6	0.00	-	0,15,15	0.00	-
86	OHX	1	4026	-	0,6,6	0.00	-	0,15,15	0.00	-
86	OHX	1	4027	-	0,6,6	0.00	-	0,15,15	0.00	-
86	OHX	1	4028	-	0,6,6	0.00	-	0,15,15	0.00	-
86	OHX	1	4029	-	0,6,6	0.00	-	0,15,15	0.00	-
86	OHX	1	4030	-	0,6,6	0.00	-	0,15,15	0.00	-
86	OHX	1	4031	-	0,6,6	0.00	-	0,15,15	0.00	-
86	OHX	1	4032	-	0,6,6	0.00	-	0,15,15	0.00	-
86	OHX	1	4033	-	0,6,6	0.00	-	0,15,15	0.00	-
86	OHX	1	4034	-	0,6,6	0.00	-	0,15,15	0.00	-
86	OHX	1	4035	-	0,6,6	0.00	-	0,15,15	0.00	-
86	OHX	1	4036	-	0,6,6	0.00	-	0,15,15	0.00	-
86	OHX	1	4037	-	0,6,6	0.00	-	0,15,15	0.00	-
86	OHX	1	4038	-	0,6,6	0.00	-	0,15,15	0.00	-
86	OHX	1	4039	-	0,6,6	0.00	-	0,15,15	0.00	-
86	OHX	1	4040	-	0,6,6	0.00	-	0,15,15	0.00	-
86	OHX	1	4041	-	0,6,6	0.00	-	0,15,15	0.00	-
86	OHX	1	4042	-	0,6,6	0.00	-	0,15,15	0.00	-
86	OHX	1	4043	-	0,6,6	0.00	-	0,15,15	0.00	-
86	OHX	1	4044	-	0,6,6	0.00	-	0,15,15	0.00	-
86	OHX	1	4045	-	0,6,6	0.00	-	0,15,15	0.00	-

Mol	Type	Chain	Res	Link	Bond lengths			Bond angles		
					Counts	RMSZ	# Z > 2	Counts	RMSZ	# Z > 2
86	OHX	1	4046	-	0,6,6	0.00	-	0,15,15	0.00	-
86	OHX	1	4047	-	0,6,6	0.00	-	0,15,15	0.00	-
86	OHX	1	4048	-	0,6,6	0.00	-	0,15,15	0.00	-
86	OHX	1	4049	-	0,6,6	0.00	-	0,15,15	0.00	-
86	OHX	1	4050	-	0,6,6	0.00	-	0,15,15	0.00	-
86	OHX	1	4051	-	0,6,6	0.00	-	0,15,15	0.00	-
86	OHX	1	4052	-	0,6,6	0.00	-	0,15,15	0.00	-
86	OHX	1	4053	-	0,6,6	0.00	-	0,15,15	0.00	-
86	OHX	1	4054	-	0,6,6	0.00	-	0,15,15	0.00	-
86	OHX	1	4055	-	0,6,6	0.00	-	0,15,15	0.00	-
86	OHX	1	4056	-	0,6,6	0.00	-	0,15,15	0.00	-
86	OHX	1	4057	-	0,6,6	0.00	-	0,15,15	0.00	-
86	OHX	1	4058	-	0,6,6	0.00	-	0,15,15	0.00	-
86	OHX	1	4059	-	0,6,6	0.00	-	0,15,15	0.00	-
86	OHX	1	4060	-	0,6,6	0.00	-	0,15,15	0.00	-
86	OHX	1	4061	-	0,6,6	0.00	-	0,15,15	0.00	-
86	OHX	1	4062	-	0,6,6	0.00	-	0,15,15	0.00	-
86	OHX	1	4063	-	0,6,6	0.00	-	0,15,15	0.00	-
86	OHX	1	4064	-	0,6,6	0.00	-	0,15,15	0.00	-
86	OHX	1	4065	-	0,6,6	0.00	-	0,15,15	0.00	-
86	OHX	1	4066	-	0,6,6	0.00	-	0,15,15	0.00	-
86	OHX	1	4067	-	0,6,6	0.00	-	0,15,15	0.00	-
86	OHX	1	4068	-	0,6,6	0.00	-	0,15,15	0.00	-
86	OHX	1	4069	-	0,6,6	0.00	-	0,15,15	0.00	-
86	OHX	1	4070	-	0,6,6	0.00	-	0,15,15	0.00	-
86	OHX	1	4071	-	0,6,6	0.00	-	0,15,15	0.00	-
86	OHX	1	4072	-	0,6,6	0.00	-	0,15,15	0.00	-
86	OHX	1	4073	-	0,6,6	0.00	-	0,15,15	0.00	-
86	OHX	1	4074	-	0,6,6	0.00	-	0,15,15	0.00	-
86	OHX	1	4075	-	0,6,6	0.00	-	0,15,15	0.00	-
86	OHX	1	4076	-	0,6,6	0.00	-	0,15,15	0.00	-
86	OHX	1	4077	-	0,6,6	0.00	-	0,15,15	0.00	-
86	OHX	1	4078	-	0,6,6	0.00	-	0,15,15	0.00	-
86	OHX	1	4079	-	0,6,6	0.00	-	0,15,15	0.00	-
86	OHX	1	4080	-	0,6,6	0.00	-	0,15,15	0.00	-
86	OHX	1	4081	-	0,6,6	0.00	-	0,15,15	0.00	-
86	OHX	1	4082	-	0,6,6	0.00	-	0,15,15	0.00	-
86	OHX	1	4083	-	0,6,6	0.00	-	0,15,15	0.00	-
86	OHX	1	4084	-	0,6,6	0.00	-	0,15,15	0.00	-
86	OHX	1	4085	-	0,6,6	0.00	-	0,15,15	0.00	-
86	OHX	1	4086	-	0,6,6	0.00	-	0,15,15	0.00	-
86	OHX	1	4087	-	0,6,6	0.00	-	0,15,15	0.00	-
86	OHX	1	4088	-	0,6,6	0.00	-	0,15,15	0.00	-

Mol	Type	Chain	Res	Link	Bond lengths			Bond angles		
					Counts	RMSZ	# Z > 2	Counts	RMSZ	# Z > 2
86	OHX	1	4089	-	0,6,6	0.00	-	0,15,15	0.00	-
86	OHX	1	4090	-	0,6,6	0.00	-	0,15,15	0.00	-
86	OHX	1	4091	-	0,6,6	0.00	-	0,15,15	0.00	-
86	OHX	1	4092	-	0,6,6	0.00	-	0,15,15	0.00	-
86	OHX	1	4093	-	0,6,6	0.00	-	0,15,15	0.00	-
86	OHX	1	4094	-	0,6,6	0.00	-	0,15,15	0.00	-
86	OHX	1	4095	-	0,6,6	0.00	-	0,15,15	0.00	-
86	OHX	1	4096	-	0,6,6	0.00	-	0,15,15	0.00	-
86	OHX	1	4097	-	0,6,6	0.00	-	0,15,15	0.00	-
86	OHX	1	4098	-	0,6,6	0.00	-	0,15,15	0.00	-
86	OHX	1	4099	-	0,6,6	0.00	-	0,15,15	0.00	-
86	OHX	1	4100	-	0,6,6	0.00	-	0,15,15	0.00	-
86	OHX	1	4101	-	0,6,6	0.00	-	0,15,15	0.00	-
86	OHX	1	4102	-	0,6,6	0.00	-	0,15,15	0.00	-
86	OHX	1	4103	-	0,6,6	0.00	-	0,15,15	0.00	-
86	OHX	1	4104	-	0,6,6	0.00	-	0,15,15	0.00	-
86	OHX	1	4105	-	0,6,6	0.00	-	0,15,15	0.00	-
86	OHX	1	4106	-	0,6,6	0.00	-	0,15,15	0.00	-
86	OHX	1	4107	-	0,6,6	0.00	-	0,15,15	0.00	-
86	OHX	1	4108	-	0,6,6	0.00	-	0,15,15	0.00	-
86	OHX	1	4109	-	0,6,6	0.00	-	0,15,15	0.00	-
86	OHX	1	4110	-	0,6,6	0.00	-	0,15,15	0.00	-
86	OHX	1	4111	-	0,6,6	0.00	-	0,15,15	0.00	-
86	OHX	1	4112	-	0,6,6	0.00	-	0,15,15	0.00	-
86	OHX	1	4113	-	0,6,6	0.00	-	0,15,15	0.00	-
86	OHX	1	4114	-	0,6,6	0.00	-	0,15,15	0.00	-
86	OHX	1	4115	-	0,6,6	0.00	-	0,15,15	0.00	-
86	OHX	1	4116	-	0,6,6	0.00	-	0,15,15	0.00	-
86	OHX	1	4117	-	0,6,6	0.00	-	0,15,15	0.00	-
86	OHX	1	4118	-	0,6,6	0.00	-	0,15,15	0.00	-
86	OHX	1	4119	-	0,6,6	0.00	-	0,15,15	0.00	-
86	OHX	1	4120	-	0,6,6	0.00	-	0,15,15	0.00	-
86	OHX	1	4121	-	0,6,6	0.00	-	0,15,15	0.00	-
86	OHX	1	4122	-	0,6,6	0.00	-	0,15,15	0.00	-
86	OHX	1	4123	-	0,6,6	0.00	-	0,15,15	0.00	-
86	OHX	1	4124	-	0,6,6	0.00	-	0,15,15	0.00	-
86	OHX	1	4125	-	0,6,6	0.00	-	0,15,15	0.00	-
86	OHX	1	4126	-	0,6,6	0.00	-	0,15,15	0.00	-
86	OHX	1	4127	-	0,6,6	0.00	-	0,15,15	0.00	-
86	OHX	1	4128	-	0,6,6	0.00	-	0,15,15	0.00	-
86	OHX	1	4129	-	0,6,6	0.00	-	0,15,15	0.00	-
86	OHX	1	4130	-	0,6,6	0.00	-	0,15,15	0.00	-
86	OHX	1	4131	-	0,6,6	0.00	-	0,15,15	0.00	-

Mol	Type	Chain	Res	Link	Bond lengths			Bond angles		
					Counts	RMSZ	# Z > 2	Counts	RMSZ	# Z > 2
86	OHX	1	4132	-	0,6,6	0.00	-	0,15,15	0.00	-
86	OHX	1	4133	-	0,6,6	0.00	-	0,15,15	0.00	-
86	OHX	1	4134	-	0,6,6	0.00	-	0,15,15	0.00	-
86	OHX	1	4135	-	0,6,6	0.00	-	0,15,15	0.00	-
86	OHX	1	4136	-	0,6,6	0.00	-	0,15,15	0.00	-
86	OHX	1	4137	-	0,6,6	0.00	-	0,15,15	0.00	-
86	OHX	1	4138	-	0,6,6	0.00	-	0,15,15	0.00	-
86	OHX	1	4139	-	0,6,6	0.00	-	0,15,15	0.00	-
86	OHX	1	4140	-	0,6,6	0.00	-	0,15,15	0.00	-
86	OHX	1	4141	-	0,6,6	0.00	-	0,15,15	0.00	-
86	OHX	1	4142	-	0,6,6	0.00	-	0,15,15	0.00	-
86	OHX	1	4143	-	0,6,6	0.00	-	0,15,15	0.00	-
86	OHX	1	4144	-	0,6,6	0.00	-	0,15,15	0.00	-
86	OHX	1	4145	-	0,6,6	0.00	-	0,15,15	0.00	-
86	OHX	1	4146	-	0,6,6	0.00	-	0,15,15	0.00	-
86	OHX	1	4147	-	0,6,6	0.00	-	0,15,15	0.00	-
86	OHX	1	4148	-	0,6,6	0.00	-	0,15,15	0.00	-
86	OHX	1	4149	-	0,6,6	0.00	-	0,15,15	0.00	-
86	OHX	1	4150	-	0,6,6	0.00	-	0,15,15	0.00	-
86	OHX	1	4151	-	0,6,6	0.00	-	0,15,15	0.00	-
86	OHX	1	4152	-	0,6,6	0.00	-	0,15,15	0.00	-
86	OHX	1	4153	-	0,6,6	0.00	-	0,15,15	0.00	-
86	OHX	1	4154	-	0,6,6	0.00	-	0,15,15	0.00	-
86	OHX	1	4155	-	0,6,6	0.00	-	0,15,15	0.00	-
86	OHX	1	4156	-	0,6,6	0.00	-	0,15,15	0.00	-
86	OHX	1	4157	-	0,6,6	0.00	-	0,15,15	0.00	-
86	OHX	1	4158	-	0,6,6	0.00	-	0,15,15	0.00	-
86	OHX	1	4159	-	0,6,6	0.00	-	0,15,15	0.00	-
86	OHX	1	4160	-	0,6,6	0.00	-	0,15,15	0.00	-
86	OHX	1	4161	-	0,6,6	0.00	-	0,15,15	0.00	-
86	OHX	1	4162	-	0,6,6	0.00	-	0,15,15	0.00	-
86	OHX	1	4163	-	0,6,6	0.00	-	0,15,15	0.00	-
86	OHX	1	4164	-	0,6,6	0.00	-	0,15,15	0.00	-
86	OHX	1	4165	-	0,6,6	0.00	-	0,15,15	0.00	-
86	OHX	1	4166	-	0,6,6	0.00	-	0,15,15	0.00	-
86	OHX	1	4167	-	0,6,6	0.00	-	0,15,15	0.00	-
86	OHX	1	4168	-	0,6,6	0.00	-	0,15,15	0.00	-
86	OHX	1	4169	-	0,6,6	0.00	-	0,15,15	0.00	-
86	OHX	1	4170	-	0,6,6	0.00	-	0,15,15	0.00	-
86	OHX	1	4171	-	0,6,6	0.00	-	0,15,15	0.00	-
86	OHX	1	4172	-	0,6,6	0.00	-	0,15,15	0.00	-
86	OHX	1	4173	-	0,6,6	0.00	-	0,15,15	0.00	-
86	OHX	1	4174	-	0,6,6	0.00	-	0,15,15	0.00	-

Mol	Type	Chain	Res	Link	Bond lengths			Bond angles		
					Counts	RMSZ	# Z > 2	Counts	RMSZ	# Z > 2
86	OHX	1	4175	-	0,6,6	0.00	-	0,15,15	0.00	-
86	OHX	1	4176	-	0,6,6	0.00	-	0,15,15	0.00	-
86	OHX	1	4177	-	0,6,6	0.00	-	0,15,15	0.00	-
86	OHX	1	4178	-	0,6,6	0.00	-	0,15,15	0.00	-
86	OHX	1	4179	-	0,6,6	0.00	-	0,15,15	0.00	-
86	OHX	1	4180	-	0,6,6	0.00	-	0,15,15	0.00	-
86	OHX	1	4181	-	0,6,6	0.00	-	0,15,15	0.00	-
86	OHX	1	4182	-	0,6,6	0.00	-	0,15,15	0.00	-
86	OHX	1	4183	-	0,6,6	0.00	-	0,15,15	0.00	-
86	OHX	1	4184	-	0,6,6	0.00	-	0,15,15	0.00	-
86	OHX	1	4185	-	0,6,6	0.00	-	0,15,15	0.00	-
86	OHX	1	4186	-	0,6,6	0.00	-	0,15,15	0.00	-
86	OHX	1	4187	-	0,6,6	0.00	-	0,15,15	0.00	-
86	OHX	1	4188	-	0,6,6	0.00	-	0,15,15	0.00	-
86	OHX	1	4189	-	0,6,6	0.00	-	0,15,15	0.00	-
86	OHX	1	4190	-	0,6,6	0.00	-	0,15,15	0.00	-
86	OHX	1	4191	-	0,6,6	0.00	-	0,15,15	0.00	-
86	OHX	1	4192	-	0,6,6	0.00	-	0,15,15	0.00	-
86	OHX	1	4193	-	0,6,6	0.00	-	0,15,15	0.00	-
86	OHX	1	4194	-	0,6,6	0.00	-	0,15,15	0.00	-
86	OHX	1	4195	-	0,6,6	0.00	-	0,15,15	0.00	-
86	OHX	1	4196	-	0,6,6	0.00	-	0,15,15	0.00	-
86	OHX	1	4197	-	0,6,6	0.00	-	0,15,15	0.00	-
86	OHX	1	4198	-	0,6,6	0.00	-	0,15,15	0.00	-
86	OHX	1	4199	-	0,6,6	0.00	-	0,15,15	0.00	-
86	OHX	1	4200	-	0,6,6	0.00	-	0,15,15	0.00	-
86	OHX	1	4201	-	0,6,6	0.00	-	0,15,15	0.00	-
86	OHX	1	4202	-	0,6,6	0.00	-	0,15,15	0.00	-
86	OHX	1	4203	-	0,6,6	0.00	-	0,15,15	0.00	-
86	OHX	1	4204	-	0,6,6	0.00	-	0,15,15	0.00	-
86	OHX	1	4205	-	0,6,6	0.00	-	0,15,15	0.00	-
86	OHX	1	4206	-	0,6,6	0.00	-	0,15,15	0.00	-
86	OHX	1	4207	-	0,6,6	0.00	-	0,15,15	0.00	-
86	OHX	1	4208	-	0,6,6	0.00	-	0,15,15	0.00	-
86	OHX	1	4209	-	0,6,6	0.00	-	0,15,15	0.00	-
86	OHX	1	4210	-	0,6,6	0.00	-	0,15,15	0.00	-
86	OHX	1	4211	-	0,6,6	0.00	-	0,15,15	0.00	-
86	OHX	1	4212	-	0,6,6	0.00	-	0,15,15	0.00	-
86	OHX	1	4213	-	0,6,6	0.00	-	0,15,15	0.00	-
86	OHX	1	4214	-	0,6,6	0.00	-	0,15,15	0.00	-
86	OHX	1	4215	-	0,6,6	0.00	-	0,15,15	0.00	-
88	3H3	1	4216	-	33,34,34	1.01	4 (12%)	33,45,45	1.45	6 (18%)
86	OHX	2	2024	-	0,6,6	0.00	-	0,15,15	0.00	-

Mol	Type	Chain	Res	Link	Bond lengths			Bond angles		
					Counts	RMSZ	# Z > 2	Counts	RMSZ	# Z > 2
86	OHX	2	2025	-	0,6,6	0.00	-	0,15,15	0.00	-
86	OHX	2	2026	-	0,6,6	0.00	-	0,15,15	0.00	-
86	OHX	2	2027	-	0,6,6	0.00	-	0,15,15	0.00	-
86	OHX	2	2028	-	0,6,6	0.00	-	0,15,15	0.00	-
86	OHX	2	2029	-	0,6,6	0.00	-	0,15,15	0.00	-
86	OHX	2	2030	-	0,6,6	0.00	-	0,15,15	0.00	-
86	OHX	2	2031	-	0,6,6	0.00	-	0,15,15	0.00	-
86	OHX	2	2032	86	0,6,6	0.00	-	0,15,15	0.00	-
86	OHX	2	2033	-	0,6,6	0.00	-	0,15,15	0.00	-
86	OHX	2	2034	-	0,6,6	0.00	-	0,15,15	0.00	-
86	OHX	2	2035	-	0,6,6	0.00	-	0,15,15	0.00	-
86	OHX	2	2036	-	0,6,6	0.00	-	0,15,15	0.00	-
86	OHX	2	2037	-	0,6,6	0.00	-	0,15,15	0.00	-
86	OHX	2	2038	-	0,6,6	0.00	-	0,15,15	0.00	-
86	OHX	2	2039	-	0,6,6	0.00	-	0,15,15	0.00	-
86	OHX	2	2040	-	0,6,6	0.00	-	0,15,15	0.00	-
86	OHX	2	2041	-	0,6,6	0.00	-	0,15,15	0.00	-
86	OHX	2	2042	-	0,6,6	0.00	-	0,15,15	0.00	-
86	OHX	2	2043	-	0,6,6	0.00	-	0,15,15	0.00	-
86	OHX	2	2044	-	0,6,6	0.00	-	0,15,15	0.00	-
86	OHX	2	2045	-	0,6,6	0.00	-	0,15,15	0.00	-
86	OHX	2	2046	-	0,6,6	0.00	-	0,15,15	0.00	-
86	OHX	2	2047	-	0,6,6	0.00	-	0,15,15	0.00	-
86	OHX	2	2048	-	0,6,6	0.00	-	0,15,15	0.00	-
86	OHX	2	2049	-	0,6,6	0.00	-	0,15,15	0.00	-
86	OHX	2	2050	-	0,6,6	0.00	-	0,15,15	0.00	-
86	OHX	2	2051	-	0,6,6	0.00	-	0,15,15	0.00	-
86	OHX	2	2052	-	0,6,6	0.00	-	0,15,15	0.00	-
86	OHX	2	2053	-	0,6,6	0.00	-	0,15,15	0.00	-
86	OHX	2	2054	-	0,6,6	0.00	-	0,15,15	0.00	-
86	OHX	2	2055	-	0,6,6	0.00	-	0,15,15	0.00	-
86	OHX	2	2056	-	0,6,6	0.00	-	0,15,15	0.00	-
86	OHX	2	2057	-	0,6,6	0.00	-	0,15,15	0.00	-
86	OHX	2	2058	-	0,6,6	0.00	-	0,15,15	0.00	-
86	OHX	2	2059	-	0,6,6	0.00	-	0,15,15	0.00	-
86	OHX	2	2060	-	0,6,6	0.00	-	0,15,15	0.00	-
86	OHX	2	2061	-	0,6,6	0.00	-	0,15,15	0.00	-
86	OHX	2	2062	-	0,6,6	0.00	-	0,15,15	0.00	-
86	OHX	2	2063	-	0,6,6	0.00	-	0,15,15	0.00	-
86	OHX	2	2064	-	0,6,6	0.00	-	0,15,15	0.00	-
86	OHX	2	2065	-	0,6,6	0.00	-	0,15,15	0.00	-
86	OHX	2	2066	-	0,6,6	0.00	-	0,15,15	0.00	-
86	OHX	2	2067	-	0,6,6	0.00	-	0,15,15	0.00	-

Mol	Type	Chain	Res	Link	Bond lengths			Bond angles		
					Counts	RMSZ	# Z > 2	Counts	RMSZ	# Z > 2
86	OHX	2	2068	-	0,6,6	0.00	-	0,15,15	0.00	-
86	OHX	2	2069	-	0,6,6	0.00	-	0,15,15	0.00	-
86	OHX	2	2070	-	0,6,6	0.00	-	0,15,15	0.00	-
86	OHX	2	2071	-	0,6,6	0.00	-	0,15,15	0.00	-
86	OHX	2	2072	-	0,6,6	0.00	-	0,15,15	0.00	-
86	OHX	2	2073	-	0,6,6	0.00	-	0,15,15	0.00	-
86	OHX	2	2074	-	0,6,6	0.00	-	0,15,15	0.00	-
86	OHX	2	2075	-	0,6,6	0.00	-	0,15,15	0.00	-
86	OHX	2	2076	-	0,6,6	0.00	-	0,15,15	0.00	-
86	OHX	2	2077	-	0,6,6	0.00	-	0,15,15	0.00	-
86	OHX	2	2078	-	0,6,6	0.00	-	0,15,15	0.00	-
86	OHX	2	2079	-	0,6,6	0.00	-	0,15,15	0.00	-
86	OHX	2	2080	-	0,6,6	0.00	-	0,15,15	0.00	-
86	OHX	2	2081	-	0,6,6	0.00	-	0,15,15	0.00	-
86	OHX	2	2082	-	0,6,6	0.00	-	0,15,15	0.00	-
86	OHX	2	2083	-	0,6,6	0.00	-	0,15,15	0.00	-
86	OHX	2	2084	-	0,6,6	0.00	-	0,15,15	0.00	-
86	OHX	2	2085	-	0,6,6	0.00	-	0,15,15	0.00	-
86	OHX	2	2086	-	0,6,6	0.00	-	0,15,15	0.00	-
86	OHX	2	2087	-	0,6,6	0.00	-	0,15,15	0.00	-
86	OHX	2	2088	-	0,6,6	0.00	-	0,15,15	0.00	-
86	OHX	2	2089	-	0,6,6	0.00	-	0,15,15	0.00	-
86	OHX	2	2090	-	0,6,6	0.00	-	0,15,15	0.00	-
86	OHX	2	2091	-	0,6,6	0.00	-	0,15,15	0.00	-
86	OHX	2	2092	-	0,6,6	0.00	-	0,15,15	0.00	-
86	OHX	2	2093	-	0,6,6	0.00	-	0,15,15	0.00	-
86	OHX	2	2094	-	0,6,6	0.00	-	0,15,15	0.00	-
86	OHX	2	2095	-	0,6,6	0.00	-	0,15,15	0.00	-
86	OHX	2	2096	-	0,6,6	0.00	-	0,15,15	0.00	-
86	OHX	2	2097	-	0,6,6	0.00	-	0,15,15	0.00	-
86	OHX	2	2098	-	0,6,6	0.00	-	0,15,15	0.00	-
86	OHX	2	2099	-	0,6,6	0.00	-	0,15,15	0.00	-
86	OHX	2	2100	-	0,6,6	0.00	-	0,15,15	0.00	-
86	OHX	2	2101	-	0,6,6	0.00	-	0,15,15	0.00	-
86	OHX	2	2102	-	0,6,6	0.00	-	0,15,15	0.00	-
86	OHX	2	2103	-	0,6,6	0.00	-	0,15,15	0.00	-
86	OHX	2	2104	-	0,6,6	0.00	-	0,15,15	0.00	-
86	OHX	2	2105	-	0,6,6	0.00	-	0,15,15	0.00	-
86	OHX	2	2106	-	0,6,6	0.00	-	0,15,15	0.00	-
86	OHX	2	2107	-	0,6,6	0.00	-	0,15,15	0.00	-
86	OHX	2	2108	-	0,6,6	0.00	-	0,15,15	0.00	-
86	OHX	2	2109	-	0,6,6	0.00	-	0,15,15	0.00	-
86	OHX	2	2110	-	0,6,6	0.00	-	0,15,15	0.00	-

Mol	Type	Chain	Res	Link	Bond lengths			Bond angles		
					Counts	RMSZ	# Z > 2	Counts	RMSZ	# Z > 2
86	OHX	2	2111	-	0,6,6	0.00	-	0,15,15	0.00	-
86	OHX	2	2112	-	0,6,6	0.00	-	0,15,15	0.00	-
86	OHX	2	2113	-	0,6,6	0.00	-	0,15,15	0.00	-
86	OHX	2	2114	-	0,6,6	0.00	-	0,15,15	0.00	-
86	OHX	2	2115	-	0,6,6	0.00	-	0,15,15	0.00	-
86	OHX	2	2116	-	0,6,6	0.00	-	0,15,15	0.00	-
86	OHX	2	2117	-	0,6,6	0.00	-	0,15,15	0.00	-
86	OHX	2	2118	-	0,6,6	0.00	-	0,15,15	0.00	-
86	OHX	2	2119	-	0,6,6	0.00	-	0,15,15	0.00	-
86	OHX	2	2120	-	0,6,6	0.00	-	0,15,15	0.00	-
86	OHX	2	2121	-	0,6,6	0.00	-	0,15,15	0.00	-
86	OHX	2	2122	-	0,6,6	0.00	-	0,15,15	0.00	-
86	OHX	2	2123	-	0,6,6	0.00	-	0,15,15	0.00	-
86	OHX	2	2124	-	0,6,6	0.00	-	0,15,15	0.00	-
86	OHX	2	2125	-	0,6,6	0.00	-	0,15,15	0.00	-
86	OHX	2	2126	-	0,6,6	0.00	-	0,15,15	0.00	-
86	OHX	2	2127	-	0,6,6	0.00	-	0,15,15	0.00	-
86	OHX	2	2128	-	0,6,6	0.00	-	0,15,15	0.00	-
86	OHX	2	2129	-	0,6,6	0.00	-	0,15,15	0.00	-
86	OHX	2	2130	-	0,6,6	0.00	-	0,15,15	0.00	-
86	OHX	2	2131	-	0,6,6	0.00	-	0,15,15	0.00	-
86	OHX	2	2132	-	0,6,6	0.00	-	0,15,15	0.00	-
86	OHX	2	2133	-	0,6,6	0.00	-	0,15,15	0.00	-
86	OHX	2	2134	-	0,6,6	0.00	-	0,15,15	0.00	-
86	OHX	2	2135	-	0,6,6	0.00	-	0,15,15	0.00	-
86	OHX	2	2136	-	0,6,6	0.00	-	0,15,15	0.00	-
86	OHX	2	2137	-	0,6,6	0.00	-	0,15,15	0.00	-
86	OHX	2	2138	-	0,6,6	0.00	-	0,15,15	0.00	-
86	OHX	2	2139	-	0,6,6	0.00	-	0,15,15	0.00	-
86	OHX	2	2140	-	0,6,6	0.00	-	0,15,15	0.00	-
86	OHX	2	2141	-	0,6,6	0.00	-	0,15,15	0.00	-
86	OHX	2	2142	-	0,6,6	0.00	-	0,15,15	0.00	-
86	OHX	2	2143	-	0,6,6	0.00	-	0,15,15	0.00	-
86	OHX	2	2144	-	0,6,6	0.00	-	0,15,15	0.00	-
86	OHX	2	2145	-	0,6,6	0.00	-	0,15,15	0.00	-
86	OHX	2	2146	-	0,6,6	0.00	-	0,15,15	0.00	-
86	OHX	2	2147	86	0,6,6	0.00	-	0,15,15	0.00	-
86	OHX	2	2148	-	0,6,6	0.00	-	0,15,15	0.00	-
86	OHX	2	2149	-	0,6,6	0.00	-	0,15,15	0.00	-
86	OHX	2	2150	-	0,6,6	0.00	-	0,15,15	0.00	-
86	OHX	2	2151	-	0,6,6	0.00	-	0,15,15	0.00	-
86	OHX	2	2152	-	0,6,6	0.00	-	0,15,15	0.00	-
86	OHX	2	2153	-	0,6,6	0.00	-	0,15,15	0.00	-

Mol	Type	Chain	Res	Link	Bond lengths			Bond angles		
					Counts	RMSZ	# Z > 2	Counts	RMSZ	# Z > 2
86	OHX	2	2154	-	0,6,6	0.00	-	0,15,15	0.00	-
86	OHX	2	2155	-	0,6,6	0.00	-	0,15,15	0.00	-
86	OHX	2	2156	-	0,6,6	0.00	-	0,15,15	0.00	-
86	OHX	2	2157	-	0,6,6	0.00	-	0,15,15	0.00	-
86	OHX	2	2158	-	0,6,6	0.00	-	0,15,15	0.00	-
86	OHX	2	2159	-	0,6,6	0.00	-	0,15,15	0.00	-
86	OHX	2	2160	-	0,6,6	0.00	-	0,15,15	0.00	-
86	OHX	2	2161	-	0,6,6	0.00	-	0,15,15	0.00	-
86	OHX	2	2162	-	0,6,6	0.00	-	0,15,15	0.00	-
86	OHX	2	2163	-	0,6,6	0.00	-	0,15,15	0.00	-
86	OHX	2	2164	-	0,6,6	0.00	-	0,15,15	0.00	-
86	OHX	2	2165	-	0,6,6	0.00	-	0,15,15	0.00	-
86	OHX	2	2166	-	0,6,6	0.00	-	0,15,15	0.00	-
86	OHX	2	2167	-	0,6,6	0.00	-	0,15,15	0.00	-
86	OHX	2	2168	-	0,6,6	0.00	-	0,15,15	0.00	-
86	OHX	2	2169	-	0,6,6	0.00	-	0,15,15	0.00	-
86	OHX	2	2170	-	0,6,6	0.00	-	0,15,15	0.00	-
86	OHX	2	2171	-	0,6,6	0.00	-	0,15,15	0.00	-
86	OHX	2	2172	-	0,6,6	0.00	-	0,15,15	0.00	-
86	OHX	2	2173	-	0,6,6	0.00	-	0,15,15	0.00	-
86	OHX	2	2174	-	0,6,6	0.00	-	0,15,15	0.00	-
86	OHX	2	2175	-	0,6,6	0.00	-	0,15,15	0.00	-
86	OHX	2	2176	-	0,6,6	0.00	-	0,15,15	0.00	-
86	OHX	2	2177	-	0,6,6	0.00	-	0,15,15	0.00	-
86	OHX	2	2178	-	0,6,6	0.00	-	0,15,15	0.00	-
86	OHX	2	2179	-	0,6,6	0.00	-	0,15,15	0.00	-
86	OHX	2	2180	-	0,6,6	0.00	-	0,15,15	0.00	-
86	OHX	2	2181	-	0,6,6	0.00	-	0,15,15	0.00	-
86	OHX	3	215	-	0,6,6	0.00	-	0,15,15	0.00	-
86	OHX	3	216	-	0,6,6	0.00	-	0,15,15	0.00	-
86	OHX	3	217	-	0,6,6	0.00	-	0,15,15	0.00	-
86	OHX	3	218	-	0,6,6	0.00	-	0,15,15	0.00	-
86	OHX	3	219	-	0,6,6	0.00	-	0,15,15	0.00	-
86	OHX	3	220	-	0,6,6	0.00	-	0,15,15	0.00	-
86	OHX	3	221	-	0,6,6	0.00	-	0,15,15	0.00	-
86	OHX	3	222	-	0,6,6	0.00	-	0,15,15	0.00	-
86	OHX	3	223	-	0,6,6	0.00	-	0,15,15	0.00	-
86	OHX	3	224	-	0,6,6	0.00	-	0,15,15	0.00	-
86	OHX	3	225	-	0,6,6	0.00	-	0,15,15	0.00	-
86	OHX	3	226	-	0,6,6	0.00	-	0,15,15	0.00	-
86	OHX	4	222	-	0,6,6	0.00	-	0,15,15	0.00	-
86	OHX	4	223	-	0,6,6	0.00	-	0,15,15	0.00	-
86	OHX	4	224	-	0,6,6	0.00	-	0,15,15	0.00	-

Mol	Type	Chain	Res	Link	Bond lengths			Bond angles		
					Counts	RMSZ	# Z > 2	Counts	RMSZ	# Z > 2
86	OHX	4	225	-	0,6,6	0.00	-	0,15,15	0.00	-
86	OHX	4	226	-	0,6,6	0.00	-	0,15,15	0.00	-
86	OHX	4	227	-	0,6,6	0.00	-	0,15,15	0.00	-
86	OHX	4	228	-	0,6,6	0.00	-	0,15,15	0.00	-
86	OHX	4	229	-	0,6,6	0.00	-	0,15,15	0.00	-
86	OHX	4	230	-	0,6,6	0.00	-	0,15,15	0.00	-
86	OHX	4	231	-	0,6,6	0.00	-	0,15,15	0.00	-
86	OHX	4	232	-	0,6,6	0.00	-	0,15,15	0.00	-
86	OHX	4	233	-	0,6,6	0.00	-	0,15,15	0.00	-
86	OHX	4	234	-	0,6,6	0.00	-	0,15,15	0.00	-
86	OHX	4	235	-	0,6,6	0.00	-	0,15,15	0.00	-
86	OHX	4	236	-	0,6,6	0.00	-	0,15,15	0.00	-
86	OHX	5	3898	-	0,6,6	0.00	-	0,15,15	0.00	-
86	OHX	5	3899	-	0,6,6	0.00	-	0,15,15	0.00	-
86	OHX	5	3900	-	0,6,6	0.00	-	0,15,15	0.00	-
86	OHX	5	3901	-	0,6,6	0.00	-	0,15,15	0.00	-
86	OHX	5	3902	-	0,6,6	0.00	-	0,15,15	0.00	-
86	OHX	5	3903	-	0,6,6	0.00	-	0,15,15	0.00	-
86	OHX	5	3904	-	0,6,6	0.00	-	0,15,15	0.00	-
86	OHX	5	3905	-	0,6,6	0.00	-	0,15,15	0.00	-
86	OHX	5	3906	-	0,6,6	0.00	-	0,15,15	0.00	-
86	OHX	5	3907	-	0,6,6	0.00	-	0,15,15	0.00	-
86	OHX	5	3908	-	0,6,6	0.00	-	0,15,15	0.00	-
86	OHX	5	3909	-	0,6,6	0.00	-	0,15,15	0.00	-
86	OHX	5	3910	-	0,6,6	0.00	-	0,15,15	0.00	-
86	OHX	5	3911	-	0,6,6	0.00	-	0,15,15	0.00	-
86	OHX	5	3912	-	0,6,6	0.00	-	0,15,15	0.00	-
86	OHX	5	3913	-	0,6,6	0.00	-	0,15,15	0.00	-
86	OHX	5	3914	-	0,6,6	0.00	-	0,15,15	0.00	-
86	OHX	5	3915	-	0,6,6	0.00	-	0,15,15	0.00	-
86	OHX	5	3916	-	0,6,6	0.00	-	0,15,15	0.00	-
86	OHX	5	3917	-	0,6,6	0.00	-	0,15,15	0.00	-
86	OHX	5	3918	-	0,6,6	0.00	-	0,15,15	0.00	-
86	OHX	5	3919	-	0,6,6	0.00	-	0,15,15	0.00	-
86	OHX	5	3920	-	0,6,6	0.00	-	0,15,15	0.00	-
86	OHX	5	3921	-	0,6,6	0.00	-	0,15,15	0.00	-
86	OHX	5	3922	-	0,6,6	0.00	-	0,15,15	0.00	-
86	OHX	5	3923	-	0,6,6	0.00	-	0,15,15	0.00	-
86	OHX	5	3924	-	0,6,6	0.00	-	0,15,15	0.00	-
86	OHX	5	3925	-	0,6,6	0.00	-	0,15,15	0.00	-
86	OHX	5	3926	-	0,6,6	0.00	-	0,15,15	0.00	-
86	OHX	5	3927	-	0,6,6	0.00	-	0,15,15	0.00	-
86	OHX	5	3928	-	0,6,6	0.00	-	0,15,15	0.00	-

Mol	Type	Chain	Res	Link	Bond lengths			Bond angles		
					Counts	RMSZ	# Z > 2	Counts	RMSZ	# Z > 2
86	OHX	5	3929	-	0,6,6	0.00	-	0,15,15	0.00	-
86	OHX	5	3930	-	0,6,6	0.00	-	0,15,15	0.00	-
86	OHX	5	3931	-	0,6,6	0.00	-	0,15,15	0.00	-
86	OHX	5	3932	-	0,6,6	0.00	-	0,15,15	0.00	-
86	OHX	5	3933	-	0,6,6	0.00	-	0,15,15	0.00	-
86	OHX	5	3934	-	0,6,6	0.00	-	0,15,15	0.00	-
86	OHX	5	3935	-	0,6,6	0.00	-	0,15,15	0.00	-
86	OHX	5	3936	-	0,6,6	0.00	-	0,15,15	0.00	-
86	OHX	5	3937	-	0,6,6	0.00	-	0,15,15	0.00	-
86	OHX	5	3938	-	0,6,6	0.00	-	0,15,15	0.00	-
86	OHX	5	3939	-	0,6,6	0.00	-	0,15,15	0.00	-
86	OHX	5	3940	-	0,6,6	0.00	-	0,15,15	0.00	-
86	OHX	5	3941	-	0,6,6	0.00	-	0,15,15	0.00	-
86	OHX	5	3942	86	0,6,6	0.00	-	0,15,15	0.00	-
86	OHX	5	3943	-	0,6,6	0.00	-	0,15,15	0.00	-
86	OHX	5	3944	-	0,6,6	0.00	-	0,15,15	0.00	-
86	OHX	5	3945	-	0,6,6	0.00	-	0,15,15	0.00	-
86	OHX	5	3946	-	0,6,6	0.00	-	0,15,15	0.00	-
86	OHX	5	3947	-	0,6,6	0.00	-	0,15,15	0.00	-
86	OHX	5	3948	-	0,6,6	0.00	-	0,15,15	0.00	-
86	OHX	5	3949	-	0,6,6	0.00	-	0,15,15	0.00	-
86	OHX	5	3950	-	0,6,6	0.00	-	0,15,15	0.00	-
86	OHX	5	3951	-	0,6,6	0.00	-	0,15,15	0.00	-
86	OHX	5	3952	-	0,6,6	0.00	-	0,15,15	0.00	-
86	OHX	5	3953	-	0,6,6	0.00	-	0,15,15	0.00	-
86	OHX	5	3954	-	0,6,6	0.00	-	0,15,15	0.00	-
86	OHX	5	3955	-	0,6,6	0.00	-	0,15,15	0.00	-
86	OHX	5	3956	-	0,6,6	0.00	-	0,15,15	0.00	-
86	OHX	5	3957	-	0,6,6	0.00	-	0,15,15	0.00	-
86	OHX	5	3958	-	0,6,6	0.00	-	0,15,15	0.00	-
86	OHX	5	3959	-	0,6,6	0.00	-	0,15,15	0.00	-
86	OHX	5	3960	-	0,6,6	0.00	-	0,15,15	0.00	-
86	OHX	5	3961	-	0,6,6	0.00	-	0,15,15	0.00	-
86	OHX	5	3962	-	0,6,6	0.00	-	0,15,15	0.00	-
86	OHX	5	3963	-	0,6,6	0.00	-	0,15,15	0.00	-
86	OHX	5	3964	-	0,6,6	0.00	-	0,15,15	0.00	-
86	OHX	5	3965	-	0,6,6	0.00	-	0,15,15	0.00	-
86	OHX	5	3966	-	0,6,6	0.00	-	0,15,15	0.00	-
86	OHX	5	3967	-	0,6,6	0.00	-	0,15,15	0.00	-
86	OHX	5	3968	-	0,6,6	0.00	-	0,15,15	0.00	-
86	OHX	5	3969	-	0,6,6	0.00	-	0,15,15	0.00	-
86	OHX	5	3970	-	0,6,6	0.00	-	0,15,15	0.00	-
86	OHX	5	3971	-	0,6,6	0.00	-	0,15,15	0.00	-

Mol	Type	Chain	Res	Link	Bond lengths			Bond angles		
					Counts	RMSZ	# Z > 2	Counts	RMSZ	# Z > 2
86	OHX	5	3972	-	0,6,6	0.00	-	0,15,15	0.00	-
86	OHX	5	3973	-	0,6,6	0.00	-	0,15,15	0.00	-
86	OHX	5	3974	-	0,6,6	0.00	-	0,15,15	0.00	-
86	OHX	5	3975	-	0,6,6	0.00	-	0,15,15	0.00	-
86	OHX	5	3976	-	0,6,6	0.00	-	0,15,15	0.00	-
86	OHX	5	3977	-	0,6,6	0.00	-	0,15,15	0.00	-
86	OHX	5	3978	-	0,6,6	0.00	-	0,15,15	0.00	-
86	OHX	5	3979	-	0,6,6	0.00	-	0,15,15	0.00	-
86	OHX	5	3980	-	0,6,6	0.00	-	0,15,15	0.00	-
86	OHX	5	3981	-	0,6,6	0.00	-	0,15,15	0.00	-
86	OHX	5	3982	-	0,6,6	0.00	-	0,15,15	0.00	-
86	OHX	5	3983	-	0,6,6	0.00	-	0,15,15	0.00	-
86	OHX	5	3984	-	0,6,6	0.00	-	0,15,15	0.00	-
86	OHX	5	3985	-	0,6,6	0.00	-	0,15,15	0.00	-
86	OHX	5	3986	-	0,6,6	0.00	-	0,15,15	0.00	-
86	OHX	5	3987	-	0,6,6	0.00	-	0,15,15	0.00	-
86	OHX	5	3988	-	0,6,6	0.00	-	0,15,15	0.00	-
86	OHX	5	3989	-	0,6,6	0.00	-	0,15,15	0.00	-
86	OHX	5	3990	-	0,6,6	0.00	-	0,15,15	0.00	-
86	OHX	5	3991	-	0,6,6	0.00	-	0,15,15	0.00	-
86	OHX	5	3992	-	0,6,6	0.00	-	0,15,15	0.00	-
86	OHX	5	3993	-	0,6,6	0.00	-	0,15,15	0.00	-
86	OHX	5	3994	-	0,6,6	0.00	-	0,15,15	0.00	-
86	OHX	5	3995	-	0,6,6	0.00	-	0,15,15	0.00	-
86	OHX	5	3996	-	0,6,6	0.00	-	0,15,15	0.00	-
86	OHX	5	3997	-	0,6,6	0.00	-	0,15,15	0.00	-
86	OHX	5	3998	-	0,6,6	0.00	-	0,15,15	0.00	-
86	OHX	5	3999	-	0,6,6	0.00	-	0,15,15	0.00	-
86	OHX	5	4000	-	0,6,6	0.00	-	0,15,15	0.00	-
86	OHX	5	4001	-	0,6,6	0.00	-	0,15,15	0.00	-
86	OHX	5	4002	-	0,6,6	0.00	-	0,15,15	0.00	-
86	OHX	5	4003	-	0,6,6	0.00	-	0,15,15	0.00	-
86	OHX	5	4004	-	0,6,6	0.00	-	0,15,15	0.00	-
86	OHX	5	4005	-	0,6,6	0.00	-	0,15,15	0.00	-
86	OHX	5	4006	-	0,6,6	0.00	-	0,15,15	0.00	-
86	OHX	5	4007	-	0,6,6	0.00	-	0,15,15	0.00	-
86	OHX	5	4008	-	0,6,6	0.00	-	0,15,15	0.00	-
86	OHX	5	4009	-	0,6,6	0.00	-	0,15,15	0.00	-
86	OHX	5	4010	-	0,6,6	0.00	-	0,15,15	0.00	-
86	OHX	5	4011	-	0,6,6	0.00	-	0,15,15	0.00	-
86	OHX	5	4012	-	0,6,6	0.00	-	0,15,15	0.00	-
86	OHX	5	4013	-	0,6,6	0.00	-	0,15,15	0.00	-
86	OHX	5	4014	-	0,6,6	0.00	-	0,15,15	0.00	-

Mol	Type	Chain	Res	Link	Bond lengths			Bond angles		
					Counts	RMSZ	# Z > 2	Counts	RMSZ	# Z > 2
86	OHX	5	4015	-	0,6,6	0.00	-	0,15,15	0.00	-
86	OHX	5	4016	-	0,6,6	0.00	-	0,15,15	0.00	-
86	OHX	5	4017	-	0,6,6	0.00	-	0,15,15	0.00	-
86	OHX	5	4018	-	0,6,6	0.00	-	0,15,15	0.00	-
86	OHX	5	4019	-	0,6,6	0.00	-	0,15,15	0.00	-
86	OHX	5	4020	-	0,6,6	0.00	-	0,15,15	0.00	-
86	OHX	5	4021	-	0,6,6	0.00	-	0,15,15	0.00	-
86	OHX	5	4022	-	0,6,6	0.00	-	0,15,15	0.00	-
86	OHX	5	4023	-	0,6,6	0.00	-	0,15,15	0.00	-
86	OHX	5	4024	-	0,6,6	0.00	-	0,15,15	0.00	-
86	OHX	5	4025	-	0,6,6	0.00	-	0,15,15	0.00	-
86	OHX	5	4026	-	0,6,6	0.00	-	0,15,15	0.00	-
86	OHX	5	4027	-	0,6,6	0.00	-	0,15,15	0.00	-
86	OHX	5	4028	-	0,6,6	0.00	-	0,15,15	0.00	-
86	OHX	5	4029	-	0,6,6	0.00	-	0,15,15	0.00	-
86	OHX	5	4030	-	0,6,6	0.00	-	0,15,15	0.00	-
86	OHX	5	4031	-	0,6,6	0.00	-	0,15,15	0.00	-
86	OHX	5	4032	-	0,6,6	0.00	-	0,15,15	0.00	-
86	OHX	5	4033	-	0,6,6	0.00	-	0,15,15	0.00	-
86	OHX	5	4034	-	0,6,6	0.00	-	0,15,15	0.00	-
86	OHX	5	4035	-	0,6,6	0.00	-	0,15,15	0.00	-
86	OHX	5	4036	-	0,6,6	0.00	-	0,15,15	0.00	-
86	OHX	5	4037	-	0,6,6	0.00	-	0,15,15	0.00	-
86	OHX	5	4038	-	0,6,6	0.00	-	0,15,15	0.00	-
86	OHX	5	4039	-	0,6,6	0.00	-	0,15,15	0.00	-
86	OHX	5	4040	-	0,6,6	0.00	-	0,15,15	0.00	-
86	OHX	5	4041	-	0,6,6	0.00	-	0,15,15	0.00	-
86	OHX	5	4042	-	0,6,6	0.00	-	0,15,15	0.00	-
86	OHX	5	4043	-	0,6,6	0.00	-	0,15,15	0.00	-
86	OHX	5	4044	-	0,6,6	0.00	-	0,15,15	0.00	-
86	OHX	5	4045	-	0,6,6	0.00	-	0,15,15	0.00	-
86	OHX	5	4046	-	0,6,6	0.00	-	0,15,15	0.00	-
86	OHX	5	4047	-	0,6,6	0.00	-	0,15,15	0.00	-
86	OHX	5	4048	-	0,6,6	0.00	-	0,15,15	0.00	-
86	OHX	5	4049	-	0,6,6	0.00	-	0,15,15	0.00	-
86	OHX	5	4050	-	0,6,6	0.00	-	0,15,15	0.00	-
86	OHX	5	4051	-	0,6,6	0.00	-	0,15,15	0.00	-
86	OHX	5	4052	-	0,6,6	0.00	-	0,15,15	0.00	-
86	OHX	5	4053	-	0,6,6	0.00	-	0,15,15	0.00	-
86	OHX	5	4054	-	0,6,6	0.00	-	0,15,15	0.00	-
86	OHX	5	4055	-	0,6,6	0.00	-	0,15,15	0.00	-
86	OHX	5	4056	-	0,6,6	0.00	-	0,15,15	0.00	-
86	OHX	5	4057	-	0,6,6	0.00	-	0,15,15	0.00	-

Mol	Type	Chain	Res	Link	Bond lengths			Bond angles		
					Counts	RMSZ	# Z > 2	Counts	RMSZ	# Z > 2
86	OHX	5	4058	-	0,6,6	0.00	-	0,15,15	0.00	-
86	OHX	5	4059	-	0,6,6	0.00	-	0,15,15	0.00	-
86	OHX	5	4060	-	0,6,6	0.00	-	0,15,15	0.00	-
86	OHX	5	4061	-	0,6,6	0.00	-	0,15,15	0.00	-
86	OHX	5	4062	-	0,6,6	0.00	-	0,15,15	0.00	-
86	OHX	5	4063	-	0,6,6	0.00	-	0,15,15	0.00	-
86	OHX	5	4064	-	0,6,6	0.00	-	0,15,15	0.00	-
86	OHX	5	4065	-	0,6,6	0.00	-	0,15,15	0.00	-
86	OHX	5	4066	-	0,6,6	0.00	-	0,15,15	0.00	-
86	OHX	5	4067	-	0,6,6	0.00	-	0,15,15	0.00	-
86	OHX	5	4068	-	0,6,6	0.00	-	0,15,15	0.00	-
86	OHX	5	4069	-	0,6,6	0.00	-	0,15,15	0.00	-
86	OHX	5	4070	-	0,6,6	0.00	-	0,15,15	0.00	-
86	OHX	5	4071	-	0,6,6	0.00	-	0,15,15	0.00	-
86	OHX	5	4072	-	0,6,6	0.00	-	0,15,15	0.00	-
86	OHX	5	4073	-	0,6,6	0.00	-	0,15,15	0.00	-
86	OHX	5	4074	-	0,6,6	0.00	-	0,15,15	0.00	-
86	OHX	5	4075	-	0,6,6	0.00	-	0,15,15	0.00	-
86	OHX	5	4076	-	0,6,6	0.00	-	0,15,15	0.00	-
86	OHX	5	4077	-	0,6,6	0.00	-	0,15,15	0.00	-
86	OHX	5	4078	-	0,6,6	0.00	-	0,15,15	0.00	-
86	OHX	5	4079	-	0,6,6	0.00	-	0,15,15	0.00	-
86	OHX	5	4080	-	0,6,6	0.00	-	0,15,15	0.00	-
86	OHX	5	4081	-	0,6,6	0.00	-	0,15,15	0.00	-
86	OHX	5	4082	-	0,6,6	0.00	-	0,15,15	0.00	-
86	OHX	5	4083	-	0,6,6	0.00	-	0,15,15	0.00	-
86	OHX	5	4084	-	0,6,6	0.00	-	0,15,15	0.00	-
86	OHX	5	4085	-	0,6,6	0.00	-	0,15,15	0.00	-
86	OHX	5	4086	-	0,6,6	0.00	-	0,15,15	0.00	-
86	OHX	5	4087	-	0,6,6	0.00	-	0,15,15	0.00	-
86	OHX	5	4088	-	0,6,6	0.00	-	0,15,15	0.00	-
86	OHX	5	4089	-	0,6,6	0.00	-	0,15,15	0.00	-
86	OHX	5	4090	-	0,6,6	0.00	-	0,15,15	0.00	-
86	OHX	5	4091	-	0,6,6	0.00	-	0,15,15	0.00	-
86	OHX	5	4092	-	0,6,6	0.00	-	0,15,15	0.00	-
86	OHX	5	4093	-	0,6,6	0.00	-	0,15,15	0.00	-
86	OHX	5	4094	-	0,6,6	0.00	-	0,15,15	0.00	-
86	OHX	5	4095	-	0,6,6	0.00	-	0,15,15	0.00	-
86	OHX	5	4096	-	0,6,6	0.00	-	0,15,15	0.00	-
86	OHX	5	4097	-	0,6,6	0.00	-	0,15,15	0.00	-
86	OHX	5	4098	-	0,6,6	0.00	-	0,15,15	0.00	-
86	OHX	5	4099	-	0,6,6	0.00	-	0,15,15	0.00	-
86	OHX	5	4100	-	0,6,6	0.00	-	0,15,15	0.00	-

Mol	Type	Chain	Res	Link	Bond lengths			Bond angles		
					Counts	RMSZ	# Z > 2	Counts	RMSZ	# Z > 2
86	OHX	5	4101	-	0,6,6	0.00	-	0,15,15	0.00	-
86	OHX	5	4102	-	0,6,6	0.00	-	0,15,15	0.00	-
86	OHX	5	4103	-	0,6,6	0.00	-	0,15,15	0.00	-
86	OHX	5	4104	-	0,6,6	0.00	-	0,15,15	0.00	-
86	OHX	5	4105	-	0,6,6	0.00	-	0,15,15	0.00	-
86	OHX	5	4106	-	0,6,6	0.00	-	0,15,15	0.00	-
86	OHX	5	4107	-	0,6,6	0.00	-	0,15,15	0.00	-
86	OHX	5	4108	-	0,6,6	0.00	-	0,15,15	0.00	-
86	OHX	5	4109	-	0,6,6	0.00	-	0,15,15	0.00	-
86	OHX	5	4110	-	0,6,6	0.00	-	0,15,15	0.00	-
86	OHX	5	4111	-	0,6,6	0.00	-	0,15,15	0.00	-
86	OHX	5	4112	-	0,6,6	0.00	-	0,15,15	0.00	-
86	OHX	5	4113	-	0,6,6	0.00	-	0,15,15	0.00	-
86	OHX	5	4114	-	0,6,6	0.00	-	0,15,15	0.00	-
86	OHX	5	4115	-	0,6,6	0.00	-	0,15,15	0.00	-
86	OHX	5	4116	-	0,6,6	0.00	-	0,15,15	0.00	-
86	OHX	5	4117	-	0,6,6	0.00	-	0,15,15	0.00	-
86	OHX	5	4118	-	0,6,6	0.00	-	0,15,15	0.00	-
86	OHX	5	4119	-	0,6,6	0.00	-	0,15,15	0.00	-
86	OHX	5	4120	-	0,6,6	0.00	-	0,15,15	0.00	-
86	OHX	5	4121	-	0,6,6	0.00	-	0,15,15	0.00	-
86	OHX	5	4122	-	0,6,6	0.00	-	0,15,15	0.00	-
86	OHX	5	4123	-	0,6,6	0.00	-	0,15,15	0.00	-
86	OHX	5	4124	-	0,6,6	0.00	-	0,15,15	0.00	-
86	OHX	5	4125	-	0,6,6	0.00	-	0,15,15	0.00	-
86	OHX	5	4126	-	0,6,6	0.00	-	0,15,15	0.00	-
86	OHX	5	4127	-	0,6,6	0.00	-	0,15,15	0.00	-
86	OHX	5	4128	-	0,6,6	0.00	-	0,15,15	0.00	-
86	OHX	5	4129	-	0,6,6	0.00	-	0,15,15	0.00	-
86	OHX	5	4130	-	0,6,6	0.00	-	0,15,15	0.00	-
86	OHX	5	4131	-	0,6,6	0.00	-	0,15,15	0.00	-
86	OHX	5	4132	-	0,6,6	0.00	-	0,15,15	0.00	-
86	OHX	5	4133	-	0,6,6	0.00	-	0,15,15	0.00	-
86	OHX	5	4134	-	0,6,6	0.00	-	0,15,15	0.00	-
86	OHX	5	4135	-	0,6,6	0.00	-	0,15,15	0.00	-
86	OHX	5	4136	-	0,6,6	0.00	-	0,15,15	0.00	-
86	OHX	5	4137	-	0,6,6	0.00	-	0,15,15	0.00	-
86	OHX	5	4138	-	0,6,6	0.00	-	0,15,15	0.00	-
86	OHX	5	4139	-	0,6,6	0.00	-	0,15,15	0.00	-
86	OHX	5	4140	-	0,6,6	0.00	-	0,15,15	0.00	-
86	OHX	5	4141	-	0,6,6	0.00	-	0,15,15	0.00	-
86	OHX	5	4142	-	0,6,6	0.00	-	0,15,15	0.00	-
86	OHX	5	4143	-	0,6,6	0.00	-	0,15,15	0.00	-

Mol	Type	Chain	Res	Link	Bond lengths			Bond angles		
					Counts	RMSZ	# Z > 2	Counts	RMSZ	# Z > 2
86	OHX	5	4144	-	0,6,6	0.00	-	0,15,15	0.00	-
86	OHX	5	4145	-	0,6,6	0.00	-	0,15,15	0.00	-
86	OHX	5	4146	-	0,6,6	0.00	-	0,15,15	0.00	-
86	OHX	5	4147	-	0,6,6	0.00	-	0,15,15	0.00	-
86	OHX	5	4148	-	0,6,6	0.00	-	0,15,15	0.00	-
86	OHX	5	4149	-	0,6,6	0.00	-	0,15,15	0.00	-
86	OHX	5	4150	-	0,6,6	0.00	-	0,15,15	0.00	-
86	OHX	5	4151	-	0,6,6	0.00	-	0,15,15	0.00	-
86	OHX	5	4152	-	0,6,6	0.00	-	0,15,15	0.00	-
86	OHX	5	4153	-	0,6,6	0.00	-	0,15,15	0.00	-
86	OHX	5	4154	-	0,6,6	0.00	-	0,15,15	0.00	-
86	OHX	5	4155	-	0,6,6	0.00	-	0,15,15	0.00	-
86	OHX	5	4156	-	0,6,6	0.00	-	0,15,15	0.00	-
86	OHX	5	4157	-	0,6,6	0.00	-	0,15,15	0.00	-
86	OHX	5	4158	-	0,6,6	0.00	-	0,15,15	0.00	-
86	OHX	5	4159	-	0,6,6	0.00	-	0,15,15	0.00	-
86	OHX	5	4160	-	0,6,6	0.00	-	0,15,15	0.00	-
86	OHX	5	4161	-	0,6,6	0.00	-	0,15,15	0.00	-
86	OHX	5	4162	-	0,6,6	0.00	-	0,15,15	0.00	-
86	OHX	5	4163	-	0,6,6	0.00	-	0,15,15	0.00	-
86	OHX	5	4164	-	0,6,6	0.00	-	0,15,15	0.00	-
86	OHX	5	4165	-	0,6,6	0.00	-	0,15,15	0.00	-
86	OHX	5	4166	-	0,6,6	0.00	-	0,15,15	0.00	-
86	OHX	5	4167	-	0,6,6	0.00	-	0,15,15	0.00	-
86	OHX	5	4168	-	0,6,6	0.00	-	0,15,15	0.00	-
86	OHX	5	4169	-	0,6,6	0.00	-	0,15,15	0.00	-
86	OHX	5	4170	-	0,6,6	0.00	-	0,15,15	0.00	-
86	OHX	5	4171	-	0,6,6	0.00	-	0,15,15	0.00	-
86	OHX	5	4172	-	0,6,6	0.00	-	0,15,15	0.00	-
86	OHX	5	4173	-	0,6,6	0.00	-	0,15,15	0.00	-
86	OHX	5	4174	-	0,6,6	0.00	-	0,15,15	0.00	-
86	OHX	5	4175	-	0,6,6	0.00	-	0,15,15	0.00	-
86	OHX	5	4176	-	0,6,6	0.00	-	0,15,15	0.00	-
86	OHX	5	4177	-	0,6,6	0.00	-	0,15,15	0.00	-
86	OHX	5	4178	-	0,6,6	0.00	-	0,15,15	0.00	-
86	OHX	5	4179	-	0,6,6	0.00	-	0,15,15	0.00	-
86	OHX	5	4180	-	0,6,6	0.00	-	0,15,15	0.00	-
86	OHX	5	4181	-	0,6,6	0.00	-	0,15,15	0.00	-
86	OHX	5	4182	-	0,6,6	0.00	-	0,15,15	0.00	-
86	OHX	5	4183	-	0,6,6	0.00	-	0,15,15	0.00	-
86	OHX	5	4184	-	0,6,6	0.00	-	0,15,15	0.00	-
86	OHX	5	4185	-	0,6,6	0.00	-	0,15,15	0.00	-
86	OHX	5	4186	-	0,6,6	0.00	-	0,15,15	0.00	-

Mol	Type	Chain	Res	Link	Bond lengths			Bond angles		
					Counts	RMSZ	# Z > 2	Counts	RMSZ	# Z > 2
86	OHX	5	4187	-	0,6,6	0.00	-	0,15,15	0.00	-
86	OHX	5	4188	-	0,6,6	0.00	-	0,15,15	0.00	-
86	OHX	5	4189	-	0,6,6	0.00	-	0,15,15	0.00	-
86	OHX	5	4190	-	0,6,6	0.00	-	0,15,15	0.00	-
86	OHX	5	4191	-	0,6,6	0.00	-	0,15,15	0.00	-
86	OHX	5	4192	-	0,6,6	0.00	-	0,15,15	0.00	-
86	OHX	5	4193	-	0,6,6	0.00	-	0,15,15	0.00	-
86	OHX	5	4194	-	0,6,6	0.00	-	0,15,15	0.00	-
86	OHX	5	4195	-	0,6,6	0.00	-	0,15,15	0.00	-
86	OHX	5	4196	-	0,6,6	0.00	-	0,15,15	0.00	-
86	OHX	5	4197	-	0,6,6	0.00	-	0,15,15	0.00	-
86	OHX	5	4198	-	0,6,6	0.00	-	0,15,15	0.00	-
86	OHX	5	4199	-	0,6,6	0.00	-	0,15,15	0.00	-
86	OHX	5	4200	-	0,6,6	0.00	-	0,15,15	0.00	-
86	OHX	5	4201	-	0,6,6	0.00	-	0,15,15	0.00	-
86	OHX	5	4202	-	0,6,6	0.00	-	0,15,15	0.00	-
86	OHX	5	4203	-	0,6,6	0.00	-	0,15,15	0.00	-
86	OHX	5	4204	-	0,6,6	0.00	-	0,15,15	0.00	-
86	OHX	5	4205	-	0,6,6	0.00	-	0,15,15	0.00	-
86	OHX	5	4206	-	0,6,6	0.00	-	0,15,15	0.00	-
86	OHX	5	4207	-	0,6,6	0.00	-	0,15,15	0.00	-
86	OHX	5	4208	-	0,6,6	0.00	-	0,15,15	0.00	-
86	OHX	5	4209	-	0,6,6	0.00	-	0,15,15	0.00	-
86	OHX	5	4210	-	0,6,6	0.00	-	0,15,15	0.00	-
86	OHX	5	4211	-	0,6,6	0.00	-	0,15,15	0.00	-
86	OHX	5	4212	-	0,6,6	0.00	-	0,15,15	0.00	-
86	OHX	5	4213	-	0,6,6	0.00	-	0,15,15	0.00	-
86	OHX	5	4214	-	0,6,6	0.00	-	0,15,15	0.00	-
86	OHX	5	4215	-	0,6,6	0.00	-	0,15,15	0.00	-
86	OHX	5	4216	-	0,6,6	0.00	-	0,15,15	0.00	-
86	OHX	5	4217	-	0,6,6	0.00	-	0,15,15	0.00	-
86	OHX	5	4218	-	0,6,6	0.00	-	0,15,15	0.00	-
86	OHX	5	4219	-	0,6,6	0.00	-	0,15,15	0.00	-
86	OHX	5	4220	-	0,6,6	0.00	-	0,15,15	0.00	-
86	OHX	5	4221	-	0,6,6	0.00	-	0,15,15	0.00	-
86	OHX	5	4222	-	0,6,6	0.00	-	0,15,15	0.00	-
86	OHX	5	4223	-	0,6,6	0.00	-	0,15,15	0.00	-
86	OHX	5	4224	-	0,6,6	0.00	-	0,15,15	0.00	-
86	OHX	5	4225	-	0,6,6	0.00	-	0,15,15	0.00	-
86	OHX	5	4226	-	0,6,6	0.00	-	0,15,15	0.00	-
86	OHX	5	4227	-	0,6,6	0.00	-	0,15,15	0.00	-
86	OHX	5	4228	-	0,6,6	0.00	-	0,15,15	0.00	-
86	OHX	5	4229	-	0,6,6	0.00	-	0,15,15	0.00	-

Mol	Type	Chain	Res	Link	Bond lengths			Bond angles		
					Counts	RMSZ	# Z > 2	Counts	RMSZ	# Z > 2
86	OHX	5	4230	-	0,6,6	0.00	-	0,15,15	0.00	-
86	OHX	5	4231	-	0,6,6	0.00	-	0,15,15	0.00	-
86	OHX	5	4232	86	0,6,6	0.00	-	0,15,15	0.00	-
86	OHX	5	4233	-	0,6,6	0.00	-	0,15,15	0.00	-
86	OHX	5	4234	-	0,6,6	0.00	-	0,15,15	0.00	-
86	OHX	5	4235	-	0,6,6	0.00	-	0,15,15	0.00	-
86	OHX	5	4236	-	0,6,6	0.00	-	0,15,15	0.00	-
86	OHX	5	4237	-	0,6,6	0.00	-	0,15,15	0.00	-
86	OHX	5	4238	-	0,6,6	0.00	-	0,15,15	0.00	-
86	OHX	5	4239	-	0,6,6	0.00	-	0,15,15	0.00	-
86	OHX	5	4240	-	0,6,6	0.00	-	0,15,15	0.00	-
86	OHX	5	4241	-	0,6,6	0.00	-	0,15,15	0.00	-
86	OHX	5	4242	-	0,6,6	0.00	-	0,15,15	0.00	-
86	OHX	5	4243	-	0,6,6	0.00	-	0,15,15	0.00	-
86	OHX	5	4244	-	0,6,6	0.00	-	0,15,15	0.00	-
86	OHX	5	4245	-	0,6,6	0.00	-	0,15,15	0.00	-
86	OHX	5	4246	-	0,6,6	0.00	-	0,15,15	0.00	-
86	OHX	5	4247	-	0,6,6	0.00	-	0,15,15	0.00	-
86	OHX	5	4248	-	0,6,6	0.00	-	0,15,15	0.00	-
86	OHX	5	4249	-	0,6,6	0.00	-	0,15,15	0.00	-
86	OHX	5	4250	-	0,6,6	0.00	-	0,15,15	0.00	-
88	3H3	5	4251	-	33,34,34	1.13	2 (6%)	33,45,45	1.34	3 (9%)
86	OHX	6	2047	-	0,6,6	0.00	-	0,15,15	0.00	-
86	OHX	6	2048	-	0,6,6	0.00	-	0,15,15	0.00	-
86	OHX	6	2049	-	0,6,6	0.00	-	0,15,15	0.00	-
86	OHX	6	2050	-	0,6,6	0.00	-	0,15,15	0.00	-
86	OHX	6	2051	-	0,6,6	0.00	-	0,15,15	0.00	-
86	OHX	6	2052	-	0,6,6	0.00	-	0,15,15	0.00	-
86	OHX	6	2053	-	0,6,6	0.00	-	0,15,15	0.00	-
86	OHX	6	2054	-	0,6,6	0.00	-	0,15,15	0.00	-
86	OHX	6	2055	-	0,6,6	0.00	-	0,15,15	0.00	-
86	OHX	6	2056	-	0,6,6	0.00	-	0,15,15	0.00	-
86	OHX	6	2057	-	0,6,6	0.00	-	0,15,15	0.00	-
86	OHX	6	2058	-	0,6,6	0.00	-	0,15,15	0.00	-
86	OHX	6	2059	-	0,6,6	0.00	-	0,15,15	0.00	-
86	OHX	6	2060	-	0,6,6	0.00	-	0,15,15	0.00	-
86	OHX	6	2061	-	0,6,6	0.00	-	0,15,15	0.00	-
86	OHX	6	2062	-	0,6,6	0.00	-	0,15,15	0.00	-
86	OHX	6	2063	-	0,6,6	0.00	-	0,15,15	0.00	-
86	OHX	6	2064	-	0,6,6	0.00	-	0,15,15	0.00	-
86	OHX	6	2065	-	0,6,6	0.00	-	0,15,15	0.00	-
86	OHX	6	2066	-	0,6,6	0.00	-	0,15,15	0.00	-
86	OHX	6	2067	-	0,6,6	0.00	-	0,15,15	0.00	-

Mol	Type	Chain	Res	Link	Bond lengths			Bond angles		
					Counts	RMSZ	# Z > 2	Counts	RMSZ	# Z > 2
86	OHX	6	2068	-	0,6,6	0.00	-	0,15,15	0.00	-
86	OHX	6	2069	-	0,6,6	0.00	-	0,15,15	0.00	-
86	OHX	6	2070	-	0,6,6	0.00	-	0,15,15	0.00	-
86	OHX	6	2071	-	0,6,6	0.00	-	0,15,15	0.00	-
86	OHX	6	2072	-	0,6,6	0.00	-	0,15,15	0.00	-
86	OHX	6	2073	-	0,6,6	0.00	-	0,15,15	0.00	-
86	OHX	6	2074	-	0,6,6	0.00	-	0,15,15	0.00	-
86	OHX	6	2075	-	0,6,6	0.00	-	0,15,15	0.00	-
86	OHX	6	2076	-	0,6,6	0.00	-	0,15,15	0.00	-
86	OHX	6	2077	-	0,6,6	0.00	-	0,15,15	0.00	-
86	OHX	6	2078	-	0,6,6	0.00	-	0,15,15	0.00	-
86	OHX	6	2079	-	0,6,6	0.00	-	0,15,15	0.00	-
86	OHX	6	2080	-	0,6,6	0.00	-	0,15,15	0.00	-
86	OHX	6	2081	-	0,6,6	0.00	-	0,15,15	0.00	-
86	OHX	6	2082	-	0,6,6	0.00	-	0,15,15	0.00	-
86	OHX	6	2083	-	0,6,6	0.00	-	0,15,15	0.00	-
86	OHX	6	2084	-	0,6,6	0.00	-	0,15,15	0.00	-
86	OHX	6	2085	-	0,6,6	0.00	-	0,15,15	0.00	-
86	OHX	6	2086	-	0,6,6	0.00	-	0,15,15	0.00	-
86	OHX	6	2087	-	0,6,6	0.00	-	0,15,15	0.00	-
86	OHX	6	2088	-	0,6,6	0.00	-	0,15,15	0.00	-
86	OHX	6	2089	-	0,6,6	0.00	-	0,15,15	0.00	-
86	OHX	6	2090	-	0,6,6	0.00	-	0,15,15	0.00	-
86	OHX	6	2091	-	0,6,6	0.00	-	0,15,15	0.00	-
86	OHX	6	2092	-	0,6,6	0.00	-	0,15,15	0.00	-
86	OHX	6	2093	-	0,6,6	0.00	-	0,15,15	0.00	-
86	OHX	6	2094	-	0,6,6	0.00	-	0,15,15	0.00	-
86	OHX	6	2095	-	0,6,6	0.00	-	0,15,15	0.00	-
86	OHX	6	2096	-	0,6,6	0.00	-	0,15,15	0.00	-
86	OHX	6	2097	-	0,6,6	0.00	-	0,15,15	0.00	-
86	OHX	6	2098	-	0,6,6	0.00	-	0,15,15	0.00	-
86	OHX	6	2099	-	0,6,6	0.00	-	0,15,15	0.00	-
86	OHX	6	2100	-	0,6,6	0.00	-	0,15,15	0.00	-
86	OHX	6	2101	-	0,6,6	0.00	-	0,15,15	0.00	-
86	OHX	6	2102	-	0,6,6	0.00	-	0,15,15	0.00	-
86	OHX	6	2103	-	0,6,6	0.00	-	0,15,15	0.00	-
86	OHX	6	2104	-	0,6,6	0.00	-	0,15,15	0.00	-
86	OHX	6	2105	-	0,6,6	0.00	-	0,15,15	0.00	-
86	OHX	6	2106	-	0,6,6	0.00	-	0,15,15	0.00	-
86	OHX	6	2107	-	0,6,6	0.00	-	0,15,15	0.00	-
86	OHX	6	2108	-	0,6,6	0.00	-	0,15,15	0.00	-
86	OHX	6	2109	-	0,6,6	0.00	-	0,15,15	0.00	-
86	OHX	6	2110	-	0,6,6	0.00	-	0,15,15	0.00	-

Mol	Type	Chain	Res	Link	Bond lengths			Bond angles		
					Counts	RMSZ	# Z > 2	Counts	RMSZ	# Z > 2
86	OHX	6	2111	-	0,6,6	0.00	-	0,15,15	0.00	-
86	OHX	6	2112	-	0,6,6	0.00	-	0,15,15	0.00	-
86	OHX	6	2113	-	0,6,6	0.00	-	0,15,15	0.00	-
86	OHX	6	2114	-	0,6,6	0.00	-	0,15,15	0.00	-
86	OHX	6	2115	-	0,6,6	0.00	-	0,15,15	0.00	-
86	OHX	6	2116	-	0,6,6	0.00	-	0,15,15	0.00	-
86	OHX	6	2117	-	0,6,6	0.00	-	0,15,15	0.00	-
86	OHX	6	2118	-	0,6,6	0.00	-	0,15,15	0.00	-
86	OHX	6	2119	-	0,6,6	0.00	-	0,15,15	0.00	-
86	OHX	6	2120	-	0,6,6	0.00	-	0,15,15	0.00	-
86	OHX	6	2121	-	0,6,6	0.00	-	0,15,15	0.00	-
86	OHX	6	2122	-	0,6,6	0.00	-	0,15,15	0.00	-
86	OHX	6	2123	-	0,6,6	0.00	-	0,15,15	0.00	-
86	OHX	6	2124	-	0,6,6	0.00	-	0,15,15	0.00	-
86	OHX	6	2125	-	0,6,6	0.00	-	0,15,15	0.00	-
86	OHX	6	2126	-	0,6,6	0.00	-	0,15,15	0.00	-
86	OHX	6	2127	-	0,6,6	0.00	-	0,15,15	0.00	-
86	OHX	6	2128	-	0,6,6	0.00	-	0,15,15	0.00	-
86	OHX	6	2129	-	0,6,6	0.00	-	0,15,15	0.00	-
86	OHX	6	2130	-	0,6,6	0.00	-	0,15,15	0.00	-
86	OHX	6	2131	-	0,6,6	0.00	-	0,15,15	0.00	-
86	OHX	6	2132	-	0,6,6	0.00	-	0,15,15	0.00	-
86	OHX	6	2133	-	0,6,6	0.00	-	0,15,15	0.00	-
86	OHX	6	2134	-	0,6,6	0.00	-	0,15,15	0.00	-
86	OHX	6	2135	-	0,6,6	0.00	-	0,15,15	0.00	-
86	OHX	6	2136	-	0,6,6	0.00	-	0,15,15	0.00	-
86	OHX	6	2137	-	0,6,6	0.00	-	0,15,15	0.00	-
86	OHX	6	2138	-	0,6,6	0.00	-	0,15,15	0.00	-
86	OHX	6	2139	-	0,6,6	0.00	-	0,15,15	0.00	-
86	OHX	6	2140	-	0,6,6	0.00	-	0,15,15	0.00	-
86	OHX	6	2141	-	0,6,6	0.00	-	0,15,15	0.00	-
86	OHX	6	2142	-	0,6,6	0.00	-	0,15,15	0.00	-
86	OHX	6	2143	-	0,6,6	0.00	-	0,15,15	0.00	-
86	OHX	6	2144	-	0,6,6	0.00	-	0,15,15	0.00	-
86	OHX	6	2145	-	0,6,6	0.00	-	0,15,15	0.00	-
86	OHX	6	2146	-	0,6,6	0.00	-	0,15,15	0.00	-
86	OHX	6	2147	-	0,6,6	0.00	-	0,15,15	0.00	-
86	OHX	6	2148	-	0,6,6	0.00	-	0,15,15	0.00	-
86	OHX	6	2149	-	0,6,6	0.00	-	0,15,15	0.00	-
86	OHX	6	2150	-	0,6,6	0.00	-	0,15,15	0.00	-
86	OHX	6	2151	-	0,6,6	0.00	-	0,15,15	0.00	-
86	OHX	6	2152	-	0,6,6	0.00	-	0,15,15	0.00	-
86	OHX	6	2153	-	0,6,6	0.00	-	0,15,15	0.00	-

Mol	Type	Chain	Res	Link	Bond lengths			Bond angles		
					Counts	RMSZ	# Z > 2	Counts	RMSZ	# Z > 2
86	OHX	6	2154	-	0,6,6	0.00	-	0,15,15	0.00	-
86	OHX	6	2155	-	0,6,6	0.00	-	0,15,15	0.00	-
86	OHX	6	2156	-	0,6,6	0.00	-	0,15,15	0.00	-
86	OHX	6	2157	-	0,6,6	0.00	-	0,15,15	0.00	-
86	OHX	6	2158	-	0,6,6	0.00	-	0,15,15	0.00	-
86	OHX	6	2159	-	0,6,6	0.00	-	0,15,15	0.00	-
86	OHX	6	2160	-	0,6,6	0.00	-	0,15,15	0.00	-
86	OHX	6	2161	-	0,6,6	0.00	-	0,15,15	0.00	-
86	OHX	6	2162	-	0,6,6	0.00	-	0,15,15	0.00	-
86	OHX	6	2163	-	0,6,6	0.00	-	0,15,15	0.00	-
86	OHX	6	2164	-	0,6,6	0.00	-	0,15,15	0.00	-
86	OHX	6	2165	-	0,6,6	0.00	-	0,15,15	0.00	-
86	OHX	6	2166	-	0,6,6	0.00	-	0,15,15	0.00	-
86	OHX	6	2167	-	0,6,6	0.00	-	0,15,15	0.00	-
86	OHX	6	2168	-	0,6,6	0.00	-	0,15,15	0.00	-
86	OHX	6	2169	-	0,6,6	0.00	-	0,15,15	0.00	-
86	OHX	6	2170	-	0,6,6	0.00	-	0,15,15	0.00	-
86	OHX	6	2171	-	0,6,6	0.00	-	0,15,15	0.00	-
86	OHX	6	2172	-	0,6,6	0.00	-	0,15,15	0.00	-
86	OHX	6	2173	-	0,6,6	0.00	-	0,15,15	0.00	-
86	OHX	6	2174	-	0,6,6	0.00	-	0,15,15	0.00	-
86	OHX	6	2175	-	0,6,6	0.00	-	0,15,15	0.00	-
86	OHX	6	2176	-	0,6,6	0.00	-	0,15,15	0.00	-
86	OHX	6	2177	-	0,6,6	0.00	-	0,15,15	0.00	-
86	OHX	6	2178	-	0,6,6	0.00	-	0,15,15	0.00	-
86	OHX	6	2179	-	0,6,6	0.00	-	0,15,15	0.00	-
86	OHX	6	2180	-	0,6,6	0.00	-	0,15,15	0.00	-
86	OHX	6	2181	-	0,6,6	0.00	-	0,15,15	0.00	-
86	OHX	6	2182	-	0,6,6	0.00	-	0,15,15	0.00	-
86	OHX	6	2183	-	0,6,6	0.00	-	0,15,15	0.00	-
86	OHX	6	2184	-	0,6,6	0.00	-	0,15,15	0.00	-
86	OHX	6	2185	-	0,6,6	0.00	-	0,15,15	0.00	-
86	OHX	6	2186	-	0,6,6	0.00	-	0,15,15	0.00	-
86	OHX	6	2187	-	0,6,6	0.00	-	0,15,15	0.00	-
86	OHX	6	2188	-	0,6,6	0.00	-	0,15,15	0.00	-
86	OHX	6	2189	-	0,6,6	0.00	-	0,15,15	0.00	-
86	OHX	6	2190	-	0,6,6	0.00	-	0,15,15	0.00	-
86	OHX	6	2191	-	0,6,6	0.00	-	0,15,15	0.00	-
86	OHX	6	2192	-	0,6,6	0.00	-	0,15,15	0.00	-
86	OHX	6	2193	-	0,6,6	0.00	-	0,15,15	0.00	-
86	OHX	6	2194	-	0,6,6	0.00	-	0,15,15	0.00	-
86	OHX	6	2195	-	0,6,6	0.00	-	0,15,15	0.00	-
86	OHX	6	2196	-	0,6,6	0.00	-	0,15,15	0.00	-

Mol	Type	Chain	Res	Link	Bond lengths			Bond angles		
					Counts	RMSZ	# Z > 2	Counts	RMSZ	# Z > 2
86	OHX	6	2197	-	0,6,6	0.00	-	0,15,15	0.00	-
86	OHX	6	2198	-	0,6,6	0.00	-	0,15,15	0.00	-
86	OHX	6	2199	-	0,6,6	0.00	-	0,15,15	0.00	-
86	OHX	6	2200	-	0,6,6	0.00	-	0,15,15	0.00	-
86	OHX	6	2201	-	0,6,6	0.00	-	0,15,15	0.00	-
86	OHX	6	2202	-	0,6,6	0.00	-	0,15,15	0.00	-
86	OHX	6	2203	-	0,6,6	0.00	-	0,15,15	0.00	-
86	OHX	6	2204	-	0,6,6	0.00	-	0,15,15	0.00	-
86	OHX	7	216	-	0,6,6	0.00	-	0,15,15	0.00	-
86	OHX	7	217	-	0,6,6	0.00	-	0,15,15	0.00	-
86	OHX	7	218	-	0,6,6	0.00	-	0,15,15	0.00	-
86	OHX	7	219	-	0,6,6	0.00	-	0,15,15	0.00	-
86	OHX	7	220	-	0,6,6	0.00	-	0,15,15	0.00	-
86	OHX	7	221	-	0,6,6	0.00	-	0,15,15	0.00	-
86	OHX	7	222	-	0,6,6	0.00	-	0,15,15	0.00	-
86	OHX	7	223	-	0,6,6	0.00	-	0,15,15	0.00	-
86	OHX	7	224	-	0,6,6	0.00	-	0,15,15	0.00	-
86	OHX	7	225	-	0,6,6	0.00	-	0,15,15	0.00	-
86	OHX	7	226	-	0,6,6	0.00	-	0,15,15	0.00	-
86	OHX	7	227	-	0,6,6	0.00	-	0,15,15	0.00	-
86	OHX	8	214	-	0,6,6	0.00	-	0,15,15	0.00	-
86	OHX	8	215	-	0,6,6	0.00	-	0,15,15	0.00	-
86	OHX	8	216	-	0,6,6	0.00	-	0,15,15	0.00	-
86	OHX	8	217	-	0,6,6	0.00	-	0,15,15	0.00	-
86	OHX	8	218	-	0,6,6	0.00	-	0,15,15	0.00	-
86	OHX	8	219	-	0,6,6	0.00	-	0,15,15	0.00	-
86	OHX	8	220	-	0,6,6	0.00	-	0,15,15	0.00	-
86	OHX	8	221	-	0,6,6	0.00	-	0,15,15	0.00	-
86	OHX	8	222	-	0,6,6	0.00	-	0,15,15	0.00	-
86	OHX	8	223	-	0,6,6	0.00	-	0,15,15	0.00	-
86	OHX	8	224	-	0,6,6	0.00	-	0,15,15	0.00	-
86	OHX	8	225	-	0,6,6	0.00	-	0,15,15	0.00	-
86	OHX	8	226	-	0,6,6	0.00	-	0,15,15	0.00	-
86	OHX	8	227	-	0,6,6	0.00	-	0,15,15	0.00	-
86	OHX	8	228	-	0,6,6	0.00	-	0,15,15	0.00	-
86	OHX	8	229	-	0,6,6	0.00	-	0,15,15	0.00	-
86	OHX	C1	201	-	0,6,6	0.00	-	0,15,15	0.00	-
86	OHX	C3	202	-	0,6,6	0.00	-	0,15,15	0.00	-
86	OHX	C5	201	-	0,6,6	0.00	-	0,15,15	0.00	-
86	OHX	C8	201	-	0,6,6	0.00	-	0,15,15	0.00	-
86	OHX	D9	102	-	0,6,6	0.00	-	0,15,15	0.00	-
86	OHX	L3	403	-	0,6,6	0.00	-	0,15,15	0.00	-
86	OHX	L3	404	-	0,6,6	0.00	-	0,15,15	0.00	-

Mol	Type	Chain	Res	Link	Bond lengths			Bond angles		
					Counts	RMSZ	# Z > 2	Counts	RMSZ	# Z > 2
86	OHX	L4	404	-	0,6,6	0.00	-	0,15,15	0.00	-
86	OHX	L6	202	-	0,6,6	0.00	-	0,15,15	0.00	-
86	OHX	M0	303	-	0,6,6	0.00	-	0,15,15	0.00	-
86	OHX	M5	303	-	0,6,6	0.00	-	0,15,15	0.00	-
86	OHX	M5	304	-	0,6,6	0.00	-	0,15,15	0.00	-
86	OHX	M6	202	-	0,6,6	0.00	-	0,15,15	0.00	-
86	OHX	M7	207	-	0,6,6	0.00	-	0,15,15	0.00	-
86	OHX	M7	208	-	0,6,6	0.00	-	0,15,15	0.00	-
86	OHX	M9	202	-	0,6,6	0.00	-	0,15,15	0.00	-
86	OHX	N9	101	-	0,6,6	0.00	-	0,15,15	0.00	-
86	OHX	O2	201	-	0,6,6	0.00	-	0,15,15	0.00	-
86	OHX	O3	202	-	0,6,6	0.00	-	0,15,15	0.00	-
86	OHX	O7	103	-	0,6,6	0.00	-	0,15,15	0.00	-
86	OHX	O7	104	-	0,6,6	0.00	-	0,15,15	0.00	-
86	OHX	O9	101	-	0,6,6	0.00	-	0,15,15	0.00	-
86	OHX	Q2	503	-	0,6,6	0.00	-	0,15,15	0.00	-
86	OHX	S8	302	-	0,6,6	0.00	-	0,15,15	0.00	-
86	OHX	SR	401	-	0,6,6	0.00	-	0,15,15	0.00	-
86	OHX	c1	202	-	0,6,6	0.00	-	0,15,15	0.00	-
86	OHX	c3	201	-	0,6,6	0.00	-	0,15,15	0.00	-
86	OHX	c5	201	-	0,6,6	0.00	-	0,15,15	0.00	-
86	OHX	c8	203	-	0,6,6	0.00	-	0,15,15	0.00	-
86	OHX	d4	201	-	0,6,6	0.00	-	0,15,15	0.00	-
86	OHX	d9	102	-	0,6,6	0.00	-	0,15,15	0.00	-
86	OHX	l3	402	-	0,6,6	0.00	-	0,15,15	0.00	-
86	OHX	l3	403	-	0,6,6	0.00	-	0,15,15	0.00	-
86	OHX	l3	404	-	0,6,6	0.00	-	0,15,15	0.00	-
86	OHX	l4	402	-	0,6,6	0.00	-	0,15,15	0.00	-
86	OHX	l4	403	-	0,6,6	0.00	-	0,15,15	0.00	-
86	OHX	l5	304	-	0,6,6	0.00	-	0,15,15	0.00	-
86	OHX	l5	305	-	0,6,6	0.00	-	0,15,15	0.00	-
86	OHX	l5	306	-	0,6,6	0.00	-	0,15,15	0.00	-
86	OHX	l9	600	-	0,6,6	0.00	-	0,15,15	0.00	-
86	OHX	m0	301	-	0,6,6	0.00	-	0,15,15	0.00	-
86	OHX	m0	302	-	0,6,6	0.00	-	0,15,15	0.00	-
86	OHX	m1	203	-	0,6,6	0.00	-	0,15,15	0.00	-
86	OHX	m4	202	-	0,6,6	0.00	-	0,15,15	0.00	-
86	OHX	m5	302	-	0,6,6	0.00	-	0,15,15	0.00	-
86	OHX	m6	202	-	0,6,6	0.00	-	0,15,15	0.00	-
86	OHX	m7	206	-	0,6,6	0.00	-	0,15,15	0.00	-
86	OHX	m8	201	-	0,6,6	0.00	-	0,15,15	0.00	-
86	OHX	n3	203	-	0,6,6	0.00	-	0,15,15	0.00	-
86	OHX	n9	3803	-	0,6,6	0.00	-	0,15,15	0.00	-

Mol	Type	Chain	Res	Link	Bond lengths			Bond angles		
					Counts	RMSZ	# Z > 2	Counts	RMSZ	# Z > 2
86	OHX	o2	201	-	0,6,6	0.00	-	0,15,15	0.00	-
86	OHX	o3	203	-	0,6,6	0.00	-	0,15,15	0.00	-
86	OHX	o4	203	-	0,6,6	0.00	-	0,15,15	0.00	-
86	OHX	o7	502	-	0,6,6	0.00	-	0,15,15	0.00	-
86	OHX	q2	502	-	0,6,6	0.00	-	0,15,15	0.00	-
86	OHX	s1	302	-	0,6,6	0.00	-	0,15,15	0.00	-
86	OHX	s1	303	-	0,6,6	0.00	-	0,15,15	0.00	-
86	OHX	s4	301	-	0,6,6	0.00	-	0,15,15	0.00	-
86	OHX	s8	303	-	0,6,6	0.00	-	0,15,15	0.00	-
86	OHX	s9	201	-	0,6,6	0.00	-	0,15,15	0.00	-
86	OHX	sR	401	-	0,6,6	0.00	-	0,15,15	0.00	-

In the following table, the Chirals column lists the number of chiral outliers, the number of chiral centers analysed, the number of these observed in the model and the number defined in the chemical component dictionary. Similar counts are reported in the Torsion and Rings columns. '-' means no outliers of that kind were identified.

Mol	Type	Chain	Res	Link	Chirals	Torsions	Rings
86	OHX	1	3868	-	-	0/0/0/0	0/0/0/0
86	OHX	1	3869	-	-	0/0/0/0	0/0/0/0
86	OHX	1	3870	-	-	0/0/0/0	0/0/0/0
86	OHX	1	3871	-	-	0/0/0/0	0/0/0/0
86	OHX	1	3872	-	-	0/0/0/0	0/0/0/0
86	OHX	1	3873	-	-	0/0/0/0	0/0/0/0
86	OHX	1	3874	-	-	0/0/0/0	0/0/0/0
86	OHX	1	3875	-	-	0/0/0/0	0/0/0/0
86	OHX	1	3876	-	-	0/0/0/0	0/0/0/0
86	OHX	1	3877	-	-	0/0/0/0	0/0/0/0
86	OHX	1	3878	-	-	0/0/0/0	0/0/0/0
86	OHX	1	3879	-	-	0/0/0/0	0/0/0/0
86	OHX	1	3880	-	-	0/0/0/0	0/0/0/0
86	OHX	1	3881	-	-	0/0/0/0	0/0/0/0
86	OHX	1	3882	-	-	0/0/0/0	0/0/0/0
86	OHX	1	3883	-	-	0/0/0/0	0/0/0/0
86	OHX	1	3884	-	-	0/0/0/0	0/0/0/0
86	OHX	1	3885	-	-	0/0/0/0	0/0/0/0
86	OHX	1	3886	-	-	0/0/0/0	0/0/0/0
86	OHX	1	3887	-	-	0/0/0/0	0/0/0/0
86	OHX	1	3888	-	-	0/0/0/0	0/0/0/0
86	OHX	1	3889	-	-	0/0/0/0	0/0/0/0
86	OHX	1	3890	-	-	0/0/0/0	0/0/0/0
86	OHX	1	3891	-	-	0/0/0/0	0/0/0/0
86	OHX	1	3892	-	-	0/0/0/0	0/0/0/0

Continued on next page...

Continued from previous page...

Mol	Type	Chain	Res	Link	Chirals	Torsions	Rings
86	OHX	1	3893	-	-	0/0/0/0	0/0/0/0
86	OHX	1	3894	-	-	0/0/0/0	0/0/0/0
86	OHX	1	3895	-	-	0/0/0/0	0/0/0/0
86	OHX	1	3896	-	-	0/0/0/0	0/0/0/0
86	OHX	1	3897	-	-	0/0/0/0	0/0/0/0
86	OHX	1	3898	-	-	0/0/0/0	0/0/0/0
86	OHX	1	3899	-	-	0/0/0/0	0/0/0/0
86	OHX	1	3900	-	-	0/0/0/0	0/0/0/0
86	OHX	1	3901	-	-	0/0/0/0	0/0/0/0
86	OHX	1	3902	-	-	0/0/0/0	0/0/0/0
86	OHX	1	3903	-	-	0/0/0/0	0/0/0/0
86	OHX	1	3904	-	-	0/0/0/0	0/0/0/0
86	OHX	1	3905	-	-	0/0/0/0	0/0/0/0
86	OHX	1	3906	-	-	0/0/0/0	0/0/0/0
86	OHX	1	3907	-	-	0/0/0/0	0/0/0/0
86	OHX	1	3908	-	-	0/0/0/0	0/0/0/0
86	OHX	1	3909	-	-	0/0/0/0	0/0/0/0
86	OHX	1	3910	-	-	0/0/0/0	0/0/0/0
86	OHX	1	3911	-	-	0/0/0/0	0/0/0/0
86	OHX	1	3912	-	-	0/0/0/0	0/0/0/0
86	OHX	1	3913	-	-	0/0/0/0	0/0/0/0
86	OHX	1	3914	-	-	0/0/0/0	0/0/0/0
86	OHX	1	3915	-	-	0/0/0/0	0/0/0/0
86	OHX	1	3916	-	-	0/0/0/0	0/0/0/0
86	OHX	1	3917	-	-	0/0/0/0	0/0/0/0
86	OHX	1	3918	-	-	0/0/0/0	0/0/0/0
86	OHX	1	3919	-	-	0/0/0/0	0/0/0/0
86	OHX	1	3920	-	-	0/0/0/0	0/0/0/0
86	OHX	1	3921	-	-	0/0/0/0	0/0/0/0
86	OHX	1	3922	-	-	0/0/0/0	0/0/0/0
86	OHX	1	3923	-	-	0/0/0/0	0/0/0/0
86	OHX	1	3924	-	-	0/0/0/0	0/0/0/0
86	OHX	1	3925	-	-	0/0/0/0	0/0/0/0
86	OHX	1	3926	-	-	0/0/0/0	0/0/0/0
86	OHX	1	3927	-	-	0/0/0/0	0/0/0/0
86	OHX	1	3928	-	-	0/0/0/0	0/0/0/0
86	OHX	1	3929	-	-	0/0/0/0	0/0/0/0
86	OHX	1	3930	-	-	0/0/0/0	0/0/0/0
86	OHX	1	3931	-	-	0/0/0/0	0/0/0/0
86	OHX	1	3932	-	-	0/0/0/0	0/0/0/0
86	OHX	1	3933	-	-	0/0/0/0	0/0/0/0
86	OHX	1	3934	-	-	0/0/0/0	0/0/0/0

Continued on next page...

Continued from previous page...

Mol	Type	Chain	Res	Link	Chirals	Torsions	Rings
86	OHX	1	3935	-	-	0/0/0/0	0/0/0/0
86	OHX	1	3936	-	-	0/0/0/0	0/0/0/0
86	OHX	1	3937	-	-	0/0/0/0	0/0/0/0
86	OHX	1	3938	-	-	0/0/0/0	0/0/0/0
86	OHX	1	3939	-	-	0/0/0/0	0/0/0/0
86	OHX	1	3940	-	-	0/0/0/0	0/0/0/0
86	OHX	1	3941	-	-	0/0/0/0	0/0/0/0
86	OHX	1	3942	-	-	0/0/0/0	0/0/0/0
86	OHX	1	3943	-	-	0/0/0/0	0/0/0/0
86	OHX	1	3944	-	-	0/0/0/0	0/0/0/0
86	OHX	1	3945	-	-	0/0/0/0	0/0/0/0
86	OHX	1	3946	-	-	0/0/0/0	0/0/0/0
86	OHX	1	3947	-	-	0/0/0/0	0/0/0/0
86	OHX	1	3948	-	-	0/0/0/0	0/0/0/0
86	OHX	1	3949	-	-	0/0/0/0	0/0/0/0
86	OHX	1	3950	-	-	0/0/0/0	0/0/0/0
86	OHX	1	3951	-	-	0/0/0/0	0/0/0/0
86	OHX	1	3952	-	-	0/0/0/0	0/0/0/0
86	OHX	1	3953	-	-	0/0/0/0	0/0/0/0
86	OHX	1	3954	-	-	0/0/0/0	0/0/0/0
86	OHX	1	3955	-	-	0/0/0/0	0/0/0/0
86	OHX	1	3956	-	-	0/0/0/0	0/0/0/0
86	OHX	1	3957	-	-	0/0/0/0	0/0/0/0
86	OHX	1	3958	-	-	0/0/0/0	0/0/0/0
86	OHX	1	3959	-	-	0/0/0/0	0/0/0/0
86	OHX	1	3960	-	-	0/0/0/0	0/0/0/0
86	OHX	1	3961	-	-	0/0/0/0	0/0/0/0
86	OHX	1	3962	-	-	0/0/0/0	0/0/0/0
86	OHX	1	3963	-	-	0/0/0/0	0/0/0/0
86	OHX	1	3964	-	-	0/0/0/0	0/0/0/0
86	OHX	1	3965	-	-	0/0/0/0	0/0/0/0
86	OHX	1	3966	-	-	0/0/0/0	0/0/0/0
86	OHX	1	3967	-	-	0/0/0/0	0/0/0/0
86	OHX	1	3968	-	-	0/0/0/0	0/0/0/0
86	OHX	1	3969	-	-	0/0/0/0	0/0/0/0
86	OHX	1	3970	-	-	0/0/0/0	0/0/0/0
86	OHX	1	3971	-	-	0/0/0/0	0/0/0/0
86	OHX	1	3972	-	-	0/0/0/0	0/0/0/0
86	OHX	1	3973	-	-	0/0/0/0	0/0/0/0
86	OHX	1	3974	-	-	0/0/0/0	0/0/0/0
86	OHX	1	3975	-	-	0/0/0/0	0/0/0/0
86	OHX	1	3976	-	-	0/0/0/0	0/0/0/0

Continued on next page...

Continued from previous page...

Mol	Type	Chain	Res	Link	Chirals	Torsions	Rings
86	OHX	1	3977	-	-	0/0/0/0	0/0/0/0
86	OHX	1	3978	-	-	0/0/0/0	0/0/0/0
86	OHX	1	3979	-	-	0/0/0/0	0/0/0/0
86	OHX	1	3980	-	-	0/0/0/0	0/0/0/0
86	OHX	1	3981	-	-	0/0/0/0	0/0/0/0
86	OHX	1	3982	-	-	0/0/0/0	0/0/0/0
86	OHX	1	3983	-	-	0/0/0/0	0/0/0/0
86	OHX	1	3984	-	-	0/0/0/0	0/0/0/0
86	OHX	1	3985	-	-	0/0/0/0	0/0/0/0
86	OHX	1	3986	-	-	0/0/0/0	0/0/0/0
86	OHX	1	3987	-	-	0/0/0/0	0/0/0/0
86	OHX	1	3988	-	-	0/0/0/0	0/0/0/0
86	OHX	1	3989	-	-	0/0/0/0	0/0/0/0
86	OHX	1	3990	-	-	0/0/0/0	0/0/0/0
86	OHX	1	3991	-	-	0/0/0/0	0/0/0/0
86	OHX	1	3992	-	-	0/0/0/0	0/0/0/0
86	OHX	1	3993	-	-	0/0/0/0	0/0/0/0
86	OHX	1	3994	-	-	0/0/0/0	0/0/0/0
86	OHX	1	3995	-	-	0/0/0/0	0/0/0/0
86	OHX	1	3996	-	-	0/0/0/0	0/0/0/0
86	OHX	1	3997	-	-	0/0/0/0	0/0/0/0
86	OHX	1	3998	-	-	0/0/0/0	0/0/0/0
86	OHX	1	3999	-	-	0/0/0/0	0/0/0/0
86	OHX	1	4000	-	-	0/0/0/0	0/0/0/0
86	OHX	1	4001	-	-	0/0/0/0	0/0/0/0
86	OHX	1	4002	-	-	0/0/0/0	0/0/0/0
86	OHX	1	4003	-	-	0/0/0/0	0/0/0/0
86	OHX	1	4004	-	-	0/0/0/0	0/0/0/0
86	OHX	1	4005	-	-	0/0/0/0	0/0/0/0
86	OHX	1	4006	-	-	0/0/0/0	0/0/0/0
86	OHX	1	4007	-	-	0/0/0/0	0/0/0/0
86	OHX	1	4008	-	-	0/0/0/0	0/0/0/0
86	OHX	1	4009	-	-	0/0/0/0	0/0/0/0
86	OHX	1	4010	-	-	0/0/0/0	0/0/0/0
86	OHX	1	4011	-	-	0/0/0/0	0/0/0/0
86	OHX	1	4012	-	-	0/0/0/0	0/0/0/0
86	OHX	1	4013	-	-	0/0/0/0	0/0/0/0
86	OHX	1	4014	-	-	0/0/0/0	0/0/0/0
86	OHX	1	4015	-	-	0/0/0/0	0/0/0/0
86	OHX	1	4016	-	-	0/0/0/0	0/0/0/0
86	OHX	1	4017	-	-	0/0/0/0	0/0/0/0
86	OHX	1	4018	-	-	0/0/0/0	0/0/0/0

Continued on next page...

Continued from previous page...

Mol	Type	Chain	Res	Link	Chirals	Torsions	Rings
86	OHX	1	4019	-	-	0/0/0/0	0/0/0/0
86	OHX	1	4020	-	-	0/0/0/0	0/0/0/0
86	OHX	1	4021	-	-	0/0/0/0	0/0/0/0
86	OHX	1	4022	-	-	0/0/0/0	0/0/0/0
86	OHX	1	4023	-	-	0/0/0/0	0/0/0/0
86	OHX	1	4024	-	-	0/0/0/0	0/0/0/0
86	OHX	1	4025	-	-	0/0/0/0	0/0/0/0
86	OHX	1	4026	-	-	0/0/0/0	0/0/0/0
86	OHX	1	4027	-	-	0/0/0/0	0/0/0/0
86	OHX	1	4028	-	-	0/0/0/0	0/0/0/0
86	OHX	1	4029	-	-	0/0/0/0	0/0/0/0
86	OHX	1	4030	-	-	0/0/0/0	0/0/0/0
86	OHX	1	4031	-	-	0/0/0/0	0/0/0/0
86	OHX	1	4032	-	-	0/0/0/0	0/0/0/0
86	OHX	1	4033	-	-	0/0/0/0	0/0/0/0
86	OHX	1	4034	-	-	0/0/0/0	0/0/0/0
86	OHX	1	4035	-	-	0/0/0/0	0/0/0/0
86	OHX	1	4036	-	-	0/0/0/0	0/0/0/0
86	OHX	1	4037	-	-	0/0/0/0	0/0/0/0
86	OHX	1	4038	-	-	0/0/0/0	0/0/0/0
86	OHX	1	4039	-	-	0/0/0/0	0/0/0/0
86	OHX	1	4040	-	-	0/0/0/0	0/0/0/0
86	OHX	1	4041	-	-	0/0/0/0	0/0/0/0
86	OHX	1	4042	-	-	0/0/0/0	0/0/0/0
86	OHX	1	4043	-	-	0/0/0/0	0/0/0/0
86	OHX	1	4044	-	-	0/0/0/0	0/0/0/0
86	OHX	1	4045	-	-	0/0/0/0	0/0/0/0
86	OHX	1	4046	-	-	0/0/0/0	0/0/0/0
86	OHX	1	4047	-	-	0/0/0/0	0/0/0/0
86	OHX	1	4048	-	-	0/0/0/0	0/0/0/0
86	OHX	1	4049	-	-	0/0/0/0	0/0/0/0
86	OHX	1	4050	-	-	0/0/0/0	0/0/0/0
86	OHX	1	4051	-	-	0/0/0/0	0/0/0/0
86	OHX	1	4052	-	-	0/0/0/0	0/0/0/0
86	OHX	1	4053	-	-	0/0/0/0	0/0/0/0
86	OHX	1	4054	-	-	0/0/0/0	0/0/0/0
86	OHX	1	4055	-	-	0/0/0/0	0/0/0/0
86	OHX	1	4056	-	-	0/0/0/0	0/0/0/0
86	OHX	1	4057	-	-	0/0/0/0	0/0/0/0
86	OHX	1	4058	-	-	0/0/0/0	0/0/0/0
86	OHX	1	4059	-	-	0/0/0/0	0/0/0/0
86	OHX	1	4060	-	-	0/0/0/0	0/0/0/0

Continued on next page...

Continued from previous page...

Mol	Type	Chain	Res	Link	Chirals	Torsions	Rings
86	OHX	1	4061	-	-	0/0/0/0	0/0/0/0
86	OHX	1	4062	-	-	0/0/0/0	0/0/0/0
86	OHX	1	4063	-	-	0/0/0/0	0/0/0/0
86	OHX	1	4064	-	-	0/0/0/0	0/0/0/0
86	OHX	1	4065	-	-	0/0/0/0	0/0/0/0
86	OHX	1	4066	-	-	0/0/0/0	0/0/0/0
86	OHX	1	4067	-	-	0/0/0/0	0/0/0/0
86	OHX	1	4068	-	-	0/0/0/0	0/0/0/0
86	OHX	1	4069	-	-	0/0/0/0	0/0/0/0
86	OHX	1	4070	-	-	0/0/0/0	0/0/0/0
86	OHX	1	4071	-	-	0/0/0/0	0/0/0/0
86	OHX	1	4072	-	-	0/0/0/0	0/0/0/0
86	OHX	1	4073	-	-	0/0/0/0	0/0/0/0
86	OHX	1	4074	-	-	0/0/0/0	0/0/0/0
86	OHX	1	4075	-	-	0/0/0/0	0/0/0/0
86	OHX	1	4076	-	-	0/0/0/0	0/0/0/0
86	OHX	1	4077	-	-	0/0/0/0	0/0/0/0
86	OHX	1	4078	-	-	0/0/0/0	0/0/0/0
86	OHX	1	4079	-	-	0/0/0/0	0/0/0/0
86	OHX	1	4080	-	-	0/0/0/0	0/0/0/0
86	OHX	1	4081	-	-	0/0/0/0	0/0/0/0
86	OHX	1	4082	-	-	0/0/0/0	0/0/0/0
86	OHX	1	4083	-	-	0/0/0/0	0/0/0/0
86	OHX	1	4084	-	-	0/0/0/0	0/0/0/0
86	OHX	1	4085	-	-	0/0/0/0	0/0/0/0
86	OHX	1	4086	-	-	0/0/0/0	0/0/0/0
86	OHX	1	4087	-	-	0/0/0/0	0/0/0/0
86	OHX	1	4088	-	-	0/0/0/0	0/0/0/0
86	OHX	1	4089	-	-	0/0/0/0	0/0/0/0
86	OHX	1	4090	-	-	0/0/0/0	0/0/0/0
86	OHX	1	4091	-	-	0/0/0/0	0/0/0/0
86	OHX	1	4092	-	-	0/0/0/0	0/0/0/0
86	OHX	1	4093	-	-	0/0/0/0	0/0/0/0
86	OHX	1	4094	-	-	0/0/0/0	0/0/0/0
86	OHX	1	4095	-	-	0/0/0/0	0/0/0/0
86	OHX	1	4096	-	-	0/0/0/0	0/0/0/0
86	OHX	1	4097	-	-	0/0/0/0	0/0/0/0
86	OHX	1	4098	-	-	0/0/0/0	0/0/0/0
86	OHX	1	4099	-	-	0/0/0/0	0/0/0/0
86	OHX	1	4100	-	-	0/0/0/0	0/0/0/0
86	OHX	1	4101	-	-	0/0/0/0	0/0/0/0
86	OHX	1	4102	-	-	0/0/0/0	0/0/0/0

Continued on next page...

Continued from previous page...

Mol	Type	Chain	Res	Link	Chirals	Torsions	Rings
86	OHX	1	4103	-	-	0/0/0/0	0/0/0/0
86	OHX	1	4104	-	-	0/0/0/0	0/0/0/0
86	OHX	1	4105	-	-	0/0/0/0	0/0/0/0
86	OHX	1	4106	-	-	0/0/0/0	0/0/0/0
86	OHX	1	4107	-	-	0/0/0/0	0/0/0/0
86	OHX	1	4108	-	-	0/0/0/0	0/0/0/0
86	OHX	1	4109	-	-	0/0/0/0	0/0/0/0
86	OHX	1	4110	-	-	0/0/0/0	0/0/0/0
86	OHX	1	4111	-	-	0/0/0/0	0/0/0/0
86	OHX	1	4112	-	-	0/0/0/0	0/0/0/0
86	OHX	1	4113	-	-	0/0/0/0	0/0/0/0
86	OHX	1	4114	-	-	0/0/0/0	0/0/0/0
86	OHX	1	4115	-	-	0/0/0/0	0/0/0/0
86	OHX	1	4116	-	-	0/0/0/0	0/0/0/0
86	OHX	1	4117	-	-	0/0/0/0	0/0/0/0
86	OHX	1	4118	-	-	0/0/0/0	0/0/0/0
86	OHX	1	4119	-	-	0/0/0/0	0/0/0/0
86	OHX	1	4120	-	-	0/0/0/0	0/0/0/0
86	OHX	1	4121	-	-	0/0/0/0	0/0/0/0
86	OHX	1	4122	-	-	0/0/0/0	0/0/0/0
86	OHX	1	4123	-	-	0/0/0/0	0/0/0/0
86	OHX	1	4124	-	-	0/0/0/0	0/0/0/0
86	OHX	1	4125	-	-	0/0/0/0	0/0/0/0
86	OHX	1	4126	-	-	0/0/0/0	0/0/0/0
86	OHX	1	4127	-	-	0/0/0/0	0/0/0/0
86	OHX	1	4128	-	-	0/0/0/0	0/0/0/0
86	OHX	1	4129	-	-	0/0/0/0	0/0/0/0
86	OHX	1	4130	-	-	0/0/0/0	0/0/0/0
86	OHX	1	4131	-	-	0/0/0/0	0/0/0/0
86	OHX	1	4132	-	-	0/0/0/0	0/0/0/0
86	OHX	1	4133	-	-	0/0/0/0	0/0/0/0
86	OHX	1	4134	-	-	0/0/0/0	0/0/0/0
86	OHX	1	4135	-	-	0/0/0/0	0/0/0/0
86	OHX	1	4136	-	-	0/0/0/0	0/0/0/0
86	OHX	1	4137	-	-	0/0/0/0	0/0/0/0
86	OHX	1	4138	-	-	0/0/0/0	0/0/0/0
86	OHX	1	4139	-	-	0/0/0/0	0/0/0/0
86	OHX	1	4140	-	-	0/0/0/0	0/0/0/0
86	OHX	1	4141	-	-	0/0/0/0	0/0/0/0
86	OHX	1	4142	-	-	0/0/0/0	0/0/0/0
86	OHX	1	4143	-	-	0/0/0/0	0/0/0/0
86	OHX	1	4144	-	-	0/0/0/0	0/0/0/0

Continued on next page...

Continued from previous page...

Mol	Type	Chain	Res	Link	Chirals	Torsions	Rings
86	OHX	1	4145	-	-	0/0/0/0	0/0/0/0
86	OHX	1	4146	-	-	0/0/0/0	0/0/0/0
86	OHX	1	4147	-	-	0/0/0/0	0/0/0/0
86	OHX	1	4148	-	-	0/0/0/0	0/0/0/0
86	OHX	1	4149	-	-	0/0/0/0	0/0/0/0
86	OHX	1	4150	-	-	0/0/0/0	0/0/0/0
86	OHX	1	4151	-	-	0/0/0/0	0/0/0/0
86	OHX	1	4152	-	-	0/0/0/0	0/0/0/0
86	OHX	1	4153	-	-	0/0/0/0	0/0/0/0
86	OHX	1	4154	-	-	0/0/0/0	0/0/0/0
86	OHX	1	4155	-	-	0/0/0/0	0/0/0/0
86	OHX	1	4156	-	-	0/0/0/0	0/0/0/0
86	OHX	1	4157	-	-	0/0/0/0	0/0/0/0
86	OHX	1	4158	-	-	0/0/0/0	0/0/0/0
86	OHX	1	4159	-	-	0/0/0/0	0/0/0/0
86	OHX	1	4160	-	-	0/0/0/0	0/0/0/0
86	OHX	1	4161	-	-	0/0/0/0	0/0/0/0
86	OHX	1	4162	-	-	0/0/0/0	0/0/0/0
86	OHX	1	4163	-	-	0/0/0/0	0/0/0/0
86	OHX	1	4164	-	-	0/0/0/0	0/0/0/0
86	OHX	1	4165	-	-	0/0/0/0	0/0/0/0
86	OHX	1	4166	-	-	0/0/0/0	0/0/0/0
86	OHX	1	4167	-	-	0/0/0/0	0/0/0/0
86	OHX	1	4168	-	-	0/0/0/0	0/0/0/0
86	OHX	1	4169	-	-	0/0/0/0	0/0/0/0
86	OHX	1	4170	-	-	0/0/0/0	0/0/0/0
86	OHX	1	4171	-	-	0/0/0/0	0/0/0/0
86	OHX	1	4172	-	-	0/0/0/0	0/0/0/0
86	OHX	1	4173	-	-	0/0/0/0	0/0/0/0
86	OHX	1	4174	-	-	0/0/0/0	0/0/0/0
86	OHX	1	4175	-	-	0/0/0/0	0/0/0/0
86	OHX	1	4176	-	-	0/0/0/0	0/0/0/0
86	OHX	1	4177	-	-	0/0/0/0	0/0/0/0
86	OHX	1	4178	-	-	0/0/0/0	0/0/0/0
86	OHX	1	4179	-	-	0/0/0/0	0/0/0/0
86	OHX	1	4180	-	-	0/0/0/0	0/0/0/0
86	OHX	1	4181	-	-	0/0/0/0	0/0/0/0
86	OHX	1	4182	-	-	0/0/0/0	0/0/0/0
86	OHX	1	4183	-	-	0/0/0/0	0/0/0/0
86	OHX	1	4184	-	-	0/0/0/0	0/0/0/0
86	OHX	1	4185	-	-	0/0/0/0	0/0/0/0
86	OHX	1	4186	-	-	0/0/0/0	0/0/0/0

Continued on next page...

Continued from previous page...

Mol	Type	Chain	Res	Link	Chirals	Torsions	Rings
86	OHX	1	4187	-	-	0/0/0/0	0/0/0/0
86	OHX	1	4188	-	-	0/0/0/0	0/0/0/0
86	OHX	1	4189	-	-	0/0/0/0	0/0/0/0
86	OHX	1	4190	-	-	0/0/0/0	0/0/0/0
86	OHX	1	4191	-	-	0/0/0/0	0/0/0/0
86	OHX	1	4192	-	-	0/0/0/0	0/0/0/0
86	OHX	1	4193	-	-	0/0/0/0	0/0/0/0
86	OHX	1	4194	-	-	0/0/0/0	0/0/0/0
86	OHX	1	4195	-	-	0/0/0/0	0/0/0/0
86	OHX	1	4196	-	-	0/0/0/0	0/0/0/0
86	OHX	1	4197	-	-	0/0/0/0	0/0/0/0
86	OHX	1	4198	-	-	0/0/0/0	0/0/0/0
86	OHX	1	4199	-	-	0/0/0/0	0/0/0/0
86	OHX	1	4200	-	-	0/0/0/0	0/0/0/0
86	OHX	1	4201	-	-	0/0/0/0	0/0/0/0
86	OHX	1	4202	-	-	0/0/0/0	0/0/0/0
86	OHX	1	4203	-	-	0/0/0/0	0/0/0/0
86	OHX	1	4204	-	-	0/0/0/0	0/0/0/0
86	OHX	1	4205	-	-	0/0/0/0	0/0/0/0
86	OHX	1	4206	-	-	0/0/0/0	0/0/0/0
86	OHX	1	4207	-	-	0/0/0/0	0/0/0/0
86	OHX	1	4208	-	-	0/0/0/0	0/0/0/0
86	OHX	1	4209	-	-	0/0/0/0	0/0/0/0
86	OHX	1	4210	-	-	0/0/0/0	0/0/0/0
86	OHX	1	4211	-	-	0/0/0/0	0/0/0/0
86	OHX	1	4212	-	-	0/0/0/0	0/0/0/0
86	OHX	1	4213	-	-	0/0/0/0	0/0/0/0
86	OHX	1	4214	-	-	0/0/0/0	0/0/0/0
86	OHX	1	4215	-	-	0/0/0/0	0/0/0/0
88	3H3	1	4216	-	-	0/39/51/51	0/1/2/2
86	OHX	2	2024	-	-	0/0/0/0	0/0/0/0
86	OHX	2	2025	-	-	0/0/0/0	0/0/0/0
86	OHX	2	2026	-	-	0/0/0/0	0/0/0/0
86	OHX	2	2027	-	-	0/0/0/0	0/0/0/0
86	OHX	2	2028	-	-	0/0/0/0	0/0/0/0
86	OHX	2	2029	-	-	0/0/0/0	0/0/0/0
86	OHX	2	2030	-	-	0/0/0/0	0/0/0/0
86	OHX	2	2031	-	-	0/0/0/0	0/0/0/0
86	OHX	2	2032	86	-	0/0/0/0	0/0/0/0
86	OHX	2	2033	-	-	0/0/0/0	0/0/0/0
86	OHX	2	2034	-	-	0/0/0/0	0/0/0/0
86	OHX	2	2035	-	-	0/0/0/0	0/0/0/0

Continued on next page...

Continued from previous page...

Mol	Type	Chain	Res	Link	Chirals	Torsions	Rings
86	OHX	2	2036	-	-	0/0/0/0	0/0/0/0
86	OHX	2	2037	-	-	0/0/0/0	0/0/0/0
86	OHX	2	2038	-	-	0/0/0/0	0/0/0/0
86	OHX	2	2039	-	-	0/0/0/0	0/0/0/0
86	OHX	2	2040	-	-	0/0/0/0	0/0/0/0
86	OHX	2	2041	-	-	0/0/0/0	0/0/0/0
86	OHX	2	2042	-	-	0/0/0/0	0/0/0/0
86	OHX	2	2043	-	-	0/0/0/0	0/0/0/0
86	OHX	2	2044	-	-	0/0/0/0	0/0/0/0
86	OHX	2	2045	-	-	0/0/0/0	0/0/0/0
86	OHX	2	2046	-	-	0/0/0/0	0/0/0/0
86	OHX	2	2047	-	-	0/0/0/0	0/0/0/0
86	OHX	2	2048	-	-	0/0/0/0	0/0/0/0
86	OHX	2	2049	-	-	0/0/0/0	0/0/0/0
86	OHX	2	2050	-	-	0/0/0/0	0/0/0/0
86	OHX	2	2051	-	-	0/0/0/0	0/0/0/0
86	OHX	2	2052	-	-	0/0/0/0	0/0/0/0
86	OHX	2	2053	-	-	0/0/0/0	0/0/0/0
86	OHX	2	2054	-	-	0/0/0/0	0/0/0/0
86	OHX	2	2055	-	-	0/0/0/0	0/0/0/0
86	OHX	2	2056	-	-	0/0/0/0	0/0/0/0
86	OHX	2	2057	-	-	0/0/0/0	0/0/0/0
86	OHX	2	2058	-	-	0/0/0/0	0/0/0/0
86	OHX	2	2059	-	-	0/0/0/0	0/0/0/0
86	OHX	2	2060	-	-	0/0/0/0	0/0/0/0
86	OHX	2	2061	-	-	0/0/0/0	0/0/0/0
86	OHX	2	2062	-	-	0/0/0/0	0/0/0/0
86	OHX	2	2063	-	-	0/0/0/0	0/0/0/0
86	OHX	2	2064	-	-	0/0/0/0	0/0/0/0
86	OHX	2	2065	-	-	0/0/0/0	0/0/0/0
86	OHX	2	2066	-	-	0/0/0/0	0/0/0/0
86	OHX	2	2067	-	-	0/0/0/0	0/0/0/0
86	OHX	2	2068	-	-	0/0/0/0	0/0/0/0
86	OHX	2	2069	-	-	0/0/0/0	0/0/0/0
86	OHX	2	2070	-	-	0/0/0/0	0/0/0/0
86	OHX	2	2071	-	-	0/0/0/0	0/0/0/0
86	OHX	2	2072	-	-	0/0/0/0	0/0/0/0
86	OHX	2	2073	-	-	0/0/0/0	0/0/0/0
86	OHX	2	2074	-	-	0/0/0/0	0/0/0/0
86	OHX	2	2075	-	-	0/0/0/0	0/0/0/0
86	OHX	2	2076	-	-	0/0/0/0	0/0/0/0
86	OHX	2	2077	-	-	0/0/0/0	0/0/0/0

Continued on next page...

Continued from previous page...

Mol	Type	Chain	Res	Link	Chirals	Torsions	Rings
86	OHX	2	2078	-	-	0/0/0/0	0/0/0/0
86	OHX	2	2079	-	-	0/0/0/0	0/0/0/0
86	OHX	2	2080	-	-	0/0/0/0	0/0/0/0
86	OHX	2	2081	-	-	0/0/0/0	0/0/0/0
86	OHX	2	2082	-	-	0/0/0/0	0/0/0/0
86	OHX	2	2083	-	-	0/0/0/0	0/0/0/0
86	OHX	2	2084	-	-	0/0/0/0	0/0/0/0
86	OHX	2	2085	-	-	0/0/0/0	0/0/0/0
86	OHX	2	2086	-	-	0/0/0/0	0/0/0/0
86	OHX	2	2087	-	-	0/0/0/0	0/0/0/0
86	OHX	2	2088	-	-	0/0/0/0	0/0/0/0
86	OHX	2	2089	-	-	0/0/0/0	0/0/0/0
86	OHX	2	2090	-	-	0/0/0/0	0/0/0/0
86	OHX	2	2091	-	-	0/0/0/0	0/0/0/0
86	OHX	2	2092	-	-	0/0/0/0	0/0/0/0
86	OHX	2	2093	-	-	0/0/0/0	0/0/0/0
86	OHX	2	2094	-	-	0/0/0/0	0/0/0/0
86	OHX	2	2095	-	-	0/0/0/0	0/0/0/0
86	OHX	2	2096	-	-	0/0/0/0	0/0/0/0
86	OHX	2	2097	-	-	0/0/0/0	0/0/0/0
86	OHX	2	2098	-	-	0/0/0/0	0/0/0/0
86	OHX	2	2099	-	-	0/0/0/0	0/0/0/0
86	OHX	2	2100	-	-	0/0/0/0	0/0/0/0
86	OHX	2	2101	-	-	0/0/0/0	0/0/0/0
86	OHX	2	2102	-	-	0/0/0/0	0/0/0/0
86	OHX	2	2103	-	-	0/0/0/0	0/0/0/0
86	OHX	2	2104	-	-	0/0/0/0	0/0/0/0
86	OHX	2	2105	-	-	0/0/0/0	0/0/0/0
86	OHX	2	2106	-	-	0/0/0/0	0/0/0/0
86	OHX	2	2107	-	-	0/0/0/0	0/0/0/0
86	OHX	2	2108	-	-	0/0/0/0	0/0/0/0
86	OHX	2	2109	-	-	0/0/0/0	0/0/0/0
86	OHX	2	2110	-	-	0/0/0/0	0/0/0/0
86	OHX	2	2111	-	-	0/0/0/0	0/0/0/0
86	OHX	2	2112	-	-	0/0/0/0	0/0/0/0
86	OHX	2	2113	-	-	0/0/0/0	0/0/0/0
86	OHX	2	2114	-	-	0/0/0/0	0/0/0/0
86	OHX	2	2115	-	-	0/0/0/0	0/0/0/0
86	OHX	2	2116	-	-	0/0/0/0	0/0/0/0
86	OHX	2	2117	-	-	0/0/0/0	0/0/0/0
86	OHX	2	2118	-	-	0/0/0/0	0/0/0/0
86	OHX	2	2119	-	-	0/0/0/0	0/0/0/0

Continued on next page...

Continued from previous page...

Mol	Type	Chain	Res	Link	Chirals	Torsions	Rings
86	OHX	2	2120	-	-	0/0/0/0	0/0/0/0
86	OHX	2	2121	-	-	0/0/0/0	0/0/0/0
86	OHX	2	2122	-	-	0/0/0/0	0/0/0/0
86	OHX	2	2123	-	-	0/0/0/0	0/0/0/0
86	OHX	2	2124	-	-	0/0/0/0	0/0/0/0
86	OHX	2	2125	-	-	0/0/0/0	0/0/0/0
86	OHX	2	2126	-	-	0/0/0/0	0/0/0/0
86	OHX	2	2127	-	-	0/0/0/0	0/0/0/0
86	OHX	2	2128	-	-	0/0/0/0	0/0/0/0
86	OHX	2	2129	-	-	0/0/0/0	0/0/0/0
86	OHX	2	2130	-	-	0/0/0/0	0/0/0/0
86	OHX	2	2131	-	-	0/0/0/0	0/0/0/0
86	OHX	2	2132	-	-	0/0/0/0	0/0/0/0
86	OHX	2	2133	-	-	0/0/0/0	0/0/0/0
86	OHX	2	2134	-	-	0/0/0/0	0/0/0/0
86	OHX	2	2135	-	-	0/0/0/0	0/0/0/0
86	OHX	2	2136	-	-	0/0/0/0	0/0/0/0
86	OHX	2	2137	-	-	0/0/0/0	0/0/0/0
86	OHX	2	2138	-	-	0/0/0/0	0/0/0/0
86	OHX	2	2139	-	-	0/0/0/0	0/0/0/0
86	OHX	2	2140	-	-	0/0/0/0	0/0/0/0
86	OHX	2	2141	-	-	0/0/0/0	0/0/0/0
86	OHX	2	2142	-	-	0/0/0/0	0/0/0/0
86	OHX	2	2143	-	-	0/0/0/0	0/0/0/0
86	OHX	2	2144	-	-	0/0/0/0	0/0/0/0
86	OHX	2	2145	-	-	0/0/0/0	0/0/0/0
86	OHX	2	2146	-	-	0/0/0/0	0/0/0/0
86	OHX	2	2147	86	-	0/0/0/0	0/0/0/0
86	OHX	2	2148	-	-	0/0/0/0	0/0/0/0
86	OHX	2	2149	-	-	0/0/0/0	0/0/0/0
86	OHX	2	2150	-	-	0/0/0/0	0/0/0/0
86	OHX	2	2151	-	-	0/0/0/0	0/0/0/0
86	OHX	2	2152	-	-	0/0/0/0	0/0/0/0
86	OHX	2	2153	-	-	0/0/0/0	0/0/0/0
86	OHX	2	2154	-	-	0/0/0/0	0/0/0/0
86	OHX	2	2155	-	-	0/0/0/0	0/0/0/0
86	OHX	2	2156	-	-	0/0/0/0	0/0/0/0
86	OHX	2	2157	-	-	0/0/0/0	0/0/0/0
86	OHX	2	2158	-	-	0/0/0/0	0/0/0/0
86	OHX	2	2159	-	-	0/0/0/0	0/0/0/0
86	OHX	2	2160	-	-	0/0/0/0	0/0/0/0
86	OHX	2	2161	-	-	0/0/0/0	0/0/0/0

Continued on next page...

Continued from previous page...

Mol	Type	Chain	Res	Link	Chirals	Torsions	Rings
86	OHX	2	2162	-	-	0/0/0/0	0/0/0/0
86	OHX	2	2163	-	-	0/0/0/0	0/0/0/0
86	OHX	2	2164	-	-	0/0/0/0	0/0/0/0
86	OHX	2	2165	-	-	0/0/0/0	0/0/0/0
86	OHX	2	2166	-	-	0/0/0/0	0/0/0/0
86	OHX	2	2167	-	-	0/0/0/0	0/0/0/0
86	OHX	2	2168	-	-	0/0/0/0	0/0/0/0
86	OHX	2	2169	-	-	0/0/0/0	0/0/0/0
86	OHX	2	2170	-	-	0/0/0/0	0/0/0/0
86	OHX	2	2171	-	-	0/0/0/0	0/0/0/0
86	OHX	2	2172	-	-	0/0/0/0	0/0/0/0
86	OHX	2	2173	-	-	0/0/0/0	0/0/0/0
86	OHX	2	2174	-	-	0/0/0/0	0/0/0/0
86	OHX	2	2175	-	-	0/0/0/0	0/0/0/0
86	OHX	2	2176	-	-	0/0/0/0	0/0/0/0
86	OHX	2	2177	-	-	0/0/0/0	0/0/0/0
86	OHX	2	2178	-	-	0/0/0/0	0/0/0/0
86	OHX	2	2179	-	-	0/0/0/0	0/0/0/0
86	OHX	2	2180	-	-	0/0/0/0	0/0/0/0
86	OHX	2	2181	-	-	0/0/0/0	0/0/0/0
86	OHX	3	215	-	-	0/0/0/0	0/0/0/0
86	OHX	3	216	-	-	0/0/0/0	0/0/0/0
86	OHX	3	217	-	-	0/0/0/0	0/0/0/0
86	OHX	3	218	-	-	0/0/0/0	0/0/0/0
86	OHX	3	219	-	-	0/0/0/0	0/0/0/0
86	OHX	3	220	-	-	0/0/0/0	0/0/0/0
86	OHX	3	221	-	-	0/0/0/0	0/0/0/0
86	OHX	3	222	-	-	0/0/0/0	0/0/0/0
86	OHX	3	223	-	-	0/0/0/0	0/0/0/0
86	OHX	3	224	-	-	0/0/0/0	0/0/0/0
86	OHX	3	225	-	-	0/0/0/0	0/0/0/0
86	OHX	3	226	-	-	0/0/0/0	0/0/0/0
86	OHX	4	222	-	-	0/0/0/0	0/0/0/0
86	OHX	4	223	-	-	0/0/0/0	0/0/0/0
86	OHX	4	224	-	-	0/0/0/0	0/0/0/0
86	OHX	4	225	-	-	0/0/0/0	0/0/0/0
86	OHX	4	226	-	-	0/0/0/0	0/0/0/0
86	OHX	4	227	-	-	0/0/0/0	0/0/0/0
86	OHX	4	228	-	-	0/0/0/0	0/0/0/0
86	OHX	4	229	-	-	0/0/0/0	0/0/0/0
86	OHX	4	230	-	-	0/0/0/0	0/0/0/0
86	OHX	4	231	-	-	0/0/0/0	0/0/0/0

Continued on next page...

Continued from previous page...

Mol	Type	Chain	Res	Link	Chirals	Torsions	Rings
86	OHX	4	232	-	-	0/0/0/0	0/0/0/0
86	OHX	4	233	-	-	0/0/0/0	0/0/0/0
86	OHX	4	234	-	-	0/0/0/0	0/0/0/0
86	OHX	4	235	-	-	0/0/0/0	0/0/0/0
86	OHX	4	236	-	-	0/0/0/0	0/0/0/0
86	OHX	5	3898	-	-	0/0/0/0	0/0/0/0
86	OHX	5	3899	-	-	0/0/0/0	0/0/0/0
86	OHX	5	3900	-	-	0/0/0/0	0/0/0/0
86	OHX	5	3901	-	-	0/0/0/0	0/0/0/0
86	OHX	5	3902	-	-	0/0/0/0	0/0/0/0
86	OHX	5	3903	-	-	0/0/0/0	0/0/0/0
86	OHX	5	3904	-	-	0/0/0/0	0/0/0/0
86	OHX	5	3905	-	-	0/0/0/0	0/0/0/0
86	OHX	5	3906	-	-	0/0/0/0	0/0/0/0
86	OHX	5	3907	-	-	0/0/0/0	0/0/0/0
86	OHX	5	3908	-	-	0/0/0/0	0/0/0/0
86	OHX	5	3909	-	-	0/0/0/0	0/0/0/0
86	OHX	5	3910	-	-	0/0/0/0	0/0/0/0
86	OHX	5	3911	-	-	0/0/0/0	0/0/0/0
86	OHX	5	3912	-	-	0/0/0/0	0/0/0/0
86	OHX	5	3913	-	-	0/0/0/0	0/0/0/0
86	OHX	5	3914	-	-	0/0/0/0	0/0/0/0
86	OHX	5	3915	-	-	0/0/0/0	0/0/0/0
86	OHX	5	3916	-	-	0/0/0/0	0/0/0/0
86	OHX	5	3917	-	-	0/0/0/0	0/0/0/0
86	OHX	5	3918	-	-	0/0/0/0	0/0/0/0
86	OHX	5	3919	-	-	0/0/0/0	0/0/0/0
86	OHX	5	3920	-	-	0/0/0/0	0/0/0/0
86	OHX	5	3921	-	-	0/0/0/0	0/0/0/0
86	OHX	5	3922	-	-	0/0/0/0	0/0/0/0
86	OHX	5	3923	-	-	0/0/0/0	0/0/0/0
86	OHX	5	3924	-	-	0/0/0/0	0/0/0/0
86	OHX	5	3925	-	-	0/0/0/0	0/0/0/0
86	OHX	5	3926	-	-	0/0/0/0	0/0/0/0
86	OHX	5	3927	-	-	0/0/0/0	0/0/0/0
86	OHX	5	3928	-	-	0/0/0/0	0/0/0/0
86	OHX	5	3929	-	-	0/0/0/0	0/0/0/0
86	OHX	5	3930	-	-	0/0/0/0	0/0/0/0
86	OHX	5	3931	-	-	0/0/0/0	0/0/0/0
86	OHX	5	3932	-	-	0/0/0/0	0/0/0/0
86	OHX	5	3933	-	-	0/0/0/0	0/0/0/0
86	OHX	5	3934	-	-	0/0/0/0	0/0/0/0

Continued on next page...

Continued from previous page...

Mol	Type	Chain	Res	Link	Chirals	Torsions	Rings
86	OHX	5	3935	-	-	0/0/0/0	0/0/0/0
86	OHX	5	3936	-	-	0/0/0/0	0/0/0/0
86	OHX	5	3937	-	-	0/0/0/0	0/0/0/0
86	OHX	5	3938	-	-	0/0/0/0	0/0/0/0
86	OHX	5	3939	-	-	0/0/0/0	0/0/0/0
86	OHX	5	3940	-	-	0/0/0/0	0/0/0/0
86	OHX	5	3941	-	-	0/0/0/0	0/0/0/0
86	OHX	5	3942	86	-	0/0/0/0	0/0/0/0
86	OHX	5	3943	-	-	0/0/0/0	0/0/0/0
86	OHX	5	3944	-	-	0/0/0/0	0/0/0/0
86	OHX	5	3945	-	-	0/0/0/0	0/0/0/0
86	OHX	5	3946	-	-	0/0/0/0	0/0/0/0
86	OHX	5	3947	-	-	0/0/0/0	0/0/0/0
86	OHX	5	3948	-	-	0/0/0/0	0/0/0/0
86	OHX	5	3949	-	-	0/0/0/0	0/0/0/0
86	OHX	5	3950	-	-	0/0/0/0	0/0/0/0
86	OHX	5	3951	-	-	0/0/0/0	0/0/0/0
86	OHX	5	3952	-	-	0/0/0/0	0/0/0/0
86	OHX	5	3953	-	-	0/0/0/0	0/0/0/0
86	OHX	5	3954	-	-	0/0/0/0	0/0/0/0
86	OHX	5	3955	-	-	0/0/0/0	0/0/0/0
86	OHX	5	3956	-	-	0/0/0/0	0/0/0/0
86	OHX	5	3957	-	-	0/0/0/0	0/0/0/0
86	OHX	5	3958	-	-	0/0/0/0	0/0/0/0
86	OHX	5	3959	-	-	0/0/0/0	0/0/0/0
86	OHX	5	3960	-	-	0/0/0/0	0/0/0/0
86	OHX	5	3961	-	-	0/0/0/0	0/0/0/0
86	OHX	5	3962	-	-	0/0/0/0	0/0/0/0
86	OHX	5	3963	-	-	0/0/0/0	0/0/0/0
86	OHX	5	3964	-	-	0/0/0/0	0/0/0/0
86	OHX	5	3965	-	-	0/0/0/0	0/0/0/0
86	OHX	5	3966	-	-	0/0/0/0	0/0/0/0
86	OHX	5	3967	-	-	0/0/0/0	0/0/0/0
86	OHX	5	3968	-	-	0/0/0/0	0/0/0/0
86	OHX	5	3969	-	-	0/0/0/0	0/0/0/0
86	OHX	5	3970	-	-	0/0/0/0	0/0/0/0
86	OHX	5	3971	-	-	0/0/0/0	0/0/0/0
86	OHX	5	3972	-	-	0/0/0/0	0/0/0/0
86	OHX	5	3973	-	-	0/0/0/0	0/0/0/0
86	OHX	5	3974	-	-	0/0/0/0	0/0/0/0
86	OHX	5	3975	-	-	0/0/0/0	0/0/0/0
86	OHX	5	3976	-	-	0/0/0/0	0/0/0/0

Continued on next page...

Continued from previous page...

Mol	Type	Chain	Res	Link	Chirals	Torsions	Rings
86	OHX	5	3977	-	-	0/0/0/0	0/0/0/0
86	OHX	5	3978	-	-	0/0/0/0	0/0/0/0
86	OHX	5	3979	-	-	0/0/0/0	0/0/0/0
86	OHX	5	3980	-	-	0/0/0/0	0/0/0/0
86	OHX	5	3981	-	-	0/0/0/0	0/0/0/0
86	OHX	5	3982	-	-	0/0/0/0	0/0/0/0
86	OHX	5	3983	-	-	0/0/0/0	0/0/0/0
86	OHX	5	3984	-	-	0/0/0/0	0/0/0/0
86	OHX	5	3985	-	-	0/0/0/0	0/0/0/0
86	OHX	5	3986	-	-	0/0/0/0	0/0/0/0
86	OHX	5	3987	-	-	0/0/0/0	0/0/0/0
86	OHX	5	3988	-	-	0/0/0/0	0/0/0/0
86	OHX	5	3989	-	-	0/0/0/0	0/0/0/0
86	OHX	5	3990	-	-	0/0/0/0	0/0/0/0
86	OHX	5	3991	-	-	0/0/0/0	0/0/0/0
86	OHX	5	3992	-	-	0/0/0/0	0/0/0/0
86	OHX	5	3993	-	-	0/0/0/0	0/0/0/0
86	OHX	5	3994	-	-	0/0/0/0	0/0/0/0
86	OHX	5	3995	-	-	0/0/0/0	0/0/0/0
86	OHX	5	3996	-	-	0/0/0/0	0/0/0/0
86	OHX	5	3997	-	-	0/0/0/0	0/0/0/0
86	OHX	5	3998	-	-	0/0/0/0	0/0/0/0
86	OHX	5	3999	-	-	0/0/0/0	0/0/0/0
86	OHX	5	4000	-	-	0/0/0/0	0/0/0/0
86	OHX	5	4001	-	-	0/0/0/0	0/0/0/0
86	OHX	5	4002	-	-	0/0/0/0	0/0/0/0
86	OHX	5	4003	-	-	0/0/0/0	0/0/0/0
86	OHX	5	4004	-	-	0/0/0/0	0/0/0/0
86	OHX	5	4005	-	-	0/0/0/0	0/0/0/0
86	OHX	5	4006	-	-	0/0/0/0	0/0/0/0
86	OHX	5	4007	-	-	0/0/0/0	0/0/0/0
86	OHX	5	4008	-	-	0/0/0/0	0/0/0/0
86	OHX	5	4009	-	-	0/0/0/0	0/0/0/0
86	OHX	5	4010	-	-	0/0/0/0	0/0/0/0
86	OHX	5	4011	-	-	0/0/0/0	0/0/0/0
86	OHX	5	4012	-	-	0/0/0/0	0/0/0/0
86	OHX	5	4013	-	-	0/0/0/0	0/0/0/0
86	OHX	5	4014	-	-	0/0/0/0	0/0/0/0
86	OHX	5	4015	-	-	0/0/0/0	0/0/0/0
86	OHX	5	4016	-	-	0/0/0/0	0/0/0/0
86	OHX	5	4017	-	-	0/0/0/0	0/0/0/0
86	OHX	5	4018	-	-	0/0/0/0	0/0/0/0

Continued on next page...

Continued from previous page...

Mol	Type	Chain	Res	Link	Chirals	Torsions	Rings
86	OHX	5	4019	-	-	0/0/0/0	0/0/0/0
86	OHX	5	4020	-	-	0/0/0/0	0/0/0/0
86	OHX	5	4021	-	-	0/0/0/0	0/0/0/0
86	OHX	5	4022	-	-	0/0/0/0	0/0/0/0
86	OHX	5	4023	-	-	0/0/0/0	0/0/0/0
86	OHX	5	4024	-	-	0/0/0/0	0/0/0/0
86	OHX	5	4025	-	-	0/0/0/0	0/0/0/0
86	OHX	5	4026	-	-	0/0/0/0	0/0/0/0
86	OHX	5	4027	-	-	0/0/0/0	0/0/0/0
86	OHX	5	4028	-	-	0/0/0/0	0/0/0/0
86	OHX	5	4029	-	-	0/0/0/0	0/0/0/0
86	OHX	5	4030	-	-	0/0/0/0	0/0/0/0
86	OHX	5	4031	-	-	0/0/0/0	0/0/0/0
86	OHX	5	4032	-	-	0/0/0/0	0/0/0/0
86	OHX	5	4033	-	-	0/0/0/0	0/0/0/0
86	OHX	5	4034	-	-	0/0/0/0	0/0/0/0
86	OHX	5	4035	-	-	0/0/0/0	0/0/0/0
86	OHX	5	4036	-	-	0/0/0/0	0/0/0/0
86	OHX	5	4037	-	-	0/0/0/0	0/0/0/0
86	OHX	5	4038	-	-	0/0/0/0	0/0/0/0
86	OHX	5	4039	-	-	0/0/0/0	0/0/0/0
86	OHX	5	4040	-	-	0/0/0/0	0/0/0/0
86	OHX	5	4041	-	-	0/0/0/0	0/0/0/0
86	OHX	5	4042	-	-	0/0/0/0	0/0/0/0
86	OHX	5	4043	-	-	0/0/0/0	0/0/0/0
86	OHX	5	4044	-	-	0/0/0/0	0/0/0/0
86	OHX	5	4045	-	-	0/0/0/0	0/0/0/0
86	OHX	5	4046	-	-	0/0/0/0	0/0/0/0
86	OHX	5	4047	-	-	0/0/0/0	0/0/0/0
86	OHX	5	4048	-	-	0/0/0/0	0/0/0/0
86	OHX	5	4049	-	-	0/0/0/0	0/0/0/0
86	OHX	5	4050	-	-	0/0/0/0	0/0/0/0
86	OHX	5	4051	-	-	0/0/0/0	0/0/0/0
86	OHX	5	4052	-	-	0/0/0/0	0/0/0/0
86	OHX	5	4053	-	-	0/0/0/0	0/0/0/0
86	OHX	5	4054	-	-	0/0/0/0	0/0/0/0
86	OHX	5	4055	-	-	0/0/0/0	0/0/0/0
86	OHX	5	4056	-	-	0/0/0/0	0/0/0/0
86	OHX	5	4057	-	-	0/0/0/0	0/0/0/0
86	OHX	5	4058	-	-	0/0/0/0	0/0/0/0
86	OHX	5	4059	-	-	0/0/0/0	0/0/0/0
86	OHX	5	4060	-	-	0/0/0/0	0/0/0/0

Continued on next page...

Continued from previous page...

Mol	Type	Chain	Res	Link	Chirals	Torsions	Rings
86	OHX	5	4061	-	-	0/0/0/0	0/0/0/0
86	OHX	5	4062	-	-	0/0/0/0	0/0/0/0
86	OHX	5	4063	-	-	0/0/0/0	0/0/0/0
86	OHX	5	4064	-	-	0/0/0/0	0/0/0/0
86	OHX	5	4065	-	-	0/0/0/0	0/0/0/0
86	OHX	5	4066	-	-	0/0/0/0	0/0/0/0
86	OHX	5	4067	-	-	0/0/0/0	0/0/0/0
86	OHX	5	4068	-	-	0/0/0/0	0/0/0/0
86	OHX	5	4069	-	-	0/0/0/0	0/0/0/0
86	OHX	5	4070	-	-	0/0/0/0	0/0/0/0
86	OHX	5	4071	-	-	0/0/0/0	0/0/0/0
86	OHX	5	4072	-	-	0/0/0/0	0/0/0/0
86	OHX	5	4073	-	-	0/0/0/0	0/0/0/0
86	OHX	5	4074	-	-	0/0/0/0	0/0/0/0
86	OHX	5	4075	-	-	0/0/0/0	0/0/0/0
86	OHX	5	4076	-	-	0/0/0/0	0/0/0/0
86	OHX	5	4077	-	-	0/0/0/0	0/0/0/0
86	OHX	5	4078	-	-	0/0/0/0	0/0/0/0
86	OHX	5	4079	-	-	0/0/0/0	0/0/0/0
86	OHX	5	4080	-	-	0/0/0/0	0/0/0/0
86	OHX	5	4081	-	-	0/0/0/0	0/0/0/0
86	OHX	5	4082	-	-	0/0/0/0	0/0/0/0
86	OHX	5	4083	-	-	0/0/0/0	0/0/0/0
86	OHX	5	4084	-	-	0/0/0/0	0/0/0/0
86	OHX	5	4085	-	-	0/0/0/0	0/0/0/0
86	OHX	5	4086	-	-	0/0/0/0	0/0/0/0
86	OHX	5	4087	-	-	0/0/0/0	0/0/0/0
86	OHX	5	4088	-	-	0/0/0/0	0/0/0/0
86	OHX	5	4089	-	-	0/0/0/0	0/0/0/0
86	OHX	5	4090	-	-	0/0/0/0	0/0/0/0
86	OHX	5	4091	-	-	0/0/0/0	0/0/0/0
86	OHX	5	4092	-	-	0/0/0/0	0/0/0/0
86	OHX	5	4093	-	-	0/0/0/0	0/0/0/0
86	OHX	5	4094	-	-	0/0/0/0	0/0/0/0
86	OHX	5	4095	-	-	0/0/0/0	0/0/0/0
86	OHX	5	4096	-	-	0/0/0/0	0/0/0/0
86	OHX	5	4097	-	-	0/0/0/0	0/0/0/0
86	OHX	5	4098	-	-	0/0/0/0	0/0/0/0
86	OHX	5	4099	-	-	0/0/0/0	0/0/0/0
86	OHX	5	4100	-	-	0/0/0/0	0/0/0/0
86	OHX	5	4101	-	-	0/0/0/0	0/0/0/0
86	OHX	5	4102	-	-	0/0/0/0	0/0/0/0

Continued on next page...

Continued from previous page...

Mol	Type	Chain	Res	Link	Chirals	Torsions	Rings
86	OHX	5	4103	-	-	0/0/0/0	0/0/0/0
86	OHX	5	4104	-	-	0/0/0/0	0/0/0/0
86	OHX	5	4105	-	-	0/0/0/0	0/0/0/0
86	OHX	5	4106	-	-	0/0/0/0	0/0/0/0
86	OHX	5	4107	-	-	0/0/0/0	0/0/0/0
86	OHX	5	4108	-	-	0/0/0/0	0/0/0/0
86	OHX	5	4109	-	-	0/0/0/0	0/0/0/0
86	OHX	5	4110	-	-	0/0/0/0	0/0/0/0
86	OHX	5	4111	-	-	0/0/0/0	0/0/0/0
86	OHX	5	4112	-	-	0/0/0/0	0/0/0/0
86	OHX	5	4113	-	-	0/0/0/0	0/0/0/0
86	OHX	5	4114	-	-	0/0/0/0	0/0/0/0
86	OHX	5	4115	-	-	0/0/0/0	0/0/0/0
86	OHX	5	4116	-	-	0/0/0/0	0/0/0/0
86	OHX	5	4117	-	-	0/0/0/0	0/0/0/0
86	OHX	5	4118	-	-	0/0/0/0	0/0/0/0
86	OHX	5	4119	-	-	0/0/0/0	0/0/0/0
86	OHX	5	4120	-	-	0/0/0/0	0/0/0/0
86	OHX	5	4121	-	-	0/0/0/0	0/0/0/0
86	OHX	5	4122	-	-	0/0/0/0	0/0/0/0
86	OHX	5	4123	-	-	0/0/0/0	0/0/0/0
86	OHX	5	4124	-	-	0/0/0/0	0/0/0/0
86	OHX	5	4125	-	-	0/0/0/0	0/0/0/0
86	OHX	5	4126	-	-	0/0/0/0	0/0/0/0
86	OHX	5	4127	-	-	0/0/0/0	0/0/0/0
86	OHX	5	4128	-	-	0/0/0/0	0/0/0/0
86	OHX	5	4129	-	-	0/0/0/0	0/0/0/0
86	OHX	5	4130	-	-	0/0/0/0	0/0/0/0
86	OHX	5	4131	-	-	0/0/0/0	0/0/0/0
86	OHX	5	4132	-	-	0/0/0/0	0/0/0/0
86	OHX	5	4133	-	-	0/0/0/0	0/0/0/0
86	OHX	5	4134	-	-	0/0/0/0	0/0/0/0
86	OHX	5	4135	-	-	0/0/0/0	0/0/0/0
86	OHX	5	4136	-	-	0/0/0/0	0/0/0/0
86	OHX	5	4137	-	-	0/0/0/0	0/0/0/0
86	OHX	5	4138	-	-	0/0/0/0	0/0/0/0
86	OHX	5	4139	-	-	0/0/0/0	0/0/0/0
86	OHX	5	4140	-	-	0/0/0/0	0/0/0/0
86	OHX	5	4141	-	-	0/0/0/0	0/0/0/0
86	OHX	5	4142	-	-	0/0/0/0	0/0/0/0
86	OHX	5	4143	-	-	0/0/0/0	0/0/0/0
86	OHX	5	4144	-	-	0/0/0/0	0/0/0/0

Continued on next page...

Continued from previous page...

Mol	Type	Chain	Res	Link	Chirals	Torsions	Rings
86	OHX	5	4145	-	-	0/0/0/0	0/0/0/0
86	OHX	5	4146	-	-	0/0/0/0	0/0/0/0
86	OHX	5	4147	-	-	0/0/0/0	0/0/0/0
86	OHX	5	4148	-	-	0/0/0/0	0/0/0/0
86	OHX	5	4149	-	-	0/0/0/0	0/0/0/0
86	OHX	5	4150	-	-	0/0/0/0	0/0/0/0
86	OHX	5	4151	-	-	0/0/0/0	0/0/0/0
86	OHX	5	4152	-	-	0/0/0/0	0/0/0/0
86	OHX	5	4153	-	-	0/0/0/0	0/0/0/0
86	OHX	5	4154	-	-	0/0/0/0	0/0/0/0
86	OHX	5	4155	-	-	0/0/0/0	0/0/0/0
86	OHX	5	4156	-	-	0/0/0/0	0/0/0/0
86	OHX	5	4157	-	-	0/0/0/0	0/0/0/0
86	OHX	5	4158	-	-	0/0/0/0	0/0/0/0
86	OHX	5	4159	-	-	0/0/0/0	0/0/0/0
86	OHX	5	4160	-	-	0/0/0/0	0/0/0/0
86	OHX	5	4161	-	-	0/0/0/0	0/0/0/0
86	OHX	5	4162	-	-	0/0/0/0	0/0/0/0
86	OHX	5	4163	-	-	0/0/0/0	0/0/0/0
86	OHX	5	4164	-	-	0/0/0/0	0/0/0/0
86	OHX	5	4165	-	-	0/0/0/0	0/0/0/0
86	OHX	5	4166	-	-	0/0/0/0	0/0/0/0
86	OHX	5	4167	-	-	0/0/0/0	0/0/0/0
86	OHX	5	4168	-	-	0/0/0/0	0/0/0/0
86	OHX	5	4169	-	-	0/0/0/0	0/0/0/0
86	OHX	5	4170	-	-	0/0/0/0	0/0/0/0
86	OHX	5	4171	-	-	0/0/0/0	0/0/0/0
86	OHX	5	4172	-	-	0/0/0/0	0/0/0/0
86	OHX	5	4173	-	-	0/0/0/0	0/0/0/0
86	OHX	5	4174	-	-	0/0/0/0	0/0/0/0
86	OHX	5	4175	-	-	0/0/0/0	0/0/0/0
86	OHX	5	4176	-	-	0/0/0/0	0/0/0/0
86	OHX	5	4177	-	-	0/0/0/0	0/0/0/0
86	OHX	5	4178	-	-	0/0/0/0	0/0/0/0
86	OHX	5	4179	-	-	0/0/0/0	0/0/0/0
86	OHX	5	4180	-	-	0/0/0/0	0/0/0/0
86	OHX	5	4181	-	-	0/0/0/0	0/0/0/0
86	OHX	5	4182	-	-	0/0/0/0	0/0/0/0
86	OHX	5	4183	-	-	0/0/0/0	0/0/0/0
86	OHX	5	4184	-	-	0/0/0/0	0/0/0/0
86	OHX	5	4185	-	-	0/0/0/0	0/0/0/0
86	OHX	5	4186	-	-	0/0/0/0	0/0/0/0

Continued on next page...

Continued from previous page...

Mol	Type	Chain	Res	Link	Chirals	Torsions	Rings
86	OHX	5	4187	-	-	0/0/0/0	0/0/0/0
86	OHX	5	4188	-	-	0/0/0/0	0/0/0/0
86	OHX	5	4189	-	-	0/0/0/0	0/0/0/0
86	OHX	5	4190	-	-	0/0/0/0	0/0/0/0
86	OHX	5	4191	-	-	0/0/0/0	0/0/0/0
86	OHX	5	4192	-	-	0/0/0/0	0/0/0/0
86	OHX	5	4193	-	-	0/0/0/0	0/0/0/0
86	OHX	5	4194	-	-	0/0/0/0	0/0/0/0
86	OHX	5	4195	-	-	0/0/0/0	0/0/0/0
86	OHX	5	4196	-	-	0/0/0/0	0/0/0/0
86	OHX	5	4197	-	-	0/0/0/0	0/0/0/0
86	OHX	5	4198	-	-	0/0/0/0	0/0/0/0
86	OHX	5	4199	-	-	0/0/0/0	0/0/0/0
86	OHX	5	4200	-	-	0/0/0/0	0/0/0/0
86	OHX	5	4201	-	-	0/0/0/0	0/0/0/0
86	OHX	5	4202	-	-	0/0/0/0	0/0/0/0
86	OHX	5	4203	-	-	0/0/0/0	0/0/0/0
86	OHX	5	4204	-	-	0/0/0/0	0/0/0/0
86	OHX	5	4205	-	-	0/0/0/0	0/0/0/0
86	OHX	5	4206	-	-	0/0/0/0	0/0/0/0
86	OHX	5	4207	-	-	0/0/0/0	0/0/0/0
86	OHX	5	4208	-	-	0/0/0/0	0/0/0/0
86	OHX	5	4209	-	-	0/0/0/0	0/0/0/0
86	OHX	5	4210	-	-	0/0/0/0	0/0/0/0
86	OHX	5	4211	-	-	0/0/0/0	0/0/0/0
86	OHX	5	4212	-	-	0/0/0/0	0/0/0/0
86	OHX	5	4213	-	-	0/0/0/0	0/0/0/0
86	OHX	5	4214	-	-	0/0/0/0	0/0/0/0
86	OHX	5	4215	-	-	0/0/0/0	0/0/0/0
86	OHX	5	4216	-	-	0/0/0/0	0/0/0/0
86	OHX	5	4217	-	-	0/0/0/0	0/0/0/0
86	OHX	5	4218	-	-	0/0/0/0	0/0/0/0
86	OHX	5	4219	-	-	0/0/0/0	0/0/0/0
86	OHX	5	4220	-	-	0/0/0/0	0/0/0/0
86	OHX	5	4221	-	-	0/0/0/0	0/0/0/0
86	OHX	5	4222	-	-	0/0/0/0	0/0/0/0
86	OHX	5	4223	-	-	0/0/0/0	0/0/0/0
86	OHX	5	4224	-	-	0/0/0/0	0/0/0/0
86	OHX	5	4225	-	-	0/0/0/0	0/0/0/0
86	OHX	5	4226	-	-	0/0/0/0	0/0/0/0
86	OHX	5	4227	-	-	0/0/0/0	0/0/0/0
86	OHX	5	4228	-	-	0/0/0/0	0/0/0/0

Continued on next page...

Continued from previous page...

Mol	Type	Chain	Res	Link	Chirals	Torsions	Rings
86	OHX	5	4229	-	-	0/0/0/0	0/0/0/0
86	OHX	5	4230	-	-	0/0/0/0	0/0/0/0
86	OHX	5	4231	-	-	0/0/0/0	0/0/0/0
86	OHX	5	4232	86	-	0/0/0/0	0/0/0/0
86	OHX	5	4233	-	-	0/0/0/0	0/0/0/0
86	OHX	5	4234	-	-	0/0/0/0	0/0/0/0
86	OHX	5	4235	-	-	0/0/0/0	0/0/0/0
86	OHX	5	4236	-	-	0/0/0/0	0/0/0/0
86	OHX	5	4237	-	-	0/0/0/0	0/0/0/0
86	OHX	5	4238	-	-	0/0/0/0	0/0/0/0
86	OHX	5	4239	-	-	0/0/0/0	0/0/0/0
86	OHX	5	4240	-	-	0/0/0/0	0/0/0/0
86	OHX	5	4241	-	-	0/0/0/0	0/0/0/0
86	OHX	5	4242	-	-	0/0/0/0	0/0/0/0
86	OHX	5	4243	-	-	0/0/0/0	0/0/0/0
86	OHX	5	4244	-	-	0/0/0/0	0/0/0/0
86	OHX	5	4245	-	-	0/0/0/0	0/0/0/0
86	OHX	5	4246	-	-	0/0/0/0	0/0/0/0
86	OHX	5	4247	-	-	0/0/0/0	0/0/0/0
86	OHX	5	4248	-	-	0/0/0/0	0/0/0/0
86	OHX	5	4249	-	-	0/0/0/0	0/0/0/0
86	OHX	5	4250	-	-	0/0/0/0	0/0/0/0
88	3H3	5	4251	-	-	0/39/51/51	0/1/2/2
86	OHX	6	2047	-	-	0/0/0/0	0/0/0/0
86	OHX	6	2048	-	-	0/0/0/0	0/0/0/0
86	OHX	6	2049	-	-	0/0/0/0	0/0/0/0
86	OHX	6	2050	-	-	0/0/0/0	0/0/0/0
86	OHX	6	2051	-	-	0/0/0/0	0/0/0/0
86	OHX	6	2052	-	-	0/0/0/0	0/0/0/0
86	OHX	6	2053	-	-	0/0/0/0	0/0/0/0
86	OHX	6	2054	-	-	0/0/0/0	0/0/0/0
86	OHX	6	2055	-	-	0/0/0/0	0/0/0/0
86	OHX	6	2056	-	-	0/0/0/0	0/0/0/0
86	OHX	6	2057	-	-	0/0/0/0	0/0/0/0
86	OHX	6	2058	-	-	0/0/0/0	0/0/0/0
86	OHX	6	2059	-	-	0/0/0/0	0/0/0/0
86	OHX	6	2060	-	-	0/0/0/0	0/0/0/0
86	OHX	6	2061	-	-	0/0/0/0	0/0/0/0
86	OHX	6	2062	-	-	0/0/0/0	0/0/0/0
86	OHX	6	2063	-	-	0/0/0/0	0/0/0/0
86	OHX	6	2064	-	-	0/0/0/0	0/0/0/0
86	OHX	6	2065	-	-	0/0/0/0	0/0/0/0

Continued on next page...

Continued from previous page...

Mol	Type	Chain	Res	Link	Chirals	Torsions	Rings
86	OHX	6	2066	-	-	0/0/0/0	0/0/0/0
86	OHX	6	2067	-	-	0/0/0/0	0/0/0/0
86	OHX	6	2068	-	-	0/0/0/0	0/0/0/0
86	OHX	6	2069	-	-	0/0/0/0	0/0/0/0
86	OHX	6	2070	-	-	0/0/0/0	0/0/0/0
86	OHX	6	2071	-	-	0/0/0/0	0/0/0/0
86	OHX	6	2072	-	-	0/0/0/0	0/0/0/0
86	OHX	6	2073	-	-	0/0/0/0	0/0/0/0
86	OHX	6	2074	-	-	0/0/0/0	0/0/0/0
86	OHX	6	2075	-	-	0/0/0/0	0/0/0/0
86	OHX	6	2076	-	-	0/0/0/0	0/0/0/0
86	OHX	6	2077	-	-	0/0/0/0	0/0/0/0
86	OHX	6	2078	-	-	0/0/0/0	0/0/0/0
86	OHX	6	2079	-	-	0/0/0/0	0/0/0/0
86	OHX	6	2080	-	-	0/0/0/0	0/0/0/0
86	OHX	6	2081	-	-	0/0/0/0	0/0/0/0
86	OHX	6	2082	-	-	0/0/0/0	0/0/0/0
86	OHX	6	2083	-	-	0/0/0/0	0/0/0/0
86	OHX	6	2084	-	-	0/0/0/0	0/0/0/0
86	OHX	6	2085	-	-	0/0/0/0	0/0/0/0
86	OHX	6	2086	-	-	0/0/0/0	0/0/0/0
86	OHX	6	2087	-	-	0/0/0/0	0/0/0/0
86	OHX	6	2088	-	-	0/0/0/0	0/0/0/0
86	OHX	6	2089	-	-	0/0/0/0	0/0/0/0
86	OHX	6	2090	-	-	0/0/0/0	0/0/0/0
86	OHX	6	2091	-	-	0/0/0/0	0/0/0/0
86	OHX	6	2092	-	-	0/0/0/0	0/0/0/0
86	OHX	6	2093	-	-	0/0/0/0	0/0/0/0
86	OHX	6	2094	-	-	0/0/0/0	0/0/0/0
86	OHX	6	2095	-	-	0/0/0/0	0/0/0/0
86	OHX	6	2096	-	-	0/0/0/0	0/0/0/0
86	OHX	6	2097	-	-	0/0/0/0	0/0/0/0
86	OHX	6	2098	-	-	0/0/0/0	0/0/0/0
86	OHX	6	2099	-	-	0/0/0/0	0/0/0/0
86	OHX	6	2100	-	-	0/0/0/0	0/0/0/0
86	OHX	6	2101	-	-	0/0/0/0	0/0/0/0
86	OHX	6	2102	-	-	0/0/0/0	0/0/0/0
86	OHX	6	2103	-	-	0/0/0/0	0/0/0/0
86	OHX	6	2104	-	-	0/0/0/0	0/0/0/0
86	OHX	6	2105	-	-	0/0/0/0	0/0/0/0
86	OHX	6	2106	-	-	0/0/0/0	0/0/0/0
86	OHX	6	2107	-	-	0/0/0/0	0/0/0/0

Continued on next page...

Continued from previous page...

Mol	Type	Chain	Res	Link	Chirals	Torsions	Rings
86	OHX	6	2108	-	-	0/0/0/0	0/0/0/0
86	OHX	6	2109	-	-	0/0/0/0	0/0/0/0
86	OHX	6	2110	-	-	0/0/0/0	0/0/0/0
86	OHX	6	2111	-	-	0/0/0/0	0/0/0/0
86	OHX	6	2112	-	-	0/0/0/0	0/0/0/0
86	OHX	6	2113	-	-	0/0/0/0	0/0/0/0
86	OHX	6	2114	-	-	0/0/0/0	0/0/0/0
86	OHX	6	2115	-	-	0/0/0/0	0/0/0/0
86	OHX	6	2116	-	-	0/0/0/0	0/0/0/0
86	OHX	6	2117	-	-	0/0/0/0	0/0/0/0
86	OHX	6	2118	-	-	0/0/0/0	0/0/0/0
86	OHX	6	2119	-	-	0/0/0/0	0/0/0/0
86	OHX	6	2120	-	-	0/0/0/0	0/0/0/0
86	OHX	6	2121	-	-	0/0/0/0	0/0/0/0
86	OHX	6	2122	-	-	0/0/0/0	0/0/0/0
86	OHX	6	2123	-	-	0/0/0/0	0/0/0/0
86	OHX	6	2124	-	-	0/0/0/0	0/0/0/0
86	OHX	6	2125	-	-	0/0/0/0	0/0/0/0
86	OHX	6	2126	-	-	0/0/0/0	0/0/0/0
86	OHX	6	2127	-	-	0/0/0/0	0/0/0/0
86	OHX	6	2128	-	-	0/0/0/0	0/0/0/0
86	OHX	6	2129	-	-	0/0/0/0	0/0/0/0
86	OHX	6	2130	-	-	0/0/0/0	0/0/0/0
86	OHX	6	2131	-	-	0/0/0/0	0/0/0/0
86	OHX	6	2132	-	-	0/0/0/0	0/0/0/0
86	OHX	6	2133	-	-	0/0/0/0	0/0/0/0
86	OHX	6	2134	-	-	0/0/0/0	0/0/0/0
86	OHX	6	2135	-	-	0/0/0/0	0/0/0/0
86	OHX	6	2136	-	-	0/0/0/0	0/0/0/0
86	OHX	6	2137	-	-	0/0/0/0	0/0/0/0
86	OHX	6	2138	-	-	0/0/0/0	0/0/0/0
86	OHX	6	2139	-	-	0/0/0/0	0/0/0/0
86	OHX	6	2140	-	-	0/0/0/0	0/0/0/0
86	OHX	6	2141	-	-	0/0/0/0	0/0/0/0
86	OHX	6	2142	-	-	0/0/0/0	0/0/0/0
86	OHX	6	2143	-	-	0/0/0/0	0/0/0/0
86	OHX	6	2144	-	-	0/0/0/0	0/0/0/0
86	OHX	6	2145	-	-	0/0/0/0	0/0/0/0
86	OHX	6	2146	-	-	0/0/0/0	0/0/0/0
86	OHX	6	2147	-	-	0/0/0/0	0/0/0/0
86	OHX	6	2148	-	-	0/0/0/0	0/0/0/0
86	OHX	6	2149	-	-	0/0/0/0	0/0/0/0

Continued on next page...

Continued from previous page...

Mol	Type	Chain	Res	Link	Chirals	Torsions	Rings
86	OHX	6	2150	-	-	0/0/0/0	0/0/0/0
86	OHX	6	2151	-	-	0/0/0/0	0/0/0/0
86	OHX	6	2152	-	-	0/0/0/0	0/0/0/0
86	OHX	6	2153	-	-	0/0/0/0	0/0/0/0
86	OHX	6	2154	-	-	0/0/0/0	0/0/0/0
86	OHX	6	2155	-	-	0/0/0/0	0/0/0/0
86	OHX	6	2156	-	-	0/0/0/0	0/0/0/0
86	OHX	6	2157	-	-	0/0/0/0	0/0/0/0
86	OHX	6	2158	-	-	0/0/0/0	0/0/0/0
86	OHX	6	2159	-	-	0/0/0/0	0/0/0/0
86	OHX	6	2160	-	-	0/0/0/0	0/0/0/0
86	OHX	6	2161	-	-	0/0/0/0	0/0/0/0
86	OHX	6	2162	-	-	0/0/0/0	0/0/0/0
86	OHX	6	2163	-	-	0/0/0/0	0/0/0/0
86	OHX	6	2164	-	-	0/0/0/0	0/0/0/0
86	OHX	6	2165	-	-	0/0/0/0	0/0/0/0
86	OHX	6	2166	-	-	0/0/0/0	0/0/0/0
86	OHX	6	2167	-	-	0/0/0/0	0/0/0/0
86	OHX	6	2168	-	-	0/0/0/0	0/0/0/0
86	OHX	6	2169	-	-	0/0/0/0	0/0/0/0
86	OHX	6	2170	-	-	0/0/0/0	0/0/0/0
86	OHX	6	2171	-	-	0/0/0/0	0/0/0/0
86	OHX	6	2172	-	-	0/0/0/0	0/0/0/0
86	OHX	6	2173	-	-	0/0/0/0	0/0/0/0
86	OHX	6	2174	-	-	0/0/0/0	0/0/0/0
86	OHX	6	2175	-	-	0/0/0/0	0/0/0/0
86	OHX	6	2176	-	-	0/0/0/0	0/0/0/0
86	OHX	6	2177	-	-	0/0/0/0	0/0/0/0
86	OHX	6	2178	-	-	0/0/0/0	0/0/0/0
86	OHX	6	2179	-	-	0/0/0/0	0/0/0/0
86	OHX	6	2180	-	-	0/0/0/0	0/0/0/0
86	OHX	6	2181	-	-	0/0/0/0	0/0/0/0
86	OHX	6	2182	-	-	0/0/0/0	0/0/0/0
86	OHX	6	2183	-	-	0/0/0/0	0/0/0/0
86	OHX	6	2184	-	-	0/0/0/0	0/0/0/0
86	OHX	6	2185	-	-	0/0/0/0	0/0/0/0
86	OHX	6	2186	-	-	0/0/0/0	0/0/0/0
86	OHX	6	2187	-	-	0/0/0/0	0/0/0/0
86	OHX	6	2188	-	-	0/0/0/0	0/0/0/0
86	OHX	6	2189	-	-	0/0/0/0	0/0/0/0
86	OHX	6	2190	-	-	0/0/0/0	0/0/0/0
86	OHX	6	2191	-	-	0/0/0/0	0/0/0/0

Continued on next page...

Continued from previous page...

Mol	Type	Chain	Res	Link	Chirals	Torsions	Rings
86	OHX	6	2192	-	-	0/0/0/0	0/0/0/0
86	OHX	6	2193	-	-	0/0/0/0	0/0/0/0
86	OHX	6	2194	-	-	0/0/0/0	0/0/0/0
86	OHX	6	2195	-	-	0/0/0/0	0/0/0/0
86	OHX	6	2196	-	-	0/0/0/0	0/0/0/0
86	OHX	6	2197	-	-	0/0/0/0	0/0/0/0
86	OHX	6	2198	-	-	0/0/0/0	0/0/0/0
86	OHX	6	2199	-	-	0/0/0/0	0/0/0/0
86	OHX	6	2200	-	-	0/0/0/0	0/0/0/0
86	OHX	6	2201	-	-	0/0/0/0	0/0/0/0
86	OHX	6	2202	-	-	0/0/0/0	0/0/0/0
86	OHX	6	2203	-	-	0/0/0/0	0/0/0/0
86	OHX	6	2204	-	-	0/0/0/0	0/0/0/0
86	OHX	7	216	-	-	0/0/0/0	0/0/0/0
86	OHX	7	217	-	-	0/0/0/0	0/0/0/0
86	OHX	7	218	-	-	0/0/0/0	0/0/0/0
86	OHX	7	219	-	-	0/0/0/0	0/0/0/0
86	OHX	7	220	-	-	0/0/0/0	0/0/0/0
86	OHX	7	221	-	-	0/0/0/0	0/0/0/0
86	OHX	7	222	-	-	0/0/0/0	0/0/0/0
86	OHX	7	223	-	-	0/0/0/0	0/0/0/0
86	OHX	7	224	-	-	0/0/0/0	0/0/0/0
86	OHX	7	225	-	-	0/0/0/0	0/0/0/0
86	OHX	7	226	-	-	0/0/0/0	0/0/0/0
86	OHX	7	227	-	-	0/0/0/0	0/0/0/0
86	OHX	8	214	-	-	0/0/0/0	0/0/0/0
86	OHX	8	215	-	-	0/0/0/0	0/0/0/0
86	OHX	8	216	-	-	0/0/0/0	0/0/0/0
86	OHX	8	217	-	-	0/0/0/0	0/0/0/0
86	OHX	8	218	-	-	0/0/0/0	0/0/0/0
86	OHX	8	219	-	-	0/0/0/0	0/0/0/0
86	OHX	8	220	-	-	0/0/0/0	0/0/0/0
86	OHX	8	221	-	-	0/0/0/0	0/0/0/0
86	OHX	8	222	-	-	0/0/0/0	0/0/0/0
86	OHX	8	223	-	-	0/0/0/0	0/0/0/0
86	OHX	8	224	-	-	0/0/0/0	0/0/0/0
86	OHX	8	225	-	-	0/0/0/0	0/0/0/0
86	OHX	8	226	-	-	0/0/0/0	0/0/0/0
86	OHX	8	227	-	-	0/0/0/0	0/0/0/0
86	OHX	8	228	-	-	0/0/0/0	0/0/0/0
86	OHX	8	229	-	-	0/0/0/0	0/0/0/0
86	OHX	C1	201	-	-	0/0/0/0	0/0/0/0

Continued on next page...

Continued from previous page...

Mol	Type	Chain	Res	Link	Chirals	Torsions	Rings
86	OHX	C3	202	-	-	0/0/0/0	0/0/0/0
86	OHX	C5	201	-	-	0/0/0/0	0/0/0/0
86	OHX	C8	201	-	-	0/0/0/0	0/0/0/0
86	OHX	D9	102	-	-	0/0/0/0	0/0/0/0
86	OHX	L3	403	-	-	0/0/0/0	0/0/0/0
86	OHX	L3	404	-	-	0/0/0/0	0/0/0/0
86	OHX	L4	404	-	-	0/0/0/0	0/0/0/0
86	OHX	L6	202	-	-	0/0/0/0	0/0/0/0
86	OHX	M0	303	-	-	0/0/0/0	0/0/0/0
86	OHX	M5	303	-	-	0/0/0/0	0/0/0/0
86	OHX	M5	304	-	-	0/0/0/0	0/0/0/0
86	OHX	M6	202	-	-	0/0/0/0	0/0/0/0
86	OHX	M7	207	-	-	0/0/0/0	0/0/0/0
86	OHX	M7	208	-	-	0/0/0/0	0/0/0/0
86	OHX	M9	202	-	-	0/0/0/0	0/0/0/0
86	OHX	N9	101	-	-	0/0/0/0	0/0/0/0
86	OHX	O2	201	-	-	0/0/0/0	0/0/0/0
86	OHX	O3	202	-	-	0/0/0/0	0/0/0/0
86	OHX	O7	103	-	-	0/0/0/0	0/0/0/0
86	OHX	O7	104	-	-	0/0/0/0	0/0/0/0
86	OHX	O9	101	-	-	0/0/0/0	0/0/0/0
86	OHX	Q2	503	-	-	0/0/0/0	0/0/0/0
86	OHX	S8	302	-	-	0/0/0/0	0/0/0/0
86	OHX	SR	401	-	-	0/0/0/0	0/0/0/0
86	OHX	c1	202	-	-	0/0/0/0	0/0/0/0
86	OHX	c3	201	-	-	0/0/0/0	0/0/0/0
86	OHX	c5	201	-	-	0/0/0/0	0/0/0/0
86	OHX	c8	203	-	-	0/0/0/0	0/0/0/0
86	OHX	d4	201	-	-	0/0/0/0	0/0/0/0
86	OHX	d9	102	-	-	0/0/0/0	0/0/0/0
86	OHX	l3	402	-	-	0/0/0/0	0/0/0/0
86	OHX	l3	403	-	-	0/0/0/0	0/0/0/0
86	OHX	l3	404	-	-	0/0/0/0	0/0/0/0
86	OHX	l4	402	-	-	0/0/0/0	0/0/0/0
86	OHX	l4	403	-	-	0/0/0/0	0/0/0/0
86	OHX	l5	304	-	-	0/0/0/0	0/0/0/0
86	OHX	l5	305	-	-	0/0/0/0	0/0/0/0
86	OHX	l5	306	-	-	0/0/0/0	0/0/0/0
86	OHX	l9	600	-	-	0/0/0/0	0/0/0/0
86	OHX	m0	301	-	-	0/0/0/0	0/0/0/0
86	OHX	m0	302	-	-	0/0/0/0	0/0/0/0
86	OHX	m1	203	-	-	0/0/0/0	0/0/0/0

Continued on next page...

Continued from previous page...

Mol	Type	Chain	Res	Link	Chirals	Torsions	Rings
86	OHX	m4	202	-	-	0/0/0/0	0/0/0/0
86	OHX	m5	302	-	-	0/0/0/0	0/0/0/0
86	OHX	m6	202	-	-	0/0/0/0	0/0/0/0
86	OHX	m7	206	-	-	0/0/0/0	0/0/0/0
86	OHX	m8	201	-	-	0/0/0/0	0/0/0/0
86	OHX	n3	203	-	-	0/0/0/0	0/0/0/0
86	OHX	n9	3803	-	-	0/0/0/0	0/0/0/0
86	OHX	o2	201	-	-	0/0/0/0	0/0/0/0
86	OHX	o3	203	-	-	0/0/0/0	0/0/0/0
86	OHX	o4	203	-	-	0/0/0/0	0/0/0/0
86	OHX	o7	502	-	-	0/0/0/0	0/0/0/0
86	OHX	q2	502	-	-	0/0/0/0	0/0/0/0
86	OHX	s1	302	-	-	0/0/0/0	0/0/0/0
86	OHX	s1	303	-	-	0/0/0/0	0/0/0/0
86	OHX	s4	301	-	-	0/0/0/0	0/0/0/0
86	OHX	s8	303	-	-	0/0/0/0	0/0/0/0
86	OHX	s9	201	-	-	0/0/0/0	0/0/0/0
86	OHX	sR	401	-	-	0/0/0/0	0/0/0/0

The worst 5 of 6 bond length outliers are listed below:

Mol	Chain	Res	Type	Atoms	Z	Observed(Å)	Ideal(Å)
88	5	4251	3H3	C15-C14	-2.56	1.50	1.53
88	1	4216	3H3	C15-C14	-2.56	1.50	1.53
88	1	4216	3H3	C14-C13	2.02	1.54	1.51
88	1	4216	3H3	C14-C16	2.40	1.54	1.52
88	1	4216	3H3	C3-C2	3.31	1.47	1.33

The worst 5 of 9 bond angle outliers are listed below:

Mol	Chain	Res	Type	Atoms	Z	Observed(°)	Ideal(°)
88	1	4216	3H3	C-C1-C2	-3.29	102.02	110.07
88	1	4216	3H3	O1-C11-C12	-2.62	103.55	109.25
88	1	4216	3H3	C6-C7-C8	-2.18	106.97	112.86
88	5	4251	3H3	C6-C7-C8	-2.06	107.32	112.86
88	1	4216	3H3	C8-C9-C10	-2.01	117.49	122.80

There are no chirality outliers.

There are no torsion outliers.

There are no ring outliers.

465 monomers are involved in 778 short contacts:

Mol	Chain	Res	Type	Clashes	Symm-Clashes
86	1	3873	OHX	1	0
86	1	3875	OHX	1	0
86	1	3876	OHX	1	0
86	1	3883	OHX	1	0
86	1	3886	OHX	1	0
86	1	3887	OHX	1	0
86	1	3888	OHX	1	0
86	1	3896	OHX	1	0
86	1	3897	OHX	1	0
86	1	3898	OHX	1	0
86	1	3903	OHX	1	0
86	1	3911	OHX	1	0
86	1	3915	OHX	1	0
86	1	3924	OHX	1	0
86	1	3931	OHX	1	0
86	1	3935	OHX	2	0
86	1	3937	OHX	1	0
86	1	3938	OHX	1	0
86	1	3943	OHX	6	0
86	1	3945	OHX	1	0
86	1	3948	OHX	1	0
86	1	3952	OHX	1	0
86	1	3955	OHX	3	0
86	1	3958	OHX	1	0
86	1	3961	OHX	1	0
86	1	3962	OHX	5	0
86	1	3964	OHX	7	0
86	1	3967	OHX	1	0
86	1	3968	OHX	3	0
86	1	3970	OHX	1	0
86	1	3971	OHX	1	0
86	1	3973	OHX	1	0
86	1	3976	OHX	7	0
86	1	3979	OHX	1	0
86	1	3980	OHX	5	0
86	1	3983	OHX	1	0
86	1	3985	OHX	1	0
86	1	3986	OHX	2	0
86	1	3987	OHX	2	0
86	1	3990	OHX	1	0
86	1	3993	OHX	1	0
86	1	3995	OHX	1	0
86	1	4002	OHX	2	0

Continued on next page...

Continued from previous page...

Mol	Chain	Res	Type	Clashes	Symm-Clashes
86	1	4005	OHX	1	0
86	1	4006	OHX	1	0
86	1	4007	OHX	8	0
86	1	4010	OHX	1	0
86	1	4011	OHX	1	0
86	1	4012	OHX	1	0
86	1	4014	OHX	1	0
86	1	4016	OHX	1	0
86	1	4017	OHX	1	0
86	1	4021	OHX	1	0
86	1	4023	OHX	7	0
86	1	4031	OHX	2	0
86	1	4032	OHX	6	0
86	1	4034	OHX	2	0
86	1	4036	OHX	6	0
86	1	4037	OHX	1	0
86	1	4038	OHX	1	0
86	1	4041	OHX	3	0
86	1	4042	OHX	1	0
86	1	4043	OHX	2	0
86	1	4044	OHX	2	0
86	1	4046	OHX	2	0
86	1	4047	OHX	4	0
86	1	4048	OHX	7	0
86	1	4049	OHX	1	0
86	1	4051	OHX	2	0
86	1	4054	OHX	1	0
86	1	4056	OHX	6	0
86	1	4059	OHX	7	0
86	1	4060	OHX	4	0
86	1	4061	OHX	5	0
86	1	4064	OHX	1	0
86	1	4065	OHX	8	0
86	1	4066	OHX	1	0
86	1	4068	OHX	1	0
86	1	4070	OHX	1	0
86	1	4071	OHX	6	0
86	1	4076	OHX	3	0
86	1	4077	OHX	1	0
86	1	4079	OHX	1	0
86	1	4083	OHX	1	0
86	1	4084	OHX	8	0

Continued on next page...

Continued from previous page...

Mol	Chain	Res	Type	Clashes	Symm-Clashes
86	1	4088	OHX	7	0
86	1	4089	OHX	4	0
86	1	4092	OHX	1	0
86	1	4094	OHX	1	0
86	1	4095	OHX	1	0
86	1	4098	OHX	1	0
86	1	4099	OHX	1	0
86	1	4100	OHX	1	0
86	1	4102	OHX	1	0
86	1	4103	OHX	1	0
86	1	4111	OHX	1	0
86	1	4113	OHX	1	0
86	1	4118	OHX	6	0
86	1	4122	OHX	2	0
86	1	4123	OHX	1	0
86	1	4125	OHX	1	0
86	1	4128	OHX	1	0
86	1	4134	OHX	1	0
86	1	4135	OHX	3	0
86	1	4136	OHX	3	0
86	1	4138	OHX	3	0
86	1	4142	OHX	3	0
86	1	4143	OHX	6	0
86	1	4144	OHX	1	0
86	1	4146	OHX	2	0
86	1	4147	OHX	1	0
86	1	4149	OHX	6	0
86	1	4151	OHX	1	0
86	1	4153	OHX	7	0
86	1	4157	OHX	5	0
86	1	4158	OHX	4	0
86	1	4159	OHX	6	0
86	1	4163	OHX	5	0
86	1	4166	OHX	6	0
86	1	4167	OHX	2	0
86	1	4168	OHX	1	0
86	1	4170	OHX	2	0
86	1	4171	OHX	1	0
86	1	4172	OHX	1	0
86	1	4175	OHX	8	0
86	1	4177	OHX	6	0
86	1	4178	OHX	1	0

Continued on next page...

Continued from previous page...

Mol	Chain	Res	Type	Clashes	Symm-Clashes
86	1	4179	OHX	1	0
86	1	4182	OHX	1	0
86	1	4183	OHX	1	0
86	1	4184	OHX	3	0
86	1	4186	OHX	1	0
86	1	4187	OHX	1	0
86	1	4194	OHX	1	0
86	1	4196	OHX	1	0
86	1	4198	OHX	1	0
86	1	4200	OHX	6	0
86	1	4201	OHX	1	0
86	1	4203	OHX	1	0
86	1	4205	OHX	2	0
86	1	4208	OHX	1	0
86	1	4209	OHX	1	0
86	1	4210	OHX	1	0
88	1	4216	3H3	1	0
86	2	2027	OHX	2	0
86	2	2032	OHX	7	0
86	2	2037	OHX	3	0
86	2	2039	OHX	1	0
86	2	2040	OHX	2	0
86	2	2043	OHX	1	0
86	2	2045	OHX	6	0
86	2	2046	OHX	1	0
86	2	2048	OHX	1	0
86	2	2049	OHX	1	0
86	2	2052	OHX	1	0
86	2	2054	OHX	1	0
86	2	2058	OHX	1	0
86	2	2059	OHX	1	0
86	2	2063	OHX	1	0
86	2	2065	OHX	1	0
86	2	2071	OHX	1	0
86	2	2072	OHX	1	0
86	2	2073	OHX	1	0
86	2	2074	OHX	1	0
86	2	2075	OHX	1	0
86	2	2076	OHX	6	0
86	2	2077	OHX	1	0
86	2	2079	OHX	1	0
86	2	2083	OHX	1	0

Continued on next page...

Continued from previous page...

Mol	Chain	Res	Type	Clashes	Symm-Clashes
86	2	2084	OHX	4	0
86	2	2085	OHX	1	0
86	2	2086	OHX	4	0
86	2	2087	OHX	1	0
86	2	2090	OHX	6	0
86	2	2091	OHX	6	0
86	2	2093	OHX	2	0
86	2	2094	OHX	1	0
86	2	2095	OHX	1	0
86	2	2096	OHX	6	0
86	2	2097	OHX	1	0
86	2	2099	OHX	7	0
86	2	2105	OHX	1	0
86	2	2109	OHX	7	0
86	2	2110	OHX	1	0
86	2	2111	OHX	2	0
86	2	2115	OHX	2	0
86	2	2116	OHX	7	0
86	2	2117	OHX	1	0
86	2	2119	OHX	1	0
86	2	2121	OHX	2	0
86	2	2127	OHX	1	0
86	2	2128	OHX	1	0
86	2	2130	OHX	2	0
86	2	2131	OHX	1	0
86	2	2132	OHX	8	0
86	2	2133	OHX	1	0
86	2	2137	OHX	1	0
86	2	2139	OHX	1	0
86	2	2142	OHX	1	0
86	2	2144	OHX	1	0
86	2	2145	OHX	1	0
86	2	2146	OHX	2	0
86	2	2147	OHX	7	0
86	2	2150	OHX	1	0
86	2	2155	OHX	4	0
86	2	2156	OHX	1	0
86	2	2157	OHX	1	0
86	2	2158	OHX	3	0
86	2	2160	OHX	2	0
86	2	2161	OHX	2	0
86	2	2162	OHX	1	0

Continued on next page...

Continued from previous page...

Mol	Chain	Res	Type	Clashes	Symm-Clashes
86	2	2163	OHX	6	0
86	2	2166	OHX	1	0
86	2	2167	OHX	2	0
86	2	2168	OHX	1	0
86	2	2169	OHX	1	0
86	2	2170	OHX	1	0
86	2	2172	OHX	2	0
86	2	2173	OHX	2	0
86	2	2174	OHX	1	0
86	3	216	OHX	1	0
86	3	218	OHX	3	0
86	3	223	OHX	2	0
86	3	226	OHX	1	0
86	4	223	OHX	1	0
86	4	224	OHX	1	0
86	4	227	OHX	1	0
86	4	232	OHX	2	0
86	5	3904	OHX	1	0
86	5	3906	OHX	2	0
86	5	3912	OHX	1	0
86	5	3921	OHX	1	0
86	5	3924	OHX	3	0
86	5	3941	OHX	1	0
86	5	3942	OHX	3	0
86	5	3948	OHX	1	0
86	5	3949	OHX	1	0
86	5	3953	OHX	1	0
86	5	3955	OHX	2	0
86	5	3957	OHX	1	0
86	5	3959	OHX	1	0
86	5	3962	OHX	4	0
86	5	3966	OHX	1	0
86	5	3969	OHX	1	0
86	5	3972	OHX	1	0
86	5	3973	OHX	6	0
86	5	3978	OHX	8	0
86	5	3987	OHX	1	0
86	5	3991	OHX	2	0
86	5	3999	OHX	1	0
86	5	4000	OHX	5	0
86	5	4001	OHX	7	0
86	5	4002	OHX	2	0

Continued on next page...

Continued from previous page...

Mol	Chain	Res	Type	Clashes	Symm-Clashes
86	5	4003	OHX	1	0
86	5	4007	OHX	1	0
86	5	4011	OHX	6	0
86	5	4013	OHX	2	0
86	5	4017	OHX	1	0
86	5	4020	OHX	6	0
86	5	4023	OHX	3	0
86	5	4024	OHX	2	0
86	5	4026	OHX	1	0
86	5	4030	OHX	1	0
86	5	4033	OHX	4	0
86	5	4034	OHX	4	0
86	5	4039	OHX	1	0
86	5	4046	OHX	1	0
86	5	4049	OHX	1	0
86	5	4051	OHX	1	0
86	5	4052	OHX	1	0
86	5	4054	OHX	3	0
86	5	4055	OHX	6	0
86	5	4059	OHX	1	0
86	5	4061	OHX	1	0
86	5	4065	OHX	5	0
86	5	4066	OHX	7	0
86	5	4068	OHX	1	0
86	5	4072	OHX	1	0
86	5	4074	OHX	5	0
86	5	4076	OHX	1	0
86	5	4079	OHX	1	0
86	5	4081	OHX	4	0
86	5	4088	OHX	1	0
86	5	4089	OHX	1	0
86	5	4090	OHX	7	0
86	5	4091	OHX	1	0
86	5	4092	OHX	1	0
86	5	4093	OHX	4	0
86	5	4094	OHX	6	0
86	5	4096	OHX	1	0
86	5	4097	OHX	1	0
86	5	4099	OHX	1	0
86	5	4102	OHX	2	0
86	5	4106	OHX	1	0
86	5	4108	OHX	3	0

Continued on next page...

Continued from previous page...

Mol	Chain	Res	Type	Clashes	Symm-Clashes
86	5	4109	OHX	1	0
86	5	4110	OHX	1	0
86	5	4117	OHX	3	0
86	5	4118	OHX	1	0
86	5	4119	OHX	1	0
86	5	4125	OHX	1	0
86	5	4127	OHX	1	0
86	5	4128	OHX	1	0
86	5	4129	OHX	1	0
86	5	4130	OHX	1	0
86	5	4131	OHX	1	0
86	5	4132	OHX	1	0
86	5	4136	OHX	2	0
86	5	4138	OHX	1	0
86	5	4140	OHX	2	0
86	5	4141	OHX	6	0
86	5	4144	OHX	1	0
86	5	4145	OHX	1	0
86	5	4146	OHX	1	0
86	5	4151	OHX	1	0
86	5	4152	OHX	1	0
86	5	4157	OHX	2	0
86	5	4160	OHX	2	0
86	5	4161	OHX	1	0
86	5	4166	OHX	1	0
86	5	4170	OHX	1	0
86	5	4176	OHX	1	0
86	5	4177	OHX	2	0
86	5	4178	OHX	2	0
86	5	4179	OHX	1	0
86	5	4181	OHX	1	0
86	5	4182	OHX	1	0
86	5	4183	OHX	1	0
86	5	4185	OHX	1	0
86	5	4187	OHX	7	0
86	5	4189	OHX	7	0
86	5	4190	OHX	6	0
86	5	4191	OHX	1	0
86	5	4193	OHX	1	0
86	5	4196	OHX	9	0
86	5	4197	OHX	7	0
86	5	4198	OHX	7	0

Continued on next page...

Continued from previous page...

Mol	Chain	Res	Type	Clashes	Symm-Clashes
86	5	4199	OHX	3	0
86	5	4200	OHX	1	0
86	5	4201	OHX	5	0
86	5	4203	OHX	1	0
86	5	4204	OHX	1	0
86	5	4205	OHX	1	0
86	5	4206	OHX	1	0
86	5	4207	OHX	2	0
86	5	4212	OHX	6	0
86	5	4214	OHX	1	0
86	5	4215	OHX	8	0
86	5	4219	OHX	1	0
86	5	4221	OHX	1	0
86	5	4222	OHX	6	0
86	5	4224	OHX	2	0
86	5	4225	OHX	1	0
86	5	4226	OHX	1	0
86	5	4227	OHX	1	0
86	5	4230	OHX	2	0
86	5	4232	OHX	2	0
86	5	4234	OHX	6	0
86	5	4235	OHX	1	0
86	5	4238	OHX	2	0
86	5	4241	OHX	7	0
86	5	4242	OHX	1	0
86	5	4247	OHX	2	0
86	5	4249	OHX	1	0
88	5	4251	3H3	1	0
86	6	2055	OHX	1	0
86	6	2060	OHX	6	0
86	6	2061	OHX	1	0
86	6	2062	OHX	1	0
86	6	2066	OHX	1	0
86	6	2067	OHX	1	0
86	6	2071	OHX	1	0
86	6	2073	OHX	1	0
86	6	2074	OHX	2	0
86	6	2075	OHX	2	0
86	6	2089	OHX	1	0
86	6	2093	OHX	1	0
86	6	2094	OHX	1	0
86	6	2096	OHX	1	0

Continued on next page...

Continued from previous page...

Mol	Chain	Res	Type	Clashes	Symm-Clashes
86	6	2097	OHX	1	0
86	6	2101	OHX	3	0
86	6	2102	OHX	1	0
86	6	2103	OHX	2	0
86	6	2107	OHX	1	0
86	6	2108	OHX	1	0
86	6	2112	OHX	1	0
86	6	2113	OHX	1	0
86	6	2115	OHX	2	0
86	6	2118	OHX	1	0
86	6	2120	OHX	2	0
86	6	2121	OHX	8	0
86	6	2122	OHX	1	0
86	6	2123	OHX	1	0
86	6	2124	OHX	1	0
86	6	2125	OHX	1	0
86	6	2126	OHX	3	0
86	6	2128	OHX	2	0
86	6	2130	OHX	1	0
86	6	2135	OHX	1	0
86	6	2136	OHX	1	0
86	6	2138	OHX	1	0
86	6	2142	OHX	1	0
86	6	2143	OHX	1	0
86	6	2144	OHX	1	0
86	6	2146	OHX	1	0
86	6	2147	OHX	7	0
86	6	2149	OHX	1	0
86	6	2150	OHX	1	0
86	6	2151	OHX	1	0
86	6	2154	OHX	2	0
86	6	2155	OHX	1	0
86	6	2156	OHX	2	0
86	6	2157	OHX	1	0
86	6	2159	OHX	3	0
86	6	2160	OHX	1	0
86	6	2162	OHX	1	0
86	6	2163	OHX	1	0
86	6	2165	OHX	1	0
86	6	2168	OHX	1	0
86	6	2170	OHX	1	0
86	6	2171	OHX	8	0

Continued on next page...

Continued from previous page...

Mol	Chain	Res	Type	Clashes	Symm-Clashes
86	6	2175	OHX	1	0
86	6	2178	OHX	1	0
86	6	2180	OHX	1	0
86	6	2182	OHX	1	0
86	6	2183	OHX	1	0
86	6	2188	OHX	1	0
86	6	2189	OHX	2	0
86	6	2190	OHX	2	0
86	6	2192	OHX	1	0
86	6	2195	OHX	1	0
86	6	2196	OHX	1	0
86	6	2202	OHX	2	0
86	7	217	OHX	1	0
86	7	218	OHX	6	0
86	7	219	OHX	4	0
86	7	221	OHX	1	0
86	7	224	OHX	4	0
86	7	226	OHX	6	0
86	8	214	OHX	2	0
86	8	215	OHX	6	0
86	8	216	OHX	1	0
86	8	218	OHX	1	0
86	8	219	OHX	2	0
86	8	222	OHX	2	0
86	8	223	OHX	6	0
86	8	224	OHX	6	0
86	8	225	OHX	1	0
86	C1	201	OHX	7	0
86	C3	202	OHX	1	0
86	C5	201	OHX	4	0
86	C8	201	OHX	1	0
86	D9	102	OHX	1	0
86	L3	403	OHX	1	0
86	L4	404	OHX	2	0
86	M5	303	OHX	1	0
86	M5	304	OHX	1	0
86	M6	202	OHX	1	0
86	M7	207	OHX	1	0
86	M9	202	OHX	1	0
86	N9	101	OHX	1	0
86	O7	103	OHX	6	0
86	O9	101	OHX	4	0

Continued on next page...

Continued from previous page...

Mol	Chain	Res	Type	Clashes	Symm-Clashes
86	Q2	503	OHX	2	0
86	S8	302	OHX	1	0

5.7 Other polymers [i](#)

There are no such residues in this entry.

5.8 Polymer linkage issues [i](#)

The following chains have linkage breaks:

Mol	Chain	Number of breaks
34	SR	2

All chain breaks are listed below:

Model	Chain	Residue-1	Atom-1	Residue-2	Atom-2	Distance (Å)
1	SR	161:LYS	C	162:ALA	N	0.66
1	SR	160:GLU	C	161:LYS	N	0.45

6 Fit of model and data ⓘ

6.1 Protein, DNA and RNA chains ⓘ

EDS failed to run properly - this section will therefore be empty.

6.2 Non-standard residues in protein, DNA, RNA chains ⓘ

EDS failed to run properly - this section will therefore be empty.

6.3 Carbohydrates ⓘ

EDS failed to run properly - this section will therefore be empty.

6.4 Ligands ⓘ

EDS failed to run properly - this section will therefore be empty.

6.5 Other polymers ⓘ

EDS failed to run properly - this section will therefore be empty.