



Full wwPDB X-ray Structure Validation Report ⓘ

Feb 1, 2016 – 10:36 PM GMT

PDB ID : 4U56
Title : Crystal structure of Blastidicin S bound to the yeast 80S ribosome
Authors : Garreau de Loubresse, N.; Prokhorova, I.; Yusupova, G.; Yusupov, M.
Deposited on : 2014-07-24
Resolution : 3.45 Å(reported)

This is a Full wwPDB X-ray Structure Validation Report for a publicly released PDB entry.
We welcome your comments at validation@mail.wwpdb.org
A user guide is available at
<http://wwpdb.org/validation/2016/XrayValidationReportHelp>
with specific help available everywhere you see the ⓘ symbol.

The following versions of software and data (see [references ⓘ](#)) were used in the production of this report:

MolProbity : 4.02b-467
Mogul : 1.7 (RC4), CSD as536be (2015)
Xtriage (Phenix) : 1.9-1692
EDS : **FAILED**
Percentile statistics : 20151230.v01 (using entries in the PDB archive December 30th 2015)
Ideal geometry (proteins) : Engh & Huber (2001)
Ideal geometry (DNA, RNA) : Parkinson et al. (1996)
Validation Pipeline (wwPDB-VP) : trunk26865

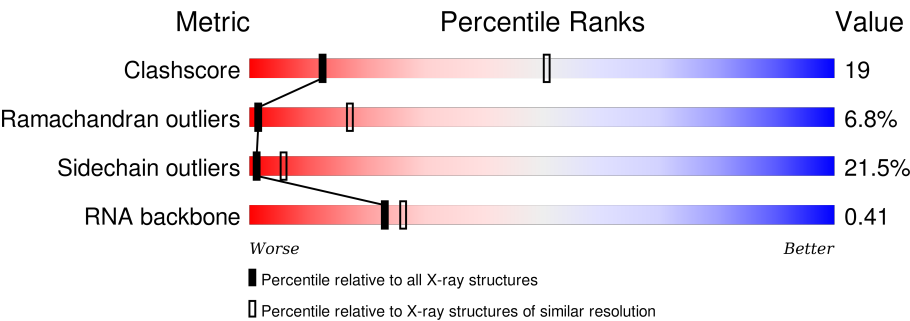
1 Overall quality at a glance i

The following experimental techniques were used to determine the structure:

X-RAY DIFFRACTION

The reported resolution of this entry is 3.45 Å.

Percentile scores (ranging between 0-100) for global validation metrics of the entry are shown in the following graphic. The table shows the number of entries on which the scores are based.



Metric	Whole archive (#Entries)	Similar resolution (#Entries, resolution range(Å))
Clashscore	102246	1090 (3.56-3.36)
Ramachandran outliers	100387	1057 (3.56-3.36)
Sidechain outliers	100360	1058 (3.56-3.36)
RNA backbone	2183	1045 (4.10-2.80)

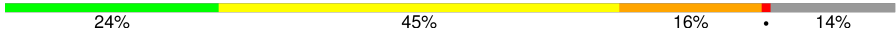



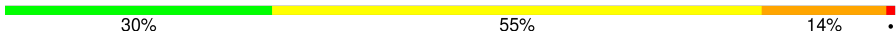

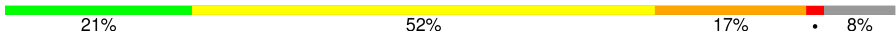

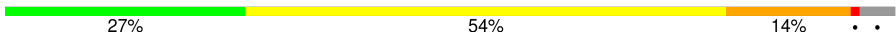

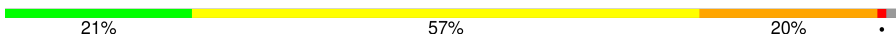

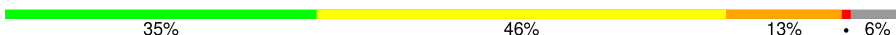

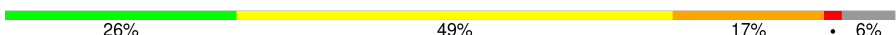

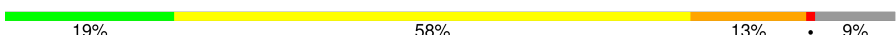



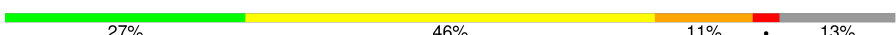




The table below summarises the geometric issues observed across the polymeric chains and their fit to the electron density. The red, orange, yellow and green segments on the lower bar indicate the fraction of residues that contain outliers for ≥ 3 , 2, 1 and 0 types of geometric quality criteria. A grey segment represents the fraction of residues that are not modelled. The numeric value for each fraction is indicated below the corresponding segment, with a dot representing fractions $\leq 5\%$. The upper red bar (where present) indicates the fraction of residues that have poor fit to the electron density. The numeric value is given above the bar.

Note EDS failed to run properly.

Mol	Chain	Length	Quality of chain
1	2	1800	<div><div></div><div>27%45%22%. .</div></div>
1	6	1800	<div><div></div><div>29%45%22%.</div></div>
2	S0	251	<div><div></div><div>17%45%18%.18%</div></div>
2	s0	251	<div><div></div><div>65%15%.18%</div></div>
3	S1	254	<div><div></div><div>19%44%18%.16%</div></div>
3	s1	254	<div><div></div><div>64%20%.15%</div></div>


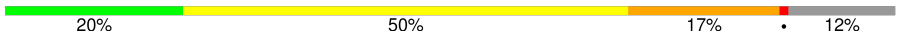

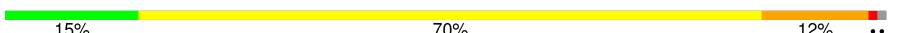

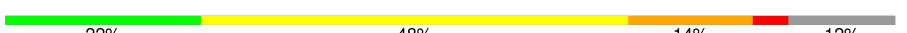












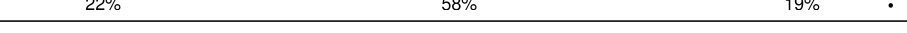





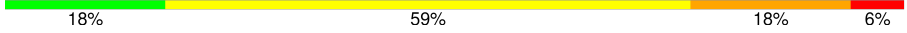
Continued on next page...

Continued from previous page...

Mol	Chain	Length	Quality of chain
4	S2	253	
4	s2	253	
5	S3	239	
5	s3	239	
6	S4	260	
6	s4	260	
7	S5	224	
7	s5	224	
8	S6	236	
8	s6	236	
9	S7	189	
9	s7	189	
10	S8	200	
10	s8	200	
11	S9	196	
11	s9	196	
12	C0	105	
12	c0	105	
13	C1	155	
13	c1	155	
14	C2	142	
14	c2	142	
15	C3	150	
15	c3	150	
16	C4	136	



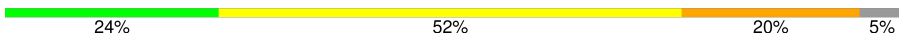



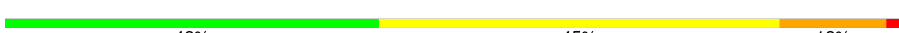









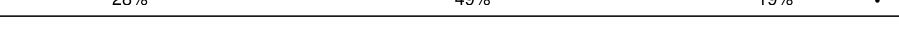

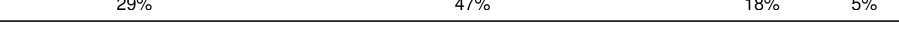
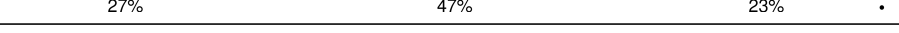
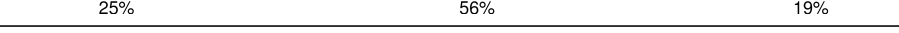




Continued on next page...

Continued from previous page...

Mol	Chain	Length	Quality of chain
16	c4	136	
17	C5	141	
17	c5	141	
18	C6	142	
18	c6	142	
19	C7	136	
19	c7	136	
20	C8	145	
20	c8	145	
21	C9	143	
21	c9	143	
22	D0	120	
22	d0	120	
23	D1	87	
23	d1	87	
24	D2	129	
24	d2	129	
25	D3	144	
25	d3	144	
26	D4	134	
26	d4	134	
27	D5	107	
27	d5	107	
28	D6	97	
28	d6	97	





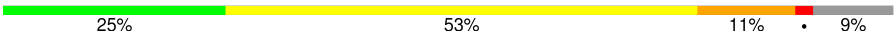

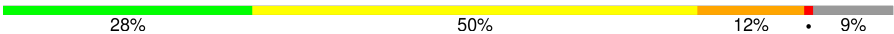

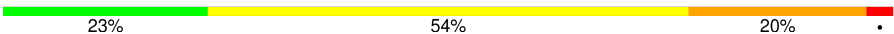

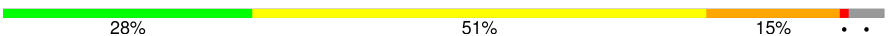

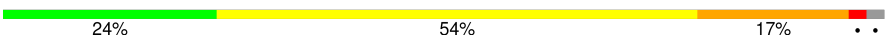





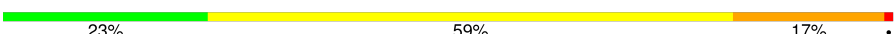






Continued on next page...

Continued from previous page...

Mol	Chain	Length	Quality of chain
29	D7	81	
29	d7	81	
30	D8	66	
30	d8	66	
31	D9	55	
31	d9	55	
32	E0	60	
33	E1	76	
33	e1	76	
34	SR	318	
34	sR	318	
35	SM	273	
35	sM	273	
36	1	3396	
36	5	3396	
37	3	121	
37	7	121	
38	4	158	
38	8	158	
39	L2	253	
39	l2	253	
40	L3	386	
40	l3	386	
41	L4	361	
41	l4	361	


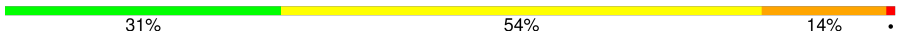



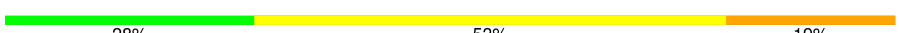










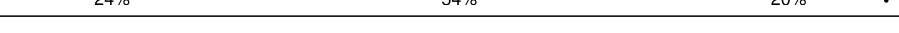





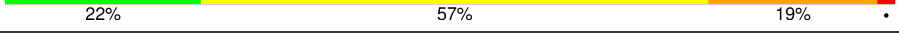


Continued on next page...

Continued from previous page...

Mol	Chain	Length	Quality of chain
42	L5	296	
42	l5	296	
43	L6	175	
43	l6	175	
44	L7	243	
44	l7	243	
45	L8	255	
45	l8	255	
46	L9	191	
46	l9	191	
47	M0	220	
47	m0	220	
48	M1	173	
48	m1	173	
49	M3	198	
49	m3	198	
50	M4	137	
50	m4	137	
51	M5	203	
51	m5	203	
52	M6	198	
52	m6	198	
53	M7	183	
53	m7	183	
54	M8	185	


























Continued on next page...

Continued from previous page...

Mol	Chain	Length	Quality of chain
54	m8	185	
55	M9	188	
55	m9	188	
56	N0	172	
56	n0	172	
57	N1	159	
57	n1	159	
58	N2	120	
58	n2	120	
59	N3	136	
59	n3	136	
60	N4	155	
60	n4	155	
61	N5	141	
61	n5	141	
62	N6	126	
62	n6	126	
63	N7	135	
63	n7	135	
64	N8	148	
64	n8	148	
65	N9	58	
65	n9	58	
66	O0	104	
66	o0	104	




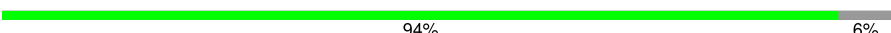
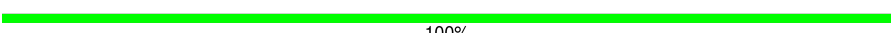
Continued on next page...

Continued from previous page...

Mol	Chain	Length	Quality of chain
67	O1	112	
67	o1	112	
68	O2	129	
68	o2	129	
69	O3	106	
69	o3	106	
70	O4	120	
70	o4	120	
71	O5	119	
71	o5	119	
72	O6	99	
72	o6	99	
73	O7	87	
73	o7	87	
74	O8	77	
74	o8	77	
75	O9	50	
75	o9	50	
76	Q0	52	
76	q0	52	
77	Q1	25	
77	q1	25	
78	Q2	105	
78	q2	105	
79	Q3	91	

Continued on next page...

Continued from previous page...

Mol	Chain	Length	Quality of chain
79	q3	91	
80	e0	62	
81	p0	311	
82	m2	160	
83	p1	47	
84	p2	46	

The following table lists non-polymeric compounds, carbohydrate monomers and non-standard residues in protein, DNA, RNA chains that are outliers for geometric or electron-density-fit criteria:

Mol	Type	Chain	Res	Chirality	Geometry	Clashes	Electron density
86	OHX	1	3951	-	-	X	-
86	OHX	1	3965	-	-	X	-
86	OHX	1	3998	-	-	X	-
86	OHX	1	4023	-	-	X	-
86	OHX	1	4027	-	-	X	-
86	OHX	1	4040	-	-	X	-
86	OHX	1	4050	-	-	X	-
86	OHX	1	4143	-	-	X	-
86	OHX	1	4153	-	-	X	-
86	OHX	1	4160	-	-	X	-
86	OHX	1	4169	-	-	X	-
86	OHX	1	4178	-	-	X	-
86	OHX	1	4194	-	-	X	-
86	OHX	2	2031	-	-	X	-
86	OHX	2	2043	-	-	X	-
86	OHX	2	2074	-	-	X	-
86	OHX	2	2098	-	-	X	-
86	OHX	2	2131	-	-	X	-
86	OHX	2	2146	-	-	X	-
86	OHX	2	2162	-	-	X	-
86	OHX	5	3935	-	-	X	-
86	OHX	5	3966	-	-	X	-
86	OHX	5	3971	-	-	X	-
86	OHX	5	3994	-	-	X	-
86	OHX	5	3995	-	-	X	-
86	OHX	5	4004	-	-	X	-
86	OHX	5	4014	-	-	X	-

Continued on next page...

Continued from previous page...

Mol	Type	Chain	Res	Chirality	Geometry	Clashes	Electron density
86	OHX	5	4029	-	-	X	-
86	OHX	5	4060	-	-	X	-
86	OHX	5	4085	-	-	X	-
86	OHX	5	4193	-	-	X	-
86	OHX	5	4195	-	-	X	-
86	OHX	5	4212	-	-	X	-
86	OHX	5	4228	-	-	X	-
86	OHX	5	4232	-	-	X	-
86	OHX	5	4238	-	-	X	-
86	OHX	6	2059	-	-	X	-
86	OHX	6	2120	-	-	X	-
86	OHX	6	2147	-	-	X	-
86	OHX	6	2171	-	-	X	-
86	OHX	7	220	-	-	X	-
86	OHX	7	228	-	-	X	-
86	OHX	8	216	-	-	X	-
86	OHX	8	223	-	-	X	-
86	OHX	O1	202	-	-	X	-
86	OHX	O7	104	-	-	X	-
87	ZN	Q2	501	-	-	X	-

2 Entry composition

There are 88 unique types of molecules in this entry. The entry contains 411214 atoms, of which 0 are hydrogens and 0 are deuteriums.

In the tables below, the ZeroOcc column contains the number of atoms modelled with zero occupancy, the AltConf column contains the number of residues with at least one atom in alternate conformation and the Trace column contains the number of residues modelled with at most 2 atoms.

- Molecule 1 is a RNA chain called 18S ribosomal RNA.

Mol	Chain	Residues	Atoms					ZeroOcc	AltConf	Trace
1	2	1750	Total	C	N	O	P	0	0	0
			37283	16668	6591	12274	1750			
1	6	1795	Total	C	N	O	P	0	0	0
			38238	17095	6758	12590	1795			

- Molecule 2 is a protein called 40S ribosomal protein S0-A.

Mol	Chain	Residues	Atoms					ZeroOcc	AltConf	Trace
2	S0	206	Total	C	N	O	S	0	0	0
			1577	1014	278	283	2			
2	s0	206	Total	C	N	O	S	0	0	0
			1583	1017	281	283	2			

- Molecule 3 is a protein called 40S ribosomal protein S1-A.

Mol	Chain	Residues	Atoms					ZeroOcc	AltConf	Trace
3	S1	214	Total	C	N	O	S	0	0	0
			1709	1084	310	311	4			
3	s1	216	Total	C	N	O	S	0	0	0
			1722	1091	312	315	4			

- Molecule 4 is a protein called 40S ribosomal protein S2.

Mol	Chain	Residues	Atoms					ZeroOcc	AltConf	Trace
4	S2	217	Total	C	N	O	S	0	0	0
			1635	1047	289	297	2			
4	s2	217	Total	C	N	O	S	0	0	0
			1635	1047	289	297	2			

- Molecule 5 is a protein called 40S ribosomal protein S3.

Mol	Chain	Residues	Atoms					ZeroOcc	AltConf	Trace
5	S3	223	Total	C	N	O	S	0	0	0
			1734	1101	313	314	6			
5	s3	223	Total	C	N	O	S	0	0	0
			1734	1101	313	314	6			

- Molecule 6 is a protein called 40S ribosomal protein S4-A.

Mol	Chain	Residues	Atoms					ZeroOcc	AltConf	Trace
6	S4	260	Total	C	N	O	S	0	0	0
			2068	1316	389	360	3			
6	s4	260	Total	C	N	O	S	0	0	0
			2068	1316	389	360	3			

- Molecule 7 is a protein called 40S ribosomal protein S5.

Mol	Chain	Residues	Atoms					ZeroOcc	AltConf	Trace
7	S5	206	Total	C	N	O	S	0	0	0
			1609	1007	300	299	3			
7	s5	206	Total	C	N	O	S	0	0	0
			1609	1007	300	299	3			

- Molecule 8 is a protein called 40S ribosomal protein S6-A.

Mol	Chain	Residues	Atoms					ZeroOcc	AltConf	Trace
8	S6	226	Total	C	N	O	S	0	0	0
			1799	1129	346	321	3			
8	s6	218	Total	C	N	O	S	0	0	0
			1755	1102	337	313	3			

- Molecule 9 is a protein called 40S ribosomal protein S7-A.

Mol	Chain	Residues	Atoms				ZeroOcc	AltConf	Trace
9	S7	184	Total	C	N	O	0	0	0
			1481	951	265	265			
9	s7	186	Total	C	N	O	0	0	0
			1491	957	267	267			

- Molecule 10 is a protein called 40S ribosomal protein S8-A.

Mol	Chain	Residues	Atoms					ZeroOcc	AltConf	Trace
10	S8	188	Total	C	N	O	S	0	0	0
			1489	925	298	264	2			

Continued on next page...

Continued from previous page...

Mol	Chain	Residues	Atoms					ZeroOcc	AltConf	Trace
10	s8	188	Total	C	N	O	S	0	0	0
			1489	925	298	264	2			

- Molecule 11 is a protein called 40S ribosomal protein S9-A.

Mol	Chain	Residues	Atoms					ZeroOcc	AltConf	Trace
11	S9	185	Total	C	N	O	S	0	0	0
			1494	943	289	261	1			
11	s9	185	Total	C	N	O	S	0	0	0
			1494	943	289	261	1			

- Molecule 12 is a protein called 40S ribosomal protein S10-A.

Mol	Chain	Residues	Atoms					ZeroOcc	AltConf	Trace
12	C0	96	Total	C	N	O	S	0	0	0
			773	500	126	145	2			
12	c0	96	Total	C	N	O	S	0	0	0
			762	491	125	144	2			

There are 2 discrepancies between the modelled and reference sequences:

Chain	Residue	Modelled	Actual	Comment	Reference
C0	89	ALA	GLY	conflict	UNP Q08745
c0	89	ALA	GLY	conflict	UNP Q08745

- Molecule 13 is a protein called 40S ribosomal protein S11-A.

Mol	Chain	Residues	Atoms					ZeroOcc	AltConf	Trace
13	C1	155	Total	C	N	O	S	0	0	0
			1214	775	230	206	3			
13	c1	146	Total	C	N	O	S	0	0	0
			1168	747	221	197	3			

There are 2 discrepancies between the modelled and reference sequences:

Chain	Residue	Modelled	Actual	Comment	Reference
C1	147	ALA	GLY	conflict	UNP P0CX47
c1	147	ALA	GLY	conflict	UNP P0CX47

- Molecule 14 is a protein called 40S ribosomal protein S12.

Mol	Chain	Residues	Atoms					ZeroOcc	AltConf	Trace
14	C2	124	Total	C	N	O	S	0	0	0
			892	562	156	172	2			
14	c2	124	Total	C	N	O	S	0	0	0
			892	562	156	172	2			

There are 4 discrepancies between the modelled and reference sequences:

Chain	Residue	Modelled	Actual	Comment	Reference
C2	104	ALA	GLY	conflict	UNP P48589
C2	110	ALA	GLY	conflict	UNP P48589
c2	104	ALA	GLY	conflict	UNP P48589
c2	110	ALA	GLY	conflict	UNP P48589

- Molecule 15 is a protein called 40S ribosomal protein S13.

Mol	Chain	Residues	Atoms					ZeroOcc	AltConf	Trace
15	C3	150	Total	C	N	O	S	0	0	0
			1192	759	224	207	2			
15	c3	150	Total	C	N	O	S	0	0	0
			1192	759	224	207	2			

- Molecule 16 is a protein called 40S ribosomal protein S14-A.

Mol	Chain	Residues	Atoms					ZeroOcc	AltConf	Trace
16	C4	127	Total	C	N	O	S	0	0	0
			891	545	182	163	1			
16	c4	128	Total	C	N	O	S	0	0	0
			949	582	188	176	3			

- Molecule 17 is a protein called 40S ribosomal protein S15.

Mol	Chain	Residues	Atoms					ZeroOcc	AltConf	Trace
17	C5	124	Total	C	N	O	S	0	0	0
			977	622	182	166	7			
17	c5	135	Total	C	N	O	S	0	0	0
			1039	658	196	178	7			

There are 2 discrepancies between the modelled and reference sequences:

Chain	Residue	Modelled	Actual	Comment	Reference
C5	137	SER	ARG	conflict	UNP Q01855
c5	137	SER	ARG	conflict	UNP Q01855

- Molecule 18 is a protein called 40S ribosomal protein S16-A.

Mol	Chain	Residues	Atoms				ZeroOcc	AltConf	Trace
18	C6	141	Total	C	N	O	0	0	0
			1105	708	203	194			
18	c6	142	Total	C	N	O	0	0	0
			1111	711	204	196			

- Molecule 19 is a protein called 40S ribosomal protein S17-A.

Mol	Chain	Residues	Atoms					ZeroOcc	AltConf	Trace
19	C7	120	Total	C	N	O	S	0	0	0
			926	577	177	170	2			
19	c7	117	Total	C	N	O	S	0	0	0
			906	563	174	167	2			

- Molecule 20 is a protein called 40S ribosomal protein S18-A.

Mol	Chain	Residues	Atoms					ZeroOcc	AltConf	Trace
20	C8	145	Total	C	N	O	S	0	0	0
			1192	743	237	210	2			
20	c8	145	Total	C	N	O	S	0	0	0
			1192	743	237	210	2			

- Molecule 21 is a protein called 40S ribosomal protein S19-A.

Mol	Chain	Residues	Atoms					ZeroOcc	AltConf	Trace
21	C9	143	Total	C	N	O	S	0	0	0
			1112	694	208	208	2			
21	c9	143	Total	C	N	O	S	0	0	0
			1112	694	208	208	2			

- Molecule 22 is a protein called 40S ribosomal protein S20.

Mol	Chain	Residues	Atoms					ZeroOcc	AltConf	Trace
22	D0	107	Total	C	N	O	S	0	0	0
			855	539	156	159	1			
22	d0	110	Total	C	N	O	S	0	0	0
			882	554	161	166	1			

- Molecule 23 is a protein called 40S ribosomal protein S21-A.

Mol	Chain	Residues	Atoms					ZeroOcc	AltConf	Trace
23	D1	87	Total	C	N	O	S	0	0	0
			684	420	125	137	2			
23	d1	87	Total	C	N	O	S	0	0	0
			684	420	125	137	2			

- Molecule 24 is a protein called 40S ribosomal protein S22-A.

Mol	Chain	Residues	Atoms					ZeroOcc	AltConf	Trace
24	D2	129	Total	C	N	O	S	0	0	0
			1021	650	188	180	3			
24	d2	129	Total	C	N	O	S	0	0	0
			1021	650	188	180	3			

- Molecule 25 is a protein called 40S ribosomal protein S23-A.

Mol	Chain	Residues	Atoms					ZeroOcc	AltConf	Trace
25	D3	144	Total	C	N	O	S	0	0	0
			1121	708	220	191	2			
25	d3	144	Total	C	N	O	S	0	0	0
			1121	708	220	191	2			

- Molecule 26 is a protein called 40S ribosomal protein S24-A.

Mol	Chain	Residues	Atoms				ZeroOcc	AltConf	Trace
26	D4	134	Total	C	N	O	0	0	0
			1073	676	208	189			
26	d4	134	Total	C	N	O	0	0	0
			1073	676	208	189			

- Molecule 27 is a protein called 40S ribosomal protein S25-A.

Mol	Chain	Residues	Atoms				ZeroOcc	AltConf	Trace
27	D5	70	Total	C	N	O	0	0	0
			563	360	104	99			
27	d5	69	Total	C	N	O	0	0	0
			558	357	103	98			

- Molecule 28 is a protein called 40S ribosomal protein S26-B.

Mol	Chain	Residues	Atoms					ZeroOcc	AltConf	Trace
28	D6	97	Total	C	N	O	S	0	0	0
			769	475	160	129	5			

Continued on next page...

Continued from previous page...

Mol	Chain	Residues	Atoms					ZeroOcc	AltConf	Trace
28	d6	97	Total	C	N	O	S	0	0	0
			769	475	160	129	5			

- Molecule 29 is a protein called 40S ribosomal protein S27-A.

Mol	Chain	Residues	Atoms					ZeroOcc	AltConf	Trace
29	D7	81	Total	C	N	O	S	0	0	0
			610	382	110	113	5			
29	d7	81	Total	C	N	O	S	0	0	0
			610	382	110	113	5			

- Molecule 30 is a protein called 40S ribosomal protein S28-A.

Mol	Chain	Residues	Atoms					ZeroOcc	AltConf	Trace
30	D8	63	Total	C	N	O	S	0	0	0
			497	306	99	91	1			
30	d8	63	Total	C	N	O	S	0	0	0
			497	306	99	91	1			

- Molecule 31 is a protein called 40S ribosomal protein S29-A.

Mol	Chain	Residues	Atoms					ZeroOcc	AltConf	Trace
31	D9	53	Total	C	N	O	S	0	0	0
			442	274	92	72	4			
31	d9	53	Total	C	N	O	S	0	0	0
			442	274	92	72	4			

- Molecule 32 is a protein called 40S ribosomal protein S30-A.

Mol	Chain	Residues	Atoms					ZeroOcc	AltConf	Trace
32	E0	60	Total	C	N	O	S	0	0	0
			475	299	98	77	1			

- Molecule 33 is a protein called Ubiquitin-40S ribosomal protein S31.

Mol	Chain	Residues	Atoms					ZeroOcc	AltConf	Trace
33	E1	71	Total	C	N	O	S	0	0	0
			566	362	106	94	4			
33	e1	76	Total	C	N	O	S	0	0	0
			608	388	117	99	4			

- Molecule 34 is a protein called Guanine nucleotide-binding protein subunit beta-like protein.

Mol	Chain	Residues	Atoms					ZeroOcc	AltConf	Trace
34	SR	318	Total	C	N	O	S	0	0	0
			2441	1544	419	470	8			
34	sR	318	Total	C	N	O	S	0	0	0
			2442	1544	418	472	8			

- Molecule 35 is a protein called Suppressor protein STM1.

Mol	Chain	Residues	Atoms					ZeroOcc	AltConf	Trace
35	SM	159	Total	C	N	O		0	0	0
			1104	652	221	231				
35	sM	104	Total	C	N	O		0	0	0
			679	402	140	137				

- Molecule 36 is a RNA chain called 25S ribosomal RNA.

Mol	Chain	Residues	Atoms					ZeroOcc	AltConf	Trace
36	1	3149	Total	C	N	O	P	0	0	0
			67355	30086	12142	21978	3149			
36	5	3150	Total	C	N	O	P	0	0	0
			67376	30095	12145	21987	3149			

- Molecule 37 is a RNA chain called 5S ribosomal RNA.

Mol	Chain	Residues	Atoms					ZeroOcc	AltConf	Trace
37	3	121	Total	C	N	O	P	0	0	0
			2579	1152	461	845	121			
37	7	121	Total	C	N	O	P	0	0	0
			2579	1152	461	845	121			

- Molecule 38 is a RNA chain called 5.8S ribosomal RNA.

Mol	Chain	Residues	Atoms					ZeroOcc	AltConf	Trace
38	4	158	Total	C	N	O	P	0	0	0
			3353	1500	586	1109	158			
38	8	158	Total	C	N	O	P	0	0	0
			3353	1500	586	1109	158			

- Molecule 39 is a protein called 60S ribosomal protein L2-A.

Mol	Chain	Residues	Atoms					ZeroOcc	AltConf	Trace
39	L2	252	Total	C	N	O	S	0	0	0
			1914	1191	388	334	1			

Continued on next page...

Continued from previous page...

Mol	Chain	Residues	Atoms					ZeroOcc	AltConf	Trace
39	12	252	Total	C	N	O	S	0	0	0
			1912	1190	388	333	1			

- Molecule 40 is a protein called 60S ribosomal protein L3.

Mol	Chain	Residues	Atoms					ZeroOcc	AltConf	Trace
40	L3	386	Total	C	N	O	S	0	0	0
			3075	1950	584	533	8			
40	13	386	Total	C	N	O	S	0	0	0
			3075	1950	584	533	8			

- Molecule 41 is a protein called 60S ribosomal protein L4-A.

Mol	Chain	Residues	Atoms					ZeroOcc	AltConf	Trace
41	L4	361	Total	C	N	O	S	0	0	0
			2748	1729	522	494	3			
41	14	361	Total	C	N	O	S	0	0	0
			2748	1729	522	494	3			

- Molecule 42 is a protein called 60S ribosomal protein L5.

Mol	Chain	Residues	Atoms					ZeroOcc	AltConf	Trace
42	L5	296	Total	C	N	O	S	0	0	0
			2375	1501	414	458	2			
42	15	294	Total	C	N	O	S	0	0	0
			2359	1489	412	456	2			

- Molecule 43 is a protein called 60S ribosomal protein L6-A.

Mol	Chain	Residues	Atoms					ZeroOcc	AltConf	Trace
43	L6	156	Total	C	N	O	S	0	0	0
			1239	800	222	216	1			
43	16	157	Total	C	N	O	S	0	0	0
			1248	806	224	217	1			

- Molecule 44 is a protein called 60S ribosomal protein L7-A.

Mol	Chain	Residues	Atoms					ZeroOcc	AltConf	Trace
44	L7	222	Total	C	N	O	S	0	0	0
			1784	1151	324	308	1			
44	17	223	Total	C	N	O	S	0	0	0
			1791	1155	325	310	1			

- Molecule 45 is a protein called 60S ribosomal protein L8-A.

Mol	Chain	Residues	Atoms					ZeroOcc	AltConf	Trace
45	L8	233	Total	C	N	O	S	0	0	0
			1804	1151	323	327	3			
45	18	231	Total	C	N	O	S	0	0	0
			1763	1130	316	314	3			

- Molecule 46 is a protein called 60S ribosomal protein L9-A.

Mol	Chain	Residues	Atoms					ZeroOcc	AltConf	Trace
46	L9	191	Total	C	N	O	S	0	0	0
			1518	963	274	277	4			
46	19	191	Total	C	N	O	S	0	0	0
			1518	963	274	277	4			

- Molecule 47 is a protein called 60S ribosomal protein L10.

Mol	Chain	Residues	Atoms					ZeroOcc	AltConf	Trace
47	M0	211	Total	C	N	O	S	0	0	0
			1705	1083	322	294	6			
47	m0	213	Total	C	N	O	S	0	0	0
			1722	1094	325	297	6			

- Molecule 48 is a protein called 60S ribosomal protein L11-B.

Mol	Chain	Residues	Atoms					ZeroOcc	AltConf	Trace
48	M1	169	Total	C	N	O	S	0	0	0
			1353	847	253	249	4			
48	m1	169	Total	C	N	O	S	0	0	0
			1353	847	253	249	4			

- Molecule 49 is a protein called 60S ribosomal protein L13-A.

Mol	Chain	Residues	Atoms				ZeroOcc	AltConf	Trace
49	M3	193	Total	C	N	O	0	0	0
			1543	962	315	266			
49	m3	194	Total	C	N	O	0	0	0
			1548	965	316	267			

- Molecule 50 is a protein called 60S ribosomal protein L14-A.

Mol	Chain	Residues	Atoms					ZeroOcc	AltConf	Trace
50	M4	136	Total	C	N	O	S	0	0	0
			1053	675	199	177	2			
50	m4	137	Total	C	N	O	S	0	0	0
			1059	678	200	179	2			

- Molecule 51 is a protein called 60S ribosomal protein L15-A.

Mol	Chain	Residues	Atoms					ZeroOcc	AltConf	Trace
51	M5	203	Total	C	N	O	S	0	0	0
			1720	1077	361	281	1			
51	m5	203	Total	C	N	O	S	0	0	0
			1720	1077	361	281	1			

- Molecule 52 is a protein called 60S ribosomal protein L16-A.

Mol	Chain	Residues	Atoms					ZeroOcc	AltConf	Trace
52	M6	197	Total	C	N	O	S	0	0	0
			1555	1003	289	262	1			
52	m6	197	Total	C	N	O	S	0	0	0
			1555	1003	289	262	1			

- Molecule 53 is a protein called 60S ribosomal protein L17-A.

Mol	Chain	Residues	Atoms					ZeroOcc	AltConf	Trace
53	M7	183	Total	C	N	O		0	0	0
			1420	882	281	257				
53	m7	155	Total	C	N	O		0	0	0
			1227	764	238	225				

- Molecule 54 is a protein called 60S ribosomal protein L18-A.

Mol	Chain	Residues	Atoms					ZeroOcc	AltConf	Trace
54	M8	185	Total	C	N	O	S	0	0	0
			1441	908	290	241	2			
54	m8	185	Total	C	N	O	S	0	0	0
			1441	908	290	241	2			

- Molecule 55 is a protein called 60S ribosomal protein L19-A.

Mol	Chain	Residues	Atoms					ZeroOcc	AltConf	Trace
55	M9	188	Total	C	N	O		0	0	0
			1521	935	326	260				

Continued on next page...

Continued from previous page...

Mol	Chain	Residues	Atoms				ZeroOcc	AltConf	Trace
55	m9	188	Total	C	N	O	0	0	0
			1521	935	326	260			

- Molecule 56 is a protein called 60S ribosomal protein L20-A.

Mol	Chain	Residues	Atoms					ZeroOcc	AltConf	Trace
56	N0	172	Total	C	N	O	S	0	0	0
			1445	930	267	244	4			
56	n0	172	Total	C	N	O	S	0	0	0
			1445	930	267	244	4			

- Molecule 57 is a protein called 60S ribosomal protein L21-A.

Mol	Chain	Residues	Atoms					ZeroOcc	AltConf	Trace
57	N1	159	Total	C	N	O	S	0	0	0
			1276	805	246	221	4			
57	n1	159	Total	C	N	O	S	0	0	0
			1276	805	246	221	4			

- Molecule 58 is a protein called 60S ribosomal protein L22-A.

Mol	Chain	Residues	Atoms				ZeroOcc	AltConf	Trace
58	N2	100	Total	C	N	O	0	0	0
			796	516	131	149			
58	n2	98	Total	C	N	O	0	0	0
			778	505	127	146			

- Molecule 59 is a protein called 60S ribosomal protein L23-A.

Mol	Chain	Residues	Atoms					ZeroOcc	AltConf	Trace
59	N3	136	Total	C	N	O	S	0	0	0
			1003	628	189	179	7			
59	n3	136	Total	C	N	O	S	0	0	0
			1003	628	189	179	7			

- Molecule 60 is a protein called 60S ribosomal protein L24-A.

Mol	Chain	Residues	Atoms					ZeroOcc	AltConf	Trace
60	N4	98	Total	C	N	O	S	0	0	0
			699	443	137	118	1			
60	n4	135	Total	C	N	O	S	0	0	0
			1038	651	206	180	1			

- Molecule 61 is a protein called 60S ribosomal protein L25.

Mol	Chain	Residues	Atoms					ZeroOcc	AltConf	Trace
61	N5	121	Total	C	N	O	S	0	0	0
			964	620	169	173	2			
61	n5	120	Total	C	N	O	S	0	0	0
			959	617	168	172	2			

- Molecule 62 is a protein called 60S ribosomal protein L26-A.

Mol	Chain	Residues	Atoms					ZeroOcc	AltConf	Trace
62	N6	126	Total	C	N	O		0	0	0
			993	625	192	176				
62	n6	126	Total	C	N	O		0	0	0
			993	625	192	176				

- Molecule 63 is a protein called 60S ribosomal protein L27-A.

Mol	Chain	Residues	Atoms					ZeroOcc	AltConf	Trace
63	N7	135	Total	C	N	O		0	0	0
			1092	710	202	180				
63	n7	135	Total	C	N	O		0	0	0
			1092	710	202	180				

- Molecule 64 is a protein called 60S ribosomal protein L28.

Mol	Chain	Residues	Atoms					ZeroOcc	AltConf	Trace
64	N8	148	Total	C	N	O	S	0	0	0
			1173	749	231	190	3			
64	n8	148	Total	C	N	O	S	0	0	0
			1173	749	231	190	3			

- Molecule 65 is a protein called 60S ribosomal protein L29.

Mol	Chain	Residues	Atoms					ZeroOcc	AltConf	Trace
65	N9	58	Total	C	N	O		0	0	0
			462	289	100	73				
65	n9	58	Total	C	N	O		0	0	0
			462	289	100	73				

- Molecule 66 is a protein called 60S ribosomal protein L30.

Mol	Chain	Residues	Atoms					ZeroOcc	AltConf	Trace
66	O0	97	Total	C	N	O	S	0	0	0
			743	479	124	139	1			
66	o0	100	Total	C	N	O	S	0	0	0
			767	492	128	146	1			

- Molecule 67 is a protein called 60S ribosomal protein L31-A.

Mol	Chain	Residues	Atoms					ZeroOcc	AltConf	Trace
67	O1	109	Total	C	N	O	S	0	0	0
			876	556	167	152	1			
67	o1	109	Total	C	N	O	S	0	0	0
			883	559	167	156	1			

- Molecule 68 is a protein called 60S ribosomal protein L32.

Mol	Chain	Residues	Atoms					ZeroOcc	AltConf	Trace
68	O2	127	Total	C	N	O	S	0	0	0
			1020	647	205	167	1			
68	o2	127	Total	C	N	O	S	0	0	0
			1020	647	205	167	1			

- Molecule 69 is a protein called 60S ribosomal protein L33-A.

Mol	Chain	Residues	Atoms					ZeroOcc	AltConf	Trace
69	O3	106	Total	C	N	O	S	0	0	0
			850	540	165	144	1			
69	o3	106	Total	C	N	O	S	0	0	0
			850	540	165	144	1			

- Molecule 70 is a protein called 60S ribosomal protein L34-A.

Mol	Chain	Residues	Atoms					ZeroOcc	AltConf	Trace
70	O4	112	Total	C	N	O	S	0	0	0
			880	545	179	152	4			
70	o4	112	Total	C	N	O	S	0	0	0
			880	545	179	152	4			

There are 2 discrepancies between the modelled and reference sequences:

Chain	Residue	Modelled	Actual	Comment	Reference
O4	121	LYS	-	expression tag	UNP P87262
o4	121	LYS	-	expression tag	UNP P87262

- Molecule 71 is a protein called 60S ribosomal protein L35-A.

Mol	Chain	Residues	Atoms					ZeroOcc	AltConf	Trace
71	O5	119	Total	C	N	O	S	0	0	0
			969	615	186	167	1			
71	o5	119	Total	C	N	O	S	0	0	0
			965	612	185	167	1			

- Molecule 72 is a protein called 60S ribosomal protein L36-A.

Mol	Chain	Residues	Atoms					ZeroOcc	AltConf	Trace
72	O6	99	Total	C	N	O	S	0	0	0
			771	481	156	132	2			
72	o6	99	Total	C	N	O	S	0	0	0
			770	481	156	131	2			

- Molecule 73 is a protein called 60S ribosomal protein L37-A.

Mol	Chain	Residues	Atoms					ZeroOcc	AltConf	Trace
73	O7	87	Total	C	N	O	S	0	0	0
			681	414	148	114	5			
73	o7	87	Total	C	N	O	S	0	0	0
			681	414	148	114	5			

- Molecule 74 is a protein called 60S ribosomal protein L38.

Mol	Chain	Residues	Atoms				ZeroOcc	AltConf	Trace
74	O8	77	Total	C	N	O	0	0	0
			612	391	115	106			
74	o8	77	Total	C	N	O	0	0	0
			608	388	114	106			

- Molecule 75 is a protein called 60S ribosomal protein L39.

Mol	Chain	Residues	Atoms					ZeroOcc	AltConf	Trace
75	O9	50	Total	C	N	O	S	0	0	0
			436	272	97	65	2			
75	o9	50	Total	C	N	O	S	0	0	0
			436	272	97	65	2			

- Molecule 76 is a protein called Ubiquitin-60S ribosomal protein L40.

Mol	Chain	Residues	Atoms					ZeroOcc	AltConf	Trace
76	Q0	52	Total	C	N	O	S	0	0	0
			417	259	86	67	5			
76	q0	52	Total	C	N	O	S	0	0	0
			417	259	86	67	5			

- Molecule 77 is a protein called 60S ribosomal protein L41-A.

Mol	Chain	Residues	Atoms					ZeroOcc	AltConf	Trace
77	Q1	25	Total	C	N	O	S	0	0	0
			233	142	63	27	1			
77	q1	25	Total	C	N	O	S	0	0	0
			233	142	63	27	1			

- Molecule 78 is a protein called 60S ribosomal protein L42-A.

Mol	Chain	Residues	Atoms					ZeroOcc	AltConf	Trace
78	Q2	105	Total	C	N	O	S	0	0	0
			847	534	170	138	5			
78	q2	105	Total	C	N	O	S	0	0	0
			847	534	170	138	5			

- Molecule 79 is a protein called 60S ribosomal protein L43-A.

Mol	Chain	Residues	Atoms					ZeroOcc	AltConf	Trace
79	Q3	91	Total	C	N	O	S	0	0	0
			694	429	138	121	6			
79	q3	91	Total	C	N	O	S	0	0	0
			694	429	138	121	6			

- Molecule 80 is a protein called 40S ribosomal protein S30-A.

Mol	Chain	Residues	Atoms					ZeroOcc	AltConf	Trace
80	e0	62	Total	C	N	O	S	0	0	0
			491	309	101	80	1			

- Molecule 81 is a protein called 60S acidic ribosomal protein P0.

Mol	Chain	Residues	Atoms					ZeroOcc	AltConf	Trace
81	p0	143	Total	C	N	O	S	0	0	0
			1076	686	192	195	3			

- Molecule 82 is a protein called unknown protein chain m2.

Mol	Chain	Residues	Atoms				ZeroOcc	AltConf	Trace
82	m2	150	Total	C	N	O	0	0	0
			750	450	150	150			

- Molecule 83 is a protein called unknown protein chain p1.

Mol	Chain	Residues	Atoms				ZeroOcc	AltConf	Trace
83	p1	47	Total	C	N	O	0	0	0
			235	141	47	47			

- Molecule 84 is a protein called unknown protein chain p2.

Mol	Chain	Residues	Atoms				ZeroOcc	AltConf	Trace
84	p2	46	Total	C	N	O	0	0	0
			230	138	46	46			

- Molecule 85 is MAGNESIUM ION (three-letter code: MG) (formula: Mg).

Mol	Chain	Residues	Atoms		ZeroOcc	AltConf
85	L7	2	Total	Mg	0	0
			2	2		
85	m6	2	Total	Mg	0	0
			2	2		
85	n8	3	Total	Mg	0	0
			3	3		
85	N5	1	Total	Mg	0	0
			1	1		
85	6	147	Total	Mg	0	0
			147	147		
85	sM	1	Total	Mg	0	0
			1	1		
85	m5	5	Total	Mg	0	0
			5	5		
85	l3	3	Total	Mg	0	0
			3	3		
85	C1	1	Total	Mg	0	0
			1	1		
85	M1	1	Total	Mg	0	0
			1	1		
85	d6	1	Total	Mg	0	0
			1	1		
85	2	122	Total	Mg	0	0
			122	122		

Continued on next page...

Continued from previous page...

Mol	Chain	Residues	Atoms		ZeroOcc	AltConf
85	n0	1	Total 1	Mg 1	0	0
85	L4	3	Total 3	Mg 3	0	0
85	l7	1	Total 1	Mg 1	0	0
85	M5	2	Total 2	Mg 2	0	0
85	c9	1	Total 1	Mg 1	0	0
85	L8	1	Total 1	Mg 1	0	0
85	D3	1	Total 1	Mg 1	0	0
85	M9	1	Total 1	Mg 1	0	0
85	q0	2	Total 2	Mg 2	0	0
85	SM	1	Total 1	Mg 1	0	0
85	o4	3	Total 3	Mg 3	0	0
85	M0	3	Total 3	Mg 3	0	0
85	c1	1	Total 1	Mg 1	0	0
85	n6	2	Total 2	Mg 2	0	0
85	5	495	Total 495	Mg 495	0	0
85	c8	1	Total 1	Mg 1	0	0
85	O7	2	Total 2	Mg 2	0	0
85	Q2	1	Total 1	Mg 1	0	0
85	n9	2	Total 2	Mg 2	0	0
85	1	462	Total 462	Mg 462	0	0
85	c4	1	Total 1	Mg 1	0	0

Continued on next page...

Continued from previous page...

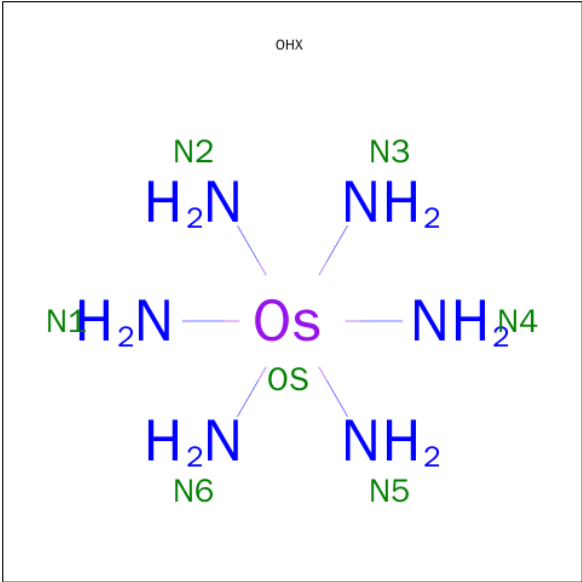
Mol	Chain	Residues	Atoms		ZeroOcc	AltConf
85	D0	1	Total 1	Mg 1	0	0
85	S8	1	Total 1	Mg 1	0	0
85	l2	3	Total 3	Mg 3	0	0
85	O2	2	Total 2	Mg 2	0	0
85	o7	1	Total 1	Mg 1	0	0
85	o3	2	Total 2	Mg 2	0	0
85	d3	3	Total 3	Mg 3	0	0
85	M3	2	Total 2	Mg 2	0	0
85	N3	3	Total 3	Mg 3	0	0
85	4	23	Total 23	Mg 23	0	0
85	D4	1	Total 1	Mg 1	0	0
85	S4	1	Total 1	Mg 1	0	0
85	L2	2	Total 2	Mg 2	0	0
85	m1	1	Total 1	Mg 1	0	0
85	l5	3	Total 3	Mg 3	0	0
85	d0	1	Total 1	Mg 1	0	0
85	M7	5	Total 5	Mg 5	0	0
85	m4	1	Total 1	Mg 1	0	0
85	N8	5	Total 5	Mg 5	0	0
85	s1	1	Total 1	Mg 1	0	0
85	l9	1	Total 1	Mg 1	0	0

Continued on next page...

Continued from previous page...

Mol	Chain	Residues	Atoms		ZeroOcc	AltConf
85	O1	1	Total 1	Mg 1	0	0
85	s8	1	Total 1	Mg 1	0	0
85	c7	1	Total 1	Mg 1	0	0
85	7	17	Total 17	Mg 17	0	0
85	n3	1	Total 1	Mg 1	0	0
85	q1	1	Total 1	Mg 1	0	0
85	L3	4	Total 4	Mg 4	0	0
85	O5	1	Total 1	Mg 1	0	0
85	N6	2	Total 2	Mg 2	0	0
85	8	14	Total 14	Mg 14	0	0
85	l4	1	Total 1	Mg 1	0	0
85	M6	1	Total 1	Mg 1	0	0
85	N0	1	Total 1	Mg 1	0	0
85	m0	1	Total 1	Mg 1	0	0
85	3	15	Total 15	Mg 15	0	0
85	m7	6	Total 6	Mg 6	0	0

- Molecule 86 is osmium (III) hexammine (three-letter code: OHX) (formula: H₁₂N₆Os).



Mol	Chain	Residues	Atoms			ZeroOcc	AltConf
86	2	1	Total	N	Os	0	0
			7	6	1		
86	2	1	Total	N	Os	0	0
			7	6	1		
86	2	1	Total	N	Os	0	0
			7	6	1		
86	2	1	Total	N	Os	0	0
			7	6	1		
86	2	1	Total	N	Os	0	0
			7	6	1		
86	2	1	Total	N	Os	0	0
			7	6	1		
86	2	1	Total	N	Os	0	0
			7	6	1		
86	2	1	Total	N	Os	0	0
			7	6	1		
86	2	1	Total	N	Os	0	0
			7	6	1		
86	2	1	Total	N	Os	0	0
			7	6	1		
86	2	1	Total	N	Os	0	0
			7	6	1		

Continued on next page...

Continued from previous page...

Mol	Chain	Residues	Atoms			ZeroOcc	AltConf
86	2	1	Total	N	Os	0	0
			7	6	1		
86	2	1	Total	N	Os	0	0
			7	6	1		
86	2	1	Total	N	Os	0	0
			7	6	1		
86	2	1	Total	N	Os	0	0
			7	6	1		
86	2	1	Total	N	Os	0	0
			7	6	1		
86	2	1	Total	N	Os	0	0
			7	6	1		
86	2	1	Total	N	Os	0	0
			7	6	1		
86	2	1	Total	N	Os	0	0
			7	6	1		
86	2	1	Total	N	Os	0	0
			7	6	1		
86	2	1	Total	N	Os	0	0
			7	6	1		
86	2	1	Total	N	Os	0	0
			7	6	1		
86	2	1	Total	N	Os	0	0
			7	6	1		
86	2	1	Total	N	Os	0	0
			7	6	1		
86	2	1	Total	N	Os	0	0
			7	6	1		
86	2	1	Total	N	Os	0	0
			7	6	1		
86	2	1	Total	N	Os	0	0
			7	6	1		
86	2	1	Total	N	Os	0	0
			7	6	1		

Continued on next page...

Continued from previous page...

Mol	Chain	Residues	Atoms			ZeroOcc	AltConf
86	2	1	Total	N	Os	0	0
			7	6	1		
86	2	1	Total	N	Os	0	0
			7	6	1		
86	2	1	Total	N	Os	0	0
			7	6	1		
86	2	1	Total	N	Os	0	0
			7	6	1		
86	2	1	Total	N	Os	0	0
			7	6	1		
86	2	1	Total	N	Os	0	0
			7	6	1		
86	2	1	Total	N	Os	0	0
			7	6	1		
86	2	1	Total	N	Os	0	0
			7	6	1		
86	2	1	Total	N	Os	0	0
			7	6	1		
86	2	1	Total	N	Os	0	0
			7	6	1		
86	2	1	Total	N	Os	0	0
			7	6	1		
86	2	1	Total	N	Os	0	0
			7	6	1		
86	2	1	Total	N	Os	0	0
			7	6	1		
86	2	1	Total	N	Os	0	0
			7	6	1		
86	2	1	Total	N	Os	0	0
			7	6	1		
86	2	1	Total	N	Os	0	0
			7	6	1		
86	2	1	Total	N	Os	0	0
			7	6	1		
86	2	1	Total	N	Os	0	0
			7	6	1		
86	2	1	Total	N	Os	0	0
			7	6	1		

Continued on next page...

Continued from previous page...

Mol	Chain	Residues	Atoms			ZeroOcc	AltConf
86	2	1	Total	N	Os	0	0
			7	6	1		
86	2	1	Total	N	Os	0	0
			7	6	1		
86	2	1	Total	N	Os	0	0
			7	6	1		
86	2	1	Total	N	Os	0	0
			7	6	1		
86	2	1	Total	N	Os	0	0
			7	6	1		
86	2	1	Total	N	Os	0	0
			7	6	1		
86	2	1	Total	N	Os	0	0
			7	6	1		
86	2	1	Total	N	Os	0	0
			7	6	1		
86	2	1	Total	N	Os	0	0
			7	6	1		
86	2	1	Total	N	Os	0	0
			7	6	1		
86	2	1	Total	N	Os	0	0
			7	6	1		
86	2	1	Total	N	Os	0	0
			7	6	1		
86	2	1	Total	N	Os	0	0
			7	6	1		
86	2	1	Total	N	Os	0	0
			7	6	1		
86	2	1	Total	N	Os	0	0
			7	6	1		
86	2	1	Total	N	Os	0	0
			7	6	1		
86	2	1	Total	N	Os	0	0
			7	6	1		

Continued on next page...

Continued from previous page...

Mol	Chain	Residues	Atoms			ZeroOcc	AltConf
86	2	1	Total	N	Os	0	0
			7	6	1		
86	2	1	Total	N	Os	0	0
			7	6	1		
86	2	1	Total	N	Os	0	0
			7	6	1		
86	2	1	Total	N	Os	0	0
			7	6	1		
86	2	1	Total	N	Os	0	0
			7	6	1		
86	2	1	Total	N	Os	0	0
			7	6	1		
86	2	1	Total	N	Os	0	0
			7	6	1		
86	2	1	Total	N	Os	0	0
			7	6	1		
86	2	1	Total	N	Os	0	0
			7	6	1		
86	2	1	Total	N	Os	0	0
			7	6	1		
86	2	1	Total	N	Os	0	0
			7	6	1		
86	2	1	Total	N	Os	0	0
			7	6	1		
86	2	1	Total	N	Os	0	0
			7	6	1		
86	2	1	Total	N	Os	0	0
			7	6	1		
86	2	1	Total	N	Os	0	0
			7	6	1		
86	2	1	Total	N	Os	0	0
			7	6	1		
86	2	1	Total	N	Os	0	0
			7	6	1		
86	2	1	Total	N	Os	0	0
			7	6	1		

Continued on next page...

Continued from previous page...

Mol	Chain	Residues	Atoms			ZeroOcc	AltConf
86	2	1	Total	N	Os	0	0
			7	6	1		
86	2	1	Total	N	Os	0	0
			7	6	1		
86	2	1	Total	N	Os	0	0
			7	6	1		
86	2	1	Total	N	Os	0	0
			7	6	1		
86	2	1	Total	N	Os	0	0
			7	6	1		
86	2	1	Total	N	Os	0	0
			7	6	1		
86	2	1	Total	N	Os	0	0
			7	6	1		
86	2	1	Total	N	Os	0	0
			7	6	1		
86	2	1	Total	N	Os	0	0
			7	6	1		
86	2	1	Total	N	Os	0	0
			7	6	1		
86	2	1	Total	N	Os	0	0
			7	6	1		
86	2	1	Total	N	Os	0	0
			7	6	1		
86	2	1	Total	N	Os	0	0
			7	6	1		
86	2	1	Total	N	Os	0	0
			7	6	1		
86	2	1	Total	N	Os	0	0
			7	6	1		
86	2	1	Total	N	Os	0	0
			7	6	1		
86	2	1	Total	N	Os	0	0
			7	6	1		
86	2	1	Total	N	Os	0	0
			7	6	1		

Continued on next page...

Continued from previous page...

Mol	Chain	Residues	Atoms			ZeroOcc	AltConf
86	2	1	Total	N	Os	0	0
			7	6	1		
86	2	1	Total	N	Os	0	0
			7	6	1		
86	2	1	Total	N	Os	0	0
			7	6	1		
86	2	1	Total	N	Os	0	0
			7	6	1		
86	2	1	Total	N	Os	0	0
			7	6	1		
86	2	1	Total	N	Os	0	0
			7	6	1		
86	2	1	Total	N	Os	0	0
			7	6	1		
86	2	1	Total	N	Os	0	0
			7	6	1		
86	2	1	Total	N	Os	0	0
			7	6	1		
86	2	1	Total	N	Os	0	0
			7	6	1		
86	2	1	Total	N	Os	0	0
			7	6	1		
86	2	1	Total	N	Os	0	0
			7	6	1		
86	2	1	Total	N	Os	0	0
			7	6	1		
86	2	1	Total	N	Os	0	0
			7	6	1		
86	2	1	Total	N	Os	0	0
			7	6	1		
86	2	1	Total	N	Os	0	0
			7	6	1		
86	2	1	Total	N	Os	0	0
			7	6	1		
86	2	1	Total	N	Os	0	0
			7	6	1		

Continued on next page...

Continued from previous page...

Mol	Chain	Residues	Atoms			ZeroOcc	AltConf
86	2	1	Total	N	Os	0	0
			7	6	1		
86	2	1	Total	N	Os	0	0
			7	6	1		
86	2	1	Total	N	Os	0	0
			7	6	1		
86	2	1	Total	N	Os	0	0
			7	6	1		
86	2	1	Total	N	Os	0	0
			7	6	1		
86	2	1	Total	N	Os	0	0
			7	6	1		
86	2	1	Total	N	Os	0	0
			7	6	1		
86	2	1	Total	N	Os	0	0
			7	6	1		
86	2	1	Total	N	Os	0	0
			7	6	1		
86	2	1	Total	N	Os	0	0
			7	6	1		
86	2	1	Total	N	Os	0	0
			7	6	1		
86	2	1	Total	N	Os	0	0
			7	6	1		
86	2	1	Total	N	Os	0	0
			7	6	1		
86	2	1	Total	N	Os	0	0
			7	6	1		
86	S8	1	Total	N	Os	0	0
			7	6	1		
86	C3	1	Total	N	Os	0	0
			7	6	1		
86	C5	1	Total	N	Os	0	0
			7	6	1		

Continued on next page...

Continued from previous page...

Mol	Chain	Residues	Atoms			ZeroOcc	AltConf
86	C8	1	Total	N	Os	0	0
			7	6	1		
86	D3	1	Total	N	Os	0	0
			7	6	1		
86	D9	1	Total	N	Os	0	0
			7	6	1		
86	SR	1	Total	N	Os	0	0
			7	6	1		
86	1	1	Total	N	Os	0	0
			7	6	1		
86	1	1	Total	N	Os	0	0
			7	6	1		
86	1	1	Total	N	Os	0	0
			7	6	1		
86	1	1	Total	N	Os	0	0
			7	6	1		
86	1	1	Total	N	Os	0	0
			7	6	1		
86	1	1	Total	N	Os	0	0
			7	6	1		
86	1	1	Total	N	Os	0	0
			7	6	1		
86	1	1	Total	N	Os	0	0
			7	6	1		
86	1	1	Total	N	Os	0	0
			7	6	1		
86	1	1	Total	N	Os	0	0
			7	6	1		
86	1	1	Total	N	Os	0	0
			7	6	1		
86	1	1	Total	N	Os	0	0
			7	6	1		
86	1	1	Total	N	Os	0	0
			7	6	1		
86	1	1	Total	N	Os	0	0
			7	6	1		

Continued on next page...

Continued from previous page...

Mol	Chain	Residues	Atoms			ZeroOcc	AltConf
86	1	1	Total	N	Os	0	0
			7	6	1		
86	1	1	Total	N	Os	0	0
			7	6	1		
86	1	1	Total	N	Os	0	0
			7	6	1		
86	1	1	Total	N	Os	0	0
			7	6	1		
86	1	1	Total	N	Os	0	0
			7	6	1		
86	1	1	Total	N	Os	0	0
			7	6	1		
86	1	1	Total	N	Os	0	0
			7	6	1		
86	1	1	Total	N	Os	0	0
			7	6	1		
86	1	1	Total	N	Os	0	0
			7	6	1		
86	1	1	Total	N	Os	0	0
			7	6	1		
86	1	1	Total	N	Os	0	0
			7	6	1		
86	1	1	Total	N	Os	0	0
			7	6	1		
86	1	1	Total	N	Os	0	0
			7	6	1		
86	1	1	Total	N	Os	0	0
			7	6	1		
86	1	1	Total	N	Os	0	0
			7	6	1		
86	1	1	Total	N	Os	0	0
			7	6	1		
86	1	1	Total	N	Os	0	0
			7	6	1		
86	1	1	Total	N	Os	0	0
			7	6	1		

Continued on next page...

Continued from previous page...

Mol	Chain	Residues	Atoms			ZeroOcc	AltConf
86	1	1	Total	N	Os	0	0
			7	6	1		
86	1	1	Total	N	Os	0	0
			7	6	1		
86	1	1	Total	N	Os	0	0
			7	6	1		
86	1	1	Total	N	Os	0	0
			7	6	1		
86	1	1	Total	N	Os	0	0
			7	6	1		
86	1	1	Total	N	Os	0	0
			7	6	1		
86	1	1	Total	N	Os	0	0
			7	6	1		
86	1	1	Total	N	Os	0	0
			7	6	1		
86	1	1	Total	N	Os	0	0
			7	6	1		
86	1	1	Total	N	Os	0	0
			7	6	1		
86	1	1	Total	N	Os	0	0
			7	6	1		
86	1	1	Total	N	Os	0	0
			7	6	1		
86	1	1	Total	N	Os	0	0
			7	6	1		
86	1	1	Total	N	Os	0	0
			7	6	1		
86	1	1	Total	N	Os	0	0
			7	6	1		
86	1	1	Total	N	Os	0	0
			7	6	1		
86	1	1	Total	N	Os	0	0
			7	6	1		
86	1	1	Total	N	Os	0	0
			7	6	1		

Continued on next page...

Continued from previous page...

Mol	Chain	Residues	Atoms			ZeroOcc	AltConf
86	1	1	Total	N	Os	0	0
			7	6	1		
86	1	1	Total	N	Os	0	0
			7	6	1		
86	1	1	Total	N	Os	0	0
			7	6	1		
86	1	1	Total	N	Os	0	0
			7	6	1		
86	1	1	Total	N	Os	0	0
			7	6	1		
86	1	1	Total	N	Os	0	0
			7	6	1		
86	1	1	Total	N	Os	0	0
			7	6	1		
86	1	1	Total	N	Os	0	0
			7	6	1		
86	1	1	Total	N	Os	0	0
			7	6	1		
86	1	1	Total	N	Os	0	0
			7	6	1		
86	1	1	Total	N	Os	0	0
			7	6	1		
86	1	1	Total	N	Os	0	0
			7	6	1		
86	1	1	Total	N	Os	0	0
			7	6	1		
86	1	1	Total	N	Os	0	0
			7	6	1		
86	1	1	Total	N	Os	0	0
			7	6	1		
86	1	1	Total	N	Os	0	0
			7	6	1		
86	1	1	Total	N	Os	0	0
			7	6	1		
86	1	1	Total	N	Os	0	0
			7	6	1		

Continued on next page...

Continued from previous page...

Mol	Chain	Residues	Atoms			ZeroOcc	AltConf
86	1	1	Total	N	Os	0	0
			7	6	1		
86	1	1	Total	N	Os	0	0
			7	6	1		
86	1	1	Total	N	Os	0	0
			7	6	1		
86	1	1	Total	N	Os	0	0
			7	6	1		
86	1	1	Total	N	Os	0	0
			7	6	1		
86	1	1	Total	N	Os	0	0
			7	6	1		
86	1	1	Total	N	Os	0	0
			7	6	1		
86	1	1	Total	N	Os	0	0
			7	6	1		
86	1	1	Total	N	Os	0	0
			7	6	1		
86	1	1	Total	N	Os	0	0
			7	6	1		
86	1	1	Total	N	Os	0	0
			7	6	1		
86	1	1	Total	N	Os	0	0
			7	6	1		
86	1	1	Total	N	Os	0	0
			7	6	1		
86	1	1	Total	N	Os	0	0
			7	6	1		
86	1	1	Total	N	Os	0	0
			7	6	1		
86	1	1	Total	N	Os	0	0
			7	6	1		
86	1	1	Total	N	Os	0	0
			7	6	1		
86	1	1	Total	N	Os	0	0
			7	6	1		

Continued on next page...

Continued from previous page...

Mol	Chain	Residues	Atoms			ZeroOcc	AltConf
86	1	1	Total	N	Os	0	0
			7	6	1		
86	1	1	Total	N	Os	0	0
			7	6	1		
86	1	1	Total	N	Os	0	0
			7	6	1		
86	1	1	Total	N	Os	0	0
			7	6	1		
86	1	1	Total	N	Os	0	0
			7	6	1		
86	1	1	Total	N	Os	0	0
			7	6	1		
86	1	1	Total	N	Os	0	0
			7	6	1		
86	1	1	Total	N	Os	0	0
			7	6	1		
86	1	1	Total	N	Os	0	0
			7	6	1		
86	1	1	Total	N	Os	0	0
			7	6	1		
86	1	1	Total	N	Os	0	0
			7	6	1		
86	1	1	Total	N	Os	0	0
			7	6	1		
86	1	1	Total	N	Os	0	0
			7	6	1		
86	1	1	Total	N	Os	0	0
			7	6	1		
86	1	1	Total	N	Os	0	0
			7	6	1		
86	1	1	Total	N	Os	0	0
			7	6	1		
86	1	1	Total	N	Os	0	0
			7	6	1		
86	1	1	Total	N	Os	0	0
			7	6	1		

Continued on next page...

Continued from previous page...

Mol	Chain	Residues	Atoms			ZeroOcc	AltConf
86	1	1	Total	N	Os	0	0
			7	6	1		
86	1	1	Total	N	Os	0	0
			7	6	1		
86	1	1	Total	N	Os	0	0
			7	6	1		
86	1	1	Total	N	Os	0	0
			7	6	1		
86	1	1	Total	N	Os	0	0
			7	6	1		
86	1	1	Total	N	Os	0	0
			7	6	1		
86	1	1	Total	N	Os	0	0
			7	6	1		
86	1	1	Total	N	Os	0	0
			7	6	1		
86	1	1	Total	N	Os	0	0
			7	6	1		
86	1	1	Total	N	Os	0	0
			7	6	1		
86	1	1	Total	N	Os	0	0
			7	6	1		
86	1	1	Total	N	Os	0	0
			7	6	1		
86	1	1	Total	N	Os	0	0
			7	6	1		
86	1	1	Total	N	Os	0	0
			7	6	1		
86	1	1	Total	N	Os	0	0
			7	6	1		
86	1	1	Total	N	Os	0	0
			7	6	1		
86	1	1	Total	N	Os	0	0
			7	6	1		
86	1	1	Total	N	Os	0	0
			7	6	1		

Continued on next page...

Continued from previous page...

Mol	Chain	Residues	Atoms			ZeroOcc	AltConf
86	1	1	Total	N	Os	0	0
			7	6	1		
86	1	1	Total	N	Os	0	0
			7	6	1		
86	1	1	Total	N	Os	0	0
			7	6	1		
86	1	1	Total	N	Os	0	0
			7	6	1		
86	1	1	Total	N	Os	0	0
			7	6	1		
86	1	1	Total	N	Os	0	0
			7	6	1		
86	1	1	Total	N	Os	0	0
			7	6	1		
86	1	1	Total	N	Os	0	0
			7	6	1		
86	1	1	Total	N	Os	0	0
			7	6	1		
86	1	1	Total	N	Os	0	0
			7	6	1		
86	1	1	Total	N	Os	0	0
			7	6	1		
86	1	1	Total	N	Os	0	0
			7	6	1		
86	1	1	Total	N	Os	0	0
			7	6	1		
86	1	1	Total	N	Os	0	0
			7	6	1		
86	1	1	Total	N	Os	0	0
			7	6	1		
86	1	1	Total	N	Os	0	0
			7	6	1		
86	1	1	Total	N	Os	0	0
			7	6	1		
86	1	1	Total	N	Os	0	0
			7	6	1		

Continued on next page...

Continued from previous page...

Mol	Chain	Residues	Atoms			ZeroOcc	AltConf
86	1	1	Total	N	Os	0	0
			7	6	1		
86	1	1	Total	N	Os	0	0
			7	6	1		
86	1	1	Total	N	Os	0	0
			7	6	1		
86	1	1	Total	N	Os	0	0
			7	6	1		
86	1	1	Total	N	Os	0	0
			7	6	1		
86	1	1	Total	N	Os	0	0
			7	6	1		
86	1	1	Total	N	Os	0	0
			7	6	1		
86	1	1	Total	N	Os	0	0
			7	6	1		
86	1	1	Total	N	Os	0	0
			7	6	1		
86	1	1	Total	N	Os	0	0
			7	6	1		
86	1	1	Total	N	Os	0	0
			7	6	1		
86	1	1	Total	N	Os	0	0
			7	6	1		
86	1	1	Total	N	Os	0	0
			7	6	1		
86	1	1	Total	N	Os	0	0
			7	6	1		
86	1	1	Total	N	Os	0	0
			7	6	1		
86	1	1	Total	N	Os	0	0
			7	6	1		
86	1	1	Total	N	Os	0	0
			7	6	1		
86	1	1	Total	N	Os	0	0
			7	6	1		

Continued on next page...

Continued from previous page...

Mol	Chain	Residues	Atoms			ZeroOcc	AltConf
86	1	1	Total	N	Os	0	0
			7	6	1		
86	1	1	Total	N	Os	0	0
			7	6	1		
86	1	1	Total	N	Os	0	0
			7	6	1		
86	1	1	Total	N	Os	0	0
			7	6	1		
86	1	1	Total	N	Os	0	0
			7	6	1		
86	1	1	Total	N	Os	0	0
			7	6	1		
86	1	1	Total	N	Os	0	0
			7	6	1		
86	1	1	Total	N	Os	0	0
			7	6	1		
86	1	1	Total	N	Os	0	0
			7	6	1		
86	1	1	Total	N	Os	0	0
			7	6	1		
86	1	1	Total	N	Os	0	0
			7	6	1		
86	1	1	Total	N	Os	0	0
			7	6	1		
86	1	1	Total	N	Os	0	0
			7	6	1		
86	1	1	Total	N	Os	0	0
			7	6	1		
86	1	1	Total	N	Os	0	0
			7	6	1		
86	1	1	Total	N	Os	0	0
			7	6	1		
86	1	1	Total	N	Os	0	0
			7	6	1		
86	1	1	Total	N	Os	0	0
			7	6	1		

Continued on next page...

Continued from previous page...

Mol	Chain	Residues	Atoms			ZeroOcc	AltConf
86	1	1	Total	N	Os	0	0
			7	6	1		
86	1	1	Total	N	Os	0	0
			7	6	1		
86	1	1	Total	N	Os	0	0
			7	6	1		
86	1	1	Total	N	Os	0	0
			7	6	1		
86	1	1	Total	N	Os	0	0
			7	6	1		
86	1	1	Total	N	Os	0	0
			7	6	1		
86	1	1	Total	N	Os	0	0
			7	6	1		
86	1	1	Total	N	Os	0	0
			7	6	1		
86	1	1	Total	N	Os	0	0
			7	6	1		
86	1	1	Total	N	Os	0	0
			7	6	1		
86	1	1	Total	N	Os	0	0
			7	6	1		
86	1	1	Total	N	Os	0	0
			7	6	1		
86	1	1	Total	N	Os	0	0
			7	6	1		
86	1	1	Total	N	Os	0	0
			7	6	1		
86	1	1	Total	N	Os	0	0
			7	6	1		
86	1	1	Total	N	Os	0	0
			7	6	1		
86	1	1	Total	N	Os	0	0
			7	6	1		
86	1	1	Total	N	Os	0	0
			7	6	1		

Continued on next page...

Continued from previous page...

Mol	Chain	Residues	Atoms			ZeroOcc	AltConf
86	1	1	Total	N	Os	0	0
			7	6	1		
86	1	1	Total	N	Os	0	0
			7	6	1		
86	1	1	Total	N	Os	0	0
			7	6	1		
86	1	1	Total	N	Os	0	0
			7	6	1		
86	1	1	Total	N	Os	0	0
			7	6	1		
86	1	1	Total	N	Os	0	0
			7	6	1		
86	1	1	Total	N	Os	0	0
			7	6	1		
86	1	1	Total	N	Os	0	0
			7	6	1		
86	1	1	Total	N	Os	0	0
			7	6	1		
86	1	1	Total	N	Os	0	0
			7	6	1		
86	1	1	Total	N	Os	0	0
			7	6	1		
86	1	1	Total	N	Os	0	0
			7	6	1		
86	1	1	Total	N	Os	0	0
			7	6	1		
86	1	1	Total	N	Os	0	0
			7	6	1		
86	1	1	Total	N	Os	0	0
			7	6	1		
86	1	1	Total	N	Os	0	0
			7	6	1		
86	1	1	Total	N	Os	0	0
			7	6	1		
86	1	1	Total	N	Os	0	0
			7	6	1		

Continued on next page...

Continued from previous page...

Mol	Chain	Residues	Atoms			ZeroOcc	AltConf
86	1	1	Total	N	Os	0	0
			7	6	1		
86	1	1	Total	N	Os	0	0
			7	6	1		
86	1	1	Total	N	Os	0	0
			7	6	1		
86	1	1	Total	N	Os	0	0
			7	6	1		
86	1	1	Total	N	Os	0	0
			7	6	1		
86	1	1	Total	N	Os	0	0
			7	6	1		
86	1	1	Total	N	Os	0	0
			7	6	1		
86	1	1	Total	N	Os	0	0
			7	6	1		
86	1	1	Total	N	Os	0	0
			7	6	1		
86	1	1	Total	N	Os	0	0
			7	6	1		
86	1	1	Total	N	Os	0	0
			7	6	1		
86	1	1	Total	N	Os	0	0
			7	6	1		
86	1	1	Total	N	Os	0	0
			7	6	1		
86	1	1	Total	N	Os	0	0
			7	6	1		
86	1	1	Total	N	Os	0	0
			7	6	1		
86	1	1	Total	N	Os	0	0
			7	6	1		
86	1	1	Total	N	Os	0	0
			7	6	1		
86	1	1	Total	N	Os	0	0
			7	6	1		

Continued on next page...

Continued from previous page...

Mol	Chain	Residues	Atoms			ZeroOcc	AltConf
86	1	1	Total	N	Os	0	0
			7	6	1		
86	1	1	Total	N	Os	0	0
			7	6	1		
86	1	1	Total	N	Os	0	0
			7	6	1		
86	1	1	Total	N	Os	0	0
			7	6	1		
86	1	1	Total	N	Os	0	0
			7	6	1		
86	1	1	Total	N	Os	0	0
			7	6	1		
86	1	1	Total	N	Os	0	0
			7	6	1		
86	1	1	Total	N	Os	0	0
			7	6	1		
86	1	1	Total	N	Os	0	0
			7	6	1		
86	1	1	Total	N	Os	0	0
			7	6	1		
86	1	1	Total	N	Os	0	0
			7	6	1		
86	1	1	Total	N	Os	0	0
			7	6	1		
86	1	1	Total	N	Os	0	0
			7	6	1		
86	1	1	Total	N	Os	0	0
			7	6	1		
86	1	1	Total	N	Os	0	0
			7	6	1		
86	1	1	Total	N	Os	0	0
			7	6	1		
86	1	1	Total	N	Os	0	0
			7	6	1		
86	1	1	Total	N	Os	0	0
			7	6	1		

Continued on next page...

Continued from previous page...

Mol	Chain	Residues	Atoms			ZeroOcc	AltConf
86	1	1	Total	N	Os	0	0
			7	6	1		
86	1	1	Total	N	Os	0	0
			7	6	1		
86	1	1	Total	N	Os	0	0
			7	6	1		
86	1	1	Total	N	Os	0	0
			7	6	1		
86	1	1	Total	N	Os	0	0
			7	6	1		
86	1	1	Total	N	Os	0	0
			7	6	1		
86	1	1	Total	N	Os	0	0
			7	6	1		
86	1	1	Total	N	Os	0	0
			7	6	1		
86	1	1	Total	N	Os	0	0
			7	6	1		
86	1	1	Total	N	Os	0	0
			7	6	1		
86	1	1	Total	N	Os	0	0
			7	6	1		
86	1	1	Total	N	Os	0	0
			7	6	1		
86	1	1	Total	N	Os	0	0
			7	6	1		
86	1	1	Total	N	Os	0	0
			7	6	1		
86	1	1	Total	N	Os	0	0
			7	6	1		
86	1	1	Total	N	Os	0	0
			7	6	1		
86	1	1	Total	N	Os	0	0
			7	6	1		
86	1	1	Total	N	Os	0	0
			7	6	1		

Continued on next page...

Continued from previous page...

Mol	Chain	Residues	Atoms			ZeroOcc	AltConf
86	1	1	Total	N	Os	0	0
			7	6	1		
86	1	1	Total	N	Os	0	0
			7	6	1		
86	1	1	Total	N	Os	0	0
			7	6	1		
86	1	1	Total	N	Os	0	0
			7	6	1		
86	1	1	Total	N	Os	0	0
			7	6	1		
86	1	1	Total	N	Os	0	0
			7	6	1		
86	1	1	Total	N	Os	0	0
			7	6	1		
86	1	1	Total	N	Os	0	0
			7	6	1		
86	1	1	Total	N	Os	0	0
			7	6	1		
86	1	1	Total	N	Os	0	0
			7	6	1		
86	1	1	Total	N	Os	0	0
			7	6	1		
86	1	1	Total	N	Os	0	0
			7	6	1		
86	1	1	Total	N	Os	0	0
			7	6	1		
86	1	1	Total	N	Os	0	0
			7	6	1		
86	1	1	Total	N	Os	0	0
			7	6	1		
86	1	1	Total	N	Os	0	0
			7	6	1		
86	1	1	Total	N	Os	0	0
			7	6	1		
86	1	1	Total	N	Os	0	0
			7	6	1		

Continued on next page...

Continued from previous page...

Mol	Chain	Residues	Atoms			ZeroOcc	AltConf
86	1	1	Total	N	Os	0	0
			7	6	1		
86	1	1	Total	N	Os	0	0
			7	6	1		
86	1	1	Total	N	Os	0	0
			7	6	1		
86	1	1	Total	N	Os	0	0
			7	6	1		
86	1	1	Total	N	Os	0	0
			7	6	1		
86	1	1	Total	N	Os	0	0
			7	6	1		
86	1	1	Total	N	Os	0	0
			7	6	1		
86	1	1	Total	N	Os	0	0
			7	6	1		
86	1	1	Total	N	Os	0	0
			7	6	1		
86	1	1	Total	N	Os	0	0
			7	6	1		
86	1	1	Total	N	Os	0	0
			7	6	1		
86	1	1	Total	N	Os	0	0
			7	6	1		
86	1	1	Total	N	Os	0	0
			7	6	1		
86	1	1	Total	N	Os	0	0
			7	6	1		
86	1	1	Total	N	Os	0	0
			7	6	1		
86	1	1	Total	N	Os	0	0
			7	6	1		
86	1	1	Total	N	Os	0	0
			7	6	1		
86	1	1	Total	N	Os	0	0
			7	6	1		
86	1	1	Total	N	Os	0	0
			7	6	1		

Continued on next page...

Continued from previous page...

Mol	Chain	Residues	Atoms			ZeroOcc	AltConf
86	1	1	Total	N	Os	0	0
			7	6	1		
86	3	1	Total	N	Os	0	0
			7	6	1		
86	3	1	Total	N	Os	0	0
			7	6	1		
86	3	1	Total	N	Os	0	0
			7	6	1		
86	3	1	Total	N	Os	0	0
			7	6	1		
86	3	1	Total	N	Os	0	0
			7	6	1		
86	3	1	Total	N	Os	0	0
			7	6	1		
86	3	1	Total	N	Os	0	0
			7	6	1		
86	3	1	Total	N	Os	0	0
			7	6	1		
86	3	1	Total	N	Os	0	0
			7	6	1		
86	4	1	Total	N	Os	0	0
			7	6	1		
86	4	1	Total	N	Os	0	0
			7	6	1		
86	4	1	Total	N	Os	0	0
			7	6	1		
86	4	1	Total	N	Os	0	0
			7	6	1		
86	4	1	Total	N	Os	0	0
			7	6	1		
86	4	1	Total	N	Os	0	0
			7	6	1		
86	4	1	Total	N	Os	0	0
			7	6	1		
86	4	1	Total	N	Os	0	0
			7	6	1		
86	4	1	Total	N	Os	0	0
			7	6	1		

Continued on next page...

Continued from previous page...

Mol	Chain	Residues	Atoms			ZeroOcc	AltConf
86	4	1	Total	N	Os	0	0
			7	6	1		
86	4	1	Total	N	Os	0	0
			7	6	1		
86	4	1	Total	N	Os	0	0
			7	6	1		
86	4	1	Total	N	Os	0	0
			7	6	1		
86	4	1	Total	N	Os	0	0
			7	6	1		
86	L3	1	Total	N	Os	0	0
			7	6	1		
86	L3	1	Total	N	Os	0	0
			7	6	1		
86	L4	1	Total	N	Os	0	0
			7	6	1		
86	M0	1	Total	N	Os	0	0
			7	6	1		
86	M5	1	Total	N	Os	0	0
			7	6	1		
86	M7	1	Total	N	Os	0	0
			7	6	1		
86	M7	1	Total	N	Os	0	0
			7	6	1		
86	M9	1	Total	N	Os	0	0
			7	6	1		
86	N9	1	Total	N	Os	0	0
			7	6	1		
86	O1	1	Total	N	Os	0	0
			7	6	1		
86	O3	1	Total	N	Os	0	0
			7	6	1		
86	O7	1	Total	N	Os	0	0
			7	6	1		
86	O7	1	Total	N	Os	0	0
			7	6	1		
86	Q2	1	Total	N	Os	0	0
			7	6	1		
86	6	1	Total	N	Os	0	0
			7	6	1		
86	6	1	Total	N	Os	0	0
			7	6	1		

Continued on next page...

Continued from previous page...

Mol	Chain	Residues	Atoms			ZeroOcc	AltConf
86	6	1	Total	N	Os	0	0
			7	6	1		
86	6	1	Total	N	Os	0	0
			7	6	1		
86	6	1	Total	N	Os	0	0
			7	6	1		
86	6	1	Total	N	Os	0	0
			7	6	1		
86	6	1	Total	N	Os	0	0
			7	6	1		
86	6	1	Total	N	Os	0	0
			7	6	1		
86	6	1	Total	N	Os	0	0
			7	6	1		
86	6	1	Total	N	Os	0	0
			7	6	1		
86	6	1	Total	N	Os	0	0
			7	6	1		
86	6	1	Total	N	Os	0	0
			7	6	1		
86	6	1	Total	N	Os	0	0
			7	6	1		
86	6	1	Total	N	Os	0	0
			7	6	1		
86	6	1	Total	N	Os	0	0
			7	6	1		
86	6	1	Total	N	Os	0	0
			7	6	1		
86	6	1	Total	N	Os	0	0
			7	6	1		
86	6	1	Total	N	Os	0	0
			7	6	1		
86	6	1	Total	N	Os	0	0
			7	6	1		

Continued on next page...

Continued from previous page...

Mol	Chain	Residues	Atoms			ZeroOcc	AltConf
86	6	1	Total	N	Os	0	0
			7	6	1		
86	6	1	Total	N	Os	0	0
			7	6	1		
86	6	1	Total	N	Os	0	0
			7	6	1		
86	6	1	Total	N	Os	0	0
			7	6	1		
86	6	1	Total	N	Os	0	0
			7	6	1		
86	6	1	Total	N	Os	0	0
			7	6	1		
86	6	1	Total	N	Os	0	0
			7	6	1		
86	6	1	Total	N	Os	0	0
			7	6	1		
86	6	1	Total	N	Os	0	0
			7	6	1		
86	6	1	Total	N	Os	0	0
			7	6	1		
86	6	1	Total	N	Os	0	0
			7	6	1		
86	6	1	Total	N	Os	0	0
			7	6	1		
86	6	1	Total	N	Os	0	0
			7	6	1		
86	6	1	Total	N	Os	0	0
			7	6	1		
86	6	1	Total	N	Os	0	0
			7	6	1		
86	6	1	Total	N	Os	0	0
			7	6	1		
86	6	1	Total	N	Os	0	0
			7	6	1		
86	6	1	Total	N	Os	0	0
			7	6	1		

Continued on next page...

Continued from previous page...

Mol	Chain	Residues	Atoms			ZeroOcc	AltConf
86	6	1	Total	N	Os	0	0
			7	6	1		
86	6	1	Total	N	Os	0	0
			7	6	1		
86	6	1	Total	N	Os	0	0
			7	6	1		
86	6	1	Total	N	Os	0	0
			7	6	1		
86	6	1	Total	N	Os	0	0
			7	6	1		
86	6	1	Total	N	Os	0	0
			7	6	1		
86	6	1	Total	N	Os	0	0
			7	6	1		
86	6	1	Total	N	Os	0	0
			7	6	1		
86	6	1	Total	N	Os	0	0
			7	6	1		
86	6	1	Total	N	Os	0	0
			7	6	1		
86	6	1	Total	N	Os	0	0
			7	6	1		
86	6	1	Total	N	Os	0	0
			7	6	1		
86	6	1	Total	N	Os	0	0
			7	6	1		
86	6	1	Total	N	Os	0	0
			7	6	1		
86	6	1	Total	N	Os	0	0
			7	6	1		
86	6	1	Total	N	Os	0	0
			7	6	1		
86	6	1	Total	N	Os	0	0
			7	6	1		
86	6	1	Total	N	Os	0	0
			7	6	1		

Continued on next page...

Continued from previous page...

Mol	Chain	Residues	Atoms			ZeroOcc	AltConf
86	6	1	Total	N	Os	0	0
			7	6	1		
86	6	1	Total	N	Os	0	0
			7	6	1		
86	6	1	Total	N	Os	0	0
			7	6	1		
86	6	1	Total	N	Os	0	0
			7	6	1		
86	6	1	Total	N	Os	0	0
			7	6	1		
86	6	1	Total	N	Os	0	0
			7	6	1		
86	6	1	Total	N	Os	0	0
			7	6	1		
86	6	1	Total	N	Os	0	0
			7	6	1		
86	6	1	Total	N	Os	0	0
			7	6	1		
86	6	1	Total	N	Os	0	0
			7	6	1		
86	6	1	Total	N	Os	0	0
			7	6	1		
86	6	1	Total	N	Os	0	0
			7	6	1		
86	6	1	Total	N	Os	0	0
			7	6	1		
86	6	1	Total	N	Os	0	0
			7	6	1		
86	6	1	Total	N	Os	0	0
			7	6	1		
86	6	1	Total	N	Os	0	0
			7	6	1		
86	6	1	Total	N	Os	0	0
			7	6	1		
86	6	1	Total	N	Os	0	0
			7	6	1		

Continued on next page...

Continued from previous page...

Mol	Chain	Residues	Atoms			ZeroOcc	AltConf
86	6	1	Total	N	Os	0	0
			7	6	1		
86	6	1	Total	N	Os	0	0
			7	6	1		
86	6	1	Total	N	Os	0	0
			7	6	1		
86	6	1	Total	N	Os	0	0
			7	6	1		
86	6	1	Total	N	Os	0	0
			7	6	1		
86	6	1	Total	N	Os	0	0
			7	6	1		
86	6	1	Total	N	Os	0	0
			7	6	1		
86	6	1	Total	N	Os	0	0
			7	6	1		
86	6	1	Total	N	Os	0	0
			7	6	1		
86	6	1	Total	N	Os	0	0
			7	6	1		
86	6	1	Total	N	Os	0	0
			7	6	1		
86	6	1	Total	N	Os	0	0
			7	6	1		
86	6	1	Total	N	Os	0	0
			7	6	1		
86	6	1	Total	N	Os	0	0
			7	6	1		
86	6	1	Total	N	Os	0	0
			7	6	1		
86	6	1	Total	N	Os	0	0
			7	6	1		
86	6	1	Total	N	Os	0	0
			7	6	1		
86	6	1	Total	N	Os	0	0
			7	6	1		

Continued on next page...

Continued from previous page...

Mol	Chain	Residues	Atoms			ZeroOcc	AltConf
86	6	1	Total	N	Os	0	0
			7	6	1		
86	6	1	Total	N	Os	0	0
			7	6	1		
86	6	1	Total	N	Os	0	0
			7	6	1		
86	6	1	Total	N	Os	0	0
			7	6	1		
86	6	1	Total	N	Os	0	0
			7	6	1		
86	6	1	Total	N	Os	0	0
			7	6	1		
86	6	1	Total	N	Os	0	0
			7	6	1		
86	6	1	Total	N	Os	0	0
			7	6	1		
86	6	1	Total	N	Os	0	0
			7	6	1		
86	6	1	Total	N	Os	0	0
			7	6	1		
86	6	1	Total	N	Os	0	0
			7	6	1		
86	6	1	Total	N	Os	0	0
			7	6	1		
86	6	1	Total	N	Os	0	0
			7	6	1		
86	6	1	Total	N	Os	0	0
			7	6	1		
86	6	1	Total	N	Os	0	0
			7	6	1		
86	6	1	Total	N	Os	0	0
			7	6	1		
86	6	1	Total	N	Os	0	0
			7	6	1		
86	6	1	Total	N	Os	0	0
			7	6	1		

Continued on next page...

Continued from previous page...

Mol	Chain	Residues	Atoms			ZeroOcc	AltConf
86	6	1	Total	N	Os	0	0
			7	6	1		
86	6	1	Total	N	Os	0	0
			7	6	1		
86	6	1	Total	N	Os	0	0
			7	6	1		
86	6	1	Total	N	Os	0	0
			7	6	1		
86	6	1	Total	N	Os	0	0
			7	6	1		
86	6	1	Total	N	Os	0	0
			7	6	1		
86	6	1	Total	N	Os	0	0
			7	6	1		
86	6	1	Total	N	Os	0	0
			7	6	1		
86	6	1	Total	N	Os	0	0
			7	6	1		
86	6	1	Total	N	Os	0	0
			7	6	1		
86	6	1	Total	N	Os	0	0
			7	6	1		
86	6	1	Total	N	Os	0	0
			7	6	1		
86	6	1	Total	N	Os	0	0
			7	6	1		
86	6	1	Total	N	Os	0	0
			7	6	1		
86	6	1	Total	N	Os	0	0
			7	6	1		
86	6	1	Total	N	Os	0	0
			7	6	1		
86	6	1	Total	N	Os	0	0
			7	6	1		
86	6	1	Total	N	Os	0	0
			7	6	1		

Continued on next page...

Continued from previous page...

Mol	Chain	Residues	Atoms			ZeroOcc	AltConf
86	6	1	Total 7	N 6	Os 1	0	0
86	6	1	Total 7	N 6	Os 1	0	0
86	6	1	Total 7	N 6	Os 1	0	0
86	6	1	Total 7	N 6	Os 1	0	0
86	6	1	Total 7	N 6	Os 1	0	0
86	6	1	Total 7	N 6	Os 1	0	0
86	6	1	Total 7	N 6	Os 1	0	0
86	6	1	Total 7	N 6	Os 1	0	0
86	6	1	Total 7	N 6	Os 1	0	0
86	6	1	Total 7	N 6	Os 1	0	0
86	s1	1	Total 7	N 6	Os 1	0	0
86	s1	1	Total 7	N 6	Os 1	0	0
86	s4	1	Total 7	N 6	Os 1	0	0
86	s8	1	Total 7	N 6	Os 1	0	0
86	s9	1	Total 7	N 6	Os 1	0	0
86	c3	1	Total 7	N 6	Os 1	0	0
86	c5	1	Total 7	N 6	Os 1	0	0
86	c8	1	Total 7	N 6	Os 1	0	0
86	d4	1	Total 7	N 6	Os 1	0	0
86	d9	1	Total 7	N 6	Os 1	0	0
86	sR	1	Total 7	N 6	Os 1	0	0

Continued on next page...

Continued from previous page...

Mol	Chain	Residues	Atoms			ZeroOcc	AltConf
86	5	1	Total	N	Os	0	0
			7	6	1		
86	5	1	Total	N	Os	0	0
			7	6	1		
86	5	1	Total	N	Os	0	0
			7	6	1		
86	5	1	Total	N	Os	0	0
			7	6	1		
86	5	1	Total	N	Os	0	0
			7	6	1		
86	5	1	Total	N	Os	0	0
			7	6	1		
86	5	1	Total	N	Os	0	0
			7	6	1		
86	5	1	Total	N	Os	0	0
			7	6	1		
86	5	1	Total	N	Os	0	0
			7	6	1		
86	5	1	Total	N	Os	0	0
			7	6	1		
86	5	1	Total	N	Os	0	0
			7	6	1		
86	5	1	Total	N	Os	0	0
			7	6	1		
86	5	1	Total	N	Os	0	0
			7	6	1		
86	5	1	Total	N	Os	0	0
			7	6	1		
86	5	1	Total	N	Os	0	0
			7	6	1		
86	5	1	Total	N	Os	0	0
			7	6	1		
86	5	1	Total	N	Os	0	0
			7	6	1		
86	5	1	Total	N	Os	0	0
			7	6	1		

Continued on next page...

Continued from previous page...

Mol	Chain	Residues	Atoms			ZeroOcc	AltConf
86	5	1	Total	N	Os	0	0
			7	6	1		
86	5	1	Total	N	Os	0	0
			7	6	1		
86	5	1	Total	N	Os	0	0
			7	6	1		
86	5	1	Total	N	Os	0	0
			7	6	1		
86	5	1	Total	N	Os	0	0
			7	6	1		
86	5	1	Total	N	Os	0	0
			7	6	1		
86	5	1	Total	N	Os	0	0
			7	6	1		
86	5	1	Total	N	Os	0	0
			7	6	1		
86	5	1	Total	N	Os	0	0
			7	6	1		
86	5	1	Total	N	Os	0	0
			7	6	1		
86	5	1	Total	N	Os	0	0
			7	6	1		
86	5	1	Total	N	Os	0	0
			7	6	1		
86	5	1	Total	N	Os	0	0
			7	6	1		
86	5	1	Total	N	Os	0	0
			7	6	1		
86	5	1	Total	N	Os	0	0
			7	6	1		
86	5	1	Total	N	Os	0	0
			7	6	1		
86	5	1	Total	N	Os	0	0
			7	6	1		
86	5	1	Total	N	Os	0	0
			7	6	1		

Continued on next page...

Continued from previous page...

Mol	Chain	Residues	Atoms			ZeroOcc	AltConf
86	5	1	Total	N	Os	0	0
			7	6	1		
86	5	1	Total	N	Os	0	0
			7	6	1		
86	5	1	Total	N	Os	0	0
			7	6	1		
86	5	1	Total	N	Os	0	0
			7	6	1		
86	5	1	Total	N	Os	0	0
			7	6	1		
86	5	1	Total	N	Os	0	0
			7	6	1		
86	5	1	Total	N	Os	0	0
			7	6	1		
86	5	1	Total	N	Os	0	0
			7	6	1		
86	5	1	Total	N	Os	0	0
			7	6	1		
86	5	1	Total	N	Os	0	0
			7	6	1		
86	5	1	Total	N	Os	0	0
			7	6	1		
86	5	1	Total	N	Os	0	0
			7	6	1		
86	5	1	Total	N	Os	0	0
			7	6	1		
86	5	1	Total	N	Os	0	0
			7	6	1		
86	5	1	Total	N	Os	0	0
			7	6	1		
86	5	1	Total	N	Os	0	0
			7	6	1		
86	5	1	Total	N	Os	0	0
			7	6	1		
86	5	1	Total	N	Os	0	0
			7	6	1		

Continued on next page...

Continued from previous page...

Mol	Chain	Residues	Atoms			ZeroOcc	AltConf
86	5	1	Total	N	Os	0	0
			7	6	1		
86	5	1	Total	N	Os	0	0
			7	6	1		
86	5	1	Total	N	Os	0	0
			7	6	1		
86	5	1	Total	N	Os	0	0
			7	6	1		
86	5	1	Total	N	Os	0	0
			7	6	1		
86	5	1	Total	N	Os	0	0
			7	6	1		
86	5	1	Total	N	Os	0	0
			7	6	1		
86	5	1	Total	N	Os	0	0
			7	6	1		
86	5	1	Total	N	Os	0	0
			7	6	1		
86	5	1	Total	N	Os	0	0
			7	6	1		
86	5	1	Total	N	Os	0	0
			7	6	1		
86	5	1	Total	N	Os	0	0
			7	6	1		
86	5	1	Total	N	Os	0	0
			7	6	1		
86	5	1	Total	N	Os	0	0
			7	6	1		
86	5	1	Total	N	Os	0	0
			7	6	1		
86	5	1	Total	N	Os	0	0
			7	6	1		
86	5	1	Total	N	Os	0	0
			7	6	1		
86	5	1	Total	N	Os	0	0
			7	6	1		

Continued on next page...

Continued from previous page...

Mol	Chain	Residues	Atoms			ZeroOcc	AltConf
86	5	1	Total	N	Os	0	0
			7	6	1		
86	5	1	Total	N	Os	0	0
			7	6	1		
86	5	1	Total	N	Os	0	0
			7	6	1		
86	5	1	Total	N	Os	0	0
			7	6	1		
86	5	1	Total	N	Os	0	0
			7	6	1		
86	5	1	Total	N	Os	0	0
			7	6	1		
86	5	1	Total	N	Os	0	0
			7	6	1		
86	5	1	Total	N	Os	0	0
			7	6	1		
86	5	1	Total	N	Os	0	0
			7	6	1		
86	5	1	Total	N	Os	0	0
			7	6	1		
86	5	1	Total	N	Os	0	0
			7	6	1		
86	5	1	Total	N	Os	0	0
			7	6	1		
86	5	1	Total	N	Os	0	0
			7	6	1		
86	5	1	Total	N	Os	0	0
			7	6	1		
86	5	1	Total	N	Os	0	0
			7	6	1		
86	5	1	Total	N	Os	0	0
			7	6	1		
86	5	1	Total	N	Os	0	0
			7	6	1		
86	5	1	Total	N	Os	0	0
			7	6	1		

Continued on next page...

Continued from previous page...

Mol	Chain	Residues	Atoms			ZeroOcc	AltConf
86	5	1	Total	N	Os	0	0
			7	6	1		
86	5	1	Total	N	Os	0	0
			7	6	1		
86	5	1	Total	N	Os	0	0
			7	6	1		
86	5	1	Total	N	Os	0	0
			7	6	1		
86	5	1	Total	N	Os	0	0
			7	6	1		
86	5	1	Total	N	Os	0	0
			7	6	1		
86	5	1	Total	N	Os	0	0
			7	6	1		
86	5	1	Total	N	Os	0	0
			7	6	1		
86	5	1	Total	N	Os	0	0
			7	6	1		
86	5	1	Total	N	Os	0	0
			7	6	1		
86	5	1	Total	N	Os	0	0
			7	6	1		
86	5	1	Total	N	Os	0	0
			7	6	1		
86	5	1	Total	N	Os	0	0
			7	6	1		
86	5	1	Total	N	Os	0	0
			7	6	1		
86	5	1	Total	N	Os	0	0
			7	6	1		
86	5	1	Total	N	Os	0	0
			7	6	1		
86	5	1	Total	N	Os	0	0
			7	6	1		

Continued on next page...

Continued from previous page...

Mol	Chain	Residues	Atoms			ZeroOcc	AltConf
86	5	1	Total	N	Os	0	0
			7	6	1		
86	5	1	Total	N	Os	0	0
			7	6	1		
86	5	1	Total	N	Os	0	0
			7	6	1		
86	5	1	Total	N	Os	0	0
			7	6	1		
86	5	1	Total	N	Os	0	0
			7	6	1		
86	5	1	Total	N	Os	0	0
			7	6	1		
86	5	1	Total	N	Os	0	0
			7	6	1		
86	5	1	Total	N	Os	0	0
			7	6	1		
86	5	1	Total	N	Os	0	0
			7	6	1		
86	5	1	Total	N	Os	0	0
			7	6	1		
86	5	1	Total	N	Os	0	0
			7	6	1		
86	5	1	Total	N	Os	0	0
			7	6	1		
86	5	1	Total	N	Os	0	0
			7	6	1		
86	5	1	Total	N	Os	0	0
			7	6	1		
86	5	1	Total	N	Os	0	0
			7	6	1		
86	5	1	Total	N	Os	0	0
			7	6	1		
86	5	1	Total	N	Os	0	0
			7	6	1		
86	5	1	Total	N	Os	0	0
			7	6	1		

Continued on next page...

Continued from previous page...

Mol	Chain	Residues	Atoms			ZeroOcc	AltConf
86	5	1	Total	N	Os	0	0
			7	6	1		
86	5	1	Total	N	Os	0	0
			7	6	1		
86	5	1	Total	N	Os	0	0
			7	6	1		
86	5	1	Total	N	Os	0	0
			7	6	1		
86	5	1	Total	N	Os	0	0
			7	6	1		
86	5	1	Total	N	Os	0	0
			7	6	1		
86	5	1	Total	N	Os	0	0
			7	6	1		
86	5	1	Total	N	Os	0	0
			7	6	1		
86	5	1	Total	N	Os	0	0
			7	6	1		
86	5	1	Total	N	Os	0	0
			7	6	1		
86	5	1	Total	N	Os	0	0
			7	6	1		
86	5	1	Total	N	Os	0	0
			7	6	1		
86	5	1	Total	N	Os	0	0
			7	6	1		
86	5	1	Total	N	Os	0	0
			7	6	1		
86	5	1	Total	N	Os	0	0
			7	6	1		
86	5	1	Total	N	Os	0	0
			7	6	1		
86	5	1	Total	N	Os	0	0
			7	6	1		
86	5	1	Total	N	Os	0	0
			7	6	1		

Continued on next page...

Continued from previous page...

Mol	Chain	Residues	Atoms			ZeroOcc	AltConf
86	5	1	Total	N	Os	0	0
			7	6	1		
86	5	1	Total	N	Os	0	0
			7	6	1		
86	5	1	Total	N	Os	0	0
			7	6	1		
86	5	1	Total	N	Os	0	0
			7	6	1		
86	5	1	Total	N	Os	0	0
			7	6	1		
86	5	1	Total	N	Os	0	0
			7	6	1		
86	5	1	Total	N	Os	0	0
			7	6	1		
86	5	1	Total	N	Os	0	0
			7	6	1		
86	5	1	Total	N	Os	0	0
			7	6	1		
86	5	1	Total	N	Os	0	0
			7	6	1		
86	5	1	Total	N	Os	0	0
			7	6	1		
86	5	1	Total	N	Os	0	0
			7	6	1		
86	5	1	Total	N	Os	0	0
			7	6	1		
86	5	1	Total	N	Os	0	0
			7	6	1		
86	5	1	Total	N	Os	0	0
			7	6	1		
86	5	1	Total	N	Os	0	0
			7	6	1		
86	5	1	Total	N	Os	0	0
			7	6	1		
86	5	1	Total	N	Os	0	0
			7	6	1		

Continued on next page...

Continued from previous page...

Mol	Chain	Residues	Atoms			ZeroOcc	AltConf
86	5	1	Total	N	Os	0	0
			7	6	1		
86	5	1	Total	N	Os	0	0
			7	6	1		
86	5	1	Total	N	Os	0	0
			7	6	1		
86	5	1	Total	N	Os	0	0
			7	6	1		
86	5	1	Total	N	Os	0	0
			7	6	1		
86	5	1	Total	N	Os	0	0
			7	6	1		
86	5	1	Total	N	Os	0	0
			7	6	1		
86	5	1	Total	N	Os	0	0
			7	6	1		
86	5	1	Total	N	Os	0	0
			7	6	1		
86	5	1	Total	N	Os	0	0
			7	6	1		
86	5	1	Total	N	Os	0	0
			7	6	1		
86	5	1	Total	N	Os	0	0
			7	6	1		
86	5	1	Total	N	Os	0	0
			7	6	1		
86	5	1	Total	N	Os	0	0
			7	6	1		
86	5	1	Total	N	Os	0	0
			7	6	1		
86	5	1	Total	N	Os	0	0
			7	6	1		
86	5	1	Total	N	Os	0	0
			7	6	1		
86	5	1	Total	N	Os	0	0
			7	6	1		

Continued on next page...

Continued from previous page...

Mol	Chain	Residues	Atoms			ZeroOcc	AltConf
86	5	1	Total	N	Os	0	0
			7	6	1		
86	5	1	Total	N	Os	0	0
			7	6	1		
86	5	1	Total	N	Os	0	0
			7	6	1		
86	5	1	Total	N	Os	0	0
			7	6	1		
86	5	1	Total	N	Os	0	0
			7	6	1		
86	5	1	Total	N	Os	0	0
			7	6	1		
86	5	1	Total	N	Os	0	0
			7	6	1		
86	5	1	Total	N	Os	0	0
			7	6	1		
86	5	1	Total	N	Os	0	0
			7	6	1		
86	5	1	Total	N	Os	0	0
			7	6	1		
86	5	1	Total	N	Os	0	0
			7	6	1		
86	5	1	Total	N	Os	0	0
			7	6	1		
86	5	1	Total	N	Os	0	0
			7	6	1		
86	5	1	Total	N	Os	0	0
			7	6	1		
86	5	1	Total	N	Os	0	0
			7	6	1		
86	5	1	Total	N	Os	0	0
			7	6	1		
86	5	1	Total	N	Os	0	0
			7	6	1		
86	5	1	Total	N	Os	0	0
			7	6	1		

Continued on next page...

Continued from previous page...

Mol	Chain	Residues	Atoms			ZeroOcc	AltConf
86	5	1	Total	N	Os	0	0
			7	6	1		
86	5	1	Total	N	Os	0	0
			7	6	1		
86	5	1	Total	N	Os	0	0
			7	6	1		
86	5	1	Total	N	Os	0	0
			7	6	1		
86	5	1	Total	N	Os	0	0
			7	6	1		
86	5	1	Total	N	Os	0	0
			7	6	1		
86	5	1	Total	N	Os	0	0
			7	6	1		
86	5	1	Total	N	Os	0	0
			7	6	1		
86	5	1	Total	N	Os	0	0
			7	6	1		
86	5	1	Total	N	Os	0	0
			7	6	1		
86	5	1	Total	N	Os	0	0
			7	6	1		
86	5	1	Total	N	Os	0	0
			7	6	1		
86	5	1	Total	N	Os	0	0
			7	6	1		
86	5	1	Total	N	Os	0	0
			7	6	1		
86	5	1	Total	N	Os	0	0
			7	6	1		
86	5	1	Total	N	Os	0	0
			7	6	1		
86	5	1	Total	N	Os	0	0
			7	6	1		

Continued on next page...

Continued from previous page...

Mol	Chain	Residues	Atoms			ZeroOcc	AltConf
86	5	1	Total	N	Os	0	0
			7	6	1		
86	5	1	Total	N	Os	0	0
			7	6	1		
86	5	1	Total	N	Os	0	0
			7	6	1		
86	5	1	Total	N	Os	0	0
			7	6	1		
86	5	1	Total	N	Os	0	0
			7	6	1		
86	5	1	Total	N	Os	0	0
			7	6	1		
86	5	1	Total	N	Os	0	0
			7	6	1		
86	5	1	Total	N	Os	0	0
			7	6	1		
86	5	1	Total	N	Os	0	0
			7	6	1		
86	5	1	Total	N	Os	0	0
			7	6	1		
86	5	1	Total	N	Os	0	0
			7	6	1		
86	5	1	Total	N	Os	0	0
			7	6	1		
86	5	1	Total	N	Os	0	0
			7	6	1		
86	5	1	Total	N	Os	0	0
			7	6	1		
86	5	1	Total	N	Os	0	0
			7	6	1		
86	5	1	Total	N	Os	0	0
			7	6	1		
86	5	1	Total	N	Os	0	0
			7	6	1		
86	5	1	Total	N	Os	0	0
			7	6	1		

Continued on next page...

Continued from previous page...

Mol	Chain	Residues	Atoms			ZeroOcc	AltConf
86	5	1	Total	N	Os	0	0
			7	6	1		
86	5	1	Total	N	Os	0	0
			7	6	1		
86	5	1	Total	N	Os	0	0
			7	6	1		
86	5	1	Total	N	Os	0	0
			7	6	1		
86	5	1	Total	N	Os	0	0
			7	6	1		
86	5	1	Total	N	Os	0	0
			7	6	1		
86	5	1	Total	N	Os	0	0
			7	6	1		
86	5	1	Total	N	Os	0	0
			7	6	1		
86	5	1	Total	N	Os	0	0
			7	6	1		
86	5	1	Total	N	Os	0	0
			7	6	1		
86	5	1	Total	N	Os	0	0
			7	6	1		
86	5	1	Total	N	Os	0	0
			7	6	1		
86	5	1	Total	N	Os	0	0
			7	6	1		
86	5	1	Total	N	Os	0	0
			7	6	1		
86	5	1	Total	N	Os	0	0
			7	6	1		
86	5	1	Total	N	Os	0	0
			7	6	1		
86	5	1	Total	N	Os	0	0
			7	6	1		
86	5	1	Total	N	Os	0	0
			7	6	1		

Continued on next page...

Continued from previous page...

Mol	Chain	Residues	Atoms			ZeroOcc	AltConf
86	5	1	Total	N	Os	0	0
			7	6	1		
86	5	1	Total	N	Os	0	0
			7	6	1		
86	5	1	Total	N	Os	0	0
			7	6	1		
86	5	1	Total	N	Os	0	0
			7	6	1		
86	5	1	Total	N	Os	0	0
			7	6	1		
86	5	1	Total	N	Os	0	0
			7	6	1		
86	5	1	Total	N	Os	0	0
			7	6	1		
86	5	1	Total	N	Os	0	0
			7	6	1		
86	5	1	Total	N	Os	0	0
			7	6	1		
86	5	1	Total	N	Os	0	0
			7	6	1		
86	5	1	Total	N	Os	0	0
			7	6	1		
86	5	1	Total	N	Os	0	0
			7	6	1		
86	5	1	Total	N	Os	0	0
			7	6	1		
86	5	1	Total	N	Os	0	0
			7	6	1		
86	5	1	Total	N	Os	0	0
			7	6	1		
86	5	1	Total	N	Os	0	0
			7	6	1		
86	5	1	Total	N	Os	0	0
			7	6	1		
86	5	1	Total	N	Os	0	0
			7	6	1		

Continued on next page...

Continued from previous page...

Mol	Chain	Residues	Atoms			ZeroOcc	AltConf
86	5	1	Total	N	Os	0	0
			7	6	1		
86	5	1	Total	N	Os	0	0
			7	6	1		
86	5	1	Total	N	Os	0	0
			7	6	1		
86	5	1	Total	N	Os	0	0
			7	6	1		
86	5	1	Total	N	Os	0	0
			7	6	1		
86	5	1	Total	N	Os	0	0
			7	6	1		
86	5	1	Total	N	Os	0	0
			7	6	1		
86	5	1	Total	N	Os	0	0
			7	6	1		
86	5	1	Total	N	Os	0	0
			7	6	1		
86	5	1	Total	N	Os	0	0
			7	6	1		
86	5	1	Total	N	Os	0	0
			7	6	1		
86	5	1	Total	N	Os	0	0
			7	6	1		
86	5	1	Total	N	Os	0	0
			7	6	1		
86	5	1	Total	N	Os	0	0
			7	6	1		
86	5	1	Total	N	Os	0	0
			7	6	1		
86	5	1	Total	N	Os	0	0
			7	6	1		
86	5	1	Total	N	Os	0	0
			7	6	1		
86	5	1	Total	N	Os	0	0
			7	6	1		

Continued on next page...

Continued from previous page...

Mol	Chain	Residues	Atoms			ZeroOcc	AltConf
86	5	1	Total	N	Os	0	0
			7	6	1		
86	5	1	Total	N	Os	0	0
			7	6	1		
86	5	1	Total	N	Os	0	0
			7	6	1		
86	5	1	Total	N	Os	0	0
			7	6	1		
86	5	1	Total	N	Os	0	0
			7	6	1		
86	5	1	Total	N	Os	0	0
			7	6	1		
86	5	1	Total	N	Os	0	0
			7	6	1		
86	5	1	Total	N	Os	0	0
			7	6	1		
86	5	1	Total	N	Os	0	0
			7	6	1		
86	5	1	Total	N	Os	0	0
			7	6	1		
86	5	1	Total	N	Os	0	0
			7	6	1		
86	5	1	Total	N	Os	0	0
			7	6	1		
86	5	1	Total	N	Os	0	0
			7	6	1		
86	5	1	Total	N	Os	0	0
			7	6	1		
86	5	1	Total	N	Os	0	0
			7	6	1		
86	7	1	Total	N	Os	0	0
			7	6	1		

Continued on next page...

Continued from previous page...

Mol	Chain	Residues	Atoms			ZeroOcc	AltConf
86	7	1	Total	N	Os	0	0
			7	6	1		
86	7	1	Total	N	Os	0	0
			7	6	1		
86	7	1	Total	N	Os	0	0
			7	6	1		
86	7	1	Total	N	Os	0	0
			7	6	1		
86	7	1	Total	N	Os	0	0
			7	6	1		
86	7	1	Total	N	Os	0	0
			7	6	1		
86	7	1	Total	N	Os	0	0
			7	6	1		
86	7	1	Total	N	Os	0	0
			7	6	1		
86	7	1	Total	N	Os	0	0
			7	6	1		
86	8	1	Total	N	Os	0	0
			7	6	1		
86	8	1	Total	N	Os	0	0
			7	6	1		
86	8	1	Total	N	Os	0	0
			7	6	1		
86	8	1	Total	N	Os	0	0
			7	6	1		
86	8	1	Total	N	Os	0	0
			7	6	1		
86	8	1	Total	N	Os	0	0
			7	6	1		
86	8	1	Total	N	Os	0	0
			7	6	1		
86	8	1	Total	N	Os	0	0
			7	6	1		

Continued on next page...

Continued from previous page...

Mol	Chain	Residues	Atoms			ZeroOcc	AltConf
86	8	1	Total	N	Os	0	0
			7	6	1		
86	8	1	Total	N	Os	0	0
			7	6	1		
86	8	1	Total	N	Os	0	0
			7	6	1		
86	8	1	Total	N	Os	0	0
			7	6	1		
86	8	1	Total	N	Os	0	0
			7	6	1		
86	13	1	Total	N	Os	0	0
			7	6	1		
86	13	1	Total	N	Os	0	0
			7	6	1		
86	14	1	Total	N	Os	0	0
			7	6	1		
86	14	1	Total	N	Os	0	0
			7	6	1		
86	15	1	Total	N	Os	0	0
			7	6	1		
86	15	1	Total	N	Os	0	0
			7	6	1		
86	15	1	Total	N	Os	0	0
			7	6	1		
86	19	1	Total	N	Os	0	0
			7	6	1		
86	m0	1	Total	N	Os	0	0
			7	6	1		
86	m0	1	Total	N	Os	0	0
			7	6	1		
86	m1	1	Total	N	Os	0	0
			7	6	1		
86	m4	1	Total	N	Os	0	0
			7	6	1		
86	m5	1	Total	N	Os	0	0
			7	6	1		
86	m6	1	Total	N	Os	0	0
			7	6	1		
86	m7	1	Total	N	Os	0	0
			7	6	1		
86	n1	1	Total	N	Os	0	0
			7	6	1		

Continued on next page...

Continued from previous page...

Mol	Chain	Residues	Atoms			ZeroOcc	AltConf
86	n3	1	Total	N	Os	0	0
			7	6	1		
86	n9	1	Total	N	Os	0	0
			7	6	1		
86	o3	1	Total	N	Os	0	0
			7	6	1		
86	o7	1	Total	N	Os	0	0
			7	6	1		
86	q2	1	Total	N	Os	0	0
			7	6	1		

- Molecule 87 is ZINC ION (three-letter code: ZN) (formula: Zn).

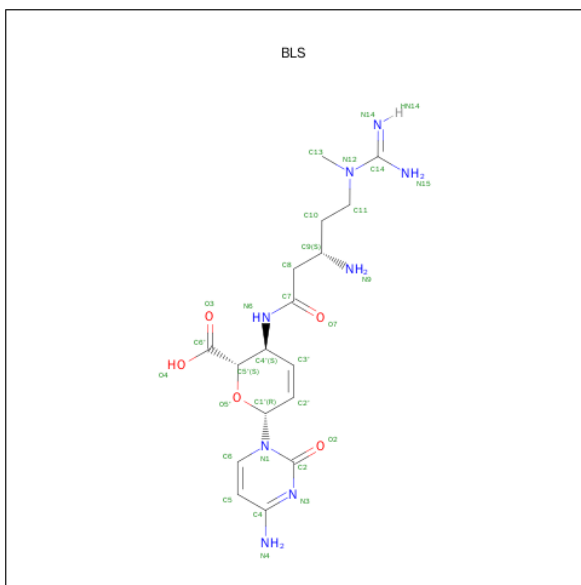
Mol	Chain	Residues	Atoms		ZeroOcc	AltConf
87	q0	1	Total	Zn	0	0
			1	1		
87	D6	1	Total	Zn	0	0
			1	1		
87	Q2	1	Total	Zn	0	0
			1	1		
87	e1	1	Total	Zn	0	0
			1	1		
87	Q3	1	Total	Zn	0	0
			1	1		
87	D9	1	Total	Zn	0	0
			1	1		
87	E1	1	Total	Zn	0	0
			1	1		
87	Q0	1	Total	Zn	0	0
			1	1		
87	d7	1	Total	Zn	0	0
			1	1		
87	q3	1	Total	Zn	0	0
			1	1		
87	d9	1	Total	Zn	0	0
			1	1		
87	D7	1	Total	Zn	0	0
			1	1		
87	d6	1	Total	Zn	0	0
			1	1		
87	o7	1	Total	Zn	0	0
			1	1		

Continued on next page...

Continued from previous page...

Mol	Chain	Residues	Atoms	ZeroOcc	AltConf
87	O7	1	Total Zn 1 1	0	0
87	q2	1	Total Zn 1 1	0	0

- Molecule 88 is BLASTICIDIN S (three-letter code: BLS) (formula: $\text{C}_{17}\text{H}_{26}\text{N}_8\text{O}_5$).



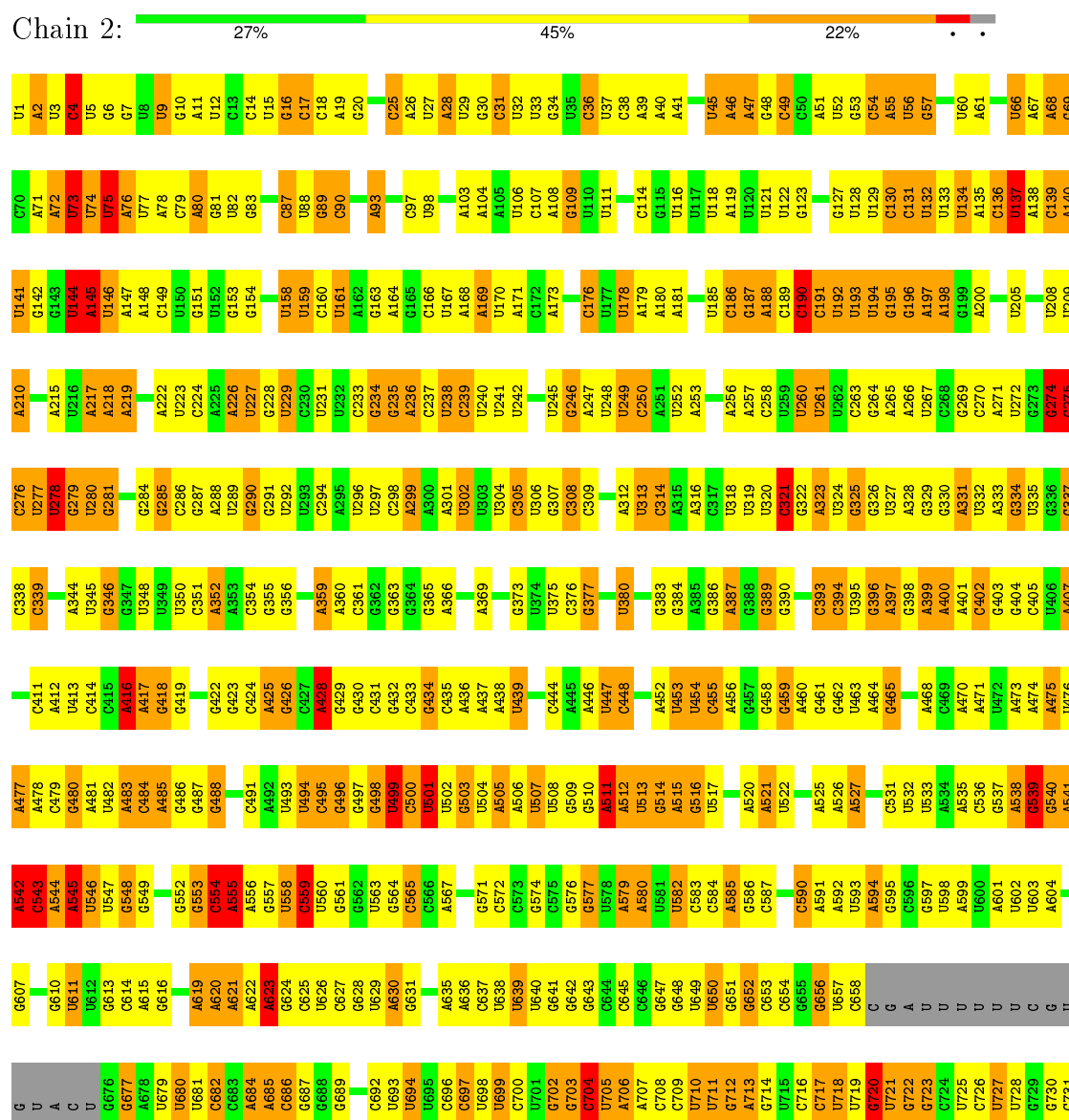
Mol	Chain	Residues	Atoms				ZeroOcc	AltConf
88	1	1	Total 30	C 17	N 8	O 5	0	0
88	5	1	Total 30	C 17	N 8	O 5	0	0

3 Residue-property plots

These plots are drawn for all protein, RNA and DNA chains in the entry. The first graphic for a chain summarises the proportions of errors displayed in the second graphic. The second graphic shows the sequence view annotated by issues in geometry and electron density. Residues are color-coded according to the number of geometric quality criteria for which they contain at least one outlier: green = 0, yellow = 1, orange = 2 and red = 3 or more. A red dot above a residue indicates a poor fit to the electron density ($RSRZ > 2$). Stretches of 2 or more consecutive residues without any outlier are shown as a green connector. Residues present in the sample, but not in the model, are shown in grey.

Note EDS failed to run properly.

• Molecule 1: 18S ribosomal RNA

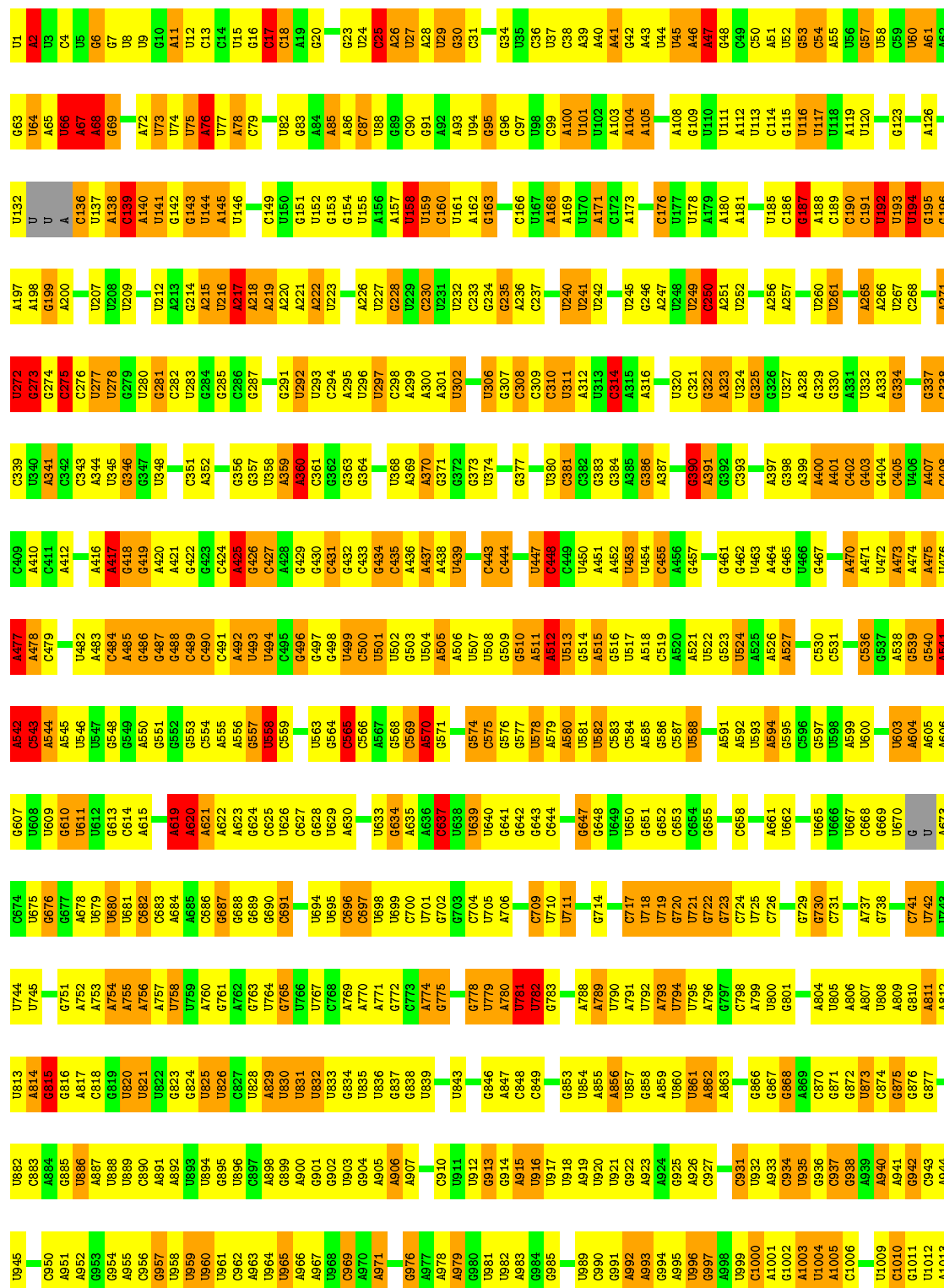


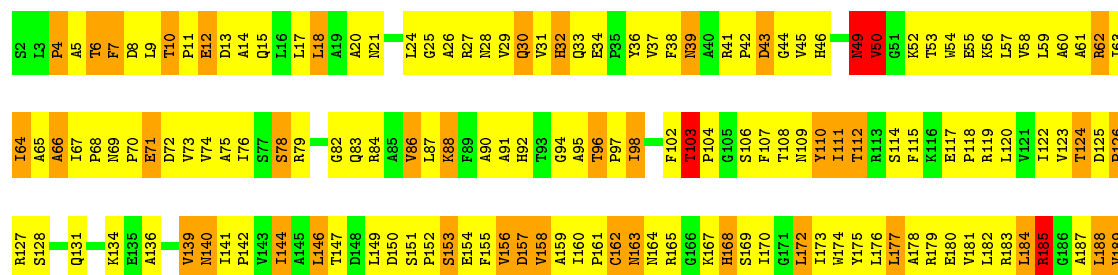
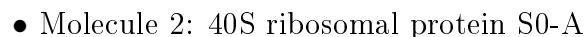





• Molecule 1: 18S ribosomal RNA

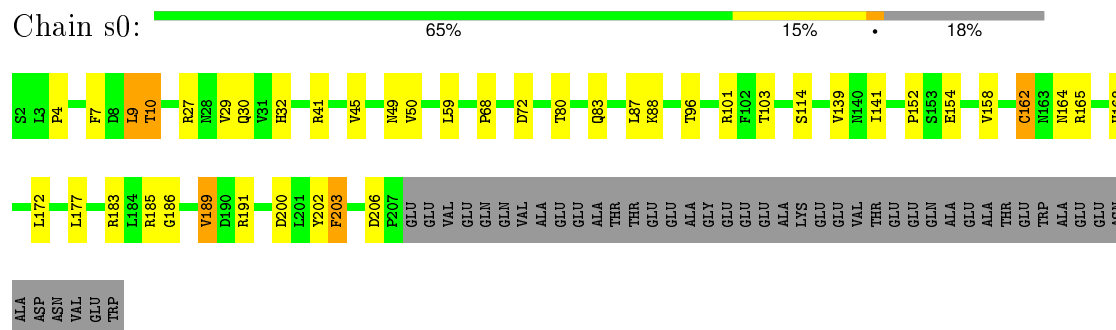
Chain 6: 29% 45% 22%



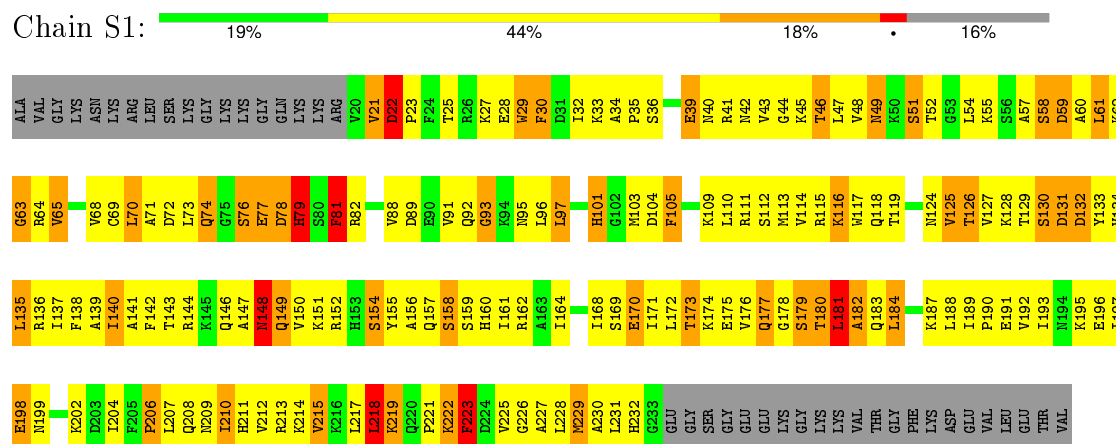




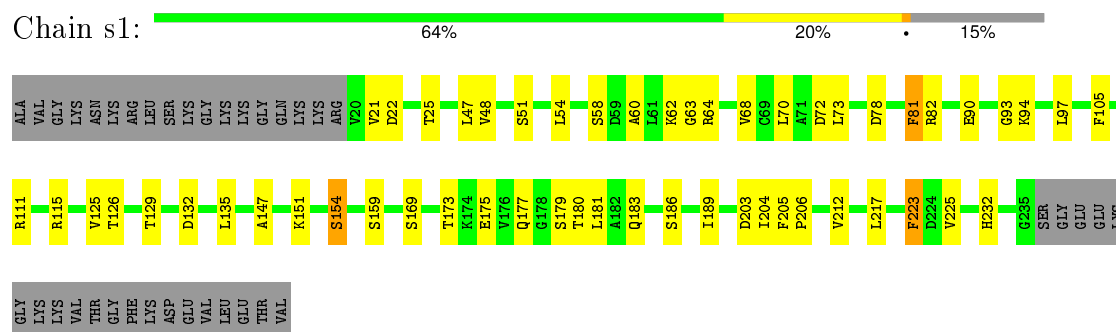
• Molecule 2: 40S ribosomal protein S0-A



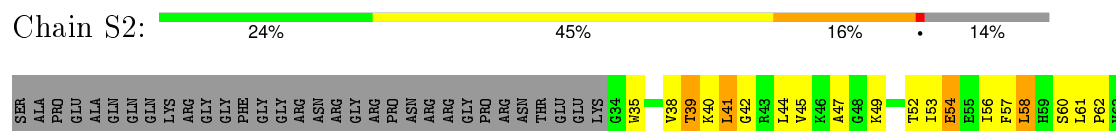
• Molecule 3: 40S ribosomal protein S1-A

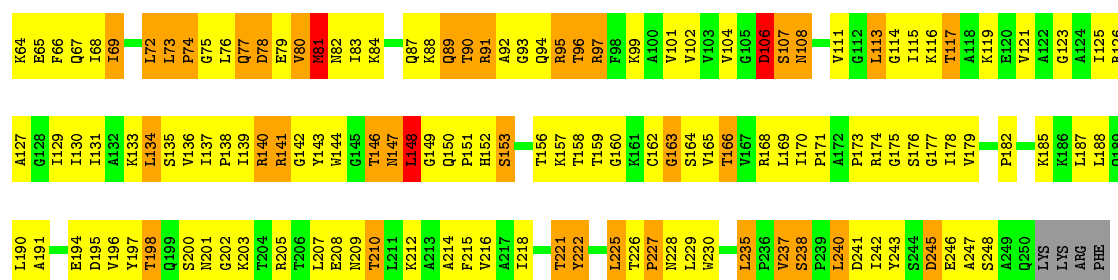


• Molecule 3: 40S ribosomal protein S1-A



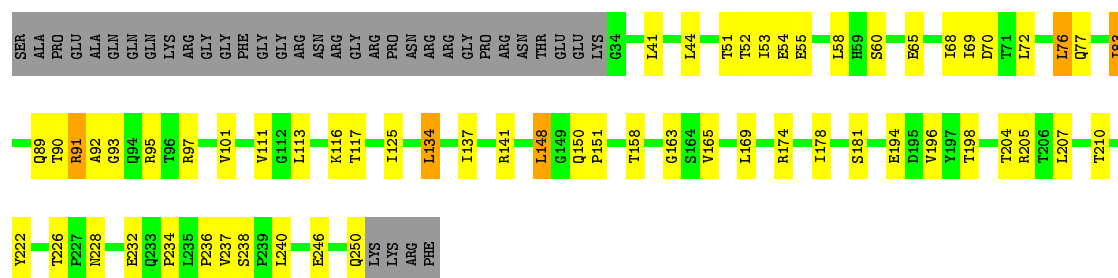
• Molecule 4: 40S ribosomal protein S2





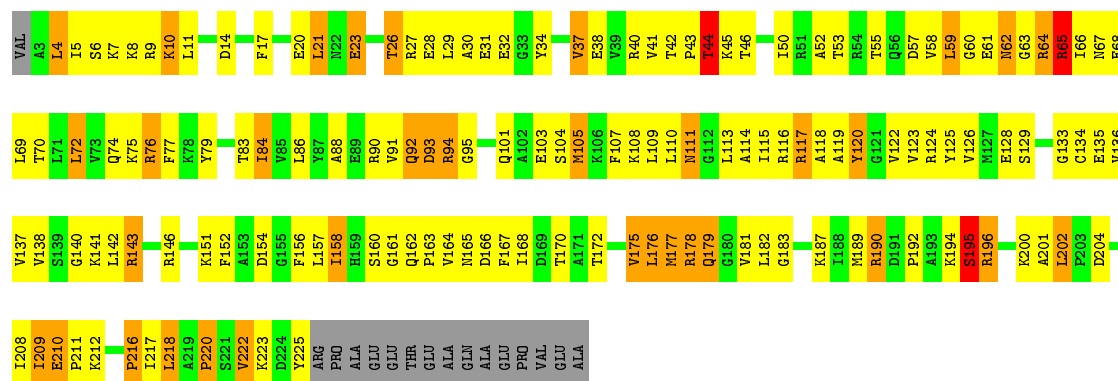
• Molecule 4: 40S ribosomal protein S2

Chain s2: 62% 22% 14%



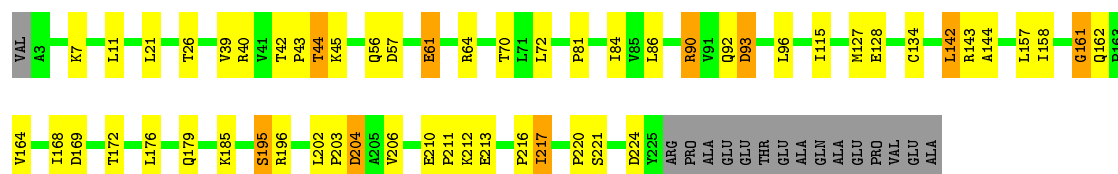
• Molecule 5: 40S ribosomal protein S3

Chain S3: 32% 46% 15% 7%




• Molecule 5: 40S ribosomal protein S3

Chain s3: 70% 20% 7%



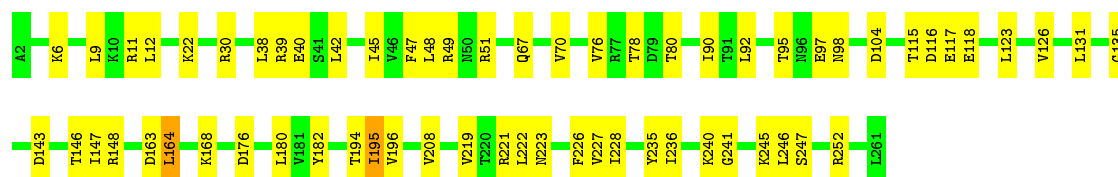
• Molecule 6: 40S ribosomal protein S4-A

Chain S4: 30% 55% 14%



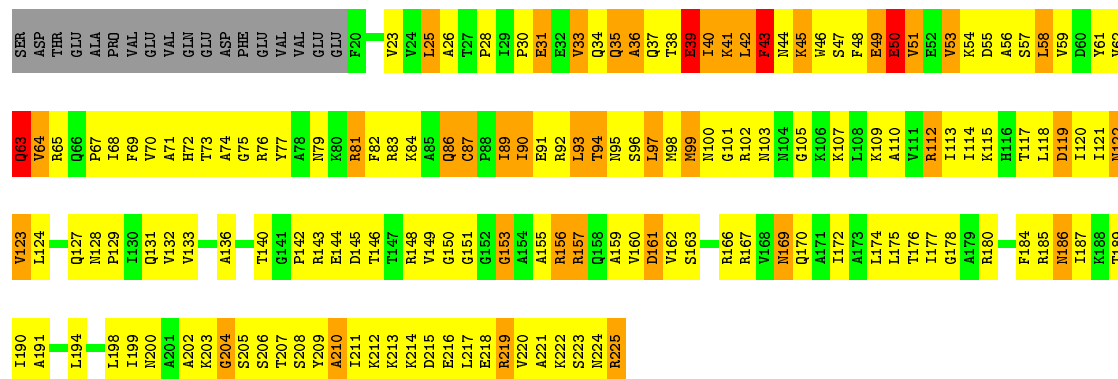
• Molecule 6: 40S ribosomal protein S4-A

Chain s4: 76% 23%



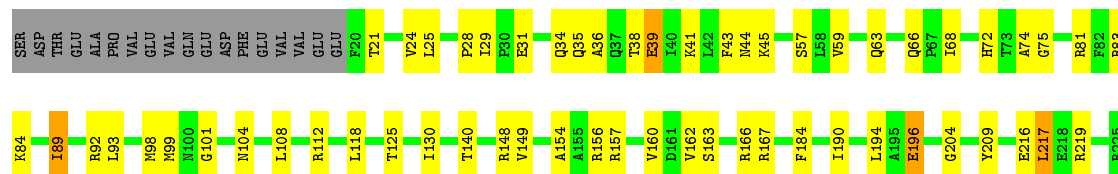
• Molecule 7: 40S ribosomal protein S5

Chain S5: 21% 52% 17% 8%



• Molecule 7: 40S ribosomal protein S5

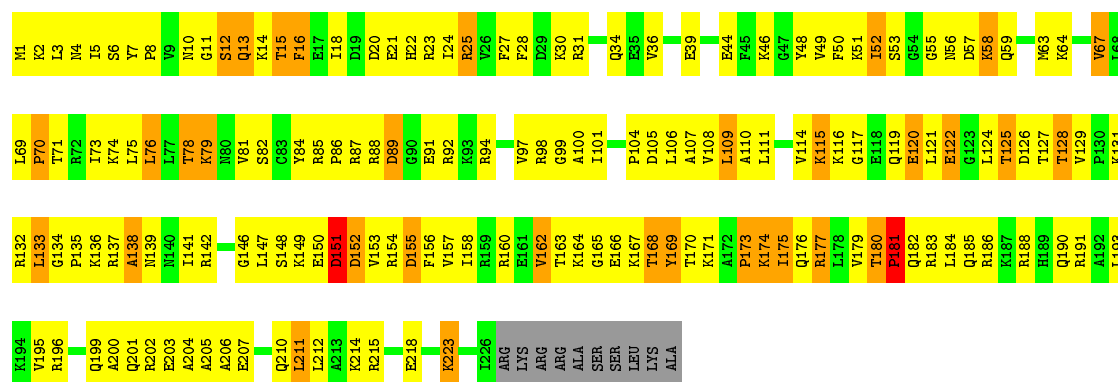
Chain s5: 66% 24% 8%



• Molecule 8: 40S ribosomal protein S6-A

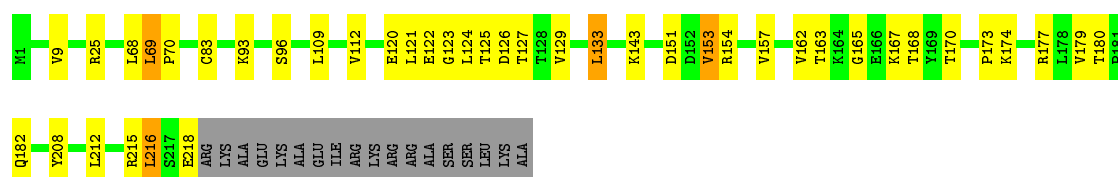
Chain S6: 27% 54% 14%





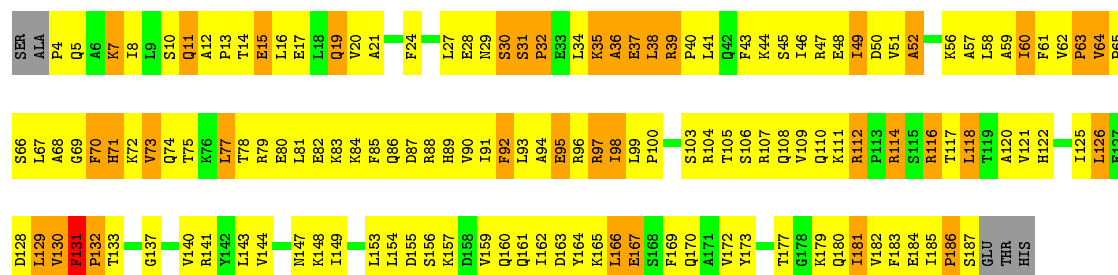
• Molecule 8: 40S ribosomal protein S6-A

Chain s6: 75% 16% 8%



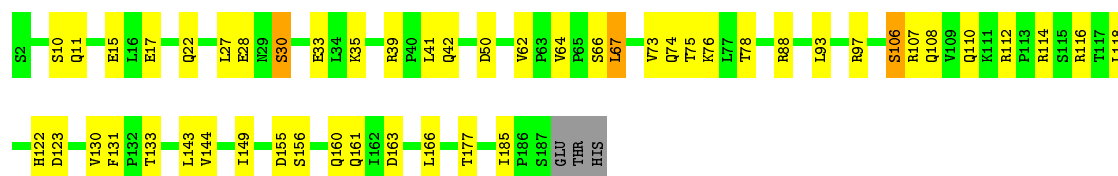
• Molecule 9: 40S ribosomal protein S7-A

Chain S7: 21% 57% 20%



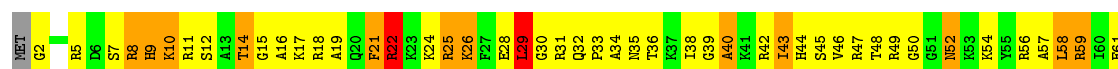
• Molecule 9: 40S ribosomal protein S7-A

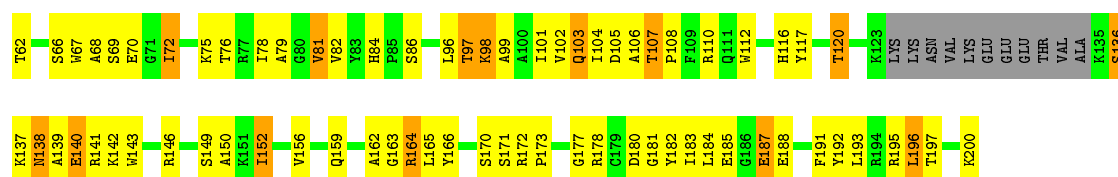
Chain s7: 72% 25%



• Molecule 10: 40S ribosomal protein S8-A

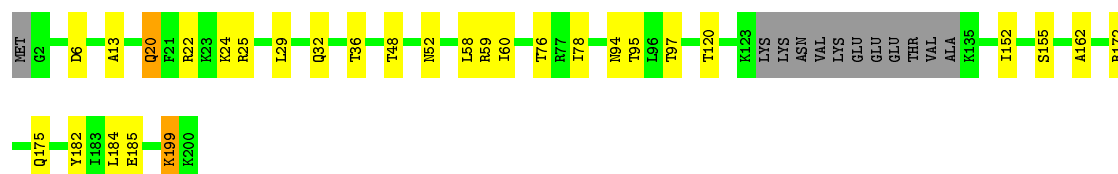
Chain S8: 35% 46% 13% 6%





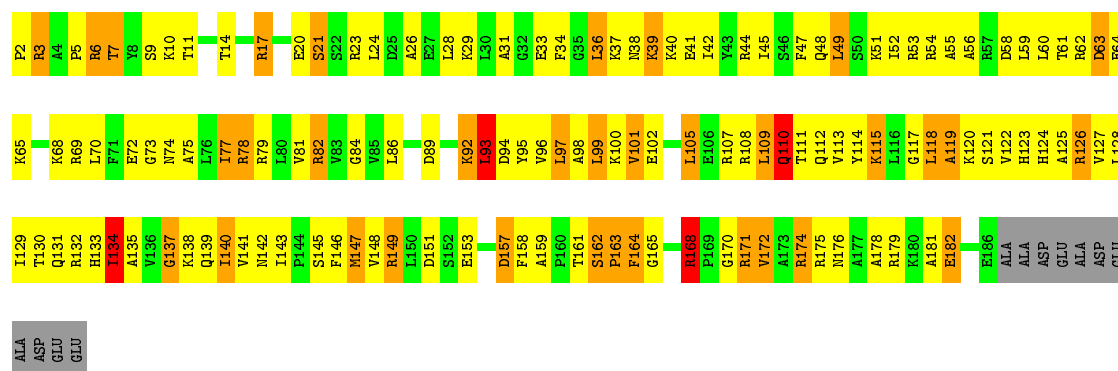
• Molecule 10: 40S ribosomal protein S8-A

Chain s8: 80% 14% 6%



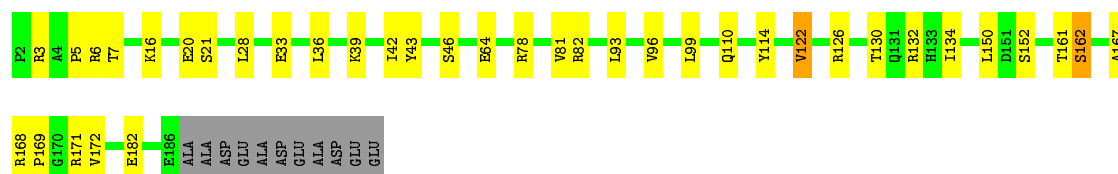
• Molecule 11: 40S ribosomal protein S9-A

Chain S9: 26% 49% 17% 6%



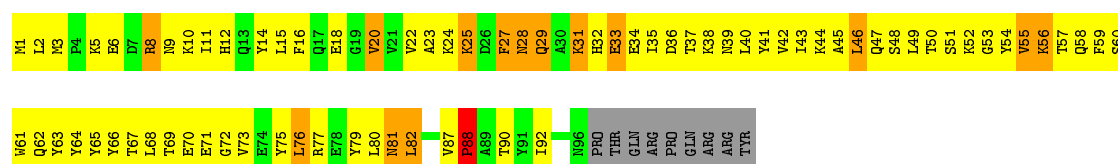
• Molecule 11: 40S ribosomal protein S9-A

Chain s9: 75% 18% 6%



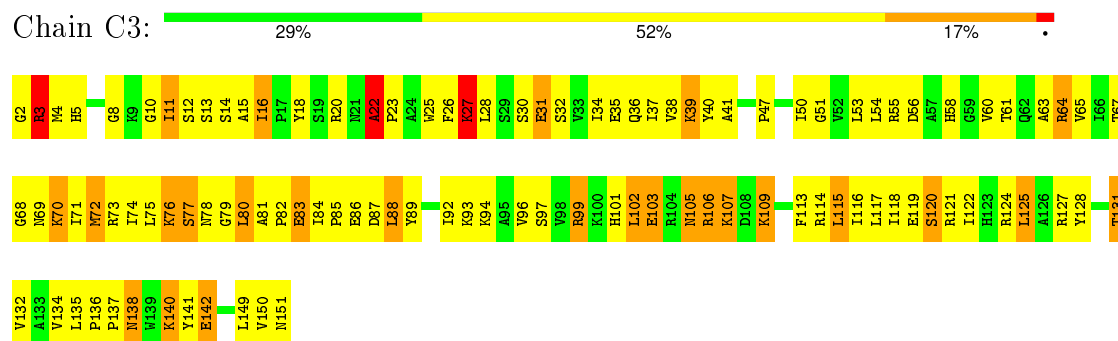
• Molecule 12: 40S ribosomal protein S10-A

Chain C0: 19% 58% 13% 9%

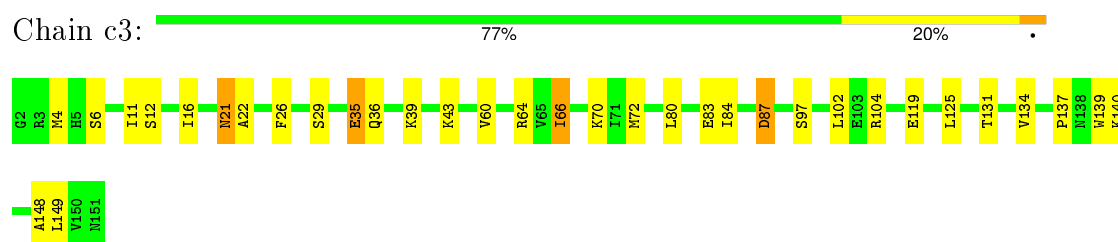


- Chain c2:

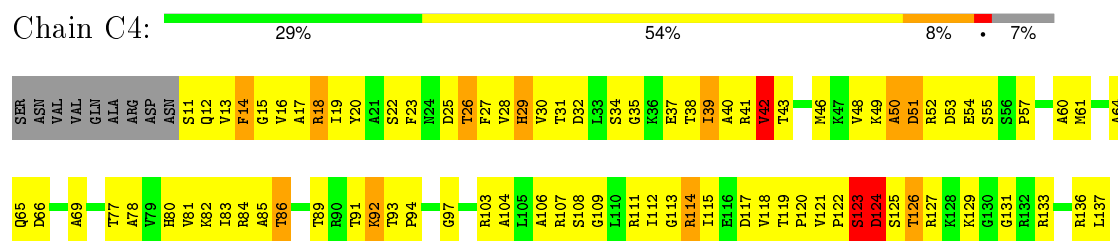
- Molecule 15: 40S ribosomal protein S13



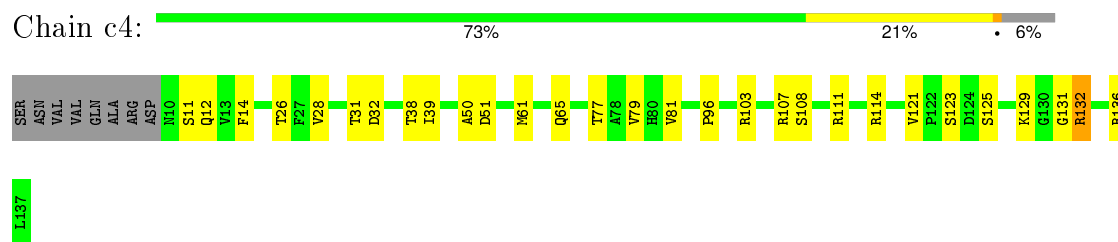
- Molecule 15: 40S ribosomal protein S13



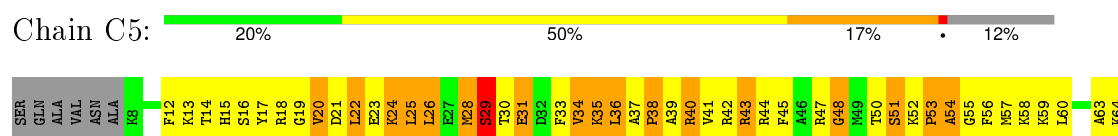
- Molecule 16: 40S ribosomal protein S14-A

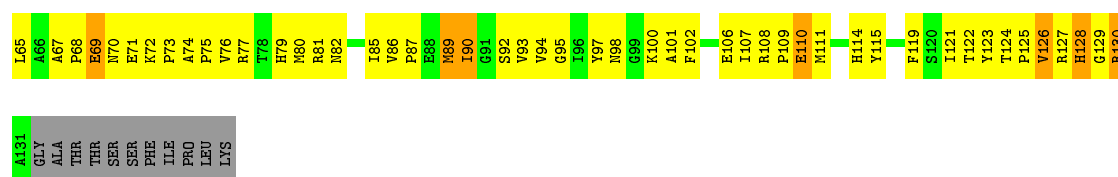


- Molecule 16: 40S ribosomal protein S14-A



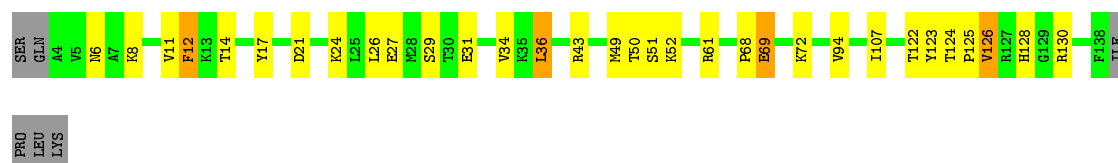
- Molecule 17: 40S ribosomal protein S15






- Molecule 17: 40S ribosomal protein S15

Chain c5: 73% 20%



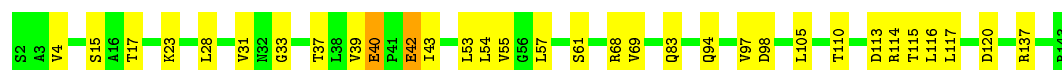
- Molecule 18: 40S ribosomal protein S16-A

Chain C6: 15% 70% 12%



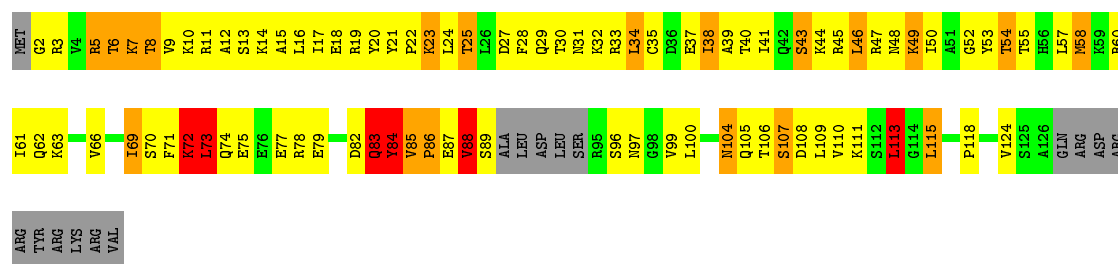
- Molecule 18: 40S ribosomal protein S16-A

Chain c6: 77% 21%



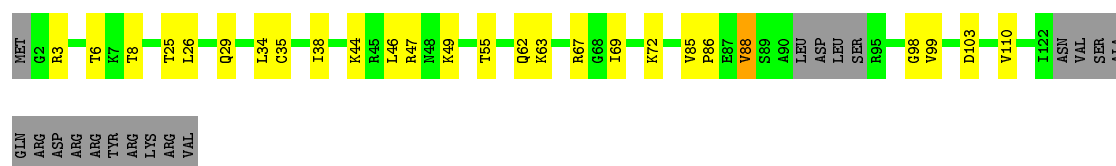
- Molecule 19: 40S ribosomal protein S17-A

Chain C7: 22% 48% 14% 12%



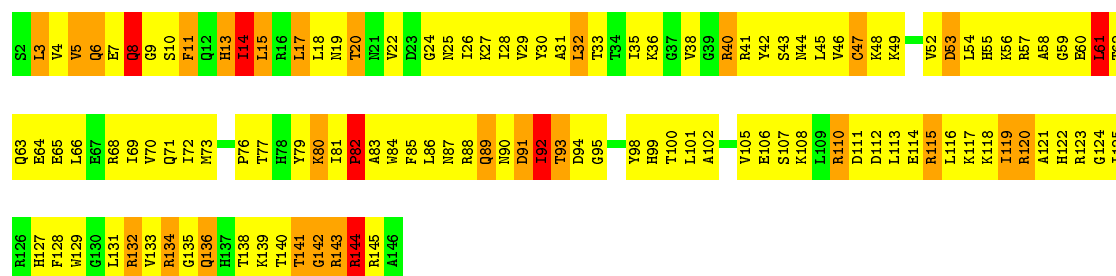
- Molecule 19: 40S ribosomal protein S17-A

Chain c7: 67% 18% 14%



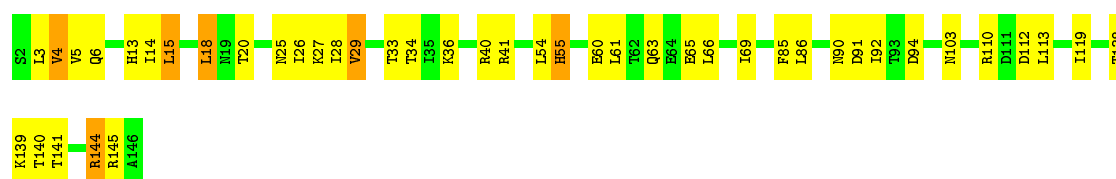
- Molecule 20: 40S ribosomal protein S18-A

Chain C8: 16% 62% 18%



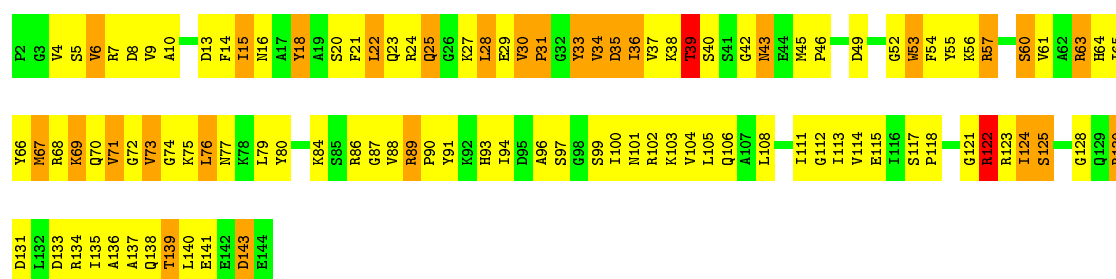
- Molecule 20: 40S ribosomal protein S18-A

Chain c8: 70% 26%



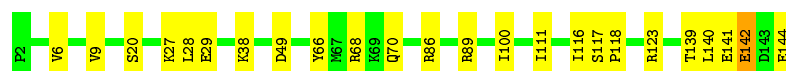
- Molecule 21: 40S ribosomal protein S19-A

Chain C9: 26% 53% 20%



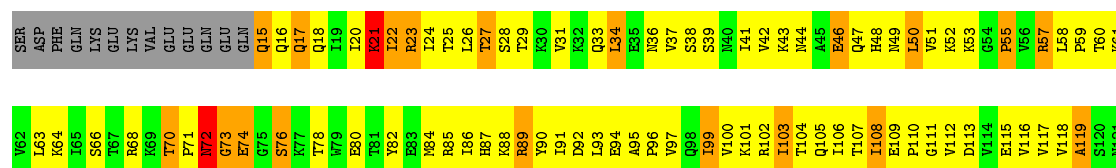
- Molecule 21: 40S ribosomal protein S19-A

Chain c9: 83% 16%



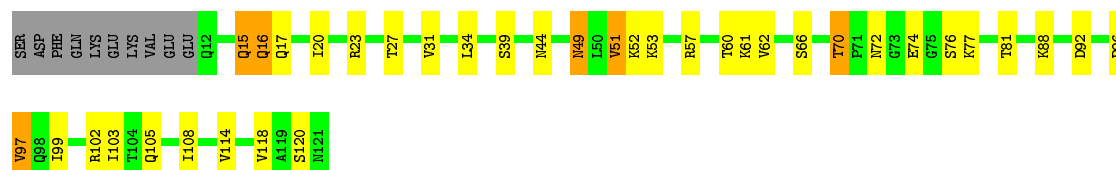
- Molecule 22: 40S ribosomal protein S20

Chain D0: 

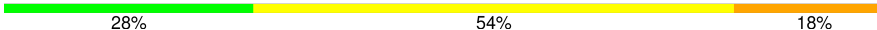


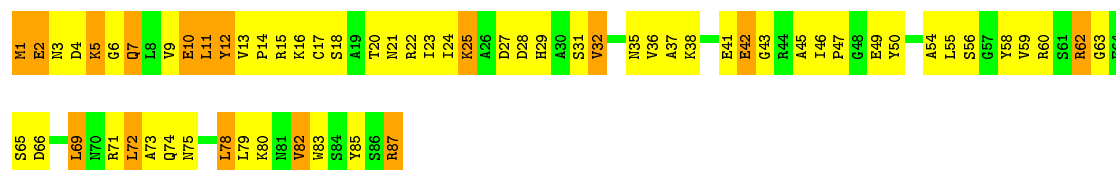
- Molecule 22: 40S ribosomal protein S20

Chain d0: 




- Molecule 23: 40S ribosomal protein S21-A

Chain D1: 



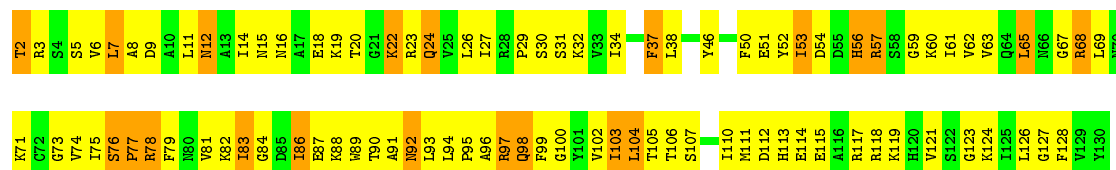
- Molecule 23: 40S ribosomal protein S21-A

Chain d1: 




- Molecule 24: 40S ribosomal protein S22-A

Chain D2: 

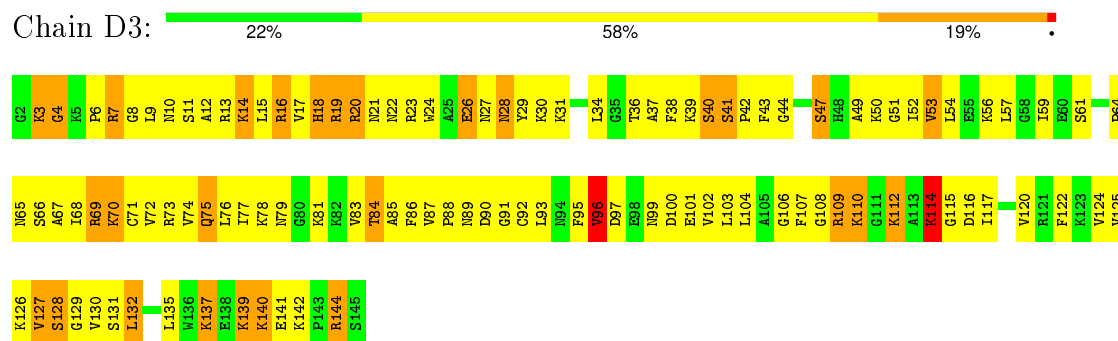


- Molecule 24: 40S ribosomal protein S22-A

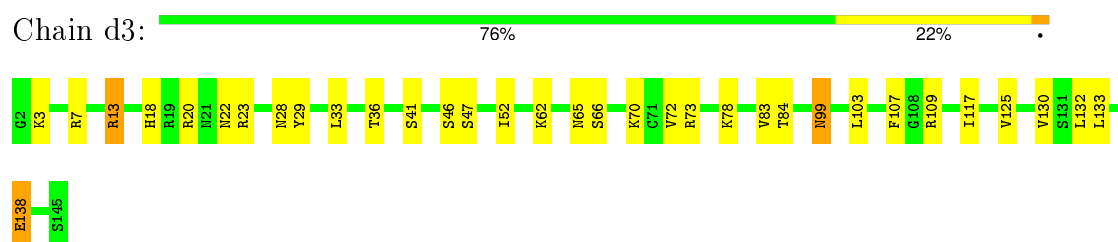
Chain d2: 



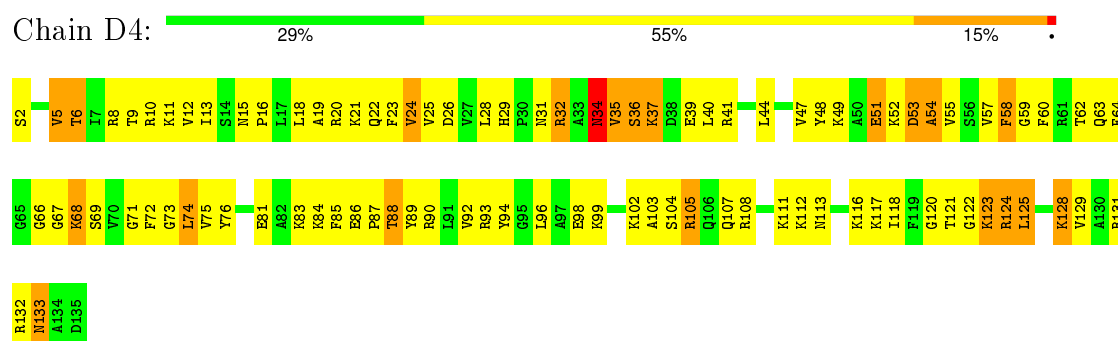
- Molecule 25: 40S ribosomal protein S23-A



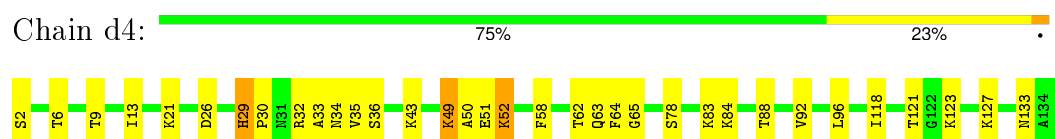
- Molecule 25: 40S ribosomal protein S23-A



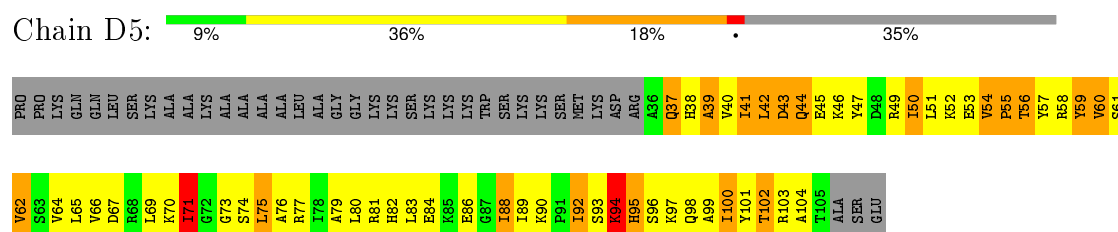
- Molecule 26: 40S ribosomal protein S24-A



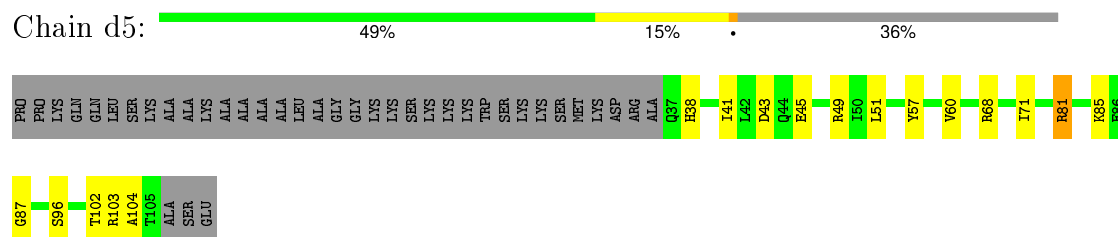
- Molecule 26: 40S ribosomal protein S24-A



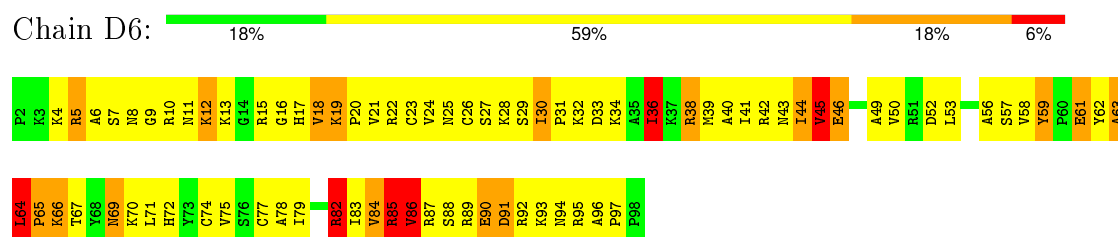
- Molecule 27: 40S ribosomal protein S25-A



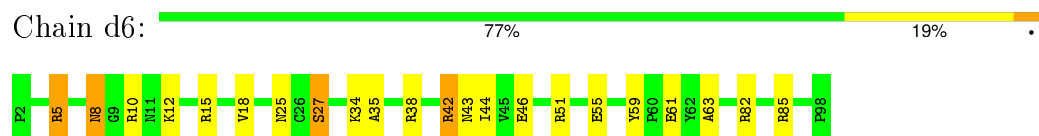
- Molecule 27: 40S ribosomal protein S25-A



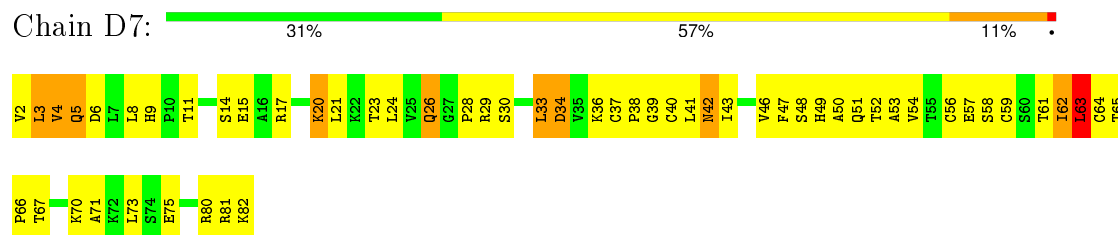
- Molecule 28: 40S ribosomal protein S26-B



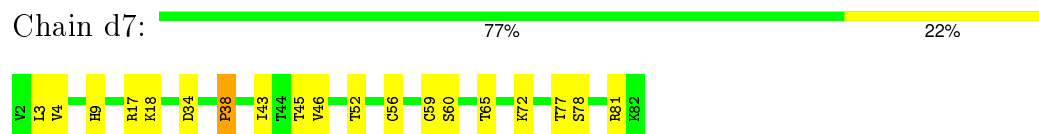
- Molecule 28: 40S ribosomal protein S26-B



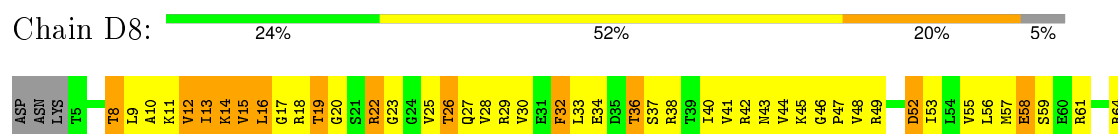
- Molecule 29: 40S ribosomal protein S27-A



- Molecule 29: 40S ribosomal protein S27-A



- Molecule 30: 40S ribosomal protein S28-A





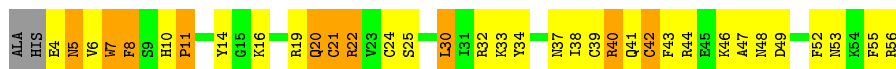
- Molecule 30: 40S ribosomal protein S28-A

Chain d8: 74% 17% 5% 5%



- Molecule 31: 40S ribosomal protein S29-A

Chain D9: 33% 45% 18%



- Molecule 31: 40S ribosomal protein S29-A

Chain d9: 71% 24%



- Molecule 32: 40S ribosomal protein S30-A

Chain E0: 42% 45% 12%



- Molecule 33: Ubiquitin-40S ribosomal protein S31

Chain E1: 18% 50% 20% 5% 7%



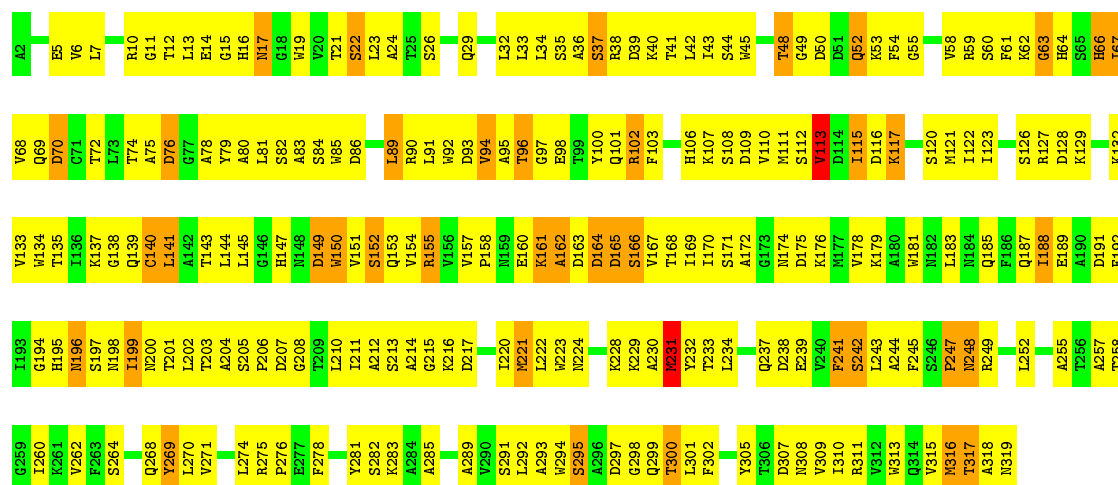
- Molecule 33: Ubiquitin-40S ribosomal protein S31

Chain e1: 57% 38%



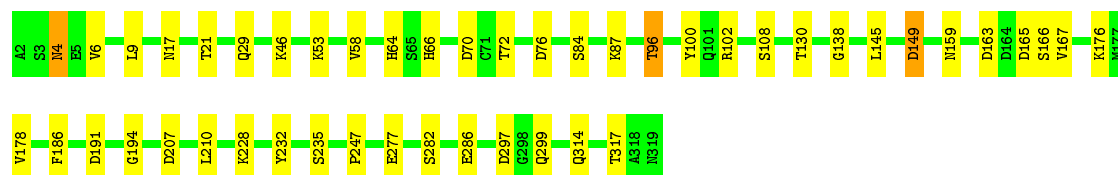
- Molecule 34: Guanine nucleotide-binding protein subunit beta-like protein

Chain SR: 26% 60% 13%



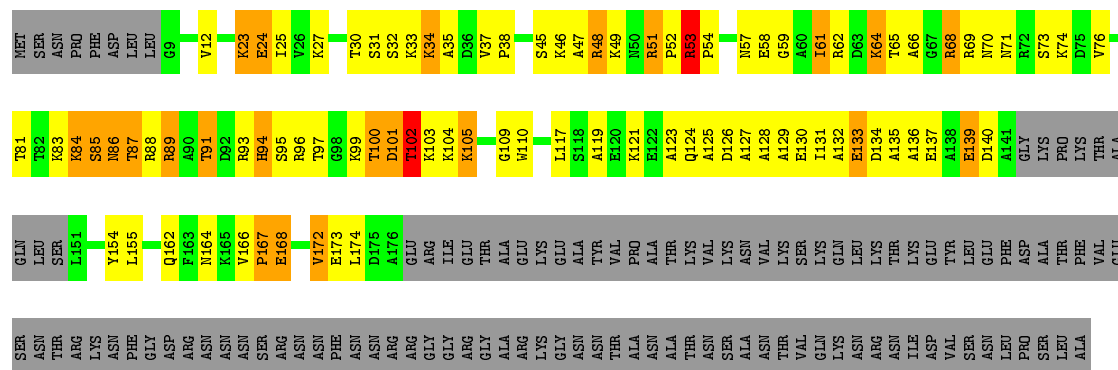
- Molecule 34: Guanine nucleotide-binding protein subunit beta-like protein

Chain sR: 85% 14% •



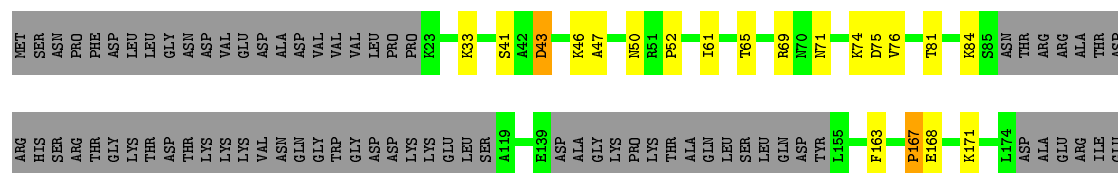
- Molecule 35: Suppressor protein STM1

Chain SM: 25% 24% 8% 42% •



- Molecule 35: Suppressor protein STM1

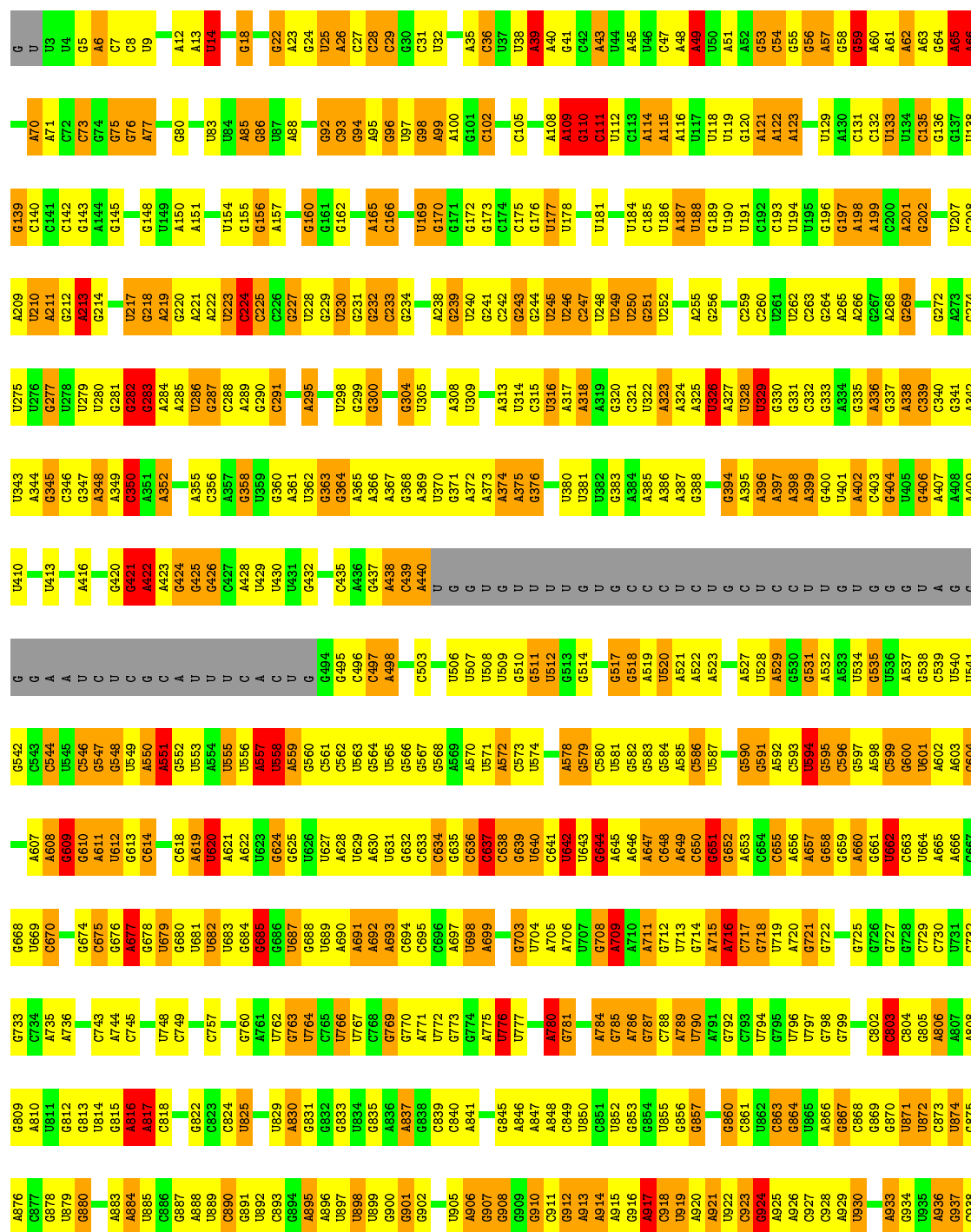
Chain sM: 31% 7% 62% •



THR	ALA	GLU	LYS	GLU	ALA	TYR	VAL	PRO	ALA	THR	LYS	VAL	LYS	ASN	VAL	LYS	SER	LYS	GLN	LEU	THR	LYS	LYS	GLU	TYR	LEU	GLU	PHE	ASP	ALA	THR	PHE	VAL	GLU	SER	ASN	THR	ARG	ASN	ASN	PHE	GLY	ASP	ARG	ASN	ASN	SER	ASN	ARG	ASN	GLY	ARG
GLY	ALA	ARG	LYS	GLY	ASN	ASN	THR	THR	ALA	ALA	THR	THR	ASN	SER	ALA	ASN	VAL	VAL	GLN	LYS	ASN	ASN	ASN	ILE	ASP	VAL	SER	SER	ASN	ASN	LEU	PRO	SER	SER	LEU	ALA																

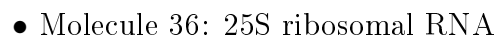
- Molecule 36: 25S ribosomal RNA

Chain 1: 



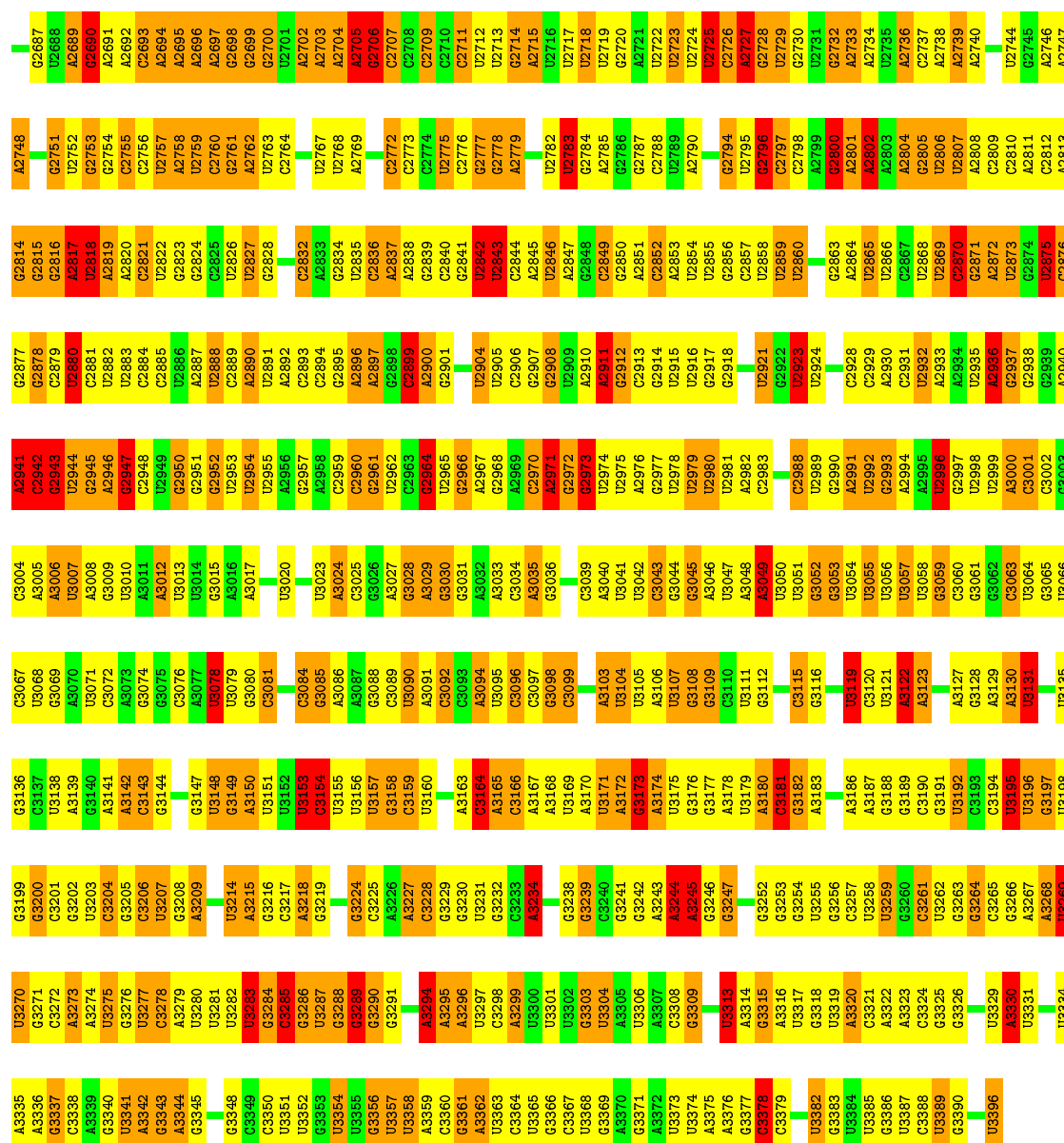
C1943	G1949	G1807	C1670	G1599	U1530	A1467	C1402	U1341	A1271	A1205	U1138	C1069	A1003	U939
U1944	G1949	G1808	C1670	U1600	U1533	A1468	C1403	C1342	A1272	G1206	G1139	U1070	U1004	G940
A1945	U1877	A1809	A1602	A1601	A1534	C1469	C1404	A1343	A1273	U1208	G1140	U1071	G1005	G941
G1949	G1878	A1810	A1603	A1602	A1534	U1470	C1405	G1344	A1274	G1207	C1141	G1072	G1005	U942
C1951	G1879	G1813	G1674	A1603	A1536	U1471	A1406	G1345	C1275	G1209	U1073	U1074	U1008	U943
G1952	U1880	A1814	G1675	A1604	A1537	U1472	A1407	G1346	U1210	G1210	A1143	A1075	A1008	C944
U1955	A1881	U1815	G1676	A1605	A1537	U1473	C1411	U1347	C1277	U1211	U1144	C1076	A1010	C945
G1953	G1882	U1816	U1607	U1606	G1538	A1474	C1412	U1348	A1278	G1212	G1145	U1077	A1011	U946
U1954	A1883	A1817	C1608	C1607	G1541	A1475	G1413	G1349	C1279	G1213	C1146	G1077	G1012	C948
G	A1884	A1818	C1609	C1608	G1544	A1476	G1414	A1350	G1280	U1220	G1147	U1078	G1013	
U	A1885	A1819	G1610	C1609	G1545	A1477	G1414	U1351	G1281	A1221	G1148	U1079	G1014	
C	A1886	U1820	G1611	G1611	A1546	U1478	U1415	A1352	G1282	G1222	G1149	A1080	U1015	
A	A1887	A1683	A1612	A1612	U1554	U1479	C1416	A1353	U1292	G1223	A1150	U1081	C1016	
G	U1888	U1684	A1613	A1613	U1555	G1480	G1417	G1354	U1293	C1224	U1151	U1082	C1017	
G	A1889	C1685	G1614	C1614	C1556	A1481	U1419	A1355	G1285	G1230	G1152	G1083	G1018	
A	A1890	U1686	C1615	A1615	U1557	A1482	A1419	U1356	A1286	A1231	A1153	A1084	C957	
G	A1891	U1687	U1616	U1616	U1558	G1483	G1421	G1357	A1287	G1225	A1154	U1083	G1019	
C	G1892	U1688	G1617	G1617	U1559	U1484	G1422		C1292	C1226	G1155	G1087	G1020	
C	A1895	U1689	G1618	G1618	C1560	G1486	C1423		U1293	G1227	G1157		G1021	
C	A1896	C1690	U1619	U1619	U1561	U1487	C1424		A1294	C1228	U1158			
U	A1897	U1694	U1620	U1620	C1562	G1488	U1425		G1295	G1232	A1159			
U	G1898	U1695	A1621	A1621	C1563	A1489	U1426		C1296	G1233	U1160			
G	U1899	U1696	G1624	G1624	U1564	A1490	U1427		A1301	G1234	U1162			
C	A1900	A1696	A1625	A1625	G1565	G1491	C1428		A1302	G1235				
U	A1901	A1697	U1626	U1626	U1566	G1492	G1429		A1303	G1236	A1165			
C	G1902	C1698	U1627	U1627	U1567	U1493	U1430		A1304	G1237	G1166			
A	U1903	U1699	G1628	G1628	U1568	U1494	C1431		U1305	G1238	U1100			
G	A1904	C1700	U1629	U1629	U1569	U1495	A1432		G1306	G1239	A1102			
C	G1905	G1701	U1702	U1702	C1496	U1496	A1433		A1170	G1240	A103			
C	U1906	U1702			U1568	C1497	G1434		G1171	C1243	G1104			
C	A1841	C1773	C1683	C1683	U1569	A1498	A1435		G1172	A1105	C1038			
C	A1842	C1774	G1634	G1634	U1570	U1499	U1436			G1106	U1039			
A	C1843	C1775	G1635	G1635	U1571	C1499	C1437		C1175	C1107	U1039			
G	C1844				U1572	U1500	U1438		C1176	U1108	U1041			
C	U1912	G1712	A1638	A1638	C1573	U1501	U1439		G1177	U1109	U1042			
C	A1913	G1713	C1639	C1639	U1574		G1440		G1178	U1110				
G	G1914	A1714	G1640	G1640		A1504	G1441		A1179	U1111	G1045			
G	A1915	U1715	U1641	U1641	G1577	C1505	G1442		A1180	A1112	A1046			
C	C1849	U1716	A1642	A1642	G1578	U1506	G1443		U1181	G1113	A1047			
U	A1916	C1643	A1643	A1643	C1579	G1507	G1444		A1182	U1114	A1048			
U	G1917	U1717	C1644	C1644	U1580	C1508	G1445		G1115	G1115	C1049			
G	C1918	G1718	U1645	U1645	C1581	A1509	A1446		C1183	G1116	U1050			
C	G1919	A1787	G1646	G1646	C1582	U1510	A1446		C1184	G1117	U1051			
C	U1920	C1768			U1511	U1511			C1185	C1118	U1052			
U		G1789			U1512	U1512	A1449		C1187	C1119	A1053			
U	C1923	U1721	G1650	G1650	A1583	U1513	C1450				A1054			
G	U1924	U1722	G1655	G1655	U1584	G1513	C1451				A1055			
U	U1925	A1723	C1656	C1656	C1585	G1514	C1451		U1122	U1123	U1056			
G	C1926	U1724	A1656	A1656	U1586	A1515	A1454		U1124	U1125	A1057			
G	G1927	C1726	C1657	C1657	A1587	G1516	U1455		C1192	G1126	U1060			
A	G1928	G1727	G1658	G1658	A1588	U1517	A1456				A1061			
C	G1929	U1727	U1659	U1659	U1589	U1518	C1459		C1196	G1127	A1062			
U		G1728	U1660	U1660	A1590	G1519	A1460		A1197	A1129	A1063			
U	A1933	A1729	C1661	C1661	G1591	G1520	U1330		C1198	G1128	A1064			
C	G1934	G1730	G1662	G1662	U1592	G1521	U1331		C1199	A1130	A1065			
U		A1731	A1663	A1663	A1593	U1522	C1396		C1200	G1131	A1066			
U	A1800	U1732	C1664	C1664	A1594	U1523	A1462		A1201	G1132	A1067			
U	U1801	G1733	G1664	G1664	U1595	U1524	U1463		C1202	G1133	A1068			
G	C1802	G1734			C1596	A1524	G1464		A1203	G1134	U1069			
G	A1803	G1735	A1667	A1667	U1597	U1596	A1465		C1339	U1269	G1066			
U	U1871	G1736	G1668	G1668	G1598	C1527	G1466		A1204	C1137	C1068			

U2974	A2910	A2845	U2719	U2650	G2585	U2517	G2391	A2324	U2260	C2196	C2132	G
U2975	A2911	U2846	G2720	G2651	G2586	C2518	C2392	G2325	G2261	C2197	U2133	G
A2976	G2912	A2847	A2721	U2652	U2587	A2519	G2393	A2326	A2262	C2198	G2134	G
U2977	C2913	G2848	U2722	C2653	U2588		G2394		C2263	G2199	U2135	G
U2978	G2914	C2849	U2723		G2589		G2395		C2264	U2200	U2136	C
U2979	U2915	G2850	U2724				G2396		C2265	G2201	U2137	U
	U2916	A2851	U2725	A2656	G2592		A2397		U2266	C2202	A2138	U
A2982	G2917	A2852	U2726	A2657	G2593		A2398		C2267	G2203	A2139	U
C2983	U2918	C2853	U2727	G2658	U2594		G2399		U2268	U2204	A2140	G
C2984	A2919	U2854	A2728	G2659	C2595		G2400		U2269	G2205	U2141	C
C2985	U2920	U2855	U2729	G2660	G2596		A2401			G2206	A2142	C
U2986	U2921	G2856	G2730	G2661	A2601		A2402		G2272	A2207	A2143	U
A2987	G2922	U2857	U2731	G2662	G2602		G2403		G2273	G2208	A2144	G
C2988	U2923	U2858	G2732	G2663	G2603		G2404		U2274	A2209	A2145	C
U2989	U2924	U2859	A2733	G2664	U2604		A2405		G2275	G2210	A2146	C
C2990	C2925	U2860	A2734	C2666	G2605		C2406		G2276		A2147	U
A2991	A2926	U2861	U2735		G2606		U2407		C2277	U2148	U2149	G
U2992	C2927	U2862	U2736		G2607		U2408		C2278	U2150		U
G2993		G2863	C2737	G2672	G2608		G2409		A2279	G2151		C
A2994	A2930	A2864	A2738	A2673	G2609		U2410		A2280	C2152		G
A2995	C2931	U2865	A2739	A2674	U2610		U2411		U2281	A2153		U
U2996	U2932	G2866	A2740	A2676	G2611		G2412		U2282	U2154		C
C2997	A2933	C2867	C2741	G2677	U2612		A2413		G2283	G2155		A
	A2934	U2868	U2742	G2678	U2613		G2414		C2284	G2156		U
U2998	U2935	U2869	C2743	A2679	U2614		C2415		U2285	A2157		A
C2999	U2936	C2870	U2744	A2680	G2615		U2416		C2286	G2158		C
	A2937	G2871	G2745		U2616		U2417		C2287			U
C3000	G2937	U2872	U2746	G2687	U2617		G2418		U2294	C2163	A2093	U
C3001	U2938	A2873	A2747	A2688	U2618		A2419		A2295	A2164		G
C3002	G2938	U2874	U2748	A2689	G2619		U2420		A2296	G2165	A2096	U
C3003	U2939	C2875	C2749	G2690	U2620		G2421		A2297	A2166		G
C3004	G2940	U2876	U2750	A2691	G2621		U2422		U2298	A2167		U
A3005	A2941	U2877	G2751	A2692	G2622		U2423		A2299	C2101		G
U3006	C2942	C2878	U2752	G2693	G2623		A2424		A2300	U2102		C
U3007	A3008	U2879	G2753	A2694	U2624		G2425		U2301	U2103		C
A3008	U2943	C2880	U2754	A2695	G2625		U2426		U2302	A2104		U
C3009	U3010	U2881	C2755	A2696	A2626		U2427		U2303	G2105		U
A3011	A2946	U2882	C2756	A2697	G2627		A2430		U2304	A2106		G
A3012	U2947	U2883	U2757	A2698	A2628		A2431		A2305	A2107		U
	C2948		U2758	G2699	U2629		A2432		C2306	C2171		U
U2949	U2949		G2763	G2700	G2630		U2433		U2307	U2172		U
			U2764		U2631		U2434		U2308	U2173		U
U2953	U2953		C2765	A2703	A2635				A2309	G2174		U
U3019	U2954		U2766	A2704	G2636				U2310	U2175		U
U3020	U2955		U2767	A2705	C2637				U2311	U2176		U
A3021	U2956		U2768	G2706	G2638				U2312	G2177		A
C3022	G2957		U2769	C2707	G2639				U2313	A2242		A
U3023	A2958		U2770	C2708	A2640				U2314	G2243		C
A3024	C2959		U2771	C2709	U2641				U2315	G2244		U
C3025	C2960		U2772		A2642				U2316	A2245		U
G3026	G2961		U2773	U2712	G2644				U2317	G2246		C
A3027	U2962		U2774	U2713	G2645				U2318	G2247		G
			U2775	G2714	C2646				U2319	U2248		C
C3028	U2965		U2776	A2715	U2647				A2250	U2190		U
A3029	G2966		U2777		G2648				U2251	U2191		U
C3030	U2967				A2649				G2252	U2192		A
G3031	A2968								U2253	U2193		G
A3032	U2969								A2254	G2194		U
A3033	C2970								A2255	A2195		C
C3034	A2971								A2256	C2196		A
A3035	U2972								U2257	U2197		G
	G2973								A2258	C2198		U
	C3039								A2259	C2199		C

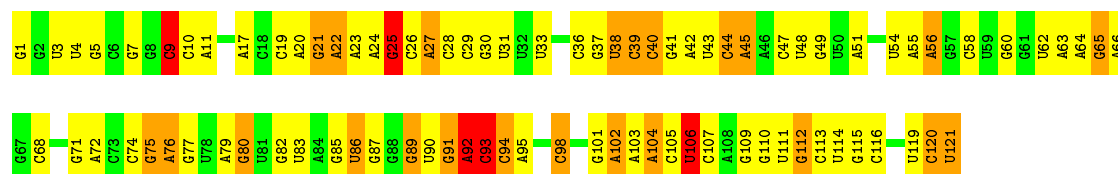


G1581	C1582	A1515	G1514	G1447	A1386	U1325	C1257	A1190	G1127	U1058	A998	U935	U874	G805	A736	U669	G607	A607
A1583	U1583	A1516	G1516	U1448	G1387	A1326	U1268	U1191	U1128	G1059	G999	A936	G875	A806	A736	C670	C670	A607
U1584	G1584	G1517	C1517	A1449	U1388	A1327	A1269	C1192	A1129	A1061	G999	G937	A876	A807	A738	A672	A672	A608
C1585	A1585	U1518	G1518	G1450	G1389	C1328	A1260	A1193	A1130	A1062	G1001	U939	G878	A808	A739	G675	G675	A611
G1586	U1586	G1519	A1519	C1451	A1390	A1329	G1261	G1194	G1131	A1063	G1002	G940	U879	A809	G742	G676	G676	U612
A1587	G1587	G1520	U1520	A1452	C1391	A1330	G1262	A1195	C1132	A1064	A1003	G941	G880	A810	G743	A677	A677	U613
A1588	U1588	U1521	G1521	A1456	G1392	A1332	A1263	C1196	A1133	A1065	U1004	U942	C891	G812	C743	A678	A678	G614
A1589	U1589	U1522	G1522	U1457	A1393	A1333	U1265	A1197	A1134	A1066	G1005	U943	A882	G813	A744	U679	U679	U615
G1590	C1590	U1523	G1523	U1458	A1394	U1334	G1266	C1199	A1136	A1067	A1006	C944	A883	U814	A745	G680	G680	
G1591	U1591	U1524	G1524	C1459	G1395	U1335	U1267	A1200	C1137	U1068	U1007	C945	A884	G815	A746	G681	G681	
G1592	U1592	U1525	G1525	U1460	U1396	U1336	G1268	C1201	U1138	U1069	U1008	U946	U885	A816	A747	U681	U681	C618
A1593	U1593	U1526	G1526	A1461	A1399	A1337	U1269	A1202	G1139	U1070	A1009	G947	C886	A817	U748	U682	U682	A619
A1594	U1594	U1527	G1527	A1462	G1400	C1398	C1270	A1203		U1071	G1010	C948	G887	C818	C749	U683	U683	U620
U1595	U1595	U1528	G1528	U1463	A1401	C1399	C1271	A1204	G1142	G1072	A1011	C949	A888	U819	G750	U684	U684	A621
C1596	U1596	U1529	G1529	U1464	A1402	C1340	U1276	A1205	U1143	U1073	G1012	G950	U889	A820	G751	G685	G685	A622
C1597	U1597	U1530	G1530	A1465	C1403	U1341	A1277	G1206	U1144	U1074	G1013	A951	C890	U821	G752	G686	G686	U623
G1598	U1598	U1531	G1531	U1466	G1404	C1342	A1278	G1207	U1145	A1075	U1014	G952	C891	G822	U753	U687	U687	U624
G1599	U1599	U1532	G1532	U1467	U1405			U1208	C1146	C1076	U1015	G953	U892		U754	U688	U688	G625
U1600	U1600	U1533	G1533	A1468	U1406	G1345	G1281	G1209	U1147	U1077	C1016	U954	U893	U825	C757			U629
U1601	U1601	U1534	G1534	A1469	A1407	G1346	C1282	G1210	G1148	U1078	C1017	U955	C894	G826		A691	A691	
A1602	U1602	U1535	G1535	U1470	G1408	U1347	C1284	U1211	G1149	A1079	G1018	U956	A895	U829	G760	A692	A692	A630
A1603	U1603	U1536	G1536	U1471	G1409	U1348	C1285	A1212	A1150	A1080	G1019	C957	A896	A830	A761	A693	A693	U631
G1604	U1604	U1537	G1537	U1472	U1410	G1349		G1213	G1151	U1081	G1020	C958	U897	A831	U762	C694	C694	G632
A1605	U1605	U1538	G1538	G1473	C1411	A1350	G1289	U1214	U1152	U1082	G1021	C959	U898		U763	C695	C695	G633
U1606	U1606	U1539	G1539	A1474	G1412	U1351	A1290	U1215	A1153	G1083		U960	U899	G831	U764	C696	C696	G634
U1607	U1607	U1540	G1540	A1475	G1413	A1352		C1216			G1024	C961	G900	U834	U765	A697	A697	
U1608	U1608	U1541	G1541	U1476	G1414	U1353	C1292	U1220	C1155	A1093	A1025	C962	G901	U835	U766	A698	A698	G636
C1609	U1609	U1542	G1542	A1477	G1415	G1354	C1293	G1221	U1156	U1094	A1026	G963	G902	A836	U767	A699	A699	G637
G1610	U1610	U1543	G1543		U1416	A1355	U1294	A1221	G1157	U1095	A1027	G964	G903	A837	C768	C700	C700	G638
G1611	U1611	U1544	G1544	U1478	C1417	U1356	G1295	G1222	A1158	U1096	U1028	A965	A904	G838	C769	G701	G701	G639
U1612	U1612	U1545	G1545	A1479	G1418	G1357	C1296	A1223	A1159	A1097	G1029	U966	U905		G770	G702	G702	U640
A1613	U1613	U1546	G1546	A1480	A1419	C1358	C1297			A1098	A1030	A967	A906	A841	U771	G703	G703	C641
C1614	U1614	U1547	G1547	U1481	G1420	C1359	C1298	G1228	G1161	A1099	C1031	G968	G907	G842	U772	U704	U704	U642
C1615	U1615	U1548	G1548	U1482	G1421	C1360	U1299	G1229	U1162	U1100	C1032	C969	G908		U773	A705	A705	U643
U1616	U1616	U1549	G1549	G1483	G1422	U1361	G1300	G1230	A1163	G1101	U1033	A970	G909	A846	U774	A706	A706	G644
G1617	U1617	U1550	G1550	U1484	C1423	G1362	A1301	A1231		A1102	U1034	A971	G910	A847	U775	U707	U707	A645
A1618	U1618	U1551	G1551	G1485	G1424	A1363	A1302	C1232	G1166	A1103	G1035	A972	C911	A848	U776	G708	G708	A646
U1619	U1619	U1552	G1552	A1486	C1425	C1364	A1303	G1233	U1167	G1104	A1036	A973	G912	C849	U777	A709	A709	A647
U1620	U1620	U1553	G1553	U1487	G1426	G1365	A1304	G1234	U1168	A1105	C1037	G974	A913	C849	U778	A710	A710	G648
A1621	U1621	U1554	G1554	U1488	U1427	A1366	A1305	G1235	A1169	G1106	C1038	C975	A914	C851	U779	A711	A711	A649
U1622	U1622	U1555	G1555	U1489	G1428	G1367	G1306	G1236	A1170	C1107	U1039	U976	A915	U852	U780	G712	G712	C650
G1623	U1623	U1556	G1556	U1490	U1429	U1368	G1307	G1237	G1171	U1108	A1040	C977	G916	G853	U781	U713	U713	G651
G1624	U1624	U1557	G1557	C1491	G1430	A1369	A1308	G1238	G1172	U1109	U1041	C978	A917	G854	U782	G714	G714	G652
A1625	U1625	U1558	G1558	U1492	G1431	G1370	U1309	C1239	U1173	U1110	U1042	U979	C918	U855	U783	A715	A715	A653
U1626	U1626	U1559	G1559	U1493	U1432	G1371	G1310	A1240	G1174	U1111	C1043	A980	U919	G856	U784	C717	C717	G654
U1627	U1627	U1560	G1560	A1494	G1433	C1372	G1311	G1241	C1175	A1112	U1044	U981	A920	C857	U785	G718	G718	A655
G1628	U1628	U1561	G1561	U1495	G1434	A1373	C1312	G1242	C1176	G1113	C1045	C982	A921		U786	U719	U719	A656
U1629	U1629	U1562	G1562	U1496	U1435	G1374	G1313	G1243	G1177	U1114	A1046		U922	G860	C793	A720	A720	A657
U1630	U1630	U1563	G1563	C1497	U1436	G1375	C1314	A1244	G1178	G1115	A1047	U985	C923	C861	U794			G658
C1631	U1631	U1564	G1564	U1498	C1437	C1376	U1315	A1245	A1179	G1116	A1048	U986	G924	U862	G795	U724	U724	G659
U1632	U1632	U1565	G1565	A1499	U1438	G1377	C1316	G1246	A1180	G1117	C1049	U987		C863	U796	G725	G725	G660
U1633	U1633	U1566	G1566	U1499	U1439	U1378	A1317		U1181	C1118	U1050	U988	C927	G864	U797	G726	G726	U661
G1634	U1634	U1567	G1567	U1500	G1440	C1379	A1318	G1249	A1182	C1119	U1051	A989	C928	U865	G798	G727	G727	U662
U1635	U1635	U1568	G1568	G1500	U1441	G1380	C1319	G1250	C1183	A1120	U1052	U990	A929	A866	G799	G728	G728	G663
U1636	U1636	U1569	G1569	U1501	U1442	A1381	C1320	A1251	C1184	U1123	A1053	G991	U930	G867	G800			U664
U1637	U1637	U1570	G1570	C1502	U1436	G1382	G1321	A1252	C1185	U1124	A1054	A992	C931	C868	A801			A665
A1638	U1638	U1571	G1571	U1505	U1438	U1383	U1322	C1255	G1186	U1125	A1055	G993	U932	G869	C802	C731	C731	G666
A1639	U1639	U1572	G1572	U1506	U1439	U1384	U1323	C1256		U1126	A1056	G994	A933	C873	C804	G732	G732	G667
G1640	U1640	U1573	G1573	U1507	U1440	C1385	U1324		C1189		A1057	U995	G934			G733	G733	G668

WORLDWIDE
PDB
PROTEIN DATA BANK

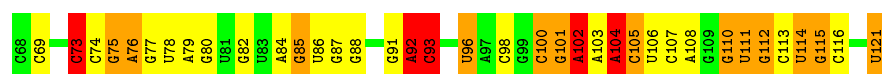


Chain 3: 28% 49% 19%

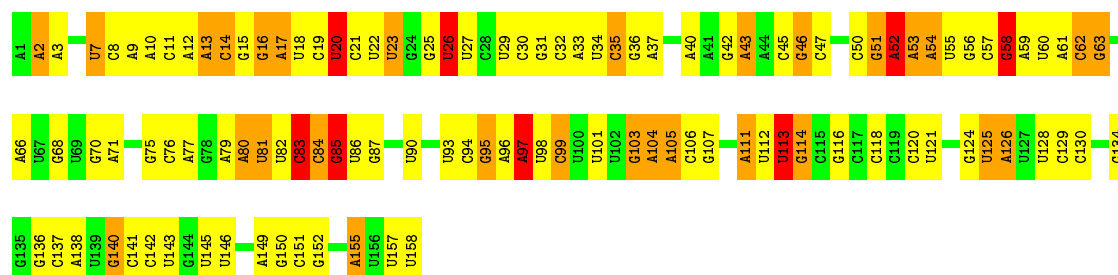


Chain 7: 27% 37% 28% 7%





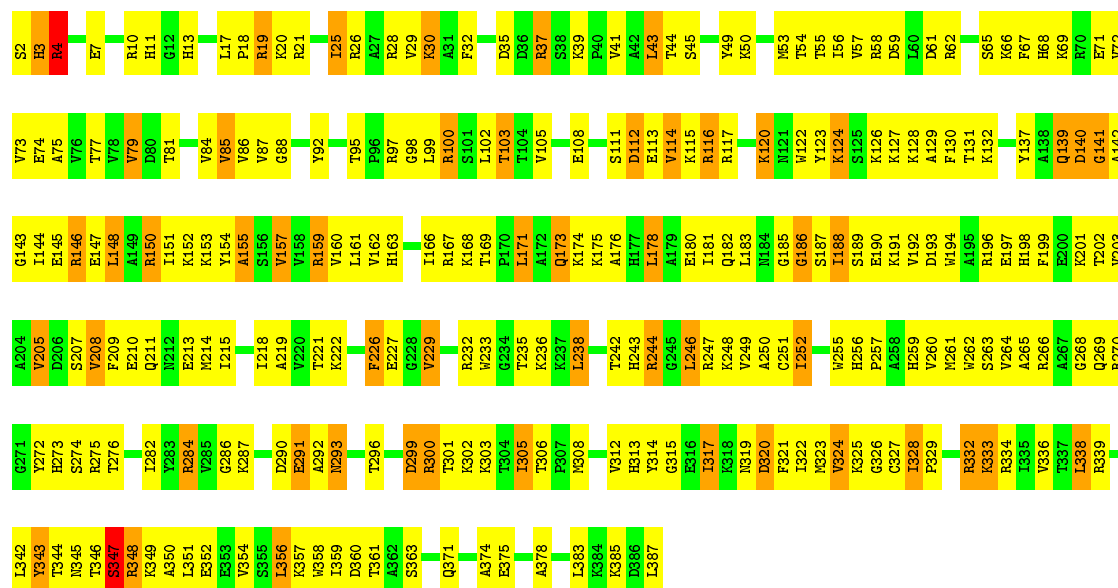
• Molecule 38: 5.8S ribosomal RNA





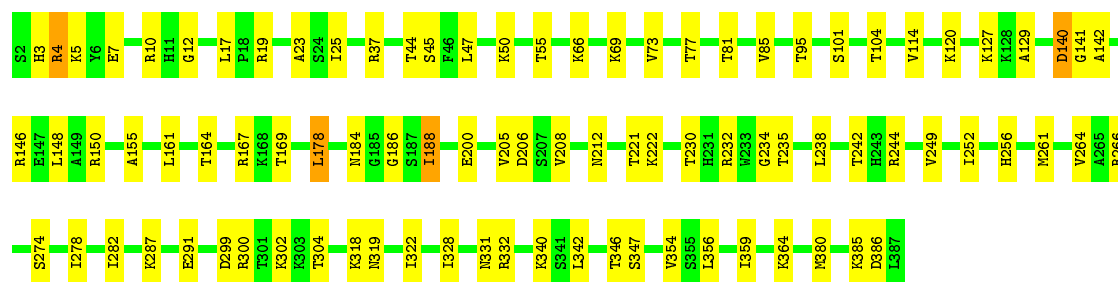
- Molecule 40: 60S ribosomal protein L3

Chain L3:




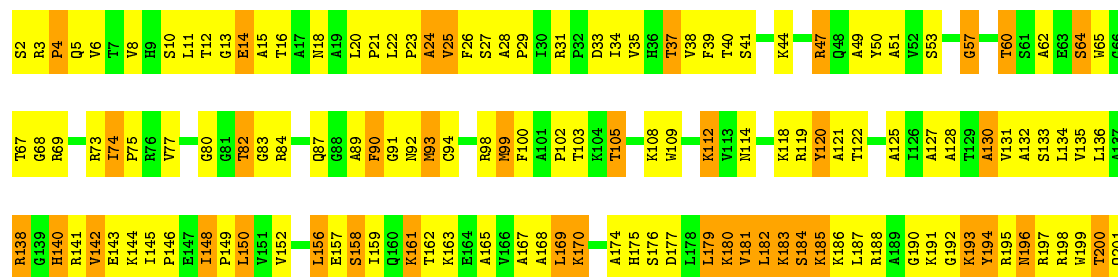
- Molecule 40: 60S ribosomal protein L3

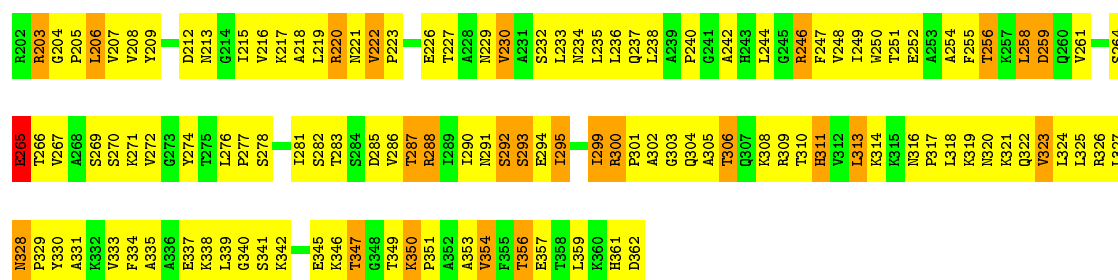
Chain 13: 77% 22%



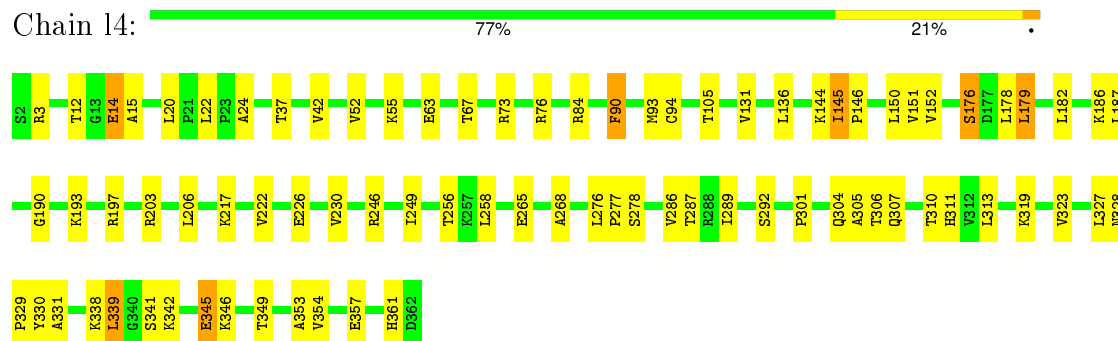
- Molecule 41: 60S ribosomal protein L4-A

Chain L4: 

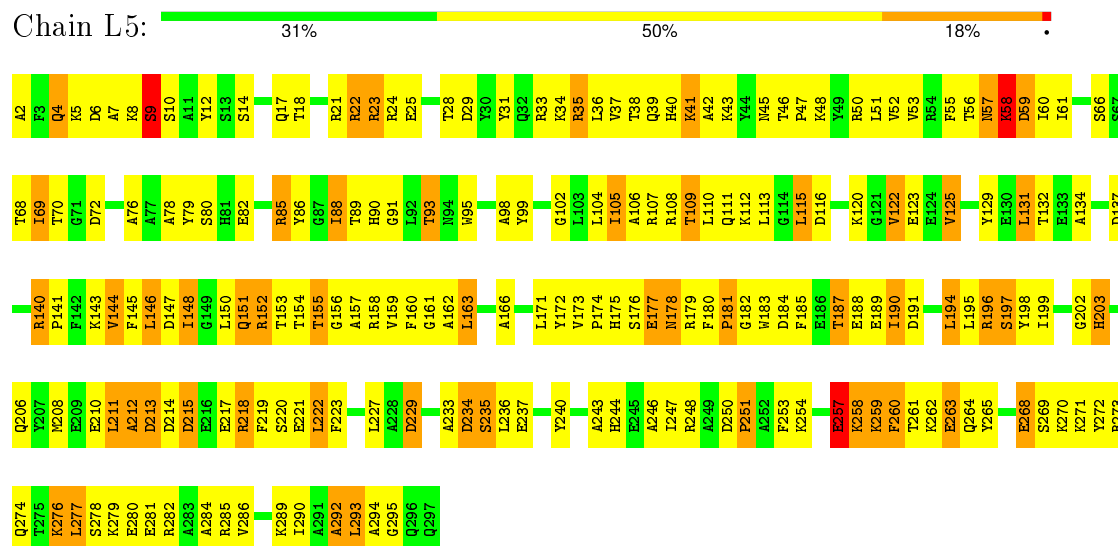




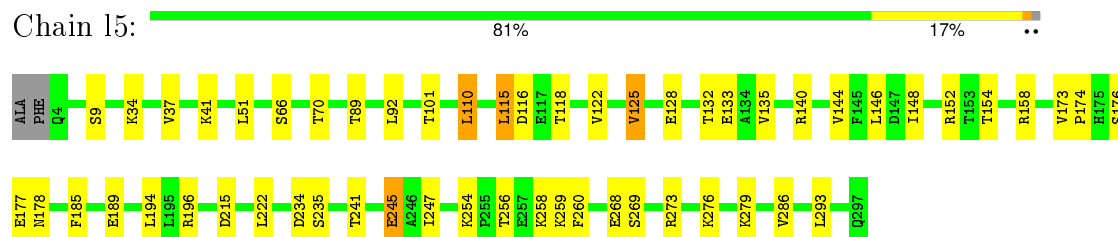
- Molecule 41: 60S ribosomal protein L4-A



- Molecule 42: 60S ribosomal protein L5

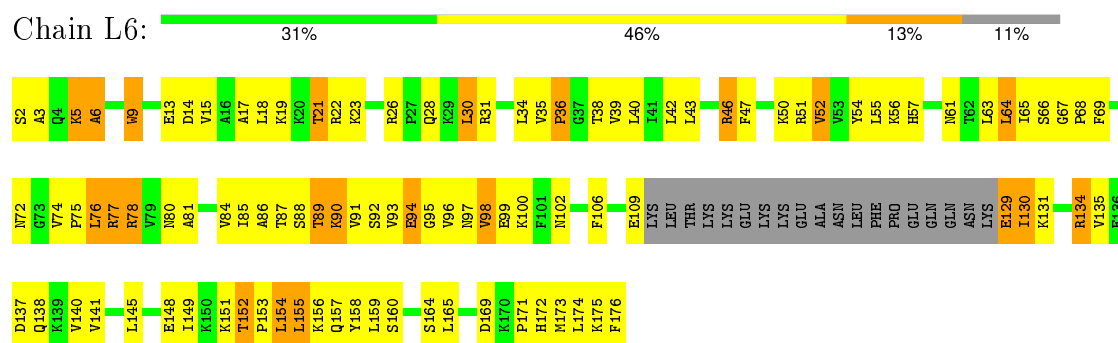


- Molecule 42: 60S ribosomal protein L5



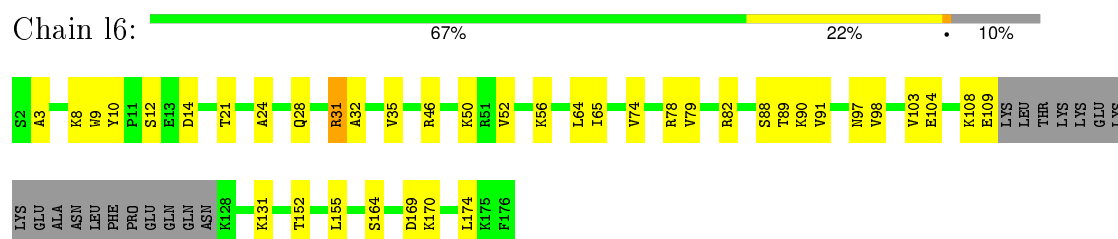
- Molecule 43: 60S ribosomal protein L6-A

Chain L6:



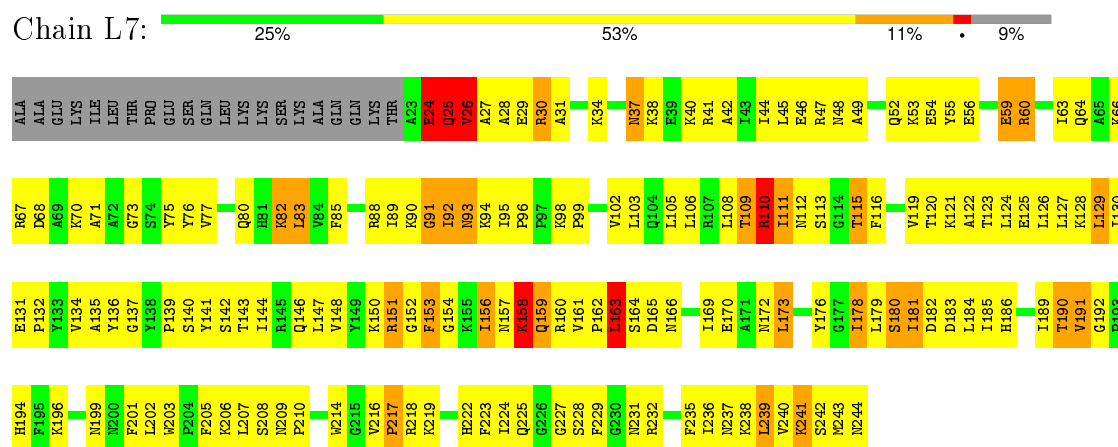
- Molecule 43: 60S ribosomal protein L6-A

Chain 16:



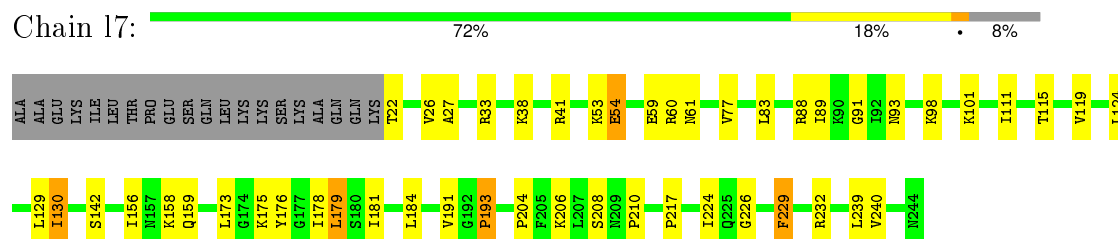
- Molecule 44: 60S ribosomal protein L7-A

Chain L7:



- Molecule 44: 60S ribosomal protein L7-A

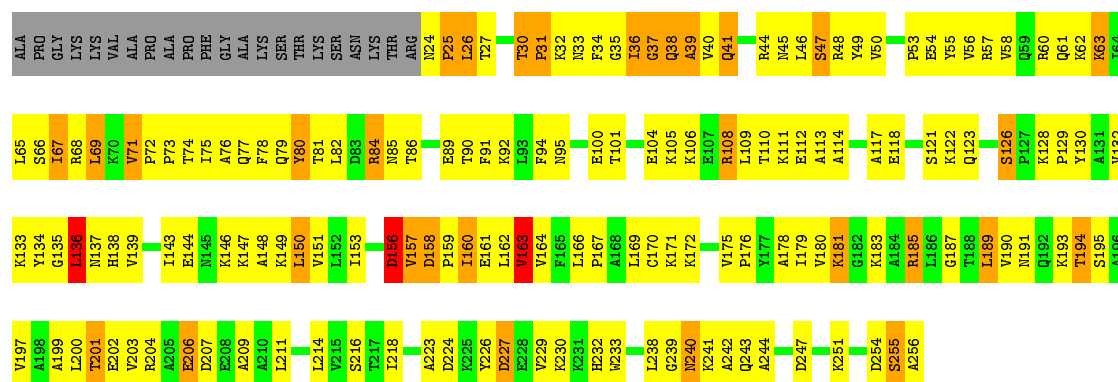
Chain 17:



- Molecule 45: 60S ribosomal protein L8-A

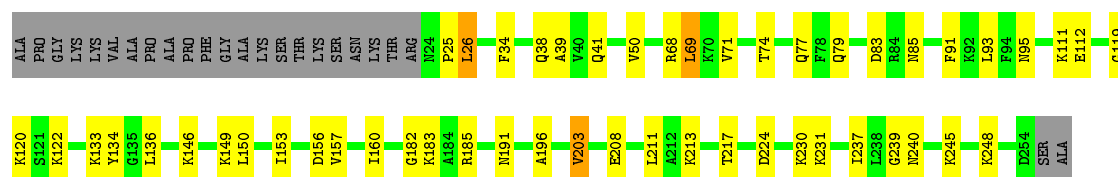
Chain L8:





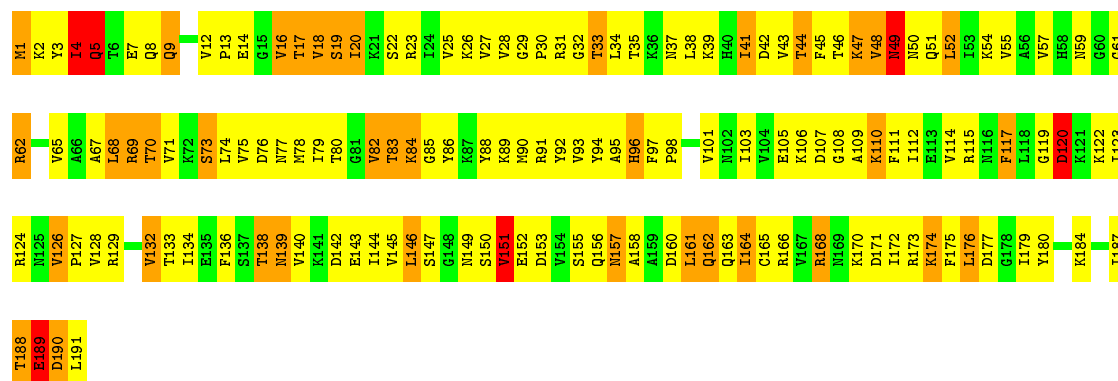
• Molecule 45: 60S ribosomal protein L8-A

Chain 18: 71% 19% 9%



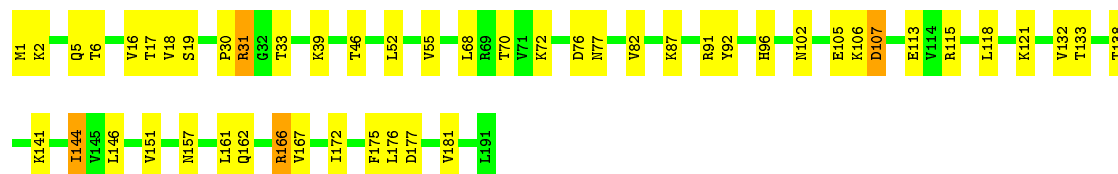
• Molecule 46: 60S ribosomal protein L9-A

Chain L9: 23% 54% 20%



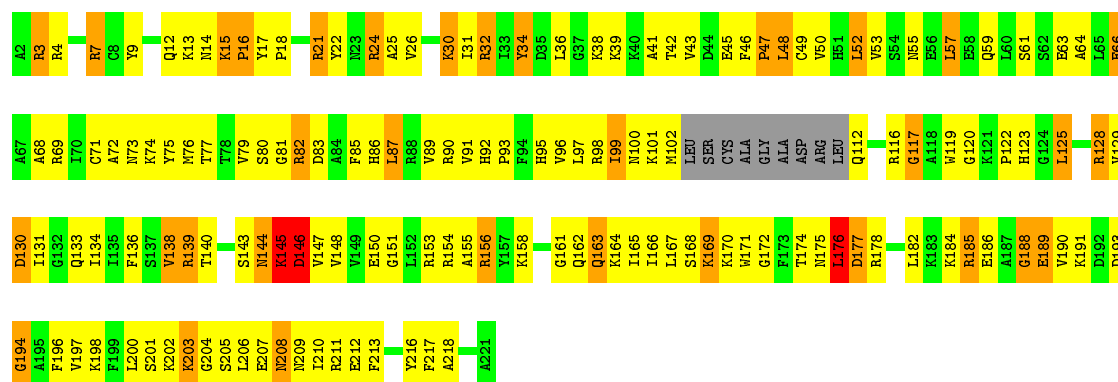
• Molecule 46: 60S ribosomal protein L9-A

Chain 19: 74% 24%



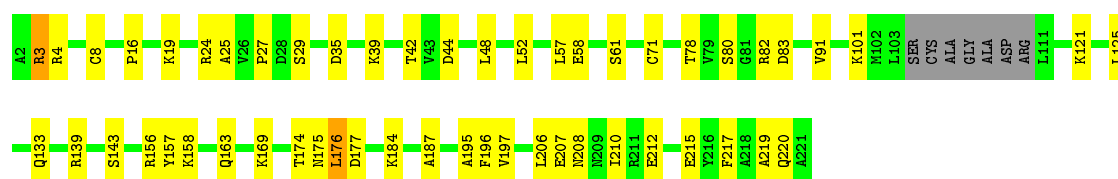
• Molecule 47: 60S ribosomal protein L10

Chain M0: 28% 51% 15%



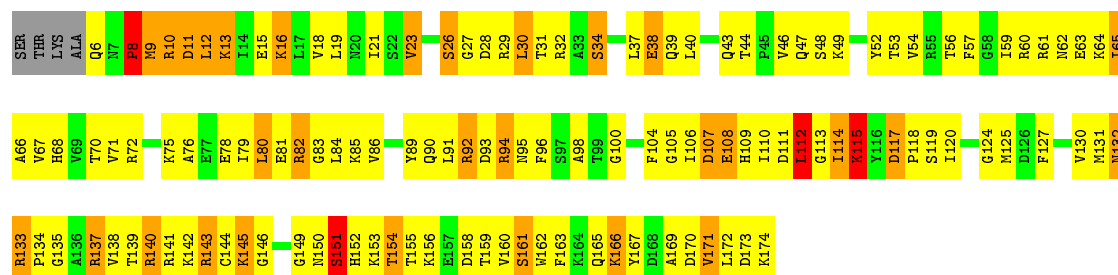
- Molecule 47: 60S ribosomal protein L10

Chain m0: 73% 23% ..



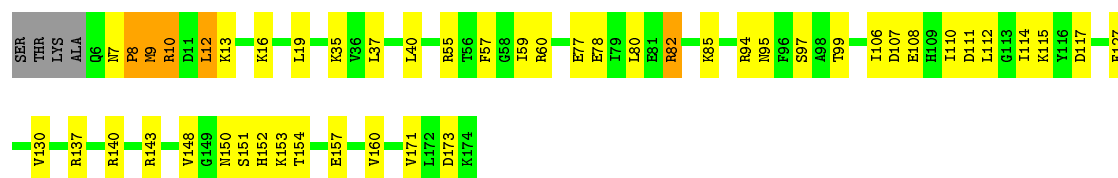
- Molecule 48: 60S ribosomal protein L11-B

Chain M1: 24% 54% 17% ..



- Molecule 48: 60S ribosomal protein L11-B

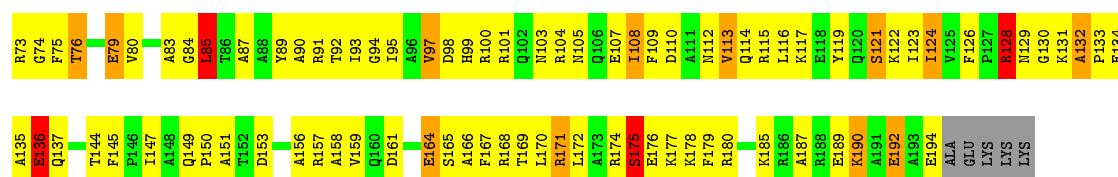
Chain m1: 70% 25% ..



- Molecule 49: 60S ribosomal protein L13-A

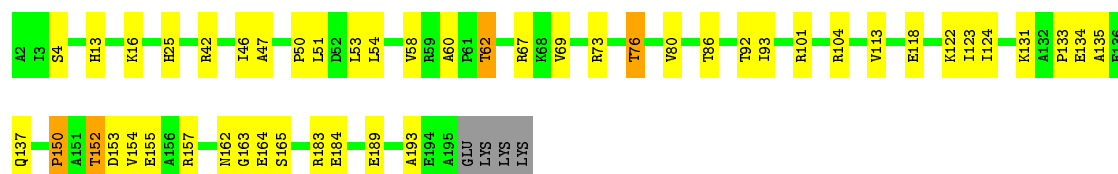
Chain M3: 30% 52% 12% ..





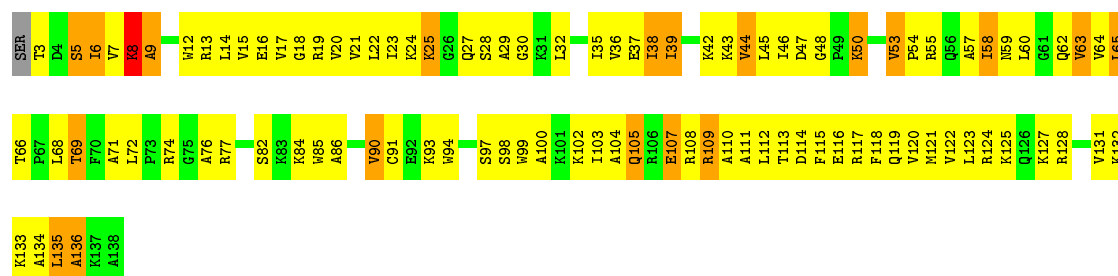
• Molecule 49: 60S ribosomal protein L13-A

Chain m3: 74% 22% ..



• Molecule 50: 60S ribosomal protein L14-A

Chain M4: 26% 58% 14% ..




• Molecule 50: 60S ribosomal protein L14-A

Chain m4: 82% 16% .

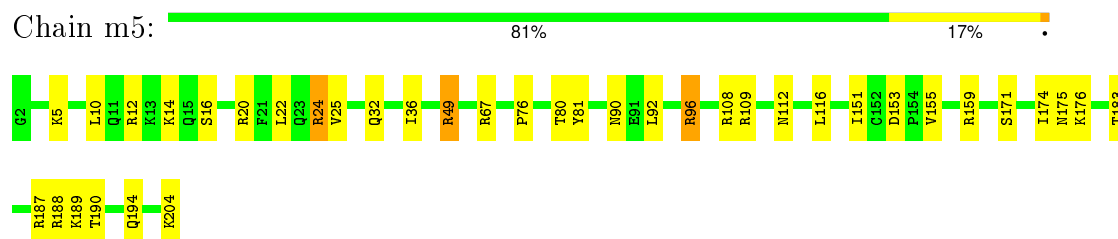


• Molecule 51: 60S ribosomal protein L15-A

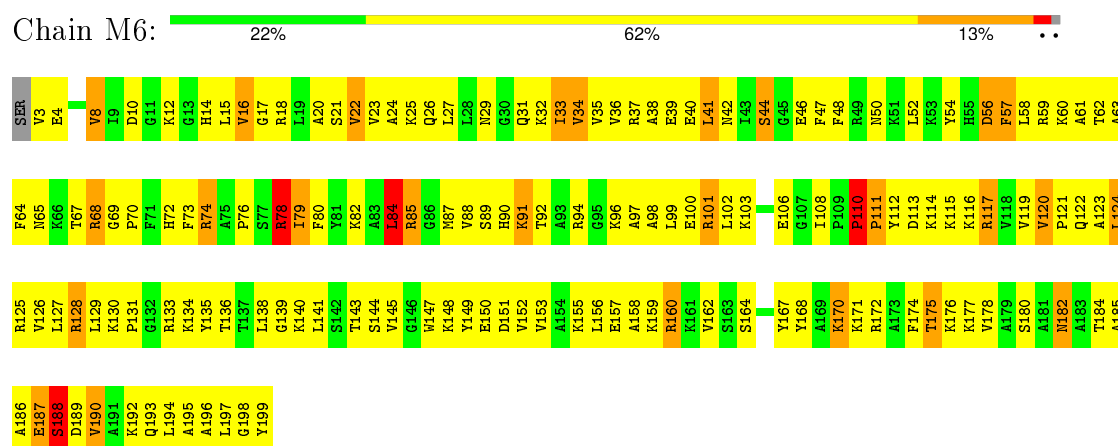
Chain M5: 23% 59% 17% .



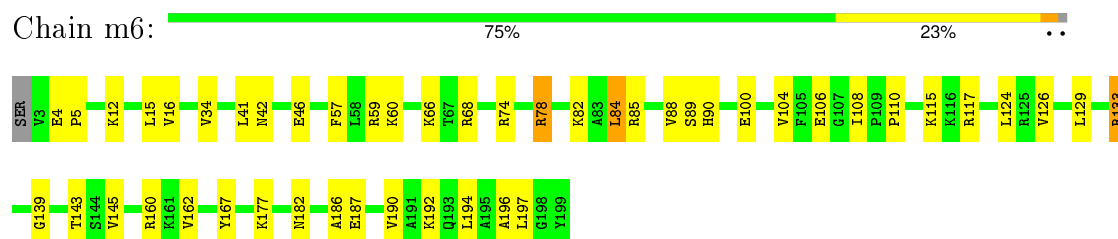
- Molecule 51: 60S ribosomal protein L15-A



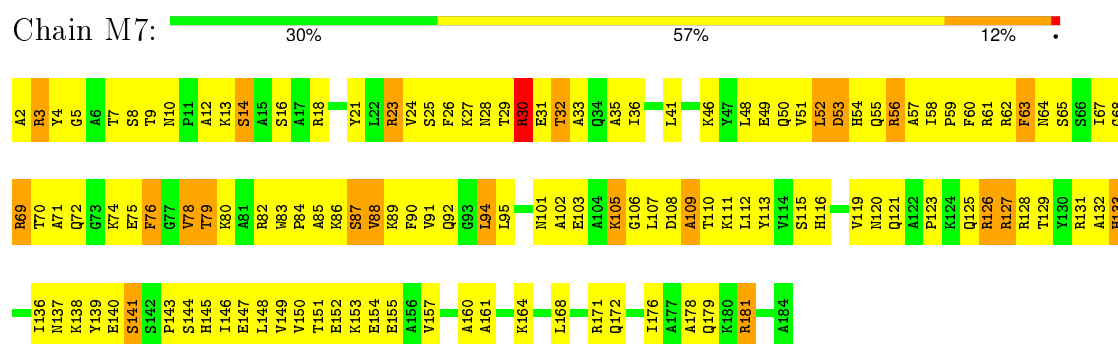
- Molecule 52: 60S ribosomal protein L16-A



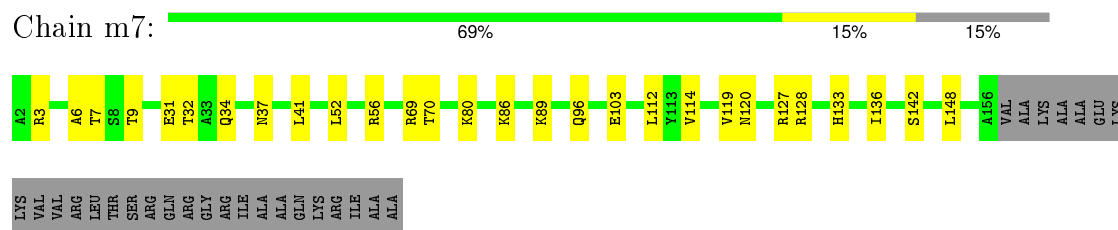
- Molecule 52: 60S ribosomal protein L16-A



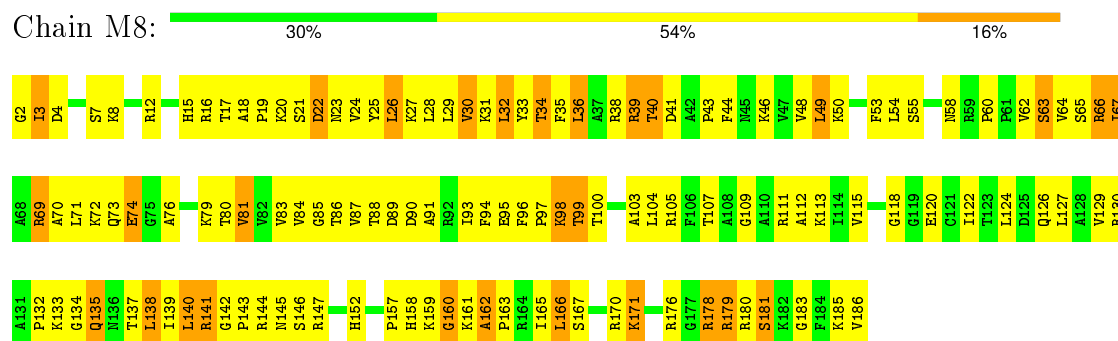
- Molecule 53: 60S ribosomal protein L17-A



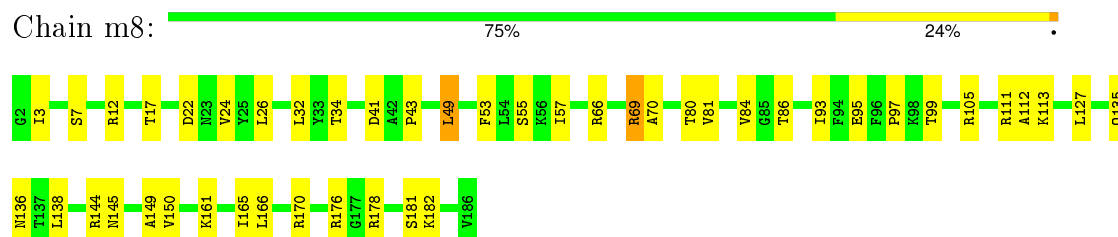
- Molecule 53: 60S ribosomal protein L17-A



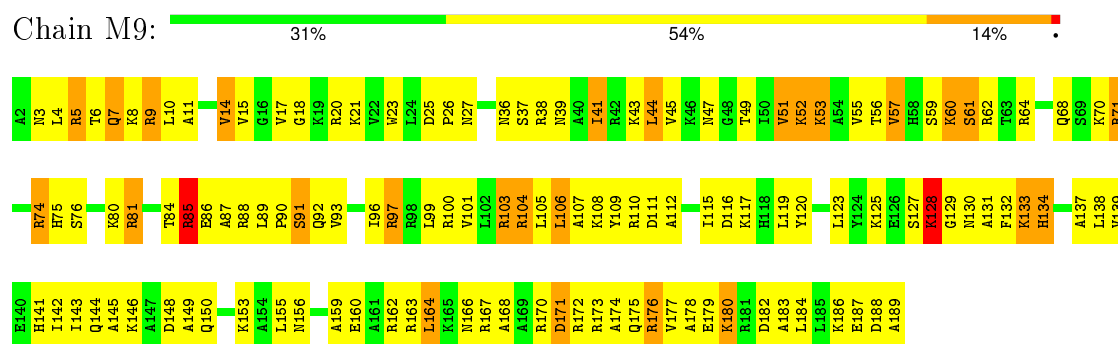
- Molecule 54: 60S ribosomal protein L18-A



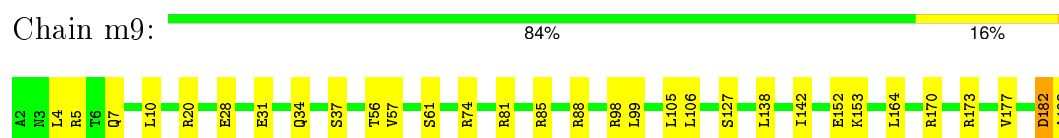
- Molecule 54: 60S ribosomal protein L18-A



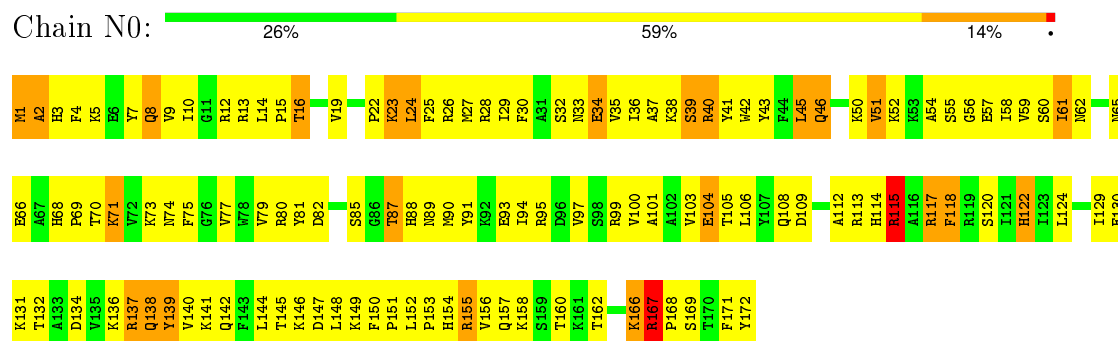
- Molecule 55: 60S ribosomal protein L19-A



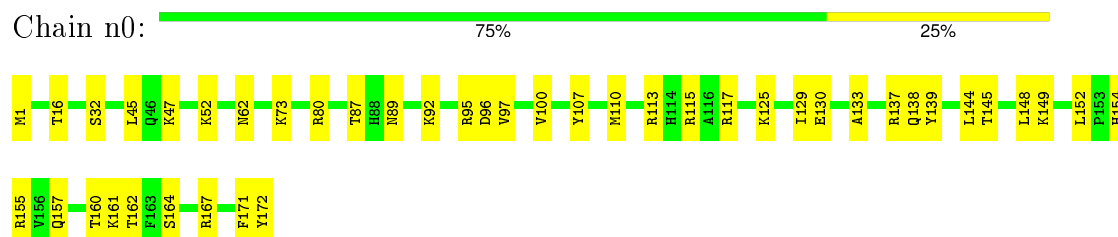
- Molecule 55: 60S ribosomal protein L19-A



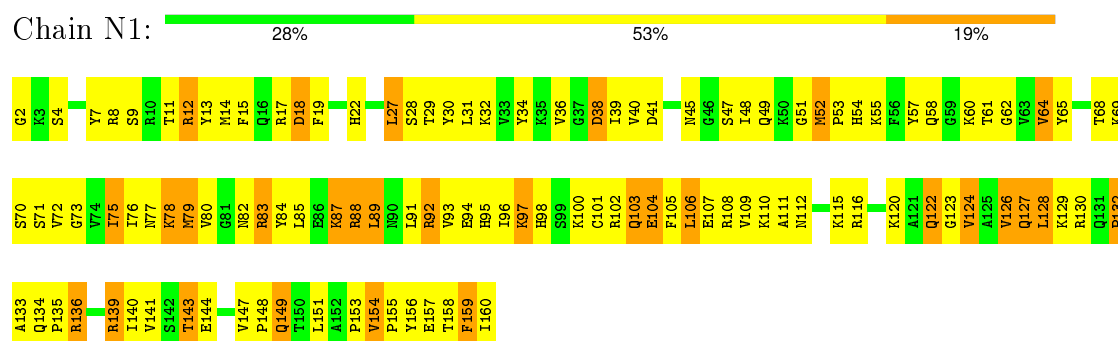
- Molecule 56: 60S ribosomal protein L20-A



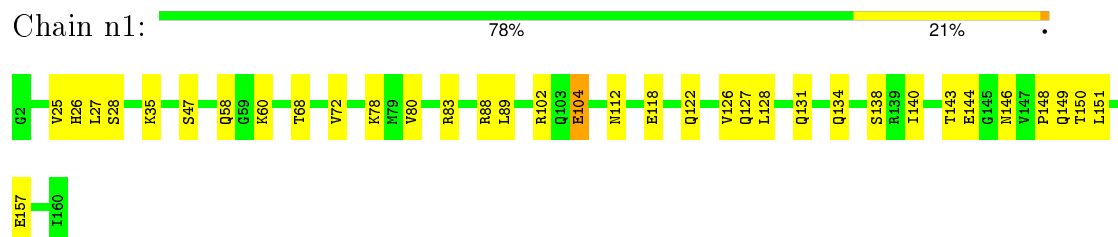
• Molecule 56: 60S ribosomal protein L20-A



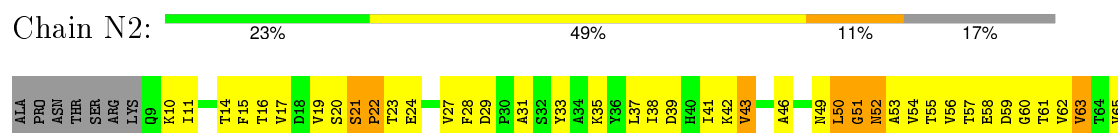
• Molecule 57: 60S ribosomal protein L21-A




• Molecule 57: 60S ribosomal protein L21-A



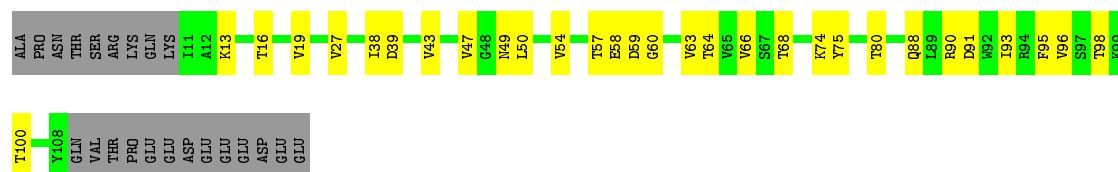
• Molecule 58: 60S ribosomal protein L22-A





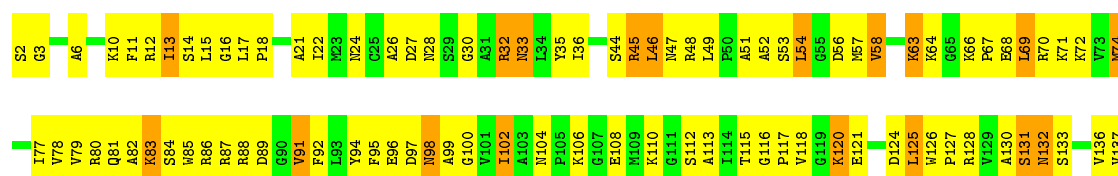
• Molecule 58: 60S ribosomal protein L22-A

Chain n2: 57% 25% 18%



• Molecule 59: 60S ribosomal protein L23-A

Chain N3: 32% 54% 13%



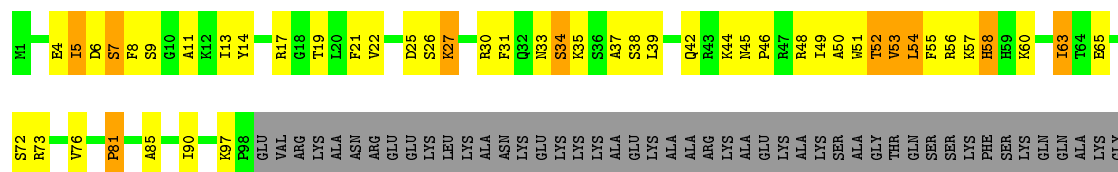
• Molecule 59: 60S ribosomal protein L23-A

Chain n3: 81% 18%



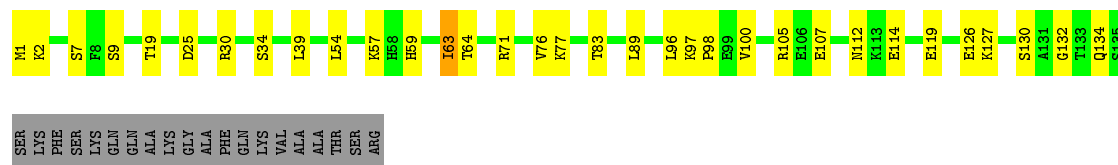
• Molecule 60: 60S ribosomal protein L24-A

Chain N4: 32% 25% 6% 37%

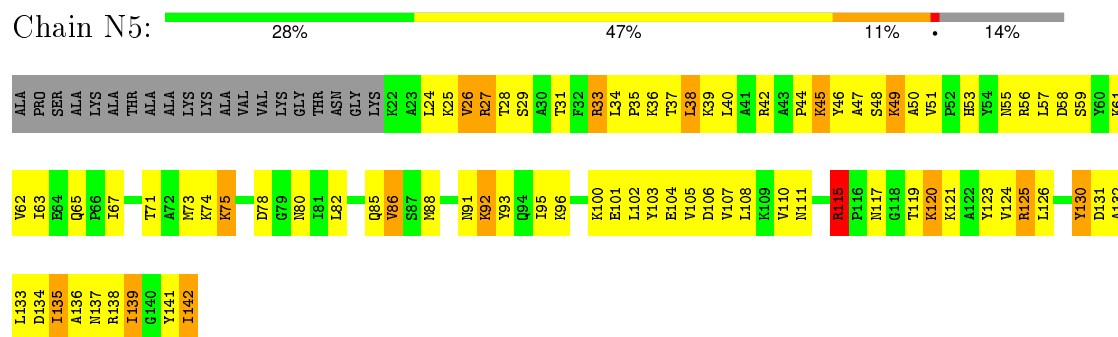


• Molecule 60: 60S ribosomal protein L24-A

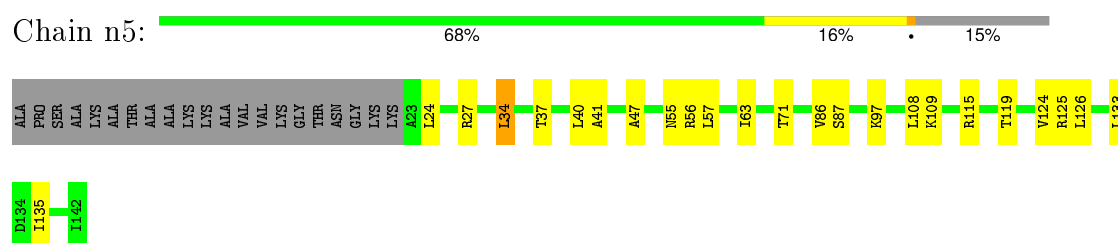
Chain n4: 66% 21% 13%



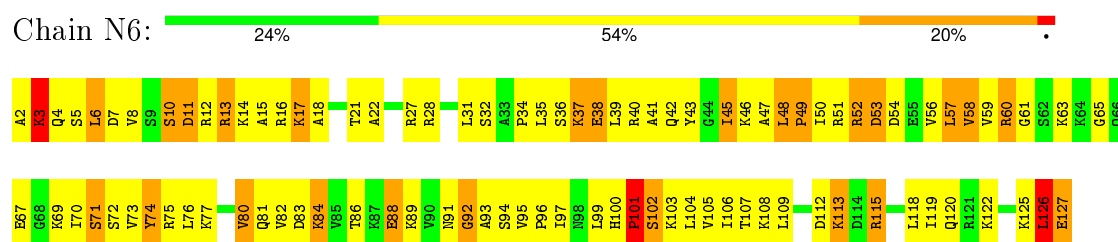
- Molecule 61: 60S ribosomal protein L25



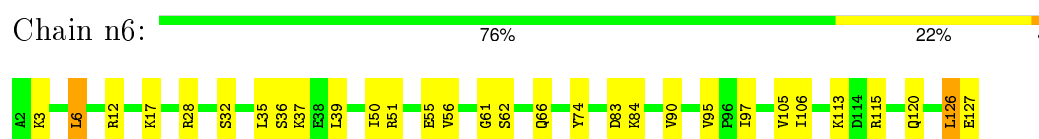
- Molecule 61: 60S ribosomal protein L25



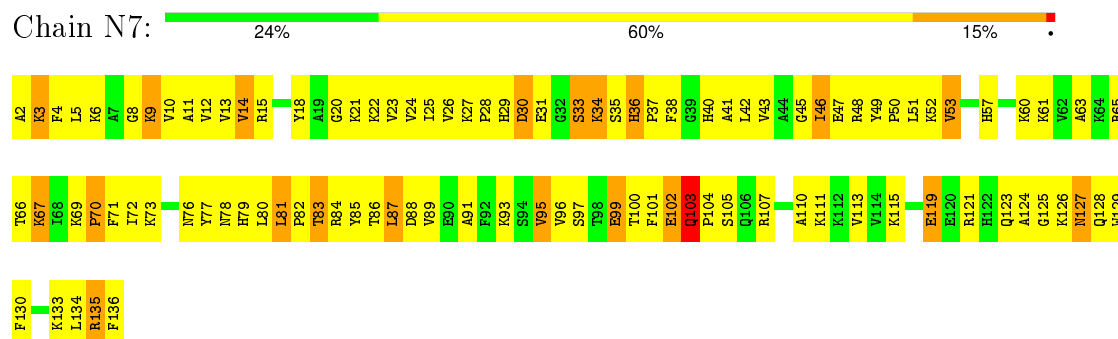
- Molecule 62: 60S ribosomal protein L26-A



- Molecule 62: 60S ribosomal protein L26-A

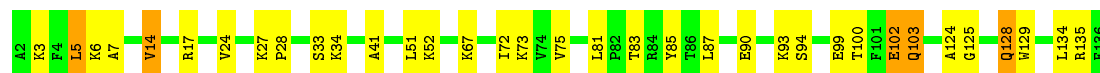


- Molecule 63: 60S ribosomal protein L27-A



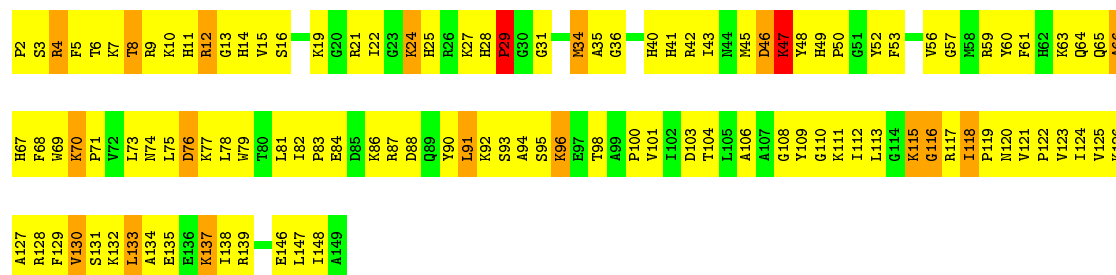
- Molecule 63: 60S ribosomal protein L27-A

Chain n7: 




- Molecule 64: 60S ribosomal protein L28

Chain N8: 




- Molecule 64: 60S ribosomal protein L28

Chain n8: 



- Molecule 65: 60S ribosomal protein L29

Chain N9: 



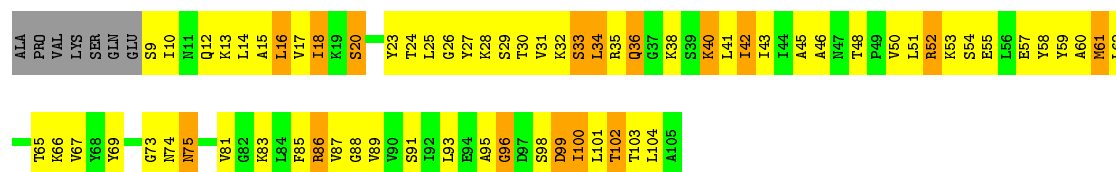
- Molecule 65: 60S ribosomal protein L29

Chain n9: 




- Molecule 66: 60S ribosomal protein L30

Chain O0: 



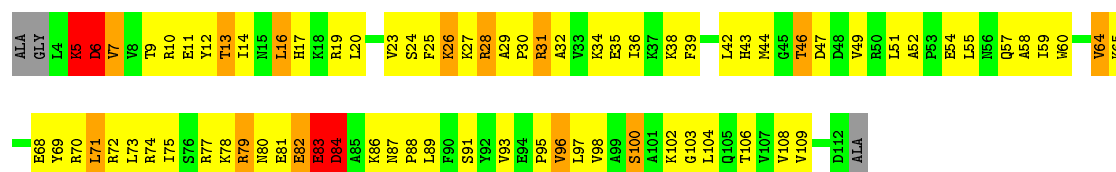
- Molecule 66: 60S ribosomal protein L30

Chain o0:  78% 18%



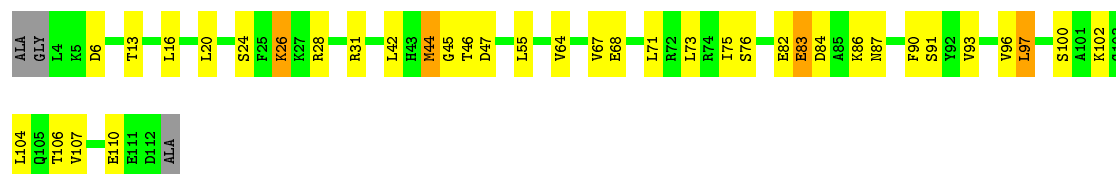
- Molecule 67: 60S ribosomal protein L31-A

Chain O1:  29% 54% 12%



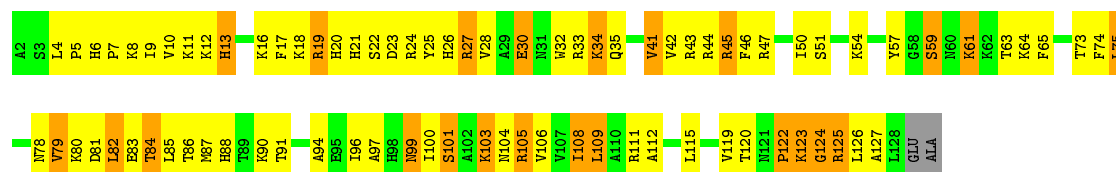
- Molecule 67: 60S ribosomal protein L31-A

Chain o1:  64% 29%



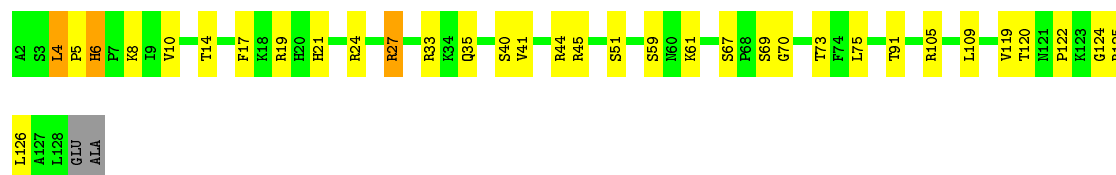
- Molecule 68: 60S ribosomal protein L32

Chain O2:  34% 47% 18%



- Molecule 68: 60S ribosomal protein L32

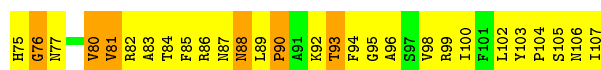
Chain o2:  72% 24%




- Molecule 69: 60S ribosomal protein L33-A

Chain O3:  29% 54% 16%






- Molecule 69: 60S ribosomal protein L33-A

Chain o3:  85% 13%



- Molecule 70: 60S ribosomal protein L34-A

Chain 04:  23% 58% 12% 7%



- Molecule 70: 60S ribosomal protein L34-A

Chain 04: 79% 13% 7%



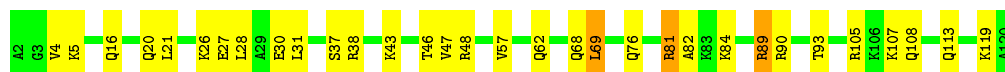
- Molecule 71: 60S ribosomal protein L35-A

Chain O5: 



- Molecule 71: 60S ribosomal protein L35-A


Chain o5:  73% 24% .



- Molecule 72: 60S ribosomal protein L36-A

Chain 06:  20% 53% 27%





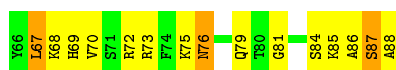
- Molecule 72: 60S ribosomal protein L36-A

Chain o6: 70% 29% .



- Molecule 73: 60S ribosomal protein L37-A

Chain O7: 31% 54% 15%



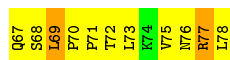
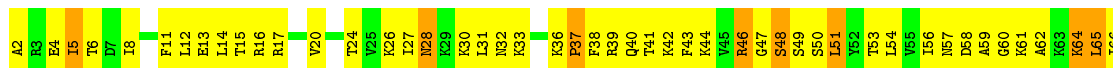
- Molecule 73: 60S ribosomal protein L37-A

Chain o7: 77% 21% .



- Molecule 74: 60S ribosomal protein L38

Chain O8: 23% 64% 13%



- Molecule 74: 60S ribosomal protein L38

Chain o8: 75% 23% .



- Molecule 75: 60S ribosomal protein L39

Chain O9: 32% 56% 12%



- Molecule 75: 60S ribosomal protein L39

Chain o9:  70% 28% .



- Molecule 76: Ubiquitin-60S ribosomal protein L40

Chain Q0:  33% 52% 12% .



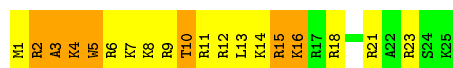
- Molecule 76: Ubiquitin-60S ribosomal protein L40

Chain q0:  69% 27% .



- Molecule 77: 60S ribosomal protein L41-A

Chain Q1:  24% 48% 28%



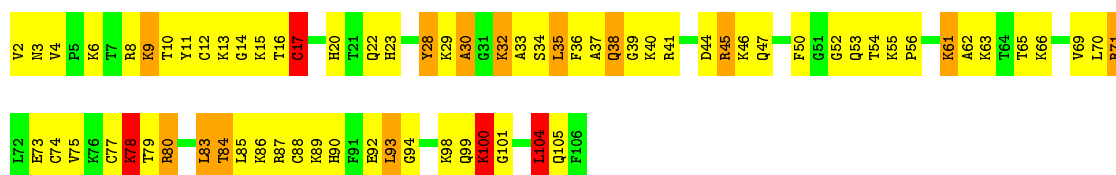
- Molecule 77: 60S ribosomal protein L41-A

Chain q1:  56% 44%




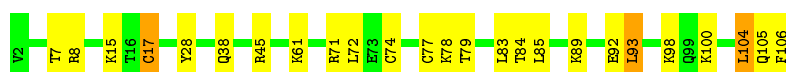
- Molecule 78: 60S ribosomal protein L42-A

Chain Q2:  31% 52% 12% .

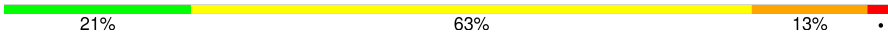


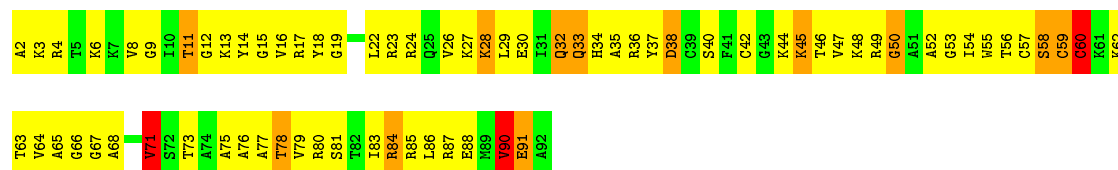
- Molecule 78: 60S ribosomal protein L42-A

Chain q2:  76% 21% .




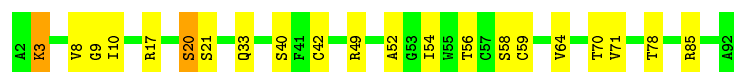
- Molecule 79: 60S ribosomal protein L43-A

Chain Q3:  21% 63% 13% .



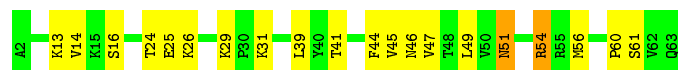
- Molecule 79: 60S ribosomal protein L43-A

Chain q3:  77% 21% .




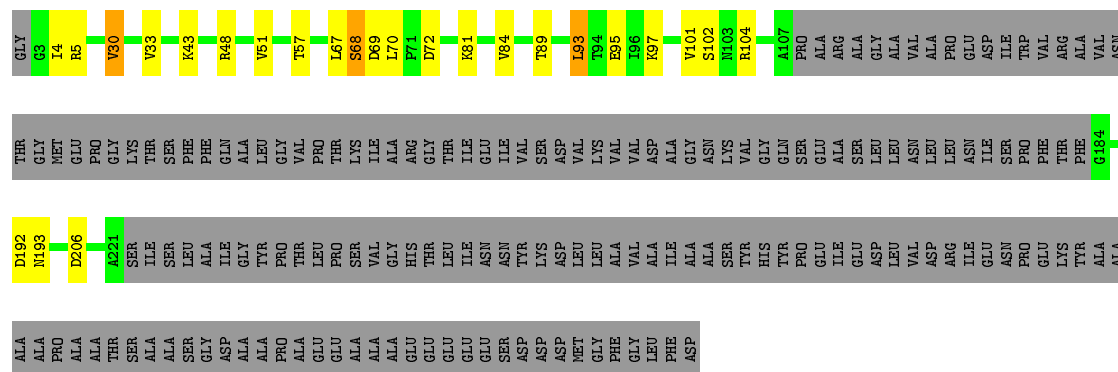
- Molecule 80: 40S ribosomal protein S30-A

Chain e0:  68% 29% .




- Molecule 81: 60S acidic ribosomal protein P0

Chain p0:  38% 7% 54% .



- Molecule 82: unknown protein chain m2

Chain m2:  94% 6% .



- Molecule 83: unknown protein chain p1

Chain p1:  100% .

There are no outlier residues recorded for this chain.

- Molecule 84: unknown protein chain p2

Chain p2:  100%

There are no outlier residues recorded for this chain.

4 Data and refinement statistics

EDS failed to run properly - this section will therefore be incomplete.

Property	Value	Source
Space group	P 1 21 1	Depositor
Cell constants a, b, c, α , β , γ	435.64Å 286.76Å 303.26Å 90.00° 98.72° 90.00°	Depositor
Resolution (Å)	299.76 – 3.45	Depositor
% Data completeness (in resolution range)	100.0 (299.76-3.45)	Depositor
R_{merge}	0.45	Depositor
R_{sym}	(Not available)	Depositor
$\langle I/\sigma(I) \rangle$ ¹	1.38 (at 3.41Å)	Xtriage
Refinement program	PHENIX (phenix.refine: dev_1702)	Depositor
R, R_{free}	0.196 , 0.260	Depositor
Wilson B-factor (Å ²)	93.1	Xtriage
Anisotropy	0.148	Xtriage
Estimated twinning fraction	No twinning to report.	Xtriage
L-test for twinning ²	$\langle L \rangle = 0.44$, $\langle L^2 \rangle = 0.27$	Xtriage
Outliers	0 of 963326 reflections	Xtriage
Total number of atoms	411214	wwPDB-VP
Average B, all atoms (Å ²)	81.0	wwPDB-VP

Xtriage's analysis on translational NCS is as follows: *The largest off-origin peak in the Patterson function is 1.55% of the height of the origin peak. No significant pseudotranslation is detected.*

¹Intensities estimated from amplitudes.

²Theoretical values of $\langle |L| \rangle$, $\langle L^2 \rangle$ for acentric reflections are 0.5, 0.375 respectively for untwinned datasets, and 0.333, 0.2 for perfectly twinned datasets.

5 Model quality ⓘ

5.1 Standard geometry ⓘ

Bond lengths and bond angles in the following residue types are not validated in this section: ZN, OHX, MG, BLS

The Z score for a bond length (or angle) is the number of standard deviations the observed value is removed from the expected value. A bond length (or angle) with $|Z| > 5$ is considered an outlier worth inspection. RMSZ is the root-mean-square of all Z scores of the bond lengths (or angles).

Mol	Chain	Bond lengths		Bond angles	
		RMSZ	$\# Z > 5$	RMSZ	$\# Z > 5$
1	2	0.74	4/41698 (0.0%)	1.34	362/64972 (0.6%)
1	6	0.83	14/42765 (0.0%)	1.39	467/66634 (0.7%)
2	S0	0.45	0/1617	0.68	0/2215
2	s0	0.47	0/1623	0.67	0/2222
3	S1	0.39	0/1735	0.66	1/2335 (0.0%)
3	s1	0.49	0/1748	0.68	0/2352
4	S2	0.49	0/1665	0.66	0/2263
4	s2	0.55	0/1665	0.77	0/2263
5	S3	0.50	0/1759	0.66	0/2368
5	s3	0.46	0/1759	0.64	1/2368 (0.0%)
6	S4	0.52	0/2109	0.73	0/2839
6	s4	0.53	0/2109	0.72	0/2839
7	S5	0.42	0/1629	0.64	0/2202
7	s5	0.45	0/1629	0.69	0/2202
8	S6	0.49	0/1823	0.65	0/2439
8	s6	0.59	1/1779 (0.1%)	0.72	1/2379 (0.0%)
9	S7	0.44	0/1506	0.68	0/2028
9	s7	0.45	0/1516	0.69	0/2043
10	S8	0.56	0/1514	0.74	1/2021 (0.0%)
10	s8	0.55	0/1514	0.71	0/2021
11	S9	0.48	0/1519	0.68	1/2035 (0.0%)
11	s9	0.54	0/1519	0.71	0/2035
12	C0	0.46	0/790	0.68	1/1069 (0.1%)
12	c0	0.41	0/777	0.69	3/1049 (0.3%)
13	C1	0.59	0/1240	0.76	1/1675 (0.1%)
13	c1	0.59	0/1194	0.76	0/1610
14	C2	0.41	0/900	0.65	0/1224
14	c2	0.32	0/900	0.60	0/1224
15	C3	0.52	0/1215	0.70	2/1638 (0.1%)
15	c3	0.55	0/1215	0.69	0/1638
16	C4	0.40	0/901	0.64	0/1217
16	c4	0.50	0/960	0.70	0/1290

Mol	Chain	Bond lengths		Bond angles	
		RMSZ	# Z >5	RMSZ	# Z >5
17	C5	0.52	0/998	0.72	0/1341
17	c5	0.49	0/1060	0.69	1/1426 (0.1%)
18	C6	0.48	0/1125	0.68	2/1510 (0.1%)
18	c6	0.49	0/1131	0.71	0/1518
19	C7	0.48	0/935	0.68	1/1254 (0.1%)
19	c7	0.48	0/914	0.69	0/1224
20	C8	0.47	0/1211	0.70	0/1628
20	c8	0.50	0/1211	0.72	2/1628 (0.1%)
21	C9	0.44	0/1130	0.62	0/1517
21	c9	0.51	0/1130	0.67	0/1517
22	D0	0.45	0/865	0.71	1/1169 (0.1%)
22	d0	0.46	0/892	0.68	0/1205
23	D1	0.47	0/693	0.64	0/935
23	d1	0.51	0/693	0.68	0/935
24	D2	0.49	0/1038	0.71	0/1395
24	d2	0.59	0/1038	0.76	1/1395 (0.1%)
25	D3	0.61	0/1139	0.75	0/1518
25	d3	0.70	0/1139	0.83	1/1518 (0.1%)
26	D4	0.46	0/1087	0.65	0/1449
26	d4	0.55	0/1087	0.73	0/1449
27	D5	0.44	0/571	0.75	0/768
27	d5	0.45	0/566	0.68	0/761
28	D6	0.47	0/782	0.66	0/1047
28	d6	0.54	0/782	0.79	1/1047 (0.1%)
29	D7	0.42	0/620	0.65	0/838
29	d7	0.47	0/620	0.71	0/838
30	D8	0.42	0/499	0.64	0/670
30	d8	0.43	0/499	0.62	0/670
31	D9	0.53	0/452	0.67	0/600
31	d9	0.64	0/452	0.69	0/600
32	E0	0.48	0/483	0.65	0/643
33	E1	0.49	0/577	0.80	0/770
33	e1	0.42	0/619	0.75	1/822 (0.1%)
34	SR	0.40	0/2494	0.63	0/3393
34	sR	0.39	0/2495	0.58	0/3395
35	SM	0.53	0/1113	0.71	2/1502 (0.1%)
35	sM	0.49	0/682	0.69	1/921 (0.1%)
36	1	1.12	138/75394 (0.2%)	1.68	1938/117545 (1.6%)
36	5	1.11	157/75414 (0.2%)	1.68	1917/117575 (1.6%)
37	3	0.99	2/2883 (0.1%)	1.47	39/4491 (0.9%)
37	7	1.11	3/2883 (0.1%)	1.76	76/4491 (1.7%)
38	4	1.02	1/3746 (0.0%)	1.59	63/5832 (1.1%)
38	8	0.90	2/3746 (0.1%)	1.47	43/5832 (0.7%)

Mol	Chain	Bond lengths		Bond angles	
		RMSZ	# Z >5	RMSZ	# Z >5
39	L2	0.68	0/1948	0.81	1/2617 (0.0%)
39	l2	0.60	0/1946	0.82	2/2614 (0.1%)
40	L3	0.74	0/3146	0.83	0/4228
40	l3	0.78	0/3146	0.86	2/4228 (0.0%)
41	L4	0.78	1/2800 (0.0%)	0.90	1/3790 (0.0%)
41	l4	0.73	1/2800 (0.0%)	0.88	3/3790 (0.1%)
42	L5	0.61	0/2425	0.73	0/3271
42	l5	0.72	0/2408	0.83	1/3248 (0.0%)
43	L6	0.78	0/1260	0.85	0/1694
43	l6	0.81	0/1269	0.87	0/1705
44	L7	0.83	0/1821	0.91	3/2451 (0.1%)
44	l7	0.87	0/1828	0.97	5/2461 (0.2%)
45	L8	0.54	0/1836	0.71	2/2481 (0.1%)
45	l8	0.48	0/1795	0.68	1/2429 (0.0%)
46	L9	0.69	0/1539	0.81	1/2073 (0.0%)
46	l9	0.76	0/1539	0.84	2/2073 (0.1%)
47	M0	0.76	0/1741	0.84	3/2335 (0.1%)
47	m0	0.76	1/1758 (0.1%)	0.82	0/2358
48	M1	0.56	0/1374	0.74	1/1842 (0.1%)
48	m1	0.70	0/1374	0.80	1/1842 (0.1%)
49	M3	0.72	0/1568	0.86	2/2106 (0.1%)
49	m3	0.64	0/1573	0.78	0/2113
50	M4	0.81	0/1068	0.88	1/1438 (0.1%)
50	m4	0.82	0/1074	0.84	1/1446 (0.1%)
51	M5	0.75	0/1757	0.86	2/2354 (0.1%)
51	m5	0.61	0/1757	0.79	2/2354 (0.1%)
52	M6	0.85	0/1585	0.92	4/2128 (0.2%)
52	m6	0.96	0/1585	0.98	4/2128 (0.2%)
53	M7	0.76	0/1443	0.83	0/1944
53	m7	0.83	0/1250	0.87	1/1683 (0.1%)
54	M8	0.75	0/1465	0.90	4/1965 (0.2%)
54	m8	0.72	0/1465	0.86	1/1965 (0.1%)
55	M9	0.60	0/1538	0.75	0/2050
55	m9	0.58	0/1538	0.69	0/2050
56	N0	0.78	0/1481	0.85	1/1990 (0.1%)
56	n0	0.88	0/1481	0.90	2/1990 (0.1%)
57	N1	0.74	0/1300	0.82	1/1743 (0.1%)
57	n1	0.81	1/1300 (0.1%)	0.88	0/1743
58	N2	0.48	0/812	0.63	0/1099
58	n2	0.49	0/794	0.68	0/1076
59	N3	0.69	0/1018	0.81	0/1369
59	n3	0.80	0/1018	0.82	0/1369
60	N4	0.62	0/712	0.74	0/958

Mol	Chain	Bond lengths		Bond angles	
		RMSZ	# Z >5	RMSZ	# Z >5
60	n4	0.65	0/1052	0.75	0/1398
61	N5	0.64	0/979	0.79	1/1321 (0.1%)
61	n5	0.60	0/974	0.77	1/1314 (0.1%)
62	N6	0.72	0/1004	0.86	1/1341 (0.1%)
62	n6	0.62	0/1004	0.81	0/1341
63	N7	0.54	0/1118	0.68	0/1497
63	n7	0.48	0/1118	0.66	0/1497
64	N8	0.73	0/1204	0.85	0/1612
64	n8	0.73	0/1204	0.84	1/1612 (0.1%)
65	N9	0.69	0/473	0.83	1/629 (0.2%)
65	n9	0.71	0/473	0.88	0/629
66	O0	0.49	0/751	0.68	0/1008
66	o0	0.53	0/775	0.69	0/1040
67	O1	0.65	0/890	0.80	0/1196
67	o1	0.71	0/897	0.86	2/1205 (0.2%)
68	O2	0.79	0/1041	0.87	0/1394
68	o2	0.87	0/1041	0.89	0/1394
69	O3	0.86	0/868	0.94	0/1168
69	o3	0.87	0/868	0.90	0/1168
70	O4	0.59	0/890	0.77	1/1189 (0.1%)
70	o4	0.52	0/890	0.74	0/1189
71	O5	0.67	0/978	0.78	0/1301
71	o5	0.58	0/974	0.77	2/1297 (0.2%)
72	O6	0.61	0/778	0.77	0/1034
72	o6	0.58	0/777	0.68	0/1033
73	O7	0.74	0/696	0.87	1/923 (0.1%)
73	o7	0.64	0/696	0.79	0/923
74	O8	0.53	0/618	0.66	0/826
74	o8	0.45	0/614	0.66	0/822
75	O9	0.64	0/443	0.82	0/588
75	o9	0.62	0/443	0.78	0/588
76	Q0	0.79	0/423	0.93	0/562
76	q0	0.90	1/423 (0.2%)	0.98	0/562
77	Q1	0.67	0/234	0.87	0/300
77	q1	0.58	0/234	0.89	0/300
78	Q2	0.83	1/860 (0.1%)	0.84	0/1136
78	q2	0.73	1/860 (0.1%)	0.83	2/1136 (0.2%)
79	Q3	0.71	0/701	0.83	0/934
79	q3	0.68	0/701	0.78	0/934
80	e0	0.51	0/499	0.75	0/665
81	p0	0.48	0/1091	0.64	0/1472
All	All	0.87	329/430072 (0.1%)	1.32	4999/631360 (0.8%)

Chiral center outliers are detected by calculating the chiral volume of a chiral center and verifying if the center is modelled as a planar moiety or with the opposite hand. A planarity outlier is detected by checking planarity of atoms in a peptide group, atoms in a mainchain group or atoms of a sidechain that are expected to be planar.

Mol	Chain	#Chirality outliers	#Planarity outliers
3	S1	0	1
7	s5	0	2
9	S7	0	1
9	s7	0	1
10	S8	0	1
11	S9	0	1
16	C4	0	1
18	C6	0	1
18	c6	0	1
19	C7	0	1
20	c8	0	1
22	d0	0	1
26	d4	0	1
27	D5	0	2
33	E1	0	1
39	L2	0	1
39	l2	0	1
40	L3	0	1
40	l3	0	1
42	L5	0	1
43	L6	0	1
44	l7	0	1
45	L8	0	1
47	M0	0	1
48	M1	0	1
48	m1	0	1
50	M4	0	1
52	M6	0	1
56	n0	0	2
64	n8	0	1
65	N9	0	1
67	O1	0	1
69	o3	0	1
80	e0	0	1
All	All	0	37

All (329) bond length outliers are listed below:

Mol	Chain	Res	Type	Atoms	Z	Observed(Å)	Ideal(Å)
78	Q2	17	CYS	CB-SG	12.22	2.03	1.82
36	5	1152	G	N9-C4	-12.11	1.28	1.38
36	5	2145	A	N7-C5	-9.34	1.33	1.39
78	q2	17	CYS	CB-SG	9.04	1.97	1.82
36	5	3040	A	N9-C4	-8.70	1.32	1.37
36	5	1303	A	N9-C4	-8.37	1.32	1.37
36	5	1152	G	N3-C4	-8.29	1.29	1.35
37	3	66	A	N9-C4	-7.99	1.33	1.37
36	5	3040	A	N3-C4	-7.90	1.30	1.34
36	1	3000	A	N9-C4	-7.85	1.33	1.37
36	5	1159	A	N9-C4	-7.83	1.33	1.37
36	1	645	A	C6-N1	-7.71	1.30	1.35
36	1	2748	A	N9-C4	-7.70	1.33	1.37
36	1	1304	A	N9-C4	-7.60	1.33	1.37
36	1	3273	A	N3-C4	-7.58	1.30	1.34
36	1	2714	G	N9-C4	-7.49	1.31	1.38
36	5	607	A	N3-C4	-7.38	1.30	1.34
36	1	338	A	N7-C5	-7.35	1.34	1.39
47	m0	8	CYS	CB-SG	-7.33	1.69	1.82
36	5	706	A	N9-C4	-7.28	1.33	1.37
1	6	359	A	N9-C4	-7.17	1.33	1.37
36	5	924	G	N9-C4	-7.11	1.32	1.38
36	5	2879	C	N1-C6	-7.08	1.32	1.37
1	6	65	A	N9-C4	-7.02	1.33	1.37
36	5	1370	G	C6-N1	-7.02	1.34	1.39
36	1	1116	G	C5-C4	-7.00	1.33	1.38
36	5	3130	A	N3-C4	-6.98	1.30	1.34
36	5	397	A	N3-C4	-6.93	1.30	1.34
36	5	1135	A	N3-C4	-6.93	1.30	1.34
1	6	100	A	N7-C5	-6.91	1.35	1.39
76	q0	99	CYS	CB-SG	-6.91	1.70	1.82
36	5	522	A	N7-C5	-6.89	1.35	1.39
36	5	1205	A	N7-C5	-6.83	1.35	1.39
36	5	1432	C	N3-C4	-6.80	1.29	1.33
36	5	874	U	N1-C2	-6.75	1.32	1.38
36	5	936	A	N7-C5	-6.75	1.35	1.39
36	5	2860	U	N1-C2	6.74	1.44	1.38
36	5	924	G	N3-C4	-6.72	1.30	1.35
36	1	3091	A	N9-C4	-6.71	1.33	1.37
36	5	1192	C	N1-C2	6.68	1.46	1.40
36	5	2910	A	N3-C4	-6.68	1.30	1.34
36	1	2355	G	N7-C5	-6.66	1.35	1.39
36	5	1332	A	N7-C5	-6.63	1.35	1.39

Continued on next page...

Continued from previous page...

Mol	Chain	Res	Type	Atoms	Z	Observed(Å)	Ideal(Å)
36	1	806	A	N9-C4	-6.59	1.33	1.37
36	5	375	A	N9-C4	-6.59	1.33	1.37
36	1	1165	A	N9-C4	-6.56	1.33	1.37
36	5	2726	C	N3-C4	-6.54	1.29	1.33
36	5	2639	G	N7-C5	-6.54	1.35	1.39
36	5	1432	C	N1-C6	-6.52	1.33	1.37
36	1	1149	G	N3-C4	-6.51	1.30	1.35
36	1	342	A	N9-C4	-6.49	1.33	1.37
36	5	2368	A	N7-C5	-6.44	1.35	1.39
1	6	417	A	N9-C4	6.41	1.41	1.37
36	1	2823	G	N9-C8	-6.36	1.33	1.37
36	1	66	A	N9-C4	-6.31	1.34	1.37
36	1	972	A	C5-C4	-6.30	1.34	1.38
36	5	2358	A	N9-C4	-6.28	1.34	1.37
1	6	1746	A	N7-C5	-6.25	1.35	1.39
36	5	61	A	C6-N1	-6.25	1.31	1.35
36	1	71	A	N3-C4	-6.23	1.31	1.34
36	5	924	G	C2-N3	-6.22	1.27	1.32
36	5	2640	A	N9-C4	-6.22	1.34	1.37
36	1	1154	A	N7-C5	-6.21	1.35	1.39
36	5	647	A	N7-C5	-6.21	1.35	1.39
38	8	104	A	N9-C4	-6.20	1.34	1.37
36	1	2200	U	C4-O4	6.17	1.28	1.23
36	1	3006	A	N9-C4	-6.17	1.34	1.37
36	5	1172	G	N3-C4	-6.17	1.31	1.35
1	2	793	A	N9-C4	6.15	1.41	1.37
36	5	808	A	N3-C4	-6.15	1.31	1.34
37	7	102	A	N9-C4	-6.14	1.34	1.37
36	1	969	C	N1-C6	-6.13	1.33	1.37
36	1	2762	A	N3-C4	-6.12	1.31	1.34
36	1	936	A	N9-C4	-6.12	1.34	1.37
36	5	423	A	C5-C6	-6.12	1.35	1.41
36	1	1330	A	N9-C4	-6.11	1.34	1.37
36	5	2704	A	N9-C4	-6.11	1.34	1.37
36	5	1152	G	C5-C6	-6.10	1.36	1.42
36	1	1103	A	N7-C5	6.09	1.43	1.39
36	1	2679	A	N9-C4	-6.09	1.34	1.37
36	1	1406	A	C5-C6	-6.09	1.35	1.41
36	1	2363	A	N9-C4	-6.09	1.34	1.37
36	1	585	A	C6-N1	-6.08	1.31	1.35
36	1	1394	A	N9-C4	-6.07	1.34	1.37
36	1	1103	A	N9-C4	6.07	1.41	1.37

Continued on next page...

Continued from previous page...

Mol	Chain	Res	Type	Atoms	Z	Observed(Å)	Ideal(Å)
36	5	2971	A	N9-C4	6.06	1.41	1.37
37	7	85	G	N7-C5	-6.05	1.35	1.39
36	1	71	A	N9-C4	-6.03	1.34	1.37
36	1	355	A	N9-C4	-6.02	1.34	1.37
36	1	2409	G	N9-C8	-6.02	1.33	1.37
36	5	1348	U	N1-C2	6.00	1.44	1.38
36	1	647	A	N7-C5	-6.00	1.35	1.39
36	5	1103	A	N3-C4	5.99	1.38	1.34
36	5	519	A	C5-C6	-5.99	1.35	1.41
36	1	3006	A	N3-C4	-5.97	1.31	1.34
36	5	2932	U	C2-N3	-5.97	1.33	1.37
36	5	1149	G	N3-C4	-5.96	1.31	1.35
36	5	2138	A	N7-C5	-5.96	1.35	1.39
1	2	1124	A	N9-C4	-5.95	1.34	1.37
36	1	1103	A	N3-C4	5.94	1.38	1.34
36	5	343	U	N1-C2	-5.94	1.33	1.38
36	1	638	C	N1-C6	-5.92	1.33	1.37
36	5	1467	A	N9-C4	-5.92	1.34	1.37
41	L4	199	TRP	CB-CG	-5.91	1.39	1.50
36	1	953	G	C5-C6	-5.91	1.36	1.42
36	1	2656	A	N7-C5	-5.91	1.35	1.39
36	5	807	A	N7-C5	-5.89	1.35	1.39
36	5	2377	G	C6-N1	-5.88	1.35	1.39
36	1	1476	G	C6-N1	-5.88	1.35	1.39
36	5	522	A	C5-C6	-5.87	1.35	1.41
36	5	1370	G	N3-C4	-5.86	1.31	1.35
36	1	668	G	N3-C4	-5.86	1.31	1.35
36	5	2282	U	N1-C2	-5.86	1.33	1.38
36	5	2643	A	N9-C4	-5.85	1.34	1.37
36	1	659	G	C5-C4	-5.85	1.34	1.38
36	1	2207	A	N9-C4	5.84	1.41	1.37
36	5	1130	A	C5-C4	-5.83	1.34	1.38
36	1	1148	G	N7-C5	-5.83	1.35	1.39
36	5	2994	A	N3-C4	-5.82	1.31	1.34
36	5	917	A	N7-C5	-5.80	1.35	1.39
36	5	921	A	N3-C4	-5.79	1.31	1.34
36	5	1432	C	C2-N3	-5.79	1.31	1.35
36	1	45	A	N3-C4	-5.78	1.31	1.34
36	1	2333	C	N3-C4	-5.78	1.29	1.33
36	1	676	G	N9-C4	5.76	1.42	1.38
36	5	1306	G	C5-C6	-5.74	1.36	1.42
36	1	2986	U	N1-C2	-5.72	1.33	1.38

Continued on next page...

Continued from previous page...

Mol	Chain	Res	Type	Atoms	Z	Observed(Å)	Ideal(Å)
36	1	1047	A	N3-C4	-5.72	1.31	1.34
36	1	2147	A	N9-C4	-5.72	1.34	1.37
36	5	1159	A	N3-C4	-5.72	1.31	1.34
36	5	40	A	N7-C5	-5.72	1.35	1.39
36	5	3245	A	C5-C6	-5.72	1.35	1.41
36	1	695	C	N1-C6	-5.72	1.33	1.37
36	5	652	G	N3-C4	-5.72	1.31	1.35
36	1	2200	U	C2-N3	5.71	1.41	1.37
36	5	1849	C	N1-C2	-5.70	1.34	1.40
37	7	96	U	N1-C2	-5.70	1.33	1.38
36	5	1135	A	C6-N1	-5.70	1.31	1.35
36	1	1369	A	N7-C5	-5.70	1.35	1.39
36	5	884	A	N9-C4	-5.70	1.34	1.37
36	5	931	C	N3-C4	-5.69	1.29	1.33
36	5	652	G	N1-C2	-5.68	1.33	1.37
36	1	947	G	N7-C5	-5.67	1.35	1.39
36	1	2313	A	N9-C4	-5.67	1.34	1.37
36	1	928	C	N3-C4	-5.67	1.29	1.33
36	5	2295	A	C5-C6	-5.65	1.35	1.41
36	5	2851	A	N9-C4	-5.65	1.34	1.37
36	1	970	A	N3-C4	-5.64	1.31	1.34
36	1	653	A	C5-C6	-5.64	1.35	1.41
36	5	2970	C	N1-C6	-5.63	1.33	1.37
36	5	1152	G	N7-C5	-5.62	1.35	1.39
57	n1	104	GLU	CB-CG	5.61	1.62	1.52
36	1	2352	A	N9-C4	5.61	1.41	1.37
36	5	2248	C	N1-C6	-5.61	1.33	1.37
36	5	2113	A	N9-C4	-5.60	1.34	1.37
36	5	2377	G	N1-C2	-5.59	1.33	1.37
36	5	2966	G	N7-C5	-5.58	1.35	1.39
36	1	585	A	N3-C4	-5.58	1.31	1.34
36	1	2983	C	N3-C4	-5.58	1.30	1.33
36	1	979	U	N1-C2	5.58	1.43	1.38
36	1	908	G	N7-C5	-5.56	1.35	1.39
36	5	1462	A	N9-C4	-5.56	1.34	1.37
36	5	1902	G	N3-C4	-5.56	1.31	1.35
36	5	880	G	N7-C5	-5.55	1.35	1.39
36	5	2279	A	N9-C4	-5.55	1.34	1.37
36	1	187	A	N9-C4	5.55	1.41	1.37
36	1	1119	C	N3-C4	-5.55	1.30	1.33
36	1	2812	C	N1-C6	-5.55	1.33	1.37
36	1	2422	C	N3-C4	-5.54	1.30	1.33

Continued on next page...

Continued from previous page...

Mol	Chain	Res	Type	Atoms	Z	Observed(Å)	Ideal(Å)
36	5	1200	A	N7-C5	-5.54	1.35	1.39
36	1	1371	G	N3-C4	-5.54	1.31	1.35
36	1	940	G	C6-N1	-5.53	1.35	1.39
36	1	2296	A	N9-C4	-5.52	1.34	1.37
36	1	1891	A	N9-C4	-5.48	1.34	1.37
36	5	3000	A	N9-C4	-5.48	1.34	1.37
36	5	3209	A	C5-C4	5.48	1.42	1.38
36	1	1304	A	N3-C4	-5.48	1.31	1.34
36	1	218	G	N9-C8	-5.47	1.34	1.37
36	1	342	A	N3-C4	-5.47	1.31	1.34
36	1	1119	C	N1-C6	-5.47	1.33	1.37
36	5	3094	A	N9-C4	-5.47	1.34	1.37
36	1	1159	A	N9-C4	-5.46	1.34	1.37
36	5	3052	G	C6-N1	-5.46	1.35	1.39
36	1	100	A	N3-C4	-5.46	1.31	1.34
36	1	925	A	N3-C4	-5.46	1.31	1.34
36	5	672	A	N3-C4	-5.45	1.31	1.34
36	5	2840	C	N1-C6	-5.44	1.33	1.37
1	6	1137	A	N9-C4	-5.43	1.34	1.37
36	5	2626	A	N9-C4	-5.43	1.34	1.37
36	5	1429	G	N9-C4	-5.43	1.33	1.38
36	5	1143	A	N9-C4	-5.42	1.34	1.37
36	5	1370	G	N9-C8	-5.42	1.34	1.37
36	5	1081	U	N1-C2	5.42	1.43	1.38
36	5	2386	A	N7-C5	-5.41	1.36	1.39
36	5	2131	A	N7-C5	-5.40	1.36	1.39
36	5	942	U	C4-O4	5.40	1.27	1.23
36	5	3091	A	N3-C4	-5.40	1.31	1.34
36	1	2401	A	N3-C4	5.39	1.38	1.34
36	5	2872	A	N9-C4	-5.39	1.34	1.37
36	1	1153	A	C6-N1	-5.39	1.31	1.35
36	5	34	A	N9-C4	-5.37	1.34	1.37
36	5	1432	C	N1-C2	-5.37	1.34	1.40
36	5	3209	A	C5-C6	5.37	1.45	1.41
36	5	1174	G	C5-C4	-5.37	1.34	1.38
36	1	585	A	N9-C4	-5.37	1.34	1.37
1	6	337	G	C2-N3	5.36	1.37	1.32
36	5	2891	U	C2-N3	-5.36	1.34	1.37
1	6	542	A	N7-C5	-5.35	1.36	1.39
36	5	2386	A	C5-C6	-5.35	1.36	1.41
36	5	2610	G	N7-C5	-5.35	1.36	1.39
36	1	2386	A	N7-C5	-5.35	1.36	1.39

Continued on next page...

Continued from previous page...

Mol	Chain	Res	Type	Atoms	Z	Observed(Å)	Ideal(Å)
36	1	645	A	C6-N6	-5.34	1.29	1.33
36	1	1143	A	N7-C5	-5.34	1.36	1.39
36	5	947	G	N3-C4	-5.34	1.31	1.35
36	5	2910	A	N9-C4	-5.33	1.34	1.37
36	5	519	A	N7-C5	-5.33	1.36	1.39
36	5	655	C	N3-C4	-5.33	1.30	1.33
36	5	349	A	C5-C4	-5.33	1.35	1.38
36	1	635	G	C5-C4	-5.33	1.34	1.38
36	1	1714	A	N9-C4	-5.33	1.34	1.37
36	1	1351	U	N1-C2	5.32	1.43	1.38
36	5	2873	U	N1-C2	5.31	1.43	1.38
36	5	2918	G	N7-C5	-5.31	1.36	1.39
36	5	965	A	C6-N1	-5.30	1.31	1.35
36	1	98	G	N3-C4	-5.30	1.31	1.35
36	1	965	A	N9-C4	-5.30	1.34	1.37
36	1	1116	G	C6-N1	-5.29	1.35	1.39
36	5	43	A	N9-C4	-5.28	1.34	1.37
36	1	218	G	N7-C5	-5.28	1.36	1.39
41	14	94	CYS	CB-SG	-5.28	1.73	1.81
36	1	921	A	N3-C4	-5.28	1.31	1.34
36	1	2811	A	C6-N1	-5.27	1.31	1.35
36	1	1116	G	N3-C4	-5.26	1.31	1.35
36	1	642	U	C4-O4	5.26	1.27	1.23
36	1	3209	A	C5-C4	5.26	1.42	1.38
36	1	610	G	N9-C4	-5.25	1.33	1.38
36	1	2875	U	N1-C2	5.25	1.43	1.38
36	1	1149	G	N9-C8	-5.25	1.34	1.37
36	5	929	A	N3-C4	-5.25	1.31	1.34
36	1	1148	G	N9-C8	-5.24	1.34	1.37
36	5	3245	A	N3-C4	-5.24	1.31	1.34
36	5	3209	A	N7-C5	5.24	1.42	1.39
36	1	2244	A	N3-C4	-5.24	1.31	1.34
36	5	2976	A	N3-C4	-5.24	1.31	1.34
36	1	2386	A	C5-C6	-5.23	1.36	1.41
36	1	2627	C	N1-C6	-5.23	1.34	1.37
36	5	2131	A	C5-C6	-5.23	1.36	1.41
36	5	1061	A	N3-C4	-5.23	1.31	1.34
36	5	3081	C	N3-C4	-5.22	1.30	1.33
36	5	2302	G	C6-N1	-5.22	1.35	1.39
36	1	39	A	N9-C4	-5.21	1.34	1.37
36	5	2866	U	N1-C2	5.21	1.43	1.38
36	1	2986	U	C2-N3	-5.21	1.34	1.37

Continued on next page...

Continued from previous page...

Mol	Chain	Res	Type	Atoms	Z	Observed(Å)	Ideal(Å)
36	1	2524	A	N9-C4	-5.21	1.34	1.37
36	5	3091	A	C6-N1	-5.21	1.31	1.35
1	2	971	A	N7-C5	-5.20	1.36	1.39
36	1	1165	A	N3-C4	-5.20	1.31	1.34
36	5	887	G	C5-C6	-5.20	1.37	1.42
36	5	2910	A	C5-C4	-5.20	1.35	1.38
1	6	390	G	N7-C5	-5.20	1.36	1.39
1	6	436	A	N7-C5	-5.20	1.36	1.39
36	1	98	G	C6-N1	-5.20	1.35	1.39
36	1	2797	C	N1-C6	-5.19	1.34	1.37
36	1	670	C	N1-C6	-5.19	1.34	1.37
36	5	2813	A	N7-C5	-5.19	1.36	1.39
36	1	2232	A	N9-C4	-5.17	1.34	1.37
36	5	1107	C	N1-C6	-5.17	1.34	1.37
36	5	980	A	C5-C6	5.17	1.45	1.41
36	5	2610	G	N3-C4	-5.17	1.31	1.35
36	5	2917	G	C5-C4	-5.16	1.34	1.38
36	1	970	A	N9-C4	-5.16	1.34	1.37
36	1	1001	G	C6-N1	5.16	1.43	1.39
36	5	2403	G	C6-N1	5.15	1.43	1.39
36	1	360	G	N7-C5	-5.15	1.36	1.39
1	6	1746	A	N9-C4	-5.15	1.34	1.37
37	3	39	C	N3-C4	-5.15	1.30	1.33
1	6	384	G	N9-C4	-5.15	1.33	1.38
36	1	2682	C	N3-C4	-5.14	1.30	1.33
36	5	3012	A	N9-C4	-5.14	1.34	1.37
36	5	921	A	C6-N1	-5.13	1.31	1.35
36	1	35	A	N3-C4	-5.13	1.31	1.34
36	1	1116	G	N7-C5	-5.12	1.36	1.39
36	5	2814	G	C6-N1	-5.12	1.35	1.39
36	1	2762	A	C6-N1	-5.11	1.31	1.35
1	2	863	A	N9-C4	-5.11	1.34	1.37
36	1	2365	C	N1-C6	-5.11	1.34	1.37
36	5	424	G	N7-C5	-5.09	1.36	1.39
36	5	3294	A	N3-C4	-5.09	1.31	1.34
36	5	607	A	C6-N1	-5.09	1.31	1.35
36	5	2698	G	N9-C4	-5.09	1.33	1.38
36	1	817	A	N9-C4	5.08	1.40	1.37
36	5	2145	A	C5-C6	-5.08	1.36	1.41
36	5	1126	G	N7-C5	-5.08	1.36	1.39
36	5	3008	A	N3-C4	-5.08	1.31	1.34
36	1	1153	A	C5-C6	-5.08	1.36	1.41

Continued on next page...

Continued from previous page...

Mol	Chain	Res	Type	Atoms	Z	Observed(Å)	Ideal(Å)
36	1	1903	U	C4-O4	5.08	1.27	1.23
36	1	2620	G	C5-C4	-5.07	1.34	1.38
36	5	957	C	N3-C4	-5.07	1.30	1.33
1	6	1746	A	C5-C4	-5.07	1.35	1.38
36	5	1134	G	N3-C4	-5.06	1.31	1.35
36	1	2377	G	N9-C4	-5.06	1.33	1.38
36	5	1332	A	C5-C6	-5.06	1.36	1.41
38	4	37	A	N3-C4	5.06	1.37	1.34
36	5	2385	G	N9-C4	-5.06	1.33	1.38
36	1	584	G	N7-C5	-5.06	1.36	1.39
36	1	2309	A	C5-C6	-5.05	1.36	1.41
36	1	962	A	N3-C4	-5.05	1.31	1.34
36	1	2247	G	N7-C5	-5.05	1.36	1.39
36	5	1200	A	C5-C6	-5.05	1.36	1.41
36	5	1161	G	N3-C4	5.04	1.39	1.35
36	5	2826	U	C2-N3	-5.04	1.34	1.37
36	1	806	A	C5-C4	-5.04	1.35	1.38
36	5	2338	C	N1-C6	-5.04	1.34	1.37
36	5	567	G	N7-C5	-5.04	1.36	1.39
36	1	1330	A	N3-C4	-5.04	1.31	1.34
36	1	2601	A	N9-C4	-5.03	1.34	1.37
36	5	2703	A	N7-C5	-5.03	1.36	1.39
36	5	2911	A	N7-C5	-5.03	1.36	1.39
36	1	343	U	C2-N3	-5.02	1.34	1.37
36	5	2359	C	N1-C6	-5.02	1.34	1.37
38	8	20	U	N1-C2	-5.02	1.34	1.38
1	6	100	A	C5-C6	-5.02	1.36	1.41
36	1	1192	C	N1-C2	5.01	1.45	1.40
36	5	650	C	N3-C4	-5.01	1.30	1.33
36	5	1189	C	N1-C6	-5.01	1.34	1.37
36	1	2358	A	C5-C6	-5.01	1.36	1.41
8	s6	83	CYS	CB-SG	-5.01	1.73	1.81
36	1	1890	U	N1-C2	-5.01	1.34	1.38
36	1	2178	A	N3-C4	-5.01	1.31	1.34

All (4999) bond angle outliers are listed below:

Mol	Chain	Res	Type	Atoms	Z	Observed(°)	Ideal(°)
36	5	1152	G	N3-C4-N9	-19.38	114.37	126.00
36	5	1152	G	N3-C4-C5	17.87	137.53	128.60
36	5	1152	G	C2-N3-C4	-16.63	103.58	111.90
36	1	645	A	N1-C6-N6	-16.45	108.73	118.60

Continued on next page...

Continued from previous page...

Mol	Chain	Res	Type	Atoms	Z	Observed(°)	Ideal(°)
36	1	343	U	O5'-P-OP2	-14.33	92.80	105.70
36	5	1437	C	C6-N1-C2	-13.92	114.73	120.30
36	5	2818	U	O5'-P-OP1	-13.76	93.32	105.70
36	5	1192	C	N1-C2-O2	13.27	126.86	118.90
36	5	1200	A	N1-C6-N6	12.86	126.31	118.60
36	1	2714	G	N3-C4-C5	12.71	134.95	128.60
36	1	959	C	C6-N1-C2	12.63	125.35	120.30
36	5	1129	A	O5'-P-OP2	-12.62	94.34	105.70
36	5	2760	C	N3-C4-C5	12.60	126.94	121.90
36	1	2819	A	O5'-P-OP2	-12.44	94.51	105.70
36	5	1587	A	C8-N9-C4	12.21	110.68	105.80
36	1	369	A	C8-N9-C4	-12.17	100.93	105.80
36	5	1897	G	N1-C6-O6	12.09	127.15	119.90
36	5	1433	A	C8-N9-C4	-11.97	101.01	105.80
36	5	1192	C	N3-C2-O2	-11.95	113.54	121.90
36	5	344	A	O5'-P-OP1	-11.92	94.97	105.70
36	5	715	A	N1-C6-N6	-11.85	111.49	118.60
36	5	917	A	O5'-P-OP2	-11.75	95.13	105.70
36	5	940	G	O5'-P-OP1	-11.69	95.18	105.70
36	5	1152	G	C5-N7-C8	-11.67	98.47	104.30
36	1	1433	A	C8-N9-C4	-11.55	101.18	105.80
36	1	424	G	C5-C6-O6	-11.46	121.73	128.60
36	1	2374	C	C6-N1-C2	-11.45	115.72	120.30
36	5	211	A	O5'-P-OP1	-11.39	95.45	105.70
36	5	2283	G	N1-C6-O6	11.35	126.71	119.90
36	5	424	G	C5-C6-O6	-11.30	121.82	128.60
36	5	2129	U	O5'-P-OP1	-11.27	95.56	105.70
36	1	2996	U	C2-N1-C1'	11.19	131.12	117.70
36	1	3092	C	C6-N1-C2	11.11	124.74	120.30
36	1	2814	G	O5'-P-OP1	-11.10	95.71	105.70
36	1	963	G	O5'-P-OP2	-11.09	95.72	105.70
36	1	1166	G	N1-C6-O6	11.08	126.55	119.90
36	1	645	A	N9-C4-C5	11.06	110.23	105.80
36	5	1311	G	O5'-P-OP2	-10.98	95.82	105.70
36	5	923	C	C6-N1-C2	10.97	124.69	120.30
36	1	1166	G	C5-C6-O6	-10.92	122.05	128.60
36	5	2760	C	C6-N1-C2	10.90	124.66	120.30
36	5	2400	G	N1-C6-O6	10.87	126.42	119.90
1	2	553	G	N1-C6-O6	10.85	126.41	119.90
36	1	2714	G	N3-C4-N9	-10.81	119.52	126.00
36	1	1151	U	C6-N1-C2	-10.80	114.52	121.00
36	1	2374	C	N3-C2-O2	-10.80	114.34	121.90

Continued on next page...

Continued from previous page...

Mol	Chain	Res	Type	Atoms	Z	Observed(°)	Ideal(°)
36	5	2709	C	C6-N1-C2	10.75	124.60	120.30
36	1	2344	U	O5'-P-OP2	-10.72	96.05	105.70
1	2	1082	C	C2-N1-C1'	10.71	130.58	118.80
36	5	924	G	N3-C4-N9	-10.68	119.59	126.00
1	6	1537	C	C6-N1-C2	-10.67	116.03	120.30
36	1	637	C	N1-C2-O2	10.67	125.30	118.90
36	5	3245	A	C2-N3-C4	-10.65	105.27	110.60
36	1	1369	A	O5'-P-OP1	-10.64	96.12	105.70
36	1	2899	C	C6-N1-C2	-10.62	116.05	120.30
36	1	1323	G	C5-C6-O6	-10.62	122.23	128.60
37	7	93	C	O5'-P-OP2	-10.61	96.15	105.70
36	5	2607	G	N1-C6-O6	10.59	126.25	119.90
36	5	907	G	C5-C6-O6	-10.56	122.26	128.60
36	5	1306	G	C5-C6-O6	-10.53	122.28	128.60
36	1	1323	G	C4-C5-N7	10.50	115.00	110.80
36	1	1303	A	N1-C6-N6	10.49	124.90	118.60
36	1	940	G	N1-C6-O6	-10.46	113.62	119.90
36	5	1152	G	N1-C6-O6	10.45	126.17	119.90
38	4	13	A	O5'-P-OP1	-10.44	96.31	105.70
1	6	1773	C	C6-N1-C2	-10.41	116.14	120.30
36	1	2355	G	N1-C6-O6	10.40	126.14	119.90
36	5	422	A	O5'-P-OP2	-10.40	96.34	105.70
1	2	577	G	N1-C6-O6	10.38	126.13	119.90
36	5	2655	U	O5'-P-OP2	-10.37	96.36	105.70
36	1	979	U	N3-C2-O2	-10.35	114.95	122.20
36	5	567	G	C6-C5-N7	-10.31	124.21	130.40
36	5	2880	U	C6-N1-C2	-10.30	114.82	121.00
36	1	1307	G	N9-C4-C5	10.28	109.51	105.40
36	5	2707	C	C6-N1-C2	10.27	124.41	120.30
36	5	887	G	C4-C5-N7	10.22	114.89	110.80
37	7	1	G	N3-C4-C5	-10.22	123.49	128.60
36	1	2869	U	O5'-P-OP1	-10.18	96.54	105.70
36	5	1149	G	N1-C6-O6	10.14	125.98	119.90
36	1	2200	U	N3-C4-O4	10.10	126.47	119.40
36	1	676	G	N3-C4-N9	10.09	132.06	126.00
36	5	2607	G	C5-C6-O6	-10.09	122.55	128.60
36	5	1507	G	O5'-P-OP1	-10.03	96.67	105.70
36	5	924	G	N3-C4-C5	9.99	133.60	128.60
36	5	410	U	C6-N1-C2	-9.99	115.01	121.00
36	5	567	G	N1-C6-O6	9.99	125.89	119.90
36	5	715	A	N9-C4-C5	9.99	109.80	105.80
36	5	1604	G	C4-N9-C1'	9.98	139.48	126.50

Continued on next page...

Continued from previous page...

Mol	Chain	Res	Type	Atoms	Z	Observed(°)	Ideal(°)
36	1	2899	C	C2-N1-C1'	9.97	129.77	118.80
36	1	3344	A	N7-C8-N9	9.97	118.78	113.80
36	1	3022	G	C5-C6-O6	-9.95	122.63	128.60
36	5	2726	C	C6-N1-C2	-9.94	116.32	120.30
36	5	1306	G	C4-C5-N7	9.92	114.77	110.80
36	1	676	G	N3-C4-C5	-9.87	123.67	128.60
36	5	693	A	O5'-P-OP1	-9.84	96.84	105.70
36	5	1200	A	C6-C5-N7	-9.84	125.41	132.30
36	1	2412	G	O5'-P-OP2	-9.84	96.85	105.70
36	1	1151	U	C5-C6-N1	9.83	127.62	122.70
36	1	2395	G	N1-C6-O6	9.83	125.80	119.90
36	1	921	A	N1-C6-N6	-9.74	112.75	118.60
36	5	1604	G	C8-N9-C1'	-9.74	114.34	127.00
36	5	874	U	O5'-P-OP1	-9.72	96.95	105.70
36	5	3092	C	C6-N1-C2	9.71	124.18	120.30
36	5	2385	G	O5'-P-OP1	-9.70	96.97	105.70
36	1	709	A	N1-C6-N6	9.68	124.41	118.60
36	5	1200	A	C4-C5-C6	9.67	121.84	117.00
36	1	2881	C	C6-N1-C2	9.64	124.16	120.30
36	1	2996	U	C6-N1-C1'	-9.63	107.71	121.20
1	2	1794	A	O5'-P-OP1	-9.62	97.04	105.70
36	1	3382	U	C2-N1-C1'	9.62	129.24	117.70
36	5	2797	C	C6-N1-C2	-9.62	116.45	120.30
36	5	812	G	O5'-P-OP2	-9.61	97.05	105.70
36	5	720	A	N1-C6-N6	9.60	124.36	118.60
36	1	1192	C	C6-N1-C2	-9.59	116.46	120.30
36	1	3217	C	C2-N1-C1'	9.58	129.34	118.80
36	5	424	G	N1-C6-O6	9.58	125.65	119.90
36	5	2272	G	O4'-C1'-N9	9.56	115.85	108.20
36	1	1166	G	C4-C5-N7	9.56	114.62	110.80
36	5	3245	A	N1-C6-N6	9.55	124.33	118.60
36	5	2385	G	N1-C6-O6	9.52	125.61	119.90
36	1	1365	G	O5'-P-OP1	-9.51	97.14	105.70
36	5	2197	C	C6-N1-C2	9.50	124.10	120.30
1	6	1773	C	N3-C4-C5	-9.47	118.11	121.90
36	1	2287	C	C6-N1-C2	-9.46	116.52	120.30
36	5	1869	C	C6-N1-C2	9.45	124.08	120.30
36	1	1307	G	P-O3'-C3'	9.44	131.03	119.70
36	1	1160	C	C6-N1-C2	9.44	124.07	120.30
36	1	580	C	N1-C2-O2	-9.43	113.24	118.90
36	1	1442	U	N3-C2-O2	9.43	128.80	122.20
36	5	3245	A	C6-C5-N7	-9.42	125.70	132.30

Continued on next page...

Continued from previous page...

Mol	Chain	Res	Type	Atoms	Z	Observed(°)	Ideal(°)
37	7	1	G	N3-C4-N9	9.42	131.65	126.00
36	5	1152	G	C8-N9-C1'	9.40	139.23	127.00
36	1	421	G	N1-C6-O6	-9.40	114.26	119.90
36	5	519	A	N1-C6-N6	9.40	124.24	118.60
36	5	1896	A	O5'-P-OP1	-9.40	97.24	105.70
36	1	2882	U	O5'-P-OP2	-9.40	97.24	105.70
36	1	2200	U	N3-C4-C5	-9.37	108.98	114.60
36	1	948	C	C6-N1-C2	9.36	124.04	120.30
36	1	3204	C	N3-C2-O2	-9.35	115.35	121.90
36	1	676	G	C4-N9-C1'	9.33	138.63	126.50
36	1	2247	G	N1-C6-O6	9.33	125.50	119.90
36	1	1001	G	N9-C4-C5	-9.32	101.67	105.40
36	5	1055	A	O5'-P-OP2	-9.30	97.33	105.70
36	1	1495	U	C5-C6-N1	-9.29	118.06	122.70
36	1	1367	G	C8-N9-C4	9.28	110.11	106.40
36	5	1447	G	O5'-P-OP1	-9.27	97.36	105.70
36	5	1149	G	N3-C2-N2	-9.25	113.42	119.90
36	5	1152	G	C5-C6-N1	-9.23	106.88	111.50
36	1	2406	C	C6-N1-C2	9.22	123.99	120.30
36	1	2968	G	N1-C6-O6	9.22	125.43	119.90
36	1	358	G	N1-C6-O6	9.21	125.43	119.90
36	1	1389	G	N9-C4-C5	-9.21	101.72	105.40
36	1	901	G	N1-C6-O6	9.21	125.42	119.90
1	2	1773	C	C6-N1-C2	-9.20	116.62	120.30
36	1	1314	C	C6-N1-C2	-9.20	116.62	120.30
36	5	668	G	C8-N9-C4	9.18	110.07	106.40
38	4	53	A	N1-C6-N6	-9.17	113.10	118.60
36	1	3362	A	C8-N9-C4	-9.15	102.14	105.80
1	6	337	G	N3-C4-C5	-9.13	124.04	128.60
36	5	2282	U	C5-C6-N1	-9.13	118.14	122.70
36	5	1433	A	N9-C4-C5	9.10	109.44	105.80
36	1	1904	C	C6-N1-C2	-9.10	116.66	120.30
36	1	921	A	N9-C4-C5	9.05	109.42	105.80
36	5	2392	C	C6-N1-C2	9.05	123.92	120.30
36	1	1949	G	O5'-P-OP1	-9.04	97.57	105.70
36	5	2389	C	O5'-P-OP1	-9.04	97.57	105.70
36	5	2416	U	O5'-P-OP2	-9.03	97.58	105.70
38	8	26	U	N3-C2-O2	-9.02	115.89	122.20
36	5	800	G	C6-C5-N7	-9.02	124.99	130.40
36	1	690	A	N1-C6-N6	-9.01	113.19	118.60
36	1	2355	G	C6-C5-N7	-9.01	125.00	130.40
36	1	39	A	N1-C6-N6	-9.01	113.20	118.60

Continued on next page...

Continued from previous page...

Mol	Chain	Res	Type	Atoms	Z	Observed(°)	Ideal(°)
36	1	2639	G	C6-C5-N7	-9.00	125.00	130.40
36	5	2413	A	C8-N9-C4	9.00	109.40	105.80
36	1	421	G	C5-C6-N1	8.99	116.00	111.50
36	5	2971	A	C2-N3-C4	8.99	115.10	110.60
36	5	1437	C	C5-C6-N1	8.98	125.49	121.00
36	1	1001	G	C5-C6-O6	-8.97	123.22	128.60
36	1	2395	G	C5-C6-O6	-8.96	123.22	128.60
36	1	3344	A	C8-N9-C4	-8.96	102.22	105.80
36	1	3243	A	N1-C6-N6	8.95	123.97	118.60
36	1	3362	A	N7-C8-N9	8.95	118.28	113.80
36	5	1417	G	C8-N9-C4	-8.94	102.82	106.40
36	5	1124	U	N3-C2-O2	-8.93	115.95	122.20
36	1	1311	G	C5-C6-O6	-8.93	123.24	128.60
36	5	965	A	C8-N9-C4	-8.93	102.23	105.80
36	5	2283	G	C5-C6-O6	-8.93	123.24	128.60
36	5	967	A	C8-N9-C4	-8.93	102.23	105.80
36	1	1314	C	C5-C6-N1	8.92	125.46	121.00
36	5	2322	C	C6-N1-C2	-8.92	116.73	120.30
36	5	1849	C	N1-C2-O2	-8.92	113.55	118.90
36	5	2973	G	O5'-P-OP1	-8.90	97.69	105.70
36	5	907	G	N9-C4-C5	-8.89	101.84	105.40
36	1	608	A	N1-C6-N6	8.87	123.92	118.60
36	5	3154	C	N1-C2-O2	8.87	124.22	118.90
36	1	2995	A	O5'-P-OP2	-8.86	97.73	105.70
36	1	2885	C	C6-N1-C2	8.85	123.84	120.30
36	5	942	U	N3-C4-O4	8.85	125.60	119.40
36	5	1897	G	C5-C6-N1	-8.84	107.08	111.50
36	5	2327	U	C6-N1-C2	8.84	126.30	121.00
36	5	398	A	O5'-P-OP2	-8.84	97.75	105.70
36	1	1843	C	C6-N1-C2	-8.83	116.77	120.30
36	1	1001	G	N1-C6-O6	8.83	125.20	119.90
36	1	609	G	C5-C6-O6	-8.82	123.31	128.60
36	1	1323	G	N9-C4-C5	-8.82	101.87	105.40
36	5	2637	A	O5'-P-OP1	-8.82	97.76	105.70
36	5	3177	G	C2-N3-C4	-8.82	107.49	111.90
36	1	1124	U	OP1-P-O3'	8.82	124.61	105.20
38	4	94	C	C6-N1-C2	8.81	123.83	120.30
1	6	1744	A	N1-C6-N6	8.81	123.89	118.60
36	1	1323	G	N1-C6-O6	8.79	125.18	119.90
1	2	426	G	C8-N9-C1'	-8.79	115.58	127.00
36	5	2285	C	C6-N1-C2	-8.78	116.79	120.30
1	6	390	G	N1-C6-O6	8.78	125.17	119.90

Continued on next page...

Continued from previous page...

Mol	Chain	Res	Type	Atoms	Z	Observed(°)	Ideal(°)
36	5	1301	A	N1-C6-N6	8.76	123.86	118.60
36	1	933	A	N1-C6-N6	8.76	123.85	118.60
36	1	2400	G	N1-C6-O6	8.75	125.15	119.90
1	6	338	C	C6-N1-C2	-8.72	116.81	120.30
1	6	1614	A	C2-N3-C4	-8.72	106.24	110.60
36	1	2726	C	N3-C2-O2	-8.72	115.80	121.90
36	5	2936	A	C2-N3-C4	8.70	114.95	110.60
36	1	2741	C	N1-C2-O2	8.68	124.11	118.90
36	5	803	C	C6-N1-C2	-8.68	116.83	120.30
36	1	66	A	O5'-P-OP1	-8.67	97.90	105.70
36	1	1848	G	N1-C6-O6	-8.66	114.70	119.90
36	1	3154	C	C6-N1-C2	-8.66	116.83	120.30
36	1	2417	U	N1-C2-O2	-8.66	116.74	122.80
36	1	1192	C	N3-C4-C5	-8.65	118.44	121.90
36	5	414	U	O5'-P-OP2	-8.65	97.91	105.70
36	1	3217	C	N3-C2-O2	-8.65	115.85	121.90
36	5	1149	G	C5-C6-N1	-8.65	107.18	111.50
36	1	1433	A	N9-C4-C5	8.64	109.25	105.80
36	1	711	A	C8-N9-C4	8.61	109.25	105.80
1	2	971	A	C4-C5-C6	8.60	121.30	117.00
36	1	2726	C	C5-C4-N4	8.60	126.22	120.20
1	2	830	U	N3-C2-O2	-8.59	116.18	122.20
36	1	2818	U	O5'-P-OP2	-8.59	97.97	105.70
36	5	82	C	N3-C4-C5	-8.58	118.47	121.90
36	1	3022	G	N1-C6-O6	8.58	125.05	119.90
36	5	1367	G	C5-C6-N1	-8.56	107.22	111.50
1	2	453	U	C2-N1-C1'	8.55	127.96	117.70
36	5	1306	G	N1-C6-O6	8.54	125.02	119.90
36	1	809	G	C5-C6-O6	-8.53	123.48	128.60
36	5	2327	U	C5-C6-N1	-8.53	118.44	122.70
1	6	553	G	N1-C6-O6	8.53	125.02	119.90
36	5	3108	G	C5-C6-N1	-8.53	107.24	111.50
1	2	426	G	C4-N9-C1'	8.52	137.58	126.50
36	1	635	G	C5-C6-N1	8.52	115.76	111.50
37	7	5	G	C8-N9-C4	8.52	109.81	106.40
1	2	1212	G	N1-C6-O6	8.52	125.01	119.90
36	5	607	A	N1-C6-N6	-8.52	113.49	118.60
36	1	406	G	O4'-C1'-N9	8.51	115.01	108.20
36	5	2843	U	N3-C2-O2	-8.51	116.25	122.20
36	5	3002	C	C6-N1-C2	8.51	123.70	120.30
36	5	2866	U	N3-C2-O2	-8.50	116.25	122.20
36	1	860	G	N1-C6-O6	8.49	125.00	119.90

Continued on next page...

Continued from previous page...

Mol	Chain	Res	Type	Atoms	Z	Observed(°)	Ideal(°)
36	1	1179	A	O5'-P-OP1	-8.49	98.06	105.70
36	5	800	G	C5-C6-O6	-8.48	123.51	128.60
36	5	2421	U	N1-C2-N3	8.48	119.99	114.90
36	5	2726	C	N3-C2-O2	-8.47	115.97	121.90
36	5	2726	C	C5-C4-N4	8.47	126.13	120.20
36	1	645	A	C5-C6-N6	8.47	130.48	123.70
36	5	515	C	C6-N1-C2	8.47	123.69	120.30
36	1	2811	A	C6-N1-C2	-8.46	113.52	118.60
36	5	655	C	C6-N1-C2	-8.45	116.92	120.30
36	1	718	G	N7-C8-N9	8.45	117.33	113.10
36	1	1049	C	O5'-P-OP1	-8.45	98.10	105.70
36	1	1437	C	C6-N1-C2	-8.45	116.92	120.30
36	1	979	U	C6-N1-C2	-8.44	115.94	121.00
36	1	780	A	O4'-C1'-N9	-8.43	101.45	108.20
52	M6	78	ARG	NE-CZ-NH1	8.43	124.52	120.30
36	1	3344	A	C6-C5-N7	-8.43	126.40	132.30
36	5	2290	C	C6-N1-C2	8.43	123.67	120.30
1	2	1761	U	C5-C4-O4	8.43	130.96	125.90
36	5	2383	C	C6-N1-C2	-8.43	116.93	120.30
36	1	2875	U	N3-C2-O2	-8.43	116.30	122.20
36	5	226	C	C6-N1-C2	-8.43	116.93	120.30
36	1	953	G	C4-C5-N7	8.42	114.17	110.80
1	2	73	U	O4'-C1'-N1	8.41	114.93	108.20
36	1	1104	G	O5'-P-OP1	-8.40	98.14	105.70
1	6	95	G	N1-C6-O6	-8.40	114.86	119.90
36	5	1319	G	C8-N9-C4	8.40	109.76	106.40
36	1	1792	C	C6-N1-C2	-8.40	116.94	120.30
36	1	1450	G	N1-C6-O6	8.38	124.93	119.90
36	5	1200	A	C5-C6-N6	-8.38	117.00	123.70
36	5	672	A	N9-C4-C5	8.36	109.14	105.80
36	5	1437	C	C2-N1-C1'	8.37	128.00	118.80
36	5	2341	A	C8-N9-C4	8.36	109.14	105.80
36	5	2827	U	N1-C2-O2	8.36	128.65	122.80
36	5	345	G	N1-C6-O6	8.35	124.91	119.90
1	2	380	U	N3-C2-O2	-8.35	116.35	122.20
36	1	2374	C	C2-N1-C1'	8.35	127.98	118.80
36	5	817	A	O5'-P-OP1	-8.34	98.19	105.70
36	1	648	C	C2-N1-C1'	8.34	127.97	118.80
36	5	2142	A	N1-C6-N6	-8.34	113.60	118.60
38	8	17	A	N1-C6-N6	8.33	123.60	118.60
36	1	959	C	C5-C6-N1	-8.33	116.84	121.00
36	5	2295	A	C5-C6-N6	-8.33	117.04	123.70

Continued on next page...

Continued from previous page...

Mol	Chain	Res	Type	Atoms	Z	Observed(°)	Ideal(°)
39	12	246	LEU	CA-CB-CG	8.33	134.46	115.30
1	2	577	G	C4-C5-N7	8.32	114.13	110.80
36	1	287	G	C5-C6-N1	-8.32	107.34	111.50
36	5	2398	A	N1-C6-N6	-8.32	113.61	118.60
36	1	2881	C	N3-C4-C5	8.32	125.23	121.90
36	1	2959	C	N1-C2-O2	-8.31	113.91	118.90
36	5	3172	A	N1-C6-N6	8.30	123.58	118.60
36	1	1351	U	N3-C2-O2	-8.30	116.39	122.20
36	5	888	A	N1-C6-N6	8.29	123.58	118.60
1	6	583	C	C6-N1-C2	-8.29	116.98	120.30
36	5	48	A	C5-C6-N1	8.29	121.84	117.70
36	5	1437	C	N3-C4-C5	-8.29	118.59	121.90
36	5	2157	G	C8-N9-C4	8.28	109.71	106.40
36	1	1192	C	N1-C2-O2	8.28	123.87	118.90
36	5	2777	G	N3-C4-N9	-8.28	121.03	126.00
36	5	718	G	C4-N9-C1'	8.27	137.26	126.50
36	1	612	U	C5-C4-O4	8.27	130.86	125.90
36	5	1012	G	C4-N9-C1'	-8.27	115.75	126.50
36	1	2679	A	C2-N3-C4	-8.27	106.47	110.60
36	5	3141	A	O5'-P-OP1	-8.27	98.26	105.70
36	1	609	G	O5'-P-OP2	-8.27	98.26	105.70
36	5	1404	G	C8-N9-C4	8.27	109.71	106.40
36	1	2797	C	N3-C4-C5	-8.25	118.60	121.90
36	1	2714	G	C2-N3-C4	-8.24	107.78	111.90
1	2	1039	A	O4'-C1'-N9	8.24	114.79	108.20
36	5	2364	G	N1-C6-O6	-8.23	114.96	119.90
36	1	282	G	C8-N9-C4	-8.23	103.11	106.40
36	1	2606	G	C4-N9-C1'	8.23	137.19	126.50
44	17	229	PHE	CB-CG-CD1	8.23	126.56	120.80
36	1	690	A	N9-C4-C5	8.22	109.09	105.80
36	5	410	U	N3-C4-C5	-8.22	109.67	114.60
36	1	3022	G	C4-C5-N7	8.22	114.09	110.80
1	6	1537	C	N3-C4-C5	-8.21	118.62	121.90
1	2	1212	G	C5-C6-O6	-8.20	123.68	128.60
36	1	1323	G	C6-C5-N7	-8.20	125.48	130.40
36	1	28	C	C6-N1-C2	8.20	123.58	120.30
1	2	190	C	O4'-C1'-N1	8.19	114.75	108.20
36	1	2610	G	N1-C6-O6	8.19	124.81	119.90
36	5	3154	C	C2-N1-C1'	8.19	127.81	118.80
36	5	1607	U	P-O3'-C3'	8.19	129.53	119.70
36	1	1508	C	C6-N1-C2	-8.19	117.03	120.30
36	1	229	G	N3-C2-N2	-8.18	114.17	119.90

Continued on next page...

Continued from previous page...

Mol	Chain	Res	Type	Atoms	Z	Observed(°)	Ideal(°)
36	1	2996	U	N1-C2-O2	8.18	128.53	122.80
36	1	1389	G	C4-C5-N7	8.18	114.07	110.80
36	1	2175	U	N1-C2-N3	8.18	119.81	114.90
36	5	942	U	N3-C4-C5	-8.17	109.70	114.60
36	5	2420	C	N1-C2-O2	-8.17	114.00	118.90
36	1	3143	C	C6-N1-C2	8.16	123.56	120.30
36	5	3181	C	C6-N1-C2	-8.16	117.03	120.30
36	1	3181	C	C6-N1-C2	-8.16	117.03	120.30
36	5	907	G	C4-C5-N7	8.16	114.06	110.80
36	5	2635	A	O5'-P-OP2	-8.15	98.37	105.70
36	1	2811	A	N1-C6-N6	-8.14	113.72	118.60
36	1	699	A	C2-N3-C4	-8.14	106.53	110.60
37	7	105	C	N3-C4-C5	-8.14	118.65	121.90
1	2	577	G	C5-C6-O6	-8.13	123.72	128.60
36	1	1414	G	C5-C6-O6	-8.13	123.72	128.60
36	5	1604	G	N3-C4-N9	8.12	130.88	126.00
36	5	1178	G	C8-N9-C4	-8.12	103.15	106.40
36	5	1152	G	N3-C2-N2	-8.12	114.22	119.90
36	5	1150	A	O5'-P-OP2	-8.11	98.40	105.70
36	5	1149	G	C4-C5-C6	8.11	123.67	118.80
36	1	2811	A	C5-C6-N1	8.10	121.75	117.70
36	1	1595	U	C5-C6-N1	-8.10	118.65	122.70
36	1	635	G	C5-C6-O6	-8.09	123.74	128.60
36	5	2736	A	N1-C6-N6	8.09	123.45	118.60
36	5	1452	A	N1-C6-N6	8.09	123.45	118.60
36	1	1113	G	C8-N9-C4	-8.08	103.17	106.40
36	1	3278	C	N1-C2-O2	8.08	123.75	118.90
36	5	226	C	N3-C4-C5	-8.08	118.67	121.90
36	5	1152	G	O5'-P-OP1	-8.08	98.42	105.70
36	1	2279	A	N1-C6-N6	8.08	123.45	118.60
1	2	1761	U	C6-N1-C2	-8.07	116.16	121.00
36	5	2885	C	N1-C2-O2	-8.07	114.06	118.90
36	5	1184	A	N1-C6-N6	-8.07	113.76	118.60
36	5	670	C	N3-C4-C5	-8.06	118.68	121.90
36	1	1207	G	C5-C6-O6	-8.05	123.77	128.60
36	5	2864	A	N1-C6-N6	8.05	123.43	118.60
36	1	2819	A	C8-N9-C4	-8.04	102.59	105.80
36	5	1142	G	N3-C4-C5	-8.04	124.58	128.60
36	5	694	C	C6-N1-C2	-8.03	117.09	120.30
36	5	3029	A	N1-C6-N6	-8.03	113.78	118.60
36	1	637	C	O5'-P-OP1	-8.03	98.47	105.70
1	6	337	G	C2-N3-C4	8.03	115.92	111.90

Continued on next page...

Continued from previous page...

Mol	Chain	Res	Type	Atoms	Z	Observed(°)	Ideal(°)
36	5	1901	A	N1-C6-N6	-8.03	113.78	118.60
36	5	2777	G	C4-C5-N7	-8.02	107.59	110.80
36	1	355	A	C2-N3-C4	-8.02	106.59	110.60
36	5	2819	A	O5'-P-OP2	-8.02	98.49	105.70
36	5	2842	U	O5'-P-OP1	-8.02	98.49	105.70
1	2	1636	C	C6-N1-C2	-8.01	117.10	120.30
37	7	80	G	C6-C5-N7	-8.01	125.59	130.40
36	1	2380	U	N1-C2-N3	8.00	119.70	114.90
36	5	2777	G	N9-C4-C5	8.00	108.60	105.40
36	5	1192	C	C2-N1-C1'	8.00	127.60	118.80
36	5	3245	A	C5-C6-N1	-8.00	113.70	117.70
36	5	1008	U	C5-C6-N1	-7.99	118.70	122.70
36	5	2880	U	C5-C6-N1	7.99	126.70	122.70
36	1	1113	G	N7-C8-N9	7.98	117.09	113.10
36	5	798	G	C8-N9-C4	-7.98	103.21	106.40
36	5	1377	G	N3-C4-C5	-7.97	124.61	128.60
36	5	2113	A	C8-N9-C4	7.97	108.99	105.80
36	1	2636	A	C8-N9-C4	-7.97	102.61	105.80
36	1	218	G	C5-C6-O6	-7.97	123.82	128.60
1	6	630	A	C8-N9-C4	7.96	108.99	105.80
36	5	826	G	N1-C6-O6	7.96	124.68	119.90
36	1	2379	U	N1-C2-O2	-7.96	117.23	122.80
36	5	567	G	C4-C5-N7	7.96	113.98	110.80
36	5	1321	G	N1-C6-O6	7.95	124.67	119.90
36	1	1166	G	C6-C5-N7	-7.95	125.63	130.40
36	5	874	U	C2-N1-C1'	-7.95	108.16	117.70
1	2	93	A	C8-N9-C4	-7.95	102.62	105.80
36	1	676	G	C8-N9-C1'	-7.94	116.68	127.00
36	5	923	C	N3-C4-C5	7.94	125.08	121.90
36	1	1124	U	N3-C2-O2	-7.93	116.64	122.20
36	5	1161	G	O5'-P-OP1	-7.93	98.56	105.70
36	5	2552	C	N1-C2-O2	7.93	123.66	118.90
36	1	914	A	N1-C6-N6	-7.93	113.84	118.60
36	5	2295	A	C4-C5-N7	7.93	114.67	110.70
36	5	2707	C	N3-C4-C5	7.93	125.07	121.90
36	1	595	G	O5'-P-OP1	-7.92	98.57	105.70
36	5	1483	G	O4'-C1'-N9	7.92	114.54	108.20
36	1	2836	C	C4-C5-C6	7.92	121.36	117.40
36	5	2811	A	O5'-P-OP1	-7.91	98.58	105.70
36	1	2795	U	O5'-P-OP1	-7.91	98.58	105.70
36	5	2199	G	C8-N9-C4	-7.91	103.24	106.40
36	5	2959	C	N3-C4-C5	-7.91	118.74	121.90

Continued on next page...

Continued from previous page...

Mol	Chain	Res	Type	Atoms	Z	Observed(°)	Ideal(°)
36	1	2960	C	C6-N1-C2	-7.90	117.14	120.30
1	6	163	G	C2-N3-C4	-7.90	107.95	111.90
36	1	2916	U	N1-C2-N3	-7.89	110.16	114.90
36	5	2145	A	C8-N9-C4	-7.89	102.64	105.80
36	1	326	U	O5'-P-OP2	-7.89	98.60	105.70
36	5	800	G	C4-C5-N7	7.88	113.95	110.80
36	1	2374	C	N1-C2-O2	7.88	123.63	118.90
36	1	94	G	O5'-P-OP1	-7.88	98.61	105.70
36	1	2726	C	C6-N1-C2	-7.87	117.15	120.30
36	5	1371	G	C8-N9-C4	7.87	109.55	106.40
36	5	1900	A	N1-C6-N6	7.87	123.32	118.60
36	5	2383	C	C5-C6-N1	7.87	124.93	121.00
36	1	2409	G	N3-C4-C5	-7.86	124.67	128.60
36	1	24	G	C5-C6-N1	-7.85	107.57	111.50
36	5	776	U	N3-C2-O2	-7.85	116.70	122.20
36	1	991	G	C8-N9-C4	-7.85	103.26	106.40
36	5	1443	G	N1-C6-O6	7.85	124.61	119.90
36	5	661	G	C8-N9-C4	-7.84	103.27	106.40
36	1	2852	C	C6-N1-C2	7.83	123.43	120.30
36	5	1301	A	C6-C5-N7	-7.83	126.82	132.30
36	5	522	A	N1-C6-N6	7.82	123.29	118.60
36	5	364	G	N1-C6-O6	7.82	124.59	119.90
36	1	2899	C	N3-C2-O2	-7.82	116.43	121.90
36	5	887	G	C5-C6-O6	-7.81	123.91	128.60
1	6	782	U	N3-C2-O2	-7.81	116.73	122.20
36	5	924	G	C5-C6-N1	-7.81	107.59	111.50
36	1	2356	A	N1-C6-N6	7.81	123.28	118.60
36	1	3217	C	C6-N1-C2	-7.80	117.18	120.30
36	1	2617	U	C5-C4-O4	7.80	130.58	125.90
1	2	639	U	N1-C2-O2	7.79	128.26	122.80
36	5	1592	G	C8-N9-C4	-7.79	103.28	106.40
1	6	798	C	C6-N1-C2	7.79	123.41	120.30
36	1	718	G	C8-N9-C4	-7.78	103.29	106.40
36	5	2373	A	O5'-P-OP1	-7.78	98.70	105.70
36	1	3212	C	C6-N1-C2	7.77	123.41	120.30
36	5	2403	G	C8-N9-C4	7.76	109.50	106.40
36	5	668	G	N7-C8-N9	-7.76	109.22	113.10
36	5	2392	C	N3-C4-C5	7.76	125.00	121.90
36	1	933	A	C5-N7-C8	-7.76	100.02	103.90
36	1	2281	A	O5'-P-OP2	-7.76	98.72	105.70
36	5	2199	G	N7-C8-N9	7.76	116.98	113.10
36	1	2662	G	N1-C6-O6	7.75	124.55	119.90

Continued on next page...

Continued from previous page...

Mol	Chain	Res	Type	Atoms	Z	Observed(°)	Ideal(°)
36	1	1187	C	N3-C4-C5	7.75	125.00	121.90
1	6	1150	G	N3-C4-C5	7.75	132.48	128.60
36	5	960	U	N3-C2-O2	-7.75	116.77	122.20
36	1	689	U	N1-C2-O2	7.75	128.22	122.80
38	8	25	G	N3-C4-C5	-7.75	124.73	128.60
36	5	980	A	N1-C6-N6	-7.74	113.95	118.60
36	5	2994	A	C6-N1-C2	-7.74	113.95	118.60
36	1	590	G	C5-C6-O6	-7.74	123.95	128.60
36	1	2194	G	N1-C6-O6	7.74	124.54	119.90
36	5	2295	A	C5-N7-C8	-7.74	100.03	103.90
36	5	2797	C	N3-C4-C5	-7.73	118.81	121.90
36	1	948	C	C5-C6-N1	-7.73	117.13	121.00
36	5	388	G	C8-N9-C4	-7.72	103.31	106.40
36	5	1148	G	C5-C6-O6	-7.72	123.97	128.60
36	1	145	G	C4-C5-N7	7.72	113.89	110.80
36	1	2730	G	N3-C4-N9	-7.72	121.37	126.00
36	1	1351	U	N1-C2-O2	7.72	128.20	122.80
1	2	830	U	N1-C2-O2	7.71	128.20	122.80
36	5	1127	G	O5'-P-OP2	-7.71	98.77	105.70
36	1	689	U	N3-C2-O2	-7.70	116.81	122.20
36	1	2617	U	N3-C2-O2	-7.70	116.81	122.20
36	1	644	G	C5-C6-O6	7.70	133.22	128.60
36	1	957	C	N1-C2-O2	-7.70	114.28	118.90
36	1	637	C	N3-C2-O2	-7.70	116.51	121.90
36	5	2906	C	C6-N1-C2	7.69	123.38	120.30
36	1	398	A	C8-N9-C4	7.69	108.88	105.80
36	1	676	G	C6-C5-N7	-7.69	125.79	130.40
36	5	3149	G	C5-C6-N1	-7.69	107.66	111.50
1	2	1340	U	C5-C4-O4	7.69	130.51	125.90
1	2	1636	C	N3-C4-C5	-7.69	118.83	121.90
36	1	1001	G	N3-C4-N9	7.69	130.61	126.00
36	5	82	C	C4-C5-C6	7.68	121.24	117.40
1	6	337	G	N3-C4-N9	7.68	130.61	126.00
36	1	2968	G	C6-C5-N7	-7.68	125.79	130.40
1	2	1539	G	C4-N9-C1'	7.68	136.48	126.50
36	1	1113	G	C5-N7-C8	-7.67	100.46	104.30
37	7	1	G	C4-N9-C1'	7.67	136.47	126.50
36	5	2733	A	O5'-P-OP2	-7.67	98.80	105.70
36	1	3054	U	N3-C4-C5	-7.66	110.00	114.60
36	5	2869	U	C5-C4-O4	7.66	130.50	125.90
36	5	3078	U	N3-C2-O2	-7.66	116.84	122.20
36	1	1414	G	N1-C6-O6	7.65	124.49	119.90

Continued on next page...

Continued from previous page...

Mol	Chain	Res	Type	Atoms	Z	Observed(°)	Ideal(°)
36	5	304	G	C5-C6-O6	7.65	133.19	128.60
36	1	2697	A	N1-C6-N6	-7.65	114.01	118.60
38	4	26	U	N3-C2-O2	-7.65	116.85	122.20
36	5	2271	A	N1-C6-N6	-7.65	114.01	118.60
36	1	1904	C	N3-C4-C5	-7.65	118.84	121.90
36	1	3201	C	C6-N1-C2	-7.64	117.24	120.30
38	4	52	A	N1-C6-N6	-7.64	114.02	118.60
1	2	1200	G	N1-C6-O6	7.64	124.48	119.90
36	1	287	G	N1-C6-O6	7.64	124.48	119.90
36	5	1152	G	C4-N9-C1'	-7.64	116.57	126.50
36	1	808	A	N1-C6-N6	7.63	123.18	118.60
36	1	232	G	N3-C4-C5	-7.63	124.78	128.60
36	1	2948	C	C6-N1-C2	7.63	123.35	120.30
36	1	1607	U	P-O3'-C3'	7.63	128.85	119.70
36	1	1175	C	C6-N1-C2	7.62	123.35	120.30
36	1	3344	A	C5-N7-C8	-7.62	100.09	103.90
36	5	2865	U	C5-C6-N1	7.62	126.51	122.70
36	1	1888	U	N3-C2-O2	-7.62	116.87	122.20
44	17	232	ARG	NE-CZ-NH1	-7.62	116.49	120.30
36	1	1149	G	C4-C5-C6	7.61	123.37	118.80
36	1	1307	G	N3-C4-N9	-7.61	121.44	126.00
36	1	2912	G	O5'-P-OP1	-7.61	98.86	105.70
1	6	621	A	O5'-P-OP1	-7.61	98.85	105.70
36	5	2629	U	C5-C4-O4	-7.61	121.34	125.90
36	5	2817	A	C2-N3-C4	7.61	114.40	110.60
36	1	638	C	O5'-P-OP2	-7.60	98.86	105.70
36	5	1171	G	O5'-P-OP2	-7.60	98.86	105.70
1	6	390	G	C6-C5-N7	-7.60	125.84	130.40
36	5	2364	G	C5-C6-O6	7.60	133.16	128.60
36	1	1367	G	N9-C4-C5	-7.60	102.36	105.40
36	1	963	G	O5'-P-OP1	7.59	119.81	110.70
36	1	1495	U	N1-C2-N3	7.59	119.46	114.90
1	2	17	C	C6-N1-C2	-7.59	117.27	120.30
36	1	645	A	C4-C5-N7	-7.59	106.91	110.70
36	5	2942	C	C5-C6-N1	7.59	124.79	121.00
36	5	2353	G	N1-C6-O6	7.58	124.45	119.90
36	1	2418	G	OP1-P-O3'	7.58	121.88	105.20
36	1	397	A	N7-C8-N9	-7.58	110.01	113.80
36	1	1386	A	N1-C6-N6	7.58	123.15	118.60
36	1	1389	G	C5-C6-O6	-7.58	124.05	128.60
36	5	2413	A	O5'-P-OP1	-7.58	98.88	105.70
36	5	2761	G	C5-C6-N1	7.58	115.29	111.50

Continued on next page...

Continued from previous page...

Mol	Chain	Res	Type	Atoms	Z	Observed(°)	Ideal(°)
36	1	2190	U	N3-C4-C5	-7.57	110.06	114.60
36	1	937	G	N1-C6-O6	7.57	124.44	119.90
36	1	2549	G	N3-C4-N9	7.57	130.54	126.00
36	1	3344	A	O4'-C1'-N9	7.57	114.26	108.20
1	6	1744	A	C4-C5-N7	7.57	114.48	110.70
36	5	519	A	C5-C6-N6	-7.57	117.64	123.70
36	5	2421	U	N1-C2-O2	-7.57	117.50	122.80
36	5	1127	G	N1-C6-O6	-7.57	115.36	119.90
36	5	672	A	C8-N9-C4	-7.57	102.77	105.80
36	5	1306	G	C5-N7-C8	-7.56	100.52	104.30
36	5	514	G	N1-C6-O6	7.56	124.44	119.90
36	5	1190	A	C8-N9-C4	-7.56	102.78	105.80
36	5	437	G	C8-N9-C4	-7.56	103.38	106.40
36	1	1004	U	C6-N1-C2	-7.56	116.47	121.00
36	1	3382	U	C6-N1-C1'	-7.56	110.62	121.20
36	5	2375	G	O4'-C1'-N9	7.56	114.25	108.20
36	1	287	G	O5'-P-OP1	-7.55	98.90	105.70
36	1	2117	A	O5'-P-OP1	-7.55	98.91	105.70
36	1	2827	U	C5-C4-O4	7.55	130.43	125.90
36	1	358	G	C4-C5-N7	7.55	113.82	110.80
36	1	2870	C	C2-N1-C1'	-7.55	110.50	118.80
36	5	2616	C	O5'-P-OP1	-7.54	98.91	105.70
36	1	880	G	O4'-C1'-N9	7.54	114.23	108.20
36	1	611	A	O5'-P-OP2	-7.54	98.92	105.70
36	1	913	A	C8-N9-C4	-7.54	102.79	105.80
1	6	779	U	N1-C2-O2	7.54	128.07	122.80
36	1	1192	C	N3-C2-O2	-7.53	116.63	121.90
36	1	690	A	C5-C6-N6	7.53	129.72	123.70
36	1	1888	U	N1-C2-N3	7.53	119.42	114.90
36	1	2358	A	N1-C6-N6	7.53	123.12	118.60
1	2	779	U	O4'-C1'-N1	7.53	114.22	108.20
36	1	715	A	O5'-P-OP2	-7.52	98.93	105.70
36	5	364	G	C4-C5-N7	7.52	113.81	110.80
36	1	1435	A	C8-N9-C4	-7.52	102.79	105.80
36	1	283	G	O4'-C1'-N9	-7.52	102.19	108.20
36	5	806	A	C8-N9-C4	7.52	108.81	105.80
36	5	1012	G	N3-C4-N9	-7.52	121.49	126.00
36	5	1198	C	C2-N1-C1'	-7.51	110.53	118.80
36	5	800	G	N1-C6-O6	7.51	124.41	119.90
36	1	1329	U	C2-N1-C1'	7.50	126.70	117.70
1	2	971	A	C8-N9-C4	-7.50	102.80	105.80
36	1	3022	G	N9-C4-C5	-7.50	102.40	105.40

Continued on next page...

Continued from previous page...

Mol	Chain	Res	Type	Atoms	Z	Observed(°)	Ideal(°)
36	5	1321	G	C6-C5-N7	-7.49	125.91	130.40
36	1	1115	G	C8-N9-C4	-7.49	103.40	106.40
36	1	2296	A	C8-N9-C4	7.49	108.80	105.80
36	5	1160	C	C2-N1-C1'	-7.49	110.56	118.80
36	1	3110	C	C6-N1-C2	-7.49	117.30	120.30
36	5	2866	U	N1-C2-O2	7.49	128.04	122.80
36	1	2643	A	N1-C6-N6	7.49	123.09	118.60
36	5	2186	U	O5'-P-OP2	-7.49	98.96	105.70
36	1	727	G	N3-C4-C5	-7.48	124.86	128.60
1	6	337	G	C4-N9-C1'	7.48	136.23	126.50
36	5	2777	G	C5-C6-O6	7.48	133.09	128.60
78	q2	93	LEU	CA-CB-CG	7.48	132.50	115.30
36	1	2309	A	N1-C6-N6	7.48	123.08	118.60
1	6	1600	A	O4'-C1'-N9	7.48	114.18	108.20
36	5	1917	C	C6-N1-C2	7.47	123.29	120.30
36	1	1389	G	N3-C4-N9	7.47	130.48	126.00
38	4	81	U	N3-C2-O2	-7.47	116.97	122.20
36	1	940	G	O5'-P-OP1	-7.47	98.98	105.70
1	2	1489	U	N3-C2-O2	-7.47	116.97	122.20
36	1	3078	U	N3-C2-O2	-7.47	116.97	122.20
1	6	543	C	C6-N1-C2	-7.47	117.31	120.30
36	5	877	C	N3-C4-C5	7.47	124.89	121.90
36	5	2890	A	O5'-P-OP1	-7.46	98.98	105.70
36	1	2344	U	C5-C6-N1	-7.46	118.97	122.70
36	1	709	A	C5-C6-N6	-7.46	117.74	123.70
36	1	2619	G	O5'-P-OP1	-7.46	98.99	105.70
36	1	1838	G	C5-C6-O6	-7.45	124.13	128.60
36	1	2298	U	C5-C4-O4	7.45	130.37	125.90
1	6	542	A	C8-N9-C4	-7.45	102.82	105.80
37	7	55	A	O5'-P-OP1	-7.45	99.00	105.70
36	5	1152	G	C8-N9-C4	-7.44	103.42	106.40
36	1	49	A	C8-N9-C4	7.44	108.78	105.80
36	1	14	U	O5'-P-OP2	-7.44	99.00	105.70
36	5	3245	A	C5-N7-C8	-7.44	100.18	103.90
36	1	2889	C	N1-C2-O2	7.44	123.36	118.90
10	S8	29	LEU	CA-CB-CG	7.44	132.41	115.30
36	5	670	C	C6-N1-C2	-7.44	117.33	120.30
36	5	1160	C	N1-C2-O2	-7.44	114.44	118.90
36	5	1012	G	N3-C4-C5	7.43	132.32	128.60
36	1	1450	G	C5-C6-O6	-7.43	124.14	128.60
36	1	2585	G	N3-C4-C5	-7.43	124.89	128.60
36	5	587	U	C6-N1-C2	7.43	125.46	121.00

Continued on next page...

Continued from previous page...

Mol	Chain	Res	Type	Atoms	Z	Observed(°)	Ideal(°)
36	5	1156	C	C6-N1-C2	-7.43	117.33	120.30
36	1	714	G	C6-C5-N7	-7.42	125.95	130.40
36	1	2247	G	C6-C5-N7	-7.42	125.95	130.40
36	5	2189	U	O5'-P-OP1	-7.42	99.02	105.70
36	1	2376	G	C5-N7-C8	-7.42	100.59	104.30
36	5	2400	G	C8-N9-C4	7.42	109.37	106.40
36	1	1151	U	N3-C4-O4	7.42	124.59	119.40
1	6	453	U	C2-N1-C1'	7.42	126.60	117.70
1	6	435	C	N1-C2-O2	7.41	123.35	118.90
36	5	1126	G	C8-N9-C4	-7.41	103.44	106.40
36	5	2197	C	N1-C2-N3	-7.41	114.01	119.20
36	5	1849	C	N3-C2-O2	7.41	127.09	121.90
36	1	1484	U	P-O3'-C3'	7.41	128.59	119.70
51	m5	24	ARG	NE-CZ-NH1	7.41	124.00	120.30
1	6	524	U	O5'-P-OP2	-7.40	99.04	105.70
1	2	736	C	C5-C6-N1	7.40	124.70	121.00
36	1	1595	U	C2-N1-C1'	-7.40	108.82	117.70
36	5	1317	A	N1-C2-N3	-7.40	125.60	129.30
36	1	1166	G	N9-C4-C5	-7.40	102.44	105.40
36	1	2279	A	C5-C6-N6	-7.39	117.78	123.70
36	5	2550	U	N3-C2-O2	-7.39	117.03	122.20
1	2	1280	C	C6-N1-C2	-7.39	117.34	120.30
36	1	318	A	O5'-P-OP1	-7.39	99.05	105.70
36	5	2345	A	N1-C6-N6	7.39	123.03	118.60
36	1	1522	U	C2-N3-C4	-7.38	122.57	127.00
36	5	2981	U	N3-C2-O2	-7.38	117.03	122.20
37	7	40	C	C6-N1-C2	7.38	123.25	120.30
36	5	776	U	C5-C6-N1	-7.38	119.01	122.70
37	7	93	C	C6-N1-C2	-7.38	117.35	120.30
36	1	1556	C	N1-C2-O2	7.37	123.32	118.90
36	1	2179	C	N1-C2-O2	7.37	123.32	118.90
36	1	1407	A	O5'-P-OP2	-7.37	99.06	105.70
36	5	2199	G	C5-N7-C8	-7.37	100.61	104.30
36	1	2403	G	N1-C6-O6	7.37	124.32	119.90
36	5	2281	A	N9-C4-C5	-7.37	102.85	105.80
36	1	1151	U	N3-C4-C5	-7.36	110.18	114.60
36	1	397	A	C8-N9-C4	7.36	108.74	105.80
36	5	715	A	C5-C6-N6	7.35	129.58	123.70
36	5	1212	A	C5-C6-N6	-7.35	117.82	123.70
36	1	974	G	C5-C6-N1	7.35	115.18	111.50
36	5	3197	G	N3-C2-N2	-7.35	114.75	119.90
36	5	3309	G	C4-N9-C1'	7.35	136.05	126.50

Continued on next page...

Continued from previous page...

Mol	Chain	Res	Type	Atoms	Z	Observed(°)	Ideal(°)
36	1	901	G	C5-C6-N1	-7.34	107.83	111.50
36	1	2606	G	C8-N9-C1'	-7.34	117.45	127.00
36	1	2822	U	O5'-P-OP1	-7.34	99.09	105.70
36	5	1321	G	C4-C5-N7	7.34	113.74	110.80
36	5	2699	G	N1-C6-O6	7.34	124.31	119.90
36	1	1201	C	C5-C6-N1	7.34	124.67	121.00
36	1	388	G	C8-N9-C4	-7.34	103.46	106.40
36	1	870	G	N9-C4-C5	7.34	108.34	105.40
36	5	98	G	N3-C4-N9	7.34	130.40	126.00
36	1	432	G	C5-C6-N1	-7.33	107.83	111.50
36	5	1868	G	C6-C5-N7	-7.33	126.00	130.40
38	4	99	C	N1-C2-O2	7.33	123.30	118.90
36	5	718	G	C6-C5-N7	-7.32	126.01	130.40
36	5	339	C	N3-C2-O2	7.32	127.02	121.90
1	2	1082	C	C6-N1-C2	-7.32	117.37	120.30
1	2	1082	C	C6-N1-C1'	-7.32	112.02	120.80
36	5	2899	C	C6-N1-C2	-7.32	117.37	120.30
36	5	2976	A	N9-C4-C5	7.32	108.73	105.80
36	1	3362	A	O4'-C1'-N9	7.32	114.05	108.20
36	5	197	G	C4-C5-N7	7.32	113.73	110.80
36	5	2351	U	N3-C2-O2	-7.32	117.08	122.20
37	7	51	A	C6-C5-N7	-7.32	127.18	132.30
36	5	1449	A	N9-C4-C5	-7.31	102.88	105.80
36	5	2610	G	C8-N9-C4	-7.31	103.47	106.40
1	2	1761	U	N3-C2-O2	-7.31	117.08	122.20
36	1	631	U	N3-C2-O2	7.31	127.32	122.20
38	4	83	C	N1-C2-O2	7.31	123.29	118.90
36	5	1848	G	C8-N9-C4	7.31	109.32	106.40
36	5	646	A	C2-N3-C4	-7.31	106.95	110.60
36	1	1303	A	C5-C6-N6	-7.30	117.86	123.70
36	1	1403	C	C6-N1-C2	7.30	123.22	120.30
36	1	711	A	N7-C8-N9	-7.30	110.15	113.80
1	2	1241	G	C6-C5-N7	-7.30	126.02	130.40
36	1	51	A	C5-N7-C8	-7.30	100.25	103.90
36	5	1347	U	C2-N1-C1'	-7.30	108.94	117.70
36	1	2989	U	N3-C4-O4	7.30	124.51	119.40
36	5	437	G	N9-C4-C5	7.30	108.32	105.40
36	1	2624	G	C5-C6-O6	-7.30	124.22	128.60
1	6	542	A	O5'-P-OP1	-7.29	99.14	105.70
36	5	2893	C	N3-C4-C5	-7.29	118.98	121.90
36	5	3130	A	N1-C2-N3	7.29	132.94	129.30
36	5	1316	C	N1-C2-O2	-7.28	114.53	118.90

Continued on next page...

Continued from previous page...

Mol	Chain	Res	Type	Atoms	Z	Observed(°)	Ideal(°)
36	5	1392	G	C8-N9-C4	7.28	109.31	106.40
36	5	1404	G	C2-N3-C4	-7.28	108.26	111.90
36	5	2723	U	C6-N1-C2	-7.28	116.63	121.00
36	5	961	C	O5'-P-OP1	-7.28	99.15	105.70
36	1	51	A	N1-C6-N6	7.27	122.97	118.60
1	2	970	A	N1-C6-N6	7.27	122.96	118.60
36	1	716	A	N9-C4-C5	-7.27	102.89	105.80
1	2	1731	A	N1-C6-N6	7.27	122.96	118.60
36	1	3078	U	N1-C2-O2	7.27	127.89	122.80
36	5	2936	A	N1-C6-N6	-7.26	114.24	118.60
36	5	2385	G	C2-N3-C4	-7.26	108.27	111.90
36	1	1493	G	N1-C6-O6	-7.26	115.54	119.90
36	5	2863	G	C5-C6-O6	7.26	132.96	128.60
36	1	2935	U	C5-C6-N1	7.25	126.33	122.70
36	5	2283	G	C4-C5-N7	7.25	113.70	110.80
36	5	304	G	N1-C6-O6	-7.25	115.55	119.90
36	5	2351	U	C6-N1-C2	-7.25	116.65	121.00
36	5	1404	G	N3-C4-C5	7.25	132.22	128.60
36	1	637	C	P-O3'-C3'	7.25	128.40	119.70
36	5	2391	G	C5-C6-N1	7.25	115.12	111.50
36	5	423	A	N9-C4-C5	-7.24	102.90	105.80
1	2	970	A	C5-C6-N6	-7.24	117.91	123.70
1	6	543	C	N1-C2-O2	7.24	123.24	118.90
36	1	558	U	C2-N1-C1'	7.24	126.38	117.70
36	1	803	C	C2-N1-C1'	7.24	126.76	118.80
36	5	1169	A	C8-N9-C4	7.24	108.69	105.80
36	1	2960	C	N3-C2-O2	-7.23	116.84	121.90
36	5	1006	A	O5'-P-OP2	-7.23	99.19	105.70
36	5	1468	A	N1-C6-N6	7.23	122.94	118.60
36	1	1437	C	C2-N1-C1'	7.22	126.75	118.80
1	2	1241	G	N7-C8-N9	7.22	116.71	113.10
36	1	1192	C	C2-N1-C1'	7.22	126.74	118.80
36	5	806	A	C4-C5-C6	-7.22	113.39	117.00
36	5	3278	C	C6-N1-C2	7.22	123.19	120.30
36	5	1452	A	N9-C4-C5	-7.22	102.91	105.80
36	1	692	A	C4-C5-C6	7.21	120.61	117.00
36	5	612	U	OP2-P-O3'	7.21	121.07	105.20
36	1	906	A	N1-C6-N6	7.21	122.92	118.60
36	5	360	G	C8-N9-C4	-7.21	103.52	106.40
1	2	1489	U	C2-N1-C1'	7.21	126.35	117.70
36	1	2369	G	C8-N9-C4	-7.20	103.52	106.40
36	5	2156	C	C6-N1-C2	7.20	123.18	120.30

Continued on next page...

Continued from previous page...

Mol	Chain	Res	Type	Atoms	Z	Observed(°)	Ideal(°)
36	1	3217	C	N1-C2-O2	7.20	123.22	118.90
36	1	947	G	C6-C5-N7	-7.20	126.08	130.40
36	1	2175	U	C5-C4-O4	7.20	130.22	125.90
38	4	93	U	C5-C4-O4	7.20	130.22	125.90
36	1	1733	G	N3-C4-C5	-7.19	125.00	128.60
38	4	66	A	C8-N9-C4	-7.19	102.92	105.80
36	1	3000	A	C2-N3-C4	-7.19	107.00	110.60
36	5	3131	U	N3-C4-C5	7.19	118.91	114.60
36	1	105	C	C6-N1-C2	7.19	123.17	120.30
36	5	1158	A	O5'-P-OP2	-7.19	99.23	105.70
38	8	20	U	N1-C2-O2	-7.19	117.77	122.80
36	1	690	A	C4-C5-N7	-7.18	107.11	110.70
36	1	912	G	N3-C4-N9	7.18	130.31	126.00
36	5	2419	A	C8-N9-C4	-7.18	102.93	105.80
37	7	48	U	N3-C4-O4	7.18	124.42	119.40
36	5	1114	U	OP1-P-O3'	7.17	120.98	105.20
1	6	1130	G	C8-N9-C4	7.17	109.27	106.40
36	5	2758	A	N9-C4-C5	7.17	108.67	105.80
36	5	720	A	C6-C5-N7	-7.17	127.28	132.30
36	1	2882	U	N3-C2-O2	-7.17	117.19	122.20
36	5	1010	G	O5'-P-OP2	-7.17	99.25	105.70
37	7	69	C	C6-N1-C2	7.17	123.17	120.30
36	1	586	C	N1-C2-O2	-7.16	114.60	118.90
36	5	1198	C	C6-N1-C1'	7.16	129.40	120.80
38	8	4	C	N3-C2-O2	-7.16	116.89	121.90
36	5	3091	A	O5'-P-OP1	-7.16	99.25	105.70
1	6	1744	A	N9-C4-C5	-7.16	102.94	105.80
36	5	948	C	C6-N1-C2	7.16	123.16	120.30
36	1	860	G	C5-C6-O6	-7.16	124.31	128.60
36	1	3054	U	C6-N1-C2	-7.16	116.70	121.00
36	5	1373	A	N1-C6-N6	7.15	122.89	118.60
36	1	833	G	C4-C5-N7	-7.15	107.94	110.80
36	1	2920	U	C5-C6-N1	-7.15	119.12	122.70
36	1	1831	U	C6-N1-C2	-7.15	116.71	121.00
36	5	48	A	C6-N1-C2	-7.15	114.31	118.60
36	1	2871	G	O5'-P-OP2	-7.14	99.27	105.70
36	1	1480	G	N3-C4-C5	7.14	132.17	128.60
1	2	639	U	N3-C2-O2	-7.14	117.20	122.20
36	1	586	C	N3-C2-O2	7.14	126.90	121.90
36	1	2870	C	C6-N1-C1'	7.14	129.37	120.80
1	6	979	A	C8-N9-C4	-7.14	102.94	105.80
36	5	2709	C	C5-C6-N1	-7.14	117.43	121.00

Continued on next page...

Continued from previous page...

Mol	Chain	Res	Type	Atoms	Z	Observed(°)	Ideal(°)
1	2	1541	G	N3-C4-C5	-7.14	125.03	128.60
36	5	1301	A	C5-C6-N6	-7.14	117.99	123.70
36	5	2816	G	C8-N9-C4	7.14	109.25	106.40
36	1	590	G	N1-C6-O6	7.13	124.18	119.90
36	5	205	C	O5'-P-OP1	-7.13	99.28	105.70
36	5	905	U	O5'-P-OP1	-7.13	99.28	105.70
36	5	2400	G	N3-C4-C5	7.13	132.17	128.60
1	2	346	G	C8-N9-C4	7.13	109.25	106.40
36	1	1373	A	O5'-P-OP2	-7.13	99.28	105.70
36	5	1364	C	OP2-P-O3'	7.13	120.89	105.20
36	5	2281	A	C8-N9-C4	7.13	108.65	105.80
36	5	715	A	O4'-C1'-N9	7.13	113.90	108.20
36	5	2662	G	N3-C4-N9	7.13	130.28	126.00
36	1	123	A	N1-C6-N6	7.13	122.88	118.60
36	5	921	A	OP2-P-O3'	7.13	120.88	105.20
36	5	1587	A	N7-C8-N9	-7.13	110.24	113.80
38	8	48	A	C5-N7-C8	-7.13	100.34	103.90
36	5	3309	G	N3-C4-C5	-7.12	125.04	128.60
36	5	887	G	N9-C4-C5	-7.12	102.55	105.40
1	6	136	C	C2-N1-C1'	7.12	126.63	118.80
36	1	684	G	N1-C6-O6	7.12	124.17	119.90
36	1	1885	U	C5-C6-N1	-7.12	119.14	122.70
1	6	55	A	C8-N9-C4	-7.12	102.95	105.80
36	5	364	G	C6-C5-N7	-7.12	126.13	130.40
1	6	1032	G	C8-N9-C4	7.12	109.25	106.40
36	5	2316	G	N3-C4-C5	-7.12	125.04	128.60
1	2	559	C	C6-N1-C2	-7.12	117.45	120.30
49	M3	85	LEU	CA-CB-CG	7.12	131.66	115.30
37	7	101	G	C4-C5-N7	7.12	113.65	110.80
1	2	553	G	C5-C6-O6	-7.11	124.33	128.60
36	5	1317	A	C2-N3-C4	7.11	114.16	110.60
36	5	3000	A	C8-N9-C4	7.11	108.64	105.80
36	1	3362	A	C6-C5-N7	-7.11	127.32	132.30
36	1	421	G	N3-C2-N2	7.11	124.88	119.90
1	6	1744	A	C5-C6-N6	-7.11	118.01	123.70
12	c0	97	PRO	N-CA-CB	7.11	111.83	103.30
1	6	1653	C	N1-C2-O2	-7.10	114.64	118.90
36	1	808	A	C5-C6-N6	-7.10	118.02	123.70
36	5	1163	A	O5'-P-OP2	-7.10	99.31	105.70
36	1	645	A	C8-N9-C4	-7.09	102.96	105.80
36	1	2827	U	N1-C2-N3	7.09	119.16	114.90
36	5	3315	G	C6-C5-N7	-7.09	126.14	130.40

Continued on next page...

Continued from previous page...

Mol	Chain	Res	Type	Atoms	Z	Observed(°)	Ideal(°)
36	1	2874	G	C5-C6-N1	-7.09	107.96	111.50
36	1	612	U	N3-C4-O4	-7.09	114.44	119.40
36	1	1269	U	C2-N1-C1'	7.09	126.20	117.70
36	1	2329	C	N3-C4-C5	7.09	124.73	121.90
36	5	519	A	C4-C5-N7	7.09	114.24	110.70
36	5	2283	G	O5'-P-OP2	-7.09	99.32	105.70
36	1	1157	G	N1-C2-N3	7.08	128.15	123.90
37	7	101	G	C6-C5-N7	-7.08	126.15	130.40
36	1	1421	G	OP2-P-O3'	7.08	120.79	105.20
36	5	781	G	N1-C6-O6	-7.08	115.65	119.90
36	1	2298	U	N3-C4-O4	-7.08	114.44	119.40
36	5	610	G	C8-N9-C4	-7.08	103.57	106.40
37	3	93	C	N3-C4-C5	7.08	124.73	121.90
1	2	1182	U	N3-C2-O2	-7.08	117.25	122.20
36	5	1496	C	C2-N1-C1'	7.08	126.58	118.80
36	1	1328	C	C6-N1-C2	-7.08	117.47	120.30
1	6	1172	G	N3-C4-C5	-7.08	125.06	128.60
36	1	912	G	N3-C4-C5	-7.07	125.06	128.60
48	M1	112	LEU	CA-CB-CG	7.07	131.56	115.30
36	5	3092	C	C5-C6-N1	-7.07	117.46	121.00
36	5	2739	A	C8-N9-C4	7.07	108.63	105.80
1	2	1456	C	C6-N1-C2	-7.07	117.47	120.30
36	1	878	G	C5-C6-O6	7.07	132.84	128.60
36	1	3092	C	O5'-P-OP1	-7.07	99.34	105.70
1	6	158	U	P-O3'-C3'	7.07	128.18	119.70
1	2	1458	G	C6-C5-N7	-7.06	126.16	130.40
36	1	809	G	N1-C6-O6	7.06	124.14	119.90
1	6	901	G	C4-C5-N7	7.06	113.62	110.80
36	5	2724	U	C6-N1-C2	-7.06	116.76	121.00
36	1	2860	U	N1-C2-O2	7.06	127.74	122.80
36	1	3204	C	C6-N1-C2	-7.06	117.48	120.30
36	1	2287	C	N3-C4-C5	-7.06	119.08	121.90
38	8	26	U	N1-C2-O2	7.06	127.74	122.80
36	1	2400	G	C4-C5-N7	7.06	113.62	110.80
36	5	3107	U	N3-C4-O4	7.05	124.34	119.40
36	1	870	G	C8-N9-C4	-7.05	103.58	106.40
36	5	197	G	C6-C5-N7	-7.05	126.17	130.40
36	5	1592	G	N9-C4-C5	7.05	108.22	105.40
1	2	1128	C	O5'-P-OP1	-7.05	99.36	105.70
36	1	2393	G	C5-C6-O6	-7.05	124.37	128.60
36	1	953	G	N1-C6-O6	7.05	124.13	119.90
36	5	842	G	C4-C5-N7	7.05	113.62	110.80

Continued on next page...

Continued from previous page...

Mol	Chain	Res	Type	Atoms	Z	Observed(°)	Ideal(°)
36	1	910	G	C5-C6-N1	-7.04	107.98	111.50
36	1	3085	G	N3-C2-N2	-7.04	114.97	119.90
36	5	2359	C	C6-N1-C2	7.04	123.12	120.30
36	1	2983	C	O5'-P-OP1	-7.04	99.36	105.70
36	5	2157	G	N3-C4-C5	7.04	132.12	128.60
36	5	2346	C	N3-C4-N4	7.04	122.92	118.00
36	1	727	G	C8-N9-C4	-7.03	103.59	106.40
36	5	412	G	C8-N9-C4	-7.03	103.59	106.40
36	1	2689	A	N1-C6-N6	-7.03	114.38	118.60
36	5	1179	A	N1-C2-N3	7.03	132.82	129.30
36	5	1194	G	C8-N9-C4	-7.03	103.59	106.40
36	5	2169	G	N1-C6-O6	-7.03	115.68	119.90
36	1	2606	G	N3-C4-C5	-7.03	125.09	128.60
1	2	354	C	N3-C4-C5	-7.03	119.09	121.90
36	1	1834	U	N3-C4-C5	-7.03	110.38	114.60
36	1	2636	A	N7-C8-N9	7.02	117.31	113.80
1	6	1537	C	C6-N1-C1'	7.02	129.23	120.80
36	5	1147	G	C8-N9-C4	-7.02	103.59	106.40
36	1	1165	A	C8-N9-C4	7.02	108.61	105.80
36	1	1878	G	O4'-C1'-N9	-7.02	102.58	108.20
1	6	25	C	P-O3'-C3'	7.02	128.12	119.70
36	5	1370	G	N1-C2-N3	7.02	128.11	123.90
15	C3	22	ALA	C-N-CD	-7.01	105.17	120.60
36	1	1149	G	N1-C2-N3	7.01	128.11	123.90
36	1	1307	G	C8-N9-C4	-7.01	103.59	106.40
36	1	1329	U	C6-N1-C2	-7.01	116.79	121.00
1	6	53	G	N1-C2-N3	7.01	128.11	123.90
36	1	358	G	C6-C5-N7	-7.01	126.19	130.40
1	6	553	G	C5-C6-O6	-7.01	124.39	128.60
36	5	423	A	C8-N9-C4	7.01	108.60	105.80
36	5	651	G	OP2-P-O3'	7.01	120.62	105.20
36	5	874	U	C6-N1-C2	7.01	125.21	121.00
36	5	934	G	N3-C4-N9	7.01	130.21	126.00
36	5	1321	G	C5-C6-O6	-7.01	124.40	128.60
36	1	2356	A	C5-C6-N6	-7.00	118.10	123.70
36	5	1199	C	O5'-P-OP2	-7.00	99.40	105.70
36	5	2849	C	N3-C4-N4	7.00	122.90	118.00
36	1	2764	C	N3-C4-C5	-7.00	119.10	121.90
1	6	1634	C	C2-N1-C1'	7.00	126.50	118.80
36	5	519	A	C6-C5-N7	-7.00	127.40	132.30
36	5	2323	G	C8-N9-C4	-7.00	103.60	106.40
36	1	1595	U	C6-N1-C2	7.00	125.20	121.00

Continued on next page...

Continued from previous page...

Mol	Chain	Res	Type	Atoms	Z	Observed(°)	Ideal(°)
36	1	2916	U	N1-C2-O2	7.00	127.70	122.80
36	1	1904	C	N3-C4-N4	6.99	122.89	118.00
36	5	1206	G	N3-C4-C5	-6.99	125.10	128.60
36	5	87	U	N3-C2-O2	-6.99	117.31	122.20
36	1	229	G	N1-C6-O6	6.99	124.09	119.90
36	1	2684	C	N3-C4-C5	-6.99	119.10	121.90
1	2	16	G	N3-C4-N9	6.99	130.19	126.00
1	6	610	G	C8-N9-C1'	-6.99	117.92	127.00
45	L8	189	LEU	CA-CB-CG	6.98	131.36	115.30
18	C6	40	GLU	C-N-CD	-6.98	105.24	120.60
36	5	661	G	N7-C8-N9	6.98	116.59	113.10
36	5	638	C	C6-N1-C2	-6.98	117.51	120.30
36	1	1365	G	N3-C4-C5	-6.98	125.11	128.60
1	6	173	A	N1-C6-N6	6.98	122.79	118.60
36	5	2695	A	C6-N1-C2	-6.98	114.42	118.60
36	5	2620	G	N3-C2-N2	6.97	124.78	119.90
36	5	2993	G	C4-C5-N7	6.97	113.59	110.80
36	1	3311	C	C6-N1-C2	6.97	123.09	120.30
1	6	426	G	N3-C4-C5	-6.97	125.11	128.60
36	5	2160	G	N1-C6-O6	6.97	124.08	119.90
36	1	3050	U	N1-C2-O2	6.97	127.68	122.80
36	1	59	G	N1-C6-O6	6.96	124.08	119.90
1	6	343	C	N1-C2-O2	-6.96	114.72	118.90
36	5	728	G	N3-C4-N9	6.96	130.18	126.00
36	1	1820	U	P-O3'-C3'	6.96	128.05	119.70
36	1	2374	C	N3-C4-C5	-6.96	119.12	121.90
36	5	2936	A	N9-C4-C5	6.96	108.58	105.80
36	1	424	G	C5-C6-N1	6.96	114.98	111.50
1	2	1568	C	P-O3'-C3'	6.96	128.05	119.70
1	2	1657	U	O4'-C1'-N1	6.96	113.77	108.20
36	5	2405	C	C6-N1-C2	-6.96	117.52	120.30
36	1	884	A	N1-C6-N6	6.96	122.77	118.60
36	1	3085	G	N1-C6-O6	6.96	124.07	119.90
1	6	47	A	O5'-P-OP1	-6.96	99.44	105.70
36	5	1556	C	N1-C2-O2	6.96	123.07	118.90
36	5	2976	A	N1-C6-N6	-6.96	114.43	118.60
1	2	1773	C	N3-C4-C5	-6.95	119.12	121.90
36	1	1522	U	C5-C4-O4	-6.95	121.73	125.90
36	1	785	G	C2-N3-C4	6.95	115.38	111.90
36	5	2783	U	N1-C2-O2	6.95	127.67	122.80
36	1	1157	G	C8-N9-C4	-6.95	103.62	106.40
37	3	80	G	C8-N9-C4	-6.95	103.62	106.40

Continued on next page...

Continued from previous page...

Mol	Chain	Res	Type	Atoms	Z	Observed(°)	Ideal(°)
38	4	140	G	C8-N9-C4	-6.95	103.62	106.40
36	5	36	C	C2-N3-C4	-6.95	116.43	119.90
36	5	2817	A	C5-C6-N6	-6.95	118.14	123.70
36	5	972	A	C4-C5-C6	6.95	120.47	117.00
1	2	1180	C	N1-C2-O2	6.94	123.07	118.90
1	2	553	G	C6-C5-N7	-6.94	126.24	130.40
36	1	2986	U	N1-C2-O2	-6.94	117.94	122.80
36	5	2653	C	N1-C2-O2	-6.94	114.74	118.90
36	5	567	G	C5-C6-O6	-6.94	124.44	128.60
56	n0	113	ARG	NE-CZ-NH1	-6.93	116.83	120.30
36	1	1433	A	N1-C6-N6	-6.93	114.44	118.60
36	1	1556	C	C2-N1-C1'	6.93	126.42	118.80
36	5	2858	U	N3-C4-O4	6.93	124.25	119.40
1	2	73	U	OP1-P-O3'	6.93	120.44	105.20
36	5	2950	G	C6-C5-N7	-6.93	126.24	130.40
36	5	2992	U	C5-C6-N1	6.93	126.16	122.70
36	1	2917	G	C5-C6-N1	6.92	114.96	111.50
36	5	2943	G	C6-C5-N7	-6.92	126.25	130.40
36	5	1319	G	N7-C8-N9	-6.92	109.64	113.10
1	6	1629	G	N3-C4-C5	-6.92	125.14	128.60
36	5	2281	A	N1-C6-N6	6.92	122.75	118.60
36	1	1899	G	C8-N9-C4	-6.92	103.63	106.40
52	m6	78	ARG	NE-CZ-NH2	-6.92	116.84	120.30
36	1	1450	G	C5-N7-C8	-6.91	100.84	104.30
36	5	2966	G	C8-N9-C4	-6.91	103.63	106.40
38	8	14	C	O5'-P-OP2	-6.91	99.48	105.70
36	1	2385	G	N3-C4-C5	6.91	132.06	128.60
36	5	3374	U	C6-N1-C2	6.91	125.15	121.00
36	1	2726	C	N3-C4-N4	-6.91	113.16	118.00
36	5	2723	U	C5-C6-N1	6.91	126.15	122.70
36	1	640	U	C6-N1-C2	-6.91	116.86	121.00
36	1	640	U	C5-C6-N1	6.91	126.15	122.70
36	5	3035	A	C8-N9-C4	6.91	108.56	105.80
36	5	2629	U	N3-C2-O2	6.90	127.03	122.20
37	3	82	G	N3-C4-C5	-6.90	125.15	128.60
36	5	1124	U	C5-C4-O4	6.90	130.04	125.90
36	1	713	U	C5-C6-N1	-6.90	119.25	122.70
36	1	2311	G	C8-N9-C4	-6.90	103.64	106.40
36	1	895	A	C6-C5-N7	-6.89	127.47	132.30
1	6	103	A	O4'-C1'-N9	6.89	113.71	108.20
36	5	940	G	N1-C6-O6	-6.89	115.77	119.90
38	8	100	U	C5-C6-N1	6.89	126.15	122.70

Continued on next page...

Continued from previous page...

Mol	Chain	Res	Type	Atoms	Z	Observed(°)	Ideal(°)
36	1	1077	U	C2-N1-C1'	-6.89	109.43	117.70
36	1	2938	G	N1-C2-N3	6.89	128.03	123.90
36	5	640	U	N3-C4-O4	6.89	124.22	119.40
37	3	105	C	OP2-P-O3'	6.88	120.34	105.20
36	5	3378	C	O5'-P-OP2	-6.88	99.50	105.70
36	1	1303	A	N9-C4-C5	-6.88	103.05	105.80
36	1	3210	A	O5'-P-OP2	-6.88	99.51	105.70
1	6	619	A	N1-C6-N6	-6.88	114.47	118.60
36	1	1897	G	C5-C6-O6	-6.88	124.47	128.60
36	5	1152	G	N7-C8-N9	6.88	116.54	113.10
36	5	2885	C	C5-C4-N4	-6.88	115.39	120.20
1	2	1274	C	C6-N1-C2	-6.88	117.55	120.30
38	4	29	U	N3-C4-O4	6.87	124.21	119.40
36	5	1604	G	N3-C4-C5	-6.87	125.16	128.60
36	5	2160	G	C6-C5-N7	-6.87	126.28	130.40
36	5	360	G	C5-C6-O6	6.87	132.72	128.60
36	5	2801	A	C8-N9-C4	6.87	108.55	105.80
36	5	36	C	N3-C4-C5	6.87	124.65	121.90
36	5	1513	G	N3-C4-C5	-6.87	125.17	128.60
36	5	2239	G	N1-C6-O6	6.87	124.02	119.90
36	5	2620	G	N9-C4-C5	-6.87	102.65	105.40
36	5	1115	G	N1-C6-O6	6.86	124.02	119.90
36	5	1367	G	C4-C5-C6	6.86	122.92	118.80
36	1	3054	U	N1-C2-N3	6.86	119.01	114.90
1	6	605	A	O5'-P-OP2	-6.86	99.53	105.70
52	M6	110	PRO	C-N-CD	-6.86	105.52	120.60
36	5	1192	C	C6-N1-C1'	-6.86	112.57	120.80
36	5	1604	G	C6-C5-N7	-6.86	126.29	130.40
36	5	2249	G	C8-N9-C4	-6.86	103.66	106.40
36	5	3326	G	C8-N9-C4	6.86	109.14	106.40
36	1	2688	U	C6-N1-C1'	-6.85	111.60	121.20
36	5	2842	U	O5'-P-OP2	6.85	118.92	110.70
36	5	1182	A	C5-N7-C8	-6.85	100.47	103.90
36	1	283	G	C5-N7-C8	-6.85	100.88	104.30
36	1	988	U	C5-C6-N1	-6.85	119.28	122.70
36	1	1312	C	O5'-P-OP1	-6.85	99.54	105.70
36	1	1437	C	N3-C4-C5	-6.85	119.16	121.90
36	1	3219	G	C5-C6-O6	-6.85	124.49	128.60
36	5	2531	C	N1-C2-O2	6.85	123.01	118.90
37	7	9	C	C6-N1-C2	-6.84	117.56	120.30
36	1	2606	G	C4-C5-C6	6.84	122.90	118.80
36	5	2620	G	C4-C5-N7	6.84	113.54	110.80

Continued on next page...

Continued from previous page...

Mol	Chain	Res	Type	Atoms	Z	Observed(°)	Ideal(°)
36	1	2385	G	N3-C4-N9	-6.84	121.90	126.00
36	5	410	U	C5-C6-N1	6.84	126.12	122.70
36	5	3172	A	C5-C6-N6	-6.84	118.23	123.70
36	1	2392	C	C6-N1-C2	6.84	123.03	120.30
36	1	2283	G	N1-C6-O6	6.84	124.00	119.90
1	6	310	C	C6-N1-C2	-6.84	117.57	120.30
1	2	1560	U	N3-C2-O2	-6.83	117.42	122.20
1	6	160	C	N3-C2-O2	-6.83	117.11	121.90
36	5	666	A	N1-C6-N6	-6.83	114.50	118.60
36	5	2364	G	N9-C4-C5	6.83	108.13	105.40
36	5	104	G	C8-N9-C4	6.83	109.13	106.40
36	1	1191	U	O5'-P-OP1	-6.83	99.55	105.70
36	1	2699	G	N1-C6-O6	6.83	124.00	119.90
36	5	1370	G	C4-C5-N7	-6.82	108.07	110.80
36	5	1897	G	C6-C5-N7	-6.82	126.31	130.40
36	5	2331	C	O5'-P-OP1	-6.82	99.56	105.70
1	2	90	C	C6-N1-C2	-6.82	117.57	120.30
36	1	2853	A	C2-N3-C4	-6.82	107.19	110.60
36	5	934	G	C5-C6-N1	6.82	114.91	111.50
36	5	1434	G	O5'-P-OP2	-6.82	99.56	105.70
1	2	992	A	C5-N7-C8	-6.82	100.49	103.90
36	1	1428	A	N1-C2-N3	6.81	132.71	129.30
36	1	1175	C	C5-C6-N1	-6.81	117.59	121.00
1	6	176	C	N3-C2-O2	-6.81	117.14	121.90
36	5	2893	C	C6-N1-C2	-6.81	117.58	120.30
37	7	45	A	N1-C6-N6	-6.81	114.52	118.60
36	5	942	U	C4-C5-C6	6.80	123.78	119.70
36	5	2552	C	C2-N1-C1'	6.80	126.28	118.80
36	5	2856	G	N3-C2-N2	-6.80	115.14	119.90
36	5	3154	C	N3-C2-O2	-6.80	117.14	121.90
36	1	2846	U	N3-C2-O2	-6.80	117.44	122.20
36	1	608	A	C4-C5-C6	6.80	120.40	117.00
36	1	3278	C	N3-C4-C5	-6.80	119.18	121.90
36	5	2907	G	C5-N7-C8	-6.80	100.90	104.30
36	5	204	A	C8-N9-C4	-6.79	103.08	105.80
36	1	1115	G	N7-C8-N9	6.79	116.50	113.10
36	1	3344	A	N1-C6-N6	6.79	122.67	118.60
36	5	1449	A	N1-C6-N6	6.79	122.67	118.60
36	5	3225	C	C6-N1-C2	-6.79	117.58	120.30
36	1	332	C	C6-N1-C2	6.79	123.02	120.30
56	n0	144	LEU	CA-CB-CG	-6.79	99.69	115.30
36	5	339	C	N1-C2-O2	-6.79	114.83	118.90

Continued on next page...

Continued from previous page...

Mol	Chain	Res	Type	Atoms	Z	Observed(°)	Ideal(°)
36	5	2915	U	N3-C2-O2	6.79	126.95	122.20
36	1	2622	C	C6-N1-C2	-6.78	117.59	120.30
38	8	25	G	N3-C4-N9	6.78	130.07	126.00
36	1	1838	G	N1-C6-O6	6.78	123.97	119.90
1	6	250	C	C5-C6-N1	6.78	124.39	121.00
36	1	291	C	C6-N1-C2	-6.78	117.59	120.30
36	5	1550	C	C6-N1-C2	-6.78	117.59	120.30
36	5	1416	C	N3-C2-O2	-6.78	117.16	121.90
36	1	2237	C	C6-N1-C2	6.77	123.01	120.30
36	1	2688	U	C2-N1-C1'	6.77	125.83	117.70
36	1	3319	U	N3-C2-O2	-6.77	117.46	122.20
36	5	970	A	N9-C4-C5	-6.77	103.09	105.80
36	5	1710	C	C6-N1-C2	6.77	123.01	120.30
36	1	2326	A	N1-C6-N6	-6.77	114.54	118.60
36	1	2617	U	N1-C2-N3	6.77	118.96	114.90
36	1	3142	A	N1-C2-N3	6.77	132.68	129.30
36	5	2880	U	N3-C2-O2	-6.77	117.46	122.20
1	2	959	U	N3-C2-O2	-6.77	117.46	122.20
1	6	536	C	C6-N1-C2	-6.77	117.59	120.30
36	1	2662	G	N9-C4-C5	-6.76	102.69	105.40
36	5	2726	C	N1-C2-N3	6.76	123.94	119.20
36	5	715	A	C8-N9-C4	-6.76	103.09	105.80
36	5	1885	U	C6-N1-C2	6.76	125.06	121.00
1	2	1241	G	C4-N9-C1'	6.76	135.29	126.50
36	1	905	U	N1-C2-N3	6.76	118.96	114.90
1	6	1028	C	C6-N1-C2	6.76	123.00	120.30
36	5	1161	G	O5'-P-OP2	6.76	118.81	110.70
36	5	1348	U	N3-C2-O2	-6.76	117.47	122.20
38	4	53	A	C5-C6-N1	6.76	121.08	117.70
36	5	3382	U	N3-C2-O2	-6.76	117.47	122.20
36	5	907	G	N3-C4-N9	6.76	130.06	126.00
36	1	1366	A	N1-C6-N6	-6.76	114.55	118.60
38	8	99	C	C6-N1-C2	6.76	123.00	120.30
36	5	656	A	N1-C6-N6	6.75	122.65	118.60
36	5	1841	A	O5'-P-OP1	-6.75	99.62	105.70
36	5	1433	A	N7-C8-N9	6.75	117.18	113.80
38	8	17	A	C5-C6-N6	-6.75	118.30	123.70
1	6	543	C	N3-C2-O2	-6.75	117.17	121.90
1	6	1550	A	C8-N9-C4	-6.75	103.10	105.80
36	5	644	G	C8-N9-C4	-6.75	103.70	106.40
36	1	1885	U	C6-N1-C2	6.74	125.05	121.00
36	5	2865	U	C4-C5-C6	-6.74	115.65	119.70

Continued on next page...

Continued from previous page...

Mol	Chain	Res	Type	Atoms	Z	Observed(°)	Ideal(°)
36	1	970	A	C5-N7-C8	-6.74	100.53	103.90
36	5	917	A	C8-N9-C4	-6.74	103.10	105.80
36	1	519	A	C4-C5-C6	6.74	120.37	117.00
36	1	2860	U	C4-C5-C6	-6.74	115.66	119.70
36	5	718	G	O4'-C1'-N9	6.74	113.59	108.20
1	2	1200	G	C6-C5-N7	-6.74	126.36	130.40
36	5	2964	G	C5-C6-O6	6.74	132.64	128.60
12	C0	88	PRO	N-CA-CB	6.74	111.38	103.30
36	1	397	A	N1-C6-N6	-6.74	114.56	118.60
36	1	1846	C	N1-C2-O2	-6.74	114.86	118.90
1	6	1725	U	N3-C2-O2	-6.74	117.49	122.20
36	1	677	A	OP1-P-OP2	-6.73	109.50	119.60
36	5	1752	A	N1-C6-N6	6.73	122.64	118.60
36	5	3108	G	C2-N3-C4	-6.73	108.53	111.90
36	1	1306	G	N1-C6-O6	6.73	123.94	119.90
24	d2	93	LEU	CA-CB-CG	6.73	130.77	115.30
36	1	1292	C	C6-N1-C2	6.72	122.99	120.30
36	1	2836	C	C5-C4-N4	6.72	124.91	120.20
36	1	108	A	N1-C6-N6	6.72	122.63	118.60
36	1	1077	U	C5-C6-N1	-6.72	119.34	122.70
36	1	1340	G	C5-C6-O6	-6.72	124.57	128.60
36	1	2549	G	N1-C2-N2	-6.72	110.15	116.20
1	6	1782	A	C8-N9-C4	-6.72	103.11	105.80
36	5	1339	C	O5'-P-OP1	-6.72	99.65	105.70
36	1	1899	G	N9-C4-C5	6.72	108.09	105.40
36	1	864	G	O5'-P-OP1	-6.72	99.66	105.70
36	1	905	U	N1-C2-O2	-6.72	118.10	122.80
36	1	2787	G	C6-C5-N7	-6.72	126.37	130.40
36	1	921	A	C4-C5-N7	-6.71	107.34	110.70
36	1	514	G	N1-C6-O6	6.71	123.93	119.90
36	1	1165	A	C2-N3-C4	-6.71	107.24	110.60
36	1	2875	U	N1-C2-O2	6.71	127.50	122.80
36	5	46	U	N1-C2-O2	-6.71	118.10	122.80
36	5	725	G	C5-C6-N1	-6.71	108.14	111.50
36	1	709	A	N9-C4-C5	-6.71	103.12	105.80
37	7	49	G	N3-C4-N9	-6.71	121.97	126.00
36	1	212	G	N1-C6-O6	6.71	123.92	119.90
36	5	1900	A	C5-C6-N6	-6.71	118.33	123.70
36	1	421	G	N3-C4-C5	-6.70	125.25	128.60
36	5	2953	U	N3-C4-O4	6.70	124.09	119.40
36	1	1371	G	C8-N9-C4	6.70	109.08	106.40
36	1	1835	A	C8-N9-C4	6.70	108.48	105.80

Continued on next page...

Continued from previous page...

Mol	Chain	Res	Type	Atoms	Z	Observed(°)	Ideal(°)
36	5	1452	A	C4-C5-N7	6.70	114.05	110.70
37	7	1	G	N1-C2-N2	-6.70	110.17	116.20
36	5	788	C	OP2-P-O3'	6.70	119.94	105.20
1	2	453	U	N3-C2-O2	-6.70	117.51	122.20
36	1	39	A	C5-C6-N6	6.70	129.06	123.70
36	5	2966	G	C4-C5-C6	6.70	122.82	118.80
36	5	2552	C	N3-C2-O2	-6.69	117.22	121.90
1	2	1194	A	C8-N9-C4	-6.69	103.12	105.80
36	5	3326	G	N9-C4-C5	-6.69	102.72	105.40
36	1	906	A	C4-C5-C6	6.69	120.34	117.00
36	1	3278	C	N3-C2-O2	-6.69	117.22	121.90
36	1	591	G	O5'-P-OP1	6.68	118.72	110.70
36	1	3306	U	N3-C4-O4	-6.68	114.72	119.40
36	1	96	G	C2-N3-C4	-6.68	108.56	111.90
36	1	643	U	N1-C2-O2	6.68	127.48	122.80
36	1	1198	C	C6-N1-C2	-6.68	117.63	120.30
36	5	1152	G	N9-C4-C5	6.68	108.07	105.40
1	6	1285	U	C2-N1-C1'	6.68	125.71	117.70
1	2	577	G	C6-C5-N7	-6.68	126.39	130.40
36	1	1065	A	O5'-P-OP1	-6.67	99.69	105.70
36	1	864	G	N1-C6-O6	-6.67	115.90	119.90
36	1	3134	A	C8-N9-C4	6.67	108.47	105.80
36	5	3245	A	C4-C5-C6	6.67	120.33	117.00
36	1	2400	G	C5-C6-O6	-6.67	124.60	128.60
36	5	40	A	N1-C6-N6	6.67	122.60	118.60
36	5	798	G	N7-C8-N9	6.67	116.43	113.10
36	5	3024	A	C2-N3-C4	-6.66	107.27	110.60
36	1	2606	G	N3-C4-N9	6.66	130.00	126.00
1	2	16	G	C6-C5-N7	-6.66	126.41	130.40
1	6	1481	C	N3-C2-O2	-6.66	117.24	121.90
1	6	1751	C	C5-C6-N1	-6.66	117.67	121.00
36	5	3144	G	N3-C4-C5	-6.66	125.27	128.60
36	1	2647	A	C8-N9-C4	-6.66	103.14	105.80
1	2	1654	G	N3-C4-C5	-6.66	125.27	128.60
36	1	983	A	C6-N1-C2	-6.66	114.61	118.60
36	5	2645	G	C5-C6-O6	6.66	132.59	128.60
36	1	803	C	C6-N1-C1'	-6.65	112.82	120.80
36	1	969	C	N1-C2-O2	-6.65	114.91	118.90
36	1	1450	G	C4-C5-N7	6.65	113.46	110.80
36	5	371	G	N1-C6-O6	-6.65	115.91	119.90
36	1	913	A	O5'-P-OP1	-6.65	99.72	105.70
36	5	2698	G	C8-N9-C4	6.65	109.06	106.40

Continued on next page...

Continued from previous page...

Mol	Chain	Res	Type	Atoms	Z	Observed(°)	Ideal(°)
1	2	36	C	C6-N1-C2	6.65	122.96	120.30
1	2	75	U	N1-C2-O2	6.65	127.45	122.80
36	5	2372	A	P-O3'-C3'	6.65	127.68	119.70
36	1	638	C	N1-C2-O2	6.64	122.89	118.90
36	1	2615	G	C5-C6-O6	-6.64	124.61	128.60
36	5	523	A	N1-C6-N6	-6.64	114.61	118.60
1	2	1458	G	C4-C5-N7	6.64	113.46	110.80
1	6	473	A	N1-C6-N6	-6.64	114.62	118.60
36	1	2329	C	O5'-P-OP2	-6.64	99.73	105.70
1	6	619	A	N9-C4-C5	6.64	108.45	105.80
36	5	410	U	N3-C4-O4	6.64	124.05	119.40
36	5	803	C	C5-C6-N1	6.64	124.32	121.00
36	5	709	A	C8-N9-C4	6.63	108.45	105.80
36	1	300	G	N1-C6-O6	-6.63	115.92	119.90
36	1	2708	C	C6-N1-C2	6.63	122.95	120.30
36	5	414	U	N3-C2-O2	6.63	126.84	122.20
36	5	2758	A	C8-N9-C4	-6.63	103.15	105.80
36	1	2279	A	C4-C5-N7	6.63	114.01	110.70
37	3	91	G	C5-C6-O6	-6.63	124.62	128.60
36	5	2827	U	N3-C2-O2	-6.63	117.56	122.20
36	1	2921	U	O5'-P-OP1	6.63	118.65	110.70
37	7	82	G	C5-C6-O6	-6.63	124.62	128.60
38	4	93	U	N3-C4-O4	-6.62	114.76	119.40
36	5	822	G	O5'-P-OP1	-6.62	99.74	105.70
36	5	2620	G	C5-C6-N1	6.62	114.81	111.50
36	5	2966	G	N3-C4-C5	-6.62	125.29	128.60
36	5	3295	A	C5-C6-N1	6.62	121.01	117.70
1	6	1074	G	N1-C6-O6	6.62	123.87	119.90
36	1	2884	C	C6-N1-C2	6.61	122.94	120.30
36	1	2621	G	N3-C2-N2	-6.61	115.27	119.90
36	5	1588	A	N1-C6-N6	-6.61	114.63	118.60
36	1	3275	U	C6-N1-C2	-6.61	117.03	121.00
36	1	65	A	P-O3'-C3'	6.61	127.63	119.70
36	1	1307	G	N1-C6-O6	-6.61	115.94	119.90
36	5	2412	G	N3-C4-C5	-6.61	125.30	128.60
36	5	2783	U	N3-C2-O2	-6.60	117.58	122.20
36	1	424	G	C4-C5-N7	6.60	113.44	110.80
36	1	2434	U	N3-C2-O2	-6.60	117.58	122.20
1	6	904	G	N3-C4-C5	-6.60	125.30	128.60
36	5	1149	G	C6-C5-N7	-6.60	126.44	130.40
36	5	1416	C	N1-C2-O2	6.60	122.86	118.90
36	5	2423	U	N3-C2-O2	-6.60	117.58	122.20

Continued on next page...

Continued from previous page...

Mol	Chain	Res	Type	Atoms	Z	Observed(°)	Ideal(°)
36	1	1103	A	C8-N9-C4	6.60	108.44	105.80
36	5	2167	A	C8-N9-C4	-6.60	103.16	105.80
36	5	2639	G	C6-C5-N7	-6.60	126.44	130.40
36	1	2174	G	C8-N9-C4	-6.59	103.76	106.40
1	2	623	A	O5'-P-OP1	-6.59	99.77	105.70
1	6	359	A	N3-C4-C5	6.59	131.41	126.80
1	6	1773	C	N3-C4-N4	6.59	122.61	118.00
36	1	3275	U	C5-C6-N1	6.59	126.00	122.70
36	5	424	G	C4-C5-N7	6.59	113.44	110.80
36	1	2416	U	C5-C6-N1	6.59	126.00	122.70
36	1	2310	U	O5'-P-OP1	-6.59	99.77	105.70
36	5	728	G	C6-C5-N7	-6.59	126.45	130.40
36	5	931	C	N3-C4-C5	6.58	124.53	121.90
36	5	2849	C	O5'-P-OP2	-6.58	99.78	105.70
36	5	2966	G	C6-C5-N7	-6.58	126.45	130.40
38	8	46	G	O5'-P-OP1	-6.58	99.77	105.70
36	1	663	C	N3-C4-C5	-6.58	119.27	121.90
36	5	1379	G	C6-C5-N7	-6.58	126.45	130.40
36	1	1400	G	C4-N9-C1'	6.58	135.05	126.50
36	1	3092	C	C5-C6-N1	-6.58	117.71	121.00
62	N6	126	LEU	CA-CB-CG	6.58	130.43	115.30
36	5	91	G	N9-C4-C5	-6.58	102.77	105.40
1	2	1490	C	O5'-P-OP1	-6.58	99.78	105.70
36	1	685	G	C8-N9-C4	6.58	109.03	106.40
36	1	2395	G	C4-C5-N7	6.58	113.43	110.80
36	1	2525	G	C6-C5-N7	-6.58	126.45	130.40
36	5	2403	G	N1-C6-O6	6.58	123.85	119.90
36	5	2434	U	O5'-P-OP2	-6.58	99.78	105.70
36	1	1429	G	N1-C2-N3	6.58	127.85	123.90
1	2	402	C	C6-N1-C2	6.57	122.93	120.30
36	1	1139	G	O5'-P-OP1	-6.57	99.78	105.70
36	1	3278	C	C6-N1-C2	-6.57	117.67	120.30
36	5	1370	G	N3-C4-C5	-6.57	125.31	128.60
36	1	1054	A	O5'-P-OP1	6.57	118.58	110.70
36	1	1906	G	N1-C6-O6	6.57	123.84	119.90
36	1	2821	C	O5'-P-OP1	-6.57	99.79	105.70
36	1	358	G	C5-C6-O6	-6.57	124.66	128.60
36	5	2947	G	C5-C6-O6	-6.57	124.66	128.60
1	2	830	U	C2-N1-C1'	6.56	125.58	117.70
36	1	1389	G	C6-C5-N7	-6.56	126.46	130.40
36	5	2832	C	C6-N1-C2	6.56	122.92	120.30
36	5	2763	U	OP2-P-O3'	6.56	119.63	105.20

Continued on next page...

Continued from previous page...

Mol	Chain	Res	Type	Atoms	Z	Observed(°)	Ideal(°)
1	6	553	G	C6-C5-N7	-6.56	126.46	130.40
36	5	1589	A	C8-N9-C4	-6.56	103.18	105.80
36	1	685	G	N1-C6-O6	6.56	123.83	119.90
36	1	1495	U	C4-C5-C6	6.56	123.63	119.70
36	1	2556	C	N1-C2-O2	6.56	122.83	118.90
36	5	424	G	O5'-P-OP1	6.56	118.57	110.70
36	5	1440	G	C5-C6-O6	6.56	132.53	128.60
1	6	272	U	N3-C2-O2	-6.56	117.61	122.20
36	1	3278	C	C2-N3-C4	6.55	123.18	119.90
36	5	586	C	N1-C2-O2	-6.55	114.97	118.90
36	1	608	A	C6-C5-N7	-6.55	127.71	132.30
36	5	970	A	N1-C6-N6	6.55	122.53	118.60
36	1	49	A	N1-C6-N6	6.55	122.53	118.60
36	5	641	C	O5'-P-OP1	-6.55	99.81	105.70
38	4	113	U	N1-C2-N3	6.55	118.83	114.90
1	6	272	U	C2-N1-C1'	6.55	125.56	117.70
1	6	1031	U	N1-C2-O2	-6.55	118.22	122.80
36	1	784	A	N1-C6-N6	6.54	122.53	118.60
36	1	1849	C	N3-C4-C5	6.54	124.52	121.90
36	5	1379	G	N1-C6-O6	6.54	123.83	119.90
36	1	1544	G	C5-C6-O6	-6.54	124.67	128.60
36	1	221	A	O5'-P-OP2	-6.54	99.81	105.70
36	5	633	C	N3-C4-C5	-6.54	119.28	121.90
36	5	2832	C	O5'-P-OP1	-6.54	99.81	105.70
36	5	3103	A	O5'-P-OP2	-6.54	99.81	105.70
36	5	1148	G	N9-C4-C5	-6.54	102.78	105.40
36	5	3195	U	OP1-P-O3'	6.54	119.59	105.20
36	1	39	A	N9-C4-C5	6.54	108.41	105.80
36	1	29	C	N3-C4-N4	6.53	122.57	118.00
36	1	1848	G	N3-C2-N2	6.53	124.47	119.90
46	L9	176	LEU	CA-CB-CG	-6.53	100.28	115.30
36	5	1417	G	N7-C8-N9	6.53	116.37	113.10
1	2	407	A	N1-C6-N6	-6.53	114.68	118.60
36	1	2755	C	O5'-P-OP1	-6.53	99.82	105.70
37	3	104	A	N1-C6-N6	-6.53	114.68	118.60
36	5	1012	G	C8-N9-C1'	6.53	135.49	127.00
36	5	1317	A	C4-C5-N7	6.53	113.97	110.70
37	7	51	A	N1-C6-N6	6.53	122.52	118.60
36	1	612	U	N1-C2-N3	6.53	118.82	114.90
1	6	325	G	C8-N9-C4	-6.53	103.79	106.40
1	2	1467	C	C6-N1-C2	-6.53	117.69	120.30
36	1	922	U	N1-C2-O2	6.53	127.37	122.80

Continued on next page...

Continued from previous page...

Mol	Chain	Res	Type	Atoms	Z	Observed(°)	Ideal(°)
36	1	1857	C	C6-N1-C2	6.53	122.91	120.30
1	6	144	U	N3-C2-O2	-6.52	117.63	122.20
1	6	431	C	C2-N1-C1'	-6.52	111.63	118.80
36	5	3245	A	C4-C5-N7	6.52	113.96	110.70
36	1	993	G	N3-C4-C5	-6.52	125.34	128.60
36	1	2247	G	C4-N9-C1'	6.52	134.98	126.50
36	5	808	A	C8-N9-C4	-6.52	103.19	105.80
36	5	1133	A	N1-C6-N6	6.52	122.51	118.60
36	5	2933	A	N1-C6-N6	6.52	122.51	118.60
36	5	304	G	N9-C4-C5	6.52	108.01	105.40
36	5	800	G	N3-C4-N9	6.52	129.91	126.00
36	5	2282	U	C6-N1-C2	6.52	124.91	121.00
36	1	410	U	C6-N1-C2	-6.52	117.09	121.00
36	5	3015	G	N1-C6-O6	6.52	123.81	119.90
38	4	46	G	C5-C6-O6	6.51	132.51	128.60
36	1	3191	G	O5'-P-OP2	-6.51	99.84	105.70
36	1	197	G	C5-C6-O6	-6.51	124.69	128.60
36	5	587	U	C5-C4-O4	-6.51	121.99	125.90
36	5	942	U	N1-C2-O2	-6.51	118.24	122.80
36	5	2419	A	O5'-P-OP2	6.51	118.51	110.70
1	2	426	G	C6-C5-N7	-6.51	126.49	130.40
36	1	131	C	C6-N1-C2	-6.51	117.70	120.30
36	1	1400	G	N3-C4-C5	-6.51	125.34	128.60
36	5	3269	U	P-O3'-C3'	6.51	127.51	119.70
36	1	2136	C	N3-C4-C5	-6.51	119.30	121.90
36	5	3108	G	N1-C2-N3	6.50	127.80	123.90
36	1	339	C	N3-C4-C5	6.50	124.50	121.90
36	5	1159	A	C2-N3-C4	-6.50	107.35	110.60
36	5	1160	C	C6-N1-C1'	6.50	128.60	120.80
36	5	2892	A	N1-C6-N6	6.50	122.50	118.60
36	1	3212	C	C2-N1-C1'	-6.50	111.65	118.80
36	5	87	U	C6-N1-C2	-6.50	117.10	121.00
1	2	1082	C	N1-C2-O2	6.50	122.80	118.90
36	1	1518	U	C4-C5-C6	6.50	123.60	119.70
36	5	1130	A	C5-C6-N1	6.50	120.95	117.70
36	1	895	A	C5-N7-C8	-6.49	100.65	103.90
36	1	2422	C	N3-C2-O2	-6.49	117.36	121.90
36	5	720	A	N9-C4-C5	-6.49	103.20	105.80
36	5	2662	G	C8-N9-C1'	-6.49	118.56	127.00
36	1	2760	C	N1-C2-O2	-6.49	115.01	118.90
36	5	2875	U	N1-C1'-C2'	-6.49	104.86	112.00
36	1	1604	G	C4-N9-C1'	6.49	134.94	126.50

Continued on next page...

Continued from previous page...

Mol	Chain	Res	Type	Atoms	Z	Observed(°)	Ideal(°)
36	1	2899	C	N3-C4-N4	6.49	122.54	118.00
36	5	1303	A	C8-N9-C4	6.49	108.39	105.80
1	6	965	U	N1-C2-O2	6.48	127.34	122.80
1	6	1747	G	O5'-P-OP2	-6.48	99.87	105.70
36	5	718	G	C8-N9-C1'	-6.48	118.57	127.00
36	5	2709	C	N3-C4-C5	6.48	124.49	121.90
36	1	225	C	N3-C4-C5	-6.48	119.31	121.90
36	1	1846	C	N3-C4-C5	-6.48	119.31	121.90
36	1	3214	U	N3-C2-O2	-6.48	117.66	122.20
1	6	542	A	N7-C8-N9	6.48	117.04	113.80
36	5	1135	A	N1-C6-N6	-6.48	114.71	118.60
38	4	29	U	C5-C4-O4	-6.48	122.01	125.90
36	5	1075	A	C8-N9-C4	6.48	108.39	105.80
36	5	2285	C	C6-N1-C1'	6.48	128.57	120.80
36	1	1279	C	C6-N1-C2	-6.48	117.71	120.30
36	5	2699	G	C5-C6-O6	-6.47	124.72	128.60
36	1	1332	A	O5'-P-OP1	-6.47	99.88	105.70
36	5	319	A	C8-N9-C4	6.47	108.39	105.80
1	2	334	G	N3-C4-N9	-6.47	122.12	126.00
36	1	651	G	N3-C4-N9	6.47	129.88	126.00
1	6	65	A	C2-N3-C4	-6.47	107.36	110.60
36	5	2585	G	N3-C4-N9	6.47	129.88	126.00
1	2	396	G	N3-C4-C5	6.47	131.83	128.60
36	5	793	C	C6-N1-C2	-6.47	117.71	120.30
36	1	421	G	C2-N3-C4	6.46	115.13	111.90
36	1	1367	G	N1-C6-O6	6.46	123.78	119.90
1	6	334	G	N3-C2-N2	-6.46	115.38	119.90
36	5	2307	G	N1-C6-O6	-6.46	116.02	119.90
36	1	1008	U	C5-C6-N1	-6.46	119.47	122.70
38	4	16	G	C8-N9-C4	6.46	108.98	106.40
1	6	334	G	N3-C4-N9	-6.46	122.12	126.00
36	5	2316	G	C4-C5-N7	-6.46	108.22	110.80
36	5	3214	U	N3-C2-O2	-6.46	117.68	122.20
1	2	323	A	O5'-P-OP2	-6.46	99.89	105.70
37	3	58	C	C6-N1-C2	-6.46	117.72	120.30
37	7	51	A	N1-C2-N3	6.46	132.53	129.30
36	1	369	A	N7-C8-N9	6.46	117.03	113.80
36	1	1886	A	N9-C4-C5	6.46	108.38	105.80
1	6	1564	U	C6-N1-C2	6.46	124.87	121.00
36	5	3313	U	O5'-P-OP2	-6.46	99.89	105.70
36	1	1005	G	C8-N9-C4	6.45	108.98	106.40
36	1	1404	G	C4-C5-N7	-6.45	108.22	110.80

Continued on next page...

Continued from previous page...

Mol	Chain	Res	Type	Atoms	Z	Observed(°)	Ideal(°)
36	5	3387	U	C5-C6-N1	-6.45	119.47	122.70
36	1	940	G	C5-C6-N1	6.45	114.73	111.50
36	5	720	A	C4-C5-N7	6.45	113.93	110.70
37	7	92	A	N1-C6-N6	6.45	122.47	118.60
36	1	145	G	C5-C6-O6	-6.45	124.73	128.60
36	1	1901	A	C2-N3-C4	6.45	113.83	110.60
36	1	2772	C	O4'-C1'-N1	6.45	113.36	108.20
36	5	1301	A	C4-C5-C6	6.45	120.22	117.00
36	1	39	A	N3-C4-N9	-6.45	122.24	127.40
36	1	645	A	C6-N1-C2	-6.45	114.73	118.60
36	5	781	G	N3-C4-C5	-6.45	125.38	128.60
36	1	218	G	N1-C6-O6	6.45	123.77	119.90
36	1	809	G	C8-N9-C4	6.45	108.98	106.40
36	5	976	U	O5'-P-OP2	-6.45	99.90	105.70
1	2	543	C	N1-C2-O2	6.44	122.77	118.90
36	1	1429	G	C4-C5-N7	-6.44	108.22	110.80
1	6	1751	C	C6-N1-C2	6.44	122.88	120.30
36	5	421	G	C4-N9-C1'	6.44	134.87	126.50
1	2	577	G	C5-N7-C8	-6.44	101.08	104.30
36	1	658	G	C8-N9-C1'	-6.44	118.63	127.00
36	5	1126	G	C4-C5-C6	6.44	122.66	118.80
36	5	2392	C	C5-C6-N1	-6.44	117.78	121.00
37	7	75	G	C6-C5-N7	-6.44	126.54	130.40
1	2	1761	U	N1-C2-N3	6.44	118.76	114.90
1	6	1629	G	C8-N9-C4	-6.44	103.83	106.40
1	2	1280	C	N3-C4-C5	-6.43	119.33	121.90
36	1	676	G	N3-C2-N2	6.43	124.40	119.90
36	1	924	G	O5'-P-OP1	-6.43	99.91	105.70
36	1	1807	G	C4-N9-C1'	6.43	134.86	126.50
36	1	2875	U	P-O3'-C3'	-6.43	111.98	119.70
1	6	1645	G	N1-C6-O6	-6.43	116.04	119.90
36	5	1851	G	C5-C6-N1	-6.43	108.28	111.50
36	5	3303	G	O5'-P-OP2	-6.43	99.91	105.70
36	5	1369	A	C5-C6-N1	-6.43	114.48	117.70
36	5	2624	G	C6-C5-N7	-6.43	126.54	130.40
36	5	2805	G	N1-C6-O6	6.43	123.76	119.90
36	5	2647	A	N1-C6-N6	-6.43	114.74	118.60
36	5	1443	G	C4-C5-N7	6.43	113.37	110.80
36	5	2278	C	N1-C2-O2	6.42	122.75	118.90
36	5	3244	A	O4'-C1'-N9	-6.42	103.06	108.20
36	5	800	G	N9-C4-C5	-6.42	102.83	105.40
36	5	220	G	O5'-P-OP2	-6.42	99.92	105.70

Continued on next page...

Continued from previous page...

Mol	Chain	Res	Type	Atoms	Z	Observed(°)	Ideal(°)
36	5	1452	A	C5-C6-N6	-6.42	118.56	123.70
36	5	2334	U	C6-N1-C2	-6.42	117.15	121.00
36	1	3379	C	O5'-P-OP2	-6.42	99.92	105.70
36	5	2420	C	N3-C2-O2	6.42	126.39	121.90
1	2	1539	G	C6-C5-N7	-6.42	126.55	130.40
36	1	2353	G	N1-C6-O6	6.42	123.75	119.90
1	6	272	U	C6-N1-C2	-6.42	117.15	121.00
36	5	936	A	O4'-C1'-N9	6.42	113.33	108.20
36	1	727	G	N1-C6-O6	-6.42	116.05	119.90
36	1	857	G	N1-C6-O6	6.41	123.75	119.90
36	1	2355	G	C4-C5-N7	6.41	113.36	110.80
36	5	2942	C	N3-C4-N4	6.41	122.49	118.00
36	5	3107	U	OP2-P-O3'	6.41	119.31	105.20
36	1	2889	C	N3-C2-O2	-6.41	117.41	121.90
36	1	2987	A	N1-C6-N6	6.41	122.45	118.60
36	1	890	C	N3-C4-C5	6.41	124.46	121.90
38	4	81	U	N1-C2-O2	6.41	127.29	122.80
36	5	1434	G	C8-N9-C4	-6.41	103.84	106.40
36	1	895	A	C4-C5-N7	6.41	113.91	110.70
1	6	1790	A	C8-N9-C4	6.41	108.36	105.80
36	5	1851	G	N1-C6-O6	6.41	123.75	119.90
36	1	2699	G	C6-C5-N7	-6.41	126.56	130.40
36	5	1481	A	C8-N9-C4	-6.41	103.24	105.80
36	5	3153	U	N1-C2-O2	6.40	127.28	122.80
36	1	1054	A	O5'-P-OP2	-6.40	99.94	105.70
36	5	916	G	O5'-P-OP1	-6.40	99.94	105.70
36	1	809	G	N9-C4-C5	-6.40	102.84	105.40
36	1	2860	U	C2-N1-C1'	6.40	125.38	117.70
36	5	2695	A	C5-C6-N1	6.40	120.90	117.70
36	5	3218	A	N1-C6-N6	6.40	122.44	118.60
1	6	298	C	C6-N1-C2	-6.40	117.74	120.30
36	5	84	U	N1-C2-O2	6.40	127.28	122.80
1	2	1116	A	N1-C6-N6	6.40	122.44	118.60
36	1	1536	G	N3-C2-N2	-6.40	115.42	119.90
36	5	345	G	C5-C6-O6	-6.39	124.76	128.60
36	5	968	G	C6-C5-N7	-6.39	126.56	130.40
36	5	3362	A	O4'-C1'-N9	6.39	113.32	108.20
36	5	874	U	C5-C6-N1	-6.39	119.50	122.70
36	5	2158	A	C5-C6-N1	6.39	120.90	117.70
36	1	2844	C	C6-N1-C2	6.39	122.86	120.30
36	5	2129	U	C5-C4-O4	6.39	129.74	125.90
36	1	39	A	C6-C5-N7	6.39	136.77	132.30

Continued on next page...

Continued from previous page...

Mol	Chain	Res	Type	Atoms	Z	Observed(°)	Ideal(°)
36	1	109	A	OP1-P-O3'	6.39	119.26	105.20
35	sM	167	PRO	N-CA-CB	6.39	110.97	103.30
36	5	3209	A	O4'-C1'-N9	6.39	113.31	108.20
36	1	720	A	N1-C6-N6	6.39	122.43	118.60
36	1	1001	G	C8-N9-C4	6.39	108.95	106.40
36	1	632	G	C6-C5-N7	-6.39	126.57	130.40
36	1	937	G	C8-N9-C4	6.39	108.95	106.40
36	1	3003	G	C8-N9-C4	6.39	108.95	106.40
36	5	1514	G	N3-C4-N9	6.39	129.83	126.00
36	1	2383	C	C5-C6-N1	6.38	124.19	121.00
36	5	429	U	C5-C6-N1	-6.38	119.51	122.70
36	5	867	G	N1-C6-O6	6.38	123.73	119.90
1	6	18	C	C6-N1-C2	-6.38	117.75	120.30
36	5	1161	G	N3-C4-N9	6.38	129.83	126.00
1	2	1297	G	N9-C4-C5	-6.38	102.85	105.40
36	1	933	A	C5-C6-N6	-6.38	118.60	123.70
36	1	1329	U	C5-C6-N1	6.38	125.89	122.70
36	1	2606	G	C6-C5-N7	-6.38	126.57	130.40
36	5	414	U	N1-C2-O2	-6.38	118.34	122.80
36	5	799	G	N1-C6-O6	-6.38	116.07	119.90
1	6	1169	G	C8-N9-C4	-6.38	103.85	106.40
36	5	1161	G	C5-C6-N1	6.38	114.69	111.50
37	7	51	A	C4-C5-C6	6.38	120.19	117.00
36	1	968	G	C6-C5-N7	-6.37	126.58	130.40
36	1	1792	C	N1-C2-O2	-6.37	115.08	118.90
36	5	2736	A	C6-C5-N7	-6.37	127.84	132.30
36	5	2308	C	N3-C2-O2	-6.37	117.44	121.90
36	1	111	C	N3-C2-O2	6.37	126.36	121.90
1	6	478	A	N1-C6-N6	6.37	122.42	118.60
1	2	351	C	N3-C2-O2	-6.37	117.44	121.90
36	1	2620	G	N1-C2-N3	-6.37	120.08	123.90
36	5	1599	G	C8-N9-C4	6.37	108.95	106.40
36	5	2968	G	O4'-C1'-N9	-6.37	103.11	108.20
36	5	3107	U	C6-N1-C2	-6.37	117.18	121.00
36	5	1497	C	N3-C2-O2	6.37	126.36	121.90
36	1	86	G	C4-N9-C1'	-6.36	118.23	126.50
36	5	2890	A	C8-N9-C4	-6.36	103.25	105.80
50	m4	72	LEU	CA-CB-CG	6.36	129.94	115.30
36	1	283	G	N7-C8-N9	6.36	116.28	113.10
36	1	906	A	C5-C6-N6	-6.36	118.61	123.70
36	5	3208	G	C6-C5-N7	-6.36	126.58	130.40
1	2	1170	G	C4-N9-C1'	6.36	134.77	126.50

Continued on next page...

Continued from previous page...

Mol	Chain	Res	Type	Atoms	Z	Observed(°)	Ideal(°)
36	1	3192	U	N3-C4-O4	6.36	123.85	119.40
1	2	553	G	C4-C5-N7	6.36	113.34	110.80
36	1	2937	G	C8-N9-C4	6.35	108.94	106.40
1	6	553	G	C4-C5-N7	6.35	113.34	110.80
36	5	2421	U	C6-N1-C2	-6.35	117.19	121.00
36	1	2662	G	C5-C6-O6	-6.35	124.79	128.60
36	1	1349	G	N3-C4-N9	6.35	129.81	126.00
36	5	2856	G	N1-C6-O6	6.35	123.71	119.90
1	2	16	G	N3-C4-C5	-6.35	125.43	128.60
36	1	2190	U	C4-C5-C6	6.35	123.51	119.70
36	1	66	A	O5'-P-OP2	6.34	118.31	110.70
1	2	1657	U	C4-C5-C6	6.34	123.51	119.70
36	1	2620	G	N1-C2-N2	6.34	121.91	116.20
1	6	1606	C	O5'-P-OP2	-6.34	99.99	105.70
36	5	358	G	N3-C4-C5	6.34	131.77	128.60
36	1	2549	G	N3-C2-N2	6.34	124.34	119.90
36	1	2877	G	N9-C4-C5	6.34	107.94	105.40
1	6	1560	U	N3-C2-O2	-6.34	117.76	122.20
1	2	1458	G	C4-N9-C1'	6.34	134.74	126.50
36	1	2923	U	C6-N1-C2	6.34	124.80	121.00
28	d6	42	ARG	NE-CZ-NH2	6.34	123.47	120.30
36	5	1408	G	OP2-P-O3'	6.34	119.14	105.20
45	l8	69	LEU	CA-CB-CG	6.34	129.88	115.30
36	1	3140	G	C4-C5-N7	6.34	113.33	110.80
36	1	3214	U	O4'-C1'-N1	6.34	113.27	108.20
1	6	410	A	N1-C6-N6	6.34	122.40	118.60
1	6	467	G	C8-N9-C4	6.34	108.94	106.40
36	5	170	G	C4-N9-C1'	6.34	134.74	126.50
1	6	943	C	O5'-P-OP1	-6.33	100.00	105.70
36	1	1305	U	C5-C4-O4	6.33	129.70	125.90
36	1	2167	A	O5'-P-OP1	-6.33	100.00	105.70
36	5	595	G	C8-N9-C4	-6.33	103.87	106.40
36	5	3295	A	N1-C6-N6	-6.33	114.80	118.60
36	5	1158	A	N1-C6-N6	6.33	122.40	118.60
36	5	2129	U	N3-C2-O2	-6.33	117.77	122.20
36	5	2531	C	N3-C2-O2	-6.33	117.47	121.90
35	SM	167	PRO	N-CA-CB	6.33	110.89	103.30
36	1	2355	G	C5-C6-O6	-6.33	124.80	128.60
36	5	2377	G	N1-C6-O6	-6.33	116.10	119.90
36	5	2899	C	N3-C2-O2	-6.33	117.47	121.90
36	5	3315	G	C4-C5-C6	6.33	122.60	118.80
36	1	878	G	C4-C5-N7	-6.32	108.27	110.80

Continued on next page...

Continued from previous page...

Mol	Chain	Res	Type	Atoms	Z	Observed(°)	Ideal(°)
1	2	1363	U	N1-C2-O2	6.32	127.23	122.80
36	1	961	C	C6-N1-C2	6.32	122.83	120.30
36	1	1428	A	C6-N1-C2	-6.32	114.81	118.60
36	5	2976	A	C5-C6-N6	6.32	128.76	123.70
1	2	992	A	N1-C6-N6	6.32	122.39	118.60
36	1	3269	U	C6-N1-C2	-6.32	117.21	121.00
36	1	230	U	N1-C2-N3	6.32	118.69	114.90
36	1	2373	A	O5'-P-OP1	-6.32	100.01	105.70
1	6	1428	G	C8-N9-C4	-6.32	103.87	106.40
36	5	204	A	N9-C4-C5	6.32	108.33	105.80
36	5	869	G	C5-C6-O6	-6.32	124.81	128.60
36	5	2692	A	C8-N9-C4	-6.32	103.27	105.80
36	1	1166	G	C5-N7-C8	-6.31	101.14	104.30
52	m6	84	LEU	CA-CB-CG	-6.31	100.78	115.30
37	7	35	C	N1-C2-O2	6.31	122.69	118.90
36	1	840	C	C5-C4-N4	-6.31	115.78	120.20
36	1	1851	G	C4-C5-N7	6.31	113.32	110.80
36	1	833	G	N1-C6-O6	-6.31	116.11	119.90
36	1	1891	A	C8-N9-C4	6.31	108.32	105.80
36	5	2403	G	C5-N7-C8	6.31	107.45	104.30
36	5	2945	G	N3-C4-N9	6.31	129.79	126.00
36	1	364	G	C5-C6-O6	-6.31	124.82	128.60
36	1	639	G	N1-C6-O6	6.31	123.69	119.90
36	1	3319	U	N1-C2-O2	6.31	127.22	122.80
36	5	718	G	N3-C4-C5	-6.31	125.45	128.60
36	1	2828	G	N3-C2-N2	6.31	124.31	119.90
1	6	1672	G	N3-C4-N9	6.30	129.78	126.00
36	5	514	G	C5-C6-O6	-6.30	124.82	128.60
36	5	2868	U	N1-C2-O2	6.30	127.21	122.80
36	1	232	G	N3-C4-N9	6.30	129.78	126.00
36	1	776	U	C5-C4-O4	6.30	129.68	125.90
36	5	2354	C	N1-C2-O2	-6.30	115.12	118.90
36	5	2938	G	C5-C6-O6	-6.30	124.82	128.60
36	5	1152	G	C4-C5-N7	6.29	113.32	110.80
36	1	3209	A	N1-C6-N6	6.29	122.38	118.60
39	L2	237	LEU	CA-CB-CG	-6.29	100.82	115.30
36	5	400	G	O5'-P-OP1	-6.29	100.04	105.70
36	5	1012	G	C6-C5-N7	6.29	134.18	130.40
36	5	1474	A	C8-N9-C4	6.29	108.32	105.80
36	1	73	C	N1-C2-O2	-6.29	115.12	118.90
36	5	2279	A	O4'-C1'-N9	6.29	113.23	108.20
36	5	2907	G	N3-C4-N9	-6.29	122.22	126.00

Continued on next page...

Continued from previous page...

Mol	Chain	Res	Type	Atoms	Z	Observed(°)	Ideal(°)
36	5	189	G	N1-C6-O6	-6.29	116.13	119.90
36	5	1126	G	C6-C5-N7	-6.29	126.63	130.40
36	5	2531	C	C2-N1-C1'	6.29	125.72	118.80
36	1	2261	G	N3-C4-N9	6.29	129.77	126.00
36	1	3242	G	C4-N9-C1'	-6.29	118.33	126.50
36	1	3306	U	N3-C2-O2	-6.29	117.80	122.20
37	7	6	C	C6-N1-C2	6.29	122.81	120.30
1	2	507	U	N1-C2-O2	6.29	127.20	122.80
1	2	863	A	C8-N9-C4	6.29	108.31	105.80
36	1	2930	A	C8-N9-C4	6.29	108.31	105.80
36	1	1349	G	N3-C4-C5	-6.28	125.46	128.60
36	1	2307	G	OP2-P-O3'	6.28	119.02	105.20
36	5	197	G	N3-C4-N9	6.28	129.77	126.00
36	1	1433	A	N7-C8-N9	6.28	116.94	113.80
36	5	718	G	C8-N9-C4	-6.28	103.89	106.40
36	1	650	C	O5'-P-OP1	-6.28	100.05	105.70
36	5	1744	G	C4-N9-C1'	6.28	134.66	126.50
36	5	2748	A	N1-C6-N6	6.28	122.37	118.60
1	2	1124	A	C2-N3-C4	-6.28	107.46	110.60
36	1	648	C	C5-C4-N4	-6.28	115.81	120.20
36	1	698	U	O4'-C1'-N1	6.28	113.22	108.20
36	1	1362	G	C8-N9-C4	6.28	108.91	106.40
1	6	360	A	N1-C6-N6	6.28	122.37	118.60
1	2	1340	U	N3-C2-O2	-6.28	117.81	122.20
1	2	1600	A	N1-C6-N6	6.28	122.36	118.60
36	1	2661	G	N1-C6-O6	6.28	123.67	119.90
36	5	1116	G	N3-C4-C5	-6.28	125.46	128.60
36	5	2160	G	C5-C6-O6	-6.28	124.83	128.60
36	1	2601	A	C8-N9-C4	6.27	108.31	105.80
36	1	1209	G	C4-C5-N7	-6.27	108.29	110.80
1	6	325	G	N9-C4-C5	6.27	107.91	105.40
36	5	2156	C	C2-N1-C1'	-6.27	111.90	118.80
36	1	1371	G	C5-C6-N1	-6.27	108.36	111.50
1	2	305	C	C6-N1-C2	-6.27	117.79	120.30
36	1	1377	G	C5-C6-O6	-6.27	124.84	128.60
36	5	648	C	N1-C2-O2	-6.27	115.14	118.90
36	5	2246	G	C8-N9-C4	-6.27	103.89	106.40
36	1	1381	A	N1-C6-N6	6.27	122.36	118.60
36	1	3362	A	C4-N9-C1'	6.27	137.58	126.30
36	5	2950	G	C4-C5-N7	6.27	113.31	110.80
36	5	1370	G	C5-C6-O6	6.27	132.36	128.60
1	6	542	A	C4-N9-C1'	6.26	137.57	126.30

Continued on next page...

Continued from previous page...

Mol	Chain	Res	Type	Atoms	Z	Observed(°)	Ideal(°)
1	6	1798	U	C2-N1-C1'	6.26	125.22	117.70
36	5	1443	G	C5-C6-O6	-6.26	124.84	128.60
36	5	2376	G	C8-N9-C4	-6.26	103.89	106.40
36	1	2812	C	C2-N3-C4	-6.26	116.77	119.90
36	5	1171	G	N3-C4-N9	-6.26	122.24	126.00
36	1	999	G	C5-C6-O6	-6.26	124.84	128.60
1	2	970	A	N9-C4-C5	-6.26	103.30	105.80
36	1	1581	C	C6-N1-C2	-6.26	117.80	120.30
36	1	2306	C	N1-C2-O2	6.26	122.65	118.90
1	6	558	U	N1-C2-O2	6.26	127.18	122.80
36	1	2376	G	C4-C5-N7	6.25	113.30	110.80
38	4	143	U	O5'-P-OP1	-6.25	100.07	105.70
36	5	1370	G	C4-C5-C6	6.25	122.55	118.80
1	6	861	U	O5'-P-OP2	-6.25	100.07	105.70
36	5	922	U	C5-C6-N1	-6.25	119.57	122.70
36	5	2385	G	N3-C4-C5	6.25	131.73	128.60
36	1	2616	C	N3-C2-O2	-6.25	117.53	121.90
36	5	562	C	C2-N1-C1'	6.25	125.67	118.80
36	1	2725	U	C6-N1-C2	6.25	124.75	121.00
36	5	1793	C	N1-C2-O2	-6.25	115.15	118.90
36	5	2145	A	O5'-P-OP1	-6.25	100.08	105.70
36	5	2991	A	C6-N1-C2	-6.25	114.85	118.60
37	3	75	G	O5'-P-OP1	-6.25	100.08	105.70
36	5	2727	A	N1-C6-N6	-6.25	114.85	118.60
1	2	416	A	C8-N9-C4	6.24	108.30	105.80
36	1	810	A	C5-C6-N1	6.24	120.82	117.70
36	1	2245	C	C6-N1-C2	-6.24	117.80	120.30
36	5	739	G	O5'-P-OP1	-6.24	100.08	105.70
36	1	62	A	O5'-P-OP2	-6.24	100.08	105.70
36	1	1886	A	N1-C6-N6	-6.24	114.86	118.60
1	6	337	G	O4'-C1'-N9	-6.24	103.21	108.20
1	6	904	G	N3-C4-N9	6.24	129.74	126.00
36	5	2626	A	C2-N3-C4	-6.24	107.48	110.60
1	2	16	G	C4-N9-C1'	6.24	134.61	126.50
36	5	2957	G	N3-C4-N9	-6.24	122.26	126.00
1	2	1170	G	C8-N9-C1'	-6.24	118.89	127.00
36	1	3099	C	O5'-P-OP1	-6.24	100.09	105.70
1	2	1739	C	C6-N1-C2	6.23	122.79	120.30
36	1	983	A	N1-C2-N3	6.23	132.42	129.30
1	2	6	G	C8-N9-C4	-6.23	103.91	106.40
36	1	3181	C	N3-C2-O2	-6.23	117.54	121.90
36	1	3362	A	C4-C5-C6	6.23	120.11	117.00

Continued on next page...

Continued from previous page...

Mol	Chain	Res	Type	Atoms	Z	Observed(°)	Ideal(°)
36	5	2370	G	C8-N9-C4	-6.23	103.91	106.40
1	6	779	U	N3-C2-O2	-6.23	117.84	122.20
36	1	1512	U	O5'-P-OP2	-6.22	100.10	105.70
36	1	2620	G	C4-N9-C1'	-6.22	118.41	126.50
1	6	1130	G	N7-C8-N9	-6.22	109.99	113.10
36	5	2662	G	C4-N9-C1'	6.22	134.59	126.50
36	1	924	G	N3-C2-N2	6.22	124.25	119.90
1	6	427	C	N1-C2-O2	-6.22	115.17	118.90
36	1	366	A	N1-C6-N6	-6.22	114.87	118.60
36	1	2385	G	C4-N9-C1'	-6.22	118.41	126.50
1	6	1634	C	N1-C2-O2	6.22	122.63	118.90
36	1	676	G	C4-C5-C6	6.22	122.53	118.80
36	1	718	G	C4-N9-C1'	6.22	134.59	126.50
36	1	933	A	C6-C5-N7	-6.22	127.95	132.30
36	1	1585	C	C5-C4-N4	-6.22	115.85	120.20
36	5	3144	G	N3-C4-N9	6.22	129.73	126.00
36	5	2947	G	C4-C5-N7	6.22	113.29	110.80
36	1	620	U	N3-C2-O2	-6.21	117.85	122.20
38	4	53	A	C6-C5-N7	6.21	136.65	132.30
36	1	1149	G	C5-C6-N1	-6.21	108.39	111.50
36	1	2283	G	C4-C5-N7	6.21	113.28	110.80
36	1	3182	G	C6-C5-N7	-6.21	126.67	130.40
36	5	1661	G	N1-C6-O6	6.21	123.63	119.90
1	2	1082	C	N3-C2-O2	-6.21	117.55	121.90
36	1	369	A	N9-C4-C5	6.21	108.28	105.80
36	1	3375	A	N9-C4-C5	6.21	108.28	105.80
36	1	24	G	C4-C5-C6	6.21	122.52	118.80
36	1	2342	U	C5-C6-N1	-6.21	119.60	122.70
36	1	714	G	N1-C6-O6	6.20	123.62	119.90
1	6	444	C	C6-N1-C2	6.20	122.78	120.30
36	5	1294	A	N1-C6-N6	-6.20	114.88	118.60
36	1	2194	G	C6-C5-N7	-6.20	126.68	130.40
36	5	1915	A	C8-N9-C4	6.20	108.28	105.80
36	1	698	U	C5-C4-O4	6.20	129.62	125.90
36	1	1118	C	C6-N1-C2	-6.20	117.82	120.30
36	1	1145	G	O5'-P-OP2	-6.20	100.12	105.70
36	1	1377	G	C4-C5-N7	6.20	113.28	110.80
36	1	3302	U	C5-C6-N1	-6.20	119.60	122.70
37	3	111	U	O5'-P-OP1	-6.20	100.12	105.70
1	6	542	A	C4-C5-C6	6.20	120.10	117.00
1	6	1137	A	C8-N9-C4	6.20	108.28	105.80
36	5	46	U	N3-C2-O2	6.20	126.54	122.20

Continued on next page...

Continued from previous page...

Mol	Chain	Res	Type	Atoms	Z	Observed(°)	Ideal(°)
36	5	715	A	C4-C5-N7	-6.20	107.60	110.70
36	5	1133	A	C5-C6-N6	-6.20	118.74	123.70
36	5	1376	C	C6-N1-C2	-6.20	117.82	120.30
36	1	341	G	C8-N9-C4	-6.20	103.92	106.40
36	1	1899	G	C5-C6-O6	6.20	132.32	128.60
36	1	2409	G	N3-C4-N9	6.20	129.72	126.00
1	6	619	A	C8-N9-C4	-6.20	103.32	105.80
36	5	888	A	C5-C6-N6	-6.20	118.74	123.70
36	1	2662	G	C4-C5-N7	6.20	113.28	110.80
1	6	425	A	C8-N9-C4	-6.20	103.32	105.80
36	5	2400	G	C5-C6-N1	-6.20	108.40	111.50
36	1	1125	U	O5'-P-OP1	-6.19	100.12	105.70
36	1	1178	G	N1-C2-N2	-6.19	110.62	116.20
36	5	1381	A	C2-N3-C4	-6.19	107.50	110.60
36	1	2416	U	C6-N1-C2	-6.19	117.28	121.00
36	5	904	A	C5-C6-N1	6.19	120.80	117.70
36	5	1317	A	C5-N7-C8	-6.19	100.80	103.90
36	5	1370	G	N9-C4-C5	6.19	107.88	105.40
36	5	2954	U	C2-N1-C1'	6.19	125.13	117.70
1	2	453	U	N1-C2-O2	6.19	127.13	122.80
36	1	1429	G	N3-C4-C5	-6.19	125.50	128.60
1	6	512	A	N1-C6-N6	6.19	122.31	118.60
36	5	610	G	N3-C4-C5	-6.19	125.50	128.60
36	5	706	A	C8-N9-C4	6.19	108.28	105.80
36	5	1879	A	O5'-P-OP1	6.19	118.13	110.70
36	5	2617	U	N3-C4-C5	-6.19	110.89	114.60
36	5	3028	G	N3-C2-N2	6.19	124.23	119.90
37	7	79	A	N1-C6-N6	6.19	122.31	118.60
36	5	410	U	N1-C2-O2	-6.19	118.47	122.80
36	1	645	A	C5-C6-N1	6.19	120.79	117.70
36	1	2675	C	N1-C2-O2	6.19	122.61	118.90
36	1	1901	A	N1-C6-N6	-6.18	114.89	118.60
1	6	402	C	N1-C2-O2	6.18	122.61	118.90
36	5	2727	A	O5'-P-OP2	-6.18	100.13	105.70
36	5	3294	A	N9-C4-C5	6.18	108.27	105.80
1	2	354	C	C6-N1-C2	-6.18	117.83	120.30
36	5	2283	G	N3-C4-C5	6.18	131.69	128.60
36	5	3143	C	N1-C2-O2	-6.18	115.19	118.90
1	2	55	A	C8-N9-C4	-6.18	103.33	105.80
1	2	1297	G	C8-N9-C4	6.18	108.87	106.40
36	1	1852	G	N1-C6-O6	6.18	123.61	119.90
1	6	1672	G	N1-C2-N2	-6.18	110.64	116.20

Continued on next page...

Continued from previous page...

Mol	Chain	Res	Type	Atoms	Z	Observed(°)	Ideal(°)
36	5	2978	U	C4-C5-C6	6.18	123.41	119.70
37	7	88	G	N3-C4-C5	-6.18	125.51	128.60
1	6	158	U	OP1-P-O3'	6.18	118.79	105.20
36	5	2891	U	N3-C4-C5	6.18	118.31	114.60
36	1	2151	C	C6-N1-C2	6.18	122.77	120.30
36	1	2662	G	C6-C5-N7	-6.18	126.69	130.40
36	5	1208	U	C5-C4-O4	6.18	129.60	125.90
37	7	5	G	N7-C8-N9	-6.18	110.01	113.10
36	1	3074	G	N3-C4-C5	6.17	131.69	128.60
1	6	467	G	N3-C4-N9	6.17	129.70	126.00
1	6	1085	G	N3-C4-N9	-6.17	122.30	126.00
36	1	590	G	C4-C5-N7	6.17	113.27	110.80
1	2	992	A	C2-N3-C4	-6.17	107.51	110.60
36	5	2702	A	N1-C2-N3	6.17	132.38	129.30
36	5	2817	A	N1-C6-N6	6.17	122.30	118.60
36	5	3154	C	C6-N1-C2	-6.17	117.83	120.30
36	1	2758	A	C8-N9-C4	6.17	108.27	105.80
36	5	3053	G	N1-C6-O6	6.17	123.60	119.90
1	6	435	C	C6-N1-C2	6.17	122.77	120.30
36	5	1377	G	N1-C6-O6	-6.17	116.20	119.90
36	5	3108	G	C4-C5-C6	6.17	122.50	118.80
1	6	337	G	C8-N9-C1'	-6.17	118.98	127.00
36	5	929	A	O5'-P-OP2	-6.17	100.15	105.70
36	5	1517	G	N3-C4-N9	-6.17	122.30	126.00
36	5	2690	G	C4-N9-C1'	6.17	134.52	126.50
1	2	765	G	O4'-C1'-N9	-6.16	103.27	108.20
36	1	2788	C	N3-C2-O2	6.16	126.21	121.90
36	1	2968	G	C5-C6-O6	-6.16	124.90	128.60
36	5	973	A	N1-C6-N6	6.16	122.30	118.60
37	7	100	C	C6-N1-C2	6.16	122.77	120.30
36	5	804	C	N3-C2-O2	6.16	126.21	121.90
36	5	1519	G	N1-C6-O6	6.16	123.60	119.90
36	5	1347	U	O5'-P-OP2	-6.16	100.16	105.70
36	5	1373	A	C5-C6-N6	-6.16	118.77	123.70
36	5	3094	A	C8-N9-C4	6.16	108.26	105.80
1	2	1600	A	C2-N3-C4	-6.16	107.52	110.60
36	1	360	G	C4-C5-N7	6.16	113.26	110.80
36	5	2693	C	C6-N1-C2	6.16	122.76	120.30
36	5	2812	C	N3-C4-C5	6.16	124.36	121.90
36	5	360	G	C4-C5-C6	6.16	122.49	118.80
39	12	237	LEU	CA-CB-CG	-6.16	101.14	115.30
1	2	1489	U	N1-C2-O2	6.16	127.11	122.80

Continued on next page...

Continued from previous page...

Mol	Chain	Res	Type	Atoms	Z	Observed(°)	Ideal(°)
36	1	360	G	C6-C5-N7	-6.16	126.71	130.40
36	1	1660	C	C6-N1-C2	-6.16	117.84	120.30
36	5	1001	G	O5'-P-OP1	-6.16	100.16	105.70
36	5	2754	G	N1-C2-N2	-6.16	110.66	116.20
1	2	1560	U	C5-C4-O4	6.15	129.59	125.90
36	1	2787	G	C4-C5-N7	6.15	113.26	110.80
1	2	1004	U	N3-C2-O2	-6.15	117.89	122.20
36	1	1736	G	N1-C6-O6	6.15	123.59	119.90
36	1	2341	A	O5'-P-OP2	-6.15	100.16	105.70
36	5	965	A	N9-C4-C5	6.15	108.26	105.80
36	1	1507	G	C6-C5-N7	-6.15	126.71	130.40
36	1	1904	C	C2-N1-C1'	6.15	125.57	118.80
36	1	1079	A	C8-N9-C4	6.15	108.26	105.80
36	1	56	G	C5-C6-N1	6.15	114.57	111.50
36	1	229	G	O5'-P-OP2	6.15	118.08	110.70
36	1	1365	G	C8-N9-C4	-6.15	103.94	106.40
36	1	2166	A	N1-C6-N6	6.15	122.29	118.60
36	1	2306	C	C2-N1-C1'	6.15	125.56	118.80
36	1	2608	G	N1-C6-O6	6.15	123.59	119.90
36	1	3133	C	C6-N1-C2	-6.15	117.84	120.30
1	6	1700	C	C2-N1-C1'	6.15	125.56	118.80
36	5	92	G	C4-C5-N7	-6.15	108.34	110.80
36	5	1894	U	C5-C6-N1	-6.15	119.63	122.70
36	1	1807	G	N3-C4-C5	-6.14	125.53	128.60
36	1	2276	G	C6-C5-N7	-6.14	126.71	130.40
1	6	1600	A	N9-C1'-C2'	6.14	121.99	114.00
36	1	51	A	C4-C5-N7	6.14	113.77	110.70
36	5	2849	C	N3-C2-O2	6.14	126.20	121.90
36	5	2954	U	O4'-C1'-N1	6.14	113.11	108.20
36	1	968	G	C4-N9-C1'	6.14	134.48	126.50
36	5	1321	G	C5-N7-C8	-6.14	101.23	104.30
1	2	553	G	N9-C4-C5	-6.14	102.94	105.40
1	2	554	C	N3-C4-C5	-6.14	119.44	121.90
36	1	229	G	N1-C2-N2	6.14	121.72	116.20
36	1	1224	C	C6-N1-C2	-6.14	117.84	120.30
36	5	2961	G	O5'-P-OP2	-6.14	100.17	105.70
36	5	3180	A	N1-C2-N3	6.14	132.37	129.30
36	5	2624	G	N7-C8-N9	6.14	116.17	113.10
36	5	2772	C	P-O3'-C3'	6.14	127.07	119.70
36	5	3362	A	C2-N3-C4	-6.14	107.53	110.60
36	1	2870	C	N3-C4-C5	6.14	124.35	121.90
36	5	1889	G	C4-C5-N7	6.14	113.25	110.80

Continued on next page...

Continued from previous page...

Mol	Chain	Res	Type	Atoms	Z	Observed(°)	Ideal(°)
33	e1	100	LEU	CA-CB-CG	6.13	129.41	115.30
36	1	1929	G	N9-C4-C5	-6.13	102.95	105.40
1	6	1031	U	N3-C2-O2	6.13	126.49	122.20
36	1	1412	G	C6-C5-N7	-6.13	126.72	130.40
1	6	453	U	N3-C2-O2	-6.13	117.91	122.20
36	1	2836	C	N3-C4-C5	-6.13	119.45	121.90
36	5	424	G	C6-C5-N7	-6.13	126.72	130.40
36	5	1016	C	O5'-P-OP1	-6.13	100.19	105.70
36	1	716	A	C4-C5-N7	6.12	113.76	110.70
36	1	1601	U	C5-C4-O4	6.12	129.57	125.90
36	1	1793	C	C6-N1-C2	6.12	122.75	120.30
36	1	3172	A	N9-C4-C5	6.12	108.25	105.80
1	6	1119	G	C8-N9-C4	-6.12	103.95	106.40
1	6	1631	A	O5'-P-OP2	-6.12	100.19	105.70
36	5	522	A	C6-C5-N7	-6.12	128.01	132.30
36	5	826	G	C5-C6-O6	-6.12	124.92	128.60
36	5	1386	A	C5-C6-N1	-6.12	114.64	117.70
36	1	642	U	N3-C4-C5	-6.12	110.93	114.60
36	1	679	U	N3-C4-O4	-6.12	115.11	119.40
1	6	1600	A	N1-C2-N3	6.12	132.36	129.30
36	5	681	U	C2-N1-C1'	6.12	125.05	117.70
36	5	2623	G	C8-N9-C4	6.12	108.85	106.40
36	5	3080	G	N1-C6-O6	6.12	123.57	119.90
36	1	633	C	C4-C5-C6	6.12	120.46	117.40
36	5	511	G	N3-C2-N2	-6.12	115.62	119.90
36	1	3057	U	N3-C2-O2	-6.12	117.92	122.20
36	5	30	G	O5'-P-OP2	6.12	118.04	110.70
36	5	1435	A	C6-N1-C2	-6.12	114.93	118.60
36	5	2142	A	C5-C6-N1	6.12	120.76	117.70
38	8	84	C	C6-N1-C2	-6.12	117.85	120.30
36	5	2661	G	N3-C4-N9	6.12	129.67	126.00
36	1	953	G	N9-C4-C5	-6.12	102.95	105.40
36	1	2374	C	C4-C5-C6	6.12	120.46	117.40
1	6	1130	G	N3-C4-C5	6.11	131.66	128.60
36	5	883	A	N9-C4-C5	6.11	108.25	105.80
1	2	1198	G	C8-N9-C4	-6.11	103.95	106.40
36	5	907	G	C5-C6-N1	6.11	114.56	111.50
36	5	3245	A	N1-C2-N3	6.11	132.36	129.30
36	1	1792	C	C6-N1-C1'	6.11	128.13	120.80
1	6	402	C	O5'-P-OP2	-6.11	100.20	105.70
36	5	2968	G	O5'-P-OP1	-6.11	100.20	105.70
1	2	1137	A	C2-N3-C4	-6.11	107.55	110.60

Continued on next page...

Continued from previous page...

Mol	Chain	Res	Type	Atoms	Z	Observed(°)	Ideal(°)
1	2	1297	G	N1-C6-O6	6.11	123.56	119.90
36	1	3089	C	C6-N1-C2	-6.11	117.86	120.30
36	5	1384	U	C6-N1-C2	-6.11	117.34	121.00
36	1	28	C	N3-C4-C5	6.11	124.34	121.90
36	1	519	A	N1-C6-N6	6.11	122.26	118.60
36	1	1171	G	N9-C4-C5	6.11	107.84	105.40
36	1	3098	G	O5'-P-OP1	-6.11	100.20	105.70
36	5	2968	G	C8-N9-C1'	-6.11	119.06	127.00
36	1	3133	C	C5-C6-N1	6.10	124.05	121.00
36	5	1790	G	N1-C6-O6	6.10	123.56	119.90
36	5	967	A	N7-C8-N9	6.10	116.85	113.80
36	5	1117	G	N1-C6-O6	6.10	123.56	119.90
36	1	1116	G	N9-C4-C5	6.10	107.84	105.40
36	1	3217	C	C6-N1-C1'	-6.10	113.48	120.80
1	6	603	U	N3-C2-O2	6.10	126.47	122.20
36	1	1141	C	C5-C6-N1	-6.10	117.95	121.00
36	1	2143	A	C5-N7-C8	-6.10	100.85	103.90
1	6	171	A	O5'-P-OP2	-6.10	100.21	105.70
1	6	553	G	C5-N7-C8	-6.10	101.25	104.30
36	5	1193	A	N1-C2-N3	6.10	132.35	129.30
36	5	2413	A	N9-C4-C5	-6.10	103.36	105.80
36	5	3298	C	O5'-P-OP1	-6.10	100.21	105.70
36	1	648	C	C6-N1-C2	-6.09	117.86	120.30
1	6	1128	C	O5'-P-OP1	-6.09	100.22	105.70
38	8	26	U	C6-N1-C2	-6.09	117.34	121.00
1	2	425	A	C4-C5-N7	6.09	113.75	110.70
36	1	1100	U	N3-C4-C5	6.09	118.26	114.60
36	5	2411	U	N3-C4-O4	-6.09	115.14	119.40
36	1	625	G	N1-C6-O6	6.09	123.56	119.90
37	7	13	A	C5-C6-N1	6.09	120.75	117.70
1	2	144	U	N3-C2-O2	-6.09	117.94	122.20
36	1	699	A	N3-C4-N9	-6.09	122.53	127.40
36	1	2625	C	N1-C2-O2	-6.09	115.25	118.90
36	5	3095	U	N1-C2-N3	6.09	118.55	114.90
36	1	2177	G	N3-C4-N9	6.09	129.65	126.00
36	5	25	U	C5-C6-N1	-6.09	119.66	122.70
36	5	2282	U	N1-C2-O2	-6.09	118.54	122.80
36	1	876	A	N1-C2-N3	-6.09	126.26	129.30
36	1	1362	G	OP2-P-O3'	6.09	118.59	105.20
36	1	1445	U	N1-C2-N3	6.09	118.55	114.90
1	2	545	A	OP1-P-O3'	6.08	118.59	105.20
36	1	3128	G	N3-C4-N9	6.08	129.65	126.00

Continued on next page...

Continued from previous page...

Mol	Chain	Res	Type	Atoms	Z	Observed(°)	Ideal(°)
1	6	1130	G	C4-N9-C1'	-6.08	118.59	126.50
36	5	3208	G	N9-C4-C5	-6.08	102.97	105.40
36	1	1371	G	N1-C6-O6	6.08	123.55	119.90
36	1	2774	C	C2-N1-C1'	6.08	125.49	118.80
1	6	117	U	C6-N1-C2	-6.08	117.35	121.00
1	2	1212	G	C4-C5-N7	6.08	113.23	110.80
36	5	1909	A	C2-N3-C4	-6.08	107.56	110.60
11	S9	93	LEU	CA-CB-CG	6.08	129.28	115.30
36	1	2273	G	C4-N9-C1'	-6.08	118.60	126.50
36	1	2860	U	C6-N1-C1'	-6.08	112.69	121.20
1	6	610	G	C4-N9-C1'	6.08	134.40	126.50
36	5	197	G	C4-N9-C1'	6.08	134.40	126.50
36	5	1379	G	N9-C4-C5	-6.08	102.97	105.40
37	7	1	G	C8-N9-C1'	-6.08	119.10	127.00
1	2	1539	G	C8-N9-C1'	-6.08	119.10	127.00
36	1	2415	C	OP1-P-O3'	6.08	118.57	105.20
36	5	650	C	OP2-P-O3'	6.08	118.57	105.20
36	5	1208	U	N1-C2-O2	6.08	127.05	122.80
36	5	2818	U	N3-C2-O2	6.08	126.45	122.20
1	6	408	C	C6-N1-C2	-6.08	117.87	120.30
36	5	2167	A	C2-N3-C4	6.08	113.64	110.60
36	5	3362	A	C5-N7-C8	-6.08	100.86	103.90
1	2	380	U	N1-C2-O2	6.07	127.05	122.80
36	1	2648	G	N9-C1'-C2'	-6.07	105.32	112.00
36	5	1551	C	C6-N1-C2	-6.07	117.87	120.30
36	5	425	G	O5'-P-OP1	6.07	117.99	110.70
36	1	335	G	O5'-P-OP2	6.07	117.99	110.70
1	6	1698	G	P-O3'-C3'	6.07	126.98	119.70
36	1	2372	A	N1-C6-N6	6.07	122.24	118.60
36	1	2978	U	C5-C6-N1	-6.07	119.67	122.70
1	6	1765	A	N1-C6-N6	-6.07	114.96	118.60
36	5	709	A	N9-C4-C5	-6.07	103.37	105.80
41	14	20	LEU	CA-CB-CG	-6.07	101.34	115.30
36	1	2852	C	C5-C4-N4	-6.07	115.95	120.20
1	2	137	U	O5'-P-OP1	-6.06	100.24	105.70
36	5	360	G	C5-C6-N1	-6.06	108.47	111.50
36	5	2295	A	C5-C6-N1	6.06	120.73	117.70
36	1	953	G	OP1-P-O3'	6.06	118.54	105.20
36	5	2964	G	N1-C6-O6	-6.06	116.26	119.90
1	2	1212	G	C6-C5-N7	-6.06	126.76	130.40
36	1	1325	U	C6-N1-C2	6.06	124.64	121.00
1	6	1620	C	C6-N1-C2	-6.06	117.88	120.30

Continued on next page...

Continued from previous page...

Mol	Chain	Res	Type	Atoms	Z	Observed(°)	Ideal(°)
36	5	725	G	C4-N9-C1'	6.06	134.38	126.50
36	5	887	G	N1-C6-O6	6.06	123.53	119.90
36	1	1074	U	O5'-P-OP1	-6.06	100.25	105.70
36	5	998	A	O5'-P-OP1	-6.06	100.25	105.70
36	5	2145	A	C4-C5-C6	6.06	120.03	117.00
36	1	965	A	C5-N7-C8	-6.06	100.87	103.90
1	6	176	C	N1-C2-O2	6.05	122.53	118.90
36	5	3084	C	C6-N1-C2	6.05	122.72	120.30
36	5	3252	G	C8-N9-C4	6.05	108.82	106.40
36	1	2610	G	C2-N3-C4	-6.05	108.87	111.90
36	5	2843	U	N1-C2-O2	6.05	127.04	122.80
36	1	947	G	C4-C5-C6	6.05	122.43	118.80
36	1	1419	A	O5'-P-OP2	-6.05	100.25	105.70
38	4	13	A	OP1-P-OP2	6.05	128.68	119.60
38	4	26	U	N1-C2-O2	6.05	127.04	122.80
36	1	283	G	C8-N9-C4	-6.05	103.98	106.40
1	6	85	A	C8-N9-C4	-6.05	103.38	105.80
36	5	2182	A	OP1-P-O3'	6.05	118.50	105.20
36	5	2794	G	C8-N9-C4	6.05	108.82	106.40
1	2	346	G	N9-C4-C5	-6.04	102.98	105.40
36	1	2609	A	O5'-P-OP1	6.04	117.95	110.70
36	5	1744	G	N3-C4-N9	6.04	129.63	126.00
36	5	2295	A	N1-C6-N6	6.04	122.23	118.60
36	1	2409	G	C6-N1-C2	-6.04	121.47	125.10
36	1	2513	U	P-O3'-C3'	6.04	126.95	119.70
36	1	3277	U	N3-C2-O2	-6.04	117.97	122.20
36	5	2391	G	C2-N3-C4	6.04	114.92	111.90
36	5	2943	G	C4-C5-C6	6.04	122.42	118.80
37	7	1	G	N3-C2-N2	6.04	124.13	119.90
36	1	3093	C	N3-C4-C5	6.04	124.32	121.90
36	1	2695	A	O4'-C1'-N9	6.04	113.03	108.20
36	5	419	G	O5'-P-OP1	6.04	117.95	110.70
36	5	637	C	O5'-P-OP1	-6.04	100.27	105.70
36	5	1443	G	N9-C4-C5	-6.04	102.98	105.40
36	5	2775	U	C2-N1-C1'	-6.04	110.45	117.70
36	1	2836	C	N3-C2-O2	-6.04	117.67	121.90
36	5	1182	A	N1-C6-N6	6.04	122.22	118.60
36	5	1450	G	N1-C6-O6	6.04	123.52	119.90
36	1	1129	A	C5-C6-N6	-6.04	118.87	123.70
36	1	2991	A	C2-N3-C4	-6.04	107.58	110.60
36	1	1406	A	N1-C6-N6	6.03	122.22	118.60
36	1	2279	A	N9-C4-C5	-6.03	103.39	105.80

Continued on next page...

Continued from previous page...

Mol	Chain	Res	Type	Atoms	Z	Observed(°)	Ideal(°)
36	5	1004	U	C6-N1-C2	-6.03	117.38	121.00
36	1	2774	C	N3-C4-N4	6.03	122.22	118.00
1	6	1672	G	N3-C4-C5	-6.03	125.58	128.60
36	5	809	G	C8-N9-C4	6.03	108.81	106.40
36	5	3309	G	C8-N9-C1'	-6.03	119.16	127.00
1	2	1541	G	C4-N9-C1'	6.03	134.34	126.50
36	1	2949	U	C6-N1-C2	6.03	124.62	121.00
36	1	1545	A	N1-C2-N3	6.03	132.31	129.30
36	1	29	C	C5-C4-N4	-6.03	115.98	120.20
36	5	43	A	O4'-C1'-N9	6.03	113.02	108.20
36	5	71	A	O5'-P-OP1	-6.03	100.28	105.70
36	1	3344	A	C4-N9-C1'	6.02	137.14	126.30
36	5	718	G	N3-C4-N9	6.02	129.61	126.00
36	5	2940	A	N1-C6-N6	-6.02	114.99	118.60
36	1	716	A	C8-N9-C4	6.02	108.21	105.80
36	1	718	G	C6-C5-N7	-6.02	126.79	130.40
36	1	3312	U	C5-C6-N1	-6.02	119.69	122.70
1	6	1619	C	C6-N1-C2	-6.02	117.89	120.30
1	6	1774	G	N1-C6-O6	-6.02	116.29	119.90
36	5	2160	G	N3-C4-N9	6.02	129.61	126.00
36	5	1857	C	C2-N1-C1'	6.02	125.42	118.80
36	5	3116	G	C4-C5-N7	6.02	113.21	110.80
37	7	26	C	C4-C5-C6	6.02	120.41	117.40
36	1	1451	C	N3-C4-C5	6.02	124.31	121.90
36	5	2403	G	N7-C8-N9	-6.02	110.09	113.10
36	5	3116	G	N9-C4-C5	-6.02	102.99	105.40
1	2	704	C	O4'-C1'-N1	6.02	113.01	108.20
36	1	921	A	C6-N1-C2	-6.02	114.99	118.60
36	5	1497	C	C5-C4-N4	-6.02	115.99	120.20
36	5	1592	G	C4-C5-N7	-6.02	108.39	110.80
36	1	25	U	N1-C2-O2	-6.02	118.59	122.80
36	1	2414	G	C5-C6-N1	-6.02	108.49	111.50
1	6	557	G	N3-C4-C5	-6.02	125.59	128.60
1	2	1539	G	N3-C4-N9	6.01	129.61	126.00
36	1	99	A	O4'-C1'-N9	6.01	113.01	108.20
36	1	658	G	C4-N9-C1'	6.01	134.32	126.50
36	1	1076	C	C6-N1-C2	6.01	122.71	120.30
36	5	1882	G	C4-C5-N7	6.01	113.20	110.80
1	2	1363	U	N3-C2-O2	-6.01	117.99	122.20
36	1	2787	G	C5-C6-O6	-6.01	124.99	128.60
36	5	578	A	O5'-P-OP2	6.01	117.92	110.70
1	2	1241	G	C4-C5-N7	6.01	113.20	110.80

Continued on next page...

Continued from previous page...

Mol	Chain	Res	Type	Atoms	Z	Observed(°)	Ideal(°)
36	5	2411	U	C5-C6-N1	-6.01	119.69	122.70
36	1	197	G	C4-C5-N7	6.01	113.20	110.80
36	1	651	G	N9-C4-C5	-6.01	103.00	105.40
36	5	1582	C	C6-N1-C2	-6.01	117.90	120.30
36	5	2680	A	N1-C6-N6	-6.01	114.99	118.60
36	5	1081	U	N1-C2-O2	6.01	127.01	122.80
36	5	2145	A	C6-C5-N7	-6.01	128.09	132.30
36	5	2818	U	C4-C5-C6	-6.01	116.09	119.70
36	1	1522	U	C6-N1-C2	6.01	124.60	121.00
1	2	507	U	N3-C2-O2	-6.00	118.00	122.20
1	6	901	G	N1-C6-O6	6.00	123.50	119.90
36	1	342	A	O5'-P-OP2	-6.00	100.30	105.70
36	1	816	A	C5-C6-N1	6.00	120.70	117.70
36	1	1863	G	C4-C5-N7	6.00	113.20	110.80
36	5	2351	U	N1-C2-N3	6.00	118.50	114.90
36	1	3370	A	O5'-P-OP2	-6.00	100.30	105.70
1	6	1389	C	N3-C2-O2	-6.00	117.70	121.90
1	6	163	G	N3-C4-N9	-6.00	122.40	126.00
1	2	1541	G	N3-C4-N9	6.00	129.60	126.00
36	1	2993	G	OP1-P-OP2	6.00	128.59	119.60
1	6	1389	C	N1-C2-O2	6.00	122.50	118.90
36	5	437	G	N3-C4-N9	-6.00	122.40	126.00
36	5	3080	G	C5-C6-O6	-6.00	125.00	128.60
36	5	1374	G	O5'-P-OP2	-6.00	100.30	105.70
36	1	75	G	N1-C6-O6	5.99	123.50	119.90
36	1	285	A	C8-N9-C4	5.99	108.20	105.80
36	1	2639	G	N1-C6-O6	5.99	123.50	119.90
1	6	937	C	N3-C2-O2	-5.99	117.70	121.90
1	6	1606	C	N1-C2-O2	5.99	122.50	118.90
36	5	816	A	C2-N3-C4	5.99	113.60	110.60
36	5	2400	G	C2-N3-C4	-5.99	108.90	111.90
36	5	2615	G	C2-N3-C4	-5.99	108.90	111.90
36	1	1416	C	C5-C6-N1	-5.99	118.00	121.00
36	1	2802	A	N9-C4-C5	5.99	108.20	105.80
1	2	1600	A	C5-C6-N1	-5.99	114.70	117.70
36	1	342	A	N9-C4-C5	5.99	108.20	105.80
36	1	2658	G	C4-C5-N7	-5.99	108.41	110.80
36	5	651	G	N3-C4-C5	-5.99	125.61	128.60
36	5	1897	G	C2-N3-C4	-5.99	108.91	111.90
36	5	2968	G	C4-N9-C1'	5.99	134.29	126.50
36	1	189	G	N1-C6-O6	-5.99	116.31	119.90
36	1	1323	G	C5-N7-C8	-5.99	101.31	104.30

Continued on next page...

Continued from previous page...

Mol	Chain	Res	Type	Atoms	Z	Observed(°)	Ideal(°)
36	1	2261	G	N3-C4-C5	-5.99	125.61	128.60
36	1	2283	G	C5-N7-C8	-5.99	101.31	104.30
36	1	2643	A	C2-N3-C4	-5.99	107.61	110.60
36	1	2647	A	C6-N1-C2	-5.99	115.01	118.60
36	5	660	A	N1-C6-N6	-5.99	115.01	118.60
36	5	1182	A	C4-C5-N7	5.99	113.69	110.70
36	5	1897	G	N3-C2-N2	-5.99	115.71	119.90
36	1	1020	G	C5-C6-O6	-5.98	125.01	128.60
36	1	1429	G	N1-C2-N2	-5.98	110.81	116.20
36	1	965	A	C2-N3-C4	-5.98	107.61	110.60
36	1	1186	G	N3-C4-N9	5.98	129.59	126.00
1	6	54	C	C6-N1-C2	-5.98	117.91	120.30
36	5	330	G	N1-C6-O6	5.98	123.49	119.90
36	5	1128	U	C5-C6-N1	-5.98	119.71	122.70
36	5	2403	G	C8-N9-C1'	-5.98	119.22	127.00
36	1	1369	A	C2-N3-C4	-5.98	107.61	110.60
36	5	725	G	C8-N9-C1'	-5.98	119.23	127.00
36	5	931	C	N3-C4-N4	-5.98	113.81	118.00
38	8	32	C	C6-N1-C2	5.98	122.69	120.30
1	2	1733	C	N3-C4-N4	5.98	122.19	118.00
1	2	348	U	O5'-P-OP2	-5.98	100.32	105.70
36	1	2647	A	N3-C4-C5	-5.98	122.62	126.80
1	6	781	U	C2-N1-C1'	5.98	124.87	117.70
36	5	2368	A	C8-N9-C4	-5.98	103.41	105.80
36	1	3312	U	C6-N1-C2	5.98	124.59	121.00
36	1	1851	G	C5-N7-C8	-5.97	101.31	104.30
36	1	1906	G	N3-C2-N2	-5.97	115.72	119.90
36	1	1908	A	N1-C6-N6	5.97	122.19	118.60
36	1	2126	A	C8-N9-C4	5.97	108.19	105.80
36	5	1885	U	C2-N1-C1'	-5.97	110.53	117.70
36	5	1917	C	C5-C6-N1	-5.97	118.01	121.00
36	1	1890	U	N3-C2-O2	5.97	126.38	122.20
36	1	2688	U	N1-C2-N3	-5.97	111.32	114.90
36	5	659	G	N3-C2-N2	5.97	124.08	119.90
36	5	923	C	C5-C4-N4	-5.97	116.02	120.20
36	5	2255	A	O5'-P-OP1	-5.97	100.33	105.70
36	5	1148	G	C8-N9-C4	5.97	108.79	106.40
36	1	558	U	N1-C2-O2	5.97	126.98	122.80
36	1	3266	G	N9-C4-C5	5.97	107.79	105.40
1	6	1731	A	N1-C6-N6	-5.96	115.02	118.60
36	5	1923	C	O5'-P-OP1	-5.96	100.33	105.70
36	5	2661	G	C5-C6-O6	-5.96	125.02	128.60

Continued on next page...

Continued from previous page...

Mol	Chain	Res	Type	Atoms	Z	Observed(°)	Ideal(°)
36	5	2943	G	C5-C6-N1	-5.96	108.52	111.50
36	5	1404	G	N1-C6-O6	5.96	123.48	119.90
1	6	426	G	C4-N9-C1'	5.96	134.25	126.50
36	5	1406	A	C6-N1-C2	-5.96	115.02	118.60
1	2	1539	G	N3-C4-C5	-5.96	125.62	128.60
36	5	1212	A	N1-C6-N6	5.96	122.18	118.60
36	5	1347	U	N3-C2-O2	5.96	126.37	122.20
1	2	704	C	N1-C2-O2	5.96	122.47	118.90
36	1	2148	U	O5'-P-OP1	-5.96	100.34	105.70
36	5	672	A	N1-C6-N6	-5.96	115.02	118.60
36	1	1442	U	N3-C4-O4	5.96	123.57	119.40
36	1	1716	U	P-O3'-C3'	5.96	126.85	119.70
36	5	1592	G	C5-C6-N1	-5.96	108.52	111.50
36	5	3245	A	O4'-C1'-N9	5.96	112.97	108.20
36	1	123	A	C4-C5-N7	5.96	113.68	110.70
36	1	2836	C	N1-C2-N3	5.96	123.37	119.20
1	6	51	A	C8-N9-C4	5.95	108.18	105.80
1	6	938	G	N3-C4-C5	-5.95	125.62	128.60
1	6	1058	U	OP1-P-O3'	5.95	118.30	105.20
36	5	210	U	C5-C4-O4	5.95	129.47	125.90
36	5	2955	U	OP2-P-O3'	5.95	118.30	105.20
38	4	20	U	C5-C6-N1	-5.95	119.72	122.70
36	5	2608	G	OP2-P-O3'	5.95	118.29	105.20
36	5	2726	C	N3-C4-N4	-5.95	113.83	118.00
36	1	1393	A	N1-C6-N6	-5.95	115.03	118.60
36	1	3277	U	C5-C4-O4	5.95	129.47	125.90
36	1	936	A	C8-N9-C4	5.95	108.18	105.80
36	1	1522	U	C5-C6-N1	-5.95	119.73	122.70
1	6	1097	U	P-O3'-C3'	5.95	126.84	119.70
36	5	2914	G	N3-C4-C5	-5.95	125.63	128.60
1	2	1733	C	N3-C2-O2	5.95	126.06	121.90
1	2	87	C	C6-N1-C2	-5.95	117.92	120.30
36	1	2200	U	C4-C5-C6	5.95	123.27	119.70
36	5	119	U	N3-C4-O4	-5.95	115.24	119.40
36	5	197	G	C8-N9-C1'	-5.95	119.27	127.00
36	5	438	A	C8-N9-C4	5.95	108.18	105.80
37	3	80	G	C6-C5-N7	-5.94	126.83	130.40
36	5	2760	C	C5-C4-N4	-5.94	116.04	120.20
1	2	1761	U	P-O3'-C3'	5.94	126.83	119.70
36	1	693	A	N1-C6-N6	5.94	122.17	118.60
36	1	1851	G	C5-C6-O6	-5.94	125.03	128.60
36	5	2863	G	N1-C6-O6	-5.94	116.33	119.90

Continued on next page...

Continued from previous page...

Mol	Chain	Res	Type	Atoms	Z	Observed(°)	Ideal(°)
36	5	2888	U	C5-C4-O4	-5.94	122.33	125.90
36	1	895	A	N1-C6-N6	5.94	122.16	118.60
36	1	1306	G	C2-N3-C4	-5.94	108.93	111.90
36	1	3310	A	C8-N9-C4	5.94	108.18	105.80
37	3	94	C	N3-C2-O2	5.94	126.06	121.90
36	5	1166	G	N3-C4-C5	5.94	131.57	128.60
36	5	1179	A	C2-N3-C4	-5.94	107.63	110.60
36	5	2757	U	C6-N1-C2	-5.94	117.44	121.00
36	5	1124	U	C6-N1-C2	-5.94	117.44	121.00
36	1	2991	A	N1-C2-N3	5.94	132.27	129.30
1	6	20	G	C2-N3-C4	-5.94	108.93	111.90
1	6	1058	U	P-O3'-C3'	5.94	126.83	119.70
36	5	2416	U	N3-C2-O2	-5.94	118.04	122.20
38	8	17	A	C4-C5-N7	5.94	113.67	110.70
36	1	1323	G	N3-C4-N9	5.94	129.56	126.00
1	6	194	U	C2-N1-C1'	5.93	124.82	117.70
36	5	922	U	N3-C2-O2	-5.93	118.05	122.20
36	5	1065	A	C8-N9-C4	5.93	108.17	105.80
36	5	1611	G	N1-C6-O6	5.93	123.46	119.90
36	1	2830	G	N1-C6-O6	5.93	123.46	119.90
36	1	2942	C	C2-N1-C1'	-5.93	112.28	118.80
36	5	974	G	C8-N9-C4	-5.93	104.03	106.40
37	7	44	C	C4-C5-C6	5.93	120.37	117.40
1	2	51	A	C8-N9-C4	5.93	108.17	105.80
50	M4	30	GLY	N-CA-C	-5.93	98.27	113.10
36	5	632	G	N3-C4-N9	5.93	129.56	126.00
36	5	709	A	N1-C6-N6	5.93	122.16	118.60
36	1	1536	G	N1-C2-N2	5.93	121.54	116.20
1	2	499	U	P-O3'-C3'	5.93	126.81	119.70
36	5	1179	A	OP1-P-OP2	-5.93	110.71	119.60
36	1	691	A	N1-C6-N6	5.93	122.16	118.60
36	1	1416	C	N3-C4-C5	5.93	124.27	121.90
36	1	1437	C	C5-C6-N1	5.93	123.96	121.00
1	6	443	C	N3-C4-N4	5.93	122.15	118.00
37	7	82	G	N1-C6-O6	5.93	123.46	119.90
1	2	1052	U	C2-N1-C1'	5.92	124.81	117.70
36	1	2683	U	C6-N1-C2	5.92	124.56	121.00
1	6	542	A	P-O3'-C3'	5.92	126.81	119.70
36	1	2621	G	N1-C6-O6	5.92	123.45	119.90
36	5	2818	U	N1-C2-N3	-5.92	111.35	114.90
36	5	2944	U	N3-C4-O4	-5.92	115.25	119.40
1	2	1560	U	C6-N1-C2	-5.92	117.45	121.00

Continued on next page...

Continued from previous page...

Mol	Chain	Res	Type	Atoms	Z	Observed(°)	Ideal(°)
36	1	968	G	N3-C4-N9	5.92	129.55	126.00
36	1	2300	G	O5'-P-OP1	-5.92	100.37	105.70
1	6	1568	C	P-O3'-C3'	5.92	126.81	119.70
36	5	2705	A	C8-N9-C4	5.92	108.17	105.80
1	2	425	A	N1-C6-N6	5.92	122.15	118.60
36	5	86	G	N3-C4-C5	-5.92	125.64	128.60
36	1	833	G	C5-N7-C8	5.92	107.26	104.30
36	1	2112	U	P-O3'-C3'	5.92	126.80	119.70
36	1	2408	U	O5'-P-OP1	-5.92	100.37	105.70
36	5	814	U	C6-N1-C2	-5.92	117.45	121.00
36	5	3200	G	N1-C6-O6	5.92	123.45	119.90
36	1	2725	U	C5-C6-N1	-5.92	119.74	122.70
1	6	1614	A	C5-C6-N1	-5.92	114.74	117.70
1	2	1241	G	C8-N9-C4	-5.91	104.03	106.40
36	5	1181	U	N3-C4-C5	-5.91	111.05	114.60
36	5	1335	C	C5-C4-N4	-5.91	116.06	120.20
1	6	412	A	C8-N9-C4	-5.91	103.44	105.80
36	5	2128	C	C6-N1-C2	-5.91	117.94	120.30
36	1	2175	U	C4-C5-C6	5.91	123.25	119.70
36	1	3344	A	C4-C5-N7	5.91	113.65	110.70
36	5	1316	C	N3-C4-N4	5.91	122.14	118.00
1	2	1100	G	C4-N9-C1'	5.91	134.18	126.50
1	2	1768	G	N9-C4-C5	5.91	107.76	105.40
36	1	1179	A	C2-N3-C4	-5.91	107.65	110.60
1	6	66	U	P-O3'-C3'	5.91	126.79	119.70
36	5	2846	U	N3-C2-O2	-5.91	118.06	122.20
36	1	300	G	C5-C6-O6	5.91	132.14	128.60
36	1	1419	A	C6-N1-C2	-5.91	115.06	118.60
36	1	2333	C	N3-C4-N4	-5.91	113.87	118.00
36	1	2336	U	N3-C2-O2	-5.91	118.07	122.20
1	6	1306	C	C5-C6-N1	5.91	123.95	121.00
36	5	991	G	N1-C6-O6	-5.91	116.36	119.90
36	5	1845	G	N3-C4-N9	5.91	129.54	126.00
36	5	2361	A	C8-N9-C4	-5.91	103.44	105.80
36	5	2888	U	O5'-P-OP1	-5.91	100.39	105.70
36	1	787	G	N3-C4-C5	-5.90	125.65	128.60
36	1	789	A	N1-C6-N6	-5.90	115.06	118.60
36	1	2370	G	C5-C6-N1	-5.90	108.55	111.50
1	6	1132	A	O5'-P-OP2	-5.90	100.39	105.70
36	5	522	A	C5-C6-N6	-5.90	118.98	123.70
36	5	994	G	N3-C4-C5	-5.90	125.65	128.60
36	1	2917	G	C2-N3-C4	5.90	114.85	111.90

Continued on next page...

Continued from previous page...

Mol	Chain	Res	Type	Atoms	Z	Observed(°)	Ideal(°)
36	5	1306	G	C6-C5-N7	-5.90	126.86	130.40
36	5	2802	A	N1-C2-N3	-5.90	126.35	129.30
36	5	3362	A	N1-C6-N6	5.90	122.14	118.60
1	2	610	G	C8-N9-C1'	-5.90	119.33	127.00
1	6	1010	C	N3-C4-C5	-5.90	119.54	121.90
36	5	2111	G	N3-C4-N9	-5.90	122.46	126.00
36	1	1269	U	N1-C2-O2	5.90	126.93	122.80
36	1	2777	G	C8-N9-C4	-5.90	104.04	106.40
1	2	377	G	C8-N9-C4	5.89	108.76	106.40
36	5	1466	G	C5-C6-O6	-5.89	125.06	128.60
36	1	3344	A	C4-C5-C6	5.89	119.95	117.00
36	5	431	U	C6-N1-C2	5.89	124.53	121.00
36	5	3131	U	C6-N1-C2	5.89	124.54	121.00
42	15	110	LEU	CA-CB-CG	5.89	128.85	115.30
1	2	971	A	N1-C2-N3	5.89	132.25	129.30
36	1	1802	C	C5-C6-N1	5.89	123.94	121.00
36	1	2915	U	N3-C4-O4	5.89	123.52	119.40
37	3	40	C	C6-N1-C2	-5.89	117.94	120.30
1	6	1208	A	O4'-C1'-N9	5.89	112.91	108.20
36	1	335	G	N3-C4-N9	-5.89	122.47	126.00
36	1	2393	G	C4-C5-N7	5.89	113.16	110.80
1	6	1730	A	N9-C4-C5	5.89	108.16	105.80
1	6	448	C	C6-N1-C2	-5.89	117.94	120.30
1	6	455	C	C5-C6-N1	5.89	123.94	121.00
36	5	3303	G	C8-N9-C4	5.89	108.75	106.40
36	5	656	A	C5-C6-N6	-5.88	118.99	123.70
36	5	887	G	C5-N7-C8	-5.88	101.36	104.30
36	5	2715	A	OP2-P-O3'	5.88	118.15	105.20
36	5	2942	C	C6-N1-C2	-5.88	117.95	120.30
36	1	1745	C	O5'-P-OP2	-5.88	100.41	105.70
1	6	1533	C	C6-N1-C2	-5.88	117.95	120.30
36	5	968	G	N1-C6-O6	5.88	123.43	119.90
36	5	1149	G	C2-N3-C4	-5.88	108.96	111.90
36	5	2231	C	O4'-C1'-N1	5.88	112.91	108.20
36	5	3285	C	N1-C2-O2	5.88	122.43	118.90
36	1	212	G	C8-N9-C1'	-5.88	119.36	127.00
36	1	344	A	N1-C6-N6	-5.88	115.07	118.60
36	1	1694	U	N1-C2-O2	5.88	126.91	122.80
36	1	2890	A	N9-C4-C5	5.88	108.15	105.80
36	1	3214	U	C6-N1-C2	-5.88	117.47	121.00
36	5	2585	G	N3-C4-C5	-5.88	125.66	128.60
36	5	3299	A	N9-C4-C5	5.88	108.15	105.80

Continued on next page...

Continued from previous page...

Mol	Chain	Res	Type	Atoms	Z	Observed(°)	Ideal(°)
1	2	927	C	O5'-P-OP1	-5.88	100.41	105.70
36	1	348	A	C8-N9-C4	5.88	108.15	105.80
36	1	350	C	C2-N1-C1'	5.88	125.26	118.80
36	1	364	G	C4-C5-N7	5.88	113.15	110.80
36	1	682	U	N3-C4-O4	-5.88	115.29	119.40
36	1	857	G	C5-C6-N1	-5.88	108.56	111.50
1	6	1174	C	N1-C2-O2	5.88	122.43	118.90
36	5	2385	G	C5-C6-N1	-5.88	108.56	111.50
36	5	2992	U	C2-N1-C1'	5.88	124.75	117.70
36	1	1836	C	N1-C2-O2	5.88	122.42	118.90
36	1	188	U	N1-C2-O2	-5.87	118.69	122.80
36	1	214	G	C5-C6-O6	-5.87	125.08	128.60
36	1	648	C	N3-C2-O2	-5.87	117.79	121.90
36	1	937	G	C5-C6-O6	-5.87	125.08	128.60
36	1	2860	U	N1-C2-N3	-5.87	111.38	114.90
36	1	2876	C	N1-C2-O2	-5.87	115.38	118.90
1	6	334	G	C8-N9-C1'	5.87	134.63	127.00
36	5	356	C	C6-N1-C2	-5.87	117.95	120.30
1	6	1791	A	N1-C6-N6	5.87	122.12	118.60
36	5	36	C	C5-C4-N4	-5.87	116.09	120.20
36	5	2211	U	N3-C2-O2	-5.87	118.09	122.20
36	1	435	C	C6-N1-C2	5.87	122.65	120.30
36	1	2309	A	C5-C6-N6	-5.87	119.00	123.70
36	1	2356	A	C6-C5-N7	-5.87	128.19	132.30
1	6	1118	G	C8-N9-C4	5.87	108.75	106.40
36	1	86	G	C8-N9-C1'	5.87	134.63	127.00
36	5	397	A	N1-C6-N6	-5.87	115.08	118.60
36	5	2907	G	N3-C4-C5	5.87	131.53	128.60
36	5	3036	G	C5-C6-O6	5.87	132.12	128.60
36	1	2877	G	C8-N9-C4	-5.86	104.06	106.40
47	M0	167	LEU	CA-CB-CG	5.86	128.79	115.30
36	1	335	G	N3-C4-C5	5.86	131.53	128.60
36	5	1481	A	P-O3'-C3'	5.86	126.73	119.70
36	5	2904	U	C6-N1-C1'	-5.86	113.00	121.20
1	2	1110	G	C8-N9-C4	5.86	108.74	106.40
36	1	1366	A	N9-C4-C5	5.86	108.14	105.80
36	1	2356	A	C4-C5-N7	5.86	113.63	110.70
36	1	3303	G	C5-C6-O6	-5.86	125.09	128.60
36	5	1514	G	C6-C5-N7	-5.86	126.89	130.40
36	5	2281	A	C5-C6-N6	-5.86	119.02	123.70
1	2	793	A	C8-N9-C4	-5.85	103.46	105.80
1	2	1003	A	O4'-C1'-N9	5.85	112.88	108.20

Continued on next page...

Continued from previous page...

Mol	Chain	Res	Type	Atoms	Z	Observed(°)	Ideal(°)
36	1	817	A	N9-C1'-C2'	5.85	121.61	114.00
36	1	2860	U	C5-C6-N1	5.85	125.63	122.70
36	1	1733	G	N3-C4-N9	5.85	129.51	126.00
36	1	2688	U	C5-C4-O4	-5.85	122.39	125.90
36	1	3270	U	O5'-P-OP1	-5.85	100.43	105.70
36	5	3303	G	N3-C4-C5	5.85	131.52	128.60
36	5	658	G	C6-C5-N7	-5.85	126.89	130.40
36	5	2706	G	O5'-P-OP2	-5.85	100.44	105.70
38	8	42	G	N1-C6-O6	5.85	123.41	119.90
36	1	2828	G	N3-C4-N9	5.85	129.51	126.00
36	5	2337	C	N1-C2-O2	5.85	122.41	118.90
1	2	734	A	OP1-P-O3'	5.84	118.06	105.20
36	1	864	G	C5-C6-O6	5.84	132.11	128.60
1	6	1421	A	C8-N9-C4	5.84	108.14	105.80
36	5	328	U	C5-C4-O4	5.84	129.41	125.90
36	5	2411	U	C6-N1-C2	5.84	124.51	121.00
36	5	2817	A	N3-C4-N9	5.84	132.08	127.40
36	5	3049	A	C8-N9-C4	5.84	108.14	105.80
38	8	10	A	C2-N3-C4	-5.84	107.68	110.60
36	1	1124	U	C5-C4-O4	5.84	129.41	125.90
36	1	1126	G	N1-C6-O6	5.84	123.41	119.90
36	5	2345	A	C6-C5-N7	-5.84	128.21	132.30
36	5	2629	U	N1-C2-O2	-5.84	118.71	122.80
36	5	40	A	C6-C5-N7	-5.84	128.21	132.30
36	5	644	G	N3-C4-C5	-5.84	125.68	128.60
1	2	1745	G	N3-C4-N9	5.84	129.50	126.00
36	1	36	C	N3-C4-C5	5.84	124.23	121.90
36	1	394	G	N3-C4-N9	-5.84	122.50	126.00
36	1	1536	G	C5-C6-O6	-5.84	125.10	128.60
36	1	1855	U	C2-N1-C1'	5.84	124.70	117.70
36	5	1394	A	N1-C6-N6	-5.84	115.10	118.60
1	6	1614	A	N1-C6-N6	5.83	122.10	118.60
36	5	2572	C	C2-N1-C1'	5.83	125.22	118.80
47	M0	176	LEU	CA-CB-CG	5.83	128.71	115.30
36	5	959	C	N1-C2-O2	-5.83	115.40	118.90
36	5	1379	G	C5-C6-O6	-5.83	125.10	128.60
36	5	1855	U	N3-C2-O2	-5.83	118.12	122.20
36	5	2700	G	C8-N9-C4	5.83	108.73	106.40
36	1	1311	G	N1-C6-O6	5.83	123.40	119.90
36	5	1855	U	C6-N1-C2	-5.83	117.50	121.00
37	7	96	U	N1-C2-O2	-5.83	118.72	122.80
36	1	1313	G	C5-C6-O6	-5.83	125.10	128.60

Continued on next page...

Continued from previous page...

Mol	Chain	Res	Type	Atoms	Z	Observed(°)	Ideal(°)
1	6	65	A	C8-N9-C4	5.83	108.13	105.80
1	6	421	A	C8-N9-C4	5.83	108.13	105.80
1	6	886	U	N3-C2-O2	-5.83	118.12	122.20
36	5	2632	G	N1-C6-O6	5.83	123.40	119.90
54	M8	166	LEU	CA-CB-CG	-5.83	101.90	115.30
36	5	3315	G	N1-C6-O6	5.83	123.40	119.90
1	2	959	U	N1-C2-O2	5.83	126.88	122.80
36	1	974	G	N3-C4-C5	-5.83	125.69	128.60
36	1	1411	C	N3-C2-O2	-5.83	117.82	121.90
36	5	2820	A	C8-N9-C4	-5.83	103.47	105.80
36	1	690	A	N1-C2-N3	5.82	132.21	129.30
36	1	1923	C	C6-N1-C2	5.82	122.63	120.30
36	5	1301	A	N3-C4-N9	5.82	132.06	127.40
36	1	422	A	C8-N9-C4	-5.82	103.47	105.80
38	8	12	A	N1-C6-N6	5.82	122.09	118.60
1	2	447	U	N3-C4-O4	5.82	123.47	119.40
1	2	1100	G	C8-N9-C1'	-5.82	119.43	127.00
36	1	933	A	N1-C2-N3	5.82	132.21	129.30
36	1	2572	C	N1-C2-O2	5.82	122.39	118.90
36	5	519	A	C5-N7-C8	-5.82	100.99	103.90
36	1	1369	A	C4-C5-C6	5.82	119.91	117.00
1	6	1285	U	N3-C2-O2	-5.82	118.13	122.20
36	5	2190	U	N1-C2-N3	5.82	118.39	114.90
36	1	339	C	C2-N3-C4	-5.82	116.99	119.90
36	1	2975	U	N1-C2-O2	5.82	126.87	122.80
36	5	2137	U	N3-C4-C5	5.82	118.09	114.60
1	2	1590	G	N1-C6-O6	-5.82	116.41	119.90
36	1	908	G	C8-N9-C1'	-5.82	119.44	127.00
36	5	826	G	C4-C5-N7	5.82	113.13	110.80
36	1	3362	A	C5-N7-C8	-5.81	100.99	103.90
36	5	720	A	C5-C6-N6	-5.81	119.05	123.70
36	1	2935	U	C2-N3-C4	5.81	130.49	127.00
1	6	13	C	C6-N1-C2	-5.81	117.98	120.30
36	5	969	C	N1-C2-O2	-5.81	115.41	118.90
36	5	1458	U	O5'-P-OP1	-5.81	100.47	105.70
36	5	2388	U	N1-C2-N3	5.81	118.39	114.90
36	1	1179	A	OP2-P-O3'	5.81	117.98	105.20
36	1	2273	G	N7-C8-N9	-5.81	110.19	113.10
36	1	3204	C	N1-C2-O2	5.81	122.39	118.90
36	5	1878	G	P-O3'-C3'	5.81	126.67	119.70
36	5	2929	C	C5-C4-N4	-5.81	116.13	120.20
36	5	3107	U	N3-C4-C5	-5.81	111.11	114.60

Continued on next page...

Continued from previous page...

Mol	Chain	Res	Type	Atoms	Z	Observed(°)	Ideal(°)
1	2	1105	C	C6-N1-C2	-5.81	117.98	120.30
36	1	809	G	C4-C5-N7	5.81	113.12	110.80
36	5	511	G	N3-C4-N9	-5.81	122.52	126.00
36	5	531	G	O5'-P-OP1	-5.81	100.47	105.70
36	5	896	A	O5'-P-OP2	-5.81	100.47	105.70
54	m8	127	LEU	CA-CB-CG	5.81	128.66	115.30
1	2	73	U	P-O3'-C3'	5.81	126.67	119.70
36	1	213	A	N1-C6-N6	5.81	122.08	118.60
36	1	2555	G	O5'-P-OP2	-5.81	100.47	105.70
1	6	117	U	N3-C2-O2	-5.81	118.14	122.20
1	6	368	U	O5'-P-OP2	-5.81	100.47	105.70
1	2	521	A	C8-N9-C4	-5.80	103.48	105.80
36	1	2397	A	C5-N7-C8	-5.80	101.00	103.90
36	1	2954	U	OP1-P-O3'	5.80	117.97	105.20
36	1	3000	A	C8-N9-C4	5.80	108.12	105.80
36	5	676	G	N3-C4-C5	-5.80	125.70	128.60
36	5	2231	C	C2-N1-C1'	5.80	125.19	118.80
36	5	2801	A	N7-C8-N9	-5.80	110.90	113.80
36	1	1733	G	C8-N9-C4	-5.80	104.08	106.40
36	5	2911	A	O5'-P-OP2	-5.80	100.48	105.70
36	1	1492	G	N3-C4-N9	5.80	129.48	126.00
36	5	366	A	N1-C6-N6	5.80	122.08	118.60
36	5	2392	C	C2-N1-C1'	-5.80	112.42	118.80
36	5	3150	A	N1-C6-N6	5.80	122.08	118.60
1	2	331	A	N1-C6-N6	-5.80	115.12	118.60
1	2	1077	C	C5-C6-N1	5.80	123.90	121.00
36	1	609	G	N1-C6-O6	5.80	123.38	119.90
1	6	901	G	C5-C6-O6	-5.80	125.12	128.60
36	1	776	U	N1-C2-N3	5.80	118.38	114.90
36	1	2434	U	C4-C5-C6	5.80	123.18	119.70
36	5	3108	G	N1-C6-O6	5.80	123.38	119.90
37	7	115	G	C5-C6-O6	-5.80	125.12	128.60
36	5	2800	G	C8-N9-C4	-5.79	104.08	106.40
36	1	339	C	N3-C4-N4	-5.79	113.94	118.00
36	1	2554	A	C8-N9-C4	5.79	108.12	105.80
36	1	2836	C	C6-N1-C2	-5.79	117.98	120.30
1	6	782	U	N1-C2-O2	5.79	126.86	122.80
36	5	804	C	N1-C2-O2	-5.79	115.42	118.90
37	7	3	U	C5-C6-N1	-5.79	119.80	122.70
36	1	343	U	N3-C2-O2	-5.79	118.15	122.20
36	1	682	U	C5-C4-O4	5.79	129.38	125.90
1	6	402	C	O4'-C1'-N1	5.79	112.83	108.20

Continued on next page...

Continued from previous page...

Mol	Chain	Res	Type	Atoms	Z	Observed(°)	Ideal(°)
1	6	1115	U	C5-C6-N1	-5.79	119.80	122.70
36	5	1704	A	C8-N9-C4	5.79	108.12	105.80
36	5	2354	C	N3-C4-C5	-5.79	119.58	121.90
70	O4	51	LEU	CA-CB-CG	5.79	128.62	115.30
36	1	1365	G	N3-C4-N9	5.79	129.47	126.00
36	1	3002	C	C6-N1-C2	5.79	122.61	120.30
36	5	2412	G	N3-C4-N9	5.79	129.47	126.00
36	5	2760	C	C2-N3-C4	-5.79	117.00	119.90
36	1	1154	A	C4-C5-C6	5.79	119.89	117.00
36	1	2896	A	N1-C2-N3	5.79	132.19	129.30
36	1	906	A	O4'-C1'-N9	-5.79	103.57	108.20
36	5	567	G	C5-N7-C8	-5.79	101.41	104.30
36	5	2112	U	N1-C2-O2	-5.79	118.75	122.80
36	5	2185	G	C2-N3-C4	-5.79	109.01	111.90
36	5	2364	G	C4-C5-N7	-5.79	108.49	110.80
36	5	2627	C	C4-C5-C6	5.79	120.29	117.40
36	5	3180	A	C6-N1-C2	-5.79	115.13	118.60
36	5	2515	A	N1-C6-N6	-5.78	115.13	118.60
36	5	3010	U	C5-C4-O4	5.78	129.37	125.90
1	2	325	G	N1-C6-O6	5.78	123.37	119.90
1	2	590	C	C6-N1-C2	-5.78	117.99	120.30
36	1	1129	A	N1-C6-N6	5.78	122.07	118.60
36	5	400	G	N9-C4-C5	5.78	107.71	105.40
36	1	1131	G	C6-C5-N7	-5.78	126.93	130.40
36	1	1839	A	O5'-P-OP1	-5.78	100.50	105.70
36	1	2949	U	N3-C2-O2	5.78	126.25	122.20
36	5	647	A	C8-N9-C4	-5.78	103.49	105.80
1	2	93	A	N9-C4-C5	5.78	108.11	105.80
36	1	1303	A	C6-C5-N7	-5.78	128.25	132.30
36	1	1422	G	C6-C5-N7	-5.78	126.93	130.40
36	1	2200	U	N1-C2-O2	-5.78	118.76	122.80
1	6	976	G	C4-C5-N7	5.78	113.11	110.80
36	5	1317	A	N7-C8-N9	5.78	116.69	113.80
36	1	688	G	N3-C4-C5	-5.78	125.71	128.60
36	1	803	C	C5-C4-N4	-5.78	116.16	120.20
36	1	1190	A	C4-C5-C6	5.78	119.89	117.00
36	1	1321	G	N9-C4-C5	5.78	107.71	105.40
36	5	725	G	C4-C5-C6	5.77	122.26	118.80
36	5	2271	A	C2-N3-C4	5.77	113.49	110.60
36	5	2700	G	N9-C4-C5	-5.77	103.09	105.40
36	1	1446	A	C8-N9-C4	-5.77	103.49	105.80
36	1	86	G	O5'-P-OP2	-5.77	100.51	105.70

Continued on next page...

Continued from previous page...

Mol	Chain	Res	Type	Atoms	Z	Observed(°)	Ideal(°)
36	5	345	G	C6-C5-N7	-5.77	126.94	130.40
36	5	2724	U	N3-C4-C5	-5.77	111.14	114.60
36	5	3181	C	N3-C4-C5	-5.77	119.59	121.90
36	1	633	C	N3-C4-C5	-5.77	119.59	121.90
36	1	2688	U	N1-C2-O2	5.77	126.84	122.80
36	1	2919	A	C2-N3-C4	-5.77	107.72	110.60
36	5	1417	G	N3-C4-C5	-5.77	125.72	128.60
1	2	51	A	O5'-P-OP1	-5.77	100.51	105.70
36	1	102	C	O5'-P-OP1	5.77	117.62	110.70
36	1	1905	G	OP2-P-O3'	5.77	117.89	105.20
1	2	465	G	O5'-P-OP1	-5.76	100.51	105.70
36	1	642	U	O5'-P-OP2	-5.76	100.51	105.70
36	1	1442	U	N1-C2-O2	-5.76	118.77	122.80
36	1	2324	A	N1-C6-N6	-5.76	115.14	118.60
36	1	2868	U	N3-C2-O2	-5.76	118.16	122.20
36	5	561	C	N1-C2-O2	-5.76	115.44	118.90
36	5	1062	A	O5'-P-OP2	-5.76	100.51	105.70
36	1	999	G	C5-C6-N1	5.76	114.38	111.50
36	1	2996	U	C5-C6-N1	5.76	125.58	122.70
1	6	334	G	C4-N9-C1'	-5.76	119.01	126.50
36	1	1939	G	C4-N9-C1'	5.76	133.99	126.50
36	1	2365	C	C6-N1-C2	5.76	122.60	120.30
36	5	643	U	N3-C4-O4	5.76	123.43	119.40
36	5	1142	G	C4-N9-C1'	5.76	133.99	126.50
36	1	123	A	C5-C6-N6	-5.76	119.09	123.70
36	1	335	G	C5-N7-C8	-5.76	101.42	104.30
36	1	2664	C	C6-N1-C2	-5.76	118.00	120.30
36	5	2142	A	C2-N3-C4	5.76	113.48	110.60
1	2	425	A	C5-N7-C8	-5.76	101.02	103.90
36	1	968	G	N3-C4-C5	-5.76	125.72	128.60
36	5	1208	U	N3-C2-O2	-5.76	118.17	122.20
36	5	1193	A	C2-N3-C4	-5.75	107.72	110.60
38	8	96	A	C5-C6-N6	-5.75	119.10	123.70
37	3	91	G	N1-C6-O6	5.75	123.35	119.90
36	5	938	C	OP1-P-O3'	5.75	117.86	105.20
36	5	1886	A	C8-N9-C4	-5.75	103.50	105.80
36	5	2411	U	C2-N1-C1'	-5.75	110.80	117.70
1	2	28	A	C5-C6-N1	5.75	120.58	117.70
36	1	1296	C	C6-N1-C2	-5.75	118.00	120.30
36	1	2403	G	C4-C5-C6	5.75	122.25	118.80
36	5	1142	G	N3-C4-N9	5.75	129.45	126.00
36	5	2112	U	P-O3'-C3'	5.75	126.60	119.70

Continued on next page...

Continued from previous page...

Mol	Chain	Res	Type	Atoms	Z	Observed(°)	Ideal(°)
38	8	84	C	N3-C4-C5	-5.75	119.60	121.90
1	2	610	G	C4-N9-C1'	5.75	133.97	126.50
1	6	957	G	N1-C6-O6	5.75	123.35	119.90
37	7	73	C	OP1-P-O3'	5.75	117.85	105.20
36	1	1084	A	N1-C6-N6	5.75	122.05	118.60
36	1	2774	C	C5-C4-N4	-5.75	116.17	120.20
36	5	2805	G	C5-C6-O6	-5.75	125.15	128.60
36	1	2697	A	N9-C4-C5	5.75	108.10	105.80
36	1	3028	G	C8-N9-C4	-5.75	104.10	106.40
36	5	1371	G	N7-C8-N9	-5.75	110.23	113.10
36	5	2621	G	N3-C2-N2	-5.75	115.88	119.90
36	1	570	A	N1-C6-N6	-5.74	115.15	118.60
36	1	716	A	N1-C6-N6	5.74	122.05	118.60
1	6	87	C	C6-N1-C2	-5.74	118.00	120.30
36	5	651	G	C6-C5-N7	-5.74	126.95	130.40
36	5	1124	U	N1-C2-N3	5.74	118.35	114.90
36	1	1001	G	C8-N9-C1'	-5.74	119.54	127.00
36	1	3214	U	C5-C4-O4	5.74	129.34	125.90
36	1	1171	G	N3-C4-N9	-5.74	122.56	126.00
1	6	1594	G	O5'-P-OP1	-5.74	100.53	105.70
37	7	48	U	C5-C4-O4	-5.74	122.46	125.90
1	2	555	A	C8-N9-C4	-5.74	103.50	105.80
36	1	2370	G	C5-C6-O6	5.74	132.04	128.60
36	1	3266	G	C5-C6-O6	5.74	132.04	128.60
36	5	1885	U	C5-C6-N1	-5.74	119.83	122.70
1	2	736	C	C6-N1-C2	-5.74	118.01	120.30
36	1	375	A	OP1-P-O3'	5.74	117.82	105.20
36	1	1330	A	C5-C6-N1	-5.74	114.83	117.70
36	1	2406	C	C5-C4-N4	-5.74	116.19	120.20
36	1	2647	A	C5-C6-N6	-5.74	119.11	123.70
1	6	1645	G	N9-C4-C5	5.74	107.69	105.40
36	5	994	G	C2-N3-C4	5.74	114.77	111.90
36	5	2234	G	C8-N9-C4	5.74	108.69	106.40
36	5	1048	A	N7-C8-N9	-5.73	110.93	113.80
36	1	3181	C	N3-C4-C5	-5.73	119.61	121.90
36	5	1793	C	N3-C2-O2	5.73	125.91	121.90
36	5	2818	U	C5-C4-O4	-5.73	122.46	125.90
1	2	1753	A	N1-C6-N6	5.73	122.04	118.60
36	1	2938	G	C6-N1-C2	-5.73	121.66	125.10
36	1	3112	G	N3-C4-N9	5.73	129.44	126.00
37	3	66	A	C8-N9-C4	5.73	108.09	105.80
1	6	815	G	C4-C5-N7	5.73	113.09	110.80

Continued on next page...

Continued from previous page...

Mol	Chain	Res	Type	Atoms	Z	Observed(°)	Ideal(°)
1	6	1575	G	N1-C6-O6	-5.73	116.46	119.90
36	5	400	G	C5-C6-O6	5.73	132.04	128.60
36	1	1303	A	C4-C5-N7	5.73	113.56	110.70
36	1	2287	C	N1-C2-O2	-5.73	115.46	118.90
1	6	95	G	C2-N3-C4	5.73	114.76	111.90
1	6	187	G	P-O3'-C3'	5.73	126.57	119.70
36	5	508	U	C6-N1-C2	-5.73	117.56	121.00
36	5	1190	A	N1-C6-N6	-5.73	115.16	118.60
1	6	422	G	C8-N9-C4	-5.73	104.11	106.40
36	5	3270	U	O5'-P-OP1	-5.73	100.55	105.70
1	2	720	G	OP1-P-O3'	5.72	117.80	105.20
36	1	363	G	C8-N9-C4	-5.72	104.11	106.40
37	7	101	G	N1-C6-O6	5.72	123.33	119.90
36	1	1279	C	C5-C6-N1	5.72	123.86	121.00
36	1	1419	A	O5'-P-OP1	5.72	117.57	110.70
36	1	2829	U	N3-C4-O4	5.72	123.41	119.40
36	1	145	G	C6-C5-N7	-5.72	126.97	130.40
36	1	895	A	C2-N3-C4	-5.72	107.74	110.60
1	6	1340	U	C5-C4-O4	5.72	129.33	125.90
36	1	997	A	C8-N9-C4	-5.72	103.51	105.80
36	1	2180	G	C2-N3-C4	-5.72	109.04	111.90
36	1	2639	G	C8-N9-C1'	-5.72	119.56	127.00
36	1	3063	C	C2-N3-C4	-5.72	117.04	119.90
1	6	390	G	C5-C6-O6	-5.72	125.17	128.60
12	c0	83	PRO	N-CA-CB	5.72	110.16	103.30
36	1	342	A	C8-N9-C4	-5.72	103.51	105.80
36	1	2890	A	C8-N9-C4	-5.72	103.51	105.80
36	5	3129	A	O4'-C1'-N9	5.72	112.78	108.20
3	S1	181	LEU	CA-CB-CG	5.72	128.45	115.30
36	1	1445	U	C2-N3-C4	-5.72	123.57	127.00
36	1	3143	C	N3-C2-O2	5.72	125.90	121.90
37	7	37	G	C5-C6-O6	-5.72	125.17	128.60
1	2	730	G	C4-N9-C1'	5.71	133.93	126.50
36	1	2300	G	C5-C6-N1	-5.71	108.64	111.50
36	1	2903	A	N1-C6-N6	5.71	122.03	118.60
37	3	33	U	N1-C2-O2	5.71	126.80	122.80
8	s6	133	LEU	CA-CB-CG	5.71	128.44	115.30
36	5	2897	A	C6-N1-C2	-5.71	115.17	118.60
36	5	3150	A	C2-N3-C4	-5.71	107.74	110.60
36	1	974	G	N3-C4-N9	5.71	129.43	126.00
36	1	2924	U	O5'-P-OP1	-5.71	100.56	105.70
36	1	2237	C	N1-C2-O2	5.71	122.33	118.90

Continued on next page...

Continued from previous page...

Mol	Chain	Res	Type	Atoms	Z	Observed(°)	Ideal(°)
1	6	1490	C	C6-N1-C2	-5.71	118.02	120.30
36	5	282	G	N1-C2-N2	-5.71	111.06	116.20
36	5	366	A	C8-N9-C4	5.71	108.08	105.80
38	8	87	G	O4'-C1'-N9	5.71	112.77	108.20
1	2	542	A	O4'-C1'-N9	5.71	112.77	108.20
1	6	67	A	N1-C6-N6	5.71	122.03	118.60
1	6	338	C	C5-C6-N1	5.71	123.86	121.00
1	2	1622	G	N3-C4-C5	5.71	131.45	128.60
36	1	1316	C	N3-C4-N4	5.71	122.00	118.00
36	1	1445	U	N1-C2-O2	-5.71	118.80	122.80
36	1	1952	G	N3-C4-C5	-5.71	125.75	128.60
36	1	2525	G	N3-C4-N9	5.71	129.43	126.00
36	5	934	G	C5-C6-O6	-5.71	125.17	128.60
36	5	1913	A	C4-C5-C6	5.71	119.85	117.00
36	5	2400	G	C5-C6-O6	-5.71	125.17	128.60
36	5	3029	A	C5-C6-N6	5.71	128.27	123.70
36	1	760	G	O4'-C1'-N9	5.71	112.77	108.20
36	1	918	C	C2-N1-C1'	-5.71	112.52	118.80
36	1	2827	U	C6-N1-C1'	5.71	129.19	121.20
1	6	65	A	N3-C4-C5	5.71	130.79	126.80
1	6	938	G	N3-C4-N9	5.71	129.42	126.00
36	5	2729	U	O5'-P-OP2	5.71	117.55	110.70
37	7	103	A	OP2-P-O3'	5.71	117.75	105.20
36	1	1010	G	C5-C6-O6	-5.71	125.18	128.60
36	1	1308	A	O5'-P-OP1	-5.70	100.57	105.70
36	5	1604	G	C4-C5-C6	5.70	122.22	118.80
36	1	2366	C	O5'-P-OP2	-5.70	100.57	105.70
36	1	2916	U	C5-C6-N1	5.70	125.55	122.70
36	1	3057	U	N1-C2-N3	5.70	118.32	114.90
36	5	1198	C	N3-C4-N4	-5.70	114.01	118.00
1	2	1455	G	C5-C6-N1	-5.70	108.65	111.50
36	1	773	G	N9-C4-C5	5.70	107.68	105.40
36	5	2419	A	N7-C8-N9	5.70	116.65	113.80
1	2	511	A	C8-N9-C4	-5.70	103.52	105.80
1	6	1637	C	C2-N1-C1'	5.70	125.07	118.80
36	5	808	A	N9-C4-C5	5.70	108.08	105.80
36	5	1332	A	C8-N9-C1'	-5.70	117.44	127.70
36	5	1404	G	C5-C6-N1	-5.70	108.65	111.50
1	6	1117	U	O5'-P-OP2	-5.70	100.57	105.70
36	1	924	G	C4-C5-N7	5.70	113.08	110.80
36	1	2329	C	N1-C2-O2	-5.70	115.48	118.90
36	5	2130	G	N9-C1'-C2'	-5.70	105.73	112.00

Continued on next page...

Continued from previous page...

Mol	Chain	Res	Type	Atoms	Z	Observed(°)	Ideal(°)
38	8	80	A	C8-N9-C4	-5.70	103.52	105.80
36	1	2632	G	C2-N3-C4	-5.69	109.05	111.90
36	1	3180	A	C8-N9-C4	5.69	108.08	105.80
73	O7	65	ARG	NE-CZ-NH1	5.69	123.15	120.30
1	6	1133	A	N1-C6-N6	5.69	122.02	118.60
36	5	2849	C	N1-C2-O2	-5.69	115.48	118.90
36	5	3179	U	N3-C2-O2	-5.69	118.21	122.20
52	m6	78	ARG	NE-CZ-NH1	5.69	123.15	120.30
36	1	2869	U	O5'-P-OP2	5.69	117.53	110.70
36	5	694	C	N3-C2-O2	-5.69	117.92	121.90
36	1	2620	G	C2-N3-C4	5.69	114.75	111.90
36	1	3093	C	C6-N1-C2	5.69	122.58	120.30
1	6	1000	C	C2-N1-C1'	5.69	125.06	118.80
36	5	1417	G	OP1-P-OP2	-5.69	111.07	119.60
36	5	1744	G	C8-N9-C1'	-5.69	119.60	127.00
36	5	1868	G	N1-C6-O6	5.69	123.31	119.90
36	5	3028	G	N1-C2-N2	-5.69	111.08	116.20
38	4	9	A	O5'-P-OP2	-5.69	100.58	105.70
1	2	1749	A	N1-C2-N3	5.69	132.14	129.30
36	1	967	A	O5'-P-OP1	-5.69	100.58	105.70
36	1	1187	C	C4-C5-C6	-5.69	114.56	117.40
36	1	2554	A	P-O3'-C3'	5.69	126.52	119.70
1	6	517	U	C5-C4-O4	5.69	129.31	125.90
36	5	1319	G	C5-N7-C8	5.69	107.14	104.30
36	5	1556	C	C6-N1-C2	-5.69	118.03	120.30
36	5	2129	U	C6-N1-C2	-5.69	117.59	121.00
36	5	2687	G	N3-C4-N9	5.69	129.41	126.00
36	5	2923	U	C6-N1-C2	-5.69	117.59	121.00
36	5	3195	U	P-O3'-C3'	5.69	126.53	119.70
1	2	1241	G	O4'-C1'-N9	5.69	112.75	108.20
1	2	1145	U	N1-C2-O2	-5.68	118.82	122.80
36	1	780	A	N1-C2-N3	5.68	132.14	129.30
36	1	1294	A	O4'-C1'-N9	5.68	112.75	108.20
36	1	2403	G	N3-C4-N9	5.68	129.41	126.00
36	1	2403	G	C8-N9-C1'	-5.68	119.61	127.00
36	1	3015	G	C5-C6-O6	-5.68	125.19	128.60
36	5	883	A	N1-C6-N6	-5.68	115.19	118.60
36	5	1927	G	C8-N9-C1'	-5.68	119.61	127.00
36	5	2376	G	N7-C8-N9	5.68	115.94	113.10
36	5	3144	G	N1-C2-N2	-5.68	111.08	116.20
36	1	637	C	C6-N1-C1'	-5.68	113.98	120.80
36	5	1879	A	C6-C5-N7	-5.68	128.32	132.30

Continued on next page...

Continued from previous page...

Mol	Chain	Res	Type	Atoms	Z	Observed(°)	Ideal(°)
1	2	163	G	C4-N9-C1'	5.68	133.88	126.50
1	2	1773	C	C5-C6-N1	5.68	123.84	121.00
36	1	591	G	O5'-P-OP2	-5.68	100.59	105.70
36	1	776	U	N3-C2-O2	-5.68	118.22	122.20
36	1	953	G	C6-C5-N7	-5.68	126.99	130.40
36	1	2877	G	C4-C5-N7	-5.68	108.53	110.80
36	1	3269	U	N3-C2-O2	-5.68	118.22	122.20
1	6	1653	C	N3-C4-C5	-5.68	119.63	121.90
36	5	2875	U	C5-C6-N1	5.68	125.54	122.70
36	1	2976	A	N9-C4-C5	5.68	108.07	105.80
37	3	82	G	N3-C4-N9	5.68	129.41	126.00
36	5	1450	G	N3-C2-N2	-5.68	115.92	119.90
1	2	1747	G	C5-C6-N1	-5.68	108.66	111.50
36	1	54	C	O5'-P-OP2	5.68	117.51	110.70
36	5	888	A	C4-C5-N7	5.68	113.54	110.70
36	5	2113	A	N7-C8-N9	-5.68	110.96	113.80
36	1	1863	G	C6-C5-N7	-5.67	127.00	130.40
36	5	938	C	N3-C4-C5	5.67	124.17	121.90
1	6	997	G	C8-N9-C4	5.67	108.67	106.40
36	5	1205	A	C8-N9-C4	-5.67	103.53	105.80
36	5	2717	U	C2-N1-C1'	-5.67	110.89	117.70
36	1	948	C	C2-N1-C1'	-5.67	112.56	118.80
36	1	979	U	N1-C2-N3	5.67	118.30	114.90
36	1	3182	G	N1-C2-N2	-5.67	111.10	116.20
37	7	82	G	N9-C4-C5	-5.67	103.13	105.40
36	1	3022	G	C6-C5-N7	-5.67	127.00	130.40
36	5	116	A	O4'-C1'-N9	5.67	112.73	108.20
36	5	1184	A	N7-C8-N9	-5.67	110.97	113.80
36	5	2754	G	N3-C2-N2	5.67	123.87	119.90
36	1	1544	G	N3-C4-N9	5.67	129.40	126.00
36	1	358	G	N9-C4-C5	-5.66	103.14	105.40
36	1	2124	G	C5-C6-O6	-5.66	125.20	128.60
36	1	2905	U	N1-C2-O2	-5.66	118.84	122.80
36	1	3172	A	N1-C6-N6	-5.66	115.20	118.60
36	5	882	A	C6-N1-C2	-5.66	115.20	118.60
36	5	1927	G	C4-N9-C1'	5.66	133.86	126.50
36	5	2240	G	C8-N9-C4	-5.66	104.14	106.40
1	2	539	G	N7-C8-N9	5.66	115.93	113.10
36	1	997	A	O5'-P-OP2	-5.66	100.61	105.70
36	1	1604	G	N3-C4-C5	-5.66	125.77	128.60
36	1	2727	A	N1-C6-N6	-5.66	115.20	118.60
36	1	2728	G	N9-C4-C5	-5.66	103.14	105.40

Continued on next page...

Continued from previous page...

Mol	Chain	Res	Type	Atoms	Z	Observed(°)	Ideal(°)
44	L7	202	LEU	CB-CG-CD2	-5.66	101.38	111.00
1	6	1115	U	C6-N1-C2	5.66	124.40	121.00
36	5	91	G	C8-N9-C4	5.66	108.66	106.40
36	5	400	G	N1-C6-O6	-5.66	116.50	119.90
36	5	914	A	C4-C5-C6	5.66	119.83	117.00
36	1	3139	A	C8-N9-C4	-5.66	103.54	105.80
1	6	530	C	C6-N1-C2	5.66	122.56	120.30
36	5	304	G	C4-C5-N7	-5.66	108.54	110.80
36	1	362	U	C5-C6-N1	-5.66	119.87	122.70
36	1	1124	U	N1-C2-O2	5.66	126.76	122.80
36	1	1796	G	N3-C4-C5	-5.66	125.77	128.60
36	1	1415	U	C5-C6-N1	-5.65	119.87	122.70
36	5	2806	U	O5'-P-OP2	-5.65	100.61	105.70
36	1	416	A	N1-C6-N6	5.65	121.99	118.60
36	1	769	G	N9-C4-C5	-5.65	103.14	105.40
36	1	1683	A	N1-C6-N6	5.65	121.99	118.60
36	1	2279	A	C5-N7-C8	-5.65	101.07	103.90
36	1	2342	U	N1-C2-O2	-5.65	118.84	122.80
36	1	2369	G	O5'-P-OP1	-5.65	100.61	105.70
36	5	397	A	N9-C4-C5	5.65	108.06	105.80
36	5	1212	A	N3-C4-N9	5.65	131.92	127.40
1	2	1241	G	C5-N7-C8	-5.65	101.47	104.30
36	1	328	U	N3-C2-O2	-5.65	118.24	122.20
36	1	684	G	C5-C6-O6	-5.65	125.21	128.60
36	1	1412	G	N1-C6-O6	5.65	123.29	119.90
56	N0	115	ARG	NE-CZ-NH2	-5.65	117.47	120.30
36	5	1592	G	C5-C6-O6	5.65	131.99	128.60
36	5	2380	U	O5'-P-OP2	-5.65	100.61	105.70
36	1	424	G	N1-C6-O6	5.65	123.29	119.90
36	1	691	A	C6-C5-N7	-5.65	128.35	132.30
36	5	423	A	N7-C8-N9	-5.65	110.97	113.80
36	1	1041	U	O5'-P-OP2	-5.65	100.62	105.70
1	6	543	C	N3-C4-N4	-5.65	114.05	118.00
1	6	575	C	N3-C4-C5	5.65	124.16	121.90
36	5	1147	G	N3-C4-C5	-5.65	125.78	128.60
36	5	2663	G	C5-C6-O6	-5.65	125.21	128.60
36	5	2690	G	C8-N9-C1'	-5.65	119.66	127.00
1	6	42	G	O4'-C1'-N9	5.65	112.72	108.20
36	5	644	G	C4-N9-C1'	5.64	133.84	126.50
36	5	971	G	OP2-P-O3'	5.64	117.62	105.20
36	1	320	G	O5'-P-OP2	-5.64	100.62	105.70
36	1	785	G	C8-N9-C4	-5.64	104.14	106.40

Continued on next page...

Continued from previous page...

Mol	Chain	Res	Type	Atoms	Z	Observed(°)	Ideal(°)
36	1	1391	C	C5-C4-N4	-5.64	116.25	120.20
36	1	3382	U	N1-C2-O2	5.64	126.75	122.80
36	5	947	G	C5-C6-N1	-5.64	108.68	111.50
1	2	507	U	C2-N1-C1'	5.64	124.47	117.70
36	1	933	A	N7-C8-N9	5.64	116.62	113.80
36	1	953	G	C5-C6-O6	-5.64	125.22	128.60
36	5	794	U	O5'-P-OP2	-5.64	100.62	105.70
36	5	2662	G	N3-C4-C5	-5.64	125.78	128.60
36	5	3020	U	N3-C4-O4	5.64	123.35	119.40
46	19	166	ARG	NE-CZ-NH2	5.64	123.12	120.30
1	2	407	A	N9-C4-C5	5.64	108.06	105.80
36	5	1496	C	C5-C6-N1	5.64	123.82	121.00
1	2	794	U	N3-C2-O2	-5.64	118.25	122.20
36	1	2395	G	C5-N7-C8	-5.64	101.48	104.30
36	1	2639	G	C4-N9-C1'	5.64	133.83	126.50
36	1	2899	C	O4'-C1'-N1	5.64	112.71	108.20
36	1	3150	A	N1-C6-N6	5.64	121.98	118.60
1	6	261	U	N1-C2-O2	5.64	126.75	122.80
36	5	2892	A	C4-C5-C6	5.64	119.82	117.00
36	5	3090	U	N3-C2-O2	-5.64	118.25	122.20
36	5	3218	A	C4-C5-N7	5.64	113.52	110.70
1	2	145	A	C8-N9-C4	-5.63	103.55	105.80
36	1	1883	A	C6-N1-C2	-5.63	115.22	118.60
36	5	1438	U	C2-N1-C1'	5.63	124.46	117.70
36	5	2231	C	C6-N1-C2	-5.63	118.05	120.30
36	5	2664	C	OP2-P-O3'	5.63	117.59	105.20
36	5	27	C	C6-N1-C2	-5.63	118.05	120.30
36	1	1445	U	C5-C6-N1	-5.63	119.88	122.70
36	1	3243	A	C4-C5-N7	5.63	113.52	110.70
36	5	660	A	C5-C6-N6	5.63	128.21	123.70
38	8	4	C	N1-C2-O2	5.63	122.28	118.90
36	1	102	C	OP2-P-O3'	5.63	117.59	105.20
38	4	103	G	N3-C4-C5	-5.63	125.78	128.60
1	6	1614	A	C4-C5-N7	5.63	113.51	110.70
36	5	1449	A	C5-C6-N6	-5.63	119.20	123.70
36	5	2304	C	N1-C2-O2	-5.63	115.52	118.90
36	1	666	A	C8-N9-C4	5.63	108.05	105.80
36	1	1845	G	OP2-P-O3'	5.63	117.58	105.20
1	6	606	A	N1-C6-N6	5.63	121.98	118.60
36	5	1117	G	C4-C5-N7	5.63	113.05	110.80
36	5	1312	C	N3-C4-C5	-5.63	119.65	121.90
36	5	1315	U	C6-N1-C2	5.63	124.38	121.00

Continued on next page...

Continued from previous page...

Mol	Chain	Res	Type	Atoms	Z	Observed(°)	Ideal(°)
36	1	1369	A	N1-C2-N3	5.62	132.11	129.30
36	1	3243	A	C5-C6-N6	-5.62	119.20	123.70
36	5	1509	A	N1-C6-N6	5.62	121.97	118.60
36	5	2197	C	N3-C2-O2	5.62	125.84	121.90
36	1	558	U	C6-N1-C1'	-5.62	113.33	121.20
36	5	98	G	N3-C4-C5	-5.62	125.79	128.60
36	5	2385	G	N3-C2-N2	-5.62	115.96	119.90
36	5	2531	C	C6-N1-C2	-5.62	118.05	120.30
71	o5	69	LEU	CA-CB-CG	5.62	128.23	115.30
36	1	506	U	N1-C2-O2	-5.62	118.86	122.80
36	1	2658	G	O5'-P-OP2	-5.62	100.64	105.70
36	5	501	A	N1-C6-N6	-5.62	115.23	118.60
36	5	2320	A	C2-N3-C4	-5.62	107.79	110.60
36	5	2410	U	C2-N3-C4	-5.62	123.63	127.00
36	1	979	U	N1-C2-O2	5.62	126.73	122.80
36	5	2873	U	N3-C2-O2	-5.62	118.27	122.20
71	o5	89	ARG	NE-CZ-NH1	5.62	123.11	120.30
36	1	3375	A	C5-C6-N6	5.62	128.19	123.70
1	6	176	C	C2-N1-C1'	5.62	124.98	118.80
36	5	1296	C	C5-C4-N4	-5.62	116.27	120.20
36	5	1599	G	N1-C6-O6	5.62	123.27	119.90
36	1	262	U	N3-C2-O2	5.62	126.13	122.20
36	1	425	G	N1-C2-N2	-5.62	111.14	116.20
36	1	614	C	N3-C4-C5	5.62	124.15	121.90
36	5	2271	A	C6-C5-N7	5.62	136.23	132.30
36	5	2707	C	C5-C6-N1	-5.62	118.19	121.00
36	5	3088	G	N1-C6-O6	5.62	123.27	119.90
36	5	3374	U	C5-C6-N1	-5.62	119.89	122.70
36	1	212	G	N3-C4-N9	5.62	129.37	126.00
1	6	306	U	C5-C6-N1	-5.62	119.89	122.70
36	5	1475	A	O5'-P-OP2	-5.62	100.65	105.70
36	1	25	U	N3-C4-O4	5.61	123.33	119.40
36	1	285	A	N9-C4-C5	-5.61	103.56	105.80
36	1	1020	G	N9-C4-C5	-5.61	103.15	105.40
36	1	2899	C	C6-N1-C1'	-5.61	114.06	120.80
36	5	1421	G	O5'-P-OP1	-5.61	100.65	105.70
36	1	2247	G	C8-N9-C1'	-5.61	119.70	127.00
36	5	137	G	C6-C5-N7	-5.61	127.03	130.40
36	5	790	U	N1-C2-N3	5.61	118.27	114.90
1	6	273	G	O5'-P-OP1	-5.61	100.65	105.70
36	5	360	G	N3-C4-C5	-5.61	125.80	128.60
36	5	1046	A	N1-C2-N3	5.61	132.11	129.30

Continued on next page...

Continued from previous page...

Mol	Chain	Res	Type	Atoms	Z	Observed(°)	Ideal(°)
36	5	1379	G	C8-N9-C1'	-5.61	119.71	127.00
36	5	2585	G	C2-N3-C4	5.61	114.70	111.90
36	5	2727	A	N9-C4-C5	5.61	108.04	105.80
36	5	2813	A	C4-C5-C6	5.61	119.81	117.00
36	1	2341	A	C8-N9-C4	5.61	108.04	105.80
36	1	2899	C	C4-C5-C6	5.61	120.20	117.40
38	4	22	U	N1-C2-N3	5.61	118.26	114.90
36	1	1890	U	C6-N1-C2	5.60	124.36	121.00
1	6	1789	G	C5-C6-O6	-5.60	125.24	128.60
36	1	1373	A	C8-N9-C4	-5.60	103.56	105.80
36	1	2730	G	C8-N9-C1'	5.60	134.28	127.00
1	6	390	G	O5'-P-OP1	-5.60	100.66	105.70
12	c0	88	PRO	N-CA-CB	5.60	110.02	103.30
36	5	1513	G	C8-N9-C4	-5.60	104.16	106.40
37	7	7	G	N1-C6-O6	-5.60	116.54	119.90
64	n8	73	LEU	CA-CB-CG	5.60	128.19	115.30
1	2	1733	C	C5-C4-N4	-5.60	116.28	120.20
36	1	1045	C	OP2-P-O3'	5.60	117.52	105.20
1	2	1456	C	O4'-C1'-N1	5.60	112.68	108.20
36	1	3269	U	C5-C4-O4	5.60	129.26	125.90
36	5	1178	G	C4-C5-C6	5.60	122.16	118.80
67	o1	20	LEU	CA-CB-CG	-5.60	102.42	115.30
36	1	1100	U	C2-N3-C4	-5.60	123.64	127.00
36	1	1139	G	C5-C6-O6	5.60	131.96	128.60
36	1	2130	G	C8-N9-C4	-5.60	104.16	106.40
36	1	3204	C	C2-N1-C1'	5.60	124.96	118.80
36	5	750	G	OP2-P-O3'	5.60	117.51	105.20
1	2	80	A	O5'-P-OP1	-5.60	100.66	105.70
1	6	160	C	N1-C2-O2	5.60	122.26	118.90
36	1	304	G	C4-C5-N7	-5.59	108.56	110.80
38	4	40	A	C5-C6-N6	-5.59	119.22	123.70
1	6	30	G	N3-C4-N9	-5.59	122.64	126.00
1	6	1280	C	C6-N1-C2	-5.59	118.06	120.30
36	5	644	G	C5-C6-O6	5.59	131.96	128.60
36	5	919	U	O5'-P-OP2	-5.59	100.67	105.70
36	5	2732	G	N1-C6-O6	5.59	123.26	119.90
38	8	84	C	O4'-C1'-N1	5.59	112.67	108.20
36	1	2747	A	C8-N9-C4	-5.59	103.56	105.80
36	5	633	C	C4-C5-C6	5.59	120.20	117.40
1	2	1180	C	N3-C2-O2	-5.59	117.99	121.90
36	1	648	C	C6-N1-C1'	-5.59	114.09	120.80
36	1	1807	G	C6-C5-N7	-5.59	127.05	130.40

Continued on next page...

Continued from previous page...

Mol	Chain	Res	Type	Atoms	Z	Observed(°)	Ideal(°)
36	1	2935	U	N3-C4-C5	-5.59	111.25	114.60
1	6	144	U	C6-N1-C2	-5.59	117.65	121.00
1	6	453	U	N1-C2-O2	5.59	126.71	122.80
36	5	406	G	N1-C6-O6	-5.59	116.55	119.90
36	5	2818	U	C5-C6-N1	5.59	125.50	122.70
40	l3	178	LEU	CA-CB-CG	5.59	128.16	115.30
18	C6	40	GLU	C-N-CA	5.59	145.48	122.00
36	1	884	A	OP1-P-O3'	5.59	117.50	105.20
36	1	1122	U	N1-C2-N3	5.59	118.25	114.90
36	1	2606	G	N1-C2-N2	-5.59	111.17	116.20
36	1	2727	A	C4-C5-N7	-5.59	107.91	110.70
36	1	2948	C	N3-C4-C5	5.59	124.14	121.90
36	5	596	C	C6-N1-C2	-5.59	118.06	120.30
36	1	51	A	N7-C8-N9	5.59	116.59	113.80
36	1	880	G	N7-C8-N9	-5.59	110.31	113.10
36	5	780	A	O5'-P-OP1	-5.59	100.67	105.70
36	5	887	G	C6-C5-N7	-5.59	127.05	130.40
36	5	2946	A	OP2-P-O3'	5.59	117.49	105.20
36	1	1838	G	N9-C4-C5	-5.58	103.17	105.40
36	1	2276	G	C5-C6-O6	-5.58	125.25	128.60
1	6	1644	C	N3-C2-O2	-5.58	117.99	121.90
36	5	1468	A	N9-C4-C5	-5.58	103.57	105.80
1	2	275	C	C6-N1-C2	-5.58	118.07	120.30
1	2	1735	U	C5-C4-O4	5.58	129.25	125.90
36	1	3112	G	N3-C4-C5	-5.58	125.81	128.60
36	1	885	U	C6-N1-C2	5.58	124.35	121.00
36	1	1307	G	C6-C5-N7	5.58	133.75	130.40
36	1	3015	G	N1-C6-O6	5.58	123.25	119.90
1	6	163	G	C5-N7-C8	-5.58	101.51	104.30
1	2	1146	G	C8-N9-C4	-5.58	104.17	106.40
36	1	1709	C	N3-C4-C5	-5.58	119.67	121.90
1	6	1537	C	O4'-C1'-N1	5.58	112.66	108.20
36	5	2820	A	N7-C8-N9	5.58	116.59	113.80
36	5	3119	U	N3-C4-O4	5.58	123.31	119.40
1	2	389	G	C8-N9-C4	-5.58	104.17	106.40
36	1	857	G	C6-C5-N7	-5.58	127.05	130.40
36	5	1628	C	C6-N1-C2	-5.58	118.07	120.30
36	5	3013	U	N1-C2-O2	5.58	126.70	122.80
36	1	632	G	C4-C5-N7	5.58	113.03	110.80
36	5	1480	G	N1-C6-O6	5.58	123.25	119.90
36	5	2362	C	O5'-P-OP2	-5.58	100.68	105.70
36	5	2718	U	N1-C2-N3	5.58	118.25	114.90

Continued on next page...

Continued from previous page...

Mol	Chain	Res	Type	Atoms	Z	Observed(°)	Ideal(°)
1	2	704	C	C2-N1-C1'	5.57	124.93	118.80
36	1	86	G	O5'-P-OP1	5.57	117.39	110.70
36	1	1517	G	O5'-P-OP2	-5.57	100.68	105.70
36	1	1831	U	C5-C6-N1	5.57	125.49	122.70
1	6	91	G	N3-C4-C5	5.57	131.39	128.60
36	5	873	C	P-O3'-C3'	5.57	126.39	119.70
36	5	2993	G	N1-C6-O6	5.57	123.25	119.90
36	5	2891	U	N3-C2-O2	-5.57	118.30	122.20
36	1	22	G	C8-N9-C4	-5.57	104.17	106.40
1	6	1614	A	C5-N7-C8	-5.57	101.11	103.90
36	5	822	G	N3-C4-C5	5.57	131.38	128.60
36	5	841	A	C8-N9-C4	5.57	108.03	105.80
36	5	2199	G	C4-C5-N7	5.57	113.03	110.80
36	1	3140	G	N1-C6-O6	5.57	123.24	119.90
1	6	1560	U	N1-C2-O2	5.57	126.70	122.80
1	2	985	G	N3-C4-C5	-5.57	125.82	128.60
36	1	884	A	C6-C5-N7	-5.57	128.40	132.30
36	1	913	A	N7-C8-N9	5.57	116.58	113.80
36	5	574	U	C6-N1-C2	5.57	124.34	121.00
36	5	970	A	C8-N9-C4	5.57	108.03	105.80
36	5	1181	U	C4-C5-C6	5.57	123.04	119.70
36	5	2940	A	N9-C4-C5	5.57	108.03	105.80
36	1	123	A	C5-N7-C8	-5.57	101.12	103.90
36	1	2643	A	N9-C4-C5	-5.57	103.57	105.80
20	c8	18	LEU	CA-CB-CG	5.57	128.10	115.30
36	5	1331	U	N3-C2-O2	-5.57	118.30	122.20
36	5	2858	U	N3-C4-C5	-5.57	111.26	114.60
36	1	942	U	OP1-P-OP2	-5.56	111.25	119.60
36	1	655	C	N3-C4-C5	-5.56	119.67	121.90
36	1	1495	U	C2-N3-C4	-5.56	123.66	127.00
36	5	567	G	C4-N9-C1'	5.56	133.73	126.50
36	5	907	G	C8-N9-C4	5.56	108.62	106.40
36	5	1205	A	C4-C5-C6	5.56	119.78	117.00
36	5	1556	C	C2-N1-C1'	5.56	124.92	118.80
37	7	30	G	C4-N9-C1'	5.56	133.73	126.50
1	2	720	G	P-O3'-C3'	5.56	126.37	119.70
1	2	1240	U	O5'-P-OP2	-5.56	100.70	105.70
1	2	1541	G	C8-N9-C4	-5.56	104.18	106.40
36	1	898	U	N1-C2-N3	-5.56	111.56	114.90
1	6	1645	G	C6-C5-N7	5.56	133.74	130.40
1	6	1744	A	C5-N7-C8	-5.56	101.12	103.90
36	5	137	G	N1-C6-O6	5.56	123.24	119.90

Continued on next page...

Continued from previous page...

Mol	Chain	Res	Type	Atoms	Z	Observed(°)	Ideal(°)
36	5	2274	U	C2-N1-C1'	5.56	124.37	117.70
36	5	2928	C	C5-C4-N4	-5.56	116.31	120.20
36	1	1851	G	C6-C5-N7	-5.56	127.07	130.40
36	5	3130	A	O5'-P-OP1	-5.56	100.70	105.70
19	C7	73	LEU	CA-CB-CG	5.55	128.07	115.30
1	6	1672	G	N3-C2-N2	5.55	123.79	119.90
1	6	1781	A	C8-N9-C4	-5.55	103.58	105.80
36	5	141	C	N1-C2-O2	-5.55	115.57	118.90
36	5	562	C	C6-N1-C2	-5.55	118.08	120.30
36	5	630	A	C8-N9-C4	5.55	108.02	105.80
36	5	1450	G	N3-C4-C5	5.55	131.38	128.60
36	1	27	C	C6-N1-C2	-5.55	118.08	120.30
36	1	612	U	C5-C6-N1	-5.55	119.92	122.70
36	1	1126	G	C6-C5-N7	-5.55	127.07	130.40
36	5	3215	A	N1-C6-N6	5.55	121.93	118.60
36	1	2192	C	O5'-P-OP2	-5.55	100.71	105.70
36	5	947	G	O5'-P-OP2	-5.55	100.70	105.70
36	5	1002	A	C2-N3-C4	-5.55	107.83	110.60
36	5	1911	A	C5-C6-N1	-5.55	114.92	117.70
36	5	2607	G	P-O3'-C3'	5.55	126.36	119.70
36	1	198	A	N1-C6-N6	5.55	121.93	118.60
36	5	1178	G	N7-C8-N9	5.55	115.87	113.10
36	1	345	G	C8-N9-C1'	-5.55	119.79	127.00
36	1	2288	G	C4-N9-C1'	5.55	133.71	126.50
37	3	91	G	N3-C2-N2	-5.55	116.02	119.90
36	5	1151	U	N3-C4-C5	-5.55	111.27	114.60
36	1	776	U	C4-C5-C6	5.54	123.03	119.70
36	1	2395	G	C6-C5-N7	-5.54	127.07	130.40
1	6	1653	C	N3-C4-N4	5.54	121.88	118.00
36	1	1366	A	OP2-P-O3'	5.54	117.39	105.20
36	1	2820	A	OP1-P-OP2	-5.54	111.29	119.60
38	4	85	G	C8-N9-C4	-5.54	104.18	106.40
36	5	2818	U	P-O3'-C3'	5.54	126.35	119.70
1	2	1611	A	C2-N3-C4	-5.54	107.83	110.60
36	1	1903	U	N3-C4-C5	-5.54	111.28	114.60
45	L8	158	ASP	C-N-CD	5.54	140.04	128.40
36	5	1310	G	N3-C4-N9	5.54	129.32	126.00
36	1	1049	C	N3-C4-C5	5.54	124.12	121.90
36	1	2134	G	C5-C6-O6	5.54	131.92	128.60
36	1	2276	G	C4-C5-N7	5.54	113.02	110.80
36	5	1485	G	C8-N9-C4	5.54	108.62	106.40
1	2	1059	U	O5'-P-OP1	-5.54	100.72	105.70

Continued on next page...

Continued from previous page...

Mol	Chain	Res	Type	Atoms	Z	Observed(°)	Ideal(°)
36	1	907	G	C5-C6-O6	-5.54	125.28	128.60
36	1	968	G	C8-N9-C1'	-5.54	119.80	127.00
36	5	1367	G	C6-C5-N7	-5.54	127.08	130.40
36	5	2826	U	N3-C2-O2	-5.54	118.32	122.20
36	1	649	A	C2-N3-C4	-5.54	107.83	110.60
36	1	1152	G	O5'-P-OP1	-5.54	100.72	105.70
36	5	1906	G	C6-C5-N7	-5.54	127.08	130.40
36	1	49	A	N9-C4-C5	-5.53	103.59	105.80
36	1	794	U	O5'-P-OP2	-5.53	100.72	105.70
36	1	1518	U	N3-C4-O4	5.53	123.27	119.40
36	1	59	G	C6-C5-N7	-5.53	127.08	130.40
36	1	1514	G	C4-N9-C1'	5.53	133.69	126.50
36	1	2699	G	C5-C6-O6	-5.53	125.28	128.60
36	5	412	G	N7-C8-N9	5.53	115.87	113.10
36	5	567	G	N9-C4-C5	-5.53	103.19	105.40
36	5	1590	G	O5'-P-OP1	-5.53	100.72	105.70
36	5	2904	U	C2-N1-C1'	5.53	124.34	117.70
36	5	3294	A	N1-C6-N6	-5.53	115.28	118.60
1	2	1156	C	C6-N1-C2	5.53	122.51	120.30
36	1	1331	U	C5-C6-N1	-5.53	119.94	122.70
36	1	2190	U	C6-N1-C2	-5.53	117.68	121.00
1	6	576	G	N1-C6-O6	5.53	123.22	119.90
36	5	924	G	C2-N3-C4	-5.53	109.14	111.90
36	5	2190	U	C6-N1-C2	-5.53	117.68	121.00
36	5	3202	G	N1-C6-O6	-5.53	116.58	119.90
36	5	3239	G	O5'-P-OP2	-5.53	100.72	105.70
36	1	716	A	C5-C6-N6	-5.53	119.28	123.70
36	1	773	G	C4-C5-N7	-5.53	108.59	110.80
36	1	1416	C	C2-N3-C4	-5.53	117.14	119.90
1	6	604	A	C8-N9-C4	-5.53	103.59	105.80
36	5	1889	G	N1-C6-O6	5.53	123.22	119.90
15	C3	22	ALA	C-N-CA	5.53	145.21	122.00
36	1	1329	U	N3-C4-O4	5.53	123.27	119.40
36	1	2174	G	N7-C8-N9	5.53	115.86	113.10
36	5	658	G	C8-N9-C4	-5.53	104.19	106.40
36	5	2816	G	O4'-C1'-N9	5.53	112.62	108.20
36	1	421	G	N3-C4-N9	5.52	129.31	126.00
36	1	816	A	C8-N9-C4	-5.52	103.59	105.80
36	1	2386	A	C4-C5-N7	5.52	113.46	110.70
1	6	1031	U	C2-N1-C1'	-5.52	111.07	117.70
36	1	22	G	N3-C4-C5	-5.52	125.84	128.60
36	1	423	A	OP2-P-O3'	5.52	117.35	105.20

Continued on next page...

Continued from previous page...

Mol	Chain	Res	Type	Atoms	Z	Observed(°)	Ideal(°)
36	1	682	U	C2-N1-C1'	-5.52	111.07	117.70
36	1	2277	C	C4-C5-C6	5.52	120.16	117.40
36	5	835	G	N1-C6-O6	-5.52	116.59	119.90
36	5	2912	G	OP1-P-OP2	5.52	127.89	119.60
36	1	3106	A	N1-C6-N6	5.52	121.91	118.60
36	1	229	G	C5-C6-O6	-5.52	125.29	128.60
36	1	1379	G	N1-C2-N3	5.52	127.21	123.90
36	1	1394	A	C4-C5-C6	-5.52	114.24	117.00
36	1	3046	A	C2-N3-C4	-5.52	107.84	110.60
1	6	1074	G	C5-C6-N1	-5.52	108.74	111.50
36	5	754	G	N1-C6-O6	-5.52	116.59	119.90
36	5	1405	U	C5-C4-O4	5.52	129.21	125.90
36	5	1444	G	OP2-P-O3'	5.52	117.34	105.20
36	5	2359	C	N3-C4-N4	5.52	121.86	118.00
36	5	2409	G	C5-C6-O6	-5.52	125.29	128.60
36	5	2552	C	C6-N1-C1'	-5.52	114.18	120.80
36	1	1057	A	C4-C5-C6	-5.52	114.24	117.00
36	1	1484	U	OP1-P-O3'	5.52	117.34	105.20
1	6	467	G	C8-N9-C1'	-5.52	119.83	127.00
36	5	607	A	N9-C4-C5	5.52	108.01	105.80
36	5	2123	G	N3-C4-C5	-5.52	125.84	128.60
36	5	3396	U	O4'-C1'-N1	5.52	112.61	108.20
37	7	28	C	O5'-P-OP1	-5.52	100.73	105.70
36	1	2408	U	N3-C2-O2	-5.52	118.34	122.20
36	5	1332	A	C4-N9-C1'	5.52	136.23	126.30
40	13	4	ARG	NE-CZ-NH1	5.52	123.06	120.30
36	1	866	A	N1-C6-N6	5.51	121.91	118.60
36	1	2837	A	N1-C6-N6	5.51	121.91	118.60
1	6	168	A	C8-N9-C4	-5.51	103.59	105.80
36	1	1352	A	OP1-P-O3'	5.51	117.33	105.20
36	1	1429	G	C6-N1-C2	-5.51	121.79	125.10
36	1	2680	A	N1-C6-N6	5.51	121.91	118.60
36	5	2947	G	N1-C6-O6	5.51	123.21	119.90
36	1	187	A	C8-N9-C4	-5.51	103.59	105.80
1	6	338	C	N3-C4-C5	-5.51	119.70	121.90
36	5	668	G	N1-C6-O6	-5.51	116.59	119.90
1	2	822	U	C6-N1-C2	-5.51	117.69	121.00
38	4	94	C	N3-C4-C5	5.51	124.10	121.90
36	5	3109	G	C4-C5-N7	5.51	113.00	110.80
36	1	345	G	C4-C5-C6	5.51	122.10	118.80
36	5	964	G	C5-C6-O6	-5.51	125.30	128.60
36	5	2629	U	N3-C4-O4	5.51	123.25	119.40

Continued on next page...

Continued from previous page...

Mol	Chain	Res	Type	Atoms	Z	Observed(°)	Ideal(°)
36	5	2777	G	C6-C5-N7	5.51	133.70	130.40
1	2	1176	G	C6-C5-N7	-5.50	127.10	130.40
36	1	883	A	C6-N1-C2	-5.50	115.30	118.60
36	1	1441	G	N3-C4-N9	-5.50	122.70	126.00
36	1	1791	C	N3-C4-C5	-5.50	119.70	121.90
38	4	25	G	C4-C5-N7	-5.50	108.60	110.80
36	5	936	A	C4-C5-C6	5.50	119.75	117.00
36	1	53	G	N3-C4-C5	-5.50	125.85	128.60
1	6	1314	U	N1-C2-O2	5.50	126.65	122.80
36	5	1899	G	N9-C4-C5	5.50	107.60	105.40
36	5	2169	G	C2-N3-C4	5.50	114.65	111.90
36	1	1139	G	C4-C5-N7	-5.50	108.60	110.80
36	1	1148	G	C4-C5-C6	5.50	122.10	118.80
36	1	1307	G	C5-C6-O6	5.50	131.90	128.60
36	1	1417	G	N3-C4-N9	-5.50	122.70	126.00
36	1	2856	G	C5-C6-N1	-5.50	108.75	111.50
36	1	3201	C	N3-C4-C5	-5.50	119.70	121.90
36	5	658	G	C4-C5-N7	5.50	113.00	110.80
36	5	1367	G	C4-N9-C1'	5.50	133.65	126.50
36	5	1845	G	N3-C4-C5	-5.50	125.85	128.60
36	1	2412	G	C5-C6-N1	5.50	114.25	111.50
36	5	1331	U	N1-C2-N3	5.50	118.20	114.90
36	1	3390	G	N1-C6-O6	5.50	123.20	119.90
36	1	1868	G	N3-C4-N9	5.50	129.30	126.00
36	1	1940	G	N1-C2-N2	-5.50	111.25	116.20
1	6	1117	U	N3-C4-C5	-5.50	111.30	114.60
1	6	1648	A	C8-N9-C4	5.50	108.00	105.80
36	5	1409	G	N3-C4-C5	-5.50	125.85	128.60
1	6	1463	C	C6-N1-C2	5.50	122.50	120.30
36	5	2860	U	N1-C2-O2	5.50	126.65	122.80
37	7	32	U	C6-N1-C2	5.50	124.30	121.00
1	2	1645	G	N3-C4-N9	5.49	129.30	126.00
36	1	519	A	C6-C5-N7	-5.49	128.46	132.30
36	1	883	A	N1-C2-N3	5.49	132.05	129.30
38	4	52	A	N9-C4-C5	5.49	108.00	105.80
54	M8	49	LEU	CA-CB-CG	5.49	127.94	115.30
36	5	931	C	N3-C2-O2	-5.49	118.06	121.90
36	5	1384	U	C2-N1-C1'	5.49	124.29	117.70
36	5	1587	A	N9-C4-C5	-5.49	103.60	105.80
36	5	3181	C	N3-C2-O2	-5.49	118.06	121.90
36	1	818	C	N3-C4-C5	-5.49	119.70	121.90
36	1	954	U	C6-N1-C2	-5.49	117.70	121.00

Continued on next page...

Continued from previous page...

Mol	Chain	Res	Type	Atoms	Z	Observed(°)	Ideal(°)
1	2	210	A	N1-C6-N6	5.49	121.89	118.60
1	6	630	A	N7-C8-N9	-5.49	111.06	113.80
36	5	1354	G	C6-C5-N7	-5.49	127.11	130.40
36	5	3208	G	N1-C6-O6	5.49	123.19	119.90
36	1	1733	G	C4-N9-C1'	5.49	133.64	126.50
36	1	2376	G	C8-N9-C4	-5.49	104.20	106.40
36	5	3149	G	N3-C4-N9	-5.49	122.71	126.00
38	8	108	C	C6-N1-C2	-5.49	118.11	120.30
1	2	428	A	C8-N9-C4	-5.49	103.61	105.80
36	1	662	U	N3-C2-O2	-5.49	118.36	122.20
36	1	908	G	O4'-C1'-N9	-5.49	103.81	108.20
36	1	154	U	C2-N1-C1'	-5.49	111.12	117.70
36	1	636	C	C6-N1-C1'	-5.49	114.22	120.80
1	6	637	C	C6-N1-C2	-5.49	118.11	120.30
36	5	610	G	C2-N3-C4	5.49	114.64	111.90
38	8	42	G	C5-C6-O6	-5.49	125.31	128.60
1	2	1418	G	C4-N9-C1'	5.48	133.63	126.50
1	2	1109	G	C5-C6-N1	-5.48	108.76	111.50
36	1	3140	G	C6-C5-N7	-5.48	127.11	130.40
1	6	569	C	N3-C4-C5	-5.48	119.71	121.90
1	6	1742	U	C2-N1-C1'	5.48	124.28	117.70
36	5	942	U	N1-C2-N3	5.48	118.19	114.90
36	5	1900	A	C4-C5-N7	5.48	113.44	110.70
36	5	2624	G	N1-C6-O6	5.48	123.19	119.90
38	8	4	C	C2-N1-C1'	5.48	124.83	118.80
36	1	1375	G	N7-C8-N9	5.48	115.84	113.10
36	1	2624	G	C4-C5-N7	5.48	112.99	110.80
44	17	179	LEU	CA-CB-CG	5.48	127.91	115.30
36	1	787	G	C2-N3-C4	5.48	114.64	111.90
36	5	941	G	OP1-P-O3'	5.48	117.25	105.20
36	1	1844	C	C2-N1-C1'	-5.48	112.78	118.80
36	5	2894	C	N3-C4-C5	5.48	124.09	121.90
36	1	898	U	N1-C2-O2	5.48	126.63	122.80
36	1	1295	G	O5'-P-OP1	-5.48	100.77	105.70
36	1	85	A	C5-C6-N1	-5.47	114.96	117.70
36	1	964	G	N1-C2-N2	5.47	121.13	116.20
36	1	2134	G	N1-C6-O6	-5.47	116.61	119.90
36	1	2358	A	C5-C6-N6	-5.47	119.32	123.70
1	6	384	G	C2-N3-C4	-5.47	109.16	111.90
36	5	1332	A	C4-C5-C6	5.47	119.74	117.00
36	5	1384	U	N3-C2-O2	-5.47	118.37	122.20
36	5	2699	G	C8-N9-C4	5.47	108.59	106.40

Continued on next page...

Continued from previous page...

Mol	Chain	Res	Type	Atoms	Z	Observed(°)	Ideal(°)
36	1	345	G	C4-N9-C1'	5.47	133.61	126.50
36	1	648	C	N3-C4-N4	5.47	121.83	118.00
36	1	1201	C	N1-C2-O2	5.47	122.18	118.90
1	6	7	G	C8-N9-C4	-5.47	104.21	106.40
1	6	1764	C	N3-C4-C5	5.47	124.09	121.90
36	5	907	G	N1-C6-O6	5.47	123.18	119.90
36	5	3245	A	N7-C8-N9	5.47	116.54	113.80
36	5	2160	G	N9-C4-C5	-5.47	103.21	105.40
36	1	1855	U	C5-C6-N1	5.47	125.43	122.70
36	1	2201	G	O5'-P-OP2	-5.47	100.78	105.70
36	1	2643	A	OP2-P-O3'	5.47	117.23	105.20
1	6	272	U	N1-C2-O2	5.47	126.63	122.80
36	5	424	G	N9-C4-C5	-5.47	103.21	105.40
36	5	93	C	C6-N1-C2	5.47	122.49	120.30
36	5	1869	C	C2-N1-C1'	-5.47	112.78	118.80
36	5	2936	A	C5-C6-N1	5.47	120.43	117.70
36	1	938	C	C2-N1-C1'	5.47	124.81	118.80
36	1	3050	U	N3-C2-O2	-5.47	118.37	122.20
44	L7	163	LEU	CA-CB-CG	-5.47	102.73	115.30
36	5	917	A	N7-C8-N9	5.47	116.53	113.80
36	5	2398	A	N9-C4-C5	5.47	107.99	105.80
36	5	2711	C	C6-N1-C2	-5.47	118.11	120.30
36	5	2824	G	C2-N3-C4	-5.47	109.17	111.90
36	1	908	G	C4-N9-C1'	5.46	133.60	126.50
38	4	101	U	C2-N1-C1'	5.46	124.26	117.70
1	6	323	A	N1-C6-N6	-5.46	115.32	118.60
1	6	1340	U	N3-C2-O2	-5.46	118.38	122.20
36	5	1317	A	C5-C6-N6	-5.46	119.33	123.70
36	5	3149	G	C2-N3-C4	-5.46	109.17	111.90
44	17	83	LEU	CA-CB-CG	5.46	127.87	115.30
36	5	197	G	N9-C4-C5	-5.46	103.22	105.40
36	5	358	G	N3-C4-N9	-5.46	122.72	126.00
36	5	2884	C	N3-C4-N4	5.46	121.82	118.00
1	2	6	G	N3-C4-C5	-5.46	125.87	128.60
36	1	75	G	O5'-P-OP2	-5.46	100.78	105.70
36	1	1766	G	C4-N9-C1'	5.46	133.60	126.50
65	N9	20	GLY	N-CA-C	5.46	126.75	113.10
36	5	716	A	C8-N9-C4	5.46	107.98	105.80
1	2	1200	G	C5-C6-O6	-5.46	125.32	128.60
36	1	2380	U	C2-N3-C4	-5.46	123.72	127.00
36	5	2549	G	C6-C5-N7	-5.46	127.12	130.40
37	7	116	C	C6-N1-C2	-5.46	118.12	120.30

Continued on next page...

Continued from previous page...

Mol	Chain	Res	Type	Atoms	Z	Observed(°)	Ideal(°)
1	2	1458	G	C8-N9-C1'	-5.46	119.90	127.00
1	2	1778	G	C5-N7-C8	-5.46	101.57	104.30
36	1	2639	G	C4-C5-N7	5.46	112.98	110.80
38	4	83	C	C2-N1-C1'	5.46	124.81	118.80
1	6	1742	U	C5-C6-N1	5.46	125.43	122.70
1	6	1791	A	C5-C6-N6	-5.46	119.33	123.70
25	d3	33	LEU	CB-CG-CD1	-5.46	101.72	111.00
36	5	3343	G	N3-C4-C5	-5.46	125.87	128.60
37	7	104	A	N1-C6-N6	5.46	121.88	118.60
36	5	208	C	C6-N1-C2	-5.46	118.12	120.30
36	5	3278	C	N3-C4-C5	5.46	124.08	121.90
36	1	96	G	N1-C2-N3	5.45	127.17	123.90
36	1	1162	U	N3-C2-O2	-5.45	118.38	122.20
36	1	1190	A	C4-N9-C1'	5.45	136.12	126.30
36	1	1917	C	C6-N1-C2	5.45	122.48	120.30
36	1	2625	C	O5'-P-OP1	-5.45	100.79	105.70
37	3	83	U	N1-C1'-C2'	-5.45	106.00	112.00
1	6	542	A	C6-C5-N7	-5.45	128.48	132.30
1	6	570	A	O5'-P-OP2	-5.45	100.79	105.70
36	5	776	U	N1-C2-N3	5.45	118.17	114.90
36	5	2360	C	C5-C6-N1	5.45	123.73	121.00
1	2	318	U	C2-N1-C1'	-5.45	111.16	117.70
1	6	1619	C	C5-C6-N1	5.45	123.73	121.00
36	5	1377	G	N3-C4-N9	5.45	129.27	126.00
1	2	554	C	C2-N3-C4	5.45	122.62	119.90
1	2	1194	A	N7-C8-N9	5.45	116.53	113.80
36	1	404	G	O5'-P-OP2	-5.45	100.79	105.70
36	1	512	U	C5-C6-N1	-5.45	119.97	122.70
36	1	2143	A	N1-C6-N6	5.45	121.87	118.60
1	6	403	G	N3-C4-N9	-5.45	122.73	126.00
1	6	1274	C	C2-N1-C1'	5.45	124.80	118.80
36	5	920	A	O5'-P-OP1	5.45	117.24	110.70
36	5	2132	C	C6-N1-C2	-5.45	118.12	120.30
36	5	2751	G	C8-N9-C4	-5.45	104.22	106.40
36	5	3116	G	C5-C6-O6	-5.45	125.33	128.60
36	1	2662	G	C2-N3-C4	-5.45	109.18	111.90
36	1	2687	G	N1-C6-O6	-5.45	116.63	119.90
38	4	40	A	N1-C6-N6	5.45	121.87	118.60
1	6	1560	U	C2-N1-C1'	5.45	124.24	117.70
36	5	816	A	N1-C6-N6	-5.45	115.33	118.60
36	5	2123	G	C2-N3-C4	5.45	114.62	111.90
36	1	580	C	N3-C2-O2	5.45	125.71	121.90

Continued on next page...

Continued from previous page...

Mol	Chain	Res	Type	Atoms	Z	Observed(°)	Ideal(°)
36	1	1192	C	C2-N3-C4	5.45	122.62	119.90
36	5	61	A	C5-C6-N6	5.45	128.06	123.70
36	5	210	U	C5-C6-N1	-5.45	119.98	122.70
36	5	1048	A	C5-N7-C8	5.45	106.62	103.90
36	5	2992	U	N1-C2-O2	5.45	126.61	122.80
37	7	32	U	N3-C2-O2	5.45	126.01	122.20
1	6	1600	A	C5-N7-C8	-5.44	101.18	103.90
41	14	179	LEU	CA-CB-CG	5.44	127.82	115.30
1	2	992	A	C4-C5-N7	5.44	113.42	110.70
36	1	1389	G	N3-C2-N2	5.44	123.71	119.90
36	1	2342	U	C2-N1-C1'	-5.44	111.17	117.70
36	1	2976	A	N1-C6-N6	-5.44	115.33	118.60
36	5	698	U	C5-C4-O4	5.44	129.16	125.90
36	5	903	U	C5-C4-O4	5.44	129.17	125.90
36	5	1130	A	C2-N3-C4	5.44	113.32	110.60
37	7	41	G	N1-C6-O6	5.44	123.17	119.90
38	8	40	A	C8-N9-C4	-5.44	103.62	105.80
1	2	1014	G	N1-C6-O6	5.44	123.16	119.90
36	1	380	U	C6-N1-C2	-5.44	117.74	121.00
36	1	876	A	N9-C4-C5	-5.44	103.62	105.80
36	1	1473	G	C8-N9-C4	5.44	108.58	106.40
36	1	2273	G	C8-N9-C4	5.44	108.58	106.40
1	6	68	A	N1-C6-N6	5.44	121.86	118.60
1	6	1648	A	N1-C6-N6	5.44	121.86	118.60
20	c8	15	LEU	CA-CB-CG	5.44	127.81	115.30
36	5	1159	A	N3-C4-C5	5.44	130.61	126.80
36	1	22	G	C6-N1-C2	-5.44	121.84	125.10
36	1	1126	G	C5-C6-O6	-5.44	125.34	128.60
36	1	2808	A	C4-C5-N7	5.44	113.42	110.70
36	1	3364	C	O5'-P-OP1	-5.44	100.81	105.70
36	5	1373	A	OP2-P-O3'	5.44	117.17	105.20
36	1	717	C	C6-N1-C2	-5.44	118.12	120.30
36	1	816	A	C2-N3-C4	5.44	113.32	110.60
36	1	1547	G	N7-C8-N9	-5.44	110.38	113.10
36	1	2730	G	N3-C4-C5	5.44	131.32	128.60
1	6	100	A	N1-C6-N6	5.44	121.86	118.60
36	5	406	G	C5-C6-O6	5.44	131.86	128.60
36	5	3007	U	N3-C4-C5	5.44	117.86	114.60
36	5	3107	U	N1-C2-N3	5.44	118.16	114.90
36	5	3144	G	C4-N9-C1'	5.44	133.57	126.50
37	7	80	G	C4-N9-C1'	5.44	133.57	126.50
1	6	29	U	C4-C5-C6	5.44	122.96	119.70

Continued on next page...

Continued from previous page...

Mol	Chain	Res	Type	Atoms	Z	Observed(°)	Ideal(°)
36	5	2878	G	C5-C6-N1	5.44	114.22	111.50
36	5	2918	G	C8-N9-C4	-5.44	104.22	106.40
36	1	1306	G	C5-C6-N1	-5.43	108.78	111.50
36	1	2650	U	N1-C2-O2	-5.43	119.00	122.80
36	5	61	A	C2-N3-C4	-5.43	107.88	110.60
36	5	1211	U	N3-C4-C5	5.43	117.86	114.60
36	5	1476	G	N3-C2-N2	5.43	123.70	119.90
36	5	2748	A	N9-C4-C5	-5.43	103.63	105.80
1	2	577	G	N9-C4-C5	-5.43	103.23	105.40
36	1	1492	G	N3-C2-N2	5.43	123.70	119.90
36	1	2606	G	N3-C2-N2	5.43	123.70	119.90
1	6	2	A	C8-N9-C4	5.43	107.97	105.80
1	6	103	A	P-O3'-C3'	5.43	126.22	119.70
1	6	1297	G	C5-C6-O6	5.43	131.86	128.60
36	5	1305	U	N3-C4-C5	-5.43	111.34	114.60
36	5	2346	C	C5-C4-N4	-5.43	116.40	120.20
36	5	3043	C	C6-N1-C2	5.43	122.47	120.30
36	1	1495	U	N1-C2-O2	-5.43	119.00	122.80
36	5	1203	A	C5-C6-N6	-5.43	119.36	123.70
36	5	1561	G	O4'-C1'-N9	5.43	112.55	108.20
36	5	1885	U	N3-C2-O2	5.43	126.00	122.20
1	2	305	C	C2-N1-C1'	5.43	124.77	118.80
1	2	399	A	C8-N9-C4	5.43	107.97	105.80
1	2	1559	A	O4'-C1'-N9	5.43	112.54	108.20
36	1	2772	C	C2-N1-C1'	5.43	124.77	118.80
38	4	40	A	C6-C5-N7	-5.43	128.50	132.30
38	4	51	G	N1-C6-O6	5.43	123.16	119.90
1	6	29	U	N3-C2-O2	-5.43	118.40	122.20
36	5	1012	G	C8-N9-C4	5.43	108.57	106.40
1	2	334	G	N3-C4-C5	5.43	131.31	128.60
36	1	145	G	N1-C6-O6	5.43	123.16	119.90
36	5	666	A	C4-C5-N7	-5.43	107.99	110.70
38	8	17	A	N9-C4-C5	-5.43	103.63	105.80
36	1	364	G	N1-C6-O6	5.42	123.15	119.90
37	3	80	G	N7-C8-N9	5.42	115.81	113.10
36	5	3116	G	N1-C6-O6	5.42	123.16	119.90
36	1	2898	G	O4'-C1'-N9	-5.42	103.86	108.20
1	6	1760	G	N1-C6-O6	5.42	123.15	119.90
36	5	968	G	C8-N9-C1'	-5.42	119.95	127.00
36	5	1452	A	C8-N9-C4	5.42	107.97	105.80
36	5	1919	G	C8-N9-C4	-5.42	104.23	106.40
36	5	2145	A	C6-N1-C2	-5.42	115.35	118.60

Continued on next page...

Continued from previous page...

Mol	Chain	Res	Type	Atoms	Z	Observed(°)	Ideal(°)
36	1	1124	U	C6-N1-C2	-5.42	117.75	121.00
36	1	2376	G	N7-C8-N9	5.42	115.81	113.10
1	6	1614	A	O4'-C1'-N9	5.42	112.54	108.20
36	5	1056	U	OP2-P-O3'	5.42	117.12	105.20
36	5	2316	G	C5-C6-O6	5.42	131.85	128.60
1	6	163	G	N3-C4-C5	5.42	131.31	128.60
44	17	229	PHE	CB-CG-CD2	-5.42	117.01	120.80
36	1	169	U	OP1-P-O3'	5.42	117.12	105.20
36	1	558	U	N3-C2-O2	-5.42	118.41	122.20
36	1	1316	C	O5'-P-OP2	-5.42	100.82	105.70
1	6	17	C	C6-N1-C2	-5.42	118.13	120.30
1	6	778	G	C8-N9-C4	5.42	108.57	106.40
36	5	3309	G	C4-C5-C6	5.42	122.05	118.80
36	1	1205	A	C2-N3-C4	-5.42	107.89	110.60
36	1	2851	A	C5-C6-N1	-5.42	114.99	117.70
1	6	66	U	OP1-P-O3'	5.42	117.11	105.20
36	5	921	A	N9-C4-C5	5.42	107.97	105.80
36	5	934	G	C4-C5-N7	5.42	112.97	110.80
36	1	655	C	C6-N1-C2	-5.42	118.13	120.30
36	1	986	U	O5'-P-OP1	-5.42	100.83	105.70
36	1	1314	C	C4-C5-C6	-5.42	114.69	117.40
36	1	2763	U	O5'-P-OP2	-5.42	100.83	105.70
1	6	904	G	C4-N9-C1'	5.42	133.54	126.50
36	5	2804	A	N1-C2-N3	5.42	132.01	129.30
36	1	784	A	O4'-C1'-N9	5.41	112.53	108.20
36	1	988	U	C6-N1-C2	5.41	124.25	121.00
36	1	2983	C	C5-C6-N1	-5.41	118.29	121.00
36	5	388	G	N7-C8-N9	5.41	115.81	113.10
36	5	647	A	C4-C5-C6	5.41	119.71	117.00
36	5	1161	G	N3-C4-C5	-5.41	125.89	128.60
36	5	2941	A	C6-N1-C2	-5.41	115.35	118.60
36	1	2152	A	C5-C6-N1	5.41	120.41	117.70
36	5	351	A	N1-C6-N6	5.41	121.85	118.60
36	5	421	G	C6-C5-N7	-5.41	127.15	130.40
1	6	323	A	C8-N9-C4	-5.41	103.64	105.80
36	5	2801	A	C5-C6-N1	5.41	120.41	117.70
36	5	3315	G	C4-N9-C1'	5.41	133.53	126.50
1	2	973	A	N1-C2-N3	5.41	132.00	129.30
36	1	883	A	C8-N9-C4	-5.41	103.64	105.80
36	1	1414	G	C4-C5-N7	5.41	112.96	110.80
36	5	2283	G	N9-C4-C5	-5.41	103.24	105.40
36	1	928	C	C6-N1-C2	-5.41	118.14	120.30

Continued on next page...

Continued from previous page...

Mol	Chain	Res	Type	Atoms	Z	Observed(°)	Ideal(°)
36	5	2901	G	O5'-P-OP2	-5.41	100.83	105.70
1	2	351	C	N1-C2-O2	5.41	122.14	118.90
1	2	453	U	C6-N1-C1'	-5.41	113.63	121.20
1	2	1489	U	C6-N1-C2	-5.41	117.76	121.00
36	1	1939	G	C4-C5-C6	5.41	122.04	118.80
1	6	275	C	N1-C2-O2	5.41	122.14	118.90
1	6	1700	C	N1-C2-O2	5.41	122.14	118.90
36	5	1406	A	C8-N9-C4	-5.41	103.64	105.80
36	5	2649	A	C5-C6-N1	5.41	120.40	117.70
36	5	3182	G	OP1-P-OP2	-5.41	111.49	119.60
36	1	2760	C	C6-N1-C2	5.40	122.46	120.30
36	5	2893	C	N3-C4-N4	5.40	121.78	118.00
36	1	941	G	C8-N9-C4	-5.40	104.24	106.40
36	1	2372	A	C5-C6-N6	-5.40	119.38	123.70
36	1	3104	U	C6-N1-C2	5.40	124.24	121.00
36	1	3128	G	N9-C4-C5	-5.40	103.24	105.40
36	5	1338	C	C5-C4-N4	-5.40	116.42	120.20
36	5	2620	G	N3-C4-N9	5.40	129.24	126.00
61	n5	34	LEU	CA-CB-CG	5.40	127.73	115.30
1	2	1488	G	C8-N9-C4	-5.40	104.24	106.40
36	1	400	G	C8-N9-C4	-5.40	104.24	106.40
36	1	901	G	C6-C5-N7	-5.40	127.16	130.40
36	1	1341	U	C4-C5-C6	5.40	122.94	119.70
1	6	64	U	C5-C6-N1	-5.40	120.00	122.70
1	6	268	C	N1-C2-O2	5.40	122.14	118.90
1	6	558	U	O4'-C1'-N1	5.40	112.52	108.20
36	5	651	G	N3-C4-N9	5.40	129.24	126.00
36	5	1149	G	N1-C2-N3	5.40	127.14	123.90
36	1	922	U	N3-C4-C5	-5.40	111.36	114.60
36	5	2996	U	N1-C2-O2	5.40	126.58	122.80
37	7	9	C	O5'-P-OP1	-5.40	100.84	105.70
1	2	1793	G	N3-C4-C5	-5.40	125.90	128.60
36	1	2194	G	C5-C6-O6	-5.40	125.36	128.60
36	1	2404	A	C2-N3-C4	5.40	113.30	110.60
36	1	2653	C	N3-C4-C5	5.40	124.06	121.90
36	1	2817	A	C2-N3-C4	5.40	113.30	110.60
36	5	170	G	C8-N9-C1'	-5.40	119.98	127.00
36	5	647	A	C5-C6-N1	-5.40	115.00	117.70
36	5	1832	C	C6-N1-C2	5.40	122.46	120.30
36	5	3148	U	C5-C6-N1	-5.40	120.00	122.70
38	8	80	A	N7-C8-N9	5.40	116.50	113.80
1	2	638	U	O4'-C1'-N1	5.40	112.52	108.20

Continued on next page...

Continued from previous page...

Mol	Chain	Res	Type	Atoms	Z	Observed(°)	Ideal(°)
1	6	1012	U	N3-C4-C5	5.40	117.84	114.60
36	1	304	G	C6-C5-N7	5.39	133.64	130.40
36	1	331	G	N3-C2-N2	-5.39	116.12	119.90
36	1	1190	A	O4'-C1'-N9	-5.39	103.89	108.20
36	1	2176	U	O5'-P-OP1	-5.39	100.84	105.70
36	1	2647	A	C4-C5-C6	5.39	119.70	117.00
36	1	2719	U	C2-N1-C1'	-5.39	111.22	117.70
36	5	498	A	O5'-P-OP2	-5.39	100.84	105.70
36	5	1182	A	C5-C6-N6	-5.39	119.38	123.70
38	4	99	C	C6-N1-C2	5.39	122.46	120.30
1	6	334	G	N1-C2-N2	5.39	121.05	116.20
36	5	2704	A	N1-C6-N6	5.39	121.83	118.60
36	1	880	G	C8-N9-C4	5.39	108.56	106.40
36	1	1077	U	C6-N1-C2	5.39	124.23	121.00
36	1	1473	G	N9-C4-C5	-5.39	103.24	105.40
36	1	1836	C	C2-N1-C1'	5.39	124.73	118.80
36	5	776	U	C2-N3-C4	-5.39	123.77	127.00
36	5	2872	A	N3-C4-C5	5.39	130.57	126.80
37	7	5	G	C2-N3-C4	-5.39	109.20	111.90
1	2	1653	C	N3-C4-C5	-5.39	119.74	121.90
36	1	111	C	N1-C2-O2	-5.39	115.67	118.90
36	1	217	U	OP1-P-O3'	5.39	117.06	105.20
36	1	3266	G	N1-C6-O6	-5.39	116.67	119.90
1	6	60	U	C5-C6-N1	5.39	125.39	122.70
36	5	1611	G	C6-C5-N7	-5.39	127.17	130.40
36	5	2632	G	C2-N3-C4	-5.39	109.20	111.90
36	5	2699	G	N9-C4-C5	-5.39	103.24	105.40
36	5	3154	C	C6-N1-C1'	-5.39	114.33	120.80
48	m1	37	LEU	CA-CB-CG	-5.39	102.91	115.30
36	1	1868	G	N3-C2-N2	5.39	123.67	119.90
36	1	2970	C	C6-N1-C2	5.39	122.45	120.30
36	5	3076	C	C6-N1-C2	-5.39	118.14	120.30
1	2	1639	C	C2-N1-C1'	5.39	124.72	118.80
36	1	2321	A	N1-C6-N6	-5.39	115.37	118.60
36	5	2892	A	O5'-P-OP2	-5.39	100.85	105.70
36	1	1191	U	C5-C6-N1	-5.38	120.01	122.70
36	1	1497	C	N3-C4-C5	-5.38	119.75	121.90
36	1	2383	C	C4-C5-C6	-5.38	114.71	117.40
1	6	108	A	C4-C5-C6	5.38	119.69	117.00
36	5	2360	C	N3-C4-N4	5.38	121.77	118.00
36	5	2864	A	C6-C5-N7	-5.38	128.53	132.30
36	5	3264	G	O5'-P-OP1	-5.38	100.85	105.70

Continued on next page...

Continued from previous page...

Mol	Chain	Res	Type	Atoms	Z	Observed(°)	Ideal(°)
36	1	335	G	C4-C5-N7	5.38	112.95	110.80
36	1	1610	G	N1-C6-O6	5.38	123.13	119.90
1	6	1172	G	N3-C4-N9	5.38	129.23	126.00
36	1	1146	C	C5-C4-N4	-5.38	116.43	120.20
36	1	1929	G	C4-C5-N7	5.38	112.95	110.80
36	5	1161	G	C2-N3-C4	5.38	114.59	111.90
36	5	1519	G	C5-C6-O6	-5.38	125.37	128.60
36	5	2379	U	N3-C2-O2	-5.38	118.43	122.20
36	5	3183	A	N9-C4-C5	5.38	107.95	105.80
36	1	3002	C	C5-C6-N1	-5.38	118.31	121.00
1	6	384	G	N3-C4-N9	-5.38	122.77	126.00
38	8	64	U	C2-N1-C1'	5.38	124.16	117.70
36	1	2443	A	N1-C6-N6	5.38	121.83	118.60
36	5	924	G	O4'-C1'-N9	-5.38	103.90	108.20
36	5	1302	A	C5-C6-N1	-5.38	115.01	117.70
36	5	1830	G	C5-C6-N1	-5.38	108.81	111.50
36	5	1848	G	C5-C6-N1	5.38	114.19	111.50
36	5	2524	A	N7-C8-N9	5.38	116.49	113.80
36	5	2937	G	N3-C2-N2	-5.38	116.14	119.90
36	1	1352	A	P-O3'-C3'	5.38	126.15	119.70
36	1	1746	U	C6-N1-C2	-5.38	117.77	121.00
36	1	1863	G	C5-C6-O6	-5.38	125.38	128.60
36	5	1851	G	C6-C5-N7	-5.38	127.17	130.40
36	5	1878	G	C4-N9-C1'	5.38	133.49	126.50
36	5	1888	U	N1-C2-N3	5.38	118.13	114.90
36	5	2820	A	C5-N7-C8	-5.38	101.21	103.90
36	5	3033	A	C8-N9-C4	5.38	107.95	105.80
1	6	100	A	C4-C5-C6	5.38	119.69	117.00
36	5	1155	C	C5-C4-N4	-5.38	116.44	120.20
36	5	1407	A	O5'-P-OP2	-5.38	100.86	105.70
1	2	1284	C	N3-C2-O2	-5.37	118.14	121.90
36	1	1407	A	O5'-P-OP1	5.37	117.15	110.70
36	1	1792	C	N3-C4-C5	-5.37	119.75	121.90
36	1	2869	U	OP2-P-O3'	5.37	117.02	105.20
36	5	82	C	C6-N1-C2	-5.37	118.15	120.30
36	1	154	U	C5-C6-N1	-5.37	120.01	122.70
36	1	715	A	O4'-C1'-N9	5.37	112.50	108.20
36	1	936	A	N3-C4-C5	5.37	130.56	126.80
36	1	2616	C	N1-C2-O2	5.37	122.12	118.90
36	5	888	A	N9-C4-C5	-5.37	103.65	105.80
36	5	1556	C	N3-C2-O2	-5.37	118.14	121.90
36	5	3177	G	N1-C2-N3	5.37	127.12	123.90

Continued on next page...

Continued from previous page...

Mol	Chain	Res	Type	Atoms	Z	Observed(°)	Ideal(°)
36	1	80	G	N3-C4-N9	5.37	129.22	126.00
36	5	664	U	N3-C4-C5	-5.37	111.38	114.60
36	1	984	G	OP2-P-O3'	5.37	117.01	105.20
36	1	1315	U	C5-C6-N1	-5.37	120.02	122.70
1	6	1202	A	C2-N3-C4	5.37	113.28	110.60
36	5	1127	G	C5-C6-O6	5.37	131.82	128.60
36	5	1462	A	C2-N3-C4	-5.37	107.92	110.60
36	5	51	A	C4-C5-C6	5.37	119.68	117.00
36	5	646	A	N1-C2-N3	5.37	131.98	129.30
36	5	1296	C	N3-C4-N4	5.37	121.76	118.00
1	2	1568	C	C6-N1-C2	-5.37	118.15	120.30
1	6	1634	C	N3-C2-O2	-5.37	118.14	121.90
36	5	361	A	C8-N9-C4	5.37	107.95	105.80
36	5	3371	G	C5-C6-N1	-5.37	108.82	111.50
36	1	197	G	C5-N7-C8	-5.36	101.62	104.30
37	7	75	G	C4-N9-C1'	5.36	133.47	126.50
36	1	938	C	C6-N1-C2	-5.36	118.16	120.30
36	5	3218	A	C5-N7-C8	-5.36	101.22	103.90
36	1	1437	C	N3-C4-N4	5.36	121.75	118.00
47	MO	24	ARG	NE-CZ-NH1	5.36	122.98	120.30
1	6	1039	A	O4'-C1'-N9	5.36	112.49	108.20
36	5	329	U	N1-C2-O2	5.36	126.55	122.80
36	5	3108	G	C6-C5-N7	-5.36	127.18	130.40
36	1	1144	U	O5'-P-OP1	-5.36	100.88	105.70
36	1	2639	G	C4-C5-C6	5.36	122.02	118.80
1	6	1730	A	N1-C2-N3	5.36	131.98	129.30
36	5	2297	U	C2-N1-C1'	-5.36	111.27	117.70
36	1	1340	G	C5-C6-N1	5.36	114.18	111.50
36	5	1372	C	N3-C4-C5	-5.36	119.76	121.90
36	5	2624	G	C8-N9-C4	-5.36	104.26	106.40
36	5	2628	A	O5'-P-OP1	5.36	117.13	110.70
1	2	1100	G	N3-C4-N9	5.36	129.21	126.00
1	2	1274	C	N3-C2-O2	-5.36	118.15	121.90
36	1	1431	G	N1-C6-O6	-5.36	116.69	119.90
38	4	51	G	C5-C6-O6	-5.36	125.39	128.60
1	6	1285	U	C6-N1-C2	-5.36	117.79	121.00
1	6	1600	A	N7-C8-N9	5.36	116.48	113.80
36	5	1846	C	C5-C6-N1	-5.36	118.32	121.00
36	1	977	C	C6-N1-C2	5.35	122.44	120.30
36	1	1445	U	C2-N1-C1'	-5.35	111.28	117.70
36	5	360	G	C4-C5-N7	-5.35	108.66	110.80
36	5	1481	A	N7-C8-N9	5.35	116.48	113.80

Continued on next page...

Continued from previous page...

Mol	Chain	Res	Type	Atoms	Z	Observed(°)	Ideal(°)
36	1	326	U	N3-C4-O4	5.35	123.15	119.40
36	1	586	C	C6-N1-C2	5.35	122.44	120.30
36	5	405	U	C5-C6-N1	5.35	125.38	122.70
36	5	2976	A	OP2-P-O3'	5.35	116.98	105.20
36	5	3388	C	C5-C6-N1	-5.35	118.32	121.00
36	1	2807	U	C5-C4-O4	-5.35	122.69	125.90
36	5	656	A	N9-C4-C5	-5.35	103.66	105.80
36	1	608	A	C5-C6-N1	-5.35	115.03	117.70
36	1	1505	C	OP2-P-O3'	5.35	116.97	105.20
36	1	1834	U	C4-C5-C6	5.35	122.91	119.70
36	1	2407	C	N1-C2-O2	-5.35	115.69	118.90
1	6	391	A	N7-C8-N9	-5.35	111.13	113.80
1	6	1614	A	N3-C4-C5	5.35	130.54	126.80
1	6	1648	A	N9-C4-C5	-5.35	103.66	105.80
36	5	2301	U	N1-C2-N3	-5.35	111.69	114.90
36	5	2550	U	C5-C4-O4	5.35	129.11	125.90
37	7	80	G	N3-C4-N9	5.35	129.21	126.00
1	2	1216	C	O5'-P-OP2	-5.35	100.89	105.70
1	2	1785	U	N1-C2-N3	5.35	118.11	114.90
36	5	3000	A	N1-C6-N6	5.35	121.81	118.60
1	6	1486	G	O5'-P-OP2	-5.35	100.89	105.70
36	5	1116	G	C4-N9-C1'	5.35	133.45	126.50
36	1	324	A	N1-C2-N3	5.34	131.97	129.30
36	1	1835	A	O5'-P-OP1	-5.34	100.89	105.70
36	1	2385	G	C8-N9-C1'	5.34	133.95	127.00
37	3	25	G	N3-C4-N9	5.34	129.21	126.00
36	5	96	G	C8-N9-C4	5.34	108.54	106.40
36	5	1326	A	N7-C8-N9	-5.34	111.13	113.80
36	5	3154	C	C5-C6-N1	5.34	123.67	121.00
36	1	1434	G	C8-N9-C4	-5.34	104.26	106.40
36	5	364	G	N9-C4-C5	-5.34	103.26	105.40
1	2	321	C	N1-C2-O2	5.34	122.11	118.90
36	1	211	A	O5'-P-OP1	-5.34	100.89	105.70
36	1	922	U	C5-C4-O4	5.34	129.10	125.90
36	1	1064	A	O4'-C1'-N9	-5.34	103.93	108.20
36	1	2367	A	C5-C6-N1	5.34	120.37	117.70
1	6	1258	U	N3-C2-O2	-5.34	118.46	122.20
36	5	513	G	C5-N7-C8	5.34	106.97	104.30
36	5	1064	A	P-O3'-C3'	5.34	126.11	119.70
36	5	2375	G	N1-C6-O6	-5.34	116.69	119.90
36	1	277	G	C8-N9-C4	-5.34	104.26	106.40
36	1	1365	G	N1-C2-N2	-5.34	111.39	116.20

Continued on next page...

Continued from previous page...

Mol	Chain	Res	Type	Atoms	Z	Observed(°)	Ideal(°)
36	1	2812	C	C4-C5-C6	5.34	120.07	117.40
36	1	2959	C	N3-C2-O2	5.34	125.64	121.90
36	5	280	U	O5'-P-OP2	-5.34	100.89	105.70
36	5	388	G	C6-C5-N7	-5.34	127.20	130.40
36	5	920	A	OP1-P-OP2	-5.34	111.59	119.60
36	5	1301	A	N3-C4-C5	-5.34	123.06	126.80
36	5	2818	U	C5'-C4'-O4'	-5.34	102.69	109.10
1	2	1057	U	C2-N1-C1'	5.34	124.11	117.70
36	1	1001	G	C6-C5-N7	-5.34	127.20	130.40
36	1	3128	G	C8-N9-C1'	-5.34	120.06	127.00
1	6	407	A	O5'-P-OP1	5.34	117.11	110.70
1	6	886	U	O4'-C1'-N1	5.34	112.47	108.20
36	5	2850	G	OP1-P-OP2	5.34	127.61	119.60
1	2	1171	A	N1-C6-N6	-5.34	115.40	118.60
1	2	1782	A	C5-C6-N6	5.34	127.97	123.70
36	1	286	U	N3-C2-O2	-5.34	118.46	122.20
36	1	2764	C	N3-C4-N4	5.34	121.73	118.00
36	1	2899	C	N3-C4-C5	-5.34	119.77	121.90
36	5	61	A	N1-C2-N3	5.34	131.97	129.30
36	5	1340	G	C8-N9-C4	5.34	108.53	106.40
36	5	1519	G	C4-C5-N7	5.34	112.94	110.80
36	1	1741	A	N1-C2-N3	5.33	131.97	129.30
36	1	2144	A	O4'-C1'-N9	5.33	112.47	108.20
38	8	15	G	N1-C6-O6	-5.33	116.70	119.90
36	1	658	G	OP2-P-O3'	5.33	116.93	105.20
36	1	1507	G	N1-C6-O6	5.33	123.10	119.90
1	6	407	A	C8-N9-C4	-5.33	103.67	105.80
36	5	2341	A	N7-C8-N9	-5.33	111.13	113.80
36	1	636	C	C5-C4-N4	-5.33	116.47	120.20
36	1	648	C	O5'-P-OP1	-5.33	100.90	105.70
36	1	804	C	C5-C4-N4	-5.33	116.47	120.20
36	1	1520	G	C5-N7-C8	5.33	106.97	104.30
36	1	2288	G	C8-N9-C1'	-5.33	120.07	127.00
36	1	2617	U	C4-C5-C6	5.33	122.90	119.70
36	5	973	A	C6-C5-N7	-5.33	128.57	132.30
36	5	1129	A	C5-N7-C8	-5.33	101.23	103.90
36	5	2406	C	N1-C2-O2	-5.33	115.70	118.90
36	5	2993	G	C5-C6-O6	-5.33	125.40	128.60
1	2	704	C	C6-N1-C2	-5.33	118.17	120.30
1	2	1031	U	OP2-P-O3'	5.33	116.93	105.20
36	5	218	G	O5'-P-OP2	-5.33	100.90	105.70
36	5	3029	A	N9-C4-C5	5.33	107.93	105.80

Continued on next page...

Continued from previous page...

Mol	Chain	Res	Type	Atoms	Z	Observed(°)	Ideal(°)
36	1	24	G	C8-N9-C1'	-5.33	120.07	127.00
36	1	2832	C	C5-C6-N1	-5.33	118.34	121.00
36	5	999	G	C8-N9-C4	5.33	108.53	106.40
36	5	1744	G	N3-C4-C5	-5.33	125.94	128.60
37	7	82	G	C4-C5-N7	5.33	112.93	110.80
1	6	542	A	O4'-C1'-N9	5.33	112.46	108.20
1	6	935	U	C6-N1-C2	-5.33	117.80	121.00
36	5	1184	A	C6-C5-N7	5.33	136.03	132.30
36	1	682	U	C6-N1-C1'	5.33	128.66	121.20
36	1	1400	G	N3-C4-N9	5.33	129.19	126.00
36	1	2646	C	N3-C4-C5	5.33	124.03	121.90
36	1	2811	A	N9-C4-C5	5.33	107.93	105.80
1	6	1199	G	N3-C4-C5	5.33	131.26	128.60
36	5	668	G	C5-N7-C8	5.33	106.96	104.30
36	5	869	G	N9-C4-C5	-5.33	103.27	105.40
36	5	2352	A	N1-C6-N6	5.33	121.80	118.60
36	5	2758	A	C4-C5-N7	-5.33	108.04	110.70
36	5	2994	A	N3-C4-C5	-5.33	123.07	126.80
1	6	29	U	N3-C4-C5	-5.32	111.41	114.60
1	6	55	A	N7-C8-N9	5.32	116.46	113.80
1	6	934	C	N3-C2-O2	-5.32	118.17	121.90
36	5	1127	G	N3-C2-N2	5.32	123.63	119.90
36	5	1405	U	O5'-P-OP2	-5.32	100.91	105.70
36	5	3109	G	N1-C6-O6	5.32	123.09	119.90
36	5	3295	A	C6-N1-C2	-5.32	115.41	118.60
1	6	1382	A	O4'-C1'-N9	5.32	112.46	108.20
1	2	305	C	C5-C6-N1	5.32	123.66	121.00
36	1	1331	U	O5'-P-OP2	-5.32	100.91	105.70
36	1	1341	U	N3-C4-C5	-5.32	111.41	114.60
36	1	1792	C	O4'-C1'-N1	5.32	112.46	108.20
36	1	2996	U	C5-C4-O4	-5.32	122.71	125.90
1	6	576	G	C6-C5-N7	-5.32	127.21	130.40
36	5	2407	C	N3-C4-C5	5.32	124.03	121.90
36	5	2813	A	N1-C6-N6	5.32	121.79	118.60
36	5	2827	U	C2-N1-C1'	5.32	124.08	117.70
1	2	1490	C	C6-N1-C2	-5.32	118.17	120.30
36	1	954	U	N1-C2-N3	5.32	118.09	114.90
36	5	2711	C	N3-C4-N4	5.32	121.72	118.00
1	2	274	G	C4-N9-C1'	5.32	133.41	126.50
1	2	394	C	C6-N1-C2	-5.32	118.17	120.30
36	1	720	A	C6-C5-N7	-5.32	128.58	132.30
36	1	2412	G	C8-N9-C4	-5.32	104.27	106.40

Continued on next page...

Continued from previous page...

Mol	Chain	Res	Type	Atoms	Z	Observed(°)	Ideal(°)
36	1	2916	U	C2-N3-C4	5.32	130.19	127.00
37	3	82	G	N1-C2-N2	-5.32	111.42	116.20
1	6	536	C	C5-C6-N1	5.32	123.66	121.00
36	5	1116	G	O5'-P-OP1	-5.32	100.91	105.70
36	5	3173	G	OP1-P-OP2	5.32	127.58	119.60
1	2	75	U	C2-N1-C1'	5.32	124.08	117.70
36	1	878	G	N1-C2-N3	5.32	127.09	123.90
36	1	1074	U	N3-C4-C5	5.32	117.79	114.60
36	1	1520	G	N7-C8-N9	-5.32	110.44	113.10
1	6	1127	G	C6-C5-N7	-5.32	127.21	130.40
36	1	3224	G	C2-N3-C4	-5.31	109.24	111.90
37	7	93	C	N3-C2-O2	-5.31	118.18	121.90
36	1	509	U	O5'-P-OP1	5.31	117.08	110.70
36	1	635	G	C6-N1-C2	-5.31	121.91	125.10
36	1	2196	C	N3-C4-C5	5.31	124.03	121.90
1	6	934	C	N1-C2-O2	5.31	122.09	118.90
1	6	1119	G	N9-C4-C5	5.31	107.53	105.40
36	5	416	A	OP2-P-O3'	5.31	116.89	105.20
36	5	523	A	C5-C6-N6	5.31	127.95	123.70
36	5	834	U	N3-C4-C5	5.31	117.79	114.60
36	1	884	A	C5-C6-N6	-5.31	119.45	123.70
36	1	714	G	N3-C4-N9	5.31	129.19	126.00
36	1	1417	G	O4'-C1'-N9	-5.31	103.95	108.20
36	1	2245	C	N1-C2-O2	5.31	122.09	118.90
36	1	2924	U	C5-C6-N1	-5.31	120.05	122.70
36	1	2989	U	C6-N1-C2	-5.31	117.81	121.00
36	5	2864	A	C5-C6-N6	-5.31	119.45	123.70
36	5	3055	U	N3-C2-O2	5.31	125.92	122.20
36	1	2727	A	C2-N3-C4	5.31	113.25	110.60
54	M8	138	LEU	CA-CB-CG	5.31	127.51	115.30
1	6	65	A	N9-C4-C5	-5.31	103.68	105.80
1	6	314	C	N3-C4-C5	-5.31	119.78	121.90
1	6	1600	A	OP1-P-O3'	5.31	116.88	105.20
36	5	1354	G	N1-C6-O6	5.31	123.08	119.90
36	5	1413	G	C8-N9-C4	5.31	108.52	106.40
36	5	1770	G	C4-N9-C1'	5.31	133.40	126.50
36	5	2299	A	O5'-P-OP2	-5.31	100.92	105.70
36	5	2670	G	O5'-P-OP2	-5.31	100.92	105.70
36	5	2856	G	C5-C6-O6	-5.31	125.42	128.60
36	5	3204	C	C5-C6-N1	-5.31	118.35	121.00
36	1	2324	A	N9-C4-C5	5.31	107.92	105.80
36	1	2899	C	OP2-P-O3'	5.31	116.87	105.20

Continued on next page...

Continued from previous page...

Mol	Chain	Res	Type	Atoms	Z	Observed(°)	Ideal(°)
1	6	541	A	C8-N9-C4	-5.31	103.68	105.80
36	1	224	C	N1-C2-O2	-5.30	115.72	118.90
36	1	1581	C	N1-C2-O2	5.30	122.08	118.90
36	1	3270	U	C2-N1-C1'	-5.30	111.33	117.70
1	6	20	G	N3-C4-C5	5.30	131.25	128.60
36	5	877	C	N3-C4-N4	-5.30	114.29	118.00
36	5	953	G	C8-N9-C4	5.30	108.52	106.40
36	5	3153	U	C2-N1-C1'	5.30	124.06	117.70
1	6	1112	G	N3-C2-N2	5.30	123.61	119.90
36	5	2283	G	C5-N7-C8	-5.30	101.65	104.30
1	2	1488	G	N7-C8-N9	5.30	115.75	113.10
36	1	2953	U	N3-C4-O4	5.30	123.11	119.40
1	6	447	U	C6-N1-C2	-5.30	117.82	121.00
36	5	421	G	C8-N9-C4	-5.30	104.28	106.40
36	5	629	U	N1-C2-N3	5.30	118.08	114.90
36	5	873	C	N1-C2-O2	5.30	122.08	118.90
36	5	2607	G	C6-C5-N7	-5.30	127.22	130.40
36	1	3011	A	C8-N9-C4	5.30	107.92	105.80
36	5	1298	C	C6-N1-C2	-5.30	118.18	120.30
36	5	2123	G	C5-N7-C8	5.30	106.95	104.30
36	5	2966	G	C4-N9-C1'	5.30	133.39	126.50
36	1	679	U	N1-C2-O2	5.30	126.51	122.80
36	1	2358	A	C2-N3-C4	-5.30	107.95	110.60
36	5	2617	U	N3-C4-O4	5.30	123.11	119.40
38	8	104	A	C8-N9-C4	5.30	107.92	105.80
36	1	642	U	N1-C2-N3	5.30	118.08	114.90
36	1	2356	A	C5-N7-C8	-5.30	101.25	103.90
36	1	2968	G	C4-C5-N7	5.30	112.92	110.80
1	6	1573	A	P-O3'-C3'	5.30	126.06	119.70
36	5	27	C	N1-C2-O2	-5.30	115.72	118.90
36	5	1528	G	C4-N9-C1'	5.30	133.38	126.50
36	5	2959	C	OP2-P-O3'	5.30	116.85	105.20
38	8	96	A	N1-C6-N6	5.30	121.78	118.60
36	1	2850	G	C6-C5-N7	-5.29	127.22	130.40
38	4	16	G	N7-C8-N9	-5.29	110.45	113.10
38	4	20	U	N1-C2-N3	5.29	118.08	114.90
36	5	2817	A	N3-C4-C5	-5.29	123.09	126.80
36	1	1383	G	C8-N9-C4	-5.29	104.28	106.40
36	5	645	A	C5-C6-N1	5.29	120.35	117.70
36	5	1116	G	C8-N9-C1'	-5.29	120.12	127.00
36	5	1476	G	N1-C2-N2	-5.29	111.44	116.20
36	5	2744	U	N3-C2-O2	-5.29	118.50	122.20

Continued on next page...

Continued from previous page...

Mol	Chain	Res	Type	Atoms	Z	Observed(°)	Ideal(°)
36	5	2878	G	C2-N3-C4	5.29	114.55	111.90
36	5	3107	U	C2-N1-C1'	5.29	124.05	117.70
36	5	3301	U	C6-N1-C2	5.29	124.18	121.00
36	1	1005	G	N7-C8-N9	-5.29	110.45	113.10
36	1	2874	G	C4-C5-C6	5.29	121.97	118.80
37	3	9	C	N3-C4-C5	-5.29	119.78	121.90
1	6	272	U	C5-C6-N1	5.29	125.35	122.70
36	5	1369	A	C4-C5-C6	5.29	119.65	117.00
1	2	331	A	N9-C4-C5	5.29	107.92	105.80
36	1	1389	G	N1-C6-O6	5.29	123.07	119.90
36	5	2900	A	N1-C6-N6	-5.29	115.43	118.60
36	5	2930	A	C8-N9-C4	5.29	107.92	105.80
38	8	17	A	C6-C5-N7	-5.29	128.60	132.30
1	2	950	C	C6-N1-C2	-5.29	118.18	120.30
1	2	1168	U	OP1-P-O3'	5.29	116.83	105.20
36	1	59	G	C5-C6-O6	-5.29	125.43	128.60
36	1	2927	C	N1-C2-O2	-5.29	115.73	118.90
36	5	84	U	N3-C2-O2	-5.29	118.50	122.20
36	5	3261	C	C6-N1-C2	-5.29	118.19	120.30
67	o1	97	LEU	CA-CB-CG	5.29	127.47	115.30
36	1	2611	U	N3-C4-C5	-5.29	111.43	114.60
36	1	2787	G	N1-C6-O6	5.29	123.07	119.90
36	1	2875	U	C6-N1-C2	-5.29	117.83	121.00
36	5	2754	G	C8-N9-C4	5.29	108.52	106.40
1	2	1401	A	N1-C6-N6	-5.29	115.43	118.60
36	1	687	U	OP2-P-O3'	5.29	116.83	105.20
36	1	906	A	C6-N1-C2	-5.29	115.43	118.60
36	1	970	A	C4-C5-N7	5.29	113.34	110.70
36	1	1607	U	N3-C2-O2	-5.29	118.50	122.20
36	1	2247	G	C5-C6-N1	-5.29	108.86	111.50
36	1	2400	G	N3-C4-C5	5.29	131.24	128.60
36	1	2779	A	C8-N9-C4	5.29	107.91	105.80
36	5	1605	A	O4'-C1'-N9	5.29	112.43	108.20
36	1	336	A	N9-C4-C5	-5.28	103.69	105.80
36	1	410	U	N1-C2-N3	5.28	118.07	114.90
36	1	1402	C	N3-C4-C5	5.28	124.01	121.90
52	M6	133	ARG	NE-CZ-NH2	-5.28	117.66	120.30
1	6	405	C	C6-N1-C2	5.28	122.41	120.30
36	5	804	C	C6-N1-C2	5.28	122.41	120.30
36	5	1896	A	C5-N7-C8	-5.28	101.26	103.90
36	1	2122	G	O5'-P-OP2	-5.28	100.95	105.70
36	1	2169	G	N1-C6-O6	-5.28	116.73	119.90

Continued on next page...

Continued from previous page...

Mol	Chain	Res	Type	Atoms	Z	Observed(°)	Ideal(°)
36	1	2403	G	C6-C5-N7	-5.28	127.23	130.40
36	1	2731	U	OP2-P-O3'	5.28	116.82	105.20
36	1	2812	C	C5-C6-N1	-5.28	118.36	121.00
36	5	437	G	N3-C2-N2	-5.28	116.20	119.90
36	5	2679	A	N7-C8-N9	-5.28	111.16	113.80
37	7	105	C	C4-C5-C6	5.28	120.04	117.40
36	1	53	G	C8-N9-C1'	-5.28	120.14	127.00
36	1	343	U	N1-C2-N3	5.28	118.07	114.90
36	1	2323	G	C5-C6-N1	5.28	114.14	111.50
36	5	1081	U	C5-C6-N1	5.28	125.34	122.70
37	7	1	G	C6-C5-N7	-5.28	127.23	130.40
37	7	73	C	C2-N1-C1'	5.28	124.61	118.80
36	1	1393	A	N1-C2-N3	5.28	131.94	129.30
37	3	38	U	C5-C6-N1	5.28	125.34	122.70
38	4	14	C	C5-C6-N1	-5.28	118.36	121.00
36	5	63	A	N1-C6-N6	5.28	121.77	118.60
37	7	49	G	N3-C4-C5	5.28	131.24	128.60
36	1	1904	C	C5-C6-N1	5.28	123.64	121.00
36	1	2132	C	O5'-P-OP2	-5.28	100.95	105.70
36	5	2398	A	C4-C5-N7	-5.28	108.06	110.70
37	7	14	U	C6-N1-C2	5.28	124.17	121.00
36	1	2586	G	N1-C6-O6	-5.27	116.74	119.90
36	5	1181	U	N1-C2-N3	5.27	118.06	114.90
36	5	1501	U	C5-C4-O4	5.27	129.06	125.90
36	5	2889	C	OP1-P-OP2	-5.27	111.69	119.60
36	5	2953	U	C5-C4-O4	-5.27	122.74	125.90
1	2	1137	A	N3-C4-C5	5.27	130.49	126.80
36	1	885	U	OP1-P-O3'	5.27	116.80	105.20
36	1	979	U	O4'-C1'-N1	5.27	112.42	108.20
36	1	1192	C	C5-C6-N1	5.27	123.64	121.00
36	1	2537	U	P-O3'-C3'	5.27	126.03	119.70
36	5	31	C	OP2-P-O3'	5.27	116.80	105.20
36	5	3164	C	O4'-C1'-N1	5.27	112.42	108.20
52	m6	133	ARG	NE-CZ-NH2	-5.27	117.66	120.30
36	1	721	G	C8-N9-C4	-5.27	104.29	106.40
36	1	1119	C	C5-C4-N4	5.27	123.89	120.20
1	6	85	A	N9-C4-C5	5.27	107.91	105.80
36	1	3000	A	N3-C4-C5	5.27	130.49	126.80
1	6	390	G	C4-C5-N7	5.27	112.91	110.80
36	5	2142	A	C6-N1-C2	-5.27	115.44	118.60
36	5	3035	A	N9-C4-C5	-5.27	103.69	105.80
36	5	3067	C	N3-C2-O2	-5.27	118.21	121.90

Continued on next page...

Continued from previous page...

Mol	Chain	Res	Type	Atoms	Z	Observed(°)	Ideal(°)
1	2	863	A	N3-C4-C5	5.27	130.49	126.80
36	1	1306	G	N3-C2-N2	-5.27	116.21	119.90
36	1	1604	G	C8-N9-C1'	-5.27	120.15	127.00
36	5	776	U	N3-C4-O4	-5.27	115.71	119.40
36	1	921	A	C5-C6-N6	5.27	127.91	123.70
36	1	1217	A	OP2-P-O3'	5.27	116.79	105.20
36	1	1422	G	N1-C6-O6	5.27	123.06	119.90
37	3	120	C	N3-C2-O2	-5.27	118.21	121.90
17	c5	36	LEU	CA-CB-CG	5.27	127.41	115.30
36	5	2775	U	C5-C4-O4	5.27	129.06	125.90
36	5	3092	C	C2-N3-C4	-5.27	117.27	119.90
36	1	2602	G	C4-C5-N7	-5.26	108.69	110.80
36	1	2630	C	O5'-P-OP1	-5.26	100.96	105.70
1	6	1130	G	C6-C5-N7	5.26	133.56	130.40
36	5	317	A	N1-C6-N6	-5.26	115.44	118.60
36	5	934	G	C2-N3-C4	5.26	114.53	111.90
36	5	1599	G	N9-C4-C5	-5.26	103.29	105.40
36	5	2524	A	C5-N7-C8	-5.26	101.27	103.90
36	1	594	U	C5-C4-O4	5.26	129.06	125.90
36	1	2643	A	O5'-P-OP1	-5.26	100.97	105.70
38	4	25	G	N9-C4-C5	5.26	107.50	105.40
36	5	644	G	N9-C4-C5	5.26	107.50	105.40
36	5	1332	A	C6-C5-N7	-5.26	128.62	132.30
36	5	2855	U	N1-C2-O2	-5.26	119.12	122.80
36	5	3389	U	C5-C4-O4	5.26	129.06	125.90
1	2	25	C	C2-N1-C1'	5.26	124.59	118.80
1	2	1274	C	C2-N1-C1'	5.26	124.58	118.80
22	D0	34	LEU	CA-CB-CG	5.26	127.40	115.30
36	1	2400	G	C6-C5-N7	-5.26	127.24	130.40
36	5	1839	A	O5'-P-OP1	-5.26	100.97	105.70
1	2	829	A	P-O3'-C3'	5.26	126.01	119.70
36	1	1748	G	C6-C5-N7	-5.26	127.25	130.40
36	1	2136	C	C5-C4-N4	5.26	123.88	120.20
36	1	2365	C	C5-C6-N1	-5.26	118.37	121.00
1	6	1521	G	N1-C6-O6	-5.26	116.75	119.90
36	5	508	U	C5-C6-N1	5.26	125.33	122.70
36	5	1075	A	N7-C8-N9	-5.26	111.17	113.80
36	5	1513	G	N3-C4-N9	5.26	129.15	126.00
36	5	1514	G	OP1-P-O3'	5.26	116.77	105.20
36	1	871	U	OP2-P-O3'	5.25	116.76	105.20
1	6	192	U	P-O3'-C3'	5.25	126.01	119.70
1	6	1550	A	N7-C8-N9	5.25	116.43	113.80

Continued on next page...

Continued from previous page...

Mol	Chain	Res	Type	Atoms	Z	Observed(°)	Ideal(°)
36	5	1169	A	O5'-P-OP2	-5.25	100.97	105.70
36	5	2826	U	C5-C6-N1	-5.25	120.07	122.70
36	5	2892	A	C6-C5-N7	-5.25	128.62	132.30
1	2	1297	G	C5-C6-O6	-5.25	125.45	128.60
36	1	1807	G	C8-N9-C4	-5.25	104.30	106.40
36	1	2633	U	O5'-P-OP2	5.25	117.00	110.70
36	1	2889	C	N3-C4-C5	5.25	124.00	121.90
1	6	767	U	N3-C2-O2	-5.25	118.52	122.20
36	5	639	G	O5'-P-OP1	-5.25	100.97	105.70
36	1	396	A	C8-N9-C4	-5.25	103.70	105.80
36	1	1429	G	C5-N7-C8	5.25	106.93	104.30
36	1	2942	C	C6-N1-C1'	5.25	127.10	120.80
1	6	455	C	C6-N1-C2	-5.25	118.20	120.30
1	6	1773	C	C5-C6-N1	5.25	123.63	121.00
36	1	2626	A	N1-C6-N6	-5.25	115.45	118.60
38	4	26	U	C2-N1-C1'	5.25	124.00	117.70
36	5	699	A	C2-N3-C4	-5.25	107.97	110.60
36	5	1054	A	OP2-P-O3'	5.25	116.75	105.20
38	8	97	A	C8-N9-C4	5.25	107.90	105.80
1	2	163	G	O4'-C1'-N9	5.25	112.40	108.20
1	2	1636	C	N3-C4-N4	5.25	121.67	118.00
36	1	1413	G	N3-C2-N2	-5.25	116.22	119.90
36	1	1495	U	C2-N1-C1'	-5.25	111.40	117.70
1	6	1600	A	C2-N3-C4	-5.25	107.98	110.60
36	5	1856	C	C6-N1-C2	-5.25	118.20	120.30
1	2	278	U	N1-C2-O2	5.25	126.47	122.80
37	3	92	A	C5-C6-N1	-5.25	115.08	117.70
37	3	93	C	N1-C2-O2	5.25	122.05	118.90
36	5	869	G	C4-C5-N7	5.25	112.90	110.80
36	5	999	G	C5-C6-O6	-5.25	125.45	128.60
36	5	1116	G	N1-C2-N2	-5.25	111.48	116.20
36	5	1190	A	N7-C8-N9	5.25	116.42	113.80
1	6	687	G	N3-C4-N9	-5.25	122.85	126.00
36	5	520	U	C2-N1-C1'	-5.25	111.41	117.70
36	5	842	G	C5-C6-O6	-5.25	125.45	128.60
1	2	734	A	P-O3'-C3'	5.24	125.99	119.70
36	1	2370	G	C2-N3-C4	-5.24	109.28	111.90
1	6	620	A	C4-C5-C6	5.24	119.62	117.00
36	5	1443	G	C6-C5-N7	-5.24	127.25	130.40
36	1	2247	G	C4-C5-C6	5.24	121.94	118.80
36	5	2950	G	N1-C6-O6	5.24	123.05	119.90
36	1	670	C	N3-C2-O2	-5.24	118.23	121.90

Continued on next page...

Continued from previous page...

Mol	Chain	Res	Type	Atoms	Z	Observed(°)	Ideal(°)
36	1	908	G	C6-C5-N7	-5.24	127.26	130.40
36	5	886	C	C6-N1-C2	5.24	122.40	120.30
38	8	34	U	C5-C6-N1	-5.24	120.08	122.70
36	1	688	G	N3-C4-N9	5.24	129.14	126.00
36	1	1444	G	N1-C6-O6	5.24	123.04	119.90
1	6	391	A	C8-N9-C4	5.24	107.89	105.80
1	6	779	U	N1-C1'-C2'	5.24	120.81	114.00
36	5	1716	U	P-O3'-C3'	5.24	125.99	119.70
37	7	49	G	N3-C2-N2	-5.24	116.23	119.90
36	5	801	A	OP1-P-O3'	5.24	116.72	105.20
36	5	1348	U	C6-N1-C2	-5.24	117.86	121.00
36	5	2329	C	C6-N1-C2	5.24	122.39	120.30
36	5	2777	G	C5-C6-N1	-5.24	108.88	111.50
36	1	557	A	C8-N9-C4	5.24	107.89	105.80
36	1	870	G	N3-C4-N9	-5.24	122.86	126.00
36	1	2746	A	C2-N3-C4	-5.24	107.98	110.60
36	1	2983	C	O4'-C1'-N1	5.24	112.39	108.20
1	6	758	U	N3-C2-O2	-5.24	118.54	122.20
1	6	1608	U	C6-N1-C2	-5.24	117.86	121.00
36	5	1481	A	N1-C2-N3	5.24	131.92	129.30
36	5	1846	C	N3-C2-O2	-5.24	118.23	121.90
38	8	15	G	C5-C6-O6	5.24	131.74	128.60
36	1	3195	U	P-O3'-C3'	5.23	125.98	119.70
36	1	3375	A	OP1-P-O3'	5.23	116.72	105.20
36	5	2736	A	C4-C5-C6	5.23	119.62	117.00
36	1	1152	G	N3-C4-C5	-5.23	125.98	128.60
36	5	1865	A	C2-N3-C4	-5.23	107.98	110.60
1	2	501	U	P-O3'-C3'	5.23	125.98	119.70
1	2	1258	U	C2-N1-C1'	5.23	123.98	117.70
1	2	1462	G	C4-C5-N7	5.23	112.89	110.80
36	1	27	C	OP1-P-OP2	5.23	127.45	119.60
36	1	692	A	C5-C6-N1	-5.23	115.08	117.70
36	1	1327	C	N1-C2-O2	-5.23	115.76	118.90
36	1	2308	C	N3-C4-C5	5.23	123.99	121.90
36	1	2726	C	N1-C2-O2	5.23	122.04	118.90
1	6	1481	C	C6-N1-C2	-5.23	118.21	120.30
1	6	1697	G	N3-C4-C5	-5.23	125.98	128.60
36	5	197	G	N3-C2-N2	5.23	123.56	119.90
36	5	295	A	O5'-P-OP1	-5.23	100.99	105.70
36	5	1213	G	C2-N3-C4	5.23	114.52	111.90
36	5	1899	G	C5-C6-O6	5.23	131.74	128.60
36	1	2624	G	N1-C6-O6	5.23	123.04	119.90

Continued on next page...

Continued from previous page...

Mol	Chain	Res	Type	Atoms	Z	Observed(°)	Ideal(°)
36	1	3182	G	N3-C4-N9	5.23	129.14	126.00
38	4	95	G	C4-N9-C1'	-5.23	119.70	126.50
1	6	543	C	C5-C4-N4	5.23	123.86	120.20
36	5	1177	G	N1-C2-N3	5.23	127.04	123.90
36	5	1186	G	C8-N9-C4	-5.23	104.31	106.40
36	5	1374	G	C8-N9-C4	5.23	108.49	106.40
36	1	2752	U	N1-C2-N3	5.23	118.04	114.90
36	1	2762	A	N1-C6-N6	-5.23	115.46	118.60
1	6	360	A	C5-C6-N6	-5.23	119.52	123.70
1	6	405	C	C5-C6-N1	-5.23	118.39	121.00
36	5	1200	A	N3-C4-N9	5.23	131.58	127.40
36	5	1440	G	N1-C2-N3	5.23	127.04	123.90
36	5	2278	C	N3-C4-C5	5.23	123.99	121.90
36	5	2945	G	N3-C2-N2	5.23	123.56	119.90
36	5	3104	U	O5'-P-OP2	-5.23	101.00	105.70
36	1	594	U	N3-C4-C5	-5.23	111.46	114.60
36	1	1504	A	N1-C6-N6	-5.23	115.46	118.60
36	5	807	A	C8-N9-C4	-5.23	103.71	105.80
36	5	1159	A	C5-N7-C8	-5.23	101.29	103.90
36	1	2946	A	C4-C5-C6	5.22	119.61	117.00
36	1	3100	U	C6-N1-C2	5.22	124.14	121.00
36	1	3302	U	C2-N3-C4	-5.22	123.86	127.00
36	1	3319	U	C2-N1-C1'	5.22	123.97	117.70
36	5	1462	A	N3-C4-C5	5.22	130.46	126.80
1	2	795	U	C4-C5-C6	5.22	122.83	119.70
36	1	1381	A	C4-C5-C6	5.22	119.61	117.00
36	1	1939	G	C8-N9-C1'	-5.22	120.21	127.00
1	6	1715	G	C4-N9-C1'	5.22	133.29	126.50
36	5	1445	U	C2-N3-C4	-5.22	123.87	127.00
1	2	426	G	N3-C4-N9	5.22	129.13	126.00
36	1	1371	G	C2-N3-C4	-5.22	109.29	111.90
36	1	2422	C	C2-N3-C4	-5.22	117.29	119.90
36	5	190	U	N1-C2-O2	5.22	126.45	122.80
36	5	1183	C	C5-C6-N1	-5.22	118.39	121.00
36	5	1891	A	N1-C6-N6	5.22	121.73	118.60
36	5	3017	A	C2-N3-C4	-5.22	107.99	110.60
37	7	101	G	C5-N7-C8	-5.22	101.69	104.30
36	1	1152	G	N3-C4-N9	5.22	129.13	126.00
36	1	1603	A	C8-N9-C4	-5.22	103.71	105.80
36	1	2143	A	C4-C5-N7	5.22	113.31	110.70
36	1	2808	A	N1-C6-N6	5.22	121.73	118.60
38	4	93	U	C2-N1-C1'	-5.22	111.44	117.70

Continued on next page...

Continued from previous page...

Mol	Chain	Res	Type	Atoms	Z	Observed(°)	Ideal(°)
1	6	1798	U	C5-C6-N1	5.22	125.31	122.70
36	5	34	A	OP2-P-O3'	5.22	116.69	105.20
36	5	3301	U	C5-C6-N1	-5.22	120.09	122.70
36	1	2423	U	C5-C6-N1	5.22	125.31	122.70
36	5	1477	A	C6-N1-C2	-5.22	115.47	118.60
36	5	1917	C	C2-N1-C1'	-5.22	113.06	118.80
36	5	2870	C	C2-N1-C1'	-5.22	113.06	118.80
1	2	970	A	C4-C5-N7	5.22	113.31	110.70
1	2	1614	A	N1-C6-N6	5.22	121.73	118.60
36	1	1882	G	C5-C6-O6	-5.22	125.47	128.60
36	1	2752	U	C5-C4-O4	5.22	129.03	125.90
38	4	101	U	C6-N1-C2	-5.22	117.87	121.00
1	6	438	A	O5'-P-OP1	-5.22	101.00	105.70
1	6	1458	G	C4-N9-C1'	5.22	133.28	126.50
36	5	1352	A	OP1-P-O3'	5.22	116.67	105.20
36	5	1359	C	C6-N1-C2	5.22	122.39	120.30
36	5	2852	C	C6-N1-C2	5.22	122.39	120.30
36	1	1097	G	P-O3'-C3'	5.21	125.96	119.70
36	1	2138	A	C8-N9-C4	-5.21	103.71	105.80
36	1	2386	A	C8-N9-C4	-5.21	103.72	105.80
1	6	576	G	C5-C6-O6	-5.21	125.47	128.60
36	5	1368	U	N3-C4-O4	5.21	123.05	119.40
36	5	1404	G	N9-C4-C5	-5.21	103.31	105.40
1	2	278	U	N3-C2-O2	-5.21	118.55	122.20
36	1	1498	A	C6-N1-C2	-5.21	115.47	118.60
36	5	2832	C	C5-C6-N1	-5.21	118.39	121.00
1	2	559	C	C5-C6-N1	5.21	123.61	121.00
36	1	1296	C	N1-C2-O2	-5.21	115.77	118.90
1	6	1537	C	N1-C2-O2	-5.21	115.77	118.90
36	5	400	G	C6-C5-N7	5.21	133.53	130.40
36	5	1900	A	N9-C4-C5	-5.21	103.72	105.80
36	5	2801	A	O4'-C1'-N9	5.21	112.37	108.20
1	2	553	G	C5-N7-C8	-5.21	101.70	104.30
1	2	1555	A	C8-N9-C4	-5.21	103.72	105.80
36	1	222	A	N9-C4-C5	-5.21	103.72	105.80
36	1	2913	C	N3-C2-O2	-5.21	118.25	121.90
36	5	2836	C	N3-C4-C5	-5.21	119.82	121.90
1	2	89	G	O5'-P-OP1	-5.21	101.01	105.70
1	2	1082	C	C5-C6-N1	5.21	123.60	121.00
36	1	2612	U	C2-N1-C1'	-5.21	111.45	117.70
36	1	3118	C	C6-N1-C2	-5.21	118.22	120.30
36	1	3242	G	C6-C5-N7	5.21	133.52	130.40

Continued on next page...

Continued from previous page...

Mol	Chain	Res	Type	Atoms	Z	Observed(°)	Ideal(°)
1	6	311	U	N3-C2-O2	-5.21	118.56	122.20
36	5	718	G	C4-C5-C6	5.21	121.92	118.80
36	5	1367	G	C8-N9-C1'	-5.21	120.23	127.00
36	5	2167	A	N3-C4-C5	-5.21	123.16	126.80
36	5	2649	A	C2-N3-C4	5.21	113.20	110.60
36	5	2805	G	C6-C5-N7	-5.21	127.28	130.40
36	5	3028	G	N3-C4-N9	5.21	129.12	126.00
36	1	1149	G	C4-C5-N7	-5.21	108.72	110.80
1	6	44	U	N3-C2-O2	5.21	125.84	122.20
1	6	1120	U	N3-C2-O2	-5.21	118.56	122.20
36	5	1480	G	O4'-C1'-N9	5.21	112.36	108.20
1	2	1275	A	C4-C5-C6	5.20	119.60	117.00
36	1	1394	A	N3-C4-C5	5.20	130.44	126.80
36	1	2387	A	C8-N9-C4	5.20	107.88	105.80
36	1	2808	A	C5-N7-C8	-5.20	101.30	103.90
1	6	610	G	N3-C4-N9	5.20	129.12	126.00
1	6	1437	U	C5-C6-N1	-5.20	120.10	122.70
36	5	1321	G	C2-N3-C4	-5.20	109.30	111.90
36	1	1501	U	C6-N1-C2	5.20	124.12	121.00
36	5	757	C	C5-C6-N1	-5.20	118.40	121.00
36	5	1881	A	C6-N1-C2	-5.20	115.48	118.60
36	5	2761	G	C6-N1-C2	-5.20	121.98	125.10
38	8	114	G	N1-C6-O6	5.20	123.02	119.90
1	2	822	U	C5-C6-N1	5.20	125.30	122.70
36	1	1724	U	OP1-P-O3'	5.20	116.64	105.20
36	1	3093	C	C2-N1-C1'	-5.20	113.08	118.80
1	6	913	G	C5-C6-O6	-5.20	125.48	128.60
36	5	651	G	C4-N9-C1'	5.20	133.26	126.50
36	5	1377	G	C5-N7-C8	5.20	106.90	104.30
36	5	2601	A	C8-N9-C4	5.20	107.88	105.80
36	5	2757	U	N3-C4-O4	5.20	123.04	119.40
36	5	2759	U	C6-N1-C2	-5.20	117.88	121.00
1	2	1473	U	N1-C2-O2	5.20	126.44	122.80
1	2	1600	A	P-O3'-C3'	5.20	125.94	119.70
36	1	1411	C	OP1-P-O3'	5.20	116.64	105.20
36	1	2101	C	P-O3'-C3'	5.20	125.94	119.70
36	5	1913	A	N1-C6-N6	5.20	121.72	118.60
36	5	3099	C	N1-C2-O2	-5.20	115.78	118.90
36	1	2801	A	OP1-P-O3'	5.20	116.63	105.20
1	2	1616	G	C6-C5-N7	-5.20	127.28	130.40
36	1	940	G	C6-C5-N7	5.20	133.52	130.40
36	1	1178	G	N3-C4-N9	5.20	129.12	126.00

Continued on next page...

Continued from previous page...

Mol	Chain	Res	Type	Atoms	Z	Observed(°)	Ideal(°)
36	1	1888	U	C2-N3-C4	-5.20	123.88	127.00
36	1	1912	U	C5-C4-O4	5.20	129.02	125.90
36	5	1185	C	N3-C4-N4	5.20	121.64	118.00
36	5	1878	G	C8-N9-C1'	-5.20	120.25	127.00
36	5	2705	A	N9-C4-C5	-5.20	103.72	105.80
36	5	2816	G	N9-C4-C5	-5.20	103.32	105.40
36	5	2924	U	C6-N1-C2	5.20	124.12	121.00
1	2	974	A	C8-N9-C4	5.19	107.88	105.80
1	2	1639	C	N3-C4-N4	5.19	121.64	118.00
36	1	993	G	N3-C4-N9	5.19	129.12	126.00
36	1	2812	C	OP2-P-O3'	5.19	116.63	105.20
37	3	92	A	C2-N3-C4	-5.19	108.00	110.60
36	5	50	U	N3-C2-O2	-5.19	118.56	122.20
36	5	2361	A	OP2-P-O3'	5.19	116.63	105.20
36	1	806	A	C8-N9-C4	5.19	107.88	105.80
36	1	1851	G	N1-C6-O6	5.19	123.02	119.90
1	6	1150	G	C4-N9-C1'	-5.19	119.75	126.50
36	5	1203	A	N1-C6-N6	5.19	121.72	118.60
36	1	70	A	O5'-P-OP2	5.19	116.93	110.70
36	1	1847	A	N1-C2-N3	5.19	131.90	129.30
36	1	1853	U	N3-C4-O4	-5.19	115.77	119.40
1	6	139	C	N3-C4-C5	5.19	123.98	121.90
1	6	1629	G	OP2-P-O3'	5.19	116.62	105.20
36	5	110	G	N7-C8-N9	-5.19	110.50	113.10
36	5	1450	G	C5-N7-C8	-5.19	101.70	104.30
36	5	2728	G	O4'-C1'-N9	5.19	112.35	108.20
36	1	2434	U	C5-C6-N1	-5.19	120.11	122.70
36	5	209	A	N1-C2-N3	5.19	131.90	129.30
36	5	523	A	C4-C5-N7	-5.19	108.11	110.70
36	5	2761	G	C8-N9-C1'	5.19	133.75	127.00
36	5	2821	C	N1-C2-O2	5.19	122.01	118.90
36	5	3192	U	C2-N1-C1'	-5.19	111.47	117.70
37	7	5	G	N3-C4-C5	5.19	131.19	128.60
1	2	56	U	N1-C2-O2	5.19	126.43	122.80
36	1	196	G	O5'-P-OP1	-5.19	101.03	105.70
36	1	645	A	N1-C2-N3	5.19	131.89	129.30
36	1	652	G	N1-C2-N2	-5.19	111.53	116.20
36	1	3005	A	OP1-P-OP2	5.19	127.38	119.60
36	5	2274	U	C5-C6-N1	5.19	125.29	122.70
36	5	2697	A	N1-C6-N6	5.19	121.71	118.60
36	5	2980	U	N1-C2-N3	5.19	118.01	114.90
36	5	3283	U	O4'-C1'-N1	5.19	112.35	108.20

Continued on next page...

Continued from previous page...

Mol	Chain	Res	Type	Atoms	Z	Observed(°)	Ideal(°)
1	2	1184	A	N1-C6-N6	5.19	121.71	118.60
36	1	965	A	N7-C8-N9	5.19	116.39	113.80
36	1	1449	A	N1-C6-N6	-5.19	115.49	118.60
41	14	339	LEU	CA-CB-CG	5.19	127.23	115.30
36	1	890	C	N3-C2-O2	-5.18	118.27	121.90
36	1	1001	G	C4-C5-N7	5.18	112.87	110.80
36	1	2201	G	C6-C5-N7	-5.18	127.29	130.40
36	1	2679	A	O4'-C1'-N9	5.18	112.35	108.20
38	4	40	A	N3-C4-N9	5.18	131.55	127.40
38	4	58	G	C6-C5-N7	-5.18	127.29	130.40
1	6	297	U	N1-C2-O2	5.18	126.43	122.80
1	6	1569	A	C4-N9-C1'	5.18	135.63	126.30
36	5	1011	A	C8-N9-C4	-5.18	103.73	105.80
36	5	1114	U	O5'-P-OP2	-5.18	101.03	105.70
36	5	1137	C	N1-C2-O2	5.18	122.01	118.90
36	1	3011	A	N7-C8-N9	-5.18	111.21	113.80
36	1	3375	A	N1-C6-N6	-5.18	115.49	118.60
36	5	878	G	C8-N9-C4	-5.18	104.33	106.40
36	5	2353	G	C6-C5-N7	-5.18	127.29	130.40
36	5	2639	G	C8-N9-C4	-5.18	104.33	106.40
37	7	67	G	N1-C6-O6	5.18	123.01	119.90
1	2	768	C	N3-C4-C5	-5.18	119.83	121.90
1	6	17	C	N3-C2-O2	-5.18	118.27	121.90
36	5	436	A	N7-C8-N9	5.18	116.39	113.80
36	5	1190	A	O4'-C1'-N9	-5.18	104.06	108.20
38	8	25	G	OP2-P-O3'	-5.18	93.80	105.20
1	2	1600	A	OP1-P-O3'	5.18	116.59	105.20
36	1	928	C	N3-C2-O2	-5.18	118.27	121.90
36	1	1748	G	N1-C6-O6	5.18	123.01	119.90
36	1	3178	A	C8-N9-C4	5.18	107.87	105.80
36	1	3203	U	OP2-P-O3'	5.18	116.60	105.20
36	5	1417	G	C6-C5-N7	-5.18	127.29	130.40
36	5	3063	C	N1-C2-O2	-5.18	115.79	118.90
1	2	1745	G	C5-C6-O6	-5.18	125.49	128.60
36	5	842	G	C6-C5-N7	-5.18	127.29	130.40
36	5	2344	U	C5-C6-N1	-5.18	120.11	122.70
36	5	2709	C	C2-N3-C4	-5.18	117.31	119.90
36	5	3326	G	N1-C6-O6	5.18	123.01	119.90
1	2	543	C	N3-C2-O2	-5.18	118.28	121.90
36	1	1902	G	C4-C5-N7	5.18	112.87	110.80
36	1	2896	A	C2-N3-C4	-5.18	108.01	110.60
36	1	2984	C	C5-C4-N4	5.18	123.82	120.20

Continued on next page...

Continued from previous page...

Mol	Chain	Res	Type	Atoms	Z	Observed(°)	Ideal(°)
1	6	39	A	N9-C4-C5	5.18	107.87	105.80
1	6	384	G	N3-C4-C5	5.18	131.19	128.60
36	5	413	U	C5-C4-O4	-5.18	122.80	125.90
36	5	645	A	C8-N9-C4	-5.18	103.73	105.80
36	5	2281	A	C4-C5-N7	5.18	113.29	110.70
1	2	1596	C	N3-C2-O2	-5.17	118.28	121.90
36	1	1008	U	C6-N1-C2	5.17	124.11	121.00
36	1	1367	G	C8-N9-C1'	-5.17	120.27	127.00
1	6	467	G	N9-C4-C5	-5.17	103.33	105.40
36	5	1392	G	N7-C8-N9	-5.17	110.51	113.10
36	5	1903	U	N3-C4-C5	-5.17	111.50	114.60
36	5	2334	U	N3-C2-O2	-5.17	118.58	122.20
36	5	2878	G	OP1-P-OP2	-5.17	111.84	119.60
36	5	3009	G	C8-N9-C4	-5.17	104.33	106.40
36	5	3197	G	N3-C4-N9	-5.17	122.89	126.00
36	1	426	G	C8-N9-C4	-5.17	104.33	106.40
37	3	33	U	C2-N1-C1'	5.17	123.91	117.70
1	2	1615	C	P-O3'-C3'	5.17	125.91	119.70
36	1	222	A	O5'-P-OP2	-5.17	101.05	105.70
36	1	650	C	C6-N1-C2	5.17	122.37	120.30
36	1	1908	A	C6-C5-N7	-5.17	128.68	132.30
36	1	3144	G	N1-C6-O6	5.17	123.00	119.90
36	5	661	G	C4-N9-C1'	5.17	133.22	126.50
36	5	680	G	C4-N9-C1'	-5.17	119.78	126.50
36	5	934	G	N3-C4-C5	-5.17	126.01	128.60
36	5	1049	C	N3-C4-C5	-5.17	119.83	121.90
36	5	1107	C	C5-C6-N1	-5.17	118.41	121.00
36	5	1184	A	C8-N9-C4	5.17	107.87	105.80
36	5	1783	U	C5-C4-O4	5.17	129.00	125.90
36	5	3183	A	N1-C6-N6	-5.17	115.50	118.60
36	1	285	A	C2-N3-C4	-5.17	108.02	110.60
36	1	1113	G	C4-C5-N7	5.17	112.87	110.80
36	1	1379	G	C2-N3-C4	-5.17	109.31	111.90
1	2	576	G	N3-C4-C5	5.17	131.18	128.60
36	1	233	C	C5-C6-N1	-5.17	118.42	121.00
36	1	329	U	C2-N1-C1'	5.17	123.90	117.70
36	1	917	A	N9-C4-C5	5.17	107.87	105.80
36	1	1381	A	C6-C5-N7	-5.17	128.68	132.30
36	1	1394	A	C8-N9-C4	5.17	107.87	105.80
36	5	637	C	C4-C5-C6	-5.17	114.82	117.40
36	5	1159	A	N3-C4-N9	-5.17	123.27	127.40
36	1	170	G	O5'-P-OP1	-5.17	101.05	105.70

Continued on next page...

Continued from previous page...

Mol	Chain	Res	Type	Atoms	Z	Observed(°)	Ideal(°)
36	1	639	G	N9-C1'-C2'	-5.17	106.32	112.00
36	1	897	U	N3-C4-O4	-5.17	115.78	119.40
36	1	933	A	C4-C5-N7	5.17	113.28	110.70
36	1	1929	G	N3-C2-N2	5.17	123.52	119.90
1	6	1455	G	N1-C6-O6	5.17	123.00	119.90
36	5	406	G	O4'-C1'-N9	5.17	112.33	108.20
36	5	1794	G	N3-C4-C5	5.17	131.18	128.60
36	5	2379	U	C4-C5-C6	5.17	122.80	119.70
36	5	2978	U	C5-C6-N1	-5.17	120.12	122.70
36	5	3109	G	C5-N7-C8	-5.17	101.72	104.30
1	2	1428	G	O5'-P-OP1	-5.17	101.05	105.70
36	1	906	A	C6-C5-N7	-5.17	128.68	132.30
36	1	1301	A	C8-N9-C4	-5.17	103.73	105.80
1	6	76	A	OP1-P-O3'	5.17	116.56	105.20
36	5	1607	U	OP1-P-O3'	5.17	116.56	105.20
36	5	2211	U	C5-C4-O4	5.17	129.00	125.90
36	5	2641	U	C4-C5-C6	5.17	122.80	119.70
36	5	3330	A	C8-N9-C4	-5.17	103.73	105.80
38	8	16	G	O5'-P-OP1	-5.17	101.05	105.70
1	2	4	C	C6-N1-C2	-5.16	118.23	120.30
35	SM	134	ASP	CB-CG-OD2	5.16	122.95	118.30
36	1	699	A	N1-C2-N3	5.16	131.88	129.30
36	1	1643	A	N1-C6-N6	5.16	121.70	118.60
36	1	2148	U	O5'-P-OP2	5.16	116.90	110.70
36	1	2806	U	N1-C2-O2	-5.16	119.19	122.80
1	6	901	G	N9-C4-C5	-5.16	103.33	105.40
1	6	1187	U	C5-C6-N1	5.16	125.28	122.70
36	5	513	G	C4-C5-N7	-5.16	108.73	110.80
36	5	937	G	N3-C4-N9	5.16	129.10	126.00
36	1	498	A	C4-C5-C6	5.16	119.58	117.00
36	1	2622	C	N3-C4-C5	-5.16	119.83	121.90
36	1	3242	G	C8-N9-C1'	5.16	133.71	127.00
36	5	709	A	C5-C6-N6	-5.16	119.57	123.70
36	1	2306	C	C6-N1-C1'	-5.16	114.61	120.80
36	1	2612	U	C5-C6-N1	-5.16	120.12	122.70
1	6	1697	G	C2-N3-C4	5.16	114.48	111.90
36	5	917	A	C5-N7-C8	-5.16	101.32	103.90
36	5	1661	G	C5-C6-O6	-5.16	125.50	128.60
36	5	2310	U	N3-C2-O2	-5.16	118.59	122.20
36	5	3289	G	C8-N9-C4	-5.16	104.34	106.40
36	1	2245	C	C5-C6-N1	5.16	123.58	121.00
36	1	2283	G	C5-C6-O6	-5.16	125.50	128.60

Continued on next page...

Continued from previous page...

Mol	Chain	Res	Type	Atoms	Z	Observed(°)	Ideal(°)
37	7	75	G	C8-N9-C1'	-5.16	120.29	127.00
36	5	716	A	N9-C4-C5	-5.16	103.74	105.80
36	5	1852	G	C8-N9-C4	-5.16	104.34	106.40
36	1	123	A	C6-C5-N7	-5.16	128.69	132.30
1	6	217	A	P-O3'-C3'	5.16	125.89	119.70
1	6	1793	G	N1-C6-O6	-5.16	116.81	119.90
36	5	297	G	O4'-C1'-N9	5.16	112.33	108.20
36	5	1151	U	N3-C4-O4	5.16	123.01	119.40
36	5	1839	A	N7-C8-N9	-5.16	111.22	113.80
36	1	961	C	O4'-C1'-N1	-5.15	104.08	108.20
1	6	155	U	N3-C2-O2	-5.15	118.59	122.20
36	5	359	U	C5-C6-N1	5.15	125.28	122.70
36	5	979	U	O4'-C1'-N1	5.15	112.32	108.20
46	19	176	LEU	CA-CB-CG	-5.15	103.45	115.30
1	2	937	C	N1-C2-O2	5.15	121.99	118.90
36	1	2631	U	C2-N3-C4	-5.15	123.91	127.00
36	5	1832	C	C2-N1-C1'	-5.15	113.13	118.80
36	5	2316	G	N3-C4-N9	5.15	129.09	126.00
36	5	2351	U	N3-C4-O4	-5.15	115.79	119.40
37	7	87	G	C5-C6-N1	-5.15	108.92	111.50
78	q2	104	LEU	CA-CB-CG	5.15	127.15	115.30
36	1	199	A	O4'-C1'-N9	5.15	112.32	108.20
36	1	676	G	N1-C2-N2	-5.15	111.57	116.20
36	1	1103	A	N9-C4-C5	-5.15	103.74	105.80
1	2	599	A	OP2-P-O3'	5.15	116.53	105.20
36	1	335	G	C8-N9-C1'	5.15	133.69	127.00
36	1	908	G	N9-C4-C5	-5.15	103.34	105.40
36	1	914	A	C5-N7-C8	5.15	106.47	103.90
36	1	2427	U	N3-C2-O2	-5.15	118.60	122.20
36	1	2627	C	C5-C6-N1	-5.15	118.43	121.00
36	1	2848	G	OP2-P-O3'	5.15	116.53	105.20
37	3	98	C	N1-C2-O2	-5.15	115.81	118.90
38	4	27	U	N1-C2-O2	5.15	126.40	122.80
1	6	470	A	C8-N9-C4	-5.15	103.74	105.80
36	5	1101	G	C8-N9-C4	5.15	108.46	106.40
36	5	1368	U	O5'-P-OP1	-5.15	101.07	105.70
36	5	2973	G	C8-N9-C4	-5.15	104.34	106.40
36	5	3028	G	C6-C5-N7	-5.15	127.31	130.40
36	5	2807	U	N3-C4-O4	5.15	123.00	119.40
36	1	2261	G	C4-N9-C1'	5.14	133.19	126.50
1	6	6	G	O5'-P-OP1	-5.14	101.07	105.70
1	6	209	U	N1-C2-O2	-5.14	119.20	122.80

Continued on next page...

Continued from previous page...

Mol	Chain	Res	Type	Atoms	Z	Observed(°)	Ideal(°)
36	5	411	U	O5'-P-OP2	-5.14	101.07	105.70
36	5	991	G	C5-C6-O6	5.14	131.69	128.60
36	5	2195	C	C5-C4-N4	-5.14	116.60	120.20
36	5	2777	G	C8-N9-C1'	5.14	133.69	127.00
36	5	2982	A	C2-N3-C4	5.14	113.17	110.60
36	1	309	U	N3-C2-O2	-5.14	118.60	122.20
36	1	722	G	C2-N3-C4	-5.14	109.33	111.90
36	1	775	A	C2-N3-C4	-5.14	108.03	110.60
36	1	1889	G	C6-C5-N7	-5.14	127.31	130.40
36	1	2747	A	N9-C4-C5	5.14	107.86	105.80
36	1	2918	G	C4-N9-C1'	5.14	133.19	126.50
1	6	337	G	N3-C2-N2	5.14	123.50	119.90
36	5	1744	G	C6-C5-N7	-5.14	127.31	130.40
36	1	2632	G	C6-C5-N7	-5.14	127.31	130.40
36	1	49	A	C2-N3-C4	-5.14	108.03	110.60
36	1	934	G	C5-C6-O6	-5.14	125.52	128.60
36	1	2531	C	C2-N1-C1'	5.14	124.45	118.80
36	1	2595	A	O4'-C1'-N9	5.14	112.31	108.20
1	6	1662	G	O5'-P-OP2	-5.14	101.07	105.70
36	5	712	G	O5'-P-OP2	-5.14	101.08	105.70
36	5	1359	C	C5-C6-N1	-5.14	118.43	121.00
36	5	1406	A	N9-C4-C5	5.14	107.86	105.80
36	5	2855	U	N1-C2-N3	5.14	117.98	114.90
37	7	8	G	N1-C2-N2	-5.14	111.57	116.20
36	5	967	A	N9-C4-C5	5.14	107.86	105.80
36	5	2938	G	C8-N9-C4	-5.14	104.34	106.40
36	1	780	A	C4-C5-C6	5.14	119.57	117.00
36	1	923	C	C6-N1-C2	5.14	122.35	120.30
36	1	1492	G	N9-C4-C5	-5.14	103.34	105.40
1	6	1297	G	N1-C6-O6	-5.14	116.82	119.90
36	5	22	G	N1-C6-O6	5.14	122.98	119.90
36	5	2322	C	N3-C4-N4	5.14	121.60	118.00
36	1	62	A	O5'-P-OP1	5.13	116.86	110.70
36	1	3173	G	C4-N9-C1'	5.13	133.18	126.50
1	6	1016	C	C6-N1-C2	-5.13	118.25	120.30
1	6	1481	C	N1-C2-O2	5.13	121.98	118.90
36	5	1049	C	C6-N1-C2	-5.13	118.25	120.30
36	5	2885	C	N3-C4-N4	5.13	121.59	118.00
36	5	3122	A	O5'-P-OP1	-5.13	101.08	105.70
1	2	1611	A	N1-C2-N3	5.13	131.87	129.30
36	1	860	G	N3-C2-N2	-5.13	116.31	119.90
36	1	1581	C	C2-N1-C1'	5.13	124.45	118.80

Continued on next page...

Continued from previous page...

Mol	Chain	Res	Type	Atoms	Z	Observed(°)	Ideal(°)
61	N5	115	ARG	NE-CZ-NH1	5.13	122.87	120.30
36	5	2282	U	N3-C2-O2	5.13	125.79	122.20
36	1	2905	U	N3-C2-O2	5.13	125.79	122.20
36	1	3178	A	N1-C6-N6	5.13	121.68	118.60
1	6	976	G	C6-C5-N7	-5.13	127.32	130.40
1	6	1081	A	O4'-C1'-N9	5.13	112.31	108.20
5	s3	161	GLY	N-CA-C	5.13	125.93	113.10
36	1	2261	G	C8-N9-C1'	-5.13	120.33	127.00
36	1	2363	A	C5-C6-N1	-5.13	115.14	117.70
36	1	2370	G	C4-C5-N7	-5.13	108.75	110.80
36	5	2183	A	C8-N9-C4	5.13	107.85	105.80
36	5	2303	A	C5-C6-N6	-5.13	119.60	123.70
1	2	1284	C	N1-C2-O2	5.13	121.98	118.90
36	1	110	G	C6-C5-N7	-5.13	127.32	130.40
36	1	340	C	N3-C2-O2	-5.13	118.31	121.90
36	1	698	U	C6-N1-C1'	5.13	128.38	121.20
1	6	477	A	N1-C6-N6	5.13	121.68	118.60
36	5	995	U	C5-C6-N1	-5.13	120.14	122.70
36	5	1500	G	C5-C6-O6	-5.13	125.52	128.60
36	1	725	G	C5-C6-O6	-5.13	125.52	128.60
36	1	757	C	N1-C2-O2	-5.13	115.82	118.90
36	1	2911	A	N1-C6-N6	-5.13	115.52	118.60
1	6	647	G	N3-C4-N9	-5.13	122.92	126.00
1	6	1036	A	O5'-P-OP2	-5.13	101.09	105.70
1	6	1146	G	N1-C6-O6	5.13	122.97	119.90
1	6	1663	G	C8-N9-C4	-5.13	104.35	106.40
36	5	2526	C	N1-C2-O2	5.13	121.98	118.90
36	5	3294	A	N1-C2-N3	5.13	131.86	129.30
36	5	3362	A	C4-C5-N7	5.13	113.26	110.70
13	C1	90	TYR	CA-CB-CG	5.12	123.14	113.40
36	1	1912	U	N3-C4-C5	-5.12	111.53	114.60
38	4	95	G	N3-C4-C5	5.12	131.16	128.60
1	6	539	G	O4'-C1'-N9	-5.12	104.10	108.20
1	6	1028	C	N3-C4-C5	5.12	123.95	121.90
36	5	1213	G	C5-C6-N1	5.12	114.06	111.50
1	2	1778	G	C4-C5-N7	5.12	112.85	110.80
36	1	780	A	C6-C5-N7	-5.12	128.71	132.30
36	1	1154	A	O5'-P-OP1	-5.12	101.09	105.70
41	L4	57	GLY	N-CA-C	-5.12	100.29	113.10
1	2	1127	G	C5-C6-N1	-5.12	108.94	111.50
36	1	947	G	C4-N9-C1'	5.12	133.16	126.50
36	1	2610	G	C6-C5-N7	-5.12	127.33	130.40

Continued on next page...

Continued from previous page...

Mol	Chain	Res	Type	Atoms	Z	Observed(°)	Ideal(°)
36	1	3155	U	N1-C2-O2	5.12	126.39	122.80
36	5	1115	G	C6-C5-N7	-5.12	127.33	130.40
36	5	1317	A	C8-N9-C4	-5.12	103.75	105.80
36	5	1927	G	N3-C4-N9	5.12	129.07	126.00
36	1	404	G	C8-N9-C4	-5.12	104.35	106.40
36	5	2141	U	N1-C2-N3	5.12	117.97	114.90
36	5	2413	A	N7-C8-N9	-5.12	111.24	113.80
36	1	99	A	C5'-C4'-O4'	5.12	115.24	109.10
36	1	880	G	N1-C6-O6	-5.12	116.83	119.90
36	1	1404	G	C5-C6-O6	5.12	131.67	128.60
36	1	1556	C	N3-C2-O2	-5.12	118.32	121.90
36	1	2858	U	C5-C4-O4	5.12	128.97	125.90
49	M3	67	ARG	NE-CZ-NH1	-5.12	117.74	120.30
1	6	275	C	C2-N1-C1'	5.12	124.43	118.80
36	5	728	G	C8-N9-C1'	-5.12	120.35	127.00
36	5	895	A	C2-N3-C4	-5.12	108.04	110.60
36	5	1147	G	N7-C8-N9	5.12	115.66	113.10
36	5	1178	G	C5-C6-N1	-5.12	108.94	111.50
36	5	1620	U	N3-C2-O2	-5.12	118.62	122.20
36	5	2385	G	C8-N9-C4	5.12	108.45	106.40
36	5	2675	C	C6-N1-C2	-5.12	118.25	120.30
36	1	2209	U	C5-C6-N1	5.12	125.26	122.70
36	5	661	G	O5'-P-OP1	-5.12	101.09	105.70
36	5	1853	U	N1-C2-O2	-5.12	119.22	122.80
36	5	2794	G	N9-C4-C5	-5.12	103.35	105.40
36	5	2885	C	N3-C2-O2	5.12	125.48	121.90
36	1	18	G	N3-C4-C5	5.12	131.16	128.60
36	1	517	G	N1-C6-O6	-5.12	116.83	119.90
36	1	637	C	C2-N1-C1'	5.12	124.43	118.80
36	1	1321	G	O4'-C1'-N9	5.12	112.29	108.20
36	1	1375	G	C6-C5-N7	-5.12	127.33	130.40
36	1	1694	U	N3-C2-O2	-5.12	118.62	122.20
36	1	2727	A	C5-N7-C8	5.12	106.46	103.90
36	1	2828	G	C8-N9-C1'	-5.12	120.35	127.00
38	4	7	U	N1-C2-O2	-5.12	119.22	122.80
38	4	66	A	N7-C8-N9	5.12	116.36	113.80
36	5	938	C	C5-C4-N4	-5.12	116.62	120.20
36	5	1342	C	C2-N3-C4	-5.12	117.34	119.90
36	5	2994	A	C5-C6-N1	5.12	120.26	117.70
36	1	1010	G	N1-C6-O6	5.11	122.97	119.90
36	1	2807	U	C5-C6-N1	5.11	125.26	122.70
1	6	116	U	N1-C2-N3	5.11	117.97	114.90

Continued on next page...

Continued from previous page...

Mol	Chain	Res	Type	Atoms	Z	Observed(°)	Ideal(°)
36	5	609	G	O5'-P-OP2	-5.11	101.10	105.70
36	5	1119	C	OP2-P-O3'	5.11	116.45	105.20
36	5	1432	C	C6-N1-C2	-5.11	118.25	120.30
36	5	2672	G	C5-C6-O6	-5.11	125.53	128.60
53	m7	41	LEU	CA-CB-CG	5.11	127.06	115.30
1	2	75	U	N3-C2-O2	-5.11	118.62	122.20
36	1	2524	A	O4'-C1'-N9	5.11	112.29	108.20
1	6	25	C	OP2-P-O3'	5.11	116.45	105.20
1	6	39	A	O4'-C1'-N9	5.11	112.29	108.20
36	5	437	G	N7-C8-N9	5.11	115.66	113.10
36	5	2237	C	C6-N1-C2	5.11	122.34	120.30
36	5	3030	G	O5'-P-OP1	-5.11	101.10	105.70
1	2	1748	G	C2-N3-C4	-5.11	109.34	111.90
36	1	1048	A	N1-C6-N6	-5.11	115.53	118.60
36	1	1417	G	N3-C4-C5	5.11	131.16	128.60
36	1	1496	C	C2-N1-C1'	5.11	124.42	118.80
36	1	2647	A	C6-C5-N7	-5.11	128.72	132.30
36	5	1214	U	C2-N1-C1'	5.11	123.83	117.70
36	5	1548	C	N3-C2-O2	5.11	125.48	121.90
38	4	60	U	N3-C2-O2	-5.11	118.62	122.20
36	5	1902	G	N1-C2-N3	5.11	126.97	123.90
36	1	282	G	C2'-C3'-O3'	5.11	121.87	113.70
36	1	394	G	C8-N9-C1'	5.11	133.64	127.00
36	1	638	C	C6-N1-C1'	-5.11	114.67	120.80
36	1	863	C	C5-C4-N4	-5.11	116.62	120.20
36	1	1661	G	N1-C2-N2	-5.11	111.60	116.20
1	6	603	U	N3-C4-O4	5.11	122.98	119.40
1	6	1517	U	C2-N1-C1'	5.11	123.83	117.70
36	5	2145	A	N7-C8-N9	5.11	116.35	113.80
51	m5	96	ARG	NE-CZ-NH1	5.11	122.85	120.30
36	1	75	G	O5'-P-OP1	5.11	116.83	110.70
36	1	1385	C	N3-C4-C5	-5.11	119.86	121.90
36	5	87	U	C2-N1-C1'	5.11	123.83	117.70
36	5	726	G	N3-C4-C5	5.11	131.15	128.60
36	5	726	G	N3-C4-N9	-5.11	122.94	126.00
36	5	1450	G	N1-C2-N2	5.11	120.80	116.20
36	5	3098	G	N9-C4-C5	5.11	107.44	105.40
36	5	3214	U	O4'-C1'-N1	5.11	112.28	108.20
1	2	1412	G	C8-N9-C4	5.10	108.44	106.40
36	1	1472	U	N1-C2-O2	-5.10	119.23	122.80
1	6	457	G	N1-C6-O6	5.10	122.96	119.90
36	5	1667	A	C8-N9-C4	5.10	107.84	105.80

Continued on next page...

Continued from previous page...

Mol	Chain	Res	Type	Atoms	Z	Observed(°)	Ideal(°)
36	1	2190	U	N1-C2-N3	5.10	117.96	114.90
1	6	1196	A	N1-C6-N6	-5.10	115.54	118.60
36	5	879	U	C5-C4-O4	-5.10	122.84	125.90
36	5	1331	U	C2-N3-C4	-5.10	123.94	127.00
36	5	1335	C	N3-C4-N4	5.10	121.57	118.00
36	5	3055	U	C5-C4-O4	-5.10	122.84	125.90
36	5	3344	A	C8-N9-C4	-5.10	103.76	105.80
37	7	37	G	C4-C5-N7	5.10	112.84	110.80
36	1	2732	G	N1-C6-O6	-5.10	116.84	119.90
36	5	1142	G	C8-N9-C4	-5.10	104.36	106.40
36	5	1375	G	OP2-P-O3'	5.10	116.42	105.20
36	5	3354	U	N3-C2-O2	-5.10	118.63	122.20
1	2	1116	A	C2-N3-C4	-5.10	108.05	110.60
36	1	968	G	C4-C5-C6	5.10	121.86	118.80
51	M5	93	LYS	N-CA-C	5.10	124.77	111.00
36	5	364	G	C5-C6-O6	-5.10	125.54	128.60
36	5	567	G	C8-N9-C1'	-5.10	120.37	127.00
36	5	2827	U	C6-N1-C1'	-5.10	114.06	121.20
36	5	3361	G	N3-C4-C5	-5.10	126.05	128.60
36	1	2354	C	N3-C4-C5	-5.10	119.86	121.90
37	3	119	U	C5-C6-N1	-5.10	120.15	122.70
38	4	105	A	C8-N9-C4	-5.10	103.76	105.80
36	5	1379	G	N3-C4-N9	5.10	129.06	126.00
36	5	3040	A	N1-C2-N3	5.10	131.85	129.30
38	4	95	G	N3-C4-N9	-5.10	122.94	126.00
36	5	2859	U	C5-C6-N1	-5.10	120.15	122.70
1	2	318	U	N3-C2-O2	5.09	125.77	122.20
36	1	189	G	N9-C4-C5	5.09	107.44	105.40
36	1	282	G	N7-C8-N9	5.09	115.65	113.10
36	1	663	C	C4-C5-C6	5.09	119.95	117.40
36	1	1400	G	C8-N9-C1'	-5.09	120.38	127.00
36	1	1404	G	C5-N7-C8	5.09	106.85	104.30
36	1	2519	A	N1-C6-N6	5.09	121.66	118.60
36	5	400	G	N3-C4-N9	-5.09	122.94	126.00
36	5	1858	A	C2-N3-C4	5.09	113.15	110.60
36	5	2123	G	N3-C4-N9	5.09	129.06	126.00
36	5	2565	U	O4'-C1'-N1	5.09	112.28	108.20
36	5	2755	C	O5'-P-OP1	-5.09	101.11	105.70
1	2	1633	A	N1-C6-N6	-5.09	115.54	118.60
36	1	1106	G	N3-C2-N2	-5.09	116.33	119.90
36	1	1307	G	N3-C2-N2	-5.09	116.33	119.90
36	1	2370	G	O5'-P-OP1	-5.09	101.12	105.70

Continued on next page...

Continued from previous page...

Mol	Chain	Res	Type	Atoms	Z	Observed(°)	Ideal(°)
36	5	349	A	C5-C6-N1	5.09	120.25	117.70
36	1	895	A	N7-C8-N9	5.09	116.35	113.80
36	1	2175	U	N3-C2-O2	-5.09	118.64	122.20
36	1	3140	G	C5-C6-O6	-5.09	125.55	128.60
51	M5	68	ARG	NE-CZ-NH1	5.09	122.85	120.30
1	6	346	G	N3-C4-C5	-5.09	126.05	128.60
36	5	813	G	N9-C4-C5	-5.09	103.36	105.40
36	5	2928	C	N3-C4-N4	5.09	121.56	118.00
36	5	1473	G	C8-N9-C4	5.09	108.44	106.40
36	5	1546	A	C4-C5-C6	5.09	119.55	117.00
36	5	2624	G	C4-C5-N7	5.09	112.84	110.80
36	5	2695	A	O4'-C1'-N9	5.09	112.27	108.20
36	5	3096	C	N1-C2-O2	-5.09	115.85	118.90
1	2	1644	C	N3-C2-O2	-5.09	118.34	121.90
36	1	32	U	N3-C4-O4	5.09	122.96	119.40
36	1	320	G	OP2-P-O3'	5.09	116.39	105.20
36	1	1386	A	C6-C5-N7	-5.09	128.74	132.30
1	6	1595	U	N3-C4-C5	-5.09	111.55	114.60
36	5	220	G	C4-C5-N7	5.09	112.83	110.80
1	2	139	C	C6-N1-C2	-5.09	118.27	120.30
36	1	2572	C	N3-C2-O2	-5.09	118.34	121.90
36	5	1143	A	N1-C6-N6	5.09	121.65	118.60
36	5	2938	G	N1-C6-O6	5.09	122.95	119.90
36	1	1192	C	O5'-P-OP2	-5.08	101.12	105.70
36	1	3243	A	C6-C5-N7	-5.08	128.74	132.30
36	5	1838	G	N1-C6-O6	5.08	122.95	119.90
36	1	38	U	N1-C2-N3	-5.08	111.85	114.90
36	1	1364	C	OP2-P-O3'	5.08	116.38	105.20
36	5	757	C	C2-N3-C4	-5.08	117.36	119.90
36	1	2153	U	C6-N1-C2	-5.08	117.95	121.00
36	1	2309	A	C4-C5-N7	5.08	113.24	110.70
36	1	2601	A	N1-C6-N6	5.08	121.65	118.60
36	1	3121	U	OP1-P-O3'	5.08	116.38	105.20
36	5	1043	C	OP2-P-O3'	5.08	116.38	105.20
36	5	1169	A	N7-C8-N9	-5.08	111.26	113.80
36	5	3294	A	C8-N9-C4	-5.08	103.77	105.80
37	3	80	G	C4-C5-C6	5.08	121.85	118.80
1	6	614	C	N1-C2-O2	5.08	121.95	118.90
1	2	1539	G	C8-N9-C4	-5.08	104.37	106.40
1	2	1773	C	N1-C2-O2	-5.08	115.85	118.90
36	1	281	G	C8-N9-C4	-5.08	104.37	106.40
36	1	669	U	N3-C4-C5	5.08	117.65	114.60

Continued on next page...

Continued from previous page...

Mol	Chain	Res	Type	Atoms	Z	Observed(°)	Ideal(°)
36	1	2549	G	N3-C4-C5	-5.08	126.06	128.60
36	5	110	G	C5-N7-C8	5.08	106.84	104.30
36	5	968	G	C4-N9-C1'	5.08	133.10	126.50
36	5	1373	A	C6-C5-N7	-5.08	128.75	132.30
36	5	2673	A	N1-C6-N6	-5.08	115.55	118.60
36	1	1012	G	C8-N9-C4	5.08	108.43	106.40
36	1	1145	G	C2-N3-C4	5.08	114.44	111.90
36	1	1844	C	N1-C2-O2	-5.08	115.85	118.90
36	1	3206	C	N1-C2-O2	5.08	121.95	118.90
36	5	574	U	C5-C6-N1	-5.08	120.16	122.70
1	2	1169	G	N1-C6-O6	-5.08	116.86	119.90
1	2	1297	G	C4-C5-N7	5.08	112.83	110.80
36	1	1190	A	C8-N9-C1'	-5.08	118.56	127.70
54	M8	140	LEU	CA-CB-CG	-5.08	103.62	115.30
36	5	999	G	N9-C4-C5	-5.08	103.37	105.40
1	2	16	G	C8-N9-C1'	-5.07	120.41	127.00
36	1	1137	C	C6-N1-C2	5.07	122.33	120.30
36	1	1307	G	C4-C5-N7	-5.07	108.77	110.80
36	1	1309	U	N3-C2-O2	-5.07	118.65	122.20
36	1	1892	G	C4-C5-N7	-5.07	108.77	110.80
36	1	3182	G	C4-C5-N7	5.07	112.83	110.80
1	6	965	U	C4-C5-C6	-5.07	116.66	119.70
36	5	692	A	O5'-P-OP1	-5.07	101.13	105.70
36	5	2198	A	C5-N7-C8	-5.07	101.36	103.90
37	7	52	G	C8-N9-C4	5.07	108.43	106.40
36	1	1581	C	N3-C2-O2	-5.07	118.35	121.90
36	5	86	G	N3-C4-N9	5.07	129.04	126.00
36	1	1515	A	N1-C6-N6	5.07	121.64	118.60
1	6	557	G	N1-C6-O6	-5.07	116.86	119.90
36	5	39	A	C5-N7-C8	-5.07	101.36	103.90
36	5	2726	C	C4-C5-C6	5.07	119.94	117.40
36	5	2748	A	C5-C6-N6	-5.07	119.64	123.70
37	3	89	G	N3-C4-N9	5.07	129.04	126.00
1	6	1130	G	N3-C4-N9	-5.07	122.96	126.00
36	5	1211	U	C4-C5-C6	-5.07	116.66	119.70
36	5	2908	G	N3-C4-N9	-5.07	122.96	126.00
1	2	913	G	P-O3'-C3'	5.07	125.78	119.70
1	2	1600	A	C5-N7-C8	-5.07	101.37	103.90
36	1	614	C	C6-N1-C2	5.07	122.33	120.30
36	1	941	G	C6-C5-N7	-5.07	127.36	130.40
36	1	1939	G	N3-C4-C5	-5.07	126.07	128.60
36	1	2257	C	O4'-C1'-N1	5.07	112.25	108.20

Continued on next page...

Continued from previous page...

Mol	Chain	Res	Type	Atoms	Z	Observed(°)	Ideal(°)
36	1	2311	G	N9-C4-C5	5.07	107.43	105.40
36	1	2937	G	N7-C8-N9	-5.07	110.57	113.10
36	1	3173	G	C8-N9-C1'	-5.07	120.41	127.00
36	1	3375	A	C5'-C4'-C3'	-5.07	107.89	116.00
1	6	7	G	N3-C4-C5	-5.07	126.07	128.60
1	6	359	A	N3-C4-N9	-5.07	123.35	127.40
36	5	991	G	C4-C5-N7	-5.07	108.77	110.80
36	5	1193	A	C4-C5-C6	5.07	119.53	117.00
36	5	1306	G	N7-C8-N9	5.07	115.63	113.10
36	1	2400	G	OP2-P-O3'	5.07	116.35	105.20
36	1	2683	U	C5-C6-N1	-5.07	120.17	122.70
37	3	58	C	N3-C2-O2	-5.07	118.35	121.90
1	6	985	G	C2-N3-C4	-5.07	109.37	111.90
36	5	396	A	C5-C6-N1	-5.07	115.17	117.70
36	5	1177	G	N9-C4-C5	5.07	107.43	105.40
36	5	3315	G	N1-C2-N3	5.07	126.94	123.90
36	1	1119	C	C2-N1-C1'	-5.06	113.23	118.80
36	1	1389	G	C8-N9-C4	5.06	108.43	106.40
36	1	3277	U	N1-C2-O2	5.06	126.34	122.80
36	5	83	U	N3-C2-O2	-5.06	118.66	122.20
36	1	1207	G	N1-C6-O6	5.06	122.94	119.90
1	6	431	C	N1-C2-O2	-5.06	115.86	118.90
36	5	1101	G	N1-C2-N2	-5.06	111.64	116.20
36	5	1507	G	N1-C2-N2	-5.06	111.64	116.20
37	7	35	C	N3-C2-O2	-5.06	118.36	121.90
36	1	634	C	C5-C6-N1	-5.06	118.47	121.00
38	4	112	U	C2-N1-C1'	-5.06	111.63	117.70
1	6	1653	C	C6-N1-C2	-5.06	118.28	120.30
36	5	2932	U	O5'-P-OP2	-5.06	101.14	105.70
36	1	1587	A	N1-C6-N6	-5.06	115.56	118.60
36	1	2860	U	N3-C4-C5	5.06	117.64	114.60
36	1	3054	U	N3-C2-O2	-5.06	118.66	122.20
36	1	3243	A	N9-C4-C5	-5.06	103.78	105.80
1	6	620	A	C8-N9-C4	-5.06	103.78	105.80
1	6	1354	G	C4-N9-C1'	5.06	133.08	126.50
36	5	922	U	C2-N3-C4	-5.06	123.96	127.00
36	5	1665	C	N3-C2-O2	-5.06	118.36	121.90
36	5	3296	A	OP2-P-O3'	5.06	116.33	105.20
36	1	940	G	C5-C6-O6	5.06	131.63	128.60
36	1	2688	U	O4'-C1'-N1	-5.06	104.15	108.20
36	1	2989	U	C2-N1-C1'	5.06	123.77	117.70
38	4	52	A	C4-C5-N7	-5.06	108.17	110.70

Continued on next page...

Continued from previous page...

Mol	Chain	Res	Type	Atoms	Z	Observed(°)	Ideal(°)
36	5	96	G	OP1-P-OP2	5.06	127.19	119.60
36	5	927	C	O5'-P-OP1	-5.06	101.15	105.70
36	5	2377	G	N3-C2-N2	5.06	123.44	119.90
36	5	3247	G	C8-N9-C4	5.06	108.42	106.40
1	2	933	A	C8-N9-C4	-5.06	103.78	105.80
1	2	1778	G	N7-C8-N9	5.06	115.63	113.10
36	5	524	U	O5'-P-OP2	-5.06	101.15	105.70
36	1	1084	A	C6-C5-N7	-5.05	128.76	132.30
36	1	1401	A	C2-N3-C4	-5.05	108.07	110.60
36	1	1451	C	N1-C2-O2	5.05	121.93	118.90
36	1	1820	U	OP2-P-O3'	5.05	116.32	105.20
36	1	1851	G	N7-C8-N9	5.05	115.63	113.10
36	1	2194	G	C4-C5-N7	5.05	112.82	110.80
36	1	2415	C	C2-N1-C1'	-5.05	113.24	118.80
36	1	2897	A	C8-N9-C4	5.05	107.82	105.80
1	6	1274	C	C6-N1-C1'	-5.05	114.73	120.80
36	5	331	G	O5'-P-OP1	-5.05	101.15	105.70
36	5	666	A	C5-C6-N6	5.05	127.74	123.70
36	5	852	U	OP2-P-O3'	5.05	116.32	105.20
36	5	1370	G	N1-C6-O6	-5.05	116.87	119.90
36	5	1420	C	C2-N1-C1'	-5.05	113.24	118.80
36	5	1502	C	N1-C2-O2	5.05	121.93	118.90
1	2	9	U	O5'-P-OP1	-5.05	101.15	105.70
36	1	1157	G	C6-N1-C2	-5.05	122.07	125.10
36	1	2804	A	N1-C2-N3	5.05	131.83	129.30
36	5	1178	G	O5'-P-OP1	-5.05	101.15	105.70
36	5	1452	A	C5-N7-C8	-5.05	101.37	103.90
36	5	2195	C	N3-C4-N4	5.05	121.54	118.00
36	5	2857	C	N3-C4-C5	5.05	123.92	121.90
1	6	351	C	O4'-C1'-N1	-5.05	104.16	108.20
1	6	565	C	C2-N3-C4	-5.05	117.38	119.90
36	5	411	U	C2-N1-C1'	-5.05	111.64	117.70
36	5	691	A	OP1-P-O3'	5.05	116.31	105.20
1	2	1370	U	P-O3'-C3'	5.05	125.76	119.70
1	2	1615	C	C6-N1-C2	-5.05	118.28	120.30
36	1	2865	U	N1-C2-O2	5.05	126.33	122.80
36	1	3178	A	N9-C4-C5	-5.05	103.78	105.80
1	6	1744	A	C8-N9-C4	5.05	107.82	105.80
36	5	2374	C	O5'-P-OP2	-5.05	101.16	105.70
36	5	2888	U	C2-N1-C1'	5.05	123.76	117.70
36	1	996	A	OP2-P-O3'	5.05	116.31	105.20
36	1	1351	U	C2-N1-C1'	5.05	123.76	117.70

Continued on next page...

Continued from previous page...

Mol	Chain	Res	Type	Atoms	Z	Observed(°)	Ideal(°)
36	1	2395	G	OP2-P-O3'	5.05	116.31	105.20
38	4	85	G	N7-C8-N9	5.05	115.62	113.10
1	6	1150	G	N3-C4-N9	-5.05	122.97	126.00
36	5	283	G	O4'-C1'-N9	-5.05	104.16	108.20
36	5	2796	G	N3-C4-C5	-5.05	126.08	128.60
36	5	2849	C	N3-C4-C5	-5.05	119.88	121.90
36	5	3164	C	C6-N1-C2	5.05	122.32	120.30
1	2	318	U	C6-N1-C2	5.05	124.03	121.00
36	1	349	A	OP2-P-O3'	5.05	116.30	105.20
36	1	1227	C	C5-C6-N1	5.05	123.52	121.00
36	1	1592	G	C5-C6-N1	-5.05	108.98	111.50
36	1	2714	G	C4-C5-C6	-5.05	115.77	118.80
1	6	344	A	C8-N9-C4	5.05	107.82	105.80
1	2	1535	U	O5'-P-OP1	5.04	116.75	110.70
36	1	304	G	N3-C2-N2	-5.04	116.37	119.90
36	1	1440	G	C8-N9-C4	5.04	108.42	106.40
36	5	523	A	N9-C4-C5	5.04	107.82	105.80
36	1	511	G	C6-C5-N7	-5.04	127.37	130.40
36	1	1198	C	N3-C4-C5	-5.04	119.88	121.90
36	1	1311	G	C4-C5-N7	5.04	112.82	110.80
36	1	1323	G	C8-N9-C4	5.04	108.42	106.40
36	1	1446	A	N9-C4-C5	5.04	107.82	105.80
36	1	2978	U	O4'-C1'-N1	5.04	112.23	108.20
1	6	20	G	N1-C6-O6	5.04	122.93	119.90
36	5	2952	G	C8-N9-C4	-5.04	104.38	106.40
36	5	3091	A	C4-C5-C6	5.04	119.52	117.00
1	2	1486	G	C4-N9-C1'	5.04	133.05	126.50
36	1	342	A	N3-C4-N9	-5.04	123.37	127.40
36	1	1850	A	O5'-P-OP2	-5.04	101.16	105.70
36	1	2989	U	C5-C6-N1	5.04	125.22	122.70
1	6	41	A	N1-C6-N6	5.04	121.62	118.60
1	6	1285	U	N1-C2-O2	5.04	126.33	122.80
1	6	1539	G	O4'-C1'-N9	-5.04	104.17	108.20
36	5	2897	A	O4'-C1'-N9	5.04	112.23	108.20
36	1	2525	G	C4-N9-C1'	5.04	133.05	126.50
1	6	2	A	N1-C6-N6	5.04	121.62	118.60
1	6	711	U	C2-N1-C1'	5.04	123.75	117.70
36	5	639	G	C6-C5-N7	-5.04	127.38	130.40
36	5	3149	G	O5'-P-OP1	5.04	116.75	110.70
1	6	154	G	C8-N9-C4	-5.04	104.39	106.40
36	5	970	A	C4-C5-N7	5.04	113.22	110.70
36	5	3085	G	C5-C6-N1	-5.04	108.98	111.50

Continued on next page...

Continued from previous page...

Mol	Chain	Res	Type	Atoms	Z	Observed(°)	Ideal(°)
1	2	1052	U	N1-C2-O2	5.04	126.33	122.80
36	1	808	A	C8-N9-C4	5.04	107.81	105.80
36	1	691	A	C4-C5-C6	5.04	119.52	117.00
36	1	1143	A	N9-C4-C5	5.04	107.81	105.80
36	1	2684	C	C4-C5-C6	5.04	119.92	117.40
36	1	2989	U	C5-C4-O4	-5.04	122.88	125.90
36	5	41	G	O5'-P-OP2	-5.04	101.17	105.70
36	5	2403	G	N3-C4-N9	5.04	129.02	126.00
36	1	358	G	C2-N3-C4	-5.03	109.38	111.90
36	1	695	C	O5'-P-OP1	-5.03	101.17	105.70
36	1	936	A	C2-N3-C4	-5.03	108.08	110.60
36	1	1142	G	O5'-P-OP2	-5.03	101.17	105.70
36	1	1172	G	N1-C2-N2	5.03	120.73	116.20
36	1	1874	A	N1-C2-N3	5.03	131.82	129.30
36	1	2197	C	C6-N1-C2	5.03	122.31	120.30
36	1	2371	G	O5'-P-OP2	-5.03	101.17	105.70
36	1	2661	G	C6-C5-N7	-5.03	127.38	130.40
36	1	2687	G	C5-C6-O6	5.03	131.62	128.60
36	1	2824	G	C5-C6-N1	-5.03	108.98	111.50
36	1	2936	A	C8-N9-C4	-5.03	103.79	105.80
38	4	97	A	N1-C2-N3	5.03	131.82	129.30
1	6	530	C	C2-N1-C1'	-5.03	113.26	118.80
36	5	994	G	OP1-P-O3'	5.03	116.27	105.20
36	5	1494	U	O5'-P-OP2	5.03	116.74	110.70
36	5	2725	U	C4-C5-C6	-5.03	116.68	119.70
36	5	3164	C	N3-C4-C5	5.03	123.91	121.90
1	2	875	G	C6-C5-N7	-5.03	127.38	130.40
1	2	1412	G	N7-C8-N9	-5.03	110.58	113.10
1	2	1793	G	O4'-C1'-N9	5.03	112.23	108.20
36	1	551	A	O4'-C1'-N9	5.03	112.23	108.20
36	1	1112	A	N1-C2-N3	5.03	131.82	129.30
36	1	1518	U	C5-C6-N1	-5.03	120.18	122.70
36	1	2881	C	C2-N1-C1'	-5.03	113.27	118.80
36	1	3091	A	C5-N7-C8	-5.03	101.38	103.90
36	1	3228	C	C2-N1-C1'	5.03	124.33	118.80
37	3	105	C	C6-N1-C2	5.03	122.31	120.30
38	4	10	A	N7-C8-N9	-5.03	111.28	113.80
38	4	103	G	N3-C4-N9	5.03	129.02	126.00
36	5	339	C	C2-N1-C1'	-5.03	113.26	118.80
36	5	2322	C	C5-C6-N1	5.03	123.52	121.00
1	2	334	G	C2-N3-C4	-5.03	109.38	111.90
36	1	1544	G	N1-C6-O6	5.03	122.92	119.90

Continued on next page...

Continued from previous page...

Mol	Chain	Res	Type	Atoms	Z	Observed(°)	Ideal(°)
36	1	2321	A	N9-C4-C5	5.03	107.81	105.80
36	1	2627	C	OP2-P-O3'	5.03	116.27	105.20
44	L7	110	ARG	NE-CZ-NH2	-5.03	117.78	120.30
36	5	821	U	N3-C2-O2	-5.03	118.68	122.20
36	5	1374	G	N3-C4-C5	5.03	131.12	128.60
36	5	2160	G	C8-N9-C1'	-5.03	120.46	127.00
1	6	577	G	N3-C4-C5	5.03	131.12	128.60
36	5	842	G	N9-C4-C5	-5.03	103.39	105.40
36	5	3045	G	N3-C2-N2	-5.03	116.38	119.90
36	1	2343	C	OP2-P-O3'	5.03	116.26	105.20
36	1	2857	C	N1-C2-O2	5.03	121.92	118.90
36	5	2834	G	O5'-P-OP2	-5.03	101.18	105.70
36	5	2871	G	C5-C6-N1	5.03	114.01	111.50
36	5	2891	U	N1-C2-O2	5.03	126.32	122.80
36	5	2900	A	C5-C6-N6	5.03	127.72	123.70
1	2	49	C	C6-N1-C2	-5.03	118.29	120.30
36	1	1807	G	C8-N9-C1'	-5.03	120.47	127.00
36	1	2614	G	C8-N9-C4	5.03	108.41	106.40
36	1	2918	G	C4-C5-C6	5.03	121.82	118.80
36	1	3138	U	OP2-P-O3'	5.03	116.25	105.20
52	M6	84	LEU	CB-CG-CD2	-5.03	102.46	111.00
36	5	1148	G	C5-C6-N1	5.03	114.01	111.50
36	5	1889	G	C6-C5-N7	-5.03	127.39	130.40
1	6	969	C	N1-C2-O2	-5.02	115.89	118.90
36	5	2849	C	C5-C6-N1	5.02	123.51	121.00
36	1	1896	A	N7-C8-N9	5.02	116.31	113.80
37	3	87	G	OP2-P-O3'	5.02	116.25	105.20
36	5	413	U	N3-C4-O4	5.02	122.92	119.40
36	5	607	A	C5-C6-N6	5.02	127.72	123.70
36	5	2947	G	C5-N7-C8	-5.02	101.79	104.30
36	1	647	A	C2-N3-C4	-5.02	108.09	110.60
36	5	727	G	O5'-P-OP1	-5.02	101.18	105.70
36	1	2145	A	C4-C5-C6	5.02	119.51	117.00
36	1	2585	G	C8-N9-C4	-5.02	104.39	106.40
36	5	1292	C	N3-C2-O2	5.02	125.41	121.90
36	5	2347	U	C6-N1-C2	-5.02	117.99	121.00
1	2	1554	U	N1-C2-O2	-5.02	119.29	122.80
36	1	51	A	C2-N3-C4	-5.02	108.09	110.60
36	1	86	G	C4-C5-C6	-5.02	115.79	118.80
36	1	145	G	C5-N7-C8	-5.02	101.79	104.30
36	1	709	A	C4-C5-N7	5.02	113.21	110.70
36	1	1404	G	N7-C8-N9	-5.02	110.59	113.10

Continued on next page...

Continued from previous page...

Mol	Chain	Res	Type	Atoms	Z	Observed(°)	Ideal(°)
36	1	1694	U	C2-N1-C1'	5.02	123.72	117.70
36	5	2415	C	OP1-P-O3'	5.02	116.24	105.20
1	2	587	C	C2-N1-C1'	5.02	124.32	118.80
1	2	736	C	C2-N1-C1'	5.02	124.32	118.80
1	2	1479	A	N1-C6-N6	5.02	121.61	118.60
36	1	1725	C	C6-N1-C2	5.02	122.31	120.30
37	3	106	U	C5-C6-N1	5.02	125.21	122.70
36	5	658	G	C5-N7-C8	-5.02	101.79	104.30
36	5	2777	G	OP1-P-O3'	5.02	116.23	105.20
36	5	2813	A	C6-C5-N7	-5.02	128.79	132.30
36	5	2843	U	C2-N1-C1'	5.02	123.72	117.70
1	2	852	C	N1-C2-O2	5.01	121.91	118.90
36	1	766	U	C6-N1-C2	-5.01	117.99	121.00
37	3	45	A	N1-C6-N6	-5.01	115.59	118.60
1	6	1317	C	C6-N1-C2	-5.01	118.29	120.30
1	6	1696	G	P-O3'-C3'	5.01	125.72	119.70
36	5	8	C	C6-N1-C2	-5.01	118.29	120.30
36	5	912	G	OP2-P-O3'	5.01	116.23	105.20
36	5	1662	G	C6-C5-N7	-5.01	127.39	130.40
36	5	2815	G	C8-N9-C4	5.01	108.41	106.40
36	5	3337	G	C8-N9-C1'	-5.01	120.48	127.00
1	2	425	A	C5-C6-N6	-5.01	119.69	123.70
36	1	1184	A	O5'-P-OP2	-5.01	101.19	105.70
36	1	1435	A	N7-C8-N9	5.01	116.31	113.80
36	1	2610	G	C5-C6-O6	-5.01	125.59	128.60
36	5	1362	G	OP2-P-O3'	5.01	116.23	105.20
36	5	1920	U	C5-C4-O4	5.01	128.91	125.90
1	2	93	A	N7-C8-N9	5.01	116.31	113.80
1	2	163	G	C8-N9-C4	-5.01	104.39	106.40
36	1	80	G	N1-C2-N2	-5.01	111.69	116.20
36	1	1940	G	N1-C2-N3	5.01	126.91	123.90
36	1	2379	U	N3-C4-O4	5.01	122.91	119.40
36	1	2920	U	C2-N3-C4	-5.01	123.99	127.00
36	1	3134	A	N9-C4-C5	-5.01	103.80	105.80
57	N1	89	LEU	CA-CB-CG	5.01	126.83	115.30
1	6	364	G	C8-N9-C4	5.01	108.41	106.40
36	5	2321	A	OP2-P-O3'	5.01	116.23	105.20
36	5	2892	A	C2-N3-C4	-5.01	108.09	110.60
36	5	2946	A	C2-N3-C4	-5.01	108.09	110.60
36	5	3214	U	N1-C2-O2	5.01	126.31	122.80
36	5	3313	U	OP1-P-OP2	5.01	127.12	119.60
1	2	109	G	N1-C6-O6	5.01	122.91	119.90

Continued on next page...

Continued from previous page...

Mol	Chain	Res	Type	Atoms	Z	Observed(°)	Ideal(°)
36	1	636	C	C5-C6-N1	-5.01	118.50	121.00
36	1	703	G	C8-N9-C4	5.01	108.40	106.40
1	6	1127	G	C2-N3-C4	-5.01	109.40	111.90
1	6	1198	G	N3-C4-N9	-5.01	122.99	126.00
36	5	98	G	N3-C2-N2	5.01	123.41	119.90
36	5	1906	G	C4-C5-N7	5.01	112.80	110.80
36	5	2340	U	O5'-P-OP1	-5.01	101.19	105.70
36	1	2549	G	N9-C4-C5	-5.01	103.40	105.40
37	3	56	A	C8-N9-C4	5.01	107.80	105.80
38	4	27	U	N3-C2-O2	-5.01	118.69	122.20
36	5	660	A	C4-C5-N7	-5.01	108.20	110.70
1	6	96	G	OP2-P-O3'	5.01	116.21	105.20
36	5	567	G	C4-C5-C6	5.01	121.80	118.80
36	5	655	C	N1-C2-N3	5.01	122.70	119.20
36	5	1190	A	N9-C4-C5	5.01	107.80	105.80
36	5	1292	C	N3-C4-C5	5.01	123.90	121.90
36	5	3001	C	C6-N1-C2	5.01	122.30	120.30
36	1	1137	C	C5-C4-N4	-5.00	116.70	120.20
37	3	86	U	C2-N3-C4	-5.00	124.00	127.00
36	5	2627	C	N3-C4-C5	-5.00	119.90	121.90
36	5	3181	C	N1-C2-N3	5.00	122.70	119.20
36	1	1848	G	N1-C2-N2	-5.00	111.70	116.20
1	6	1725	U	C2-N1-C1'	5.00	123.70	117.70
36	5	1395	G	C6-C5-N7	-5.00	127.40	130.40
36	5	1695	U	N3-C2-O2	-5.00	118.70	122.20
36	5	2152	A	O4'-C1'-N9	5.00	112.20	108.20
36	5	2572	C	N1-C2-O2	5.00	121.90	118.90
36	5	2978	U	O4'-C1'-N1	5.00	112.20	108.20
36	5	3039	C	C6-N1-C2	-5.00	118.30	120.30
1	2	1595	U	O4'-C1'-N1	5.00	112.20	108.20
36	1	546	C	C6-N1-C2	-5.00	118.30	120.30
36	1	609	G	N3-C4-N9	5.00	129.00	126.00
36	1	1126	G	N9-C4-C5	-5.00	103.40	105.40
36	1	2647	A	O5'-P-OP2	5.00	116.70	110.70
1	6	620	A	OP2-P-O3'	5.00	116.20	105.20
1	6	913	G	N1-C6-O6	5.00	122.90	119.90
36	5	1009	A	O5'-P-OP1	5.00	116.70	110.70
36	5	3234	A	O4'-C1'-N9	5.00	112.20	108.20
36	5	3309	G	N3-C4-N9	5.00	129.00	126.00

There are no chirality outliers.

All (37) planarity outliers are listed below:

Mol	Chain	Res	Type	Group
16	C4	123	SER	Peptide
18	C6	113	ASP	Peptide
19	C7	84	TYR	Peptide
27	D5	54	VAL	Peptide
27	D5	94	LYS	Peptide
33	E1	146	SER	Peptide
39	L2	19	HIS	Peptide
40	L3	248	LYS	Peptide
42	L5	257	GLU	Peptide
43	L6	17	ALA	Peptide
45	L8	30	THR	Peptide
47	M0	188	GLY	Peptide
48	M1	8	PRO	Peptide
50	M4	112	LEU	Peptide
52	M6	110	PRO	Peptide
65	N9	19	ASN	Peptide
67	O1	5	LYS	Peptide
3	S1	177	GLN	Peptide
9	S7	131	PHE	Peptide
10	S8	8	ARG	Peptide
11	S9	137	GLY	Peptide
18	c6	40	GLU	Peptide
20	c8	144	ARG	Peptide
22	d0	70	THR	Peptide
26	d4	29	HIS	Peptide
80	e0	61	SER	Peptide
39	l2	215	ASN	Peptide
40	l3	234	GLY	Peptide
44	l7	226	GLY	Peptide
48	m1	8	PRO	Peptide
56	n0	133	ALA	Peptide
56	n0	152	LEU	Peptide
64	n8	66	ALA	Peptide
69	o3	105	SER	Peptide
7	s5	44	ASN	Peptide
7	s5	99	MET	Peptide
9	s7	30	SER	Peptide

5.2 Too-close contacts

In the following table, the Non-H and H(model) columns list the number of non-hydrogen atoms and hydrogen atoms in the chain respectively. The H(added) column lists the number of hydrogen atoms added and optimized by MolProbity. The Clashes column lists the number of clashes within

the asymmetric unit, whereas Symm-Clashes lists symmetry related clashes.

Mol	Chain	Non-H	H(model)	H(added)	Clashes	Symm-Clashes
1	2	37283	0	18758	1135	1
1	6	38238	0	19241	1143	0
2	S0	1577	0	1567	185	0
2	s0	1583	0	1578	0	0
3	S1	1709	0	1784	191	0
3	s1	1722	0	1793	0	0
4	S2	1635	0	1723	161	0
4	s2	1635	0	1723	0	0
5	S3	1734	0	1817	155	0
5	s3	1734	0	1817	0	0
6	S4	2068	0	2154	199	0
6	s4	2068	0	2154	0	0
7	S5	1609	0	1675	198	0
7	s5	1609	0	1675	0	0
8	S6	1799	0	1879	192	0
8	s6	1755	0	1846	0	0
9	S7	1481	0	1572	154	0
9	s7	1491	0	1578	0	0
10	S8	1489	0	1525	137	0
10	s8	1489	0	1525	0	0
11	S9	1494	0	1573	160	0
11	s9	1494	0	1573	0	0
12	C0	773	0	729	74	0
12	c0	762	0	699	0	0
13	C1	1214	0	1259	116	0
13	c1	1168	0	1231	0	0
14	C2	892	0	891	76	0
14	c2	892	0	891	0	0
15	C3	1192	0	1255	133	0
15	c3	1192	0	1255	0	0
16	C4	891	0	883	100	0
16	c4	949	0	985	0	0
17	C5	977	0	1002	115	0
17	c5	1039	0	1050	0	0
18	C6	1105	0	1166	137	0
18	c6	1111	0	1171	0	0
19	C7	926	0	930	107	0
19	c7	906	0	909	0	0
20	C8	1192	0	1222	147	0
20	c8	1192	0	1222	0	0
21	C9	1112	0	1124	140	0
21	c9	1112	0	1124	0	0

Continued on next page...

Continued from previous page...

Mol	Chain	Non-H	H(model)	H(added)	Clashes	Symm-Clashes
22	D0	855	0	917	105	0
22	d0	882	0	939	0	0
23	D1	684	0	672	88	0
23	d1	684	0	672	0	0
24	D2	1021	0	1060	111	0
24	d2	1021	0	1060	0	0
25	D3	1121	0	1196	127	0
25	d3	1121	0	1196	0	0
26	D4	1073	0	1132	103	0
26	d4	1073	0	1132	0	0
27	D5	563	0	603	68	0
27	d5	558	0	598	0	0
28	D6	769	0	814	123	0
28	d6	769	0	814	0	0
29	D7	610	0	631	59	0
29	d7	610	0	632	0	0
30	D8	497	0	535	55	0
30	d8	497	0	535	0	0
31	D9	442	0	428	42	0
31	d9	442	0	428	0	0
32	E0	475	0	525	40	0
33	E1	566	0	602	65	0
33	e1	608	0	656	0	0
34	SR	2441	0	2397	221	0
34	sR	2442	0	2392	0	0
35	SM	1104	0	996	87	0
35	sM	679	0	603	0	0
36	1	67355	0	33845	1713	0
36	5	67376	0	33855	1695	1
37	3	2579	0	1304	81	0
37	7	2579	0	1303	73	0
38	4	3353	0	1695	85	0
38	8	3353	0	1695	98	0
39	L2	1914	0	1981	203	0
39	l2	1912	0	1976	0	0
40	L3	3075	0	3142	284	0
40	l3	3075	0	3142	0	0
41	L4	2748	0	2859	285	0
41	l4	2748	0	2859	0	0
42	L5	2375	0	2325	238	0
42	l5	2359	0	2311	0	0
43	L6	1239	0	1326	110	0

Continued on next page...

Continued from previous page...

Mol	Chain	Non-H	H(model)	H(added)	Clashes	Symm-Clashes
43	l6	1248	0	1339	0	0
44	L7	1784	0	1862	193	0
44	l7	1791	0	1869	0	0
45	L8	1804	0	1877	174	0
45	l8	1763	0	1819	0	0
46	L9	1518	0	1587	171	0
46	l9	1518	0	1587	0	0
47	M0	1705	0	1736	164	0
47	m0	1722	0	1755	0	0
48	M1	1353	0	1383	140	0
48	m1	1353	0	1383	0	0
49	M3	1543	0	1608	163	0
49	m3	1548	0	1613	0	0
50	M4	1053	0	1149	114	0
50	m4	1059	0	1154	0	0
51	M5	1720	0	1779	203	0
51	m5	1720	0	1779	0	0
52	M6	1555	0	1659	181	0
52	m6	1555	0	1659	0	0
53	M7	1420	0	1437	139	0
53	m7	1227	0	1236	0	0
54	M8	1441	0	1543	131	0
54	m8	1441	0	1543	0	0
55	M9	1521	0	1616	150	0
55	m9	1521	0	1617	0	0
56	N0	1445	0	1487	161	0
56	n0	1445	0	1487	0	0
57	N1	1276	0	1323	142	0
57	n1	1276	0	1323	0	0
58	N2	796	0	812	61	0
58	n2	778	0	791	0	0
59	N3	1003	0	1048	107	0
59	n3	1003	0	1048	0	0
60	N4	699	0	640	44	0
60	n4	1038	0	1071	0	0
61	N5	964	0	1025	84	0
61	n5	959	0	1023	0	0
62	N6	993	0	1081	110	0
62	n6	993	0	1081	0	0
63	N7	1092	0	1155	100	0
63	n7	1092	0	1155	0	0
64	N8	1173	0	1215	141	0

Continued on next page...

Continued from previous page...

Mol	Chain	Non-H	H(model)	H(added)	Clashes	Symm-Clashes
64	n8	1173	0	1215	0	0
65	N9	462	0	491	47	0
65	n9	462	0	491	0	0
66	O0	743	0	797	82	0
66	o0	767	0	816	0	0
67	O1	876	0	912	79	0
67	o1	883	0	918	0	0
68	O2	1020	0	1090	95	0
68	o2	1020	0	1090	0	0
69	O3	850	0	880	81	0
69	o3	850	0	880	0	0
70	O4	880	0	945	113	0
70	o4	880	0	945	0	0
71	O5	969	0	1078	87	0
71	o5	965	0	1067	0	0
72	O6	771	0	849	84	0
72	o6	770	0	846	0	0
73	O7	681	0	683	76	0
73	o7	681	0	683	0	0
74	O8	612	0	682	63	0
74	o8	608	0	671	0	0
75	O9	436	0	475	44	0
75	o9	436	0	475	0	0
76	Q0	417	0	457	47	0
76	q0	417	0	456	0	0
77	Q1	233	0	284	30	0
77	q1	233	0	284	0	0
78	Q2	847	0	916	83	0
78	q2	847	0	914	0	0
79	Q3	694	0	734	80	0
79	q3	694	0	734	0	0
80	e0	491	0	542	0	0
81	p0	1076	0	1040	0	0
82	m2	750	0	179	0	0
83	p1	235	0	50	0	0
84	p2	230	0	51	0	0
85	1	462	0	0	0	0
85	2	122	0	0	0	0
85	3	15	0	0	0	0
85	4	23	0	0	0	0
85	5	495	0	0	0	0
85	6	147	0	0	0	0

Continued on next page...

Continued from previous page...

Mol	Chain	Non-H	H(model)	H(added)	Clashes	Symm-Clashes
85	7	17	0	0	0	0
85	8	14	0	0	0	0
85	C1	1	0	0	0	0
85	D0	1	0	0	0	0
85	D3	1	0	0	0	0
85	D4	1	0	0	0	0
85	L2	2	0	0	0	0
85	L3	4	0	0	0	0
85	L4	3	0	0	0	0
85	L7	2	0	0	0	0
85	L8	1	0	0	0	0
85	M0	3	0	0	0	0
85	M1	1	0	0	0	0
85	M3	2	0	0	0	0
85	M5	2	0	0	0	0
85	M6	1	0	0	0	0
85	M7	5	0	0	0	0
85	M9	1	0	0	0	0
85	N0	1	0	0	0	0
85	N3	3	0	0	0	0
85	N5	1	0	0	0	0
85	N6	2	0	0	0	0
85	N8	5	0	0	0	0
85	O1	1	0	0	0	0
85	O2	2	0	0	0	0
85	O5	1	0	0	0	0
85	O7	2	0	0	0	0
85	Q2	1	0	0	0	0
85	S4	1	0	0	0	0
85	S8	1	0	0	0	0
85	SM	1	0	0	0	0
85	c1	1	0	0	0	0
85	c4	1	0	0	0	0
85	c7	1	0	0	0	0
85	c8	1	0	0	0	0
85	c9	1	0	0	0	0
85	d0	1	0	0	0	0
85	d3	3	0	0	0	0
85	d6	1	0	0	0	0
85	l2	3	0	0	0	0
85	l3	3	0	0	0	0
85	l4	1	0	0	0	0

Continued on next page...

Continued from previous page...

Mol	Chain	Non-H	H(model)	H(added)	Clashes	Symm-Clashes
85	l5	3	0	0	0	0
85	l7	1	0	0	0	0
85	l9	1	0	0	0	0
85	m0	1	0	0	0	0
85	m1	1	0	0	0	0
85	m4	1	0	0	0	0
85	m5	5	0	0	0	0
85	m6	2	0	0	0	0
85	m7	6	0	0	0	0
85	n0	1	0	0	0	0
85	n3	1	0	0	0	0
85	n6	2	0	0	0	0
85	n8	3	0	0	0	0
85	n9	2	0	0	0	0
85	o3	2	0	0	0	0
85	o4	3	0	0	0	0
85	o7	1	0	0	0	0
85	q0	2	0	0	0	0
85	q1	1	0	0	0	0
85	s1	1	0	0	0	0
85	s8	1	0	0	0	0
85	sM	1	0	0	0	0
86	1	2478	0	0	204	0
86	2	1106	0	0	106	0
86	3	70	0	0	4	0
86	4	105	0	0	6	0
86	5	2492	0	0	217	0
86	6	1113	0	0	108	0
86	7	84	0	0	12	0
86	8	105	0	0	10	0
86	C3	7	0	0	1	0
86	C5	7	0	0	3	0
86	C8	7	0	0	0	0
86	D3	7	0	0	2	0
86	D9	7	0	0	0	0
86	L3	14	0	0	2	0
86	L4	7	0	0	2	0
86	M0	7	0	0	1	0
86	M5	7	0	0	1	0
86	M7	14	0	0	2	0
86	M9	7	0	0	1	0
86	N9	7	0	0	0	0

Continued on next page...

Continued from previous page...

Mol	Chain	Non-H	H(model)	H(added)	Clashes	Symm-Clashes
86	O1	7	0	0	7	0
86	O3	7	0	0	1	0
86	O7	14	0	0	7	0
86	Q2	7	0	0	2	0
86	S8	7	0	0	1	0
86	SR	7	0	0	0	0
86	c3	7	0	0	0	0
86	c5	7	0	0	0	0
86	c8	7	0	0	0	0
86	d4	7	0	0	0	0
86	d9	7	0	0	0	0
86	l3	14	0	0	0	0
86	l4	14	0	0	0	0
86	l5	21	0	0	0	0
86	l9	7	0	0	0	0
86	m0	14	0	0	0	0
86	m1	7	0	0	0	0
86	m4	7	0	0	0	0
86	m5	7	0	0	0	0
86	m6	7	0	0	0	0
86	m7	7	0	0	0	0
86	n1	7	0	0	0	0
86	n3	7	0	0	0	0
86	n9	7	0	0	0	0
86	o3	7	0	0	0	0
86	o7	7	0	0	0	0
86	q2	7	0	0	0	0
86	s1	14	0	0	0	0
86	s4	7	0	0	0	0
86	s8	7	0	0	0	0
86	s9	7	0	0	0	0
86	sR	7	0	0	0	0
87	D6	1	0	0	0	0
87	D7	1	0	0	0	0
87	D9	1	0	0	0	0
87	E1	1	0	0	0	0
87	O7	1	0	0	0	0
87	Q0	1	0	0	1	0
87	Q2	1	0	0	2	0
87	Q3	1	0	0	0	0
87	d6	1	0	0	0	0
87	d7	1	0	0	0	0

Continued on next page...

Continued from previous page...

Mol	Chain	Non-H	H(model)	H(added)	Clashes	Symm-Clashes
87	d9	1	0	0	0	0
87	e1	1	0	0	0	0
87	o7	1	0	0	0	0
87	q0	1	0	0	0	0
87	q2	1	0	0	0	0
87	q3	1	0	0	0	0
88	1	30	0	24	2	0
88	5	30	0	25	2	0
All	All	411214	0	297334	13265	1

The all-atom clashscore is defined as the number of clashes found per 1000 atoms (including hydrogen atoms). The all-atom clashscore for this structure is 19.

All (13265) close contacts within the same asymmetric unit are listed below, sorted by their clash magnitude.

Atom-1	Atom-2	Interatomic distance (Å)	Clash overlap (Å)
78:Q2:17:CYS:SG	78:Q2:17:CYS:CB	2.03	1.47
78:Q2:17:CYS:CB	87:Q2:501:ZN:ZN	0.98	1.42
78:Q2:17:CYS:SG	87:Q2:501:ZN:ZN	1.30	1.18
36:5:2273:G:O6	86:5:4193:OHX:N5	1.90	1.05
40:L3:41:VAL:HA	40:L3:185:GLY:HA3	1.53	1.04
8:S6:98:ARG:NH2	8:S6:101:ILE:O	2.22	0.99
2:S0:41:ARG:HE	2:S0:45:VAL:HB	1.26	0.98
1:6:1636:C:H4'	1:6:1637:C:H5'	1.45	0.98
50:M4:55:ARG:NH2	50:M4:76:ALA:O	2.99	0.98
70:O4:80:ARG:HH11	70:O4:88:ARG:HH22	1.04	0.97
67:O1:44:MET:HB2	67:O1:46:THR:HG22	1.46	0.97
36:1:2836:C:H5	36:1:2852:C:H42	1.13	0.97
52:M6:160:ARG:NH2	36:5:3182:G:OP1	280.03	0.97
18:C6:73:GLY:H	18:C6:76:SER:HB2	1.29	0.97
36:1:2206:G:H1	36:1:2237:C:H42	1.11	0.97
26:D4:112:LYS:HE2	26:D4:116:LYS:HD2	1.46	0.96
70:O4:74:ARG:NH2	36:5:1639:C:OP2	200.65	0.96
20:C8:145:ARG:HB3	35:SM:68:ARG:HH12	4.37	0.96
69:O3:18:ARG:HD3	36:5:1178:G:H5''	237.65	0.95
36:1:3166:C:H42	36:1:3284:G:H1	1.13	0.95
36:1:3182:G:OP1	52:M6:160:ARG:NH2	2.00	0.94
46:L9:105:GLU:HG3	46:L9:109:ALA:H	1.29	0.94
61:N5:115:ARG:HD3	61:N5:121:LYS:HE3	2.10	0.94
4:S2:170:ILE:HB	4:S2:197:TYR:HB2	1.48	0.94
36:1:439:C:H3'	36:1:440:A:H8	1.31	0.94

Continued on next page...

Continued from previous page...

Atom-1	Atom-2	Interatomic distance (Å)	Clash overlap (Å)
36:5:343:U:OP2	86:5:3917:OHX:N3	2.01	0.94
8:S6:120:GLU:HG3	8:S6:125:THR:HB	1.49	0.94
1:6:1370:U:H4'	1:6:1371:A:H4'	1.49	0.94
39:L2:193:ARG:NH2	36:5:2181:C:OP1	197.94	0.94
43:L6:31:ARG:HH11	69:O3:107:ILE:HG22	5.23	0.94
7:S5:94:THR:HG22	7:S5:114:ILE:HG13	1.91	0.94
1:6:1595:U:H3	1:6:1600:A:H2	1.14	0.94
40:L3:227:GLU:HG3	40:L3:270:ARG:HE	3.74	0.94
78:Q2:17:CYS:SG	78:Q2:77:CYS:HB3	2.08	0.93
36:5:3274:A:H3'	36:5:3275:U:H5''	1.45	0.93
13:C1:99:ARG:HB3	25:D3:12:ALA:HB2	3.34	0.93
36:1:2736:A:OP1	57:N1:92:ARG:NH1	2.01	0.93
1:6:1280:C:H2'	1:6:1281:G:H8	1.33	0.93
1:6:1688:U:H3	1:6:1713:G:H1	1.05	0.93
10:S8:162:ALA:HA	36:1:3353:G:H5'	1.50	0.93
36:5:2371:G:O6	86:5:3902:OHX:N6	2.02	0.93
1:2:140:A:N6	1:2:281:G:OP1	2.01	0.92
15:C3:101:HIS:O	15:C3:105:ASN:ND2	2.02	0.92
34:SR:38:ARG:HG2	34:SR:67:ILE:HG23	1.51	0.92
36:1:1240:A:H61	36:1:1244:A:H5''	1.35	0.92
1:2:991:G:OP2	86:2:2131:OHX:N1	2.02	0.92
1:2:158:U:O2'	1:2:160:C:OP2	1.89	0.91
62:N6:52:ARG:O	62:N6:54:ASP:N	2.02	0.91
39:L2:225:ILE:HG21	39:L2:234:LYS:HA	1.52	0.91
41:L4:329:PRO:O	41:L4:331:ALA:N	3.53	0.91
1:2:1595:U:H3	1:2:1600:A:H2	1.17	0.90
36:1:439:C:H3'	36:1:440:A:C8	2.06	0.90
28:D6:79:ILE:HA	28:D6:84:VAL:HG11	1.51	0.90
37:7:86:U:O2	86:7:221:OHX:N4	2.06	0.89
47:M0:170:LYS:HA	47:M0:177:ASP:HA	1.53	0.89
1:2:237:C:H5''	1:2:238:U:H5'	1.52	0.89
4:S2:164:SER:HB3	1:6:1086:A:H5'	371.74	0.89
36:1:964:G:HO2'	64:N8:41:HIS:HE2	1.15	0.89
73:O7:21:ARG:NH2	73:O7:41:ALA:O	2.06	0.89
1:6:57:G:O6	1:6:90:C:N4	2.05	0.89
51:M5:68:ARG:HH11	51:M5:68:ARG:HG2	1.38	0.89
42:L5:68:THR:HG22	42:L5:70:THR:H	1.36	0.89
78:Q2:38:GLN:HE21	78:Q2:38:GLN:HA	1.79	0.88
2:S0:39:ASN:HD22	19:C7:105:GLN:HG2	5.06	0.88
6:S4:79:ASP:HB3	6:S4:82:TYR:HB2	1.53	0.88
1:6:1011:G:OP2	86:6:2120:OHX:N3	2.06	0.88

Continued on next page...

Continued from previous page...

Atom-1	Atom-2	Interatomic distance (Å)	Clash overlap (Å)
36:1:73:C:N3	49:M3:59:ARG:NH1	2.21	0.88
43:L6:93:VAL:O	43:L6:95:GLY:N	2.07	0.88
1:6:230:C:N3	1:6:235:G:N2	2.21	0.88
86:1:3865:OHX:N5	38:4:2:A:OP2	2.05	0.88
21:C9:38:LYS:NZ	21:C9:43:ASN:O	2.07	0.88
49:M3:166:ALA:HB1	64:N8:147:LEU:HD21	4.03	0.88
36:1:1514:G:O2'	75:O9:45:ARG:NH2	2.06	0.88
36:1:655:C:H2'	36:1:656:A:H8	1.38	0.88
20:C8:49:LYS:NZ	20:C8:79:TYR:O	2.07	0.88
78:Q2:17:CYS:SG	78:Q2:77:CYS:CB	2.62	0.87
36:1:1639:C:OP2	70:O4:74:ARG:NH2	2.08	0.87
34:SR:149:ASP:HB2	34:SR:175:ASP:HB3	2.42	0.87
1:6:754:A:N6	1:6:793:A:N7	2.22	0.87
16:C4:107:ARG:NH1	28:D6:52:ASP:OD1	3.50	0.87
20:C8:145:ARG:HB2	35:SM:68:ARG:HH22	1.40	0.87
71:O5:64:GLU:HA	71:O5:67:ARG:HB3	1.54	0.87
1:2:823:G:H2'	1:2:824:G:H8	1.37	0.87
24:D2:2:THR:N	1:6:1034:C:HO2'	338.47	0.87
63:N7:83:THR:HG23	63:N7:85:TYR:H	1.39	0.87
36:1:1268:G:N2	36:1:1269:U:O4	2.08	0.87
1:2:1339:C:O2'	1:2:1341:A:N7	2.07	0.86
51:M5:49:ARG:NH2	36:5:115:A:OP1	101.56	0.86
17:C5:130:ARG:NH2	35:SM:65:THR:O	2.71	0.86
36:1:824:C:H5''	39:L2:21:ARG:HD3	1.56	0.86
43:L6:26:ARG:NH1	36:5:503:C:OP1	254.58	0.86
36:5:2311:G:OP2	86:5:4193:OHX:N1	2.09	0.86
6:S4:104:ASP:HB2	6:S4:108:ARG:H	1.39	0.86
6:S4:49:ARG:NH1	1:6:448:C:OP2	380.72	0.86
6:S4:199:GLU:HB2	6:S4:207:LEU:HB2	1.55	0.86
42:L5:265:TYR:OH	37:7:121:U:OP2	311.67	0.86
34:SR:153:GLN:NE2	34:SR:202:LEU:O	2.09	0.86
21:C9:89:ARG:NH2	1:6:1562:G:OP1	377.57	0.86
41:L4:150:LEU:HD13	41:L4:249:ILE:HG23	2.22	0.85
15:C3:103:GLU:HA	15:C3:106:ARG:HH22	1.41	0.85
41:L4:20:LEU:HD11	41:L4:252:GLU:HG3	1.58	0.85
29:D7:56:CYS:SG	29:D7:57:GLU:N	2.62	0.85
13:C1:92:HIS:CG	13:C1:93:TYR:H	1.94	0.85
36:1:3376:A:OP2	86:1:3899:OHX:N5	2.08	0.85
48:M1:94:ARG:O	48:M1:96:PHE:N	3.30	0.85
1:2:1228:G:H1	14:C2:67:THR:HB	1.40	0.85
16:C4:85:ALA:H	16:C4:119:THR:HG22	1.39	0.85

Continued on next page...

Continued from previous page...

Atom-1	Atom-2	Interatomic distance (Å)	Clash overlap (Å)
28:D6:42:ARG:HH21	28:D6:42:ARG:HB2	4.05	0.85
1:6:895:G:H1	1:6:917:U:H3	1.24	0.85
1:6:452:A:OP2	86:6:2061:OHX:N1	2.08	0.85
56:N0:91:TYR:O	56:N0:137:ARG:NH1	2.09	0.85
36:1:1238:C:N4	36:1:1245:A:OP2	2.10	0.85
36:5:1077:U:N3	36:5:1082:U:O4	2.10	0.85
34:SR:35:SER:HG	34:SR:45:TRP:HE1	1.25	0.85
36:5:3165:A:H61	36:5:3285:C:H42	1.19	0.85
36:5:1009:A:N6	36:5:1041:U:O4	2.09	0.85
11:S9:109:LEU:HB2	11:S9:146:PHE:HB3	1.56	0.85
1:2:127:G:N7	8:S6:202:ARG:NH2	2.25	0.84
1:2:1014:G:OP1	86:2:2024:OHX:N3	2.11	0.84
42:L5:276:LYS:HB3	37:7:61:G:H5''	326.99	0.84
5:S3:208:ILE:HD12	19:C7:16:LEU:HD21	1.59	0.84
3:S1:61:LEU:HG	3:S1:64:ARG:HH21	1.42	0.84
33:E1:134:ASN:H	1:6:1251:U:H4'	442.07	0.84
38:8:79:A:H3'	38:8:80:A:C8	2.12	0.84
47:M0:156:ARG:O	47:M0:158:LYS:N	3.11	0.84
40:L3:150:ARG:HG2	40:L3:150:ARG:HH11	2.33	0.84
36:1:1567:U:O2	36:1:1571:A:N6	2.09	0.84
1:6:991:G:OP2	86:6:2171:OHX:N2	2.11	0.84
6:S4:117:GLU:O	6:S4:119:ALA:N	3.24	0.84
54:M8:34:THR:HG22	54:M8:49:LEU:HD21	3.92	0.84
57:N1:28:SER:OG	37:7:9:C:OP1	266.80	0.83
45:L8:108:ARG:HA	45:L8:111:LYS:HD2	3.40	0.83
1:2:1202:A:OP1	86:2:2110:OHX:N1	2.11	0.83
1:2:823:G:H2'	1:2:824:G:C8	2.12	0.83
36:1:912:G:OP2	39:L2:9:ARG:NH1	2.11	0.83
58:N2:99:LYS:HB2	58:N2:102:GLU:HB2	1.59	0.83
74:O8:46:ARG:NH2	36:5:1613:A:OP2	131.51	0.83
1:2:933:A:OP1	28:D6:70:LYS:NZ	2.11	0.83
42:L5:106:ALA:HB2	42:L5:166:ALA:HA	1.58	0.83
36:1:1824:U:H4'	74:O8:17:ARG:HH12	1.43	0.83
34:SR:169:ILE:HG12	34:SR:183:LEU:HD21	4.02	0.83
27:D5:65:LEU:HB3	27:D5:71:ILE:HD12	1.60	0.83
17:C5:43:ARG:NH1	1:6:1553:G:N7	400.98	0.83
32:E0:50:VAL:HA	32:E0:54:ARG:HA	3.79	0.83
72:O6:4:LYS:O	72:O6:16:LYS:NZ	2.59	0.83
54:M8:66:ARG:NH2	36:5:744:A:OP1	166.79	0.83
14:C2:75:VAL:HG11	14:C2:120:VAL:HG11	3.17	0.83
36:1:2534:G:H1	36:1:2545:C:H42	1.27	0.82

Continued on next page...

Continued from previous page...

Atom-1	Atom-2	Interatomic distance (Å)	Clash overlap (Å)
41:L4:226:GLU:OE1	41:L4:237:GLN:NE2	2.16	0.82
37:7:77:G:N2	37:7:102:A:OP2	2.12	0.82
1:2:789:A:O2'	6:S4:106:LYS:NZ	2.13	0.82
54:M8:180:ARG:HH11	54:M8:185:LYS:HB3	1.43	0.82
6:S4:45:ILE:HB	6:S4:80:THR:HG22	2.60	0.82
40:L3:169:THR:HG23	40:L3:171:LEU:H	3.00	0.82
41:L4:299:ILE:HG23	54:M8:39:ARG:HB3	3.63	0.82
45:L8:126:SER:O	36:5:120:G:N2	94.41	0.82
78:Q2:71:ARG:HE	78:Q2:80:ARG:HD3	4.06	0.82
36:1:2656:A:H4'	78:Q2:98:LYS:HD2	1.60	0.82
34:SR:102:ARG:NH2	1:6:1341:A:O2'	459.18	0.82
36:1:1591:G:O2'	36:1:1799:A:N1	2.12	0.82
38:4:70:G:O6	86:O7:104:OHX:N4	2.13	0.82
41:L4:60:THR:HG22	41:L4:62:ALA:H	3.22	0.82
45:L8:148:ALA:O	45:L8:149:LYS:NZ	5.67	0.82
1:6:1041:G:OP1	86:6:2175:OHX:N4	2.13	0.82
1:2:79:C:H1'	8:S6:174:LYS:HD3	1.60	0.82
44:L7:123:THR:HA	44:L7:126:LEU:HD12	1.59	0.82
74:O8:58:ASP:HB3	74:O8:61:LYS:HG3	4.21	0.82
36:1:1095:U:H4'	36:1:1096:U:H5'	1.61	0.82
61:N5:47:ALA:HB3	71:O5:77:PRO:HG3	1.62	0.82
20:C8:91:ASP:HB3	20:C8:95:GLY:H	1.97	0.82
61:N5:115:ARG:HH11	61:N5:115:ARG:HG3	1.87	0.82
36:5:3227:A:H2'	36:5:3228:C:H5'	1.61	0.82
46:L9:28:VAL:HG13	46:L9:33:THR:HB	1.87	0.82
52:M6:33:ILE:HG22	52:M6:102:LEU:HD13	1.61	0.82
1:6:1307:U:O4	1:6:1318:G:N2	2.12	0.82
69:O3:21:ARG:HG3	69:O3:21:ARG:HH11	1.44	0.82
59:N3:30:GLY:HA3	59:N3:66:LYS:HD2	1.62	0.82
26:D4:29:HIS:HB3	26:D4:32:ARG:HB2	6.12	0.81
36:1:1024:G:N7	86:1:4162:OHX:N6	2.28	0.81
1:6:1010:C:OP2	86:6:2171:OHX:N3	2.13	0.81
12:C0:32:HIS:CD2	12:C0:33:GLU:H	4.09	0.81
31:D9:19:ARG:NH2	1:6:1597:A:OP1	408.59	0.81
59:N3:87:ARG:HH12	59:N3:137:VAL:HG11	1.95	0.81
26:D4:121:THR:OG1	1:6:149:C:OP1	336.07	0.81
36:5:1555:U:O4	36:5:1557:A:N6	2.13	0.81
39:L2:128:ARG:NH1	36:5:2177:G:OP2	198.65	0.81
36:1:971:G:OP1	54:M8:8:LYS:NZ	2.11	0.81
50:M4:133:LYS:NZ	36:5:3227:A:O2'	302.37	0.81
8:S6:190:GLN:NE2	1:6:265:A:N7	333.84	0.81

Continued on next page...

Continued from previous page...

Atom-1	Atom-2	Interatomic distance (Å)	Clash overlap (Å)
1:2:477:A:H2'	1:2:478:A:H8	1.45	0.81
64:N8:21:ARG:NH2	36:5:640:U:OP1	182.12	0.81
1:2:657:U:O2	1:2:677:G:N2	2.13	0.81
74:O8:24:THR:HG22	74:O8:76:ASN:HB3	1.63	0.81
1:2:885:G:H21	16:C4:123:SER:HB2	1.43	0.81
6:S4:52:LEU:HB3	6:S4:54:TYR:HD2	1.43	0.81
36:1:1560:G:N2	36:1:1579:C:O2	2.12	0.81
39:L2:30:ARG:NH2	39:L2:33:ASP:OD2	2.13	0.81
36:1:3243:A:H4'	40:L3:95:THR:HG22	1.62	0.81
36:1:1466:G:O6	86:1:3871:OHX:N4	2.13	0.81
17:C5:43:ARG:NH2	1:6:1552:U:OP2	403.47	0.81
36:1:3375:A:O2'	36:1:3378:C:OP2	1.99	0.81
35:SM:23:LYS:HD2	35:SM:23:LYS:H	1.44	0.81
55:M9:23:TRP:CH2	55:M9:25:ASP:HB3	2.15	0.81
39:L2:29:LEU:O	39:L2:123:ARG:NH2	2.90	0.81
1:6:1151:A:O2'	1:6:1766:A:N7	2.12	0.81
1:2:9:U:O4	86:2:2155:OHX:N6	2.14	0.81
4:S2:237:VAL:HB	4:S2:242:ILE:HD11	2.30	0.81
3:S1:34:ALA:HB3	3:S1:41:ARG:HA	1.61	0.80
45:L8:109:LEU:O	45:L8:113:ALA:N	2.13	0.80
10:S8:103:GLN:HG2	10:S8:164:ARG:HG2	1.63	0.80
3:S1:29:TRP:HE1	3:S1:47:LEU:HG	1.44	0.80
36:1:329:U:OP2	86:1:4038:OHX:N4	2.14	0.80
56:N0:89:ASN:HD21	57:N1:156:TYR:HB3	1.47	0.80
1:2:1010:C:OP2	86:2:2131:OHX:N6	2.15	0.80
40:L3:252:ILE:HG13	40:L3:266:ARG:HH21	1.43	0.80
37:3:49:G:N7	42:L5:58:LYS:HG3	1.97	0.80
68:O2:105:ARG:HE	68:O2:124:GLY:HA3	1.45	0.80
21:C9:57:ARG:HH21	21:C9:101:ASN:HD21	6.44	0.80
17:C5:37:ALA:O	17:C5:42:ARG:NH1	4.28	0.80
2:S0:183:ARG:HG3	2:S0:188:LEU:HD12	4.39	0.80
64:N8:88:ASP:HA	64:N8:91:LEU:HB2	2.74	0.80
36:5:2836:C:H5	36:5:2852:C:H42	1.27	0.80
8:S6:135:PRO:HB2	8:S6:141:ILE:HG13	1.64	0.80
1:6:1160:A:H2'	1:6:1161:C:C6	2.17	0.80
25:D3:112:LYS:NZ	1:6:18:C:O3'	347.19	0.80
36:5:742:G:N7	86:5:3996:OHX:N4	2.30	0.80
36:5:2236:G:OP1	86:5:4244:OHX:N3	2.15	0.80
22:D0:58:LEU:HD12	22:D0:88:LYS:HD2	1.64	0.80
74:O8:42:LYS:NZ	36:5:1750:A:OP2	141.86	0.80
6:S4:191:ARG:HH11	6:S4:245:LYS:HD3	1.47	0.80

Continued on next page...

Continued from previous page...

Atom-1	Atom-2	Interatomic distance (Å)	Clash overlap (Å)
53:M7:50:GLN:OE1	53:M7:56:ARG:NH2	2.11	0.80
36:5:332:C:O2	38:8:31:G:N2	2.14	0.80
24:D2:15:ASN:HD21	24:D2:71:LYS:HG3	3.77	0.80
41:L4:82:THR:O	41:L4:84:ARG:N	2.14	0.80
69:O3:20:LYS:HG2	69:O3:21:ARG:HG3	4.33	0.79
3:S1:92:GLN:HG2	3:S1:97:LEU:HD21	6.73	0.79
1:2:1435:G:N7	12:C0:25:LYS:NZ	2.30	0.79
1:6:1294:G:O6	86:6:2068:OHX:N5	2.14	0.79
66:O0:16:LEU:HB2	66:O0:98:SER:HB2	3.60	0.79
61:N5:132:ALA:HA	61:N5:135:ILE:HG22	3.76	0.79
5:S3:70:THR:HG23	5:S3:86:LEU:HB2	2.22	0.79
1:2:1498:G:H5''	21:C9:72:GLY:HA3	1.64	0.79
13:C1:72:THR:HG22	13:C1:124:THR:HG23	1.65	0.79
1:2:1280:C:H2'	1:2:1281:G:H8	1.47	0.79
36:1:3166:C:N3	36:1:3284:G:N2	2.27	0.79
47:M0:66:GLU:OE1	47:M0:69:ARG:NH2	2.15	0.79
11:S9:133:HIS:NE2	1:6:513:U:OP1	447.85	0.79
36:5:272:G:OP2	86:5:4068:OHX:N6	2.15	0.79
59:N3:74:MET:HG3	59:N3:102:ILE:HD13	1.64	0.79
33:E1:144:CYS:HB3	33:E1:147:VAL:HG13	1.64	0.79
46:L9:96:HIS:CD2	36:5:3024:A:H5''	339.63	0.79
49:M3:47:ALA:HB1	49:M3:48:PRO:HD2	1.65	0.79
52:M6:12:LYS:O	56:N0:167:ARG:NH2	2.15	0.79
34:SR:161:LYS:O	34:SR:161:LYS:HG2	1.82	0.79
1:6:826:U:O4	86:6:2065:OHX:N3	2.15	0.79
36:1:356:C:OP2	86:1:4138:OHX:N1	2.15	0.79
50:M4:113:THR:HG22	50:M4:116:GLU:H	1.46	0.79
7:S5:68:ILE:HD12	7:S5:69:PHE:H	3.74	0.79
60:N4:54:LEU:H	60:N4:54:LEU:HD12	1.46	0.79
36:1:998:A:N6	36:1:1050:U:O4	2.14	0.79
59:N3:48:ARG:NH2	36:5:3043:C:OP2	251.46	0.79
1:6:1783:C:H2'	1:6:1784:C:H6	1.46	0.79
51:M5:125:SER:HB3	36:5:2433:U:H1'	160.96	0.79
36:5:3035:A:OP2	86:5:4045:OHX:N5	2.16	0.79
1:2:1471:A:OP1	7:S5:185:ARG:NH1	2.15	0.79
50:M4:16:GLU:HB3	56:N0:149:LYS:HB3	4.02	0.79
1:6:982:U:OP1	86:6:2075:OHX:N2	2.15	0.79
36:5:501:A:H2'	36:5:502:U:H6	1.46	0.79
47:M0:86:HIS:HB3	47:M0:139:ARG:HG2	1.87	0.79
64:N8:21:ARG:NH1	36:5:1369:A:OP1	183.41	0.79
51:M5:31:ARG:NH1	51:M5:124:ASP:OD1	2.58	0.79

Continued on next page...

Continued from previous page...

Atom-1	Atom-2	Interatomic distance (Å)	Clash overlap (Å)
36:1:2355:G:H4'	53:M7:139:TYR:CE2	2.17	0.79
66:O0:57:GLU:OE1	66:O0:69:TYR:OH	3.29	0.79
34:SR:197:SER:HB3	34:SR:217:ASP:HB3	2.57	0.79
39:L2:149:ARG:NH2	39:L2:252:THR:O	5.88	0.79
1:2:1794:A:OP1	86:2:2091:OHX:N4	2.16	0.78
47:M0:171:TRP:O	47:M0:174:THR:OG1	1.99	0.78
11:S9:126:ARG:NH1	1:6:475:A:OP2	424.88	0.78
16:C4:50:ALA:O	16:C4:52:ARG:N	2.22	0.78
20:C8:82:PRO:HB2	20:C8:85:PHE:HB2	1.65	0.78
2:S0:185:ARG:HB2	23:D1:45:ALA:HB3	1.65	0.78
36:1:1473:G:OP2	55:M9:8:LYS:NZ	2.16	0.78
41:L4:203:ARG:NH1	41:L4:226:GLU:OE2	2.16	0.78
46:L9:49:ASN:O	46:L9:51:GLN:N	2.16	0.78
1:2:4:C:OP1	4:S2:200:SER:OG	2.01	0.78
47:M0:112:GLN:O	86:5:4238:OHX:N3	237.23	0.78
34:SR:70:ASP:OD2	34:SR:155:ARG:NH2	2.14	0.78
10:S8:76:THR:HG23	10:S8:108:PRO:HG2	2.73	0.78
36:1:255:A:H2'	36:1:256:G:H8	1.49	0.78
42:L5:279:LYS:HE3	42:L5:282:ARG:HH11	1.46	0.78
52:M6:68:ARG:NH1	36:5:2988:C:OP1	217.68	0.78
36:5:2211:U:O4	86:5:3955:OHX:N4	2.17	0.78
18:C6:112:TYR:O	18:C6:114:ARG:NH1	7.86	0.78
15:C3:76:LYS:NZ	1:6:813:U:OP2	317.77	0.78
42:L5:34:LYS:HA	57:N1:27:LEU:HD21	1.65	0.78
36:1:2732:G:OP2	86:1:4201:OHX:N2	2.17	0.78
10:S8:18:ARG:NH1	1:6:105:A:OP1	305.55	0.78
36:5:1216:C:O2	36:5:1289:G:N2	2.16	0.78
28:D6:79:ILE:HG12	28:D6:84:VAL:HG21	1.63	0.78
41:L4:145:ILE:HD11	41:L4:148:ILE:HD12	1.63	0.78
10:S8:39:GLY:HA2	10:S8:61:GLU:HB3	1.66	0.78
1:2:1588:G:OP1	86:2:2116:OHX:N3	2.17	0.78
40:L3:221:THR:HG22	40:L3:273:HIS:H	3.55	0.78
12:C0:77:ARG:HG3	12:C0:82:LEU:HD12	1.65	0.78
48:M1:62:ASN:ND2	78:Q2:101:GLY:O	2.16	0.78
11:S9:65:LYS:HA	11:S9:70:LEU:HD21	1.66	0.78
9:S7:149:ILE:HG23	9:S7:180:GLN:HB3	1.63	0.78
36:1:76:G:O2'	49:M3:100:ARG:NH1	2.17	0.78
47:M0:36:LEU:HD11	47:M0:87:LEU:HD12	4.85	0.78
36:5:980:A:H2'	36:5:981:U:C2	2.19	0.78
1:2:697:C:O2'	1:2:699:U:OP2	2.00	0.78
7:S5:95:ASN:OD1	7:S5:107:LYS:NZ	3.28	0.78

Continued on next page...

Continued from previous page...

Atom-1	Atom-2	Interatomic distance (Å)	Clash overlap (Å)
34:SR:90:ARG:HH21	34:SR:102:ARG:HH21	3.83	0.78
36:1:347:G:N7	73:O7:55:ARG:NH2	2.32	0.78
35:SM:48:ARG:HD3	35:SM:51:ARG:HB2	1.66	0.78
47:M0:175:ASN:OD1	47:M0:176:LEU:N	5.03	0.77
59:N3:87:ARG:HH22	59:N3:137:VAL:HG21	1.47	0.77
62:N6:61:GLY:O	62:N6:63:LYS:N	3.73	0.77
20:C8:11:PHE:HD2	20:C8:59:GLY:HA3	1.49	0.77
30:D8:15:VAL:HA	30:D8:28:VAL:HG23	4.13	0.77
36:1:1243:G:N2	36:1:1244:A:N7	2.33	0.77
36:1:1565:G:N2	36:1:1574:C:O2	2.17	0.77
46:L9:9:GLN:HG2	46:L9:52:LEU:HD21	1.65	0.77
34:SR:249:ARG:NH1	34:SR:298:GLY:O	3.10	0.77
36:1:2763:U:H5'	54:M8:176:ARG:HG3	1.67	0.77
7:S5:35:GLN:O	7:S5:37:GLN:N	2.56	0.77
54:M8:43:PRO:HA	54:M8:46:LYS:HD2	1.64	0.77
1:2:1297:G:N2	1:2:1300:A:OP2	2.16	0.77
40:L3:360:ASP:OD1	40:L3:371:GLN:NE2	4.21	0.77
1:6:1734:U:H2'	1:6:1735:U:H6	1.49	0.77
9:S7:11:GLN:HG3	9:S7:13:PRO:HD2	1.67	0.77
57:N1:83:ARG:HD2	57:N1:85:LEU:HD21	3.00	0.77
36:1:2662:G:H2'	36:1:2663:G:C8	2.18	0.77
22:D0:24:ILE:HG12	22:D0:116:VAL:HG13	1.67	0.77
62:N6:57:LEU:HD23	62:N6:67:GLU:HG2	3.18	0.77
48:M1:59:ILE:HG21	48:M1:65:ILE:HD11	1.66	0.77
76:Q0:106:ARG:HB2	76:Q0:106:ARG:HH11	4.40	0.77
36:5:2255:A:H5'	36:5:2261:G:H22	1.50	0.77
50:M4:55:ARG:HD3	56:N0:70:THR:HB	1.67	0.77
1:2:1203:A:OP2	86:2:2110:OHX:N5	2.17	0.77
18:C6:109:PHE:O	18:C6:113:ASP:N	3.06	0.77
79:Q3:49:ARG:HD3	79:Q3:50:GLY:H	1.49	0.77
1:2:1325:A:OP2	19:C7:11:ARG:NH1	2.18	0.77
1:2:197:A:H61	10:S8:138:ASN:HD22	1.31	0.77
7:S5:166:ARG:NH1	7:S5:170:GLN:OE1	2.16	0.77
36:1:1878:G:OP1	86:1:3920:OHX:N4	2.17	0.77
36:1:2233:A:OP2	86:1:4039:OHX:N5	2.16	0.77
36:1:1077:U:N3	36:1:1082:U:O4	2.15	0.77
36:5:2223:A:N6	36:5:2783:U:O2'	2.16	0.77
36:1:2120:A:OP2	86:1:4003:OHX:N2	2.18	0.77
36:1:1015:U:O2'	36:1:1017:C:OP2	2.02	0.77
41:L4:64:SER:HA	41:L4:75:PRO:HA	1.66	0.77
15:C3:47:PRO:HG3	15:C3:72:MET:HG3	5.54	0.77

Continued on next page...

Continued from previous page...

Atom-1	Atom-2	Interatomic distance (Å)	Clash overlap (Å)
15:C3:73:ARG:O	15:C3:77:SER:OG	2.02	0.77
36:1:269:G:OP2	51:M5:44:ARG:NH2	2.18	0.77
4:S2:140:ARG:NH1	23:D1:1:MET:SD	2.58	0.77
1:6:915:A:OP1	86:6:2070:OHX:N6	2.17	0.77
44:L7:93:ASN:OD1	44:L7:93:ASN:N	2.58	0.77
2:S0:157:ASP:OD2	23:D1:60:ARG:NH2	2.17	0.77
4:S2:243:TYR:HB3	4:S2:246:GLU:HB2	1.65	0.77
66:O0:29:SER:HA	66:O0:32:LYS:HD3	1.65	0.77
36:5:1497:C:H2'	36:5:1498:A:H8	1.47	0.77
7:S5:84:LYS:HG2	7:S5:92:ARG:HH12	1.48	0.77
36:5:651:G:O2'	36:5:1435:A:OP1	2.03	0.77
28:D6:95:ARG:NH1	1:6:1796:C:O2'	343.04	0.77
20:C8:83:ALA:O	20:C8:89:GLN:NE2	2.18	0.77
9:S7:98:ILE:HG12	9:S7:121:VAL:HG21	1.66	0.77
76:Q0:91:CYS:O	76:Q0:126:LYS:NZ	2.15	0.77
26:D4:64:PHE:O	26:D4:66:GLY:N	2.68	0.77
36:1:2585:G:N7	45:L8:47:SER:OG	2.18	0.77
46:L9:163:GLN:O	46:L9:166:ARG:HD3	1.84	0.76
47:M0:36:LEU:HD11	47:M0:69:ARG:HD3	1.67	0.76
36:5:1540:U:OP1	86:5:4088:OHX:N2	2.17	0.76
1:6:709:C:O2	1:6:730:G:N2	2.17	0.76
24:D2:30:SER:HA	24:D2:34:ILE:HD12	1.65	0.76
50:M4:94:TRP:O	50:M4:97:SER:OG	2.56	0.76
3:S1:71:ALA:HB3	16:C4:114:ARG:HH12	2.86	0.76
46:L9:124:ARG:HB3	46:L9:164:ILE:HD13	2.50	0.76
41:L4:330:TYR:CZ	44:L7:49:ALA:HA	2.79	0.76
73:O7:87:SER:O	86:O7:104:OHX:N3	2.18	0.76
9:S7:44:LYS:NZ	9:S7:95:GLU:OE2	2.17	0.76
40:L3:56:ILE:HD11	40:L3:359:ILE:HG12	1.67	0.76
6:S4:151:ASP:HB3	6:S4:154:ILE:HG13	2.20	0.76
49:M3:124:ILE:HD11	49:M3:126:PHE:HE1	1.50	0.76
47:M0:174:THR:OG1	47:M0:175:ASN:N	4.36	0.76
36:1:31:C:OP2	51:M5:188:ARG:NH2	2.19	0.76
36:1:953:G:OP1	65:N9:15:LYS:NZ	2.15	0.76
27:D5:60:VAL:HG22	27:D5:101:TYR:HB2	1.67	0.76
1:6:471:A:OP2	86:6:2102:OHX:N5	2.17	0.76
11:S9:168:ARG:HH12	11:S9:171:ARG:HD3	4.52	0.76
36:5:2537:U:O2'	36:5:2538:U:O4'	2.03	0.76
33:E1:103:LEU:HD11	1:6:1252:C:H5'	454.69	0.76
7:S5:57:SER:O	7:S5:59:VAL:N	2.18	0.76
36:5:1233:G:N2	36:5:1255:C:O2	2.17	0.76

Continued on next page...

Continued from previous page...

Atom-1	Atom-2	Interatomic distance (Å)	Clash overlap (Å)
42:L5:24:ARG:NH2	37:7:13:A:N3	292.17	0.76
36:1:2179:C:O3'	39:L2:174:ARG:NH2	2.18	0.76
36:5:566:G:N7	86:5:4126:OHX:N5	2.34	0.76
37:3:17:A:OP1	42:L5:2:ALA:N	2.19	0.76
27:D5:58:ARG:HB3	27:D5:103:ARG:HE	6.17	0.76
36:5:847:A:H2'	36:5:848:A:C8	2.21	0.76
61:N5:56:ARG:NH2	38:8:135:G:OP2	81.77	0.76
8:S6:115:LYS:NZ	60:N4:73:ARG:O	2.16	0.76
1:2:1508:U:O4	86:2:2031:OHX:N5	2.19	0.76
8:S6:153:VAL:O	8:S6:155:ASP:N	2.78	0.76
1:2:732:G:O6	86:2:2129:OHX:N5	2.19	0.76
1:2:1429:G:H1'	22:D0:74:GLU:HG2	1.67	0.76
36:5:2996:U:OP1	36:5:2996:U:H4'	1.82	0.76
33:E1:121:CYS:HB3	33:E1:132:LEU:HD21	4.34	0.76
20:C8:36:LYS:NZ	1:6:1568:C:OP1	334.90	0.76
51:M5:45:PRO:O	51:M5:49:ARG:HB2	3.55	0.76
1:2:814:A:H5'	55:M9:170:ARG:HH22	1.51	0.76
36:1:269:G:H5''	51:M5:14:LYS:HE2	1.68	0.76
9:S7:66:SER:O	9:S7:68:ALA:N	2.91	0.76
53:M7:120:ASN:OD1	53:M7:120:ASN:N	2.81	0.76
9:S7:177:THR:HG23	9:S7:179:LYS:H	4.76	0.76
8:S6:78:THR:HA	8:S6:92:ARG:HG2	2.96	0.76
4:S2:101:VAL:HG22	4:S2:115:ILE:HG12	1.68	0.76
66:O0:30:THR:HG22	66:O0:91:SER:HB3	2.51	0.76
36:1:2916:U:H1'	59:N3:44:SER:HB3	1.67	0.76
34:SR:160:GLU:O	34:SR:162:ALA:N	2.18	0.76
47:M0:38:LYS:HG2	47:M0:41:ALA:HB2	1.68	0.75
1:2:1500:C:N4	1:2:1507:G:O6	2.18	0.75
1:2:312:A:H4'	1:2:313:U:H5''	1.68	0.75
1:2:229:U:H3	1:2:236:A:H61	1.33	0.75
6:S4:123:LEU:HD23	6:S4:228:ILE:HG22	1.99	0.75
79:Q3:17:ARG:NH1	36:5:860:G:OP1	219.30	0.75
36:5:1696:A:OP2	86:5:4180:OHX:N6	2.19	0.75
51:M5:96:ARG:HH11	51:M5:96:ARG:HG2	2.08	0.75
37:3:49:G:O6	42:L5:58:LYS:NZ	2.16	0.75
62:N6:45:ILE:HD12	62:N6:119:ILE:HG23	1.99	0.75
1:6:1239:U:O2	1:6:1246:C:N4	2.19	0.75
1:2:693:U:H5'	1:2:694:U:H5'	1.67	0.75
7:S5:206:SER:O	7:S5:212:LYS:NZ	2.46	0.75
23:D1:17:CYS:HB2	23:D1:56:SER:HB3	2.27	0.75
62:N6:83:ASP:O	62:N6:84:LYS:HB2	1.86	0.75

Continued on next page...

Continued from previous page...

Atom-1	Atom-2	Interatomic distance (Å)	Clash overlap (Å)
36:5:2697:A:H2'	36:5:2698:G:C8	2.21	0.75
5:S3:94:ARG:NH2	5:S3:125:TYR:OH	4.25	0.75
70:O4:80:ARG:NH1	70:O4:88:ARG:HH22	1.81	0.75
17:C5:127:ARG:O	17:C5:129:GLY:N	3.97	0.75
1:2:687:G:H5'	24:D2:119:LYS:HG2	1.68	0.75
26:D4:52:LYS:O	26:D4:54:ALA:N	2.14	0.75
41:L4:264:SER:O	41:L4:266:THR:N	2.19	0.75
1:2:134:U:OP1	1:2:136:C:N4	2.20	0.75
3:S1:149:GLN:HE21	3:S1:151:LYS:HG2	3.21	0.75
36:5:86:G:O2'	36:5:98:G:O6	2.03	0.75
13:C1:99:ARG:NH1	25:D3:7:ARG:O	2.53	0.75
9:S7:131:PHE:O	9:S7:133:THR:N	2.19	0.75
7:S5:92:ARG:HG2	7:S5:92:ARG:HH11	2.99	0.75
36:1:1382:G:O6	36:1:1424:C:N4	2.18	0.75
4:S2:56:ILE:HG23	4:S2:61:LEU:HB2	1.66	0.75
13:C1:95:PRO:O	13:C1:98:ASN:N	2.16	0.75
34:SR:89:LEU:HB2	34:SR:103:PHE:HB2	1.66	0.75
49:M3:79:GLU:OE1	49:M3:112:ASN:ND2	2.18	0.75
36:5:1383:G:O6	86:5:3929:OHX:N2	2.20	0.75
45:L8:101:THR:H	45:L8:104:GLU:HB2	1.50	0.75
72:O6:26:ILE:O	72:O6:28:TYR:N	2.17	0.75
48:M1:34:SER:HB2	48:M1:67:VAL:HG11	1.67	0.75
10:S8:36:THR:HG21	10:S8:173:PRO:HB2	1.69	0.75
4:S2:60:SER:OG	23:D1:15:ARG:NH2	2.33	0.75
17:C5:115:TYR:OH	1:6:1556:A:OP1	387.62	0.75
34:SR:52:GLN:HG2	34:SR:53:LYS:HG3	3.57	0.75
50:M4:132:LYS:HD3	36:5:3230:G:H4'	286.31	0.75
41:L4:47:ARG:NH1	41:L4:109:TRP:O	2.20	0.75
36:1:266:A:OP1	51:M5:5:LYS:NZ	2.19	0.75
1:6:1765:A:OP1	86:6:2126:OHX:N2	2.18	0.75
70:O4:11:ASN:OD1	70:O4:18:ASN:ND2	2.18	0.75
1:2:1542:G:N2	1:2:1569:A:OP2	2.18	0.75
22:D0:72:ASN:HD22	22:D0:74:GLU:H	1.34	0.75
36:5:166:C:N4	36:5:256:G:O6	2.18	0.75
36:1:2588:U:OP1	45:L8:48:ARG:NH2	2.19	0.75
1:6:833:U:O4	86:6:2100:OHX:N2	2.20	0.75
70:O4:31:ARG:NH2	36:5:1598:G:OP2	133.34	0.75
61:N5:105:VAL:HA	61:N5:130:TYR:CE2	2.22	0.75
43:L6:51:ARG:NH1	50:M4:114:ASP:OD2	2.20	0.75
1:2:1585:U:H3	1:2:1611:A:H2	1.35	0.74
36:1:655:C:H2'	36:1:656:A:C8	2.21	0.74

Continued on next page...

Continued from previous page...

Atom-1	Atom-2	Interatomic distance (Å)	Clash overlap (Å)
49:M3:74:GLY:O	49:M3:101:ARG:NH1	2.20	0.74
59:N3:113:ALA:HA	59:N3:132:ASN:HB3	1.68	0.74
36:1:2532:U:H3	36:1:2547:A:H61	1.31	0.74
2:S0:76:ILE:HG12	2:S0:98:ILE:HG13	1.69	0.74
36:5:2221:G:N2	36:5:2224:A:OP2	2.19	0.74
64:N8:34:MET:HB2	36:5:95:A:H5'	162.65	0.74
1:2:520:A:H2'	1:2:521:A:C8	2.22	0.74
25:D3:64:PRO:O	86:6:2159:OHX:N2	361.05	0.74
7:S5:216:GLU:HG3	7:S5:219:ARG:HH21	4.32	0.74
49:M3:157:ARG:HG2	49:M3:158:ALA:N	2.02	0.74
36:5:2568:C:N4	36:5:2574:G:O6	2.19	0.74
60:N4:9:SER:HA	60:N4:52:THR:HG22	1.68	0.74
39:L2:14:SER:OG	39:L2:15:ILE:N	2.65	0.74
1:6:990:C:OP2	86:6:2120:OHX:N2	2.20	0.74
36:5:2821:C:H42	36:5:2869:U:H3	1.35	0.74
6:S4:104:ASP:HB3	6:S4:106:LYS:H	2.10	0.74
3:S1:157:GLN:O	3:S1:159:SER:N	2.20	0.74
6:S4:151:ASP:OD1	8:S6:215:ARG:NH1	4.06	0.74
34:SR:292:LEU:HD12	34:SR:301:LEU:HD11	1.69	0.74
4:S2:38:VAL:HG13	4:S2:39:THR:HG23	1.67	0.74
36:1:1040:A:N3	47:M0:198:LYS:NZ	2.34	0.74
3:S1:148:ASN:ND2	1:6:1066:C:O2'	349.44	0.74
64:N8:95:SER:HA	64:N8:122:PRO:HG2	1.69	0.74
36:1:2121:G:O2'	36:1:2122:G:OP1	2.05	0.74
36:1:968:G:H2'	36:1:969:C:C6	2.22	0.74
1:2:531:C:OP2	86:2:2069:OHX:N4	2.20	0.74
36:1:2818:U:H6	36:1:2818:U:H5'	1.51	0.74
64:N8:14:HIS:O	64:N8:16:SER:N	2.21	0.74
36:1:269:G:P	51:M5:44:ARG:HH22	2.10	0.74
36:1:1898:G:OP2	86:1:3924:OHX:N4	2.20	0.74
1:2:176:C:OP1	86:2:2072:OHX:N3	2.20	0.74
45:L8:148:ALA:HA	45:L8:201:THR:HG22	2.21	0.74
1:6:484:C:H42	1:6:503:G:H22	1.33	0.74
67:O1:31:ARG:HB3	67:O1:31:ARG:HH11	1.53	0.74
2:S0:124:THR:HA	2:S0:146:LEU:HB2	1.70	0.74
40:L3:169:THR:HG22	40:L3:171:LEU:H	1.52	0.74
45:L8:65:LEU:HD12	51:M5:25:VAL:HG13	1.86	0.74
36:5:1564:U:H2'	36:5:1565:G:C8	2.23	0.74
40:L3:308:MET:HB2	40:L3:363:SER:HB2	1.69	0.74
36:1:2848:G:OP1	76:Q0:100:TYR:OH	2.05	0.74
8:S6:59:GLN:NE2	1:6:418:G:O2'	296.51	0.74

Continued on next page...

Continued from previous page...

Atom-1	Atom-2	Interatomic distance (Å)	Clash overlap (Å)
53:M7:25:SER:O	53:M7:29:THR:HG23	1.88	0.74
42:L5:285:ARG:NH1	37:7:62:U:O3'	340.93	0.74
1:2:1473:U:O2'	7:S5:103:ASN:ND2	2.20	0.74
73:O7:45:ARG:NH2	36:5:361:A:O3'	123.78	0.73
1:2:1433:G:C8	31:D9:41:GLN:HG2	2.22	0.73
1:6:1432:U:H4'	1:6:1433:G:H5'	1.69	0.73
36:5:501:A:H2'	36:5:502:U:C6	2.23	0.73
36:5:1487:G:H1	36:5:1855:U:H3	1.36	0.73
62:N6:5:SER:OG	62:N6:6:LEU:N	2.18	0.73
28:D6:10:ARG:HB2	28:D6:34:LYS:HA	1.71	0.73
36:5:1015:U:O2'	36:5:1017:C:OP1	2.06	0.73
36:1:2208:A:N1	86:1:4039:OHX:N2	2.36	0.73
6:S4:176:ASP:N	6:S4:176:ASP:OD2	2.83	0.73
28:D6:40:ALA:HB3	28:D6:69:ASN:HB3	5.55	0.73
8:S6:2:LYS:HB3	8:S6:108:VAL:HG12	5.62	0.73
36:5:2971:A:H3'	36:5:2971:A:N3	2.02	0.73
1:2:1500:C:OP1	21:C9:122:ARG:NH2	2.18	0.73
1:2:474:A:OP2	11:S9:44:ARG:NH1	2.20	0.73
36:1:595:G:N1	36:1:609:G:H5''	2.02	0.73
69:O3:86:ARG:O	86:O3:201:OHX:N1	2.22	0.73
64:N8:73:LEU:HD11	64:N8:81:LEU:HD11	4.73	0.73
1:6:800:U:H2'	1:6:801:G:H8	1.53	0.73
58:N2:35:LYS:NZ	58:N2:39:ASP:OD1	3.14	0.73
52:M6:15:LEU:HD11	52:M6:129:LEU:HD22	3.07	0.73
1:6:69:G:N1	1:6:82:U:O2	2.16	0.73
36:5:3103:A:OP2	86:5:4154:OHX:N4	2.21	0.73
1:2:463:U:H2'	1:2:464:A:C8	2.23	0.73
39:L2:64:ARG:NH1	45:L8:37:GLY:O	2.21	0.73
64:N8:47:LYS:HE3	64:N8:48:TYR:CZ	2.22	0.73
66:O0:36:GLN:HB3	66:O0:38:LYS:HG3	1.70	0.73
56:N0:16:THR:OG1	56:N0:19:VAL:N	2.21	0.73
40:L3:274:SER:OG	36:5:3139:A:OP1	228.49	0.73
1:6:1057:U:O2'	1:6:1059:U:OP1	2.06	0.73
1:6:1211:A:H61	1:6:1452:U:H3	1.35	0.73
46:L9:126:VAL:HG21	46:L9:161:LEU:HA	2.28	0.73
41:L4:226:GLU:OE2	41:L4:246:ARG:NH2	2.37	0.73
5:S3:57:ASP:OD2	5:S3:57:ASP:N	3.97	0.73
51:M5:65:ARG:HB3	51:M5:127:TYR:HD1	4.23	0.73
36:1:2662:G:H2'	36:1:2663:G:H8	1.52	0.73
3:S1:171:ILE:HD13	3:S1:196:GLU:HG2	1.71	0.73
1:2:732:G:O2'	1:2:733:A:O4'	2.06	0.73

Continued on next page...

Continued from previous page...

Atom-1	Atom-2	Interatomic distance (Å)	Clash overlap (Å)
38:8:2:A:H3'	38:8:3:A:H8	1.53	0.73
78:Q2:14:GLY:O	78:Q2:16:THR:N	2.20	0.73
8:S6:12:SER:HB2	8:S6:124:LEU:HD12	1.71	0.73
56:N0:114:HIS:CE1	36:5:1212:A:HO2'	310.60	0.73
43:L6:64:LEU:HD22	43:L6:65:ILE:H	2.83	0.73
78:Q2:12:CYS:SG	78:Q2:74:CYS:SG	3.12	0.73
42:L5:40:HIS:HB3	42:L5:43:LYS:HG3	1.70	0.73
53:M7:139:TYR:CE2	36:5:2355:G:H4'	147.77	0.73
62:N6:3:LYS:HG3	62:N6:8:VAL:HG13	1.70	0.73
17:C5:52:LYS:HB2	17:C5:53:PRO:HD3	1.70	0.73
29:D7:67:THR:O	1:6:871:G:O2'	328.40	0.73
1:2:1147:A:H2'	1:2:1148:C:H6	1.53	0.73
36:1:529:A:H61	36:1:563:U:H3	1.36	0.73
7:S5:92:ARG:NH2	7:S5:169:ASN:OD1	3.45	0.73
36:5:1565:G:N1	36:5:1574:C:N3	2.36	0.73
68:O2:123:LYS:HA	68:O2:126:LEU:HB2	3.39	0.73
9:S7:122:HIS:HA	9:S7:125:ILE:HD12	2.05	0.73
36:1:1073:U:H1'	65:N9:50:THR:HG22	1.69	0.73
6:S4:68:ARG:O	6:S4:70:VAL:N	2.20	0.73
76:Q0:99:CYS:SG	87:Q0:500:ZN:ZN	1.76	0.73
41:L4:3:ARG:HB3	41:L4:22:LEU:H	2.95	0.73
3:S1:48:VAL:HG21	3:S1:61:LEU:HD22	4.35	0.73
3:S1:152:ARG:NH1	1:6:1799:U:O2'	342.16	0.73
57:N1:84:TYR:HB2	65:N9:24:PRO:HB3	1.71	0.73
51:M5:114:ARG:HG2	51:M5:137:PRO:HG3	1.80	0.73
3:S1:222:LYS:HD3	3:S1:223:PHE:H	1.54	0.73
36:5:953:G:H1'	36:5:1115:G:H5''	1.70	0.73
5:S3:92:GLN:NE2	5:S3:92:GLN:O	2.22	0.73
43:L6:78:ARG:NH1	36:5:3272:C:OP2	246.71	0.73
3:S1:30:PHE:HB3	3:S1:96:LEU:HD22	3.04	0.73
21:C9:49:ASP:OD1	21:C9:53:TRP:N	2.22	0.73
36:5:1605:A:O2'	36:5:1607:U:OP2	2.05	0.73
18:C6:41:PRO:HG2	18:C6:78:VAL:HG21	1.71	0.73
25:D3:50:LYS:HE2	1:6:435:C:H5''	351.30	0.73
36:1:1454:A:OP2	86:1:4205:OHX:N6	2.22	0.73
5:S3:175:VAL:HG13	5:S3:182:LEU:HB2	1.71	0.73
47:M0:46:PHE:CD1	47:M0:140:THR:HA	2.47	0.73
40:L3:293:ASN:N	40:L3:293:ASN:OD1	2.21	0.73
1:2:1542:G:N2	1:2:1568:C:H1'	2.04	0.72
1:6:1280:C:H2'	1:6:1281:G:C8	2.20	0.72
13:C1:139:VAL:HG12	13:C1:140:VAL:H	1.54	0.72

Continued on next page...

Continued from previous page...

Atom-1	Atom-2	Interatomic distance (Å)	Clash overlap (Å)
1:6:1542:G:N2	1:6:1568:C:H1'	2.04	0.72
26:D4:55:VAL:HG12	26:D4:75:VAL:HG13	7.98	0.72
42:L5:229:ASP:N	42:L5:229:ASP:OD1	2.21	0.72
37:7:91:G:H2'	37:7:92:A:H8	1.53	0.72
4:S2:140:ARG:NH1	23:D1:10:GLU:OE1	6.70	0.72
41:L4:8:VAL:HB	41:L4:16:THR:HG21	4.19	0.72
36:1:1674:G:OP2	86:1:3940:OHX:N2	2.21	0.72
46:L9:147:SER:HB2	46:L9:187:ILE:HD11	3.23	0.72
1:2:1488:G:H3'	1:2:1515:A:H61	1.54	0.72
40:L3:53:MET:HG2	40:L3:77:THR:HG22	1.70	0.72
36:1:314:U:O4	86:1:4147:OHX:N4	2.22	0.72
10:S8:38:ILE:HG12	10:S8:96:LEU:HD11	5.28	0.72
18:C6:37:THR:O	18:C6:45:ARG:NH1	3.86	0.72
1:2:1774:G:OP1	77:Q1:7:LYS:NZ	2.23	0.72
13:C1:77:SER:HB3	13:C1:85:VAL:HB	2.56	0.72
40:L3:10:ARG:NH2	40:L3:263:SER:O	2.22	0.72
3:S1:93:GLY:O	3:S1:95:ASN:N	2.65	0.72
1:6:1698:G:O2'	1:6:1699:G:O5'	2.06	0.72
61:N5:74:LYS:NZ	61:N5:78:ASP:OD2	2.21	0.72
17:C5:55:GLY:HA2	17:C5:58:LYS:HD3	1.70	0.72
64:N8:29:PRO:HG3	36:5:937:G:H5"	174.88	0.72
36:1:2310:U:OP1	86:1:4135:OHX:N2	2.22	0.72
36:1:3259:U:H6	36:1:3259:U:H5'	1.52	0.72
26:D4:112:LYS:NZ	1:6:57:G:OP1	346.71	0.72
49:M3:128:ARG:O	49:M3:130:GLY:N	2.18	0.72
71:O5:6:ALA:HA	71:O5:9:LEU:HD12	3.57	0.72
37:3:77:G:N2	37:3:102:A:OP2	2.23	0.72
36:1:1231:A:OP2	86:1:4081:OHX:N6	2.23	0.72
36:5:3107:U:H2'	36:5:3108:G:C8	2.24	0.72
65:N9:17:HIS:HA	65:N9:20:GLY:HA2	1.71	0.72
36:1:2946:A:H5"	36:1:2947:G:H5'	1.72	0.72
70:O4:80:ARG:HH11	70:O4:88:ARG:NH2	1.85	0.72
41:L4:204:GLY:O	41:L4:246:ARG:NH1	2.63	0.72
62:N6:100:HIS:ND1	62:N6:102:SER:OG	3.40	0.72
40:L3:233:TRP:CD1	40:L3:265:ALA:HB1	2.63	0.72
36:1:2296:A:OP1	86:1:4144:OHX:N2	2.23	0.72
1:2:1274:C:N4	35:SM:94:HIS:O	2.23	0.72
36:1:1569:U:H5"	36:1:1570:U:H6	1.55	0.72
18:C6:82:ARG:HH22	18:C6:114:ARG:HG3	3.69	0.72
36:1:156:G:OP2	72:O6:27:SER:OG	2.05	0.72
51:M5:136:ASP:OD2	51:M5:138:GLN:HG2	2.09	0.72

Continued on next page...

Continued from previous page...

Atom-1	Atom-2	Interatomic distance (Å)	Clash overlap (Å)
36:1:1523:U:HO2'	36:1:1607:U:HO2'	1.32	0.72
44:L7:180:SER:HB2	44:L7:183:ASP:H	1.55	0.72
11:S9:41:GLU:OE1	11:S9:126:ARG:NH2	2.23	0.72
2:S0:185:ARG:H	23:D1:45:ALA:H	2.53	0.72
79:Q3:59:CYS:O	79:Q3:60:CYS:HB3	1.89	0.72
36:1:2554:A:H62	79:Q3:62:LYS:HZ2	1.38	0.72
58:N2:51:GLY:O	58:N2:52:ASN:ND2	2.22	0.72
20:C8:120:ARG:NH2	35:SM:58:GLU:OE1	2.19	0.72
1:2:258:C:O2	10:S8:178:ARG:NH2	2.22	0.72
1:2:1796:C:OP2	28:D6:5:ARG:NH1	2.23	0.72
41:L4:145:ILE:HD13	41:L4:150:LEU:HG	1.71	0.72
11:S9:157:ASP:OD1	11:S9:158:PHE:N	3.50	0.72
20:C8:84:TRP:HA	20:C8:89:GLN:HE22	1.52	0.72
36:5:2620:G:O6	86:5:4238:OHX:N4	2.23	0.72
3:S1:141:ALA:HB1	3:S1:207:LEU:HD22	3.77	0.72
49:M3:157:ARG:HG2	49:M3:158:ALA:H	1.54	0.72
45:L8:36:ILE:HG22	45:L8:37:GLY:H	1.53	0.72
36:5:2689:A:H4'	36:5:2690:G:H5'	1.72	0.72
1:6:755:A:H2'	1:6:756:A:H8	1.54	0.72
47:M0:48:LEU:HA	47:M0:178:ARG:HH12	1.54	0.72
20:C8:73:MET:HG2	20:C8:101:LEU:HD11	4.24	0.72
46:L9:12:VAL:HB	46:L9:51:GLN:HA	1.71	0.72
48:M1:49:LYS:HB3	48:M1:62:ASN:HA	1.71	0.72
53:M7:105:LYS:HB3	53:M7:107:LEU:HD13	5.11	0.72
5:S3:170:THR:HG22	5:S3:187:LYS:HA	6.17	0.72
69:O3:72:THR:HG23	69:O3:83:ALA:HA	1.71	0.72
46:L9:91:ARG:NH2	46:L9:140:VAL:O	7.30	0.71
7:S5:37:GLN:HB3	18:C6:53:LEU:HD22	1.72	0.71
21:C9:52:GLY:O	21:C9:54:PHE:N	2.20	0.71
26:D4:20:ARG:HD2	26:D4:74:LEU:HD22	3.09	0.71
72:O6:28:TYR:O	86:5:4184:OHX:N2	103.49	0.71
36:5:495:G:O6	36:5:618:C:N4	2.20	0.71
86:1:4080:OHX:N4	55:M9:14:VAL:O	2.23	0.71
59:N3:15:LEU:HD13	59:N3:51:ALA:HB3	2.47	0.71
1:2:452:A:OP2	86:2:2038:OHX:N5	2.22	0.71
36:5:3163:A:N6	36:5:3287:U:O4	2.20	0.71
36:1:745:C:H5'	54:M8:145:ASN:ND2	2.05	0.71
37:7:112:G:OP2	86:7:223:OHX:N2	2.22	0.71
40:L3:166:ILE:O	40:L3:169:THR:HG22	4.31	0.71
1:2:1280:C:H2'	1:2:1281:G:C8	2.25	0.71
46:L9:49:ASN:HD21	46:L9:52:LEU:HB2	1.55	0.71

Continued on next page...

Continued from previous page...

Atom-1	Atom-2	Interatomic distance (Å)	Clash overlap (Å)
60:N4:49:ILE:O	60:N4:52:THR:OG1	2.08	0.71
8:S6:206:ALA:O	8:S6:210:GLN:NE2	5.00	0.71
34:SR:201:THR:HB	34:SR:242:SER:H	1.55	0.71
1:2:275:C:O2	1:2:276:C:N4	2.24	0.71
74:O8:13:GLU:HA	74:O8:16:ARG:HH21	1.55	0.71
1:6:1542:G:N2	1:6:1569:A:OP2	2.23	0.71
7:S5:200:ASN:HB3	7:S5:208:SER:HB2	4.23	0.71
25:D3:83:VAL:HG21	25:D3:122:PHE:HE2	4.56	0.71
71:O5:101:THR:HG22	71:O5:104:GLN:H	1.55	0.71
1:2:320:U:H3'	1:2:321:C:H5''	1.72	0.71
1:6:1799:U:H4'	1:6:1800:A:H2'	1.71	0.71
74:O8:24:THR:HG23	74:O8:44:LYS:HB2	4.39	0.71
1:6:781:U:H6	1:6:782:U:H3	1.36	0.71
10:S8:8:ARG:NH2	10:S8:28:GLU:OE1	9.45	0.71
73:O7:18:LEU:HA	73:O7:25:ARG:H	1.55	0.71
55:M9:90:PRO:HB2	55:M9:93:VAL:HG23	1.72	0.71
4:S2:78:ASP:OD2	4:S2:79:GLU:N	2.18	0.71
36:5:1502:C:OP1	86:5:3905:OHX:N4	2.23	0.71
7:S5:62:VAL:HG13	7:S5:89:ILE:HG12	1.73	0.71
28:D6:79:ILE:HD11	1:6:1795:U:H5'	334.26	0.71
1:2:513:U:OP1	11:S9:133:HIS:NE2	2.22	0.71
34:SR:216:LYS:HA	34:SR:239:GLU:HG3	1.73	0.71
40:L3:105:VAL:HG21	40:L3:148:LEU:HD13	2.09	0.71
36:1:1750:A:H4'	36:1:1751:G:H5'	1.71	0.71
65:N9:23:LYS:HD2	65:N9:24:PRO:HD3	2.94	0.71
41:L4:157:GLU:HG3	41:L4:251:THR:HG21	1.73	0.71
25:D3:61:SER:HB2	25:D3:116:ASP:HB2	1.72	0.71
5:S3:76:ARG:NH1	5:S3:76:ARG:O	2.24	0.71
47:M0:208:ASN:HA	47:M0:211:ARG:HD2	2.30	0.71
40:L3:102:LEU:O	36:5:3147:G:H4'	240.57	0.71
41:L4:200:THR:OG1	41:L4:201:GLN:N	2.22	0.71
1:6:301:A:OP2	86:6:2092:OHX:N1	2.23	0.71
52:M6:27:LEU:HD22	52:M6:101:ARG:HG3	1.72	0.71
36:1:1064:A:N6	36:1:1096:U:H3	1.88	0.71
35:SM:34:LYS:NZ	36:1:2707:C:OP1	2.22	0.71
52:M6:85:ARG:NH1	36:5:2382:G:OP1	238.37	0.71
1:2:499:U:O2'	1:2:500:C:O5'	2.09	0.71
25:D3:39:LYS:NZ	1:6:1742:U:OP1	314.51	0.71
1:6:1015:U:OP1	86:6:2055:OHX:N3	2.24	0.71
36:1:917:A:OP2	86:1:4140:OHX:N2	2.24	0.71
1:2:895:G:H1	1:2:917:U:H3	1.37	0.71

Continued on next page...

Continued from previous page...

Atom-1	Atom-2	Interatomic distance (Å)	Clash overlap (Å)
44:L7:217:PRO:O	86:5:3995:OHX:N6	259.45	0.71
45:L8:100:GLU:OE2	45:L8:108:ARG:NH1	2.49	0.71
42:L5:85:ARG:HH21	42:L5:254:LYS:H	1.37	0.71
78:Q2:71:ARG:HH21	78:Q2:80:ARG:HH11	3.67	0.71
61:N5:105:VAL:HG13	61:N5:130:TYR:CD2	2.25	0.71
41:L4:44:LYS:HB3	41:L4:47:ARG:HH11	2.28	0.71
36:5:23:A:OP1	86:5:3900:OHX:N4	2.23	0.71
36:1:1495:U:H5	36:1:1835:A:N1	1.89	0.71
4:S2:137:ILE:HG12	4:S2:138:PRO:HD2	1.72	0.71
60:N4:35:LYS:HE2	60:N4:51:TRP:CZ2	2.54	0.71
17:C5:130:ARG:NH1	35:SM:71:ASN:OD1	2.24	0.71
56:N0:137:ARG:NH1	36:5:1213:G:OP1	324.82	0.71
61:N5:56:ARG:O	61:N5:61:LYS:HD2	1.91	0.71
36:1:2554:A:C8	36:1:2554:A:H5'	2.26	0.71
22:D0:57:ARG:HD2	22:D0:89:ARG:HD3	1.73	0.71
72:O6:58:ILE:HA	72:O6:61:ILE:HD12	1.73	0.71
40:L3:325:LYS:NZ	36:5:3097:C:OP1	259.15	0.71
58:N2:59:ASP:O	58:N2:61:THR:N	2.20	0.71
36:5:1152:G:H22	36:5:1200:A:H61	1.38	0.71
49:M3:35:ARG:HH12	36:5:685:G:P	83.36	0.71
21:C9:68:ARG:NH1	1:6:1521:G:O6	416.09	0.71
5:S3:66:ILE:HD11	5:S3:88:ALA:HB2	1.71	0.71
36:5:1017:C:N4	36:5:2671:A:OP2	2.23	0.71
15:C3:47:PRO:HA	15:C3:50:ILE:HD12	1.73	0.71
41:L4:192:GLY:O	41:L4:195:ARG:N	3.22	0.71
9:S7:67:LEU:HG	9:S7:94:ALA:HB2	3.94	0.71
26:D4:113:ASN:HA	26:D4:116:LYS:HD3	1.73	0.70
12:C0:16:PHE:HD2	12:C0:76:LEU:HD23	1.55	0.70
11:S9:42:ILE:O	11:S9:45:ILE:N	3.51	0.70
59:N3:2:SER:HA	59:N3:56:ASP:HA	3.77	0.70
8:S6:84:TYR:OH	8:S6:91:GLU:O	2.39	0.70
34:SR:80:ALA:HB3	34:SR:92:TRP:HB2	1.71	0.70
33:E1:82:LYS:O	33:E1:84:VAL:N	4.98	0.70
69:O3:48:ARG:HH11	69:O3:48:ARG:HG2	1.54	0.70
34:SR:258:THR:O	34:SR:275:ARG:NH1	2.23	0.70
36:1:567:G:O6	86:1:3997:OHX:N1	2.24	0.70
76:Q0:118:THR:HG23	76:Q0:120:GLN:H	3.61	0.70
67:O1:44:MET:O	67:O1:46:THR:N	3.92	0.70
1:6:1600:A:H4'	1:6:1601:G:OP1	1.91	0.70
42:L5:279:LYS:HD3	42:L5:282:ARG:HB2	1.72	0.70
29:D7:67:THR:OG1	29:D7:70:LYS:O	2.84	0.70

Continued on next page...

Continued from previous page...

Atom-1	Atom-2	Interatomic distance (Å)	Clash overlap (Å)
36:5:3334:U:OP2	86:5:4228:OHX:N6	2.25	0.70
36:5:240:U:HO2'	36:5:241:G:H8	1.39	0.70
36:1:3294:A:H2'	36:1:3295:A:O4'	1.90	0.70
53:M7:21:TYR:H	53:M7:145:HIS:CE1	2.73	0.70
49:M3:46:ILE:HG23	49:M3:49:ARG:HB2	2.52	0.70
1:2:542:A:H2'	1:2:543:C:H5'	1.72	0.70
60:N4:63:ILE:O	60:N4:65:GLU:N	3.23	0.70
2:S0:13:ASP:OD1	2:S0:179:ARG:NH2	2.19	0.70
34:SR:161:LYS:HE3	34:SR:164:ASP:HB2	1.73	0.70
3:S1:70:LEU:HA	3:S1:73:LEU:HG	1.72	0.70
44:L7:228:SER:HA	44:L7:232:ARG:HH21	2.23	0.70
63:N7:124:ALA:O	63:N7:126:LYS:N	2.25	0.70
49:M3:187:ALA:HA	49:M3:190:LYS:HB3	1.72	0.70
29:D7:6:ASP:OD1	29:D7:9:HIS:ND1	2.58	0.70
36:1:1740:U:H1'	36:1:1741:A:H2	1.56	0.70
26:D4:112:LYS:HZ3	26:D4:112:LYS:HB3	1.56	0.70
7:S5:41:LYS:HZ3	7:S5:67:PRO:HG2	5.58	0.70
36:1:1064:A:H4'	36:1:1065:A:O5'	1.91	0.70
31:D9:19:ARG:HD3	31:D9:32:ARG:HD2	2.35	0.70
42:L5:270:LYS:HE2	42:L5:273:ARG:HA	8.51	0.70
12:C0:16:PHE:HZ	12:C0:77:ARG:HH21	1.39	0.70
45:L8:36:ILE:O	45:L8:38:GLN:N	2.23	0.70
36:5:442:G:N2	36:5:491:C:O2'	2.24	0.70
1:6:815:G:H5'	1:6:815:G:H8	1.55	0.70
45:L8:41:GLN:HG3	45:L8:44:ARG:HH12	2.10	0.70
25:D3:6:PRO:HG3	25:D3:14:LYS:HG2	1.74	0.70
24:D2:30:SER:HB3	24:D2:59:GLY:HA3	2.59	0.70
41:L4:64:SER:OG	41:L4:65:TRP:N	2.82	0.70
36:5:314:U:H2'	36:5:315:C:C6	2.27	0.70
1:2:565:C:O2	86:D3:202:OHX:N5	2.24	0.70
8:S6:52:ILE:HA	8:S6:111:LEU:HD23	1.73	0.70
36:5:990:U:O4	86:5:4179:OHX:N6	2.25	0.70
24:D2:60:LYS:NZ	29:D7:24:LEU:O	3.39	0.70
36:1:964:G:O2'	64:N8:41:HIS:NE2	2.11	0.70
12:C0:56:LYS:HB3	12:C0:67:THR:HG23	5.12	0.70
1:2:741:C:O2	9:S7:107:ARG:NH2	2.21	0.70
36:5:510:G:O6	86:5:4017:OHX:N2	2.24	0.70
36:1:1211:U:H2'	36:1:1212:A:C8	2.26	0.70
36:1:1051:U:H4'	57:N1:19:PHE:CD2	2.25	0.70
36:1:1596:C:H2'	36:1:1597:C:C6	2.26	0.70
18:C6:6:SER:HB2	18:C6:23:LYS:HB3	2.70	0.70

Continued on next page...

Continued from previous page...

Atom-1	Atom-2	Interatomic distance (Å)	Clash overlap (Å)
47:M0:154:ARG:NH1	36:5:2838:A:OP1	326.87	0.70
41:L4:287:THR:O	41:L4:291:ASN:ND2	4.17	0.70
1:6:1182:U:H2'	1:6:1184:A:OP2	1.91	0.70
7:S5:81:ARG:HH21	30:D8:47:PRO:HB3	1.57	0.70
11:S9:96:VAL:HA	11:S9:99:LEU:HD22	1.73	0.70
10:S8:21:PHE:HD1	10:S8:22:ARG:HG2	4.73	0.70
1:2:480:G:H22	1:2:509:G:H1'	1.57	0.70
36:1:1772:U:H5''	36:1:1773:C:H5'	1.74	0.70
54:M8:65:SER:HA	54:M8:93:ILE:HD13	1.74	0.70
54:M8:122:ILE:HG23	54:M8:126:GLN:HB2	1.84	0.70
40:L3:347:SER:O	40:L3:349:LYS:N	2.87	0.70
39:L2:9:ARG:NH1	36:5:912:G:OP2	179.80	0.70
49:M3:46:ILE:HG12	49:M3:49:ARG:NH1	3.49	0.70
36:1:1603:A:OP1	55:M9:38:ARG:NH1	2.25	0.70
39:L2:143:GLU:O	39:L2:145:LYS:N	2.92	0.70
19:C7:33:ARG:NH2	34:SR:109:ASP:OD1	3.04	0.70
36:1:831:G:O6	86:1:3881:OHX:N4	2.24	0.70
36:1:3060:C:OP1	86:1:4034:OHX:N4	2.24	0.70
13:C1:69:LYS:H	13:C1:127:GLN:HB3	1.55	0.70
1:2:645:C:H42	1:2:689:G:H1	1.38	0.70
1:6:218:A:H2'	1:6:219:A:H5''	1.72	0.70
49:M3:165:SER:O	49:M3:167:PHE:N	2.24	0.70
6:S4:187:ARG:HH22	1:6:753:A:H62	376.19	0.70
41:L4:207:VAL:HB	41:L4:227:THR:HG22	3.05	0.70
74:O8:46:ARG:NH1	74:O8:47:GLY:O	2.83	0.70
49:M3:79:GLU:OE1	49:M3:101:ARG:NH2	2.25	0.70
34:SR:299:GLN:NE2	34:SR:315:VAL:O	2.25	0.70
1:2:324:U:OP1	13:C1:133:LYS:NZ	2.25	0.70
36:5:2975:U:OP1	86:5:4083:OHX:N3	2.25	0.70
36:1:1646:G:O2'	36:1:1808:G:N2	2.22	0.70
35:SM:97:THR:HG22	35:SM:99:LYS:HG3	1.72	0.70
36:1:1569:U:H5'	36:1:1570:U:H5''	1.72	0.70
55:M9:166:ASN:HD22	55:M9:167:ARG:HG2	6.77	0.70
73:O7:88:ALA:O	86:O7:104:OHX:N1	2.24	0.69
26:D4:122:GLY:O	26:D4:125:LEU:N	2.44	0.69
36:1:413:U:OP1	53:M7:30:ARG:NH2	2.22	0.69
72:O6:45:ARG:NH2	72:O6:54:GLU:OE1	2.77	0.69
48:M1:16:LYS:HB2	48:M1:72:ARG:HG2	1.73	0.69
66:O0:10:ILE:HD11	66:O0:104:LEU:HD11	5.12	0.69
36:1:2768:U:H2'	36:1:2769:A:H8	1.57	0.69
32:E0:48:THR:OG1	32:E0:49:LEU:N	2.65	0.69

Continued on next page...

Continued from previous page...

Atom-1	Atom-2	Interatomic distance (Å)	Clash overlap (Å)
1:6:1370:U:O4	86:6:2143:OHX:N6	2.25	0.69
16:C4:126:THR:HG21	1:6:888:U:H1'	275.53	0.69
3:S1:214:LYS:NZ	1:6:886:U:OP1	284.82	0.69
2:S0:56:LYS:NZ	2:S0:159:ALA:O	2.24	0.69
9:S7:126:LEU:HB2	9:S7:173:TYR:HE2	6.28	0.69
26:D4:12:VAL:HG13	26:D4:23:PHE:HB3	1.74	0.69
59:N3:10:LYS:NZ	59:N3:56:ASP:OD1	2.22	0.69
13:C1:71:LEU:HB3	13:C1:88:ARG:HD3	1.74	0.69
36:1:368:G:OP1	86:1:3876:OHX:N1	2.25	0.69
36:5:3023:U:OP2	36:5:3031:G:N1	2.23	0.69
36:1:3200:G:O6	86:1:4124:OHX:N4	2.25	0.69
17:C5:65:LEU:O	86:C5:201:OHX:N2	4.29	0.69
60:N4:6:ASP:OD2	60:N4:8:PHE:N	2.20	0.69
40:L3:139:GLN:O	40:L3:141:GLY:N	2.30	0.69
1:6:687:G:H2'	1:6:688:G:H8	1.57	0.69
55:M9:76:SER:O	55:M9:81:ARG:NH1	2.25	0.69
6:S4:122:LYS:HD2	6:S4:164:LEU:HD21	1.75	0.69
36:1:1390:A:N6	36:1:1418:A:O2'	2.26	0.69
33:E1:91:ILE:HG12	33:E1:92:LYS:HG2	6.20	0.69
78:Q2:41:ARG:NH1	36:5:284:A:OP2	156.42	0.69
79:Q3:15:GLY:O	79:Q3:23:ARG:NH1	4.24	0.69
70:O4:84:CYS:O	70:O4:88:ARG:HB2	3.40	0.69
70:O4:74:ARG:HD3	70:O4:85:VAL:HG21	3.59	0.69
51:M5:16:SER:O	51:M5:20:ARG:HG2	1.93	0.69
36:5:1597:C:H2'	36:5:1598:G:H8	1.58	0.69
21:C9:33:TYR:HD1	21:C9:34:VAL:H	2.27	0.69
44:L7:219:LYS:O	44:L7:228:SER:HB2	2.61	0.69
36:1:600:G:N7	86:1:4092:OHX:N1	2.39	0.69
36:5:1877:U:H5''	36:5:1878:G:H5'	1.72	0.69
1:2:1386:G:OP2	19:C7:44:LYS:NZ	2.25	0.69
36:1:975:C:H2'	36:1:976:U:H6	1.57	0.69
36:1:3035:A:OP2	86:1:4070:OHX:N4	2.25	0.69
14:C2:103:LEU:HG	14:C2:116:VAL:HG22	1.75	0.69
28:D6:89:ARG:HH11	28:D6:92:ARG:HH21	1.40	0.69
72:O6:10:GLY:H	72:O6:13:LYS:HG2	2.17	0.69
22:D0:27:THR:HB	22:D0:88:LYS:HG3	1.74	0.69
49:M3:48:PRO:HD2	71:O5:115:LYS:HD2	2.98	0.69
41:L4:157:GLU:HG2	41:L4:209:TYR:HB2	1.75	0.69
42:L5:144:VAL:HG12	42:L5:173:VAL:HG22	1.74	0.69
36:1:230:U:H2'	36:1:231:G:O4'	1.92	0.69
36:1:612:U:H2'	36:1:613:G:H8	1.56	0.69

Continued on next page...

Continued from previous page...

Atom-1	Atom-2	Interatomic distance (Å)	Clash overlap (Å)
33:E1:126:CYS:O	33:E1:128:ALA:N	2.25	0.69
36:5:561:C:H2'	36:5:562:C:H6	1.57	0.69
36:1:2924:U:O4	86:1:4012:OHX:N1	2.25	0.69
1:6:1588:G:H1	1:6:1608:U:H3	1.40	0.69
20:C8:132:ARG:NH2	1:6:1173:C:OP1	344.57	0.69
61:N5:103:TYR:HB3	61:N5:135:ILE:HD11	3.18	0.69
22:D0:26:LEU:HB2	22:D0:89:ARG:HB2	2.79	0.69
8:S6:13:GLN:NE2	1:6:151:G:H21	311.37	0.69
15:C3:84:ILE:HG22	15:C3:135:LEU:HD21	1.74	0.69
68:O2:22:SER:HA	68:O2:28:VAL:HB	2.78	0.69
41:L4:3:ARG:HH11	41:L4:22:LEU:HD22	1.57	0.69
18:C6:93:HIS:HA	18:C6:97:VAL:HG23	1.92	0.69
34:SR:48:THR:HG22	34:SR:55:GLY:HA2	5.59	0.69
78:Q2:56:PRO:HB3	36:5:2802:A:C8	184.11	0.69
34:SR:17:ASN:O	34:SR:308:ASN:ND2	3.77	0.69
1:2:81:G:OP2	86:2:2140:OHX:N5	2.26	0.69
36:5:2762:A:OP2	86:5:3982:OHX:N5	2.25	0.69
44:L7:154:GLY:N	44:L7:161:VAL:O	2.73	0.69
43:L6:31:ARG:NH2	43:L6:81:ALA:O	2.44	0.69
36:5:1170:A:OP2	86:5:3995:OHX:N4	2.26	0.69
42:L5:120:LYS:O	42:L5:248:ARG:NH2	2.46	0.69
36:1:640:U:OP1	64:N8:21:ARG:NH2	2.24	0.69
12:C0:64:TYR:OH	1:6:1435:G:O6	425.64	0.69
62:N6:57:LEU:HD23	62:N6:67:GLU:HB3	1.75	0.69
3:S1:40:ASN:ND2	3:S1:42:ASN:O	2.25	0.69
7:S5:123:VAL:HG12	7:S5:124:LEU:HD12	1.73	0.69
1:2:641:G:H1	1:2:693:U:H3	1.39	0.69
52:M6:22:VAL:HG11	52:M6:120:VAL:HG11	2.29	0.69
21:C9:53:TRP:HH2	21:C9:100:ILE:HD12	2.16	0.69
40:L3:10:ARG:NH1	40:L3:11:HIS:O	3.18	0.69
36:1:367:A:OP1	86:1:3876:OHX:N2	2.26	0.69
26:D4:5:VAL:O	26:D4:6:THR:OG1	2.11	0.69
1:2:1533:C:H4'	1:2:1539:G:N1	2.06	0.69
61:N5:49:LYS:O	61:N5:51:VAL:N	2.25	0.69
36:1:1941:C:O2'	36:1:3344:A:N6	2.26	0.69
1:2:1277:G:H2'	1:2:1278:G:O4'	1.92	0.69
37:3:19:C:H2'	37:3:20:A:H8	1.57	0.69
71:O5:64:GLU:OE1	71:O5:68:GLN:NE2	6.01	0.69
16:C4:125:SER:OG	16:C4:126:THR:N	2.26	0.69
21:C9:73:VAL:HG11	21:C9:102:ARG:HB2	1.73	0.69
16:C4:111:ARG:NH1	28:D6:57:SER:O	4.40	0.69

Continued on next page...

Continued from previous page...

Atom-1	Atom-2	Interatomic distance (Å)	Clash overlap (Å)
36:5:438:A:N1	36:5:621:A:N6	2.38	0.69
5:S3:53:THR:HG22	5:S3:91:VAL:HG11	2.75	0.69
18:C6:34:SER:HB3	18:C6:38:LEU:HD12	1.74	0.69
36:1:3358:U:H2'	36:1:3359:A:O4'	1.93	0.69
36:5:2818:U:H6	36:5:2818:U:H5'	1.56	0.69
36:1:2854:U:OP2	47:M0:3:ARG:NH2	2.26	0.69
26:D4:87:PRO:HG2	26:D4:90:ARG:HG3	3.39	0.69
7:S5:71:ALA:HB1	7:S5:91:GLU:HG3	1.76	0.69
1:6:1564:U:H2'	1:6:1565:C:C6	2.28	0.69
36:5:1615:C:H2'	36:5:1616:U:H6	1.56	0.69
2:S0:183:ARG:NH2	2:S0:191:ARG:O	2.27	0.69
1:6:1783:C:H2'	1:6:1784:C:C6	2.27	0.69
1:2:734:A:H5''	1:2:735:C:OP1	1.93	0.69
59:N3:83:LYS:HE2	59:N3:84:SER:N	2.08	0.69
40:L3:187:SER:HB2	40:L3:188:ILE:HD12	3.58	0.69
45:L8:89:GLU:HA	45:L8:92:LYS:HE2	1.74	0.69
12:C0:50:THR:HG22	12:C0:55:VAL:HG22	1.91	0.69
1:6:1114:G:O2'	1:6:1130:G:O6	2.10	0.69
24:D2:7:LEU:HD22	24:D2:11:LEU:HG	1.74	0.68
10:S8:138:ASN:N	10:S8:138:ASN:OD1	2.23	0.68
36:5:2234:G:O6	86:5:3955:OHX:N1	2.26	0.68
1:2:463:U:H2'	1:2:464:A:H8	1.56	0.68
12:C0:53:GLY:O	12:C0:55:VAL:N	2.26	0.68
1:2:867:G:OP2	15:C3:3:ARG:NH1	2.26	0.68
15:C3:54:LEU:HB3	15:C3:60:VAL:HG11	3.27	0.68
6:S4:146:THR:HG21	1:6:123:G:H21	342.13	0.68
66:O0:42:ILE:HG12	66:O0:67:VAL:HG22	4.05	0.68
52:M6:54:TYR:CD2	52:M6:145:VAL:HG11	2.66	0.68
69:O3:60:ARG:HD2	36:5:3275:U:C2	214.21	0.68
53:M7:67:ILE:HG22	53:M7:80:LYS:HD2	1.74	0.68
62:N6:35:LEU:HD11	62:N6:45:ILE:HG22	2.49	0.68
57:N1:83:ARG:NH1	57:N1:85:LEU:HD21	2.08	0.68
1:2:705:U:H2'	1:2:706:A:C8	2.27	0.68
51:M5:95:GLN:OE1	36:5:288:C:O2'	132.00	0.68
63:N7:69:LYS:NZ	36:5:1632:A:OP1	192.54	0.68
1:6:976:G:O6	86:6:2079:OHX:N6	2.26	0.68
36:5:1103:A:H3'	36:5:1104:G:H5'	1.75	0.68
41:L4:294:GLU:N	41:L4:294:GLU:OE1	2.23	0.68
36:1:1752:A:OP2	86:1:4042:OHX:N5	2.26	0.68
40:L3:41:VAL:HA	40:L3:185:GLY:CA	2.38	0.68
70:O4:82:ALA:O	70:O4:85:VAL:N	2.96	0.68

Continued on next page...

Continued from previous page...

Atom-1	Atom-2	Interatomic distance (Å)	Clash overlap (Å)
47:M0:146:ASP:N	47:M0:146:ASP:OD1	2.27	0.68
40:L3:232:ARG:NH1	40:L3:269:GLN:O	2.31	0.68
7:S5:145:ASP:OD2	7:S5:146:THR:N	2.26	0.68
1:2:526:A:OP2	26:D4:93:ARG:NH2	2.26	0.68
34:SR:42:LEU:HB2	34:SR:61:PHE:HB2	1.90	0.68
40:L3:92:TYR:HB2	40:L3:157:VAL:HG13	1.73	0.68
86:2:2031:OHX:N4	86:2:2146:OHX:N2	2.41	0.68
53:M7:120:ASN:HD22	38:8:13:A:H1'	141.18	0.68
78:Q2:46:LYS:O	86:Q2:503:OHX:N6	2.26	0.68
8:S6:13:GLN:HE22	1:6:151:G:H21	311.03	0.68
18:C6:97:VAL:HG12	18:C6:98:ASP:H	1.58	0.68
52:M6:110:PRO:HA	52:M6:113:ASP:OD2	1.94	0.68
42:L5:146:LEU:HB3	36:5:2746:A:H2	258.92	0.68
46:L9:70:THR:HG21	36:5:3122:A:N1	323.64	0.68
36:1:18:G:OP1	71:O5:81:ARG:NH2	2.26	0.68
36:1:2146:C:OP1	39:L2:200:ARG:NH1	2.27	0.68
60:N4:39:LEU:HD12	60:N4:44:LYS:HG3	2.13	0.68
42:L5:4:GLN:N	42:L5:4:GLN:OE1	2.26	0.68
36:5:3194:C:N3	36:5:3197:G:N2	2.41	0.68
19:C7:105:GLN:O	19:C7:109:LEU:N	2.75	0.68
9:S7:95:GLU:OE1	9:S7:97:ARG:NH1	5.91	0.68
25:D3:51:GLY:HA2	25:D3:77:ILE:HG13	2.77	0.68
59:N3:81:GLN:O	59:N3:98:ASN:ND2	2.26	0.68
36:1:3074:G:OP1	86:1:4034:OHX:N1	2.26	0.68
1:2:1082:C:H6	23:D1:62:ARG:HH21	1.42	0.68
1:2:356:G:OP2	86:2:2036:OHX:N6	2.27	0.68
14:C2:55:GLY:N	35:SM:172:VAL:O	2.26	0.68
45:L8:130:TYR:HD1	45:L8:202:GLU:HB3	1.56	0.68
1:6:27:U:H2'	1:6:28:A:C8	2.29	0.68
52:M6:88:VAL:HG11	52:M6:99:LEU:HD21	1.76	0.68
40:L3:236:LYS:HD2	36:5:2340:U:OP1	233.86	0.68
67:O1:43:HIS:O	67:O1:44:MET:HE2	4.75	0.68
42:L5:270:LYS:HG3	42:L5:273:ARG:HB2	4.64	0.68
16:C4:52:ARG:HH21	1:6:905:A:H4'	300.66	0.68
36:1:266:A:H2'	72:O6:30:LYS:HE3	1.75	0.68
25:D3:64:PRO:O	86:D3:202:OHX:N1	2.26	0.68
36:1:595:G:H1	36:1:609:G:H5''	1.58	0.68
36:1:612:U:H2'	36:1:613:G:C8	2.29	0.68
9:S7:96:ARG:NH1	9:S7:128:ASP:OD2	2.26	0.68
36:5:1662:G:H1	36:5:1787:A:H61	1.40	0.68
51:M5:157:LYS:NZ	36:5:58:G:OP1	85.54	0.68

Continued on next page...

Continued from previous page...

Atom-1	Atom-2	Interatomic distance (Å)	Clash overlap (Å)
1:6:453:U:O4	86:6:2061:OHX:N4	2.27	0.68
1:2:142:G:H22	1:2:173:A:H2	1.39	0.68
54:M8:176:ARG:NH1	64:N8:46:ASP:OD2	2.26	0.68
36:5:1541:G:OP2	86:5:4088:OHX:N4	2.26	0.68
1:2:702:G:O6	1:2:737:A:N6	2.26	0.68
41:L4:264:SER:C	41:L4:266:THR:H	1.96	0.68
45:L8:101:THR:HG23	45:L8:104:GLU:H	1.57	0.68
36:5:1578:C:H3'	36:5:1579:C:H6	1.59	0.68
15:C3:34:ILE:HG13	15:C3:67:THR:HG21	1.75	0.68
36:5:171:G:N2	36:5:248:U:O2	2.26	0.68
1:6:8:U:O2'	86:6:2071:OHX:N2	2.27	0.68
36:1:2898:G:H5''	36:1:2899:C:H5'	1.76	0.68
41:L4:89:ALA:O	41:L4:91:GLY:N	2.27	0.68
1:6:1535:U:H1'	1:6:1536:G:C2	2.29	0.68
62:N6:27:ARG:HH12	62:N6:76:LEU:HA	2.41	0.68
36:5:2718:U:H2'	36:5:2719:U:C6	2.29	0.68
8:S6:57:ASP:HA	8:S6:106:LEU:HA	1.93	0.68
1:2:1795:U:O2	28:D6:10:ARG:HD2	1.93	0.68
36:1:2392:C:O2'	40:L3:266:ARG:NH2	2.25	0.68
36:5:155:G:H5''	36:5:156:G:C8	2.28	0.68
13:C1:33:ARG:NH2	13:C1:51:GLY:O	3.04	0.68
49:M3:175:SER:O	49:M3:178:LYS:N	2.26	0.68
38:8:124:G:OP2	86:8:222:OHX:N2	2.27	0.68
36:5:655:C:H2'	36:5:656:A:H8	1.59	0.68
36:1:1642:A:N3	36:1:1822:C:O2'	2.24	0.68
44:L7:158:LYS:HE2	36:5:1362:G:H21	211.89	0.68
1:6:1767:G:OP1	1:6:1770:U:H4'	1.93	0.68
78:Q2:12:CYS:SG	78:Q2:74:CYS:CB	3.43	0.68
1:6:1688:U:O2	1:6:1713:G:N2	2.24	0.68
71:O5:64:GLU:HA	71:O5:67:ARG:HB2	2.51	0.68
16:C4:19:ILE:HB	16:C4:83:ILE:HD12	1.75	0.68
34:SR:169:ILE:HG13	34:SR:181:TRP:HB2	1.76	0.68
18:C6:31:VAL:HG13	18:C6:67:VAL:HB	2.25	0.68
52:M6:61:ALA:HA	52:M6:70:PRO:HD2	1.75	0.68
12:C0:31:LYS:H	12:C0:38:LYS:HA	4.12	0.68
36:1:1819:U:O4	86:1:4036:OHX:N4	2.26	0.68
68:O2:103:LYS:O	68:O2:106:VAL:HG12	1.93	0.68
16:C4:31:THR:OG1	16:C4:32:ASP:N	3.20	0.68
36:5:783:A:OP2	86:5:4188:OHX:N6	2.27	0.68
20:C8:41:ARG:HD3	1:6:1565:C:OP1	368.78	0.68
1:2:68:A:OP1	8:S6:160:ARG:NH1	2.27	0.68

Continued on next page...

Continued from previous page...

Atom-1	Atom-2	Interatomic distance (Å)	Clash overlap (Å)
18:C6:16:ALA:HB2	18:C6:72:GLY:HA3	1.76	0.68
73:O7:55:ARG:NH2	36:5:347:G:N7	108.95	0.68
40:L3:303:LYS:HD2	40:L3:361:THR:HG21	1.92	0.68
1:2:702:G:N7	86:2:2129:OHX:N2	2.42	0.68
37:3:71:G:H2'	37:3:72:A:C8	2.29	0.68
45:L8:239:GLY:O	45:L8:241:LYS:N	2.66	0.68
25:D3:91:GLY:O	25:D3:93:LEU:N	2.27	0.68
64:N8:10:LYS:HE3	36:5:1375:G:O6	158.58	0.68
16:C4:131:GLY:O	16:C4:133:ARG:N	3.53	0.68
24:D2:11:LEU:HD12	24:D2:74:VAL:HB	1.76	0.67
46:L9:85:GLY:HA3	46:L9:187:ILE:HD12	1.75	0.67
36:5:1661:G:H2'	36:5:1662:G:C8	2.29	0.67
36:1:3057:U:H5'	36:1:3086:A:H61	1.57	0.67
1:2:973:A:H2'	1:2:974:A:H8	1.58	0.67
47:M0:189:GLU:HB3	47:M0:200:LEU:HB3	1.75	0.67
63:N7:128:GLN:O	63:N7:130:PHE:N	2.66	0.67
36:1:272:G:OP2	86:1:4025:OHX:N3	2.28	0.67
68:O2:94:ALA:O	68:O2:120:THR:HG23	2.24	0.67
55:M9:15:VAL:HG11	55:M9:52:LYS:HG3	1.75	0.67
2:S0:147:THR:HG21	2:S0:159:ALA:HB1	1.75	0.67
36:5:685:G:N2	36:5:695:C:O2	2.18	0.67
36:1:541:U:O4	86:1:4189:OHX:N2	2.26	0.67
1:6:1017:U:H2'	1:6:1018:U:C6	2.29	0.67
68:O2:21:HIS:CE1	68:O2:24:ARG:HD2	2.30	0.67
36:5:3255:U:H2'	36:5:3256:G:C8	2.28	0.67
31:D9:5:ASN:OD1	31:D9:7:TRP:NE1	2.28	0.67
8:S6:57:ASP:HA	8:S6:107:ALA:H	1.59	0.67
47:M0:87:LEU:HD23	47:M0:138:VAL:HG22	4.33	0.67
1:2:1230:A:H2'	1:2:1258:U:C5	2.29	0.67
74:O8:8:ILE:HD12	74:O8:8:ILE:H	1.57	0.67
5:S3:34:TYR:HE2	5:S3:37:VAL:HG13	2.91	0.67
1:6:1699:G:N1	1:6:1701:A:H5''	2.09	0.67
36:5:1464:G:O2'	86:5:3905:OHX:N5	2.27	0.67
46:L9:171:ASP:OD2	46:L9:173:ARG:NH1	2.27	0.67
25:D3:30:LYS:HE3	25:D3:34:LEU:HD11	1.76	0.67
56:N0:1:MET:N	56:N0:32:SER:OG	6.85	0.67
36:5:1192:C:N4	36:5:1301:A:O3'	2.27	0.67
63:N7:14:VAL:HG13	70:O4:86:LYS:HG2	1.84	0.67
36:1:561:C:H2'	36:1:562:C:C6	2.29	0.67
2:S0:32:HIS:O	2:S0:34:GLU:N	2.26	0.67
20:C8:125:ILE:HG12	35:SM:61:ILE:HG23	1.76	0.67

Continued on next page...

Continued from previous page...

Atom-1	Atom-2	Interatomic distance (Å)	Clash overlap (Å)
47:M0:43:VAL:HG21	47:M0:197:VAL:HB	1.77	0.67
36:1:837:A:OP2	79:Q3:4:ARG:NH1	2.28	0.67
13:C1:10:GLU:HG2	1:6:327:U:H1'	271.01	0.67
36:1:1155:C:OP1	44:L7:94:LYS:NZ	2.27	0.67
63:N7:95:VAL:O	63:N7:100:THR:OG1	2.08	0.67
71:O5:85:THR:HB	71:O5:88:LEU:HD12	1.77	0.67
38:8:92:A:H2'	38:8:93:U:O4'	1.94	0.67
36:1:1320:C:O2	56:N0:115:ARG:NH2	2.27	0.67
36:1:544:C:H1'	36:1:548:G:H22	1.58	0.67
11:S9:149:ARG:NE	1:6:765:G:N7	430.10	0.67
59:N3:120:LYS:H	59:N3:137:VAL:HG23	1.60	0.67
1:2:656:G:O2'	1:2:657:U:O4'	2.12	0.67
62:N6:112:ASP:H	62:N6:115:ARG:HB2	2.07	0.67
1:6:1579:U:OP1	86:6:2182:OHX:N4	2.27	0.67
42:L5:129:TYR:OH	42:L5:175:HIS:O	2.11	0.67
42:L5:294:ALA:HB1	47:M0:217:PHE:HB3	1.76	0.67
36:1:1724:U:H4'	36:1:1725:C:OP1	1.93	0.67
50:M4:13:ARG:NH1	50:M4:65:LEU:O	2.28	0.67
36:5:283:G:OP2	36:5:285:A:O2'	2.12	0.67
1:6:1305:U:OP2	1:6:1306:C:N4	2.26	0.67
70:O4:74:ARG:HG2	70:O4:75:ALA:N	3.02	0.67
51:M5:8:GLU:HG3	51:M5:50:ARG:HH12	3.46	0.67
44:L7:90:LYS:NZ	36:5:1158:A:OP2	240.93	0.67
10:S8:141:ARG:NH2	1:6:196:G:N7	281.70	0.67
46:L9:49:ASN:ND2	46:L9:52:LEU:HB2	2.08	0.67
4:S2:45:VAL:HG21	4:S2:68:ILE:HG23	1.95	0.67
36:1:1230:G:H1	36:1:1279:C:H42	1.42	0.67
68:O2:22:SER:HA	68:O2:28:VAL:HG12	1.76	0.67
1:2:560:U:H2'	1:2:561:G:H8	1.59	0.67
39:L2:6:ARG:NH2	39:L2:199:THR:O	2.26	0.67
46:L9:86:TYR:CE2	46:L9:151:VAL:HG22	2.29	0.67
41:L4:122:THR:HG22	41:L4:235:LEU:HB2	1.75	0.67
37:3:27:A:P	42:L5:57:ASN:HD22	2.18	0.67
1:6:1003:A:O2'	1:6:1005:A:N6	2.18	0.67
1:6:1672:G:H2'	1:6:1673:G:C8	2.29	0.67
42:L5:43:LYS:O	42:L5:46:THR:OG1	2.11	0.67
18:C6:66:ARG:HH21	18:C6:68:ARG:HG2	5.64	0.67
1:6:151:G:H1	1:6:163:G:H1	1.43	0.67
58:N2:94:ARG:HH21	58:N2:96:VAL:HG22	1.60	0.67
36:1:75:G:H5''	49:M3:58:VAL:HG22	1.76	0.67
4:S2:116:LYS:NZ	4:S2:117:THR:O	3.69	0.67

Continued on next page...

Continued from previous page...

Atom-1	Atom-2	Interatomic distance (Å)	Clash overlap (Å)
36:1:2623:G:H2'	36:1:2624:G:H8	1.60	0.67
36:1:371:G:O6	86:1:4177:OHX:N4	2.28	0.67
1:2:57:G:OP1	26:D4:112:LYS:HE3	1.94	0.67
86:1:3951:OHX:N6	44:L7:217:PRO:O	2.28	0.67
50:M4:39:ILE:HB	50:M4:43:LYS:HB2	1.76	0.67
36:5:784:A:O2'	36:5:785:G:OP2	2.12	0.67
56:N0:115:ARG:NH2	36:5:1320:C:O2	288.79	0.67
6:S4:247:SER:N	6:S4:250:GLU:OE1	2.21	0.67
37:3:75:G:O2'	37:3:104:A:N6	2.26	0.67
16:C4:20:TYR:HB3	16:C4:27:PHE:HB2	1.76	0.67
55:M9:86:GLU:OE2	55:M9:91:SER:OG	2.11	0.67
78:Q2:12:CYS:SG	78:Q2:17:CYS:HB3	2.80	0.67
52:M6:8:VAL:HG12	52:M6:117:ARG:HA	1.77	0.67
39:L2:29:LEU:HB2	39:L2:123:ARG:HA	1.77	0.67
19:C7:7:LYS:N	1:6:1316:G:OP1	411.13	0.67
10:S8:57:ALA:HB2	10:S8:177:GLY:HA2	1.76	0.67
1:6:833:U:OP2	86:6:2202:OHX:N5	2.28	0.67
1:6:755:A:H2'	1:6:756:A:C8	2.29	0.67
24:D2:53:ILE:HD13	29:D7:24:LEU:HD11	2.80	0.67
1:6:830:U:H2'	1:6:831:U:H5'	1.76	0.67
59:N3:108:GLU:HA	59:N3:128:ARG:HG3	1.75	0.67
6:S4:95:THR:O	6:S4:97:GLU:N	2.27	0.67
14:C2:81:ASP:O	14:C2:83:GLU:N	3.09	0.67
36:1:3373:U:OP2	67:O1:102:LYS:HE2	1.95	0.67
39:L2:227:ARG:HG2	39:L2:239:ALA:HB2	1.76	0.67
66:O0:66:LYS:H	66:O0:66:LYS:HD2	3.82	0.67
53:M7:155:GLU:N	53:M7:155:GLU:OE2	4.84	0.67
64:N8:6:THR:HB	64:N8:8:THR:HG23	4.21	0.67
36:1:656:A:H2'	36:1:657:A:C8	2.30	0.67
47:M0:68:ALA:HB2	47:M0:158:LYS:HG3	2.77	0.67
3:S1:137:ILE:HD11	3:S1:172:LEU:HB3	1.75	0.67
44:L7:30:ARG:NH1	36:5:595:G:OP2	237.26	0.67
29:D7:62:ILE:HG13	29:D7:63:LEU:H	1.60	0.67
44:L7:136:TYR:CZ	44:L7:231:ASN:HB2	2.30	0.67
37:3:43:U:H4'	48:M1:140:ARG:O	1.94	0.67
1:6:158:U:O2'	1:6:160:C:OP2	2.13	0.67
36:1:729:C:H2'	36:1:730:C:H6	1.60	0.67
41:L4:181:VAL:HG12	41:L4:182:LEU:H	1.60	0.66
35:SM:34:LYS:HA	48:M1:61:ARG:HH12	1.60	0.66
36:5:3194:C:H2'	36:5:3195:U:H3'	1.75	0.66
67:O1:55:LEU:HB2	67:O1:95:PRO:HD3	1.76	0.66

Continued on next page...

Continued from previous page...

Atom-1	Atom-2	Interatomic distance (Å)	Clash overlap (Å)
1:6:1738:U:O4	86:6:2062:OHX:N5	2.28	0.66
36:1:3310:A:OP1	53:M7:74:LYS:NZ	2.27	0.66
64:N8:131:SER:HB3	64:N8:134:ALA:HB2	1.77	0.66
15:C3:27:LYS:H	15:C3:27:LYS:HE3	1.59	0.66
20:C8:136:GLN:N	20:C8:136:GLN:OE1	2.27	0.66
36:1:2683:U:H2'	36:1:2684:C:C6	2.30	0.66
40:L3:41:VAL:CA	40:L3:185:GLY:HA3	2.38	0.66
39:L2:28:LYS:HD3	39:L2:123:ARG:HD3	1.75	0.66
37:3:26:C:H5'	42:L5:56:THR:HB	1.76	0.66
21:C9:52:GLY:HA2	21:C9:55:TYR:HD2	1.60	0.66
7:S5:74:ALA:O	18:C6:122:ARG:NH2	2.28	0.66
19:C7:5:ARG:HB2	19:C7:10:LYS:HE2	2.17	0.66
27:D5:60:VAL:HG13	27:D5:101:TYR:HB2	3.08	0.66
36:1:1382:G:OP2	41:L4:188:ARG:NH1	2.26	0.66
37:7:91:G:H2'	37:7:92:A:C8	2.29	0.66
36:1:3214:U:OP2	50:M4:128:ARG:NH2	2.27	0.66
49:M3:46:ILE:HA	49:M3:49:ARG:HH11	4.25	0.66
36:1:2768:U:H2'	36:1:2769:A:C8	2.31	0.66
36:1:561:C:H2'	36:1:562:C:H6	1.60	0.66
51:M5:70:ASN:HB3	51:M5:92:LEU:O	1.95	0.66
36:5:1365:G:OP2	86:5:4023:OHX:N3	2.28	0.66
1:2:1160:A:H2'	1:2:1161:C:C6	2.30	0.66
57:N1:78:LYS:HE3	57:N1:87:LYS:HD2	1.76	0.66
36:5:2101:C:O2'	36:5:2102:U:OP1	2.12	0.66
13:C1:75:VAL:HG12	13:C1:120:GLY:H	1.60	0.66
78:Q2:77:CYS:SG	78:Q2:79:THR:HG22	2.36	0.66
46:L9:163:GLN:HB3	46:L9:166:ARG:HH11	1.60	0.66
1:2:591:A:H2'	1:2:592:A:C8	2.30	0.66
26:D4:2:SER:N	26:D4:32:ARG:HG3	2.10	0.66
61:N5:105:VAL:HG11	61:N5:126:LEU:HD22	2.05	0.66
36:1:2273:G:H22	36:1:2311:G:H2'	1.59	0.66
15:C3:5:HIS:CE1	15:C3:121:ARG:HG3	2.30	0.66
6:S4:230:GLU:HB2	6:S4:233:LYS:HE3	5.29	0.66
40:L3:229:VAL:HG11	40:L3:249:VAL:HG12	5.85	0.66
52:M6:27:LEU:HD11	52:M6:102:LEU:HB2	1.84	0.66
66:O0:13:LYS:HB3	66:O0:100:ILE:HG22	3.68	0.66
51:M5:65:ARG:HD2	51:M5:129:TYR:CE1	2.31	0.66
1:6:1734:U:H2'	1:6:1735:U:C6	2.30	0.66
15:C3:93:LYS:HG3	15:C3:150:VAL:HG11	1.78	0.66
4:S2:80:VAL:HG13	4:S2:81:MET:H	1.60	0.66
58:N2:50:LEU:O	58:N2:52:ASN:N	2.29	0.66

Continued on next page...

Continued from previous page...

Atom-1	Atom-2	Interatomic distance (Å)	Clash overlap (Å)
72:O6:58:ILE:HG22	72:O6:90:MET:HG3	1.75	0.66
71:O5:66:VAL:HA	71:O5:69:LEU:HD12	1.75	0.66
64:N8:3:SER:O	64:N8:6:THR:OG1	5.00	0.66
5:S3:72:LEU:HG	12:C0:20:VAL:HG21	2.21	0.66
26:D4:36:SER:HB3	26:D4:39:GLU:HB2	1.76	0.66
36:5:1070:U:O4	86:5:4106:OHX:N6	2.29	0.66
36:5:622:A:H2'	36:5:623:U:O4'	1.93	0.66
41:L4:269:SER:O	41:L4:271:LYS:N	2.29	0.66
25:D3:8:GLY:O	25:D3:11:SER:OG	2.97	0.66
36:1:900:G:H1'	36:1:1589:A:N6	2.11	0.66
36:1:3085:G:OP2	86:1:3879:OHX:N2	2.28	0.66
13:C1:90:TYR:HD1	13:C1:91:LEU:N	1.93	0.66
42:L5:111:GLN:HA	42:L5:116:ASP:HB3	3.90	0.66
36:1:13:A:H5"	36:1:13:A:H8	1.60	0.66
3:S1:176:VAL:HG12	3:S1:177:GLN:H	1.59	0.66
25:D3:30:LYS:NZ	1:6:1132:A:OP1	322.07	0.66
40:L3:346:THR:HA	40:L3:351:LEU:HD21	3.18	0.66
1:6:1133:A:H2'	1:6:1134:C:O4'	1.95	0.66
70:O4:37:LYS:NZ	36:5:1591:G:OP1	160.80	0.66
79:Q3:46:THR:HB	79:Q3:58:SER:HB2	1.78	0.66
34:SR:13:LEU:HB2	34:SR:310:ILE:HB	1.77	0.66
1:6:658:C:N4	1:6:673:A:N1	2.44	0.66
40:L3:183:LEU:O	40:L3:191:LYS:NZ	2.20	0.66
67:O1:44:MET:HB2	67:O1:46:THR:CG2	2.25	0.66
47:M0:81:GLY:O	47:M0:83:ASP:N	2.65	0.66
63:N7:3:LYS:HE3	66:O0:36:GLN:HG3	1.78	0.66
5:S3:29:LEU:HD21	5:S3:69:LEU:HD21	3.06	0.66
1:2:1370:U:O4	86:2:2120:OHX:N1	2.28	0.66
36:5:658:G:OP1	86:5:4087:OHX:N5	2.29	0.66
48:M1:133:ARG:HB3	48:M1:134:PRO:HD2	2.31	0.66
36:1:2683:U:H2'	36:1:2684:C:H6	1.61	0.66
1:6:1395:G:O6	86:6:2088:OHX:N3	2.28	0.66
36:1:2252:A:H61	36:1:2264:U:H3	1.42	0.66
40:L3:100:ARG:NH2	36:5:3244:A:OP2	249.53	0.66
36:5:3259:U:H5"	36:5:3261:C:H5	1.59	0.66
36:1:789:A:H2'	36:1:790:U:C6	2.30	0.66
36:1:2960:C:OP1	86:1:3996:OHX:N4	2.28	0.66
70:O4:46:ASP:OD2	70:O4:88:ARG:NH2	2.29	0.66
34:SR:38:ARG:HA	34:SR:67:ILE:HA	1.77	0.66
48:M1:90:GLN:HG2	48:M1:170:ASP:HB2	1.77	0.66
46:L9:4:ILE:HG23	46:L9:5:GLN:HB3	1.78	0.66

Continued on next page...

Continued from previous page...

Atom-1	Atom-2	Interatomic distance (Å)	Clash overlap (Å)
20:C8:76:PRO:HG2	20:C8:86:LEU:HD21	1.77	0.66
86:2:2031:OHX:N6	86:2:2146:OHX:N5	2.43	0.66
36:1:155:G:H1'	72:O6:26:ILE:HD13	1.78	0.66
1:2:386:G:P	10:S8:25:ARG:HH22	2.19	0.66
59:N3:10:LYS:HB2	59:N3:125:LEU:HD21	1.78	0.66
54:M8:63:SER:OG	54:M8:64:VAL:N	2.25	0.66
78:Q2:50:PHE:O	86:Q2:503:OHX:N2	2.29	0.66
36:5:1155:C:H2'	36:5:1156:C:H6	1.59	0.66
44:L7:127:LEU:O	44:L7:129:LEU:N	2.26	0.66
39:L2:20:THR:O	39:L2:23:ARG:HG2	4.59	0.66
13:C1:108:PRO:HG3	13:C1:134:THR:HB	2.17	0.66
36:1:679:U:O4	86:1:3966:OHX:N1	2.29	0.66
5:S3:41:VAL:HA	5:S3:46:THR:HG23	2.86	0.66
1:2:794:U:O2'	1:2:795:U:O2	2.13	0.66
36:1:651:G:O2'	36:1:1435:A:OP1	2.11	0.66
36:5:410:U:O4	86:5:4097:OHX:N1	2.28	0.66
20:C8:139:LYS:O	20:C8:143:ARG:NH1	2.28	0.66
1:2:1173:C:OP1	20:C8:132:ARG:NH1	2.29	0.66
27:D5:71:ILE:HG23	27:D5:73:GLY:H	6.76	0.66
52:M6:65:ASN:HB3	52:M6:68:ARG:HD3	1.96	0.66
68:O2:105:ARG:NH2	36:5:1412:G:OP1	145.70	0.66
2:S0:154:GLU:HA	23:D1:63:GLY:HA2	1.76	0.66
86:2:2031:OHX:N3	86:2:2146:OHX:N5	2.44	0.66
36:1:1786:G:H2'	36:1:1787:A:C8	2.30	0.66
1:6:882:U:H2'	1:6:883:C:C6	2.31	0.66
8:S6:132:ARG:HG2	8:S6:133:LEU:HD13	1.76	0.66
2:S0:73:VAL:O	2:S0:95:ALA:HA	1.95	0.66
25:D3:127:VAL:O	25:D3:129:GLY:N	2.29	0.66
36:1:1281:G:H2'	36:1:1282:G:H8	1.60	0.66
63:N7:78:ASN:OD1	66:O0:35:ARG:NH2	2.27	0.66
30:D8:11:LYS:HA	30:D8:53:ILE:HG12	4.82	0.66
1:6:961:U:H2'	1:6:962:C:C6	2.30	0.66
36:1:1278:A:O2'	36:1:1279:C:O5'	2.13	0.66
59:N3:2:SER:N	59:N3:57:MET:H	1.93	0.66
36:1:976:U:OP1	54:M8:144:ARG:NH2	2.29	0.66
36:1:1347:U:H4'	41:L4:305:ALA:HB2	1.78	0.66
36:5:2402:A:OP2	86:5:4105:OHX:N3	2.29	0.66
23:D1:73:ALA:HB3	23:D1:79:LEU:HD12	4.08	0.66
27:D5:55:PRO:O	27:D5:57:TYR:N	2.24	0.66
5:S3:40:ARG:HG2	22:D0:110:PRO:HB3	1.78	0.66
46:L9:62:ARG:NH2	36:5:3115:C:OP1	329.77	0.66

Continued on next page...

Continued from previous page...

Atom-1	Atom-2	Interatomic distance (Å)	Clash overlap (Å)
5:S3:222:VAL:HG23	34:SR:192:PHE:HA	2.68	0.66
22:D0:46:GLU:O	22:D0:49:ASN:ND2	4.52	0.66
22:D0:63:LEU:HB3	31:D9:34:TYR:CE2	2.31	0.65
39:L2:21:ARG:NH1	36:5:825:U:OP1	172.40	0.65
11:S9:38:ASN:HB3	11:S9:40:LYS:H	1.60	0.65
19:C7:8:THR:HG21	1:6:1330:G:H21	421.49	0.65
1:2:651:G:N7	86:2:2103:OHX:N6	2.44	0.65
71:O5:89:ARG:HG2	71:O5:89:ARG:HH11	2.00	0.65
36:1:1758:G:H1	36:1:1767:C:H42	1.42	0.65
36:5:604:G:N7	86:5:4163:OHX:N2	2.43	0.65
36:1:2320:A:H2	79:Q3:16:VAL:HG12	1.59	0.65
39:L2:3:ARG:HD3	36:5:911:C:H42	179.22	0.65
10:S8:188:GLU:OE2	13:C1:15:LYS:NZ	2.29	0.65
1:6:116:U:H2'	1:6:117:U:H6	1.59	0.65
1:2:866:G:OP1	15:C3:2:GLY:HA2	1.97	0.65
1:2:1015:U:OP1	86:2:2044:OHX:N3	2.28	0.65
34:SR:161:LYS:HB3	34:SR:164:ASP:HB3	1.78	0.65
40:L3:292:ALA:HA	40:L3:303:LYS:O	1.95	0.65
1:2:154:G:OP1	8:S6:2:LYS:NZ	2.27	0.65
44:L7:47:ARG:NH1	44:L7:183:ASP:OD2	2.28	0.65
36:1:670:C:OP1	54:M8:147:ARG:NH2	2.28	0.65
9:S7:50:ASP:N	9:S7:50:ASP:OD1	2.28	0.65
1:6:1255:G:O2'	1:6:1256:A:O5'	2.13	0.65
38:8:107:G:OP2	86:8:228:OHX:N1	2.29	0.65
16:C4:35:GLY:HA3	1:6:919:A:H5'	270.04	0.65
47:M0:130:ASP:OD1	47:M0:131:ILE:N	2.82	0.65
1:2:959:U:OP1	29:D7:30:SER:OG	2.12	0.65
63:N7:83:THR:HG23	63:N7:85:TYR:N	2.11	0.65
42:L5:265:TYR:HE1	37:7:121:U:H5''	315.70	0.65
54:M8:83:VAL:O	54:M8:85:GLY:N	2.54	0.65
40:L3:332:ARG:NH1	40:L3:333:LYS:HD2	3.83	0.65
36:1:2177:G:O6	86:1:3917:OHX:N2	2.30	0.65
36:1:2393:G:H4'	40:L3:252:ILE:HG12	1.77	0.65
22:D0:24:ILE:HG12	22:D0:116:VAL:HG12	3.18	0.65
3:S1:135:LEU:HB3	3:S1:217:LEU:HD12	3.86	0.65
51:M5:58:GLY:HA3	51:M5:142:ILE:HD11	1.78	0.65
19:C7:23:LYS:H	34:SR:216:LYS:HE2	1.61	0.65
1:6:828:U:H2'	1:6:829:A:H5''	1.77	0.65
36:1:1554:U:HO2'	36:1:1582:C:H5	1.44	0.65
28:D6:32:LYS:NZ	1:6:932:U:O2	310.83	0.65
45:L8:24:ASN:HB3	45:L8:25:PRO:HD2	3.50	0.65

Continued on next page...

Continued from previous page...

Atom-1	Atom-2	Interatomic distance (Å)	Clash overlap (Å)
36:1:3224:G:O6	86:1:3886:OHX:N4	2.28	0.65
36:1:2356:A:H61	36:1:2983:C:H5	1.43	0.65
62:N6:73:VAL:HA	62:N6:80:VAL:HG23	2.10	0.65
47:M0:89:VAL:HG22	47:M0:136:PHE:CE1	2.48	0.65
36:5:1938:U:O4	86:5:3943:OHX:N1	2.29	0.65
8:S6:28:PHE:CZ	8:S6:104:PRO:HB3	3.01	0.65
36:5:679:U:O4	86:5:4008:OHX:N2	2.29	0.65
52:M6:27:LEU:HD13	52:M6:98:ALA:O	1.97	0.65
42:L5:261:THR:OG1	42:L5:264:GLN:HG3	1.96	0.65
54:M8:30:VAL:O	54:M8:34:THR:HG23	4.75	0.65
21:C9:105:LEU:HD22	21:C9:122:ARG:HG2	1.78	0.65
49:M3:48:PRO:HA	49:M3:137:GLN:HB3	1.79	0.65
51:M5:13:LYS:O	51:M5:16:SER:OG	2.12	0.65
9:S7:50:ASP:HB3	9:S7:56:LYS:HG2	1.77	0.65
1:6:1745:G:O6	86:6:2077:OHX:N4	2.28	0.65
44:L7:152:GLY:O	44:L7:163:LEU:HG	1.96	0.65
36:1:1817:G:OP1	86:1:4086:OHX:N1	2.29	0.65
1:2:1600:A:H4'	1:2:1601:G:OP1	1.96	0.65
13:C1:95:PRO:O	13:C1:97:TYR:N	2.29	0.65
1:2:1796:C:OP1	28:D6:87:ARG:NH1	2.28	0.65
53:M7:127:ARG:NH2	36:5:1508:C:OP1	138.09	0.65
10:S8:76:THR:HG22	10:S8:108:PRO:HG2	1.78	0.65
18:C6:50:GLU:OE1	18:C6:112:TYR:OH	2.11	0.65
6:S4:180:LEU:O	6:S4:228:ILE:N	2.28	0.65
52:M6:18:ARG:O	52:M6:22:VAL:HG12	1.97	0.65
44:L7:206:LYS:HB3	36:5:1334:U:H5''	235.75	0.65
36:5:419:G:N7	86:5:3898:OHX:N3	2.45	0.65
49:M3:87:ALA:O	49:M3:90:ALA:N	2.29	0.65
66:O0:20:SER:OG	66:O0:96:GLY:HA3	1.95	0.65
36:1:743:C:O2	54:M8:141:ARG:HD3	1.97	0.65
22:D0:36:ASN:HA	22:D0:39:SER:HB2	4.68	0.65
39:L2:221:LYS:O	36:5:2245:C:H4'	218.78	0.65
10:S8:159:GLN:HE22	10:S8:166:TYR:HB2	3.14	0.65
1:2:768:C:H1'	11:S9:143:ILE:HG21	1.77	0.65
36:5:2444:C:H42	36:5:2503:G:H1	1.45	0.65
57:N1:130:ARG:NH1	36:5:1098:A:OP2	253.59	0.65
42:L5:211:LEU:HB3	42:L5:219:PHE:HB2	2.21	0.65
1:6:1681:A:H2'	1:6:1682:U:H5'	1.78	0.65
46:L9:111:PHE:HD1	46:L9:127:PRO:HA	2.05	0.65
28:D6:84:VAL:HG13	28:D6:85:ARG:H	1.62	0.65
71:O5:68:GLN:HA	71:O5:71:LYS:HB2	1.78	0.65

Continued on next page...

Continued from previous page...

Atom-1	Atom-2	Interatomic distance (Å)	Clash overlap (Å)
3:S1:61:LEU:HB2	3:S1:64:ARG:HE	1.60	0.65
36:1:118:U:O2	36:1:121:A:H5'	1.96	0.65
1:2:187:G:OP2	10:S8:142:LYS:NZ	2.27	0.65
20:C8:28:ILE:HG12	20:C8:61:LEU:HD11	4.93	0.65
36:1:372:A:H2'	36:1:373:A:C8	2.31	0.65
6:S4:100:ARG:NH2	6:S4:121:TYR:O	2.29	0.65
15:C3:114:ARG:HD3	15:C3:117:LEU:HD12	2.58	0.65
36:1:1780:G:OP1	86:1:4048:OHX:N1	2.29	0.65
36:5:2666:C:H2'	36:5:2667:A:H5''	1.77	0.65
21:C9:27:LYS:HB3	21:C9:111:ILE:HD11	1.78	0.65
37:3:112:G:OP2	86:3:221:OHX:N1	2.30	0.65
56:N0:9:VAL:HG22	56:N0:61:ILE:HG12	1.78	0.65
36:5:3159:C:H2'	36:5:3160:U:C6	2.31	0.65
36:5:1387:G:OP1	86:5:4195:OHX:N3	2.29	0.65
36:1:1493:G:O6	75:O9:2:ALA:HB2	1.96	0.65
1:2:1796:C:H5	28:D6:6:ALA:H	1.41	0.65
56:N0:137:ARG:HG2	56:N0:139:TYR:CZ	2.54	0.65
9:S7:38:LEU:HD23	9:S7:41:LEU:HD12	1.79	0.65
2:S0:120:LEU:HD21	2:S0:144:ILE:HD11	1.78	0.65
26:D4:37:LYS:NZ	1:6:523:G:OP2	413.72	0.65
53:M7:29:THR:HA	53:M7:32:THR:HG23	1.78	0.65
1:2:628:G:N2	1:2:970:A:OP2	2.26	0.65
36:1:1295:G:O2'	56:N0:115:ARG:HD3	1.97	0.65
36:1:1492:G:O2'	75:O9:48:LYS:NZ	2.29	0.65
59:N3:28:ASN:HD21	59:N3:112:SER:HB2	1.62	0.65
36:1:2660:G:OP1	36:1:2750:U:O2'	2.15	0.65
36:1:148:G:OP2	51:M5:4:TYR:OH	2.11	0.65
34:SR:29:GLN:HB2	34:SR:32:LEU:HB3	3.53	0.65
36:5:1409:G:O6	86:5:4157:OHX:N6	2.30	0.65
36:1:54:C:O2'	36:1:1547:G:H1'	1.97	0.65
51:M5:96:ARG:NH2	51:M5:104:GLU:OE1	4.71	0.65
14:C2:119:SER:OG	1:6:1228:G:OP1	465.26	0.65
39:L2:201:GLY:O	39:L2:204:MET:HG2	1.96	0.65
41:L4:302:ALA:HB2	54:M8:39:ARG:NH2	2.12	0.65
55:M9:21:LYS:O	55:M9:53:LYS:HB2	1.97	0.65
8:S6:2:LYS:HB2	8:S6:108:VAL:HG22	1.78	0.65
36:1:1276:U:OP1	86:1:4081:OHX:N4	2.30	0.65
34:SR:200:ASN:H	34:SR:215:GLY:HA2	1.62	0.65
32:E0:55:ARG:HB3	32:E0:58:PRO:HG3	1.77	0.65
15:C3:26:PHE:CE2	15:C3:28:LEU:HB2	2.68	0.65
1:2:397:A:O3'	10:S8:50:GLY:HA2	1.96	0.65

Continued on next page...

Continued from previous page...

Atom-1	Atom-2	Interatomic distance (Å)	Clash overlap (Å)
36:1:3326:G:H2'	36:1:3327:G:H8	1.62	0.65
55:M9:101:VAL:HA	55:M9:104:ARG:CZ	2.27	0.65
36:1:3070:A:OP1	55:M9:62:ARG:NH2	2.29	0.65
36:1:2538:U:O2'	36:1:2541:U:O4	2.10	0.65
24:D2:67:GLY:O	24:D2:68:ARG:HG2	4.65	0.65
1:2:1535:U:O2'	1:2:1536:G:N3	2.28	0.65
21:C9:16:ASN:OD1	21:C9:56:LYS:NZ	2.85	0.65
1:6:1665:U:O4	86:6:2123:OHX:N6	2.29	0.65
3:S1:154:SER:O	3:S1:154:SER:OG	2.43	0.65
1:6:496:G:O6	1:6:497:G:N2	2.25	0.65
2:S0:119:ARG:NH1	4:S2:241:ASP:OD1	3.14	0.65
1:2:1796:C:H42	28:D6:93:LYS:HE2	1.61	0.65
86:1:3951:OHX:N3	44:L7:217:PRO:O	2.30	0.65
1:2:66:U:H5'	8:S6:173:PRO:HA	1.79	0.65
10:S8:178:ARG:NH1	1:6:207:U:O2	288.42	0.65
40:L3:187:SER:O	40:L3:190:GLU:N	2.61	0.65
36:1:789:A:H2'	36:1:790:U:H6	1.62	0.65
1:6:899:G:N2	1:6:910:C:O2	2.18	0.65
25:D3:59:ILE:HG12	32:E0:4:VAL:HG22	3.93	0.65
36:5:900:G:H1'	36:5:1589:A:N6	2.11	0.65
4:S2:106:ASP:OD1	4:S2:108:ASN:N	2.28	0.65
36:1:1381:A:OP1	41:L4:197:ARG:NH1	2.29	0.65
18:C6:55:VAL:HG11	18:C6:89:LEU:HD21	3.13	0.65
42:L5:68:THR:HG22	42:L5:69:ILE:H	2.37	0.65
3:S1:61:LEU:HG	3:S1:64:ARG:NH2	2.12	0.65
27:D5:66:VAL:HG22	27:D5:71:ILE:HG22	4.84	0.65
3:S1:126:THR:HG22	3:S1:136:ARG:HE	1.61	0.65
22:D0:71:PRO:O	22:D0:72:ASN:ND2	5.66	0.65
1:2:649:U:O2'	1:2:650:U:O5'	2.15	0.65
1:6:800:U:H2'	1:6:801:G:C8	2.32	0.65
11:S9:102:GLU:CD	11:S9:102:GLU:H	2.52	0.65
36:5:1578:C:H3'	36:5:1579:C:C6	2.32	0.65
36:5:796:U:H2'	36:5:797:U:H6	1.61	0.65
36:1:624:G:OP2	86:1:4128:OHX:N3	2.30	0.65
36:1:979:U:H1'	36:1:980:A:C8	2.32	0.65
39:L2:144:ASN:ND2	39:L2:161:ASP:OD1	3.89	0.65
36:5:2761:G:O6	36:5:2796:G:H5''	1.97	0.65
41:L4:26:PHE:HA	41:L4:127:ALA:HA	2.05	0.64
34:SR:140:CYS:SG	34:SR:141:LEU:N	2.70	0.64
3:S1:77:GLU:HG3	16:C4:114:ARG:HH22	1.62	0.64
17:C5:48:GLY:O	17:C5:50:THR:N	3.33	0.64

Continued on next page...

Continued from previous page...

Atom-1	Atom-2	Interatomic distance (Å)	Clash overlap (Å)
36:1:2278:C:OP1	86:1:3950:OHX:N3	2.30	0.64
36:1:1597:C:H42	36:1:1610:G:H1	1.43	0.64
36:1:2897:A:H2'	36:1:2899:C:H5''	1.79	0.64
15:C3:107:LYS:NZ	1:6:1019:A:OP2	267.29	0.64
25:D3:57:LEU:HD22	32:E0:4:VAL:HG13	4.95	0.64
36:1:3246:G:O6	86:1:4103:OHX:N4	2.30	0.64
70:O4:105:VAL:HA	70:O4:108:GLN:HB2	3.59	0.64
36:5:3153:U:H4'	36:5:3154:C:H5'	1.77	0.64
50:M4:47:ASP:OD2	50:M4:48:GLY:N	3.01	0.64
41:L4:57:GLY:HA3	41:L4:98:ARG:HB2	1.79	0.64
41:L4:141:ARG:NH2	36:5:1385:C:OP1	126.46	0.64
1:2:1230:A:H2'	1:2:1258:U:H5	1.62	0.64
49:M3:126:PHE:O	71:O5:114:ARG:NH2	2.30	0.64
86:2:2031:OHX:N4	86:2:2146:OHX:N1	2.45	0.64
1:2:1290:U:OP1	4:S2:95:ARG:NH1	2.30	0.64
36:1:2897:A:OP2	76:Q0:124:LYS:NZ	2.30	0.64
36:5:1025:A:H3'	36:5:1026:A:H4'	1.78	0.64
36:5:655:C:H2'	36:5:656:A:C8	2.32	0.64
2:S0:74:VAL:HA	2:S0:96:THR:O	3.79	0.64
36:1:1688:U:H2'	36:1:1689:U:C6	2.32	0.64
3:S1:81:PHE:HD2	3:S1:82:ARG:H	3.30	0.64
41:L4:292:SER:OG	41:L4:293:SER:N	2.30	0.64
56:N0:89:ASN:ND2	57:N1:156:TYR:HB3	2.12	0.64
48:M1:96:PHE:HB2	48:M1:156:LYS:HE3	1.78	0.64
61:N5:82:LEU:HD11	61:N5:135:ILE:HG21	1.79	0.64
38:4:141:C:OP1	51:M5:109:ARG:NH1	2.28	0.64
1:2:1290:U:H2'	1:2:1291:G:C8	2.33	0.64
6:S4:163:ASP:O	6:S4:165:ALA:N	2.29	0.64
1:2:123:G:H21	6:S4:146:THR:HG21	1.62	0.64
36:5:1024:G:N7	36:5:1027:A:N6	2.46	0.64
36:1:1667:A:H2'	36:1:1668:G:C8	2.32	0.64
36:1:1821:U:C4	70:O4:67:LYS:HD2	2.33	0.64
36:1:85:A:O2'	86:1:4137:OHX:N6	2.30	0.64
28:D6:38:ARG:HH21	28:D6:83:ILE:HG13	1.63	0.64
45:L8:143:ILE:HD11	45:L8:151:VAL:HG21	1.79	0.64
1:6:1757:G:O6	86:6:2046:OHX:N4	2.31	0.64
36:1:249:U:H1'	36:1:250:U:O2	1.97	0.64
1:2:329:G:H5''	10:S8:98:LYS:HB3	1.79	0.64
59:N3:33:ASN:HD21	59:N3:63:LYS:H	1.46	0.64
11:S9:108:ARG:HB3	11:S9:110:GLN:HB3	2.34	0.64
16:C4:121:VAL:O	1:6:886:U:O2'	287.88	0.64

Continued on next page...

Continued from previous page...

Atom-1	Atom-2	Interatomic distance (Å)	Clash overlap (Å)
1:2:1550:A:P	17:C5:42:ARG:HH22	2.21	0.64
8:S6:177:ARG:NH2	1:6:143:G:N7	312.75	0.64
1:6:805:U:H2'	1:6:806:A:H5'	1.80	0.64
18:C6:82:ARG:HH22	18:C6:114:ARG:HB3	1.61	0.64
7:S5:73:THR:C	7:S5:75:GLY:H	2.58	0.64
76:Q0:106:ARG:HB2	76:Q0:106:ARG:NH1	4.31	0.64
29:D7:61:THR:HG23	29:D7:62:ILE:H	1.62	0.64
55:M9:62:ARG:NH2	36:5:3068:U:OP2	173.30	0.64
36:1:1487:G:H1	36:1:1855:U:H3	1.42	0.64
48:M1:28:ASP:OD2	48:M1:32:ARG:NH2	8.02	0.64
16:C4:81:VAL:HG22	16:C4:115:ILE:HB	1.79	0.64
1:2:775:G:N7	26:D4:11:LYS:NZ	2.45	0.64
37:3:91:G:H2'	37:3:92:A:C8	2.33	0.64
22:D0:33:GLN:N	22:D0:33:GLN:OE1	2.51	0.64
1:2:1720:G:O6	86:2:2081:OHX:N5	2.31	0.64
39:L2:117:GLU:HG2	39:L2:122:ASP:H	1.62	0.64
8:S6:48:TYR:CZ	8:S6:121:LEU:HD22	4.80	0.64
36:1:1472:U:H2'	36:1:1473:G:C8	2.32	0.64
36:1:3151:U:OP2	40:L3:132:LYS:NZ	2.31	0.64
8:S6:20:ASP:HB3	8:S6:23:ARG:HB2	1.79	0.64
1:6:86:A:OP2	86:6:2188:OHX:N1	2.31	0.64
36:1:855:U:H2'	36:1:856:G:O4'	1.98	0.64
36:1:409:A:OP2	86:1:4051:OHX:N5	2.31	0.64
57:N1:122:GLN:HB3	57:N1:124:VAL:HG23	7.13	0.64
46:L9:88:TYR:CZ	46:L9:184:LYS:HD3	3.83	0.64
1:2:1114:G:O6	86:2:2073:OHX:N5	2.30	0.64
36:5:3065:G:O6	86:5:4100:OHX:N6	2.30	0.64
45:L8:81:THR:HG21	45:L8:181:LYS:HD3	1.79	0.64
40:L3:171:LEU:O	86:L3:405:OHX:N6	2.31	0.64
17:C5:119:PHE:HE1	20:C8:119:ILE:HG23	1.63	0.64
46:L9:77:ASN:HB3	46:L9:151:VAL:HG21	1.80	0.64
2:S0:66:ALA:HB1	23:D1:50:TYR:HD1	2.96	0.64
47:M0:99:ILE:HG13	47:M0:100:ASN:N	2.13	0.64
46:L9:138:THR:O	46:L9:139:ASN:ND2	2.29	0.64
33:E1:97:LYS:NZ	1:6:1253:U:O4	439.97	0.64
4:S2:69:ILE:HG12	4:S2:133:LYS:HB3	1.80	0.64
36:5:3085:G:OP2	86:5:3899:OHX:N1	2.31	0.64
22:D0:44:ASN:HA	22:D0:47:GLN:HB3	2.81	0.64
39:L2:118:GLU:HG3	39:L2:126:LEU:HD21	2.78	0.64
55:M9:11:ALA:O	55:M9:15:VAL:HG23	1.97	0.64
36:5:2526:C:H1'	36:5:2588:U:H5''	1.79	0.64

Continued on next page...

Continued from previous page...

Atom-1	Atom-2	Interatomic distance (Å)	Clash overlap (Å)
19:C7:34:LEU:HD13	19:C7:38:ILE:HD12	6.91	0.64
17:C5:123:TYR:H	17:C5:123:TYR:HD1	2.47	0.64
63:N7:33:SER:OG	63:N7:34:LYS:N	2.85	0.64
36:5:2822:U:OP2	86:5:3946:OHX:N1	2.30	0.64
54:M8:54:LEU:HD13	54:M8:58:ASN:HB3	1.80	0.64
36:1:1221:A:H3'	36:1:1222:G:H5'	1.80	0.64
78:Q2:10:THR:OG1	78:Q2:11:TYR:N	2.30	0.64
2:S0:9:LEU:HD11	2:S0:14:ALA:HB2	1.80	0.64
36:1:1783:U:H2'	36:1:1784:G:C8	2.33	0.64
34:SR:220:ILE:HB	34:SR:234:LEU:HB2	2.18	0.64
36:5:1808:G:O6	86:5:4018:OHX:N3	2.31	0.64
44:L7:105:LEU:HD22	36:5:1101:G:H1'	234.51	0.64
1:2:7:G:O6	4:S2:205:ARG:NH2	2.31	0.64
12:C0:2:LEU:HD22	1:6:1258:U:H4'	433.79	0.64
52:M6:168:TYR:OH	36:5:3190:C:OP1	301.44	0.64
76:Q0:99:CYS:HB3	76:Q0:114:LYS:HD3	4.03	0.64
36:1:269:G:H5'	51:M5:120:TRP:CE3	2.33	0.64
24:D2:32:LYS:HG3	1:6:637:C:OP1	364.37	0.64
6:S4:160:VAL:HG13	6:S4:169:ILE:HG23	2.64	0.64
36:1:70:A:N1	36:1:313:A:O2'	2.24	0.64
52:M6:42:ASN:OD1	52:M6:125:ARG:HD3	2.12	0.64
1:2:480:G:N2	1:2:509:G:H1'	2.13	0.64
10:S8:9:HIS:HD2	10:S8:10:LYS:HB2	1.62	0.64
36:1:2630:C:C5	57:N1:4:SER:HB2	2.33	0.64
36:5:789:A:H2'	36:5:790:U:H6	1.63	0.64
44:L7:70:LYS:NZ	36:5:519:A:OP2	314.37	0.64
5:S3:164:VAL:HG13	5:S3:168:ILE:HD11	1.80	0.64
39:L2:49:VAL:HG22	39:L2:50:HIS:H	2.03	0.64
67:O1:17:HIS:CG	67:O1:69:TYR:HD1	2.16	0.64
57:N1:45:ASN:OD1	57:N1:47:SER:OG	2.12	0.64
37:3:5:G:OP1	48:M1:143:ARG:NH2	2.27	0.64
4:S2:142:GLY:HA2	4:S2:151:PRO:HB3	1.80	0.64
52:M6:102:LEU:HD12	52:M6:103:LYS:N	2.12	0.64
1:2:1795:U:H4'	28:D6:84:VAL:HG23	1.79	0.64
27:D5:59:TYR:HE2	27:D5:61:SER:HB3	1.62	0.64
39:L2:174:ARG:NH2	36:5:2179:C:O2'	214.72	0.64
2:S0:21:ASN:O	2:S0:163:ASN:ND2	2.30	0.64
1:2:1241:G:H1'	17:C5:79:HIS:CG	2.32	0.64
65:N9:50:THR:HB	36:5:1073:U:H1'	205.42	0.64
1:2:1274:C:H5	35:SM:96:ARG:H	1.45	0.64
1:6:218:A:H61	1:6:829:A:H2	1.45	0.64

Continued on next page...

Continued from previous page...

Atom-1	Atom-2	Interatomic distance (Å)	Clash overlap (Å)
36:1:2898:G:H5''	36:1:2899:C:C5'	2.28	0.64
36:1:2202:C:O2'	39:L2:240:ALA:O	2.13	0.64
2:S0:69:ASN:HB3	2:S0:71:GLU:HG2	1.80	0.64
3:S1:109:LYS:HG3	3:S1:113:MET:HE3	1.78	0.64
39:L2:54:ARG:HG2	39:L2:56:ALA:H	1.62	0.64
39:L2:207:VAL:HG11	36:5:916:G:C6	185.56	0.64
1:2:246:G:H1'	13:C1:40:LEU:HD13	1.80	0.64
67:O1:13:THR:HG22	67:O1:72:ARG:HH21	5.10	0.64
36:1:12:A:OP1	86:1:4200:OHX:N6	2.31	0.64
1:6:1316:G:HO2'	1:6:1401:A:HO2'	1.46	0.64
1:6:1696:G:N2	1:6:1704:U:H3	1.96	0.64
68:O2:81:ASP:O	68:O2:84:THR:HG23	1.98	0.64
9:S7:73:VAL:O	9:S7:75:THR:N	2.54	0.64
1:6:246:G:H2'	1:6:247:A:C8	2.33	0.64
52:M6:76:PRO:HB3	52:M6:138:LEU:HD23	1.80	0.64
11:S9:62:ARG:O	11:S9:69:ARG:NH1	2.31	0.64
49:M3:132:ALA:O	49:M3:134:GLU:N	3.26	0.64
36:1:3189:G:H2'	36:1:3190:C:O4'	1.98	0.63
43:L6:31:ARG:NH1	69:O3:107:ILE:HG22	5.79	0.63
41:L4:300:ARG:HH11	41:L4:300:ARG:HB2	1.63	0.63
36:1:2734:A:OP1	86:1:4001:OHX:N3	2.30	0.63
9:S7:14:THR:OG1	9:S7:15:GLU:N	2.31	0.63
6:S4:103:TYR:O	6:S4:182:TYR:OH	2.16	0.63
52:M6:85:ARG:HD3	52:M6:90:HIS:CG	2.32	0.63
56:N0:1:MET:HE1	56:N0:32:SER:N	2.13	0.63
36:5:1501:U:H3	36:5:1515:A:H61	1.43	0.63
36:1:2416:U:H2'	36:1:2417:U:C6	2.33	0.63
36:1:1033:U:H2'	36:1:1034:U:C6	2.34	0.63
1:2:1672:G:H2'	1:2:1673:G:C8	2.33	0.63
42:L5:55:PHE:CZ	42:L5:158:ARG:HG3	2.33	0.63
1:2:301:A:OP2	86:2:2063:OHX:N2	2.31	0.63
40:L3:250:ALA:HB3	36:5:2880:U:H1'	224.01	0.63
47:M0:95:HIS:CD2	47:M0:128:ARG:HE	2.16	0.63
11:S9:92:LYS:HB2	11:S9:95:TYR:HD2	9.55	0.63
36:5:956:U:H2'	36:5:957:C:H6	1.62	0.63
39:L2:79:ASN:ND2	39:L2:165:VAL:HG22	2.36	0.63
35:SM:64:LYS:O	35:SM:65:THR:OG1	2.11	0.63
13:C1:99:ARG:HB3	25:D3:9:LEU:O	1.97	0.63
74:O8:46:ARG:HH21	74:O8:51:LEU:HB2	1.62	0.63
36:1:2534:G:O6	86:1:3991:OHX:N6	2.31	0.63
26:D4:29:HIS:O	26:D4:31:ASN:N	3.63	0.63

Continued on next page...

Continued from previous page...

Atom-1	Atom-2	Interatomic distance (Å)	Clash overlap (Å)
36:1:1563:C:O2	36:1:1577:G:N2	2.20	0.63
61:N5:103:TYR:HE1	61:N5:139:ILE:HD12	1.63	0.63
5:S3:64:ARG:NH1	5:S3:68:GLU:OE1	3.46	0.63
18:C6:50:GLU:OE1	18:C6:114:ARG:NH1	2.29	0.63
3:S1:130:SER:OG	3:S1:131:ASP:N	2.24	0.63
16:C4:111:ARG:NH2	28:D6:57:SER:O	2.31	0.63
1:2:1273:G:HO2'	1:2:1430:U:H5	1.45	0.63
4:S2:39:THR:OG1	4:S2:65:GLU:OE2	2.16	0.63
18:C6:39:VAL:HG12	18:C6:41:PRO:HD2	6.42	0.63
71:O5:83:LYS:HA	38:8:38:U:H5	65.77	0.63
15:C3:2:GLY:N	1:6:866:G:OP1	334.75	0.63
36:5:507:U:H2'	36:5:508:U:C6	2.33	0.63
36:5:975:C:H2'	36:5:976:U:H6	1.64	0.63
25:D3:22:ASN:OD1	1:6:1108:G:N1	334.00	0.63
63:N7:88:ASP:HB3	63:N7:121:ARG:HH22	1.63	0.63
1:6:180:A:H2'	1:6:181:A:O4'	1.98	0.63
36:1:1196:C:O2	86:1:3988:OHX:N2	2.31	0.63
36:5:841:A:H2'	36:5:842:G:C8	2.32	0.63
77:Q1:15:ARG:NH1	1:6:1126:G:OP1	279.81	0.63
6:S4:200:ARG:NH2	6:S4:202:ASP:OD1	2.31	0.63
9:S7:35:LYS:O	9:S7:37:GLU:N	2.31	0.63
71:O5:38:ARG:HG3	71:O5:39:PRO:HD2	2.95	0.63
11:S9:118:LEU:HD23	11:S9:158:PHE:CE1	4.84	0.63
1:6:886:U:H2'	1:6:887:A:H8	1.63	0.63
52:M6:14:HIS:HE1	52:M6:119:VAL:HG12	1.64	0.63
36:1:1014:U:H2'	36:1:1015:U:H5''	1.79	0.63
27:D5:54:VAL:HA	27:D5:57:TYR:CE1	2.66	0.63
43:L6:153:PRO:O	43:L6:154:LEU:HB2	2.25	0.63
44:L7:142:SER:O	44:L7:146:GLN:HG3	2.24	0.63
1:6:463:U:H2'	1:6:464:A:H8	1.64	0.63
56:N0:73:LYS:NZ	56:N0:97:VAL:O	3.73	0.63
11:S9:163:PRO:O	11:S9:165:GLY:N	2.31	0.63
11:S9:21:SER:HA	11:S9:24:LEU:HD12	2.59	0.63
1:2:1173:C:H3'	20:C8:141:THR:HG21	1.81	0.63
36:5:3165:A:H61	36:5:3285:C:N4	1.95	0.63
74:O8:58:ASP:OD2	74:O8:61:LYS:N	2.24	0.63
1:6:887:A:H2'	1:6:888:U:C6	2.34	0.63
53:M7:59:PRO:HG3	53:M7:76:PHE:CD1	2.34	0.63
3:S1:157:GLN:HB2	3:S1:160:HIS:CE1	2.48	0.63
3:S1:181:LEU:O	3:S1:184:LEU:N	2.30	0.63
53:M7:29:THR:O	53:M7:32:THR:N	2.32	0.63

Continued on next page...

Continued from previous page...

Atom-1	Atom-2	Interatomic distance (Å)	Clash overlap (Å)
36:5:246:U:H2'	36:5:247:C:H5''	1.80	0.63
1:6:1230:A:H2'	1:6:1258:U:H5	1.63	0.63
45:L8:171:LYS:NZ	45:L8:223:ALA:O	2.60	0.63
73:O7:81:GLY:O	38:8:95:G:H1'	40.85	0.63
36:5:2507:C:O2'	36:5:2508:U:OP1	2.13	0.63
36:5:3348:G:H1	36:5:3357:U:H3	1.46	0.63
36:5:3074:G:OP1	86:5:4114:OHX:N4	2.31	0.63
40:L3:25:ILE:HD11	40:L3:334:ARG:HE	7.16	0.63
36:1:2737:C:OP1	57:N1:69:LYS:HB3	1.99	0.63
36:1:656:A:H2'	36:1:657:A:H8	1.64	0.63
74:O8:14:LEU:HA	74:O8:17:ARG:HG3	1.79	0.63
5:S3:7:LYS:HE3	22:D0:27:THR:HG21	1.79	0.63
13:C1:139:VAL:O	13:C1:140:VAL:HB	1.97	0.63
36:5:979:U:H1'	36:5:980:A:C4	2.33	0.63
43:L6:5:LYS:HG3	43:L6:6:ALA:H	4.72	0.63
1:2:577:G:OP2	35:SM:105:LYS:NZ	2.31	0.63
52:M6:18:ARG:NH2	36:5:1318:A:OP1	276.60	0.63
43:L6:30:LEU:HD22	43:L6:34:LEU:HD12	5.38	0.63
17:C5:48:GLY:O	17:C5:52:LYS:HD3	1.98	0.63
21:C9:33:TYR:CD1	21:C9:37:VAL:HG21	4.43	0.63
79:Q3:59:CYS:SG	79:Q3:60:CYS:N	3.45	0.63
40:L3:152:LYS:HE3	40:L3:192:VAL:HG22	1.80	0.63
15:C3:22:ALA:HB1	15:C3:23:PRO:HA	2.17	0.63
10:S8:98:LYS:HB2	10:S8:172:ARG:HG3	2.67	0.63
52:M6:39:GLU:OE1	52:M6:39:GLU:N	2.59	0.63
36:1:2970:C:H4'	36:1:2971:A:C6	2.33	0.63
1:6:890:C:H2'	1:6:891:A:C8	2.33	0.63
36:5:1627:U:O2'	36:5:1630:U:O2	2.11	0.63
7:S5:51:VAL:O	7:S5:65:ARG:NH2	2.30	0.63
40:L3:146:ARG:NE	40:L3:146:ARG:HA	2.13	0.63
42:L5:270:LYS:O	42:L5:273:ARG:HB3	2.97	0.63
1:6:168:A:H2'	1:6:169:A:C8	2.34	0.63
52:M6:127:LEU:HD23	56:N0:156:VAL:HG12	1.79	0.63
7:S5:57:SER:HA	30:D8:53:ILE:HD13	1.81	0.63
3:S1:137:ILE:HG13	3:S1:172:LEU:HD13	1.81	0.63
1:6:1696:G:H2'	1:6:1698:G:O6	1.99	0.63
36:1:970:A:OP1	65:N9:18:ARG:NH1	2.30	0.63
28:D6:38:ARG:NH2	28:D6:83:ILE:HG21	2.14	0.63
39:L2:70:ARG:CZ	39:L2:72:ARG:HE	5.27	0.63
39:L2:79:ASN:HD22	39:L2:165:VAL:HG22	2.23	0.63
53:M7:24:VAL:HG12	53:M7:86:LYS:HD3	2.52	0.63

Continued on next page...

Continued from previous page...

Atom-1	Atom-2	Interatomic distance (Å)	Clash overlap (Å)
36:1:239:G:O6	86:1:4029:OHX:N3	2.32	0.63
36:5:637:C:H1'	36:5:638:C:C6	2.32	0.63
36:5:2344:U:H2'	36:5:2345:A:C8	2.34	0.63
17:C5:122:THR:HB	1:6:1558:U:H3	366.36	0.63
65:N9:51:ALA:O	65:N9:54:LEU:N	3.05	0.63
5:S3:43:PRO:O	5:S3:44:THR:HB	1.98	0.63
2:S0:110:TYR:HE2	4:S2:64:LYS:HB3	1.63	0.63
21:C9:4:VAL:HG11	21:C9:137:ALA:HB2	1.79	0.63
17:C5:20:VAL:HG12	17:C5:24:LYS:HD2	1.80	0.63
52:M6:8:VAL:HG23	52:M6:34:VAL:HG13	1.79	0.63
41:L4:341:SER:O	41:L4:342:LYS:HB3	4.64	0.63
26:D4:120:GLY:O	26:D4:122:GLY:N	4.13	0.63
1:6:1161:C:H2'	1:6:1162:C:H6	1.64	0.63
5:S3:37:VAL:HG12	5:S3:50:ILE:HA	3.15	0.63
50:M4:38:ILE:HD13	56:N0:148:LEU:HD13	5.52	0.63
36:1:2155:G:O2'	39:L2:227:ARG:NH2	2.32	0.63
8:S6:201:GLN:HG2	1:6:126:A:OP1	335.18	0.63
36:5:1706:C:H2'	36:5:1707:A:O4'	1.99	0.63
15:C3:128:TYR:OH	1:6:964:U:OP1	325.34	0.63
1:2:205:U:O4	86:2:2066:OHX:N3	2.31	0.63
45:L8:224:ASP:OD1	45:L8:224:ASP:N	2.68	0.63
1:2:1591:C:H2'	1:2:1592:A:H8	1.64	0.63
36:5:2404:A:H2'	36:5:2405:C:H5'	1.79	0.63
39:L2:83:HIS:CE1	39:L2:86:GLN:HB2	2.33	0.63
1:2:252:U:H2'	1:2:253:A:H8	1.64	0.63
1:2:53:G:H2'	1:2:54:C:C6	2.33	0.63
46:L9:93:VAL:O	46:L9:177:ASP:HA	2.28	0.63
6:S4:25:GLY:HA3	1:6:447:U:O2'	375.38	0.63
12:C0:56:LYS:N	12:C0:67:THR:O	2.64	0.63
40:L3:56:ILE:HG12	40:L3:356:LEU:HD22	1.81	0.63
64:N8:71:PRO:HB2	64:N8:109:TYR:HA	1.80	0.63
16:C4:81:VAL:HG13	16:C4:115:ILE:HG21	1.79	0.63
1:6:463:U:H2'	1:6:464:A:C8	2.33	0.63
36:5:2510:U:O2'	36:5:2511:A:H5''	1.98	0.63
53:M7:103:GLU:O	53:M7:106:GLY:N	3.81	0.63
8:S6:70:PRO:HD2	8:S6:71:THR:HG23	1.80	0.63
42:L5:177:GLU:O	42:L5:179:ARG:N	2.44	0.63
69:O3:16:TYR:CD2	69:O3:25:PRO:HA	3.26	0.63
40:L3:123:TYR:HE2	40:L3:124:LYS:HZ2	6.45	0.63
40:L3:3:HIS:O	40:L3:3:HIS:ND1	3.80	0.63
39:L2:98:VAL:HG13	39:L2:167:GLY:HA3	2.73	0.63

Continued on next page...

Continued from previous page...

Atom-1	Atom-2	Interatomic distance (Å)	Clash overlap (Å)
78:Q2:17:CYS:HG	78:Q2:77:CYS:CB	2.03	0.63
52:M6:25:LYS:HD2	52:M6:29:ASN:HD21	1.64	0.63
1:2:52:U:H2'	1:2:53:G:H8	1.64	0.63
3:S1:48:VAL:HG13	3:S1:61:LEU:HD21	1.81	0.63
1:2:651:G:O6	86:2:2103:OHX:N4	2.32	0.63
36:1:156:G:OP2	72:O6:25:LYS:HB3	1.99	0.63
36:1:2553:U:O2'	70:O4:91:ARG:NE	2.29	0.63
1:2:742:U:O2	9:S7:107:ARG:NH1	2.31	0.63
31:D9:46:LYS:O	31:D9:48:ASN:N	2.31	0.63
1:2:839:U:H5''	13:C1:28:SER:HB3	1.81	0.63
36:1:49:A:OP1	49:M3:16:LYS:NZ	2.26	0.63
42:L5:289:LYS:HD3	47:M0:206:LEU:HD23	1.81	0.63
36:1:3042:U:OP2	36:1:3092:C:N4	2.21	0.63
7:S5:97:LEU:O	7:S5:99:MET:N	3.28	0.62
36:1:964:G:OP1	86:1:3957:OHX:N2	2.32	0.62
6:S4:207:LEU:HD23	6:S4:221:ARG:HA	2.62	0.62
27:D5:50:ILE:HD12	27:D5:83:LEU:HD21	1.80	0.62
1:6:1542:G:H22	1:6:1568:C:H1'	1.64	0.62
71:O5:78:LYS:HA	71:O5:81:ARG:HD2	1.81	0.62
3:S1:114:VAL:HG22	3:S1:142:PHE:HZ	2.85	0.62
2:S0:62:ARG:HD3	23:D1:37:ALA:HB3	1.81	0.62
36:1:1220:U:OP1	36:1:1221:A:O2'	2.16	0.62
37:3:64:A:H3'	47:M0:204:GLY:O	1.99	0.62
46:L9:2:LYS:NZ	46:L9:59:ASN:HD21	1.96	0.62
51:M5:42:PRO:HG3	51:M5:61:ILE:HG13	1.80	0.62
46:L9:18:VAL:HB	46:L9:27:VAL:HG22	1.81	0.62
52:M6:44:SER:O	52:M6:50:ASN:ND2	2.31	0.62
1:6:1680:G:O6	86:6:2189:OHX:N1	2.32	0.62
8:S6:67:VAL:HG21	8:S6:99:GLY:HA2	1.79	0.62
42:L5:40:HIS:CE1	57:N1:69:LYS:HA	2.34	0.62
34:SR:90:ARG:HH21	34:SR:102:ARG:NH2	4.23	0.62
41:L4:286:VAL:O	41:L4:290:ILE:HG12	3.66	0.62
18:C6:50:GLU:OE2	18:C6:82:ARG:NH2	4.47	0.62
36:1:299:G:N7	86:1:4076:OHX:N2	2.46	0.62
19:C7:41:ILE:HD13	19:C7:47:ARG:HA	2.35	0.62
5:S3:116:ARG:O	5:S3:120:TYR:HB2	1.99	0.62
62:N6:28:ARG:HB2	62:N6:75:ARG:NH2	2.14	0.62
44:L7:121:LYS:HB2	57:N1:133:ALA:HB3	1.81	0.62
79:Q3:13:LYS:HE3	79:Q3:14:TYR:CZ	2.34	0.62
4:S2:84:LYS:NZ	1:6:12:U:OP1	384.51	0.62
75:O9:34:THR:O	75:O9:36:ARG:N	3.01	0.62

Continued on next page...

Continued from previous page...

Atom-1	Atom-2	Interatomic distance (Å)	Clash overlap (Å)
43:L6:171:PRO:HA	43:L6:174:LEU:HD12	3.20	0.62
74:O8:40:GLN:NE2	74:O8:57:ASN:OD1	2.30	0.62
7:S5:174:LEU:O	7:S5:178:GLY:N	3.02	0.62
1:6:140:A:N6	1:6:281:G:OP1	2.32	0.62
67:O1:57:GLN:NE2	36:5:1474:A:O2'	143.20	0.62
1:2:1726:G:N7	86:2:2098:OHX:N4	2.47	0.62
36:1:539:C:H2'	36:1:540:U:H6	1.64	0.62
63:N7:29:HIS:O	63:N7:31:GLU:N	2.32	0.62
36:5:3295:A:H2'	36:5:3296:A:C8	2.34	0.62
13:C1:90:TYR:OH	1:6:307:G:OP1	328.06	0.62
57:N1:92:ARG:NH1	36:5:2736:A:OP1	234.26	0.62
11:S9:38:ASN:HB2	11:S9:41:GLU:HG3	1.81	0.62
39:L2:201:GLY:HA2	39:L2:204:MET:SD	3.40	0.62
33:E1:135:HIS:HB2	33:E1:138:ARG:HB3	1.80	0.62
59:N3:48:ARG:HG2	36:5:2339:C:P	247.11	0.62
48:M1:52:TYR:HA	48:M1:61:ARG:HB2	1.80	0.62
7:S5:143:ARG:HG3	7:S5:167:ARG:NH1	4.22	0.62
79:Q3:49:ARG:HD3	79:Q3:50:GLY:N	2.14	0.62
23:D1:55:LEU:HD11	23:D1:69:LEU:HG	2.92	0.62
39:L2:35:ALA:HA	45:L8:36:ILE:HD13	2.09	0.62
52:M6:110:PRO:O	52:M6:113:ASP:N	5.00	0.62
1:2:482:U:H2'	1:2:483:A:H8	1.64	0.62
72:O6:81:THR:HA	72:O6:84:LYS:HE3	4.58	0.62
31:D9:24:CYS:O	31:D9:25:SER:OG	2.13	0.62
36:5:1659:U:H3	36:5:1790:G:H1	1.46	0.62
59:N3:49:LEU:HD12	36:5:2338:C:H1'	246.83	0.62
36:1:3152:U:O2'	36:1:3153:U:H5'	2.00	0.62
36:1:847:A:H2'	36:1:848:A:C8	2.34	0.62
46:L9:90:MET:HB2	46:L9:144:ILE:HG22	2.18	0.62
46:L9:163:GLN:OE1	46:L9:166:ARG:NH1	2.32	0.62
36:5:2233:A:OP2	86:5:3955:OHX:N5	2.31	0.62
49:M3:73:ARG:NH2	36:5:77:A:N7	79.78	0.62
3:S1:134:VAL:N	3:S1:219:LYS:O	2.90	0.62
52:M6:22:VAL:HG21	52:M6:120:VAL:HG11	1.79	0.62
18:C6:40:GLU:HA	18:C6:42:GLU:N	2.15	0.62
77:Q1:2:ARG:HG2	77:Q1:5:TRP:CD1	3.80	0.62
77:Q1:6:ARG:O	77:Q1:10:THR:OG1	2.16	0.62
3:S1:51:SER:HB3	3:S1:57:ALA:H	2.15	0.62
1:2:1619:C:H2'	1:2:1620:C:H6	1.64	0.62
41:L4:311:HIS:NE2	41:L4:314:LYS:HA	2.14	0.62
36:1:2185:G:O2'	36:1:2314:U:OP2	2.17	0.62

Continued on next page...

Continued from previous page...

Atom-1	Atom-2	Interatomic distance (Å)	Clash overlap (Å)
1:6:191:C:O2'	1:6:192:U:O5'	2.14	0.62
36:1:1599:G:H1	36:1:1608:C:H42	1.48	0.62
53:M7:102:ALA:HA	53:M7:107:LEU:HD23	1.81	0.62
22:D0:57:ARG:HG3	22:D0:89:ARG:CZ	2.29	0.62
1:6:151:G:H2'	1:6:152:U:H6	1.64	0.62
3:S1:113:MET:HE3	3:S1:142:PHE:HE2	5.91	0.62
17:C5:122:THR:HG21	1:6:1455:G:OP1	370.26	0.62
1:2:580:A:H5''	5:S3:143:ARG:HH12	1.64	0.62
69:O3:59:VAL:O	69:O3:61:GLY:N	2.42	0.62
53:M7:178:ALA:HA	53:M7:181:ARG:HB3	1.82	0.62
15:C3:64:ARG:HD2	15:C3:70:LYS:HD2	5.46	0.62
43:L6:91:VAL:HG23	43:L6:92:SER:O	3.17	0.62
20:C8:30:TYR:O	20:C8:33:THR:OG1	2.17	0.62
19:C7:88:VAL:HG22	19:C7:89:SER:H	1.64	0.62
86:1:4194:OHX:N6	86:O1:202:OHX:N5	2.48	0.62
36:5:2970:C:H4'	36:5:2971:A:N1	2.14	0.62
42:L5:39:GLN:HG3	42:L5:40:HIS:O	2.64	0.62
1:6:1081:A:H1'	1:6:1082:C:H5	1.63	0.62
53:M7:27:LYS:HD3	53:M7:63:PHE:HB3	1.98	0.62
51:M5:14:LYS:HE2	36:5:269:G:H5''	132.73	0.62
8:S6:114:VAL:O	8:S6:115:LYS:HD3	1.99	0.62
57:N1:19:PHE:CD2	36:5:1051:U:H4'	285.39	0.62
1:2:71:A:H1'	1:2:81:G:N2	2.14	0.62
5:S3:115:ILE:HD11	5:S3:138:VAL:HG21	1.80	0.62
22:D0:106:ILE:HG13	22:D0:107:THR:H	1.62	0.62
2:S0:14:ALA:HA	2:S0:17:LEU:HD12	1.80	0.62
3:S1:51:SER:HA	3:S1:57:ALA:H	1.64	0.62
1:2:800:U:O4	86:2:2053:OHX:N5	2.32	0.62
57:N1:38:ASP:N	57:N1:38:ASP:OD1	2.26	0.62
36:5:3362:A:C2	36:5:3363:U:C2	2.88	0.62
34:SR:91:LEU:O	34:SR:100:TYR:N	2.26	0.62
54:M8:165:ILE:HD12	54:M8:167:SER:O	4.58	0.62
36:5:1135:A:C2	36:5:1136:A:C8	2.87	0.62
1:2:264:G:N7	86:2:2034:OHX:N1	2.48	0.62
16:C4:91:THR:O	16:C4:93:THR:N	2.30	0.62
1:2:471:A:OP2	86:2:2075:OHX:N4	2.32	0.62
36:5:1222:G:O6	86:5:4124:OHX:N1	2.32	0.62
36:1:2228:A:H2'	36:1:2229:A:C8	2.35	0.62
1:2:824:G:O6	1:2:848:C:N4	2.31	0.62
62:N6:45:ILE:HD11	62:N6:122:LYS:HD3	2.04	0.62
36:5:1564:U:H2'	36:5:1565:G:H8	1.63	0.62

Continued on next page...

Continued from previous page...

Atom-1	Atom-2	Interatomic distance (Å)	Clash overlap (Å)
45:L8:240:ASN:ND2	36:5:2584:G:N3	185.09	0.62
36:1:2623:G:H2'	36:1:2624:G:C8	2.34	0.62
70:O4:58:ARG:HG3	70:O4:58:ARG:HH11	2.63	0.62
10:S8:12:SER:O	10:S8:15:GLY:N	2.64	0.62
49:M3:39:ARG:NH2	36:5:686:G:OP2	74.95	0.62
1:6:615:A:O2'	1:6:621:A:N1	2.29	0.62
18:C6:11:GLY:HA2	18:C6:83:GLN:HE21	1.65	0.62
1:2:1650:U:H2'	1:2:1651:A:C8	2.34	0.62
78:Q2:12:CYS:SG	78:Q2:17:CYS:CB	3.18	0.62
1:2:57:G:O6	86:2:2045:OHX:N3	2.31	0.62
28:D6:10:ARG:HD3	28:D6:34:LYS:HA	2.33	0.62
11:S9:129:ILE:HA	11:S9:134:ILE:HD12	1.82	0.62
78:Q2:73:GLU:OE1	78:Q2:80:ARG:NH1	2.92	0.62
41:L4:60:THR:HG21	41:L4:77:VAL:HG22	1.82	0.62
1:2:856:A:H1'	9:S7:64:VAL:HG11	1.81	0.62
36:5:1497:C:H2'	36:5:1498:A:C8	2.31	0.62
36:1:3308:C:N3	53:M7:69:ARG:NH1	2.47	0.62
1:6:1699:G:H22	1:6:1702:A:H5''	1.65	0.62
16:C4:81:VAL:H	16:C4:115:ILE:HG22	1.63	0.62
36:1:2442:G:N2	36:1:2505:U:H3	1.98	0.62
10:S8:84:HIS:CE1	10:S8:86:SER:HB2	2.33	0.62
36:1:176:G:O6	36:1:242:C:N4	2.32	0.62
12:C0:6:GLU:O	12:C0:10:LYS:HG3	2.00	0.62
8:S6:164:LYS:HB3	8:S6:167:LYS:HB3	1.82	0.62
36:1:764:U:O4	86:1:3955:OHX:N5	2.31	0.62
36:5:210:U:C2	36:5:230:U:H4'	2.34	0.62
1:2:1642:G:O6	86:2:2023:OHX:N6	2.32	0.62
68:O2:96:ILE:HG21	68:O2:105:ARG:HG2	1.81	0.62
52:M6:121:PRO:HA	52:M6:124:LEU:HD22	1.99	0.62
42:L5:38:THR:HG22	57:N1:30:TYR:HB3	1.82	0.62
36:5:2696:A:H2'	36:5:2697:A:C8	2.35	0.62
36:5:299:G:N7	86:5:4184:OHX:N1	2.48	0.62
1:6:27:U:H2'	1:6:28:A:H8	1.63	0.62
52:M6:185:ALA:O	52:M6:188:SER:N	3.41	0.62
36:5:1266:G:O6	36:5:1275:C:N4	2.27	0.62
35:SM:47:ALA:HB2	36:1:2678:A:C8	2.35	0.62
36:5:1307:G:O2'	36:5:1308:A:N7	2.31	0.62
42:L5:115:LEU:H	42:L5:115:LEU:HD22	1.64	0.62
56:N0:66:GLU:OE1	56:N0:99:ARG:N	2.26	0.62
46:L9:22:SER:OG	46:L9:23:ARG:N	2.32	0.62
36:5:3089:C:H2'	36:5:3090:U:O4'	2.00	0.62

Continued on next page...

Continued from previous page...

Atom-1	Atom-2	Interatomic distance (Å)	Clash overlap (Å)
1:6:580:A:O2'	1:6:582:U:OP1	2.18	0.62
46:L9:136:PHE:CE2	46:L9:144:ILE:HG12	5.59	0.62
42:L5:105:ILE:O	42:L5:109:THR:HG23	1.99	0.62
44:L7:88:ARG:NH1	44:L7:91:GLY:O	2.51	0.62
9:S7:74:GLN:O	9:S7:78:THR:OG1	2.16	0.62
65:N9:12:GLN:NE2	36:5:953:G:OP1	210.83	0.62
1:6:538:A:H2	1:6:540:G:H22	1.48	0.62
33:E1:97:LYS:HE2	33:E1:98:VAL:HG12	1.81	0.62
48:M1:143:ARG:NH2	37:7:5:G:OP1	291.54	0.62
71:O5:95:PHE:N	36:5:135:C:O2'	57.73	0.62
37:7:114:U:H2'	37:7:115:G:H8	1.65	0.62
56:N0:12:ARG:HH12	56:N0:15:PRO:HG3	1.64	0.62
36:1:2902:A:OP1	46:L9:170:LYS:NZ	2.33	0.62
1:2:635:A:H2'	1:2:636:A:H8	1.65	0.62
1:2:635:A:H2'	1:2:636:A:C8	2.35	0.62
36:1:2396:G:OP1	36:1:2397:A:H4'	2.00	0.62
1:6:1471:A:H62	1:6:1538:U:H3	1.48	0.61
53:M7:70:THR:OG1	53:M7:72:GLN:N	3.23	0.61
43:L6:175:LYS:HE3	50:M4:111:ALA:HA	5.56	0.61
36:5:22:G:H1'	38:8:104:A:N3	2.14	0.61
36:1:3155:U:H3'	36:1:3156:U:H4'	1.82	0.61
20:C8:33:THR:HA	20:C8:38:VAL:HG23	1.82	0.61
36:5:1062:A:H5''	36:5:1063:G:H5'	1.80	0.61
36:5:994:G:O2'	36:5:1053:A:N6	2.24	0.61
36:1:2261:G:O2'	36:1:2263:C:N4	2.33	0.61
2:S0:4:PRO:HG3	23:D1:42:GLU:H	8.25	0.61
76:Q0:102:ARG:NE	36:5:2896:A:OP1	321.46	0.61
17:C5:75:PRO:HA	17:C5:93:VAL:HG12	1.81	0.61
36:5:1530:U:OP1	86:5:3984:OHX:N1	2.33	0.61
36:1:2123:G:N7	86:1:4195:OHX:N2	2.48	0.61
36:5:2993:G:H2'	36:5:3142:A:N6	2.14	0.61
12:C0:27:PHE:HB3	12:C0:40:LEU:HD23	1.81	0.61
52:M6:27:LEU:HD22	52:M6:101:ARG:HB2	2.96	0.61
36:1:1115:G:O6	86:1:3957:OHX:N6	2.33	0.61
1:6:895:G:H2'	1:6:896:U:C6	2.35	0.61
36:1:121:A:C6	45:L8:129:PRO:HG3	2.36	0.61
3:S1:180:THR:HG22	3:S1:181:LEU:H	1.65	0.61
36:5:2697:A:H2'	36:5:2698:G:H8	1.63	0.61
1:2:1773:C:OP1	77:Q1:3:ALA:HB3	2.00	0.61
69:O3:26:ASN:HA	69:O3:88:ASN:OD1	3.46	0.61
55:M9:89:LEU:HD12	55:M9:90:PRO:HD2	2.09	0.61

Continued on next page...

Continued from previous page...

Atom-1	Atom-2	Interatomic distance (Å)	Clash overlap (Å)
1:6:486:G:O6	1:6:488:G:N2	2.31	0.61
1:6:217:A:C8	1:6:218:A:C8	2.88	0.61
50:M4:23:ILE:HD13	50:M4:63:VAL:HG23	1.82	0.61
37:3:28:C:OP2	42:L5:57:ASN:ND2	2.33	0.61
68:O2:33:ARG:HG3	36:5:945:C:OP1	170.41	0.61
1:6:138:A:N6	1:6:266:A:H61	1.98	0.61
56:N0:30:PHE:CE2	56:N0:103:VAL:HG21	2.35	0.61
21:C9:60:SER:OG	1:6:1480:G:OP1	399.57	0.61
43:L6:55:LEU:HD11	43:L6:66:SER:HB2	2.47	0.61
44:L7:186:HIS:O	44:L7:190:THR:HG23	2.13	0.61
19:C7:71:PHE:HD1	19:C7:73:LEU:HB3	1.64	0.61
36:1:1789:G:O6	86:1:4165:OHX:N4	2.33	0.61
36:1:1383:G:O6	86:1:3873:OHX:N3	2.33	0.61
1:6:383:G:N7	86:6:2149:OHX:N5	2.47	0.61
1:2:1212:G:O6	86:2:2029:OHX:N3	2.33	0.61
36:5:2310:U:OP1	86:5:4193:OHX:N2	2.34	0.61
45:L8:108:ARG:O	45:L8:112:GLU:N	2.79	0.61
39:L2:29:LEU:O	39:L2:123:ARG:NE	2.29	0.61
5:S3:64:ARG:O	5:S3:66:ILE:N	2.34	0.61
20:C8:120:ARG:HG2	35:SM:61:ILE:HG21	6.78	0.61
73:O7:18:LEU:HD21	75:O9:51:ILE:HB	1.80	0.61
13:C1:79:LYS:HB3	1:6:346:G:H5'	282.79	0.61
7:S5:25:LEU:HB2	18:C6:27:GLY:O	2.66	0.61
9:S7:141:ARG:HH21	9:S7:143:LEU:HD11	1.64	0.61
64:N8:76:ASP:HB2	64:N8:115:LYS:HB3	1.81	0.61
1:2:607:G:H5'	1:2:613:G:N2	2.16	0.61
36:5:209:A:H4'	36:5:211:A:N7	2.15	0.61
8:S6:181:PRO:HA	8:S6:184:LEU:HD12	3.14	0.61
36:5:499:G:H2'	36:5:500:C:H6	1.65	0.61
78:Q2:77:CYS:O	78:Q2:79:THR:N	2.49	0.61
36:1:3165:A:H61	36:1:3285:C:H42	1.46	0.61
41:L4:140:HIS:H	41:L4:180:LYS:HE3	1.65	0.61
5:S3:58:VAL:O	5:S3:65:ARG:HB3	2.00	0.61
7:S5:84:LYS:HD3	7:S5:92:ARG:HH22	1.65	0.61
40:L3:81:THR:HG23	40:L3:205:VAL:HG21	4.09	0.61
50:M4:128:ARG:HH11	50:M4:128:ARG:HB3	4.33	0.61
36:1:662:U:OP1	64:N8:8:THR:HG21	1.99	0.61
16:C4:29:HIS:O	16:C4:29:HIS:ND1	2.32	0.61
1:6:282:C:H2'	1:6:283:U:O4'	2.00	0.61
19:C7:71:PHE:CD1	19:C7:73:LEU:HB3	2.35	0.61
41:L4:220:ARG:NH1	36:5:211:A:OP1	73.91	0.61

Continued on next page...

Continued from previous page...

Atom-1	Atom-2	Interatomic distance (Å)	Clash overlap (Å)
51:M5:116:LEU:HD23	51:M5:133:ILE:HD11	1.82	0.61
47:M0:72:ALA:HB2	47:M0:155:ALA:HB2	2.25	0.61
54:M8:44:PHE:CD2	54:M8:134:GLY:HA3	2.80	0.61
37:7:104:A:H5''	37:7:105:C:OP2	1.99	0.61
36:5:3165:A:N6	36:5:3285:C:H42	1.95	0.61
34:SR:123:ILE:HG21	34:SR:169:ILE:HG21	2.60	0.61
59:N3:120:LYS:HD3	59:N3:121:GLU:HG3	1.81	0.61
36:1:1413:G:N7	86:1:4118:OHX:N4	2.48	0.61
1:2:905:A:H5''	16:C4:52:ARG:HD3	1.82	0.61
6:S4:159:THR:HB	6:S4:227:VAL:HG23	1.82	0.61
45:L8:48:ARG:NH2	36:5:2588:U:OP1	183.65	0.61
51:M5:21:PHE:O	51:M5:25:VAL:HG23	2.21	0.61
18:C6:21:HIS:HB2	18:C6:66:ARG:HB3	1.82	0.61
37:3:27:A:OP2	42:L5:57:ASN:HB2	2.00	0.61
6:S4:233:LYS:NZ	6:S4:233:LYS:O	6.84	0.61
67:O1:12:TYR:O	67:O1:72:ARG:HD2	2.00	0.61
34:SR:72:THR:HG23	34:SR:81:LEU:HB2	3.04	0.61
7:S5:128:ASN:HB2	7:S5:131:GLN:HB3	1.81	0.61
36:1:119:U:C2	45:L8:138:HIS:CE1	2.89	0.61
19:C7:108:ASP:HA	19:C7:111:LYS:HD3	1.83	0.61
36:1:1727:G:OP1	79:Q3:44:LYS:NZ	2.31	0.61
46:L9:90:MET:HE3	46:L9:162:GLN:HB3	1.82	0.61
36:1:1235:U:H4'	36:1:1236:G:H5'	1.82	0.61
56:N0:139:TYR:HD2	56:N0:140:VAL:HG23	1.94	0.61
78:Q2:71:ARG:HH21	78:Q2:80:ARG:NH1	3.50	0.61
53:M7:127:ARG:HB3	53:M7:139:TYR:O	2.18	0.61
86:5:3966:OHX:N3	86:5:4238:OHX:N5	2.49	0.61
30:D8:44:VAL:HG21	30:D8:48:VAL:HG21	2.25	0.61
36:1:2899:C:C5	46:L9:171:ASP:HA	2.35	0.61
36:1:1103:A:N3	36:1:1103:A:H2'	2.16	0.61
1:6:587:C:H2'	1:6:588:U:O4'	2.00	0.61
36:1:1581:C:O2	36:1:1582:C:H5'	2.00	0.61
36:1:1780:G:H2'	36:1:1781:C:H6	1.65	0.61
22:D0:103:ILE:HA	22:D0:106:ILE:HG22	3.06	0.61
36:1:7:C:H2'	36:1:8:C:C6	2.36	0.61
1:6:386:G:H2'	1:6:387:A:C8	2.34	0.61
2:S0:36:TYR:OH	23:D1:66:ASP:OD2	2.34	0.61
36:5:223:U:O4	86:5:4239:OHX:N4	2.34	0.61
36:5:3204:C:H2'	36:5:3205:G:C8	2.35	0.61
15:C3:124:ARG:NH2	1:6:967:A:OP2	319.99	0.61
42:L5:22:ARG:NH1	42:L5:28:THR:OG1	4.72	0.61

Continued on next page...

Continued from previous page...

Atom-1	Atom-2	Interatomic distance (Å)	Clash overlap (Å)
45:L8:150:LEU:HD23	45:L8:176:PRO:HB2	2.41	0.61
57:N1:14:MET:HE1	57:N1:55:LYS:HB2	1.80	0.61
38:8:113:U:O2'	38:8:114:G:OP2	2.14	0.61
36:1:2528:G:N7	86:1:4180:OHX:N3	2.48	0.61
45:L8:194:THR:OG1	45:L8:195:SER:N	2.32	0.61
36:1:3349:C:H42	36:1:3356:G:H1	1.49	0.61
1:2:161:U:OP2	8:S6:87:ARG:NH2	2.33	0.61
51:M5:68:ARG:HG3	36:5:291:C:OP1	145.52	0.61
37:3:49:G:C5	42:L5:58:LYS:HG3	2.35	0.61
23:D1:60:ARG:HA	23:D1:65:SER:HB2	2.04	0.61
70:O4:6:THR:HG21	36:5:1487:G:H1'	141.60	0.61
51:M5:140:LYS:NZ	71:O5:96:GLU:OE2	2.33	0.61
18:C6:40:GLU:HA	18:C6:42:GLU:H	1.66	0.61
1:6:782:U:H5''	1:6:782:U:O2	2.00	0.61
36:5:1783:U:H2'	36:5:1784:G:C8	2.36	0.61
36:5:1024:G:N2	36:5:1026:A:OP2	2.34	0.61
48:M1:10:ARG:HA	48:M1:134:PRO:HD2	2.91	0.61
6:S4:95:THR:HG23	6:S4:97:GLU:HG3	5.51	0.61
2:S0:118:PRO:HG2	2:S0:141:ILE:HD13	1.99	0.61
36:5:2239:G:N7	86:5:4187:OHX:N5	2.49	0.61
21:C9:97:SER:OG	1:6:1504:G:OP1	394.89	0.61
2:S0:189:VAL:HG22	2:S0:190:ASP:H	1.65	0.61
1:2:1479:A:H2'	1:2:1480:G:H8	1.65	0.61
36:5:1355:A:H4'	36:5:1356:U:O5'	2.00	0.61
36:1:1060:U:H2'	36:1:1061:A:H8	1.65	0.61
1:2:1358:G:H2'	1:2:1359:C:C6	2.36	0.61
40:L3:122:TRP:CE2	40:L3:127:LYS:HE3	2.36	0.61
6:S4:242:LYS:N	6:S4:242:LYS:HE3	2.16	0.61
63:N7:136:PHE:HB2	70:O4:88:ARG:HG3	2.28	0.61
36:1:3181:C:H2'	36:1:3182:G:C8	2.36	0.61
13:C1:90:TYR:CE1	13:C1:103:ARG:HB2	2.36	0.61
11:S9:47:PHE:CZ	11:S9:51:LYS:HD3	2.59	0.61
74:O8:5:ILE:HG22	74:O8:54:LEU:HB2	1.81	0.61
24:D2:6:VAL:HG13	24:D2:29:PRO:HD2	1.82	0.61
66:O0:99:ASP:HB2	66:O0:103:THR:HG23	1.83	0.61
48:M1:52:TYR:HA	48:M1:61:ARG:HG3	3.05	0.61
62:N6:56:VAL:HG21	62:N6:104:LEU:HD13	1.83	0.61
86:5:3935:OHX:N2	86:5:4228:OHX:N6	2.48	0.61
86:5:3935:OHX:N5	86:5:4228:OHX:N3	2.49	0.61
86:5:3935:OHX:N2	86:5:4228:OHX:N4	2.48	0.61
36:1:2960:C:H2'	36:1:2961:G:C8	2.35	0.61

Continued on next page...

Continued from previous page...

Atom-1	Atom-2	Interatomic distance (Å)	Clash overlap (Å)
36:5:2217:U:H2'	36:5:2218:G:C8	2.36	0.61
36:5:3066:U:O4	86:5:4100:OHX:N4	2.34	0.61
36:1:2970:C:H4'	36:1:2971:A:N6	2.15	0.61
15:C3:127:ARG:O	15:C3:131:THR:OG1	2.18	0.61
51:M5:38:ARG:NH2	51:M5:60:VAL:HG22	2.15	0.61
36:5:136:G:H2'	36:5:137:G:H8	1.65	0.61
1:2:1482:C:OP2	1:2:1521:G:N2	2.31	0.61
2:S0:72:ASP:OD1	4:S2:40:LYS:NZ	3.71	0.61
59:N3:127:PRO:O	59:N3:131:SER:N	3.38	0.61
36:5:2722:U:H2'	36:5:2723:U:H6	1.64	0.61
1:2:1660:A:H2'	1:2:1661:U:H6	1.65	0.61
56:N0:29:ILE:HD12	56:N0:40:ARG:HB3	1.82	0.61
1:2:778:G:H3'	1:2:780:A:H2	1.64	0.61
47:M0:143:SER:O	47:M0:143:SER:OG	3.55	0.61
14:C2:75:VAL:HG21	14:C2:120:VAL:HG21	1.86	0.61
1:6:1166:A:H2'	1:6:1167:G:O4'	2.01	0.61
41:L4:193:LYS:NZ	38:8:21:C:OP1	109.02	0.61
7:S5:110:ALA:HA	7:S5:113:ILE:HD12	1.81	0.61
1:2:1323:C:H2'	1:2:1324:G:O4'	2.00	0.61
57:N1:82:ASN:HB3	65:N9:16:ALA:HB1	2.26	0.61
1:6:488:G:H1'	1:6:500:C:H42	1.66	0.61
36:1:3330:A:H2'	36:1:3331:U:H6	1.65	0.61
25:D3:56:LYS:HD2	25:D3:97:ASP:HA	1.81	0.61
52:M6:138:LEU:O	52:M6:141:LEU:N	2.51	0.61
25:D3:19:ARG:O	25:D3:22:ASN:N	2.34	0.61
1:2:1606:C:H2'	1:2:1607:G:C8	2.36	0.61
79:Q3:30:GLU:HA	79:Q3:33:GLN:OE1	2.00	0.61
2:S0:190:ASP:O	2:S0:192:THR:N	4.01	0.61
36:1:884:A:OP1	73:O7:5:THR:OG1	2.13	0.61
1:2:585:A:N6	1:2:586:G:O6	2.33	0.61
73:O7:58:THR:O	73:O7:61:THR:HG23	1.99	0.61
30:D8:10:ALA:HA	30:D8:32:PHE:HA	1.83	0.61
51:M5:184:LYS:H	51:M5:186:GLY:H	1.49	0.61
11:S9:149:ARG:O	11:S9:151:ASP:N	2.31	0.61
12:C0:23:ALA:HB3	12:C0:64:TYR:HB2	1.81	0.61
33:E1:144:CYS:O	33:E1:146:SER:N	2.51	0.61
18:C6:112:TYR:OH	18:C6:114:ARG:NH1	2.34	0.61
26:D4:52:LYS:O	26:D4:55:VAL:N	2.34	0.61
64:N8:112:ILE:HB	64:N8:130:VAL:HG12	2.13	0.61
1:2:1147:A:H2'	1:2:1148:C:C6	2.34	0.61
36:1:283:G:OP1	78:Q2:45:ARG:NH2	2.33	0.61

Continued on next page...

Continued from previous page...

Atom-1	Atom-2	Interatomic distance (Å)	Clash overlap (Å)
4:S2:116:LYS:HG2	4:S2:127:ALA:HB3	1.83	0.61
40:L3:296:THR:H	40:L3:299:ASP:HB3	1.66	0.61
36:5:2217:U:H2'	36:5:2218:G:H8	1.65	0.61
36:1:687:U:OP2	49:M3:36:ARG:NH2	2.33	0.61
67:O1:88:PRO:HG2	67:O1:89:LEU:HD12	3.18	0.61
35:SM:84:LYS:HG2	35:SM:86:ASN:H	1.66	0.61
1:2:1335:U:OP1	22:D0:85:ARG:NH1	2.34	0.61
4:S2:179:VAL:O	4:S2:198:THR:OG1	2.14	0.61
45:L8:90:THR:HA	45:L8:214:LEU:HD21	1.82	0.61
70:O4:44:CYS:SG	70:O4:81:CYS:HB3	2.41	0.60
36:1:3353:G:O2'	36:1:3356:G:OP2	2.19	0.60
26:D4:62:THR:HA	26:D4:69:SER:HA	1.94	0.60
7:S5:185:ARG:NH1	1:6:1471:A:OP1	334.79	0.60
41:L4:193:LYS:O	41:L4:198:ARG:HG2	3.77	0.60
7:S5:112:ARG:NH1	18:C6:43:ILE:HD11	2.16	0.60
63:N7:95:VAL:HG13	63:N7:110:ALA:HB1	1.83	0.60
50:M4:65:LEU:HB2	56:N0:172:TYR:CE1	2.36	0.60
1:6:1004:U:H3'	1:6:1005:A:H5''	1.83	0.60
36:5:2436:U:H2'	36:5:2437:G:H5'	1.83	0.60
36:5:1096:U:H4'	36:5:1097:G:O5'	2.01	0.60
36:1:518:G:N7	36:1:572:A:N6	2.45	0.60
36:5:2908:G:N7	86:5:3895:OHX:N2	2.49	0.60
36:1:138:U:H2'	36:1:139:G:C8	2.36	0.60
34:SR:289:ALA:HA	34:SR:305:TYR:HA	1.88	0.60
1:2:1680:G:O6	86:2:2109:OHX:N5	2.34	0.60
50:M4:20:VAL:HG22	50:M4:66:THR:OG1	2.01	0.60
79:Q3:73:THR:HG22	79:Q3:75:ALA:H	4.98	0.60
62:N6:13:ARG:HD3	38:8:24:G:OP2	86.37	0.60
17:C5:87:PRO:HA	17:C5:90:ILE:HG13	2.72	0.60
5:S3:105:MET:HG3	5:S3:122:VAL:HG21	1.82	0.60
72:O6:95:ALA:HA	72:O6:99:ARG:HB2	1.83	0.60
8:S6:63:MET:HE1	8:S6:106:LEU:HD13	1.83	0.60
41:L4:237:GLN:O	41:L4:246:ARG:HG3	2.01	0.60
42:L5:270:LYS:HG3	42:L5:273:ARG:CB	4.88	0.60
51:M5:143:ARG:NH2	71:O5:92:LEU:HD23	2.72	0.60
52:M6:110:PRO:O	52:M6:111:PRO:C	3.55	0.60
1:2:1132:A:OP1	25:D3:30:LYS:HE2	2.01	0.60
48:M1:9:MET:O	48:M1:9:MET:HG3	2.00	0.60
42:L5:211:LEU:O	42:L5:215:ASP:N	3.43	0.60
36:5:1744:G:O6	86:5:4095:OHX:N1	2.34	0.60
36:5:2722:U:H2'	36:5:2723:U:C6	2.36	0.60

Continued on next page...

Continued from previous page...

Atom-1	Atom-2	Interatomic distance (Å)	Clash overlap (Å)
14:C2:76:GLU:OE2	14:C2:90:LYS:NZ	2.34	0.60
7:S5:121:ILE:HD11	7:S5:198:LEU:HD13	1.83	0.60
41:L4:346:LYS:HD2	41:L4:347:THR:H	6.09	0.60
33:E1:109:ASP:O	33:E1:111:GLU:N	2.34	0.60
66:O0:25:LEU:HD22	66:O0:87:VAL:HG21	2.82	0.60
37:3:101:G:OP2	56:N0:52:LYS:NZ	2.34	0.60
1:6:1650:U:H2'	1:6:1651:A:C8	2.36	0.60
43:L6:164:SER:OG	69:O3:4:SER:HB2	2.00	0.60
8:S6:98:ARG:NE	8:S6:105:ASP:OD1	2.55	0.60
36:5:3181:C:H2'	36:5:3182:G:C8	2.35	0.60
36:1:3164:C:H1'	36:1:3165:A:H5'	1.83	0.60
31:D9:33:LYS:HD3	31:D9:34:TYR:CZ	2.68	0.60
1:2:280:U:O2'	1:2:281:G:OP2	2.16	0.60
51:M5:118:SER:HB3	51:M5:132:VAL:HG13	1.83	0.60
36:1:77:A:H5'	49:M3:100:ARG:NH1	2.17	0.60
27:D5:47:TYR:CZ	27:D5:51:LEU:HD11	2.95	0.60
86:2:2031:OHX:N3	86:2:2146:OHX:N1	2.48	0.60
8:S6:13:GLN:HE22	1:6:151:G:N2	311.27	0.60
1:2:792:U:C2'	1:2:793:A:H5'	2.30	0.60
49:M3:92:THR:O	49:M3:92:THR:OG1	3.52	0.60
15:C3:88:LEU:O	15:C3:92:ILE:HG13	2.00	0.60
48:M1:100:GLY:HA3	48:M1:154:THR:HB	3.27	0.60
44:L7:165:ASP:OD2	44:L7:166:ASN:N	2.79	0.60
36:1:2921:U:H2'	36:1:2923:U:OP2	2.01	0.60
38:4:124:G:H1	38:4:129:C:H42	1.47	0.60
1:6:1533:C:H4'	1:6:1539:G:N1	2.16	0.60
36:1:1743:G:H2'	36:1:1744:G:H8	1.66	0.60
36:1:1388:U:H5	41:L4:186:LYS:HZ2	1.47	0.60
21:C9:42:GLY:HA2	21:C9:84:LYS:HG3	1.82	0.60
58:N2:17:VAL:HG22	58:N2:103:TYR:HB2	1.83	0.60
36:5:2249:G:OP1	86:5:4193:OHX:N6	2.34	0.60
13:C1:92:HIS:CD2	13:C1:93:TYR:H	2.19	0.60
49:M3:165:SER:OG	49:M3:167:PHE:HB3	2.01	0.60
54:M8:180:ARG:NH1	54:M8:185:LYS:HB3	2.14	0.60
12:C0:32:HIS:CG	12:C0:33:GLU:H	4.00	0.60
61:N5:132:ALA:O	61:N5:136:ALA:N	2.72	0.60
9:S7:70:PHE:O	9:S7:74:GLN:HB2	2.46	0.60
34:SR:255:ALA:HB2	34:SR:292:LEU:HD22	1.82	0.60
53:M7:88:VAL:HG12	53:M7:92:GLN:HG3	4.81	0.60
1:2:574:G:O6	25:D3:65:ASN:ND2	2.33	0.60
59:N3:18:PRO:HA	59:N3:51:ALA:HA	1.81	0.60

Continued on next page...

Continued from previous page...

Atom-1	Atom-2	Interatomic distance (Å)	Clash overlap (Å)
19:C7:28:PHE:HA	19:C7:55:THR:HG21	2.88	0.60
10:S8:10:LYS:HE2	1:6:339:C:OP2	286.04	0.60
1:6:151:G:N2	1:6:163:G:N2	2.49	0.60
36:1:1554:U:H4'	36:1:1555:U:H5'	1.82	0.60
36:5:796:U:H2'	36:5:797:U:C6	2.36	0.60
39:L2:105:GLY:HA2	39:L2:139:HIS:CE1	4.28	0.60
36:5:2516:U:O2'	36:5:2595:A:N1	2.31	0.60
26:D4:81:GLU:O	26:D4:85:PHE:N	3.42	0.60
72:O6:86:LYS:NZ	36:5:296:A:OP1	140.45	0.60
1:6:737:A:H2'	1:6:738:G:C8	2.37	0.60
44:L7:42:ALA:O	44:L7:45:LEU:N	2.34	0.60
36:5:1863:G:N1	36:5:1866:C:OP2	2.34	0.60
55:M9:20:ARG:NH2	36:5:1874:A:N7	148.18	0.60
36:5:1778:G:O2'	36:5:1780:G:OP2	2.17	0.60
8:S6:4:ASN:HA	8:S6:15:THR:HG22	3.35	0.60
1:2:912:U:H5'	1:2:913:G:H2'	1.83	0.60
2:S0:41:ARG:HH11	2:S0:45:VAL:HG21	3.03	0.60
6:S4:191:ARG:NH1	6:S4:245:LYS:HD3	2.16	0.60
48:M1:57:PHE:HD2	36:5:2680:A:C4	309.96	0.60
36:1:595:G:C8	36:1:609:G:C6	2.89	0.60
65:N9:20:GLY:O	65:N9:21:ILE:HB	2.37	0.60
69:O3:72:THR:HG21	69:O3:84:THR:HG23	3.33	0.60
66:O0:42:ILE:HD11	66:O0:67:VAL:HG22	1.82	0.60
36:5:3194:C:C2	36:5:3197:G:N2	2.69	0.60
37:3:71:G:H2'	37:3:72:A:H8	1.64	0.60
68:O2:21:HIS:ND1	68:O2:24:ARG:HD2	2.15	0.60
3:S1:142:PHE:O	3:S1:208:GLN:N	2.33	0.60
41:L4:362:ASP:H	56:N0:26:ARG:HH12	4.57	0.60
36:5:1934:G:O6	86:5:3908:OHX:N2	2.34	0.60
44:L7:116:PHE:HB2	44:L7:199:ASN:OD1	2.19	0.60
39:L2:209:HIS:CD2	39:L2:211:HIS:H	2.19	0.60
17:C5:22:LEU:HA	17:C5:25:LEU:HD12	2.48	0.60
6:S4:129:VAL:HB	6:S4:139:VAL:HG12	1.83	0.60
36:5:1858:A:O2'	36:5:1859:A:OP2	2.19	0.60
17:C5:47:ARG:HH21	1:6:1555:A:P	404.81	0.60
1:2:190:C:O2'	1:2:191:C:OP2	2.13	0.60
10:S8:138:ASN:ND2	1:6:197:A:N1	278.53	0.60
18:C6:82:ARG:HH12	18:C6:114:ARG:HB2	5.09	0.60
43:L6:89:THR:HG21	50:M4:115:PHE:HB2	2.04	0.60
58:N2:49:ASN:O	58:N2:51:GLY:N	2.36	0.60
36:5:581:U:O4	86:5:4017:OHX:N6	2.35	0.60

Continued on next page...

Continued from previous page...

Atom-1	Atom-2	Interatomic distance (Å)	Clash overlap (Å)
36:5:720:A:C2	36:5:784:A:H5'	2.36	0.60
42:L5:52:VAL:HG22	42:L5:147:ASP:HB3	1.83	0.60
52:M6:113:ASP:OD1	52:M6:114:LYS:HG3	2.01	0.60
46:L9:70:THR:HB	36:5:3112:G:O2'	328.90	0.60
45:L8:240:ASN:HA	45:L8:243:GLN:HB2	1.82	0.60
9:S7:50:ASP:HA	9:S7:56:LYS:HA	1.82	0.60
47:M0:4:ARG:NH2	47:M0:99:ILE:HG22	6.28	0.60
36:1:2413:A:H2'	36:1:2414:G:C8	2.36	0.60
36:5:999:G:C6	36:5:1000:C:N4	2.69	0.60
1:2:1350:U:H2'	1:2:1351:G:C8	2.35	0.60
36:5:3337:G:H2'	36:5:3338:C:C6	2.37	0.60
75:O9:44:TRP:HB3	36:5:1494:U:OP1	111.75	0.60
1:2:1239:U:O2	1:2:1246:C:N4	2.35	0.60
5:S3:107:PHE:O	5:S3:111:ASN:ND2	2.35	0.60
6:S4:51:ARG:HB3	6:S4:111:VAL:HG22	1.83	0.60
1:2:590:C:H5"	32:E0:43:ARG:HH12	1.66	0.60
52:M6:157:GLU:OE1	52:M6:160:ARG:NH1	2.80	0.60
47:M0:174:THR:HG22	47:M0:176:LEU:H	1.66	0.60
41:L4:144:LYS:HG2	41:L4:145:ILE:H	5.13	0.60
68:O2:100:ILE:O	68:O2:105:ARG:NH1	2.32	0.60
51:M5:65:ARG:HB3	51:M5:127:TYR:CD1	4.32	0.60
51:M5:11:GLN:O	51:M5:14:LYS:NZ	4.09	0.60
51:M5:44:ARG:HB3	51:M5:47:LYS:HB3	1.83	0.60
53:M7:48:LEU:HD13	53:M7:88:VAL:HG13	1.83	0.60
53:M7:48:LEU:HD22	53:M7:88:VAL:HG13	2.49	0.60
25:D3:68:ILE:O	25:D3:70:LYS:NZ	2.34	0.60
36:1:1334:U:OP1	44:L7:206:LYS:HE3	2.02	0.60
9:S7:103:SER:OG	9:S7:104:ARG:N	3.32	0.60
1:6:53:G:H1	1:6:427:C:H42	1.49	0.60
36:5:2387:A:C2	36:5:2388:U:H1'	2.37	0.60
75:O9:23:LEU:O	75:O9:25:GLN:NE2	2.34	0.60
11:S9:131:GLN:O	11:S9:132:ARG:HG2	3.16	0.60
51:M5:24:ARG:HH11	51:M5:24:ARG:HG2	4.35	0.60
31:D9:6:VAL:O	31:D9:8:PHE:N	4.28	0.60
67:O1:44:MET:HB3	67:O1:77:ARG:HD3	1.84	0.60
46:L9:176:LEU:O	46:L9:180:TYR:OH	2.58	0.60
48:M1:162:TRP:CZ2	48:M1:166:LYS:HD2	2.36	0.60
11:S9:172:VAL:HG22	1:6:511:A:H5"	459.57	0.60
1:2:1498:G:OP1	21:C9:75:LYS:HD3	2.02	0.60
30:D8:52:ASP:N	30:D8:52:ASP:OD1	2.34	0.60
36:5:498:A:O2'	36:5:3273:A:N1	2.29	0.60

Continued on next page...

Continued from previous page...

Atom-1	Atom-2	Interatomic distance (Å)	Clash overlap (Å)
37:3:44:C:OP2	48:M1:137:ARG:NH2	2.34	0.60
1:6:491:C:N4	1:6:496:G:O6	2.35	0.60
70:O4:109:THR:HA	70:O4:112:ALA:HB3	2.70	0.60
45:L8:86:THR:O	45:L8:90:THR:HG23	5.32	0.60
36:1:1129:A:OP1	47:M0:13:LYS:NZ	2.25	0.60
53:M7:116:HIS:NE2	53:M7:147:GLU:OE2	2.31	0.60
36:5:1110:U:H2'	36:5:1111:U:C6	2.36	0.60
36:1:873:C:H5''	36:1:874:U:O5'	2.02	0.60
46:L9:129:ARG:HD2	46:L9:157:ASN:HB2	1.83	0.60
36:5:2964:G:N7	86:5:3975:OHX:N6	2.50	0.60
24:D2:96:ALA:HB3	24:D2:99:PHE:CE1	3.27	0.60
54:M8:80:THR:HG22	54:M8:100:THR:HB	1.82	0.60
51:M5:172:ARG:NH1	36:5:29:C:O3'	106.06	0.60
32:E0:16:SER:OG	32:E0:17:GLN:N	2.88	0.60
36:1:1456:A:N7	67:O1:26:LYS:NZ	2.49	0.60
36:5:2807:U:O2'	36:5:2809:C:OP1	2.15	0.60
25:D3:16:ARG:HE	25:D3:20:ARG:HH12	4.08	0.60
28:D6:87:ARG:NH2	28:D6:94:ASN:O	2.47	0.60
42:L5:56:THR:O	42:L5:58:LYS:N	2.35	0.60
21:C9:65:ILE:HD13	21:C9:71:VAL:HG23	1.84	0.60
66:O0:99:ASP:O	66:O0:102:THR:N	2.33	0.60
13:C1:109:VAL:HG12	13:C1:137:PHE:HB2	3.62	0.60
36:1:13:A:H5'	36:1:14:U:OP2	2.02	0.60
78:Q2:104:LEU:HD22	78:Q2:104:LEU:H	1.67	0.60
43:L6:52:VAL:HG11	43:L6:65:ILE:HD12	1.84	0.60
1:6:1658:G:H5'	1:6:1659:A:OP2	2.01	0.60
19:C7:32:LYS:HG3	19:C7:47:ARG:HD3	1.84	0.60
36:5:656:A:H2'	36:5:657:A:C8	2.37	0.60
20:C8:66:LEU:O	20:C8:70:VAL:HG23	2.27	0.60
86:1:4194:OHX:N2	86:O1:202:OHX:N5	2.49	0.60
67:O1:82:GLU:O	67:O1:84:ASP:N	2.34	0.60
68:O2:104:ASN:O	68:O2:108:ILE:HG13	2.37	0.60
4:S2:82:ASN:OD1	4:S2:83:ILE:N	3.20	0.60
20:C8:14:ILE:H	20:C8:24:GLY:H	1.48	0.60
52:M6:130:LYS:HG3	52:M6:131:PRO:HD2	2.17	0.60
1:2:73:U:H1'	1:2:74:U:H5'	1.84	0.60
22:D0:15:GLN:O	22:D0:16:GLN:NE2	3.84	0.60
45:L8:156:ASP:OD2	45:L8:156:ASP:N	2.22	0.60
44:L7:27:ALA:O	44:L7:31:ALA:N	2.34	0.60
36:1:2225:U:H2'	36:1:2226:U:C6	2.36	0.60
14:C2:61:VAL:HG22	14:C2:97:LEU:HD11	1.81	0.60

Continued on next page...

Continued from previous page...

Atom-1	Atom-2	Interatomic distance (Å)	Clash overlap (Å)
34:SR:37:SER:OG	34:SR:38:ARG:N	2.33	0.60
4:S2:165:VAL:HG11	4:S2:210:THR:HG23	1.82	0.60
34:SR:121:MET:SD	34:SR:183:LEU:HD13	2.42	0.60
1:2:885:G:N2	16:C4:123:SER:HB2	2.14	0.60
1:2:1561:U:H2'	1:2:1562:G:H8	1.67	0.60
49:M3:75:PHE:H	49:M3:97:VAL:HA	1.76	0.60
48:M1:60:ARG:HH11	78:Q2:105:GLN:HA	5.63	0.60
72:O6:26:ILE:HG22	72:O6:29:LYS:HD3	1.83	0.60
8:S6:14:LYS:HB3	8:S6:124:LEU:HD22	2.57	0.60
50:M4:121:MET:O	50:M4:125:LYS:HG2	2.14	0.60
44:L7:180:SER:H	44:L7:183:ASP:HB2	1.66	0.60
86:5:3935:OHX:N5	86:5:4228:OHX:N6	2.50	0.60
36:5:1232:C:C5	36:5:1261:G:H2'	2.36	0.60
47:M0:24:ARG:HH11	47:M0:24:ARG:HG3	1.67	0.60
68:O2:41:VAL:HG12	68:O2:46:PHE:HB2	5.87	0.60
36:5:1952:G:N1	36:5:1953:G:N7	2.50	0.60
1:2:130:C:O2'	1:2:131:C:OP1	2.17	0.60
36:1:918:C:C2'	36:1:919:U:H5'	2.32	0.60
13:C1:96:LYS:NZ	1:6:374:U:OP1	347.82	0.60
1:2:209:U:H2'	1:2:210:A:C8	2.37	0.60
78:Q2:12:CYS:SG	78:Q2:74:CYS:HB2	3.02	0.59
6:S4:187:ARG:NH2	1:6:753:A:H62	375.50	0.59
1:6:894:U:H2'	1:6:895:G:C8	2.37	0.59
39:L2:152:SER:OG	39:L2:153:GLY:N	2.27	0.59
1:6:196:G:N3	1:6:197:A:H1'	2.17	0.59
49:M3:101:ARG:HB2	36:5:76:G:N7	84.46	0.59
18:C6:42:GLU:HG3	18:C6:43:ILE:HD13	3.69	0.59
36:5:3107:U:H2'	36:5:3108:G:H8	1.67	0.59
36:1:677:A:H4'	36:1:678:G:O5'	2.02	0.59
36:5:1103:A:H3'	36:5:1104:G:C5'	2.32	0.59
69:O3:58:GLU:HG2	69:O3:62:SER:O	3.40	0.59
79:Q3:8:VAL:O	79:Q3:11:THR:HB	2.02	0.59
29:D7:37:CYS:O	29:D7:39:GLY:N	2.35	0.59
36:5:1284:C:O2'	36:5:1285:G:H5'	2.01	0.59
20:C8:87:ASN:OD1	20:C8:88:ARG:N	2.35	0.59
40:L3:218:ILE:HG13	40:L3:276:THR:HG23	2.75	0.59
47:M0:16:PRO:C	47:M0:18:PRO:HD3	2.22	0.59
73:O7:60:GLY:O	86:O7:105:OHX:N6	2.35	0.59
1:6:477:A:H2'	1:6:478:A:H8	1.66	0.59
7:S5:36:ALA:HB1	7:S5:42:LEU:HD21	1.84	0.59
1:2:1153:G:H5'	28:D6:85:ARG:HD2	1.82	0.59

Continued on next page...

Continued from previous page...

Atom-1	Atom-2	Interatomic distance (Å)	Clash overlap (Å)
51:M5:68:ARG:NH1	51:M5:128:LYS:HE3	2.73	0.59
56:N0:138:GLN:O	56:N0:140:VAL:N	2.74	0.59
5:S3:66:ILE:O	5:S3:70:THR:OG1	2.96	0.59
36:1:255:A:H2'	36:1:256:G:C8	2.35	0.59
62:N6:57:LEU:HB3	62:N6:105:VAL:HG12	1.84	0.59
39:L2:69:TYR:CE1	36:5:2557:A:H5''	192.26	0.59
18:C6:12:LYS:HG2	18:C6:17:THR:HA	2.63	0.59
86:5:3935:OHX:N1	86:5:4228:OHX:N4	2.50	0.59
55:M9:81:ARG:HD3	55:M9:88:ARG:NH1	4.06	0.59
78:Q2:41:ARG:NH2	36:5:2785:A:O2'	159.98	0.59
20:C8:135:GLY:N	20:C8:136:GLN:OE1	2.35	0.59
41:L4:269:SER:O	41:L4:269:SER:OG	2.32	0.59
1:2:1535:U:H5''	7:S5:187:ILE:HD11	1.83	0.59
47:M0:12:GLN:HE21	47:M0:128:ARG:NH1	2.00	0.59
10:S8:171:SER:HB3	10:S8:180:ASP:H	3.20	0.59
36:5:600:G:N2	36:5:603:A:OP2	2.34	0.59
61:N5:86:VAL:HG11	61:N5:95:ILE:HD11	1.91	0.59
36:1:2909:U:O2'	36:1:3105:U:O2	2.16	0.59
18:C6:125:GLU:HG2	18:C6:126:PRO:HD2	2.23	0.59
75:O9:3:ALA:O	75:O9:4:GLN:HB2	2.02	0.59
67:O1:47:ASP:O	67:O1:49:VAL:HG23	4.01	0.59
36:1:1352:A:H4'	36:1:1353:U:OP1	2.01	0.59
43:L6:40:LEU:HD13	43:L6:84:VAL:HG11	1.93	0.59
41:L4:118:LYS:NZ	36:5:681:U:O4	108.93	0.59
36:5:1033:U:H2'	36:5:1034:U:H5'	1.84	0.59
8:S6:98:ARG:HD3	8:S6:99:GLY:H	1.67	0.59
17:C5:47:ARG:NH2	1:6:1555:A:OP2	405.33	0.59
44:L7:88:ARG:HD2	44:L7:90:LYS:O	2.02	0.59
17:C5:19:GLY:N	20:C8:93:THR:O	2.36	0.59
1:2:169:A:H5''	8:S6:176:GLN:HG2	1.85	0.59
7:S5:161:ASP:O	30:D8:44:VAL:HA	2.02	0.59
17:C5:81:ARG:NH1	17:C5:97:TYR:O	2.35	0.59
36:5:3197:G:H2'	36:5:3198:U:H5''	1.83	0.59
5:S3:38:GLU:OE1	5:S3:40:ARG:NE	2.35	0.59
86:1:4194:OHX:N4	86:O1:202:OHX:N1	2.50	0.59
46:L9:129:ARG:O	46:L9:132:VAL:HG13	2.40	0.59
57:N1:71:SER:HB2	57:N1:91:LEU:O	3.97	0.59
1:6:223:U:H3	1:6:838:G:H1	1.50	0.59
14:C2:31:VAL:HG21	14:C2:136:ILE:HD11	3.53	0.59
36:5:549:U:O4	86:5:4006:OHX:N4	2.34	0.59
64:N8:66:ALA:HB1	64:N8:69:TRP:HB2	4.44	0.59

Continued on next page...

Continued from previous page...

Atom-1	Atom-2	Interatomic distance (Å)	Clash overlap (Å)
36:5:1944:U:H2'	36:5:1945:A:H8	1.68	0.59
2:S0:41:ARG:HE	2:S0:45:VAL:HG21	2.79	0.59
20:C8:145:ARG:HB3	35:SM:68:ARG:NH1	4.71	0.59
7:S5:41:LYS:HG2	7:S5:69:PHE:CZ	4.80	0.59
7:S5:40:ILE:HD13	7:S5:42:LEU:HB3	1.83	0.59
13:C1:99:ARG:HB2	25:D3:12:ALA:HB2	1.84	0.59
58:N2:16:THR:HG23	58:N2:102:GLU:HA	4.12	0.59
41:L4:181:VAL:O	41:L4:183:LYS:N	2.35	0.59
8:S6:176:GLN:HG2	1:6:169:A:H5'	328.87	0.59
50:M4:37:GLU:HG2	50:M4:38:ILE:H	1.67	0.59
51:M5:27:VAL:HB	51:M5:122:ASN:ND2	2.16	0.59
10:S8:36:THR:HA	10:S8:58:LEU:HA	2.46	0.59
36:1:900:G:H2'	36:1:901:G:C8	2.38	0.59
49:M3:3:ILE:HG12	64:N8:34:MET:CE	2.77	0.59
47:M0:61:SER:OG	36:5:2854:U:OP1	292.29	0.59
36:5:1644:C:H5'	36:5:1645:U:H5''	1.83	0.59
36:5:283:G:O6	36:5:304:G:H1'	2.03	0.59
2:S0:66:ALA:HB1	23:D1:50:TYR:CD1	3.51	0.59
36:1:3316:A:O2'	36:1:3317:U:OP2	2.18	0.59
54:M8:165:ILE:HD13	54:M8:166:LEU:H	4.46	0.59
17:C5:92:SER:HB2	17:C5:107:ILE:HD11	7.64	0.59
7:S5:121:ILE:HA	7:S5:199:ILE:HD11	1.85	0.59
14:C2:97:LEU:O	14:C2:101:ALA:N	2.35	0.59
9:S7:58:LEU:HB2	9:S7:90:VAL:HG22	3.26	0.59
36:1:2359:C:H2'	36:1:2360:C:C6	2.37	0.59
36:5:3174:A:H2'	36:5:3175:U:H5'	1.83	0.59
40:L3:114:VAL:HG22	40:L3:163:HIS:CE1	2.90	0.59
36:5:3224:G:N7	86:5:3991:OHX:N6	2.49	0.59
1:6:245:U:O4	86:6:2122:OHX:N4	2.35	0.59
36:5:2837:A:OP2	36:5:2837:A:H8	1.84	0.59
36:1:1831:U:O2'	38:4:114:G:OP1	2.16	0.59
36:5:2442:G:H22	36:5:2506:U:H3	1.48	0.59
76:Q0:97:ARG:HG3	76:Q0:120:GLN:O	2.02	0.59
72:O6:9:ILE:HA	72:O6:13:LYS:HG2	1.83	0.59
6:S4:108:ARG:NH2	1:6:789:A:OP1	391.92	0.59
16:C4:19:ILE:HG23	16:C4:28:VAL:HG22	1.83	0.59
21:C9:65:ILE:HD13	21:C9:114:VAL:HG11	5.89	0.59
5:S3:59:LEU:HA	5:S3:66:ILE:HG13	1.83	0.59
3:S1:168:ILE:HG12	3:S1:197:ILE:HD12	1.85	0.59
48:M1:60:ARG:NH1	78:Q2:104:LEU:O	5.00	0.59
36:1:1234:G:H1	36:1:1254:C:H42	1.48	0.59

Continued on next page...

Continued from previous page...

Atom-1	Atom-2	Interatomic distance (Å)	Clash overlap (Å)
20:C8:117:LYS:HE2	20:C8:128:PHE:HB2	2.25	0.59
25:D3:57:LEU:HD11	25:D3:73:ARG:HG3	1.85	0.59
36:1:979:U:H1'	36:1:980:A:N9	2.17	0.59
22:D0:106:ILE:HG23	22:D0:107:THR:HG23	1.84	0.59
36:1:1464:G:OP2	86:1:4194:OHX:N5	2.35	0.59
36:1:2643:A:H5'	65:N9:6:ASN:ND2	2.17	0.59
1:2:1481:C:O2'	1:2:1482:C:O5'	2.19	0.59
72:O6:94:ILE:HG22	72:O6:99:ARG:HE	1.68	0.59
36:5:1345:G:N7	86:5:4060:OHX:N5	2.51	0.59
36:1:29:C:H4'	36:1:62:A:H4'	1.85	0.59
50:M4:134:ALA:O	50:M4:136:ALA:N	2.36	0.59
24:D2:86:ILE:HD12	24:D2:87:GLU:H	1.67	0.59
1:2:1765:A:H5'	1:2:1767:G:N7	2.18	0.59
36:1:2383:C:H2'	36:1:2384:A:H5'	1.83	0.59
63:N7:41:ALA:HB2	63:N7:77:TYR:HE1	1.67	0.59
11:S9:75:ALA:O	11:S9:78:ARG:HB3	3.55	0.59
53:M7:126:ARG:HA	53:M7:140:GLU:HG2	2.17	0.59
1:2:350:U:O2	1:2:352:A:C6	2.56	0.59
42:L5:196:ARG:NH2	42:L5:237:GLU:OE2	2.28	0.59
42:L5:140:ARG:NH2	36:5:1080:A:OP2	228.77	0.59
20:C8:4:VAL:HG21	27:D5:82:HIS:CG	3.15	0.59
6:S4:6:LYS:HD3	1:6:95:G:OP1	343.05	0.59
36:5:436:A:OP2	36:5:436:A:H8	1.86	0.59
41:L4:316:ASN:ND2	44:L7:150:LYS:HG3	2.17	0.59
73:O7:21:ARG:HG3	73:O7:39:TYR:CD2	3.78	0.59
6:S4:186:GLY:HA3	1:6:753:A:OP1	369.59	0.59
1:6:1150:G:O6	86:6:2114:OHX:N5	2.35	0.59
18:C6:113:ASP:HA	18:C6:116:LEU:HD23	1.83	0.59
9:S7:14:THR:HG22	9:S7:17:GLU:OE1	2.26	0.59
3:S1:128:LYS:NZ	3:S1:132:ASP:HB3	2.17	0.59
23:D1:28:ASP:O	23:D1:31:SER:HB3	3.75	0.59
1:6:729:G:O2'	1:6:730:G:O5'	2.20	0.59
36:5:567:G:O6	86:5:4126:OHX:N2	2.35	0.59
17:C5:110:GLU:HG3	20:C8:119:ILE:HD11	1.84	0.59
41:L4:229:ASN:OD1	41:L4:230:VAL:N	2.84	0.59
61:N5:51:VAL:HG22	71:O5:66:VAL:HG21	2.59	0.59
36:1:2108:C:H1'	36:1:3344:A:C8	2.38	0.59
8:S6:94:ARG:NH1	1:6:1673:G:OP1	286.37	0.59
36:5:2227:C:H2'	36:5:2228:A:C8	2.37	0.59
1:2:1483:A:H2'	1:2:1484:G:C8	2.38	0.59
18:C6:18:ALA:HB2	18:C6:69:VAL:HG13	2.29	0.59

Continued on next page...

Continued from previous page...

Atom-1	Atom-2	Interatomic distance (Å)	Clash overlap (Å)
42:L5:233:ALA:O	42:L5:235:SER:N	2.35	0.59
8:S6:126:ASP:OD2	8:S6:127:THR:N	2.35	0.59
9:S7:86:GLN:HG2	9:S7:87:ASP:H	1.68	0.59
1:2:1031:U:H4'	1:2:1032:G:OP2	2.01	0.59
21:C9:113:ILE:HA	21:C9:128:GLY:HA3	2.70	0.59
1:2:260:U:H3'	1:2:261:U:C5'	2.33	0.59
30:D8:25:VAL:HG11	30:D8:66:LEU:HD12	1.85	0.59
4:S2:90:THR:OG1	4:S2:91:ARG:N	4.23	0.59
32:E0:56:MET:HG2	1:6:556:A:H4'	415.93	0.59
25:D3:20:ARG:HD2	1:6:311:U:OP2	326.49	0.59
68:O2:97:ALA:HB3	68:O2:100:ILE:HG12	1.85	0.59
74:O8:26:LYS:HE3	36:5:1751:G:C8	128.34	0.59
5:S3:67:ASN:O	5:S3:70:THR:OG1	2.18	0.59
3:S1:171:ILE:HD12	3:S1:197:ILE:HD13	1.83	0.59
4:S2:140:ARG:HB2	4:S2:222:TYR:CE1	2.37	0.59
52:M6:54:TYR:HE2	52:M6:58:LEU:HD13	1.67	0.59
36:1:2960:C:H2'	36:1:2961:G:H8	1.67	0.59
54:M8:141:ARG:HD3	36:5:743:C:O2	174.92	0.59
51:M5:190:THR:O	51:M5:194:GLN:HG2	2.13	0.59
36:1:1204:A:H2	36:1:2834:G:N3	2.00	0.59
38:4:137:C:OP2	86:4:234:OHX:N5	2.36	0.59
22:D0:52:LYS:HB2	22:D0:92:ASP:O	2.02	0.59
1:6:1335:U:H2'	1:6:1336:A:C8	2.37	0.59
37:3:106:U:H2'	37:3:107:C:C6	2.38	0.59
36:1:1723:A:OP2	55:M9:103:ARG:NH2	2.35	0.59
11:S9:72:GLU:OE2	1:6:761:G:O2'	398.21	0.59
26:D4:25:VAL:N	26:D4:71:GLY:O	2.30	0.59
36:5:3242:G:H5''	36:5:3245:A:C8	2.37	0.59
36:1:735:A:H2'	36:1:736:A:H8	1.66	0.59
1:2:28:A:H2'	1:2:29:U:C6	2.37	0.59
17:C5:126:VAL:HG13	17:C5:127:ARG:H	1.68	0.59
47:M0:47:PRO:HB3	47:M0:171:TRP:CZ2	2.38	0.59
34:SR:123:ILE:HG22	34:SR:133:VAL:HG22	1.92	0.59
54:M8:157:PRO:HG3	64:N8:47:LYS:HB2	1.83	0.59
1:2:66:U:O2	8:S6:160:ARG:NE	2.35	0.59
21:C9:105:LEU:HB3	21:C9:122:ARG:HH21	1.68	0.59
1:2:703:G:H2'	1:2:704:C:H5'	1.83	0.59
62:N6:71:SER:OG	62:N6:72:SER:N	2.33	0.59
36:5:618:C:H2'	36:5:619:A:C8	2.37	0.59
19:C7:33:ARG:HD2	34:SR:109:ASP:OD2	2.03	0.59
32:E0:55:ARG:NH2	1:6:558:U:OP2	416.94	0.59

Continued on next page...

Continued from previous page...

Atom-1	Atom-2	Interatomic distance (Å)	Clash overlap (Å)
33:E1:86:THR:HG23	33:E1:87:THR:H	4.38	0.59
36:5:1785:U:H2'	36:5:1786:G:C8	2.37	0.59
47:M0:216:TYR:CG	47:M0:217:PHE:N	2.70	0.59
34:SR:179:LYS:HG2	34:SR:191:ASP:OD1	2.03	0.59
36:1:670:C:P	54:M8:147:ARG:NH2	2.75	0.59
1:6:890:C:H2'	1:6:891:A:H8	1.68	0.59
51:M5:150:TRP:HZ3	51:M5:156:HIS:CD2	2.20	0.59
26:D4:8:ARG:NH1	26:D4:26:ASP:OD1	2.35	0.59
67:O1:26:LYS:HE2	67:O1:64:VAL:HG11	5.15	0.59
62:N6:32:SER:HA	62:N6:49:PRO:HA	2.31	0.59
36:5:2250:G:O6	86:5:3940:OHX:N6	2.36	0.59
37:7:78:U:OP1	86:7:220:OHX:N5	2.35	0.59
36:1:3238:G:N7	86:1:3961:OHX:N4	2.51	0.59
49:M3:180:ARG:HD3	72:O6:11:LEU:HD21	1.85	0.59
36:1:709:A:OP1	54:M8:179:ARG:NH2	2.36	0.59
1:2:1175:U:H2'	1:2:1176:G:C8	2.38	0.59
18:C6:46:PHE:HA	18:C6:49:TYR:HB2	2.30	0.59
36:1:290:G:H2'	36:1:291:C:C6	2.37	0.59
49:M3:170:LEU:HD11	64:N8:147:LEU:HD21	1.85	0.59
20:C8:72:ILE:HA	20:C8:79:TYR:CE2	4.02	0.59
21:C9:105:LEU:HD13	21:C9:122:ARG:NE	2.18	0.59
36:1:2679:A:O2'	48:M1:52:TYR:OH	2.19	0.59
36:1:2443:A:O2'	36:1:2444:C:OP2	2.17	0.59
63:N7:26:VAL:O	63:N7:93:LYS:NZ	2.30	0.59
1:2:1591:C:H2'	1:2:1592:A:C8	2.37	0.59
42:L5:134:ALA:HB2	42:L5:141:PRO:HD3	2.35	0.59
36:1:1942:U:O2'	36:1:3345:G:O2'	2.17	0.59
20:C8:116:LEU:HD23	20:C8:116:LEU:H	3.02	0.59
36:1:1593:A:N3	36:1:1615:C:O2'	2.35	0.59
13:C1:21:ASN:HB3	13:C1:32:LYS:HD3	5.66	0.59
36:1:425:G:O6	86:1:3867:OHX:N6	2.36	0.59
78:Q2:28:TYR:HB3	78:Q2:69:VAL:HB	2.09	0.59
9:S7:10:SER:HB3	9:S7:43:PHE:O	2.03	0.59
46:L9:90:MET:O	46:L9:91:ARG:HG2	3.39	0.59
16:C4:85:ALA:HB2	16:C4:94:PRO:HA	2.40	0.59
1:2:545:A:H4'	1:2:546:U:OP1	2.03	0.59
37:7:9:C:H5''	37:7:10:C:OP2	2.03	0.59
44:L7:109:THR:HG22	54:M8:4:ASP:HB3	1.85	0.59
2:S0:182:LEU:HB3	2:S0:188:LEU:HD23	1.85	0.59
24:D2:29:PRO:O	24:D2:30:SER:HB3	2.02	0.59
36:5:2211:U:OP2	86:5:4218:OHX:N1	2.36	0.59

Continued on next page...

Continued from previous page...

Atom-1	Atom-2	Interatomic distance (Å)	Clash overlap (Å)
30:D8:12:VAL:HA	30:D8:30:VAL:HG12	1.85	0.59
19:C7:7:LYS:O	19:C7:11:ARG:HB2	2.03	0.59
50:M4:22:LEU:HD13	50:M4:32:LEU:HD23	1.95	0.59
1:2:647:G:N2	1:2:687:G:H22	2.01	0.59
77:Q1:3:ALA:HB3	1:6:1773:C:OP1	313.15	0.59
65:N9:16:ALA:O	65:N9:20:GLY:HA3	3.89	0.59
1:2:740:A:H2'	1:2:741:C:H5''	1.85	0.59
44:L7:222:HIS:ND1	44:L7:224:ILE:HG13	2.45	0.59
37:3:28:C:C4	37:3:29:C:C2	2.91	0.59
1:6:138:A:H2'	1:6:139:C:H5'	1.85	0.59
52:M6:186:ALA:O	52:M6:187:GLU:HB2	2.01	0.59
36:5:653:A:H1'	36:5:2360:C:C2	2.38	0.59
1:2:1537:C:N4	1:2:1572:G:H1	2.01	0.59
43:L6:97:ASN:OD1	43:L6:99:GLU:HG2	2.02	0.59
10:S8:82:VAL:HG12	10:S8:101:ILE:HG22	2.44	0.59
36:5:2322:C:OP1	86:5:4155:OHX:N6	2.36	0.59
6:S4:252:ARG:NH2	6:S4:252:ARG:HB3	4.68	0.59
36:1:3384:U:H2'	36:1:3385:U:C6	2.38	0.59
48:M1:149:GLY:O	48:M1:153:LYS:HD2	4.39	0.59
86:5:4014:OHX:N5	86:5:4212:OHX:N1	2.50	0.59
70:O4:43:LYS:HD3	70:O4:50:ALA:HB2	1.85	0.59
22:D0:80:GLU:OE1	31:D9:44:ARG:HD2	4.05	0.59
36:5:2177:G:O6	86:5:3968:OHX:N1	2.35	0.58
1:6:1498:G:H1	1:6:1509:C:H42	1.51	0.58
51:M5:65:ARG:HD2	51:M5:129:TYR:HE1	1.67	0.58
20:C8:42:TYR:HE2	20:C8:73:MET:HG3	4.15	0.58
62:N6:47:ALA:O	62:N6:122:LYS:NZ	4.05	0.58
36:1:860:G:C5	39:L2:181:LYS:HB2	2.38	0.58
36:1:975:C:H2'	36:1:976:U:C6	2.37	0.58
37:3:98:C:OP1	56:N0:39:SER:OG	2.20	0.58
27:D5:54:VAL:HA	27:D5:57:TYR:CZ	3.43	0.58
4:S2:108:ASN:O	4:S2:108:ASN:ND2	2.35	0.58
36:1:1783:U:H2'	36:1:1784:G:H8	1.68	0.58
77:Q1:23:ARG:NH2	36:5:2303:A:OP1	270.86	0.58
9:S7:69:GLY:HA2	9:S7:72:LYS:HD2	1.85	0.58
1:6:1324:G:N7	86:6:2103:OHX:N2	2.51	0.58
1:6:322:G:OP1	86:6:2106:OHX:N5	2.36	0.58
47:M0:194:GLY:HA3	36:5:1010:G:N3	336.24	0.58
36:1:2875:U:H2'	36:1:2875:U:O2	2.03	0.58
36:1:3242:G:N2	36:1:3245:A:OP2	2.35	0.58
1:2:278:U:H4'	1:2:279:G:O5'	2.01	0.58

Continued on next page...

Continued from previous page...

Atom-1	Atom-2	Interatomic distance (Å)	Clash overlap (Å)
70:O4:44:CYS:HA	70:O4:51:LEU:HD21	5.03	0.58
13:C1:97:TYR:O	13:C1:99:ARG:HG2	2.03	0.58
36:5:1170:A:OP2	86:5:3995:OHX:N6	2.36	0.58
6:S4:50:ASN:O	6:S4:53:LYS:NZ	2.35	0.58
41:L4:5:GLN:NE2	41:L4:21:PRO:HB3	2.18	0.58
6:S4:52:LEU:HB3	6:S4:54:TYR:CD2	2.33	0.58
1:6:1159:C:H5''	1:6:1160:A:H5'	1.83	0.58
1:2:187:G:H4'	1:2:188:A:OP1	2.02	0.58
34:SR:22:SER:OG	34:SR:70:ASP:HA	2.91	0.58
60:N4:17:ARG:HE	36:5:3050:U:H5''	239.38	0.58
61:N5:57:LEU:HA	61:N5:61:LYS:HG2	3.79	0.58
1:6:872:G:H2'	1:6:873:U:O4'	2.04	0.58
36:1:1569:U:H5''	36:1:1570:U:C6	2.37	0.58
10:S8:97:THR:OG1	10:S8:98:LYS:O	3.19	0.58
44:L7:196:LYS:HE3	36:5:1100:U:OP2	245.36	0.58
1:2:1537:C:H42	1:2:1572:G:H22	1.51	0.58
1:2:1169:G:O2'	1:2:1576:A:N6	2.35	0.58
36:1:132:C:H2'	36:1:133:U:H5''	1.86	0.58
1:2:623:A:OP1	86:2:2157:OHX:N2	2.36	0.58
42:L5:182:GLY:HA2	42:L5:194:LEU:HD13	2.50	0.58
29:D7:36:LYS:HB3	29:D7:43:ILE:HG22	1.85	0.58
71:O5:47:VAL:O	71:O5:51:ILE:HG13	2.31	0.58
1:2:56:U:H4'	1:2:57:G:H5'	1.85	0.58
7:S5:36:ALA:HB1	7:S5:42:LEU:HD12	4.89	0.58
11:S9:109:LEU:CB	11:S9:146:PHE:HB3	2.33	0.58
1:6:67:A:N6	1:6:83:G:O2'	2.36	0.58
66:O0:13:LYS:O	66:O0:17:VAL:HG23	2.10	0.58
59:N3:48:ARG:HH22	36:5:3043:C:P	250.75	0.58
34:SR:22:SER:OG	34:SR:69:GLN:O	6.48	0.58
49:M3:75:PHE:O	49:M3:79:GLU:HB2	2.17	0.58
9:S7:46:ILE:HA	9:S7:59:ALA:O	2.79	0.58
3:S1:183:GLN:O	3:S1:187:LYS:N	2.36	0.58
28:D6:43:ASN:HB3	28:D6:46:GLU:H	4.15	0.58
1:2:1241:G:OP1	17:C5:77:ARG:NH2	2.35	0.58
79:Q3:36:ARG:NH2	79:Q3:46:THR:HG22	2.18	0.58
36:5:1500:G:H2'	36:5:1501:U:O4'	2.03	0.58
39:L2:90:ALA:HB2	39:L2:101:VAL:HG13	3.07	0.58
1:2:375:U:OP1	25:D3:23:ARG:NH2	2.36	0.58
36:5:1348:U:H5''	36:5:1355:A:N6	2.18	0.58
43:L6:40:LEU:HB3	43:L6:84:VAL:HG11	2.35	0.58
36:5:108:A:O2'	36:5:323:A:N1	2.37	0.58

Continued on next page...

Continued from previous page...

Atom-1	Atom-2	Interatomic distance (Å)	Clash overlap (Å)
1:2:383:G:N7	86:2:2130:OHX:N4	2.51	0.58
1:2:1754:A:H4'	1:2:1755:A:O4'	2.03	0.58
1:2:759:U:OP1	86:2:2160:OHX:N1	2.36	0.58
36:5:864:G:OP2	86:5:3909:OHX:N4	2.36	0.58
1:2:103:A:O3'	1:2:308:C:N4	2.36	0.58
74:O8:48:SER:OG	74:O8:49:SER:N	4.56	0.58
36:1:2274:U:OP2	86:1:3958:OHX:N4	2.36	0.58
64:N8:116:GLY:HA2	64:N8:137:LYS:NZ	2.18	0.58
6:S4:9:LEU:HB3	6:S4:30:ARG:HB2	3.74	0.58
64:N8:126:LYS:HA	64:N8:146:GLU:O	2.04	0.58
1:2:248:U:OP1	86:2:2092:OHX:N6	2.36	0.58
19:C7:72:LYS:O	19:C7:75:GLU:N	2.35	0.58
6:S4:240:LYS:H	6:S4:240:LYS:HE2	1.68	0.58
36:5:2705:A:OP2	86:5:3892:OHX:N2	2.36	0.58
46:L9:109:ALA:HB1	46:L9:111:PHE:CE2	2.38	0.58
57:N1:69:LYS:HE2	57:N1:70:SER:HB3	4.98	0.58
48:M1:92:ARG:HG3	48:M1:172:LEU:HB2	5.20	0.58
1:2:66:U:H1'	8:S6:160:ARG:HH21	1.69	0.58
21:C9:57:ARG:HG2	21:C9:104:VAL:HG21	1.85	0.58
3:S1:128:LYS:HE3	3:S1:132:ASP:OD1	2.03	0.58
36:1:1913:A:N3	36:1:2120:A:H2'	2.19	0.58
36:1:1317:A:OP1	86:1:4059:OHX:N2	2.37	0.58
63:N7:89:VAL:O	63:N7:91:ALA:N	3.04	0.58
36:1:1874:A:H5''	55:M9:18:GLY:HA3	1.85	0.58
1:2:1469:A:H2'	1:2:1470:C:C6	2.39	0.58
36:1:1840:U:OP2	86:1:3971:OHX:N5	2.36	0.58
36:5:712:G:H2'	36:5:713:U:C6	2.38	0.58
2:S0:103:THR:O	2:S0:106:SER:OG	2.42	0.58
1:6:1524:A:H2'	1:6:1525:A:C8	2.38	0.58
36:5:2661:G:H1	36:5:2709:C:H42	1.52	0.58
1:2:1041:G:OP1	86:2:2149:OHX:N5	2.36	0.58
49:M3:52:ASP:OD1	49:M3:52:ASP:N	2.35	0.58
39:L2:156:LYS:NZ	36:5:2158:A:OP2	205.11	0.58
23:D1:3:ASN:OD1	23:D1:7:GLN:HB3	3.28	0.58
78:Q2:17:CYS:HG	78:Q2:74:CYS:HG	1.44	0.58
52:M6:84:LEU:HD13	52:M6:102:LEU:HD21	1.85	0.58
49:M3:166:ALA:N	64:N8:135:GLU:OE1	3.86	0.58
42:L5:86:TYR:HB3	42:L5:246:ALA:HB3	1.85	0.58
74:O8:58:ASP:OD2	74:O8:60:GLY:N	2.36	0.58
1:2:802:G:H21	24:D2:107:SER:HB3	1.67	0.58
62:N6:112:ASP:HB2	62:N6:115:ARG:HB2	1.85	0.58

Continued on next page...

Continued from previous page...

Atom-1	Atom-2	Interatomic distance (Å)	Clash overlap (Å)
27:D5:92:ILE:HD11	27:D5:102:THR:OG1	6.35	0.58
36:5:2698:G:H2'	36:5:2699:G:H8	1.67	0.58
37:3:62:U:OP1	42:L5:277:LEU:HB2	2.04	0.58
21:C9:33:TYR:HD1	21:C9:37:VAL:HG21	4.62	0.58
69:O3:75:HIS:HB2	69:O3:82:ARG:HG3	4.08	0.58
36:1:1595:U:H4'	36:1:1595:U:OP1	2.02	0.58
38:4:103:G:O6	86:4:226:OHX:N4	2.36	0.58
1:6:1017:U:H2'	1:6:1018:U:H6	1.69	0.58
36:5:2794:G:H1'	36:5:2795:U:C6	2.39	0.58
39:L2:32:LEU:HD13	39:L2:37:ARG:HD3	1.84	0.58
36:5:2439:A:N6	36:5:2508:U:H3	2.01	0.58
36:5:2895:G:H2'	36:5:2896:A:H5''	1.86	0.58
1:2:778:G:H22	26:D4:10:ARG:NH1	2.02	0.58
6:S4:139:VAL:HG13	6:S4:150:PRO:HG3	1.84	0.58
36:1:1942:U:HO2'	36:1:3345:G:HO2'	1.50	0.58
36:1:799:G:O6	86:1:3974:OHX:N5	2.36	0.58
36:5:1241:U:O2'	36:5:1242:G:O5'	2.19	0.58
11:S9:49:LEU:HA	11:S9:52:ILE:HD12	2.96	0.58
40:L3:43:LEU:HG	40:L3:181:ILE:HG21	2.49	0.58
46:L9:174:LYS:HB2	76:Q0:127:LEU:HD11	1.85	0.58
36:1:73:C:O2	49:M3:59:ARG:HD3	2.04	0.58
64:N8:147:LEU:HD12	72:O6:7:ILE:HD11	7.09	0.58
1:6:513:U:H2'	1:6:514:G:C8	2.37	0.58
11:S9:134:ILE:HA	11:S9:158:PHE:HA	1.84	0.58
1:2:1231:U:H4'	1:2:1258:U:H6	1.68	0.58
36:5:1593:A:N3	36:5:1615:C:O2'	2.34	0.58
40:L3:171:LEU:HD21	40:L3:333:LYS:HG2	1.86	0.58
41:L4:82:THR:HG23	41:L4:84:ARG:N	4.17	0.58
1:2:190:C:N4	1:2:196:G:C6	2.72	0.58
20:C8:52:VAL:HG21	20:C8:69:ILE:HD11	1.85	0.58
36:1:2121:G:H2'	36:1:2122:G:H4'	1.84	0.58
29:D7:59:CYS:O	29:D7:61:THR:N	2.72	0.58
10:S8:8:ARG:NH2	10:S8:19:ALA:O	2.37	0.58
69:O3:2:ALA:HB2	36:5:3216:G:OP2	264.75	0.58
1:6:116:U:H2'	1:6:117:U:C6	2.37	0.58
1:2:959:U:H5'	29:D7:28:PRO:HB3	1.84	0.58
1:2:930:A:OP1	28:D6:32:LYS:NZ	2.25	0.58
36:5:1701:C:H2'	36:5:1702:U:O4'	2.03	0.58
41:L4:361:HIS:CG	41:L4:362:ASP:N	2.90	0.58
19:C7:14:LYS:HG3	19:C7:69:ILE:HG22	4.07	0.58
57:N1:88:ARG:HD3	65:N9:33:LYS:NZ	4.55	0.58

Continued on next page...

Continued from previous page...

Atom-1	Atom-2	Interatomic distance (Å)	Clash overlap (Å)
1:2:1157:A:O2'	1:2:1158:C:OP1	2.16	0.58
4:S2:187:LEU:HD23	4:S2:188:LEU:HD23	4.21	0.58
37:3:11:A:H8	42:L5:18:THR:HG1	1.47	0.58
44:L7:34:LYS:HA	44:L7:37:ASN:HB2	1.85	0.58
55:M9:70:LYS:HG3	55:M9:75:HIS:HB2	2.94	0.58
57:N1:2:GLY:N	36:5:2626:A:O5'	233.15	0.58
42:L5:36:LEU:HD23	36:5:2748:A:N3	254.67	0.58
36:5:2136:C:O2'	36:5:2137:U:H5'	2.02	0.58
36:1:263:C:H2'	36:1:264:G:O4'	2.03	0.58
49:M3:133:PRO:O	49:M3:135:ALA:N	3.42	0.58
61:N5:75:LYS:HD3	61:N5:123:TYR:HE1	1.69	0.58
1:6:67:A:O2'	1:6:69:G:OP1	2.10	0.58
60:N4:46:PRO:HB2	60:N4:54:LEU:HD22	1.84	0.58
51:M5:35:VAL:HG13	51:M5:65:ARG:HB3	1.86	0.58
15:C3:63:ALA:HB3	15:C3:71:ILE:HG12	3.35	0.58
4:S2:140:ARG:HH12	23:D1:1:MET:HB3	1.67	0.58
6:S4:195:ILE:HA	6:S4:210:ILE:HD13	1.85	0.58
60:N4:9:SER:O	60:N4:9:SER:OG	3.82	0.58
54:M8:64:VAL:HG22	54:M8:96:PHE:CE2	2.38	0.58
36:5:2818:U:C6	36:5:2818:U:H5'	2.38	0.58
1:6:1535:U:O2'	1:6:1536:G:O5'	2.20	0.58
16:C4:29:HIS:HB3	16:C4:41:ARG:HG3	1.86	0.58
5:S3:44:THR:HG22	5:S3:45:LYS:HG3	1.85	0.58
4:S2:156:THR:HA	24:D2:96:ALA:HB2	2.66	0.58
20:C8:112:ASP:O	20:C8:115:ARG:HB3	2.38	0.58
36:5:3299:A:H61	36:5:3315:G:H1	1.50	0.58
36:5:2271:A:H2'	36:5:2272:G:O4'	2.04	0.58
22:D0:95:ALA:HB1	22:D0:99:ILE:HG21	1.84	0.58
52:M6:89:SER:O	52:M6:91:LYS:N	2.57	0.58
36:5:1711:C:H2'	36:5:1712:G:O4'	2.03	0.58
1:6:333:A:C6	1:6:334:G:C6	2.91	0.58
39:L2:48:ILE:HD11	79:Q3:54:ILE:HG12	1.86	0.58
36:1:619:A:H5'	36:1:620:U:OP1	2.04	0.58
58:N2:56:VAL:HG22	58:N2:65:VAL:HG22	1.85	0.58
1:2:2:A:H5'	1:2:2:A:H8	1.69	0.58
36:5:1401:A:H2'	36:5:1402:C:H6	1.68	0.58
1:2:306:U:H2'	1:2:307:G:H8	1.69	0.58
47:M0:86:HIS:HB3	47:M0:139:ARG:CG	2.67	0.58
36:1:1544:G:H5'	51:M5:67:ARG:HE	1.69	0.58
56:N0:90:MET:CG	36:5:1213:G:H4'	317.20	0.58
36:1:3243:A:C8	52:M6:156:LEU:HD22	2.38	0.58

Continued on next page...

Continued from previous page...

Atom-1	Atom-2	Interatomic distance (Å)	Clash overlap (Å)
24:D2:5:SER:O	24:D2:7:LEU:N	3.88	0.58
53:M7:127:ARG:O	53:M7:139:TYR:N	2.36	0.58
18:C6:82:ARG:NH2	18:C6:114:ARG:HB3	2.18	0.58
86:2:2031:OHX:N6	86:2:2146:OHX:N2	2.51	0.58
36:1:300:G:O6	86:1:4147:OHX:N1	2.36	0.58
36:5:2991:A:O2'	36:5:3309:G:N7	2.36	0.58
50:M4:128:ARG:NH2	36:5:3214:U:OP2	280.37	0.58
1:2:1367:G:O5'	21:C9:7:ARG:NH1	2.36	0.58
39:L2:3:ARG:HG2	39:L2:4:VAL:H	1.69	0.58
36:5:1222:G:H8	36:5:1222:G:OP2	1.87	0.58
36:5:499:G:H2'	36:5:500:C:C6	2.39	0.58
39:L2:80:GLU:OE1	79:Q3:73:THR:HG22	2.03	0.58
67:O1:26:LYS:HA	67:O1:64:VAL:HG21	3.36	0.58
36:1:1722:U:OP1	55:M9:100:ARG:HD3	2.03	0.58
1:2:1657:U:H5	36:1:2125:A:O3'	1.87	0.58
1:2:990:C:O2'	16:C4:127:ARG:HG2	2.03	0.58
67:O1:16:LEU:O	67:O1:20:LEU:N	2.59	0.58
1:2:1504:G:H2'	1:2:1505:A:C8	2.38	0.58
1:6:1273:G:O5'	1:6:1274:C:H3'	2.04	0.58
59:N3:14:SER:OG	36:5:3094:A:OP1	251.62	0.58
49:M3:83:ALA:HB2	49:M3:113:VAL:HG12	1.85	0.58
36:1:3181:C:H2'	36:1:3182:G:H8	1.69	0.58
1:2:1795:U:O4	28:D6:9:GLY:HA2	2.04	0.58
42:L5:166:ALA:HB1	42:L5:171:LEU:HD12	1.85	0.58
41:L4:302:ALA:HB2	54:M8:39:ARG:NH1	2.54	0.58
70:O4:99:LYS:O	70:O4:103:LYS:HG2	2.11	0.58
36:5:268:A:O2'	36:5:269:G:OP2	2.20	0.58
9:S7:98:ILE:HD13	9:S7:118:LEU:HD22	1.85	0.58
72:O6:25:LYS:HB2	72:O6:28:TYR:HD2	1.69	0.58
1:2:577:G:C6	35:SM:99:LYS:HD3	2.39	0.58
13:C1:6:THR:O	13:C1:8:GLN:N	2.37	0.58
37:3:112:G:H2'	37:3:113:C:C6	2.38	0.58
34:SR:214:ALA:HB2	34:SR:220:ILE:HA	1.85	0.58
36:1:3268:A:OP2	53:M7:181:ARG:NH1	2.37	0.58
14:C2:33:ARG:HA	14:C2:36:LEU:HD12	1.84	0.58
36:1:709:A:H8	36:1:709:A:O5'	1.87	0.58
71:O5:21:LEU:HD11	71:O5:25:LYS:HE3	2.80	0.58
36:1:1108:U:H2'	36:1:1109:U:C6	2.38	0.58
36:5:2921:U:H2'	36:5:2923:U:OP2	2.04	0.58
1:2:1002:G:N2	1:2:1760:G:O3'	2.35	0.58
38:8:126:A:O2'	38:8:128:U:OP2	2.16	0.58

Continued on next page...

Continued from previous page...

Atom-1	Atom-2	Interatomic distance (Å)	Clash overlap (Å)
5:S3:75:LYS:HB3	12:C0:22:VAL:HG22	2.76	0.58
11:S9:159:ALA:HB3	11:S9:162:SER:HB3	3.90	0.58
36:5:2207:A:H2'	36:5:2208:A:O4'	2.04	0.58
36:1:2366:C:H42	36:1:2381:G:H1	1.51	0.58
14:C2:131:ASP:HB2	14:C2:132:GLU:CD	2.25	0.58
51:M5:9:GLU:HG3	72:O6:44:VAL:HG11	1.85	0.58
36:1:2216:G:OP1	72:O6:75:LYS:NZ	2.30	0.58
7:S5:64:VAL:HG23	7:S5:89:ILE:HD11	1.86	0.58
21:C9:86:ARG:NH1	21:C9:90:PRO:O	2.52	0.58
54:M8:62:VAL:HB	54:M8:83:VAL:HG11	3.08	0.58
1:2:66:U:H5	8:S6:173:PRO:HG3	1.69	0.58
49:M3:56:PRO:HG3	49:M3:74:GLY:O	2.05	0.58
4:S2:101:VAL:HG23	4:S2:115:ILE:HG23	2.67	0.58
1:6:1238:A:H2'	1:6:1239:U:H5'	1.84	0.58
1:2:1146:G:C6	1:2:1147:A:C6	2.92	0.58
19:C7:52:GLY:O	19:C7:55:THR:OG1	4.08	0.58
1:6:500:C:O2'	1:6:501:U:O4'	2.22	0.58
47:M0:3:ARG:NH2	36:5:2854:U:OP2	290.96	0.58
14:C2:50:LYS:O	14:C2:54:ARG:HG2	2.04	0.58
14:C2:54:ARG:O	14:C2:85:LYS:NZ	2.35	0.58
36:1:1901:A:H5''	36:1:1902:G:OP2	2.04	0.58
51:M5:150:TRP:CH2	51:M5:151:ILE:HD12	4.56	0.58
75:O9:3:ALA:O	75:O9:5:LYS:N	5.07	0.58
15:C3:116:ILE:O	15:C3:120:SER:OG	2.22	0.58
47:M0:42:THR:HG23	47:M0:45:GLU:HB2	2.31	0.58
1:2:1022:C:O2'	1:2:1125:A:N1	2.34	0.58
36:1:1144:U:OP1	36:1:1367:G:O2'	2.18	0.58
38:4:62:C:O2	86:4:229:OHX:N5	2.37	0.58
37:3:80:G:OP2	86:3:224:OHX:N6	2.37	0.58
1:2:1427:A:OP2	35:SM:93:ARG:NH1	2.36	0.58
58:N2:104:ARG:NH2	36:5:1758:G:H5'	119.93	0.58
67:O1:78:LYS:HG2	67:O1:79:ARG:HH21	1.69	0.58
54:M8:33:TYR:HA	54:M8:36:LEU:HB2	1.86	0.58
11:S9:113:VAL:HG21	11:S9:134:ILE:HG21	3.82	0.57
36:1:120:G:N2	45:L8:126:SER:HB2	2.19	0.57
1:2:190:C:N4	1:2:196:G:O6	2.37	0.57
42:L5:279:LYS:HD3	42:L5:282:ARG:HH22	5.62	0.57
66:O0:30:THR:HG21	66:O0:89:VAL:HG22	2.97	0.57
36:1:1420:C:OP2	41:L4:193:LYS:NZ	2.23	0.57
1:2:1370:U:H4'	1:2:1371:A:O5'	2.03	0.57
69:O3:71:VAL:HA	69:O3:83:ALA:HB2	1.85	0.57

Continued on next page...

Continued from previous page...

Atom-1	Atom-2	Interatomic distance (Å)	Clash overlap (Å)
44:L7:214:TRP:CE2	44:L7:219:LYS:HD2	2.39	0.57
36:1:1321:G:O3'	56:N0:117:ARG:NH2	2.37	0.57
15:C3:16:ILE:HD12	1:6:959:U:H4'	347.47	0.57
4:S2:225:LEU:HD13	24:D2:68:ARG:HA	1.84	0.57
4:S2:106:ASP:OD1	4:S2:107:SER:N	2.52	0.57
73:O7:72:ARG:NH1	38:8:95:G:OP2	52.41	0.57
41:L4:35:VAL:HG21	41:L4:244:LEU:HD21	1.84	0.57
43:L6:13:GLU:OE2	68:O2:91:THR:HB	4.71	0.57
44:L7:132:PRO:HA	44:L7:229:PHE:CD2	2.68	0.57
1:6:607:G:H5'	1:6:613:G:N2	2.17	0.57
1:6:250:C:H2'	1:6:251:A:C8	2.39	0.57
36:5:350:C:N3	36:5:368:G:H5'	2.18	0.57
36:1:53:G:OP1	73:O7:48:ASN:HB2	2.04	0.57
11:S9:58:ASP:O	11:S9:61:THR:OG1	4.01	0.57
36:1:1355:A:H4'	36:1:1356:U:O5'	2.03	0.57
39:L2:137:ILE:HG12	39:L2:147:ARG:HG3	4.19	0.57
1:2:992:A:H2	1:2:1012:U:H3	1.48	0.57
46:L9:105:GLU:OE2	46:L9:108:GLY:HA2	2.04	0.57
5:S3:8:LYS:HG2	22:D0:63:LEU:HD21	2.55	0.57
11:S9:114:TYR:HA	11:S9:119:ALA:HB3	1.86	0.57
20:C8:99:HIS:HD2	20:C8:101:LEU:HD21	1.69	0.57
9:S7:132:PRO:O	9:S7:133:THR:OG1	4.86	0.57
1:2:1489:U:OP2	5:S3:9:ARG:NH2	2.38	0.57
58:N2:50:LEU:HB3	58:N2:54:VAL:HG23	1.87	0.57
54:M8:93:ILE:HG23	36:5:784:A:C6	149.55	0.57
54:M8:96:PHE:CG	54:M8:97:PRO:HD2	2.48	0.57
41:L4:271:LYS:HB2	41:L4:274:TYR:HB2	2.31	0.57
15:C3:15:ALA:O	1:6:959:U:H5''	352.06	0.57
1:2:1208:A:H5'	1:2:1209:C:OP2	2.04	0.57
49:M3:18:TRP:C	49:M3:20:GLU:H	2.08	0.57
86:1:4194:OHX:N4	86:O1:202:OHX:N3	2.52	0.57
8:S6:164:LYS:N	8:S6:167:LYS:O	2.31	0.57
55:M9:143:ILE:HG12	36:5:2093:A:P	251.99	0.57
11:S9:123:HIS:CE1	32:E0:37:ARG:HD2	3.65	0.57
32:E0:37:ARG:NH1	1:6:478:A:OP1	441.12	0.57
1:2:1761:U:O2'	1:2:1762:A:OP2	2.20	0.57
40:L3:88:GLY:O	40:L3:161:LEU:N	2.52	0.57
36:5:2115:G:H22	36:5:2120:A:H1'	1.69	0.57
5:S3:166:ASP:O	5:S3:190:ARG:NH2	2.82	0.57
36:1:3269:U:H5'	36:1:3269:U:O2	2.05	0.57
1:6:489:C:O2'	1:6:490:C:O5'	2.22	0.57

Continued on next page...

Continued from previous page...

Atom-1	Atom-2	Interatomic distance (Å)	Clash overlap (Å)
36:5:1228:C:H2'	36:5:1229:G:C8	2.38	0.57
8:S6:185:GLN:HA	8:S6:188:ARG:NH1	2.19	0.57
67:O1:44:MET:O	67:O1:46:THR:HG22	4.14	0.57
36:1:824:C:H2'	36:1:825:U:C6	2.39	0.57
41:L4:5:GLN:HE22	41:L4:21:PRO:HB3	1.69	0.57
28:D6:46:GLU:HG2	28:D6:49:ALA:HB2	1.85	0.57
1:2:647:G:H2'	1:2:648:G:H8	1.69	0.57
1:6:484:C:N4	1:6:503:G:H22	2.02	0.57
36:5:438:A:H2'	36:5:494:G:N2	2.19	0.57
72:O6:54:GLU:O	72:O6:58:ILE:HG23	2.05	0.57
11:S9:163:PRO:HG2	11:S9:164:PHE:HD2	1.70	0.57
36:1:1844:C:O2	73:O7:9:GLY:HA2	2.03	0.57
36:5:3191:G:O6	86:5:4139:OHX:N6	2.37	0.57
66:O0:31:VAL:HA	66:O0:34:LEU:HB2	1.86	0.57
36:1:646:A:H2'	36:1:647:A:O4'	2.04	0.57
78:Q2:99:GLN:HG2	78:Q2:100:LYS:H	1.70	0.57
10:S8:140:GLU:HA	10:S8:143:TRP:HB2	3.12	0.57
42:L5:9:SER:OG	42:L5:10:SER:N	2.36	0.57
46:L9:20:ILE:HD12	46:L9:45:PHE:CD1	2.39	0.57
11:S9:17:ARG:O	11:S9:23:ARG:NH2	2.37	0.57
36:1:582:G:O6	86:1:4169:OHX:N2	2.37	0.57
70:O4:56:THR:O	70:O4:56:THR:OG1	2.17	0.57
8:S6:171:LYS:HZ3	1:6:68:A:P	349.40	0.57
8:S6:137:ARG:O	8:S6:141:ILE:HD12	2.52	0.57
1:2:186:C:H3'	1:2:187:G:H8	1.70	0.57
51:M5:65:ARG:HG2	51:M5:127:TYR:CD1	2.39	0.57
18:C6:14:LYS:HE2	1:6:1584:G:N7	396.48	0.57
51:M5:21:PHE:HD2	51:M5:22:LEU:HD13	2.26	0.57
8:S6:122:GLU:O	8:S6:124:LEU:N	2.63	0.57
76:Q0:110:CYS:SG	76:Q0:111:ARG:N	3.16	0.57
1:2:321:C:N4	1:2:1667:A:OP1	2.37	0.57
75:O9:6:SER:OG	75:O9:9:ILE:HG12	2.05	0.57
1:2:1383:G:H1'	22:D0:57:ARG:NH1	2.20	0.57
14:C2:50:LYS:NZ	33:E1:129:GLY:O	2.25	0.57
36:1:1362:G:H4'	44:L7:159:GLN:O	2.05	0.57
12:C0:41:TYR:O	12:C0:45:ALA:N	2.91	0.57
8:S6:158:ILE:HG23	60:N4:85:ALA:HB2	2.83	0.57
57:N1:129:LYS:HB2	36:5:1098:A:O5'	252.25	0.57
51:M5:4:TYR:OH	36:5:148:G:OP2	110.18	0.57
15:C3:88:LEU:HG	15:C3:125:LEU:HD13	2.50	0.57
36:1:1874:A:OP2	55:M9:20:ARG:NH1	2.35	0.57

Continued on next page...

Continued from previous page...

Atom-1	Atom-2	Interatomic distance (Å)	Clash overlap (Å)
49:M3:135:ALA:O	49:M3:136:GLU:HB3	2.04	0.57
36:5:2362:C:H42	36:5:2376:G:H1	1.50	0.57
18:C6:143:ARG:NH1	1:6:1191:U:H5'	350.58	0.57
39:L2:230:VAL:HG21	36:5:2424:A:N1	183.70	0.57
78:Q2:47:GLN:NE2	78:Q2:53:GLN:OE1	2.78	0.57
47:M0:117:GLY:O	86:M0:304:OHX:N3	2.37	0.57
38:4:58:G:N7	73:O7:63:ARG:NH1	2.50	0.57
36:5:731:U:H2'	36:5:732:C:C6	2.40	0.57
1:6:922:G:H2'	1:6:923:A:H8	1.70	0.57
5:S3:179:GLN:O	5:S3:179:GLN:NE2	2.36	0.57
25:D3:14:LYS:HE3	25:D3:18:HIS:CE1	4.21	0.57
25:D3:14:LYS:HZ1	1:6:1105:C:P	326.03	0.57
48:M1:93:ASP:O	48:M1:156:LYS:NZ	2.26	0.57
11:S9:34:PHE:HD1	11:S9:111:THR:HG21	1.69	0.57
11:S9:126:ARG:HA	11:S9:129:ILE:HD12	3.32	0.57
22:D0:96:PRO:O	22:D0:100:VAL:HG23	2.26	0.57
66:O0:53:LYS:HZ2	66:O0:69:TYR:HE2	4.34	0.57
9:S7:114:ARG:O	9:S7:117:THR:HB	3.43	0.57
36:5:1152:G:N2	36:5:1200:A:H61	2.02	0.57
34:SR:13:LEU:HD12	34:SR:310:ILE:HG21	2.21	0.57
36:1:911:C:H42	39:L2:3:ARG:HD3	1.70	0.57
59:N3:33:ASN:HD21	59:N3:63:LYS:N	2.02	0.57
47:M0:98:ARG:HB3	47:M0:120:GLY:HA3	2.72	0.57
36:1:3316:A:OP1	36:1:3318:G:N2	2.38	0.57
5:S3:103:GLU:HG3	5:S3:107:PHE:CE2	3.55	0.57
44:L7:24:GLU:O	44:L7:26:VAL:N	2.33	0.57
1:2:1788:G:P	16:C4:127:ARG:HH12	2.27	0.57
18:C6:24:ALA:HB2	18:C6:92:TYR:OH	2.05	0.57
36:5:869:G:N2	36:5:890:C:O2	2.37	0.57
41:L4:10:SER:OG	41:L4:13:GLY:O	2.16	0.57
42:L5:88:ILE:HD12	42:L5:240:TYR:CE1	4.39	0.57
39:L2:104:LEU:O	39:L2:107:VAL:HG22	3.44	0.57
36:1:2725:U:H5''	36:1:2726:C:OP2	2.04	0.57
1:6:1175:U:H2'	1:6:1176:G:C8	2.40	0.57
55:M9:125:LYS:NZ	36:5:1720:U:O4	241.50	0.57
1:6:846:G:H2'	1:6:847:A:O4'	2.05	0.57
1:6:45:U:H5''	1:6:46:A:OP2	2.05	0.57
21:C9:86:ARG:HB2	21:C9:89:ARG:HG3	3.83	0.57
78:Q2:38:GLN:NE2	78:Q2:38:GLN:HA	2.54	0.57
1:2:761:G:OP1	11:S9:54:ARG:NH1	2.38	0.57
19:C7:13:SER:HA	19:C7:54:THR:HG22	2.36	0.57

Continued on next page...

Continued from previous page...

Atom-1	Atom-2	Interatomic distance (Å)	Clash overlap (Å)
18:C6:115:THR:O	18:C6:117:LEU:N	3.41	0.57
36:5:2254:U:H2'	36:5:2261:G:N2	2.18	0.57
1:6:484:C:H42	1:6:503:G:N2	2.01	0.57
7:S5:103:ASN:OD1	1:6:1473:U:O2'	357.94	0.57
70:O4:91:ARG:HG3	70:O4:95:ILE:HD13	1.87	0.57
1:6:831:U:O2'	1:6:832:U:H5'	2.05	0.57
45:L8:241:LYS:HD3	36:5:2586:G:C8	184.17	0.57
1:2:560:U:H2'	1:2:561:G:C8	2.39	0.57
4:S2:127:ALA:O	4:S2:131:ILE:HG13	2.04	0.57
39:L2:159:SER:O	39:L2:161:ASP:N	2.79	0.57
63:N7:42:LEU:HD23	63:N7:96:VAL:HG12	3.54	0.57
41:L4:221:ASN:ND2	36:5:211:A:H5''	80.04	0.57
5:S3:104:SER:OG	5:S3:105:MET:N	2.37	0.57
1:2:1424:A:H1'	4:S2:92:ALA:HB1	1.85	0.57
36:1:2303:A:P	77:Q1:23:ARG:HH22	2.27	0.57
1:2:333:A:H5'	10:S8:48:THR:HB	1.87	0.57
36:5:422:A:C2	36:5:2363:A:H4'	2.40	0.57
24:D2:82:LYS:O	24:D2:84:GLY:N	2.30	0.57
17:C5:64:LYS:HA	17:C5:73:PRO:HB3	1.85	0.57
36:1:1716:U:O2'	36:1:1717:U:H4'	2.04	0.57
36:5:2897:A:H2'	36:5:2899:C:H5''	1.87	0.57
9:S7:153:LEU:HD22	9:S7:184:GLU:HB3	1.86	0.57
7:S5:98:MET:HE1	7:S5:105:GLY:HA2	1.86	0.57
1:2:1165:G:C6	1:2:1166:A:C6	2.93	0.57
2:S0:41:ARG:NE	2:S0:45:VAL:HB	2.09	0.57
1:2:52:U:H2'	1:2:53:G:C8	2.40	0.57
35:SM:73:SER:OG	35:SM:74:LYS:N	2.37	0.57
22:D0:25:THR:HB	22:D0:115:GLU:HG2	5.14	0.57
34:SR:5:GLU:HA	34:SR:317:THR:HA	2.73	0.57
41:L4:16:THR:HG22	41:L4:18:ASN:H	1.69	0.57
19:C7:35:CYS:O	19:C7:39:ALA:N	2.34	0.57
15:C3:67:THR:O	15:C3:69:ASN:N	2.32	0.57
1:6:492:A:H2'	1:6:493:U:H5''	1.85	0.57
39:L2:65:ASP:OD2	39:L2:68:LYS:N	3.08	0.57
1:2:782:U:H5''	1:2:783:G:H5''	1.86	0.57
45:L8:226:TYR:O	45:L8:229:VAL:N	2.37	0.57
33:E1:109:ASP:HB2	33:E1:113:LYS:HG2	1.87	0.57
56:N0:52:LYS:NZ	37:7:101:G:OP2	281.44	0.57
1:2:806:A:N6	9:S7:104:ARG:HH22	2.03	0.57
36:1:2384:A:N1	52:M6:96:LYS:HE2	2.19	0.57
6:S4:252:ARG:HA	6:S4:255:ARG:HG3	5.29	0.57

Continued on next page...

Continued from previous page...

Atom-1	Atom-2	Interatomic distance (Å)	Clash overlap (Å)
71:O5:49:LYS:HE3	71:O5:49:LYS:HA	1.87	0.57
36:1:213:A:H2'	62:N6:10:SER:HB3	1.86	0.57
1:2:1677:C:H2'	1:2:1678:A:O4'	2.05	0.57
36:1:3049:A:C2	40:L3:75:ALA:HB2	2.40	0.57
30:D8:36:THR:OG1	30:D8:37:SER:N	2.36	0.57
54:M8:26:LEU:HD23	54:M8:29:LEU:HD12	3.29	0.57
28:D6:87:ARG:CZ	28:D6:92:ARG:HA	2.78	0.57
51:M5:98:LEU:HD22	51:M5:128:LYS:NZ	5.31	0.57
51:M5:45:PRO:O	51:M5:49:ARG:HB3	2.05	0.57
62:N6:115:ARG:O	62:N6:119:ILE:HG13	2.25	0.57
36:1:2532:U:H3	36:1:2547:A:N6	2.02	0.57
52:M6:15:LEU:HD12	52:M6:125:ARG:HA	2.67	0.57
29:D7:49:HIS:CE1	29:D7:70:LYS:HG2	2.86	0.57
40:L3:81:THR:HG22	40:L3:321:PHE:HA	4.41	0.57
1:2:1773:C:H2'	1:2:1774:G:C8	2.39	0.57
36:5:1200:A:H5'	36:5:1201:C:O5'	2.05	0.57
60:N4:6:ASP:OD2	60:N4:7:SER:N	2.38	0.57
45:L8:130:TYR:CD1	45:L8:202:GLU:HB3	2.39	0.57
36:1:1103:A:OP2	36:1:1103:A:H4'	2.03	0.57
44:L7:94:LYS:NZ	36:5:1155:C:OP1	233.73	0.57
58:N2:94:ARG:HG2	58:N2:96:VAL:HG22	5.50	0.57
22:D0:44:ASN:OD1	22:D0:102:ARG:NH2	6.81	0.57
20:C8:30:TYR:CE2	20:C8:40:ARG:HD2	2.58	0.57
8:S6:180:THR:HG22	8:S6:181:PRO:HD2	1.87	0.57
22:D0:82:TYR:HB3	31:D9:52:PHE:HB3	2.42	0.57
55:M9:186:LYS:HG2	55:M9:187:GLU:HG3	1.87	0.57
45:L8:121:SER:O	45:L8:123:GLN:N	2.46	0.57
1:6:1213:G:O2'	1:6:1244:A:N6	2.23	0.57
1:6:1282:U:OP1	86:6:2137:OHX:N4	2.38	0.57
36:1:610:G:O6	41:L4:309:ARG:NH2	2.38	0.57
20:C8:53:ASP:OD2	20:C8:55:HIS:HB2	3.46	0.57
13:C1:37:ASN:HA	13:C1:44:THR:HG21	1.85	0.57
2:S0:26:ALA:HB3	2:S0:149:LEU:HB2	2.29	0.57
36:1:2824:G:O6	86:1:3897:OHX:N4	2.37	0.57
24:D2:3:ARG:NH1	24:D2:9:ASP:OD2	3.83	0.57
34:SR:115:ILE:HD12	34:SR:122:ILE:HG12	1.85	0.57
36:1:2656:A:C8	36:1:2658:G:C8	2.93	0.57
36:1:2157:G:O6	39:L2:152:SER:N	2.38	0.57
3:S1:128:LYS:HG3	3:S1:134:VAL:HG22	1.86	0.57
2:S0:164:ASN:HA	2:S0:170:ILE:HD11	1.87	0.57
36:1:3200:G:C6	36:1:3201:C:C4	2.92	0.57

Continued on next page...

Continued from previous page...

Atom-1	Atom-2	Interatomic distance (Å)	Clash overlap (Å)
36:1:1363:A:OP2	86:1:4040:OHX:N6	2.38	0.57
39:L2:105:GLY:HA3	39:L2:160:SER:HB3	2.49	0.57
67:O1:10:ARG:HG2	67:O1:108:VAL:HA	1.86	0.57
67:O1:83:GLU:OE2	86:O1:202:OHX:N4	2.37	0.57
36:5:1952:G:H1	36:5:2094:C:H42	1.51	0.57
8:S6:154:ARG:HD3	1:6:78:A:C8	341.42	0.57
38:4:57:C:N4	73:O7:63:ARG:HH11	2.03	0.57
1:2:1366:U:OP1	18:C6:30:LYS:HD2	2.05	0.57
36:5:252:U:H4'	36:5:253:A:H5''	1.87	0.57
63:N7:73:LYS:HE3	36:5:1637:A:OP1	211.02	0.57
65:N9:3:LYS:HE3	36:5:2618:G:O4'	228.52	0.57
36:1:3028:G:H2'	36:1:3029:A:O4'	2.04	0.57
36:5:3279:A:H2'	36:5:3280:U:H5'	1.86	0.57
1:6:926:A:H2'	1:6:927:C:C6	2.40	0.57
36:5:1581:C:OP2	36:5:1581:C:H4'	2.04	0.57
1:2:55:A:H4'	1:2:459:G:OP1	2.05	0.57
36:1:56:G:H2'	36:1:57:A:H5''	1.87	0.57
1:2:826:U:H2'	1:2:827:C:C6	2.40	0.57
36:1:1016:C:H1'	36:1:1028:U:C2	2.40	0.57
43:L6:31:ARG:NH1	69:O3:107:ILE:O	2.38	0.57
25:D3:6:PRO:HD2	25:D3:15:LEU:HD21	1.87	0.57
22:D0:70:THR:HG23	1:6:1280:C:O2'	389.35	0.57
36:1:1240:A:H3'	36:1:1241:U:C5'	2.35	0.57
41:L4:142:VAL:O	41:L4:144:LYS:N	2.37	0.57
42:L5:244:HIS:O	42:L5:248:ARG:HG3	2.05	0.57
21:C9:61:VAL:HG21	21:C9:104:VAL:HG11	1.86	0.57
49:M3:76:THR:HG22	49:M3:101:ARG:HB3	1.87	0.57
2:S0:163:ASN:HB3	2:S0:169:SER:OG	3.34	0.57
29:D7:47:PHE:HE1	29:D7:49:HIS:HB2	1.70	0.57
6:S4:68:ARG:HD3	6:S4:76:VAL:HG11	2.50	0.57
1:2:1475:A:H2'	1:2:1476:C:O4'	2.04	0.57
40:L3:79:VAL:HG22	40:L3:81:THR:OG1	2.05	0.57
36:5:2689:A:C8	36:5:2702:A:C6	2.92	0.57
59:N3:13:ILE:HG12	59:N3:53:SER:HB2	1.86	0.57
26:D4:88:THR:O	26:D4:92:VAL:HG22	3.85	0.57
40:L3:159:ARG:HD3	40:L3:180:GLU:HB3	1.84	0.57
70:O4:105:VAL:HG12	70:O4:106:LYS:HG2	1.86	0.57
36:5:789:A:H2'	36:5:790:U:C6	2.40	0.57
47:M0:12:GLN:NE2	47:M0:128:ARG:HG2	2.20	0.57
76:Q0:93:LYS:HD2	76:Q0:102:ARG:HG2	1.87	0.57
45:L8:195:SER:O	45:L8:197:VAL:N	2.70	0.57

Continued on next page...

Continued from previous page...

Atom-1	Atom-2	Interatomic distance (Å)	Clash overlap (Å)
33:E1:108:VAL:HB	33:E1:114:VAL:HG22	1.86	0.57
58:N2:23:THR:HA	58:N2:28:PHE:HB3	1.86	0.57
16:C4:48:VAL:HG22	16:C4:49:LYS:H	1.99	0.57
11:S9:125:ALA:HA	11:S9:128:LEU:HD12	3.75	0.57
1:2:491:C:N3	1:2:496:G:N2	2.50	0.57
1:2:717:C:H2'	1:2:718:U:H5''	1.85	0.57
36:1:1506:A:H1'	36:1:1848:G:O6	2.05	0.57
63:N7:12:VAL:HB	63:N7:81:LEU:HB3	3.79	0.57
49:M3:159:VAL:HB	64:N8:96:LYS:HG2	1.86	0.57
17:C5:129:GLY:HA3	35:SM:74:LYS:HG2	4.85	0.56
7:S5:90:ILE:O	7:S5:94:THR:HG23	2.51	0.56
49:M3:167:PHE:CE1	64:N8:132:LYS:HB2	2.40	0.56
45:L8:108:ARG:O	45:L8:112:GLU:HG2	2.05	0.56
39:L2:204:MET:HB2	39:L2:208:ASP:HB2	1.86	0.56
42:L5:106:ALA:O	42:L5:110:LEU:HD22	3.60	0.56
21:C9:31:PRO:HG3	21:C9:103:LYS:HD3	1.87	0.56
18:C6:113:ASP:O	18:C6:114:ARG:HB2	2.03	0.56
36:1:2800:G:O6	64:N8:42:ARG:NH2	2.37	0.56
7:S5:84:LYS:NZ	1:6:1614:A:OP2	366.89	0.56
5:S3:91:VAL:O	5:S3:93:ASP:N	3.27	0.56
11:S9:60:LEU:HD21	11:S9:93:LEU:HG	1.85	0.56
36:1:2107:A:C2	36:1:3344:A:H8	2.23	0.56
36:1:3085:G:H5''	36:1:3086:A:OP1	2.05	0.56
44:L7:127:LEU:HD13	44:L7:136:TYR:CE2	4.14	0.56
15:C3:114:ARG:HG3	1:6:952:A:O2'	299.75	0.56
43:L6:154:LEU:HD23	43:L6:157:GLN:HB2	1.85	0.56
34:SR:81:LEU:HD23	34:SR:91:LEU:HA	2.43	0.56
1:2:416:A:H4'	1:2:417:A:OP2	2.04	0.56
1:2:1002:G:H22	1:2:1761:U:P	2.27	0.56
36:5:1060:U:H2'	36:5:1061:A:C8	2.40	0.56
38:4:52:A:H4'	75:O9:19:GLN:HA	1.87	0.56
1:6:328:A:H2'	1:6:329:G:C8	2.40	0.56
36:1:716:A:N6	64:N8:117:ARG:HG3	2.19	0.56
36:5:2775:U:H2'	36:5:2776:C:H6	1.69	0.56
1:6:43:A:O2'	1:6:99:C:OP1	2.20	0.56
43:L6:46:ARG:HH11	43:L6:46:ARG:CG	2.91	0.56
43:L6:46:ARG:HH11	43:L6:46:ARG:HG3	2.95	0.56
1:2:306:U:H2'	1:2:307:G:C8	2.40	0.56
42:L5:265:TYR:CE1	37:7:121:U:H5''	315.16	0.56
8:S6:200:ALA:O	8:S6:203:GLU:N	2.81	0.56
1:6:1042:G:N2	1:6:1077:C:O2	2.38	0.56

Continued on next page...

Continued from previous page...

Atom-1	Atom-2	Interatomic distance (Å)	Clash overlap (Å)
2:S0:60:ALA:O	2:S0:64:ILE:HG13	2.41	0.56
64:N8:94:ALA:CB	64:N8:121:VAL:HG13	2.35	0.56
79:Q3:49:ARG:CD	79:Q3:50:GLY:H	2.18	0.56
28:D6:44:ILE:HD13	28:D6:65:PRO:HG2	4.25	0.56
59:N3:44:SER:HB3	36:5:2916:U:H1'	262.49	0.56
53:M7:32:THR:HG21	53:M7:87:SER:HB3	1.86	0.56
7:S5:109:LYS:HE2	1:6:1473:U:H4'	362.45	0.56
25:D3:83:VAL:HG21	25:D3:122:PHE:CE2	4.52	0.56
41:L4:206:LEU:HD12	41:L4:248:VAL:HG22	2.02	0.56
50:M4:77:ARG:NH1	36:5:562:C:OP2	345.98	0.56
48:M1:11:ASP:O	48:M1:12:LEU:HB3	4.58	0.56
36:5:917:A:OP2	86:5:4209:OHX:N1	2.38	0.56
40:L3:123:TYR:CZ	40:L3:124:LYS:HG3	2.40	0.56
43:L6:169:ASP:HB3	43:L6:174:LEU:HD11	2.69	0.56
39:L2:211:HIS:CD2	39:L2:219:ILE:HG23	3.46	0.56
10:S8:171:SER:OG	10:S8:180:ASP:N	2.28	0.56
44:L7:229:PHE:HD1	44:L7:229:PHE:C	2.52	0.56
36:5:252:U:H4'	36:5:253:A:C5'	2.35	0.56
38:4:52:A:H61	75:O9:35:ILE:HD12	1.70	0.56
1:6:696:C:H4'	1:6:697:C:C6	2.40	0.56
1:2:485:A:H2'	1:2:486:G:O4'	2.05	0.56
1:6:1724:U:O4	86:6:2091:OHX:N5	2.38	0.56
20:C8:26:ILE:HG12	20:C8:31:ALA:HB2	3.65	0.56
36:5:2882:U:H2'	36:5:2883:U:C6	2.40	0.56
36:5:1668:G:C6	36:5:1669:C:C4	2.93	0.56
36:5:3264:G:N2	36:5:3265:C:H1'	2.20	0.56
36:5:228:U:OP2	86:5:4128:OHX:N2	2.38	0.56
41:L4:234:ASN:OD1	41:L4:236:LEU:N	3.45	0.56
4:S2:157:LYS:HG2	4:S2:170:ILE:HG23	3.19	0.56
7:S5:33:VAL:HG13	7:S5:37:GLN:OE1	3.08	0.56
51:M5:96:ARG:NH1	51:M5:96:ARG:HG2	2.57	0.56
36:5:760:G:H1'	36:5:770:G:N2	2.21	0.56
14:C2:48:SER:OG	14:C2:120:VAL:O	3.31	0.56
12:C0:32:HIS:HA	12:C0:39:ASN:HD22	4.83	0.56
42:L5:270:LYS:HB3	37:7:1:G:O2'	321.95	0.56
52:M6:12:LYS:HG2	52:M6:40:GLU:HB3	4.26	0.56
36:1:2433:U:H1'	51:M5:125:SER:HB3	1.86	0.56
53:M7:129:THR:HG23	53:M7:139:TYR:HB2	1.86	0.56
7:S5:55:ASP:HB3	7:S5:58:LEU:HD12	1.88	0.56
8:S6:78:THR:HG22	8:S6:79:LYS:H	1.69	0.56
48:M1:26:SER:HB3	48:M1:64:LYS:O	2.05	0.56

Continued on next page...

Continued from previous page...

Atom-1	Atom-2	Interatomic distance (Å)	Clash overlap (Å)
2:S0:124:THR:HG22	2:S0:174:TRP:HE1	2.23	0.56
37:3:62:U:H5''	42:L5:277:LEU:HD22	1.87	0.56
36:1:3309:G:O6	40:L3:21:ARG:NH2	2.38	0.56
40:L3:21:ARG:NH2	36:5:3309:G:O6	198.91	0.56
40:L3:215:ILE:HD13	40:L3:282:ILE:HD11	2.18	0.56
7:S5:208:SER:O	7:S5:210:ALA:N	3.22	0.56
36:1:924:G:OP1	86:1:4140:OHX:N5	2.38	0.56
1:2:514:G:O2'	1:2:515:A:H5'	2.06	0.56
60:N4:4:GLU:HG2	60:N4:30:ARG:HD2	1.87	0.56
1:6:151:G:H22	1:6:163:G:N2	2.03	0.56
8:S6:13:GLN:CD	1:6:151:G:H21	311.76	0.56
33:E1:127:GLY:O	33:E1:129:GLY:N	2.37	0.56
36:1:3327:G:C2	36:1:3328:G:C8	2.94	0.56
36:5:956:U:H2'	36:5:957:C:C6	2.40	0.56
63:N7:88:ASP:OD1	63:N7:89:VAL:N	2.39	0.56
73:O7:76:ASN:ND2	38:8:95:G:OP1	46.62	0.56
73:O7:76:ASN:O	73:O7:79:GLN:HG3	2.19	0.56
79:Q3:56:THR:HA	79:Q3:63:THR:HA	1.87	0.56
47:M0:206:LEU:HD22	37:7:64:A:O5'	343.49	0.56
1:2:218:A:O2'	1:2:219:A:OP1	2.20	0.56
44:L7:166:ASN:OD1	44:L7:181:ILE:N	2.39	0.56
20:C8:88:ARG:NH1	20:C8:112:ASP:OD2	3.57	0.56
1:2:260:U:H3'	1:2:261:U:H5''	1.87	0.56
13:C1:29:LYS:O	13:C1:31:THR:N	2.35	0.56
86:5:4014:OHX:N5	86:5:4212:OHX:N2	2.53	0.56
36:1:3050:U:OP2	86:1:4178:OHX:N2	2.39	0.56
45:L8:117:ALA:HB1	36:5:252:U:H5'	66.76	0.56
1:2:1:U:O2	1:2:369:A:H2'	2.04	0.56
16:C4:15:GLY:N	16:C4:78:ALA:O	2.39	0.56
73:O7:3:LYS:HG2	36:5:2138:A:O2'	173.00	0.56
46:L9:92:TYR:CG	46:L9:142:ASP:HB3	2.97	0.56
53:M7:110:THR:OG1	53:M7:111:LYS:N	2.37	0.56
1:2:1327:C:C2	1:2:1328:G:C8	2.93	0.56
36:1:578:A:H2'	41:L4:334:PHE:HD2	1.70	0.56
1:6:699:U:O4	86:6:2073:OHX:N1	2.37	0.56
36:5:434:U:O5'	36:5:434:U:H6	1.88	0.56
1:2:572:C:H5''	25:D3:109:ARG:NH2	2.20	0.56
36:1:2163:C:O2	36:1:2171:G:N2	2.30	0.56
6:S4:18:TRP:HE3	6:S4:20:LEU:HD11	1.70	0.56
19:C7:104:ASN:O	19:C7:106:THR:N	3.12	0.56
36:1:2244:A:H5''	39:L2:243:THR:OG1	2.05	0.56

Continued on next page...

Continued from previous page...

Atom-1	Atom-2	Interatomic distance (Å)	Clash overlap (Å)
39:L2:242:ARG:NH1	39:L2:244:GLY:O	2.33	0.56
70:O4:42:PRO:HD3	70:O4:56:THR:HG22	3.29	0.56
11:S9:109:LEU:HD13	11:S9:129:ILE:HD13	1.88	0.56
36:1:1306:G:C6	52:M6:62:THR:HA	2.40	0.56
8:S6:139:ASN:HA	8:S6:142:ARG:HB2	2.35	0.56
53:M7:67:ILE:CG2	53:M7:80:LYS:HB3	2.35	0.56
3:S1:169:SER:O	3:S1:173:THR:OG1	2.24	0.56
50:M4:119:GLN:O	50:M4:123:LEU:HG	3.17	0.56
1:6:484:C:H42	1:6:503:G:H1	1.54	0.56
1:2:1337:A:H5'	1:2:1338:C:OP2	2.06	0.56
1:6:1657:U:H4'	1:6:1658:G:OP2	2.06	0.56
78:Q2:55:LYS:HD2	78:Q2:56:PRO:HD3	1.87	0.56
26:D4:5:VAL:HG12	26:D4:6:THR:H	1.70	0.56
36:1:2107:A:H2	36:1:3344:A:H8	1.54	0.56
64:N8:6:THR:HG23	64:N8:8:THR:HG23	1.87	0.56
58:N2:21:SER:HB3	58:N2:107:PHE:HB2	3.58	0.56
9:S7:137:GLY:HA2	15:C3:18:TYR:CZ	2.40	0.56
68:O2:79:VAL:HG13	68:O2:111:ARG:HG2	2.73	0.56
36:1:1729:A:OP1	66:O0:88:GLY:N	2.38	0.56
36:1:2167:A:H8	36:1:2167:A:O5'	1.89	0.56
1:6:1725:U:H2'	1:6:1726:G:O4'	2.06	0.56
69:O3:49:ILE:O	69:O3:69:GLY:N	2.38	0.56
1:2:17:C:H2'	1:2:18:C:C6	2.39	0.56
52:M6:56:ASP:HA	52:M6:59:ARG:HD2	3.21	0.56
36:5:1506:A:H1'	36:5:1848:G:O6	2.05	0.56
70:O4:84:CYS:O	70:O4:88:ARG:HB3	2.06	0.56
52:M6:115:LYS:O	52:M6:117:ARG:NH1	2.39	0.56
28:D6:82:ARG:HB2	28:D6:85:ARG:NE	9.34	0.56
48:M1:92:ARG:HB2	48:M1:94:ARG:HG2	1.88	0.56
1:2:1228:G:P	14:C2:119:SER:HB3	2.45	0.56
11:S9:107:ARG:HH22	11:S9:153:GLU:HG3	4.00	0.56
36:1:1095:U:C2	57:N1:127:GLN:HG2	2.41	0.56
26:D4:29:HIS:CE1	26:D4:34:ASN:H	2.23	0.56
24:D2:103:ILE:HA	24:D2:112:ASP:HA	2.11	0.56
36:1:2339:C:P	59:N3:48:ARG:HG3	2.46	0.56
46:L9:48:VAL:HG11	46:L9:52:LEU:HD13	1.87	0.56
34:SR:70:ASP:HB3	34:SR:113:VAL:HG12	3.06	0.56
18:C6:113:ASP:OD2	18:C6:116:LEU:N	2.34	0.56
9:S7:114:ARG:NH2	1:6:637:C:O2	352.96	0.56
2:S0:139:VAL:HG23	4:S2:62:PRO:HG3	2.01	0.56
15:C3:55:ARG:HD3	29:D7:47:PHE:CG	2.41	0.56

Continued on next page...

Continued from previous page...

Atom-1	Atom-2	Interatomic distance (Å)	Clash overlap (Å)
69:O3:88:ASN:N	69:O3:88:ASN:OD1	2.37	0.56
19:C7:31:ASN:HD21	19:C7:55:THR:HG22	3.78	0.56
40:L3:65:SER:O	40:L3:67:PHE:N	2.72	0.56
19:C7:41:ILE:HG12	19:C7:50:ILE:HD12	1.87	0.56
36:5:563:U:H2'	36:5:564:G:H8	1.70	0.56
1:6:158:U:O4	1:6:420:A:H4'	2.06	0.56
1:6:621:A:HO2'	1:6:1106:U:HO2'	1.53	0.56
64:N8:74:ASN:CG	64:N8:115:LYS:HB2	2.26	0.56
1:2:1660:A:H2'	1:2:1661:U:C6	2.41	0.56
46:L9:43:VAL:HG23	46:L9:57:VAL:HG23	5.91	0.56
69:O3:8:TYR:HB2	69:O3:100:ILE:O	2.05	0.56
6:S4:143:ASP:OD1	6:S4:145:ARG:NE	2.33	0.56
36:5:1249:G:H2'	36:5:1250:G:H8	1.70	0.56
54:M8:67:ILE:HG12	54:M8:81:VAL:HG21	1.86	0.56
35:SM:37:VAL:HG12	35:SM:38:PRO:O	2.06	0.56
36:1:321:C:H2'	36:1:322:U:H6	1.70	0.56
42:L5:21:ARG:O	42:L5:25:GLU:HG3	2.06	0.56
63:N7:11:ALA:HB1	63:N7:80:LEU:HD22	2.88	0.56
64:N8:125:VAL:HG21	64:N8:138:ILE:HD13	2.47	0.56
36:5:1021:G:O6	36:5:1030:A:N6	2.39	0.56
69:O3:38:PRO:HG2	69:O3:39:GLN:OE1	4.27	0.56
24:D2:22:LYS:HA	29:D7:3:LEU:HD22	1.87	0.56
36:5:852:U:O2'	36:5:853:G:H5'	2.05	0.56
17:C5:127:ARG:H	35:SM:71:ASN:HD21	2.89	0.56
21:C9:86:ARG:HG3	21:C9:86:ARG:HH11	1.71	0.56
1:2:1341:A:O2'	34:SR:102:ARG:NH2	2.39	0.56
46:L9:94:TYR:CE2	46:L9:98:PRO:HA	2.71	0.56
3:S1:157:GLN:HB2	3:S1:160:HIS:ND1	2.20	0.56
70:O4:8:ARG:HB2	70:O4:34:HIS:NE2	2.21	0.56
36:1:2107:A:H2	36:1:3344:A:C8	2.23	0.56
47:M0:210:ILE:HA	47:M0:217:PHE:CE2	2.64	0.56
36:1:2320:A:C2	79:Q3:16:VAL:HG12	2.40	0.56
28:D6:38:ARG:HH21	28:D6:83:ILE:HG21	1.71	0.56
34:SR:214:ALA:HB2	34:SR:220:ILE:HG23	1.88	0.56
20:C8:35:ILE:HB	20:C8:38:VAL:HG22	1.86	0.56
23:D1:5:LYS:O	23:D1:7:GLN:N	2.39	0.56
71:O5:49:LYS:NZ	38:8:63:G:O2'	52.27	0.56
36:5:434:U:H2'	36:5:435:C:C6	2.39	0.56
6:S4:18:TRP:HH2	6:S4:31:PRO:HD3	2.04	0.56
47:M0:185:ARG:HH21	47:M0:186:GLU:HG3	1.69	0.56
23:D1:71:ARG:HG2	23:D1:75:ASN:ND2	2.21	0.56

Continued on next page...

Continued from previous page...

Atom-1	Atom-2	Interatomic distance (Å)	Clash overlap (Å)
36:5:883:A:H2'	36:5:921:A:C2	2.41	0.56
25:D3:28:ASN:N	25:D3:28:ASN:OD1	2.33	0.56
6:S4:127:LYS:HA	6:S4:127:LYS:HE2	5.12	0.56
62:N6:18:ALA:O	62:N6:22:ALA:HB2	2.06	0.56
52:M6:195:ALA:O	52:M6:198:GLY:N	2.47	0.56
20:C8:94:ASP:OD1	20:C8:98:TYR:OH	2.12	0.56
28:D6:84:VAL:HG13	28:D6:85:ARG:N	2.20	0.56
28:D6:42:ARG:HH21	28:D6:42:ARG:CB	4.80	0.56
36:1:1612:A:H5''	74:O8:51:LEU:HD23	1.87	0.56
1:2:189:C:H2'	1:2:190:C:H5'	1.87	0.56
50:M4:38:ILE:HD11	56:N0:150:PHE:CE2	2.40	0.56
30:D8:12:VAL:HG22	30:D8:28:VAL:HG11	1.87	0.56
19:C7:5:ARG:NH1	1:6:1402:G:OP2	409.60	0.56
27:D5:93:SER:OG	27:D5:94:LYS:N	2.38	0.56
1:2:1240:U:H2'	1:2:1241:G:H5''	1.86	0.56
41:L4:261:VAL:O	41:L4:271:LYS:HE2	3.13	0.56
36:5:894:G:N2	36:5:1660:C:OP1	2.38	0.56
36:5:1063:G:OP2	36:5:1097:G:H5''	2.06	0.56
46:L9:188:THR:HG22	46:L9:189:GLU:H	4.79	0.56
36:1:3278:C:H2'	36:1:3278:C:O2	2.04	0.56
40:L3:387:LEU:O	86:L3:406:OHX:N4	2.39	0.56
42:L5:61:ILE:HG12	42:L5:79:TYR:CD1	2.41	0.56
36:5:1919:G:N7	86:5:4066:OHX:N4	2.54	0.56
22:D0:22:ILE:HG22	22:D0:93:LEU:HB2	2.07	0.56
1:2:1067:C:H2'	1:2:1068:C:C6	2.41	0.56
36:1:3254:G:O6	86:1:4050:OHX:N5	2.39	0.56
56:N0:141:LYS:HA	56:N0:144:LEU:HD12	1.87	0.56
8:S6:7:TYR:CE1	8:S6:125:THR:HA	3.54	0.56
7:S5:40:ILE:HG12	7:S5:41:LYS:N	2.19	0.56
74:O8:46:ARG:HG3	74:O8:47:GLY:O	2.59	0.56
36:1:999:G:O2'	36:1:1000:C:H5'	2.06	0.56
42:L5:279:LYS:HG2	42:L5:282:ARG:NH1	2.21	0.56
9:S7:13:PRO:HB2	9:S7:14:THR:HB	1.87	0.56
1:6:1316:G:O2'	1:6:1401:A:O2'	2.19	0.56
53:M7:25:SER:HB3	53:M7:28:ASN:HB2	1.87	0.56
4:S2:95:ARG:HB3	4:S2:97:ARG:HD3	1.88	0.56
36:1:1599:G:OP1	86:1:4080:OHX:N5	2.39	0.56
86:5:3935:OHX:N1	86:5:4228:OHX:N3	2.54	0.56
44:L7:89:ILE:HG22	44:L7:219:LYS:HE3	1.87	0.56
36:1:2503:G:H1'	36:1:2504:U:H5	1.70	0.56
36:1:3192:U:O4	86:1:4124:OHX:N1	2.39	0.56

Continued on next page...

Continued from previous page...

Atom-1	Atom-2	Interatomic distance (Å)	Clash overlap (Å)
36:5:2147:A:H2'	36:5:2148:U:O4'	2.06	0.56
56:N0:155:ARG:NH1	36:5:3206:C:O2	310.62	0.56
37:7:28:C:H1'	37:7:55:A:H61	1.71	0.56
25:D3:23:ARG:O	25:D3:26:GLU:HB2	2.06	0.56
20:C8:63:GLN:HA	20:C8:66:LEU:HD12	1.87	0.56
18:C6:83:GLN:HE22	18:C6:119:ALA:HB2	1.70	0.56
1:2:1649:G:N7	86:2:2050:OHX:N1	2.54	0.56
10:S8:84:HIS:HE1	10:S8:86:SER:HB2	1.71	0.56
1:6:345:U:H1'	1:6:346:G:C8	2.41	0.56
7:S5:25:LEU:HD22	7:S5:25:LEU:H	1.71	0.56
79:Q3:44:LYS:HE2	36:5:1727:G:P	233.55	0.56
36:5:345:G:OP1	36:5:1429:G:N1	2.35	0.56
5:S3:101:GLN:HA	5:S3:104:SER:HB3	2.55	0.56
36:1:1721:U:O4	55:M9:128:LYS:NZ	2.38	0.56
44:L7:229:PHE:CD1	44:L7:229:PHE:C	3.01	0.56
79:Q3:86:LEU:O	79:Q3:90:VAL:HG13	5.74	0.56
36:1:3276:G:N7	53:M7:171:ARG:NH1	2.54	0.56
1:6:1232:U:H2'	1:6:1233:G:O4'	2.06	0.56
1:2:396:G:H22	1:2:399:A:H5'	1.71	0.56
1:2:1490:C:H4'	1:2:1491:U:OP1	2.06	0.56
65:N9:49:GLY:HA2	65:N9:52:LYS:HB3	2.77	0.56
41:L4:51:ALA:HB3	38:8:27:U:H4'	109.49	0.56
56:N0:77:VAL:HG11	56:N0:106:LEU:HG	4.47	0.56
4:S2:175:GLY:O	11:S9:53:ARG:NH2	3.12	0.56
52:M6:171:LYS:O	52:M6:174:PHE:HB3	2.73	0.56
36:1:2548:C:OP2	39:L2:93:LYS:NZ	2.38	0.56
1:2:365:G:N7	86:2:2105:OHX:N5	2.53	0.56
36:1:2192:C:O2'	36:1:2312:A:N1	2.29	0.56
1:2:1599:C:O2	86:2:2110:OHX:N1	2.39	0.56
69:O3:21:ARG:HG3	69:O3:21:ARG:NH1	2.15	0.56
12:C0:23:ALA:O	12:C0:24:LYS:HB3	4.62	0.56
66:O0:101:LEU:H	66:O0:101:LEU:HD22	3.22	0.56
48:M1:47:GLN:OE1	48:M1:64:LYS:HD2	3.86	0.56
36:1:3215:A:O5'	50:M4:121:MET:HE1	2.06	0.56
1:6:755:A:O2'	1:6:756:A:OP1	2.17	0.56
59:N3:17:LEU:HD21	59:N3:98:ASN:ND2	2.21	0.56
62:N6:28:ARG:HB2	62:N6:75:ARG:HH21	1.71	0.56
55:M9:84:THR:O	55:M9:87:ALA:N	2.33	0.56
1:6:1225:U:O2	1:6:1230:A:O2'	2.24	0.56
48:M1:143:ARG:O	48:M1:144:CYS:HB2	2.59	0.56
1:2:141:U:H5	8:S6:179:VAL:HG23	1.71	0.56

Continued on next page...

Continued from previous page...

Atom-1	Atom-2	Interatomic distance (Å)	Clash overlap (Å)
53:M7:116:HIS:O	53:M7:149:VAL:N	2.39	0.56
71:O5:21:LEU:HD11	71:O5:55:LEU:HD21	1.88	0.56
36:1:534:U:O2	56:N0:146:LYS:HA	2.06	0.56
36:5:1066:G:OP1	86:5:4222:OHX:N2	2.37	0.56
43:L6:130:ILE:HG21	43:L6:135:VAL:HG23	1.87	0.56
7:S5:222:LYS:HG2	7:S5:225:ARG:NH2	2.21	0.56
1:2:1059:U:O2'	1:2:1060:U:N3	2.39	0.56
48:M1:38:GLU:C	48:M1:40:LEU:H	2.09	0.56
36:1:2841:G:OP2	86:1:4139:OHX:N2	2.39	0.56
50:M4:59:ASN:OD1	50:M4:60:LEU:N	2.39	0.56
22:D0:118:VAL:HG13	22:D0:119:ALA:H	3.16	0.56
1:6:578:U:O2	86:6:2154:OHX:N5	2.39	0.56
46:L9:106:LYS:O	46:L9:109:ALA:HB2	2.07	0.56
36:1:1171:G:N7	86:1:3951:OHX:N5	2.53	0.56
51:M5:188:ARG:NH2	36:5:31:C:OP2	121.72	0.56
86:6:2120:OHX:N2	86:6:2171:OHX:N1	2.53	0.56
3:S1:62:LYS:O	3:S1:64:ARG:N	2.39	0.56
1:2:512:A:OP2	11:S9:172:VAL:HG13	2.06	0.56
36:1:2533:G:H2'	36:1:2534:G:O4'	2.06	0.56
1:6:1380:U:H2'	1:6:1381:U:C6	2.41	0.56
13:C1:109:VAL:HG21	13:C1:139:VAL:H	1.70	0.56
1:6:1579:U:H2'	1:6:1580:C:C6	2.40	0.56
6:S4:171:ASP:OD1	6:S4:172:PHE:N	2.39	0.56
3:S1:149:GLN:NE2	3:S1:151:LYS:HG2	3.96	0.56
1:2:1476:C:H2'	1:2:1477:G:C8	2.39	0.56
1:2:453:U:O4	86:2:2038:OHX:N5	2.39	0.56
40:L3:44:THR:OG1	40:L3:182:GLN:O	2.37	0.56
36:1:944:C:H4'	68:O2:33:ARG:CZ	2.35	0.56
1:2:611:U:OP1	25:D3:19:ARG:NH2	2.38	0.56
73:O7:72:ARG:O	73:O7:75:LYS:N	2.38	0.56
53:M7:24:VAL:HG12	53:M7:86:LYS:HG2	1.88	0.56
51:M5:116:LEU:HD12	51:M5:151:ILE:HD13	4.99	0.56
1:6:2:A:C8	1:6:370:A:H1'	2.40	0.56
1:6:250:C:H5'	1:6:250:C:H6	1.71	0.56
1:2:992:A:H2'	1:2:993:A:H5'	1.87	0.56
5:S3:167:PHE:O	5:S3:190:ARG:HG2	4.89	0.56
20:C8:27:LYS:H	20:C8:57:ARG:NH2	2.04	0.56
36:1:796:U:H2'	36:1:797:U:C6	2.41	0.56
1:6:809:A:C6	1:6:810:G:C6	2.94	0.56
48:M1:114:ILE:HG22	48:M1:115:LYS:O	3.07	0.56
40:L3:113:GLU:HB3	40:L3:176:ALA:HB2	1.88	0.56

Continued on next page...

Continued from previous page...

Atom-1	Atom-2	Interatomic distance (Å)	Clash overlap (Å)
36:5:394:G:O2'	36:5:396:A:N7	2.26	0.56
32:E0:20:LYS:HD2	32:E0:21:VAL:H	4.19	0.56
47:M0:38:LYS:HG3	47:M0:41:ALA:HB2	3.23	0.55
36:1:1609:C:H5''	61:N5:125:ARG:NH1	2.21	0.55
20:C8:81:ILE:HG23	20:C8:82:PRO:HD2	1.87	0.55
7:S5:56:ALA:O	7:S5:57:SER:OG	2.23	0.55
23:D1:27:ASP:HA	23:D1:29:HIS:NE2	2.21	0.55
35:SM:102:THR:HG23	35:SM:105:LYS:HB2	1.88	0.55
57:N1:82:ASN:HA	65:N9:21:ILE:HD12	2.64	0.55
18:C6:66:ARG:HD2	18:C6:68:ARG:HG3	1.87	0.55
51:M5:88:GLY:HA2	78:Q2:50:PHE:CE1	2.41	0.55
71:O5:86:ARG:HG3	71:O5:90:ARG:CZ	3.38	0.55
36:1:197:G:H2'	36:1:198:A:C8	2.41	0.55
39:L2:117:GLU:HB3	39:L2:119:LYS:O	2.05	0.55
36:5:1307:G:C2	36:5:1308:A:C2	2.94	0.55
41:L4:327:LEU:HD11	44:L7:165:ASP:HA	2.73	0.55
53:M7:116:HIS:HB3	53:M7:149:VAL:HB	2.06	0.55
67:O1:84:ASP:N	67:O1:84:ASP:OD1	2.77	0.55
5:S3:162:GLN:N	5:S3:163:PRO:HD2	2.77	0.55
1:2:1745:G:O6	86:2:2085:OHX:N6	2.39	0.55
36:5:2726:C:O2'	36:5:2727:A:H2'	2.05	0.55
37:3:47:C:H2'	37:3:48:U:H6	1.72	0.55
63:N7:25:ILE:HG13	63:N7:43:VAL:HG12	3.32	0.55
1:2:808:U:H2'	1:2:809:A:C8	2.40	0.55
67:O1:74:ARG:HH12	67:O1:109:VAL:HG11	2.06	0.55
1:2:770:A:OP2	86:2:2138:OHX:N6	2.40	0.55
1:2:604:A:OP2	86:2:2168:OHX:N5	2.39	0.55
1:2:567:A:O2'	25:D3:90:ASP:OD2	2.19	0.55
5:S3:11:LEU:HD12	22:D0:86:ILE:HG12	1.94	0.55
42:L5:278:SER:O	42:L5:280:GLU:N	2.95	0.55
36:5:2192:C:O2'	36:5:2312:A:N1	2.24	0.55
44:L7:40:LYS:HD3	44:L7:170:GLU:OE1	2.06	0.55
37:7:107:C:H2'	37:7:108:A:C8	2.41	0.55
17:C5:127:ARG:HE	17:C5:130:ARG:HE	7.94	0.55
1:6:1489:U:H5'	1:6:1494:C:H1'	1.87	0.55
36:5:3274:A:H3'	36:5:3275:U:C5'	2.27	0.55
13:C1:94:ILE:HD11	25:D3:16:ARG:HH21	3.57	0.55
1:2:951:A:H1'	15:C3:101:HIS:CD2	2.41	0.55
1:2:1795:U:H5'	28:D6:79:ILE:HD11	1.88	0.55
44:L7:217:PRO:O	86:5:3995:OHX:N3	259.78	0.55
47:M0:169:LYS:HD3	57:N1:159:PHE:HA	1.88	0.55

Continued on next page...

Continued from previous page...

Atom-1	Atom-2	Interatomic distance (Å)	Clash overlap (Å)
1:6:1:U:C4	1:6:369:A:C6	2.94	0.55
74:O8:65:LEU:HD23	74:O8:68:SER:HB2	1.88	0.55
36:1:2986:U:H2'	36:1:2987:A:H8	1.71	0.55
62:N6:34:PRO:HA	62:N6:47:ALA:HA	1.89	0.55
1:6:1309:C:H2'	1:6:1310:U:O4'	2.05	0.55
64:N8:104:THR:HG21	64:N8:112:ILE:HD11	2.77	0.55
73:O7:18:LEU:HA	73:O7:25:ARG:N	2.22	0.55
1:2:1338:C:OP1	18:C6:12:LYS:NZ	2.37	0.55
36:1:2503:G:HO2'	36:1:2504:U:H5	1.53	0.55
36:5:1662:G:O6	86:5:3912:OHX:N1	2.38	0.55
36:1:1362:G:O2'	44:L7:159:GLN:O	2.16	0.55
47:M0:191:LYS:O	47:M0:197:VAL:HG22	2.52	0.55
21:C9:14:PHE:HD2	21:C9:15:ILE:HD12	1.71	0.55
30:D8:32:PHE:O	30:D8:34:GLU:N	3.11	0.55
26:D4:84:LYS:HD2	26:D4:85:PHE:CE2	2.41	0.55
20:C8:13:HIS:O	20:C8:14:ILE:HG22	4.08	0.55
36:1:1927:G:P	79:Q3:6:LYS:H	2.29	0.55
46:L9:174:LYS:HG3	46:L9:175:PHE:CD2	2.41	0.55
66:O0:27:TYR:OH	66:O0:55:GLU:OE1	2.19	0.55
1:2:40:A:H2'	1:2:41:A:O4'	2.07	0.55
36:1:407:A:C2	38:4:17:A:H1'	2.40	0.55
1:2:1756:A:O5'	1:2:1756:A:H8	1.89	0.55
36:5:528:U:H2'	36:5:529:A:C8	2.41	0.55
4:S2:174:ARG:HH12	11:S9:94:ASP:HB3	1.71	0.55
25:D3:84:THR:O	25:D3:120:VAL:HG13	2.07	0.55
1:2:615:A:H2'	1:2:616:G:H8	1.71	0.55
1:6:921:U:O4	86:6:2179:OHX:N3	2.39	0.55
1:2:107:C:H42	1:2:307:G:H1	1.54	0.55
1:6:235:G:H2'	1:6:236:A:H8	1.70	0.55
41:L4:82:THR:HG23	41:L4:84:ARG:H	3.95	0.55
66:O0:99:ASP:N	66:O0:99:ASP:OD2	2.39	0.55
61:N5:80:ASN:HD21	61:N5:126:LEU:HB2	1.71	0.55
18:C6:110:THR:HA	18:C6:113:ASP:HB2	2.28	0.55
62:N6:58:VAL:HB	62:N6:63:LYS:O	2.56	0.55
23:D1:31:SER:HB2	23:D1:55:LEU:O	2.06	0.55
2:S0:126:PRO:HB2	2:S0:152:PRO:HG2	2.65	0.55
8:S6:76:LEU:HD22	8:S6:92:ARG:HB3	1.89	0.55
36:5:3044:G:H2'	36:5:3045:G:C8	2.41	0.55
1:6:542:A:C8	1:6:543:C:H2'	2.42	0.55
42:L5:144:VAL:O	42:L5:173:VAL:HG13	2.06	0.55
40:L3:97:ARG:NH1	36:5:3244:A:N1	245.28	0.55

Continued on next page...

Continued from previous page...

Atom-1	Atom-2	Interatomic distance (Å)	Clash overlap (Å)
36:1:1227:C:H42	36:1:1282:G:H1	1.53	0.55
1:2:1619:C:H2'	1:2:1620:C:C6	2.41	0.55
1:2:1239:U:O4	86:2:2046:OHX:N2	2.39	0.55
11:S9:123:HIS:ND1	32:E0:37:ARG:HD2	4.05	0.55
22:D0:53:LYS:HB2	22:D0:92:ASP:HB2	2.73	0.55
40:L3:161:LEU:HD22	40:L3:178:LEU:HD11	1.88	0.55
36:5:325:A:H5''	36:5:326:U:OP2	2.06	0.55
6:S4:131:LEU:HD11	6:S4:135:GLY:HA2	1.87	0.55
42:L5:156:GLY:HA2	42:L5:181:PRO:HD3	1.92	0.55
16:C4:61:MET:O	16:C4:65:GLN:N	2.39	0.55
36:5:1901:A:H5''	36:5:1902:G:OP2	2.07	0.55
36:5:2768:U:H2'	36:5:2769:A:C8	2.42	0.55
1:6:419:G:N7	86:6:2117:OHX:N1	2.54	0.55
45:L8:105:LYS:NZ	36:5:123:A:OP1	92.21	0.55
54:M8:157:PRO:HA	54:M8:186:VAL:HG12	1.88	0.55
37:3:24:A:C2'	37:3:25:G:H5'	2.37	0.55
24:D2:27:ILE:HB	24:D2:61:ILE:HB	4.46	0.55
51:M5:106:VAL:HG11	51:M5:132:VAL:HG21	1.89	0.55
3:S1:181:LEU:O	3:S1:183:GLN:N	2.39	0.55
2:S0:125:ASP:O	2:S0:128:SER:N	2.39	0.55
48:M1:47:GLN:HG2	48:M1:67:VAL:HG12	1.88	0.55
36:1:1276:U:OP1	86:1:4081:OHX:N1	2.40	0.55
1:6:301:A:H2'	1:6:302:U:O4'	2.05	0.55
72:O6:89:GLU:O	72:O6:93:ILE:HG12	2.06	0.55
19:C7:41:ILE:HG22	19:C7:43:SER:H	1.72	0.55
36:5:1765:U:OP1	36:5:1765:U:H4'	2.06	0.55
47:M0:200:LEU:HD23	47:M0:202:LYS:HE3	1.87	0.55
59:N3:33:ASN:HD21	59:N3:64:LYS:H	1.54	0.55
79:Q3:56:THR:HG22	79:Q3:63:THR:HG23	1.88	0.55
57:N1:7:TYR:OH	57:N1:54:HIS:HB2	2.07	0.55
58:N2:27:VAL:HG21	58:N2:107:PHE:HE1	1.72	0.55
77:Q1:23:ARG:HH22	36:5:2303:A:P	269.98	0.55
1:6:1273:G:H4'	1:6:1274:C:H5''	1.89	0.55
36:1:579:G:H4'	36:1:579:G:OP2	2.06	0.55
36:1:3254:G:H2'	36:1:3255:U:O4'	2.07	0.55
4:S2:177:GLY:HA2	4:S2:194:GLU:O	2.06	0.55
49:M3:14:PHE:CE1	36:5:665:A:H1'	133.34	0.55
56:N0:131:LYS:HG3	56:N0:134:ASP:OD2	2.05	0.55
1:6:700:C:H2'	1:6:701:U:C6	2.41	0.55
35:SM:85:SER:O	35:SM:87:THR:N	2.39	0.55
64:N8:60:TYR:CG	64:N8:63:LYS:HE3	2.40	0.55

Continued on next page...

Continued from previous page...

Atom-1	Atom-2	Interatomic distance (Å)	Clash overlap (Å)
47:M0:93:PRO:HB2	47:M0:125:LEU:HB2	4.48	0.55
1:6:403:G:H8	1:6:403:G:P	2.29	0.55
26:D4:49:LYS:N	26:D4:49:LYS:HD3	2.80	0.55
56:N0:82:ASP:OD1	56:N0:87:THR:HB	2.06	0.55
76:Q0:98:LYS:HD2	76:Q0:118:THR:HG21	1.88	0.55
1:2:1460:A:C8	17:C5:128:HIS:HB3	2.42	0.55
13:C1:92:HIS:CG	13:C1:93:TYR:N	2.66	0.55
6:S4:49:ARG:HH11	6:S4:50:ASN:HD21	1.53	0.55
39:L2:204:MET:HG2	36:5:914:A:C2	195.59	0.55
1:2:929:A:H1'	16:C4:124:ASP:H	1.71	0.55
7:S5:72:HIS:O	18:C6:79:TYR:OH	2.24	0.55
62:N6:109:LEU:HD22	62:N6:115:ARG:NH1	2.20	0.55
36:1:2585:G:N3	38:4:151:C:H5	2.05	0.55
38:4:104:A:C8	38:4:105:A:C8	2.95	0.55
13:C1:33:ARG:HH21	13:C1:33:ARG:HG3	2.22	0.55
1:2:625:C:H2'	1:2:626:U:C6	2.41	0.55
36:1:1915:A:H5''	55:M9:84:THR:HG22	1.88	0.55
1:2:505:A:N3	1:2:505:A:H2'	2.21	0.55
58:N2:87:ASN:HB2	58:N2:89:LEU:HD11	4.05	0.55
86:1:3998:OHX:N3	86:1:4169:OHX:N5	2.55	0.55
6:S4:31:PRO:HB2	6:S4:38:LEU:HD22	1.88	0.55
71:O5:57:VAL:HA	71:O5:60:GLU:HG3	5.26	0.55
36:1:317:A:C2	36:1:318:A:C4	2.94	0.55
2:S0:79:ARG:O	2:S0:83:GLN:NE2	4.21	0.55
48:M1:107:ASP:HA	48:M1:124:GLY:HA2	2.21	0.55
36:1:3078:U:O2	36:1:3078:U:H2'	2.06	0.55
35:SM:68:ARG:HD3	1:6:1460:A:P	335.35	0.55
36:1:3165:A:H2'	36:1:3166:C:C6	2.42	0.55
46:L9:101:VAL:HG22	46:L9:114:VAL:HG22	2.98	0.55
1:6:1511:U:H2'	1:6:1512:G:C8	2.42	0.55
25:D3:12:ALA:O	25:D3:16:ARG:HG3	2.05	0.55
42:L5:69:ILE:HD12	42:L5:69:ILE:H	5.07	0.55
1:6:1339:C:O2'	1:6:1341:A:N7	2.40	0.55
16:C4:84:ARG:HB2	16:C4:118:VAL:HG23	1.88	0.55
1:2:82:U:H2'	1:2:83:G:O4'	2.05	0.55
35:SM:102:THR:OG1	35:SM:103:LYS:N	2.40	0.55
4:S2:38:VAL:HG22	4:S2:39:THR:H	1.71	0.55
36:1:3267:A:H2'	43:L6:69:PHE:CZ	2.41	0.55
19:C7:47:ARG:NH1	19:C7:48:ASN:OD1	3.27	0.55
61:N5:51:VAL:HG11	71:O5:62:GLN:HB3	2.84	0.55
36:5:1560:G:H2'	36:5:1561:G:C8	2.42	0.55

Continued on next page...

Continued from previous page...

Atom-1	Atom-2	Interatomic distance (Å)	Clash overlap (Å)
36:5:1192:C:H41	36:5:1302:A:P	2.30	0.55
36:5:304:G:H5'	36:5:304:G:N3	2.20	0.55
46:L9:86:TYR:CZ	46:L9:151:VAL:HG22	3.08	0.55
47:M0:4:ARG:NH1	36:5:2828:G:O2'	264.47	0.55
37:3:3:U:H2'	37:3:4:U:C6	2.42	0.55
1:6:463:U:OP1	86:6:2204:OHX:N1	2.40	0.55
36:1:402:A:OP1	75:O9:36:ARG:NH2	2.40	0.55
9:S7:141:ARG:NH2	9:S7:143:LEU:HD11	2.22	0.55
36:5:1700:G:H1	36:5:1745:C:H42	1.55	0.55
36:1:2415:C:OP1	39:L2:2:GLY:HA2	2.06	0.55
1:2:1041:G:H2'	1:2:1042:G:C8	2.41	0.55
36:1:1729:A:N1	79:Q3:42:CYS:HB3	2.22	0.55
1:2:40:A:OP1	11:S9:3:ARG:NH1	2.39	0.55
39:L2:233:GLN:O	39:L2:235:ALA:N	2.39	0.55
38:8:122:U:H2'	38:8:123:G:H8	1.71	0.55
7:S5:156:ARG:HH11	7:S5:156:ARG:HB2	1.72	0.55
36:5:1819:U:H2'	36:5:1820:U:H5'	1.88	0.55
36:1:2376:G:H2'	36:1:2377:G:C8	2.42	0.55
36:5:59:G:H4'	36:5:60:A:H4'	1.89	0.55
36:1:2514:U:OP1	36:1:2514:U:H6	1.90	0.55
1:6:675:U:H2'	1:6:676:G:C8	2.41	0.55
52:M6:115:LYS:HG2	36:5:3178:A:N3	260.07	0.55
1:6:1595:U:N3	1:6:1600:A:H2	1.93	0.55
6:S4:105:VAL:HG22	6:S4:243:GLY:HA2	1.87	0.55
22:D0:27:THR:HG23	22:D0:113:ASP:HB3	1.97	0.55
1:2:1234:A:O2'	33:E1:146:SER:HB3	2.06	0.55
1:2:1588:G:H1	1:2:1608:U:H3	1.54	0.55
19:C7:6:THR:OG1	19:C7:7:LYS:N	2.39	0.55
6:S4:194:THR:O	6:S4:195:ILE:HB	2.07	0.55
36:5:1597:C:H2'	36:5:1598:G:C8	2.38	0.55
43:L6:51:ARG:HD3	43:L6:158:TYR:CZ	2.42	0.55
2:S0:75:ALA:HB1	2:S0:86:VAL:HG12	1.88	0.55
29:D7:47:PHE:CE1	29:D7:49:HIS:HB2	2.42	0.55
29:D7:54:VAL:O	29:D7:63:LEU:HB2	2.07	0.55
1:2:1145:U:O2'	4:S2:89:GLN:O	2.17	0.55
65:N9:46:ALA:O	65:N9:50:THR:HG23	2.06	0.55
64:N8:22:ILE:HG13	36:5:1114:U:H5''	191.44	0.55
73:O7:14:LYS:HD2	75:O9:51:ILE:HD11	1.89	0.55
6:S4:163:ASP:OD1	6:S4:164:LEU:N	4.75	0.55
36:5:247:C:C4	36:5:248:U:H1'	2.42	0.55
45:L8:241:LYS:HB2	36:5:2586:G:N7	184.19	0.55

Continued on next page...

Continued from previous page...

Atom-1	Atom-2	Interatomic distance (Å)	Clash overlap (Å)
36:1:1434:G:O2'	36:1:1435:A:H5'	2.07	0.55
16:C4:29:HIS:CG	16:C4:41:ARG:HG3	3.48	0.55
37:3:89:G:N2	37:3:92:A:OP2	2.40	0.55
17:C5:122:THR:OG1	1:6:1454:G:O3'	369.03	0.55
9:S7:104:ARG:NH1	1:6:745:U:O4	353.82	0.55
14:C2:36:LEU:HD11	14:C2:101:ALA:O	2.07	0.55
61:N5:86:VAL:HG21	61:N5:95:ILE:HG12	2.49	0.55
49:M3:64:LYS:HG3	64:N8:69:TRP:CG	2.50	0.55
1:6:1335:U:H2'	1:6:1336:A:H8	1.72	0.55
78:Q2:28:TYR:CE1	78:Q2:30:ALA:HA	5.49	0.55
56:N0:74:ASN:HD21	56:N0:144:LEU:HD21	1.72	0.55
43:L6:131:LYS:HE2	43:L6:131:LYS:HA	5.38	0.55
1:2:763:G:C6	1:2:764:U:C4	2.95	0.55
36:1:1657:C:C5	36:1:1797:A:H5''	2.42	0.55
36:5:1549:U:H2'	36:5:1550:C:C6	2.42	0.55
35:SM:83:LYS:NZ	1:6:1178:G:H4'	339.08	0.55
49:M3:68:LYS:HE3	49:M3:149:GLN:NE2	5.60	0.55
36:1:2224:A:N1	36:1:2783:U:O2'	2.35	0.55
4:S2:170:ILE:O	4:S2:196:VAL:HG23	2.47	0.55
25:D3:13:ARG:HA	25:D3:16:ARG:HD3	1.88	0.55
36:1:361:A:H5'	73:O7:35:SER:OG	2.06	0.55
36:1:291:C:OP1	51:M5:68:ARG:NH1	2.40	0.55
51:M5:46:ASP:OD1	51:M5:50:ARG:NH2	2.25	0.55
31:D9:14:TYR:HE1	1:6:1553:G:H4'	406.97	0.55
41:L4:302:ALA:HB2	54:M8:39:ARG:CZ	2.36	0.55
45:L8:147:LYS:O	45:L8:201:THR:HB	2.06	0.55
12:C0:34:GLU:O	12:C0:35:ILE:HB	4.30	0.55
51:M5:124:ASP:OD2	51:M5:125:SER:N	2.39	0.55
53:M7:31:GLU:CG	53:M7:60:PHE:HA	3.46	0.55
53:M7:67:ILE:HD11	36:5:1447:G:H3'	164.82	0.55
7:S5:163:SER:O	7:S5:167:ARG:HB2	2.07	0.55
7:S5:53:VAL:HB	7:S5:59:VAL:HG22	1.88	0.55
40:L3:287:LYS:HA	40:L3:320:ASP:HB3	1.89	0.55
6:S4:161:LYS:HB3	6:S4:170:THR:O	4.25	0.55
3:S1:147:ALA:O	3:S1:148:ASN:HB3	2.06	0.55
19:C7:32:LYS:HD2	19:C7:47:ARG:HH11	1.71	0.55
5:S3:115:ILE:HG21	35:SM:110:TRP:HA	1.87	0.55
8:S6:132:ARG:HB3	8:S6:133:LEU:HD12	4.74	0.55
36:1:1780:G:H2'	36:1:1781:C:C6	2.40	0.55
36:5:2796:G:H4'	36:5:2798:C:C6	2.42	0.55
2:S0:66:ALA:HB2	23:D1:37:ALA:HB2	2.39	0.55

Continued on next page...

Continued from previous page...

Atom-1	Atom-2	Interatomic distance (Å)	Clash overlap (Å)
15:C3:128:TYR:O	15:C3:132:VAL:HG22	2.52	0.55
44:L7:83:LEU:HD21	44:L7:116:PHE:HD1	1.71	0.55
36:1:735:A:H2'	36:1:736:A:C8	2.40	0.55
48:M1:75:LYS:O	48:M1:79:ILE:HG13	2.34	0.55
69:O3:37:THR:HG23	69:O3:40:ASP:HB2	1.88	0.55
4:S2:144:TRP:CZ2	24:D2:97:ARG:HD2	3.37	0.55
36:1:2942:C:O2	86:1:4130:OHX:N3	2.40	0.55
8:S6:148:SER:O	8:S6:151:ASP:HB2	4.27	0.55
15:C3:13:SER:O	29:D7:20:LYS:NZ	3.72	0.55
36:1:603:A:H2'	36:1:604:G:O4'	2.06	0.55
64:N8:64:GLN:HG3	64:N8:67:HIS:CD2	2.42	0.55
35:SM:54:PRO:HB2	35:SM:59:GLY:HA2	2.48	0.55
1:2:234:G:C6	1:2:235:G:H1'	2.42	0.55
36:1:2723:U:H2'	36:1:2724:U:C6	2.41	0.55
19:C7:82:ASP:O	19:C7:83:GLN:HB2	2.07	0.55
44:L7:182:ASP:HA	44:L7:185:ILE:HD12	1.88	0.55
1:2:306:U:H5''	13:C1:90:TYR:CE2	2.42	0.55
56:N0:137:ARG:HH12	36:5:1213:G:P	324.09	0.55
40:L3:313:HIS:O	40:L3:333:LYS:HE3	3.13	0.55
36:5:1555:U:H5'	36:5:1556:C:OP2	2.07	0.55
40:L3:262:TRP:HB3	52:M6:65:ASN:HA	2.20	0.55
5:S3:34:TYR:CE2	5:S3:37:VAL:HG13	3.71	0.55
36:1:1039:U:H2'	36:1:1040:A:C8	2.42	0.55
1:2:138:A:N6	1:2:266:A:H61	2.05	0.55
43:L6:54:TYR:CE2	43:L6:63:LEU:HD22	2.42	0.55
1:6:815:G:C8	1:6:815:G:H5'	2.40	0.55
45:L8:243:GLN:O	45:L8:247:ASP:N	2.33	0.55
25:D3:70:LYS:HB3	25:D3:93:LEU:HD22	2.06	0.55
1:6:1018:U:H2'	1:6:1019:A:C8	2.41	0.55
36:5:1262:G:H5''	36:5:1263:A:OP2	2.07	0.55
36:1:3318:G:OP2	36:1:3318:G:H2'	2.06	0.55
36:1:1660:C:H2'	36:1:1661:G:H8	1.71	0.55
55:M9:128:LYS:HE2	36:5:1723:A:OP1	233.17	0.55
78:Q2:28:TYR:HE1	78:Q2:30:ALA:HA	6.10	0.55
1:2:996:U:H3	1:2:1008:G:H1	1.54	0.55
36:1:769:G:N1	36:1:770:G:C6	2.75	0.55
45:L8:94:PHE:CZ	45:L8:200:LEU:HG	2.42	0.55
70:O4:60:ARG:HG3	36:5:1802:C:H4'	153.22	0.55
1:6:431:C:H2'	1:6:432:G:H8	1.71	0.55
36:1:507:U:H2'	36:1:508:U:C6	2.42	0.55
1:2:1222:C:H2'	1:2:1223:A:H8	1.71	0.55

Continued on next page...

Continued from previous page...

Atom-1	Atom-2	Interatomic distance (Å)	Clash overlap (Å)
36:1:3115:C:OP1	36:1:3115:C:H6	1.90	0.55
26:D4:129:VAL:O	26:D4:132:ARG:HB3	2.06	0.55
1:2:979:A:N3	1:2:1775:U:O2'	2.39	0.55
41:L4:156:LEU:HD13	41:L4:215:ILE:HG12	2.46	0.55
36:1:437:G:H2'	36:1:438:A:O4'	2.07	0.55
45:L8:62:LYS:NZ	51:M5:29:GLU:OE1	2.34	0.55
1:6:1321:A:H4'	1:6:1322:A:O5'	2.06	0.55
36:5:2263:C:OP1	86:5:3949:OHX:N2	2.40	0.55
18:C6:73:GLY:HA3	1:6:1608:U:O3'	397.81	0.55
46:L9:161:LEU:HD22	46:L9:179:ILE:HD12	1.88	0.55
18:C6:49:TYR:O	18:C6:53:LEU:HG	2.06	0.55
36:5:1616:U:H2'	36:5:1617:G:C8	2.41	0.55
6:S4:45:ILE:HA	6:S4:61:VAL:HG11	2.02	0.55
36:5:1556:C:H5''	36:5:2169:G:N2	2.21	0.55
1:2:1369:U:OP2	21:C9:69:LYS:NZ	2.39	0.55
61:N5:108:LEU:HD12	61:N5:125:ARG:HD2	1.89	0.55
13:C1:83:THR:HA	13:C1:111:VAL:HG12	2.36	0.55
3:S1:126:THR:HA	3:S1:136:ARG:HA	2.59	0.55
23:D1:24:ILE:HD11	23:D1:56:SER:HA	4.48	0.55
36:1:3344:A:H2	36:1:3361:G:H21	1.55	0.55
62:N6:27:ARG:NH1	62:N6:76:LEU:HA	2.76	0.55
44:L7:216:VAL:HG11	44:L7:227:GLY:HA3	3.80	0.55
36:5:2651:G:H4'	36:5:2652:U:OP2	2.07	0.55
40:L3:250:ALA:HB1	36:5:2947:G:C2	219.68	0.55
36:5:508:U:H2'	36:5:509:U:H6	1.72	0.55
51:M5:116:LEU:HB3	51:M5:133:ILE:HG12	1.89	0.55
51:M5:183:THR:OG1	51:M5:184:LYS:N	3.51	0.55
57:N1:12:ARG:HD3	57:N1:13:TYR:CZ	3.05	0.55
24:D2:86:ILE:HD12	24:D2:87:GLU:N	2.22	0.55
36:1:619:A:H4'	36:1:620:U:O4'	2.07	0.55
38:4:53:A:H2'	38:4:54:A:H8	1.72	0.55
37:7:106:U:H2'	37:7:107:C:O4'	2.07	0.55
45:L8:193:LYS:NZ	36:5:145:G:OP2	112.87	0.55
5:S3:136:VAL:HB	5:S3:152:PHE:HB2	1.88	0.55
36:5:1715:A:H4'	36:5:1716:U:OP1	2.07	0.55
54:M8:71:LEU:HD13	54:M8:99:THR:HG21	1.88	0.55
36:1:1696:A:OP2	86:1:4155:OHX:N3	2.40	0.55
49:M3:63:VAL:HG22	36:5:72:C:H5'	113.20	0.55
78:Q2:83:LEU:HD22	78:Q2:84:THR:H	1.72	0.55
1:6:820:U:O2'	1:6:821:U:H5''	2.07	0.55
38:4:79:A:C3'	38:4:80:A:H4'	2.37	0.55

Continued on next page...

Continued from previous page...

Atom-1	Atom-2	Interatomic distance (Å)	Clash overlap (Å)
36:5:407:A:C2	38:8:17:A:H1'	2.42	0.55
4:S2:125:ILE:O	4:S2:129:ILE:HG13	2.37	0.55
36:1:2404:A:H2'	36:1:2404:A:N3	2.22	0.55
50:M4:50:LYS:HD3	50:M4:85:TRP:CD1	2.42	0.55
1:2:918:U:H2'	1:2:919:A:H8	1.71	0.55
36:5:2623:G:C4	36:5:2624:G:C8	2.95	0.55
43:L6:72:ASN:ND2	43:L6:159:LEU:O	3.04	0.55
61:N5:121:LYS:HD3	61:N5:123:TYR:CZ	2.96	0.54
28:D6:75:VAL:HA	28:D6:78:ALA:HB3	1.89	0.54
86:6:2120:OHX:N6	86:6:2171:OHX:N3	2.55	0.54
11:S9:38:ASN:HB3	11:S9:40:LYS:N	2.21	0.54
1:6:1251:U:O2'	1:6:1252:C:H5''	2.07	0.54
36:5:1613:A:H2'	36:5:1614:C:C6	2.42	0.54
26:D4:123:LYS:H	26:D4:123:LYS:HZ2	1.54	0.54
1:6:1337:A:OP1	86:6:2178:OHX:N5	2.38	0.54
61:N5:82:LEU:O	61:N5:124:VAL:HG23	2.84	0.54
10:S8:76:THR:HG21	10:S8:105:ASP:O	5.14	0.54
27:D5:83:LEU:HB2	27:D5:89:ILE:HD13	1.90	0.54
3:S1:178:GLY:HA3	3:S1:187:LYS:HZ1	1.71	0.54
23:D1:87:ARG:O	29:D7:11:THR:HG23	3.06	0.54
4:S2:80:VAL:O	4:S2:102:VAL:HA	2.07	0.54
36:1:2916:U:C2'	36:1:2917:G:H5'	2.37	0.54
29:D7:46:VAL:HG13	29:D7:54:VAL:HG21	2.13	0.54
7:S5:28:PRO:HB2	18:C6:37:THR:HG21	4.98	0.54
47:M0:46:PHE:HD1	47:M0:140:THR:HA	2.39	0.54
1:2:1370:U:H4'	1:2:1371:A:C5'	2.37	0.54
44:L7:232:ARG:O	44:L7:235:PHE:HB2	2.07	0.54
36:5:2795:U:O2	36:5:2800:G:O2'	2.21	0.54
11:S9:64:GLU:HG3	11:S9:69:ARG:CZ	3.13	0.54
39:L2:79:ASN:O	39:L2:82:VAL:HG13	2.07	0.54
36:5:2440:G:H2'	36:5:2441:A:C8	2.41	0.54
86:1:4194:OHX:N2	86:O1:202:OHX:N1	2.55	0.54
1:2:1648:A:H2'	1:2:1649:G:C8	2.41	0.54
77:Q1:9:ARG:HG3	77:Q1:9:ARG:HH11	3.37	0.54
51:M5:187:ARG:O	51:M5:190:THR:HG23	2.20	0.54
75:O9:23:LEU:HD22	75:O9:24:PRO:HD2	1.89	0.54
45:L8:163:VAL:O	45:L8:166:LEU:HB2	2.46	0.54
20:C8:4:VAL:HG21	27:D5:82:HIS:CD2	4.16	0.54
43:L6:96:VAL:HG12	43:L6:98:VAL:HG23	1.89	0.54
28:D6:26:CYS:HB3	28:D6:77:CYS:SG	2.46	0.54
1:6:1174:C:C4	1:6:1175:U:C4	2.95	0.54

Continued on next page...

Continued from previous page...

Atom-1	Atom-2	Interatomic distance (Å)	Clash overlap (Å)
36:5:2881:C:H2'	36:5:2882:U:H6	1.71	0.54
36:5:1031:C:H2'	36:5:1032:C:H5''	1.89	0.54
76:Q0:81:SER:O	76:Q0:84:ALA:HB3	3.54	0.54
1:6:1591:C:H2'	1:6:1592:A:C8	2.42	0.54
56:N0:33:ASN:O	56:N0:35:VAL:N	2.40	0.54
50:M4:19:ARG:HA	50:M4:69:THR:HG22	2.54	0.54
41:L4:37:THR:OG1	41:L4:38:VAL:N	2.40	0.54
25:D3:125:VAL:HG12	25:D3:126:LYS:HG3	2.25	0.54
51:M5:112:ASN:OD1	38:8:140:G:N2	102.67	0.54
42:L5:33:ARG:NH1	37:7:7:G:OP1	270.26	0.54
69:O3:13:HIS:O	69:O3:95:GLY:N	2.41	0.54
45:L8:161:GLU:HA	45:L8:164:VAL:HG22	1.92	0.54
56:N0:124:LEU:HD23	57:N1:153:PRO:HG2	1.87	0.54
11:S9:11:THR:HG23	1:6:472:U:H5''	398.70	0.54
36:1:1489:A:OP1	70:O4:10:ARG:NH1	2.41	0.54
1:2:1595:U:N3	1:2:1600:A:H2	1.98	0.54
28:D6:87:ARG:NH2	28:D6:91:ASP:O	2.85	0.54
19:C7:105:GLN:CD	19:C7:105:GLN:H	2.11	0.54
72:O6:10:GLY:N	72:O6:13:LYS:HG2	2.64	0.54
33:E1:135:HIS:HB2	33:E1:138:ARG:CB	2.37	0.54
52:M6:14:HIS:CE1	52:M6:119:VAL:HG12	2.40	0.54
56:N0:167:ARG:HG3	56:N0:168:PRO:HD2	1.89	0.54
73:O7:52:LYS:HG2	73:O7:56:ARG:NH2	2.23	0.54
3:S1:129:THR:HG22	3:S1:176:VAL:HG13	1.89	0.54
6:S4:152:PRO:O	6:S4:154:ILE:N	2.40	0.54
36:5:1878:G:OP1	86:5:3950:OHX:N5	2.40	0.54
36:1:1766:G:OP2	36:1:1766:G:H8	1.91	0.54
40:L3:334:ARG:NH2	36:5:3304:U:O2'	212.99	0.54
64:N8:74:ASN:HB2	64:N8:76:ASP:HB3	2.52	0.54
56:N0:52:LYS:HE3	56:N0:54:ALA:HB3	1.89	0.54
1:2:936:G:O6	28:D6:15:ARG:NH1	2.41	0.54
49:M3:64:LYS:HG3	64:N8:69:TRP:CD1	2.42	0.54
4:S2:90:THR:O	4:S2:93:GLY:N	2.24	0.54
64:N8:75:LEU:HD12	64:N8:137:LYS:HD3	1.88	0.54
46:L9:45:PHE:CE1	46:L9:55:VAL:HG13	3.51	0.54
36:5:3279:A:C2'	36:5:3280:U:H5'	2.38	0.54
1:2:97:C:H2'	1:2:98:U:C6	2.42	0.54
43:L6:130:ILE:CG2	43:L6:135:VAL:HG23	2.37	0.54
36:1:665:A:H1'	49:M3:14:PHE:CE1	2.43	0.54
36:1:209:A:H4'	36:1:211:A:C8	2.42	0.54
1:6:978:A:H2'	1:6:979:A:O4'	2.07	0.54

Continued on next page...

Continued from previous page...

Atom-1	Atom-2	Interatomic distance (Å)	Clash overlap (Å)
10:S8:120:THR:O	86:S8:302:OHX:N4	5.99	0.54
36:1:247:C:H2'	36:1:248:U:C6	2.42	0.54
1:2:413:U:H2'	1:2:414:C:C6	2.43	0.54
70:O4:38:LEU:HD12	70:O4:38:LEU:H	4.05	0.54
36:5:1860:G:O6	86:5:4047:OHX:N2	2.41	0.54
10:S8:187:GLU:HG3	13:C1:30:ARG:HH12	1.72	0.54
47:M0:86:HIS:O	47:M0:138:VAL:HA	2.24	0.54
1:2:1034:C:HO2'	24:D2:2:THR:N	2.04	0.54
41:L4:148:ILE:HA	41:L4:149:PRO:C	2.60	0.54
1:2:1281:G:O3'	22:D0:76:SER:OG	2.24	0.54
36:1:3022:G:O2'	36:1:3031:G:O6	2.21	0.54
7:S5:57:SER:OG	7:S5:58:LEU:N	2.81	0.54
48:M1:54:VAL:HG12	48:M1:57:PHE:H	1.72	0.54
36:5:568:G:N7	86:5:3932:OHX:N6	2.55	0.54
4:S2:53:ILE:HD12	4:S2:53:ILE:H	4.06	0.54
1:2:332:U:OP2	10:S8:56:ARG:NH2	2.39	0.54
22:D0:57:ARG:HG3	22:D0:89:ARG:NE	2.50	0.54
1:6:25:C:H4'	1:6:25:C:OP2	2.07	0.54
39:L2:6:ARG:HH12	39:L2:199:THR:H	1.54	0.54
8:S6:134:GLY:HA3	8:S6:158:ILE:HG13	6.48	0.54
1:2:1535:U:OP1	1:2:1535:U:H4'	2.07	0.54
36:5:1627:U:H2'	36:5:1814:A:N6	2.23	0.54
19:C7:71:PHE:O	19:C7:73:LEU:N	2.36	0.54
57:N1:8:ARG:HG3	36:5:2757:U:H4'	239.14	0.54
26:D4:10:ARG:HD3	1:6:780:A:C2	432.55	0.54
41:L4:362:ASP:H	56:N0:26:ARG:NH1	4.97	0.54
28:D6:23:CYS:HB2	28:D6:74:CYS:HB3	1.89	0.54
28:D6:26:CYS:O	28:D6:27:SER:HB2	2.35	0.54
86:1:3998:OHX:N6	86:1:4169:OHX:N1	2.56	0.54
13:C1:46:LYS:HE2	1:6:846:G:N2	311.60	0.54
1:6:992:A:OP1	86:6:2053:OHX:N1	2.40	0.54
44:L7:147:LEU:HD22	44:L7:205:PHE:CD1	3.67	0.54
79:Q3:37:TYR:HB2	79:Q3:47:VAL:HB	1.89	0.54
1:2:1486:G:C8	1:2:1487:A:C8	2.96	0.54
36:5:801:A:O2'	86:5:4022:OHX:N1	2.40	0.54
28:D6:12:LYS:HB2	28:D6:33:ASP:OD2	2.07	0.54
26:D4:104:SER:O	26:D4:107:GLN:N	2.41	0.54
7:S5:153:GLY:O	7:S5:155:ALA:N	2.89	0.54
45:L8:134:TYR:CD2	45:L8:190:VAL:HG21	2.42	0.54
50:M4:24:LYS:HG2	50:M4:62:GLN:O	2.07	0.54
48:M1:117:ASP:O	48:M1:120:ILE:HG22	2.07	0.54

Continued on next page...

Continued from previous page...

Atom-1	Atom-2	Interatomic distance (Å)	Clash overlap (Å)
36:5:2112:U:O2	86:5:3969:OHX:N1	2.40	0.54
1:2:891:A:H2'	1:2:892:A:C8	2.42	0.54
36:5:1840:U:OP2	86:5:4033:OHX:N4	2.40	0.54
36:1:23:A:OP1	86:1:3862:OHX:N5	2.40	0.54
36:1:3248:C:O5'	36:1:3248:C:H6	1.91	0.54
36:5:867:G:C6	36:5:868:C:C4	2.95	0.54
36:5:400:G:H4'	36:5:401:U:O5'	2.07	0.54
36:5:1049:C:H2'	36:5:1050:U:H6	1.71	0.54
36:1:2836:C:H5	36:1:2852:C:N4	1.94	0.54
1:6:1594:G:OP2	1:6:1596:C:N4	2.40	0.54
51:M5:53:TYR:O	51:M5:54:LYS:HD2	2.07	0.54
54:M8:62:VAL:O	54:M8:87:VAL:HA	2.46	0.54
48:M1:54:VAL:HG11	48:M1:57:PHE:CG	2.43	0.54
2:S0:169:SER:O	2:S0:173:ILE:HG12	2.06	0.54
1:6:417:A:H5'	1:6:418:G:C5	2.42	0.54
15:C3:56:ASP:N	15:C3:56:ASP:OD1	3.70	0.54
76:Q0:110:CYS:SG	76:Q0:112:LYS:HB2	2.48	0.54
2:S0:63:ILE:HG12	23:D1:36:VAL:HG22	2.67	0.54
34:SR:223:TRP:HE3	34:SR:230:ALA:HA	1.73	0.54
1:6:609:U:H4'	1:6:610:G:O5'	2.07	0.54
31:D9:20:GLN:HB2	31:D9:25:SER:HA	2.20	0.54
34:SR:79:TYR:HE1	34:SR:100:TYR:CE1	3.81	0.54
42:L5:22:ARG:HG2	42:L5:28:THR:OG1	2.08	0.54
55:M9:20:ARG:NH1	36:5:1873:U:OP2	147.48	0.54
44:L7:26:VAL:C	44:L7:28:ALA:H	3.22	0.54
42:L5:233:ALA:HA	42:L5:236:LEU:HD13	1.88	0.54
36:5:3241:G:H2'	36:5:3245:A:C8	2.42	0.54
36:1:578:A:H5''	36:1:579:G:O5'	2.06	0.54
50:M4:120:VAL:HG22	52:M6:197:LEU:HD13	2.46	0.54
36:1:2674:A:C2	48:M1:124:GLY:HA3	2.42	0.54
36:1:2881:C:H2'	36:1:2882:U:H6	1.72	0.54
50:M4:24:LYS:N	50:M4:62:GLN:O	2.40	0.54
9:S7:4:PRO:HD2	9:S7:5:GLN:HG2	1.89	0.54
36:5:1768:U:H2'	36:5:1769:G:O4'	2.07	0.54
46:L9:61:GLY:O	46:L9:65:VAL:HG23	2.08	0.54
52:M6:94:ARG:N	36:5:632:G:OP1	222.50	0.54
36:5:2425:G:H2'	36:5:2426:U:O4'	2.07	0.54
36:5:1686:U:H1'	36:5:3069:G:N2	2.22	0.54
34:SR:282:SER:N	1:6:1394:G:OP1	417.06	0.54
52:M6:36:VAL:HB	52:M6:108:ILE:HG12	1.89	0.54
70:O4:52:GLN:HB3	36:5:1639:C:OP1	197.26	0.54

Continued on next page...

Continued from previous page...

Atom-1	Atom-2	Interatomic distance (Å)	Clash overlap (Å)
1:2:1102:G:OP2	25:D3:7:ARG:NH1	2.40	0.54
41:L4:22:LEU:HD21	41:L4:26:PHE:HB2	1.89	0.54
1:2:195:G:H2'	1:2:196:G:H5'	1.90	0.54
53:M7:59:PRO:HB3	53:M7:78:VAL:HG21	1.88	0.54
36:1:2663:G:H5'	42:L5:152:ARG:HD3	1.89	0.54
16:C4:111:ARG:HH11	16:C4:111:ARG:HB3	5.07	0.54
41:L4:44:LYS:HB3	41:L4:47:ARG:NH1	2.51	0.54
17:C5:51:SER:C	17:C5:53:PRO:HD2	4.38	0.54
73:O7:14:LYS:HE2	75:O9:51:ILE:HG12	2.13	0.54
25:D3:24:TRP:HE3	25:D3:30:LYS:HD2	1.73	0.54
63:N7:38:PHE:O	63:N7:40:HIS:ND1	2.40	0.54
36:5:1791:C:H2'	36:5:1792:C:C6	2.42	0.54
41:L4:311:HIS:CE1	41:L4:314:LYS:HA	2.86	0.54
56:N0:12:ARG:NH1	56:N0:15:PRO:HG3	2.23	0.54
36:1:1060:U:H2'	36:1:1061:A:C8	2.43	0.54
38:4:155:A:H5'	45:L8:185:ARG:CZ	2.37	0.54
36:5:653:A:H1'	36:5:2360:C:O2	2.07	0.54
36:1:3242:G:N2	36:1:3245:A:H5''	2.22	0.54
28:D6:23:CYS:O	28:D6:25:ASN:N	3.37	0.54
68:O2:88:HIS:HB3	68:O2:91:THR:HG22	4.66	0.54
20:C8:26:ILE:HG23	20:C8:31:ALA:HB2	1.89	0.54
5:S3:119:ALA:O	5:S3:123:VAL:HG23	2.07	0.54
36:1:39:A:H5''	64:N8:35:ALA:HB2	1.88	0.54
24:D2:118:ARG:HH11	24:D2:118:ARG:HB2	2.10	0.54
1:2:1675:C:H1'	10:S8:32:GLN:OE1	2.07	0.54
41:L4:350:LYS:HG3	41:L4:351:PRO:HD2	1.89	0.54
43:L6:152:THR:O	43:L6:152:THR:OG1	2.40	0.54
36:5:2249:G:C8	36:5:2249:G:H3'	2.43	0.54
52:M6:102:LEU:HD12	52:M6:103:LYS:H	1.71	0.54
43:L6:86:ALA:H	69:O3:107:ILE:HG21	4.69	0.54
42:L5:39:GLN:OE1	42:L5:40:HIS:N	2.34	0.54
48:M1:161:SER:OG	48:M1:162:TRP:N	2.39	0.54
36:1:3375:A:O2'	36:1:3378:C:H5'	2.08	0.54
9:S7:12:ALA:HB3	9:S7:13:PRO:HD3	1.88	0.54
3:S1:175:GLU:HG3	3:S1:193:ILE:HD12	1.89	0.54
1:6:694:U:H3'	1:6:695:U:O2	2.07	0.54
39:L2:181:LYS:NZ	36:5:860:G:O5'	212.89	0.54
52:M6:18:ARG:NH1	36:5:1315:U:OP1	277.52	0.54
71:O5:101:THR:HG22	71:O5:104:GLN:N	2.23	0.54
39:L2:41:ILE:HG22	39:L2:90:ALA:HB3	1.90	0.54
51:M5:38:ARG:HD3	38:8:142:C:OP1	115.46	0.54

Continued on next page...

Continued from previous page...

Atom-1	Atom-2	Interatomic distance (Å)	Clash overlap (Å)
1:2:1648:A:H2'	1:2:1649:G:H8	1.73	0.54
1:2:1358:G:H2'	1:2:1359:C:H6	1.71	0.54
51:M5:193:ARG:C	51:M5:195:ASN:H	2.10	0.54
1:2:75:U:N3	1:2:76:A:N3	2.56	0.54
78:Q2:35:LEU:HD13	78:Q2:36:PHE:CE1	2.43	0.54
1:2:1165:G:N2	1:2:1581:C:O2	2.41	0.54
6:S4:16:HIS:O	6:S4:18:TRP:N	2.40	0.54
1:2:1068:C:H2'	1:2:1069:A:C8	2.43	0.54
42:L5:203:HIS:NE2	37:7:47:C:OP1	281.51	0.54
35:SM:131:ILE:O	35:SM:135:ALA:N	3.00	0.54
45:L8:144:GLU:OE1	72:O6:36:ARG:NH2	3.05	0.54
36:5:985:U:H2'	36:5:986:U:H6	1.72	0.54
7:S5:189:THR:OG1	27:D5:98:GLN:OE1	2.24	0.54
36:5:1930:A:O2'	86:5:3920:OHX:N3	2.39	0.54
36:5:2256:A:OP2	36:5:2256:A:H8	1.91	0.54
59:N3:96:GLU:HG2	59:N3:96:GLU:O	3.41	0.54
62:N6:17:LYS:HD3	62:N6:21:THR:HG21	1.89	0.54
36:1:1478:C:H2'	36:1:1479:U:C6	2.42	0.54
1:6:73:U:H2'	1:6:74:U:C6	2.43	0.54
67:O1:7:VAL:HG13	67:O1:77:ARG:O	3.04	0.54
1:6:58:U:O2'	1:6:451:A:N3	2.33	0.54
56:N0:93:GLU:OE1	56:N0:137:ARG:HB2	2.86	0.54
36:5:119:U:H4'	36:5:120:G:H3'	1.89	0.54
45:L8:147:LYS:HD3	36:5:117:U:O4	106.00	0.54
27:D5:61:SER:H	27:D5:64:VAL:HB	1.72	0.54
36:1:1382:G:P	41:L4:188:ARG:HH12	2.31	0.54
36:5:1072:G:H2'	36:5:1073:U:C6	2.42	0.54
36:1:2554:A:H62	79:Q3:62:LYS:NZ	2.04	0.54
18:C6:17:THR:O	18:C6:68:ARG:NH2	7.04	0.54
1:2:542:A:C8	1:2:543:C:H3'	2.43	0.54
60:N4:4:GLU:O	60:N4:13:ILE:N	2.35	0.54
71:O5:86:ARG:NE	38:8:37:A:OP2	83.26	0.54
48:M1:8:PRO:HG2	48:M1:9:MET:HB3	1.89	0.54
2:S0:70:PRO:HB2	2:S0:94:GLY:HA3	1.90	0.54
4:S2:227:PRO:HA	4:S2:230:TRP:CE2	2.43	0.54
70:O4:24:LYS:HB3	36:5:1695:U:H5''	152.03	0.54
40:L3:123:TYR:CZ	40:L3:124:LYS:HD3	3.11	0.54
51:M5:183:THR:O	51:M5:184:LYS:HB3	3.16	0.54
36:1:138:U:H2'	36:1:139:G:H8	1.71	0.54
7:S5:133:VAL:HA	7:S5:198:LEU:HD22	2.26	0.54
64:N8:66:ALA:HA	64:N8:69:TRP:N	4.29	0.54

Continued on next page...

Continued from previous page...

Atom-1	Atom-2	Interatomic distance (Å)	Clash overlap (Å)
1:6:1690:G:H1	1:6:1711:C:H42	1.55	0.54
36:1:3094:A:H2'	36:1:3095:U:C6	2.43	0.54
36:1:1687:U:H2'	58:N2:70:LYS:NZ	2.23	0.54
42:L5:257:GLU:O	42:L5:258:LYS:HB2	2.08	0.54
2:S0:200:ASP:HB2	19:C7:85:VAL:HG13	1.89	0.54
36:5:739:G:O6	86:5:3959:OHX:N6	2.41	0.54
36:1:41:G:N2	36:1:2803:A:N7	2.56	0.54
40:L3:339:ARG:CZ	40:L3:342:LEU:HD21	3.33	0.54
1:6:1203:A:C4	1:6:1556:A:C2	2.96	0.54
21:C9:108:LEU:HB3	21:C9:114:VAL:HG22	5.98	0.54
21:C9:23:GLN:HG2	21:C9:55:TYR:CG	2.43	0.54
1:2:1498:G:C2'	1:2:1499:G:H5'	2.38	0.54
1:2:814:A:O2'	1:2:816:G:OP2	2.26	0.54
3:S1:136:ARG:NH1	1:6:885:G:OP1	274.96	0.54
3:S1:131:ASP:O	3:S1:133:TYR:N	2.32	0.54
8:S6:153:VAL:HG11	8:S6:175:ILE:HG21	1.88	0.54
36:1:498:A:P	69:O3:86:ARG:HH21	2.30	0.54
43:L6:54:TYR:HA	43:L6:65:ILE:CD1	5.83	0.54
25:D3:100:ASP:O	25:D3:101:GLU:HB3	4.75	0.54
34:SR:198:ASN:O	34:SR:215:GLY:HA3	2.30	0.54
1:6:151:G:H2'	1:6:152:U:C6	2.42	0.54
73:O7:67:LEU:O	73:O7:69:HIS:N	3.01	0.54
56:N0:1:MET:SD	56:N0:36:ILE:HG21	2.48	0.54
1:2:959:U:O2	1:2:959:U:H2'	2.08	0.54
23:D1:35:ASN:HB3	23:D1:50:TYR:CD1	2.42	0.54
44:L7:169:ILE:HD12	44:L7:181:ILE:HA	1.89	0.54
40:L3:84:VAL:HG22	40:L3:162:VAL:HB	1.88	0.54
24:D2:83:ILE:O	24:D2:86:ILE:HD11	2.08	0.54
37:3:106:U:H2'	37:3:107:C:H6	1.73	0.54
38:8:122:U:H2'	38:8:123:G:C8	2.43	0.54
1:2:432:G:C6	1:2:433:C:C4	2.96	0.54
26:D4:105:ARG:HB2	1:6:443:C:OP2	372.13	0.54
61:N5:141:TYR:O	61:N5:142:ILE:HG13	3.95	0.54
36:1:345:G:OP1	36:1:1429:G:N1	2.39	0.54
11:S9:81:VAL:HG22	11:S9:86:LEU:HB3	1.90	0.54
1:2:434:G:N2	1:2:436:A:H3'	2.22	0.54
16:C4:26:THR:HG21	16:C4:97:GLY:HA3	1.88	0.54
36:5:2523:A:O2'	36:5:2587:U:H1'	2.08	0.54
8:S6:64:LYS:HB2	8:S6:97:VAL:HG21	1.90	0.54
70:O4:47:CYS:SG	70:O4:48:GLY:N	2.80	0.54
47:M0:156:ARG:NH1	47:M0:163:GLN:O	3.03	0.54

Continued on next page...

Continued from previous page...

Atom-1	Atom-2	Interatomic distance (Å)	Clash overlap (Å)
52:M6:156:LEU:HD13	36:5:3243:A:C8	263.77	0.54
6:S4:182:TYR:HA	6:S4:192:ILE:HG23	1.90	0.54
43:L6:52:VAL:HG22	43:L6:67:GLY:HA2	2.33	0.54
36:1:563:U:H2'	36:1:564:G:H8	1.72	0.54
19:C7:12:ALA:O	19:C7:15:ALA:HB3	2.50	0.54
65:N9:14:ARG:HH21	65:N9:18:ARG:HD3	4.43	0.54
15:C3:65:VAL:C	15:C3:67:THR:H	3.03	0.54
38:4:19:C:H2'	38:4:20:U:O4'	2.07	0.54
36:1:1667:A:H2'	36:1:1668:G:H8	1.72	0.54
36:1:1047:A:C6	36:1:1048:A:C6	2.96	0.54
36:5:842:G:H1	36:5:851:C:H42	1.56	0.54
36:5:1659:U:H2'	36:5:1660:C:C6	2.42	0.54
1:2:843:U:H2'	1:2:844:A:C8	2.43	0.54
17:C5:15:HIS:H	17:C5:22:LEU:HD22	4.84	0.54
1:2:1350:U:H2'	1:2:1351:G:H8	1.73	0.54
86:5:4014:OHX:N6	86:5:4212:OHX:N2	2.55	0.54
23:D1:71:ARG:HG3	23:D1:83:TRP:CZ2	2.89	0.54
24:D2:57:ARG:NH2	29:D7:26:GLN:OE1	3.31	0.54
36:5:1236:G:N2	36:5:1244:A:OP1	2.39	0.54
36:1:207:U:H2'	36:1:208:C:H6	1.72	0.54
67:O1:75:ILE:HG12	67:O1:93:VAL:HG22	1.90	0.54
1:2:118:U:OP1	86:2:2134:OHX:N3	2.41	0.54
36:5:2561:A:O2'	36:5:2562:A:H5''	2.08	0.54
36:1:2712:U:H2'	36:1:2713:U:C6	2.43	0.54
38:4:83:C:H1'	38:4:85:G:N2	2.23	0.54
15:C3:138:ASN:O	15:C3:140:LYS:N	3.40	0.54
36:5:644:G:H2'	36:5:2372:A:N7	2.23	0.54
40:L3:58:ARG:HA	40:L3:357:LYS:HG3	1.90	0.54
1:2:601:A:OP1	25:D3:110:LYS:HD3	2.08	0.54
1:6:1645:G:OP2	86:6:2183:OHX:N3	2.40	0.54
36:5:2732:G:OP2	86:5:4214:OHX:N1	2.41	0.54
36:1:1919:G:N7	86:1:4008:OHX:N5	2.56	0.54
11:S9:26:ALA:HA	11:S9:29:LYS:HD3	4.40	0.54
6:S4:108:ARG:HH22	1:6:788:A:H3'	394.46	0.54
11:S9:109:LEU:HD22	11:S9:113:VAL:HG23	1.90	0.54
1:2:67:A:O2'	1:2:69:G:OP1	2.19	0.54
3:S1:104:ASP:HA	3:S1:214:LYS:HG3	1.89	0.54
3:S1:41:ARG:HH22	3:S1:97:LEU:HD21	1.73	0.54
37:3:22:A:H2'	37:3:23:A:C8	2.43	0.54
10:S8:142:LYS:NZ	1:6:186:C:OP2	277.15	0.54
1:6:1579:U:H2'	1:6:1580:C:H6	1.73	0.54

Continued on next page...

Continued from previous page...

Atom-1	Atom-2	Interatomic distance (Å)	Clash overlap (Å)
6:S4:159:THR:HG23	6:S4:173:ILE:HD13	1.88	0.54
51:M5:139:HIS:HB3	51:M5:142:ILE:HD13	1.90	0.54
1:6:569:C:H2'	1:6:570:A:O4'	2.07	0.54
40:L3:53:MET:HE1	40:L3:327:CYS:CB	2.66	0.54
18:C6:68:ARG:NE	18:C6:68:ARG:O	4.65	0.54
59:N3:80:ARG:NH1	59:N3:117:PRO:O	2.36	0.54
24:D2:53:ILE:HB	24:D2:60:LYS:HB2	4.78	0.54
14:C2:103:LEU:HD23	14:C2:115:VAL:HA	2.34	0.54
64:N8:59:ARG:NH1	36:5:90:C:OP1	152.03	0.54
48:M1:12:LEU:HD12	48:M1:131:MET:HE3	1.90	0.54
55:M9:84:THR:O	55:M9:86:GLU:N	2.41	0.54
2:S0:49:ASN:HD22	2:S0:52:LYS:HE3	4.12	0.54
36:1:1101:G:OP2	44:L7:196:LYS:HE3	2.08	0.54
67:O1:25:PHE:O	67:O1:27:LYS:N	2.60	0.54
57:N1:104:GLU:HG3	57:N1:105:PHE:N	2.22	0.54
57:N1:8:ARG:HD2	36:5:2756:C:O2'	243.11	0.54
22:D0:16:GLN:HB2	22:D0:17:GLN:HE21	1.73	0.54
43:L6:40:LEU:HB3	43:L6:84:VAL:HG13	1.90	0.54
1:6:482:U:H3	1:6:505:A:H61	1.55	0.54
39:L2:102:LEU:HD22	39:L2:166:ILE:HD11	1.90	0.54
1:2:1068:C:H2'	1:2:1069:A:H8	1.72	0.54
15:C3:12:SER:O	15:C3:13:SER:HB3	2.08	0.54
36:1:1190:A:H4'	36:1:1191:U:OP1	2.06	0.54
63:N7:53:VAL:HA	63:N7:57:HIS:CD2	2.43	0.54
36:1:1076:C:O3'	65:N9:38:LYS:NZ	2.40	0.54
36:1:2718:U:H2'	36:1:2719:U:C6	2.43	0.54
16:C4:80:HIS:ND1	16:C4:113:GLY:O	2.40	0.54
1:6:1263:G:C2	1:6:1264:G:H1'	2.43	0.54
36:5:736:A:C5	36:5:737:G:H1'	2.42	0.54
74:O8:62:ALA:O	74:O8:66:ILE:HG13	2.07	0.54
1:2:11:A:C2'	1:2:12:U:H5'	2.38	0.54
58:N2:41:ILE:HG12	58:N2:79:LEU:HD13	1.90	0.54
1:6:1037:C:H2'	1:6:1038:U:C6	2.43	0.54
63:N7:136:PHE:CE1	70:O4:89:ILE:HG12	3.32	0.53
52:M6:32:LYS:HA	52:M6:101:ARG:HB2	1.88	0.53
36:1:1170:A:OP2	86:1:3951:OHX:N3	2.40	0.53
4:S2:212:LYS:O	4:S2:216:VAL:HG23	2.07	0.53
36:5:290:G:H2'	36:5:291:C:C6	2.43	0.53
38:8:81:U:H1'	38:8:82:U:H5'	1.90	0.53
31:D9:14:TYR:CE1	1:6:1553:G:H4'	406.60	0.53
64:N8:88:ASP:N	64:N8:88:ASP:OD2	4.21	0.53

Continued on next page...

Continued from previous page...

Atom-1	Atom-2	Interatomic distance (Å)	Clash overlap (Å)
8:S6:139:ASN:OD1	8:S6:142:ARG:NH1	2.38	0.53
36:1:1609:C:H5''	61:N5:125:ARG:HH11	1.73	0.53
42:L5:279:LYS:HA	42:L5:282:ARG:HB2	1.90	0.53
27:D5:41:ILE:O	27:D5:75:LEU:HD13	2.07	0.53
28:D6:45:VAL:HB	28:D6:49:ALA:HB3	1.90	0.53
41:L4:50:TYR:CD2	41:L4:109:TRP:HH2	2.62	0.53
40:L3:282:ILE:HG23	40:L3:322:ILE:HG23	1.90	0.53
36:1:2273:G:N2	36:1:2311:G:H2'	2.23	0.53
60:N4:39:LEU:O	60:N4:42:GLN:N	3.22	0.53
36:1:2586:G:N7	45:L8:241:LYS:HB2	2.23	0.53
36:1:945:C:H2'	36:1:946:U:H6	1.73	0.53
2:S0:66:ALA:O	23:D1:50:TYR:HE1	1.90	0.53
22:D0:48:HIS:HE1	22:D0:102:ARG:NH2	10.29	0.53
1:6:138:A:H62	1:6:266:A:H61	1.55	0.53
27:D5:82:HIS:O	27:D5:82:HIS:ND1	2.41	0.53
1:6:489:C:O2'	1:6:490:C:O4'	2.25	0.53
1:2:615:A:H2'	1:2:616:G:C8	2.43	0.53
1:2:978:A:H2'	1:2:979:A:O4'	2.07	0.53
1:6:75:U:O2'	1:6:76:A:O4'	2.26	0.53
79:Q3:38:ASP:HA	79:Q3:45:LYS:HA	1.90	0.53
1:2:947:U:H2'	1:2:948:G:C8	2.43	0.53
46:L9:75:VAL:HA	46:L9:78:MET:HG3	1.88	0.53
36:1:3393:U:H2'	36:1:3394:U:C6	2.43	0.53
36:1:608:A:C6	43:L6:22:ARG:HD3	2.43	0.53
40:L3:219:ALA:HB2	40:L3:336:VAL:HG13	2.70	0.53
36:1:985:U:H2'	36:1:986:U:H6	1.73	0.53
1:6:1638:G:C2	1:6:1639:C:H1'	2.43	0.53
60:N4:25:ASP:OD2	60:N4:25:ASP:N	4.14	0.53
36:1:2687:G:OP1	42:L5:8:LYS:NZ	2.25	0.53
72:O6:35:ASN:OD1	72:O6:35:ASN:N	2.85	0.53
1:6:769:A:OP2	86:6:2138:OHX:N4	2.41	0.53
34:SR:19:TRP:HB2	34:SR:38:ARG:HG3	2.03	0.53
26:D4:29:HIS:CD2	26:D4:29:HIS:N	3.58	0.53
21:C9:28:LEU:HD22	21:C9:30:VAL:HG22	1.90	0.53
62:N6:56:VAL:CG2	62:N6:104:LEU:HB3	2.37	0.53
62:N6:58:VAL:HA	62:N6:104:LEU:HD23	1.91	0.53
43:L6:176:PHE:HA	50:M4:114:ASP:HB2	2.81	0.53
36:1:3138:U:OP2	40:L3:30:LYS:HD3	2.08	0.53
25:D3:69:ARG:NH2	1:6:568:G:N7	366.09	0.53
54:M8:96:PHE:CD2	54:M8:97:PRO:HD2	2.51	0.53
55:M9:81:ARG:HD2	55:M9:88:ARG:CZ	2.38	0.53

Continued on next page...

Continued from previous page...

Atom-1	Atom-2	Interatomic distance (Å)	Clash overlap (Å)
1:6:163:G:O5'	1:6:163:G:H8	1.91	0.53
48:M1:137:ARG:HG2	37:7:28:C:H5''	308.75	0.53
68:O2:33:ARG:HH11	36:5:944:C:H4'	161.69	0.53
36:1:148:G:N7	45:L8:137:ASN:ND2	2.56	0.53
63:N7:34:LYS:O	63:N7:37:PRO:HG3	5.07	0.53
1:6:891:A:H2'	1:6:892:A:H8	1.72	0.53
1:6:274:G:N2	1:6:282:C:O2	2.29	0.53
36:5:1093:A:OP1	36:5:1093:A:H4'	2.07	0.53
17:C5:28:MET:O	17:C5:29:SER:HB3	2.08	0.53
24:D2:96:ALA:HB3	24:D2:99:PHE:HE1	2.68	0.53
62:N6:32:SER:HB2	62:N6:49:PRO:HA	4.17	0.53
36:5:863:C:OP1	86:5:3909:OHX:N3	2.42	0.53
1:2:1157:A:HO2'	1:2:1158:C:P	2.31	0.53
39:L2:96:LEU:HD23	79:Q3:83:ILE:HG23	1.90	0.53
36:1:3049:A:OP2	86:1:4178:OHX:N1	2.42	0.53
1:2:826:U:H2'	1:2:827:C:H6	1.74	0.53
54:M8:69:ARG:O	54:M8:72:LYS:HG3	4.06	0.53
56:N0:33:ASN:C	56:N0:35:VAL:H	2.10	0.53
10:S8:192:TYR:O	10:S8:196:LEU:HB2	2.07	0.53
36:5:2144:A:C4	36:5:2281:A:C6	2.96	0.53
6:S4:239:PRO:O	6:S4:241:GLY:N	3.58	0.53
1:2:1308:G:C6	1:2:1309:C:C4	2.96	0.53
36:5:2396:G:OP1	36:5:2397:A:H4'	2.07	0.53
3:S1:105:PHE:HB3	3:S1:110:LEU:HD11	1.89	0.53
1:2:1261:G:H2'	1:2:1262:U:C6	2.42	0.53
36:5:392:G:O6	86:5:4061:OHX:N3	2.41	0.53
1:6:1000:C:H5	1:6:1002:G:H3'	1.73	0.53
1:2:539:G:OP2	1:2:539:G:H8	1.91	0.53
39:L2:213:GLY:HA2	36:5:2967:A:H5''	205.73	0.53
1:2:511:A:P	11:S9:176:ASN:HD22	2.32	0.53
1:2:54:C:O5'	26:D4:113:ASN:ND2	2.42	0.53
1:2:1586:A:OP1	18:C6:136:SER:N	2.30	0.53
86:6:2120:OHX:N2	86:6:2171:OHX:N5	2.56	0.53
24:D2:103:ILE:HG12	24:D2:126:LEU:HB2	1.90	0.53
66:O0:32:LYS:HG3	66:O0:35:ARG:HH21	3.19	0.53
5:S3:64:ARG:HG2	5:S3:65:ARG:H	2.38	0.53
5:S3:64:ARG:HA	5:S3:67:ASN:HB2	1.90	0.53
55:M9:17:VAL:HG21	55:M9:52:LYS:HD3	1.89	0.53
49:M3:73:ARG:NH1	36:5:110:G:OP2	75.38	0.53
28:D6:53:LEU:O	28:D6:57:SER:OG	2.21	0.53
27:D5:61:SER:HB2	27:D5:99:ALA:HB3	1.90	0.53

Continued on next page...

Continued from previous page...

Atom-1	Atom-2	Interatomic distance (Å)	Clash overlap (Å)
41:L4:188:ARG:O	41:L4:193:LYS:HE3	2.09	0.53
36:5:1595:U:C2	36:5:1596:C:C5	2.96	0.53
39:L2:69:TYR:HE1	36:5:2557:A:H5'	193.14	0.53
65:N9:47:LEU:HA	65:N9:50:THR:HG22	3.76	0.53
40:L3:205:VAL:HG11	40:L3:322:ILE:HD13	3.65	0.53
19:C7:24:LEU:HD23	19:C7:34:LEU:HD13	1.89	0.53
19:C7:25:THR:O	19:C7:31:ASN:ND2	2.88	0.53
54:M8:89:ASP:OD1	54:M8:90:ASP:N	3.15	0.53
36:1:2770:G:O2'	36:1:2771:U:H5'	2.09	0.53
15:C3:30:SER:O	15:C3:34:ILE:HG13	2.93	0.53
36:5:1070:U:C4	36:5:1071:U:C4	2.96	0.53
45:L8:84:ARG:HH12	45:L8:181:LYS:HZ1	1.55	0.53
5:S3:143:ARG:HB3	35:SM:109:GLY:HA3	1.90	0.53
41:L4:345:GLU:O	41:L4:346:LYS:HB2	4.74	0.53
1:6:922:G:H2'	1:6:923:A:C8	2.43	0.53
20:C8:140:THR:OG1	1:6:1175:U:O4	352.38	0.53
69:O3:6:ARG:HG3	69:O3:8:TYR:CD1	2.64	0.53
1:2:1067:C:OP1	3:S1:150:VAL:HB	2.08	0.53
56:N0:80:ARG:HB3	56:N0:122:HIS:HB2	1.90	0.53
36:5:1049:C:H2'	36:5:1050:U:C6	2.43	0.53
36:5:27:C:O2'	36:5:327:A:N3	2.38	0.53
36:1:2762:A:OP2	86:1:3927:OHX:N4	2.41	0.53
1:2:846:G:H2'	1:2:847:A:O4'	2.09	0.53
1:2:1578:U:O2'	1:2:1579:U:H5'	2.09	0.53
51:M5:99:ARG:HD3	51:M5:167:THR:HB	2.20	0.53
36:1:1916:U:O3'	55:M9:85:ARG:NH2	2.41	0.53
36:5:2518:C:H2'	36:5:2519:A:C8	2.42	0.53
36:1:1134:G:O2'	36:1:2642:A:N3	2.32	0.53
36:5:2875:U:H3	36:5:2952:G:H22	1.56	0.53
36:1:829:U:H3	36:1:895:A:N6	2.06	0.53
35:SM:130:GLU:HA	35:SM:133:GLU:OE1	2.07	0.53
46:L9:162:GLN:HB2	46:L9:179:ILE:O	2.09	0.53
1:6:1518:C:OP2	86:6:2143:OHX:N1	2.41	0.53
1:2:1100:G:O2'	24:D2:76:SER:N	2.41	0.53
36:5:114:A:H2'	36:5:115:A:O4'	2.08	0.53
74:O8:56:ILE:HG22	74:O8:58:ASP:HB3	1.91	0.53
66:O0:53:LYS:HE2	36:5:2552:C:H5	241.09	0.53
36:1:3118:C:H4'	76:Q0:106:ARG:HH22	1.73	0.53
1:2:577:G:H1	35:SM:99:LYS:HA	1.73	0.53
53:M7:29:THR:HG22	53:M7:87:SER:OG	2.08	0.53
36:5:595:G:C8	36:5:609:G:C6	2.96	0.53

Continued on next page...

Continued from previous page...

Atom-1	Atom-2	Interatomic distance (Å)	Clash overlap (Å)
40:L3:19:ARG:HB3	40:L3:232:ARG:NH1	2.82	0.53
65:N9:39:PHE:O	65:N9:43:HIS:N	2.74	0.53
64:N8:22:ILE:HG22	36:5:642:U:OP1	191.72	0.53
19:C7:22:PRO:HA	34:SR:216:LYS:NZ	2.24	0.53
36:1:915:A:H2'	36:1:915:A:N3	2.23	0.53
60:N4:33:ASN:OD1	60:N4:35:LYS:HB3	2.08	0.53
59:N3:12:ARG:HG2	59:N3:13:ILE:H	2.90	0.53
44:L7:136:TYR:O	44:L7:231:ASN:HA	2.08	0.53
1:6:1557:U:OP2	1:6:1559:A:O2'	2.21	0.53
36:1:1780:G:C4	36:1:1781:C:C5	2.97	0.53
56:N0:65:ASN:N	36:5:519:A:N1	318.49	0.53
20:C8:17:LEU:O	20:C8:19:ASN:N	3.09	0.53
1:2:844:A:H2'	1:2:845:G:C8	2.44	0.53
36:5:209:A:H4'	36:5:211:A:C8	2.43	0.53
54:M8:44:PHE:CD1	54:M8:139:ILE:HD11	2.44	0.53
17:C5:21:ASP:O	17:C5:25:LEU:N	3.77	0.53
1:6:52:U:H2'	1:6:53:G:C8	2.43	0.53
44:L7:25:GLN:H	44:L7:28:ALA:HB3	1.72	0.53
36:1:2822:U:OP2	86:1:3897:OHX:N5	2.42	0.53
53:M7:112:LEU:HA	53:M7:151:THR:O	2.53	0.53
1:2:17:C:H4'	1:2:1109:G:C8	2.44	0.53
36:1:2317:A:OP2	86:1:4065:OHX:N6	2.41	0.53
48:M1:117:ASP:OD2	48:M1:119:SER:HB3	2.15	0.53
61:N5:141:TYR:O	61:N5:142:ILE:HB	2.09	0.53
36:1:1063:G:N7	36:1:1097:G:H2'	2.24	0.53
53:M7:136:ILE:O	53:M7:137:ASN:ND2	2.43	0.53
44:L7:240:VAL:O	44:L7:242:SER:N	2.42	0.53
25:D3:130:VAL:HG21	25:D3:135:LEU:HD21	1.89	0.53
1:6:1013:A:H2'	1:6:1014:G:O4'	2.09	0.53
1:6:1449:U:H2'	1:6:1450:U:C6	2.43	0.53
35:SM:27:LYS:HD2	48:M1:68:HIS:CE1	4.43	0.53
79:Q3:84:ARG:O	79:Q3:88:GLU:HG2	2.09	0.53
52:M6:159:LYS:O	52:M6:162:VAL:HB	2.42	0.53
48:M1:43:GLN:NE2	48:M1:70:THR:O	2.33	0.53
55:M9:134:HIS:CE1	55:M9:137:ALA:HB2	2.44	0.53
36:5:1107:C:H2'	36:5:1108:U:H6	1.73	0.53
26:D4:83:LYS:HE3	26:D4:96:LEU:HB3	2.63	0.53
43:L6:14:ASP:N	43:L6:14:ASP:OD2	4.04	0.53
22:D0:28:SER:OG	22:D0:111:GLY:O	2.17	0.53
22:D0:28:SER:HB2	22:D0:112:VAL:HA	1.91	0.53
11:S9:149:ARG:HD2	1:6:765:G:O6	431.73	0.53

Continued on next page...

Continued from previous page...

Atom-1	Atom-2	Interatomic distance (Å)	Clash overlap (Å)
2:S0:175:TYR:HE1	2:S0:197:ILE:HG22	3.90	0.53
64:N8:90:TYR:O	64:N8:94:ALA:HB2	2.09	0.53
7:S5:59:VAL:C	7:S5:61:TYR:H	2.11	0.53
49:M3:128:ARG:NH2	36:5:168:U:O2'	39.30	0.53
36:5:1317:A:O2'	36:5:1318:A:H3'	2.07	0.53
36:5:3306:U:O2'	36:5:3308:C:OP2	2.23	0.53
4:S2:95:ARG:HD2	4:S2:95:ARG:N	2.24	0.53
47:M0:85:PHE:CB	47:M0:140:THR:HG22	2.78	0.53
72:O6:58:ILE:HG12	72:O6:59:ASP:N	2.23	0.53
13:C1:33:ARG:NH1	13:C1:53:TYR:O	2.95	0.53
33:E1:98:VAL:HG22	33:E1:99:LYS:H	1.74	0.53
38:8:142:C:H2'	38:8:143:U:C6	2.43	0.53
1:6:271:A:H1'	1:6:285:G:N2	2.24	0.53
36:5:1348:U:H5	36:5:1355:A:C8	2.26	0.53
50:M4:20:VAL:HG13	50:M4:68:LEU:O	2.07	0.53
86:5:4014:OHX:N3	86:5:4212:OHX:N1	2.55	0.53
9:S7:155:ASP:OD2	9:S7:156:SER:N	2.35	0.53
36:1:3088:G:H2'	36:1:3089:C:C6	2.43	0.53
2:S0:30:GLN:NE2	2:S0:149:LEU:HD13	2.24	0.53
46:L9:92:TYR:HB2	46:L9:142:ASP:HB3	1.88	0.53
69:O3:8:TYR:CZ	69:O3:99:ARG:HD3	2.63	0.53
36:1:852:U:C5	79:Q3:2:ALA:HA	2.43	0.53
7:S5:225:ARG:HH22	30:D8:57:MET:HB2	4.65	0.53
36:1:2724:U:OP1	57:N1:57:TYR:OH	2.24	0.53
35:SM:124:GLN:O	35:SM:127:ALA:N	2.41	0.53
58:N2:90:ARG:NH1	58:N2:90:ARG:HB3	4.64	0.53
53:M7:3:ARG:HD2	36:5:398:A:H5''	123.06	0.53
16:C4:51:ASP:OD1	1:6:902:G:N1	283.42	0.53
41:L4:73:ARG:HH11	36:5:805:G:H1'	163.98	0.53
1:6:241:U:H2'	1:6:242:U:C6	2.43	0.53
20:C8:25:ASN:HB2	27:D5:40:VAL:HG11	1.90	0.53
36:1:511:G:H2'	36:1:512:U:O4'	2.09	0.53
1:6:1414:U:O2'	86:6:2047:OHX:N5	2.41	0.53
1:2:1265:G:C2	1:2:1266:U:H1'	2.44	0.53
37:3:94:C:H2'	37:3:95:A:H8	1.72	0.53
54:M8:25:TYR:HA	54:M8:28:LEU:HD12	2.61	0.53
36:1:5:G:H2'	36:1:6:A:O4'	2.08	0.53
41:L4:320:ASN:OD1	41:L4:323:VAL:HG12	3.16	0.53
53:M7:23:ARG:NH2	36:5:1505:C:OP1	128.50	0.53
40:L3:227:GLU:HG2	40:L3:270:ARG:HD3	1.89	0.53
1:2:1793:G:O2'	28:D6:5:ARG:NH2	2.42	0.53

Continued on next page...

Continued from previous page...

Atom-1	Atom-2	Interatomic distance (Å)	Clash overlap (Å)
36:5:119:U:H4'	36:5:120:G:H5''	1.89	0.53
8:S6:173:PRO:HA	1:6:66:U:H5'	340.48	0.53
22:D0:58:LEU:HD13	22:D0:88:LYS:HB3	3.45	0.53
36:5:332:C:N3	38:8:31:G:N1	2.42	0.53
61:N5:130:TYR:CD1	61:N5:130:TYR:N	2.77	0.53
10:S8:138:ASN:OD1	1:6:189:C:N4	273.16	0.53
34:SR:176:LYS:HG2	34:SR:197:SER:O	2.08	0.53
62:N6:100:HIS:CD2	62:N6:101:PRO:HD2	2.67	0.53
3:S1:206:PRO:O	3:S1:207:LEU:HB2	2.09	0.53
3:S1:218:LEU:HD23	3:S1:219:LYS:N	2.24	0.53
19:C7:5:ARG:O	19:C7:10:LYS:HE3	2.08	0.53
2:S0:32:HIS:C	2:S0:34:GLU:H	2.10	0.53
11:S9:171:ARG:HH11	11:S9:174:ARG:HB3	4.30	0.53
1:6:417:A:O5'	1:6:417:A:H8	1.92	0.53
1:2:164:A:H1'	8:S6:13:GLN:HE22	1.74	0.53
52:M6:54:TYR:CE2	52:M6:58:LEU:HD13	2.44	0.53
36:5:1782:U:H2'	36:5:1783:U:C6	2.43	0.53
36:5:1785:U:H2'	36:5:1786:G:H8	1.72	0.53
15:C3:5:HIS:HE1	15:C3:121:ARG:HG3	1.74	0.53
22:D0:46:GLU:HA	22:D0:49:ASN:HA	3.38	0.53
71:O5:95:PHE:O	71:O5:97:ALA:N	2.39	0.53
43:L6:39:VAL:O	43:L6:40:LEU:HD23	3.52	0.53
36:1:2359:C:H2'	36:1:2360:C:H6	1.73	0.53
6:S4:252:ARG:HH21	6:S4:252:ARG:HB3	4.53	0.53
36:5:3199:G:C2	36:5:3200:G:C8	2.97	0.53
36:5:2623:G:H2'	36:5:2624:G:H8	1.73	0.53
60:N4:25:ASP:OD2	60:N4:27:LYS:HB2	2.09	0.53
1:6:407:A:H2'	1:6:408:C:C6	2.44	0.53
45:L8:63:LYS:O	45:L8:66:SER:N	3.17	0.53
1:6:1417:A:OP1	86:6:2086:OHX:N4	2.42	0.53
39:L2:5:ILE:HG12	39:L2:8:GLN:HG3	2.29	0.53
36:5:553:U:H2'	36:5:554:A:O4'	2.09	0.53
36:1:1055:A:N6	36:1:2637:A:OP2	2.41	0.53
57:N1:102:ARG:O	57:N1:106:LEU:HG	4.69	0.53
45:L8:254:ASP:O	45:L8:256:ALA:N	2.42	0.53
36:1:1933:A:OP2	86:1:3877:OHX:N6	2.41	0.53
1:2:1600:A:O2'	1:2:1602:C:N4	2.42	0.53
47:M0:38:LYS:HB2	47:M0:83:ASP:HA	2.26	0.53
51:M5:68:ARG:NH2	36:5:292:U:OP2	150.33	0.53
63:N7:10:VAL:HB	63:N7:83:THR:CG2	2.39	0.53
1:2:1228:G:N1	14:C2:67:THR:HB	2.18	0.53

Continued on next page...

Continued from previous page...

Atom-1	Atom-2	Interatomic distance (Å)	Clash overlap (Å)
56:N0:139:TYR:CD2	56:N0:140:VAL:HG23	2.47	0.53
11:S9:146:PHE:O	11:S9:147:MET:HB2	2.36	0.53
20:C8:91:ASP:O	20:C8:92:ILE:HB	2.07	0.53
61:N5:105:VAL:HG21	61:N5:135:ILE:HG13	2.78	0.53
1:2:191:C:O2'	1:2:192:U:O5'	2.27	0.53
34:SR:22:SER:HB2	34:SR:70:ASP:HA	1.90	0.53
49:M3:73:ARG:HD2	36:5:76:G:H3'	81.41	0.53
23:D1:56:SER:OG	23:D1:59:VAL:HG23	2.24	0.53
6:S4:208:VAL:HG21	6:S4:225:VAL:HG21	2.62	0.53
50:M4:115:PHE:O	50:M4:119:GLN:HG3	2.08	0.53
1:2:138:A:O2'	8:S6:149:LYS:NZ	2.42	0.53
5:S3:91:VAL:HG23	5:S3:92:GLN:OE1	2.08	0.53
1:6:570:A:H5''	1:6:571:G:OP2	2.09	0.53
50:M4:125:LYS:HA	50:M4:128:ARG:NH1	4.47	0.53
36:1:915:A:O2'	36:1:917:A:OP1	2.15	0.53
36:5:561:C:H2'	36:5:562:C:C6	2.41	0.53
55:M9:108:LYS:O	55:M9:112:ALA:N	2.37	0.53
70:O4:58:ARG:O	70:O4:61:GLN:HB2	2.43	0.53
36:1:675:C:O2'	36:1:679:U:OP1	2.25	0.53
3:S1:81:PHE:CE1	3:S1:109:LYS:HE2	2.44	0.53
53:M7:172:GLN:NE2	69:O3:61:GLY:HA3	2.23	0.53
18:C6:71:GLY:HA2	1:6:1483:A:H4'	410.68	0.53
2:S0:117:GLU:O	4:S2:40:LYS:NZ	2.42	0.53
68:O2:4:LEU:HD12	68:O2:5:PRO:HD3	2.69	0.53
10:S8:33:PRO:HB3	1:6:330:G:O2'	274.94	0.53
69:O3:8:TYR:CE1	69:O3:99:ARG:HD3	2.87	0.53
9:S7:111:LYS:O	9:S7:112:ARG:HB2	2.08	0.53
50:M4:24:LYS:HE2	50:M4:25:LYS:NZ	2.24	0.53
60:N4:48:ARG:NH1	36:5:2112:U:OP2	232.90	0.53
1:2:458:G:OP2	26:D4:105:ARG:NH2	2.41	0.53
1:2:61:A:C8	1:2:269:G:O2'	2.61	0.53
20:C8:113:LEU:HD21	20:C8:127:HIS:CE1	2.43	0.53
36:5:2319:U:O4	86:5:3989:OHX:N2	2.42	0.53
1:6:363:G:OP1	86:6:2111:OHX:N1	2.41	0.53
39:L2:133:TYR:HE1	39:L2:135:ILE:HD11	1.73	0.53
6:S4:23:LEU:H	6:S4:23:LEU:HD22	1.71	0.53
60:N4:34:SER:HA	60:N4:37:ALA:HB3	1.89	0.53
7:S5:44:ASN:OD1	7:S5:70:VAL:HG12	2.09	0.53
34:SR:64:HIS:ND1	34:SR:86:ASP:OD2	2.34	0.53
45:L8:100:GLU:OE2	45:L8:105:LYS:HD2	2.08	0.53
37:7:23:A:H2'	37:7:24:A:C8	2.44	0.53

Continued on next page...

Continued from previous page...

Atom-1	Atom-2	Interatomic distance (Å)	Clash overlap (Å)
36:5:1113:G:O2'	36:5:1369:A:N3	2.34	0.53
24:D2:11:LEU:O	24:D2:15:ASN:HB2	3.32	0.53
36:1:2355:G:H4'	53:M7:139:TYR:CZ	2.43	0.53
9:S7:117:THR:HG23	1:6:639:U:P	364.80	0.53
50:M4:22:LEU:HD22	50:M4:94:TRP:CH2	2.67	0.53
6:S4:159:THR:HG22	6:S4:173:ILE:HB	2.26	0.53
26:D4:20:ARG:HB3	26:D4:76:TYR:CD2	2.90	0.53
70:O4:3:GLN:HB3	70:O4:30:LEU:HD12	1.90	0.53
36:5:438:A:H2'	36:5:494:G:H21	1.74	0.53
8:S6:3:LEU:HD22	8:S6:111:LEU:HD11	3.20	0.53
36:1:3039:C:H2'	36:1:3040:A:C8	2.44	0.53
36:1:3039:C:H2'	36:1:3040:A:H8	1.74	0.53
36:1:1807:G:C6	36:1:1808:G:N1	2.77	0.53
6:S4:163:ASP:HB3	6:S4:166:SER:O	2.09	0.53
36:5:563:U:H2'	36:5:564:G:C8	2.44	0.53
8:S6:53:SER:OG	8:S6:110:ALA:O	2.22	0.53
36:1:1724:U:H1'	36:1:1725:C:C6	2.44	0.53
36:1:3317:U:H4'	36:1:3318:G:O5'	2.09	0.53
36:5:3294:A:H2'	36:5:3295:A:O4'	2.09	0.53
18:C6:71:GLY:O	18:C6:77:GLN:NE2	2.42	0.53
36:1:708:G:H5''	36:1:708:G:H8	1.74	0.53
1:6:333:A:N6	1:6:334:G:O6	2.42	0.53
42:L5:281:GLU:O	42:L5:284:ALA:HB3	3.67	0.53
36:5:1685:C:H2'	36:5:1686:U:H6	1.74	0.53
36:1:829:U:H3	36:1:895:A:H62	1.57	0.53
36:1:830:A:OP1	86:1:4005:OHX:N4	2.42	0.53
45:L8:56:VAL:O	45:L8:60:ARG:HG3	2.08	0.53
41:L4:11:LEU:HD13	41:L4:159:ILE:HD11	1.90	0.53
36:1:1327:C:O3'	69:O3:76:GLY:HA2	2.09	0.53
36:1:86:G:O2'	49:M3:11:LYS:HD3	2.09	0.53
36:5:2846:U:O2	86:5:4046:OHX:N5	2.42	0.53
36:1:2703:A:N6	42:L5:23:ARG:HG2	2.24	0.53
36:5:34:A:H2'	36:5:35:A:C8	2.44	0.53
46:L9:29:GLY:HA3	46:L9:82:VAL:HG13	1.91	0.53
25:D3:87:VAL:HG12	25:D3:92:CYS:HB3	1.89	0.53
40:L3:108:GLU:HB2	40:L3:137:TYR:CD1	2.44	0.53
46:L9:44:THR:HG22	36:5:3186:A:C2	327.77	0.53
36:5:1451:C:H42	36:5:2353:G:H1	1.57	0.53
36:1:1547:G:H2'	36:1:1548:C:C6	2.44	0.53
20:C8:46:VAL:HG22	20:C8:72:ILE:HG22	1.90	0.53
3:S1:27:LYS:HD3	3:S1:47:LEU:HD22	4.26	0.53

Continued on next page...

Continued from previous page...

Atom-1	Atom-2	Interatomic distance (Å)	Clash overlap (Å)
11:S9:117:GLY:O	11:S9:119:ALA:N	2.71	0.53
74:O8:61:LYS:O	74:O8:65:LEU:HB2	2.09	0.53
1:6:196:G:C2	1:6:197:A:H1'	2.42	0.53
53:M7:80:LYS:NZ	36:5:2389:C:OP1	179.03	0.53
48:M1:53:THR:OG1	48:M1:60:ARG:HA	2.09	0.53
15:C3:73:ARG:HD3	1:6:859:A:C6	330.44	0.53
18:C6:66:ARG:NH1	1:6:1351:G:OP1	436.32	0.53
54:M8:94:PHE:O	54:M8:96:PHE:N	3.44	0.53
15:C3:36:GLN:HB3	15:C3:54:LEU:HD21	1.91	0.53
41:L4:93:MET:HB2	36:5:658:G:N2	145.58	0.53
56:N0:155:ARG:HD3	56:N0:172:TYR:CD2	4.09	0.53
59:N3:108:GLU:HG2	59:N3:128:ARG:NH1	2.24	0.53
66:O0:66:LYS:N	66:O0:66:LYS:HD2	4.20	0.53
20:C8:123:ARG:NH1	1:6:1546:G:OP1	358.47	0.53
36:5:679:U:O2'	36:5:788:C:O2	2.27	0.53
36:5:3084:C:H2'	36:5:3085:G:O4'	2.08	0.53
36:5:1806:A:H2'	36:5:1807:G:O4'	2.08	0.53
42:L5:158:ARG:HB2	42:L5:158:ARG:HH21	6.16	0.53
36:1:2225:U:H2'	36:1:2226:U:H6	1.74	0.53
36:1:1506:A:C4	36:1:1513:G:N2	2.77	0.53
4:S2:175:GLY:HA3	11:S9:53:ARG:HH22	1.74	0.53
36:1:2641:U:H5''	36:1:2642:A:OP1	2.09	0.53
36:1:2766:U:O4	86:1:4033:OHX:N2	2.41	0.53
36:1:92:G:H5'	36:1:93:C:H5''	1.89	0.53
3:S1:52:THR:OG1	3:S1:55:LYS:HB3	4.63	0.53
27:D5:49:ARG:NH2	27:D5:53:GLU:OE2	2.41	0.53
55:M9:68:GLN:HA	55:M9:71:ARG:HG2	4.29	0.53
1:6:719:U:N3	1:6:721:U:H5	2.06	0.53
41:L4:285:ASP:OD1	41:L4:288:ARG:HB2	2.08	0.53
55:M9:127:SER:HB3	55:M9:132:PHE:HD2	1.74	0.53
10:S8:116:HIS:CD2	10:S8:146:ARG:HD3	3.91	0.53
36:1:718:G:C2	36:1:721:G:H1'	2.44	0.53
36:1:1004:U:C2	36:1:1005:G:C8	2.97	0.53
79:Q3:28:LYS:HG2	79:Q3:29:LEU:HG	1.91	0.53
7:S5:44:ASN:OD1	7:S5:115:LYS:HB2	3.77	0.53
13:C1:101:GLU:OE1	25:D3:16:ARG:NH2	2.41	0.53
44:L7:52:GLN:O	44:L7:56:GLU:HG2	2.09	0.53
43:L6:23:LYS:HE3	36:5:503:C:O2	238.39	0.53
11:S9:133:HIS:CE1	1:6:513:U:H5'	446.17	0.53
1:6:1080:U:O2'	1:6:1081:A:H5'	2.09	0.53
44:L7:102:VAL:HG13	44:L7:126:LEU:HD22	2.27	0.53

Continued on next page...

Continued from previous page...

Atom-1	Atom-2	Interatomic distance (Å)	Clash overlap (Å)
42:L5:269:SER:OG	37:7:1:G:N3	316.12	0.53
53:M7:50:GLN:O	53:M7:53:ASP:N	2.31	0.53
5:S3:50:ILE:HB	5:S3:88:ALA:HA	1.91	0.53
13:C1:57:LYS:HD3	13:C1:131:ILE:HG23	2.06	0.53
9:S7:63:PRO:O	9:S7:64:VAL:HG23	2.09	0.53
40:L3:221:THR:HG22	40:L3:272:TYR:N	3.09	0.53
27:D5:93:SER:HB3	27:D5:100:ILE:HB	1.91	0.53
49:M3:3:ILE:HG12	64:N8:34:MET:HE1	2.73	0.53
59:N3:13:ILE:HD12	59:N3:85:TRP:CG	2.44	0.53
40:L3:68:HIS:CD2	40:L3:69:LYS:HG3	2.44	0.53
47:M0:3:ARG:CZ	47:M0:63:GLU:HG3	2.38	0.53
52:M6:110:PRO:O	52:M6:112:TYR:N	3.14	0.53
6:S4:92:LEU:O	6:S4:95:THR:HG22	6.14	0.53
6:S4:97:GLU:HG2	6:S4:113:ARG:HH22	6.97	0.53
8:S6:25:ARG:HA	8:S6:28:PHE:CD1	2.44	0.53
36:1:1686:U:O2	36:1:1688:U:H1'	2.08	0.53
36:5:1806:A:OP2	86:5:4018:OHX:N5	2.42	0.53
48:M1:139:THR:HG22	48:M1:146:GLY:O	2.87	0.53
1:2:384:G:OP1	86:2:2063:OHX:N5	2.42	0.53
24:D2:88:LYS:NZ	1:6:371:G:O3'	372.12	0.53
1:2:73:U:H4'	1:2:74:U:OP1	2.09	0.53
71:O5:24:LEU:HB3	71:O5:51:ILE:HG12	2.19	0.53
36:1:1109:U:H2'	36:1:1110:U:C6	2.44	0.53
36:1:2381:G:C2'	36:1:2382:G:H5'	2.39	0.53
1:2:992:A:O2'	1:2:1785:U:O2	2.26	0.53
40:L3:4:ARG:HB3	36:5:2882:U:O4	242.51	0.53
53:M7:108:ASP:O	53:M7:111:LYS:N	2.40	0.53
36:1:3275:U:H5'	69:O3:68:TRP:HE1	1.73	0.53
1:6:1148:C:O2'	1:6:1149:G:H5'	2.09	0.53
44:L7:110:ARG:CZ	54:M8:3:ILE:HD12	4.34	0.53
1:6:1697:G:H8	1:6:1705:C:N3	2.07	0.53
67:O1:103:GLY:HA2	36:5:3325:G:H5''	179.60	0.53
51:M5:91:GLU:O	51:M5:93:LYS:NZ	3.93	0.53
36:1:2258:U:H2'	36:1:2259:A:O4'	2.09	0.53
36:1:2997:G:H1'	36:1:3396:U:H5'	1.91	0.53
16:C4:13:VAL:N	16:C4:77:THR:OG1	2.42	0.53
36:1:973:A:P	54:M8:12:ARG:HH12	2.32	0.53
38:4:3:A:OP1	86:4:236:OHX:N2	2.42	0.53
36:1:3203:U:H2'	36:1:3204:C:C6	2.44	0.53
12:C0:43:ILE:O	12:C0:47:GLN:HB3	3.38	0.53
40:L3:117:ARG:HA	40:L3:175:LYS:HD2	4.28	0.53

Continued on next page...

Continued from previous page...

Atom-1	Atom-2	Interatomic distance (Å)	Clash overlap (Å)
36:1:3066:U:O4	86:1:4131:OHX:N5	2.42	0.53
44:L7:108:LEU:HD21	44:L7:115:THR:HG23	1.91	0.53
52:M6:3:VAL:HG13	52:M6:4:GLU:N	2.24	0.53
34:SR:16:HIS:CE1	34:SR:37:SER:HB3	2.44	0.52
47:M0:31:ILE:HA	47:M0:66:GLU:HB2	1.91	0.52
42:L5:261:THR:HG23	42:L5:264:GLN:OE1	2.09	0.52
26:D4:120:GLY:HA2	1:6:85:A:O3'	336.02	0.52
70:O4:102:LYS:NZ	36:5:2552:C:OP1	231.12	0.52
3:S1:217:LEU:O	3:S1:218:LEU:HB3	2.09	0.52
72:O6:26:ILE:O	72:O6:29:LYS:N	2.42	0.52
36:1:2121:G:HO2'	36:1:2122:G:P	2.31	0.52
1:6:871:G:H2'	1:6:872:G:C8	2.44	0.52
36:1:1941:C:H1'	36:1:3362:A:H8	1.73	0.52
36:5:1580:A:OP1	36:5:2522:G:N2	2.40	0.52
36:5:656:A:H2'	36:5:657:A:H8	1.73	0.52
40:L3:346:THR:O	40:L3:348:ARG:N	2.63	0.52
2:S0:90:ALA:HB1	2:S0:95:ALA:O	3.34	0.52
37:3:3:U:H2'	37:3:4:U:H6	1.74	0.52
36:5:507:U:H2'	36:5:508:U:H6	1.72	0.52
1:2:744:U:H5'	1:2:745:U:OP2	2.09	0.52
42:L5:286:VAL:HG13	47:M0:206:LEU:HD22	1.91	0.52
36:1:1618:G:H4'	38:4:129:C:H1'	1.91	0.52
36:1:2379:U:H2'	36:1:2380:U:H6	1.72	0.52
46:L9:20:ILE:HG12	46:L9:25:VAL:HG22	5.22	0.52
36:5:731:U:H2'	36:5:732:C:H6	1.72	0.52
1:2:1166:A:H2'	1:2:1167:G:O4'	2.10	0.52
52:M6:171:LYS:O	52:M6:175:THR:HG23	3.69	0.52
36:1:849:C:O2'	36:1:850:U:H5'	2.09	0.52
34:SR:11:GLY:HA3	34:SR:54:PHE:HB2	1.89	0.52
9:S7:77:LEU:HD22	9:S7:81:LEU:HD11	1.92	0.52
11:S9:7:THR:HG21	1:6:758:U:OP1	384.41	0.52
6:S4:36:HIS:CG	6:S4:85:GLY:HA3	2.44	0.52
4:S2:168:ARG:NE	1:6:1098:U:OP2	385.20	0.52
1:2:1586:A:H1'	1:2:1611:A:N6	2.24	0.52
7:S5:99:MET:HG3	7:S5:180:ARG:HH21	1.73	0.52
8:S6:87:ARG:NH2	1:6:161:U:OP2	315.81	0.52
14:C2:56:GLU:OE1	14:C2:124:LYS:NZ	2.97	0.52
36:1:1564:U:H2'	36:1:1565:G:C8	2.43	0.52
1:2:932:U:OP2	3:S1:155:TYR:OH	2.27	0.52
27:D5:38:HIS:HE1	27:D5:70:LYS:HA	1.72	0.52
36:1:971:G:H2'	36:1:972:A:O4'	2.09	0.52

Continued on next page...

Continued from previous page...

Atom-1	Atom-2	Interatomic distance (Å)	Clash overlap (Å)
55:M9:25:ASP:OD1	55:M9:25:ASP:N	2.40	0.52
68:O2:94:ALA:HB3	68:O2:119:VAL:HG22	1.90	0.52
2:S0:195:TRP:CE2	2:S0:197:ILE:HG13	2.44	0.52
73:O7:52:LYS:HA	73:O7:55:ARG:HD2	1.91	0.52
27:D5:41:ILE:HG13	27:D5:42:LEU:HG	1.91	0.52
40:L3:290:ASP:C	40:L3:292:ALA:H	4.05	0.52
1:6:876:G:H2'	1:6:936:G:N2	2.24	0.52
3:S1:195:LYS:HA	3:S1:198:GLU:HB3	1.92	0.52
1:2:737:A:HO2'	1:2:738:G:H8	1.55	0.52
22:D0:72:ASN:HD22	22:D0:73:GLY:H	1.56	0.52
43:L6:175:LYS:O	50:M4:117:ARG:NH2	2.43	0.52
40:L3:286:GLY:HA3	40:L3:321:PHE:CZ	2.72	0.52
25:D3:69:ARG:NH1	25:D3:116:ASP:OD1	2.48	0.52
36:1:1818:U:H2'	36:1:1819:U:O4'	2.09	0.52
79:Q3:4:ARG:NH2	36:5:838:G:O6	237.51	0.52
51:M5:4:TYR:O	51:M5:7:LEU:N	2.42	0.52
7:S5:186:ASN:OD1	7:S5:187:ILE:N	2.91	0.52
25:D3:19:ARG:NH1	1:6:610:G:H21	343.05	0.52
2:S0:110:TYR:CE2	4:S2:64:LYS:HB3	2.42	0.52
36:1:1661:G:H2'	36:1:1662:G:C8	2.44	0.52
51:M5:172:ARG:HH11	36:5:30:G:P	107.89	0.52
36:5:1944:U:H2'	36:5:1945:A:C8	2.44	0.52
41:L4:316:ASN:HD22	41:L4:319:LYS:HE2	1.75	0.52
70:O4:41:ARG:HB2	70:O4:43:LYS:HE3	4.91	0.52
1:2:97:C:H2'	1:2:98:U:H6	1.74	0.52
23:D1:71:ARG:HH11	29:D7:4:VAL:HG11	2.62	0.52
1:2:901:G:N2	16:C4:54:GLU:OE1	2.43	0.52
36:5:339:C:OP1	36:5:1380:G:O2'	2.27	0.52
46:L9:41:ILE:HD12	46:L9:71:VAL:HG21	1.91	0.52
36:5:3269:U:H5'	36:5:3271:G:O4'	2.09	0.52
73:O7:10:LYS:HB2	36:5:818:C:H5''	155.59	0.52
50:M4:17:VAL:HG11	50:M4:74:ARG:HA	2.08	0.52
1:6:276:C:O2'	1:6:277:U:H5''	2.08	0.52
64:N8:127:ALA:O	64:N8:148:ILE:HG12	2.35	0.52
1:2:1061:A:H2'	1:2:1062:A:H5'	1.91	0.52
5:S3:27:ARG:O	12:C0:58:GLN:NE2	3.19	0.52
36:1:1809:A:H2'	36:1:1810:A:O4'	2.08	0.52
61:N5:28:THR:OG1	61:N5:29:SER:N	2.69	0.52
48:M1:150:ASN:C	48:M1:151:SER:O	4.34	0.52
36:1:109:A:H8	36:1:109:A:O5'	1.92	0.52
1:6:1489:U:C4	1:6:1513:G:C6	2.97	0.52

Continued on next page...

Continued from previous page...

Atom-1	Atom-2	Interatomic distance (Å)	Clash overlap (Å)
1:2:1104:U:OP1	25:D3:14:LYS:NZ	2.35	0.52
36:1:1064:A:H5''	36:1:1066:G:O4'	2.09	0.52
36:5:1112:A:H5''	36:5:1113:G:OP2	2.09	0.52
2:S0:179:ARG:HH11	2:S0:183:ARG:HH11	1.57	0.52
24:D2:105:THR:OG1	24:D2:126:LEU:HG	2.08	0.52
5:S3:26:THR:HG23	5:S3:34:TYR:HD1	2.38	0.52
34:SR:166:SER:O	34:SR:166:SER:OG	2.24	0.52
46:L9:48:VAL:HG21	46:L9:52:LEU:HD13	2.36	0.52
30:D8:11:LYS:HE2	30:D8:33:LEU:HD21	1.91	0.52
8:S6:157:VAL:HG11	8:S6:175:ILE:HD11	2.90	0.52
66:O0:26:GLY:O	66:O0:30:THR:HG23	2.10	0.52
10:S8:36:THR:HB	10:S8:57:ALA:O	2.08	0.52
36:5:1565:G:N2	36:5:1566:A:H1'	2.24	0.52
64:N8:111:LYS:HA	64:N8:129:PHE:O	2.51	0.52
68:O2:123:LYS:HA	68:O2:126:LEU:HD12	2.67	0.52
36:5:3287:U:H2'	36:5:3288:G:H5'	1.90	0.52
55:M9:88:ARG:O	36:5:1779:C:N4	207.17	0.52
36:5:286:U:H2'	36:5:287:G:C8	2.44	0.52
36:5:1155:C:H2'	36:5:1156:C:C6	2.42	0.52
47:M0:210:ILE:HG12	47:M0:217:PHE:CZ	2.44	0.52
6:S4:95:THR:HG23	6:S4:97:GLU:H	5.11	0.52
36:1:2240:G:H2'	36:1:2241:U:O4'	2.10	0.52
26:D4:35:VAL:HG13	26:D4:36:SER:H	1.87	0.52
49:M3:18:TRP:O	49:M3:20:GLU:N	2.42	0.52
36:5:2594:C:H2'	36:5:2595:A:O4'	2.09	0.52
36:1:2413:A:H2'	36:1:2414:G:H8	1.74	0.52
57:N1:96:ILE:HG22	57:N1:97:LYS:O	4.17	0.52
24:D2:86:ILE:HD12	24:D2:87:GLU:HG3	1.91	0.52
36:5:1049:C:C2	36:5:1050:U:C5	2.98	0.52
10:S8:197:THR:HA	10:S8:200:LYS:HB2	1.91	0.52
36:5:1584:U:H2'	36:5:1585:C:C6	2.44	0.52
55:M9:172:ARG:O	55:M9:176:ARG:HG2	2.29	0.52
55:M9:4:LEU:HB3	55:M9:7:GLN:HG2	4.45	0.52
13:C1:23:PRO:O	13:C1:25:VAL:N	3.35	0.52
48:M1:48:SER:HB2	48:M1:66:ALA:O	2.24	0.52
36:1:1708:C:H2'	36:1:1709:C:C6	2.44	0.52
1:2:1275:A:N3	5:S3:141:LYS:NZ	2.50	0.52
36:1:2516:U:O2'	36:1:2595:A:N6	2.41	0.52
36:5:1132:C:HO2'	36:5:2865:U:HO2'	1.57	0.52
1:6:1496:U:HO2'	1:6:1519:U:HO2'	1.52	0.52
70:O4:59:PRO:HB3	36:5:1654:A:N3	165.82	0.52

Continued on next page...

Continued from previous page...

Atom-1	Atom-2	Interatomic distance (Å)	Clash overlap (Å)
67:O1:46:THR:HG21	67:O1:91:SER:OG	2.09	0.52
11:S9:54:ARG:HG3	1:6:1:U:C4	393.02	0.52
11:S9:107:ARG:O	11:S9:147:MET:HA	2.09	0.52
11:S9:133:HIS:HE1	1:6:512:A:O2'	447.80	0.52
42:L5:85:ARG:HH21	42:L5:254:LYS:N	2.04	0.52
1:6:82:U:H2'	1:6:83:G:O4'	2.09	0.52
42:L5:56:THR:OG1	42:L5:59:ASP:HB3	2.09	0.52
1:6:903:U:H2'	1:6:905:A:OP2	2.10	0.52
6:S4:126:VAL:HG12	6:S4:158:ASP:O	2.09	0.52
62:N6:71:SER:OG	62:N6:83:ASP:N	4.28	0.52
7:S5:109:LYS:O	7:S5:113:ILE:HG13	2.09	0.52
29:D7:61:THR:HG23	29:D7:62:ILE:N	2.25	0.52
21:C9:53:TRP:CH2	21:C9:100:ILE:HD12	2.89	0.52
17:C5:119:PHE:HA	35:SM:57:ASN:ND2	2.86	0.52
1:2:386:G:C6	1:2:387:A:N6	2.77	0.52
8:S6:5:ILE:HA	8:S6:111:LEU:O	2.09	0.52
40:L3:139:GLN:HE22	40:L3:143:GLY:H	2.99	0.52
40:L3:187:SER:O	40:L3:189:SER:N	2.96	0.52
36:5:662:U:H2'	36:5:663:C:C6	2.45	0.52
41:L4:269:SER:C	41:L4:271:LYS:H	2.83	0.52
8:S6:133:LEU:HD13	1:6:166:C:O2	327.16	0.52
1:2:952:A:O2'	15:C3:114:ARG:HG3	2.09	0.52
1:6:1257:U:O2'	1:6:1258:U:O5'	2.27	0.52
36:1:3316:A:N6	40:L3:124:LYS:HG2	2.24	0.52
36:5:136:G:H2'	36:5:137:G:C8	2.45	0.52
1:2:1650:U:H2'	1:2:1651:A:H8	1.72	0.52
8:S6:164:LYS:O	8:S6:166:GLU:N	2.43	0.52
33:E1:108:VAL:HG12	33:E1:114:VAL:HG13	2.18	0.52
1:6:1726:G:N7	86:6:2147:OHX:N5	2.58	0.52
45:L8:160:ILE:HG23	45:L8:164:VAL:CG1	5.69	0.52
45:L8:134:TYR:CD2	45:L8:190:VAL:HG11	4.08	0.52
39:L2:5:ILE:HD11	39:L2:232:GLY:HA2	3.11	0.52
55:M9:168:ALA:HB1	55:M9:172:ARG:CZ	2.40	0.52
13:C1:128:CYS:O	13:C1:129:ARG:HB3	4.33	0.52
51:M5:73:ARG:HG2	51:M5:75:VAL:HG22	2.28	0.52
36:1:1019:G:H2'	36:1:1020:G:O4'	2.09	0.52
14:C2:88:LEU:O	14:C2:89:ILE:HB	2.47	0.52
41:L4:25:VAL:O	41:L4:28:ALA:N	2.38	0.52
75:O9:21:ARG:HD3	75:O9:22:PRO:O	2.09	0.52
42:L5:274:GLN:OE1	37:7:60:G:N2	332.79	0.52
17:C5:85:ILE:HG13	17:C5:114:HIS:O	2.64	0.52

Continued on next page...

Continued from previous page...

Atom-1	Atom-2	Interatomic distance (Å)	Clash overlap (Å)
72:O6:83:ALA:O	72:O6:87:VAL:HG23	2.10	0.52
29:D7:50:ALA:HB1	29:D7:52:THR:O	2.10	0.52
1:6:1372:U:H2'	1:6:1373:C:C6	2.45	0.52
24:D2:18:GLU:HG2	24:D2:65:LEU:HG	1.91	0.52
45:L8:85:ASN:N	45:L8:85:ASN:OD1	4.16	0.52
36:1:2700:G:O2'	36:1:2705:A:N1	2.32	0.52
70:O4:44:CYS:HB3	70:O4:49:SER:H	3.43	0.52
57:N1:68:THR:HG21	36:5:2736:A:O2'	223.00	0.52
1:2:274:G:C2	1:2:275:C:H1'	2.44	0.52
47:M0:76:MET:HE3	47:M0:148:VAL:HA	2.34	0.52
74:O8:14:LEU:HD23	74:O8:17:ARG:HD3	1.90	0.52
59:N3:66:LYS:O	59:N3:68:GLU:N	2.42	0.52
34:SR:165:ASP:O	34:SR:167:VAL:N	2.43	0.52
36:1:1014:U:C2'	36:1:1015:U:H5''	2.39	0.52
64:N8:128:ARG:HB2	72:O6:8:ALA:HB2	4.55	0.52
36:1:2273:G:O6	86:1:4135:OHX:N5	2.43	0.52
60:N4:4:GLU:HG3	60:N4:5:ILE:H	1.75	0.52
40:L3:152:LYS:HD3	40:L3:189:SER:HA	1.92	0.52
40:L3:92:TYR:CE1	40:L3:159:ARG:HD2	2.62	0.52
36:5:3122:A:H2'	36:5:3123:A:H5'	1.92	0.52
36:1:839:C:H4'	36:1:1724:U:H3'	1.91	0.52
29:D7:28:PRO:HB3	1:6:959:U:H5'	352.08	0.52
47:M0:17:TYR:O	47:M0:96:VAL:HB	2.09	0.52
37:7:4:U:H2'	37:7:5:G:C8	2.44	0.52
16:C4:23:PHE:HE2	16:C4:91:THR:HG21	1.74	0.52
1:2:218:A:N6	1:2:844:A:H1'	2.24	0.52
66:O0:86:ARG:NH1	79:Q3:44:LYS:HE3	5.10	0.52
36:1:918:C:H2'	36:1:919:U:H5'	1.92	0.52
42:L5:140:ARG:HD3	36:5:1080:A:OP1	226.21	0.52
36:1:2510:U:O2'	36:1:2511:A:H8	1.93	0.52
36:1:1144:U:H1'	36:1:1145:G:C8	2.45	0.52
1:2:331:A:H5'	10:S8:33:PRO:HA	1.91	0.52
4:S2:175:GLY:HA3	11:S9:97:LEU:O	3.43	0.52
1:2:1222:C:H2'	1:2:1223:A:C8	2.44	0.52
9:S7:77:LEU:O	9:S7:81:LEU:HB2	2.72	0.52
21:C9:141:GLU:C	21:C9:143:ASP:H	3.41	0.52
63:N7:103:GLN:HB3	63:N7:105:SER:OG	3.71	0.52
36:1:2714:G:H4'	36:1:2715:A:O5'	2.09	0.52
36:1:244:G:C2	36:1:245:U:H1'	2.44	0.52
36:5:2827:U:O4	86:5:3894:OHX:N6	2.42	0.52
36:5:2603:G:O6	86:5:3897:OHX:N1	2.43	0.52

Continued on next page...

Continued from previous page...

Atom-1	Atom-2	Interatomic distance (Å)	Clash overlap (Å)
21:C9:117:SER:OG	21:C9:118:PRO:O	2.26	0.52
41:L4:340:GLY:HA3	36:5:577:C:O2'	283.43	0.52
12:C0:81:ASN:HB2	14:C2:37:VAL:HG13	1.92	0.52
69:O3:70:LYS:O	69:O3:70:LYS:HG2	2.09	0.52
1:2:1449:U:H2'	1:2:1450:U:C6	2.45	0.52
36:1:386:A:H2'	36:1:387:A:O4'	2.09	0.52
36:5:2767:U:O4	86:5:4113:OHX:N3	2.42	0.52
36:5:2960:C:OP1	86:5:3965:OHX:N5	2.42	0.52
86:5:3971:OHX:N6	86:5:4193:OHX:N5	2.58	0.52
1:6:235:G:H2'	1:6:236:A:C8	2.44	0.52
40:L3:150:ARG:HH11	40:L3:150:ARG:CG	2.77	0.52
42:L5:104:LEU:HD11	42:L5:108:ARG:NH2	2.81	0.52
33:E1:144:CYS:HB3	33:E1:147:VAL:HG12	3.10	0.52
27:D5:42:LEU:HD12	27:D5:43:ASP:H	1.74	0.52
2:S0:125:ASP:OD1	2:S0:127:ARG:HB3	2.10	0.52
4:S2:44:LEU:HD22	4:S2:49:LYS:HB2	3.23	0.52
28:D6:58:VAL:HG22	28:D6:59:TYR:H	4.03	0.52
1:2:1188:G:O2'	1:2:1430:U:OP1	2.23	0.52
1:2:641:G:H2'	1:2:642:G:C8	2.44	0.52
1:6:36:C:C2	1:6:473:A:C2	2.97	0.52
4:S2:88:LYS:HB3	4:S2:95:ARG:HD2	4.92	0.52
40:L3:213:GLU:H	40:L3:282:ILE:HB	3.28	0.52
17:C5:55:GLY:O	17:C5:58:LYS:HB2	2.10	0.52
41:L4:209:TYR:O	41:L4:230:VAL:HG22	2.41	0.52
1:2:793:A:OP2	1:2:793:A:H8	1.91	0.52
54:M8:44:PHE:O	54:M8:48:VAL:HG23	2.08	0.52
59:N3:127:PRO:O	59:N3:130:ALA:HB3	2.09	0.52
56:N0:40:ARG:O	56:N0:43:TYR:HB3	2.09	0.52
36:5:1843:C:H2'	36:5:1844:C:H6	1.74	0.52
86:7:220:OHX:N4	86:7:228:OHX:N6	2.57	0.52
1:2:993:A:OP1	1:2:1777:G:N2	2.40	0.52
48:M1:40:LEU:HD11	48:M1:79:ILE:HG23	2.67	0.52
2:S0:88:LYS:NZ	19:C7:82:ASP:OD2	2.40	0.52
1:6:240:U:H4'	1:6:241:U:OP2	2.09	0.52
54:M8:24:VAL:HA	54:M8:27:LYS:HE3	1.91	0.52
36:1:1004:U:N3	36:1:1005:G:N7	2.58	0.52
36:5:1414:G:O6	86:5:4142:OHX:N1	2.42	0.52
6:S4:86:PHE:O	6:S4:87:MET:HB2	2.09	0.52
36:1:1481:A:H2'	36:1:1481:A:N3	2.25	0.52
36:5:2912:G:H1'	36:5:3131:U:OP1	2.09	0.52
63:N7:51:LEU:HD23	63:N7:52:LYS:HG2	8.26	0.52

Continued on next page...

Continued from previous page...

Atom-1	Atom-2	Interatomic distance (Å)	Clash overlap (Å)
79:Q3:52:ALA:HB1	79:Q3:68:ALA:HA	1.91	0.52
36:1:2932:U:O2	36:1:2934:A:H8	1.93	0.52
36:1:549:U:H2'	36:1:550:A:C8	2.44	0.52
36:1:1544:G:H5'	51:M5:67:ARG:NE	2.23	0.52
6:S4:43:PRO:HA	6:S4:82:TYR:O	2.10	0.52
42:L5:85:ARG:HH12	42:L5:254:LYS:H	4.58	0.52
36:1:2534:G:H2'	36:1:2535:A:H8	1.74	0.52
5:S3:7:LYS:HD3	22:D0:88:LYS:HE2	1.91	0.52
36:1:2339:C:OP2	59:N3:48:ARG:HG3	2.10	0.52
40:L3:361:THR:HG22	40:L3:371:GLN:OE1	2.38	0.52
9:S7:11:GLN:OE1	9:S7:12:ALA:N	2.34	0.52
8:S6:49:VAL:HB	8:S6:115:LYS:HG3	4.83	0.52
26:D4:57:VAL:HA	26:D4:73:GLY:HA2	1.92	0.52
36:1:1899:G:N7	86:1:3924:OHX:N3	2.58	0.52
36:1:2445:A:H61	36:1:2502:A:H2	1.57	0.52
19:C7:47:ARG:HD2	19:C7:48:ASN:OD1	2.10	0.52
49:M3:90:ALA:HB1	49:M3:95:ILE:HD12	2.52	0.52
47:M0:99:ILE:CD1	47:M0:101:LYS:HB2	5.50	0.52
42:L5:292:ALA:O	42:L5:295:GLY:N	2.43	0.52
86:1:4194:OHX:N6	86:O1:202:OHX:N3	2.57	0.52
1:6:696:C:H4'	1:6:697:C:H6	1.75	0.52
36:5:736:A:C6	36:5:737:G:H1'	2.44	0.52
7:S5:144:GLU:HG3	7:S5:221:ALA:HB1	1.91	0.52
63:N7:46:ILE:HD11	63:N7:49:TYR:CG	2.45	0.52
52:M6:78:ARG:CG	52:M6:78:ARG:HH11	2.22	0.52
28:D6:24:VAL:HG11	28:D6:71:LEU:HD12	1.91	0.52
36:1:3280:U:O2'	36:1:3281:U:OP2	2.25	0.52
1:6:515:A:H2'	1:6:516:G:O4'	2.10	0.52
36:1:2169:G:O6	86:1:3905:OHX:N4	2.43	0.52
41:L4:120:TYR:CD2	41:L4:277:PRO:HG3	3.07	0.52
5:S3:74:GLN:HG3	5:S3:79:TYR:HB2	1.92	0.52
1:6:811:A:C2	1:6:858:G:H1'	2.44	0.52
19:C7:99:VAL:CB	19:C7:118:PRO:HB2	2.40	0.52
56:N0:75:PHE:HB2	56:N0:94:ILE:O	2.35	0.52
1:2:1414:U:O2'	86:2:2025:OHX:N4	2.43	0.52
1:6:1489:U:O2'	1:6:1490:C:OP2	2.28	0.52
42:L5:40:HIS:HB3	42:L5:43:LYS:HD2	3.81	0.52
48:M1:160:VAL:O	48:M1:163:PHE:N	3.13	0.52
8:S6:136:LYS:NZ	1:6:66:U:OP1	336.64	0.52
24:D2:107:SER:HA	1:6:804:A:C8	367.59	0.52
36:1:2352:A:OP1	53:M7:82:ARG:HD3	2.10	0.52

Continued on next page...

Continued from previous page...

Atom-1	Atom-2	Interatomic distance (Å)	Clash overlap (Å)
30:D8:18:ARG:NH1	1:6:1616:G:H4'	364.89	0.52
34:SR:5:GLU:HG2	34:SR:317:THR:HG23	3.83	0.52
23:D1:25:LYS:HB2	23:D1:28:ASP:HB2	5.28	0.52
28:D6:44:ILE:HD12	28:D6:45:VAL:N	2.25	0.52
45:L8:73:PRO:HD3	45:L8:233:TRP:CG	3.57	0.52
40:L3:18:PRO:HG2	40:L3:20:LYS:HD2	2.24	0.52
58:N2:43:VAL:HG11	58:N2:50:LEU:HA	1.92	0.52
25:D3:61:SER:OG	25:D3:67:ALA:N	2.75	0.52
57:N1:101:CYS:HB3	36:5:990:U:H1'	251.41	0.52
40:L3:187:SER:OG	40:L3:188:ILE:HD12	2.10	0.52
36:5:1440:G:H2'	36:5:1441:G:O4'	2.10	0.52
63:N7:13:VAL:HG12	63:N7:14:VAL:H	3.00	0.52
34:SR:307:ASP:O	34:SR:309:VAL:HG23	2.32	0.52
23:D1:36:VAL:HG11	23:D1:78:LEU:HD13	1.92	0.52
1:2:1313:A:H2'	1:2:1315:U:H5'	1.92	0.52
21:C9:16:ASN:HA	21:C9:56:LYS:NZ	2.29	0.52
36:5:2896:A:H5'	36:5:2896:A:H8	1.74	0.52
36:1:1660:C:H2'	36:1:1661:G:C8	2.45	0.52
5:S3:101:GLN:O	5:S3:104:SER:OG	2.15	0.52
5:S3:111:ASN:HD22	5:S3:111:ASN:N	2.07	0.52
45:L8:156:ASP:O	45:L8:183:LYS:HE3	7.81	0.52
63:N7:76:ASN:HB3	63:N7:79:HIS:ND1	2.25	0.52
36:5:2881:C:H2'	36:5:2882:U:C6	2.44	0.52
36:1:2190:U:C4	36:1:2191:U:C4	2.98	0.52
45:L8:200:LEU:HD13	45:L8:203:VAL:HG23	3.30	0.52
54:M8:24:VAL:O	54:M8:28:LEU:HG	2.10	0.52
36:1:109:A:H4'	36:1:110:G:OP1	2.08	0.52
36:1:550:A:N6	36:1:551:A:H62	2.07	0.52
36:5:142:C:H2'	36:5:143:G:O4'	2.10	0.52
45:L8:136:LEU:HB2	36:5:147:U:H5'	116.54	0.52
51:M5:199:LEU:HD13	51:M5:203:ARG:CZ	3.08	0.52
36:5:2308:C:O2	86:5:4234:OHX:N1	2.43	0.52
36:5:257:U:H2'	36:5:258:G:C8	2.45	0.52
26:D4:51:GLU:O	26:D4:53:ASP:N	3.68	0.52
1:2:1395:G:O6	86:2:2097:OHX:N6	2.43	0.52
1:2:1527:C:H2'	1:2:1528:U:H6	1.75	0.52
65:N9:10:HIS:NE2	36:5:1139:G:O6	225.63	0.52
5:S3:8:LYS:HE2	22:D0:61:LYS:HD3	1.91	0.52
34:SR:175:ASP:N	34:SR:175:ASP:OD1	2.42	0.52
36:1:1245:A:H3'	36:1:1246:G:H5''	1.92	0.52
36:1:824:C:H2'	36:1:825:U:H6	1.74	0.52

Continued on next page...

Continued from previous page...

Atom-1	Atom-2	Interatomic distance (Å)	Clash overlap (Å)
54:M8:83:VAL:HB	54:M8:103:ALA:HB2	1.92	0.52
62:N6:59:VAL:HG22	62:N6:103:LYS:O	6.29	0.52
30:D8:26:THR:O	30:D8:44:VAL:HG22	2.40	0.52
2:S0:147:THR:O	2:S0:161:PRO:HA	4.75	0.52
1:2:637:C:OP1	24:D2:32:LYS:HG3	2.08	0.52
6:S4:158:ASP:N	6:S4:158:ASP:OD1	2.42	0.52
26:D4:76:TYR:OH	26:D4:86:GLU:OE2	2.20	0.52
36:5:300:G:O6	86:5:4186:OHX:N2	2.43	0.52
36:1:155:G:H1'	72:O6:26:ILE:CD1	2.39	0.52
36:1:265:A:H5'	36:1:266:A:OP2	2.09	0.52
43:L6:76:LEU:HD12	43:L6:138:GLN:HA	1.91	0.52
37:3:79:A:C2	37:3:102:A:C4	2.98	0.52
36:1:3120:C:H3'	76:Q0:111:ARG:HH21	1.75	0.52
41:L4:185:LYS:HZ1	41:L4:201:GLN:HG2	1.74	0.52
59:N3:80:ARG:HE	59:N3:97:ASP:CG	2.13	0.52
11:S9:93:LEU:HA	11:S9:96:VAL:HG13	1.91	0.52
54:M8:63:SER:OG	54:M8:65:SER:N	2.42	0.52
1:2:973:A:H2'	1:2:974:A:C8	2.43	0.52
1:2:795:U:C5	1:2:796:A:C8	2.98	0.52
1:6:882:U:H2'	1:6:883:C:H6	1.72	0.52
25:D3:96:VAL:HG12	25:D3:127:VAL:HG21	4.55	0.52
39:L2:3:ARG:HD3	36:5:911:C:N4	178.86	0.52
39:L2:209:HIS:HD2	39:L2:210:PRO:N	2.07	0.52
1:2:1158:C:OP2	86:2:2173:OHX:N5	2.43	0.52
36:5:1401:A:C2	36:5:1411:C:C2	2.97	0.52
50:M4:60:LEU:HD13	56:N0:152:LEU:HD11	1.92	0.52
35:SM:128:ALA:O	35:SM:131:ILE:HG22	2.10	0.52
36:1:94:G:H2'	36:1:95:A:C8	2.45	0.52
36:5:359:U:H4'	36:5:817:A:N6	2.25	0.52
1:2:1107:G:H3'	1:2:1108:G:H21	1.73	0.52
42:L5:60:ILE:HB	42:L5:80:SER:HB2	1.91	0.52
21:C9:10:ALA:HB3	21:C9:13:ASP:HB2	1.92	0.52
36:1:1699:A:H2'	36:1:1700:G:C8	2.45	0.52
71:O5:7:TYR:HA	71:O5:10:ARG:HE	2.87	0.52
14:C2:43:ARG:HA	14:C2:121:VAL:HG12	3.21	0.52
1:2:871:G:O2'	29:D7:66:PRO:HB2	2.10	0.52
36:5:3060:C:H2'	36:5:3061:G:O4'	2.10	0.52
34:SR:203:THR:OG1	34:SR:204:ALA:N	2.40	0.52
36:1:1461:A:H2'	36:1:1462:A:C8	2.45	0.52
49:M3:123:ILE:HG22	71:O5:118:ILE:HG12	2.51	0.52
52:M6:190:VAL:HG23	52:M6:194:LEU:HD12	1.91	0.52

Continued on next page...

Continued from previous page...

Atom-1	Atom-2	Interatomic distance (Å)	Clash overlap (Å)
40:L3:103:THR:HG21	40:L3:147:GLU:OE2	2.50	0.52
36:1:2778:G:H2'	36:1:2779:A:H5'	1.91	0.52
44:L7:73:GLY:O	57:N1:143:THR:HB	2.10	0.52
43:L6:165:LEU:HD11	69:O3:102:LEU:HD11	1.91	0.52
1:6:1488:G:O2'	1:6:1494:C:O2	2.20	0.52
7:S5:43:PHE:CZ	7:S5:90:ILE:HG21	2.45	0.52
1:2:1173:C:H2'	1:2:1174:C:H6	1.75	0.52
13:C1:90:TYR:HD1	13:C1:90:TYR:C	2.14	0.52
36:5:1514:G:C6	36:5:1841:A:C5	2.97	0.52
3:S1:29:TRP:CZ3	3:S1:45:LYS:HD2	2.45	0.52
36:5:1615:C:H2'	36:5:1616:U:C6	2.43	0.52
8:S6:171:LYS:NZ	1:6:68:A:OP2	350.33	0.52
10:S8:103:GLN:HB3	10:S8:164:ARG:HB3	4.84	0.52
1:6:1482:C:OP2	1:6:1521:G:N1	2.42	0.52
1:2:1433:G:H2'	1:2:1434:U:C6	2.45	0.52
10:S8:76:THR:HG22	10:S8:105:ASP:HB3	2.17	0.52
51:M5:44:ARG:NH1	36:5:269:G:OP1	124.20	0.52
1:2:702:G:N2	1:2:703:G:H1'	2.25	0.52
36:5:1596:C:H2'	36:5:1597:C:C6	2.45	0.52
36:1:3139:A:H8	36:1:3139:A:H5''	1.75	0.52
1:2:487:G:H3'	1:2:488:G:H5''	1.91	0.52
57:N1:100:LYS:HB3	36:5:990:U:H4'	258.59	0.52
40:L3:347:SER:HB2	40:L3:350:ALA:HB2	4.15	0.52
1:6:25:C:H1'	1:6:26:A:OP2	2.10	0.52
41:L4:89:ALA:C	41:L4:91:GLY:H	2.13	0.52
56:N0:1:MET:HE2	56:N0:4:PHE:CE1	2.45	0.52
10:S8:52:ASN:OD1	86:6:2136:OHX:N3	310.81	0.52
36:1:1385:C:HO2'	43:L6:2:SER:N	2.07	0.52
36:1:1821:U:C2	70:O4:67:LYS:HB2	2.45	0.52
2:S0:112:THR:HG22	2:S0:115:PHE:HB2	2.05	0.52
63:N7:29:HIS:CE1	63:N7:42:LEU:HD11	2.45	0.52
1:2:778:G:H3'	1:2:780:A:C2	2.44	0.52
1:2:1214:U:OP1	1:2:1246:C:H1'	2.10	0.52
11:S9:68:LYS:O	11:S9:72:GLU:HB2	2.74	0.52
86:5:4014:OHX:N6	86:5:4212:OHX:N4	2.58	0.52
5:S3:162:GLN:O	5:S3:165:ASN:N	2.42	0.52
46:L9:20:ILE:HG23	46:L9:25:VAL:HA	1.92	0.52
1:6:1714:A:H2'	1:6:1715:G:O4'	2.10	0.52
1:6:431:C:H2'	1:6:432:G:C8	2.45	0.52
41:L4:158:SER:HA	41:L4:213:ASN:O	2.10	0.52
1:6:76:A:H2'	1:6:76:A:N3	2.23	0.52

Continued on next page...

Continued from previous page...

Atom-1	Atom-2	Interatomic distance (Å)	Clash overlap (Å)
1:6:1001:A:C6	1:6:1002:G:C6	2.97	0.52
36:1:1708:C:H2'	36:1:1709:C:H6	1.75	0.52
36:1:542:G:H1	36:1:549:U:H3	1.56	0.52
79:Q3:9:GLY:O	36:5:836:A:O2'	235.60	0.52
36:5:2106:A:H2'	36:5:2107:A:H8	1.75	0.52
55:M9:146:LYS:O	55:M9:149:ALA:N	2.61	0.52
54:M8:135:GLN:OE1	54:M8:135:GLN:N	2.42	0.52
38:4:47:C:H1'	38:4:61:A:H2'	1.93	0.52
1:2:1183:A:C4	17:C5:100:LYS:HD3	2.44	0.52
36:5:2694:A:N6	36:5:2695:A:N6	2.57	0.52
49:M3:121:SER:OG	49:M3:121:SER:O	3.49	0.52
63:N7:23:VAL:HG12	63:N7:45:GLY:HA3	2.18	0.52
78:Q2:12:CYS:HB3	78:Q2:17:CYS:HB3	2.21	0.51
7:S5:30:PRO:O	7:S5:34:GLN:N	2.36	0.51
47:M0:48:LEU:HD11	47:M0:145:LYS:HG3	1.90	0.51
11:S9:47:PHE:CE1	11:S9:51:LYS:HD3	3.30	0.51
1:6:447:U:C4	1:6:448:C:C4	2.98	0.51
1:6:1317:C:H2'	1:6:1318:G:O4'	2.10	0.51
1:6:804:A:H2'	1:6:805:U:C6	2.45	0.51
21:C9:72:GLY:HA3	1:6:1498:G:H5''	421.56	0.51
10:S8:62:THR:HB	10:S8:75:LYS:HE2	3.30	0.51
1:6:639:U:H1'	1:6:640:U:C5	2.46	0.51
67:O1:19:ARG:HD3	67:O1:35:GLU:HG2	1.92	0.51
53:M7:87:SER:O	53:M7:90:PHE:N	2.40	0.51
54:M8:60:PRO:HG2	54:M8:142:GLY:HA3	3.20	0.51
2:S0:74:VAL:CG2	2:S0:118:PRO:HB3	2.41	0.51
37:7:37:G:H2'	37:7:38:U:H5''	1.92	0.51
9:S7:56:LYS:HB2	9:S7:88:ARG:HD3	1.91	0.51
45:L8:137:ASN:HB3	51:M5:2:GLY:HA2	1.92	0.51
36:5:2404:A:H2'	36:5:2405:C:C5'	2.40	0.51
15:C3:64:ARG:HG2	15:C3:64:ARG:HH11	3.95	0.51
1:2:263:C:N4	1:2:264:G:O6	2.43	0.51
14:C2:139:HIS:ND1	14:C2:139:HIS:O	2.43	0.51
86:7:220:OHX:N1	86:7:228:OHX:N5	2.58	0.51
57:N1:65:TYR:CE2	57:N1:88:ARG:HB2	2.46	0.51
36:1:2748:A:N3	42:L5:36:LEU:HD23	2.25	0.51
1:6:920:U:H2'	1:6:921:U:O4'	2.09	0.51
52:M6:158:ALA:O	52:M6:162:VAL:HG23	2.38	0.51
4:S2:159:THR:HG21	1:6:1097:U:O3'	384.89	0.51
9:S7:57:ALA:HA	9:S7:89:HIS:O	2.10	0.51
36:1:1098:A:O2'	57:N1:132:PRO:HD3	2.10	0.51

Continued on next page...

Continued from previous page...

Atom-1	Atom-2	Interatomic distance (Å)	Clash overlap (Å)
1:6:995:A:H2'	1:6:996:U:O4'	2.10	0.51
19:C7:53:TYR:CZ	19:C7:57:LEU:HD21	2.45	0.51
36:1:1069:C:H2'	36:1:1070:U:C6	2.45	0.51
36:1:1908:A:H8	36:1:1908:A:O5'	1.92	0.51
36:5:1688:U:H2'	36:5:1689:U:C6	2.46	0.51
46:L9:156:GLN:HG3	46:L9:160:ASP:OD2	3.02	0.51
46:L9:91:ARG:HH21	46:L9:140:VAL:HG12	4.97	0.51
25:D3:14:LYS:NZ	1:6:1105:C:OP2	327.36	0.51
1:2:950:C:H2'	1:2:951:A:C8	2.45	0.51
1:6:1381:U:OP1	86:6:2178:OHX:N6	2.44	0.51
66:O0:13:LYS:NZ	66:O0:99:ASP:OD2	2.87	0.51
5:S3:63:GLY:O	5:S3:67:ASN:HB2	2.09	0.51
1:2:1235:C:H2'	33:E1:138:ARG:HH21	1.75	0.51
18:C6:47:LYS:NZ	18:C6:114:ARG:HD3	4.34	0.51
2:S0:157:ASP:OD2	23:D1:65:SER:OG	2.27	0.51
50:M4:99:TRP:CD1	50:M4:103:ILE:HD13	4.21	0.51
72:O6:26:ILE:CD1	36:5:155:G:H1'	88.23	0.51
48:M1:34:SER:HA	48:M1:67:VAL:HG21	1.91	0.51
36:5:1317:A:OP1	86:5:4092:OHX:N1	2.44	0.51
68:O2:123:LYS:O	68:O2:125:ARG:N	2.43	0.51
48:M1:16:LYS:HE3	48:M1:130:VAL:HG11	1.91	0.51
33:E1:91:ILE:HG12	33:E1:92:LYS:H	1.74	0.51
36:1:1941:C:OP2	55:M9:74:ARG:HG2	2.10	0.51
36:5:247:C:N3	36:5:248:U:H1'	2.25	0.51
13:C1:33:ARG:HH22	13:C1:52:SER:HA	1.97	0.51
56:N0:155:ARG:HD3	56:N0:172:TYR:CG	4.33	0.51
44:L7:127:LEU:C	44:L7:129:LEU:H	2.13	0.51
36:5:437:G:H22	36:5:622:A:H61	1.58	0.51
2:S0:55:GLU:HG2	23:D1:79:LEU:HD23	4.61	0.51
44:L7:237:ASN:O	44:L7:241:LYS:HB2	2.10	0.51
52:M6:182:ASN:O	52:M6:185:ALA:N	2.54	0.51
86:5:4014:OHX:N3	86:5:4212:OHX:N4	2.58	0.51
61:N5:58:ASP:OD1	71:O5:25:LYS:NZ	3.20	0.51
1:2:1125:A:C5	1:2:1126:G:H1'	2.44	0.51
1:2:1165:G:O6	1:2:1166:A:N6	2.43	0.51
1:6:1244:A:O2'	1:6:1245:G:O5'	2.18	0.51
53:M7:111:LYS:HB2	53:M7:152:GLU:HG2	2.82	0.51
56:N0:77:VAL:HG11	56:N0:106:LEU:HD22	1.92	0.51
40:L3:59:ASP:OD1	40:L3:71:GLU:HG2	2.60	0.51
45:L8:53:PRO:HD2	45:L8:56:VAL:HG21	1.90	0.51
63:N7:61:LYS:O	63:N7:65:ARG:N	2.60	0.51

Continued on next page...

Continued from previous page...

Atom-1	Atom-2	Interatomic distance (Å)	Clash overlap (Å)
63:N7:135:ARG:HB3	63:N7:135:ARG:NH2	5.01	0.51
1:2:1381:U:H1'	1:2:1516:A:N6	2.25	0.51
69:O3:14:LEU:HD21	69:O3:31:LYS:HB3	2.63	0.51
39:L2:224:THR:HA	39:L2:237:LEU:O	2.78	0.51
36:5:3375:A:OP2	86:5:3951:OHX:N3	2.43	0.51
41:L4:353:ALA:O	41:L4:357:GLU:HG3	2.10	0.51
42:L5:98:ALA:O	42:L5:162:ALA:HA	2.77	0.51
6:S4:11:ARG:O	6:S4:12:LEU:HB2	2.09	0.51
36:1:3113:A:OP1	46:L9:73:SER:OG	2.27	0.51
7:S5:40:ILE:HG23	7:S5:42:LEU:HG	4.84	0.51
1:2:1601:G:C5	21:C9:89:ARG:HD2	2.45	0.51
25:D3:7:ARG:HD2	1:6:1102:G:OP2	352.23	0.51
13:C1:93:TYR:CG	13:C1:94:ILE:N	2.78	0.51
28:D6:87:ARG:NH1	1:6:1796:C:OP1	345.18	0.51
36:1:1545:A:H2	36:1:1548:C:OP2	1.93	0.51
14:C2:71:ILE:O	14:C2:75:VAL:HG23	2.09	0.51
46:L9:1:MET:SD	56:N0:138:GLN:HG2	2.50	0.51
42:L5:109:THR:OG1	42:L5:110:LEU:N	2.92	0.51
74:O8:17:ARG:HB2	74:O8:20:VAL:HG23	1.91	0.51
8:S6:190:GLN:OE1	8:S6:190:GLN:HA	2.97	0.51
21:C9:28:LEU:CD1	21:C9:29:GLU:H	2.24	0.51
2:S0:172:LEU:O	2:S0:176:LEU:HG	2.11	0.51
61:N5:105:VAL:HG11	61:N5:126:LEU:HD13	1.92	0.51
51:M5:36:ILE:HG21	51:M5:109:ARG:HG2	1.91	0.51
53:M7:67:ILE:HG23	53:M7:68:GLY:N	2.25	0.51
61:N5:56:ARG:HG2	38:8:134:G:OP1	78.40	0.51
36:1:1233:G:H22	36:1:1255:C:N4	2.07	0.51
1:2:1291:G:O5'	1:2:1291:G:H8	1.93	0.51
1:2:323:A:OP2	10:S8:10:LYS:HA	2.11	0.51
10:S8:10:LYS:HG2	13:C1:133:LYS:HD2	3.31	0.51
50:M4:13:ARG:HD2	50:M4:65:LEU:O	2.86	0.51
36:5:1208:U:O2	36:5:1208:U:H2'	2.09	0.51
36:5:2444:C:N4	36:5:2503:G:H1	2.09	0.51
1:2:246:G:C2	13:C1:40:LEU:HD22	2.46	0.51
42:L5:158:ARG:HB2	37:7:46:A:OP1	279.06	0.51
1:2:352:A:OP2	1:2:352:A:H8	1.92	0.51
36:5:2286:U:C4	36:5:2288:G:H1'	2.45	0.51
64:N8:116:GLY:HA2	64:N8:137:LYS:HZ1	1.73	0.51
67:O1:78:LYS:HB3	67:O1:79:ARG:HE	1.75	0.51
62:N6:10:SER:N	36:5:336:A:OP1	78.78	0.51
70:O4:22:VAL:HG11	36:5:1668:G:O2'	158.48	0.51

Continued on next page...

Continued from previous page...

Atom-1	Atom-2	Interatomic distance (Å)	Clash overlap (Å)
36:1:2316:G:C6	36:1:2317:A:C5	2.98	0.51
7:S5:149:VAL:HG12	7:S5:156:ARG:HG3	5.01	0.51
46:L9:8:GLN:HG2	46:L9:68:LEU:HD13	1.92	0.51
36:1:1760:A:N7	36:1:1761:C:N4	2.58	0.51
1:2:1670:G:N7	86:2:2122:OHX:N5	2.59	0.51
39:L2:62:VAL:HA	39:L2:73:GLU:HA	2.31	0.51
36:5:629:U:H2'	36:5:630:A:C8	2.45	0.51
36:1:129:U:O4	86:1:3883:OHX:N5	2.44	0.51
40:L3:375:GLU:O	40:L3:378:ALA:HB3	2.09	0.51
36:5:1366:A:C2	36:5:1367:G:C4	2.98	0.51
36:1:162:G:H1	36:1:259:C:H42	1.59	0.51
4:S2:228:ASN:N	4:S2:228:ASN:OD1	2.78	0.51
28:D6:90:GLU:H	28:D6:90:GLU:CD	4.56	0.51
36:5:2712:U:H2'	36:5:2713:U:C6	2.45	0.51
36:5:2545:C:H2'	36:5:2546:C:H5'	1.93	0.51
36:5:2248:C:OP2	86:5:3971:OHX:N6	2.44	0.51
36:1:2206:G:H8	36:1:2206:G:OP2	1.93	0.51
35:SM:68:ARG:HG2	1:6:1460:A:OP1	336.01	0.51
28:D6:75:VAL:O	28:D6:79:ILE:N	2.40	0.51
6:S4:104:ASP:HB2	6:S4:108:ARG:O	2.52	0.51
1:6:195:G:H2'	1:6:196:G:H5'	1.93	0.51
9:S7:44:LYS:HD2	9:S7:63:PRO:HA	3.46	0.51
30:D8:49:ARG:HG2	30:D8:52:ASP:OD1	2.56	0.51
48:M1:60:ARG:O	48:M1:63:GLU:HB2	2.11	0.51
1:2:642:G:H2'	1:2:643:G:H8	1.76	0.51
36:5:937:G:N3	36:5:963:G:H1'	2.25	0.51
5:S3:210:GLU:OE1	19:C7:19:ARG:HD3	5.04	0.51
36:1:3295:A:OP2	40:L3:126:LYS:N	2.42	0.51
36:1:3332:U:H2'	36:1:3333:G:O4'	2.10	0.51
33:E1:141:CYS:SG	33:E1:143:LYS:HB3	3.02	0.51
42:L5:146:LEU:HD13	42:L5:148:ILE:HD13	5.22	0.51
45:L8:241:LYS:HB2	36:5:2586:G:C5	183.90	0.51
48:M1:10:ARG:HH21	48:M1:152:HIS:H	4.58	0.51
48:M1:133:ARG:HD2	48:M1:152:HIS:O	2.11	0.51
49:M3:58:VAL:HG12	49:M3:70:ARG:O	2.10	0.51
67:O1:52:ALA:HB3	67:O1:55:LEU:HB2	2.21	0.51
36:5:437:G:H22	36:5:622:A:N6	2.08	0.51
34:SR:12:THR:HG22	34:SR:311:ARG:HG2	1.91	0.51
67:O1:13:THR:HB	67:O1:72:ARG:HD3	2.23	0.51
1:2:1483:A:H61	1:2:1591:C:H1'	1.74	0.51
1:6:274:G:H2'	1:6:275:C:H6	1.75	0.51

Continued on next page...

Continued from previous page...

Atom-1	Atom-2	Interatomic distance (Å)	Clash overlap (Å)
86:2:2043:OHX:N1	86:2:2098:OHX:N3	2.59	0.51
56:N0:43:TYR:OH	37:7:96:U:OP1	294.26	0.51
55:M9:20:ARG:HD2	36:5:1874:A:OP2	141.88	0.51
1:2:912:U:H5'	1:2:913:G:C8	2.45	0.51
68:O2:82:LEU:HD11	68:O2:112:ALA:HB2	1.93	0.51
70:O4:41:ARG:NH1	70:O4:50:ALA:HB1	4.77	0.51
44:L7:132:PRO:HA	44:L7:229:PHE:CE2	3.00	0.51
78:Q2:99:GLN:HG2	78:Q2:100:LYS:N	2.25	0.51
50:M4:24:LYS:HG3	50:M4:25:LYS:HD3	1.91	0.51
36:5:1168:U:O2'	36:5:1169:A:H5'	2.10	0.51
36:1:135:C:C2	71:O5:94:LYS:HG3	2.46	0.51
36:1:1895:A:O2'	36:1:3053:G:H4'	2.10	0.51
34:SR:126:SER:OG	34:SR:127:ARG:N	2.42	0.51
62:N6:120:GLN:NE2	62:N6:126:LEU:HA	7.15	0.51
36:5:1908:A:H2'	36:5:1909:A:O4'	2.09	0.51
68:O2:47:ARG:NH1	36:5:634:C:H4'	218.47	0.51
38:8:157:U:H2'	38:8:158:U:C6	2.46	0.51
1:2:178:U:OP1	8:S6:191:ARG:NH2	2.44	0.51
15:C3:115:LEU:HD23	15:C3:115:LEU:O	4.37	0.51
1:2:1211:A:H61	1:2:1452:U:H3	1.57	0.51
60:N4:50:ALA:HA	60:N4:55:PHE:CG	2.75	0.51
42:L5:155:THR:HG23	37:7:36:C:H5''	269.33	0.51
52:M6:46:GLU:HG2	52:M6:48:PHE:H	1.75	0.51
36:1:2221:G:N2	36:1:2223:A:H3'	2.25	0.51
36:1:1114:U:OP2	86:1:3957:OHX:N4	2.44	0.51
73:O7:37:CYS:O	73:O7:45:ARG:N	2.35	0.51
24:D2:2:THR:OG1	24:D2:3:ARG:N	2.42	0.51
33:E1:102:VAL:O	33:E1:104:SER:N	2.73	0.51
54:M8:158:HIS:H	54:M8:186:VAL:HG11	1.91	0.51
1:2:67:A:N6	1:2:83:G:O2'	2.43	0.51
44:L7:90:LYS:HG2	44:L7:95:ILE:HD11	2.76	0.51
49:M3:54:LEU:HD12	49:M3:75:PHE:CE2	2.45	0.51
36:5:1014:U:H2'	36:5:1015:U:H5'	1.93	0.51
48:M1:57:PHE:N	48:M1:57:PHE:CD1	2.90	0.51
23:D1:32:VAL:HB	23:D1:60:ARG:HD2	3.19	0.51
4:S2:44:LEU:HD11	4:S2:243:TYR:HB2	3.24	0.51
36:1:497:C:O3'	69:O3:86:ARG:NH2	2.44	0.51
36:1:1233:G:H22	36:1:1255:C:H42	1.58	0.51
36:5:1152:G:H22	36:5:1200:A:N6	2.07	0.51
59:N3:17:LEU:O	59:N3:52:ALA:N	2.32	0.51
59:N3:24:ASN:O	59:N3:99:ALA:HA	2.30	0.51

Continued on next page...

Continued from previous page...

Atom-1	Atom-2	Interatomic distance (Å)	Clash overlap (Å)
36:1:1740:U:H1'	36:1:1741:A:C2	2.42	0.51
42:L5:148:ILE:HG23	42:L5:151:GLN:HB3	4.88	0.51
52:M6:20:ALA:O	52:M6:24:ALA:N	2.37	0.51
36:5:1579:C:H2'	36:5:1580:A:H8	1.75	0.51
36:1:1317:A:O2'	36:1:1318:A:H3'	2.10	0.51
36:1:1155:C:H2'	36:1:1156:C:C6	2.45	0.51
41:L4:197:ARG:NH1	36:5:1381:A:OP1	108.95	0.51
37:7:3:U:H2'	37:7:4:U:C6	2.46	0.51
20:C8:17:LEU:HD12	20:C8:18:LEU:HD23	1.93	0.51
56:N0:30:PHE:CD2	56:N0:103:VAL:HG21	2.45	0.51
36:1:1524:A:OP1	61:N5:92:LYS:NZ	2.43	0.51
1:2:1157:A:H61	1:2:1621:U:H3	1.59	0.51
1:6:717:C:O2'	1:6:718:U:OP1	2.22	0.51
36:1:841:A:OP2	86:1:4172:OHX:N2	2.43	0.51
36:5:1238:C:H2'	36:5:1239:C:C6	2.45	0.51
70:O4:63:ALA:HB2	36:5:1803:C:H5'	157.88	0.51
45:L8:63:LYS:O	45:L8:67:ILE:HG13	2.11	0.51
14:C2:28:LEU:HD11	14:C2:89:ILE:HG21	2.15	0.51
39:L2:171:GLY:O	79:Q3:68:ALA:HB2	2.61	0.51
44:L7:80:GLN:HG3	57:N1:136:ARG:HB2	4.23	0.51
36:1:2529:A:H2'	36:1:2530:G:O4'	2.10	0.51
40:L3:193:ASP:O	40:L3:197:GLU:HG3	2.10	0.51
37:3:68:C:OP1	42:L5:14:SER:OG	2.28	0.51
36:1:898:U:H2'	36:1:899:U:O4'	2.11	0.51
36:1:426:G:H5'	68:O2:50:ILE:HG22	1.92	0.51
36:5:128:G:O6	86:5:3925:OHX:N4	2.43	0.51
36:1:1162:U:H4'	68:O2:57:TYR:CD1	2.45	0.51
12:C0:72:GLY:O	12:C0:75:TYR:N	2.51	0.51
36:1:748:U:H2'	36:1:749:C:H6	1.76	0.51
52:M6:10:ASP:HA	52:M6:36:VAL:HG23	1.92	0.51
62:N6:52:ARG:HG2	62:N6:53:ASP:N	3.14	0.51
47:M0:177:ASP:OD2	47:M0:177:ASP:N	3.51	0.51
86:6:2120:OHX:N4	86:6:2171:OHX:N3	2.59	0.51
1:2:753:A:H5'	6:S4:221:ARG:HG3	1.93	0.51
52:M6:62:THR:HB	52:M6:65:ASN:O	2.10	0.51
51:M5:106:VAL:O	51:M5:109:ARG:HB3	2.09	0.51
79:Q3:24:ARG:NH2	1:6:982:U:O3'	249.32	0.51
62:N6:37:LYS:HG2	62:N6:38:GLU:H	1.74	0.51
3:S1:140:ILE:O	3:S1:210:ILE:HA	2.11	0.51
48:M1:57:PHE:N	48:M1:57:PHE:HD1	2.40	0.51
45:L8:45:ASN:ND2	45:L8:47:SER:H	2.07	0.51

Continued on next page...

Continued from previous page...

Atom-1	Atom-2	Interatomic distance (Å)	Clash overlap (Å)
50:M4:32:LEU:HD11	50:M4:94:TRP:CD1	2.46	0.51
36:1:860:G:H5''	79:Q3:17:ARG:HH12	1.76	0.51
4:S2:89:GLN:OE1	4:S2:94:GLN:HG2	2.10	0.51
68:O2:123:LYS:HA	68:O2:126:LEU:HG	1.91	0.51
69:O3:26:ASN:O	69:O3:84:THR:HG22	2.11	0.51
23:D1:85:TYR:CD1	29:D7:6:ASP:HB2	2.86	0.51
41:L4:93:MET:HB2	36:5:658:G:H21	145.14	0.51
42:L5:211:LEU:O	42:L5:214:ASP:N	3.49	0.51
39:L2:117:GLU:OE1	39:L2:163:ARG:NH2	2.40	0.51
52:M6:141:LEU:O	52:M6:144:SER:HB3	3.79	0.51
10:S8:12:SER:HB3	10:S8:16:ALA:HB3	2.72	0.51
12:C0:6:GLU:OE1	12:C0:10:LYS:HD2	2.11	0.51
36:1:139:G:H2'	36:1:140:C:O4'	2.11	0.51
79:Q3:73:THR:HB	79:Q3:76:ALA:H	4.96	0.51
36:5:345:G:H1'	38:8:24:G:H22	1.75	0.51
52:M6:130:LYS:HA	36:5:1316:C:C5	296.36	0.51
36:5:2359:C:H2'	36:5:2360:C:H6	1.76	0.51
78:Q2:47:GLN:NE2	78:Q2:53:GLN:HA	2.37	0.51
10:S8:31:ARG:HH21	10:S8:48:THR:HG22	2.52	0.51
36:1:3027:A:H2'	36:1:3028:G:O4'	2.10	0.51
1:6:509:G:H2'	1:6:510:G:O4'	2.10	0.51
36:5:1471:U:H2'	36:5:1472:U:C6	2.44	0.51
16:C4:25:ASP:OD1	16:C4:26:THR:N	2.84	0.51
36:1:109:A:O2'	36:1:323:A:N6	2.44	0.51
52:M6:73:PHE:HB3	52:M6:78:ARG:HG2	1.92	0.51
68:O2:50:ILE:HG13	68:O2:50:ILE:O	2.36	0.51
1:6:1603:U:H2'	1:6:1604:U:H6	1.74	0.51
36:1:955:U:H2'	36:1:956:U:C6	2.45	0.51
40:L3:130:PHE:CE1	36:5:3149:G:H4'	221.44	0.51
34:SR:135:THR:HG23	34:SR:139:GLN:O	5.27	0.51
36:1:2558:U:O2'	36:1:2559:U:H5'	2.10	0.51
54:M8:16:ARG:HH12	54:M8:55:SER:HB3	1.73	0.51
1:2:1065:A:N3	3:S1:146:GLN:NE2	2.56	0.51
36:1:1445:U:H5''	36:1:1446:A:OP2	2.11	0.51
36:5:754:G:H2'	36:5:755:A:H8	1.76	0.51
34:SR:185:GLN:HB3	34:SR:187:GLN:HE22	1.75	0.51
1:6:938:G:N7	86:6:2105:OHX:N3	2.59	0.51
70:O4:46:ASP:HB3	70:O4:84:CYS:SG	2.50	0.51
1:2:1611:A:O2'	7:S5:95:ASN:O	2.26	0.51
1:2:1565:C:OP1	20:C8:41:ARG:HG3	2.10	0.51
64:N8:47:LYS:O	64:N8:49:HIS:N	3.39	0.51

Continued on next page...

Continued from previous page...

Atom-1	Atom-2	Interatomic distance (Å)	Clash overlap (Å)
41:L4:300:ARG:O	41:L4:302:ALA:N	3.76	0.51
59:N3:120:LYS:H	59:N3:137:VAL:HG22	3.08	0.51
1:6:886:U:H2'	1:6:887:A:C8	2.43	0.51
68:O2:109:LEU:HD22	68:O2:119:VAL:HG21	2.45	0.51
62:N6:37:LYS:CD	62:N6:37:LYS:H	2.93	0.51
62:N6:36:SER:OG	62:N6:38:GLU:HB3	2.11	0.51
48:M1:60:ARG:HB2	48:M1:60:ARG:HH21	5.13	0.51
72:O6:52:PRO:O	72:O6:55:ARG:HB2	2.77	0.51
16:C4:111:ARG:HA	28:D6:56:ALA:O	2.22	0.51
26:D4:20:ARG:HD3	26:D4:76:TYR:CE2	2.96	0.51
41:L4:264:SER:C	41:L4:266:THR:N	2.62	0.51
2:S0:140:ASN:ND2	23:D1:29:HIS:HA	2.26	0.51
64:N8:16:SER:HA	36:5:942:U:N3	169.54	0.51
17:C5:110:GLU:HG2	20:C8:119:ILE:HD13	4.65	0.51
25:D3:52:ILE:O	25:D3:74:VAL:HA	2.10	0.51
55:M9:39:ASN:O	55:M9:43:LYS:HG2	3.83	0.51
36:5:2407:C:H1'	36:5:2818:U:C2	2.45	0.51
36:5:2407:C:H1'	36:5:2818:U:O2	2.11	0.51
40:L3:152:LYS:HG3	40:L3:192:VAL:HG11	3.36	0.51
65:N9:18:ARG:CZ	65:N9:18:ARG:HB3	2.41	0.51
42:L5:131:LEU:HD22	42:L5:131:LEU:H	1.76	0.51
36:1:1949:G:OP1	55:M9:104:ARG:NH1	2.43	0.51
36:5:982:C:H42	36:5:1101:G:H1	1.58	0.51
1:2:1643:U:H2'	1:2:1644:C:O4'	2.11	0.51
36:5:2992:U:H2'	36:5:2993:G:O4'	2.11	0.51
36:5:549:U:H2'	36:5:550:A:C8	2.46	0.51
1:2:1575:G:H2'	1:2:1576:A:C8	2.46	0.51
1:6:1274:C:H4'	1:6:1275:A:O5'	2.10	0.51
46:L9:20:ILE:HG23	46:L9:25:VAL:HG13	1.93	0.51
73:O7:63:ARG:NH2	38:8:58:G:O6	78.94	0.51
73:O7:64:MET:O	73:O7:68:LYS:HG3	2.11	0.51
36:1:3087:A:OP1	86:1:4178:OHX:N5	2.44	0.51
55:M9:9:ARG:HH11	55:M9:9:ARG:HG3	1.76	0.51
6:S4:131:LEU:HD13	6:S4:135:GLY:HA2	2.43	0.51
11:S9:77:ILE:HG23	11:S9:86:LEU:HD23	3.88	0.51
36:1:607:A:H4'	36:1:608:A:OP2	2.09	0.51
1:2:285:G:H2'	1:2:286:C:C6	2.46	0.51
3:S1:170:GLU:O	3:S1:174:LYS:HG3	2.11	0.51
45:L8:204:ARG:HB3	45:L8:206:GLU:HG3	1.92	0.51
5:S3:194:LYS:O	5:S3:196:ARG:N	3.03	0.51
36:1:2555:G:N3	70:O4:92:ALA:HA	2.26	0.51

Continued on next page...

Continued from previous page...

Atom-1	Atom-2	Interatomic distance (Å)	Clash overlap (Å)
1:6:1180:C:H2'	1:6:1181:U:O4'	2.10	0.51
86:1:3965:OHX:N3	86:1:4153:OHX:N4	2.59	0.51
55:M9:109:TYR:C	55:M9:115:ILE:HG22	2.31	0.51
55:M9:105:LEU:HD11	55:M9:139:VAL:HG23	1.93	0.51
36:5:172:G:H2'	36:5:172:G:N3	2.26	0.51
1:2:1076:A:H2'	1:2:1077:C:C6	2.46	0.51
1:6:1491:U:H5'	1:6:1492:A:OP1	2.11	0.51
53:M7:41:LEU:O	53:M7:41:LEU:HD22	2.11	0.51
1:6:1647:U:H2'	1:6:1648:A:C8	2.44	0.51
15:C3:105:ASN:ND2	15:C3:105:ASN:H	2.08	0.51
63:N7:9:LYS:HD2	63:N7:83:THR:O	2.10	0.51
3:S1:62:LYS:HD2	3:S1:91:VAL:HG11	1.92	0.51
36:1:2534:G:N2	36:1:2545:C:N3	2.45	0.51
22:D0:24:ILE:O	22:D0:90:TYR:HA	2.11	0.51
63:N7:3:LYS:HE3	66:O0:36:GLN:HA	1.92	0.51
18:C6:120:ASP:OD1	18:C6:122:ARG:HG3	2.90	0.51
18:C6:47:LYS:HE2	18:C6:114:ARG:CZ	2.41	0.51
3:S1:175:GLU:O	3:S1:187:LYS:NZ	2.43	0.51
50:M4:99:TRP:HE1	50:M4:103:ILE:HD13	3.42	0.51
45:L8:101:THR:N	45:L8:104:GLU:OE2	2.43	0.51
36:1:3259:U:C6	36:1:3259:U:H5'	2.41	0.51
58:N2:59:ASP:N	58:N2:62:VAL:O	2.40	0.51
13:C1:14:GLN:HB3	13:C1:54:ILE:HG13	3.63	0.51
39:L2:227:ARG:HG2	39:L2:239:ALA:CB	2.38	0.51
36:5:945:C:H2'	36:5:946:U:C6	2.46	0.51
8:S6:25:ARG:HG3	8:S6:28:PHE:HD1	1.76	0.51
36:1:2539:C:H5'	36:1:2541:U:O4	2.10	0.51
3:S1:144:ARG:HB3	3:S1:208:GLN:HB3	1.93	0.51
36:5:2947:G:OP2	36:5:2947:G:H4'	2.09	0.51
36:5:637:C:C2	36:5:638:C:C5	2.98	0.51
67:O1:54:GLU:HA	67:O1:57:GLN:OE1	4.61	0.51
1:6:1124:A:H2'	1:6:1125:A:C8	2.46	0.51
68:O2:99:ASN:N	68:O2:99:ASN:OD1	2.43	0.51
1:6:737:A:H2'	1:6:738:G:H8	1.75	0.51
36:5:1952:G:O6	36:5:2094:C:N4	2.44	0.51
1:2:623:A:OP2	86:2:2157:OHX:N4	2.44	0.51
1:6:1333:C:O2	1:6:1419:G:C2	2.64	0.51
42:L5:198:TYR:CE1	42:L5:203:HIS:CD2	2.99	0.51
36:5:1716:U:O2'	36:5:1717:U:H4'	2.11	0.51
50:M4:25:LYS:HD3	50:M4:62:GLN:HB3	1.91	0.51
42:L5:23:ARG:O	42:L5:23:ARG:HD2	4.03	0.51

Continued on next page...

Continued from previous page...

Atom-1	Atom-2	Interatomic distance (Å)	Clash overlap (Å)
36:5:2694:A:C6	36:5:2695:A:C6	2.99	0.51
1:2:45:U:O2'	1:2:46:A:H2'	2.11	0.51
36:5:421:G:O6	36:5:2383:C:O2'	2.15	0.51
1:6:643:G:H1	1:6:691:C:H42	1.59	0.51
3:S1:32:ILE:HB	3:S1:44:GLY:H	1.74	0.51
42:L5:190:ILE:HG13	42:L5:191:ASP:N	2.24	0.51
57:N1:109:VAL:O	57:N1:112:ASN:N	2.44	0.51
36:1:535:G:C6	36:1:555:U:N3	2.79	0.51
29:D7:64:CYS:HB3	29:D7:73:LEU:HD12	4.78	0.51
64:N8:25:HIS:C	64:N8:25:HIS:CD2	3.81	0.51
36:1:1240:A:N6	36:1:1244:A:H5''	2.16	0.51
47:M0:77:THR:O	47:M0:81:GLY:N	2.41	0.51
34:SR:112:SER:OG	34:SR:153:GLN:HA	2.11	0.51
36:1:1573:G:N3	36:1:1573:G:H2'	2.26	0.51
41:L4:182:LEU:O	41:L4:184:SER:N	2.42	0.51
44:L7:92:ILE:HD12	44:L7:92:ILE:O	2.11	0.51
22:D0:25:THR:HG23	22:D0:88:LYS:HD3	1.93	0.51
1:2:1234:A:O2'	1:2:1235:C:O5'	2.28	0.51
20:C8:42:TYR:HA	20:C8:85:PHE:HE1	1.75	0.51
7:S5:61:TYR:OH	30:D8:52:ASP:OD1	3.95	0.51
40:L3:81:THR:HG23	40:L3:81:THR:O	3.98	0.51
59:N3:80:ARG:HB2	59:N3:99:ALA:HB3	1.93	0.51
44:L7:214:TRP:CD2	44:L7:219:LYS:HD2	2.46	0.51
36:1:2526:C:O2'	45:L8:241:LYS:NZ	2.41	0.51
36:1:944:C:H4'	68:O2:33:ARG:NH1	2.26	0.51
1:2:792:U:H2'	1:2:793:A:H5'	1.91	0.51
36:5:2400:G:OP1	86:5:4105:OHX:N1	2.44	0.51
10:S8:69:SER:OG	10:S8:185:GLU:OE2	2.77	0.51
59:N3:33:ASN:ND2	59:N3:64:LYS:H	2.09	0.51
36:5:3296:A:H2'	36:5:3297:U:H6	1.76	0.51
34:SR:79:TYR:HE1	34:SR:100:TYR:HE1	3.48	0.51
38:8:113:U:HO2'	38:8:114:G:P	2.31	0.51
45:L8:91:PHE:HE1	45:L8:185:ARG:HD2	1.75	0.51
15:C3:12:SER:HB3	1:6:956:C:O5'	337.13	0.51
44:L7:209:ASN:HD22	36:5:1168:U:H1'	243.44	0.51
71:O5:94:LYS:O	71:O5:98:SER:OG	3.36	0.51
36:5:1521:G:C2	36:5:1522:U:H5	2.29	0.51
47:M0:97:LEU:O	47:M0:123:HIS:N	2.42	0.51
70:O4:25:THR:OG1	70:O4:27:GLY:N	3.34	0.51
18:C6:127:LYS:HA	18:C6:134:ALA:HA	1.92	0.51
36:5:2317:A:OP2	86:5:4182:OHX:N4	2.43	0.51

Continued on next page...

Continued from previous page...

Atom-1	Atom-2	Interatomic distance (Å)	Clash overlap (Å)
54:M8:53:PHE:N	54:M8:53:PHE:CD1	2.85	0.51
52:M6:189:ASP:O	52:M6:193:GLN:HG3	2.16	0.51
41:L4:99:MET:SD	41:L4:102:PRO:HA	2.51	0.51
52:M6:115:LYS:HG2	36:5:3178:A:C2	259.42	0.51
7:S5:43:PHE:CG	7:S5:44:ASN:N	2.90	0.51
19:C7:109:LEU:O	19:C7:113:LEU:HB2	5.16	0.51
36:5:1077:U:H2'	36:5:1078:U:H6	1.76	0.51
38:8:79:A:H2'	38:8:80:A:O4'	2.11	0.51
42:L5:269:SER:OG	42:L5:270:LYS:N	4.43	0.51
22:D0:104:THR:HG22	22:D0:116:VAL:HG21	1.93	0.51
42:L5:279:LYS:HE3	42:L5:282:ARG:HD2	1.93	0.51
62:N6:63:LYS:HE3	62:N6:97:ILE:HD13	1.93	0.51
51:M5:11:GLN:O	51:M5:11:GLN:HG3	2.11	0.51
36:5:1597:C:H42	36:5:1610:G:H1	1.57	0.51
1:6:1058:U:H4'	1:6:1059:U:OP1	2.09	0.51
36:1:2307:G:O2'	36:1:2310:U:OP2	2.28	0.51
7:S5:208:SER:O	7:S5:211:ILE:N	3.80	0.51
72:O6:90:MET:O	72:O6:93:ILE:N	2.44	0.51
48:M1:16:LYS:HG3	48:M1:130:VAL:HG13	4.25	0.51
36:1:3199:G:C2	36:1:3200:G:C8	2.99	0.51
36:1:1752:A:OP2	86:1:4042:OHX:N3	2.43	0.51
1:6:1140:G:OP2	86:6:2071:OHX:N3	2.44	0.51
44:L7:157:ASN:O	44:L7:159:GLN:HG2	2.11	0.51
9:S7:35:LYS:HG2	9:S7:36:ALA:H	1.75	0.51
17:C5:122:THR:HB	1:6:1558:U:N3	366.49	0.51
56:N0:14:LEU:HG	56:N0:55:SER:O	2.10	0.51
38:4:53:A:H2'	38:4:54:A:C8	2.46	0.51
1:2:861:U:O3'	15:C3:20:ARG:NH2	2.42	0.51
24:D2:22:LYS:HG3	29:D7:3:LEU:HA	1.93	0.51
1:2:396:G:H22	1:2:399:A:C5'	2.24	0.51
36:5:2768:U:H2'	36:5:2769:A:H8	1.76	0.51
34:SR:49:GLY:N	34:SR:54:PHE:O	2.43	0.51
50:M4:17:VAL:HG22	50:M4:36:VAL:O	2.11	0.51
41:L4:354:VAL:HG11	57:N1:143:THR:HG21	1.93	0.51
61:N5:100:LYS:HE3	61:N5:106:ASP:OD2	2.18	0.51
36:5:2942:C:O2	86:5:4104:OHX:N2	2.44	0.51
8:S6:10:ASN:HB3	8:S6:128:THR:HA	2.05	0.51
34:SR:264:SER:HB3	34:SR:269:TYR:CE1	2.46	0.51
36:5:1176:C:H2'	36:5:1177:G:N2	2.26	0.51
36:1:1712:G:N2	36:1:1731:A:OP2	2.35	0.51
36:1:1075:A:C5	65:N9:45:HIS:CD2	2.99	0.51

Continued on next page...

Continued from previous page...

Atom-1	Atom-2	Interatomic distance (Å)	Clash overlap (Å)
41:L4:131:VAL:O	41:L4:135:VAL:HG23	3.24	0.51
36:1:2294:U:OP1	59:N3:70:ARG:NH2	2.42	0.51
61:N5:31:THR:HB	61:N5:33:ARG:NH2	2.26	0.51
1:2:1428:G:H8	1:2:1428:G:H5'	1.76	0.51
2:S0:7:PHE:HZ	23:D1:43:GLY:HA2	1.97	0.51
40:L3:153:LYS:HD3	40:L3:154:TYR:CZ	2.45	0.51
46:L9:91:ARG:NH2	46:L9:140:VAL:HG12	4.64	0.50
36:1:3348:G:H1	36:1:3357:U:H3	1.58	0.50
36:1:1236:G:N2	36:1:1272:C:OP1	2.40	0.50
36:1:1412:G:OP1	68:O2:105:ARG:NH2	2.44	0.50
19:C7:6:THR:HG23	19:C7:9:VAL:HG23	1.93	0.50
50:M4:99:TRP:NE1	50:M4:103:ILE:HD13	3.92	0.50
50:M4:22:LEU:HB3	50:M4:64:VAL:HG13	3.25	0.50
10:S8:10:LYS:HG2	13:C1:133:LYS:HE3	1.93	0.50
36:1:2503:G:H1'	36:1:2504:U:C5	2.46	0.50
15:C3:94:LYS:HG2	15:C3:118:ILE:HD13	2.17	0.50
22:D0:37:VAL:O	22:D0:41:ILE:HD13	2.11	0.50
56:N0:68:HIS:O	56:N0:73:LYS:NZ	2.41	0.50
36:1:181:U:O3'	73:O7:75:LYS:HD3	2.10	0.50
7:S5:51:VAL:O	7:S5:65:ARG:NH1	3.84	0.50
79:Q3:33:GLN:HG2	79:Q3:34:HIS:N	2.26	0.50
41:L4:138:ARG:NH1	41:L4:138:ARG:O	2.44	0.50
57:N1:14:MET:SD	57:N1:58:GLN:HG2	2.81	0.50
51:M5:191:TRP:O	51:M5:194:GLN:N	2.44	0.50
41:L4:327:LEU:HD21	44:L7:164:SER:HA	1.92	0.50
41:L4:361:HIS:CD2	41:L4:362:ASP:HB2	4.04	0.50
1:2:74:U:H1'	1:2:75:U:H5''	1.92	0.50
43:L6:40:LEU:HB3	43:L6:84:VAL:CG1	2.52	0.50
47:M0:42:THR:HG23	47:M0:45:GLU:H	1.76	0.50
6:S4:16:HIS:C	6:S4:18:TRP:H	2.14	0.50
50:M4:14:LEU:H	50:M4:19:ARG:NH1	2.22	0.50
36:1:345:G:OP1	36:1:1429:G:N2	2.42	0.50
21:C9:135:ILE:HA	21:C9:138:GLN:HG3	2.30	0.50
36:1:3174:A:C6	36:1:3175:U:N3	2.79	0.50
1:6:425:A:H8	1:6:425:A:H5'	1.76	0.50
36:1:224:C:H2'	36:1:225:C:H6	1.76	0.50
36:5:2936:A:H2'	36:5:2937:G:C8	2.47	0.50
36:1:1586:G:OP1	86:1:3935:OHX:N5	2.44	0.50
36:1:3206:C:H5''	36:1:3207:U:O5'	2.11	0.50
34:SR:143:THR:HG22	34:SR:145:LEU:HD21	1.93	0.50
59:N3:36:ILE:HG23	59:N3:58:VAL:HG21	1.92	0.50

Continued on next page...

Continued from previous page...

Atom-1	Atom-2	Interatomic distance (Å)	Clash overlap (Å)
46:L9:150:SER:HB3	46:L9:153:ASP:HB2	1.93	0.50
40:L3:247:ARG:NH2	36:5:2341:A:OP1	219.03	0.50
1:6:763:G:C6	1:6:764:U:C4	2.99	0.50
41:L4:328:ASN:OD1	41:L4:330:TYR:HB3	2.42	0.50
3:S1:23:PRO:HG2	1:6:896:U:H5''	254.72	0.50
34:SR:157:VAL:HB	34:SR:168:THR:HG22	4.28	0.50
68:O2:105:ARG:O	68:O2:109:LEU:HB2	2.41	0.50
66:O0:95:ALA:HB2	66:O0:101:LEU:HD21	4.34	0.50
36:5:65:A:C4	36:5:110:G:N7	2.79	0.50
62:N6:35:LEU:HA	62:N6:106:ILE:HB	1.93	0.50
34:SR:5:GLU:OE1	34:SR:249:ARG:NE	4.96	0.50
1:6:1733:C:H2'	1:6:1734:U:C6	2.47	0.50
79:Q3:17:ARG:HB3	79:Q3:18:TYR:CD1	3.19	0.50
72:O6:26:ILE:C	72:O6:28:TYR:N	2.63	0.50
60:N4:52:THR:O	60:N4:56:ARG:HG3	2.11	0.50
53:M7:48:LEU:O	53:M7:52:LEU:HD22	2.87	0.50
36:1:593:C:C4	36:1:594:U:C5	2.99	0.50
43:L6:64:LEU:O	43:L6:65:ILE:HD13	5.49	0.50
51:M5:140:LYS:O	51:M5:142:ILE:N	2.45	0.50
73:O7:17:THR:HG22	73:O7:18:LEU:H	1.76	0.50
52:M6:72:HIS:O	52:M6:74:ARG:HD3	2.51	0.50
36:1:1313:G:OP1	52:M6:82:LYS:HD3	2.11	0.50
39:L2:20:THR:HA	39:L2:23:ARG:HD2	1.93	0.50
35:SM:31:SER:OG	36:5:2667:A:OP1	288.59	0.50
50:M4:48:GLY:HA3	50:M4:53:VAL:HG13	2.28	0.50
1:6:12:U:H1'	1:6:1300:A:N3	2.27	0.50
36:5:1792:C:H5''	36:5:1793:C:P	2.51	0.50
44:L7:186:HIS:CE1	44:L7:190:THR:HG21	3.31	0.50
36:5:1700:G:H1	36:5:1745:C:N4	2.09	0.50
1:2:1335:U:P	22:D0:85:ARG:HH12	2.34	0.50
44:L7:25:GLN:HA	44:L7:29:GLU:H	1.76	0.50
40:L3:43:LEU:HB2	40:L3:208:VAL:HG11	1.93	0.50
16:C4:127:ARG:HG3	28:D6:22:ARG:HH22	1.77	0.50
1:6:1427:A:O2'	1:6:1428:G:OP1	2.24	0.50
49:M3:110:ASP:HA	49:M3:113:VAL:HG23	1.92	0.50
1:6:1333:C:O2	1:6:1419:G:N2	2.45	0.50
40:L3:75:ALA:HB2	36:5:3049:A:C2	246.26	0.50
39:L2:244:GLY:HA2	36:5:2243:A:H3'	233.67	0.50
36:5:1602:A:H2'	36:5:1603:A:C8	2.47	0.50
36:1:2687:G:P	42:L5:8:LYS:HZ1	2.32	0.50
6:S4:22:LYS:O	6:S4:23:LEU:HD13	3.61	0.50

Continued on next page...

Continued from previous page...

Atom-1	Atom-2	Interatomic distance (Å)	Clash overlap (Å)
36:1:135:C:N3	71:O5:94:LYS:HG3	2.26	0.50
44:L7:80:GLN:HB2	57:N1:135:PRO:HB2	1.92	0.50
51:M5:28:TRP:O	51:M5:32:GLN:HG2	2.10	0.50
54:M8:115:VAL:O	54:M8:118:GLY:N	2.39	0.50
37:3:76:A:OP2	86:3:216:OHX:N5	2.44	0.50
43:L6:172:HIS:CD2	43:L6:173:MET:HG2	2.46	0.50
36:1:703:G:C6	36:1:704:U:C4	3.00	0.50
31:D9:22:ARG:HH21	31:D9:37:ASN:HD22	3.82	0.50
5:S3:202:LEU:O	5:S3:204:ASP:N	2.99	0.50
1:2:1748:G:O6	86:2:2104:OHX:N4	2.44	0.50
1:6:990:C:H2'	1:6:991:G:O4'	2.12	0.50
36:5:2427:U:H2'	36:5:2428:U:C6	2.47	0.50
9:S7:63:PRO:O	9:S7:64:VAL:HB	3.36	0.50
9:S7:126:LEU:HB2	9:S7:173:TYR:CE2	6.37	0.50
6:S4:181:VAL:HG11	6:S4:225:VAL:HG13	2.93	0.50
45:L8:101:THR:CG2	45:L8:104:GLU:H	2.22	0.50
10:S8:44:HIS:O	10:S8:56:ARG:N	2.90	0.50
36:5:1195:A:H1'	36:5:1319:G:H4'	1.92	0.50
36:1:529:A:N6	36:1:563:U:H3	2.06	0.50
1:2:1474:G:H2'	1:2:1475:A:C8	2.46	0.50
18:C6:38:LEU:O	18:C6:40:GLU:N	2.45	0.50
40:L3:77:THR:OG1	40:L3:324:VAL:HG12	2.11	0.50
1:6:1699:G:H22	1:6:1701:A:H3'	1.76	0.50
36:1:2278:C:C2	36:1:2307:G:N2	2.79	0.50
49:M3:46:ILE:HG12	49:M3:49:ARG:CZ	3.42	0.50
32:E0:28:LYS:HZ1	1:6:542:A:H61	428.90	0.50
15:C3:54:LEU:HB3	15:C3:60:VAL:CG1	3.68	0.50
36:1:2146:C:O2'	36:1:2147:A:H5'	2.11	0.50
52:M6:24:ALA:HB1	52:M6:88:VAL:HG23	2.88	0.50
27:D5:74:SER:OG	1:6:1534:G:OP2	344.99	0.50
44:L7:224:ILE:HG23	56:N0:36:ILE:HG12	2.31	0.50
6:S4:246:LEU:HD21	6:S4:254:ARG:CZ	2.41	0.50
36:1:945:C:H2'	36:1:946:U:C6	2.46	0.50
13:C1:75:VAL:CG1	13:C1:119:VAL:HA	2.41	0.50
8:S6:22:HIS:CD2	40:L3:300:ARG:HH22	2.30	0.50
36:5:787:G:H2'	36:5:788:C:C6	2.46	0.50
34:SR:289:ALA:HB2	34:SR:305:TYR:CE2	2.65	0.50
24:D2:102:VAL:O	24:D2:113:HIS:HB3	2.90	0.50
54:M8:170:ARG:O	54:M8:171:LYS:HB2	3.83	0.50
1:2:1537:C:O2'	1:2:1540:G:O6	2.25	0.50
6:S4:9:LEU:CB	6:S4:30:ARG:HB2	3.51	0.50

Continued on next page...

Continued from previous page...

Atom-1	Atom-2	Interatomic distance (Å)	Clash overlap (Å)
1:6:328:A:H2'	1:6:329:G:H8	1.76	0.50
42:L5:61:ILE:HG12	42:L5:79:TYR:HD1	1.75	0.50
59:N3:133:SER:O	86:6:2117:OHX:N3	295.78	0.50
70:O4:104:VAL:HA	70:O4:107:GLU:HB2	1.93	0.50
51:M5:79:ALA:HB1	51:M5:81:TYR:CZ	2.46	0.50
9:S7:61:PHE:HE1	9:S7:93:LEU:HD12	2.62	0.50
36:1:2422:C:O5'	78:Q2:52:GLY:HA2	2.10	0.50
70:O4:66:SER:O	70:O4:70:LYS:HE3	3.92	0.50
1:2:395:U:O2'	8:S6:89:ASP:HB3	2.11	0.50
74:O8:30:LYS:HB2	74:O8:38:PHE:CE2	2.46	0.50
1:6:1188:G:O2'	1:6:1430:U:OP1	2.28	0.50
40:L3:86:VAL:HB	40:L3:198:HIS:O	2.11	0.50
36:1:3134:A:OP1	86:1:3894:OHX:N4	2.44	0.50
36:5:3055:U:H1'	36:5:3057:U:OP2	2.12	0.50
44:L7:191:VAL:HG12	44:L7:192:GLY:H	3.64	0.50
51:M5:6:TYR:CD2	72:O6:40:VAL:HG13	2.78	0.50
36:1:2592:G:H4'	36:1:2594:C:C2	2.47	0.50
41:L4:5:GLN:HA	41:L4:21:PRO:HA	1.92	0.50
2:S0:197:ILE:HG21	2:S0:201:LEU:HD22	1.93	0.50
13:C1:111:VAL:HB	13:C1:139:VAL:HG21	1.92	0.50
2:S0:185:ARG:HH21	23:D1:47:PRO:HD3	4.05	0.50
36:5:980:A:H2'	36:5:981:U:N1	2.27	0.50
2:S0:56:LYS:HZ2	2:S0:158:VAL:HA	3.49	0.50
1:6:1239:U:O4	86:6:2096:OHX:N1	2.44	0.50
43:L6:64:LEU:HD22	43:L6:65:ILE:N	2.85	0.50
43:L6:65:ILE:O	43:L6:76:LEU:HA	2.41	0.50
55:M9:41:ILE:O	55:M9:45:VAL:HG23	2.11	0.50
36:5:240:U:O2'	36:5:241:G:H8	1.94	0.50
68:O2:26:HIS:O	68:O2:28:VAL:N	2.44	0.50
47:M0:188:GLY:HA3	47:M0:216:TYR:HD1	1.76	0.50
48:M1:11:ASP:N	48:M1:11:ASP:OD1	2.41	0.50
1:6:139:C:C4	1:6:266:A:C2	3.00	0.50
56:N0:12:ARG:HG3	56:N0:13:ARG:O	2.42	0.50
51:M5:177:GLY:HA2	36:5:68:C:O3'	110.73	0.50
38:4:124:G:H3'	38:4:125:U:C5'	2.37	0.50
1:2:936:G:N7	28:D6:15:ARG:NH1	2.49	0.50
86:7:220:OHX:N1	86:7:228:OHX:N2	2.59	0.50
86:1:3998:OHX:N3	86:1:4169:OHX:N1	2.60	0.50
56:N0:146:LYS:HG3	56:N0:147:ASP:N	2.25	0.50
45:L8:134:TYR:CG	45:L8:190:VAL:HG11	3.30	0.50
36:5:2385:G:O6	86:5:3926:OHX:N4	2.45	0.50

Continued on next page...

Continued from previous page...

Atom-1	Atom-2	Interatomic distance (Å)	Clash overlap (Å)
72:O6:53:TYR:O	72:O6:57:LEU:N	2.61	0.50
43:L6:149:ILE:HG23	43:L6:155:LEU:HD13	2.38	0.50
36:1:123:A:C6	36:1:150:A:C5	3.00	0.50
1:6:1649:G:N7	86:6:2109:OHX:N2	2.58	0.50
36:5:3257:C:H2'	36:5:3258:U:O4'	2.12	0.50
36:1:1904:C:N4	36:1:1905:G:O6	2.44	0.50
66:O0:23:TYR:OH	66:O0:83:LYS:HE2	4.21	0.50
76:Q0:96:CYS:C	76:Q0:98:LYS:H	2.15	0.50
13:C1:90:TYR:C	13:C1:90:TYR:CD1	2.84	0.50
34:SR:123:ILE:HG21	34:SR:169:ILE:HD13	2.03	0.50
36:1:363:G:H2'	36:1:364:G:O4'	2.12	0.50
49:M3:54:LEU:HD12	49:M3:75:PHE:CZ	2.47	0.50
62:N6:39:LEU:HD12	62:N6:106:ILE:HG22	1.93	0.50
7:S5:166:ARG:NH2	1:6:1163:A:O3'	348.16	0.50
34:SR:249:ARG:HH12	34:SR:315:VAL:HG21	3.93	0.50
36:1:1878:G:C2'	36:1:1879:A:H5'	2.42	0.50
26:D4:63:GLN:OE1	26:D4:64:PHE:N	3.48	0.50
22:D0:72:ASN:OD1	22:D0:73:GLY:N	4.23	0.50
1:2:138:A:H61	1:2:266:A:H61	1.59	0.50
53:M7:69:ARG:NH2	36:5:2991:A:N3	194.78	0.50
25:D3:65:ASN:ND2	1:6:574:G:O6	365.36	0.50
1:6:1698:G:N2	1:6:1699:G:N7	2.58	0.50
17:C5:69:GLU:OE1	86:C5:201:OHX:N4	2.44	0.50
1:6:647:G:H1	1:6:687:G:H22	1.57	0.50
36:5:1192:C:N4	36:5:1302:A:P	2.85	0.50
27:D5:54:VAL:HG13	27:D5:57:TYR:HD1	1.76	0.50
59:N3:33:ASN:ND2	59:N3:63:LYS:H	2.10	0.50
36:1:2971:A:N3	36:1:2971:A:H3'	2.26	0.50
1:2:130:C:HO2'	1:2:131:C:P	2.33	0.50
57:N1:53:PRO:HB3	57:N1:91:LEU:HD22	2.37	0.50
63:N7:15:ARG:HH11	63:N7:15:ARG:HG3	2.60	0.50
50:M4:19:ARG:NH2	50:M4:69:THR:HG23	3.22	0.50
26:D4:108:ARG:O	26:D4:111:LYS:HB3	2.12	0.50
36:5:2111:G:H4'	36:5:2112:U:OP2	2.12	0.50
27:D5:49:ARG:O	27:D5:53:GLU:HB2	2.28	0.50
36:5:873:C:H5''	36:5:874:U:O5'	2.12	0.50
9:S7:52:ALA:HB3	9:S7:167:GLU:OE1	4.12	0.50
1:6:1092:A:O2'	1:6:1093:A:H3'	2.10	0.50
40:L3:57:VAL:HG23	40:L3:358:TRP:HE3	1.76	0.50
25:D3:47:SER:HB3	1:6:600:U:H1'	354.57	0.50
86:8:216:OHX:N2	86:8:223:OHX:N1	2.59	0.50

Continued on next page...

Continued from previous page...

Atom-1	Atom-2	Interatomic distance (Å)	Clash overlap (Å)
1:2:872:G:O6	86:2:2126:OHX:N3	2.45	0.50
64:N8:82:ILE:HB	64:N8:87:ARG:HG3	1.94	0.50
55:M9:141:HIS:O	55:M9:145:ALA:N	2.42	0.50
10:S8:170:SER:OG	10:S8:181:GLY:HA2	2.12	0.50
52:M6:108:ILE:HG12	52:M6:108:ILE:O	4.72	0.50
52:M6:33:ILE:HG22	52:M6:102:LEU:CD1	2.37	0.50
1:2:1460:A:OP2	35:SM:68:ARG:HD3	2.11	0.50
47:M0:171:TRP:CE3	47:M0:178:ARG:HD2	3.62	0.50
73:O7:39:TYR:CD2	73:O7:40:PRO:HA	2.58	0.50
1:6:754:A:N6	1:6:793:A:H62	2.09	0.50
71:O5:71:LYS:HE3	71:O5:72:GLY:N	2.27	0.50
14:C2:62:LEU:HB3	14:C2:75:VAL:HG11	1.93	0.50
3:S1:48:VAL:HG11	3:S1:61:LEU:HB2	6.07	0.50
42:L5:107:ARG:HH12	42:L5:120:LYS:HA	2.20	0.50
1:6:1079:U:H2'	1:6:1080:U:O4'	2.12	0.50
34:SR:161:LYS:O	34:SR:161:LYS:CG	2.55	0.50
86:5:3966:OHX:N1	86:5:4238:OHX:N5	2.60	0.50
9:S7:62:VAL:O	9:S7:95:GLU:HB3	2.11	0.50
27:D5:84:GLU:HB2	27:D5:89:ILE:HD11	1.94	0.50
1:2:1316:G:HO2'	1:2:1401:A:HO2'	1.59	0.50
1:6:641:G:H2'	1:6:642:G:H8	1.76	0.50
16:C4:112:ILE:H	28:D6:57:SER:HA	1.76	0.50
67:O1:19:ARG:HD3	67:O1:35:GLU:CG	2.41	0.50
1:2:462:G:N7	86:2:2143:OHX:N1	2.60	0.50
71:O5:93:THR:OG1	71:O5:96:GLU:HG3	2.28	0.50
17:C5:110:GLU:H	17:C5:110:GLU:CD	2.40	0.50
69:O3:48:ARG:CG	69:O3:48:ARG:HH11	2.24	0.50
41:L4:271:LYS:HB2	41:L4:274:TYR:CB	2.94	0.50
34:SR:171:SER:N	34:SR:179:LYS:O	2.44	0.50
1:2:784:C:H2'	1:2:785:U:O4'	2.12	0.50
47:M0:96:VAL:HG11	47:M0:122:PRO:HB3	2.23	0.50
39:L2:51:ASP:HB3	39:L2:54:ARG:HD2	3.28	0.50
36:5:2344:U:H2'	36:5:2345:A:H8	1.76	0.50
1:2:252:U:H2'	1:2:253:A:C8	2.45	0.50
36:1:2748:A:O2'	42:L5:48:LYS:HE2	2.11	0.50
5:S3:162:GLN:HG3	1:6:1333:C:O4'	426.96	0.50
39:L2:96:LEU:O	79:Q3:87:ARG:NH1	2.45	0.50
39:L2:246:LEU:HD23	39:L2:248:GLY:N	7.27	0.50
23:D1:71:ARG:HG2	23:D1:75:ASN:HD21	1.76	0.50
7:S5:225:ARG:NH2	30:D8:58:GLU:H	5.06	0.50
2:S0:202:TYR:HD2	2:S0:202:TYR:H	2.03	0.50

Continued on next page...

Continued from previous page...

Atom-1	Atom-2	Interatomic distance (Å)	Clash overlap (Å)
36:1:1919:G:H1'	36:1:1934:G:N2	2.27	0.50
36:1:1162:U:H4'	68:O2:57:TYR:CE1	2.47	0.50
36:5:1323:G:C2'	36:5:1324:U:H5'	2.42	0.50
36:5:2641:U:H5''	36:5:2642:A:OP1	2.12	0.50
38:4:46:G:OP2	75:O9:15:LYS:NZ	2.40	0.50
36:1:1511:U:H5''	36:1:1512:U:H5	1.77	0.50
1:6:1626:U:O4	86:6:2201:OHX:N5	2.45	0.50
10:S8:136:SER:HB3	10:S8:139:ALA:HB3	1.94	0.50
35:SM:88:ARG:HG2	35:SM:91:THR:OG1	2.12	0.50
57:N1:110:LYS:NZ	36:5:1068:C:OP1	245.78	0.50
48:M1:89:TYR:HB3	48:M1:169:ALA:CB	2.41	0.50
36:5:2524:A:O2'	36:5:2525:G:OP2	2.26	0.50
36:1:2689:A:H2'	36:1:2689:A:N3	2.26	0.50
46:L9:106:LYS:HG3	46:L9:107:ASP:OD1	3.94	0.50
46:L9:136:PHE:HE2	46:L9:144:ILE:HG12	5.71	0.50
46:L9:91:ARG:HG3	46:L9:91:ARG:HH21	1.77	0.50
5:S3:6:SER:HB2	1:6:1514:U:H1'	439.08	0.50
28:D6:36:ILE:HD12	28:D6:78:ALA:HB1	1.92	0.50
86:1:3951:OHX:N4	44:L7:217:PRO:HA	2.27	0.50
16:C4:117:ASP:OD2	16:C4:119:THR:OG1	2.19	0.50
74:O8:17:ARG:NH2	36:5:1824:U:O3'	139.37	0.50
46:L9:49:ASN:ND2	46:L9:49:ASN:O	2.45	0.50
4:S2:140:ARG:HB2	4:S2:222:TYR:CD1	2.60	0.50
2:S0:125:ASP:O	2:S0:127:ARG:N	2.45	0.50
66:O0:30:THR:HB	66:O0:91:SER:HB2	1.93	0.50
17:C5:53:PRO:O	17:C5:56:PHE:HB3	2.12	0.50
36:1:1608:C:H5''	61:N5:111:ASN:ND2	2.27	0.50
69:O3:90:PRO:O	69:O3:92:LYS:N	2.42	0.50
5:S3:20:GLU:OE2	5:S3:76:ARG:NH2	3.38	0.50
1:6:487:G:H3'	1:6:488:G:C5'	2.41	0.50
44:L7:158:LYS:HD2	44:L7:159:GLN:H	2.01	0.50
1:6:1395:G:H1	1:6:1403:C:H42	1.60	0.50
36:5:2444:C:H42	36:5:2503:G:H22	1.59	0.50
47:M0:119:TRP:HZ3	36:5:1126:G:H5''	257.51	0.50
67:O1:23:VAL:O	67:O1:28:ARG:NH1	2.93	0.50
2:S0:72:ASP:OD2	2:S0:72:ASP:N	3.10	0.50
17:C5:89:MET:O	17:C5:107:ILE:HG13	2.76	0.50
17:C5:22:LEU:HD21	17:C5:109:PRO:HB3	1.94	0.50
6:S4:38:LEU:O	6:S4:41:SER:OG	4.57	0.50
2:S0:42:PRO:O	2:S0:43:ASP:HB2	2.12	0.50
15:C3:20:ARG:NH2	24:D2:56:HIS:HB3	2.26	0.50

Continued on next page...

Continued from previous page...

Atom-1	Atom-2	Interatomic distance (Å)	Clash overlap (Å)
36:1:534:U:O4	56:N0:144:LEU:HD23	2.12	0.50
1:2:918:U:H2'	1:2:919:A:C8	2.47	0.50
36:1:247:C:H2'	36:1:248:U:H6	1.76	0.50
42:L5:60:ILE:H	42:L5:80:SER:HB3	1.77	0.50
61:N5:96:LYS:HE3	61:N5:107:VAL:HB	1.93	0.50
49:M3:115:ARG:NH1	49:M3:147:ILE:HG12	2.27	0.50
53:M7:95:LEU:HD23	53:M7:148:LEU:HD11	2.88	0.50
5:S3:192:PRO:HB2	5:S3:201:ALA:HA	2.89	0.50
46:L9:31:ARG:HD3	46:L9:149:ASN:OD1	2.77	0.50
36:5:1291:A:H2'	36:5:1292:C:O4'	2.12	0.50
36:1:3302:U:H3	36:1:3312:U:H3	1.59	0.50
36:5:132:C:N4	36:5:134:U:C4	2.79	0.50
36:1:2400:G:H5''	36:1:2401:A:OP2	2.12	0.50
36:1:3166:C:H2'	36:1:3167:A:O4'	2.12	0.50
46:L9:105:GLU:HB2	46:L9:110:LYS:H	1.75	0.50
10:S8:163:GLY:HA3	36:1:3354:U:H1'	1.94	0.50
36:5:150:A:H2'	36:5:151:A:H5'	1.94	0.50
48:M1:91:LEU:O	48:M1:172:LEU:N	4.42	0.50
3:S1:23:PRO:O	3:S1:27:LYS:HG3	2.47	0.50
53:M7:53:ASP:O	86:M7:207:OHX:N3	2.44	0.50
1:2:192:U:HO2'	1:2:193:U:P	2.35	0.50
7:S5:143:ARG:HG2	30:D8:55:VAL:HB	2.07	0.50
15:C3:47:PRO:HG3	15:C3:75:LEU:HD22	1.94	0.50
23:D1:9:VAL:HG22	23:D1:10:GLU:H	2.20	0.50
6:S4:123:LEU:HD21	6:S4:235:TYR:HB3	1.93	0.50
36:1:860:G:H5''	79:Q3:17:ARG:NH1	2.27	0.50
10:S8:36:THR:HG23	10:S8:96:LEU:O	2.39	0.50
36:1:1485:G:N2	70:O4:4:ARG:HD2	2.27	0.50
64:N8:70:LYS:HE2	64:N8:129:PHE:CD2	2.47	0.50
47:M0:63:GLU:H	47:M0:63:GLU:CD	2.15	0.50
1:2:525:A:H5''	26:D4:89:TYR:CE1	2.47	0.50
40:L3:159:ARG:HG2	40:L3:182:GLN:HA	3.67	0.50
64:N8:8:THR:HG21	36:5:662:U:OP1	149.33	0.50
34:SR:13:LEU:O	34:SR:309:VAL:HG13	2.11	0.50
36:1:1281:G:H2'	36:1:1282:G:C8	2.44	0.50
36:5:975:C:H2'	36:5:976:U:C6	2.46	0.50
36:1:7:C:H2'	36:1:8:C:H6	1.76	0.50
57:N1:38:ASP:O	57:N1:64:VAL:HG23	2.12	0.50
26:D4:8:ARG:HD2	1:6:780:A:C2	439.82	0.50
1:2:1335:U:H5'	22:D0:85:ARG:HH22	1.77	0.50
36:5:1000:C:C2	36:5:1045:C:N4	2.80	0.50

Continued on next page...

Continued from previous page...

Atom-1	Atom-2	Interatomic distance (Å)	Clash overlap (Å)
32:E0:13:LYS:O	32:E0:16:SER:N	2.44	0.50
36:1:2371:G:O6	86:1:3864:OHX:N3	2.45	0.50
78:Q2:47:GLN:HE22	78:Q2:53:GLN:HA	1.76	0.50
36:1:3218:A:HO2'	36:1:3278:C:H5	1.60	0.50
1:2:863:A:OP1	24:D2:57:ARG:NE	2.41	0.50
57:N1:57:TYR:CD1	57:N1:89:LEU:HD21	2.46	0.50
36:5:2546:C:H2'	36:5:2547:A:H8	1.76	0.50
31:D9:38:ILE:HG22	31:D9:42:CYS:HB3	2.17	0.50
36:5:414:U:H2'	36:5:415:G:C8	2.46	0.50
34:SR:101:GLN:HG2	34:SR:137:LYS:O	2.12	0.50
1:6:15:U:H2'	1:6:16:G:O4'	2.12	0.50
36:1:2782:U:OP1	49:M3:185:LYS:NZ	2.45	0.50
1:6:1358:G:H2'	1:6:1359:C:H6	1.76	0.50
1:2:484:C:N4	1:2:503:G:H22	2.10	0.50
36:1:1439:U:H2'	36:1:1440:G:H8	1.77	0.50
12:C0:11:ILE:HD11	12:C0:42:VAL:HG22	1.94	0.50
37:7:25:G:H2'	37:7:26:C:O4'	2.12	0.50
15:C3:31:GLU:N	15:C3:31:GLU:OE1	5.68	0.50
36:1:780:A:H8	36:1:780:A:O5'	1.95	0.50
53:M7:131:ARG:HH11	53:M7:131:ARG:HG3	1.77	0.50
1:2:1789:G:H8	1:2:1789:G:H5"	1.77	0.50
17:C5:18:ARG:HD3	20:C8:90:ASN:OD1	2.12	0.50
61:N5:38:LEU:HD22	61:N5:40:LEU:HD13	3.30	0.50
1:2:558:U:O2'	1:2:559:C:O5'	2.26	0.50
46:L9:161:LEU:HD22	46:L9:161:LEU:O	2.72	0.50
18:C6:136:SER:O	18:C6:137:ARG:NH2	2.45	0.50
25:D3:14:LYS:HA	25:D3:17:VAL:HG12	4.39	0.50
34:SR:21:THR:HG23	34:SR:37:SER:HA	3.90	0.50
49:M3:171:ARG:O	49:M3:174:ARG:HB3	2.12	0.50
36:5:123:A:C6	36:5:150:A:C5	3.00	0.50
47:M0:68:ALA:HB2	47:M0:158:LYS:HB2	1.94	0.50
39:L2:152:SER:N	36:5:2157:G:O6	218.99	0.50
37:3:23:A:HO2'	37:3:121:U:HO3'	1.55	0.50
17:C5:34:VAL:HG11	17:C5:45:PHE:CZ	4.39	0.50
1:2:142:G:N7	8:S6:177:ARG:NH1	2.58	0.50
12:C0:23:ALA:CB	12:C0:64:TYR:HB2	2.74	0.50
1:6:192:U:H1'	1:6:193:U:C4	2.46	0.50
36:1:1472:U:H2'	36:1:1473:G:H8	1.77	0.50
49:M3:79:GLU:OE2	49:M3:103:ASN:ND2	2.30	0.50
51:M5:27:VAL:HB	51:M5:122:ASN:HD21	1.76	0.50
2:S0:122:ILE:HA	2:S0:144:ILE:O	2.12	0.50

Continued on next page...

Continued from previous page...

Atom-1	Atom-2	Interatomic distance (Å)	Clash overlap (Å)
2:S0:153:SER:O	2:S0:156:VAL:HG22	3.25	0.50
1:2:1429:G:H2'	1:2:1430:U:C6	2.46	0.50
22:D0:72:ASN:ND2	22:D0:73:GLY:H	2.09	0.50
36:1:901:G:H2'	36:1:902:G:H8	1.77	0.50
36:1:900:G:H2'	36:1:901:G:H8	1.77	0.50
39:L2:10:LYS:HA	39:L2:16:PHE:CD2	2.46	0.50
36:5:3266:G:C6	36:5:3267:A:C6	3.00	0.50
1:2:1274:C:H41	35:SM:95:SER:HA	1.77	0.50
40:L3:275:ARG:NH1	36:5:3045:G:O3'	234.46	0.50
40:L3:159:ARG:HB3	40:L3:182:GLN:HA	1.93	0.50
65:N9:14:ARG:NH2	65:N9:18:ARG:HD3	4.05	0.50
64:N8:7:LYS:O	64:N8:10:LYS:N	2.37	0.50
68:O2:20:HIS:HB3	68:O2:35:GLN:OE1	2.12	0.50
23:D1:74:GLN:HG2	23:D1:79:LEU:CB	4.80	0.50
36:1:1334:U:O2'	44:L7:151:ARG:NH2	2.45	0.50
49:M3:119:TYR:HD1	49:M3:145:PHE:CZ	3.38	0.50
36:5:2758:A:C8	36:5:2759:U:C5	3.00	0.50
1:6:138:A:H62	1:6:266:A:N6	2.10	0.50
58:N2:20:SER:OG	58:N2:21:SER:N	2.44	0.50
36:5:2661:G:H1	36:5:2709:C:N4	2.09	0.50
9:S7:184:GLU:OE1	9:S7:187:SER:OG	9.24	0.50
86:1:4050:OHX:N2	86:1:4160:OHX:N1	2.60	0.50
8:S6:148:SER:O	8:S6:150:GLU:N	2.42	0.50
1:2:436:A:O5'	1:2:436:A:H8	1.94	0.50
40:L3:108:GLU:HB2	40:L3:137:TYR:CE1	2.47	0.50
52:M6:3:VAL:HG22	52:M6:4:GLU:HG3	1.93	0.50
14:C2:59:LEU:HA	14:C2:87:PRO:HB2	1.94	0.50
54:M8:133:LYS:HB2	54:M8:135:GLN:NE2	3.19	0.50
19:C7:21:TYR:HE2	19:C7:61:ILE:HG21	2.34	0.50
55:M9:106:LEU:HD22	55:M9:138:LEU:HD11	2.52	0.50
57:N1:108:ARG:O	57:N1:112:ASN:N	3.22	0.50
17:C5:18:ARG:HD2	17:C5:36:LEU:O	2.71	0.50
37:3:37:G:N2	37:3:41:G:O4'	2.45	0.50
4:S2:163:GLY:HA3	4:S2:209:ASN:ND2	2.27	0.50
36:1:1952:G:H5'	36:1:1953:G:OP2	2.12	0.50
36:5:1340:G:C6	36:5:1341:U:C4	3.00	0.50
1:2:1684:U:O2	1:2:1718:G:N2	2.45	0.50
36:5:537:A:C2	36:5:557:A:C4	2.99	0.50
1:6:30:G:H2'	1:6:31:C:C6	2.47	0.50
31:D9:39:CYS:O	31:D9:43:PHE:N	2.55	0.50
36:1:177:U:C4	36:1:178:U:C4	3.00	0.50

Continued on next page...

Continued from previous page...

Atom-1	Atom-2	Interatomic distance (Å)	Clash overlap (Å)
36:1:2842:U:C5	36:1:2843:U:C5	3.00	0.50
31:D9:49:ASP:OD1	31:D9:49:ASP:N	3.91	0.50
36:1:122:A:OP1	36:1:122:A:H3'	2.12	0.50
1:2:38:C:C2'	1:2:39:A:H5'	2.42	0.50
70:O4:7:PHE:HE2	36:5:1856:C:H1'	152.95	0.50
36:1:1176:C:OP1	52:M6:25:LYS:HE3	2.12	0.49
36:1:439:C:H5'	36:1:440:A:OP2	2.12	0.49
1:6:1467:C:H2'	1:6:1468:U:C6	2.46	0.49
73:O7:37:CYS:SG	73:O7:38:GLY:N	2.85	0.49
48:M1:160:VAL:HG12	48:M1:161:SER:N	2.90	0.49
1:2:477:A:OP1	32:E0:30:PRO:HA	2.12	0.49
53:M7:139:TYR:CE1	36:5:2355:G:H5'	143.71	0.49
62:N6:58:VAL:O	62:N6:65:GLY:N	3.12	0.49
34:SR:248:ASN:HD21	34:SR:298:GLY:HA3	2.43	0.49
15:C3:150:VAL:HG12	15:C3:151:ASN:OD1	2.11	0.49
7:S5:117:THR:O	7:S5:120:ILE:N	3.01	0.49
6:S4:180:LEU:N	6:S4:229:GLY:O	3.00	0.49
1:6:837:G:O6	86:6:2100:OHX:N1	2.45	0.49
45:L8:38:GLN:HB2	36:5:2557:A:H2	207.85	0.49
40:L3:21:ARG:HG2	40:L3:269:GLN:HG2	1.94	0.49
21:C9:49:ASP:HB3	21:C9:53:TRP:HB3	1.94	0.49
21:C9:33:TYR:OH	21:C9:99:SER:OG	2.29	0.49
77:Q1:4:LYS:HG2	77:Q1:5:TRP:CE3	2.47	0.49
36:1:1521:G:C2	36:1:1522:U:H5	2.30	0.49
36:1:784:A:C6	54:M8:93:ILE:HG22	2.47	0.49
12:C0:46:LEU:O	12:C0:50:THR:HG23	2.19	0.49
1:2:123:G:N2	6:S4:146:THR:HG21	2.27	0.49
71:O5:86:ARG:O	71:O5:90:ARG:NE	2.68	0.49
2:S0:136:ALA:HA	2:S0:141:ILE:HD11	3.92	0.49
1:2:1798:U:C5	28:D6:38:ARG:NH2	2.80	0.49
51:M5:39:ALA:HB3	51:M5:61:ILE:HG22	2.63	0.49
36:5:1743:G:H2'	36:5:1744:G:C8	2.47	0.49
17:C5:22:LEU:HD23	17:C5:23:GLU:H	5.17	0.49
20:C8:14:ILE:HA	20:C8:22:VAL:O	2.12	0.49
45:L8:163:VAL:HG22	45:L8:166:LEU:HD12	1.93	0.49
4:S2:90:THR:C	4:S2:92:ALA:H	2.55	0.49
36:1:1110:U:H2'	36:1:1111:U:C6	2.47	0.49
44:L7:134:VAL:O	44:L7:229:PHE:HA	2.58	0.49
36:5:1060:U:H2'	36:5:1061:A:H8	1.75	0.49
36:5:1239:C:H3'	36:5:1240:A:H8	1.76	0.49
45:L8:161:GLU:CD	51:M5:26:ARG:HH22	2.88	0.49

Continued on next page...

Continued from previous page...

Atom-1	Atom-2	Interatomic distance (Å)	Clash overlap (Å)
36:1:1478:C:H2'	36:1:1479:U:H6	1.76	0.49
79:Q3:45:LYS:O	79:Q3:45:LYS:HG3	2.12	0.49
49:M3:121:SER:OG	49:M3:122:LYS:N	2.44	0.49
36:5:873:C:H4'	36:5:1908:A:H5'	1.94	0.49
70:O4:25:THR:HG23	70:O4:29:ILE:O	3.17	0.49
36:5:1068:C:H2'	36:5:1069:C:C6	2.47	0.49
69:O3:19:SER:HB3	36:5:1330:A:OP1	232.79	0.49
36:5:2283:G:N3	36:5:2285:C:N4	2.60	0.49
39:L2:140:ASN:OD1	39:L2:142:ASP:HB3	5.43	0.49
14:C2:129:GLU:HA	14:C2:133:LEU:HD22	1.94	0.49
66:O0:15:ALA:O	66:O0:18:ILE:HG22	2.12	0.49
34:SR:232:TYR:HD2	34:SR:232:TYR:H	2.46	0.49
1:6:1670:G:O6	86:6:2190:OHX:N4	2.44	0.49
41:L4:216:VAL:HG23	41:L4:217:LYS:HG2	1.94	0.49
36:1:1343:A:H2'	36:1:1344:G:C8	2.47	0.49
36:5:3234:A:H8	36:5:3234:A:OP2	1.94	0.49
3:S1:226:GLY:HA2	36:5:2536:A:H4'	257.64	0.49
6:S4:124:GLY:HA2	6:S4:142:HIS:CE1	3.53	0.49
13:C1:78:THR:HG21	13:C1:118:GLN:HA	2.92	0.49
35:SM:64:LYS:O	35:SM:66:ALA:N	3.76	0.49
34:SR:63:GLY:HA2	1:6:1341:A:OP1	451.28	0.49
41:L4:3:ARG:NE	41:L4:22:LEU:O	2.44	0.49
14:C2:45:LEU:O	14:C2:49:THR:HG23	2.12	0.49
42:L5:110:LEU:HA	42:L5:113:LEU:HB2	3.50	0.49
42:L5:85:ARG:HD2	42:L5:86:TYR:CZ	2.46	0.49
34:SR:134:TRP:HA	34:SR:140:CYS:HA	1.94	0.49
64:N8:90:TYR:HA	64:N8:93:SER:HB3	5.58	0.49
21:C9:73:VAL:HG21	21:C9:102:ARG:HG3	3.35	0.49
1:2:1500:C:H5'	21:C9:106:GLN:NE2	2.26	0.49
55:M9:15:VAL:CG1	55:M9:52:LYS:HG3	2.42	0.49
55:M9:8:LYS:O	55:M9:11:ALA:HB3	2.12	0.49
27:D5:44:GLN:O	27:D5:47:TYR:HB3	2.48	0.49
3:S1:137:ILE:HG22	3:S1:215:VAL:CG2	2.42	0.49
48:M1:60:ARG:HB2	48:M1:60:ARG:NH2	4.69	0.49
16:C4:106:ALA:HA	16:C4:112:ILE:HD11	1.94	0.49
3:S1:70:LEU:O	3:S1:74:GLN:HB2	2.11	0.49
4:S2:102:VAL:O	4:S2:113:LEU:HD23	2.37	0.49
26:D4:23:PHE:HE2	26:D4:75:VAL:HG12	1.77	0.49
29:D7:54:VAL:HG12	29:D7:63:LEU:HB2	3.15	0.49
20:C8:44:ASN:HD21	20:C8:48:LYS:HE3	1.77	0.49
1:6:1392:U:H2'	1:6:1393:C:C6	2.45	0.49

Continued on next page...

Continued from previous page...

Atom-1	Atom-2	Interatomic distance (Å)	Clash overlap (Å)
41:L4:209:TYR:CE2	41:L4:212:ASP:HB2	2.48	0.49
49:M3:46:ILE:HA	49:M3:49:ARG:NH1	4.30	0.49
16:C4:17:ALA:HA	16:C4:30:VAL:HG22	4.88	0.49
1:6:1003:A:HO2'	1:6:1005:A:H62	1.54	0.49
66:O0:41:LEU:HD22	66:O0:66:LYS:O	2.12	0.49
40:L3:229:VAL:HG13	40:L3:235:THR:HG21	3.08	0.49
2:S0:74:VAL:HG23	2:S0:118:PRO:HB3	1.92	0.49
36:1:1348:U:OP2	54:M8:38:ARG:NH2	2.45	0.49
21:C9:16:ASN:HA	21:C9:56:LYS:HZ3	1.77	0.49
36:1:1381:A:C2	36:1:1426:C:C2	3.00	0.49
36:1:1686:U:OP1	58:N2:42:LYS:NZ	2.32	0.49
15:C3:132:VAL:HG23	15:C3:134:VAL:HG13	1.92	0.49
49:M3:17:HIS:HB3	49:M3:20:GLU:HG3	3.37	0.49
52:M6:185:ALA:O	52:M6:187:GLU:N	3.62	0.49
56:N0:12:ARG:HH11	56:N0:22:PRO:HD2	1.76	0.49
44:L7:140:SER:O	44:L7:143:THR:N	2.43	0.49
44:L7:141:TYR:HA	44:L7:144:ILE:HD12	3.02	0.49
1:6:1334:U:C4	1:6:1335:U:C4	3.00	0.49
36:5:1228:C:H2'	36:5:1229:G:H8	1.76	0.49
24:D2:22:LYS:HZ3	29:D7:3:LEU:H	1.59	0.49
63:N7:8:GLY:HA2	63:N7:25:ILE:O	3.88	0.49
67:O1:11:GLU:HG2	67:O1:74:ARG:HB2	1.94	0.49
63:N7:53:VAL:HA	63:N7:57:HIS:HD2	1.77	0.49
36:1:2795:U:OP1	78:Q2:62:ALA:N	2.42	0.49
26:D4:83:LYS:HE2	26:D4:96:LEU:HB3	1.93	0.49
36:1:1682:U:O4	58:N2:90:ARG:NH1	2.45	0.49
36:1:2767:U:OP2	86:1:4129:OHX:N2	2.45	0.49
86:6:2104:OHX:N5	86:6:2190:OHX:N6	2.60	0.49
24:D2:50:PHE:HB3	24:D2:63:VAL:HG22	1.93	0.49
25:D3:49:ALA:O	25:D3:104:LEU:HB2	2.11	0.49
36:5:513:G:H2'	36:5:514:G:O4'	2.12	0.49
16:C4:57:PRO:HA	16:C4:60:ALA:HB3	1.92	0.49
35:SM:162:GLN:O	35:SM:164:ASN:N	2.77	0.49
14:C2:127:GLY:HA2	35:SM:168:GLU:HA	1.93	0.49
19:C7:37:GLU:HG3	34:SR:150:TRP:HE1	1.77	0.49
1:2:1492:A:C4	1:2:1493:A:C8	3.00	0.49
45:L8:78:PHE:C	45:L8:80:TYR:H	2.32	0.49
53:M7:26:PHE:CE2	53:M7:121:GLN:HG2	2.47	0.49
36:1:3012:A:C2	36:1:3043:C:H1'	2.47	0.49
1:2:968:U:H5''	1:2:1033:C:O2'	2.11	0.49
36:1:1626:U:H2'	36:1:1627:U:C6	2.47	0.49

Continued on next page...

Continued from previous page...

Atom-1	Atom-2	Interatomic distance (Å)	Clash overlap (Å)
61:N5:34:LEU:HB2	36:5:1558:A:H1'	141.72	0.49
17:C5:12:PHE:HD1	17:C5:13:LYS:H	1.60	0.49
46:L9:37:ASN:OD1	46:L9:39:LYS:HB2	2.12	0.49
1:2:1601:G:N2	21:C9:88:VAL:HG22	2.27	0.49
41:L4:145:ILE:O	86:L4:404:OHX:N5	2.45	0.49
56:N0:139:TYR:OH	36:5:1213:G:OP1	323.39	0.49
59:N3:87:ARG:HG3	59:N3:89:ASP:OD1	2.13	0.49
2:S0:175:TYR:CD1	2:S0:199:PRO:HA	2.47	0.49
12:C0:16:PHE:O	12:C0:88:PRO:HA	2.12	0.49
3:S1:127:VAL:HG21	3:S1:173:THR:HG22	1.94	0.49
3:S1:70:LEU:HD13	3:S1:71:ALA:N	2.27	0.49
6:S4:154:ILE:HG12	6:S4:172:PHE:CD2	3.33	0.49
36:1:313:A:C6	36:1:314:U:C4	3.00	0.49
50:M4:125:LYS:HA	50:M4:128:ARG:HH12	4.81	0.49
42:L5:148:ILE:HG13	42:L5:159:VAL:HG21	1.93	0.49
15:C3:65:VAL:O	15:C3:67:THR:N	3.57	0.49
36:1:1419:A:H5'	38:4:20:U:O3'	2.12	0.49
16:C4:136:ARG:HD2	1:6:1769:U:O2	302.49	0.49
70:O4:86:LYS:O	70:O4:90:ILE:HG12	2.12	0.49
4:S2:116:LYS:HG3	4:S2:117:THR:N	2.80	0.49
36:1:1048:A:H2'	47:M0:22:TYR:CE1	2.48	0.49
6:S4:134:LYS:O	6:S4:136:VAL:HG23	3.33	0.49
1:2:1485:C:OP1	86:2:2099:OHX:N6	2.45	0.49
39:L2:86:GLN:HG2	39:L2:88:ILE:HD11	2.71	0.49
47:M0:16:PRO:O	47:M0:18:PRO:HD3	2.11	0.49
36:5:550:A:H2'	36:5:551:A:C8	2.48	0.49
1:2:1764:C:H3'	1:2:1767:G:N7	2.27	0.49
42:L5:140:ARG:HB2	36:5:1080:A:OP1	228.28	0.49
36:1:796:U:H2'	36:1:797:U:H6	1.77	0.49
50:M4:19:ARG:HB3	50:M4:35:ILE:HD12	2.20	0.49
36:1:1916:U:H2'	36:1:1917:C:O4'	2.12	0.49
50:M4:36:VAL:HB	50:M4:45:LEU:HD23	2.22	0.49
1:2:818:C:N4	1:2:819:G:O6	2.42	0.49
63:N7:46:ILE:HD11	63:N7:49:TYR:CD2	2.52	0.49
1:2:1527:C:H2'	1:2:1528:U:C6	2.46	0.49
1:6:938:G:O6	86:6:2105:OHX:N3	2.45	0.49
36:5:2171:G:H2'	36:5:2172:A:H8	1.77	0.49
36:5:795:G:O6	86:5:3928:OHX:N6	2.45	0.49
36:5:2542:U:H1'	36:5:2543:U:C5	2.47	0.49
10:S8:5:ARG:NH1	1:6:332:U:O2'	300.17	0.49
1:6:9:U:O4	86:6:2146:OHX:N3	2.45	0.49

Continued on next page...

Continued from previous page...

Atom-1	Atom-2	Interatomic distance (Å)	Clash overlap (Å)
6:S4:26:CYS:HB3	11:S9:2:PRO:O	2.12	0.49
41:L4:125:ALA:HB1	41:L4:238:LEU:HB3	1.94	0.49
1:6:1189:A:N6	1:6:1190:C:H41	2.11	0.49
23:D1:16:LYS:HD2	23:D1:21:ASN:O	2.61	0.49
11:S9:6:ARG:HB2	11:S9:6:ARG:HH11	2.05	0.49
23:D1:18:SER:HG	23:D1:54:ALA:H	2.32	0.49
36:1:2137:U:C6	36:1:2141:U:C4	3.00	0.49
8:S6:105:ASP:N	8:S6:105:ASP:OD2	2.74	0.49
2:S0:41:ARG:HB2	2:S0:45:VAL:HB	4.52	0.49
47:M0:80:SER:HB3	47:M0:147:VAL:HG11	1.95	0.49
56:N0:89:ASN:OD1	57:N1:156:TYR:N	2.58	0.49
4:S2:162:CYS:O	4:S2:165:VAL:N	2.45	0.49
11:S9:111:THR:O	11:S9:114:TYR:N	2.82	0.49
1:6:1553:G:O2'	1:6:1555:A:N7	2.45	0.49
1:2:66:U:C5	8:S6:173:PRO:HG3	2.47	0.49
68:O2:105:ARG:HE	68:O2:124:GLY:CA	2.23	0.49
66:O0:100:ILE:HG13	66:O0:101:LEU:HD13	7.46	0.49
66:O0:16:LEU:HD12	66:O0:98:SER:N	2.27	0.49
5:S3:30:ALA:C	5:S3:32:GLU:H	2.14	0.49
53:M7:67:ILE:HG22	53:M7:80:LYS:HB3	1.93	0.49
16:C4:50:ALA:HB3	16:C4:53:ASP:HB2	1.94	0.49
46:L9:49:ASN:C	46:L9:51:GLN:H	2.13	0.49
3:S1:139:ALA:HB2	3:S1:172:LEU:HD11	2.15	0.49
15:C3:47:PRO:HG2	15:C3:86:GLU:OE2	4.01	0.49
4:S2:81:MET:HB2	4:S2:101:VAL:HG12	2.32	0.49
2:S0:75:ALA:HB1	2:S0:174:TRP:CH2	3.46	0.49
36:5:1317:A:C4	36:5:1319:G:N7	2.80	0.49
40:L3:53:MET:HE1	40:L3:327:CYS:HB3	2.61	0.49
13:C1:133:LYS:NZ	1:6:324:U:OP1	292.76	0.49
36:5:1276:U:H2'	36:5:1277:C:C6	2.47	0.49
1:2:1536:G:N1	1:2:1538:U:O2	2.45	0.49
19:C7:86:PRO:HG2	19:C7:88:VAL:HA	9.51	0.49
45:L8:91:PHE:O	45:L8:95:ASN:HB2	2.53	0.49
15:C3:87:ASP:HB3	15:C3:125:LEU:HD11	4.51	0.49
41:L4:362:ASP:C	56:N0:26:ARG:HH12	2.99	0.49
36:5:2661:G:H2'	36:5:2662:G:H8	1.77	0.49
4:S2:176:SER:HB2	4:S2:195:ASP:HB3	2.67	0.49
56:N0:134:ASP:O	56:N0:136:LYS:HG2	2.47	0.49
55:M9:123:LEU:O	55:M9:127:SER:OG	2.82	0.49
41:L4:25:VAL:O	41:L4:27:SER:N	2.45	0.49
1:2:285:G:H2'	1:2:286:C:H6	1.77	0.49

Continued on next page...

Continued from previous page...

Atom-1	Atom-2	Interatomic distance (Å)	Clash overlap (Å)
71:O5:41:LEU:O	71:O5:44:ILE:HG22	4.08	0.49
8:S6:131:LYS:HB2	60:N4:81:PRO:O	2.11	0.49
61:N5:45:LYS:HG2	71:O5:75:TYR:CD2	2.47	0.49
1:2:1402:G:H2'	1:2:1403:C:O4'	2.13	0.49
36:5:3329:U:H2'	36:5:3330:A:H5''	1.93	0.49
67:O1:36:ILE:O	67:O1:39:PHE:HB3	2.13	0.49
49:M3:105:ASN:ND2	49:M3:108:ILE:HG12	4.04	0.49
68:O2:64:LYS:NZ	36:5:1405:U:OP1	180.97	0.49
42:L5:41:LYS:HA	42:L5:41:LYS:HE3	3.70	0.49
35:SM:64:LYS:HD3	35:SM:64:LYS:H	1.77	0.49
7:S5:94:THR:OG1	7:S5:95:ASN:N	2.46	0.49
40:L3:227:GLU:HG3	40:L3:270:ARG:NE	4.24	0.49
47:M0:73:ASN:O	47:M0:77:THR:HG23	2.12	0.49
36:1:290:G:H2'	36:1:291:C:H6	1.77	0.49
36:1:1245:A:N6	36:1:1272:C:O2'	2.45	0.49
3:S1:23:PRO:HB2	3:S1:27:LYS:HE2	5.39	0.49
38:8:83:C:H4'	38:8:85:G:N3	2.28	0.49
1:2:69:G:H1	1:2:82:U:H3	1.59	0.49
36:1:2177:G:OP2	39:L2:128:ARG:NH1	2.43	0.49
36:1:1580:A:H5'	36:1:2522:G:N7	2.27	0.49
21:C9:65:ILE:HD11	21:C9:76:LEU:HD11	1.95	0.49
12:C0:24:LYS:HB2	12:C0:63:TYR:CE1	2.62	0.49
36:5:2335:G:N2	36:5:2339:C:O2	2.38	0.49
9:S7:71:HIS:CG	9:S7:131:PHE:HZ	2.30	0.49
36:1:1018:G:N7	36:1:1035:G:N2	2.61	0.49
19:C7:6:THR:OG1	19:C7:8:THR:HG23	5.74	0.49
11:S9:171:ARG:NH1	11:S9:174:ARG:HG3	2.27	0.49
36:5:70:A:N1	36:5:313:A:O2'	2.39	0.49
40:L3:213:GLU:HB2	40:L3:282:ILE:HG13	5.07	0.49
44:L7:180:SER:HB2	44:L7:183:ASP:N	2.26	0.49
4:S2:78:ASP:HA	4:S2:104:VAL:HG12	1.93	0.49
36:5:1470:U:OP1	86:5:3950:OHX:N6	2.46	0.49
36:1:976:U:P	54:M8:144:ARG:HH22	2.36	0.49
16:C4:31:THR:OG1	16:C4:34:SER:O	5.95	0.49
71:O5:85:THR:HG22	71:O5:87:ALA:H	1.77	0.49
63:N7:88:ASP:HB3	63:N7:121:ARG:NH2	2.27	0.49
17:C5:15:HIS:CG	17:C5:16:SER:H	3.15	0.49
1:2:803:A:N3	9:S7:104:ARG:NE	2.60	0.49
52:M6:92:THR:O	52:M6:96:LYS:HG3	2.78	0.49
11:S9:121:SER:HB3	11:S9:124:HIS:HB2	1.94	0.49
19:C7:106:THR:O	19:C7:110:VAL:HG22	3.40	0.49

Continued on next page...

Continued from previous page...

Atom-1	Atom-2	Interatomic distance (Å)	Clash overlap (Å)
7:S5:225:ARG:CZ	30:D8:58:GLU:HB2	4.99	0.49
48:M1:82:ARG:CG	48:M1:112:LEU:HB2	2.43	0.49
54:M8:69:ARG:O	54:M8:71:LEU:N	3.46	0.49
39:L2:46:LYS:HD2	39:L2:62:VAL:HG11	2.89	0.49
78:Q2:9:LYS:HD2	36:5:2713:U:OP1	227.68	0.49
45:L8:34:PHE:H	45:L8:39:ALA:HB3	4.83	0.49
76:Q0:122:ARG:HH11	76:Q0:122:ARG:HG3	1.77	0.49
44:L7:85:PHE:H	44:L7:139:PRO:HD3	1.77	0.49
36:1:3386:G:H2'	36:1:3387:U:C6	2.48	0.49
44:L7:210:PRO:HD3	44:L7:243:MET:HG2	1.95	0.49
28:D6:66:LYS:HD3	28:D6:66:LYS:H	1.78	0.49
9:S7:182:VAL:HG12	9:S7:183:PHE:H	1.77	0.49
35:SM:123:ALA:O	35:SM:126:ASP:HB2	2.11	0.49
1:2:1738:U:H2'	1:2:1739:C:C6	2.48	0.49
1:6:1031:U:H4'	1:6:1032:G:OP2	2.12	0.49
7:S5:89:ILE:HD12	7:S5:90:ILE:H	2.10	0.49
1:2:159:U:O2'	8:S6:87:ARG:NH1	2.46	0.49
1:2:1153:G:N7	86:2:2167:OHX:N1	2.60	0.49
1:6:754:A:OP1	1:6:754:A:H4'	2.11	0.49
73:O7:87:SER:O	86:O7:104:OHX:N4	2.46	0.49
9:S7:131:PHE:HB3	9:S7:132:PRO:CD	2.42	0.49
7:S5:56:ALA:O	7:S5:58:LEU:N	3.53	0.49
36:1:2180:G:P	39:L2:174:ARG:HH22	2.35	0.49
6:S4:123:LEU:HA	6:S4:160:VAL:O	2.12	0.49
6:S4:182:TYR:CE1	6:S4:192:ILE:HD11	3.28	0.49
70:O4:9:ARG:HG2	70:O4:34:HIS:NE2	4.86	0.49
1:6:228:G:H22	1:6:237:C:N4	2.10	0.49
67:O1:31:ARG:HB3	67:O1:31:ARG:NH1	2.26	0.49
38:8:2:A:H3'	38:8:3:A:C8	2.41	0.49
59:N3:13:ILE:HG13	59:N3:85:TRP:CG	3.89	0.49
36:1:3295:A:H2'	36:1:3296:A:C8	2.48	0.49
71:O5:62:GLN:O	71:O5:65:ALA:HB3	2.12	0.49
38:4:103:G:C6	38:4:105:A:C6	3.01	0.49
46:L9:171:ASP:OD1	46:L9:173:ARG:HD3	2.12	0.49
46:L9:86:TYR:CE1	46:L9:151:VAL:HG13	2.48	0.49
36:1:2252:A:N6	36:1:2264:U:H3	2.09	0.49
21:C9:27:LYS:HD2	21:C9:27:LYS:O	6.07	0.49
1:2:751:G:H2'	1:2:752:A:C8	2.48	0.49
11:S9:163:PRO:HG2	11:S9:164:PHE:CD2	2.48	0.49
62:N6:4:GLN:HB2	36:5:229:G:H5''	69.23	0.49
1:6:323:A:H61	1:6:345:U:H3	1.59	0.49

Continued on next page...

Continued from previous page...

Atom-1	Atom-2	Interatomic distance (Å)	Clash overlap (Å)
36:1:1845:G:O2'	73:O7:5:THR:HG22	2.11	0.49
51:M5:24:ARG:HH11	51:M5:24:ARG:CG	3.96	0.49
1:2:209:U:H5'	10:S8:171:SER:HB3	1.94	0.49
20:C8:108:LYS:HA	20:C8:111:ASP:HB2	2.53	0.49
86:1:3998:OHX:N6	86:1:4169:OHX:N5	2.60	0.49
2:S0:26:ALA:HB1	2:S0:29:VAL:HG13	1.94	0.49
67:O1:9:THR:HG21	67:O1:74:ARG:HH11	1.78	0.49
45:L8:161:GLU:OE1	51:M5:26:ARG:NH1	2.89	0.49
1:6:1629:G:H2'	1:6:1630:U:O4'	2.13	0.49
25:D3:87:VAL:HG22	25:D3:124:VAL:HG21	1.93	0.49
36:1:3325:G:H5''	67:O1:103:GLY:HA2	1.95	0.49
5:S3:195:SER:HB2	5:S3:200:LYS:HG3	1.94	0.49
67:O1:80:ASN:OD1	67:O1:81:GLU:N	2.46	0.49
78:Q2:3:ASN:O	36:5:2655:U:H5'	238.70	0.49
1:2:87:C:H1'	1:2:168:A:N1	2.27	0.49
4:S2:130:ILE:O	4:S2:134:LEU:HD22	2.12	0.49
36:1:1650:G:O6	86:1:4134:OHX:N2	2.46	0.49
36:5:1119:C:H2'	36:5:1120:A:C8	2.47	0.49
46:L9:90:MET:HB2	46:L9:144:ILE:CG2	2.43	0.49
1:6:1153:G:H1	1:6:1625:C:H42	1.61	0.49
6:S4:49:ARG:NH1	6:S4:50:ASN:HD21	2.10	0.49
42:L5:265:TYR:HE1	37:7:121:U:C5'	316.56	0.49
3:S1:27:LYS:HA	3:S1:49:ASN:HA	1.94	0.49
11:S9:146:PHE:HZ	1:6:765:G:N1	432.09	0.49
33:E1:106:TYR:CZ	33:E1:131:PHE:HZ	2.86	0.49
42:L5:76:ALA:HB3	42:L5:109:THR:HG22	2.34	0.49
41:L4:299:ILE:HG22	41:L4:300:ARG:O	2.11	0.49
41:L4:300:ARG:NE	54:M8:39:ARG:HA	2.27	0.49
42:L5:268:GLU:HA	42:L5:271:LYS:HE2	1.94	0.49
53:M7:70:THR:OG1	53:M7:71:ALA:N	2.63	0.49
86:5:3966:OHX:N3	86:5:4238:OHX:N2	2.60	0.49
36:5:2211:U:H5	36:5:2234:G:O6	1.96	0.49
60:N4:14:TYR:O	60:N4:17:ARG:HB3	2.13	0.49
28:D6:44:ILE:HD12	28:D6:45:VAL:H	1.78	0.49
36:1:1278:A:O2'	36:1:1279:C:H6	1.95	0.49
1:6:488:G:N2	1:6:499:U:H3	2.11	0.49
60:N4:4:GLU:HG3	60:N4:30:ARG:CZ	4.43	0.49
36:1:599:C:H5''	36:1:600:G:OP2	2.12	0.49
54:M8:60:PRO:HG3	54:M8:144:ARG:HA	2.10	0.49
44:L7:158:LYS:O	44:L7:160:ARG:N	2.42	0.49
36:5:237:G:C2	36:5:238:A:C8	3.01	0.49

Continued on next page...

Continued from previous page...

Atom-1	Atom-2	Interatomic distance (Å)	Clash overlap (Å)
1:2:795:U:H5	1:2:796:A:C4	2.30	0.49
1:6:1529:C:H2'	1:6:1530:C:C6	2.48	0.49
36:5:3357:U:O2'	36:5:3358:U:OP1	2.31	0.49
86:2:2043:OHX:N1	86:2:2098:OHX:N5	2.60	0.49
36:5:3296:A:H2'	36:5:3297:U:C6	2.47	0.49
36:1:1062:A:H4'	57:N1:105:PHE:CD2	2.48	0.49
36:5:1741:A:C6	36:5:1742:U:C2	3.00	0.49
1:2:803:A:H1'	9:S7:104:ARG:HE	1.77	0.49
10:S8:171:SER:HG	10:S8:180:ASP:H	1.56	0.49
1:2:1636:C:C2	1:2:1765:A:N6	2.81	0.49
1:2:77:U:H4'	1:2:78:A:O5'	2.13	0.49
55:M9:6:THR:O	55:M9:10:LEU:HB2	2.13	0.49
52:M6:177:LYS:O	52:M6:180:SER:N	2.46	0.49
5:S3:10:LYS:HG3	5:S3:11:LEU:HD23	2.52	0.49
36:5:59:G:H2'	38:8:33:A:O2'	2.12	0.49
1:6:74:U:C4	1:6:76:A:H5'	2.48	0.49
41:L4:128:ALA:HB1	41:L4:134:LEU:HD12	1.95	0.49
1:6:689:G:H2'	1:6:690:G:O4'	2.13	0.49
1:2:1396:U:H2'	1:2:1397:U:C6	2.48	0.49
36:1:1045:C:O2'	36:1:1046:A:H5'	2.12	0.49
38:8:15:G:C6	38:8:16:G:N1	2.81	0.49
1:6:357:G:OP2	86:6:2074:OHX:N6	2.46	0.49
46:L9:89:LYS:HG2	46:L9:145:VAL:HG22	1.97	0.49
1:2:1244:A:O2'	1:2:1245:G:OP1	2.29	0.49
41:L4:232:SER:O	41:L4:233:LEU:HB2	2.21	0.49
36:1:3273:A:OP2	43:L6:77:ARG:NH1	2.42	0.49
76:Q0:99:CYS:O	76:Q0:100:TYR:HB2	2.13	0.49
70:O4:72:VAL:HG11	36:5:1639:C:H5''	192.91	0.49
13:C1:91:LEU:HD22	13:C1:101:GLU:O	2.13	0.49
36:1:358:G:N2	36:1:361:A:OP2	2.35	0.49
1:6:230:C:H42	1:6:235:G:H1	1.61	0.49
49:M3:168:ARG:HD3	49:M3:172:LEU:HD11	3.08	0.49
1:6:1228:G:OP2	1:6:1228:G:H4'	2.13	0.49
14:C2:42:ALA:N	14:C2:122:VAL:O	2.87	0.49
74:O8:12:LEU:HD11	74:O8:68:SER:O	4.49	0.49
41:L4:180:LYS:NZ	41:L4:203:ARG:O	2.45	0.49
36:1:2157:G:C6	39:L2:151:PRO:HD2	2.48	0.49
36:1:2392:C:H1'	40:L3:266:ARG:NH1	2.27	0.49
37:3:25:G:H2'	37:3:26:C:O4'	2.11	0.49
21:C9:76:LEU:O	21:C9:80:TYR:HD2	2.89	0.49
13:C1:83:THR:HB	13:C1:110:HIS:HA	1.95	0.49

Continued on next page...

Continued from previous page...

Atom-1	Atom-2	Interatomic distance (Å)	Clash overlap (Å)
33:E1:146:SER:HB3	1:6:1234:A:H4'	434.90	0.49
1:2:194:U:O2'	1:2:195:G:O2'	2.24	0.49
1:6:198:A:C2'	1:6:199:G:H5'	2.41	0.49
53:M7:54:HIS:HA	53:M7:83:TRP:CD1	2.48	0.49
36:1:2352:A:H5''	53:M7:83:TRP:O	2.11	0.49
36:1:1017:C:O2'	36:1:1018:G:OP2	2.31	0.49
18:C6:139:GLN:HG3	1:6:1579:U:H1'	356.29	0.49
7:S5:120:ILE:O	7:S5:124:LEU:HD13	3.15	0.49
79:Q3:18:TYR:O	79:Q3:22:LEU:HD12	2.35	0.49
1:2:641:G:H2'	1:2:642:G:H8	1.77	0.49
68:O2:74:PHE:CD2	68:O2:85:LEU:HD21	2.47	0.49
41:L4:251:THR:O	41:L4:254:ALA:HB3	2.13	0.49
36:5:1439:U:C2	36:5:1440:G:C8	3.01	0.49
56:N0:1:MET:HB2	56:N0:118:PHE:CD1	2.48	0.49
1:6:585:A:H2'	1:6:586:G:C8	2.48	0.49
36:5:856:G:C6	36:5:857:G:N1	2.80	0.49
68:O2:33:ARG:HD3	36:5:944:C:H4'	163.58	0.49
36:5:235:A:H2'	36:5:236:G:O4'	2.11	0.49
16:C4:42:VAL:HA	16:C4:46:MET:SD	2.53	0.49
3:S1:81:PHE:CD2	3:S1:82:ARG:HG3	2.48	0.49
45:L8:84:ARG:HH22	45:L8:181:LYS:NZ	2.10	0.49
52:M6:41:LEU:HB2	52:M6:138:LEU:HD22	1.94	0.49
65:N9:7:HIS:O	36:5:1135:A:H5'	226.51	0.49
1:2:844:A:H2'	1:2:845:G:H8	1.77	0.49
19:C7:71:PHE:CE2	19:C7:74:GLN:HB2	5.81	0.49
9:S7:103:SER:O	9:S7:106:SER:HB3	2.13	0.49
11:S9:78:ARG:HH22	11:S9:82:ARG:HH21	1.61	0.49
6:S4:6:LYS:HA	1:6:94:U:H4'	341.73	0.49
86:7:220:OHX:N4	86:7:228:OHX:N2	2.61	0.49
1:2:711:U:H1'	1:2:712:G:H5'	1.94	0.49
36:1:2666:C:OP2	36:1:2687:G:N1	2.39	0.49
55:M9:105:LEU:HD22	55:M9:138:LEU:HD22	1.95	0.49
47:M0:9:TYR:CG	47:M0:97:LEU:HD13	2.47	0.49
46:L9:19:SER:HB3	50:M4:6:ILE:HB	2.66	0.49
36:1:65:A:H4'	36:1:66:A:O5'	2.13	0.49
43:L6:148:GLU:OE2	43:L6:151:LYS:HE3	2.12	0.49
17:C5:68:PRO:HG2	17:C5:71:GLU:HB3	1.95	0.49
1:6:434:G:O6	86:6:2081:OHX:N2	2.45	0.49
36:1:888:A:H2'	36:1:889:U:O4'	2.11	0.49
40:L3:112:ASP:O	40:L3:116:ARG:HB2	2.54	0.49
36:5:2134:G:C2	36:5:2135:U:C6	3.01	0.49

Continued on next page...

Continued from previous page...

Atom-1	Atom-2	Interatomic distance (Å)	Clash overlap (Å)
62:N6:11:ASP:HB3	62:N6:14:LYS:HG3	4.20	0.49
1:6:1595:U:H3'	1:6:1596:C:O2	2.13	0.49
19:C7:27:ASP:OD2	19:C7:30:THR:N	2.42	0.49
1:2:1793:G:H4'	1:2:1794:A:OP1	2.12	0.49
21:C9:38:LYS:HE3	1:6:1564:U:OP1	379.18	0.49
27:D5:38:HIS:CE1	27:D5:70:LYS:HA	2.48	0.49
73:O7:87:SER:O	86:O7:104:OHX:N1	2.46	0.49
20:C8:91:ASP:OD1	20:C8:93:THR:OG1	2.29	0.49
26:D4:122:GLY:O	26:D4:124:ARG:N	2.98	0.49
22:D0:27:THR:HB	22:D0:88:LYS:HG2	2.97	0.49
36:1:1015:U:O4	36:1:1035:G:N2	2.46	0.49
1:2:1401:A:O3'	19:C7:10:LYS:NZ	2.45	0.49
51:M5:44:ARG:HH11	51:M5:47:LYS:HG2	1.78	0.49
45:L8:45:ASN:OD1	61:N5:26:VAL:HA	2.13	0.49
40:L3:56:ILE:HG22	40:L3:74:GLU:HB2	2.18	0.49
1:2:702:G:H21	1:2:703:G:H1'	1.77	0.49
47:M0:85:PHE:HA	47:M0:140:THR:HG22	2.03	0.49
10:S8:22:ARG:CZ	10:S8:25:ARG:HD2	3.46	0.49
1:6:1392:U:H2'	1:6:1393:C:H6	1.78	0.49
54:M8:64:VAL:HG13	54:M8:93:ILE:HD11	1.95	0.49
6:S4:163:ASP:HB3	6:S4:167:GLY:O	4.69	0.49
36:5:1149:G:N1	36:5:1155:C:N4	2.60	0.49
48:M1:29:ARG:HA	48:M1:32:ARG:NH2	2.73	0.49
9:S7:31:SER:O	9:S7:35:LYS:HE3	2.12	0.49
86:2:2043:OHX:N2	86:2:2098:OHX:N5	2.61	0.49
36:1:2756:C:O4'	57:N1:49:GLN:HG2	2.13	0.49
58:N2:95:PHE:HE1	58:N2:103:TYR:CD1	5.93	0.49
64:N8:116:GLY:O	64:N8:137:LYS:NZ	5.30	0.49
28:D6:22:ARG:NH2	28:D6:27:SER:O	4.78	0.49
36:1:2380:U:H2'	36:1:2381:G:H8	1.77	0.49
1:2:494:U:O2'	1:2:495:C:O5'	2.26	0.49
1:2:712:G:H2'	1:2:713:A:O4'	2.12	0.49
36:5:257:U:H2'	36:5:258:G:H8	1.78	0.49
5:S3:202:LEU:C	5:S3:204:ASP:H	2.69	0.49
4:S2:203:LYS:NZ	1:6:16:G:O6	367.36	0.49
36:1:3230:G:H2'	36:1:3231:U:O4'	2.12	0.49
40:L3:211:GLN:NE2	40:L3:284:ARG:HA	2.27	0.49
1:2:681:U:C4	1:2:682:C:H5	2.30	0.49
1:2:1628:U:H2'	1:2:1629:G:C8	2.48	0.49
42:L5:176:SER:OG	36:5:2747:A:OP1	244.30	0.49
1:6:1685:G:N2	1:6:1717:G:H1'	2.28	0.49

Continued on next page...

Continued from previous page...

Atom-1	Atom-2	Interatomic distance (Å)	Clash overlap (Å)
1:6:848:C:H2'	1:6:849:C:C6	2.47	0.49
36:1:2407:C:H6	36:1:2407:C:O5'	1.96	0.49
1:6:1588:G:OP1	86:6:2124:OHX:N2	2.46	0.49
26:D4:113:ASN:O	26:D4:116:LYS:HB2	2.54	0.49
61:N5:115:ARG:HH11	61:N5:115:ARG:CG	2.43	0.49
61:N5:67:ILE:CD1	61:N5:121:LYS:HG3	2.43	0.49
7:S5:94:THR:O	7:S5:97:LEU:N	2.39	0.49
64:N8:36:GLY:HA3	64:N8:40:HIS:CE1	2.48	0.49
86:6:2120:OHX:N6	86:6:2171:OHX:N5	2.59	0.49
27:D5:62:VAL:O	27:D5:66:VAL:HG23	2.13	0.49
54:M8:107:THR:HG21	36:5:676:G:H3'	136.19	0.49
21:C9:54:PHE:CE2	21:C9:104:VAL:HG22	2.48	0.49
34:SR:165:ASP:O	34:SR:166:SER:HB2	4.78	0.49
1:2:814:A:C5'	55:M9:170:ARG:HH22	2.22	0.49
3:S1:164:ILE:O	3:S1:168:ILE:HG13	2.64	0.49
39:L2:130:SER:OG	36:5:2179:C:O2'	215.84	0.49
1:2:1497:U:OP2	86:2:2031:OHX:N1	2.46	0.49
9:S7:173:TYR:O	9:S7:177:THR:HG22	4.17	0.49
64:N8:73:LEU:HD22	64:N8:109:TYR:CE1	2.47	0.49
77:Q1:3:ALA:O	77:Q1:6:ARG:N	2.71	0.49
10:S8:8:ARG:HD3	10:S8:21:PHE:HD1	1.78	0.49
34:SR:239:GLU:O	34:SR:257:ALA:N	3.58	0.49
12:C0:38:LYS:HB2	12:C0:41:TYR:CD2	3.40	0.49
36:5:181:U:H1'	36:5:236:G:N2	2.27	0.49
45:L8:139:VAL:O	45:L8:143:ILE:HG13	2.64	0.49
36:5:2647:A:N6	36:5:2648:G:C5	2.81	0.49
36:1:847:A:H2'	36:1:848:A:H8	1.76	0.49
45:L8:133:LYS:HD2	45:L8:138:HIS:HE1	1.82	0.49
66:O0:74:ASN:OD1	66:O0:74:ASN:N	2.68	0.49
1:2:1480:G:H3'	1:2:1481:C:C6	2.47	0.49
4:S2:179:VAL:HG11	1:6:2:A:H3'	392.20	0.49
26:D4:19:ALA:HB1	26:D4:81:GLU:HG2	1.95	0.49
1:6:482:U:O4	1:6:483:A:N6	2.46	0.49
1:2:1765:A:C8	1:2:1768:G:N2	2.81	0.49
36:5:1618:G:H2'	36:5:1619:A:O4'	2.13	0.49
36:1:2303:A:OP1	77:Q1:23:ARG:NH2	2.46	0.49
1:6:723:G:H5'	1:6:724:C:OP2	2.13	0.49
36:1:2370:G:C6	36:1:2371:G:C6	3.00	0.49
36:1:213:A:N6	36:1:227:G:O2'	2.46	0.49
55:M9:6:THR:HG23	55:M9:9:ARG:HH12	5.51	0.49
41:L4:105:THR:O	49:M3:26:PHE:HZ	1.96	0.49

Continued on next page...

Continued from previous page...

Atom-1	Atom-2	Interatomic distance (Å)	Clash overlap (Å)
56:N0:151:PRO:C	56:N0:153:PRO:HD3	2.75	0.49
6:S4:131:LEU:O	1:6:252:U:H5'	327.67	0.49
4:S2:144:TRP:CE2	4:S2:173:PRO:HG3	2.48	0.49
37:3:36:C:O2'	37:3:37:G:H5'	2.13	0.49
67:O1:32:ALA:O	67:O1:36:ILE:HD12	2.12	0.49
11:S9:37:LYS:HE2	1:6:594:A:OP2	413.45	0.49
10:S8:117:TYR:CD1	10:S8:150:ALA:HB2	2.48	0.49
69:O3:96:ALA:HB2	36:5:3173:G:C2	230.44	0.49
36:5:2201:G:H2'	36:5:2202:C:H6	1.78	0.49
36:5:1299:U:H2'	36:5:1300:G:O4'	2.13	0.49
36:5:293:C:H2'	36:5:294:U:O4'	2.13	0.49
36:1:1655:G:O2'	36:1:1800:A:N6	2.44	0.49
1:2:1151:A:H61	1:2:1627:U:H3	1.61	0.49
1:6:1194:A:H2'	1:6:1195:C:H5'	1.93	0.49
36:1:816:A:OP1	73:O7:15:SER:OG	2.31	0.49
68:O2:43:ARG:HH11	68:O2:43:ARG:HG2	2.00	0.49
1:6:581:U:H6	1:6:581:U:H3'	1.78	0.49
1:2:908:U:H5''	1:2:909:U:OP2	2.13	0.49
1:6:1200:G:H4'	1:6:1201:G:C5'	2.43	0.49
52:M6:98:ALA:HA	52:M6:101:ARG:NH1	2.30	0.48
61:N5:115:ARG:HG3	61:N5:115:ARG:NH1	2.45	0.48
61:N5:121:LYS:HD3	61:N5:123:TYR:CE1	3.79	0.48
43:L6:80:ASN:OD1	43:L6:81:ALA:N	2.72	0.48
7:S5:63:GLN:H	7:S5:89:ILE:HG13	1.78	0.48
1:2:307:G:OP1	13:C1:90:TYR:OH	2.31	0.48
4:S2:162:CYS:SG	4:S2:212:LYS:HE2	2.52	0.48
37:7:23:A:C6	37:7:24:A:C6	3.01	0.48
14:C2:119:SER:OG	14:C2:120:VAL:N	2.46	0.48
56:N0:90:MET:HG2	36:5:1213:G:H4'	317.56	0.48
33:E1:103:LEU:HA	33:E1:105:TYR:HD2	3.68	0.48
41:L4:140:HIS:NE2	41:L4:246:ARG:HG2	3.77	0.48
8:S6:186:ARG:O	8:S6:190:GLN:HG2	2.12	0.48
1:2:927:C:H1'	16:C4:125:SER:HB2	1.93	0.48
2:S0:175:TYR:HD2	2:S0:176:LEU:HD23	1.78	0.48
1:2:1095:U:O3'	24:D2:19:LYS:NZ	2.45	0.48
13:C1:86:ILE:HD11	13:C1:109:VAL:HG11	4.58	0.48
51:M5:36:ILE:HG13	51:M5:64:VAL:HG23	2.96	0.48
9:S7:91:ILE:HD12	9:S7:92:PHE:H	2.83	0.48
36:1:2732:G:C6	36:1:2733:A:C5	3.01	0.48
11:S9:171:ARG:HE	11:S9:174:ARG:HB2	4.82	0.48
36:5:495:G:H2'	36:5:496:C:O4'	2.12	0.48

Continued on next page...

Continued from previous page...

Atom-1	Atom-2	Interatomic distance (Å)	Clash overlap (Å)
57:N1:77:ASN:HB3	57:N1:84:TYR:HD2	1.77	0.48
1:2:1370:U:H4'	1:2:1371:A:H5'	1.95	0.48
17:C5:108:ARG:HH21	20:C8:119:ILE:HD12	3.86	0.48
35:SM:58:GLU:OE2	35:SM:62:ARG:HD2	5.34	0.48
36:5:978:G:N2	36:5:1104:G:C5	2.81	0.48
36:5:3121:U:H4'	36:5:3122:A:OP1	2.12	0.48
1:6:1186:U:H2'	1:6:1187:U:O4'	2.13	0.48
63:N7:97:SER:H	63:N7:100:THR:HG1	2.75	0.48
36:1:650:C:O5'	36:1:650:C:H6	1.96	0.48
63:N7:37:PRO:HD2	63:N7:38:PHE:CD1	2.48	0.48
67:O1:72:ARG:O	67:O1:96:VAL:HG13	2.13	0.48
36:1:1722:U:H5''	55:M9:99:LEU:HD12	1.95	0.48
43:L6:97:ASN:O	43:L6:98:VAL:HB	2.16	0.48
86:5:3994:OHX:N4	86:5:4085:OHX:N2	2.60	0.48
36:1:56:G:H1'	51:M5:162:ARG:HG3	1.94	0.48
42:L5:181:PRO:HG2	42:L5:195:LEU:HD13	1.93	0.48
34:SR:135:THR:O	34:SR:138:GLY:N	2.41	0.48
54:M8:16:ARG:NH1	54:M8:55:SER:HB3	2.28	0.48
36:1:2434:U:H5	36:1:2594:C:OP2	1.96	0.48
36:1:295:A:OP1	72:O6:53:TYR:HE2	1.96	0.48
36:5:1340:G:H2'	36:5:1341:U:H6	1.77	0.48
1:6:591:A:H2'	1:6:592:A:C8	2.48	0.48
1:2:291:G:H2'	1:2:292:U:C6	2.47	0.48
21:C9:5:SER:OG	21:C9:6:VAL:N	2.46	0.48
58:N2:29:ASP:OD1	58:N2:31:ALA:HB3	2.13	0.48
36:5:2203:U:H1'	36:5:2240:G:N2	2.28	0.48
31:D9:10:HIS:CG	31:D9:11:PRO:HD2	2.48	0.48
56:N0:104:GLU:O	56:N0:108:GLN:HG2	2.13	0.48
22:D0:20:ILE:HG22	22:D0:21:LYS:H	5.27	0.48
20:C8:105:VAL:HG13	20:C8:106:GLU:H	2.45	0.48
1:6:1661:U:H2'	1:6:1662:G:C8	2.48	0.48
36:1:926:A:H2'	36:1:927:C:C6	2.48	0.48
36:1:817:A:H2'	36:1:920:A:C2	2.48	0.48
37:7:57:G:H3'	37:7:58:C:C6	2.48	0.48
43:L6:80:ASN:HB2	36:5:3272:C:O2	247.23	0.48
51:M5:48:ALA:C	51:M5:53:TYR:HB3	2.70	0.48
37:7:23:A:O2'	37:7:121:U:O3'	2.16	0.48
34:SR:112:SER:HB2	34:SR:153:GLN:HA	2.91	0.48
41:L4:6:VAL:N	41:L4:20:LEU:O	2.32	0.48
46:L9:33:THR:O	46:L9:34:LEU:HD23	2.12	0.48
46:L9:9:GLN:HG2	46:L9:54:LYS:HD3	4.34	0.48

Continued on next page...

Continued from previous page...

Atom-1	Atom-2	Interatomic distance (Å)	Clash overlap (Å)
36:1:2733:A:H2'	36:1:2734:A:O4'	2.14	0.48
2:S0:155:PHE:O	23:D1:60:ARG:NH2	3.45	0.48
4:S2:114:GLY:C	4:S2:115:ILE:HG13	2.32	0.48
36:5:2567:C:N4	36:5:2568:C:H41	2.11	0.48
36:1:3138:U:H2'	36:1:3139:A:H5''	1.95	0.48
1:2:1242:A:OP1	17:C5:59:LYS:NZ	2.45	0.48
51:M5:140:LYS:HA	51:M5:143:ARG:HB2	3.14	0.48
40:L3:209:PHE:HB3	40:L3:282:ILE:CD1	2.43	0.48
36:1:1673:G:C5	36:1:1775:G:C2	3.01	0.48
17:C5:111:MET:HG2	20:C8:119:ILE:HD11	4.70	0.48
5:S3:133:GLY:HA3	5:S3:156:PHE:O	2.13	0.48
19:C7:19:ARG:HG3	19:C7:20:TYR:CE1	2.48	0.48
8:S6:3:LEU:HD23	8:S6:109:LEU:HB3	3.23	0.48
47:M0:150:GLU:O	47:M0:150:GLU:HG3	2.14	0.48
1:2:1590:G:H2'	1:2:1591:C:C6	2.49	0.48
79:Q3:75:ALA:O	79:Q3:79:VAL:HG23	2.47	0.48
20:C8:88:ARG:CZ	20:C8:108:LYS:HE2	2.42	0.48
36:5:2298:U:O4	36:5:2923:U:H5	1.96	0.48
46:L9:92:TYR:N	46:L9:92:TYR:CD1	2.79	0.48
39:L2:244:GLY:N	36:5:2244:A:OP1	230.73	0.48
1:6:1097:U:H4'	1:6:1098:U:O5'	2.12	0.48
63:N7:51:LEU:HB2	63:N7:65:ARG:HH11	1.78	0.48
62:N6:42:GLN:HE21	62:N6:127:GLU:HB3	1.79	0.48
61:N5:96:LYS:O	61:N5:100:LYS:HB2	2.67	0.48
7:S5:140:THR:HA	7:S5:214:LYS:HD2	1.94	0.48
36:5:1246:G:C4	36:5:1264:G:C2	3.02	0.48
20:C8:32:LEU:HD11	20:C8:47:CYS:SG	2.53	0.48
36:5:2676:A:H4'	36:5:2677:G:O5'	2.12	0.48
20:C8:3:LEU:HD23	20:C8:5:VAL:HG13	1.95	0.48
36:5:54:C:O2'	36:5:1547:G:H1'	2.13	0.48
48:M1:81:GLU:O	48:M1:84:LEU:N	3.32	0.48
38:8:10:A:H2'	38:8:11:C:C6	2.47	0.48
1:2:249:U:H3'	1:2:250:C:H5'	1.93	0.48
52:M6:21:SER:OG	36:5:1175:C:O4'	257.68	0.48
46:L9:101:VAL:HG12	46:L9:136:PHE:CZ	2.48	0.48
41:L4:330:TYR:O	41:L4:333:VAL:HG13	2.13	0.48
28:D6:36:ILE:HD12	28:D6:36:ILE:H	5.53	0.48
27:D5:71:ILE:HG21	27:D5:76:ALA:HB2	3.05	0.48
44:L7:88:ARG:CZ	44:L7:103:LEU:HD13	2.43	0.48
2:S0:175:TYR:OH	2:S0:195:TRP:HB3	2.82	0.48
31:D9:41:GLN:HB3	1:6:1433:G:C4	403.69	0.48

Continued on next page...

Continued from previous page...

Atom-1	Atom-2	Interatomic distance (Å)	Clash overlap (Å)
1:6:194:U:H2'	1:6:195:G:H4'	1.95	0.48
7:S5:184:PHE:CZ	7:S5:185:ARG:HG3	2.49	0.48
36:1:1450:G:H1	36:1:2354:C:H42	1.60	0.48
20:C8:69:ILE:O	20:C8:73:MET:HG3	2.13	0.48
20:C8:11:PHE:CE1	27:D5:41:ILE:HG12	2.86	0.48
3:S1:131:ASP:HB3	3:S1:180:THR:CG2	2.44	0.48
15:C3:71:ILE:HA	15:C3:74:ILE:HG13	1.95	0.48
27:D5:59:TYR:HD2	27:D5:60:VAL:N	2.11	0.48
11:S9:44:ARG:NH1	1:6:473:A:OP1	410.05	0.48
36:1:1495:U:C5	36:1:1835:A:N1	2.77	0.48
36:1:3150:A:OP1	40:L3:132:LYS:HB2	2.14	0.48
49:M3:46:ILE:HD13	49:M3:49:ARG:HB2	5.75	0.48
9:S7:107:ARG:NH2	1:6:741:C:O2	349.10	0.48
36:1:677:A:OP1	54:M8:89:ASP:HB3	2.13	0.48
36:1:3039:C:OP1	40:L3:62:ARG:NH1	2.47	0.48
42:L5:50:ARG:NH1	42:L5:72:ASP:OD2	2.46	0.48
31:D9:4:GLU:N	31:D9:4:GLU:OE1	4.97	0.48
36:5:437:G:N2	36:5:622:A:H61	2.11	0.48
10:S8:159:GLN:HB2	10:S8:165:LEU:HD23	1.94	0.48
1:6:1230:A:H2'	1:6:1258:U:C5	2.46	0.48
67:O1:72:ARG:NE	67:O1:104:LEU:HD12	2.28	0.48
25:D3:26:GLU:HB3	25:D3:29:TYR:HB3	1.95	0.48
56:N0:12:ARG:HB3	56:N0:24:LEU:HD23	2.11	0.48
17:C5:75:PRO:HA	17:C5:93:VAL:HB	3.10	0.48
51:M5:150:TRP:CZ3	36:5:321:C:H5''	88.97	0.48
57:N1:54:HIS:CE1	57:N1:55:LYS:HG2	2.48	0.48
45:L8:91:PHE:CZ	45:L8:185:ARG:HD3	4.85	0.48
72:O6:91:ASN:HA	72:O6:94:ILE:HD12	1.95	0.48
68:O2:44:ARG:NH1	36:5:1145:G:OP1	206.40	0.48
1:6:722:G:O2'	1:6:723:G:H5''	2.13	0.48
36:5:2363:A:O2'	36:5:2364:G:H5'	2.13	0.48
25:D3:109:ARG:HB3	25:D3:109:ARG:NH1	4.82	0.48
9:S7:140:VAL:HB	24:D2:52:TYR:HB3	2.17	0.48
56:N0:151:PRO:O	56:N0:152:LEU:HD23	2.71	0.48
64:N8:63:LYS:HE2	64:N8:68:PHE:CE2	2.82	0.48
36:5:2805:G:N3	36:5:2967:A:H2	2.11	0.48
1:2:1402:G:H2'	1:2:1403:C:H6	1.78	0.48
17:C5:38:PRO:HA	1:6:1549:C:OP1	384.33	0.48
1:6:870:C:H42	1:6:957:G:H1	1.62	0.48
76:Q0:77:ILE:HG23	76:Q0:78:ILE:HG22	5.81	0.48
61:N5:131:ASP:OD2	61:N5:133:LEU:N	3.16	0.48

Continued on next page...

Continued from previous page...

Atom-1	Atom-2	Interatomic distance (Å)	Clash overlap (Å)
54:M8:120:GLU:OE2	54:M8:130:ARG:NH2	2.77	0.48
17:C5:60:LEU:HD23	17:C5:76:VAL:HG21	2.24	0.48
1:2:1478:G:OP1	21:C9:39:THR:OG1	2.31	0.48
36:1:2402:A:H2'	41:L4:67:THR:OG1	2.13	0.48
36:1:2116:G:N3	36:1:2116:G:H5'	2.28	0.48
36:5:819:U:H6	36:5:819:U:O5'	1.96	0.48
36:5:2214:A:H8	36:5:2214:A:O5'	1.95	0.48
36:1:3336:A:O5'	36:1:3336:A:H8	1.96	0.48
1:6:1117:U:H2'	1:6:1118:G:C8	2.48	0.48
36:5:1404:G:N2	36:5:1407:A:OP2	2.39	0.48
70:O4:54:ILE:HD11	70:O4:78:GLY:HA2	2.58	0.48
41:L4:342:LYS:HD3	44:L7:56:GLU:OE2	2.89	0.48
28:D6:6:ALA:HB3	1:6:1796:C:H5	346.55	0.48
43:L6:93:VAL:HG12	43:L6:93:VAL:O	3.01	0.48
3:S1:91:VAL:HG23	3:S1:96:LEU:HB3	1.94	0.48
42:L5:86:TYR:CE1	42:L5:247:ILE:HA	2.74	0.48
54:M8:185:LYS:HD3	54:M8:186:VAL:HG23	3.92	0.48
36:1:2392:C:H5''	36:1:2393:G:OP2	2.13	0.48
1:2:142:G:N2	1:2:173:A:H2	2.09	0.48
24:D2:27:ILE:CG1	24:D2:61:ILE:HB	2.44	0.48
66:O0:54:SER:HA	66:O0:57:GLU:OE2	3.31	0.48
86:5:3966:OHX:N1	86:5:4238:OHX:N2	2.61	0.48
10:S8:62:THR:HA	10:S8:76:THR:O	2.50	0.48
3:S1:39:GLU:HB3	3:S1:73:LEU:O	2.12	0.48
39:L2:130:SER:OG	39:L2:174:ARG:NH2	3.68	0.48
61:N5:55:ASN:OD1	61:N5:56:ARG:N	2.45	0.48
61:N5:57:LEU:HD23	61:N5:61:LYS:HG2	5.79	0.48
34:SR:274:LEU:HD13	34:SR:313:TRP:CD2	2.48	0.48
1:6:484:C:N4	1:6:503:G:H1	2.11	0.48
44:L7:178:ILE:HA	44:L7:183:ASP:HB3	1.95	0.48
1:2:1388:A:H4'	1:2:1389:C:O5'	2.14	0.48
36:5:3096:C:H2'	36:5:3097:C:C6	2.47	0.48
58:N2:58:GLU:HG2	58:N2:59:ASP:N	4.64	0.48
36:1:3151:U:H4'	36:1:3294:A:H1'	1.95	0.48
1:6:538:A:H2	1:6:540:G:N2	2.11	0.48
36:5:441:U:H2'	36:5:442:G:C8	2.48	0.48
1:6:830:U:C2'	1:6:831:U:H5'	2.42	0.48
1:2:71:A:H2'	1:2:72:A:O4'	2.13	0.48
1:2:1082:C:N4	1:2:1091:A:H62	2.10	0.48
36:1:1321:G:N2	56:N0:112:ALA:HB2	2.28	0.48
13:C1:6:THR:HB	13:C1:9:SER:HB3	1.95	0.48

Continued on next page...

Continued from previous page...

Atom-1	Atom-2	Interatomic distance (Å)	Clash overlap (Å)
47:M0:210:ILE:HD13	47:M0:217:PHE:CE1	3.23	0.48
36:5:767:U:H1'	36:5:768:C:H6	1.78	0.48
20:C8:18:LEU:HD23	20:C8:35:ILE:HD13	3.63	0.48
1:6:621:A:N3	1:6:1107:G:H1'	2.27	0.48
35:SM:84:LYS:H	35:SM:84:LYS:HD2	1.77	0.48
15:C3:92:ILE:O	15:C3:96:VAL:HG23	2.13	0.48
52:M6:56:ASP:O	52:M6:59:ARG:HG2	2.33	0.48
42:L5:61:ILE:HG23	42:L5:79:TYR:CE1	2.66	0.48
48:M1:40:LEU:HD12	48:M1:40:LEU:O	3.87	0.48
42:L5:180:PHE:HB3	42:L5:195:LEU:HD22	1.95	0.48
36:5:2252:A:H3'	36:5:2253:G:H5''	1.95	0.48
36:5:644:G:OP1	36:5:1142:G:O2'	2.29	0.48
5:S3:17:PHE:HE1	5:S3:79:TYR:HE2	4.51	0.48
1:6:938:G:N2	1:6:941:A:OP2	2.39	0.48
71:O5:42:PRO:O	71:O5:44:ILE:N	2.98	0.48
42:L5:143:LYS:HA	42:L5:172:TYR:HB3	2.76	0.48
54:M8:104:LEU:O	54:M8:105:ARG:HG3	2.55	0.48
63:N7:2:ALA:O	63:N7:4:PHE:N	2.46	0.48
36:5:2659:G:H4'	36:5:2751:G:O2'	2.13	0.48
36:1:1791:C:H2'	36:1:1792:C:C6	2.49	0.48
1:6:619:A:H5'	1:6:620:A:OP2	2.13	0.48
36:1:2269:U:C2	36:1:2272:G:C2	3.00	0.48
36:1:374:A:HO2'	36:1:376:G:H8	1.59	0.48
36:5:697:A:H2'	36:5:698:U:O4'	2.12	0.48
69:O3:51:TYR:CE2	69:O3:53:TYR:HB3	3.35	0.48
36:1:2877:G:H2'	36:1:2878:G:O4'	2.14	0.48
7:S5:48:PHE:HD1	7:S5:64:VAL:HG13	1.78	0.48
47:M0:76:MET:O	47:M0:80:SER:N	2.42	0.48
36:1:1245:A:C3'	36:1:1246:G:H5''	2.44	0.48
14:C2:67:THR:HB	1:6:1228:G:N7	459.75	0.48
14:C2:66:VAL:HG11	14:C2:71:ILE:HD12	1.96	0.48
42:L5:102:GLY:O	42:L5:106:ALA:N	2.37	0.48
6:S4:45:ILE:HG12	6:S4:45:ILE:O	2.14	0.48
36:5:1554:U:H4'	36:5:1555:U:OP1	2.13	0.48
36:5:2157:G:N2	36:5:2177:G:O2'	2.47	0.48
37:3:121:U:C2	42:L5:268:GLU:HB3	2.48	0.48
21:C9:79:LEU:O	21:C9:79:LEU:HG	3.14	0.48
2:S0:178:ALA:HA	2:S0:181:VAL:HG22	2.40	0.48
7:S5:73:THR:HG23	18:C6:114:ARG:CD	2.43	0.48
3:S1:137:ILE:HD13	3:S1:172:LEU:HD22	3.52	0.48
36:1:1486:G:N7	86:1:4152:OHX:N2	2.61	0.48

Continued on next page...

Continued from previous page...

Atom-1	Atom-2	Interatomic distance (Å)	Clash overlap (Å)
1:2:1290:U:P	4:S2:95:ARG:HH12	2.37	0.48
33:E1:83:LYS:O	33:E1:84:VAL:HG12	2.13	0.48
36:1:1941:C:H1'	36:1:3362:A:C8	2.48	0.48
5:S3:138:VAL:HA	5:S3:183:GLY:O	2.62	0.48
12:C0:8:ARG:HG3	12:C0:12:HIS:HD1	1.77	0.48
1:2:1039:A:H5'	1:2:1082:C:H5	1.77	0.48
39:L2:238:ILE:C	39:L2:240:ALA:H	2.81	0.48
1:2:794:U:O2'	1:2:795:U:C2	2.66	0.48
42:L5:212:ALA:HB2	42:L5:219:PHE:CG	4.15	0.48
1:6:119:A:H1'	1:6:397:A:C5	2.48	0.48
43:L6:2:SER:N	36:5:1385:C:O2	134.53	0.48
49:M3:18:TRP:C	49:M3:20:GLU:N	2.66	0.48
1:6:139:C:H4'	1:6:140:A:O5'	2.12	0.48
1:2:1643:U:H5'	77:Q1:9:ARG:NH2	2.28	0.48
36:1:2298:U:O4	36:1:2923:U:H5	1.96	0.48
36:5:3174:A:C2'	36:5:3175:U:H5'	2.42	0.48
49:M3:177:LYS:HA	72:O6:11:LEU:HD13	1.96	0.48
1:2:992:A:C2	1:2:1012:U:N3	2.75	0.48
8:S6:182:GLN:NE2	8:S6:185:GLN:OE1	2.47	0.48
36:5:732:C:H2'	36:5:733:G:O4'	2.13	0.48
38:4:85:G:H3'	38:4:85:G:C8	2.48	0.48
74:O8:59:ALA:O	74:O8:62:ALA:HB3	2.12	0.48
42:L5:8:LYS:HG2	42:L5:12:TYR:CE2	4.21	0.48
52:M6:3:VAL:HG13	52:M6:4:GLU:H	1.79	0.48
36:1:1638:A:N3	36:1:1709:C:H1'	2.28	0.48
52:M6:48:PHE:O	52:M6:52:LEU:HG	2.89	0.48
86:1:3965:OHX:N5	86:1:4153:OHX:N2	2.61	0.48
37:3:76:A:O2'	56:N0:50:LYS:NZ	2.47	0.48
36:1:3009:G:C5	36:1:3010:U:C5	3.01	0.48
53:M7:95:LEU:HD23	53:M7:148:LEU:CD1	3.02	0.48
36:1:887:G:H2'	36:1:888:A:C8	2.48	0.48
7:S5:77:TYR:HA	7:S5:83:ARG:HG2	4.63	0.48
36:1:1307:G:O4'	52:M6:60:LYS:HE3	2.12	0.48
40:L3:226:PHE:CE1	40:L3:268:GLY:HA2	4.26	0.48
1:6:1050:G:N2	1:6:1068:C:O2	2.46	0.48
36:1:864:G:O6	36:1:893:C:H3'	2.13	0.48
1:2:772:G:H21	1:2:774:A:H1'	1.78	0.48
11:S9:112:GLN:HG3	11:S9:148:VAL:HG21	1.94	0.48
25:D3:86:PHE:O	25:D3:88:PRO:HD3	2.13	0.48
38:4:107:G:C2	38:4:116:G:C5	3.01	0.48
1:6:1666:U:C4	1:6:1736:G:C2	3.02	0.48

Continued on next page...

Continued from previous page...

Atom-1	Atom-2	Interatomic distance (Å)	Clash overlap (Å)
36:1:1815:U:O2'	36:1:1816:A:OP2	2.27	0.48
36:1:47:C:N4	36:1:48:A:C6	2.82	0.48
52:M6:47:PHE:HA	52:M6:136:THR:OG1	2.12	0.48
36:1:2390:A:C5	36:1:2391:G:C8	3.01	0.48
59:N3:79:VAL:HB	59:N3:118:VAL:HG13	1.95	0.48
46:L9:134:ILE:CD1	46:L9:146:LEU:HD23	2.44	0.48
7:S5:177:ILE:HA	7:S5:180:ARG:NH1	2.28	0.48
28:D6:87:ARG:NH2	28:D6:92:ARG:O	2.47	0.48
47:M0:76:MET:CE	47:M0:148:VAL:HA	2.63	0.48
3:S1:88:VAL:HG11	3:S1:96:LEU:HD12	1.95	0.48
1:2:544:A:H5''	1:2:545:A:OP2	2.12	0.48
3:S1:117:TRP:HA	3:S1:155:TYR:HE1	4.17	0.48
68:O2:80:LYS:HD3	36:5:1386:A:OP1	135.67	0.48
17:C5:34:VAL:HG11	17:C5:45:PHE:CE1	4.26	0.48
18:C6:47:LYS:HZ3	18:C6:114:ARG:NE	2.12	0.48
36:1:2763:U:C5'	54:M8:176:ARG:HG3	2.42	0.48
4:S2:141:ARG:HG2	23:D1:10:GLU:OE1	2.13	0.48
50:M4:32:LEU:HD11	50:M4:94:TRP:CG	2.82	0.48
6:S4:179:LYS:N	6:S4:194:THR:O	2.46	0.48
62:N6:71:SER:N	62:N6:81:GLN:O	2.80	0.48
36:5:2698:G:H2'	36:5:2699:G:C8	2.47	0.48
34:SR:274:LEU:O	34:SR:276:PRO:HD3	3.22	0.48
45:L8:68:ARG:O	45:L8:69:LEU:HB2	4.48	0.48
1:6:1211:A:N6	1:6:1452:U:H3	2.08	0.48
21:C9:35:ASP:OD2	21:C9:36:ILE:HG23	3.65	0.48
36:1:2948:C:O2'	40:L3:242:THR:HA	2.13	0.48
19:C7:20:TYR:CZ	19:C7:38:ILE:HG13	2.48	0.48
34:SR:199:ILE:HA	34:SR:215:GLY:HA3	1.95	0.48
59:N3:17:LEU:HD11	59:N3:98:ASN:HB3	1.95	0.48
60:N4:6:ASP:HA	60:N4:30:ARG:O	2.14	0.48
8:S6:53:SER:OG	1:6:163:G:H4'	294.84	0.48
2:S0:52:LYS:HA	23:D1:82:VAL:HG22	1.93	0.48
27:D5:54:VAL:HG13	27:D5:57:TYR:CD1	2.48	0.48
47:M0:55:ASN:ND2	47:M0:162:GLN:OE1	3.14	0.48
36:5:419:G:N2	38:8:5:U:C2	2.82	0.48
1:6:348:U:O4	86:6:2163:OHX:N4	2.46	0.48
36:1:856:G:C6	36:1:857:G:N1	2.81	0.48
37:7:3:U:H2'	37:7:4:U:H6	1.78	0.48
36:5:3356:G:C6	36:5:3357:U:C4	3.02	0.48
31:D9:48:ASN:HD22	31:D9:53:ASN:HD21	1.62	0.48
49:M3:16:LYS:O	49:M3:17:HIS:HB2	4.54	0.48

Continued on next page...

Continued from previous page...

Atom-1	Atom-2	Interatomic distance (Å)	Clash overlap (Å)
79:Q3:13:LYS:NZ	79:Q3:30:GLU:OE1	3.01	0.48
20:C8:65:GLU:HG2	20:C8:68:ARG:NH2	3.71	0.48
36:5:229:G:C2	36:5:230:U:C2	3.02	0.48
17:C5:22:LEU:HD13	17:C5:26:LEU:HD11	1.96	0.48
1:6:53:G:H2'	1:6:54:C:C6	2.49	0.48
36:1:1721:U:O2'	36:1:1723:A:N7	2.42	0.48
36:1:3384:U:H2'	36:1:3385:U:H6	1.79	0.48
53:M7:2:ALA:O	53:M7:3:ARG:HB2	2.30	0.48
1:2:1183:A:C6	1:2:1184:A:N1	2.82	0.48
36:5:2533:G:H2'	36:5:2534:G:C8	2.48	0.48
1:6:1136:U:O2'	1:6:1137:A:H5'	2.14	0.48
13:C1:130:PRO:HG3	13:C1:136:ARG:HD2	5.45	0.48
29:D7:14:SER:HA	29:D7:17:ARG:HE	1.79	0.48
12:C0:14:TYR:CE1	12:C0:18:GLU:HG3	2.68	0.48
62:N6:74:TYR:CE2	62:N6:77:LYS:HD2	4.08	0.48
34:SR:228:LYS:O	34:SR:229:LYS:HG3	2.12	0.48
57:N1:31:LEU:HD23	57:N1:31:LEU:HA	1.61	0.48
36:1:1443:G:O6	86:1:3970:OHX:N3	2.46	0.48
36:1:3227:A:C6	36:1:3228:C:N3	2.81	0.48
36:1:1633:C:H2'	36:1:1634:G:C8	2.48	0.48
1:2:32:U:OP1	25:D3:139:LYS:NZ	2.42	0.48
50:M4:71:ALA:O	50:M4:84:LYS:HD3	2.14	0.48
36:1:2405:C:O3'	88:1:4211:BLS:H82	2.13	0.48
1:6:950:C:H2'	1:6:951:A:C8	2.49	0.48
46:L9:120:ASP:OD1	46:L9:124:ARG:NH2	2.46	0.48
34:SR:64:HIS:HD1	34:SR:86:ASP:CG	2.15	0.48
41:L4:330:TYR:O	41:L4:333:VAL:N	2.58	0.48
49:M3:59:ARG:HD3	36:5:73:C:C2	92.82	0.48
36:1:657:A:OP1	86:1:4167:OHX:N5	2.46	0.48
55:M9:23:TRP:HB3	55:M9:51:VAL:HG22	1.96	0.48
1:6:1368:G:C5	1:6:1369:U:C5	3.02	0.48
64:N8:91:LEU:HD12	64:N8:121:VAL:HG21	1.96	0.48
24:D2:14:ILE:HD11	24:D2:27:ILE:HD11	4.68	0.48
66:O0:98:SER:OG	66:O0:100:ILE:HG13	2.13	0.48
1:6:192:U:O2'	1:6:193:U:O5'	2.28	0.48
86:5:3966:OHX:N4	86:5:4238:OHX:N2	2.61	0.48
34:SR:248:ASN:ND2	34:SR:297:ASP:O	2.45	0.48
6:S4:173:ILE:HD11	6:S4:235:TYR:HD1	2.96	0.48
11:S9:44:ARG:O	11:S9:48:GLN:HG3	2.14	0.48
36:1:594:U:H2'	36:1:609:G:O6	2.13	0.48
52:M6:125:ARG:HD2	52:M6:135:TYR:CD2	3.42	0.48

Continued on next page...

Continued from previous page...

Atom-1	Atom-2	Interatomic distance (Å)	Clash overlap (Å)
1:6:1699:G:C2	1:6:1701:A:H5''	2.49	0.48
17:C5:108:ARG:NH2	20:C8:119:ILE:HD12	4.65	0.48
25:D3:53:VAL:HG23	25:D3:100:ASP:O	2.13	0.48
36:5:1631:C:H5''	36:5:1632:A:H5''	1.95	0.48
1:6:28:A:H2'	1:6:29:U:O4'	2.13	0.48
13:C1:14:GLN:OE1	1:6:327:U:H4'	277.38	0.48
36:1:75:G:H5''	49:M3:58:VAL:CG2	2.42	0.48
1:2:1559:A:C6	20:C8:134:ARG:HD2	2.48	0.48
41:L4:269:SER:OG	41:L4:271:LYS:HG3	3.13	0.48
36:1:1449:A:C2	36:1:2356:A:C4	3.01	0.48
22:D0:44:ASN:CG	22:D0:102:ARG:HH21	7.26	0.48
25:D3:22:ASN:O	1:6:609:U:H5	336.96	0.48
36:1:2902:A:H2'	36:1:2903:A:O4'	2.13	0.48
1:6:386:G:C6	1:6:387:A:N6	2.82	0.48
72:O6:95:ALA:O	72:O6:99:ARG:HB2	2.13	0.48
36:1:708:G:H5'	36:1:709:A:OP2	2.14	0.48
57:N1:75:ILE:O	57:N1:75:ILE:HD13	2.14	0.48
4:S2:169:LEU:HD11	4:S2:188:LEU:HD11	4.46	0.48
1:6:717:C:H42	1:6:720:G:H1	1.62	0.48
39:L2:113:VAL:HG12	39:L2:166:ILE:HA	1.95	0.48
1:6:43:A:H5''	1:6:437:A:N1	2.28	0.48
53:M7:109:ALA:HA	53:M7:112:LEU:HD22	3.78	0.48
24:D2:24:GLN:OE1	29:D7:4:VAL:HA	2.12	0.48
2:S0:88:LYS:O	2:S0:202:TYR:OH	2.28	0.48
51:M5:112:ASN:OD1	38:8:141:C:H1'	104.37	0.48
36:1:1687:U:H2'	58:N2:70:LYS:HZ3	1.79	0.48
58:N2:90:ARG:O	58:N2:91:ASP:HB2	2.36	0.48
36:1:3006:A:H2'	36:1:3007:U:O4'	2.14	0.48
68:O2:12:LYS:HD3	68:O2:57:TYR:O	2.17	0.48
36:5:1418:A:H4'	36:5:1419:A:OP1	2.14	0.48
11:S9:31:ALA:HA	11:S9:36:LEU:HD12	2.56	0.48
78:Q2:8:ARG:O	78:Q2:23:HIS:N	2.57	0.48
36:1:1770:G:H5'	36:1:1771:C:OP2	2.13	0.48
14:C2:93:ASP:HB3	14:C2:96:GLN:HB2	4.17	0.48
26:D4:9:THR:HG21	26:D4:48:TYR:OH	2.13	0.48
44:L7:137:GLY:HA3	44:L7:236:ILE:HB	1.95	0.48
47:M0:75:TYR:HD1	47:M0:151:GLY:HA2	2.85	0.48
36:5:198:A:N3	36:5:218:G:O2'	2.44	0.48
49:M3:67:ARG:NH2	64:N8:108:GLY:HA2	3.13	0.48
72:O6:74:LYS:HG3	72:O6:80:PHE:HA	1.95	0.48
38:4:26:U:H5'	41:L4:53:SER:HB2	1.96	0.48

Continued on next page...

Continued from previous page...

Atom-1	Atom-2	Interatomic distance (Å)	Clash overlap (Å)
45:L8:251:LYS:O	45:L8:255:SER:HB2	2.14	0.48
3:S1:227:ALA:HA	3:S1:230:ALA:HB3	2.20	0.48
61:N5:137:ASN:OD1	61:N5:137:ASN:N	2.41	0.48
36:1:1237:G:H2'	36:1:1237:G:N3	2.27	0.48
1:2:400:A:H8	10:S8:24:LYS:O	1.97	0.48
52:M6:116:LYS:HG3	52:M6:117:ARG:N	2.29	0.48
52:M6:8:VAL:HG22	52:M6:34:VAL:HG13	2.90	0.48
46:L9:134:ILE:HD12	46:L9:146:LEU:HD23	1.95	0.48
18:C6:131:GLY:HA3	18:C6:136:SER:O	2.21	0.48
22:D0:68:ARG:NH2	22:D0:70:THR:OG1	4.88	0.48
34:SR:68:VAL:HA	34:SR:84:SER:HB2	2.65	0.48
1:2:1153:G:H2'	1:2:1154:G:O4'	2.14	0.48
1:2:1794:A:H1'	28:D6:79:ILE:HD12	1.94	0.48
44:L7:217:PRO:HA	86:5:3995:OHX:N5	262.86	0.48
41:L4:169:LEU:HD22	41:L4:249:ILE:HD12	3.50	0.48
1:6:450:U:O2'	1:6:451:A:H5'	2.14	0.48
33:E1:117:LEU:HD22	33:E1:118:ARG:NH1	4.97	0.48
34:SR:115:ILE:HG13	34:SR:116:ASP:N	2.29	0.48
78:Q2:98:LYS:HD2	36:5:2656:A:O5'	251.31	0.48
1:6:1597:A:H2'	1:6:1598:U:O4'	2.13	0.48
5:S3:65:ARG:O	5:S3:69:LEU:HB2	2.79	0.48
50:M4:113:THR:HB	50:M4:116:GLU:HG3	1.95	0.48
7:S5:82:PHE:CZ	30:D8:49:ARG:HB3	2.48	0.48
51:M5:120:TRP:CE3	36:5:269:G:H5'	132.93	0.48
36:1:860:G:O5'	39:L2:181:LYS:NZ	2.44	0.48
7:S5:205:SER:C	7:S5:207:THR:H	2.17	0.48
1:2:136:C:H4'	1:2:137:U:OP1	2.12	0.48
36:1:968:G:H2'	36:1:969:C:H6	1.76	0.48
65:N9:12:GLN:NE2	36:5:954:U:H1'	212.32	0.48
7:S5:112:ARG:HD3	27:D5:95:HIS:NE2	3.54	0.48
69:O3:45:LEU:HA	69:O3:71:VAL:HG12	2.21	0.48
55:M9:90:PRO:HG2	55:M9:93:VAL:HG23	2.94	0.48
1:6:219:A:N6	1:6:843:U:C2	2.82	0.48
5:S3:116:ARG:CZ	5:S3:116:ARG:HB2	5.17	0.48
46:L9:86:TYR:CE1	46:L9:151:VAL:HG22	4.05	0.48
10:S8:156:VAL:O	10:S8:159:GLN:HB2	3.55	0.48
36:1:1781:C:H2'	36:1:1782:U:C6	2.48	0.48
45:L8:81:THR:HG21	45:L8:181:LYS:NZ	3.11	0.48
57:N1:8:ARG:HH11	57:N1:15:PHE:HD1	2.54	0.48
1:2:1335:U:H3	1:2:1416:G:H1	1.62	0.48
1:2:1238:A:H2'	1:2:1239:U:O4'	2.13	0.48

Continued on next page...

Continued from previous page...

Atom-1	Atom-2	Interatomic distance (Å)	Clash overlap (Å)
32:E0:40:TYR:HD1	32:E0:41:THR:HG23	4.01	0.48
36:1:1852:G:N7	86:1:3971:OHX:N3	2.62	0.48
36:1:620:U:C4	36:1:622:A:N1	2.81	0.48
67:O1:16:LEU:HD12	67:O1:16:LEU:HA	1.39	0.48
1:2:1287:A:H4'	1:2:1288:G:OP1	2.13	0.48
6:S4:29:PRO:O	6:S4:31:PRO:HD3	2.13	0.48
1:6:862:A:C2	1:6:963:A:C4	3.02	0.48
42:L5:153:THR:HG23	42:L5:160:PHE:CZ	2.49	0.48
45:L8:160:ILE:O	45:L8:164:VAL:HG13	2.22	0.48
56:N0:80:ARG:HB2	56:N0:124:LEU:HD11	2.46	0.48
35:SM:25:ILE:HG13	37:3:39:C:H5'	1.95	0.48
14:C2:41:LEU:O	14:C2:43:ARG:HG2	4.61	0.48
40:L3:255:TRP:CD1	36:5:2395:G:H5''	216.54	0.48
1:6:312:A:C5	1:6:314:C:C4	3.02	0.48
46:L9:13:PRO:HG2	46:L9:16:VAL:HG13	1.96	0.48
1:6:256:A:H2'	1:6:257:A:O4'	2.13	0.48
59:N3:86:ARG:HD2	59:N3:92:PHE:CZ	2.49	0.48
36:1:2765:C:O3'	78:Q2:39:GLY:HA3	2.14	0.48
6:S4:66:MET:HG3	1:6:454:U:N1	375.21	0.48
59:N3:94:TYR:CZ	60:N4:21:PHE:HB2	2.49	0.48
20:C8:107:SER:O	20:C8:110:ARG:HB2	2.13	0.48
4:S2:245:ASP:OD1	4:S2:245:ASP:N	2.45	0.48
36:5:2621:G:H2'	36:5:2622:C:H6	1.79	0.48
3:S1:158:SER:HA	3:S1:161:ILE:HD12	2.43	0.48
7:S5:42:LEU:HB2	7:S5:46:TRP:O	2.14	0.48
36:5:760:G:H1'	36:5:770:G:H22	1.78	0.48
36:5:1841:A:H5'	36:5:1849:C:OP1	2.14	0.48
6:S4:49:ARG:HG3	6:S4:50:ASN:N	4.81	0.48
34:SR:172:ALA:HB2	34:SR:202:LEU:HD22	1.96	0.48
38:8:78:G:H2'	38:8:79:A:O4'	2.14	0.48
74:O8:4:GLU:HG2	74:O8:5:ILE:H	2.46	0.48
27:D5:38:HIS:HA	27:D5:70:LYS:HG2	9.47	0.48
1:6:1202:A:H2'	1:6:1203:A:H5''	1.94	0.48
36:1:1094:U:H1'	36:1:1096:U:H2'	1.95	0.48
26:D4:121:THR:HG22	26:D4:123:LYS:HB2	8.39	0.48
39:L2:30:ARG:HA	39:L2:74:GLU:OE2	2.13	0.48
2:S0:168:HIS:O	2:S0:172:LEU:HB2	2.41	0.48
12:C0:56:LYS:CG	12:C0:67:THR:HB	2.43	0.48
35:SM:48:ARG:HE	36:1:1017:C:H5'	1.78	0.48
3:S1:127:VAL:HG22	3:S1:128:LYS:H	1.79	0.48
3:S1:160:HIS:O	3:S1:164:ILE:HG13	2.32	0.48

Continued on next page...

Continued from previous page...

Atom-1	Atom-2	Interatomic distance (Å)	Clash overlap (Å)
23:D1:55:LEU:HD13	23:D1:65:SER:OG	3.19	0.48
49:M3:3:ILE:HG21	64:N8:45:MET:HE2	4.89	0.48
34:SR:294:TRP:CZ3	34:SR:301:LEU:HB2	2.49	0.48
43:L6:42:LEU:HD11	43:L6:52:VAL:HG21	2.93	0.48
36:5:1072:G:H2'	36:5:1073:U:H6	1.78	0.48
1:2:387:A:H8	1:2:387:A:OP2	1.96	0.48
36:1:915:A:C5	36:1:917:A:H1'	2.48	0.48
59:N3:81:GLN:HE21	59:N3:85:TRP:HE3	2.69	0.48
45:L8:41:GLN:CG	45:L8:44:ARG:HH12	3.00	0.48
36:5:1764:U:H2'	36:5:1765:U:O4'	2.13	0.48
37:3:20:A:C2	37:3:21:G:C4	3.02	0.48
52:M6:57:PHE:CE2	52:M6:72:HIS:HD2	2.43	0.48
36:5:287:G:H2'	36:5:288:C:H6	1.79	0.48
25:D3:24:TRP:CE3	25:D3:30:LYS:HG3	4.09	0.48
55:M9:80:LYS:HE2	36:5:1940:G:OP1	206.80	0.48
56:N0:24:LEU:HD22	56:N0:59:VAL:HG21	2.90	0.48
51:M5:150:TRP:CZ3	51:M5:156:HIS:CD2	3.01	0.48
30:D8:9:LEU:HD12	30:D8:34:GLU:OE2	2.13	0.48
10:S8:171:SER:HB3	10:S8:180:ASP:HB2	2.39	0.48
75:O9:10:LYS:HA	75:O9:13:MET:HE3	2.38	0.48
57:N1:75:ILE:HD13	57:N1:88:ARG:HD2	8.08	0.48
41:L4:334:PHE:CE1	41:L4:339:LEU:HB3	2.49	0.48
56:N0:152:LEU:HA	56:N0:152:LEU:HD23	1.90	0.48
7:S5:156:ARG:NH1	7:S5:156:ARG:HB2	2.28	0.48
25:D3:89:ASN:HB2	25:D3:92:CYS:SG	2.59	0.48
1:2:1107:G:O2'	1:2:1108:G:H5'	2.14	0.48
42:L5:41:LYS:HG2	57:N1:93:VAL:HG11	1.96	0.48
7:S5:77:TYR:HD2	7:S5:83:ARG:HG3	6.17	0.48
36:1:2613:U:O2	36:1:2804:A:C8	2.67	0.48
38:8:74:U:O2	86:8:219:OHX:N5	2.47	0.48
29:D7:29:ARG:HH11	29:D7:29:ARG:HG3	2.27	0.48
56:N0:41:TYR:O	56:N0:45:LEU:HB2	2.55	0.48
36:1:962:A:N1	36:1:2814:G:O2'	2.40	0.48
43:L6:18:LEU:N	43:L6:18:LEU:HD22	2.28	0.48
36:1:3019:U:C4	36:1:3020:U:C4	3.02	0.48
63:N7:84:ARG:N	66:O0:58:TYR:OH	3.01	0.48
1:6:550:A:OP2	86:6:2049:OHX:N2	2.47	0.48
56:N0:23:LYS:HB3	56:N0:23:LYS:HE3	1.72	0.48
48:M1:85:LYS:NZ	48:M1:85:LYS:HB2	2.29	0.48
19:C7:96:SER:HA	19:C7:97:ASN:HA	1.57	0.48
42:L5:122:VAL:HG23	42:L5:125:VAL:H	1.79	0.48

Continued on next page...

Continued from previous page...

Atom-1	Atom-2	Interatomic distance (Å)	Clash overlap (Å)
2:S0:57:LEU:HG	2:S0:177:LEU:HD23	1.94	0.48
86:5:3971:OHX:N2	86:5:4193:OHX:N5	2.62	0.48
70:O4:74:ARG:HG2	70:O4:75:ALA:H	3.40	0.48
7:S5:41:LYS:HE2	7:S5:41:LYS:HB3	2.57	0.48
13:C1:94:ILE:HD13	25:D3:16:ARG:HD3	4.28	0.48
36:1:3355:U:H3'	36:1:3356:G:H5''	1.96	0.48
19:C7:16:LEU:HD12	19:C7:54:THR:HG21	2.64	0.48
39:L2:204:MET:HB3	39:L2:208:ASP:HB2	2.80	0.48
40:L3:169:THR:HG23	40:L3:314:TYR:OH	2.13	0.48
45:L8:128:LYS:HG3	36:5:120:G:C5	98.24	0.48
26:D4:118:ILE:HD13	26:D4:125:LEU:HD22	4.62	0.48
36:1:2986:U:H2'	36:1:2987:A:C8	2.49	0.48
2:S0:167:LYS:HG2	2:S0:168:HIS:CE1	2.48	0.48
40:L3:361:THR:HG23	40:L3:371:GLN:O	2.78	0.48
3:S1:195:LYS:O	3:S1:199:ASN:N	2.39	0.48
2:S0:147:THR:HB	2:S0:151:SER:HB2	2.89	0.48
7:S5:84:LYS:HG2	7:S5:92:ARG:CZ	3.09	0.48
7:S5:120:ILE:HG23	27:D5:59:TYR:CE1	2.49	0.48
27:D5:59:TYR:HE1	27:D5:100:ILE:HG23	6.36	0.48
1:2:704:C:H3'	1:2:704:C:OP2	2.14	0.48
38:4:21:C:OP1	41:L4:193:LYS:HD2	2.14	0.48
43:L6:88:SER:N	43:L6:176:PHE:O	3.73	0.48
5:S3:142:LEU:HD13	5:S3:182:LEU:HD11	1.96	0.48
36:1:1764:U:H5''	55:M9:43:LYS:NZ	2.29	0.48
42:L5:148:ILE:HA	42:L5:148:ILE:HD12	4.50	0.48
38:4:36:G:C8	71:O5:86:ARG:HD2	2.49	0.48
47:M0:191:LYS:HB3	47:M0:213:PHE:CE2	2.49	0.48
67:O1:70:ARG:HE	67:O1:102:LYS:HZ3	4.29	0.48
1:2:1535:U:O4	7:S5:186:ASN:N	2.47	0.48
2:S0:110:TYR:O	2:S0:112:THR:N	2.47	0.48
74:O8:28:ASN:ND2	74:O8:40:GLN:OE1	4.37	0.48
86:2:2043:OHX:N2	86:2:2098:OHX:N6	2.62	0.48
36:1:2442:G:H22	36:1:2505:U:H3	1.62	0.48
75:O9:7:PHE:CE2	38:8:113:U:C4	98.47	0.48
11:S9:127:VAL:O	11:S9:131:GLN:HB2	2.61	0.48
36:1:872:U:H2'	36:1:873:C:C6	2.48	0.48
54:M8:80:THR:O	54:M8:137:THR:HA	2.80	0.48
1:6:373:G:H2'	1:6:374:U:H6	1.78	0.48
42:L5:140:ARG:HH21	36:5:1080:A:P	228.37	0.48
55:M9:96:ILE:HG22	55:M9:100:ARG:HD2	3.97	0.48
1:2:28:A:H2'	1:2:29:U:H6	1.76	0.48

Continued on next page...

Continued from previous page...

Atom-1	Atom-2	Interatomic distance (Å)	Clash overlap (Å)
70:O4:43:LYS:O	36:5:1653:G:H4'	186.49	0.48
36:5:2278:C:OP1	86:5:4085:OHX:N6	2.47	0.48
36:5:3200:G:C6	36:5:3201:C:C4	3.02	0.48
7:S5:222:LYS:HA	7:S5:225:ARG:HD2	3.22	0.48
42:L5:23:ARG:NH2	36:5:2703:A:OP2	283.85	0.48
6:S4:36:HIS:HD2	6:S4:83:PRO:O	2.97	0.48
29:D7:50:ALA:HB2	29:D7:71:ALA:HB2	1.96	0.48
63:N7:46:ILE:HG13	63:N7:46:ILE:O	2.13	0.48
19:C7:17:ILE:HG23	19:C7:58:MET:HE2	3.66	0.48
1:2:447:U:O3'	6:S4:11:ARG:NH2	2.37	0.48
1:6:1091:A:H4'	1:6:1092:A:O5'	2.14	0.48
36:1:1307:G:H1'	36:1:1308:A:C8	2.49	0.48
36:5:1116:G:N2	36:5:2817:A:O4'	2.47	0.48
1:6:221:A:C2'	1:6:222:A:H5'	2.44	0.48
48:M1:21:ILE:HG12	48:M1:125:MET:HB3	4.69	0.48
34:SR:128:ASP:N	34:SR:128:ASP:OD1	2.42	0.48
36:5:1179:A:H5''	36:5:1180:A:OP2	2.13	0.48
36:1:348:A:H1'	36:1:352:A:N3	2.28	0.48
36:5:2965:U:C5	36:5:2966:G:C5	3.02	0.48
69:O3:24:ASN:HD21	69:O3:27:VAL:HG23	2.19	0.48
44:L7:38:LYS:HA	44:L7:38:LYS:HD2	4.47	0.48
1:6:541:A:OP1	1:6:541:A:H8	1.96	0.48
1:6:1640:C:H6	1:6:1640:C:O5'	1.97	0.48
1:6:1398:U:H4'	1:6:1399:C:OP2	2.14	0.48
39:L2:155:LYS:HE2	39:L2:253:GLN:HA	8.05	0.48
1:6:855:A:C2	1:6:857:U:H1'	2.49	0.48
76:Q0:96:CYS:SG	76:Q0:98:LYS:HB2	2.66	0.47
86:5:3971:OHX:N2	86:5:4193:OHX:N1	2.61	0.47
8:S6:64:LYS:O	8:S6:67:VAL:HG22	2.14	0.47
8:S6:7:TYR:CD1	8:S6:125:THR:HA	3.23	0.47
1:2:1795:U:H3'	28:D6:5:ARG:NH1	2.29	0.47
51:M5:105:ARG:NH1	36:5:1545:A:N7	134.47	0.47
51:M5:49:ARG:HH11	51:M5:49:ARG:HB2	1.78	0.47
34:SR:89:LEU:O	34:SR:103:PHE:HD2	1.97	0.47
40:L3:221:THR:HG22	40:L3:222:LYS:O	2.14	0.47
73:O7:52:LYS:HG2	73:O7:56:ARG:CZ	2.43	0.47
7:S5:57:SER:HB3	30:D8:53:ILE:HB	1.95	0.47
3:S1:184:LEU:HA	3:S1:187:LYS:HB2	1.96	0.47
36:1:3118:C:H4'	76:Q0:106:ARG:HH12	1.79	0.47
36:1:2115:G:H22	36:1:2120:A:H1'	1.79	0.47
28:D6:44:ILE:HG12	28:D6:65:PRO:HD2	1.95	0.47

Continued on next page...

Continued from previous page...

Atom-1	Atom-2	Interatomic distance (Å)	Clash overlap (Å)
39:L2:130:SER:HG	39:L2:174:ARG:HH21	3.19	0.47
4:S2:42:GLY:HA2	4:S2:68:ILE:HD11	1.96	0.47
4:S2:65:GLU:HG3	4:S2:68:ILE:HD11	4.67	0.47
62:N6:5:SER:C	62:N6:7:ASP:H	3.31	0.47
46:L9:133:THR:HG23	46:L9:147:SER:O	3.08	0.47
36:1:1608:C:H5''	61:N5:111:ASN:HD22	1.79	0.47
69:O3:85:PHE:CD1	69:O3:89:LEU:HD21	3.21	0.47
40:L3:214:MET:HG3	40:L3:350:ALA:HB1	1.96	0.47
40:L3:67:PHE:CE1	59:N3:88:ARG:HB2	2.76	0.47
55:M9:81:ARG:HD3	55:M9:88:ARG:HH12	4.11	0.47
36:1:2854:U:P	47:M0:3:ARG:HH22	2.37	0.47
36:1:1103:A:N6	36:1:1363:A:O2'	2.47	0.47
86:1:4027:OHX:N4	86:1:4040:OHX:N3	2.62	0.47
71:O5:83:LYS:HA	38:8:38:U:C5	66.54	0.47
48:M1:8:PRO:HD2	48:M1:10:ARG:HG3	1.96	0.47
70:O4:106:LYS:HD3	70:O4:109:THR:OG1	2.14	0.47
37:3:92:A:C4	37:3:93:C:H1'	2.49	0.47
52:M6:147:TRP:NE1	52:M6:149:TYR:HB2	2.29	0.47
37:7:64:A:H5'	37:7:65:G:H5''	1.96	0.47
1:6:1679:G:C6	1:6:1680:G:N1	2.82	0.47
36:5:1790:G:O6	86:5:4192:OHX:N4	2.47	0.47
36:1:1901:A:O2'	59:N3:49:LEU:HD21	2.14	0.47
18:C6:69:VAL:HG11	18:C6:77:GLN:HB3	1.96	0.47
1:2:1662:G:O6	86:2:2040:OHX:N3	2.47	0.47
58:N2:20:SER:O	58:N2:24:GLU:HG2	2.32	0.47
1:6:53:G:H1	1:6:427:C:N4	2.11	0.47
44:L7:25:GLN:HG2	44:L7:29:GLU:HB2	1.94	0.47
78:Q2:28:TYR:C	78:Q2:28:TYR:CD2	2.87	0.47
61:N5:58:ASP:O	61:N5:62:VAL:HG23	2.97	0.47
1:2:1752:U:OP2	86:2:2057:OHX:N2	2.46	0.47
22:D0:95:ALA:HB1	22:D0:99:ILE:HG13	3.57	0.47
41:L4:10:SER:N	41:L4:13:GLY:O	3.12	0.47
36:1:1847:A:O2'	36:1:1848:G:H5''	2.14	0.47
53:M7:151:THR:HG22	53:M7:152:GLU:O	2.49	0.47
86:1:4050:OHX:N6	86:1:4160:OHX:N3	2.62	0.47
48:M1:109:HIS:HD2	48:M1:114:ILE:HG21	1.79	0.47
36:5:2951:G:H21	36:5:2952:G:H1'	1.79	0.47
6:S4:35:PRO:HD2	6:S4:83:PRO:HG2	1.95	0.47
48:M1:30:LEU:HD21	48:M1:66:ALA:HA	1.96	0.47
63:N7:135:ARG:CZ	63:N7:135:ARG:HB3	4.79	0.47
36:5:2546:C:H2'	36:5:2547:A:C8	2.49	0.47

Continued on next page...

Continued from previous page...

Atom-1	Atom-2	Interatomic distance (Å)	Clash overlap (Å)
67:O1:36:ILE:HD13	67:O1:59:ILE:HD11	1.94	0.47
68:O2:64:LYS:O	68:O2:65:PHE:HB2	2.13	0.47
1:2:111:U:C2	1:2:304:U:C4	3.01	0.47
40:L3:255:TRP:O	40:L3:255:TRP:HD1	1.95	0.47
36:5:2841:G:OP2	86:5:4133:OHX:N1	2.46	0.47
1:6:296:U:H2'	1:6:297:U:C6	2.48	0.47
4:S2:178:ILE:HG21	4:S2:185:LYS:HA	1.96	0.47
49:M3:161:ASP:OD1	64:N8:139:ARG:NH1	3.70	0.47
38:8:71:A:H4'	38:8:72:A:O5'	2.13	0.47
1:6:1708:U:H2'	1:6:1709:C:C6	2.48	0.47
1:6:524:U:C2	1:6:526:A:OP2	2.67	0.47
37:3:115:G:H2'	37:3:116:C:H6	1.78	0.47
36:1:1166:G:O6	86:1:3857:OHX:N4	2.47	0.47
36:1:642:U:H2'	36:1:644:G:OP2	2.14	0.47
49:M3:104:ARG:C	72:O6:20:MET:HB2	2.35	0.47
4:S2:75:GLY:O	4:S2:77:GLN:N	3.71	0.47
36:1:3356:G:H2'	36:1:3357:U:O4'	2.14	0.47
28:D6:82:ARG:HB2	28:D6:85:ARG:HE	9.08	0.47
51:M5:68:ARG:HH11	51:M5:128:LYS:HE3	2.87	0.47
41:L4:5:GLN:HA	41:L4:20:LEU:O	2.13	0.47
14:C2:48:SER:O	14:C2:52:LEU:HD23	2.14	0.47
11:S9:172:VAL:HG13	1:6:512:A:OP2	455.87	0.47
33:E1:103:LEU:HA	33:E1:103:LEU:HD23	1.67	0.47
41:L4:179:LEU:CD2	41:L4:183:LYS:HG3	4.01	0.47
36:1:2157:G:N2	36:1:2178:A:OP2	2.42	0.47
16:C4:126:THR:O	16:C4:126:THR:OG1	2.29	0.47
2:S0:179:ARG:CD	2:S0:183:ARG:HD2	2.44	0.47
61:N5:132:ALA:CA	61:N5:135:ILE:HG22	4.31	0.47
5:S3:68:GLU:OE2	12:C0:67:THR:HG23	2.14	0.47
5:S3:34:TYR:OH	5:S3:37:VAL:HG22	2.13	0.47
53:M7:31:GLU:HG2	53:M7:60:PHE:HA	4.43	0.47
1:6:1311:U:O4	86:6:2184:OHX:N4	2.47	0.47
51:M5:120:TRP:CZ2	51:M5:122:ASN:HA	2.49	0.47
45:L8:45:ASN:HD21	45:L8:47:SER:HB3	1.79	0.47
16:C4:114:ARG:HA	28:D6:62:TYR:CZ	2.50	0.47
43:L6:6:ALA:HA	68:O2:74:PHE:HE1	1.79	0.47
86:1:4076:OHX:N1	72:O6:28:TYR:O	2.47	0.47
1:6:1388:A:C6	1:6:1412:G:C6	3.03	0.47
1:6:1742:U:C2	1:6:1743:U:C6	3.03	0.47
36:1:612:U:O5'	43:L6:21:THR:HG21	2.14	0.47
45:L8:238:LEU:HD23	45:L8:242:ALA:O	2.14	0.47

Continued on next page...

Continued from previous page...

Atom-1	Atom-2	Interatomic distance (Å)	Clash overlap (Å)
36:1:283:G:O2'	64:N8:59:ARG:NH1	2.46	0.47
70:O4:37:LYS:HG3	70:O4:58:ARG:NH2	5.53	0.47
36:1:1950:U:H3	36:1:2096:A:H2	1.62	0.47
31:D9:24:CYS:HB2	1:6:1434:U:H4'	410.59	0.47
10:S8:11:ARG:HD3	10:S8:15:GLY:O	2.13	0.47
77:Q1:9:ARG:HH11	77:Q1:9:ARG:CG	3.44	0.47
38:4:124:G:OP2	86:4:232:OHX:N4	2.47	0.47
53:M7:5:GLY:HA3	53:M7:116:HIS:CE1	2.50	0.47
57:N1:34:TYR:CD1	57:N1:98:HIS:CE1	3.27	0.47
22:D0:82:TYR:OH	31:D9:44:ARG:HG2	2.56	0.47
36:1:227:G:H2'	36:1:228:U:H6	1.79	0.47
36:1:3026:G:O6	86:1:3932:OHX:N4	2.46	0.47
1:6:992:A:O2'	1:6:1785:U:O2	2.32	0.47
35:SM:35:ALA:HB1	35:SM:37:VAL:HG23	2.35	0.47
63:N7:80:LEU:HD23	63:N7:80:LEU:HA	2.83	0.47
36:5:2107:A:C2	36:5:2108:C:C2	3.02	0.47
36:1:2984:C:H2'	36:1:2985:C:H6	1.78	0.47
7:S5:136:ALA:O	7:S5:140:THR:OG1	3.33	0.47
36:1:1307:G:H5'	52:M6:60:LYS:NZ	2.29	0.47
36:1:1633:C:H2'	36:1:1634:G:H8	1.79	0.47
44:L7:112:ASN:O	44:L7:207:LEU:HB2	2.44	0.47
36:5:1074:U:O2'	36:5:1075:A:H2'	2.14	0.47
41:L4:167:ALA:HA	41:L4:170:LYS:HB2	1.97	0.47
46:L9:122:LYS:HG3	46:L9:123:ILE:N	2.84	0.47
1:2:226:A:H2'	1:2:227:U:H5'	1.97	0.47
71:O5:18:ALA:O	71:O5:22:VAL:HG23	2.14	0.47
36:5:2215:A:H2'	36:5:2216:G:O4'	2.14	0.47
25:D3:37:ALA:HB3	25:D3:38:PHE:CD2	4.01	0.47
36:5:3170:A:H2'	36:5:3171:U:H5'	1.97	0.47
12:C0:28:ASN:N	12:C0:28:ASN:OD1	2.46	0.47
36:5:3323:A:H8	36:5:3323:A:O5'	1.97	0.47
1:2:820:U:H2'	1:2:821:U:H4'	1.96	0.47
46:L9:162:GLN:HG3	46:L9:163:GLN:N	2.45	0.47
61:N5:115:ARG:NH1	61:N5:119:THR:OG1	2.47	0.47
19:C7:27:ASP:OD1	34:SR:38:ARG:NH1	2.41	0.47
34:SR:40:LYS:HA	34:SR:68:VAL:HG23	2.45	0.47
36:5:1170:A:O5'	36:5:1170:A:H8	1.97	0.47
51:M5:98:LEU:HD22	51:M5:128:LYS:HZ3	5.98	0.47
6:S4:248:ILE:HD12	1:6:789:A:H2	398.62	0.47
41:L4:207:VAL:HG22	41:L4:249:ILE:HB	1.95	0.47
1:2:477:A:H2'	1:2:478:A:C8	2.37	0.47

Continued on next page...

Continued from previous page...

Atom-1	Atom-2	Interatomic distance (Å)	Clash overlap (Å)
1:2:1255:G:O6	14:C2:46:ARG:HD3	2.13	0.47
1:2:1597:A:C8	31:D9:14:TYR:HD2	2.32	0.47
36:1:1590:G:OP1	70:O4:17:SER:OG	2.31	0.47
8:S6:174:LYS:HG3	1:6:79:C:H1'	342.98	0.47
17:C5:34:VAL:HG23	17:C5:41:VAL:HG12	1.95	0.47
1:6:1381:U:H1'	1:6:1516:A:N6	2.29	0.47
53:M7:60:PHE:CE2	53:M7:82:ARG:HB2	2.49	0.47
70:O4:102:LYS:HB3	70:O4:103:LYS:HE3	1.96	0.47
36:5:268:A:N1	36:5:295:A:H5'	2.29	0.47
2:S0:32:HIS:HE1	23:D1:87:ARG:HH12	1.62	0.47
50:M4:99:TRP:O	50:M4:103:ILE:HG13	2.13	0.47
6:S4:176:ASP:HB2	6:S4:179:LYS:HE2	1.96	0.47
36:1:1925:U:O2	79:Q3:19:GLY:HA2	2.14	0.47
71:O5:4:VAL:CG2	71:O5:9:LEU:HD11	2.96	0.47
5:S3:134:CYS:N	5:S3:157:LEU:HD11	2.29	0.47
25:D3:51:GLY:HA3	25:D3:76:LEU:HA	2.91	0.47
60:N4:6:ASP:HB2	60:N4:11:ALA:HB3	3.53	0.47
47:M0:30:LYS:HA	47:M0:30:LYS:HE3	1.96	0.47
36:5:3194:C:H42	36:5:3197:G:H1	1.62	0.47
49:M3:178:LYS:HD3	49:M3:179:PHE:CZ	3.49	0.47
44:L7:224:ILE:HD13	56:N0:39:SER:HB2	1.95	0.47
56:N0:115:ARG:N	56:N0:115:ARG:HD2	2.28	0.47
44:L7:127:LEU:HD22	44:L7:136:TYR:CE2	2.48	0.47
36:1:3310:A:H2'	36:1:3311:C:H5'	1.96	0.47
47:M0:162:GLN:HE22	56:N0:85:SER:HB2	1.78	0.47
75:O9:2:ALA:HA	36:5:1491:A:H62	125.79	0.47
36:1:1949:G:OP1	55:M9:104:ARG:NH2	2.47	0.47
9:S7:31:SER:HB3	9:S7:32:PRO:HD3	1.96	0.47
39:L2:45:VAL:CG1	39:L2:86:GLN:HB3	2.44	0.47
42:L5:289:LYS:O	42:L5:292:ALA:HB3	2.87	0.47
12:C0:10:LYS:NZ	12:C0:36:ASP:HB3	2.63	0.47
66:O0:74:ASN:HB2	66:O0:86:ARG:HB2	3.29	0.47
51:M5:184:LYS:HG2	51:M5:185:ALA:N	3.25	0.47
39:L2:209:HIS:CD2	39:L2:210:PRO:N	2.83	0.47
36:1:1456:A:C6	67:O1:64:VAL:HG22	2.49	0.47
57:N1:32:LYS:HE3	57:N1:98:HIS:HD2	7.12	0.47
63:N7:76:ASN:OD1	63:N7:77:TYR:N	2.47	0.47
40:L3:4:ARG:HB2	40:L3:4:ARG:HH11	5.05	0.47
39:L2:242:ARG:HD3	39:L2:246:LEU:HD21	1.96	0.47
48:M1:38:GLU:O	48:M1:40:LEU:N	2.41	0.47
9:S7:111:LYS:HA	1:6:810:G:C2	341.69	0.47

Continued on next page...

Continued from previous page...

Atom-1	Atom-2	Interatomic distance (Å)	Clash overlap (Å)
48:M1:110:ILE:O	48:M1:112:LEU:N	3.18	0.47
71:O5:53:CYS:O	71:O5:57:VAL:HG23	2.14	0.47
36:5:144:A:N6	36:5:145:G:C2	2.82	0.47
35:SM:30:THR:O	36:1:2666:C:H5''	2.14	0.47
63:N7:51:LEU:HB3	63:N7:65:ARG:HD3	4.02	0.47
36:1:308:A:H5'	36:1:2223:A:O2'	2.14	0.47
9:S7:130:VAL:HG11	9:S7:154:LEU:HD21	3.24	0.47
1:2:304:U:H2'	1:2:305:C:H6	1.78	0.47
1:6:1312:A:O5'	1:6:1312:A:H8	1.97	0.47
11:S9:178:ALA:O	11:S9:181:ALA:HB3	4.87	0.47
41:L4:40:THR:HG21	36:5:1426:C:H5'	130.21	0.47
51:M5:80:THR:HG21	51:M5:86:ASN:O	2.14	0.47
21:C9:63:ARG:O	21:C9:67:MET:HG3	5.16	0.47
1:2:864:U:O2	29:D7:21:LEU:HB3	2.15	0.47
18:C6:101:SER:O	18:C6:104:GLU:N	3.10	0.47
36:5:1363:A:H2'	36:5:1364:C:C6	2.50	0.47
42:L5:187:THR:OG1	42:L5:189:GLU:HB2	2.13	0.47
36:1:430:U:H4'	69:O3:67:MET:HE1	1.96	0.47
42:L5:45:ASN:O	42:L5:47:PRO:HD3	2.71	0.47
1:2:517:U:H3	1:2:535:A:H61	1.60	0.47
36:1:2661:G:H1	36:1:2709:C:H42	1.61	0.47
65:N9:25:LYS:N	65:N9:25:LYS:HE3	2.29	0.47
36:5:597:G:H2'	36:5:598:A:H8	1.78	0.47
36:5:2693:C:H1'	36:5:2706:G:H5''	1.95	0.47
64:N8:28:HIS:HD2	36:5:936:A:OP1	161.32	0.47
46:L9:105:GLU:HA	46:L9:109:ALA:HB3	1.97	0.47
7:S5:99:MET:HG3	7:S5:180:ARG:NH2	2.29	0.47
28:D6:91:ASP:OD1	28:D6:91:ASP:N	2.48	0.47
47:M0:76:MET:HE3	47:M0:148:VAL:HG13	1.96	0.47
36:1:1545:A:N7	51:M5:105:ARG:NH1	2.63	0.47
2:S0:50:VAL:HA	2:S0:53:THR:OG1	2.14	0.47
21:C9:40:SER:HB2	21:C9:96:ALA:HA	2.02	0.47
41:L4:23:PRO:HB3	41:L4:259:ASP:OD1	2.14	0.47
48:M1:90:GLN:OE1	48:M1:172:LEU:HD21	2.91	0.47
1:2:1015:U:H5''	1:2:1016:C:OP2	2.15	0.47
42:L5:109:THR:O	42:L5:113:LEU:HB2	2.14	0.47
54:M8:66:ARG:HE	54:M8:143:PRO:HD3	2.61	0.47
26:D4:123:LYS:HZ3	26:D4:124:ARG:H	1.62	0.47
22:D0:59:PRO:HG3	1:6:1381:U:H4'	436.48	0.47
10:S8:61:GLU:HG2	10:S8:62:THR:HG23	3.48	0.47
36:1:2232:A:H2'	36:1:2233:A:C8	2.49	0.47

Continued on next page...

Continued from previous page...

Atom-1	Atom-2	Interatomic distance (Å)	Clash overlap (Å)
36:5:94:G:H2'	36:5:95:A:C8	2.49	0.47
39:L2:15:ILE:HG22	39:L2:16:PHE:CD2	6.77	0.47
45:L8:71:VAL:HG22	45:L8:76:ALA:HB2	2.94	0.47
18:C6:78:VAL:O	18:C6:81:ILE:HG12	2.53	0.47
10:S8:25:ARG:HB3	1:6:400:A:O5'	312.10	0.47
41:L4:208:VAL:HG11	41:L4:230:VAL:HG13	2.12	0.47
5:S3:76:ARG:HG3	5:S3:77:PHE:CD1	6.59	0.47
36:1:1595:U:O2'	36:1:1596:C:H5''	2.14	0.47
60:N4:4:GLU:HG3	60:N4:30:ARG:NH1	3.96	0.47
40:L3:140:ASP:OD2	40:L3:141:GLY:N	3.89	0.47
68:O2:20:HIS:O	68:O2:21:HIS:HB2	2.14	0.47
68:O2:24:ARG:HD3	68:O2:25:TYR:CZ	2.50	0.47
45:L8:143:ILE:HD11	45:L8:151:VAL:HG11	2.62	0.47
21:C9:14:PHE:CD2	21:C9:15:ILE:HD12	2.49	0.47
71:O5:45:LYS:O	71:O5:49:LYS:HG2	2.53	0.47
15:C3:18:TYR:O	24:D2:56:HIS:HD2	1.97	0.47
23:D1:71:ARG:HE	29:D7:4:VAL:HG11	2.41	0.47
23:D1:71:ARG:HG3	23:D1:83:TRP:CH2	2.50	0.47
50:M4:50:LYS:HE3	50:M4:86:ALA:HB2	1.95	0.47
10:S8:184:LEU:HD21	10:S8:192:TYR:CD2	2.50	0.47
55:M9:130:ASN:C	55:M9:132:PHE:H	2.18	0.47
50:M4:17:VAL:HG21	50:M4:74:ARG:HB2	2.03	0.47
76:Q0:95:VAL:HG21	76:Q0:122:ARG:NH1	3.40	0.47
42:L5:174:PRO:O	36:5:2747:A:H4'	247.01	0.47
6:S4:66:MET:HB3	1:6:454:U:C4	377.07	0.47
55:M9:182:ASP:O	55:M9:184:LEU:N	4.10	0.47
51:M5:83:LYS:O	51:M5:87:GLN:HG3	2.72	0.47
1:6:1325:A:H2'	1:6:1326:A:H8	1.79	0.47
1:2:1393:C:H2'	1:2:1394:G:O4'	2.14	0.47
36:1:2255:A:OP1	86:1:3926:OHX:N3	2.48	0.47
20:C8:29:VAL:O	20:C8:43:SER:OG	2.14	0.47
1:6:521:A:H2'	1:6:522:U:O4'	2.14	0.47
1:2:1440:C:H2'	1:2:1441:C:C6	2.50	0.47
1:2:89:G:C6	1:2:90:C:C4	3.03	0.47
1:2:1407:U:H2'	1:2:1408:G:O4'	2.15	0.47
67:O1:29:ALA:HB3	67:O1:30:PRO:HD3	2.10	0.47
1:2:93:A:C6	1:2:398:G:C6	3.02	0.47
59:N3:26:ALA:O	59:N3:115:THR:N	2.28	0.47
5:S3:4:LEU:O	5:S3:5:ILE:HD13	2.39	0.47
24:D2:12:ASN:O	24:D2:16:ASN:N	2.86	0.47
37:7:32:U:H4'	37:7:33:U:OP1	2.13	0.47

Continued on next page...

Continued from previous page...

Atom-1	Atom-2	Interatomic distance (Å)	Clash overlap (Å)
8:S6:31:ARG:HD2	8:S6:34:GLN:NE2	2.28	0.47
76:Q0:114:LYS:HG2	76:Q0:115:CYS:N	3.25	0.47
36:5:3181:C:H2'	36:5:3182:G:H8	1.78	0.47
43:L6:78:ARG:HD3	43:L6:106:PHE:CD2	2.49	0.47
24:D2:77:PRO:O	24:D2:79:PHE:N	2.47	0.47
36:1:812:G:N7	86:1:3977:OHX:N1	2.62	0.47
51:M5:56:LYS:NZ	36:5:150:A:OP1	87.20	0.47
42:L5:108:ARG:NH2	42:L5:251:PRO:O	3.15	0.47
66:O0:13:LYS:HE3	66:O0:103:THR:HG21	2.69	0.47
51:M5:31:ARG:HG3	51:M5:129:TYR:OH	3.14	0.47
50:M4:38:ILE:O	56:N0:95:ARG:NH2	3.21	0.47
18:C6:79:TYR:HA	18:C6:82:ARG:HD3	1.96	0.47
62:N6:36:SER:HB3	62:N6:106:ILE:O	2.13	0.47
15:C3:89:TYR:CE2	15:C3:150:VAL:HG13	2.49	0.47
9:S7:173:TYR:CE1	9:S7:181:ILE:HD11	3.86	0.47
62:N6:5:SER:O	62:N6:7:ASP:N	4.40	0.47
17:C5:97:TYR:OH	1:6:1211:A:N3	380.22	0.47
1:6:1698:G:H1'	1:6:1699:G:OP1	2.14	0.47
36:1:1496:C:C2	36:1:1521:G:N2	2.83	0.47
58:N2:43:VAL:HB	58:N2:49:ASN:HB3	1.97	0.47
1:6:755:A:HO2'	1:6:756:A:P	2.34	0.47
55:M9:90:PRO:HG2	55:M9:93:VAL:CG2	3.26	0.47
1:2:1389:C:H4'	19:C7:49:LYS:HA	1.97	0.47
69:O3:103:TYR:HA	69:O3:105:SER:N	2.30	0.47
36:1:2854:U:OP1	47:M0:64:ALA:HB2	2.15	0.47
36:1:370:U:C4	36:1:371:G:C6	3.03	0.47
2:S0:90:ALA:HB3	2:S0:97:PRO:HG3	1.96	0.47
45:L8:25:PRO:HB2	45:L8:26:LEU:HD12	1.97	0.47
16:C4:43:THR:OG1	16:C4:46:MET:HG3	2.15	0.47
39:L2:144:ASN:O	39:L2:160:SER:N	3.76	0.47
39:L2:70:ARG:CZ	39:L2:72:ARG:NE	5.53	0.47
36:5:3358:U:H2'	36:5:3359:A:C8	2.49	0.47
67:O1:25:PHE:O	67:O1:28:ARG:N	2.74	0.47
17:C5:28:MET:HE2	17:C5:29:SER:N	2.30	0.47
11:S9:127:VAL:HG12	11:S9:131:GLN:NE2	2.29	0.47
36:1:1456:A:N1	36:1:1476:G:O2'	2.33	0.47
36:5:2806:U:H2'	36:5:2807:U:H6	1.80	0.47
36:5:1284:C:O2'	36:5:1285:G:OP1	2.30	0.47
43:L6:56:LYS:HB2	43:L6:98:VAL:CG1	2.44	0.47
22:D0:50:LEU:HD13	22:D0:95:ALA:HB2	4.09	0.47
44:L7:131:GLU:O	44:L7:229:PHE:HB2	2.14	0.47

Continued on next page...

Continued from previous page...

Atom-1	Atom-2	Interatomic distance (Å)	Clash overlap (Å)
68:O2:79:VAL:O	68:O2:83:GLU:HG3	3.47	0.47
36:5:2725:U:H5''	36:5:2726:C:OP2	2.15	0.47
43:L6:72:ASN:HB3	43:L6:160:SER:HA	2.34	0.47
36:1:92:G:H5'	36:1:93:C:C5'	2.45	0.47
1:2:335:U:O2'	13:C1:129:ARG:HD2	2.14	0.47
25:D3:108:GLY:HA2	1:6:600:U:OP2	358.12	0.47
86:8:216:OHX:N6	86:8:223:OHX:N4	2.62	0.47
36:1:199:A:C4	36:1:201:A:C8	3.02	0.47
57:N1:62:GLY:HA3	57:N1:76:ILE:HD13	2.25	0.47
37:7:85:G:O6	86:7:222:OHX:N5	2.47	0.47
36:5:176:G:H2'	36:5:177:U:C6	2.49	0.47
40:L3:174:LYS:N	36:5:3314:A:OP1	203.57	0.47
63:N7:115:LYS:O	63:N7:119:GLU:HB2	3.08	0.47
53:M7:18:ARG:O	53:M7:94:LEU:HD11	4.15	0.47
53:M7:141:SER:O	53:M7:143:PRO:HD3	2.28	0.47
36:5:195:U:H2'	36:5:196:G:O4'	2.13	0.47
41:L4:317:PRO:O	41:L4:324:LEU:HB2	2.40	0.47
8:S6:98:ARG:HD3	8:S6:99:GLY:N	2.32	0.47
7:S5:114:ILE:O	7:S5:118:LEU:HD12	2.14	0.47
1:2:106:U:H2'	1:2:107:C:O4'	2.15	0.47
28:D6:30:ILE:HG13	28:D6:31:PRO:HD2	2.16	0.47
11:S9:51:LYS:O	11:S9:54:ARG:HB3	2.15	0.47
16:C4:122:PRO:HB3	1:6:887:A:H1'	283.67	0.47
2:S0:195:TRP:NE1	2:S0:197:ILE:HD13	4.96	0.47
5:S3:61:GLU:O	5:S3:63:GLY:N	2.47	0.47
13:C1:86:ILE:HD11	13:C1:125:VAL:HG11	4.29	0.47
52:M6:12:LYS:HD3	52:M6:37:ARG:NH2	2.30	0.47
27:D5:43:ASP:O	27:D5:45:GLU:N	2.75	0.47
3:S1:128:LYS:HZ2	3:S1:132:ASP:HB3	1.77	0.47
3:S1:129:THR:OG1	3:S1:131:ASP:OD1	6.78	0.47
36:1:2680:A:C2	48:M1:57:PHE:HB3	2.49	0.47
48:M1:57:PHE:HB3	36:5:2680:A:C2	309.31	0.47
1:6:1314:U:OP1	86:6:2184:OHX:N1	2.48	0.47
51:M5:13:LYS:O	51:M5:19:LEU:HD22	2.80	0.47
1:6:1614:A:C6	1:6:1615:C:C4	3.02	0.47
29:D7:63:LEU:HD23	29:D7:63:LEU:HA	1.80	0.47
20:C8:45:LEU:HD11	21:C9:36:ILE:HG22	1.95	0.47
40:L3:79:VAL:HG11	40:L3:338:LEU:HD21	1.96	0.47
36:5:40:A:C6	36:5:937:G:C2	3.02	0.47
8:S6:88:ARG:NH2	1:6:401:A:N1	322.98	0.47
1:2:1410:A:H2'	1:2:1411:A:O4'	2.14	0.47

Continued on next page...

Continued from previous page...

Atom-1	Atom-2	Interatomic distance (Å)	Clash overlap (Å)
1:2:1389:C:O2'	19:C7:52:GLY:HA3	2.15	0.47
13:C1:69:LYS:HB3	13:C1:71:LEU:HD21	3.27	0.47
15:C3:84:ILE:H	15:C3:84:ILE:HD13	4.56	0.47
40:L3:92:TYR:HE1	40:L3:159:ARG:HD2	2.01	0.47
36:5:1434:G:OP1	36:5:1437:C:N4	2.48	0.47
44:L7:222:HIS:O	44:L7:227:GLY:N	2.36	0.47
36:5:767:U:H1'	36:5:768:C:C6	2.48	0.47
36:1:198:A:C6	36:1:219:A:C6	3.02	0.47
8:S6:25:ARG:HG3	8:S6:28:PHE:CD1	2.50	0.47
36:1:3326:G:H2'	36:1:3327:G:C8	2.48	0.47
1:6:899:G:H2'	1:6:900:A:C8	2.49	0.47
3:S1:109:LYS:O	3:S1:112:SER:OG	2.22	0.47
36:5:982:C:N4	36:5:1101:G:H1	2.13	0.47
1:6:246:G:C2	1:6:247:A:C4	3.03	0.47
53:M7:24:VAL:HG12	53:M7:86:LYS:CD	2.85	0.47
37:3:64:A:H5''	47:M0:206:LEU:H	1.79	0.47
46:L9:2:LYS:HZ1	46:L9:59:ASN:HD21	1.62	0.47
71:O5:95:PHE:CG	36:5:136:G:H5'	61.86	0.47
1:2:778:G:H22	26:D4:10:ARG:CZ	2.26	0.47
67:O1:87:ASN:OD1	67:O1:88:PRO:HD2	2.14	0.47
40:L3:111:SER:O	40:L3:114:VAL:HG23	2.42	0.47
24:D2:94:LEU:HD11	24:D2:102:VAL:HG23	1.96	0.47
21:C9:125:SER:OG	21:C9:128:GLY:N	2.48	0.47
1:2:247:A:O2'	1:2:248:U:H5'	2.14	0.47
36:5:2882:U:H2'	36:5:2883:U:O4'	2.15	0.47
1:2:47:A:N7	1:2:98:U:O2'	2.44	0.47
69:O3:49:ILE:HD13	69:O3:100:ILE:HG13	2.85	0.47
36:5:1020:G:H2'	36:5:1021:G:O4'	2.15	0.47
56:N0:87:THR:H	56:N0:88:HIS:CE1	3.82	0.47
45:L8:49:TYR:O	36:5:2523:A:H2'	170.67	0.47
1:6:1263:G:H2'	1:6:1264:G:O4'	2.15	0.47
6:S4:22:LYS:HD3	1:6:757:A:H4'	379.10	0.47
36:1:2932:U:H2'	36:1:2933:A:H5''	1.97	0.47
36:1:3279:A:N6	36:1:3280:U:O4	2.48	0.47
17:C5:100:LYS:HB3	1:6:1183:A:C2	370.51	0.47
43:L6:75:PRO:O	43:L6:77:ARG:HB2	3.55	0.47
40:L3:284:ARG:HB3	40:L3:323:MET:HB3	2.48	0.47
36:1:3335:A:C2	36:1:3336:A:C4	3.03	0.47
1:2:108:A:H2'	1:2:109:G:C8	2.49	0.47
36:1:2884:C:H2'	36:1:2885:C:H6	1.80	0.47
36:1:1769:G:N7	86:1:4166:OHX:N2	2.62	0.47

Continued on next page...

Continued from previous page...

Atom-1	Atom-2	Interatomic distance (Å)	Clash overlap (Å)
62:N6:2:ALA:N	36:5:213:A:H5''	79.86	0.47
36:1:692:A:C4	36:1:693:A:C8	3.02	0.47
18:C6:58:ASP:OD2	18:C6:59:LYS:HD2	6.08	0.47
40:L3:199:PHE:C	40:L3:201:LYS:H	2.42	0.47
36:1:142:C:H2'	36:1:143:G:O4'	2.15	0.47
49:M3:27:ASP:O	49:M3:31:LYS:HB2	3.02	0.47
36:1:421:G:C8	36:1:2365:C:C6	3.02	0.47
77:Q1:14:LYS:O	77:Q1:18:ARG:HB2	2.14	0.47
7:S5:203:LYS:HD2	7:S5:203:LYS:HA	1.83	0.47
46:L9:146:LEU:HD12	46:L9:146:LEU:N	2.90	0.47
8:S6:7:TYR:CE1	8:S6:125:THR:HG23	2.50	0.47
1:2:1541:G:C5	1:2:1542:G:C6	3.02	0.47
69:O3:60:ARG:CZ	69:O3:60:ARG:HB3	2.45	0.47
34:SR:67:ILE:O	34:SR:84:SER:OG	2.18	0.47
49:M3:59:ARG:NH1	49:M3:66:ASN:O	2.77	0.47
1:6:1564:U:H2'	1:6:1565:C:H6	1.76	0.47
34:SR:90:ARG:NH2	1:6:1341:A:H4'	457.37	0.47
6:S4:104:ASP:HB3	6:S4:105:VAL:H	1.43	0.47
42:L5:261:THR:C	42:L5:263:GLU:H	3.19	0.47
41:L4:6:VAL:HG21	41:L4:255:PHE:CZ	2.50	0.47
3:S1:27:LYS:HG2	3:S1:49:ASN:OD1	2.14	0.47
14:C2:46:ARG:HB2	33:E1:103:LEU:HD12	1.97	0.47
1:2:1202:A:H2'	1:2:1203:A:H5''	1.97	0.47
34:SR:132:LYS:HB3	34:SR:140:CYS:SG	3.29	0.47
41:L4:181:VAL:HG12	41:L4:182:LEU:N	2.26	0.47
36:1:1094:U:H6	36:1:1094:U:H3'	1.80	0.47
21:C9:79:LEU:HD23	21:C9:80:TYR:CE2	3.65	0.47
2:S0:175:TYR:OH	2:S0:197:ILE:O	2.86	0.47
66:O0:95:ALA:HB1	66:O0:98:SER:HB3	1.97	0.47
61:N5:135:ILE:O	61:N5:135:ILE:HD13	3.40	0.47
5:S3:61:GLU:C	5:S3:63:GLY:H	2.18	0.47
46:L9:96:HIS:O	46:L9:98:PRO:HD3	2.15	0.47
1:6:190:C:O2'	1:6:191:C:O5'	2.33	0.47
1:6:197:A:H2'	1:6:198:A:C8	2.50	0.47
60:N4:54:LEU:H	60:N4:54:LEU:CD1	2.23	0.47
51:M5:35:VAL:O	51:M5:64:VAL:HA	2.21	0.47
5:S3:216:PRO:HB2	34:SR:196:ASN:OD1	3.39	0.47
1:2:4:C:H2'	1:2:5:U:C6	2.49	0.47
34:SR:69:GLN:HG2	34:SR:111:MET:SD	4.11	0.47
7:S5:73:THR:HG23	18:C6:114:ARG:HE	4.42	0.47
15:C3:76:LYS:NZ	1:6:813:U:H5'	319.40	0.47

Continued on next page...

Continued from previous page...

Atom-1	Atom-2	Interatomic distance (Å)	Clash overlap (Å)
9:S7:131:PHE:C	9:S7:133:THR:H	2.16	0.47
18:C6:14:LYS:HB3	18:C6:15:SER:H	1.46	0.47
36:1:2754:G:OP2	86:1:4001:OHX:N6	2.47	0.47
15:C3:47:PRO:HB3	15:C3:71:ILE:HG22	1.97	0.47
2:S0:142:PRO:HG3	23:D1:32:VAL:HG22	2.32	0.47
2:S0:144:ILE:HG23	2:S0:158:VAL:HG13	1.97	0.47
9:S7:117:THR:O	9:S7:120:ALA:N	2.47	0.47
11:S9:168:ARG:NH1	11:S9:171:ARG:HH21	4.73	0.47
11:S9:171:ARG:NE	11:S9:174:ARG:HB2	4.47	0.47
36:5:1696:A:H2'	36:5:1697:A:C8	2.49	0.47
26:D4:54:ALA:O	26:D4:76:TYR:N	2.35	0.47
1:2:332:U:P	10:S8:56:ARG:HH22	2.38	0.47
56:N0:16:THR:HG23	56:N0:19:VAL:HB	1.96	0.47
51:M5:135:VAL:O	51:M5:137:PRO:HD3	2.15	0.47
13:C1:76:VAL:HG12	13:C1:85:VAL:O	2.15	0.47
1:2:452:A:H3'	1:2:453:U:C5	2.50	0.47
36:5:3163:A:O2'	36:5:3164:C:H5'	2.15	0.47
36:1:3045:G:O3'	40:L3:275:ARG:NH1	2.48	0.47
36:5:3045:G:H1	36:5:3096:C:H42	1.63	0.47
36:1:2444:C:OP2	36:1:2445:A:H2'	2.14	0.47
42:L5:51:LEU:N	42:L5:145:PHE:O	2.57	0.47
36:1:3346:U:H3	36:1:3359:A:N6	2.12	0.47
63:N7:48:ARG:HB3	63:N7:69:LYS:HB3	2.07	0.47
33:E1:127:GLY:C	33:E1:129:GLY:H	2.18	0.47
45:L8:238:LEU:HB3	45:L8:243:GLN:HG2	1.97	0.47
1:2:626:U:H2'	1:2:627:C:H6	1.79	0.47
13:C1:8:GLN:OE1	13:C1:14:GLN:N	2.46	0.47
36:1:371:G:H4'	36:1:396:A:N1	2.30	0.47
1:2:793:A:H5''	1:2:794:U:C5	2.50	0.47
23:D1:79:LEU:HD13	23:D1:82:VAL:HG11	2.83	0.47
8:S6:158:ILE:HA	8:S6:158:ILE:HD12	1.81	0.47
5:S3:222:VAL:HB	34:SR:192:PHE:HA	1.97	0.47
1:6:918:U:H2'	1:6:919:A:H8	1.80	0.47
36:5:702:C:O2'	36:5:788:C:H5''	2.14	0.47
63:N7:66:THR:HG21	63:N7:123:GLN:HE21	5.12	0.47
59:N3:28:ASN:ND2	59:N3:112:SER:HB2	2.27	0.47
37:3:91:G:H2'	37:3:92:A:H8	1.78	0.47
45:L8:180:VAL:HG22	45:L8:181:LYS:H	2.68	0.47
39:L2:101:VAL:HB	39:L2:165:VAL:HB	2.51	0.47
71:O5:95:PHE:CD2	36:5:136:G:H5'	63.13	0.47
65:N9:6:ASN:O	65:N9:7:HIS:HB2	2.14	0.47

Continued on next page...

Continued from previous page...

Atom-1	Atom-2	Interatomic distance (Å)	Clash overlap (Å)
65:N9:8:THR:HG23	65:N9:9:ALA:N	3.66	0.47
51:M5:148:TYR:O	51:M5:150:TRP:N	2.46	0.47
57:N1:49:GLN:HG2	36:5:2756:C:O4'	247.05	0.47
1:6:1651:A:H8	1:6:1651:A:O5'	1.97	0.47
36:1:1677:G:OP2	58:N2:103:TYR:OH	2.25	0.47
41:L4:359:LEU:HA	56:N0:8:GLN:OE1	2.53	0.47
10:S8:171:SER:CB	10:S8:180:ASP:H	2.86	0.47
40:L3:114:VAL:HG13	40:L3:163:HIS:CG	2.74	0.47
86:1:3882:OHX:N5	57:N1:13:TYR:O	2.47	0.47
36:1:1593:A:C6	36:1:1594:A:C6	3.02	0.47
36:1:1615:C:H2'	36:1:1616:U:C6	2.50	0.47
36:5:2288:G:H5''	36:5:2289:U:OP2	2.14	0.47
41:L4:244:LEU:HD23	41:L4:244:LEU:HA	1.92	0.47
46:L9:20:ILE:HG13	50:M4:7:VAL:HG13	1.96	0.47
19:C7:107:SER:O	19:C7:110:VAL:HG23	2.59	0.47
69:O3:39:GLN:O	69:O3:41:ALA:N	2.48	0.47
7:S5:225:ARG:NH2	30:D8:58:GLU:HB2	5.19	0.47
41:L4:326:ARG:O	44:L7:41:ARG:NH2	3.73	0.47
1:2:763:G:C6	1:2:764:U:N3	2.83	0.47
36:1:2943:G:C8	40:L3:2:SER:HB3	2.50	0.47
78:Q2:70:LEU:N	78:Q2:83:LEU:O	2.72	0.47
50:M4:14:LEU:HA	50:M4:14:LEU:HD23	1.71	0.47
1:2:48:G:O2'	1:2:49:C:H5'	2.15	0.47
1:6:1394:G:C4	1:6:1405:G:N2	2.83	0.47
36:1:3000:A:H2'	36:1:3001:C:C6	2.49	0.47
26:D4:94:TYR:HB2	26:D4:96:LEU:HG	4.16	0.47
36:5:818:C:N3	36:5:920:A:H5'	2.28	0.47
52:M6:73:PHE:CD1	52:M6:78:ARG:HG2	2.55	0.47
1:6:515:A:C8	1:6:516:G:C8	3.03	0.47
86:1:3965:OHX:N6	86:1:4153:OHX:N2	2.62	0.47
34:SR:269:TYR:CG	34:SR:270:LEU:N	2.81	0.47
36:1:2512:C:N4	36:1:2593:A:OP2	2.46	0.47
70:O4:7:PHE:CE2	36:5:1856:C:H1'	152.27	0.47
76:Q0:95:VAL:HG21	76:Q0:122:ARG:CZ	3.59	0.47
36:5:2621:G:H2'	36:5:2622:C:C6	2.50	0.47
1:6:221:A:O2'	1:6:222:A:H5'	2.15	0.47
37:7:110:G:C6	37:7:111:U:C4	3.03	0.47
39:L2:34:TYR:CD1	39:L2:38:HIS:HD2	2.75	0.47
2:S0:27:ARG:HG2	2:S0:44:GLY:O	2.14	0.47
34:SR:23:LEU:HD22	34:SR:33:LEU:HD21	2.76	0.47
64:N8:103:ASP:HB3	64:N8:106:ALA:HB3	1.94	0.47

Continued on next page...

Continued from previous page...

Atom-1	Atom-2	Interatomic distance (Å)	Clash overlap (Å)
4:S2:54:GLU:OE1	23:D1:11:LEU:HD13	4.18	0.47
36:1:1826:C:H2'	36:1:1827:C:C6	2.49	0.47
1:2:411:C:H2'	1:2:412:A:O4'	2.14	0.47
36:5:2787:G:OP2	86:5:4028:OHX:N6	2.48	0.47
2:S0:10:THR:OG1	2:S0:12:GLU:OE2	2.29	0.47
40:L3:120:LYS:NZ	36:5:3001:C:OP1	203.58	0.47
4:S2:158:THR:HG21	4:S2:221:THR:HG23	1.96	0.47
17:C5:30:THR:O	17:C5:33:PHE:N	2.52	0.47
36:5:668:G:OP1	86:5:4136:OHX:N1	2.47	0.47
48:M1:174:LYS:HE3	36:5:1016:C:H42	358.06	0.47
39:L2:188:LYS:NZ	39:L2:189:TYR:OH	4.79	0.47
1:2:755:A:H2'	1:2:756:A:O4'	2.14	0.47
1:2:868:G:H1	1:2:960:U:H3	1.61	0.47
36:1:706:A:H4'	36:1:781:G:O2'	2.15	0.47
36:1:2904:U:H2'	36:1:2905:U:C6	2.50	0.47
65:N9:56:ALA:O	65:N9:59:LYS:HB3	2.15	0.47
36:5:646:A:H2'	36:5:647:A:O4'	2.14	0.47
1:2:144:U:O2'	1:2:145:A:H5'	2.15	0.47
31:D9:21:CYS:HA	31:D9:30:LEU:HD21	2.60	0.47
71:O5:73:LYS:HE2	71:O5:73:LYS:HB3	1.78	0.47
18:C6:131:GLY:HA2	18:C6:138:PHE:CD1	3.30	0.47
57:N1:68:THR:HG23	57:N1:69:LYS:N	4.69	0.47
36:1:3353:G:O2'	36:1:3354:U:OP1	2.33	0.47
73:O7:21:ARG:HD2	73:O7:37:CYS:SG	2.54	0.47
6:S4:105:VAL:HG11	6:S4:245:LYS:H	3.13	0.47
14:C2:94:ALA:HB1	14:C2:119:SER:H	1.79	0.47
36:5:1078:U:O4	86:5:3992:OHX:N5	2.48	0.47
1:6:1077:C:H2'	1:6:1078:C:C6	2.50	0.47
52:M6:68:ARG:HG2	52:M6:68:ARG:H	1.41	0.47
68:O2:100:ILE:HB	68:O2:105:ARG:NH1	2.30	0.47
13:C1:124:THR:O	13:C1:140:VAL:HG12	2.15	0.47
10:S8:39:GLY:CA	10:S8:61:GLU:HB3	2.41	0.47
9:S7:40:PRO:HG2	9:S7:41:LEU:HD23	3.91	0.47
40:L3:54:THR:OG1	40:L3:360:ASP:HB3	2.15	0.47
1:2:1046:G:OP1	3:S1:157:GLN:NE2	2.48	0.47
4:S2:81:MET:HB2	4:S2:101:VAL:O	2.13	0.47
6:S4:208:VAL:HG11	6:S4:225:VAL:HG21	1.95	0.47
1:6:836:U:H2'	1:6:837:G:C8	2.49	0.47
34:SR:260:ILE:HD13	34:SR:292:LEU:HD13	1.97	0.47
64:N8:70:LYS:N	64:N8:71:PRO:HD3	2.44	0.47
43:L6:76:LEU:HD11	43:L6:141:VAL:HG21	2.95	0.47

Continued on next page...

Continued from previous page...

Atom-1	Atom-2	Interatomic distance (Å)	Clash overlap (Å)
29:D7:46:VAL:HG12	29:D7:47:PHE:H	2.12	0.47
36:5:3286:G:H2'	36:5:3287:U:O4'	2.14	0.47
25:D3:99:ASN:N	25:D3:99:ASN:OD1	3.85	0.47
1:2:386:G:N1	1:2:387:A:C6	2.83	0.47
52:M6:85:ARG:HD3	52:M6:90:HIS:CD2	2.49	0.47
1:6:485:A:C2	1:6:486:G:H1'	2.49	0.47
55:M9:81:ARG:HD2	55:M9:88:ARG:NH2	2.29	0.47
19:C7:44:LYS:O	19:C7:47:ARG:HB3	2.72	0.47
1:2:1039:A:N7	1:2:1091:A:C5	2.83	0.47
45:L8:239:GLY:O	45:L8:242:ALA:N	2.43	0.47
56:N0:2:ALA:HB3	56:N0:32:SER:HB3	1.97	0.47
64:N8:12:ARG:NH1	36:5:1431:G:OP2	148.02	0.47
20:C8:133:VAL:O	20:C8:135:GLY:N	2.48	0.47
2:S0:49:ASN:ND2	2:S0:52:LYS:HE3	3.75	0.47
36:5:678:G:O6	86:5:4008:OHX:N5	2.48	0.47
39:L2:32:LEU:HD23	39:L2:163:ARG:CZ	2.43	0.47
34:SR:93:ASP:HB2	34:SR:100:TYR:CE1	2.49	0.47
37:7:114:U:H2'	37:7:115:G:C8	2.49	0.47
36:1:2287:C:C2	36:1:2298:U:O4'	2.68	0.47
1:2:1776:A:H2'	1:2:1777:G:C8	2.50	0.47
5:S3:179:GLN:HE21	5:S3:179:GLN:C	2.18	0.47
24:D2:24:GLN:NE2	29:D7:5:GLN:H	2.13	0.47
63:N7:25:ILE:HA	63:N7:43:VAL:HG12	1.97	0.47
1:2:863:A:OP1	24:D2:57:ARG:NH2	2.46	0.47
4:S2:121:VAL:O	4:S2:125:ILE:HG13	2.15	0.47
34:SR:281:TYR:HB3	34:SR:285:ALA:HB3	2.31	0.47
46:L9:32:GLY:O	46:L9:82:VAL:HG22	2.70	0.47
6:S4:85:GLY:O	6:S4:88:ASP:HB2	3.04	0.47
5:S3:74:GLN:HA	5:S3:79:TYR:HB2	2.94	0.47
9:S7:162:ILE:O	9:S7:166:LEU:HD13	2.14	0.47
62:N6:125:LYS:O	62:N6:126:LEU:HG	2.15	0.47
36:1:929:A:H2'	36:1:930:U:C6	2.50	0.47
49:M3:71:ALA:HA	49:M3:147:ILE:HD12	1.97	0.47
1:6:16:G:H2'	1:6:17:C:C6	2.50	0.47
36:1:2842:U:C4	36:1:2843:U:C4	3.02	0.47
53:M7:26:PHE:CD1	53:M7:121:GLN:HG3	5.10	0.47
36:1:201:A:H2'	36:1:202:G:H8	1.79	0.47
61:N5:101:GLU:HG2	61:N5:102:LEU:HD23	4.23	0.47
1:2:1000:C:N4	1:2:1003:A:OP2	2.47	0.47
10:S8:2:GLY:HA2	1:6:1729:C:O2'	288.33	0.47
45:L8:75:ILE:HD11	51:M5:18:VAL:HG23	1.95	0.47

Continued on next page...

Continued from previous page...

Atom-1	Atom-2	Interatomic distance (Å)	Clash overlap (Å)
78:Q2:2:VAL:N	78:Q2:90:HIS:O	2.47	0.47
1:2:1345:A:H2'	1:2:1348:A:H62	1.79	0.47
48:M1:142:LYS:HA	48:M1:142:LYS:HD3	2.75	0.47
13:C1:63:LEU:HD23	13:C1:63:LEU:HA	2.49	0.47
62:N6:16:ARG:NH1	36:5:216:G:OP1	83.51	0.47
18:C6:99:GLU:OE2	34:SR:60:SER:HB2	2.40	0.47
18:C6:49:TYR:HB3	18:C6:53:LEU:HD11	1.97	0.47
47:M0:77:THR:C	47:M0:79:VAL:H	2.17	0.47
51:M5:68:ARG:NH1	51:M5:68:ARG:HG2	2.14	0.47
8:S6:200:ALA:HA	8:S6:203:GLU:HG3	4.04	0.47
64:N8:47:LYS:HG3	64:N8:48:TYR:N	3.90	0.47
1:2:68:A:OP1	8:S6:160:ARG:NH2	2.46	0.47
36:1:1577:G:H2'	36:1:1578:C:O4'	2.15	0.47
40:L3:262:TRP:N	52:M6:64:PHE:O	2.48	0.47
21:C9:30:VAL:HG12	21:C9:54:PHE:CG	2.50	0.47
24:D2:6:VAL:HG22	24:D2:29:PRO:HD2	3.19	0.47
31:D9:41:GLN:N	31:D9:41:GLN:OE1	2.48	0.47
51:M5:31:ARG:HD3	51:M5:129:TYR:OH	2.15	0.47
36:1:1507:G:N7	53:M7:129:THR:HB	2.30	0.47
72:O6:43:LEU:HA	72:O6:43:LEU:HD22	2.16	0.47
36:1:563:U:H2'	36:1:564:G:C8	2.49	0.47
51:M5:137:PRO:HG2	51:M5:138:GLN:NE2	3.22	0.47
40:L3:53:MET:HE1	40:L3:327:CYS:HB2	1.96	0.47
36:1:3216:G:C4	36:1:3259:U:C4	3.03	0.47
59:N3:12:ARG:HG2	59:N3:13:ILE:N	2.84	0.47
59:N3:53:SER:N	59:N3:56:ASP:OD2	2.79	0.47
1:6:1182:U:O2	1:6:1184:A:H8	1.97	0.47
52:M6:58:LEU:HD12	52:M6:58:LEU:HA	2.27	0.47
36:5:1560:G:N2	36:5:1580:A:N7	2.62	0.47
18:C6:31:VAL:O	18:C6:33:GLY:N	2.59	0.47
14:C2:81:ASP:HA	14:C2:82:PRO:HD3	1.65	0.47
64:N8:3:SER:O	64:N8:6:THR:HG22	2.15	0.47
49:M3:80:VAL:HG11	49:M3:87:ALA:HB2	2.83	0.47
48:M1:23:VAL:HG12	48:M1:29:ARG:HD3	1.97	0.47
1:2:1130:G:OP2	86:2:2073:OHX:N2	2.48	0.47
47:M0:99:ILE:HG13	47:M0:100:ASN:H	1.78	0.47
77:Q1:8:LYS:HD3	77:Q1:12:ARG:HH21	1.80	0.47
1:2:481:A:H61	1:2:505:A:H62	1.62	0.47
19:C7:86:PRO:HB2	19:C7:88:VAL:H	6.21	0.47
36:5:1843:C:H2'	36:5:1844:C:C6	2.49	0.47
75:O9:25:GLN:O	75:O9:28:ARG:HG3	3.06	0.47

Continued on next page...

Continued from previous page...

Atom-1	Atom-2	Interatomic distance (Å)	Clash overlap (Å)
1:2:623:A:OP1	86:2:2157:OHX:N1	2.48	0.47
57:N1:88:ARG:HD3	65:N9:33:LYS:HZ1	5.39	0.47
41:L4:234:ASN:OD1	41:L4:236:LEU:HD12	2.14	0.47
36:1:697:A:H2'	36:1:698:U:O4'	2.15	0.47
36:1:2944:U:H1'	40:L3:251:CYS:SG	2.54	0.47
25:D3:131:SER:O	25:D3:135:LEU:HG	2.28	0.47
51:M5:197:LEU:HG	51:M5:199:LEU:HD21	1.97	0.47
54:M8:133:LYS:HB2	54:M8:135:GLN:HE22	2.66	0.47
36:1:2341:A:OP2	40:L3:247:ARG:NH2	2.47	0.47
36:1:2421:U:H2'	36:1:2422:C:O4'	2.15	0.47
55:M9:145:ALA:O	55:M9:148:ASP:HB2	2.55	0.47
66:O0:18:ILE:HD13	66:O0:81:VAL:HB	1.95	0.47
11:S9:2:PRO:HD2	1:6:461:G:OP1	360.74	0.47
1:2:1402:G:H2'	1:2:1403:C:C6	2.49	0.47
1:6:433:C:H5''	1:6:434:G:OP2	2.15	0.47
56:N0:45:LEU:HA	56:N0:45:LEU:HD22	1.56	0.47
1:2:121:U:H1'	6:S4:33:ALA:HB3	1.96	0.47
18:C6:103:ASN:HA	18:C6:106:LYS:HB2	3.43	0.47
36:5:3343:G:N2	36:5:3361:G:H2'	2.29	0.47
36:5:1237:G:H2'	36:5:1237:G:N3	2.29	0.47
34:SR:117:LYS:H	34:SR:117:LYS:HD2	1.79	0.47
55:M9:56:THR:HG22	36:5:1872:C:O3'	154.06	0.47
36:1:517:G:P	44:L7:60:ARG:HH22	2.38	0.47
20:C8:145:ARG:HD3	35:SM:68:ARG:NH2	3.30	0.47
1:2:1153:G:OP1	28:D6:85:ARG:NH1	2.47	0.47
16:C4:129:LYS:NZ	1:6:1009:U:OP2	282.17	0.47
14:C2:124:LYS:O	14:C2:126:TRP:N	2.44	0.47
27:D5:66:VAL:HA	27:D5:70:LYS:O	2.15	0.47
36:1:1095:U:N3	57:N1:127:GLN:HG2	2.30	0.47
59:N3:89:ASP:OD1	59:N3:91:VAL:HG13	2.15	0.47
42:L5:269:SER:O	42:L5:272:TYR:HD2	3.33	0.47
42:L5:58:LYS:HD2	42:L5:93:THR:HG21	1.97	0.47
1:6:805:U:C2'	1:6:806:A:H5'	2.44	0.47
59:N3:74:MET:HG3	59:N3:102:ILE:CD1	2.41	0.47
3:S1:157:GLN:H	3:S1:160:HIS:HB2	1.79	0.47
11:S9:175:ARG:HD3	11:S9:179:ARG:CZ	2.45	0.47
8:S6:76:LEU:HD23	8:S6:76:LEU:HA	1.71	0.47
6:S4:181:VAL:O	6:S4:192:ILE:HA	2.45	0.47
36:5:313:A:C6	36:5:314:U:C4	3.02	0.47
49:M3:3:ILE:HG12	64:N8:34:MET:HE2	2.05	0.47
2:S0:162:CYS:HB3	2:S0:173:ILE:HG13	1.97	0.47

Continued on next page...

Continued from previous page...

Atom-1	Atom-2	Interatomic distance (Å)	Clash overlap (Å)
70:O4:6:THR:HG22	36:5:1486:G:N2	146.69	0.47
36:1:2947:G:H4'	36:1:2947:G:OP2	2.14	0.47
79:Q3:62:LYS:NZ	36:5:2554:A:N7	218.78	0.47
20:C8:117:LYS:O	20:C8:119:ILE:N	2.48	0.47
72:O6:58:ILE:HA	72:O6:61:ILE:HB	2.87	0.47
59:N3:80:ARG:HH12	59:N3:116:GLY:HA3	2.61	0.47
55:M9:166:ASN:ND2	55:M9:167:ARG:HG2	6.21	0.47
6:S4:72:VAL:HB	6:S4:77:ARG:HG3	3.91	0.47
36:5:1877:U:C5'	36:5:1878:G:H5'	2.45	0.47
71:O5:85:THR:O	71:O5:89:ARG:HB2	2.14	0.47
27:D5:55:PRO:HG2	27:D5:56:THR:HG23	1.97	0.47
8:S6:28:PHE:CZ	8:S6:104:PRO:HG3	2.49	0.47
36:1:1334:U:H5''	44:L7:206:LYS:HB3	1.97	0.47
75:O9:2:ALA:HA	36:5:1491:A:N6	125.57	0.47
1:6:492:A:C2'	1:6:493:U:H5''	2.44	0.47
9:S7:35:LYS:HZ2	9:S7:36:ALA:H	1.63	0.47
36:5:2441:A:H61	36:5:2507:C:N4	2.12	0.47
15:C3:128:TYR:HA	15:C3:131:THR:HB	3.60	0.47
1:2:482:U:H2'	1:2:483:A:C8	2.48	0.47
56:N0:46:GLN:HG3	56:N0:51:VAL:O	2.14	0.47
1:6:370:A:H5''	1:6:371:G:OP2	2.15	0.47
49:M3:89:TYR:CE1	49:M3:93:ILE:HG13	2.50	0.47
41:L4:362:ASP:N	56:N0:26:ARG:HH12	3.94	0.47
22:D0:16:GLN:HB2	22:D0:17:GLN:NE2	2.30	0.47
40:L3:218:ILE:CG1	40:L3:276:THR:HG23	3.00	0.47
32:E0:37:ARG:O	32:E0:41:THR:HG23	2.15	0.47
57:N1:34:TYR:HE1	57:N1:98:HIS:CD2	3.36	0.47
40:L3:84:VAL:CG2	40:L3:162:VAL:HB	2.45	0.47
36:5:2278:C:O2'	36:5:2279:A:H5''	2.15	0.47
1:2:2:A:H5'	1:2:2:A:C8	2.49	0.47
36:1:2380:U:H2'	36:1:2381:G:C8	2.50	0.47
36:1:2380:U:C2	36:1:2381:G:C8	3.02	0.47
16:C4:49:LYS:HD3	16:C4:49:LYS:HA	1.70	0.47
79:Q3:2:ALA:HB2	36:5:853:G:N7	252.30	0.47
23:D1:71:ARG:O	23:D1:75:ASN:ND2	2.47	0.47
52:M6:195:ALA:O	52:M6:197:LEU:N	2.85	0.47
1:6:74:U:O2	86:6:2192:OHX:N2	2.48	0.47
74:O8:41:THR:HG21	74:O8:62:ALA:HB2	1.97	0.47
36:1:992:A:N1	36:1:993:G:C6	2.83	0.47
46:L9:41:ILE:HD13	46:L9:41:ILE:O	2.15	0.47
36:1:1069:C:H2'	36:1:1070:U:H6	1.80	0.47

Continued on next page...

Continued from previous page...

Atom-1	Atom-2	Interatomic distance (Å)	Clash overlap (Å)
36:1:2165:G:OP1	86:1:3994:OHX:N6	2.48	0.47
37:7:57:G:H3'	37:7:58:C:H6	1.80	0.47
1:2:398:G:P	10:S8:47:ARG:HH12	2.36	0.47
36:1:325:A:H5''	36:1:326:U:OP2	2.15	0.47
68:O2:86:THR:HG23	68:O2:115:LEU:HD22	2.93	0.47
36:1:1301:A:H4'	36:1:1302:A:O5'	2.15	0.47
57:N1:17:ARG:HG2	36:5:2700:G:H5''	266.54	0.47
36:1:1794:G:H4'	39:L2:191:LEU:HD13	1.96	0.47
36:1:2438:A:H2'	36:1:2439:A:C8	2.50	0.47
1:2:620:A:O2'	1:2:621:A:H5'	2.15	0.47
1:2:679:U:H2'	1:2:680:U:C6	2.49	0.47
1:2:363:G:OP1	86:2:2077:OHX:N2	2.48	0.47
30:D8:27:GLN:HE22	30:D8:64:ARG:NH1	4.90	0.47
47:M0:129:VAL:HG13	47:M0:133:GLN:HG2	2.48	0.47
1:2:344:A:H2'	1:2:345:U:C6	2.50	0.47
46:L9:17:THR:OG1	46:L9:17:THR:O	2.87	0.47
44:L7:106:LEU:HA	44:L7:106:LEU:HD23	1.83	0.47
3:S1:189:ILE:HG13	3:S1:189:ILE:H	2.15	0.47
88:5:4248:BLS:H111	88:5:4248:BLS:H81	1.73	0.47
36:1:2776:C:H5'	36:1:2777:G:C2	2.50	0.47
36:5:112:U:O2'	36:5:113:C:OP2	2.30	0.47
6:S4:71:LYS:HD2	6:S4:74:GLY:O	4.44	0.47
15:C3:99:ARG:O	15:C3:103:GLU:HG2	2.15	0.46
42:L5:86:TYR:CD1	42:L5:247:ILE:HA	2.72	0.46
1:2:887:A:H1'	16:C4:122:PRO:HB3	1.97	0.46
52:M6:65:ASN:OD1	52:M6:67:THR:HB	2.66	0.46
36:5:2236:G:O5'	36:5:2236:G:H8	1.97	0.46
24:D2:71:LYS:NZ	1:6:1099:U:H5''	375.22	0.46
52:M6:124:LEU:O	52:M6:128:ARG:HB2	2.15	0.46
18:C6:113:ASP:CG	18:C6:115:THR:H	2.18	0.46
9:S7:131:PHE:HB3	9:S7:132:PRO:HD3	1.97	0.46
3:S1:219:LYS:HE2	3:S1:219:LYS:HA	1.96	0.46
50:M4:94:TRP:CE2	50:M4:100:ALA:HB2	2.68	0.46
38:4:99:C:OP1	61:N5:53:HIS:NE2	2.48	0.46
64:N8:104:THR:O	64:N8:109:TYR:HB2	2.75	0.46
45:L8:36:ILE:HG22	45:L8:37:GLY:N	2.25	0.46
56:N0:114:HIS:CE1	36:5:1212:A:H1'	310.57	0.46
1:2:1773:C:H2'	1:2:1774:G:H8	1.77	0.46
36:1:1605:A:O2'	36:1:1607:U:OP2	2.25	0.46
20:C8:117:LYS:C	20:C8:119:ILE:H	2.18	0.46
5:S3:134:CYS:SG	5:S3:135:GLU:N	2.88	0.46

Continued on next page...

Continued from previous page...

Atom-1	Atom-2	Interatomic distance (Å)	Clash overlap (Å)
1:2:542:A:H8	1:2:543:C:H3'	1.78	0.46
1:6:219:A:C6	1:6:843:U:H1'	2.51	0.46
36:1:3191:G:C2	36:1:3202:G:C2	3.03	0.46
42:L5:51:LEU:HB2	42:L5:144:VAL:HG13	2.49	0.46
36:1:2108:C:O2'	36:1:3362:A:N6	2.48	0.46
52:M6:58:LEU:HA	52:M6:72:HIS:CD2	2.50	0.46
36:5:287:G:H2'	36:5:288:C:C6	2.49	0.46
86:5:4087:OHX:N1	38:8:18:U:OP1	2.48	0.46
47:M0:200:LEU:HB2	47:M0:213:PHE:CD2	3.34	0.46
47:M0:216:TYR:CD2	47:M0:217:PHE:N	2.83	0.46
1:2:1558:U:H3'	1:2:1559:A:H4'	1.97	0.46
2:S0:71:GLU:O	2:S0:96:THR:HG22	2.82	0.46
8:S6:22:HIS:CG	40:L3:300:ARG:HH12	2.33	0.46
57:N1:130:ARG:HD3	36:5:1098:A:OP2	254.57	0.46
1:2:1536:G:C5	1:2:1538:U:H1'	2.50	0.46
16:C4:43:THR:OG1	1:6:900:A:OP1	278.62	0.46
4:S2:107:SER:HA	4:S2:190:LEU:O	2.92	0.46
39:L2:90:ALA:CB	39:L2:101:VAL:HG13	3.64	0.46
36:5:3151:U:H4'	36:5:3294:A:H1'	1.96	0.46
72:O6:70:ARG:HD3	72:O6:84:LYS:HG3	2.24	0.46
36:1:1743:G:C4	36:1:1744:G:C8	3.03	0.46
58:N2:33:TYR:CE2	58:N2:63:VAL:HG21	2.54	0.46
57:N1:34:TYR:HD1	57:N1:98:HIS:CE1	3.34	0.46
36:5:549:U:H2'	36:5:550:A:H8	1.80	0.46
36:5:2128:C:OP1	86:5:4085:OHX:N3	2.48	0.46
40:L3:43:LEU:HD22	40:L3:203:VAL:HG11	1.96	0.46
38:4:62:C:H4'	38:4:63:G:O5'	2.16	0.46
9:S7:156:SER:OG	9:S7:186:PRO:HG2	2.14	0.46
1:6:479:C:O2	1:6:510:G:N2	2.48	0.46
43:L6:46:ARG:NH2	36:5:3268:A:OP1	244.40	0.46
58:N2:90:ARG:HH11	58:N2:90:ARG:HB3	4.53	0.46
36:1:86:G:O2'	36:1:98:G:O6	2.27	0.46
40:L3:137:TYR:CE2	40:L3:144:ILE:HG13	2.49	0.46
36:1:3006:A:C2	36:1:3141:A:C4	3.03	0.46
36:1:2747:A:OP1	42:L5:176:SER:OG	2.30	0.46
25:D3:137:LYS:O	25:D3:139:LYS:N	4.66	0.46
36:5:3170:A:C2'	36:5:3171:U:H5'	2.44	0.46
53:M7:125:GLN:HB2	53:M7:141:SER:HB2	2.16	0.46
34:SR:23:LEU:HD12	34:SR:291:SER:O	4.14	0.46
36:5:987:U:H2'	36:5:988:U:C6	2.50	0.46
49:M3:156:ALA:HA	64:N8:101:VAL:HG23	2.99	0.46

Continued on next page...

Continued from previous page...

Atom-1	Atom-2	Interatomic distance (Å)	Clash overlap (Å)
1:2:850:A:OP1	55:M9:162:ARG:HG2	2.16	0.46
12:C0:15:LEU:HG	12:C0:68:LEU:HD22	1.97	0.46
1:2:1682:U:O2'	1:2:1683:C:H5'	2.15	0.46
36:5:2124:G:C2	36:5:2330:C:C2	3.03	0.46
66:O0:61:MET:HG3	66:O0:62:LEU:N	2.29	0.46
42:L5:222:LEU:HG	42:L5:222:LEU:H	1.46	0.46
1:2:720:G:H1'	1:2:721:U:H5''	1.98	0.46
36:1:2218:G:H2'	36:1:2219:A:H8	1.79	0.46
36:5:2187:G:OP2	86:5:3965:OHX:N4	2.48	0.46
52:M6:23:VAL:HG13	52:M6:33:ILE:HG21	1.96	0.46
61:N5:75:LYS:HD3	61:N5:123:TYR:CE1	2.48	0.46
15:C3:101:HIS:CE1	15:C3:105:ASN:HB2	4.75	0.46
28:D6:30:ILE:HD11	28:D6:34:LYS:O	2.15	0.46
1:2:237:C:H4'	1:2:238:U:C6	2.50	0.46
36:5:290:G:H2'	36:5:291:C:H6	1.80	0.46
36:1:291:C:OP1	51:M5:68:ARG:HB3	2.15	0.46
51:M5:54:LYS:O	51:M5:56:LYS:N	3.22	0.46
24:D2:5:SER:HB3	24:D2:8:ALA:HB2	2.22	0.46
66:O0:102:THR:O	66:O0:102:THR:OG1	2.34	0.46
66:O0:17:VAL:HG13	66:O0:95:ALA:HA	1.97	0.46
1:2:1187:U:O2'	1:2:1188:G:H5'	2.15	0.46
1:6:1541:G:C6	1:6:1542:G:C6	3.04	0.46
49:M3:3:ILE:HD13	64:N8:45:MET:HE3	4.22	0.46
17:C5:77:ARG:HB3	17:C5:102:PHE:CE1	3.50	0.46
29:D7:61:THR:O	29:D7:62:ILE:HB	2.15	0.46
5:S3:177:MET:HG3	5:S3:182:LEU:HD12	1.96	0.46
58:N2:51:GLY:C	58:N2:52:ASN:HD22	2.18	0.46
7:S5:209:TYR:O	7:S5:213:LYS:HG2	2.15	0.46
34:SR:216:LYS:HA	34:SR:239:GLU:CG	2.48	0.46
1:6:217:A:O2'	1:6:218:A:H8	1.98	0.46
33:E1:91:ILE:HG12	33:E1:92:LYS:N	2.31	0.46
23:D1:62:ARG:HB3	23:D1:62:ARG:HH11	1.80	0.46
73:O7:70:VAL:HG11	38:8:35:C:H5'	71.37	0.46
25:D3:70:LYS:HE3	32:E0:8:LEU:HA	2.81	0.46
71:O5:85:THR:HG22	71:O5:87:ALA:HB3	2.69	0.46
53:M7:155:GLU:CD	53:M7:155:GLU:H	4.12	0.46
15:C3:23:PRO:HD2	15:C3:26:PHE:HB3	1.98	0.46
2:S0:6:THR:C	2:S0:8:ASP:H	2.18	0.46
37:3:4:U:H2'	37:3:5:G:C8	2.50	0.46
36:1:3304:U:O3'	40:L3:334:ARG:NH2	2.48	0.46
63:N7:101:PHE:HB3	63:N7:107:ARG:HH21	1.81	0.46

Continued on next page...

Continued from previous page...

Atom-1	Atom-2	Interatomic distance (Å)	Clash overlap (Å)
9:S7:143:LEU:HA	9:S7:143:LEU:HD22	2.86	0.46
51:M5:150:TRP:CH2	51:M5:151:ILE:HG12	2.50	0.46
36:1:1701:C:H2'	36:1:1702:U:O4'	2.14	0.46
36:5:3337:G:H2'	36:5:3338:C:H6	1.80	0.46
20:C8:15:LEU:HD22	20:C8:22:VAL:O	5.12	0.46
10:S8:82:VAL:CG1	10:S8:101:ILE:HG22	3.06	0.46
1:2:333:A:C6	1:2:334:G:C6	3.04	0.46
63:N7:5:LEU:HD21	63:N7:82:PRO:HB3	1.97	0.46
48:M1:18:VAL:HG22	48:M1:70:THR:HG23	3.70	0.46
55:M9:127:SER:C	55:M9:129:GLY:H	2.17	0.46
36:1:289:A:O2'	51:M5:93:LYS:O	2.32	0.46
50:M4:45:LEU:HA	50:M4:57:ALA:HA	2.44	0.46
36:1:1635:G:N2	36:1:1638:A:OP2	2.43	0.46
34:SR:203:THR:HG21	34:SR:244:ALA:H	1.79	0.46
36:5:1074:U:O3'	36:5:1075:A:H8	1.98	0.46
1:2:755:A:HO2'	1:2:756:A:P	2.38	0.46
39:L2:190:ARG:HG2	39:L2:191:LEU:HD12	1.96	0.46
72:O6:37:THR:O	72:O6:41:ARG:HB2	2.15	0.46
8:S6:73:ILE:HD12	8:S6:75:LEU:HD21	1.98	0.46
1:2:1573:A:H5'	1:2:1574:G:N2	2.31	0.46
1:6:993:A:H5''	1:6:994:G:OP2	2.14	0.46
28:D6:8:ASN:N	28:D6:8:ASN:OD1	2.84	0.46
1:2:986:G:H2'	1:2:987:G:O4'	2.15	0.46
1:6:1220:C:H6	1:6:1220:C:OP2	1.98	0.46
64:N8:133:LEU:HD22	64:N8:133:LEU:HA	2.09	0.46
36:5:1773:C:H2'	36:5:1774:C:H6	1.79	0.46
46:L9:26:LYS:HA	46:L9:35:THR:HG22	1.97	0.46
1:6:212:U:OP2	86:6:2125:OHX:N1	2.49	0.46
7:S5:43:PHE:H	7:S5:46:TRP:H	2.48	0.46
28:D6:82:ARG:HH21	1:6:1152:A:H5''	330.29	0.46
1:2:753:A:H4'	6:S4:221:ARG:HE	1.79	0.46
74:O8:15:THR:HB	74:O8:70:PRO:HG2	1.97	0.46
1:2:79:C:H4'	8:S6:173:PRO:O	2.15	0.46
1:2:1368:G:C5	1:2:1369:U:C4	3.03	0.46
21:C9:79:LEU:HD13	1:6:1523:G:H8	406.25	0.46
46:L9:48:VAL:HG13	46:L9:52:LEU:HB3	1.96	0.46
34:SR:83:ALA:HB1	34:SR:110:VAL:HG12	1.98	0.46
18:C6:79:TYR:O	18:C6:82:ARG:HG2	2.38	0.46
36:1:13118:C:H4'	76:Q0:106:ARG:NH2	2.30	0.46
72:O6:51:SER:HB2	72:O6:52:PRO:HD2	1.98	0.46
3:S1:70:LEU:HD11	3:S1:79:HIS:ND1	2.30	0.46

Continued on next page...

Continued from previous page...

Atom-1	Atom-2	Interatomic distance (Å)	Clash overlap (Å)
40:L3:356:LEU:HG	40:L3:356:LEU:H	1.82	0.46
1:2:1518:C:OP1	86:2:2120:OHX:N5	2.48	0.46
36:1:2307:G:H4'	36:1:2308:C:OP2	2.15	0.46
1:2:538:A:H8	1:2:543:C:N4	2.12	0.46
1:6:1185:U:C2	1:6:1458:G:N7	2.83	0.46
36:5:1877:U:OP2	86:5:3950:OHX:N1	2.48	0.46
52:M6:54:TYR:CE2	52:M6:145:VAL:HG11	3.37	0.46
36:5:1631:C:H5''	36:5:1632:A:C5'	2.45	0.46
73:O7:67:LEU:C	73:O7:69:HIS:H	2.90	0.46
36:5:173:G:N1	36:5:246:U:C2	2.83	0.46
36:5:1025:A:H2'	36:5:1025:A:N3	2.31	0.46
86:1:4027:OHX:N2	86:1:4040:OHX:N1	2.64	0.46
31:D9:5:ASN:CG	31:D9:7:TRP:HE1	2.17	0.46
9:S7:48:GLU:HG2	9:S7:56:LYS:HD3	2.86	0.46
36:1:1820:U:H1'	36:1:1821:U:OP2	2.14	0.46
37:7:4:U:H2'	37:7:5:G:H8	1.80	0.46
36:5:1814:A:OP1	86:5:4175:OHX:N3	2.48	0.46
20:C8:64:GLU:C	20:C8:66:LEU:H	3.12	0.46
36:1:1062:A:H4'	57:N1:105:PHE:CE2	2.51	0.46
51:M5:190:THR:O	51:M5:193:ARG:HB3	2.38	0.46
50:M4:20:VAL:HG22	50:M4:68:LEU:HB2	2.50	0.46
32:E0:43:ARG:HB3	32:E0:44:PHE:CD2	2.50	0.46
1:6:52:U:H2'	1:6:53:G:H8	1.80	0.46
36:1:1834:U:OP1	75:O9:5:LYS:HE3	2.15	0.46
4:S2:147:ASN:O	4:S2:149:GLY:N	3.86	0.46
36:1:2378:C:H2'	36:1:2379:U:C6	2.51	0.46
36:1:1361:U:OP1	41:L4:309:ARG:HG2	2.15	0.46
63:N7:81:LEU:HD22	63:N7:81:LEU:HA	1.83	0.46
36:1:1444:G:C6	36:1:1445:U:C2	3.03	0.46
5:S3:195:SER:O	5:S3:196:ARG:HG2	2.15	0.46
36:5:415:G:H2'	36:5:416:A:H8	1.79	0.46
36:1:3043:C:H2'	36:1:3044:G:O4'	2.15	0.46
1:2:967:A:H2'	1:2:968:U:O4'	2.15	0.46
38:8:16:G:O6	86:8:215:OHX:N6	2.48	0.46
36:5:198:A:C6	36:5:219:A:C5	3.04	0.46
1:2:820:U:H3'	1:2:821:U:H5''	1.96	0.46
39:L2:52:SER:HB3	39:L2:191:LEU:HD12	5.81	0.46
36:1:660:A:H5''	41:L4:100:PHE:CD1	2.50	0.46
25:D3:54:LEU:HD21	25:D3:75:GLN:HG3	1.97	0.46
1:6:109:G:O2'	1:6:796:A:N1	2.42	0.46
36:5:1448:U:O2'	36:5:1449:A:H5'	2.15	0.46

Continued on next page...

Continued from previous page...

Atom-1	Atom-2	Interatomic distance (Å)	Clash overlap (Å)
8:S6:1:MET:N	8:S6:18:ILE:O	2.86	0.46
54:M8:181:SER:HB3	36:5:2790:A:OP2	183.57	0.46
4:S2:66:PHE:CE2	4:S2:67:GLN:HG3	2.51	0.46
59:N3:22:ILE:HD13	59:N3:35:TYR:HA	1.97	0.46
36:1:629:U:H2'	36:1:630:A:C8	2.51	0.46
9:S7:160:GLN:HA	9:S7:163:ASP:OD2	2.32	0.46
13:C1:56:LYS:HG3	13:C1:56:LYS:H	1.59	0.46
22:D0:101:LYS:HA	22:D0:101:LYS:HD3	4.55	0.46
50:M4:93:LYS:HE3	50:M4:93:LYS:HB2	1.71	0.46
21:C9:74:GLY:O	21:C9:77:ASN:N	2.73	0.46
58:N2:83:TYR:O	58:N2:86:LYS:N	2.38	0.46
36:5:2186:U:H2'	36:5:2187:G:O4'	2.16	0.46
47:M0:48:LEU:HD22	47:M0:49:CYS:N	2.30	0.46
4:S2:164:SER:O	4:S2:202:GLY:HA3	2.94	0.46
1:2:1009:U:OP1	16:C4:129:LYS:NZ	2.48	0.46
20:C8:80:LYS:NZ	20:C8:80:LYS:HA	2.30	0.46
41:L4:150:LEU:HB3	41:L4:249:ILE:HG23	1.98	0.46
59:N3:87:ARG:HB2	59:N3:89:ASP:OD1	4.32	0.46
59:N3:87:ARG:HH12	59:N3:137:VAL:CG1	2.81	0.46
1:6:886:U:C2	1:6:887:A:C8	3.04	0.46
21:C9:69:LYS:NZ	1:6:1368:G:OP1	436.98	0.46
24:D2:15:ASN:O	24:D2:19:LYS:HG3	3.26	0.46
59:N3:102:ILE:HD11	59:N3:110:LYS:HD3	1.97	0.46
52:M6:124:LEU:HD12	52:M6:124:LEU:HA	1.61	0.46
1:2:197:A:N6	10:S8:138:ASN:HD22	2.05	0.46
7:S5:73:THR:C	7:S5:75:GLY:N	3.14	0.46
9:S7:91:ILE:HG12	9:S7:129:LEU:HD23	1.98	0.46
36:1:217:U:O2	62:N6:103:LYS:NZ	2.45	0.46
40:L3:320:ASP:N	40:L3:320:ASP:OD2	2.31	0.46
79:Q3:49:ARG:CG	79:Q3:50:GLY:H	2.29	0.46
36:1:155:G:H5''	36:1:156:G:C8	2.51	0.46
43:L6:52:VAL:HG13	43:L6:65:ILE:HG23	4.55	0.46
40:L3:205:VAL:C	40:L3:207:SER:H	2.28	0.46
36:5:3288:G:O2'	36:5:3289:G:OP2	2.27	0.46
58:N2:59:ASP:OD2	58:N2:59:ASP:N	4.37	0.46
59:N3:54:LEU:HA	59:N3:54:LEU:HD12	1.58	0.46
1:6:542:A:H1'	1:6:543:C:H5'	1.97	0.46
36:1:2802:A:C8	78:Q2:56:PRO:HA	2.51	0.46
15:C3:34:ILE:HA	15:C3:37:ILE:HD12	3.58	0.46
63:N7:95:VAL:HG11	63:N7:113:VAL:HG21	4.59	0.46
55:M9:108:LYS:HA	55:M9:111:ASP:HB2	1.97	0.46

Continued on next page...

Continued from previous page...

Atom-1	Atom-2	Interatomic distance (Å)	Clash overlap (Å)
13:C1:75:VAL:HG12	13:C1:120:GLY:N	2.29	0.46
3:S1:113:MET:HE3	3:S1:142:PHE:CE2	6.44	0.46
3:S1:118:GLN:OE1	3:S1:208:GLN:NE2	3.04	0.46
1:2:1252:C:N4	33:E1:97:LYS:HE3	2.30	0.46
86:1:3988:OHX:N5	37:3:86:U:O2	2.49	0.46
39:L2:86:GLN:HG2	39:L2:88:ILE:CD1	3.09	0.46
1:2:838:G:C6	1:2:839:U:C4	3.04	0.46
86:2:2043:OHX:N4	86:2:2098:OHX:N6	2.63	0.46
36:1:3153:U:H1'	36:1:3158:G:C5	2.50	0.46
1:2:583:C:OP1	86:2:2026:OHX:N3	2.49	0.46
19:C7:84:TYR:O	19:C7:86:PRO:HD3	2.15	0.46
64:N8:74:ASN:ND2	64:N8:113:LEU:HB2	2.30	0.46
15:C3:88:LEU:HD22	15:C3:92:ILE:HD11	1.97	0.46
70:O4:41:ARG:CZ	36:5:1739:U:H1'	188.37	0.46
36:5:3192:U:O4	86:5:4139:OHX:N6	2.48	0.46
36:1:3087:A:H2'	36:1:3088:G:C8	2.51	0.46
6:S4:15:PRO:HD2	6:S4:18:TRP:CZ3	2.50	0.46
1:6:1322:A:H2'	1:6:1323:C:C6	2.50	0.46
36:5:2264:U:OP1	86:5:3949:OHX:N4	2.49	0.46
5:S3:124:ARG:NH2	35:SM:128:ALA:HB2	9.54	0.46
36:1:992:A:N6	36:1:993:G:O6	2.48	0.46
1:6:763:G:H2'	1:6:764:U:C6	2.50	0.46
45:L8:33:ASN:O	45:L8:39:ALA:HB3	2.16	0.46
44:L7:77:VAL:HG22	57:N1:139:ARG:HG2	1.97	0.46
45:L8:110:THR:O	45:L8:114:ALA:HB3	2.85	0.46
36:1:210:U:OP1	41:L4:161:LYS:HD2	2.16	0.46
1:2:1207:C:H42	1:2:1456:C:H41	1.64	0.46
36:1:2565:U:H2'	36:1:2566:C:C6	2.49	0.46
53:M7:4:TYR:CE1	53:M7:16:SER:HB2	3.05	0.46
43:L6:19:LYS:HB3	43:L6:19:LYS:HE3	1.70	0.46
40:L3:244:ARG:NH1	40:L3:244:ARG:HB3	2.61	0.46
36:1:1312:C:O2	52:M6:87:MET:HE2	2.15	0.46
17:C5:130:ARG:CD	35:SM:74:LYS:HG2	2.45	0.46
44:L7:217:PRO:HG2	44:L7:218:ARG:H	1.81	0.46
36:1:1246:G:H2'	36:1:1247:U:O4'	2.15	0.46
74:O8:2:ALA:N	36:5:1613:A:OP1	139.05	0.46
74:O8:8:ILE:HG12	74:O8:61:LYS:NZ	2.31	0.46
41:L4:180:LYS:HA	36:5:1386:A:N3	118.24	0.46
41:L4:300:ARG:HE	54:M8:39:ARG:HA	1.80	0.46
54:M8:35:PHE:CZ	54:M8:39:ARG:HG3	3.32	0.46
24:D2:111:MET:HG3	24:D2:112:ASP:O	4.28	0.46

Continued on next page...

Continued from previous page...

Atom-1	Atom-2	Interatomic distance (Å)	Clash overlap (Å)
50:M4:39:ILE:HG13	50:M4:44:VAL:HA	1.97	0.46
27:D5:42:LEU:O	27:D5:46:LYS:HB2	2.15	0.46
6:S4:158:ASP:HB3	6:S4:173:ILE:O	2.16	0.46
41:L4:192:GLY:HA2	41:L4:195:ARG:HB2	1.97	0.46
7:S5:215:ASP:O	7:S5:219:ARG:HB2	3.04	0.46
34:SR:260:ILE:HB	34:SR:274:LEU:HB2	1.98	0.46
1:2:1291:G:H5'	4:S2:119:LYS:HE2	1.95	0.46
1:2:1477:G:N2	1:2:1530:C:O2	2.48	0.46
25:D3:52:ILE:HG22	25:D3:99:ASN:HA	3.37	0.46
1:6:542:A:H1'	1:6:543:C:P	2.55	0.46
24:D2:53:ILE:HD11	29:D7:24:LEU:O	2.16	0.46
1:6:1182:U:N3	1:6:1185:U:OP2	2.42	0.46
6:S4:72:VAL:HG12	6:S4:73:ASP:HB2	2.75	0.46
55:M9:39:ASN:ND2	36:5:1765:U:OP2	93.85	0.46
1:2:1039:A:N6	1:2:1091:A:C2	2.84	0.46
36:1:970:A:H1'	36:1:1112:A:N1	2.30	0.46
16:C4:31:THR:HA	16:C4:38:THR:HA	2.34	0.46
67:O1:51:LEU:HB3	67:O1:55:LEU:HD12	1.98	0.46
36:5:180:C:C2'	36:5:181:U:H5'	2.46	0.46
10:S8:50:GLY:O	10:S8:52:ASN:ND2	2.31	0.46
36:1:1949:G:H2'	36:1:1950:U:C6	2.51	0.46
1:6:492:A:H1'	1:6:496:G:H1	1.81	0.46
59:N3:33:ASN:HD21	59:N3:64:LYS:N	2.12	0.46
54:M8:166:LEU:HA	54:M8:166:LEU:HD23	1.44	0.46
65:N9:7:HIS:CG	65:N9:8:THR:N	2.84	0.46
19:C7:71:PHE:HE1	19:C7:73:LEU:HD22	1.80	0.46
39:L2:219:ILE:HD13	39:L2:223:SER:HB2	1.97	0.46
17:C5:25:LEU:HA	17:C5:28:MET:SD	2.56	0.46
36:5:2806:U:C2	36:5:2807:U:C5	3.03	0.46
1:6:720:G:N3	1:6:720:G:H5''	2.31	0.46
39:L2:104:LEU:HD22	39:L2:158:ILE:HD11	2.75	0.46
53:M7:13:LYS:HD2	53:M7:152:GLU:OE1	2.15	0.46
53:M7:13:LYS:O	53:M7:151:THR:HA	2.65	0.46
52:M6:174:PHE:O	52:M6:177:LYS:N	2.87	0.46
36:1:664:U:H2'	36:1:665:A:C8	2.50	0.46
26:D4:104:SER:O	26:D4:108:ARG:N	2.75	0.46
55:M9:4:LEU:HA	55:M9:7:GLN:NE2	4.28	0.46
78:Q2:33:ALA:HA	36:5:2767:U:OP1	184.77	0.46
55:M9:149:ALA:O	55:M9:150:GLN:NE2	7.00	0.46
54:M8:16:ARG:HG3	36:5:974:G:H5'	173.33	0.46
43:L6:47:PHE:HE2	43:L6:77:ARG:NE	2.50	0.46

Continued on next page...

Continued from previous page...

Atom-1	Atom-2	Interatomic distance (Å)	Clash overlap (Å)
1:2:1525:A:OP1	21:C9:93:HIS:ND1	2.48	0.46
86:1:4023:OHX:N2	86:1:4143:OHX:N5	2.63	0.46
25:D3:79:ASN:OD1	25:D3:81:LYS:HG3	2.23	0.46
34:SR:34:LEU:HD13	34:SR:94:VAL:HG22	1.98	0.46
79:Q3:55:TRP:CD2	79:Q3:71:VAL:HG13	2.51	0.46
6:S4:184:THR:C	6:S4:189:LEU:HD13	3.08	0.46
1:2:1615:C:H4'	1:2:1616:G:O5'	2.15	0.46
1:6:93:A:C6	1:6:398:G:C6	3.03	0.46
86:5:4029:OHX:N6	86:5:4232:OHX:N2	2.64	0.46
48:M1:155:THR:OG1	48:M1:158:ASP:HB2	2.15	0.46
1:2:1553:G:N2	1:2:1555:A:H3'	2.31	0.46
69:O3:47:LYS:HA	69:O3:104:PRO:HD2	2.04	0.46
70:O4:81:CYS:HG	70:O4:84:CYS:HG	2.08	0.46
13:C1:91:LEU:HD13	13:C1:92:HIS:N	2.30	0.46
47:M0:76:MET:HE1	47:M0:138:VAL:HG11	1.98	0.46
56:N0:138:GLN:C	56:N0:140:VAL:H	2.66	0.46
36:5:3165:A:N1	36:5:3285:C:N3	2.64	0.46
11:S9:108:ARG:HB2	11:S9:111:THR:HG23	2.58	0.46
1:2:127:G:C6	8:S6:195:VAL:HG13	2.51	0.46
74:O8:70:PRO:HA	74:O8:71:PRO:HD2	1.67	0.46
59:N3:120:LYS:O	59:N3:124:ASP:HB2	2.45	0.46
36:1:2987:A:H2'	36:1:2988:C:C6	2.51	0.46
21:C9:57:ARG:HH22	21:C9:80:TYR:HB3	3.37	0.46
22:D0:23:ARG:NH2	1:6:1347:U:OP2	458.51	0.46
41:L4:80:GLY:O	41:L4:82:THR:HG22	2.15	0.46
21:C9:121:GLY:O	21:C9:122:ARG:HD3	2.16	0.46
20:C8:73:MET:HB3	20:C8:101:LEU:HD11	1.97	0.46
30:D8:44:VAL:HG21	30:D8:48:VAL:CG2	2.77	0.46
3:S1:135:LEU:HD13	3:S1:137:ILE:HG23	1.98	0.46
3:S1:218:LEU:HD23	3:S1:219:LYS:H	1.80	0.46
40:L3:20:LYS:HG3	40:L3:21:ARG:O	2.16	0.46
40:L3:293:ASN:HD22	40:L3:305:ILE:HG22	5.90	0.46
36:1:2278:C:C2'	36:1:2279:A:H5''	2.45	0.46
36:1:1278:A:HO2'	36:1:1279:C:C5'	2.28	0.46
1:2:500:C:C5	1:2:501:U:C4	3.04	0.46
1:2:1383:G:H1'	22:D0:57:ARG:HH12	1.79	0.46
40:L3:62:ARG:CZ	40:L3:349:LYS:HD2	2.45	0.46
19:C7:44:LYS:NZ	1:6:1386:G:OP2	442.53	0.46
42:L5:50:ARG:HB3	42:L5:147:ASP:HB2	1.98	0.46
36:1:3358:U:H2'	36:1:3359:A:C1'	2.45	0.46
1:6:1534:G:H4'	1:6:1536:G:O6	2.15	0.46

Continued on next page...

Continued from previous page...

Atom-1	Atom-2	Interatomic distance (Å)	Clash overlap (Å)
36:5:1025:A:H5'	36:5:1026:A:OP2	2.15	0.46
25:D3:91:GLY:N	32:E0:12:GLY:HA2	2.31	0.46
36:1:1323:G:O3'	56:N0:2:ALA:HA	2.16	0.46
13:C1:7:VAL:HB	13:C1:8:GLN:H	3.82	0.46
36:1:1669:C:OP1	70:O4:24:LYS:HE2	2.16	0.46
1:2:329:G:O6	86:2:2106:OHX:N6	2.49	0.46
36:5:2437:G:C6	36:5:2511:A:C6	3.03	0.46
56:N0:42:TRP:O	56:N0:46:GLN:HG3	4.32	0.46
56:N0:46:GLN:HG2	56:N0:51:VAL:O	3.22	0.46
27:D5:77:ARG:NH1	1:6:1533:C:OP2	352.72	0.46
58:N2:17:VAL:HB	58:N2:63:VAL:HG23	2.52	0.46
38:4:57:C:O2'	38:4:58:G:H5'	2.16	0.46
6:S4:18:TRP:CE3	6:S4:20:LEU:HD11	2.49	0.46
36:1:2942:C:H5''	36:1:2943:G:H5''	1.96	0.46
51:M5:43:THR:OG1	51:M5:131:GLU:OE2	2.30	0.46
36:1:2778:G:C2'	36:1:2779:A:H5'	2.45	0.46
39:L2:44:ILE:HD12	39:L2:62:VAL:O	2.16	0.46
55:M9:138:LEU:O	55:M9:142:ILE:HG13	2.15	0.46
1:6:97:C:O2	1:6:425:A:O2'	2.25	0.46
51:M5:6:TYR:CE2	72:O6:40:VAL:HG22	4.13	0.46
50:M4:6:ILE:HA	50:M4:6:ILE:HD13	1.74	0.46
36:1:352:A:H61	36:1:365:A:H5''	1.81	0.46
1:2:1440:C:H2'	1:2:1441:C:H6	1.80	0.46
44:L7:60:ARG:HH22	36:5:517:G:P	306.03	0.46
55:M9:175:GLN:HA	55:M9:178:ALA:HB3	1.97	0.46
1:2:833:U:H5'	1:2:834:G:H5''	1.96	0.46
1:6:1406:A:H2'	1:6:1407:U:H6	1.81	0.46
36:5:1898:G:OP2	86:5:3938:OHX:N5	2.48	0.46
75:O9:8:ARG:O	75:O9:11:GLN:HB3	2.88	0.46
45:L8:178:ALA:HB2	45:L8:218:ILE:HG23	1.96	0.46
78:Q2:63:LYS:HE3	36:5:2760:C:N3	216.92	0.46
21:C9:21:PHE:HD2	21:C9:22:LEU:HD13	1.80	0.46
30:D8:13:ILE:HG13	30:D8:29:ARG:O	2.16	0.46
36:5:2304:C:C5	36:5:2305:G:C6	3.04	0.46
8:S6:163:THR:HG22	8:S6:168:THR:HG22	1.97	0.46
36:1:2386:A:H2'	36:1:2387:A:O4'	2.16	0.46
13:C1:104:HIS:O	13:C1:105:LYS:HG2	4.39	0.46
47:M0:34:TYR:N	47:M0:34:TYR:CD1	2.84	0.46
86:5:3971:OHX:N4	86:5:4193:OHX:N3	2.64	0.46
36:1:2206:G:N2	36:1:2237:C:N3	2.47	0.46
7:S5:91:GLU:HA	7:S5:94:THR:HG23	1.97	0.46

Continued on next page...

Continued from previous page...

Atom-1	Atom-2	Interatomic distance (Å)	Clash overlap (Å)
1:2:276:C:O2'	1:2:277:U:H5''	2.15	0.46
36:1:1547:G:OP1	51:M5:108:ARG:NH2	2.46	0.46
41:L4:290:ILE:HG23	54:M8:35:PHE:CE2	2.50	0.46
3:S1:33:LYS:HB3	3:S1:232:HIS:HE1	7.58	0.46
36:1:2988:C:P	52:M6:68:ARG:NH1	2.88	0.46
68:O2:97:ALA:O	68:O2:100:ILE:HG12	2.62	0.46
13:C1:109:VAL:HA	13:C1:135:VAL:HG13	1.98	0.46
1:2:1235:C:C2	33:E1:138:ARG:NH2	2.84	0.46
7:S5:166:ARG:HD2	30:D8:46:GLY:CA	2.46	0.46
1:6:1614:A:C6	1:6:1615:C:N4	2.84	0.46
8:S6:175:ILE:H	8:S6:175:ILE:HG12	1.55	0.46
2:S0:140:ASN:OD1	4:S2:62:PRO:HD3	2.21	0.46
7:S5:216:GLU:OE2	7:S5:219:ARG:NH2	2.49	0.46
52:M6:15:LEU:O	52:M6:18:ARG:N	2.47	0.46
37:7:92:A:H5''	37:7:93:C:OP2	2.15	0.46
71:O5:9:LEU:O	71:O5:12:LYS:N	2.47	0.46
76:Q0:112:LYS:NZ	36:5:3107:U:P	304.52	0.46
1:2:1388:A:HO2'	1:2:1411:A:H2	1.63	0.46
36:5:1263:A:H2'	36:5:1263:A:N3	2.30	0.46
36:5:409:A:OP2	86:5:4097:OHX:N3	2.48	0.46
23:D1:79:LEU:HD23	23:D1:79:LEU:HA	1.70	0.46
2:S0:9:LEU:HD21	2:S0:14:ALA:HB2	1.96	0.46
36:1:2417:U:H2'	36:1:2606:G:N2	2.31	0.46
36:5:2509:U:H2'	36:5:2510:U:C5'	2.45	0.46
36:1:3152:U:O2	86:1:4141:OHX:N4	2.49	0.46
34:SR:91:LEU:HG	34:SR:100:TYR:HB2	2.27	0.46
36:1:2397:A:C2	36:1:2873:U:H5'	2.50	0.46
64:N8:74:ASN:ND2	64:N8:115:LYS:HB2	2.31	0.46
36:1:1139:G:C5	36:1:1140:G:C8	3.04	0.46
35:SM:86:ASN:HD21	35:SM:89:ARG:HB2	1.80	0.46
49:M3:64:LYS:HD3	49:M3:65:TYR:CE1	3.13	0.46
86:5:3994:OHX:N3	86:5:4085:OHX:N5	2.63	0.46
1:2:1788:G:P	16:C4:127:ARG:HH22	2.36	0.46
20:C8:27:LYS:O	20:C8:31:ALA:N	2.87	0.46
24:D2:20:THR:OG1	24:D2:22:LYS:HD3	2.27	0.46
53:M7:133:HIS:HA	36:5:883:A:H5'	164.00	0.46
63:N7:5:LEU:HD22	63:N7:25:ILE:HD12	1.98	0.46
36:5:799:G:H2'	36:5:801:A:N7	2.31	0.46
1:2:431:C:H3'	1:2:432:G:H8	1.80	0.46
1:6:37:U:O2'	1:6:770:A:N1	2.40	0.46
19:C7:100:LEU:H	19:C7:118:PRO:HG2	1.80	0.46

Continued on next page...

Continued from previous page...

Atom-1	Atom-2	Interatomic distance (Å)	Clash overlap (Å)
1:6:1358:G:H2'	1:6:1359:C:C6	2.51	0.46
36:1:3386:G:H2'	36:1:3387:U:H6	1.80	0.46
1:2:681:U:C4	1:2:682:C:C5	3.04	0.46
25:D3:79:ASN:CG	25:D3:81:LYS:HG3	2.62	0.46
73:O7:27:PHE:HA	73:O7:34:CYS:HA	1.97	0.46
34:SR:6:VAL:HG22	34:SR:7:LEU:H	1.81	0.46
1:6:790:U:H2'	1:6:791:A:H8	1.81	0.46
3:S1:190:PRO:HG2	3:S1:192:VAL:HG23	2.11	0.46
37:3:9:C:H5''	37:3:10:C:OP2	2.16	0.46
36:5:201:A:H2'	36:5:202:G:H8	1.80	0.46
1:6:1354:G:C6	1:6:1355:C:C4	3.04	0.46
1:6:1268:G:H1'	1:6:1448:G:H5''	1.97	0.46
36:5:373:A:OP1	86:5:4145:OHX:N6	2.49	0.46
1:2:516:G:N2	1:2:537:G:H1'	2.31	0.46
36:5:118:U:O2	36:5:121:A:H5'	2.16	0.46
29:D7:80:ARG:HG2	29:D7:81:ARG:N	2.39	0.46
54:M8:21:SER:OG	54:M8:22:ASP:N	2.46	0.46
46:L9:101:VAL:HG12	46:L9:136:PHE:HZ	1.81	0.46
1:6:1488:G:H3'	1:6:1515:A:H61	1.79	0.46
69:O3:107:ILE:HD12	69:O3:107:ILE:HA	3.42	0.46
28:D6:9:GLY:O	28:D6:10:ARG:HG3	2.16	0.46
28:D6:4:LYS:HE2	28:D6:5:ARG:NH2	2.31	0.46
51:M5:96:ARG:HD2	36:5:31:C:H4'	123.69	0.46
49:M3:168:ARG:HG3	49:M3:172:LEU:HG	2.43	0.46
14:C2:45:LEU:HB2	1:6:1228:G:OP1	462.87	0.46
56:N0:137:ARG:NH1	36:5:1213:G:P	324.51	0.46
1:2:1203:A:C4	1:2:1556:A:C2	3.04	0.46
40:L3:332:ARG:O	40:L3:333:LYS:HB2	2.20	0.46
1:2:1550:A:H2'	1:2:1551:U:C6	2.51	0.46
24:D2:37:PHE:CE2	24:D2:103:ILE:HD11	3.34	0.46
36:1:3024:A:H4'	46:L9:97:PHE:CE2	2.51	0.46
10:S8:137:LYS:NZ	1:6:192:U:O4	264.55	0.46
36:5:2232:A:O2'	36:5:2429:G:H5'	2.15	0.46
9:S7:15:GLU:O	9:S7:19:GLN:HG3	3.48	0.46
3:S1:196:GLU:O	3:S1:199:ASN:HB2	2.16	0.46
15:C3:71:ILE:HD12	1:6:961:U:H5''	328.97	0.46
51:M5:10:LEU:HD22	51:M5:19:LEU:HD13	1.97	0.46
23:D1:32:VAL:HB	23:D1:60:ARG:HD3	1.96	0.46
7:S5:84:LYS:O	7:S5:92:ARG:HD2	4.10	0.46
9:S7:170:GLN:HG2	9:S7:181:ILE:HG22	1.97	0.46
36:1:2991:A:P	40:L3:20:LYS:HB2	2.56	0.46

Continued on next page...

Continued from previous page...

Atom-1	Atom-2	Interatomic distance (Å)	Clash overlap (Å)
18:C6:35:PRO:HG2	18:C6:38:LEU:HG	1.98	0.46
69:O3:85:PHE:CZ	69:O3:89:LEU:HD11	2.60	0.46
9:S7:105:THR:O	9:S7:107:ARG:N	3.81	0.46
66:O0:65:THR:O	66:O0:67:VAL:HG23	2.99	0.46
36:5:1439:U:H2'	36:5:1440:G:C8	2.51	0.46
56:N0:115:ARG:NH1	36:5:1296:C:H5'	291.37	0.46
36:1:729:C:H2'	36:1:730:C:C6	2.45	0.46
72:O6:70:ARG:HD3	72:O6:84:LYS:CG	3.00	0.46
36:1:3155:U:O2	86:1:4141:OHX:N3	2.49	0.46
44:L7:25:GLN:N	44:L7:28:ALA:HB3	2.31	0.46
14:C2:136:ILE:HA	14:C2:139:HIS:HB3	1.98	0.46
36:5:550:A:C6	36:5:551:A:C6	3.04	0.46
30:D8:25:VAL:HG11	30:D8:43:ASN:HB3	2.64	0.46
28:D6:26:CYS:HB2	28:D6:28:LYS:H	3.85	0.46
38:4:55:U:O2	86:4:229:OHX:N6	2.49	0.46
38:4:56:G:H2'	38:4:57:C:C6	2.51	0.46
39:L2:96:LEU:HD11	39:L2:107:VAL:HG12	1.98	0.46
36:1:3087:A:P	86:1:4178:OHX:N5	2.89	0.46
11:S9:124:HIS:CE1	11:S9:128:LEU:HD11	2.77	0.46
63:N7:11:ALA:HB1	63:N7:80:LEU:HB3	1.97	0.46
53:M7:171:ARG:HB2	53:M7:171:ARG:HH11	1.80	0.46
32:E0:20:LYS:HD2	32:E0:21:VAL:N	4.62	0.46
57:N1:57:TYR:CE1	57:N1:89:LEU:HD11	2.51	0.46
9:S7:4:PRO:HA	9:S7:7:LYS:HD3	1.98	0.46
10:S8:184:LEU:HD12	10:S8:184:LEU:HA	1.65	0.46
45:L8:63:LYS:HG3	45:L8:67:ILE:HD11	1.98	0.46
36:1:1020:G:O6	36:1:1032:C:N4	2.39	0.46
36:1:386:A:C5	36:1:387:A:H1'	2.51	0.46
21:C9:10:ALA:O	21:C9:13:ASP:N	2.49	0.46
36:5:2534:G:H1	36:5:2545:C:H42	1.63	0.46
42:L5:155:THR:HG23	37:7:36:C:C5'	270.14	0.46
34:SR:187:GLN:HG2	34:SR:187:GLN:O	2.16	0.46
36:5:415:G:H2'	36:5:416:A:C8	2.51	0.46
36:1:1439:U:H2'	36:1:1440:G:C8	2.50	0.46
61:N5:40:LEU:HA	61:N5:40:LEU:HD13	2.42	0.46
25:D3:104:LEU:HD23	25:D3:104:LEU:HA	1.77	0.46
8:S6:73:ILE:HD11	8:S6:75:LEU:HD21	2.86	0.46
36:1:1734:G:N7	86:1:3908:OHX:N5	2.63	0.46
7:S5:220:VAL:HA	7:S5:223:SER:HB3	1.97	0.46
36:1:2424:A:H2'	36:1:2425:G:O4'	2.16	0.46
34:SR:262:VAL:O	34:SR:271:VAL:N	2.79	0.46

Continued on next page...

Continued from previous page...

Atom-1	Atom-2	Interatomic distance (Å)	Clash overlap (Å)
34:SR:205:SER:O	34:SR:208:GLY:N	3.08	0.46
13:C1:100:TYR:HB2	25:D3:10:ASN:OD1	2.16	0.46
1:6:439:U:O4'	1:6:465:G:N2	2.48	0.46
38:8:88:A:H5''	38:8:89:A:OP2	2.16	0.46
36:1:568:G:N7	86:1:3936:OHX:N4	2.64	0.46
1:6:1446:A:O2'	1:6:1447:C:H5''	2.15	0.46
38:8:145:U:H2'	38:8:146:U:O4'	2.16	0.46
66:O0:46:ALA:O	66:O0:48:THR:N	3.25	0.46
36:1:1340:G:H2'	36:1:1341:U:H6	1.81	0.46
47:M0:134:ILE:HD11	57:N1:160:ILE:HD11	1.96	0.46
61:N5:24:LEU:HB3	61:N5:25:LYS:H	1.33	0.46
43:L6:102:ASN:N	43:L6:102:ASN:OD1	3.81	0.46
70:O4:94:LEU:HA	70:O4:94:LEU:HD23	2.03	0.46
36:1:1801:U:O5'	36:1:1801:U:H6	1.99	0.46
5:S3:62:ASN:OD1	5:S3:62:ASN:N	2.47	0.46
1:2:540:G:H4'	1:2:541:A:H3'	1.97	0.46
36:5:3006:A:H2'	36:5:3007:U:O4'	2.15	0.46
15:C3:39:LYS:HD2	15:C3:40:TYR:CD1	5.55	0.46
36:5:2960:C:H2'	36:5:2961:G:C8	2.51	0.46
8:S6:121:LEU:H	8:S6:125:THR:HG1	2.50	0.46
44:L7:49:ALA:O	44:L7:52:GLN:HB3	2.87	0.46
51:M5:69:GLY:O	36:5:290:G:H4'	145.71	0.46
1:2:761:G:O2'	1:2:789:A:N6	2.49	0.46
14:C2:67:THR:C	14:C2:69:ALA:H	2.23	0.46
14:C2:46:ARG:HE	33:E1:102:VAL:HG21	5.43	0.46
2:S0:167:LYS:HG2	2:S0:168:HIS:CD2	2.51	0.46
64:N8:94:ALA:HB1	64:N8:121:VAL:HG13	1.98	0.46
33:E1:136:LYS:O	33:E1:138:ARG:HB2	2.16	0.46
1:2:197:A:H61	10:S8:138:ASN:ND2	2.07	0.46
1:6:1315:U:C4	1:6:1316:G:N7	2.84	0.46
6:S4:159:THR:CG2	6:S4:173:ILE:HB	2.76	0.46
8:S6:58:LYS:O	8:S6:59:GLN:HB2	2.16	0.46
1:2:1530:C:H2'	1:2:1531:G:O4'	2.16	0.46
40:L3:148:LEU:HD12	40:L3:148:LEU:HA	2.22	0.46
1:6:1742:U:C4	1:6:1743:U:C5	3.03	0.46
36:5:1151:U:OP1	86:5:4206:OHX:N1	2.48	0.46
48:M1:15:GLU:HB3	48:M1:130:VAL:HG22	2.66	0.46
86:1:4027:OHX:N6	86:1:4040:OHX:N3	2.64	0.46
44:L7:160:ARG:HG3	44:L7:203:TRP:CD2	3.16	0.46
16:C4:16:VAL:HG22	16:C4:32:ASP:O	4.42	0.46
36:1:1431:G:N7	64:N8:9:ARG:NH2	2.63	0.46

Continued on next page...

Continued from previous page...

Atom-1	Atom-2	Interatomic distance (Å)	Clash overlap (Å)
11:S9:64:GLU:HG3	11:S9:69:ARG:NH2	3.04	0.46
40:L3:128:LYS:O	40:L3:131:THR:HG23	2.34	0.46
36:5:1220:U:O2	36:5:1222:G:N1	2.49	0.46
17:C5:86:VAL:O	17:C5:89:MET:HG3	2.16	0.46
17:C5:17:TYR:HB2	17:C5:25:LEU:HD11	2.61	0.46
1:2:131:C:O2'	1:2:132:U:OP1	2.28	0.46
57:N1:97:LYS:HG2	57:N1:98:HIS:H	3.69	0.46
72:O6:11:LEU:HA	72:O6:11:LEU:HD12	1.80	0.46
36:1:1614:C:H2'	36:1:1615:C:H6	1.81	0.46
42:L5:88:ILE:HD11	42:L5:240:TYR:CD1	2.51	0.46
67:O1:9:THR:HG22	67:O1:109:VAL:HB	2.88	0.46
4:S2:177:GLY:C	4:S2:195:ASP:HA	3.02	0.46
41:L4:31:ARG:HB3	41:L4:34:ILE:HG13	1.98	0.46
1:6:76:A:H3'	86:6:2192:OHX:N1	2.31	0.46
36:1:2767:U:O4	86:1:4033:OHX:N6	2.49	0.46
46:L9:7:GLU:HG2	46:L9:8:GLN:N	2.29	0.46
45:L8:136:LEU:HD11	45:L8:162:LEU:O	2.16	0.46
28:D6:66:LYS:HE2	28:D6:66:LYS:HB2	1.78	0.46
36:1:1658:G:O4'	36:1:1796:G:H2'	2.15	0.46
40:L3:243:HIS:ND1	40:L3:244:ARG:N	2.63	0.46
44:L7:82:LYS:O	44:L7:119:VAL:HG23	2.53	0.46
39:L2:179:LEU:O	39:L2:184:ARG:HG3	2.16	0.46
8:S6:39:GLU:OE2	8:S6:46:LYS:HG3	3.41	0.46
36:5:2738:A:H2'	36:5:2739:A:C8	2.51	0.46
39:L2:40:TYR:O	36:5:2550:U:H5	212.31	0.46
36:1:966:U:N3	36:1:967:A:N7	2.63	0.46
36:5:355:A:H2'	36:5:356:C:O4'	2.16	0.46
65:N9:40:ARG:O	65:N9:41:ARG:C	2.72	0.46
62:N6:91:ASN:O	62:N6:93:ALA:N	2.49	0.46
53:M7:10:ASN:OD1	53:M7:12:ALA:HB3	2.15	0.46
73:O7:11:ARG:HB3	73:O7:11:ARG:HH11	1.80	0.46
36:5:1055:A:H4'	37:7:100:C:O2	2.15	0.46
57:N1:147:VAL:HA	57:N1:148:PRO:HD3	2.01	0.46
34:SR:84:SER:OG	34:SR:85:TRP:N	2.49	0.46
36:1:290:G:H4'	51:M5:69:GLY:O	2.15	0.46
51:M5:98:LEU:O	51:M5:101:THR:N	2.78	0.46
6:S4:46:VAL:O	6:S4:50:ASN:HB2	2.30	0.46
41:L4:23:PRO:HG2	41:L4:26:PHE:HE2	1.81	0.46
1:2:1231:U:C4	1:2:1255:G:N2	2.84	0.46
36:5:1614:C:H2'	36:5:1615:C:C6	2.50	0.46
40:L3:221:THR:CG2	40:L3:273:HIS:H	3.53	0.46

Continued on next page...

Continued from previous page...

Atom-1	Atom-2	Interatomic distance (Å)	Clash overlap (Å)
62:N6:39:LEU:HD13	62:N6:43:TYR:HE2	1.81	0.46
30:D8:48:VAL:HG13	30:D8:52:ASP:OD2	2.15	0.46
7:S5:166:ARG:HD2	30:D8:46:GLY:HA2	1.98	0.46
27:D5:61:SER:H	27:D5:64:VAL:CG2	2.81	0.46
36:1:316:U:O2'	72:O6:30:LYS:HG3	2.16	0.46
1:2:154:G:H5'	8:S6:108:VAL:HG21	1.97	0.46
1:2:1783:C:C5	77:Q1:5:TRP:CD1	3.04	0.46
36:1:1230:G:H1	36:1:1279:C:N4	2.09	0.46
57:N1:82:ASN:OD1	57:N1:82:ASN:N	2.66	0.46
69:O3:73:ARG:HE	69:O3:82:ARG:CZ	2.71	0.46
59:N3:80:ARG:NH1	59:N3:116:GLY:HA3	2.92	0.46
40:L3:65:SER:C	40:L3:67:PHE:H	2.55	0.46
36:1:3191:G:H5''	52:M6:176:LYS:HE2	1.97	0.46
36:5:3194:C:O2'	36:5:3195:U:H5'	2.16	0.46
16:C4:16:VAL:O	16:C4:30:VAL:HA	2.18	0.46
36:1:1758:G:N2	36:1:1767:C:N3	2.48	0.46
44:L7:151:ARG:HD2	44:L7:244:ASN:OD1	2.56	0.46
15:C3:94:LYS:HE2	1:6:952:A:OP1	298.36	0.46
37:7:3:U:O2'	37:7:4:U:H5'	2.16	0.46
52:M6:79:ILE:HG21	52:M6:138:LEU:HD11	1.98	0.46
36:5:2947:G:N2	36:5:2948:C:C2	2.84	0.46
36:5:2948:C:H6	36:5:2948:C:O5'	1.98	0.46
36:5:3348:G:C2	36:5:3358:U:C2	3.04	0.46
36:5:1940:G:N2	36:5:3362:A:H8	2.14	0.46
76:Q0:102:ARG:HH21	36:5:2896:A:P	318.78	0.46
17:C5:74:ALA:HA	17:C5:75:PRO:HD3	2.22	0.46
7:S5:129:PRO:O	7:S5:133:VAL:HG23	2.16	0.46
15:C3:119:GLU:O	15:C3:122:ILE:HB	2.16	0.46
58:N2:33:TYR:OH	58:N2:80:THR:HG21	2.15	0.46
36:1:1620:U:H2'	36:1:1621:A:C8	2.51	0.46
19:C7:104:ASN:OD1	19:C7:104:ASN:N	3.52	0.46
36:5:1239:C:H3'	36:5:1240:A:C8	2.51	0.46
43:L6:50:LYS:HE2	43:L6:72:ASN:HB2	4.56	0.46
45:L8:159:PRO:HB2	45:L8:161:GLU:OE2	3.48	0.46
19:C7:53:TYR:CE1	19:C7:57:LEU:HD21	2.50	0.46
19:C7:57:LEU:O	19:C7:61:ILE:HG13	2.16	0.46
86:1:3965:OHX:N3	86:1:4153:OHX:N1	2.63	0.46
36:1:703:G:C5	36:1:704:U:C5	3.04	0.46
50:M4:5:SER:O	50:M4:6:ILE:HB	2.15	0.46
36:1:906:A:OP1	86:1:3994:OHX:N1	2.49	0.46
43:L6:18:LEU:HA	43:L6:18:LEU:HD23	4.31	0.46

Continued on next page...

Continued from previous page...

Atom-1	Atom-2	Interatomic distance (Å)	Clash overlap (Å)
2:S0:12:GLU:HA	2:S0:15:GLN:HG3	2.81	0.46
36:1:3011:A:C5	40:L3:13:HIS:CD2	3.04	0.46
73:O7:28:HIS:CG	73:O7:31:LYS:HB2	3.24	0.46
16:C4:108:SER:OG	16:C4:109:GLY:N	3.28	0.46
36:5:614:C:H2'	36:5:615:U:O4'	2.15	0.46
36:5:2378:C:H2'	36:5:2378:C:O2	2.16	0.46
2:S0:58:VAL:O	2:S0:61:ALA:HB3	2.48	0.46
24:D2:81:VAL:N	24:D2:123:GLY:O	2.97	0.46
36:1:2621:G:C6	36:1:2622:C:C4	3.03	0.46
36:1:2812:C:H2'	36:1:2813:A:H8	1.81	0.46
62:N6:88:GLU:OE1	62:N6:88:GLU:N	4.20	0.46
46:L9:30:PRO:HG2	46:L9:83:THR:HA	3.64	0.46
39:L2:61:VAL:HG21	39:L2:76:PHE:CD2	2.50	0.46
48:M1:105:GLY:HA3	36:5:2674:A:H5''	333.58	0.46
56:N0:100:VAL:HG13	56:N0:101:ALA:N	2.31	0.46
33:E1:139:LEU:HD13	33:E1:152:ALA:H	1.80	0.46
43:L6:94:GLU:HA	43:L6:94:GLU:OE1	3.39	0.46
66:O0:52:ARG:HB2	66:O0:52:ARG:HE	1.51	0.46
36:5:188:U:H1'	36:5:208:C:H1'	1.98	0.46
14:C2:64:SER:OG	14:C2:65:SER:N	2.49	0.46
36:1:3166:C:N4	36:1:3284:G:H1	1.95	0.45
36:5:2180:G:H2'	36:5:2181:C:C6	2.51	0.45
28:D6:87:ARG:HD2	1:6:1797:A:C6	345.05	0.45
47:M0:144:ASN:O	47:M0:145:LYS:C	2.60	0.45
1:2:1565:C:H2'	1:2:1566:U:O4'	2.16	0.45
27:D5:76:ALA:O	27:D5:79:ALA:HB3	2.93	0.45
1:2:928:U:H4'	16:C4:124:ASP:OD1	2.16	0.45
68:O2:96:ILE:HD11	68:O2:109:LEU:HD23	1.98	0.45
2:S0:179:ARG:O	2:S0:183:ARG:HG3	2.16	0.45
1:6:1347:U:O2	1:6:1516:A:H2'	2.16	0.45
53:M7:139:TYR:CZ	36:5:2355:G:H4'	146.99	0.45
36:5:1447:G:O2'	36:5:2355:G:O6	2.32	0.45
53:M7:30:ARG:NH1	53:M7:31:GLU:OE2	2.97	0.45
20:C8:52:VAL:HG13	20:C8:61:LEU:HD21	3.12	0.45
3:S1:127:VAL:HG13	3:S1:176:VAL:HG11	1.99	0.45
4:S2:49:LYS:HB3	4:S2:243:TYR:CE2	2.51	0.45
49:M3:124:ILE:HD11	49:M3:126:PHE:CE1	2.41	0.45
1:2:739:G:O6	86:2:2096:OHX:N4	2.48	0.45
36:1:2916:U:H2'	36:1:2917:G:H5'	1.97	0.45
36:5:300:G:H2'	36:5:301:G:H8	1.81	0.45
1:6:565:C:N3	86:6:2159:OHX:N4	2.63	0.45

Continued on next page...

Continued from previous page...

Atom-1	Atom-2	Interatomic distance (Å)	Clash overlap (Å)
2:S0:170:ILE:H	2:S0:170:ILE:HD12	1.81	0.45
3:S1:222:LYS:HD3	3:S1:223:PHE:N	2.28	0.45
71:O5:4:VAL:HG21	71:O5:9:LEU:HD11	2.25	0.45
69:O3:29:LEU:HD22	69:O3:75:HIS:CD2	2.78	0.45
36:1:2771:U:O2'	36:1:2772:C:O4'	2.27	0.45
47:M0:30:LYS:HG3	47:M0:63:GLU:HB3	3.92	0.45
12:C0:49:LEU:HD13	12:C0:52:LYS:HE3	4.93	0.45
36:5:1104:G:H2'	36:5:1105:A:C8	2.52	0.45
38:4:35:C:H5''	73:O7:70:VAL:HG11	1.98	0.45
36:5:1439:U:H2'	36:5:1440:G:O4'	2.16	0.45
13:C1:54:ILE:HG22	13:C1:55:ASP:N	2.31	0.45
15:C3:121:ARG:NH1	1:6:868:G:OP1	312.21	0.45
26:D4:40:LEU:O	26:D4:44:LEU:HD12	2.48	0.45
36:1:650:C:O2'	36:1:651:G:H5'	2.16	0.45
36:1:1493:G:C6	75:O9:2:ALA:HB2	2.50	0.45
1:2:119:A:H1'	1:2:397:A:C4	2.50	0.45
10:S8:50:GLY:HA2	1:6:397:A:O3'	315.24	0.45
86:2:2043:OHX:N4	86:2:2098:OHX:N3	2.65	0.45
57:N1:7:TYR:CE2	57:N1:54:HIS:HD2	2.53	0.45
50:M4:68:LEU:N	50:M4:68:LEU:HD23	2.78	0.45
17:C5:22:LEU:O	17:C5:26:LEU:HD13	2.15	0.45
57:N1:12:ARG:HD3	57:N1:13:TYR:CE1	2.86	0.45
36:1:709:A:C1'	64:N8:57:GLY:HA2	2.46	0.45
14:C2:30:VAL:O	14:C2:34:THR:HG23	2.40	0.45
1:2:862:A:OP1	15:C3:20:ARG:NE	2.24	0.45
38:4:17:A:C2	38:4:18:U:H1'	2.51	0.45
49:M3:149:GLN:HA	49:M3:150:PRO:HD3	1.50	0.45
15:C3:11:ILE:HD11	1:6:1072:C:H4'	349.73	0.45
44:L7:113:SER:HA	44:L7:205:PHE:O	2.47	0.45
36:1:2134:G:C2	36:1:2135:U:C6	3.03	0.45
57:N1:39:ILE:HD12	57:N1:102:ARG:HB2	2.29	0.45
36:1:2714:G:O6	36:1:2741:C:N3	2.49	0.45
61:N5:100:LYS:HE3	61:N5:106:ASP:HA	1.97	0.45
1:2:1789:G:C8	1:2:1789:G:H5''	2.51	0.45
37:7:57:G:C8	37:7:58:C:C5	3.04	0.45
48:M1:173:ASP:HB3	48:M1:174:LYS:H	1.81	0.45
68:O2:115:LEU:HA	68:O2:115:LEU:HD23	1.73	0.45
45:L8:178:ALA:HB2	45:L8:218:ILE:HD13	3.06	0.45
21:C9:18:TYR:O	21:C9:22:LEU:HD22	2.16	0.45
8:S6:204:ALA:HA	8:S6:207:GLU:HB3	2.22	0.45
36:1:1583:A:N7	36:1:1584:U:C2	2.84	0.45

Continued on next page...

Continued from previous page...

Atom-1	Atom-2	Interatomic distance (Å)	Clash overlap (Å)
1:2:941:A:C5	1:2:942:G:H1'	2.51	0.45
46:L9:76:ASP:O	46:L9:80:THR:HG23	2.16	0.45
47:M0:201:SER:OG	47:M0:203:LYS:O	2.27	0.45
34:SR:147:HIS:CD2	34:SR:151:VAL:HG22	2.51	0.45
36:1:537:A:H2'	36:1:538:G:O4'	2.16	0.45
1:2:439:U:O5'	1:2:465:G:N2	2.49	0.45
29:D7:34:ASP:OD1	29:D7:34:ASP:N	2.49	0.45
68:O2:6:HIS:HA	68:O2:7:PRO:HD2	3.01	0.45
36:1:3160:U:H2'	36:1:3161:C:C6	2.51	0.45
1:2:20:G:H5'	1:2:571:G:C8	2.51	0.45
1:2:460:A:H5'	1:2:461:G:OP2	2.17	0.45
36:5:343:U:H4'	36:5:344:A:OP2	2.16	0.45
38:4:71:A:O2'	62:N6:52:ARG:NH2	2.48	0.45
4:S2:162:CYS:O	4:S2:164:SER:N	2.50	0.45
1:6:1:U:O2	1:6:369:A:H2'	2.16	0.45
3:S1:59:ASP:C	3:S1:61:LEU:H	3.63	0.45
36:5:1077:U:H2'	36:5:1078:U:C6	2.52	0.45
27:D5:39:ALA:HB1	27:D5:71:ILE:C	2.37	0.45
1:6:1554:U:H3'	1:6:1555:A:H8	1.81	0.45
61:N5:135:ILE:O	61:N5:139:ILE:HG22	2.15	0.45
18:C6:47:LYS:HA	18:C6:47:LYS:HD2	1.88	0.45
36:1:2209:U:H6	36:1:2209:U:OP2	1.98	0.45
36:5:2222:A:N6	36:5:2783:U:H1'	2.32	0.45
7:S5:119:ASP:O	7:S5:123:VAL:HG23	4.64	0.45
38:4:97:A:C2	38:4:98:U:C2	3.05	0.45
1:6:1238:A:H2'	1:6:1239:U:C5'	2.46	0.45
36:5:265:A:H5''	36:5:266:A:OP2	2.16	0.45
72:O6:26:ILE:HD12	72:O6:27:SER:H	1.82	0.45
7:S5:216:GLU:CD	7:S5:219:ARG:HD2	2.37	0.45
11:S9:101:VAL:HG23	11:S9:102:GLU:OE2	2.17	0.45
40:L3:345:ASN:ND2	40:L3:347:SER:HB2	2.32	0.45
40:L3:65:SER:C	40:L3:67:PHE:N	2.90	0.45
39:L2:143:GLU:O	39:L2:145:LYS:HG2	2.16	0.45
36:1:2769:A:C2'	36:1:2770:G:H5'	2.46	0.45
15:C3:54:LEU:HA	15:C3:58:HIS:HB2	1.97	0.45
34:SR:42:LEU:HD21	34:SR:82:SER:HB3	1.99	0.45
36:5:1192:C:N4	36:5:1302:A:OP2	2.45	0.45
36:5:3216:G:O6	36:5:3259:U:H2'	2.16	0.45
58:N2:42:LYS:HA	58:N2:46:ALA:O	2.97	0.45
1:2:1252:C:H41	33:E1:97:LYS:HE3	1.80	0.45
67:O1:17:HIS:NE2	36:5:3059:G:OP1	189.16	0.45

Continued on next page...

Continued from previous page...

Atom-1	Atom-2	Interatomic distance (Å)	Clash overlap (Å)
36:5:916:G:H4'	36:5:917:A:O5'	2.15	0.45
36:5:2945:G:O2'	36:5:2948:C:OP2	2.22	0.45
8:S6:179:VAL:HG21	1:6:140:A:H1'	328.34	0.45
67:O1:57:GLN:HG2	36:5:1475:A:H4'	146.92	0.45
72:O6:98:ARG:HB3	72:O6:99:ARG:HG3	4.94	0.45
36:5:600:G:H5'	36:5:601:U:OP2	2.17	0.45
36:1:1836:C:N4	75:O9:3:ALA:HB2	2.31	0.45
11:S9:78:ARG:HH22	11:S9:82:ARG:NH2	2.13	0.45
1:2:416:A:H5'	1:2:417:A:N7	2.31	0.45
67:O1:20:LEU:HD23	67:O1:20:LEU:HA	1.75	0.45
36:1:2381:G:C2	36:1:2382:G:C8	3.04	0.45
73:O7:63:ARG:O	73:O7:64:MET:HB2	2.16	0.45
46:L9:92:TYR:CD1	46:L9:142:ASP:HB3	3.93	0.45
36:5:1919:G:C6	36:5:1920:U:C4	3.04	0.45
38:8:121:U:O2'	38:8:122:U:H5'	2.15	0.45
1:2:601:A:H2'	1:2:602:U:O4'	2.16	0.45
36:1:1063:G:O2'	36:1:1097:G:N2	2.48	0.45
1:2:1062:A:OP2	86:2:2165:OHX:N4	2.49	0.45
49:M3:24:VAL:HG22	51:M5:199:LEU:HB2	4.97	0.45
1:6:1491:U:O2'	1:6:1492:A:H5''	2.15	0.45
6:S4:62:LYS:O	6:S4:66:MET:HG2	2.16	0.45
1:2:423:G:N7	86:2:2107:OHX:N3	2.65	0.45
47:M0:34:TYR:N	47:M0:34:TYR:HD1	2.13	0.45
34:SR:6:VAL:HG12	34:SR:316:MET:O	3.97	0.45
36:5:2720:G:O6	36:5:2737:C:N4	2.49	0.45
8:S6:214:LYS:O	8:S6:218:GLU:HG3	2.49	0.45
36:1:1202:A:C2	36:1:2857:C:H5'	2.52	0.45
1:2:327:U:C2	1:2:328:A:C8	3.04	0.45
1:6:1731:A:H5''	1:6:1732:A:OP2	2.16	0.45
36:1:1625:A:H4'	36:1:1643:A:C6	2.51	0.45
38:4:75:G:C8	75:O9:30:ARG:HG2	2.51	0.45
36:5:100:A:O2'	36:5:101:G:H5'	2.16	0.45
38:4:120:C:C4	38:4:121:U:C4	3.04	0.45
39:L2:218:HIS:O	39:L2:218:HIS:ND1	2.45	0.45
1:2:906:A:H2'	1:2:907:A:O4'	2.17	0.45
78:Q2:22:GLN:O	78:Q2:75:VAL:HG22	2.23	0.45
36:1:921:A:N6	36:1:1846:C:OP2	2.48	0.45
70:O4:42:PRO:HG3	70:O4:62:TYR:OH	3.14	0.45
70:O4:47:CYS:HB3	70:O4:84:CYS:SG	2.56	0.45
36:1:3163:A:N6	36:1:3288:G:H1	2.14	0.45
39:L2:192:LYS:NZ	36:5:2181:C:OP1	201.04	0.45

Continued on next page...

Continued from previous page...

Atom-1	Atom-2	Interatomic distance (Å)	Clash overlap (Å)
6:S4:108:ARG:H	6:S4:108:ARG:HG2	3.79	0.45
14:C2:52:LEU:HD12	14:C2:78:LEU:O	2.16	0.45
14:C2:44:GLY:O	14:C2:46:ARG:N	3.68	0.45
74:O8:58:ASP:HB3	74:O8:61:LYS:CG	4.29	0.45
34:SR:103:PHE:CZ	34:SR:122:ILE:HD12	2.51	0.45
34:SR:115:ILE:HG13	34:SR:121:MET:O	2.45	0.45
17:C5:82:ASN:H	17:C5:82:ASN:HD22	1.64	0.45
9:S7:41:LEU:HB3	9:S7:70:PHE:CE2	4.10	0.45
3:S1:125:VAL:HG11	3:S1:173:THR:HG23	3.93	0.45
23:D1:60:ARG:O	23:D1:63:GLY:N	3.32	0.45
1:6:639:U:H5	1:6:695:U:C5	2.35	0.45
39:L2:15:ILE:HD12	39:L2:15:ILE:HA	4.61	0.45
7:S5:102:ARG:HG3	7:S5:103:ASN:H	1.81	0.45
43:L6:69:PHE:HB2	43:L6:138:GLN:NE2	2.58	0.45
36:1:564:G:H2'	36:1:565:U:C6	2.51	0.45
36:5:953:G:C8	36:5:1117:G:C8	3.05	0.45
5:S3:177:MET:HG3	5:S3:178:ARG:H	4.71	0.45
40:L3:77:THR:HG23	40:L3:326:GLY:O	2.17	0.45
4:S2:78:ASP:O	4:S2:79:GLU:HB3	2.15	0.45
1:2:488:G:OP1	1:2:488:G:H4'	2.16	0.45
45:L8:41:GLN:HG3	45:L8:44:ARG:NH1	2.94	0.45
52:M6:58:LEU:HD11	52:M6:74:ARG:HH21	1.82	0.45
36:5:1632:A:C6	36:5:1644:C:C4	3.05	0.45
36:1:3003:G:H4'	40:L3:180:GLU:OE1	2.15	0.45
15:C3:107:LYS:HD2	15:C3:107:LYS:HA	1.83	0.45
39:L2:117:GLU:CD	39:L2:121:GLY:H	2.19	0.45
36:5:1047:A:C6	36:5:1048:A:C6	3.05	0.45
5:S3:43:PRO:O	5:S3:44:THR:HG22	3.82	0.45
1:2:141:U:C5	8:S6:179:VAL:HG23	2.50	0.45
1:6:138:A:C2'	1:6:139:C:H5'	2.45	0.45
36:1:1557:A:H5''	45:L8:54:GLU:OE1	2.16	0.45
36:5:230:U:H2'	36:5:231:G:O4'	2.17	0.45
78:Q2:40:LYS:HE3	78:Q2:44:ASP:OD2	2.17	0.45
1:2:1764:C:C5	1:2:1767:G:C4	3.04	0.45
71:O5:21:LEU:O	71:O5:24:LEU:N	3.18	0.45
64:N8:75:LEU:O	64:N8:77:LYS:N	2.89	0.45
39:L2:48:ILE:HD13	39:L2:57:PRO:HB2	1.98	0.45
36:5:3199:G:O6	86:5:4139:OHX:N5	2.50	0.45
36:5:2361:A:C6	36:5:2362:C:C4	3.03	0.45
79:Q3:85:ARG:NH2	1:6:923:A:OP1	249.62	0.45
75:O9:35:ILE:H	75:O9:35:ILE:HD12	3.96	0.45

Continued on next page...

Continued from previous page...

Atom-1	Atom-2	Interatomic distance (Å)	Clash overlap (Å)
22:D0:93:LEU:HA	22:D0:93:LEU:HD23	1.70	0.45
1:6:1756:A:H8	1:6:1756:A:OP2	2.00	0.45
36:1:1326:A:H2'	36:1:1327:C:O4'	2.17	0.45
36:5:1131:G:H4'	36:5:1132:C:OP2	2.17	0.45
86:1:3965:OHX:N6	86:1:4153:OHX:N4	2.64	0.45
8:S6:10:ASN:ND2	8:S6:128:THR:HG22	4.76	0.45
11:S9:6:ARG:HA	11:S9:6:ARG:HD3	1.56	0.45
40:L3:112:ASP:HA	40:L3:115:LYS:HB2	2.29	0.45
1:2:422:G:OP1	86:2:2041:OHX:N6	2.50	0.45
1:2:344:A:H2'	1:2:345:U:H6	1.81	0.45
66:O0:45:ALA:O	66:O0:48:THR:HG22	2.17	0.45
1:6:291:G:H2'	1:6:292:U:C6	2.52	0.45
44:L7:66:LYS:HG3	44:L7:76:TYR:CD2	2.50	0.45
36:1:573:C:H2'	36:1:574:U:C6	2.51	0.45
1:6:294:C:H2'	1:6:295:A:H8	1.81	0.45
36:1:3282:U:H2'	36:1:3283:U:O4'	2.16	0.45
4:S2:139:ILE:HD12	4:S2:191:ALA:HB1	1.97	0.45
42:L5:178:ASN:HA	42:L5:183:TRP:CG	2.80	0.45
36:5:1648:A:H2'	36:5:1649:U:O4'	2.16	0.45
36:5:1936:A:H2'	36:5:1937:U:O4'	2.17	0.45
36:5:2152:A:H2'	36:5:2153:U:C6	2.51	0.45
23:D1:41:GLU:OE2	23:D1:41:GLU:N	3.22	0.45
36:5:310:U:H2'	36:5:311:C:O4'	2.17	0.45
36:1:2205:U:H5'	36:1:2206:G:OP2	2.17	0.45
46:L9:110:LYS:HB3	46:L9:128:VAL:HB	2.11	0.45
24:D2:77:PRO:HD3	25:D3:7:ARG:HB2	5.61	0.45
1:2:274:G:H3'	1:2:275:C:C6	2.51	0.45
1:2:1793:G:H1'	1:2:1794:A:H2'	1.98	0.45
36:1:1547:G:OP2	51:M5:105:ARG:NH1	2.48	0.45
36:5:3165:A:H2'	36:5:3166:C:C6	2.51	0.45
11:S9:137:GLY:C	11:S9:139:GLN:H	2.19	0.45
36:1:1573:G:N2	36:1:1574:C:O2'	2.49	0.45
74:O8:68:SER:O	74:O8:69:LEU:HD23	5.92	0.45
21:C9:68:ARG:NH1	1:6:1523:G:N7	414.67	0.45
41:L4:84:ARG:O	41:L4:87:GLN:HB2	2.93	0.45
12:C0:56:LYS:HG2	12:C0:67:THR:HB	1.98	0.45
5:S3:57:ASP:O	5:S3:65:ARG:HG2	4.58	0.45
1:2:1608:U:H2'	1:2:1609:U:H6	1.82	0.45
2:S0:154:GLU:OE1	2:S0:154:GLU:N	2.34	0.45
3:S1:69:CYS:SG	16:C4:114:ARG:NH1	3.70	0.45
35:SM:24:GLU:HG2	48:M1:64:LYS:HZ3	1.82	0.45

Continued on next page...

Continued from previous page...

Atom-1	Atom-2	Interatomic distance (Å)	Clash overlap (Å)
43:L6:175:LYS:O	43:L6:176:PHE:HB2	4.14	0.45
67:O1:31:ARG:O	67:O1:35:GLU:HB2	2.19	0.45
64:N8:110:GLY:O	64:N8:129:PHE:HB2	2.63	0.45
21:C9:37:VAL:HG11	21:C9:100:ILE:HD11	2.33	0.45
77:Q1:4:LYS:O	77:Q1:7:LYS:HB3	2.15	0.45
44:L7:173:LEU:HD11	44:L7:201:PHE:HB2	2.95	0.45
1:6:1388:A:C5	1:6:1411:A:C6	3.05	0.45
1:2:1383:G:OP1	22:D0:87:HIS:ND1	2.47	0.45
36:5:3096:C:H2'	36:5:3097:C:H6	1.82	0.45
59:N3:24:ASN:HB2	59:N3:98:ASN:O	2.97	0.45
18:C6:23:LYS:O	18:C6:64:ASP:N	2.42	0.45
36:5:3112:G:N7	86:5:3910:OHX:N6	2.63	0.45
71:O5:76:GLN:O	71:O5:81:ARG:NH1	2.49	0.45
14:C2:55:GLY:HA2	14:C2:85:LYS:HD3	1.97	0.45
47:M0:196:PHE:CG	47:M0:197:VAL:N	2.84	0.45
36:1:1313:G:N3	36:1:1318:A:H2	2.14	0.45
78:Q2:45:ARG:NH2	36:5:283:G:OP2	146.70	0.45
1:2:795:U:C5	1:2:796:A:C5	3.04	0.45
13:C1:13:PHE:CE2	13:C1:15:LYS:HB3	2.51	0.45
5:S3:42:THR:HG23	5:S3:45:LYS:O	4.78	0.45
36:1:1118:C:O2	36:1:1154:A:H2	1.99	0.45
58:N2:19:VAL:O	58:N2:22:PRO:HD2	2.33	0.45
41:L4:118:LYS:O	41:L4:121:ALA:HB3	2.27	0.45
36:1:1722:U:H2'	36:1:1723:A:O4'	2.17	0.45
66:O0:34:LEU:HD13	66:O0:34:LEU:HA	2.96	0.45
11:S9:124:HIS:HD2	1:6:479:C:H5'	453.50	0.45
50:M4:120:VAL:O	50:M4:124:ARG:HG3	2.17	0.45
48:M1:115:LYS:HB2	48:M1:115:LYS:NZ	2.31	0.45
48:M1:78:GLU:O	48:M1:82:ARG:HB3	2.16	0.45
38:8:141:C:OP1	86:8:229:OHX:N6	2.50	0.45
45:L8:134:TYR:CG	45:L8:190:VAL:HG21	2.51	0.45
38:4:84:C:H5'	38:4:85:G:C5	2.52	0.45
53:M7:3:ARG:CG	53:M7:3:ARG:HH21	3.86	0.45
36:1:973:A:OP2	54:M8:12:ARG:NH1	2.49	0.45
36:1:3204:C:OP1	50:M4:98:SER:OG	2.31	0.45
69:O3:102:LEU:HA	69:O3:102:LEU:HD23	1.65	0.45
36:1:259:C:H2'	36:1:260:C:H6	1.82	0.45
48:M1:89:TYR:O	48:M1:169:ALA:HB1	2.27	0.45
36:5:2658:G:C6	36:5:2659:G:N7	2.85	0.45
62:N6:2:ALA:N	36:5:213:A:OP1	80.74	0.45
86:1:4023:OHX:N2	86:1:4143:OHX:N1	2.65	0.45

Continued on next page...

Continued from previous page...

Atom-1	Atom-2	Interatomic distance (Å)	Clash overlap (Å)
36:1:1341:U:H2'	36:1:1342:C:H6	1.81	0.45
36:5:1794:G:O2'	36:5:1795:U:H5'	2.15	0.45
1:2:1017:U:H2'	1:2:1018:U:C6	2.52	0.45
40:L3:315:GLY:HA2	36:5:3379:C:H4'	214.82	0.45
64:N8:2:PRO:N	64:N8:5:PHE:HD2	2.15	0.45
1:2:1317:C:O2	1:2:1400:A:H2	1.99	0.45
4:S2:123:GLY:HA2	4:S2:126:ARG:HH12	3.02	0.45
72:O6:56:ARG:HH22	72:O6:76:ARG:NH1	2.21	0.45
1:2:1163:A:N6	1:2:1164:G:C6	2.84	0.45
46:L9:38:LEU:HA	46:L9:38:LEU:HD23	2.01	0.45
23:D1:72:LEU:HD23	23:D1:72:LEU:HA	2.93	0.45
36:5:3027:A:OP1	36:5:3027:A:H8	1.99	0.45
63:N7:27:LYS:HD2	63:N7:28:PRO:HD2	1.98	0.45
34:SR:38:ARG:HB3	34:SR:67:ILE:HG12	1.97	0.45
41:L4:341:SER:O	41:L4:342:LYS:CB	4.25	0.45
1:2:1796:C:H4'	1:2:1797:A:OP2	2.16	0.45
28:D6:10:ARG:NH1	28:D6:36:ILE:HA	2.34	0.45
28:D6:84:VAL:O	28:D6:86:VAL:N	2.38	0.45
36:1:1170:A:H2'	36:1:1171:G:O4'	2.16	0.45
51:M5:98:LEU:HD13	36:5:290:G:OP1	136.00	0.45
75:O9:45:ARG:NH2	36:5:1841:A:N3	126.61	0.45
1:2:1340:U:O4	18:C6:9:THR:HA	2.16	0.45
16:C4:117:ASP:OD1	16:C4:118:VAL:N	2.50	0.45
38:8:82:U:H2'	38:8:83:C:H5'	1.97	0.45
37:7:8:G:C6	37:7:9:C:C4	3.04	0.45
36:5:912:G:C2	36:5:914:A:C2	3.05	0.45
42:L5:111:GLN:HG3	42:L5:116:ASP:OD2	2.17	0.45
1:2:197:A:N1	10:S8:138:ASN:ND2	2.64	0.45
50:M4:113:THR:HG22	50:M4:116:GLU:HB2	3.20	0.45
36:1:12:A:H1'	61:N5:37:THR:HG21	1.99	0.45
8:S6:76:LEU:HD13	8:S6:92:ARG:HD2	1.98	0.45
39:L2:64:ARG:HH22	45:L8:38:GLN:HA	3.06	0.45
65:N9:43:HIS:CE1	65:N9:47:LEU:HD11	3.06	0.45
36:5:3287:U:H2'	36:5:3288:G:C5'	2.46	0.45
34:SR:201:THR:HB	34:SR:241:PHE:O	4.30	0.45
1:6:538:A:C8	1:6:543:C:N4	2.73	0.45
1:6:686:C:H2'	1:6:687:G:C8	2.51	0.45
12:C0:49:LEU:HB3	12:C0:55:VAL:CG1	2.46	0.45
36:5:1783:U:H2'	36:5:1784:G:H8	1.79	0.45
63:N7:97:SER:HB2	63:N7:99:GLU:HG3	1.98	0.45
5:S3:46:THR:O	5:S3:84:ILE:HG12	2.38	0.45

Continued on next page...

Continued from previous page...

Atom-1	Atom-2	Interatomic distance (Å)	Clash overlap (Å)
36:5:2400:G:H5''	36:5:2401:A:OP2	2.17	0.45
1:2:751:G:H2'	1:2:752:A:H8	1.81	0.45
3:S1:82:ARG:HH11	3:S1:82:ARG:HB2	4.81	0.45
36:1:2631:U:OP2	57:N1:4:SER:OG	2.35	0.45
39:L2:70:ARG:HB3	36:5:1650:G:H5''	179.40	0.45
1:6:1258:U:C4	1:6:1259:U:C4	3.04	0.45
47:M0:14:ASN:O	47:M0:128:ARG:NH2	2.49	0.45
36:5:508:U:H2'	36:5:509:U:C6	2.50	0.45
2:S0:112:THR:CG2	2:S0:115:PHE:HB2	2.85	0.45
79:Q3:26:VAL:HG13	79:Q3:30:GLU:HG3	2.09	0.45
4:S2:84:LYS:HE3	4:S2:84:LYS:HB2	4.22	0.45
1:2:580:A:O2'	1:2:582:U:OP1	2.35	0.45
10:S8:12:SER:O	10:S8:14:THR:N	3.21	0.45
36:1:2261:G:H21	36:1:2262:A:N6	2.15	0.45
42:L5:22:ARG:NH2	42:L5:28:THR:OG1	2.49	0.45
59:N3:127:PRO:HA	59:N3:130:ALA:HB3	2.65	0.45
79:Q3:77:ALA:C	79:Q3:79:VAL:H	2.69	0.45
17:C5:87:PRO:O	17:C5:90:ILE:HB	2.16	0.45
1:6:1531:G:C6	1:6:1532:U:C4	3.05	0.45
32:E0:13:LYS:HE3	1:6:566:C:O2	374.61	0.45
36:5:2359:C:O2'	36:5:2360:C:H5'	2.17	0.45
50:M4:108:ARG:NH2	52:M6:196:ALA:O	2.50	0.45
2:S0:88:LYS:HE2	2:S0:88:LYS:HA	1.98	0.45
36:1:288:C:H2'	36:1:289:A:C8	2.52	0.45
1:2:1211:A:N6	1:2:1452:U:H3	2.14	0.45
55:M9:109:TYR:OH	55:M9:139:VAL:HG22	2.15	0.45
55:M9:106:LEU:HB3	55:M9:120:TYR:HE1	2.01	0.45
1:6:1039:A:O2'	1:6:1040:G:OP2	2.31	0.45
86:8:216:OHX:N2	86:8:223:OHX:N4	2.64	0.45
18:C6:129:PHE:CE1	22:D0:78:THR:HA	2.52	0.45
1:2:1746:A:H2'	1:2:1747:G:O4'	2.16	0.45
36:1:184:U:H3	36:1:232:G:H1	1.63	0.45
36:1:1498:A:H2'	36:1:1499:C:C6	2.51	0.45
1:6:1143:A:H2'	1:6:1144:U:H6	1.81	0.45
36:5:2374:C:N4	36:5:2941:A:N3	2.64	0.45
49:M3:28:GLN:HB3	51:M5:201:ARG:HD3	2.30	0.45
36:5:726:G:H5'	36:5:727:G:P	2.56	0.45
36:5:277:G:H2'	36:5:278:U:C6	2.52	0.45
1:6:1207:C:N3	1:6:1456:C:H5	2.15	0.45
44:L7:176:TYR:HB3	44:L7:194:HIS:CD2	3.50	0.45
36:5:3167:A:H2'	36:5:3168:A:O4'	2.17	0.45

Continued on next page...

Continued from previous page...

Atom-1	Atom-2	Interatomic distance (Å)	Clash overlap (Å)
23:D1:13:VAL:HA	23:D1:14:PRO:HD3	1.83	0.45
36:1:2571:U:OP1	36:1:2571:U:H2'	2.16	0.45
36:1:637:C:H6	36:1:637:C:H2'	1.40	0.45
36:5:63:A:H8	36:5:63:A:O5'	1.98	0.45
12:C0:70:GLU:O	12:C0:73:VAL:HG22	5.01	0.45
1:2:1098:U:H4'	1:2:1099:U:OP2	2.16	0.45
1:6:1774:G:H2'	1:6:1775:U:O4'	2.16	0.45
70:O4:51:LEU:HA	70:O4:51:LEU:HD23	3.90	0.45
47:M0:41:ALA:O	47:M0:139:ARG:NH2	2.46	0.45
49:M3:171:ARG:HD3	36:5:770:G:OP1	143.42	0.45
36:5:114:A:C2	36:5:267:G:C4	3.04	0.45
36:1:114:A:O2'	51:M5:50:ARG:HB3	2.17	0.45
1:2:546:U:H2'	1:2:547:U:H6	1.81	0.45
32:E0:30:PRO:O	32:E0:35:TYR:HB2	2.17	0.45
33:E1:103:LEU:HD13	33:E1:106:TYR:HE1	1.81	0.45
50:M4:133:LYS:NZ	36:5:3227:A:HO2'	302.50	0.45
24:D2:6:VAL:HG12	24:D2:7:LEU:N	3.08	0.45
7:S5:184:PHE:CD1	7:S5:185:ARG:HG3	3.06	0.45
53:M7:68:GLY:HA3	36:5:2350:C:H5''	175.50	0.45
53:M7:78:VAL:HG12	53:M7:80:LYS:H	1.82	0.45
62:N6:100:HIS:CE1	62:N6:102:SER:HG	4.62	0.45
3:S1:209:ASN:O	3:S1:210:ILE:HB	2.17	0.45
1:6:915:A:H5''	1:6:916:U:OP2	2.17	0.45
16:C4:114:ARG:HB2	28:D6:59:TYR:CE2	2.51	0.45
49:M3:128:ARG:HD3	71:O5:114:ARG:CZ	2.47	0.45
36:1:2916:U:C1'	59:N3:44:SER:HB3	2.42	0.45
43:L6:69:PHE:CZ	36:5:3267:A:H2'	258.40	0.45
4:S2:137:ILE:HD12	4:S2:215:PHE:CZ	5.45	0.45
40:L3:345:ASN:HD21	40:L3:347:SER:HB2	1.82	0.45
36:1:1602:A:H5''	55:M9:38:ARG:HG3	1.98	0.45
1:2:339:C:OP2	10:S8:10:LYS:NZ	2.49	0.45
36:5:3119:U:OP2	86:5:3910:OHX:N3	2.50	0.45
86:2:2036:OHX:N2	10:S8:17:LYS:O	2.50	0.45
44:L7:158:LYS:CG	44:L7:159:GLN:H	2.88	0.45
12:C0:38:LYS:NZ	31:D9:4:GLU:HG3	2.32	0.45
1:6:1769:U:OP2	86:6:2144:OHX:N2	2.50	0.45
36:1:283:G:O6	36:1:304:G:H1'	2.17	0.45
16:C4:20:TYR:OH	16:C4:86:THR:HA	2.16	0.45
6:S4:92:LEU:HB2	6:S4:95:THR:CG2	4.20	0.45
64:N8:12:ARG:O	36:5:944:C:H5'	162.60	0.45
36:1:2961:G:C6	36:1:2962:U:C4	3.05	0.45

Continued on next page...

Continued from previous page...

Atom-1	Atom-2	Interatomic distance (Å)	Clash overlap (Å)
34:SR:171:SER:OG	34:SR:179:LYS:HB2	2.15	0.45
45:L8:26:LEU:HD11	63:N7:123:GLN:NE2	5.07	0.45
10:S8:165:LEU:HB3	10:S8:183:ILE:HD13	3.74	0.45
15:C3:94:LYS:O	15:C3:97:SER:N	2.94	0.45
36:1:2633:U:H2'	36:1:2634:U:O4'	2.17	0.45
57:N1:8:ARG:NH2	36:5:2756:C:O2	248.65	0.45
36:5:1348:U:H5'	36:5:1349:G:OP1	2.17	0.45
33:E1:111:GLU:HA	33:E1:112:GLY:HA2	1.78	0.45
58:N2:89:LEU:HD23	58:N2:92:TRP:CE3	2.52	0.45
44:L7:24:GLU:C	44:L7:26:VAL:H	2.19	0.45
57:N1:96:ILE:HA	57:N1:96:ILE:HD13	1.59	0.45
36:1:63:A:H2'	36:1:64:G:O4'	2.16	0.45
86:5:3994:OHX:N6	86:5:4085:OHX:N5	2.65	0.45
71:O5:21:LEU:HD22	71:O5:25:LYS:HG3	1.99	0.45
46:L9:175:PHE:N	46:L9:175:PHE:CD2	3.29	0.45
36:5:253:A:HO2'	36:5:254:A:H8	1.62	0.45
24:D2:52:TYR:HE2	24:D2:54:ASP:HA	3.51	0.45
1:6:701:U:H2'	1:6:702:G:H8	1.81	0.45
43:L6:131:LYS:O	43:L6:134:ARG:N	2.45	0.45
36:5:1549:U:H2'	36:5:1550:C:H6	1.82	0.45
50:M4:18:GLY:O	50:M4:69:THR:HA	2.50	0.45
41:L4:33:ASP:O	41:L4:37:THR:HG23	2.17	0.45
50:M4:24:LYS:HE2	50:M4:25:LYS:HZ2	1.81	0.45
1:6:74:U:H5''	1:6:75:U:OP2	2.16	0.45
36:1:718:G:N2	36:1:721:G:H1'	2.31	0.45
36:1:1461:A:O2'	36:1:1462:A:H5'	2.16	0.45
36:1:1530:U:OP1	86:1:3935:OHX:N2	2.49	0.45
1:2:411:C:O2	1:2:423:G:N2	2.49	0.45
36:1:2775:U:H2'	36:1:2776:C:C6	2.51	0.45
56:N0:100:VAL:HG13	56:N0:101:ALA:H	1.80	0.45
25:D3:41:SER:HA	25:D3:42:PRO:HD3	1.75	0.45
36:1:3178:A:H5''	36:1:3179:U:OP1	2.17	0.45
14:C2:68:GLU:C	14:C2:70:ASN:H	2.19	0.45
36:5:1336:U:O2'	36:5:1337:A:H5'	2.17	0.45
4:S2:153:SER:OG	4:S2:171:PRO:HA	2.58	0.45
73:O7:50:GLY:O	73:O7:53:ALA:HB3	2.17	0.45
1:6:100:A:C2	1:6:101:U:C2	3.04	0.45
3:S1:76:SER:OG	3:S1:78:ASP:OD1	2.29	0.45
21:C9:45:MET:HE3	21:C9:46:PRO:HD2	2.01	0.45
23:D1:38:LYS:HB2	23:D1:38:LYS:HE3	4.73	0.45
1:2:1178:G:H2'	1:2:1179:G:O4'	2.16	0.45

Continued on next page...

Continued from previous page...

Atom-1	Atom-2	Interatomic distance (Å)	Clash overlap (Å)
2:S0:165:ARG:HD3	2:S0:165:ARG:HA	1.80	0.45
11:S9:115:LYS:HD2	11:S9:115:LYS:HA	1.66	0.45
19:C7:63:LYS:HD3	19:C7:63:LYS:HA	1.63	0.45
36:5:1838:G:O5'	36:5:1838:G:H8	1.99	0.45
36:5:1672:U:O2	36:5:1776:G:C2	2.69	0.45
6:S4:213:SER:OG	6:S4:214:LEU:HD12	4.74	0.45
40:L3:185:GLY:O	40:L3:191:LYS:NZ	2.97	0.45
46:L9:103:ILE:HG13	46:L9:136:PHE:HE2	1.82	0.45
1:2:1201:G:H22	1:2:1600:A:H5''	1.81	0.45
41:L4:169:LEU:HD12	41:L4:219:LEU:HD21	1.99	0.45
11:S9:110:GLN:HE22	11:S9:126:ARG:HG2	1.81	0.45
36:1:2544:U:H2'	36:1:2545:C:C6	2.52	0.45
41:L4:182:LEU:C	41:L4:184:SER:H	2.20	0.45
57:N1:127:GLN:HG3	36:5:1095:U:H3	260.46	0.45
26:D4:123:LYS:HZ2	26:D4:123:LYS:HG3	1.31	0.45
39:L2:125:ALA:C	39:L2:126:LEU:HD23	2.84	0.45
1:2:169:A:OP1	8:S6:137:ARG:HG3	2.16	0.45
24:D2:103:ILE:HG12	24:D2:103:ILE:O	2.16	0.45
66:O0:99:ASP:O	66:O0:101:LEU:N	2.74	0.45
13:C1:72:THR:HA	13:C1:124:THR:HA	1.98	0.45
1:2:1235:C:H2'	33:E1:138:ARG:NH2	2.32	0.45
34:SR:164:ASP:O	34:SR:166:SER:N	3.26	0.45
36:5:2429:G:C2	36:5:2601:A:C2	3.05	0.45
7:S5:57:SER:HB2	30:D8:53:ILE:O	3.17	0.45
3:S1:130:SER:OG	3:S1:180:THR:N	2.50	0.45
1:2:651:G:C2	1:2:684:A:C6	3.05	0.45
41:L4:193:LYS:HE3	41:L4:193:LYS:HB2	1.50	0.45
4:S2:53:ILE:O	4:S2:56:ILE:N	2.50	0.45
1:6:417:A:H5'	1:6:418:G:C4	2.52	0.45
51:M5:137:PRO:O	51:M5:143:ARG:NH1	2.50	0.45
36:5:3364:C:OP1	86:5:3935:OHX:N1	2.49	0.45
78:Q2:56:PRO:HB2	36:5:2802:A:H5'	187.48	0.45
15:C3:54:LEU:HB3	15:C3:60:VAL:HG21	1.98	0.45
47:M0:189:GLU:HB3	47:M0:200:LEU:CB	2.46	0.45
13:C1:55:ASP:HB2	13:C1:82:ARG:CZ	2.47	0.45
1:6:868:G:H1	1:6:960:U:H3	1.65	0.45
42:L5:211:LEU:HD13	42:L5:219:PHE:HA	3.38	0.45
1:2:393:C:H4'	1:2:1673:G:O2'	2.16	0.45
36:5:1134:G:C2	36:5:1135:A:N7	2.84	0.45
10:S8:11:ARG:NH1	10:S8:15:GLY:O	3.07	0.45
38:4:113:U:N3	75:O9:7:PHE:CE2	2.85	0.45

Continued on next page...

Continued from previous page...

Atom-1	Atom-2	Interatomic distance (Å)	Clash overlap (Å)
1:6:1124:A:O2'	1:6:1125:A:H5'	2.17	0.45
51:M5:183:THR:O	51:M5:183:THR:HG23	2.17	0.45
1:6:95:G:H2'	1:6:95:G:N3	2.31	0.45
36:5:2881:C:C2	36:5:2882:U:C5	3.05	0.45
36:5:624:G:C2	36:5:625:G:C5	3.04	0.45
36:1:1838:G:H4'	36:1:1839:A:N3	2.32	0.45
36:5:1235:U:H4'	36:5:1236:G:H5'	1.98	0.45
67:O1:75:ILE:HG23	67:O1:93:VAL:HG13	4.75	0.45
1:6:1450:U:H2'	1:6:1451:C:C6	2.52	0.45
54:M8:16:ARG:NH2	54:M8:20:LYS:HB2	2.85	0.45
48:M1:81:GLU:O	48:M1:83:GLY:N	3.17	0.45
36:1:1341:U:H2'	36:1:1342:C:C6	2.52	0.45
36:1:1427:U:OP2	64:N8:4:ARG:NH2	2.47	0.45
49:M3:2:ALA:N	64:N8:31:GLY:O	4.19	0.45
38:8:116:G:H1	38:8:137:C:H42	1.65	0.45
79:Q3:53:GLY:HA2	79:Q3:67:GLY:O	3.13	0.45
36:5:814:U:C2	36:5:815:G:C8	3.04	0.45
34:SR:95:ALA:O	34:SR:96:THR:HG22	5.35	0.45
36:1:891:G:H2'	36:1:892:U:O4'	2.17	0.45
36:5:1656:A:O2'	86:5:4172:OHX:N2	2.49	0.45
36:1:1366:A:N3	36:1:1366:A:H2'	2.31	0.45
41:L4:313:LEU:HA	41:L4:313:LEU:HD22	1.71	0.45
36:1:2249:G:C8	36:1:2249:G:H3'	2.51	0.45
45:L8:146:LYS:O	45:L8:146:LYS:HE2	6.74	0.45
24:D2:46:TYR:CD1	24:D2:69:LEU:HD13	2.52	0.45
1:6:309:C:H2'	1:6:310:C:H6	1.82	0.45
35:SM:66:ALA:O	35:SM:70:ASN:HB2	2.17	0.45
1:2:1595:U:H5	1:2:1596:C:C5	2.34	0.45
1:6:1172:G:H2'	1:6:1173:C:O4'	2.17	0.45
31:D9:33:LYS:HE3	1:6:1594:G:H5'	410.12	0.45
34:SR:66:HIS:HB3	34:SR:85:TRP:HB2	1.97	0.45
34:SR:152:SER:OG	34:SR:153:GLN:N	2.48	0.45
41:L4:3:ARG:HA	41:L4:4:PRO:HD2	1.54	0.45
16:C4:84:ARG:HB3	16:C4:118:VAL:HG23	3.25	0.45
3:S1:28:GLU:HG3	3:S1:29:TRP:H	1.81	0.45
37:7:112:G:H2'	37:7:113:C:C6	2.51	0.45
3:S1:116:LYS:HG3	1:6:931:C:H5''	321.44	0.45
74:O8:16:ARG:HB3	74:O8:17:ARG:H	4.44	0.45
41:L4:301:PRO:O	41:L4:302:ALA:HB3	4.61	0.45
1:6:83:G:O5'	1:6:83:G:H8	2.00	0.45
36:1:1578:C:H3'	36:1:1579:C:C6	2.51	0.45

Continued on next page...

Continued from previous page...

Atom-1	Atom-2	Interatomic distance (Å)	Clash overlap (Å)
66:O0:16:LEU:HA	66:O0:16:LEU:HD22	1.73	0.45
61:N5:82:LEU:HD11	61:N5:135:ILE:HD12	3.52	0.45
13:C1:83:THR:HG21	1:6:325:G:H4'	290.27	0.45
36:5:2213:A:N1	36:5:2429:G:H1'	2.32	0.45
62:N6:39:LEU:O	62:N6:43:TYR:N	3.04	0.45
20:C8:11:PHE:CD2	20:C8:59:GLY:HA3	2.39	0.45
7:S5:142:PRO:HG2	7:S5:170:GLN:NE2	2.74	0.45
7:S5:143:ARG:HD3	30:D8:55:VAL:HG11	2.13	0.45
1:6:1314:U:OP2	86:6:2184:OHX:N4	2.50	0.45
26:D4:63:GLN:HG3	26:D4:64:PHE:O	2.55	0.45
16:C4:112:ILE:O	28:D6:58:VAL:HG22	2.17	0.45
3:S1:40:ASN:OD1	3:S1:73:LEU:HA	2.16	0.45
45:L8:73:PRO:O	45:L8:77:GLN:N	4.88	0.45
36:1:595:G:H2'	36:1:596:C:C6	2.51	0.45
1:2:1291:G:N2	1:2:1324:G:H22	2.14	0.45
53:M7:101:ASN:O	53:M7:105:LYS:HG3	2.17	0.45
19:C7:49:LYS:HA	1:6:1389:C:H4'	422.94	0.45
1:2:1081:A:O2'	1:2:1082:C:O2	2.35	0.45
36:5:3254:G:C6	36:5:3255:U:C4	3.05	0.45
36:1:1184:A:OP2	86:1:4059:OHX:N3	2.49	0.45
36:1:1554:U:O2'	36:1:1582:C:H5	1.98	0.45
1:6:119:A:OP2	1:6:120:U:H5	1.99	0.45
16:C4:41:ARG:O	16:C4:42:VAL:HG22	2.16	0.45
36:5:900:G:H2'	36:5:901:G:C8	2.51	0.45
70:O4:24:LYS:HB2	70:O4:24:LYS:HE3	1.78	0.45
73:O7:72:ARG:HH11	38:8:94:C:H3'	49.90	0.45
36:5:138:U:H2'	36:5:139:G:H8	1.82	0.45
15:C3:70:LYS:HE2	15:C3:70:LYS:HB3	4.37	0.45
1:2:800:U:H2'	1:2:801:G:H8	1.82	0.45
1:2:3:U:H5''	4:S2:198:THR:O	2.15	0.45
75:O9:5:LYS:HD3	75:O9:13:MET:HE1	1.98	0.45
49:M3:64:LYS:HA	64:N8:69:TRP:CE3	3.17	0.45
41:L4:316:ASN:OD1	41:L4:318:LEU:HB2	2.17	0.45
1:2:55:A:C2	1:2:403:G:C5	3.05	0.45
15:C3:20:ARG:NE	1:6:862:A:OP1	356.87	0.45
36:5:1238:C:H2'	36:5:1239:C:H6	1.82	0.45
42:L5:95:TRP:CH2	42:L5:161:GLY:HA2	2.52	0.45
36:1:246:U:H2'	36:1:247:C:H6	1.82	0.45
1:2:892:A:C6	1:2:893:U:C4	3.04	0.45
1:2:48:G:C6	1:2:432:G:C2	3.05	0.45
52:M6:94:ARG:O	52:M6:97:ALA:HB3	2.50	0.45

Continued on next page...

Continued from previous page...

Atom-1	Atom-2	Interatomic distance (Å)	Clash overlap (Å)
36:5:2518:C:H2'	36:5:2519:A:H8	1.81	0.45
36:5:3330:A:H8	36:5:3330:A:H5''	1.81	0.45
76:Q0:79:GLU:HA	76:Q0:80:PRO:HD3	1.75	0.45
1:6:1050:G:O6	86:6:2195:OHX:N4	2.49	0.45
44:L7:38:LYS:HE3	44:L7:38:LYS:HB2	1.69	0.45
36:1:1340:G:H2'	36:1:1341:U:C6	2.52	0.45
36:5:607:A:N3	36:5:607:A:H2'	2.32	0.45
33:E1:88:PRO:HA	33:E1:89:LYS:HA	4.66	0.45
49:M3:192:GLU:O	49:M3:194:GLU:N	2.60	0.45
36:1:1517:G:OP1	75:O9:41:ARG:NH2	2.29	0.45
36:5:2877:G:H2'	36:5:2878:G:O4'	2.16	0.45
77:Q1:21:ARG:HH11	1:6:1654:G:P	283.67	0.45
1:2:915:A:H2'	1:2:915:A:N3	2.31	0.45
36:1:2561:A:N1	45:L8:32:LYS:HB2	2.32	0.45
36:1:3068:U:OP1	55:M9:59:SER:OG	2.32	0.45
39:L2:95:SER:O	39:L2:97:ASN:N	3.49	0.45
1:6:1030:A:C5	1:6:1792:G:C6	3.05	0.45
36:1:3107:U:OP1	76:Q0:114:LYS:NZ	2.36	0.45
1:6:1514:U:H4'	1:6:1515:A:C4	2.52	0.45
1:2:1542:G:H5''	21:C9:88:VAL:N	2.32	0.45
42:L5:40:HIS:ND1	57:N1:69:LYS:HA	2.72	0.45
86:2:2089:OHX:N3	86:2:2131:OHX:N6	2.65	0.45
28:D6:10:ARG:HH11	28:D6:36:ILE:HG13	5.26	0.45
64:N8:135:GLU:O	64:N8:135:GLU:HG2	2.51	0.45
51:M5:49:ARG:HA	51:M5:53:TYR:HB3	1.98	0.45
36:1:1565:G:H2'	36:1:1566:A:H8	1.82	0.45
59:N3:66:LYS:HB2	59:N3:69:LEU:HD22	1.99	0.45
3:S1:97:LEU:HA	3:S1:97:LEU:HD13	1.78	0.45
24:D2:7:LEU:HD11	24:D2:37:PHE:HD2	1.82	0.45
11:S9:65:LYS:HA	11:S9:70:LEU:HD11	1.99	0.45
36:5:979:U:H4'	36:5:980:A:H5'	1.98	0.45
62:N6:56:VAL:HG23	62:N6:106:ILE:HA	2.79	0.45
36:1:2799:A:H1'	64:N8:42:ARG:NH2	2.31	0.45
40:L3:371:GLN:HG3	60:N4:14:TYR:CE1	3.92	0.45
36:1:1877:U:OP2	86:1:3920:OHX:N2	2.50	0.45
36:1:1077:U:O2'	36:1:1078:U:H5'	2.16	0.45
2:S0:151:SER:HA	2:S0:152:PRO:HD2	2.09	0.45
72:O6:29:LYS:O	36:5:266:A:N6	100.21	0.45
35:SM:102:THR:CG2	35:SM:105:LYS:HB2	2.47	0.45
52:M6:125:ARG:HG3	52:M6:129:LEU:HD23	3.50	0.45
1:2:1241:G:H1'	17:C5:79:HIS:CD2	2.51	0.45

Continued on next page...

Continued from previous page...

Atom-1	Atom-2	Interatomic distance (Å)	Clash overlap (Å)
36:1:1607:U:O2'	36:1:1608:C:H5'	2.17	0.45
35:SM:61:ILE:H	35:SM:61:ILE:HG13	1.47	0.45
36:5:784:A:HO2'	36:5:785:G:P	2.34	0.45
55:M9:47:ASN:OD1	55:M9:49:THR:HG23	6.31	0.45
36:5:900:G:C6	36:5:901:G:C6	3.05	0.45
36:1:835:G:O2'	36:1:857:G:N2	2.37	0.45
36:1:1048:A:H2'	47:M0:22:TYR:CZ	2.52	0.45
36:5:2822:U:H2'	36:5:2823:G:O4'	2.17	0.45
36:5:1807:G:C6	36:5:1808:G:N1	2.85	0.45
39:L2:65:ASP:HB3	39:L2:68:LYS:O	2.20	0.45
36:5:3189:G:C2	36:5:3190:C:C2	3.05	0.45
5:S3:168:ILE:HG22	5:S3:189:MET:HB2	1.98	0.45
36:5:916:G:N7	36:5:924:G:C6	2.85	0.45
6:S4:136:VAL:HG11	6:S4:148:ARG:CZ	2.47	0.45
36:1:1902:G:C6	36:1:1903:U:C2	3.05	0.45
64:N8:74:ASN:CB	64:N8:76:ASP:HB3	2.94	0.45
36:5:2516:U:O2	36:5:2594:C:N4	2.49	0.45
38:8:41:A:N7	38:8:42:G:C8	2.85	0.45
55:M9:99:LEU:HD11	55:M9:103:ARG:CZ	2.47	0.45
46:L9:92:TYR:N	46:L9:92:TYR:CD2	4.08	0.45
71:O5:57:VAL:O	71:O5:61:GLN:HG3	2.42	0.45
86:1:3862:OHX:N2	73:O7:46:SER:HB3	2.32	0.45
20:C8:25:ASN:O	27:D5:40:VAL:HG21	3.90	0.45
36:1:1002:A:H2'	36:1:1003:A:H8	1.81	0.45
1:2:1062:A:H2'	1:2:1063:U:O4'	2.17	0.45
36:1:1907:C:C5	36:1:1908:A:C5	3.05	0.45
39:L2:237:LEU:HG	39:L2:237:LEU:H	2.19	0.45
36:5:3375:A:C8	36:5:3378:C:H5	2.35	0.45
44:L7:80:GLN:OE1	57:N1:136:ARG:HB2	5.19	0.45
53:M7:41:LEU:N	53:M7:113:TYR:HA	2.32	0.45
57:N1:108:ARG:O	57:N1:112:ASN:HB2	3.02	0.45
43:L6:172:HIS:HB3	69:O3:44:TYR:CE2	2.52	0.45
36:1:2399:A:N6	36:1:2400:G:C6	2.85	0.45
1:6:1716:C:O2'	1:6:1717:G:O5'	2.29	0.45
36:5:3051:U:C2	36:5:3052:G:C8	3.04	0.45
42:L5:184:ASP:OD2	42:L5:187:THR:OG1	3.60	0.45
4:S2:54:GLU:H	4:S2:54:GLU:HG2	1.52	0.45
34:SR:95:ALA:O	34:SR:97:GLY:N	4.87	0.45
38:4:11:C:H2'	38:4:12:A:O4'	2.17	0.45
44:L7:75:TYR:CD1	56:N0:60:SER:HB2	2.60	0.45
55:M9:36:ASN:OD1	55:M9:37:SER:N	2.49	0.45

Continued on next page...

Continued from previous page...

Atom-1	Atom-2	Interatomic distance (Å)	Clash overlap (Å)
71:O5:54:VAL:O	71:O5:58:ILE:HG13	2.63	0.45
36:1:2112:U:O2'	86:1:3952:OHX:N1	2.50	0.45
55:M9:60:LYS:O	55:M9:64:ARG:HG3	2.17	0.45
36:5:2209:U:H4'	36:5:2210:G:OP1	2.15	0.45
1:6:1360:A:C3'	1:6:1361:U:H4'	2.47	0.45
34:SR:210:LEU:HA	34:SR:210:LEU:HD23	1.79	0.45
36:1:1354:G:O5'	36:1:1354:G:H8	2.00	0.45
27:D5:80:LEU:HD23	27:D5:80:LEU:HA	1.73	0.45
36:5:2971:A:H5''	36:5:2972:G:C5'	2.47	0.45
63:N7:136:PHE:CD1	70:O4:89:ILE:HG12	3.39	0.45
52:M6:117:ARG:HG2	52:M6:117:ARG:H	1.55	0.45
52:M6:34:VAL:HB	52:M6:103:LYS:HB2	2.24	0.45
70:O4:74:ARG:NH2	70:O4:82:ALA:HB2	3.12	0.45
1:6:1512:G:C5	1:6:1513:G:N7	2.85	0.45
36:5:1171:G:O6	86:5:3995:OHX:N1	2.50	0.45
49:M3:168:ARG:HA	49:M3:171:ARG:HB2	1.99	0.45
11:S9:54:ARG:HH11	11:S9:55:ALA:HB2	1.81	0.45
16:C4:117:ASP:OD1	16:C4:119:THR:HG23	2.17	0.45
1:2:1014:G:H2'	1:2:1015:U:O4'	2.16	0.45
54:M8:62:VAL:HG13	54:M8:66:ARG:HD3	1.98	0.45
41:L4:286:VAL:HG11	54:M8:31:LYS:HE3	4.78	0.45
1:2:927:C:H1'	16:C4:125:SER:CB	2.47	0.45
42:L5:268:GLU:HG3	42:L5:269:SER:N	3.59	0.45
22:D0:23:ARG:HD2	22:D0:90:TYR:CD1	2.52	0.45
13:C1:86:ILE:HG13	13:C1:107:VAL:O	4.11	0.45
56:N0:166:LYS:HB3	56:N0:167:ARG:H	1.54	0.45
50:M4:39:ILE:O	56:N0:95:ARG:HD3	2.17	0.45
56:N0:148:LEU:HD22	56:N0:149:LYS:N	5.34	0.45
9:S7:91:ILE:HA	9:S7:91:ILE:HD12	1.74	0.45
36:5:847:A:H2'	36:5:848:A:H8	1.75	0.45
61:N5:55:ASN:ND2	38:8:133:G:H5''	80.31	0.45
7:S5:205:SER:O	7:S5:207:THR:N	2.50	0.45
10:S8:34:ALA:HB2	10:S8:56:ARG:HG3	1.99	0.45
41:L4:49:ALA:HA	41:L4:109:TRP:CZ2	2.81	0.45
64:N8:34:MET:HA	64:N8:34:MET:HE2	2.97	0.45
53:M7:69:ARG:HG2	53:M7:79:THR:OG1	4.32	0.45
17:C5:53:PRO:HG2	17:C5:57:MET:HG3	1.99	0.45
1:2:1145:U:C4	1:2:1146:G:N7	2.86	0.45
1:2:1530:C:OP2	27:D5:95:HIS:ND1	2.27	0.45
36:1:2948:C:H2'	36:1:2949:U:H6	1.81	0.45
5:S3:209:ILE:O	19:C7:20:TYR:OH	2.90	0.45

Continued on next page...

Continued from previous page...

Atom-1	Atom-2	Interatomic distance (Å)	Clash overlap (Å)
5:S3:20:GLU:HG3	12:C0:61:TRP:CG	2.51	0.45
55:M9:97:ARG:HH21	36:5:1779:C:H5'	205.68	0.45
33:E1:91:ILE:HD11	33:E1:92:LYS:HZ3	11.10	0.45
36:1:600:G:H5'	36:1:601:U:OP2	2.17	0.45
68:O2:22:SER:HA	68:O2:28:VAL:CG1	2.46	0.45
36:5:22:G:N2	38:8:35:C:O2	2.46	0.45
62:N6:27:ARG:NH1	62:N6:75:ARG:O	2.49	0.45
86:1:4027:OHX:N4	86:1:4040:OHX:N1	2.65	0.45
56:N0:109:ASP:O	56:N0:112:ALA:N	3.03	0.45
44:L7:127:LEU:HA	44:L7:127:LEU:HD23	3.30	0.45
20:C8:134:ARG:HG2	1:6:1559:A:C4	362.76	0.45
27:D5:96:SER:HB3	1:6:1530:C:OP2	371.43	0.45
3:S1:81:PHE:HE1	3:S1:109:LYS:HE2	1.81	0.45
46:L9:88:TYR:CE2	46:L9:184:LYS:HG2	2.52	0.45
52:M6:138:LEU:O	52:M6:140:LYS:N	2.50	0.45
6:S4:148:ARG:NH1	8:S6:201:GLN:OE1	2.46	0.45
63:N7:42:LEU:HD23	63:N7:101:PHE:HE1	1.82	0.45
36:1:846:A:H3'	36:1:847:A:H8	1.81	0.45
57:N1:40:VAL:HB	57:N1:96:ILE:HG23	2.15	0.45
86:7:220:OHX:N3	86:7:228:OHX:N6	2.64	0.45
14:C2:30:VAL:HG11	14:C2:132:GLU:OE1	2.70	0.45
5:S3:167:PHE:HA	5:S3:190:ARG:NE	2.32	0.45
52:M6:172:ARG:HD2	36:5:3191:G:P	307.23	0.45
30:D8:36:THR:O	30:D8:37:SER:OG	2.27	0.45
36:5:1018:G:H2'	36:5:1019:G:O4'	2.17	0.45
41:L4:215:ILE:HA	41:L4:218:ALA:HB3	3.02	0.45
56:N0:124:LEU:HD23	56:N0:124:LEU:HA	1.69	0.45
36:5:374:A:N3	36:5:376:G:H5''	2.32	0.45
1:2:435:C:H2'	1:2:436:A:C8	2.52	0.45
29:D7:50:ALA:O	29:D7:51:GLN:HB2	2.17	0.45
34:SR:127:ARG:C	34:SR:129:LYS:H	2.74	0.45
36:5:1340:G:C5	36:5:1341:U:C5	3.05	0.45
1:2:1718:G:H2'	1:2:1719:A:O4'	2.17	0.45
36:1:936:A:OP1	64:N8:28:HIS:ND1	2.39	0.45
55:M9:171:ASP:O	55:M9:175:GLN:NE2	2.49	0.45
36:5:949:C:O2'	36:5:971:G:OP1	2.26	0.45
1:2:289:U:H2'	1:2:290:G:O4'	2.17	0.45
54:M8:73:GLN:HB3	54:M8:76:ALA:HB3	1.98	0.45
1:6:907:A:H1'	1:6:997:G:O2'	2.17	0.45
36:1:160:G:O6	86:1:4191:OHX:N6	2.50	0.45
1:6:1192:C:H3'	1:6:1193:A:H2'	1.99	0.45

Continued on next page...

Continued from previous page...

Atom-1	Atom-2	Interatomic distance (Å)	Clash overlap (Å)
51:M5:37:HIS:NE2	51:M5:63:ARG:NH1	2.65	0.45
1:2:902:G:H8	1:2:902:G:O5'	2.00	0.45
41:L4:325:LEU:HD23	41:L4:325:LEU:HA	2.13	0.45
64:N8:118:ILE:H	64:N8:118:ILE:HD13	1.82	0.45
1:2:180:A:H2'	1:2:181:A:O4'	2.17	0.45
36:1:2657:A:C2	36:1:2694:A:C8	3.05	0.45
70:O4:59:PRO:HA	70:O4:62:TYR:HD2	1.82	0.44
1:2:1459:C:H42	20:C8:139:LYS:HE2	1.82	0.44
7:S5:62:VAL:HG13	7:S5:89:ILE:HG21	2.57	0.44
24:D2:76:SER:HA	24:D2:77:PRO:C	5.15	0.44
19:C7:27:ASP:HB3	19:C7:30:THR:HG22	1.98	0.44
28:D6:5:ARG:HG2	1:6:1796:C:C6	343.19	0.44
21:C9:40:SER:CB	21:C9:96:ALA:HA	2.47	0.44
49:M3:165:SER:HB3	49:M3:168:ARG:HB3	1.99	0.44
20:C8:49:LYS:NZ	20:C8:80:LYS:HB2	3.19	0.44
51:M5:49:ARG:HB2	51:M5:49:ARG:NH1	2.32	0.44
3:S1:62:LYS:HB2	3:S1:62:LYS:HE2	1.87	0.44
74:O8:14:LEU:O	74:O8:17:ARG:HB2	2.89	0.44
26:D4:123:LYS:HE2	26:D4:123:LYS:HB3	5.06	0.44
16:C4:120:PRO:HB2	1:6:887:A:H5''	284.03	0.44
16:C4:123:SER:O	16:C4:124:ASP:HB2	4.89	0.44
21:C9:114:VAL:HG23	21:C9:123:ARG:O	2.17	0.44
2:S0:179:ARG:HH11	2:S0:183:ARG:NH1	2.14	0.44
63:N7:3:LYS:HD3	66:O0:35:ARG:O	2.91	0.44
33:E1:144:CYS:SG	33:E1:147:VAL:HG12	5.21	0.44
34:SR:176:LYS:HD3	34:SR:196:ASN:C	2.37	0.44
18:C6:47:LYS:HZ3	18:C6:114:ARG:HE	1.65	0.44
42:L5:34:LYS:HD2	57:N1:30:TYR:CZ	2.59	0.44
40:L3:221:THR:O	40:L3:272:TYR:HA	2.47	0.44
62:N6:112:ASP:HB2	62:N6:115:ARG:H	1.81	0.44
49:M3:128:ARG:NH1	71:O5:109:ILE:O	5.08	0.44
7:S5:119:ASP:O	7:S5:122:ASN:ND2	2.40	0.44
1:6:1239:U:O4	86:6:2096:OHX:N2	2.50	0.44
36:1:2337:C:H2'	36:1:2338:C:H6	1.81	0.44
36:5:1114:U:O2'	36:5:1115:G:H5'	2.17	0.44
40:L3:205:VAL:O	40:L3:207:SER:N	2.67	0.44
40:L3:305:ILE:HG12	40:L3:321:PHE:CZ	2.52	0.44
36:1:744:A:H2'	36:1:745:C:O4'	2.17	0.44
34:SR:201:THR:HB	34:SR:242:SER:N	2.26	0.44
25:D3:61:SER:HB3	25:D3:69:ARG:HD2	1.99	0.44
4:S2:57:PHE:CZ	4:S2:138:PRO:HD3	2.59	0.44

Continued on next page...

Continued from previous page...

Atom-1	Atom-2	Interatomic distance (Å)	Clash overlap (Å)
59:N3:53:SER:O	59:N3:54:LEU:C	2.66	0.44
47:M0:150:GLU:OE2	47:M0:153:ARG:NH2	3.88	0.44
36:1:613:G:C6	36:1:614:C:C4	3.05	0.44
1:2:867:G:H5'	15:C3:4:MET:HE3	1.98	0.44
13:C1:33:ARG:HD2	13:C1:49:ILE:O	3.47	0.44
49:M3:178:LYS:HD3	49:M3:179:PHE:CE2	3.02	0.44
1:2:627:C:H2'	1:2:628:G:O4'	2.18	0.44
68:O2:20:HIS:ND1	68:O2:42:VAL:HG21	2.33	0.44
8:S6:20:ASP:OD2	8:S6:22:HIS:N	5.06	0.44
36:5:786:A:H4'	36:5:787:G:OP1	2.16	0.44
36:1:933:A:C2	41:L4:98:ARG:NH1	2.85	0.44
45:L8:143:ILE:HG23	45:L8:175:VAL:HG21	1.99	0.44
36:1:409:A:H61	38:4:15:G:H1'	1.82	0.44
11:S9:69:ARG:O	11:S9:73:GLY:HA3	2.17	0.44
1:2:301:A:C6	1:2:302:U:C4	3.05	0.44
36:1:238:A:C2'	36:1:239:G:H5'	2.47	0.44
5:S3:45:LYS:HB2	5:S3:45:LYS:HE2	1.83	0.44
43:L6:169:ASP:OD1	43:L6:169:ASP:N	3.14	0.44
36:5:2279:A:C2	36:5:2288:G:C6	3.06	0.44
1:6:489:C:C4	1:6:498:G:N2	2.85	0.44
37:7:47:C:O2'	37:7:48:U:H5'	2.17	0.44
1:2:863:A:H2'	1:2:865:A:H8	1.81	0.44
45:L8:49:TYR:HD2	36:5:2587:U:H4'	178.11	0.44
51:M5:197:LEU:HD12	51:M5:197:LEU:HA	2.03	0.44
36:1:1699:A:H2'	36:1:1700:G:H8	1.81	0.44
41:L4:128:ALA:O	41:L4:131:VAL:HG23	3.19	0.44
45:L8:61:GLN:HB3	51:M5:28:TRP:CH2	2.51	0.44
31:D9:22:ARG:HD2	31:D9:38:ILE:HG12	1.99	0.44
42:L5:234:ASP:OD2	42:L5:234:ASP:N	2.50	0.44
36:5:1675:G:O6	86:5:3963:OHX:N4	2.51	0.44
40:L3:256:HIS:HA	40:L3:257:PRO:C	2.45	0.44
16:C4:64:ALA:HB3	16:C4:104:ALA:HB3	1.99	0.44
10:S8:40:ALA:O	10:S8:59:ARG:HB3	2.17	0.44
34:SR:170:ILE:HG21	34:SR:211:ILE:HD13	2.87	0.44
53:M7:176:ILE:O	53:M7:179:GLN:HB2	2.17	0.44
1:2:869:A:H2'	1:2:870:C:O4'	2.16	0.44
36:1:328:U:P	49:M3:23:LYS:HE3	2.58	0.44
37:3:109:G:C6	37:3:110:G:C5	3.05	0.44
42:L5:29:ASP:O	42:L5:31:TYR:N	3.08	0.44
43:L6:57:HIS:NE2	43:L6:61:ASN:HA	2.31	0.44
64:N8:83:PRO:HG2	64:N8:86:LYS:HB2	4.72	0.44

Continued on next page...

Continued from previous page...

Atom-1	Atom-2	Interatomic distance (Å)	Clash overlap (Å)
21:C9:91:TYR:OH	1:6:1469:A:OP1	365.11	0.44
36:5:1210:U:H2'	36:5:1211:U:C6	2.51	0.44
1:2:1378:U:H2'	1:2:1379:C:O4'	2.18	0.44
49:M3:116:LEU:HA	49:M3:116:LEU:HD23	2.14	0.44
36:1:558:U:O5'	36:1:558:U:H6	2.00	0.44
36:1:2305:G:N2	36:1:2305:G:OP2	2.43	0.44
69:O3:87:ASN:OD1	69:O3:87:ASN:N	2.50	0.44
7:S5:30:PRO:HD2	7:S5:33:VAL:HG11	1.98	0.44
25:D3:17:VAL:HG23	25:D3:20:ARG:NH2	4.34	0.44
34:SR:40:LYS:HB3	34:SR:64:HIS:O	3.03	0.44
28:D6:10:ARG:HD3	28:D6:34:LYS:CA	2.89	0.44
51:M5:104:GLU:O	51:M5:108:ARG:HG3	2.16	0.44
1:2:932:U:H4'	1:2:933:A:O4'	2.18	0.44
74:O8:65:LEU:O	74:O8:69:LEU:HD22	2.16	0.44
38:4:68:G:OP1	73:O7:86:ALA:N	2.49	0.44
8:S6:171:LYS:NZ	1:6:67:A:OP1	349.04	0.44
26:D4:62:THR:HG23	1:6:531:C:O2	421.87	0.44
21:C9:28:LEU:HB3	21:C9:29:GLU:H	3.72	0.44
61:N5:105:VAL:HG13	61:N5:130:TYR:CD1	3.75	0.44
21:C9:75:LYS:HE2	1:6:1520:U:OP2	418.89	0.44
18:C6:116:LEU:HA	18:C6:116:LEU:HD23	3.90	0.44
18:C6:15:SER:OG	18:C6:72:GLY:N	2.94	0.44
18:C6:82:ARG:NH1	18:C6:114:ARG:HB2	5.38	0.44
7:S5:73:THR:HG23	18:C6:114:ARG:HD2	1.99	0.44
62:N6:36:SER:OG	62:N6:38:GLU:HB2	3.59	0.44
1:6:640:U:H2'	1:6:641:G:C8	2.52	0.44
36:1:2585:G:C2	38:4:151:C:H5	2.35	0.44
11:S9:171:ARG:NH1	11:S9:174:ARG:HB3	3.75	0.44
1:2:732:G:N3	1:2:732:G:H2'	2.31	0.44
1:2:706:A:C6	1:2:734:A:N6	2.85	0.44
70:O4:20:ILE:HD11	70:O4:34:HIS:CE1	2.52	0.44
40:L3:286:GLY:HA3	40:L3:321:PHE:CE2	2.70	0.44
40:L3:81:THR:CG2	40:L3:81:THR:O	3.33	0.44
52:M6:85:ARG:HD3	52:M6:90:HIS:ND1	2.84	0.44
36:5:720:A:O2'	36:5:784:A:OP2	2.24	0.44
54:M8:64:VAL:HG12	54:M8:90:ASP:H	1.83	0.44
36:5:1763:U:H3'	36:5:1764:U:C6	2.53	0.44
36:5:2407:C:O2	36:5:2818:U:N3	2.41	0.44
1:6:624:G:N2	1:6:976:G:H1'	2.32	0.44
36:5:1784:G:H2'	36:5:1785:U:O4'	2.17	0.44
36:1:1362:G:O2'	36:1:1363:A:H5'	2.17	0.44

Continued on next page...

Continued from previous page...

Atom-1	Atom-2	Interatomic distance (Å)	Clash overlap (Å)
36:5:3255:U:H2'	36:5:3256:G:H8	1.79	0.44
1:2:1546:G:OP1	20:C8:123:ARG:HD2	2.17	0.44
36:5:3160:U:C2	36:5:3291:G:C2	3.05	0.44
1:2:129:U:O4	1:2:264:G:H2'	2.17	0.44
57:N1:105:PHE:CE2	36:5:1062:A:H4'	243.83	0.44
36:1:1845:G:N2	36:1:1851:G:C4	2.85	0.44
58:N2:22:PRO:HG3	58:N2:105:LEU:HB3	1.99	0.44
1:2:1053:G:C6	1:2:1054:U:C4	3.05	0.44
40:L3:85:VAL:O	40:L3:162:VAL:HA	2.36	0.44
42:L5:233:ALA:O	42:L5:236:LEU:N	2.39	0.44
36:1:1840:U:O2	36:1:1850:A:H5'	2.17	0.44
36:5:2137:U:C6	36:5:2141:U:C5	3.06	0.44
1:2:1657:U:H4'	1:2:1658:G:O5'	2.17	0.44
36:1:2366:C:N4	36:1:2381:G:H1	2.14	0.44
11:S9:17:ARG:HD3	11:S9:20:GLU:OE2	2.17	0.44
1:6:861:U:H5'	1:6:862:A:OP2	2.17	0.44
69:O3:6:ARG:HD2	69:O3:8:TYR:O	2.33	0.44
26:D4:103:ALA:O	26:D4:108:ARG:HG3	4.78	0.44
14:C2:89:ILE:O	14:C2:89:ILE:HD13	4.51	0.44
5:S3:17:PHE:CE1	5:S3:79:TYR:HE2	5.05	0.44
9:S7:49:ILE:O	9:S7:57:ALA:N	2.50	0.44
32:E0:2:ALA:HA	1:6:1647:U:O2	329.41	0.44
36:5:1522:U:H4'	36:5:1523:U:OP2	2.17	0.44
1:6:356:G:OP2	86:6:2074:OHX:N5	2.51	0.44
46:L9:47:LYS:HZ3	50:M4:6:ILE:H	1.63	0.44
15:C3:14:SER:OG	1:6:958:U:H2'	340.58	0.44
12:C0:14:TYR:CZ	12:C0:18:GLU:HG3	2.52	0.44
42:L5:37:VAL:HG12	57:N1:31:LEU:HD21	1.98	0.44
36:5:198:A:C6	36:5:219:A:C6	3.05	0.44
1:2:145:A:O2'	1:2:146:U:O5'	2.23	0.44
34:SR:43:ILE:HD13	34:SR:60:SER:HA	1.98	0.44
1:2:121:U:C4	1:2:122:U:C4	3.05	0.44
57:N1:17:ARG:O	57:N1:18:ASP:HB2	2.18	0.44
38:4:111:A:OP2	73:O7:32:LYS:HE3	2.18	0.44
23:D1:14:PRO:HB2	23:D1:23:ILE:HG23	2.00	0.44
1:6:1192:C:OP2	1:6:1193:A:O2'	2.30	0.44
36:5:1670:C:OP1	86:5:4229:OHX:N3	2.51	0.44
28:D6:17:HIS:ND1	28:D6:18:VAL:O	2.50	0.44
40:L3:173:GLN:HB2	36:5:3313:U:O3'	203.16	0.44
41:L4:349:THR:HG21	44:L7:64:GLN:NE2	2.33	0.44
36:5:1752:A:OP2	86:5:4074:OHX:N3	2.51	0.44

Continued on next page...

Continued from previous page...

Atom-1	Atom-2	Interatomic distance (Å)	Clash overlap (Å)
38:4:42:G:C4	38:4:43:A:C8	3.05	0.44
72:O6:68:ARG:O	72:O6:72:VAL:HG23	2.16	0.44
1:2:88:U:H4'	1:2:171:A:O4'	2.17	0.44
36:5:3078:U:O2'	86:5:4190:OHX:N1	2.50	0.44
1:6:1570:A:C6	1:6:1571:C:C2	3.05	0.44
40:L3:129:ALA:O	36:5:3150:A:H5'	211.47	0.44
5:S3:158:ILE:HD13	5:S3:158:ILE:H	1.87	0.44
1:2:1086:A:H5''	1:2:1087:A:OP2	2.18	0.44
51:M5:160:GLU:OE1	51:M5:160:GLU:N	2.82	0.44
40:L3:238:LEU:HB2	40:L3:246:LEU:O	2.17	0.44
1:2:33:U:O4	86:2:2055:OHX:N3	2.50	0.44
70:O4:44:CYS:HB3	70:O4:47:CYS:HG	1.83	0.44
67:O1:44:MET:HB3	67:O1:77:ARG:NH1	3.57	0.44
28:D6:36:ILE:HD12	28:D6:78:ALA:CB	2.47	0.44
16:C4:85:ALA:N	16:C4:119:THR:HG22	2.21	0.44
1:6:451:A:OP2	86:6:2061:OHX:N3	2.50	0.44
5:S3:28:GLU:HG3	5:S3:29:LEU:HD23	3.44	0.44
1:2:198:A:H2'	1:2:198:A:N3	2.31	0.44
86:5:3966:OHX:N1	86:5:4238:OHX:N1	2.65	0.44
18:C6:114:ARG:O	18:C6:115:THR:OG1	2.30	0.44
9:S7:133:THR:HG21	9:S7:159:VAL:HA	2.92	0.44
30:D8:12:VAL:HG11	30:D8:49:ARG:O	2.17	0.44
38:4:98:U:H2'	38:4:99:C:H5'	1.99	0.44
6:S4:181:VAL:CG1	6:S4:225:VAL:HG13	3.39	0.44
69:O3:86:ARG:HH12	36:5:498:A:H5'	215.23	0.44
36:1:3046:A:C5	36:1:3047:U:C5	3.05	0.44
48:M1:15:GLU:HG2	48:M1:16:LYS:HE2	1.99	0.44
55:M9:43:LYS:O	55:M9:47:ASN:HB2	5.51	0.44
36:1:2107:A:C2	36:1:2108:C:C2	3.06	0.44
1:6:1187:U:O5'	1:6:1187:U:H6	2.00	0.44
18:C6:32:ASN:N	18:C6:67:VAL:O	2.67	0.44
45:L8:244:ALA:HA	45:L8:247:ASP:HB2	2.36	0.44
36:1:3084:C:OP2	86:1:3879:OHX:N5	2.50	0.44
42:L5:131:LEU:HD11	42:L5:175:HIS:H	3.53	0.44
36:1:3310:A:C2'	36:1:3311:C:H5'	2.48	0.44
1:6:1255:G:H4'	1:6:1256:A:OP1	2.16	0.44
36:1:2356:A:OP1	53:M7:138:LYS:NZ	2.49	0.44
1:6:293:U:OP2	86:6:2136:OHX:N2	2.49	0.44
36:1:250:U:H5''	36:1:251:G:H5''	1.99	0.44
37:3:90:U:C4	37:3:91:G:C5	3.05	0.44
36:5:1804:A:H2'	36:5:1805:C:C6	2.53	0.44

Continued on next page...

Continued from previous page...

Atom-1	Atom-2	Interatomic distance (Å)	Clash overlap (Å)
36:1:3131:U:H2'	36:1:3132:C:C6	2.53	0.44
2:S0:102:PHE:HZ	2:S0:107:PHE:CE1	2.35	0.44
41:L4:13:GLY:O	41:L4:14:GLU:HG2	4.90	0.44
36:1:1715:A:H4'	36:1:1716:U:OP1	2.17	0.44
6:S4:31:PRO:HG2	6:S4:38:LEU:HD13	2.00	0.44
1:6:809:A:N6	1:6:810:G:O6	2.50	0.44
36:1:1488:G:O2'	70:O4:10:ARG:O	2.34	0.44
40:L3:339:ARG:NH2	40:L3:342:LEU:HD11	3.13	0.44
54:M8:23:ASN:OD1	54:M8:25:TYR:N	2.50	0.44
46:L9:68:LEU:O	46:L9:71:VAL:N	2.99	0.44
36:5:920:A:OP1	36:5:922:U:C5	2.71	0.44
36:5:2106:A:H2'	36:5:2107:A:C8	2.53	0.44
36:5:951:A:P	36:5:1367:G:H22	2.40	0.44
36:1:748:U:H2'	36:1:749:C:C6	2.51	0.44
1:2:1064:G:O2'	3:S1:204:ILE:O	2.34	0.44
86:8:216:OHX:N6	86:8:223:OHX:N3	2.65	0.44
36:5:1341:U:H2'	36:5:1342:C:H6	1.82	0.44
36:1:1307:G:H4'	36:1:1308:A:O5'	2.18	0.44
29:D7:23:THR:HG21	29:D7:29:ARG:HH21	1.83	0.44
1:2:314:C:C2	1:2:355:G:C2	3.05	0.44
1:6:526:A:N6	1:6:527:A:C6	2.85	0.44
53:M7:94:LEU:CD2	53:M7:146:ILE:HB	3.52	0.44
36:1:1619:A:C2	36:1:1826:C:C2	3.06	0.44
36:1:1302:A:N1	36:1:2832:C:O2'	2.44	0.44
86:1:4023:OHX:N4	86:1:4143:OHX:N3	2.65	0.44
6:S4:3:ARG:O	1:6:93:A:H1'	326.94	0.44
36:1:3082:C:H2'	36:1:3083:G:C8	2.52	0.44
36:1:2603:G:H2'	36:1:2604:U:O4'	2.18	0.44
7:S5:96:SER:HB3	7:S5:176:THR:HG21	3.08	0.44
30:D8:19:THR:HG22	30:D8:20:GLY:H	1.83	0.44
68:O2:75:LEU:HD23	68:O2:75:LEU:HA	1.84	0.44
36:1:268:A:C4	51:M5:12:ARG:HG2	2.52	0.44
1:6:157:A:O5'	1:6:157:A:H8	2.00	0.44
26:D4:15:ASN:ND2	26:D4:18:LEU:HB2	2.32	0.44
36:5:692:A:C4	36:5:693:A:C8	3.06	0.44
1:2:1734:U:H2'	1:2:1735:U:H6	1.82	0.44
1:2:1460:A:C5	35:SM:76:VAL:HG22	2.52	0.44
7:S5:177:ILE:HA	7:S5:180:ARG:HH11	1.82	0.44
7:S5:34:GLN:HA	18:C6:57:LEU:HD21	2.84	0.44
7:S5:35:GLN:HB3	7:S5:36:ALA:H	1.88	0.44
20:C8:142:GLY:HA2	1:6:1173:C:OP1	342.70	0.44

Continued on next page...

Continued from previous page...

Atom-1	Atom-2	Interatomic distance (Å)	Clash overlap (Å)
57:N1:92:ARG:O	57:N1:94:GLU:N	2.51	0.44
1:2:1766:A:H5'	86:2:2091:OHX:N6	2.32	0.44
28:D6:82:ARG:NH2	1:6:1153:G:OP2	332.01	0.44
45:L8:111:LYS:HG2	45:L8:112:GLU:N	4.72	0.44
42:L5:261:THR:O	42:L5:263:GLU:N	3.58	0.44
3:S1:58:SER:O	3:S1:60:ALA:N	2.51	0.44
11:S9:129:ILE:O	11:S9:142:ASN:HA	2.50	0.44
36:1:2185:G:P	39:L2:201:GLY:H	2.40	0.44
1:2:66:U:C5'	8:S6:173:PRO:HA	2.46	0.44
40:L3:98:GLY:HA3	36:5:3005:A:H5'	248.39	0.44
3:S1:97:LEU:HG	3:S1:232:HIS:CE1	2.52	0.44
10:S8:104:ILE:O	10:S8:164:ARG:HA	2.59	0.44
68:O2:120:THR:O	68:O2:122:PRO:HD3	2.17	0.44
66:O0:57:GLU:O	66:O0:60:ALA:HB3	2.33	0.44
62:N6:104:LEU:HA	62:N6:104:LEU:HD23	1.75	0.44
3:S1:143:THR:HA	3:S1:207:LEU:HA	1.99	0.44
1:2:705:U:H2'	1:2:706:A:N7	2.33	0.44
41:L4:24:ALA:HB2	41:L4:264:SER:HB3	1.99	0.44
41:L4:192:GLY:O	41:L4:194:TYR:N	3.22	0.44
36:5:314:U:O4	86:5:4186:OHX:N5	2.49	0.44
64:N8:11:HIS:O	64:N8:14:HIS:HB2	2.17	0.44
25:D3:69:ARG:HD3	25:D3:117:ILE:HG12	1.98	0.44
4:S2:57:PHE:CE1	4:S2:138:PRO:HD3	2.52	0.44
59:N3:81:GLN:NE2	59:N3:85:TRP:CE3	3.55	0.44
29:D7:15:GLU:OE2	29:D7:24:LEU:N	2.44	0.44
36:1:350:C:N3	36:1:367:A:H2'	2.33	0.44
40:L3:142:ALA:O	40:L3:145:GLU:N	2.61	0.44
1:2:164:A:H1'	8:S6:13:GLN:NE2	2.32	0.44
36:1:3344:A:H2	36:1:3361:G:N2	2.16	0.44
12:C0:49:LEU:HB3	12:C0:55:VAL:HG13	2.68	0.44
12:C0:12:HIS:NE2	12:C0:49:LEU:HD21	2.32	0.44
15:C3:3:ARG:HB2	15:C3:8:GLY:O	2.18	0.44
66:O0:42:ILE:CG1	66:O0:67:VAL:HG22	3.77	0.44
44:L7:222:HIS:CE1	44:L7:224:ILE:HG13	2.56	0.44
36:5:855:U:C4	36:5:856:G:C6	3.06	0.44
36:1:372:A:H2'	36:1:373:A:H8	1.82	0.44
6:S4:246:LEU:HD23	6:S4:250:GLU:HB3	2.00	0.44
20:C8:134:ARG:HG2	1:6:1559:A:C5	362.81	0.44
41:L4:119:ARG:HG2	41:L4:274:TYR:CE2	2.52	0.44
2:S0:73:VAL:O	2:S0:95:ALA:HB1	3.57	0.44
10:S8:106:ALA:HB2	10:S8:165:LEU:HG	1.98	0.44

Continued on next page...

Continued from previous page...

Atom-1	Atom-2	Interatomic distance (Å)	Clash overlap (Å)
59:N3:27:ASP:CG	59:N3:28:ASN:H	3.24	0.44
41:L4:295:ILE:HD12	54:M8:132:PRO:HG3	2.00	0.44
39:L2:36:GLU:OE2	39:L2:163:ARG:NH1	2.97	0.44
45:L8:84:ARG:HH22	45:L8:181:LYS:HZ3	1.65	0.44
36:5:1650:G:H1	36:5:1805:C:H42	1.65	0.44
36:1:3131:U:O2'	36:1:3132:C:H5'	2.18	0.44
44:L7:142:SER:HG	44:L7:241:LYS:HZ1	2.71	0.44
67:O1:24:SER:HB3	36:5:2345:A:H5''	178.70	0.44
51:M5:38:ARG:NH2	38:8:143:U:OP1	108.62	0.44
36:5:2993:G:H2'	36:5:3142:A:H61	1.81	0.44
12:C0:27:PHE:HD2	1:6:1217:A:C2	420.59	0.44
51:M5:183:THR:HA	51:M5:187:ARG:H	3.26	0.44
45:L8:156:ASP:HB2	45:L8:157:VAL:H	1.65	0.44
14:C2:140:PHE:HD2	14:C2:140:PHE:HA	1.88	0.44
36:1:1831:U:P	61:N5:92:LYS:HD3	2.57	0.44
1:2:245:U:O4	86:2:2092:OHX:N5	2.51	0.44
23:D1:4:ASP:OD1	23:D1:5:LYS:HD2	3.34	0.44
22:D0:50:LEU:HG	22:D0:94:GLU:O	2.17	0.44
39:L2:57:PRO:HG2	39:L2:78:ALA:HB3	2.09	0.44
41:L4:35:VAL:HG11	41:L4:244:LEU:HD21	2.00	0.44
5:S3:167:PHE:O	5:S3:190:ARG:HD2	2.17	0.44
78:Q2:47:GLN:OE1	78:Q2:54:THR:OG1	2.39	0.44
36:1:3026:G:O2'	36:1:3028:G:N7	2.33	0.44
1:2:330:G:H2'	1:2:331:A:O4'	2.17	0.44
41:L4:236:LEU:HA	41:L4:236:LEU:HD23	2.57	0.44
36:5:1249:G:H2'	36:5:1250:G:C8	2.52	0.44
30:D8:57:MET:O	30:D8:59:SER:N	4.90	0.44
42:L5:99:TYR:HA	42:L5:161:GLY:O	2.68	0.44
28:D6:12:LYS:HB3	28:D6:13:LYS:H	4.48	0.44
1:6:390:G:H2'	1:6:391:A:O4'	2.18	0.44
6:S4:34:GLY:HA3	6:S4:35:PRO:HD3	1.59	0.44
38:8:65:A:H2'	38:8:66:A:O4'	2.17	0.44
53:M7:26:PHE:CD2	53:M7:121:GLN:HG2	2.53	0.44
41:L4:67:THR:HG23	41:L4:68:GLY:N	3.23	0.44
1:6:1117:U:H2'	1:6:1118:G:H8	1.82	0.44
11:S9:31:ALA:HA	11:S9:36:LEU:HG	2.00	0.44
42:L5:184:ASP:OD2	42:L5:187:THR:HG23	2.17	0.44
36:1:59:G:H2'	38:4:33:A:O2'	2.17	0.44
21:C9:20:SER:O	21:C9:24:ARG:HG3	3.95	0.44
36:5:201:A:H2'	36:5:202:G:C8	2.52	0.44
66:O0:73:GLY:O	66:O0:75:ASN:N	2.51	0.44

Continued on next page...

Continued from previous page...

Atom-1	Atom-2	Interatomic distance (Å)	Clash overlap (Å)
62:N6:88:GLU:HG3	62:N6:94:SER:OG	3.38	0.44
36:5:607:A:H4'	36:5:608:A:OP2	2.17	0.44
36:1:2112:U:HO2'	36:1:2113:A:P	2.40	0.44
1:2:1295:G:C6	1:2:1303:U:C2	3.06	0.44
49:M3:151:ALA:O	49:M3:153:ASP:N	4.18	0.44
6:S4:156:VAL:O	6:S4:157:ASN:HB2	2.17	0.44
36:5:24:G:H2'	36:5:25:U:O4'	2.17	0.44
36:1:2265:C:H2'	36:1:2266:U:O4'	2.17	0.44
3:S1:231:LEU:HD23	3:S1:231:LEU:HA	2.18	0.44
36:1:1149:G:H21	36:1:1199:C:N4	2.15	0.44
1:2:1354:G:H5'	1:2:1355:C:OP2	2.17	0.44
58:N2:53:ALA:HB1	58:N2:68:THR:HG22	1.99	0.44
5:S3:110:LEU:HA	5:S3:110:LEU:HD23	1.83	0.44
7:S5:217:LEU:HD23	7:S5:217:LEU:HA	2.31	0.44
36:5:2973:G:N7	86:5:4112:OHX:N1	2.66	0.44
36:5:2609:A:H2'	36:5:2610:G:H8	1.82	0.44
1:6:867:G:O6	86:6:2057:OHX:N1	2.50	0.44
35:SM:64:LYS:C	35:SM:66:ALA:H	2.47	0.44
36:5:2369:G:H2'	36:5:2370:G:C8	2.53	0.44
8:S6:87:ARG:NH1	1:6:159:U:O2'	321.92	0.44
47:M0:138:VAL:HG11	47:M0:148:VAL:HG13	3.23	0.44
36:5:150:A:C2'	36:5:151:A:H5'	2.47	0.44
51:M5:50:ARG:HH11	36:5:267:G:H4'	111.33	0.44
41:L4:144:LYS:H	41:L4:144:LYS:CE	4.99	0.44
1:6:544:A:H8	1:6:544:A:O5'	2.01	0.44
36:1:1613:A:P	74:O8:46:ARG:HH22	2.41	0.44
42:L5:113:LEU:HA	42:L5:113:LEU:HD12	1.77	0.44
34:SR:122:ILE:HB	34:SR:134:TRP:HB2	1.99	0.44
8:S6:136:LYS:HG3	8:S6:173:PRO:HB3	2.00	0.44
44:L7:102:VAL:HG12	44:L7:130:ILE:HD12	3.76	0.44
57:N1:128:LEU:H	57:N1:128:LEU:HD12	1.93	0.44
1:2:887:A:H61	1:2:925:G:H1	1.65	0.44
1:6:1161:C:H2'	1:6:1162:C:C6	2.49	0.44
22:D0:58:LEU:HD23	1:6:1516:A:C8	444.34	0.44
1:2:1433:G:H2'	1:2:1434:U:H6	1.83	0.44
1:2:1434:U:H5'	1:2:1435:G:OP1	2.18	0.44
9:S7:39:ARG:HG3	9:S7:40:PRO:HD3	1.97	0.44
49:M3:97:VAL:HG12	49:M3:98:ASP:H	1.82	0.44
27:D5:41:ILE:HG23	27:D5:42:LEU:H	1.82	0.44
3:S1:140:ILE:HG22	3:S1:211:HIS:HB2	1.99	0.44
1:6:961:U:H2'	1:6:962:C:H6	1.80	0.44

Continued on next page...

Continued from previous page...

Atom-1	Atom-2	Interatomic distance (Å)	Clash overlap (Å)
38:8:132:G:C6	38:8:133:G:N7	2.86	0.44
6:S4:173:ILE:HD11	6:S4:235:TYR:CE1	2.52	0.44
6:S4:193:GLY:O	6:S4:210:ILE:HG23	2.17	0.44
70:O4:3:GLN:HG2	70:O4:4:ARG:N	2.35	0.44
1:6:1053:G:C2	1:6:1067:C:C2	3.05	0.44
53:M7:25:SER:CB	53:M7:28:ASN:HB2	2.47	0.44
43:L6:30:LEU:HA	43:L6:30:LEU:HD22	1.74	0.44
21:C9:33:TYR:HE1	21:C9:100:ILE:HD13	2.27	0.44
77:Q1:2:ARG:HD2	77:Q1:4:LYS:HB3	3.63	0.44
76:Q0:112:LYS:HZ3	36:5:3107:U:P	304.05	0.44
44:L7:173:LEU:HB3	44:L7:178:ILE:HB	2.15	0.44
1:6:1350:U:H2'	1:6:1351:G:H8	1.83	0.44
1:6:1743:U:H2'	1:6:1744:A:H8	1.82	0.44
8:S6:13:GLN:OE1	1:6:151:G:N2	311.88	0.44
55:M9:43:LYS:HG3	36:5:1764:U:H5''	94.19	0.44
63:N7:47:GLU:OE2	63:N7:69:LYS:HE2	3.48	0.44
36:1:58:G:OP1	51:M5:157:LYS:NZ	2.39	0.44
50:M4:21:VAL:HB	50:M4:63:VAL:HG13	2.00	0.44
36:1:75:G:O3'	49:M3:70:ARG:NH1	2.46	0.44
1:2:1160:A:OP2	18:C6:142:TYR:OH	2.28	0.44
47:M0:55:ASN:HA	47:M0:131:ILE:HG23	2.00	0.44
36:1:1554:U:H4'	36:1:1555:U:C5'	2.48	0.44
42:L5:211:LEU:HD22	42:L5:211:LEU:HA	1.75	0.44
47:M0:21:ARG:NH2	47:M0:22:TYR:OH	2.50	0.44
33:E1:98:VAL:HG13	33:E1:99:LYS:N	2.32	0.44
63:N7:87:LEU:HB2	63:N7:127:ASN:ND2	2.32	0.44
11:S9:10:LYS:HE3	11:S9:10:LYS:HB2	1.60	0.44
56:N0:42:TRP:HA	56:N0:42:TRP:CE3	2.53	0.44
41:L4:327:LEU:CD1	44:L7:165:ASP:HA	3.14	0.44
36:5:601:U:H2'	36:5:602:A:O4'	2.16	0.44
1:2:1636:C:C2	1:2:1638:G:C5	3.05	0.44
36:1:2383:C:C2'	36:1:2384:A:H5'	2.48	0.44
63:N7:15:ARG:HB2	63:N7:79:HIS:CD2	2.53	0.44
36:5:1618:G:H4'	38:8:129:C:H1'	1.98	0.44
46:L9:43:VAL:CG2	46:L9:55:VAL:HG12	5.10	0.44
36:5:2256:A:H2'	36:5:2256:A:OP2	2.18	0.44
40:L3:59:ASP:OD1	40:L3:357:LYS:NZ	3.35	0.44
36:5:1106:G:C5	36:5:1107:C:C5	3.05	0.44
19:C7:58:MET:HA	19:C7:61:ILE:HB	3.32	0.44
1:6:643:G:H1	1:6:691:C:N4	2.15	0.44
86:6:2104:OHX:N1	86:6:2190:OHX:N4	2.66	0.44

Continued on next page...

Continued from previous page...

Atom-1	Atom-2	Interatomic distance (Å)	Clash overlap (Å)
6:S4:26:CYS:HB2	6:S4:27:TYR:CE2	2.52	0.44
45:L8:33:ASN:O	36:5:2549:G:C6	208.93	0.44
40:L3:255:TRP:CD1	40:L3:255:TRP:C	2.90	0.44
46:L9:13:PRO:HG2	46:L9:16:VAL:HG11	2.91	0.44
36:1:36:C:OP2	51:M5:83:LYS:HE2	2.17	0.44
55:M9:175:GLN:O	55:M9:179:GLU:N	2.50	0.44
36:1:1340:G:OP2	68:O2:61:LYS:HE3	2.17	0.44
36:5:2378:C:C2	36:5:2379:U:C5	3.05	0.44
36:1:1148:G:C6	36:1:1149:G:N7	2.86	0.44
36:5:330:G:OP2	86:5:4043:OHX:N1	2.50	0.44
1:2:563:U:O2'	1:2:564:G:H5'	2.17	0.44
36:5:2730:G:OP2	86:5:3952:OHX:N4	2.51	0.44
10:S8:70:GLU:OE2	13:C1:24:LYS:NZ	2.35	0.44
68:O2:11:LYS:O	68:O2:13:HIS:N	3.01	0.44
54:M8:18:ALA:HB1	54:M8:19:PRO:HD2	2.00	0.44
14:C2:95:LYS:HB2	14:C2:95:LYS:HE3	4.31	0.44
11:S9:105:LEU:HA	11:S9:105:LEU:HD12	1.88	0.44
12:C0:44:LYS:HA	12:C0:44:LYS:HD2	2.95	0.44
1:2:722:G:H3'	1:2:723:G:H5'	1.99	0.44
36:1:2117:A:C8	36:1:3064:U:O2	2.71	0.44
49:M3:84:GLY:O	49:M3:85:LEU:HB3	2.66	0.44
36:5:1692:U:C4	36:5:1693:C:N4	2.86	0.44
25:D3:27:ASN:O	25:D3:31:LYS:HG2	2.17	0.44
52:M6:25:LYS:HG3	36:5:1175:C:H5"	254.31	0.44
57:N1:157:GLU:HB3	57:N1:159:PHE:CE1	2.75	0.44
51:M5:68:ARG:HA	51:M5:98:LEU:HD21	2.91	0.44
3:S1:61:LEU:HD22	3:S1:61:LEU:H	1.82	0.44
62:N6:113:LYS:HE2	38:8:85:G:N7	15.16	0.44
2:S0:167:LYS:HG2	2:S0:168:HIS:NE2	2.32	0.44
2:S0:179:ARG:HG3	2:S0:195:TRP:CE3	2.53	0.44
1:2:804:A:N3	24:D2:105:THR:HG22	2.33	0.44
66:O0:29:SER:O	66:O0:33:SER:HB3	2.49	0.44
33:E1:135:HIS:ND1	33:E1:138:ARG:HD2	2.33	0.44
38:4:118:C:C2	38:4:136:G:C2	3.05	0.44
49:M3:109:PHE:O	49:M3:112:ASN:HB2	2.18	0.44
27:D5:46:LYS:O	27:D5:50:ILE:HG13	4.71	0.44
1:6:1163:A:N6	1:6:1164:G:C6	2.85	0.44
3:S1:119:THR:HB	3:S1:143:THR:CG2	2.66	0.44
51:M5:122:ASN:OD1	51:M5:123:GLN:N	2.50	0.44
49:M3:124:ILE:HD11	49:M3:126:PHE:CZ	3.13	0.44
36:5:2697:A:C2	36:5:2698:G:C5	3.05	0.44

Continued on next page...

Continued from previous page...

Atom-1	Atom-2	Interatomic distance (Å)	Clash overlap (Å)
43:L6:6:ALA:HA	68:O2:74:PHE:CE1	2.52	0.44
1:6:565:C:C2	86:6:2159:OHX:N4	2.86	0.44
36:5:2689:A:C4'	36:5:2690:G:H5'	2.44	0.44
25:D3:74:VAL:N	25:D3:83:VAL:O	2.49	0.44
37:3:40:C:O2'	48:M1:72:ARG:HD2	2.17	0.44
36:1:1864:A:OP1	55:M9:88:ARG:NH1	2.51	0.44
36:5:3195:U:H1'	36:5:3196:U:OP1	2.18	0.44
1:6:25:C:O2	86:6:2107:OHX:N5	2.50	0.44
1:6:1138:A:H2'	1:6:1139:A:H8	1.83	0.44
16:C4:133:ARG:HB2	16:C4:136:ARG:HH21	1.82	0.44
1:2:970:A:H5''	1:2:970:A:H8	1.83	0.44
1:6:586:G:C6	1:6:587:C:C4	3.06	0.44
44:L7:127:LEU:C	44:L7:129:LEU:N	2.69	0.44
36:5:1277:C:H2'	36:5:1278:A:C8	2.53	0.44
1:6:1545:A:O2'	1:6:1546:G:H5'	2.18	0.44
2:S0:70:PRO:O	2:S0:94:GLY:HA3	2.17	0.44
36:5:701:G:H2'	36:5:702:C:C6	2.53	0.44
39:L2:220:GLY:O	39:L2:221:LYS:HG3	2.58	0.44
4:S2:133:LYS:O	4:S2:136:VAL:HG23	2.20	0.44
22:D0:102:ARG:HG3	22:D0:103:ILE:N	4.51	0.44
44:L7:105:LEU:HA	44:L7:105:LEU:HD23	1.66	0.44
11:S9:64:GLU:HA	11:S9:69:ARG:HD3	2.31	0.44
36:5:2440:G:HO2'	36:5:2441:A:P	2.40	0.44
19:C7:74:GLN:HA	19:C7:77:GLU:HB2	1.98	0.44
38:4:124:G:N2	38:4:130:C:C2	2.86	0.44
56:N0:8:GLN:OE1	56:N0:26:ARG:NE	2.41	0.44
78:Q2:36:PHE:N	78:Q2:36:PHE:CD1	2.85	0.44
36:5:2299:A:OP2	86:5:3953:OHX:N1	2.49	0.44
19:C7:69:ILE:HG12	19:C7:69:ILE:H	1.52	0.44
1:2:1156:C:C2'	1:2:1157:A:H5'	2.47	0.44
54:M8:36:LEU:O	54:M8:40:THR:OG1	2.39	0.44
36:1:3049:A:C6	36:1:3050:U:C2	3.05	0.44
47:M0:185:ARG:HA	47:M0:190:VAL:HB	1.99	0.44
22:D0:28:SER:HB3	22:D0:34:LEU:HD23	2.00	0.44
36:5:817:A:H2'	36:5:920:A:C2	2.53	0.44
1:2:1395:G:N2	1:2:1404:C:O2	2.51	0.44
14:C2:43:ARG:HH12	14:C2:102:GLY:HA3	1.82	0.44
1:2:1064:G:H2'	1:2:1065:A:C8	2.52	0.44
34:SR:269:TYR:H	34:SR:269:TYR:HD1	1.65	0.44
68:O2:59:SER:OG	36:5:1405:U:OP2	184.38	0.44
36:1:1826:C:H2'	36:1:1827:C:H6	1.82	0.44

Continued on next page...

Continued from previous page...

Atom-1	Atom-2	Interatomic distance (Å)	Clash overlap (Å)
18:C6:102:LYS:O	18:C6:106:LYS:N	3.30	0.44
44:L7:77:VAL:HG13	57:N1:139:ARG:O	3.01	0.44
1:6:398:G:O5'	1:6:398:G:H8	2.01	0.44
1:2:552:G:C6	1:2:553:G:C6	3.05	0.44
75:O9:41:ARG:HH22	36:5:1517:G:P	97.78	0.44
10:S8:70:GLU:CD	13:C1:24:LYS:HZ1	2.17	0.44
34:SR:206:PRO:HG2	34:SR:247:PRO:HA	2.56	0.44
15:C3:78:ASN:C	15:C3:80:LEU:H	2.21	0.44
36:1:597:G:C2	36:1:598:A:C8	3.06	0.44
54:M8:161:LYS:O	54:M8:162:ALA:HB3	2.18	0.44
36:5:1731:A:C5	36:5:1732:U:C5	3.06	0.44
36:5:2779:A:H8	36:5:2779:A:H5'	1.82	0.44
36:5:1389:G:N2	36:5:1390:A:N1	2.65	0.44
22:D0:38:SER:O	22:D0:42:VAL:HG23	2.18	0.44
39:L2:39:GLY:O	39:L2:91:GLY:HA3	2.18	0.44
36:1:282:G:C8	36:1:282:G:H3'	2.53	0.44
71:O5:102:GLU:HA	71:O5:102:GLU:OE2	2.16	0.44
47:M0:57:LEU:HA	47:M0:57:LEU:HD22	1.74	0.44
71:O5:119:LYS:HA	71:O5:119:LYS:HD2	1.83	0.44
63:N7:18:TYR:CE1	63:N7:71:PHE:CG	3.05	0.44
10:S8:29:LEU:HD23	10:S8:30:GLY:CA	2.48	0.44
36:5:82:C:H2'	36:5:83:U:O4'	2.17	0.44
51:M5:204:LYS:HE3	36:5:683:U:OP2	105.52	0.44
76:Q0:108:THR:HB	76:Q0:109:ASN:OD1	3.23	0.44
36:1:1842:A:H4'	36:1:1843:C:OP2	2.18	0.44
36:5:3385:U:H2'	36:5:3386:G:H8	1.83	0.44
8:S6:63:MET:HA	8:S6:98:ARG:O	2.28	0.44
70:O4:46:ASP:CG	70:O4:80:ARG:HD2	2.38	0.44
28:D6:4:LYS:HE2	28:D6:4:LYS:HB3	4.23	0.44
36:1:1544:G:O6	86:1:4052:OHX:N4	2.50	0.44
41:L4:219:LEU:O	41:L4:222:VAL:HG13	2.65	0.44
11:S9:113:VAL:O	11:S9:118:LEU:HB2	4.26	0.44
39:L2:29:LEU:H	39:L2:123:ARG:HB3	2.06	0.44
37:3:24:A:H2'	37:3:25:G:H5'	2.00	0.44
21:C9:105:LEU:HD13	21:C9:122:ARG:HD3	2.85	0.44
33:E1:137:ASP:HB2	33:E1:138:ARG:H	1.58	0.44
1:6:187:G:N2	1:6:198:A:H62	2.16	0.44
46:L9:51:GLN:OE1	46:L9:51:GLN:N	3.21	0.44
73:O7:52:LYS:O	73:O7:56:ARG:HG3	2.17	0.44
3:S1:130:SER:HB3	3:S1:179:SER:HA	2.00	0.44
1:6:1314:U:O2'	1:6:1315:U:OP2	2.35	0.44

Continued on next page...

Continued from previous page...

Atom-1	Atom-2	Interatomic distance (Å)	Clash overlap (Å)
1:6:1614:A:O2'	1:6:1615:C:H5'	2.18	0.44
50:M4:99:TRP:O	50:M4:99:TRP:HD1	2.13	0.44
26:D4:57:VAL:HG22	26:D4:60:PHE:CE2	2.52	0.44
4:S2:72:LEU:HD13	4:S2:72:LEU:HA	1.72	0.44
17:C5:77:ARG:HA	17:C5:95:GLY:HA3	2.37	0.44
36:5:3108:G:H2'	36:5:3109:G:O5'	2.17	0.44
4:S2:57:PHE:CD2	4:S2:138:PRO:HB3	3.41	0.44
11:S9:45:ILE:HG22	11:S9:101:VAL:HG12	1.99	0.44
1:2:966:A:H5''	15:C3:4:MET:CE	2.48	0.44
73:O7:69:HIS:O	73:O7:73:ARG:HG3	2.18	0.44
46:L9:86:TYR:CZ	46:L9:151:VAL:HG13	2.52	0.44
20:C8:134:ARG:HD2	1:6:1545:A:OP2	358.72	0.44
36:1:1348:U:O2	36:1:1349:G:N2	2.51	0.44
34:SR:178:VAL:O	34:SR:192:PHE:HB2	2.53	0.44
15:C3:114:ARG:HA	15:C3:114:ARG:HD3	1.65	0.44
36:1:1668:G:H2'	36:1:1669:C:O4'	2.16	0.44
36:1:1048:A:N1	36:1:2646:C:O2'	2.40	0.44
34:SR:220:ILE:O	34:SR:234:LEU:N	2.81	0.44
12:C0:2:LEU:HB3	12:C0:3:MET:H	4.27	0.44
1:6:891:A:H2'	1:6:892:A:C8	2.51	0.44
1:2:1643:U:H5'	77:Q1:9:ARG:HH22	1.83	0.44
36:1:1661:G:N2	36:1:1789:G:H1'	2.32	0.44
51:M5:150:TRP:O	51:M5:153:ASP:HB2	2.42	0.44
6:S4:242:LYS:H	6:S4:242:LYS:HE3	1.80	0.44
1:2:1335:U:H1'	31:D9:56:ARG:HH11	1.82	0.44
1:2:73:U:O2'	1:2:74:U:C2	2.69	0.44
36:1:1080:A:OP2	42:L5:140:ARG:NH2	2.51	0.44
55:M9:92:GLN:O	55:M9:96:ILE:HG13	2.25	0.44
55:M9:99:LEU:HD11	55:M9:103:ARG:NH1	2.33	0.44
4:S2:152:HIS:HA	4:S2:194:GLU:HG3	1.99	0.44
15:C3:12:SER:HB3	15:C3:13:SER:H	1.62	0.44
1:6:47:A:H4'	1:6:48:G:C5'	2.48	0.44
2:S0:200:ASP:HA	2:S0:203:PHE:CE2	2.53	0.44
57:N1:102:ARG:O	57:N1:106:LEU:HD22	2.18	0.44
43:L6:165:LEU:HA	43:L6:165:LEU:HD23	1.75	0.44
1:2:1268:G:C2	1:2:1270:G:N7	2.86	0.44
57:N1:17:ARG:HG2	57:N1:22:HIS:HA	1.99	0.44
34:SR:147:HIS:HD2	34:SR:151:VAL:HG22	1.83	0.44
64:N8:2:PRO:O	64:N8:4:ARG:N	2.51	0.44
10:S8:26:LYS:O	10:S8:29:LEU:HB3	2.18	0.44
21:C9:136:ALA:O	21:C9:140:LEU:HD12	2.17	0.44

Continued on next page...

Continued from previous page...

Atom-1	Atom-2	Interatomic distance (Å)	Clash overlap (Å)
45:L8:207:ASP:O	45:L8:209:ALA:N	3.69	0.44
36:5:2734:A:OP1	86:5:4040:OHX:N6	2.50	0.44
36:5:3320:A:C2	36:5:3321:C:C2	3.06	0.44
36:1:2289:U:H2'	36:1:2290:C:H6	1.83	0.44
48:M1:141:ARG:O	48:M1:145:LYS:HE2	2.18	0.44
1:6:1747:G:H2'	1:6:1748:G:O4'	2.17	0.44
5:S3:212:LYS:HB2	5:S3:212:LYS:NZ	3.89	0.44
34:SR:222:LEU:HA	34:SR:222:LEU:HD13	2.13	0.44
17:C5:72:LYS:HG2	17:C5:72:LYS:H	3.25	0.44
36:5:3283:U:H2'	36:5:3284:G:C8	2.53	0.44
44:L7:59:GLU:O	44:L7:63:ILE:HG13	2.18	0.44
8:S6:6:SER:O	8:S6:8:PRO:HD3	2.31	0.44
70:O4:59:PRO:HD3	36:5:1654:A:O2'	168.29	0.44
52:M6:27:LEU:HD11	52:M6:102:LEU:CB	2.73	0.44
1:2:1459:C:N4	20:C8:139:LYS:HE2	2.32	0.44
1:2:1172:G:H21	21:C9:88:VAL:HG23	1.83	0.44
34:SR:16:HIS:ND1	34:SR:37:SER:HB3	2.33	0.44
47:M0:36:LEU:HD12	47:M0:87:LEU:HB3	2.85	0.44
1:6:1:U:N3	1:6:369:A:C5	2.86	0.44
6:S4:46:VAL:HG13	6:S4:50:ASN:OD1	2.17	0.44
1:6:66:U:O2'	1:6:67:A:H5''	2.16	0.44
1:2:149:C:OP1	26:D4:121:THR:OG1	2.33	0.44
64:N8:90:TYR:CG	64:N8:100:PRO:HG3	2.53	0.44
5:S3:52:ALA:O	5:S3:90:ARG:HA	2.17	0.44
66:O0:50:VAL:HG11	36:5:2552:C:H2'	233.93	0.44
18:C6:122:ARG:HB3	1:6:1584:G:H5''	397.13	0.44
1:6:813:U:H3'	1:6:814:A:H4'	2.00	0.44
51:M5:44:ARG:NH1	51:M5:47:LYS:HG2	2.33	0.44
6:S4:196:VAL:HG21	6:S4:211:LYS:HB3	1.98	0.44
41:L4:265:GLU:OE2	41:L4:266:THR:HG23	2.17	0.44
36:1:968:G:C6	36:1:969:C:N4	2.86	0.44
17:C5:97:TYR:HD2	17:C5:102:PHE:CE1	2.36	0.44
36:5:3047:U:O2'	36:5:3048:A:H5'	2.18	0.44
59:N3:13:ILE:HD11	59:N3:81:GLN:NE2	2.32	0.44
32:E0:46:ASN:HD21	32:E0:48:THR:HG22	4.62	0.44
1:2:1039:A:O2'	1:2:1040:G:OP2	2.35	0.44
36:5:1027:A:N7	36:5:1029:G:C2	2.86	0.44
16:C4:16:VAL:HG23	16:C4:31:THR:HG23	5.71	0.44
36:1:1322:U:P	56:N0:117:ARG:HH21	2.41	0.44
36:5:1256:G:H2'	36:5:1257:C:O4'	2.17	0.44
2:S0:70:PRO:O	2:S0:95:ALA:N	2.36	0.44

Continued on next page...

Continued from previous page...

Atom-1	Atom-2	Interatomic distance (Å)	Clash overlap (Å)
23:D1:74:GLN:HG2	23:D1:79:LEU:HB3	4.40	0.44
1:2:1311:U:C2	1:2:1315:U:C4	3.06	0.44
45:L8:143:ILE:HD13	45:L8:170:CYS:SG	2.63	0.44
39:L2:36:GLU:CD	39:L2:163:ARG:HH11	2.38	0.44
1:6:1349:G:O2'	1:6:1379:C:N3	2.34	0.44
2:S0:8:ASP:HB3	2:S0:9:LEU:H	2.20	0.44
39:L2:68:LYS:HD3	39:L2:70:ARG:HG2	2.00	0.44
25:D3:19:ARG:NH2	1:6:611:U:OP1	345.78	0.44
18:C6:11:GLY:N	18:C6:18:ALA:O	2.87	0.44
76:Q0:92:ASP:C	76:Q0:93:LYS:HG2	2.81	0.44
41:L4:361:HIS:CE1	41:L4:362:ASP:HB2	3.95	0.44
17:C5:15:HIS:CG	17:C5:16:SER:N	3.12	0.44
36:5:999:G:H2'	36:5:1000:C:C6	2.53	0.44
5:S3:103:GLU:HG3	5:S3:107:PHE:CZ	4.03	0.44
36:5:1926:C:H5'	36:5:1927:G:C5	2.53	0.44
36:5:2359:C:H6	36:5:2359:C:O5'	2.00	0.44
2:S0:102:PHE:O	2:S0:103:THR:HB	2.18	0.44
1:2:1621:U:H2'	1:2:1622:G:C8	2.53	0.44
36:1:1108:U:H2'	36:1:1109:U:H6	1.79	0.44
36:1:2215:A:H2'	36:1:2216:G:O4'	2.17	0.44
1:2:1167:G:OP1	7:S5:101:GLY:HA3	2.18	0.44
73:O7:3:LYS:HB3	36:5:2138:A:C5	170.60	0.44
23:D1:71:ARG:HG3	23:D1:83:TRP:CE2	3.48	0.44
46:L9:189:GLU:HB3	46:L9:190:ASP:H	1.58	0.44
48:M1:110:ILE:HG22	48:M1:115:LYS:O	2.18	0.44
1:6:955:A:H2'	1:6:956:C:O4'	2.18	0.44
64:N8:64:GLN:O	64:N8:67:HIS:HB2	2.18	0.44
45:L8:94:PHE:CE1	45:L8:200:LEU:HG	2.53	0.44
13:C1:23:PRO:C	13:C1:25:VAL:H	2.65	0.44
36:1:1480:G:H4'	36:1:1481:A:OP1	2.18	0.44
49:M3:25:HIS:HD2	51:M5:199:LEU:O	2.07	0.44
36:5:951:A:OP2	36:5:1367:G:N2	2.42	0.44
36:5:2942:C:O2	86:5:4048:OHX:N6	2.51	0.44
36:5:414:U:H2'	36:5:415:G:H8	1.82	0.44
45:L8:34:PHE:H	45:L8:39:ALA:CB	5.76	0.44
45:L8:33:ASN:O	45:L8:35:GLY:N	3.59	0.44
46:L9:89:LYS:NZ	46:L9:191:LEU:HD12	15.49	0.44
7:S5:77:TYR:CE1	7:S5:87:CYS:HB2	2.53	0.44
49:M3:67:ARG:HH22	64:N8:108:GLY:HA2	3.32	0.44
1:2:986:G:OP2	39:L2:251:LYS:NZ	2.35	0.44
4:S2:126:ARG:NH1	4:S2:126:ARG:HB3	5.02	0.44

Continued on next page...

Continued from previous page...

Atom-1	Atom-2	Interatomic distance (Å)	Clash overlap (Å)
41:L4:205:PRO:HB3	41:L4:247:PHE:CD2	2.59	0.44
36:5:2197:C:H4'	36:5:2198:A:H8	1.82	0.44
54:M8:109:GLY:O	54:M8:112:ALA:HB3	2.77	0.44
46:L9:117:PHE:CE1	46:L9:165:CYS:HB3	3.29	0.44
37:3:55:A:H2'	37:3:56:A:O4'	2.18	0.44
36:5:3377:G:O6	86:5:4082:OHX:N1	2.50	0.44
62:N6:95:VAL:HA	62:N6:96:PRO:HD3	1.67	0.44
79:Q3:78:THR:HA	79:Q3:81:SER:OG	2.18	0.44
36:5:747:A:H2'	36:5:748:U:O4'	2.18	0.44
36:1:165:A:H2'	36:1:166:C:C6	2.53	0.44
36:5:2413:A:H2'	36:5:2414:G:C8	2.53	0.44
60:N4:57:LYS:HB2	60:N4:57:LYS:HE3	1.87	0.44
42:L5:220:SER:OG	42:L5:220:SER:O	3.63	0.44
5:S3:21:LEU:HD23	5:S3:21:LEU:HA	1.73	0.44
36:5:2530:G:H2'	36:5:2531:C:H5''	2.00	0.44
1:6:215:A:C6	1:6:216:U:C4	3.05	0.44
36:5:2314:U:O4	86:5:3971:OHX:N5	2.51	0.44
36:1:3182:G:N2	36:1:3189:G:OP1	2.51	0.44
17:C5:127:ARG:N	35:SM:71:ASN:HD21	3.24	0.44
46:L9:119:GLY:O	46:L9:120:ASP:C	2.55	0.44
1:2:1199:G:P	31:D9:40:ARG:HH21	2.41	0.44
47:M0:50:VAL:HG21	47:M0:148:VAL:HG11	3.79	0.44
51:M5:67:ARG:O	51:M5:98:LEU:HD11	2.18	0.44
36:1:1534:A:H2'	36:1:1535:A:C8	2.52	0.44
48:M1:92:ARG:NH2	48:M1:94:ARG:HH11	4.84	0.44
48:M1:96:PHE:HB2	48:M1:156:LYS:HE2	3.32	0.44
56:N0:91:TYR:OH	56:N0:93:GLU:OE2	2.23	0.44
38:8:83:C:C4'	38:8:85:G:H21	2.30	0.44
8:S6:162:VAL:HG21	8:S6:171:LYS:HG3	5.60	0.44
57:N1:127:GLN:HA	36:5:1095:U:O2	256.73	0.44
26:D4:123:LYS:N	26:D4:123:LYS:HZ2	2.16	0.44
24:D2:30:SER:HB2	24:D2:61:ILE:HG13	1.99	0.44
66:O0:40:LYS:HB3	66:O0:101:LEU:HD11	2.00	0.44
66:O0:98:SER:OG	66:O0:99:ASP:N	2.50	0.44
52:M6:119:VAL:O	52:M6:121:PRO:HD3	2.18	0.44
52:M6:124:LEU:HD23	56:N0:168:PRO:HG3	2.00	0.44
38:4:140:G:H2'	38:4:141:C:O4'	2.18	0.44
53:M7:31:GLU:HG3	53:M7:60:PHE:HA	3.29	0.44
34:SR:22:SER:CB	34:SR:70:ASP:HA	2.47	0.44
9:S7:148:LYS:O	9:S7:149:ILE:HG13	3.59	0.44
49:M3:100:ARG:NH1	36:5:76:G:O2'	84.13	0.44

Continued on next page...

Continued from previous page...

Atom-1	Atom-2	Interatomic distance (Å)	Clash overlap (Å)
9:S7:15:GLU:HB2	9:S7:16:LEU:H	1.63	0.44
9:S7:17:GLU:HG3	9:S7:46:ILE:HG13	3.26	0.44
1:2:704:C:H4'	1:2:705:U:OP1	2.16	0.44
66:O0:30:THR:HG22	66:O0:91:SER:CB	2.99	0.44
6:S4:182:TYR:HB2	6:S4:228:ILE:HD11	1.99	0.44
36:5:314:U:H2'	36:5:315:C:H6	1.76	0.44
1:2:565:C:OP2	1:2:577:G:O2'	2.26	0.44
1:2:577:G:H3'	1:2:577:G:C8	2.53	0.44
4:S2:65:GLU:HB2	4:S2:68:ILE:HG13	2.79	0.44
1:2:176:C:N4	1:2:266:A:OP2	2.51	0.44
53:M7:25:SER:OG	53:M7:28:ASN:HB2	2.32	0.44
8:S6:14:LYS:HD3	8:S6:16:PHE:CZ	3.46	0.44
17:C5:111:MET:HG2	20:C8:119:ILE:CG1	3.58	0.44
1:2:320:U:H3'	1:2:321:C:C5'	2.45	0.44
1:2:1387:G:O2'	1:2:1410:A:N6	2.50	0.44
19:C7:24:LEU:HD21	19:C7:34:LEU:HD12	4.24	0.44
36:1:3047:U:O2'	36:1:3048:A:H5'	2.17	0.44
36:5:776:U:C5	36:5:2719:U:O2	2.71	0.44
18:C6:19:VAL:O	18:C6:67:VAL:HA	2.18	0.44
44:L7:121:LYS:HE2	44:L7:125:GLU:CD	3.30	0.44
67:O1:55:LEU:O	67:O1:58:ALA:HB3	2.41	0.44
36:1:651:G:C6	36:1:652:G:C6	3.06	0.44
36:1:1664:G:C4	36:1:1786:G:N2	2.86	0.44
86:1:4128:OHX:N5	86:1:4161:OHX:N6	2.66	0.44
52:M6:38:ALA:O	52:M6:41:LEU:HB2	2.42	0.44
6:S4:133:LYS:O	6:S4:134:LYS:HB2	2.18	0.44
36:5:137:G:C2	36:5:138:U:N3	2.86	0.44
72:O6:94:ILE:CG2	72:O6:99:ARG:HE	2.31	0.44
56:N0:5:LYS:HB2	56:N0:7:TYR:CE2	2.58	0.44
75:O9:10:LYS:HD3	36:5:1833:G:H5''	108.75	0.44
6:S4:6:LYS:HE2	6:S4:6:LYS:HB2	4.23	0.44
13:C1:29:LYS:NZ	13:C1:32:LYS:HA	2.33	0.44
28:D6:28:LYS:HG2	28:D6:29:SER:O	2.18	0.44
1:2:1002:G:N1	1:2:1761:U:OP1	2.39	0.44
38:4:52:A:C5	38:4:53:A:C8	3.05	0.44
36:5:2623:G:H2'	36:5:2624:G:C8	2.53	0.44
36:5:2623:G:H2'	36:5:2624:G:O4'	2.18	0.44
38:4:31:G:O2'	38:4:32:C:H5'	2.18	0.44
25:D3:92:CYS:HA	25:D3:95:PHE:CD2	2.52	0.44
55:M9:7:GLN:N	55:M9:7:GLN:OE1	4.16	0.44
86:1:3965:OHX:N5	86:1:4153:OHX:N1	2.66	0.44

Continued on next page...

Continued from previous page...

Atom-1	Atom-2	Interatomic distance (Å)	Clash overlap (Å)
1:2:1215:C:H2'	1:2:1216:C:C6	2.53	0.44
36:1:863:C:H2'	36:1:864:G:O4'	2.17	0.44
63:N7:70:PRO:HG3	63:N7:115:LYS:HB2	1.99	0.44
34:SR:158:PRO:O	34:SR:208:GLY:HA3	2.18	0.44
38:8:88:A:H3'	38:8:89:A:C8	2.53	0.44
44:L7:66:LYS:HG3	44:L7:76:TYR:HD2	1.82	0.44
1:6:294:C:C2	1:6:295:A:C8	3.06	0.44
3:S1:36:SER:HB2	3:S1:231:LEU:O	2.18	0.44
50:M4:8:LYS:HB3	50:M4:9:ALA:H	1.32	0.44
55:M9:180:LYS:HA	55:M9:183:ALA:HB3	2.00	0.44
36:5:3053:G:C5	36:5:3054:U:C4	3.05	0.44
1:6:760:A:OP2	86:6:2083:OHX:N5	2.50	0.44
1:2:407:A:O2'	1:2:1671:A:N3	2.44	0.44
56:N0:34:GLU:O	56:N0:38:LYS:HG3	2.18	0.44
49:M3:9:ILE:HD12	64:N8:52:TYR:CE1	3.13	0.44
36:5:186:U:OP2	86:5:3903:OHX:N4	2.51	0.44
19:C7:18:GLU:HG2	19:C7:70:SER:O	4.02	0.44
36:5:807:A:H61	36:5:934:G:H22	1.66	0.44
36:5:659:G:H2'	36:5:660:A:N7	2.32	0.44
10:S8:193:LEU:HD23	10:S8:193:LEU:HA	1.84	0.44
68:O2:9:ILE:HG12	68:O2:63:THR:HB	1.99	0.44
1:6:63:G:C5	1:6:64:U:C5	3.06	0.44
1:2:548:G:H2'	1:2:549:G:O4'	2.18	0.44
60:N4:58:HIS:O	60:N4:60:LYS:N	3.44	0.44
36:5:2248:C:H2'	36:5:2273:G:C8	2.53	0.43
86:5:3971:OHX:N4	86:5:4193:OHX:N1	2.66	0.43
70:O4:82:ALA:O	70:O4:85:VAL:HG22	4.80	0.43
1:2:1172:G:C6	1:2:1173:C:C4	3.06	0.43
57:N1:51:GLY:HA3	57:N1:92:ARG:HG3	4.30	0.43
28:D6:87:ARG:HB3	28:D6:91:ASP:HB2	1.99	0.43
51:M5:49:ARG:NH1	36:5:149:U:OP2	100.97	0.43
1:2:476:U:C5	32:E0:31:LYS:HB2	2.52	0.43
36:5:912:G:O5'	36:5:912:G:H8	2.01	0.43
36:1:364:G:OP1	41:L4:60:THR:HG22	2.17	0.43
59:N3:69:LEU:HA	59:N3:69:LEU:HD12	1.80	0.43
12:C0:32:HIS:CG	12:C0:33:GLU:N	3.67	0.43
1:2:888:U:H1'	16:C4:126:THR:HG21	2.00	0.43
79:Q3:24:ARG:O	79:Q3:27:LYS:HB3	2.18	0.43
40:L3:291:GLU:OE1	40:L3:292:ALA:N	2.51	0.43
40:L3:361:THR:CG2	40:L3:371:GLN:HB3	2.47	0.43
28:D6:62:TYR:O	28:D6:63:ALA:HB2	2.50	0.43

Continued on next page...

Continued from previous page...

Atom-1	Atom-2	Interatomic distance (Å)	Clash overlap (Å)
7:S5:123:VAL:HG13	27:D5:102:THR:HG23	4.70	0.43
1:2:577:G:C5	35:SM:99:LYS:HD3	2.52	0.43
57:N1:77:ASN:HB3	57:N1:84:TYR:CD2	2.52	0.43
40:L3:53:MET:CG	40:L3:77:THR:HG22	2.45	0.43
44:L7:173:LEU:HD12	44:L7:173:LEU:HA	1.47	0.43
69:O3:89:LEU:HA	69:O3:90:PRO:HD3	2.05	0.43
25:D3:51:GLY:HA3	25:D3:74:VAL:CG1	2.48	0.43
8:S6:85:ARG:HA	8:S6:86:PRO:HD3	1.72	0.43
36:1:3060:C:H1'	36:1:3332:U:H1'	1.99	0.43
17:C5:69:GLU:OE1	17:C5:70:ASN:N	4.94	0.43
36:1:284:A:OP2	78:Q2:41:ARG:HD2	2.18	0.43
42:L5:51:LEU:O	42:L5:147:ASP:N	2.42	0.43
36:5:1440:G:C4	36:5:1441:G:C8	3.06	0.43
52:M6:82:LYS:HD3	36:5:1313:G:OP1	254.59	0.43
6:S4:246:LEU:HB2	6:S4:251:GLU:HG3	1.99	0.43
36:1:670:C:OP2	54:M8:147:ARG:NH2	2.51	0.43
36:5:675:C:O2'	36:5:679:U:OP1	2.29	0.43
1:2:766:U:H3'	1:2:768:C:OP2	2.18	0.43
36:1:1685:C:C2	36:1:3070:A:C2	3.06	0.43
18:C6:60:PHE:C	18:C6:62:ASN:H	2.88	0.43
45:L8:181:LYS:HG2	38:8:154:C:H5''	148.96	0.43
39:L2:70:ARG:NE	39:L2:72:ARG:HE	5.16	0.43
36:5:687:U:H2'	36:5:688:G:C8	2.52	0.43
10:S8:86:SER:O	1:6:341:A:O2'	259.51	0.43
49:M3:89:TYR:O	49:M3:92:THR:HG23	3.55	0.43
36:1:1456:A:N6	67:O1:64:VAL:HG22	2.33	0.43
45:L8:166:LEU:HA	45:L8:166:LEU:HD23	1.83	0.43
21:C9:112:GLY:O	21:C9:125:SER:OG	3.59	0.43
64:N8:56:VAL:HG23	64:N8:57:GLY:N	2.32	0.43
11:S9:161:THR:O	11:S9:162:SER:OG	2.29	0.43
1:2:1776:A:C2	1:2:1786:G:C6	3.06	0.43
36:5:423:A:H2'	36:5:424:G:O4'	2.18	0.43
36:5:305:U:C5	36:5:2776:C:H1'	2.52	0.43
1:2:448:C:OP1	6:S4:29:PRO:HD3	2.18	0.43
41:L4:51:ALA:CB	41:L4:105:THR:HG22	4.58	0.43
36:1:2191:U:H2'	36:1:2192:C:O4'	2.17	0.43
56:N0:87:THR:O	56:N0:88:HIS:ND1	2.66	0.43
74:O8:77:ARG:O	74:O8:78:LEU:HB2	2.17	0.43
1:6:1001:A:H2'	1:6:1002:G:C8	2.53	0.43
20:C8:113:LEU:HA	20:C8:113:LEU:HD23	1.41	0.43
6:S4:88:ASP:HB2	6:S4:101:LEU:HD12	3.18	0.43

Continued on next page...

Continued from previous page...

Atom-1	Atom-2	Interatomic distance (Å)	Clash overlap (Å)
36:5:1138:U:H2'	36:5:1139:G:O4'	2.18	0.43
62:N6:125:LYS:HG3	62:N6:126:LEU:H	1.83	0.43
36:1:1511:U:H3'	36:1:1512:U:H6	1.83	0.43
36:5:2171:G:C2	36:5:2172:A:N7	2.86	0.43
11:S9:2:PRO:HB3	1:6:381:C:OP1	361.00	0.43
71:O5:31:LEU:HD21	71:O5:43:LYS:HG2	3.00	0.43
61:N5:46:TYR:CD2	71:O5:75:TYR:HB3	2.53	0.43
1:6:1110:G:N2	1:6:1136:U:H1'	2.33	0.43
36:1:936:A:OP2	64:N8:27:LYS:HE2	2.18	0.43
36:1:2883:U:H2'	36:1:2884:C:C6	2.53	0.43
21:C9:93:HIS:O	21:C9:94:ILE:HD12	2.17	0.43
36:5:199:A:C4	36:5:201:A:C8	3.06	0.43
36:5:201:A:OP2	86:5:3980:OHX:N1	2.50	0.43
1:2:1163:A:C6	1:2:1164:G:C5	3.06	0.43
63:N7:27:LYS:HD2	63:N7:27:LYS:HA	2.13	0.43
1:6:1727:G:H2'	1:6:1728:A:C8	2.53	0.43
36:5:993:G:C5	36:5:2637:A:C2	3.06	0.43
18:C6:94:GLN:OE1	34:SR:62:LYS:NZ	2.51	0.43
40:L3:29:VAL:HG11	40:L3:32:PHE:CE1	2.90	0.43
41:L4:165:ALA:O	41:L4:168:ALA:HB3	2.37	0.43
34:SR:26:SER:OG	34:SR:75:ALA:O	2.34	0.43
35:SM:32:SER:OG	35:SM:33:LYS:N	4.22	0.43
48:M1:104:PHE:O	48:M1:127:PHE:HB2	3.07	0.43
68:O2:16:LYS:O	68:O2:17:PHE:HB2	4.67	0.43
51:M5:84:PRO:HB2	36:5:44:U:OP1	167.13	0.43
18:C6:20:ALA:HB2	18:C6:84:ALA:HB1	2.30	0.43
36:5:572:A:C5	36:5:573:C:C5	3.05	0.43
5:S3:176:LEU:HD12	5:S3:176:LEU:H	1.85	0.43
67:O1:71:LEU:HD22	67:O1:71:LEU:HA	2.29	0.43
62:N6:60:ARG:HD3	62:N6:60:ARG:HA	1.71	0.43
41:L4:276:LEU:HD12	41:L4:276:LEU:H	3.44	0.43
40:L3:383:LEU:HD23	40:L3:383:LEU:HA	2.53	0.43
36:5:2764:C:O5'	36:5:2764:C:H6	2.01	0.43
5:S3:109:LEU:HD23	5:S3:109:LEU:HA	1.56	0.43
36:1:2213:A:H2'	36:1:2214:A:C8	2.52	0.43
52:M6:84:LEU:O	52:M6:87:MET:N	2.34	0.43
39:L2:19:HIS:CE1	39:L2:193:ARG:HA	2.53	0.43
13:C1:91:LEU:HD22	13:C1:92:HIS:H	1.82	0.43
34:SR:67:ILE:HB	34:SR:85:TRP:CG	2.53	0.43
72:O6:9:ILE:HD13	72:O6:10:GLY:N	4.54	0.43
32:E0:31:LYS:NZ	1:6:544:A:O3'	419.04	0.43

Continued on next page...

Continued from previous page...

Atom-1	Atom-2	Interatomic distance (Å)	Clash overlap (Å)
54:M8:62:VAL:HG11	54:M8:83:VAL:HG21	3.22	0.43
40:L3:266:ARG:HE	40:L3:266:ARG:HB3	3.95	0.43
52:M6:62:THR:H	52:M6:69:GLY:HA3	1.82	0.43
2:S0:179:ARG:HD3	2:S0:183:ARG:HD2	2.00	0.43
2:S0:13:ASP:CG	2:S0:179:ARG:HH22	2.25	0.43
21:C9:102:ARG:NH2	1:6:1502:G:N7	405.80	0.43
1:2:187:G:H3'	10:S8:138:ASN:ND2	2.33	0.43
36:1:2353:G:C6	36:1:2354:C:C4	3.06	0.43
34:SR:217:ASP:OD1	34:SR:217:ASP:N	2.51	0.43
18:C6:13:LYS:NZ	1:6:1584:G:O6	398.94	0.43
62:N6:36:SER:HB2	62:N6:37:LYS:HE2	3.67	0.43
10:S8:43:ILE:O	10:S8:44:HIS:CD2	2.71	0.43
47:M0:193:ASP:CG	47:M0:198:LYS:HE3	2.38	0.43
15:C3:55:ARG:HD2	15:C3:56:ASP:OD1	4.16	0.43
1:2:1489:U:C5	1:2:1513:G:C6	3.06	0.43
36:1:2278:C:H2'	36:1:2279:A:H5''	1.99	0.43
34:SR:174:ASN:OD1	34:SR:198:ASN:HB3	2.47	0.43
36:1:3045:G:H2'	36:1:3046:A:O4'	2.19	0.43
36:1:3121:U:C4	36:1:3124:G:O6	2.71	0.43
1:2:1367:G:N7	86:2:2108:OHX:N6	2.66	0.43
45:L8:238:LEU:HB3	45:L8:242:ALA:HB3	3.68	0.43
39:L2:238:ILE:HB	39:L2:239:ALA:H	3.99	0.43
36:1:945:C:OP1	68:O2:33:ARG:HG3	2.18	0.43
36:5:701:G:C5	36:5:702:C:C4	3.06	0.43
36:1:1668:G:C2	36:1:1669:C:C2	3.06	0.43
10:S8:98:LYS:HG2	10:S8:99:ALA:N	3.70	0.43
36:1:1047:A:N3	36:1:2633:U:O2'	2.49	0.43
1:2:393:C:H2'	1:2:394:C:H6	1.83	0.43
36:5:138:U:H2'	36:5:139:G:C8	2.52	0.43
58:N2:93:ILE:HA	58:N2:106:ALA:O	2.17	0.43
26:D4:84:LYS:HG3	26:D4:85:PHE:N	2.33	0.43
36:5:2321:A:C6	36:5:2322:C:N3	2.85	0.43
11:S9:49:LEU:O	11:S9:52:ILE:N	3.63	0.43
1:6:724:C:H2'	1:6:725:U:C6	2.54	0.43
39:L2:96:LEU:HG	39:L2:166:ILE:HD13	2.00	0.43
1:6:1244:A:N3	1:6:1244:A:H3'	2.33	0.43
13:C1:37:ASN:HA	13:C1:44:THR:CG2	2.48	0.43
47:M0:182:LEU:O	47:M0:186:GLU:N	2.40	0.43
1:6:40:A:H2'	1:6:41:A:O4'	2.17	0.43
38:4:17:A:H5''	38:4:18:U:OP2	2.18	0.43
4:S2:152:HIS:HB2	4:S2:194:GLU:HB2	2.00	0.43

Continued on next page...

Continued from previous page...

Atom-1	Atom-2	Interatomic distance (Å)	Clash overlap (Å)
1:6:430:G:N2	1:6:431:C:C2	2.86	0.43
28:D6:12:LYS:HE2	28:D6:16:GLY:O	2.18	0.43
36:1:608:A:N6	43:L6:22:ARG:HD3	2.33	0.43
45:L8:55:TYR:CE2	45:L8:56:VAL:HG23	3.11	0.43
5:S3:141:LYS:HG2	5:S3:141:LYS:H	2.56	0.43
5:S3:79:TYR:HB3	5:S3:83:THR:OG1	2.18	0.43
1:2:1106:U:H2'	1:2:1107:G:H8	1.82	0.43
24:D2:50:PHE:HB3	24:D2:63:VAL:HA	2.25	0.43
40:L3:199:PHE:O	40:L3:201:LYS:N	3.02	0.43
72:O6:34:SER:OG	72:O6:37:THR:OG1	2.21	0.43
36:5:1552:G:O2'	36:5:1553:U:H5'	2.18	0.43
36:5:277:G:H2'	36:5:278:U:H6	1.82	0.43
75:O9:41:ARG:HG3	75:O9:42:ARG:N	2.33	0.43
1:6:63:G:C6	1:6:64:U:C5	3.05	0.43
50:M4:127:LYS:O	50:M4:131:VAL:HG23	2.63	0.43
1:6:1298:U:H2'	1:6:1299:G:O4'	2.17	0.43
38:8:39:G:H1'	38:8:105:A:N1	2.33	0.43
36:5:1809:A:H2'	36:5:1810:A:O4'	2.18	0.43
25:D3:114:LYS:HB3	25:D3:115:GLY:H	1.57	0.43
9:S7:82:GLU:OE1	9:S7:164:TYR:OH	3.37	0.43
36:1:2173:U:H2'	36:1:2174:G:C8	2.53	0.43
26:D4:67:GLY:O	26:D4:68:LYS:HB2	2.19	0.43
47:M0:205:SER:O	47:M0:209:ASN:HB2	2.17	0.43
36:1:2911:A:H4'	36:1:2912:G:C8	2.52	0.43
36:1:2144:A:H1'	36:1:2281:A:N6	2.33	0.43
36:1:2743:A:C6	36:1:2744:U:C4	3.06	0.43
42:L5:202:GLY:O	42:L5:206:GLN:HG3	5.28	0.43
11:S9:182:GLU:HG3	11:S9:182:GLU:H	2.87	0.43
33:E1:90:LYS:HG3	33:E1:90:LYS:H	4.45	0.43
1:2:239:C:H6	1:2:239:C:H2'	1.69	0.43
1:2:30:G:H2'	1:2:31:C:C6	2.52	0.43
70:O4:42:PRO:HG2	70:O4:54:ILE:HG22	3.39	0.43
46:L9:146:LEU:H	46:L9:146:LEU:HD12	2.36	0.43
40:L3:227:GLU:CG	40:L3:270:ARG:HE	3.04	0.43
42:L5:40:HIS:CE1	42:L5:42:ALA:HB3	2.77	0.43
1:6:1688:U:H2'	1:6:1689:A:C8	2.53	0.43
41:L4:328:ASN:O	41:L4:329:PRO:O	4.15	0.43
1:6:1009:U:H2'	1:6:1010:C:C6	2.54	0.43
14:C2:42:ALA:HB3	14:C2:122:VAL:HB	2.61	0.43
46:L9:3:TYR:HA	56:N0:142:GLN:OE1	2.18	0.43
1:6:1202:A:OP1	86:6:2130:OHX:N2	2.50	0.43

Continued on next page...

Continued from previous page...

Atom-1	Atom-2	Interatomic distance (Å)	Clash overlap (Å)
41:L4:300:ARG:NH1	41:L4:300:ARG:HB2	2.31	0.43
78:Q2:71:ARG:HE	78:Q2:80:ARG:NH2	2.15	0.43
31:D9:19:ARG:HD3	31:D9:32:ARG:CD	3.22	0.43
36:5:1556:C:H2'	36:5:2169:G:N1	2.32	0.43
36:1:1578:C:H3'	36:1:1579:C:H6	1.82	0.43
1:2:1498:G:C2	1:2:1510:U:O2	2.72	0.43
13:C1:57:LYS:HB2	13:C1:110:HIS:NE2	2.32	0.43
1:6:198:A:H2'	1:6:199:G:H5'	2.00	0.43
36:1:2352:A:N6	36:1:2353:G:C6	2.87	0.43
9:S7:71:HIS:CG	9:S7:131:PHE:CZ	3.07	0.43
20:C8:11:PHE:HA	20:C8:59:GLY:O	2.48	0.43
9:S7:47:ARG:H	9:S7:59:ALA:HB3	1.82	0.43
9:S7:126:LEU:HD13	9:S7:173:TYR:CE2	3.31	0.43
2:S0:82:GLY:O	2:S0:86:VAL:HG22	2.19	0.43
45:L8:73:PRO:HB2	45:L8:230:LYS:O	2.18	0.43
20:C8:125:ILE:O	20:C8:129:TRP:N	3.26	0.43
10:S8:178:ARG:HA	10:S8:178:ARG:HD3	1.77	0.43
36:5:3288:G:O2'	36:5:3289:G:P	2.76	0.43
40:L3:140:ASP:CG	40:L3:141:GLY:H	2.22	0.43
19:C7:32:LYS:O	19:C7:35:CYS:HB2	2.51	0.43
33:E1:126:CYS:HB3	33:E1:130:VAL:HG11	1.99	0.43
1:2:1253:U:O2'	33:E1:143:LYS:HA	2.18	0.43
36:1:1389:G:OP1	68:O2:101:SER:HB3	2.17	0.43
50:M4:65:LEU:HB2	56:N0:172:TYR:CZ	2.53	0.43
36:1:2203:U:H4'	39:L2:241:ARG:HB3	1.99	0.43
27:D5:52:LYS:HD3	27:D5:52:LYS:HA	1.84	0.43
9:S7:48:GLU:OE2	9:S7:88:ARG:NH2	2.52	0.43
40:L3:299:ASP:O	40:L3:300:ARG:HB2	2.19	0.43
48:M1:23:VAL:CG1	48:M1:29:ARG:HD3	2.48	0.43
47:M0:22:TYR:CZ	36:5:1048:A:H2'	267.46	0.43
63:N7:36:HIS:N	63:N7:37:PRO:HD3	3.08	0.43
56:N0:71:LYS:HD2	56:N0:73:LYS:HG3	2.01	0.43
4:S2:40:LYS:HG3	4:S2:247:ALA:O	7.14	0.43
45:L8:91:PHE:CZ	45:L8:189:LEU:HD22	4.71	0.43
72:O6:62:ARG:HH12	72:O6:98:ARG:HD2	1.83	0.43
1:2:912:U:H5'	1:2:913:G:H8	1.82	0.43
20:C8:14:ILE:HD12	20:C8:14:ILE:HA	4.55	0.43
28:D6:26:CYS:CB	28:D6:77:CYS:SG	3.06	0.43
1:2:1128:C:H2'	1:2:1129:U:O4'	2.19	0.43
68:O2:4:LEU:H	68:O2:90:LYS:HB3	1.83	0.43
36:5:2376:G:C6	36:5:2377:G:O6	2.71	0.43

Continued on next page...

Continued from previous page...

Atom-1	Atom-2	Interatomic distance (Å)	Clash overlap (Å)
24:D2:82:LYS:C	24:D2:84:GLY:H	2.20	0.43
56:N0:141:LYS:HE3	56:N0:141:LYS:HB3	4.63	0.43
36:1:603:A:C5	36:1:604:G:H1'	2.53	0.43
43:L6:72:ASN:OD1	43:L6:74:VAL:HG23	2.87	0.43
36:5:1046:A:H2'	36:5:1049:C:C5	2.53	0.43
36:5:1234:G:OP2	36:5:1235:U:H3'	2.17	0.43
38:4:85:G:H3'	38:4:85:G:H8	1.83	0.43
40:L3:58:ARG:O	40:L3:71:GLU:HA	2.43	0.43
55:M9:133:LYS:HD3	55:M9:134:HIS:CD2	2.53	0.43
36:1:913:A:H2	36:1:2134:G:N3	2.16	0.43
36:1:993:G:N3	36:1:2637:A:H2'	2.34	0.43
1:2:1450:U:OP1	86:2:2061:OHX:N5	2.50	0.43
78:Q2:32:LYS:O	78:Q2:33:ALA:HB3	4.54	0.43
36:5:2657:A:C2	36:5:2694:A:C8	3.06	0.43
1:2:1417:A:H2'	1:2:1418:G:O4'	2.18	0.43
55:M9:115:ILE:HG13	55:M9:119:LEU:HD23	1.99	0.43
78:Q2:4:VAL:HG22	36:5:2655:U:C5	230.20	0.43
22:D0:21:LYS:HE2	22:D0:21:LYS:HB2	1.62	0.43
25:D3:139:LYS:O	25:D3:140:LYS:HG3	2.18	0.43
1:2:344:A:C6	1:2:345:U:C4	3.06	0.43
13:C1:19:ILE:HD13	86:6:2125:OHX:N3	295.57	0.43
47:M0:168:SER:HA	57:N1:160:ILE:HG23	2.00	0.43
18:C6:95:LYS:O	34:SR:59:ARG:NH2	2.51	0.43
2:S0:31:VAL:HG23	2:S0:150:ASP:HA	2.00	0.43
36:1:1944:U:H2'	36:1:1945:A:H8	1.84	0.43
36:5:3028:G:H2'	36:5:3029:A:O4'	2.18	0.43
1:2:811:A:H1'	1:2:858:G:H21	1.84	0.43
15:C3:81:ALA:HA	15:C3:82:PRO:HD2	2.10	0.43
36:1:3297:U:C4	36:1:3298:C:C5	3.06	0.43
36:5:902:G:C5	36:5:903:U:C5	3.07	0.43
55:M9:27:ASN:O	86:M9:202:OHX:N6	2.51	0.43
27:D5:90:LYS:HD2	27:D5:104:ALA:HA	2.00	0.43
18:C6:25:GLY:N	18:C6:63:ILE:HA	2.86	0.43
36:1:428:A:H2'	36:1:429:U:C6	2.52	0.43
36:5:1193:A:H2'	36:5:1194:G:O4'	2.19	0.43
57:N1:52:MET:HG3	57:N1:95:HIS:CE1	2.74	0.43
54:M8:178:ARG:HA	54:M8:178:ARG:HD3	1.81	0.43
58:N2:85:LYS:HD2	58:N2:85:LYS:HA	1.70	0.43
46:L9:74:LEU:HD23	46:L9:74:LEU:HA	1.63	0.43
12:C0:29:GLN:HB3	12:C0:29:GLN:HE21	1.60	0.43
73:O7:65:ARG:HH11	73:O7:65:ARG:HG3	1.84	0.43

Continued on next page...

Continued from previous page...

Atom-1	Atom-2	Interatomic distance (Å)	Clash overlap (Å)
54:M8:159:LYS:HB3	54:M8:159:LYS:HE2	1.82	0.43
6:S4:209:HIS:HA	6:S4:219:VAL:HG22	2.00	0.43
30:D8:8:THR:HB	30:D8:56:LEU:HB2	2.87	0.43
17:C5:127:ARG:HA	17:C5:130:ARG:CZ	3.30	0.43
20:C8:143:ARG:HA	20:C8:145:ARG:HG2	5.58	0.43
8:S6:48:TYR:CD2	8:S6:117:GLY:HA3	2.88	0.43
7:S5:31:GLU:HA	7:S5:34:GLN:HB2	2.82	0.43
41:L4:328:ASN:OD1	41:L4:330:TYR:N	2.43	0.43
36:1:964:G:HO2'	64:N8:41:HIS:CD2	2.32	0.43
16:C4:121:VAL:HA	16:C4:122:PRO:HD3	2.39	0.43
36:1:1412:G:C6	36:1:1413:G:C5	3.06	0.43
21:C9:76:LEU:HB3	21:C9:101:ASN:OD1	4.15	0.43
21:C9:28:LEU:HD12	21:C9:29:GLU:H	1.84	0.43
2:S0:64:ILE:HD12	2:S0:181:VAL:HG11	2.68	0.43
2:S0:20:ALA:HB1	2:S0:168:HIS:HB2	2.99	0.43
1:6:1347:U:C4	1:6:1517:U:O4	2.71	0.43
24:D2:11:LEU:HD11	24:D2:37:PHE:CE2	2.70	0.43
1:2:1499:G:C2	1:2:1500:C:C2	3.06	0.43
13:C1:124:THR:HB	13:C1:141:LYS:HB3	2.01	0.43
51:M5:106:VAL:O	51:M5:109:ARG:N	2.51	0.43
46:L9:48:VAL:HG23	46:L9:49:ASN:H	4.07	0.43
46:L9:48:VAL:CG2	46:L9:52:LEU:HB3	3.24	0.43
7:S5:73:THR:HG22	7:S5:74:ALA:N	2.42	0.43
1:2:813:U:C2	55:M9:163:ARG:HD2	2.53	0.43
36:1:2732:G:C6	36:1:2733:A:C4	3.06	0.43
62:N6:102:SER:O	62:N6:103:LYS:HD3	2.18	0.43
27:D5:42:LEU:HD22	27:D5:47:TYR:HB2	6.81	0.43
36:1:2208:A:O3'	36:1:2209:U:H6	2.01	0.43
1:2:1613:U:OP1	7:S5:169:ASN:HB3	2.18	0.43
66:O0:43:ILE:O	66:O0:89:VAL:HG23	2.18	0.43
6:S4:126:VAL:HG13	6:S4:158:ASP:O	3.29	0.43
36:1:2948:C:O2'	40:L3:242:THR:HG22	2.18	0.43
41:L4:185:LYS:NZ	41:L4:201:GLN:HG2	2.32	0.43
33:E1:91:ILE:HB	1:6:1445:G:C6	387.41	0.43
36:5:2406:C:H2'	36:5:2407:C:C6	2.53	0.43
60:N4:38:SER:O	60:N4:42:GLN:N	2.47	0.43
36:5:1302:A:N1	36:5:2832:C:O2'	2.42	0.43
63:N7:13:VAL:HG12	63:N7:14:VAL:N	2.92	0.43
37:7:55:A:H2'	37:7:56:A:O4'	2.18	0.43
48:M1:9:MET:O	48:M1:11:ASP:N	3.73	0.43
26:D4:36:SER:O	26:D4:40:LEU:HB2	2.44	0.43

Continued on next page...

Continued from previous page...

Atom-1	Atom-2	Interatomic distance (Å)	Clash overlap (Å)
44:L7:163:LEU:HA	44:L7:163:LEU:HD23	1.75	0.43
1:2:36:C:H2'	1:2:37:U:O4'	2.17	0.43
42:L5:211:LEU:HA	42:L5:211:LEU:HD23	2.07	0.43
36:5:3159:C:H2'	36:5:3160:U:H6	1.81	0.43
36:1:1668:G:C6	36:1:1669:C:C4	3.07	0.43
1:2:1232:U:H4'	12:C0:2:LEU:HD21	2.00	0.43
1:6:1271:G:H2'	1:6:1272:U:O4'	2.18	0.43
45:L8:133:LYS:HD2	45:L8:138:HIS:CE1	2.53	0.43
72:O6:62:ARG:NH1	72:O6:98:ARG:NH2	6.28	0.43
1:2:912:U:C5'	1:2:913:G:H2'	2.47	0.43
56:N0:10:ILE:HG12	56:N0:26:ARG:HB2	2.88	0.43
51:M5:172:ARG:NH1	36:5:30:G:P	107.55	0.43
11:S9:123:HIS:CG	32:E0:37:ARG:HD2	3.97	0.43
22:D0:99:ILE:H	22:D0:99:ILE:HG12	4.36	0.43
9:S7:186:PRO:HB2	9:S7:187:SER:H	1.58	0.43
1:2:825:U:H2'	1:2:826:U:C6	2.53	0.43
36:1:1506:A:C6	36:1:1510:G:C6	3.06	0.43
50:M4:108:ARG:O	50:M4:110:ALA:N	2.51	0.43
36:1:3275:U:O4'	69:O3:66:VAL:HG21	2.19	0.43
50:M4:12:TRP:CZ2	56:N0:153:PRO:HB3	2.53	0.43
48:M1:107:ASP:O	48:M1:108:GLU:HG2	4.37	0.43
36:1:698:U:H2'	36:1:699:A:O4'	2.19	0.43
41:L4:31:ARG:O	41:L4:34:ILE:N	2.52	0.43
36:5:985:U:H2'	36:5:986:U:C6	2.52	0.43
1:6:1638:G:C6	1:6:1639:C:C2	3.06	0.43
35:SM:25:ILE:HA	35:SM:25:ILE:HD13	1.67	0.43
55:M9:119:LEU:HD12	55:M9:119:LEU:HA	2.30	0.43
21:C9:6:VAL:HG22	21:C9:66:TYR:HE1	1.83	0.43
37:7:110:G:C5	37:7:111:U:C4	3.07	0.43
36:1:2217:U:H2'	36:1:2218:G:C8	2.53	0.43
36:1:2790:A:O2'	86:1:3976:OHX:N1	2.52	0.43
15:C3:53:LEU:HA	15:C3:53:LEU:HD12	2.96	0.43
1:6:1030:A:N7	1:6:1792:G:C2	2.86	0.43
54:M8:70:ALA:O	54:M8:73:GLN:HB2	2.18	0.43
36:1:3051:U:C2	36:1:3052:G:C8	3.06	0.43
55:M9:174:ALA:HA	55:M9:177:VAL:HG23	4.33	0.43
1:2:298:C:H5''	1:2:299:A:OP2	2.18	0.43
9:S7:80:GLU:HG3	9:S7:83:LYS:NZ	4.39	0.43
36:5:811:U:H2'	36:5:812:G:C8	2.53	0.43
36:5:547:G:C5	36:5:548:G:H1'	2.53	0.43
36:5:2943:G:H2'	36:5:2944:U:O4'	2.17	0.43

Continued on next page...

Continued from previous page...

Atom-1	Atom-2	Interatomic distance (Å)	Clash overlap (Å)
1:2:1285:U:H6	1:2:1285:U:O5'	2.01	0.43
1:6:141:U:H6	1:6:141:U:H2'	1.69	0.43
47:M0:52:LEU:HA	47:M0:52:LEU:HD23	2.04	0.43
36:1:2965:U:H2'	36:1:2966:G:O4'	2.18	0.43
86:5:3971:OHX:N6	86:5:4193:OHX:N3	2.65	0.43
36:1:3180:A:H5''	52:M6:116:LYS:HB2	2.00	0.43
1:6:1171:A:H2'	1:6:1172:G:C8	2.52	0.43
19:C7:27:ASP:OD2	19:C7:30:THR:HG22	2.19	0.43
1:2:546:U:H2'	1:2:547:U:C6	2.54	0.43
36:5:1614:C:H2'	36:5:1615:C:H6	1.84	0.43
27:D5:38:HIS:CG	27:D5:39:ALA:N	2.86	0.43
40:L3:266:ARG:NH2	36:5:2392:C:O2'	209.34	0.43
66:O0:40:LYS:HD3	66:O0:93:LEU:O	2.18	0.43
5:S3:60:GLY:HA3	5:S3:65:ARG:HB2	2.01	0.43
46:L9:4:ILE:HD11	56:N0:150:PHE:CD2	3.47	0.43
53:M7:57:ALA:O	53:M7:59:PRO:HD3	2.19	0.43
53:M7:61:ARG:HA	53:M7:64:ASN:ND2	3.05	0.43
55:M9:170:ARG:HA	55:M9:173:ARG:HB3	4.24	0.43
36:5:1017:C:H2'	36:5:1017:C:OP1	2.18	0.43
3:S1:136:ARG:HB2	3:S1:218:LEU:HD11	4.81	0.43
41:L4:74:ILE:HG22	41:L4:75:PRO:HD2	2.00	0.43
1:6:1540:G:C5	1:6:1541:G:C8	3.06	0.43
36:5:2588:U:C4	36:5:2589:G:N7	2.86	0.43
45:L8:65:LEU:O	45:L8:69:LEU:HD13	5.37	0.43
1:2:1338:C:H1'	1:2:1410:A:C4	2.53	0.43
1:6:1391:A:H2'	1:6:1392:U:C6	2.54	0.43
1:2:542:A:N1	32:E0:28:LYS:HD2	2.33	0.43
5:S3:115:ILE:HD12	5:S3:116:ARG:H	4.73	0.43
1:2:1091:A:C8	1:2:1092:A:C6	3.06	0.43
71:O5:86:ARG:O	71:O5:90:ARG:HG2	2.17	0.43
36:1:1155:C:H2'	36:1:1156:C:H6	1.82	0.43
36:5:236:G:H2'	36:5:236:G:N3	2.32	0.43
34:SR:192:PHE:HD1	34:SR:223:TRP:CE3	2.37	0.43
39:L2:3:ARG:HG2	39:L2:4:VAL:N	2.33	0.43
12:C0:1:MET:HG2	12:C0:2:LEU:N	2.34	0.43
11:S9:59:LEU:HD22	11:S9:69:ARG:HA	2.00	0.43
1:6:462:G:O2'	1:6:463:U:H5'	2.18	0.43
36:5:2436:U:C2'	36:5:2437:G:H5'	2.47	0.43
17:C5:122:THR:CB	1:6:1558:U:H3	366.01	0.43
79:Q3:56:THR:HG22	79:Q3:63:THR:CG2	2.48	0.43
46:L9:2:LYS:HZ2	46:L9:59:ASN:HD21	1.65	0.43

Continued on next page...

Continued from previous page...

Atom-1	Atom-2	Interatomic distance (Å)	Clash overlap (Å)
1:2:1725:U:H2'	1:2:1726:G:O4'	2.18	0.43
36:1:539:C:H2'	36:1:540:U:C6	2.48	0.43
36:1:1541:G:H1'	36:1:1557:A:C4	2.53	0.43
12:C0:10:LYS:HZ2	12:C0:36:ASP:HB3	3.41	0.43
36:1:2254:U:H2'	36:1:2261:G:H22	1.83	0.43
36:1:1662:G:O6	86:1:3878:OHX:N2	2.51	0.43
36:5:320:G:O2'	36:5:321:C:H5'	2.19	0.43
36:1:1352:A:N3	36:1:1352:A:H5''	2.33	0.43
4:S2:90:THR:N	4:S2:93:GLY:O	2.44	0.43
23:D1:3:ASN:CG	23:D1:7:GLN:HB3	3.51	0.43
36:1:1109:U:H2'	36:1:1110:U:O4'	2.18	0.43
36:1:1717:U:H2'	36:1:1718:G:C8	2.53	0.43
1:2:17:C:HO2'	1:2:1137:A:N6	2.17	0.43
36:5:1030:A:H2'	36:5:1031:C:C6	2.53	0.43
1:2:958:U:O4	15:C3:12:SER:HB3	2.18	0.43
1:2:48:G:C2	1:2:49:C:C6	3.07	0.43
13:C1:129:ARG:HB2	1:6:115:G:C8	310.93	0.43
14:C2:88:LEU:HG	14:C2:89:ILE:H	2.91	0.43
28:D6:24:VAL:HG12	28:D6:72:HIS:O	2.18	0.43
86:8:216:OHX:N5	86:8:223:OHX:N3	2.66	0.43
36:5:132:C:N4	36:5:134:U:O4	2.51	0.43
36:5:415:G:H1	38:8:8:C:H42	1.66	0.43
49:M3:185:LYS:NZ	49:M3:189:GLU:OE1	5.30	0.43
44:L7:208:SER:O	44:L7:243:MET:HB3	2.19	0.43
1:6:1684:U:H1'	1:6:1718:G:N2	2.34	0.43
36:1:2403:G:C2	36:1:2405:C:C4	3.06	0.43
36:5:1393:A:C8	36:5:1418:A:C6	3.07	0.43
1:6:454:U:H2'	1:6:455:C:C5	2.53	0.43
1:2:93:A:H2'	1:2:398:G:N2	2.33	0.43
1:2:1087:A:H2'	1:2:1088:A:C8	2.52	0.43
36:1:2993:G:H2'	36:1:3142:A:N6	2.33	0.43
36:1:2275:A:H2'	36:1:2276:G:O4'	2.18	0.43
36:1:333:G:H1	38:4:30:C:H42	1.66	0.43
36:5:1196:C:OP1	86:5:4231:OHX:N6	2.51	0.43
73:O7:84:SER:O	73:O7:85:LYS:HB3	3.76	0.43
53:M7:14:SER:HB3	53:M7:150:VAL:O	2.17	0.43
7:S5:190:ILE:O	7:S5:194:LEU:HB2	2.82	0.43
36:1:1459:C:H2'	36:1:1460:A:O4'	2.19	0.43
1:2:1364:G:H4'	18:C6:26:LYS:HE2	2.00	0.43
46:L9:90:MET:HB2	46:L9:144:ILE:HG23	2.01	0.43
22:D0:63:LEU:HB2	22:D0:84:MET:HB3	2.39	0.43

Continued on next page...

Continued from previous page...

Atom-1	Atom-2	Interatomic distance (Å)	Clash overlap (Å)
1:2:1793:G:O3'	1:2:1794:A:H3'	2.19	0.43
41:L4:144:LYS:H	41:L4:144:LYS:CD	4.40	0.43
29:D7:57:GLU:HG3	29:D7:58:SER:N	2.84	0.43
56:N0:93:GLU:HG2	56:N0:129:ILE:HD11	3.57	0.43
36:5:744:A:H5''	36:5:745:C:OP2	2.19	0.43
41:L4:300:ARG:O	54:M8:39:ARG:NH1	2.51	0.43
40:L3:252:ILE:HD12	40:L3:252:ILE:HA	1.75	0.43
21:C9:30:VAL:HA	21:C9:31:PRO:HD2	1.87	0.43
66:O0:9:SER:OG	66:O0:12:GLN:HB3	5.51	0.43
1:2:1498:G:O2'	1:2:1499:G:H5'	2.18	0.43
46:L9:49:ASN:C	46:L9:49:ASN:HD22	2.21	0.43
62:N6:109:LEU:HD22	62:N6:115:ARG:CZ	2.49	0.43
26:D4:20:ARG:CZ	26:D4:74:LEU:HD22	2.48	0.43
70:O4:20:ILE:HD12	70:O4:32:ALA:HB1	2.00	0.43
4:S2:68:ILE:O	4:S2:72:LEU:HB2	2.26	0.43
50:M4:128:ARG:HG2	50:M4:128:ARG:O	2.16	0.43
36:5:2554:A:H4'	36:5:2555:G:OP1	2.18	0.43
36:5:3163:A:C6	36:5:3164:C:N4	2.87	0.43
1:6:1350:U:H2'	1:6:1351:G:C8	2.53	0.43
19:C7:24:LEU:CD2	19:C7:34:LEU:HD12	4.06	0.43
36:5:1002:A:N1	36:5:1051:U:C6	2.87	0.43
40:L3:67:PHE:HD1	40:L3:72:VAL:HG12	1.87	0.43
1:2:1278:G:H2'	1:2:1279:C:O4'	2.17	0.43
51:M5:179:LYS:HB3	36:5:287:G:H5'	124.95	0.43
41:L4:91:GLY:HA3	41:L4:94:CYS:SG	2.59	0.43
86:1:4027:OHX:N2	86:1:4040:OHX:N5	2.66	0.43
47:M0:210:ILE:HD13	47:M0:217:PHE:CZ	3.60	0.43
15:C3:27:LYS:HB2	15:C3:28:LEU:H	1.41	0.43
20:C8:135:GLY:HA2	1:6:1559:A:H5''	365.17	0.43
70:O4:57:LEU:HB3	70:O4:61:GLN:OE1	5.25	0.43
42:L5:211:LEU:HD22	42:L5:215:ASP:HB3	2.71	0.43
59:N3:27:ASP:OD2	59:N3:28:ASN:N	3.07	0.43
36:1:2631:U:O2'	36:1:2632:G:H5'	2.19	0.43
22:D0:106:ILE:O	22:D0:107:THR:OG1	2.34	0.43
39:L2:65:ASP:HA	39:L2:66:PRO:HD3	1.84	0.43
52:M6:147:TRP:CD1	52:M6:148:LYS:N	2.86	0.43
9:S7:35:LYS:HB3	9:S7:35:LYS:HE3	1.84	0.43
2:S0:110:TYR:C	2:S0:112:THR:H	2.23	0.43
40:L3:128:LYS:HE2	36:5:3151:U:OP1	203.22	0.43
36:5:3295:A:C2	36:5:3296:A:C4	3.06	0.43
56:N0:30:PHE:CE1	56:N0:103:VAL:HG21	3.15	0.43

Continued on next page...

Continued from previous page...

Atom-1	Atom-2	Interatomic distance (Å)	Clash overlap (Å)
86:5:3984:OHX:N6	38:8:111:A:O2'	2.52	0.43
36:1:1743:G:H2'	36:1:1744:G:C8	2.51	0.43
11:S9:132:ARG:HB2	11:S9:140:ILE:HD13	5.17	0.43
57:N1:72:VAL:CG2	57:N1:96:ILE:HG13	3.07	0.43
24:D2:113:HIS:O	24:D2:117:ARG:HB2	2.45	0.43
24:D2:87:GLU:HB2	24:D2:117:ARG:HH22	6.58	0.43
86:5:3994:OHX:N4	86:5:4085:OHX:N1	2.67	0.43
39:L2:48:ILE:CD1	39:L2:57:PRO:HB2	2.49	0.43
28:D6:23:CYS:C	28:D6:25:ASN:H	2.93	0.43
38:8:46:G:N2	38:8:58:G:C4	2.87	0.43
23:D1:58:TYR:OH	24:D2:20:THR:HA	2.19	0.43
56:N0:77:VAL:HG12	56:N0:79:VAL:HG23	2.36	0.43
48:M1:82:ARG:HG3	48:M1:112:LEU:HB2	2.00	0.43
36:1:2881:C:H42	36:1:2943:G:H1	1.65	0.43
45:L8:159:PRO:HG3	51:M5:43:THR:O	3.88	0.43
36:1:1191:U:OP1	76:Q0:113:ARG:NH2	2.52	0.43
36:5:1130:A:C8	36:5:1132:C:C6	3.07	0.43
36:1:385:A:C6	36:1:386:A:C6	3.06	0.43
36:1:1470:U:H2'	36:1:1471:U:H6	1.82	0.43
68:O2:57:TYR:CD1	36:5:1162:U:H4'	197.17	0.43
3:S1:32:ILE:HB	3:S1:43:VAL:HB	2.76	0.43
1:6:1177:C:H4'	1:6:1189:A:N1	2.33	0.43
23:D1:20:THR:HB	23:D1:22:ARG:HD3	2.00	0.43
42:L5:41:LYS:HD2	42:L5:41:LYS:HA	1.58	0.43
1:2:359:A:C2	25:D3:38:PHE:HB3	2.53	0.43
1:6:294:C:H2'	1:6:295:A:C8	2.54	0.43
36:1:2288:G:C2	36:1:2289:U:C2	3.06	0.43
18:C6:95:LYS:HE3	18:C6:96:TYR:CZ	2.54	0.43
17:C5:31:GLU:O	17:C5:35:LYS:HD3	2.19	0.43
36:1:586:C:H2'	36:1:587:U:O4'	2.17	0.43
48:M1:27:GLY:O	48:M1:31:THR:HG23	3.83	0.43
44:L7:223:PHE:C	44:L7:225:GLN:H	3.22	0.43
1:2:380:U:H5	11:S9:5:PRO:CB	2.32	0.43
1:2:1036:A:H2'	1:2:1037:C:C6	2.52	0.43
1:2:1442:U:H2'	1:2:1443:U:C6	2.54	0.43
44:L7:156:ILE:HD13	44:L7:172:ASN:OD1	2.19	0.43
36:1:2363:A:C6	36:1:2364:G:C6	3.06	0.43
34:SR:221:MET:HG2	34:SR:233:THR:HG23	4.07	0.43
1:6:104:A:OP2	1:6:308:C:N4	2.52	0.43
39:L2:71:LEU:HA	39:L2:71:LEU:HD12	1.72	0.43
36:5:1567:U:HO2'	36:5:1570:U:H5	1.66	0.43

Continued on next page...

Continued from previous page...

Atom-1	Atom-2	Interatomic distance (Å)	Clash overlap (Å)
26:D4:128:LYS:HA	26:D4:131:ARG:HG2	1.99	0.43
1:2:1560:U:O4'	1:2:1560:U:O2	2.35	0.43
25:D3:132:LEU:HA	25:D3:132:LEU:HD22	1.81	0.43
1:6:278:U:H2'	1:6:278:U:OP2	2.18	0.43
36:5:2711:C:H4'	86:5:4230:OHX:N1	2.33	0.43
32:E0:51:ASN:HB3	32:E0:53:LYS:HG2	6.03	0.43
40:L3:35:ASP:OD2	40:L3:37:ARG:NH1	2.48	0.43
61:N5:67:ILE:HD12	61:N5:121:LYS:HG3	2.06	0.43
7:S5:41:LYS:HE2	7:S5:67:PRO:HB2	3.57	0.43
34:SR:16:HIS:HE1	34:SR:41:THR:O	2.66	0.43
28:D6:92:ARG:C	28:D6:94:ASN:H	2.22	0.43
47:M0:145:LYS:HB3	47:M0:146:ASP:H	1.68	0.43
45:L8:109:LEU:O	45:L8:112:GLU:N	2.51	0.43
56:N0:90:MET:HG3	36:5:1213:G:H4'	316.45	0.43
64:N8:49:HIS:N	64:N8:50:PRO:HD3	2.92	0.43
40:L3:312:VAL:O	40:L3:313:HIS:HB2	2.18	0.43
44:L7:103:LEU:HA	44:L7:130:ILE:HD11	4.60	0.43
36:1:1579:C:N3	36:1:1580:A:N6	2.66	0.43
24:D2:71:LYS:NZ	1:6:1099:U:OP1	376.38	0.43
49:M3:47:ALA:HB1	49:M3:48:PRO:CD	2.45	0.43
51:M5:103:GLU:OE1	51:M5:118:SER:OG	2.41	0.43
36:5:2232:A:H2'	36:5:2233:A:O4'	2.19	0.43
49:M3:101:ARG:HA	36:5:76:G:O6	87.34	0.43
42:L5:152:ARG:NH1	42:L5:152:ARG:HG3	2.61	0.43
3:S1:119:THR:HB	3:S1:143:THR:HG23	2.31	0.43
3:S1:131:ASP:HB3	3:S1:180:THR:OG1	2.19	0.43
19:C7:10:LYS:NZ	1:6:1401:A:O3'	407.46	0.43
2:S0:34:GLU:OE2	23:D1:87:ARG:NH1	11.20	0.43
61:N5:53:HIS:HB3	61:N5:56:ARG:HH21	1.83	0.43
1:6:1066:C:H2'	1:6:1067:C:C6	2.54	0.43
53:M7:85:ALA:O	53:M7:89:LYS:HB2	2.85	0.43
36:5:1317:A:C2	36:5:1319:G:C6	3.06	0.43
57:N1:79:MET:HA	57:N1:84:TYR:HA	2.00	0.43
64:N8:22:ILE:H	64:N8:22:ILE:HG12	2.19	0.43
1:2:1274:C:C4	35:SM:96:ARG:HG3	2.53	0.43
5:S3:156:PHE:C	5:S3:157:LEU:HD12	2.39	0.43
1:2:387:A:H5''	1:2:389:G:OP2	2.19	0.43
5:S3:23:GLU:CD	12:C0:61:TRP:HE1	2.22	0.43
1:6:538:A:H8	1:6:543:C:H41	1.58	0.43
1:6:26:A:HO2'	1:6:27:U:H6	1.64	0.43
65:N9:14:ARG:NH2	65:N9:18:ARG:HH11	4.96	0.43

Continued on next page...

Continued from previous page...

Atom-1	Atom-2	Interatomic distance (Å)	Clash overlap (Å)
71:O5:85:THR:HG22	71:O5:87:ALA:N	2.51	0.43
6:S4:113:ARG:H	6:S4:113:ARG:HG3	2.60	0.43
34:SR:309:VAL:HB	34:SR:311:ARG:NH1	3.03	0.43
49:M3:119:TYR:HD1	49:M3:145:PHE:CE2	2.41	0.43
36:5:2444:C:N4	36:5:2504:U:O4	2.52	0.43
4:S2:143:TYR:OH	4:S2:151:PRO:HD3	2.20	0.43
67:O1:13:THR:HG22	67:O1:72:ARG:NH1	2.33	0.43
63:N7:89:VAL:HG22	63:N7:93:LYS:HA	3.52	0.43
77:Q1:12:ARG:O	77:Q1:15:ARG:N	2.52	0.43
7:S5:49:GLU:O	7:S5:51:VAL:N	2.52	0.43
40:L3:124:LYS:HE3	40:L3:124:LYS:HB2	1.80	0.43
63:N7:107:ARG:O	63:N7:111:LYS:HB2	3.13	0.43
56:N0:14:LEU:HD23	56:N0:14:LEU:HA	2.28	0.43
57:N1:7:TYR:CZ	57:N1:54:HIS:HB2	2.54	0.43
44:L7:148:VAL:HG12	44:L7:181:ILE:HD11	1.99	0.43
58:N2:89:LEU:O	58:N2:93:ILE:HG13	2.19	0.43
20:C8:116:LEU:HD12	20:C8:121:ALA:HB3	2.00	0.43
36:5:2278:C:C2'	36:5:2279:A:H5''	2.49	0.43
86:5:3994:OHX:N6	86:5:4085:OHX:N2	2.66	0.43
54:M8:91:ALA:HB3	64:N8:77:LYS:HE3	4.25	0.43
86:6:2059:OHX:N1	86:6:2147:OHX:N4	2.67	0.43
86:6:2059:OHX:N2	86:6:2147:OHX:N6	2.67	0.43
56:N0:151:PRO:O	56:N0:153:PRO:HD3	2.62	0.43
5:S3:11:LEU:HD12	22:D0:29:THR:HG23	3.39	0.43
42:L5:153:THR:HG23	42:L5:160:PHE:CE2	2.54	0.43
43:L6:134:ARG:O	43:L6:137:ASP:N	2.51	0.43
35:SM:135:ALA:C	35:SM:137:GLU:H	2.21	0.43
36:5:1131:G:C4	36:5:2373:A:C2	3.07	0.43
1:2:1107:G:C6	1:2:1108:G:C6	3.07	0.43
1:6:1491:U:H4'	1:6:1492:A:O5'	2.19	0.43
21:C9:135:ILE:O	21:C9:138:GLN:HB2	2.19	0.43
72:O6:53:TYR:O	72:O6:57:LEU:HB2	2.53	0.43
41:L4:233:LEU:HA	41:L4:233:LEU:HD23	2.23	0.43
62:N6:74:TYR:CE1	62:N6:77:LYS:HG3	2.53	0.43
86:1:4023:OHX:N6	86:1:4143:OHX:N3	2.67	0.43
34:SR:95:ALA:C	34:SR:97:GLY:H	3.89	0.43
54:M8:160:GLY:O	54:M8:161:LYS:HG2	2.19	0.43
53:M7:65:SER:HB2	36:5:1446:A:H5''	174.30	0.43
36:5:612:U:H2'	36:5:613:G:H8	1.84	0.43
52:M6:26:GLN:OE1	52:M6:31:GLN:HG2	2.18	0.43
36:1:3195:U:O2'	36:1:3197:G:N2	2.51	0.43

Continued on next page...

Continued from previous page...

Atom-1	Atom-2	Interatomic distance (Å)	Clash overlap (Å)
15:C3:136:PRO:HA	15:C3:137:PRO:HD2	2.35	0.43
1:6:1431:C:H1'	1:6:1437:U:O4	2.19	0.43
86:2:2074:OHX:N6	86:2:2162:OHX:N2	2.67	0.43
1:6:633:U:H2'	1:6:634:G:O4'	2.18	0.43
36:1:88:A:O5'	36:1:88:A:H8	2.02	0.43
8:S6:223:LYS:HA	8:S6:223:LYS:HD3	1.88	0.43
70:O4:44:CYS:SG	70:O4:46:ASP:HB2	2.59	0.43
36:1:1175:C:O2	52:M6:87:MET:HG2	2.19	0.43
86:2:2089:OHX:N5	86:2:2131:OHX:N6	2.66	0.43
47:M0:144:ASN:O	47:M0:148:VAL:HG23	4.13	0.43
41:L4:23:PRO:HD3	41:L4:255:PHE:CZ	2.53	0.43
36:1:1591:G:OP2	70:O4:17:SER:HB3	2.19	0.43
36:1:2988:C:OP1	52:M6:68:ARG:NH1	2.51	0.43
66:O0:12:GLN:O	66:O0:16:LEU:N	2.52	0.43
60:N4:46:PRO:HB3	60:N4:54:LEU:HD13	2.00	0.43
53:M7:64:ASN:O	53:M7:67:ILE:HB	2.18	0.43
9:S7:74:GLN:NE2	9:S7:92:PHE:HB2	3.12	0.43
62:N6:103:LYS:HA	62:N6:103:LYS:HD3	2.01	0.43
62:N6:38:GLU:O	62:N6:41:ALA:HB3	3.44	0.43
3:S1:171:ILE:O	3:S1:175:GLU:HB2	3.57	0.43
3:S1:179:SER:O	3:S1:182:ALA:HB3	2.19	0.43
48:M1:60:ARG:NH1	48:M1:63:GLU:HG3	2.33	0.43
45:L8:47:SER:HB2	36:5:2585:G:O6	168.17	0.43
1:2:405:C:O2'	8:S6:92:ARG:O	2.27	0.43
6:S4:180:LEU:HD23	6:S4:194:THR:H	1.84	0.43
1:6:1765:A:OP2	86:6:2126:OHX:N4	2.52	0.43
1:2:521:A:H2'	1:2:522:U:O4'	2.18	0.43
34:SR:276:PRO:O	34:SR:278:PHE:N	3.33	0.43
2:S0:86:VAL:HG12	2:S0:174:TRP:CZ2	3.27	0.43
53:M7:84:PRO:O	53:M7:87:SER:HB2	2.58	0.43
4:S2:94:GLN:HG2	4:S2:95:ARG:H	4.42	0.43
65:N9:43:HIS:NE2	65:N9:47:LEU:HD21	3.25	0.43
40:L3:293:ASN:HB2	40:L3:305:ILE:H	3.43	0.43
37:3:79:A:OP2	86:3:218:OHX:N2	2.52	0.43
36:1:1230:G:N2	36:1:1279:C:N3	2.64	0.43
1:2:1274:C:N4	35:SM:95:SER:HA	2.33	0.43
55:M9:41:ILE:HA	55:M9:41:ILE:HD13	3.83	0.43
1:2:538:A:C8	1:2:543:C:N4	2.87	0.43
55:M9:74:ARG:NH1	36:5:1942:U:OP2	210.15	0.43
36:1:3084:C:H2'	36:1:3085:G:O4'	2.19	0.43
36:1:304:G:H2'	36:1:304:G:N3	2.34	0.43

Continued on next page...

Continued from previous page...

Atom-1	Atom-2	Interatomic distance (Å)	Clash overlap (Å)
64:N8:6:THR:HG22	64:N8:9:ARG:HG2	2.00	0.43
36:1:1407:A:O3'	68:O2:33:ARG:NH2	2.51	0.43
15:C3:23:PRO:C	15:C3:25:TRP:H	2.22	0.43
27:D5:52:LYS:O	27:D5:55:PRO:HD3	2.18	0.43
8:S6:22:HIS:HA	8:S6:25:ARG:HB2	2.01	0.43
86:5:4004:OHX:N4	86:5:4195:OHX:N1	2.67	0.43
36:1:2295:A:OP1	59:N3:63:LYS:NZ	2.52	0.43
5:S3:161:GLY:O	5:S3:164:VAL:HB	2.18	0.43
1:6:246:G:C6	1:6:247:A:C6	3.06	0.43
56:N0:68:HIS:HA	56:N0:69:PRO:HD3	1.80	0.43
7:S5:50:GLU:HB2	7:S5:51:VAL:H	1.70	0.43
67:O1:23:VAL:HG12	67:O1:24:SER:O	2.19	0.43
1:6:964:U:H4'	1:6:965:U:O4'	2.19	0.43
1:2:1483:A:H61	1:2:1591:C:C1'	2.31	0.43
51:M5:60:VAL:O	51:M5:61:ILE:HD13	2.18	0.43
33:E1:113:LYS:HB3	33:E1:113:LYS:HE3	1.85	0.43
44:L7:144:ILE:H	44:L7:144:ILE:HG13	2.19	0.43
68:O2:82:LEU:HD12	68:O2:108:ILE:CG2	4.02	0.43
36:5:2442:G:N1	36:5:2443:A:N7	2.67	0.43
4:S2:90:THR:O	4:S2:92:ALA:N	2.52	0.43
36:5:2897:A:H2'	36:5:2899:C:C5'	2.48	0.43
13:C1:44:THR:O	13:C1:44:THR:OG1	2.32	0.43
40:L3:4:ARG:CG	40:L3:4:ARG:HH11	3.32	0.43
47:M0:182:LEU:HD22	47:M0:186:GLU:OE2	2.18	0.43
56:N0:82:ASP:HB2	56:N0:120:SER:HB3	2.13	0.43
43:L6:159:LEU:HD23	43:L6:159:LEU:HA	1.59	0.43
44:L7:147:LEU:HA	44:L7:147:LEU:HD23	1.77	0.43
34:SR:281:TYR:HB3	34:SR:282:SER:H	1.47	0.43
45:L8:46:LEU:O	45:L8:49:TYR:N	2.62	0.43
74:O8:27:ILE:H	74:O8:78:LEU:HD11	1.83	0.43
1:2:539:G:OP2	1:2:539:G:C8	2.71	0.43
44:L7:110:ARG:HB2	54:M8:2:GLY:O	2.18	0.43
1:2:819:G:C6	1:2:853:G:C6	3.07	0.43
63:N7:46:ILE:HD11	63:N7:49:TYR:CE2	2.84	0.43
70:O4:66:SER:HB2	70:O4:69:HIS:ND1	4.58	0.43
1:2:872:G:H2'	1:2:873:U:O4'	2.18	0.43
64:N8:84:GLU:O	64:N8:87:ARG:HB2	2.25	0.43
25:D3:103:LEU:HD13	25:D3:104:LEU:N	2.33	0.43
6:S4:26:CYS:HB2	6:S4:27:TYR:CD2	2.70	0.43
9:S7:154:LEU:HD21	9:S7:183:PHE:CD1	2.53	0.43
9:S7:182:VAL:HG12	9:S7:183:PHE:N	2.33	0.43

Continued on next page...

Continued from previous page...

Atom-1	Atom-2	Interatomic distance (Å)	Clash overlap (Å)
48:M1:81:GLU:HB2	48:M1:167:TYR:HE2	1.84	0.43
34:SR:228:LYS:HE3	34:SR:228:LYS:HB2	2.40	0.43
36:1:3033:A:H2'	36:1:3034:C:H6	1.84	0.43
1:2:376:C:H2'	1:2:377:G:H8	1.83	0.43
30:D8:16:LEU:HB2	30:D8:27:GLN:O	2.19	0.43
1:2:938:G:N2	1:2:941:A:OP2	2.38	0.43
1:2:439:U:O4'	1:2:465:G:N2	2.52	0.43
36:1:3068:U:P	55:M9:59:SER:HG	2.41	0.43
40:L3:238:LEU:HD12	40:L3:238:LEU:HA	1.72	0.43
26:D4:18:LEU:HA	26:D4:18:LEU:HD23	1.82	0.43
36:1:2265:C:C2'	36:1:2266:U:H5'	2.49	0.43
36:1:2173:U:H2'	36:1:2174:G:N7	2.34	0.43
1:6:1590:G:OP2	86:6:2157:OHX:N6	2.51	0.43
36:5:671:U:H2'	36:5:672:A:C8	2.54	0.43
36:1:277:G:OP1	86:1:3869:OHX:N5	2.51	0.43
36:1:1939:G:C6	36:1:1940:G:C5	3.07	0.43
2:S0:25:GLY:N	2:S0:46:HIS:O	2.65	0.43
1:6:629:U:O2	1:6:971:A:C2	2.72	0.43
36:1:867:G:C6	36:1:868:C:C4	3.07	0.43
36:5:541:U:H2'	36:5:542:G:C8	2.54	0.43
36:5:3366:G:H2'	36:5:3367:C:C6	2.54	0.43
36:1:381:U:O4	86:1:4057:OHX:N4	2.51	0.43
52:M6:16:VAL:HG12	52:M6:17:GLY:N	2.59	0.43
36:1:1802:C:H2'	36:1:1803:C:O4'	2.18	0.43
57:N1:103:GLN:O	57:N1:107:GLU:HB2	2.58	0.43
59:N3:46:LEU:O	59:N3:47:ASN:HB2	2.18	0.43
4:S2:218:ILE:HG13	4:S2:218:ILE:H	1.56	0.43
62:N6:108:LYS:HA	62:N6:108:LYS:HD3	2.42	0.43
62:N6:69:LYS:HB2	62:N6:69:LYS:HE3	4.26	0.43
58:N2:15:PHE:CE2	58:N2:71:PHE:HD1	2.71	0.43
36:5:2520:A:H2'	36:5:2521:U:C6	2.53	0.43
28:D6:96:ALA:HA	28:D6:97:PRO:HD3	1.73	0.43
1:6:1172:G:H2'	1:6:1173:C:C6	2.54	0.43
1:2:1601:G:H22	21:C9:88:VAL:HG22	1.82	0.43
1:6:1153:G:H1	1:6:1625:C:N4	2.16	0.43
47:M0:170:LYS:HG3	47:M0:175:ASN:C	4.46	0.43
1:6:234:G:H2'	1:6:235:G:O4'	2.18	0.43
21:C9:38:LYS:HD2	21:C9:40:SER:O	3.87	0.43
1:6:1203:A:C6	1:6:1555:A:C6	3.07	0.43
36:1:634:C:H5'	69:O3:21:ARG:O	2.19	0.43
1:2:926:A:H2'	1:2:927:C:O4'	2.19	0.43

Continued on next page...

Continued from previous page...

Atom-1	Atom-2	Interatomic distance (Å)	Clash overlap (Å)
1:2:1520:U:H5''	21:C9:75:LYS:HZ3	1.84	0.43
34:SR:161:LYS:HE3	34:SR:164:ASP:CB	2.45	0.43
7:S5:184:PHE:CE2	1:6:1471:A:H5'	341.11	0.43
20:C8:100:THR:O	20:C8:101:LEU:HD23	2.61	0.43
2:S0:184:LEU:HD13	23:D1:45:ALA:HB2	2.01	0.43
1:2:854:U:O2'	1:2:855:A:H5'	2.19	0.43
12:C0:76:LEU:H	12:C0:76:LEU:HD22	1.84	0.43
36:1:2763:U:O5'	36:1:2763:U:H6	2.01	0.43
3:S1:178:GLY:HA3	3:S1:187:LYS:NZ	2.34	0.43
48:M1:57:PHE:CD2	36:5:2680:A:C4	310.54	0.43
71:O5:114:ARG:O	71:O5:116:TYR:HD2	2.75	0.43
1:2:702:G:O2'	1:2:703:G:H8	2.00	0.43
6:S4:194:THR:HG23	6:S4:211:LYS:O	3.42	0.43
41:L4:191:LYS:HD3	41:L4:194:TYR:OH	2.32	0.43
7:S5:216:GLU:HG3	7:S5:219:ARG:NH2	4.99	0.43
72:O6:42:SER:OG	72:O6:43:LEU:N	3.67	0.43
36:5:1573:G:C6	36:5:1574:C:H1'	2.54	0.43
36:5:3128:G:OP2	86:5:4154:OHX:N5	2.52	0.43
39:L2:64:ARG:HH12	45:L8:38:GLN:HA	1.84	0.43
36:5:3308:C:N4	36:5:3309:G:C6	2.87	0.43
18:C6:45:ARG:O	18:C6:48:VAL:HG12	2.57	0.43
36:1:2945:G:O2'	36:1:2948:C:OP2	2.32	0.43
20:C8:117:LYS:O	20:C8:120:ARG:HG3	5.30	0.43
1:6:1391:A:C8	1:6:1412:G:C6	3.06	0.43
19:C7:12:ALA:O	19:C7:15:ALA:N	2.51	0.43
36:1:915:A:C2'	36:1:915:A:N3	2.82	0.43
36:5:998:A:H2	36:5:1051:U:O4	2.02	0.43
36:1:1764:U:OP1	55:M9:43:LYS:HD3	2.19	0.43
38:8:37:A:C6	38:8:104:A:C5	3.06	0.43
36:1:839:C:H1'	36:1:1724:U:OP1	2.18	0.43
37:3:28:C:H5''	48:M1:137:ARG:HG2	2.01	0.43
8:S6:21:GLU:O	8:S6:25:ARG:HG3	4.13	0.43
36:5:1734:G:O6	86:5:3962:OHX:N5	2.52	0.43
36:5:1733:G:N7	86:5:3962:OHX:N6	2.67	0.43
18:C6:60:PHE:CZ	18:C6:89:LEU:HD13	2.54	0.43
36:5:2652:U:C4	36:5:2759:U:O2	2.71	0.43
67:O1:17:HIS:HB2	67:O1:69:TYR:HB3	2.01	0.43
39:L2:54:ARG:HG2	39:L2:55:GLY:O	4.64	0.43
1:2:1484:G:O4'	1:2:1607:G:H4'	2.19	0.43
56:N0:14:LEU:HA	56:N0:15:PRO:HD3	2.02	0.43
36:5:1700:G:C6	36:5:1701:C:C4	3.06	0.43

Continued on next page...

Continued from previous page...

Atom-1	Atom-2	Interatomic distance (Å)	Clash overlap (Å)
1:2:1521:G:O2'	1:2:1523:G:OP2	2.15	0.43
51:M5:177:GLY:H	51:M5:184:LYS:NZ	2.17	0.43
15:C3:92:ILE:HA	15:C3:122:ILE:HD11	2.58	0.43
44:L7:140:SER:O	44:L7:144:ILE:HG13	2.69	0.43
11:S9:127:VAL:O	11:S9:130:THR:HG22	2.19	0.43
13:C1:46:LYS:O	13:C1:50:GLU:HG2	4.75	0.43
36:5:3280:U:O2'	36:5:3281:U:H5''	2.18	0.43
16:C4:14:PHE:HA	16:C4:78:ALA:O	2.53	0.43
36:5:624:G:H2'	36:5:625:G:C8	2.53	0.43
25:D3:109:ARG:HB3	25:D3:109:ARG:CZ	4.75	0.43
47:M0:92:HIS:HA	47:M0:93:PRO:HD3	1.89	0.43
2:S0:109:ASN:OD1	2:S0:111:ILE:HG22	2.19	0.43
56:N0:33:ASN:C	56:N0:35:VAL:N	2.72	0.43
42:L5:33:ARG:NH2	37:7:7:G:O3'	270.05	0.43
36:1:1488:G:H5''	36:1:1838:G:O6	2.19	0.43
50:M4:24:LYS:HG2	50:M4:62:GLN:C	2.39	0.43
1:6:1147:A:H2'	1:6:1148:C:C6	2.54	0.43
24:D2:114:GLU:O	24:D2:118:ARG:HG3	2.25	0.43
1:2:710:U:H2'	1:2:711:U:H5'	2.01	0.43
1:6:770:A:OP2	86:6:2138:OHX:N3	2.52	0.43
1:6:1697:G:H2'	1:6:1697:G:N3	2.34	0.43
36:1:532:A:H2	36:1:560:G:H22	1.67	0.43
63:N7:49:TYR:CE2	63:N7:133:LYS:HA	2.87	0.43
36:1:3007:U:OP1	52:M6:73:PHE:HA	2.19	0.43
41:L4:120:TYR:HD1	41:L4:120:TYR:O	2.02	0.43
9:S7:49:ILE:HD11	9:S7:172:VAL:HG22	2.01	0.43
36:1:3018:C:C5	36:1:3019:U:C5	3.07	0.43
1:2:398:G:OP2	10:S8:47:ARG:NH1	2.48	0.43
36:1:201:A:H2'	36:1:202:G:C8	2.54	0.43
53:M7:94:LEU:HD13	53:M7:94:LEU:N	2.34	0.43
86:5:4029:OHX:N6	86:5:4232:OHX:N5	2.67	0.43
36:1:1428:A:OP2	64:N8:2:PRO:HB2	2.18	0.43
4:S2:160:GLY:O	4:S2:166:THR:HA	2.32	0.43
1:6:877:G:H5'	1:6:937:C:H1'	2.00	0.43
53:M7:62:ARG:O	86:M7:206:OHX:N1	2.52	0.43
36:1:3100:U:O2	36:1:3101:G:C8	2.72	0.43
36:1:2810:C:OP1	86:1:4078:OHX:N6	2.52	0.43
36:1:520:U:C4	44:L7:67:ARG:HD3	2.54	0.43
1:6:358:U:O2'	1:6:360:A:H5''	2.19	0.43
36:1:2653:C:OP1	78:Q2:89:LYS:HB2	2.18	0.43
20:C8:131:LEU:HA	20:C8:131:LEU:HD23	2.32	0.43

Continued on next page...

Continued from previous page...

Atom-1	Atom-2	Interatomic distance (Å)	Clash overlap (Å)
1:2:1193:A:OP1	1:2:1193:A:H8	2.01	0.43
36:1:1213:G:C2	36:1:1293:U:C2	3.07	0.43
50:M4:118:PHE:O	50:M4:122:VAL:HG23	2.18	0.43
1:2:373:G:N7	86:2:2159:OHX:N6	2.67	0.43
17:C5:130:ARG:HD3	35:SM:74:LYS:HG2	2.01	0.43
7:S5:93:LEU:HA	7:S5:93:LEU:HD22	1.90	0.43
1:6:1562:G:C6	1:6:1563:C:C4	3.07	0.43
13:C1:90:TYR:HE1	13:C1:92:HIS:HB2	1.84	0.43
36:1:657:A:H2'	36:1:658:G:H8	1.83	0.43
20:C8:72:ILE:HA	20:C8:79:TYR:HE2	4.30	0.43
36:1:824:C:O2'	36:1:1534:A:N3	2.48	0.43
41:L4:22:LEU:CD2	41:L4:26:PHE:HB2	2.48	0.43
38:8:83:C:H4'	38:8:85:G:H21	1.83	0.43
58:N2:101:ASN:O	58:N2:102:GLU:HG3	3.84	0.43
42:L5:250:ASP:HA	42:L5:251:PRO:HD3	1.74	0.43
54:M8:88:THR:HG22	54:M8:107:THR:HG21	2.00	0.43
36:1:1562:C:H2'	36:1:1563:C:C6	2.54	0.43
33:E1:144:CYS:C	33:E1:146:SER:N	2.72	0.43
53:M7:27:LYS:HA	53:M7:63:PHE:CD2	2.79	0.43
53:M7:72:GLN:OE1	53:M7:83:TRP:NE1	3.08	0.43
7:S5:163:SER:HB2	30:D8:48:VAL:HG22	2.01	0.43
3:S1:197:ILE:HB	3:S1:210:ILE:HG21	2.55	0.43
2:S0:157:ASP:OD2	23:D1:60:ARG:HD2	2.19	0.43
9:S7:114:ARG:O	9:S7:116:ARG:N	2.47	0.43
1:2:651:G:H2'	1:2:652:G:O4'	2.19	0.43
36:5:2568:C:N4	36:5:2574:G:C6	2.86	0.43
2:S0:146:LEU:HB3	2:S0:162:CYS:SG	3.19	0.43
1:2:154:G:C5'	8:S6:108:VAL:HG21	2.49	0.43
40:L3:81:THR:HG23	40:L3:205:VAL:CG2	4.48	0.43
77:Q1:4:LYS:HG2	77:Q1:5:TRP:CZ3	2.53	0.43
1:6:1699:G:N2	1:6:1702:A:H5''	2.33	0.43
69:O3:75:HIS:HB3	69:O3:80:VAL:HG12	2.00	0.43
1:6:400:A:H4'	1:6:401:A:H5'	2.01	0.43
19:C7:46:LEU:O	19:C7:50:ILE:HG13	2.19	0.43
36:5:1764:U:H3'	36:5:1765:U:H5''	2.01	0.43
36:5:3111:U:O4	36:5:3121:U:H5	2.01	0.43
36:5:3121:U:H1'	36:5:3122:A:H5''	2.01	0.43
18:C6:33:GLY:O	21:C9:7:ARG:HB3	2.83	0.43
68:O2:101:SER:OG	68:O2:103:LYS:HG2	2.19	0.43
4:S2:99:LYS:HB2	4:S2:117:THR:HB	2.06	0.43
67:O1:100:SER:OG	67:O1:102:LYS:HB3	3.11	0.43

Continued on next page...

Continued from previous page...

Atom-1	Atom-2	Interatomic distance (Å)	Clash overlap (Å)
44:L7:125:GLU:O	44:L7:129:LEU:HB2	2.19	0.43
36:5:2101:C:O2'	36:5:2102:U:P	2.76	0.43
54:M8:147:ARG:NH2	36:5:670:C:OP1	162.70	0.43
8:S6:28:PHE:O	8:S6:30:LYS:HG3	3.67	0.43
36:1:1670:C:H1'	36:1:1780:G:N2	2.34	0.43
86:5:4004:OHX:N3	86:5:4195:OHX:N5	2.67	0.43
21:C9:16:ASN:HA	21:C9:56:LYS:HZ1	2.48	0.43
52:M6:41:LEU:HD12	52:M6:41:LEU:HA	1.80	0.43
45:L8:226:TYR:O	45:L8:227:ASP:C	2.56	0.43
36:5:1700:G:N2	36:5:1745:C:N3	2.63	0.43
36:1:1119:C:OP2	86:1:3947:OHX:N1	2.52	0.43
6:S4:51:ARG:HB3	6:S4:111:VAL:CG2	2.48	0.43
52:M6:131:PRO:HD3	36:5:1316:C:N4	299.37	0.43
36:1:1927:G:OP1	79:Q3:8:VAL:HG13	2.19	0.43
1:2:1332:C:O2'	5:S3:162:GLN:HB3	2.19	0.43
66:O0:27:TYR:O	66:O0:31:VAL:HG23	2.19	0.43
86:1:3998:OHX:N3	86:1:4169:OHX:N3	2.67	0.43
9:S7:137:GLY:HA2	15:C3:18:TYR:CE2	2.54	0.43
50:M4:108:ARG:HH21	52:M6:197:LEU:HA	3.81	0.43
56:N0:146:LYS:HA	36:5:534:U:O2	350.07	0.43
36:1:2723:U:H2'	36:1:2724:U:H6	1.82	0.43
36:5:1716:U:H5'	36:5:1716:U:H6	1.83	0.43
50:M4:25:LYS:CD	50:M4:62:GLN:HB3	2.49	0.43
36:1:208:C:OP2	41:L4:163:LYS:NZ	2.50	0.43
36:5:2876:C:H42	36:5:2951:G:H1	1.66	0.43
27:D5:49:ARG:HD2	27:D5:53:GLU:OE1	4.25	0.43
51:M5:91:GLU:O	51:M5:93:LYS:HE2	2.19	0.43
57:N1:134:GLN:HB3	57:N1:134:GLN:HE21	4.14	0.43
36:1:3113:A:H4'	46:L9:69:ARG:HB3	2.00	0.43
61:N5:133:LEU:HD22	61:N5:133:LEU:HA	2.24	0.43
42:L5:37:VAL:CG1	57:N1:31:LEU:HD21	2.49	0.43
36:1:2419:A:H1'	36:1:2804:A:O4'	2.19	0.43
4:S2:139:ILE:CD1	4:S2:191:ALA:HB1	2.55	0.43
1:2:1017:U:H2'	1:2:1018:U:H6	1.84	0.43
44:L7:176:TYR:CD2	44:L7:194:HIS:CD2	3.07	0.43
4:S2:229:LEU:HD23	23:D1:23:ILE:HD11	2.77	0.43
54:M8:76:ALA:HA	54:M8:79:LYS:HD3	4.43	0.43
62:N6:86:THR:HG22	62:N6:96:PRO:HA	2.01	0.43
1:2:1036:A:H2'	1:2:1037:C:H6	1.82	0.43
44:L7:68:ASP:O	44:L7:71:ALA:HB3	2.19	0.43
1:6:405:C:H6	1:6:405:C:O5'	2.02	0.43

Continued on next page...

Continued from previous page...

Atom-1	Atom-2	Interatomic distance (Å)	Clash overlap (Å)
37:3:30:G:C6	37:3:31:U:C4	3.07	0.43
36:1:3186:A:O2'	46:L9:42:ASP:HA	2.19	0.43
1:6:1248:C:H2'	1:6:1249:U:C6	2.53	0.43
43:L6:9:TRP:CZ2	36:5:1354:G:C6	179.26	0.43
36:5:2842:U:C4	36:5:2843:U:C5	3.06	0.43
2:S0:67:ILE:HA	2:S0:67:ILE:HD13	2.01	0.43
49:M3:33:VAL:HG12	49:M3:34:SER:N	2.33	0.43
57:N1:41:ASP:OD1	57:N1:61:THR:OG1	2.90	0.43
36:1:522:A:C2	36:1:523:A:H1'	2.54	0.43
36:1:1177:G:H1'	36:1:1178:G:N7	2.33	0.43
39:L2:129:ALA:HB3	39:L2:132:ASN:OD1	2.19	0.43
1:2:170:U:H6	1:2:267:U:HO2'	1.67	0.43
10:S8:182:TYR:H	10:S8:182:TYR:HD2	3.95	0.43
30:D8:22:ARG:HD3	30:D8:22:ARG:HA	1.58	0.43
6:S4:42:LEU:HA	6:S4:42:LEU:HD23	1.67	0.43
1:2:14:C:H2'	1:2:15:U:C6	2.54	0.43
46:L9:161:LEU:O	46:L9:164:ILE:HG22	2.18	0.42
13:C1:90:TYR:CD1	13:C1:91:LEU:N	2.82	0.42
41:L4:330:TYR:O	41:L4:331:ALA:C	2.61	0.42
47:M0:38:LYS:CG	47:M0:41:ALA:HB2	2.59	0.42
36:1:1246:G:H22	36:1:1265:U:H5	1.67	0.42
41:L4:3:ARG:CB	41:L4:22:LEU:H	3.89	0.42
48:M1:91:LEU:HA	48:M1:91:LEU:HD23	1.87	0.42
14:C2:58:LEU:HG	14:C2:126:TRP:CZ3	6.15	0.42
11:S9:108:ARG:HH21	11:S9:145:SER:HB2	1.84	0.42
14:C2:46:ARG:HH21	33:E1:102:VAL:HG22	7.90	0.42
74:O8:12:LEU:C	74:O8:14:LEU:N	3.23	0.42
26:D4:34:ASN:OD1	26:D4:62:THR:HG21	4.02	0.42
1:2:924:A:H2'	1:2:925:G:C8	2.53	0.42
1:6:1157:A:C2	1:6:1160:A:C8	3.07	0.42
51:M5:118:SER:HB3	51:M5:132:VAL:HA	2.61	0.42
56:N0:148:LEU:HD12	56:N0:149:LYS:N	2.34	0.42
53:M7:70:THR:HG23	53:M7:72:GLN:H	1.84	0.42
1:2:4:C:H2'	1:2:5:U:H6	1.84	0.42
1:6:1584:G:H22	1:6:1611:A:P	2.40	0.42
1:2:854:U:O4	55:M9:173:ARG:NH2	2.52	0.42
1:2:855:A:H3'	1:2:856:A:H5''	2.00	0.42
9:S7:71:HIS:CE1	9:S7:131:PHE:CE1	3.18	0.42
9:S7:71:HIS:CD2	9:S7:131:PHE:HZ	2.36	0.42
62:N6:56:VAL:HG21	62:N6:104:LEU:HB3	2.01	0.42
1:6:1733:C:O2'	1:6:1734:U:H5'	2.19	0.42

Continued on next page...

Continued from previous page...

Atom-1	Atom-2	Interatomic distance (Å)	Clash overlap (Å)
15:C3:151:ASN:O	86:C3:201:OHX:N3	4.46	0.42
51:M5:15:GLN:HB3	72:O6:52:PRO:HD3	3.68	0.42
9:S7:118:LEU:N	1:6:639:U:OP1	366.91	0.42
38:4:98:U:C2'	38:4:99:C:H5'	2.49	0.42
79:Q3:17:ARG:O	79:Q3:19:GLY:N	2.82	0.42
26:D4:41:ARG:HG2	26:D4:55:VAL:HG12	2.01	0.42
72:O6:26:ILE:HD12	72:O6:27:SER:N	2.34	0.42
36:5:1611:G:H2'	36:5:1612:A:H8	1.84	0.42
36:5:2567:C:H42	36:5:2568:C:H41	1.67	0.42
53:M7:88:VAL:O	53:M7:92:GLN:HG3	3.88	0.42
1:2:462:G:C6	1:2:463:U:C4	3.07	0.42
69:O3:81:VAL:HG22	69:O3:82:ARG:N	3.85	0.42
19:C7:52:GLY:HA3	1:6:1389:C:O2'	423.89	0.42
1:2:498:G:C4	1:2:499:U:N3	2.87	0.42
8:S6:5:ILE:HD13	8:S6:50:PHE:CE1	2.54	0.42
1:2:1277:G:H5'	5:S3:140:GLY:HA2	2.01	0.42
12:C0:8:ARG:HG3	12:C0:12:HIS:ND1	2.34	0.42
1:2:1080:U:H2'	1:2:1081:A:C8	2.54	0.42
1:2:1081:A:H5''	1:2:1082:C:OP1	2.18	0.42
51:M5:155:VAL:HG22	36:5:58:G:H4'	81.92	0.42
44:L7:159:GLN:O	44:L7:160:ARG:HB3	2.19	0.42
37:3:103:A:N1	37:3:104:A:C4	2.87	0.42
36:1:790:U:H4'	41:L4:112:LYS:O	2.19	0.42
36:1:679:U:H2'	36:1:680:G:C8	2.54	0.42
63:N7:50:PRO:HB3	63:N7:66:THR:O	3.33	0.42
39:L2:159:SER:C	39:L2:161:ASP:H	2.53	0.42
36:5:1101:G:H2'	36:5:1102:A:O4'	2.19	0.42
36:1:1101:G:H1'	44:L7:105:LEU:CD2	2.49	0.42
1:2:393:C:H2'	1:2:394:C:C6	2.54	0.42
6:S4:148:ARG:H	6:S4:148:ARG:HG2	2.63	0.42
51:M5:38:ARG:HB2	51:M5:62:TYR:CZ	2.54	0.42
36:5:1790:G:H2'	36:5:1791:C:O4'	2.19	0.42
56:N0:37:ALA:O	56:N0:40:ARG:HB2	2.19	0.42
79:Q3:77:ALA:O	79:Q3:80:ARG:HB3	2.19	0.42
72:O6:99:ARG:H	72:O6:99:ARG:HG3	4.14	0.42
36:1:1524:A:C2	36:1:1527:C:C6	3.07	0.42
2:S0:103:THR:HA	2:S0:104:PRO:HD3	1.60	0.42
11:S9:161:THR:HB	11:S9:162:SER:H	2.09	0.42
79:Q3:87:ARG:O	79:Q3:90:VAL:HG22	4.01	0.42
36:1:2726:C:O2'	36:1:2727:A:H2'	2.19	0.42
15:C3:18:TYR:HE1	24:D2:54:ASP:OD2	3.92	0.42

Continued on next page...

Continued from previous page...

Atom-1	Atom-2	Interatomic distance (Å)	Clash overlap (Å)
36:5:1019:G:N1	36:5:1020:G:O6	2.51	0.42
44:L7:40:LYS:O	44:L7:44:ILE:HG13	2.19	0.42
1:2:41:A:H2'	1:2:438:A:N7	2.34	0.42
8:S6:150:GLU:O	8:S6:152:ASP:N	2.51	0.42
51:M5:149:ASN:OD1	86:M5:303:OHX:N2	2.52	0.42
36:5:1235:U:C4'	36:5:1236:G:H5'	2.49	0.42
41:L4:29:PRO:HB3	54:M8:25:TYR:HE2	1.84	0.42
1:2:852:C:N4	1:2:853:G:C6	2.87	0.42
36:1:550:A:N6	36:1:551:A:N6	2.66	0.42
9:S7:89:HIS:HD2	9:S7:165:LYS:HG2	1.84	0.42
36:1:2512:C:C4	36:1:2513:U:O4	2.72	0.42
36:1:1068:C:H5'	57:N1:110:LYS:HZ1	1.83	0.42
67:O1:14:ILE:HG13	67:O1:39:PHE:CD1	3.16	0.42
21:C9:6:VAL:C	21:C9:8:ASP:H	2.45	0.42
12:C0:68:LEU:HD12	12:C0:69:THR:N	2.34	0.42
36:1:2288:G:N2	36:1:2289:U:C2	2.87	0.42
54:M8:178:ARG:HA	54:M8:178:ARG:HD2	2.62	0.42
34:SR:44:SER:O	34:SR:58:VAL:HG13	4.57	0.42
36:1:111:C:O2'	36:1:112:U:H5'	2.18	0.42
1:6:603:U:H2'	1:6:604:A:H8	1.84	0.42
61:N5:91:ASN:OD1	61:N5:93:TYR:HB2	2.18	0.42
36:1:3210:A:H2'	36:1:3211:C:O4'	2.19	0.42
36:5:1941:C:O2'	36:5:3344:A:N1	2.36	0.42
11:S9:120:LYS:O	11:S9:120:LYS:HD3	5.20	0.42
78:Q2:93:LEU:HD13	78:Q2:93:LEU:O	5.19	0.42
47:M0:91:VAL:HG12	47:M0:91:VAL:O	2.19	0.42
27:D5:81:ARG:HH11	27:D5:81:ARG:HB2	3.19	0.42
36:1:2579:G:O6	86:1:3919:OHX:N2	2.52	0.42
42:L5:218:ARG:HA	42:L5:221:GLU:OE2	2.19	0.42
25:D3:36:THR:HG23	25:D3:40:SER:OG	2.18	0.42
59:N3:77:ILE:O	59:N3:100:GLY:HA2	2.19	0.42
22:D0:63:LEU:HB3	31:D9:34:TYR:HE2	1.78	0.42
64:N8:40:HIS:CD2	64:N8:41:HIS:CE1	3.07	0.42
6:S4:188:ASN:HB3	6:S4:191:ARG:HG3	2.59	0.42
42:L5:261:THR:C	42:L5:263:GLU:N	3.26	0.42
14:C2:60:VAL:HG22	14:C2:122:VAL:HG22	2.00	0.42
11:S9:170:GLY:HA3	1:6:512:A:OP2	455.26	0.42
74:O8:46:ARG:NH2	74:O8:51:LEU:HB2	2.30	0.42
1:2:67:A:O3'	1:2:68:A:H3'	2.19	0.42
36:1:641:C:OP1	64:N8:21:ARG:HB3	2.19	0.42
64:N8:88:ASP:O	64:N8:92:LYS:HG2	2.19	0.42

Continued on next page...

Continued from previous page...

Atom-1	Atom-2	Interatomic distance (Å)	Clash overlap (Å)
13:C1:139:VAL:HG12	13:C1:140:VAL:N	2.27	0.42
51:M5:36:ILE:HG13	51:M5:64:VAL:CG2	3.41	0.42
57:N1:27:LEU:HA	57:N1:27:LEU:HD22	1.96	0.42
62:N6:100:HIS:CE1	62:N6:102:SER:HB3	2.54	0.42
40:L3:287:LYS:O	40:L3:290:ASP:HB3	2.19	0.42
2:S0:157:ASP:O	2:S0:158:VAL:C	2.58	0.42
28:D6:50:VAL:HA	28:D6:53:LEU:HB2	3.16	0.42
28:D6:62:TYR:CG	28:D6:63:ALA:N	2.89	0.42
28:D6:64:LEU:HA	28:D6:65:PRO:HD3	1.76	0.42
1:6:1541:G:C6	1:6:1542:G:N1	2.86	0.42
36:1:299:G:H2'	36:1:300:G:O4'	2.19	0.42
36:1:338:A:OP1	41:L4:47:ARG:HA	2.18	0.42
36:5:1573:G:C5	36:5:1574:C:H1'	2.54	0.42
53:M7:32:THR:HG21	53:M7:87:SER:CB	2.50	0.42
15:C3:55:ARG:HD3	29:D7:47:PHE:CD2	2.54	0.42
36:5:1604:G:H2'	36:5:1605:A:O4'	2.19	0.42
40:L3:49:TYR:H	40:L3:79:VAL:HG23	1.84	0.42
1:2:1512:G:C6	1:2:1513:G:C6	3.07	0.42
1:2:1370:U:O4	86:2:2120:OHX:N5	2.53	0.42
1:6:1696:G:H2'	1:6:1698:G:C6	2.54	0.42
25:D3:76:LEU:HD23	25:D3:76:LEU:HA	2.31	0.42
1:2:1388:A:C5	1:2:1411:A:C6	3.06	0.42
36:1:1645:U:H2'	36:1:1646:G:H5'	2.00	0.42
36:1:2771:U:H2'	36:1:2772:C:O2	2.19	0.42
1:6:162:A:H2'	1:6:163:G:C8	2.55	0.42
36:1:2801:A:O2'	36:1:2802:A:H2'	2.19	0.42
36:1:1375:G:O6	64:N8:10:LYS:HE2	2.18	0.42
42:L5:163:LEU:HD21	42:L5:175:HIS:CD2	4.45	0.42
46:L9:77:ASN:N	46:L9:77:ASN:OD1	2.68	0.42
67:O1:102:LYS:HA	67:O1:102:LYS:HE3	5.25	0.42
44:L7:99:PRO:HB3	44:L7:129:LEU:O	2.67	0.42
1:2:1559:A:H5''	20:C8:135:GLY:HA3	2.01	0.42
41:L4:119:ARG:NH1	41:L4:271:LYS:HB3	3.87	0.42
36:5:3261:C:O2'	36:5:3262:U:H5'	2.19	0.42
1:6:493:U:HO2'	1:6:494:U:H6	1.66	0.42
40:L3:25:ILE:H	40:L3:25:ILE:HD13	1.85	0.42
65:N9:51:ALA:O	65:N9:53:ALA:N	2.95	0.42
36:1:3092:C:H2'	36:1:3092:C:H6	1.68	0.42
8:S6:179:VAL:HA	8:S6:183:ARG:HH11	2.68	0.42
54:M8:165:ILE:HD13	54:M8:166:LEU:N	4.64	0.42
1:2:636:A:H5''	24:D2:31:SER:HB3	2.01	0.42

Continued on next page...

Continued from previous page...

Atom-1	Atom-2	Interatomic distance (Å)	Clash overlap (Å)
57:N1:11:THR:HG22	57:N1:55:LYS:HD2	2.01	0.42
1:2:1479:A:H8	1:2:1479:A:O5'	2.01	0.42
36:5:1349:G:H2'	36:5:1350:A:C8	2.54	0.42
48:M1:132:ASN:HA	48:M1:154:THR:HG21	2.01	0.42
26:D4:19:ALA:CB	26:D4:81:GLU:HG2	2.49	0.42
56:N0:7:TYR:O	56:N0:28:ARG:HA	2.46	0.42
44:L7:55:TYR:CE2	44:L7:141:TYR:CE2	3.14	0.42
39:L2:209:HIS:ND1	39:L2:210:PRO:HD2	4.22	0.42
24:D2:94:LEU:HA	24:D2:95:PRO:HD3	1.86	0.42
18:C6:30:LYS:HD3	1:6:1366:U:OP1	425.96	0.42
42:L5:160:PHE:O	42:L5:180:PHE:HE1	2.01	0.42
2:S0:88:LYS:O	2:S0:91:ALA:HB3	3.60	0.42
1:2:1486:G:N7	1:2:1487:A:C8	2.88	0.42
1:2:726:C:H2'	1:2:727:U:C5	2.54	0.42
79:Q3:84:ARG:NH2	79:Q3:88:GLU:OE2	2.51	0.42
55:M9:4:LEU:O	55:M9:7:GLN:N	2.52	0.42
36:1:2932:U:O2	36:1:2934:A:C8	2.72	0.42
63:N7:133:LYS:CE	63:N7:135:ARG:HD2	3.62	0.42
34:SR:126:SER:HG	34:SR:127:ARG:H	1.67	0.42
36:1:956:U:OP1	86:1:4121:OHX:N1	2.52	0.42
36:1:2842:U:C5	36:1:2843:U:C4	3.07	0.42
36:1:627:U:H4'	36:1:1399:A:H1'	2.00	0.42
36:1:2883:U:H2'	36:1:2884:C:H6	1.83	0.42
36:1:693:A:H2'	36:1:694:C:H6	1.84	0.42
36:1:693:A:H2'	36:1:694:C:C6	2.54	0.42
36:5:2413:A:O2'	36:5:2414:G:H5'	2.18	0.42
36:1:2130:G:C6	36:1:2323:G:O6	2.71	0.42
38:8:106:C:H5''	38:8:108:C:OP2	2.18	0.42
9:S7:21:ALA:O	9:S7:24:PHE:HB2	2.52	0.42
76:Q0:94:SER:OG	76:Q0:105:PRO:HA	2.19	0.42
1:6:1342:C:C2'	1:6:1343:U:H5'	2.48	0.42
39:L2:81:GLY:N	79:Q3:65:ALA:O	2.42	0.42
1:2:619:A:HO2'	1:2:1140:G:HO2'	1.63	0.42
36:1:732:C:H2'	36:1:733:G:O4'	2.19	0.42
56:N0:154:HIS:CG	56:N0:154:HIS:O	2.71	0.42
1:2:217:A:H2'	1:2:217:A:OP1	2.19	0.42
36:5:2950:G:C5	36:5:2979:U:C4	3.07	0.42
48:M1:6:GLN:HA	48:M1:6:GLN:NE2	2.34	0.42
67:O1:5:LYS:O	67:O1:6:ASP:HB2	2.19	0.42
40:L3:151:ILE:O	40:L3:155:ALA:HB3	2.27	0.42
40:L3:37:ARG:HG2	40:L3:186:GLY:O	2.18	0.42

Continued on next page...

Continued from previous page...

Atom-1	Atom-2	Interatomic distance (Å)	Clash overlap (Å)
1:2:1585:U:N3	1:2:1611:A:H2	2.08	0.42
1:2:1795:U:H5'	28:D6:79:ILE:CD1	2.49	0.42
47:M0:31:ILE:O	47:M0:32:ARG:HD3	2.20	0.42
73:O7:24:ARG:NH1	36:5:361:A:OP1	120.37	0.42
42:L5:260:PHE:HD1	42:L5:264:GLN:NE2	2.16	0.42
36:1:1566:A:N6	36:1:1567:U:O2	2.53	0.42
1:6:1799:U:O3'	1:6:1800:A:H2'	2.19	0.42
74:O8:56:ILE:HG21	74:O8:61:LYS:HB2	2.67	0.42
74:O8:61:LYS:HE3	74:O8:61:LYS:HB3	4.41	0.42
1:2:1597:A:H2'	1:2:1598:U:O4'	2.19	0.42
39:L2:126:LEU:HD13	39:L2:150:LEU:HD21	2.02	0.42
22:D0:58:LEU:HD23	1:6:1516:A:H8	444.85	0.42
36:1:998:A:O2'	36:1:999:G:H5'	2.19	0.42
53:M7:67:ILE:HA	53:M7:67:ILE:HD12	1.57	0.42
9:S7:129:LEU:O	9:S7:131:PHE:N	4.24	0.42
9:S7:71:HIS:CE1	9:S7:131:PHE:HE1	2.38	0.42
62:N6:39:LEU:HD12	62:N6:43:TYR:CE2	4.19	0.42
40:L3:287:LYS:HB2	40:L3:290:ASP:HB2	2.01	0.42
1:6:874:C:O2'	1:6:875:G:H5'	2.19	0.42
7:S5:92:ARG:HG2	7:S5:92:ARG:NH1	3.29	0.42
1:2:1198:G:H4'	22:D0:72:ASN:O	2.19	0.42
6:S4:123:LEU:HD12	6:S4:161:LYS:HA	2.01	0.42
26:D4:60:PHE:O	1:6:523:G:H5'	413.92	0.42
70:O4:11:ASN:HA	70:O4:12:PRO:HD3	1.78	0.42
36:1:595:G:H2'	36:1:596:C:H6	1.83	0.42
1:2:1241:G:C6	1:2:1242:A:C6	3.07	0.42
4:S2:96:THR:OG1	4:S2:97:ARG:N	3.62	0.42
20:C8:114:GLU:HA	20:C8:117:LYS:HB2	3.14	0.42
69:O3:89:LEU:HA	69:O3:89:LEU:HD23	1.69	0.42
7:S5:210:ALA:O	7:S5:213:LYS:N	2.52	0.42
18:C6:10:PHE:O	18:C6:87:LYS:NZ	2.43	0.42
19:C7:23:LYS:HG2	34:SR:198:ASN:HD21	2.42	0.42
59:N3:17:LEU:HD23	59:N3:17:LEU:HA	2.10	0.42
69:O3:48:ARG:HG2	69:O3:103:TYR:O	3.91	0.42
54:M8:94:PHE:CE2	64:N8:119:PRO:HD3	2.95	0.42
1:2:1277:G:O3'	5:S3:183:GLY:HA3	2.20	0.42
15:C3:3:ARG:HD3	15:C3:3:ARG:HA	1.73	0.42
1:2:525:A:H2'	1:2:526:A:C8	2.55	0.42
36:1:3121:U:C1'	36:1:3122:A:H5''	2.49	0.42
39:L2:200:ARG:NH1	36:5:2147:A:OP2	212.35	0.42
3:S1:65:VAL:O	16:C4:34:SER:HA	2.19	0.42

Continued on next page...

Continued from previous page...

Atom-1	Atom-2	Interatomic distance (Å)	Clash overlap (Å)
56:N0:155:ARG:HH21	56:N0:155:ARG:CG	2.84	0.42
36:1:2202:C:H5''	39:L2:226:SER:HB3	2.00	0.42
66:O0:20:SER:O	66:O0:20:SER:OG	2.34	0.42
86:5:4004:OHX:N6	86:5:4195:OHX:N5	2.68	0.42
47:M0:12:GLN:HA	47:M0:59:GLN:HE21	2.23	0.42
36:1:3317:U:H5'	36:1:3318:G:C2	2.54	0.42
1:6:271:A:H5'	1:6:272:U:OP2	2.20	0.42
36:5:1742:U:H2'	36:5:1743:G:C8	2.54	0.42
36:1:571:U:H2'	36:1:572:A:O4'	2.20	0.42
57:N1:91:LEU:HD12	57:N1:96:ILE:HD11	2.00	0.42
36:1:2861:U:H2'	36:1:2862:U:O4'	2.19	0.42
36:5:584:G:O6	86:5:4014:OHX:N1	2.53	0.42
22:D0:80:GLU:OE1	31:D9:44:ARG:NH1	2.52	0.42
2:S0:103:THR:HA	2:S0:104:PRO:HD2	2.63	0.42
36:1:2381:G:O2'	36:1:2382:G:H5'	2.19	0.42
55:M9:186:LYS:C	55:M9:188:ASP:H	2.71	0.42
2:S0:26:ALA:HB1	2:S0:29:VAL:CG1	2.48	0.42
1:6:509:G:H2'	1:6:510:G:C1'	2.48	0.42
4:S2:175:GLY:HA3	11:S9:53:ARG:NH2	2.34	0.42
42:L5:95:TRP:CZ2	42:L5:161:GLY:HA2	2.55	0.42
8:S6:148:SER:OG	8:S6:150:GLU:HB2	2.19	0.42
50:M4:85:TRP:O	50:M4:90:VAL:HG12	2.19	0.42
36:1:246:U:H2'	36:1:247:C:C6	2.54	0.42
52:M6:97:ALA:O	52:M6:100:GLU:HB2	2.18	0.42
55:M9:164:LEU:O	55:M9:168:ALA:N	3.82	0.42
36:1:1461:A:H2'	36:1:1462:A:H8	1.82	0.42
6:S4:11:ARG:HB2	6:S4:28:ALA:N	2.34	0.42
40:L3:247:ARG:NH2	36:5:2341:A:P	219.70	0.42
1:2:1653:C:C2	1:2:1748:G:N2	2.87	0.42
36:1:2592:G:O2'	36:1:2593:A:O4'	2.37	0.42
34:SR:224:ASN:HB2	34:SR:231:MET:SD	2.59	0.42
36:1:1343:A:N7	86:1:4136:OHX:N2	2.67	0.42
61:N5:34:LEU:HD22	61:N5:35:PRO:HD2	2.01	0.42
17:C5:68:PRO:HG2	17:C5:71:GLU:CD	2.76	0.42
6:S4:66:MET:HG3	1:6:454:U:C2	376.57	0.42
4:S2:178:ILE:HD12	4:S2:178:ILE:H	4.50	0.42
48:M1:174:LYS:HE3	36:5:1016:C:N4	357.93	0.42
36:1:781:G:O6	86:1:3933:OHX:N5	2.52	0.42
36:1:2217:U:H2'	36:1:2218:G:H8	1.84	0.42
36:1:2564:G:H2'	36:1:2565:U:O4'	2.19	0.42
86:1:4023:OHX:N6	86:1:4143:OHX:N5	2.67	0.42

Continued on next page...

Continued from previous page...

Atom-1	Atom-2	Interatomic distance (Å)	Clash overlap (Å)
36:1:1690:C:P	55:M9:64:ARG:HH12	2.43	0.42
10:S8:67:TRP:CD1	10:S8:70:GLU:HB2	2.53	0.42
21:C9:136:ALA:O	21:C9:139:THR:OG1	2.28	0.42
21:C9:136:ALA:O	21:C9:140:LEU:HB2	3.91	0.42
42:L5:208:MET:HG2	42:L5:223:PHE:CE2	3.15	0.42
1:2:296:U:H2'	1:2:297:U:C6	2.54	0.42
70:O4:77:GLY:C	70:O4:79:SER:H	2.22	0.42
36:5:2931:C:H2'	36:5:2932:U:O4'	2.20	0.42
72:O6:66:GLU:HA	72:O6:69:ALA:HB3	2.42	0.42
4:S2:58:LEU:HA	23:D1:12:TYR:HE1	1.84	0.42
4:S2:58:LEU:HA	4:S2:58:LEU:HD23	1.66	0.42
13:C1:5:LEU:HD22	13:C1:5:LEU:H	4.76	0.42
38:8:48:A:C2	38:8:51:G:N1	2.87	0.42
36:5:2961:G:C6	36:5:2962:U:C4	3.07	0.42
40:L3:41:VAL:HG23	40:L3:186:GLY:H	1.85	0.42
70:O4:78:GLY:O	70:O4:80:ARG:N	4.75	0.42
46:L9:93:VAL:HG22	76:Q0:82:LEU:HD13	2.02	0.42
7:S5:42:LEU:HB2	7:S5:47:SER:HA	2.00	0.42
21:C9:88:VAL:CG2	1:6:1172:G:H21	356.50	0.42
57:N1:92:ARG:C	57:N1:94:GLU:H	2.23	0.42
34:SR:37:SER:HB3	34:SR:39:ASP:OD1	2.90	0.42
1:6:1796:C:H5'	1:6:1797:A:N7	2.34	0.42
63:N7:10:VAL:HB	63:N7:83:THR:HG21	2.01	0.42
48:M1:91:LEU:HD12	48:M1:163:PHE:CE2	2.54	0.42
56:N0:139:TYR:CE2	56:N0:140:VAL:HG23	2.53	0.42
1:6:475:A:H2'	1:6:476:U:O4'	2.19	0.42
11:S9:110:GLN:HA	11:S9:129:ILE:HD13	2.80	0.42
74:O8:17:ARG:HB2	74:O8:20:VAL:CG2	2.48	0.42
34:SR:115:ILE:HB	34:SR:122:ILE:HG12	4.18	0.42
17:C5:44:ARG:NH2	17:C5:82:ASN:O	3.51	0.42
44:L7:123:THR:O	44:L7:126:LEU:HB2	2.19	0.42
1:2:1520:U:H5''	21:C9:75:LYS:NZ	2.34	0.42
21:C9:105:LEU:HD23	21:C9:105:LEU:HA	1.70	0.42
1:6:192:U:H1'	1:6:193:U:C5	2.55	0.42
1:6:825:U:O2'	1:6:826:U:H6	2.02	0.42
36:1:13:A:H5''	36:1:13:A:C8	2.47	0.42
34:SR:69:GLN:O	34:SR:83:ALA:HB3	2.19	0.42
18:C6:44:LEU:O	18:C6:47:LYS:HB2	2.20	0.42
9:S7:19:GLN:H	9:S7:19:GLN:HG2	1.61	0.42
1:2:1073:G:H2'	1:2:1074:G:H5''	2.02	0.42
3:S1:134:VAL:HG12	3:S1:218:LEU:HB2	6.77	0.42

Continued on next page...

Continued from previous page...

Atom-1	Atom-2	Interatomic distance (Å)	Clash overlap (Å)
62:N6:82:VAL:O	62:N6:84:LYS:N	2.98	0.42
10:S8:38:ILE:HD11	10:S8:78:ILE:HB	2.01	0.42
51:M5:21:PHE:CD2	51:M5:22:LEU:HD13	3.18	0.42
40:L3:232:ARG:HG2	40:L3:233:TRP:CD1	2.91	0.42
21:C9:100:ILE:HD13	21:C9:100:ILE:HA	1.85	0.42
40:L3:322:ILE:HA	40:L3:322:ILE:HD12	2.97	0.42
53:M7:119:VAL:HA	53:M7:145:HIS:O	2.60	0.42
1:6:542:A:H1'	1:6:543:C:OP1	2.19	0.42
1:6:543:C:O4'	1:6:543:C:O2	2.38	0.42
1:6:1138:A:H2'	1:6:1139:A:C8	2.54	0.42
36:1:197:G:N2	36:1:372:A:C8	2.87	0.42
64:N8:9:ARG:NH2	36:5:1431:G:N7	148.01	0.42
26:D4:44:LEU:HA	26:D4:47:VAL:HG13	4.91	0.42
36:5:179:C:H2'	36:5:180:C:C6	2.54	0.42
36:1:1668:G:N1	36:1:1669:C:C2	2.88	0.42
36:5:2946:A:H5''	36:5:2947:G:H5'	2.01	0.42
25:D3:23:ARG:HG3	25:D3:23:ARG:HH11	2.15	0.42
1:2:455:C:H3'	1:2:456:A:H8	1.84	0.42
40:L3:25:ILE:HD13	40:L3:25:ILE:N	2.34	0.42
36:5:1792:C:H5''	36:5:1793:C:OP2	2.20	0.42
20:C8:17:LEU:O	20:C8:20:THR:N	2.78	0.42
49:M3:36:ARG:CZ	36:5:687:U:H5	74.95	0.42
12:C0:6:GLU:HA	12:C0:9:ASN:HB2	3.67	0.42
1:2:1642:G:O3'	77:Q1:9:ARG:NH2	2.52	0.42
59:N3:6:ALA:HB2	59:N3:126:TRP:CH2	2.55	0.42
30:D8:32:PHE:CZ	30:D8:38:ARG:HD2	2.54	0.42
52:M6:130:LYS:HG3	52:M6:131:PRO:CD	2.79	0.42
20:C8:108:LYS:HD3	20:C8:108:LYS:HA	3.45	0.42
36:5:2271:A:N7	36:5:2272:G:C6	2.87	0.42
44:L7:132:PRO:HA	44:L7:229:PHE:CG	2.55	0.42
44:L7:40:LYS:HE2	44:L7:170:GLU:OE1	4.07	0.42
36:5:1549:U:H6	36:5:1549:U:OP2	2.02	0.42
19:C7:79:GLU:HA	19:C7:82:ASP:OD2	2.20	0.42
28:D6:12:LYS:HB3	28:D6:12:LYS:NZ	4.10	0.42
36:5:1769:G:C2	36:5:1770:G:C8	3.07	0.42
36:5:897:U:H2'	36:5:898:U:C6	2.55	0.42
38:4:23:U:H1'	62:N6:17:LYS:HG2	2.02	0.42
74:O8:41:THR:HG1	74:O8:43:PHE:HE2	3.18	0.42
40:L3:50:LYS:HE2	40:L3:328:ILE:HG22	4.15	0.42
44:L7:240:VAL:C	44:L7:242:SER:H	2.22	0.42
53:M7:3:ARG:HH21	53:M7:3:ARG:HG2	4.37	0.42

Continued on next page...

Continued from previous page...

Atom-1	Atom-2	Interatomic distance (Å)	Clash overlap (Å)
36:5:2353:G:C6	36:5:2354:C:C4	3.08	0.42
79:Q3:29:LEU:HA	79:Q3:32:GLN:HB2	2.00	0.42
9:S7:162:ILE:HB	9:S7:169:PHE:HE2	1.85	0.42
62:N6:42:GLN:O	62:N6:125:LYS:HG3	2.53	0.42
17:C5:60:LEU:HA	17:C5:60:LEU:HD23	2.08	0.42
64:N8:28:HIS:CD2	36:5:936:A:OP1	161.14	0.42
36:5:1449:A:C2	36:5:2356:A:C4	3.08	0.42
36:5:372:A:C6	36:5:373:A:C6	3.08	0.42
1:6:1142:A:N6	1:6:1143:A:C6	2.87	0.42
38:4:11:C:C4	38:4:12:A:N7	2.87	0.42
36:5:3365:U:O2'	36:5:3366:G:H5'	2.19	0.42
39:L2:132:ASN:OD1	36:5:2178:A:H5''	215.81	0.42
36:1:3077:A:N6	36:1:3080:G:C5	2.87	0.42
1:6:1499:G:H2'	1:6:1500:C:C6	2.54	0.42
1:6:889:U:H4'	1:6:989:U:OP1	2.18	0.42
1:6:794:U:H4'	1:6:795:U:OP2	2.20	0.42
36:1:960:U:O2'	36:1:961:C:H5'	2.19	0.42
36:5:1258:U:O2	36:5:1260:A:H8	2.02	0.42
1:2:629:U:C4	1:2:630:A:N7	2.88	0.42
36:1:26:A:C4	36:1:330:G:C8	3.07	0.42
66:O0:28:LYS:HB2	36:5:1730:G:C5	240.36	0.42
37:3:120:C:H42	42:L5:262:LYS:HD3	1.83	0.42
36:5:41:G:H4'	36:5:2410:U:H2'	2.02	0.42
36:5:3341:U:H5''	36:5:3342:A:OP2	2.19	0.42
57:N1:111:ALA:O	57:N1:115:LYS:HG3	2.19	0.42
36:1:2664:C:H2'	36:1:2665:U:C6	2.55	0.42
9:S7:108:GLN:HB2	9:S7:108:GLN:HE21	3.39	0.42
78:Q2:78:LYS:HG2	78:Q2:78:LYS:O	3.36	0.42
36:5:1039:U:H2'	36:5:1040:A:C8	2.54	0.42
53:M7:33:ALA:O	53:M7:35:ALA:N	3.37	0.42
1:6:112:A:C6	1:6:113:U:O4	2.72	0.42
78:Q2:12:CYS:CB	78:Q2:17:CYS:HB3	2.87	0.42
70:O4:71:THR:HG23	70:O4:78:GLY:H	1.84	0.42
8:S6:48:TYR:OH	8:S6:119:GLN:O	3.13	0.42
1:6:1512:G:C4	1:6:1513:G:C8	3.08	0.42
1:2:275:C:H2'	1:2:276:C:C5	2.54	0.42
47:M0:169:LYS:HD2	47:M0:169:LYS:H	2.28	0.42
34:SR:202:LEU:HA	34:SR:212:ALA:O	2.20	0.42
15:C3:99:ARG:O	15:C3:102:LEU:N	2.47	0.42
16:C4:83:ILE:O	16:C4:118:VAL:HG22	2.42	0.42
3:S1:61:LEU:O	3:S1:62:LYS:NZ	2.27	0.42

Continued on next page...

Continued from previous page...

Atom-1	Atom-2	Interatomic distance (Å)	Clash overlap (Å)
74:O8:54:LEU:HG	74:O8:56:ILE:HD11	2.69	0.42
36:1:2656:A:C4	36:1:2658:G:N7	2.88	0.42
41:L4:62:ALA:HB3	41:L4:90:PHE:CE2	2.96	0.42
1:6:1079:U:C4	1:6:1080:U:C4	3.07	0.42
3:S1:229:MET:HA	3:S1:232:HIS:ND1	2.35	0.42
36:1:2988:C:O4'	40:L3:260:VAL:HB	2.19	0.42
22:D0:100:VAL:O	22:D0:104:THR:HG23	2.20	0.42
66:O0:101:LEU:N	66:O0:101:LEU:HD22	2.94	0.42
61:N5:103:TYR:O	61:N5:105:VAL:HG23	2.33	0.42
30:D8:18:ARG:HA	30:D8:26:THR:HA	2.02	0.42
1:6:875:G:H4'	1:6:936:G:O2'	2.19	0.42
50:M4:99:TRP:C	50:M4:99:TRP:CD1	3.04	0.42
1:2:641:G:N2	1:2:693:U:O2	2.49	0.42
1:6:1066:C:H2'	1:6:1067:C:H6	1.84	0.42
36:1:3139:A:OP1	40:L3:274:SER:HB2	2.19	0.42
1:2:1476:C:H2'	1:2:1477:G:H8	1.83	0.42
35:SM:61:ILE:HD12	35:SM:62:ARG:N	2.34	0.42
1:6:542:A:OP2	1:6:542:A:H2'	2.20	0.42
49:M3:187:ALA:CA	49:M3:190:LYS:HB3	2.45	0.42
1:2:740:A:O5'	1:2:740:A:H8	2.03	0.42
36:1:2854:U:H2'	36:1:2855:U:H6	1.84	0.42
73:O7:67:LEU:HD23	73:O7:70:VAL:HG21	2.01	0.42
36:1:396:A:O2'	36:1:399:A:OP1	2.33	0.42
26:D4:36:SER:HB3	26:D4:39:GLU:HG3	3.97	0.42
11:S9:141:VAL:HG12	11:S9:143:ILE:H	1.84	0.42
42:L5:210:GLU:O	42:L5:214:ASP:HB2	2.52	0.42
1:6:119:A:H2'	1:6:120:U:O4'	2.20	0.42
2:S0:119:ARG:HH21	4:S2:240:LEU:HD23	1.85	0.42
16:C4:66:ASP:O	16:C4:69:ALA:HB3	2.34	0.42
36:1:1784:G:H2'	36:1:1785:U:H6	1.84	0.42
36:5:1817:G:HO2'	36:5:1818:U:H6	1.60	0.42
42:L5:179:ARG:HA	42:L5:179:ARG:HD3	2.16	0.42
36:5:1743:G:H2'	36:5:1744:G:H8	1.83	0.42
73:O7:5:THR:HA	73:O7:8:PHE:HD2	1.85	0.42
41:L4:346:LYS:HD2	41:L4:347:THR:N	5.90	0.42
58:N2:27:VAL:HG11	58:N2:92:TRP:CZ3	5.33	0.42
36:5:1481:A:O2'	36:5:1858:A:N3	2.48	0.42
1:6:563:U:C4	1:6:564:G:C6	3.08	0.42
22:D0:15:GLN:O	22:D0:16:GLN:HB2	4.18	0.42
36:1:1204:A:H2'	36:1:1205:A:H5'	2.02	0.42
20:C8:116:LEU:HD13	20:C8:116:LEU:HA	1.80	0.42

Continued on next page...

Continued from previous page...

Atom-1	Atom-2	Interatomic distance (Å)	Clash overlap (Å)
1:6:607:G:OP2	1:6:613:G:N1	2.51	0.42
38:4:58:G:O6	73:O7:63:ARG:NH1	2.52	0.42
20:C8:27:LYS:HB3	20:C8:27:LYS:HE2	4.51	0.42
36:1:2242:A:H5'	39:L2:243:THR:HG23	2.01	0.42
53:M7:132:ALA:O	53:M7:133:HIS:HB2	2.20	0.42
55:M9:5:ARG:NH2	36:5:1471:U:OP1	123.03	0.42
55:M9:5:ARG:HG3	55:M9:6:THR:N	3.00	0.42
1:6:809:A:C6	1:6:810:G:O6	2.73	0.42
74:O8:43:PHE:CZ	74:O8:66:ILE:HG12	3.29	0.42
40:L3:219:ALA:HB3	40:L3:329:PRO:HB2	2.01	0.42
36:1:1054:A:H5''	36:1:2637:A:N6	2.34	0.42
9:S7:20:VAL:HG13	9:S7:81:LEU:HD21	4.59	0.42
71:O5:31:LEU:HD12	71:O5:31:LEU:HA	1.76	0.42
36:5:1119:C:H2'	36:5:1120:A:H8	1.85	0.42
1:6:1660:A:H2'	1:6:1661:U:C6	2.54	0.42
2:S0:57:LEU:HD21	2:S0:177:LEU:HA	2.02	0.42
1:2:144:U:C2	1:2:145:A:C8	3.08	0.42
8:S6:39:GLU:CD	8:S6:46:LYS:HG3	2.84	0.42
1:2:19:A:C2	1:2:20:G:C4	3.08	0.42
55:M9:59:SER:HB2	55:M9:61:SER:HB3	2.02	0.42
10:S8:42:ARG:HB3	10:S8:59:ARG:HB2	2.04	0.42
60:N4:58:HIS:C	60:N4:60:LYS:H	2.70	0.42
38:8:56:G:H2'	38:8:57:C:O4'	2.20	0.42
36:5:1424:C:H2'	36:5:1425:U:O4'	2.20	0.42
43:L6:38:THR:HA	43:L6:90:LYS:HG3	2.18	0.42
34:SR:295:SER:HB2	34:SR:300:THR:O	2.19	0.42
36:1:2856:G:N7	47:M0:7:ARG:NH2	2.68	0.42
36:1:2267:C:H2'	36:1:2268:U:O4'	2.20	0.42
1:6:23:G:C6	1:6:24:U:N3	2.88	0.42
36:5:48:A:C8	36:5:50:U:C2	3.07	0.42
25:D3:141:GLU:OE1	25:D3:144:ARG:NH1	13.09	0.42
1:6:1283:U:H2'	1:6:1284:C:C5	2.54	0.42
58:N2:55:THR:HG22	58:N2:57:THR:HG22	7.03	0.42
36:5:2320:A:OP2	86:5:4069:OHX:N5	2.53	0.42
36:1:2143:A:H3'	36:1:2143:A:C8	2.54	0.42
48:M1:37:LEU:HD23	48:M1:37:LEU:HA	1.83	0.42
71:O5:32:LYS:O	71:O5:36:LEU:HD23	3.19	0.42
36:1:3284:G:H2'	36:1:3285:C:C6	2.54	0.42
1:2:1339:C:O2'	1:2:1340:U:OP1	2.37	0.42
41:L4:144:LYS:HA	86:L4:404:OHX:N2	2.34	0.42
41:L4:22:LEU:HA	41:L4:23:PRO:HD3	1.71	0.42

Continued on next page...

Continued from previous page...

Atom-1	Atom-2	Interatomic distance (Å)	Clash overlap (Å)
1:2:545:A:OP1	32:E0:31:LYS:HE3	2.18	0.42
11:S9:109:LEU:HD13	11:S9:129:ILE:CD1	2.50	0.42
1:2:475:A:OP2	11:S9:126:ARG:NH1	2.53	0.42
36:5:1613:A:H2'	36:5:1614:C:H6	1.85	0.42
36:1:1064:A:N6	36:1:1096:U:N3	2.63	0.42
10:S8:79:ALA:N	10:S8:103:GLN:O	2.50	0.42
42:L5:268:GLU:O	42:L5:268:GLU:HG3	2.19	0.42
1:2:1368:G:C4	1:2:1369:U:C5	3.07	0.42
2:S0:92:HIS:CD2	2:S0:195:TRP:HH2	3.41	0.42
8:S6:139:ASN:O	8:S6:142:ARG:HB2	2.20	0.42
74:O8:26:LYS:HB3	74:O8:42:LYS:HB2	2.02	0.42
20:C8:101:LEU:HD23	20:C8:101:LEU:HA	2.29	0.42
73:O7:52:LYS:HE2	36:5:353:G:O6	114.52	0.42
7:S5:162:VAL:HG23	7:S5:166:ARG:HB3	3.07	0.42
36:1:2663:G:H4'	42:L5:152:ARG:NH1	2.35	0.42
3:S1:101:HIS:HA	3:S1:217:LEU:HD22	2.02	0.42
51:M5:15:GLN:HA	51:M5:20:ARG:HD2	2.20	0.42
4:S2:44:LEU:HA	4:S2:44:LEU:HD23	2.24	0.42
11:S9:174:ARG:HA	11:S9:174:ARG:HE	1.85	0.42
10:S8:43:ILE:HA	10:S8:57:ALA:HA	2.01	0.42
1:6:228:G:H22	1:6:237:C:H42	1.67	0.42
64:N8:13:GLY:O	64:N8:14:HIS:ND1	2.45	0.42
2:S0:146:LEU:HA	2:S0:160:ILE:O	3.31	0.42
2:S0:21:ASN:HB3	2:S0:24:LEU:HD13	2.01	0.42
36:5:3289:G:H4'	36:5:3290:G:OP1	2.19	0.42
72:O6:93:ILE:O	72:O6:96:ALA:HB3	2.90	0.42
1:2:542:A:C2	32:E0:28:LYS:HD2	2.55	0.42
71:O5:78:LYS:HA	71:O5:81:ARG:HE	4.44	0.42
25:D3:24:TRP:CH2	25:D3:34:LEU:HD21	3.32	0.42
36:5:1313:G:H2'	36:5:1314:C:H6	1.84	0.42
36:1:547:G:H4'	36:1:548:G:OP2	2.14	0.42
36:1:1719:G:H2'	36:1:1720:U:O4'	2.19	0.42
25:D3:127:VAL:HG23	25:D3:128:SER:N	2.35	0.42
34:SR:178:VAL:HB	34:SR:192:PHE:HB2	2.19	0.42
36:1:3326:G:C4	36:1:3327:G:C8	3.08	0.42
47:M0:22:TYR:HB3	36:5:2647:A:H4'	265.64	0.42
52:M6:147:TRP:HE1	52:M6:149:TYR:HB2	1.84	0.42
63:N7:93:LYS:HD3	63:N7:93:LYS:HA	1.83	0.42
73:O7:72:ARG:NH1	38:8:94:C:H3'	50.55	0.42
7:S5:131:GLN:O	7:S5:131:GLN:HG3	2.18	0.42
36:5:3188:G:C2	36:5:3205:G:N1	2.87	0.42

Continued on next page...

Continued from previous page...

Atom-1	Atom-2	Interatomic distance (Å)	Clash overlap (Å)
36:1:1844:C:H42	36:1:1851:G:H1	1.66	0.42
45:L8:91:PHE:CE1	45:L8:185:ARG:HD2	2.53	0.42
45:L8:156:ASP:O	45:L8:157:VAL:HB	2.20	0.42
79:Q3:8:VAL:HG22	36:5:1927:G:OP1	245.24	0.42
57:N1:34:TYR:CE1	57:N1:98:HIS:NE2	3.46	0.42
37:3:106:U:OP2	37:3:106:U:H6	2.03	0.42
62:N6:32:SER:HA	62:N6:50:ILE:H	2.25	0.42
1:2:1575:G:H2'	1:2:1576:A:H8	1.84	0.42
4:S2:147:ASN:HB3	23:D1:4:ASP:HA	2.01	0.42
1:6:329:G:H2'	1:6:330:G:H8	1.84	0.42
2:S0:42:PRO:CD	19:C7:104:ASN:HD21	7.21	0.42
1:6:1071:U:H2'	1:6:1072:C:C6	2.55	0.42
50:M4:50:LYS:HD3	50:M4:85:TRP:HD1	1.83	0.42
45:L8:158:ASP:HB3	45:L8:159:PRO:HD3	2.01	0.42
36:1:849:C:H2'	36:1:850:U:H6	1.84	0.42
1:2:852:C:OP1	55:M9:172:ARG:HD3	2.19	0.42
13:C1:22:ASN:HA	13:C1:23:PRO:HD3	1.72	0.42
9:S7:89:HIS:CD2	9:S7:165:LYS:HG2	2.54	0.42
34:SR:145:LEU:HG	34:SR:145:LEU:H	2.38	0.42
53:M7:95:LEU:HD23	53:M7:95:LEU:HA	1.65	0.42
36:5:3234:A:OP2	36:5:3234:A:C8	2.71	0.42
36:1:3387:U:H2'	36:1:3388:C:C6	2.54	0.42
78:Q2:3:ASN:HA	78:Q2:92:GLU:O	2.20	0.42
46:L9:13:PRO:HG2	46:L9:16:VAL:CG1	2.73	0.42
34:SR:107:LYS:HB2	34:SR:128:ASP:CB	3.61	0.42
1:2:226:A:C2'	1:2:227:U:H5'	2.50	0.42
1:6:1325:A:H2'	1:6:1326:A:C8	2.55	0.42
1:2:1514:U:O2'	5:S3:5:ILE:O	2.38	0.42
88:5:4248:BLS:H102	88:5:4248:BLS:HN6	1.85	0.42
1:2:850:A:C2	1:2:851:U:C2	3.07	0.42
41:L4:161:LYS:O	41:L4:162:THR:C	2.58	0.42
51:M5:198:SER:OG	36:5:82:C:OP1	107.97	0.42
36:5:1895:A:O2'	36:5:3053:G:H4'	2.20	0.42
18:C6:5:PRO:HB2	18:C6:96:TYR:CE2	3.22	0.42
11:S9:5:PRO:HG3	1:6:380:U:C2	368.41	0.42
4:S2:166:THR:O	4:S2:166:THR:OG1	2.78	0.42
57:N1:154:VAL:HA	57:N1:155:PRO:HD3	1.90	0.42
1:2:1105:C:H41	25:D3:4:GLY:HA3	1.84	0.42
38:4:45:C:OP1	75:O9:12:LYS:NZ	2.52	0.42
36:1:3193:C:H2'	36:1:3194:C:H6	1.85	0.42
36:1:3119:U:OP2	86:1:3884:OHX:N4	2.53	0.42

Continued on next page...

Continued from previous page...

Atom-1	Atom-2	Interatomic distance (Å)	Clash overlap (Å)
5:S3:113:LEU:HD13	5:S3:113:LEU:HA	4.07	0.42
36:5:574:U:H2'	36:5:575:G:O4'	2.19	0.42
12:C0:59:PHE:CZ	12:C0:62:GLN:HA	2.55	0.42
1:2:1431:C:H3'	1:2:1432:U:H5'	2.02	0.42
36:5:2514:U:H6	36:5:2514:U:OP1	2.02	0.42
41:L4:258:LEU:HD12	41:L4:258:LEU:HA	1.87	0.42
36:5:1123:U:H2'	36:5:1124:U:H5'	2.01	0.42
24:D2:78:ARG:H	24:D2:78:ARG:HG2	1.65	0.42
77:Q1:16:LYS:HE2	77:Q1:16:LYS:HB3	4.70	0.42
1:6:1759:C:H2'	1:6:1760:G:O4'	2.20	0.42
1:6:1215:C:H2'	1:6:1216:C:C6	2.54	0.42
52:M6:36:VAL:HB	52:M6:108:ILE:HB	4.66	0.42
7:S5:39:GLU:HB3	7:S5:40:ILE:H	1.65	0.42
28:D6:36:ILE:HD12	28:D6:36:ILE:N	4.98	0.42
49:M3:172:LEU:HD23	49:M3:172:LEU:HA	1.81	0.42
41:L4:259:ASP:OD1	41:L4:259:ASP:N	2.53	0.42
36:5:914:A:O2'	36:5:2146:C:H4'	2.19	0.42
3:S1:117:TRP:HD1	3:S1:152:ARG:O	2.02	0.42
74:O8:12:LEU:C	74:O8:14:LEU:H	3.12	0.42
34:SR:133:VAL:O	34:SR:141:LEU:HB2	2.20	0.42
34:SR:134:TRP:CZ3	34:SR:140:CYS:HB2	2.54	0.42
57:N1:126:VAL:HB	57:N1:128:LEU:HG	2.89	0.42
40:L3:252:ILE:HG23	40:L3:260:VAL:HG22	3.17	0.42
52:M6:121:PRO:C	52:M6:123:ALA:H	2.44	0.42
7:S5:185:ARG:NH1	1:6:1572:G:H1'	331.27	0.42
53:M7:30:ARG:HD2	53:M7:63:PHE:CE2	2.72	0.42
9:S7:39:ARG:CZ	55:M9:189:ALA:HB3	5.43	0.42
9:S7:60:ILE:HD12	9:S7:92:PHE:CZ	2.55	0.42
11:S9:65:LYS:HA	11:S9:65:LYS:HD3	4.06	0.42
30:D8:14:LYS:O	30:D8:28:VAL:HG13	2.19	0.42
1:2:1297:G:O2'	1:2:1299:G:N7	2.48	0.42
3:S1:135:LEU:HD11	3:S1:176:VAL:HG11	2.04	0.42
36:5:651:G:C6	36:5:652:G:C6	3.08	0.42
1:6:694:U:H6	1:6:694:U:OP2	2.02	0.42
28:D6:44:ILE:HD12	28:D6:45:VAL:HG13	2.00	0.42
49:M3:94:GLY:HA3	71:O5:116:TYR:CE1	3.61	0.42
43:L6:5:LYS:NZ	36:5:1423:C:H1'	140.79	0.42
70:O4:6:THR:HG21	36:5:1487:G:C1'	140.84	0.42
40:L3:30:LYS:HD2	36:5:3138:U:OP2	240.70	0.42
36:1:1233:G:N1	36:1:1234:G:O6	2.52	0.42
18:C6:40:GLU:OE2	18:C6:45:ARG:NH2	4.78	0.42

Continued on next page...

Continued from previous page...

Atom-1	Atom-2	Interatomic distance (Å)	Clash overlap (Å)
49:M3:35:ARG:NH1	36:5:685:G:OP1	81.52	0.42
36:1:3039:C:OP1	40:L3:65:SER:OG	2.29	0.42
13:C1:71:LEU:HD22	13:C1:88:ARG:NH1	2.35	0.42
6:S4:73:ASP:OD2	6:S4:122:LYS:NZ	2.37	0.42
1:6:1139:A:C5	1:6:1140:G:C8	3.07	0.42
68:O2:24:ARG:HG2	68:O2:25:TYR:CE1	2.55	0.42
56:N0:39:SER:OG	37:7:98:C:OP1	284.24	0.42
36:5:1202:A:N6	36:5:1301:A:N9	2.67	0.42
6:S4:92:LEU:HB2	6:S4:95:THR:HG21	4.16	0.42
8:S6:20:ASP:OD2	8:S6:23:ARG:N	4.28	0.42
42:L5:219:PHE:HE1	42:L5:227:LEU:HD11	2.25	0.42
1:2:750:U:H2'	1:2:751:G:O4'	2.20	0.42
4:S2:230:TRP:CD2	24:D2:68:ARG:HD3	2.55	0.42
1:2:7:G:N7	4:S2:205:ARG:NH1	2.68	0.42
36:5:1816:A:C2'	36:5:1817:G:H5''	2.49	0.42
39:L2:42:ARG:HA	39:L2:88:ILE:O	2.43	0.42
1:6:140:A:OP2	1:6:140:A:H4'	2.20	0.42
64:N8:74:ASN:HA	64:N8:113:LEU:O	2.37	0.42
36:5:3203:U:O2'	36:5:3204:C:H5'	2.19	0.42
1:2:1659:A:C2	1:2:1660:A:C5	3.07	0.42
39:L2:80:GLU:HG3	79:Q3:66:GLY:HA2	2.00	0.42
17:C5:86:VAL:HB	17:C5:87:PRO:HD2	2.36	0.42
36:1:1388:U:O2'	68:O2:99:ASN:HB2	2.19	0.42
36:1:1456:A:H5'	67:O1:26:LYS:HG2	2.01	0.42
1:2:208:U:H2'	1:2:209:U:C6	2.54	0.42
14:C2:27:ALA:O	14:C2:31:VAL:HG23	2.20	0.42
86:7:220:OHX:N3	86:7:228:OHX:N5	2.68	0.42
41:L4:281:ILE:HG13	54:M8:29:LEU:HD21	2.02	0.42
36:5:528:U:H2'	36:5:529:A:H8	1.82	0.42
36:1:2794:G:C5	36:1:2795:U:C4	3.06	0.42
36:1:2794:G:N7	86:1:3927:OHX:N2	2.67	0.42
36:1:1054:A:H5''	36:1:2637:A:H61	1.85	0.42
36:1:2703:A:H62	42:L5:23:ARG:HG2	1.85	0.42
36:1:2257:C:H2'	36:1:2258:U:C6	2.55	0.42
36:1:973:A:H2'	36:1:974:G:O4'	2.19	0.42
1:2:817:A:C6	1:2:818:C:N4	2.88	0.42
55:M9:164:LEU:HD22	55:M9:164:LEU:HA	2.15	0.42
55:M9:176:ARG:HA	55:M9:176:ARG:HD3	1.68	0.42
45:L8:57:ARG:O	45:L8:61:GLN:HG3	3.88	0.42
34:SR:23:LEU:HD22	34:SR:33:LEU:HD11	4.68	0.42
2:S0:11:PRO:O	2:S0:15:GLN:HG3	2.20	0.42

Continued on next page...

Continued from previous page...

Atom-1	Atom-2	Interatomic distance (Å)	Clash overlap (Å)
36:1:2218:G:H2'	36:1:2219:A:C8	2.55	0.42
61:N5:24:LEU:HD22	61:N5:25:LYS:H	3.34	0.42
1:6:1360:A:O3'	1:6:1361:U:H4'	2.19	0.42
18:C6:29:ILE:HG23	18:C6:65:ILE:HG21	2.02	0.42
36:1:2894:C:OP1	46:L9:168:ARG:NH2	2.52	0.42
36:1:3321:C:H2'	36:1:3322:A:O4'	2.19	0.42
24:D2:73:GLY:HA3	24:D2:128:PHE:CE1	3.49	0.42
48:M1:86:VAL:HG22	48:M1:111:ASP:O	2.24	0.42
1:2:147:A:C6	1:2:148:A:C2	3.08	0.42
68:O2:8:LYS:HB2	68:O2:8:LYS:HE3	1.82	0.42
1:2:1182:U:O2	1:2:1182:U:H2'	2.18	0.42
34:SR:283:LYS:HE3	34:SR:283:LYS:HB2	1.67	0.42
19:C7:29:GLN:HB2	19:C7:29:GLN:HE21	2.17	0.42
42:L5:150:LEU:HD23	42:L5:150:LEU:HA	1.85	0.42
36:5:846:A:H8	36:5:846:A:OP1	2.02	0.42
36:5:1673:G:C5	36:5:1775:G:C6	3.07	0.42
8:S6:196:ARG:O	8:S6:199:GLN:HB2	3.10	0.42
36:5:2808:A:O2'	86:5:3904:OHX:N6	2.53	0.42
56:N0:25:PHE:HA	57:N1:149:GLN:O	2.62	0.42
52:M6:87:MET:HG2	36:5:1175:C:O2	252.06	0.42
20:C8:144:ARG:HB2	20:C8:145:ARG:H	1.70	0.42
76:Q0:82:LEU:HA	76:Q0:82:LEU:HD23	2.03	0.42
1:2:160:C:H2'	1:2:161:U:O4'	2.20	0.42
41:L4:142:VAL:C	41:L4:144:LYS:N	2.73	0.42
14:C2:40:GLY:O	14:C2:124:LYS:N	3.35	0.42
1:2:475:A:C6	1:2:476:U:C2	3.08	0.42
11:S9:129:ILE:HA	11:S9:134:ILE:CD1	2.49	0.42
36:5:1615:C:C2	36:5:1616:U:C5	3.08	0.42
1:6:1041:G:N2	1:6:1042:G:C2	2.88	0.42
36:5:3227:A:C2'	36:5:3228:C:H5'	2.42	0.42
26:D4:118:ILE:HG23	26:D4:125:LEU:HD23	2.02	0.42
55:M9:25:ASP:HA	55:M9:26:PRO:HD2	2.01	0.42
36:1:1414:G:N7	86:1:4118:OHX:N2	2.67	0.42
21:C9:64:HIS:O	21:C9:68:ARG:HG2	2.20	0.42
21:C9:79:LEU:HD13	1:6:1523:G:C8	407.02	0.42
2:S0:195:TRP:CD2	2:S0:197:ILE:HB	4.06	0.42
8:S6:137:ARG:HG3	1:6:169:A:OP1	322.62	0.42
66:O0:38:LYS:C	66:O0:93:LEU:HD23	3.48	0.42
1:2:196:G:O2'	1:2:197:A:P	2.77	0.42
16:C4:52:ARG:N	1:6:906:A:OP2	292.69	0.42
55:M9:17:VAL:HG13	55:M9:21:LYS:HB2	2.02	0.42

Continued on next page...

Continued from previous page...

Atom-1	Atom-2	Interatomic distance (Å)	Clash overlap (Å)
12:C0:80:LEU:O	12:C0:82:LEU:N	2.53	0.42
62:N6:118:LEU:O	62:N6:122:LYS:HG3	2.20	0.42
20:C8:6:GLN:O	27:D5:42:LEU:HD13	2.20	0.42
27:D5:47:TYR:O	27:D5:50:ILE:HG22	2.20	0.42
1:6:1164:G:H2'	1:6:1165:G:C8	2.55	0.42
7:S5:57:SER:OG	7:S5:58:LEU:HG	2.20	0.42
57:N1:85:LEU:HD23	57:N1:85:LEU:HA	2.19	0.42
2:S0:125:ASP:HA	2:S0:126:PRO:HD2	1.75	0.42
24:D2:32:LYS:HB2	24:D2:32:LYS:HE3	1.82	0.42
6:S4:153:ASN:OD1	8:S6:215:ARG:NH1	2.53	0.42
11:S9:171:ARG:O	11:S9:175:ARG:HB2	3.26	0.42
36:1:1589:A:H4'	70:O4:11:ASN:HD22	1.85	0.42
36:1:968:G:C5	36:1:969:C:C4	3.07	0.42
15:C3:51:GLY:O	15:C3:55:ARG:N	2.53	0.42
1:6:1458:G:C2	1:6:1459:C:C4	3.08	0.42
68:O2:19:ARG:HD3	68:O2:19:ARG:HH11	1.69	0.42
36:1:3122:A:N1	46:L9:70:THR:HG21	2.35	0.42
36:1:18:G:N2	38:4:142:C:C2	2.88	0.42
5:S3:72:LEU:HD22	12:C0:65:TYR:HB3	2.57	0.42
23:D1:74:GLN:HG2	23:D1:79:LEU:HB2	4.35	0.42
1:6:1255:G:O2'	1:6:1256:A:H8	2.02	0.42
36:5:2342:U:OP1	36:5:3089:C:O2'	2.35	0.42
57:N1:8:ARG:O	57:N1:11:THR:HG23	2.19	0.42
46:L9:157:ASN:C	46:L9:157:ASN:HD22	2.18	0.42
78:Q2:35:LEU:C	78:Q2:37:ALA:H	2.22	0.42
47:M0:24:ARG:O	47:M0:25:ALA:HB3	4.59	0.42
79:Q3:8:VAL:H	79:Q3:8:VAL:HG13	1.62	0.42
49:M3:64:LYS:HD3	49:M3:65:TYR:CZ	2.79	0.42
24:D2:90:THR:O	24:D2:94:LEU:HB2	2.20	0.42
8:S6:154:ARG:C	8:S6:156:PHE:H	3.22	0.42
70:O4:43:LYS:HA	70:O4:50:ALA:HA	2.01	0.42
49:M3:50:PRO:O	49:M3:52:ASP:N	4.19	0.42
22:D0:50:LEU:HD21	22:D0:95:ALA:HB2	2.01	0.42
39:L2:158:ILE:HG21	39:L2:158:ILE:HD13	1.97	0.42
1:2:827:C:H2'	1:2:828:U:O4'	2.19	0.42
86:6:2059:OHX:N5	86:6:2147:OHX:N6	2.68	0.42
69:O3:6:ARG:HG3	69:O3:8:TYR:CE1	2.55	0.42
36:1:2943:G:O5'	36:1:2943:G:H8	2.03	0.42
1:6:1592:A:C2	1:6:1605:G:C2	3.07	0.42
7:S5:151:GLY:HA3	7:S5:155:ALA:HA	5.53	0.42
50:M4:24:LYS:HG3	50:M4:25:LYS:CD	2.50	0.42

Continued on next page...

Continued from previous page...

Atom-1	Atom-2	Interatomic distance (Å)	Clash overlap (Å)
16:C4:25:ASP:HA	16:C4:54:GLU:O	2.19	0.42
36:1:207:U:H2'	36:1:208:C:C6	2.55	0.42
36:1:2738:A:C6	36:1:2739:A:C5	3.08	0.42
34:SR:245:PHE:CD1	34:SR:252:LEU:HD13	2.73	0.42
36:5:127:G:H2'	36:5:128:G:C8	2.55	0.42
9:S7:61:PHE:CE1	9:S7:93:LEU:HD12	3.40	0.42
43:L6:155:LEU:HA	43:L6:155:LEU:HD23	1.76	0.42
49:M3:57:VAL:HG13	49:M3:147:ILE:HG23	2.01	0.42
36:5:2658:G:OP2	86:5:3901:OHX:N1	2.53	0.42
36:1:2389:C:O2'	36:1:2390:A:H5'	2.19	0.42
46:L9:13:PRO:O	46:L9:16:VAL:HG13	4.24	0.42
36:1:3020:U:O4	86:1:3982:OHX:N4	2.53	0.42
1:6:1397:U:C4	1:6:1399:C:H1'	2.54	0.42
1:2:1791:A:H5''	28:D6:8:ASN:HD22	1.83	0.42
78:Q2:63:LYS:HA	78:Q2:63:LYS:HD3	2.55	0.42
30:D8:29:ARG:HA	30:D8:41:VAL:HA	2.01	0.42
57:N1:160:ILE:HD12	57:N1:160:ILE:HA	2.09	0.42
64:N8:2:PRO:HG2	64:N8:5:PHE:CD2	4.72	0.42
36:1:2993:G:H2'	36:1:3142:A:H61	1.85	0.42
86:2:2074:OHX:N3	86:2:2162:OHX:N1	2.68	0.42
86:2:2074:OHX:N3	86:2:2162:OHX:N5	2.67	0.42
36:1:1803:C:H2'	36:1:1804:A:C8	2.54	0.42
1:6:774:A:C2	1:6:775:G:C8	3.07	0.42
36:1:3350:C:HO2'	36:1:3351:U:P	2.41	0.42
36:1:185:C:H2'	36:1:186:U:H6	1.84	0.42
41:L4:196:ASN:ND2	36:5:337:G:OP2	91.93	0.42
38:8:68:G:C6	38:8:69:U:C4	3.08	0.42
38:8:76:C:H2'	38:8:77:A:O4'	2.20	0.42
63:N7:60:LYS:O	63:N7:63:ALA:HB3	3.35	0.42
1:6:705:U:HO2'	1:6:706:A:H8	1.66	0.42
36:1:1504:A:C5	36:1:1505:C:C5	3.08	0.42
36:1:1151:U:O4	36:1:1200:A:N6	2.50	0.42
1:2:428:A:H2'	1:2:429:G:O4'	2.19	0.42
39:L2:89:TYR:CZ	36:5:2551:U:C2	224.88	0.42
50:M4:42:LYS:HE2	50:M4:42:LYS:HB3	4.01	0.42
36:1:193:C:H2'	36:1:194:U:C6	2.54	0.42
1:2:256:A:H2'	1:2:257:A:O4'	2.20	0.42
36:1:2691:A:H2'	36:1:2692:A:O4'	2.19	0.42
36:5:2186:U:H5'	36:5:2314:U:OP2	2.20	0.42
8:S6:48:TYR:CE1	8:S6:116:LYS:HA	2.55	0.42
1:6:1512:G:H2'	1:6:1513:G:H8	1.84	0.42

Continued on next page...

Continued from previous page...

Atom-1	Atom-2	Interatomic distance (Å)	Clash overlap (Å)
7:S5:30:PRO:O	7:S5:33:VAL:HB	2.20	0.42
7:S5:35:GLN:C	7:S5:37:GLN:H	2.22	0.42
1:2:1542:G:H22	1:2:1568:C:H1'	1.78	0.42
22:D0:70:THR:O	31:D9:40:ARG:NH1	2.53	0.42
34:SR:84:SER:OG	34:SR:86:ASP:OD1	3.50	0.42
86:2:2089:OHX:N1	86:2:2131:OHX:N2	2.68	0.42
48:M1:98:ALA:HA	48:M1:156:LYS:HB2	2.55	0.42
48:M1:92:ARG:HA	48:M1:171:VAL:O	2.19	0.42
3:S1:29:TRP:NE1	3:S1:47:LEU:HG	2.25	0.42
44:L7:88:ARG:NH1	44:L7:92:ILE:HD13	2.35	0.42
36:1:2987:A:O2'	40:L3:259:HIS:HB3	2.19	0.42
21:C9:23:GLN:HG3	21:C9:55:TYR:CE2	4.35	0.42
1:2:192:U:O2'	1:2:193:U:O5'	2.33	0.42
36:5:501:A:C4	36:5:502:U:C5	3.08	0.42
34:SR:106:HIS:CD2	34:SR:110:VAL:HG22	3.18	0.42
18:C6:14:LYS:O	18:C6:123:ARG:NH1	2.52	0.42
36:5:1014:U:H4'	36:5:1014:U:OP1	2.20	0.42
35:SM:48:ARG:NH1	36:5:1017:C:H5''	337.73	0.42
1:6:1165:G:H2'	1:6:1166:A:O4'	2.19	0.42
15:C3:86:GLU:O	15:C3:89:TYR:HB3	2.19	0.42
3:S1:69:CYS:SG	16:C4:114:ARG:HD3	2.60	0.42
36:5:848:A:C5	36:5:849:C:H1'	2.54	0.42
79:Q3:22:LEU:HA	79:Q3:22:LEU:HD23	2.02	0.42
26:D4:57:VAL:HG22	26:D4:60:PHE:HE2	1.84	0.42
36:5:1609:C:H2'	36:5:1610:G:C8	2.55	0.42
21:C9:33:TYR:C	21:C9:33:TYR:CD1	2.94	0.42
36:1:3120:C:H3'	76:Q0:111:ARG:NH2	2.34	0.42
17:C5:111:MET:HG2	20:C8:119:ILE:HG13	2.71	0.42
19:C7:15:ALA:O	19:C7:19:ARG:HG2	2.51	0.42
36:5:3044:G:H2'	36:5:3045:G:H8	1.85	0.42
44:L7:89:ILE:HD11	44:L7:135:ALA:HB3	2.01	0.42
36:1:1764:U:H3'	36:1:1765:U:C4'	2.50	0.42
47:M0:200:LEU:HD12	47:M0:213:PHE:HB2	2.92	0.42
36:1:541:U:O4	86:1:4189:OHX:N4	2.52	0.42
68:O2:24:ARG:HG2	68:O2:25:TYR:CZ	2.55	0.42
56:N0:155:ARG:HG3	56:N0:155:ARG:O	2.20	0.42
6:S4:95:THR:HG22	26:D4:16:PRO:HG2	2.02	0.42
67:O1:51:LEU:HD22	67:O1:55:LEU:HD13	4.79	0.42
57:N1:87:LYS:HE3	57:N1:87:LYS:HB3	3.90	0.42
8:S6:30:LYS:HB3	8:S6:30:LYS:HE3	1.88	0.42
37:3:113:C:H2'	37:3:114:U:O4'	2.20	0.42

Continued on next page...

Continued from previous page...

Atom-1	Atom-2	Interatomic distance (Å)	Clash overlap (Å)
1:2:329:G:H5'	10:S8:99:ALA:HB3	2.00	0.42
1:6:1230:A:C8	1:6:1258:U:C4	3.07	0.42
9:S7:75:THR:HG23	9:S7:161:GLN:OE1	3.77	0.42
52:M6:76:PRO:HD3	52:M6:147:TRP:CD2	2.54	0.42
39:L2:84:THR:OG1	79:Q3:63:THR:N	2.51	0.42
77:Q1:9:ARG:HG3	77:Q1:9:ARG:NH1	3.66	0.42
26:D4:10:ARG:O	26:D4:24:VAL:HG23	2.20	0.42
1:6:680:U:C2	1:6:682:C:N4	2.88	0.42
44:L7:26:VAL:HG23	44:L7:27:ALA:H	1.85	0.42
36:1:2226:U:OP1	78:Q2:35:LEU:HD11	2.20	0.42
36:5:1925:U:OP2	36:5:1926:C:N4	2.52	0.42
36:1:2721:A:O3'	65:N9:33:LYS:HE2	2.20	0.42
36:5:2115:G:N3	36:5:2119:A:C2	2.87	0.42
1:6:329:G:H2'	1:6:330:G:C8	2.55	0.42
1:2:330:G:O2'	10:S8:33:PRO:HB3	2.20	0.42
63:N7:5:LEU:HD11	63:N7:30:ASP:OD2	9.07	0.42
36:1:2376:G:C6	36:1:2377:G:C6	3.08	0.42
10:S8:187:GLU:HG3	13:C1:30:ARG:NH1	2.34	0.42
79:Q3:35:ALA:HB3	79:Q3:37:TYR:HE2	3.11	0.42
36:1:2659:G:C2	36:1:2712:U:O2	2.72	0.42
1:2:1308:G:C2	1:2:1309:C:C2	3.07	0.42
63:N7:103:GLN:HA	63:N7:104:PRO:HD3	1.91	0.42
36:1:2529:A:C2	36:1:2530:G:H1'	2.55	0.42
1:2:1043:A:C2	1:2:1076:A:C2	3.08	0.42
3:S1:43:VAL:HG13	3:S1:68:VAL:HG21	3.64	0.42
36:1:815:G:C2	36:1:926:A:C2	3.07	0.42
36:1:3034:C:O2	46:L9:122:LYS:HB3	2.20	0.42
25:D3:54:LEU:HD21	25:D3:75:GLN:HB2	2.30	0.42
1:2:325:G:H2'	1:2:326:G:H8	1.85	0.42
36:1:2571:U:H4'	36:1:2572:C:OP1	2.20	0.42
1:6:1030:A:C8	1:6:1792:G:C2	3.08	0.42
43:L6:3:ALA:HB1	68:O2:75:LEU:HD13	2.02	0.42
36:5:3105:U:H2'	36:5:3106:A:C8	2.55	0.42
24:D2:104:LEU:O	24:D2:110:ILE:HG23	3.45	0.42
25:D3:106:GLY:O	1:6:599:A:H5''	359.15	0.42
38:4:7:U:H2'	38:4:8:C:C6	2.54	0.42
36:5:3335:A:C2	36:5:3336:A:C4	3.08	0.42
75:O9:49:MET:O	75:O9:50:ASN:HB2	2.26	0.42
36:1:802:C:C2	36:1:803:C:C5	3.07	0.42
36:5:1205:A:H4'	36:5:2835:U:O2'	2.19	0.42
37:7:73:C:H2'	37:7:73:C:H6	1.62	0.42

Continued on next page...

Continued from previous page...

Atom-1	Atom-2	Interatomic distance (Å)	Clash overlap (Å)
1:6:1327:C:H6	1:6:1327:C:O5'	2.03	0.42
2:S0:87:LEU:HA	2:S0:87:LEU:HD12	2.72	0.42
49:M3:62:THR:OG1	49:M3:62:THR:O	2.90	0.42
45:L8:153:ILE:O	45:L8:179:ILE:HA	2.49	0.42
16:C4:18:ARG:HA	16:C4:82:LYS:O	2.72	0.42
36:5:2185:G:O2'	36:5:2314:U:OP2	2.38	0.42
52:M6:10:ASP:HB2	52:M6:117:ARG:HB2	2.02	0.42
36:1:1639:C:N4	70:O4:73:SER:HB2	2.35	0.42
1:2:276:C:H42	1:2:281:G:H1	1.68	0.42
1:6:1796:C:H5'	1:6:1797:A:C8	2.55	0.42
36:1:812:G:H2'	36:1:813:G:O4'	2.20	0.42
6:S4:207:LEU:HD23	6:S4:207:LEU:HA	2.01	0.42
6:S4:221:ARG:HG2	6:S4:221:ARG:H	2.41	0.42
41:L4:142:VAL:C	41:L4:144:LYS:H	2.22	0.42
11:S9:33:GLU:HB2	11:S9:34:PHE:CD2	4.60	0.42
59:N3:87:ARG:HH22	59:N3:137:VAL:CG2	2.24	0.42
1:6:1347:U:O2	1:6:1516:A:H5'	2.20	0.42
5:S3:29:LEU:HA	5:S3:32:GLU:OE1	2.20	0.42
1:2:187:G:H3'	10:S8:138:ASN:HD21	1.85	0.42
20:C8:42:TYR:CE2	20:C8:73:MET:HG3	5.01	0.42
9:S7:38:LEU:HA	9:S7:38:LEU:HD23	2.40	0.42
1:2:1046:G:C4	1:2:1073:G:N2	2.88	0.42
2:S0:32:HIS:HD2	2:S0:153:SER:HB2	9.65	0.42
4:S2:41:LEU:HD11	4:S2:56:ILE:HG12	2.02	0.42
58:N2:39:ASP:OD2	58:N2:39:ASP:N	2.87	0.42
40:L3:233:TRP:CG	40:L3:265:ALA:HB1	3.04	0.42
18:C6:40:GLU:HG3	18:C6:41:PRO:C	2.40	0.42
18:C6:43:ILE:HG12	18:C6:43:ILE:H	1.99	0.42
55:M9:14:VAL:HG21	55:M9:41:ILE:HG22	2.02	0.42
10:S8:21:PHE:CD1	10:S8:22:ARG:HG2	4.56	0.42
1:2:1390:U:P	19:C7:49:LYS:HG3	2.59	0.42
43:L6:43:LEU:HD12	69:O3:105:SER:HB2	2.02	0.42
32:E0:46:ASN:O	32:E0:47:VAL:HG12	2.20	0.42
32:E0:49:LEU:HD11	32:E0:55:ARG:HB2	2.01	0.42
44:L7:160:ARG:HG3	44:L7:203:TRP:CG	3.21	0.42
37:3:71:G:O2'	37:3:72:A:H5'	2.20	0.42
42:L5:131:LEU:HD13	42:L5:131:LEU:N	2.35	0.42
15:C3:27:LYS:CE	15:C3:27:LYS:H	2.28	0.42
49:M3:95:ILE:HG12	49:M3:119:TYR:CE2	2.71	0.42
55:M9:101:VAL:HG13	55:M9:104:ARG:NH2	2.35	0.42
2:S0:8:ASP:C	2:S0:54:TRP:HE1	2.37	0.42

Continued on next page...

Continued from previous page...

Atom-1	Atom-2	Interatomic distance (Å)	Clash overlap (Å)
36:5:1805:C:H2'	36:5:1806:A:C8	2.55	0.42
5:S3:160:SER:O	5:S3:164:VAL:HB	4.44	0.42
5:S3:168:ILE:H	5:S3:168:ILE:HG13	1.59	0.42
36:5:916:G:N7	36:5:924:G:C5	2.88	0.42
42:L5:158:ARG:CB	42:L5:158:ARG:HH21	6.09	0.42
39:L2:41:ILE:HG23	39:L2:63:PHE:CD2	2.55	0.42
1:2:471:A:O3'	11:S9:10:LYS:HA	2.20	0.42
36:1:242:C:HO2'	36:1:243:G:P	2.43	0.42
36:1:763:G:HO2'	36:1:764:U:P	2.42	0.42
36:5:1844:C:C2	36:5:1845:G:C8	3.08	0.42
36:5:3277:U:H2'	36:5:3278:C:O4'	2.19	0.42
20:C8:121:ALA:O	20:C8:124:GLY:N	2.53	0.42
1:6:722:G:O2'	1:6:723:G:H8	2.03	0.42
75:O9:17:LYS:O	75:O9:19:GLN:N	3.32	0.42
36:1:852:U:H2'	36:1:853:G:H8	1.84	0.42
55:M9:9:ARG:NH2	36:5:1602:A:O3'	108.58	0.42
44:L7:40:LYS:HE2	44:L7:170:GLU:CD	4.88	0.42
8:S6:147:LEU:HB3	8:S6:151:ASP:OD1	3.98	0.42
5:S3:124:ARG:O	5:S3:128:GLU:HB2	2.20	0.42
15:C3:140:LYS:HD3	15:C3:142:GLU:HG3	8.05	0.42
36:1:607:A:H2'	36:1:607:A:N3	2.34	0.42
35:SM:125:ALA:C	35:SM:127:ALA:H	3.40	0.42
1:6:1697:G:H8	1:6:1705:C:C4	2.38	0.42
36:1:2997:G:C6	36:1:3396:U:C4	3.08	0.42
36:5:2653:C:O2	36:5:2694:A:C6	2.73	0.42
52:M6:48:PHE:CE1	52:M6:52:LEU:HD21	3.11	0.42
55:M9:105:LEU:HD23	55:M9:105:LEU:C	2.39	0.42
1:6:1561:U:H4'	1:6:1599:C:H4'	2.01	0.42
70:O4:66:SER:HB2	70:O4:69:HIS:CE1	4.66	0.42
41:L4:321:LYS:O	41:L4:324:LEU:HB3	2.19	0.42
34:SR:23:LEU:HB2	34:SR:293:ALA:HB3	2.02	0.42
3:S1:190:PRO:HG2	3:S1:192:VAL:CG2	3.06	0.42
36:5:26:A:C2	36:5:330:G:C5	3.07	0.42
21:C9:9:VAL:HG22	21:C9:140:LEU:HD11	2.02	0.42
11:S9:5:PRO:HG3	1:6:380:U:C4	369.10	0.42
36:1:1939:G:O5'	36:1:1939:G:H8	2.02	0.42
36:5:1444:G:H2'	36:5:1445:U:O4'	2.20	0.42
36:5:2715:A:C2	36:5:2753:G:C6	3.08	0.42
1:6:1073:G:H2'	1:6:1074:G:H5''	2.00	0.42
36:5:2140:U:H2'	36:5:2977:G:O2'	2.19	0.42
36:5:1822:C:H2'	36:5:1823:A:C8	2.55	0.42

Continued on next page...

Continued from previous page...

Atom-1	Atom-2	Interatomic distance (Å)	Clash overlap (Å)
20:C8:8:GLN:HB3	20:C8:9:GLY:H	3.21	0.42
27:D5:86:GLU:O	27:D5:88:ILE:N	3.89	0.42
4:S2:74:PRO:O	4:S2:76:LEU:N	2.49	0.42
3:S1:225:VAL:O	3:S1:228:LEU:HB3	2.20	0.42
36:1:1351:U:H2'	36:1:1351:U:O2	2.19	0.42
36:5:129:U:H2'	36:5:130:A:C8	2.55	0.42
63:N7:22:LYS:HE3	63:N7:134:LEU:HB2	2.02	0.42
8:S6:67:VAL:HG23	8:S6:100:ALA:H	1.85	0.41
46:L9:126:VAL:HA	46:L9:127:PRO:HD2	2.89	0.41
1:2:1583:A:N1	1:2:1611:A:H5''	2.34	0.41
7:S5:30:PRO:HB2	7:S5:33:VAL:HB	2.02	0.41
7:S5:89:ILE:O	7:S5:93:LEU:HB2	3.99	0.41
44:L7:218:ARG:NH1	37:7:86:U:O2'	257.99	0.41
49:M3:167:PHE:O	49:M3:170:LEU:HB2	2.19	0.41
63:N7:10:VAL:HB	63:N7:83:THR:HG22	2.01	0.41
37:3:1:G:N2	42:L5:265:TYR:HB3	2.35	0.41
41:L4:6:VAL:HG21	41:L4:255:PHE:HZ	2.05	0.41
33:E1:104:SER:O	33:E1:106:TYR:N	2.52	0.41
42:L5:104:LEU:HB2	42:L5:247:ILE:HD13	3.73	0.41
74:O8:12:LEU:HD13	74:O8:12:LEU:HA	4.06	0.41
54:M8:32:LEU:O	54:M8:35:PHE:HB3	2.28	0.41
1:6:265:A:C2	1:6:267:U:C4	3.08	0.41
40:L3:261:MET:HE3	40:L3:261:MET:HB3	4.27	0.41
8:S6:137:ARG:HH21	8:S6:177:ARG:HE	1.68	0.41
8:S6:137:ARG:O	8:S6:138:ALA:C	2.59	0.41
5:S3:32:GLU:O	5:S3:52:ALA:HB1	2.19	0.41
59:N3:74:MET:HE3	59:N3:102:ILE:HD13	2.01	0.41
86:1:4200:OHX:N4	38:4:140:G:OP1	2.53	0.41
46:L9:48:VAL:O	46:L9:49:ASN:HB3	2.20	0.41
62:N6:37:LYS:HD3	62:N6:37:LYS:H	3.36	0.41
62:N6:56:VAL:HG22	62:N6:105:VAL:O	2.71	0.41
40:L3:291:GLU:OE1	40:L3:302:LYS:NZ	3.33	0.41
51:M5:14:LYS:HA	51:M5:19:LEU:CD2	2.50	0.41
4:S2:49:LYS:HD3	4:S2:49:LYS:HA	2.18	0.41
67:O1:35:GLU:O	67:O1:38:LYS:HB3	2.20	0.41
2:S0:124:THR:CG2	2:S0:174:TRP:HE1	2.48	0.41
1:2:1240:U:C2'	1:2:1241:G:H5''	2.50	0.41
1:6:755:A:O2'	1:6:756:A:O4'	2.38	0.41
5:S3:210:GLU:HA	5:S3:211:PRO:HD3	2.03	0.41
36:5:1151:U:C5	36:5:1152:G:C6	3.08	0.41
23:D1:85:TYR:HA	23:D1:85:TYR:HD2	2.15	0.41

Continued on next page...

Continued from previous page...

Atom-1	Atom-2	Interatomic distance (Å)	Clash overlap (Å)
1:6:219:A:H2'	1:6:831:U:O2	2.20	0.41
36:1:3191:G:H2'	36:1:3192:U:O4'	2.20	0.41
1:6:626:U:H2'	1:6:627:C:H6	1.85	0.41
36:5:171:G:H8	36:5:171:G:OP2	2.02	0.41
36:1:1103:A:H1'	36:1:1104:G:OP1	2.20	0.41
48:M1:8:PRO:HD2	48:M1:10:ARG:CG	2.50	0.41
39:L2:227:ARG:HH11	39:L2:227:ARG:HG3	1.85	0.41
25:D3:127:VAL:CG2	25:D3:142:LYS:HE3	2.50	0.41
23:D1:73:ALA:HB1	23:D1:78:LEU:HD11	2.02	0.41
75:O9:48:LYS:HA	75:O9:48:LYS:HD2	2.29	0.41
22:D0:107:THR:O	22:D0:108:ILE:HD12	4.55	0.41
11:S9:92:LYS:HB2	11:S9:95:TYR:CD2	9.58	0.41
20:C8:18:LEU:HD21	20:C8:70:VAL:HG13	2.02	0.41
47:M0:71:CYS:SG	47:M0:155:ALA:HA	3.30	0.41
59:N3:126:TRP:HA	59:N3:127:PRO:HD3	1.73	0.41
38:8:24:G:N2	38:8:25:G:H1'	2.35	0.41
1:6:53:G:N2	1:6:427:C:N3	2.56	0.41
86:5:4060:OHX:N3	86:5:4138:OHX:N4	2.68	0.41
7:S5:160:VAL:HG12	30:D8:43:ASN:HB2	2.21	0.41
36:5:711:A:N7	36:5:712:G:H1'	2.34	0.41
36:5:1241:U:HO2'	36:5:1242:G:P	2.42	0.41
36:1:2124:G:C2	36:1:2125:A:C5	3.08	0.41
43:L6:13:GLU:OE1	68:O2:90:LYS:HB2	2.20	0.41
5:S3:163:PRO:O	5:S3:167:PHE:HD2	2.42	0.41
46:L9:84:LYS:HA	46:L9:188:THR:HG23	2.02	0.41
67:O1:74:ARG:NH1	67:O1:109:VAL:HG11	2.89	0.41
42:L5:278:SER:O	42:L5:281:GLU:HG2	4.78	0.41
36:1:602:A:N6	36:1:603:A:N1	2.68	0.41
1:6:72:A:C6	1:6:73:U:N3	2.88	0.41
36:5:2562:A:C5	36:5:2563:G:C8	3.07	0.41
65:N9:38:LYS:HD3	36:5:1076:C:H4'	211.97	0.41
36:1:805:G:H1'	41:L4:73:ARG:HH11	1.85	0.41
47:M0:9:TYR:CD2	47:M0:97:LEU:HD13	2.88	0.41
66:O0:83:LYS:HG2	66:O0:85:PHE:CZ	2.74	0.41
21:C9:130:ARG:HB3	1:6:1358:G:H4'	430.25	0.41
21:C9:133:ASP:OD1	1:6:1358:G:O2'	427.31	0.41
36:1:627:U:H2'	36:1:628:A:C8	2.55	0.41
21:C9:6:VAL:HG13	21:C9:66:TYR:CZ	3.32	0.41
1:2:454:U:H4'	6:S4:62:LYS:HE3	2.02	0.41
36:1:2790:A:OP2	54:M8:181:SER:HB3	2.20	0.41
86:1:4023:OHX:N4	86:1:4143:OHX:N1	2.68	0.41

Continued on next page...

Continued from previous page...

Atom-1	Atom-2	Interatomic distance (Å)	Clash overlap (Å)
15:C3:40:TYR:CE2	15:C3:53:LEU:HD23	3.51	0.41
65:N9:32:LEU:HB2	65:N9:40:ARG:NH1	2.53	0.41
1:2:553:G:C5	1:2:554:C:C2	3.08	0.41
36:1:2746:A:OP2	42:L5:178:ASN:ND2	2.49	0.41
42:L5:31:TYR:O	42:L5:35:ARG:HD2	2.92	0.41
1:2:1437:U:H5'	5:S3:176:LEU:HD23	2.02	0.41
39:L2:71:LEU:HD13	36:5:1651:U:H5'	188.80	0.41
36:5:612:U:H2'	36:5:613:G:C8	2.55	0.41
86:1:4190:OHX:N4	43:L6:129:GLU:HB3	2.35	0.41
36:1:2148:U:H2'	36:1:2149:A:C4	2.55	0.41
44:L7:120:THR:C	44:L7:122:ALA:N	2.99	0.41
7:S5:157:ARG:O	7:S5:224:ASN:HB3	2.20	0.41
56:N0:27:MET:HG2	57:N1:151:LEU:O	2.20	0.41
36:5:706:A:O2'	36:5:707:U:H5'	2.19	0.41
1:6:999:U:O2	1:6:1006:C:N4	2.53	0.41
35:SM:49:LYS:HZ3	35:SM:53:ARG:HH12	13.36	0.41
36:5:78:U:H2'	36:5:79:U:H6	1.84	0.41
29:D7:40:CYS:C	29:D7:42:ASN:H	2.45	0.41
36:1:2519:A:C4	36:1:2589:G:N2	2.87	0.41
9:S7:29:ASN:O	9:S7:30:SER:OG	2.32	0.41
40:L3:35:ASP:OD2	40:L3:37:ARG:HD2	2.24	0.41
8:S6:97:VAL:HG22	8:S6:98:ARG:O	2.20	0.41
36:1:3189:G:C2	36:1:3190:C:C2	3.09	0.41
52:M6:84:LEU:HD22	52:M6:102:LEU:HD22	3.14	0.41
46:L9:91:ARG:HD3	46:L9:143:GLU:OE2	2.21	0.41
43:L6:31:ARG:HE	43:L6:31:ARG:HB3	1.59	0.41
47:M0:175:ASN:C	47:M0:176:LEU:HG	4.42	0.41
47:M0:169:LYS:O	47:M0:178:ARG:HG2	2.20	0.41
51:M5:101:THR:O	51:M5:105:ARG:HG3	2.20	0.41
1:2:1564:U:H2'	1:2:1565:C:C6	2.56	0.41
36:1:1235:U:C4'	36:1:1236:G:H5'	2.48	0.41
3:S1:48:VAL:CG1	3:S1:61:LEU:HD21	2.48	0.41
56:N0:91:TYR:CZ	56:N0:93:GLU:HG2	2.56	0.41
11:S9:135:ALA:HA	11:S9:139:GLN:O	3.19	0.41
11:S9:134:ILE:HG12	11:S9:135:ALA:N	2.34	0.41
1:2:980:G:O6	86:2:2044:OHX:N2	2.53	0.41
34:SR:168:THR:HG23	34:SR:181:TRP:O	2.20	0.41
12:C0:32:HIS:HB3	12:C0:34:GLU:O	5.27	0.41
59:N3:120:LYS:H	59:N3:137:VAL:CG2	2.38	0.41
26:D4:117:LYS:O	26:D4:118:ILE:HD13	2.20	0.41
36:5:2169:G:O6	86:5:3947:OHX:N5	2.53	0.41

Continued on next page...

Continued from previous page...

Atom-1	Atom-2	Interatomic distance (Å)	Clash overlap (Å)
39:L2:27:ALA:HA	39:L2:75:ILE:HG22	2.01	0.41
36:1:2392:C:H1'	40:L3:266:ARG:HH12	1.84	0.41
2:S0:187:ALA:O	2:S0:188:LEU:HD22	2.20	0.41
24:D2:106:THR:HG21	24:D2:111:MET:HE3	2.02	0.41
46:L9:94:TYR:CD1	46:L9:94:TYR:N	3.00	0.41
52:M6:127:LEU:HD11	56:N0:168:PRO:HG3	2.02	0.41
66:O0:54:SER:HA	66:O0:57:GLU:HB2	2.42	0.41
55:M9:15:VAL:H	55:M9:15:VAL:HG23	1.58	0.41
1:2:813:U:H5'	15:C3:76:LYS:HD3	2.02	0.41
7:S5:162:VAL:HB	30:D8:45:LYS:HB3	2.07	0.41
23:D1:24:ILE:HD12	23:D1:31:SER:HB2	5.54	0.41
50:M4:22:LEU:HD23	50:M4:99:TRP:CZ2	3.16	0.41
4:S2:115:ILE:HD13	4:S2:208:GLU:OE1	3.16	0.41
26:D4:57:VAL:HG13	26:D4:58:PHE:N	2.35	0.41
6:S4:60:GLU:OE1	26:D4:20:ARG:NH1	3.35	0.41
42:L5:277:LEU:HA	42:L5:277:LEU:HD12	1.88	0.41
1:6:473:A:N6	1:6:474:A:C2	2.87	0.41
36:1:498:A:OP1	69:O3:86:ARG:NE	2.50	0.41
36:5:938:C:OP1	36:5:963:G:H5'	2.20	0.41
36:1:1522:U:H4'	36:1:1523:U:OP2	2.20	0.41
36:5:3163:A:C6	36:5:3288:G:C6	3.08	0.41
1:2:895:G:H2'	1:2:896:U:C6	2.56	0.41
17:C5:67:ALA:O	86:C5:201:OHX:N2	2.52	0.41
33:E1:87:THR:HB	1:6:1445:G:O6	380.59	0.41
36:1:22:G:O4'	38:4:104:A:H1'	2.20	0.41
44:L7:159:GLN:HA	36:5:1362:G:O2'	217.02	0.41
36:1:2264:U:OP2	86:1:3979:OHX:N5	2.54	0.41
36:5:701:G:C6	36:5:702:C:C4	3.08	0.41
1:2:952:A:OP1	15:C3:94:LYS:HE2	2.20	0.41
37:3:113:C:C4	37:3:114:U:C4	3.08	0.41
10:S8:52:ASN:OD1	10:S8:52:ASN:N	3.96	0.41
32:E0:4:VAL:HG12	32:E0:4:VAL:O	2.20	0.41
37:3:92:A:C5	37:3:93:C:H1'	2.55	0.41
22:D0:105:GLN:HG3	22:D0:106:ILE:H	1.84	0.41
36:5:686:G:C6	36:5:687:U:C2	3.08	0.41
56:N0:99:ARG:O	56:N0:103:VAL:HG23	2.42	0.41
17:C5:63:ALA:HB1	17:C5:74:ALA:HB3	2.97	0.41
41:L4:303:GLY:H	36:5:1347:U:H5''	197.96	0.41
48:M1:154:THR:O	48:M1:154:THR:OG1	2.37	0.41
48:M1:100:GLY:O	48:M1:159:THR:HG21	2.20	0.41
41:L4:356:THR:O	41:L4:359:LEU:N	3.18	0.41

Continued on next page...

Continued from previous page...

Atom-1	Atom-2	Interatomic distance (Å)	Clash overlap (Å)
41:L4:361:HIS:NE2	41:L4:362:ASP:HB2	3.87	0.41
1:6:373:G:H2'	1:6:374:U:C6	2.54	0.41
40:L3:85:VAL:HG22	40:L3:163:HIS:CD2	2.55	0.41
36:1:28:C:O2'	36:1:29:C:H5'	2.21	0.41
62:N6:48:LEU:HD23	62:N6:49:PRO:HD2	2.01	0.41
38:8:129:C:H2'	38:8:130:C:H6	1.85	0.41
36:1:3384:U:C2	36:1:3385:U:C5	3.09	0.41
42:L5:36:LEU:HA	42:L5:36:LEU:HD23	1.95	0.41
10:S8:31:ARG:HH22	10:S8:48:THR:HA	1.85	0.41
1:2:495:C:H3'	1:2:496:G:C4'	2.49	0.41
1:2:1288:G:C6	1:2:1328:G:C2	3.09	0.41
62:N6:15:ALA:O	62:N6:18:ALA:HB3	3.15	0.41
36:1:2943:G:H2'	36:1:2944:U:O4'	2.20	0.41
50:M4:14:LEU:H	50:M4:19:ARG:HH11	2.32	0.41
79:Q3:37:TYR:CD2	79:Q3:37:TYR:N	3.11	0.41
1:2:892:A:C5	1:2:893:U:C4	3.08	0.41
24:D2:115:GLU:HA	24:D2:118:ARG:CZ	2.50	0.41
36:1:985:U:H2'	36:1:986:U:C6	2.52	0.41
10:S8:196:LEU:HA	10:S8:196:LEU:HD23	4.22	0.41
44:L7:239:LEU:HA	44:L7:239:LEU:HD23	2.14	0.41
35:SM:27:LYS:HD2	48:M1:68:HIS:NE2	4.54	0.41
39:L2:8:GLN:NE2	36:5:2164:A:OP1	179.84	0.41
9:S7:77:LEU:HA	9:S7:77:LEU:HD23	2.04	0.41
1:2:1669:U:H2'	1:2:1670:G:O4'	2.19	0.41
1:6:643:G:C2	1:6:644:C:C2	3.08	0.41
1:6:30:G:C6	1:6:597:G:C6	3.08	0.41
36:5:1547:G:H2'	36:5:1548:C:C6	2.55	0.41
76:Q0:77:ILE:O	76:Q0:78:ILE:HG23	4.86	0.41
4:S2:77:GLN:HG3	4:S2:77:GLN:H	2.72	0.41
25:D3:38:PHE:N	25:D3:38:PHE:CD2	3.66	0.41
1:2:1552:U:C5	1:2:1553:G:C5	3.08	0.41
77:Q1:21:ARG:NH1	1:6:1654:G:OP1	282.55	0.41
10:S8:72:ILE:HG21	10:S8:112:TRP:CZ2	2.55	0.41
54:M8:162:ALA:HA	54:M8:163:PRO:HD2	1.85	0.41
36:1:2886:U:C5	36:1:2911:A:C5	3.08	0.41
36:1:2144:A:C4	36:1:2281:A:C6	3.08	0.41
4:S2:214:ALA:O	4:S2:218:ILE:HG13	2.19	0.41
66:O0:28:LYS:HD2	36:5:1730:G:C8	235.11	0.41
9:S7:27:LEU:C	9:S7:29:ASN:H	2.86	0.41
1:6:545:A:C2	1:6:593:U:O2	2.73	0.41
86:5:3930:OHX:N5	38:8:7:U:O4	2.53	0.41

Continued on next page...

Continued from previous page...

Atom-1	Atom-2	Interatomic distance (Å)	Clash overlap (Å)
36:5:2815:G:H5''	36:5:2816:G:OP2	2.20	0.41
1:6:1779:U:H2'	1:6:1781:A:OP2	2.20	0.41
36:5:1432:C:O2'	36:5:1433:A:H3'	2.21	0.41
36:5:2566:C:O2	36:5:2576:G:C2	2.74	0.41
61:N5:88:MET:HG2	61:N5:120:LYS:H	2.09	0.41
36:5:370:U:OP1	86:5:4161:OHX:N1	2.53	0.41
1:2:1219:A:O2'	12:C0:48:SER:HA	2.21	0.41
36:1:336:A:O2'	36:1:337:G:H5'	2.20	0.41
2:S0:131:GLN:NE2	2:S0:134:LYS:HE2	4.35	0.41
36:5:1666:G:C6	36:5:1667:A:C6	3.08	0.41
57:N1:116:ARG:O	57:N1:120:LYS:N	2.53	0.41
61:N5:27:ARG:H	61:N5:27:ARG:HG2	2.29	0.41
36:1:2955:U:O5'	36:1:2955:U:H6	2.03	0.41
4:S2:35:TRP:CD1	4:S2:35:TRP:C	2.92	0.41
2:S0:114:SER:O	2:S0:114:SER:OG	2.81	0.41
42:L5:78:ALA:HA	42:L5:82:GLU:OE2	2.21	0.41
1:6:771:A:C2	1:6:772:G:H1'	2.55	0.41
52:M6:33:ILE:HD12	52:M6:33:ILE:HG23	4.43	0.41
24:D2:79:PHE:O	24:D2:124:LYS:HA	2.42	0.41
41:L4:329:PRO:HB2	41:L4:330:TYR:H	4.16	0.41
28:D6:5:ARG:HD3	1:6:1796:C:O4'	340.71	0.41
73:O7:21:ARG:HG2	38:8:103:G:H4'	104.30	0.41
6:S4:187:ARG:NH2	1:6:754:A:N7	375.29	0.41
63:N7:10:VAL:O	63:N7:83:THR:HB	2.96	0.41
1:2:478:A:C2	1:2:479:C:C2	3.08	0.41
1:2:593:U:OP2	11:S9:39:LYS:HB2	2.20	0.41
11:S9:146:PHE:CZ	11:S9:149:ARG:CZ	3.03	0.41
11:S9:33:GLU:HG2	11:S9:33:GLU:H	4.22	0.41
38:8:80:A:H2	38:8:83:C:H41	1.68	0.41
42:L5:108:ARG:O	42:L5:111:GLN:HB3	2.20	0.41
42:L5:110:LEU:O	42:L5:116:ASP:HB3	4.78	0.41
42:L5:244:HIS:HA	42:L5:247:ILE:HD12	2.02	0.41
36:1:3375:A:H5''	36:1:3378:C:H5	1.85	0.41
38:4:68:G:OP2	86:O7:104:OHX:N6	2.52	0.41
1:2:68:A:OP2	8:S6:171:LYS:NZ	2.53	0.41
39:L2:27:ALA:HB3	39:L2:128:ARG:HH22	2.19	0.41
24:D2:51:GLU:O	24:D2:61:ILE:HA	2.20	0.41
13:C1:131:ILE:HA	13:C1:131:ILE:HD13	1.83	0.41
36:5:271:C:H2'	36:5:272:G:O4'	2.20	0.41
10:S8:138:ASN:HB3	10:S8:141:ARG:HH12	1.86	0.41
51:M5:35:VAL:HA	51:M5:65:ARG:HD3	3.05	0.41

Continued on next page...

Continued from previous page...

Atom-1	Atom-2	Interatomic distance (Å)	Clash overlap (Å)
18:C6:47:LYS:HE3	18:C6:79:TYR:OH	2.20	0.41
18:C6:50:GLU:N	18:C6:51:PRO:HD2	2.44	0.41
30:D8:52:ASP:N	30:D8:52:ASP:OD2	4.05	0.41
1:6:730:G:C5	1:6:731:C:C4	3.08	0.41
4:S2:61:LEU:HA	4:S2:62:PRO:HD2	1.98	0.41
45:L8:71:VAL:HB	51:M5:21:PHE:CE1	2.55	0.41
18:C6:38:LEU:HA	18:C6:38:LEU:HD23	2.25	0.41
36:1:1230:G:O6	36:1:1231:A:N6	2.53	0.41
36:1:2553:U:H4'	36:1:2554:A:OP2	2.21	0.41
59:N3:13:ILE:HD12	59:N3:85:TRP:CD2	2.54	0.41
49:M3:42:ARG:O	49:M3:46:ILE:HB	2.58	0.41
1:6:1185:U:C2	1:6:1458:G:C8	3.08	0.41
17:C5:123:TYR:HD2	1:6:1458:G:O2'	354.07	0.41
40:L3:345:ASN:OD1	40:L3:347:SER:HB2	2.20	0.41
36:1:2504:U:O5'	36:1:2504:U:H6	2.03	0.41
71:O5:89:ARG:HD2	38:8:38:U:C4	68.22	0.41
55:M9:84:THR:C	55:M9:86:GLU:N	2.74	0.41
36:1:674:G:C6	36:1:789:A:C6	3.07	0.41
49:M3:119:TYR:HA	49:M3:145:PHE:CE1	4.00	0.41
18:C6:52:LEU:HA	18:C6:60:PHE:CE1	3.24	0.41
70:O4:106:LYS:O	70:O4:110:GLU:HG3	2.20	0.41
1:2:1798:U:C4	28:D6:38:ARG:NH2	2.88	0.41
47:M0:17:TYR:CE1	47:M0:98:ARG:HD3	2.83	0.41
36:5:2438:A:C2	36:5:2439:A:C8	3.08	0.41
1:6:273:G:O2'	1:6:274:G:H5'	2.20	0.41
36:5:1940:G:N2	36:5:3362:A:C8	2.89	0.41
56:N0:30:PHE:CZ	56:N0:103:VAL:HG21	2.73	0.41
41:L4:138:ARG:HH21	41:L4:240:PRO:HB2	2.09	0.41
7:S5:25:LEU:HD12	18:C6:61:SER:OG	3.15	0.41
15:C3:119:GLU:HA	15:C3:122:ILE:HD12	2.02	0.41
58:N2:22:PRO:HB2	58:N2:28:PHE:HB2	2.65	0.41
17:C5:15:HIS:NE2	17:C5:16:SER:O	2.54	0.41
68:O2:78:ASN:HA	68:O2:108:ILE:HD11	2.02	0.41
73:O7:60:GLY:N	38:8:42:G:OP1	87.98	0.41
28:D6:23:CYS:C	28:D6:25:ASN:N	3.15	0.41
36:1:2369:G:H2'	36:1:2370:G:O4'	2.20	0.41
39:L2:102:LEU:HD22	39:L2:107:VAL:HG12	4.00	0.41
75:O9:35:ILE:N	75:O9:35:ILE:HD12	4.47	0.41
41:L4:337:GLU:O	41:L4:339:LEU:N	2.64	0.41
86:6:2059:OHX:N2	86:6:2147:OHX:N4	2.68	0.41
52:M6:192:LYS:O	52:M6:195:ALA:HB3	2.20	0.41

Continued on next page...

Continued from previous page...

Atom-1	Atom-2	Interatomic distance (Å)	Clash overlap (Å)
69:O3:52:VAL:HG22	69:O3:66:VAL:HG22	2.78	0.41
7:S5:159:ALA:HB3	7:S5:225:ARG:HB3	3.99	0.41
36:1:2943:G:N7	40:L3:2:SER:HB3	2.36	0.41
8:S6:147:LEU:O	8:S6:148:SER:OG	2.26	0.41
38:4:79:A:H2'	38:4:80:A:O2'	2.20	0.41
36:1:1074:U:O2'	36:1:1075:A:H2'	2.20	0.41
36:1:3133:C:H2'	36:1:3134:A:O4'	2.21	0.41
1:6:1039:A:N6	1:6:1091:A:C2	2.88	0.41
36:1:1343:A:H2'	36:1:1344:G:H8	1.85	0.41
38:8:15:G:O2'	38:8:16:G:H5'	2.19	0.41
1:6:1103:U:O2'	1:6:1104:U:H5'	2.20	0.41
36:1:815:G:C6	36:1:906:A:C4	3.07	0.41
34:SR:108:SER:H	34:SR:128:ASP:HB3	3.57	0.41
36:1:346:C:C4	36:1:348:A:C8	3.08	0.41
6:S4:3:ARG:HG2	1:6:399:A:H4'	320.93	0.41
73:O7:19:CYS:HB2	73:O7:34:CYS:HB2	2.02	0.41
3:S1:78:ASP:N	3:S1:78:ASP:OD1	3.13	0.41
36:1:422:A:C2	36:1:2363:A:H4'	2.55	0.41
36:5:1569:U:H5'	36:5:1570:U:H6	1.85	0.41
63:N7:63:ALA:O	63:N7:67:LYS:HD3	2.21	0.41
1:6:1046:G:C2	1:6:1073:G:C2	3.08	0.41
44:L7:120:THR:C	44:L7:122:ALA:H	2.72	0.41
51:M5:76:PRO:O	51:M5:78:GLY:N	2.53	0.41
40:L3:343:TYR:CE1	36:5:3099:C:H4'	266.86	0.41
36:5:1622:U:H2'	36:5:1623:G:O4'	2.21	0.41
36:1:2374:C:C4	36:1:2941:A:C4	3.08	0.41
24:D2:75:ILE:HA	24:D2:75:ILE:HD13	2.09	0.41
36:5:961:C:N3	86:5:4173:OHX:N4	2.68	0.41
25:D3:71:CYS:HB3	25:D3:85:ALA:O	2.30	0.41
24:D2:62:VAL:HB	29:D7:8:LEU:HD21	2.03	0.41
46:L9:155:SER:O	46:L9:158:ALA:HB3	2.20	0.41
36:5:2419:A:H1'	36:5:2804:A:O4'	2.20	0.41
24:D2:38:LEU:HA	24:D2:38:LEU:HD23	2.00	0.41
2:S0:18:LEU:HD22	2:S0:18:LEU:HA	1.91	0.41
2:S0:28:ASN:OD1	2:S0:28:ASN:N	4.31	0.41
79:Q3:3:LYS:HB3	79:Q3:3:LYS:HE2	2.42	0.41
36:1:1325:U:H5''	36:1:1325:U:H6	1.85	0.41
68:O2:23:ASP:OD1	68:O2:23:ASP:N	2.53	0.41
37:7:49:G:N3	37:7:50:U:H5	2.18	0.41
1:2:1666:U:C4	1:2:1736:G:C2	3.08	0.41
36:5:2259:A:C5	36:5:2260:U:C5	3.08	0.41

Continued on next page...

Continued from previous page...

Atom-1	Atom-2	Interatomic distance (Å)	Clash overlap (Å)
76:Q0:96:CYS:O	76:Q0:98:LYS:N	2.53	0.41
36:1:3180:A:H2'	52:M6:167:TYR:HE1	1.86	0.41
46:L9:109:ALA:O	46:L9:110:LYS:HB2	2.32	0.41
46:L9:90:MET:HA	46:L9:180:TYR:O	2.20	0.41
7:S5:42:LEU:HD21	7:S5:45:LYS:HD2	2.02	0.41
7:S5:45:LYS:HD3	7:S5:45:LYS:HA	1.29	0.41
15:C3:105:ASN:ND2	15:C3:105:ASN:N	2.68	0.41
73:O7:35:SER:OG	36:5:361:A:H5'	126.48	0.41
74:O8:69:LEU:HA	74:O8:70:PRO:HD3	1.94	0.41
64:N8:47:LYS:HE3	64:N8:48:TYR:CE2	2.53	0.41
44:L7:92:ILE:HD11	54:M8:4:ASP:HB2	2.01	0.41
1:6:1318:G:N7	86:6:2165:OHX:N5	2.68	0.41
31:D9:19:ARG:HD3	31:D9:32:ARG:NH1	3.56	0.41
1:6:1150:G:H5''	1:6:1151:A:O5'	2.20	0.41
20:C8:82:PRO:HB3	20:C8:84:TRP:CE2	2.55	0.41
62:N6:57:LEU:HD12	62:N6:59:VAL:HG12	5.04	0.41
9:S7:45:SER:OG	9:S7:46:ILE:N	2.54	0.41
36:1:953:G:C8	36:1:1117:G:C8	3.08	0.41
20:C8:36:LYS:HB2	20:C8:102:ALA:HA	2.01	0.41
62:N6:71:SER:HB3	62:N6:83:ASP:N	2.35	0.41
41:L4:191:LYS:HD3	41:L4:194:TYR:CZ	2.97	0.41
36:1:2989:U:O3'	40:L3:232:ARG:NH2	2.52	0.41
15:C3:56:ASP:HA	29:D7:47:PHE:HB3	2.12	0.41
29:D7:53:ALA:HB1	29:D7:62:ILE:HD11	3.13	0.41
50:M4:121:MET:HE1	36:5:3215:A:H5'	274.80	0.41
69:O3:72:THR:OG1	69:O3:73:ARG:HG2	2.60	0.41
41:L4:208:VAL:HG23	41:L4:248:VAL:HG13	2.43	0.41
36:1:677:A:C8	36:1:786:A:C6	3.09	0.41
55:M9:81:ARG:HG3	55:M9:88:ARG:NH1	2.35	0.41
54:M8:60:PRO:HG3	54:M8:144:ARG:CA	2.99	0.41
52:M6:112:TYR:O	52:M6:114:LYS:N	3.18	0.41
1:2:1081:A:H2'	1:2:1083:G:N7	2.34	0.41
36:1:1112:A:H2'	36:1:1113:G:O4'	2.20	0.41
36:1:1430:U:H2'	64:N8:9:ARG:NH2	2.35	0.41
1:6:1737:G:H2'	1:6:1738:U:O4'	2.19	0.41
36:1:682:U:H5	41:L4:112:LYS:HD3	1.85	0.41
36:5:1928:G:C6	36:5:1929:G:C4	3.08	0.41
16:C4:42:VAL:HG21	16:C4:66:ASP:CB	4.01	0.41
50:M4:53:VAL:HA	50:M4:54:PRO:HD3	1.74	0.41
3:S1:113:MET:HB2	3:S1:113:MET:HE2	4.72	0.41
36:1:2646:C:H5''	47:M0:119:TRP:CD1	2.56	0.41

Continued on next page...

Continued from previous page...

Atom-1	Atom-2	Interatomic distance (Å)	Clash overlap (Å)
42:L5:55:PHE:CE1	42:L5:158:ARG:HG2	4.39	0.41
63:N7:87:LEU:HD12	63:N7:127:ASN:ND2	4.13	0.41
36:5:2440:G:O2'	36:5:2441:A:OP1	2.32	0.41
1:2:1485:C:N3	1:2:1592:A:H1'	2.36	0.41
36:5:1093:A:C2	36:5:1096:U:O2	2.74	0.41
73:O7:5:THR:HG23	36:5:1845:G:O2'	154.57	0.41
14:C2:73:LYS:NZ	33:E1:108:VAL:H	2.18	0.41
36:1:2414:G:C6	36:1:2415:C:C4	3.09	0.41
78:Q2:35:LEU:HB3	78:Q2:40:LYS:HG2	2.02	0.41
36:1:3237:U:H2'	36:1:3238:G:O4'	2.21	0.41
36:5:2297:U:C2	36:5:2299:A:C6	3.09	0.41
36:5:2704:A:OP2	86:5:3892:OHX:N2	2.53	0.41
1:2:417:A:H4'	1:2:418:G:O5'	2.20	0.41
16:C4:48:VAL:HG22	16:C4:49:LYS:N	2.48	0.41
64:N8:96:LYS:O	64:N8:98:THR:N	2.52	0.41
11:S9:97:LEU:HA	11:S9:97:LEU:HD23	2.30	0.41
69:O3:13:HIS:ND1	69:O3:93:THR:HB	2.35	0.41
1:2:892:A:H2'	1:2:893:U:C6	2.55	0.41
1:2:432:G:C5	1:2:433:C:C4	3.09	0.41
1:6:76:A:H2'	86:6:2192:OHX:N2	2.34	0.41
6:S4:36:HIS:NE2	6:S4:88:ASP:OD2	2.53	0.41
1:2:1450:U:H2'	1:2:1451:C:C6	2.55	0.41
9:S7:169:PHE:O	9:S7:172:VAL:HB	3.36	0.41
68:O2:45:ARG:NH2	36:5:1366:A:O3'	200.20	0.41
1:6:763:G:H2'	1:6:764:U:H6	1.84	0.41
40:L3:194:TRP:CE2	40:L3:198:HIS:CE1	3.51	0.41
36:1:3008:A:H2'	36:1:3009:G:C8	2.55	0.41
72:O6:57:LEU:HD21	72:O6:73:ALA:HB2	2.02	0.41
36:5:415:G:H1	38:8:8:C:N4	2.18	0.41
86:5:4029:OHX:N3	86:5:4232:OHX:N1	2.68	0.41
36:1:1517:G:H2'	36:1:1518:U:O4'	2.20	0.41
36:1:1939:G:C5	36:1:1940:G:C8	3.08	0.41
8:S6:11:GLY:O	8:S6:129:VAL:HG13	2.72	0.41
36:1:771:A:H2'	36:1:772:U:O4'	2.20	0.41
65:N9:36:ASP:HA	65:N9:37:PRO:HD3	1.90	0.41
1:2:955:A:H5''	15:C3:10:GLY:HA3	2.03	0.41
36:1:1052:U:H5''	36:1:1053:A:OP2	2.19	0.41
36:5:1839:A:OP2	86:5:4075:OHX:N6	2.52	0.41
39:L2:214:GLY:O	39:L2:215:ASN:HB2	4.38	0.41
36:1:3305:A:C6	36:1:3306:U:C4	3.08	0.41
55:M9:156:ASN:HA	55:M9:159:ALA:HB3	2.78	0.41

Continued on next page...

Continued from previous page...

Atom-1	Atom-2	Interatomic distance (Å)	Clash overlap (Å)
51:M5:51:LEU:HA	51:M5:51:LEU:HD23	1.80	0.41
36:5:1861:G:C6	36:5:1862:U:C4	3.08	0.41
48:M1:80:LEU:HD23	48:M1:80:LEU:HA	1.79	0.41
36:1:1813:A:N3	36:1:1813:A:H3'	2.35	0.41
8:S6:106:LEU:HG	8:S6:106:LEU:H	2.47	0.41
1:6:1608:U:H2'	1:6:1609:U:H6	1.85	0.41
1:2:56:U:H4'	1:2:57:G:C5'	2.50	0.41
18:C6:57:LEU:H	18:C6:57:LEU:HD12	1.85	0.41
62:N6:52:ARG:HA	62:N6:70:ILE:CG2	3.11	0.41
28:D6:5:ARG:HH12	1:6:1795:U:H3'	338.52	0.41
73:O7:24:ARG:HB2	73:O7:26:SER:OG	4.04	0.41
86:1:4014:OHX:N6	86:1:4052:OHX:N2	2.68	0.41
21:C9:40:SER:OG	21:C9:96:ALA:HA	2.20	0.41
45:L8:109:LEU:HD13	45:L8:109:LEU:HA	4.13	0.41
42:L5:260:PHE:CG	37:7:121:U:C5	320.25	0.41
1:6:1228:G:N3	1:6:1228:G:H2'	2.35	0.41
44:L7:98:LYS:O	44:L7:102:VAL:HG23	2.71	0.41
1:6:1160:A:H2'	1:6:1161:C:C5	2.55	0.41
66:O0:100:ILE:HG13	66:O0:100:ILE:H	1.61	0.41
36:1:3024:A:H5''	46:L9:96:HIS:CD2	2.55	0.41
36:5:2211:U:OP1	86:5:4218:OHX:N5	2.54	0.41
62:N6:56:VAL:HA	62:N6:107:THR:HG23	2.02	0.41
3:S1:180:THR:H	3:S1:183:GLN:HB2	5.42	0.41
3:S1:184:LEU:O	3:S1:188:LEU:HG	2.19	0.41
3:S1:206:PRO:HB2	3:S1:207:LEU:H	1.67	0.41
2:S0:154:GLU:O	2:S0:156:VAL:HG13	2.58	0.41
10:S8:34:ALA:O	10:S8:35:ASN:C	2.58	0.41
53:M7:87:SER:O	53:M7:88:VAL:C	2.59	0.41
7:S5:113:ILE:HG23	7:S5:191:ALA:HB2	2.02	0.41
8:S6:56:ASN:HB2	8:S6:108:VAL:HG22	6.50	0.41
40:L3:28:ARG:HH21	40:L3:30:LYS:NZ	3.32	0.41
43:L6:36:PRO:HA	43:L6:54:TYR:CD1	3.25	0.41
21:C9:34:VAL:HG23	21:C9:53:TRP:NE1	2.36	0.41
36:5:3164:C:H2'	36:5:3164:C:OP2	2.19	0.41
71:O5:100:VAL:HG22	71:O5:104:GLN:HB3	2.03	0.41
36:1:1675:G:N2	36:1:1773:C:C5	2.89	0.41
62:N6:27:ARG:O	62:N6:31:LEU:HD12	2.44	0.41
68:O2:34:LYS:HG3	68:O2:35:GLN:N	2.52	0.41
48:M1:131:MET:HB3	48:M1:131:MET:HE3	2.54	0.41
36:1:3372:A:H2'	36:1:3373:U:O4'	2.19	0.41
37:3:42:A:H2'	37:3:43:U:H6	1.86	0.41

Continued on next page...

Continued from previous page...

Atom-1	Atom-2	Interatomic distance (Å)	Clash overlap (Å)
79:Q3:16:VAL:HG21	36:5:1928:G:O2'	236.29	0.41
1:2:775:G:C5	26:D4:11:LYS:NZ	2.89	0.41
37:3:90:U:C5	37:3:91:G:N7	2.89	0.41
1:6:87:C:C4	1:6:88:U:C5	3.09	0.41
47:M0:99:ILE:O	47:M0:120:GLY:HA2	2.86	0.41
22:D0:41:ILE:HG13	22:D0:103:ILE:HD12	2.02	0.41
1:2:294:C:H5'	6:S4:133:LYS:HE3	2.03	0.41
36:5:2403:G:N7	36:5:2870:C:H4'	2.35	0.41
31:D9:53:ASN:HB2	31:D9:55:PHE:CE2	3.80	0.41
51:M5:60:VAL:HG21	51:M5:113:LEU:HD21	2.03	0.41
1:2:1479:A:H2'	1:2:1480:G:C8	2.52	0.41
45:L8:214:LEU:HD12	45:L8:214:LEU:HA	1.85	0.41
7:S5:129:PRO:O	7:S5:132:VAL:HB	2.99	0.41
58:N2:97:SER:HA	58:N2:103:TYR:HD1	1.85	0.41
66:O0:34:LEU:HD23	66:O0:59:TYR:HB3	2.03	0.41
36:5:422:A:N3	36:5:2363:A:H4'	2.36	0.41
36:1:590:G:C2	36:1:610:G:H2'	2.55	0.41
75:O9:17:LYS:O	75:O9:20:ASN:N	3.12	0.41
22:D0:29:THR:HG22	22:D0:86:ILE:HA	2.02	0.41
36:1:3078:U:H4'	36:1:3079:U:O5'	2.21	0.41
45:L8:158:ASP:HA	45:L8:159:PRO:C	4.40	0.41
36:1:1488:G:C2	36:1:1489:A:C8	3.08	0.41
1:6:1147:A:N6	1:6:1629:G:O6	2.53	0.41
36:5:2256:A:C8	36:5:2256:A:OP2	2.73	0.41
1:2:11:A:O2'	1:2:12:U:H5'	2.21	0.41
36:5:817:A:H4'	36:5:818:C:OP2	2.20	0.41
51:M5:73:ARG:HA	51:M5:74:PRO:HD3	1.57	0.41
71:O5:10:ARG:NH2	38:8:66:A:OP1	31.10	0.41
55:M9:138:LEU:O	55:M9:138:LEU:HD23	2.20	0.41
36:1:2294:U:OP2	59:N3:71:LYS:HE2	2.21	0.41
36:1:223:U:HO2'	36:1:224:C:P	2.44	0.41
5:S3:202:LEU:HA	5:S3:202:LEU:HD13	2.28	0.41
64:N8:79:TRP:CE3	64:N8:82:ILE:HD12	2.59	0.41
17:C5:18:ARG:NH1	20:C8:90:ASN:HD21	5.03	0.41
1:2:1492:A:N3	1:2:1493:A:H8	2.18	0.41
71:O5:31:LEU:HD23	71:O5:41:LEU:HD21	4.46	0.41
71:O5:74:LYS:HD3	71:O5:75:TYR:CZ	2.56	0.41
1:2:1549:C:OP1	17:C5:38:PRO:HA	2.21	0.41
36:5:1179:A:N3	36:5:1328:C:H1'	2.35	0.41
34:SR:78:ALA:O	34:SR:94:VAL:N	2.37	0.41
1:2:834:G:C6	1:2:835:U:C4	3.08	0.41

Continued on next page...

Continued from previous page...

Atom-1	Atom-2	Interatomic distance (Å)	Clash overlap (Å)
1:6:1406:A:H2'	1:6:1407:U:C6	2.55	0.41
29:D7:81:ARG:HG2	29:D7:82:LYS:H	1.86	0.41
3:S1:36:SER:HB2	3:S1:231:LEU:HB3	2.01	0.41
67:O1:71:LEU:HA	67:O1:71:LEU:HD23	1.55	0.41
5:S3:108:LYS:O	5:S3:113:LEU:HB2	3.63	0.41
36:5:1204:A:H2'	36:5:1205:A:H5'	2.03	0.41
4:S2:73:LEU:HA	4:S2:74:PRO:HD3	1.81	0.41
39:L2:177:LYS:HA	39:L2:178:PRO:HD3	2.24	0.41
36:5:1338:C:H2'	36:5:1339:C:H6	1.85	0.41
1:2:1663:G:C2	1:2:1664:C:C2	3.08	0.41
59:N3:95:PHE:HE1	60:N4:22:VAL:HG11	1.85	0.41
36:5:715:A:H4'	36:5:716:A:OP1	2.20	0.41
47:M0:53:VAL:O	47:M0:164:LYS:N	2.73	0.41
1:2:1603:U:H2'	1:2:1604:U:C6	2.55	0.41
38:4:76:C:H2'	38:4:77:A:C8	2.55	0.41
36:1:1538:G:N7	86:1:4132:OHX:N1	2.68	0.41
18:C6:86:ALA:O	18:C6:90:VAL:HG13	2.20	0.41
39:L2:247:ARG:HG2	39:L2:247:ARG:H	1.54	0.41
1:2:1362:U:H2'	1:2:1362:U:H6	1.68	0.41
46:L9:176:LEU:HD23	46:L9:176:LEU:HA	1.84	0.41
1:2:1154:G:N2	1:2:1155:G:H1'	2.36	0.41
28:D6:79:ILE:HD12	1:6:1794:A:H1'	331.14	0.41
47:M0:138:VAL:HG21	47:M0:148:VAL:HG13	2.02	0.41
36:1:813:G:C2	36:1:814:U:C6	3.08	0.41
72:O6:14:GLY:HA2	36:5:73:C:OP1	107.02	0.41
49:M3:174:ARG:HD3	72:O6:9:ILE:HD12	4.87	0.41
3:S1:29:TRP:HZ3	3:S1:45:LYS:HD2	1.84	0.41
3:S1:46:THR:OG1	3:S1:47:LEU:N	4.49	0.41
11:S9:84:GLY:O	11:S9:107:ARG:HD3	2.69	0.41
33:E1:105:TYR:CG	33:E1:118:ARG:HD3	2.56	0.41
38:8:83:C:H4'	38:8:85:G:N2	2.35	0.41
74:O8:5:ILE:HG23	74:O8:54:LEU:HD13	2.99	0.41
36:1:1306:G:C5	52:M6:62:THR:HA	2.55	0.41
37:3:23:A:C6	37:3:24:A:C6	3.08	0.41
2:S0:180:GLU:HA	2:S0:183:ARG:HB2	2.43	0.41
8:S6:137:ARG:NH2	1:6:169:A:OP1	320.63	0.41
13:C1:83:THR:HA	13:C1:111:VAL:H	2.22	0.41
1:6:189:C:C2'	1:6:190:C:H5'	2.50	0.41
36:1:1473:G:H2'	36:1:1474:A:O4'	2.21	0.41
49:M3:101:ARG:HH21	49:M3:112:ASN:ND2	2.19	0.41
42:L5:152:ARG:CG	42:L5:152:ARG:HH11	2.68	0.41

Continued on next page...

Continued from previous page...

Atom-1	Atom-2	Interatomic distance (Å)	Clash overlap (Å)
3:S1:131:ASP:HB3	3:S1:180:THR:HG23	2.02	0.41
4:S2:49:LYS:HB3	4:S2:243:TYR:CE1	3.44	0.41
72:O6:26:ILE:H	72:O6:26:ILE:HG13	1.81	0.41
36:5:1610:G:C6	36:5:1611:G:C6	3.08	0.41
36:1:822:G:H1'	39:L2:15:ILE:HG22	2.03	0.41
36:5:1114:U:H2'	36:5:1115:G:O4'	2.20	0.41
20:C8:45:LEU:HA	20:C8:48:LYS:HG3	3.81	0.41
77:Q1:2:ARG:HG2	77:Q1:4:LYS:HB3	2.03	0.41
36:5:3288:G:OP2	36:5:3288:G:H2'	2.20	0.41
73:O7:18:LEU:HA	73:O7:25:ARG:HA	2.03	0.41
75:O9:9:ILE:HD12	75:O9:51:ILE:HG22	2.02	0.41
19:C7:24:LEU:O	19:C7:25:THR:HG23	2.21	0.41
32:E0:28:LYS:HZ1	1:6:542:A:N6	428.78	0.41
40:L3:139:GLN:OE1	40:L3:142:ALA:HB3	2.21	0.41
15:C3:84:ILE:HA	15:C3:85:PRO:HD3	2.29	0.41
18:C6:93:HIS:HA	18:C6:97:VAL:CG2	2.50	0.41
1:6:625:C:H2'	1:6:626:U:C6	2.55	0.41
25:D3:24:TRP:HE3	25:D3:30:LYS:HG3	3.40	0.41
36:5:1312:C:H2'	36:5:1313:G:O4'	2.20	0.41
56:N0:1:MET:HE1	56:N0:32:SER:H	1.85	0.41
44:L7:96:PRO:O	44:L7:99:PRO:HD2	2.42	0.41
36:5:1276:U:OP2	86:5:4000:OHX:N1	2.52	0.41
20:C8:136:GLN:H	20:C8:136:GLN:CD	2.24	0.41
36:5:680:G:N1	36:5:701:G:C6	2.89	0.41
44:L7:151:ARG:NH1	44:L7:244:ASN:O	3.17	0.41
36:1:1670:C:H4'	36:1:1859:A:O3'	2.21	0.41
22:D0:105:GLN:HG3	22:D0:106:ILE:N	2.35	0.41
22:D0:43:LYS:O	22:D0:47:GLN:N	3.38	0.41
25:D3:19:ARG:HG3	25:D3:23:ARG:HG2	2.03	0.41
36:5:2403:G:C2	36:5:2405:C:C4	3.09	0.41
18:C6:83:GLN:OE1	18:C6:119:ALA:HA	2.21	0.41
56:N0:42:TRP:HZ2	56:N0:58:ILE:HG12	3.25	0.41
54:M8:139:ILE:C	54:M8:140:LEU:HD23	3.19	0.41
1:2:779:U:O2'	1:2:780:A:H5'	2.20	0.41
35:SM:84:LYS:HG2	35:SM:86:ASN:N	2.32	0.41
9:S7:104:ARG:HB3	1:6:742:U:O4'	353.65	0.41
24:D2:98:GLN:O	24:D2:99:PHE:HB3	3.71	0.41
36:1:2359:C:O5'	36:1:2359:C:H6	2.02	0.41
36:1:2437:G:C5	36:1:2511:A:C2	3.09	0.41
36:5:891:G:OP1	86:5:3909:OHX:N6	2.54	0.41
1:6:1274:C:C4	1:6:1427:A:N7	2.88	0.41

Continued on next page...

Continued from previous page...

Atom-1	Atom-2	Interatomic distance (Å)	Clash overlap (Å)
42:L5:88:ILE:HD11	42:L5:243:ALA:CB	3.20	0.41
53:M7:112:LEU:HA	53:M7:112:LEU:HD12	2.92	0.41
36:5:1460:A:H2'	36:5:1461:A:C8	2.55	0.41
36:1:3275:U:H3'	36:1:3276:G:H5''	2.02	0.41
22:D0:118:VAL:HG22	22:D0:119:ALA:N	2.40	0.41
1:6:808:U:H2'	1:6:809:A:C8	2.55	0.41
5:S3:11:LEU:CD1	22:D0:29:THR:HG23	3.24	0.41
38:4:79:A:H3'	38:4:80:A:H4'	2.02	0.41
76:Q0:113:ARG:NH1	36:5:1298:C:O3'	291.41	0.41
62:N6:126:LEU:HB3	62:N6:127:GLU:H	4.07	0.41
1:2:1653:C:C2	1:2:1748:G:C2	3.08	0.41
36:1:1307:G:H5'	52:M6:60:LYS:HE3	2.02	0.41
36:1:1815:U:O2'	36:1:1816:A:P	2.79	0.41
37:3:115:G:H2'	37:3:116:C:C6	2.55	0.41
36:5:3168:A:H2'	36:5:3169:U:O4'	2.20	0.41
36:5:2608:G:O2'	36:5:2609:A:H5'	2.20	0.41
36:1:1209:G:H2'	36:1:1210:U:O4'	2.21	0.41
37:7:76:A:OP2	86:7:218:OHX:N3	2.53	0.41
37:7:75:G:OP1	86:7:218:OHX:N5	2.54	0.41
36:1:2248:C:OP2	86:1:3874:OHX:N3	2.54	0.41
36:1:776:U:O2	36:1:2720:G:N2	2.54	0.41
78:Q2:65:THR:OG1	78:Q2:87:ARG:HD2	3.98	0.41
36:1:1697:A:C8	36:1:1698:C:C5	3.09	0.41
1:2:685:A:O2'	1:2:686:C:OP1	2.34	0.41
36:5:1543:G:C6	36:5:1544:G:N7	2.89	0.41
62:N6:89:LYS:O	62:N6:92:GLY:N	2.86	0.41
36:5:189:G:C2	36:5:191:U:C4	3.09	0.41
33:E1:149:LYS:HD3	1:6:1235:C:O2'	435.16	0.41
1:2:975:C:H5'	15:C3:109:LYS:HE2	2.02	0.41
3:S1:124:ASN:HB3	3:S1:138:PHE:CD1	2.69	0.41
41:L4:335:ALA:HB1	36:5:579:G:OP2	279.40	0.41
36:1:287:G:O5'	36:1:287:G:H8	2.04	0.41
41:L4:136:LEU:HD23	41:L4:136:LEU:HA	1.72	0.41
36:5:1037:C:H2'	36:5:1038:C:C6	2.56	0.41
1:6:60:U:H5'	1:6:61:A:OP2	2.20	0.41
38:4:145:U:H2'	38:4:146:U:C6	2.56	0.41
6:S4:125:LYS:HB2	6:S4:226:PHE:CE1	2.88	0.41
39:L2:202:VAL:HB	36:5:2185:G:OP1	211.32	0.41
46:L9:106:LYS:HE3	46:L9:107:ASP:H	4.90	0.41
16:C4:37:GLU:HA	1:6:895:G:O2'	259.39	0.41
3:S1:22:ASP:HA	3:S1:23:PRO:HD3	1.93	0.41

Continued on next page...

Continued from previous page...

Atom-1	Atom-2	Interatomic distance (Å)	Clash overlap (Å)
72:O6:4:LYS:HD2	72:O6:12:ASN:O	3.37	0.41
21:C9:68:ARG:HB3	21:C9:69:LYS:H	3.52	0.41
36:5:2428:U:O4	86:5:4211:OHX:N5	2.53	0.41
18:C6:82:ARG:HG2	18:C6:82:ARG:H	1.63	0.41
9:S7:64:VAL:HG12	9:S7:65:PRO:N	2.42	0.41
40:L3:221:THR:HB	40:L3:273:HIS:O	2.77	0.41
11:S9:65:LYS:HD3	11:S9:70:LEU:HD11	4.51	0.41
49:M3:79:GLU:OE2	49:M3:101:ARG:NH2	3.39	0.41
49:M3:91:ARG:CZ	49:M3:97:VAL:HB	2.51	0.41
20:C8:6:GLN:NE2	20:C8:6:GLN:HA	2.34	0.41
30:D8:18:ARG:HH11	1:6:1616:G:H4'	364.09	0.41
7:S5:161:ASP:OD2	30:D8:42:ARG:HD2	4.44	0.41
36:5:2783:U:H2'	36:5:2783:U:O2	2.21	0.41
7:S5:169:ASN:OD1	7:S5:169:ASN:N	2.48	0.41
9:S7:100:PRO:HA	1:6:639:U:H3	367.85	0.41
7:S5:205:SER:O	7:S5:206:SER:HB2	3.57	0.41
36:5:1611:G:H2'	36:5:1612:A:C8	2.56	0.41
43:L6:158:TYR:CE1	50:M4:115:PHE:HA	2.56	0.41
60:N4:9:SER:O	60:N4:53:VAL:HG23	3.67	0.41
4:S2:52:THR:HA	4:S2:72:LEU:HD12	2.03	0.41
53:M7:84:PRO:O	53:M7:88:VAL:HG23	2.21	0.41
1:2:462:G:C5	1:2:463:U:C5	3.09	0.41
65:N9:23:LYS:HB3	65:N9:24:PRO:CD	3.02	0.41
42:L5:90:HIS:NE2	42:L5:229:ASP:OD2	3.67	0.41
36:1:1673:G:H2'	36:1:1674:G:H8	1.86	0.41
1:6:1698:G:HO2'	1:6:1699:G:P	2.39	0.41
17:C5:54:ALA:O	17:C5:58:LYS:HG3	2.21	0.41
36:1:1278:A:HO2'	36:1:1279:C:P	2.41	0.41
7:S5:208:SER:HB3	7:S5:211:ILE:HG13	4.27	0.41
41:L4:209:TYR:CZ	41:L4:229:ASN:HB2	2.55	0.41
44:L7:161:VAL:HG12	44:L7:162:PRO:O	2.20	0.41
26:D4:89:TYR:O	26:D4:92:VAL:HB	2.21	0.41
65:N9:18:ARG:H	65:N9:18:ARG:HG2	1.49	0.41
36:1:2586:G:C5	45:L8:241:LYS:HB2	2.55	0.41
36:1:394:G:N1	36:1:397:A:OP2	2.54	0.41
22:D0:46:GLU:HA	22:D0:46:GLU:OE1	2.20	0.41
42:L5:211:LEU:C	42:L5:213:ASP:H	2.24	0.41
1:6:493:U:H2'	1:6:494:U:H5''	2.03	0.41
47:M0:98:ARG:CZ	47:M0:119:TRP:CZ3	3.03	0.41
36:5:2507:C:HO2'	36:5:2508:U:P	2.38	0.41
36:5:2509:U:H2'	36:5:2510:U:H5'	2.01	0.41

Continued on next page...

Continued from previous page...

Atom-1	Atom-2	Interatomic distance (Å)	Clash overlap (Å)
36:1:8:C:H2'	36:1:9:U:O4'	2.20	0.41
36:1:175:C:H2'	36:1:176:G:O4'	2.21	0.41
36:1:1383:G:H4'	41:L4:240:PRO:O	2.19	0.41
58:N2:95:PHE:CD2	58:N2:95:PHE:C	2.93	0.41
1:6:745:U:C2	1:6:807:A:C2	3.08	0.41
40:L3:84:VAL:HG22	40:L3:85:VAL:N	2.67	0.41
42:L5:196:ARG:O	42:L5:199:ILE:HB	2.71	0.41
55:M9:96:ILE:HG22	55:M9:100:ARG:HG3	2.01	0.41
36:5:3242:G:C6	36:5:3245:A:C2	3.08	0.41
1:2:78:A:C8	8:S6:154:ARG:HG2	2.56	0.41
4:S2:148:LEU:HA	23:D1:4:ASP:OD2	2.61	0.41
1:2:1158:C:H6	1:2:1158:C:H2'	1.68	0.41
53:M7:55:GLN:OE1	36:5:3299:A:H4'	161.52	0.41
1:6:249:U:H3'	1:6:250:C:C5'	2.50	0.41
1:6:722:G:HO2'	1:6:723:G:H8	1.68	0.41
41:L4:10:SER:C	41:L4:12:THR:H	2.24	0.41
55:M9:10:LEU:HD12	55:M9:10:LEU:HA	1.86	0.41
56:N0:144:LEU:HA	56:N0:144:LEU:HD23	2.36	0.41
1:6:1231:U:H2'	1:6:1232:U:C6	2.56	0.41
1:2:1248:C:H2'	1:2:1249:U:C6	2.56	0.41
7:S5:225:ARG:NH1	30:D8:58:GLU:HG2	2.35	0.41
1:2:1756:A:H2'	1:2:1757:G:H8	1.85	0.41
8:S6:169:TYR:CD1	1:6:72:A:N6	364.64	0.41
36:1:1003:A:C2'	36:1:1004:U:H5'	2.50	0.41
36:1:559:A:N7	36:1:560:G:C8	2.89	0.41
3:S1:32:ILE:HB	3:S1:44:GLY:N	2.36	0.41
64:N8:19:LYS:HD2	64:N8:25:HIS:ND1	3.38	0.41
36:1:1712:G:C6	36:1:1713:G:C6	3.09	0.41
53:M7:26:PHE:C	53:M7:26:PHE:CD1	2.94	0.41
36:5:197:G:H2'	36:5:198:A:O4'	2.20	0.41
36:5:1363:A:OP2	86:5:4194:OHX:N3	2.54	0.41
36:1:966:U:C2	36:1:967:A:C8	3.08	0.41
1:2:1746:A:H3'	1:2:1747:G:H8	1.86	0.41
36:5:815:G:C6	36:5:906:A:C4	3.08	0.41
1:2:1294:G:C2	1:2:1295:G:C8	3.09	0.41
36:1:597:G:N3	36:1:598:A:C8	2.89	0.41
36:1:598:A:H1'	41:L4:322:GLN:HE22	1.84	0.41
36:5:2778:G:H2'	36:5:2779:A:H5'	2.02	0.41
1:6:704:C:H2'	1:6:705:U:O4'	2.20	0.41
36:1:1394:A:H2'	36:1:1395:G:O4'	2.20	0.41
36:1:279:U:H2'	36:1:280:U:C6	2.56	0.41

Continued on next page...

Continued from previous page...

Atom-1	Atom-2	Interatomic distance (Å)	Clash overlap (Å)
36:1:1856:C:H2'	36:1:1857:C:C6	2.56	0.41
36:1:2517:U:H2'	36:1:2518:C:H6	1.85	0.41
36:5:2291:A:C6	36:5:2292:U:C4	3.08	0.41
41:L4:304:GLN:O	41:L4:306:THR:N	2.45	0.41
36:5:3231:U:H2'	36:5:3232:G:H8	1.85	0.41
36:5:1641:U:O2'	36:5:1642:A:H3'	2.20	0.41
36:1:527:A:H2'	36:1:528:U:O4'	2.21	0.41
13:C1:34:TRP:CH2	13:C1:36:LYS:HD3	3.24	0.41
1:2:1617:U:O2'	1:2:1618:C:H5'	2.21	0.41
36:5:764:U:H6	36:5:764:U:O5'	2.03	0.41
36:1:115:A:OP2	36:1:115:A:H8	2.04	0.41
37:3:38:U:H5''	37:3:38:U:H6	1.86	0.41
36:1:1491:A:H8	36:1:1491:A:O5'	2.04	0.41
1:6:628:G:H8	1:6:628:G:O5'	2.04	0.41
36:1:1286:A:N3	36:1:1287:A:H1'	2.35	0.41
36:1:1681:U:O4	58:N2:81:LYS:HE3	2.21	0.41
69:O3:57:LYS:HB2	36:5:432:G:OP1	200.86	0.41
63:N7:20:GLY:HA2	70:O4:89:ILE:HD13	2.42	0.41
52:M6:167:TYR:O	52:M6:170:LYS:N	3.04	0.41
8:S6:48:TYR:CE2	8:S6:121:LEU:HD22	4.45	0.41
1:2:1542:G:H5''	21:C9:87:GLY:C	2.41	0.41
21:C9:88:VAL:O	1:6:1467:C:O2'	364.03	0.41
22:D0:68:ARG:NH2	22:D0:70:THR:HG21	2.35	0.41
73:O7:39:TYR:CG	73:O7:40:PRO:HA	2.68	0.41
36:1:1246:G:N2	36:1:1265:U:H5	2.19	0.41
36:1:1269:U:H6	36:1:1272:C:H5	1.69	0.41
1:6:452:A:H3'	1:6:453:U:C5	2.56	0.41
1:2:1225:U:O2	1:2:1230:A:O2'	2.38	0.41
42:L5:86:TYR:CG	42:L5:247:ILE:HG12	3.27	0.41
74:O8:61:LYS:O	74:O8:64:LYS:HG3	5.74	0.41
54:M8:8:LYS:HE2	36:5:950:G:OP1	200.19	0.41
36:1:1577:G:H2'	36:1:1578:C:C1'	2.51	0.41
55:M9:23:TRP:CH2	55:M9:25:ASP:HA	3.79	0.41
46:L9:94:TYR:HB2	46:L9:95:ALA:H	1.62	0.41
1:2:813:U:H4'	1:2:814:A:OP2	2.21	0.41
23:D1:69:LEU:HD23	23:D1:69:LEU:HA	2.31	0.41
36:5:651:G:H2'	36:5:652:G:O4'	2.21	0.41
3:S1:70:LEU:HD21	3:S1:79:HIS:NE2	2.36	0.41
2:S0:170:ILE:O	2:S0:174:TRP:HD1	2.49	0.41
72:O6:43:LEU:O	72:O6:47:ILE:HG13	2.28	0.41
36:1:1486:G:H21	70:O4:6:THR:HG22	1.86	0.41

Continued on next page...

Continued from previous page...

Atom-1	Atom-2	Interatomic distance (Å)	Clash overlap (Å)
64:N8:128:ARG:O	64:N8:129:PHE:CG	2.85	0.41
43:L6:34:LEU:O	43:L6:54:TYR:HE1	2.88	0.41
36:1:1599:G:H1	36:1:1608:C:N4	2.17	0.41
59:N3:13:ILE:HG12	59:N3:53:SER:CB	2.50	0.41
1:6:542:A:H8	1:6:543:C:H5'	1.85	0.41
17:C5:123:TYR:CE1	20:C8:122:HIS:HE1	4.55	0.41
1:2:337:G:H3'	13:C1:133:LYS:HB2	2.01	0.41
52:M6:110:PRO:HA	52:M6:113:ASP:CG	3.13	0.41
41:L4:93:MET:HE2	41:L4:94:CYS:H	4.10	0.41
63:N7:14:VAL:HG21	70:O4:90:ILE:HD11	2.02	0.41
36:1:397:A:C2	36:1:399:A:C4	3.09	0.41
39:L2:240:ALA:HA	36:5:2154:U:O3'	218.45	0.41
68:O2:33:ARG:NH1	36:5:944:C:H4'	161.58	0.41
15:C3:26:PHE:HA	15:C3:27:LYS:HE3	2.02	0.41
36:5:180:C:O2	36:5:237:G:C2	2.74	0.41
1:2:795:U:H5	1:2:796:A:C5	2.39	0.41
36:5:703:G:O2'	36:5:787:G:H4'	2.20	0.41
10:S8:183:ILE:HG23	10:S8:185:GLU:OE1	5.86	0.41
41:L4:98:ARG:CZ	36:5:933:A:C2	138.98	0.41
3:S1:81:PHE:HB2	3:S1:82:ARG:H	1.70	0.41
1:6:86:A:H2'	1:6:87:C:H6	1.86	0.41
4:S2:133:LYS:C	4:S2:135:SER:H	2.41	0.41
22:D0:37:VAL:HG13	22:D0:107:THR:HG22	5.02	0.41
39:L2:207:VAL:HG12	36:5:2415:C:H5''	185.77	0.41
9:S7:141:ARG:HH21	9:S7:143:LEU:CD1	2.31	0.41
36:5:1741:A:H2'	36:5:1742:U:O4'	2.21	0.41
36:5:1348:U:C5	36:5:1355:A:C8	3.07	0.41
17:C5:22:LEU:HA	17:C5:25:LEU:HB2	3.00	0.41
1:2:1243:G:OP1	86:2:2046:OHX:N4	2.53	0.41
1:6:555:A:O2'	1:6:556:A:H5'	2.21	0.41
36:5:891:G:C6	36:5:892:U:C4	3.09	0.41
23:D1:5:LYS:NZ	23:D1:5:LYS:HB3	4.83	0.41
39:L2:107:VAL:HG11	39:L2:111:THR:HG21	2.01	0.41
1:6:1244:A:HO2'	1:6:1245:G:P	2.40	0.41
36:5:1239:C:H42	36:5:1249:G:H1	1.69	0.41
86:1:4050:OHX:N4	86:1:4160:OHX:N1	2.67	0.41
44:L7:41:ARG:O	44:L7:44:ILE:HB	2.67	0.41
1:6:702:G:N7	86:6:2098:OHX:N4	2.68	0.41
45:L8:160:ILE:H	45:L8:160:ILE:HG12	1.53	0.41
1:6:1146:G:H2'	1:6:1147:A:O4'	2.20	0.41
2:S0:200:ASP:N	2:S0:200:ASP:OD1	2.61	0.41

Continued on next page...

Continued from previous page...

Atom-1	Atom-2	Interatomic distance (Å)	Clash overlap (Å)
36:1:3204:C:H2'	36:1:3205:G:C8	2.56	0.41
57:N1:132:PRO:O	57:N1:134:GLN:HG2	4.18	0.41
1:2:1380:U:H2'	1:2:1381:U:O4'	2.21	0.41
36:5:3000:A:C2	36:5:3149:G:C5	3.08	0.41
1:6:940:A:C4	1:6:941:A:C8	3.08	0.41
36:5:1521:G:C2	36:5:1522:U:C5	3.09	0.41
49:M3:115:ARG:CZ	49:M3:147:ILE:HG12	2.51	0.41
61:N5:34:LEU:O	61:N5:34:LEU:HD13	2.38	0.41
36:5:2549:G:H2'	36:5:2549:G:H8	1.67	0.41
44:L7:210:PRO:CD	44:L7:243:MET:HG2	2.49	0.41
1:2:1739:C:H2'	1:2:1740:A:H8	1.85	0.41
86:5:4049:OHX:N5	86:5:4194:OHX:N6	2.68	0.41
1:2:377:G:O6	86:2:2077:OHX:N5	2.54	0.41
1:2:376:C:H2'	1:2:377:G:C8	2.55	0.41
38:8:115:C:H2'	38:8:116:G:H5''	2.02	0.41
36:5:971:G:O2'	36:5:972:A:H5'	2.21	0.41
36:5:1692:U:O4	36:5:1693:C:N4	2.54	0.41
65:N9:31:SER:HA	36:5:748:U:H5''	200.32	0.41
36:5:2943:G:O5'	36:5:2943:G:H8	2.02	0.41
40:L3:99:LEU:O	36:5:3004:C:H4'	245.55	0.41
2:S0:65:ALA:C	2:S0:67:ILE:H	3.16	0.41
59:N3:82:ALA:HA	59:N3:95:PHE:H	1.86	0.41
36:1:2247:G:H5''	36:1:2248:C:OP2	2.20	0.41
8:S6:27:PHE:CE1	8:S6:36:VAL:HG11	2.56	0.41
28:D6:19:LYS:HG3	28:D6:20:PRO:HD2	2.01	0.41
36:5:2888:U:C6	36:5:2911:A:N6	2.88	0.41
41:L4:174:ALA:O	41:L4:177:ASP:N	2.49	0.41
36:1:383:G:N7	86:1:4089:OHX:N6	2.68	0.41
36:5:2117:A:H3'	36:5:2118:C:H6	1.86	0.41
36:5:3063:C:H2'	36:5:3064:U:C6	2.55	0.41
36:1:172:G:C6	36:1:173:G:C5	3.09	0.41
36:5:380:U:C2	36:5:390:G:N2	2.88	0.41
49:M3:60:ALA:HA	49:M3:61:PRO:HD3	1.85	0.41
47:M0:15:LYS:H	47:M0:15:LYS:HG2	1.67	0.41
9:S7:84:LYS:HA	9:S7:84:LYS:HD3	1.92	0.41
31:D9:16:LYS:HG2	31:D9:16:LYS:H	2.32	0.41
36:5:2325:G:H2'	36:5:2325:G:N3	2.36	0.41
21:C9:131:ASP:O	21:C9:134:ARG:HB3	2.21	0.41
17:C5:128:HIS:HB2	35:SM:71:ASN:CG	2.40	0.41
46:L9:110:LYS:HE3	46:L9:110:LYS:HB2	4.70	0.41
46:L9:124:ARG:HD2	46:L9:124:ARG:H	4.38	0.41

Continued on next page...

Continued from previous page...

Atom-1	Atom-2	Interatomic distance (Å)	Clash overlap (Å)
46:L9:91:ARG:HD3	76:Q0:82:LEU:HD21	5.12	0.41
43:L6:78:ARG:NH1	43:L6:106:PHE:HB2	2.35	0.41
7:S5:34:GLN:O	7:S5:37:GLN:HB2	2.21	0.41
7:S5:63:GLN:HB2	7:S5:89:ILE:HG13	2.01	0.41
1:6:1466:G:O2'	1:6:1602:C:OP1	2.36	0.41
21:C9:86:ARG:HG3	21:C9:90:PRO:O	3.47	0.41
69:O3:60:ARG:NH1	36:5:3275:U:O2'	219.82	0.41
36:5:2369:G:OP2	86:5:3902:OHX:N1	2.53	0.41
37:3:85:G:O2'	44:L7:218:ARG:NH2	2.51	0.41
47:M0:169:LYS:O	47:M0:177:ASP:HA	2.63	0.41
57:N1:156:TYR:CG	57:N1:157:GLU:N	3.23	0.41
36:1:812:G:C5	36:1:813:G:C8	3.09	0.41
51:M5:105:ARG:NH1	36:5:1545:A:C5	133.45	0.41
2:S0:50:VAL:HG22	19:C7:109:LEU:HD21	2.03	0.41
36:1:1514:G:C2	36:1:1841:A:C6	3.09	0.41
39:L2:21:ARG:CZ	39:L2:22:LEU:HD21	2.51	0.41
41:L4:20:LEU:HD23	41:L4:20:LEU:HA	3.04	0.41
41:L4:20:LEU:HD22	41:L4:256:THR:CG2	3.66	0.41
41:L4:26:PHE:CD1	41:L4:130:ALA:HB2	3.49	0.41
41:L4:222:VAL:HA	41:L4:223:PRO:HD3	1.63	0.41
14:C2:52:LEU:HD11	14:C2:60:VAL:HG21	2.03	0.41
3:S1:58:SER:O	3:S1:62:LYS:NZ	2.42	0.41
11:S9:110:GLN:OE1	11:S9:126:ARG:HG2	2.21	0.41
1:2:592:A:OP2	11:S9:39:LYS:HE3	2.21	0.41
8:S6:202:ARG:O	8:S6:205:ALA:HB3	2.21	0.41
38:8:83:C:H4'	38:8:85:G:C2	2.56	0.41
39:L2:204:MET:H	39:L2:204:MET:HG2	1.70	0.41
42:L5:102:GLY:HA2	42:L5:105:ILE:HG22	3.24	0.41
74:O8:11:PHE:HD1	74:O8:12:LEU:HD22	4.00	0.41
1:2:1597:A:C8	31:D9:14:TYR:CD2	3.08	0.41
17:C5:44:ARG:CD	1:6:1555:A:H5''	397.84	0.41
1:6:1081:A:H1'	1:6:1082:C:C5	2.51	0.41
36:5:1556:C:H5''	36:5:2169:G:H22	1.85	0.41
68:O2:100:ILE:O	68:O2:105:ARG:HD2	2.21	0.41
21:C9:108:LEU:HD23	21:C9:108:LEU:HA	2.18	0.41
21:C9:64:HIS:CE1	21:C9:68:ARG:HH21	2.39	0.41
1:6:145:A:H61	1:6:169:A:H62	1.69	0.41
24:D2:126:LEU:HD23	24:D2:126:LEU:HA	1.92	0.41
13:C1:132:SER:OG	13:C1:135:VAL:HB	2.45	0.41
36:1:13:A:OP2	86:1:4200:OHX:N5	2.53	0.41
50:M4:39:ILE:HG13	50:M4:44:VAL:CA	2.51	0.41

Continued on next page...

Continued from previous page...

Atom-1	Atom-2	Interatomic distance (Å)	Clash overlap (Å)
10:S8:105:ASP:O	10:S8:107:THR:N	2.50	0.41
1:2:855:A:C2	1:2:857:U:H1'	2.56	0.41
11:S9:63:ASP:C	11:S9:65:LYS:H	4.21	0.41
9:S7:15:GLU:O	9:S7:19:GLN:HG2	2.21	0.41
36:5:2255:A:H5'	36:5:2261:G:N2	2.27	0.41
36:1:2209:U:H2'	36:1:2209:U:OP2	2.21	0.41
36:1:2209:U:OP2	36:1:2209:U:C6	2.74	0.41
1:6:641:G:H2'	1:6:642:G:C8	2.55	0.41
49:M3:124:ILE:O	49:M3:124:ILE:HG12	2.17	0.41
36:5:567:G:H2'	36:5:568:G:C8	2.56	0.41
6:S4:192:ILE:HD12	6:S4:238:LEU:HD13	2.13	0.41
39:L2:181:LYS:NZ	36:5:860:G:P	214.40	0.41
26:D4:37:LYS:O	26:D4:41:ARG:N	2.96	0.41
70:O4:32:ALA:O	70:O4:33:GLN:HG3	2.20	0.41
53:M7:29:THR:HA	53:M7:32:THR:CG2	2.49	0.41
36:1:595:G:OP2	44:L7:30:ARG:NH2	2.54	0.41
15:C3:55:ARG:HD2	15:C3:56:ASP:OD2	2.20	0.41
1:2:579:A:C8	5:S3:178:ARG:HD3	2.56	0.41
1:6:1699:G:N2	1:6:1702:A:O4'	2.54	0.41
36:1:2278:C:C2	36:1:2307:G:C2	3.09	0.41
50:M4:121:MET:HE1	36:5:3215:A:C5'	274.24	0.41
36:1:2948:C:O2'	36:1:2949:U:H5'	2.21	0.41
66:O0:51:LEU:HD22	70:O4:91:ARG:CZ	2.51	0.41
19:C7:20:TYR:CE1	19:C7:38:ILE:HD11	2.55	0.41
1:6:1391:A:H2'	1:6:1392:U:H6	1.84	0.41
41:L4:209:TYR:CE2	41:L4:229:ASN:HB2	2.55	0.41
36:1:566:G:N7	86:1:3997:OHX:N4	2.69	0.41
24:D2:53:ILE:HG12	24:D2:60:LYS:HB2	2.03	0.41
36:1:1211:U:H2'	36:1:1212:A:H8	1.78	0.41
54:M8:122:ILE:CG2	54:M8:126:GLN:HB2	2.50	0.41
68:O2:19:ARG:CD	68:O2:28:VAL:HG12	3.78	0.41
37:3:19:C:H2'	37:3:20:A:C8	2.47	0.41
1:6:624:G:H2'	1:6:625:C:O4'	2.21	0.41
36:5:1786:G:H2'	36:5:1787:A:C8	2.56	0.41
15:C3:34:ILE:O	15:C3:38:VAL:HG23	2.21	0.41
36:1:1389:G:N1	36:1:1419:A:N6	2.68	0.41
36:1:1322:U:H2'	36:1:1323:G:C8	2.56	0.41
50:M4:21:VAL:HG12	50:M4:65:LEU:HD23	2.30	0.41
36:1:283:G:H2'	64:N8:61:PHE:CZ	2.55	0.41
48:M1:152:HIS:HE1	37:7:55:A:N3	326.16	0.41
36:1:1407:A:H5'	68:O2:32:TRP:HB3	2.03	0.41

Continued on next page...

Continued from previous page...

Atom-1	Atom-2	Interatomic distance (Å)	Clash overlap (Å)
39:L2:18:SER:O	39:L2:20:THR:HG23	5.72	0.41
36:5:1208:U:H6	36:5:3115:C:H42	1.67	0.41
36:1:1347:U:H3'	54:M8:38:ARG:HH21	1.86	0.41
2:S0:38:PHE:HB2	2:S0:49:ASN:OD1	2.20	0.41
40:L3:299:ASP:OD1	40:L3:301:THR:OG1	2.31	0.41
36:1:1670:C:O2'	36:1:1860:G:OP1	2.27	0.41
1:2:1313:A:C2	1:2:1315:U:H4'	2.55	0.41
86:5:4004:OHX:N3	86:5:4195:OHX:N1	2.69	0.41
4:S2:238:SER:HG	4:S2:240:LEU:HD22	1.86	0.41
41:L4:292:SER:OG	41:L4:295:ILE:N	2.53	0.41
22:D0:47:GLN:HG2	22:D0:47:GLN:O	2.20	0.41
63:N7:36:HIS:HA	63:N7:38:PHE:CE1	3.16	0.41
36:1:2417:U:O2'	36:1:2418:G:H5'	2.20	0.41
9:S7:35:LYS:CG	9:S7:36:ALA:H	2.30	0.41
2:S0:108:THR:HA	4:S2:64:LYS:HE3	2.02	0.41
6:S4:136:VAL:HG13	6:S4:149:TYR:CE1	2.56	0.41
40:L3:123:TYR:CE2	40:L3:124:LYS:HG3	2.56	0.41
36:5:18:G:N2	38:8:142:C:C2	2.88	0.41
1:6:11:A:C2'	1:6:12:U:H5'	2.50	0.41
1:2:481:A:H2'	1:2:482:U:O4'	2.21	0.41
1:2:580:A:C6	1:2:583:C:C2	3.09	0.41
20:C8:35:ILE:HB	20:C8:38:VAL:CG2	2.50	0.41
1:2:1641:C:H2'	1:2:1642:G:C8	2.56	0.41
36:5:2904:U:H2'	36:5:2905:U:C6	2.55	0.41
36:5:1347:U:H2'	36:5:1355:A:H61	1.86	0.41
1:2:1661:U:C2	1:2:1662:G:C8	3.09	0.41
36:1:1138:U:H2'	36:1:1139:G:O4'	2.20	0.41
35:SM:84:LYS:C	35:SM:86:ASN:H	2.23	0.41
5:S3:101:GLN:O	5:S3:105:MET:N	3.22	0.41
38:4:125:U:HO2'	38:4:126:A:P	2.44	0.41
36:1:1618:G:H4'	38:4:129:C:C1'	2.51	0.41
58:N2:28:PHE:HZ	58:N2:33:TYR:CD2	2.39	0.41
36:5:2515:A:C6	36:5:2516:U:C2	3.08	0.41
44:L7:116:PHE:CZ	44:L7:144:ILE:HG23	2.60	0.41
56:N0:26:ARG:HH22	56:N0:28:ARG:HD2	2.33	0.41
32:E0:17:GLN:OE1	1:6:563:U:H4'	384.77	0.41
24:D2:99:PHE:N	24:D2:99:PHE:CD1	2.89	0.41
22:D0:17:GLN:HG3	22:D0:18:GLN:HG3	9.04	0.41
86:5:4060:OHX:N5	86:5:4138:OHX:N2	2.69	0.41
2:S0:102:PHE:HZ	2:S0:107:PHE:HE1	1.68	0.41
36:5:3191:G:C6	36:5:3192:U:N3	2.89	0.41

Continued on next page...

Continued from previous page...

Atom-1	Atom-2	Interatomic distance (Å)	Clash overlap (Å)
42:L5:88:ILE:HD12	42:L5:240:TYR:CD1	4.05	0.41
36:5:422:A:N6	36:5:423:A:C6	2.89	0.41
36:1:1506:A:C2	36:1:1510:G:N1	2.89	0.41
20:C8:26:ILE:O	20:C8:31:ALA:HB2	2.31	0.41
6:S4:16:HIS:ND1	6:S4:16:HIS:O	3.80	0.41
1:2:448:C:H5'	6:S4:29:PRO:HG3	2.02	0.41
15:C3:20:ARG:CZ	24:D2:56:HIS:HB3	2.51	0.41
69:O3:41:ALA:HB3	69:O3:74:THR:HG22	2.27	0.41
56:N0:132:THR:OG1	36:5:534:U:OP1	353.41	0.41
1:6:956:C:H5''	1:6:1072:C:O2'	2.21	0.41
57:N1:73:GLY:HA2	57:N1:89:LEU:O	2.20	0.41
36:5:1802:C:H2'	36:5:1803:C:C6	2.55	0.41
36:5:2623:G:C5	36:5:2624:G:N7	2.89	0.41
36:5:865:U:C5	36:5:866:A:N7	2.89	0.41
36:1:25:U:O4	86:1:3862:OHX:N3	2.53	0.41
1:2:602:U:H2'	1:2:603:U:C6	2.55	0.41
36:1:1190:A:H3'	36:1:1190:A:N3	2.36	0.41
74:O8:78:LEU:HD13	74:O8:78:LEU:HA	1.88	0.41
3:S1:110:LEU:HD12	3:S1:110:LEU:H	1.86	0.41
48:M1:68:HIS:CE1	36:5:2682:C:H5''	303.83	0.41
1:6:1450:U:O5'	1:6:1450:U:H6	2.04	0.41
54:M8:23:ASN:C	54:M8:23:ASN:OD1	2.58	0.41
36:1:996:A:C2	36:1:1054:A:C4	3.09	0.41
1:2:269:G:C6	1:2:287:G:C6	3.09	0.41
41:L4:283:THR:HB	41:L4:285:ASP:H	4.03	0.41
13:C1:23:PRO:C	13:C1:25:VAL:N	3.06	0.41
55:M9:168:ALA:HB1	55:M9:172:ARG:NH2	2.36	0.41
14:C2:88:LEU:HD12	14:C2:88:LEU:HA	2.20	0.41
21:C9:141:GLU:O	21:C9:143:ASP:N	4.28	0.41
34:SR:203:THR:HG23	34:SR:245:PHE:CE2	2.56	0.41
60:N4:55:PHE:CD1	60:N4:55:PHE:C	2.94	0.41
1:2:1418:G:N2	1:2:1419:G:C4	2.89	0.41
1:6:1180:C:C4	1:6:1181:U:C4	3.09	0.41
55:M9:105:LEU:HA	55:M9:105:LEU:HD22	4.32	0.41
55:M9:117:LYS:O	55:M9:120:TYR:HB3	2.62	0.41
45:L8:78:PHE:CD1	45:L8:78:PHE:N	2.88	0.41
23:D1:20:THR:O	23:D1:21:ASN:HB2	2.64	0.41
36:1:1792:C:H2'	36:1:1795:U:C5	2.56	0.41
36:1:2403:G:N3	36:1:2405:C:C4	2.89	0.41
3:S1:158:SER:O	3:S1:162:ARG:HG3	2.21	0.41
42:L5:122:VAL:HG23	42:L5:123:GLU:H	2.69	0.41

Continued on next page...

Continued from previous page...

Atom-1	Atom-2	Interatomic distance (Å)	Clash overlap (Å)
36:1:2814:G:C2	36:1:2815:G:C4	3.08	0.41
36:1:346:C:C4	36:1:348:A:N7	2.89	0.41
69:O3:24:ASN:ND2	69:O3:27:VAL:HG23	2.81	0.41
36:5:176:G:H2'	36:5:177:U:H6	1.86	0.41
34:SR:33:LEU:HD22	34:SR:302:PHE:CD1	3.82	0.41
10:S8:2:GLY:N	1:6:393:C:OP2	292.69	0.41
44:L7:60:ARG:NH2	36:5:516:A:O3'	303.84	0.41
86:5:4029:OHX:N4	86:5:4232:OHX:N1	2.69	0.41
13:C1:105:LYS:HD2	1:6:306:U:OP2	321.69	0.41
21:C9:20:SER:OG	21:C9:21:PHE:N	3.91	0.41
1:2:516:G:O5'	1:2:516:G:H8	2.04	0.41
66:O0:46:ALA:HB3	66:O0:73:GLY:HA2	2.02	0.41
25:D3:41:SER:OG	25:D3:43:PHE:O	3.19	0.41
36:1:1149:G:H21	36:1:1199:C:H41	1.69	0.41
36:1:3090:U:O2'	36:1:3091:A:H5'	2.21	0.41
1:2:15:U:H2'	1:2:16:G:O4'	2.21	0.41
36:1:2560:C:O2	86:1:3919:OHX:N1	2.53	0.41
1:2:1140:G:H2'	1:2:1141:G:H8	1.85	0.41
58:N2:77:LYS:HG2	58:N2:81:LYS:HE3	4.80	0.41
13:C1:74:THR:HG22	13:C1:122:ILE:HG13	2.03	0.41
36:1:1482:A:H4'	36:1:1483:G:OP2	2.21	0.41
62:N6:40:ARG:HD2	62:N6:46:LYS:HA	2.03	0.41
61:N5:65:GLN:O	61:N5:85:GLN:N	2.72	0.41
36:5:2890:A:N1	36:5:2913:C:N3	2.68	0.41
36:5:2194:G:C6	36:5:2195:C:C4	3.08	0.41
1:6:1720:G:O6	86:6:2093:OHX:N4	2.53	0.41
26:D4:22:GLN:HB2	26:D4:72:PHE:CZ	2.56	0.41
1:2:881:A:H2'	1:2:882:U:O4'	2.21	0.41
62:N6:99:LEU:HD23	62:N6:99:LEU:HA	1.71	0.41
45:L8:187:GLY:O	45:L8:191:ASN:N	2.53	0.41
72:O6:17:VAL:HG12	72:O6:18:THR:O	2.21	0.41
1:6:1382:A:C4	1:6:1383:G:N7	2.88	0.41
38:4:149:A:H2'	38:4:150:G:C8	2.56	0.41
36:5:96:G:H2'	36:5:97:U:O4'	2.21	0.41
36:1:274:G:H2'	36:1:275:U:O4'	2.21	0.41
36:5:765:C:H4'	36:5:766:U:OP1	2.19	0.41
36:5:157:A:N6	36:5:264:G:O2'	2.48	0.41
36:5:3135:U:C5	36:5:3136:G:C5	3.08	0.41
36:1:233:C:H2'	36:1:234:G:O4'	2.21	0.41
10:S8:81:VAL:HA	10:S8:102:VAL:HG12	2.61	0.41
73:O7:4:GLY:HA3	36:5:2139:A:H62	164.56	0.41

Continued on next page...

Continued from previous page...

Atom-1	Atom-2	Interatomic distance (Å)	Clash overlap (Å)
68:O2:18:LYS:HD3	68:O2:30:GLU:OE1	2.93	0.41
1:6:1576:A:H2'	1:6:1577:A:O4'	2.20	0.41
65:N9:22:LYS:HE2	65:N9:22:LYS:HB2	4.56	0.41
78:Q2:61:LYS:HG2	78:Q2:61:LYS:O	2.21	0.41
15:C3:83:GLU:HG2	15:C3:83:GLU:H	1.55	0.41
59:N3:32:ARG:HB2	59:N3:32:ARG:CZ	2.51	0.41
36:1:1345:G:C2	36:1:1360:C:C2	3.09	0.41
52:M6:80:PHE:CE1	52:M6:84:LEU:HD12	3.56	0.41
46:L9:112:ILE:HG21	46:L9:161:LEU:HD11	2.03	0.41
1:2:546:U:C2	1:2:547:U:C6	3.09	0.41
11:S9:133:HIS:O	11:S9:134:ILE:HD13	2.21	0.41
8:S6:200:ALA:C	8:S6:202:ARG:H	2.71	0.41
37:7:8:G:H2'	37:7:9:C:O4'	2.21	0.41
3:S1:117:TRP:HA	3:S1:155:TYR:CE1	4.44	0.41
42:L5:111:GLN:HA	42:L5:116:ASP:CG	2.42	0.41
17:C5:40:ARG:NH2	1:6:1553:G:O6	394.26	0.41
31:D9:14:TYR:CD2	31:D9:14:TYR:C	3.40	0.41
57:N1:126:VAL:O	57:N1:127:GLN:HB3	2.29	0.41
12:C0:32:HIS:CD2	12:C0:33:GLU:HG2	6.17	0.41
36:1:2177:G:N2	39:L2:118:GLU:OE2	2.54	0.41
52:M6:153:VAL:O	52:M6:156:LEU:HB2	3.00	0.41
36:5:1412:G:H8	36:5:1412:G:O5'	2.03	0.41
1:2:748:U:O2	1:2:802:G:C2	2.74	0.41
5:S3:55:THR:C	5:S3:57:ASP:H	2.24	0.41
21:C9:102:ARG:O	21:C9:105:LEU:N	3.39	0.41
34:SR:165:ASP:O	34:SR:167:VAL:HG23	2.21	0.41
70:O4:99:LYS:HA	70:O4:102:LYS:HB2	2.03	0.41
18:C6:13:LYS:NZ	18:C6:14:LYS:H	2.19	0.41
30:D8:15:VAL:O	30:D8:17:GLY:N	2.54	0.41
1:6:1582:U:C4	1:6:1614:A:C8	3.08	0.41
28:D6:49:ALA:HB1	28:D6:53:LEU:HD23	5.16	0.41
36:1:901:G:H2'	36:1:902:G:C8	2.54	0.41
1:2:1291:G:H22	1:2:1324:G:H1	1.69	0.41
37:7:92:A:C5	37:7:93:C:H1'	2.56	0.41
40:L3:53:MET:HE2	40:L3:77:THR:HG22	2.03	0.41
36:1:1278:A:O2'	36:1:1279:C:C6	2.74	0.41
7:S5:200:ASN:O	7:S5:204:GLY:HA2	2.21	0.41
19:C7:45:ARG:NH2	19:C7:49:LYS:HE2	2.36	0.41
36:1:685:G:OP1	49:M3:35:ARG:NH1	2.51	0.41
1:6:542:A:C8	1:6:543:C:H5'	2.56	0.41
6:S4:122:LYS:O	6:S4:162:ILE:N	2.50	0.41

Continued on next page...

Continued from previous page...

Atom-1	Atom-2	Interatomic distance (Å)	Clash overlap (Å)
78:Q2:41:ARG:HH21	36:5:2785:A:H4'	162.81	0.41
12:C0:50:THR:HG21	12:C0:57:THR:OG1	2.21	0.41
36:5:287:G:N2	36:5:288:C:H1'	2.36	0.41
46:L9:67:ALA:HA	46:L9:70:THR:HG22	2.03	0.41
86:1:4027:OHX:N6	86:1:4040:OHX:N5	2.69	0.41
1:2:970:A:H5''	1:2:970:A:C8	2.56	0.41
55:M9:107:ALA:O	55:M9:111:ASP:N	2.50	0.41
48:M1:12:LEU:HD22	48:M1:13:LYS:N	4.93	0.41
36:1:2203:U:H1'	36:1:2240:G:N2	2.36	0.41
36:5:945:C:H2'	36:5:946:U:O4'	2.21	0.41
1:2:1545:A:C2	1:2:1546:G:C5	3.08	0.41
2:S0:96:THR:HA	2:S0:97:PRO:HD3	1.85	0.41
36:1:933:A:C4	41:L4:98:ARG:NH2	2.89	0.41
25:D3:19:ARG:HH12	1:6:610:G:H21	343.22	0.41
20:C8:62:THR:O	20:C8:66:LEU:HD23	5.10	0.41
21:C9:15:ILE:HD13	21:C9:60:SER:HB2	5.44	0.41
26:D4:10:ARG:HD2	1:6:778:G:O6	429.74	0.41
41:L4:345:GLU:HB3	41:L4:346:LYS:H	3.99	0.41
15:C3:88:LEU:HD23	15:C3:88:LEU:HA	2.29	0.41
1:6:1532:U:C4	1:6:1533:C:C5	3.09	0.41
44:L7:55:TYR:HE2	44:L7:141:TYR:CE2	2.38	0.41
45:L8:157:VAL:HG21	45:L8:163:VAL:HG21	2.86	0.41
1:2:1656:U:C2	1:2:1658:G:H1'	2.55	0.41
20:C8:53:ASP:O	20:C8:56:LYS:HB2	2.21	0.41
15:C3:20:ARG:HH11	15:C3:20:ARG:HG3	4.18	0.41
86:6:2059:OHX:N5	86:6:2147:OHX:N3	2.69	0.41
42:L5:197:SER:O	42:L5:198:TYR:C	2.83	0.41
63:N7:5:LEU:HB3	63:N7:6:LYS:H	4.02	0.41
36:1:507:U:H2'	36:1:508:U:H6	1.86	0.41
1:2:894:U:H3	1:2:918:U:H3	1.69	0.41
42:L5:258:LYS:HG3	42:L5:258:LYS:O	3.14	0.41
51:M5:99:ARG:HH22	51:M5:166:ALA:HB3	2.37	0.41
1:6:1450:U:OP2	86:6:2128:OHX:N4	2.54	0.41
53:M7:3:ARG:HA	53:M7:3:ARG:HH21	5.17	0.41
1:6:390:G:N7	1:6:407:A:N1	2.69	0.41
1:6:377:G:O6	86:6:2111:OHX:N4	2.53	0.41
1:6:940:A:C6	1:6:941:A:C5	3.08	0.41
1:2:934:C:N3	1:2:1077:C:H4'	2.35	0.41
59:N3:21:ALA:O	59:N3:36:ILE:HG13	2.20	0.41
36:1:2688:U:H4'	36:1:2689:A:O4'	2.20	0.41
44:L7:207:LEU:HD23	44:L7:207:LEU:HA	2.07	0.41

Continued on next page...

Continued from previous page...

Atom-1	Atom-2	Interatomic distance (Å)	Clash overlap (Å)
53:M7:94:LEU:HA	53:M7:94:LEU:HD12	2.09	0.41
53:M7:123:PRO:O	53:M7:143:PRO:HG2	2.34	0.41
36:1:305:U:C5	36:1:2776:C:H1'	2.56	0.41
44:L7:82:LYS:HE2	44:L7:82:LYS:HB3	1.80	0.41
10:S8:70:GLU:HG3	10:S8:112:TRP:CZ3	2.56	0.41
1:6:1791:A:C4	1:6:1793:G:C8	3.08	0.41
36:1:2617:U:H4'	36:1:2644:C:C5	2.56	0.41
36:1:787:G:H2'	36:1:788:C:C6	2.56	0.41
41:L4:39:PHE:CG	41:L4:242:ALA:HB2	2.95	0.41
54:M8:124:LEU:O	54:M8:127:LEU:HB3	2.60	0.41
1:2:1233:G:O2'	33:E1:145:HIS:HB2	2.21	0.41
50:M4:46:ILE:HD12	50:M4:58:ILE:HG21	3.65	0.41
36:1:2774:C:H6	36:1:2774:C:O5'	2.04	0.41
36:5:1679:A:C2	36:5:1680:G:C8	3.09	0.41
36:1:3071:U:H2'	36:1:3072:C:O4'	2.21	0.41
5:S3:95:GLY:O	5:S3:126:VAL:HG13	2.21	0.41
1:2:951:A:H1'	15:C3:101:HIS:CG	2.56	0.40
41:L4:330:TYR:OH	44:L7:49:ALA:HA	3.29	0.40
28:D6:85:ARG:HA	28:D6:85:ARG:HD3	1.68	0.40
47:M0:47:PRO:O	47:M0:172:GLY:N	2.50	0.40
51:M5:98:LEU:HD13	51:M5:98:LEU:HA	1.83	0.40
1:2:1230:A:C8	1:2:1256:A:C6	3.10	0.40
1:6:1799:U:H4'	1:6:1800:A:C2'	2.47	0.40
17:C5:82:ASN:H	17:C5:82:ASN:ND2	2.19	0.40
36:1:120:G:H4'	36:1:121:A:C8	2.56	0.40
36:1:1580:A:H5'	36:1:2522:G:C5	2.56	0.40
61:N5:80:ASN:O	61:N5:125:ARG:HG2	2.84	0.40
20:C8:82:PRO:O	20:C8:83:ALA:HB3	2.21	0.40
9:S7:157:LYS:O	9:S7:159:VAL:HG13	2.22	0.40
48:M1:61:ARG:O	48:M1:62:ASN:HB2	2.21	0.40
62:N6:102:SER:HG	62:N6:103:LYS:HZ2	1.57	0.40
36:1:1878:G:H3'	36:1:1878:G:N3	2.36	0.40
9:S7:114:ARG:C	9:S7:116:ARG:H	2.22	0.40
40:L3:56:ILE:HD12	40:L3:359:ILE:HA	2.03	0.40
26:D4:37:LYS:HD2	26:D4:57:VAL:HG13	2.03	0.40
36:1:2183:A:OP1	39:L2:10:LYS:HD2	2.20	0.40
45:L8:72:PRO:HA	45:L8:73:PRO:HD3	1.80	0.40
40:L3:18:PRO:HD2	36:5:3139:A:O4'	228.00	0.40
1:2:1242:A:H8	1:2:1242:A:O5'	2.03	0.40
18:C6:41:PRO:O	18:C6:42:GLU:HB3	2.21	0.40
36:1:3215:A:C8	36:1:3259:U:O2	2.74	0.40

Continued on next page...

Continued from previous page...

Atom-1	Atom-2	Interatomic distance (Å)	Clash overlap (Å)
19:C7:23:LYS:O	19:C7:24:LEU:HB2	2.22	0.40
19:C7:31:ASN:ND2	19:C7:55:THR:HG23	2.35	0.40
5:S3:20:GLU:HA	12:C0:61:TRP:CE2	2.56	0.40
49:M3:190:LYS:HE2	49:M3:190:LYS:HB2	1.89	0.40
1:2:741:C:O2'	1:2:742:U:O4'	2.39	0.40
36:5:1104:G:H2'	36:5:1105:A:H8	1.86	0.40
34:SR:36:ALA:HB2	34:SR:42:LEU:HG	2.04	0.40
36:1:3003:G:P	40:L3:26:ARG:HH22	2.44	0.40
16:C4:30:VAL:O	16:C4:39:ILE:HG12	3.36	0.40
45:L8:240:ASN:OD1	45:L8:240:ASN:N	2.52	0.40
1:2:1019:A:OP2	15:C3:107:LYS:HE3	2.21	0.40
56:N0:1:MET:HB3	56:N0:1:MET:HE2	1.83	0.40
37:7:28:C:C4	37:7:29:C:C2	3.08	0.40
36:5:767:U:C2	36:5:768:C:C6	3.09	0.40
36:1:395:A:H2'	36:1:396:A:C8	2.56	0.40
44:L7:231:ASN:OD1	44:L7:231:ASN:C	2.59	0.40
6:S4:233:LYS:HB3	6:S4:233:LYS:HE3	4.44	0.40
79:Q3:36:ARG:HB2	79:Q3:48:LYS:HE2	2.02	0.40
36:1:639:G:C2	36:1:651:G:C2	3.09	0.40
36:5:3059:G:H4'	36:5:3373:U:O2'	2.20	0.40
36:5:1816:A:H2'	36:5:1817:G:H5''	2.03	0.40
39:L2:83:HIS:O	39:L2:84:THR:C	2.59	0.40
39:L2:42:ARG:HD2	39:L2:87:PHE:CD1	2.55	0.40
20:C8:62:THR:O	20:C8:65:GLU:N	2.54	0.40
34:SR:100:TYR:HA	34:SR:100:TYR:HD2	2.09	0.40
1:6:1106:U:H2'	1:6:1107:G:H8	1.85	0.40
36:1:1743:G:N3	36:1:1744:G:C8	2.89	0.40
1:2:912:U:H4'	1:2:913:G:H2'	2.03	0.40
14:C2:29:LYS:O	14:C2:33:ARG:HG2	2.21	0.40
47:M0:24:ARG:H	47:M0:24:ARG:HG3	3.22	0.40
41:L4:316:ASN:O	41:L4:319:LYS:O	4.39	0.40
22:D0:52:LYS:HE3	22:D0:52:LYS:HB2	4.35	0.40
36:5:2288:G:OP1	86:5:3953:OHX:N3	2.54	0.40
36:5:1242:G:H2'	36:5:1243:G:O4'	2.21	0.40
28:D6:25:ASN:HB3	28:D6:77:CYS:SG	2.62	0.40
10:S8:48:THR:CG2	10:S8:54:LYS:HB2	2.51	0.40
36:1:3232:G:H1	36:1:3255:U:H3	1.69	0.40
40:L3:113:GLU:CD	40:L3:167:ARG:HD3	2.46	0.40
1:2:743:U:O2	1:2:809:A:H1'	2.21	0.40
36:1:699:A:OP1	49:M3:68:LYS:HE3	2.21	0.40
36:1:246:U:O2'	36:1:247:C:H5'	2.21	0.40

Continued on next page...

Continued from previous page...

Atom-1	Atom-2	Interatomic distance (Å)	Clash overlap (Å)
6:S4:23:LEU:HD13	6:S4:23:LEU:N	2.37	0.40
52:M6:78:ARG:HH11	52:M6:78:ARG:HG3	1.85	0.40
1:2:614:C:H42	1:2:1107:G:H1	1.69	0.40
9:S7:166:LEU:HD12	9:S7:169:PHE:CD2	2.56	0.40
1:6:938:G:N2	1:6:942:G:C5	2.89	0.40
78:Q2:52:GLY:HA3	36:5:2421:U:O2'	175.55	0.40
1:6:1684:U:H2'	1:6:1685:G:C8	2.56	0.40
76:Q0:78:ILE:HG22	76:Q0:79:GLU:N	2.35	0.40
36:5:2714:G:H8	36:5:2751:G:H2'	1.86	0.40
62:N6:51:ARG:HB2	38:8:71:A:H5''	39.14	0.40
46:L9:115:ARG:HG2	46:L9:123:ILE:HG13	2.02	0.40
36:1:326:U:O2'	36:1:327:A:H5'	2.21	0.40
21:C9:20:SER:O	21:C9:24:ARG:HB2	2.21	0.40
21:C9:45:MET:O	1:6:1477:G:H5''	373.16	0.40
72:O6:60:LEU:HD11	72:O6:68:ARG:NE	2.36	0.40
1:6:853:G:H2'	1:6:854:U:C6	2.56	0.40
18:C6:94:GLN:HG3	18:C6:95:LYS:N	2.54	0.40
36:5:572:A:C4	36:5:573:C:C6	3.09	0.40
36:1:867:G:C5	36:1:868:C:C4	3.09	0.40
36:1:1314:C:H5'	52:M6:17:GLY:HA3	2.02	0.40
59:N3:45:ARG:O	59:N3:46:LEU:C	2.59	0.40
1:2:223:U:H2'	1:2:224:C:C6	2.57	0.40
1:6:545:A:H4'	1:6:546:U:H5'	2.03	0.40
38:4:76:C:H2'	38:4:77:A:H8	1.85	0.40
62:N6:40:ARG:CD	62:N6:46:LYS:HA	2.51	0.40
38:4:13:A:C6	38:4:14:C:C4	3.09	0.40
36:5:3207:U:H5'	36:5:3209:A:H2	1.86	0.40
36:1:2430:A:H2'	36:1:2431:C:O4'	2.22	0.40
36:1:96:G:H5'	49:M3:15:ARG:CZ	2.51	0.40
72:O6:79:SER:OG	72:O6:82:ARG:HG3	6.32	0.40
36:5:3157:U:H3'	36:5:3158:G:C5'	2.51	0.40
19:C7:60:ARG:NH2	19:C7:66:VAL:HG13	4.22	0.40
36:5:830:A:H2'	36:5:831:G:O4'	2.21	0.40
53:M7:46:LYS:HE3	53:M7:46:LYS:HB2	4.35	0.40
44:L7:111:ILE:HG22	44:L7:111:ILE:H	1.58	0.40
39:L2:58:LEU:HD23	39:L2:58:LEU:HA	2.20	0.40
36:1:3338:C:C2	36:1:3339:A:C8	3.09	0.40
36:5:2998:U:C4	36:5:2999:U:C4	3.09	0.40
1:2:1586:A:H2'	1:2:1587:A:O4'	2.21	0.40
7:S5:99:MET:O	7:S5:100:ASN:HB2	2.85	0.40
36:1:361:A:O4'	36:1:814:U:H4'	2.21	0.40

Continued on next page...

Continued from previous page...

Atom-1	Atom-2	Interatomic distance (Å)	Clash overlap (Å)
1:2:545:A:H61	1:2:594:A:C5'	2.33	0.40
11:S9:133:HIS:CE1	1:6:512:A:O2'	447.44	0.40
32:E0:35:TYR:CE1	32:E0:39:LEU:HD23	4.12	0.40
1:6:1078:C:H2'	1:6:1079:U:C6	2.56	0.40
40:L3:95:THR:O	40:L3:98:GLY:N	2.51	0.40
2:S0:178:ALA:O	2:S0:182:LEU:HG	2.37	0.40
24:D2:27:ILE:HG12	24:D2:61:ILE:HB	2.04	0.40
24:D2:7:LEU:HD11	24:D2:37:PHE:CD2	2.55	0.40
5:S3:60:GLY:HA3	5:S3:65:ARG:HB3	3.17	0.40
1:6:981:U:H2'	1:6:982:U:H6	1.87	0.40
55:M9:21:LYS:HA	55:M9:53:LYS:HD2	2.03	0.40
9:S7:62:VAL:HG13	9:S7:70:PHE:HD2	1.86	0.40
7:S5:143:ARG:O	7:S5:162:VAL:HG13	2.21	0.40
7:S5:53:VAL:O	7:S5:55:ASP:N	2.55	0.40
64:N8:42:ARG:HG2	64:N8:46:ASP:OD1	5.12	0.40
72:O6:51:SER:O	72:O6:55:ARG:HG3	2.83	0.40
23:D1:87:ARG:O	29:D7:11:THR:OG1	2.33	0.40
9:S7:114:ARG:C	9:S7:116:ARG:N	2.75	0.40
3:S1:70:LEU:HA	3:S1:73:LEU:HB2	4.47	0.40
1:2:738:G:H2'	1:2:739:G:H8	1.86	0.40
36:5:299:G:H2'	36:5:300:G:O4'	2.21	0.40
70:O4:30:LEU:O	70:O4:31:ARG:HB2	3.27	0.40
36:1:1039:U:H2'	36:1:1040:A:H8	1.86	0.40
45:L8:71:VAL:HA	45:L8:72:PRO:HD2	1.62	0.40
41:L4:310:THR:HG23	36:5:609:G:H8	224.33	0.40
36:5:1114:U:C4	36:5:1115:G:N7	2.88	0.40
18:C6:38:LEU:O	18:C6:45:ARG:NE	2.54	0.40
1:2:1489:U:O2	1:2:1489:U:H3'	2.21	0.40
36:1:2947:G:H2'	36:1:2948:C:C6	2.56	0.40
20:C8:119:ILE:HA	20:C8:119:ILE:HD12	2.00	0.40
75:O9:9:ILE:HA	75:O9:9:ILE:HD13	2.05	0.40
18:C6:10:PHE:HE1	18:C6:12:LYS:HE2	1.85	0.40
1:6:300:A:H2'	1:6:301:A:C8	2.56	0.40
1:2:1383:G:C2'	1:2:1384:A:H5'	2.51	0.40
8:S6:84:TYR:CZ	8:S6:86:PRO:HA	2.56	0.40
1:6:540:G:O2'	1:6:542:A:H5'	2.21	0.40
8:S6:3:LEU:HA	8:S6:109:LEU:O	2.21	0.40
36:5:562:C:C2	36:5:563:U:C5	3.09	0.40
36:1:3362:A:H2'	36:1:3363:U:O4'	2.21	0.40
36:5:171:G:C2	36:5:248:U:O2	2.74	0.40
36:1:1433:A:C2	68:O2:25:TYR:CD2	3.10	0.40

Continued on next page...

Continued from previous page...

Atom-1	Atom-2	Interatomic distance (Å)	Clash overlap (Å)
36:1:1720:U:P	55:M9:110:ARG:HH12	2.44	0.40
36:5:1230:G:OP2	86:5:4000:OHX:N6	2.54	0.40
37:7:43:U:C4	37:7:44:C:C4	3.09	0.40
36:1:1449:A:C2	36:1:2356:A:C5	3.09	0.40
8:S6:20:ASP:O	8:S6:24:ILE:HG13	2.22	0.40
36:5:677:A:H4'	36:5:678:G:O5'	2.21	0.40
44:L7:152:GLY:C	44:L7:153:PHE:HD2	2.61	0.40
36:5:1734:G:H2'	36:5:1735:G:O4'	2.21	0.40
70:O4:105:VAL:HG12	70:O4:106:LYS:N	2.35	0.40
36:1:933:A:N1	41:L4:98:ARG:NH1	2.68	0.40
67:O1:10:ARG:NH1	67:O1:12:TYR:OH	3.75	0.40
1:6:272:U:O2'	1:6:273:G:OP2	2.34	0.40
71:O5:95:PHE:H	36:5:135:C:HO2'	58.34	0.40
36:5:2756:C:H2'	36:5:2757:U:H6	1.85	0.40
36:5:345:G:H2'	38:8:25:G:O2'	2.21	0.40
72:O6:91:ASN:HA	72:O6:94:ILE:HG22	4.62	0.40
58:N2:22:PRO:HG3	58:N2:93:ILE:HG21	2.28	0.40
14:C2:136:ILE:O	14:C2:140:PHE:HB2	2.21	0.40
36:1:2828:G:C4	36:1:2829:U:C6	3.09	0.40
36:5:2442:G:C2	36:5:2443:A:C8	3.09	0.40
36:5:1345:G:C2	36:5:1360:C:C2	3.10	0.40
50:M4:135:LEU:O	50:M4:136:ALA:HB2	2.21	0.40
1:2:1636:C:H4'	1:2:1637:C:H5''	2.03	0.40
1:6:1334:U:H2'	1:6:1335:U:O4'	2.21	0.40
54:M8:170:ARG:HH21	54:M8:171:LYS:HD2	4.46	0.40
1:2:1537:C:N4	86:2:2154:OHX:N4	2.69	0.40
1:2:1759:C:H2'	1:2:1760:G:O4'	2.21	0.40
69:O3:50:ALA:HB1	69:O3:66:VAL:HG11	2.04	0.40
49:M3:14:PHE:CZ	36:5:665:A:H1'	132.02	0.40
36:1:39:A:N6	36:1:43:A:OP2	2.54	0.40
36:5:2732:G:H2'	36:5:2733:A:O4'	2.20	0.40
74:O8:66:ILE:HG21	74:O8:77:ARG:NH2	2.36	0.40
40:L3:328:ILE:HG23	40:L3:329:PRO:O	2.20	0.40
37:3:39:C:O2'	48:M1:43:GLN:HB3	2.22	0.40
39:L2:46:LYS:O	39:L2:47:GLN:HB2	2.22	0.40
45:L8:204:ARG:HG2	45:L8:206:GLU:HG3	2.02	0.40
36:1:3009:G:O6	86:1:3894:OHX:N5	2.54	0.40
1:6:1039:A:N3	1:6:1040:G:C8	2.89	0.40
34:SR:231:MET:HB3	34:SR:232:TYR:H	1.59	0.40
36:5:3330:A:C8	36:5:3330:A:H5''	2.56	0.40
59:N3:92:PHE:CE1	36:5:3051:U:H1'	246.02	0.40

Continued on next page...

Continued from previous page...

Atom-1	Atom-2	Interatomic distance (Å)	Clash overlap (Å)
19:C7:2:GLY:N	1:6:1312:A:N7	395.13	0.40
51:M5:86:ASN:OD1	51:M5:86:ASN:N	2.53	0.40
3:S1:36:SER:HB3	3:S1:231:LEU:O	3.68	0.40
36:5:2608:G:C2	36:5:2609:A:C8	3.09	0.40
54:M8:152:HIS:ND1	54:M8:162:ALA:O	3.07	0.40
36:1:3195:U:O2'	36:1:3196:U:H5'	2.20	0.40
1:6:1342:C:O2'	1:6:1343:U:H5'	2.21	0.40
38:8:48:A:C6	38:8:62:C:C5	3.09	0.40
36:1:2617:U:H4'	36:1:2644:C:H5	1.87	0.40
36:1:583:G:OP1	86:1:3860:OHX:N2	2.55	0.40
49:M3:114:GLN:O	49:M3:117:LYS:HB2	2.21	0.40
74:O8:36:LYS:HA	74:O8:37:PRO:HD3	2.41	0.40
36:5:3041:U:H2'	36:5:3042:U:C6	2.55	0.40
24:D2:89:TRP:O	24:D2:92:ASN:N	2.80	0.40
1:2:1133:A:H2'	1:2:1134:C:O4'	2.22	0.40
36:5:3071:U:H2'	36:5:3072:C:O4'	2.21	0.40
36:5:1932:A:H5'	36:5:1933:A:OP2	2.21	0.40
1:2:366:A:O5'	1:2:366:A:H8	2.05	0.40
1:2:555:A:C8	1:2:555:A:H3'	2.56	0.40
36:1:556:U:H5'	36:1:557:A:C2	2.55	0.40
34:SR:319:ASN:N	34:SR:319:ASN:OD1	2.98	0.40
55:M9:144:GLN:HG2	55:M9:144:GLN:O	2.21	0.40
16:C4:11:SER:OG	16:C4:12:GLN:N	4.66	0.40
86:2:2095:OHX:N1	86:2:2115:OHX:N2	2.69	0.40
76:Q0:96:CYS:C	76:Q0:98:LYS:N	2.75	0.40
1:2:1460:A:C4	35:SM:76:VAL:HG22	2.56	0.40
25:D3:11:SER:O	25:D3:15:LEU:HG	2.20	0.40
71:O5:64:GLU:O	71:O5:68:GLN:HG3	2.22	0.40
41:L4:23:PRO:HD2	41:L4:26:PHE:CD2	2.56	0.40
14:C2:42:ALA:HB2	14:C2:124:LYS:HD2	2.67	0.40
1:2:1228:G:H5'	14:C2:45:LEU:HB2	2.03	0.40
3:S1:63:GLY:HA2	3:S1:88:VAL:O	2.20	0.40
11:S9:108:ARG:HE	11:S9:145:SER:HA	1.86	0.40
41:L4:183:LYS:HE3	36:5:1386:A:C5	119.60	0.40
6:S4:58:GLY:HA2	6:S4:61:VAL:HG23	2.75	0.40
36:5:1555:U:H5	36:5:1559:A:H61	1.69	0.40
36:1:1465:A:H2'	36:1:1466:G:O4'	2.20	0.40
8:S6:141:ILE:HD12	8:S6:141:ILE:H	1.87	0.40
1:6:1269:U:H5'	1:6:1432:U:OP2	2.21	0.40
12:C0:24:LYS:HG3	12:C0:25:LYS:N	3.19	0.40
5:S3:26:THR:HA	5:S3:34:TYR:CD1	2.56	0.40

Continued on next page...

Continued from previous page...

Atom-1	Atom-2	Interatomic distance (Å)	Clash overlap (Å)
59:N3:48:ARG:HG3	59:N3:48:ARG:HH11	1.86	0.40
53:M7:67:ILE:HD11	53:M7:82:ARG:NH1	2.36	0.40
20:C8:86:LEU:HD12	20:C8:99:HIS:CG	4.25	0.40
9:S7:41:LEU:HD13	9:S7:70:PHE:CE1	2.56	0.40
36:1:77:A:H5'	49:M3:100:ARG:CZ	2.51	0.40
34:SR:249:ARG:NH1	34:SR:315:VAL:HG21	3.69	0.40
66:O0:24:THR:CG2	66:O0:91:SER:HB3	2.51	0.40
41:L4:191:LYS:C	41:L4:193:LYS:N	2.75	0.40
70:O4:31:ARG:HG3	70:O4:32:ALA:N	2.94	0.40
45:L8:230:LYS:NZ	72:O6:47:ILE:O	2.50	0.40
53:M7:32:THR:HA	53:M7:58:ILE:HG21	2.03	0.40
1:6:1211:A:N6	1:6:1453:G:C6	2.89	0.40
29:D7:33:LEU:HD13	29:D7:46:VAL:HB	2.04	0.40
68:O2:123:LYS:HA	68:O2:126:LEU:CB	3.64	0.40
18:C6:37:THR:O	18:C6:38:LEU:HD23	2.21	0.40
5:S3:134:CYS:HA	5:S3:187:LYS:O	2.27	0.40
25:D3:51:GLY:O	25:D3:101:GLU:HA	2.74	0.40
36:1:3046:A:C6	36:1:3047:U:C4	3.08	0.40
36:5:3045:G:H2'	36:5:3046:A:O4'	2.22	0.40
59:N3:10:LYS:HE2	59:N3:13:ILE:HG21	5.46	0.40
29:D7:6:ASP:CG	29:D7:9:HIS:HD1	2.43	0.40
47:M0:150:GLU:OE1	47:M0:154:ARG:NE	2.51	0.40
40:L3:65:SER:O	40:L3:68:HIS:N	2.54	0.40
36:5:2784:G:H2'	36:5:2785:A:O4'	2.22	0.40
36:5:2785:A:OP1	86:5:4164:OHX:N4	2.55	0.40
1:6:1130:G:OP2	86:6:2112:OHX:N1	2.55	0.40
46:L9:67:ALA:HA	46:L9:70:THR:CG2	2.51	0.40
60:N4:39:LEU:HD12	60:N4:44:LYS:CG	3.07	0.40
60:N4:42:GLN:HB3	60:N4:44:LYS:HG2	2.03	0.40
36:1:1113:G:O2'	36:1:1369:A:N3	2.37	0.40
9:S7:96:ARG:HB3	1:6:856:A:N6	366.45	0.40
36:5:1024:G:H3'	36:5:1024:G:N3	2.36	0.40
37:3:28:C:O3'	48:M1:135:GLY:HA2	2.22	0.40
20:C8:133:VAL:HG13	1:6:1545:A:H5''	353.29	0.40
36:5:1161:G:H1'	36:5:1365:G:N2	2.36	0.40
36:1:679:U:H2'	36:1:680:G:H8	1.87	0.40
5:S3:222:VAL:HG23	34:SR:191:ASP:O	2.21	0.40
15:C3:113:PHE:O	15:C3:117:LEU:HG	2.39	0.40
37:7:5:G:C6	37:7:6:C:C4	3.10	0.40
1:6:1270:G:C2	1:6:1271:G:C8	3.09	0.40
45:L8:224:ASP:C	45:L8:226:TYR:H	2.25	0.40

Continued on next page...

Continued from previous page...

Atom-1	Atom-2	Interatomic distance (Å)	Clash overlap (Å)
1:2:1483:A:C2	1:2:1607:G:H1'	2.57	0.40
36:5:1791:C:H2'	36:5:1792:C:C5	2.56	0.40
1:2:584:C:OP2	86:2:2026:OHX:N6	2.55	0.40
1:2:801:G:O6	86:2:2053:OHX:N3	2.54	0.40
1:2:1649:G:H2'	1:2:1650:U:C6	2.57	0.40
56:N0:42:TRP:CH2	56:N0:56:GLY:HA3	2.56	0.40
56:N0:13:ARG:HD3	56:N0:51:VAL:HG13	4.67	0.40
30:D8:9:LEU:HB2	30:D8:34:GLU:OE1	2.21	0.40
36:1:62:A:N6	36:1:63:A:N1	2.69	0.40
52:M6:96:LYS:HE2	36:5:2384:A:C2	220.20	0.40
63:N7:15:ARG:NH1	63:N7:15:ARG:HG3	3.06	0.40
70:O4:41:ARG:HB2	70:O4:50:ALA:HB1	2.02	0.40
36:5:2662:G:H2'	36:5:2663:G:O4'	2.21	0.40
36:1:620:U:N3	36:1:622:A:C2	2.90	0.40
36:1:841:A:H5'	55:M9:125:LYS:O	2.21	0.40
1:6:1244:A:H4'	1:6:1245:G:OP1	2.21	0.40
15:C3:20:ARG:NH2	1:6:862:A:OP1	357.02	0.40
42:L5:53:VAL:HA	42:L5:61:ILE:O	2.21	0.40
48:M1:76:ALA:O	48:M1:79:ILE:N	3.00	0.40
36:1:2940:A:N7	40:L3:2:SER:O	2.54	0.40
26:D4:132:ARG:HG2	26:D4:133:ASN:OD1	2.94	0.40
36:1:437:G:O2'	36:1:438:A:H5'	2.22	0.40
79:Q3:35:ALA:HB3	79:Q3:37:TYR:CE2	3.46	0.40
48:M1:117:ASP:HA	48:M1:118:PRO:HD2	1.97	0.40
44:L7:239:LEU:HB3	44:L7:240:VAL:H	1.80	0.40
41:L4:320:ASN:HB3	41:L4:323:VAL:CG1	2.52	0.40
6:S4:23:LEU:HD22	6:S4:23:LEU:N	2.50	0.40
36:1:1004:U:C4	36:1:1005:G:N7	2.90	0.40
14:C2:41:LEU:HD13	14:C2:43:ARG:HB3	2.03	0.40
36:1:3174:A:C5	36:1:3175:U:C2	3.09	0.40
36:1:2421:U:C4	36:1:2422:C:C5	3.09	0.40
1:2:1397:U:H2'	1:2:1398:U:H5''	2.03	0.40
1:2:681:U:O5'	1:2:681:U:H6	2.04	0.40
1:6:957:G:C6	1:6:958:U:C4	3.08	0.40
69:O3:51:TYR:O	69:O3:51:TYR:CG	2.74	0.40
1:2:772:G:N2	1:2:774:A:H1'	2.36	0.40
88:1:4211:BLS:O7	88:1:4211:BLS:H133	2.21	0.40
36:1:591:G:N2	43:L6:18:LEU:HB3	2.36	0.40
36:5:3170:A:C6	36:5:3171:U:C4	3.09	0.40
1:2:422:G:N7	86:2:2107:OHX:N5	2.69	0.40
72:O6:34:SER:O	72:O6:38:LYS:HD3	5.10	0.40

Continued on next page...

Continued from previous page...

Atom-1	Atom-2	Interatomic distance (Å)	Clash overlap (Å)
1:2:1524:A:C6	1:2:1525:A:C6	3.10	0.40
8:S6:211:LEU:HD13	8:S6:214:LYS:NZ	9.86	0.40
1:2:1179:G:C6	1:2:1180:C:C4	3.09	0.40
1:2:1349:G:N3	1:2:1379:C:N4	2.67	0.40
51:M5:204:LYS:O	86:5:3972:OHX:N4	123.82	0.40
9:S7:30:SER:O	9:S7:34:LEU:HD12	2.21	0.40
24:D2:75:ILE:H	24:D2:127:GLY:HA2	2.71	0.40
25:D3:44:GLY:N	25:D3:78:LYS:HE3	4.34	0.40
36:1:2619:G:H2'	36:1:2620:G:O4'	2.22	0.40
6:S4:253:ASP:O	6:S4:257:ALA:N	2.54	0.40
1:6:1620:C:C2	1:6:1621:U:C5	3.10	0.40
28:D6:11:ASN:HB3	1:6:934:C:H6	333.14	0.40
7:S5:172:ILE:HA	7:S5:175:LEU:HD12	2.02	0.40
36:1:2284:C:H5''	36:1:2285:C:OP2	2.21	0.40
36:1:2925:C:H2'	36:1:2926:A:O4'	2.21	0.40
36:1:420:G:N2	36:1:2385:G:OP2	2.49	0.40
36:1:2104:A:H2'	36:1:2105:G:H8	1.87	0.40
36:5:1223:A:H8	36:5:1223:A:P	2.44	0.40
77:Q1:1:MET:O	77:Q1:1:MET:HG3	2.20	0.40
36:1:2616:C:O5'	36:1:2616:C:H6	2.04	0.40
8:S6:55:GLY:CA	8:S6:63:MET:HG3	3.58	0.40
17:C5:130:ARG:NH2	35:SM:70:ASN:HB3	2.36	0.40
36:1:3163:A:C2'	36:1:3164:C:H5'	2.51	0.40
7:S5:63:GLN:HE21	7:S5:86:GLN:HG3	1.87	0.40
21:C9:86:ARG:CG	21:C9:86:ARG:HH11	2.34	0.40
28:D6:7:SER:OG	28:D6:10:ARG:HA	2.21	0.40
47:M0:81:GLY:C	47:M0:83:ASP:N	2.97	0.40
34:SR:112:SER:CB	34:SR:153:GLN:HA	2.51	0.40
46:L9:1:MET:HG3	46:L9:3:TYR:CZ	2.85	0.40
54:M8:87:VAL:O	54:M8:107:THR:HG23	2.21	0.40
39:L2:134:VAL:HG12	39:L2:150:LEU:HA	2.02	0.40
40:L3:261:MET:SD	52:M6:64:PHE:HA	2.62	0.40
21:C9:123:ARG:HG2	21:C9:124:ILE:O	2.98	0.40
17:C5:34:VAL:HA	17:C5:37:ALA:HB2	2.03	0.40
24:D2:105:THR:HG22	1:6:804:A:N3	366.41	0.40
1:2:856:A:N7	9:S7:97:ARG:HB2	2.37	0.40
36:5:1014:U:C2'	36:5:1015:U:H5'	2.51	0.40
7:S5:143:ARG:HB2	7:S5:218:GLU:OE2	3.27	0.40
7:S5:59:VAL:C	7:S5:61:TYR:N	2.74	0.40
7:S5:59:VAL:O	7:S5:61:TYR:N	2.51	0.40
57:N1:80:VAL:HG13	57:N1:85:LEU:HG	2.37	0.40

Continued on next page...

Continued from previous page...

Atom-1	Atom-2	Interatomic distance (Å)	Clash overlap (Å)
3:S1:181:LEU:HD13	3:S1:181:LEU:H	1.87	0.40
48:M1:53:THR:HA	48:M1:59:ILE:O	2.22	0.40
36:1:2680:A:N3	48:M1:59:ILE:HD13	2.37	0.40
9:S7:114:ARG:HB2	9:S7:114:ARG:HH11	2.99	0.40
1:2:648:G:N1	1:2:649:U:C4	2.89	0.40
37:3:62:U:O3'	42:L5:285:ARG:NH1	2.54	0.40
36:1:496:C:C2'	36:1:497:C:H5'	2.52	0.40
1:6:799:A:H2'	1:6:800:U:O4'	2.20	0.40
6:S4:65:LEU:HG	6:S4:70:VAL:HG11	2.03	0.40
6:S4:65:LEU:HD23	6:S4:70:VAL:HG13	2.49	0.40
1:2:1274:C:C5	35:SM:95:SER:HA	2.56	0.40
1:6:1388:A:C6	1:6:1411:A:C6	3.09	0.40
36:5:3046:A:C5	36:5:3047:U:C5	3.09	0.40
49:M3:35:ARG:NH1	36:5:685:G:P	82.77	0.40
59:N3:80:ARG:NE	59:N3:97:ASP:OD2	2.40	0.40
11:S9:60:LEU:HA	11:S9:60:LEU:HD23	3.98	0.40
33:E1:130:VAL:HG11	33:E1:143:LYS:HG2	2.04	0.40
1:6:152:U:C2	1:6:163:G:N2	2.89	0.40
12:C0:57:THR:HG23	12:C0:66:TYR:CE1	2.56	0.40
1:2:526:A:H2'	1:2:527:A:O4'	2.21	0.40
36:5:3119:U:H5''	36:5:3120:C:OP2	2.21	0.40
36:5:1440:G:C6	36:5:1441:G:C5	3.09	0.40
12:C0:31:LYS:HA	12:C0:37:THR:O	2.32	0.40
71:O5:85:THR:CG2	71:O5:87:ALA:HB3	3.35	0.40
36:1:544:C:O2'	36:1:548:G:N2	2.55	0.40
6:S4:92:LEU:HD12	6:S4:95:THR:HG21	5.77	0.40
67:O1:70:ARG:HE	67:O1:102:LYS:NZ	4.53	0.40
36:5:238:A:H2'	36:5:239:G:C8	2.56	0.40
34:SR:178:VAL:HG23	34:SR:192:PHE:O	4.35	0.40
8:S6:28:PHE:HZ	8:S6:104:PRO:HB3	2.30	0.40
47:M0:98:ARG:CZ	47:M0:119:TRP:CH2	3.19	0.40
48:M1:144:CYS:O	48:M1:146:GLY:N	2.53	0.40
52:M6:138:LEU:HD12	52:M6:138:LEU:HA	2.15	0.40
52:M6:38:ALA:N	52:M6:39:GLU:OE1	3.17	0.40
63:N7:87:LEU:HD12	63:N7:121:ARG:NH1	2.37	0.40
15:C3:128:TYR:CE1	1:6:964:U:H5''	323.62	0.40
1:6:551:G:C8	1:6:582:U:C5	3.09	0.40
36:5:1093:A:C2	36:5:1096:U:C2	3.09	0.40
36:5:1714:A:H2	36:5:1727:G:N3	2.20	0.40
36:1:1139:G:C6	36:1:1140:G:N7	2.89	0.40
44:L7:144:ILE:HD12	44:L7:189:ILE:HD12	2.03	0.40

Continued on next page...

Continued from previous page...

Atom-1	Atom-2	Interatomic distance (Å)	Clash overlap (Å)
6:S4:139:VAL:HG13	6:S4:150:PRO:HB3	2.88	0.40
1:6:838:G:C6	1:6:839:U:C4	3.10	0.40
86:5:4060:OHX:N5	86:5:4138:OHX:N6	2.69	0.40
54:M8:170:ARG:HD2	64:N8:56:VAL:O	2.49	0.40
79:Q3:83:ILE:HD13	79:Q3:83:ILE:HA	2.03	0.40
20:C8:26:ILE:O	20:C8:58:ALA:HB2	2.22	0.40
53:M7:111:LYS:O	53:M7:153:LYS:N	2.42	0.40
86:1:4050:OHX:N6	86:1:4160:OHX:N5	2.68	0.40
48:M1:113:GLY:O	48:M1:114:ILE:HB	2.36	0.40
6:S4:131:LEU:CD1	6:S4:135:GLY:HA2	2.52	0.40
1:6:48:G:C6	1:6:432:G:C2	3.09	0.40
38:4:79:A:O3'	38:4:80:A:H4'	2.21	0.40
41:L4:31:ARG:O	41:L4:33:ASP:N	2.55	0.40
40:L3:59:ASP:CG	40:L3:357:LYS:HZ2	2.82	0.40
26:D4:96:LEU:H	26:D4:96:LEU:HG	2.71	0.40
36:1:531:G:C2	36:1:532:A:C4	3.10	0.40
34:SR:243:LEU:O	34:SR:244:ALA:HB3	2.22	0.40
9:S7:165:LYS:H	9:S7:165:LYS:HG2	2.99	0.40
64:N8:19:LYS:HB3	64:N8:25:HIS:HB2	2.04	0.40
41:L4:99:MET:HG3	41:L4:102:PRO:HB3	2.03	0.40
21:C9:135:ILE:H	21:C9:135:ILE:HG13	1.66	0.40
36:1:150:A:C5	36:1:151:A:C8	3.10	0.40
36:5:1340:G:C4	36:5:1341:U:C5	3.09	0.40
25:D3:102:VAL:HG23	25:D3:104:LEU:HD21	3.83	0.40
38:8:73:U:C5	38:8:74:U:C5	3.09	0.40
36:5:597:G:H2'	36:5:598:A:C8	2.55	0.40
40:L3:120:LYS:HA	40:L3:120:LYS:HD2	1.94	0.40
1:2:755:A:H2'	1:2:756:A:C8	2.55	0.40
44:L7:77:VAL:HG22	57:N1:139:ARG:HB2	4.31	0.40
73:O7:28:HIS:O	73:O7:32:LYS:N	2.54	0.40
36:5:3321:C:H2'	36:5:3322:A:C8	2.57	0.40
64:N8:52:TYR:HD2	64:N8:53:PHE:CD1	2.39	0.40
1:6:817:A:H2'	1:6:818:C:O4'	2.22	0.40
7:S5:194:LEU:HD23	7:S5:194:LEU:HA	4.52	0.40
17:C5:35:LYS:HA	17:C5:35:LYS:HD2	1.89	0.40
36:5:2268:U:O2	36:5:2269:U:N3	2.55	0.40
10:S8:191:PHE:O	10:S8:195:ARG:HG2	2.89	0.40
35:SM:129:ALA:HA	35:SM:132:ALA:HB3	2.56	0.40
36:1:406:G:H1'	38:4:16:G:N2	2.36	0.40
36:1:2957:G:C5	36:1:2976:A:C2	3.09	0.40
36:5:2275:A:H2'	36:5:2276:G:O4'	2.22	0.40

Continued on next page...

Continued from previous page...

Atom-1	Atom-2	Interatomic distance (Å)	Clash overlap (Å)
22:D0:55:PRO:HA	22:D0:91:ILE:HG12	2.03	0.40
36:5:1624:G:H2'	36:5:1625:A:C8	2.57	0.40
34:SR:195:HIS:NE2	34:SR:213:SER:O	2.38	0.40
50:M4:104:ALA:HA	50:M4:107:GLU:HB2	2.90	0.40
71:O5:13:SER:O	71:O5:14:LYS:C	2.79	0.40
51:M5:171:SER:HB3	36:5:289:A:OP1	125.13	0.40
36:5:383:G:N2	36:5:385:A:H3'	2.35	0.40
55:M9:44:LEU:HA	55:M9:44:LEU:HD12	1.76	0.40
51:M5:164:LEU:HD23	51:M5:164:LEU:HA	2.10	0.40
37:7:52:G:C2	37:7:53:U:C5	3.10	0.40
52:M6:108:ILE:HG21	52:M6:160:ARG:NH1	4.75	0.40
46:L9:90:MET:SD	46:L9:146:LEU:HD11	2.61	0.40
28:D6:36:ILE:O	28:D6:36:ILE:HD13	2.21	0.40
36:5:358:G:N2	36:5:361:A:OP2	2.48	0.40
48:M1:94:ARG:HB3	48:M1:95:ASN:H	4.38	0.40
1:2:476:U:H5''	1:2:477:A:O4'	2.22	0.40
40:L3:150:ARG:NH1	40:L3:150:ARG:HG2	2.95	0.40
58:N2:99:LYS:HD2	58:N2:102:GLU:CD	2.42	0.40
3:S1:116:LYS:HB3	3:S1:117:TRP:CD1	5.26	0.40
42:L5:105:ILE:HA	42:L5:105:ILE:HD13	1.59	0.40
74:O8:4:GLU:HG3	36:5:1747:G:H4'	149.70	0.40
36:1:3378:C:O2'	40:L3:312:VAL:HA	2.21	0.40
57:N1:126:VAL:HG23	57:N1:127:GLN:H	1.86	0.40
8:S6:138:ALA:O	8:S6:142:ARG:HG3	3.34	0.40
61:N5:110:VAL:HG22	61:N5:124:VAL:HG13	3.12	0.40
18:C6:115:THR:HG23	18:C6:118:ILE:O	4.89	0.40
49:M3:54:LEU:HD22	49:M3:54:LEU:HA	1.88	0.40
49:M3:76:THR:HG21	49:M3:103:ASN:OD1	4.51	0.40
3:S1:141:ALA:HB1	3:S1:207:LEU:CD2	3.02	0.40
3:S1:207:LEU:HD13	3:S1:210:ILE:HD11	4.97	0.40
3:S1:103:MET:HB3	3:S1:215:VAL:HG12	2.86	0.40
36:1:3118:C:H4'	76:Q0:106:ARG:NH1	2.35	0.40
36:1:2208:A:H4'	36:1:2209:U:OP1	2.22	0.40
36:5:568:G:H2'	36:5:569:A:O4'	2.21	0.40
4:S2:115:ILE:HG21	4:S2:208:GLU:OE1	3.95	0.40
36:1:156:G:C5	49:M3:99:HIS:CD2	3.09	0.40
36:1:902:G:O6	86:1:3931:OHX:N5	2.55	0.40
36:1:2182:A:H2'	36:1:2183:A:H8	1.86	0.40
53:M7:87:SER:O	53:M7:89:LYS:N	2.54	0.40
78:Q2:14:GLY:C	78:Q2:16:THR:H	2.29	0.40
43:L6:67:GLY:HA3	43:L6:68:PRO:C	2.42	0.40

Continued on next page...

Continued from previous page...

Atom-1	Atom-2	Interatomic distance (Å)	Clash overlap (Å)
20:C8:44:ASN:OD1	20:C8:48:LYS:HD2	2.22	0.40
21:C9:33:TYR:O	21:C9:35:ASP:N	3.66	0.40
1:6:1698:G:N2	1:6:1699:G:C5	2.90	0.40
19:C7:19:ARG:HG3	19:C7:20:TYR:CD1	2.57	0.40
59:N3:10:LYS:HG2	59:N3:11:PHE:O	2.21	0.40
59:N3:2:SER:N	59:N3:56:ASP:OD1	4.96	0.40
59:N3:97:ASP:OD2	59:N3:99:ALA:HB2	2.21	0.40
13:C1:70:ILE:O	13:C1:71:LEU:HD23	2.22	0.40
1:6:648:G:C4	1:6:687:G:N2	2.90	0.40
19:C7:46:LEU:HD23	19:C7:46:LEU:HA	2.14	0.40
36:5:1765:U:H2'	36:5:1766:G:O4'	2.21	0.40
36:5:3122:A:C2'	36:5:3123:A:H5'	2.50	0.40
36:1:2111:G:N3	60:N4:44:LYS:HE3	2.37	0.40
36:5:1560:G:O2'	36:5:1561:G:OP1	2.33	0.40
15:C3:38:VAL:HA	15:C3:41:ALA:HB3	2.80	0.40
47:M0:191:LYS:NZ	47:M0:212:GLU:OE2	4.07	0.40
1:2:982:U:H2'	1:2:983:A:C8	2.57	0.40
36:1:1433:A:H2	68:O2:25:TYR:CD2	2.40	0.40
36:1:1184:A:C2	36:1:1323:G:C4	3.09	0.40
55:M9:107:ALA:O	55:M9:110:ARG:N	2.71	0.40
36:1:2202:C:H2'	36:1:2203:U:O4'	2.21	0.40
36:1:1430:U:H2'	64:N8:9:ARG:HH22	1.87	0.40
20:C8:123:ARG:CD	20:C8:133:VAL:HG21	2.52	0.40
70:O4:57:LEU:HD13	70:O4:61:GLN:HB3	2.40	0.40
2:S0:69:ASN:HB3	2:S0:71:GLU:CD	2.76	0.40
25:D3:96:VAL:HG23	25:D3:97:ASP:H	1.86	0.40
36:1:2320:A:OP2	86:1:4207:OHX:N5	2.54	0.40
25:D3:59:ILE:HG12	32:E0:4:VAL:HG13	2.04	0.40
36:5:2651:G:C2	36:5:2796:G:C4	3.10	0.40
45:L8:151:VAL:HG13	45:L8:199:ALA:HB2	2.87	0.40
71:O5:38:ARG:HG2	71:O5:39:PRO:HD2	2.02	0.40
1:6:1208:A:H4'	1:6:1270:G:P	2.61	0.40
36:5:3348:G:N2	36:5:3358:U:C2	2.90	0.40
5:S3:44:THR:O	5:S3:45:LYS:HB2	4.23	0.40
1:6:275:C:N4	1:6:281:G:H1	2.20	0.40
7:S5:25:LEU:N	7:S5:25:LEU:HD22	2.40	0.40
38:8:113:U:H3'	38:8:113:U:O2	2.21	0.40
45:L8:90:THR:OG1	45:L8:91:PHE:N	4.56	0.40
33:E1:108:VAL:HA	33:E1:113:LYS:O	2.21	0.40
68:O2:44:ARG:NH1	68:O2:46:PHE:CE2	4.14	0.40
43:L6:39:VAL:O	43:L6:87:THR:HG23	2.72	0.40

Continued on next page...

Continued from previous page...

Atom-1	Atom-2	Interatomic distance (Å)	Clash overlap (Å)
36:1:61:A:H2'	36:1:62:A:O4'	2.21	0.40
1:2:1754:A:O2'	86:2:2057:OHX:N5	2.55	0.40
1:6:1525:A:N1	1:6:1526:A:C2	2.90	0.40
1:2:1770:U:H5	28:D6:28:LYS:NZ	2.19	0.40
36:5:1757:A:H2'	36:5:1758:G:C8	2.57	0.40
54:M8:36:LEU:HA	54:M8:36:LEU:HD23	1.79	0.40
36:5:1459:C:H2'	36:5:1460:A:O4'	2.22	0.40
42:L5:95:TRP:CH2	42:L5:181:PRO:HD3	5.20	0.40
41:L4:156:LEU:C	41:L4:158:SER:H	2.23	0.40
2:S0:111:ILE:HG21	1:6:1293:U:H1'	420.20	0.40
40:L3:328:ILE:HD13	40:L3:328:ILE:HG21	1.84	0.40
86:1:3962:OHX:N1	38:4:31:G:OP2	2.54	0.40
14:C2:87:PRO:O	14:C2:88:LEU:HB2	2.21	0.40
52:M6:78:ARG:NH1	52:M6:78:ARG:HG3	2.37	0.40
49:M3:25:HIS:CG	51:M5:200:TRP:CZ3	3.10	0.40
40:L3:374:ALA:O	40:L3:378:ALA:N	2.53	0.40
13:C1:78:THR:HA	13:C1:84:ILE:HG22	2.03	0.40
1:2:1268:G:C2	1:2:1270:G:C8	3.09	0.40
1:2:1514:U:C4	5:S3:4:LEU:HD12	2.57	0.40
42:L5:17:GLN:HE22	57:N1:22:HIS:HB2	3.75	0.40
36:5:199:A:N3	36:5:201:A:C8	2.90	0.40
36:1:2657:A:OP1	36:1:2657:A:H8	2.05	0.40
36:5:572:A:H2'	36:5:573:C:H6	1.86	0.40
86:2:2074:OHX:N4	86:2:2162:OHX:N2	2.69	0.40
18:C6:29:ILE:HG22	18:C6:36:ILE:HB	3.06	0.40
1:2:222:A:H2'	1:2:223:U:C6	2.56	0.40
12:C0:48:SER:O	12:C0:51:SER:N	2.52	0.40
37:3:63:A:C2	37:3:65:G:C5	3.10	0.40
36:1:1248:C:OP1	36:1:1249:G:H8	2.05	0.40
36:5:2300:G:C5	36:5:2301:U:C5	3.10	0.40
36:5:2859:U:H4'	36:5:2860:U:O5'	2.21	0.40
36:5:1830:G:C5	36:5:1831:U:C5	3.10	0.40
1:6:1198:G:OP1	1:6:1199:G:H1'	2.22	0.40
62:N6:12:ARG:O	62:N6:12:ARG:HD2	5.01	0.40
8:S6:69:LEU:HD13	8:S6:69:LEU:HA	1.87	0.40
9:S7:99:LEU:HA	9:S7:99:LEU:HD23	1.92	0.40
50:M4:109:ARG:HG3	52:M6:199:TYR:CE2	2.99	0.40
5:S3:114:ALA:HB3	5:S3:117:ARG:HB2	2.04	0.40

All (1) symmetry-related close contacts are listed below. The label for Atom-2 includes the symmetry operator and encoded unit-cell translations to be applied.

Atom-1	Atom-2	Interatomic distance (Å)	Clash overlap (Å)
1:2:1353:U:O2'	36:5:3165:A:OP1[2_546]	2.15	0.05

5.3 Torsion angles

5.3.1 Protein backbone

In the following table, the Percentiles column shows the percent Ramachandran outliers of the chain as a percentile score with respect to all X-ray entries followed by that with respect to entries of similar resolution.

The Analysed column shows the number of residues for which the backbone conformation was analysed, and the total number of residues.

Mol	Chain	Analysed	Favoured	Allowed	Outliers	Percentiles	
2	S0	204/251 (81%)	142 (70%)	37 (18%)	25 (12%)	0	5
2	s0	204/251 (81%)	150 (74%)	36 (18%)	18 (9%)	1	11
3	S1	212/254 (84%)	142 (67%)	42 (20%)	28 (13%)	0	4
3	s1	214/254 (84%)	165 (77%)	37 (17%)	12 (6%)	2	22
4	S2	215/253 (85%)	175 (81%)	23 (11%)	17 (8%)	1	13
4	s2	215/253 (85%)	169 (79%)	28 (13%)	18 (8%)	1	12
5	S3	221/239 (92%)	170 (77%)	37 (17%)	14 (6%)	2	19
5	s3	221/239 (92%)	174 (79%)	25 (11%)	22 (10%)	1	9
6	S4	258/260 (99%)	201 (78%)	43 (17%)	14 (5%)	2	23
6	s4	258/260 (99%)	206 (80%)	35 (14%)	17 (7%)	1	18
7	S5	204/224 (91%)	150 (74%)	33 (16%)	21 (10%)	1	8
7	s5	204/224 (91%)	140 (69%)	41 (20%)	23 (11%)	0	7
8	S6	224/236 (95%)	181 (81%)	33 (15%)	10 (4%)	3	29
8	s6	216/236 (92%)	172 (80%)	34 (16%)	10 (5%)	3	28
9	S7	182/189 (96%)	137 (75%)	27 (15%)	18 (10%)	1	9
9	s7	184/189 (97%)	133 (72%)	34 (18%)	17 (9%)	1	10
10	S8	184/200 (92%)	145 (79%)	29 (16%)	10 (5%)	2	23
10	s8	184/200 (92%)	149 (81%)	27 (15%)	8 (4%)	3	30
11	S9	183/196 (93%)	144 (79%)	27 (15%)	12 (7%)	1	18
11	s9	183/196 (93%)	133 (73%)	40 (22%)	10 (6%)	2	23
12	C0	94/105 (90%)	68 (72%)	19 (20%)	7 (7%)	1	15

Continued on next page...

Continued from previous page...

Mol	Chain	Analysed	Favoured	Allowed	Outliers	Percentiles	
12	c0	92/105 (88%)	68 (74%)	11 (12%)	13 (14%)	0	4
13	C1	153/155 (99%)	107 (70%)	27 (18%)	19 (12%)	0	5
13	c1	144/155 (93%)	114 (79%)	23 (16%)	7 (5%)	3	26
14	C2	122/142 (86%)	66 (54%)	39 (32%)	17 (14%)	0	4
14	c2	122/142 (86%)	72 (59%)	30 (25%)	20 (16%)	0	2
15	C3	148/150 (99%)	117 (79%)	24 (16%)	7 (5%)	3	28
15	c3	148/150 (99%)	107 (72%)	28 (19%)	13 (9%)	1	11
16	C4	125/136 (92%)	93 (74%)	23 (18%)	9 (7%)	1	15
16	c4	126/136 (93%)	99 (79%)	18 (14%)	9 (7%)	1	16
17	C5	122/141 (86%)	84 (69%)	24 (20%)	14 (12%)	0	7
17	c5	133/141 (94%)	92 (69%)	24 (18%)	17 (13%)	0	5
18	C6	139/142 (98%)	117 (84%)	16 (12%)	6 (4%)	3	30
18	c6	140/142 (99%)	106 (76%)	23 (16%)	11 (8%)	1	13
19	C7	116/136 (85%)	85 (73%)	18 (16%)	13 (11%)	0	7
19	c7	113/136 (83%)	84 (74%)	22 (20%)	7 (6%)	2	19
20	C8	143/145 (99%)	107 (75%)	23 (16%)	13 (9%)	1	10
20	c8	143/145 (99%)	105 (73%)	25 (18%)	13 (9%)	1	10
21	C9	141/143 (99%)	108 (77%)	27 (19%)	6 (4%)	3	30
21	c9	141/143 (99%)	114 (81%)	21 (15%)	6 (4%)	3	30
22	D0	105/120 (88%)	79 (75%)	20 (19%)	6 (6%)	2	22
22	d0	108/120 (90%)	83 (77%)	14 (13%)	11 (10%)	1	9
23	D1	85/87 (98%)	58 (68%)	19 (22%)	8 (9%)	1	10
23	d1	85/87 (98%)	68 (80%)	12 (14%)	5 (6%)	2	21
24	D2	127/129 (98%)	103 (81%)	17 (13%)	7 (6%)	2	23
24	d2	127/129 (98%)	101 (80%)	23 (18%)	3 (2%)	7	45
25	D3	142/144 (99%)	107 (75%)	22 (16%)	13 (9%)	1	10
25	d3	142/144 (99%)	115 (81%)	19 (13%)	8 (6%)	2	22
26	D4	132/134 (98%)	105 (80%)	17 (13%)	10 (8%)	1	14
26	d4	132/134 (98%)	100 (76%)	15 (11%)	17 (13%)	0	5
27	D5	68/107 (64%)	44 (65%)	14 (21%)	10 (15%)	0	3
27	d5	67/107 (63%)	47 (70%)	15 (22%)	5 (8%)	1	14

Continued on next page...

Continued from previous page...

Mol	Chain	Analysed	Favoured	Allowed	Outliers	Percentiles	
28	D6	95/97 (98%)	59 (62%)	23 (24%)	13 (14%)	0	4
28	d6	95/97 (98%)	70 (74%)	18 (19%)	7 (7%)	1	15
29	D7	79/81 (98%)	55 (70%)	18 (23%)	6 (8%)	1	14
29	d7	79/81 (98%)	53 (67%)	21 (27%)	5 (6%)	2	19
30	D8	61/66 (92%)	42 (69%)	14 (23%)	5 (8%)	1	12
30	d8	61/66 (92%)	43 (70%)	14 (23%)	4 (7%)	1	18
31	D9	51/55 (93%)	37 (72%)	10 (20%)	4 (8%)	1	13
31	d9	51/55 (93%)	39 (76%)	8 (16%)	4 (8%)	1	13
32	E0	58/60 (97%)	43 (74%)	10 (17%)	5 (9%)	1	11
33	E1	69/76 (91%)	32 (46%)	20 (29%)	17 (25%)	0	1
33	e1	74/76 (97%)	33 (45%)	21 (28%)	20 (27%)	0	0
34	SR	316/318 (99%)	231 (73%)	58 (18%)	27 (8%)	1	12
34	sR	316/318 (99%)	255 (81%)	49 (16%)	12 (4%)	4	33
35	SM	155/273 (57%)	99 (64%)	34 (22%)	22 (14%)	0	3
35	sM	98/273 (36%)	63 (64%)	23 (24%)	12 (12%)	0	6
39	L2	250/253 (99%)	214 (86%)	28 (11%)	8 (3%)	5	38
39	l2	250/253 (99%)	200 (80%)	32 (13%)	18 (7%)	1	15
40	L3	384/386 (100%)	324 (84%)	45 (12%)	15 (4%)	4	33
40	l3	384/386 (100%)	323 (84%)	42 (11%)	19 (5%)	3	26
41	L4	359/361 (99%)	279 (78%)	54 (15%)	26 (7%)	1	15
41	l4	359/361 (99%)	277 (77%)	56 (16%)	26 (7%)	1	15
42	L5	294/296 (99%)	237 (81%)	34 (12%)	23 (8%)	1	13
42	l5	292/296 (99%)	240 (82%)	39 (13%)	13 (4%)	3	29
43	L6	152/175 (87%)	121 (80%)	26 (17%)	5 (3%)	5	37
43	l6	153/175 (87%)	121 (79%)	25 (16%)	7 (5%)	3	28
44	L7	220/243 (90%)	183 (83%)	24 (11%)	13 (6%)	2	21
44	l7	221/243 (91%)	177 (80%)	30 (14%)	14 (6%)	2	19
45	L8	231/255 (91%)	179 (78%)	35 (15%)	17 (7%)	1	15
45	l8	229/255 (90%)	176 (77%)	36 (16%)	17 (7%)	1	15
46	L9	189/191 (99%)	150 (79%)	28 (15%)	11 (6%)	2	21
46	l9	189/191 (99%)	153 (81%)	27 (14%)	9 (5%)	3	27

Continued on next page...

Continued from previous page...

Mol	Chain	Analysed	Favoured	Allowed	Outliers	Percentiles	
47	M0	207/220 (94%)	167 (81%)	30 (14%)	10 (5%)	3	27
47	m0	209/220 (95%)	163 (78%)	27 (13%)	19 (9%)	1	10
48	M1	167/173 (96%)	126 (75%)	31 (19%)	10 (6%)	2	20
48	m1	167/173 (96%)	127 (76%)	25 (15%)	15 (9%)	1	10
49	M3	191/198 (96%)	140 (73%)	37 (19%)	14 (7%)	1	15
49	m3	192/198 (97%)	150 (78%)	24 (12%)	18 (9%)	1	10
50	M4	134/137 (98%)	106 (79%)	19 (14%)	9 (7%)	1	18
50	m4	135/137 (98%)	116 (86%)	16 (12%)	3 (2%)	8	47
51	M5	201/203 (99%)	170 (85%)	24 (12%)	7 (4%)	4	36
51	m5	201/203 (99%)	171 (85%)	25 (12%)	5 (2%)	7	44
52	M6	195/198 (98%)	167 (86%)	22 (11%)	6 (3%)	5	39
52	m6	195/198 (98%)	164 (84%)	23 (12%)	8 (4%)	3	32
53	M7	181/183 (99%)	142 (78%)	27 (15%)	12 (7%)	1	18
53	m7	153/183 (84%)	130 (85%)	20 (13%)	3 (2%)	9	49
54	M8	183/185 (99%)	148 (81%)	28 (15%)	7 (4%)	4	33
54	m8	183/185 (99%)	140 (76%)	30 (16%)	13 (7%)	1	16
55	M9	186/188 (99%)	160 (86%)	17 (9%)	9 (5%)	3	27
55	m9	186/188 (99%)	156 (84%)	26 (14%)	4 (2%)	8	47
56	N0	170/172 (99%)	149 (88%)	14 (8%)	7 (4%)	3	32
56	n0	170/172 (99%)	146 (86%)	19 (11%)	5 (3%)	6	40
57	N1	157/159 (99%)	136 (87%)	16 (10%)	5 (3%)	5	38
57	n1	157/159 (99%)	125 (80%)	26 (17%)	6 (4%)	4	33
58	N2	98/120 (82%)	74 (76%)	16 (16%)	8 (8%)	1	12
58	n2	96/120 (80%)	76 (79%)	17 (18%)	3 (3%)	5	39
59	N3	134/136 (98%)	114 (85%)	14 (10%)	6 (4%)	3	29
59	n3	134/136 (98%)	116 (87%)	9 (7%)	9 (7%)	1	18
60	N4	96/155 (62%)	68 (71%)	20 (21%)	8 (8%)	1	12
60	n4	133/155 (86%)	99 (74%)	21 (16%)	13 (10%)	1	9
61	N5	119/141 (84%)	98 (82%)	17 (14%)	4 (3%)	5	37
61	n5	118/141 (84%)	97 (82%)	16 (14%)	5 (4%)	3	31
62	N6	124/126 (98%)	99 (80%)	16 (13%)	9 (7%)	1	15

Continued on next page...

Continued from previous page...

Mol	Chain	Analysed	Favoured	Allowed	Outliers	Percentiles	
62	n6	124/126 (98%)	100 (81%)	16 (13%)	8 (6%)	1	18
63	N7	133/135 (98%)	104 (78%)	20 (15%)	9 (7%)	1	17
63	n7	133/135 (98%)	91 (68%)	30 (23%)	12 (9%)	1	10
64	N8	146/148 (99%)	114 (78%)	23 (16%)	9 (6%)	2	19
64	n8	146/148 (99%)	119 (82%)	19 (13%)	8 (6%)	2	23
65	N9	56/58 (97%)	39 (70%)	11 (20%)	6 (11%)	0	8
65	n9	56/58 (97%)	36 (64%)	11 (20%)	9 (16%)	0	2
66	O0	95/104 (91%)	76 (80%)	17 (18%)	2 (2%)	9	48
66	o0	98/104 (94%)	83 (85%)	11 (11%)	4 (4%)	3	32
67	O1	107/112 (96%)	87 (81%)	13 (12%)	7 (6%)	1	18
67	o1	107/112 (96%)	87 (81%)	12 (11%)	8 (8%)	1	14
68	O2	125/129 (97%)	99 (79%)	18 (14%)	8 (6%)	2	19
68	o2	125/129 (97%)	102 (82%)	14 (11%)	9 (7%)	1	15
69	O3	104/106 (98%)	86 (83%)	13 (12%)	5 (5%)	3	27
69	o3	104/106 (98%)	95 (91%)	7 (7%)	2 (2%)	10	49
70	O4	110/120 (92%)	92 (84%)	16 (14%)	2 (2%)	11	51
70	o4	110/120 (92%)	90 (82%)	15 (14%)	5 (4%)	3	29
71	O5	117/119 (98%)	99 (85%)	13 (11%)	5 (4%)	3	30
71	o5	117/119 (98%)	89 (76%)	22 (19%)	6 (5%)	2	25
72	O6	97/99 (98%)	70 (72%)	15 (16%)	12 (12%)	0	5
72	o6	97/99 (98%)	83 (86%)	10 (10%)	4 (4%)	3	32
73	O7	85/87 (98%)	66 (78%)	18 (21%)	1 (1%)	16	60
73	o7	85/87 (98%)	69 (81%)	12 (14%)	4 (5%)	3	28
74	O8	75/77 (97%)	61 (81%)	11 (15%)	3 (4%)	4	32
74	o8	75/77 (97%)	63 (84%)	10 (13%)	2 (3%)	6	42
75	O9	48/50 (96%)	41 (85%)	6 (12%)	1 (2%)	9	48
75	o9	48/50 (96%)	38 (79%)	6 (12%)	4 (8%)	1	12
76	Q0	50/52 (96%)	42 (84%)	3 (6%)	5 (10%)	1	9
76	q0	50/52 (96%)	40 (80%)	8 (16%)	2 (4%)	4	32
77	Q1	23/25 (92%)	16 (70%)	5 (22%)	2 (9%)	1	11
77	q1	23/25 (92%)	19 (83%)	2 (9%)	2 (9%)	1	11

Continued on next page...

Continued from previous page...

Mol	Chain	Analysed	Favoured	Allowed	Outliers	Percentiles	
78	Q2	103/105 (98%)	77 (75%)	18 (18%)	8 (8%)	1	13
78	q2	103/105 (98%)	87 (84%)	11 (11%)	5 (5%)	3	26
79	Q3	89/91 (98%)	74 (83%)	8 (9%)	7 (8%)	1	13
79	q3	89/91 (98%)	70 (79%)	13 (15%)	6 (7%)	1	18
80	e0	60/62 (97%)	39 (65%)	15 (25%)	6 (10%)	1	9
81	p0	139/311 (45%)	108 (78%)	24 (17%)	7 (5%)	3	25
All	All	22333/24143 (92%)	17400 (78%)	3410 (15%)	1523 (7%)	1	17

All (1523) Ramachandran outliers are listed below:

Mol	Chain	Res	Type
2	S0	4	PRO
2	S0	39	ASN
2	S0	68	PRO
2	S0	139	VAL
2	S0	158	VAL
3	S1	49	ASN
3	S1	58	SER
3	S1	63	GLY
3	S1	79	HIS
3	S1	132	ASP
3	S1	148	ASN
3	S1	158	SER
3	S1	179	SER
3	S1	182	ALA
3	S1	206	PRO
3	S1	223	PHE
4	S2	80	VAL
4	S2	81	MET
4	S2	163	GLY
5	S3	65	ARG
5	S3	93	ASP
5	S3	220	PRO
6	S4	12	LEU
6	S4	69	HIS
6	S4	96	ASN
7	S5	35	GLN
7	S5	39	GLU
7	S5	43	PHE
7	S5	51	VAL

Continued on next page...

Continued from previous page...

Mol	Chain	Res	Type
7	S5	58	LEU
8	S6	122	GLU
8	S6	173	PRO
8	S6	174	LYS
9	S7	31	SER
9	S7	32	PRO
9	S7	63	PRO
9	S7	112	ARG
9	S7	116	ARG
9	S7	131	PHE
9	S7	186	PRO
10	S8	81	VAL
10	S8	152	ILE
11	S9	134	ILE
12	C0	87	VAL
12	C0	88	PRO
13	C1	4	GLU
13	C1	7	VAL
13	C1	55	ASP
13	C1	95	PRO
13	C1	96	LYS
13	C1	140	VAL
13	C1	146	ALA
13	C1	154	ALA
14	C2	91	VAL
15	C3	138	ASN
16	C4	42	VAL
16	C4	124	ASP
16	C4	126	THR
17	C5	125	PRO
17	C5	126	VAL
18	C6	41	PRO
18	C6	114	ARG
19	C7	83	GLN
19	C7	84	TYR
19	C7	85	VAL
19	C7	86	PRO
19	C7	88	VAL
19	C7	104	ASN
19	C7	124	VAL
20	C8	91	ASP
20	C8	92	ILE

Continued on next page...

Continued from previous page...

Mol	Chain	Res	Type
21	C9	53	TRP
21	C9	69	LYS
23	D1	6	GLY
24	D2	57	ARG
24	D2	78	ARG
24	D2	83	ILE
25	D3	70	LYS
25	D3	112	LYS
25	D3	114	LYS
25	D3	128	SER
25	D3	137	LYS
25	D3	144	ARG
26	D4	5	VAL
26	D4	53	ASP
26	D4	58	PHE
27	D5	37	GLN
27	D5	43	ASP
27	D5	56	THR
27	D5	71	ILE
28	D6	36	ILE
28	D6	45	VAL
28	D6	84	VAL
28	D6	86	VAL
29	D7	38	PRO
29	D7	62	ILE
29	D7	75	GLU
31	D9	8	PHE
31	D9	47	ALA
32	E0	13	LYS
32	E0	47	VAL
33	E1	98	VAL
33	E1	102	VAL
33	E1	103	LEU
33	E1	105	TYR
33	E1	106	TYR
33	E1	110	ALA
33	E1	111	GLU
33	E1	138	ARG
34	SR	155	ARG
34	SR	161	LYS
34	SR	188	ILE
34	SR	231	MET

Continued on next page...

Continued from previous page...

Mol	Chain	Res	Type
34	SR	318	ALA
35	SM	52	PRO
35	SM	86	ASN
35	SM	87	THR
35	SM	140	ASP
35	SM	166	VAL
35	SM	167	PRO
40	L3	140	ASP
40	L3	348	ARG
40	L3	385	LYS
41	L4	24	ALA
41	L4	83	GLY
41	L4	132	ALA
41	L4	146	PRO
41	L4	183	LYS
41	L4	265	GLU
41	L4	270	SER
41	L4	292	SER
41	L4	311	HIS
42	L5	6	ASP
42	L5	59	ASP
42	L5	178	ASN
42	L5	215	ASP
42	L5	234	ASP
42	L5	253	PHE
42	L5	258	LYS
42	L5	292	ALA
42	L5	293	LEU
43	L6	94	GLU
43	L6	98	VAL
44	L7	24	GLU
44	L7	191	VAL
45	L8	25	PRO
45	L8	31	PRO
45	L8	36	ILE
45	L8	37	GLY
45	L8	40	VAL
45	L8	156	ASP
45	L8	255	SER
46	L9	50	ASN
47	M0	145	LYS
47	M0	207	GLU

Continued on next page...

Continued from previous page...

Mol	Chain	Res	Type
48	M1	8	PRO
48	M1	145	LYS
48	M1	165	GLN
49	M3	129	ASN
50	M4	6	ILE
50	M4	8	LYS
50	M4	9	ALA
50	M4	135	LEU
50	M4	136	ALA
51	M5	40	ALA
52	M6	111	PRO
53	M7	88	VAL
53	M7	109	ALA
53	M7	157	VAL
55	M9	61	SER
55	M9	85	ARG
56	N0	2	ALA
57	N1	159	PHE
58	N2	51	GLY
59	N3	3	GLY
60	N4	26	SER
60	N4	81	PRO
61	N5	26	VAL
61	N5	50	ALA
62	N6	53	ASP
63	N7	30	ASP
63	N7	125	GLY
63	N7	129	TRP
64	N8	24	LYS
67	O1	5	LYS
67	O1	6	ASP
67	O1	83	GLU
68	O2	30	GLU
69	O3	94	PHE
71	O5	96	GLU
72	O6	27	SER
73	O7	12	HIS
75	O9	4	GLN
76	Q0	78	ILE
76	Q0	120	GLN
77	Q1	4	LYS
78	Q2	30	ALA

Continued on next page...

Continued from previous page...

Mol	Chain	Res	Type
78	Q2	100	LYS
79	Q3	58	SER
2	s0	4	PRO
2	s0	68	PRO
2	s0	158	VAL
2	s0	191	ARG
2	s0	203	PHE
2	s0	206	ASP
3	s1	132	ASP
3	s1	147	ALA
3	s1	206	PRO
3	s1	232	HIS
4	s2	76	LEU
4	s2	92	ALA
4	s2	134	LEU
4	s2	148	LEU
4	s2	150	GLN
4	s2	207	LEU
5	s3	92	GLN
5	s3	144	ALA
5	s3	161	GLY
5	s3	211	PRO
5	s3	216	PRO
5	s3	217	ILE
5	s3	220	PRO
5	s3	221	SER
6	s4	95	THR
6	s4	104	ASP
6	s4	118	GLU
6	s4	163	ASP
6	s4	195	ILE
6	s4	196	VAL
6	s4	240	LYS
7	s5	28	PRO
7	s5	35	GLN
7	s5	36	ALA
7	s5	39	GLU
7	s5	81	ARG
7	s5	154	ALA
7	s5	184	PHE
7	s5	204	GLY
7	s5	209	TYR

Continued on next page...

Continued from previous page...

Mol	Chain	Res	Type
8	s6	70	PRO
8	s6	153	VAL
8	s6	173	PRO
9	s7	64	VAL
9	s7	66	SER
9	s7	67	LEU
9	s7	106	SER
9	s7	112	ARG
9	s7	131	PHE
9	s7	163	ASP
10	s8	13	ALA
10	s8	36	THR
11	s9	5	PRO
12	c0	2	LEU
12	c0	28	ASN
12	c0	32	HIS
12	c0	83	PRO
12	c0	88	PRO
12	c0	92	ILE
12	c0	97	PRO
13	c1	114	ALA
13	c1	129	ARG
14	c2	89	ILE
14	c2	93	ASP
15	c3	60	VAL
15	c3	66	ILE
15	c3	139	TRP
16	c4	51	ASP
16	c4	132	ARG
17	c5	11	VAL
17	c5	49	MET
17	c5	51	SER
17	c5	52	LYS
17	c5	125	PRO
17	c5	128	HIS
18	c6	39	VAL
18	c6	116	LEU
19	c7	67	ARG
19	c7	88	VAL
19	c7	99	VAL
20	c8	18	LEU
20	c8	61	LEU

Continued on next page...

Continued from previous page...

Mol	Chain	Res	Type
20	c8	91	ASP
20	c8	92	ILE
22	d0	17	GLN
22	d0	51	VAL
22	d0	52	LYS
22	d0	118	VAL
23	d1	4	ASP
25	d3	70	LYS
26	d4	30	PRO
26	d4	35	VAL
26	d4	52	LYS
26	d4	63	GLN
27	d5	85	LYS
27	d5	87	GLY
27	d5	104	ALA
28	d6	63	ALA
29	d7	18	LYS
29	d7	38	PRO
29	d7	60	SER
31	d9	6	VAL
31	d9	7	TRP
31	d9	19	ARG
33	e1	83	LYS
33	e1	84	VAL
33	e1	87	THR
33	e1	92	LYS
33	e1	98	VAL
33	e1	100	LEU
33	e1	102	VAL
33	e1	103	LEU
33	e1	106	TYR
34	sR	4	ASN
34	sR	165	ASP
34	sR	282	SER
35	sM	47	ALA
35	sM	50	ASN
35	sM	163	PHE
39	l2	24	GLN
39	l2	96	LEU
39	l2	144	ASN
39	l2	160	SER
39	l2	215	ASN

Continued on next page...

Continued from previous page...

Mol	Chain	Res	Type
39	l2	238	ILE
39	l2	249	SER
40	l3	129	ALA
40	l3	140	ASP
40	l3	142	ALA
40	l3	188	ILE
40	l3	200	GLU
40	l3	235	THR
40	l3	347	SER
41	l4	14	GLU
41	l4	24	ALA
41	l4	90	PHE
41	l4	193	LYS
41	l4	268	ALA
41	l4	277	PRO
41	l4	311	HIS
41	l4	329	PRO
41	l4	338	LYS
41	l4	339	LEU
41	l4	345	GLU
42	l5	178	ASN
42	l5	279	LYS
43	l6	3	ALA
43	l6	98	VAL
44	l7	178	ILE
44	l7	193	PRO
45	l8	25	PRO
45	l8	122	LYS
45	l8	208	GLU
45	l8	240	ASN
46	l9	141	LYS
46	l9	177	ASP
47	m0	82	ARG
47	m0	156	ARG
47	m0	157	TYR
48	m1	8	PRO
48	m1	9	MET
48	m1	10	ARG
48	m1	94	ARG
48	m1	173	ASP
49	m3	25	HIS
49	m3	47	ALA

Continued on next page...

Continued from previous page...

Mol	Chain	Res	Type
49	m3	50	PRO
49	m3	133	PRO
49	m3	134	GLU
49	m3	150	PRO
49	m3	152	THR
49	m3	193	ALA
50	m4	78	THR
51	m5	76	PRO
51	m5	81	TYR
51	m5	187	ARG
52	m6	16	VAL
52	m6	90	HIS
52	m6	186	ALA
54	m8	84	VAL
54	m8	95	GLU
54	m8	112	ALA
55	m9	182	ASP
56	n0	87	THR
56	n0	139	TYR
57	n1	122	GLN
57	n1	144	GLU
57	n1	146	ASN
58	n2	50	LEU
60	n4	25	ASP
60	n4	63	ILE
60	n4	64	THR
60	n4	76	VAL
61	n5	40	LEU
61	n5	55	ASN
62	n6	6	LEU
62	n6	62	SER
62	n6	83	ASP
62	n6	84	LYS
62	n6	90	VAL
62	n6	97	ILE
63	n7	5	LEU
63	n7	7	ALA
63	n7	90	GLU
63	n7	125	GLY
63	n7	129	TRP
64	n8	76	ASP
65	n9	21	ILE

Continued on next page...

Continued from previous page...

Mol	Chain	Res	Type
65	n9	23	LYS
65	n9	24	PRO
65	n9	39	PHE
68	o2	4	LEU
68	o2	5	PRO
70	o4	33	GLN
71	o5	43	LYS
71	o5	119	LYS
72	o6	12	ASN
72	o6	98	ARG
73	o7	68	LYS
73	o7	84	SER
73	o7	85	LYS
74	o8	16	ARG
75	o9	35	ILE
79	q3	52	ALA
81	p0	93	LEU
2	S0	5	ALA
2	S0	33	GLN
2	S0	43	ASP
2	S0	64	ILE
2	S0	111	ILE
2	S0	185	ARG
2	S0	190	ASP
2	S0	202	TYR
3	S1	54	LEU
3	S1	181	LEU
3	S1	218	LEU
3	S1	221	PRO
4	S2	78	ASP
4	S2	106	ASP
4	S2	107	SER
4	S2	148	LEU
5	S3	62	ASN
5	S3	137	VAL
5	S3	218	LEU
6	S4	17	HIS
6	S4	77	ARG
6	S4	153	ASN
6	S4	205	PHE
6	S4	228	ILE
7	S5	33	VAL

Continued on next page...

Continued from previous page...

Mol	Chain	Res	Type
7	S5	50	GLU
7	S5	54	LYS
7	S5	63	GLN
7	S5	127	GLN
7	S5	153	GLY
7	S5	204	GLY
8	S6	70	PRO
8	S6	138	ALA
8	S6	152	ASP
8	S6	165	GLY
9	S7	8	ILE
9	S7	30	SER
9	S7	35	LYS
9	S7	52	ALA
9	S7	64	VAL
9	S7	73	VAL
9	S7	110	GLN
9	S7	132	PRO
10	S8	22	ARG
10	S8	40	ALA
10	S8	149	SER
11	S9	98	ALA
11	S9	164	PHE
12	C0	60	SER
13	C1	51	GLY
13	C1	72	THR
13	C1	89	ALA
13	C1	139	VAL
13	C1	145	ALA
14	C2	87	PRO
14	C2	89	ILE
14	C2	101	ALA
14	C2	106	ILE
14	C2	119	SER
14	C2	126	TRP
14	C2	131	ASP
15	C3	22	ALA
15	C3	27	LYS
16	C4	50	ALA
16	C4	92	LYS
17	C5	48	GLY
17	C5	53	PRO

Continued on next page...

Continued from previous page...

Mol	Chain	Res	Type
17	C5	80	MET
18	C6	39	VAL
19	C7	23	LYS
20	C8	7	GLU
20	C8	14	ILE
20	C8	60	GLU
20	C8	82	PRO
20	C8	142	GLY
20	C8	144	ARG
22	D0	21	LYS
22	D0	72	ASN
23	D1	12	TYR
26	D4	36	SER
26	D4	59	GLY
27	D5	44	GLN
27	D5	55	PRO
27	D5	88	ILE
28	D6	39	MET
28	D6	82	ARG
28	D6	85	ARG
29	D7	4	VAL
29	D7	63	LEU
30	D8	22	ARG
30	D8	36	THR
32	E0	3	LYS
32	E0	9	ALA
33	E1	84	VAL
33	E1	85	TYR
33	E1	87	THR
33	E1	127	GLY
33	E1	128	ALA
34	SR	24	ALA
34	SR	141	LEU
34	SR	166	SER
35	SM	101	ASP
35	SM	139	GLU
35	SM	154	TYR
39	L2	13	GLY
39	L2	234	LYS
40	L3	4	ARG
40	L3	155	ALA
40	L3	186	GLY

Continued on next page...

Continued from previous page...

Mol	Chain	Res	Type
40	L3	333	LYS
41	L4	82	THR
41	L4	90	PHE
41	L4	130	ALA
41	L4	143	GLU
41	L4	175	HIS
41	L4	293	SER
42	L5	7	ALA
42	L5	9	SER
42	L5	57	ASN
42	L5	91	GLY
42	L5	93	THR
43	L6	130	ILE
44	L7	26	VAL
44	L7	159	GLN
44	L7	241	LYS
45	L8	39	ALA
45	L8	157	VAL
46	L9	49	ASN
46	L9	151	VAL
46	L9	189	GLU
47	M0	146	ASP
47	M0	194	GLY
48	M1	39	GLN
48	M1	115	LYS
49	M3	19	GLN
49	M3	47	ALA
50	M4	109	ARG
51	M5	141	ALA
51	M5	184	LYS
52	M6	178	VAL
53	M7	160	ALA
53	M7	164	LYS
54	M8	98	LYS
55	M9	128	LYS
56	N0	118	PHE
56	N0	130	GLU
56	N0	166	LYS
57	N1	124	VAL
58	N2	11	ILE
58	N2	50	LEU
58	N2	60	GLY

Continued on next page...

Continued from previous page...

Mol	Chain	Res	Type
58	N2	70	LYS
58	N2	107	PHE
59	N3	131	SER
60	N4	72	SER
61	N5	117	ASN
62	N6	84	LYS
63	N7	102	GLU
64	N8	47	LYS
64	N8	66	ALA
65	N9	5	LYS
65	N9	24	PRO
65	N9	25	LYS
66	O0	20	SER
67	O1	84	ASP
68	O2	13	HIS
68	O2	27	ARG
69	O3	40	ASP
70	O4	77	GLY
71	O5	94	LYS
71	O5	97	ALA
71	O5	119	LYS
72	O6	3	VAL
72	O6	21	THR
72	O6	33	ALA
72	O6	64	SER
74	O8	75	VAL
78	Q2	15	LYS
78	Q2	17	CYS
78	Q2	94	GLY
79	Q3	60	CYS
79	Q3	71	VAL
79	Q3	90	VAL
2	s0	29	VAL
2	s0	189	VAL
3	s1	63	GLY
3	s1	81	PHE
3	s1	93	GLY
3	s1	223	PHE
4	s2	163	GLY
5	s3	44	THR
5	s3	142	LEU
5	s3	195	SER

Continued on next page...

Continued from previous page...

Mol	Chain	Res	Type
5	s3	203	PRO
6	s4	164	LEU
6	s4	245	LYS
7	s5	43	PHE
7	s5	75	GLY
7	s5	101	GLY
7	s5	196	GLU
7	s5	217	LEU
8	s6	9	VAL
8	s6	123	GLY
8	s6	154	ARG
8	s6	174	LYS
9	s7	15	GLU
9	s7	74	GLN
9	s7	155	ASP
9	s7	156	SER
10	s8	94	ASN
10	s8	162	ALA
10	s8	199	LYS
11	s9	99	LEU
11	s9	122	VAL
11	s9	167	ALA
13	c1	7	VAL
13	c1	24	LYS
13	c1	55	ASP
13	c1	144	ALA
14	c2	101	ALA
15	c3	21	ASN
15	c3	35	GLU
15	c3	87	ASP
15	c3	140	LYS
16	c4	32	ASP
17	c5	17	TYR
17	c5	50	THR
17	c5	69	GLU
17	c5	126	VAL
18	c6	42	GLU
18	c6	113	ASP
18	c6	115	THR
18	c6	120	ASP
19	c7	63	LYS
20	c8	4	VAL

Continued on next page...

Continued from previous page...

Mol	Chain	Res	Type
20	c8	29	VAL
20	c8	55	HIS
20	c8	90	ASN
20	c8	139	LYS
21	c9	29	GLU
21	c9	142	GLU
22	d0	15	GLN
22	d0	16	GLN
23	d1	42	GLU
25	d3	3	LYS
25	d3	47	SER
25	d3	65	ASN
25	d3	138	GLU
26	d4	32	ARG
26	d4	33	ALA
26	d4	36	SER
26	d4	51	GLU
26	d4	58	PHE
26	d4	64	PHE
26	d4	65	GLY
26	d4	84	LYS
26	d4	121	THR
26	d4	123	LYS
27	d5	38	HIS
80	e0	44	PHE
80	e0	51	ASN
33	e1	128	ALA
34	sR	149	ASP
34	sR	194	GLY
35	sM	33	LYS
35	sM	65	THR
35	sM	168	GLU
39	l2	54	ARG
39	l2	172	GLY
39	l2	194	ASN
40	l3	23	ALA
40	l3	66	LYS
40	l3	230	THR
40	l3	385	LYS
40	l3	386	ASP
41	l4	15	ALA
41	l4	145	ILE

Continued on next page...

Continued from previous page...

Mol	Chain	Res	Type
41	l4	341	SER
41	l4	342	LYS
42	l5	9	SER
42	l5	115	LEU
42	l5	256	THR
42	l5	260	PHE
43	l6	24	ALA
43	l6	32	ALA
44	l7	91	GLY
44	l7	130	ILE
45	l8	26	LEU
45	l8	112	GLU
45	l8	120	LYS
45	l8	133	LYS
45	l8	182	GLY
45	l8	203	VAL
46	l9	144	ILE
47	m0	3	ARG
47	m0	25	ALA
47	m0	83	ASP
47	m0	101	LYS
47	m0	174	THR
47	m0	187	ALA
47	m0	196	PHE
48	m1	95	ASN
48	m1	108	GLU
48	m1	114	ILE
49	m3	76	THR
49	m3	101	ARG
49	m3	122	LYS
51	m5	183	THR
52	m6	139	GLY
53	m7	34	GLN
54	m8	70	ALA
54	m8	99	THR
54	m8	181	SER
56	n0	129	ILE
58	n2	91	ASP
59	n3	54	LEU
59	n3	134	GLY
60	n4	34	SER
60	n4	71	ARG

Continued on next page...

Continued from previous page...

Mol	Chain	Res	Type
60	n4	77	LYS
60	n4	98	PRO
60	n4	126	GLU
61	n5	41	ALA
62	n6	61	GLY
63	n7	6	LYS
63	n7	102	GLU
63	n7	128	GLN
64	n8	15	VAL
64	n8	24	LYS
65	n9	6	ASN
65	n9	52	LYS
66	o0	49	PRO
67	o1	26	LYS
67	o1	45	GLY
67	o1	84	ASP
68	o2	124	GLY
70	o4	79	SER
74	o8	18	ALA
75	o9	4	GLN
78	q2	15	LYS
78	q2	17	CYS
79	q3	9	GLY
81	p0	102	SER
2	S0	30	GLN
2	S0	49	ASN
2	S0	66	ALA
2	S0	103	THR
2	S0	163	ASN
2	S0	192	THR
2	S0	195	TRP
3	S1	35	PRO
3	S1	81	PHE
3	S1	130	SER
3	S1	154	SER
3	S1	213	ARG
4	S2	91	ARG
4	S2	146	THR
4	S2	150	GLN
5	S3	31	GLU
5	S3	44	THR
5	S3	195	SER

Continued on next page...

Continued from previous page...

Mol	Chain	Res	Type
5	S3	217	ILE
6	S4	104	ASP
6	S4	195	ILE
7	S5	49	GLU
7	S5	64	VAL
7	S5	81	ARG
8	S6	151	ASP
9	S7	36	ALA
9	S7	118	LEU
10	S8	52	ASN
10	S8	68	ALA
10	S8	120	THR
11	S9	9	SER
11	S9	163	PRO
12	C0	54	TYR
12	C0	81	ASN
12	C0	90	THR
13	C1	29	LYS
13	C1	30	ARG
14	C2	22	VAL
14	C2	105	LYS
14	C2	107	ASP
15	C3	68	GLY
15	C3	149	LEU
16	C4	18	ARG
16	C4	40	ALA
17	C5	25	LEU
17	C5	29	SER
17	C5	39	ALA
17	C5	51	SER
17	C5	54	ALA
17	C5	69	GLU
17	C5	101	ALA
18	C6	113	ASP
18	C6	142	TYR
19	C7	87	GLU
19	C7	113	LEU
19	C7	115	LEU
20	C8	8	GLN
20	C8	61	LEU
20	C8	110	ARG
21	C9	31	PRO

Continued on next page...

Continued from previous page...

Mol	Chain	Res	Type
21	C9	39	THR
23	D1	2	GLU
24	D2	77	PRO
24	D2	91	ALA
24	D2	92	ASN
26	D4	6	THR
26	D4	68	LYS
27	D5	39	ALA
27	D5	94	LYS
28	D6	63	ALA
29	D7	48	SER
31	D9	20	GLN
33	E1	86	THR
33	E1	90	LYS
34	SR	22	SER
34	SR	70	ASP
34	SR	76	ASP
34	SR	140	CYS
34	SR	150	TRP
34	SR	162	ALA
34	SR	163	ASP
34	SR	194	GLY
34	SR	242	SER
35	SM	81	THR
35	SM	102	THR
39	L2	47	GLN
39	L2	152	SER
40	L3	3	HIS
40	L3	171	LEU
40	L3	299	ASP
40	L3	300	ARG
40	L3	347	SER
41	L4	15	ALA
41	L4	64	SER
41	L4	103	THR
41	L4	181	VAL
41	L4	190	GLY
42	L5	58	LYS
42	L5	157	ALA
42	L5	213	ASP
42	L5	259	LYS
42	L5	260	PHE

Continued on next page...

Continued from previous page...

Mol	Chain	Res	Type
42	L5	276	LYS
44	L7	158	LYS
45	L8	135	GLY
45	L8	227	ASP
46	L9	117	PHE
46	L9	120	ASP
47	M0	16	PRO
47	M0	82	ARG
47	M0	161	GLY
47	M0	218	ALA
48	M1	38	GLU
48	M1	151	SER
49	M3	58	VAL
49	M3	62	THR
49	M3	176	GLU
50	M4	29	ALA
50	M4	105	GLN
51	M5	94	TYR
51	M5	192	LYS
52	M6	63	ALA
52	M6	188	SER
53	M7	3	ARG
53	M7	30	ARG
53	M7	51	VAL
53	M7	161	ALA
54	M8	74	GLU
55	M9	97	ARG
57	N1	132	PRO
58	N2	84	LEU
59	N3	16	GLY
59	N3	67	PRO
60	N4	34	SER
60	N4	97	LYS
62	N6	3	LYS
62	N6	52	ARG
62	N6	92	GLY
63	N7	3	LYS
64	N8	96	LYS
67	O1	7	VAL
72	O6	34	SER
72	O6	96	ALA
72	O6	97	SER

Continued on next page...

Continued from previous page...

Mol	Chain	Res	Type
74	O8	33	LYS
76	Q0	79	GLU
76	Q0	114	LYS
78	Q2	34	SER
2	s0	7	PHE
2	s0	10	THR
2	s0	152	PRO
2	s0	186	GLY
3	s1	94	LYS
3	s1	154	SER
4	s2	83	ILE
4	s2	91	ARG
4	s2	151	PRO
4	s2	196	VAL
4	s2	204	THR
4	s2	205	ARG
4	s2	238	SER
5	s3	61	GLU
5	s3	90	ARG
5	s3	93	ASP
5	s3	179	GLN
5	s3	204	ASP
6	s4	12	LEU
7	s5	34	GLN
7	s5	84	LYS
7	s5	98	MET
11	s9	43	TYR
11	s9	64	GLU
11	s9	78	ARG
11	s9	169	PRO
12	c0	30	ALA
13	c1	28	SER
14	c2	39	ASP
14	c2	45	LEU
14	c2	106	ILE
14	c2	108	ARG
14	c2	119	SER
14	c2	131	ASP
15	c3	29	SER
15	c3	137	PRO
16	c4	12	GLN
16	c4	96	PRO

Continued on next page...

Continued from previous page...

Mol	Chain	Res	Type
17	c5	8	LYS
17	c5	130	ARG
20	c8	65	GLU
21	c9	66	TYR
22	d0	49	ASN
25	d3	66	SER
25	d3	99	ASN
26	d4	49	LYS
28	d6	5	ARG
28	d6	8	ASN
28	d6	27	SER
29	d7	59	CYS
30	d8	33	LEU
30	d8	57	MET
80	e0	56	MET
33	e1	107	LYS
33	e1	111	GLU
33	e1	112	GLY
33	e1	125	THR
33	e1	131	PHE
33	e1	136	LYS
33	e1	145	HIS
34	sR	96	THR
34	sR	163	ASP
34	sR	186	PHE
34	sR	277	GLU
35	sM	171	LYS
39	l2	17	THR
39	l2	56	ALA
39	l2	70	ARG
39	l2	127	ALA
40	l3	12	GLY
40	l3	291	GLU
40	l3	302	LYS
41	l4	330	TYR
41	l4	361	HIS
42	l5	269	SER
43	l6	10	TYR
44	l7	53	LYS
44	l7	191	VAL
45	l8	69	LEU
45	l8	237	ILE

Continued on next page...

Continued from previous page...

Mol	Chain	Res	Type
45	l8	239	GLY
46	l9	2	LYS
47	m0	78	THR
47	m0	176	LEU
47	m0	207	GLU
47	m0	219	ALA
48	m1	82	ARG
48	m1	111	ASP
48	m1	151	SER
48	m1	153	LYS
49	m3	93	ILE
49	m3	163	GLY
50	m4	8	LYS
51	m5	49	ARG
52	m6	110	PRO
52	m6	162	VAL
54	m8	41	ASP
54	m8	69	ARG
55	m9	142	ILE
59	n3	4	ASN
59	n3	27	ASP
59	n3	28	ASN
59	n3	68	GLU
59	n3	69	LEU
60	n4	130	SER
61	n5	47	ALA
62	n6	126	LEU
63	n7	14	VAL
63	n7	41	ALA
63	n7	103	GLN
64	n8	110	GLY
65	n9	25	LYS
65	n9	33	LYS
67	o1	47	ASP
67	o1	82	GLU
67	o1	83	GLU
69	o3	59	VAL
70	o4	12	PRO
71	o5	16	GLN
71	o5	81	ARG
71	o5	105	ARG
76	q0	78	ILE

Continued on next page...

Continued from previous page...

Mol	Chain	Res	Type
77	q1	3	ALA
77	q1	4	LYS
78	q2	74	CYS
78	q2	78	LYS
79	q3	20	SER
81	p0	206	ASP
2	S0	7	PHE
2	S0	78	SER
2	S0	126	PRO
3	S1	156	ALA
4	S2	39	THR
4	S2	235	LEU
5	S3	118	ALA
5	S3	129	SER
6	S4	237	SER
7	S5	31	GLU
7	S5	36	ALA
7	S5	202	ALA
7	S5	210	ALA
9	S7	98	ILE
10	S8	136	SER
11	S9	56	ALA
11	S9	100	LYS
11	S9	119	ALA
11	S9	162	SER
13	C1	3	THR
13	C1	82	ARG
13	C1	153	PHE
15	C3	3	ARG
16	C4	51	ASP
16	C4	114	ARG
17	C5	24	LYS
19	C7	73	LEU
20	C8	118	LYS
20	C8	134	ARG
21	C9	25	GLN
22	D0	17	GLN
22	D0	55	PRO
22	D0	73	GLY
23	D1	7	GLN
23	D1	82	VAL
25	D3	4	GLY

Continued on next page...

Continued from previous page...

Mol	Chain	Res	Type
25	D3	41	SER
25	D3	139	LYS
27	D5	41	ILE
28	D6	18	VAL
28	D6	61	GLU
28	D6	64	LEU
28	D6	65	PRO
30	D8	16	LEU
30	D8	61	ARG
32	E0	23	LYS
33	E1	100	LEU
33	E1	137	ASP
34	SR	15	GLY
34	SR	189	GLU
35	SM	53	ARG
35	SM	100	THR
35	SM	119	ALA
35	SM	136	ALA
35	SM	168	GLU
35	SM	172	VAL
35	SM	173	GLU
35	SM	174	LEU
39	L2	153	GLY
39	L2	231	SER
40	L3	244	ARG
41	L4	140	HIS
41	L4	182	LEU
41	L4	184	SER
42	L5	137	ASP
42	L5	212	ALA
43	L6	6	ALA
44	L7	128	LYS
45	L8	136	LEU
45	L8	163	VAL
46	L9	5	GLN
46	L9	96	HIS
46	L9	110	LYS
46	L9	190	ASP
48	M1	114	ILE
48	M1	117	ASP
49	M3	76	THR
49	M3	128	ARG

Continued on next page...

Continued from previous page...

Mol	Chain	Res	Type
49	M3	164	GLU
49	M3	175	SER
51	M5	77	LYS
51	M5	81	TYR
53	M7	63	PHE
53	M7	133	HIS
54	M8	162	ALA
55	M9	3	ASN
55	M9	53	LYS
56	N0	24	LEU
56	N0	34	GLU
59	N3	46	LEU
59	N3	54	LEU
62	N6	38	GLU
63	N7	35	SER
63	N7	103	GLN
65	N9	33	LYS
67	O1	97	LEU
68	O2	122	PRO
68	O2	127	ALA
69	O3	59	VAL
70	O4	81	CYS
71	O5	75	TYR
72	O6	32	ALA
74	O8	37	PRO
77	Q1	3	ALA
78	Q2	78	LYS
2	s0	9	LEU
2	s0	49	ASN
2	s0	103	THR
3	s1	22	ASP
3	s1	60	ALA
4	s2	234	PRO
5	s3	43	PRO
5	s3	64	ARG
6	s4	30	ARG
6	s4	90	ILE
6	s4	117	GLU
6	s4	168	LYS
6	s4	223	ASN
7	s5	29	ILE
7	s5	118	LEU

Continued on next page...

Continued from previous page...

Mol	Chain	Res	Type
8	s6	216	LEU
9	s7	11	GLN
9	s7	41	LEU
9	s7	130	VAL
9	s7	133	THR
12	c0	23	ALA
12	c0	35	ILE
12	c0	54	TYR
14	c2	21	GLU
14	c2	40	GLY
14	c2	107	ASP
14	c2	127	GLY
15	c3	26	PHE
17	c5	12	PHE
17	c5	14	THR
17	c5	68	PRO
19	c7	103	ASP
20	c8	14	ILE
22	d0	120	SER
23	d1	9	VAL
23	d1	10	GLU
24	d2	68	ARG
24	d2	99	PHE
25	d3	13	ARG
26	d4	50	ALA
27	d5	81	ARG
28	d6	34	LYS
28	d6	59	TYR
30	d8	62	GLU
31	d9	11	PRO
33	e1	81	LYS
33	e1	85	TYR
33	e1	148	TYR
34	sR	166	SER
35	sM	43	ASP
35	sM	84	LYS
39	l2	80	GLU
39	l2	213	GLY
40	l3	155	ALA
40	l3	206	ASP
41	l4	197	ARG
41	l4	301	PRO

Continued on next page...

Continued from previous page...

Mol	Chain	Res	Type
41	l4	305	ALA
42	l5	189	GLU
42	l5	215	ASP
42	l5	245	GLU
43	l6	97	ASN
44	l7	159	GLN
45	l8	39	ALA
45	l8	196	ALA
46	l9	107	ASP
47	m0	27	PRO
47	m0	175	ASN
47	m0	195	ALA
47	m0	220	GLN
48	m1	115	LYS
49	m3	60	ALA
49	m3	62	THR
49	m3	135	ALA
50	m4	86	ALA
52	m6	196	ALA
54	m8	49	LEU
54	m8	97	PRO
54	m8	105	ARG
54	m8	149	ALA
55	m9	28	GLU
55	m9	183	ALA
56	n0	110	MET
56	n0	154	HIS
57	n1	58	GLN
58	n2	60	GLY
60	n4	83	THR
64	n8	48	TYR
66	o0	46	ALA
66	o0	47	ASN
68	o2	6	HIS
68	o2	27	ARG
69	o3	60	ARG
70	o4	32	ALA
71	o5	82	ALA
73	o7	65	ARG
75	o9	3	ALA
75	o9	18	LYS
78	q2	77	CYS

Continued on next page...

Continued from previous page...

Mol	Chain	Res	Type
81	p0	68	SER
3	S1	22	ASP
3	S1	59	ASP
3	S1	101	HIS
3	S1	131	ASP
3	S1	210	ILE
4	S2	47	ALA
5	S3	72	LEU
5	S3	216	PRO
6	S4	5	PRO
6	S4	11	ARG
11	S9	110	GLN
11	S9	147	MET
14	C2	23	THR
14	C2	83	GLU
17	C5	38	PRO
18	C6	33	GLY
19	C7	72	LYS
21	C9	122	ARG
22	D0	119	ALA
23	D1	42	GLU
24	D2	100	GLY
25	D3	3	LYS
25	D3	20	ARG
25	D3	21	ASN
26	D4	54	ALA
31	D9	11	PRO
34	SR	98	GLU
34	SR	120	SER
34	SR	152	SER
34	SR	237	GLN
34	SR	247	PRO
35	SM	12	VAL
35	SM	85	SER
35	SM	155	LEU
39	L2	127	ALA
40	L3	141	GLY
40	L3	317	ILE
41	L4	14	GLU
42	L5	251	PRO
43	L6	36	PRO
44	L7	25	GLN

Continued on next page...

Continued from previous page...

Mol	Chain	Res	Type
44	L7	54	GLU
44	L7	163	LEU
44	L7	217	PRO
45	L8	80	TYR
45	L8	122	LYS
48	M1	108	GLU
49	M3	46	ILE
50	M4	28	SER
52	M6	16	VAL
53	M7	75	GLU
55	M9	131	ALA
57	N1	127	GLN
62	N6	126	LEU
63	N7	36	HIS
64	N8	76	ASP
67	O1	60	TRP
69	O3	90	PRO
72	O6	12	ASN
72	O6	36	ARG
72	O6	78	GLY
78	Q2	104	LEU
79	Q3	12	GLY
79	Q3	91	GLU
2	s0	162	CYS
5	s3	45	LYS
5	s3	56	GLN
7	s5	21	THR
7	s5	57	SER
7	s5	74	ALA
8	s6	165	GLY
10	s8	20	GLN
10	s8	52	ASN
10	s8	78	ILE
11	s9	162	SER
12	c0	26	ASP
12	c0	82	LEU
14	c2	66	VAL
14	c2	90	LYS
14	c2	91	VAL
15	c3	12	SER
15	c3	22	ALA
15	c3	148	ALA

Continued on next page...

Continued from previous page...

Mol	Chain	Res	Type
16	c4	131	GLY
17	c5	31	GLU
18	c6	61	SER
18	c6	97	VAL
19	c7	86	PRO
20	c8	60	GLU
21	c9	49	ASP
22	d0	53	LYS
22	d0	96	PRO
35	sM	46	LYS
39	l2	98	VAL
41	l4	146	PRO
41	l4	176	SER
41	l4	328	ASN
41	l4	353	ALA
42	l5	174	PRO
42	l5	258	LYS
43	l6	31	ARG
44	l7	27	ALA
44	l7	217	PRO
46	l9	30	PRO
46	l9	31	ARG
46	l9	167	VAL
48	m1	12	LEU
48	m1	117	ASP
49	m3	51	LEU
53	m7	6	ALA
57	n1	83	ARG
57	n1	148	PRO
60	n4	59	HIS
60	n4	132	GLY
61	n5	97	LYS
63	n7	124	ALA
64	n8	70	LYS
65	n9	37	PRO
67	o1	44	MET
68	o2	69	SER
68	o2	70	GLY
72	o6	4	LYS
72	o6	33	ALA
79	q3	3	LYS
79	q3	17	ARG

Continued on next page...

Continued from previous page...

Mol	Chain	Res	Type
2	S0	189	VAL
3	S1	21	VAL
4	S2	153	SER
4	S2	248	SER
7	S5	26	ALA
8	S6	146	GLY
10	S8	10	LYS
12	C0	92	ILE
13	C1	5	LEU
14	C2	108	ARG
15	C3	79	GLY
23	D1	10	GLU
23	D1	46	ILE
26	D4	34	ASN
26	D4	133	ASN
34	SR	113	VAL
41	L4	328	ASN
44	L7	91	GLY
44	L7	178	ILE
46	L9	4	ILE
47	M0	47	PRO
49	M3	136	GLU
52	M6	139	GLY
54	M8	84	VAL
54	M8	99	THR
56	N0	167	ARG
61	N5	44	PRO
64	N8	15	VAL
64	N8	70	LYS
64	N8	116	GLY
66	O0	96	GLY
68	O2	45	ARG
76	Q0	88	LYS
2	s0	139	VAL
2	s0	185	ARG
4	s2	93	GLY
4	s2	236	PRO
6	s4	241	GLY
9	s7	177	THR
11	s9	42	ILE
14	c2	103	LEU
16	c4	11	SER

Continued on next page...

Continued from previous page...

Mol	Chain	Res	Type
16	c4	50	ALA
17	c5	6	ASN
18	c6	40	GLU
19	c7	98	GLY
21	c9	118	PRO
23	d1	44	ARG
24	d2	8	ALA
26	d4	78	SER
28	d6	35	ALA
30	d8	58	GLU
80	e0	47	VAL
80	e0	54	ARG
41	l4	331	ALA
44	l7	54	GLU
45	l8	34	PHE
46	l9	172	ILE
49	m3	13	HIS
52	m6	5	PRO
53	m7	37	ASN
59	n3	3	GLY
64	n8	47	LYS
64	n8	120	ASN
67	o1	86	LYS
68	o2	17	PHE
70	o4	59	PRO
81	p0	33	VAL
2	S0	50	VAL
4	S2	74	PRO
7	S5	150	GLY
30	D8	23	GLY
34	SR	67	ILE
60	N4	63	ILE
62	N6	101	PRO
65	N9	21	ILE
68	O2	108	ILE
6	s4	135	GLY
9	s7	73	VAL
14	c2	63	VAL
14	c2	82	PRO
22	d0	97	VAL
80	e0	60	PRO
35	sM	167	PRO

Continued on next page...

Continued from previous page...

Mol	Chain	Res	Type
42	l5	125	VAL
54	m8	43	PRO
59	n3	13	ILE
68	o2	122	PRO
4	S2	182	PRO
6	S4	111	VAL
14	C2	115	VAL
34	SR	63	GLY
39	L2	15	ILE
57	N1	123	GLY
62	N6	49	PRO
68	O2	124	GLY
14	c2	22	VAL
16	c4	39	ILE
29	d7	4	VAL
66	o0	96	GLY
81	p0	101	VAL
3	S1	93	GLY
8	S6	181	PRO
14	C2	66	VAL
45	L8	30	THR
47	M0	117	GLY
49	M3	132	ALA
54	M8	160	GLY
54	M8	183	GLY
55	M9	57	VAL
58	N2	22	PRO
60	N4	90	ILE
63	N7	70	PRO
69	O3	76	GLY
79	Q3	50	GLY
4	s2	68	ILE
8	s6	69	LEU
18	c6	4	VAL
21	c9	100	ILE
34	sR	138	GLY
35	sM	52	PRO
40	l3	141	GLY
40	l3	186	GLY
28	D6	59	TYR
41	L4	4	PRO
49	M3	33	VAL

Continued on next page...

Continued from previous page...

Mol	Chain	Res	Type
64	N8	29	PRO
65	N9	29	TYR
5	s3	81	PRO
7	s5	89	ILE
18	c6	33	GLY
20	c8	69	ILE
34	sR	247	PRO
39	l2	49	VAL
44	l7	89	ILE
44	l7	204	PRO
44	l7	210	PRO
44	l7	240	VAL
45	l8	119	GLY
47	m0	16	PRO
79	q3	71	VAL
81	p0	30	VAL
11	S9	168	ARG
14	C2	117	GLY
25	D3	96	VAL
45	L8	167	PRO
55	M9	14	VAL
60	N4	76	VAL
41	l4	190	GLY
76	q0	123	PRO

5.3.2 Protein sidechains [i](#)

In the following table, the Percentiles column shows the percent sidechain outliers of the chain as a percentile score with respect to all X-ray entries followed by that with respect to entries of similar resolution.

The Analysed column shows the number of residues for which the sidechain conformation was analysed, and the total number of residues.

Mol	Chain	Analysed	Rotameric	Outliers	Percentiles	
2	S0	164/209 (78%)	125 (76%)	39 (24%)	1	4
2	s0	165/209 (79%)	135 (82%)	30 (18%)	2	11
3	S1	191/223 (86%)	146 (76%)	45 (24%)	1	4
3	s1	192/223 (86%)	147 (77%)	45 (23%)	1	4
4	S2	176/204 (86%)	136 (77%)	40 (23%)	1	5

Continued on next page...

Continued from previous page...

Mol	Chain	Analysed	Rotameric	Outliers	Percentiles	
4	s2	176/204 (86%)	128 (73%)	48 (27%)	0	3
5	S3	182/194 (94%)	140 (77%)	42 (23%)	1	4
5	s3	182/194 (94%)	140 (77%)	42 (23%)	1	4
6	S4	221/221 (100%)	175 (79%)	46 (21%)	1	6
6	s4	221/221 (100%)	173 (78%)	48 (22%)	1	6
7	S5	173/190 (91%)	139 (80%)	34 (20%)	1	8
7	s5	173/190 (91%)	136 (79%)	37 (21%)	1	6
8	S6	188/201 (94%)	151 (80%)	37 (20%)	1	8
8	s6	187/201 (93%)	153 (82%)	34 (18%)	2	11
9	S7	165/169 (98%)	135 (82%)	30 (18%)	2	11
9	s7	165/169 (98%)	130 (79%)	35 (21%)	1	6
10	S8	150/161 (93%)	123 (82%)	27 (18%)	2	11
10	s8	150/161 (93%)	127 (85%)	23 (15%)	3	19
11	S9	158/165 (96%)	119 (75%)	39 (25%)	1	4
11	s9	158/165 (96%)	128 (81%)	30 (19%)	2	9
12	C0	77/98 (79%)	61 (79%)	16 (21%)	1	6
12	c0	73/98 (74%)	60 (82%)	13 (18%)	2	12
13	C1	129/136 (95%)	105 (81%)	24 (19%)	2	9
13	c1	129/136 (95%)	108 (84%)	21 (16%)	3	16
14	C2	88/118 (75%)	67 (76%)	21 (24%)	1	4
14	c2	88/118 (75%)	71 (81%)	17 (19%)	2	8
15	C3	127/127 (100%)	96 (76%)	31 (24%)	1	4
15	c3	127/127 (100%)	102 (80%)	25 (20%)	1	8
16	C4	81/104 (78%)	67 (83%)	14 (17%)	2	13
16	c4	97/104 (93%)	76 (78%)	21 (22%)	1	6
17	C5	101/117 (86%)	79 (78%)	22 (22%)	1	5
17	c5	103/117 (88%)	85 (82%)	18 (18%)	2	13
18	C6	117/118 (99%)	97 (83%)	20 (17%)	2	14
18	c6	118/118 (100%)	96 (81%)	22 (19%)	2	9
19	C7	94/124 (76%)	70 (74%)	24 (26%)	1	4
19	c7	92/124 (74%)	72 (78%)	20 (22%)	1	6

Continued on next page...

Continued from previous page...

Mol	Chain	Analysed	Rotameric	Outliers	Percentiles	
20	C8	128/128 (100%)	95 (74%)	33 (26%)	0	3
20	c8	128/128 (100%)	94 (73%)	34 (27%)	0	3
21	C9	115/115 (100%)	86 (75%)	29 (25%)	1	4
21	c9	115/115 (100%)	96 (84%)	19 (16%)	3	15
22	D0	100/113 (88%)	76 (76%)	24 (24%)	1	4
22	d0	103/113 (91%)	72 (70%)	31 (30%)	0	3
23	D1	74/74 (100%)	61 (82%)	13 (18%)	2	12
23	d1	74/74 (100%)	58 (78%)	16 (22%)	1	6
24	D2	110/110 (100%)	90 (82%)	20 (18%)	2	11
24	d2	110/110 (100%)	89 (81%)	21 (19%)	2	9
25	D3	119/119 (100%)	95 (80%)	24 (20%)	1	7
25	d3	119/119 (100%)	91 (76%)	28 (24%)	1	4
26	D4	112/112 (100%)	93 (83%)	19 (17%)	2	14
26	d4	112/112 (100%)	93 (83%)	19 (17%)	2	14
27	D5	61/88 (69%)	46 (75%)	15 (25%)	1	4
27	d5	61/88 (69%)	48 (79%)	13 (21%)	1	6
28	D6	83/83 (100%)	61 (74%)	22 (26%)	0	3
28	d6	83/83 (100%)	65 (78%)	18 (22%)	1	6
29	D7	70/70 (100%)	59 (84%)	11 (16%)	3	18
29	d7	70/70 (100%)	55 (79%)	15 (21%)	1	6
30	D8	56/59 (95%)	45 (80%)	11 (20%)	1	8
30	d8	56/59 (95%)	43 (77%)	13 (23%)	1	4
31	D9	47/48 (98%)	40 (85%)	7 (15%)	4	20
31	d9	47/48 (98%)	36 (77%)	11 (23%)	1	4
32	E0	51/51 (100%)	42 (82%)	9 (18%)	2	12
33	E1	62/66 (94%)	48 (77%)	14 (23%)	1	5
33	e1	66/66 (100%)	49 (74%)	17 (26%)	0	3
34	SR	260/261 (100%)	223 (86%)	37 (14%)	4	22
34	sR	260/261 (100%)	222 (85%)	38 (15%)	4	21
35	SM	97/228 (42%)	72 (74%)	25 (26%)	0	3
35	sM	54/228 (24%)	45 (83%)	9 (17%)	3	15

Continued on next page...

Continued from previous page...

Mol	Chain	Analysed	Rotameric	Outliers	Percentiles	
39	L2	193/195 (99%)	143 (74%)	50 (26%)	0	3
39	l2	192/195 (98%)	144 (75%)	48 (25%)	1	4
40	L3	320/322 (99%)	256 (80%)	64 (20%)	1	7
40	l3	320/322 (99%)	248 (78%)	72 (22%)	1	5
41	L4	288/288 (100%)	223 (77%)	65 (23%)	1	5
41	l4	288/288 (100%)	229 (80%)	59 (20%)	1	7
42	L5	244/244 (100%)	191 (78%)	53 (22%)	1	6
42	l5	243/244 (100%)	198 (82%)	45 (18%)	2	10
43	L6	134/152 (88%)	108 (81%)	26 (19%)	2	8
43	l6	135/152 (89%)	102 (76%)	33 (24%)	1	4
44	L7	186/204 (91%)	154 (83%)	32 (17%)	2	14
44	l7	187/204 (92%)	152 (81%)	35 (19%)	2	9
45	L8	187/207 (90%)	150 (80%)	37 (20%)	1	8
45	l8	177/207 (86%)	141 (80%)	36 (20%)	1	7
46	L9	171/171 (100%)	127 (74%)	44 (26%)	0	4
46	l9	171/171 (100%)	128 (75%)	43 (25%)	1	4
47	M0	177/186 (95%)	137 (77%)	40 (23%)	1	5
47	m0	179/186 (96%)	144 (80%)	35 (20%)	1	8
48	M1	147/150 (98%)	112 (76%)	35 (24%)	1	4
48	m1	147/150 (98%)	111 (76%)	36 (24%)	1	4
49	M3	154/158 (98%)	122 (79%)	32 (21%)	1	6
49	m3	154/158 (98%)	120 (78%)	34 (22%)	1	5
50	M4	107/108 (99%)	85 (79%)	22 (21%)	1	7
50	m4	108/108 (100%)	86 (80%)	22 (20%)	1	7
51	M5	175/175 (100%)	132 (75%)	43 (25%)	1	4
51	m5	175/175 (100%)	141 (81%)	34 (19%)	2	8
52	M6	160/161 (99%)	121 (76%)	39 (24%)	1	4
52	m6	160/161 (99%)	120 (75%)	40 (25%)	1	4
53	M7	140/145 (97%)	111 (79%)	29 (21%)	1	7
53	m7	125/145 (86%)	101 (81%)	24 (19%)	2	8
54	M8	150/150 (100%)	116 (77%)	34 (23%)	1	5

Continued on next page...

Continued from previous page...

Mol	Chain	Analysed	Rotameric	Outliers	Percentiles	
54	m8	150/150 (100%)	116 (77%)	34 (23%)	1	5
55	M9	153/153 (100%)	124 (81%)	29 (19%)	2	9
55	m9	153/153 (100%)	125 (82%)	28 (18%)	2	10
56	N0	156/156 (100%)	122 (78%)	34 (22%)	1	5
56	n0	156/156 (100%)	122 (78%)	34 (22%)	1	5
57	N1	136/136 (100%)	102 (75%)	34 (25%)	1	4
57	n1	136/136 (100%)	107 (79%)	29 (21%)	1	6
58	N2	87/106 (82%)	73 (84%)	14 (16%)	3	17
58	n2	85/106 (80%)	58 (68%)	27 (32%)	0	2
59	N3	104/104 (100%)	84 (81%)	20 (19%)	2	8
59	n3	104/104 (100%)	85 (82%)	19 (18%)	2	10
60	N4	57/129 (44%)	47 (82%)	10 (18%)	2	13
60	n4	100/129 (78%)	79 (79%)	21 (21%)	1	6
61	N5	104/117 (89%)	78 (75%)	26 (25%)	1	4
61	n5	104/117 (89%)	85 (82%)	19 (18%)	2	10
62	N6	109/109 (100%)	88 (81%)	21 (19%)	2	8
62	n6	109/109 (100%)	85 (78%)	24 (22%)	1	5
63	N7	115/115 (100%)	94 (82%)	21 (18%)	2	10
63	n7	115/115 (100%)	87 (76%)	28 (24%)	1	4
64	N8	118/118 (100%)	98 (83%)	20 (17%)	2	14
64	n8	118/118 (100%)	91 (77%)	27 (23%)	1	4
65	N9	46/46 (100%)	35 (76%)	11 (24%)	1	4
65	n9	46/46 (100%)	30 (65%)	16 (35%)	0	2
66	O0	81/87 (93%)	66 (82%)	15 (18%)	2	10
66	o0	84/87 (97%)	69 (82%)	15 (18%)	2	11
67	O1	92/96 (96%)	69 (75%)	23 (25%)	1	4
67	o1	94/96 (98%)	63 (67%)	31 (33%)	0	2
68	O2	109/110 (99%)	87 (80%)	22 (20%)	1	7
68	o2	109/110 (99%)	81 (74%)	28 (26%)	0	4
69	O3	90/90 (100%)	71 (79%)	19 (21%)	1	6
69	o3	90/90 (100%)	75 (83%)	15 (17%)	3	15

Continued on next page...

Continued from previous page...

Mol	Chain	Analysed	Rotameric	Outliers	Percentiles	
70	O4	95/102 (93%)	75 (79%)	20 (21%)	1	6
70	o4	95/102 (93%)	82 (86%)	13 (14%)	4	24
71	O5	104/104 (100%)	83 (80%)	21 (20%)	1	7
71	o5	103/104 (99%)	76 (74%)	27 (26%)	0	3
72	O6	81/81 (100%)	56 (69%)	25 (31%)	0	2
72	o6	80/81 (99%)	53 (66%)	27 (34%)	0	2
73	O7	70/70 (100%)	55 (79%)	15 (21%)	1	6
73	o7	70/70 (100%)	52 (74%)	18 (26%)	0	4
74	O8	68/68 (100%)	50 (74%)	18 (26%)	0	3
74	o8	67/68 (98%)	49 (73%)	18 (27%)	0	3
75	O9	45/45 (100%)	40 (89%)	5 (11%)	8	34
75	o9	45/45 (100%)	33 (73%)	12 (27%)	0	3
76	Q0	47/47 (100%)	41 (87%)	6 (13%)	5	27
76	q0	47/47 (100%)	32 (68%)	15 (32%)	0	2
77	Q1	23/23 (100%)	16 (70%)	7 (30%)	0	3
77	q1	23/23 (100%)	14 (61%)	9 (39%)	0	1
78	Q2	90/90 (100%)	67 (74%)	23 (26%)	0	4
78	q2	90/90 (100%)	70 (78%)	20 (22%)	1	5
79	Q3	71/71 (100%)	55 (78%)	16 (22%)	1	5
79	q3	71/71 (100%)	54 (76%)	17 (24%)	1	4
80	e0	53/53 (100%)	38 (72%)	15 (28%)	0	3
81	p0	105/253 (42%)	84 (80%)	21 (20%)	1	7
All	All	18728/20241 (92%)	14710 (78%)	4018 (22%)	1	6

All (4018) residues with a non-rotameric sidechain are listed below:

Mol	Chain	Res	Type
2	S0	6	THR
2	S0	10	THR
2	S0	12	GLU
2	S0	18	LEU
2	S0	32	HIS
2	S0	37	VAL
2	S0	49	ASN

Continued on next page...

Continued from previous page...

Mol	Chain	Res	Type
2	S0	50	VAL
2	S0	59	LEU
2	S0	62	ARG
2	S0	71	GLU
2	S0	78	SER
2	S0	84	ARG
2	S0	86	VAL
2	S0	88	LYS
2	S0	96	THR
2	S0	98	ILE
2	S0	103	THR
2	S0	110	TYR
2	S0	112	THR
2	S0	123	VAL
2	S0	124	THR
2	S0	140	ASN
2	S0	144	ILE
2	S0	146	LEU
2	S0	153	SER
2	S0	156	VAL
2	S0	157	ASP
2	S0	162	CYS
2	S0	168	HIS
2	S0	172	LEU
2	S0	177	LEU
2	S0	184	LEU
2	S0	185	ARG
2	S0	188	LEU
2	S0	196	SER
2	S0	197	ILE
2	S0	198	MET
2	S0	200	ASP
3	S1	21	VAL
3	S1	22	ASP
3	S1	25	THR
3	S1	29	TRP
3	S1	30	PHE
3	S1	39	GLU
3	S1	46	THR
3	S1	51	SER
3	S1	61	LEU
3	S1	65	VAL

Continued on next page...

Continued from previous page...

Mol	Chain	Res	Type
3	S1	70	LEU
3	S1	72	ASP
3	S1	74	GLN
3	S1	76	SER
3	S1	77	GLU
3	S1	78	ASP
3	S1	79	HIS
3	S1	81	PHE
3	S1	89	ASP
3	S1	97	LEU
3	S1	105	PHE
3	S1	111	ARG
3	S1	115	ARG
3	S1	116	LYS
3	S1	125	VAL
3	S1	126	THR
3	S1	135	LEU
3	S1	140	ILE
3	S1	148	ASN
3	S1	149	GLN
3	S1	170	GLU
3	S1	173	THR
3	S1	180	THR
3	S1	181	LEU
3	S1	184	LEU
3	S1	191	GLU
3	S1	198	GLU
3	S1	202	LYS
3	S1	212	VAL
3	S1	215	VAL
3	S1	218	LEU
3	S1	219	LYS
3	S1	222	LYS
3	S1	223	PHE
3	S1	229	MET
4	S2	41	LEU
4	S2	54	GLU
4	S2	58	LEU
4	S2	69	ILE
4	S2	72	LEU
4	S2	73	LEU
4	S2	77	GLN

Continued on next page...

Continued from previous page...

Mol	Chain	Res	Type
4	S2	81	MET
4	S2	87	GLN
4	S2	89	GLN
4	S2	90	THR
4	S2	95	ARG
4	S2	96	THR
4	S2	97	ARG
4	S2	106	ASP
4	S2	108	ASN
4	S2	111	VAL
4	S2	113	LEU
4	S2	117	THR
4	S2	134	LEU
4	S2	140	ARG
4	S2	141	ARG
4	S2	146	THR
4	S2	147	ASN
4	S2	148	LEU
4	S2	166	THR
4	S2	198	THR
4	S2	201	ASN
4	S2	207	LEU
4	S2	210	THR
4	S2	221	THR
4	S2	222	TYR
4	S2	225	LEU
4	S2	226	THR
4	S2	227	PRO
4	S2	235	LEU
4	S2	237	VAL
4	S2	238	SER
4	S2	240	LEU
4	S2	245	ASP
5	S3	4	LEU
5	S3	10	LYS
5	S3	14	ASP
5	S3	21	LEU
5	S3	23	GLU
5	S3	26	THR
5	S3	37	VAL
5	S3	44	THR
5	S3	59	LEU

Continued on next page...

Continued from previous page...

Mol	Chain	Res	Type
5	S3	64	ARG
5	S3	65	ARG
5	S3	76	ARG
5	S3	84	ILE
5	S3	92	GLN
5	S3	94	ARG
5	S3	105	MET
5	S3	111	ASN
5	S3	117	ARG
5	S3	120	TYR
5	S3	143	ARG
5	S3	146	ARG
5	S3	151	LYS
5	S3	154	ASP
5	S3	158	ILE
5	S3	172	THR
5	S3	175	VAL
5	S3	176	LEU
5	S3	177	MET
5	S3	178	ARG
5	S3	179	GLN
5	S3	181	VAL
5	S3	190	ARG
5	S3	195	SER
5	S3	196	ARG
5	S3	202	LEU
5	S3	209	ILE
5	S3	210	GLU
5	S3	218	LEU
5	S3	220	PRO
5	S3	222	VAL
5	S3	223	LYS
5	S3	225	TYR
6	S4	6	LYS
6	S4	7	LYS
6	S4	12	LEU
6	S4	23	LEU
6	S4	26	CYS
6	S4	38	LEU
6	S4	42	LEU
6	S4	45	ILE
6	S4	48	LEU

Continued on next page...

Continued from previous page...

Mol	Chain	Res	Type
6	S4	52	LEU
6	S4	56	LEU
6	S4	65	LEU
6	S4	68	ARG
6	S4	69	HIS
6	S4	70	VAL
6	S4	76	VAL
6	S4	77	ARG
6	S4	78	THR
6	S4	81	THR
6	S4	87	MET
6	S4	95	THR
6	S4	116	ASP
6	S4	123	LEU
6	S4	128	LYS
6	S4	129	VAL
6	S4	133	LYS
6	S4	158	ASP
6	S4	160	VAL
6	S4	170	THR
6	S4	180	LEU
6	S4	187	ARG
6	S4	192	ILE
6	S4	206	ASP
6	S4	211	LYS
6	S4	214	LEU
6	S4	215	ASP
6	S4	225	VAL
6	S4	226	PHE
6	S4	227	VAL
6	S4	228	ILE
6	S4	240	LYS
6	S4	242	LYS
6	S4	247	SER
6	S4	248	ILE
6	S4	259	GLN
6	S4	261	LEU
7	S5	23	VAL
7	S5	25	LEU
7	S5	38	THR
7	S5	39	GLU
7	S5	40	ILE

Continued on next page...

Continued from previous page...

Mol	Chain	Res	Type
7	S5	41	LYS
7	S5	42	LEU
7	S5	43	PHE
7	S5	45	LYS
7	S5	50	GLU
7	S5	53	VAL
7	S5	63	GLN
7	S5	76	ARG
7	S5	79	ASN
7	S5	86	GLN
7	S5	87	CYS
7	S5	89	ILE
7	S5	90	ILE
7	S5	93	LEU
7	S5	94	THR
7	S5	97	LEU
7	S5	99	MET
7	S5	112	ARG
7	S5	119	ASP
7	S5	122	ASN
7	S5	123	VAL
7	S5	148	ARG
7	S5	156	ARG
7	S5	157	ARG
7	S5	161	ASP
7	S5	169	ASN
7	S5	186	ASN
7	S5	219	ARG
7	S5	225	ARG
8	S6	12	SER
8	S6	13	GLN
8	S6	15	THR
8	S6	16	PHE
8	S6	25	ARG
8	S6	44	GLU
8	S6	51	LYS
8	S6	52	ILE
8	S6	58	LYS
8	S6	67	VAL
8	S6	74	LYS
8	S6	76	LEU
8	S6	78	THR

Continued on next page...

Continued from previous page...

Mol	Chain	Res	Type
8	S6	79	LYS
8	S6	81	VAL
8	S6	82	SER
8	S6	89	ASP
8	S6	109	LEU
8	S6	115	LYS
8	S6	120	GLU
8	S6	125	THR
8	S6	128	THR
8	S6	133	LEU
8	S6	151	ASP
8	S6	155	ASP
8	S6	162	VAL
8	S6	168	THR
8	S6	169	TYR
8	S6	170	THR
8	S6	175	ILE
8	S6	177	ARG
8	S6	180	THR
8	S6	181	PRO
8	S6	193	LEU
8	S6	211	LEU
8	S6	212	LEU
8	S6	223	LYS
9	S7	7	LYS
9	S7	11	GLN
9	S7	15	GLU
9	S7	19	GLN
9	S7	28	GLU
9	S7	37	GLU
9	S7	38	LEU
9	S7	39	ARG
9	S7	49	ILE
9	S7	51	VAL
9	S7	60	ILE
9	S7	70	PHE
9	S7	71	HIS
9	S7	77	LEU
9	S7	79	ARG
9	S7	85	PHE
9	S7	92	PHE
9	S7	95	GLU

Continued on next page...

Continued from previous page...

Mol	Chain	Res	Type
9	S7	97	ARG
9	S7	109	VAL
9	S7	114	ARG
9	S7	126	LEU
9	S7	129	LEU
9	S7	130	VAL
9	S7	144	VAL
9	S7	147	ASN
9	S7	166	LEU
9	S7	167	GLU
9	S7	181	ILE
9	S7	185	ILE
10	S8	7	SER
10	S8	9	HIS
10	S8	14	THR
10	S8	21	PHE
10	S8	22	ARG
10	S8	25	ARG
10	S8	26	LYS
10	S8	29	LEU
10	S8	43	ILE
10	S8	45	SER
10	S8	46	VAL
10	S8	49	ARG
10	S8	58	LEU
10	S8	59	ARG
10	S8	66	SER
10	S8	72	ILE
10	S8	97	THR
10	S8	98	LYS
10	S8	103	GLN
10	S8	107	THR
10	S8	110	ARG
10	S8	138	ASN
10	S8	140	GLU
10	S8	152	ILE
10	S8	164	ARG
10	S8	187	GLU
10	S8	196	LEU
11	S9	3	ARG
11	S9	6	ARG
11	S9	7	THR

Continued on next page...

Continued from previous page...

Mol	Chain	Res	Type
11	S9	14	THR
11	S9	17	ARG
11	S9	21	SER
11	S9	28	LEU
11	S9	36	LEU
11	S9	39	LYS
11	S9	49	LEU
11	S9	63	ASP
11	S9	74	ASN
11	S9	77	ILE
11	S9	78	ARG
11	S9	79	ARG
11	S9	82	ARG
11	S9	89	ASP
11	S9	92	LYS
11	S9	93	LEU
11	S9	97	LEU
11	S9	99	LEU
11	S9	101	VAL
11	S9	105	LEU
11	S9	109	LEU
11	S9	110	GLN
11	S9	115	LYS
11	S9	118	LEU
11	S9	122	VAL
11	S9	126	ARG
11	S9	134	ILE
11	S9	138	LYS
11	S9	140	ILE
11	S9	149	ARG
11	S9	157	ASP
11	S9	168	ARG
11	S9	171	ARG
11	S9	172	VAL
11	S9	174	ARG
11	S9	182	GLU
12	C0	5	LYS
12	C0	8	ARG
12	C0	20	VAL
12	C0	25	LYS
12	C0	27	PHE
12	C0	28	ASN

Continued on next page...

Continued from previous page...

Mol	Chain	Res	Type
12	C0	29	GLN
12	C0	31	LYS
12	C0	33	GLU
12	C0	46	LEU
12	C0	55	VAL
12	C0	56	LYS
12	C0	71	GLU
12	C0	76	LEU
12	C0	79	TYR
12	C0	82	LEU
13	C1	18	HIS
13	C1	21	ASN
13	C1	29	LYS
13	C1	36	LYS
13	C1	40	LEU
13	C1	44	THR
13	C1	56	LYS
13	C1	67	ARG
13	C1	69	LYS
13	C1	72	THR
13	C1	75	VAL
13	C1	80	MET
13	C1	83	THR
13	C1	88	ARG
13	C1	90	TYR
13	C1	91	LEU
13	C1	94	ILE
13	C1	101	GLU
13	C1	105	LYS
13	C1	109	VAL
13	C1	123	VAL
13	C1	129	ARG
13	C1	131	ILE
13	C1	140	VAL
14	C2	43	ARG
14	C2	53	THR
14	C2	62	LEU
14	C2	63	VAL
14	C2	66	VAL
14	C2	71	ILE
14	C2	74	LEU
14	C2	81	ASP

Continued on next page...

Continued from previous page...

Mol	Chain	Res	Type
14	C2	86	VAL
14	C2	89	ILE
14	C2	97	LEU
14	C2	103	LEU
14	C2	119	SER
14	C2	126	TRP
14	C2	129	GLU
14	C2	132	GLU
14	C2	136	ILE
14	C2	139	HIS
14	C2	140	PHE
14	C2	141	SER
14	C2	143	GLN
15	C3	3	ARG
15	C3	11	ILE
15	C3	16	ILE
15	C3	27	LYS
15	C3	31	GLU
15	C3	32	SER
15	C3	35	GLU
15	C3	39	LYS
15	C3	61	THR
15	C3	64	ARG
15	C3	70	LYS
15	C3	72	MET
15	C3	76	LYS
15	C3	77	SER
15	C3	80	LEU
15	C3	83	GLU
15	C3	88	LEU
15	C3	99	ARG
15	C3	102	LEU
15	C3	103	GLU
15	C3	105	ASN
15	C3	106	ARG
15	C3	107	LYS
15	C3	109	LYS
15	C3	115	LEU
15	C3	120	SER
15	C3	125	LEU
15	C3	131	THR
15	C3	140	LYS

Continued on next page...

Continued from previous page...

Mol	Chain	Res	Type
15	C3	141	TYR
15	C3	142	GLU
16	C4	14	PHE
16	C4	22	SER
16	C4	26	THR
16	C4	29	HIS
16	C4	39	ILE
16	C4	42	VAL
16	C4	55	SER
16	C4	86	THR
16	C4	89	THR
16	C4	92	LYS
16	C4	103	ARG
16	C4	123	SER
16	C4	124	ASP
16	C4	137	LEU
17	C5	14	THR
17	C5	20	VAL
17	C5	22	LEU
17	C5	26	LEU
17	C5	28	MET
17	C5	29	SER
17	C5	31	GLU
17	C5	34	VAL
17	C5	35	LYS
17	C5	36	LEU
17	C5	40	ARG
17	C5	43	ARG
17	C5	89	MET
17	C5	90	ILE
17	C5	94	VAL
17	C5	98	ASN
17	C5	106	GLU
17	C5	110	GLU
17	C5	121	ILE
17	C5	124	THR
17	C5	128	HIS
17	C5	130	ARG
18	C6	4	VAL
18	C6	13	LYS
18	C6	19	VAL
18	C6	28	LEU

Continued on next page...

Continued from previous page...

Mol	Chain	Res	Type
18	C6	45	ARG
18	C6	48	VAL
18	C6	50	GLU
18	C6	54	LEU
18	C6	57	LEU
18	C6	66	ARG
18	C6	85	ILE
18	C6	89	LEU
18	C6	105	LEU
18	C6	109	PHE
18	C6	114	ARG
18	C6	121	SER
18	C6	123	ARG
18	C6	127	LYS
18	C6	128	LYS
18	C6	137	ARG
19	C7	3	ARG
19	C7	5	ARG
19	C7	6	THR
19	C7	7	LYS
19	C7	8	THR
19	C7	25	THR
19	C7	34	LEU
19	C7	38	ILE
19	C7	40	THR
19	C7	43	SER
19	C7	46	LEU
19	C7	49	LYS
19	C7	54	THR
19	C7	58	MET
19	C7	62	GLN
19	C7	69	ILE
19	C7	72	LYS
19	C7	78	ARG
19	C7	83	GLN
19	C7	84	TYR
19	C7	88	VAL
19	C7	107	SER
19	C7	113	LEU
19	C7	115	LEU
20	C8	3	LEU
20	C8	5	VAL

Continued on next page...

Continued from previous page...

Mol	Chain	Res	Type
20	C8	6	GLN
20	C8	8	GLN
20	C8	10	SER
20	C8	11	PHE
20	C8	13	HIS
20	C8	14	ILE
20	C8	15	LEU
20	C8	17	LEU
20	C8	20	THR
20	C8	32	LEU
20	C8	40	ARG
20	C8	47	CYS
20	C8	53	ASP
20	C8	54	LEU
20	C8	61	LEU
20	C8	71	GLN
20	C8	77	THR
20	C8	80	LYS
20	C8	82	PRO
20	C8	89	GLN
20	C8	92	ILE
20	C8	93	THR
20	C8	115	ARG
20	C8	119	ILE
20	C8	120	ARG
20	C8	132	ARG
20	C8	136	GLN
20	C8	138	THR
20	C8	141	THR
20	C8	143	ARG
20	C8	144	ARG
21	C9	6	VAL
21	C9	15	ILE
21	C9	18	TYR
21	C9	22	LEU
21	C9	25	GLN
21	C9	28	LEU
21	C9	30	VAL
21	C9	33	TYR
21	C9	34	VAL
21	C9	35	ASP
21	C9	36	ILE

Continued on next page...

Continued from previous page...

Mol	Chain	Res	Type
21	C9	39	THR
21	C9	43	ASN
21	C9	57	ARG
21	C9	60	SER
21	C9	63	ARG
21	C9	67	MET
21	C9	70	GLN
21	C9	71	VAL
21	C9	73	VAL
21	C9	76	LEU
21	C9	89	ARG
21	C9	115	GLU
21	C9	122	ARG
21	C9	124	ILE
21	C9	125	SER
21	C9	130	ARG
21	C9	139	THR
21	C9	143	ASP
22	D0	15	GLN
22	D0	21	LYS
22	D0	22	ILE
22	D0	23	ARG
22	D0	27	THR
22	D0	31	VAL
22	D0	46	GLU
22	D0	50	LEU
22	D0	51	VAL
22	D0	57	ARG
22	D0	60	THR
22	D0	64	LYS
22	D0	66	SER
22	D0	70	THR
22	D0	72	ASN
22	D0	74	GLU
22	D0	76	SER
22	D0	89	ARG
22	D0	97	VAL
22	D0	99	ILE
22	D0	103	ILE
22	D0	108	ILE
22	D0	109	GLU
22	D0	117	VAL

Continued on next page...

Continued from previous page...

Mol	Chain	Res	Type
23	D1	1	MET
23	D1	2	GLU
23	D1	5	LYS
23	D1	11	LEU
23	D1	25	LYS
23	D1	32	VAL
23	D1	49	GLU
23	D1	62	ARG
23	D1	69	LEU
23	D1	72	LEU
23	D1	78	LEU
23	D1	80	LYS
23	D1	87	ARG
24	D2	2	THR
24	D2	7	LEU
24	D2	12	ASN
24	D2	22	LYS
24	D2	23	ARG
24	D2	24	GLN
24	D2	26	LEU
24	D2	37	PHE
24	D2	53	ILE
24	D2	56	HIS
24	D2	65	LEU
24	D2	68	ARG
24	D2	76	SER
24	D2	86	ILE
24	D2	93	LEU
24	D2	97	ARG
24	D2	98	GLN
24	D2	103	ILE
24	D2	104	LEU
24	D2	121	VAL
25	D3	3	LYS
25	D3	7	ARG
25	D3	14	LYS
25	D3	16	ARG
25	D3	18	HIS
25	D3	19	ARG
25	D3	26	GLU
25	D3	28	ASN
25	D3	40	SER

Continued on next page...

Continued from previous page...

Mol	Chain	Res	Type
25	D3	47	SER
25	D3	53	VAL
25	D3	66	SER
25	D3	69	ARG
25	D3	72	VAL
25	D3	75	GLN
25	D3	84	THR
25	D3	96	VAL
25	D3	107	PHE
25	D3	109	ARG
25	D3	110	LYS
25	D3	114	LYS
25	D3	127	VAL
25	D3	132	LEU
25	D3	140	LYS
26	D4	13	ILE
26	D4	21	LYS
26	D4	24	VAL
26	D4	28	LEU
26	D4	32	ARG
26	D4	34	ASN
26	D4	35	VAL
26	D4	37	LYS
26	D4	51	GLU
26	D4	74	LEU
26	D4	88	THR
26	D4	98	GLU
26	D4	99	LYS
26	D4	102	LYS
26	D4	105	ARG
26	D4	123	LYS
26	D4	124	ARG
26	D4	125	LEU
26	D4	128	LYS
27	D5	37	GLN
27	D5	42	LEU
27	D5	50	ILE
27	D5	59	TYR
27	D5	60	VAL
27	D5	62	VAL
27	D5	67	ASP
27	D5	69	LEU

Continued on next page...

Continued from previous page...

Mol	Chain	Res	Type
27	D5	71	ILE
27	D5	75	LEU
27	D5	92	ILE
27	D5	95	HIS
27	D5	97	LYS
27	D5	100	ILE
27	D5	102	THR
28	D6	5	ARG
28	D6	12	LYS
28	D6	19	LYS
28	D6	21	VAL
28	D6	30	ILE
28	D6	36	ILE
28	D6	38	ARG
28	D6	41	ILE
28	D6	44	ILE
28	D6	45	VAL
28	D6	46	GLU
28	D6	61	GLU
28	D6	64	LEU
28	D6	66	LYS
28	D6	67	THR
28	D6	69	ASN
28	D6	82	ARG
28	D6	85	ARG
28	D6	86	VAL
28	D6	88	SER
28	D6	90	GLU
28	D6	91	ASP
29	D7	2	VAL
29	D7	3	LEU
29	D7	5	GLN
29	D7	20	LYS
29	D7	26	GLN
29	D7	33	LEU
29	D7	34	ASP
29	D7	41	LEU
29	D7	42	ASN
29	D7	63	LEU
29	D7	65	THR
30	D8	8	THR
30	D8	12	VAL

Continued on next page...

Continued from previous page...

Mol	Chain	Res	Type
30	D8	13	ILE
30	D8	14	LYS
30	D8	15	VAL
30	D8	19	THR
30	D8	26	THR
30	D8	32	PHE
30	D8	40	ILE
30	D8	52	ASP
30	D8	58	GLU
31	D9	5	ASN
31	D9	7	TRP
31	D9	21	CYS
31	D9	22	ARG
31	D9	30	LEU
31	D9	40	ARG
31	D9	42	CYS
32	E0	20	LYS
32	E0	22	GLU
32	E0	28	LYS
32	E0	41	THR
32	E0	42	ARG
32	E0	47	VAL
32	E0	49	LEU
32	E0	54	ARG
32	E0	56	MET
33	E1	84	VAL
33	E1	86	THR
33	E1	89	LYS
33	E1	93	HIS
33	E1	94	LYS
33	E1	97	LYS
33	E1	102	VAL
33	E1	107	LYS
33	E1	113	LYS
33	E1	115	THR
33	E1	116	LYS
33	E1	120	GLU
33	E1	146	SER
33	E1	147	VAL
34	SR	10	ARG
34	SR	14	GLU
34	SR	17	ASN

Continued on next page...

Continued from previous page...

Mol	Chain	Res	Type
34	SR	37	SER
34	SR	48	THR
34	SR	50	ASP
34	SR	52	GLN
34	SR	66	HIS
34	SR	74	THR
34	SR	76	ASP
34	SR	89	LEU
34	SR	94	VAL
34	SR	96	THR
34	SR	102	ARG
34	SR	113	VAL
34	SR	115	ILE
34	SR	117	LYS
34	SR	144	LEU
34	SR	149	ASP
34	SR	154	VAL
34	SR	164	ASP
34	SR	165	ASP
34	SR	188	ILE
34	SR	196	ASN
34	SR	199	ILE
34	SR	207	ASP
34	SR	221	MET
34	SR	231	MET
34	SR	238	ASP
34	SR	241	PHE
34	SR	248	ASN
34	SR	268	GLN
34	SR	269	TYR
34	SR	295	SER
34	SR	300	THR
34	SR	316	MET
34	SR	317	THR
35	SM	23	LYS
35	SM	24	GLU
35	SM	34	LYS
35	SM	45	SER
35	SM	46	LYS
35	SM	48	ARG
35	SM	51	ARG
35	SM	53	ARG

Continued on next page...

Continued from previous page...

Mol	Chain	Res	Type
35	SM	61	ILE
35	SM	64	LYS
35	SM	68	ARG
35	SM	69	ARG
35	SM	84	LYS
35	SM	89	ARG
35	SM	91	THR
35	SM	94	HIS
35	SM	100	THR
35	SM	101	ASP
35	SM	102	THR
35	SM	104	LYS
35	SM	105	LYS
35	SM	117	LEU
35	SM	121	LYS
35	SM	133	GLU
35	SM	139	GLU
39	L2	6	ARG
39	L2	19	HIS
39	L2	20	THR
39	L2	31	THR
39	L2	32	LEU
39	L2	33	ASP
39	L2	36	GLU
39	L2	41	ILE
39	L2	44	ILE
39	L2	45	VAL
39	L2	46	LYS
39	L2	48	ILE
39	L2	49	VAL
39	L2	52	SER
39	L2	61	VAL
39	L2	62	VAL
39	L2	70	ARG
39	L2	71	LEU
39	L2	73	GLU
39	L2	74	GLU
39	L2	84	THR
39	L2	97	ASN
39	L2	104	LEU
39	L2	107	VAL
39	L2	109	GLU

Continued on next page...

Continued from previous page...

Mol	Chain	Res	Type
39	L2	114	SER
39	L2	116	VAL
39	L2	118	GLU
39	L2	143	GLU
39	L2	145	LYS
39	L2	157	VAL
39	L2	165	VAL
39	L2	179	LEU
39	L2	180	LEU
39	L2	190	ARG
39	L2	192	LYS
39	L2	199	THR
39	L2	204	MET
39	L2	205	ASN
39	L2	206	PRO
39	L2	207	VAL
39	L2	218	HIS
39	L2	223	SER
39	L2	225	ILE
39	L2	226	SER
39	L2	227	ARG
39	L2	230	VAL
39	L2	238	ILE
39	L2	242	ARG
39	L2	247	ARG
40	L3	4	ARG
40	L3	7	GLU
40	L3	17	LEU
40	L3	19	ARG
40	L3	25	ILE
40	L3	30	LYS
40	L3	37	ARG
40	L3	39	LYS
40	L3	43	LEU
40	L3	45	SER
40	L3	55	THR
40	L3	61	ASP
40	L3	66	LYS
40	L3	73	VAL
40	L3	79	VAL
40	L3	85	VAL
40	L3	87	VAL

Continued on next page...

Continued from previous page...

Mol	Chain	Res	Type
40	L3	100	ARG
40	L3	103	THR
40	L3	112	ASP
40	L3	114	VAL
40	L3	116	ARG
40	L3	120	LYS
40	L3	124	LYS
40	L3	139	GLN
40	L3	146	ARG
40	L3	148	LEU
40	L3	150	ARG
40	L3	157	VAL
40	L3	159	ARG
40	L3	160	VAL
40	L3	168	LYS
40	L3	173	GLN
40	L3	178	LEU
40	L3	188	ILE
40	L3	196	ARG
40	L3	202	THR
40	L3	205	VAL
40	L3	208	VAL
40	L3	210	GLU
40	L3	226	PHE
40	L3	229	VAL
40	L3	238	LEU
40	L3	246	LEU
40	L3	252	ILE
40	L3	264	VAL
40	L3	284	ARG
40	L3	291	GLU
40	L3	293	ASN
40	L3	305	ILE
40	L3	306	THR
40	L3	317	ILE
40	L3	319	ASN
40	L3	320	ASP
40	L3	324	VAL
40	L3	328	ILE
40	L3	332	ARG
40	L3	338	LEU
40	L3	343	TYR

Continued on next page...

Continued from previous page...

Mol	Chain	Res	Type
40	L3	344	THR
40	L3	347	SER
40	L3	352	GLU
40	L3	354	VAL
40	L3	356	LEU
41	L4	2	SER
41	L4	25	VAL
41	L4	37	THR
41	L4	41	SER
41	L4	47	ARG
41	L4	60	THR
41	L4	69	ARG
41	L4	74	ILE
41	L4	92	ASN
41	L4	93	MET
41	L4	99	MET
41	L4	105	THR
41	L4	108	LYS
41	L4	112	LYS
41	L4	114	ASN
41	L4	120	TYR
41	L4	133	SER
41	L4	138	ARG
41	L4	142	VAL
41	L4	148	ILE
41	L4	150	LEU
41	L4	152	VAL
41	L4	156	LEU
41	L4	158	SER
41	L4	161	LYS
41	L4	169	LEU
41	L4	170	LYS
41	L4	176	SER
41	L4	179	LEU
41	L4	180	LYS
41	L4	185	LYS
41	L4	187	LEU
41	L4	193	LYS
41	L4	194	TYR
41	L4	196	ASN
41	L4	200	THR
41	L4	203	ARG

Continued on next page...

Continued from previous page...

Mol	Chain	Res	Type
41	L4	206	LEU
41	L4	220	ARG
41	L4	222	VAL
41	L4	230	VAL
41	L4	246	ARG
41	L4	250	TRP
41	L4	256	THR
41	L4	258	LEU
41	L4	259	ASP
41	L4	265	GLU
41	L4	267	VAL
41	L4	272	VAL
41	L4	278	SER
41	L4	282	SER
41	L4	287	THR
41	L4	288	ARG
41	L4	295	ILE
41	L4	299	ILE
41	L4	300	ARG
41	L4	306	THR
41	L4	308	LYS
41	L4	313	LEU
41	L4	323	VAL
41	L4	338	LYS
41	L4	347	THR
41	L4	350	LYS
41	L4	354	VAL
41	L4	356	THR
42	L5	4	GLN
42	L5	5	LYS
42	L5	9	SER
42	L5	22	ARG
42	L5	23	ARG
42	L5	35	ARG
42	L5	41	LYS
42	L5	58	LYS
42	L5	66	SER
42	L5	69	ILE
42	L5	85	ARG
42	L5	88	ILE
42	L5	89	THR
42	L5	105	ILE

Continued on next page...

Continued from previous page...

Mol	Chain	Res	Type
42	L5	109	THR
42	L5	112	LYS
42	L5	115	LEU
42	L5	122	VAL
42	L5	125	VAL
42	L5	131	LEU
42	L5	132	THR
42	L5	140	ARG
42	L5	144	VAL
42	L5	146	LEU
42	L5	148	ILE
42	L5	151	GLN
42	L5	152	ARG
42	L5	154	THR
42	L5	155	THR
42	L5	163	LEU
42	L5	177	GLU
42	L5	181	PRO
42	L5	185	PHE
42	L5	187	THR
42	L5	188	GLU
42	L5	190	ILE
42	L5	194	LEU
42	L5	196	ARG
42	L5	197	SER
42	L5	203	HIS
42	L5	211	LEU
42	L5	217	GLU
42	L5	218	ARG
42	L5	222	LEU
42	L5	229	ASP
42	L5	235	SER
42	L5	257	GLU
42	L5	259	LYS
42	L5	263	GLU
42	L5	268	GLU
42	L5	277	LEU
42	L5	290	ILE
42	L5	293	LEU
43	L6	5	LYS
43	L6	9	TRP
43	L6	15	VAL

Continued on next page...

Continued from previous page...

Mol	Chain	Res	Type
43	L6	21	THR
43	L6	28	GLN
43	L6	30	LEU
43	L6	35	VAL
43	L6	46	ARG
43	L6	52	VAL
43	L6	64	LEU
43	L6	76	LEU
43	L6	77	ARG
43	L6	78	ARG
43	L6	85	ILE
43	L6	89	THR
43	L6	90	LYS
43	L6	100	LYS
43	L6	109	GLU
43	L6	129	GLU
43	L6	134	ARG
43	L6	140	VAL
43	L6	145	LEU
43	L6	152	THR
43	L6	154	LEU
43	L6	155	LEU
43	L6	156	LYS
44	L7	24	GLU
44	L7	25	GLN
44	L7	26	VAL
44	L7	30	ARG
44	L7	37	ASN
44	L7	46	GLU
44	L7	48	ASN
44	L7	53	LYS
44	L7	59	GLU
44	L7	60	ARG
44	L7	82	LYS
44	L7	83	LEU
44	L7	92	ILE
44	L7	93	ASN
44	L7	109	THR
44	L7	110	ARG
44	L7	111	ILE
44	L7	115	THR
44	L7	124	LEU

Continued on next page...

Continued from previous page...

Mol	Chain	Res	Type
44	L7	129	LEU
44	L7	151	ARG
44	L7	153	PHE
44	L7	156	ILE
44	L7	158	LYS
44	L7	173	LEU
44	L7	179	LEU
44	L7	180	SER
44	L7	181	ILE
44	L7	184	LEU
44	L7	190	THR
44	L7	238	LYS
44	L7	239	LEU
45	L8	26	LEU
45	L8	27	THR
45	L8	31	PRO
45	L8	38	GLN
45	L8	41	GLN
45	L8	47	SER
45	L8	50	VAL
45	L8	58	VAL
45	L8	63	LYS
45	L8	67	ILE
45	L8	69	LEU
45	L8	71	VAL
45	L8	74	THR
45	L8	79	GLN
45	L8	82	LEU
45	L8	84	ARG
45	L8	106	LYS
45	L8	108	ARG
45	L8	118	GLU
45	L8	126	SER
45	L8	132	VAL
45	L8	136	LEU
45	L8	150	LEU
45	L8	156	ASP
45	L8	160	ILE
45	L8	163	VAL
45	L8	169	LEU
45	L8	172	LYS
45	L8	181	LYS

Continued on next page...

Continued from previous page...

Mol	Chain	Res	Type
45	L8	185	ARG
45	L8	194	THR
45	L8	201	THR
45	L8	206	GLU
45	L8	211	LEU
45	L8	216	SER
45	L8	232	HIS
45	L8	240	ASN
46	L9	1	MET
46	L9	4	ILE
46	L9	5	GLN
46	L9	9	GLN
46	L9	14	GLU
46	L9	16	VAL
46	L9	17	THR
46	L9	18	VAL
46	L9	19	SER
46	L9	20	ILE
46	L9	33	THR
46	L9	41	ILE
46	L9	44	THR
46	L9	46	THR
46	L9	47	LYS
46	L9	48	VAL
46	L9	49	ASN
46	L9	52	LEU
46	L9	62	ARG
46	L9	68	LEU
46	L9	69	ARG
46	L9	70	THR
46	L9	73	SER
46	L9	79	ILE
46	L9	82	VAL
46	L9	83	THR
46	L9	84	LYS
46	L9	120	ASP
46	L9	126	VAL
46	L9	132	VAL
46	L9	138	THR
46	L9	139	ASN
46	L9	146	LEU
46	L9	151	VAL

Continued on next page...

Continued from previous page...

Mol	Chain	Res	Type
46	L9	152	GLU
46	L9	157	ASN
46	L9	161	LEU
46	L9	162	GLN
46	L9	164	ILE
46	L9	168	ARG
46	L9	172	ILE
46	L9	174	LYS
46	L9	188	THR
46	L9	189	GLU
47	M0	3	ARG
47	M0	7	ARG
47	M0	15	LYS
47	M0	21	ARG
47	M0	26	VAL
47	M0	30	LYS
47	M0	32	ARG
47	M0	34	TYR
47	M0	39	LYS
47	M0	48	LEU
47	M0	52	LEU
47	M0	57	LEU
47	M0	66	GLU
47	M0	74	LYS
47	M0	82	ARG
47	M0	87	LEU
47	M0	90	ARG
47	M0	99	ILE
47	M0	102	MET
47	M0	116	ARG
47	M0	125	LEU
47	M0	128	ARG
47	M0	130	ASP
47	M0	138	VAL
47	M0	139	ARG
47	M0	144	ASN
47	M0	145	LYS
47	M0	146	ASP
47	M0	156	ARG
47	M0	163	GLN
47	M0	165	ILE
47	M0	166	ILE

Continued on next page...

Continued from previous page...

Mol	Chain	Res	Type
47	M0	169	LYS
47	M0	176	LEU
47	M0	177	ASP
47	M0	184	LYS
47	M0	185	ARG
47	M0	189	GLU
47	M0	203	LYS
47	M0	208	ASN
48	M1	9	MET
48	M1	10	ARG
48	M1	11	ASP
48	M1	12	LEU
48	M1	13	LYS
48	M1	16	LYS
48	M1	19	LEU
48	M1	23	VAL
48	M1	26	SER
48	M1	30	LEU
48	M1	34	SER
48	M1	44	THR
48	M1	46	VAL
48	M1	56	THR
48	M1	65	ILE
48	M1	71	VAL
48	M1	80	LEU
48	M1	82	ARG
48	M1	92	ARG
48	M1	94	ARG
48	M1	106	ILE
48	M1	107	ASP
48	M1	112	LEU
48	M1	115	LYS
48	M1	132	ASN
48	M1	133	ARG
48	M1	137	ARG
48	M1	138	VAL
48	M1	140	ARG
48	M1	143	ARG
48	M1	151	SER
48	M1	154	THR
48	M1	161	SER
48	M1	166	LYS

Continued on next page...

Continued from previous page...

Mol	Chain	Res	Type
48	M1	171	VAL
49	M3	10	LEU
49	M3	11	LYS
49	M3	17	HIS
49	M3	23	LYS
49	M3	24	VAL
49	M3	34	SER
49	M3	53	LEU
49	M3	54	LEU
49	M3	57	VAL
49	M3	58	VAL
49	M3	59	ARG
49	M3	62	THR
49	M3	67	ARG
49	M3	70	ARG
49	M3	79	GLU
49	M3	85	LEU
49	M3	97	VAL
49	M3	107	GLU
49	M3	108	ILE
49	M3	113	VAL
49	M3	121	SER
49	M3	124	ILE
49	M3	128	ARG
49	M3	131	LYS
49	M3	136	GLU
49	M3	144	THR
49	M3	164	GLU
49	M3	169	THR
49	M3	171	ARG
49	M3	175	SER
49	M3	190	LYS
49	M3	192	GLU
50	M4	3	THR
50	M4	5	SER
50	M4	8	LYS
50	M4	15	VAL
50	M4	25	LYS
50	M4	27	GLN
50	M4	38	ILE
50	M4	39	ILE
50	M4	44	VAL

Continued on next page...

Continued from previous page...

Mol	Chain	Res	Type
50	M4	50	LYS
50	M4	53	VAL
50	M4	58	ILE
50	M4	63	VAL
50	M4	65	LEU
50	M4	69	THR
50	M4	72	LEU
50	M4	82	SER
50	M4	90	VAL
50	M4	91	CYS
50	M4	102	LYS
50	M4	105	GLN
50	M4	107	GLU
51	M5	10	LEU
51	M5	13	LYS
51	M5	18	VAL
51	M5	19	LEU
51	M5	20	ARG
51	M5	22	LEU
51	M5	24	ARG
51	M5	33	LYS
51	M5	38	ARG
51	M5	41	ARG
51	M5	43	THR
51	M5	44	ARG
51	M5	49	ARG
51	M5	56	LYS
51	M5	62	TYR
51	M5	64	VAL
51	M5	68	ARG
51	M5	71	ARG
51	M5	75	VAL
51	M5	80	THR
51	M5	83	LYS
51	M5	86	ASN
51	M5	90	ASN
51	M5	93	LYS
51	M5	98	LEU
51	M5	104	GLU
51	M5	106	VAL
51	M5	109	ARG
51	M5	117	ASN

Continued on next page...

Continued from previous page...

Mol	Chain	Res	Type
51	M5	133	ILE
51	M5	144	ARG
51	M5	151	ILE
51	M5	153	ASP
51	M5	157	LYS
51	M5	159	ARG
51	M5	170	LYS
51	M5	182	ASN
51	M5	188	ARG
51	M5	190	THR
51	M5	195	ASN
51	M5	198	SER
51	M5	201	ARG
51	M5	204	LYS
52	M6	8	VAL
52	M6	22	VAL
52	M6	33	ILE
52	M6	34	VAL
52	M6	35	VAL
52	M6	41	LEU
52	M6	44	SER
52	M6	56	ASP
52	M6	57	PHE
52	M6	68	ARG
52	M6	74	ARG
52	M6	78	ARG
52	M6	79	ILE
52	M6	84	LEU
52	M6	85	ARG
52	M6	91	LYS
52	M6	101	ARG
52	M6	106	GLU
52	M6	117	ARG
52	M6	120	VAL
52	M6	122	GLN
52	M6	124	LEU
52	M6	126	VAL
52	M6	128	ARG
52	M6	134	LYS
52	M6	143	THR
52	M6	150	GLU
52	M6	151	ASP

Continued on next page...

Continued from previous page...

Mol	Chain	Res	Type
52	M6	152	VAL
52	M6	155	LYS
52	M6	160	ARG
52	M6	164	SER
52	M6	170	LYS
52	M6	175	THR
52	M6	182	ASN
52	M6	184	THR
52	M6	187	GLU
52	M6	188	SER
52	M6	190	VAL
53	M7	7	THR
53	M7	8	SER
53	M7	9	THR
53	M7	14	SER
53	M7	23	ARG
53	M7	30	ARG
53	M7	32	THR
53	M7	36	ILE
53	M7	49	GLU
53	M7	52	LEU
53	M7	53	ASP
53	M7	56	ARG
53	M7	69	ARG
53	M7	76	PHE
53	M7	78	VAL
53	M7	79	THR
53	M7	87	SER
53	M7	91	VAL
53	M7	94	LEU
53	M7	105	LYS
53	M7	115	SER
53	M7	126	ARG
53	M7	127	ARG
53	M7	128	ARG
53	M7	141	SER
53	M7	144	SER
53	M7	154	GLU
53	M7	168	LEU
53	M7	181	ARG
54	M8	3	ILE
54	M8	7	SER

Continued on next page...

Continued from previous page...

Mol	Chain	Res	Type
54	M8	15	HIS
54	M8	17	THR
54	M8	22	ASP
54	M8	26	LEU
54	M8	30	VAL
54	M8	32	LEU
54	M8	34	THR
54	M8	36	LEU
54	M8	39	ARG
54	M8	40	THR
54	M8	41	ASP
54	M8	50	LYS
54	M8	63	SER
54	M8	66	ARG
54	M8	67	ILE
54	M8	69	ARG
54	M8	74	GLU
54	M8	81	VAL
54	M8	86	THR
54	M8	95	GLU
54	M8	98	LYS
54	M8	111	ARG
54	M8	113	LYS
54	M8	129	VAL
54	M8	135	GLN
54	M8	138	LEU
54	M8	141	ARG
54	M8	146	SER
54	M8	171	LYS
54	M8	178	ARG
54	M8	179	ARG
54	M8	181	SER
55	M9	5	ARG
55	M9	7	GLN
55	M9	9	ARG
55	M9	41	ILE
55	M9	44	LEU
55	M9	51	VAL
55	M9	52	LYS
55	M9	55	VAL
55	M9	57	VAL
55	M9	60	LYS

Continued on next page...

Continued from previous page...

Mol	Chain	Res	Type
55	M9	71	ARG
55	M9	74	ARG
55	M9	81	ARG
55	M9	85	ARG
55	M9	91	SER
55	M9	103	ARG
55	M9	104	ARG
55	M9	106	LEU
55	M9	116	ASP
55	M9	128	LYS
55	M9	133	LYS
55	M9	134	HIS
55	M9	153	LYS
55	M9	155	LEU
55	M9	160	GLU
55	M9	164	LEU
55	M9	171	ASP
55	M9	176	ARG
55	M9	180	LYS
56	N0	1	MET
56	N0	3	HIS
56	N0	8	GLN
56	N0	16	THR
56	N0	23	LYS
56	N0	39	SER
56	N0	40	ARG
56	N0	45	LEU
56	N0	46	GLN
56	N0	51	VAL
56	N0	57	GLU
56	N0	61	ILE
56	N0	62	ASN
56	N0	71	LYS
56	N0	81	TYR
56	N0	87	THR
56	N0	104	GLU
56	N0	105	THR
56	N0	113	ARG
56	N0	115	ARG
56	N0	117	ARG
56	N0	122	HIS
56	N0	137	ARG

Continued on next page...

Continued from previous page...

Mol	Chain	Res	Type
56	N0	138	GLN
56	N0	139	TYR
56	N0	145	THR
56	N0	155	ARG
56	N0	157	GLN
56	N0	158	LYS
56	N0	160	THR
56	N0	162	THR
56	N0	167	ARG
56	N0	169	SER
56	N0	171	PHE
57	N1	9	SER
57	N1	12	ARG
57	N1	18	ASP
57	N1	27	LEU
57	N1	29	THR
57	N1	36	VAL
57	N1	38	ASP
57	N1	48	ILE
57	N1	52	MET
57	N1	60	LYS
57	N1	64	VAL
57	N1	75	ILE
57	N1	78	LYS
57	N1	79	MET
57	N1	83	ARG
57	N1	87	LYS
57	N1	88	ARG
57	N1	92	ARG
57	N1	97	LYS
57	N1	103	GLN
57	N1	104	GLU
57	N1	106	LEU
57	N1	122	GLN
57	N1	126	VAL
57	N1	128	LEU
57	N1	136	ARG
57	N1	139	ARG
57	N1	140	ILE
57	N1	141	VAL
57	N1	143	THR
57	N1	144	GLU

Continued on next page...

Continued from previous page...

Mol	Chain	Res	Type
57	N1	149	GLN
57	N1	154	VAL
57	N1	158	THR
58	N2	10	LYS
58	N2	14	THR
58	N2	21	SER
58	N2	37	LEU
58	N2	38	ILE
58	N2	43	VAL
58	N2	52	ASN
58	N2	63	VAL
58	N2	81	LYS
58	N2	88	GLN
58	N2	93	ILE
58	N2	95	PHE
58	N2	100	THR
58	N2	105	LEU
59	N3	13	ILE
59	N3	32	ARG
59	N3	33	ASN
59	N3	45	ARG
59	N3	58	VAL
59	N3	63	LYS
59	N3	69	LEU
59	N3	72	LYS
59	N3	74	MET
59	N3	78	VAL
59	N3	83	LYS
59	N3	91	VAL
59	N3	98	ASN
59	N3	102	ILE
59	N3	104	ASN
59	N3	106	LYS
59	N3	120	LYS
59	N3	125	LEU
59	N3	132	ASN
59	N3	136	VAL
60	N4	5	ILE
60	N4	7	SER
60	N4	19	THR
60	N4	27	LYS
60	N4	31	PHE

Continued on next page...

Continued from previous page...

Mol	Chain	Res	Type
60	N4	45	ASN
60	N4	52	THR
60	N4	53	VAL
60	N4	54	LEU
60	N4	58	HIS
61	N5	27	ARG
61	N5	33	ARG
61	N5	36	LYS
61	N5	38	LEU
61	N5	39	LYS
61	N5	42	ARG
61	N5	45	LYS
61	N5	48	SER
61	N5	49	LYS
61	N5	59	SER
61	N5	63	ILE
61	N5	71	THR
61	N5	73	MET
61	N5	75	LYS
61	N5	86	VAL
61	N5	92	LYS
61	N5	104	GLU
61	N5	115	ARG
61	N5	120	LYS
61	N5	125	ARG
61	N5	130	TYR
61	N5	134	ASP
61	N5	135	ILE
61	N5	138	ARG
61	N5	139	ILE
61	N5	142	ILE
62	N6	3	LYS
62	N6	6	LEU
62	N6	10	SER
62	N6	11	ASP
62	N6	13	ARG
62	N6	17	LYS
62	N6	37	LYS
62	N6	45	ILE
62	N6	48	LEU
62	N6	57	LEU
62	N6	58	VAL

Continued on next page...

Continued from previous page...

Mol	Chain	Res	Type
62	N6	60	ARG
62	N6	71	SER
62	N6	74	TYR
62	N6	80	VAL
62	N6	88	GLU
62	N6	101	PRO
62	N6	102	SER
62	N6	113	LYS
62	N6	115	ARG
62	N6	127	GLU
63	N7	9	LYS
63	N7	14	VAL
63	N7	21	LYS
63	N7	24	VAL
63	N7	33	SER
63	N7	34	LYS
63	N7	46	ILE
63	N7	53	VAL
63	N7	67	LYS
63	N7	72	ILE
63	N7	81	LEU
63	N7	83	THR
63	N7	86	THR
63	N7	87	LEU
63	N7	95	VAL
63	N7	99	GLU
63	N7	102	GLU
63	N7	103	GLN
63	N7	119	GLU
63	N7	127	ASN
63	N7	135	ARG
64	N8	4	ARG
64	N8	8	THR
64	N8	12	ARG
64	N8	24	LYS
64	N8	29	PRO
64	N8	34	MET
64	N8	43	ILE
64	N8	46	ASP
64	N8	47	LYS
64	N8	65	GLN
64	N8	78	LEU

Continued on next page...

Continued from previous page...

Mol	Chain	Res	Type
64	N8	91	LEU
64	N8	115	LYS
64	N8	118	ILE
64	N8	120	ASN
64	N8	123	VAL
64	N8	124	ILE
64	N8	130	VAL
64	N8	133	LEU
64	N8	137	LYS
65	N9	5	LYS
65	N9	8	THR
65	N9	13	THR
65	N9	14	ARG
65	N9	18	ARG
65	N9	25	LYS
65	N9	28	LYS
65	N9	36	ASP
65	N9	38	LYS
65	N9	42	ASN
65	N9	59	LYS
66	O0	14	LEU
66	O0	16	LEU
66	O0	18	ILE
66	O0	33	SER
66	O0	34	LEU
66	O0	36	GLN
66	O0	40	LYS
66	O0	42	ILE
66	O0	52	ARG
66	O0	61	MET
66	O0	75	ASN
66	O0	86	ARG
66	O0	99	ASP
66	O0	100	ILE
66	O0	102	THR
67	O1	6	ASP
67	O1	13	THR
67	O1	16	LEU
67	O1	26	LYS
67	O1	28	ARG
67	O1	31	ARG
67	O1	34	LYS

Continued on next page...

Continued from previous page...

Mol	Chain	Res	Type
67	O1	42	LEU
67	O1	46	THR
67	O1	64	VAL
67	O1	65	LYS
67	O1	68	GLU
67	O1	71	LEU
67	O1	73	LEU
67	O1	79	ARG
67	O1	82	GLU
67	O1	83	GLU
67	O1	84	ASP
67	O1	86	LYS
67	O1	96	VAL
67	O1	98	VAL
67	O1	100	SER
67	O1	106	THR
68	O2	10	VAL
68	O2	19	ARG
68	O2	27	ARG
68	O2	34	LYS
68	O2	41	VAL
68	O2	51	SER
68	O2	54	LYS
68	O2	59	SER
68	O2	61	LYS
68	O2	73	THR
68	O2	75	LEU
68	O2	79	VAL
68	O2	82	LEU
68	O2	84	THR
68	O2	87	MET
68	O2	99	ASN
68	O2	101	SER
68	O2	103	LYS
68	O2	105	ARG
68	O2	109	LEU
68	O2	123	LYS
68	O2	125	ARG
69	O3	4	SER
69	O3	15	SER
69	O3	21	ARG
69	O3	29	LEU

Continued on next page...

Continued from previous page...

Mol	Chain	Res	Type
69	O3	31	LYS
69	O3	37	THR
69	O3	45	LEU
69	O3	47	LYS
69	O3	48	ARG
69	O3	49	ILE
69	O3	59	VAL
69	O3	70	LYS
69	O3	77	ASN
69	O3	80	VAL
69	O3	81	VAL
69	O3	88	ASN
69	O3	93	THR
69	O3	98	VAL
69	O3	106	ASN
70	O4	5	VAL
70	O4	7	PHE
70	O4	8	ARG
70	O4	16	ARG
70	O4	20	ILE
70	O4	21	LYS
70	O4	29	ILE
70	O4	36	LYS
70	O4	38	LEU
70	O4	51	LEU
70	O4	52	GLN
70	O4	58	ARG
70	O4	65	VAL
70	O4	71	THR
70	O4	74	ARG
70	O4	81	CYS
70	O4	86	LYS
70	O4	88	ARG
70	O4	103	LYS
70	O4	104	VAL
71	O5	13	SER
71	O5	21	LEU
71	O5	27	GLU
71	O5	28	LEU
71	O5	31	LEU
71	O5	44	ILE
71	O5	45	LYS

Continued on next page...

Continued from previous page...

Mol	Chain	Res	Type
71	O5	46	THR
71	O5	49	LYS
71	O5	62	GLN
71	O5	69	LEU
71	O5	71	LYS
71	O5	73	LYS
71	O5	89	ARG
71	O5	90	ARG
71	O5	96	GLU
71	O5	101	THR
71	O5	102	GLU
71	O5	103	LYS
71	O5	115	LYS
71	O5	119	LYS
72	O6	9	ILE
72	O6	20	MET
72	O6	21	THR
72	O6	25	LYS
72	O6	26	ILE
72	O6	28	TYR
72	O6	30	LYS
72	O6	44	VAL
72	O6	45	ARG
72	O6	46	GLU
72	O6	57	LEU
72	O6	58	ILE
72	O6	60	LEU
72	O6	64	SER
72	O6	67	LYS
72	O6	68	ARG
72	O6	70	ARG
72	O6	74	LYS
72	O6	76	ARG
72	O6	81	THR
72	O6	82	ARG
72	O6	84	LYS
72	O6	88	GLU
72	O6	90	MET
72	O6	98	ARG
73	O7	15	SER
73	O7	18	LEU
73	O7	19	CYS

Continued on next page...

Continued from previous page...

Mol	Chain	Res	Type
73	O7	21	ARG
73	O7	24	ARG
73	O7	25	ARG
73	O7	34	CYS
73	O7	36	SER
73	O7	44	THR
73	O7	55	ARG
73	O7	58	THR
73	O7	59	THR
73	O7	67	LEU
73	O7	76	ASN
73	O7	87	SER
74	O8	5	ILE
74	O8	6	THR
74	O8	28	ASN
74	O8	31	LEU
74	O8	32	ASN
74	O8	39	ARG
74	O8	46	ARG
74	O8	48	SER
74	O8	50	SER
74	O8	51	LEU
74	O8	53	THR
74	O8	64	LYS
74	O8	65	LEU
74	O8	67	GLN
74	O8	69	LEU
74	O8	72	THR
74	O8	73	LEU
74	O8	77	ARG
75	O9	5	LYS
75	O9	21	ARG
75	O9	23	LEU
75	O9	25	GLN
75	O9	51	ILE
76	Q0	78	ILE
76	Q0	79	GLU
76	Q0	92	ASP
76	Q0	112	LYS
76	Q0	113	ARG
76	Q0	127	LEU
77	Q1	2	ARG

Continued on next page...

Continued from previous page...

Mol	Chain	Res	Type
77	Q1	5	TRP
77	Q1	10	THR
77	Q1	11	ARG
77	Q1	13	LEU
77	Q1	15	ARG
77	Q1	16	LYS
78	Q2	6	LYS
78	Q2	9	LYS
78	Q2	13	LYS
78	Q2	20	HIS
78	Q2	28	TYR
78	Q2	29	LYS
78	Q2	32	LYS
78	Q2	35	LEU
78	Q2	38	GLN
78	Q2	45	ARG
78	Q2	61	LYS
78	Q2	66	LYS
78	Q2	71	ARG
78	Q2	78	LYS
78	Q2	80	ARG
78	Q2	83	LEU
78	Q2	84	THR
78	Q2	85	LEU
78	Q2	86	LYS
78	Q2	88	CYS
78	Q2	93	LEU
78	Q2	100	LYS
78	Q2	104	LEU
79	Q3	11	THR
79	Q3	28	LYS
79	Q3	32	GLN
79	Q3	33	GLN
79	Q3	38	ASP
79	Q3	40	SER
79	Q3	45	LYS
79	Q3	57	CYS
79	Q3	59	CYS
79	Q3	60	CYS
79	Q3	64	VAL
79	Q3	71	VAL
79	Q3	78	THR

Continued on next page...

Continued from previous page...

Mol	Chain	Res	Type
79	Q3	84	ARG
79	Q3	90	VAL
79	Q3	91	GLU
2	s0	9	LEU
2	s0	10	THR
2	s0	27	ARG
2	s0	30	GLN
2	s0	32	HIS
2	s0	41	ARG
2	s0	45	VAL
2	s0	50	VAL
2	s0	59	LEU
2	s0	72	ASP
2	s0	80	THR
2	s0	83	GLN
2	s0	87	LEU
2	s0	88	LYS
2	s0	96	THR
2	s0	101	ARG
2	s0	114	SER
2	s0	141	ILE
2	s0	154	GLU
2	s0	162	CYS
2	s0	164	ASN
2	s0	165	ARG
2	s0	168	HIS
2	s0	172	LEU
2	s0	177	LEU
2	s0	183	ARG
2	s0	189	VAL
2	s0	200	ASP
2	s0	202	TYR
2	s0	203	PHE
3	s1	21	VAL
3	s1	25	THR
3	s1	47	LEU
3	s1	48	VAL
3	s1	51	SER
3	s1	54	LEU
3	s1	58	SER
3	s1	62	LYS
3	s1	64	ARG

Continued on next page...

Continued from previous page...

Mol	Chain	Res	Type
3	s1	68	VAL
3	s1	70	LEU
3	s1	72	ASP
3	s1	73	LEU
3	s1	78	ASP
3	s1	81	PHE
3	s1	82	ARG
3	s1	90	GLU
3	s1	97	LEU
3	s1	105	PHE
3	s1	111	ARG
3	s1	115	ARG
3	s1	125	VAL
3	s1	126	THR
3	s1	129	THR
3	s1	135	LEU
3	s1	151	LYS
3	s1	154	SER
3	s1	159	SER
3	s1	169	SER
3	s1	173	THR
3	s1	175	GLU
3	s1	177	GLN
3	s1	179	SER
3	s1	180	THR
3	s1	181	LEU
3	s1	183	GLN
3	s1	186	SER
3	s1	189	ILE
3	s1	203	ASP
3	s1	204	ILE
3	s1	205	PHE
3	s1	212	VAL
3	s1	217	LEU
3	s1	223	PHE
3	s1	225	VAL
4	s2	41	LEU
4	s2	44	LEU
4	s2	51	THR
4	s2	52	THR
4	s2	53	ILE
4	s2	54	GLU

Continued on next page...

Continued from previous page...

Mol	Chain	Res	Type
4	s2	55	GLU
4	s2	58	LEU
4	s2	60	SER
4	s2	65	GLU
4	s2	69	ILE
4	s2	70	ASP
4	s2	72	LEU
4	s2	76	LEU
4	s2	77	GLN
4	s2	83	ILE
4	s2	89	GLN
4	s2	90	THR
4	s2	91	ARG
4	s2	95	ARG
4	s2	97	ARG
4	s2	101	VAL
4	s2	111	VAL
4	s2	113	LEU
4	s2	116	LYS
4	s2	117	THR
4	s2	125	ILE
4	s2	134	LEU
4	s2	137	ILE
4	s2	141	ARG
4	s2	148	LEU
4	s2	158	THR
4	s2	165	VAL
4	s2	169	LEU
4	s2	174	ARG
4	s2	178	ILE
4	s2	181	SER
4	s2	194	GLU
4	s2	198	THR
4	s2	210	THR
4	s2	222	TYR
4	s2	226	THR
4	s2	228	ASN
4	s2	232	GLU
4	s2	237	VAL
4	s2	240	LEU
4	s2	246	GLU
4	s2	250	GLN

Continued on next page...

Continued from previous page...

Mol	Chain	Res	Type
5	s3	7	LYS
5	s3	11	LEU
5	s3	21	LEU
5	s3	26	THR
5	s3	39	VAL
5	s3	40	ARG
5	s3	42	THR
5	s3	44	THR
5	s3	57	ASP
5	s3	61	GLU
5	s3	70	THR
5	s3	72	LEU
5	s3	84	ILE
5	s3	86	LEU
5	s3	90	ARG
5	s3	93	ASP
5	s3	96	LEU
5	s3	115	ILE
5	s3	127	MET
5	s3	128	GLU
5	s3	134	CYS
5	s3	142	LEU
5	s3	143	ARG
5	s3	157	LEU
5	s3	158	ILE
5	s3	162	GLN
5	s3	164	VAL
5	s3	168	ILE
5	s3	169	ASP
5	s3	172	THR
5	s3	176	LEU
5	s3	185	LYS
5	s3	195	SER
5	s3	196	ARG
5	s3	202	LEU
5	s3	204	ASP
5	s3	206	VAL
5	s3	210	GLU
5	s3	212	LYS
5	s3	213	GLU
5	s3	217	ILE
5	s3	224	ASP

Continued on next page...

Continued from previous page...

Mol	Chain	Res	Type
6	s4	6	LYS
6	s4	9	LEU
6	s4	11	ARG
6	s4	22	LYS
6	s4	38	LEU
6	s4	39	ARG
6	s4	40	GLU
6	s4	42	LEU
6	s4	45	ILE
6	s4	47	PHE
6	s4	48	LEU
6	s4	49	ARG
6	s4	51	ARG
6	s4	67	GLN
6	s4	70	VAL
6	s4	76	VAL
6	s4	78	THR
6	s4	80	THR
6	s4	92	LEU
6	s4	97	GLU
6	s4	98	ASN
6	s4	115	THR
6	s4	116	ASP
6	s4	123	LEU
6	s4	126	VAL
6	s4	131	LEU
6	s4	143	ASP
6	s4	146	THR
6	s4	147	ILE
6	s4	148	ARG
6	s4	164	LEU
6	s4	176	ASP
6	s4	180	LEU
6	s4	182	TYR
6	s4	194	THR
6	s4	195	ILE
6	s4	208	VAL
6	s4	219	VAL
6	s4	221	ARG
6	s4	222	LEU
6	s4	226	PHE
6	s4	227	VAL

Continued on next page...

Continued from previous page...

Mol	Chain	Res	Type
6	s4	228	ILE
6	s4	235	TYR
6	s4	236	ILE
6	s4	246	LEU
6	s4	247	SER
6	s4	252	ARG
7	s5	24	VAL
7	s5	25	LEU
7	s5	31	GLU
7	s5	38	THR
7	s5	39	GLU
7	s5	41	LYS
7	s5	45	LYS
7	s5	59	VAL
7	s5	63	GLN
7	s5	66	GLN
7	s5	68	ILE
7	s5	72	HIS
7	s5	83	ARG
7	s5	89	ILE
7	s5	92	ARG
7	s5	93	LEU
7	s5	104	ASN
7	s5	108	LEU
7	s5	112	ARG
7	s5	125	THR
7	s5	130	ILE
7	s5	140	THR
7	s5	148	ARG
7	s5	149	VAL
7	s5	156	ARG
7	s5	157	ARG
7	s5	160	VAL
7	s5	162	VAL
7	s5	163	SER
7	s5	166	ARG
7	s5	167	ARG
7	s5	190	ILE
7	s5	194	LEU
7	s5	196	GLU
7	s5	216	GLU
7	s5	217	LEU

Continued on next page...

Continued from previous page...

Mol	Chain	Res	Type
7	s5	219	ARG
8	s6	25	ARG
8	s6	68	LEU
8	s6	69	LEU
8	s6	93	LYS
8	s6	96	SER
8	s6	109	LEU
8	s6	112	VAL
8	s6	120	GLU
8	s6	121	LEU
8	s6	122	GLU
8	s6	124	LEU
8	s6	125	THR
8	s6	126	ASP
8	s6	127	THR
8	s6	129	VAL
8	s6	133	LEU
8	s6	143	LYS
8	s6	151	ASP
8	s6	153	VAL
8	s6	157	VAL
8	s6	162	VAL
8	s6	163	THR
8	s6	167	LYS
8	s6	168	THR
8	s6	170	THR
8	s6	177	ARG
8	s6	179	VAL
8	s6	180	THR
8	s6	182	GLN
8	s6	208	TYR
8	s6	212	LEU
8	s6	215	ARG
8	s6	216	LEU
8	s6	218	GLU
9	s7	10	SER
9	s7	17	GLU
9	s7	22	GLN
9	s7	27	LEU
9	s7	28	GLU
9	s7	30	SER
9	s7	33	GLU

Continued on next page...

Continued from previous page...

Mol	Chain	Res	Type
9	s7	35	LYS
9	s7	39	ARG
9	s7	42	GLN
9	s7	50	ASP
9	s7	62	VAL
9	s7	67	LEU
9	s7	75	THR
9	s7	76	LYS
9	s7	78	THR
9	s7	88	ARG
9	s7	93	LEU
9	s7	97	ARG
9	s7	106	SER
9	s7	107	ARG
9	s7	108	GLN
9	s7	110	GLN
9	s7	114	ARG
9	s7	116	ARG
9	s7	118	LEU
9	s7	122	HIS
9	s7	123	ASP
9	s7	143	LEU
9	s7	144	VAL
9	s7	149	ILE
9	s7	160	GLN
9	s7	161	GLN
9	s7	166	LEU
9	s7	185	ILE
10	s8	6	ASP
10	s8	20	GLN
10	s8	22	ARG
10	s8	24	LYS
10	s8	25	ARG
10	s8	29	LEU
10	s8	32	GLN
10	s8	48	THR
10	s8	58	LEU
10	s8	59	ARG
10	s8	60	ILE
10	s8	76	THR
10	s8	95	THR
10	s8	97	THR

Continued on next page...

Continued from previous page...

Mol	Chain	Res	Type
10	s8	120	THR
10	s8	152	ILE
10	s8	155	SER
10	s8	172	ARG
10	s8	175	GLN
10	s8	182	TYR
10	s8	184	LEU
10	s8	185	GLU
10	s8	199	LYS
11	s9	3	ARG
11	s9	6	ARG
11	s9	7	THR
11	s9	16	LYS
11	s9	20	GLU
11	s9	21	SER
11	s9	28	LEU
11	s9	33	GLU
11	s9	36	LEU
11	s9	39	LYS
11	s9	46	SER
11	s9	81	VAL
11	s9	82	ARG
11	s9	93	LEU
11	s9	96	VAL
11	s9	110	GLN
11	s9	114	TYR
11	s9	122	VAL
11	s9	126	ARG
11	s9	130	THR
11	s9	132	ARG
11	s9	134	ILE
11	s9	150	LEU
11	s9	152	SER
11	s9	161	THR
11	s9	162	SER
11	s9	168	ARG
11	s9	171	ARG
11	s9	172	VAL
11	s9	182	GLU
12	c0	2	LEU
12	c0	6	GLU
12	c0	12	HIS

Continued on next page...

Continued from previous page...

Mol	Chain	Res	Type
12	c0	15	LEU
12	c0	27	PHE
12	c0	36	ASP
12	c0	40	LEU
12	c0	47	GLN
12	c0	55	VAL
12	c0	57	THR
12	c0	67	THR
12	c0	70	GLU
12	c0	77	ARG
13	c1	5	LEU
13	c1	9	SER
13	c1	10	GLU
13	c1	14	GLN
13	c1	26	LYS
13	c1	27	THR
13	c1	31	THR
13	c1	33	ARG
13	c1	44	THR
13	c1	49	ILE
13	c1	60	PHE
13	c1	67	ARG
13	c1	72	THR
13	c1	74	THR
13	c1	80	MET
13	c1	82	ARG
13	c1	83	THR
13	c1	99	ARG
13	c1	109	VAL
13	c1	123	VAL
13	c1	141	LYS
14	c2	28	LEU
14	c2	52	LEU
14	c2	53	THR
14	c2	58	LEU
14	c2	61	VAL
14	c2	62	LEU
14	c2	71	ILE
14	c2	74	LEU
14	c2	83	GLU
14	c2	85	LYS
14	c2	89	ILE

Continued on next page...

Continued from previous page...

Mol	Chain	Res	Type
14	c2	93	ASP
14	c2	95	LYS
14	c2	103	LEU
14	c2	126	TRP
14	c2	132	GLU
14	c2	140	PHE
15	c3	4	MET
15	c3	6	SER
15	c3	11	ILE
15	c3	16	ILE
15	c3	21	ASN
15	c3	35	GLU
15	c3	36	GLN
15	c3	39	LYS
15	c3	43	LYS
15	c3	64	ARG
15	c3	66	ILE
15	c3	70	LYS
15	c3	72	MET
15	c3	80	LEU
15	c3	83	GLU
15	c3	84	ILE
15	c3	87	ASP
15	c3	97	SER
15	c3	102	LEU
15	c3	104	ARG
15	c3	119	GLU
15	c3	125	LEU
15	c3	131	THR
15	c3	134	VAL
15	c3	149	LEU
16	c4	14	PHE
16	c4	26	THR
16	c4	28	VAL
16	c4	31	THR
16	c4	38	THR
16	c4	61	MET
16	c4	65	GLN
16	c4	77	THR
16	c4	79	VAL
16	c4	81	VAL
16	c4	103	ARG

Continued on next page...

Continued from previous page...

Mol	Chain	Res	Type
16	c4	107	ARG
16	c4	108	SER
16	c4	111	ARG
16	c4	114	ARG
16	c4	121	VAL
16	c4	123	SER
16	c4	125	SER
16	c4	129	LYS
16	c4	132	ARG
16	c4	136	ARG
17	c5	12	PHE
17	c5	21	ASP
17	c5	24	LYS
17	c5	26	LEU
17	c5	27	GLU
17	c5	29	SER
17	c5	34	VAL
17	c5	36	LEU
17	c5	43	ARG
17	c5	61	ARG
17	c5	69	GLU
17	c5	72	LYS
17	c5	94	VAL
17	c5	107	ILE
17	c5	122	THR
17	c5	123	TYR
17	c5	124	THR
17	c5	126	VAL
18	c6	15	SER
18	c6	17	THR
18	c6	23	LYS
18	c6	28	LEU
18	c6	31	VAL
18	c6	37	THR
18	c6	42	GLU
18	c6	43	ILE
18	c6	53	LEU
18	c6	54	LEU
18	c6	55	VAL
18	c6	57	LEU
18	c6	68	ARG
18	c6	69	VAL

Continued on next page...

Continued from previous page...

Mol	Chain	Res	Type
18	c6	83	GLN
18	c6	94	GLN
18	c6	98	ASP
18	c6	105	LEU
18	c6	110	THR
18	c6	114	ARG
18	c6	117	LEU
18	c6	137	ARG
19	c7	3	ARG
19	c7	6	THR
19	c7	8	THR
19	c7	25	THR
19	c7	26	LEU
19	c7	29	GLN
19	c7	34	LEU
19	c7	35	CYS
19	c7	38	ILE
19	c7	44	LYS
19	c7	46	LEU
19	c7	47	ARG
19	c7	49	LYS
19	c7	55	THR
19	c7	62	GLN
19	c7	69	ILE
19	c7	72	LYS
19	c7	85	VAL
19	c7	88	VAL
19	c7	110	VAL
20	c8	3	LEU
20	c8	4	VAL
20	c8	5	VAL
20	c8	6	GLN
20	c8	13	HIS
20	c8	15	LEU
20	c8	20	THR
20	c8	25	ASN
20	c8	26	ILE
20	c8	27	LYS
20	c8	28	ILE
20	c8	29	VAL
20	c8	33	THR
20	c8	34	THR

Continued on next page...

Continued from previous page...

Mol	Chain	Res	Type
20	c8	36	LYS
20	c8	40	ARG
20	c8	41	ARG
20	c8	54	LEU
20	c8	55	HIS
20	c8	63	GLN
20	c8	66	LEU
20	c8	85	PHE
20	c8	86	LEU
20	c8	94	ASP
20	c8	103	ASN
20	c8	110	ARG
20	c8	112	ASP
20	c8	113	LEU
20	c8	119	ILE
20	c8	138	THR
20	c8	140	THR
20	c8	141	THR
20	c8	144	ARG
20	c8	145	ARG
21	c9	6	VAL
21	c9	9	VAL
21	c9	20	SER
21	c9	27	LYS
21	c9	28	LEU
21	c9	38	LYS
21	c9	68	ARG
21	c9	70	GLN
21	c9	86	ARG
21	c9	89	ARG
21	c9	111	ILE
21	c9	116	ILE
21	c9	117	SER
21	c9	123	ARG
21	c9	139	THR
21	c9	140	LEU
21	c9	141	GLU
21	c9	142	GLU
21	c9	144	GLU
22	d0	15	GLN
22	d0	16	GLN
22	d0	20	ILE

Continued on next page...

Continued from previous page...

Mol	Chain	Res	Type
22	d0	23	ARG
22	d0	27	THR
22	d0	31	VAL
22	d0	34	LEU
22	d0	39	SER
22	d0	44	ASN
22	d0	49	ASN
22	d0	51	VAL
22	d0	57	ARG
22	d0	60	THR
22	d0	61	LYS
22	d0	62	VAL
22	d0	66	SER
22	d0	70	THR
22	d0	72	ASN
22	d0	74	GLU
22	d0	76	SER
22	d0	77	LYS
22	d0	81	THR
22	d0	88	LYS
22	d0	92	ASP
22	d0	97	VAL
22	d0	99	ILE
22	d0	102	ARG
22	d0	103	ILE
22	d0	105	GLN
22	d0	108	ILE
22	d0	114	VAL
23	d1	2	GLU
23	d1	5	LYS
23	d1	12	TYR
23	d1	13	VAL
23	d1	18	SER
23	d1	24	ILE
23	d1	31	SER
23	d1	32	VAL
23	d1	34	ILE
23	d1	39	VAL
23	d1	41	GLU
23	d1	50	TYR
23	d1	52	THR
23	d1	68	SER

Continued on next page...

Continued from previous page...

Mol	Chain	Res	Type
23	d1	78	LEU
23	d1	85	TYR
24	d2	2	THR
24	d2	6	VAL
24	d2	7	LEU
24	d2	16	ASN
24	d2	23	ARG
24	d2	24	GLN
24	d2	25	VAL
24	d2	26	LEU
24	d2	37	PHE
24	d2	49	GLU
24	d2	56	HIS
24	d2	65	LEU
24	d2	74	VAL
24	d2	93	LEU
24	d2	97	ARG
24	d2	98	GLN
24	d2	103	ILE
24	d2	117	ARG
24	d2	118	ARG
24	d2	126	LEU
24	d2	129	VAL
25	d3	7	ARG
25	d3	13	ARG
25	d3	18	HIS
25	d3	20	ARG
25	d3	22	ASN
25	d3	23	ARG
25	d3	28	ASN
25	d3	29	TYR
25	d3	36	THR
25	d3	41	SER
25	d3	46	SER
25	d3	52	ILE
25	d3	62	LYS
25	d3	72	VAL
25	d3	73	ARG
25	d3	78	LYS
25	d3	83	VAL
25	d3	84	THR
25	d3	99	ASN

Continued on next page...

Continued from previous page...

Mol	Chain	Res	Type
25	d3	103	LEU
25	d3	107	PHE
25	d3	109	ARG
25	d3	117	ILE
25	d3	125	VAL
25	d3	130	VAL
25	d3	132	LEU
25	d3	133	LEU
25	d3	138	GLU
26	d4	2	SER
26	d4	6	THR
26	d4	9	THR
26	d4	13	ILE
26	d4	21	LYS
26	d4	26	ASP
26	d4	29	HIS
26	d4	34	ASN
26	d4	43	LYS
26	d4	49	LYS
26	d4	52	LYS
26	d4	62	THR
26	d4	83	LYS
26	d4	88	THR
26	d4	92	VAL
26	d4	96	LEU
26	d4	118	ILE
26	d4	127	LYS
26	d4	133	ASN
27	d5	41	ILE
27	d5	43	ASP
27	d5	45	GLU
27	d5	49	ARG
27	d5	51	LEU
27	d5	57	TYR
27	d5	60	VAL
27	d5	68	ARG
27	d5	71	ILE
27	d5	81	ARG
27	d5	96	SER
27	d5	102	THR
27	d5	103	ARG
28	d6	5	ARG

Continued on next page...

Continued from previous page...

Mol	Chain	Res	Type
28	d6	8	ASN
28	d6	10	ARG
28	d6	12	LYS
28	d6	15	ARG
28	d6	18	VAL
28	d6	25	ASN
28	d6	27	SER
28	d6	38	ARG
28	d6	42	ARG
28	d6	43	ASN
28	d6	44	ILE
28	d6	46	GLU
28	d6	51	ARG
28	d6	55	GLU
28	d6	61	GLU
28	d6	82	ARG
28	d6	85	ARG
29	d7	3	LEU
29	d7	9	HIS
29	d7	17	ARG
29	d7	34	ASP
29	d7	38	PRO
29	d7	43	ILE
29	d7	45	THR
29	d7	46	VAL
29	d7	52	THR
29	d7	56	CYS
29	d7	65	THR
29	d7	72	LYS
29	d7	77	THR
29	d7	78	SER
29	d7	81	ARG
30	d8	13	ILE
30	d8	16	LEU
30	d8	19	THR
30	d8	22	ARG
30	d8	32	PHE
30	d8	33	LEU
30	d8	38	ARG
30	d8	48	VAL
30	d8	58	GLU
30	d8	62	GLU

Continued on next page...

Continued from previous page...

Mol	Chain	Res	Type
30	d8	64	ARG
30	d8	65	ARG
30	d8	66	LEU
31	d9	6	VAL
31	d9	10	HIS
31	d9	14	TYR
31	d9	32	ARG
31	d9	36	LEU
31	d9	38	ILE
31	d9	42	CYS
31	d9	44	ARG
31	d9	45	GLU
31	d9	49	ASP
31	d9	54	LYS
80	e0	13	LYS
80	e0	14	VAL
80	e0	16	SER
80	e0	24	THR
80	e0	25	GLU
80	e0	26	LYS
80	e0	29	LYS
80	e0	31	LYS
80	e0	39	LEU
80	e0	41	THR
80	e0	45	VAL
80	e0	46	ASN
80	e0	49	LEU
80	e0	51	ASN
80	e0	54	ARG
33	e1	80	ARG
33	e1	82	LYS
33	e1	86	THR
33	e1	90	LYS
33	e1	91	ILE
33	e1	96	LYS
33	e1	100	LEU
33	e1	102	VAL
33	e1	106	TYR
33	e1	109	ASP
33	e1	113	LYS
33	e1	118	ARG
33	e1	135	HIS

Continued on next page...

Continued from previous page...

Mol	Chain	Res	Type
33	e1	137	ASP
33	e1	147	VAL
33	e1	148	TYR
33	e1	150	VAL
34	sR	4	ASN
34	sR	6	VAL
34	sR	9	LEU
34	sR	17	ASN
34	sR	21	THR
34	sR	29	GLN
34	sR	46	LYS
34	sR	53	LYS
34	sR	58	VAL
34	sR	64	HIS
34	sR	66	HIS
34	sR	70	ASP
34	sR	72	THR
34	sR	76	ASP
34	sR	84	SER
34	sR	87	LYS
34	sR	96	THR
34	sR	100	TYR
34	sR	102	ARG
34	sR	108	SER
34	sR	130	THR
34	sR	145	LEU
34	sR	149	ASP
34	sR	159	ASN
34	sR	167	VAL
34	sR	176	LYS
34	sR	178	VAL
34	sR	191	ASP
34	sR	207	ASP
34	sR	210	LEU
34	sR	228	LYS
34	sR	232	TYR
34	sR	235	SER
34	sR	286	GLU
34	sR	297	ASP
34	sR	299	GLN
34	sR	314	GLN
34	sR	317	THR

Continued on next page...

Continued from previous page...

Mol	Chain	Res	Type
35	sM	41	SER
35	sM	43	ASP
35	sM	61	ILE
35	sM	69	ARG
35	sM	71	ASN
35	sM	74	LYS
35	sM	75	ASP
35	sM	76	VAL
35	sM	81	THR
39	l2	30	ARG
39	l2	31	THR
39	l2	32	LEU
39	l2	36	GLU
39	l2	42	ARG
39	l2	44	ILE
39	l2	45	VAL
39	l2	46	LYS
39	l2	48	ILE
39	l2	49	VAL
39	l2	61	VAL
39	l2	62	VAL
39	l2	70	ARG
39	l2	71	LEU
39	l2	75	ILE
39	l2	77	ILE
39	l2	79	ASN
39	l2	80	GLU
39	l2	82	VAL
39	l2	101	VAL
39	l2	119	LYS
39	l2	122	ASP
39	l2	128	ARG
39	l2	130	SER
39	l2	132	ASN
39	l2	137	ILE
39	l2	144	ASN
39	l2	147	ARG
39	l2	148	VAL
39	l2	149	ARG
39	l2	157	VAL
39	l2	158	ILE
39	l2	165	VAL

Continued on next page...

Continued from previous page...

Mol	Chain	Res	Type
39	12	169	ILE
39	12	179	LEU
39	12	184	ARG
39	12	191	LEU
39	12	192	LYS
39	12	193	ARG
39	12	202	VAL
39	12	204	MET
39	12	218	HIS
39	12	224	THR
39	12	227	ARG
39	12	230	VAL
39	12	238	ILE
39	12	243	THR
39	12	246	LEU
40	13	3	HIS
40	13	4	ARG
40	13	5	LYS
40	13	7	GLU
40	13	10	ARG
40	13	17	LEU
40	13	19	ARG
40	13	25	ILE
40	13	37	ARG
40	13	44	THR
40	13	45	SER
40	13	47	LEU
40	13	50	LYS
40	13	55	THR
40	13	69	LYS
40	13	73	VAL
40	13	77	THR
40	13	81	THR
40	13	85	VAL
40	13	95	THR
40	13	101	SER
40	13	104	THR
40	13	114	VAL
40	13	120	LYS
40	13	127	LYS
40	13	140	ASP
40	13	146	ARG

Continued on next page...

Continued from previous page...

Mol	Chain	Res	Type
40	l3	148	LEU
40	l3	150	ARG
40	l3	161	LEU
40	l3	164	THR
40	l3	167	ARG
40	l3	169	THR
40	l3	178	LEU
40	l3	184	ASN
40	l3	188	ILE
40	l3	205	VAL
40	l3	208	VAL
40	l3	212	ASN
40	l3	221	THR
40	l3	222	LYS
40	l3	232	ARG
40	l3	238	LEU
40	l3	242	THR
40	l3	244	ARG
40	l3	249	VAL
40	l3	252	ILE
40	l3	256	HIS
40	l3	261	MET
40	l3	264	VAL
40	l3	266	ARG
40	l3	274	SER
40	l3	278	ILE
40	l3	282	ILE
40	l3	287	LYS
40	l3	299	ASP
40	l3	300	ARG
40	l3	304	THR
40	l3	318	LYS
40	l3	319	ASN
40	l3	322	ILE
40	l3	328	ILE
40	l3	331	ASN
40	l3	332	ARG
40	l3	340	LYS
40	l3	342	LEU
40	l3	346	THR
40	l3	354	VAL
40	l3	356	LEU

Continued on next page...

Continued from previous page...

Mol	Chain	Res	Type
40	l3	359	ILE
40	l3	364	LYS
40	l3	380	MET
41	l4	3	ARG
41	l4	12	THR
41	l4	14	GLU
41	l4	22	LEU
41	l4	37	THR
41	l4	42	VAL
41	l4	52	VAL
41	l4	55	LYS
41	l4	63	GLU
41	l4	67	THR
41	l4	73	ARG
41	l4	76	ARG
41	l4	84	ARG
41	l4	90	PHE
41	l4	93	MET
41	l4	105	THR
41	l4	131	VAL
41	l4	136	LEU
41	l4	144	LYS
41	l4	145	ILE
41	l4	150	LEU
41	l4	151	VAL
41	l4	152	VAL
41	l4	176	SER
41	l4	178	LEU
41	l4	179	LEU
41	l4	182	LEU
41	l4	186	LYS
41	l4	187	LEU
41	l4	203	ARG
41	l4	206	LEU
41	l4	217	LYS
41	l4	222	VAL
41	l4	226	GLU
41	l4	230	VAL
41	l4	246	ARG
41	l4	249	ILE
41	l4	256	THR
41	l4	258	LEU

Continued on next page...

Continued from previous page...

Mol	Chain	Res	Type
41	14	265	GLU
41	14	276	LEU
41	14	278	SER
41	14	286	VAL
41	14	287	THR
41	14	289	ILE
41	14	292	SER
41	14	304	GLN
41	14	306	THR
41	14	307	GLN
41	14	310	THR
41	14	313	LEU
41	14	319	LYS
41	14	323	VAL
41	14	327	LEU
41	14	345	GLU
41	14	346	LYS
41	14	349	THR
41	14	354	VAL
41	14	357	GLU
42	15	34	LYS
42	15	37	VAL
42	15	41	LYS
42	15	51	LEU
42	15	66	SER
42	15	70	THR
42	15	89	THR
42	15	92	LEU
42	15	101	THR
42	15	110	LEU
42	15	115	LEU
42	15	116	ASP
42	15	118	THR
42	15	122	VAL
42	15	125	VAL
42	15	128	GLU
42	15	132	THR
42	15	133	GLU
42	15	135	VAL
42	15	140	ARG
42	15	144	VAL
42	15	146	LEU

Continued on next page...

Continued from previous page...

Mol	Chain	Res	Type
42	15	148	ILE
42	15	152	ARG
42	15	154	THR
42	15	158	ARG
42	15	173	VAL
42	15	176	SER
42	15	177	GLU
42	15	185	PHE
42	15	194	LEU
42	15	196	ARG
42	15	222	LEU
42	15	234	ASP
42	15	235	SER
42	15	241	THR
42	15	245	GLU
42	15	247	ILE
42	15	254	LYS
42	15	259	LYS
42	15	268	GLU
42	15	273	ARG
42	15	276	LYS
42	15	286	VAL
42	15	293	LEU
43	16	8	LYS
43	16	9	TRP
43	16	12	SER
43	16	14	ASP
43	16	21	THR
43	16	28	GLN
43	16	31	ARG
43	16	35	VAL
43	16	46	ARG
43	16	50	LYS
43	16	52	VAL
43	16	56	LYS
43	16	64	LEU
43	16	65	ILE
43	16	74	VAL
43	16	78	ARG
43	16	79	VAL
43	16	82	ARG
43	16	88	SER

Continued on next page...

Continued from previous page...

Mol	Chain	Res	Type
43	16	89	THR
43	16	90	LYS
43	16	91	VAL
43	16	103	VAL
43	16	104	GLU
43	16	108	LYS
43	16	109	GLU
43	16	131	LYS
43	16	152	THR
43	16	155	LEU
43	16	164	SER
43	16	169	ASP
43	16	170	LYS
43	16	174	LEU
44	17	22	THR
44	17	26	VAL
44	17	33	ARG
44	17	38	LYS
44	17	41	ARG
44	17	54	GLU
44	17	59	GLU
44	17	60	ARG
44	17	61	ASN
44	17	77	VAL
44	17	88	ARG
44	17	93	ASN
44	17	98	LYS
44	17	101	LYS
44	17	111	ILE
44	17	115	THR
44	17	119	VAL
44	17	124	LEU
44	17	129	LEU
44	17	130	ILE
44	17	142	SER
44	17	156	ILE
44	17	158	LYS
44	17	173	LEU
44	17	175	LYS
44	17	176	TYR
44	17	179	LEU
44	17	181	ILE

Continued on next page...

Continued from previous page...

Mol	Chain	Res	Type
44	17	184	LEU
44	17	193	PRO
44	17	206	LYS
44	17	208	SER
44	17	224	ILE
44	17	229	PHE
44	17	239	LEU
45	18	26	LEU
45	18	38	GLN
45	18	41	GLN
45	18	50	VAL
45	18	68	ARG
45	18	71	VAL
45	18	74	THR
45	18	77	GLN
45	18	79	GLN
45	18	83	ASP
45	18	85	ASN
45	18	91	PHE
45	18	93	LEU
45	18	95	ASN
45	18	111	LYS
45	18	134	TYR
45	18	136	LEU
45	18	146	LYS
45	18	149	LYS
45	18	150	LEU
45	18	153	ILE
45	18	156	ASP
45	18	157	VAL
45	18	160	ILE
45	18	183	LYS
45	18	185	ARG
45	18	191	ASN
45	18	203	VAL
45	18	211	LEU
45	18	213	LYS
45	18	217	THR
45	18	224	ASP
45	18	230	LYS
45	18	231	LYS
45	18	245	LYS

Continued on next page...

Continued from previous page...

Mol	Chain	Res	Type
45	18	248	LYS
46	19	1	MET
46	19	5	GLN
46	19	6	THR
46	19	16	VAL
46	19	17	THR
46	19	18	VAL
46	19	19	SER
46	19	31	ARG
46	19	33	THR
46	19	39	LYS
46	19	46	THR
46	19	52	LEU
46	19	55	VAL
46	19	68	LEU
46	19	70	THR
46	19	72	LYS
46	19	76	ASP
46	19	77	ASN
46	19	82	VAL
46	19	87	LYS
46	19	91	ARG
46	19	92	TYR
46	19	96	HIS
46	19	102	ASN
46	19	105	GLU
46	19	106	LYS
46	19	107	ASP
46	19	113	GLU
46	19	115	ARG
46	19	118	LEU
46	19	121	LYS
46	19	132	VAL
46	19	133	THR
46	19	138	THR
46	19	144	ILE
46	19	146	LEU
46	19	151	VAL
46	19	157	ASN
46	19	161	LEU
46	19	162	GLN
46	19	166	ARG

Continued on next page...

Continued from previous page...

Mol	Chain	Res	Type
46	l9	175	PHE
46	l9	181	VAL
47	m0	3	ARG
47	m0	4	ARG
47	m0	19	LYS
47	m0	24	ARG
47	m0	29	SER
47	m0	35	ASP
47	m0	39	LYS
47	m0	42	THR
47	m0	44	ASP
47	m0	48	LEU
47	m0	52	LEU
47	m0	57	LEU
47	m0	58	GLU
47	m0	61	SER
47	m0	71	CYS
47	m0	80	SER
47	m0	91	VAL
47	m0	121	LYS
47	m0	125	LEU
47	m0	133	GLN
47	m0	139	ARG
47	m0	143	SER
47	m0	158	LYS
47	m0	163	GLN
47	m0	169	LYS
47	m0	176	LEU
47	m0	177	ASP
47	m0	184	LYS
47	m0	197	VAL
47	m0	206	LEU
47	m0	208	ASN
47	m0	210	ILE
47	m0	212	GLU
47	m0	215	GLU
47	m0	217	PHE
48	m1	7	ASN
48	m1	9	MET
48	m1	10	ARG
48	m1	12	LEU
48	m1	13	LYS

Continued on next page...

Continued from previous page...

Mol	Chain	Res	Type
48	m1	16	LYS
48	m1	19	LEU
48	m1	35	LYS
48	m1	40	LEU
48	m1	55	ARG
48	m1	57	PHE
48	m1	59	ILE
48	m1	60	ARG
48	m1	77	GLU
48	m1	78	GLU
48	m1	80	LEU
48	m1	82	ARG
48	m1	85	LYS
48	m1	97	SER
48	m1	99	THR
48	m1	106	ILE
48	m1	107	ASP
48	m1	110	ILE
48	m1	112	LEU
48	m1	127	PHE
48	m1	130	VAL
48	m1	137	ARG
48	m1	140	ARG
48	m1	143	ARG
48	m1	148	VAL
48	m1	150	ASN
48	m1	152	HIS
48	m1	154	THR
48	m1	157	GLU
48	m1	160	VAL
48	m1	171	VAL
49	m3	4	SER
49	m3	16	LYS
49	m3	42	ARG
49	m3	46	ILE
49	m3	53	LEU
49	m3	54	LEU
49	m3	58	VAL
49	m3	62	THR
49	m3	67	ARG
49	m3	69	VAL
49	m3	73	ARG

Continued on next page...

Continued from previous page...

Mol	Chain	Res	Type
49	m3	76	THR
49	m3	80	VAL
49	m3	86	THR
49	m3	92	THR
49	m3	104	ARG
49	m3	113	VAL
49	m3	118	GLU
49	m3	123	ILE
49	m3	124	ILE
49	m3	131	LYS
49	m3	137	GLN
49	m3	150	PRO
49	m3	152	THR
49	m3	153	ASP
49	m3	154	VAL
49	m3	155	GLU
49	m3	157	ARG
49	m3	162	ASN
49	m3	164	GLU
49	m3	165	SER
49	m3	183	ARG
49	m3	184	GLU
49	m3	189	GLU
50	m4	3	THR
50	m4	8	LYS
50	m4	13	ARG
50	m4	16	GLU
50	m4	20	VAL
50	m4	24	LYS
50	m4	46	ILE
50	m4	53	VAL
50	m4	62	GLN
50	m4	63	VAL
50	m4	64	VAL
50	m4	66	THR
50	m4	72	LEU
50	m4	80	THR
50	m4	82	SER
50	m4	90	VAL
50	m4	106	ARG
50	m4	108	ARG
50	m4	119	GLN

Continued on next page...

Continued from previous page...

Mol	Chain	Res	Type
50	m4	124	ARG
50	m4	126	GLN
50	m4	128	ARG
51	m5	5	LYS
51	m5	10	LEU
51	m5	12	ARG
51	m5	14	LYS
51	m5	16	SER
51	m5	20	ARG
51	m5	22	LEU
51	m5	24	ARG
51	m5	25	VAL
51	m5	32	GLN
51	m5	36	ILE
51	m5	49	ARG
51	m5	67	ARG
51	m5	80	THR
51	m5	90	ASN
51	m5	92	LEU
51	m5	96	ARG
51	m5	108	ARG
51	m5	109	ARG
51	m5	112	ASN
51	m5	116	LEU
51	m5	151	ILE
51	m5	153	ASP
51	m5	155	VAL
51	m5	159	ARG
51	m5	171	SER
51	m5	174	ILE
51	m5	175	ASN
51	m5	176	LYS
51	m5	188	ARG
51	m5	189	LYS
51	m5	190	THR
51	m5	194	GLN
51	m5	204	LYS
52	m6	4	GLU
52	m6	12	LYS
52	m6	15	LEU
52	m6	34	VAL
52	m6	41	LEU

Continued on next page...

Continued from previous page...

Mol	Chain	Res	Type
52	m6	42	ASN
52	m6	46	GLU
52	m6	57	PHE
52	m6	59	ARG
52	m6	60	LYS
52	m6	66	LYS
52	m6	68	ARG
52	m6	74	ARG
52	m6	78	ARG
52	m6	82	LYS
52	m6	84	LEU
52	m6	85	ARG
52	m6	88	VAL
52	m6	89	SER
52	m6	100	GLU
52	m6	104	VAL
52	m6	106	GLU
52	m6	108	ILE
52	m6	115	LYS
52	m6	117	ARG
52	m6	124	LEU
52	m6	126	VAL
52	m6	129	LEU
52	m6	133	ARG
52	m6	143	THR
52	m6	145	VAL
52	m6	160	ARG
52	m6	167	TYR
52	m6	177	LYS
52	m6	182	ASN
52	m6	187	GLU
52	m6	190	VAL
52	m6	192	LYS
52	m6	194	LEU
52	m6	197	LEU
53	m7	3	ARG
53	m7	7	THR
53	m7	9	THR
53	m7	31	GLU
53	m7	32	THR
53	m7	52	LEU
53	m7	56	ARG

Continued on next page...

Continued from previous page...

Mol	Chain	Res	Type
53	m7	69	ARG
53	m7	70	THR
53	m7	80	LYS
53	m7	86	LYS
53	m7	89	LYS
53	m7	96	GLN
53	m7	103	GLU
53	m7	112	LEU
53	m7	114	VAL
53	m7	119	VAL
53	m7	120	ASN
53	m7	127	ARG
53	m7	128	ARG
53	m7	133	HIS
53	m7	136	ILE
53	m7	142	SER
53	m7	148	LEU
54	m8	3	ILE
54	m8	7	SER
54	m8	12	ARG
54	m8	17	THR
54	m8	22	ASP
54	m8	24	VAL
54	m8	26	LEU
54	m8	32	LEU
54	m8	34	THR
54	m8	49	LEU
54	m8	53	PHE
54	m8	55	SER
54	m8	57	ILE
54	m8	66	ARG
54	m8	69	ARG
54	m8	80	THR
54	m8	81	VAL
54	m8	86	THR
54	m8	93	ILE
54	m8	111	ARG
54	m8	113	LYS
54	m8	135	GLN
54	m8	136	ASN
54	m8	138	LEU
54	m8	144	ARG

Continued on next page...

Continued from previous page...

Mol	Chain	Res	Type
54	m8	145	ASN
54	m8	150	VAL
54	m8	161	LYS
54	m8	165	ILE
54	m8	166	LEU
54	m8	170	ARG
54	m8	176	ARG
54	m8	178	ARG
54	m8	182	LYS
55	m9	4	LEU
55	m9	5	ARG
55	m9	7	GLN
55	m9	10	LEU
55	m9	20	ARG
55	m9	31	GLU
55	m9	34	GLN
55	m9	37	SER
55	m9	56	THR
55	m9	57	VAL
55	m9	61	SER
55	m9	74	ARG
55	m9	81	ARG
55	m9	85	ARG
55	m9	88	ARG
55	m9	98	ARG
55	m9	99	LEU
55	m9	105	LEU
55	m9	106	LEU
55	m9	127	SER
55	m9	138	LEU
55	m9	152	GLU
55	m9	153	LYS
55	m9	164	LEU
55	m9	170	ARG
55	m9	173	ARG
55	m9	177	VAL
55	m9	182	ASP
56	n0	1	MET
56	n0	16	THR
56	n0	32	SER
56	n0	45	LEU
56	n0	47	LYS

Continued on next page...

Continued from previous page...

Mol	Chain	Res	Type
56	n0	52	LYS
56	n0	62	ASN
56	n0	73	LYS
56	n0	80	ARG
56	n0	89	ASN
56	n0	92	LYS
56	n0	95	ARG
56	n0	96	ASP
56	n0	97	VAL
56	n0	100	VAL
56	n0	107	TYR
56	n0	115	ARG
56	n0	117	ARG
56	n0	125	LYS
56	n0	130	GLU
56	n0	137	ARG
56	n0	138	GLN
56	n0	145	THR
56	n0	148	LEU
56	n0	149	LYS
56	n0	155	ARG
56	n0	157	GLN
56	n0	160	THR
56	n0	161	LYS
56	n0	162	THR
56	n0	164	SER
56	n0	167	ARG
56	n0	171	PHE
56	n0	172	TYR
57	n1	25	VAL
57	n1	26	HIS
57	n1	27	LEU
57	n1	28	SER
57	n1	35	LYS
57	n1	47	SER
57	n1	60	LYS
57	n1	68	THR
57	n1	72	VAL
57	n1	78	LYS
57	n1	80	VAL
57	n1	88	ARG
57	n1	89	LEU

Continued on next page...

Continued from previous page...

Mol	Chain	Res	Type
57	n1	102	ARG
57	n1	104	GLU
57	n1	112	ASN
57	n1	118	GLU
57	n1	126	VAL
57	n1	127	GLN
57	n1	128	LEU
57	n1	131	GLN
57	n1	134	GLN
57	n1	138	SER
57	n1	140	ILE
57	n1	143	THR
57	n1	149	GLN
57	n1	150	THR
57	n1	151	LEU
57	n1	157	GLU
58	n2	13	LYS
58	n2	16	THR
58	n2	19	VAL
58	n2	27	VAL
58	n2	38	ILE
58	n2	39	ASP
58	n2	43	VAL
58	n2	47	VAL
58	n2	49	ASN
58	n2	54	VAL
58	n2	57	THR
58	n2	58	GLU
58	n2	59	ASP
58	n2	63	VAL
58	n2	64	THR
58	n2	66	VAL
58	n2	68	THR
58	n2	74	LYS
58	n2	75	TYR
58	n2	80	THR
58	n2	88	GLN
58	n2	90	ARG
58	n2	93	ILE
58	n2	95	PHE
58	n2	96	VAL
58	n2	98	THR

Continued on next page...

Continued from previous page...

Mol	Chain	Res	Type
58	n2	100	THR
59	n3	4	ASN
59	n3	7	GLN
59	n3	9	THR
59	n3	10	LYS
59	n3	14	SER
59	n3	22	ILE
59	n3	23	MET
59	n3	61	THR
59	n3	69	LEU
59	n3	70	ARG
59	n3	73	VAL
59	n3	74	MET
59	n3	83	LYS
59	n3	88	ARG
59	n3	91	VAL
59	n3	93	LEU
59	n3	104	ASN
59	n3	112	SER
59	n3	120	LYS
60	n4	1	MET
60	n4	2	LYS
60	n4	7	SER
60	n4	9	SER
60	n4	19	THR
60	n4	30	ARG
60	n4	39	LEU
60	n4	54	LEU
60	n4	57	LYS
60	n4	63	ILE
60	n4	89	LEU
60	n4	96	LEU
60	n4	97	LYS
60	n4	100	VAL
60	n4	105	ARG
60	n4	107	GLU
60	n4	112	ASN
60	n4	114	GLU
60	n4	119	GLU
60	n4	127	LYS
60	n4	134	GLN
61	n5	24	LEU

Continued on next page...

Continued from previous page...

Mol	Chain	Res	Type
61	n5	27	ARG
61	n5	34	LEU
61	n5	37	THR
61	n5	56	ARG
61	n5	57	LEU
61	n5	63	ILE
61	n5	71	THR
61	n5	86	VAL
61	n5	87	SER
61	n5	108	LEU
61	n5	109	LYS
61	n5	115	ARG
61	n5	119	THR
61	n5	124	VAL
61	n5	125	ARG
61	n5	126	LEU
61	n5	133	LEU
61	n5	135	ILE
62	n6	3	LYS
62	n6	6	LEU
62	n6	12	ARG
62	n6	17	LYS
62	n6	28	ARG
62	n6	32	SER
62	n6	35	LEU
62	n6	36	SER
62	n6	37	LYS
62	n6	39	LEU
62	n6	50	ILE
62	n6	51	ARG
62	n6	55	GLU
62	n6	56	VAL
62	n6	66	GLN
62	n6	74	TYR
62	n6	95	VAL
62	n6	105	VAL
62	n6	106	ILE
62	n6	113	LYS
62	n6	115	ARG
62	n6	120	GLN
62	n6	126	LEU
62	n6	127	GLU

Continued on next page...

Continued from previous page...

Mol	Chain	Res	Type
63	n7	3	LYS
63	n7	5	LEU
63	n7	14	VAL
63	n7	17	ARG
63	n7	24	VAL
63	n7	27	LYS
63	n7	28	PRO
63	n7	33	SER
63	n7	34	LYS
63	n7	51	LEU
63	n7	52	LYS
63	n7	67	LYS
63	n7	72	ILE
63	n7	73	LYS
63	n7	75	VAL
63	n7	81	LEU
63	n7	83	THR
63	n7	85	TYR
63	n7	87	LEU
63	n7	93	LYS
63	n7	94	SER
63	n7	99	GLU
63	n7	100	THR
63	n7	102	GLU
63	n7	103	GLN
63	n7	128	GLN
63	n7	134	LEU
63	n7	135	ARG
64	n8	3	SER
64	n8	6	THR
64	n8	8	THR
64	n8	9	ARG
64	n8	10	LYS
64	n8	12	ARG
64	n8	15	VAL
64	n8	22	ILE
64	n8	24	LYS
64	n8	25	HIS
64	n8	26	ARG
64	n8	27	LYS
64	n8	43	ILE
64	n8	47	LYS

Continued on next page...

Continued from previous page...

Mol	Chain	Res	Type
64	n8	56	VAL
64	n8	60	TYR
64	n8	65	GLN
64	n8	70	LYS
64	n8	73	LEU
64	n8	88	ASP
64	n8	91	LEU
64	n8	97	GLU
64	n8	117	ARG
64	n8	128	ARG
64	n8	132	LYS
64	n8	133	LEU
64	n8	139	ARG
65	n9	3	LYS
65	n9	4	SER
65	n9	7	HIS
65	n9	8	THR
65	n9	13	THR
65	n9	14	ARG
65	n9	15	LYS
65	n9	17	HIS
65	n9	19	ASN
65	n9	21	ILE
65	n9	22	LYS
65	n9	26	THR
65	n9	31	SER
65	n9	38	LYS
65	n9	58	LYS
65	n9	59	LYS
66	o0	8	GLU
66	o0	13	LYS
66	o0	19	LYS
66	o0	32	LYS
66	o0	33	SER
66	o0	34	LEU
66	o0	51	LEU
66	o0	61	MET
66	o0	71	GLN
66	o0	74	ASN
66	o0	84	LEU
66	o0	86	ARG
66	o0	87	VAL

Continued on next page...

Continued from previous page...

Mol	Chain	Res	Type
66	o0	101	LEU
66	o0	103	THR
67	o1	6	ASP
67	o1	13	THR
67	o1	16	LEU
67	o1	24	SER
67	o1	26	LYS
67	o1	28	ARG
67	o1	31	ARG
67	o1	42	LEU
67	o1	44	MET
67	o1	46	THR
67	o1	55	LEU
67	o1	64	VAL
67	o1	67	VAL
67	o1	68	GLU
67	o1	71	LEU
67	o1	73	LEU
67	o1	75	ILE
67	o1	76	SER
67	o1	83	GLU
67	o1	87	ASN
67	o1	90	PHE
67	o1	91	SER
67	o1	93	VAL
67	o1	96	VAL
67	o1	97	LEU
67	o1	100	SER
67	o1	102	LYS
67	o1	104	LEU
67	o1	106	THR
67	o1	107	VAL
67	o1	110	GLU
68	o2	4	LEU
68	o2	6	HIS
68	o2	8	LYS
68	o2	10	VAL
68	o2	14	THR
68	o2	19	ARG
68	o2	21	HIS
68	o2	24	ARG
68	o2	27	ARG

Continued on next page...

Continued from previous page...

Mol	Chain	Res	Type
68	o2	33	ARG
68	o2	35	GLN
68	o2	40	SER
68	o2	41	VAL
68	o2	44	ARG
68	o2	45	ARG
68	o2	51	SER
68	o2	59	SER
68	o2	61	LYS
68	o2	67	SER
68	o2	73	THR
68	o2	75	LEU
68	o2	91	THR
68	o2	105	ARG
68	o2	109	LEU
68	o2	119	VAL
68	o2	120	THR
68	o2	125	ARG
68	o2	126	LEU
69	o3	9	VAL
69	o3	22	VAL
69	o3	31	LYS
69	o3	37	THR
69	o3	42	GLN
69	o3	57	LYS
69	o3	58	GLU
69	o3	59	VAL
69	o3	60	ARG
69	o3	70	LYS
69	o3	73	ARG
69	o3	74	THR
69	o3	93	THR
69	o3	97	SER
69	o3	98	VAL
70	o4	4	ARG
70	o4	10	ARG
70	o4	17	SER
70	o4	22	VAL
70	o4	25	THR
70	o4	30	LEU
70	o4	47	CYS
70	o4	58	ARG

Continued on next page...

Continued from previous page...

Mol	Chain	Res	Type
70	o4	66	SER
70	o4	79	SER
70	o4	86	LYS
70	o4	98	GLN
70	o4	104	VAL
71	o5	4	VAL
71	o5	5	LYS
71	o5	20	GLN
71	o5	21	LEU
71	o5	26	LYS
71	o5	27	GLU
71	o5	28	LEU
71	o5	30	GLU
71	o5	31	LEU
71	o5	37	SER
71	o5	38	ARG
71	o5	46	THR
71	o5	47	VAL
71	o5	48	ARG
71	o5	57	VAL
71	o5	62	GLN
71	o5	68	GLN
71	o5	69	LEU
71	o5	76	GLN
71	o5	81	ARG
71	o5	84	LYS
71	o5	89	ARG
71	o5	90	ARG
71	o5	93	THR
71	o5	107	LYS
71	o5	108	GLN
71	o5	113	GLN
72	o6	7	ILE
72	o6	9	ILE
72	o6	13	LYS
72	o6	17	VAL
72	o6	20	MET
72	o6	21	THR
72	o6	27	SER
72	o6	29	LYS
72	o6	35	ASN
72	o6	36	ARG

Continued on next page...

Continued from previous page...

Mol	Chain	Res	Type
72	o6	37	THR
72	o6	42	SER
72	o6	43	LEU
72	o6	45	ARG
72	o6	57	LEU
72	o6	58	ILE
72	o6	60	LEU
72	o6	68	ARG
72	o6	70	ARG
72	o6	74	LYS
72	o6	75	LYS
72	o6	76	ARG
72	o6	79	SER
72	o6	81	THR
72	o6	94	ILE
72	o6	98	ARG
72	o6	99	ARG
73	o7	15	SER
73	o7	17	THR
73	o7	21	ARG
73	o7	24	ARG
73	o7	25	ARG
73	o7	33	THR
73	o7	36	SER
73	o7	46	SER
73	o7	54	LYS
73	o7	55	ARG
73	o7	59	THR
73	o7	64	MET
73	o7	65	ARG
73	o7	67	LEU
73	o7	73	ARG
73	o7	75	LYS
73	o7	76	ASN
73	o7	85	LYS
74	o8	8	ILE
74	o8	12	LEU
74	o8	15	THR
74	o8	16	ARG
74	o8	17	ARG
74	o8	19	ASP
74	o8	24	THR

Continued on next page...

Continued from previous page...

Mol	Chain	Res	Type
74	o8	27	ILE
74	o8	41	THR
74	o8	46	ARG
74	o8	48	SER
74	o8	53	THR
74	o8	55	VAL
74	o8	61	LYS
74	o8	63	LYS
74	o8	64	LYS
74	o8	65	LEU
74	o8	72	THR
75	o9	4	GLN
75	o9	9	ILE
75	o9	11	GLN
75	o9	15	LYS
75	o9	19	GLN
75	o9	21	ARG
75	o9	23	LEU
75	o9	28	ARG
75	o9	29	LEU
75	o9	36	ARG
75	o9	45	ARG
75	o9	48	LYS
76	q0	77	ILE
76	q0	78	ILE
76	q0	79	GLU
76	q0	85	LEU
76	q0	91	CYS
76	q0	93	LYS
76	q0	94	SER
76	q0	95	VAL
76	q0	98	LYS
76	q0	99	CYS
76	q0	106	ARG
76	q0	108	THR
76	q0	112	LYS
76	q0	114	LYS
76	q0	127	LEU
77	q1	1	MET
77	q1	2	ARG
77	q1	6	ARG
77	q1	9	ARG

Continued on next page...

Continued from previous page...

Mol	Chain	Res	Type
77	q1	14	LYS
77	q1	18	ARG
77	q1	20	VAL
77	q1	21	ARG
77	q1	23	ARG
78	q2	7	THR
78	q2	8	ARG
78	q2	28	TYR
78	q2	38	GLN
78	q2	45	ARG
78	q2	61	LYS
78	q2	71	ARG
78	q2	72	LEU
78	q2	79	THR
78	q2	83	LEU
78	q2	84	THR
78	q2	85	LEU
78	q2	89	LYS
78	q2	92	GLU
78	q2	93	LEU
78	q2	98	LYS
78	q2	100	LYS
78	q2	104	LEU
78	q2	105	GLN
78	q2	106	PHE
79	q3	3	LYS
79	q3	8	VAL
79	q3	10	ILE
79	q3	20	SER
79	q3	21	SER
79	q3	33	GLN
79	q3	40	SER
79	q3	42	CYS
79	q3	49	ARG
79	q3	54	ILE
79	q3	56	THR
79	q3	58	SER
79	q3	59	CYS
79	q3	64	VAL
79	q3	70	THR
79	q3	78	THR
79	q3	85	ARG

Continued on next page...

Continued from previous page...

Mol	Chain	Res	Type
81	p0	4	ILE
81	p0	5	ARG
81	p0	30	VAL
81	p0	43	LYS
81	p0	48	ARG
81	p0	51	VAL
81	p0	57	THR
81	p0	67	LEU
81	p0	68	SER
81	p0	69	ASP
81	p0	70	LEU
81	p0	72	ASP
81	p0	81	LYS
81	p0	84	VAL
81	p0	89	THR
81	p0	93	LEU
81	p0	95	GLU
81	p0	97	LYS
81	p0	104	ARG
81	p0	192	ASP
81	p0	193	ASN

Some sidechains can be flipped to improve hydrogen bonding and reduce clashes. All (73) such sidechains are listed below:

Mol	Chain	Res	Type
2	S0	32	HIS
5	S3	111	ASN
5	S3	179	GLN
6	S4	17	HIS
6	S4	50	ASN
6	S4	98	ASN
7	S5	103	ASN
9	S7	5	GLN
9	S7	71	HIS
10	S8	9	HIS
13	C1	104	HIS
15	C3	5	HIS
15	C3	105	ASN
17	C5	82	ASN
18	C6	83	GLN
20	C8	89	GLN
24	D2	24	GLN

Continued on next page...

Continued from previous page...

Mol	Chain	Res	Type
24	D2	56	HIS
29	D7	5	GLN
31	D9	48	ASN
34	SR	153	GLN
39	L2	209	HIS
40	L3	256	HIS
41	L4	5	GLN
44	L7	64	GLN
45	L8	45	ASN
46	L9	49	ASN
46	L9	59	ASN
46	L9	116	ASN
47	M0	12	GLN
49	M3	25	HIS
52	M6	29	ASN
54	M8	145	ASN
58	N2	52	ASN
59	N3	33	ASN
59	N3	98	ASN
63	N7	57	HIS
64	N8	74	ASN
65	N9	45	HIS
70	O4	18	ASN
72	O6	91	ASN
2	s0	39	ASN
2	s0	46	HIS
3	s1	148	ASN
3	s1	149	GLN
8	s6	210	GLN
11	s9	124	HIS
12	c0	32	HIS
12	c0	39	ASN
19	c7	29	GLN
20	c8	90	ASN
21	c9	101	ASN
22	d0	48	HIS
25	d3	10	ASN
25	d3	18	HIS
26	d4	77	ASN
28	d6	43	ASN
33	e1	151	ASN
34	sR	198	ASN

Continued on next page...

Continued from previous page...

Mol	Chain	Res	Type
35	sM	71	ASN
41	l4	221	ASN
45	l8	41	GLN
47	m0	12	GLN
51	m5	178	HIS
53	m7	137	ASN
57	n1	98	HIS
61	n5	55	ASN
62	n6	66	GLN
63	n7	123	GLN
64	n8	28	HIS
69	o3	88	ASN
70	o4	18	ASN
78	q2	38	GLN

5.3.3 RNA ⓘ

Mol	Chain	Analysed	Backbone Outliers	Pucker Outliers
1	2	1747/1800 (97%)	541 (30%)	51 (2%)
1	6	1793/1800 (99%)	494 (27%)	48 (2%)
36	1	3145/3396 (92%)	774 (24%)	86 (2%)
36	5	3145/3396 (92%)	801 (25%)	77 (2%)
37	3	120/121 (99%)	20 (16%)	0
37	7	120/121 (99%)	28 (23%)	2 (1%)
38	4	157/158 (99%)	42 (26%)	3 (1%)
38	8	157/158 (99%)	44 (28%)	2 (1%)
All	All	10384/10950 (94%)	2744 (26%)	269 (2%)

All (2744) RNA backbone outliers are listed below:

Mol	Chain	Res	Type
1	2	2	A
1	2	4	C
1	2	10	G
1	2	25	C
1	2	26	A
1	2	27	U
1	2	31	C
1	2	34	G
1	2	45	U
1	2	46	A

Continued on next page...

Continued from previous page...

Mol	Chain	Res	Type
1	2	47	A
1	2	54	C
1	2	57	G
1	2	60	U
1	2	66	U
1	2	68	A
1	2	69	G
1	2	72	A
1	2	73	U
1	2	74	U
1	2	75	U
1	2	76	A
1	2	80	A
1	2	104	A
1	2	114	C
1	2	116	U
1	2	128	U
1	2	131	C
1	2	132	U
1	2	133	U
1	2	134	U
1	2	135	A
1	2	136	C
1	2	137	U
1	2	140	A
1	2	141	U
1	2	144	U
1	2	145	A
1	2	146	U
1	2	151	G
1	2	153	G
1	2	158	U
1	2	159	U
1	2	161	U
1	2	166	C
1	2	167	U
1	2	169	A
1	2	176	C
1	2	178	U
1	2	179	A
1	2	185	U
1	2	186	C

Continued on next page...

Continued from previous page...

Mol	Chain	Res	Type
1	2	187	G
1	2	188	A
1	2	190	C
1	2	191	C
1	2	192	U
1	2	193	U
1	2	194	U
1	2	195	G
1	2	196	G
1	2	197	A
1	2	198	A
1	2	200	A
1	2	215	A
1	2	217	A
1	2	218	A
1	2	219	A
1	2	226	A
1	2	227	U
1	2	228	G
1	2	229	U
1	2	231	U
1	2	233	C
1	2	234	G
1	2	235	G
1	2	236	A
1	2	238	U
1	2	239	C
1	2	240	U
1	2	241	U
1	2	242	U
1	2	246	G
1	2	249	U
1	2	250	C
1	2	260	U
1	2	261	U
1	2	265	A
1	2	270	C
1	2	271	A
1	2	272	U
1	2	274	G
1	2	275	C
1	2	276	C

Continued on next page...

Continued from previous page...

Mol	Chain	Res	Type
1	2	277	U
1	2	278	U
1	2	279	G
1	2	280	U
1	2	281	G
1	2	284	G
1	2	285	G
1	2	288	A
1	2	290	G
1	2	299	A
1	2	302	U
1	2	308	C
1	2	309	C
1	2	313	U
1	2	314	C
1	2	316	A
1	2	319	U
1	2	321	C
1	2	322	G
1	2	337	G
1	2	338	C
1	2	339	C
1	2	346	G
1	2	352	A
1	2	359	A
1	2	360	A
1	2	361	C
1	2	387	A
1	2	390	G
1	2	393	C
1	2	397	A
1	2	400	A
1	2	401	A
1	2	402	C
1	2	404	G
1	2	416	A
1	2	418	G
1	2	419	G
1	2	424	C
1	2	425	A
1	2	426	G
1	2	428	A

Continued on next page...

Continued from previous page...

Mol	Chain	Res	Type
1	2	430	G
1	2	434	G
1	2	437	A
1	2	439	U
1	2	444	C
1	2	446	A
1	2	448	C
1	2	454	U
1	2	455	C
1	2	459	G
1	2	468	A
1	2	470	A
1	2	473	A
1	2	475	A
1	2	477	A
1	2	480	G
1	2	483	A
1	2	484	C
1	2	485	A
1	2	488	G
1	2	493	U
1	2	494	U
1	2	495	C
1	2	496	G
1	2	497	G
1	2	498	G
1	2	499	U
1	2	500	C
1	2	502	U
1	2	503	G
1	2	504	U
1	2	505	A
1	2	506	A
1	2	507	U
1	2	508	U
1	2	510	G
1	2	511	A
1	2	512	A
1	2	513	U
1	2	514	G
1	2	515	A
1	2	516	G

Continued on next page...

Continued from previous page...

Mol	Chain	Res	Type
1	2	527	A
1	2	532	U
1	2	533	U
1	2	536	C
1	2	538	A
1	2	539	G
1	2	540	G
1	2	541	A
1	2	542	A
1	2	543	C
1	2	544	A
1	2	546	U
1	2	548	G
1	2	554	C
1	2	555	A
1	2	556	A
1	2	557	G
1	2	558	U
1	2	559	C
1	2	565	C
1	2	579	A
1	2	580	A
1	2	582	U
1	2	585	A
1	2	594	A
1	2	595	G
1	2	597	G
1	2	598	U
1	2	611	U
1	2	619	A
1	2	620	A
1	2	621	A
1	2	622	A
1	2	623	A
1	2	624	G
1	2	630	A
1	2	631	G
1	2	639	U
1	2	640	U
1	2	650	U
1	2	652	G
1	2	653	C

Continued on next page...

Continued from previous page...

Mol	Chain	Res	Type
1	2	654	C
1	2	656	G
1	2	658	C
1	2	677	G
1	2	680	U
1	2	682	C
1	2	684	A
1	2	685	A
1	2	686	C
1	2	692	C
1	2	694	U
1	2	696	C
1	2	697	C
1	2	698	U
1	2	699	U
1	2	700	C
1	2	702	G
1	2	703	G
1	2	704	C
1	2	705	U
1	2	706	A
1	2	707	A
1	2	708	C
1	2	709	C
1	2	710	U
1	2	711	U
1	2	712	G
1	2	713	A
1	2	714	G
1	2	716	C
1	2	717	C
1	2	718	U
1	2	719	U
1	2	720	G
1	2	721	U
1	2	722	G
1	2	723	G
1	2	725	U
1	2	727	U
1	2	728	U
1	2	731	C
1	2	732	G

Continued on next page...

Continued from previous page...

Mol	Chain	Res	Type
1	2	733	A
1	2	734	A
1	2	735	C
1	2	736	C
1	2	737	A
1	2	738	G
1	2	742	U
1	2	745	U
1	2	754	A
1	2	755	A
1	2	756	A
1	2	765	G
1	2	766	U
1	2	771	A
1	2	774	A
1	2	775	G
1	2	778	G
1	2	779	U
1	2	781	U
1	2	782	U
1	2	783	G
1	2	784	C
1	2	787	G
1	2	789	A
1	2	793	A
1	2	794	U
1	2	795	U
1	2	796	A
1	2	806	A
1	2	807	A
1	2	811	A
1	2	812	A
1	2	814	A
1	2	815	G
1	2	816	G
1	2	818	C
1	2	819	G
1	2	820	U
1	2	821	U
1	2	823	G
1	2	824	G
1	2	829	A

Continued on next page...

Continued from previous page...

Mol	Chain	Res	Type
1	2	830	U
1	2	831	U
1	2	833	U
1	2	846	G
1	2	848	C
1	2	852	C
1	2	855	A
1	2	856	A
1	2	862	A
1	2	863	A
1	2	876	G
1	2	886	U
1	2	892	A
1	2	897	C
1	2	898	A
1	2	908	U
1	2	912	U
1	2	913	G
1	2	914	G
1	2	915	A
1	2	916	U
1	2	921	U
1	2	933	A
1	2	935	U
1	2	942	G
1	2	952	A
1	2	960	U
1	2	964	U
1	2	966	A
1	2	975	C
1	2	977	A
1	2	988	A
1	2	991	G
1	2	992	A
1	2	993	A
1	2	995	A
1	2	997	G
1	2	1001	A
1	2	1002	G
1	2	1003	A
1	2	1004	U
1	2	1005	A

Continued on next page...

Continued from previous page...

Mol	Chain	Res	Type
1	2	1011	G
1	2	1014	G
1	2	1026	A
1	2	1028	C
1	2	1032	G
1	2	1039	A
1	2	1040	G
1	2	1043	A
1	2	1052	U
1	2	1053	G
1	2	1058	U
1	2	1059	U
1	2	1060	U
1	2	1061	A
1	2	1064	G
1	2	1074	G
1	2	1076	A
1	2	1079	U
1	2	1080	U
1	2	1082	C
1	2	1086	A
1	2	1091	A
1	2	1092	A
1	2	1093	A
1	2	1096	C
1	2	1097	U
1	2	1100	G
1	2	1109	G
1	2	1138	A
1	2	1139	A
1	2	1141	G
1	2	1143	A
1	2	1146	G
1	2	1150	G
1	2	1151	A
1	2	1155	G
1	2	1157	A
1	2	1158	C
1	2	1160	A
1	2	1164	G
1	2	1167	G
1	2	1168	U

Continued on next page...

Continued from previous page...

Mol	Chain	Res	Type
1	2	1185	U
1	2	1187	U
1	2	1191	U
1	2	1194	A
1	2	1196	A
1	2	1199	G
1	2	1200	G
1	2	1202	A
1	2	1207	C
1	2	1217	A
1	2	1218	G
1	2	1226	A
1	2	1227	A
1	2	1228	G
1	2	1229	G
1	2	1235	C
1	2	1238	A
1	2	1241	G
1	2	1243	G
1	2	1244	A
1	2	1245	G
1	2	1250	U
1	2	1251	U
1	2	1258	U
1	2	1273	G
1	2	1276	U
1	2	1284	C
1	2	1285	U
1	2	1286	U
1	2	1288	G
1	2	1307	U
1	2	1314	U
1	2	1315	U
1	2	1320	U
1	2	1321	A
1	2	1332	C
1	2	1337	A
1	2	1339	C
1	2	1340	U
1	2	1341	A
1	2	1344	A
1	2	1345	A

Continued on next page...

Continued from previous page...

Mol	Chain	Res	Type
1	2	1346	A
1	2	1354	G
1	2	1355	C
1	2	1363	U
1	2	1364	G
1	2	1370	U
1	2	1371	A
1	2	1372	U
1	2	1379	C
1	2	1384	A
1	2	1388	A
1	2	1390	U
1	2	1391	A
1	2	1395	G
1	2	1398	U
1	2	1399	C
1	2	1400	A
1	2	1412	G
1	2	1413	U
1	2	1414	U
1	2	1415	U
1	2	1418	G
1	2	1427	A
1	2	1428	G
1	2	1432	U
1	2	1433	G
1	2	1445	G
1	2	1446	A
1	2	1447	C
1	2	1448	G
1	2	1457	C
1	2	1458	G
1	2	1459	C
1	2	1460	A
1	2	1461	C
1	2	1471	A
1	2	1473	U
1	2	1474	G
1	2	1478	G
1	2	1482	C
1	2	1483	A
1	2	1487	A

Continued on next page...

Continued from previous page...

Mol	Chain	Res	Type
1	2	1488	G
1	2	1489	U
1	2	1490	C
1	2	1491	U
1	2	1492	A
1	2	1493	A
1	2	1499	G
1	2	1501	C
1	2	1506	G
1	2	1514	U
1	2	1515	A
1	2	1516	A
1	2	1517	U
1	2	1521	G
1	2	1523	G
1	2	1524	A
1	2	1526	A
1	2	1533	C
1	2	1535	U
1	2	1536	G
1	2	1537	C
1	2	1538	U
1	2	1539	G
1	2	1542	G
1	2	1555	A
1	2	1557	U
1	2	1559	A
1	2	1569	A
1	2	1573	A
1	2	1574	G
1	2	1576	A
1	2	1584	G
1	2	1590	G
1	2	1596	C
1	2	1601	G
1	2	1614	A
1	2	1616	G
1	2	1619	C
1	2	1624	C
1	2	1626	U
1	2	1631	A
1	2	1634	C

Continued on next page...

Continued from previous page...

Mol	Chain	Res	Type
1	2	1637	C
1	2	1650	U
1	2	1657	U
1	2	1658	G
1	2	1666	U
1	2	1682	U
1	2	1683	C
1	2	1684	U
1	2	1731	A
1	2	1750	A
1	2	1754	A
1	2	1755	A
1	2	1756	A
1	2	1760	G
1	2	1762	A
1	2	1766	A
1	2	1769	U
1	2	1770	U
1	2	1780	G
1	2	1782	A
1	2	1783	C
1	2	1789	G
1	2	1790	A
1	2	1792	G
1	2	1793	G
1	2	1794	A
1	2	1796	C
36	1	6	A
36	1	14	U
36	1	26	A
36	1	39	A
36	1	40	A
36	1	43	A
36	1	49	A
36	1	55	G
36	1	57	A
36	1	59	G
36	1	60	A
36	1	65	A
36	1	66	A
36	1	76	G
36	1	77	A

Continued on next page...

Continued from previous page...

Mol	Chain	Res	Type
36	1	83	U
36	1	92	G
36	1	93	C
36	1	97	U
36	1	99	A
36	1	102	C
36	1	109	A
36	1	110	G
36	1	111	C
36	1	114	A
36	1	115	A
36	1	116	A
36	1	121	A
36	1	122	A
36	1	133	U
36	1	135	C
36	1	136	G
36	1	139	G
36	1	156	G
36	1	157	A
36	1	160	G
36	1	165	A
36	1	166	C
36	1	169	U
36	1	170	G
36	1	177	U
36	1	187	A
36	1	188	U
36	1	190	U
36	1	191	U
36	1	201	A
36	1	202	G
36	1	210	U
36	1	213	A
36	1	218	G
36	1	219	A
36	1	220	G
36	1	224	C
36	1	227	G
36	1	239	G
36	1	240	U
36	1	241	G

Continued on next page...

Continued from previous page...

Mol	Chain	Res	Type
36	1	243	G
36	1	245	U
36	1	246	U
36	1	247	C
36	1	249	U
36	1	250	U
36	1	251	G
36	1	252	U
36	1	269	G
36	1	283	G
36	1	286	U
36	1	295	A
36	1	298	U
36	1	315	C
36	1	316	U
36	1	323	A
36	1	326	U
36	1	329	U
36	1	339	C
36	1	350	C
36	1	352	A
36	1	374	A
36	1	375	A
36	1	376	G
36	1	398	A
36	1	399	A
36	1	401	U
36	1	402	A
36	1	403	C
36	1	404	G
36	1	421	G
36	1	422	A
36	1	424	G
36	1	438	A
36	1	439	C
36	1	440	A
36	1	495	G
36	1	497	C
36	1	503	C
36	1	510	G
36	1	518	G
36	1	520	U

Continued on next page...

Continued from previous page...

Mol	Chain	Res	Type
36	1	521	A
36	1	529	A
36	1	531	G
36	1	535	G
36	1	544	C
36	1	546	C
36	1	547	G
36	1	548	G
36	1	550	A
36	1	551	A
36	1	552	G
36	1	553	U
36	1	555	U
36	1	557	A
36	1	558	U
36	1	559	A
36	1	572	A
36	1	578	A
36	1	579	G
36	1	581	U
36	1	592	A
36	1	594	U
36	1	596	C
36	1	599	C
36	1	600	G
36	1	601	U
36	1	604	G
36	1	609	G
36	1	611	A
36	1	618	C
36	1	619	A
36	1	620	U
36	1	621	A
36	1	624	G
36	1	636	C
36	1	637	C
36	1	638	C
36	1	642	U
36	1	644	G
36	1	648	C
36	1	649	A
36	1	651	G

Continued on next page...

Continued from previous page...

Mol	Chain	Res	Type
36	1	657	A
36	1	660	A
36	1	661	G
36	1	662	U
36	1	675	C
36	1	677	A
36	1	681	U
36	1	683	U
36	1	685	G
36	1	691	A
36	1	705	A
36	1	708	G
36	1	709	A
36	1	711	A
36	1	712	G
36	1	715	A
36	1	716	A
36	1	717	C
36	1	719	U
36	1	762	U
36	1	764	U
36	1	766	U
36	1	767	U
36	1	776	U
36	1	777	U
36	1	780	A
36	1	781	G
36	1	785	G
36	1	786	A
36	1	790	U
36	1	792	G
36	1	798	G
36	1	803	C
36	1	806	A
36	1	817	A
36	1	825	U
36	1	830	A
36	1	837	A
36	1	845	G
36	1	861	C
36	1	867	G
36	1	869	G

Continued on next page...

Continued from previous page...

Mol	Chain	Res	Type
36	1	871	U
36	1	872	U
36	1	874	U
36	1	875	G
36	1	879	U
36	1	880	G
36	1	890	C
36	1	896	A
36	1	907	G
36	1	908	G
36	1	910	G
36	1	914	A
36	1	916	G
36	1	917	A
36	1	919	U
36	1	923	C
36	1	924	G
36	1	930	U
36	1	937	G
36	1	944	C
36	1	953	G
36	1	959	C
36	1	960	U
36	1	963	G
36	1	969	C
36	1	979	U
36	1	981	U
36	1	982	C
36	1	984	G
36	1	991	G
36	1	993	G
36	1	994	G
36	1	995	U
36	1	1000	C
36	1	1001	G
36	1	1002	A
36	1	1003	A
36	1	1004	U
36	1	1010	G
36	1	1017	C
36	1	1018	G
36	1	1019	G

Continued on next page...

Continued from previous page...

Mol	Chain	Res	Type
36	1	1020	G
36	1	1021	G
36	1	1024	G
36	1	1025	A
36	1	1029	G
36	1	1034	U
36	1	1036	A
36	1	1037	C
36	1	1041	U
36	1	1042	U
36	1	1047	A
36	1	1049	C
36	1	1052	U
36	1	1053	A
36	1	1063	G
36	1	1064	A
36	1	1065	A
36	1	1068	C
36	1	1072	G
36	1	1081	U
36	1	1082	U
36	1	1087	G
36	1	1093	A
36	1	1094	U
36	1	1095	U
36	1	1096	U
36	1	1097	G
36	1	1098	A
36	1	1103	A
36	1	1104	G
36	1	1117	G
36	1	1129	A
36	1	1131	G
36	1	1153	A
36	1	1159	A
36	1	1160	C
36	1	1178	G
36	1	1180	A
36	1	1181	U
36	1	1182	A
36	1	1191	U
36	1	1192	C

Continued on next page...

Continued from previous page...

Mol	Chain	Res	Type
36	1	1200	A
36	1	1201	C
36	1	1202	A
36	1	1209	G
36	1	1212	A
36	1	1213	G
36	1	1217	A
36	1	1222	G
36	1	1225	A
36	1	1226	G
36	1	1227	C
36	1	1232	C
36	1	1233	G
36	1	1236	G
36	1	1237	G
36	1	1241	U
36	1	1245	A
36	1	1246	G
36	1	1248	C
36	1	1249	G
36	1	1251	A
36	1	1253	U
36	1	1254	C
36	1	1257	C
36	1	1258	U
36	1	1262	G
36	1	1263	A
36	1	1264	G
36	1	1265	U
36	1	1267	U
36	1	1269	U
36	1	1270	A
36	1	1271	A
36	1	1272	C
36	1	1274	A
36	1	1276	U
36	1	1278	A
36	1	1279	C
36	1	1285	G
36	1	1287	A
36	1	1292	C
36	1	1305	U

Continued on next page...

Continued from previous page...

Mol	Chain	Res	Type
36	1	1307	G
36	1	1308	A
36	1	1309	U
36	1	1312	C
36	1	1313	G
36	1	1318	A
36	1	1325	U
36	1	1330	A
36	1	1331	U
36	1	1339	C
36	1	1348	U
36	1	1349	G
36	1	1350	A
36	1	1351	U
36	1	1352	A
36	1	1353	U
36	1	1355	A
36	1	1356	U
36	1	1357	G
36	1	1373	A
36	1	1386	A
36	1	1392	G
36	1	1397	C
36	1	1399	A
36	1	1400	G
36	1	1405	U
36	1	1406	A
36	1	1417	G
36	1	1418	A
36	1	1419	A
36	1	1429	G
36	1	1431	G
36	1	1433	A
36	1	1434	G
36	1	1435	A
36	1	1437	C
36	1	1446	A
36	1	1450	G
36	1	1468	A
36	1	1471	U
36	1	1472	U
36	1	1481	A

Continued on next page...

Continued from previous page...

Mol	Chain	Res	Type
36	1	1482	A
36	1	1485	G
36	1	1508	C
36	1	1511	U
36	1	1527	C
36	1	1533	U
36	1	1535	A
36	1	1548	C
36	1	1555	U
36	1	1556	C
36	1	1557	A
36	1	1560	G
36	1	1562	C
36	1	1563	C
36	1	1564	U
36	1	1566	A
36	1	1567	U
36	1	1568	U
36	1	1569	U
36	1	1570	U
36	1	1572	U
36	1	1578	C
36	1	1579	C
36	1	1580	A
36	1	1581	C
36	1	1582	C
36	1	1583	A
36	1	1587	A
36	1	1589	A
36	1	1593	A
36	1	1594	A
36	1	1605	A
36	1	1607	U
36	1	1608	C
36	1	1620	U
36	1	1621	A
36	1	1624	G
36	1	1629	U
36	1	1633	C
36	1	1639	C
36	1	1641	U
36	1	1643	A

Continued on next page...

Continued from previous page...

Mol	Chain	Res	Type
36	1	1645	U
36	1	1656	A
36	1	1657	C
36	1	1668	G
36	1	1679	A
36	1	1683	A
36	1	1687	U
36	1	1716	U
36	1	1717	U
36	1	1724	U
36	1	1725	C
36	1	1731	A
36	1	1736	G
36	1	1741	A
36	1	1742	U
36	1	1750	A
36	1	1751	G
36	1	1756	C
36	1	1761	C
36	1	1764	U
36	1	1765	U
36	1	1766	G
36	1	1767	C
36	1	1770	G
36	1	1773	C
36	1	1775	G
36	1	1780	G
36	1	1782	U
36	1	1793	C
36	1	1797	A
36	1	1810	A
36	1	1814	A
36	1	1815	U
36	1	1816	A
36	1	1817	G
36	1	1819	U
36	1	1820	U
36	1	1821	U
36	1	1835	A
36	1	1839	A
36	1	1842	A
36	1	1845	G

Continued on next page...

Continued from previous page...

Mol	Chain	Res	Type
36	1	1846	C
36	1	1849	C
36	1	1858	A
36	1	1866	C
36	1	1871	U
36	1	1879	A
36	1	1880	U
36	1	1886	A
36	1	1901	A
36	1	1906	G
36	1	1908	A
36	1	1920	U
36	1	1951	C
36	1	1952	G
36	1	1953	G
36	1	1954	G
36	1	2101	C
36	1	2102	U
36	1	2106	A
36	1	2111	G
36	1	2112	U
36	1	2113	A
36	1	2114	C
36	1	2116	G
36	1	2121	G
36	1	2122	G
36	1	2127	U
36	1	2131	A
36	1	2134	G
36	1	2139	A
36	1	2140	U
36	1	2149	A
36	1	2156	C
36	1	2158	A
36	1	2169	G
36	1	2187	G
36	1	2198	A
36	1	2205	U
36	1	2208	A
36	1	2209	U
36	1	2210	G
36	1	2213	A

Continued on next page...

Continued from previous page...

Mol	Chain	Res	Type
36	1	2223	A
36	1	2225	U
36	1	2228	A
36	1	2229	A
36	1	2239	G
36	1	2244	A
36	1	2245	C
36	1	2246	G
36	1	2247	G
36	1	2249	G
36	1	2250	G
36	1	2252	A
36	1	2255	A
36	1	2256	A
36	1	2262	A
36	1	2266	U
36	1	2272	G
36	1	2273	G
36	1	2276	G
36	1	2281	A
36	1	2282	U
36	1	2283	G
36	1	2284	C
36	1	2288	G
36	1	2295	A
36	1	2303	A
36	1	2306	C
36	1	2307	G
36	1	2308	C
36	1	2309	A
36	1	2310	U
36	1	2313	A
36	1	2314	U
36	1	2315	G
36	1	2318	U
36	1	2319	U
36	1	2324	A
36	1	2334	U
36	1	2336	U
36	1	2350	C
36	1	2352	A
36	1	2361	A

Continued on next page...

Continued from previous page...

Mol	Chain	Res	Type
36	1	2372	A
36	1	2373	A
36	1	2374	C
36	1	2375	G
36	1	2382	G
36	1	2385	G
36	1	2388	U
36	1	2393	G
36	1	2394	G
36	1	2397	A
36	1	2402	A
36	1	2403	G
36	1	2411	U
36	1	2418	G
36	1	2419	A
36	1	2427	U
36	1	2444	C
36	1	2445	A
36	1	2502	A
36	1	2503	G
36	1	2504	U
36	1	2514	U
36	1	2515	A
36	1	2522	G
36	1	2523	A
36	1	2530	G
36	1	2531	C
36	1	2532	U
36	1	2533	G
36	1	2537	U
36	1	2538	U
36	1	2539	C
36	1	2540	A
36	1	2541	U
36	1	2542	U
36	1	2543	U
36	1	2544	U
36	1	2545	C
36	1	2548	C
36	1	2549	G
36	1	2552	C
36	1	2554	A

Continued on next page...

Continued from previous page...

Mol	Chain	Res	Type
36	1	2555	G
36	1	2561	A
36	1	2568	C
36	1	2569	A
36	1	2570	U
36	1	2571	U
36	1	2572	C
36	1	2573	G
36	1	2581	U
36	1	2582	C
36	1	2585	G
36	1	2593	A
36	1	2606	G
36	1	2607	G
36	1	2614	G
36	1	2626	A
36	1	2629	U
36	1	2637	A
36	1	2638	C
36	1	2652	U
36	1	2656	A
36	1	2657	A
36	1	2660	G
36	1	2672	G
36	1	2674	A
36	1	2675	C
36	1	2677	G
36	1	2681	U
36	1	2689	A
36	1	2690	G
36	1	2691	A
36	1	2694	A
36	1	2696	A
36	1	2705	A
36	1	2714	G
36	1	2725	U
36	1	2727	A
36	1	2728	G
36	1	2729	U
36	1	2739	A
36	1	2740	A
36	1	2752	U

Continued on next page...

Continued from previous page...

Mol	Chain	Res	Type
36	1	2753	G
36	1	2762	A
36	1	2772	C
36	1	2773	C
36	1	2777	G
36	1	2778	G
36	1	2779	A
36	1	2796	G
36	1	2797	C
36	1	2800	G
36	1	2801	A
36	1	2802	A
36	1	2810	C
36	1	2814	G
36	1	2816	G
36	1	2817	A
36	1	2818	U
36	1	2821	C
36	1	2822	U
36	1	2827	U
36	1	2829	U
36	1	2839	G
36	1	2842	U
36	1	2844	C
36	1	2845	A
36	1	2847	A
36	1	2849	C
36	1	2855	U
36	1	2860	U
36	1	2862	U
36	1	2863	G
36	1	2865	U
36	1	2867	C
36	1	2871	G
36	1	2872	A
36	1	2884	C
36	1	2887	A
36	1	2889	C
36	1	2893	C
36	1	2897	A
36	1	2898	G
36	1	2899	C

Continued on next page...

Continued from previous page...

Mol	Chain	Res	Type
36	1	2911	A
36	1	2917	G
36	1	2923	U
36	1	2933	A
36	1	2935	U
36	1	2936	A
36	1	2942	C
36	1	2945	G
36	1	2947	G
36	1	2954	U
36	1	2971	A
36	1	2973	G
36	1	2974	U
36	1	2977	G
36	1	2979	U
36	1	2982	A
36	1	2983	C
36	1	2990	G
36	1	2996	U
36	1	2997	G
36	1	3012	A
36	1	3021	A
36	1	3030	G
36	1	3041	U
36	1	3049	A
36	1	3056	U
36	1	3057	U
36	1	3058	U
36	1	3059	G
36	1	3078	U
36	1	3079	U
36	1	3080	G
36	1	3085	G
36	1	3086	A
36	1	3087	A
36	1	3092	C
36	1	3093	C
36	1	3113	A
36	1	3120	C
36	1	3122	A
36	1	3130	A
36	1	3131	U

Continued on next page...

Continued from previous page...

Mol	Chain	Res	Type
36	1	3139	A
36	1	3142	A
36	1	3143	C
36	1	3151	U
36	1	3154	C
36	1	3155	U
36	1	3156	U
36	1	3157	U
36	1	3158	G
36	1	3164	C
36	1	3165	A
36	1	3167	A
36	1	3168	A
36	1	3170	A
36	1	3171	U
36	1	3173	G
36	1	3174	A
36	1	3176	G
36	1	3179	U
36	1	3181	C
36	1	3187	A
36	1	3195	U
36	1	3196	U
36	1	3198	U
36	1	3199	G
36	1	3204	C
36	1	3206	C
36	1	3207	U
36	1	3217	C
36	1	3218	A
36	1	3219	G
36	1	3228	C
36	1	3229	G
36	1	3243	A
36	1	3244	A
36	1	3245	A
36	1	3246	G
36	1	3247	G
36	1	3249	C
36	1	3253	G
36	1	3259	U
36	1	3262	U

Continued on next page...

Continued from previous page...

Mol	Chain	Res	Type
36	1	3263	G
36	1	3269	U
36	1	3270	U
36	1	3273	A
36	1	3276	G
36	1	3279	A
36	1	3281	U
36	1	3286	G
36	1	3287	U
36	1	3288	G
36	1	3289	G
36	1	3290	G
36	1	3293	U
36	1	3294	A
36	1	3295	A
36	1	3304	U
36	1	3309	G
36	1	3313	U
36	1	3316	A
36	1	3317	U
36	1	3318	G
36	1	3319	U
36	1	3320	A
36	1	3335	A
36	1	3341	U
36	1	3342	A
36	1	3345	G
36	1	3347	A
36	1	3350	C
36	1	3351	U
36	1	3352	U
36	1	3353	G
36	1	3354	U
36	1	3355	U
36	1	3356	G
36	1	3363	U
36	1	3369	G
36	1	3372	A
36	1	3375	A
36	1	3376	A
36	1	3378	C
36	1	3382	U

Continued on next page...

Continued from previous page...

Mol	Chain	Res	Type
36	1	3389	U
36	1	3390	G
36	1	3396	U
37	3	7	G
37	3	9	C
37	3	21	G
37	3	22	A
37	3	25	G
37	3	27	A
37	3	44	C
37	3	45	A
37	3	51	A
37	3	54	U
37	3	60	G
37	3	65	G
37	3	74	C
37	3	76	A
37	3	92	A
37	3	93	C
37	3	102	A
37	3	106	U
37	3	112	G
37	3	121	U
38	4	2	A
38	4	17	A
38	4	20	U
38	4	23	U
38	4	26	U
38	4	34	U
38	4	35	C
38	4	43	A
38	4	50	C
38	4	51	G
38	4	52	A
38	4	54	A
38	4	58	G
38	4	59	A
38	4	62	C
38	4	63	G
38	4	80	A
38	4	81	U
38	4	82	U

Continued on next page...

Continued from previous page...

Mol	Chain	Res	Type
38	4	83	C
38	4	84	C
38	4	85	G
38	4	86	U
38	4	87	G
38	4	90	U
38	4	95	G
38	4	96	A
38	4	97	A
38	4	104	A
38	4	106	C
38	4	111	A
38	4	113	U
38	4	114	G
38	4	125	U
38	4	126	A
38	4	128	U
38	4	134	G
38	4	138	A
38	4	152	G
38	4	155	A
38	4	157	U
38	4	158	U
1	6	2	A
1	6	4	C
1	6	6	G
1	6	11	A
1	6	17	C
1	6	25	C
1	6	26	A
1	6	27	U
1	6	34	G
1	6	38	C
1	6	45	U
1	6	46	A
1	6	47	A
1	6	50	C
1	6	57	G
1	6	61	A
1	6	66	U
1	6	67	A
1	6	68	A

Continued on next page...

Continued from previous page...

Mol	Chain	Res	Type
1	6	69	G
1	6	73	U
1	6	75	U
1	6	76	A
1	6	77	U
1	6	78	A
1	6	101	U
1	6	104	A
1	6	105	A
1	6	111	U
1	6	114	C
1	6	132	U
1	6	137	U
1	6	138	A
1	6	140	A
1	6	141	U
1	6	142	G
1	6	143	G
1	6	144	U
1	6	145	A
1	6	146	U
1	6	153	G
1	6	158	U
1	6	159	U
1	6	171	A
1	6	176	C
1	6	178	U
1	6	185	U
1	6	188	A
1	6	190	C
1	6	191	C
1	6	192	U
1	6	193	U
1	6	194	U
1	6	195	G
1	6	196	G
1	6	199	G
1	6	200	A
1	6	214	G
1	6	215	A
1	6	216	U
1	6	217	A

Continued on next page...

Continued from previous page...

Mol	Chain	Res	Type
1	6	218	A
1	6	219	A
1	6	220	A
1	6	222	A
1	6	226	A
1	6	227	U
1	6	228	G
1	6	230	C
1	6	232	U
1	6	233	C
1	6	235	G
1	6	240	U
1	6	241	U
1	6	249	U
1	6	250	C
1	6	260	U
1	6	261	U
1	6	265	A
1	6	271	A
1	6	272	U
1	6	273	G
1	6	275	C
1	6	277	U
1	6	278	U
1	6	280	U
1	6	281	G
1	6	287	G
1	6	292	U
1	6	299	A
1	6	302	U
1	6	308	C
1	6	314	C
1	6	316	A
1	6	320	U
1	6	321	C
1	6	322	G
1	6	337	G
1	6	338	C
1	6	341	A
1	6	352	A
1	6	359	A
1	6	360	A

Continued on next page...

Continued from previous page...

Mol	Chain	Res	Type
1	6	361	C
1	6	370	A
1	6	381	C
1	6	386	G
1	6	390	G
1	6	400	A
1	6	401	A
1	6	402	C
1	6	404	G
1	6	416	A
1	6	418	G
1	6	419	G
1	6	424	C
1	6	425	A
1	6	426	G
1	6	429	G
1	6	434	G
1	6	437	A
1	6	439	U
1	6	444	C
1	6	448	C
1	6	470	A
1	6	475	A
1	6	477	A
1	6	484	C
1	6	485	A
1	6	486	G
1	6	487	G
1	6	488	G
1	6	489	C
1	6	490	C
1	6	492	A
1	6	493	U
1	6	494	U
1	6	496	G
1	6	499	U
1	6	500	C
1	6	501	U
1	6	502	U
1	6	504	U
1	6	505	A
1	6	506	A

Continued on next page...

Continued from previous page...

Mol	Chain	Res	Type
1	6	507	U
1	6	508	U
1	6	510	G
1	6	511	A
1	6	512	A
1	6	513	U
1	6	515	A
1	6	518	A
1	6	519	C
1	6	527	A
1	6	536	C
1	6	539	G
1	6	540	G
1	6	541	A
1	6	542	A
1	6	543	C
1	6	544	A
1	6	548	G
1	6	554	C
1	6	557	G
1	6	558	U
1	6	559	C
1	6	565	C
1	6	570	A
1	6	574	G
1	6	575	C
1	6	578	U
1	6	579	A
1	6	580	A
1	6	582	U
1	6	584	C
1	6	588	U
1	6	594	A
1	6	595	G
1	6	611	U
1	6	619	A
1	6	620	A
1	6	622	A
1	6	623	A
1	6	634	G
1	6	635	A
1	6	637	C

Continued on next page...

Continued from previous page...

Mol	Chain	Res	Type
1	6	639	U
1	6	650	U
1	6	651	G
1	6	652	G
1	6	653	C
1	6	655	G
1	6	661	A
1	6	662	U
1	6	665	U
1	6	667	U
1	6	668	C
1	6	669	G
1	6	670	U
1	6	676	G
1	6	678	A
1	6	679	U
1	6	680	U
1	6	681	U
1	6	682	C
1	6	683	C
1	6	684	A
1	6	691	C
1	6	696	C
1	6	697	C
1	6	698	U
1	6	709	C
1	6	710	U
1	6	711	U
1	6	714	G
1	6	718	U
1	6	719	U
1	6	720	G
1	6	721	U
1	6	722	G
1	6	723	G
1	6	726	C
1	6	730	G
1	6	741	C
1	6	742	U
1	6	744	U
1	6	751	G
1	6	752	A

Continued on next page...

Continued from previous page...

Mol	Chain	Res	Type
1	6	754	A
1	6	755	A
1	6	756	A
1	6	765	G
1	6	774	A
1	6	775	G
1	6	780	A
1	6	781	U
1	6	782	U
1	6	783	G
1	6	789	A
1	6	792	U
1	6	793	A
1	6	794	U
1	6	811	A
1	6	812	A
1	6	814	A
1	6	815	G
1	6	816	G
1	6	820	U
1	6	821	U
1	6	823	G
1	6	824	G
1	6	825	U
1	6	826	U
1	6	829	A
1	6	830	U
1	6	831	U
1	6	832	U
1	6	834	G
1	6	835	U
1	6	856	A
1	6	860	U
1	6	862	A
1	6	863	A
1	6	868	G
1	6	873	U
1	6	875	G
1	6	898	A
1	6	906	A
1	6	912	U
1	6	913	G

Continued on next page...

Continued from previous page...

Mol	Chain	Res	Type
1	6	914	G
1	6	915	A
1	6	916	U
1	6	925	G
1	6	931	C
1	6	933	A
1	6	935	U
1	6	940	A
1	6	942	G
1	6	944	A
1	6	945	U
1	6	954	G
1	6	959	U
1	6	960	U
1	6	966	A
1	6	969	C
1	6	971	A
1	6	983	A
1	6	992	A
1	6	993	A
1	6	996	U
1	6	1003	A
1	6	1004	U
1	6	1005	A
1	6	1021	C
1	6	1026	A
1	6	1028	C
1	6	1029	U
1	6	1039	A
1	6	1040	G
1	6	1041	G
1	6	1042	G
1	6	1043	A
1	6	1052	U
1	6	1053	G
1	6	1057	U
1	6	1058	U
1	6	1059	U
1	6	1060	U
1	6	1071	U
1	6	1074	G
1	6	1080	U

Continued on next page...

Continued from previous page...

Mol	Chain	Res	Type
1	6	1081	A
1	6	1082	C
1	6	1092	A
1	6	1096	C
1	6	1097	U
1	6	1098	U
1	6	1100	G
1	6	1109	G
1	6	1121	C
1	6	1138	A
1	6	1151	A
1	6	1155	G
1	6	1158	C
1	6	1159	C
1	6	1160	A
1	6	1161	C
1	6	1167	G
1	6	1185	U
1	6	1194	A
1	6	1196	A
1	6	1199	G
1	6	1200	G
1	6	1202	A
1	6	1217	A
1	6	1218	G
1	6	1219	A
1	6	1220	C
1	6	1221	A
1	6	1226	A
1	6	1228	G
1	6	1229	G
1	6	1230	A
1	6	1236	A
1	6	1239	U
1	6	1241	G
1	6	1242	A
1	6	1243	G
1	6	1244	A
1	6	1245	G
1	6	1248	C
1	6	1252	C
1	6	1255	G

Continued on next page...

Continued from previous page...

Mol	Chain	Res	Type
1	6	1256	A
1	6	1257	U
1	6	1258	U
1	6	1259	U
1	6	1275	A
1	6	1285	U
1	6	1286	U
1	6	1288	G
1	6	1293	U
1	6	1307	U
1	6	1312	A
1	6	1314	U
1	6	1315	U
1	6	1316	G
1	6	1319	A
1	6	1320	U
1	6	1321	A
1	6	1343	U
1	6	1344	A
1	6	1345	A
1	6	1346	A
1	6	1354	G
1	6	1355	C
1	6	1360	A
1	6	1361	U
1	6	1362	U
1	6	1363	U
1	6	1364	G
1	6	1370	U
1	6	1371	A
1	6	1373	C
1	6	1382	A
1	6	1388	A
1	6	1390	U
1	6	1398	U
1	6	1399	C
1	6	1400	A
1	6	1402	G
1	6	1412	G
1	6	1413	U
1	6	1415	U
1	6	1422	A

Continued on next page...

Continued from previous page...

Mol	Chain	Res	Type
1	6	1427	A
1	6	1428	G
1	6	1431	C
1	6	1433	G
1	6	1445	G
1	6	1446	A
1	6	1447	C
1	6	1448	G
1	6	1459	C
1	6	1461	C
1	6	1471	A
1	6	1481	C
1	6	1482	C
1	6	1483	A
1	6	1486	G
1	6	1490	C
1	6	1491	U
1	6	1492	A
1	6	1493	A
1	6	1494	C
1	6	1496	U
1	6	1506	G
1	6	1514	U
1	6	1515	A
1	6	1516	A
1	6	1517	U
1	6	1519	U
1	6	1520	U
1	6	1521	G
1	6	1523	G
1	6	1524	A
1	6	1526	A
1	6	1531	G
1	6	1535	U
1	6	1536	G
1	6	1537	C
1	6	1538	U
1	6	1539	G
1	6	1540	G
1	6	1550	A
1	6	1554	U
1	6	1557	U

Continued on next page...

Continued from previous page...

Mol	Chain	Res	Type
1	6	1559	A
1	6	1560	U
1	6	1569	A
1	6	1573	A
1	6	1574	G
1	6	1575	G
1	6	1584	G
1	6	1590	G
1	6	1596	C
1	6	1600	A
1	6	1601	G
1	6	1619	C
1	6	1620	C
1	6	1621	U
1	6	1634	C
1	6	1637	C
1	6	1638	G
1	6	1641	C
1	6	1657	U
1	6	1658	G
1	6	1682	U
1	6	1696	G
1	6	1697	G
1	6	1698	G
1	6	1699	G
1	6	1700	C
1	6	1701	A
1	6	1702	A
1	6	1703	C
1	6	1712	A
1	6	1715	G
1	6	1716	C
1	6	1717	G
1	6	1727	G
1	6	1731	A
1	6	1735	U
1	6	1736	G
1	6	1742	U
1	6	1747	G
1	6	1760	G
1	6	1766	A
1	6	1767	G

Continued on next page...

Continued from previous page...

Mol	Chain	Res	Type
1	6	1769	U
1	6	1770	U
1	6	1780	G
1	6	1782	A
1	6	1783	C
1	6	1788	G
1	6	1792	G
1	6	1793	G
1	6	1794	A
1	6	1796	C
1	6	1798	U
1	6	1799	U
1	6	1800	A
36	5	15	C
36	5	16	A
36	5	26	A
36	5	40	A
36	5	43	A
36	5	44	U
36	5	49	A
36	5	58	G
36	5	59	G
36	5	60	A
36	5	65	A
36	5	66	A
36	5	73	C
36	5	76	G
36	5	85	A
36	5	92	G
36	5	94	G
36	5	96	G
36	5	102	C
36	5	108	A
36	5	109	A
36	5	110	G
36	5	111	C
36	5	116	A
36	5	120	G
36	5	121	A
36	5	122	A
36	5	130	A
36	5	133	U

Continued on next page...

Continued from previous page...

Mol	Chain	Res	Type
36	5	134	U
36	5	135	C
36	5	136	G
36	5	152	U
36	5	156	G
36	5	157	A
36	5	165	A
36	5	169	U
36	5	170	G
36	5	171	G
36	5	173	G
36	5	174	C
36	5	178	U
36	5	180	C
36	5	181	U
36	5	187	A
36	5	190	U
36	5	191	U
36	5	200	C
36	5	203	G
36	5	204	A
36	5	206	G
36	5	210	U
36	5	211	A
36	5	213	A
36	5	218	G
36	5	219	A
36	5	220	G
36	5	221	A
36	5	222	A
36	5	227	G
36	5	231	G
36	5	234	G
36	5	236	G
36	5	239	G
36	5	240	U
36	5	244	G
36	5	247	C
36	5	248	U
36	5	249	U
36	5	250	U
36	5	251	G

Continued on next page...

Continued from previous page...

Mol	Chain	Res	Type
36	5	252	U
36	5	253	A
36	5	254	A
36	5	259	C
36	5	269	G
36	5	284	A
36	5	286	U
36	5	294	U
36	5	295	A
36	5	311	C
36	5	321	C
36	5	322	U
36	5	323	A
36	5	328	U
36	5	329	U
36	5	333	G
36	5	334	A
36	5	338	A
36	5	339	C
36	5	349	A
36	5	350	C
36	5	351	A
36	5	361	A
36	5	366	A
36	5	376	G
36	5	377	A
36	5	384	A
36	5	395	A
36	5	398	A
36	5	399	A
36	5	401	U
36	5	402	A
36	5	403	C
36	5	404	G
36	5	417	A
36	5	419	G
36	5	421	G
36	5	422	A
36	5	426	G
36	5	436	A
36	5	437	G
36	5	439	C

Continued on next page...

Continued from previous page...

Mol	Chain	Res	Type
36	5	441	U
36	5	442	G
36	5	492	U
36	5	507	U
36	5	520	U
36	5	521	A
36	5	525	C
36	5	531	G
36	5	535	G
36	5	538	G
36	5	539	C
36	5	542	G
36	5	546	C
36	5	547	G
36	5	548	G
36	5	553	U
36	5	555	U
36	5	557	A
36	5	558	U
36	5	559	A
36	5	569	A
36	5	578	A
36	5	579	G
36	5	582	G
36	5	592	A
36	5	604	G
36	5	609	G
36	5	611	A
36	5	612	U
36	5	619	A
36	5	621	A
36	5	636	C
36	5	648	C
36	5	649	A
36	5	660	A
36	5	662	U
36	5	677	A
36	5	681	U
36	5	692	A
36	5	699	A
36	5	705	A
36	5	712	G

Continued on next page...

Continued from previous page...

Mol	Chain	Res	Type
36	5	715	A
36	5	716	A
36	5	719	U
36	5	724	U
36	5	725	G
36	5	726	G
36	5	727	G
36	5	744	A
36	5	762	U
36	5	765	C
36	5	766	U
36	5	767	U
36	5	768	C
36	5	776	U
36	5	777	U
36	5	780	A
36	5	781	G
36	5	784	A
36	5	785	G
36	5	786	A
36	5	805	G
36	5	806	A
36	5	817	A
36	5	821	U
36	5	829	U
36	5	830	A
36	5	831	G
36	5	837	A
36	5	842	G
36	5	857	G
36	5	861	C
36	5	869	G
36	5	874	U
36	5	876	A
36	5	879	U
36	5	882	A
36	5	890	C
36	5	891	G
36	5	896	A
36	5	897	U
36	5	898	U
36	5	907	G

Continued on next page...

Continued from previous page...

Mol	Chain	Res	Type
36	5	908	G
36	5	909	G
36	5	910	G
36	5	913	A
36	5	914	A
36	5	916	G
36	5	917	A
36	5	921	A
36	5	923	C
36	5	924	G
36	5	929	A
36	5	931	C
36	5	932	U
36	5	937	G
36	5	944	C
36	5	948	C
36	5	959	C
36	5	960	U
36	5	964	G
36	5	979	U
36	5	980	A
36	5	981	U
36	5	994	G
36	5	1001	G
36	5	1002	A
36	5	1006	A
36	5	1010	G
36	5	1014	U
36	5	1015	U
36	5	1017	C
36	5	1019	G
36	5	1021	G
36	5	1024	G
36	5	1025	A
36	5	1026	A
36	5	1028	U
36	5	1029	G
36	5	1032	C
36	5	1035	G
36	5	1047	A
36	5	1049	C
36	5	1057	A

Continued on next page...

Continued from previous page...

Mol	Chain	Res	Type
36	5	1059	G
36	5	1063	G
36	5	1064	A
36	5	1065	A
36	5	1072	G
36	5	1081	U
36	5	1082	U
36	5	1083	G
36	5	1093	A
36	5	1094	U
36	5	1095	U
36	5	1097	G
36	5	1098	A
36	5	1103	A
36	5	1104	G
36	5	1106	G
36	5	1112	A
36	5	1115	G
36	5	1117	G
36	5	1129	A
36	5	1131	G
36	5	1143	A
36	5	1152	G
36	5	1153	A
36	5	1155	C
36	5	1159	A
36	5	1161	G
36	5	1162	U
36	5	1169	A
36	5	1178	G
36	5	1179	A
36	5	1180	A
36	5	1181	U
36	5	1190	A
36	5	1191	U
36	5	1192	C
36	5	1193	A
36	5	1201	C
36	5	1206	G
36	5	1209	G
36	5	1220	U
36	5	1222	G

Continued on next page...

Continued from previous page...

Mol	Chain	Res	Type
36	5	1232	C
36	5	1235	U
36	5	1236	G
36	5	1237	G
36	5	1239	C
36	5	1241	U
36	5	1242	G
36	5	1244	A
36	5	1245	A
36	5	1246	G
36	5	1252	A
36	5	1258	U
36	5	1262	G
36	5	1263	A
36	5	1264	G
36	5	1266	G
36	5	1268	G
36	5	1269	U
36	5	1275	C
36	5	1281	G
36	5	1284	C
36	5	1285	G
36	5	1292	C
36	5	1305	U
36	5	1307	G
36	5	1308	A
36	5	1309	U
36	5	1314	C
36	5	1324	U
36	5	1330	A
36	5	1331	U
36	5	1332	A
36	5	1347	U
36	5	1348	U
36	5	1349	G
36	5	1351	U
36	5	1352	A
36	5	1353	U
36	5	1354	G
36	5	1355	A
36	5	1356	U
36	5	1357	G

Continued on next page...

Continued from previous page...

Mol	Chain	Res	Type
36	5	1365	G
36	5	1368	U
36	5	1370	G
36	5	1372	C
36	5	1377	G
36	5	1379	G
36	5	1380	G
36	5	1385	C
36	5	1386	A
36	5	1391	C
36	5	1392	G
36	5	1398	U
36	5	1399	A
36	5	1400	G
36	5	1418	A
36	5	1419	A
36	5	1421	G
36	5	1428	A
36	5	1431	G
36	5	1433	A
36	5	1434	G
36	5	1437	C
36	5	1440	G
36	5	1441	G
36	5	1450	G
36	5	1456	A
36	5	1465	A
36	5	1466	G
36	5	1481	A
36	5	1482	A
36	5	1483	G
36	5	1495	U
36	5	1502	C
36	5	1508	C
36	5	1511	U
36	5	1519	G
36	5	1533	U
36	5	1536	G
36	5	1549	U
36	5	1552	G
36	5	1554	U
36	5	1555	U

Continued on next page...

Continued from previous page...

Mol	Chain	Res	Type
36	5	1556	C
36	5	1557	A
36	5	1560	G
36	5	1561	G
36	5	1562	C
36	5	1564	U
36	5	1566	A
36	5	1567	U
36	5	1569	U
36	5	1570	U
36	5	1571	A
36	5	1572	U
36	5	1574	C
36	5	1575	A
36	5	1577	G
36	5	1578	C
36	5	1579	C
36	5	1581	C
36	5	1583	A
36	5	1587	A
36	5	1589	A
36	5	1598	G
36	5	1600	U
36	5	1605	A
36	5	1607	U
36	5	1608	C
36	5	1619	A
36	5	1620	U
36	5	1629	U
36	5	1639	C
36	5	1641	U
36	5	1642	A
36	5	1643	A
36	5	1644	C
36	5	1645	U
36	5	1666	G
36	5	1683	A
36	5	1684	U
36	5	1686	U
36	5	1687	U
36	5	1688	U
36	5	1713	G

Continued on next page...

Continued from previous page...

Mol	Chain	Res	Type
36	5	1714	A
36	5	1716	U
36	5	1717	U
36	5	1724	U
36	5	1729	A
36	5	1733	G
36	5	1736	G
36	5	1750	A
36	5	1751	G
36	5	1760	A
36	5	1761	C
36	5	1762	C
36	5	1764	U
36	5	1765	U
36	5	1766	G
36	5	1767	C
36	5	1769	G
36	5	1770	G
36	5	1775	G
36	5	1780	G
36	5	1793	C
36	5	1795	U
36	5	1797	A
36	5	1810	A
36	5	1814	A
36	5	1815	U
36	5	1816	A
36	5	1817	G
36	5	1818	U
36	5	1821	U
36	5	1839	A
36	5	1841	A
36	5	1842	A
36	5	1846	C
36	5	1849	C
36	5	1866	C
36	5	1871	U
36	5	1876	U
36	5	1878	G
36	5	1879	A
36	5	1880	U
36	5	1881	A

Continued on next page...

Continued from previous page...

Mol	Chain	Res	Type
36	5	1885	U
36	5	1886	A
36	5	1891	A
36	5	1893	A
36	5	1901	A
36	5	1903	U
36	5	1904	C
36	5	1906	G
36	5	1922	A
36	5	1944	U
36	5	1948	G
36	5	2100	A
36	5	2101	C
36	5	2102	U
36	5	2111	G
36	5	2112	U
36	5	2113	A
36	5	2114	C
36	5	2121	G
36	5	2122	G
36	5	2131	A
36	5	2154	U
36	5	2158	A
36	5	2169	G
36	5	2176	U
36	5	2187	G
36	5	2192	C
36	5	2198	A
36	5	2205	U
36	5	2209	U
36	5	2210	G
36	5	2223	A
36	5	2225	U
36	5	2228	A
36	5	2231	C
36	5	2234	G
36	5	2244	A
36	5	2250	G
36	5	2252	A
36	5	2253	G
36	5	2255	A
36	5	2256	A

Continued on next page...

Continued from previous page...

Mol	Chain	Res	Type
36	5	2264	U
36	5	2270	A
36	5	2272	G
36	5	2273	G
36	5	2276	G
36	5	2281	A
36	5	2282	U
36	5	2283	G
36	5	2287	C
36	5	2288	G
36	5	2291	A
36	5	2298	U
36	5	2307	G
36	5	2309	A
36	5	2310	U
36	5	2313	A
36	5	2315	G
36	5	2334	U
36	5	2335	G
36	5	2336	U
36	5	2362	C
36	5	2365	C
36	5	2372	A
36	5	2373	A
36	5	2374	C
36	5	2375	G
36	5	2379	U
36	5	2385	G
36	5	2388	U
36	5	2392	C
36	5	2393	G
36	5	2394	G
36	5	2397	A
36	5	2398	A
36	5	2401	A
36	5	2403	G
36	5	2404	A
36	5	2405	C
36	5	2410	U
36	5	2411	U
36	5	2412	G
36	5	2413	A

Continued on next page...

Continued from previous page...

Mol	Chain	Res	Type
36	5	2414	G
36	5	2418	G
36	5	2420	C
36	5	2435	G
36	5	2437	G
36	5	2438	A
36	5	2439	A
36	5	2441	A
36	5	2443	A
36	5	2444	C
36	5	2504	U
36	5	2505	U
36	5	2506	U
36	5	2507	C
36	5	2508	U
36	5	2509	U
36	5	2510	U
36	5	2511	A
36	5	2513	U
36	5	2514	U
36	5	2515	A
36	5	2523	A
36	5	2524	A
36	5	2525	G
36	5	2526	C
36	5	2530	G
36	5	2531	C
36	5	2535	A
36	5	2537	U
36	5	2538	U
36	5	2539	C
36	5	2540	A
36	5	2543	U
36	5	2545	C
36	5	2547	A
36	5	2549	G
36	5	2552	C
36	5	2554	A
36	5	2555	G
36	5	2557	A
36	5	2560	C
36	5	2562	A

Continued on next page...

Continued from previous page...

Mol	Chain	Res	Type
36	5	2566	C
36	5	2567	C
36	5	2568	C
36	5	2569	A
36	5	2570	U
36	5	2571	U
36	5	2572	C
36	5	2573	G
36	5	2574	G
36	5	2578	U
36	5	2584	G
36	5	2585	G
36	5	2586	G
36	5	2589	G
36	5	2593	A
36	5	2598	G
36	5	2600	C
36	5	2606	G
36	5	2607	G
36	5	2609	A
36	5	2614	G
36	5	2618	G
36	5	2629	U
36	5	2637	A
36	5	2638	C
36	5	2642	A
36	5	2652	U
36	5	2653	C
36	5	2656	A
36	5	2667	A
36	5	2670	G
36	5	2674	A
36	5	2675	C
36	5	2677	G
36	5	2681	U
36	5	2689	A
36	5	2690	G
36	5	2691	A
36	5	2694	A
36	5	2696	A
36	5	2705	A
36	5	2706	G

Continued on next page...

Continued from previous page...

Mol	Chain	Res	Type
36	5	2707	C
36	5	2714	G
36	5	2725	U
36	5	2727	A
36	5	2728	G
36	5	2729	U
36	5	2740	A
36	5	2752	U
36	5	2753	G
36	5	2755	C
36	5	2762	A
36	5	2772	C
36	5	2773	C
36	5	2777	G
36	5	2778	G
36	5	2779	A
36	5	2782	U
36	5	2783	U
36	5	2788	C
36	5	2796	G
36	5	2797	C
36	5	2800	G
36	5	2801	A
36	5	2802	A
36	5	2810	C
36	5	2814	G
36	5	2817	A
36	5	2818	U
36	5	2819	A
36	5	2837	A
36	5	2839	G
36	5	2842	U
36	5	2843	U
36	5	2844	C
36	5	2845	A
36	5	2847	A
36	5	2849	C
36	5	2853	A
36	5	2870	C
36	5	2871	G
36	5	2872	A
36	5	2873	U

Continued on next page...

Continued from previous page...

Mol	Chain	Res	Type
36	5	2875	U
36	5	2876	C
36	5	2880	U
36	5	2887	A
36	5	2896	A
36	5	2899	C
36	5	2900	A
36	5	2911	A
36	5	2921	U
36	5	2923	U
36	5	2935	U
36	5	2936	A
36	5	2941	A
36	5	2942	C
36	5	2943	G
36	5	2947	G
36	5	2954	U
36	5	2960	C
36	5	2964	G
36	5	2971	A
36	5	2972	G
36	5	2973	G
36	5	2974	U
36	5	2979	U
36	5	2980	U
36	5	2983	C
36	5	2988	C
36	5	2989	U
36	5	2990	G
36	5	2996	U
36	5	2997	G
36	5	3006	A
36	5	3012	A
36	5	3025	C
36	5	3030	G
36	5	3034	C
36	5	3049	A
36	5	3056	U
36	5	3057	U
36	5	3058	U
36	5	3059	G
36	5	3078	U

Continued on next page...

Continued from previous page...

Mol	Chain	Res	Type
36	5	3079	U
36	5	3081	C
36	5	3086	A
36	5	3092	C
36	5	3098	G
36	5	3104	U
36	5	3115	C
36	5	3119	U
36	5	3122	A
36	5	3123	A
36	5	3127	A
36	5	3130	A
36	5	3131	U
36	5	3142	A
36	5	3143	C
36	5	3148	U
36	5	3153	U
36	5	3155	U
36	5	3156	U
36	5	3157	U
36	5	3158	G
36	5	3159	C
36	5	3164	C
36	5	3165	A
36	5	3166	C
36	5	3171	U
36	5	3172	A
36	5	3173	G
36	5	3174	A
36	5	3176	G
36	5	3180	A
36	5	3181	C
36	5	3187	A
36	5	3195	U
36	5	3196	U
36	5	3206	C
36	5	3207	U
36	5	3217	C
36	5	3218	A
36	5	3219	G
36	5	3224	G
36	5	3227	A

Continued on next page...

Continued from previous page...

Mol	Chain	Res	Type
36	5	3228	C
36	5	3229	G
36	5	3234	A
36	5	3238	G
36	5	3239	G
36	5	3244	A
36	5	3245	A
36	5	3246	G
36	5	3247	G
36	5	3253	G
36	5	3259	U
36	5	3263	G
36	5	3268	A
36	5	3270	U
36	5	3273	A
36	5	3275	U
36	5	3276	G
36	5	3277	U
36	5	3282	U
36	5	3283	U
36	5	3284	G
36	5	3285	C
36	5	3286	G
36	5	3287	U
36	5	3288	G
36	5	3289	G
36	5	3290	G
36	5	3294	A
36	5	3303	G
36	5	3304	U
36	5	3313	U
36	5	3316	A
36	5	3317	U
36	5	3318	G
36	5	3319	U
36	5	3320	A
36	5	3324	C
36	5	3330	A
36	5	3331	U
36	5	3341	U
36	5	3342	A
36	5	3345	G

Continued on next page...

Continued from previous page...

Mol	Chain	Res	Type
36	5	3350	C
36	5	3351	U
36	5	3352	U
36	5	3354	U
36	5	3356	G
36	5	3358	U
36	5	3360	C
36	5	3368	U
36	5	3369	G
36	5	3376	A
36	5	3378	C
36	5	3382	U
36	5	3383	G
36	5	3389	U
36	5	3390	G
36	5	3396	U
37	7	2	G
37	7	7	G
37	7	9	C
37	7	22	A
37	7	29	C
37	7	38	U
37	7	39	C
37	7	41	G
37	7	49	G
37	7	51	A
37	7	53	U
37	7	54	U
37	7	55	A
37	7	57	G
37	7	60	G
37	7	65	G
37	7	73	C
37	7	74	C
37	7	76	A
37	7	84	A
37	7	92	A
37	7	93	C
37	7	102	A
37	7	104	A
37	7	110	G
37	7	112	G

Continued on next page...

Continued from previous page...

Mol	Chain	Res	Type
37	7	114	U
37	7	121	U
38	8	13	A
38	8	21	C
38	8	23	U
38	8	34	U
38	8	35	C
38	8	48	A
38	8	50	C
38	8	51	G
38	8	53	A
38	8	59	A
38	8	62	C
38	8	63	G
38	8	64	U
38	8	71	A
38	8	80	A
38	8	81	U
38	8	82	U
38	8	83	C
38	8	84	C
38	8	85	G
38	8	86	U
38	8	87	G
38	8	88	A
38	8	90	U
38	8	95	G
38	8	96	A
38	8	97	A
38	8	104	A
38	8	105	A
38	8	106	C
38	8	110	C
38	8	111	A
38	8	113	U
38	8	114	G
38	8	116	G
38	8	122	U
38	8	125	U
38	8	126	A
38	8	127	U
38	8	138	A

Continued on next page...

Continued from previous page...

Mol	Chain	Res	Type
38	8	148	G
38	8	152	G
38	8	157	U
38	8	158	U

All (269) RNA pucker outliers are listed below:

Mol	Chain	Res	Type
1	2	2	A
1	2	25	C
1	2	45	U
1	2	73	U
1	2	130	C
1	2	131	C
1	2	136	C
1	2	139	C
1	2	158	U
1	2	187	G
1	2	192	U
1	2	218	A
1	2	240	U
1	2	278	U
1	2	280	U
1	2	321	C
1	2	400	A
1	2	417	A
1	2	499	U
1	2	501	U
1	2	503	G
1	2	512	A
1	2	545	A
1	2	555	A
1	2	558	U
1	2	685	A
1	2	704	C
1	2	720	G
1	2	721	U
1	2	755	A
1	2	794	U
1	2	829	A
1	2	913	G
1	2	1058	U

Continued on next page...

Continued from previous page...

Mol	Chain	Res	Type
1	2	1081	A
1	2	1157	A
1	2	1226	A
1	2	1234	A
1	2	1244	A
1	2	1250	U
1	2	1344	A
1	2	1370	U
1	2	1481	C
1	2	1489	U
1	2	1568	C
1	2	1573	A
1	2	1600	A
1	2	1615	C
1	2	1657	U
1	2	1761	U
1	2	1793	G
36	1	40	A
36	1	65	A
36	1	169	U
36	1	210	U
36	1	223	U
36	1	239	G
36	1	282	G
36	1	374	A
36	1	518	G
36	1	547	G
36	1	594	U
36	1	637	C
36	1	763	G
36	1	816	A
36	1	896	A
36	1	916	G
36	1	981	U
36	1	993	G
36	1	1064	A
36	1	1094	U
36	1	1097	G
36	1	1103	A
36	1	1181	U
36	1	1190	A
36	1	1196	C

Continued on next page...

Continued from previous page...

Mol	Chain	Res	Type
36	1	1268	G
36	1	1273	A
36	1	1307	G
36	1	1329	U
36	1	1331	U
36	1	1352	A
36	1	1355	A
36	1	1484	U
36	1	1514	G
36	1	1554	U
36	1	1562	C
36	1	1589	A
36	1	1607	U
36	1	1716	U
36	1	1724	U
36	1	1820	U
36	1	2101	C
36	1	2111	G
36	1	2112	U
36	1	2121	G
36	1	2209	U
36	1	2249	G
36	1	2281	A
36	1	2282	U
36	1	2307	G
36	1	2323	G
36	1	2372	A
36	1	2373	A
36	1	2374	C
36	1	2418	G
36	1	2513	U
36	1	2537	U
36	1	2539	C
36	1	2541	U
36	1	2554	A
36	1	2585	G
36	1	2656	A
36	1	2704	A
36	1	2728	G
36	1	2772	C
36	1	2801	A
36	1	2817	A

Continued on next page...

Continued from previous page...

Mol	Chain	Res	Type
36	1	2818	U
36	1	2859	U
36	1	3056	U
36	1	3078	U
36	1	3121	U
36	1	3157	U
36	1	3195	U
36	1	3218	A
36	1	3228	C
36	1	3242	G
36	1	3269	U
36	1	3275	U
36	1	3316	A
36	1	3319	U
36	1	3350	C
36	1	3351	U
36	1	3353	G
36	1	3375	A
36	1	3382	U
38	4	82	U
38	4	85	G
38	4	125	U
1	6	25	C
1	6	66	U
1	6	76	A
1	6	114	C
1	6	136	C
1	6	139	C
1	6	158	U
1	6	187	G
1	6	192	U
1	6	217	A
1	6	240	U
1	6	272	U
1	6	400	A
1	6	417	A
1	6	512	A
1	6	539	G
1	6	542	A
1	6	557	G
1	6	558	U
1	6	651	G

Continued on next page...

Continued from previous page...

Mol	Chain	Res	Type
1	6	697	C
1	6	717	C
1	6	720	G
1	6	755	A
1	6	779	U
1	6	815	G
1	6	829	A
1	6	834	G
1	6	944	A
1	6	1051	G
1	6	1058	U
1	6	1097	U
1	6	1244	A
1	6	1255	G
1	6	1344	A
1	6	1431	C
1	6	1481	C
1	6	1491	U
1	6	1535	U
1	6	1568	C
1	6	1573	A
1	6	1600	A
1	6	1620	C
1	6	1637	C
1	6	1657	U
1	6	1696	G
1	6	1698	G
1	6	1700	C
36	5	43	A
36	5	151	A
36	5	210	U
36	5	238	A
36	5	588	G
36	5	594	U
36	5	715	A
36	5	719	U
36	5	765	C
36	5	805	G
36	5	896	A
36	5	916	G
36	5	993	G
36	5	1027	A

Continued on next page...

Continued from previous page...

Mol	Chain	Res	Type
36	5	1064	A
36	5	1081	U
36	5	1152	G
36	5	1154	A
36	5	1160	C
36	5	1192	C
36	5	1238	C
36	5	1241	U
36	5	1284	C
36	5	1329	U
36	5	1331	U
36	5	1352	A
36	5	1355	A
36	5	1367	G
36	5	1481	A
36	5	1507	G
36	5	1514	G
36	5	1560	G
36	5	1574	C
36	5	1580	A
36	5	1607	U
36	5	1687	U
36	5	1716	U
36	5	1792	C
36	5	1816	A
36	5	1878	G
36	5	2101	C
36	5	2111	G
36	5	2112	U
36	5	2116	G
36	5	2204	C
36	5	2209	U
36	5	2249	G
36	5	2255	A
36	5	2281	A
36	5	2372	A
36	5	2374	C
36	5	2440	G
36	5	2504	U
36	5	2507	C
36	5	2513	U
36	5	2539	C

Continued on next page...

Continued from previous page...

Mol	Chain	Res	Type
36	5	2689	A
36	5	2728	G
36	5	2772	C
36	5	2818	U
36	5	2887	A
36	5	2971	A
36	5	3056	U
36	5	3078	U
36	5	3154	C
36	5	3195	U
36	5	3218	A
36	5	3228	C
36	5	3244	A
36	5	3269	U
36	5	3275	U
36	5	3289	G
36	5	3330	A
36	5	3340	G
36	5	3341	U
36	5	3354	U
36	5	3357	U
37	7	49	G
37	7	111	U
38	8	113	U
38	8	126	A

5.4 Non-standard residues in protein, DNA, RNA chains [i](#)

There are no non-standard protein/DNA/RNA residues in this entry.

5.5 Carbohydrates [i](#)

There are no carbohydrates in this entry.

5.6 Ligand geometry [i](#)

Of 2557 ligands modelled in this entry, 1423 are monoatomic - leaving 1134 for Mogul analysis.

In the following table, the Counts columns list the number of bonds (or angles) for which Mogul statistics could be retrieved, the number of bonds (or angles) that are observed in the model and the number of bonds (or angles) that are defined in the chemical component dictionary. The Link

column lists molecule types, if any, to which the group is linked. The Z score for a bond length (or angle) is the number of standard deviations the observed value is removed from the expected value. A bond length (or angle) with $|Z| > 2$ is considered an outlier worth inspection. RMSZ is the root-mean-square of all Z scores of the bond lengths (or angles).

Mol	Type	Chain	Res	Link	Bond lengths			Bond angles		
					Counts	RMSZ	$\# Z > 2$	Counts	RMSZ	$\# Z > 2$
86	OHX	1	3857	-	0,6,6	0.00	-	0,15,15	0.00	-
86	OHX	1	3858	-	0,6,6	0.00	-	0,15,15	0.00	-
86	OHX	1	3859	-	0,6,6	0.00	-	0,15,15	0.00	-
86	OHX	1	3860	-	0,6,6	0.00	-	0,15,15	0.00	-
86	OHX	1	3861	-	0,6,6	0.00	-	0,15,15	0.00	-
86	OHX	1	3862	-	0,6,6	0.00	-	0,15,15	0.00	-
86	OHX	1	3863	-	0,6,6	0.00	-	0,15,15	0.00	-
86	OHX	1	3864	-	0,6,6	0.00	-	0,15,15	0.00	-
86	OHX	1	3865	-	0,6,6	0.00	-	0,15,15	0.00	-
86	OHX	1	3866	-	0,6,6	0.00	-	0,15,15	0.00	-
86	OHX	1	3867	-	0,6,6	0.00	-	0,15,15	0.00	-
86	OHX	1	3868	-	0,6,6	0.00	-	0,15,15	0.00	-
86	OHX	1	3869	-	0,6,6	0.00	-	0,15,15	0.00	-
86	OHX	1	3870	-	0,6,6	0.00	-	0,15,15	0.00	-
86	OHX	1	3871	-	0,6,6	0.00	-	0,15,15	0.00	-
86	OHX	1	3872	-	0,6,6	0.00	-	0,15,15	0.00	-
86	OHX	1	3873	-	0,6,6	0.00	-	0,15,15	0.00	-
86	OHX	1	3874	-	0,6,6	0.00	-	0,15,15	0.00	-
86	OHX	1	3875	-	0,6,6	0.00	-	0,15,15	0.00	-
86	OHX	1	3876	-	0,6,6	0.00	-	0,15,15	0.00	-
86	OHX	1	3877	-	0,6,6	0.00	-	0,15,15	0.00	-
86	OHX	1	3878	-	0,6,6	0.00	-	0,15,15	0.00	-
86	OHX	1	3879	-	0,6,6	0.00	-	0,15,15	0.00	-
86	OHX	1	3880	-	0,6,6	0.00	-	0,15,15	0.00	-
86	OHX	1	3881	-	0,6,6	0.00	-	0,15,15	0.00	-
86	OHX	1	3882	-	0,6,6	0.00	-	0,15,15	0.00	-
86	OHX	1	3883	-	0,6,6	0.00	-	0,15,15	0.00	-
86	OHX	1	3884	-	0,6,6	0.00	-	0,15,15	0.00	-
86	OHX	1	3885	-	0,6,6	0.00	-	0,15,15	0.00	-
86	OHX	1	3886	-	0,6,6	0.00	-	0,15,15	0.00	-
86	OHX	1	3887	-	0,6,6	0.00	-	0,15,15	0.00	-
86	OHX	1	3888	-	0,6,6	0.00	-	0,15,15	0.00	-
86	OHX	1	3889	-	0,6,6	0.00	-	0,15,15	0.00	-
86	OHX	1	3890	-	0,6,6	0.00	-	0,15,15	0.00	-
86	OHX	1	3891	-	0,6,6	0.00	-	0,15,15	0.00	-
86	OHX	1	3892	-	0,6,6	0.00	-	0,15,15	0.00	-
86	OHX	1	3893	-	0,6,6	0.00	-	0,15,15	0.00	-
86	OHX	1	3894	-	0,6,6	0.00	-	0,15,15	0.00	-

Mol	Type	Chain	Res	Link	Bond lengths			Bond angles		
					Counts	RMSZ	# Z > 2	Counts	RMSZ	# Z > 2
86	OHX	1	3895	-	0,6,6	0.00	-	0,15,15	0.00	-
86	OHX	1	3896	-	0,6,6	0.00	-	0,15,15	0.00	-
86	OHX	1	3897	-	0,6,6	0.00	-	0,15,15	0.00	-
86	OHX	1	3898	-	0,6,6	0.00	-	0,15,15	0.00	-
86	OHX	1	3899	-	0,6,6	0.00	-	0,15,15	0.00	-
86	OHX	1	3900	-	0,6,6	0.00	-	0,15,15	0.00	-
86	OHX	1	3901	-	0,6,6	0.00	-	0,15,15	0.00	-
86	OHX	1	3902	-	0,6,6	0.00	-	0,15,15	0.00	-
86	OHX	1	3903	-	0,6,6	0.00	-	0,15,15	0.00	-
86	OHX	1	3904	-	0,6,6	0.00	-	0,15,15	0.00	-
86	OHX	1	3905	-	0,6,6	0.00	-	0,15,15	0.00	-
86	OHX	1	3906	-	0,6,6	0.00	-	0,15,15	0.00	-
86	OHX	1	3907	-	0,6,6	0.00	-	0,15,15	0.00	-
86	OHX	1	3908	-	0,6,6	0.00	-	0,15,15	0.00	-
86	OHX	1	3909	-	0,6,6	0.00	-	0,15,15	0.00	-
86	OHX	1	3910	-	0,6,6	0.00	-	0,15,15	0.00	-
86	OHX	1	3911	-	0,6,6	0.00	-	0,15,15	0.00	-
86	OHX	1	3912	-	0,6,6	0.00	-	0,15,15	0.00	-
86	OHX	1	3913	-	0,6,6	0.00	-	0,15,15	0.00	-
86	OHX	1	3914	-	0,6,6	0.00	-	0,15,15	0.00	-
86	OHX	1	3915	-	0,6,6	0.00	-	0,15,15	0.00	-
86	OHX	1	3916	-	0,6,6	0.00	-	0,15,15	0.00	-
86	OHX	1	3917	-	0,6,6	0.00	-	0,15,15	0.00	-
86	OHX	1	3918	-	0,6,6	0.00	-	0,15,15	0.00	-
86	OHX	1	3919	-	0,6,6	0.00	-	0,15,15	0.00	-
86	OHX	1	3920	-	0,6,6	0.00	-	0,15,15	0.00	-
86	OHX	1	3921	-	0,6,6	0.00	-	0,15,15	0.00	-
86	OHX	1	3922	-	0,6,6	0.00	-	0,15,15	0.00	-
86	OHX	1	3923	-	0,6,6	0.00	-	0,15,15	0.00	-
86	OHX	1	3924	-	0,6,6	0.00	-	0,15,15	0.00	-
86	OHX	1	3925	-	0,6,6	0.00	-	0,15,15	0.00	-
86	OHX	1	3926	-	0,6,6	0.00	-	0,15,15	0.00	-
86	OHX	1	3927	-	0,6,6	0.00	-	0,15,15	0.00	-
86	OHX	1	3928	-	0,6,6	0.00	-	0,15,15	0.00	-
86	OHX	1	3929	-	0,6,6	0.00	-	0,15,15	0.00	-
86	OHX	1	3930	-	0,6,6	0.00	-	0,15,15	0.00	-
86	OHX	1	3931	-	0,6,6	0.00	-	0,15,15	0.00	-
86	OHX	1	3932	-	0,6,6	0.00	-	0,15,15	0.00	-
86	OHX	1	3933	-	0,6,6	0.00	-	0,15,15	0.00	-
86	OHX	1	3934	-	0,6,6	0.00	-	0,15,15	0.00	-
86	OHX	1	3935	-	0,6,6	0.00	-	0,15,15	0.00	-
86	OHX	1	3936	-	0,6,6	0.00	-	0,15,15	0.00	-
86	OHX	1	3937	-	0,6,6	0.00	-	0,15,15	0.00	-

Mol	Type	Chain	Res	Link	Bond lengths			Bond angles		
					Counts	RMSZ	# Z > 2	Counts	RMSZ	# Z > 2
86	OHX	1	3938	-	0,6,6	0.00	-	0,15,15	0.00	-
86	OHX	1	3939	-	0,6,6	0.00	-	0,15,15	0.00	-
86	OHX	1	3940	-	0,6,6	0.00	-	0,15,15	0.00	-
86	OHX	1	3941	-	0,6,6	0.00	-	0,15,15	0.00	-
86	OHX	1	3942	-	0,6,6	0.00	-	0,15,15	0.00	-
86	OHX	1	3943	-	0,6,6	0.00	-	0,15,15	0.00	-
86	OHX	1	3944	-	0,6,6	0.00	-	0,15,15	0.00	-
86	OHX	1	3945	-	0,6,6	0.00	-	0,15,15	0.00	-
86	OHX	1	3946	-	0,6,6	0.00	-	0,15,15	0.00	-
86	OHX	1	3947	-	0,6,6	0.00	-	0,15,15	0.00	-
86	OHX	1	3948	-	0,6,6	0.00	-	0,15,15	0.00	-
86	OHX	1	3949	-	0,6,6	0.00	-	0,15,15	0.00	-
86	OHX	1	3950	-	0,6,6	0.00	-	0,15,15	0.00	-
86	OHX	1	3951	-	0,6,6	0.00	-	0,15,15	0.00	-
86	OHX	1	3952	-	0,6,6	0.00	-	0,15,15	0.00	-
86	OHX	1	3953	-	0,6,6	0.00	-	0,15,15	0.00	-
86	OHX	1	3954	-	0,6,6	0.00	-	0,15,15	0.00	-
86	OHX	1	3955	-	0,6,6	0.00	-	0,15,15	0.00	-
86	OHX	1	3956	-	0,6,6	0.00	-	0,15,15	0.00	-
86	OHX	1	3957	-	0,6,6	0.00	-	0,15,15	0.00	-
86	OHX	1	3958	-	0,6,6	0.00	-	0,15,15	0.00	-
86	OHX	1	3959	-	0,6,6	0.00	-	0,15,15	0.00	-
86	OHX	1	3960	-	0,6,6	0.00	-	0,15,15	0.00	-
86	OHX	1	3961	-	0,6,6	0.00	-	0,15,15	0.00	-
86	OHX	1	3962	-	0,6,6	0.00	-	0,15,15	0.00	-
86	OHX	1	3963	-	0,6,6	0.00	-	0,15,15	0.00	-
86	OHX	1	3964	-	0,6,6	0.00	-	0,15,15	0.00	-
86	OHX	1	3965	-	0,6,6	0.00	-	0,15,15	0.00	-
86	OHX	1	3966	-	0,6,6	0.00	-	0,15,15	0.00	-
86	OHX	1	3967	-	0,6,6	0.00	-	0,15,15	0.00	-
86	OHX	1	3968	-	0,6,6	0.00	-	0,15,15	0.00	-
86	OHX	1	3969	-	0,6,6	0.00	-	0,15,15	0.00	-
86	OHX	1	3970	-	0,6,6	0.00	-	0,15,15	0.00	-
86	OHX	1	3971	-	0,6,6	0.00	-	0,15,15	0.00	-
86	OHX	1	3972	-	0,6,6	0.00	-	0,15,15	0.00	-
86	OHX	1	3973	-	0,6,6	0.00	-	0,15,15	0.00	-
86	OHX	1	3974	-	0,6,6	0.00	-	0,15,15	0.00	-
86	OHX	1	3975	-	0,6,6	0.00	-	0,15,15	0.00	-
86	OHX	1	3976	-	0,6,6	0.00	-	0,15,15	0.00	-
86	OHX	1	3977	-	0,6,6	0.00	-	0,15,15	0.00	-
86	OHX	1	3978	-	0,6,6	0.00	-	0,15,15	0.00	-
86	OHX	1	3979	-	0,6,6	0.00	-	0,15,15	0.00	-
86	OHX	1	3980	-	0,6,6	0.00	-	0,15,15	0.00	-

Mol	Type	Chain	Res	Link	Bond lengths			Bond angles		
					Counts	RMSZ	# Z > 2	Counts	RMSZ	# Z > 2
86	OHX	1	3981	-	0,6,6	0.00	-	0,15,15	0.00	-
86	OHX	1	3982	-	0,6,6	0.00	-	0,15,15	0.00	-
86	OHX	1	3983	-	0,6,6	0.00	-	0,15,15	0.00	-
86	OHX	1	3984	-	0,6,6	0.00	-	0,15,15	0.00	-
86	OHX	1	3985	-	0,6,6	0.00	-	0,15,15	0.00	-
86	OHX	1	3986	-	0,6,6	0.00	-	0,15,15	0.00	-
86	OHX	1	3987	-	0,6,6	0.00	-	0,15,15	0.00	-
86	OHX	1	3988	-	0,6,6	0.00	-	0,15,15	0.00	-
86	OHX	1	3989	-	0,6,6	0.00	-	0,15,15	0.00	-
86	OHX	1	3990	-	0,6,6	0.00	-	0,15,15	0.00	-
86	OHX	1	3991	-	0,6,6	0.00	-	0,15,15	0.00	-
86	OHX	1	3992	-	0,6,6	0.00	-	0,15,15	0.00	-
86	OHX	1	3993	-	0,6,6	0.00	-	0,15,15	0.00	-
86	OHX	1	3994	-	0,6,6	0.00	-	0,15,15	0.00	-
86	OHX	1	3995	-	0,6,6	0.00	-	0,15,15	0.00	-
86	OHX	1	3996	-	0,6,6	0.00	-	0,15,15	0.00	-
86	OHX	1	3997	-	0,6,6	0.00	-	0,15,15	0.00	-
86	OHX	1	3998	-	0,6,6	0.00	-	0,15,15	0.00	-
86	OHX	1	3999	-	0,6,6	0.00	-	0,15,15	0.00	-
86	OHX	1	4000	-	0,6,6	0.00	-	0,15,15	0.00	-
86	OHX	1	4001	-	0,6,6	0.00	-	0,15,15	0.00	-
86	OHX	1	4002	-	0,6,6	0.00	-	0,15,15	0.00	-
86	OHX	1	4003	-	0,6,6	0.00	-	0,15,15	0.00	-
86	OHX	1	4004	-	0,6,6	0.00	-	0,15,15	0.00	-
86	OHX	1	4005	-	0,6,6	0.00	-	0,15,15	0.00	-
86	OHX	1	4006	-	0,6,6	0.00	-	0,15,15	0.00	-
86	OHX	1	4007	-	0,6,6	0.00	-	0,15,15	0.00	-
86	OHX	1	4008	-	0,6,6	0.00	-	0,15,15	0.00	-
86	OHX	1	4009	-	0,6,6	0.00	-	0,15,15	0.00	-
86	OHX	1	4010	-	0,6,6	0.00	-	0,15,15	0.00	-
86	OHX	1	4011	-	0,6,6	0.00	-	0,15,15	0.00	-
86	OHX	1	4012	-	0,6,6	0.00	-	0,15,15	0.00	-
86	OHX	1	4013	-	0,6,6	0.00	-	0,15,15	0.00	-
86	OHX	1	4014	-	0,6,6	0.00	-	0,15,15	0.00	-
86	OHX	1	4015	-	0,6,6	0.00	-	0,15,15	0.00	-
86	OHX	1	4016	-	0,6,6	0.00	-	0,15,15	0.00	-
86	OHX	1	4017	-	0,6,6	0.00	-	0,15,15	0.00	-
86	OHX	1	4018	-	0,6,6	0.00	-	0,15,15	0.00	-
86	OHX	1	4019	-	0,6,6	0.00	-	0,15,15	0.00	-
86	OHX	1	4020	-	0,6,6	0.00	-	0,15,15	0.00	-
86	OHX	1	4021	-	0,6,6	0.00	-	0,15,15	0.00	-
86	OHX	1	4022	-	0,6,6	0.00	-	0,15,15	0.00	-
86	OHX	1	4023	-	0,6,6	0.00	-	0,15,15	0.00	-

Mol	Type	Chain	Res	Link	Bond lengths			Bond angles		
					Counts	RMSZ	# Z > 2	Counts	RMSZ	# Z > 2
86	OHX	1	4024	-	0,6,6	0.00	-	0,15,15	0.00	-
86	OHX	1	4025	-	0,6,6	0.00	-	0,15,15	0.00	-
86	OHX	1	4026	-	0,6,6	0.00	-	0,15,15	0.00	-
86	OHX	1	4027	-	0,6,6	0.00	-	0,15,15	0.00	-
86	OHX	1	4028	-	0,6,6	0.00	-	0,15,15	0.00	-
86	OHX	1	4029	-	0,6,6	0.00	-	0,15,15	0.00	-
86	OHX	1	4030	-	0,6,6	0.00	-	0,15,15	0.00	-
86	OHX	1	4031	-	0,6,6	0.00	-	0,15,15	0.00	-
86	OHX	1	4032	-	0,6,6	0.00	-	0,15,15	0.00	-
86	OHX	1	4033	-	0,6,6	0.00	-	0,15,15	0.00	-
86	OHX	1	4034	-	0,6,6	0.00	-	0,15,15	0.00	-
86	OHX	1	4035	-	0,6,6	0.00	-	0,15,15	0.00	-
86	OHX	1	4036	-	0,6,6	0.00	-	0,15,15	0.00	-
86	OHX	1	4037	-	0,6,6	0.00	-	0,15,15	0.00	-
86	OHX	1	4038	-	0,6,6	0.00	-	0,15,15	0.00	-
86	OHX	1	4039	-	0,6,6	0.00	-	0,15,15	0.00	-
86	OHX	1	4040	-	0,6,6	0.00	-	0,15,15	0.00	-
86	OHX	1	4041	-	0,6,6	0.00	-	0,15,15	0.00	-
86	OHX	1	4042	-	0,6,6	0.00	-	0,15,15	0.00	-
86	OHX	1	4043	-	0,6,6	0.00	-	0,15,15	0.00	-
86	OHX	1	4044	-	0,6,6	0.00	-	0,15,15	0.00	-
86	OHX	1	4045	-	0,6,6	0.00	-	0,15,15	0.00	-
86	OHX	1	4046	-	0,6,6	0.00	-	0,15,15	0.00	-
86	OHX	1	4047	-	0,6,6	0.00	-	0,15,15	0.00	-
86	OHX	1	4048	-	0,6,6	0.00	-	0,15,15	0.00	-
86	OHX	1	4049	-	0,6,6	0.00	-	0,15,15	0.00	-
86	OHX	1	4050	-	0,6,6	0.00	-	0,15,15	0.00	-
86	OHX	1	4051	-	0,6,6	0.00	-	0,15,15	0.00	-
86	OHX	1	4052	-	0,6,6	0.00	-	0,15,15	0.00	-
86	OHX	1	4053	-	0,6,6	0.00	-	0,15,15	0.00	-
86	OHX	1	4054	-	0,6,6	0.00	-	0,15,15	0.00	-
86	OHX	1	4055	-	0,6,6	0.00	-	0,15,15	0.00	-
86	OHX	1	4056	-	0,6,6	0.00	-	0,15,15	0.00	-
86	OHX	1	4057	-	0,6,6	0.00	-	0,15,15	0.00	-
86	OHX	1	4058	-	0,6,6	0.00	-	0,15,15	0.00	-
86	OHX	1	4059	-	0,6,6	0.00	-	0,15,15	0.00	-
86	OHX	1	4060	-	0,6,6	0.00	-	0,15,15	0.00	-
86	OHX	1	4061	-	0,6,6	0.00	-	0,15,15	0.00	-
86	OHX	1	4062	-	0,6,6	0.00	-	0,15,15	0.00	-
86	OHX	1	4063	-	0,6,6	0.00	-	0,15,15	0.00	-
86	OHX	1	4064	-	0,6,6	0.00	-	0,15,15	0.00	-
86	OHX	1	4065	-	0,6,6	0.00	-	0,15,15	0.00	-
86	OHX	1	4066	-	0,6,6	0.00	-	0,15,15	0.00	-

Mol	Type	Chain	Res	Link	Bond lengths			Bond angles		
					Counts	RMSZ	# Z > 2	Counts	RMSZ	# Z > 2
86	OHX	1	4067	-	0,6,6	0.00	-	0,15,15	0.00	-
86	OHX	1	4068	-	0,6,6	0.00	-	0,15,15	0.00	-
86	OHX	1	4069	-	0,6,6	0.00	-	0,15,15	0.00	-
86	OHX	1	4070	-	0,6,6	0.00	-	0,15,15	0.00	-
86	OHX	1	4071	-	0,6,6	0.00	-	0,15,15	0.00	-
86	OHX	1	4072	-	0,6,6	0.00	-	0,15,15	0.00	-
86	OHX	1	4073	-	0,6,6	0.00	-	0,15,15	0.00	-
86	OHX	1	4074	-	0,6,6	0.00	-	0,15,15	0.00	-
86	OHX	1	4075	-	0,6,6	0.00	-	0,15,15	0.00	-
86	OHX	1	4076	-	0,6,6	0.00	-	0,15,15	0.00	-
86	OHX	1	4077	-	0,6,6	0.00	-	0,15,15	0.00	-
86	OHX	1	4078	-	0,6,6	0.00	-	0,15,15	0.00	-
86	OHX	1	4079	-	0,6,6	0.00	-	0,15,15	0.00	-
86	OHX	1	4080	-	0,6,6	0.00	-	0,15,15	0.00	-
86	OHX	1	4081	-	0,6,6	0.00	-	0,15,15	0.00	-
86	OHX	1	4082	-	0,6,6	0.00	-	0,15,15	0.00	-
86	OHX	1	4083	-	0,6,6	0.00	-	0,15,15	0.00	-
86	OHX	1	4084	-	0,6,6	0.00	-	0,15,15	0.00	-
86	OHX	1	4085	-	0,6,6	0.00	-	0,15,15	0.00	-
86	OHX	1	4086	-	0,6,6	0.00	-	0,15,15	0.00	-
86	OHX	1	4087	-	0,6,6	0.00	-	0,15,15	0.00	-
86	OHX	1	4088	-	0,6,6	0.00	-	0,15,15	0.00	-
86	OHX	1	4089	-	0,6,6	0.00	-	0,15,15	0.00	-
86	OHX	1	4090	-	0,6,6	0.00	-	0,15,15	0.00	-
86	OHX	1	4091	-	0,6,6	0.00	-	0,15,15	0.00	-
86	OHX	1	4092	-	0,6,6	0.00	-	0,15,15	0.00	-
86	OHX	1	4093	-	0,6,6	0.00	-	0,15,15	0.00	-
86	OHX	1	4094	-	0,6,6	0.00	-	0,15,15	0.00	-
86	OHX	1	4095	-	0,6,6	0.00	-	0,15,15	0.00	-
86	OHX	1	4096	-	0,6,6	0.00	-	0,15,15	0.00	-
86	OHX	1	4097	-	0,6,6	0.00	-	0,15,15	0.00	-
86	OHX	1	4098	-	0,6,6	0.00	-	0,15,15	0.00	-
86	OHX	1	4099	-	0,6,6	0.00	-	0,15,15	0.00	-
86	OHX	1	4100	-	0,6,6	0.00	-	0,15,15	0.00	-
86	OHX	1	4101	-	0,6,6	0.00	-	0,15,15	0.00	-
86	OHX	1	4102	-	0,6,6	0.00	-	0,15,15	0.00	-
86	OHX	1	4103	-	0,6,6	0.00	-	0,15,15	0.00	-
86	OHX	1	4104	-	0,6,6	0.00	-	0,15,15	0.00	-
86	OHX	1	4105	-	0,6,6	0.00	-	0,15,15	0.00	-
86	OHX	1	4106	-	0,6,6	0.00	-	0,15,15	0.00	-
86	OHX	1	4107	-	0,6,6	0.00	-	0,15,15	0.00	-
86	OHX	1	4108	-	0,6,6	0.00	-	0,15,15	0.00	-
86	OHX	1	4109	-	0,6,6	0.00	-	0,15,15	0.00	-

Mol	Type	Chain	Res	Link	Bond lengths			Bond angles		
					Counts	RMSZ	# Z > 2	Counts	RMSZ	# Z > 2
86	OHX	1	4110	-	0,6,6	0.00	-	0,15,15	0.00	-
86	OHX	1	4111	-	0,6,6	0.00	-	0,15,15	0.00	-
86	OHX	1	4112	-	0,6,6	0.00	-	0,15,15	0.00	-
86	OHX	1	4113	-	0,6,6	0.00	-	0,15,15	0.00	-
86	OHX	1	4114	-	0,6,6	0.00	-	0,15,15	0.00	-
86	OHX	1	4115	-	0,6,6	0.00	-	0,15,15	0.00	-
86	OHX	1	4116	-	0,6,6	0.00	-	0,15,15	0.00	-
86	OHX	1	4117	-	0,6,6	0.00	-	0,15,15	0.00	-
86	OHX	1	4118	-	0,6,6	0.00	-	0,15,15	0.00	-
86	OHX	1	4119	-	0,6,6	0.00	-	0,15,15	0.00	-
86	OHX	1	4120	-	0,6,6	0.00	-	0,15,15	0.00	-
86	OHX	1	4121	-	0,6,6	0.00	-	0,15,15	0.00	-
86	OHX	1	4122	-	0,6,6	0.00	-	0,15,15	0.00	-
86	OHX	1	4123	-	0,6,6	0.00	-	0,15,15	0.00	-
86	OHX	1	4124	-	0,6,6	0.00	-	0,15,15	0.00	-
86	OHX	1	4125	-	0,6,6	0.00	-	0,15,15	0.00	-
86	OHX	1	4126	-	0,6,6	0.00	-	0,15,15	0.00	-
86	OHX	1	4127	-	0,6,6	0.00	-	0,15,15	0.00	-
86	OHX	1	4128	-	0,6,6	0.00	-	0,15,15	0.00	-
86	OHX	1	4129	-	0,6,6	0.00	-	0,15,15	0.00	-
86	OHX	1	4130	-	0,6,6	0.00	-	0,15,15	0.00	-
86	OHX	1	4131	-	0,6,6	0.00	-	0,15,15	0.00	-
86	OHX	1	4132	-	0,6,6	0.00	-	0,15,15	0.00	-
86	OHX	1	4133	-	0,6,6	0.00	-	0,15,15	0.00	-
86	OHX	1	4134	-	0,6,6	0.00	-	0,15,15	0.00	-
86	OHX	1	4135	-	0,6,6	0.00	-	0,15,15	0.00	-
86	OHX	1	4136	-	0,6,6	0.00	-	0,15,15	0.00	-
86	OHX	1	4137	-	0,6,6	0.00	-	0,15,15	0.00	-
86	OHX	1	4138	-	0,6,6	0.00	-	0,15,15	0.00	-
86	OHX	1	4139	-	0,6,6	0.00	-	0,15,15	0.00	-
86	OHX	1	4140	-	0,6,6	0.00	-	0,15,15	0.00	-
86	OHX	1	4141	-	0,6,6	0.00	-	0,15,15	0.00	-
86	OHX	1	4142	-	0,6,6	0.00	-	0,15,15	0.00	-
86	OHX	1	4143	-	0,6,6	0.00	-	0,15,15	0.00	-
86	OHX	1	4144	-	0,6,6	0.00	-	0,15,15	0.00	-
86	OHX	1	4145	-	0,6,6	0.00	-	0,15,15	0.00	-
86	OHX	1	4146	-	0,6,6	0.00	-	0,15,15	0.00	-
86	OHX	1	4147	-	0,6,6	0.00	-	0,15,15	0.00	-
86	OHX	1	4148	-	0,6,6	0.00	-	0,15,15	0.00	-
86	OHX	1	4149	-	0,6,6	0.00	-	0,15,15	0.00	-
86	OHX	1	4150	-	0,6,6	0.00	-	0,15,15	0.00	-
86	OHX	1	4151	-	0,6,6	0.00	-	0,15,15	0.00	-
86	OHX	1	4152	-	0,6,6	0.00	-	0,15,15	0.00	-

Mol	Type	Chain	Res	Link	Bond lengths			Bond angles		
					Counts	RMSZ	# Z > 2	Counts	RMSZ	# Z > 2
86	OHX	1	4153	-	0,6,6	0.00	-	0,15,15	0.00	-
86	OHX	1	4154	-	0,6,6	0.00	-	0,15,15	0.00	-
86	OHX	1	4155	-	0,6,6	0.00	-	0,15,15	0.00	-
86	OHX	1	4156	-	0,6,6	0.00	-	0,15,15	0.00	-
86	OHX	1	4157	-	0,6,6	0.00	-	0,15,15	0.00	-
86	OHX	1	4158	-	0,6,6	0.00	-	0,15,15	0.00	-
86	OHX	1	4159	-	0,6,6	0.00	-	0,15,15	0.00	-
86	OHX	1	4160	-	0,6,6	0.00	-	0,15,15	0.00	-
86	OHX	1	4161	-	0,6,6	0.00	-	0,15,15	0.00	-
86	OHX	1	4162	-	0,6,6	0.00	-	0,15,15	0.00	-
86	OHX	1	4163	-	0,6,6	0.00	-	0,15,15	0.00	-
86	OHX	1	4164	-	0,6,6	0.00	-	0,15,15	0.00	-
86	OHX	1	4165	-	0,6,6	0.00	-	0,15,15	0.00	-
86	OHX	1	4166	-	0,6,6	0.00	-	0,15,15	0.00	-
86	OHX	1	4167	-	0,6,6	0.00	-	0,15,15	0.00	-
86	OHX	1	4168	-	0,6,6	0.00	-	0,15,15	0.00	-
86	OHX	1	4169	-	0,6,6	0.00	-	0,15,15	0.00	-
86	OHX	1	4170	-	0,6,6	0.00	-	0,15,15	0.00	-
86	OHX	1	4171	-	0,6,6	0.00	-	0,15,15	0.00	-
86	OHX	1	4172	-	0,6,6	0.00	-	0,15,15	0.00	-
86	OHX	1	4173	-	0,6,6	0.00	-	0,15,15	0.00	-
86	OHX	1	4174	-	0,6,6	0.00	-	0,15,15	0.00	-
86	OHX	1	4175	-	0,6,6	0.00	-	0,15,15	0.00	-
86	OHX	1	4176	-	0,6,6	0.00	-	0,15,15	0.00	-
86	OHX	1	4177	-	0,6,6	0.00	-	0,15,15	0.00	-
86	OHX	1	4178	-	0,6,6	0.00	-	0,15,15	0.00	-
86	OHX	1	4179	-	0,6,6	0.00	-	0,15,15	0.00	-
86	OHX	1	4180	-	0,6,6	0.00	-	0,15,15	0.00	-
86	OHX	1	4181	-	0,6,6	0.00	-	0,15,15	0.00	-
86	OHX	1	4182	-	0,6,6	0.00	-	0,15,15	0.00	-
86	OHX	1	4183	-	0,6,6	0.00	-	0,15,15	0.00	-
86	OHX	1	4184	-	0,6,6	0.00	-	0,15,15	0.00	-
86	OHX	1	4185	-	0,6,6	0.00	-	0,15,15	0.00	-
86	OHX	1	4186	-	0,6,6	0.00	-	0,15,15	0.00	-
86	OHX	1	4187	-	0,6,6	0.00	-	0,15,15	0.00	-
86	OHX	1	4188	-	0,6,6	0.00	-	0,15,15	0.00	-
86	OHX	1	4189	-	0,6,6	0.00	-	0,15,15	0.00	-
86	OHX	1	4190	-	0,6,6	0.00	-	0,15,15	0.00	-
86	OHX	1	4191	-	0,6,6	0.00	-	0,15,15	0.00	-
86	OHX	1	4192	-	0,6,6	0.00	-	0,15,15	0.00	-
86	OHX	1	4193	-	0,6,6	0.00	-	0,15,15	0.00	-
86	OHX	1	4194	-	0,6,6	0.00	-	0,15,15	0.00	-
86	OHX	1	4195	-	0,6,6	0.00	-	0,15,15	0.00	-

Mol	Type	Chain	Res	Link	Bond lengths			Bond angles		
					Counts	RMSZ	# Z > 2	Counts	RMSZ	# Z > 2
86	OHX	1	4196	-	0,6,6	0.00	-	0,15,15	0.00	-
86	OHX	1	4197	-	0,6,6	0.00	-	0,15,15	0.00	-
86	OHX	1	4198	-	0,6,6	0.00	-	0,15,15	0.00	-
86	OHX	1	4199	-	0,6,6	0.00	-	0,15,15	0.00	-
86	OHX	1	4200	-	0,6,6	0.00	-	0,15,15	0.00	-
86	OHX	1	4201	-	0,6,6	0.00	-	0,15,15	0.00	-
86	OHX	1	4202	-	0,6,6	0.00	-	0,15,15	0.00	-
86	OHX	1	4203	-	0,6,6	0.00	-	0,15,15	0.00	-
86	OHX	1	4204	-	0,6,6	0.00	-	0,15,15	0.00	-
86	OHX	1	4205	-	0,6,6	0.00	-	0,15,15	0.00	-
86	OHX	1	4206	-	0,6,6	0.00	-	0,15,15	0.00	-
86	OHX	1	4207	-	0,6,6	0.00	-	0,15,15	0.00	-
86	OHX	1	4208	-	0,6,6	0.00	-	0,15,15	0.00	-
86	OHX	1	4209	-	0,6,6	0.00	-	0,15,15	0.00	-
86	OHX	1	4210	-	0,6,6	0.00	-	0,15,15	0.00	-
88	BLS	1	4211	-	18,31,31	1.70	3 (16%)	12,43,43	2.85	5 (41%)
86	OHX	2	2023	-	0,6,6	0.00	-	0,15,15	0.00	-
86	OHX	2	2024	-	0,6,6	0.00	-	0,15,15	0.00	-
86	OHX	2	2025	-	0,6,6	0.00	-	0,15,15	0.00	-
86	OHX	2	2026	-	0,6,6	0.00	-	0,15,15	0.00	-
86	OHX	2	2027	-	0,6,6	0.00	-	0,15,15	0.00	-
86	OHX	2	2028	-	0,6,6	0.00	-	0,15,15	0.00	-
86	OHX	2	2029	-	0,6,6	0.00	-	0,15,15	0.00	-
86	OHX	2	2030	-	0,6,6	0.00	-	0,15,15	0.00	-
86	OHX	2	2031	-	0,6,6	0.00	-	0,15,15	0.00	-
86	OHX	2	2032	-	0,6,6	0.00	-	0,15,15	0.00	-
86	OHX	2	2033	-	0,6,6	0.00	-	0,15,15	0.00	-
86	OHX	2	2034	-	0,6,6	0.00	-	0,15,15	0.00	-
86	OHX	2	2035	-	0,6,6	0.00	-	0,15,15	0.00	-
86	OHX	2	2036	-	0,6,6	0.00	-	0,15,15	0.00	-
86	OHX	2	2037	-	0,6,6	0.00	-	0,15,15	0.00	-
86	OHX	2	2038	-	0,6,6	0.00	-	0,15,15	0.00	-
86	OHX	2	2039	-	0,6,6	0.00	-	0,15,15	0.00	-
86	OHX	2	2040	-	0,6,6	0.00	-	0,15,15	0.00	-
86	OHX	2	2041	-	0,6,6	0.00	-	0,15,15	0.00	-
86	OHX	2	2042	-	0,6,6	0.00	-	0,15,15	0.00	-
86	OHX	2	2043	-	0,6,6	0.00	-	0,15,15	0.00	-
86	OHX	2	2044	-	0,6,6	0.00	-	0,15,15	0.00	-
86	OHX	2	2045	-	0,6,6	0.00	-	0,15,15	0.00	-
86	OHX	2	2046	-	0,6,6	0.00	-	0,15,15	0.00	-
86	OHX	2	2047	-	0,6,6	0.00	-	0,15,15	0.00	-
86	OHX	2	2048	-	0,6,6	0.00	-	0,15,15	0.00	-
86	OHX	2	2049	-	0,6,6	0.00	-	0,15,15	0.00	-

Mol	Type	Chain	Res	Link	Bond lengths			Bond angles		
					Counts	RMSZ	# Z > 2	Counts	RMSZ	# Z > 2
86	OHX	2	2050	-	0,6,6	0.00	-	0,15,15	0.00	-
86	OHX	2	2051	-	0,6,6	0.00	-	0,15,15	0.00	-
86	OHX	2	2052	-	0,6,6	0.00	-	0,15,15	0.00	-
86	OHX	2	2053	-	0,6,6	0.00	-	0,15,15	0.00	-
86	OHX	2	2054	-	0,6,6	0.00	-	0,15,15	0.00	-
86	OHX	2	2055	-	0,6,6	0.00	-	0,15,15	0.00	-
86	OHX	2	2056	-	0,6,6	0.00	-	0,15,15	0.00	-
86	OHX	2	2057	-	0,6,6	0.00	-	0,15,15	0.00	-
86	OHX	2	2058	-	0,6,6	0.00	-	0,15,15	0.00	-
86	OHX	2	2059	-	0,6,6	0.00	-	0,15,15	0.00	-
86	OHX	2	2060	-	0,6,6	0.00	-	0,15,15	0.00	-
86	OHX	2	2061	-	0,6,6	0.00	-	0,15,15	0.00	-
86	OHX	2	2062	-	0,6,6	0.00	-	0,15,15	0.00	-
86	OHX	2	2063	-	0,6,6	0.00	-	0,15,15	0.00	-
86	OHX	2	2064	-	0,6,6	0.00	-	0,15,15	0.00	-
86	OHX	2	2065	-	0,6,6	0.00	-	0,15,15	0.00	-
86	OHX	2	2066	-	0,6,6	0.00	-	0,15,15	0.00	-
86	OHX	2	2067	-	0,6,6	0.00	-	0,15,15	0.00	-
86	OHX	2	2068	-	0,6,6	0.00	-	0,15,15	0.00	-
86	OHX	2	2069	-	0,6,6	0.00	-	0,15,15	0.00	-
86	OHX	2	2070	-	0,6,6	0.00	-	0,15,15	0.00	-
86	OHX	2	2071	-	0,6,6	0.00	-	0,15,15	0.00	-
86	OHX	2	2072	-	0,6,6	0.00	-	0,15,15	0.00	-
86	OHX	2	2073	-	0,6,6	0.00	-	0,15,15	0.00	-
86	OHX	2	2074	-	0,6,6	0.00	-	0,15,15	0.00	-
86	OHX	2	2075	-	0,6,6	0.00	-	0,15,15	0.00	-
86	OHX	2	2076	-	0,6,6	0.00	-	0,15,15	0.00	-
86	OHX	2	2077	-	0,6,6	0.00	-	0,15,15	0.00	-
86	OHX	2	2078	-	0,6,6	0.00	-	0,15,15	0.00	-
86	OHX	2	2079	-	0,6,6	0.00	-	0,15,15	0.00	-
86	OHX	2	2080	-	0,6,6	0.00	-	0,15,15	0.00	-
86	OHX	2	2081	-	0,6,6	0.00	-	0,15,15	0.00	-
86	OHX	2	2082	-	0,6,6	0.00	-	0,15,15	0.00	-
86	OHX	2	2083	-	0,6,6	0.00	-	0,15,15	0.00	-
86	OHX	2	2084	-	0,6,6	0.00	-	0,15,15	0.00	-
86	OHX	2	2085	-	0,6,6	0.00	-	0,15,15	0.00	-
86	OHX	2	2086	-	0,6,6	0.00	-	0,15,15	0.00	-
86	OHX	2	2087	-	0,6,6	0.00	-	0,15,15	0.00	-
86	OHX	2	2088	-	0,6,6	0.00	-	0,15,15	0.00	-
86	OHX	2	2089	-	0,6,6	0.00	-	0,15,15	0.00	-
86	OHX	2	2090	-	0,6,6	0.00	-	0,15,15	0.00	-
86	OHX	2	2091	-	0,6,6	0.00	-	0,15,15	0.00	-
86	OHX	2	2092	-	0,6,6	0.00	-	0,15,15	0.00	-

Mol	Type	Chain	Res	Link	Bond lengths			Bond angles		
					Counts	RMSZ	# Z > 2	Counts	RMSZ	# Z > 2
86	OHX	2	2093	-	0,6,6	0.00	-	0,15,15	0.00	-
86	OHX	2	2094	-	0,6,6	0.00	-	0,15,15	0.00	-
86	OHX	2	2095	-	0,6,6	0.00	-	0,15,15	0.00	-
86	OHX	2	2096	-	0,6,6	0.00	-	0,15,15	0.00	-
86	OHX	2	2097	-	0,6,6	0.00	-	0,15,15	0.00	-
86	OHX	2	2098	-	0,6,6	0.00	-	0,15,15	0.00	-
86	OHX	2	2099	-	0,6,6	0.00	-	0,15,15	0.00	-
86	OHX	2	2100	-	0,6,6	0.00	-	0,15,15	0.00	-
86	OHX	2	2101	-	0,6,6	0.00	-	0,15,15	0.00	-
86	OHX	2	2102	-	0,6,6	0.00	-	0,15,15	0.00	-
86	OHX	2	2103	-	0,6,6	0.00	-	0,15,15	0.00	-
86	OHX	2	2104	-	0,6,6	0.00	-	0,15,15	0.00	-
86	OHX	2	2105	-	0,6,6	0.00	-	0,15,15	0.00	-
86	OHX	2	2106	-	0,6,6	0.00	-	0,15,15	0.00	-
86	OHX	2	2107	-	0,6,6	0.00	-	0,15,15	0.00	-
86	OHX	2	2108	-	0,6,6	0.00	-	0,15,15	0.00	-
86	OHX	2	2109	-	0,6,6	0.00	-	0,15,15	0.00	-
86	OHX	2	2110	-	0,6,6	0.00	-	0,15,15	0.00	-
86	OHX	2	2111	-	0,6,6	0.00	-	0,15,15	0.00	-
86	OHX	2	2112	-	0,6,6	0.00	-	0,15,15	0.00	-
86	OHX	2	2113	-	0,6,6	0.00	-	0,15,15	0.00	-
86	OHX	2	2114	-	0,6,6	0.00	-	0,15,15	0.00	-
86	OHX	2	2115	-	0,6,6	0.00	-	0,15,15	0.00	-
86	OHX	2	2116	-	0,6,6	0.00	-	0,15,15	0.00	-
86	OHX	2	2117	-	0,6,6	0.00	-	0,15,15	0.00	-
86	OHX	2	2118	-	0,6,6	0.00	-	0,15,15	0.00	-
86	OHX	2	2119	-	0,6,6	0.00	-	0,15,15	0.00	-
86	OHX	2	2120	-	0,6,6	0.00	-	0,15,15	0.00	-
86	OHX	2	2121	-	0,6,6	0.00	-	0,15,15	0.00	-
86	OHX	2	2122	-	0,6,6	0.00	-	0,15,15	0.00	-
86	OHX	2	2123	-	0,6,6	0.00	-	0,15,15	0.00	-
86	OHX	2	2124	-	0,6,6	0.00	-	0,15,15	0.00	-
86	OHX	2	2125	-	0,6,6	0.00	-	0,15,15	0.00	-
86	OHX	2	2126	-	0,6,6	0.00	-	0,15,15	0.00	-
86	OHX	2	2127	-	0,6,6	0.00	-	0,15,15	0.00	-
86	OHX	2	2128	-	0,6,6	0.00	-	0,15,15	0.00	-
86	OHX	2	2129	-	0,6,6	0.00	-	0,15,15	0.00	-
86	OHX	2	2130	-	0,6,6	0.00	-	0,15,15	0.00	-
86	OHX	2	2131	-	0,6,6	0.00	-	0,15,15	0.00	-
86	OHX	2	2132	-	0,6,6	0.00	-	0,15,15	0.00	-
86	OHX	2	2133	-	0,6,6	0.00	-	0,15,15	0.00	-
86	OHX	2	2134	-	0,6,6	0.00	-	0,15,15	0.00	-
86	OHX	2	2135	-	0,6,6	0.00	-	0,15,15	0.00	-

Mol	Type	Chain	Res	Link	Bond lengths			Bond angles		
					Counts	RMSZ	# Z > 2	Counts	RMSZ	# Z > 2
86	OHX	2	2136	-	0,6,6	0.00	-	0,15,15	0.00	-
86	OHX	2	2137	-	0,6,6	0.00	-	0,15,15	0.00	-
86	OHX	2	2138	-	0,6,6	0.00	-	0,15,15	0.00	-
86	OHX	2	2139	-	0,6,6	0.00	-	0,15,15	0.00	-
86	OHX	2	2140	-	0,6,6	0.00	-	0,15,15	0.00	-
86	OHX	2	2141	-	0,6,6	0.00	-	0,15,15	0.00	-
86	OHX	2	2142	-	0,6,6	0.00	-	0,15,15	0.00	-
86	OHX	2	2143	-	0,6,6	0.00	-	0,15,15	0.00	-
86	OHX	2	2144	-	0,6,6	0.00	-	0,15,15	0.00	-
86	OHX	2	2145	-	0,6,6	0.00	-	0,15,15	0.00	-
86	OHX	2	2146	-	0,6,6	0.00	-	0,15,15	0.00	-
86	OHX	2	2147	-	0,6,6	0.00	-	0,15,15	0.00	-
86	OHX	2	2148	-	0,6,6	0.00	-	0,15,15	0.00	-
86	OHX	2	2149	-	0,6,6	0.00	-	0,15,15	0.00	-
86	OHX	2	2150	-	0,6,6	0.00	-	0,15,15	0.00	-
86	OHX	2	2151	-	0,6,6	0.00	-	0,15,15	0.00	-
86	OHX	2	2152	-	0,6,6	0.00	-	0,15,15	0.00	-
86	OHX	2	2153	-	0,6,6	0.00	-	0,15,15	0.00	-
86	OHX	2	2154	-	0,6,6	0.00	-	0,15,15	0.00	-
86	OHX	2	2155	-	0,6,6	0.00	-	0,15,15	0.00	-
86	OHX	2	2156	-	0,6,6	0.00	-	0,15,15	0.00	-
86	OHX	2	2157	-	0,6,6	0.00	-	0,15,15	0.00	-
86	OHX	2	2158	-	0,6,6	0.00	-	0,15,15	0.00	-
86	OHX	2	2159	-	0,6,6	0.00	-	0,15,15	0.00	-
86	OHX	2	2160	-	0,6,6	0.00	-	0,15,15	0.00	-
86	OHX	2	2161	-	0,6,6	0.00	-	0,15,15	0.00	-
86	OHX	2	2162	-	0,6,6	0.00	-	0,15,15	0.00	-
86	OHX	2	2163	-	0,6,6	0.00	-	0,15,15	0.00	-
86	OHX	2	2164	-	0,6,6	0.00	-	0,15,15	0.00	-
86	OHX	2	2165	-	0,6,6	0.00	-	0,15,15	0.00	-
86	OHX	2	2166	-	0,6,6	0.00	-	0,15,15	0.00	-
86	OHX	2	2167	-	0,6,6	0.00	-	0,15,15	0.00	-
86	OHX	2	2168	-	0,6,6	0.00	-	0,15,15	0.00	-
86	OHX	2	2169	-	0,6,6	0.00	-	0,15,15	0.00	-
86	OHX	2	2170	-	0,6,6	0.00	-	0,15,15	0.00	-
86	OHX	2	2171	-	0,6,6	0.00	-	0,15,15	0.00	-
86	OHX	2	2172	-	0,6,6	0.00	-	0,15,15	0.00	-
86	OHX	2	2173	-	0,6,6	0.00	-	0,15,15	0.00	-
86	OHX	2	2174	-	0,6,6	0.00	-	0,15,15	0.00	-
86	OHX	2	2175	-	0,6,6	0.00	-	0,15,15	0.00	-
86	OHX	2	2176	-	0,6,6	0.00	-	0,15,15	0.00	-
86	OHX	2	2177	-	0,6,6	0.00	-	0,15,15	0.00	-
86	OHX	2	2178	-	0,6,6	0.00	-	0,15,15	0.00	-

Mol	Type	Chain	Res	Link	Bond lengths			Bond angles		
					Counts	RMSZ	# Z > 2	Counts	RMSZ	# Z > 2
86	OHX	2	2179	-	0,6,6	0.00	-	0,15,15	0.00	-
86	OHX	2	2180	-	0,6,6	0.00	-	0,15,15	0.00	-
86	OHX	3	216	-	0,6,6	0.00	-	0,15,15	0.00	-
86	OHX	3	217	-	0,6,6	0.00	-	0,15,15	0.00	-
86	OHX	3	218	-	0,6,6	0.00	-	0,15,15	0.00	-
86	OHX	3	219	-	0,6,6	0.00	-	0,15,15	0.00	-
86	OHX	3	220	-	0,6,6	0.00	-	0,15,15	0.00	-
86	OHX	3	221	-	0,6,6	0.00	-	0,15,15	0.00	-
86	OHX	3	222	-	0,6,6	0.00	-	0,15,15	0.00	-
86	OHX	3	223	-	0,6,6	0.00	-	0,15,15	0.00	-
86	OHX	3	224	-	0,6,6	0.00	-	0,15,15	0.00	-
86	OHX	3	225	-	0,6,6	0.00	-	0,15,15	0.00	-
86	OHX	4	224	-	0,6,6	0.00	-	0,15,15	0.00	-
86	OHX	4	225	-	0,6,6	0.00	-	0,15,15	0.00	-
86	OHX	4	226	-	0,6,6	0.00	-	0,15,15	0.00	-
86	OHX	4	227	-	0,6,6	0.00	-	0,15,15	0.00	-
86	OHX	4	228	-	0,6,6	0.00	-	0,15,15	0.00	-
86	OHX	4	229	-	0,6,6	0.00	-	0,15,15	0.00	-
86	OHX	4	230	-	0,6,6	0.00	-	0,15,15	0.00	-
86	OHX	4	231	-	0,6,6	0.00	-	0,15,15	0.00	-
86	OHX	4	232	-	0,6,6	0.00	-	0,15,15	0.00	-
86	OHX	4	233	-	0,6,6	0.00	-	0,15,15	0.00	-
86	OHX	4	234	-	0,6,6	0.00	-	0,15,15	0.00	-
86	OHX	4	235	-	0,6,6	0.00	-	0,15,15	0.00	-
86	OHX	4	236	-	0,6,6	0.00	-	0,15,15	0.00	-
86	OHX	4	237	-	0,6,6	0.00	-	0,15,15	0.00	-
86	OHX	4	238	-	0,6,6	0.00	-	0,15,15	0.00	-
86	OHX	5	3892	-	0,6,6	0.00	-	0,15,15	0.00	-
86	OHX	5	3893	-	0,6,6	0.00	-	0,15,15	0.00	-
86	OHX	5	3894	-	0,6,6	0.00	-	0,15,15	0.00	-
86	OHX	5	3895	-	0,6,6	0.00	-	0,15,15	0.00	-
86	OHX	5	3896	-	0,6,6	0.00	-	0,15,15	0.00	-
86	OHX	5	3897	-	0,6,6	0.00	-	0,15,15	0.00	-
86	OHX	5	3898	-	0,6,6	0.00	-	0,15,15	0.00	-
86	OHX	5	3899	-	0,6,6	0.00	-	0,15,15	0.00	-
86	OHX	5	3900	-	0,6,6	0.00	-	0,15,15	0.00	-
86	OHX	5	3901	-	0,6,6	0.00	-	0,15,15	0.00	-
86	OHX	5	3902	-	0,6,6	0.00	-	0,15,15	0.00	-
86	OHX	5	3903	-	0,6,6	0.00	-	0,15,15	0.00	-
86	OHX	5	3904	-	0,6,6	0.00	-	0,15,15	0.00	-
86	OHX	5	3905	-	0,6,6	0.00	-	0,15,15	0.00	-
86	OHX	5	3906	-	0,6,6	0.00	-	0,15,15	0.00	-
86	OHX	5	3907	-	0,6,6	0.00	-	0,15,15	0.00	-

Mol	Type	Chain	Res	Link	Bond lengths			Bond angles		
					Counts	RMSZ	# Z > 2	Counts	RMSZ	# Z > 2
86	OHX	5	3908	-	0,6,6	0.00	-	0,15,15	0.00	-
86	OHX	5	3909	-	0,6,6	0.00	-	0,15,15	0.00	-
86	OHX	5	3910	-	0,6,6	0.00	-	0,15,15	0.00	-
86	OHX	5	3911	-	0,6,6	0.00	-	0,15,15	0.00	-
86	OHX	5	3912	-	0,6,6	0.00	-	0,15,15	0.00	-
86	OHX	5	3913	-	0,6,6	0.00	-	0,15,15	0.00	-
86	OHX	5	3914	-	0,6,6	0.00	-	0,15,15	0.00	-
86	OHX	5	3915	-	0,6,6	0.00	-	0,15,15	0.00	-
86	OHX	5	3916	-	0,6,6	0.00	-	0,15,15	0.00	-
86	OHX	5	3917	-	0,6,6	0.00	-	0,15,15	0.00	-
86	OHX	5	3918	-	0,6,6	0.00	-	0,15,15	0.00	-
86	OHX	5	3919	-	0,6,6	0.00	-	0,15,15	0.00	-
86	OHX	5	3920	-	0,6,6	0.00	-	0,15,15	0.00	-
86	OHX	5	3921	-	0,6,6	0.00	-	0,15,15	0.00	-
86	OHX	5	3922	-	0,6,6	0.00	-	0,15,15	0.00	-
86	OHX	5	3923	-	0,6,6	0.00	-	0,15,15	0.00	-
86	OHX	5	3924	-	0,6,6	0.00	-	0,15,15	0.00	-
86	OHX	5	3925	-	0,6,6	0.00	-	0,15,15	0.00	-
86	OHX	5	3926	-	0,6,6	0.00	-	0,15,15	0.00	-
86	OHX	5	3927	-	0,6,6	0.00	-	0,15,15	0.00	-
86	OHX	5	3928	-	0,6,6	0.00	-	0,15,15	0.00	-
86	OHX	5	3929	-	0,6,6	0.00	-	0,15,15	0.00	-
86	OHX	5	3930	-	0,6,6	0.00	-	0,15,15	0.00	-
86	OHX	5	3931	-	0,6,6	0.00	-	0,15,15	0.00	-
86	OHX	5	3932	-	0,6,6	0.00	-	0,15,15	0.00	-
86	OHX	5	3933	-	0,6,6	0.00	-	0,15,15	0.00	-
86	OHX	5	3934	-	0,6,6	0.00	-	0,15,15	0.00	-
86	OHX	5	3935	-	0,6,6	0.00	-	0,15,15	0.00	-
86	OHX	5	3936	-	0,6,6	0.00	-	0,15,15	0.00	-
86	OHX	5	3937	-	0,6,6	0.00	-	0,15,15	0.00	-
86	OHX	5	3938	-	0,6,6	0.00	-	0,15,15	0.00	-
86	OHX	5	3939	-	0,6,6	0.00	-	0,15,15	0.00	-
86	OHX	5	3940	-	0,6,6	0.00	-	0,15,15	0.00	-
86	OHX	5	3941	-	0,6,6	0.00	-	0,15,15	0.00	-
86	OHX	5	3942	-	0,6,6	0.00	-	0,15,15	0.00	-
86	OHX	5	3943	-	0,6,6	0.00	-	0,15,15	0.00	-
86	OHX	5	3944	-	0,6,6	0.00	-	0,15,15	0.00	-
86	OHX	5	3945	-	0,6,6	0.00	-	0,15,15	0.00	-
86	OHX	5	3946	-	0,6,6	0.00	-	0,15,15	0.00	-
86	OHX	5	3947	-	0,6,6	0.00	-	0,15,15	0.00	-
86	OHX	5	3948	-	0,6,6	0.00	-	0,15,15	0.00	-
86	OHX	5	3949	-	0,6,6	0.00	-	0,15,15	0.00	-
86	OHX	5	3950	-	0,6,6	0.00	-	0,15,15	0.00	-

Mol	Type	Chain	Res	Link	Bond lengths			Bond angles		
					Counts	RMSZ	# Z > 2	Counts	RMSZ	# Z > 2
86	OHX	5	3951	-	0,6,6	0.00	-	0,15,15	0.00	-
86	OHX	5	3952	-	0,6,6	0.00	-	0,15,15	0.00	-
86	OHX	5	3953	-	0,6,6	0.00	-	0,15,15	0.00	-
86	OHX	5	3954	-	0,6,6	0.00	-	0,15,15	0.00	-
86	OHX	5	3955	-	0,6,6	0.00	-	0,15,15	0.00	-
86	OHX	5	3956	-	0,6,6	0.00	-	0,15,15	0.00	-
86	OHX	5	3957	-	0,6,6	0.00	-	0,15,15	0.00	-
86	OHX	5	3958	-	0,6,6	0.00	-	0,15,15	0.00	-
86	OHX	5	3959	-	0,6,6	0.00	-	0,15,15	0.00	-
86	OHX	5	3960	-	0,6,6	0.00	-	0,15,15	0.00	-
86	OHX	5	3961	-	0,6,6	0.00	-	0,15,15	0.00	-
86	OHX	5	3962	-	0,6,6	0.00	-	0,15,15	0.00	-
86	OHX	5	3963	-	0,6,6	0.00	-	0,15,15	0.00	-
86	OHX	5	3964	-	0,6,6	0.00	-	0,15,15	0.00	-
86	OHX	5	3965	-	0,6,6	0.00	-	0,15,15	0.00	-
86	OHX	5	3966	-	0,6,6	0.00	-	0,15,15	0.00	-
86	OHX	5	3967	-	0,6,6	0.00	-	0,15,15	0.00	-
86	OHX	5	3968	-	0,6,6	0.00	-	0,15,15	0.00	-
86	OHX	5	3969	-	0,6,6	0.00	-	0,15,15	0.00	-
86	OHX	5	3970	-	0,6,6	0.00	-	0,15,15	0.00	-
86	OHX	5	3971	-	0,6,6	0.00	-	0,15,15	0.00	-
86	OHX	5	3972	-	0,6,6	0.00	-	0,15,15	0.00	-
86	OHX	5	3973	-	0,6,6	0.00	-	0,15,15	0.00	-
86	OHX	5	3974	-	0,6,6	0.00	-	0,15,15	0.00	-
86	OHX	5	3975	-	0,6,6	0.00	-	0,15,15	0.00	-
86	OHX	5	3976	-	0,6,6	0.00	-	0,15,15	0.00	-
86	OHX	5	3977	-	0,6,6	0.00	-	0,15,15	0.00	-
86	OHX	5	3978	-	0,6,6	0.00	-	0,15,15	0.00	-
86	OHX	5	3979	-	0,6,6	0.00	-	0,15,15	0.00	-
86	OHX	5	3980	-	0,6,6	0.00	-	0,15,15	0.00	-
86	OHX	5	3981	-	0,6,6	0.00	-	0,15,15	0.00	-
86	OHX	5	3982	-	0,6,6	0.00	-	0,15,15	0.00	-
86	OHX	5	3983	-	0,6,6	0.00	-	0,15,15	0.00	-
86	OHX	5	3984	-	0,6,6	0.00	-	0,15,15	0.00	-
86	OHX	5	3985	-	0,6,6	0.00	-	0,15,15	0.00	-
86	OHX	5	3986	-	0,6,6	0.00	-	0,15,15	0.00	-
86	OHX	5	3987	-	0,6,6	0.00	-	0,15,15	0.00	-
86	OHX	5	3988	-	0,6,6	0.00	-	0,15,15	0.00	-
86	OHX	5	3989	-	0,6,6	0.00	-	0,15,15	0.00	-
86	OHX	5	3990	-	0,6,6	0.00	-	0,15,15	0.00	-
86	OHX	5	3991	-	0,6,6	0.00	-	0,15,15	0.00	-
86	OHX	5	3992	-	0,6,6	0.00	-	0,15,15	0.00	-
86	OHX	5	3993	-	0,6,6	0.00	-	0,15,15	0.00	-

Mol	Type	Chain	Res	Link	Bond lengths			Bond angles		
					Counts	RMSZ	# Z > 2	Counts	RMSZ	# Z > 2
86	OHX	5	3994	-	0,6,6	0.00	-	0,15,15	0.00	-
86	OHX	5	3995	-	0,6,6	0.00	-	0,15,15	0.00	-
86	OHX	5	3996	-	0,6,6	0.00	-	0,15,15	0.00	-
86	OHX	5	3997	-	0,6,6	0.00	-	0,15,15	0.00	-
86	OHX	5	3998	-	0,6,6	0.00	-	0,15,15	0.00	-
86	OHX	5	3999	-	0,6,6	0.00	-	0,15,15	0.00	-
86	OHX	5	4000	-	0,6,6	0.00	-	0,15,15	0.00	-
86	OHX	5	4001	-	0,6,6	0.00	-	0,15,15	0.00	-
86	OHX	5	4002	-	0,6,6	0.00	-	0,15,15	0.00	-
86	OHX	5	4003	-	0,6,6	0.00	-	0,15,15	0.00	-
86	OHX	5	4004	-	0,6,6	0.00	-	0,15,15	0.00	-
86	OHX	5	4005	-	0,6,6	0.00	-	0,15,15	0.00	-
86	OHX	5	4006	-	0,6,6	0.00	-	0,15,15	0.00	-
86	OHX	5	4007	-	0,6,6	0.00	-	0,15,15	0.00	-
86	OHX	5	4008	-	0,6,6	0.00	-	0,15,15	0.00	-
86	OHX	5	4009	-	0,6,6	0.00	-	0,15,15	0.00	-
86	OHX	5	4010	-	0,6,6	0.00	-	0,15,15	0.00	-
86	OHX	5	4011	-	0,6,6	0.00	-	0,15,15	0.00	-
86	OHX	5	4012	-	0,6,6	0.00	-	0,15,15	0.00	-
86	OHX	5	4013	-	0,6,6	0.00	-	0,15,15	0.00	-
86	OHX	5	4014	-	0,6,6	0.00	-	0,15,15	0.00	-
86	OHX	5	4015	-	0,6,6	0.00	-	0,15,15	0.00	-
86	OHX	5	4016	-	0,6,6	0.00	-	0,15,15	0.00	-
86	OHX	5	4017	-	0,6,6	0.00	-	0,15,15	0.00	-
86	OHX	5	4018	-	0,6,6	0.00	-	0,15,15	0.00	-
86	OHX	5	4019	-	0,6,6	0.00	-	0,15,15	0.00	-
86	OHX	5	4020	-	0,6,6	0.00	-	0,15,15	0.00	-
86	OHX	5	4021	-	0,6,6	0.00	-	0,15,15	0.00	-
86	OHX	5	4022	-	0,6,6	0.00	-	0,15,15	0.00	-
86	OHX	5	4023	-	0,6,6	0.00	-	0,15,15	0.00	-
86	OHX	5	4024	-	0,6,6	0.00	-	0,15,15	0.00	-
86	OHX	5	4025	-	0,6,6	0.00	-	0,15,15	0.00	-
86	OHX	5	4026	-	0,6,6	0.00	-	0,15,15	0.00	-
86	OHX	5	4027	-	0,6,6	0.00	-	0,15,15	0.00	-
86	OHX	5	4028	-	0,6,6	0.00	-	0,15,15	0.00	-
86	OHX	5	4029	-	0,6,6	0.00	-	0,15,15	0.00	-
86	OHX	5	4030	-	0,6,6	0.00	-	0,15,15	0.00	-
86	OHX	5	4031	-	0,6,6	0.00	-	0,15,15	0.00	-
86	OHX	5	4032	-	0,6,6	0.00	-	0,15,15	0.00	-
86	OHX	5	4033	-	0,6,6	0.00	-	0,15,15	0.00	-
86	OHX	5	4034	-	0,6,6	0.00	-	0,15,15	0.00	-
86	OHX	5	4035	-	0,6,6	0.00	-	0,15,15	0.00	-
86	OHX	5	4036	-	0,6,6	0.00	-	0,15,15	0.00	-

Mol	Type	Chain	Res	Link	Bond lengths			Bond angles		
					Counts	RMSZ	# Z > 2	Counts	RMSZ	# Z > 2
86	OHX	5	4037	-	0,6,6	0.00	-	0,15,15	0.00	-
86	OHX	5	4038	-	0,6,6	0.00	-	0,15,15	0.00	-
86	OHX	5	4039	-	0,6,6	0.00	-	0,15,15	0.00	-
86	OHX	5	4040	-	0,6,6	0.00	-	0,15,15	0.00	-
86	OHX	5	4041	-	0,6,6	0.00	-	0,15,15	0.00	-
86	OHX	5	4042	-	0,6,6	0.00	-	0,15,15	0.00	-
86	OHX	5	4043	-	0,6,6	0.00	-	0,15,15	0.00	-
86	OHX	5	4044	-	0,6,6	0.00	-	0,15,15	0.00	-
86	OHX	5	4045	-	0,6,6	0.00	-	0,15,15	0.00	-
86	OHX	5	4046	-	0,6,6	0.00	-	0,15,15	0.00	-
86	OHX	5	4047	-	0,6,6	0.00	-	0,15,15	0.00	-
86	OHX	5	4048	-	0,6,6	0.00	-	0,15,15	0.00	-
86	OHX	5	4049	-	0,6,6	0.00	-	0,15,15	0.00	-
86	OHX	5	4050	-	0,6,6	0.00	-	0,15,15	0.00	-
86	OHX	5	4051	-	0,6,6	0.00	-	0,15,15	0.00	-
86	OHX	5	4052	-	0,6,6	0.00	-	0,15,15	0.00	-
86	OHX	5	4053	-	0,6,6	0.00	-	0,15,15	0.00	-
86	OHX	5	4054	-	0,6,6	0.00	-	0,15,15	0.00	-
86	OHX	5	4055	-	0,6,6	0.00	-	0,15,15	0.00	-
86	OHX	5	4056	-	0,6,6	0.00	-	0,15,15	0.00	-
86	OHX	5	4057	-	0,6,6	0.00	-	0,15,15	0.00	-
86	OHX	5	4058	-	0,6,6	0.00	-	0,15,15	0.00	-
86	OHX	5	4059	-	0,6,6	0.00	-	0,15,15	0.00	-
86	OHX	5	4060	-	0,6,6	0.00	-	0,15,15	0.00	-
86	OHX	5	4061	-	0,6,6	0.00	-	0,15,15	0.00	-
86	OHX	5	4062	-	0,6,6	0.00	-	0,15,15	0.00	-
86	OHX	5	4063	-	0,6,6	0.00	-	0,15,15	0.00	-
86	OHX	5	4064	-	0,6,6	0.00	-	0,15,15	0.00	-
86	OHX	5	4065	-	0,6,6	0.00	-	0,15,15	0.00	-
86	OHX	5	4066	-	0,6,6	0.00	-	0,15,15	0.00	-
86	OHX	5	4067	-	0,6,6	0.00	-	0,15,15	0.00	-
86	OHX	5	4068	-	0,6,6	0.00	-	0,15,15	0.00	-
86	OHX	5	4069	-	0,6,6	0.00	-	0,15,15	0.00	-
86	OHX	5	4070	-	0,6,6	0.00	-	0,15,15	0.00	-
86	OHX	5	4071	-	0,6,6	0.00	-	0,15,15	0.00	-
86	OHX	5	4072	-	0,6,6	0.00	-	0,15,15	0.00	-
86	OHX	5	4073	-	0,6,6	0.00	-	0,15,15	0.00	-
86	OHX	5	4074	-	0,6,6	0.00	-	0,15,15	0.00	-
86	OHX	5	4075	-	0,6,6	0.00	-	0,15,15	0.00	-
86	OHX	5	4076	-	0,6,6	0.00	-	0,15,15	0.00	-
86	OHX	5	4077	-	0,6,6	0.00	-	0,15,15	0.00	-
86	OHX	5	4078	-	0,6,6	0.00	-	0,15,15	0.00	-
86	OHX	5	4079	-	0,6,6	0.00	-	0,15,15	0.00	-

Mol	Type	Chain	Res	Link	Bond lengths			Bond angles		
					Counts	RMSZ	# Z > 2	Counts	RMSZ	# Z > 2
86	OHX	5	4080	-	0,6,6	0.00	-	0,15,15	0.00	-
86	OHX	5	4081	-	0,6,6	0.00	-	0,15,15	0.00	-
86	OHX	5	4082	-	0,6,6	0.00	-	0,15,15	0.00	-
86	OHX	5	4083	-	0,6,6	0.00	-	0,15,15	0.00	-
86	OHX	5	4084	-	0,6,6	0.00	-	0,15,15	0.00	-
86	OHX	5	4085	-	0,6,6	0.00	-	0,15,15	0.00	-
86	OHX	5	4086	-	0,6,6	0.00	-	0,15,15	0.00	-
86	OHX	5	4087	-	0,6,6	0.00	-	0,15,15	0.00	-
86	OHX	5	4088	-	0,6,6	0.00	-	0,15,15	0.00	-
86	OHX	5	4089	-	0,6,6	0.00	-	0,15,15	0.00	-
86	OHX	5	4090	-	0,6,6	0.00	-	0,15,15	0.00	-
86	OHX	5	4091	-	0,6,6	0.00	-	0,15,15	0.00	-
86	OHX	5	4092	-	0,6,6	0.00	-	0,15,15	0.00	-
86	OHX	5	4093	-	0,6,6	0.00	-	0,15,15	0.00	-
86	OHX	5	4094	-	0,6,6	0.00	-	0,15,15	0.00	-
86	OHX	5	4095	-	0,6,6	0.00	-	0,15,15	0.00	-
86	OHX	5	4096	-	0,6,6	0.00	-	0,15,15	0.00	-
86	OHX	5	4097	-	0,6,6	0.00	-	0,15,15	0.00	-
86	OHX	5	4098	-	0,6,6	0.00	-	0,15,15	0.00	-
86	OHX	5	4099	-	0,6,6	0.00	-	0,15,15	0.00	-
86	OHX	5	4100	-	0,6,6	0.00	-	0,15,15	0.00	-
86	OHX	5	4101	-	0,6,6	0.00	-	0,15,15	0.00	-
86	OHX	5	4102	-	0,6,6	0.00	-	0,15,15	0.00	-
86	OHX	5	4103	-	0,6,6	0.00	-	0,15,15	0.00	-
86	OHX	5	4104	-	0,6,6	0.00	-	0,15,15	0.00	-
86	OHX	5	4105	-	0,6,6	0.00	-	0,15,15	0.00	-
86	OHX	5	4106	-	0,6,6	0.00	-	0,15,15	0.00	-
86	OHX	5	4107	-	0,6,6	0.00	-	0,15,15	0.00	-
86	OHX	5	4108	-	0,6,6	0.00	-	0,15,15	0.00	-
86	OHX	5	4109	-	0,6,6	0.00	-	0,15,15	0.00	-
86	OHX	5	4110	-	0,6,6	0.00	-	0,15,15	0.00	-
86	OHX	5	4111	-	0,6,6	0.00	-	0,15,15	0.00	-
86	OHX	5	4112	-	0,6,6	0.00	-	0,15,15	0.00	-
86	OHX	5	4113	-	0,6,6	0.00	-	0,15,15	0.00	-
86	OHX	5	4114	-	0,6,6	0.00	-	0,15,15	0.00	-
86	OHX	5	4115	-	0,6,6	0.00	-	0,15,15	0.00	-
86	OHX	5	4116	-	0,6,6	0.00	-	0,15,15	0.00	-
86	OHX	5	4117	-	0,6,6	0.00	-	0,15,15	0.00	-
86	OHX	5	4118	-	0,6,6	0.00	-	0,15,15	0.00	-
86	OHX	5	4119	-	0,6,6	0.00	-	0,15,15	0.00	-
86	OHX	5	4120	-	0,6,6	0.00	-	0,15,15	0.00	-
86	OHX	5	4121	-	0,6,6	0.00	-	0,15,15	0.00	-
86	OHX	5	4122	-	0,6,6	0.00	-	0,15,15	0.00	-

Mol	Type	Chain	Res	Link	Bond lengths			Bond angles		
					Counts	RMSZ	# Z > 2	Counts	RMSZ	# Z > 2
86	OHX	5	4123	-	0,6,6	0.00	-	0,15,15	0.00	-
86	OHX	5	4124	-	0,6,6	0.00	-	0,15,15	0.00	-
86	OHX	5	4125	-	0,6,6	0.00	-	0,15,15	0.00	-
86	OHX	5	4126	-	0,6,6	0.00	-	0,15,15	0.00	-
86	OHX	5	4127	-	0,6,6	0.00	-	0,15,15	0.00	-
86	OHX	5	4128	-	0,6,6	0.00	-	0,15,15	0.00	-
86	OHX	5	4129	-	0,6,6	0.00	-	0,15,15	0.00	-
86	OHX	5	4130	-	0,6,6	0.00	-	0,15,15	0.00	-
86	OHX	5	4131	-	0,6,6	0.00	-	0,15,15	0.00	-
86	OHX	5	4132	-	0,6,6	0.00	-	0,15,15	0.00	-
86	OHX	5	4133	-	0,6,6	0.00	-	0,15,15	0.00	-
86	OHX	5	4134	-	0,6,6	0.00	-	0,15,15	0.00	-
86	OHX	5	4135	-	0,6,6	0.00	-	0,15,15	0.00	-
86	OHX	5	4136	-	0,6,6	0.00	-	0,15,15	0.00	-
86	OHX	5	4137	-	0,6,6	0.00	-	0,15,15	0.00	-
86	OHX	5	4138	-	0,6,6	0.00	-	0,15,15	0.00	-
86	OHX	5	4139	-	0,6,6	0.00	-	0,15,15	0.00	-
86	OHX	5	4140	-	0,6,6	0.00	-	0,15,15	0.00	-
86	OHX	5	4141	-	0,6,6	0.00	-	0,15,15	0.00	-
86	OHX	5	4142	-	0,6,6	0.00	-	0,15,15	0.00	-
86	OHX	5	4143	-	0,6,6	0.00	-	0,15,15	0.00	-
86	OHX	5	4144	-	0,6,6	0.00	-	0,15,15	0.00	-
86	OHX	5	4145	-	0,6,6	0.00	-	0,15,15	0.00	-
86	OHX	5	4146	-	0,6,6	0.00	-	0,15,15	0.00	-
86	OHX	5	4147	-	0,6,6	0.00	-	0,15,15	0.00	-
86	OHX	5	4148	-	0,6,6	0.00	-	0,15,15	0.00	-
86	OHX	5	4149	-	0,6,6	0.00	-	0,15,15	0.00	-
86	OHX	5	4150	-	0,6,6	0.00	-	0,15,15	0.00	-
86	OHX	5	4151	-	0,6,6	0.00	-	0,15,15	0.00	-
86	OHX	5	4152	-	0,6,6	0.00	-	0,15,15	0.00	-
86	OHX	5	4153	-	0,6,6	0.00	-	0,15,15	0.00	-
86	OHX	5	4154	-	0,6,6	0.00	-	0,15,15	0.00	-
86	OHX	5	4155	-	0,6,6	0.00	-	0,15,15	0.00	-
86	OHX	5	4156	-	0,6,6	0.00	-	0,15,15	0.00	-
86	OHX	5	4157	-	0,6,6	0.00	-	0,15,15	0.00	-
86	OHX	5	4158	-	0,6,6	0.00	-	0,15,15	0.00	-
86	OHX	5	4159	-	0,6,6	0.00	-	0,15,15	0.00	-
86	OHX	5	4160	-	0,6,6	0.00	-	0,15,15	0.00	-
86	OHX	5	4161	-	0,6,6	0.00	-	0,15,15	0.00	-
86	OHX	5	4162	-	0,6,6	0.00	-	0,15,15	0.00	-
86	OHX	5	4163	-	0,6,6	0.00	-	0,15,15	0.00	-
86	OHX	5	4164	-	0,6,6	0.00	-	0,15,15	0.00	-
86	OHX	5	4165	-	0,6,6	0.00	-	0,15,15	0.00	-

Mol	Type	Chain	Res	Link	Bond lengths			Bond angles		
					Counts	RMSZ	# Z > 2	Counts	RMSZ	# Z > 2
86	OHX	5	4166	-	0,6,6	0.00	-	0,15,15	0.00	-
86	OHX	5	4167	-	0,6,6	0.00	-	0,15,15	0.00	-
86	OHX	5	4168	-	0,6,6	0.00	-	0,15,15	0.00	-
86	OHX	5	4169	-	0,6,6	0.00	-	0,15,15	0.00	-
86	OHX	5	4170	-	0,6,6	0.00	-	0,15,15	0.00	-
86	OHX	5	4171	-	0,6,6	0.00	-	0,15,15	0.00	-
86	OHX	5	4172	-	0,6,6	0.00	-	0,15,15	0.00	-
86	OHX	5	4173	-	0,6,6	0.00	-	0,15,15	0.00	-
86	OHX	5	4174	-	0,6,6	0.00	-	0,15,15	0.00	-
86	OHX	5	4175	-	0,6,6	0.00	-	0,15,15	0.00	-
86	OHX	5	4176	-	0,6,6	0.00	-	0,15,15	0.00	-
86	OHX	5	4177	-	0,6,6	0.00	-	0,15,15	0.00	-
86	OHX	5	4178	-	0,6,6	0.00	-	0,15,15	0.00	-
86	OHX	5	4179	-	0,6,6	0.00	-	0,15,15	0.00	-
86	OHX	5	4180	-	0,6,6	0.00	-	0,15,15	0.00	-
86	OHX	5	4181	-	0,6,6	0.00	-	0,15,15	0.00	-
86	OHX	5	4182	-	0,6,6	0.00	-	0,15,15	0.00	-
86	OHX	5	4183	-	0,6,6	0.00	-	0,15,15	0.00	-
86	OHX	5	4184	-	0,6,6	0.00	-	0,15,15	0.00	-
86	OHX	5	4185	-	0,6,6	0.00	-	0,15,15	0.00	-
86	OHX	5	4186	-	0,6,6	0.00	-	0,15,15	0.00	-
86	OHX	5	4187	-	0,6,6	0.00	-	0,15,15	0.00	-
86	OHX	5	4188	-	0,6,6	0.00	-	0,15,15	0.00	-
86	OHX	5	4189	-	0,6,6	0.00	-	0,15,15	0.00	-
86	OHX	5	4190	-	0,6,6	0.00	-	0,15,15	0.00	-
86	OHX	5	4191	-	0,6,6	0.00	-	0,15,15	0.00	-
86	OHX	5	4192	-	0,6,6	0.00	-	0,15,15	0.00	-
86	OHX	5	4193	-	0,6,6	0.00	-	0,15,15	0.00	-
86	OHX	5	4194	-	0,6,6	0.00	-	0,15,15	0.00	-
86	OHX	5	4195	-	0,6,6	0.00	-	0,15,15	0.00	-
86	OHX	5	4196	-	0,6,6	0.00	-	0,15,15	0.00	-
86	OHX	5	4197	-	0,6,6	0.00	-	0,15,15	0.00	-
86	OHX	5	4198	-	0,6,6	0.00	-	0,15,15	0.00	-
86	OHX	5	4199	-	0,6,6	0.00	-	0,15,15	0.00	-
86	OHX	5	4200	-	0,6,6	0.00	-	0,15,15	0.00	-
86	OHX	5	4201	-	0,6,6	0.00	-	0,15,15	0.00	-
86	OHX	5	4202	-	0,6,6	0.00	-	0,15,15	0.00	-
86	OHX	5	4203	-	0,6,6	0.00	-	0,15,15	0.00	-
86	OHX	5	4204	-	0,6,6	0.00	-	0,15,15	0.00	-
86	OHX	5	4205	-	0,6,6	0.00	-	0,15,15	0.00	-
86	OHX	5	4206	-	0,6,6	0.00	-	0,15,15	0.00	-
86	OHX	5	4207	-	0,6,6	0.00	-	0,15,15	0.00	-
86	OHX	5	4208	-	0,6,6	0.00	-	0,15,15	0.00	-

Mol	Type	Chain	Res	Link	Bond lengths			Bond angles		
					Counts	RMSZ	# Z > 2	Counts	RMSZ	# Z > 2
86	OHX	5	4209	-	0,6,6	0.00	-	0,15,15	0.00	-
86	OHX	5	4210	-	0,6,6	0.00	-	0,15,15	0.00	-
86	OHX	5	4211	-	0,6,6	0.00	-	0,15,15	0.00	-
86	OHX	5	4212	-	0,6,6	0.00	-	0,15,15	0.00	-
86	OHX	5	4213	-	0,6,6	0.00	-	0,15,15	0.00	-
86	OHX	5	4214	-	0,6,6	0.00	-	0,15,15	0.00	-
86	OHX	5	4215	-	0,6,6	0.00	-	0,15,15	0.00	-
86	OHX	5	4216	-	0,6,6	0.00	-	0,15,15	0.00	-
86	OHX	5	4217	-	0,6,6	0.00	-	0,15,15	0.00	-
86	OHX	5	4218	-	0,6,6	0.00	-	0,15,15	0.00	-
86	OHX	5	4219	-	0,6,6	0.00	-	0,15,15	0.00	-
86	OHX	5	4220	-	0,6,6	0.00	-	0,15,15	0.00	-
86	OHX	5	4221	-	0,6,6	0.00	-	0,15,15	0.00	-
86	OHX	5	4222	-	0,6,6	0.00	-	0,15,15	0.00	-
86	OHX	5	4223	-	0,6,6	0.00	-	0,15,15	0.00	-
86	OHX	5	4224	-	0,6,6	0.00	-	0,15,15	0.00	-
86	OHX	5	4225	-	0,6,6	0.00	-	0,15,15	0.00	-
86	OHX	5	4226	-	0,6,6	0.00	-	0,15,15	0.00	-
86	OHX	5	4227	-	0,6,6	0.00	-	0,15,15	0.00	-
86	OHX	5	4228	-	0,6,6	0.00	-	0,15,15	0.00	-
86	OHX	5	4229	-	0,6,6	0.00	-	0,15,15	0.00	-
86	OHX	5	4230	-	0,6,6	0.00	-	0,15,15	0.00	-
86	OHX	5	4231	-	0,6,6	0.00	-	0,15,15	0.00	-
86	OHX	5	4232	-	0,6,6	0.00	-	0,15,15	0.00	-
86	OHX	5	4233	-	0,6,6	0.00	-	0,15,15	0.00	-
86	OHX	5	4234	-	0,6,6	0.00	-	0,15,15	0.00	-
86	OHX	5	4235	-	0,6,6	0.00	-	0,15,15	0.00	-
86	OHX	5	4236	-	0,6,6	0.00	-	0,15,15	0.00	-
86	OHX	5	4237	-	0,6,6	0.00	-	0,15,15	0.00	-
86	OHX	5	4238	-	0,6,6	0.00	-	0,15,15	0.00	-
86	OHX	5	4239	-	0,6,6	0.00	-	0,15,15	0.00	-
86	OHX	5	4240	-	0,6,6	0.00	-	0,15,15	0.00	-
86	OHX	5	4241	-	0,6,6	0.00	-	0,15,15	0.00	-
86	OHX	5	4242	-	0,6,6	0.00	-	0,15,15	0.00	-
86	OHX	5	4243	-	0,6,6	0.00	-	0,15,15	0.00	-
86	OHX	5	4244	-	0,6,6	0.00	-	0,15,15	0.00	-
86	OHX	5	4245	-	0,6,6	0.00	-	0,15,15	0.00	-
86	OHX	5	4246	-	0,6,6	0.00	-	0,15,15	0.00	-
86	OHX	5	4247	-	0,6,6	0.00	-	0,15,15	0.00	-
88	BLS	5	4248	-	18,31,31	0.89	0	12,43,43	1.78	2 (16%)
86	OHX	6	2046	-	0,6,6	0.00	-	0,15,15	0.00	-
86	OHX	6	2047	-	0,6,6	0.00	-	0,15,15	0.00	-
86	OHX	6	2048	-	0,6,6	0.00	-	0,15,15	0.00	-

Mol	Type	Chain	Res	Link	Bond lengths			Bond angles		
					Counts	RMSZ	# Z > 2	Counts	RMSZ	# Z > 2
86	OHX	6	2049	-	0,6,6	0.00	-	0,15,15	0.00	-
86	OHX	6	2050	-	0,6,6	0.00	-	0,15,15	0.00	-
86	OHX	6	2051	-	0,6,6	0.00	-	0,15,15	0.00	-
86	OHX	6	2052	-	0,6,6	0.00	-	0,15,15	0.00	-
86	OHX	6	2053	-	0,6,6	0.00	-	0,15,15	0.00	-
86	OHX	6	2054	-	0,6,6	0.00	-	0,15,15	0.00	-
86	OHX	6	2055	-	0,6,6	0.00	-	0,15,15	0.00	-
86	OHX	6	2056	-	0,6,6	0.00	-	0,15,15	0.00	-
86	OHX	6	2057	-	0,6,6	0.00	-	0,15,15	0.00	-
86	OHX	6	2058	-	0,6,6	0.00	-	0,15,15	0.00	-
86	OHX	6	2059	-	0,6,6	0.00	-	0,15,15	0.00	-
86	OHX	6	2060	-	0,6,6	0.00	-	0,15,15	0.00	-
86	OHX	6	2061	-	0,6,6	0.00	-	0,15,15	0.00	-
86	OHX	6	2062	-	0,6,6	0.00	-	0,15,15	0.00	-
86	OHX	6	2063	-	0,6,6	0.00	-	0,15,15	0.00	-
86	OHX	6	2064	-	0,6,6	0.00	-	0,15,15	0.00	-
86	OHX	6	2065	-	0,6,6	0.00	-	0,15,15	0.00	-
86	OHX	6	2066	-	0,6,6	0.00	-	0,15,15	0.00	-
86	OHX	6	2067	-	0,6,6	0.00	-	0,15,15	0.00	-
86	OHX	6	2068	-	0,6,6	0.00	-	0,15,15	0.00	-
86	OHX	6	2069	-	0,6,6	0.00	-	0,15,15	0.00	-
86	OHX	6	2070	-	0,6,6	0.00	-	0,15,15	0.00	-
86	OHX	6	2071	-	0,6,6	0.00	-	0,15,15	0.00	-
86	OHX	6	2072	-	0,6,6	0.00	-	0,15,15	0.00	-
86	OHX	6	2073	-	0,6,6	0.00	-	0,15,15	0.00	-
86	OHX	6	2074	-	0,6,6	0.00	-	0,15,15	0.00	-
86	OHX	6	2075	-	0,6,6	0.00	-	0,15,15	0.00	-
86	OHX	6	2076	-	0,6,6	0.00	-	0,15,15	0.00	-
86	OHX	6	2077	-	0,6,6	0.00	-	0,15,15	0.00	-
86	OHX	6	2078	-	0,6,6	0.00	-	0,15,15	0.00	-
86	OHX	6	2079	-	0,6,6	0.00	-	0,15,15	0.00	-
86	OHX	6	2080	-	0,6,6	0.00	-	0,15,15	0.00	-
86	OHX	6	2081	-	0,6,6	0.00	-	0,15,15	0.00	-
86	OHX	6	2082	-	0,6,6	0.00	-	0,15,15	0.00	-
86	OHX	6	2083	-	0,6,6	0.00	-	0,15,15	0.00	-
86	OHX	6	2084	-	0,6,6	0.00	-	0,15,15	0.00	-
86	OHX	6	2085	-	0,6,6	0.00	-	0,15,15	0.00	-
86	OHX	6	2086	-	0,6,6	0.00	-	0,15,15	0.00	-
86	OHX	6	2087	-	0,6,6	0.00	-	0,15,15	0.00	-
86	OHX	6	2088	-	0,6,6	0.00	-	0,15,15	0.00	-
86	OHX	6	2089	-	0,6,6	0.00	-	0,15,15	0.00	-
86	OHX	6	2090	-	0,6,6	0.00	-	0,15,15	0.00	-
86	OHX	6	2091	-	0,6,6	0.00	-	0,15,15	0.00	-

Mol	Type	Chain	Res	Link	Bond lengths			Bond angles		
					Counts	RMSZ	# Z > 2	Counts	RMSZ	# Z > 2
86	OHX	6	2092	-	0,6,6	0.00	-	0,15,15	0.00	-
86	OHX	6	2093	-	0,6,6	0.00	-	0,15,15	0.00	-
86	OHX	6	2094	-	0,6,6	0.00	-	0,15,15	0.00	-
86	OHX	6	2095	-	0,6,6	0.00	-	0,15,15	0.00	-
86	OHX	6	2096	-	0,6,6	0.00	-	0,15,15	0.00	-
86	OHX	6	2097	-	0,6,6	0.00	-	0,15,15	0.00	-
86	OHX	6	2098	-	0,6,6	0.00	-	0,15,15	0.00	-
86	OHX	6	2099	-	0,6,6	0.00	-	0,15,15	0.00	-
86	OHX	6	2100	-	0,6,6	0.00	-	0,15,15	0.00	-
86	OHX	6	2101	-	0,6,6	0.00	-	0,15,15	0.00	-
86	OHX	6	2102	-	0,6,6	0.00	-	0,15,15	0.00	-
86	OHX	6	2103	-	0,6,6	0.00	-	0,15,15	0.00	-
86	OHX	6	2104	-	0,6,6	0.00	-	0,15,15	0.00	-
86	OHX	6	2105	-	0,6,6	0.00	-	0,15,15	0.00	-
86	OHX	6	2106	-	0,6,6	0.00	-	0,15,15	0.00	-
86	OHX	6	2107	-	0,6,6	0.00	-	0,15,15	0.00	-
86	OHX	6	2108	-	0,6,6	0.00	-	0,15,15	0.00	-
86	OHX	6	2109	-	0,6,6	0.00	-	0,15,15	0.00	-
86	OHX	6	2110	-	0,6,6	0.00	-	0,15,15	0.00	-
86	OHX	6	2111	-	0,6,6	0.00	-	0,15,15	0.00	-
86	OHX	6	2112	-	0,6,6	0.00	-	0,15,15	0.00	-
86	OHX	6	2113	-	0,6,6	0.00	-	0,15,15	0.00	-
86	OHX	6	2114	-	0,6,6	0.00	-	0,15,15	0.00	-
86	OHX	6	2115	-	0,6,6	0.00	-	0,15,15	0.00	-
86	OHX	6	2116	-	0,6,6	0.00	-	0,15,15	0.00	-
86	OHX	6	2117	-	0,6,6	0.00	-	0,15,15	0.00	-
86	OHX	6	2118	-	0,6,6	0.00	-	0,15,15	0.00	-
86	OHX	6	2119	-	0,6,6	0.00	-	0,15,15	0.00	-
86	OHX	6	2120	-	0,6,6	0.00	-	0,15,15	0.00	-
86	OHX	6	2121	-	0,6,6	0.00	-	0,15,15	0.00	-
86	OHX	6	2122	-	0,6,6	0.00	-	0,15,15	0.00	-
86	OHX	6	2123	-	0,6,6	0.00	-	0,15,15	0.00	-
86	OHX	6	2124	-	0,6,6	0.00	-	0,15,15	0.00	-
86	OHX	6	2125	-	0,6,6	0.00	-	0,15,15	0.00	-
86	OHX	6	2126	-	0,6,6	0.00	-	0,15,15	0.00	-
86	OHX	6	2127	-	0,6,6	0.00	-	0,15,15	0.00	-
86	OHX	6	2128	-	0,6,6	0.00	-	0,15,15	0.00	-
86	OHX	6	2129	-	0,6,6	0.00	-	0,15,15	0.00	-
86	OHX	6	2130	-	0,6,6	0.00	-	0,15,15	0.00	-
86	OHX	6	2131	-	0,6,6	0.00	-	0,15,15	0.00	-
86	OHX	6	2132	-	0,6,6	0.00	-	0,15,15	0.00	-
86	OHX	6	2133	-	0,6,6	0.00	-	0,15,15	0.00	-
86	OHX	6	2134	-	0,6,6	0.00	-	0,15,15	0.00	-

Mol	Type	Chain	Res	Link	Bond lengths			Bond angles		
					Counts	RMSZ	# Z > 2	Counts	RMSZ	# Z > 2
86	OHX	6	2135	-	0,6,6	0.00	-	0,15,15	0.00	-
86	OHX	6	2136	-	0,6,6	0.00	-	0,15,15	0.00	-
86	OHX	6	2137	-	0,6,6	0.00	-	0,15,15	0.00	-
86	OHX	6	2138	-	0,6,6	0.00	-	0,15,15	0.00	-
86	OHX	6	2139	-	0,6,6	0.00	-	0,15,15	0.00	-
86	OHX	6	2140	-	0,6,6	0.00	-	0,15,15	0.00	-
86	OHX	6	2141	-	0,6,6	0.00	-	0,15,15	0.00	-
86	OHX	6	2142	-	0,6,6	0.00	-	0,15,15	0.00	-
86	OHX	6	2143	-	0,6,6	0.00	-	0,15,15	0.00	-
86	OHX	6	2144	-	0,6,6	0.00	-	0,15,15	0.00	-
86	OHX	6	2145	-	0,6,6	0.00	-	0,15,15	0.00	-
86	OHX	6	2146	-	0,6,6	0.00	-	0,15,15	0.00	-
86	OHX	6	2147	-	0,6,6	0.00	-	0,15,15	0.00	-
86	OHX	6	2148	-	0,6,6	0.00	-	0,15,15	0.00	-
86	OHX	6	2149	-	0,6,6	0.00	-	0,15,15	0.00	-
86	OHX	6	2150	-	0,6,6	0.00	-	0,15,15	0.00	-
86	OHX	6	2151	-	0,6,6	0.00	-	0,15,15	0.00	-
86	OHX	6	2152	-	0,6,6	0.00	-	0,15,15	0.00	-
86	OHX	6	2153	-	0,6,6	0.00	-	0,15,15	0.00	-
86	OHX	6	2154	-	0,6,6	0.00	-	0,15,15	0.00	-
86	OHX	6	2155	-	0,6,6	0.00	-	0,15,15	0.00	-
86	OHX	6	2156	-	0,6,6	0.00	-	0,15,15	0.00	-
86	OHX	6	2157	-	0,6,6	0.00	-	0,15,15	0.00	-
86	OHX	6	2158	-	0,6,6	0.00	-	0,15,15	0.00	-
86	OHX	6	2159	-	0,6,6	0.00	-	0,15,15	0.00	-
86	OHX	6	2160	-	0,6,6	0.00	-	0,15,15	0.00	-
86	OHX	6	2161	-	0,6,6	0.00	-	0,15,15	0.00	-
86	OHX	6	2162	-	0,6,6	0.00	-	0,15,15	0.00	-
86	OHX	6	2163	-	0,6,6	0.00	-	0,15,15	0.00	-
86	OHX	6	2164	-	0,6,6	0.00	-	0,15,15	0.00	-
86	OHX	6	2165	-	0,6,6	0.00	-	0,15,15	0.00	-
86	OHX	6	2166	-	0,6,6	0.00	-	0,15,15	0.00	-
86	OHX	6	2167	-	0,6,6	0.00	-	0,15,15	0.00	-
86	OHX	6	2168	-	0,6,6	0.00	-	0,15,15	0.00	-
86	OHX	6	2169	-	0,6,6	0.00	-	0,15,15	0.00	-
86	OHX	6	2170	-	0,6,6	0.00	-	0,15,15	0.00	-
86	OHX	6	2171	-	0,6,6	0.00	-	0,15,15	0.00	-
86	OHX	6	2172	-	0,6,6	0.00	-	0,15,15	0.00	-
86	OHX	6	2173	-	0,6,6	0.00	-	0,15,15	0.00	-
86	OHX	6	2174	-	0,6,6	0.00	-	0,15,15	0.00	-
86	OHX	6	2175	-	0,6,6	0.00	-	0,15,15	0.00	-
86	OHX	6	2176	-	0,6,6	0.00	-	0,15,15	0.00	-
86	OHX	6	2177	-	0,6,6	0.00	-	0,15,15	0.00	-

Mol	Type	Chain	Res	Link	Bond lengths			Bond angles		
					Counts	RMSZ	# Z > 2	Counts	RMSZ	# Z > 2
86	OHX	6	2178	-	0,6,6	0.00	-	0,15,15	0.00	-
86	OHX	6	2179	-	0,6,6	0.00	-	0,15,15	0.00	-
86	OHX	6	2180	-	0,6,6	0.00	-	0,15,15	0.00	-
86	OHX	6	2181	-	0,6,6	0.00	-	0,15,15	0.00	-
86	OHX	6	2182	-	0,6,6	0.00	-	0,15,15	0.00	-
86	OHX	6	2183	-	0,6,6	0.00	-	0,15,15	0.00	-
86	OHX	6	2184	-	0,6,6	0.00	-	0,15,15	0.00	-
86	OHX	6	2185	-	0,6,6	0.00	-	0,15,15	0.00	-
86	OHX	6	2186	-	0,6,6	0.00	-	0,15,15	0.00	-
86	OHX	6	2187	-	0,6,6	0.00	-	0,15,15	0.00	-
86	OHX	6	2188	-	0,6,6	0.00	-	0,15,15	0.00	-
86	OHX	6	2189	-	0,6,6	0.00	-	0,15,15	0.00	-
86	OHX	6	2190	-	0,6,6	0.00	-	0,15,15	0.00	-
86	OHX	6	2191	-	0,6,6	0.00	-	0,15,15	0.00	-
86	OHX	6	2192	-	0,6,6	0.00	-	0,15,15	0.00	-
86	OHX	6	2193	-	0,6,6	0.00	-	0,15,15	0.00	-
86	OHX	6	2194	-	0,6,6	0.00	-	0,15,15	0.00	-
86	OHX	6	2195	-	0,6,6	0.00	-	0,15,15	0.00	-
86	OHX	6	2196	-	0,6,6	0.00	-	0,15,15	0.00	-
86	OHX	6	2197	-	0,6,6	0.00	-	0,15,15	0.00	-
86	OHX	6	2198	-	0,6,6	0.00	-	0,15,15	0.00	-
86	OHX	6	2199	-	0,6,6	0.00	-	0,15,15	0.00	-
86	OHX	6	2200	-	0,6,6	0.00	-	0,15,15	0.00	-
86	OHX	6	2201	-	0,6,6	0.00	-	0,15,15	0.00	-
86	OHX	6	2202	-	0,6,6	0.00	-	0,15,15	0.00	-
86	OHX	6	2203	-	0,6,6	0.00	-	0,15,15	0.00	-
86	OHX	6	2204	-	0,6,6	0.00	-	0,15,15	0.00	-
86	OHX	7	218	-	0,6,6	0.00	-	0,15,15	0.00	-
86	OHX	7	219	-	0,6,6	0.00	-	0,15,15	0.00	-
86	OHX	7	220	-	0,6,6	0.00	-	0,15,15	0.00	-
86	OHX	7	221	-	0,6,6	0.00	-	0,15,15	0.00	-
86	OHX	7	222	-	0,6,6	0.00	-	0,15,15	0.00	-
86	OHX	7	223	-	0,6,6	0.00	-	0,15,15	0.00	-
86	OHX	7	224	-	0,6,6	0.00	-	0,15,15	0.00	-
86	OHX	7	225	-	0,6,6	0.00	-	0,15,15	0.00	-
86	OHX	7	226	-	0,6,6	0.00	-	0,15,15	0.00	-
86	OHX	7	227	-	0,6,6	0.00	-	0,15,15	0.00	-
86	OHX	7	228	-	0,6,6	0.00	-	0,15,15	0.00	-
86	OHX	7	229	-	0,6,6	0.00	-	0,15,15	0.00	-
86	OHX	8	215	-	0,6,6	0.00	-	0,15,15	0.00	-
86	OHX	8	216	-	0,6,6	0.00	-	0,15,15	0.00	-
86	OHX	8	217	-	0,6,6	0.00	-	0,15,15	0.00	-
86	OHX	8	218	-	0,6,6	0.00	-	0,15,15	0.00	-

Mol	Type	Chain	Res	Link	Bond lengths			Bond angles		
					Counts	RMSZ	# Z > 2	Counts	RMSZ	# Z > 2
86	OHX	8	219	-	0,6,6	0.00	-	0,15,15	0.00	-
86	OHX	8	220	-	0,6,6	0.00	-	0,15,15	0.00	-
86	OHX	8	221	-	0,6,6	0.00	-	0,15,15	0.00	-
86	OHX	8	222	-	0,6,6	0.00	-	0,15,15	0.00	-
86	OHX	8	223	-	0,6,6	0.00	-	0,15,15	0.00	-
86	OHX	8	224	-	0,6,6	0.00	-	0,15,15	0.00	-
86	OHX	8	225	-	0,6,6	0.00	-	0,15,15	0.00	-
86	OHX	8	226	-	0,6,6	0.00	-	0,15,15	0.00	-
86	OHX	8	227	-	0,6,6	0.00	-	0,15,15	0.00	-
86	OHX	8	228	-	0,6,6	0.00	-	0,15,15	0.00	-
86	OHX	8	229	-	0,6,6	0.00	-	0,15,15	0.00	-
86	OHX	C3	201	-	0,6,6	0.00	-	0,15,15	0.00	-
86	OHX	C5	201	-	0,6,6	0.00	-	0,15,15	0.00	-
86	OHX	C8	201	-	0,6,6	0.00	-	0,15,15	0.00	-
86	OHX	D3	202	-	0,6,6	0.00	-	0,15,15	0.00	-
86	OHX	D9	102	-	0,6,6	0.00	-	0,15,15	0.00	-
86	OHX	L3	405	-	0,6,6	0.00	-	0,15,15	0.00	-
86	OHX	L3	406	-	0,6,6	0.00	-	0,15,15	0.00	-
86	OHX	L4	404	-	0,6,6	0.00	-	0,15,15	0.00	-
86	OHX	M0	304	-	0,6,6	0.00	-	0,15,15	0.00	-
86	OHX	M5	303	-	0,6,6	0.00	-	0,15,15	0.00	-
86	OHX	M7	206	-	0,6,6	0.00	-	0,15,15	0.00	-
86	OHX	M7	207	-	0,6,6	0.00	-	0,15,15	0.00	-
86	OHX	M9	202	-	0,6,6	0.00	-	0,15,15	0.00	-
86	OHX	N9	101	-	0,6,6	0.00	-	0,15,15	0.00	-
86	OHX	O1	202	-	0,6,6	0.00	-	0,15,15	0.00	-
86	OHX	O3	201	-	0,6,6	0.00	-	0,15,15	0.00	-
86	OHX	O7	104	-	0,6,6	0.00	-	0,15,15	0.00	-
86	OHX	O7	105	-	0,6,6	0.00	-	0,15,15	0.00	-
86	OHX	Q2	503	-	0,6,6	0.00	-	0,15,15	0.00	-
86	OHX	S8	302	-	0,6,6	0.00	-	0,15,15	0.00	-
86	OHX	SR	401	-	0,6,6	0.00	-	0,15,15	0.00	-
86	OHX	c3	201	-	0,6,6	0.00	-	0,15,15	0.00	-
86	OHX	c5	201	-	0,6,6	0.00	-	0,15,15	0.00	-
86	OHX	c8	202	-	0,6,6	0.00	-	0,15,15	0.00	-
86	OHX	d4	201	-	0,6,6	0.00	-	0,15,15	0.00	-
86	OHX	d9	102	-	0,6,6	0.00	-	0,15,15	0.00	-
86	OHX	l3	404	-	0,6,6	0.00	-	0,15,15	0.00	-
86	OHX	l3	405	-	0,6,6	0.00	-	0,15,15	0.00	-
86	OHX	l4	402	-	0,6,6	0.00	-	0,15,15	0.00	-
86	OHX	l4	403	-	0,6,6	0.00	-	0,15,15	0.00	-
86	OHX	l5	304	-	0,6,6	0.00	-	0,15,15	0.00	-
86	OHX	l5	305	-	0,6,6	0.00	-	0,15,15	0.00	-

Mol	Type	Chain	Res	Link	Bond lengths			Bond angles		
					Counts	RMSZ	# Z > 2	Counts	RMSZ	# Z > 2
86	OHX	l5	306	-	0,6,6	0.00	-	0,15,15	0.00	-
86	OHX	l9	202	-	0,6,6	0.00	-	0,15,15	0.00	-
86	OHX	m0	302	-	0,6,6	0.00	-	0,15,15	0.00	-
86	OHX	m0	303	-	0,6,6	0.00	-	0,15,15	0.00	-
86	OHX	m1	202	-	0,6,6	0.00	-	0,15,15	0.00	-
86	OHX	m4	202	-	0,6,6	0.00	-	0,15,15	0.00	-
86	OHX	m5	306	-	0,6,6	0.00	-	0,15,15	0.00	-
86	OHX	m6	203	-	0,6,6	0.00	-	0,15,15	0.00	-
86	OHX	m7	207	-	0,6,6	0.00	-	0,15,15	0.00	-
86	OHX	n1	201	-	0,6,6	0.00	-	0,15,15	0.00	-
86	OHX	n3	202	-	0,6,6	0.00	-	0,15,15	0.00	-
86	OHX	n9	103	-	0,6,6	0.00	-	0,15,15	0.00	-
86	OHX	o3	203	-	0,6,6	0.00	-	0,15,15	0.00	-
86	OHX	o7	103	-	0,6,6	0.00	-	0,15,15	0.00	-
86	OHX	q2	502	-	0,6,6	0.00	-	0,15,15	0.00	-
86	OHX	s1	302	-	0,6,6	0.00	-	0,15,15	0.00	-
86	OHX	s1	303	-	0,6,6	0.00	-	0,15,15	0.00	-
86	OHX	s4	301	-	0,6,6	0.00	-	0,15,15	0.00	-
86	OHX	s8	302	-	0,6,6	0.00	-	0,15,15	0.00	-
86	OHX	s9	201	-	0,6,6	0.00	-	0,15,15	0.00	-
86	OHX	sR	401	-	0,6,6	0.00	-	0,15,15	0.00	-

In the following table, the Chirals column lists the number of chiral outliers, the number of chiral centers analysed, the number of these observed in the model and the number defined in the chemical component dictionary. Similar counts are reported in the Torsion and Rings columns. '-' means no outliers of that kind were identified.

Mol	Type	Chain	Res	Link	Chirals	Torsions	Rings
86	OHX	1	3857	-	-	0/0/0/0	0/0/0/0
86	OHX	1	3858	-	-	0/0/0/0	0/0/0/0
86	OHX	1	3859	-	-	0/0/0/0	0/0/0/0
86	OHX	1	3860	-	-	0/0/0/0	0/0/0/0
86	OHX	1	3861	-	-	0/0/0/0	0/0/0/0
86	OHX	1	3862	-	-	0/0/0/0	0/0/0/0
86	OHX	1	3863	-	-	0/0/0/0	0/0/0/0
86	OHX	1	3864	-	-	0/0/0/0	0/0/0/0
86	OHX	1	3865	-	-	0/0/0/0	0/0/0/0
86	OHX	1	3866	-	-	0/0/0/0	0/0/0/0
86	OHX	1	3867	-	-	0/0/0/0	0/0/0/0
86	OHX	1	3868	-	-	0/0/0/0	0/0/0/0
86	OHX	1	3869	-	-	0/0/0/0	0/0/0/0
86	OHX	1	3870	-	-	0/0/0/0	0/0/0/0
86	OHX	1	3871	-	-	0/0/0/0	0/0/0/0

Continued on next page...

Continued from previous page...

Mol	Type	Chain	Res	Link	Chirals	Torsions	Rings
86	OHX	1	3872	-	-	0/0/0/0	0/0/0/0
86	OHX	1	3873	-	-	0/0/0/0	0/0/0/0
86	OHX	1	3874	-	-	0/0/0/0	0/0/0/0
86	OHX	1	3875	-	-	0/0/0/0	0/0/0/0
86	OHX	1	3876	-	-	0/0/0/0	0/0/0/0
86	OHX	1	3877	-	-	0/0/0/0	0/0/0/0
86	OHX	1	3878	-	-	0/0/0/0	0/0/0/0
86	OHX	1	3879	-	-	0/0/0/0	0/0/0/0
86	OHX	1	3880	-	-	0/0/0/0	0/0/0/0
86	OHX	1	3881	-	-	0/0/0/0	0/0/0/0
86	OHX	1	3882	-	-	0/0/0/0	0/0/0/0
86	OHX	1	3883	-	-	0/0/0/0	0/0/0/0
86	OHX	1	3884	-	-	0/0/0/0	0/0/0/0
86	OHX	1	3885	-	-	0/0/0/0	0/0/0/0
86	OHX	1	3886	-	-	0/0/0/0	0/0/0/0
86	OHX	1	3887	-	-	0/0/0/0	0/0/0/0
86	OHX	1	3888	-	-	0/0/0/0	0/0/0/0
86	OHX	1	3889	-	-	0/0/0/0	0/0/0/0
86	OHX	1	3890	-	-	0/0/0/0	0/0/0/0
86	OHX	1	3891	-	-	0/0/0/0	0/0/0/0
86	OHX	1	3892	-	-	0/0/0/0	0/0/0/0
86	OHX	1	3893	-	-	0/0/0/0	0/0/0/0
86	OHX	1	3894	-	-	0/0/0/0	0/0/0/0
86	OHX	1	3895	-	-	0/0/0/0	0/0/0/0
86	OHX	1	3896	-	-	0/0/0/0	0/0/0/0
86	OHX	1	3897	-	-	0/0/0/0	0/0/0/0
86	OHX	1	3898	-	-	0/0/0/0	0/0/0/0
86	OHX	1	3899	-	-	0/0/0/0	0/0/0/0
86	OHX	1	3900	-	-	0/0/0/0	0/0/0/0
86	OHX	1	3901	-	-	0/0/0/0	0/0/0/0
86	OHX	1	3902	-	-	0/0/0/0	0/0/0/0
86	OHX	1	3903	-	-	0/0/0/0	0/0/0/0
86	OHX	1	3904	-	-	0/0/0/0	0/0/0/0
86	OHX	1	3905	-	-	0/0/0/0	0/0/0/0
86	OHX	1	3906	-	-	0/0/0/0	0/0/0/0
86	OHX	1	3907	-	-	0/0/0/0	0/0/0/0
86	OHX	1	3908	-	-	0/0/0/0	0/0/0/0
86	OHX	1	3909	-	-	0/0/0/0	0/0/0/0
86	OHX	1	3910	-	-	0/0/0/0	0/0/0/0
86	OHX	1	3911	-	-	0/0/0/0	0/0/0/0
86	OHX	1	3912	-	-	0/0/0/0	0/0/0/0
86	OHX	1	3913	-	-	0/0/0/0	0/0/0/0

Continued on next page...

Continued from previous page...

Mol	Type	Chain	Res	Link	Chirals	Torsions	Rings
86	OHX	1	3914	-	-	0/0/0/0	0/0/0/0
86	OHX	1	3915	-	-	0/0/0/0	0/0/0/0
86	OHX	1	3916	-	-	0/0/0/0	0/0/0/0
86	OHX	1	3917	-	-	0/0/0/0	0/0/0/0
86	OHX	1	3918	-	-	0/0/0/0	0/0/0/0
86	OHX	1	3919	-	-	0/0/0/0	0/0/0/0
86	OHX	1	3920	-	-	0/0/0/0	0/0/0/0
86	OHX	1	3921	-	-	0/0/0/0	0/0/0/0
86	OHX	1	3922	-	-	0/0/0/0	0/0/0/0
86	OHX	1	3923	-	-	0/0/0/0	0/0/0/0
86	OHX	1	3924	-	-	0/0/0/0	0/0/0/0
86	OHX	1	3925	-	-	0/0/0/0	0/0/0/0
86	OHX	1	3926	-	-	0/0/0/0	0/0/0/0
86	OHX	1	3927	-	-	0/0/0/0	0/0/0/0
86	OHX	1	3928	-	-	0/0/0/0	0/0/0/0
86	OHX	1	3929	-	-	0/0/0/0	0/0/0/0
86	OHX	1	3930	-	-	0/0/0/0	0/0/0/0
86	OHX	1	3931	-	-	0/0/0/0	0/0/0/0
86	OHX	1	3932	-	-	0/0/0/0	0/0/0/0
86	OHX	1	3933	-	-	0/0/0/0	0/0/0/0
86	OHX	1	3934	-	-	0/0/0/0	0/0/0/0
86	OHX	1	3935	-	-	0/0/0/0	0/0/0/0
86	OHX	1	3936	-	-	0/0/0/0	0/0/0/0
86	OHX	1	3937	-	-	0/0/0/0	0/0/0/0
86	OHX	1	3938	-	-	0/0/0/0	0/0/0/0
86	OHX	1	3939	-	-	0/0/0/0	0/0/0/0
86	OHX	1	3940	-	-	0/0/0/0	0/0/0/0
86	OHX	1	3941	-	-	0/0/0/0	0/0/0/0
86	OHX	1	3942	-	-	0/0/0/0	0/0/0/0
86	OHX	1	3943	-	-	0/0/0/0	0/0/0/0
86	OHX	1	3944	-	-	0/0/0/0	0/0/0/0
86	OHX	1	3945	-	-	0/0/0/0	0/0/0/0
86	OHX	1	3946	-	-	0/0/0/0	0/0/0/0
86	OHX	1	3947	-	-	0/0/0/0	0/0/0/0
86	OHX	1	3948	-	-	0/0/0/0	0/0/0/0
86	OHX	1	3949	-	-	0/0/0/0	0/0/0/0
86	OHX	1	3950	-	-	0/0/0/0	0/0/0/0
86	OHX	1	3951	-	-	0/0/0/0	0/0/0/0
86	OHX	1	3952	-	-	0/0/0/0	0/0/0/0
86	OHX	1	3953	-	-	0/0/0/0	0/0/0/0
86	OHX	1	3954	-	-	0/0/0/0	0/0/0/0
86	OHX	1	3955	-	-	0/0/0/0	0/0/0/0

Continued on next page...

Continued from previous page...

Mol	Type	Chain	Res	Link	Chirals	Torsions	Rings
86	OHX	1	3956	-	-	0/0/0/0	0/0/0/0
86	OHX	1	3957	-	-	0/0/0/0	0/0/0/0
86	OHX	1	3958	-	-	0/0/0/0	0/0/0/0
86	OHX	1	3959	-	-	0/0/0/0	0/0/0/0
86	OHX	1	3960	-	-	0/0/0/0	0/0/0/0
86	OHX	1	3961	-	-	0/0/0/0	0/0/0/0
86	OHX	1	3962	-	-	0/0/0/0	0/0/0/0
86	OHX	1	3963	-	-	0/0/0/0	0/0/0/0
86	OHX	1	3964	-	-	0/0/0/0	0/0/0/0
86	OHX	1	3965	-	-	0/0/0/0	0/0/0/0
86	OHX	1	3966	-	-	0/0/0/0	0/0/0/0
86	OHX	1	3967	-	-	0/0/0/0	0/0/0/0
86	OHX	1	3968	-	-	0/0/0/0	0/0/0/0
86	OHX	1	3969	-	-	0/0/0/0	0/0/0/0
86	OHX	1	3970	-	-	0/0/0/0	0/0/0/0
86	OHX	1	3971	-	-	0/0/0/0	0/0/0/0
86	OHX	1	3972	-	-	0/0/0/0	0/0/0/0
86	OHX	1	3973	-	-	0/0/0/0	0/0/0/0
86	OHX	1	3974	-	-	0/0/0/0	0/0/0/0
86	OHX	1	3975	-	-	0/0/0/0	0/0/0/0
86	OHX	1	3976	-	-	0/0/0/0	0/0/0/0
86	OHX	1	3977	-	-	0/0/0/0	0/0/0/0
86	OHX	1	3978	-	-	0/0/0/0	0/0/0/0
86	OHX	1	3979	-	-	0/0/0/0	0/0/0/0
86	OHX	1	3980	-	-	0/0/0/0	0/0/0/0
86	OHX	1	3981	-	-	0/0/0/0	0/0/0/0
86	OHX	1	3982	-	-	0/0/0/0	0/0/0/0
86	OHX	1	3983	-	-	0/0/0/0	0/0/0/0
86	OHX	1	3984	-	-	0/0/0/0	0/0/0/0
86	OHX	1	3985	-	-	0/0/0/0	0/0/0/0
86	OHX	1	3986	-	-	0/0/0/0	0/0/0/0
86	OHX	1	3987	-	-	0/0/0/0	0/0/0/0
86	OHX	1	3988	-	-	0/0/0/0	0/0/0/0
86	OHX	1	3989	-	-	0/0/0/0	0/0/0/0
86	OHX	1	3990	-	-	0/0/0/0	0/0/0/0
86	OHX	1	3991	-	-	0/0/0/0	0/0/0/0
86	OHX	1	3992	-	-	0/0/0/0	0/0/0/0
86	OHX	1	3993	-	-	0/0/0/0	0/0/0/0
86	OHX	1	3994	-	-	0/0/0/0	0/0/0/0
86	OHX	1	3995	-	-	0/0/0/0	0/0/0/0
86	OHX	1	3996	-	-	0/0/0/0	0/0/0/0
86	OHX	1	3997	-	-	0/0/0/0	0/0/0/0

Continued on next page...

Continued from previous page...

Mol	Type	Chain	Res	Link	Chirals	Torsions	Rings
86	OHX	1	3998	-	-	0/0/0/0	0/0/0/0
86	OHX	1	3999	-	-	0/0/0/0	0/0/0/0
86	OHX	1	4000	-	-	0/0/0/0	0/0/0/0
86	OHX	1	4001	-	-	0/0/0/0	0/0/0/0
86	OHX	1	4002	-	-	0/0/0/0	0/0/0/0
86	OHX	1	4003	-	-	0/0/0/0	0/0/0/0
86	OHX	1	4004	-	-	0/0/0/0	0/0/0/0
86	OHX	1	4005	-	-	0/0/0/0	0/0/0/0
86	OHX	1	4006	-	-	0/0/0/0	0/0/0/0
86	OHX	1	4007	-	-	0/0/0/0	0/0/0/0
86	OHX	1	4008	-	-	0/0/0/0	0/0/0/0
86	OHX	1	4009	-	-	0/0/0/0	0/0/0/0
86	OHX	1	4010	-	-	0/0/0/0	0/0/0/0
86	OHX	1	4011	-	-	0/0/0/0	0/0/0/0
86	OHX	1	4012	-	-	0/0/0/0	0/0/0/0
86	OHX	1	4013	-	-	0/0/0/0	0/0/0/0
86	OHX	1	4014	-	-	0/0/0/0	0/0/0/0
86	OHX	1	4015	-	-	0/0/0/0	0/0/0/0
86	OHX	1	4016	-	-	0/0/0/0	0/0/0/0
86	OHX	1	4017	-	-	0/0/0/0	0/0/0/0
86	OHX	1	4018	-	-	0/0/0/0	0/0/0/0
86	OHX	1	4019	-	-	0/0/0/0	0/0/0/0
86	OHX	1	4020	-	-	0/0/0/0	0/0/0/0
86	OHX	1	4021	-	-	0/0/0/0	0/0/0/0
86	OHX	1	4022	-	-	0/0/0/0	0/0/0/0
86	OHX	1	4023	-	-	0/0/0/0	0/0/0/0
86	OHX	1	4024	-	-	0/0/0/0	0/0/0/0
86	OHX	1	4025	-	-	0/0/0/0	0/0/0/0
86	OHX	1	4026	-	-	0/0/0/0	0/0/0/0
86	OHX	1	4027	-	-	0/0/0/0	0/0/0/0
86	OHX	1	4028	-	-	0/0/0/0	0/0/0/0
86	OHX	1	4029	-	-	0/0/0/0	0/0/0/0
86	OHX	1	4030	-	-	0/0/0/0	0/0/0/0
86	OHX	1	4031	-	-	0/0/0/0	0/0/0/0
86	OHX	1	4032	-	-	0/0/0/0	0/0/0/0
86	OHX	1	4033	-	-	0/0/0/0	0/0/0/0
86	OHX	1	4034	-	-	0/0/0/0	0/0/0/0
86	OHX	1	4035	-	-	0/0/0/0	0/0/0/0
86	OHX	1	4036	-	-	0/0/0/0	0/0/0/0
86	OHX	1	4037	-	-	0/0/0/0	0/0/0/0
86	OHX	1	4038	-	-	0/0/0/0	0/0/0/0
86	OHX	1	4039	-	-	0/0/0/0	0/0/0/0

Continued on next page...

Continued from previous page...

Mol	Type	Chain	Res	Link	Chirals	Torsions	Rings
86	OHX	1	4040	-	-	0/0/0/0	0/0/0/0
86	OHX	1	4041	-	-	0/0/0/0	0/0/0/0
86	OHX	1	4042	-	-	0/0/0/0	0/0/0/0
86	OHX	1	4043	-	-	0/0/0/0	0/0/0/0
86	OHX	1	4044	-	-	0/0/0/0	0/0/0/0
86	OHX	1	4045	-	-	0/0/0/0	0/0/0/0
86	OHX	1	4046	-	-	0/0/0/0	0/0/0/0
86	OHX	1	4047	-	-	0/0/0/0	0/0/0/0
86	OHX	1	4048	-	-	0/0/0/0	0/0/0/0
86	OHX	1	4049	-	-	0/0/0/0	0/0/0/0
86	OHX	1	4050	-	-	0/0/0/0	0/0/0/0
86	OHX	1	4051	-	-	0/0/0/0	0/0/0/0
86	OHX	1	4052	-	-	0/0/0/0	0/0/0/0
86	OHX	1	4053	-	-	0/0/0/0	0/0/0/0
86	OHX	1	4054	-	-	0/0/0/0	0/0/0/0
86	OHX	1	4055	-	-	0/0/0/0	0/0/0/0
86	OHX	1	4056	-	-	0/0/0/0	0/0/0/0
86	OHX	1	4057	-	-	0/0/0/0	0/0/0/0
86	OHX	1	4058	-	-	0/0/0/0	0/0/0/0
86	OHX	1	4059	-	-	0/0/0/0	0/0/0/0
86	OHX	1	4060	-	-	0/0/0/0	0/0/0/0
86	OHX	1	4061	-	-	0/0/0/0	0/0/0/0
86	OHX	1	4062	-	-	0/0/0/0	0/0/0/0
86	OHX	1	4063	-	-	0/0/0/0	0/0/0/0
86	OHX	1	4064	-	-	0/0/0/0	0/0/0/0
86	OHX	1	4065	-	-	0/0/0/0	0/0/0/0
86	OHX	1	4066	-	-	0/0/0/0	0/0/0/0
86	OHX	1	4067	-	-	0/0/0/0	0/0/0/0
86	OHX	1	4068	-	-	0/0/0/0	0/0/0/0
86	OHX	1	4069	-	-	0/0/0/0	0/0/0/0
86	OHX	1	4070	-	-	0/0/0/0	0/0/0/0
86	OHX	1	4071	-	-	0/0/0/0	0/0/0/0
86	OHX	1	4072	-	-	0/0/0/0	0/0/0/0
86	OHX	1	4073	-	-	0/0/0/0	0/0/0/0
86	OHX	1	4074	-	-	0/0/0/0	0/0/0/0
86	OHX	1	4075	-	-	0/0/0/0	0/0/0/0
86	OHX	1	4076	-	-	0/0/0/0	0/0/0/0
86	OHX	1	4077	-	-	0/0/0/0	0/0/0/0
86	OHX	1	4078	-	-	0/0/0/0	0/0/0/0
86	OHX	1	4079	-	-	0/0/0/0	0/0/0/0
86	OHX	1	4080	-	-	0/0/0/0	0/0/0/0
86	OHX	1	4081	-	-	0/0/0/0	0/0/0/0

Continued on next page...

Continued from previous page...

Mol	Type	Chain	Res	Link	Chirals	Torsions	Rings
86	OHX	1	4082	-	-	0/0/0/0	0/0/0/0
86	OHX	1	4083	-	-	0/0/0/0	0/0/0/0
86	OHX	1	4084	-	-	0/0/0/0	0/0/0/0
86	OHX	1	4085	-	-	0/0/0/0	0/0/0/0
86	OHX	1	4086	-	-	0/0/0/0	0/0/0/0
86	OHX	1	4087	-	-	0/0/0/0	0/0/0/0
86	OHX	1	4088	-	-	0/0/0/0	0/0/0/0
86	OHX	1	4089	-	-	0/0/0/0	0/0/0/0
86	OHX	1	4090	-	-	0/0/0/0	0/0/0/0
86	OHX	1	4091	-	-	0/0/0/0	0/0/0/0
86	OHX	1	4092	-	-	0/0/0/0	0/0/0/0
86	OHX	1	4093	-	-	0/0/0/0	0/0/0/0
86	OHX	1	4094	-	-	0/0/0/0	0/0/0/0
86	OHX	1	4095	-	-	0/0/0/0	0/0/0/0
86	OHX	1	4096	-	-	0/0/0/0	0/0/0/0
86	OHX	1	4097	-	-	0/0/0/0	0/0/0/0
86	OHX	1	4098	-	-	0/0/0/0	0/0/0/0
86	OHX	1	4099	-	-	0/0/0/0	0/0/0/0
86	OHX	1	4100	-	-	0/0/0/0	0/0/0/0
86	OHX	1	4101	-	-	0/0/0/0	0/0/0/0
86	OHX	1	4102	-	-	0/0/0/0	0/0/0/0
86	OHX	1	4103	-	-	0/0/0/0	0/0/0/0
86	OHX	1	4104	-	-	0/0/0/0	0/0/0/0
86	OHX	1	4105	-	-	0/0/0/0	0/0/0/0
86	OHX	1	4106	-	-	0/0/0/0	0/0/0/0
86	OHX	1	4107	-	-	0/0/0/0	0/0/0/0
86	OHX	1	4108	-	-	0/0/0/0	0/0/0/0
86	OHX	1	4109	-	-	0/0/0/0	0/0/0/0
86	OHX	1	4110	-	-	0/0/0/0	0/0/0/0
86	OHX	1	4111	-	-	0/0/0/0	0/0/0/0
86	OHX	1	4112	-	-	0/0/0/0	0/0/0/0
86	OHX	1	4113	-	-	0/0/0/0	0/0/0/0
86	OHX	1	4114	-	-	0/0/0/0	0/0/0/0
86	OHX	1	4115	-	-	0/0/0/0	0/0/0/0
86	OHX	1	4116	-	-	0/0/0/0	0/0/0/0
86	OHX	1	4117	-	-	0/0/0/0	0/0/0/0
86	OHX	1	4118	-	-	0/0/0/0	0/0/0/0
86	OHX	1	4119	-	-	0/0/0/0	0/0/0/0
86	OHX	1	4120	-	-	0/0/0/0	0/0/0/0
86	OHX	1	4121	-	-	0/0/0/0	0/0/0/0
86	OHX	1	4122	-	-	0/0/0/0	0/0/0/0
86	OHX	1	4123	-	-	0/0/0/0	0/0/0/0

Continued on next page...

Continued from previous page...

Mol	Type	Chain	Res	Link	Chirals	Torsions	Rings
86	OHX	1	4124	-	-	0/0/0/0	0/0/0/0
86	OHX	1	4125	-	-	0/0/0/0	0/0/0/0
86	OHX	1	4126	-	-	0/0/0/0	0/0/0/0
86	OHX	1	4127	-	-	0/0/0/0	0/0/0/0
86	OHX	1	4128	-	-	0/0/0/0	0/0/0/0
86	OHX	1	4129	-	-	0/0/0/0	0/0/0/0
86	OHX	1	4130	-	-	0/0/0/0	0/0/0/0
86	OHX	1	4131	-	-	0/0/0/0	0/0/0/0
86	OHX	1	4132	-	-	0/0/0/0	0/0/0/0
86	OHX	1	4133	-	-	0/0/0/0	0/0/0/0
86	OHX	1	4134	-	-	0/0/0/0	0/0/0/0
86	OHX	1	4135	-	-	0/0/0/0	0/0/0/0
86	OHX	1	4136	-	-	0/0/0/0	0/0/0/0
86	OHX	1	4137	-	-	0/0/0/0	0/0/0/0
86	OHX	1	4138	-	-	0/0/0/0	0/0/0/0
86	OHX	1	4139	-	-	0/0/0/0	0/0/0/0
86	OHX	1	4140	-	-	0/0/0/0	0/0/0/0
86	OHX	1	4141	-	-	0/0/0/0	0/0/0/0
86	OHX	1	4142	-	-	0/0/0/0	0/0/0/0
86	OHX	1	4143	-	-	0/0/0/0	0/0/0/0
86	OHX	1	4144	-	-	0/0/0/0	0/0/0/0
86	OHX	1	4145	-	-	0/0/0/0	0/0/0/0
86	OHX	1	4146	-	-	0/0/0/0	0/0/0/0
86	OHX	1	4147	-	-	0/0/0/0	0/0/0/0
86	OHX	1	4148	-	-	0/0/0/0	0/0/0/0
86	OHX	1	4149	-	-	0/0/0/0	0/0/0/0
86	OHX	1	4150	-	-	0/0/0/0	0/0/0/0
86	OHX	1	4151	-	-	0/0/0/0	0/0/0/0
86	OHX	1	4152	-	-	0/0/0/0	0/0/0/0
86	OHX	1	4153	-	-	0/0/0/0	0/0/0/0
86	OHX	1	4154	-	-	0/0/0/0	0/0/0/0
86	OHX	1	4155	-	-	0/0/0/0	0/0/0/0
86	OHX	1	4156	-	-	0/0/0/0	0/0/0/0
86	OHX	1	4157	-	-	0/0/0/0	0/0/0/0
86	OHX	1	4158	-	-	0/0/0/0	0/0/0/0
86	OHX	1	4159	-	-	0/0/0/0	0/0/0/0
86	OHX	1	4160	-	-	0/0/0/0	0/0/0/0
86	OHX	1	4161	-	-	0/0/0/0	0/0/0/0
86	OHX	1	4162	-	-	0/0/0/0	0/0/0/0
86	OHX	1	4163	-	-	0/0/0/0	0/0/0/0
86	OHX	1	4164	-	-	0/0/0/0	0/0/0/0
86	OHX	1	4165	-	-	0/0/0/0	0/0/0/0

Continued on next page...

Continued from previous page...

Mol	Type	Chain	Res	Link	Chirals	Torsions	Rings
86	OHX	1	4166	-	-	0/0/0/0	0/0/0/0
86	OHX	1	4167	-	-	0/0/0/0	0/0/0/0
86	OHX	1	4168	-	-	0/0/0/0	0/0/0/0
86	OHX	1	4169	-	-	0/0/0/0	0/0/0/0
86	OHX	1	4170	-	-	0/0/0/0	0/0/0/0
86	OHX	1	4171	-	-	0/0/0/0	0/0/0/0
86	OHX	1	4172	-	-	0/0/0/0	0/0/0/0
86	OHX	1	4173	-	-	0/0/0/0	0/0/0/0
86	OHX	1	4174	-	-	0/0/0/0	0/0/0/0
86	OHX	1	4175	-	-	0/0/0/0	0/0/0/0
86	OHX	1	4176	-	-	0/0/0/0	0/0/0/0
86	OHX	1	4177	-	-	0/0/0/0	0/0/0/0
86	OHX	1	4178	-	-	0/0/0/0	0/0/0/0
86	OHX	1	4179	-	-	0/0/0/0	0/0/0/0
86	OHX	1	4180	-	-	0/0/0/0	0/0/0/0
86	OHX	1	4181	-	-	0/0/0/0	0/0/0/0
86	OHX	1	4182	-	-	0/0/0/0	0/0/0/0
86	OHX	1	4183	-	-	0/0/0/0	0/0/0/0
86	OHX	1	4184	-	-	0/0/0/0	0/0/0/0
86	OHX	1	4185	-	-	0/0/0/0	0/0/0/0
86	OHX	1	4186	-	-	0/0/0/0	0/0/0/0
86	OHX	1	4187	-	-	0/0/0/0	0/0/0/0
86	OHX	1	4188	-	-	0/0/0/0	0/0/0/0
86	OHX	1	4189	-	-	0/0/0/0	0/0/0/0
86	OHX	1	4190	-	-	0/0/0/0	0/0/0/0
86	OHX	1	4191	-	-	0/0/0/0	0/0/0/0
86	OHX	1	4192	-	-	0/0/0/0	0/0/0/0
86	OHX	1	4193	-	-	0/0/0/0	0/0/0/0
86	OHX	1	4194	-	-	0/0/0/0	0/0/0/0
86	OHX	1	4195	-	-	0/0/0/0	0/0/0/0
86	OHX	1	4196	-	-	0/0/0/0	0/0/0/0
86	OHX	1	4197	-	-	0/0/0/0	0/0/0/0
86	OHX	1	4198	-	-	0/0/0/0	0/0/0/0
86	OHX	1	4199	-	-	0/0/0/0	0/0/0/0
86	OHX	1	4200	-	-	0/0/0/0	0/0/0/0
86	OHX	1	4201	-	-	0/0/0/0	0/0/0/0
86	OHX	1	4202	-	-	0/0/0/0	0/0/0/0
86	OHX	1	4203	-	-	0/0/0/0	0/0/0/0
86	OHX	1	4204	-	-	0/0/0/0	0/0/0/0
86	OHX	1	4205	-	-	0/0/0/0	0/0/0/0
86	OHX	1	4206	-	-	0/0/0/0	0/0/0/0
86	OHX	1	4207	-	-	0/0/0/0	0/0/0/0

Continued on next page...

Continued from previous page...

Mol	Type	Chain	Res	Link	Chirals	Torsions	Rings
86	OHX	1	4208	-	-	0/0/0/0	0/0/0/0
86	OHX	1	4209	-	-	0/0/0/0	0/0/0/0
86	OHX	1	4210	-	-	0/0/0/0	0/0/0/0
88	BLS	1	4211	-	-	0/13/38/38	0/2/2/2
86	OHX	2	2023	-	-	0/0/0/0	0/0/0/0
86	OHX	2	2024	-	-	0/0/0/0	0/0/0/0
86	OHX	2	2025	-	-	0/0/0/0	0/0/0/0
86	OHX	2	2026	-	-	0/0/0/0	0/0/0/0
86	OHX	2	2027	-	-	0/0/0/0	0/0/0/0
86	OHX	2	2028	-	-	0/0/0/0	0/0/0/0
86	OHX	2	2029	-	-	0/0/0/0	0/0/0/0
86	OHX	2	2030	-	-	0/0/0/0	0/0/0/0
86	OHX	2	2031	-	-	0/0/0/0	0/0/0/0
86	OHX	2	2032	-	-	0/0/0/0	0/0/0/0
86	OHX	2	2033	-	-	0/0/0/0	0/0/0/0
86	OHX	2	2034	-	-	0/0/0/0	0/0/0/0
86	OHX	2	2035	-	-	0/0/0/0	0/0/0/0
86	OHX	2	2036	-	-	0/0/0/0	0/0/0/0
86	OHX	2	2037	-	-	0/0/0/0	0/0/0/0
86	OHX	2	2038	-	-	0/0/0/0	0/0/0/0
86	OHX	2	2039	-	-	0/0/0/0	0/0/0/0
86	OHX	2	2040	-	-	0/0/0/0	0/0/0/0
86	OHX	2	2041	-	-	0/0/0/0	0/0/0/0
86	OHX	2	2042	-	-	0/0/0/0	0/0/0/0
86	OHX	2	2043	-	-	0/0/0/0	0/0/0/0
86	OHX	2	2044	-	-	0/0/0/0	0/0/0/0
86	OHX	2	2045	-	-	0/0/0/0	0/0/0/0
86	OHX	2	2046	-	-	0/0/0/0	0/0/0/0
86	OHX	2	2047	-	-	0/0/0/0	0/0/0/0
86	OHX	2	2048	-	-	0/0/0/0	0/0/0/0
86	OHX	2	2049	-	-	0/0/0/0	0/0/0/0
86	OHX	2	2050	-	-	0/0/0/0	0/0/0/0
86	OHX	2	2051	-	-	0/0/0/0	0/0/0/0
86	OHX	2	2052	-	-	0/0/0/0	0/0/0/0
86	OHX	2	2053	-	-	0/0/0/0	0/0/0/0
86	OHX	2	2054	-	-	0/0/0/0	0/0/0/0
86	OHX	2	2055	-	-	0/0/0/0	0/0/0/0
86	OHX	2	2056	-	-	0/0/0/0	0/0/0/0
86	OHX	2	2057	-	-	0/0/0/0	0/0/0/0
86	OHX	2	2058	-	-	0/0/0/0	0/0/0/0
86	OHX	2	2059	-	-	0/0/0/0	0/0/0/0
86	OHX	2	2060	-	-	0/0/0/0	0/0/0/0

Continued on next page...

Continued from previous page...

Mol	Type	Chain	Res	Link	Chirals	Torsions	Rings
86	OHX	2	2061	-	-	0/0/0/0	0/0/0/0
86	OHX	2	2062	-	-	0/0/0/0	0/0/0/0
86	OHX	2	2063	-	-	0/0/0/0	0/0/0/0
86	OHX	2	2064	-	-	0/0/0/0	0/0/0/0
86	OHX	2	2065	-	-	0/0/0/0	0/0/0/0
86	OHX	2	2066	-	-	0/0/0/0	0/0/0/0
86	OHX	2	2067	-	-	0/0/0/0	0/0/0/0
86	OHX	2	2068	-	-	0/0/0/0	0/0/0/0
86	OHX	2	2069	-	-	0/0/0/0	0/0/0/0
86	OHX	2	2070	-	-	0/0/0/0	0/0/0/0
86	OHX	2	2071	-	-	0/0/0/0	0/0/0/0
86	OHX	2	2072	-	-	0/0/0/0	0/0/0/0
86	OHX	2	2073	-	-	0/0/0/0	0/0/0/0
86	OHX	2	2074	-	-	0/0/0/0	0/0/0/0
86	OHX	2	2075	-	-	0/0/0/0	0/0/0/0
86	OHX	2	2076	-	-	0/0/0/0	0/0/0/0
86	OHX	2	2077	-	-	0/0/0/0	0/0/0/0
86	OHX	2	2078	-	-	0/0/0/0	0/0/0/0
86	OHX	2	2079	-	-	0/0/0/0	0/0/0/0
86	OHX	2	2080	-	-	0/0/0/0	0/0/0/0
86	OHX	2	2081	-	-	0/0/0/0	0/0/0/0
86	OHX	2	2082	-	-	0/0/0/0	0/0/0/0
86	OHX	2	2083	-	-	0/0/0/0	0/0/0/0
86	OHX	2	2084	-	-	0/0/0/0	0/0/0/0
86	OHX	2	2085	-	-	0/0/0/0	0/0/0/0
86	OHX	2	2086	-	-	0/0/0/0	0/0/0/0
86	OHX	2	2087	-	-	0/0/0/0	0/0/0/0
86	OHX	2	2088	-	-	0/0/0/0	0/0/0/0
86	OHX	2	2089	-	-	0/0/0/0	0/0/0/0
86	OHX	2	2090	-	-	0/0/0/0	0/0/0/0
86	OHX	2	2091	-	-	0/0/0/0	0/0/0/0
86	OHX	2	2092	-	-	0/0/0/0	0/0/0/0
86	OHX	2	2093	-	-	0/0/0/0	0/0/0/0
86	OHX	2	2094	-	-	0/0/0/0	0/0/0/0
86	OHX	2	2095	-	-	0/0/0/0	0/0/0/0
86	OHX	2	2096	-	-	0/0/0/0	0/0/0/0
86	OHX	2	2097	-	-	0/0/0/0	0/0/0/0
86	OHX	2	2098	-	-	0/0/0/0	0/0/0/0
86	OHX	2	2099	-	-	0/0/0/0	0/0/0/0
86	OHX	2	2100	-	-	0/0/0/0	0/0/0/0
86	OHX	2	2101	-	-	0/0/0/0	0/0/0/0
86	OHX	2	2102	-	-	0/0/0/0	0/0/0/0

Continued on next page...

Continued from previous page...

Mol	Type	Chain	Res	Link	Chirals	Torsions	Rings
86	OHX	2	2103	-	-	0/0/0/0	0/0/0/0
86	OHX	2	2104	-	-	0/0/0/0	0/0/0/0
86	OHX	2	2105	-	-	0/0/0/0	0/0/0/0
86	OHX	2	2106	-	-	0/0/0/0	0/0/0/0
86	OHX	2	2107	-	-	0/0/0/0	0/0/0/0
86	OHX	2	2108	-	-	0/0/0/0	0/0/0/0
86	OHX	2	2109	-	-	0/0/0/0	0/0/0/0
86	OHX	2	2110	-	-	0/0/0/0	0/0/0/0
86	OHX	2	2111	-	-	0/0/0/0	0/0/0/0
86	OHX	2	2112	-	-	0/0/0/0	0/0/0/0
86	OHX	2	2113	-	-	0/0/0/0	0/0/0/0
86	OHX	2	2114	-	-	0/0/0/0	0/0/0/0
86	OHX	2	2115	-	-	0/0/0/0	0/0/0/0
86	OHX	2	2116	-	-	0/0/0/0	0/0/0/0
86	OHX	2	2117	-	-	0/0/0/0	0/0/0/0
86	OHX	2	2118	-	-	0/0/0/0	0/0/0/0
86	OHX	2	2119	-	-	0/0/0/0	0/0/0/0
86	OHX	2	2120	-	-	0/0/0/0	0/0/0/0
86	OHX	2	2121	-	-	0/0/0/0	0/0/0/0
86	OHX	2	2122	-	-	0/0/0/0	0/0/0/0
86	OHX	2	2123	-	-	0/0/0/0	0/0/0/0
86	OHX	2	2124	-	-	0/0/0/0	0/0/0/0
86	OHX	2	2125	-	-	0/0/0/0	0/0/0/0
86	OHX	2	2126	-	-	0/0/0/0	0/0/0/0
86	OHX	2	2127	-	-	0/0/0/0	0/0/0/0
86	OHX	2	2128	-	-	0/0/0/0	0/0/0/0
86	OHX	2	2129	-	-	0/0/0/0	0/0/0/0
86	OHX	2	2130	-	-	0/0/0/0	0/0/0/0
86	OHX	2	2131	-	-	0/0/0/0	0/0/0/0
86	OHX	2	2132	-	-	0/0/0/0	0/0/0/0
86	OHX	2	2133	-	-	0/0/0/0	0/0/0/0
86	OHX	2	2134	-	-	0/0/0/0	0/0/0/0
86	OHX	2	2135	-	-	0/0/0/0	0/0/0/0
86	OHX	2	2136	-	-	0/0/0/0	0/0/0/0
86	OHX	2	2137	-	-	0/0/0/0	0/0/0/0
86	OHX	2	2138	-	-	0/0/0/0	0/0/0/0
86	OHX	2	2139	-	-	0/0/0/0	0/0/0/0
86	OHX	2	2140	-	-	0/0/0/0	0/0/0/0
86	OHX	2	2141	-	-	0/0/0/0	0/0/0/0
86	OHX	2	2142	-	-	0/0/0/0	0/0/0/0
86	OHX	2	2143	-	-	0/0/0/0	0/0/0/0
86	OHX	2	2144	-	-	0/0/0/0	0/0/0/0

Continued on next page...

Continued from previous page...

Mol	Type	Chain	Res	Link	Chirals	Torsions	Rings
86	OHX	2	2145	-	-	0/0/0/0	0/0/0/0
86	OHX	2	2146	-	-	0/0/0/0	0/0/0/0
86	OHX	2	2147	-	-	0/0/0/0	0/0/0/0
86	OHX	2	2148	-	-	0/0/0/0	0/0/0/0
86	OHX	2	2149	-	-	0/0/0/0	0/0/0/0
86	OHX	2	2150	-	-	0/0/0/0	0/0/0/0
86	OHX	2	2151	-	-	0/0/0/0	0/0/0/0
86	OHX	2	2152	-	-	0/0/0/0	0/0/0/0
86	OHX	2	2153	-	-	0/0/0/0	0/0/0/0
86	OHX	2	2154	-	-	0/0/0/0	0/0/0/0
86	OHX	2	2155	-	-	0/0/0/0	0/0/0/0
86	OHX	2	2156	-	-	0/0/0/0	0/0/0/0
86	OHX	2	2157	-	-	0/0/0/0	0/0/0/0
86	OHX	2	2158	-	-	0/0/0/0	0/0/0/0
86	OHX	2	2159	-	-	0/0/0/0	0/0/0/0
86	OHX	2	2160	-	-	0/0/0/0	0/0/0/0
86	OHX	2	2161	-	-	0/0/0/0	0/0/0/0
86	OHX	2	2162	-	-	0/0/0/0	0/0/0/0
86	OHX	2	2163	-	-	0/0/0/0	0/0/0/0
86	OHX	2	2164	-	-	0/0/0/0	0/0/0/0
86	OHX	2	2165	-	-	0/0/0/0	0/0/0/0
86	OHX	2	2166	-	-	0/0/0/0	0/0/0/0
86	OHX	2	2167	-	-	0/0/0/0	0/0/0/0
86	OHX	2	2168	-	-	0/0/0/0	0/0/0/0
86	OHX	2	2169	-	-	0/0/0/0	0/0/0/0
86	OHX	2	2170	-	-	0/0/0/0	0/0/0/0
86	OHX	2	2171	-	-	0/0/0/0	0/0/0/0
86	OHX	2	2172	-	-	0/0/0/0	0/0/0/0
86	OHX	2	2173	-	-	0/0/0/0	0/0/0/0
86	OHX	2	2174	-	-	0/0/0/0	0/0/0/0
86	OHX	2	2175	-	-	0/0/0/0	0/0/0/0
86	OHX	2	2176	-	-	0/0/0/0	0/0/0/0
86	OHX	2	2177	-	-	0/0/0/0	0/0/0/0
86	OHX	2	2178	-	-	0/0/0/0	0/0/0/0
86	OHX	2	2179	-	-	0/0/0/0	0/0/0/0
86	OHX	2	2180	-	-	0/0/0/0	0/0/0/0
86	OHX	3	216	-	-	0/0/0/0	0/0/0/0
86	OHX	3	217	-	-	0/0/0/0	0/0/0/0
86	OHX	3	218	-	-	0/0/0/0	0/0/0/0
86	OHX	3	219	-	-	0/0/0/0	0/0/0/0
86	OHX	3	220	-	-	0/0/0/0	0/0/0/0
86	OHX	3	221	-	-	0/0/0/0	0/0/0/0

Continued on next page...

Continued from previous page...

Mol	Type	Chain	Res	Link	Chirals	Torsions	Rings
86	OHX	3	222	-	-	0/0/0/0	0/0/0/0
86	OHX	3	223	-	-	0/0/0/0	0/0/0/0
86	OHX	3	224	-	-	0/0/0/0	0/0/0/0
86	OHX	3	225	-	-	0/0/0/0	0/0/0/0
86	OHX	4	224	-	-	0/0/0/0	0/0/0/0
86	OHX	4	225	-	-	0/0/0/0	0/0/0/0
86	OHX	4	226	-	-	0/0/0/0	0/0/0/0
86	OHX	4	227	-	-	0/0/0/0	0/0/0/0
86	OHX	4	228	-	-	0/0/0/0	0/0/0/0
86	OHX	4	229	-	-	0/0/0/0	0/0/0/0
86	OHX	4	230	-	-	0/0/0/0	0/0/0/0
86	OHX	4	231	-	-	0/0/0/0	0/0/0/0
86	OHX	4	232	-	-	0/0/0/0	0/0/0/0
86	OHX	4	233	-	-	0/0/0/0	0/0/0/0
86	OHX	4	234	-	-	0/0/0/0	0/0/0/0
86	OHX	4	235	-	-	0/0/0/0	0/0/0/0
86	OHX	4	236	-	-	0/0/0/0	0/0/0/0
86	OHX	4	237	-	-	0/0/0/0	0/0/0/0
86	OHX	4	238	-	-	0/0/0/0	0/0/0/0
86	OHX	5	3892	-	-	0/0/0/0	0/0/0/0
86	OHX	5	3893	-	-	0/0/0/0	0/0/0/0
86	OHX	5	3894	-	-	0/0/0/0	0/0/0/0
86	OHX	5	3895	-	-	0/0/0/0	0/0/0/0
86	OHX	5	3896	-	-	0/0/0/0	0/0/0/0
86	OHX	5	3897	-	-	0/0/0/0	0/0/0/0
86	OHX	5	3898	-	-	0/0/0/0	0/0/0/0
86	OHX	5	3899	-	-	0/0/0/0	0/0/0/0
86	OHX	5	3900	-	-	0/0/0/0	0/0/0/0
86	OHX	5	3901	-	-	0/0/0/0	0/0/0/0
86	OHX	5	3902	-	-	0/0/0/0	0/0/0/0
86	OHX	5	3903	-	-	0/0/0/0	0/0/0/0
86	OHX	5	3904	-	-	0/0/0/0	0/0/0/0
86	OHX	5	3905	-	-	0/0/0/0	0/0/0/0
86	OHX	5	3906	-	-	0/0/0/0	0/0/0/0
86	OHX	5	3907	-	-	0/0/0/0	0/0/0/0
86	OHX	5	3908	-	-	0/0/0/0	0/0/0/0
86	OHX	5	3909	-	-	0/0/0/0	0/0/0/0
86	OHX	5	3910	-	-	0/0/0/0	0/0/0/0
86	OHX	5	3911	-	-	0/0/0/0	0/0/0/0
86	OHX	5	3912	-	-	0/0/0/0	0/0/0/0
86	OHX	5	3913	-	-	0/0/0/0	0/0/0/0
86	OHX	5	3914	-	-	0/0/0/0	0/0/0/0

Continued on next page...

Continued from previous page...

Mol	Type	Chain	Res	Link	Chirals	Torsions	Rings
86	OHX	5	3915	-	-	0/0/0/0	0/0/0/0
86	OHX	5	3916	-	-	0/0/0/0	0/0/0/0
86	OHX	5	3917	-	-	0/0/0/0	0/0/0/0
86	OHX	5	3918	-	-	0/0/0/0	0/0/0/0
86	OHX	5	3919	-	-	0/0/0/0	0/0/0/0
86	OHX	5	3920	-	-	0/0/0/0	0/0/0/0
86	OHX	5	3921	-	-	0/0/0/0	0/0/0/0
86	OHX	5	3922	-	-	0/0/0/0	0/0/0/0
86	OHX	5	3923	-	-	0/0/0/0	0/0/0/0
86	OHX	5	3924	-	-	0/0/0/0	0/0/0/0
86	OHX	5	3925	-	-	0/0/0/0	0/0/0/0
86	OHX	5	3926	-	-	0/0/0/0	0/0/0/0
86	OHX	5	3927	-	-	0/0/0/0	0/0/0/0
86	OHX	5	3928	-	-	0/0/0/0	0/0/0/0
86	OHX	5	3929	-	-	0/0/0/0	0/0/0/0
86	OHX	5	3930	-	-	0/0/0/0	0/0/0/0
86	OHX	5	3931	-	-	0/0/0/0	0/0/0/0
86	OHX	5	3932	-	-	0/0/0/0	0/0/0/0
86	OHX	5	3933	-	-	0/0/0/0	0/0/0/0
86	OHX	5	3934	-	-	0/0/0/0	0/0/0/0
86	OHX	5	3935	-	-	0/0/0/0	0/0/0/0
86	OHX	5	3936	-	-	0/0/0/0	0/0/0/0
86	OHX	5	3937	-	-	0/0/0/0	0/0/0/0
86	OHX	5	3938	-	-	0/0/0/0	0/0/0/0
86	OHX	5	3939	-	-	0/0/0/0	0/0/0/0
86	OHX	5	3940	-	-	0/0/0/0	0/0/0/0
86	OHX	5	3941	-	-	0/0/0/0	0/0/0/0
86	OHX	5	3942	-	-	0/0/0/0	0/0/0/0
86	OHX	5	3943	-	-	0/0/0/0	0/0/0/0
86	OHX	5	3944	-	-	0/0/0/0	0/0/0/0
86	OHX	5	3945	-	-	0/0/0/0	0/0/0/0
86	OHX	5	3946	-	-	0/0/0/0	0/0/0/0
86	OHX	5	3947	-	-	0/0/0/0	0/0/0/0
86	OHX	5	3948	-	-	0/0/0/0	0/0/0/0
86	OHX	5	3949	-	-	0/0/0/0	0/0/0/0
86	OHX	5	3950	-	-	0/0/0/0	0/0/0/0
86	OHX	5	3951	-	-	0/0/0/0	0/0/0/0
86	OHX	5	3952	-	-	0/0/0/0	0/0/0/0
86	OHX	5	3953	-	-	0/0/0/0	0/0/0/0
86	OHX	5	3954	-	-	0/0/0/0	0/0/0/0
86	OHX	5	3955	-	-	0/0/0/0	0/0/0/0
86	OHX	5	3956	-	-	0/0/0/0	0/0/0/0

Continued on next page...

Continued from previous page...

Mol	Type	Chain	Res	Link	Chirals	Torsions	Rings
86	OHX	5	3957	-	-	0/0/0/0	0/0/0/0
86	OHX	5	3958	-	-	0/0/0/0	0/0/0/0
86	OHX	5	3959	-	-	0/0/0/0	0/0/0/0
86	OHX	5	3960	-	-	0/0/0/0	0/0/0/0
86	OHX	5	3961	-	-	0/0/0/0	0/0/0/0
86	OHX	5	3962	-	-	0/0/0/0	0/0/0/0
86	OHX	5	3963	-	-	0/0/0/0	0/0/0/0
86	OHX	5	3964	-	-	0/0/0/0	0/0/0/0
86	OHX	5	3965	-	-	0/0/0/0	0/0/0/0
86	OHX	5	3966	-	-	0/0/0/0	0/0/0/0
86	OHX	5	3967	-	-	0/0/0/0	0/0/0/0
86	OHX	5	3968	-	-	0/0/0/0	0/0/0/0
86	OHX	5	3969	-	-	0/0/0/0	0/0/0/0
86	OHX	5	3970	-	-	0/0/0/0	0/0/0/0
86	OHX	5	3971	-	-	0/0/0/0	0/0/0/0
86	OHX	5	3972	-	-	0/0/0/0	0/0/0/0
86	OHX	5	3973	-	-	0/0/0/0	0/0/0/0
86	OHX	5	3974	-	-	0/0/0/0	0/0/0/0
86	OHX	5	3975	-	-	0/0/0/0	0/0/0/0
86	OHX	5	3976	-	-	0/0/0/0	0/0/0/0
86	OHX	5	3977	-	-	0/0/0/0	0/0/0/0
86	OHX	5	3978	-	-	0/0/0/0	0/0/0/0
86	OHX	5	3979	-	-	0/0/0/0	0/0/0/0
86	OHX	5	3980	-	-	0/0/0/0	0/0/0/0
86	OHX	5	3981	-	-	0/0/0/0	0/0/0/0
86	OHX	5	3982	-	-	0/0/0/0	0/0/0/0
86	OHX	5	3983	-	-	0/0/0/0	0/0/0/0
86	OHX	5	3984	-	-	0/0/0/0	0/0/0/0
86	OHX	5	3985	-	-	0/0/0/0	0/0/0/0
86	OHX	5	3986	-	-	0/0/0/0	0/0/0/0
86	OHX	5	3987	-	-	0/0/0/0	0/0/0/0
86	OHX	5	3988	-	-	0/0/0/0	0/0/0/0
86	OHX	5	3989	-	-	0/0/0/0	0/0/0/0
86	OHX	5	3990	-	-	0/0/0/0	0/0/0/0
86	OHX	5	3991	-	-	0/0/0/0	0/0/0/0
86	OHX	5	3992	-	-	0/0/0/0	0/0/0/0
86	OHX	5	3993	-	-	0/0/0/0	0/0/0/0
86	OHX	5	3994	-	-	0/0/0/0	0/0/0/0
86	OHX	5	3995	-	-	0/0/0/0	0/0/0/0
86	OHX	5	3996	-	-	0/0/0/0	0/0/0/0
86	OHX	5	3997	-	-	0/0/0/0	0/0/0/0
86	OHX	5	3998	-	-	0/0/0/0	0/0/0/0

Continued on next page...

Continued from previous page...

Mol	Type	Chain	Res	Link	Chirals	Torsions	Rings
86	OHX	5	3999	-	-	0/0/0/0	0/0/0/0
86	OHX	5	4000	-	-	0/0/0/0	0/0/0/0
86	OHX	5	4001	-	-	0/0/0/0	0/0/0/0
86	OHX	5	4002	-	-	0/0/0/0	0/0/0/0
86	OHX	5	4003	-	-	0/0/0/0	0/0/0/0
86	OHX	5	4004	-	-	0/0/0/0	0/0/0/0
86	OHX	5	4005	-	-	0/0/0/0	0/0/0/0
86	OHX	5	4006	-	-	0/0/0/0	0/0/0/0
86	OHX	5	4007	-	-	0/0/0/0	0/0/0/0
86	OHX	5	4008	-	-	0/0/0/0	0/0/0/0
86	OHX	5	4009	-	-	0/0/0/0	0/0/0/0
86	OHX	5	4010	-	-	0/0/0/0	0/0/0/0
86	OHX	5	4011	-	-	0/0/0/0	0/0/0/0
86	OHX	5	4012	-	-	0/0/0/0	0/0/0/0
86	OHX	5	4013	-	-	0/0/0/0	0/0/0/0
86	OHX	5	4014	-	-	0/0/0/0	0/0/0/0
86	OHX	5	4015	-	-	0/0/0/0	0/0/0/0
86	OHX	5	4016	-	-	0/0/0/0	0/0/0/0
86	OHX	5	4017	-	-	0/0/0/0	0/0/0/0
86	OHX	5	4018	-	-	0/0/0/0	0/0/0/0
86	OHX	5	4019	-	-	0/0/0/0	0/0/0/0
86	OHX	5	4020	-	-	0/0/0/0	0/0/0/0
86	OHX	5	4021	-	-	0/0/0/0	0/0/0/0
86	OHX	5	4022	-	-	0/0/0/0	0/0/0/0
86	OHX	5	4023	-	-	0/0/0/0	0/0/0/0
86	OHX	5	4024	-	-	0/0/0/0	0/0/0/0
86	OHX	5	4025	-	-	0/0/0/0	0/0/0/0
86	OHX	5	4026	-	-	0/0/0/0	0/0/0/0
86	OHX	5	4027	-	-	0/0/0/0	0/0/0/0
86	OHX	5	4028	-	-	0/0/0/0	0/0/0/0
86	OHX	5	4029	-	-	0/0/0/0	0/0/0/0
86	OHX	5	4030	-	-	0/0/0/0	0/0/0/0
86	OHX	5	4031	-	-	0/0/0/0	0/0/0/0
86	OHX	5	4032	-	-	0/0/0/0	0/0/0/0
86	OHX	5	4033	-	-	0/0/0/0	0/0/0/0
86	OHX	5	4034	-	-	0/0/0/0	0/0/0/0
86	OHX	5	4035	-	-	0/0/0/0	0/0/0/0
86	OHX	5	4036	-	-	0/0/0/0	0/0/0/0
86	OHX	5	4037	-	-	0/0/0/0	0/0/0/0
86	OHX	5	4038	-	-	0/0/0/0	0/0/0/0
86	OHX	5	4039	-	-	0/0/0/0	0/0/0/0
86	OHX	5	4040	-	-	0/0/0/0	0/0/0/0

Continued on next page...

Continued from previous page...

Mol	Type	Chain	Res	Link	Chirals	Torsions	Rings
86	OHX	5	4041	-	-	0/0/0/0	0/0/0/0
86	OHX	5	4042	-	-	0/0/0/0	0/0/0/0
86	OHX	5	4043	-	-	0/0/0/0	0/0/0/0
86	OHX	5	4044	-	-	0/0/0/0	0/0/0/0
86	OHX	5	4045	-	-	0/0/0/0	0/0/0/0
86	OHX	5	4046	-	-	0/0/0/0	0/0/0/0
86	OHX	5	4047	-	-	0/0/0/0	0/0/0/0
86	OHX	5	4048	-	-	0/0/0/0	0/0/0/0
86	OHX	5	4049	-	-	0/0/0/0	0/0/0/0
86	OHX	5	4050	-	-	0/0/0/0	0/0/0/0
86	OHX	5	4051	-	-	0/0/0/0	0/0/0/0
86	OHX	5	4052	-	-	0/0/0/0	0/0/0/0
86	OHX	5	4053	-	-	0/0/0/0	0/0/0/0
86	OHX	5	4054	-	-	0/0/0/0	0/0/0/0
86	OHX	5	4055	-	-	0/0/0/0	0/0/0/0
86	OHX	5	4056	-	-	0/0/0/0	0/0/0/0
86	OHX	5	4057	-	-	0/0/0/0	0/0/0/0
86	OHX	5	4058	-	-	0/0/0/0	0/0/0/0
86	OHX	5	4059	-	-	0/0/0/0	0/0/0/0
86	OHX	5	4060	-	-	0/0/0/0	0/0/0/0
86	OHX	5	4061	-	-	0/0/0/0	0/0/0/0
86	OHX	5	4062	-	-	0/0/0/0	0/0/0/0
86	OHX	5	4063	-	-	0/0/0/0	0/0/0/0
86	OHX	5	4064	-	-	0/0/0/0	0/0/0/0
86	OHX	5	4065	-	-	0/0/0/0	0/0/0/0
86	OHX	5	4066	-	-	0/0/0/0	0/0/0/0
86	OHX	5	4067	-	-	0/0/0/0	0/0/0/0
86	OHX	5	4068	-	-	0/0/0/0	0/0/0/0
86	OHX	5	4069	-	-	0/0/0/0	0/0/0/0
86	OHX	5	4070	-	-	0/0/0/0	0/0/0/0
86	OHX	5	4071	-	-	0/0/0/0	0/0/0/0
86	OHX	5	4072	-	-	0/0/0/0	0/0/0/0
86	OHX	5	4073	-	-	0/0/0/0	0/0/0/0
86	OHX	5	4074	-	-	0/0/0/0	0/0/0/0
86	OHX	5	4075	-	-	0/0/0/0	0/0/0/0
86	OHX	5	4076	-	-	0/0/0/0	0/0/0/0
86	OHX	5	4077	-	-	0/0/0/0	0/0/0/0
86	OHX	5	4078	-	-	0/0/0/0	0/0/0/0
86	OHX	5	4079	-	-	0/0/0/0	0/0/0/0
86	OHX	5	4080	-	-	0/0/0/0	0/0/0/0
86	OHX	5	4081	-	-	0/0/0/0	0/0/0/0
86	OHX	5	4082	-	-	0/0/0/0	0/0/0/0

Continued on next page...

Continued from previous page...

Mol	Type	Chain	Res	Link	Chirals	Torsions	Rings
86	OHX	5	4083	-	-	0/0/0/0	0/0/0/0
86	OHX	5	4084	-	-	0/0/0/0	0/0/0/0
86	OHX	5	4085	-	-	0/0/0/0	0/0/0/0
86	OHX	5	4086	-	-	0/0/0/0	0/0/0/0
86	OHX	5	4087	-	-	0/0/0/0	0/0/0/0
86	OHX	5	4088	-	-	0/0/0/0	0/0/0/0
86	OHX	5	4089	-	-	0/0/0/0	0/0/0/0
86	OHX	5	4090	-	-	0/0/0/0	0/0/0/0
86	OHX	5	4091	-	-	0/0/0/0	0/0/0/0
86	OHX	5	4092	-	-	0/0/0/0	0/0/0/0
86	OHX	5	4093	-	-	0/0/0/0	0/0/0/0
86	OHX	5	4094	-	-	0/0/0/0	0/0/0/0
86	OHX	5	4095	-	-	0/0/0/0	0/0/0/0
86	OHX	5	4096	-	-	0/0/0/0	0/0/0/0
86	OHX	5	4097	-	-	0/0/0/0	0/0/0/0
86	OHX	5	4098	-	-	0/0/0/0	0/0/0/0
86	OHX	5	4099	-	-	0/0/0/0	0/0/0/0
86	OHX	5	4100	-	-	0/0/0/0	0/0/0/0
86	OHX	5	4101	-	-	0/0/0/0	0/0/0/0
86	OHX	5	4102	-	-	0/0/0/0	0/0/0/0
86	OHX	5	4103	-	-	0/0/0/0	0/0/0/0
86	OHX	5	4104	-	-	0/0/0/0	0/0/0/0
86	OHX	5	4105	-	-	0/0/0/0	0/0/0/0
86	OHX	5	4106	-	-	0/0/0/0	0/0/0/0
86	OHX	5	4107	-	-	0/0/0/0	0/0/0/0
86	OHX	5	4108	-	-	0/0/0/0	0/0/0/0
86	OHX	5	4109	-	-	0/0/0/0	0/0/0/0
86	OHX	5	4110	-	-	0/0/0/0	0/0/0/0
86	OHX	5	4111	-	-	0/0/0/0	0/0/0/0
86	OHX	5	4112	-	-	0/0/0/0	0/0/0/0
86	OHX	5	4113	-	-	0/0/0/0	0/0/0/0
86	OHX	5	4114	-	-	0/0/0/0	0/0/0/0
86	OHX	5	4115	-	-	0/0/0/0	0/0/0/0
86	OHX	5	4116	-	-	0/0/0/0	0/0/0/0
86	OHX	5	4117	-	-	0/0/0/0	0/0/0/0
86	OHX	5	4118	-	-	0/0/0/0	0/0/0/0
86	OHX	5	4119	-	-	0/0/0/0	0/0/0/0
86	OHX	5	4120	-	-	0/0/0/0	0/0/0/0
86	OHX	5	4121	-	-	0/0/0/0	0/0/0/0
86	OHX	5	4122	-	-	0/0/0/0	0/0/0/0
86	OHX	5	4123	-	-	0/0/0/0	0/0/0/0
86	OHX	5	4124	-	-	0/0/0/0	0/0/0/0

Continued on next page...

Continued from previous page...

Mol	Type	Chain	Res	Link	Chirals	Torsions	Rings
86	OHX	5	4125	-	-	0/0/0/0	0/0/0/0
86	OHX	5	4126	-	-	0/0/0/0	0/0/0/0
86	OHX	5	4127	-	-	0/0/0/0	0/0/0/0
86	OHX	5	4128	-	-	0/0/0/0	0/0/0/0
86	OHX	5	4129	-	-	0/0/0/0	0/0/0/0
86	OHX	5	4130	-	-	0/0/0/0	0/0/0/0
86	OHX	5	4131	-	-	0/0/0/0	0/0/0/0
86	OHX	5	4132	-	-	0/0/0/0	0/0/0/0
86	OHX	5	4133	-	-	0/0/0/0	0/0/0/0
86	OHX	5	4134	-	-	0/0/0/0	0/0/0/0
86	OHX	5	4135	-	-	0/0/0/0	0/0/0/0
86	OHX	5	4136	-	-	0/0/0/0	0/0/0/0
86	OHX	5	4137	-	-	0/0/0/0	0/0/0/0
86	OHX	5	4138	-	-	0/0/0/0	0/0/0/0
86	OHX	5	4139	-	-	0/0/0/0	0/0/0/0
86	OHX	5	4140	-	-	0/0/0/0	0/0/0/0
86	OHX	5	4141	-	-	0/0/0/0	0/0/0/0
86	OHX	5	4142	-	-	0/0/0/0	0/0/0/0
86	OHX	5	4143	-	-	0/0/0/0	0/0/0/0
86	OHX	5	4144	-	-	0/0/0/0	0/0/0/0
86	OHX	5	4145	-	-	0/0/0/0	0/0/0/0
86	OHX	5	4146	-	-	0/0/0/0	0/0/0/0
86	OHX	5	4147	-	-	0/0/0/0	0/0/0/0
86	OHX	5	4148	-	-	0/0/0/0	0/0/0/0
86	OHX	5	4149	-	-	0/0/0/0	0/0/0/0
86	OHX	5	4150	-	-	0/0/0/0	0/0/0/0
86	OHX	5	4151	-	-	0/0/0/0	0/0/0/0
86	OHX	5	4152	-	-	0/0/0/0	0/0/0/0
86	OHX	5	4153	-	-	0/0/0/0	0/0/0/0
86	OHX	5	4154	-	-	0/0/0/0	0/0/0/0
86	OHX	5	4155	-	-	0/0/0/0	0/0/0/0
86	OHX	5	4156	-	-	0/0/0/0	0/0/0/0
86	OHX	5	4157	-	-	0/0/0/0	0/0/0/0
86	OHX	5	4158	-	-	0/0/0/0	0/0/0/0
86	OHX	5	4159	-	-	0/0/0/0	0/0/0/0
86	OHX	5	4160	-	-	0/0/0/0	0/0/0/0
86	OHX	5	4161	-	-	0/0/0/0	0/0/0/0
86	OHX	5	4162	-	-	0/0/0/0	0/0/0/0
86	OHX	5	4163	-	-	0/0/0/0	0/0/0/0
86	OHX	5	4164	-	-	0/0/0/0	0/0/0/0
86	OHX	5	4165	-	-	0/0/0/0	0/0/0/0
86	OHX	5	4166	-	-	0/0/0/0	0/0/0/0

Continued on next page...

Continued from previous page...

Mol	Type	Chain	Res	Link	Chirals	Torsions	Rings
86	OHX	5	4167	-	-	0/0/0/0	0/0/0/0
86	OHX	5	4168	-	-	0/0/0/0	0/0/0/0
86	OHX	5	4169	-	-	0/0/0/0	0/0/0/0
86	OHX	5	4170	-	-	0/0/0/0	0/0/0/0
86	OHX	5	4171	-	-	0/0/0/0	0/0/0/0
86	OHX	5	4172	-	-	0/0/0/0	0/0/0/0
86	OHX	5	4173	-	-	0/0/0/0	0/0/0/0
86	OHX	5	4174	-	-	0/0/0/0	0/0/0/0
86	OHX	5	4175	-	-	0/0/0/0	0/0/0/0
86	OHX	5	4176	-	-	0/0/0/0	0/0/0/0
86	OHX	5	4177	-	-	0/0/0/0	0/0/0/0
86	OHX	5	4178	-	-	0/0/0/0	0/0/0/0
86	OHX	5	4179	-	-	0/0/0/0	0/0/0/0
86	OHX	5	4180	-	-	0/0/0/0	0/0/0/0
86	OHX	5	4181	-	-	0/0/0/0	0/0/0/0
86	OHX	5	4182	-	-	0/0/0/0	0/0/0/0
86	OHX	5	4183	-	-	0/0/0/0	0/0/0/0
86	OHX	5	4184	-	-	0/0/0/0	0/0/0/0
86	OHX	5	4185	-	-	0/0/0/0	0/0/0/0
86	OHX	5	4186	-	-	0/0/0/0	0/0/0/0
86	OHX	5	4187	-	-	0/0/0/0	0/0/0/0
86	OHX	5	4188	-	-	0/0/0/0	0/0/0/0
86	OHX	5	4189	-	-	0/0/0/0	0/0/0/0
86	OHX	5	4190	-	-	0/0/0/0	0/0/0/0
86	OHX	5	4191	-	-	0/0/0/0	0/0/0/0
86	OHX	5	4192	-	-	0/0/0/0	0/0/0/0
86	OHX	5	4193	-	-	0/0/0/0	0/0/0/0
86	OHX	5	4194	-	-	0/0/0/0	0/0/0/0
86	OHX	5	4195	-	-	0/0/0/0	0/0/0/0
86	OHX	5	4196	-	-	0/0/0/0	0/0/0/0
86	OHX	5	4197	-	-	0/0/0/0	0/0/0/0
86	OHX	5	4198	-	-	0/0/0/0	0/0/0/0
86	OHX	5	4199	-	-	0/0/0/0	0/0/0/0
86	OHX	5	4200	-	-	0/0/0/0	0/0/0/0
86	OHX	5	4201	-	-	0/0/0/0	0/0/0/0
86	OHX	5	4202	-	-	0/0/0/0	0/0/0/0
86	OHX	5	4203	-	-	0/0/0/0	0/0/0/0
86	OHX	5	4204	-	-	0/0/0/0	0/0/0/0
86	OHX	5	4205	-	-	0/0/0/0	0/0/0/0
86	OHX	5	4206	-	-	0/0/0/0	0/0/0/0
86	OHX	5	4207	-	-	0/0/0/0	0/0/0/0
86	OHX	5	4208	-	-	0/0/0/0	0/0/0/0

Continued on next page...

Continued from previous page...

Mol	Type	Chain	Res	Link	Chirals	Torsions	Rings
86	OHX	5	4209	-	-	0/0/0/0	0/0/0/0
86	OHX	5	4210	-	-	0/0/0/0	0/0/0/0
86	OHX	5	4211	-	-	0/0/0/0	0/0/0/0
86	OHX	5	4212	-	-	0/0/0/0	0/0/0/0
86	OHX	5	4213	-	-	0/0/0/0	0/0/0/0
86	OHX	5	4214	-	-	0/0/0/0	0/0/0/0
86	OHX	5	4215	-	-	0/0/0/0	0/0/0/0
86	OHX	5	4216	-	-	0/0/0/0	0/0/0/0
86	OHX	5	4217	-	-	0/0/0/0	0/0/0/0
86	OHX	5	4218	-	-	0/0/0/0	0/0/0/0
86	OHX	5	4219	-	-	0/0/0/0	0/0/0/0
86	OHX	5	4220	-	-	0/0/0/0	0/0/0/0
86	OHX	5	4221	-	-	0/0/0/0	0/0/0/0
86	OHX	5	4222	-	-	0/0/0/0	0/0/0/0
86	OHX	5	4223	-	-	0/0/0/0	0/0/0/0
86	OHX	5	4224	-	-	0/0/0/0	0/0/0/0
86	OHX	5	4225	-	-	0/0/0/0	0/0/0/0
86	OHX	5	4226	-	-	0/0/0/0	0/0/0/0
86	OHX	5	4227	-	-	0/0/0/0	0/0/0/0
86	OHX	5	4228	-	-	0/0/0/0	0/0/0/0
86	OHX	5	4229	-	-	0/0/0/0	0/0/0/0
86	OHX	5	4230	-	-	0/0/0/0	0/0/0/0
86	OHX	5	4231	-	-	0/0/0/0	0/0/0/0
86	OHX	5	4232	-	-	0/0/0/0	0/0/0/0
86	OHX	5	4233	-	-	0/0/0/0	0/0/0/0
86	OHX	5	4234	-	-	0/0/0/0	0/0/0/0
86	OHX	5	4235	-	-	0/0/0/0	0/0/0/0
86	OHX	5	4236	-	-	0/0/0/0	0/0/0/0
86	OHX	5	4237	-	-	0/0/0/0	0/0/0/0
86	OHX	5	4238	-	-	0/0/0/0	0/0/0/0
86	OHX	5	4239	-	-	0/0/0/0	0/0/0/0
86	OHX	5	4240	-	-	0/0/0/0	0/0/0/0
86	OHX	5	4241	-	-	0/0/0/0	0/0/0/0
86	OHX	5	4242	-	-	0/0/0/0	0/0/0/0
86	OHX	5	4243	-	-	0/0/0/0	0/0/0/0
86	OHX	5	4244	-	-	0/0/0/0	0/0/0/0
86	OHX	5	4245	-	-	0/0/0/0	0/0/0/0
86	OHX	5	4246	-	-	0/0/0/0	0/0/0/0
86	OHX	5	4247	-	-	0/0/0/0	0/0/0/0
88	BLS	5	4248	-	-	0/13/38/38	0/2/2/2
86	OHX	6	2046	-	-	0/0/0/0	0/0/0/0
86	OHX	6	2047	-	-	0/0/0/0	0/0/0/0

Continued on next page...

Continued from previous page...

Mol	Type	Chain	Res	Link	Chirals	Torsions	Rings
86	OHX	6	2048	-	-	0/0/0/0	0/0/0/0
86	OHX	6	2049	-	-	0/0/0/0	0/0/0/0
86	OHX	6	2050	-	-	0/0/0/0	0/0/0/0
86	OHX	6	2051	-	-	0/0/0/0	0/0/0/0
86	OHX	6	2052	-	-	0/0/0/0	0/0/0/0
86	OHX	6	2053	-	-	0/0/0/0	0/0/0/0
86	OHX	6	2054	-	-	0/0/0/0	0/0/0/0
86	OHX	6	2055	-	-	0/0/0/0	0/0/0/0
86	OHX	6	2056	-	-	0/0/0/0	0/0/0/0
86	OHX	6	2057	-	-	0/0/0/0	0/0/0/0
86	OHX	6	2058	-	-	0/0/0/0	0/0/0/0
86	OHX	6	2059	-	-	0/0/0/0	0/0/0/0
86	OHX	6	2060	-	-	0/0/0/0	0/0/0/0
86	OHX	6	2061	-	-	0/0/0/0	0/0/0/0
86	OHX	6	2062	-	-	0/0/0/0	0/0/0/0
86	OHX	6	2063	-	-	0/0/0/0	0/0/0/0
86	OHX	6	2064	-	-	0/0/0/0	0/0/0/0
86	OHX	6	2065	-	-	0/0/0/0	0/0/0/0
86	OHX	6	2066	-	-	0/0/0/0	0/0/0/0
86	OHX	6	2067	-	-	0/0/0/0	0/0/0/0
86	OHX	6	2068	-	-	0/0/0/0	0/0/0/0
86	OHX	6	2069	-	-	0/0/0/0	0/0/0/0
86	OHX	6	2070	-	-	0/0/0/0	0/0/0/0
86	OHX	6	2071	-	-	0/0/0/0	0/0/0/0
86	OHX	6	2072	-	-	0/0/0/0	0/0/0/0
86	OHX	6	2073	-	-	0/0/0/0	0/0/0/0
86	OHX	6	2074	-	-	0/0/0/0	0/0/0/0
86	OHX	6	2075	-	-	0/0/0/0	0/0/0/0
86	OHX	6	2076	-	-	0/0/0/0	0/0/0/0
86	OHX	6	2077	-	-	0/0/0/0	0/0/0/0
86	OHX	6	2078	-	-	0/0/0/0	0/0/0/0
86	OHX	6	2079	-	-	0/0/0/0	0/0/0/0
86	OHX	6	2080	-	-	0/0/0/0	0/0/0/0
86	OHX	6	2081	-	-	0/0/0/0	0/0/0/0
86	OHX	6	2082	-	-	0/0/0/0	0/0/0/0
86	OHX	6	2083	-	-	0/0/0/0	0/0/0/0
86	OHX	6	2084	-	-	0/0/0/0	0/0/0/0
86	OHX	6	2085	-	-	0/0/0/0	0/0/0/0
86	OHX	6	2086	-	-	0/0/0/0	0/0/0/0
86	OHX	6	2087	-	-	0/0/0/0	0/0/0/0
86	OHX	6	2088	-	-	0/0/0/0	0/0/0/0
86	OHX	6	2089	-	-	0/0/0/0	0/0/0/0

Continued on next page...

Continued from previous page...

Mol	Type	Chain	Res	Link	Chirals	Torsions	Rings
86	OHX	6	2090	-	-	0/0/0/0	0/0/0/0
86	OHX	6	2091	-	-	0/0/0/0	0/0/0/0
86	OHX	6	2092	-	-	0/0/0/0	0/0/0/0
86	OHX	6	2093	-	-	0/0/0/0	0/0/0/0
86	OHX	6	2094	-	-	0/0/0/0	0/0/0/0
86	OHX	6	2095	-	-	0/0/0/0	0/0/0/0
86	OHX	6	2096	-	-	0/0/0/0	0/0/0/0
86	OHX	6	2097	-	-	0/0/0/0	0/0/0/0
86	OHX	6	2098	-	-	0/0/0/0	0/0/0/0
86	OHX	6	2099	-	-	0/0/0/0	0/0/0/0
86	OHX	6	2100	-	-	0/0/0/0	0/0/0/0
86	OHX	6	2101	-	-	0/0/0/0	0/0/0/0
86	OHX	6	2102	-	-	0/0/0/0	0/0/0/0
86	OHX	6	2103	-	-	0/0/0/0	0/0/0/0
86	OHX	6	2104	-	-	0/0/0/0	0/0/0/0
86	OHX	6	2105	-	-	0/0/0/0	0/0/0/0
86	OHX	6	2106	-	-	0/0/0/0	0/0/0/0
86	OHX	6	2107	-	-	0/0/0/0	0/0/0/0
86	OHX	6	2108	-	-	0/0/0/0	0/0/0/0
86	OHX	6	2109	-	-	0/0/0/0	0/0/0/0
86	OHX	6	2110	-	-	0/0/0/0	0/0/0/0
86	OHX	6	2111	-	-	0/0/0/0	0/0/0/0
86	OHX	6	2112	-	-	0/0/0/0	0/0/0/0
86	OHX	6	2113	-	-	0/0/0/0	0/0/0/0
86	OHX	6	2114	-	-	0/0/0/0	0/0/0/0
86	OHX	6	2115	-	-	0/0/0/0	0/0/0/0
86	OHX	6	2116	-	-	0/0/0/0	0/0/0/0
86	OHX	6	2117	-	-	0/0/0/0	0/0/0/0
86	OHX	6	2118	-	-	0/0/0/0	0/0/0/0
86	OHX	6	2119	-	-	0/0/0/0	0/0/0/0
86	OHX	6	2120	-	-	0/0/0/0	0/0/0/0
86	OHX	6	2121	-	-	0/0/0/0	0/0/0/0
86	OHX	6	2122	-	-	0/0/0/0	0/0/0/0
86	OHX	6	2123	-	-	0/0/0/0	0/0/0/0
86	OHX	6	2124	-	-	0/0/0/0	0/0/0/0
86	OHX	6	2125	-	-	0/0/0/0	0/0/0/0
86	OHX	6	2126	-	-	0/0/0/0	0/0/0/0
86	OHX	6	2127	-	-	0/0/0/0	0/0/0/0
86	OHX	6	2128	-	-	0/0/0/0	0/0/0/0
86	OHX	6	2129	-	-	0/0/0/0	0/0/0/0
86	OHX	6	2130	-	-	0/0/0/0	0/0/0/0
86	OHX	6	2131	-	-	0/0/0/0	0/0/0/0

Continued on next page...

Continued from previous page...

Mol	Type	Chain	Res	Link	Chirals	Torsions	Rings
86	OHX	6	2132	-	-	0/0/0/0	0/0/0/0
86	OHX	6	2133	-	-	0/0/0/0	0/0/0/0
86	OHX	6	2134	-	-	0/0/0/0	0/0/0/0
86	OHX	6	2135	-	-	0/0/0/0	0/0/0/0
86	OHX	6	2136	-	-	0/0/0/0	0/0/0/0
86	OHX	6	2137	-	-	0/0/0/0	0/0/0/0
86	OHX	6	2138	-	-	0/0/0/0	0/0/0/0
86	OHX	6	2139	-	-	0/0/0/0	0/0/0/0
86	OHX	6	2140	-	-	0/0/0/0	0/0/0/0
86	OHX	6	2141	-	-	0/0/0/0	0/0/0/0
86	OHX	6	2142	-	-	0/0/0/0	0/0/0/0
86	OHX	6	2143	-	-	0/0/0/0	0/0/0/0
86	OHX	6	2144	-	-	0/0/0/0	0/0/0/0
86	OHX	6	2145	-	-	0/0/0/0	0/0/0/0
86	OHX	6	2146	-	-	0/0/0/0	0/0/0/0
86	OHX	6	2147	-	-	0/0/0/0	0/0/0/0
86	OHX	6	2148	-	-	0/0/0/0	0/0/0/0
86	OHX	6	2149	-	-	0/0/0/0	0/0/0/0
86	OHX	6	2150	-	-	0/0/0/0	0/0/0/0
86	OHX	6	2151	-	-	0/0/0/0	0/0/0/0
86	OHX	6	2152	-	-	0/0/0/0	0/0/0/0
86	OHX	6	2153	-	-	0/0/0/0	0/0/0/0
86	OHX	6	2154	-	-	0/0/0/0	0/0/0/0
86	OHX	6	2155	-	-	0/0/0/0	0/0/0/0
86	OHX	6	2156	-	-	0/0/0/0	0/0/0/0
86	OHX	6	2157	-	-	0/0/0/0	0/0/0/0
86	OHX	6	2158	-	-	0/0/0/0	0/0/0/0
86	OHX	6	2159	-	-	0/0/0/0	0/0/0/0
86	OHX	6	2160	-	-	0/0/0/0	0/0/0/0
86	OHX	6	2161	-	-	0/0/0/0	0/0/0/0
86	OHX	6	2162	-	-	0/0/0/0	0/0/0/0
86	OHX	6	2163	-	-	0/0/0/0	0/0/0/0
86	OHX	6	2164	-	-	0/0/0/0	0/0/0/0
86	OHX	6	2165	-	-	0/0/0/0	0/0/0/0
86	OHX	6	2166	-	-	0/0/0/0	0/0/0/0
86	OHX	6	2167	-	-	0/0/0/0	0/0/0/0
86	OHX	6	2168	-	-	0/0/0/0	0/0/0/0
86	OHX	6	2169	-	-	0/0/0/0	0/0/0/0
86	OHX	6	2170	-	-	0/0/0/0	0/0/0/0
86	OHX	6	2171	-	-	0/0/0/0	0/0/0/0
86	OHX	6	2172	-	-	0/0/0/0	0/0/0/0
86	OHX	6	2173	-	-	0/0/0/0	0/0/0/0

Continued on next page...

Continued from previous page...

Mol	Type	Chain	Res	Link	Chirals	Torsions	Rings
86	OHX	6	2174	-	-	0/0/0/0	0/0/0/0
86	OHX	6	2175	-	-	0/0/0/0	0/0/0/0
86	OHX	6	2176	-	-	0/0/0/0	0/0/0/0
86	OHX	6	2177	-	-	0/0/0/0	0/0/0/0
86	OHX	6	2178	-	-	0/0/0/0	0/0/0/0
86	OHX	6	2179	-	-	0/0/0/0	0/0/0/0
86	OHX	6	2180	-	-	0/0/0/0	0/0/0/0
86	OHX	6	2181	-	-	0/0/0/0	0/0/0/0
86	OHX	6	2182	-	-	0/0/0/0	0/0/0/0
86	OHX	6	2183	-	-	0/0/0/0	0/0/0/0
86	OHX	6	2184	-	-	0/0/0/0	0/0/0/0
86	OHX	6	2185	-	-	0/0/0/0	0/0/0/0
86	OHX	6	2186	-	-	0/0/0/0	0/0/0/0
86	OHX	6	2187	-	-	0/0/0/0	0/0/0/0
86	OHX	6	2188	-	-	0/0/0/0	0/0/0/0
86	OHX	6	2189	-	-	0/0/0/0	0/0/0/0
86	OHX	6	2190	-	-	0/0/0/0	0/0/0/0
86	OHX	6	2191	-	-	0/0/0/0	0/0/0/0
86	OHX	6	2192	-	-	0/0/0/0	0/0/0/0
86	OHX	6	2193	-	-	0/0/0/0	0/0/0/0
86	OHX	6	2194	-	-	0/0/0/0	0/0/0/0
86	OHX	6	2195	-	-	0/0/0/0	0/0/0/0
86	OHX	6	2196	-	-	0/0/0/0	0/0/0/0
86	OHX	6	2197	-	-	0/0/0/0	0/0/0/0
86	OHX	6	2198	-	-	0/0/0/0	0/0/0/0
86	OHX	6	2199	-	-	0/0/0/0	0/0/0/0
86	OHX	6	2200	-	-	0/0/0/0	0/0/0/0
86	OHX	6	2201	-	-	0/0/0/0	0/0/0/0
86	OHX	6	2202	-	-	0/0/0/0	0/0/0/0
86	OHX	6	2203	-	-	0/0/0/0	0/0/0/0
86	OHX	6	2204	-	-	0/0/0/0	0/0/0/0
86	OHX	7	218	-	-	0/0/0/0	0/0/0/0
86	OHX	7	219	-	-	0/0/0/0	0/0/0/0
86	OHX	7	220	-	-	0/0/0/0	0/0/0/0
86	OHX	7	221	-	-	0/0/0/0	0/0/0/0
86	OHX	7	222	-	-	0/0/0/0	0/0/0/0
86	OHX	7	223	-	-	0/0/0/0	0/0/0/0
86	OHX	7	224	-	-	0/0/0/0	0/0/0/0
86	OHX	7	225	-	-	0/0/0/0	0/0/0/0
86	OHX	7	226	-	-	0/0/0/0	0/0/0/0
86	OHX	7	227	-	-	0/0/0/0	0/0/0/0
86	OHX	7	228	-	-	0/0/0/0	0/0/0/0

Continued on next page...

Continued from previous page...

Mol	Type	Chain	Res	Link	Chirals	Torsions	Rings
86	OHX	7	229	-	-	0/0/0/0	0/0/0/0
86	OHX	8	215	-	-	0/0/0/0	0/0/0/0
86	OHX	8	216	-	-	0/0/0/0	0/0/0/0
86	OHX	8	217	-	-	0/0/0/0	0/0/0/0
86	OHX	8	218	-	-	0/0/0/0	0/0/0/0
86	OHX	8	219	-	-	0/0/0/0	0/0/0/0
86	OHX	8	220	-	-	0/0/0/0	0/0/0/0
86	OHX	8	221	-	-	0/0/0/0	0/0/0/0
86	OHX	8	222	-	-	0/0/0/0	0/0/0/0
86	OHX	8	223	-	-	0/0/0/0	0/0/0/0
86	OHX	8	224	-	-	0/0/0/0	0/0/0/0
86	OHX	8	225	-	-	0/0/0/0	0/0/0/0
86	OHX	8	226	-	-	0/0/0/0	0/0/0/0
86	OHX	8	227	-	-	0/0/0/0	0/0/0/0
86	OHX	8	228	-	-	0/0/0/0	0/0/0/0
86	OHX	8	229	-	-	0/0/0/0	0/0/0/0
86	OHX	C3	201	-	-	0/0/0/0	0/0/0/0
86	OHX	C5	201	-	-	0/0/0/0	0/0/0/0
86	OHX	C8	201	-	-	0/0/0/0	0/0/0/0
86	OHX	D3	202	-	-	0/0/0/0	0/0/0/0
86	OHX	D9	102	-	-	0/0/0/0	0/0/0/0
86	OHX	L3	405	-	-	0/0/0/0	0/0/0/0
86	OHX	L3	406	-	-	0/0/0/0	0/0/0/0
86	OHX	L4	404	-	-	0/0/0/0	0/0/0/0
86	OHX	M0	304	-	-	0/0/0/0	0/0/0/0
86	OHX	M5	303	-	-	0/0/0/0	0/0/0/0
86	OHX	M7	206	-	-	0/0/0/0	0/0/0/0
86	OHX	M7	207	-	-	0/0/0/0	0/0/0/0
86	OHX	M9	202	-	-	0/0/0/0	0/0/0/0
86	OHX	N9	101	-	-	0/0/0/0	0/0/0/0
86	OHX	O1	202	-	-	0/0/0/0	0/0/0/0
86	OHX	O3	201	-	-	0/0/0/0	0/0/0/0
86	OHX	O7	104	-	-	0/0/0/0	0/0/0/0
86	OHX	O7	105	-	-	0/0/0/0	0/0/0/0
86	OHX	Q2	503	-	-	0/0/0/0	0/0/0/0
86	OHX	S8	302	-	-	0/0/0/0	0/0/0/0
86	OHX	SR	401	-	-	0/0/0/0	0/0/0/0
86	OHX	c3	201	-	-	0/0/0/0	0/0/0/0
86	OHX	c5	201	-	-	0/0/0/0	0/0/0/0
86	OHX	c8	202	-	-	0/0/0/0	0/0/0/0
86	OHX	d4	201	-	-	0/0/0/0	0/0/0/0
86	OHX	d9	102	-	-	0/0/0/0	0/0/0/0

Continued on next page...

Continued from previous page...

Mol	Type	Chain	Res	Link	Chirals	Torsions	Rings
86	OHX	l3	404	-	-	0/0/0/0	0/0/0/0
86	OHX	l3	405	-	-	0/0/0/0	0/0/0/0
86	OHX	l4	402	-	-	0/0/0/0	0/0/0/0
86	OHX	l4	403	-	-	0/0/0/0	0/0/0/0
86	OHX	l5	304	-	-	0/0/0/0	0/0/0/0
86	OHX	l5	305	-	-	0/0/0/0	0/0/0/0
86	OHX	l5	306	-	-	0/0/0/0	0/0/0/0
86	OHX	l9	202	-	-	0/0/0/0	0/0/0/0
86	OHX	m0	302	-	-	0/0/0/0	0/0/0/0
86	OHX	m0	303	-	-	0/0/0/0	0/0/0/0
86	OHX	m1	202	-	-	0/0/0/0	0/0/0/0
86	OHX	m4	202	-	-	0/0/0/0	0/0/0/0
86	OHX	m5	306	-	-	0/0/0/0	0/0/0/0
86	OHX	m6	203	-	-	0/0/0/0	0/0/0/0
86	OHX	m7	207	-	-	0/0/0/0	0/0/0/0
86	OHX	n1	201	-	-	0/0/0/0	0/0/0/0
86	OHX	n3	202	-	-	0/0/0/0	0/0/0/0
86	OHX	n9	103	-	-	0/0/0/0	0/0/0/0
86	OHX	o3	203	-	-	0/0/0/0	0/0/0/0
86	OHX	o7	103	-	-	0/0/0/0	0/0/0/0
86	OHX	q2	502	-	-	0/0/0/0	0/0/0/0
86	OHX	s1	302	-	-	0/0/0/0	0/0/0/0
86	OHX	s1	303	-	-	0/0/0/0	0/0/0/0
86	OHX	s4	301	-	-	0/0/0/0	0/0/0/0
86	OHX	s8	302	-	-	0/0/0/0	0/0/0/0
86	OHX	s9	201	-	-	0/0/0/0	0/0/0/0
86	OHX	sR	401	-	-	0/0/0/0	0/0/0/0

All (3) bond length outliers are listed below:

Mol	Chain	Res	Type	Atoms	Z	Observed(Å)	Ideal(Å)
88	1	4211	BLS	C6-C5	-2.56	1.32	1.38
88	1	4211	BLS	C5-C4	3.88	1.49	1.40
88	1	4211	BLS	C6-N1	3.91	1.41	1.35

All (7) bond angle outliers are listed below:

Mol	Chain	Res	Type	Atoms	Z	Observed(°)	Ideal(°)
88	1	4211	BLS	C6-N1-C2	-2.78	116.78	121.28
88	1	4211	BLS	C5-C4-N3	-2.52	118.62	121.80
88	1	4211	BLS	C13-N12-C11	2.49	114.08	110.50
88	1	4211	BLS	N4-C4-N3	3.16	122.25	116.50

Continued on next page...

Continued from previous page...

Mol	Chain	Res	Type	Atoms	Z	Observed(°)	Ideal(°)
88	5	4248	BLS	C2-N3-C4	3.58	120.66	115.61
88	5	4248	BLS	C13-N12-C11	4.67	117.19	110.50
88	1	4211	BLS	C2-N3-C4	7.70	126.48	115.61

There are no chirality outliers.

There are no torsion outliers.

There are no ring outliers.

463 monomers are involved in 698 short contacts:

Mol	Chain	Res	Type	Clashes	Symm-Clashes
86	1	3857	OHX	1	0
86	1	3860	OHX	1	0
86	1	3862	OHX	3	0
86	1	3864	OHX	1	0
86	1	3865	OHX	1	0
86	1	3867	OHX	1	0
86	1	3869	OHX	1	0
86	1	3871	OHX	1	0
86	1	3873	OHX	1	0
86	1	3874	OHX	1	0
86	1	3876	OHX	2	0
86	1	3877	OHX	1	0
86	1	3878	OHX	1	0
86	1	3879	OHX	2	0
86	1	3881	OHX	1	0
86	1	3882	OHX	1	0
86	1	3883	OHX	1	0
86	1	3884	OHX	1	0
86	1	3886	OHX	1	0
86	1	3894	OHX	2	0
86	1	3897	OHX	2	0
86	1	3899	OHX	1	0
86	1	3905	OHX	1	0
86	1	3908	OHX	1	0
86	1	3917	OHX	1	0
86	1	3919	OHX	2	0
86	1	3920	OHX	2	0
86	1	3924	OHX	2	0
86	1	3926	OHX	1	0
86	1	3927	OHX	2	0
86	1	3931	OHX	1	0

Continued on next page...

Continued from previous page...

Mol	Chain	Res	Type	Clashes	Symm-Clashes
86	1	3932	OHX	1	0
86	1	3933	OHX	1	0
86	1	3935	OHX	2	0
86	1	3936	OHX	1	0
86	1	3940	OHX	1	0
86	1	3947	OHX	1	0
86	1	3950	OHX	1	0
86	1	3951	OHX	5	0
86	1	3952	OHX	1	0
86	1	3955	OHX	1	0
86	1	3957	OHX	3	0
86	1	3958	OHX	1	0
86	1	3961	OHX	1	0
86	1	3962	OHX	1	0
86	1	3965	OHX	6	0
86	1	3966	OHX	1	0
86	1	3970	OHX	1	0
86	1	3971	OHX	2	0
86	1	3974	OHX	1	0
86	1	3976	OHX	1	0
86	1	3977	OHX	1	0
86	1	3979	OHX	1	0
86	1	3982	OHX	1	0
86	1	3988	OHX	2	0
86	1	3991	OHX	1	0
86	1	3994	OHX	2	0
86	1	3996	OHX	1	0
86	1	3997	OHX	2	0
86	1	3998	OHX	5	0
86	1	4001	OHX	2	0
86	1	4003	OHX	1	0
86	1	4005	OHX	1	0
86	1	4008	OHX	1	0
86	1	4012	OHX	1	0
86	1	4014	OHX	1	0
86	1	4023	OHX	6	0
86	1	4025	OHX	1	0
86	1	4027	OHX	6	0
86	1	4029	OHX	1	0
86	1	4033	OHX	2	0
86	1	4034	OHX	2	0
86	1	4036	OHX	1	0

Continued on next page...

Continued from previous page...

Mol	Chain	Res	Type	Clashes	Symm-Clashes
86	1	4038	OHX	1	0
86	1	4039	OHX	2	0
86	1	4040	OHX	7	0
86	1	4042	OHX	2	0
86	1	4048	OHX	1	0
86	1	4050	OHX	5	0
86	1	4051	OHX	1	0
86	1	4052	OHX	2	0
86	1	4057	OHX	1	0
86	1	4059	OHX	2	0
86	1	4065	OHX	1	0
86	1	4070	OHX	1	0
86	1	4076	OHX	2	0
86	1	4078	OHX	1	0
86	1	4080	OHX	2	0
86	1	4081	OHX	3	0
86	1	4086	OHX	1	0
86	1	4089	OHX	1	0
86	1	4092	OHX	1	0
86	1	4103	OHX	1	0
86	1	4118	OHX	2	0
86	1	4121	OHX	1	0
86	1	4124	OHX	2	0
86	1	4128	OHX	2	0
86	1	4129	OHX	1	0
86	1	4130	OHX	1	0
86	1	4131	OHX	1	0
86	1	4132	OHX	1	0
86	1	4134	OHX	1	0
86	1	4135	OHX	2	0
86	1	4136	OHX	1	0
86	1	4137	OHX	1	0
86	1	4138	OHX	1	0
86	1	4139	OHX	1	0
86	1	4140	OHX	2	0
86	1	4141	OHX	2	0
86	1	4143	OHX	6	0
86	1	4144	OHX	1	0
86	1	4147	OHX	2	0
86	1	4152	OHX	1	0
86	1	4153	OHX	6	0
86	1	4155	OHX	1	0

Continued on next page...

Continued from previous page...

Mol	Chain	Res	Type	Clashes	Symm-Clashes
86	1	4160	OHX	4	0
86	1	4161	OHX	1	0
86	1	4162	OHX	1	0
86	1	4165	OHX	1	0
86	1	4166	OHX	1	0
86	1	4167	OHX	1	0
86	1	4169	OHX	6	0
86	1	4172	OHX	1	0
86	1	4177	OHX	1	0
86	1	4178	OHX	4	0
86	1	4180	OHX	1	0
86	1	4189	OHX	2	0
86	1	4190	OHX	1	0
86	1	4191	OHX	1	0
86	1	4194	OHX	7	0
86	1	4195	OHX	1	0
86	1	4200	OHX	3	0
86	1	4201	OHX	1	0
86	1	4205	OHX	1	0
86	1	4207	OHX	1	0
88	1	4211	BLS	2	0
86	2	2023	OHX	1	0
86	2	2024	OHX	1	0
86	2	2025	OHX	1	0
86	2	2026	OHX	2	0
86	2	2029	OHX	1	0
86	2	2031	OHX	8	0
86	2	2034	OHX	1	0
86	2	2036	OHX	2	0
86	2	2038	OHX	2	0
86	2	2040	OHX	1	0
86	2	2041	OHX	1	0
86	2	2043	OHX	6	0
86	2	2044	OHX	2	0
86	2	2045	OHX	1	0
86	2	2046	OHX	2	0
86	2	2050	OHX	1	0
86	2	2053	OHX	2	0
86	2	2055	OHX	1	0
86	2	2057	OHX	2	0
86	2	2061	OHX	1	0
86	2	2063	OHX	2	0

Continued on next page...

Continued from previous page...

Mol	Chain	Res	Type	Clashes	Symm-Clashes
86	2	2066	OHX	1	0
86	2	2069	OHX	1	0
86	2	2072	OHX	1	0
86	2	2073	OHX	2	0
86	2	2074	OHX	4	0
86	2	2075	OHX	1	0
86	2	2077	OHX	2	0
86	2	2081	OHX	1	0
86	2	2085	OHX	1	0
86	2	2089	OHX	3	0
86	2	2091	OHX	2	0
86	2	2092	OHX	2	0
86	2	2095	OHX	1	0
86	2	2096	OHX	1	0
86	2	2097	OHX	1	0
86	2	2098	OHX	7	0
86	2	2099	OHX	1	0
86	2	2103	OHX	2	0
86	2	2104	OHX	1	0
86	2	2105	OHX	1	0
86	2	2106	OHX	1	0
86	2	2107	OHX	2	0
86	2	2108	OHX	1	0
86	2	2109	OHX	1	0
86	2	2110	OHX	3	0
86	2	2115	OHX	1	0
86	2	2116	OHX	1	0
86	2	2120	OHX	3	0
86	2	2122	OHX	1	0
86	2	2126	OHX	1	0
86	2	2129	OHX	2	0
86	2	2130	OHX	1	0
86	2	2131	OHX	5	0
86	2	2134	OHX	1	0
86	2	2138	OHX	1	0
86	2	2140	OHX	1	0
86	2	2143	OHX	1	0
86	2	2146	OHX	6	0
86	2	2149	OHX	1	0
86	2	2154	OHX	1	0
86	2	2155	OHX	1	0
86	2	2157	OHX	3	0

Continued on next page...

Continued from previous page...

Mol	Chain	Res	Type	Clashes	Symm-Clashes
86	2	2159	OHX	1	0
86	2	2160	OHX	1	0
86	2	2162	OHX	4	0
86	2	2165	OHX	1	0
86	2	2167	OHX	1	0
86	2	2168	OHX	1	0
86	2	2173	OHX	1	0
86	3	216	OHX	1	0
86	3	218	OHX	1	0
86	3	221	OHX	1	0
86	3	224	OHX	1	0
86	4	226	OHX	1	0
86	4	229	OHX	2	0
86	4	232	OHX	1	0
86	4	234	OHX	1	0
86	4	236	OHX	1	0
86	5	3892	OHX	2	0
86	5	3894	OHX	1	0
86	5	3895	OHX	1	0
86	5	3897	OHX	1	0
86	5	3898	OHX	1	0
86	5	3899	OHX	1	0
86	5	3900	OHX	1	0
86	5	3901	OHX	1	0
86	5	3902	OHX	2	0
86	5	3903	OHX	1	0
86	5	3904	OHX	1	0
86	5	3905	OHX	2	0
86	5	3908	OHX	1	0
86	5	3909	OHX	3	0
86	5	3910	OHX	2	0
86	5	3912	OHX	1	0
86	5	3917	OHX	1	0
86	5	3920	OHX	1	0
86	5	3925	OHX	1	0
86	5	3926	OHX	1	0
86	5	3928	OHX	1	0
86	5	3929	OHX	1	0
86	5	3930	OHX	1	0
86	5	3932	OHX	1	0
86	5	3935	OHX	7	0
86	5	3938	OHX	1	0

Continued on next page...

Continued from previous page...

Mol	Chain	Res	Type	Clashes	Symm-Clashes
86	5	3940	OHX	1	0
86	5	3943	OHX	1	0
86	5	3946	OHX	1	0
86	5	3947	OHX	1	0
86	5	3949	OHX	2	0
86	5	3950	OHX	3	0
86	5	3951	OHX	1	0
86	5	3952	OHX	1	0
86	5	3953	OHX	2	0
86	5	3955	OHX	3	0
86	5	3959	OHX	1	0
86	5	3962	OHX	2	0
86	5	3963	OHX	1	0
86	5	3965	OHX	2	0
86	5	3966	OHX	6	0
86	5	3968	OHX	1	0
86	5	3969	OHX	1	0
86	5	3971	OHX	8	0
86	5	3972	OHX	1	0
86	5	3975	OHX	1	0
86	5	3980	OHX	1	0
86	5	3982	OHX	1	0
86	5	3984	OHX	2	0
86	5	3989	OHX	1	0
86	5	3991	OHX	1	0
86	5	3992	OHX	1	0
86	5	3994	OHX	5	0
86	5	3995	OHX	6	0
86	5	3996	OHX	1	0
86	5	4000	OHX	2	0
86	5	4004	OHX	4	0
86	5	4006	OHX	1	0
86	5	4008	OHX	2	0
86	5	4014	OHX	7	0
86	5	4017	OHX	2	0
86	5	4018	OHX	2	0
86	5	4022	OHX	1	0
86	5	4023	OHX	1	0
86	5	4028	OHX	1	0
86	5	4029	OHX	4	0
86	5	4033	OHX	1	0
86	5	4040	OHX	1	0

Continued on next page...

Continued from previous page...

Mol	Chain	Res	Type	Clashes	Symm-Clashes
86	5	4043	OHX	1	0
86	5	4045	OHX	1	0
86	5	4046	OHX	1	0
86	5	4047	OHX	1	0
86	5	4048	OHX	1	0
86	5	4049	OHX	1	0
86	5	4060	OHX	4	0
86	5	4061	OHX	1	0
86	5	4066	OHX	1	0
86	5	4068	OHX	1	0
86	5	4069	OHX	1	0
86	5	4074	OHX	1	0
86	5	4075	OHX	1	0
86	5	4082	OHX	1	0
86	5	4083	OHX	1	0
86	5	4085	OHX	7	0
86	5	4087	OHX	2	0
86	5	4088	OHX	2	0
86	5	4092	OHX	1	0
86	5	4095	OHX	1	0
86	5	4097	OHX	2	0
86	5	4100	OHX	2	0
86	5	4104	OHX	1	0
86	5	4105	OHX	2	0
86	5	4106	OHX	1	0
86	5	4112	OHX	1	0
86	5	4113	OHX	1	0
86	5	4114	OHX	1	0
86	5	4124	OHX	1	0
86	5	4126	OHX	2	0
86	5	4128	OHX	1	0
86	5	4133	OHX	1	0
86	5	4136	OHX	1	0
86	5	4138	OHX	3	0
86	5	4139	OHX	3	0
86	5	4142	OHX	1	0
86	5	4145	OHX	1	0
86	5	4154	OHX	2	0
86	5	4155	OHX	1	0
86	5	4157	OHX	1	0
86	5	4161	OHX	1	0
86	5	4163	OHX	1	0

Continued on next page...

Continued from previous page...

Mol	Chain	Res	Type	Clashes	Symm-Clashes
86	5	4164	OHX	1	0
86	5	4172	OHX	1	0
86	5	4173	OHX	1	0
86	5	4175	OHX	1	0
86	5	4179	OHX	1	0
86	5	4180	OHX	1	0
86	5	4182	OHX	1	0
86	5	4184	OHX	2	0
86	5	4186	OHX	2	0
86	5	4187	OHX	1	0
86	5	4188	OHX	1	0
86	5	4190	OHX	1	0
86	5	4192	OHX	1	0
86	5	4193	OHX	10	0
86	5	4194	OHX	2	0
86	5	4195	OHX	5	0
86	5	4206	OHX	1	0
86	5	4209	OHX	1	0
86	5	4211	OHX	1	0
86	5	4212	OHX	6	0
86	5	4214	OHX	1	0
86	5	4218	OHX	2	0
86	5	4222	OHX	1	0
86	5	4228	OHX	7	0
86	5	4229	OHX	1	0
86	5	4230	OHX	1	0
86	5	4231	OHX	1	0
86	5	4232	OHX	4	0
86	5	4234	OHX	1	0
86	5	4238	OHX	8	0
86	5	4239	OHX	1	0
86	5	4244	OHX	1	0
88	5	4248	BLS	2	0
86	6	2046	OHX	1	0
86	6	2047	OHX	1	0
86	6	2049	OHX	1	0
86	6	2053	OHX	1	0
86	6	2055	OHX	1	0
86	6	2057	OHX	1	0
86	6	2059	OHX	5	0
86	6	2061	OHX	3	0
86	6	2062	OHX	1	0

Continued on next page...

Continued from previous page...

Mol	Chain	Res	Type	Clashes	Symm-Clashes
86	6	2065	OHX	1	0
86	6	2068	OHX	1	0
86	6	2070	OHX	1	0
86	6	2071	OHX	2	0
86	6	2073	OHX	1	0
86	6	2074	OHX	2	0
86	6	2075	OHX	1	0
86	6	2077	OHX	1	0
86	6	2079	OHX	1	0
86	6	2081	OHX	1	0
86	6	2083	OHX	1	0
86	6	2086	OHX	1	0
86	6	2088	OHX	1	0
86	6	2091	OHX	1	0
86	6	2092	OHX	1	0
86	6	2093	OHX	1	0
86	6	2096	OHX	2	0
86	6	2098	OHX	1	0
86	6	2100	OHX	2	0
86	6	2102	OHX	1	0
86	6	2103	OHX	1	0
86	6	2104	OHX	2	0
86	6	2105	OHX	2	0
86	6	2106	OHX	1	0
86	6	2107	OHX	1	0
86	6	2109	OHX	1	0
86	6	2111	OHX	2	0
86	6	2112	OHX	1	0
86	6	2114	OHX	1	0
86	6	2117	OHX	2	0
86	6	2120	OHX	7	0
86	6	2122	OHX	1	0
86	6	2123	OHX	1	0
86	6	2124	OHX	1	0
86	6	2125	OHX	2	0
86	6	2126	OHX	2	0
86	6	2128	OHX	1	0
86	6	2130	OHX	1	0
86	6	2136	OHX	2	0
86	6	2137	OHX	1	0
86	6	2138	OHX	2	0
86	6	2143	OHX	2	0

Continued on next page...

Continued from previous page...

Mol	Chain	Res	Type	Clashes	Symm-Clashes
86	6	2144	OHX	1	0
86	6	2146	OHX	1	0
86	6	2147	OHX	6	0
86	6	2149	OHX	1	0
86	6	2154	OHX	1	0
86	6	2157	OHX	1	0
86	6	2159	OHX	3	0
86	6	2163	OHX	1	0
86	6	2165	OHX	1	0
86	6	2171	OHX	7	0
86	6	2175	OHX	1	0
86	6	2178	OHX	2	0
86	6	2179	OHX	1	0
86	6	2182	OHX	1	0
86	6	2183	OHX	1	0
86	6	2184	OHX	3	0
86	6	2188	OHX	1	0
86	6	2189	OHX	1	0
86	6	2190	OHX	3	0
86	6	2192	OHX	3	0
86	6	2195	OHX	1	0
86	6	2201	OHX	1	0
86	6	2202	OHX	1	0
86	6	2204	OHX	1	0
86	7	218	OHX	2	0
86	7	220	OHX	7	0
86	7	221	OHX	1	0
86	7	222	OHX	1	0
86	7	223	OHX	1	0
86	7	228	OHX	6	0
86	8	215	OHX	1	0
86	8	216	OHX	5	0
86	8	219	OHX	1	0
86	8	222	OHX	1	0
86	8	223	OHX	5	0
86	8	228	OHX	1	0
86	8	229	OHX	1	0
86	C3	201	OHX	1	0
86	C5	201	OHX	3	0
86	D3	202	OHX	2	0
86	L3	405	OHX	1	0
86	L3	406	OHX	1	0

Continued on next page...

Continued from previous page...

Mol	Chain	Res	Type	Clashes	Symm-Clashes
86	L4	404	OHX	2	0
86	M0	304	OHX	1	0
86	M5	303	OHX	1	0
86	M7	206	OHX	1	0
86	M7	207	OHX	1	0
86	M9	202	OHX	1	0
86	O1	202	OHX	7	0
86	O3	201	OHX	1	0
86	O7	104	OHX	6	0
86	O7	105	OHX	1	0
86	Q2	503	OHX	2	0
86	S8	302	OHX	1	0

5.7 Other polymers [i](#)

There are no such residues in this entry.

5.8 Polymer linkage issues [i](#)

There are no chain breaks in this entry.

6 Fit of model and data ⓘ

6.1 Protein, DNA and RNA chains ⓘ

EDS failed to run properly - this section will therefore be empty.

6.2 Non-standard residues in protein, DNA, RNA chains ⓘ

EDS failed to run properly - this section will therefore be empty.

6.3 Carbohydrates ⓘ

EDS failed to run properly - this section will therefore be empty.

6.4 Ligands ⓘ

EDS failed to run properly - this section will therefore be empty.

6.5 Other polymers ⓘ

EDS failed to run properly - this section will therefore be empty.