



wwPDB X-ray Structure Validation Summary Report ⓘ

Feb 1, 2016 – 10:55 PM GMT

PDB ID : 4U6F
Title : Crystal structure of T-2 toxin bound to the yeast 80S ribosome
Authors : Garreau de Loubresse, N.; Prokhorova, I.; Yusupova, G.; Yusupov, M.
Deposited on : 2014-07-28
Resolution : 3.10 Å(reported)

This is a wwPDB X-ray Structure Validation Summary Report for a publicly released PDB entry.
We welcome your comments at validation@mail.wwpdb.org
A user guide is available at
<http://wwpdb.org/validation/2016/XrayValidationReportHelp>
with specific help available everywhere you see the ⓘ symbol.

The following versions of software and data (see [references ⓘ](#)) were used in the production of this report:

MolProbity : 4.02b-467
Mogul : 1.7 (RC4), CSD as536be (2015)
Xtriage (Phenix) : 1.9-1692
EDS : **FAILED**
Percentile statistics : 20151230.v01 (using entries in the PDB archive December 30th 2015)
Ideal geometry (proteins) : Engh & Huber (2001)
Ideal geometry (DNA, RNA) : Parkinson et al. (1996)
Validation Pipeline (wwPDB-VP) : trunk26865

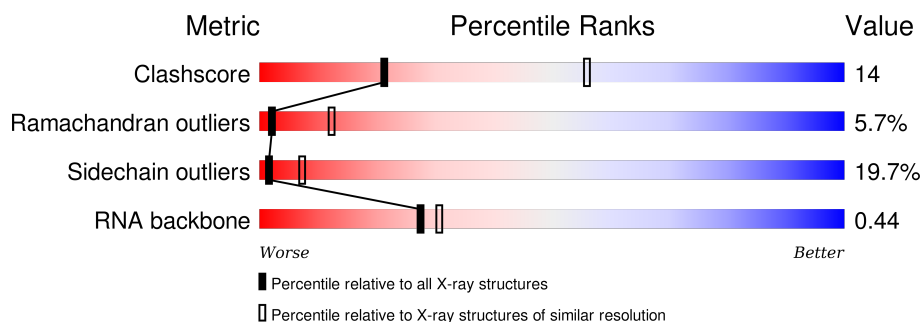
1 Overall quality at a glance

The following experimental techniques were used to determine the structure:

X-RAY DIFFRACTION

The reported resolution of this entry is 3.10 Å.

Percentile scores (ranging between 0-100) for global validation metrics of the entry are shown in the following graphic. The table shows the number of entries on which the scores are based.



Metric	Whole archive (#Entries)	Similar resolution (#Entries, resolution range(Å))
Clashscore	102246	1222 (3.14-3.06)
Ramachandran outliers	100387	1174 (3.14-3.06)
Sidechain outliers	100360	1174 (3.14-3.06)
RNA backbone	2183	1010 (3.52-2.68)

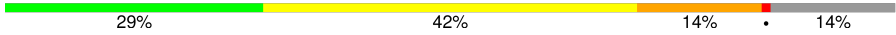

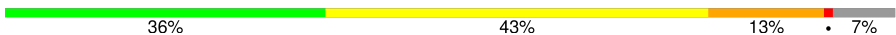














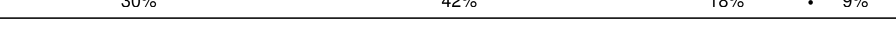



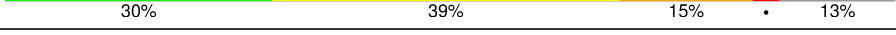



The table below summarises the geometric issues observed across the polymeric chains and their fit to the electron density. The red, orange, yellow and green segments on the lower bar indicate the fraction of residues that contain outliers for ≥ 3 , 2, 1 and 0 types of geometric quality criteria. A grey segment represents the fraction of residues that are not modelled. The numeric value for each fraction is indicated below the corresponding segment, with a dot representing fractions $\leq 5\%$. The upper red bar (where present) indicates the fraction of residues that have poor fit to the electron density. The numeric value is given above the bar.

Note EDS failed to run properly.

Mol	Chain	Length	Quality of chain
1	2	1800	
1	6	1800	
2	S0	251	
2	s0	251	
3	S1	254	
3	s1	254	


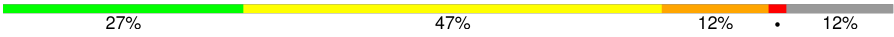



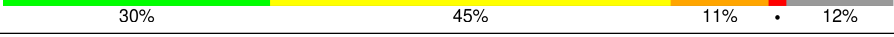





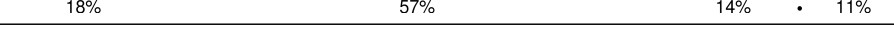

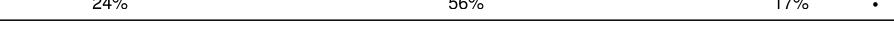











Continued on next page...

Continued from previous page...

Mol	Chain	Length	Quality of chain
4	S2	253	
4	s2	253	
5	S3	239	
5	s3	239	
6	S4	260	
6	s4	260	
7	S5	224	
7	s5	224	
8	S6	236	
8	s6	236	
9	S7	189	
9	s7	189	
10	S8	200	
10	s8	200	
11	S9	196	
11	s9	196	
12	C0	105	
12	c0	105	
13	C1	155	
13	c1	155	
14	C2	142	
14	c2	142	
15	C3	150	
15	c3	150	
16	C4	136	







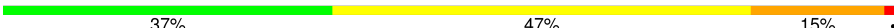


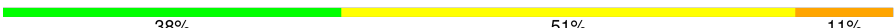







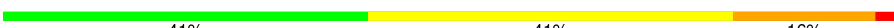







Continued on next page...

Continued from previous page...

Mol	Chain	Length	Quality of chain
16	c4	136	
17	C5	141	
17	c5	141	
18	C6	142	
18	c6	142	
19	C7	136	
19	c7	136	
20	C8	145	
20	c8	145	
21	C9	143	
21	c9	143	
22	D0	120	
22	d0	120	
23	D1	87	
23	d1	87	
24	D2	129	
24	d2	129	
25	D3	144	
25	d3	144	
26	D4	134	
26	d4	134	
27	D5	107	
27	d5	107	
28	D6	97	
28	d6	97	



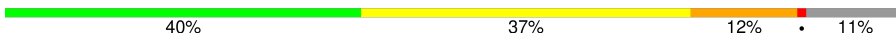






















Continued on next page...

Continued from previous page...

Mol	Chain	Length	Quality of chain
29	D7	81	
29	d7	81	
30	D8	66	
30	d8	66	
31	D9	55	
31	d9	55	
32	E0	60	
33	E1	76	
33	e1	76	
34	SR	318	
34	sR	318	
35	SM	273	
35	sM	273	
36	1	3396	
36	5	3396	
37	3	121	
37	7	121	
38	4	158	
38	8	158	
39	L2	253	
39	l2	253	
40	L3	386	
40	l3	386	
41	L4	361	
41	l4	361	


























Continued on next page...

Continued from previous page...

Mol	Chain	Length	Quality of chain
42	L5	296	
42	l5	296	
43	L6	175	
43	l6	175	
44	L7	243	
44	l7	243	
45	L8	255	
45	l8	255	
46	L9	191	
46	l9	191	
47	M0	220	
47	m0	220	
48	M1	173	
48	m1	173	
49	M3	198	
49	m3	198	
50	M4	137	
50	m4	137	
51	M5	203	
51	m5	203	
52	M6	198	
52	m6	198	
53	M7	183	
53	m7	183	
54	M8	185	

Continued on next page...

Continued from previous page...

Mol	Chain	Length	Quality of chain
54	m8	185	
55	M9	188	
55	m9	188	
56	N0	172	
56	n0	172	
57	N1	159	
57	n1	159	
58	N2	120	
58	n2	120	
59	N3	136	
59	n3	136	
60	N4	155	
60	n4	155	
61	N5	141	
61	n5	141	
62	N6	126	
62	n6	126	
63	N7	135	
63	n7	135	
64	N8	148	
64	n8	148	
65	N9	58	
65	n9	58	
66	O0	104	
66	o0	104	


Continued on next page...

Continued from previous page...

Mol	Chain	Length	Quality of chain
67	O1	112	
67	o1	112	
68	O2	129	
68	o2	129	
69	O3	106	
69	o3	106	
70	O4	120	
70	o4	120	
71	O5	119	
71	o5	119	
72	O6	99	
72	o6	99	
73	O7	87	
73	o7	87	
74	O8	77	
74	o8	77	
75	O9	50	
75	o9	50	
76	Q0	52	
76	q0	52	
77	Q1	25	
77	q1	25	
78	Q2	105	
78	q2	105	
79	Q3	91	

Continued on next page...

Continued from previous page...

Mol	Chain	Length	Quality of chain
79	q3	91	
80	e0	62	
81	p0	311	
82	m2	160	
83	p1	47	
84	p2	46	

The following table lists non-polymeric compounds, carbohydrate monomers and non-standard residues in protein, DNA, RNA chains that are outliers for geometric or electron-density-fit criteria:

Mol	Type	Chain	Res	Chirality	Geometry	Clashes	Electron density
86	OHX	1	3952	-	-	X	-
86	OHX	1	3966	-	-	X	-
86	OHX	1	3997	-	-	X	-
86	OHX	1	4026	-	-	X	-
86	OHX	1	4039	-	-	X	-
86	OHX	1	4050	-	-	X	-
86	OHX	1	4133	-	-	X	-
86	OHX	1	4151	-	-	X	-
86	OHX	1	4167	-	-	X	-
86	OHX	1	4176	-	-	X	-
86	OHX	1	4192	-	-	X	-
86	OHX	2	2034	-	-	X	-
86	OHX	2	2047	-	-	X	-
86	OHX	2	2093	-	-	X	-
86	OHX	2	2101	-	-	X	-
86	OHX	2	2134	-	-	X	-
86	OHX	2	2149	-	-	X	-
86	OHX	2	2160	-	-	X	-
86	OHX	5	3945	-	-	X	-
86	OHX	5	3964	-	-	X	-
86	OHX	5	3980	-	-	X	-
86	OHX	5	4004	-	-	X	-
86	OHX	5	4005	-	-	X	-
86	OHX	5	4014	-	-	X	-
86	OHX	5	4024	-	-	X	-
86	OHX	5	4059	-	-	X	-
86	OHX	5	4093	-	-	X	-

Continued on next page...

Continued from previous page...

Mol	Type	Chain	Res	Chirality	Geometry	Clashes	Electron density
86	OHX	5	4201	-	-	X	-
86	OHX	5	4202	-	-	X	-
86	OHX	5	4203	-	-	X	-
86	OHX	5	4220	-	-	X	-
86	OHX	5	4237	-	-	X	-
86	OHX	5	4246	-	-	X	-
86	OHX	6	2060	-	-	X	-
86	OHX	6	2121	-	-	X	-
86	OHX	6	2149	-	-	X	-
86	OHX	6	2173	-	-	X	-
86	OHX	8	215	-	-	X	-
86	OHX	8	223	-	-	X	-
86	OHX	O1	201	-	-	X	-
86	OHX	O7	103	-	-	X	-
88	ZBA	1	4206	X	-	-	-

2 Entry composition

There are 88 unique types of molecules in this entry. The entry contains 411881 atoms, of which 0 are hydrogens and 0 are deuteriums.

In the tables below, the ZeroOcc column contains the number of atoms modelled with zero occupancy, the AltConf column contains the number of residues with at least one atom in alternate conformation and the Trace column contains the number of residues modelled with at most 2 atoms.

- Molecule 1 is a RNA chain called 18S ribosomal RNA.

Mol	Chain	Residues	Atoms					ZeroOcc	AltConf	Trace
1	2	1781	Total	C	N	O	P	0	0	0
			37948	16965	6715	12487	1781			
1	6	1795	Total	C	N	O	P	0	0	0
			38238	17095	6758	12590	1795			

- Molecule 2 is a protein called 40S ribosomal protein S0-A.

Mol	Chain	Residues	Atoms					ZeroOcc	AltConf	Trace
2	S0	206	Total	C	N	O	S	0	0	0
			1577	1014	278	283	2			
2	s0	206	Total	C	N	O	S	0	0	0
			1583	1017	281	283	2			

- Molecule 3 is a protein called 40S ribosomal protein S1-A.

Mol	Chain	Residues	Atoms					ZeroOcc	AltConf	Trace
3	S1	214	Total	C	N	O	S	0	0	0
			1709	1084	310	311	4			
3	s1	216	Total	C	N	O	S	0	0	0
			1722	1091	312	315	4			

- Molecule 4 is a protein called 40S ribosomal protein S2.

Mol	Chain	Residues	Atoms					ZeroOcc	AltConf	Trace
4	S2	217	Total	C	N	O	S	0	0	0
			1635	1047	289	297	2			
4	s2	217	Total	C	N	O	S	0	0	0
			1635	1047	289	297	2			

- Molecule 5 is a protein called 40S ribosomal protein S3.

Mol	Chain	Residues	Atoms					ZeroOcc	AltConf	Trace
5	S3	223	Total	C	N	O	S	0	0	0
			1734	1101	313	314	6			
5	s3	223	Total	C	N	O	S	0	0	0
			1734	1101	313	314	6			

- Molecule 6 is a protein called 40S ribosomal protein S4-A.

Mol	Chain	Residues	Atoms					ZeroOcc	AltConf	Trace
6	S4	260	Total	C	N	O	S	0	0	0
			2068	1316	389	360	3			
6	s4	260	Total	C	N	O	S	0	0	0
			2068	1316	389	360	3			

- Molecule 7 is a protein called 40S ribosomal protein S5.

Mol	Chain	Residues	Atoms					ZeroOcc	AltConf	Trace
7	S5	206	Total	C	N	O	S	0	0	0
			1609	1007	300	299	3			
7	s5	206	Total	C	N	O	S	0	0	0
			1609	1007	300	299	3			

- Molecule 8 is a protein called 40S ribosomal protein S6-A.

Mol	Chain	Residues	Atoms					ZeroOcc	AltConf	Trace
8	S6	226	Total	C	N	O	S	0	0	0
			1799	1129	346	321	3			
8	s6	218	Total	C	N	O	S	0	0	0
			1755	1102	337	313	3			

- Molecule 9 is a protein called 40S ribosomal protein S7-A.

Mol	Chain	Residues	Atoms					ZeroOcc	AltConf	Trace
9	S7	184	Total	C	N	O	S	0	0	0
			1481	951	265	265				
9	s7	186	Total	C	N	O	S	0	0	0
			1491	957	267	267				

- Molecule 10 is a protein called 40S ribosomal protein S8-A.

Mol	Chain	Residues	Atoms					ZeroOcc	AltConf	Trace
10	S8	188	Total	C	N	O	S	0	0	0
			1489	925	298	264	2			

Continued on next page...

Continued from previous page...

Mol	Chain	Residues	Atoms					ZeroOcc	AltConf	Trace
10	s8	188	Total	C	N	O	S	0	0	0
			1489	925	298	264	2			

- Molecule 11 is a protein called 40S ribosomal protein S9-A.

Mol	Chain	Residues	Atoms					ZeroOcc	AltConf	Trace
11	S9	185	Total	C	N	O	S	0	0	0
			1494	943	289	261	1			
11	s9	185	Total	C	N	O	S	0	0	0
			1494	943	289	261	1			

- Molecule 12 is a protein called 40S ribosomal protein S10-A.

Mol	Chain	Residues	Atoms					ZeroOcc	AltConf	Trace
12	C0	96	Total	C	N	O	S	0	0	0
			773	500	126	145	2			
12	c0	96	Total	C	N	O	S	0	0	0
			762	491	125	144	2			

There are 4 discrepancies between the modelled and reference sequences:

Chain	Residue	Modelled	Actual	Comment	Reference
C0	89	ALA	GLY	conflict	UNP Q08745
C0	98	SER	THR	conflict	UNP Q08745
c0	89	ALA	GLY	conflict	UNP Q08745
c0	98	SER	THR	conflict	UNP Q08745

- Molecule 13 is a protein called 40S ribosomal protein S11-A.

Mol	Chain	Residues	Atoms					ZeroOcc	AltConf	Trace
13	C1	155	Total	C	N	O	S	0	0	0
			1214	775	230	206	3			
13	c1	146	Total	C	N	O	S	0	0	0
			1168	747	221	197	3			

There are 2 discrepancies between the modelled and reference sequences:

Chain	Residue	Modelled	Actual	Comment	Reference
C1	147	ALA	GLY	conflict	UNP P0CX47
c1	147	ALA	GLY	conflict	UNP P0CX47

- Molecule 14 is a protein called 40S ribosomal protein S12.

Mol	Chain	Residues	Atoms					ZeroOcc	AltConf	Trace
14	C2	124	Total	C	N	O	S	0	0	0
			892	562	156	172	2			
14	c2	124	Total	C	N	O	S	0	0	0
			892	562	156	172	2			

There are 4 discrepancies between the modelled and reference sequences:

Chain	Residue	Modelled	Actual	Comment	Reference
C2	104	ALA	GLY	conflict	UNP P48589
C2	110	ALA	GLY	conflict	UNP P48589
c2	104	ALA	GLY	conflict	UNP P48589
c2	110	ALA	GLY	conflict	UNP P48589

- Molecule 15 is a protein called 40S ribosomal protein S13.

Mol	Chain	Residues	Atoms					ZeroOcc	AltConf	Trace
15	C3	150	Total	C	N	O	S	0	0	0
			1192	759	224	207	2			
15	c3	150	Total	C	N	O	S	0	0	0
			1192	759	224	207	2			

- Molecule 16 is a protein called 40S ribosomal protein S14-A.

Mol	Chain	Residues	Atoms					ZeroOcc	AltConf	Trace
16	C4	127	Total	C	N	O	S	0	0	0
			891	545	182	163	1			
16	c4	128	Total	C	N	O	S	0	0	0
			949	582	188	176	3			

- Molecule 17 is a protein called 40S ribosomal protein S15.

Mol	Chain	Residues	Atoms					ZeroOcc	AltConf	Trace
17	C5	124	Total	C	N	O	S	0	0	0
			977	622	182	166	7			
17	c5	135	Total	C	N	O	S	0	0	0
			1039	658	196	178	7			

There are 2 discrepancies between the modelled and reference sequences:

Chain	Residue	Modelled	Actual	Comment	Reference
C5	137	SER	ARG	conflict	UNP Q01855
c5	137	SER	ARG	conflict	UNP Q01855

- Molecule 18 is a protein called 40S ribosomal protein S16-A.

Mol	Chain	Residues	Atoms				ZeroOcc	AltConf	Trace
18	C6	141	Total	C	N	O	0	0	0
			1105	708	203	194			
18	c6	142	Total	C	N	O	0	0	0
			1111	711	204	196			

- Molecule 19 is a protein called 40S ribosomal protein S17-A.

Mol	Chain	Residues	Atoms					ZeroOcc	AltConf	Trace
19	C7	120	Total	C	N	O	S	0	0	0
			926	577	177	170	2			
19	c7	117	Total	C	N	O	S	0	0	0
			906	563	174	167	2			

- Molecule 20 is a protein called 40S ribosomal protein S18-A.

Mol	Chain	Residues	Atoms					ZeroOcc	AltConf	Trace
20	C8	145	Total	C	N	O	S	0	0	0
			1192	743	237	210	2			
20	c8	145	Total	C	N	O	S	0	0	0
			1192	743	237	210	2			

- Molecule 21 is a protein called 40S ribosomal protein S19-A.

Mol	Chain	Residues	Atoms					ZeroOcc	AltConf	Trace
21	C9	143	Total	C	N	O	S	0	0	0
			1112	694	208	208	2			
21	c9	143	Total	C	N	O	S	0	0	0
			1112	694	208	208	2			

- Molecule 22 is a protein called 40S ribosomal protein S20.

Mol	Chain	Residues	Atoms					ZeroOcc	AltConf	Trace
22	D0	107	Total	C	N	O	S	0	0	0
			855	539	156	159	1			
22	d0	110	Total	C	N	O	S	0	0	0
			882	554	161	166	1			

- Molecule 23 is a protein called 40S ribosomal protein S21-A.

Mol	Chain	Residues	Atoms					ZeroOcc	AltConf	Trace
23	D1	87	Total	C	N	O	S	0	0	0
			684	420	125	137	2			
23	d1	87	Total	C	N	O	S	0	0	0
			684	420	125	137	2			

- Molecule 24 is a protein called 40S ribosomal protein S22-A.

Mol	Chain	Residues	Atoms					ZeroOcc	AltConf	Trace
24	D2	129	Total	C	N	O	S	0	0	0
			1021	650	188	180	3			
24	d2	129	Total	C	N	O	S	0	0	0
			1021	650	188	180	3			

- Molecule 25 is a protein called 40S ribosomal protein S23-A.

Mol	Chain	Residues	Atoms					ZeroOcc	AltConf	Trace
25	D3	144	Total	C	N	O	S	0	0	0
			1121	708	220	191	2			
25	d3	144	Total	C	N	O	S	0	0	0
			1121	708	220	191	2			

- Molecule 26 is a protein called 40S ribosomal protein S24-A.

Mol	Chain	Residues	Atoms				ZeroOcc	AltConf	Trace
26	D4	134	Total	C	N	O	0	0	0
			1073	676	208	189			
26	d4	134	Total	C	N	O	0	0	0
			1073	676	208	189			

- Molecule 27 is a protein called 40S ribosomal protein S25-A.

Mol	Chain	Residues	Atoms				ZeroOcc	AltConf	Trace
27	D5	70	Total	C	N	O	0	0	0
			563	360	104	99			
27	d5	69	Total	C	N	O	0	0	0
			558	357	103	98			

- Molecule 28 is a protein called 40S ribosomal protein S26-B.

Mol	Chain	Residues	Atoms					ZeroOcc	AltConf	Trace
28	D6	97	Total	C	N	O	S	0	0	0
			769	475	160	129	5			

Continued on next page...

Continued from previous page...

Mol	Chain	Residues	Atoms					ZeroOcc	AltConf	Trace
28	d6	97	Total	C	N	O	S	0	0	0
			769	475	160	129	5			

- Molecule 29 is a protein called 40S ribosomal protein S27-A.

Mol	Chain	Residues	Atoms					ZeroOcc	AltConf	Trace
29	D7	81	Total	C	N	O	S	0	0	0
			610	382	110	113	5			
29	d7	81	Total	C	N	O	S	0	0	0
			610	382	110	113	5			

- Molecule 30 is a protein called 40S ribosomal protein S28-A.

Mol	Chain	Residues	Atoms					ZeroOcc	AltConf	Trace
30	D8	63	Total	C	N	O	S	0	0	0
			497	306	99	91	1			
30	d8	63	Total	C	N	O	S	0	0	0
			497	306	99	91	1			

- Molecule 31 is a protein called 40S ribosomal protein S29-A.

Mol	Chain	Residues	Atoms					ZeroOcc	AltConf	Trace
31	D9	53	Total	C	N	O	S	0	0	0
			442	274	92	72	4			
31	d9	53	Total	C	N	O	S	0	0	0
			442	274	92	72	4			

- Molecule 32 is a protein called 40S ribosomal protein S30-A.

Mol	Chain	Residues	Atoms					ZeroOcc	AltConf	Trace
32	E0	60	Total	C	N	O	S	0	0	0
			475	299	98	77	1			

- Molecule 33 is a protein called Ubiquitin-40S ribosomal protein S31.

Mol	Chain	Residues	Atoms					ZeroOcc	AltConf	Trace
33	E1	71	Total	C	N	O	S	0	0	0
			566	362	106	94	4			
33	e1	76	Total	C	N	O	S	0	0	0
			608	388	117	99	4			

- Molecule 34 is a protein called Guanine nucleotide-binding protein subunit beta-like protein.

Mol	Chain	Residues	Atoms					ZeroOcc	AltConf	Trace
34	SR	318	Total	C	N	O	S	0	0	0
			2441	1544	419	470	8			
34	sR	318	Total	C	N	O	S	0	0	0
			2442	1544	418	472	8			

- Molecule 35 is a protein called Suppressor protein STM1.

Mol	Chain	Residues	Atoms					ZeroOcc	AltConf	Trace
35	SM	159	Total	C	N	O		0	0	0
			1104	652	221	231				
35	sM	104	Total	C	N	O		0	0	0
			680	403	140	137				

- Molecule 36 is a RNA chain called 25S ribosomal RNA.

Mol	Chain	Residues	Atoms					ZeroOcc	AltConf	Trace
36	1	3149	Total	C	N	O	P	0	0	0
			67355	30086	12142	21978	3149			
36	5	3150	Total	C	N	O	P	0	0	0
			67376	30095	12145	21987	3149			

- Molecule 37 is a RNA chain called 5S ribosomal RNA.

Mol	Chain	Residues	Atoms					ZeroOcc	AltConf	Trace
37	3	121	Total	C	N	O	P	0	0	0
			2579	1152	461	845	121			
37	7	121	Total	C	N	O	P	0	0	0
			2579	1152	461	845	121			

- Molecule 38 is a RNA chain called 5.8S ribosomal RNA.

Mol	Chain	Residues	Atoms					ZeroOcc	AltConf	Trace
38	4	158	Total	C	N	O	P	0	0	0
			3353	1500	586	1109	158			
38	8	158	Total	C	N	O	P	0	0	0
			3353	1500	586	1109	158			

- Molecule 39 is a protein called 60S ribosomal protein L2-A.

Mol	Chain	Residues	Atoms					ZeroOcc	AltConf	Trace
39	L2	252	Total	C	N	O	S	0	0	0
			1914	1191	388	334	1			

Continued on next page...

Continued from previous page...

Mol	Chain	Residues	Atoms					ZeroOcc	AltConf	Trace
39	12	252	Total	C	N	O	S	0	0	0
			1912	1190	388	333	1			

- Molecule 40 is a protein called 60S ribosomal protein L3.

Mol	Chain	Residues	Atoms					ZeroOcc	AltConf	Trace
40	L3	386	Total	C	N	O	S	0	0	0
			3075	1950	584	533	8			
40	13	386	Total	C	N	O	S	0	0	0
			3075	1950	584	533	8			

- Molecule 41 is a protein called 60S ribosomal protein L4-A.

Mol	Chain	Residues	Atoms					ZeroOcc	AltConf	Trace
41	L4	361	Total	C	N	O	S	0	0	0
			2748	1729	522	494	3			
41	14	361	Total	C	N	O	S	0	0	0
			2748	1729	522	494	3			

- Molecule 42 is a protein called 60S ribosomal protein L5.

Mol	Chain	Residues	Atoms					ZeroOcc	AltConf	Trace
42	L5	296	Total	C	N	O	S	0	0	0
			2375	1501	414	458	2			
42	15	294	Total	C	N	O	S	0	0	0
			2359	1489	412	456	2			

- Molecule 43 is a protein called 60S ribosomal protein L6-A.

Mol	Chain	Residues	Atoms					ZeroOcc	AltConf	Trace
43	L6	156	Total	C	N	O	S	0	0	0
			1239	800	222	216	1			
43	16	157	Total	C	N	O	S	0	0	0
			1248	806	224	217	1			

- Molecule 44 is a protein called 60S ribosomal protein L7-A.

Mol	Chain	Residues	Atoms					ZeroOcc	AltConf	Trace
44	L7	222	Total	C	N	O	S	0	0	0
			1784	1151	324	308	1			
44	17	223	Total	C	N	O	S	0	0	0
			1791	1155	325	310	1			

- Molecule 45 is a protein called 60S ribosomal protein L8-A.

Mol	Chain	Residues	Atoms					ZeroOcc	AltConf	Trace
45	L8	233	Total	C	N	O	S	0	0	0
			1804	1151	323	327	3			
45	l8	231	Total	C	N	O	S	0	0	0
			1763	1130	316	314	3			

- Molecule 46 is a protein called 60S ribosomal protein L9-A.

Mol	Chain	Residues	Atoms					ZeroOcc	AltConf	Trace
46	L9	191	Total	C	N	O	S	0	0	0
			1518	963	274	277	4			
46	l9	191	Total	C	N	O	S	0	0	0
			1518	963	274	277	4			

- Molecule 47 is a protein called 60S ribosomal protein L10.

Mol	Chain	Residues	Atoms					ZeroOcc	AltConf	Trace
47	M0	211	Total	C	N	O	S	0	0	0
			1705	1083	322	294	6			
47	m0	213	Total	C	N	O	S	0	0	0
			1722	1094	325	297	6			

- Molecule 48 is a protein called 60S ribosomal protein L11-B.

Mol	Chain	Residues	Atoms					ZeroOcc	AltConf	Trace
48	M1	169	Total	C	N	O	S	0	0	0
			1353	847	253	249	4			
48	m1	169	Total	C	N	O	S	0	0	0
			1353	847	253	249	4			

- Molecule 49 is a protein called 60S ribosomal protein L13-A.

Mol	Chain	Residues	Atoms				ZeroOcc	AltConf	Trace
49	M3	193	Total	C	N	O	0	0	0
			1543	962	315	266			
49	m3	194	Total	C	N	O	0	0	0
			1548	965	316	267			

- Molecule 50 is a protein called 60S ribosomal protein L14-A.

Mol	Chain	Residues	Atoms					ZeroOcc	AltConf	Trace
50	M4	136	Total	C	N	O	S	0	0	0
			1053	675	199	177	2			
50	m4	137	Total	C	N	O	S	0	0	0
			1059	678	200	179	2			

- Molecule 51 is a protein called 60S ribosomal protein L15-A.

Mol	Chain	Residues	Atoms					ZeroOcc	AltConf	Trace
51	M5	203	Total	C	N	O	S	0	0	0
			1720	1077	361	281	1			
51	m5	203	Total	C	N	O	S	0	0	0
			1720	1077	361	281	1			

- Molecule 52 is a protein called 60S ribosomal protein L16-A.

Mol	Chain	Residues	Atoms					ZeroOcc	AltConf	Trace
52	M6	197	Total	C	N	O	S	0	0	0
			1555	1003	289	262	1			
52	m6	197	Total	C	N	O	S	0	0	0
			1555	1003	289	262	1			

- Molecule 53 is a protein called 60S ribosomal protein L17-A.

Mol	Chain	Residues	Atoms					ZeroOcc	AltConf	Trace
53	M7	183	Total	C	N	O		0	0	0
			1420	882	281	257				
53	m7	155	Total	C	N	O		0	0	0
			1227	764	238	225				

- Molecule 54 is a protein called 60S ribosomal protein L18-A.

Mol	Chain	Residues	Atoms					ZeroOcc	AltConf	Trace
54	M8	185	Total	C	N	O	S	0	0	0
			1441	908	290	241	2			
54	m8	185	Total	C	N	O	S	0	0	0
			1441	908	290	241	2			

- Molecule 55 is a protein called 60S ribosomal protein L19-A.

Mol	Chain	Residues	Atoms					ZeroOcc	AltConf	Trace
55	M9	188	Total	C	N	O		0	0	0
			1521	935	326	260				

Continued on next page...

Continued from previous page...

Mol	Chain	Residues	Atoms				ZeroOcc	AltConf	Trace
55	m9	188	Total	C	N	O	0	0	0
			1521	935	326	260			

- Molecule 56 is a protein called 60S ribosomal protein L20-A.

Mol	Chain	Residues	Atoms					ZeroOcc	AltConf	Trace
56	N0	172	Total	C	N	O	S	0	0	0
			1445	930	267	244	4			
56	n0	172	Total	C	N	O	S	0	0	0
			1445	930	267	244	4			

- Molecule 57 is a protein called 60S ribosomal protein L21-A.

Mol	Chain	Residues	Atoms					ZeroOcc	AltConf	Trace
57	N1	159	Total	C	N	O	S	0	0	0
			1276	805	246	221	4			
57	n1	159	Total	C	N	O	S	0	0	0
			1276	805	246	221	4			

- Molecule 58 is a protein called 60S ribosomal protein L22-A.

Mol	Chain	Residues	Atoms				ZeroOcc	AltConf	Trace
58	N2	100	Total	C	N	O	0	0	0
			796	516	131	149			
58	n2	98	Total	C	N	O	0	0	0
			778	505	127	146			

- Molecule 59 is a protein called 60S ribosomal protein L23-A.

Mol	Chain	Residues	Atoms					ZeroOcc	AltConf	Trace
59	N3	136	Total	C	N	O	S	0	0	0
			1003	628	189	179	7			
59	n3	136	Total	C	N	O	S	0	0	0
			1003	628	189	179	7			

- Molecule 60 is a protein called 60S ribosomal protein L24-A.

Mol	Chain	Residues	Atoms					ZeroOcc	AltConf	Trace
60	N4	98	Total	C	N	O	S	0	0	0
			699	443	137	118	1			
60	n4	135	Total	C	N	O	S	0	0	0
			1038	651	206	180	1			

- Molecule 61 is a protein called 60S ribosomal protein L25.

Mol	Chain	Residues	Atoms					ZeroOcc	AltConf	Trace
61	N5	121	Total	C	N	O	S	0	0	0
			964	620	169	173	2			
61	n5	120	Total	C	N	O	S	0	0	0
			959	617	168	172	2			

- Molecule 62 is a protein called 60S ribosomal protein L26-A.

Mol	Chain	Residues	Atoms					ZeroOcc	AltConf	Trace
62	N6	126	Total	C	N	O		0	0	0
			993	625	192	176				
62	n6	126	Total	C	N	O		0	0	0
			993	625	192	176				

- Molecule 63 is a protein called 60S ribosomal protein L27-A.

Mol	Chain	Residues	Atoms					ZeroOcc	AltConf	Trace
63	N7	135	Total	C	N	O		0	0	0
			1092	710	202	180				
63	n7	135	Total	C	N	O		0	0	0
			1092	710	202	180				

- Molecule 64 is a protein called 60S ribosomal protein L28.

Mol	Chain	Residues	Atoms					ZeroOcc	AltConf	Trace
64	N8	148	Total	C	N	O	S	0	0	0
			1173	749	231	190	3			
64	n8	148	Total	C	N	O	S	0	0	0
			1173	749	231	190	3			

- Molecule 65 is a protein called 60S ribosomal protein L29.

Mol	Chain	Residues	Atoms					ZeroOcc	AltConf	Trace
65	N9	58	Total	C	N	O		0	0	0
			462	289	100	73				
65	n9	58	Total	C	N	O		0	0	0
			462	289	100	73				

- Molecule 66 is a protein called 60S ribosomal protein L30.

Mol	Chain	Residues	Atoms					ZeroOcc	AltConf	Trace
66	O0	97	Total	C	N	O	S	0	0	0
			743	479	124	139	1			
66	o0	100	Total	C	N	O	S	0	0	0
			767	492	128	146	1			

- Molecule 67 is a protein called 60S ribosomal protein L31-A.

Mol	Chain	Residues	Atoms					ZeroOcc	AltConf	Trace
67	O1	109	Total	C	N	O	S	0	0	0
			876	556	167	152	1			
67	o1	109	Total	C	N	O	S	0	0	0
			883	559	167	156	1			

- Molecule 68 is a protein called 60S ribosomal protein L32.

Mol	Chain	Residues	Atoms					ZeroOcc	AltConf	Trace
68	O2	127	Total	C	N	O	S	0	0	0
			1020	647	205	167	1			
68	o2	127	Total	C	N	O	S	0	0	0
			1020	647	205	167	1			

- Molecule 69 is a protein called 60S ribosomal protein L33-A.

Mol	Chain	Residues	Atoms					ZeroOcc	AltConf	Trace
69	O3	106	Total	C	N	O	S	0	0	0
			850	540	165	144	1			
69	o3	106	Total	C	N	O	S	0	0	0
			850	540	165	144	1			

- Molecule 70 is a protein called 60S ribosomal protein L34-A.

Mol	Chain	Residues	Atoms					ZeroOcc	AltConf	Trace
70	O4	112	Total	C	N	O	S	0	0	0
			880	545	179	152	4			
70	o4	112	Total	C	N	O	S	0	0	0
			880	545	179	152	4			

There are 2 discrepancies between the modelled and reference sequences:

Chain	Residue	Modelled	Actual	Comment	Reference
O4	121	LYS	-	expression tag	UNP P87262
o4	121	LYS	-	expression tag	UNP P87262

- Molecule 71 is a protein called 60S ribosomal protein L35-A.

Mol	Chain	Residues	Atoms					ZeroOcc	AltConf	Trace
71	O5	119	Total	C	N	O	S	0	0	0
			969	615	186	167	1			
71	o5	119	Total	C	N	O	S	0	0	0
			965	612	185	167	1			

- Molecule 72 is a protein called 60S ribosomal protein L36-A.

Mol	Chain	Residues	Atoms					ZeroOcc	AltConf	Trace
72	O6	99	Total	C	N	O	S	0	0	0
			771	481	156	132	2			
72	o6	99	Total	C	N	O	S	0	0	0
			770	481	156	131	2			

- Molecule 73 is a protein called 60S ribosomal protein L37-A.

Mol	Chain	Residues	Atoms					ZeroOcc	AltConf	Trace
73	O7	87	Total	C	N	O	S	0	0	0
			681	414	148	114	5			
73	o7	87	Total	C	N	O	S	0	0	0
			681	414	148	114	5			

- Molecule 74 is a protein called 60S ribosomal protein L38.

Mol	Chain	Residues	Atoms				ZeroOcc	AltConf	Trace
74	O8	77	Total	C	N	O	0	0	0
			612	391	115	106			
74	o8	77	Total	C	N	O	0	0	0
			608	388	114	106			

- Molecule 75 is a protein called 60S ribosomal protein L39.

Mol	Chain	Residues	Atoms					ZeroOcc	AltConf	Trace
75	O9	50	Total	C	N	O	S	0	0	0
			436	272	97	65	2			
75	o9	50	Total	C	N	O	S	0	0	0
			436	272	97	65	2			

- Molecule 76 is a protein called Ubiquitin-60S ribosomal protein L40.

Mol	Chain	Residues	Atoms					ZeroOcc	AltConf	Trace
76	Q0	52	Total	C	N	O	S	0	0	0
			417	259	86	67	5			
76	q0	52	Total	C	N	O	S	0	0	0
			417	259	86	67	5			

- Molecule 77 is a protein called 60S ribosomal protein L41-A.

Mol	Chain	Residues	Atoms					ZeroOcc	AltConf	Trace
77	Q1	25	Total	C	N	O	S	0	0	0
			233	142	63	27	1			
77	q1	25	Total	C	N	O	S	0	0	0
			233	142	63	27	1			

- Molecule 78 is a protein called 60S ribosomal protein L42-A.

Mol	Chain	Residues	Atoms					ZeroOcc	AltConf	Trace
78	Q2	105	Total	C	N	O	S	0	0	0
			847	534	170	138	5			
78	q2	105	Total	C	N	O	S	0	0	0
			847	534	170	138	5			

- Molecule 79 is a protein called 60S ribosomal protein L43-A.

Mol	Chain	Residues	Atoms					ZeroOcc	AltConf	Trace
79	Q3	91	Total	C	N	O	S	0	0	0
			694	429	138	121	6			
79	q3	91	Total	C	N	O	S	0	0	0
			694	429	138	121	6			

- Molecule 80 is a protein called 40S ribosomal protein S30-A.

Mol	Chain	Residues	Atoms					ZeroOcc	AltConf	Trace
80	e0	62	Total	C	N	O	S	0	0	0
			491	309	101	80	1			

- Molecule 81 is a protein called 60S acidic ribosomal protein P0.

Mol	Chain	Residues	Atoms					ZeroOcc	AltConf	Trace
81	p0	143	Total	C	N	O	S	0	0	0
			1076	686	192	195	3			

- Molecule 82 is a protein called unknown protein chain m2.

Mol	Chain	Residues	Atoms				ZeroOcc	AltConf	Trace
82	m2	150	Total	C	N	O	0	0	0
			750	450	150	150			

- Molecule 83 is a protein called unknown protein chain p1.

Mol	Chain	Residues	Atoms				ZeroOcc	AltConf	Trace
83	p1	47	Total	C	N	O	0	0	0
			235	141	47	47			

- Molecule 84 is a protein called unknown protein chain p2.

Mol	Chain	Residues	Atoms				ZeroOcc	AltConf	Trace
84	p2	46	Total	C	N	O	0	0	0
			230	138	46	46			

- Molecule 85 is MAGNESIUM ION (three-letter code: MG) (formula: Mg).

Mol	Chain	Residues	Atoms		ZeroOcc	AltConf
85	L7	4	Total	Mg	0	0
			4	4		
85	n8	3	Total	Mg	0	0
			3	3		
85	o1	1	Total	Mg	0	0
			1	1		
85	N5	1	Total	Mg	0	0
			1	1		
85	6	147	Total	Mg	0	0
			147	147		
85	sM	2	Total	Mg	0	0
			2	2		
85	O4	1	Total	Mg	0	0
			1	1		
85	m5	5	Total	Mg	0	0
			5	5		
85	l3	3	Total	Mg	0	0
			3	3		
85	M1	1	Total	Mg	0	0
			1	1		
85	n0	1	Total	Mg	0	0
			1	1		
85	d6	1	Total	Mg	0	0
			1	1		

Continued on next page...

Continued from previous page...

Mol	Chain	Residues	Atoms		ZeroOcc	AltConf
85	2	126	Total 126	Mg 126	0	0
85	O3	1	Total 1	Mg 1	0	0
85	L4	2	Total 2	Mg 2	0	0
85	l7	1	Total 1	Mg 1	0	0
85	M5	2	Total 2	Mg 2	0	0
85	l4	1	Total 1	Mg 1	0	0
85	o0	1	Total 1	Mg 1	0	0
85	S2	1	Total 1	Mg 1	0	0
85	L8	1	Total 1	Mg 1	0	0
85	o4	1	Total 1	Mg 1	0	0
85	M9	1	Total 1	Mg 1	0	0
85	q0	1	Total 1	Mg 1	0	0
85	SM	1	Total 1	Mg 1	0	0
85	c8	2	Total 2	Mg 2	0	0
85	M0	2	Total 2	Mg 2	0	0
85	c1	2	Total 2	Mg 2	0	0
85	5	504	Total 504	Mg 504	0	0
85	L5	1	Total 1	Mg 1	0	0
85	O7	1	Total 1	Mg 1	0	0
85	Q2	1	Total 1	Mg 1	0	0
85	M4	1	Total 1	Mg 1	0	0

Continued on next page...

Continued from previous page...

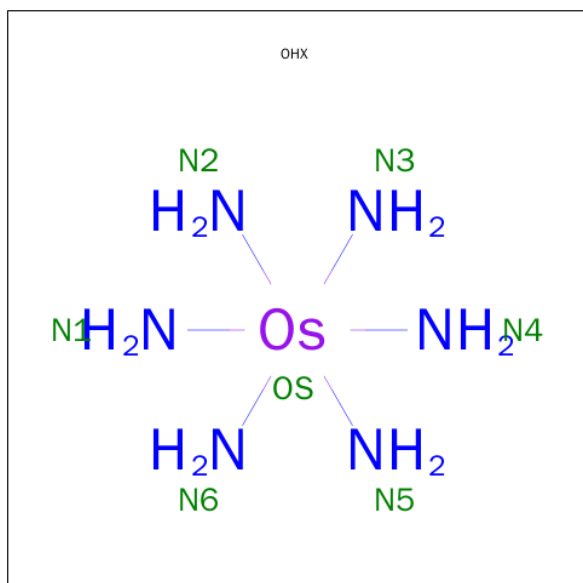
Mol	Chain	Residues	Atoms		ZeroOcc	AltConf
85	n9	1	Total 1	Mg 1	0	0
85	1	465	Total 465	Mg 465	0	0
85	n6	2	Total 2	Mg 2	0	0
85	S8	1	Total 1	Mg 1	0	0
85	l2	1	Total 1	Mg 1	0	0
85	d3	1	Total 1	Mg 1	0	0
85	q3	2	Total 2	Mg 2	0	0
85	o3	1	Total 1	Mg 1	0	0
85	M3	3	Total 3	Mg 3	0	0
85	N3	3	Total 3	Mg 3	0	0
85	N8	6	Total 6	Mg 6	0	0
85	4	22	Total 22	Mg 22	0	0
85	L2	2	Total 2	Mg 2	0	0
85	m1	2	Total 2	Mg 2	0	0
85	l5	2	Total 2	Mg 2	0	0
85	m7	4	Total 4	Mg 4	0	0
85	M7	5	Total 5	Mg 5	0	0
85	L6	2	Total 2	Mg 2	0	0
85	s1	1	Total 1	Mg 1	0	0
85	m6	2	Total 2	Mg 2	0	0
85	s8	2	Total 2	Mg 2	0	0

Continued on next page...

Continued from previous page...

Mol	Chain	Residues	Atoms		ZeroOcc	AltConf
85	c7	2	Total	Mg	0	0
			2	2		
85	7	17	Total	Mg	0	0
			17	17		
85	n3	2	Total	Mg	0	0
			2	2		
85	L3	3	Total	Mg	0	0
			3	3		
85	d4	1	Total	Mg	0	0
			1	1		
85	N6	1	Total	Mg	0	0
			1	1		
85	8	12	Total	Mg	0	0
			12	12		
85	M6	1	Total	Mg	0	0
			1	1		
85	N0	2	Total	Mg	0	0
			2	2		
85	3	14	Total	Mg	0	0
			14	14		

- Molecule 86 is osmium (III) hexammine (three-letter code: OHX) (formula: $\text{H}_{12}\text{N}_6\text{Os}$).



Mol	Chain	Residues	Atoms			ZeroOcc	AltConf
86	2	1	Total	N	Os	0	0
			7	6	1		

Continued on next page...

Continued from previous page...

Mol	Chain	Residues	Atoms			ZeroOcc	AltConf
86	2	1	Total	N	Os	0	0
			7	6	1		
86	2	1	Total	N	Os	0	0
			7	6	1		
86	2	1	Total	N	Os	0	0
			7	6	1		
86	2	1	Total	N	Os	0	0
			7	6	1		
86	2	1	Total	N	Os	0	0
			7	6	1		
86	2	1	Total	N	Os	0	0
			7	6	1		
86	2	1	Total	N	Os	0	0
			7	6	1		
86	2	1	Total	N	Os	0	0
			7	6	1		
86	2	1	Total	N	Os	0	0
			7	6	1		
86	2	1	Total	N	Os	0	0
			7	6	1		
86	2	1	Total	N	Os	0	0
			7	6	1		
86	2	1	Total	N	Os	0	0
			7	6	1		
86	2	1	Total	N	Os	0	0
			7	6	1		
86	2	1	Total	N	Os	0	0
			7	6	1		
86	2	1	Total	N	Os	0	0
			7	6	1		
86	2	1	Total	N	Os	0	0
			7	6	1		
86	2	1	Total	N	Os	0	0
			7	6	1		
86	2	1	Total	N	Os	0	0
			7	6	1		

Continued on next page...

Continued from previous page...

Mol	Chain	Residues	Atoms			ZeroOcc	AltConf
86	2	1	Total	N	Os	0	0
			7	6	1		
86	2	1	Total	N	Os	0	0
			7	6	1		
86	2	1	Total	N	Os	0	0
			7	6	1		
86	2	1	Total	N	Os	0	0
			7	6	1		
86	2	1	Total	N	Os	0	0
			7	6	1		
86	2	1	Total	N	Os	0	0
			7	6	1		
86	2	1	Total	N	Os	0	0
			7	6	1		
86	2	1	Total	N	Os	0	0
			7	6	1		
86	2	1	Total	N	Os	0	0
			7	6	1		
86	2	1	Total	N	Os	0	0
			7	6	1		
86	2	1	Total	N	Os	0	0
			7	6	1		
86	2	1	Total	N	Os	0	0
			7	6	1		
86	2	1	Total	N	Os	0	0
			7	6	1		
86	2	1	Total	N	Os	0	0
			7	6	1		
86	2	1	Total	N	Os	0	0
			7	6	1		
86	2	1	Total	N	Os	0	0
			7	6	1		
86	2	1	Total	N	Os	0	0
			7	6	1		
86	2	1	Total	N	Os	0	0
			7	6	1		

Continued on next page...

Continued from previous page...

Mol	Chain	Residues	Atoms			ZeroOcc	AltConf
86	2	1	Total	N	Os	0	0
			7	6	1		
86	2	1	Total	N	Os	0	0
			7	6	1		
86	2	1	Total	N	Os	0	0
			7	6	1		
86	2	1	Total	N	Os	0	0
			7	6	1		
86	2	1	Total	N	Os	0	0
			7	6	1		
86	2	1	Total	N	Os	0	0
			7	6	1		
86	2	1	Total	N	Os	0	0
			7	6	1		
86	2	1	Total	N	Os	0	0
			7	6	1		
86	2	1	Total	N	Os	0	0
			7	6	1		
86	2	1	Total	N	Os	0	0
			7	6	1		
86	2	1	Total	N	Os	0	0
			7	6	1		
86	2	1	Total	N	Os	0	0
			7	6	1		
86	2	1	Total	N	Os	0	0
			7	6	1		
86	2	1	Total	N	Os	0	0
			7	6	1		
86	2	1	Total	N	Os	0	0
			7	6	1		
86	2	1	Total	N	Os	0	0
			7	6	1		
86	2	1	Total	N	Os	0	0
			7	6	1		

Continued on next page...

Continued from previous page...

Mol	Chain	Residues	Atoms			ZeroOcc	AltConf
86	2	1	Total	N	Os	0	0
			7	6	1		
86	2	1	Total	N	Os	0	0
			7	6	1		
86	2	1	Total	N	Os	0	0
			7	6	1		
86	2	1	Total	N	Os	0	0
			7	6	1		
86	2	1	Total	N	Os	0	0
			7	6	1		
86	2	1	Total	N	Os	0	0
			7	6	1		
86	2	1	Total	N	Os	0	0
			7	6	1		
86	2	1	Total	N	Os	0	0
			7	6	1		
86	2	1	Total	N	Os	0	0
			7	6	1		
86	2	1	Total	N	Os	0	0
			7	6	1		
86	2	1	Total	N	Os	0	0
			7	6	1		
86	2	1	Total	N	Os	0	0
			7	6	1		
86	2	1	Total	N	Os	0	0
			7	6	1		
86	2	1	Total	N	Os	0	0
			7	6	1		
86	2	1	Total	N	Os	0	0
			7	6	1		
86	2	1	Total	N	Os	0	0
			7	6	1		
86	2	1	Total	N	Os	0	0
			7	6	1		
86	2	1	Total	N	Os	0	0
			7	6	1		

Continued on next page...

Continued from previous page...

Mol	Chain	Residues	Atoms			ZeroOcc	AltConf
86	2	1	Total	N	Os	0	0
			7	6	1		
86	2	1	Total	N	Os	0	0
			7	6	1		
86	2	1	Total	N	Os	0	0
			7	6	1		
86	2	1	Total	N	Os	0	0
			7	6	1		
86	2	1	Total	N	Os	0	0
			7	6	1		
86	2	1	Total	N	Os	0	0
			7	6	1		
86	2	1	Total	N	Os	0	0
			7	6	1		
86	2	1	Total	N	Os	0	0
			7	6	1		
86	2	1	Total	N	Os	0	0
			7	6	1		
86	2	1	Total	N	Os	0	0
			7	6	1		
86	2	1	Total	N	Os	0	0
			7	6	1		
86	2	1	Total	N	Os	0	0
			7	6	1		
86	2	1	Total	N	Os	0	0
			7	6	1		
86	2	1	Total	N	Os	0	0
			7	6	1		
86	2	1	Total	N	Os	0	0
			7	6	1		
86	2	1	Total	N	Os	0	0
			7	6	1		
86	2	1	Total	N	Os	0	0
			7	6	1		
86	2	1	Total	N	Os	0	0
			7	6	1		

Continued on next page...

Continued from previous page...

Mol	Chain	Residues	Atoms			ZeroOcc	AltConf
86	2	1	Total	N	Os	0	0
			7	6	1		
86	2	1	Total	N	Os	0	0
			7	6	1		
86	2	1	Total	N	Os	0	0
			7	6	1		
86	2	1	Total	N	Os	0	0
			7	6	1		
86	2	1	Total	N	Os	0	0
			7	6	1		
86	2	1	Total	N	Os	0	0
			7	6	1		
86	2	1	Total	N	Os	0	0
			7	6	1		
86	2	1	Total	N	Os	0	0
			7	6	1		
86	2	1	Total	N	Os	0	0
			7	6	1		
86	2	1	Total	N	Os	0	0
			7	6	1		
86	2	1	Total	N	Os	0	0
			7	6	1		
86	2	1	Total	N	Os	0	0
			7	6	1		
86	2	1	Total	N	Os	0	0
			7	6	1		
86	2	1	Total	N	Os	0	0
			7	6	1		
86	2	1	Total	N	Os	0	0
			7	6	1		
86	2	1	Total	N	Os	0	0
			7	6	1		
86	2	1	Total	N	Os	0	0
			7	6	1		
86	2	1	Total	N	Os	0	0
			7	6	1		

Continued on next page...

Continued from previous page...

Mol	Chain	Residues	Atoms			ZeroOcc	AltConf
86	2	1	Total	N	Os	0	0
			7	6	1		
86	2	1	Total	N	Os	0	0
			7	6	1		
86	2	1	Total	N	Os	0	0
			7	6	1		
86	2	1	Total	N	Os	0	0
			7	6	1		
86	2	1	Total	N	Os	0	0
			7	6	1		
86	2	1	Total	N	Os	0	0
			7	6	1		
86	2	1	Total	N	Os	0	0
			7	6	1		
86	2	1	Total	N	Os	0	0
			7	6	1		
86	2	1	Total	N	Os	0	0
			7	6	1		
86	2	1	Total	N	Os	0	0
			7	6	1		
86	2	1	Total	N	Os	0	0
			7	6	1		
86	2	1	Total	N	Os	0	0
			7	6	1		
86	2	1	Total	N	Os	0	0
			7	6	1		
86	2	1	Total	N	Os	0	0
			7	6	1		
86	2	1	Total	N	Os	0	0
			7	6	1		
86	2	1	Total	N	Os	0	0
			7	6	1		
86	2	1	Total	N	Os	0	0
			7	6	1		
86	2	1	Total	N	Os	0	0
			7	6	1		

Continued on next page...

Continued from previous page...

Mol	Chain	Residues	Atoms			ZeroOcc	AltConf
86	2	1	Total	N	Os	0	0
			7	6	1		
86	2	1	Total	N	Os	0	0
			7	6	1		
86	2	1	Total	N	Os	0	0
			7	6	1		
86	2	1	Total	N	Os	0	0
			7	6	1		
86	2	1	Total	N	Os	0	0
			7	6	1		
86	2	1	Total	N	Os	0	0
			7	6	1		
86	2	1	Total	N	Os	0	0
			7	6	1		
86	2	1	Total	N	Os	0	0
			7	6	1		
86	S8	1	Total	N	Os	0	0
			7	6	1		
86	S9	1	Total	N	Os	0	0
			7	6	1		
86	C1	1	Total	N	Os	0	0
			7	6	1		
86	C3	1	Total	N	Os	0	0
			7	6	1		
86	C5	1	Total	N	Os	0	0
			7	6	1		
86	C8	1	Total	N	Os	0	0
			7	6	1		
86	D9	1	Total	N	Os	0	0
			7	6	1		
86	SR	1	Total	N	Os	0	0
			7	6	1		
86	1	1	Total	N	Os	0	0
			7	6	1		
86	1	1	Total	N	Os	0	0
			7	6	1		
86	1	1	Total	N	Os	0	0
			7	6	1		
86	1	1	Total	N	Os	0	0
			7	6	1		

Continued on next page...

Continued from previous page...

Mol	Chain	Residues	Atoms			ZeroOcc	AltConf
86	1	1	Total	N	Os	0	0
			7	6	1		
86	1	1	Total	N	Os	0	0
			7	6	1		
86	1	1	Total	N	Os	0	0
			7	6	1		
86	1	1	Total	N	Os	0	0
			7	6	1		
86	1	1	Total	N	Os	0	0
			7	6	1		
86	1	1	Total	N	Os	0	0
			7	6	1		
86	1	1	Total	N	Os	0	0
			7	6	1		
86	1	1	Total	N	Os	0	0
			7	6	1		
86	1	1	Total	N	Os	0	0
			7	6	1		
86	1	1	Total	N	Os	0	0
			7	6	1		
86	1	1	Total	N	Os	0	0
			7	6	1		
86	1	1	Total	N	Os	0	0
			7	6	1		
86	1	1	Total	N	Os	0	0
			7	6	1		
86	1	1	Total	N	Os	0	0
			7	6	1		
86	1	1	Total	N	Os	0	0
			7	6	1		
86	1	1	Total	N	Os	0	0
			7	6	1		
86	1	1	Total	N	Os	0	0
			7	6	1		
86	1	1	Total	N	Os	0	0
			7	6	1		

Continued on next page...

Continued from previous page...

Mol	Chain	Residues	Atoms			ZeroOcc	AltConf
86	1	1	Total	N	Os	0	0
			7	6	1		
86	1	1	Total	N	Os	0	0
			7	6	1		
86	1	1	Total	N	Os	0	0
			7	6	1		
86	1	1	Total	N	Os	0	0
			7	6	1		
86	1	1	Total	N	Os	0	0
			7	6	1		
86	1	1	Total	N	Os	0	0
			7	6	1		
86	1	1	Total	N	Os	0	0
			7	6	1		
86	1	1	Total	N	Os	0	0
			7	6	1		
86	1	1	Total	N	Os	0	0
			7	6	1		
86	1	1	Total	N	Os	0	0
			7	6	1		
86	1	1	Total	N	Os	0	0
			7	6	1		
86	1	1	Total	N	Os	0	0
			7	6	1		
86	1	1	Total	N	Os	0	0
			7	6	1		
86	1	1	Total	N	Os	0	0
			7	6	1		
86	1	1	Total	N	Os	0	0
			7	6	1		
86	1	1	Total	N	Os	0	0
			7	6	1		
86	1	1	Total	N	Os	0	0
			7	6	1		
86	1	1	Total	N	Os	0	0
			7	6	1		

Continued on next page...

Continued from previous page...

Mol	Chain	Residues	Atoms			ZeroOcc	AltConf
86	1	1	Total	N	Os	0	0
			7	6	1		
86	1	1	Total	N	Os	0	0
			7	6	1		
86	1	1	Total	N	Os	0	0
			7	6	1		
86	1	1	Total	N	Os	0	0
			7	6	1		
86	1	1	Total	N	Os	0	0
			7	6	1		
86	1	1	Total	N	Os	0	0
			7	6	1		
86	1	1	Total	N	Os	0	0
			7	6	1		
86	1	1	Total	N	Os	0	0
			7	6	1		
86	1	1	Total	N	Os	0	0
			7	6	1		
86	1	1	Total	N	Os	0	0
			7	6	1		
86	1	1	Total	N	Os	0	0
			7	6	1		
86	1	1	Total	N	Os	0	0
			7	6	1		
86	1	1	Total	N	Os	0	0
			7	6	1		
86	1	1	Total	N	Os	0	0
			7	6	1		
86	1	1	Total	N	Os	0	0
			7	6	1		
86	1	1	Total	N	Os	0	0
			7	6	1		
86	1	1	Total	N	Os	0	0
			7	6	1		

Continued on next page...

Continued from previous page...

Mol	Chain	Residues	Atoms			ZeroOcc	AltConf
86	1	1	Total	N	Os	0	0
			7	6	1		
86	1	1	Total	N	Os	0	0
			7	6	1		
86	1	1	Total	N	Os	0	0
			7	6	1		
86	1	1	Total	N	Os	0	0
			7	6	1		
86	1	1	Total	N	Os	0	0
			7	6	1		
86	1	1	Total	N	Os	0	0
			7	6	1		
86	1	1	Total	N	Os	0	0
			7	6	1		
86	1	1	Total	N	Os	0	0
			7	6	1		
86	1	1	Total	N	Os	0	0
			7	6	1		
86	1	1	Total	N	Os	0	0
			7	6	1		
86	1	1	Total	N	Os	0	0
			7	6	1		
86	1	1	Total	N	Os	0	0
			7	6	1		
86	1	1	Total	N	Os	0	0
			7	6	1		
86	1	1	Total	N	Os	0	0
			7	6	1		
86	1	1	Total	N	Os	0	0
			7	6	1		
86	1	1	Total	N	Os	0	0
			7	6	1		
86	1	1	Total	N	Os	0	0
			7	6	1		
86	1	1	Total	N	Os	0	0
			7	6	1		

Continued on next page...

Continued from previous page...

Mol	Chain	Residues	Atoms			ZeroOcc	AltConf
86	1	1	Total	N	Os	0	0
			7	6	1		
86	1	1	Total	N	Os	0	0
			7	6	1		
86	1	1	Total	N	Os	0	0
			7	6	1		
86	1	1	Total	N	Os	0	0
			7	6	1		
86	1	1	Total	N	Os	0	0
			7	6	1		
86	1	1	Total	N	Os	0	0
			7	6	1		
86	1	1	Total	N	Os	0	0
			7	6	1		
86	1	1	Total	N	Os	0	0
			7	6	1		
86	1	1	Total	N	Os	0	0
			7	6	1		
86	1	1	Total	N	Os	0	0
			7	6	1		
86	1	1	Total	N	Os	0	0
			7	6	1		
86	1	1	Total	N	Os	0	0
			7	6	1		
86	1	1	Total	N	Os	0	0
			7	6	1		
86	1	1	Total	N	Os	0	0
			7	6	1		
86	1	1	Total	N	Os	0	0
			7	6	1		
86	1	1	Total	N	Os	0	0
			7	6	1		
86	1	1	Total	N	Os	0	0
			7	6	1		

Continued on next page...

Continued from previous page...

Mol	Chain	Residues	Atoms			ZeroOcc	AltConf
86	1	1	Total	N	Os	0	0
			7	6	1		
86	1	1	Total	N	Os	0	0
			7	6	1		
86	1	1	Total	N	Os	0	0
			7	6	1		
86	1	1	Total	N	Os	0	0
			7	6	1		
86	1	1	Total	N	Os	0	0
			7	6	1		
86	1	1	Total	N	Os	0	0
			7	6	1		
86	1	1	Total	N	Os	0	0
			7	6	1		
86	1	1	Total	N	Os	0	0
			7	6	1		
86	1	1	Total	N	Os	0	0
			7	6	1		
86	1	1	Total	N	Os	0	0
			7	6	1		
86	1	1	Total	N	Os	0	0
			7	6	1		
86	1	1	Total	N	Os	0	0
			7	6	1		
86	1	1	Total	N	Os	0	0
			7	6	1		
86	1	1	Total	N	Os	0	0
			7	6	1		
86	1	1	Total	N	Os	0	0
			7	6	1		
86	1	1	Total	N	Os	0	0
			7	6	1		
86	1	1	Total	N	Os	0	0
			7	6	1		
86	1	1	Total	N	Os	0	0
			7	6	1		

Continued on next page...

Continued from previous page...

Mol	Chain	Residues	Atoms			ZeroOcc	AltConf
86	1	1	Total	N	Os	0	0
			7	6	1		
86	1	1	Total	N	Os	0	0
			7	6	1		
86	1	1	Total	N	Os	0	0
			7	6	1		
86	1	1	Total	N	Os	0	0
			7	6	1		
86	1	1	Total	N	Os	0	0
			7	6	1		
86	1	1	Total	N	Os	0	0
			7	6	1		
86	1	1	Total	N	Os	0	0
			7	6	1		
86	1	1	Total	N	Os	0	0
			7	6	1		
86	1	1	Total	N	Os	0	0
			7	6	1		
86	1	1	Total	N	Os	0	0
			7	6	1		
86	1	1	Total	N	Os	0	0
			7	6	1		
86	1	1	Total	N	Os	0	0
			7	6	1		
86	1	1	Total	N	Os	0	0
			7	6	1		
86	1	1	Total	N	Os	0	0
			7	6	1		
86	1	1	Total	N	Os	0	0
			7	6	1		
86	1	1	Total	N	Os	0	0
			7	6	1		
86	1	1	Total	N	Os	0	0
			7	6	1		
86	1	1	Total	N	Os	0	0
			7	6	1		

Continued on next page...

Continued from previous page...

Mol	Chain	Residues	Atoms			ZeroOcc	AltConf
86	1	1	Total	N	Os	0	0
			7	6	1		
86	1	1	Total	N	Os	0	0
			7	6	1		
86	1	1	Total	N	Os	0	0
			7	6	1		
86	1	1	Total	N	Os	0	0
			7	6	1		
86	1	1	Total	N	Os	0	0
			7	6	1		
86	1	1	Total	N	Os	0	0
			7	6	1		
86	1	1	Total	N	Os	0	0
			7	6	1		
86	1	1	Total	N	Os	0	0
			7	6	1		
86	1	1	Total	N	Os	0	0
			7	6	1		
86	1	1	Total	N	Os	0	0
			7	6	1		
86	1	1	Total	N	Os	0	0
			7	6	1		
86	1	1	Total	N	Os	0	0
			7	6	1		
86	1	1	Total	N	Os	0	0
			7	6	1		
86	1	1	Total	N	Os	0	0
			7	6	1		
86	1	1	Total	N	Os	0	0
			7	6	1		
86	1	1	Total	N	Os	0	0
			7	6	1		
86	1	1	Total	N	Os	0	0
			7	6	1		

Continued on next page...

Continued from previous page...

Mol	Chain	Residues	Atoms			ZeroOcc	AltConf
86	1	1	Total	N	Os	0	0
			7	6	1		
86	1	1	Total	N	Os	0	0
			7	6	1		
86	1	1	Total	N	Os	0	0
			7	6	1		
86	1	1	Total	N	Os	0	0
			7	6	1		
86	1	1	Total	N	Os	0	0
			7	6	1		
86	1	1	Total	N	Os	0	0
			7	6	1		
86	1	1	Total	N	Os	0	0
			7	6	1		
86	1	1	Total	N	Os	0	0
			7	6	1		
86	1	1	Total	N	Os	0	0
			7	6	1		
86	1	1	Total	N	Os	0	0
			7	6	1		
86	1	1	Total	N	Os	0	0
			7	6	1		
86	1	1	Total	N	Os	0	0
			7	6	1		
86	1	1	Total	N	Os	0	0
			7	6	1		
86	1	1	Total	N	Os	0	0
			7	6	1		
86	1	1	Total	N	Os	0	0
			7	6	1		
86	1	1	Total	N	Os	0	0
			7	6	1		
86	1	1	Total	N	Os	0	0
			7	6	1		

Continued on next page...

Continued from previous page...

Mol	Chain	Residues	Atoms			ZeroOcc	AltConf
86	1	1	Total	N	Os	0	0
			7	6	1		
86	1	1	Total	N	Os	0	0
			7	6	1		
86	1	1	Total	N	Os	0	0
			7	6	1		
86	1	1	Total	N	Os	0	0
			7	6	1		
86	1	1	Total	N	Os	0	0
			7	6	1		
86	1	1	Total	N	Os	0	0
			7	6	1		
86	1	1	Total	N	Os	0	0
			7	6	1		
86	1	1	Total	N	Os	0	0
			7	6	1		
86	1	1	Total	N	Os	0	0
			7	6	1		
86	1	1	Total	N	Os	0	0
			7	6	1		
86	1	1	Total	N	Os	0	0
			7	6	1		
86	1	1	Total	N	Os	0	0
			7	6	1		
86	1	1	Total	N	Os	0	0
			7	6	1		
86	1	1	Total	N	Os	0	0
			7	6	1		
86	1	1	Total	N	Os	0	0
			7	6	1		
86	1	1	Total	N	Os	0	0
			7	6	1		
86	1	1	Total	N	Os	0	0
			7	6	1		
86	1	1	Total	N	Os	0	0
			7	6	1		

Continued on next page...

Continued from previous page...

Mol	Chain	Residues	Atoms			ZeroOcc	AltConf
86	1	1	Total	N	Os	0	0
			7	6	1		
86	1	1	Total	N	Os	0	0
			7	6	1		
86	1	1	Total	N	Os	0	0
			7	6	1		
86	1	1	Total	N	Os	0	0
			7	6	1		
86	1	1	Total	N	Os	0	0
			7	6	1		
86	1	1	Total	N	Os	0	0
			7	6	1		
86	1	1	Total	N	Os	0	0
			7	6	1		
86	1	1	Total	N	Os	0	0
			7	6	1		
86	1	1	Total	N	Os	0	0
			7	6	1		
86	1	1	Total	N	Os	0	0
			7	6	1		
86	1	1	Total	N	Os	0	0
			7	6	1		
86	1	1	Total	N	Os	0	0
			7	6	1		
86	1	1	Total	N	Os	0	0
			7	6	1		
86	1	1	Total	N	Os	0	0
			7	6	1		
86	1	1	Total	N	Os	0	0
			7	6	1		
86	1	1	Total	N	Os	0	0
			7	6	1		
86	1	1	Total	N	Os	0	0
			7	6	1		
86	1	1	Total	N	Os	0	0
			7	6	1		

Continued on next page...

Continued from previous page...

Mol	Chain	Residues	Atoms			ZeroOcc	AltConf
86	1	1	Total	N	Os	0	0
			7	6	1		
86	1	1	Total	N	Os	0	0
			7	6	1		
86	1	1	Total	N	Os	0	0
			7	6	1		
86	1	1	Total	N	Os	0	0
			7	6	1		
86	1	1	Total	N	Os	0	0
			7	6	1		
86	1	1	Total	N	Os	0	0
			7	6	1		
86	1	1	Total	N	Os	0	0
			7	6	1		
86	1	1	Total	N	Os	0	0
			7	6	1		
86	1	1	Total	N	Os	0	0
			7	6	1		
86	1	1	Total	N	Os	0	0
			7	6	1		
86	1	1	Total	N	Os	0	0
			7	6	1		
86	1	1	Total	N	Os	0	0
			7	6	1		
86	1	1	Total	N	Os	0	0
			7	6	1		
86	1	1	Total	N	Os	0	0
			7	6	1		
86	1	1	Total	N	Os	0	0
			7	6	1		
86	1	1	Total	N	Os	0	0
			7	6	1		
86	1	1	Total	N	Os	0	0
			7	6	1		
86	1	1	Total	N	Os	0	0
			7	6	1		

Continued on next page...

Continued from previous page...

Mol	Chain	Residues	Atoms			ZeroOcc	AltConf
86	1	1	Total	N	Os	0	0
			7	6	1		
86	1	1	Total	N	Os	0	0
			7	6	1		
86	1	1	Total	N	Os	0	0
			7	6	1		
86	1	1	Total	N	Os	0	0
			7	6	1		
86	1	1	Total	N	Os	0	0
			7	6	1		
86	1	1	Total	N	Os	0	0
			7	6	1		
86	1	1	Total	N	Os	0	0
			7	6	1		
86	1	1	Total	N	Os	0	0
			7	6	1		
86	1	1	Total	N	Os	0	0
			7	6	1		
86	1	1	Total	N	Os	0	0
			7	6	1		
86	1	1	Total	N	Os	0	0
			7	6	1		
86	1	1	Total	N	Os	0	0
			7	6	1		
86	1	1	Total	N	Os	0	0
			7	6	1		
86	1	1	Total	N	Os	0	0
			7	6	1		
86	1	1	Total	N	Os	0	0
			7	6	1		
86	1	1	Total	N	Os	0	0
			7	6	1		
86	1	1	Total	N	Os	0	0
			7	6	1		

Continued on next page...

Continued from previous page...

Mol	Chain	Residues	Atoms			ZeroOcc	AltConf
86	1	1	Total	N	Os	0	0
			7	6	1		
86	1	1	Total	N	Os	0	0
			7	6	1		
86	1	1	Total	N	Os	0	0
			7	6	1		
86	1	1	Total	N	Os	0	0
			7	6	1		
86	1	1	Total	N	Os	0	0
			7	6	1		
86	1	1	Total	N	Os	0	0
			7	6	1		
86	1	1	Total	N	Os	0	0
			7	6	1		
86	1	1	Total	N	Os	0	0
			7	6	1		
86	1	1	Total	N	Os	0	0
			7	6	1		
86	1	1	Total	N	Os	0	0
			7	6	1		
86	1	1	Total	N	Os	0	0
			7	6	1		
86	1	1	Total	N	Os	0	0
			7	6	1		
86	1	1	Total	N	Os	0	0
			7	6	1		
86	1	1	Total	N	Os	0	0
			7	6	1		
86	1	1	Total	N	Os	0	0
			7	6	1		
86	1	1	Total	N	Os	0	0
			7	6	1		
86	1	1	Total	N	Os	0	0
			7	6	1		

Continued on next page...

Continued from previous page...

Mol	Chain	Residues	Atoms			ZeroOcc	AltConf
86	1	1	Total	N	Os	0	0
			7	6	1		
86	1	1	Total	N	Os	0	0
			7	6	1		
86	1	1	Total	N	Os	0	0
			7	6	1		
86	1	1	Total	N	Os	0	0
			7	6	1		
86	1	1	Total	N	Os	0	0
			7	6	1		
86	1	1	Total	N	Os	0	0
			7	6	1		
86	1	1	Total	N	Os	0	0
			7	6	1		
86	1	1	Total	N	Os	0	0
			7	6	1		
86	1	1	Total	N	Os	0	0
			7	6	1		
86	1	1	Total	N	Os	0	0
			7	6	1		
86	1	1	Total	N	Os	0	0
			7	6	1		
86	1	1	Total	N	Os	0	0
			7	6	1		
86	1	1	Total	N	Os	0	0
			7	6	1		
86	1	1	Total	N	Os	0	0
			7	6	1		
86	1	1	Total	N	Os	0	0
			7	6	1		
86	1	1	Total	N	Os	0	0
			7	6	1		
86	1	1	Total	N	Os	0	0
			7	6	1		
86	1	1	Total	N	Os	0	0
			7	6	1		

Continued on next page...

Continued from previous page...

Mol	Chain	Residues	Atoms			ZeroOcc	AltConf
86	1	1	Total	N	Os	0	0
			7	6	1		
86	1	1	Total	N	Os	0	0
			7	6	1		
86	1	1	Total	N	Os	0	0
			7	6	1		
86	1	1	Total	N	Os	0	0
			7	6	1		
86	1	1	Total	N	Os	0	0
			7	6	1		
86	1	1	Total	N	Os	0	0
			7	6	1		
86	1	1	Total	N	Os	0	0
			7	6	1		
86	1	1	Total	N	Os	0	0
			7	6	1		
86	1	1	Total	N	Os	0	0
			7	6	1		
86	1	1	Total	N	Os	0	0
			7	6	1		
86	1	1	Total	N	Os	0	0
			7	6	1		
86	1	1	Total	N	Os	0	0
			7	6	1		
86	1	1	Total	N	Os	0	0
			7	6	1		
86	1	1	Total	N	Os	0	0
			7	6	1		
86	1	1	Total	N	Os	0	0
			7	6	1		
86	1	1	Total	N	Os	0	0
			7	6	1		
86	1	1	Total	N	Os	0	0
			7	6	1		
86	1	1	Total	N	Os	0	0
			7	6	1		

Continued on next page...

Continued from previous page...

Mol	Chain	Residues	Atoms			ZeroOcc	AltConf
86	1	1	Total	N	Os	0	0
			7	6	1		
86	1	1	Total	N	Os	0	0
			7	6	1		
86	1	1	Total	N	Os	0	0
			7	6	1		
86	1	1	Total	N	Os	0	0
			7	6	1		
86	1	1	Total	N	Os	0	0
			7	6	1		
86	3	1	Total	N	Os	0	0
			7	6	1		
86	3	1	Total	N	Os	0	0
			7	6	1		
86	3	1	Total	N	Os	0	0
			7	6	1		
86	3	1	Total	N	Os	0	0
			7	6	1		
86	3	1	Total	N	Os	0	0
			7	6	1		
86	3	1	Total	N	Os	0	0
			7	6	1		
86	3	1	Total	N	Os	0	0
			7	6	1		
86	3	1	Total	N	Os	0	0
			7	6	1		
86	3	1	Total	N	Os	0	0
			7	6	1		
86	3	1	Total	N	Os	0	0
			7	6	1		
86	3	1	Total	N	Os	0	0
			7	6	1		
86	4	1	Total	N	Os	0	0
			7	6	1		
86	4	1	Total	N	Os	0	0
			7	6	1		
86	4	1	Total	N	Os	0	0
			7	6	1		

Continued on next page...

Continued from previous page...

Mol	Chain	Residues	Atoms			ZeroOcc	AltConf
86	4	1	Total	N	Os	0	0
			7	6	1		
86	4	1	Total	N	Os	0	0
			7	6	1		
86	4	1	Total	N	Os	0	0
			7	6	1		
86	4	1	Total	N	Os	0	0
			7	6	1		
86	4	1	Total	N	Os	0	0
			7	6	1		
86	4	1	Total	N	Os	0	0
			7	6	1		
86	4	1	Total	N	Os	0	0
			7	6	1		
86	4	1	Total	N	Os	0	0
			7	6	1		
86	4	1	Total	N	Os	0	0
			7	6	1		
86	L3	1	Total	N	Os	0	0
			7	6	1		
86	L3	1	Total	N	Os	0	0
			7	6	1		
86	L3	1	Total	N	Os	0	0
			7	6	1		
86	L4	1	Total	N	Os	0	0
			7	6	1		
86	M0	1	Total	N	Os	0	0
			7	6	1		
86	M5	1	Total	N	Os	0	0
			7	6	1		
86	M6	1	Total	N	Os	0	0
			7	6	1		
86	M7	1	Total	N	Os	0	0
			7	6	1		
86	M7	1	Total	N	Os	0	0
			7	6	1		

Continued on next page...

Continued from previous page...

Mol	Chain	Residues	Atoms			ZeroOcc	AltConf
86	M8	1	Total	N	Os	0	0
			7	6	1		
86	M9	1	Total	N	Os	0	0
			7	6	1		
86	N1	1	Total	N	Os	0	0
			7	6	1		
86	N9	1	Total	N	Os	0	0
			7	6	1		
86	O1	1	Total	N	Os	0	0
			7	6	1		
86	O2	1	Total	N	Os	0	0
			7	6	1		
86	O3	1	Total	N	Os	0	0
			7	6	1		
86	O7	1	Total	N	Os	0	0
			7	6	1		
86	O7	1	Total	N	Os	0	0
			7	6	1		
86	Q2	1	Total	N	Os	0	0
			7	6	1		
86	6	1	Total	N	Os	0	0
			7	6	1		
86	6	1	Total	N	Os	0	0
			7	6	1		
86	6	1	Total	N	Os	0	0
			7	6	1		
86	6	1	Total	N	Os	0	0
			7	6	1		
86	6	1	Total	N	Os	0	0
			7	6	1		
86	6	1	Total	N	Os	0	0
			7	6	1		
86	6	1	Total	N	Os	0	0
			7	6	1		
86	6	1	Total	N	Os	0	0
			7	6	1		
86	6	1	Total	N	Os	0	0
			7	6	1		

Continued on next page...

Continued from previous page...

Mol	Chain	Residues	Atoms			ZeroOcc	AltConf
86	6	1	Total	N	Os	0	0
			7	6	1		
86	6	1	Total	N	Os	0	0
			7	6	1		
86	6	1	Total	N	Os	0	0
			7	6	1		
86	6	1	Total	N	Os	0	0
			7	6	1		
86	6	1	Total	N	Os	0	0
			7	6	1		
86	6	1	Total	N	Os	0	0
			7	6	1		
86	6	1	Total	N	Os	0	0
			7	6	1		
86	6	1	Total	N	Os	0	0
			7	6	1		
86	6	1	Total	N	Os	0	0
			7	6	1		
86	6	1	Total	N	Os	0	0
			7	6	1		
86	6	1	Total	N	Os	0	0
			7	6	1		
86	6	1	Total	N	Os	0	0
			7	6	1		
86	6	1	Total	N	Os	0	0
			7	6	1		
86	6	1	Total	N	Os	0	0
			7	6	1		
86	6	1	Total	N	Os	0	0
			7	6	1		
86	6	1	Total	N	Os	0	0
			7	6	1		
86	6	1	Total	N	Os	0	0
			7	6	1		
86	6	1	Total	N	Os	0	0
			7	6	1		

Continued on next page...

Continued from previous page...

Mol	Chain	Residues	Atoms			ZeroOcc	AltConf
86	6	1	Total	N	Os	0	0
			7	6	1		
86	6	1	Total	N	Os	0	0
			7	6	1		
86	6	1	Total	N	Os	0	0
			7	6	1		
86	6	1	Total	N	Os	0	0
			7	6	1		
86	6	1	Total	N	Os	0	0
			7	6	1		
86	6	1	Total	N	Os	0	0
			7	6	1		
86	6	1	Total	N	Os	0	0
			7	6	1		
86	6	1	Total	N	Os	0	0
			7	6	1		
86	6	1	Total	N	Os	0	0
			7	6	1		
86	6	1	Total	N	Os	0	0
			7	6	1		
86	6	1	Total	N	Os	0	0
			7	6	1		
86	6	1	Total	N	Os	0	0
			7	6	1		
86	6	1	Total	N	Os	0	0
			7	6	1		
86	6	1	Total	N	Os	0	0
			7	6	1		
86	6	1	Total	N	Os	0	0
			7	6	1		
86	6	1	Total	N	Os	0	0
			7	6	1		
86	6	1	Total	N	Os	0	0
			7	6	1		

Continued on next page...

Continued from previous page...

Mol	Chain	Residues	Atoms			ZeroOcc	AltConf
86	6	1	Total	N	Os	0	0
			7	6	1		
86	6	1	Total	N	Os	0	0
			7	6	1		
86	6	1	Total	N	Os	0	0
			7	6	1		
86	6	1	Total	N	Os	0	0
			7	6	1		
86	6	1	Total	N	Os	0	0
			7	6	1		
86	6	1	Total	N	Os	0	0
			7	6	1		
86	6	1	Total	N	Os	0	0
			7	6	1		
86	6	1	Total	N	Os	0	0
			7	6	1		
86	6	1	Total	N	Os	0	0
			7	6	1		
86	6	1	Total	N	Os	0	0
			7	6	1		
86	6	1	Total	N	Os	0	0
			7	6	1		
86	6	1	Total	N	Os	0	0
			7	6	1		
86	6	1	Total	N	Os	0	0
			7	6	1		
86	6	1	Total	N	Os	0	0
			7	6	1		
86	6	1	Total	N	Os	0	0
			7	6	1		
86	6	1	Total	N	Os	0	0
			7	6	1		
86	6	1	Total	N	Os	0	0
			7	6	1		
86	6	1	Total	N	Os	0	0
			7	6	1		

Continued on next page...

Continued from previous page...

Mol	Chain	Residues	Atoms			ZeroOcc	AltConf
86	6	1	Total	N	Os	0	0
			7	6	1		
86	6	1	Total	N	Os	0	0
			7	6	1		
86	6	1	Total	N	Os	0	0
			7	6	1		
86	6	1	Total	N	Os	0	0
			7	6	1		
86	6	1	Total	N	Os	0	0
			7	6	1		
86	6	1	Total	N	Os	0	0
			7	6	1		
86	6	1	Total	N	Os	0	0
			7	6	1		
86	6	1	Total	N	Os	0	0
			7	6	1		
86	6	1	Total	N	Os	0	0
			7	6	1		
86	6	1	Total	N	Os	0	0
			7	6	1		
86	6	1	Total	N	Os	0	0
			7	6	1		
86	6	1	Total	N	Os	0	0
			7	6	1		
86	6	1	Total	N	Os	0	0
			7	6	1		
86	6	1	Total	N	Os	0	0
			7	6	1		
86	6	1	Total	N	Os	0	0
			7	6	1		
86	6	1	Total	N	Os	0	0
			7	6	1		
86	6	1	Total	N	Os	0	0
			7	6	1		
86	6	1	Total	N	Os	0	0
			7	6	1		

Continued on next page...

Continued from previous page...

Mol	Chain	Residues	Atoms			ZeroOcc	AltConf
86	6	1	Total	N	Os	0	0
			7	6	1		
86	6	1	Total	N	Os	0	0
			7	6	1		
86	6	1	Total	N	Os	0	0
			7	6	1		
86	6	1	Total	N	Os	0	0
			7	6	1		
86	6	1	Total	N	Os	0	0
			7	6	1		
86	6	1	Total	N	Os	0	0
			7	6	1		
86	6	1	Total	N	Os	0	0
			7	6	1		
86	6	1	Total	N	Os	0	0
			7	6	1		
86	6	1	Total	N	Os	0	0
			7	6	1		
86	6	1	Total	N	Os	0	0
			7	6	1		
86	6	1	Total	N	Os	0	0
			7	6	1		
86	6	1	Total	N	Os	0	0
			7	6	1		
86	6	1	Total	N	Os	0	0
			7	6	1		
86	6	1	Total	N	Os	0	0
			7	6	1		
86	6	1	Total	N	Os	0	0
			7	6	1		
86	6	1	Total	N	Os	0	0
			7	6	1		
86	6	1	Total	N	Os	0	0
			7	6	1		

Continued on next page...

Continued from previous page...

Mol	Chain	Residues	Atoms			ZeroOcc	AltConf
86	6	1	Total	N	Os	0	0
			7	6	1		
86	6	1	Total	N	Os	0	0
			7	6	1		
86	6	1	Total	N	Os	0	0
			7	6	1		
86	6	1	Total	N	Os	0	0
			7	6	1		
86	6	1	Total	N	Os	0	0
			7	6	1		
86	6	1	Total	N	Os	0	0
			7	6	1		
86	6	1	Total	N	Os	0	0
			7	6	1		
86	6	1	Total	N	Os	0	0
			7	6	1		
86	6	1	Total	N	Os	0	0
			7	6	1		
86	6	1	Total	N	Os	0	0
			7	6	1		
86	6	1	Total	N	Os	0	0
			7	6	1		
86	6	1	Total	N	Os	0	0
			7	6	1		
86	6	1	Total	N	Os	0	0
			7	6	1		
86	6	1	Total	N	Os	0	0
			7	6	1		
86	6	1	Total	N	Os	0	0
			7	6	1		
86	6	1	Total	N	Os	0	0
			7	6	1		
86	6	1	Total	N	Os	0	0
			7	6	1		
86	6	1	Total	N	Os	0	0
			7	6	1		

Continued on next page...

Continued from previous page...

Mol	Chain	Residues	Atoms			ZeroOcc	AltConf
86	6	1	Total	N	Os	0	0
			7	6	1		
86	6	1	Total	N	Os	0	0
			7	6	1		
86	6	1	Total	N	Os	0	0
			7	6	1		
86	6	1	Total	N	Os	0	0
			7	6	1		
86	6	1	Total	N	Os	0	0
			7	6	1		
86	6	1	Total	N	Os	0	0
			7	6	1		
86	6	1	Total	N	Os	0	0
			7	6	1		
86	6	1	Total	N	Os	0	0
			7	6	1		
86	6	1	Total	N	Os	0	0
			7	6	1		
86	6	1	Total	N	Os	0	0
			7	6	1		
86	6	1	Total	N	Os	0	0
			7	6	1		
86	6	1	Total	N	Os	0	0
			7	6	1		
86	6	1	Total	N	Os	0	0
			7	6	1		
86	6	1	Total	N	Os	0	0
			7	6	1		
86	6	1	Total	N	Os	0	0
			7	6	1		
86	6	1	Total	N	Os	0	0
			7	6	1		
86	6	1	Total	N	Os	0	0
			7	6	1		
86	6	1	Total	N	Os	0	0
			7	6	1		

Continued on next page...

Continued from previous page...

Mol	Chain	Residues	Atoms			ZeroOcc	AltConf
86	6	1	Total	N	Os	0	0
			7	6	1		
86	6	1	Total	N	Os	0	0
			7	6	1		
86	6	1	Total	N	Os	0	0
			7	6	1		
86	6	1	Total	N	Os	0	0
			7	6	1		
86	s1	1	Total	N	Os	0	0
			7	6	1		
86	s4	1	Total	N	Os	0	0
			7	6	1		
86	s8	1	Total	N	Os	0	0
			7	6	1		
86	c3	1	Total	N	Os	0	0
			7	6	1		
86	c5	1	Total	N	Os	0	0
			7	6	1		
86	c8	1	Total	N	Os	0	0
			7	6	1		
86	d9	1	Total	N	Os	0	0
			7	6	1		
86	sR	1	Total	N	Os	0	0
			7	6	1		
86	5	1	Total	N	Os	0	0
			7	6	1		
86	5	1	Total	N	Os	0	0
			7	6	1		
86	5	1	Total	N	Os	0	0
			7	6	1		
86	5	1	Total	N	Os	0	0
			7	6	1		
86	5	1	Total	N	Os	0	0
			7	6	1		
86	5	1	Total	N	Os	0	0
			7	6	1		
86	5	1	Total	N	Os	0	0
			7	6	1		

Continued on next page...

Continued from previous page...

Mol	Chain	Residues	Atoms			ZeroOcc	AltConf
86	5	1	Total	N	Os	0	0
			7	6	1		
86	5	1	Total	N	Os	0	0
			7	6	1		
86	5	1	Total	N	Os	0	0
			7	6	1		
86	5	1	Total	N	Os	0	0
			7	6	1		
86	5	1	Total	N	Os	0	0
			7	6	1		
86	5	1	Total	N	Os	0	0
			7	6	1		
86	5	1	Total	N	Os	0	0
			7	6	1		
86	5	1	Total	N	Os	0	0
			7	6	1		
86	5	1	Total	N	Os	0	0
			7	6	1		
86	5	1	Total	N	Os	0	0
			7	6	1		
86	5	1	Total	N	Os	0	0
			7	6	1		
86	5	1	Total	N	Os	0	0
			7	6	1		
86	5	1	Total	N	Os	0	0
			7	6	1		
86	5	1	Total	N	Os	0	0
			7	6	1		
86	5	1	Total	N	Os	0	0
			7	6	1		
86	5	1	Total	N	Os	0	0
			7	6	1		
86	5	1	Total	N	Os	0	0
			7	6	1		
86	5	1	Total	N	Os	0	0
			7	6	1		

Continued on next page...

Continued from previous page...

Mol	Chain	Residues	Atoms			ZeroOcc	AltConf
86	5	1	Total	N	Os	0	0
			7	6	1		
86	5	1	Total	N	Os	0	0
			7	6	1		
86	5	1	Total	N	Os	0	0
			7	6	1		
86	5	1	Total	N	Os	0	0
			7	6	1		
86	5	1	Total	N	Os	0	0
			7	6	1		
86	5	1	Total	N	Os	0	0
			7	6	1		
86	5	1	Total	N	Os	0	0
			7	6	1		
86	5	1	Total	N	Os	0	0
			7	6	1		
86	5	1	Total	N	Os	0	0
			7	6	1		
86	5	1	Total	N	Os	0	0
			7	6	1		
86	5	1	Total	N	Os	0	0
			7	6	1		
86	5	1	Total	N	Os	0	0
			7	6	1		
86	5	1	Total	N	Os	0	0
			7	6	1		
86	5	1	Total	N	Os	0	0
			7	6	1		
86	5	1	Total	N	Os	0	0
			7	6	1		
86	5	1	Total	N	Os	0	0
			7	6	1		
86	5	1	Total	N	Os	0	0
			7	6	1		
86	5	1	Total	N	Os	0	0
			7	6	1		

Continued on next page...

Continued from previous page...

Mol	Chain	Residues	Atoms			ZeroOcc	AltConf
86	5	1	Total	N	Os	0	0
			7	6	1		
86	5	1	Total	N	Os	0	0
			7	6	1		
86	5	1	Total	N	Os	0	0
			7	6	1		
86	5	1	Total	N	Os	0	0
			7	6	1		
86	5	1	Total	N	Os	0	0
			7	6	1		
86	5	1	Total	N	Os	0	0
			7	6	1		
86	5	1	Total	N	Os	0	0
			7	6	1		
86	5	1	Total	N	Os	0	0
			7	6	1		
86	5	1	Total	N	Os	0	0
			7	6	1		
86	5	1	Total	N	Os	0	0
			7	6	1		
86	5	1	Total	N	Os	0	0
			7	6	1		
86	5	1	Total	N	Os	0	0
			7	6	1		
86	5	1	Total	N	Os	0	0
			7	6	1		
86	5	1	Total	N	Os	0	0
			7	6	1		
86	5	1	Total	N	Os	0	0
			7	6	1		
86	5	1	Total	N	Os	0	0
			7	6	1		
86	5	1	Total	N	Os	0	0
			7	6	1		
86	5	1	Total	N	Os	0	0
			7	6	1		

Continued on next page...

Continued from previous page...

Mol	Chain	Residues	Atoms			ZeroOcc	AltConf
86	5	1	Total	N	Os	0	0
			7	6	1		
86	5	1	Total	N	Os	0	0
			7	6	1		
86	5	1	Total	N	Os	0	0
			7	6	1		
86	5	1	Total	N	Os	0	0
			7	6	1		
86	5	1	Total	N	Os	0	0
			7	6	1		
86	5	1	Total	N	Os	0	0
			7	6	1		
86	5	1	Total	N	Os	0	0
			7	6	1		
86	5	1	Total	N	Os	0	0
			7	6	1		
86	5	1	Total	N	Os	0	0
			7	6	1		
86	5	1	Total	N	Os	0	0
			7	6	1		
86	5	1	Total	N	Os	0	0
			7	6	1		
86	5	1	Total	N	Os	0	0
			7	6	1		
86	5	1	Total	N	Os	0	0
			7	6	1		
86	5	1	Total	N	Os	0	0
			7	6	1		
86	5	1	Total	N	Os	0	0
			7	6	1		
86	5	1	Total	N	Os	0	0
			7	6	1		
86	5	1	Total	N	Os	0	0
			7	6	1		
86	5	1	Total	N	Os	0	0
			7	6	1		

Continued on next page...

Continued from previous page...

Mol	Chain	Residues	Atoms			ZeroOcc	AltConf
86	5	1	Total	N	Os	0	0
			7	6	1		
86	5	1	Total	N	Os	0	0
			7	6	1		
86	5	1	Total	N	Os	0	0
			7	6	1		
86	5	1	Total	N	Os	0	0
			7	6	1		
86	5	1	Total	N	Os	0	0
			7	6	1		
86	5	1	Total	N	Os	0	0
			7	6	1		
86	5	1	Total	N	Os	0	0
			7	6	1		
86	5	1	Total	N	Os	0	0
			7	6	1		
86	5	1	Total	N	Os	0	0
			7	6	1		
86	5	1	Total	N	Os	0	0
			7	6	1		
86	5	1	Total	N	Os	0	0
			7	6	1		
86	5	1	Total	N	Os	0	0
			7	6	1		
86	5	1	Total	N	Os	0	0
			7	6	1		
86	5	1	Total	N	Os	0	0
			7	6	1		
86	5	1	Total	N	Os	0	0
			7	6	1		
86	5	1	Total	N	Os	0	0
			7	6	1		
86	5	1	Total	N	Os	0	0
			7	6	1		
86	5	1	Total	N	Os	0	0
			7	6	1		

Continued on next page...

Continued from previous page...

Mol	Chain	Residues	Atoms			ZeroOcc	AltConf
86	5	1	Total	N	Os	0	0
			7	6	1		
86	5	1	Total	N	Os	0	0
			7	6	1		
86	5	1	Total	N	Os	0	0
			7	6	1		
86	5	1	Total	N	Os	0	0
			7	6	1		
86	5	1	Total	N	Os	0	0
			7	6	1		
86	5	1	Total	N	Os	0	0
			7	6	1		
86	5	1	Total	N	Os	0	0
			7	6	1		
86	5	1	Total	N	Os	0	0
			7	6	1		
86	5	1	Total	N	Os	0	0
			7	6	1		
86	5	1	Total	N	Os	0	0
			7	6	1		
86	5	1	Total	N	Os	0	0
			7	6	1		
86	5	1	Total	N	Os	0	0
			7	6	1		
86	5	1	Total	N	Os	0	0
			7	6	1		
86	5	1	Total	N	Os	0	0
			7	6	1		
86	5	1	Total	N	Os	0	0
			7	6	1		
86	5	1	Total	N	Os	0	0
			7	6	1		
86	5	1	Total	N	Os	0	0
			7	6	1		
86	5	1	Total	N	Os	0	0
			7	6	1		

Continued on next page...

Continued from previous page...

Mol	Chain	Residues	Atoms			ZeroOcc	AltConf
86	5	1	Total	N	Os	0	0
			7	6	1		
86	5	1	Total	N	Os	0	0
			7	6	1		
86	5	1	Total	N	Os	0	0
			7	6	1		
86	5	1	Total	N	Os	0	0
			7	6	1		
86	5	1	Total	N	Os	0	0
			7	6	1		
86	5	1	Total	N	Os	0	0
			7	6	1		
86	5	1	Total	N	Os	0	0
			7	6	1		
86	5	1	Total	N	Os	0	0
			7	6	1		
86	5	1	Total	N	Os	0	0
			7	6	1		
86	5	1	Total	N	Os	0	0
			7	6	1		
86	5	1	Total	N	Os	0	0
			7	6	1		
86	5	1	Total	N	Os	0	0
			7	6	1		
86	5	1	Total	N	Os	0	0
			7	6	1		
86	5	1	Total	N	Os	0	0
			7	6	1		
86	5	1	Total	N	Os	0	0
			7	6	1		
86	5	1	Total	N	Os	0	0
			7	6	1		
86	5	1	Total	N	Os	0	0
			7	6	1		
86	5	1	Total	N	Os	0	0
			7	6	1		

Continued on next page...

Continued from previous page...

Mol	Chain	Residues	Atoms			ZeroOcc	AltConf
86	5	1	Total	N	Os	0	0
			7	6	1		
86	5	1	Total	N	Os	0	0
			7	6	1		
86	5	1	Total	N	Os	0	0
			7	6	1		
86	5	1	Total	N	Os	0	0
			7	6	1		
86	5	1	Total	N	Os	0	0
			7	6	1		
86	5	1	Total	N	Os	0	0
			7	6	1		
86	5	1	Total	N	Os	0	0
			7	6	1		
86	5	1	Total	N	Os	0	0
			7	6	1		
86	5	1	Total	N	Os	0	0
			7	6	1		
86	5	1	Total	N	Os	0	0
			7	6	1		
86	5	1	Total	N	Os	0	0
			7	6	1		
86	5	1	Total	N	Os	0	0
			7	6	1		
86	5	1	Total	N	Os	0	0
			7	6	1		
86	5	1	Total	N	Os	0	0
			7	6	1		
86	5	1	Total	N	Os	0	0
			7	6	1		
86	5	1	Total	N	Os	0	0
			7	6	1		
86	5	1	Total	N	Os	0	0
			7	6	1		
86	5	1	Total	N	Os	0	0
			7	6	1		

Continued on next page...

Continued from previous page...

Mol	Chain	Residues	Atoms			ZeroOcc	AltConf
86	5	1	Total	N	Os	0	0
			7	6	1		
86	5	1	Total	N	Os	0	0
			7	6	1		
86	5	1	Total	N	Os	0	0
			7	6	1		
86	5	1	Total	N	Os	0	0
			7	6	1		
86	5	1	Total	N	Os	0	0
			7	6	1		
86	5	1	Total	N	Os	0	0
			7	6	1		
86	5	1	Total	N	Os	0	0
			7	6	1		
86	5	1	Total	N	Os	0	0
			7	6	1		
86	5	1	Total	N	Os	0	0
			7	6	1		
86	5	1	Total	N	Os	0	0
			7	6	1		
86	5	1	Total	N	Os	0	0
			7	6	1		
86	5	1	Total	N	Os	0	0
			7	6	1		
86	5	1	Total	N	Os	0	0
			7	6	1		
86	5	1	Total	N	Os	0	0
			7	6	1		
86	5	1	Total	N	Os	0	0
			7	6	1		
86	5	1	Total	N	Os	0	0
			7	6	1		
86	5	1	Total	N	Os	0	0
			7	6	1		
86	5	1	Total	N	Os	0	0
			7	6	1		

Continued on next page...

Continued from previous page...

Mol	Chain	Residues	Atoms			ZeroOcc	AltConf
86	5	1	Total	N	Os	0	0
			7	6	1		
86	5	1	Total	N	Os	0	0
			7	6	1		
86	5	1	Total	N	Os	0	0
			7	6	1		
86	5	1	Total	N	Os	0	0
			7	6	1		
86	5	1	Total	N	Os	0	0
			7	6	1		
86	5	1	Total	N	Os	0	0
			7	6	1		
86	5	1	Total	N	Os	0	0
			7	6	1		
86	5	1	Total	N	Os	0	0
			7	6	1		
86	5	1	Total	N	Os	0	0
			7	6	1		
86	5	1	Total	N	Os	0	0
			7	6	1		
86	5	1	Total	N	Os	0	0
			7	6	1		
86	5	1	Total	N	Os	0	0
			7	6	1		
86	5	1	Total	N	Os	0	0
			7	6	1		
86	5	1	Total	N	Os	0	0
			7	6	1		
86	5	1	Total	N	Os	0	0
			7	6	1		
86	5	1	Total	N	Os	0	0
			7	6	1		
86	5	1	Total	N	Os	0	0
			7	6	1		
86	5	1	Total	N	Os	0	0
			7	6	1		

Continued on next page...

Continued from previous page...

Mol	Chain	Residues	Atoms			ZeroOcc	AltConf
86	5	1	Total	N	Os	0	0
			7	6	1		
86	5	1	Total	N	Os	0	0
			7	6	1		
86	5	1	Total	N	Os	0	0
			7	6	1		
86	5	1	Total	N	Os	0	0
			7	6	1		
86	5	1	Total	N	Os	0	0
			7	6	1		
86	5	1	Total	N	Os	0	0
			7	6	1		
86	5	1	Total	N	Os	0	0
			7	6	1		
86	5	1	Total	N	Os	0	0
			7	6	1		
86	5	1	Total	N	Os	0	0
			7	6	1		
86	5	1	Total	N	Os	0	0
			7	6	1		
86	5	1	Total	N	Os	0	0
			7	6	1		
86	5	1	Total	N	Os	0	0
			7	6	1		
86	5	1	Total	N	Os	0	0
			7	6	1		
86	5	1	Total	N	Os	0	0
			7	6	1		
86	5	1	Total	N	Os	0	0
			7	6	1		
86	5	1	Total	N	Os	0	0
			7	6	1		
86	5	1	Total	N	Os	0	0
			7	6	1		
86	5	1	Total	N	Os	0	0
			7	6	1		

Continued on next page...

Continued from previous page...

Mol	Chain	Residues	Atoms			ZeroOcc	AltConf
86	5	1	Total	N	Os	0	0
			7	6	1		
86	5	1	Total	N	Os	0	0
			7	6	1		
86	5	1	Total	N	Os	0	0
			7	6	1		
86	5	1	Total	N	Os	0	0
			7	6	1		
86	5	1	Total	N	Os	0	0
			7	6	1		
86	5	1	Total	N	Os	0	0
			7	6	1		
86	5	1	Total	N	Os	0	0
			7	6	1		
86	5	1	Total	N	Os	0	0
			7	6	1		
86	5	1	Total	N	Os	0	0
			7	6	1		
86	5	1	Total	N	Os	0	0
			7	6	1		
86	5	1	Total	N	Os	0	0
			7	6	1		
86	5	1	Total	N	Os	0	0
			7	6	1		
86	5	1	Total	N	Os	0	0
			7	6	1		
86	5	1	Total	N	Os	0	0
			7	6	1		
86	5	1	Total	N	Os	0	0
			7	6	1		
86	5	1	Total	N	Os	0	0
			7	6	1		
86	5	1	Total	N	Os	0	0
			7	6	1		

Continued on next page...

Continued from previous page...

Mol	Chain	Residues	Atoms			ZeroOcc	AltConf
86	5	1	Total	N	Os	0	0
			7	6	1		
86	5	1	Total	N	Os	0	0
			7	6	1		
86	5	1	Total	N	Os	0	0
			7	6	1		
86	5	1	Total	N	Os	0	0
			7	6	1		
86	5	1	Total	N	Os	0	0
			7	6	1		
86	5	1	Total	N	Os	0	0
			7	6	1		
86	5	1	Total	N	Os	0	0
			7	6	1		
86	5	1	Total	N	Os	0	0
			7	6	1		
86	5	1	Total	N	Os	0	0
			7	6	1		
86	5	1	Total	N	Os	0	0
			7	6	1		
86	5	1	Total	N	Os	0	0
			7	6	1		
86	5	1	Total	N	Os	0	0
			7	6	1		
86	5	1	Total	N	Os	0	0
			7	6	1		
86	5	1	Total	N	Os	0	0
			7	6	1		
86	5	1	Total	N	Os	0	0
			7	6	1		
86	5	1	Total	N	Os	0	0
			7	6	1		
86	5	1	Total	N	Os	0	0
			7	6	1		
86	5	1	Total	N	Os	0	0
			7	6	1		

Continued on next page...

Continued from previous page...

Mol	Chain	Residues	Atoms			ZeroOcc	AltConf
86	5	1	Total	N	Os	0	0
			7	6	1		
86	5	1	Total	N	Os	0	0
			7	6	1		
86	5	1	Total	N	Os	0	0
			7	6	1		
86	5	1	Total	N	Os	0	0
			7	6	1		
86	5	1	Total	N	Os	0	0
			7	6	1		
86	5	1	Total	N	Os	0	0
			7	6	1		
86	5	1	Total	N	Os	0	0
			7	6	1		
86	5	1	Total	N	Os	0	0
			7	6	1		
86	5	1	Total	N	Os	0	0
			7	6	1		
86	5	1	Total	N	Os	0	0
			7	6	1		
86	5	1	Total	N	Os	0	0
			7	6	1		
86	5	1	Total	N	Os	0	0
			7	6	1		
86	5	1	Total	N	Os	0	0
			7	6	1		
86	5	1	Total	N	Os	0	0
			7	6	1		
86	5	1	Total	N	Os	0	0
			7	6	1		
86	5	1	Total	N	Os	0	0
			7	6	1		
86	5	1	Total	N	Os	0	0
			7	6	1		
86	5	1	Total	N	Os	0	0
			7	6	1		

Continued on next page...

Continued from previous page...

Mol	Chain	Residues	Atoms			ZeroOcc	AltConf
86	5	1	Total	N	Os	0	0
			7	6	1		
86	5	1	Total	N	Os	0	0
			7	6	1		
86	5	1	Total	N	Os	0	0
			7	6	1		
86	5	1	Total	N	Os	0	0
			7	6	1		
86	5	1	Total	N	Os	0	0
			7	6	1		
86	5	1	Total	N	Os	0	0
			7	6	1		
86	5	1	Total	N	Os	0	0
			7	6	1		
86	5	1	Total	N	Os	0	0
			7	6	1		
86	5	1	Total	N	Os	0	0
			7	6	1		
86	5	1	Total	N	Os	0	0
			7	6	1		
86	5	1	Total	N	Os	0	0
			7	6	1		
86	5	1	Total	N	Os	0	0
			7	6	1		
86	5	1	Total	N	Os	0	0
			7	6	1		
86	5	1	Total	N	Os	0	0
			7	6	1		
86	5	1	Total	N	Os	0	0
			7	6	1		
86	5	1	Total	N	Os	0	0
			7	6	1		
86	5	1	Total	N	Os	0	0
			7	6	1		
86	5	1	Total	N	Os	0	0
			7	6	1		

Continued on next page...

Continued from previous page...

Mol	Chain	Residues	Atoms			ZeroOcc	AltConf
86	5	1	Total	N	Os	0	0
			7	6	1		
86	5	1	Total	N	Os	0	0
			7	6	1		
86	5	1	Total	N	Os	0	0
			7	6	1		
86	5	1	Total	N	Os	0	0
			7	6	1		
86	5	1	Total	N	Os	0	0
			7	6	1		
86	5	1	Total	N	Os	0	0
			7	6	1		
86	5	1	Total	N	Os	0	0
			7	6	1		
86	5	1	Total	N	Os	0	0
			7	6	1		
86	5	1	Total	N	Os	0	0
			7	6	1		
86	5	1	Total	N	Os	0	0
			7	6	1		
86	5	1	Total	N	Os	0	0
			7	6	1		
86	5	1	Total	N	Os	0	0
			7	6	1		
86	5	1	Total	N	Os	0	0
			7	6	1		
86	5	1	Total	N	Os	0	0
			7	6	1		
86	5	1	Total	N	Os	0	0
			7	6	1		
86	5	1	Total	N	Os	0	0
			7	6	1		
86	5	1	Total	N	Os	0	0
			7	6	1		
86	5	1	Total	N	Os	0	0
			7	6	1		

Continued on next page...

Continued from previous page...

Mol	Chain	Residues	Atoms			ZeroOcc	AltConf
86	5	1	Total	N	Os	0	0
			7	6	1		
86	5	1	Total	N	Os	0	0
			7	6	1		
86	5	1	Total	N	Os	0	0
			7	6	1		
86	5	1	Total	N	Os	0	0
			7	6	1		
86	5	1	Total	N	Os	0	0
			7	6	1		
86	5	1	Total	N	Os	0	0
			7	6	1		
86	5	1	Total	N	Os	0	0
			7	6	1		
86	7	1	Total	N	Os	0	0
			7	6	1		
86	7	1	Total	N	Os	0	0
			7	6	1		
86	7	1	Total	N	Os	0	0
			7	6	1		
86	7	1	Total	N	Os	0	0
			7	6	1		
86	7	1	Total	N	Os	0	0
			7	6	1		
86	7	1	Total	N	Os	0	0
			7	6	1		
86	7	1	Total	N	Os	0	0
			7	6	1		
86	7	1	Total	N	Os	0	0
			7	6	1		
86	7	1	Total	N	Os	0	0
			7	6	1		
86	7	1	Total	N	Os	0	0
			7	6	1		

Continued on next page...

Continued from previous page...

Mol	Chain	Residues	Atoms			ZeroOcc	AltConf
86	7	1	Total	N	Os	0	0
			7	6	1		
86	8	1	Total	N	Os	0	0
			7	6	1		
86	8	1	Total	N	Os	0	0
			7	6	1		
86	8	1	Total	N	Os	0	0
			7	6	1		
86	8	1	Total	N	Os	0	0
			7	6	1		
86	8	1	Total	N	Os	0	0
			7	6	1		
86	8	1	Total	N	Os	0	0
			7	6	1		
86	8	1	Total	N	Os	0	0
			7	6	1		
86	8	1	Total	N	Os	0	0
			7	6	1		
86	8	1	Total	N	Os	0	0
			7	6	1		
86	8	1	Total	N	Os	0	0
			7	6	1		
86	8	1	Total	N	Os	0	0
			7	6	1		
86	8	1	Total	N	Os	0	0
			7	6	1		
86	13	1	Total	N	Os	0	0
			7	6	1		
86	13	1	Total	N	Os	0	0
			7	6	1		
86	14	1	Total	N	Os	0	0
			7	6	1		
86	14	1	Total	N	Os	0	0
			7	6	1		

Continued on next page...

Continued from previous page...

Mol	Chain	Residues	Atoms			ZeroOcc	AltConf
86	l5	1	Total	N	Os	0	0
			7	6	1		
86	l5	1	Total	N	Os	0	0
			7	6	1		
86	l5	1	Total	N	Os	0	0
			7	6	1		
86	l9	1	Total	N	Os	0	0
			7	6	1		
86	m0	1	Total	N	Os	0	0
			7	6	1		
86	m0	1	Total	N	Os	0	0
			7	6	1		
86	m1	1	Total	N	Os	0	0
			7	6	1		
86	m4	1	Total	N	Os	0	0
			7	6	1		
86	m5	1	Total	N	Os	0	0
			7	6	1		
86	m7	1	Total	N	Os	0	0
			7	6	1		
86	n3	1	Total	N	Os	0	0
			7	6	1		
86	n5	1	Total	N	Os	0	0
			7	6	1		
86	n9	1	Total	N	Os	0	0
			7	6	1		
86	o2	1	Total	N	Os	0	0
			7	6	1		
86	o3	1	Total	N	Os	0	0
			7	6	1		
86	o7	1	Total	N	Os	0	0
			7	6	1		
86	q2	1	Total	N	Os	0	0
			7	6	1		

- Molecule 87 is ZINC ION (three-letter code: ZN) (formula: Zn).

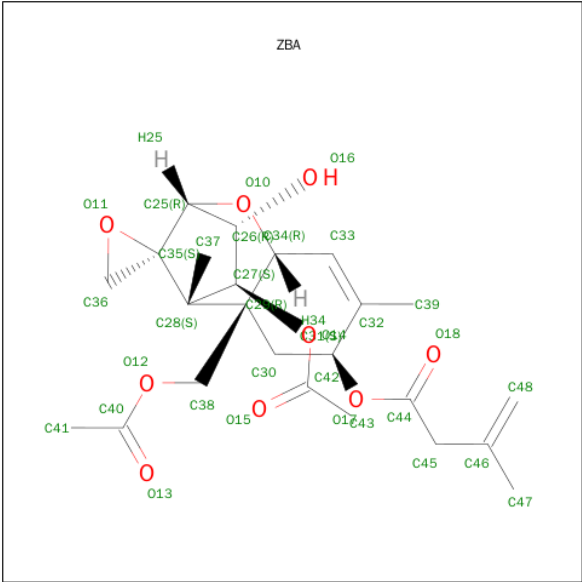
Mol	Chain	Residues	Atoms		ZeroOcc	AltConf
87	q0	1	Total	Zn	0	0
			1	1		
87	D6	1	Total	Zn	0	0
			1	1		

Continued on next page...

Continued from previous page...

Mol	Chain	Residues	Atoms		ZeroOcc	AltConf
87	Q2	1	Total 1	Zn 1	0	0
87	e1	1	Total 1	Zn 1	0	0
87	Q3	1	Total 1	Zn 1	0	0
87	D9	1	Total 1	Zn 1	0	0
87	E1	1	Total 1	Zn 1	0	0
87	Q0	1	Total 1	Zn 1	0	0
87	d7	1	Total 1	Zn 1	0	0
87	q3	1	Total 1	Zn 1	0	0
87	d9	1	Total 1	Zn 1	0	0
87	D7	1	Total 1	Zn 1	0	0
87	d6	1	Total 1	Zn 1	0	0
87	o7	1	Total 1	Zn 1	0	0
87	O7	1	Total 1	Zn 1	0	0
87	q2	1	Total 1	Zn 1	0	0

- Molecule 88 is 12,13-Epoxytrichothec-9-ene-3,4,8,15-tetrol-4,15-diacetate-8-isovalerate (three-letter code: ZBA) (formula: C₂₄H₃₂O₉).



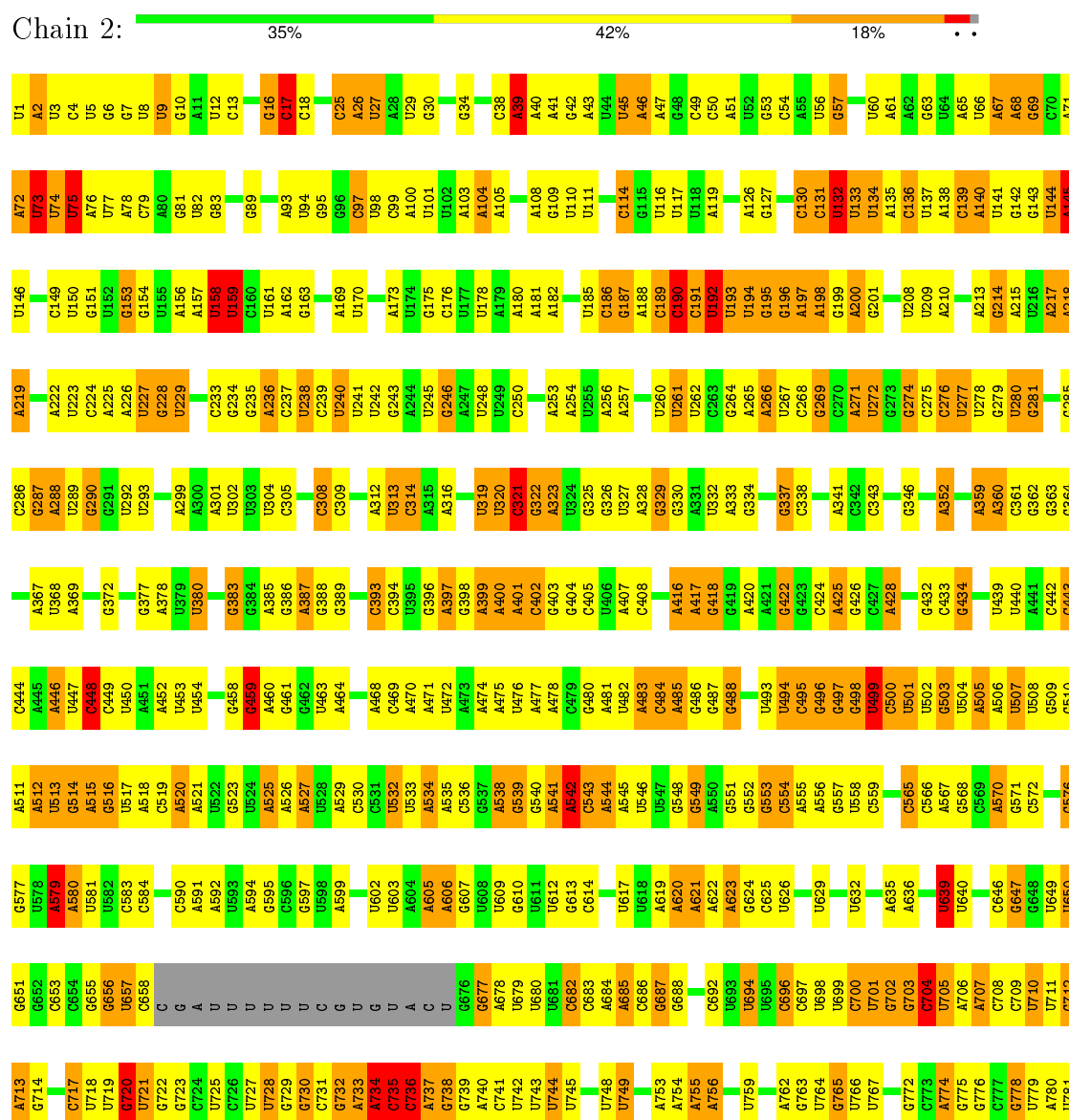
Mol	Chain	Residues	Atoms			ZeroOcc	AltConf
88	1	1	Total	C	O	0	0
			33	24	9		
88	5	1	Total	C	O	0	0
			33	24	9		

3 Residue-property plots

These plots are drawn for all protein, RNA and DNA chains in the entry. The first graphic for a chain summarises the proportions of errors displayed in the second graphic. The second graphic shows the sequence view annotated by issues in geometry and electron density. Residues are color-coded according to the number of geometric quality criteria for which they contain at least one outlier: green = 0, yellow = 1, orange = 2 and red = 3 or more. A red dot above a residue indicates a poor fit to the electron density ($RSRZ > 2$). Stretches of 2 or more consecutive residues without any outlier are shown as a green connector. Residues present in the sample, but not in the model, are shown in grey.

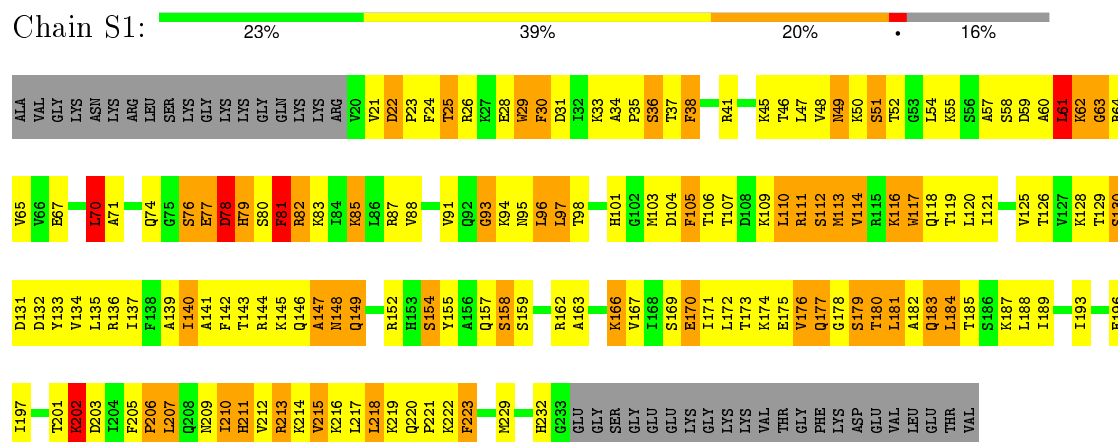
Note EDS failed to run properly.

• Molecule 1: 18S ribosomal RNA

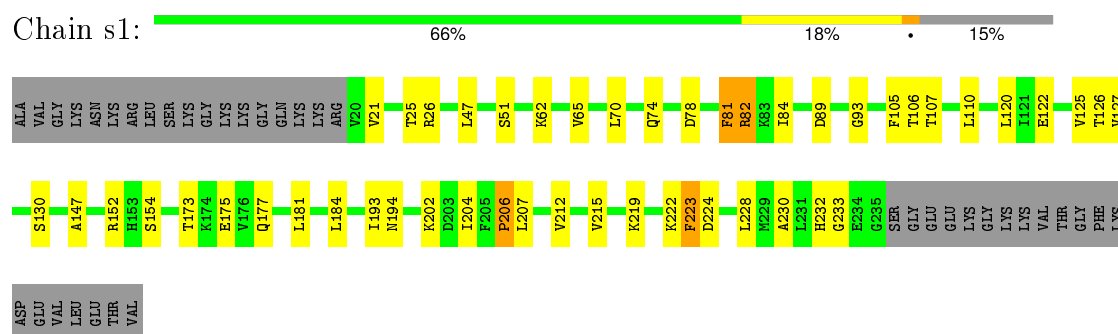


A1236	C1158	G1082	C1010	G936	G866	G802	U727	A661	G586	A511	U439	C359	G291	A220	C149	A76
G1237	C1159	G1083	G1011	C937	G867	A803	U728	U662	A591	A512	C444	C362	U292	A221	U160	U77
A1238	C1160	A1084	U1015	G938	G868	A804	G730	U665	A592	G514	A445	G363	A295	A222	G151	A78
U1239	C1161	G1085	U1016	G941	G872	A806	G731	U666	U593	G515	A446	G364	U296	C224	G152	C79
G1241	G1164	A1091	U1017	G942	U873	A807	A733	U667	A594	G516	U447	G365	U297	G225	G154	A85
A1242	G1165	A1092	U1018	C943	U874	U808	A734	C668	G595	G517	C448	G366	C298	A226	U155	A86
G1243	A1166	C1096	A1019	A944	G877	A809	A737	G669	C596	A518	A452	A369	A299	U227		
A1244	G1167	U1097	A1020	U947	C880	A811	G738	U	U600	C519	U453	A370	A300	G228	U158	G89
G1245	A1171	U1098	C1021	U948	G881	A812	G739	G	A520	A521	U454	G371	A301	U229	U159	C90
G1246	G1172	U1099	A1023	C949	A813	U813	A740	A673	A522	U522	U455	G372	A302	U230	C160	G91
U1247	C1173	G1100	U1024	C950	A814	G815	C741	G674	A601	U523	C455	G373	U304	U231	U161	A92
G1248	G1174	G1101	A1025	A951	G885	G816	U742	U675	U602	G523	G459	G374	C305	U232	A93	
U1249	U1257	U1102	G1033	U952	U886	G817	U743	G676	U603	U524	A460	C381	U306	C233	G163	U94
U1250	G1176	U1103	A1027	G953	A887	A817	U744	G677	A604	A525	G461	C382	G307	G234	A164	G95
U1253	U1253	G1107	C1028	G954	U888	C818	U745	G678	U609	A527	A464	G383	C309	A236	C166	G96
G1254	G1179	G1108	A1030	A955	U889	G819	G751	A678	G610	C536		G386	C310	U240	U167	A100
G1255	U1180	G1109	U821	C956	A891	U820	A752	U679	U611	G537	A468	A387	U312	U241	A168	U101
A1256	U1181	G1109	U822	G957	A892	U821	A753	U680	U612	U538	C469		U313	U242	A169	U102
U1257	U1182		U823	U958	A893	U822	A754	U681	G613	A539	A470	G390	U314	G246	U170	A103
U1258	A1183	A1113	G823	U959	G895	G823	A755	C682	C614	G539	A471	A391	A315	A247	G175	A104
U1259	A1184	G1114	G824	U960	A684	A615	A756	A684	A615	G540	A472	A392	A316	U248	C176	A105
U1260	U1185		U825	U961	A685	G616	U759	A685	U617	A542	A473	C393	A317	U249	U177	A108
G1261		U1117	U826	C962	C897	U826		C686	U618	A543	A474	C394	C317	U250	U178	
U1262	C1192	G1118	A1039	A963	G898	C827		G687		C543			U318	C250	A179	U111
G1263	A1193	G1119	G1040	A964	G901	U828	A762	C691	A619	A544	A475	U395	U319	U252		U112
G1264	A1194	U1120	G1042	U965	G902	A829	A763	C692	A620	A545	U476	G396	U320	U253		A113
	C1195	C1121	A966	A966	U903	U830	A764	C693	A621	U546	A477	A397	C321	A256	U183	C114
G1268	U1196	G1122	C1045		G904	U831	G765	U693	A622	U547	A478	G398	G322	A257	U184	
U1269		G1123	G1046	A970	G905	U832	U766	U694	A623	G548	C479	A399	A323		U185	
G1270	G1199	A1124	G1047	A971	A906	U833	U767	U695	G624	G549	G480	A400		U260	C186	U117
G1271	G1200	A1125	G834	G972	A907	U834	C768	C696	C625	A550		A401	U327	U261	U118	
U1272	A1201	G1126	U1051	A973	U908	U835	A769	C697	U626	A551	C484	C402	A328	U262	U119	
G1273	G1202	G1127	G1053	A974	U909	U836	A770	U698	C627	A556	A485	G403	G329	U263	C189	U120
C1274	A1203	C1128	U1054	G976	C910	G837	A771	U699	G628	A557	G486	G404	A330	C263	C190	U121
A1275		U1129	U1055	A977	U911	G838	G772	C700	U629	G557	G487		A331	G264	C191	U122
	C1205	G1130	U1056	A978	U912	U839	G773	U701	A630	U558	G488	A407	U332	A265	U192	G123
C1279	U1206		U1057	A979	G913	U840	A774	U705	G631	C559	C489	C408	A333	A266	U193	A124
U1280	C1207	A1133	U1058	G980	G914		G775	U706	U632	U560	C490		G334	U267	U194	
G1281	U1208	C1134	U1059		A915	U843	G776	A706		G561	C491	C411	U335	C268	G195	
	C1209	A1137	U1060	A933	U916	G845	C777		A635	G562	A492	A412	U336		C196	U129
U1286		A1138			U917	G846	G778	G709	A636	U563	U493	U413	G337	A271	A197	C130
G1287	G1213	A1139	C1066	G987	U918	G847	U779	U710	C637	G564	U494	C414	C338	U272	A198	G131
G1288		A1140	C1067	A988	A919	A847	A780	U711	U638	C565	U495	C415	C339	G273	G199	U132
G1294		G1141	C1068	U989	U920	C848	U781	G712	U639	C566	G496	A416	U340	G274	A200	U
	C1219	A1142	A1069	C990	U921	C849	U782	A713	U640	A567	G497	A417	A341	C275		A
U1297	G1220	G1143	G1072	G991	G922	A850	G783	G714	G498	G568	G498	G418	C342	C276	A206	G136
U1298		U1144	U1071	A992	A923		U715	U715	G647	C569	U499	G419	C343	U277	U207	C137
G1299	A1224	U1145	U1072	G994	A924	A855	G787	C716	G648	A570	C500	A420	U348	U278	U208	A138
A1300	U1225	A1146	G1073	A995	A925	A856	A788	C717		G571	U501	A421	U349	G279	U209	C139
A1226	A1226	A1147	G1074	U996	A926	U857	A789	U718	G651	G574	U502	C424	U350	U280	A210	A140
U1303	G1304	C1148	C1075	C927	A859	G858	U790	U719	G652		G503	A425	C351	G281	A213	U141
G1304		A1076	A1076	A930	U860	U860	A793	G720	C653	U578	U504	A426	C352	U283	G214	G142
G1228	G1228	G1149	C931	A931	U861	A862	U794	G722	G656	A579	A505	C427	A353	G284	A215	G143
A1230		A1151	C1077	C932	A862	A863	U795	G723	U657	A580	U507		C354	G285	U216	U144
C1309			A1003	U932	A863	U864	U796	G724	C658		U508	C433		G286	A217	A145
U1310			U1004	A933	U864	U865	U797	U725	C659	C584	G509	G434	G357	C287	A218	U146
U1311			A1005	U934	U865	U866	U800	U726	G660	A585			U358		A219	
A1312			A1081	U935		A865	G801	C726								

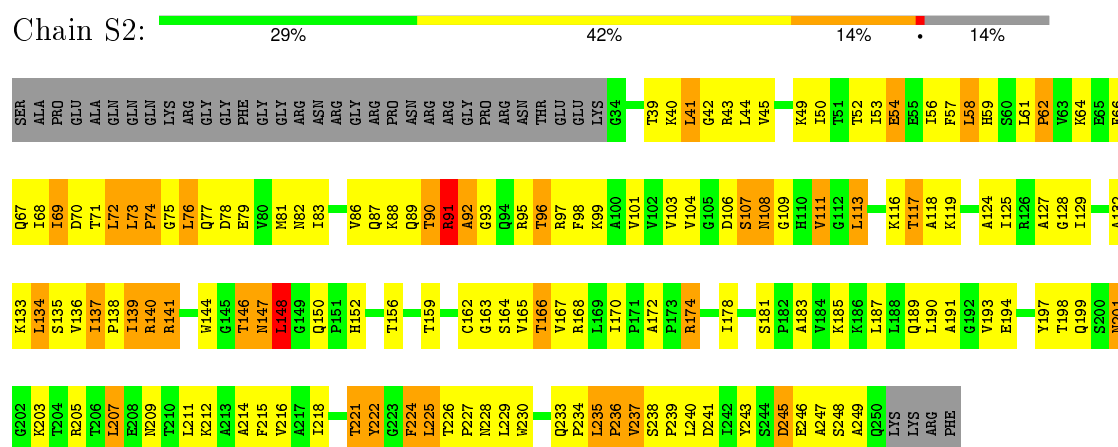
- Molecule 3: 40S ribosomal protein S1-A




- Molecule 3: 40S ribosomal protein S1-A

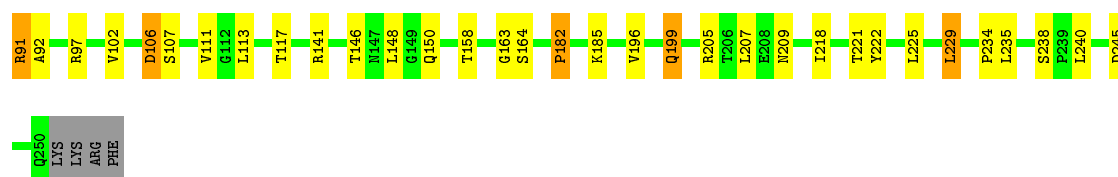


- Molecule 4: 40S ribosomal protein S2



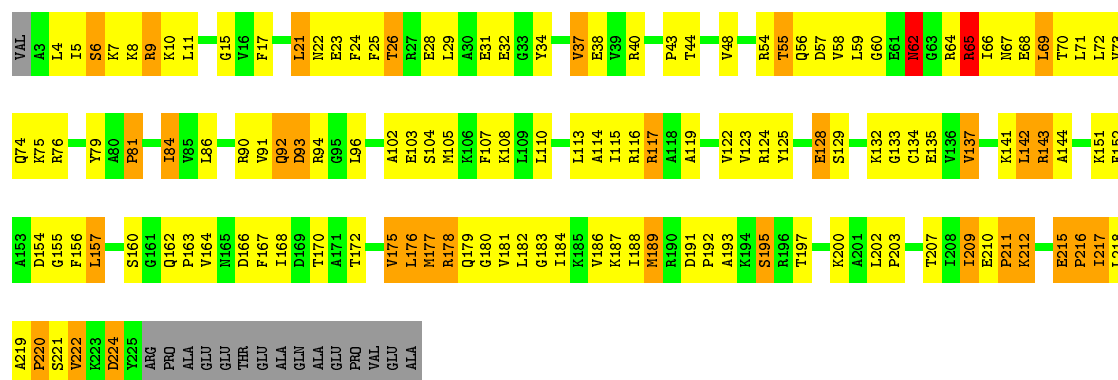
- Molecule 4: 40S ribosomal protein S2





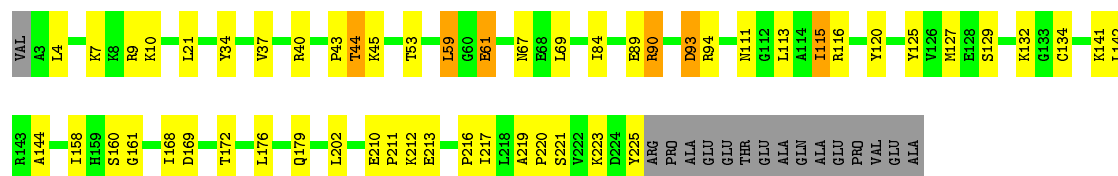
• Molecule 5: 40S ribosomal protein S3

Chain S3: 36% 43% 13% 7%



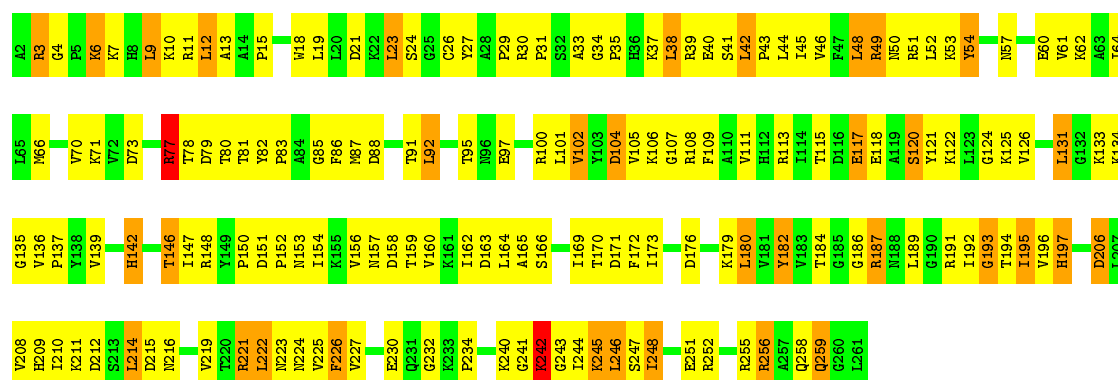
• Molecule 5: 40S ribosomal protein S3

Chain s3: 71% 20% 7%



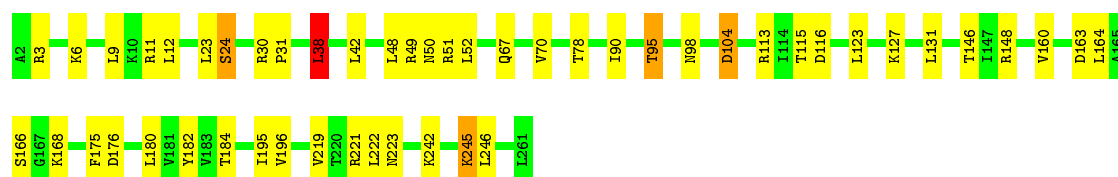
• Molecule 6: 40S ribosomal protein S4-A

Chain S4: 37% 50% 13%



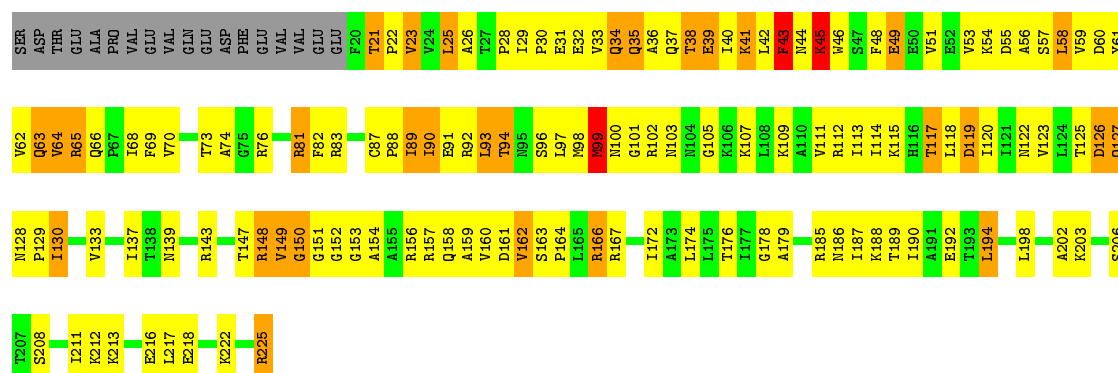
• Molecule 6: 40S ribosomal protein S4-A

Chain s4: 81% 17% 2%



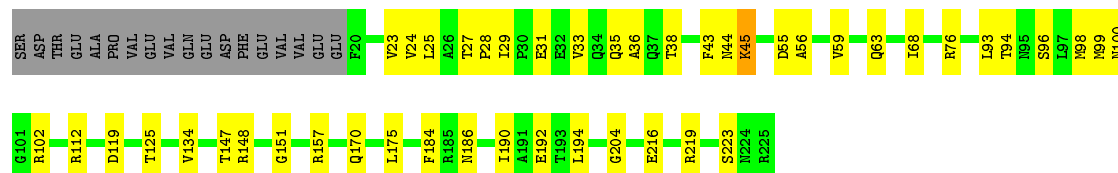
• Molecule 7: 40S ribosomal protein S5

Chain S5: 32% 46% 13% 8%



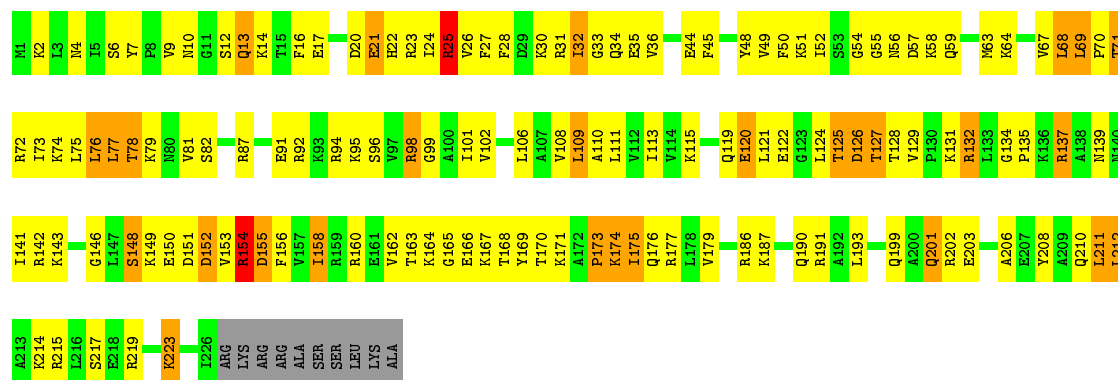
• Molecule 7: 40S ribosomal protein S5

Chain s5: 71% 20% 8%



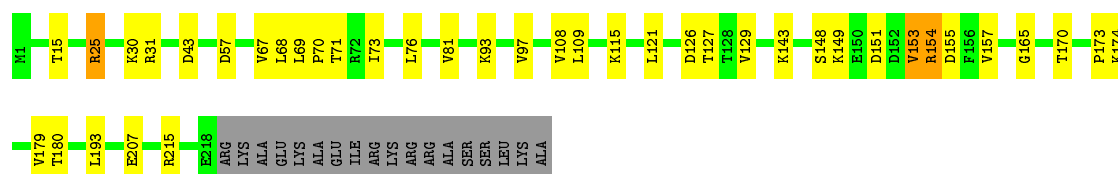
• Molecule 8: 40S ribosomal protein S6-A

Chain S6: 36% 47% 12%



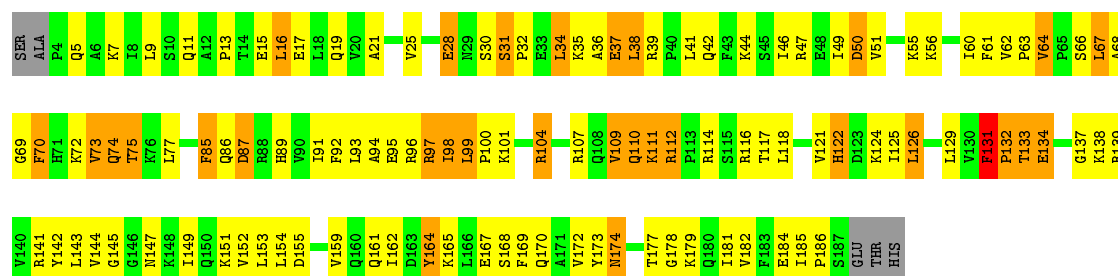
• Molecule 8: 40S ribosomal protein S6-A

Chain s6: 75% 16% 8%



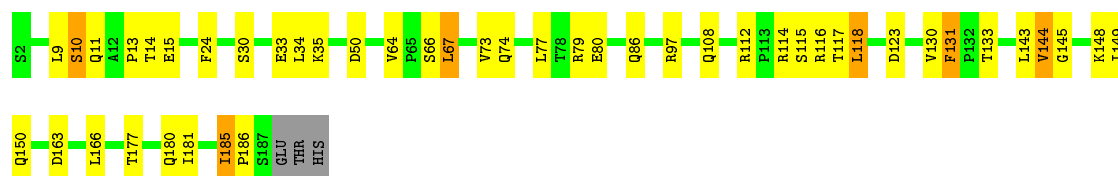
- Molecule 9: 40S ribosomal protein S7-A

Chain S7: 36% 45% 16% ..



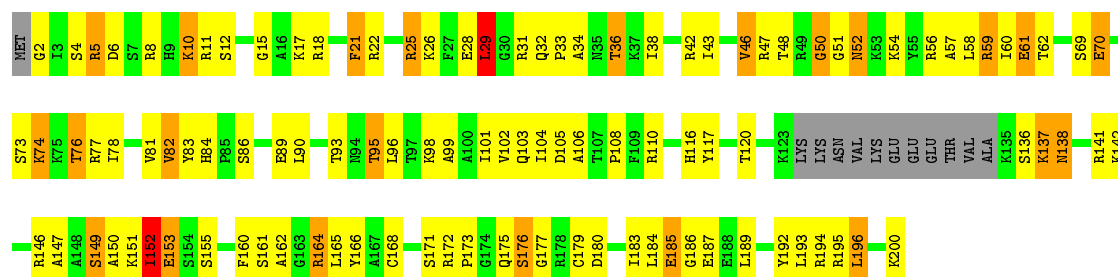
- Molecule 9: 40S ribosomal protein S7-A

Chain s7: 74% 21% ..



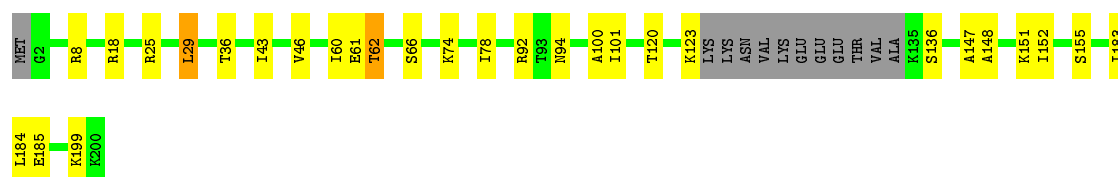
- Molecule 10: 40S ribosomal protein S8-A

Chain S8: 40% 42% 12% 6%

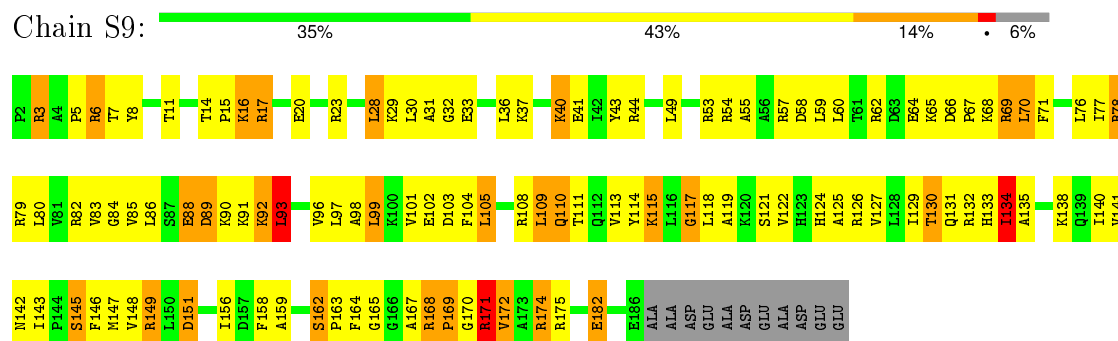


- Molecule 10: 40S ribosomal protein S8-A

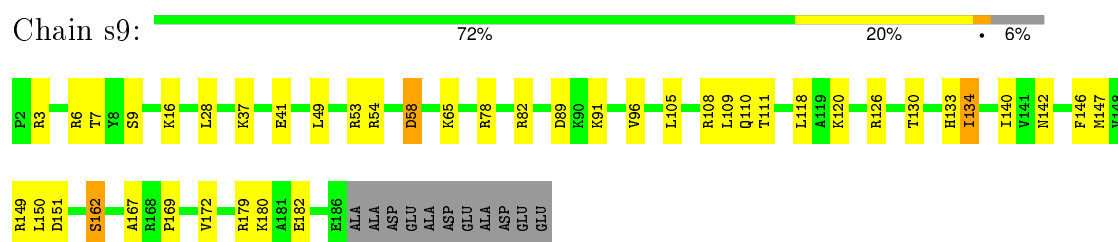
Chain s8: 80% 14% 6%



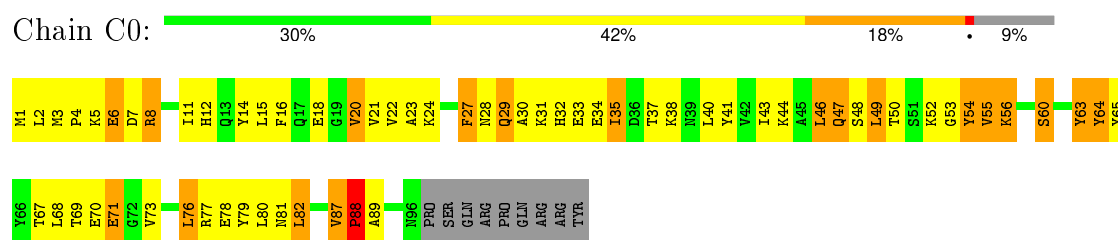
- Molecule 11: 40S ribosomal protein S9-A



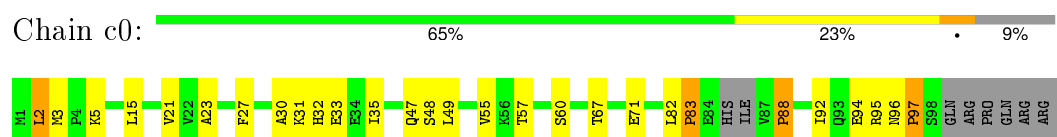
- Molecule 11: 40S ribosomal protein S9-A



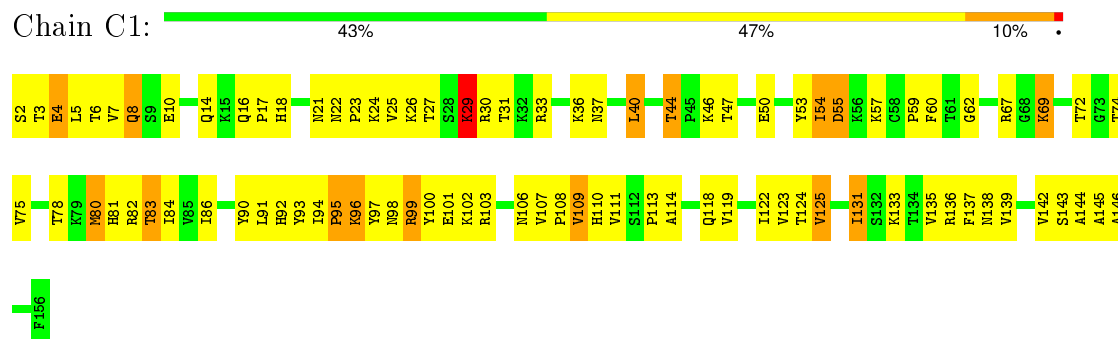
- Molecule 12: 40S ribosomal protein S10-A

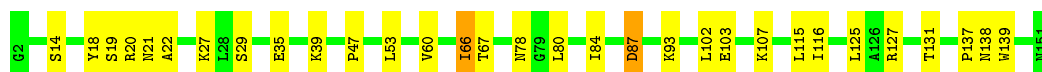


- Molecule 12: 40S ribosomal protein S10-A



- Molecule 13: 40S ribosomal protein S11-A





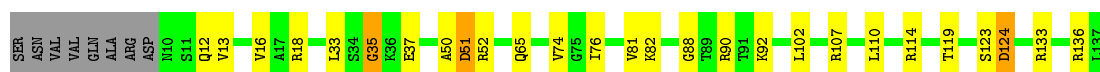
- Molecule 16: 40S ribosomal protein S14-A

Chain C4: 35% 45% 9% 5% 7%



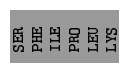
- Molecule 16: 40S ribosomal protein S14-A

Chain c4: 74% 18% 6%



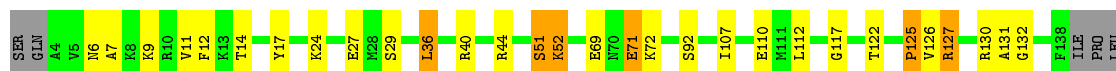
- Molecule 17: 40S ribosomal protein S15

Chain C5: 27% 47% 12% 12%




- Molecule 17: 40S ribosomal protein S15

Chain c5: 74% 17%



- Molecule 18: 40S ribosomal protein S16-A

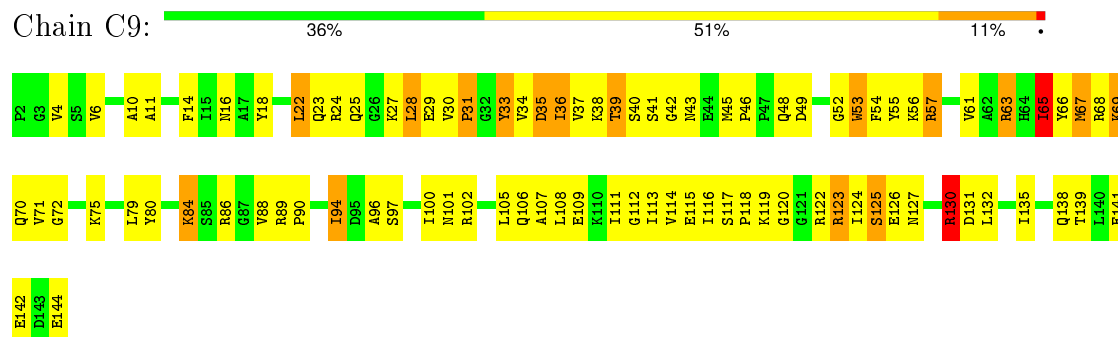
Chain C6: 27% 54% 16%



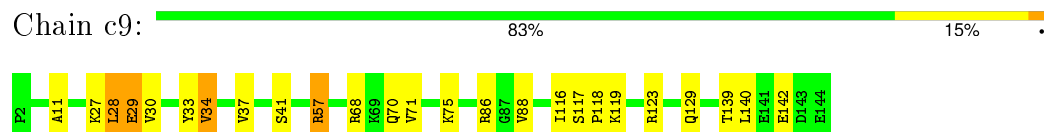


A146

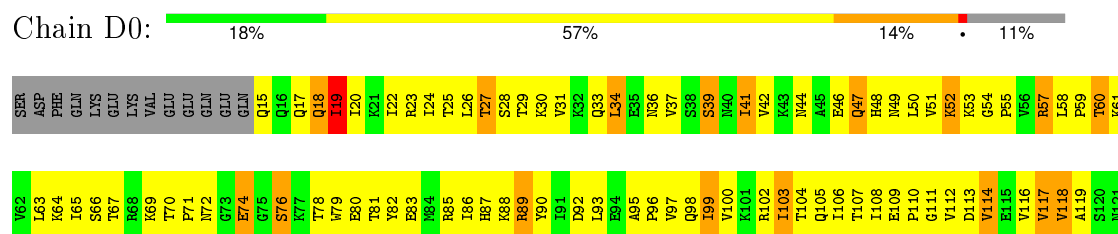
- Molecule 21: 40S ribosomal protein S19-A



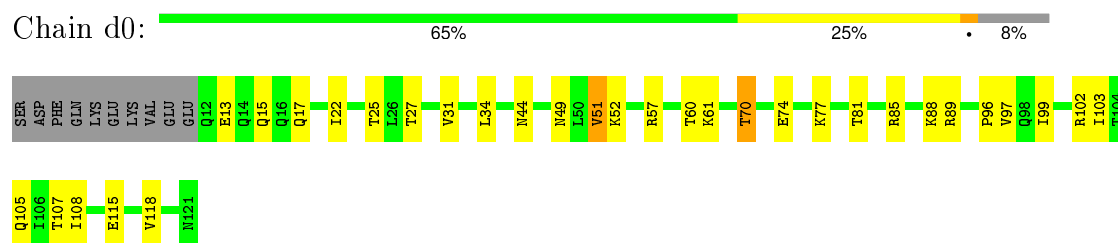
- Molecule 21: 40S ribosomal protein S19-A



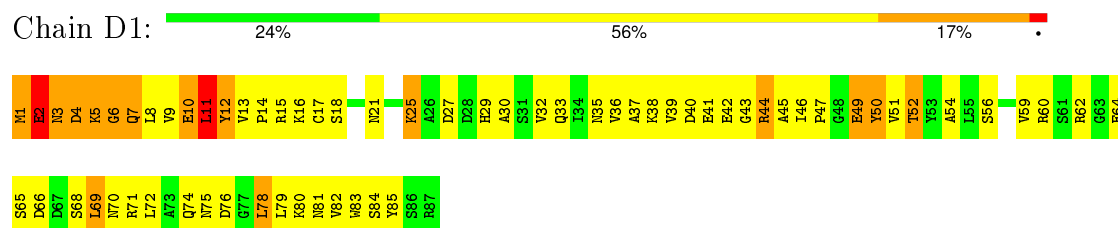
- Molecule 22: 40S ribosomal protein S20



- Molecule 22: 40S ribosomal protein S20

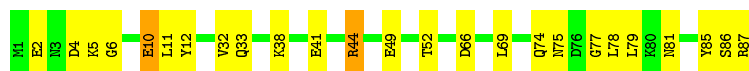


- Molecule 23: 40S ribosomal protein S21-A



- Molecule 23: 40S ribosomal protein S21-A

Chain d1: 




- Molecule 24: 40S ribosomal protein S22-A

Chain D2: 



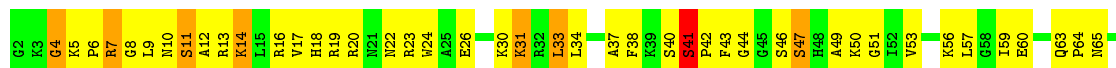
- Molecule 24: 40S ribosomal protein S22-A

Chain d2: 




- Molecule 25: 40S ribosomal protein S23-A

Chain D3: 



- Molecule 25: 40S ribosomal protein S23-A

Chain d3: 



- Molecule 26: 40S ribosomal protein S24-A

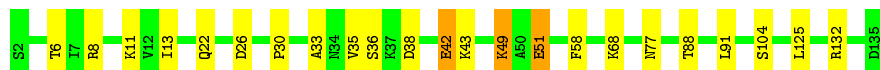
Chain D4: 





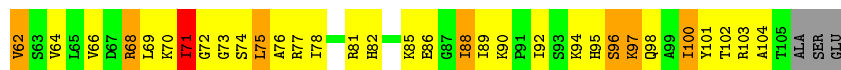
- Molecule 26: 40S ribosomal protein S24-A

Chain d4: 83% 15% .



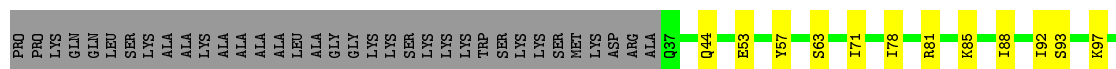
- Molecule 27: 40S ribosomal protein S25-A

Chain D5: 15% 35% 14% . 35%



- Molecule 27: 40S ribosomal protein S25-A

Chain d5: 51% 13% 36%



- Molecule 28: 40S ribosomal protein S26-B

Chain D6: 29% 46% 20% 5%



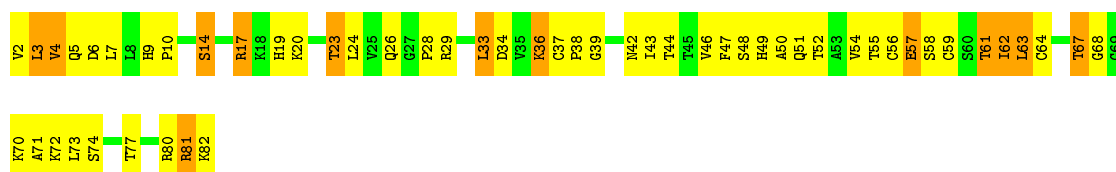
- Molecule 28: 40S ribosomal protein S26-B

Chain d6: 82% 16% .



- Molecule 29: 40S ribosomal protein S27-A

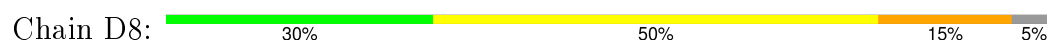
Chain D7: 33% 51% 16%



- Molecule 29: 40S ribosomal protein S27-A



- Molecule 30: 40S ribosomal protein S28-A



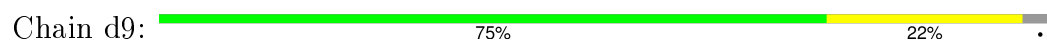
- Molecule 30: 40S ribosomal protein S28-A



- Molecule 31: 40S ribosomal protein S29-A



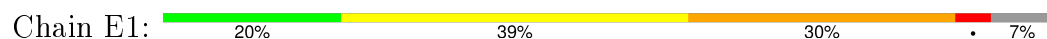
- Molecule 31: 40S ribosomal protein S29-A

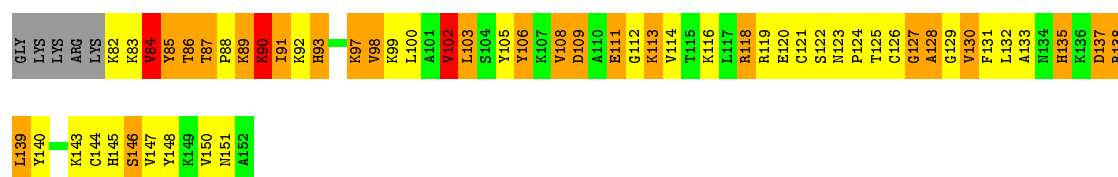


- Molecule 32: 40S ribosomal protein S30-A



- Molecule 33: Ubiquitin-40S ribosomal protein S31





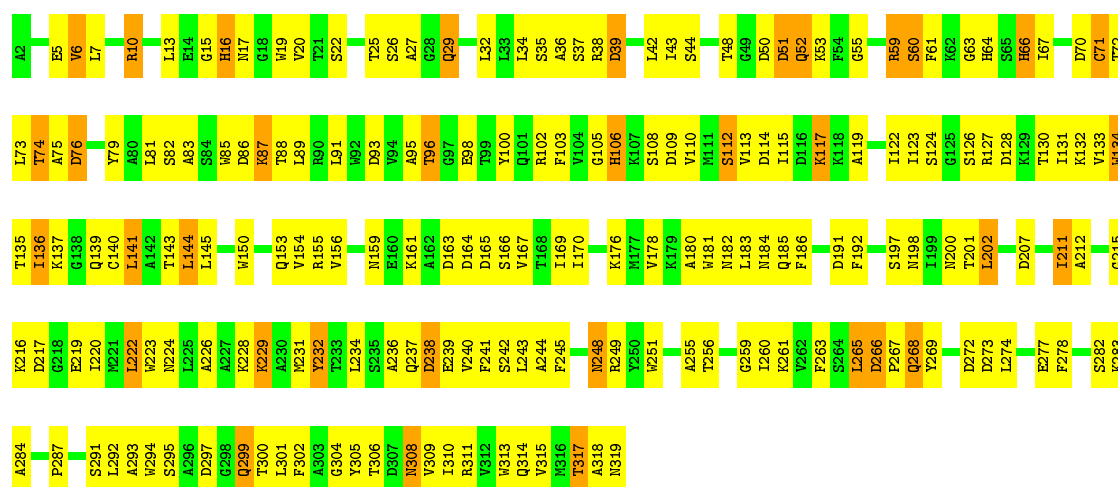
- Molecule 33: Ubiquitin-40S ribosomal protein S31

Chain e1: 55% 37% 8%



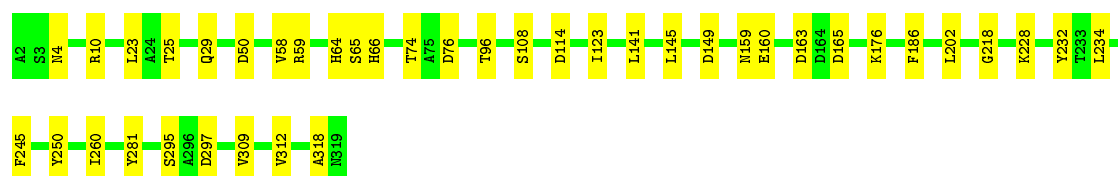
- Molecule 34: Guanine nucleotide-binding protein subunit beta-like protein

Chain SR: 38% 51% 11%



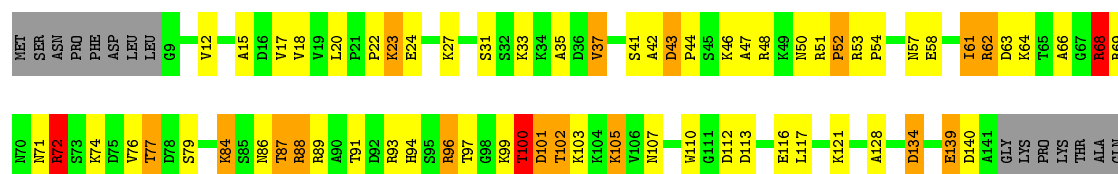
- Molecule 34: Guanine nucleotide-binding protein subunit beta-like protein

Chain sR: 87% 13%



- Molecule 35: Suppressor protein STM1

Chain SM: 29% 22% 6% 42%



LEU	SER	L151	L152	D153	Y154	Q158	A159	H160	V166	P167	E168	K171	V172	E173	L174	D175	A176	GLU	GLY	ILE	GLU	THR	ALA	GLY	LYS	GLY	ALA	TYR	VAL	PRO	ALA	ALA	THR	LYS	SER	LYS	GLN	LEU	LYS	THR	GLY	TYR	LEU	PHE	ASP	THR	PHE	VAL	ALA
-----	-----	------	------	------	------	------	------	------	------	------	------	------	------	------	------	------	------	-----	-----	-----	-----	-----	-----	-----	-----	-----	-----	-----	-----	-----	-----	-----	-----	-----	-----	-----	-----	-----	-----	-----	-----	-----	-----	-----	-----	-----	-----	-----	-----

• Molecule 35: Suppressor protein STM1

Chain sM:  31% 7% 62%

MET	SER	ASN	PRO	PHE	ASP	LEU	LEU	GLY	ASP	VAL	ASN	GLN	ASP	ALA	VAL	VAL	ASP	VAL	ASP	LYS	LEU	PRO	K23	K34	A42	D43	P44	S45	K46	A47	R48	K49	N50	L61	R62	D63	R64	T65	K74	D75	V76	I77	K83	K84	S85	ASN	THR	ALA	ARG	GLY	PRO	ALA	THR	ILE	GLY	ASP	THR	ALA	HIS	SER
-----	-----	-----	-----	-----	-----	-----	-----	-----	-----	-----	-----	-----	-----	-----	-----	-----	-----	-----	-----	-----	-----	-----	-----	-----	-----	-----	-----	-----	-----	-----	-----	-----	-----	-----	-----	-----	-----	-----	-----	-----	-----	-----	-----	-----	-----	-----	-----	-----	-----	-----	-----	-----	-----	-----	-----	-----	-----	-----	-----	-----

LYS	GLY	ASN	THR	ALA	THR	ASN	ALA	THR	ASN	VAL	THR	LYS	GLY	ASP	TRP	GLY	ASP	GLN	LYS	THR	LYS	GLY	PRO	A119	E139	ASP	ALA	GLY	LYS	PHE	PRO	LYS	THR	THR	GLN	ASN	LEU	SER	LYS	ASN	ASN	PHE	GLY	ASP	LYS	GLY	THR	ALA	ARG
-----	-----	-----	-----	-----	-----	-----	-----	-----	-----	-----	-----	-----	-----	-----	-----	-----	-----	-----	-----	-----	-----	-----	-----	------	------	-----	-----	-----	-----	-----	-----	-----	-----	-----	-----	-----	-----	-----	-----	-----	-----	-----	-----	-----	-----	-----	-----	-----	-----

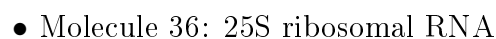
• Molecule 36: 25S ribosomal RNA

Chain 1:  35% 38% 16% 7%

G	U	U3	G92	C93	G94	A6	G10	A13	G18	U19	G24	U25	A26	C27	C28	C29	G30	C31	A39	A40	G41	C42	A43	U44	A45	U46	C47	A48	A49	U50	U56	A57	C58	G59	A60	G61	A62	A63	G64	A65	A66	A67	C68	C73	G74	G75	G76	A77	G158	A159	U78	U79	G80	C81	C163	C166
---	---	----	-----	-----	-----	----	-----	-----	-----	-----	-----	-----	-----	-----	-----	-----	-----	-----	-----	-----	-----	-----	-----	-----	-----	-----	-----	-----	-----	-----	-----	-----	-----	-----	-----	-----	-----	-----	-----	-----	-----	-----	-----	-----	-----	-----	-----	-----	------	------	-----	-----	-----	-----	------	------

G1766	U1681	C1385	U1455	C1316	G1246	C1176	U1110	G1029	G953	C893	C818	C749	G1680
C1767	U1682	A1386	A1456	A1317	U1247	G1177	U1111	A1030	U954	G894	U819	G750	U681
G1770	A1683	G1387	U1457	A1318	C1248	A1178	A1112	A1033	U955	A895	A820	A751	U682
C1771	U1684	U1388	U1458	G1319	G1249	G1179	G1113	U1033	U956	A896	U821	C752	U683
G1779	U1688	G1389	G1464	C1320	A1251	U1181	U1114	U1034	C859	U897	C824	C753	G684
G1780	U1689	G1395	A1465	G1323	A1252	U1182	G1115	G1035	U898	U898	U825	C758	U687
U1785	U1695	G1396	G1466	U1324	U1253	A1182	G1116	A1036	U899	U899	U826	U759	
G1786	G1601	G1399	G1467	U1325	C1254	C1185	C1117	C1037	U960	G900	G827	G763	A691
A1787	G1610	A1399	U1469	A1326	C1255	G1186	C1119	C1038	A962	G902	A828	U764	C694
G1788	U1702	G1400	U1470	C1327	G1256	U1190	A1120	A1040	G963	U903	U829	C765	C695
C1788	G1613	U1405	A1475	C1328	C1257	U1191	U1121		A965	A904	A830	U766	C696
G1789	C1614	A1406	G1476	U1329	U1258	U1192	U1122	U1044	G968	U905	G831	U767	A697
G1790	C1615	A1407	G1477	A1330	A1259	C1192	U1123	C1045	G969	A906		G768	U698
C1791	U1548	G1408	A1478	U1331	G1261	U1193	U1124	A1046	C969	G907	G835	C769	A699
C1792	U1549	G1409	U1479	C1332	G1262	G1194	U1125	A1047		G908	A836	G770	G700
C1793	C1550	U1410	U1480	C1333	A1263	A1195	G1126	A1048	A972	G909	A837	A771	G701
G1794	G1543	U1411	G1481	C1334	G1264	C1196	G1127	C1049	A973	G910	G838	U772	C702
U1795	U1544	G1412	A1482	C1335	U1265	C1201	U1128	U1050	G974	C911	C839	G773	G703
G1796	U1545	G1413	G1483	U1336	U1266	A1202	A1129	U1051	C975	G912			U704
A1797	U1546	G1414	G1484	G1340	U1267	A1203	A1130	U1056	U976	A913	A843	U776	A705
A1798	U1547	G1415	G1485	G1341	G1268	A1204	G1131	A1057	C977	A914	A846	U777	A706
A1799	C1556	U1416	U1486	C1342	U1269	A1205	A1132		U979	G916	A847	U778	U707
C1802	U1564	G1417	G1487	G1345	A1270	G1206	G1134	A1064	U980	A917	A848	U779	G708
A1806	G1565	A1418	G1488	G1346	A1271	G1207	A1135	A1065	U881	C918	C849	A780	A708
G1807	U1566	U1419	A1489	U1347	C1272	U1208	C1137	U1067	C982	U919	U850	G781	A710
G1808	C1567	G1420	G1492	G1348	A1273	G1209	U1144	C1068	U986	A920	C851	U782	A711
A1809	U1568	U1421	G1493	C1349	A1274	U1210	G1145	C1069	U989	A921	U852	A783	G712
A1810	U1569	G1422	G1494	C1350	C1275	U1211	C1146	C1070	A996	U922	G853	A784	U713
C1814	U1570	C1423	U1495	U1351	U1276	A1212	G1147	C1076	G991	C923	G854	G785	G714
A1815	U1571	C1424	C1496	U1352	C1277	G1213	C1142	U1071	A992	C924		A786	A715
A1816	U1572	U1425	C1497	C1353	A1278	C1216	A1143	U1072	G993	A925	G857	G787	A716
G1817	U1573	G1426	G1498	U1354	C1279	C1217	U1144	U1073	G994	A926	A858	C788	C717
U1818	C1574	U1427	G1500	G1355	G1280	A1217	G1145	U1074	U995	C927	G859	A789	G718
U1819	U1575	A1428	U1501	U1356	G1281	U1218	C1146	A1075	A996	C928	G860	U790	U719
U1820	G1576	G1429	U1502	G1357	G1282	U1219	G1147	C1076	G999	A929	C861	A791	A720
U1821	U1577	U1430	G1505	G1357	C1283	G1222	G1148	U1077	C1000	U930	U862	G792	G721
U1822	C1578	G1431	A1506	U1361	C1284		G1149	U1078	G1001	U931	C863	C793	G725
U1823	U1579	C1432	G1507	G1362	G1285	A1225	A1150	A1079	G1002	U932	G864	U794	
G1825	A1580	A1433	C1508	A1363	A1286	G1226	U1151	A1080	A1002	A933	U865	C803	G732
C1826	C1581	G1434	A1509	G1364	A1287	C1227	G1152	U1081	A1006	G934	A866	C804	G733
C1827	U1582	A1435	G1510	C1365	C1297	C1228	A1153	U1082	U1007	U935	G867	G805	G734
U1831	U1583	U1436	U1517	G1366	G1292	G1229	A1154	C1097	U1008	A936	C868	A806	A735
U1832	U1584	C1437	G1518	A1366	U1293	G1230	C1155	G1087	U1009	U937	G869	A807	A736
U1833	G1585	G1440	G1520	U1367	A1294	A1231	C1156		G1010	C938	G870	A808	
U1834	U1586	U1441	G1521	U1368	G1295	C1232	G1157	A1093	U1011	U939	U871	G809	G739
U1835	A1587	U1442	G1524	A1369	C1296	G1233	A1158	U1094	G1015	G940	U872	A810	
U1836	U1588	G1443	A1524	G1370	C1297	G1234	A1159	U1095	U1016	G941	C873	U811	G743
U1837	A1589	G1444	G1527	G1374	C1298	G1235	C1160	U1096	C1017	U942	U874	G812	A744
U1838	G1592	U1445	C1528	U1377	A1304	G1236	A1163	U1097	G1018	C944	U879	G815	G745
U1839	U1593	A1446	A1529	U1378	U1305	C1237	G1164	A1098	G1019	C945		G816	A746
U1840	A1594	G1447	U1530	G1379	G1306	C1238	A1165	A1099	U1100	U946	A884	A816	A747
A1841	U1595	U1448	G1531	G1380	A1307	C1239	U1168	U1101	G1021	C947	U885		
A1842	C1596	G1450	C1532	A1381	U1309	U1241	A1169	A1103	G1024	C948	A888	G817	U748
U1843	U1597	A1451	A1536	G1382	U1309	U1242	A1170	G1104	A1025	C949	A889	G818	
	G1598	A1452	G1536	A1383	G1313	G1243	G1171	U1108	U1028	A951	C890	A817	
	U1600	A1454	A1537	U1384		A1245		U1109		A952			

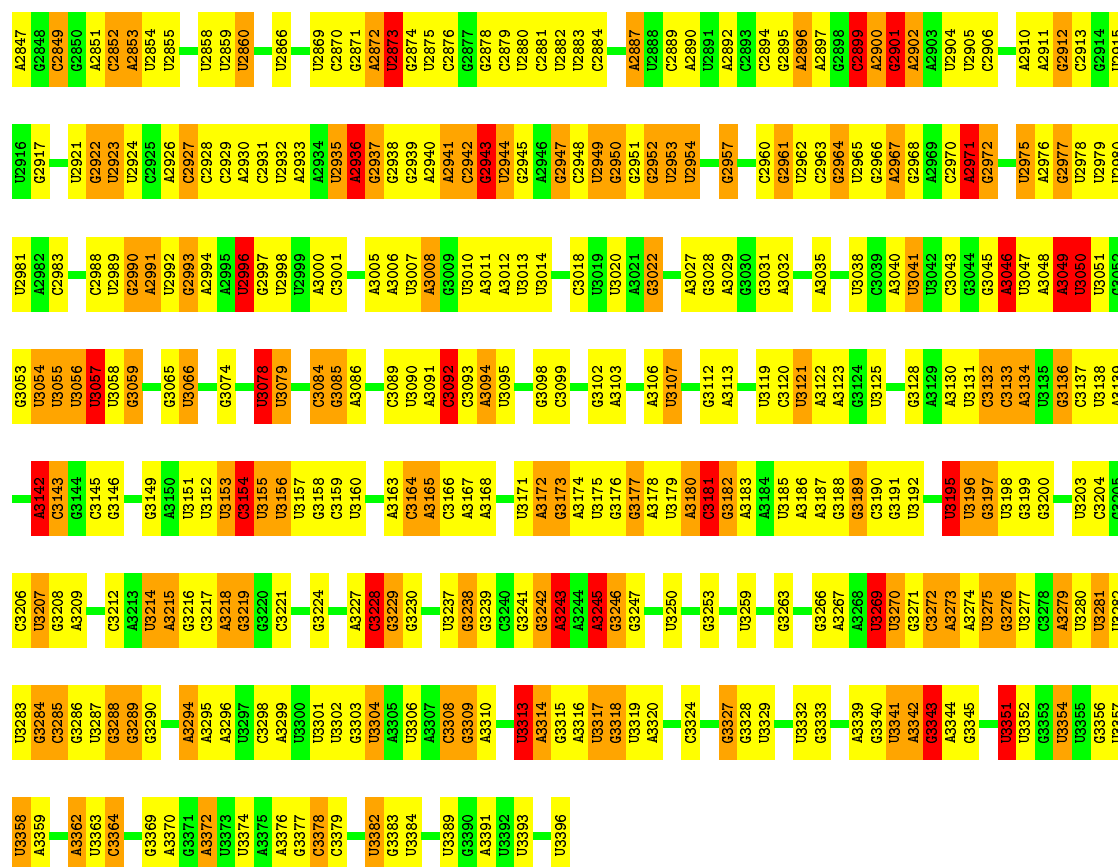




C496	C497	A498	A501	U502	C503	A504	G505	U506	U507	U508	G510	G514	C515	G518	U519	A200	C201	U202	C203	A204	U205	C206	U207	C208	A209	U210	C211	U212	C213	A214	U215	C216	U217	C218	A219	U220	C221	U222	C223	A224	U225	C226	U227	C228	A229	U230	C231	U232	C233	A234	U235	C236	U237	C238	A239	U240	C241	U242	C243	A244	U245	C246	U247	C248	A249	U250	C251	U252	C253	A254	U255	C256	U257	C258	A259	U260	C261	U262	C263	A264	U265	C266	U267	C268	A269	U270	C271	U272	C273	A274	U275	C276	U277	C278	A279	U280	C281	U282	C283	A284	U285	C286	U287	C288	A289	U290	C291	U292	C293	A294	U295	C296	U297	C298	A299	U300	C301	U302	C303	A304	U305	C306	U307	C308	A309	U310	C311	U312	C313	A314	U315	C316	U317	C318	A319	U320	C321	U322	C323	A324	U325	C326	U327	C328	A329	U330	C331	U332	C333	A334	U335	C336	U337	C338	A339	U340	C341	U342	C343	A344	U345	C346	U347	C348	A349	U350	C351	U352	C353	A354	U355	C356	U357	C358	A359	U360	C361	U362	C363	A364	U365	C366	U367	C368	A369	U370	C371	U372	C373	A374	U375	C376	U377	C378	A379	U380	C381	U382	C383	A384	U385	C386	U387	C388	A389	U390	C391	U392	C393	A394	U395	C396	U397	C398	A399	U400	C401	U402	C403	A404	U405	C406	U407	C408	A409	U410	C411	U412	C413	A414	U415	C416	U417	C418	A419	U420	C421	U422	C423	A424	U425	C426	U427	C428	A429	U430	C431	U432	C433	A434	U435	C436	U437	C438	A439	U440	C441	U442	C443	A444	U445	C446	U447	C448	A449	U450	C451	U452	C453	A454	U455	C456	U457	C458	A459	U460	C461	U462	C463	A464	U465	C466	U467	C468	A469	U470	C471	U472	C473	A474	U475	C476	U477	C478	A479	U480	C481	U482	C483	A484	U485	C486	U487	C488	A489	U490	C491	U492	C493	A494	U495	C496	U497	C498	A499	U500	C501	U502	C503	A504	U505	C506	U507	C508	A509	U510	C511	U512	C513	A514	U515	C516	U517	C518	A519	U520	C521	U522	C523	A524	U525	C526	U527	C528	A529	U530	C531	U532	C533	A534	U535	C536	U537	C538	A539	U540	C541	U542	C543	A544	U545	C546	U547	C548	A549	U550	C551	U552	C553	A554	U555	C556	U557	C558	A559	U560	C561	U562	C563	A564	U565	C566	U567	C568	A569	U570	C571	U572	C573	A574	U575	C576	U577	C578	A579	U580	C581	U582	C583	A584	U585	C586	U587	C588	A589	U590	C591	U592	C593	A594	U595	C596	U597	C598	A599	U600	C601	U602	C603	A604	U605	C606	U607	C608	A609	U610	C611	U612	C613	A614	U615	C616	U617	C618	A619	U620	C621	U622	C623	A624	U625	C626	U627	C628	A629	U630	C631	U632	C633	A634	U635	C636	U637	C638	A639	U640	C641	U642	C643	A644	U645	C646	U647	C648	A649	U650	C651	U652	C653	A654	U655	C656	U657	C658	A659	U660	C661	U662	C663	A664	U665	C666	U667	C668	A669	U670	C6
------	------	------	------	------	------	------	------	------	------	------	------	------	------	------	------	------	------	------	------	------	------	------	------	------	------	------	------	------	------	------	------	------	------	------	------	------	------	------	------	------	------	------	------	------	------	------	------	------	------	------	------	------	------	------	------	------	------	------	------	------	------	------	------	------	------	------	------	------	------	------	------	------	------	------	------	------	------	------	------	------	------	------	------	------	------	------	------	------	------	------	------	------	------	------	------	------	------	------	------	------	------	------	------	------	------	------	------	------	------	------	------	------	------	------	------	------	------	------	------	------	------	------	------	------	------	------	------	------	------	------	------	------	------	------	------	------	------	------	------	------	------	------	------	------	------	------	------	------	------	------	------	------	------	------	------	------	------	------	------	------	------	------	------	------	------	------	------	------	------	------	------	------	------	------	------	------	------	------	------	------	------	------	------	------	------	------	------	------	------	------	------	------	------	------	------	------	------	------	------	------	------	------	------	------	------	------	------	------	------	------	------	------	------	------	------	------	------	------	------	------	------	------	------	------	------	------	------	------	------	------	------	------	------	------	------	------	------	------	------	------	------	------	------	------	------	------	------	------	------	------	------	------	------	------	------	------	------	------	------	------	------	------	------	------	------	------	------	------	------	------	------	------	------	------	------	------	------	------	------	------	------	------	------	------	------	------	------	------	------	------	------	------	------	------	------	------	------	------	------	------	------	------	------	------	------	------	------	------	------	------	------	------	------	------	------	------	------	------	------	------	------	------	------	------	------	------	------	------	------	------	------	------	------	------	------	------	------	------	------	------	------	------	------	------	------	------	------	------	------	------	------	------	------	------	------	------	------	------	------	------	------	------	------	------	------	------	------	------	------	------	------	------	------	------	------	------	------	------	------	------	------	------	------	------	------	------	------	------	------	------	------	------	------	------	------	------	------	------	------	------	------	------	------	------	------	------	------	------	------	------	------	------	------	------	------	------	------	------	------	------	------	------	------	------	------	------	------	------	------	------	------	------	------	------	------	------	------	------	------	------	------	------	------	------	------	------	------	------	------	------	------	------	------	------	------	------	------	------	------	------	------	------	------	------	------	------	------	------	------	------	------	------	------	------	------	------	------	------	------	------	------	------	------	------	------	------	----

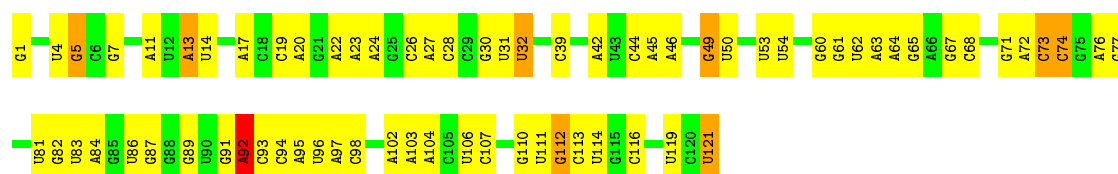
A1571	A1642	U1572	A1643	C1573	U1644	C1574	A1645	U1575	U1646	G1576	G1650	C1577	U1651	A1654	G1655	A1656	C1657	A1658	G1659	C1660	G1661	A1662	C1663	A1664	A1665	A1666	A1667	A1668	A1669	A1670	A1671	A1672	A1673	A1674	A1675	A1676	A1677	A1678	A1679	A1680	A1681	A1682	A1683	A1684	A1685	A1686	A1687	A1688	A1689	A1690	A1691	A1692	A1693	A1694	A1695	A1696	A1697	A1698	A1699	A1700	U1701	U1702	U1703	A1704	G1713	A1714	U1715	U1716	U1717	G1718	G1719	U1720	U1721	U1722	A1723	A1637	A1638	C1639	C1725	G1726	G1727
G1434	A1435	U1436	A1437	G1438	U1439	G1440	U1441	U1442	G1443	G1444	U1445	A1446	G1447	U1448	A1449	G1450	C1451	A1452	A1453	A1454	U1455	A1456	U1457	A1461	U1462	U1463	G1464	A1465	G1466	U1470	U1471	U1472	G1473	A1474	U1475	G1476	A1477	C1478	U1479	G1480	A1481	A1482	G1483	U1484	A1485	A1486	A1487	G1488	G1489	A1490	A1491	G1492	A1493	A1494	A1495	C1496	G1497	A1498	A1499	U1500	U1501																				
C1502	A1503	A1504	A1505	G1506	C1507	G1508	U1511	U1512	G1513	G1514	G1515	G1516	U1517	U1518	G1519	G1520	U1521	A1522	C1523	A1524	C1527	G1528	A1529	U1530	C1531	C1532	U1533	A1534	A1535	G1536	A1537	G1538	A1539	U1540	U1541	U1542	G1543	G1544	G1545	G1546	G1547	C1548	A1549	A1550	G1551	A1552	U1553	U1554	U1555	C1556	A1557	A1558	A1559	G1560	C1561	C1562	U1563	A1564	G1565	A1566	U1567	U1568	U1569	U1570																	
G1363	C1364	G1365	A1366	G1367	U1368	A1369	G1370	A1371	C1372	G1373	A1374	G1375	U1376	U1377	G1378	A1379	G1380	A1381	G1382	G1383	C1384	U1385	A1386	G1387	U1388	G1389	A1390	C1391	G1392	A1393	U1394	A1395	A1396	A1397	A1398	A1399	A1400	A1401	C1402	G1403	A1404	U1405	A1406	A1407	G1408	C1409	A1410	A1411	G1412	G1413	G1414	A1415	A1416	A1417	A1418	A1419	C1420	G1421	G1422	C1423	G1424	A1425	A1426	U1427	A1428	A1429	U1430	G1431	C1432	A1433											
C1296	C1297	U1298	C1299	G1300	A1301	A1302	A1303	A1304	G1305	G1306	G1307	A1308	U1309	G1310	G1311	C1312	G1313	C1314	G1315	C1316	A1317	A1318	G1319	C1320	G1321	A1322	A1323	G1324	A1325	A1326	U1327	U1328	A1329	A1330	U1331	A1332	C1333	U1334	A1335	U1336	A1337	C1338	C1339	G1340	U1341	C1342	G1343	A1344	G1345	U1346	U1347	U1348	G1349	A1350	U1351	A1352	U1353	A1354	G1355	U1356	C1357	G1358	C1359																		
A1205	A1135	A1136	U1137	A1064	G1139	U1144	G1145	G1149	A1150	U1073	A1152	A1153	A1154	A1155	C1156	G1157	A1158	A1159	C1160	G1161	A1165	G1166	A1169	A1170	G1171	G1172	C1173	A1174	C1175	A1176	G1177	C1178	A1179	A1180	U1181	C1182	C1183	A1184	C1185	G1186	C1189	A1190	U1191	C1192	A1193	G1194	A1195	C1196	A1197	C1198	C1199	A1200	C1201	A1202	A1203	A1204																									
C1205	A1135	A1136	U1137	A1064	G1139	U1144	G1145	G1149	A1150	U1073	A1152	A1153	A1154	A1155	C1156	G1157	A1158	A1159	C1160	G1161	A1165	G1166	A1169	A1170	G1171	G1172	C1173	A1174	C1175	A1176	G1177	C1178	A1179	A1180	U1181	C1182	C1183	A1184	C1185	G1186	C1189	A1190	U1191	C1192	A1193	G1194	A1195	C1196	A1197	C1198	C1199	A1200	C1201	A1202	A1203	A1204																									
A1205	A1135	A1136	U1137	A1064	G1139	U1144	G1145	G1149	A1150	U1073	A1152	A1153	A1154	A1155	C1156	G1157	A1158	A1159	C1160	G1161	A1165	G1166	A1169	A1170	G1171	G1172	C1173	A1174	C1175	A1176	G1177	C1178	A1179	A1180	U1181	C1182	C1183	A1184	C1185	G1186	C1189	A1190	U1191	C1192	A1193	G1194	A1195	C1196	A1197	C1198	C1199	A1200	C1201	A1202	A1203	A1204																									
A1205	A1135	A1136	U1137	A1064	G1139	U1144	G1145	G1149	A1150	U1073	A1152	A1153	A1154	A1155	C1156	G1157	A1158	A1159	C1160	G1161	A1165	G1166	A1169	A1170	G1171	G1172	C1173	A1174	C1175	A1176	G1177	C1178	A1179	A1180	U1181	C1182	C1183	A1184	C1185	G1186	C1189	A1190	U1191	C1192	A1193	G1194	A1195	C1196	A1197	C1198	C1199	A1200	C1201	A1202	A1203	A1204																									
A1205	A1135	A1136	U1137	A1064	G1139	U1144	G1145	G1149	A1150	U1073	A1152	A1153	A1154	A1155	C1156	G1157	A1158	A1159	C1160	G1161	A1165	G1166	A1169	A1170	G1171	G1172	C1173	A1174	C1175	A1176	G1177	C1178	A1179	A1180	U1181	C1182	C1183	A1184	C1185	G1186	C1189	A1190	U1191	C1192	A1193	G1194	A1195	C1196	A1197	C1198	C1199	A1200	C1201	A1202	A1203	A1204																									
A1205	A1135	A1136	U1137	A1064	G1139	U1144	G1145	G1149	A1150	U1073	A1152	A1153	A1154	A1155	C1156	G1157	A1158	A1159	C1160	G1161	A1165	G1166	A1169	A1170	G1171	G1172	C1173	A1174	C1175	A1176	G1177	C1178	A1179	A1180	U1181	C1182	C1183	A1184	C1185	G1186	C1189	A1190	U1191	C1192	A1193	G1194	A1195	C1196	A1197	C1198	C1199	A1200	C1201	A1202	A1203	A1204																									
A1205	A1135	A1136	U1137	A1064	G1139	U1144	G1145	G1149	A1150	U1073	A1152	A1153	A1154	A1155	C1156	G1157	A1158	A1159	C1160	G1161	A1165	G1166	A1169	A1170	G1171	G1172	C1173	A1174	C1175	A1176	G1177	C1178	A1179	A1180	U1181	C1182	C1183	A1184	C1185	G1186	C1189	A1190	U1191	C1192	A1193	G1194	A1195	C1196	A1197	C1198	C1199	A1200	C1201	A1202	A1203	A1204																									
A1205	A1135	A1136	U1137	A1064	G1139	U1144	G1145	G1149	A1150	U1073	A1152	A1153	A1154	A1155	C1156	G1157	A1158	A1159	C1160	G1161	A1165	G1166	A1169	A1170	G1171	G1172	C1173	A1174	C1175	A1176	G1177	C1178	A1179	A1180	U1181	C1182	C1183	A1184	C1185	G1186	C1189	A1190	U1191	C1192	A1193	G1194	A1195	C1196	A1197	C1198	C1199	A1200	C1201	A1202	A1203	A1204																									
A1205	A1135	A1136	U1137	A1064	G1139	U1144	G1145	G1149	A1150	U1073	A1152	A1153	A1154	A1155	C1156	G1157	A1158	A1159	C1160	G1161	A1165	G1166	A1169	A1170	G1171	G1172	C1173	A1174	C1175	A1176	G1177	C1178	A1179	A1180	U1181	C1182	C1183	A1184	C1185	G1186	C1189	A1190	U1191	C1192	A1193	G1194	A1195	C1196	A1197	C1198	C1199	A1200	C1201	A1202	A1203	A1204																									
A1205	A1135	A1136	U1137	A1064	G1139	U1144	G1145	G1149	A1150	U1073	A1152	A1153	A1154	A1155	C1156	G1157	A1158	A1159	C1160	G1161	A1165	G1166	A1169	A1170	G1171	G1172	C1173	A1174	C1175	A1176	G1177	C1178	A1179	A1180	U1181	C1182	C1183	A1184	C1185	G1186	C1189	A1190	U1191	C1192	A1193	G1194	A1195	C1196	A1197	C1198	C1199	A1200	C1201	A1202	A1203	A1204																									
A1205	A1135	A1136	U1137	A1064	G1139	U1144	G1145	G1149	A1150	U1073	A1152	A1153	A1154	A1155	C1156	G1157	A1158	A1159	C1160	G1161	A1165	G1166	A1169	A1170	G1171	G1172	C1173	A1174	C1175	A1176	G1177	C1178	A1179	A1180	U1181	C1182	C1183	A1184	C1185	G1186	C1189	A1190	U1191	C1192	A1193	G1194	A1195	C1196	A1197	C1198	C1199	A1200	C1201	A1202	A1203	A1204																									
A1205	A1135	A1136	U1137	A1064	G1139	U1144	G1145	G1149	A1150	U1073	A1152	A1153	A1154	A1155	C1156	G1157	A1158	A1159	C1160	G1161	A1165	G1166	A1169	A1170	G1171	G1172	C1173	A1174	C1175	A1176	G1177	C1178	A1179	A1180	U1181	C1182	C1183	A1184	C1185	G1186	C1189	A1190	U1191	C1192	A1193	G1194	A1195	C1196	A1197	C1198	C1199	A1200	C1201	A1202	A1203	A1204																									
A1205	A1135	A1136	U1137	A1064	G1139	U1144	G1145	G1149	A1150	U1073	A1152	A1153	A1154	A1155	C1156	G1157	A1158	A1159	C1160	G1161	A1165	G1166	A1169	A1170	G1171	G1172	C1173	A1174	C1175	A1176	G1177	C1178	A1179	A1180	U1181	C1182	C1183	A1184	C1185	G1186	C1189	A1190	U1191	C1192	A1193	G1194	A1195	C1196	A1197	C1198	C1199	A1200	C1201	A1202	A1203	A1204																									
A1205	A1135	A1136	U1137	A1064	G1139	U1144	G1145	G1149	A1150	U1073	A1152	A1153	A1154	A1155	C1156	G1157	A1158	A1159	C1160	G1161	A1165	G1166	A1169	A1170	G1171	G1172	C1173	A1174	C1175	A1176	G1177	C1178	A1179	A1180	U1181	C1182	C1183	A1184	C1185	G1186	C1189	A1190	U1191	C1192	A1193	G1194	A1195	C1196	A1197	C1198	C1199	A1200	C1201	A1202	A1203	A1204																									
A1205	A1135	A1136	U1137	A1064	G1139	U1144	G1145	G1149	A1150	U1073	A1152	A1153	A1154	A1155	C1156	G1157	A1158	A1159	C1160	G1161	A1165	G1166	A1169	A1170	G1171	G1172	C1173	A1174	C1175	A1176	G1177	C1178	A1179	A1180	U1181	C1182	C1183	A1184	C1185	G1186	C1189	A1190	U1191	C1192	A1193	G1194	A1195	C1196	A1197	C1198	C1199	A1200	C1201	A1202	A1203	A1204																									
A1205	A1135	A1136	U1137	A1064	G1139	U1144	G1145	G1149	A1150	U1073	A1152	A1153	A1154	A1155	C1156	G1157	A1158	A1159	C1160	G1161	A1165	G1166	A1169	A1170	G1171	G1172	C1173	A1174	C1175	A1176	G1177	C1178	A1179	A1180	U1181	C1182	C1183	A1184	C1185	G1186	C1189	A1190	U1191	C1192	A1193	G1194	A1195	C1196	A1197	C1198	C1199	A1200	C1201	A1202	A1203	A1204																									
A1205	A1135	A1136	U1137	A1064	G1139	U1144	G1145	G1149	A1150	U1073	A1152	A1153	A1154	A1155	C1156	G1157	A1158	A1159	C1160	G1161	A1165	G1166	A1169	A1170	G1171	G1172	C1173	A1174	C1175	A1176	G1177	C1178	A1179	A1180	U1181	C1182	C1183	A1184	C1185	G1186	C1189	A1190	U1191	C1192	A1193	G1194	A1195	C1196	A1197	C1198	C1199	A1200	C1201	A1202	A1203	A1204																									
A1205	A1135	A1136	U1137	A1064	G1139	U1144	G1145	G1149	A1150	U1073	A1152	A1153	A1154	A1155	C1156	G1157	A1158	A1159	C1160	G1161	A1165	G1166	A1169	A1170	G1171	G1172	C1173	A1174	C1175	A1176	G1177	C1178	A1179	A1180																																															





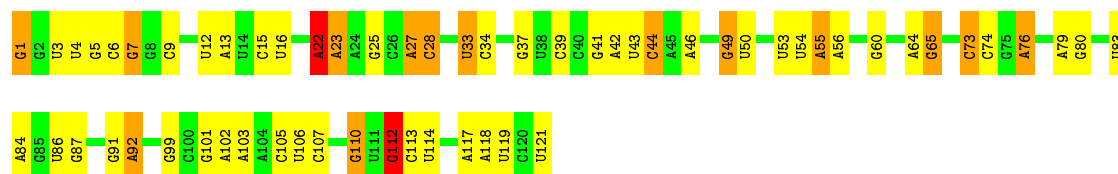
• Molecule 37: 5S ribosomal RNA

Chain 3: 42% 50% 7%



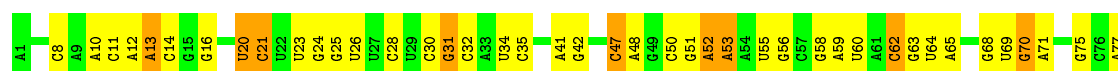
• Molecule 37: 5S ribosomal RNA

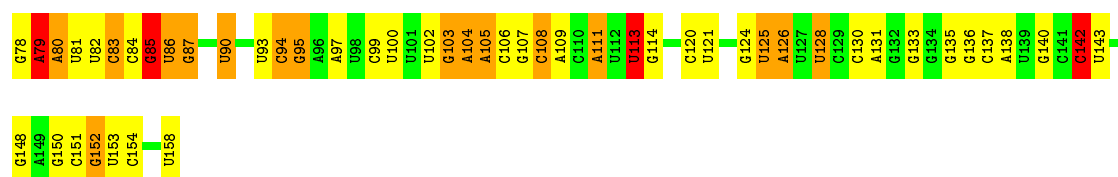
Chain 7: 50% 36% 12%



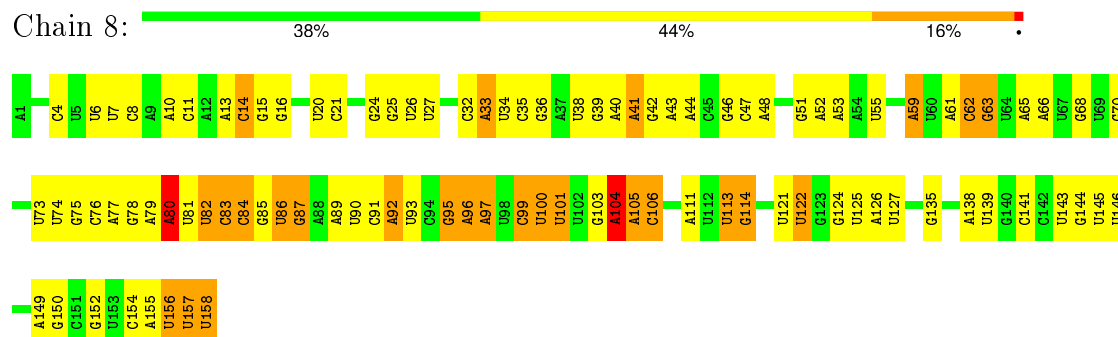
• Molecule 38: 5.8S ribosomal RNA

Chain 4: 41% 41% 16%

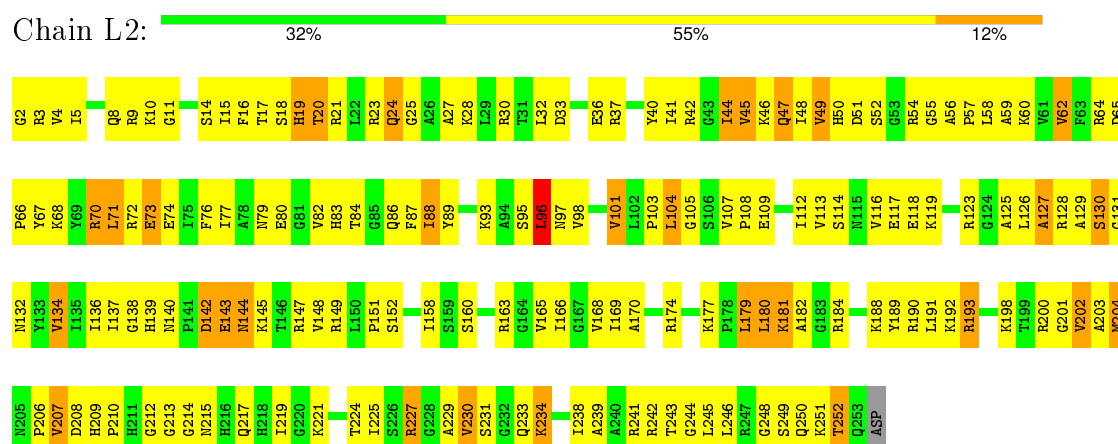




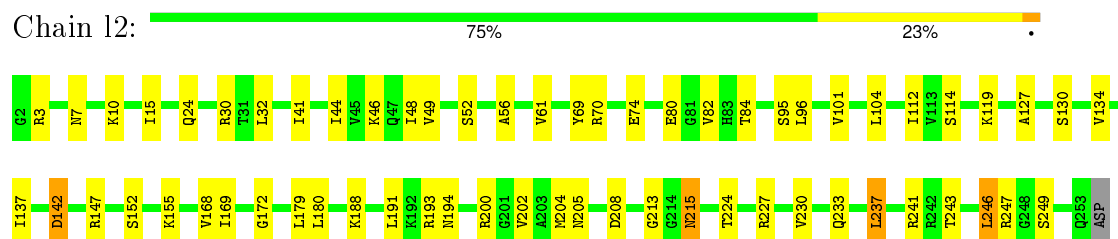
• Molecule 38: 5.8S ribosomal RNA



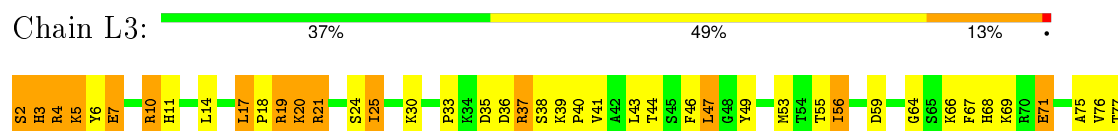
• Molecule 39: 60S ribosomal protein L2-A



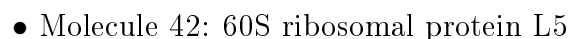
• Molecule 39: 60S ribosomal protein L2-A



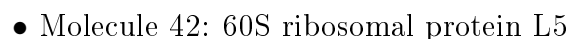
• Molecule 40: 60S ribosomal protein L3



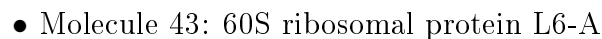
Response	Percentage
Satisfied	80%
Not Satisfied	18%



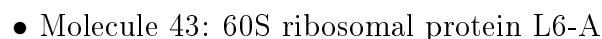
39% 44% 15%

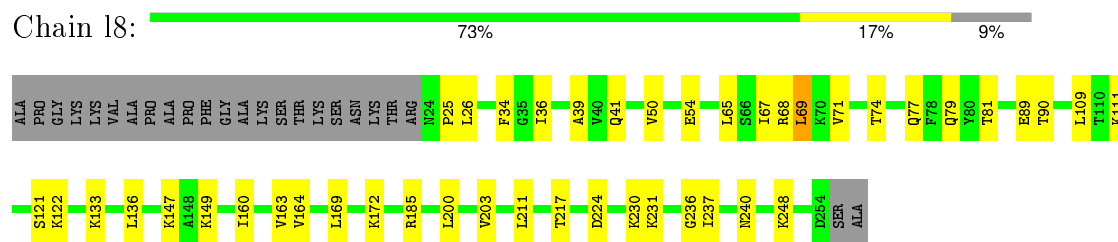


79% 19%



40% 37% 12% 11%

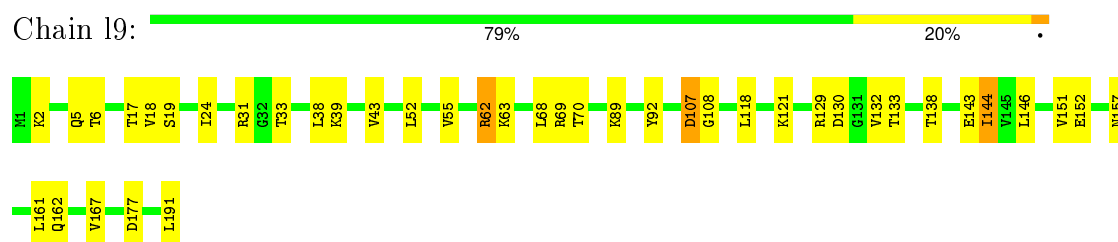




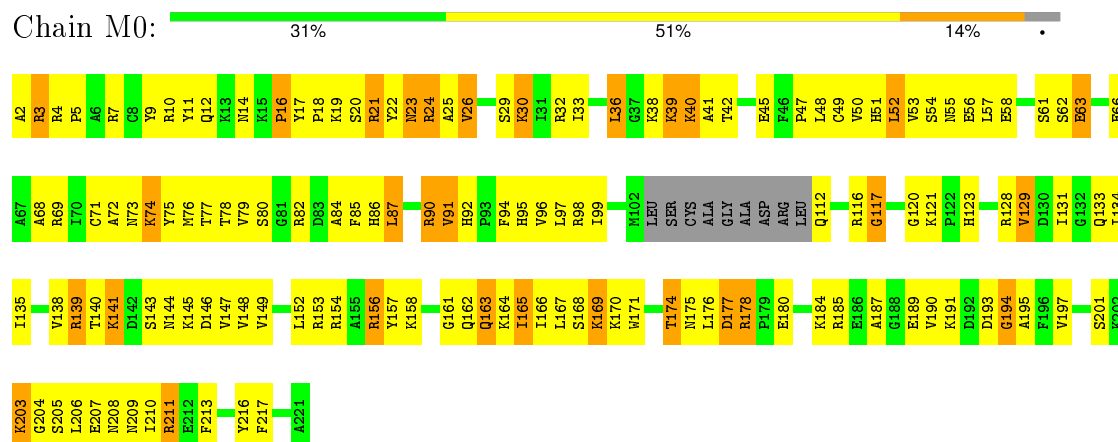
• Molecule 46: 60S ribosomal protein L9-A



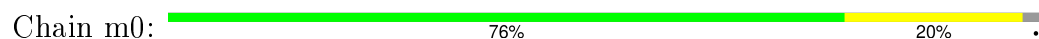
• Molecule 46: 60S ribosomal protein L9-A



• Molecule 47: 60S ribosomal protein L10



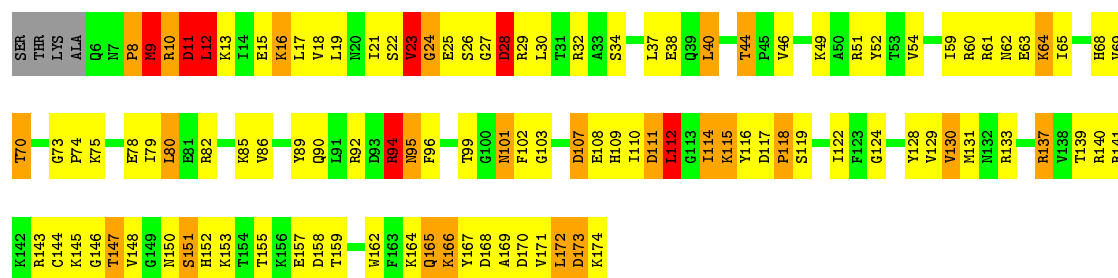
• Molecule 47: 60S ribosomal protein L10





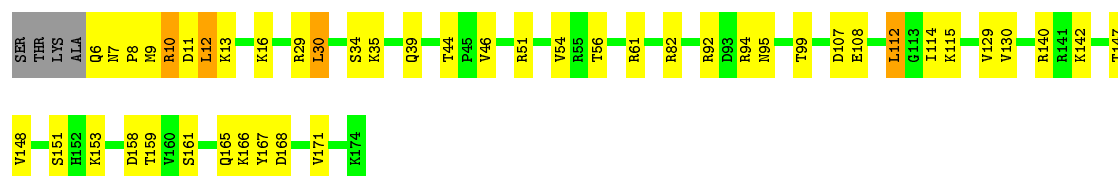
• Molecule 48: 60S ribosomal protein L11-B

Chain M1: 34% 46% 14%



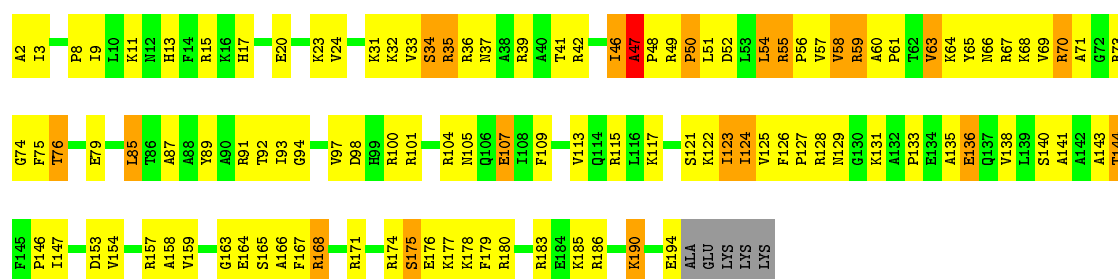
• Molecule 48: 60S ribosomal protein L11-B

Chain m1: 71% 24%



• Molecule 49: 60S ribosomal protein L13-A

Chain M3: 41% 46% 10%

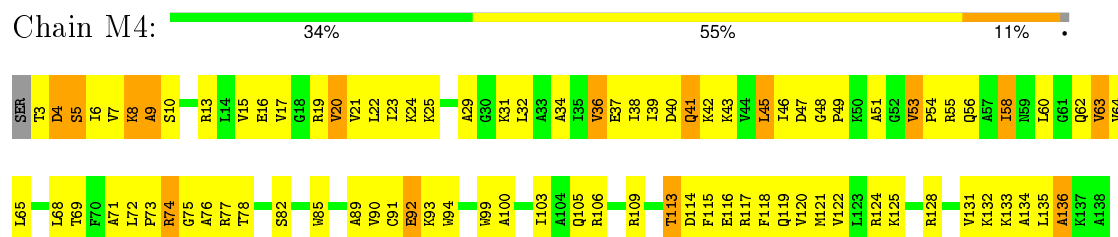


• Molecule 49: 60S ribosomal protein L13-A

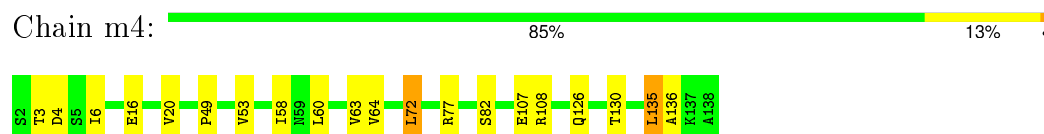
Chain m3: 77% 21%




- Molecule 50: 60S ribosomal protein L14-A



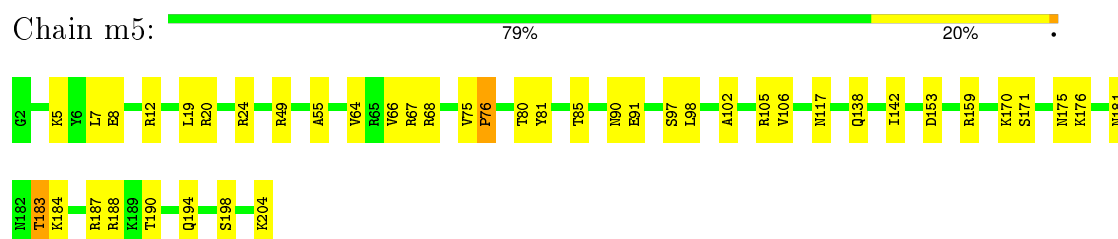
- Molecule 50: 60S ribosomal protein L14-A



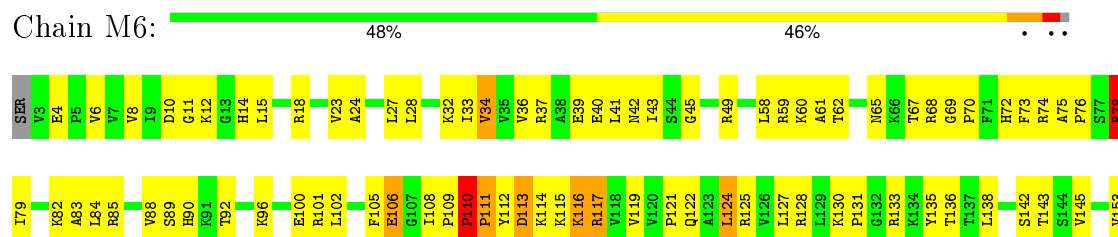
- Molecule 51: 60S ribosomal protein L15-A

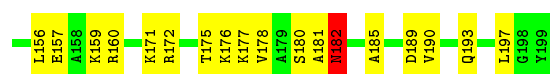


- Molecule 51: 60S ribosomal protein L15-A



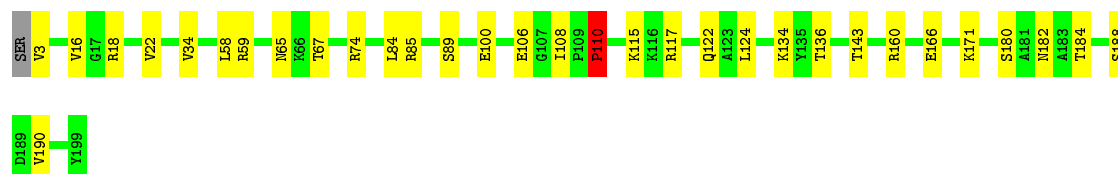
- Molecule 52: 60S ribosomal protein L16-A





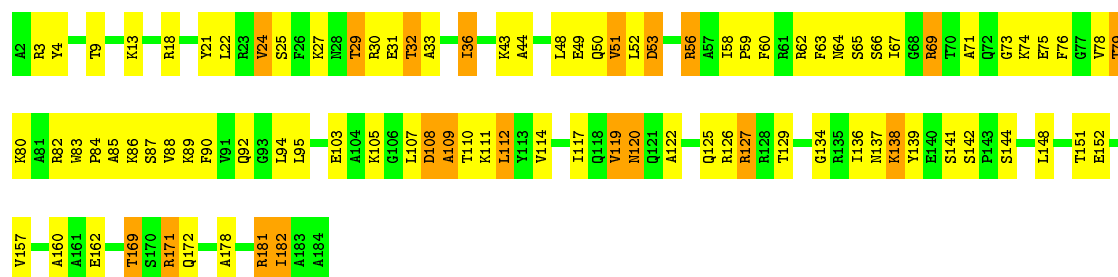
• Molecule 52: 60S ribosomal protein L16-A

Chain m6: 83% 16% ..



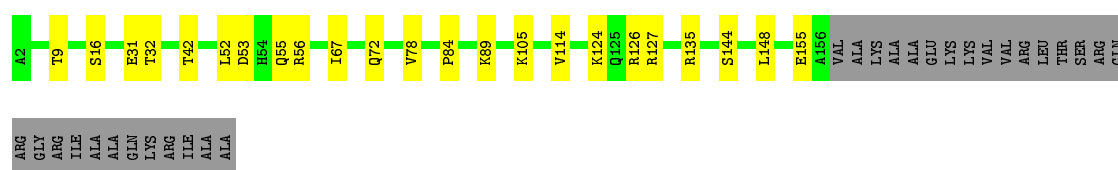
• Molecule 53: 60S ribosomal protein L17-A

Chain M7: 50% 39% 11%



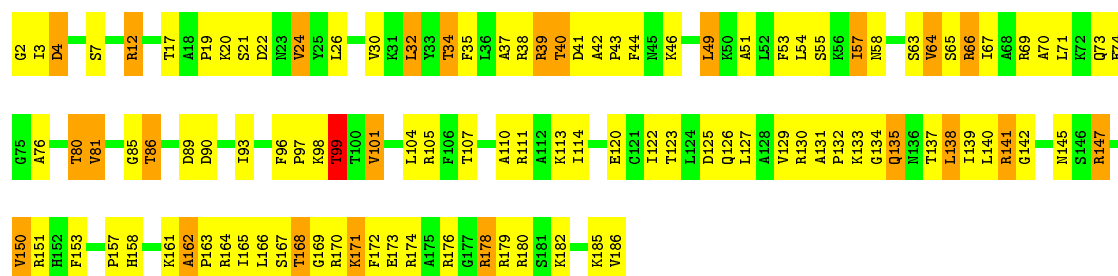
• Molecule 53: 60S ribosomal protein L17-A

Chain m7: 72% 13% 15%

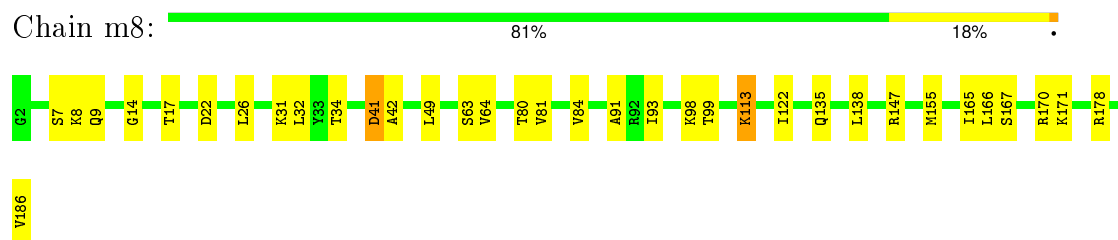


• Molecule 54: 60S ribosomal protein L18-A

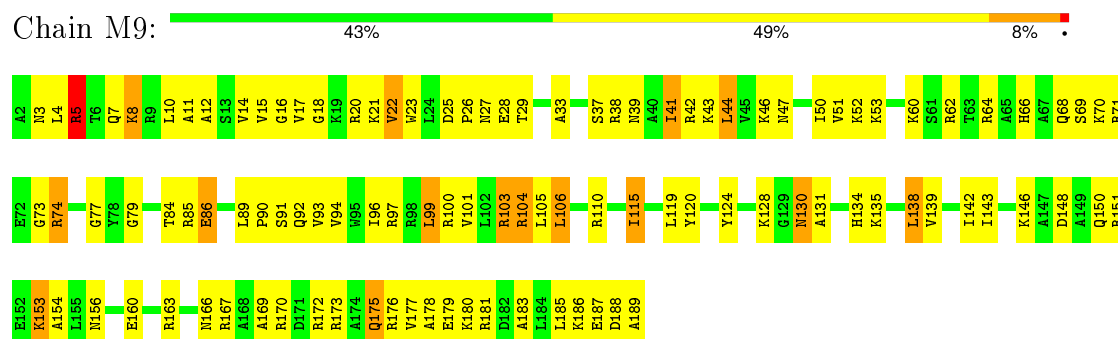
Chain M8: 41% 45% 13%



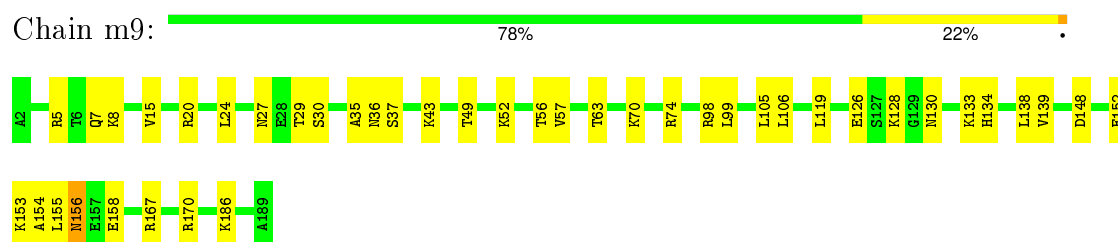
• Molecule 54: 60S ribosomal protein L18-A



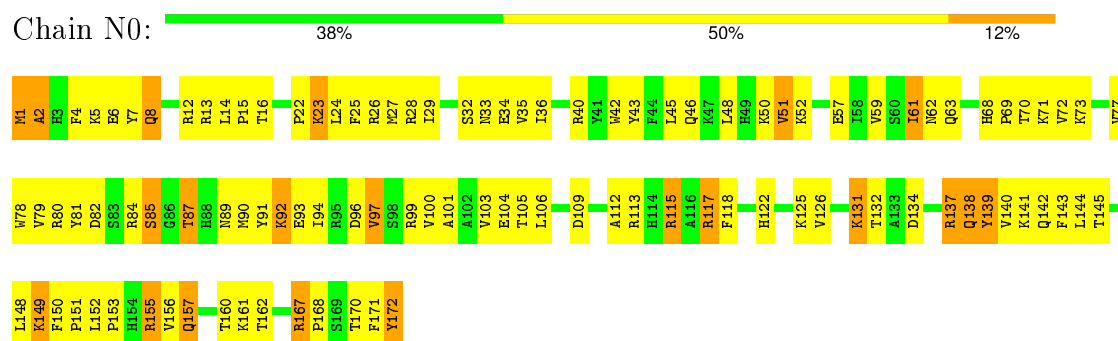
- Molecule 55: 60S ribosomal protein L19-A



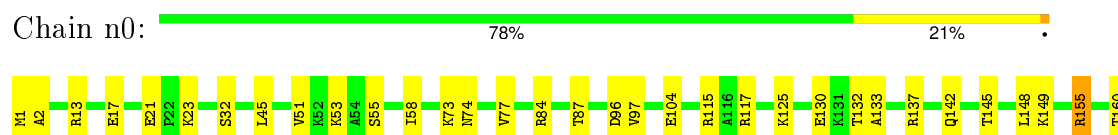
- Molecule 55: 60S ribosomal protein L19-A



- Molecule 56: 60S ribosomal protein L20-A



- Molecule 56: 60S ribosomal protein L20-A

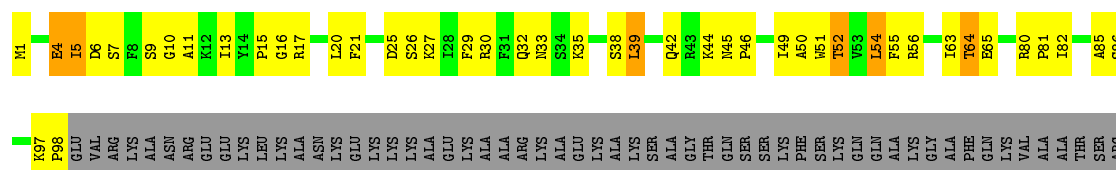


Chain n3:  93% 7%



- Molecule 60: 60S ribosomal protein L24-A

Chain N4: 34% 25% . 37%



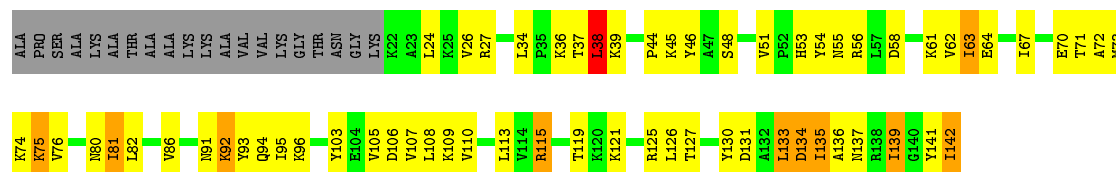
- Molecule 60: 60S ribosomal protein L24-A

Chain n4: 75% 12% • 13%



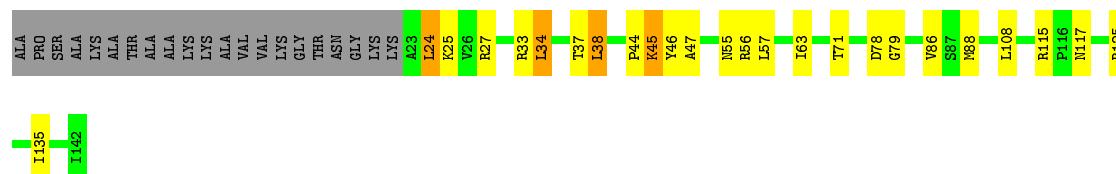
- Molecule 61: 60S ribosomal protein L25

Chain N5: 



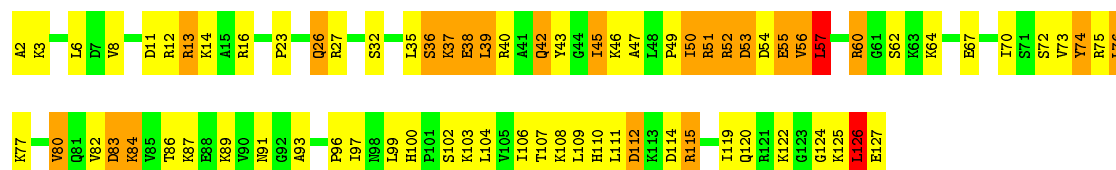
- Molecule 61: 60S ribosomal protein L25

Chain n5:  67% 15% • 15%

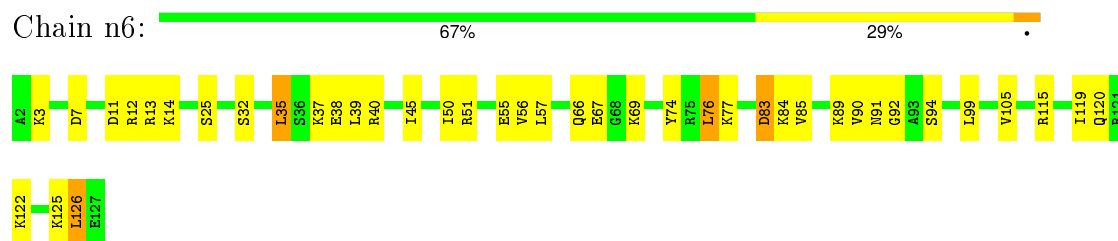


- Molecule 62: 60S ribosomal protein L26-A

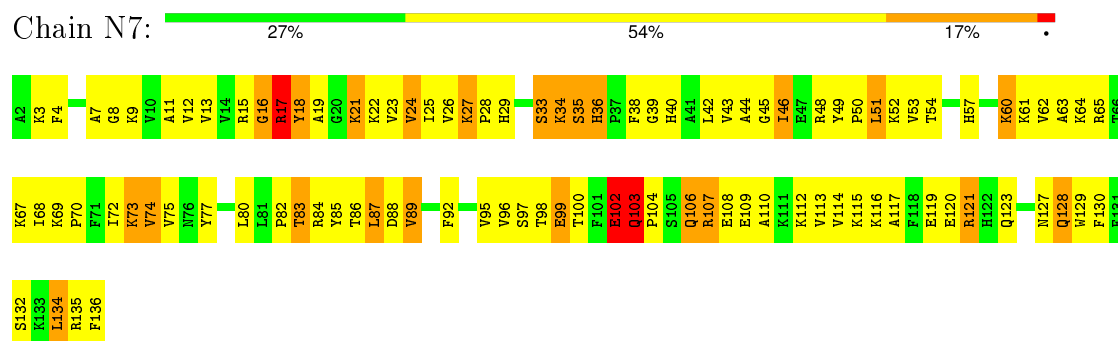
Chain N6:



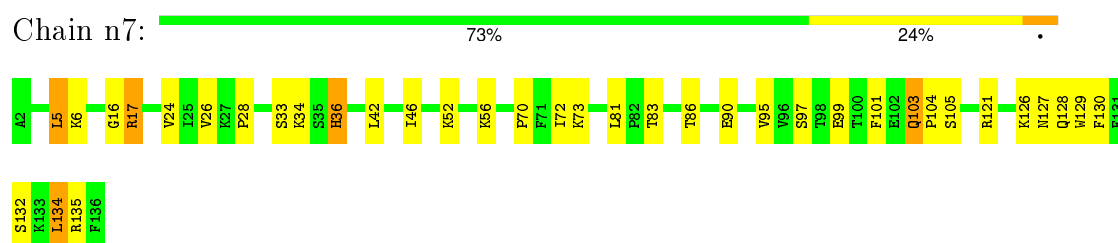
- Molecule 62: 60S ribosomal protein L26-A



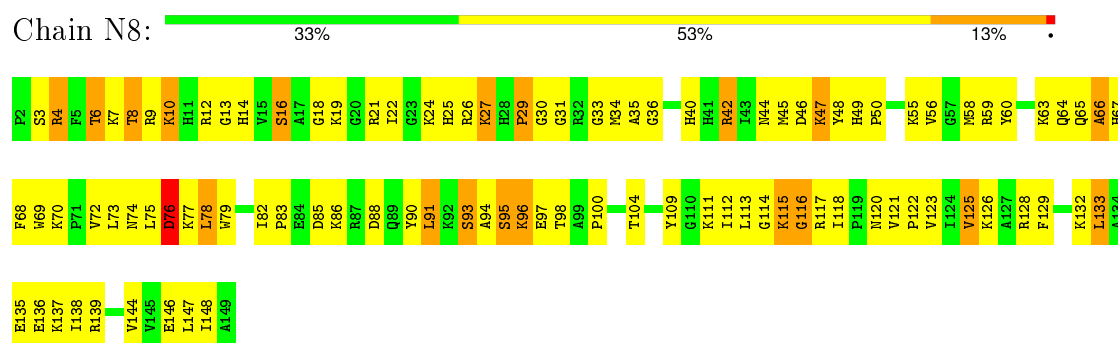
- Molecule 63: 60S ribosomal protein L27-A



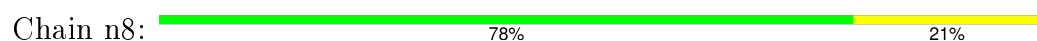
- Molecule 63: 60S ribosomal protein L27-A

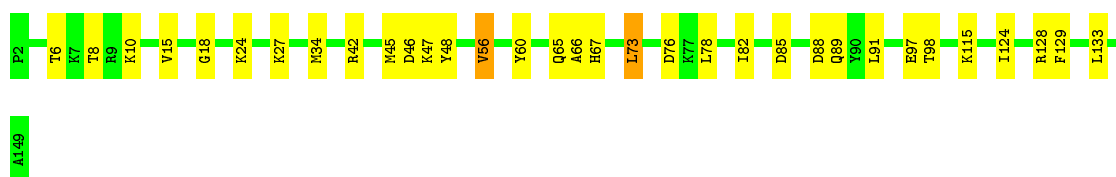


- Molecule 64: 60S ribosomal protein L28



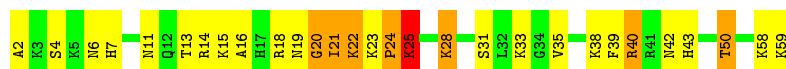
- Molecule 64: 60S ribosomal protein L28





- Molecule 65: 60S ribosomal protein L29

Chain N9: 50% 36% 12%



- Molecule 65: 60S ribosomal protein L29

Chain n9: 74% 22%



- Molecule 66: 60S ribosomal protein L30

Chain 00: 35% 44% 13% 7%



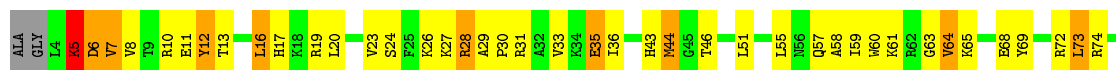
- Molecule 66: 60S ribosomal protein L30

Chain o0: 76% 20%



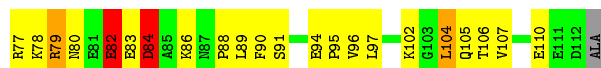
- Molecule 67: 60S ribosomal protein L31-A

Chain 01: 41% 44% 10%



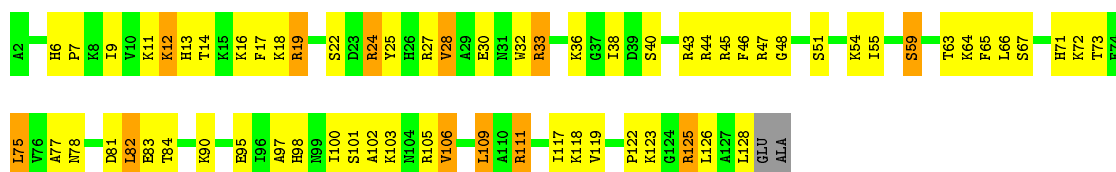
- Molecule 67: 60S ribosomal protein L31-A

Chain o1: 68% 27%



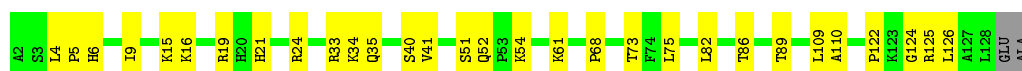
- Molecule 68: 60S ribosomal protein L32

Chain O2:  47% 43% 9%



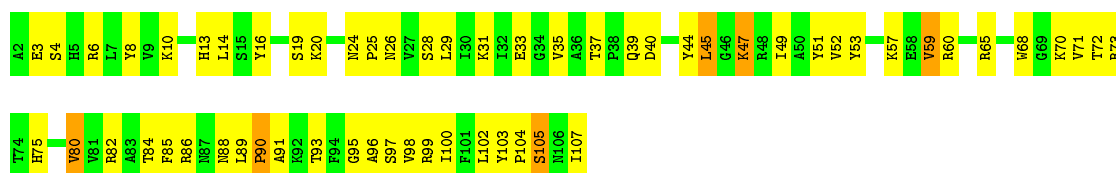
- Molecule 68: 60S ribosomal protein L32

Chain o2: 75% 23% 2%



- Molecule 69: 60S ribosomal protein L33-A

Chain 03:  44% 50% 6%



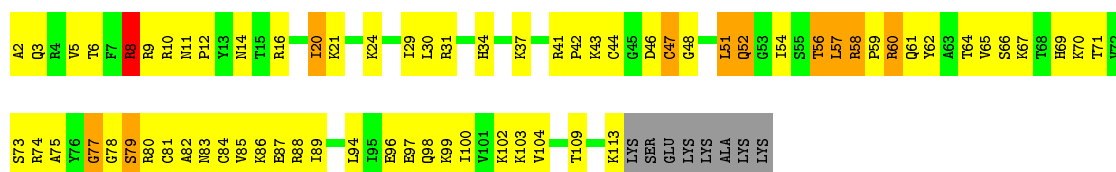
- Molecule 69: 60S ribosomal protein L33-A

Chain o3: 80% 18%




- Molecule 70: 60S ribosomal protein L34-A

Chain 04:  35% 49% 8% • 7%



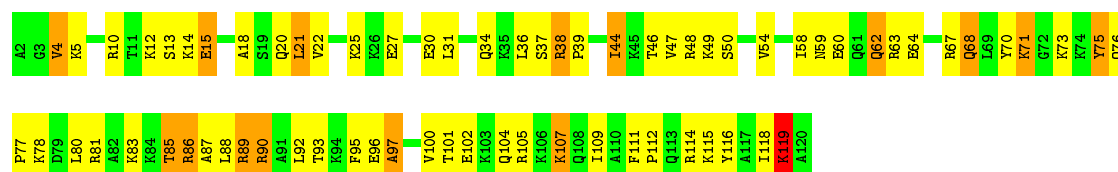
- Molecule 70: 60S ribosomal protein L34-A

Chain o4: 




- Molecule 71: 60S ribosomal protein L35-A

Chain O5: 



- Molecule 71: 60S ribosomal protein L35-A

Chain o5: 



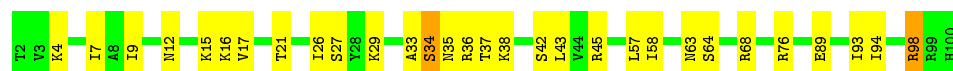
- Molecule 72: 60S ribosomal protein L36-A

Chain O6: 



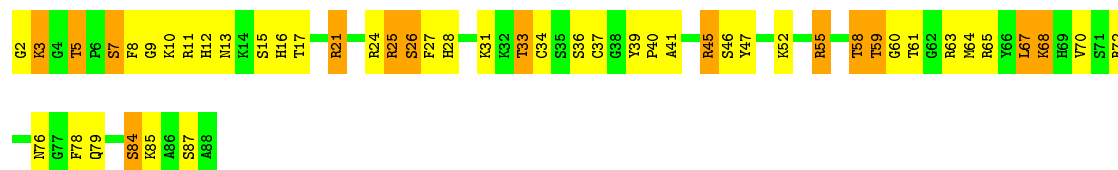
- Molecule 72: 60S ribosomal protein L36-A

Chain o6: 




- Molecule 73: 60S ribosomal protein L37-A

Chain O7: 



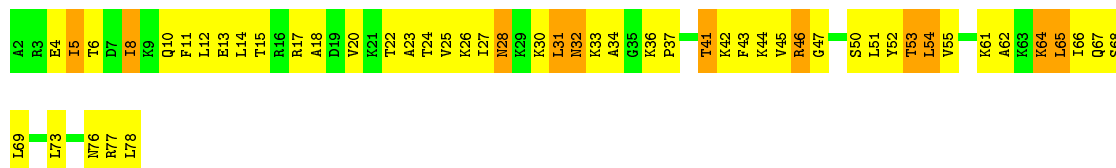
- Molecule 73: 60S ribosomal protein L37-A

Chain o7:  85% 14%



- Molecule 74: 60S ribosomal protein L38

Chain O8:  32% 53% 14%



- Molecule 74: 60S ribosomal protein L38

Chain o8:  70% 30%




- Molecule 75: 60S ribosomal protein L39

Chain O9:  40% 52% 8%



- Molecule 75: 60S ribosomal protein L39

Chain o9:  82% 18%




- Molecule 76: Ubiquitin-60S ribosomal protein L40

Chain Q0:  60% 27% 12%

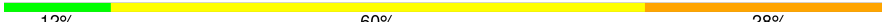


- Molecule 76: Ubiquitin-60S ribosomal protein L40

Chain q0:  83% 15%



- Molecule 77: 60S ribosomal protein L41-A

Chain Q1:  12% 60% 28%



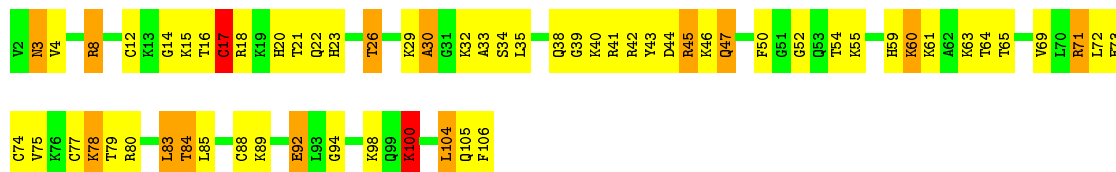
- Molecule 77: 60S ribosomal protein L41-A

Chain q1:  68% 32%




- Molecule 78: 60S ribosomal protein L42-A

Chain Q2:  41% 45% 12%



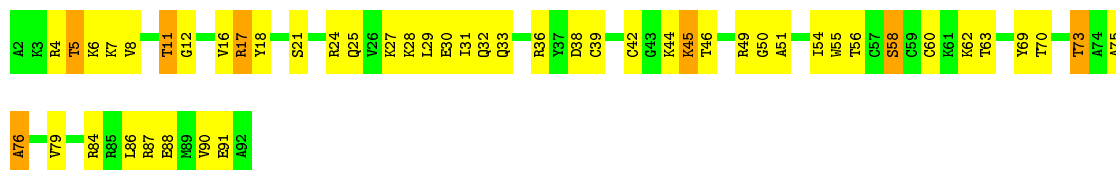
- Molecule 78: 60S ribosomal protein L42-A

Chain q2:  80% 18%




- Molecule 79: 60S ribosomal protein L43-A

Chain Q3:  46% 46% 8%



- Molecule 79: 60S ribosomal protein L43-A

Chain q3:  80% 20%

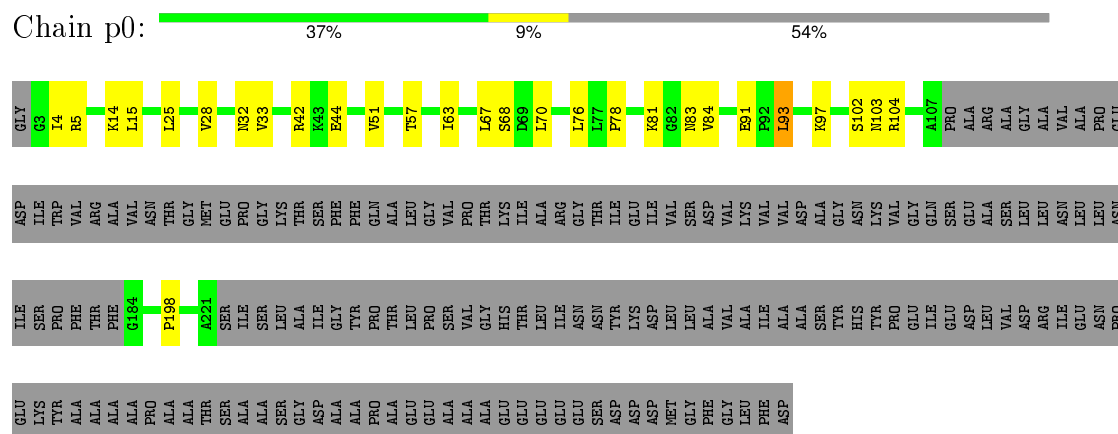


- Molecule 80: 40S ribosomal protein S30-A

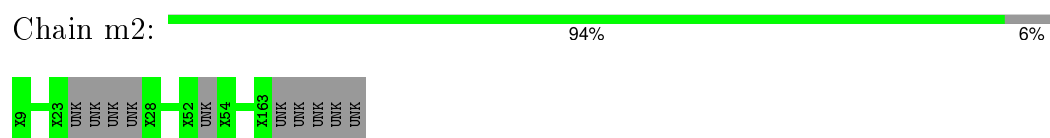
Chain e0:  71% 27%



- Molecule 81: 60S acidic ribosomal protein P0



- Molecule 82: unknown protein chain m2



- Molecule 83: unknown protein chain p1



There are no outlier residues recorded for this chain.

- Molecule 84: unknown protein chain p2



There are no outlier residues recorded for this chain.

4 Data and refinement statistics

EDS failed to run properly - this section will therefore be incomplete.

Property	Value	Source
Space group	P 1 21 1	Depositor
Cell constants a, b, c, α , β , γ	436.64Å 287.69Å 304.39Å 90.00° 98.98° 90.00°	Depositor
Resolution (Å)	300.66 – 3.10	Depositor
% Data completeness (in resolution range)	98.7 (300.66-3.10)	Depositor
R_{merge}	0.40	Depositor
R_{sym}	(Not available)	Depositor
$\langle I/\sigma(I) \rangle$ ¹	1.33 (at 3.07Å)	Xtriage
Refinement program	PHENIX (phenix.refine: dev_1702)	Depositor
R, R_{free}	0.198 , 0.247	Depositor
Wilson B-factor (Å ²)	71.8	Xtriage
Anisotropy	0.204	Xtriage
Estimated twinning fraction	No twinning to report.	Xtriage
L-test for twinning ²	$\langle L \rangle = 0.46$, $\langle L^2 \rangle = 0.29$	Xtriage
Outliers	1 of 1321093 reflections (0.000%)	Xtriage
Total number of atoms	411881	wwPDB-VP
Average B, all atoms (Å ²)	68.0	wwPDB-VP

Xtriage's analysis on translational NCS is as follows: *The largest off-origin peak in the Patterson function is 1.71% of the height of the origin peak. No significant pseudotranslation is detected.*

¹ Intensities estimated from amplitudes.

² Theoretical values of $\langle |L| \rangle$, $\langle L^2 \rangle$ for acentric reflections are 0.5, 0.375 respectively for untwinned datasets, and 0.333, 0.2 for perfectly twinned datasets.

5 Model quality ⓘ

5.1 Standard geometry ⓘ

Bond lengths and bond angles in the following residue types are not validated in this section: ZN, OHX, MG, ZBA

The Z score for a bond length (or angle) is the number of standard deviations the observed value is removed from the expected value. A bond length (or angle) with $|Z| > 5$ is considered an outlier worth inspection. RMSZ is the root-mean-square of all Z scores of the bond lengths (or angles).

Mol	Chain	Bond lengths		Bond angles	
		RMSZ	$\# Z > 5$	RMSZ	$\# Z > 5$
1	2	0.68	3/42442 (0.0%)	1.27	308/66130 (0.5%)
1	6	0.78	10/42765 (0.0%)	1.34	367/66634 (0.6%)
2	S0	0.43	0/1617	0.65	0/2215
2	s0	0.49	0/1623	0.71	0/2222
3	S1	0.38	0/1735	0.65	1/2335 (0.0%)
3	s1	0.49	0/1748	0.69	0/2352
4	S2	0.48	0/1665	0.68	0/2263
4	s2	0.51	0/1665	0.73	1/2263 (0.0%)
5	S3	0.45	0/1759	0.64	0/2368
5	s3	0.47	0/1759	0.62	0/2368
6	S4	0.47	0/2109	0.69	1/2839 (0.0%)
6	s4	0.50	0/2109	0.71	1/2839 (0.0%)
7	S5	0.40	0/1629	0.61	0/2202
7	s5	0.45	0/1629	0.65	0/2202
8	S6	0.45	0/1823	0.64	1/2439 (0.0%)
8	s6	0.49	0/1779	0.68	0/2379
9	S7	0.39	0/1506	0.64	0/2028
9	s7	0.45	0/1516	0.71	2/2043 (0.1%)
10	S8	0.52	0/1514	0.70	1/2021 (0.0%)
10	s8	0.56	0/1514	0.76	2/2021 (0.1%)
11	S9	0.44	0/1519	0.64	0/2035
11	s9	0.53	0/1519	0.74	0/2035
12	C0	0.45	0/790	0.73	3/1069 (0.3%)
12	c0	0.39	0/777	0.65	3/1049 (0.3%)
13	C1	0.52	0/1240	0.68	0/1675
13	c1	0.57	0/1194	0.75	2/1610 (0.1%)
14	C2	0.37	0/900	0.66	1/1224 (0.1%)
14	c2	0.30	0/900	0.61	1/1224 (0.1%)
15	C3	0.48	0/1215	0.68	2/1638 (0.1%)
15	c3	0.57	0/1215	0.73	0/1638
16	C4	0.37	0/901	0.66	0/1217
16	c4	0.47	0/960	0.73	1/1290 (0.1%)

Mol	Chain	Bond lengths		Bond angles	
		RMSZ	# Z >5	RMSZ	# Z >5
17	C5	0.47	0/998	0.69	0/1341
17	c5	0.45	0/1060	0.68	1/1426 (0.1%)
18	C6	0.46	0/1125	0.72	3/1510 (0.2%)
18	c6	0.49	0/1131	0.70	0/1518
19	C7	0.45	0/935	0.66	0/1254
19	c7	0.47	0/914	0.67	0/1224
20	C8	0.47	0/1211	0.64	0/1628
20	c8	0.51	0/1211	0.69	1/1628 (0.1%)
21	C9	0.45	0/1130	0.62	0/1517
21	c9	0.49	0/1130	0.67	1/1517 (0.1%)
22	D0	0.41	0/865	0.67	0/1169
22	d0	0.44	0/892	0.66	0/1205
23	D1	0.45	0/693	0.65	0/935
23	d1	0.53	0/693	0.73	0/935
24	D2	0.49	0/1038	0.72	2/1395 (0.1%)
24	d2	0.58	0/1038	0.74	0/1395
25	D3	0.61	0/1139	0.77	1/1518 (0.1%)
25	d3	0.63	0/1139	0.77	1/1518 (0.1%)
26	D4	0.43	0/1087	0.61	0/1449
26	d4	0.47	0/1087	0.68	0/1449
27	D5	0.40	0/571	0.72	0/768
27	d5	0.40	0/566	0.65	0/761
28	D6	0.44	0/782	0.66	0/1047
28	d6	0.56	0/782	0.69	0/1047
29	D7	0.43	0/620	0.65	0/838
29	d7	0.49	0/620	0.70	0/838
30	D8	0.37	0/499	0.58	0/670
30	d8	0.42	0/499	0.65	0/670
31	D9	0.55	0/452	0.69	1/600 (0.2%)
31	d9	0.54	0/452	0.75	0/600
32	E0	0.43	0/483	0.61	0/643
33	E1	0.43	0/577	0.78	0/770
33	e1	0.42	0/619	0.75	0/822
34	SR	0.39	0/2494	0.59	0/3393
34	sR	0.39	0/2495	0.58	0/3395
35	SM	0.47	0/1113	0.68	2/1502 (0.1%)
35	sM	0.47	0/683	0.66	1/923 (0.1%)
36	1	1.00	50/75394 (0.1%)	1.56	1409/117545 (1.2%)
36	5	1.02	57/75414 (0.1%)	1.57	1376/117575 (1.2%)
37	3	0.82	0/2883	1.31	19/4491 (0.4%)
37	7	0.99	2/2883 (0.1%)	1.51	45/4491 (1.0%)
38	4	0.94	1/3746 (0.0%)	1.48	50/5832 (0.9%)
38	8	0.90	0/3746	1.44	40/5832 (0.7%)

Mol	Chain	Bond lengths		Bond angles	
		RMSZ	# Z >5	RMSZ	# Z >5
39	L2	0.64	0/1948	0.85	1/2617 (0.0%)
39	l2	0.70	0/1946	0.88	4/2614 (0.2%)
40	L3	0.69	0/3146	0.81	0/4228
40	l3	0.76	0/3146	0.83	2/4228 (0.0%)
41	L4	0.73	1/2800 (0.0%)	0.88	8/3790 (0.2%)
41	l4	0.68	0/2800	0.81	2/3790 (0.1%)
42	L5	0.53	0/2425	0.66	1/3271 (0.0%)
42	l5	0.67	0/2408	0.75	1/3248 (0.0%)
43	L6	0.68	0/1260	0.79	0/1694
43	l6	0.70	0/1269	0.80	0/1705
44	L7	0.73	0/1821	0.84	0/2451
44	l7	0.77	0/1828	0.84	3/2461 (0.1%)
45	L8	0.51	0/1836	0.65	0/2481
45	l8	0.52	0/1795	0.67	2/2429 (0.1%)
46	L9	0.61	1/1539 (0.1%)	0.75	0/2073
46	l9	0.66	0/1539	0.77	0/2073
47	M0	0.63	0/1741	0.75	0/2335
47	m0	0.67	1/1758 (0.1%)	0.75	0/2358
48	M1	0.51	0/1374	0.72	1/1842 (0.1%)
48	m1	0.62	0/1374	0.80	3/1842 (0.2%)
49	M3	0.71	0/1568	0.81	2/2106 (0.1%)
49	m3	0.60	0/1573	0.82	0/2113
50	M4	0.68	0/1068	0.78	0/1438
50	m4	0.71	0/1074	0.79	2/1446 (0.1%)
51	M5	0.71	1/1757 (0.1%)	0.76	1/2354 (0.0%)
51	m5	0.63	0/1757	0.76	0/2354
52	M6	0.43	0/1585	0.60	1/2128 (0.0%)
52	m6	0.50	0/1585	0.64	0/2128
53	M7	0.72	0/1443	0.82	0/1944
53	m7	0.85	0/1250	0.86	1/1683 (0.1%)
54	M8	0.69	0/1465	0.86	2/1965 (0.1%)
54	m8	0.66	0/1465	0.86	0/1965
55	M9	0.58	0/1538	0.69	0/2050
55	m9	0.60	0/1538	0.71	0/2050
56	N0	0.69	0/1481	0.79	0/1990
56	n0	0.75	0/1481	0.85	1/1990 (0.1%)
57	N1	0.66	0/1300	0.75	0/1743
57	n1	0.78	2/1300 (0.2%)	0.80	0/1743
58	N2	0.43	0/812	0.61	0/1099
58	n2	0.46	0/794	0.65	0/1076
59	N3	0.68	0/1018	0.77	0/1369
59	n3	0.77	0/1018	0.82	0/1369
60	N4	0.51	0/712	0.67	0/958

Mol	Chain	Bond lengths		Bond angles	
		RMSZ	# Z >5	RMSZ	# Z >5
60	n4	0.61	0/1052	0.73	0/1398
61	N5	0.57	0/979	0.72	1/1321 (0.1%)
61	n5	0.57	0/974	0.74	1/1314 (0.1%)
62	N6	0.64	0/1004	0.83	2/1341 (0.1%)
62	n6	0.60	0/1004	0.80	2/1341 (0.1%)
63	N7	0.49	0/1118	0.68	0/1497
63	n7	0.47	0/1118	0.65	0/1497
64	N8	0.68	0/1204	0.81	1/1612 (0.1%)
64	n8	0.72	0/1204	0.85	1/1612 (0.1%)
65	N9	0.63	0/473	0.75	0/629
65	n9	0.70	0/473	0.90	2/629 (0.3%)
66	O0	0.50	0/751	0.65	0/1008
66	o0	0.52	0/775	0.68	0/1040
67	O1	0.61	0/890	0.75	0/1196
67	o1	0.65	0/897	0.84	2/1205 (0.2%)
68	O2	0.78	0/1041	0.85	0/1394
68	o2	0.75	0/1041	0.84	0/1394
69	O3	0.86	0/868	0.84	0/1168
69	o3	0.85	0/868	0.82	0/1168
70	O4	0.58	1/890 (0.1%)	0.81	3/1189 (0.3%)
70	o4	0.55	0/890	0.74	0/1189
71	O5	0.63	0/978	0.76	0/1301
71	o5	0.52	0/974	0.67	0/1297
72	O6	0.60	0/778	0.75	0/1034
72	o6	0.55	0/777	0.73	0/1033
73	O7	0.70	0/696	0.91	3/923 (0.3%)
73	o7	0.70	0/696	0.85	1/923 (0.1%)
74	O8	0.49	0/618	0.59	0/826
74	o8	0.44	0/614	0.63	0/822
75	O9	0.70	0/443	0.82	0/588
75	o9	0.61	0/443	0.81	0/588
76	Q0	0.61	0/423	0.79	2/562 (0.4%)
76	q0	0.75	0/423	0.83	0/562
77	Q1	0.60	0/234	0.98	1/300 (0.3%)
77	q1	0.63	0/234	0.87	0/300
78	Q2	0.79	1/860 (0.1%)	0.86	2/1136 (0.2%)
78	q2	0.73	1/860 (0.1%)	0.81	2/1136 (0.2%)
79	Q3	0.65	0/701	0.80	1/934 (0.1%)
79	q3	0.68	0/701	0.83	1/934 (0.1%)
80	e0	0.43	0/499	0.72	0/665
81	p0	0.44	0/1091	0.57	0/1472
All	All	0.80	132/430817 (0.0%)	1.24	3717/632520 (0.6%)

Chiral center outliers are detected by calculating the chiral volume of a chiral center and verifying if the center is modelled as a planar moiety or with the opposite hand. A planarity outlier is detected by checking planarity of atoms in a peptide group, atoms in a mainchain group or atoms of a sidechain that are expected to be planar.

Mol	Chain	#Chirality outliers	#Planarity outliers
7	S5	0	1
7	s5	0	2
9	S7	0	1
16	C4	0	2
16	c4	0	1
17	C5	0	1
17	c5	0	1
19	C7	0	1
20	c8	0	1
22	d0	0	1
27	D5	0	3
33	E1	0	2
33	e1	0	1
39	L2	0	1
39	l2	0	1
42	L5	0	1
42	l5	0	1
43	L6	0	2
43	l6	0	1
44	l7	0	2
49	m3	0	1
52	M6	0	1
52	m6	0	1
54	m8	0	1
56	n0	0	2
57	N1	0	1
63	n7	0	1
64	n8	0	2
65	N9	0	2
65	n9	0	2
67	O1	0	1
67	o1	0	2
68	o2	0	1
All	All	0	45

The worst 5 of 132 bond length outliers are listed below:

Mol	Chain	Res	Type	Atoms	Z	Observed(Å)	Ideal(Å)
78	Q2	17	CYS	CB-SG	11.18	2.01	1.82

Continued on next page...

Continued from previous page...

Mol	Chain	Res	Type	Atoms	Z	Observed(Å)	Ideal(Å)
36	5	1152	G	N9-C8	9.45	1.44	1.37
36	5	1152	G	N9-C4	-9.34	1.30	1.38
78	q2	17	CYS	CB-SG	9.32	1.98	1.82
36	1	2714	G	N9-C4	-7.82	1.31	1.38

The worst 5 of 3717 bond angle outliers are listed below:

Mol	Chain	Res	Type	Atoms	Z	Observed(°)	Ideal(°)
36	5	1152	G	N3-C4-C5	22.88	140.04	128.60
36	5	1152	G	N3-C4-N9	-22.22	112.67	126.00
36	5	1152	G	C2-N3-C4	-17.60	103.10	111.90
1	6	1537	C	C6-N1-C2	-15.90	113.94	120.30
36	1	2714	G	N3-C4-C5	14.64	135.92	128.60

There are no chirality outliers.

5 of 45 planarity outliers are listed below:

Mol	Chain	Res	Type	Group
16	C4	123	SER	Peptide
16	C4	124	ASP	Peptide
17	C5	99	GLY	Peptide
7	S5	99	MET	Peptide
9	S7	131	PHE	Peptide

5.2 Too-close contacts [i](#)

In the following table, the Non-H and H(model) columns list the number of non-hydrogen atoms and hydrogen atoms in the chain respectively. The H(added) column lists the number of hydrogen atoms added and optimized by MolProbity. The Clashes column lists the number of clashes within the asymmetric unit, whereas Symm-Clashes lists symmetry related clashes.

Mol	Chain	Non-H	H(model)	H(added)	Clashes	Symm-Clashes
1	2	37948	0	19093	903	0
1	6	38238	0	19240	868	0
2	S0	1577	0	1567	161	0
2	s0	1583	0	1578	0	0
3	S1	1709	0	1784	170	0
3	s1	1722	0	1793	0	0
4	S2	1635	0	1723	123	0
4	s2	1635	0	1723	0	0
5	S3	1734	0	1817	131	0

Continued on next page...

Continued from previous page...

Mol	Chain	Non-H	H(model)	H(added)	Clashes	Symm-Clashes
5	s3	1734	0	1817	0	0
6	S4	2068	0	2154	147	0
6	s4	2068	0	2154	0	0
7	S5	1609	0	1675	146	0
7	s5	1609	0	1675	0	0
8	S6	1799	0	1879	139	0
8	s6	1755	0	1846	0	0
9	S7	1481	0	1572	108	0
9	s7	1491	0	1578	0	0
10	S8	1489	0	1525	125	0
10	s8	1489	0	1525	0	0
11	S9	1494	0	1573	132	0
11	s9	1494	0	1573	0	0
12	C0	773	0	729	63	0
12	c0	762	0	699	0	0
13	C1	1214	0	1259	84	0
13	c1	1168	0	1231	0	0
14	C2	892	0	891	61	0
14	c2	892	0	891	0	0
15	C3	1192	0	1255	98	0
15	c3	1192	0	1255	0	0
16	C4	891	0	883	89	0
16	c4	949	0	985	0	0
17	C5	977	0	1002	97	0
17	c5	1039	0	1050	0	0
18	C6	1105	0	1166	112	0
18	c6	1111	0	1171	0	0
19	C7	926	0	930	76	0
19	c7	906	0	909	0	0
20	C8	1192	0	1222	107	0
20	c8	1192	0	1222	0	0
21	C9	1112	0	1124	94	0
21	c9	1112	0	1124	0	0
22	D0	855	0	917	88	0
22	d0	882	0	939	0	0
23	D1	684	0	672	76	0
23	d1	684	0	672	0	0
24	D2	1021	0	1060	97	0
24	d2	1021	0	1060	0	0
25	D3	1121	0	1196	90	0
25	d3	1121	0	1196	0	0
26	D4	1073	0	1132	76	0

Continued on next page...

Continued from previous page...

Mol	Chain	Non-H	H(model)	H(added)	Clashes	Symm-Clashes
26	d4	1073	0	1132	0	0
27	D5	563	0	603	57	0
27	d5	558	0	598	0	0
28	D6	769	0	814	86	0
28	d6	769	0	814	0	0
29	D7	610	0	630	48	0
29	d7	610	0	631	0	0
30	D8	497	0	535	50	0
30	d8	497	0	535	0	0
31	D9	442	0	428	38	0
31	d9	442	0	428	0	0
32	E0	475	0	525	36	0
33	E1	566	0	601	64	0
33	e1	608	0	656	0	0
34	SR	2441	0	2397	164	0
34	sR	2442	0	2392	0	0
35	SM	1104	0	996	61	0
35	sM	680	0	607	0	0
36	1	67355	0	33845	1175	0
36	5	67376	0	33857	1235	0
37	3	2579	0	1304	53	0
37	7	2579	0	1303	40	0
38	4	3353	0	1695	52	0
38	8	3353	0	1695	63	0
39	L2	1914	0	1981	165	0
39	l2	1912	0	1976	0	0
40	L3	3075	0	3142	255	0
40	l3	3075	0	3142	0	0
41	L4	2748	0	2859	192	0
41	l4	2748	0	2859	0	0
42	L5	2375	0	2325	203	0
42	l5	2359	0	2311	0	0
43	L6	1239	0	1326	87	0
43	l6	1248	0	1339	0	0
44	L7	1784	0	1862	125	0
44	l7	1791	0	1869	0	0
45	L8	1804	0	1877	121	0
45	l8	1763	0	1819	0	0
46	L9	1518	0	1587	132	0
46	l9	1518	0	1587	0	0
47	M0	1705	0	1736	135	0
47	m0	1722	0	1755	0	0

Continued on next page...

Continued from previous page...

Mol	Chain	Non-H	H(model)	H(added)	Clashes	Symm-Clashes
48	M1	1353	0	1383	102	0
48	m1	1353	0	1383	0	0
49	M3	1543	0	1608	127	0
49	m3	1548	0	1613	0	0
50	M4	1053	0	1149	82	0
50	m4	1059	0	1154	0	0
51	M5	1720	0	1779	128	0
51	m5	1720	0	1779	0	0
52	M6	1555	0	1659	104	0
52	m6	1555	0	1659	0	0
53	M7	1420	0	1437	87	0
53	m7	1227	0	1236	0	0
54	M8	1441	0	1543	104	0
54	m8	1441	0	1543	0	0
55	M9	1521	0	1617	106	0
55	m9	1521	0	1617	0	0
56	N0	1445	0	1487	105	0
56	n0	1445	0	1487	0	0
57	N1	1276	0	1323	96	0
57	n1	1276	0	1323	0	0
58	N2	796	0	812	44	0
58	n2	778	0	791	0	0
59	N3	1003	0	1048	63	0
59	n3	1003	0	1048	0	0
60	N4	699	0	640	32	0
60	n4	1038	0	1071	0	0
61	N5	964	0	1025	52	0
61	n5	959	0	1023	0	0
62	N6	993	0	1081	76	0
62	n6	993	0	1081	0	0
63	N7	1092	0	1155	98	0
63	n7	1092	0	1155	0	0
64	N8	1173	0	1215	113	0
64	n8	1173	0	1215	0	0
65	N9	462	0	491	32	0
65	n9	462	0	491	0	0
66	O0	743	0	797	64	0
66	o0	767	0	816	0	0
67	O1	876	0	912	53	0
67	o1	883	0	918	0	0
68	O2	1020	0	1090	61	0
68	o2	1020	0	1090	0	0

Continued on next page...

Continued from previous page...

Mol	Chain	Non-H	H(model)	H(added)	Clashes	Symm-Clashes
69	O3	850	0	880	57	0
69	o3	850	0	879	0	0
70	O4	880	0	945	81	0
70	o4	880	0	945	0	0
71	O5	969	0	1078	68	0
71	o5	965	0	1067	0	0
72	O6	771	0	849	58	0
72	o6	770	0	846	0	0
73	O7	681	0	683	46	0
73	o7	681	0	683	0	0
74	O8	612	0	682	41	0
74	o8	608	0	671	0	0
75	O9	436	0	475	36	0
75	o9	436	0	475	0	0
76	Q0	417	0	455	21	0
76	q0	417	0	455	0	0
77	Q1	233	0	284	38	0
77	q1	233	0	284	0	0
78	Q2	847	0	914	53	0
78	q2	847	0	914	0	0
79	Q3	694	0	734	52	0
79	q3	694	0	734	0	0
80	e0	491	0	542	0	0
81	p0	1076	0	1040	0	0
82	m2	750	0	175	0	0
83	p1	235	0	51	0	0
84	p2	230	0	51	0	0
85	1	465	0	0	0	0
85	2	126	0	0	0	0
85	3	14	0	0	0	0
85	4	22	0	0	0	0
85	5	504	0	0	0	0
85	6	147	0	0	0	0
85	7	17	0	0	0	0
85	8	12	0	0	0	0
85	L2	2	0	0	0	0
85	L3	3	0	0	0	0
85	L4	2	0	0	0	0
85	L5	1	0	0	0	0
85	L6	2	0	0	0	0
85	L7	4	0	0	0	0
85	L8	1	0	0	0	0

Continued on next page...

Continued from previous page...

Mol	Chain	Non-H	H(model)	H(added)	Clashes	Symm-Clashes
85	M0	2	0	0	0	0
85	M1	1	0	0	0	0
85	M3	3	0	0	0	0
85	M4	1	0	0	0	0
85	M5	2	0	0	0	0
85	M6	1	0	0	0	0
85	M7	5	0	0	0	0
85	M9	1	0	0	0	0
85	N0	2	0	0	0	0
85	N3	3	0	0	0	0
85	N5	1	0	0	0	0
85	N6	1	0	0	0	0
85	N8	6	0	0	0	0
85	O3	1	0	0	0	0
85	O4	1	0	0	0	0
85	O7	1	0	0	0	0
85	Q2	1	0	0	0	0
85	S2	1	0	0	0	0
85	S8	1	0	0	0	0
85	SM	1	0	0	0	0
85	c1	2	0	0	0	0
85	c7	2	0	0	0	0
85	c8	2	0	0	0	0
85	d3	1	0	0	0	0
85	d4	1	0	0	0	0
85	d6	1	0	0	0	0
85	l2	1	0	0	0	0
85	l3	3	0	0	0	0
85	l4	1	0	0	0	0
85	l5	2	0	0	0	0
85	l7	1	0	0	0	0
85	m1	2	0	0	0	0
85	m5	5	0	0	0	0
85	m6	2	0	0	0	0
85	m7	4	0	0	0	0
85	n0	1	0	0	0	0
85	n3	2	0	0	0	0
85	n6	2	0	0	0	0
85	n8	3	0	0	0	0
85	n9	1	0	0	0	0
85	o0	1	0	0	0	0
85	o1	1	0	0	0	0

Continued on next page...

Continued from previous page...

Mol	Chain	Non-H	H(model)	H(added)	Clashes	Symm-Clashes
85	o3	1	0	0	0	0
85	o4	1	0	0	0	0
85	q0	1	0	0	0	0
85	q3	2	0	0	0	0
85	s1	1	0	0	0	0
85	s8	2	0	0	0	0
85	sM	2	0	0	0	0
86	1	2422	0	0	167	0
86	2	1099	0	0	92	0
86	3	84	0	0	2	0
86	4	105	0	0	7	0
86	5	2478	0	0	207	0
86	6	1134	0	0	91	0
86	7	91	0	0	3	0
86	8	112	0	0	16	0
86	C1	7	0	0	1	0
86	C3	7	0	0	0	0
86	C5	7	0	0	2	0
86	C8	7	0	0	1	0
86	D9	7	0	0	0	0
86	L3	21	0	0	4	0
86	L4	7	0	0	1	0
86	M0	7	0	0	0	0
86	M5	7	0	0	1	0
86	M6	7	0	0	0	0
86	M7	14	0	0	2	0
86	M8	7	0	0	0	0
86	M9	7	0	0	1	0
86	N1	7	0	0	1	0
86	N9	7	0	0	0	0
86	O1	7	0	0	6	0
86	O2	7	0	0	1	0
86	O3	7	0	0	2	0
86	O7	14	0	0	4	0
86	Q2	7	0	0	1	0
86	S8	7	0	0	0	0
86	S9	7	0	0	1	0
86	SR	7	0	0	0	0
86	c3	7	0	0	0	0
86	c5	7	0	0	0	0
86	c8	7	0	0	0	0
86	d9	7	0	0	0	0

Continued on next page...

Continued from previous page...

Mol	Chain	Non-H	H(model)	H(added)	Clashes	Symm-Clashes
86	l3	14	0	0	0	0
86	l4	14	0	0	0	0
86	l5	21	0	0	0	0
86	l9	7	0	0	0	0
86	m0	14	0	0	0	0
86	m1	7	0	0	0	0
86	m4	7	0	0	0	0
86	m5	7	0	0	0	0
86	m7	7	0	0	0	0
86	n3	7	0	0	0	0
86	n5	7	0	0	0	0
86	n9	7	0	0	0	0
86	o2	7	0	0	0	0
86	o3	7	0	0	0	0
86	o7	7	0	0	0	0
86	q2	7	0	0	0	0
86	s1	7	0	0	0	0
86	s4	7	0	0	0	0
86	s8	7	0	0	0	0
86	sR	7	0	0	0	0
87	D6	1	0	0	0	0
87	D7	1	0	0	0	0
87	D9	1	0	0	0	0
87	E1	1	0	0	0	0
87	O7	1	0	0	0	0
87	Q0	1	0	0	0	0
87	Q2	1	0	0	0	0
87	Q3	1	0	0	0	0
87	d6	1	0	0	0	0
87	d7	1	0	0	0	0
87	d9	1	0	0	0	0
87	e1	1	0	0	0	0
87	o7	1	0	0	0	0
87	q0	1	0	0	0	0
87	q2	1	0	0	0	0
87	q3	1	0	0	0	0
88	1	33	0	32	2	0
88	5	33	0	32	3	0
All	All	411881	0	297678	9763	0

The all-atom clashscore is defined as the number of clashes found per 1000 atoms (including hydrogen atoms). The all-atom clashscore for this structure is 14.

The worst 5 of 9763 close contacts within the same asymmetric unit are listed below, sorted by their clash magnitude.

Atom-1	Atom-2	Interatomic distance (Å)	Clash overlap (Å)
40:L3:41:VAL:HA	40:L3:185:GLY:HA3	1.40	1.01
36:5:3274:A:H3'	36:5:3275:U:H5''	1.43	0.99
79:Q3:46:THR:HB	79:Q3:58:SER:HB2	1.45	0.99
50:M4:55:ARG:NH2	50:M4:76:ALA:O	2.31	0.98
40:L3:25:ILE:H	40:L3:25:ILE:HD13	1.29	0.96

There are no symmetry-related clashes.

5.3 Torsion angles [i](#)

5.3.1 Protein backbone [i](#)

In the following table, the Percentiles column shows the percent Ramachandran outliers of the chain as a percentile score with respect to all X-ray entries followed by that with respect to entries of similar resolution.

The Analysed column shows the number of residues for which the backbone conformation was analysed, and the total number of residues.

Mol	Chain	Analysed	Favoured	Allowed	Outliers	Percentiles	
2	S0	204/251 (81%)	151 (74%)	32 (16%)	21 (10%)	1	4
2	s0	204/251 (81%)	152 (74%)	34 (17%)	18 (9%)	1	5
3	S1	212/254 (84%)	140 (66%)	34 (16%)	38 (18%)	0	0
3	s1	214/254 (84%)	168 (78%)	31 (14%)	15 (7%)	1	8
4	S2	215/253 (85%)	169 (79%)	31 (14%)	15 (7%)	1	8
4	s2	215/253 (85%)	173 (80%)	30 (14%)	12 (6%)	2	13
5	S3	221/239 (92%)	181 (82%)	25 (11%)	15 (7%)	1	8
5	s3	221/239 (92%)	178 (80%)	24 (11%)	19 (9%)	1	5
6	S4	258/260 (99%)	224 (87%)	23 (9%)	11 (4%)	3	19
6	s4	258/260 (99%)	220 (85%)	21 (8%)	17 (7%)	1	9
7	S5	204/224 (91%)	162 (79%)	25 (12%)	17 (8%)	1	6
7	s5	204/224 (91%)	152 (74%)	38 (19%)	14 (7%)	1	8
8	S6	224/236 (95%)	189 (84%)	23 (10%)	12 (5%)	2	14
8	s6	216/236 (92%)	179 (83%)	28 (13%)	9 (4%)	3	19

Continued on next page...

Continued from previous page...

Mol	Chain	Analysed	Favoured	Allowed	Outliers	Percentiles	
9	S7	182/189 (96%)	135 (74%)	30 (16%)	17 (9%)	1	4
9	s7	184/189 (97%)	148 (80%)	21 (11%)	15 (8%)	1	6
10	S8	184/200 (92%)	155 (84%)	19 (10%)	10 (5%)	2	14
10	s8	184/200 (92%)	155 (84%)	20 (11%)	9 (5%)	3	16
11	S9	183/196 (93%)	145 (79%)	28 (15%)	10 (6%)	2	13
11	s9	183/196 (93%)	142 (78%)	32 (18%)	9 (5%)	3	16
12	C0	94/105 (90%)	71 (76%)	16 (17%)	7 (7%)	1	7
12	c0	92/105 (88%)	63 (68%)	13 (14%)	16 (17%)	0	0
13	C1	153/155 (99%)	126 (82%)	18 (12%)	9 (6%)	2	12
13	c1	144/155 (93%)	122 (85%)	14 (10%)	8 (6%)	2	13
14	C2	122/142 (86%)	69 (57%)	34 (28%)	19 (16%)	0	0
14	c2	122/142 (86%)	66 (54%)	34 (28%)	22 (18%)	0	0
15	C3	148/150 (99%)	122 (82%)	15 (10%)	11 (7%)	1	7
15	c3	148/150 (99%)	121 (82%)	17 (12%)	10 (7%)	1	8
16	C4	125/136 (92%)	86 (69%)	26 (21%)	13 (10%)	1	3
16	c4	126/136 (93%)	99 (79%)	18 (14%)	9 (7%)	1	8
17	C5	122/141 (86%)	88 (72%)	22 (18%)	12 (10%)	1	4
17	c5	133/141 (94%)	94 (71%)	23 (17%)	16 (12%)	0	2
18	C6	139/142 (98%)	115 (83%)	13 (9%)	11 (8%)	1	6
18	c6	140/142 (99%)	116 (83%)	16 (11%)	8 (6%)	2	12
19	C7	116/136 (85%)	89 (77%)	20 (17%)	7 (6%)	2	11
19	c7	113/136 (83%)	87 (77%)	16 (14%)	10 (9%)	1	5
20	C8	143/145 (99%)	117 (82%)	13 (9%)	13 (9%)	1	5
20	c8	143/145 (99%)	117 (82%)	17 (12%)	9 (6%)	2	10
21	C9	141/143 (99%)	116 (82%)	19 (14%)	6 (4%)	3	19
21	c9	141/143 (99%)	115 (82%)	19 (14%)	7 (5%)	3	16
22	D0	105/120 (88%)	83 (79%)	16 (15%)	6 (6%)	2	12
22	d0	108/120 (90%)	89 (82%)	11 (10%)	8 (7%)	1	7
23	D1	85/87 (98%)	60 (71%)	18 (21%)	7 (8%)	1	6
23	d1	85/87 (98%)	73 (86%)	7 (8%)	5 (6%)	2	12
24	D2	127/129 (98%)	109 (86%)	15 (12%)	3 (2%)	7	33

Continued on next page...

Continued from previous page...

Mol	Chain	Analysed	Favoured	Allowed	Outliers	Percentiles	
24	d2	127/129 (98%)	108 (85%)	15 (12%)	4 (3%)	5	27
25	D3	142/144 (99%)	109 (77%)	23 (16%)	10 (7%)	1	8
25	d3	142/144 (99%)	118 (83%)	17 (12%)	7 (5%)	3	16
26	D4	132/134 (98%)	107 (81%)	16 (12%)	9 (7%)	1	8
26	d4	132/134 (98%)	106 (80%)	14 (11%)	12 (9%)	1	5
27	D5	68/107 (64%)	46 (68%)	11 (16%)	11 (16%)	0	0
27	d5	67/107 (63%)	51 (76%)	12 (18%)	4 (6%)	2	11
28	D6	95/97 (98%)	65 (68%)	15 (16%)	15 (16%)	0	0
28	d6	95/97 (98%)	73 (77%)	16 (17%)	6 (6%)	2	10
29	D7	79/81 (98%)	62 (78%)	13 (16%)	4 (5%)	2	15
29	d7	79/81 (98%)	61 (77%)	9 (11%)	9 (11%)	0	2
30	D8	61/66 (92%)	47 (77%)	11 (18%)	3 (5%)	3	16
30	d8	61/66 (92%)	42 (69%)	13 (21%)	6 (10%)	1	4
31	D9	51/55 (93%)	44 (86%)	7 (14%)	0	100	100
31	d9	51/55 (93%)	43 (84%)	3 (6%)	5 (10%)	1	4
32	E0	58/60 (97%)	47 (81%)	7 (12%)	4 (7%)	1	8
33	E1	69/76 (91%)	37 (54%)	17 (25%)	15 (22%)	0	0
33	e1	74/76 (97%)	38 (51%)	16 (22%)	20 (27%)	0	0
34	SR	316/318 (99%)	267 (84%)	42 (13%)	7 (2%)	8	36
34	sR	316/318 (99%)	264 (84%)	41 (13%)	11 (4%)	4	24
35	SM	155/273 (57%)	106 (68%)	21 (14%)	28 (18%)	0	0
35	sM	98/273 (36%)	60 (61%)	27 (28%)	11 (11%)	0	3
39	L2	250/253 (99%)	211 (84%)	26 (10%)	13 (5%)	2	15
39	l2	250/253 (99%)	210 (84%)	26 (10%)	14 (6%)	2	13
40	L3	384/386 (100%)	328 (85%)	41 (11%)	15 (4%)	4	22
40	l3	384/386 (100%)	338 (88%)	37 (10%)	9 (2%)	8	35
41	L4	359/361 (99%)	289 (80%)	49 (14%)	21 (6%)	2	12
41	l4	359/361 (99%)	298 (83%)	43 (12%)	18 (5%)	3	16
42	L5	294/296 (99%)	241 (82%)	35 (12%)	18 (6%)	2	11
42	l5	292/296 (99%)	257 (88%)	26 (9%)	9 (3%)	5	27
43	L6	152/175 (87%)	135 (89%)	10 (7%)	7 (5%)	3	17

Continued on next page...

Continued from previous page...

Mol	Chain	Analysed	Favoured	Allowed	Outliers	Percentiles	
43	l6	153/175 (87%)	133 (87%)	16 (10%)	4 (3%)	7	32
44	L7	220/243 (90%)	196 (89%)	17 (8%)	7 (3%)	5	26
44	l7	221/243 (91%)	194 (88%)	20 (9%)	7 (3%)	5	26
45	L8	231/255 (91%)	190 (82%)	33 (14%)	8 (4%)	4	24
45	l8	229/255 (90%)	179 (78%)	36 (16%)	14 (6%)	2	11
46	L9	189/191 (99%)	164 (87%)	20 (11%)	5 (3%)	7	32
46	l9	189/191 (99%)	164 (87%)	18 (10%)	7 (4%)	4	23
47	M0	207/220 (94%)	169 (82%)	32 (16%)	6 (3%)	6	29
47	m0	209/220 (95%)	164 (78%)	34 (16%)	11 (5%)	2	14
48	M1	167/173 (96%)	125 (75%)	19 (11%)	23 (14%)	0	1
48	m1	167/173 (96%)	137 (82%)	18 (11%)	12 (7%)	1	7
49	M3	191/198 (96%)	155 (81%)	29 (15%)	7 (4%)	4	23
49	m3	192/198 (97%)	159 (83%)	22 (12%)	11 (6%)	2	12
50	M4	134/137 (98%)	114 (85%)	12 (9%)	8 (6%)	2	11
50	m4	135/137 (98%)	120 (89%)	12 (9%)	3 (2%)	8	36
51	M5	201/203 (99%)	182 (90%)	13 (6%)	6 (3%)	5	28
51	m5	201/203 (99%)	177 (88%)	15 (8%)	9 (4%)	3	17
52	M6	195/198 (98%)	172 (88%)	19 (10%)	4 (2%)	9	37
52	m6	195/198 (98%)	176 (90%)	15 (8%)	4 (2%)	9	37
53	M7	181/183 (99%)	154 (85%)	18 (10%)	9 (5%)	3	16
53	m7	153/183 (84%)	139 (91%)	11 (7%)	3 (2%)	9	38
54	M8	183/185 (99%)	158 (86%)	20 (11%)	5 (3%)	6	31
54	m8	183/185 (99%)	151 (82%)	24 (13%)	8 (4%)	3	18
55	M9	186/188 (99%)	165 (89%)	18 (10%)	3 (2%)	12	44
55	m9	186/188 (99%)	164 (88%)	17 (9%)	5 (3%)	6	31
56	N0	170/172 (99%)	155 (91%)	14 (8%)	1 (1%)	30	68
56	n0	170/172 (99%)	159 (94%)	9 (5%)	2 (1%)	16	52
57	N1	157/159 (99%)	135 (86%)	17 (11%)	5 (3%)	5	26
57	n1	157/159 (99%)	137 (87%)	16 (10%)	4 (2%)	7	32
58	N2	98/120 (82%)	77 (79%)	13 (13%)	8 (8%)	1	6
58	n2	96/120 (80%)	82 (85%)	11 (12%)	3 (3%)	5	27

Continued on next page...

Continued from previous page...

Mol	Chain	Analysed	Favoured	Allowed	Outliers	Percentiles	
59	N3	134/136 (98%)	121 (90%)	10 (8%)	3 (2%)	8	36
59	n3	134/136 (98%)	121 (90%)	12 (9%)	1 (1%)	26	65
60	N4	96/155 (62%)	75 (78%)	15 (16%)	6 (6%)	2	10
60	n4	133/155 (86%)	109 (82%)	15 (11%)	9 (7%)	1	8
61	N5	119/141 (84%)	107 (90%)	12 (10%)	0	100	100
61	n5	118/141 (84%)	96 (81%)	13 (11%)	9 (8%)	1	7
62	N6	124/126 (98%)	114 (92%)	6 (5%)	4 (3%)	5	26
62	n6	124/126 (98%)	105 (85%)	12 (10%)	7 (6%)	2	13
63	N7	133/135 (98%)	98 (74%)	24 (18%)	11 (8%)	1	6
63	n7	133/135 (98%)	98 (74%)	22 (16%)	13 (10%)	1	4
64	N8	146/148 (99%)	121 (83%)	14 (10%)	11 (8%)	1	7
64	n8	146/148 (99%)	123 (84%)	18 (12%)	5 (3%)	5	25
65	N9	56/58 (97%)	46 (82%)	8 (14%)	2 (4%)	4	24
65	n9	56/58 (97%)	44 (79%)	9 (16%)	3 (5%)	2	14
66	O0	95/104 (91%)	81 (85%)	11 (12%)	3 (3%)	5	26
66	o0	98/104 (94%)	82 (84%)	14 (14%)	2 (2%)	9	38
67	O1	107/112 (96%)	94 (88%)	7 (6%)	6 (6%)	2	13
67	o1	107/112 (96%)	88 (82%)	12 (11%)	7 (6%)	1	9
68	O2	125/129 (97%)	109 (87%)	15 (12%)	1 (1%)	24	63
68	o2	125/129 (97%)	106 (85%)	11 (9%)	8 (6%)	2	10
69	O3	104/106 (98%)	96 (92%)	6 (6%)	2 (2%)	10	40
69	o3	104/106 (98%)	90 (86%)	10 (10%)	4 (4%)	4	22
70	O4	110/120 (92%)	100 (91%)	9 (8%)	1 (1%)	21	61
70	o4	110/120 (92%)	99 (90%)	9 (8%)	2 (2%)	11	42
71	O5	117/119 (98%)	100 (86%)	13 (11%)	4 (3%)	5	25
71	o5	117/119 (98%)	101 (86%)	14 (12%)	2 (2%)	11	43
72	O6	97/99 (98%)	74 (76%)	13 (13%)	10 (10%)	1	4
72	o6	97/99 (98%)	81 (84%)	10 (10%)	6 (6%)	2	10
73	O7	85/87 (98%)	74 (87%)	7 (8%)	4 (5%)	3	17
73	o7	85/87 (98%)	73 (86%)	10 (12%)	2 (2%)	7	33
74	O8	75/77 (97%)	66 (88%)	8 (11%)	1 (1%)	15	50

Continued on next page...

Continued from previous page...

Mol	Chain	Analysed	Favoured	Allowed	Outliers	Percentiles	
74	o8	75/77 (97%)	60 (80%)	11 (15%)	4 (5%)	2	14
75	O9	48/50 (96%)	40 (83%)	8 (17%)	0	100	100
75	o9	48/50 (96%)	45 (94%)	2 (4%)	1 (2%)	9	37
76	Q0	50/52 (96%)	44 (88%)	4 (8%)	2 (4%)	4	21
76	q0	50/52 (96%)	45 (90%)	3 (6%)	2 (4%)	4	21
77	Q1	23/25 (92%)	20 (87%)	2 (9%)	1 (4%)	3	19
77	q1	23/25 (92%)	19 (83%)	4 (17%)	0	100	100
78	Q2	103/105 (98%)	77 (75%)	18 (18%)	8 (8%)	1	6
78	q2	103/105 (98%)	93 (90%)	9 (9%)	1 (1%)	19	58
79	Q3	89/91 (98%)	76 (85%)	11 (12%)	2 (2%)	8	36
79	q3	89/91 (98%)	81 (91%)	6 (7%)	2 (2%)	8	36
80	e0	60/62 (97%)	44 (73%)	9 (15%)	7 (12%)	0	2
81	p0	139/311 (45%)	114 (82%)	20 (14%)	5 (4%)	4	24
All	All	22333/24143 (92%)	18335 (82%)	2722 (12%)	1276 (6%)	2	12

5 of 1276 Ramachandran outliers are listed below:

Mol	Chain	Res	Type
2	S0	4	PRO
2	S0	39	ASN
2	S0	49	ASN
2	S0	66	ALA
2	S0	95	ALA

5.3.2 Protein sidechains ⓘ

In the following table, the Percentiles column shows the percent sidechain outliers of the chain as a percentile score with respect to all X-ray entries followed by that with respect to entries of similar resolution.

The Analysed column shows the number of residues for which the sidechain conformation was analysed, and the total number of residues.

Mol	Chain	Analysed	Rotameric	Outliers	Percentiles	
2	S0	164/209 (78%)	134 (82%)	30 (18%)	2	9
2	s0	165/209 (79%)	135 (82%)	30 (18%)	2	9
3	S1	191/223 (86%)	156 (82%)	35 (18%)	2	9

Continued on next page...

Continued from previous page...

Mol	Chain	Analysed	Rotameric	Outliers	Percentiles	
3	s1	192/223 (86%)	154 (80%)	38 (20%)	1	7
4	S2	176/204 (86%)	132 (75%)	44 (25%)	1	2
4	s2	176/204 (86%)	136 (77%)	40 (23%)	1	4
5	S3	182/194 (94%)	149 (82%)	33 (18%)	2	9
5	s3	182/194 (94%)	141 (78%)	41 (22%)	1	4
6	S4	221/221 (100%)	178 (80%)	43 (20%)	2	7
6	s4	221/221 (100%)	183 (83%)	38 (17%)	2	11
7	S5	173/190 (91%)	136 (79%)	37 (21%)	1	5
7	s5	173/190 (91%)	142 (82%)	31 (18%)	2	10
8	S6	188/201 (94%)	151 (80%)	37 (20%)	1	7
8	s6	187/201 (93%)	153 (82%)	34 (18%)	2	9
9	S7	165/169 (98%)	138 (84%)	27 (16%)	3	12
9	s7	165/169 (98%)	130 (79%)	35 (21%)	1	6
10	S8	150/161 (93%)	126 (84%)	24 (16%)	3	13
10	s8	150/161 (93%)	129 (86%)	21 (14%)	4	18
11	S9	158/165 (96%)	124 (78%)	34 (22%)	1	5
11	s9	158/165 (96%)	121 (77%)	37 (23%)	1	4
12	C0	77/98 (79%)	61 (79%)	16 (21%)	1	6
12	c0	73/98 (74%)	60 (82%)	13 (18%)	2	10
13	C1	129/136 (95%)	108 (84%)	21 (16%)	3	12
13	c1	129/136 (95%)	102 (79%)	27 (21%)	1	6
14	C2	88/118 (75%)	63 (72%)	25 (28%)	0	1
14	c2	88/118 (75%)	59 (67%)	29 (33%)	0	0
15	C3	127/127 (100%)	102 (80%)	25 (20%)	1	7
15	c3	127/127 (100%)	104 (82%)	23 (18%)	2	9
16	C4	81/104 (78%)	57 (70%)	24 (30%)	0	1
16	c4	97/104 (93%)	78 (80%)	19 (20%)	1	7
17	C5	101/117 (86%)	81 (80%)	20 (20%)	1	7
17	c5	103/117 (88%)	85 (82%)	18 (18%)	2	10
18	C6	117/118 (99%)	94 (80%)	23 (20%)	1	7
18	c6	118/118 (100%)	94 (80%)	24 (20%)	1	6

Continued on next page...

Continued from previous page...

Mol	Chain	Analysed	Rotameric	Outliers	Percentiles	
19	C7	94/124 (76%)	75 (80%)	19 (20%)	1	7
19	c7	92/124 (74%)	77 (84%)	15 (16%)	3	12
20	C8	128/128 (100%)	96 (75%)	32 (25%)	1	2
20	c8	128/128 (100%)	99 (77%)	29 (23%)	1	4
21	C9	115/115 (100%)	91 (79%)	24 (21%)	1	6
21	c9	115/115 (100%)	94 (82%)	21 (18%)	2	9
22	D0	100/113 (88%)	76 (76%)	24 (24%)	1	3
22	d0	103/113 (91%)	78 (76%)	25 (24%)	1	3
23	D1	74/74 (100%)	54 (73%)	20 (27%)	0	1
23	d1	74/74 (100%)	52 (70%)	22 (30%)	0	1
24	D2	110/110 (100%)	89 (81%)	21 (19%)	2	8
24	d2	110/110 (100%)	94 (86%)	16 (14%)	4	16
25	D3	119/119 (100%)	91 (76%)	28 (24%)	1	4
25	d3	119/119 (100%)	103 (87%)	16 (13%)	5	20
26	D4	112/112 (100%)	102 (91%)	10 (9%)	12	42
26	d4	112/112 (100%)	98 (88%)	14 (12%)	6	22
27	D5	61/88 (69%)	51 (84%)	10 (16%)	3	12
27	d5	61/88 (69%)	51 (84%)	10 (16%)	3	12
28	D6	83/83 (100%)	62 (75%)	21 (25%)	1	2
28	d6	83/83 (100%)	71 (86%)	12 (14%)	4	16
29	D7	70/70 (100%)	56 (80%)	14 (20%)	1	7
29	d7	70/70 (100%)	52 (74%)	18 (26%)	0	2
30	D8	56/59 (95%)	46 (82%)	10 (18%)	2	10
30	d8	56/59 (95%)	43 (77%)	13 (23%)	1	4
31	D9	47/48 (98%)	39 (83%)	8 (17%)	2	11
31	d9	47/48 (98%)	40 (85%)	7 (15%)	4	15
32	E0	51/51 (100%)	39 (76%)	12 (24%)	1	4
33	E1	62/66 (94%)	42 (68%)	20 (32%)	0	0
33	e1	66/66 (100%)	47 (71%)	19 (29%)	0	1
34	SR	260/261 (100%)	219 (84%)	41 (16%)	3	13
34	sR	260/261 (100%)	231 (89%)	29 (11%)	7	29

Continued on next page...

Continued from previous page...

Mol	Chain	Analysed	Rotameric	Outliers	Percentiles	
35	SM	97/228 (42%)	78 (80%)	19 (20%)	1	7
35	sM	54/228 (24%)	44 (82%)	10 (18%)	2	9
39	L2	193/195 (99%)	156 (81%)	37 (19%)	2	8
39	l2	192/195 (98%)	145 (76%)	47 (24%)	1	3
40	L3	320/322 (99%)	250 (78%)	70 (22%)	1	5
40	l3	319/322 (99%)	248 (78%)	71 (22%)	1	5
41	L4	288/288 (100%)	224 (78%)	64 (22%)	1	5
41	l4	288/288 (100%)	231 (80%)	57 (20%)	1	7
42	L5	244/244 (100%)	197 (81%)	47 (19%)	2	8
42	l5	243/244 (100%)	191 (79%)	52 (21%)	1	5
43	L6	134/152 (88%)	106 (79%)	28 (21%)	1	6
43	l6	135/152 (89%)	113 (84%)	22 (16%)	3	12
44	L7	186/204 (91%)	162 (87%)	24 (13%)	5	21
44	l7	187/204 (92%)	161 (86%)	26 (14%)	4	19
45	L8	187/207 (90%)	152 (81%)	35 (19%)	2	8
45	l8	177/207 (86%)	148 (84%)	29 (16%)	3	12
46	L9	171/171 (100%)	132 (77%)	39 (23%)	1	4
46	l9	171/171 (100%)	134 (78%)	37 (22%)	1	5
47	M0	177/186 (95%)	139 (78%)	38 (22%)	1	5
47	m0	179/186 (96%)	144 (80%)	35 (20%)	1	7
48	M1	147/150 (98%)	119 (81%)	28 (19%)	2	8
48	m1	147/150 (98%)	112 (76%)	35 (24%)	1	3
49	M3	154/158 (98%)	127 (82%)	27 (18%)	2	10
49	m3	154/158 (98%)	123 (80%)	31 (20%)	1	7
50	M4	107/108 (99%)	89 (83%)	18 (17%)	2	11
50	m4	108/108 (100%)	91 (84%)	17 (16%)	3	13
51	M5	175/175 (100%)	146 (83%)	29 (17%)	3	12
51	m5	175/175 (100%)	139 (79%)	36 (21%)	1	6
52	M6	160/161 (99%)	142 (89%)	18 (11%)	7	28
52	m6	160/161 (99%)	131 (82%)	29 (18%)	2	9
53	M7	140/145 (97%)	115 (82%)	25 (18%)	2	10

Continued on next page...

Continued from previous page...

Mol	Chain	Analysed	Rotameric	Outliers	Percentiles	
53	m7	125/145 (86%)	106 (85%)	19 (15%)	3	14
54	M8	150/150 (100%)	119 (79%)	31 (21%)	1	6
54	m8	150/150 (100%)	122 (81%)	28 (19%)	2	8
55	M9	153/153 (100%)	134 (88%)	19 (12%)	6	23
55	m9	153/153 (100%)	115 (75%)	38 (25%)	1	3
56	N0	156/156 (100%)	123 (79%)	33 (21%)	1	6
56	n0	156/156 (100%)	123 (79%)	33 (21%)	1	6
57	N1	136/136 (100%)	111 (82%)	25 (18%)	2	9
57	n1	136/136 (100%)	112 (82%)	24 (18%)	2	10
58	N2	87/106 (82%)	73 (84%)	14 (16%)	3	13
58	n2	85/106 (80%)	67 (79%)	18 (21%)	1	6
59	N3	104/104 (100%)	90 (86%)	14 (14%)	5	20
59	n3	104/104 (100%)	95 (91%)	9 (9%)	13	44
60	N4	57/129 (44%)	49 (86%)	8 (14%)	4	18
60	n4	100/129 (78%)	89 (89%)	11 (11%)	8	30
61	N5	104/117 (89%)	81 (78%)	23 (22%)	1	5
61	n5	104/117 (89%)	85 (82%)	19 (18%)	2	9
62	N6	109/109 (100%)	86 (79%)	23 (21%)	1	6
62	n6	109/109 (100%)	73 (67%)	36 (33%)	0	0
63	N7	115/115 (100%)	91 (79%)	24 (21%)	1	6
63	n7	115/115 (100%)	87 (76%)	28 (24%)	1	3
64	N8	118/118 (100%)	101 (86%)	17 (14%)	4	17
64	n8	118/118 (100%)	91 (77%)	27 (23%)	1	4
65	N9	46/46 (100%)	37 (80%)	9 (20%)	1	7
65	n9	46/46 (100%)	34 (74%)	12 (26%)	0	2
66	O0	81/87 (93%)	65 (80%)	16 (20%)	1	7
66	o0	84/87 (97%)	65 (77%)	19 (23%)	1	4
67	O1	92/96 (96%)	71 (77%)	21 (23%)	1	4
67	o1	94/96 (98%)	67 (71%)	27 (29%)	0	1
68	O2	109/110 (99%)	91 (84%)	18 (16%)	3	12
68	o2	109/110 (99%)	88 (81%)	21 (19%)	2	8

Continued on next page...

Continued from previous page...

Mol	Chain	Analysed	Rotameric	Outliers	Percentiles	
69	O3	90/90 (100%)	82 (91%)	8 (9%)	12	42
69	o3	90/90 (100%)	71 (79%)	19 (21%)	1	6
70	O4	95/102 (93%)	80 (84%)	15 (16%)	3	13
70	o4	95/102 (93%)	76 (80%)	19 (20%)	1	7
71	O5	104/104 (100%)	80 (77%)	24 (23%)	1	4
71	o5	103/104 (99%)	80 (78%)	23 (22%)	1	5
72	O6	81/81 (100%)	57 (70%)	24 (30%)	0	1
72	o6	80/81 (99%)	54 (68%)	26 (32%)	0	0
73	O7	70/70 (100%)	58 (83%)	12 (17%)	2	11
73	o7	70/70 (100%)	59 (84%)	11 (16%)	3	13
74	O8	68/68 (100%)	50 (74%)	18 (26%)	0	2
74	o8	67/68 (98%)	48 (72%)	19 (28%)	0	1
75	O9	45/45 (100%)	39 (87%)	6 (13%)	5	20
75	o9	45/45 (100%)	37 (82%)	8 (18%)	2	10
76	Q0	47/47 (100%)	41 (87%)	6 (13%)	5	21
76	q0	47/47 (100%)	39 (83%)	8 (17%)	2	11
77	Q1	23/23 (100%)	16 (70%)	7 (30%)	0	1
77	q1	23/23 (100%)	15 (65%)	8 (35%)	0	0
78	Q2	90/90 (100%)	71 (79%)	19 (21%)	1	6
78	q2	90/90 (100%)	70 (78%)	20 (22%)	1	5
79	Q3	71/71 (100%)	61 (86%)	10 (14%)	4	18
79	q3	71/71 (100%)	56 (79%)	15 (21%)	1	6
80	e0	53/53 (100%)	41 (77%)	12 (23%)	1	4
81	p0	105/253 (42%)	81 (77%)	24 (23%)	1	4
All	All	18727/20241 (92%)	15046 (80%)	3681 (20%)	1	7

5 of 3681 residues with a non-rotameric sidechain are listed below:

Mol	Chain	Res	Type
70	O4	29	ILE
9	s7	35	LYS
65	n9	10	HIS
72	O6	60	LEU
3	s1	232	HIS

Some sidechains can be flipped to improve hydrogen bonding and reduce clashes. 5 of 55 such sidechains are listed below:

Mol	Chain	Res	Type
54	M8	145	ASN
65	N9	6	ASN
61	n5	111	ASN
56	N0	154	HIS
59	N3	98	ASN

5.3.3 RNA ⓘ

Mol	Chain	Analysed	Backbone Outliers	Pucker Outliers
1	2	1777/1800 (98%)	496 (27%)	62 (3%)
1	6	1793/1800 (99%)	470 (26%)	50 (2%)
36	1	3145/3396 (92%)	697 (22%)	82 (2%)
36	5	3145/3396 (92%)	693 (22%)	83 (2%)
37	3	120/121 (99%)	17 (14%)	2 (1%)
37	7	120/121 (99%)	18 (15%)	1 (0%)
38	4	157/158 (99%)	38 (24%)	4 (2%)
38	8	157/158 (99%)	35 (22%)	5 (3%)
All	All	10414/10950 (95%)	2464 (23%)	289 (2%)

5 of 2464 RNA backbone outliers are listed below:

Mol	Chain	Res	Type
1	2	2	A
1	2	4	C
1	2	8	U
1	2	17	C
1	2	25	C

5 of 289 RNA pucker outliers are listed below:

Mol	Chain	Res	Type
36	1	3169	U
1	6	240	U
36	5	2971	A
36	1	3218	A
38	4	85	G

5.4 Non-standard residues in protein, DNA, RNA chains ⓘ

There are no non-standard protein/DNA/RNA residues in this entry.

5.5 Carbohydrates ⓘ

There are no carbohydrates in this entry.

5.6 Ligand geometry ⓘ

Of 2558 ligands modelled in this entry, 1425 are monoatomic - leaving 1133 for Mogul analysis.

In the following table, the Counts columns list the number of bonds (or angles) for which Mogul statistics could be retrieved, the number of bonds (or angles) that are observed in the model and the number of bonds (or angles) that are defined in the chemical component dictionary. The Link column lists molecule types, if any, to which the group is linked. The Z score for a bond length (or angle) is the number of standard deviations the observed value is removed from the expected value. A bond length (or angle) with $|Z| > 2$ is considered an outlier worth inspection. RMSZ is the root-mean-square of all Z scores of the bond lengths (or angles).

Mol	Type	Chain	Res	Link	Bond lengths			Bond angles		
					Counts	RMSZ	$\# Z > 2$	Counts	RMSZ	$\# Z > 2$
86	OHX	1	3860	-	0,6,6	0.00	-	0,15,15	0.00	-
86	OHX	1	3861	-	0,6,6	0.00	-	0,15,15	0.00	-
86	OHX	1	3862	-	0,6,6	0.00	-	0,15,15	0.00	-
86	OHX	1	3863	-	0,6,6	0.00	-	0,15,15	0.00	-
86	OHX	1	3864	-	0,6,6	0.00	-	0,15,15	0.00	-
86	OHX	1	3865	-	0,6,6	0.00	-	0,15,15	0.00	-
86	OHX	1	3866	-	0,6,6	0.00	-	0,15,15	0.00	-
86	OHX	1	3867	-	0,6,6	0.00	-	0,15,15	0.00	-
86	OHX	1	3868	-	0,6,6	0.00	-	0,15,15	0.00	-
86	OHX	1	3869	-	0,6,6	0.00	-	0,15,15	0.00	-
86	OHX	1	3870	-	0,6,6	0.00	-	0,15,15	0.00	-
86	OHX	1	3871	-	0,6,6	0.00	-	0,15,15	0.00	-
86	OHX	1	3872	-	0,6,6	0.00	-	0,15,15	0.00	-
86	OHX	1	3873	-	0,6,6	0.00	-	0,15,15	0.00	-
86	OHX	1	3874	-	0,6,6	0.00	-	0,15,15	0.00	-
86	OHX	1	3875	-	0,6,6	0.00	-	0,15,15	0.00	-
86	OHX	1	3876	-	0,6,6	0.00	-	0,15,15	0.00	-
86	OHX	1	3877	-	0,6,6	0.00	-	0,15,15	0.00	-
86	OHX	1	3878	-	0,6,6	0.00	-	0,15,15	0.00	-
86	OHX	1	3879	-	0,6,6	0.00	-	0,15,15	0.00	-
86	OHX	1	3880	-	0,6,6	0.00	-	0,15,15	0.00	-
86	OHX	1	3881	-	0,6,6	0.00	-	0,15,15	0.00	-

Mol	Type	Chain	Res	Link	Bond lengths			Bond angles		
					Counts	RMSZ	# Z > 2	Counts	RMSZ	# Z > 2
86	OHX	1	3882	-	0,6,6	0.00	-	0,15,15	0.00	-
86	OHX	1	3883	-	0,6,6	0.00	-	0,15,15	0.00	-
86	OHX	1	3884	-	0,6,6	0.00	-	0,15,15	0.00	-
86	OHX	1	3885	-	0,6,6	0.00	-	0,15,15	0.00	-
86	OHX	1	3886	-	0,6,6	0.00	-	0,15,15	0.00	-
86	OHX	1	3887	-	0,6,6	0.00	-	0,15,15	0.00	-
86	OHX	1	3888	-	0,6,6	0.00	-	0,15,15	0.00	-
86	OHX	1	3889	-	0,6,6	0.00	-	0,15,15	0.00	-
86	OHX	1	3890	-	0,6,6	0.00	-	0,15,15	0.00	-
86	OHX	1	3891	-	0,6,6	0.00	-	0,15,15	0.00	-
86	OHX	1	3892	-	0,6,6	0.00	-	0,15,15	0.00	-
86	OHX	1	3893	-	0,6,6	0.00	-	0,15,15	0.00	-
86	OHX	1	3894	-	0,6,6	0.00	-	0,15,15	0.00	-
86	OHX	1	3895	-	0,6,6	0.00	-	0,15,15	0.00	-
86	OHX	1	3896	-	0,6,6	0.00	-	0,15,15	0.00	-
86	OHX	1	3897	-	0,6,6	0.00	-	0,15,15	0.00	-
86	OHX	1	3898	-	0,6,6	0.00	-	0,15,15	0.00	-
86	OHX	1	3899	-	0,6,6	0.00	-	0,15,15	0.00	-
86	OHX	1	3900	-	0,6,6	0.00	-	0,15,15	0.00	-
86	OHX	1	3901	-	0,6,6	0.00	-	0,15,15	0.00	-
86	OHX	1	3902	-	0,6,6	0.00	-	0,15,15	0.00	-
86	OHX	1	3903	-	0,6,6	0.00	-	0,15,15	0.00	-
86	OHX	1	3904	-	0,6,6	0.00	-	0,15,15	0.00	-
86	OHX	1	3905	-	0,6,6	0.00	-	0,15,15	0.00	-
86	OHX	1	3906	-	0,6,6	0.00	-	0,15,15	0.00	-
86	OHX	1	3907	-	0,6,6	0.00	-	0,15,15	0.00	-
86	OHX	1	3908	-	0,6,6	0.00	-	0,15,15	0.00	-
86	OHX	1	3909	-	0,6,6	0.00	-	0,15,15	0.00	-
86	OHX	1	3910	-	0,6,6	0.00	-	0,15,15	0.00	-
86	OHX	1	3911	-	0,6,6	0.00	-	0,15,15	0.00	-
86	OHX	1	3912	-	0,6,6	0.00	-	0,15,15	0.00	-
86	OHX	1	3913	-	0,6,6	0.00	-	0,15,15	0.00	-
86	OHX	1	3914	-	0,6,6	0.00	-	0,15,15	0.00	-
86	OHX	1	3915	-	0,6,6	0.00	-	0,15,15	0.00	-
86	OHX	1	3916	-	0,6,6	0.00	-	0,15,15	0.00	-
86	OHX	1	3917	-	0,6,6	0.00	-	0,15,15	0.00	-
86	OHX	1	3918	-	0,6,6	0.00	-	0,15,15	0.00	-
86	OHX	1	3919	-	0,6,6	0.00	-	0,15,15	0.00	-
86	OHX	1	3920	-	0,6,6	0.00	-	0,15,15	0.00	-
86	OHX	1	3921	-	0,6,6	0.00	-	0,15,15	0.00	-
86	OHX	1	3922	-	0,6,6	0.00	-	0,15,15	0.00	-
86	OHX	1	3923	-	0,6,6	0.00	-	0,15,15	0.00	-
86	OHX	1	3924	-	0,6,6	0.00	-	0,15,15	0.00	-

Mol	Type	Chain	Res	Link	Bond lengths			Bond angles		
					Counts	RMSZ	# Z > 2	Counts	RMSZ	# Z > 2
86	OHX	1	3925	-	0,6,6	0.00	-	0,15,15	0.00	-
86	OHX	1	3926	-	0,6,6	0.00	-	0,15,15	0.00	-
86	OHX	1	3927	-	0,6,6	0.00	-	0,15,15	0.00	-
86	OHX	1	3928	-	0,6,6	0.00	-	0,15,15	0.00	-
86	OHX	1	3929	-	0,6,6	0.00	-	0,15,15	0.00	-
86	OHX	1	3930	-	0,6,6	0.00	-	0,15,15	0.00	-
86	OHX	1	3931	-	0,6,6	0.00	-	0,15,15	0.00	-
86	OHX	1	3932	-	0,6,6	0.00	-	0,15,15	0.00	-
86	OHX	1	3933	-	0,6,6	0.00	-	0,15,15	0.00	-
86	OHX	1	3934	-	0,6,6	0.00	-	0,15,15	0.00	-
86	OHX	1	3935	-	0,6,6	0.00	-	0,15,15	0.00	-
86	OHX	1	3936	-	0,6,6	0.00	-	0,15,15	0.00	-
86	OHX	1	3937	-	0,6,6	0.00	-	0,15,15	0.00	-
86	OHX	1	3938	-	0,6,6	0.00	-	0,15,15	0.00	-
86	OHX	1	3939	-	0,6,6	0.00	-	0,15,15	0.00	-
86	OHX	1	3940	-	0,6,6	0.00	-	0,15,15	0.00	-
86	OHX	1	3941	-	0,6,6	0.00	-	0,15,15	0.00	-
86	OHX	1	3942	-	0,6,6	0.00	-	0,15,15	0.00	-
86	OHX	1	3943	-	0,6,6	0.00	-	0,15,15	0.00	-
86	OHX	1	3944	-	0,6,6	0.00	-	0,15,15	0.00	-
86	OHX	1	3945	-	0,6,6	0.00	-	0,15,15	0.00	-
86	OHX	1	3946	-	0,6,6	0.00	-	0,15,15	0.00	-
86	OHX	1	3947	-	0,6,6	0.00	-	0,15,15	0.00	-
86	OHX	1	3948	-	0,6,6	0.00	-	0,15,15	0.00	-
86	OHX	1	3949	-	0,6,6	0.00	-	0,15,15	0.00	-
86	OHX	1	3950	-	0,6,6	0.00	-	0,15,15	0.00	-
86	OHX	1	3951	-	0,6,6	0.00	-	0,15,15	0.00	-
86	OHX	1	3952	-	0,6,6	0.00	-	0,15,15	0.00	-
86	OHX	1	3953	-	0,6,6	0.00	-	0,15,15	0.00	-
86	OHX	1	3954	-	0,6,6	0.00	-	0,15,15	0.00	-
86	OHX	1	3955	-	0,6,6	0.00	-	0,15,15	0.00	-
86	OHX	1	3956	-	0,6,6	0.00	-	0,15,15	0.00	-
86	OHX	1	3957	-	0,6,6	0.00	-	0,15,15	0.00	-
86	OHX	1	3958	-	0,6,6	0.00	-	0,15,15	0.00	-
86	OHX	1	3959	-	0,6,6	0.00	-	0,15,15	0.00	-
86	OHX	1	3960	-	0,6,6	0.00	-	0,15,15	0.00	-
86	OHX	1	3961	-	0,6,6	0.00	-	0,15,15	0.00	-
86	OHX	1	3962	-	0,6,6	0.00	-	0,15,15	0.00	-
86	OHX	1	3963	-	0,6,6	0.00	-	0,15,15	0.00	-
86	OHX	1	3964	-	0,6,6	0.00	-	0,15,15	0.00	-
86	OHX	1	3965	-	0,6,6	0.00	-	0,15,15	0.00	-
86	OHX	1	3966	-	0,6,6	0.00	-	0,15,15	0.00	-
86	OHX	1	3967	-	0,6,6	0.00	-	0,15,15	0.00	-

Mol	Type	Chain	Res	Link	Bond lengths			Bond angles		
					Counts	RMSZ	# Z > 2	Counts	RMSZ	# Z > 2
86	OHX	1	3968	-	0,6,6	0.00	-	0,15,15	0.00	-
86	OHX	1	3969	-	0,6,6	0.00	-	0,15,15	0.00	-
86	OHX	1	3970	-	0,6,6	0.00	-	0,15,15	0.00	-
86	OHX	1	3971	-	0,6,6	0.00	-	0,15,15	0.00	-
86	OHX	1	3972	-	0,6,6	0.00	-	0,15,15	0.00	-
86	OHX	1	3973	-	0,6,6	0.00	-	0,15,15	0.00	-
86	OHX	1	3974	-	0,6,6	0.00	-	0,15,15	0.00	-
86	OHX	1	3975	-	0,6,6	0.00	-	0,15,15	0.00	-
86	OHX	1	3976	-	0,6,6	0.00	-	0,15,15	0.00	-
86	OHX	1	3977	-	0,6,6	0.00	-	0,15,15	0.00	-
86	OHX	1	3978	-	0,6,6	0.00	-	0,15,15	0.00	-
86	OHX	1	3979	-	0,6,6	0.00	-	0,15,15	0.00	-
86	OHX	1	3980	-	0,6,6	0.00	-	0,15,15	0.00	-
86	OHX	1	3981	-	0,6,6	0.00	-	0,15,15	0.00	-
86	OHX	1	3982	-	0,6,6	0.00	-	0,15,15	0.00	-
86	OHX	1	3983	-	0,6,6	0.00	-	0,15,15	0.00	-
86	OHX	1	3984	-	0,6,6	0.00	-	0,15,15	0.00	-
86	OHX	1	3985	-	0,6,6	0.00	-	0,15,15	0.00	-
86	OHX	1	3986	-	0,6,6	0.00	-	0,15,15	0.00	-
86	OHX	1	3987	-	0,6,6	0.00	-	0,15,15	0.00	-
86	OHX	1	3988	-	0,6,6	0.00	-	0,15,15	0.00	-
86	OHX	1	3989	-	0,6,6	0.00	-	0,15,15	0.00	-
86	OHX	1	3990	-	0,6,6	0.00	-	0,15,15	0.00	-
86	OHX	1	3991	-	0,6,6	0.00	-	0,15,15	0.00	-
86	OHX	1	3992	-	0,6,6	0.00	-	0,15,15	0.00	-
86	OHX	1	3993	-	0,6,6	0.00	-	0,15,15	0.00	-
86	OHX	1	3994	-	0,6,6	0.00	-	0,15,15	0.00	-
86	OHX	1	3995	-	0,6,6	0.00	-	0,15,15	0.00	-
86	OHX	1	3996	-	0,6,6	0.00	-	0,15,15	0.00	-
86	OHX	1	3997	-	0,6,6	0.00	-	0,15,15	0.00	-
86	OHX	1	3998	-	0,6,6	0.00	-	0,15,15	0.00	-
86	OHX	1	3999	-	0,6,6	0.00	-	0,15,15	0.00	-
86	OHX	1	4000	-	0,6,6	0.00	-	0,15,15	0.00	-
86	OHX	1	4001	-	0,6,6	0.00	-	0,15,15	0.00	-
86	OHX	1	4002	-	0,6,6	0.00	-	0,15,15	0.00	-
86	OHX	1	4003	-	0,6,6	0.00	-	0,15,15	0.00	-
86	OHX	1	4004	-	0,6,6	0.00	-	0,15,15	0.00	-
86	OHX	1	4005	-	0,6,6	0.00	-	0,15,15	0.00	-
86	OHX	1	4006	-	0,6,6	0.00	-	0,15,15	0.00	-
86	OHX	1	4007	-	0,6,6	0.00	-	0,15,15	0.00	-
86	OHX	1	4008	-	0,6,6	0.00	-	0,15,15	0.00	-
86	OHX	1	4009	-	0,6,6	0.00	-	0,15,15	0.00	-
86	OHX	1	4010	-	0,6,6	0.00	-	0,15,15	0.00	-

Mol	Type	Chain	Res	Link	Bond lengths			Bond angles		
					Counts	RMSZ	# Z > 2	Counts	RMSZ	# Z > 2
86	OHX	1	4011	-	0,6,6	0.00	-	0,15,15	0.00	-
86	OHX	1	4012	-	0,6,6	0.00	-	0,15,15	0.00	-
86	OHX	1	4013	-	0,6,6	0.00	-	0,15,15	0.00	-
86	OHX	1	4014	-	0,6,6	0.00	-	0,15,15	0.00	-
86	OHX	1	4015	-	0,6,6	0.00	-	0,15,15	0.00	-
86	OHX	1	4016	-	0,6,6	0.00	-	0,15,15	0.00	-
86	OHX	1	4017	-	0,6,6	0.00	-	0,15,15	0.00	-
86	OHX	1	4018	-	0,6,6	0.00	-	0,15,15	0.00	-
86	OHX	1	4019	-	0,6,6	0.00	-	0,15,15	0.00	-
86	OHX	1	4020	-	0,6,6	0.00	-	0,15,15	0.00	-
86	OHX	1	4021	-	0,6,6	0.00	-	0,15,15	0.00	-
86	OHX	1	4022	-	0,6,6	0.00	-	0,15,15	0.00	-
86	OHX	1	4023	-	0,6,6	0.00	-	0,15,15	0.00	-
86	OHX	1	4024	-	0,6,6	0.00	-	0,15,15	0.00	-
86	OHX	1	4025	-	0,6,6	0.00	-	0,15,15	0.00	-
86	OHX	1	4026	-	0,6,6	0.00	-	0,15,15	0.00	-
86	OHX	1	4027	-	0,6,6	0.00	-	0,15,15	0.00	-
86	OHX	1	4028	-	0,6,6	0.00	-	0,15,15	0.00	-
86	OHX	1	4029	-	0,6,6	0.00	-	0,15,15	0.00	-
86	OHX	1	4030	-	0,6,6	0.00	-	0,15,15	0.00	-
86	OHX	1	4031	-	0,6,6	0.00	-	0,15,15	0.00	-
86	OHX	1	4032	-	0,6,6	0.00	-	0,15,15	0.00	-
86	OHX	1	4033	-	0,6,6	0.00	-	0,15,15	0.00	-
86	OHX	1	4034	-	0,6,6	0.00	-	0,15,15	0.00	-
86	OHX	1	4035	-	0,6,6	0.00	-	0,15,15	0.00	-
86	OHX	1	4036	-	0,6,6	0.00	-	0,15,15	0.00	-
86	OHX	1	4037	-	0,6,6	0.00	-	0,15,15	0.00	-
86	OHX	1	4038	-	0,6,6	0.00	-	0,15,15	0.00	-
86	OHX	1	4039	-	0,6,6	0.00	-	0,15,15	0.00	-
86	OHX	1	4040	-	0,6,6	0.00	-	0,15,15	0.00	-
86	OHX	1	4041	-	0,6,6	0.00	-	0,15,15	0.00	-
86	OHX	1	4042	-	0,6,6	0.00	-	0,15,15	0.00	-
86	OHX	1	4043	-	0,6,6	0.00	-	0,15,15	0.00	-
86	OHX	1	4044	-	0,6,6	0.00	-	0,15,15	0.00	-
86	OHX	1	4045	-	0,6,6	0.00	-	0,15,15	0.00	-
86	OHX	1	4046	-	0,6,6	0.00	-	0,15,15	0.00	-
86	OHX	1	4047	-	0,6,6	0.00	-	0,15,15	0.00	-
86	OHX	1	4048	-	0,6,6	0.00	-	0,15,15	0.00	-
86	OHX	1	4049	-	0,6,6	0.00	-	0,15,15	0.00	-
86	OHX	1	4050	-	0,6,6	0.00	-	0,15,15	0.00	-
86	OHX	1	4051	-	0,6,6	0.00	-	0,15,15	0.00	-
86	OHX	1	4052	-	0,6,6	0.00	-	0,15,15	0.00	-
86	OHX	1	4053	-	0,6,6	0.00	-	0,15,15	0.00	-

Mol	Type	Chain	Res	Link	Bond lengths			Bond angles		
					Counts	RMSZ	# Z > 2	Counts	RMSZ	# Z > 2
86	OHX	1	4054	-	0,6,6	0.00	-	0,15,15	0.00	-
86	OHX	1	4055	-	0,6,6	0.00	-	0,15,15	0.00	-
86	OHX	1	4056	-	0,6,6	0.00	-	0,15,15	0.00	-
86	OHX	1	4057	-	0,6,6	0.00	-	0,15,15	0.00	-
86	OHX	1	4058	-	0,6,6	0.00	-	0,15,15	0.00	-
86	OHX	1	4059	-	0,6,6	0.00	-	0,15,15	0.00	-
86	OHX	1	4060	-	0,6,6	0.00	-	0,15,15	0.00	-
86	OHX	1	4061	-	0,6,6	0.00	-	0,15,15	0.00	-
86	OHX	1	4062	-	0,6,6	0.00	-	0,15,15	0.00	-
86	OHX	1	4063	-	0,6,6	0.00	-	0,15,15	0.00	-
86	OHX	1	4064	-	0,6,6	0.00	-	0,15,15	0.00	-
86	OHX	1	4065	-	0,6,6	0.00	-	0,15,15	0.00	-
86	OHX	1	4066	-	0,6,6	0.00	-	0,15,15	0.00	-
86	OHX	1	4067	-	0,6,6	0.00	-	0,15,15	0.00	-
86	OHX	1	4068	-	0,6,6	0.00	-	0,15,15	0.00	-
86	OHX	1	4069	-	0,6,6	0.00	-	0,15,15	0.00	-
86	OHX	1	4070	-	0,6,6	0.00	-	0,15,15	0.00	-
86	OHX	1	4071	-	0,6,6	0.00	-	0,15,15	0.00	-
86	OHX	1	4072	-	0,6,6	0.00	-	0,15,15	0.00	-
86	OHX	1	4073	-	0,6,6	0.00	-	0,15,15	0.00	-
86	OHX	1	4074	-	0,6,6	0.00	-	0,15,15	0.00	-
86	OHX	1	4075	-	0,6,6	0.00	-	0,15,15	0.00	-
86	OHX	1	4076	-	0,6,6	0.00	-	0,15,15	0.00	-
86	OHX	1	4077	-	0,6,6	0.00	-	0,15,15	0.00	-
86	OHX	1	4078	-	0,6,6	0.00	-	0,15,15	0.00	-
86	OHX	1	4079	-	0,6,6	0.00	-	0,15,15	0.00	-
86	OHX	1	4080	-	0,6,6	0.00	-	0,15,15	0.00	-
86	OHX	1	4081	-	0,6,6	0.00	-	0,15,15	0.00	-
86	OHX	1	4082	-	0,6,6	0.00	-	0,15,15	0.00	-
86	OHX	1	4083	-	0,6,6	0.00	-	0,15,15	0.00	-
86	OHX	1	4084	-	0,6,6	0.00	-	0,15,15	0.00	-
86	OHX	1	4085	-	0,6,6	0.00	-	0,15,15	0.00	-
86	OHX	1	4086	-	0,6,6	0.00	-	0,15,15	0.00	-
86	OHX	1	4087	-	0,6,6	0.00	-	0,15,15	0.00	-
86	OHX	1	4088	-	0,6,6	0.00	-	0,15,15	0.00	-
86	OHX	1	4089	-	0,6,6	0.00	-	0,15,15	0.00	-
86	OHX	1	4090	-	0,6,6	0.00	-	0,15,15	0.00	-
86	OHX	1	4091	-	0,6,6	0.00	-	0,15,15	0.00	-
86	OHX	1	4092	-	0,6,6	0.00	-	0,15,15	0.00	-
86	OHX	1	4093	-	0,6,6	0.00	-	0,15,15	0.00	-
86	OHX	1	4094	-	0,6,6	0.00	-	0,15,15	0.00	-
86	OHX	1	4095	-	0,6,6	0.00	-	0,15,15	0.00	-
86	OHX	1	4096	-	0,6,6	0.00	-	0,15,15	0.00	-

Mol	Type	Chain	Res	Link	Bond lengths			Bond angles		
					Counts	RMSZ	# Z > 2	Counts	RMSZ	# Z > 2
86	OHX	1	4097	-	0,6,6	0.00	-	0,15,15	0.00	-
86	OHX	1	4098	-	0,6,6	0.00	-	0,15,15	0.00	-
86	OHX	1	4099	-	0,6,6	0.00	-	0,15,15	0.00	-
86	OHX	1	4100	-	0,6,6	0.00	-	0,15,15	0.00	-
86	OHX	1	4101	-	0,6,6	0.00	-	0,15,15	0.00	-
86	OHX	1	4102	-	0,6,6	0.00	-	0,15,15	0.00	-
86	OHX	1	4103	-	0,6,6	0.00	-	0,15,15	0.00	-
86	OHX	1	4104	-	0,6,6	0.00	-	0,15,15	0.00	-
86	OHX	1	4105	-	0,6,6	0.00	-	0,15,15	0.00	-
86	OHX	1	4106	-	0,6,6	0.00	-	0,15,15	0.00	-
86	OHX	1	4107	-	0,6,6	0.00	-	0,15,15	0.00	-
86	OHX	1	4108	-	0,6,6	0.00	-	0,15,15	0.00	-
86	OHX	1	4109	-	0,6,6	0.00	-	0,15,15	0.00	-
86	OHX	1	4110	-	0,6,6	0.00	-	0,15,15	0.00	-
86	OHX	1	4111	-	0,6,6	0.00	-	0,15,15	0.00	-
86	OHX	1	4112	-	0,6,6	0.00	-	0,15,15	0.00	-
86	OHX	1	4113	-	0,6,6	0.00	-	0,15,15	0.00	-
86	OHX	1	4114	-	0,6,6	0.00	-	0,15,15	0.00	-
86	OHX	1	4115	-	0,6,6	0.00	-	0,15,15	0.00	-
86	OHX	1	4116	-	0,6,6	0.00	-	0,15,15	0.00	-
86	OHX	1	4117	-	0,6,6	0.00	-	0,15,15	0.00	-
86	OHX	1	4118	-	0,6,6	0.00	-	0,15,15	0.00	-
86	OHX	1	4119	-	0,6,6	0.00	-	0,15,15	0.00	-
86	OHX	1	4120	-	0,6,6	0.00	-	0,15,15	0.00	-
86	OHX	1	4121	-	0,6,6	0.00	-	0,15,15	0.00	-
86	OHX	1	4122	-	0,6,6	0.00	-	0,15,15	0.00	-
86	OHX	1	4123	-	0,6,6	0.00	-	0,15,15	0.00	-
86	OHX	1	4124	-	0,6,6	0.00	-	0,15,15	0.00	-
86	OHX	1	4125	-	0,6,6	0.00	-	0,15,15	0.00	-
86	OHX	1	4126	-	0,6,6	0.00	-	0,15,15	0.00	-
86	OHX	1	4127	-	0,6,6	0.00	-	0,15,15	0.00	-
86	OHX	1	4128	-	0,6,6	0.00	-	0,15,15	0.00	-
86	OHX	1	4129	-	0,6,6	0.00	-	0,15,15	0.00	-
86	OHX	1	4130	-	0,6,6	0.00	-	0,15,15	0.00	-
86	OHX	1	4131	-	0,6,6	0.00	-	0,15,15	0.00	-
86	OHX	1	4132	-	0,6,6	0.00	-	0,15,15	0.00	-
86	OHX	1	4133	-	0,6,6	0.00	-	0,15,15	0.00	-
86	OHX	1	4134	-	0,6,6	0.00	-	0,15,15	0.00	-
86	OHX	1	4135	-	0,6,6	0.00	-	0,15,15	0.00	-
86	OHX	1	4136	-	0,6,6	0.00	-	0,15,15	0.00	-
86	OHX	1	4137	-	0,6,6	0.00	-	0,15,15	0.00	-
86	OHX	1	4138	-	0,6,6	0.00	-	0,15,15	0.00	-
86	OHX	1	4139	-	0,6,6	0.00	-	0,15,15	0.00	-

Mol	Type	Chain	Res	Link	Bond lengths			Bond angles		
					Counts	RMSZ	# Z > 2	Counts	RMSZ	# Z > 2
86	OHX	1	4140	-	0,6,6	0.00	-	0,15,15	0.00	-
86	OHX	1	4141	-	0,6,6	0.00	-	0,15,15	0.00	-
86	OHX	1	4142	-	0,6,6	0.00	-	0,15,15	0.00	-
86	OHX	1	4143	-	0,6,6	0.00	-	0,15,15	0.00	-
86	OHX	1	4144	-	0,6,6	0.00	-	0,15,15	0.00	-
86	OHX	1	4145	-	0,6,6	0.00	-	0,15,15	0.00	-
86	OHX	1	4146	-	0,6,6	0.00	-	0,15,15	0.00	-
86	OHX	1	4147	-	0,6,6	0.00	-	0,15,15	0.00	-
86	OHX	1	4148	-	0,6,6	0.00	-	0,15,15	0.00	-
86	OHX	1	4149	-	0,6,6	0.00	-	0,15,15	0.00	-
86	OHX	1	4150	-	0,6,6	0.00	-	0,15,15	0.00	-
86	OHX	1	4151	-	0,6,6	0.00	-	0,15,15	0.00	-
86	OHX	1	4152	-	0,6,6	0.00	-	0,15,15	0.00	-
86	OHX	1	4153	-	0,6,6	0.00	-	0,15,15	0.00	-
86	OHX	1	4154	-	0,6,6	0.00	-	0,15,15	0.00	-
86	OHX	1	4155	-	0,6,6	0.00	-	0,15,15	0.00	-
86	OHX	1	4156	-	0,6,6	0.00	-	0,15,15	0.00	-
86	OHX	1	4157	-	0,6,6	0.00	-	0,15,15	0.00	-
86	OHX	1	4158	-	0,6,6	0.00	-	0,15,15	0.00	-
86	OHX	1	4159	-	0,6,6	0.00	-	0,15,15	0.00	-
86	OHX	1	4160	-	0,6,6	0.00	-	0,15,15	0.00	-
86	OHX	1	4161	-	0,6,6	0.00	-	0,15,15	0.00	-
86	OHX	1	4162	-	0,6,6	0.00	-	0,15,15	0.00	-
86	OHX	1	4163	-	0,6,6	0.00	-	0,15,15	0.00	-
86	OHX	1	4164	-	0,6,6	0.00	-	0,15,15	0.00	-
86	OHX	1	4165	-	0,6,6	0.00	-	0,15,15	0.00	-
86	OHX	1	4166	-	0,6,6	0.00	-	0,15,15	0.00	-
86	OHX	1	4167	-	0,6,6	0.00	-	0,15,15	0.00	-
86	OHX	1	4168	-	0,6,6	0.00	-	0,15,15	0.00	-
86	OHX	1	4169	-	0,6,6	0.00	-	0,15,15	0.00	-
86	OHX	1	4170	-	0,6,6	0.00	-	0,15,15	0.00	-
86	OHX	1	4171	-	0,6,6	0.00	-	0,15,15	0.00	-
86	OHX	1	4172	-	0,6,6	0.00	-	0,15,15	0.00	-
86	OHX	1	4173	-	0,6,6	0.00	-	0,15,15	0.00	-
86	OHX	1	4174	-	0,6,6	0.00	-	0,15,15	0.00	-
86	OHX	1	4175	-	0,6,6	0.00	-	0,15,15	0.00	-
86	OHX	1	4176	-	0,6,6	0.00	-	0,15,15	0.00	-
86	OHX	1	4177	-	0,6,6	0.00	-	0,15,15	0.00	-
86	OHX	1	4178	-	0,6,6	0.00	-	0,15,15	0.00	-
86	OHX	1	4179	-	0,6,6	0.00	-	0,15,15	0.00	-
86	OHX	1	4180	-	0,6,6	0.00	-	0,15,15	0.00	-
86	OHX	1	4181	-	0,6,6	0.00	-	0,15,15	0.00	-
86	OHX	1	4182	-	0,6,6	0.00	-	0,15,15	0.00	-

Mol	Type	Chain	Res	Link	Bond lengths			Bond angles		
					Counts	RMSZ	# Z > 2	Counts	RMSZ	# Z > 2
86	OHX	1	4183	-	0,6,6	0.00	-	0,15,15	0.00	-
86	OHX	1	4184	-	0,6,6	0.00	-	0,15,15	0.00	-
86	OHX	1	4185	-	0,6,6	0.00	-	0,15,15	0.00	-
86	OHX	1	4186	-	0,6,6	0.00	-	0,15,15	0.00	-
86	OHX	1	4187	-	0,6,6	0.00	-	0,15,15	0.00	-
86	OHX	1	4188	-	0,6,6	0.00	-	0,15,15	0.00	-
86	OHX	1	4189	-	0,6,6	0.00	-	0,15,15	0.00	-
86	OHX	1	4190	-	0,6,6	0.00	-	0,15,15	0.00	-
86	OHX	1	4191	-	0,6,6	0.00	-	0,15,15	0.00	-
86	OHX	1	4192	-	0,6,6	0.00	-	0,15,15	0.00	-
86	OHX	1	4193	-	0,6,6	0.00	-	0,15,15	0.00	-
86	OHX	1	4194	-	0,6,6	0.00	-	0,15,15	0.00	-
86	OHX	1	4195	-	0,6,6	0.00	-	0,15,15	0.00	-
86	OHX	1	4196	-	0,6,6	0.00	-	0,15,15	0.00	-
86	OHX	1	4197	-	0,6,6	0.00	-	0,15,15	0.00	-
86	OHX	1	4198	-	0,6,6	0.00	-	0,15,15	0.00	-
86	OHX	1	4199	-	0,6,6	0.00	-	0,15,15	0.00	-
86	OHX	1	4200	-	0,6,6	0.00	-	0,15,15	0.00	-
86	OHX	1	4201	-	0,6,6	0.00	-	0,15,15	0.00	-
86	OHX	1	4202	-	0,6,6	0.00	-	0,15,15	0.00	-
86	OHX	1	4203	-	0,6,6	0.00	-	0,15,15	0.00	-
86	OHX	1	4204	-	0,6,6	0.00	-	0,15,15	0.00	-
86	OHX	1	4205	-	0,6,6	0.00	-	0,15,15	0.00	-
88	ZBA	1	4206	85	35,36,36	1.13	2 (5%)	44,58,58	1.03	1 (2%)
86	OHX	2	2026	-	0,6,6	0.00	-	0,15,15	0.00	-
86	OHX	2	2027	-	0,6,6	0.00	-	0,15,15	0.00	-
86	OHX	2	2028	-	0,6,6	0.00	-	0,15,15	0.00	-
86	OHX	2	2029	-	0,6,6	0.00	-	0,15,15	0.00	-
86	OHX	2	2030	-	0,6,6	0.00	-	0,15,15	0.00	-
86	OHX	2	2031	-	0,6,6	0.00	-	0,15,15	0.00	-
86	OHX	2	2032	-	0,6,6	0.00	-	0,15,15	0.00	-
86	OHX	2	2033	-	0,6,6	0.00	-	0,15,15	0.00	-
86	OHX	2	2034	-	0,6,6	0.00	-	0,15,15	0.00	-
86	OHX	2	2035	-	0,6,6	0.00	-	0,15,15	0.00	-
86	OHX	2	2036	-	0,6,6	0.00	-	0,15,15	0.00	-
86	OHX	2	2037	-	0,6,6	0.00	-	0,15,15	0.00	-
86	OHX	2	2038	-	0,6,6	0.00	-	0,15,15	0.00	-
86	OHX	2	2039	-	0,6,6	0.00	-	0,15,15	0.00	-
86	OHX	2	2040	-	0,6,6	0.00	-	0,15,15	0.00	-
86	OHX	2	2041	-	0,6,6	0.00	-	0,15,15	0.00	-
86	OHX	2	2042	-	0,6,6	0.00	-	0,15,15	0.00	-
86	OHX	2	2043	-	0,6,6	0.00	-	0,15,15	0.00	-
86	OHX	2	2044	-	0,6,6	0.00	-	0,15,15	0.00	-

Mol	Type	Chain	Res	Link	Bond lengths			Bond angles		
					Counts	RMSZ	# Z > 2	Counts	RMSZ	# Z > 2
86	OHX	2	2045	-	0,6,6	0.00	-	0,15,15	0.00	-
86	OHX	2	2046	-	0,6,6	0.00	-	0,15,15	0.00	-
86	OHX	2	2047	-	0,6,6	0.00	-	0,15,15	0.00	-
86	OHX	2	2048	-	0,6,6	0.00	-	0,15,15	0.00	-
86	OHX	2	2049	-	0,6,6	0.00	-	0,15,15	0.00	-
86	OHX	2	2050	-	0,6,6	0.00	-	0,15,15	0.00	-
86	OHX	2	2051	-	0,6,6	0.00	-	0,15,15	0.00	-
86	OHX	2	2052	-	0,6,6	0.00	-	0,15,15	0.00	-
86	OHX	2	2053	-	0,6,6	0.00	-	0,15,15	0.00	-
86	OHX	2	2054	-	0,6,6	0.00	-	0,15,15	0.00	-
86	OHX	2	2055	-	0,6,6	0.00	-	0,15,15	0.00	-
86	OHX	2	2056	-	0,6,6	0.00	-	0,15,15	0.00	-
86	OHX	2	2057	-	0,6,6	0.00	-	0,15,15	0.00	-
86	OHX	2	2058	-	0,6,6	0.00	-	0,15,15	0.00	-
86	OHX	2	2059	-	0,6,6	0.00	-	0,15,15	0.00	-
86	OHX	2	2060	-	0,6,6	0.00	-	0,15,15	0.00	-
86	OHX	2	2061	-	0,6,6	0.00	-	0,15,15	0.00	-
86	OHX	2	2062	-	0,6,6	0.00	-	0,15,15	0.00	-
86	OHX	2	2063	-	0,6,6	0.00	-	0,15,15	0.00	-
86	OHX	2	2064	-	0,6,6	0.00	-	0,15,15	0.00	-
86	OHX	2	2065	-	0,6,6	0.00	-	0,15,15	0.00	-
86	OHX	2	2066	-	0,6,6	0.00	-	0,15,15	0.00	-
86	OHX	2	2067	-	0,6,6	0.00	-	0,15,15	0.00	-
86	OHX	2	2068	-	0,6,6	0.00	-	0,15,15	0.00	-
86	OHX	2	2069	-	0,6,6	0.00	-	0,15,15	0.00	-
86	OHX	2	2070	-	0,6,6	0.00	-	0,15,15	0.00	-
86	OHX	2	2071	-	0,6,6	0.00	-	0,15,15	0.00	-
86	OHX	2	2072	-	0,6,6	0.00	-	0,15,15	0.00	-
86	OHX	2	2073	-	0,6,6	0.00	-	0,15,15	0.00	-
86	OHX	2	2074	-	0,6,6	0.00	-	0,15,15	0.00	-
86	OHX	2	2075	-	0,6,6	0.00	-	0,15,15	0.00	-
86	OHX	2	2076	-	0,6,6	0.00	-	0,15,15	0.00	-
86	OHX	2	2077	-	0,6,6	0.00	-	0,15,15	0.00	-
86	OHX	2	2078	-	0,6,6	0.00	-	0,15,15	0.00	-
86	OHX	2	2079	-	0,6,6	0.00	-	0,15,15	0.00	-
86	OHX	2	2080	-	0,6,6	0.00	-	0,15,15	0.00	-
86	OHX	2	2081	-	0,6,6	0.00	-	0,15,15	0.00	-
86	OHX	2	2082	-	0,6,6	0.00	-	0,15,15	0.00	-
86	OHX	2	2083	-	0,6,6	0.00	-	0,15,15	0.00	-
86	OHX	2	2084	-	0,6,6	0.00	-	0,15,15	0.00	-
86	OHX	2	2085	-	0,6,6	0.00	-	0,15,15	0.00	-
86	OHX	2	2086	-	0,6,6	0.00	-	0,15,15	0.00	-
86	OHX	2	2087	-	0,6,6	0.00	-	0,15,15	0.00	-

Mol	Type	Chain	Res	Link	Bond lengths			Bond angles		
					Counts	RMSZ	# Z > 2	Counts	RMSZ	# Z > 2
86	OHX	2	2088	-	0,6,6	0.00	-	0,15,15	0.00	-
86	OHX	2	2089	-	0,6,6	0.00	-	0,15,15	0.00	-
86	OHX	2	2090	-	0,6,6	0.00	-	0,15,15	0.00	-
86	OHX	2	2091	-	0,6,6	0.00	-	0,15,15	0.00	-
86	OHX	2	2092	-	0,6,6	0.00	-	0,15,15	0.00	-
86	OHX	2	2093	-	0,6,6	0.00	-	0,15,15	0.00	-
86	OHX	2	2094	-	0,6,6	0.00	-	0,15,15	0.00	-
86	OHX	2	2095	-	0,6,6	0.00	-	0,15,15	0.00	-
86	OHX	2	2096	-	0,6,6	0.00	-	0,15,15	0.00	-
86	OHX	2	2097	-	0,6,6	0.00	-	0,15,15	0.00	-
86	OHX	2	2098	-	0,6,6	0.00	-	0,15,15	0.00	-
86	OHX	2	2099	-	0,6,6	0.00	-	0,15,15	0.00	-
86	OHX	2	2100	-	0,6,6	0.00	-	0,15,15	0.00	-
86	OHX	2	2101	-	0,6,6	0.00	-	0,15,15	0.00	-
86	OHX	2	2102	-	0,6,6	0.00	-	0,15,15	0.00	-
86	OHX	2	2103	-	0,6,6	0.00	-	0,15,15	0.00	-
86	OHX	2	2104	-	0,6,6	0.00	-	0,15,15	0.00	-
86	OHX	2	2105	-	0,6,6	0.00	-	0,15,15	0.00	-
86	OHX	2	2106	-	0,6,6	0.00	-	0,15,15	0.00	-
86	OHX	2	2107	-	0,6,6	0.00	-	0,15,15	0.00	-
86	OHX	2	2108	-	0,6,6	0.00	-	0,15,15	0.00	-
86	OHX	2	2109	-	0,6,6	0.00	-	0,15,15	0.00	-
86	OHX	2	2110	-	0,6,6	0.00	-	0,15,15	0.00	-
86	OHX	2	2111	-	0,6,6	0.00	-	0,15,15	0.00	-
86	OHX	2	2112	-	0,6,6	0.00	-	0,15,15	0.00	-
86	OHX	2	2113	-	0,6,6	0.00	-	0,15,15	0.00	-
86	OHX	2	2114	-	0,6,6	0.00	-	0,15,15	0.00	-
86	OHX	2	2115	-	0,6,6	0.00	-	0,15,15	0.00	-
86	OHX	2	2116	-	0,6,6	0.00	-	0,15,15	0.00	-
86	OHX	2	2117	-	0,6,6	0.00	-	0,15,15	0.00	-
86	OHX	2	2118	-	0,6,6	0.00	-	0,15,15	0.00	-
86	OHX	2	2119	-	0,6,6	0.00	-	0,15,15	0.00	-
86	OHX	2	2120	-	0,6,6	0.00	-	0,15,15	0.00	-
86	OHX	2	2121	-	0,6,6	0.00	-	0,15,15	0.00	-
86	OHX	2	2122	-	0,6,6	0.00	-	0,15,15	0.00	-
86	OHX	2	2123	-	0,6,6	0.00	-	0,15,15	0.00	-
86	OHX	2	2124	-	0,6,6	0.00	-	0,15,15	0.00	-
86	OHX	2	2125	-	0,6,6	0.00	-	0,15,15	0.00	-
86	OHX	2	2126	-	0,6,6	0.00	-	0,15,15	0.00	-
86	OHX	2	2127	-	0,6,6	0.00	-	0,15,15	0.00	-
86	OHX	2	2128	-	0,6,6	0.00	-	0,15,15	0.00	-
86	OHX	2	2129	-	0,6,6	0.00	-	0,15,15	0.00	-
86	OHX	2	2130	-	0,6,6	0.00	-	0,15,15	0.00	-

Mol	Type	Chain	Res	Link	Bond lengths			Bond angles		
					Counts	RMSZ	# Z > 2	Counts	RMSZ	# Z > 2
86	OHX	2	2131	-	0,6,6	0.00	-	0,15,15	0.00	-
86	OHX	2	2132	-	0,6,6	0.00	-	0,15,15	0.00	-
86	OHX	2	2133	-	0,6,6	0.00	-	0,15,15	0.00	-
86	OHX	2	2134	-	0,6,6	0.00	-	0,15,15	0.00	-
86	OHX	2	2135	-	0,6,6	0.00	-	0,15,15	0.00	-
86	OHX	2	2136	-	0,6,6	0.00	-	0,15,15	0.00	-
86	OHX	2	2137	-	0,6,6	0.00	-	0,15,15	0.00	-
86	OHX	2	2138	-	0,6,6	0.00	-	0,15,15	0.00	-
86	OHX	2	2139	-	0,6,6	0.00	-	0,15,15	0.00	-
86	OHX	2	2140	-	0,6,6	0.00	-	0,15,15	0.00	-
86	OHX	2	2141	-	0,6,6	0.00	-	0,15,15	0.00	-
86	OHX	2	2142	-	0,6,6	0.00	-	0,15,15	0.00	-
86	OHX	2	2143	-	0,6,6	0.00	-	0,15,15	0.00	-
86	OHX	2	2144	-	0,6,6	0.00	-	0,15,15	0.00	-
86	OHX	2	2145	-	0,6,6	0.00	-	0,15,15	0.00	-
86	OHX	2	2146	-	0,6,6	0.00	-	0,15,15	0.00	-
86	OHX	2	2147	-	0,6,6	0.00	-	0,15,15	0.00	-
86	OHX	2	2148	-	0,6,6	0.00	-	0,15,15	0.00	-
86	OHX	2	2149	-	0,6,6	0.00	-	0,15,15	0.00	-
86	OHX	2	2150	-	0,6,6	0.00	-	0,15,15	0.00	-
86	OHX	2	2151	-	0,6,6	0.00	-	0,15,15	0.00	-
86	OHX	2	2152	-	0,6,6	0.00	-	0,15,15	0.00	-
86	OHX	2	2153	-	0,6,6	0.00	-	0,15,15	0.00	-
86	OHX	2	2154	-	0,6,6	0.00	-	0,15,15	0.00	-
86	OHX	2	2155	-	0,6,6	0.00	-	0,15,15	0.00	-
86	OHX	2	2156	-	0,6,6	0.00	-	0,15,15	0.00	-
86	OHX	2	2157	-	0,6,6	0.00	-	0,15,15	0.00	-
86	OHX	2	2158	-	0,6,6	0.00	-	0,15,15	0.00	-
86	OHX	2	2159	-	0,6,6	0.00	-	0,15,15	0.00	-
86	OHX	2	2160	-	0,6,6	0.00	-	0,15,15	0.00	-
86	OHX	2	2161	-	0,6,6	0.00	-	0,15,15	0.00	-
86	OHX	2	2162	-	0,6,6	0.00	-	0,15,15	0.00	-
86	OHX	2	2163	-	0,6,6	0.00	-	0,15,15	0.00	-
86	OHX	2	2164	-	0,6,6	0.00	-	0,15,15	0.00	-
86	OHX	2	2165	-	0,6,6	0.00	-	0,15,15	0.00	-
86	OHX	2	2166	-	0,6,6	0.00	-	0,15,15	0.00	-
86	OHX	2	2167	-	0,6,6	0.00	-	0,15,15	0.00	-
86	OHX	2	2168	-	0,6,6	0.00	-	0,15,15	0.00	-
86	OHX	2	2169	-	0,6,6	0.00	-	0,15,15	0.00	-
86	OHX	2	2170	-	0,6,6	0.00	-	0,15,15	0.00	-
86	OHX	2	2171	-	0,6,6	0.00	-	0,15,15	0.00	-
86	OHX	2	2172	-	0,6,6	0.00	-	0,15,15	0.00	-
86	OHX	2	2173	-	0,6,6	0.00	-	0,15,15	0.00	-

Mol	Type	Chain	Res	Link	Bond lengths			Bond angles		
					Counts	RMSZ	# Z > 2	Counts	RMSZ	# Z > 2
86	OHX	2	2174	-	0,6,6	0.00	-	0,15,15	0.00	-
86	OHX	2	2175	-	0,6,6	0.00	-	0,15,15	0.00	-
86	OHX	2	2176	-	0,6,6	0.00	-	0,15,15	0.00	-
86	OHX	2	2177	-	0,6,6	0.00	-	0,15,15	0.00	-
86	OHX	2	2178	-	0,6,6	0.00	-	0,15,15	0.00	-
86	OHX	2	2179	-	0,6,6	0.00	-	0,15,15	0.00	-
86	OHX	2	2180	-	0,6,6	0.00	-	0,15,15	0.00	-
86	OHX	2	2181	-	0,6,6	0.00	-	0,15,15	0.00	-
86	OHX	2	2182	-	0,6,6	0.00	-	0,15,15	0.00	-
86	OHX	3	214	-	0,6,6	0.00	-	0,15,15	0.00	-
86	OHX	3	215	-	0,6,6	0.00	-	0,15,15	0.00	-
86	OHX	3	216	-	0,6,6	0.00	-	0,15,15	0.00	-
86	OHX	3	217	-	0,6,6	0.00	-	0,15,15	0.00	-
86	OHX	3	218	-	0,6,6	0.00	-	0,15,15	0.00	-
86	OHX	3	219	-	0,6,6	0.00	-	0,15,15	0.00	-
86	OHX	3	220	-	0,6,6	0.00	-	0,15,15	0.00	-
86	OHX	3	221	-	0,6,6	0.00	-	0,15,15	0.00	-
86	OHX	3	222	-	0,6,6	0.00	-	0,15,15	0.00	-
86	OHX	3	223	-	0,6,6	0.00	-	0,15,15	0.00	-
86	OHX	3	224	-	0,6,6	0.00	-	0,15,15	0.00	-
86	OHX	3	225	-	0,6,6	0.00	-	0,15,15	0.00	-
86	OHX	4	223	-	0,6,6	0.00	-	0,15,15	0.00	-
86	OHX	4	224	-	0,6,6	0.00	-	0,15,15	0.00	-
86	OHX	4	225	-	0,6,6	0.00	-	0,15,15	0.00	-
86	OHX	4	226	-	0,6,6	0.00	-	0,15,15	0.00	-
86	OHX	4	227	-	0,6,6	0.00	-	0,15,15	0.00	-
86	OHX	4	228	-	0,6,6	0.00	-	0,15,15	0.00	-
86	OHX	4	229	-	0,6,6	0.00	-	0,15,15	0.00	-
86	OHX	4	230	-	0,6,6	0.00	-	0,15,15	0.00	-
86	OHX	4	231	-	0,6,6	0.00	-	0,15,15	0.00	-
86	OHX	4	232	-	0,6,6	0.00	-	0,15,15	0.00	-
86	OHX	4	233	-	0,6,6	0.00	-	0,15,15	0.00	-
86	OHX	4	234	-	0,6,6	0.00	-	0,15,15	0.00	-
86	OHX	4	235	-	0,6,6	0.00	-	0,15,15	0.00	-
86	OHX	4	236	-	0,6,6	0.00	-	0,15,15	0.00	-
86	OHX	4	237	-	0,6,6	0.00	-	0,15,15	0.00	-
86	OHX	5	3902	-	0,6,6	0.00	-	0,15,15	0.00	-
86	OHX	5	3903	-	0,6,6	0.00	-	0,15,15	0.00	-
86	OHX	5	3904	-	0,6,6	0.00	-	0,15,15	0.00	-
86	OHX	5	3905	-	0,6,6	0.00	-	0,15,15	0.00	-
86	OHX	5	3906	-	0,6,6	0.00	-	0,15,15	0.00	-
86	OHX	5	3907	-	0,6,6	0.00	-	0,15,15	0.00	-
86	OHX	5	3908	-	0,6,6	0.00	-	0,15,15	0.00	-

Mol	Type	Chain	Res	Link	Bond lengths			Bond angles		
					Counts	RMSZ	# Z > 2	Counts	RMSZ	# Z > 2
86	OHX	5	3909	-	0,6,6	0.00	-	0,15,15	0.00	-
86	OHX	5	3910	-	0,6,6	0.00	-	0,15,15	0.00	-
86	OHX	5	3911	-	0,6,6	0.00	-	0,15,15	0.00	-
86	OHX	5	3912	-	0,6,6	0.00	-	0,15,15	0.00	-
86	OHX	5	3913	-	0,6,6	0.00	-	0,15,15	0.00	-
86	OHX	5	3914	-	0,6,6	0.00	-	0,15,15	0.00	-
86	OHX	5	3915	-	0,6,6	0.00	-	0,15,15	0.00	-
86	OHX	5	3916	-	0,6,6	0.00	-	0,15,15	0.00	-
86	OHX	5	3917	-	0,6,6	0.00	-	0,15,15	0.00	-
86	OHX	5	3918	-	0,6,6	0.00	-	0,15,15	0.00	-
86	OHX	5	3919	-	0,6,6	0.00	-	0,15,15	0.00	-
86	OHX	5	3920	-	0,6,6	0.00	-	0,15,15	0.00	-
86	OHX	5	3921	-	0,6,6	0.00	-	0,15,15	0.00	-
86	OHX	5	3922	-	0,6,6	0.00	-	0,15,15	0.00	-
86	OHX	5	3923	-	0,6,6	0.00	-	0,15,15	0.00	-
86	OHX	5	3924	-	0,6,6	0.00	-	0,15,15	0.00	-
86	OHX	5	3925	-	0,6,6	0.00	-	0,15,15	0.00	-
86	OHX	5	3926	-	0,6,6	0.00	-	0,15,15	0.00	-
86	OHX	5	3927	-	0,6,6	0.00	-	0,15,15	0.00	-
86	OHX	5	3928	-	0,6,6	0.00	-	0,15,15	0.00	-
86	OHX	5	3929	-	0,6,6	0.00	-	0,15,15	0.00	-
86	OHX	5	3930	-	0,6,6	0.00	-	0,15,15	0.00	-
86	OHX	5	3931	-	0,6,6	0.00	-	0,15,15	0.00	-
86	OHX	5	3932	-	0,6,6	0.00	-	0,15,15	0.00	-
86	OHX	5	3933	-	0,6,6	0.00	-	0,15,15	0.00	-
86	OHX	5	3934	-	0,6,6	0.00	-	0,15,15	0.00	-
86	OHX	5	3935	-	0,6,6	0.00	-	0,15,15	0.00	-
86	OHX	5	3936	-	0,6,6	0.00	-	0,15,15	0.00	-
86	OHX	5	3937	-	0,6,6	0.00	-	0,15,15	0.00	-
86	OHX	5	3938	-	0,6,6	0.00	-	0,15,15	0.00	-
86	OHX	5	3939	-	0,6,6	0.00	-	0,15,15	0.00	-
86	OHX	5	3940	-	0,6,6	0.00	-	0,15,15	0.00	-
86	OHX	5	3941	-	0,6,6	0.00	-	0,15,15	0.00	-
86	OHX	5	3942	-	0,6,6	0.00	-	0,15,15	0.00	-
86	OHX	5	3943	-	0,6,6	0.00	-	0,15,15	0.00	-
86	OHX	5	3944	-	0,6,6	0.00	-	0,15,15	0.00	-
86	OHX	5	3945	-	0,6,6	0.00	-	0,15,15	0.00	-
86	OHX	5	3946	-	0,6,6	0.00	-	0,15,15	0.00	-
86	OHX	5	3947	-	0,6,6	0.00	-	0,15,15	0.00	-
86	OHX	5	3948	-	0,6,6	0.00	-	0,15,15	0.00	-
86	OHX	5	3949	-	0,6,6	0.00	-	0,15,15	0.00	-
86	OHX	5	3950	-	0,6,6	0.00	-	0,15,15	0.00	-
86	OHX	5	3951	-	0,6,6	0.00	-	0,15,15	0.00	-

Mol	Type	Chain	Res	Link	Bond lengths			Bond angles		
					Counts	RMSZ	# Z > 2	Counts	RMSZ	# Z > 2
86	OHX	5	3952	-	0,6,6	0.00	-	0,15,15	0.00	-
86	OHX	5	3953	-	0,6,6	0.00	-	0,15,15	0.00	-
86	OHX	5	3954	-	0,6,6	0.00	-	0,15,15	0.00	-
86	OHX	5	3955	-	0,6,6	0.00	-	0,15,15	0.00	-
86	OHX	5	3956	-	0,6,6	0.00	-	0,15,15	0.00	-
86	OHX	5	3957	-	0,6,6	0.00	-	0,15,15	0.00	-
86	OHX	5	3958	-	0,6,6	0.00	-	0,15,15	0.00	-
86	OHX	5	3959	-	0,6,6	0.00	-	0,15,15	0.00	-
86	OHX	5	3960	-	0,6,6	0.00	-	0,15,15	0.00	-
86	OHX	5	3961	-	0,6,6	0.00	-	0,15,15	0.00	-
86	OHX	5	3962	-	0,6,6	0.00	-	0,15,15	0.00	-
86	OHX	5	3963	-	0,6,6	0.00	-	0,15,15	0.00	-
86	OHX	5	3964	-	0,6,6	0.00	-	0,15,15	0.00	-
86	OHX	5	3965	-	0,6,6	0.00	-	0,15,15	0.00	-
86	OHX	5	3966	-	0,6,6	0.00	-	0,15,15	0.00	-
86	OHX	5	3967	-	0,6,6	0.00	-	0,15,15	0.00	-
86	OHX	5	3968	-	0,6,6	0.00	-	0,15,15	0.00	-
86	OHX	5	3969	-	0,6,6	0.00	-	0,15,15	0.00	-
86	OHX	5	3970	-	0,6,6	0.00	-	0,15,15	0.00	-
86	OHX	5	3971	-	0,6,6	0.00	-	0,15,15	0.00	-
86	OHX	5	3972	-	0,6,6	0.00	-	0,15,15	0.00	-
86	OHX	5	3973	-	0,6,6	0.00	-	0,15,15	0.00	-
86	OHX	5	3974	-	0,6,6	0.00	-	0,15,15	0.00	-
86	OHX	5	3975	-	0,6,6	0.00	-	0,15,15	0.00	-
86	OHX	5	3976	-	0,6,6	0.00	-	0,15,15	0.00	-
86	OHX	5	3977	-	0,6,6	0.00	-	0,15,15	0.00	-
86	OHX	5	3978	-	0,6,6	0.00	-	0,15,15	0.00	-
86	OHX	5	3979	-	0,6,6	0.00	-	0,15,15	0.00	-
86	OHX	5	3980	-	0,6,6	0.00	-	0,15,15	0.00	-
86	OHX	5	3981	-	0,6,6	0.00	-	0,15,15	0.00	-
86	OHX	5	3982	-	0,6,6	0.00	-	0,15,15	0.00	-
86	OHX	5	3983	-	0,6,6	0.00	-	0,15,15	0.00	-
86	OHX	5	3984	-	0,6,6	0.00	-	0,15,15	0.00	-
86	OHX	5	3985	-	0,6,6	0.00	-	0,15,15	0.00	-
86	OHX	5	3986	-	0,6,6	0.00	-	0,15,15	0.00	-
86	OHX	5	3987	-	0,6,6	0.00	-	0,15,15	0.00	-
86	OHX	5	3988	-	0,6,6	0.00	-	0,15,15	0.00	-
86	OHX	5	3989	-	0,6,6	0.00	-	0,15,15	0.00	-
86	OHX	5	3990	-	0,6,6	0.00	-	0,15,15	0.00	-
86	OHX	5	3991	-	0,6,6	0.00	-	0,15,15	0.00	-
86	OHX	5	3992	-	0,6,6	0.00	-	0,15,15	0.00	-
86	OHX	5	3993	-	0,6,6	0.00	-	0,15,15	0.00	-
86	OHX	5	3994	-	0,6,6	0.00	-	0,15,15	0.00	-

Mol	Type	Chain	Res	Link	Bond lengths			Bond angles		
					Counts	RMSZ	# Z > 2	Counts	RMSZ	# Z > 2
86	OHX	5	3995	-	0,6,6	0.00	-	0,15,15	0.00	-
86	OHX	5	3996	-	0,6,6	0.00	-	0,15,15	0.00	-
86	OHX	5	3997	-	0,6,6	0.00	-	0,15,15	0.00	-
86	OHX	5	3998	-	0,6,6	0.00	-	0,15,15	0.00	-
86	OHX	5	3999	-	0,6,6	0.00	-	0,15,15	0.00	-
86	OHX	5	4000	-	0,6,6	0.00	-	0,15,15	0.00	-
86	OHX	5	4001	-	0,6,6	0.00	-	0,15,15	0.00	-
86	OHX	5	4002	-	0,6,6	0.00	-	0,15,15	0.00	-
86	OHX	5	4003	-	0,6,6	0.00	-	0,15,15	0.00	-
86	OHX	5	4004	-	0,6,6	0.00	-	0,15,15	0.00	-
86	OHX	5	4005	-	0,6,6	0.00	-	0,15,15	0.00	-
86	OHX	5	4006	-	0,6,6	0.00	-	0,15,15	0.00	-
86	OHX	5	4007	-	0,6,6	0.00	-	0,15,15	0.00	-
86	OHX	5	4008	-	0,6,6	0.00	-	0,15,15	0.00	-
86	OHX	5	4009	-	0,6,6	0.00	-	0,15,15	0.00	-
86	OHX	5	4010	-	0,6,6	0.00	-	0,15,15	0.00	-
86	OHX	5	4011	-	0,6,6	0.00	-	0,15,15	0.00	-
86	OHX	5	4012	-	0,6,6	0.00	-	0,15,15	0.00	-
86	OHX	5	4013	-	0,6,6	0.00	-	0,15,15	0.00	-
86	OHX	5	4014	-	0,6,6	0.00	-	0,15,15	0.00	-
86	OHX	5	4015	-	0,6,6	0.00	-	0,15,15	0.00	-
86	OHX	5	4016	-	0,6,6	0.00	-	0,15,15	0.00	-
86	OHX	5	4017	-	0,6,6	0.00	-	0,15,15	0.00	-
86	OHX	5	4018	-	0,6,6	0.00	-	0,15,15	0.00	-
86	OHX	5	4019	-	0,6,6	0.00	-	0,15,15	0.00	-
86	OHX	5	4020	-	0,6,6	0.00	-	0,15,15	0.00	-
86	OHX	5	4021	-	0,6,6	0.00	-	0,15,15	0.00	-
86	OHX	5	4022	-	0,6,6	0.00	-	0,15,15	0.00	-
86	OHX	5	4023	-	0,6,6	0.00	-	0,15,15	0.00	-
86	OHX	5	4024	-	0,6,6	0.00	-	0,15,15	0.00	-
86	OHX	5	4025	-	0,6,6	0.00	-	0,15,15	0.00	-
86	OHX	5	4026	-	0,6,6	0.00	-	0,15,15	0.00	-
86	OHX	5	4027	-	0,6,6	0.00	-	0,15,15	0.00	-
86	OHX	5	4028	-	0,6,6	0.00	-	0,15,15	0.00	-
86	OHX	5	4029	-	0,6,6	0.00	-	0,15,15	0.00	-
86	OHX	5	4030	-	0,6,6	0.00	-	0,15,15	0.00	-
86	OHX	5	4031	-	0,6,6	0.00	-	0,15,15	0.00	-
86	OHX	5	4032	-	0,6,6	0.00	-	0,15,15	0.00	-
86	OHX	5	4033	-	0,6,6	0.00	-	0,15,15	0.00	-
86	OHX	5	4034	-	0,6,6	0.00	-	0,15,15	0.00	-
86	OHX	5	4035	-	0,6,6	0.00	-	0,15,15	0.00	-
86	OHX	5	4036	-	0,6,6	0.00	-	0,15,15	0.00	-
86	OHX	5	4037	-	0,6,6	0.00	-	0,15,15	0.00	-

Mol	Type	Chain	Res	Link	Bond lengths			Bond angles		
					Counts	RMSZ	# Z > 2	Counts	RMSZ	# Z > 2
86	OHX	5	4038	-	0,6,6	0.00	-	0,15,15	0.00	-
86	OHX	5	4039	-	0,6,6	0.00	-	0,15,15	0.00	-
86	OHX	5	4040	-	0,6,6	0.00	-	0,15,15	0.00	-
86	OHX	5	4041	-	0,6,6	0.00	-	0,15,15	0.00	-
86	OHX	5	4042	-	0,6,6	0.00	-	0,15,15	0.00	-
86	OHX	5	4043	-	0,6,6	0.00	-	0,15,15	0.00	-
86	OHX	5	4044	-	0,6,6	0.00	-	0,15,15	0.00	-
86	OHX	5	4045	-	0,6,6	0.00	-	0,15,15	0.00	-
86	OHX	5	4046	-	0,6,6	0.00	-	0,15,15	0.00	-
86	OHX	5	4047	-	0,6,6	0.00	-	0,15,15	0.00	-
86	OHX	5	4048	-	0,6,6	0.00	-	0,15,15	0.00	-
86	OHX	5	4049	-	0,6,6	0.00	-	0,15,15	0.00	-
86	OHX	5	4050	-	0,6,6	0.00	-	0,15,15	0.00	-
86	OHX	5	4051	-	0,6,6	0.00	-	0,15,15	0.00	-
86	OHX	5	4052	-	0,6,6	0.00	-	0,15,15	0.00	-
86	OHX	5	4053	-	0,6,6	0.00	-	0,15,15	0.00	-
86	OHX	5	4054	-	0,6,6	0.00	-	0,15,15	0.00	-
86	OHX	5	4055	-	0,6,6	0.00	-	0,15,15	0.00	-
86	OHX	5	4056	-	0,6,6	0.00	-	0,15,15	0.00	-
86	OHX	5	4057	-	0,6,6	0.00	-	0,15,15	0.00	-
86	OHX	5	4058	-	0,6,6	0.00	-	0,15,15	0.00	-
86	OHX	5	4059	-	0,6,6	0.00	-	0,15,15	0.00	-
86	OHX	5	4060	-	0,6,6	0.00	-	0,15,15	0.00	-
86	OHX	5	4061	-	0,6,6	0.00	-	0,15,15	0.00	-
86	OHX	5	4062	-	0,6,6	0.00	-	0,15,15	0.00	-
86	OHX	5	4063	-	0,6,6	0.00	-	0,15,15	0.00	-
86	OHX	5	4064	-	0,6,6	0.00	-	0,15,15	0.00	-
86	OHX	5	4065	-	0,6,6	0.00	-	0,15,15	0.00	-
86	OHX	5	4066	-	0,6,6	0.00	-	0,15,15	0.00	-
86	OHX	5	4067	-	0,6,6	0.00	-	0,15,15	0.00	-
86	OHX	5	4068	-	0,6,6	0.00	-	0,15,15	0.00	-
86	OHX	5	4069	-	0,6,6	0.00	-	0,15,15	0.00	-
86	OHX	5	4070	-	0,6,6	0.00	-	0,15,15	0.00	-
86	OHX	5	4071	-	0,6,6	0.00	-	0,15,15	0.00	-
86	OHX	5	4072	-	0,6,6	0.00	-	0,15,15	0.00	-
86	OHX	5	4073	-	0,6,6	0.00	-	0,15,15	0.00	-
86	OHX	5	4074	-	0,6,6	0.00	-	0,15,15	0.00	-
86	OHX	5	4075	-	0,6,6	0.00	-	0,15,15	0.00	-
86	OHX	5	4076	-	0,6,6	0.00	-	0,15,15	0.00	-
86	OHX	5	4077	-	0,6,6	0.00	-	0,15,15	0.00	-
86	OHX	5	4078	-	0,6,6	0.00	-	0,15,15	0.00	-
86	OHX	5	4079	-	0,6,6	0.00	-	0,15,15	0.00	-
86	OHX	5	4080	-	0,6,6	0.00	-	0,15,15	0.00	-

Mol	Type	Chain	Res	Link	Bond lengths			Bond angles		
					Counts	RMSZ	# Z > 2	Counts	RMSZ	# Z > 2
86	OHX	5	4081	-	0,6,6	0.00	-	0,15,15	0.00	-
86	OHX	5	4082	-	0,6,6	0.00	-	0,15,15	0.00	-
86	OHX	5	4083	-	0,6,6	0.00	-	0,15,15	0.00	-
86	OHX	5	4084	-	0,6,6	0.00	-	0,15,15	0.00	-
86	OHX	5	4085	-	0,6,6	0.00	-	0,15,15	0.00	-
86	OHX	5	4086	-	0,6,6	0.00	-	0,15,15	0.00	-
86	OHX	5	4087	-	0,6,6	0.00	-	0,15,15	0.00	-
86	OHX	5	4088	-	0,6,6	0.00	-	0,15,15	0.00	-
86	OHX	5	4089	-	0,6,6	0.00	-	0,15,15	0.00	-
86	OHX	5	4090	-	0,6,6	0.00	-	0,15,15	0.00	-
86	OHX	5	4091	-	0,6,6	0.00	-	0,15,15	0.00	-
86	OHX	5	4092	-	0,6,6	0.00	-	0,15,15	0.00	-
86	OHX	5	4093	-	0,6,6	0.00	-	0,15,15	0.00	-
86	OHX	5	4094	-	0,6,6	0.00	-	0,15,15	0.00	-
86	OHX	5	4095	-	0,6,6	0.00	-	0,15,15	0.00	-
86	OHX	5	4096	-	0,6,6	0.00	-	0,15,15	0.00	-
86	OHX	5	4097	-	0,6,6	0.00	-	0,15,15	0.00	-
86	OHX	5	4098	-	0,6,6	0.00	-	0,15,15	0.00	-
86	OHX	5	4099	-	0,6,6	0.00	-	0,15,15	0.00	-
86	OHX	5	4100	-	0,6,6	0.00	-	0,15,15	0.00	-
86	OHX	5	4101	-	0,6,6	0.00	-	0,15,15	0.00	-
86	OHX	5	4102	-	0,6,6	0.00	-	0,15,15	0.00	-
86	OHX	5	4103	-	0,6,6	0.00	-	0,15,15	0.00	-
86	OHX	5	4104	-	0,6,6	0.00	-	0,15,15	0.00	-
86	OHX	5	4105	-	0,6,6	0.00	-	0,15,15	0.00	-
86	OHX	5	4106	-	0,6,6	0.00	-	0,15,15	0.00	-
86	OHX	5	4107	-	0,6,6	0.00	-	0,15,15	0.00	-
86	OHX	5	4108	-	0,6,6	0.00	-	0,15,15	0.00	-
86	OHX	5	4109	-	0,6,6	0.00	-	0,15,15	0.00	-
86	OHX	5	4110	-	0,6,6	0.00	-	0,15,15	0.00	-
86	OHX	5	4111	-	0,6,6	0.00	-	0,15,15	0.00	-
86	OHX	5	4112	-	0,6,6	0.00	-	0,15,15	0.00	-
86	OHX	5	4113	-	0,6,6	0.00	-	0,15,15	0.00	-
86	OHX	5	4114	-	0,6,6	0.00	-	0,15,15	0.00	-
86	OHX	5	4115	-	0,6,6	0.00	-	0,15,15	0.00	-
86	OHX	5	4116	-	0,6,6	0.00	-	0,15,15	0.00	-
86	OHX	5	4117	-	0,6,6	0.00	-	0,15,15	0.00	-
86	OHX	5	4118	-	0,6,6	0.00	-	0,15,15	0.00	-
86	OHX	5	4119	-	0,6,6	0.00	-	0,15,15	0.00	-
86	OHX	5	4120	-	0,6,6	0.00	-	0,15,15	0.00	-
86	OHX	5	4121	-	0,6,6	0.00	-	0,15,15	0.00	-
86	OHX	5	4122	-	0,6,6	0.00	-	0,15,15	0.00	-
86	OHX	5	4123	-	0,6,6	0.00	-	0,15,15	0.00	-

Mol	Type	Chain	Res	Link	Bond lengths			Bond angles		
					Counts	RMSZ	# Z > 2	Counts	RMSZ	# Z > 2
86	OHX	5	4124	-	0,6,6	0.00	-	0,15,15	0.00	-
86	OHX	5	4125	-	0,6,6	0.00	-	0,15,15	0.00	-
86	OHX	5	4126	-	0,6,6	0.00	-	0,15,15	0.00	-
86	OHX	5	4127	-	0,6,6	0.00	-	0,15,15	0.00	-
86	OHX	5	4128	-	0,6,6	0.00	-	0,15,15	0.00	-
86	OHX	5	4129	-	0,6,6	0.00	-	0,15,15	0.00	-
86	OHX	5	4130	-	0,6,6	0.00	-	0,15,15	0.00	-
86	OHX	5	4131	-	0,6,6	0.00	-	0,15,15	0.00	-
86	OHX	5	4132	-	0,6,6	0.00	-	0,15,15	0.00	-
86	OHX	5	4133	-	0,6,6	0.00	-	0,15,15	0.00	-
86	OHX	5	4134	-	0,6,6	0.00	-	0,15,15	0.00	-
86	OHX	5	4135	-	0,6,6	0.00	-	0,15,15	0.00	-
86	OHX	5	4136	-	0,6,6	0.00	-	0,15,15	0.00	-
86	OHX	5	4137	-	0,6,6	0.00	-	0,15,15	0.00	-
86	OHX	5	4138	-	0,6,6	0.00	-	0,15,15	0.00	-
86	OHX	5	4139	-	0,6,6	0.00	-	0,15,15	0.00	-
86	OHX	5	4140	-	0,6,6	0.00	-	0,15,15	0.00	-
86	OHX	5	4141	-	0,6,6	0.00	-	0,15,15	0.00	-
86	OHX	5	4142	-	0,6,6	0.00	-	0,15,15	0.00	-
86	OHX	5	4143	-	0,6,6	0.00	-	0,15,15	0.00	-
86	OHX	5	4144	-	0,6,6	0.00	-	0,15,15	0.00	-
86	OHX	5	4145	-	0,6,6	0.00	-	0,15,15	0.00	-
86	OHX	5	4146	-	0,6,6	0.00	-	0,15,15	0.00	-
86	OHX	5	4147	-	0,6,6	0.00	-	0,15,15	0.00	-
86	OHX	5	4148	-	0,6,6	0.00	-	0,15,15	0.00	-
86	OHX	5	4149	-	0,6,6	0.00	-	0,15,15	0.00	-
86	OHX	5	4150	-	0,6,6	0.00	-	0,15,15	0.00	-
86	OHX	5	4151	-	0,6,6	0.00	-	0,15,15	0.00	-
86	OHX	5	4152	-	0,6,6	0.00	-	0,15,15	0.00	-
86	OHX	5	4153	-	0,6,6	0.00	-	0,15,15	0.00	-
86	OHX	5	4154	-	0,6,6	0.00	-	0,15,15	0.00	-
86	OHX	5	4155	-	0,6,6	0.00	-	0,15,15	0.00	-
86	OHX	5	4156	-	0,6,6	0.00	-	0,15,15	0.00	-
86	OHX	5	4157	-	0,6,6	0.00	-	0,15,15	0.00	-
86	OHX	5	4158	-	0,6,6	0.00	-	0,15,15	0.00	-
86	OHX	5	4159	-	0,6,6	0.00	-	0,15,15	0.00	-
86	OHX	5	4160	-	0,6,6	0.00	-	0,15,15	0.00	-
86	OHX	5	4161	-	0,6,6	0.00	-	0,15,15	0.00	-
86	OHX	5	4162	-	0,6,6	0.00	-	0,15,15	0.00	-
86	OHX	5	4163	-	0,6,6	0.00	-	0,15,15	0.00	-
86	OHX	5	4164	-	0,6,6	0.00	-	0,15,15	0.00	-
86	OHX	5	4165	-	0,6,6	0.00	-	0,15,15	0.00	-
86	OHX	5	4166	-	0,6,6	0.00	-	0,15,15	0.00	-

Mol	Type	Chain	Res	Link	Bond lengths			Bond angles		
					Counts	RMSZ	# Z > 2	Counts	RMSZ	# Z > 2
86	OHX	5	4167	-	0,6,6	0.00	-	0,15,15	0.00	-
86	OHX	5	4168	-	0,6,6	0.00	-	0,15,15	0.00	-
86	OHX	5	4169	-	0,6,6	0.00	-	0,15,15	0.00	-
86	OHX	5	4170	-	0,6,6	0.00	-	0,15,15	0.00	-
86	OHX	5	4171	-	0,6,6	0.00	-	0,15,15	0.00	-
86	OHX	5	4172	-	0,6,6	0.00	-	0,15,15	0.00	-
86	OHX	5	4173	-	0,6,6	0.00	-	0,15,15	0.00	-
86	OHX	5	4174	-	0,6,6	0.00	-	0,15,15	0.00	-
86	OHX	5	4175	-	0,6,6	0.00	-	0,15,15	0.00	-
86	OHX	5	4176	-	0,6,6	0.00	-	0,15,15	0.00	-
86	OHX	5	4177	-	0,6,6	0.00	-	0,15,15	0.00	-
86	OHX	5	4178	-	0,6,6	0.00	-	0,15,15	0.00	-
86	OHX	5	4179	-	0,6,6	0.00	-	0,15,15	0.00	-
86	OHX	5	4180	-	0,6,6	0.00	-	0,15,15	0.00	-
86	OHX	5	4181	-	0,6,6	0.00	-	0,15,15	0.00	-
86	OHX	5	4182	-	0,6,6	0.00	-	0,15,15	0.00	-
86	OHX	5	4183	-	0,6,6	0.00	-	0,15,15	0.00	-
86	OHX	5	4184	-	0,6,6	0.00	-	0,15,15	0.00	-
86	OHX	5	4185	-	0,6,6	0.00	-	0,15,15	0.00	-
86	OHX	5	4186	-	0,6,6	0.00	-	0,15,15	0.00	-
86	OHX	5	4187	-	0,6,6	0.00	-	0,15,15	0.00	-
86	OHX	5	4188	-	0,6,6	0.00	-	0,15,15	0.00	-
86	OHX	5	4189	-	0,6,6	0.00	-	0,15,15	0.00	-
86	OHX	5	4190	-	0,6,6	0.00	-	0,15,15	0.00	-
86	OHX	5	4191	-	0,6,6	0.00	-	0,15,15	0.00	-
86	OHX	5	4192	-	0,6,6	0.00	-	0,15,15	0.00	-
86	OHX	5	4193	-	0,6,6	0.00	-	0,15,15	0.00	-
86	OHX	5	4194	-	0,6,6	0.00	-	0,15,15	0.00	-
86	OHX	5	4195	-	0,6,6	0.00	-	0,15,15	0.00	-
86	OHX	5	4196	-	0,6,6	0.00	-	0,15,15	0.00	-
86	OHX	5	4197	-	0,6,6	0.00	-	0,15,15	0.00	-
86	OHX	5	4198	-	0,6,6	0.00	-	0,15,15	0.00	-
86	OHX	5	4199	-	0,6,6	0.00	-	0,15,15	0.00	-
86	OHX	5	4200	-	0,6,6	0.00	-	0,15,15	0.00	-
86	OHX	5	4201	-	0,6,6	0.00	-	0,15,15	0.00	-
86	OHX	5	4202	-	0,6,6	0.00	-	0,15,15	0.00	-
86	OHX	5	4203	-	0,6,6	0.00	-	0,15,15	0.00	-
86	OHX	5	4204	-	0,6,6	0.00	-	0,15,15	0.00	-
86	OHX	5	4205	-	0,6,6	0.00	-	0,15,15	0.00	-
86	OHX	5	4206	-	0,6,6	0.00	-	0,15,15	0.00	-
86	OHX	5	4207	-	0,6,6	0.00	-	0,15,15	0.00	-
86	OHX	5	4208	-	0,6,6	0.00	-	0,15,15	0.00	-
86	OHX	5	4209	-	0,6,6	0.00	-	0,15,15	0.00	-

Mol	Type	Chain	Res	Link	Bond lengths			Bond angles		
					Counts	RMSZ	# Z > 2	Counts	RMSZ	# Z > 2
86	OHX	5	4210	-	0,6,6	0.00	-	0,15,15	0.00	-
86	OHX	5	4211	-	0,6,6	0.00	-	0,15,15	0.00	-
86	OHX	5	4212	-	0,6,6	0.00	-	0,15,15	0.00	-
86	OHX	5	4213	-	0,6,6	0.00	-	0,15,15	0.00	-
86	OHX	5	4214	-	0,6,6	0.00	-	0,15,15	0.00	-
86	OHX	5	4215	-	0,6,6	0.00	-	0,15,15	0.00	-
86	OHX	5	4216	-	0,6,6	0.00	-	0,15,15	0.00	-
86	OHX	5	4217	-	0,6,6	0.00	-	0,15,15	0.00	-
86	OHX	5	4218	-	0,6,6	0.00	-	0,15,15	0.00	-
86	OHX	5	4219	-	0,6,6	0.00	-	0,15,15	0.00	-
86	OHX	5	4220	-	0,6,6	0.00	-	0,15,15	0.00	-
86	OHX	5	4221	-	0,6,6	0.00	-	0,15,15	0.00	-
86	OHX	5	4222	-	0,6,6	0.00	-	0,15,15	0.00	-
86	OHX	5	4223	-	0,6,6	0.00	-	0,15,15	0.00	-
86	OHX	5	4224	-	0,6,6	0.00	-	0,15,15	0.00	-
86	OHX	5	4225	-	0,6,6	0.00	-	0,15,15	0.00	-
86	OHX	5	4226	-	0,6,6	0.00	-	0,15,15	0.00	-
86	OHX	5	4227	-	0,6,6	0.00	-	0,15,15	0.00	-
86	OHX	5	4228	-	0,6,6	0.00	-	0,15,15	0.00	-
86	OHX	5	4229	-	0,6,6	0.00	-	0,15,15	0.00	-
86	OHX	5	4230	-	0,6,6	0.00	-	0,15,15	0.00	-
86	OHX	5	4231	-	0,6,6	0.00	-	0,15,15	0.00	-
86	OHX	5	4232	-	0,6,6	0.00	-	0,15,15	0.00	-
86	OHX	5	4233	-	0,6,6	0.00	-	0,15,15	0.00	-
86	OHX	5	4234	-	0,6,6	0.00	-	0,15,15	0.00	-
86	OHX	5	4235	-	0,6,6	0.00	-	0,15,15	0.00	-
86	OHX	5	4236	-	0,6,6	0.00	-	0,15,15	0.00	-
86	OHX	5	4237	-	0,6,6	0.00	-	0,15,15	0.00	-
86	OHX	5	4238	-	0,6,6	0.00	-	0,15,15	0.00	-
86	OHX	5	4239	-	0,6,6	0.00	-	0,15,15	0.00	-
86	OHX	5	4240	-	0,6,6	0.00	-	0,15,15	0.00	-
86	OHX	5	4241	-	0,6,6	0.00	-	0,15,15	0.00	-
86	OHX	5	4242	-	0,6,6	0.00	-	0,15,15	0.00	-
86	OHX	5	4243	-	0,6,6	0.00	-	0,15,15	0.00	-
86	OHX	5	4244	-	0,6,6	0.00	-	0,15,15	0.00	-
86	OHX	5	4245	-	0,6,6	0.00	-	0,15,15	0.00	-
86	OHX	5	4246	-	0,6,6	0.00	-	0,15,15	0.00	-
86	OHX	5	4247	-	0,6,6	0.00	-	0,15,15	0.00	-
86	OHX	5	4248	-	0,6,6	0.00	-	0,15,15	0.00	-
86	OHX	5	4249	-	0,6,6	0.00	-	0,15,15	0.00	-
86	OHX	5	4250	-	0,6,6	0.00	-	0,15,15	0.00	-
86	OHX	5	4251	-	0,6,6	0.00	-	0,15,15	0.00	-
86	OHX	5	4252	-	0,6,6	0.00	-	0,15,15	0.00	-

Mol	Type	Chain	Res	Link	Bond lengths			Bond angles		
					Counts	RMSZ	# Z > 2	Counts	RMSZ	# Z > 2
86	OHX	5	4253	-	0,6,6	0.00	-	0,15,15	0.00	-
86	OHX	5	4254	-	0,6,6	0.00	-	0,15,15	0.00	-
86	OHX	5	4255	-	0,6,6	0.00	-	0,15,15	0.00	-
88	ZBA	5	4256	85	35,36,36	1.22	2 (5%)	44,58,58	1.10	3 (6%)
86	OHX	6	2046	-	0,6,6	0.00	-	0,15,15	0.00	-
86	OHX	6	2047	-	0,6,6	0.00	-	0,15,15	0.00	-
86	OHX	6	2048	-	0,6,6	0.00	-	0,15,15	0.00	-
86	OHX	6	2049	-	0,6,6	0.00	-	0,15,15	0.00	-
86	OHX	6	2050	-	0,6,6	0.00	-	0,15,15	0.00	-
86	OHX	6	2051	-	0,6,6	0.00	-	0,15,15	0.00	-
86	OHX	6	2052	-	0,6,6	0.00	-	0,15,15	0.00	-
86	OHX	6	2053	-	0,6,6	0.00	-	0,15,15	0.00	-
86	OHX	6	2054	-	0,6,6	0.00	-	0,15,15	0.00	-
86	OHX	6	2055	-	0,6,6	0.00	-	0,15,15	0.00	-
86	OHX	6	2056	-	0,6,6	0.00	-	0,15,15	0.00	-
86	OHX	6	2057	-	0,6,6	0.00	-	0,15,15	0.00	-
86	OHX	6	2058	-	0,6,6	0.00	-	0,15,15	0.00	-
86	OHX	6	2059	-	0,6,6	0.00	-	0,15,15	0.00	-
86	OHX	6	2060	-	0,6,6	0.00	-	0,15,15	0.00	-
86	OHX	6	2061	-	0,6,6	0.00	-	0,15,15	0.00	-
86	OHX	6	2062	-	0,6,6	0.00	-	0,15,15	0.00	-
86	OHX	6	2063	-	0,6,6	0.00	-	0,15,15	0.00	-
86	OHX	6	2064	-	0,6,6	0.00	-	0,15,15	0.00	-
86	OHX	6	2065	-	0,6,6	0.00	-	0,15,15	0.00	-
86	OHX	6	2066	-	0,6,6	0.00	-	0,15,15	0.00	-
86	OHX	6	2067	-	0,6,6	0.00	-	0,15,15	0.00	-
86	OHX	6	2068	-	0,6,6	0.00	-	0,15,15	0.00	-
86	OHX	6	2069	-	0,6,6	0.00	-	0,15,15	0.00	-
86	OHX	6	2070	-	0,6,6	0.00	-	0,15,15	0.00	-
86	OHX	6	2071	-	0,6,6	0.00	-	0,15,15	0.00	-
86	OHX	6	2072	-	0,6,6	0.00	-	0,15,15	0.00	-
86	OHX	6	2073	-	0,6,6	0.00	-	0,15,15	0.00	-
86	OHX	6	2074	-	0,6,6	0.00	-	0,15,15	0.00	-
86	OHX	6	2075	-	0,6,6	0.00	-	0,15,15	0.00	-
86	OHX	6	2076	-	0,6,6	0.00	-	0,15,15	0.00	-
86	OHX	6	2077	-	0,6,6	0.00	-	0,15,15	0.00	-
86	OHX	6	2078	-	0,6,6	0.00	-	0,15,15	0.00	-
86	OHX	6	2079	-	0,6,6	0.00	-	0,15,15	0.00	-
86	OHX	6	2080	-	0,6,6	0.00	-	0,15,15	0.00	-
86	OHX	6	2081	-	0,6,6	0.00	-	0,15,15	0.00	-
86	OHX	6	2082	-	0,6,6	0.00	-	0,15,15	0.00	-
86	OHX	6	2083	-	0,6,6	0.00	-	0,15,15	0.00	-
86	OHX	6	2084	-	0,6,6	0.00	-	0,15,15	0.00	-

Mol	Type	Chain	Res	Link	Bond lengths			Bond angles		
					Counts	RMSZ	# Z > 2	Counts	RMSZ	# Z > 2
86	OHX	6	2085	-	0,6,6	0.00	-	0,15,15	0.00	-
86	OHX	6	2086	-	0,6,6	0.00	-	0,15,15	0.00	-
86	OHX	6	2087	-	0,6,6	0.00	-	0,15,15	0.00	-
86	OHX	6	2088	-	0,6,6	0.00	-	0,15,15	0.00	-
86	OHX	6	2089	-	0,6,6	0.00	-	0,15,15	0.00	-
86	OHX	6	2090	-	0,6,6	0.00	-	0,15,15	0.00	-
86	OHX	6	2091	-	0,6,6	0.00	-	0,15,15	0.00	-
86	OHX	6	2092	-	0,6,6	0.00	-	0,15,15	0.00	-
86	OHX	6	2093	-	0,6,6	0.00	-	0,15,15	0.00	-
86	OHX	6	2094	-	0,6,6	0.00	-	0,15,15	0.00	-
86	OHX	6	2095	-	0,6,6	0.00	-	0,15,15	0.00	-
86	OHX	6	2096	-	0,6,6	0.00	-	0,15,15	0.00	-
86	OHX	6	2097	-	0,6,6	0.00	-	0,15,15	0.00	-
86	OHX	6	2098	-	0,6,6	0.00	-	0,15,15	0.00	-
86	OHX	6	2099	-	0,6,6	0.00	-	0,15,15	0.00	-
86	OHX	6	2100	-	0,6,6	0.00	-	0,15,15	0.00	-
86	OHX	6	2101	-	0,6,6	0.00	-	0,15,15	0.00	-
86	OHX	6	2102	-	0,6,6	0.00	-	0,15,15	0.00	-
86	OHX	6	2103	-	0,6,6	0.00	-	0,15,15	0.00	-
86	OHX	6	2104	-	0,6,6	0.00	-	0,15,15	0.00	-
86	OHX	6	2105	-	0,6,6	0.00	-	0,15,15	0.00	-
86	OHX	6	2106	-	0,6,6	0.00	-	0,15,15	0.00	-
86	OHX	6	2107	-	0,6,6	0.00	-	0,15,15	0.00	-
86	OHX	6	2108	-	0,6,6	0.00	-	0,15,15	0.00	-
86	OHX	6	2109	-	0,6,6	0.00	-	0,15,15	0.00	-
86	OHX	6	2110	-	0,6,6	0.00	-	0,15,15	0.00	-
86	OHX	6	2111	-	0,6,6	0.00	-	0,15,15	0.00	-
86	OHX	6	2112	-	0,6,6	0.00	-	0,15,15	0.00	-
86	OHX	6	2113	-	0,6,6	0.00	-	0,15,15	0.00	-
86	OHX	6	2114	-	0,6,6	0.00	-	0,15,15	0.00	-
86	OHX	6	2115	-	0,6,6	0.00	-	0,15,15	0.00	-
86	OHX	6	2116	-	0,6,6	0.00	-	0,15,15	0.00	-
86	OHX	6	2117	-	0,6,6	0.00	-	0,15,15	0.00	-
86	OHX	6	2118	-	0,6,6	0.00	-	0,15,15	0.00	-
86	OHX	6	2119	-	0,6,6	0.00	-	0,15,15	0.00	-
86	OHX	6	2120	-	0,6,6	0.00	-	0,15,15	0.00	-
86	OHX	6	2121	-	0,6,6	0.00	-	0,15,15	0.00	-
86	OHX	6	2122	-	0,6,6	0.00	-	0,15,15	0.00	-
86	OHX	6	2123	-	0,6,6	0.00	-	0,15,15	0.00	-
86	OHX	6	2124	-	0,6,6	0.00	-	0,15,15	0.00	-
86	OHX	6	2125	-	0,6,6	0.00	-	0,15,15	0.00	-
86	OHX	6	2126	-	0,6,6	0.00	-	0,15,15	0.00	-
86	OHX	6	2127	-	0,6,6	0.00	-	0,15,15	0.00	-

Mol	Type	Chain	Res	Link	Bond lengths			Bond angles		
					Counts	RMSZ	# Z > 2	Counts	RMSZ	# Z > 2
86	OHX	6	2128	-	0,6,6	0.00	-	0,15,15	0.00	-
86	OHX	6	2129	-	0,6,6	0.00	-	0,15,15	0.00	-
86	OHX	6	2130	-	0,6,6	0.00	-	0,15,15	0.00	-
86	OHX	6	2131	-	0,6,6	0.00	-	0,15,15	0.00	-
86	OHX	6	2132	-	0,6,6	0.00	-	0,15,15	0.00	-
86	OHX	6	2133	-	0,6,6	0.00	-	0,15,15	0.00	-
86	OHX	6	2134	-	0,6,6	0.00	-	0,15,15	0.00	-
86	OHX	6	2135	-	0,6,6	0.00	-	0,15,15	0.00	-
86	OHX	6	2136	-	0,6,6	0.00	-	0,15,15	0.00	-
86	OHX	6	2137	-	0,6,6	0.00	-	0,15,15	0.00	-
86	OHX	6	2138	-	0,6,6	0.00	-	0,15,15	0.00	-
86	OHX	6	2139	-	0,6,6	0.00	-	0,15,15	0.00	-
86	OHX	6	2140	-	0,6,6	0.00	-	0,15,15	0.00	-
86	OHX	6	2141	-	0,6,6	0.00	-	0,15,15	0.00	-
86	OHX	6	2142	-	0,6,6	0.00	-	0,15,15	0.00	-
86	OHX	6	2143	-	0,6,6	0.00	-	0,15,15	0.00	-
86	OHX	6	2144	-	0,6,6	0.00	-	0,15,15	0.00	-
86	OHX	6	2145	-	0,6,6	0.00	-	0,15,15	0.00	-
86	OHX	6	2146	-	0,6,6	0.00	-	0,15,15	0.00	-
86	OHX	6	2147	-	0,6,6	0.00	-	0,15,15	0.00	-
86	OHX	6	2148	-	0,6,6	0.00	-	0,15,15	0.00	-
86	OHX	6	2149	-	0,6,6	0.00	-	0,15,15	0.00	-
86	OHX	6	2150	-	0,6,6	0.00	-	0,15,15	0.00	-
86	OHX	6	2151	-	0,6,6	0.00	-	0,15,15	0.00	-
86	OHX	6	2152	-	0,6,6	0.00	-	0,15,15	0.00	-
86	OHX	6	2153	-	0,6,6	0.00	-	0,15,15	0.00	-
86	OHX	6	2154	-	0,6,6	0.00	-	0,15,15	0.00	-
86	OHX	6	2155	-	0,6,6	0.00	-	0,15,15	0.00	-
86	OHX	6	2156	-	0,6,6	0.00	-	0,15,15	0.00	-
86	OHX	6	2157	-	0,6,6	0.00	-	0,15,15	0.00	-
86	OHX	6	2158	-	0,6,6	0.00	-	0,15,15	0.00	-
86	OHX	6	2159	-	0,6,6	0.00	-	0,15,15	0.00	-
86	OHX	6	2160	-	0,6,6	0.00	-	0,15,15	0.00	-
86	OHX	6	2161	-	0,6,6	0.00	-	0,15,15	0.00	-
86	OHX	6	2162	-	0,6,6	0.00	-	0,15,15	0.00	-
86	OHX	6	2163	-	0,6,6	0.00	-	0,15,15	0.00	-
86	OHX	6	2164	-	0,6,6	0.00	-	0,15,15	0.00	-
86	OHX	6	2165	-	0,6,6	0.00	-	0,15,15	0.00	-
86	OHX	6	2166	-	0,6,6	0.00	-	0,15,15	0.00	-
86	OHX	6	2167	-	0,6,6	0.00	-	0,15,15	0.00	-
86	OHX	6	2168	-	0,6,6	0.00	-	0,15,15	0.00	-
86	OHX	6	2169	-	0,6,6	0.00	-	0,15,15	0.00	-
86	OHX	6	2170	-	0,6,6	0.00	-	0,15,15	0.00	-

Mol	Type	Chain	Res	Link	Bond lengths			Bond angles		
					Counts	RMSZ	# Z > 2	Counts	RMSZ	# Z > 2
86	OHX	6	2171	-	0,6,6	0.00	-	0,15,15	0.00	-
86	OHX	6	2172	-	0,6,6	0.00	-	0,15,15	0.00	-
86	OHX	6	2173	-	0,6,6	0.00	-	0,15,15	0.00	-
86	OHX	6	2174	-	0,6,6	0.00	-	0,15,15	0.00	-
86	OHX	6	2175	-	0,6,6	0.00	-	0,15,15	0.00	-
86	OHX	6	2176	-	0,6,6	0.00	-	0,15,15	0.00	-
86	OHX	6	2177	-	0,6,6	0.00	-	0,15,15	0.00	-
86	OHX	6	2178	-	0,6,6	0.00	-	0,15,15	0.00	-
86	OHX	6	2179	-	0,6,6	0.00	-	0,15,15	0.00	-
86	OHX	6	2180	-	0,6,6	0.00	-	0,15,15	0.00	-
86	OHX	6	2181	-	0,6,6	0.00	-	0,15,15	0.00	-
86	OHX	6	2182	-	0,6,6	0.00	-	0,15,15	0.00	-
86	OHX	6	2183	-	0,6,6	0.00	-	0,15,15	0.00	-
86	OHX	6	2184	-	0,6,6	0.00	-	0,15,15	0.00	-
86	OHX	6	2185	-	0,6,6	0.00	-	0,15,15	0.00	-
86	OHX	6	2186	-	0,6,6	0.00	-	0,15,15	0.00	-
86	OHX	6	2187	-	0,6,6	0.00	-	0,15,15	0.00	-
86	OHX	6	2188	-	0,6,6	0.00	-	0,15,15	0.00	-
86	OHX	6	2189	-	0,6,6	0.00	-	0,15,15	0.00	-
86	OHX	6	2190	-	0,6,6	0.00	-	0,15,15	0.00	-
86	OHX	6	2191	-	0,6,6	0.00	-	0,15,15	0.00	-
86	OHX	6	2192	-	0,6,6	0.00	-	0,15,15	0.00	-
86	OHX	6	2193	-	0,6,6	0.00	-	0,15,15	0.00	-
86	OHX	6	2194	-	0,6,6	0.00	-	0,15,15	0.00	-
86	OHX	6	2195	-	0,6,6	0.00	-	0,15,15	0.00	-
86	OHX	6	2196	-	0,6,6	0.00	-	0,15,15	0.00	-
86	OHX	6	2197	-	0,6,6	0.00	-	0,15,15	0.00	-
86	OHX	6	2198	-	0,6,6	0.00	-	0,15,15	0.00	-
86	OHX	6	2199	-	0,6,6	0.00	-	0,15,15	0.00	-
86	OHX	6	2200	-	0,6,6	0.00	-	0,15,15	0.00	-
86	OHX	6	2201	-	0,6,6	0.00	-	0,15,15	0.00	-
86	OHX	6	2202	-	0,6,6	0.00	-	0,15,15	0.00	-
86	OHX	6	2203	-	0,6,6	0.00	-	0,15,15	0.00	-
86	OHX	6	2204	-	0,6,6	0.00	-	0,15,15	0.00	-
86	OHX	6	2205	-	0,6,6	0.00	-	0,15,15	0.00	-
86	OHX	6	2206	-	0,6,6	0.00	-	0,15,15	0.00	-
86	OHX	6	2207	-	0,6,6	0.00	-	0,15,15	0.00	-
86	OHX	7	217	-	0,6,6	0.00	-	0,15,15	0.00	-
86	OHX	7	218	-	0,6,6	0.00	-	0,15,15	0.00	-
86	OHX	7	219	-	0,6,6	0.00	-	0,15,15	0.00	-
86	OHX	7	220	-	0,6,6	0.00	-	0,15,15	0.00	-
86	OHX	7	221	-	0,6,6	0.00	-	0,15,15	0.00	-
86	OHX	7	222	-	0,6,6	0.00	-	0,15,15	0.00	-

Mol	Type	Chain	Res	Link	Bond lengths			Bond angles		
					Counts	RMSZ	# Z > 2	Counts	RMSZ	# Z > 2
86	OHX	7	223	-	0,6,6	0.00	-	0,15,15	0.00	-
86	OHX	7	224	-	0,6,6	0.00	-	0,15,15	0.00	-
86	OHX	7	225	-	0,6,6	0.00	-	0,15,15	0.00	-
86	OHX	7	226	-	0,6,6	0.00	-	0,15,15	0.00	-
86	OHX	7	227	-	0,6,6	0.00	-	0,15,15	0.00	-
86	OHX	7	228	-	0,6,6	0.00	-	0,15,15	0.00	-
86	OHX	7	229	-	0,6,6	0.00	-	0,15,15	0.00	-
86	OHX	8	213	-	0,6,6	0.00	-	0,15,15	0.00	-
86	OHX	8	214	-	0,6,6	0.00	-	0,15,15	0.00	-
86	OHX	8	215	-	0,6,6	0.00	-	0,15,15	0.00	-
86	OHX	8	216	-	0,6,6	0.00	-	0,15,15	0.00	-
86	OHX	8	217	-	0,6,6	0.00	-	0,15,15	0.00	-
86	OHX	8	218	-	0,6,6	0.00	-	0,15,15	0.00	-
86	OHX	8	219	-	0,6,6	0.00	-	0,15,15	0.00	-
86	OHX	8	220	-	0,6,6	0.00	-	0,15,15	0.00	-
86	OHX	8	221	-	0,6,6	0.00	-	0,15,15	0.00	-
86	OHX	8	222	-	0,6,6	0.00	-	0,15,15	0.00	-
86	OHX	8	223	-	0,6,6	0.00	-	0,15,15	0.00	-
86	OHX	8	224	-	0,6,6	0.00	-	0,15,15	0.00	-
86	OHX	8	225	-	0,6,6	0.00	-	0,15,15	0.00	-
86	OHX	8	226	-	0,6,6	0.00	-	0,15,15	0.00	-
86	OHX	8	227	-	0,6,6	0.00	-	0,15,15	0.00	-
86	OHX	8	228	-	0,6,6	0.00	-	0,15,15	0.00	-
86	OHX	C1	201	-	0,6,6	0.00	-	0,15,15	0.00	-
86	OHX	C3	201	-	0,6,6	0.00	-	0,15,15	0.00	-
86	OHX	C5	201	-	0,6,6	0.00	-	0,15,15	0.00	-
86	OHX	C8	201	-	0,6,6	0.00	-	0,15,15	0.00	-
86	OHX	D9	102	-	0,6,6	0.00	-	0,15,15	0.00	-
86	OHX	L3	404	-	0,6,6	0.00	-	0,15,15	0.00	-
86	OHX	L3	405	-	0,6,6	0.00	-	0,15,15	0.00	-
86	OHX	L3	406	-	0,6,6	0.00	-	0,15,15	0.00	-
86	OHX	L4	403	-	0,6,6	0.00	-	0,15,15	0.00	-
86	OHX	M0	303	-	0,6,6	0.00	-	0,15,15	0.00	-
86	OHX	M5	303	-	0,6,6	0.00	-	0,15,15	0.00	-
86	OHX	M6	202	-	0,6,6	0.00	-	0,15,15	0.00	-
86	OHX	M7	206	-	0,6,6	0.00	-	0,15,15	0.00	-
86	OHX	M7	207	-	0,6,6	0.00	-	0,15,15	0.00	-
86	OHX	M8	201	-	0,6,6	0.00	-	0,15,15	0.00	-
86	OHX	M9	202	-	0,6,6	0.00	-	0,15,15	0.00	-
86	OHX	N1	201	-	0,6,6	0.00	-	0,15,15	0.00	-
86	OHX	N9	101	-	0,6,6	0.00	-	0,15,15	0.00	-
86	OHX	O1	201	-	0,6,6	0.00	-	0,15,15	0.00	-
86	OHX	O2	201	-	0,6,6	0.00	-	0,15,15	0.00	-

Mol	Type	Chain	Res	Link	Bond lengths			Bond angles		
					Counts	RMSZ	# Z > 2	Counts	RMSZ	# Z > 2
86	OHX	O3	202	-	0,6,6	0.00	-	0,15,15	0.00	-
86	OHX	O7	103	-	0,6,6	0.00	-	0,15,15	0.00	-
86	OHX	O7	104	-	0,6,6	0.00	-	0,15,15	0.00	-
86	OHX	Q2	503	-	0,6,6	0.00	-	0,15,15	0.00	-
86	OHX	S8	302	-	0,6,6	0.00	-	0,15,15	0.00	-
86	OHX	S9	201	-	0,6,6	0.00	-	0,15,15	0.00	-
86	OHX	SR	401	-	0,6,6	0.00	-	0,15,15	0.00	-
86	OHX	c3	201	-	0,6,6	0.00	-	0,15,15	0.00	-
86	OHX	c5	201	-	0,6,6	0.00	-	0,15,15	0.00	-
86	OHX	c8	203	-	0,6,6	0.00	-	0,15,15	0.00	-
86	OHX	d9	102	-	0,6,6	0.00	-	0,15,15	0.00	-
86	OHX	l3	404	-	0,6,6	0.00	-	0,15,15	0.00	-
86	OHX	l3	405	-	0,6,6	0.00	-	0,15,15	0.00	-
86	OHX	l4	402	-	0,6,6	0.00	-	0,15,15	0.00	-
86	OHX	l4	403	-	0,6,6	0.00	-	0,15,15	0.00	-
86	OHX	l5	303	-	0,6,6	0.00	-	0,15,15	0.00	-
86	OHX	l5	304	-	0,6,6	0.00	-	0,15,15	0.00	-
86	OHX	l5	305	-	0,6,6	0.00	-	0,15,15	0.00	-
86	OHX	l9	600	-	0,6,6	0.00	-	0,15,15	0.00	-
86	OHX	m0	301	-	0,6,6	0.00	-	0,15,15	0.00	-
86	OHX	m0	302	-	0,6,6	0.00	-	0,15,15	0.00	-
86	OHX	m1	203	-	0,6,6	0.00	-	0,15,15	0.00	-
86	OHX	m4	201	-	0,6,6	0.00	-	0,15,15	0.00	-
86	OHX	m5	306	-	0,6,6	0.00	-	0,15,15	0.00	-
86	OHX	m7	205	-	0,6,6	0.00	-	0,15,15	0.00	-
86	OHX	n3	203	-	0,6,6	0.00	-	0,15,15	0.00	-
86	OHX	n5	201	-	0,6,6	0.00	-	0,15,15	0.00	-
86	OHX	n9	102	-	0,6,6	0.00	-	0,15,15	0.00	-
86	OHX	o2	201	-	0,6,6	0.00	-	0,15,15	0.00	-
86	OHX	o3	202	-	0,6,6	0.00	-	0,15,15	0.00	-
86	OHX	o7	502	-	0,6,6	0.00	-	0,15,15	0.00	-
86	OHX	q2	502	-	0,6,6	0.00	-	0,15,15	0.00	-
86	OHX	s1	302	-	0,6,6	0.00	-	0,15,15	0.00	-
86	OHX	s4	301	-	0,6,6	0.00	-	0,15,15	0.00	-
86	OHX	s8	303	-	0,6,6	0.00	-	0,15,15	0.00	-
86	OHX	sR	401	-	0,6,6	0.00	-	0,15,15	0.00	-

In the following table, the Chirals column lists the number of chiral outliers, the number of chiral centers analysed, the number of these observed in the model and the number defined in the chemical component dictionary. Similar counts are reported in the Torsion and Rings columns. '-' means no outliers of that kind were identified.

Mol	Type	Chain	Res	Link	Chirals	Torsions	Rings
86	OHX	1	3860	-	-	0/0/0/0	0/0/0/0
86	OHX	1	3861	-	-	0/0/0/0	0/0/0/0
86	OHX	1	3862	-	-	0/0/0/0	0/0/0/0
86	OHX	1	3863	-	-	0/0/0/0	0/0/0/0
86	OHX	1	3864	-	-	0/0/0/0	0/0/0/0
86	OHX	1	3865	-	-	0/0/0/0	0/0/0/0
86	OHX	1	3866	-	-	0/0/0/0	0/0/0/0
86	OHX	1	3867	-	-	0/0/0/0	0/0/0/0
86	OHX	1	3868	-	-	0/0/0/0	0/0/0/0
86	OHX	1	3869	-	-	0/0/0/0	0/0/0/0
86	OHX	1	3870	-	-	0/0/0/0	0/0/0/0
86	OHX	1	3871	-	-	0/0/0/0	0/0/0/0
86	OHX	1	3872	-	-	0/0/0/0	0/0/0/0
86	OHX	1	3873	-	-	0/0/0/0	0/0/0/0
86	OHX	1	3874	-	-	0/0/0/0	0/0/0/0
86	OHX	1	3875	-	-	0/0/0/0	0/0/0/0
86	OHX	1	3876	-	-	0/0/0/0	0/0/0/0
86	OHX	1	3877	-	-	0/0/0/0	0/0/0/0
86	OHX	1	3878	-	-	0/0/0/0	0/0/0/0
86	OHX	1	3879	-	-	0/0/0/0	0/0/0/0
86	OHX	1	3880	-	-	0/0/0/0	0/0/0/0
86	OHX	1	3881	-	-	0/0/0/0	0/0/0/0
86	OHX	1	3882	-	-	0/0/0/0	0/0/0/0
86	OHX	1	3883	-	-	0/0/0/0	0/0/0/0
86	OHX	1	3884	-	-	0/0/0/0	0/0/0/0
86	OHX	1	3885	-	-	0/0/0/0	0/0/0/0
86	OHX	1	3886	-	-	0/0/0/0	0/0/0/0
86	OHX	1	3887	-	-	0/0/0/0	0/0/0/0
86	OHX	1	3888	-	-	0/0/0/0	0/0/0/0
86	OHX	1	3889	-	-	0/0/0/0	0/0/0/0
86	OHX	1	3890	-	-	0/0/0/0	0/0/0/0
86	OHX	1	3891	-	-	0/0/0/0	0/0/0/0
86	OHX	1	3892	-	-	0/0/0/0	0/0/0/0
86	OHX	1	3893	-	-	0/0/0/0	0/0/0/0
86	OHX	1	3894	-	-	0/0/0/0	0/0/0/0
86	OHX	1	3895	-	-	0/0/0/0	0/0/0/0
86	OHX	1	3896	-	-	0/0/0/0	0/0/0/0
86	OHX	1	3897	-	-	0/0/0/0	0/0/0/0
86	OHX	1	3898	-	-	0/0/0/0	0/0/0/0
86	OHX	1	3899	-	-	0/0/0/0	0/0/0/0
86	OHX	1	3900	-	-	0/0/0/0	0/0/0/0
86	OHX	1	3901	-	-	0/0/0/0	0/0/0/0
86	OHX	1	3902	-	-	0/0/0/0	0/0/0/0

Continued on next page...

Continued from previous page...

Mol	Type	Chain	Res	Link	Chirals	Torsions	Rings
86	OHX	1	3903	-	-	0/0/0/0	0/0/0/0
86	OHX	1	3904	-	-	0/0/0/0	0/0/0/0
86	OHX	1	3905	-	-	0/0/0/0	0/0/0/0
86	OHX	1	3906	-	-	0/0/0/0	0/0/0/0
86	OHX	1	3907	-	-	0/0/0/0	0/0/0/0
86	OHX	1	3908	-	-	0/0/0/0	0/0/0/0
86	OHX	1	3909	-	-	0/0/0/0	0/0/0/0
86	OHX	1	3910	-	-	0/0/0/0	0/0/0/0
86	OHX	1	3911	-	-	0/0/0/0	0/0/0/0
86	OHX	1	3912	-	-	0/0/0/0	0/0/0/0
86	OHX	1	3913	-	-	0/0/0/0	0/0/0/0
86	OHX	1	3914	-	-	0/0/0/0	0/0/0/0
86	OHX	1	3915	-	-	0/0/0/0	0/0/0/0
86	OHX	1	3916	-	-	0/0/0/0	0/0/0/0
86	OHX	1	3917	-	-	0/0/0/0	0/0/0/0
86	OHX	1	3918	-	-	0/0/0/0	0/0/0/0
86	OHX	1	3919	-	-	0/0/0/0	0/0/0/0
86	OHX	1	3920	-	-	0/0/0/0	0/0/0/0
86	OHX	1	3921	-	-	0/0/0/0	0/0/0/0
86	OHX	1	3922	-	-	0/0/0/0	0/0/0/0
86	OHX	1	3923	-	-	0/0/0/0	0/0/0/0
86	OHX	1	3924	-	-	0/0/0/0	0/0/0/0
86	OHX	1	3925	-	-	0/0/0/0	0/0/0/0
86	OHX	1	3926	-	-	0/0/0/0	0/0/0/0
86	OHX	1	3927	-	-	0/0/0/0	0/0/0/0
86	OHX	1	3928	-	-	0/0/0/0	0/0/0/0
86	OHX	1	3929	-	-	0/0/0/0	0/0/0/0
86	OHX	1	3930	-	-	0/0/0/0	0/0/0/0
86	OHX	1	3931	-	-	0/0/0/0	0/0/0/0
86	OHX	1	3932	-	-	0/0/0/0	0/0/0/0
86	OHX	1	3933	-	-	0/0/0/0	0/0/0/0
86	OHX	1	3934	-	-	0/0/0/0	0/0/0/0
86	OHX	1	3935	-	-	0/0/0/0	0/0/0/0
86	OHX	1	3936	-	-	0/0/0/0	0/0/0/0
86	OHX	1	3937	-	-	0/0/0/0	0/0/0/0
86	OHX	1	3938	-	-	0/0/0/0	0/0/0/0
86	OHX	1	3939	-	-	0/0/0/0	0/0/0/0
86	OHX	1	3940	-	-	0/0/0/0	0/0/0/0
86	OHX	1	3941	-	-	0/0/0/0	0/0/0/0
86	OHX	1	3942	-	-	0/0/0/0	0/0/0/0
86	OHX	1	3943	-	-	0/0/0/0	0/0/0/0
86	OHX	1	3944	-	-	0/0/0/0	0/0/0/0

Continued on next page...

Continued from previous page...

Mol	Type	Chain	Res	Link	Chirals	Torsions	Rings
86	OHX	1	3945	-	-	0/0/0/0	0/0/0/0
86	OHX	1	3946	-	-	0/0/0/0	0/0/0/0
86	OHX	1	3947	-	-	0/0/0/0	0/0/0/0
86	OHX	1	3948	-	-	0/0/0/0	0/0/0/0
86	OHX	1	3949	-	-	0/0/0/0	0/0/0/0
86	OHX	1	3950	-	-	0/0/0/0	0/0/0/0
86	OHX	1	3951	-	-	0/0/0/0	0/0/0/0
86	OHX	1	3952	-	-	0/0/0/0	0/0/0/0
86	OHX	1	3953	-	-	0/0/0/0	0/0/0/0
86	OHX	1	3954	-	-	0/0/0/0	0/0/0/0
86	OHX	1	3955	-	-	0/0/0/0	0/0/0/0
86	OHX	1	3956	-	-	0/0/0/0	0/0/0/0
86	OHX	1	3957	-	-	0/0/0/0	0/0/0/0
86	OHX	1	3958	-	-	0/0/0/0	0/0/0/0
86	OHX	1	3959	-	-	0/0/0/0	0/0/0/0
86	OHX	1	3960	-	-	0/0/0/0	0/0/0/0
86	OHX	1	3961	-	-	0/0/0/0	0/0/0/0
86	OHX	1	3962	-	-	0/0/0/0	0/0/0/0
86	OHX	1	3963	-	-	0/0/0/0	0/0/0/0
86	OHX	1	3964	-	-	0/0/0/0	0/0/0/0
86	OHX	1	3965	-	-	0/0/0/0	0/0/0/0
86	OHX	1	3966	-	-	0/0/0/0	0/0/0/0
86	OHX	1	3967	-	-	0/0/0/0	0/0/0/0
86	OHX	1	3968	-	-	0/0/0/0	0/0/0/0
86	OHX	1	3969	-	-	0/0/0/0	0/0/0/0
86	OHX	1	3970	-	-	0/0/0/0	0/0/0/0
86	OHX	1	3971	-	-	0/0/0/0	0/0/0/0
86	OHX	1	3972	-	-	0/0/0/0	0/0/0/0
86	OHX	1	3973	-	-	0/0/0/0	0/0/0/0
86	OHX	1	3974	-	-	0/0/0/0	0/0/0/0
86	OHX	1	3975	-	-	0/0/0/0	0/0/0/0
86	OHX	1	3976	-	-	0/0/0/0	0/0/0/0
86	OHX	1	3977	-	-	0/0/0/0	0/0/0/0
86	OHX	1	3978	-	-	0/0/0/0	0/0/0/0
86	OHX	1	3979	-	-	0/0/0/0	0/0/0/0
86	OHX	1	3980	-	-	0/0/0/0	0/0/0/0
86	OHX	1	3981	-	-	0/0/0/0	0/0/0/0
86	OHX	1	3982	-	-	0/0/0/0	0/0/0/0
86	OHX	1	3983	-	-	0/0/0/0	0/0/0/0
86	OHX	1	3984	-	-	0/0/0/0	0/0/0/0
86	OHX	1	3985	-	-	0/0/0/0	0/0/0/0
86	OHX	1	3986	-	-	0/0/0/0	0/0/0/0

Continued on next page...

Continued from previous page...

Mol	Type	Chain	Res	Link	Chirals	Torsions	Rings
86	OHX	1	3987	-	-	0/0/0/0	0/0/0/0
86	OHX	1	3988	-	-	0/0/0/0	0/0/0/0
86	OHX	1	3989	-	-	0/0/0/0	0/0/0/0
86	OHX	1	3990	-	-	0/0/0/0	0/0/0/0
86	OHX	1	3991	-	-	0/0/0/0	0/0/0/0
86	OHX	1	3992	-	-	0/0/0/0	0/0/0/0
86	OHX	1	3993	-	-	0/0/0/0	0/0/0/0
86	OHX	1	3994	-	-	0/0/0/0	0/0/0/0
86	OHX	1	3995	-	-	0/0/0/0	0/0/0/0
86	OHX	1	3996	-	-	0/0/0/0	0/0/0/0
86	OHX	1	3997	-	-	0/0/0/0	0/0/0/0
86	OHX	1	3998	-	-	0/0/0/0	0/0/0/0
86	OHX	1	3999	-	-	0/0/0/0	0/0/0/0
86	OHX	1	4000	-	-	0/0/0/0	0/0/0/0
86	OHX	1	4001	-	-	0/0/0/0	0/0/0/0
86	OHX	1	4002	-	-	0/0/0/0	0/0/0/0
86	OHX	1	4003	-	-	0/0/0/0	0/0/0/0
86	OHX	1	4004	-	-	0/0/0/0	0/0/0/0
86	OHX	1	4005	-	-	0/0/0/0	0/0/0/0
86	OHX	1	4006	-	-	0/0/0/0	0/0/0/0
86	OHX	1	4007	-	-	0/0/0/0	0/0/0/0
86	OHX	1	4008	-	-	0/0/0/0	0/0/0/0
86	OHX	1	4009	-	-	0/0/0/0	0/0/0/0
86	OHX	1	4010	-	-	0/0/0/0	0/0/0/0
86	OHX	1	4011	-	-	0/0/0/0	0/0/0/0
86	OHX	1	4012	-	-	0/0/0/0	0/0/0/0
86	OHX	1	4013	-	-	0/0/0/0	0/0/0/0
86	OHX	1	4014	-	-	0/0/0/0	0/0/0/0
86	OHX	1	4015	-	-	0/0/0/0	0/0/0/0
86	OHX	1	4016	-	-	0/0/0/0	0/0/0/0
86	OHX	1	4017	-	-	0/0/0/0	0/0/0/0
86	OHX	1	4018	-	-	0/0/0/0	0/0/0/0
86	OHX	1	4019	-	-	0/0/0/0	0/0/0/0
86	OHX	1	4020	-	-	0/0/0/0	0/0/0/0
86	OHX	1	4021	-	-	0/0/0/0	0/0/0/0
86	OHX	1	4022	-	-	0/0/0/0	0/0/0/0
86	OHX	1	4023	-	-	0/0/0/0	0/0/0/0
86	OHX	1	4024	-	-	0/0/0/0	0/0/0/0
86	OHX	1	4025	-	-	0/0/0/0	0/0/0/0
86	OHX	1	4026	-	-	0/0/0/0	0/0/0/0
86	OHX	1	4027	-	-	0/0/0/0	0/0/0/0
86	OHX	1	4028	-	-	0/0/0/0	0/0/0/0

Continued on next page...

Continued from previous page...

Mol	Type	Chain	Res	Link	Chirals	Torsions	Rings
86	OHX	1	4029	-	-	0/0/0/0	0/0/0/0
86	OHX	1	4030	-	-	0/0/0/0	0/0/0/0
86	OHX	1	4031	-	-	0/0/0/0	0/0/0/0
86	OHX	1	4032	-	-	0/0/0/0	0/0/0/0
86	OHX	1	4033	-	-	0/0/0/0	0/0/0/0
86	OHX	1	4034	-	-	0/0/0/0	0/0/0/0
86	OHX	1	4035	-	-	0/0/0/0	0/0/0/0
86	OHX	1	4036	-	-	0/0/0/0	0/0/0/0
86	OHX	1	4037	-	-	0/0/0/0	0/0/0/0
86	OHX	1	4038	-	-	0/0/0/0	0/0/0/0
86	OHX	1	4039	-	-	0/0/0/0	0/0/0/0
86	OHX	1	4040	-	-	0/0/0/0	0/0/0/0
86	OHX	1	4041	-	-	0/0/0/0	0/0/0/0
86	OHX	1	4042	-	-	0/0/0/0	0/0/0/0
86	OHX	1	4043	-	-	0/0/0/0	0/0/0/0
86	OHX	1	4044	-	-	0/0/0/0	0/0/0/0
86	OHX	1	4045	-	-	0/0/0/0	0/0/0/0
86	OHX	1	4046	-	-	0/0/0/0	0/0/0/0
86	OHX	1	4047	-	-	0/0/0/0	0/0/0/0
86	OHX	1	4048	-	-	0/0/0/0	0/0/0/0
86	OHX	1	4049	-	-	0/0/0/0	0/0/0/0
86	OHX	1	4050	-	-	0/0/0/0	0/0/0/0
86	OHX	1	4051	-	-	0/0/0/0	0/0/0/0
86	OHX	1	4052	-	-	0/0/0/0	0/0/0/0
86	OHX	1	4053	-	-	0/0/0/0	0/0/0/0
86	OHX	1	4054	-	-	0/0/0/0	0/0/0/0
86	OHX	1	4055	-	-	0/0/0/0	0/0/0/0
86	OHX	1	4056	-	-	0/0/0/0	0/0/0/0
86	OHX	1	4057	-	-	0/0/0/0	0/0/0/0
86	OHX	1	4058	-	-	0/0/0/0	0/0/0/0
86	OHX	1	4059	-	-	0/0/0/0	0/0/0/0
86	OHX	1	4060	-	-	0/0/0/0	0/0/0/0
86	OHX	1	4061	-	-	0/0/0/0	0/0/0/0
86	OHX	1	4062	-	-	0/0/0/0	0/0/0/0
86	OHX	1	4063	-	-	0/0/0/0	0/0/0/0
86	OHX	1	4064	-	-	0/0/0/0	0/0/0/0
86	OHX	1	4065	-	-	0/0/0/0	0/0/0/0
86	OHX	1	4066	-	-	0/0/0/0	0/0/0/0
86	OHX	1	4067	-	-	0/0/0/0	0/0/0/0
86	OHX	1	4068	-	-	0/0/0/0	0/0/0/0
86	OHX	1	4069	-	-	0/0/0/0	0/0/0/0
86	OHX	1	4070	-	-	0/0/0/0	0/0/0/0

Continued on next page...

Continued from previous page...

Mol	Type	Chain	Res	Link	Chirals	Torsions	Rings
86	OHX	1	4071	-	-	0/0/0/0	0/0/0/0
86	OHX	1	4072	-	-	0/0/0/0	0/0/0/0
86	OHX	1	4073	-	-	0/0/0/0	0/0/0/0
86	OHX	1	4074	-	-	0/0/0/0	0/0/0/0
86	OHX	1	4075	-	-	0/0/0/0	0/0/0/0
86	OHX	1	4076	-	-	0/0/0/0	0/0/0/0
86	OHX	1	4077	-	-	0/0/0/0	0/0/0/0
86	OHX	1	4078	-	-	0/0/0/0	0/0/0/0
86	OHX	1	4079	-	-	0/0/0/0	0/0/0/0
86	OHX	1	4080	-	-	0/0/0/0	0/0/0/0
86	OHX	1	4081	-	-	0/0/0/0	0/0/0/0
86	OHX	1	4082	-	-	0/0/0/0	0/0/0/0
86	OHX	1	4083	-	-	0/0/0/0	0/0/0/0
86	OHX	1	4084	-	-	0/0/0/0	0/0/0/0
86	OHX	1	4085	-	-	0/0/0/0	0/0/0/0
86	OHX	1	4086	-	-	0/0/0/0	0/0/0/0
86	OHX	1	4087	-	-	0/0/0/0	0/0/0/0
86	OHX	1	4088	-	-	0/0/0/0	0/0/0/0
86	OHX	1	4089	-	-	0/0/0/0	0/0/0/0
86	OHX	1	4090	-	-	0/0/0/0	0/0/0/0
86	OHX	1	4091	-	-	0/0/0/0	0/0/0/0
86	OHX	1	4092	-	-	0/0/0/0	0/0/0/0
86	OHX	1	4093	-	-	0/0/0/0	0/0/0/0
86	OHX	1	4094	-	-	0/0/0/0	0/0/0/0
86	OHX	1	4095	-	-	0/0/0/0	0/0/0/0
86	OHX	1	4096	-	-	0/0/0/0	0/0/0/0
86	OHX	1	4097	-	-	0/0/0/0	0/0/0/0
86	OHX	1	4098	-	-	0/0/0/0	0/0/0/0
86	OHX	1	4099	-	-	0/0/0/0	0/0/0/0
86	OHX	1	4100	-	-	0/0/0/0	0/0/0/0
86	OHX	1	4101	-	-	0/0/0/0	0/0/0/0
86	OHX	1	4102	-	-	0/0/0/0	0/0/0/0
86	OHX	1	4103	-	-	0/0/0/0	0/0/0/0
86	OHX	1	4104	-	-	0/0/0/0	0/0/0/0
86	OHX	1	4105	-	-	0/0/0/0	0/0/0/0
86	OHX	1	4106	-	-	0/0/0/0	0/0/0/0
86	OHX	1	4107	-	-	0/0/0/0	0/0/0/0
86	OHX	1	4108	-	-	0/0/0/0	0/0/0/0
86	OHX	1	4109	-	-	0/0/0/0	0/0/0/0
86	OHX	1	4110	-	-	0/0/0/0	0/0/0/0
86	OHX	1	4111	-	-	0/0/0/0	0/0/0/0
86	OHX	1	4112	-	-	0/0/0/0	0/0/0/0

Continued on next page...

Continued from previous page...

Mol	Type	Chain	Res	Link	Chirals	Torsions	Rings
86	OHX	1	4113	-	-	0/0/0/0	0/0/0/0
86	OHX	1	4114	-	-	0/0/0/0	0/0/0/0
86	OHX	1	4115	-	-	0/0/0/0	0/0/0/0
86	OHX	1	4116	-	-	0/0/0/0	0/0/0/0
86	OHX	1	4117	-	-	0/0/0/0	0/0/0/0
86	OHX	1	4118	-	-	0/0/0/0	0/0/0/0
86	OHX	1	4119	-	-	0/0/0/0	0/0/0/0
86	OHX	1	4120	-	-	0/0/0/0	0/0/0/0
86	OHX	1	4121	-	-	0/0/0/0	0/0/0/0
86	OHX	1	4122	-	-	0/0/0/0	0/0/0/0
86	OHX	1	4123	-	-	0/0/0/0	0/0/0/0
86	OHX	1	4124	-	-	0/0/0/0	0/0/0/0
86	OHX	1	4125	-	-	0/0/0/0	0/0/0/0
86	OHX	1	4126	-	-	0/0/0/0	0/0/0/0
86	OHX	1	4127	-	-	0/0/0/0	0/0/0/0
86	OHX	1	4128	-	-	0/0/0/0	0/0/0/0
86	OHX	1	4129	-	-	0/0/0/0	0/0/0/0
86	OHX	1	4130	-	-	0/0/0/0	0/0/0/0
86	OHX	1	4131	-	-	0/0/0/0	0/0/0/0
86	OHX	1	4132	-	-	0/0/0/0	0/0/0/0
86	OHX	1	4133	-	-	0/0/0/0	0/0/0/0
86	OHX	1	4134	-	-	0/0/0/0	0/0/0/0
86	OHX	1	4135	-	-	0/0/0/0	0/0/0/0
86	OHX	1	4136	-	-	0/0/0/0	0/0/0/0
86	OHX	1	4137	-	-	0/0/0/0	0/0/0/0
86	OHX	1	4138	-	-	0/0/0/0	0/0/0/0
86	OHX	1	4139	-	-	0/0/0/0	0/0/0/0
86	OHX	1	4140	-	-	0/0/0/0	0/0/0/0
86	OHX	1	4141	-	-	0/0/0/0	0/0/0/0
86	OHX	1	4142	-	-	0/0/0/0	0/0/0/0
86	OHX	1	4143	-	-	0/0/0/0	0/0/0/0
86	OHX	1	4144	-	-	0/0/0/0	0/0/0/0
86	OHX	1	4145	-	-	0/0/0/0	0/0/0/0
86	OHX	1	4146	-	-	0/0/0/0	0/0/0/0
86	OHX	1	4147	-	-	0/0/0/0	0/0/0/0
86	OHX	1	4148	-	-	0/0/0/0	0/0/0/0
86	OHX	1	4149	-	-	0/0/0/0	0/0/0/0
86	OHX	1	4150	-	-	0/0/0/0	0/0/0/0
86	OHX	1	4151	-	-	0/0/0/0	0/0/0/0
86	OHX	1	4152	-	-	0/0/0/0	0/0/0/0
86	OHX	1	4153	-	-	0/0/0/0	0/0/0/0
86	OHX	1	4154	-	-	0/0/0/0	0/0/0/0

Continued on next page...

Continued from previous page...

Mol	Type	Chain	Res	Link	Chirals	Torsions	Rings
86	OHX	1	4155	-	-	0/0/0/0	0/0/0/0
86	OHX	1	4156	-	-	0/0/0/0	0/0/0/0
86	OHX	1	4157	-	-	0/0/0/0	0/0/0/0
86	OHX	1	4158	-	-	0/0/0/0	0/0/0/0
86	OHX	1	4159	-	-	0/0/0/0	0/0/0/0
86	OHX	1	4160	-	-	0/0/0/0	0/0/0/0
86	OHX	1	4161	-	-	0/0/0/0	0/0/0/0
86	OHX	1	4162	-	-	0/0/0/0	0/0/0/0
86	OHX	1	4163	-	-	0/0/0/0	0/0/0/0
86	OHX	1	4164	-	-	0/0/0/0	0/0/0/0
86	OHX	1	4165	-	-	0/0/0/0	0/0/0/0
86	OHX	1	4166	-	-	0/0/0/0	0/0/0/0
86	OHX	1	4167	-	-	0/0/0/0	0/0/0/0
86	OHX	1	4168	-	-	0/0/0/0	0/0/0/0
86	OHX	1	4169	-	-	0/0/0/0	0/0/0/0
86	OHX	1	4170	-	-	0/0/0/0	0/0/0/0
86	OHX	1	4171	-	-	0/0/0/0	0/0/0/0
86	OHX	1	4172	-	-	0/0/0/0	0/0/0/0
86	OHX	1	4173	-	-	0/0/0/0	0/0/0/0
86	OHX	1	4174	-	-	0/0/0/0	0/0/0/0
86	OHX	1	4175	-	-	0/0/0/0	0/0/0/0
86	OHX	1	4176	-	-	0/0/0/0	0/0/0/0
86	OHX	1	4177	-	-	0/0/0/0	0/0/0/0
86	OHX	1	4178	-	-	0/0/0/0	0/0/0/0
86	OHX	1	4179	-	-	0/0/0/0	0/0/0/0
86	OHX	1	4180	-	-	0/0/0/0	0/0/0/0
86	OHX	1	4181	-	-	0/0/0/0	0/0/0/0
86	OHX	1	4182	-	-	0/0/0/0	0/0/0/0
86	OHX	1	4183	-	-	0/0/0/0	0/0/0/0
86	OHX	1	4184	-	-	0/0/0/0	0/0/0/0
86	OHX	1	4185	-	-	0/0/0/0	0/0/0/0
86	OHX	1	4186	-	-	0/0/0/0	0/0/0/0
86	OHX	1	4187	-	-	0/0/0/0	0/0/0/0
86	OHX	1	4188	-	-	0/0/0/0	0/0/0/0
86	OHX	1	4189	-	-	0/0/0/0	0/0/0/0
86	OHX	1	4190	-	-	0/0/0/0	0/0/0/0
86	OHX	1	4191	-	-	0/0/0/0	0/0/0/0
86	OHX	1	4192	-	-	0/0/0/0	0/0/0/0
86	OHX	1	4193	-	-	0/0/0/0	0/0/0/0
86	OHX	1	4194	-	-	0/0/0/0	0/0/0/0
86	OHX	1	4195	-	-	0/0/0/0	0/0/0/0
86	OHX	1	4196	-	-	0/0/0/0	0/0/0/0

Continued on next page...

Continued from previous page...

Mol	Type	Chain	Res	Link	Chirals	Torsions	Rings
86	OHX	1	4197	-	-	0/0/0/0	0/0/0/0
86	OHX	1	4198	-	-	0/0/0/0	0/0/0/0
86	OHX	1	4199	-	-	0/0/0/0	0/0/0/0
86	OHX	1	4200	-	-	0/0/0/0	0/0/0/0
86	OHX	1	4201	-	-	0/0/0/0	0/0/0/0
86	OHX	1	4202	-	-	0/0/0/0	0/0/0/0
86	OHX	1	4203	-	-	0/0/0/0	0/0/0/0
86	OHX	1	4204	-	-	0/0/0/0	0/0/0/0
86	OHX	1	4205	-	-	0/0/0/0	0/0/0/0
88	ZBA	1	4206	85	1/1/13/14	0/18/83/83	0/1/4/4
86	OHX	2	2026	-	-	0/0/0/0	0/0/0/0
86	OHX	2	2027	-	-	0/0/0/0	0/0/0/0
86	OHX	2	2028	-	-	0/0/0/0	0/0/0/0
86	OHX	2	2029	-	-	0/0/0/0	0/0/0/0
86	OHX	2	2030	-	-	0/0/0/0	0/0/0/0
86	OHX	2	2031	-	-	0/0/0/0	0/0/0/0
86	OHX	2	2032	-	-	0/0/0/0	0/0/0/0
86	OHX	2	2033	-	-	0/0/0/0	0/0/0/0
86	OHX	2	2034	-	-	0/0/0/0	0/0/0/0
86	OHX	2	2035	-	-	0/0/0/0	0/0/0/0
86	OHX	2	2036	-	-	0/0/0/0	0/0/0/0
86	OHX	2	2037	-	-	0/0/0/0	0/0/0/0
86	OHX	2	2038	-	-	0/0/0/0	0/0/0/0
86	OHX	2	2039	-	-	0/0/0/0	0/0/0/0
86	OHX	2	2040	-	-	0/0/0/0	0/0/0/0
86	OHX	2	2041	-	-	0/0/0/0	0/0/0/0
86	OHX	2	2042	-	-	0/0/0/0	0/0/0/0
86	OHX	2	2043	-	-	0/0/0/0	0/0/0/0
86	OHX	2	2044	-	-	0/0/0/0	0/0/0/0
86	OHX	2	2045	-	-	0/0/0/0	0/0/0/0
86	OHX	2	2046	-	-	0/0/0/0	0/0/0/0
86	OHX	2	2047	-	-	0/0/0/0	0/0/0/0
86	OHX	2	2048	-	-	0/0/0/0	0/0/0/0
86	OHX	2	2049	-	-	0/0/0/0	0/0/0/0
86	OHX	2	2050	-	-	0/0/0/0	0/0/0/0
86	OHX	2	2051	-	-	0/0/0/0	0/0/0/0
86	OHX	2	2052	-	-	0/0/0/0	0/0/0/0
86	OHX	2	2053	-	-	0/0/0/0	0/0/0/0
86	OHX	2	2054	-	-	0/0/0/0	0/0/0/0
86	OHX	2	2055	-	-	0/0/0/0	0/0/0/0
86	OHX	2	2056	-	-	0/0/0/0	0/0/0/0
86	OHX	2	2057	-	-	0/0/0/0	0/0/0/0

Continued on next page...

Continued from previous page...

Mol	Type	Chain	Res	Link	Chirals	Torsions	Rings
86	OHX	2	2058	-	-	0/0/0/0	0/0/0/0
86	OHX	2	2059	-	-	0/0/0/0	0/0/0/0
86	OHX	2	2060	-	-	0/0/0/0	0/0/0/0
86	OHX	2	2061	-	-	0/0/0/0	0/0/0/0
86	OHX	2	2062	-	-	0/0/0/0	0/0/0/0
86	OHX	2	2063	-	-	0/0/0/0	0/0/0/0
86	OHX	2	2064	-	-	0/0/0/0	0/0/0/0
86	OHX	2	2065	-	-	0/0/0/0	0/0/0/0
86	OHX	2	2066	-	-	0/0/0/0	0/0/0/0
86	OHX	2	2067	-	-	0/0/0/0	0/0/0/0
86	OHX	2	2068	-	-	0/0/0/0	0/0/0/0
86	OHX	2	2069	-	-	0/0/0/0	0/0/0/0
86	OHX	2	2070	-	-	0/0/0/0	0/0/0/0
86	OHX	2	2071	-	-	0/0/0/0	0/0/0/0
86	OHX	2	2072	-	-	0/0/0/0	0/0/0/0
86	OHX	2	2073	-	-	0/0/0/0	0/0/0/0
86	OHX	2	2074	-	-	0/0/0/0	0/0/0/0
86	OHX	2	2075	-	-	0/0/0/0	0/0/0/0
86	OHX	2	2076	-	-	0/0/0/0	0/0/0/0
86	OHX	2	2077	-	-	0/0/0/0	0/0/0/0
86	OHX	2	2078	-	-	0/0/0/0	0/0/0/0
86	OHX	2	2079	-	-	0/0/0/0	0/0/0/0
86	OHX	2	2080	-	-	0/0/0/0	0/0/0/0
86	OHX	2	2081	-	-	0/0/0/0	0/0/0/0
86	OHX	2	2082	-	-	0/0/0/0	0/0/0/0
86	OHX	2	2083	-	-	0/0/0/0	0/0/0/0
86	OHX	2	2084	-	-	0/0/0/0	0/0/0/0
86	OHX	2	2085	-	-	0/0/0/0	0/0/0/0
86	OHX	2	2086	-	-	0/0/0/0	0/0/0/0
86	OHX	2	2087	-	-	0/0/0/0	0/0/0/0
86	OHX	2	2088	-	-	0/0/0/0	0/0/0/0
86	OHX	2	2089	-	-	0/0/0/0	0/0/0/0
86	OHX	2	2090	-	-	0/0/0/0	0/0/0/0
86	OHX	2	2091	-	-	0/0/0/0	0/0/0/0
86	OHX	2	2092	-	-	0/0/0/0	0/0/0/0
86	OHX	2	2093	-	-	0/0/0/0	0/0/0/0
86	OHX	2	2094	-	-	0/0/0/0	0/0/0/0
86	OHX	2	2095	-	-	0/0/0/0	0/0/0/0
86	OHX	2	2096	-	-	0/0/0/0	0/0/0/0
86	OHX	2	2097	-	-	0/0/0/0	0/0/0/0
86	OHX	2	2098	-	-	0/0/0/0	0/0/0/0
86	OHX	2	2099	-	-	0/0/0/0	0/0/0/0

Continued on next page...

Continued from previous page...

Mol	Type	Chain	Res	Link	Chirals	Torsions	Rings
86	OHX	2	2100	-	-	0/0/0/0	0/0/0/0
86	OHX	2	2101	-	-	0/0/0/0	0/0/0/0
86	OHX	2	2102	-	-	0/0/0/0	0/0/0/0
86	OHX	2	2103	-	-	0/0/0/0	0/0/0/0
86	OHX	2	2104	-	-	0/0/0/0	0/0/0/0
86	OHX	2	2105	-	-	0/0/0/0	0/0/0/0
86	OHX	2	2106	-	-	0/0/0/0	0/0/0/0
86	OHX	2	2107	-	-	0/0/0/0	0/0/0/0
86	OHX	2	2108	-	-	0/0/0/0	0/0/0/0
86	OHX	2	2109	-	-	0/0/0/0	0/0/0/0
86	OHX	2	2110	-	-	0/0/0/0	0/0/0/0
86	OHX	2	2111	-	-	0/0/0/0	0/0/0/0
86	OHX	2	2112	-	-	0/0/0/0	0/0/0/0
86	OHX	2	2113	-	-	0/0/0/0	0/0/0/0
86	OHX	2	2114	-	-	0/0/0/0	0/0/0/0
86	OHX	2	2115	-	-	0/0/0/0	0/0/0/0
86	OHX	2	2116	-	-	0/0/0/0	0/0/0/0
86	OHX	2	2117	-	-	0/0/0/0	0/0/0/0
86	OHX	2	2118	-	-	0/0/0/0	0/0/0/0
86	OHX	2	2119	-	-	0/0/0/0	0/0/0/0
86	OHX	2	2120	-	-	0/0/0/0	0/0/0/0
86	OHX	2	2121	-	-	0/0/0/0	0/0/0/0
86	OHX	2	2122	-	-	0/0/0/0	0/0/0/0
86	OHX	2	2123	-	-	0/0/0/0	0/0/0/0
86	OHX	2	2124	-	-	0/0/0/0	0/0/0/0
86	OHX	2	2125	-	-	0/0/0/0	0/0/0/0
86	OHX	2	2126	-	-	0/0/0/0	0/0/0/0
86	OHX	2	2127	-	-	0/0/0/0	0/0/0/0
86	OHX	2	2128	-	-	0/0/0/0	0/0/0/0
86	OHX	2	2129	-	-	0/0/0/0	0/0/0/0
86	OHX	2	2130	-	-	0/0/0/0	0/0/0/0
86	OHX	2	2131	-	-	0/0/0/0	0/0/0/0
86	OHX	2	2132	-	-	0/0/0/0	0/0/0/0
86	OHX	2	2133	-	-	0/0/0/0	0/0/0/0
86	OHX	2	2134	-	-	0/0/0/0	0/0/0/0
86	OHX	2	2135	-	-	0/0/0/0	0/0/0/0
86	OHX	2	2136	-	-	0/0/0/0	0/0/0/0
86	OHX	2	2137	-	-	0/0/0/0	0/0/0/0
86	OHX	2	2138	-	-	0/0/0/0	0/0/0/0
86	OHX	2	2139	-	-	0/0/0/0	0/0/0/0
86	OHX	2	2140	-	-	0/0/0/0	0/0/0/0
86	OHX	2	2141	-	-	0/0/0/0	0/0/0/0

Continued on next page...

Continued from previous page...

Mol	Type	Chain	Res	Link	Chirals	Torsions	Rings
86	OHX	2	2142	-	-	0/0/0/0	0/0/0/0
86	OHX	2	2143	-	-	0/0/0/0	0/0/0/0
86	OHX	2	2144	-	-	0/0/0/0	0/0/0/0
86	OHX	2	2145	-	-	0/0/0/0	0/0/0/0
86	OHX	2	2146	-	-	0/0/0/0	0/0/0/0
86	OHX	2	2147	-	-	0/0/0/0	0/0/0/0
86	OHX	2	2148	-	-	0/0/0/0	0/0/0/0
86	OHX	2	2149	-	-	0/0/0/0	0/0/0/0
86	OHX	2	2150	-	-	0/0/0/0	0/0/0/0
86	OHX	2	2151	-	-	0/0/0/0	0/0/0/0
86	OHX	2	2152	-	-	0/0/0/0	0/0/0/0
86	OHX	2	2153	-	-	0/0/0/0	0/0/0/0
86	OHX	2	2154	-	-	0/0/0/0	0/0/0/0
86	OHX	2	2155	-	-	0/0/0/0	0/0/0/0
86	OHX	2	2156	-	-	0/0/0/0	0/0/0/0
86	OHX	2	2157	-	-	0/0/0/0	0/0/0/0
86	OHX	2	2158	-	-	0/0/0/0	0/0/0/0
86	OHX	2	2159	-	-	0/0/0/0	0/0/0/0
86	OHX	2	2160	-	-	0/0/0/0	0/0/0/0
86	OHX	2	2161	-	-	0/0/0/0	0/0/0/0
86	OHX	2	2162	-	-	0/0/0/0	0/0/0/0
86	OHX	2	2163	-	-	0/0/0/0	0/0/0/0
86	OHX	2	2164	-	-	0/0/0/0	0/0/0/0
86	OHX	2	2165	-	-	0/0/0/0	0/0/0/0
86	OHX	2	2166	-	-	0/0/0/0	0/0/0/0
86	OHX	2	2167	-	-	0/0/0/0	0/0/0/0
86	OHX	2	2168	-	-	0/0/0/0	0/0/0/0
86	OHX	2	2169	-	-	0/0/0/0	0/0/0/0
86	OHX	2	2170	-	-	0/0/0/0	0/0/0/0
86	OHX	2	2171	-	-	0/0/0/0	0/0/0/0
86	OHX	2	2172	-	-	0/0/0/0	0/0/0/0
86	OHX	2	2173	-	-	0/0/0/0	0/0/0/0
86	OHX	2	2174	-	-	0/0/0/0	0/0/0/0
86	OHX	2	2175	-	-	0/0/0/0	0/0/0/0
86	OHX	2	2176	-	-	0/0/0/0	0/0/0/0
86	OHX	2	2177	-	-	0/0/0/0	0/0/0/0
86	OHX	2	2178	-	-	0/0/0/0	0/0/0/0
86	OHX	2	2179	-	-	0/0/0/0	0/0/0/0
86	OHX	2	2180	-	-	0/0/0/0	0/0/0/0
86	OHX	2	2181	-	-	0/0/0/0	0/0/0/0
86	OHX	2	2182	-	-	0/0/0/0	0/0/0/0
86	OHX	3	214	-	-	0/0/0/0	0/0/0/0

Continued on next page...

Continued from previous page...

Mol	Type	Chain	Res	Link	Chirals	Torsions	Rings
86	OHX	3	215	-	-	0/0/0/0	0/0/0/0
86	OHX	3	216	-	-	0/0/0/0	0/0/0/0
86	OHX	3	217	-	-	0/0/0/0	0/0/0/0
86	OHX	3	218	-	-	0/0/0/0	0/0/0/0
86	OHX	3	219	-	-	0/0/0/0	0/0/0/0
86	OHX	3	220	-	-	0/0/0/0	0/0/0/0
86	OHX	3	221	-	-	0/0/0/0	0/0/0/0
86	OHX	3	222	-	-	0/0/0/0	0/0/0/0
86	OHX	3	223	-	-	0/0/0/0	0/0/0/0
86	OHX	3	224	-	-	0/0/0/0	0/0/0/0
86	OHX	3	225	-	-	0/0/0/0	0/0/0/0
86	OHX	4	223	-	-	0/0/0/0	0/0/0/0
86	OHX	4	224	-	-	0/0/0/0	0/0/0/0
86	OHX	4	225	-	-	0/0/0/0	0/0/0/0
86	OHX	4	226	-	-	0/0/0/0	0/0/0/0
86	OHX	4	227	-	-	0/0/0/0	0/0/0/0
86	OHX	4	228	-	-	0/0/0/0	0/0/0/0
86	OHX	4	229	-	-	0/0/0/0	0/0/0/0
86	OHX	4	230	-	-	0/0/0/0	0/0/0/0
86	OHX	4	231	-	-	0/0/0/0	0/0/0/0
86	OHX	4	232	-	-	0/0/0/0	0/0/0/0
86	OHX	4	233	-	-	0/0/0/0	0/0/0/0
86	OHX	4	234	-	-	0/0/0/0	0/0/0/0
86	OHX	4	235	-	-	0/0/0/0	0/0/0/0
86	OHX	4	236	-	-	0/0/0/0	0/0/0/0
86	OHX	4	237	-	-	0/0/0/0	0/0/0/0
86	OHX	5	3902	-	-	0/0/0/0	0/0/0/0
86	OHX	5	3903	-	-	0/0/0/0	0/0/0/0
86	OHX	5	3904	-	-	0/0/0/0	0/0/0/0
86	OHX	5	3905	-	-	0/0/0/0	0/0/0/0
86	OHX	5	3906	-	-	0/0/0/0	0/0/0/0
86	OHX	5	3907	-	-	0/0/0/0	0/0/0/0
86	OHX	5	3908	-	-	0/0/0/0	0/0/0/0
86	OHX	5	3909	-	-	0/0/0/0	0/0/0/0
86	OHX	5	3910	-	-	0/0/0/0	0/0/0/0
86	OHX	5	3911	-	-	0/0/0/0	0/0/0/0
86	OHX	5	3912	-	-	0/0/0/0	0/0/0/0
86	OHX	5	3913	-	-	0/0/0/0	0/0/0/0
86	OHX	5	3914	-	-	0/0/0/0	0/0/0/0
86	OHX	5	3915	-	-	0/0/0/0	0/0/0/0
86	OHX	5	3916	-	-	0/0/0/0	0/0/0/0
86	OHX	5	3917	-	-	0/0/0/0	0/0/0/0

Continued on next page...

Continued from previous page...

Mol	Type	Chain	Res	Link	Chirals	Torsions	Rings
86	OHX	5	3918	-	-	0/0/0/0	0/0/0/0
86	OHX	5	3919	-	-	0/0/0/0	0/0/0/0
86	OHX	5	3920	-	-	0/0/0/0	0/0/0/0
86	OHX	5	3921	-	-	0/0/0/0	0/0/0/0
86	OHX	5	3922	-	-	0/0/0/0	0/0/0/0
86	OHX	5	3923	-	-	0/0/0/0	0/0/0/0
86	OHX	5	3924	-	-	0/0/0/0	0/0/0/0
86	OHX	5	3925	-	-	0/0/0/0	0/0/0/0
86	OHX	5	3926	-	-	0/0/0/0	0/0/0/0
86	OHX	5	3927	-	-	0/0/0/0	0/0/0/0
86	OHX	5	3928	-	-	0/0/0/0	0/0/0/0
86	OHX	5	3929	-	-	0/0/0/0	0/0/0/0
86	OHX	5	3930	-	-	0/0/0/0	0/0/0/0
86	OHX	5	3931	-	-	0/0/0/0	0/0/0/0
86	OHX	5	3932	-	-	0/0/0/0	0/0/0/0
86	OHX	5	3933	-	-	0/0/0/0	0/0/0/0
86	OHX	5	3934	-	-	0/0/0/0	0/0/0/0
86	OHX	5	3935	-	-	0/0/0/0	0/0/0/0
86	OHX	5	3936	-	-	0/0/0/0	0/0/0/0
86	OHX	5	3937	-	-	0/0/0/0	0/0/0/0
86	OHX	5	3938	-	-	0/0/0/0	0/0/0/0
86	OHX	5	3939	-	-	0/0/0/0	0/0/0/0
86	OHX	5	3940	-	-	0/0/0/0	0/0/0/0
86	OHX	5	3941	-	-	0/0/0/0	0/0/0/0
86	OHX	5	3942	-	-	0/0/0/0	0/0/0/0
86	OHX	5	3943	-	-	0/0/0/0	0/0/0/0
86	OHX	5	3944	-	-	0/0/0/0	0/0/0/0
86	OHX	5	3945	-	-	0/0/0/0	0/0/0/0
86	OHX	5	3946	-	-	0/0/0/0	0/0/0/0
86	OHX	5	3947	-	-	0/0/0/0	0/0/0/0
86	OHX	5	3948	-	-	0/0/0/0	0/0/0/0
86	OHX	5	3949	-	-	0/0/0/0	0/0/0/0
86	OHX	5	3950	-	-	0/0/0/0	0/0/0/0
86	OHX	5	3951	-	-	0/0/0/0	0/0/0/0
86	OHX	5	3952	-	-	0/0/0/0	0/0/0/0
86	OHX	5	3953	-	-	0/0/0/0	0/0/0/0
86	OHX	5	3954	-	-	0/0/0/0	0/0/0/0
86	OHX	5	3955	-	-	0/0/0/0	0/0/0/0
86	OHX	5	3956	-	-	0/0/0/0	0/0/0/0
86	OHX	5	3957	-	-	0/0/0/0	0/0/0/0
86	OHX	5	3958	-	-	0/0/0/0	0/0/0/0
86	OHX	5	3959	-	-	0/0/0/0	0/0/0/0

Continued on next page...

Continued from previous page...

Mol	Type	Chain	Res	Link	Chirals	Torsions	Rings
86	OHX	5	3960	-	-	0/0/0/0	0/0/0/0
86	OHX	5	3961	-	-	0/0/0/0	0/0/0/0
86	OHX	5	3962	-	-	0/0/0/0	0/0/0/0
86	OHX	5	3963	-	-	0/0/0/0	0/0/0/0
86	OHX	5	3964	-	-	0/0/0/0	0/0/0/0
86	OHX	5	3965	-	-	0/0/0/0	0/0/0/0
86	OHX	5	3966	-	-	0/0/0/0	0/0/0/0
86	OHX	5	3967	-	-	0/0/0/0	0/0/0/0
86	OHX	5	3968	-	-	0/0/0/0	0/0/0/0
86	OHX	5	3969	-	-	0/0/0/0	0/0/0/0
86	OHX	5	3970	-	-	0/0/0/0	0/0/0/0
86	OHX	5	3971	-	-	0/0/0/0	0/0/0/0
86	OHX	5	3972	-	-	0/0/0/0	0/0/0/0
86	OHX	5	3973	-	-	0/0/0/0	0/0/0/0
86	OHX	5	3974	-	-	0/0/0/0	0/0/0/0
86	OHX	5	3975	-	-	0/0/0/0	0/0/0/0
86	OHX	5	3976	-	-	0/0/0/0	0/0/0/0
86	OHX	5	3977	-	-	0/0/0/0	0/0/0/0
86	OHX	5	3978	-	-	0/0/0/0	0/0/0/0
86	OHX	5	3979	-	-	0/0/0/0	0/0/0/0
86	OHX	5	3980	-	-	0/0/0/0	0/0/0/0
86	OHX	5	3981	-	-	0/0/0/0	0/0/0/0
86	OHX	5	3982	-	-	0/0/0/0	0/0/0/0
86	OHX	5	3983	-	-	0/0/0/0	0/0/0/0
86	OHX	5	3984	-	-	0/0/0/0	0/0/0/0
86	OHX	5	3985	-	-	0/0/0/0	0/0/0/0
86	OHX	5	3986	-	-	0/0/0/0	0/0/0/0
86	OHX	5	3987	-	-	0/0/0/0	0/0/0/0
86	OHX	5	3988	-	-	0/0/0/0	0/0/0/0
86	OHX	5	3989	-	-	0/0/0/0	0/0/0/0
86	OHX	5	3990	-	-	0/0/0/0	0/0/0/0
86	OHX	5	3991	-	-	0/0/0/0	0/0/0/0
86	OHX	5	3992	-	-	0/0/0/0	0/0/0/0
86	OHX	5	3993	-	-	0/0/0/0	0/0/0/0
86	OHX	5	3994	-	-	0/0/0/0	0/0/0/0
86	OHX	5	3995	-	-	0/0/0/0	0/0/0/0
86	OHX	5	3996	-	-	0/0/0/0	0/0/0/0
86	OHX	5	3997	-	-	0/0/0/0	0/0/0/0
86	OHX	5	3998	-	-	0/0/0/0	0/0/0/0
86	OHX	5	3999	-	-	0/0/0/0	0/0/0/0
86	OHX	5	4000	-	-	0/0/0/0	0/0/0/0
86	OHX	5	4001	-	-	0/0/0/0	0/0/0/0

Continued on next page...

Continued from previous page...

Mol	Type	Chain	Res	Link	Chirals	Torsions	Rings
86	OHX	5	4002	-	-	0/0/0/0	0/0/0/0
86	OHX	5	4003	-	-	0/0/0/0	0/0/0/0
86	OHX	5	4004	-	-	0/0/0/0	0/0/0/0
86	OHX	5	4005	-	-	0/0/0/0	0/0/0/0
86	OHX	5	4006	-	-	0/0/0/0	0/0/0/0
86	OHX	5	4007	-	-	0/0/0/0	0/0/0/0
86	OHX	5	4008	-	-	0/0/0/0	0/0/0/0
86	OHX	5	4009	-	-	0/0/0/0	0/0/0/0
86	OHX	5	4010	-	-	0/0/0/0	0/0/0/0
86	OHX	5	4011	-	-	0/0/0/0	0/0/0/0
86	OHX	5	4012	-	-	0/0/0/0	0/0/0/0
86	OHX	5	4013	-	-	0/0/0/0	0/0/0/0
86	OHX	5	4014	-	-	0/0/0/0	0/0/0/0
86	OHX	5	4015	-	-	0/0/0/0	0/0/0/0
86	OHX	5	4016	-	-	0/0/0/0	0/0/0/0
86	OHX	5	4017	-	-	0/0/0/0	0/0/0/0
86	OHX	5	4018	-	-	0/0/0/0	0/0/0/0
86	OHX	5	4019	-	-	0/0/0/0	0/0/0/0
86	OHX	5	4020	-	-	0/0/0/0	0/0/0/0
86	OHX	5	4021	-	-	0/0/0/0	0/0/0/0
86	OHX	5	4022	-	-	0/0/0/0	0/0/0/0
86	OHX	5	4023	-	-	0/0/0/0	0/0/0/0
86	OHX	5	4024	-	-	0/0/0/0	0/0/0/0
86	OHX	5	4025	-	-	0/0/0/0	0/0/0/0
86	OHX	5	4026	-	-	0/0/0/0	0/0/0/0
86	OHX	5	4027	-	-	0/0/0/0	0/0/0/0
86	OHX	5	4028	-	-	0/0/0/0	0/0/0/0
86	OHX	5	4029	-	-	0/0/0/0	0/0/0/0
86	OHX	5	4030	-	-	0/0/0/0	0/0/0/0
86	OHX	5	4031	-	-	0/0/0/0	0/0/0/0
86	OHX	5	4032	-	-	0/0/0/0	0/0/0/0
86	OHX	5	4033	-	-	0/0/0/0	0/0/0/0
86	OHX	5	4034	-	-	0/0/0/0	0/0/0/0
86	OHX	5	4035	-	-	0/0/0/0	0/0/0/0
86	OHX	5	4036	-	-	0/0/0/0	0/0/0/0
86	OHX	5	4037	-	-	0/0/0/0	0/0/0/0
86	OHX	5	4038	-	-	0/0/0/0	0/0/0/0
86	OHX	5	4039	-	-	0/0/0/0	0/0/0/0
86	OHX	5	4040	-	-	0/0/0/0	0/0/0/0
86	OHX	5	4041	-	-	0/0/0/0	0/0/0/0
86	OHX	5	4042	-	-	0/0/0/0	0/0/0/0
86	OHX	5	4043	-	-	0/0/0/0	0/0/0/0

Continued on next page...

Continued from previous page...

Mol	Type	Chain	Res	Link	Chirals	Torsions	Rings
86	OHX	5	4044	-	-	0/0/0/0	0/0/0/0
86	OHX	5	4045	-	-	0/0/0/0	0/0/0/0
86	OHX	5	4046	-	-	0/0/0/0	0/0/0/0
86	OHX	5	4047	-	-	0/0/0/0	0/0/0/0
86	OHX	5	4048	-	-	0/0/0/0	0/0/0/0
86	OHX	5	4049	-	-	0/0/0/0	0/0/0/0
86	OHX	5	4050	-	-	0/0/0/0	0/0/0/0
86	OHX	5	4051	-	-	0/0/0/0	0/0/0/0
86	OHX	5	4052	-	-	0/0/0/0	0/0/0/0
86	OHX	5	4053	-	-	0/0/0/0	0/0/0/0
86	OHX	5	4054	-	-	0/0/0/0	0/0/0/0
86	OHX	5	4055	-	-	0/0/0/0	0/0/0/0
86	OHX	5	4056	-	-	0/0/0/0	0/0/0/0
86	OHX	5	4057	-	-	0/0/0/0	0/0/0/0
86	OHX	5	4058	-	-	0/0/0/0	0/0/0/0
86	OHX	5	4059	-	-	0/0/0/0	0/0/0/0
86	OHX	5	4060	-	-	0/0/0/0	0/0/0/0
86	OHX	5	4061	-	-	0/0/0/0	0/0/0/0
86	OHX	5	4062	-	-	0/0/0/0	0/0/0/0
86	OHX	5	4063	-	-	0/0/0/0	0/0/0/0
86	OHX	5	4064	-	-	0/0/0/0	0/0/0/0
86	OHX	5	4065	-	-	0/0/0/0	0/0/0/0
86	OHX	5	4066	-	-	0/0/0/0	0/0/0/0
86	OHX	5	4067	-	-	0/0/0/0	0/0/0/0
86	OHX	5	4068	-	-	0/0/0/0	0/0/0/0
86	OHX	5	4069	-	-	0/0/0/0	0/0/0/0
86	OHX	5	4070	-	-	0/0/0/0	0/0/0/0
86	OHX	5	4071	-	-	0/0/0/0	0/0/0/0
86	OHX	5	4072	-	-	0/0/0/0	0/0/0/0
86	OHX	5	4073	-	-	0/0/0/0	0/0/0/0
86	OHX	5	4074	-	-	0/0/0/0	0/0/0/0
86	OHX	5	4075	-	-	0/0/0/0	0/0/0/0
86	OHX	5	4076	-	-	0/0/0/0	0/0/0/0
86	OHX	5	4077	-	-	0/0/0/0	0/0/0/0
86	OHX	5	4078	-	-	0/0/0/0	0/0/0/0
86	OHX	5	4079	-	-	0/0/0/0	0/0/0/0
86	OHX	5	4080	-	-	0/0/0/0	0/0/0/0
86	OHX	5	4081	-	-	0/0/0/0	0/0/0/0
86	OHX	5	4082	-	-	0/0/0/0	0/0/0/0
86	OHX	5	4083	-	-	0/0/0/0	0/0/0/0
86	OHX	5	4084	-	-	0/0/0/0	0/0/0/0
86	OHX	5	4085	-	-	0/0/0/0	0/0/0/0

Continued on next page...

Continued from previous page...

Mol	Type	Chain	Res	Link	Chirals	Torsions	Rings
86	OHX	5	4086	-	-	0/0/0/0	0/0/0/0
86	OHX	5	4087	-	-	0/0/0/0	0/0/0/0
86	OHX	5	4088	-	-	0/0/0/0	0/0/0/0
86	OHX	5	4089	-	-	0/0/0/0	0/0/0/0
86	OHX	5	4090	-	-	0/0/0/0	0/0/0/0
86	OHX	5	4091	-	-	0/0/0/0	0/0/0/0
86	OHX	5	4092	-	-	0/0/0/0	0/0/0/0
86	OHX	5	4093	-	-	0/0/0/0	0/0/0/0
86	OHX	5	4094	-	-	0/0/0/0	0/0/0/0
86	OHX	5	4095	-	-	0/0/0/0	0/0/0/0
86	OHX	5	4096	-	-	0/0/0/0	0/0/0/0
86	OHX	5	4097	-	-	0/0/0/0	0/0/0/0
86	OHX	5	4098	-	-	0/0/0/0	0/0/0/0
86	OHX	5	4099	-	-	0/0/0/0	0/0/0/0
86	OHX	5	4100	-	-	0/0/0/0	0/0/0/0
86	OHX	5	4101	-	-	0/0/0/0	0/0/0/0
86	OHX	5	4102	-	-	0/0/0/0	0/0/0/0
86	OHX	5	4103	-	-	0/0/0/0	0/0/0/0
86	OHX	5	4104	-	-	0/0/0/0	0/0/0/0
86	OHX	5	4105	-	-	0/0/0/0	0/0/0/0
86	OHX	5	4106	-	-	0/0/0/0	0/0/0/0
86	OHX	5	4107	-	-	0/0/0/0	0/0/0/0
86	OHX	5	4108	-	-	0/0/0/0	0/0/0/0
86	OHX	5	4109	-	-	0/0/0/0	0/0/0/0
86	OHX	5	4110	-	-	0/0/0/0	0/0/0/0
86	OHX	5	4111	-	-	0/0/0/0	0/0/0/0
86	OHX	5	4112	-	-	0/0/0/0	0/0/0/0
86	OHX	5	4113	-	-	0/0/0/0	0/0/0/0
86	OHX	5	4114	-	-	0/0/0/0	0/0/0/0
86	OHX	5	4115	-	-	0/0/0/0	0/0/0/0
86	OHX	5	4116	-	-	0/0/0/0	0/0/0/0
86	OHX	5	4117	-	-	0/0/0/0	0/0/0/0
86	OHX	5	4118	-	-	0/0/0/0	0/0/0/0
86	OHX	5	4119	-	-	0/0/0/0	0/0/0/0
86	OHX	5	4120	-	-	0/0/0/0	0/0/0/0
86	OHX	5	4121	-	-	0/0/0/0	0/0/0/0
86	OHX	5	4122	-	-	0/0/0/0	0/0/0/0
86	OHX	5	4123	-	-	0/0/0/0	0/0/0/0
86	OHX	5	4124	-	-	0/0/0/0	0/0/0/0
86	OHX	5	4125	-	-	0/0/0/0	0/0/0/0
86	OHX	5	4126	-	-	0/0/0/0	0/0/0/0
86	OHX	5	4127	-	-	0/0/0/0	0/0/0/0

Continued on next page...

Continued from previous page...

Mol	Type	Chain	Res	Link	Chirals	Torsions	Rings
86	OHX	5	4128	-	-	0/0/0/0	0/0/0/0
86	OHX	5	4129	-	-	0/0/0/0	0/0/0/0
86	OHX	5	4130	-	-	0/0/0/0	0/0/0/0
86	OHX	5	4131	-	-	0/0/0/0	0/0/0/0
86	OHX	5	4132	-	-	0/0/0/0	0/0/0/0
86	OHX	5	4133	-	-	0/0/0/0	0/0/0/0
86	OHX	5	4134	-	-	0/0/0/0	0/0/0/0
86	OHX	5	4135	-	-	0/0/0/0	0/0/0/0
86	OHX	5	4136	-	-	0/0/0/0	0/0/0/0
86	OHX	5	4137	-	-	0/0/0/0	0/0/0/0
86	OHX	5	4138	-	-	0/0/0/0	0/0/0/0
86	OHX	5	4139	-	-	0/0/0/0	0/0/0/0
86	OHX	5	4140	-	-	0/0/0/0	0/0/0/0
86	OHX	5	4141	-	-	0/0/0/0	0/0/0/0
86	OHX	5	4142	-	-	0/0/0/0	0/0/0/0
86	OHX	5	4143	-	-	0/0/0/0	0/0/0/0
86	OHX	5	4144	-	-	0/0/0/0	0/0/0/0
86	OHX	5	4145	-	-	0/0/0/0	0/0/0/0
86	OHX	5	4146	-	-	0/0/0/0	0/0/0/0
86	OHX	5	4147	-	-	0/0/0/0	0/0/0/0
86	OHX	5	4148	-	-	0/0/0/0	0/0/0/0
86	OHX	5	4149	-	-	0/0/0/0	0/0/0/0
86	OHX	5	4150	-	-	0/0/0/0	0/0/0/0
86	OHX	5	4151	-	-	0/0/0/0	0/0/0/0
86	OHX	5	4152	-	-	0/0/0/0	0/0/0/0
86	OHX	5	4153	-	-	0/0/0/0	0/0/0/0
86	OHX	5	4154	-	-	0/0/0/0	0/0/0/0
86	OHX	5	4155	-	-	0/0/0/0	0/0/0/0
86	OHX	5	4156	-	-	0/0/0/0	0/0/0/0
86	OHX	5	4157	-	-	0/0/0/0	0/0/0/0
86	OHX	5	4158	-	-	0/0/0/0	0/0/0/0
86	OHX	5	4159	-	-	0/0/0/0	0/0/0/0
86	OHX	5	4160	-	-	0/0/0/0	0/0/0/0
86	OHX	5	4161	-	-	0/0/0/0	0/0/0/0
86	OHX	5	4162	-	-	0/0/0/0	0/0/0/0
86	OHX	5	4163	-	-	0/0/0/0	0/0/0/0
86	OHX	5	4164	-	-	0/0/0/0	0/0/0/0
86	OHX	5	4165	-	-	0/0/0/0	0/0/0/0
86	OHX	5	4166	-	-	0/0/0/0	0/0/0/0
86	OHX	5	4167	-	-	0/0/0/0	0/0/0/0
86	OHX	5	4168	-	-	0/0/0/0	0/0/0/0
86	OHX	5	4169	-	-	0/0/0/0	0/0/0/0

Continued on next page...

Continued from previous page...

Mol	Type	Chain	Res	Link	Chirals	Torsions	Rings
86	OHX	5	4170	-	-	0/0/0/0	0/0/0/0
86	OHX	5	4171	-	-	0/0/0/0	0/0/0/0
86	OHX	5	4172	-	-	0/0/0/0	0/0/0/0
86	OHX	5	4173	-	-	0/0/0/0	0/0/0/0
86	OHX	5	4174	-	-	0/0/0/0	0/0/0/0
86	OHX	5	4175	-	-	0/0/0/0	0/0/0/0
86	OHX	5	4176	-	-	0/0/0/0	0/0/0/0
86	OHX	5	4177	-	-	0/0/0/0	0/0/0/0
86	OHX	5	4178	-	-	0/0/0/0	0/0/0/0
86	OHX	5	4179	-	-	0/0/0/0	0/0/0/0
86	OHX	5	4180	-	-	0/0/0/0	0/0/0/0
86	OHX	5	4181	-	-	0/0/0/0	0/0/0/0
86	OHX	5	4182	-	-	0/0/0/0	0/0/0/0
86	OHX	5	4183	-	-	0/0/0/0	0/0/0/0
86	OHX	5	4184	-	-	0/0/0/0	0/0/0/0
86	OHX	5	4185	-	-	0/0/0/0	0/0/0/0
86	OHX	5	4186	-	-	0/0/0/0	0/0/0/0
86	OHX	5	4187	-	-	0/0/0/0	0/0/0/0
86	OHX	5	4188	-	-	0/0/0/0	0/0/0/0
86	OHX	5	4189	-	-	0/0/0/0	0/0/0/0
86	OHX	5	4190	-	-	0/0/0/0	0/0/0/0
86	OHX	5	4191	-	-	0/0/0/0	0/0/0/0
86	OHX	5	4192	-	-	0/0/0/0	0/0/0/0
86	OHX	5	4193	-	-	0/0/0/0	0/0/0/0
86	OHX	5	4194	-	-	0/0/0/0	0/0/0/0
86	OHX	5	4195	-	-	0/0/0/0	0/0/0/0
86	OHX	5	4196	-	-	0/0/0/0	0/0/0/0
86	OHX	5	4197	-	-	0/0/0/0	0/0/0/0
86	OHX	5	4198	-	-	0/0/0/0	0/0/0/0
86	OHX	5	4199	-	-	0/0/0/0	0/0/0/0
86	OHX	5	4200	-	-	0/0/0/0	0/0/0/0
86	OHX	5	4201	-	-	0/0/0/0	0/0/0/0
86	OHX	5	4202	-	-	0/0/0/0	0/0/0/0
86	OHX	5	4203	-	-	0/0/0/0	0/0/0/0
86	OHX	5	4204	-	-	0/0/0/0	0/0/0/0
86	OHX	5	4205	-	-	0/0/0/0	0/0/0/0
86	OHX	5	4206	-	-	0/0/0/0	0/0/0/0
86	OHX	5	4207	-	-	0/0/0/0	0/0/0/0
86	OHX	5	4208	-	-	0/0/0/0	0/0/0/0
86	OHX	5	4209	-	-	0/0/0/0	0/0/0/0
86	OHX	5	4210	-	-	0/0/0/0	0/0/0/0
86	OHX	5	4211	-	-	0/0/0/0	0/0/0/0

Continued on next page...

Continued from previous page...

Mol	Type	Chain	Res	Link	Chirals	Torsions	Rings
86	OHX	5	4212	-	-	0/0/0/0	0/0/0/0
86	OHX	5	4213	-	-	0/0/0/0	0/0/0/0
86	OHX	5	4214	-	-	0/0/0/0	0/0/0/0
86	OHX	5	4215	-	-	0/0/0/0	0/0/0/0
86	OHX	5	4216	-	-	0/0/0/0	0/0/0/0
86	OHX	5	4217	-	-	0/0/0/0	0/0/0/0
86	OHX	5	4218	-	-	0/0/0/0	0/0/0/0
86	OHX	5	4219	-	-	0/0/0/0	0/0/0/0
86	OHX	5	4220	-	-	0/0/0/0	0/0/0/0
86	OHX	5	4221	-	-	0/0/0/0	0/0/0/0
86	OHX	5	4222	-	-	0/0/0/0	0/0/0/0
86	OHX	5	4223	-	-	0/0/0/0	0/0/0/0
86	OHX	5	4224	-	-	0/0/0/0	0/0/0/0
86	OHX	5	4225	-	-	0/0/0/0	0/0/0/0
86	OHX	5	4226	-	-	0/0/0/0	0/0/0/0
86	OHX	5	4227	-	-	0/0/0/0	0/0/0/0
86	OHX	5	4228	-	-	0/0/0/0	0/0/0/0
86	OHX	5	4229	-	-	0/0/0/0	0/0/0/0
86	OHX	5	4230	-	-	0/0/0/0	0/0/0/0
86	OHX	5	4231	-	-	0/0/0/0	0/0/0/0
86	OHX	5	4232	-	-	0/0/0/0	0/0/0/0
86	OHX	5	4233	-	-	0/0/0/0	0/0/0/0
86	OHX	5	4234	-	-	0/0/0/0	0/0/0/0
86	OHX	5	4235	-	-	0/0/0/0	0/0/0/0
86	OHX	5	4236	-	-	0/0/0/0	0/0/0/0
86	OHX	5	4237	-	-	0/0/0/0	0/0/0/0
86	OHX	5	4238	-	-	0/0/0/0	0/0/0/0
86	OHX	5	4239	-	-	0/0/0/0	0/0/0/0
86	OHX	5	4240	-	-	0/0/0/0	0/0/0/0
86	OHX	5	4241	-	-	0/0/0/0	0/0/0/0
86	OHX	5	4242	-	-	0/0/0/0	0/0/0/0
86	OHX	5	4243	-	-	0/0/0/0	0/0/0/0
86	OHX	5	4244	-	-	0/0/0/0	0/0/0/0
86	OHX	5	4245	-	-	0/0/0/0	0/0/0/0
86	OHX	5	4246	-	-	0/0/0/0	0/0/0/0
86	OHX	5	4247	-	-	0/0/0/0	0/0/0/0
86	OHX	5	4248	-	-	0/0/0/0	0/0/0/0
86	OHX	5	4249	-	-	0/0/0/0	0/0/0/0
86	OHX	5	4250	-	-	0/0/0/0	0/0/0/0
86	OHX	5	4251	-	-	0/0/0/0	0/0/0/0
86	OHX	5	4252	-	-	0/0/0/0	0/0/0/0
86	OHX	5	4253	-	-	0/0/0/0	0/0/0/0

Continued on next page...

Continued from previous page...

Mol	Type	Chain	Res	Link	Chirals	Torsions	Rings
86	OHX	5	4254	-	-	0/0/0/0	0/0/0/0
86	OHX	5	4255	-	-	0/0/0/0	0/0/0/0
88	ZBA	5	4256	85	-	0/18/83/83	0/1/4/4
86	OHX	6	2046	-	-	0/0/0/0	0/0/0/0
86	OHX	6	2047	-	-	0/0/0/0	0/0/0/0
86	OHX	6	2048	-	-	0/0/0/0	0/0/0/0
86	OHX	6	2049	-	-	0/0/0/0	0/0/0/0
86	OHX	6	2050	-	-	0/0/0/0	0/0/0/0
86	OHX	6	2051	-	-	0/0/0/0	0/0/0/0
86	OHX	6	2052	-	-	0/0/0/0	0/0/0/0
86	OHX	6	2053	-	-	0/0/0/0	0/0/0/0
86	OHX	6	2054	-	-	0/0/0/0	0/0/0/0
86	OHX	6	2055	-	-	0/0/0/0	0/0/0/0
86	OHX	6	2056	-	-	0/0/0/0	0/0/0/0
86	OHX	6	2057	-	-	0/0/0/0	0/0/0/0
86	OHX	6	2058	-	-	0/0/0/0	0/0/0/0
86	OHX	6	2059	-	-	0/0/0/0	0/0/0/0
86	OHX	6	2060	-	-	0/0/0/0	0/0/0/0
86	OHX	6	2061	-	-	0/0/0/0	0/0/0/0
86	OHX	6	2062	-	-	0/0/0/0	0/0/0/0
86	OHX	6	2063	-	-	0/0/0/0	0/0/0/0
86	OHX	6	2064	-	-	0/0/0/0	0/0/0/0
86	OHX	6	2065	-	-	0/0/0/0	0/0/0/0
86	OHX	6	2066	-	-	0/0/0/0	0/0/0/0
86	OHX	6	2067	-	-	0/0/0/0	0/0/0/0
86	OHX	6	2068	-	-	0/0/0/0	0/0/0/0
86	OHX	6	2069	-	-	0/0/0/0	0/0/0/0
86	OHX	6	2070	-	-	0/0/0/0	0/0/0/0
86	OHX	6	2071	-	-	0/0/0/0	0/0/0/0
86	OHX	6	2072	-	-	0/0/0/0	0/0/0/0
86	OHX	6	2073	-	-	0/0/0/0	0/0/0/0
86	OHX	6	2074	-	-	0/0/0/0	0/0/0/0
86	OHX	6	2075	-	-	0/0/0/0	0/0/0/0
86	OHX	6	2076	-	-	0/0/0/0	0/0/0/0
86	OHX	6	2077	-	-	0/0/0/0	0/0/0/0
86	OHX	6	2078	-	-	0/0/0/0	0/0/0/0
86	OHX	6	2079	-	-	0/0/0/0	0/0/0/0
86	OHX	6	2080	-	-	0/0/0/0	0/0/0/0
86	OHX	6	2081	-	-	0/0/0/0	0/0/0/0
86	OHX	6	2082	-	-	0/0/0/0	0/0/0/0
86	OHX	6	2083	-	-	0/0/0/0	0/0/0/0
86	OHX	6	2084	-	-	0/0/0/0	0/0/0/0

Continued on next page...

Continued from previous page...

Mol	Type	Chain	Res	Link	Chirals	Torsions	Rings
86	OHX	6	2085	-	-	0/0/0/0	0/0/0/0
86	OHX	6	2086	-	-	0/0/0/0	0/0/0/0
86	OHX	6	2087	-	-	0/0/0/0	0/0/0/0
86	OHX	6	2088	-	-	0/0/0/0	0/0/0/0
86	OHX	6	2089	-	-	0/0/0/0	0/0/0/0
86	OHX	6	2090	-	-	0/0/0/0	0/0/0/0
86	OHX	6	2091	-	-	0/0/0/0	0/0/0/0
86	OHX	6	2092	-	-	0/0/0/0	0/0/0/0
86	OHX	6	2093	-	-	0/0/0/0	0/0/0/0
86	OHX	6	2094	-	-	0/0/0/0	0/0/0/0
86	OHX	6	2095	-	-	0/0/0/0	0/0/0/0
86	OHX	6	2096	-	-	0/0/0/0	0/0/0/0
86	OHX	6	2097	-	-	0/0/0/0	0/0/0/0
86	OHX	6	2098	-	-	0/0/0/0	0/0/0/0
86	OHX	6	2099	-	-	0/0/0/0	0/0/0/0
86	OHX	6	2100	-	-	0/0/0/0	0/0/0/0
86	OHX	6	2101	-	-	0/0/0/0	0/0/0/0
86	OHX	6	2102	-	-	0/0/0/0	0/0/0/0
86	OHX	6	2103	-	-	0/0/0/0	0/0/0/0
86	OHX	6	2104	-	-	0/0/0/0	0/0/0/0
86	OHX	6	2105	-	-	0/0/0/0	0/0/0/0
86	OHX	6	2106	-	-	0/0/0/0	0/0/0/0
86	OHX	6	2107	-	-	0/0/0/0	0/0/0/0
86	OHX	6	2108	-	-	0/0/0/0	0/0/0/0
86	OHX	6	2109	-	-	0/0/0/0	0/0/0/0
86	OHX	6	2110	-	-	0/0/0/0	0/0/0/0
86	OHX	6	2111	-	-	0/0/0/0	0/0/0/0
86	OHX	6	2112	-	-	0/0/0/0	0/0/0/0
86	OHX	6	2113	-	-	0/0/0/0	0/0/0/0
86	OHX	6	2114	-	-	0/0/0/0	0/0/0/0
86	OHX	6	2115	-	-	0/0/0/0	0/0/0/0
86	OHX	6	2116	-	-	0/0/0/0	0/0/0/0
86	OHX	6	2117	-	-	0/0/0/0	0/0/0/0
86	OHX	6	2118	-	-	0/0/0/0	0/0/0/0
86	OHX	6	2119	-	-	0/0/0/0	0/0/0/0
86	OHX	6	2120	-	-	0/0/0/0	0/0/0/0
86	OHX	6	2121	-	-	0/0/0/0	0/0/0/0
86	OHX	6	2122	-	-	0/0/0/0	0/0/0/0
86	OHX	6	2123	-	-	0/0/0/0	0/0/0/0
86	OHX	6	2124	-	-	0/0/0/0	0/0/0/0
86	OHX	6	2125	-	-	0/0/0/0	0/0/0/0
86	OHX	6	2126	-	-	0/0/0/0	0/0/0/0

Continued on next page...

Continued from previous page...

Mol	Type	Chain	Res	Link	Chirals	Torsions	Rings
86	OHX	6	2127	-	-	0/0/0/0	0/0/0/0
86	OHX	6	2128	-	-	0/0/0/0	0/0/0/0
86	OHX	6	2129	-	-	0/0/0/0	0/0/0/0
86	OHX	6	2130	-	-	0/0/0/0	0/0/0/0
86	OHX	6	2131	-	-	0/0/0/0	0/0/0/0
86	OHX	6	2132	-	-	0/0/0/0	0/0/0/0
86	OHX	6	2133	-	-	0/0/0/0	0/0/0/0
86	OHX	6	2134	-	-	0/0/0/0	0/0/0/0
86	OHX	6	2135	-	-	0/0/0/0	0/0/0/0
86	OHX	6	2136	-	-	0/0/0/0	0/0/0/0
86	OHX	6	2137	-	-	0/0/0/0	0/0/0/0
86	OHX	6	2138	-	-	0/0/0/0	0/0/0/0
86	OHX	6	2139	-	-	0/0/0/0	0/0/0/0
86	OHX	6	2140	-	-	0/0/0/0	0/0/0/0
86	OHX	6	2141	-	-	0/0/0/0	0/0/0/0
86	OHX	6	2142	-	-	0/0/0/0	0/0/0/0
86	OHX	6	2143	-	-	0/0/0/0	0/0/0/0
86	OHX	6	2144	-	-	0/0/0/0	0/0/0/0
86	OHX	6	2145	-	-	0/0/0/0	0/0/0/0
86	OHX	6	2146	-	-	0/0/0/0	0/0/0/0
86	OHX	6	2147	-	-	0/0/0/0	0/0/0/0
86	OHX	6	2148	-	-	0/0/0/0	0/0/0/0
86	OHX	6	2149	-	-	0/0/0/0	0/0/0/0
86	OHX	6	2150	-	-	0/0/0/0	0/0/0/0
86	OHX	6	2151	-	-	0/0/0/0	0/0/0/0
86	OHX	6	2152	-	-	0/0/0/0	0/0/0/0
86	OHX	6	2153	-	-	0/0/0/0	0/0/0/0
86	OHX	6	2154	-	-	0/0/0/0	0/0/0/0
86	OHX	6	2155	-	-	0/0/0/0	0/0/0/0
86	OHX	6	2156	-	-	0/0/0/0	0/0/0/0
86	OHX	6	2157	-	-	0/0/0/0	0/0/0/0
86	OHX	6	2158	-	-	0/0/0/0	0/0/0/0
86	OHX	6	2159	-	-	0/0/0/0	0/0/0/0
86	OHX	6	2160	-	-	0/0/0/0	0/0/0/0
86	OHX	6	2161	-	-	0/0/0/0	0/0/0/0
86	OHX	6	2162	-	-	0/0/0/0	0/0/0/0
86	OHX	6	2163	-	-	0/0/0/0	0/0/0/0
86	OHX	6	2164	-	-	0/0/0/0	0/0/0/0
86	OHX	6	2165	-	-	0/0/0/0	0/0/0/0
86	OHX	6	2166	-	-	0/0/0/0	0/0/0/0
86	OHX	6	2167	-	-	0/0/0/0	0/0/0/0
86	OHX	6	2168	-	-	0/0/0/0	0/0/0/0

Continued on next page...

Continued from previous page...

Mol	Type	Chain	Res	Link	Chirals	Torsions	Rings
86	OHX	6	2169	-	-	0/0/0/0	0/0/0/0
86	OHX	6	2170	-	-	0/0/0/0	0/0/0/0
86	OHX	6	2171	-	-	0/0/0/0	0/0/0/0
86	OHX	6	2172	-	-	0/0/0/0	0/0/0/0
86	OHX	6	2173	-	-	0/0/0/0	0/0/0/0
86	OHX	6	2174	-	-	0/0/0/0	0/0/0/0
86	OHX	6	2175	-	-	0/0/0/0	0/0/0/0
86	OHX	6	2176	-	-	0/0/0/0	0/0/0/0
86	OHX	6	2177	-	-	0/0/0/0	0/0/0/0
86	OHX	6	2178	-	-	0/0/0/0	0/0/0/0
86	OHX	6	2179	-	-	0/0/0/0	0/0/0/0
86	OHX	6	2180	-	-	0/0/0/0	0/0/0/0
86	OHX	6	2181	-	-	0/0/0/0	0/0/0/0
86	OHX	6	2182	-	-	0/0/0/0	0/0/0/0
86	OHX	6	2183	-	-	0/0/0/0	0/0/0/0
86	OHX	6	2184	-	-	0/0/0/0	0/0/0/0
86	OHX	6	2185	-	-	0/0/0/0	0/0/0/0
86	OHX	6	2186	-	-	0/0/0/0	0/0/0/0
86	OHX	6	2187	-	-	0/0/0/0	0/0/0/0
86	OHX	6	2188	-	-	0/0/0/0	0/0/0/0
86	OHX	6	2189	-	-	0/0/0/0	0/0/0/0
86	OHX	6	2190	-	-	0/0/0/0	0/0/0/0
86	OHX	6	2191	-	-	0/0/0/0	0/0/0/0
86	OHX	6	2192	-	-	0/0/0/0	0/0/0/0
86	OHX	6	2193	-	-	0/0/0/0	0/0/0/0
86	OHX	6	2194	-	-	0/0/0/0	0/0/0/0
86	OHX	6	2195	-	-	0/0/0/0	0/0/0/0
86	OHX	6	2196	-	-	0/0/0/0	0/0/0/0
86	OHX	6	2197	-	-	0/0/0/0	0/0/0/0
86	OHX	6	2198	-	-	0/0/0/0	0/0/0/0
86	OHX	6	2199	-	-	0/0/0/0	0/0/0/0
86	OHX	6	2200	-	-	0/0/0/0	0/0/0/0
86	OHX	6	2201	-	-	0/0/0/0	0/0/0/0
86	OHX	6	2202	-	-	0/0/0/0	0/0/0/0
86	OHX	6	2203	-	-	0/0/0/0	0/0/0/0
86	OHX	6	2204	-	-	0/0/0/0	0/0/0/0
86	OHX	6	2205	-	-	0/0/0/0	0/0/0/0
86	OHX	6	2206	-	-	0/0/0/0	0/0/0/0
86	OHX	6	2207	-	-	0/0/0/0	0/0/0/0
86	OHX	7	217	-	-	0/0/0/0	0/0/0/0
86	OHX	7	218	-	-	0/0/0/0	0/0/0/0
86	OHX	7	219	-	-	0/0/0/0	0/0/0/0

Continued on next page...

Continued from previous page...

Mol	Type	Chain	Res	Link	Chirals	Torsions	Rings
86	OHX	7	220	-	-	0/0/0/0	0/0/0/0
86	OHX	7	221	-	-	0/0/0/0	0/0/0/0
86	OHX	7	222	-	-	0/0/0/0	0/0/0/0
86	OHX	7	223	-	-	0/0/0/0	0/0/0/0
86	OHX	7	224	-	-	0/0/0/0	0/0/0/0
86	OHX	7	225	-	-	0/0/0/0	0/0/0/0
86	OHX	7	226	-	-	0/0/0/0	0/0/0/0
86	OHX	7	227	-	-	0/0/0/0	0/0/0/0
86	OHX	7	228	-	-	0/0/0/0	0/0/0/0
86	OHX	7	229	-	-	0/0/0/0	0/0/0/0
86	OHX	8	213	-	-	0/0/0/0	0/0/0/0
86	OHX	8	214	-	-	0/0/0/0	0/0/0/0
86	OHX	8	215	-	-	0/0/0/0	0/0/0/0
86	OHX	8	216	-	-	0/0/0/0	0/0/0/0
86	OHX	8	217	-	-	0/0/0/0	0/0/0/0
86	OHX	8	218	-	-	0/0/0/0	0/0/0/0
86	OHX	8	219	-	-	0/0/0/0	0/0/0/0
86	OHX	8	220	-	-	0/0/0/0	0/0/0/0
86	OHX	8	221	-	-	0/0/0/0	0/0/0/0
86	OHX	8	222	-	-	0/0/0/0	0/0/0/0
86	OHX	8	223	-	-	0/0/0/0	0/0/0/0
86	OHX	8	224	-	-	0/0/0/0	0/0/0/0
86	OHX	8	225	-	-	0/0/0/0	0/0/0/0
86	OHX	8	226	-	-	0/0/0/0	0/0/0/0
86	OHX	8	227	-	-	0/0/0/0	0/0/0/0
86	OHX	8	228	-	-	0/0/0/0	0/0/0/0
86	OHX	C1	201	-	-	0/0/0/0	0/0/0/0
86	OHX	C3	201	-	-	0/0/0/0	0/0/0/0
86	OHX	C5	201	-	-	0/0/0/0	0/0/0/0
86	OHX	C8	201	-	-	0/0/0/0	0/0/0/0
86	OHX	D9	102	-	-	0/0/0/0	0/0/0/0
86	OHX	L3	404	-	-	0/0/0/0	0/0/0/0
86	OHX	L3	405	-	-	0/0/0/0	0/0/0/0
86	OHX	L3	406	-	-	0/0/0/0	0/0/0/0
86	OHX	L4	403	-	-	0/0/0/0	0/0/0/0
86	OHX	M0	303	-	-	0/0/0/0	0/0/0/0
86	OHX	M5	303	-	-	0/0/0/0	0/0/0/0
86	OHX	M6	202	-	-	0/0/0/0	0/0/0/0
86	OHX	M7	206	-	-	0/0/0/0	0/0/0/0
86	OHX	M7	207	-	-	0/0/0/0	0/0/0/0
86	OHX	M8	201	-	-	0/0/0/0	0/0/0/0
86	OHX	M9	202	-	-	0/0/0/0	0/0/0/0

Continued on next page...

Continued from previous page...

Mol	Type	Chain	Res	Link	Chirals	Torsions	Rings
86	OHX	N1	201	-	-	0/0/0/0	0/0/0/0
86	OHX	N9	101	-	-	0/0/0/0	0/0/0/0
86	OHX	O1	201	-	-	0/0/0/0	0/0/0/0
86	OHX	O2	201	-	-	0/0/0/0	0/0/0/0
86	OHX	O3	202	-	-	0/0/0/0	0/0/0/0
86	OHX	O7	103	-	-	0/0/0/0	0/0/0/0
86	OHX	O7	104	-	-	0/0/0/0	0/0/0/0
86	OHX	Q2	503	-	-	0/0/0/0	0/0/0/0
86	OHX	S8	302	-	-	0/0/0/0	0/0/0/0
86	OHX	S9	201	-	-	0/0/0/0	0/0/0/0
86	OHX	SR	401	-	-	0/0/0/0	0/0/0/0
86	OHX	c3	201	-	-	0/0/0/0	0/0/0/0
86	OHX	c5	201	-	-	0/0/0/0	0/0/0/0
86	OHX	c8	203	-	-	0/0/0/0	0/0/0/0
86	OHX	d9	102	-	-	0/0/0/0	0/0/0/0
86	OHX	l3	404	-	-	0/0/0/0	0/0/0/0
86	OHX	l3	405	-	-	0/0/0/0	0/0/0/0
86	OHX	l4	402	-	-	0/0/0/0	0/0/0/0
86	OHX	l4	403	-	-	0/0/0/0	0/0/0/0
86	OHX	l5	303	-	-	0/0/0/0	0/0/0/0
86	OHX	l5	304	-	-	0/0/0/0	0/0/0/0
86	OHX	l5	305	-	-	0/0/0/0	0/0/0/0
86	OHX	l9	600	-	-	0/0/0/0	0/0/0/0
86	OHX	m0	301	-	-	0/0/0/0	0/0/0/0
86	OHX	m0	302	-	-	0/0/0/0	0/0/0/0
86	OHX	m1	203	-	-	0/0/0/0	0/0/0/0
86	OHX	m4	201	-	-	0/0/0/0	0/0/0/0
86	OHX	m5	306	-	-	0/0/0/0	0/0/0/0
86	OHX	m7	205	-	-	0/0/0/0	0/0/0/0
86	OHX	n3	203	-	-	0/0/0/0	0/0/0/0
86	OHX	n5	201	-	-	0/0/0/0	0/0/0/0
86	OHX	n9	102	-	-	0/0/0/0	0/0/0/0
86	OHX	o2	201	-	-	0/0/0/0	0/0/0/0
86	OHX	o3	202	-	-	0/0/0/0	0/0/0/0
86	OHX	o7	502	-	-	0/0/0/0	0/0/0/0
86	OHX	q2	502	-	-	0/0/0/0	0/0/0/0
86	OHX	s1	302	-	-	0/0/0/0	0/0/0/0
86	OHX	s4	301	-	-	0/0/0/0	0/0/0/0
86	OHX	s8	303	-	-	0/0/0/0	0/0/0/0
86	OHX	sR	401	-	-	0/0/0/0	0/0/0/0

All (4) bond length outliers are listed below:

Mol	Chain	Res	Type	Atoms	Z	Observed(Å)	Ideal(Å)
88	5	4256	ZBA	C45-C46	-3.80	1.46	1.51
88	1	4206	ZBA	C45-C46	-2.25	1.48	1.51
88	1	4206	ZBA	C48-C46	5.55	1.51	1.33
88	5	4256	ZBA	C48-C46	5.60	1.51	1.33

All (4) bond angle outliers are listed below:

Mol	Chain	Res	Type	Atoms	Z	Observed(°)	Ideal(°)
88	1	4206	ZBA	C47-C46-C48	-4.33	110.81	121.72
88	5	4256	ZBA	C47-C46-C48	-3.93	111.81	121.72
88	5	4256	ZBA	C37-C28-C35	-2.01	108.32	112.96
88	5	4256	ZBA	O10-C34-C29	3.04	116.44	112.38

All (1) chirality outliers are listed below:

Mol	Chain	Res	Type	Atom
88	1	4206	ZBA	C35

There are no torsion outliers.

There are no ring outliers.

417 monomers are involved in 613 short contacts:

Mol	Chain	Res	Type	Clashes	Symm-Clashes
86	1	3861	OHX	1	0
86	1	3862	OHX	1	0
86	1	3864	OHX	1	0
86	1	3865	OHX	2	0
86	1	3867	OHX	1	0
86	1	3869	OHX	1	0
86	1	3873	OHX	1	0
86	1	3876	OHX	1	0
86	1	3878	OHX	1	0
86	1	3879	OHX	2	0
86	1	3880	OHX	1	0
86	1	3884	OHX	1	0
86	1	3887	OHX	1	0
86	1	3891	OHX	1	0
86	1	3893	OHX	1	0
86	1	3895	OHX	1	0
86	1	3900	OHX	1	0
86	1	3906	OHX	2	0
86	1	3908	OHX	1	0

Continued on next page...

Continued from previous page...

Mol	Chain	Res	Type	Clashes	Symm-Clashes
86	1	3909	OHX	2	0
86	1	3912	OHX	1	0
86	1	3921	OHX	2	0
86	1	3925	OHX	2	0
86	1	3927	OHX	2	0
86	1	3928	OHX	1	0
86	1	3934	OHX	1	0
86	1	3940	OHX	1	0
86	1	3941	OHX	1	0
86	1	3945	OHX	1	0
86	1	3948	OHX	1	0
86	1	3951	OHX	1	0
86	1	3952	OHX	5	0
86	1	3953	OHX	1	0
86	1	3957	OHX	2	0
86	1	3958	OHX	1	0
86	1	3960	OHX	1	0
86	1	3962	OHX	1	0
86	1	3963	OHX	1	0
86	1	3966	OHX	6	0
86	1	3967	OHX	1	0
86	1	3970	OHX	3	0
86	1	3971	OHX	1	0
86	1	3974	OHX	1	0
86	1	3975	OHX	1	0
86	1	3976	OHX	2	0
86	1	3978	OHX	1	0
86	1	3981	OHX	1	0
86	1	3991	OHX	1	0
86	1	3995	OHX	1	0
86	1	3997	OHX	4	0
86	1	4002	OHX	1	0
86	1	4004	OHX	1	0
86	1	4007	OHX	1	0
86	1	4011	OHX	1	0
86	1	4013	OHX	1	0
86	1	4024	OHX	1	0
86	1	4026	OHX	5	0
86	1	4027	OHX	1	0
86	1	4028	OHX	1	0
86	1	4033	OHX	2	0
86	1	4035	OHX	1	0

Continued on next page...

Continued from previous page...

Mol	Chain	Res	Type	Clashes	Symm-Clashes
86	1	4037	OHX	1	0
86	1	4038	OHX	2	0
86	1	4039	OHX	6	0
86	1	4041	OHX	2	0
86	1	4050	OHX	4	0
86	1	4051	OHX	2	0
86	1	4054	OHX	1	0
86	1	4056	OHX	1	0
86	1	4057	OHX	1	0
86	1	4060	OHX	1	0
86	1	4067	OHX	1	0
86	1	4068	OHX	1	0
86	1	4069	OHX	1	0
86	1	4073	OHX	1	0
86	1	4074	OHX	2	0
86	1	4078	OHX	1	0
86	1	4079	OHX	2	0
86	1	4081	OHX	1	0
86	1	4082	OHX	1	0
86	1	4089	OHX	1	0
86	1	4090	OHX	1	0
86	1	4092	OHX	1	0
86	1	4098	OHX	1	0
86	1	4103	OHX	2	0
86	1	4112	OHX	2	0
86	1	4114	OHX	1	0
86	1	4116	OHX	2	0
86	1	4119	OHX	1	0
86	1	4125	OHX	1	0
86	1	4126	OHX	2	0
86	1	4127	OHX	1	0
86	1	4129	OHX	1	0
86	1	4133	OHX	4	0
86	1	4136	OHX	1	0
86	1	4138	OHX	2	0
86	1	4141	OHX	1	0
86	1	4142	OHX	1	0
86	1	4145	OHX	1	0
86	1	4149	OHX	1	0
86	1	4150	OHX	3	0
86	1	4151	OHX	7	0
86	1	4154	OHX	1	0

Continued on next page...

Continued from previous page...

Mol	Chain	Res	Type	Clashes	Symm-Clashes
86	1	4159	OHX	1	0
86	1	4160	OHX	1	0
86	1	4163	OHX	2	0
86	1	4167	OHX	4	0
86	1	4174	OHX	1	0
86	1	4176	OHX	5	0
86	1	4178	OHX	1	0
86	1	4190	OHX	1	0
86	1	4192	OHX	7	0
86	1	4193	OHX	1	0
86	1	4196	OHX	1	0
86	1	4200	OHX	1	0
88	1	4206	ZBA	2	0
86	2	2027	OHX	1	0
86	2	2029	OHX	2	0
86	2	2034	OHX	5	0
86	2	2035	OHX	1	0
86	2	2037	OHX	1	0
86	2	2039	OHX	1	0
86	2	2041	OHX	1	0
86	2	2042	OHX	2	0
86	2	2044	OHX	1	0
86	2	2045	OHX	1	0
86	2	2047	OHX	6	0
86	2	2048	OHX	2	0
86	2	2050	OHX	1	0
86	2	2053	OHX	1	0
86	2	2054	OHX	1	0
86	2	2056	OHX	1	0
86	2	2060	OHX	2	0
86	2	2061	OHX	1	0
86	2	2062	OHX	1	0
86	2	2067	OHX	1	0
86	2	2073	OHX	1	0
86	2	2074	OHX	1	0
86	2	2075	OHX	1	0
86	2	2076	OHX	1	0
86	2	2077	OHX	2	0
86	2	2079	OHX	1	0
86	2	2081	OHX	1	0
86	2	2085	OHX	1	0
86	2	2087	OHX	2	0

Continued on next page...

Continued from previous page...

Mol	Chain	Res	Type	Clashes	Symm-Clashes
86	2	2089	OHX	1	0
86	2	2092	OHX	2	0
86	2	2093	OHX	5	0
86	2	2095	OHX	1	0
86	2	2096	OHX	1	0
86	2	2097	OHX	1	0
86	2	2098	OHX	1	0
86	2	2099	OHX	2	0
86	2	2101	OHX	7	0
86	2	2106	OHX	1	0
86	2	2107	OHX	1	0
86	2	2110	OHX	1	0
86	2	2111	OHX	1	0
86	2	2112	OHX	1	0
86	2	2113	OHX	2	0
86	2	2118	OHX	1	0
86	2	2119	OHX	1	0
86	2	2123	OHX	1	0
86	2	2125	OHX	1	0
86	2	2129	OHX	1	0
86	2	2132	OHX	1	0
86	2	2133	OHX	1	0
86	2	2134	OHX	6	0
86	2	2135	OHX	1	0
86	2	2138	OHX	1	0
86	2	2144	OHX	1	0
86	2	2148	OHX	2	0
86	2	2149	OHX	5	0
86	2	2151	OHX	1	0
86	2	2152	OHX	1	0
86	2	2157	OHX	2	0
86	2	2158	OHX	1	0
86	2	2160	OHX	4	0
86	2	2169	OHX	1	0
86	2	2175	OHX	1	0
86	3	217	OHX	1	0
86	3	220	OHX	1	0
86	4	224	OHX	1	0
86	4	225	OHX	1	0
86	4	226	OHX	1	0
86	4	228	OHX	1	0
86	4	229	OHX	1	0

Continued on next page...

Continued from previous page...

Mol	Chain	Res	Type	Clashes	Symm-Clashes
86	4	233	OHX	2	0
86	5	3902	OHX	2	0
86	5	3904	OHX	1	0
86	5	3907	OHX	1	0
86	5	3908	OHX	1	0
86	5	3909	OHX	3	0
86	5	3911	OHX	1	0
86	5	3912	OHX	1	0
86	5	3913	OHX	2	0
86	5	3915	OHX	1	0
86	5	3918	OHX	1	0
86	5	3919	OHX	2	0
86	5	3920	OHX	1	0
86	5	3922	OHX	1	0
86	5	3924	OHX	1	0
86	5	3925	OHX	1	0
86	5	3926	OHX	1	0
86	5	3927	OHX	2	0
86	5	3933	OHX	1	0
86	5	3934	OHX	1	0
86	5	3935	OHX	1	0
86	5	3939	OHX	1	0
86	5	3942	OHX	1	0
86	5	3945	OHX	7	0
86	5	3948	OHX	1	0
86	5	3951	OHX	1	0
86	5	3956	OHX	3	0
86	5	3959	OHX	3	0
86	5	3960	OHX	1	0
86	5	3962	OHX	1	0
86	5	3964	OHX	5	0
86	5	3966	OHX	1	0
86	5	3968	OHX	1	0
86	5	3971	OHX	1	0
86	5	3974	OHX	2	0
86	5	3975	OHX	3	0
86	5	3976	OHX	1	0
86	5	3978	OHX	1	0
86	5	3980	OHX	9	0
86	5	3985	OHX	1	0
86	5	3986	OHX	2	0
86	5	3990	OHX	1	0

Continued on next page...

Continued from previous page...

Mol	Chain	Res	Type	Clashes	Symm-Clashes
86	5	3992	OHX	1	0
86	5	3994	OHX	2	0
86	5	3999	OHX	1	0
86	5	4002	OHX	1	0
86	5	4004	OHX	7	0
86	5	4005	OHX	5	0
86	5	4006	OHX	1	0
86	5	4012	OHX	1	0
86	5	4014	OHX	6	0
86	5	4016	OHX	1	0
86	5	4017	OHX	1	0
86	5	4018	OHX	1	0
86	5	4024	OHX	6	0
86	5	4027	OHX	1	0
86	5	4028	OHX	1	0
86	5	4030	OHX	1	0
86	5	4031	OHX	1	0
86	5	4032	OHX	1	0
86	5	4035	OHX	1	0
86	5	4037	OHX	2	0
86	5	4038	OHX	1	0
86	5	4048	OHX	1	0
86	5	4049	OHX	1	0
86	5	4050	OHX	1	0
86	5	4054	OHX	1	0
86	5	4055	OHX	1	0
86	5	4059	OHX	6	0
86	5	4069	OHX	1	0
86	5	4070	OHX	2	0
86	5	4072	OHX	1	0
86	5	4076	OHX	1	0
86	5	4078	OHX	1	0
86	5	4080	OHX	1	0
86	5	4081	OHX	1	0
86	5	4083	OHX	1	0
86	5	4084	OHX	1	0
86	5	4085	OHX	3	0
86	5	4092	OHX	1	0
86	5	4093	OHX	7	0
86	5	4094	OHX	1	0
86	5	4095	OHX	2	0
86	5	4098	OHX	1	0

Continued on next page...

Continued from previous page...

Mol	Chain	Res	Type	Clashes	Symm-Clashes
86	5	4101	OHX	1	0
86	5	4104	OHX	2	0
86	5	4107	OHX	2	0
86	5	4108	OHX	1	0
86	5	4112	OHX	1	0
86	5	4113	OHX	1	0
86	5	4121	OHX	1	0
86	5	4122	OHX	1	0
86	5	4132	OHX	1	0
86	5	4133	OHX	1	0
86	5	4140	OHX	2	0
86	5	4142	OHX	1	0
86	5	4143	OHX	1	0
86	5	4144	OHX	1	0
86	5	4145	OHX	1	0
86	5	4146	OHX	1	0
86	5	4149	OHX	1	0
86	5	4154	OHX	1	0
86	5	4155	OHX	1	0
86	5	4161	OHX	1	0
86	5	4162	OHX	1	0
86	5	4170	OHX	1	0
86	5	4175	OHX	2	0
86	5	4179	OHX	1	0
86	5	4180	OHX	1	0
86	5	4181	OHX	1	0
86	5	4182	OHX	1	0
86	5	4183	OHX	1	0
86	5	4185	OHX	1	0
86	5	4187	OHX	1	0
86	5	4188	OHX	2	0
86	5	4192	OHX	2	0
86	5	4194	OHX	2	0
86	5	4197	OHX	1	0
86	5	4200	OHX	1	0
86	5	4201	OHX	11	0
86	5	4202	OHX	7	0
86	5	4203	OHX	7	0
86	5	4204	OHX	2	0
86	5	4211	OHX	1	0
86	5	4220	OHX	6	0
86	5	4222	OHX	1	0

Continued on next page...

Continued from previous page...

Mol	Chain	Res	Type	Clashes	Symm-Clashes
86	5	4227	OHX	1	0
86	5	4229	OHX	1	0
86	5	4231	OHX	1	0
86	5	4237	OHX	6	0
86	5	4239	OHX	2	0
86	5	4241	OHX	1	0
86	5	4243	OHX	1	0
86	5	4246	OHX	4	0
86	5	4250	OHX	1	0
86	5	4252	OHX	1	0
86	5	4253	OHX	1	0
88	5	4256	ZBA	3	0
86	6	2049	OHX	1	0
86	6	2054	OHX	1	0
86	6	2055	OHX	1	0
86	6	2056	OHX	1	0
86	6	2059	OHX	1	0
86	6	2060	OHX	5	0
86	6	2062	OHX	2	0
86	6	2066	OHX	1	0
86	6	2069	OHX	1	0
86	6	2071	OHX	1	0
86	6	2072	OHX	2	0
86	6	2074	OHX	2	0
86	6	2075	OHX	1	0
86	6	2080	OHX	1	0
86	6	2089	OHX	1	0
86	6	2090	OHX	1	0
86	6	2091	OHX	1	0
86	6	2093	OHX	1	0
86	6	2094	OHX	1	0
86	6	2096	OHX	1	0
86	6	2097	OHX	1	0
86	6	2101	OHX	3	0
86	6	2102	OHX	1	0
86	6	2103	OHX	2	0
86	6	2104	OHX	1	0
86	6	2106	OHX	1	0
86	6	2108	OHX	3	0
86	6	2109	OHX	2	0
86	6	2110	OHX	1	0
86	6	2112	OHX	1	0

Continued on next page...

Continued from previous page...

Mol	Chain	Res	Type	Clashes	Symm-Clashes
86	6	2113	OHX	1	0
86	6	2115	OHX	2	0
86	6	2120	OHX	1	0
86	6	2121	OHX	7	0
86	6	2122	OHX	1	0
86	6	2124	OHX	2	0
86	6	2125	OHX	1	0
86	6	2127	OHX	3	0
86	6	2129	OHX	1	0
86	6	2131	OHX	3	0
86	6	2138	OHX	1	0
86	6	2139	OHX	1	0
86	6	2145	OHX	1	0
86	6	2148	OHX	1	0
86	6	2149	OHX	6	0
86	6	2151	OHX	1	0
86	6	2152	OHX	1	0
86	6	2153	OHX	1	0
86	6	2156	OHX	2	0
86	6	2161	OHX	1	0
86	6	2164	OHX	1	0
86	6	2165	OHX	1	0
86	6	2173	OHX	7	0
86	6	2177	OHX	1	0
86	6	2180	OHX	2	0
86	6	2181	OHX	1	0
86	6	2185	OHX	1	0
86	6	2189	OHX	1	0
86	6	2192	OHX	3	0
86	6	2193	OHX	1	0
86	6	2205	OHX	1	0
86	7	220	OHX	1	0
86	7	222	OHX	1	0
86	7	228	OHX	1	0
86	8	213	OHX	1	0
86	8	214	OHX	1	0
86	8	215	OHX	5	0
86	8	216	OHX	2	0
86	8	218	OHX	1	0
86	8	219	OHX	1	0
86	8	222	OHX	1	0
86	8	223	OHX	6	0

Continued on next page...

Continued from previous page...

Mol	Chain	Res	Type	Clashes	Symm-Clashes
86	8	224	OHX	1	0
86	8	225	OHX	1	0
86	8	227	OHX	1	0
86	C1	201	OHX	1	0
86	C5	201	OHX	2	0
86	C8	201	OHX	1	0
86	L3	404	OHX	3	0
86	L3	405	OHX	1	0
86	L4	403	OHX	1	0
86	M5	303	OHX	1	0
86	M7	206	OHX	1	0
86	M7	207	OHX	1	0
86	M9	202	OHX	1	0
86	N1	201	OHX	1	0
86	O1	201	OHX	6	0
86	O2	201	OHX	1	0
86	O3	202	OHX	2	0
86	O7	103	OHX	4	0
86	Q2	503	OHX	1	0
86	S9	201	OHX	1	0

5.7 Other polymers [i](#)

There are no such residues in this entry.

5.8 Polymer linkage issues [i](#)

The following chains have linkage breaks:

Mol	Chain	Number of breaks
1	2	2

All chain breaks are listed below:

Model	Chain	Residue-1	Atom-1	Residue-2	Atom-2	Distance (Å)
1	2	1716:C	O3'	1717:G	P	4.21
1	2	1685:G	O3'	1686:C	P	2.96

6 Fit of model and data [i](#)

6.1 Protein, DNA and RNA chains [i](#)

EDS failed to run properly - this section will therefore be empty.

6.2 Non-standard residues in protein, DNA, RNA chains [i](#)

EDS failed to run properly - this section will therefore be empty.

6.3 Carbohydrates [i](#)

EDS failed to run properly - this section will therefore be empty.

6.4 Ligands [i](#)

EDS failed to run properly - this section will therefore be empty.

6.5 Other polymers [i](#)

EDS failed to run properly - this section will therefore be empty.