



# Full wwPDB X-ray Structure Validation Report ⓘ

Feb 1, 2016 – 09:38 PM GMT

PDB ID : 4V56  
Title : Crystal structure of the bacterial ribosome from Escherichia coli in complex with spectinomycin.  
Authors : Borovinskaya, M.A.; Shoji, S.; Holton, J.M.; Fredrick, K.; Cate, J.H.D.  
Deposited on : 2007-07-21  
Resolution : 3.93 Å(reported)

This is a Full wwPDB X-ray Structure Validation Report for a publicly released PDB entry.  
We welcome your comments at [validation@mail.wwpdb.org](mailto:validation@mail.wwpdb.org)  
A user guide is available at  
<http://wwpdb.org/validation/2016/XrayValidationReportHelp>  
with specific help available everywhere you see the ⓘ symbol.

---

The following versions of software and data (see [references ⓘ](#)) were used in the production of this report:

MolProbity : 4.02b-467  
Mogul : 1.7 (RC4), CSD as536be (2015)  
Xtriage (Phenix) : 1.9-1692  
EDS : rb-20026688  
Percentile statistics : 20151230.v01 (using entries in the PDB archive December 30th 2015)  
Refmac : 5.8.0135  
CCP4 : 6.5.0  
Ideal geometry (proteins) : Engh & Huber (2001)  
Ideal geometry (DNA, RNA) : Parkinson et al. (1996)  
Validation Pipeline (wwPDB-VP) : trunk26865

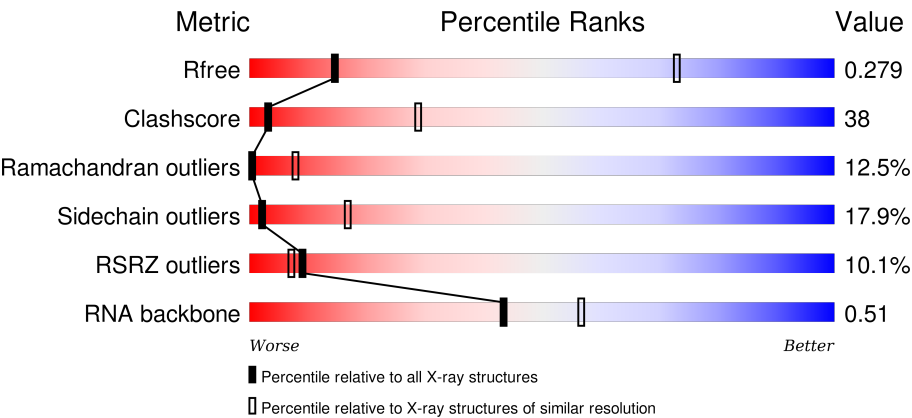
# 1 Overall quality at a glance i

The following experimental techniques were used to determine the structure:

*X-RAY DIFFRACTION*

The reported resolution of this entry is 3.93 Å.

Percentile scores (ranging between 0-100) for global validation metrics of the entry are shown in the following graphic. The table shows the number of entries on which the scores are based.



Metric	Whole archive (#Entries)	Similar resolution (#Entries, resolution range(Å))
$R_{free}$	91344	1007 (4.34-3.54)
Clashscore	102246	1042 (4.30-3.58)
Ramachandran outliers	100387	1000 (4.30-3.58)
Sidechain outliers	100360	1021 (4.32-3.56)
RSRZ outliers	91569	1011 (4.34-3.54)
RNA backbone	2183	1079 (5.04-2.80)

The table below summarises the geometric issues observed across the polymeric chains and their fit to the electron density. The red, orange, yellow and green segments on the lower bar indicate the fraction of residues that contain outliers for  $\geq 3$ , 2, 1 and 0 types of geometric quality criteria. A grey segment represents the fraction of residues that are not modelled. The numeric value for each fraction is indicated below the corresponding segment, with a dot representing fractions  $\leq 5\%$ . The upper red bar (where present) indicates the fraction of residues that have poor fit to the electron density. The numeric value is given above the bar.

Mol	Chain	Length	Quality of chain
1	AA	1542	<div><div></div><div><div>19%</div><div>63%</div><div>16%</div><div>..</div></div></div>
1	CA	1542	<div><div></div><div><div>20%</div><div>63%</div><div>16%</div><div>.</div></div></div>
2	AC	232	<div><div>7%</div><div><div>19%</div><div>46%</div><div>22%</div><div>.</div><div>11%</div></div></div>
2	CC	232	<div><div>13%</div><div><div>22%</div><div>48%</div><div>18%</div><div>11%</div></div></div>

Continued on next page...

Continued from previous page...

Mol	Chain	Length	Quality of chain
3	AD	205	
3	CD	205	
4	AE	166	
4	CE	166	
5	AF	135	
5	CF	135	
6	AG	178	
6	CG	178	
7	AH	129	
7	CH	129	
8	AI	129	
8	CI	129	
9	AJ	103	
9	CJ	103	
10	AK	128	
10	CK	128	
11	AL	123	
11	CL	123	
12	AM	117	
12	CM	117	
13	AP	82	
13	CP	82	
14	AQ	83	
14	CQ	83	
15	AR	74	

Continued on next page...

Continued from previous page...

Mol	Chain	Length	Quality of chain
15	CR	74	
16	AS	91	
16	CS	91	
17	AT	86	
17	CT	86	
18	AB	240	
18	CB	240	
19	AU	70	
19	CU	70	
20	AO	89	
20	CO	89	
21	AN	100	
21	CN	100	
22	BA	120	
22	DA	120	
23	BB	2904	
23	DB	2904	
24	BI	141	
24	DI	141	
25	BC	272	
25	DC	272	
26	BD	209	
26	DD	209	
27	BK	123	
27	DK	123	

Continued on next page...



Continued from previous page...

Mol	Chain	Length	Quality of chain
28	BP	114	
28	DP	114	
29	BE	201	
29	DE	201	
30	BY	58	
30	DY	58	
31	B0	56	
31	D0	56	
32	B4	38	
32	D4	38	
33	B1	54	
33	D1	54	
34	B3	64	
34	D3	64	
35	BV	94	
35	DV	94	
36	B2	46	
36	D2	46	
37	BL	144	
37	DL	144	
38	BM	136	
38	DM	136	
39	BX	63	
39	DX	63	
40	BH	149	

Continued on next page...

Continued from previous page...

Mol	Chain	Length	Quality of chain
40	DH	149	
41	BJ	142	
41	DJ	142	
42	BN	127	
42	DN	127	
43	BO	117	
43	DO	117	
44	BQ	117	
44	DQ	117	
45	BS	110	
45	DS	110	
46	BU	103	
46	DU	103	
47	BF	178	
47	DF	178	
48	BG	176	
48	DG	176	
49	BR	103	
49	DR	103	
50	BT	100	
50	DT	100	
51	BZ	78	
51	DZ	78	
52	BW	84	
52	DW	84	

The following table lists non-polymeric compounds, carbohydrate monomers and non-standard residues in protein, DNA, RNA chains that are outliers for geometric or electron-density-fit criteria:

Mol	Type	Chain	Res	Chirality	Geometry	Clashes	Electron density
53	MG	BB	3087	-	-	-	X
53	MG	CA	1612	-	-	-	X
53	MG	CA	1654	-	-	-	X
53	MG	DB	3026	-	-	-	X

## 2 Entry composition

There are 56 unique types of molecules in this entry. The entry contains 284033 atoms, of which 0 are hydrogens and 0 are deuteriums.

In the tables below, the ZeroOcc column contains the number of atoms modelled with zero occupancy, the AltConf column contains the number of residues with at least one atom in alternate conformation and the Trace column contains the number of residues modelled with at most 2 atoms.

- Molecule 1 is a RNA chain called 16S rRNA.

Mol	Chain	Residues	Atoms					ZeroOcc	AltConf	Trace
1	AA	1530	Total	C	N	O	P	0	0	0
			32831	14642	6024	10635	1530			
1	CA	1530	Total	C	N	O	P	0	0	0
			32831	14642	6024	10635	1530			

- Molecule 2 is a protein called 30S ribosomal protein S3.

Mol	Chain	Residues	Atoms					ZeroOcc	AltConf	Trace
2	AC	206	Total	C	N	O	S	0	0	0
			1624	1028	305	288	3			
2	CC	206	Total	C	N	O	S	0	0	0
			1624	1028	305	288	3			

- Molecule 3 is a protein called 30S ribosomal protein S4.

Mol	Chain	Residues	Atoms					ZeroOcc	AltConf	Trace
3	AD	205	Total	C	N	O	S	0	0	0
			1643	1026	315	298	4			
3	CD	205	Total	C	N	O	S	0	0	0
			1643	1026	315	298	4			

- Molecule 4 is a protein called 30S ribosomal protein S5.

Mol	Chain	Residues	Atoms					ZeroOcc	AltConf	Trace
4	AE	150	Total	C	N	O	S	0	0	0
			1105	687	211	201	6			
4	CE	150	Total	C	N	O	S	0	0	0
			1105	687	211	201	6			

- Molecule 5 is a protein called 30S ribosomal protein S6.

Mol	Chain	Residues	Atoms					ZeroOcc	AltConf	Trace
5	AF	100	Total	C	N	O	S	0	0	0
			817	515	148	148	6			
5	CF	100	Total	C	N	O	S	0	0	0
			817	515	148	148	6			

- Molecule 6 is a protein called 30S ribosomal protein S7.

Mol	Chain	Residues	Atoms					ZeroOcc	AltConf	Trace
6	AG	150	Total	C	N	O	S	0	0	0
			1174	730	226	214	4			
6	CG	152	Total	C	N	O	S	0	0	0
			1196	745	230	217	4			

- Molecule 7 is a protein called 30S ribosomal protein S8.

Mol	Chain	Residues	Atoms					ZeroOcc	AltConf	Trace
7	AH	129	Total	C	N	O	S	0	0	0
			979	616	173	184	6			
7	CH	129	Total	C	N	O	S	0	0	0
			979	616	173	184	6			

- Molecule 8 is a protein called 30S ribosomal protein S9.

Mol	Chain	Residues	Atoms					ZeroOcc	AltConf	Trace
8	AI	127	Total	C	N	O	S	0	0	0
			1022	634	206	179	3			
8	CI	127	Total	C	N	O	S	0	0	0
			1022	634	206	179	3			

- Molecule 9 is a protein called 30S ribosomal protein S10.

Mol	Chain	Residues	Atoms					ZeroOcc	AltConf	Trace
9	AJ	98	Total	C	N	O	S	0	0	0
			786	493	150	142	1			
9	CJ	98	Total	C	N	O	S	0	0	0
			786	493	150	142	1			

- Molecule 10 is a protein called 30S ribosomal protein S11.

Mol	Chain	Residues	Atoms					ZeroOcc	AltConf	Trace
10	AK	117	Total	C	N	O	S	0	0	0
			877	540	174	160	3			

*Continued on next page...*

*Continued from previous page...*

Mol	Chain	Residues	Atoms					ZeroOcc	AltConf	Trace
10	CK	117	Total	C	N	O	S	0	0	0
			877	540	174	160	3			

- Molecule 11 is a protein called 30S ribosomal protein S12.

Mol	Chain	Residues	Atoms					ZeroOcc	AltConf	Trace
11	AL	123	Total	C	N	O	S	0	0	0
			955	590	196	165	4			
11	CL	123	Total	C	N	O	S	0	0	0
			955	590	196	165	4			

- Molecule 12 is a protein called 30S ribosomal protein S13.

Mol	Chain	Residues	Atoms					ZeroOcc	AltConf	Trace
12	AM	114	Total	C	N	O	S	0	0	0
			883	546	178	156	3			
12	CM	113	Total	C	N	O	S	0	0	0
			876	541	177	155	3			

- Molecule 13 is a protein called 30S ribosomal protein S16.

Mol	Chain	Residues	Atoms					ZeroOcc	AltConf	Trace
13	AP	82	Total	C	N	O	S	0	0	0
			649	406	128	114	1			
13	CP	80	Total	C	N	O	S	0	0	0
			638	400	126	111	1			

- Molecule 14 is a protein called 30S ribosomal protein S17.

Mol	Chain	Residues	Atoms					ZeroOcc	AltConf	Trace
14	AQ	80	Total	C	N	O	S	0	0	0
			648	411	121	113	3			
14	CQ	81	Total	C	N	O	S	0	0	0
			657	417	122	115	3			

- Molecule 15 is a protein called 30S ribosomal protein S18.

Mol	Chain	Residues	Atoms				ZeroOcc	AltConf	Trace
15	AR	55	Total	C	N	O	0	0	0
			455	288	86	81			
15	CR	55	Total	C	N	O	0	0	0
			455	288	86	81			

- Molecule 16 is a protein called 30S ribosomal protein S19.

Mol	Chain	Residues	Atoms					ZeroOcc	AltConf	Trace
16	AS	79	Total	C	N	O	S	0	0	0
			637	408	120	107	2			
16	CS	80	Total	C	N	O	S	0	0	0
			644	413	121	108	2			

- Molecule 17 is a protein called 30S ribosomal protein S20.

Mol	Chain	Residues	Atoms					ZeroOcc	AltConf	Trace
17	AT	85	Total	C	N	O	S	0	0	0
			665	411	137	114	3			
17	CT	85	Total	C	N	O	S	0	0	0
			665	411	137	114	3			

- Molecule 18 is a protein called 30S ribosomal protein S2.

Mol	Chain	Residues	Atoms					ZeroOcc	AltConf	Trace
18	AB	218	Total	C	N	O	S	0	0	0
			1704	1081	305	311	7			
18	CB	218	Total	C	N	O	S	0	0	0
			1704	1081	305	311	7			

- Molecule 19 is a protein called 30S ribosomal protein S21.

Mol	Chain	Residues	Atoms					ZeroOcc	AltConf	Trace
19	AU	51	Total	C	N	O	S	0	0	0
			425	265	86	73	1			
19	CU	51	Total	C	N	O	S	0	0	0
			425	265	86	73	1			

- Molecule 20 is a protein called 30S ribosomal protein S15.

Mol	Chain	Residues	Atoms					ZeroOcc	AltConf	Trace
20	AO	88	Total	C	N	O	S	0	0	0
			714	439	144	130	1			
20	CO	88	Total	C	N	O	S	0	0	0
			714	439	144	130	1			

- Molecule 21 is a protein called 30S ribosomal protein S14.

Mol	Chain	Residues	Atoms					ZeroOcc	AltConf	Trace
21	AN	96	Total	C	N	O	S	0	0	0
			774	483	160	128	3			
21	CN	96	Total	C	N	O	S	0	0	0
			774	483	160	128	3			

- Molecule 22 is a RNA chain called 5S rRNA.

Mol	Chain	Residues	Atoms					ZeroOcc	AltConf	Trace
22	BA	117	Total	C	N	O	P	0	0	0
			2507	1116	459	815	117			
22	DA	117	Total	C	N	O	P	0	0	0
			2507	1116	459	815	117			

There are 2 discrepancies between the modelled and reference sequences:

Chain	Residue	Modelled	Actual	Comment	Reference
BA	120	U	-	INSERTION	GB 85674274
DA	120	U	-	INSERTION	GB 85674274

- Molecule 23 is a RNA chain called 23S rRNA.

Mol	Chain	Residues	Atoms					ZeroOcc	AltConf	Trace
23	BB	2841	Total	C	N	O	P	0	0	0
			60995	27210	11229	19715	2841			
23	DB	2841	Total	C	N	O	P	0	0	0
			60995	27210	11229	19715	2841			

There are 4 discrepancies between the modelled and reference sequences:

Chain	Residue	Modelled	Actual	Comment	Reference
BB	2903	U	-	INSERTION	GB 85674274
BB	2904	U	-	INSERTION	GB 85674274
DB	2903	U	-	INSERTION	GB 85674274
DB	2904	U	-	INSERTION	GB 85674274

- Molecule 24 is a protein called 50S ribosomal protein L11.

Mol	Chain	Residues	Atoms					ZeroOcc	AltConf	Trace
24	BI	141	Total	C	N	O	S	0	0	0
			1032	651	179	196	6			
24	DI	141	Total	C	N	O	S	0	0	0
			1032	651	179	196	6			



- Molecule 25 is a protein called 50S ribosomal protein L2.

Mol	Chain	Residues	Atoms					ZeroOcc	AltConf	Trace
25	BC	271	Total	C	N	O	S	0	0	0
			2082	1288	423	364	7			
25	DC	271	Total	C	N	O	S	0	0	0
			2082	1288	423	364	7			

- Molecule 26 is a protein called 50S ribosomal protein L3.

Mol	Chain	Residues	Atoms					ZeroOcc	AltConf	Trace
26	BD	209	Total	C	N	O	S	0	0	0
			1565	979	288	294	4			
26	DD	209	Total	C	N	O	S	0	0	0
			1565	979	288	294	4			

- Molecule 27 is a protein called 50S ribosomal protein L14.

Mol	Chain	Residues	Atoms					ZeroOcc	AltConf	Trace
27	BK	121	Total	C	N	O	S	0	0	0
			930	582	179	164	5			
27	DK	121	Total	C	N	O	S	0	0	0
			930	582	179	164	5			

- Molecule 28 is a protein called 50S ribosomal protein L19.

Mol	Chain	Residues	Atoms					ZeroOcc	AltConf	Trace
28	BP	114	Total	C	N	O	S	0	0	0
			917	574	179	163	1			
28	DP	114	Total	C	N	O	S	0	0	0
			917	574	179	163	1			

- Molecule 29 is a protein called 50S ribosomal protein L4.

Mol	Chain	Residues	Atoms					ZeroOcc	AltConf	Trace
29	BE	201	Total	C	N	O	S	0	0	0
			1552	974	283	290	5			
29	DE	201	Total	C	N	O	S	0	0	0
			1552	974	283	290	5			

- Molecule 30 is a protein called 50S ribosomal protein L30.

Mol	Chain	Residues	Atoms					ZeroOcc	AltConf	Trace
30	BY	58	Total	C	N	O	S	0	0	0
			449	281	87	79	2			
30	DY	58	Total	C	N	O	S	0	0	0
			449	281	87	79	2			

- Molecule 31 is a protein called 50S ribosomal protein L32.

Mol	Chain	Residues	Atoms					ZeroOcc	AltConf	Trace
31	B0	56	Total	C	N	O	S	0	0	0
			444	269	94	80	1			
31	D0	56	Total	C	N	O	S	0	0	0
			444	269	94	80	1			

- Molecule 32 is a protein called 50S ribosomal protein L36.

Mol	Chain	Residues	Atoms					ZeroOcc	AltConf	Trace
32	B4	38	Total	C	N	O	S	0	0	0
			302	185	65	48	4			
32	D4	38	Total	C	N	O	S	0	0	0
			302	185	65	48	4			

- Molecule 33 is a protein called 50S ribosomal protein L33.

Mol	Chain	Residues	Atoms				ZeroOcc	AltConf	Trace
33	B1	50	Total	C	N	O	0	0	0
			409	263	75	71			
33	D1	50	Total	C	N	O	0	0	0
			409	263	75	71			

- Molecule 34 is a protein called 50S ribosomal protein L35.

Mol	Chain	Residues	Atoms					ZeroOcc	AltConf	Trace
34	B3	64	Total	C	N	O	S	0	0	0
			504	323	105	74	2			
34	D3	64	Total	C	N	O	S	0	0	0
			504	323	105	74	2			

- Molecule 35 is a protein called 50S ribosomal protein L25.

Mol	Chain	Residues	Atoms					ZeroOcc	AltConf	Trace
35	BV	94	Total	C	N	O	S	0	0	0
			753	479	137	134	3			

*Continued on next page...*

*Continued from previous page...*

Mol	Chain	Residues	Atoms					ZeroOcc	AltConf	Trace
35	DV	94	Total	C	N	O	S	0	0	0
			753	479	137	134	3			

- Molecule 36 is a protein called 50S ribosomal protein L34.

Mol	Chain	Residues	Atoms					ZeroOcc	AltConf	Trace
36	B2	46	Total	C	N	O	S	0	0	0
			377	228	90	57	2			
36	D2	46	Total	C	N	O	S	0	0	0
			377	228	90	57	2			

- Molecule 37 is a protein called 50S ribosomal protein L15.

Mol	Chain	Residues	Atoms					ZeroOcc	AltConf	Trace
37	BL	143	Total	C	N	O	S	0	0	0
			1045	649	206	189	1			
37	DL	143	Total	C	N	O	S	0	0	0
			1045	649	206	189	1			

- Molecule 38 is a protein called 50S ribosomal protein L16.

Mol	Chain	Residues	Atoms					ZeroOcc	AltConf	Trace
38	BM	136	Total	C	N	O	S	0	0	0
			1074	686	205	177	6			
38	DM	136	Total	C	N	O	S	0	0	0
			1074	686	205	177	6			

- Molecule 39 is a protein called 50S ribosomal protein L29.

Mol	Chain	Residues	Atoms					ZeroOcc	AltConf	Trace
39	BX	63	Total	C	N	O	S	0	0	0
			509	313	99	95	2			
39	DX	63	Total	C	N	O	S	0	0	0
			509	313	99	95	2			

- Molecule 40 is a protein called 50S ribosomal protein L9.

Mol	Chain	Residues	Atoms					ZeroOcc	AltConf	Trace
40	BH	149	Total	C	N	O	S	0	0	0
			1111	699	197	214	1			
40	DH	149	Total	C	N	O	S	0	0	0
			1111	699	197	214	1			

- Molecule 41 is a protein called 50S ribosomal protein L13.

Mol	Chain	Residues	Atoms					ZeroOcc	AltConf	Trace
41	BJ	142	Total	C	N	O	S	0	0	0
			1129	714	212	199	4			
41	DJ	142	Total	C	N	O	S	0	0	0
			1129	714	212	199	4			

- Molecule 42 is a protein called 50S ribosomal protein L17.

Mol	Chain	Residues	Atoms					ZeroOcc	AltConf	Trace
42	BN	120	Total	C	N	O	S	0	0	0
			960	593	196	166	5			
42	DN	120	Total	C	N	O	S	0	0	0
			960	593	196	166	5			

- Molecule 43 is a protein called 50S ribosomal protein L18.

Mol	Chain	Residues	Atoms				ZeroOcc	AltConf	Trace
43	BO	116	Total	C	N	O	0	0	0
			892	552	178	162			
43	DO	116	Total	C	N	O	0	0	0
			892	552	178	162			

- Molecule 44 is a protein called 50S ribosomal protein L20.

Mol	Chain	Residues	Atoms				ZeroOcc	AltConf	Trace
44	BQ	117	Total	C	N	O	0	0	0
			947	604	192	151			
44	DQ	117	Total	C	N	O	0	0	0
			947	604	192	151			

- Molecule 45 is a protein called 50S ribosomal protein L22.

Mol	Chain	Residues	Atoms					ZeroOcc	AltConf	Trace
45	BS	110	Total	C	N	O	S	0	0	0
			857	532	166	156	3			
45	DS	110	Total	C	N	O	S	0	0	0
			857	532	166	156	3			

- Molecule 46 is a protein called 50S ribosomal protein L24.

Mol	Chain	Residues	Atoms				ZeroOcc	AltConf	Trace
46	BU	102	Total	C	N	O	0	0	0
			779	492	146	141			
46	DU	102	Total	C	N	O	0	0	0
			779	492	146	141			

- Molecule 47 is a protein called 50S ribosomal protein L5.

Mol	Chain	Residues	Atoms					ZeroOcc	AltConf	Trace
47	BF	178	Total	C	N	O	S	0	0	0
			1420	905	251	258	6			
47	DF	178	Total	C	N	O	S	0	0	0
			1420	905	251	258	6			

- Molecule 48 is a protein called 50S ribosomal protein L6.

Mol	Chain	Residues	Atoms					ZeroOcc	AltConf	Trace
48	BG	176	Total	C	N	O	S	0	0	0
			1323	832	243	246	2			
48	DG	176	Total	C	N	O	S	0	0	0
			1323	832	243	246	2			

- Molecule 49 is a protein called 50S ribosomal protein L21.

Mol	Chain	Residues	Atoms					ZeroOcc	AltConf	Trace
49	BR	103	Total	C	N	O	S	0	0	0
			816	516	153	145	2			
49	DR	103	Total	C	N	O	S	0	0	0
			816	516	153	145	2			

- Molecule 50 is a protein called 50S ribosomal protein L23.

Mol	Chain	Residues	Atoms					ZeroOcc	AltConf	Trace
50	BT	93	Total	C	N	O	S	0	0	0
			738	466	139	131	2			
50	DT	93	Total	C	N	O	S	0	0	0
			738	466	139	131	2			

- Molecule 51 is a protein called 50S ribosomal protein L28.

Mol	Chain	Residues	Atoms					ZeroOcc	AltConf	Trace
51	BZ	77	Total	C	N	O	S	0	0	0
			625	388	129	106	2			

*Continued on next page...*

*Continued from previous page...*

Mol	Chain	Residues	Atoms					ZeroOcc	AltConf	Trace
51	DZ	77	Total	C	N	O	S	0	0	0
			625	388	129	106	2			

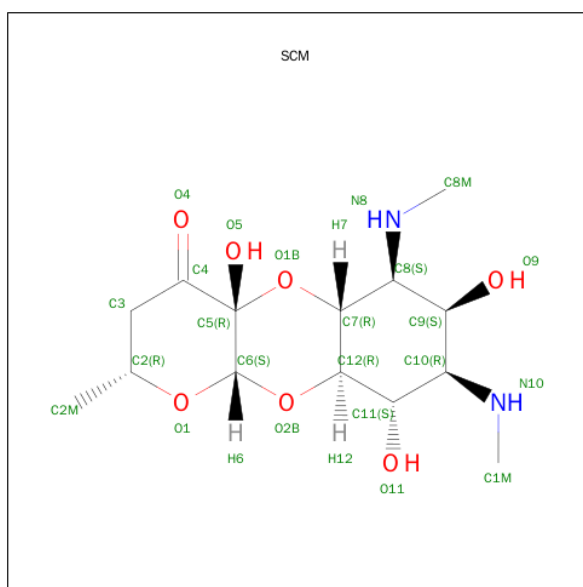
- Molecule 52 is a protein called 50S ribosomal protein L27.

Mol	Chain	Residues	Atoms					ZeroOcc	AltConf	Trace
52	BW	79	Total	C	N	O	S	0	0	0
			596	367	120	108	1			
52	DW	79	Total	C	N	O	S	0	0	0
			596	367	120	108	1			

- Molecule 53 is MAGNESIUM ION (three-letter code: MG) (formula: Mg).

Mol	Chain	Residues	Atoms		ZeroOcc	AltConf
53	BB	110	Total	Mg	0	0
			110	110		
53	CA	58	Total	Mg	0	0
			58	58		
53	AA	60	Total	Mg	0	0
			60	60		
53	CE	1	Total	Mg	0	0
			1	1		
53	DN	1	Total	Mg	0	0
			1	1		
53	DB	110	Total	Mg	0	0
			110	110		

- Molecule 54 is SPECTINOMYCIN (three-letter code: SCM) (formula: C<sub>14</sub>H<sub>24</sub>N<sub>2</sub>O<sub>7</sub>).



Mol	Chain	Residues	Atoms				ZeroOcc	AltConf
54	AA	1	Total	C	N	O	0	0
			23	14	2	7		
54	CA	1	Total	C	N	O	0	0
			23	14	2	7		

- Molecule 55 is ZINC ION (three-letter code: ZN) (formula: Zn).

Mol	Chain	Residues	Atoms		ZeroOcc	AltConf
55	B4	1	Total	Zn	0	0
			1	1		
55	D4	1	Total	Zn	0	0
			1	1		

- Molecule 56 is water.

Mol	Chain	Residues	Atoms		ZeroOcc	AltConf
56	AA	288	Total	O	0	0
			288	288		
56	AE	3	Total	O	0	0
			3	3		
56	AK	1	Total	O	0	0
			1	1		
56	AL	4	Total	O	0	0
			4	4		
56	AP	1	Total	O	0	0
			1	1		

*Continued on next page...*

*Continued from previous page...*

Mol	Chain	Residues	Atoms		ZeroOcc	AltConf
56	AT	1	Total 1	O 1	0	0
56	AN	2	Total 2	O 2	0	0
56	BB	494	Total 494	O 494	0	0
56	BC	4	Total 4	O 4	0	0
56	BE	3	Total 3	O 3	0	0
56	BL	4	Total 4	O 4	0	0
56	BH	1	Total 1	O 1	0	0
56	BT	1	Total 1	O 1	0	0
56	CA	275	Total 275	O 275	0	0
56	CE	4	Total 4	O 4	0	0
56	CK	1	Total 1	O 1	0	0
56	CL	5	Total 5	O 5	0	0
56	CP	1	Total 1	O 1	0	0
56	CT	2	Total 2	O 2	0	0
56	CN	5	Total 5	O 5	0	0
56	DB	500	Total 500	O 500	0	0
56	DC	3	Total 3	O 3	0	0
56	DD	1	Total 1	O 1	0	0
56	DP	1	Total 1	O 1	0	0
56	DE	1	Total 1	O 1	0	0
56	DL	3	Total 3	O 3	0	0

*Continued on next page...*



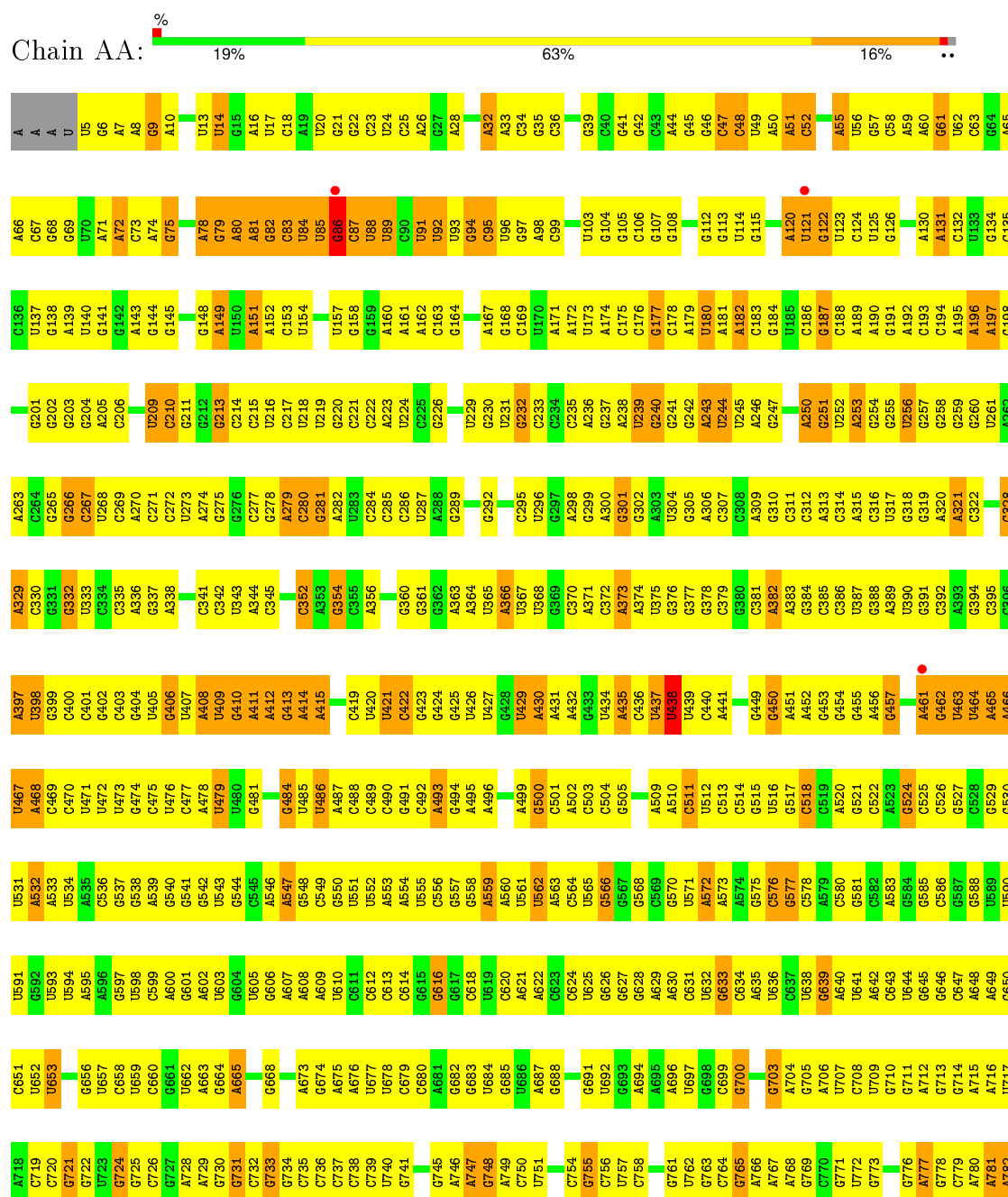
*Continued from previous page...*

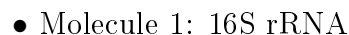
Mol	Chain	Residues	Atoms		ZeroOcc	AltConf
56	DJ	1	Total	O	0	0
			1	1		
56	DN	2	Total	O	0	0
			2	2		
56	DR	1	Total	O	0	0
			1	1		

### 3 Residue-property plots

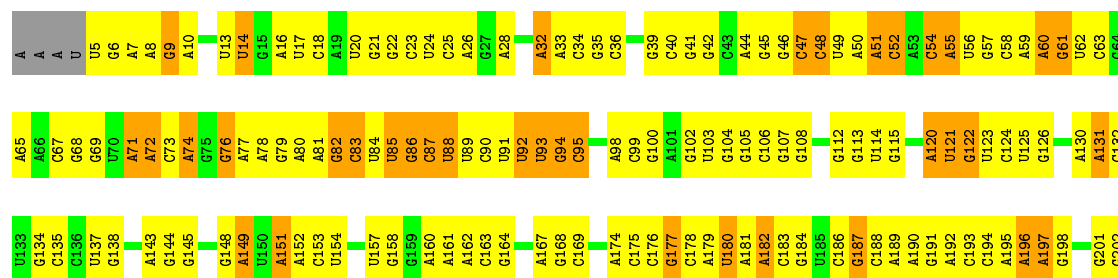
These plots are drawn for all protein, RNA and DNA chains in the entry. The first graphic for a chain summarises the proportions of errors displayed in the second graphic. The second graphic shows the sequence view annotated by issues in geometry and electron density. Residues are color-coded according to the number of geometric quality criteria for which they contain at least one outlier: green = 0, yellow = 1, orange = 2 and red = 3 or more. A red dot above a residue indicates a poor fit to the electron density ( $RSRZ > 2$ ). Stretches of 2 or more consecutive residues without any outlier are shown as a green connector. Residues present in the sample, but not in the model, are shown in grey.

#### • Molecule 1: 16S rRNA

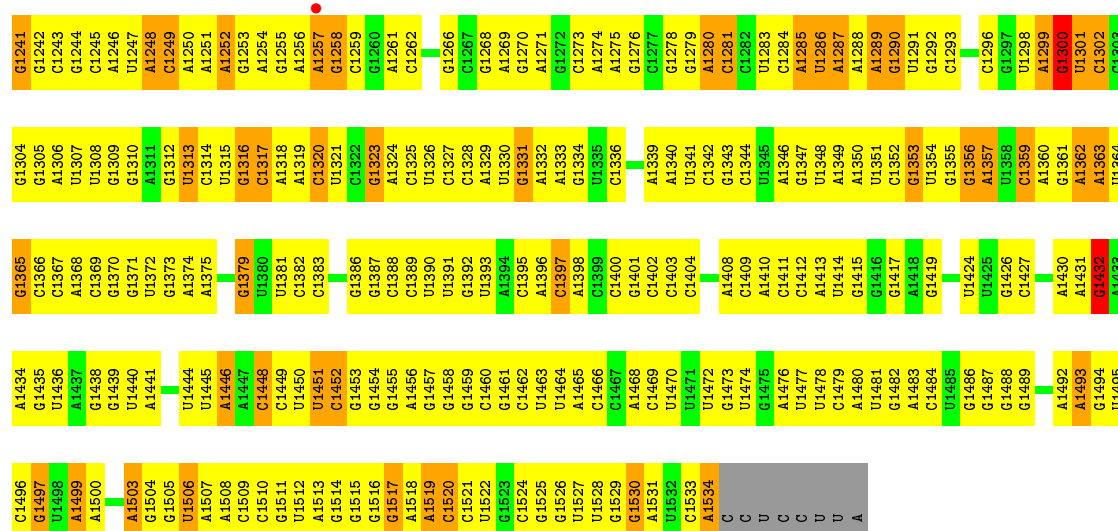




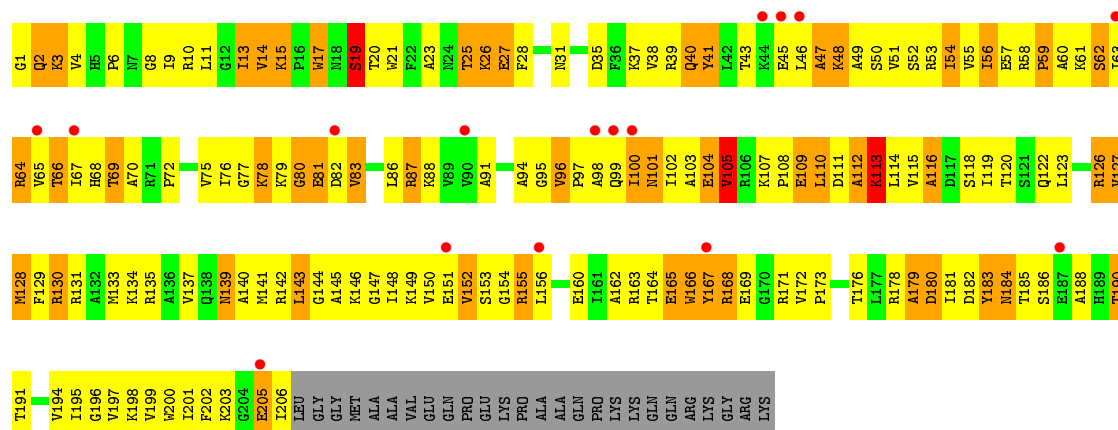
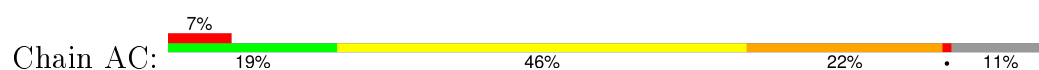
Chain CA:  20% 63% 16%



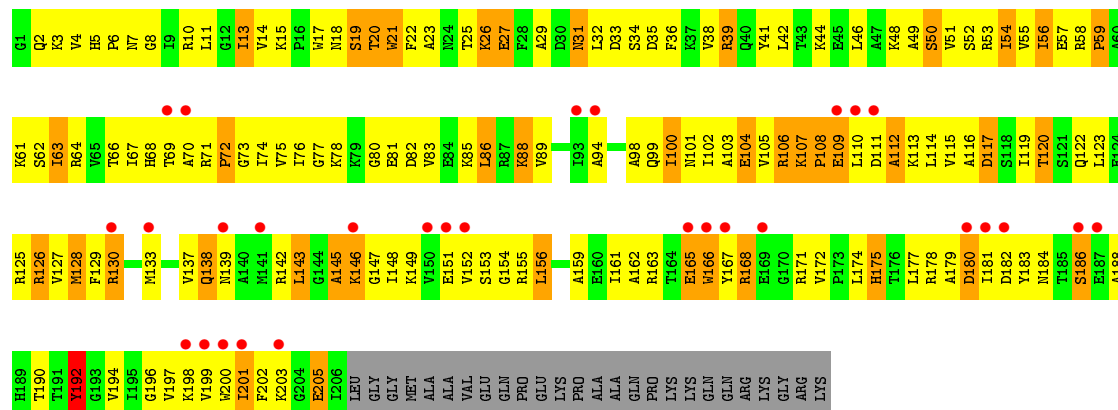
G1175	A1111	C985	G922	C857	A792	G724	G660	G597	G537	G474	G402	C335	G266	G203
A1176	C1112	U986	A923	G858	U793	G725	G661	U998	G538	C475	C403	A336	C267	G204
G1177	G1113	G987	C924	A860	A794		U662	C599	A539	C476	G404	A337	U268	A205
G1178	C1114	G988	G925	A861	C795	A728	A663	A600	G540	C477	U405	A338	C269	C206
A1179	U1115	U989	G926	G861	C796	A729	G664	G601	G541	A478	G406	C341	A270	U209
A1180	G1053	C990	G927	G862	C797	A730	A665	A602	G542	U479	U407	C342	C271	U209
G1181	C1054	U991	G928	U863	U798	G731	G666	U603	U543	U480	A408	C343	C272	C210
G1182	A1055	U992	G929	A864		G732	G667	G604	U544	U481	A409	U344	U273	G211
A1183	U1056	G993	C930	A865	A802	G733	G668	U605	G545	G482	G410	U345	A274	G212
G1184	C1120	A994	G931	C866	G803	G734		G606	A546	C483	A411	C346	G275	G213
	U1121	G995	C932	G867	U804	G735	U672	G607	A547	G484	A412	G347		C214
G1190	G1058	A996	G933	C868	C805	G736	A673	A608	G548	U485	G413		A279	C215
G1191	U1060	U997	C934	G869	C806	G737	G674	A609	C549	U486	A414		C280	U216
C1192	G1061		A935		A807	C738	A675		G550	A487	A415	C352	G281	C217
G1193	U1125	A1000	G936	G874	C808	C739	A676		U551	C488			A282	U218
	U1126	C1001	A937	U875	G809	U740	U677	C613	U552	C489	U420	A353	U283	U219
A1196	G1127	G1002	A938	C876	C810	G741	U678	C614	A553	C490	U421	C355	U284	G220
A1197	C1128	G1003	G939	G877	C811		C679	G615	A554	C491	G422	C356	C285	C221
G1198	U1065	G1004	C940	A878	G812	G745	C680	G616	U555	C492	G423		C286	C222
G1199	C1066	A1005	G941	C879	U813	A746	A681	G617	C556	A493	G424	G361	U287	A223
U1200	G1068	G1006	G942	C880	A814	U747	G682	C618	C557	G494	G425	G362	U288	U224
A1201	G1133	U1007	G943	G881	A815	G748	U683	U619	G558	A495	U426	A363	G289	G225
U1202	G1134	G1008	A946	C882	A816	A749	U684	C620	A559	A496	U427	A364		G226
C1203	U1135	U1009	G947	C883	C817	C750	G685	A621	U560				G292	
	C1136	C1067	C948	U884	G818		U686	A622	A499	U429	U428	A366		U228
G1206	G1137	C1011	A949	G885	A819	A753	A687	G623	U562	A430		U367	C295	G230
G1207	U1138	A1012	U950		U820	G754	G688	U625	A563	A431		U368	U296	U231
C1208	G1139	G1013	G951	A889	G821	G755		U626	C564	A432		U369	G297	G232
G1209	U1140	A1014	U952	G890	U822		G691		U565	A433		C370	A298	G233
C1210	C1141	G1015	G953	U891	C823	U757	G692	G628	C574	U434		A371	G299	C234
U1211	G1142	A1016	G954	U892	G824	C758	G693	A629	G567	A435		C372	A300	C235
	G1143		U955	C893	A825		A694	A630	C568	C436		A373	G301	A236
U1212	A1080	A1019	U956	G894	C826	G761	A695	C631	C569	U437		C374	G302	G237
A1213	A1081	G1020	U957	G895	U827	U762	A696	U632	U570	U438		U375	A303	U238
C1214	A1082	A1021	U958	C896	U828	G763	G697	G633	C571			C376	U304	G239
G1215	A1083	A1022	A959	C897	G829	C764	G698	C634	A572			A441	G305	G240
A1216	G1084	A1023	U960	G898		G765	C699	A635	C573				A306	G241
G1217	U1085	U1023	U961	C899	G832	A766	G700	U636	A574	G449		C379	C307	G242
C1218	U1086	G1024	U962	A900	G833		U701	C637	G575	G450		G380	C308	A243
A1219	G1087	U1025	G963	A901	U834	A767	A702	U638	C576	A451		C381	A309	U244
G1220	G1088	G1026	G964	G902	U835	G768	G703	G639	G577	A452		A382	G310	U245
G1221	U1089	C1027	A964	G903	U836	G769	G704	A640	C578	G453		A383	C311	G246
	G1090	C1028	U965	G904	G837	C770	A705	U641	A579	G454		A384	C312	G247
G1222	U1091	U1029	G966	U905	U838	G771	G706	A642	C580	G455		A385	A313	
G1223	G1156	G1030	C967	U906	C839	U772	A707	U643	G581	A456		C386	C314	
U1224	U1095	C1031	A968	A906	C840	G773	U707	C645	C582	G457		U387		
A1225	U1096	G1032	A969	A907			G708	U644	C583				A321	U256
C1226	C1096	G1033	C970	A908	C841	G776	U709	G645	A583	A461		C388	C322	G257
A1227	C1097	G1034	G971	A909	U842	A777	G710	G646	G584	G462		A389	U317	U252
C1228	G1098	A1035	C972	C910	U843	G778	G711	C647	G585	U463			G318	G254
A1229	U1099	A1036	G973	U911	G844	C779	A712	A648	C586	U464				G255
C1230	G1100	C1037	A974	C912	A845	A780	G713	A649	G587	U465			A321	U256
G1231	U1165	U1038	A975	A913	G846	A781	G714	G650	C588	A466			C322	G257
U1232	G1166	A1101	G976	A914	G847	A782	A715	C651	U589	U467				G258
G1233	A1167	G1039	A977	A915	C848	C783	A716	U652	C590	U468			C328	G259
C1234	U1168	U1040	G978	G916		G784		U653	U591	A468			A329	G260
U1235	A1169	G1041	A978	U917	G851	G785	C719	G592	A397	C469			C330	U261
A1236	G1170	A1042	C979	G917			G720	U593	U398	C470			G331	A262
C1237	A1171	C1045	C980	A918	G852	U789	G721	U594	U399	U471			G332	A263
A1238	U1172	U981	G981	A919	U853	A790	G722	C595	C400	U472			U333	G264
U1239	G1173	U920		U920	U854	G791	U723	U659	A596	U473			C334	G265
U1240	G1174	G1047	C984	U921										



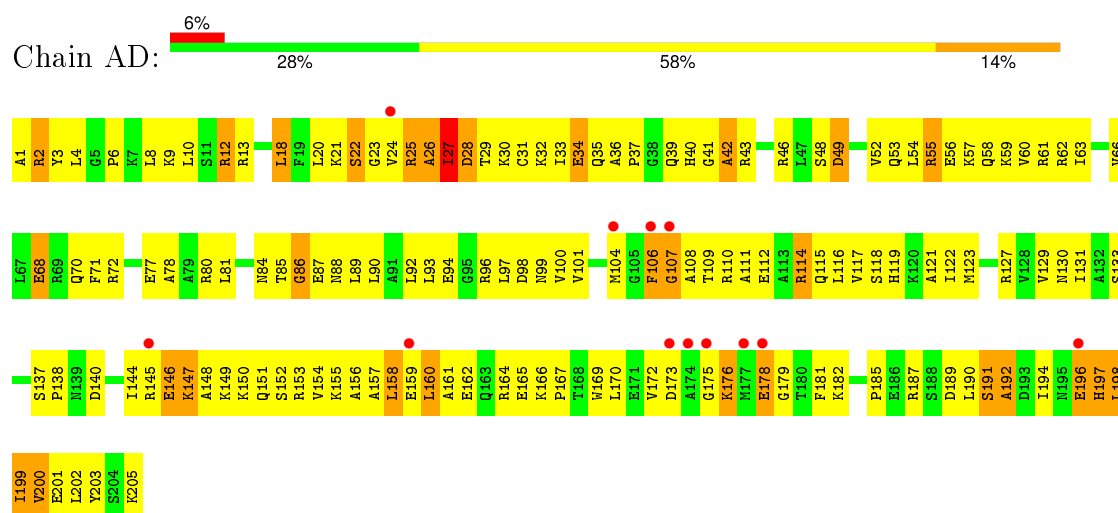
• Molecule 2: 30S ribosomal protein S3



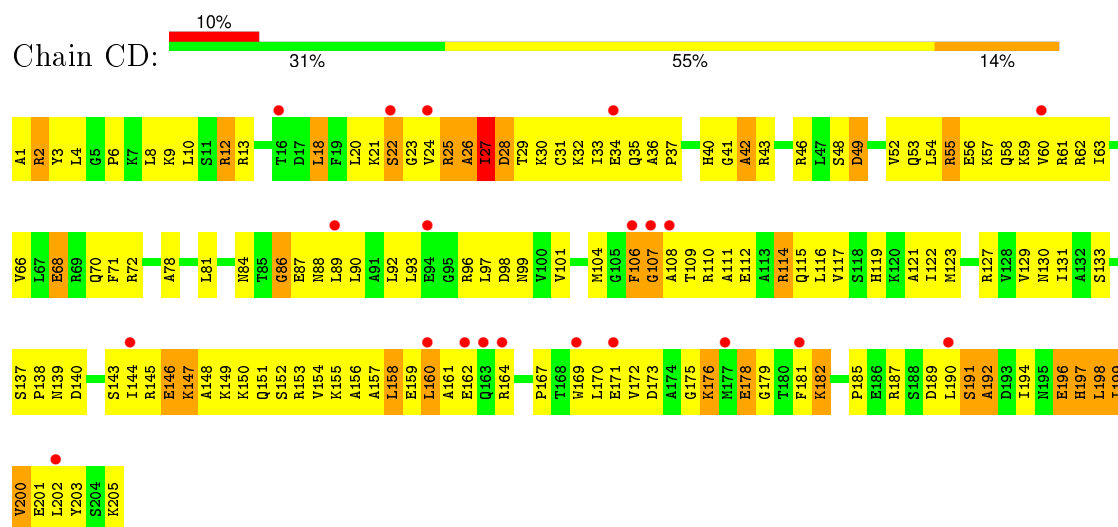
• Molecule 2: 30S ribosomal protein S3



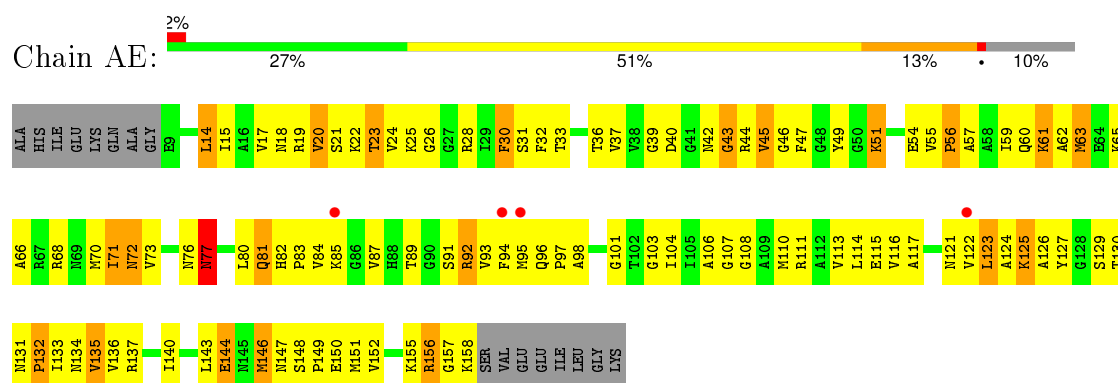
• Molecule 3: 30S ribosomal protein S4



• Molecule 3: 30S ribosomal protein S4

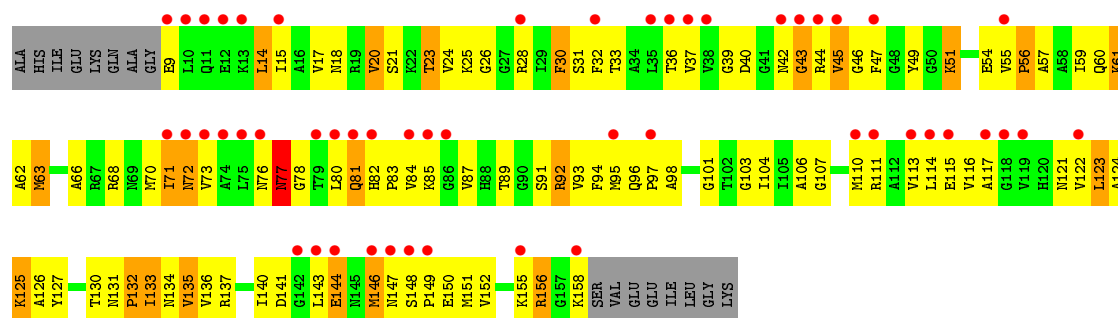


• Molecule 4: 30S ribosomal protein S5

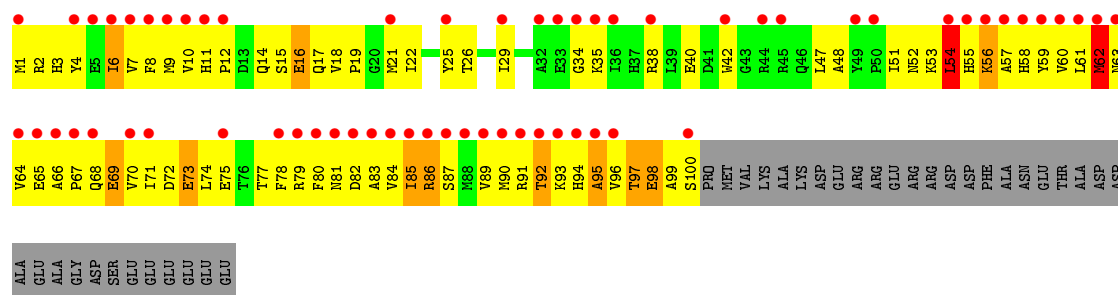
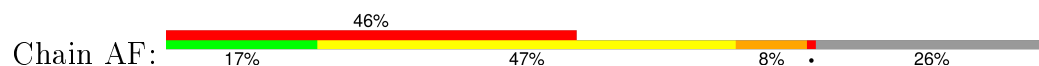


• Molecule 4: 30S ribosomal protein S5

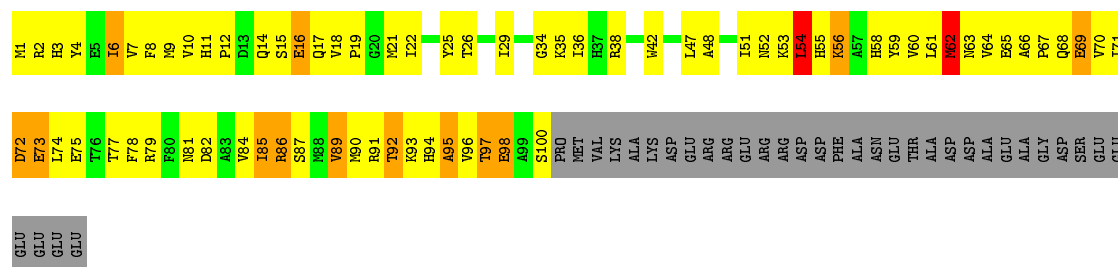
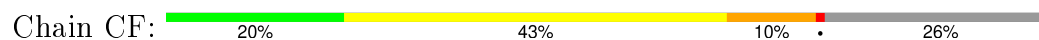




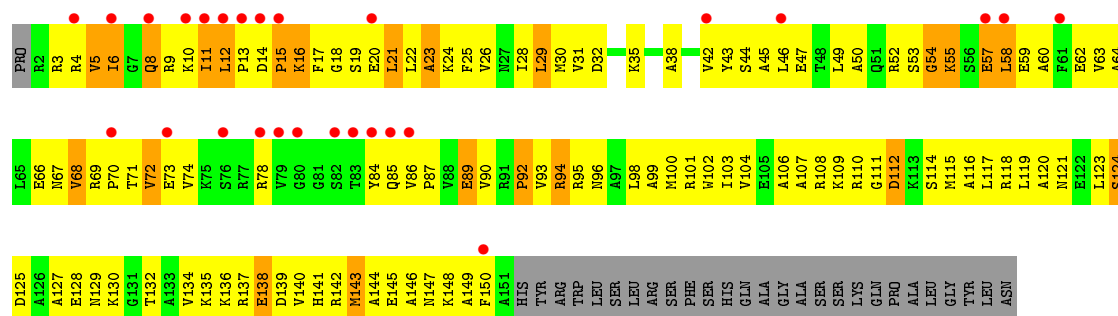
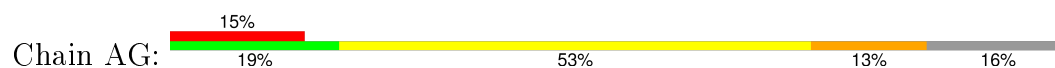
• Molecule 5: 30S ribosomal protein S6



• Molecule 5: 30S ribosomal protein S6

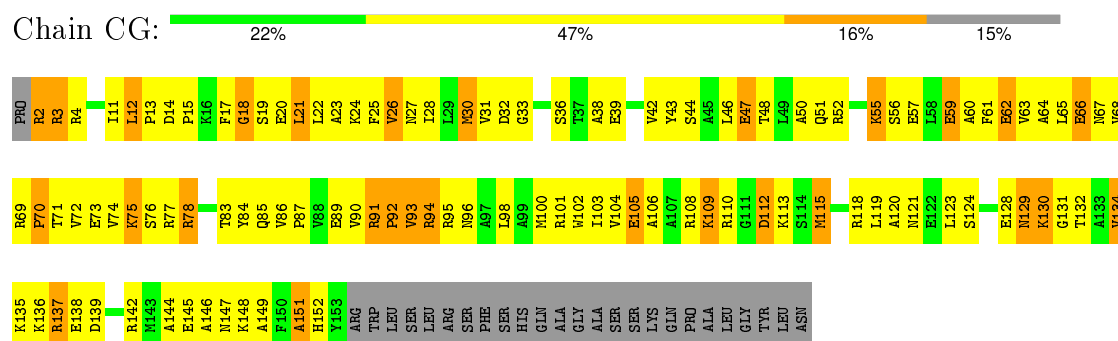


• Molecule 6: 30S ribosomal protein S7



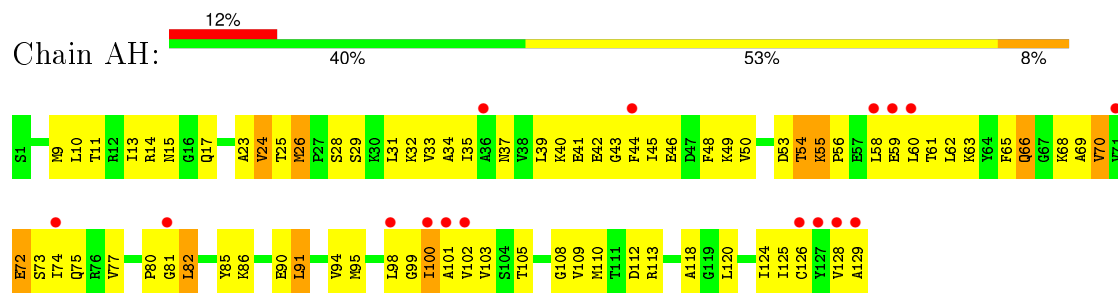
• Molecule 6: 30S ribosomal protein S7

Chain CG:



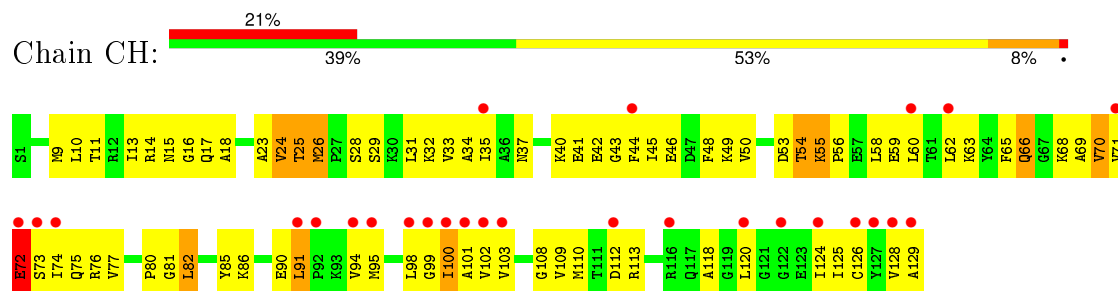
- Molecule 7: 30S ribosomal protein S8

Chain AH:



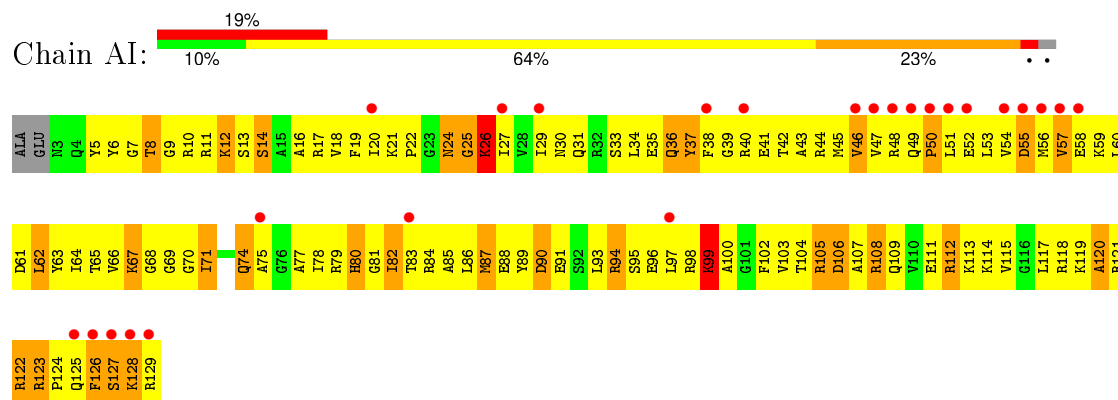
- Molecule 7: 30S ribosomal protein S8

Chain CH:



- Molecule 8: 30S ribosomal protein S9

Chain AI:

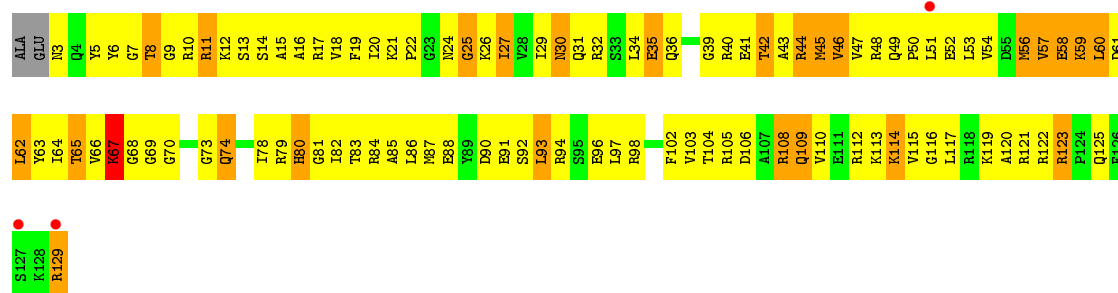


- Molecule 8: 30S ribosomal protein S9

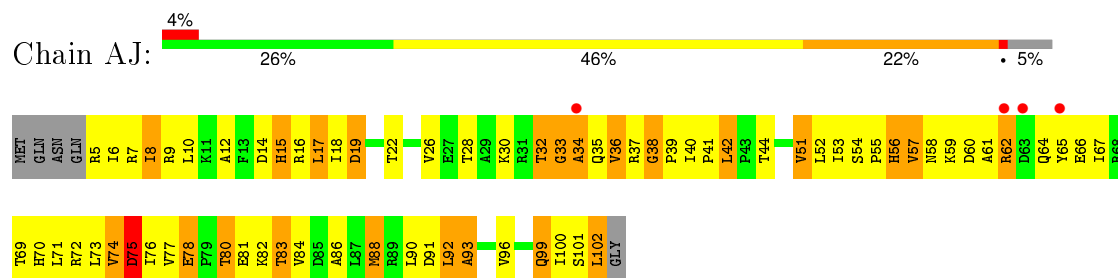
Chain CI:



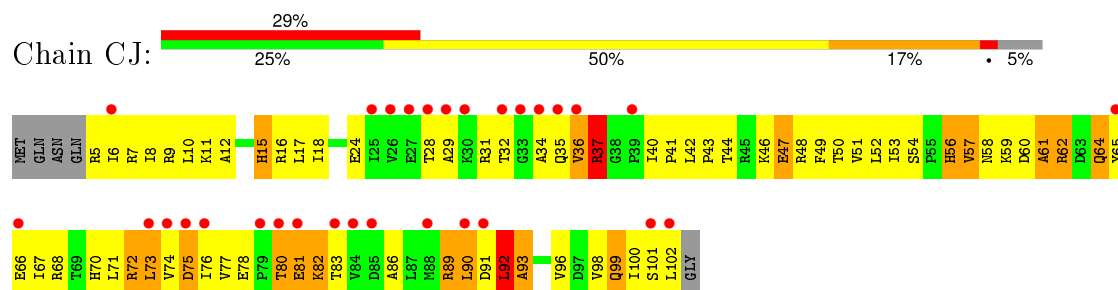




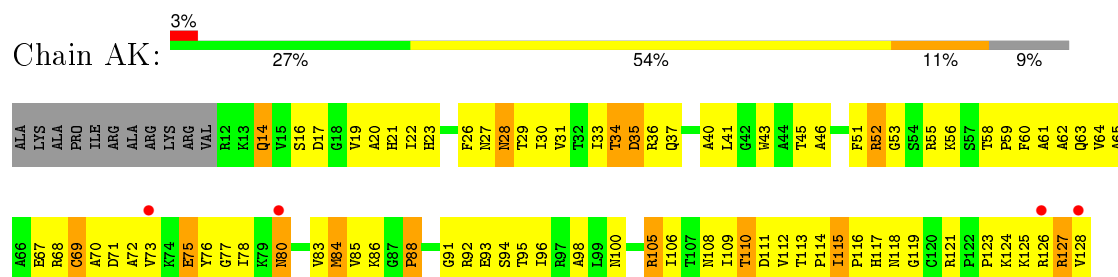
- Molecule 9: 30S ribosomal protein S10



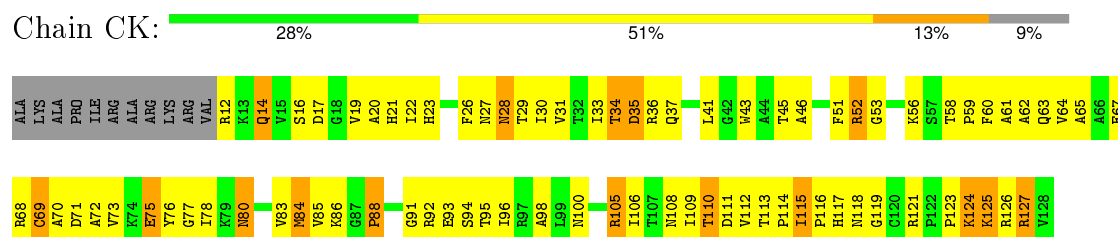
- Molecule 9: 30S ribosomal protein S10



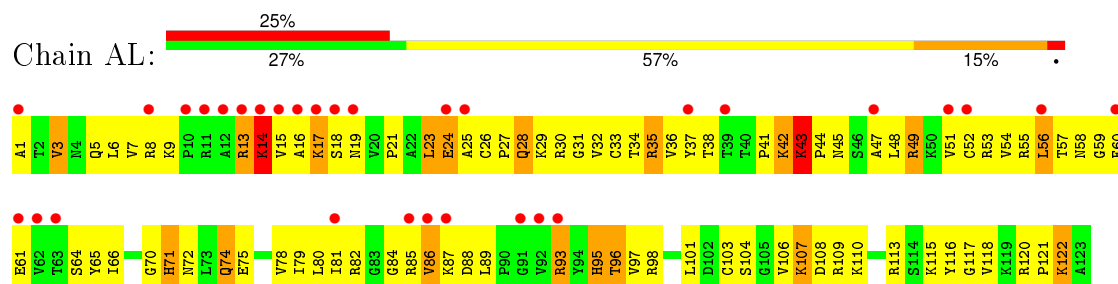
- Molecule 10: 30S ribosomal protein S11



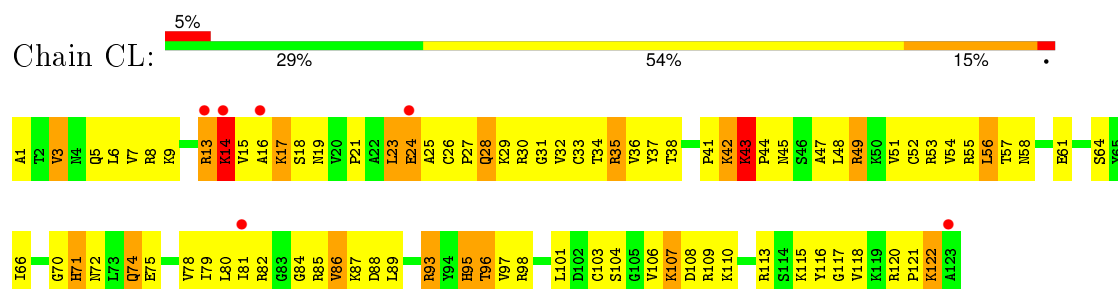
- Molecule 10: 30S ribosomal protein S11



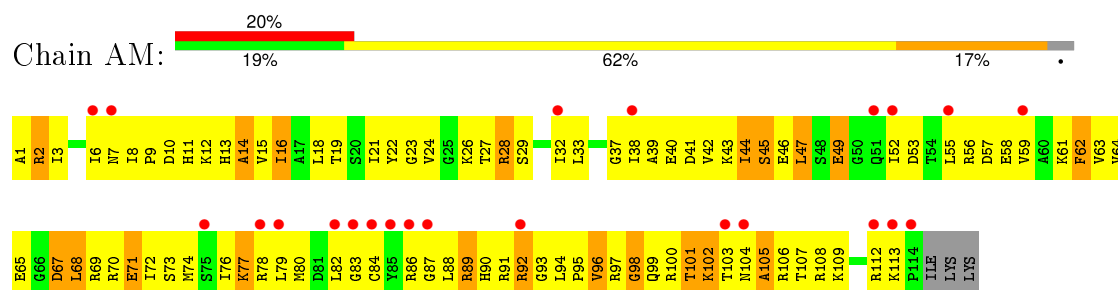
- Molecule 11: 30S ribosomal protein S12



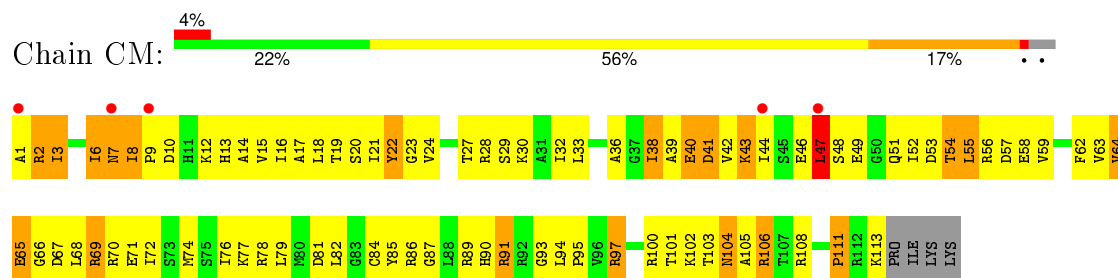
- Molecule 11: 30S ribosomal protein S12



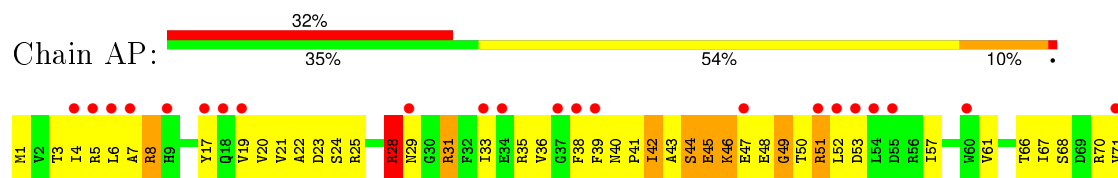
- Molecule 12: 30S ribosomal protein S13

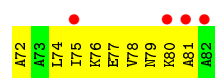


- Molecule 12: 30S ribosomal protein S13

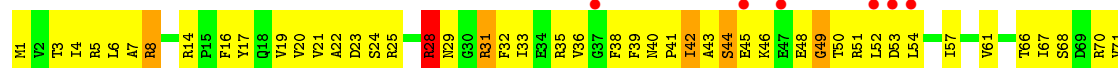


- Molecule 13: 30S ribosomal protein S16

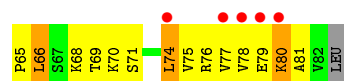
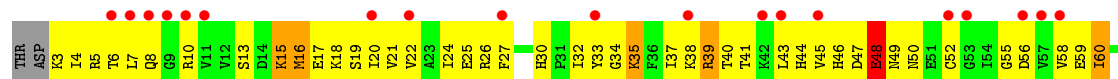






- Molecule 13: 30S ribosomal protein S16



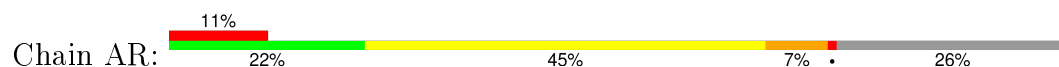
- Molecule 14: 30S ribosomal protein S17



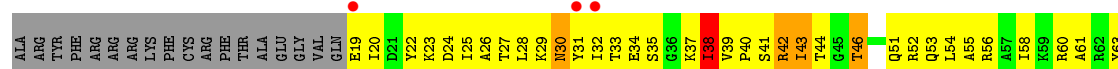
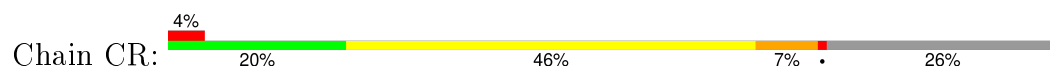
- Molecule 14: 30S ribosomal protein S17



- Molecule 15: 30S ribosomal protein S18

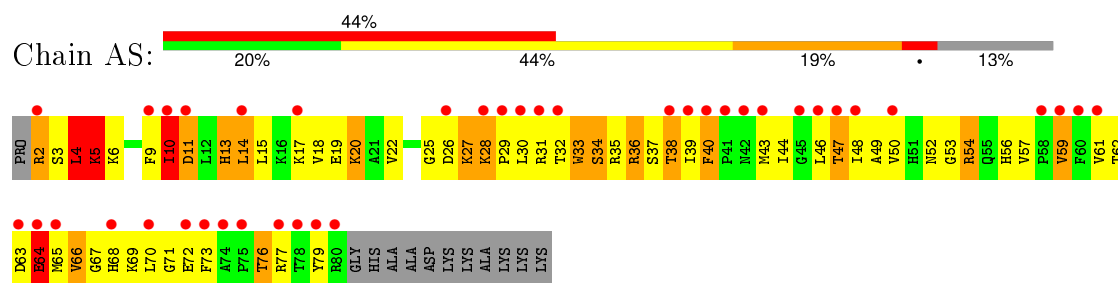


- Molecule 15: 30S ribosomal protein S18

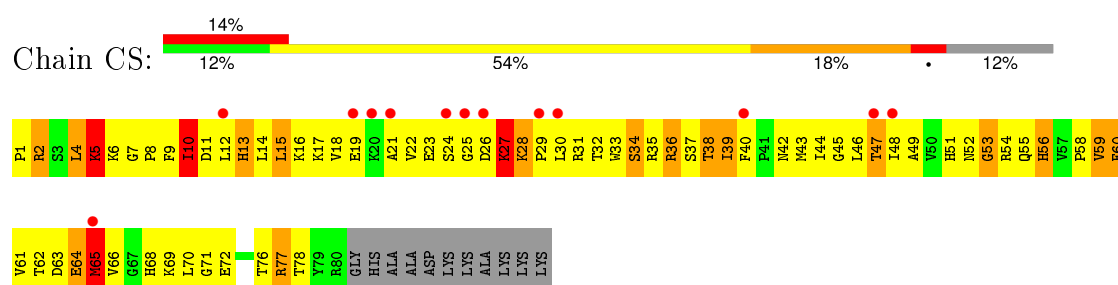




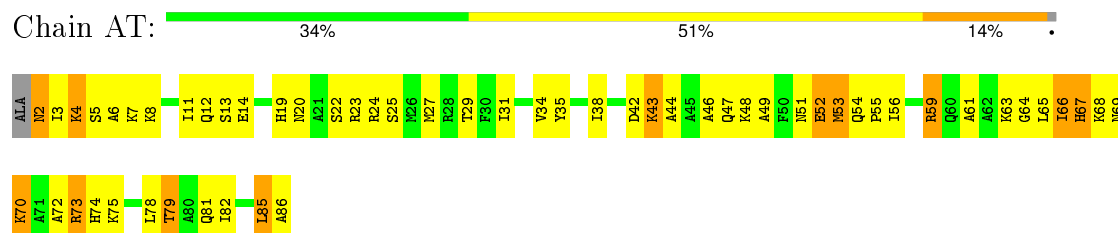
• Molecule 16: 30S ribosomal protein S19



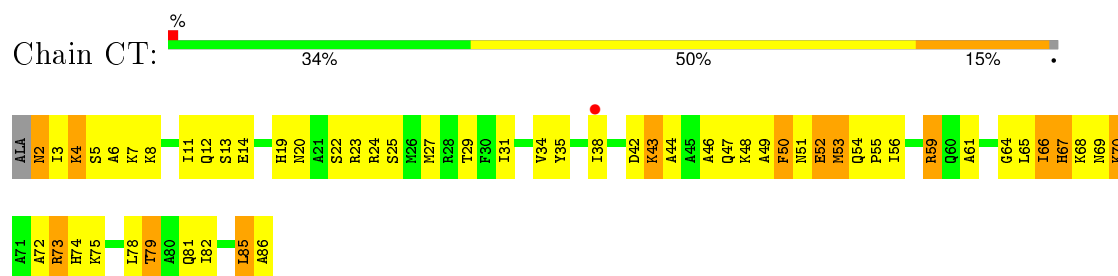
• Molecule 16: 30S ribosomal protein S19



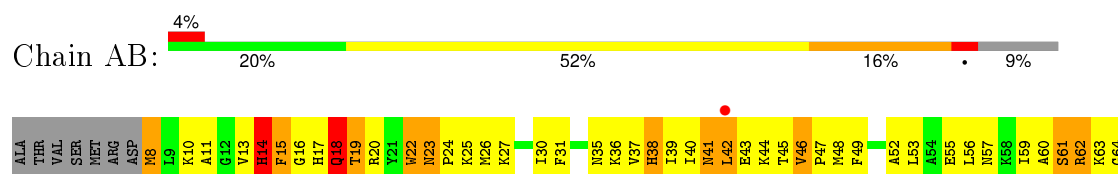
• Molecule 17: 30S ribosomal protein S20

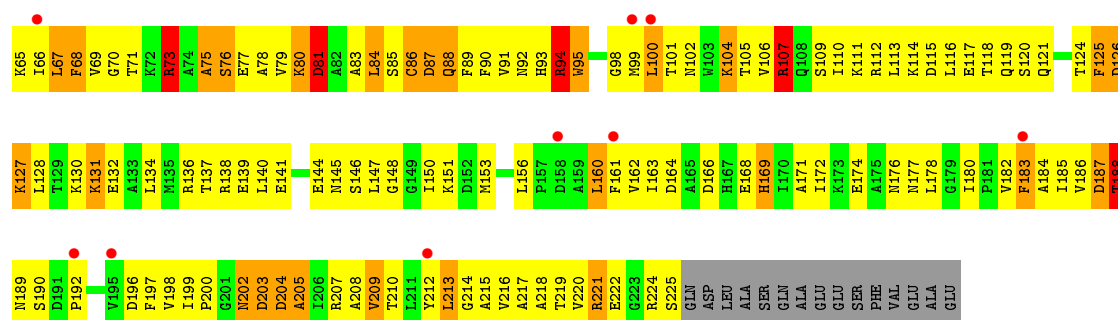



• Molecule 17: 30S ribosomal protein S20



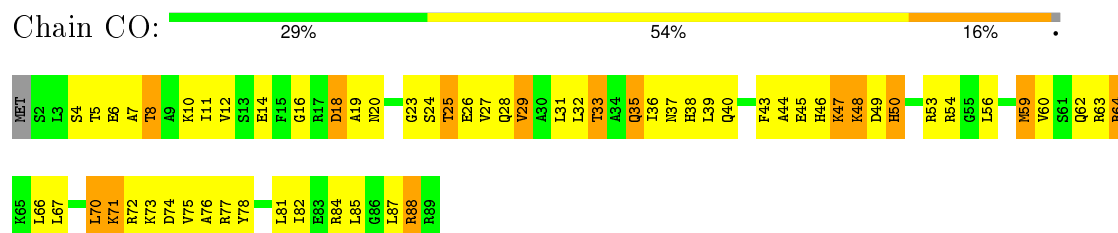
• Molecule 18: 30S ribosomal protein S2



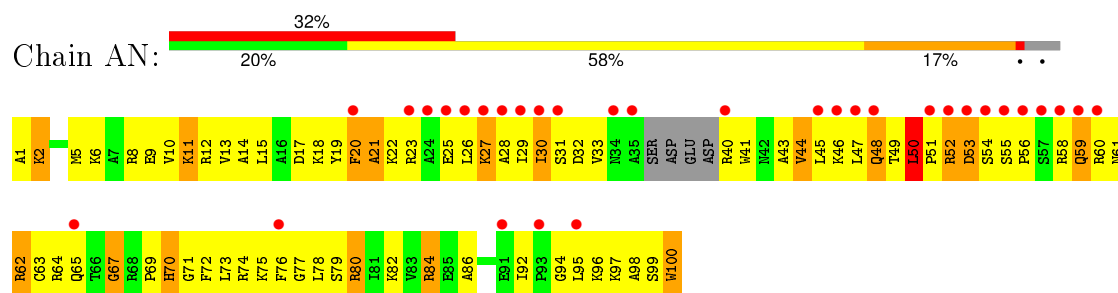




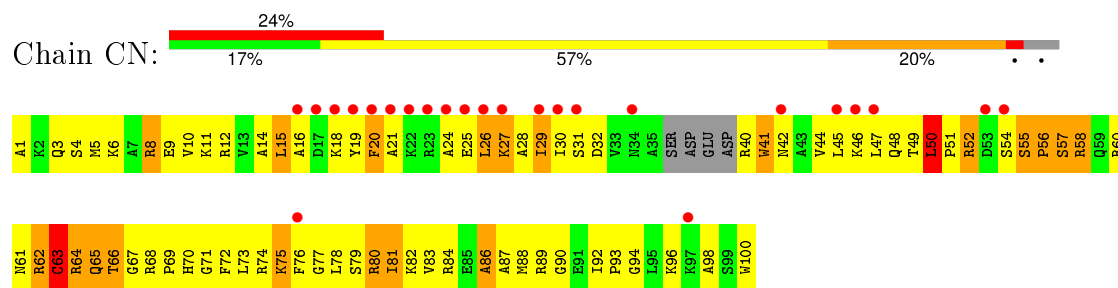
- Molecule 20: 30S ribosomal protein S15



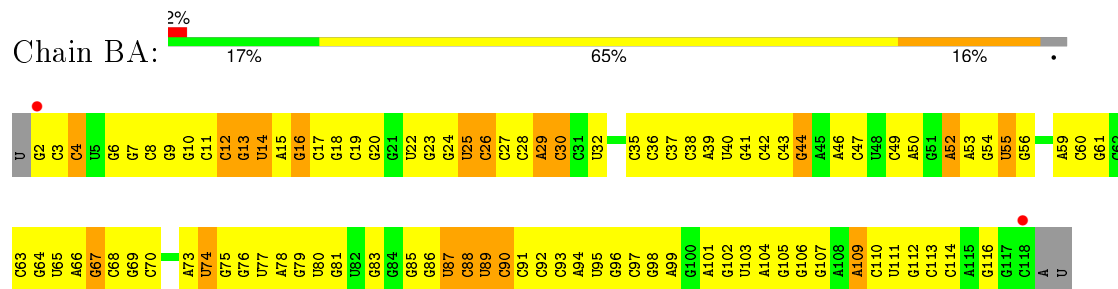
- Molecule 21: 30S ribosomal protein S14



- Molecule 21: 30S ribosomal protein S14

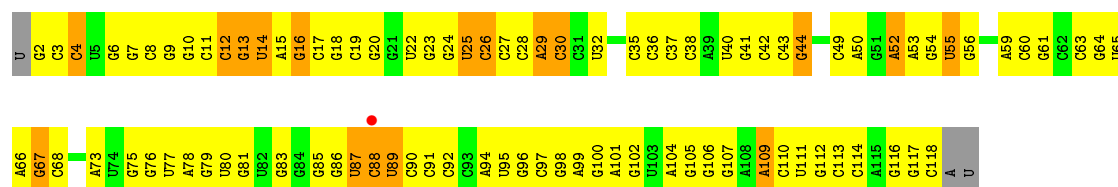


- Molecule 22: 5S rRNA

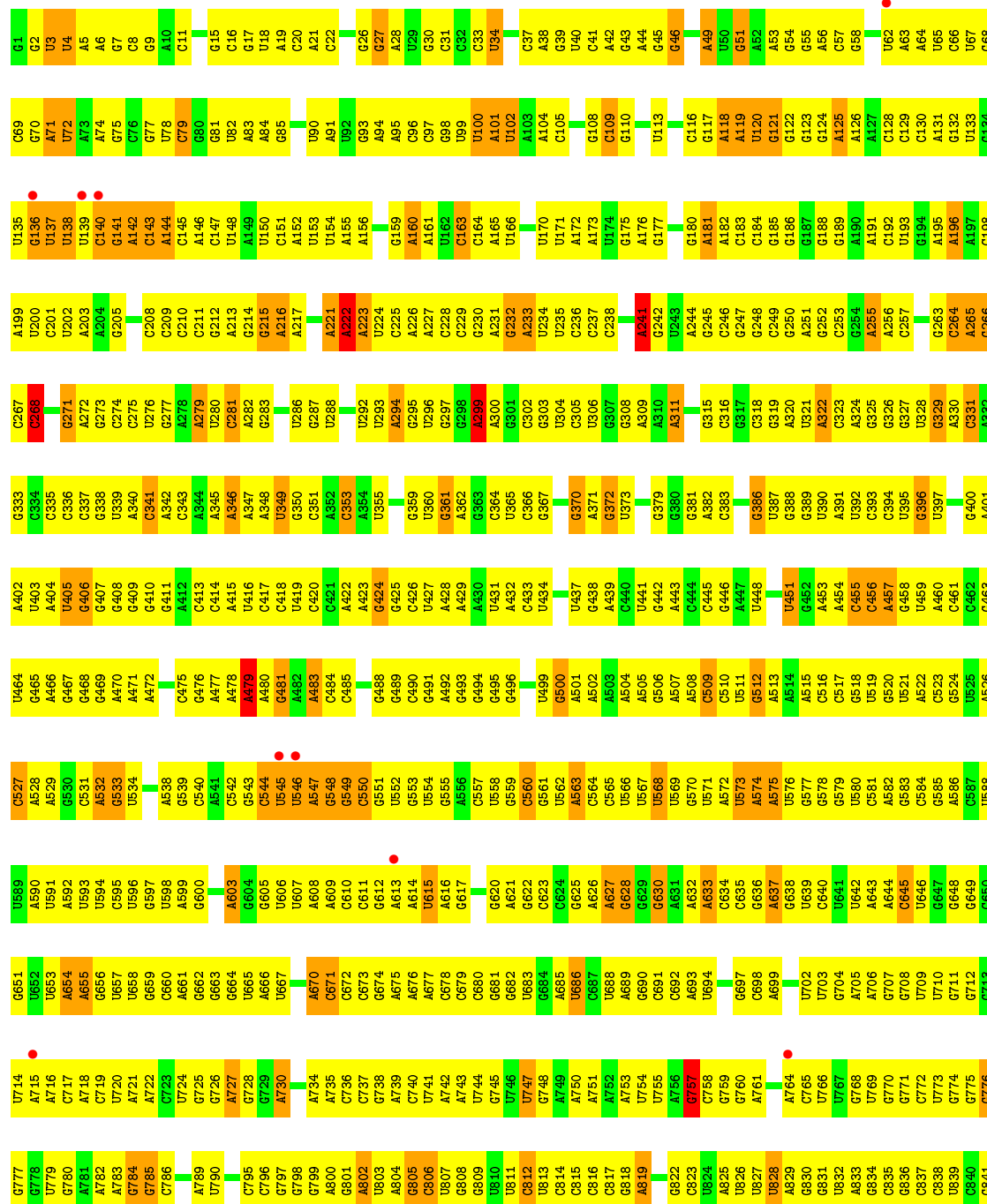


- Molecule 22: 5S rRNA





● Molecule 23: 23S rRNA



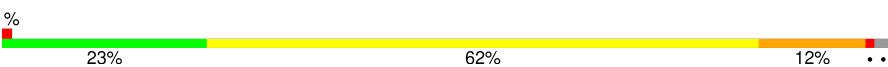
C1748	C1749	U1683	A1618	A1551	U1485	G1423	A1359	G1292	G1228	U1159	A1096	U1032	C968	0904	U842
G1685	G1686	G1684	G1619	A1552	U1486	G1424	G1360	C1293	C1229	G1160	U1097	U1033	G969	G907	G843
U1687	C1688	C1686	G1623	U1553	U1487	G1425	G1361	U1294	A1230	G1163	A1098	G1034	G970	A944	A845
G1687	G1688	G1688	U1624	U1554	C1488	G1426	C1362	G1296	U1231	C1164	G1099	G1036	G971	U908	U846
C1689	A1689	A1689	C1625	G1558	C1489	C1427	A1365	C1297	U1234	A1165	U1101	G1037	A973	A910	U847
A1690	A1690	A1690	A1626	U1559	G1490	G1428	A1366	G1300	G1235	G1166	C1102	G1038	G974	A911	C848
C1691	C1691	C1691	U1629	C1493	C1493	G1429	G1367	A1301	G1236	G1167	C1103	A1039	A975	G912	C849
U1692	A1692	A1692	A1630	U1561	A1494	A1431	G1368	A1302	A1237	G1170	U1105	A1040	G978	U913	U850
U1693	U1693	U1693	A1496	U1562	A1495	A1433	G1369	A1302	G1238	C1171	G1106	G1042	C851	G914	C851
C1694	C1694	C1694	A1632	U1564	A1496	A1434	G1370	C1306	G1239	G1172	C1107	C1043	C853	C915	U852
G1695	G1695	G1695	A1633	C1565	G1501	G1435	U1372	C1307	U1240	U1173	U1108	C1044	C854	A917	C854
C1700	A1700	A1700	A1634	A1566	A1502	G1436	A1373	A1308	U1242	U1174	C1109	G1045	C855	A918	G855
A1701	A1701	A1701	U1695	G1567	A1503	C1437	G1374	G1309	C1243	U1175	G1110	A1046	G856	U919	G856
C1704	C1704	C1704	A1637	U1568	A1504	A1438	U1375	G1310	G1244	U1176	G1111	G1047	G857	A920	G857
A1705	A1705	A1705	G1638	A1569	U1505	A1439	U1379	U1312	G1245	G1177	G1112	A1050	C858	C921	G858
C1706	C1706	C1706	A1639	A1571	U1506	U1440	G1380	U1313	G1248	C1178	G1115	G1051	C859	C922	G859
U1709	U1709	U1709	U1640	A1572	A1507	G1441	G1381	U1314	U1249	U1179	G1116	C1052	U860	G923	U860
C1771	C1771	C1771	A1641	G1573	A1508	U1442	G1382	C1315	U1250	U1180	G1117	C1053	A861	G924	A861
A1772	A1772	A1772	G1645	U1574	U1513	G1446	G1383	U1316	G1251	U1181	G1118	C1054	A862	A925	G862
A1773	A1773	A1773	U1647	U1575	A1514	C1447	G1384	C1317	U1252	U1182	C1118	A1054	A863	G926	A863
C1774	C1774	C1774	A1648	A1579	G1516	G1448	A1385	G1318	A1253	U1183	U1119	G1055	A864	A927	G864
U1777	U1777	U1777	G1649	U1580	G1517	G1449	G1386	U1319	A1254	U1184	G1120	G1056	C865	A928	C865
U1778	U1778	U1778	A1650	G1581	A1518	G1450	A1387	C1320	U1255	G1187	G1124	U1060	A866	G929	A866
U1779	U1779	U1779	G1651	U1582	C1520	A1453	G1388	A1321	U1256	U1188	G1125	U1061	U870	G930	U870
G1781	G1781	G1781	U1652	A1583	U1521	C1454	U1390	G1324	C1257	U1189	A1126	U1062	U871	U931	U871
G1719	G1719	G1719	G1653	C1585	A1522	U1457	G1391	U1325	G1259	G1190	G1127	G1063	U872	A933	U872
U1782	U1782	U1782	A1654	A1586	U1523	U1458	C1392	U1326	A1260	G1191	A1127	G1064	C873	U934	C873
A1783	A1783	A1783	G1655	G1587	A1524	U1459	U1393	U1327	C1261	G1192	G1128	G1065	G874	C935	G874
A1785	A1785	A1785	C1656	U1588	G1526	U1460	U1394	U1328	U1262	G1193	A1129	U1066	C875	A936	C875
U1788	U1788	U1788	G1657	G1589	C1527	U1461	G1395	C1330	U1263	U1194	U1130	U1067	C876	C937	C876
C1789	C1789	C1789	U1661	A1590	A1528	C1462	U1400	G1331	G1266	U1197	A1134	G1068	A877	G938	A877
A1791	A1791	A1791	U1662	A1591	G1529	C1463	U1401	G1334	U1267	U1198	A1135	G1069	G	G939	G
U1792	U1792	U1792	G1663	C1592	A1530	G1464	U1402	A1335	C1270	U1199	G1136	G1071	G	G940	G
C1793	C1793	C1793	A1664	U1593	G1531	G1465	G1403	G1337	G1271	U1203	G1138	C1072	U	A941	A941
G1794	G1794	G1794	G1665	A1594	A1532	U1466	C1404	G1338	A1272	A1204	G1139	C1076	C	A942	A942
C1731	C1731	C1731	G1666	U1597	U1534	U1467	U1405	G1339	U1273	A1205	C1140	A1077	C	A943	A943
C1732	C1732	C1732	G1667	A1598	A1535	U1468	U1406	G1340	A1274	G1206	U1141	U1078	U	A944	A944
G1733	G1733	G1733	A1668	C1596	C1536	A1469	G1407	G1341	A1275	U1207	A1142	C1079	C	A945	A945
G1734	G1734	G1734	U1669	U1599	G1537	U1470	G1408	U1344	A1276	G1210	A1143	A1080	C	A946	A946
A1735	A1735	A1735	C1670	C1600	G1538	G1471	U1410	G1345	G1279	C1211	A1144	U1081	C	A947	A947
G1736	G1736	G1736	U1671	G1601	U1539	G1472	U1411	G1346	G1280	G1212	C1145	U1082	C	A948	A948
U1737	U1737	U1737	A1672	A1603	U1540	U1474	U1412	A1347	G1281	A1213	C1146	U1083	A	G949	G949
G1738	G1738	G1738	G1673	C1541	C1541	G1475	A1413	C1348	U1282	G1215	U1147	A1084	C	U855	U855
A1801	A1801	A1801	U1674	U1542	U1542	U1476	C1414	C1349	G1283	G1148	U1148	A1085	U	G956	G956
A1802	A1802	A1802	A1675	A1608	A1543	U1477	U1415	C1349	U1284	G1149	A1149	A1086	U	G957	G957
C1804	C1804	C1804	U1676	A1609	A1544	G1478	G1416	C1351	A1285	U1219	C1150	G1087	A	U958	U958
A1805	A1805	A1805	A1677	A1610	A1545	U1479	U1417	C1351	A1286	G1220	A1151	A1088	C	A959	A959
C1806	C1806	C1806	A1678	G1546	C1546	C1480	G1418	A1353	A1287	C1221	C1152	A1089	A960	A960	C898
G1807	G1807	G1807	A1679	C1587	C1587	U1481	A1419	A1354	G1288	U1222	C1153	A1090	A1027	C861	A899
A1808	A1808	A1808	U1680	A1548	A1548	U1482	A1420	A1354	G1289	G1225	G1154	G1091	A1028	G962	A900
A1745	A1745	A1745	G1681	A1549	A1549	G1483	G1421	G1356	C1290	A1226	G1157	C1092	A1029	U963	C901
U1747	U1747	U1747	G1682	C1617	C1550	U1484	G1422	G1356	C1291	G1227	C1158	A1095	G1031	U967	C903



A2813	G2747	C2676	U2609	A2542	A2471	G2405	C2339	A2273	C2207	G2144	U2079	A2014	U1943	A1877	G1811
A2814	A2748	G2677	C2610	A2543	G2472	A2406	A2340	A2274	U2210	C2146	A2080	A2015	U1944	G1878	U1812
C2815	A2749	G2678	C2611	G2544	C2473	A2407	G2341	C2276	U2211	C2147	U2081		U1945	U1880	G1813
G2816	A2750	A2679	C2612	G2545	A2476	U2408	C2342	G2277	A2212	A2148	A2082	G2018	U1946	U1881	
U2817	G2751	C2681	U2613	G2546	A2477	G2409	U2343	G2278	A2213	U2149	U2085	A2019	G1947	U1882	G1816
U2818	G2752	A2682	U2614	U2547		G2410	G2345	G2279	C2214	C2150	U2086	A2020	G1948	U1883	U1817
G2819	A2753		U2615	U2548	U2479	A2411	G2346	G2280	C2215		G2087	C2021	G1949	U1884	U1818
A2820	G2754		C2616	U2549	C2480	A2412	A2346	G2281	C2216	C2151	A2088	C2022	G1950	U1885	U1819
A2821	C2755	G2686	G2618	G2550		G2413	C2347	G2282	G2217	A2154	C2089	C2023	U1951	G1884	U1820
G2822	U2756	U2687		G2551	G2484	G2414	U2348	G2283	G2218	U2155		G2024	A1952	U1886	A1821
A2823	U2757	G2688	G2619	U2552	C2485	G2415	G2349	C2284	G2219	G2156	U2092	C2025	A1953	G1887	G1822
G2824	A2758	U2689		U2553	C2486	G2416	C2350	A2284	U2210	G2157	U2093	G2026	G1954	G1888	G1823
G2825	U2759	U2690	U2621	U2554	G2488	C2417	G2351	C2285	U2220		G2094	G2027	U1955	G1889	G1824
	C2760		G2623	U2555	U2489	A2418	A2352	G2286	G2221	A	A2095	U2028	U1956	A1890	U1825
G2828	A2761	G2693	G2624	U2556	U2490	U2419	C2353	A2287	C2222	G	C2096	G2029	C1957		G1826
A2829		U2694	G2625	G2557	U2491	C2420	G2354	A2288		C	A2097	A2030	C1958	G1897	U1827
G2830	A2764	U2695	G2626	G2558	U2492		U2356	G2289	A2225	C	U2098	A2031	G1959	U1898	G1828
U2831	A2765		G2627	U2559	U2493	U2423	U2357	U2291	U2229	A	U2099	G2032	U1963	A1900	A1829
U2832		U2698	C2628	C2560	G2494	G2424	G2357	U2292	U2230	C	G2100		U1964	U1901	G1830
U2833	U2769	C2699	U2629	G2561	G2495	A2425	A2358	U2293	U2231	C		G2035	G1965	G1902	C1832
G2834	G2770	U2701	G2630	A2564		A2426	C2359		U2232	U	G2102	C2036	C1966	G1903	
A2835	C2771		G2631	G2565	C2498	G2427	G2360	U2297	U2233	U	C2103	A2037	C1967	G1904	
U2836	G2772		G2632	A2566	C2499	G2428	G2361	A2297	U2234	G	U2104	G2038	G1968	C1905	C1838
A2837	C2773	C2704	G2633	A2567		G2429	C2362	A2298	G2234	A	U2105	U2039	A1969	G1906	G1839
G2838	A2705	A2705	A2634	U2568	G2502	A2430	G2363	U2299		A	U2106	G2040	A1970		G1840
A2839			A2635	U2569	G2503	U2431	G2364	C2300	G2238	A		U2041	A1971	U1841	U1841
C2840	G2776	G2708	G2636	G2570	U2504	A2432	G2365	C2301	G2239	A	U2109	A2042	U1972	G1909	G1842
G2841	G2777	U2709	A2637	U2571	U2505	A2433	A2366		U2240	U	G2110	C2043	G1973	G1910	C1843
U2842	A2778	C2710	G2638	U2572	G2506	G2434	G2367	U2304	A2241	C		G2046	C1974	U1911	G1844
G2843	U2779	A2711	U2639	C2573	C2507	G2435	G2368	U2305	G2242	C	U	G2047	A1912	G1845	G1845
G2844			G2640	C2574	G2508	U2441	U2372	U2306	U2243	A	U	G2048	A1913	A1846	A1846
U2845	U2783	G2714	G2645	C2575	G2509	A2438	A2369	U2307	U2244	C	A	G2049	A1914	A1847	A1847
G2846	U2784	C2715	G2646	G2576	C2510	A2439	G2370	U2308	U2245	C	U	G2050	A1915	A1848	A1848
U2847	G2785		U2647	U2578	U2511	G2440	G2371	A2309	G2246	C	G	C2051	A1916	G1849	G1849
G2848	U2786	U2720	G2648	G2579	C2512	C2442	A2376	U2310	A2247	G	A	A2052	G1983	U1917	U1850
U2849	C2787	A2721	G2649	U2580	A2513	G2443	A2377	U2312	U2248	U2180	A	G2053	G1984	A1918	U1851
A2850	G2788	G2722	U2650	G2581	U2514	G2444	G2378	C2313	G2250	U2181	U	A2054	C1985	A1919	U1852
G2851	C2789	C2723	U2651	G2582	U2515		G2379	A2314	G2251	U2182	A	C2055	C1986	C1920	A1853
U2852	U2790		C2652	U2583	C2516	A2448	U2379		G2252	A2184	G	G2056	A1987	G1921	G1854
G2853	G2791	A2726	U2653	U2584	U2517	U2449	C2380	U2319	G2253	U2185	U		G1988	G1922	
G2854		U2727	A2654	A2586	C2518	A2450	G2381	U2320	G2254	U2186	G	A2060	G1989	U1923	G1857
U2857	C2794	U2728	U2655	A2587	U2519	A2451	U2384	U2321	C2255	G2187	U	G2061	C1990	C1924	A1858
C2858	U2795	G2729	G2656	A2590	C2520	C2452	C2385	U2322	G2256	U2188	G	A2062	U1991	C1925	U1859
G2859	U2796	C2730	U2657	C2591	C2521	G2453	A2386	G2323	U2257	U2189	A	C2063	G1992	U1926	G1860
A2860	U2797	G2731	A2658	U2592	U2522	G2454	U2387	U2324	U2258	G2190	G	C2064	U1993	A1927	G1861
U2861	U2798	A2732	G2659	U2593		G2455	U2388	U2325	C2259	U2191	G	G2065	U1994	A1928	G1862
G2862	A2800	G2734	G2660	G2597	G2526	U2456	A2389	G2326	C2260	U2192	C	C2066	C1995	G1929	G1863
C2863	G2801	U2735	G2661	U2598	U2527	U2457	G2390	A2327	C2261		U	G2067	C1996	G1930	U1864
G2864	G2802	A2736	A2662	U2599	U2528	G2458	U2391	U2328	C2262	C2196	U	U2068	C1997	U1931	U1865
U2865	G2803	G2737	G2663	G2599	G2529	U2460	U2393	U2329	C2263	U2197	U	G2069	A1998	A1932	A1866
U2866	U2804	U2738	G2664	A2600	A2530	A2461	C2394	U2330	C2264	U2198		A2070	C1999	G1933	G1867
G2867	C2805	G2739	A2665	C2601	C2531	C2462	C2395	G2331	U2265	A2199	A	A2071	C2000	C1934	G1868
A2868	G2806	U2740	C2666	A2602	G2532	C2463	G2396	C2332	A2266	A2200	A	C2072	C2001	A1935	G1869
G2869	U2807	A2741	G2603	U2533	U2534		C2466	A2334	A2267	G2201	G2136	C2073	C2008	A1937	C1870
C2870	G2808	G2742	U2604	U2534		C2467	G2400	U2335	A2268	U2202		G2074	C2009	A1938	A1871
U2871	A2809	U2743	U2605	U2537	U2538	C2467	U2401	A2336	G2269	U2203	G2140	U2075	G2010	U1939	A1872
A2872	G2810	G2744	G2606	U2538	U2539	A2468	U2402	A2337	A2270	G2204	G2141	U2076	U2011	U1940	G1873
G2873	U2811	C2745	G2607	C2539		A2469	C2403	G2271	U2271	A2205	A2142	A2077	G2012	C1941	G1874
G2874		U2746	A2675			G2470	U2404	C2338	U2272	C2206	C2143	C2078	A2013	C1942	G1875

C2875
C2876
C2877
U2878
A2879
C2880
U2881
A2882
C2883
U2884
C2885
A2886
A2887
C2888
C2889
C2892
A2893
C2894
C2895
C2896
U2897
U2898
A2899
A2900
C2901
C2902
U2903
U

• Molecule 23: 23S rRNA

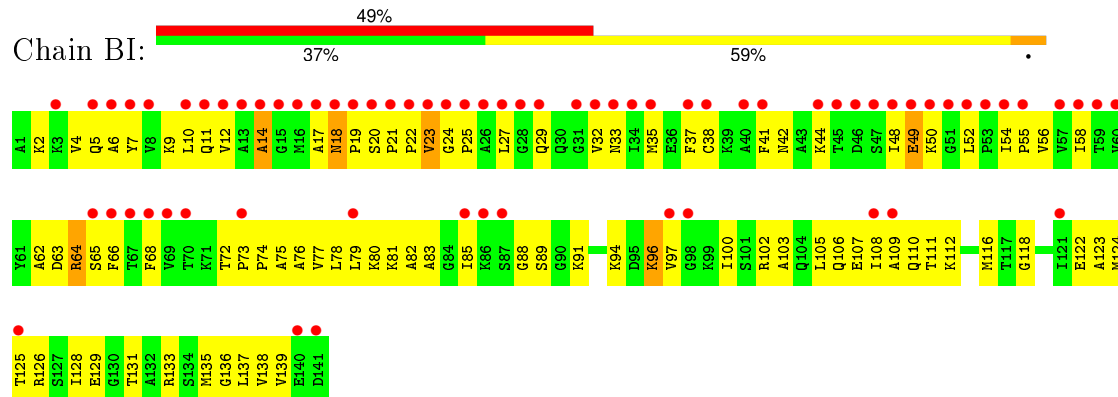
Chain DB: 

G388	G775	U714	U852	C587	U464	A401	A332	A199	G134	U67	G1
U839	G776	A715	U653	U588	G465	A401	G333	G271	U135	G68	G2
U842	G777	A716	A654	U589	A466	A402	C334	U202	G136	C69	U3
G843	G778	C717	A655	A590	G467	U403	C335	G273	U137	G70	U4
G844	U779	A718	G656	U591	G468	A404	C336	C274	U138	A71	A5
G845	G780	C719	U657	A592	G469	U405	C337	G275	U139	U72	A6
U846	A781	U720	U658	U593	A470	G406	G338	U276	G140	G7	G7
U847	A782	A721	G659	U594	A471	G407	U339	U277	C141	A73	C8
U848	A783	A722	C660	C595	A472	G408	A340	A278	C209	G75	G9
G849	G784	C723	A661	U596	G536	G409	C341	A279	C210	G76	A10
U850	G785	U724	G662	G597	C475	G410	A342	U280	C211	G77	C11
C851	C786	G725	G663	U598	G476	G411	C343	C281	G212	U78	
U852	G664	G726	U665	A599	A477	A412	A346	A282	A146	C79	A14
C853	U790	A727	U666	G600	A478	C413	A347	G283	C147	G80	G15
C854	G729	G728	A666	A603	A479	C414	A348	G284	G215	G81	C16
G855	U730	A730	U667	U607	G480	A415	A349	G285	A216	U82	G17
G856	C731	C731	A670	U608	G481	U416	U349	U286	A217	A83	U18
G857	C732	C671	C671	A608	A482	C417	G350	G287	G211	A84	A19
G858	C672	C672	C672	U546	A483	C418	C351	U288	A221	G85	C20
G859	G733	G733	C673	U546	C484	U419	A352	G289	A222	A21	A21
G860	G734	A734	C673	A609	A479	U419	C353	U290	A223	U90	C22
U860	G735	A735	G674	C611	C485	C420	A354	G291	U224	A91	
G861	G736	A736	A675	G612	C486	A423	U355	U292	C225	U92	
G862	C737	C737	A676	C550	G489	G424	G356	U293	A226	G93	G26
G863	A677	A677	A677	G551	C490	G425	C357	A294	A227	A94	G27
G864	C678	C678	C678	A614	G491	C426	U358	G295	A161	A95	A28
C865	U739	A739	C679	U615	A492	U427	G359	U296	U162	C96	U29
A866	C740	C740	A685	A547	C493	U544	U360	G297	C163	C97	G30
	A804	A741	C680	C611	G494	A428	G361	G298	C164	G98	C31
G805	C681	A742	G681	G620	G495	A430	A362	A299	A165	U99	C32
C806	A677	A743	G682	A621	G496	U431	G363	A300	A293	U100	C33
U807	U744	U744	C683	C622	C557	A432	C364	G301	U234	A101	U34
U808	G745	G745	U684	C623	U558	C433	U365	C302	U235	U102	
C873	U746	U746	A685	G624	C559	U434	C366	G303	C236	A103	
U810	U747	U747	C686	G625	C560	U437	G367	U304	C237	A104	
U811	G874	C687	U686	C626	A501	U437	A368	C305	C238	C105	
C875	U748	A749	C688	A627	A502	G438	U369	U306	U174	G106	
G876	C812	C812	U688	G628	A503	A439	A370	G307	G175	C41	
A877	U750	A751	A889	C629	A504	C440	A371	G308	A176	G108	
G	C878	A752	C690	C630	A505	C440	C372	A309	G177	C109	
G	C815	A753	C692	A631	A506	U441	G372	A310	G178	G110	
G	C816	A753	C692	A631	A506	U441	G372	A310	G178	G110	
G	C817	U754	A693	A632	A507	G442	U373	A311	C179	A111	
G	C818	U755	G694	A633	A508	A443	U373	A311	C246	A112	
A819	C819	U755	G695	A634	C509	C444	G379	G247	G180	U112	
U	C756	C757	G696	C634	C509	C444	G379	G247	G180	U112	
U	C757	C757	G696	C634	C509	C444	G379	G247	G180	U112	
C	C822	C758	G697	C635	C510	C445	G380	G248	A181	C115	A49
A	C823	G759	C698	U571	U511	G446	G381	C316	A182	C116	U50
U	U824	G760	A699	A572	A512	A447	A382	G317	C183	G117	G51
C	A825	A761	A699	U573	A513	U448	C383	A251	C184	G117	
C				U639	A514			G319	G185	A118	
C	U702			A575	A515	U451	G386	A320	C253	A119	A53
C	A703			A576	A516	G452	U387	G254	G186	U120	G54
C	C765			U641	C516	G452	U387	G254	G186	U120	G54
C	U704			U642	C517	A453	G388	A322	G189	G121	G55
A	A705			A643	C517	A454	G389	A322	A190	G122	A56
C	C830	U767	A706	A644	U519	C455	U390	A324	A191	G123	C57
U	C831	G768	G707	C645	U520	C456	A391	G325	C192	G124	G58
U	U832	U769	U708	U646	C581	A457	U392	G326	G193	A125	
A	A833	C770	U709	C647	A522	U458	C393	G327	U194	A126	U62
C	C834	G771	U710	G648	C582	C458	C394	U328	A195	A127	A63
C	C835	C772	G711	G649	C583	U459	C394	U328	A195	A127	A63
C	G836	U773	G712	C650	C584	A460	U395	G329	G266	U65	
C	A899		G713	C651	C585	C461	G396	A330	C267	G132	
C	U900	C774	C713	A586	A526	U452	U397	A331	C198	C66	

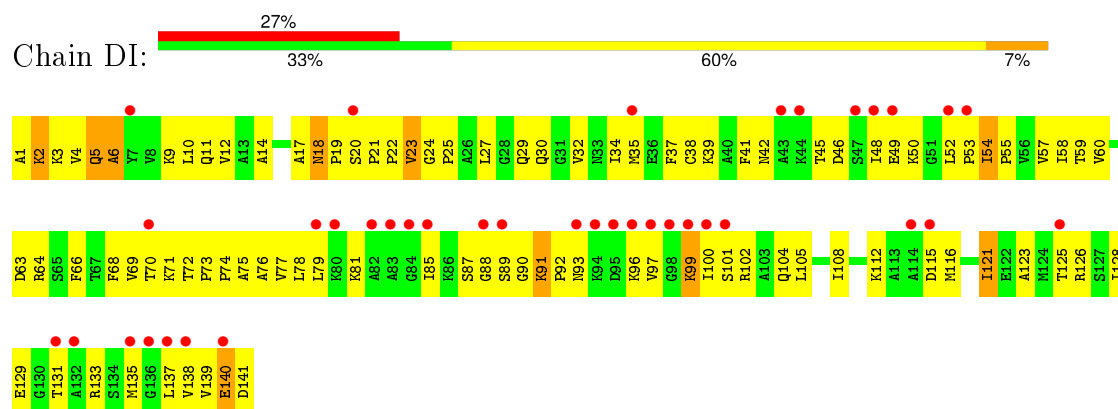
G1817	A1754	A1689	A1626	U1559	G1493	G1430	G1368	A1302	G1236	G1168	G1100	A1027	U963	C901
U1818	A1755	A1690	G1627	G1560	A1494	A1431	G1369	C1306	A1237	A1169	U1101	A1028	C964	C902
A1819	G1756	G1691	G1628	G1561	A1495	G1432	C1370	A1307	G1238	G1170	C1104	A1029	U967	C903
A1820	A1757	U1692	U1629	U1562	A1496	G1433	C1371	A1308	G1239	G1171	G1105	G1031	C968	G904
A1821	U1758	U1693	A1630	G1563	G1496	A1434	U1372	A1309	U1241	U1172	G1106	A1032	G969	
A1822	A1759	G1694	G1631	G1564	G1501	G1435	A1373	G1309	A1241	U1173	U1070	U1033	G970	G907
G1823	G1760	G1695	A1632	G1565	A1502	G1436	U1374	G1310	U1242	U1174			G971	G908
G1824	C1761		A1633	A1566	A1503	U1437	G1375	G1311	C1243	A1175			G972	A909
A1825	A1762	A1700	A1634	G1567	A1504	U1438	C1376	U1312	C1244	U1176	A1039	A1039	A972	A910
G1826	G1764	A1701	A1635	G1568	A1505	A1439	U1379	U1313	G1245	G1177	A1111	A1040	A973	A911
A1827	A1765	G1705	U1636	A1569	A1506	U1440	U1380	C1314		G1178	U1113	G1041	G974	C912
G1828	U1766	A1704	A1637	A1570	U1506	G1441	G1381	C1315	G1248	A1179	U1113	G1042	A975	U913
A1829	A1705	G1706	C1638	A1571	U1507	U1442	G1382	U1316	U1249	U1180	U1114	G1043		G914
G1830	G1767	C1706	C1639	A1572	A1508	U1443	A1383	G1317	G1250	U1181	G1115	C1044	G978	C915
G1831	C1768		A1640	G1573	A1509	U1444	A1384	U1318	G1251	G1182	G1116	C1045	A980	G916
		U1709			G1445	G1445	G1385	U1319	C1252	U1183	C1117	A1046	A981	A917
		G1710	U1513	U1576	U1514	C1446	C1386	A1321	A1253	U1184	U1119	G1047	G982	A918
		A1711	G1514	U1577	G1514	C1447	A1387	A1322	G1256	G1187	G1120	C1049	A983	A920
		U1712	A1515	U1578	A1515	G1448	A1388	A1323	C1257	U1188		A1050	A984	C921
		A1713	U1516	A1579	G1517	G1449	G1388	C1324	G1258	A1189	G1124	G1051	G985	C922
		U1714	U1518	A1580	G1517	G1450	U1390	U1325	G1259	G1190		C1052	C986	G923
		G1715	G1518	G1581	A1481	C1451	U1391	U1326	A1260	G1191	G1128	C1053	C987	G924
		U1716	G1519	G1582	G1452	G1452	A1392	A1327	G1261	G1192	A1129	A1054	A988	A925
		A1717	U1520	A1583	A1453	A1453	A1392	A1328	A1262	G1193	U1130	G1055	G989	G926
		G1718	G1521	U1584	C1454	C1454	A1393	U1329	U1263	G1194	G1131	G1056	A990	A927
		U1719	A1522	C1585				C1330		G1195	U1132	A1057	C991	A928
		G1720	U1523	A1586	U1524	U1457	U1396	C1331	G1266	A1196	U1133	U1058	C992	U929
		A1721	G1524	U1587	A1458	U1458	U1397	G1332	U1267	A1197	A1134	G1059	G993	G930
		G1722	A1525	G1588	G1459	C1398	C1398	G1333	G1268	G1197	C1135	U1060	G994	U931
		C1723	G1526	U1589	U1460	U1460	U1401	C1335	A1268	U1198	G1136	U1061	C995	U932
		G1724	U1527	A1590	C1461	U1461	U1402	C1356	G1269	U1199	G1137	G1062	A996	U933
		U1725	A1528	A1591	C1462	C1462	U1403	G1337	G1270	G1200	G1138	G1063	G997	U934
		G1726	G1529	U1592	C1463	G1463	U1404	G1338	A1272	A1203	G1139	C1064	C998	C935
		A1789	A1530	A1593	G1531	G1465	C1404	G1339	U1273	A1204	C1140	U1065	U999	A936
		C1727	C1531	U1594	U1466	U1466	U1405	U1340	A1274	A1205	U1141	C937	A1000	C937
		U1729	A1532	C1595	U1467	U1467	U1406	G1341	A1275	G1206	A1142	A1070	A1001	G938
		G1730	G1533	A1596	U1467	U1467	U1406		A1276		A1143			G939
		A1731	U1534	A1597	U1468	U1468	G1407	U1344		G1210	A1144	C1076	C1005	G940
		U1732	A1535	A1598	A1469	A1469	U1408	C1345	G1279	G1211	C1145	A1077	C1006	A941
		G1733	C1536	U1599	A1470	A1470	U1409	G1346	G1280	G1212	C1146		C1007	G942
		A1734	G1537	G1600	G1471	G1471	U1410	A1347	G1281	A1213	A1147	A1080	A1008	A943
		G1735	U1538	G1601	C1472	C1472	U1411	A1347	G1282	A1214	U1148	U1081	A1009	G944
		U1736	U1539	G1602	G1473	U1473	U1412	C1348	U1282	G1215	G1149	U1082	A1010	A945
		G1737	G1540	A1603	U1474	U1474	A1413	C1349	G1283		C1150	U1083	G1011	C946
		C1738	C1541	G1603	G1475	G1475	C1414	C1350	A1284	U1219	A1151	A1084	U1012	G947
		A1739	U1542	C1607	U1476	U1476	U1415	C1351	A1285	G1220	C1152	A1085	C1013	C948
		G1740	G1543	A1607	A1477	A1477	U1416	U1352	A1286	G1221	C1153	A1086	A1014	G949
		C1804	A1544	A1608	G1478	G1478	C1417	A1353	A1287	U1222	G1154	A1087	G1015	G950
		U1742	A1545	G1479	A1480	A1480	G1418	A1354	G1288			A1088	G1016	C951
		G1743	U1546	C1480	A1419	A1419	A1419	G1355	C1289			A1089	G1017	G952
		A1744	C1547	U1481	U1481	U1481	A1420	G1356	C1290	G1225	G1157	A1090	U1018	G952
		U1745	A1548	G1482	G1482	G1482	A1421		C1291	A1226	C1158	A1091	U1019	U955
		A1808	U1549	G1483	G1483	G1483	G1422	A1359	G1292	G1227		G1091	U1020	G956
		G1874	C1549	U1484	U1484	U1484	G1423	G1360	G1293	G1228	C1161	G1092	A1021	G957
		A1809	U1550	U1485	U1485	U1485	G1424	G1361	U1294	C1229	G1162	G1093	G1022	U958
		G1875	G1551	U1486	U1486	U1486	G1425	G1362	C1295	A1230	G1163	U1094		G959
		A1876	A1552	U1487	U1487	U1487	G1426		G1296	U1231	C1164	U1097	U1023	A959
		U1812	A1553	U1487	U1487	U1487	A1427	A1365	G1300	U1234	A1165	A1098	G1024	A960
		G1878	U1554	C1488	C1488	C1488	A1427	A1366	A1301	G1235	G1166	G1099	G1025	C961
		A1814	G1554	C1489	C1489	C1489	C1427	A1367					G1026	G962
		C1879	U1554	C1489	C1489	C1489								
		G1884	C1558	C1625	C1625	C1625								

A2883	G2819	C2752	U2680	G2409	U2343	A2281	U2219	U2155	C2089	C2023	G1949	A1885
U2884	A2820	U2756	C2681	U2479	U2344	G2282	U2220	G2156	U2092	G2024	G1950	U1886
G2885	A2821	U2757	A2682	C2480	G2345	C2283	G2221	G2157	U2093	C2025	U1951	C1887
A2886	U2758	A2757	G2686	G2412	A2346	A2284	C2222	A	G2093	U2026	A1952	G1888
G2887	G2618	G2617	G2619	G2413	C2347	G2285	C2223	C	A2094	G2027	G1953	A1889
C2888	C2620	C2621	C2622	G2415	U2348	G2286	G2224	G	A2095	U2028	U1954	A1890
U2889	G2623	G2624	G2625	C2416	G2349	A2287	A2225	C	C2096	G2029	U1955	G1891
U2690	U2622	U2623	U2624	C2417	G2350	A2288	C2226	G	A2097	A2030	U1956	C1892
G2693	G2625	G2626	G2627	A2418	G2351	G2289	U2229	A	U2098	A2031	C1957	C1893
G2694	G2628	G2629	G2630	U2419	A2352	G2290	U2230	C	U2099	C2032	G1958	
U2695	U2631	U2632	U2633	C2420	G2353	U2291	U2231	C	G2100		G1959	
	G2634	G2635	G2636	U2423	U2356	U2292	U2232	U		G2035	A1960	G1897
	U2637	U2638	U2639	C2424	G2357	G2293	C2232	U	C2104	C2036	C1961	A1898
	G2640	G2641	G2642	A2425	C2358	G2294	U2233	G	U2105	A2037	C1962	A1899
	A2643	A2644	A2645	A2426	C2359	U2295	U2234	A	U2106	G2038	A1900	A1900
	C2446	C2447	C2448	A2427	U2360	U2296	G2235	A	G2107	U2039	G1963	C1902
	U2449	U2450	U2451	G2428	G2361	A2297	U2236	A	A2108	C2040	C1965	G1903
	G2452	G2453	G2454	G2429	C2362	A2298	G2237	A	U2109	U2041	A1966	G1904
	A2455	A2456	A2457	A2430	G2363	U2299	G2238	C	G2110	A2042	C1967	C1905
	C2458	C2459	C2460	U2431	C2364	C2300	U2239	C	U	C2043	G1968	G1906
	U2461	U2462	U2463	A2432	G2365	C2301	G2240	A		G2046	A1970	A1907
	G2464	G2465	G2466	A2433	A2366	G2304	G2241	C	A	C2047	C1971	C1908
	U2467	U2468	U2469	G2437	G2367	C2305	G2242	C	A	G2048	G1972	G1910
	A2470	A2471	A2472	U2438	C2368	U2306	U2243	U	G	G2049	G1973	U1911
	C2473	C2474	C2475	A2439	A2369	G2307	U2244	U	A	C2050	C1974	A1912
	U2476	U2477	U2478	C2440	G2370	C2308	G2245	U	A2051			A1913
	G2479	G2480	G2481	U2441	G2371	A2309	G2246	U	A2052		A1977	C1914
	U2482	U2483	U2484	U2442	U2372	C2310	C2247	C	G	G2053	U1971	U1915
	G2485	G2486	G2487	C2443	A2376	U2312	G2248	G	C	A2054	A1916	A1916
	U2488	U2489	U2490	U2444	A2377	C2313	G2249	U	U	C2055	U1917	U1917
	G2491	G2492	G2493	U2445	A2378	G2314	G2250	U	G	G2056	A1918	A1918
	U2494	U2495	U2496	A2446	C2379	G2315	G2251	U	G		G1989	A1919
	C2498	C2499	C2500	U2447	C2380	G2316	G2252	G	A	A2060	C1990	C1920
	G2502	G2503	G2504	A2448	G2383	G2319	G2253	G	G	C2061	U1991	U1923
	U2505	U2506	U2507	U2449	U2384	U2320	G2254	U	G	A2062	G1992	C1924
	C2508	C2509	C2510	A2450	C2385	U2321	G2255	U	C	C2063	U1993	C1925
	G2511	G2512	G2513	A2451	A2386	A2322	G2256	U	U	C2064	C1994	U1926
	U2514	U2515	U2516	C2452	U2387	G2323	C2260	U	C	C2065	U1995	A1927
	C2517	C2518	C2519	G2453	C2388	U2324	C2261	A	U	G2067	C1997	A1928
	U2520	U2521	U2522	A2454	G2389	G2325	G2262	C2200	A2134	G2069	G1929	G1930
	G2523	G2524	G2525	U2455	U2390	C2326	U2263	G2201	A2135	A2070	C1999	U1931
	U2526	U2527	U2528	C2456	G2391	A2327	C2264	U2202	G2136	A2071	C2000	A1932
	G2529	G2530	G2531	U2457	A2392	U2328	G2265	U2203	U2137	C2072	C2001	G1933
	U2532	U2533	U2534	A2458	U2393	U2329	A2266	G2204	C2138	C2073	C2008	C1934
	G2535	G2536	G2537	C2459	C2394	G2330	A2267	A2205	U	U2074	A2009	G1935
	U2538	U2539	U2540	U2460	G2395	G2331	A2268	C2206	C2143	U2075	G2010	A1936
	G2541	G2542	G2543	A2461	G2396	C2332	G2269	C2207	U		U2011	A1937
	U2544	U2545	U2546	U2462	G2400	A2333	G2270	U	C2145	C2076	A1938	A1938
	G2547	G2548	G2549	A2463	U2401	U2334	G2271	U	C2146	U2079	A2012	U1939
	U2551	U2552	U2553	U2464	U2402	A2335	G2272	U	A2080	A2014	U2014	U1940
	G2554	G2555	G2556	C2465	G2403	U2336	A2273	U	A2081	A2015	A2015	
	U2557	U2558	U2559	U2466	U2404	C2337	G2274	U	U2082		G2018	U1942
	G2560	G2561	G2562	A2467	G2405	C2338	G2275	U	U2083		A2019	G1945
	U2563	U2564	U2565	U2468	U2406	C2339	G2276	U	U2084		A2020	U1946
	G2566	G2567	G2568	C2469	U2407	A2340	G2277	U	G2152		C2021	C1947
	U2569	U2570	U2571	A2470	U2408	G2341	G2278	U	A2154		U2022	G1948
	G2572	G2573	G2574	U2471	U2409	C2342	G2279	U				
	U2575	U2576	U2577	U2472	U2410		G2280	U				
	G2578	G2579	G2580	U2473	U2411		G2281	U				
	U2581	U2582	U2583	A2474	U2412		G2282	U				
	G2584	G2585	G2586	U2475	U2413		G2283	U				
	U2587	U2588	U2589	U2476	U2414		G2284	U				
	G2590	G2591	G2592	A2477	U2415		G2285	U				
	U2593	U2594	U2595	U2478	U2416		G2286	U				
	G2597	G2598	G2599	U2479	U2417		G2287	U				
	U2600	U2601	U2602	A2480	U2418		G2288	U				
	G2603	G2604	G2605	U2481	U2419		G2289	U				
	U2606	U2607	U2608	A2482	U2420		G2290	U				
	G2609	G2610	G2611	U2483	U2421		G2291	U				
	U2612	U2613	U2614	A2484	U2422		G2292	U				
	G2615	G2616	G2617	U2485	U2423		G2293	U				
	U2618	U2619	U2620	A2486	U2424		G2294	U				
	G2621	G2622	G2623	U2487	U2425		G2295	U				
	U2624	U2625	U2626	A2488	U2426		G2296	U				
	G2627	G2628	G2629	U2489	U2427		G2297	U				
	U2630	U2631	U2632	A2490	U2428		G2298	U				
	G2633	G2634	G2635	U2491	U2429		G2299	U				
	U2636	U2637	U2638	A2492	U2430		G2300	U				
	G2639	G2640	G2641	U2493	U2431		G2301	U				
	U2642	U2643	U2644	A2494	U2432		G2302	U				
	G2645	G2646	G2647	U2495	U2433		G2303	U				
	U2648	U2649	U2650	A2496	U2434		G2304	U				
	G2651	G2652	G2653	U2497	U2435		G2305	U				
	U2654	U2655	U2656	A2498	U2436		G2306	U				
	G2657	G2658	G2659	U2499	U2437		G2307	U				
	U2660	U2661	U2662	A2500	U2438		G2308	U				
	G2663	G2664	G2665	U2501	U2439		G2309	U				
	U2666	U2667	U2668	A2502	U2440		G2310	U				
	G2669	G2670	G2671	U2503	U2441		G2311	U				
	U2672	U2673	U2674	A2504	U2442		G2312	U				
	G2675	G2676	G2677	U2505	U2443		G2313	U				
	U2678	U2679	U2680	A2506	U2444		G2314	U				
	G2681	G2682	G2683	U2507	U2445		G2315	U				
	U2684	U2685	U2686	A2508	U2446		G2316	U				
	G2687	G2688	G2689	U2509	U2447		G2317	U				
	U2690	U2691	U2692	A2510	U2448		G2318	U				
	G2693	G2694	G2695	U2511	U2449		G2319	U				
	U2696	U2697	U2698	A2512	U2450		G2320	U				
	G2699	G2700	G2701	U2513	U2451		G2321	U				
	U2702	U2703	U2704	A2514	U2452		G2322	U				
	G2705	G2706	G2707	U2515	U2453		G2323	U				
	U2708	U2709	U2710	A2516	U2454		G2324	U				
	G2711	G2712	G2713	U2517	U2455		G2325	U				
	U2714	U2715	U2716	A2518	U2456		G2326	U				
	G2717	G2718	G2719	U2519	U2457		G2327	U				
	U2720	U2721	U2722	A2520	U2458		G2328	U				
	G2723	G2724	G2725	U2521	U2459		G2329	U				
	U2726	U2727	U2728	A2522	U2460		G2330	U				
	G2729	G2730	G2731	U2523	U2461		G2331	U				
	U2732	U2733	U2734	A2524	U2462		G2332	U				
	G2735	G2736	G2737	U2525	U2463		G2333	U				
	U2738	U2739	U2740	A2526	U2464		G2334	U				
	G2741	G2742	G2743	U2527	U2465		G2335	U				
	U2744	U2745	U2746	A2528	U2466		G2336	U				
	G2747	G2748	G2749	U2529	U2467		G2337	U				
	U2750	U2751	U2752	A2530	U2468		G2338	U				
	G2753	G2754	G2755	U2531	U2469		G2339	U				
	U2756	U2757	U2758	A2532	U2470		G2340	U				
	G2759	G2760	G2761	U2533	U2471		G2341	U				
	U2762	U2763	U2764	A2534	U2472		G2342	U				

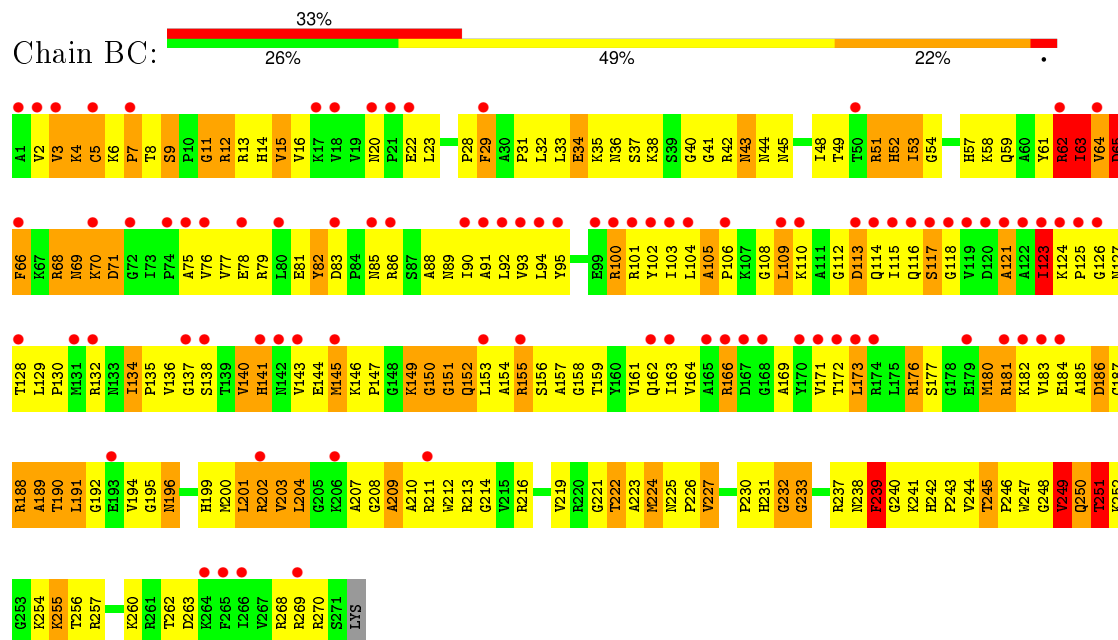
- Molecule 24: 50S ribosomal protein L11



- Molecule 24: 50S ribosomal protein L11

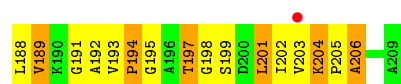


- Molecule 25: 50S ribosomal protein L2

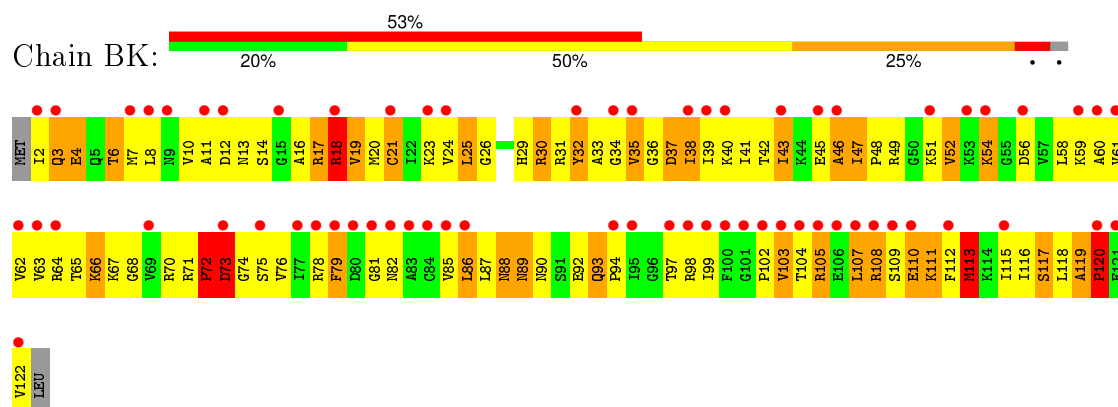


- Molecule 25: 50S ribosomal protein L2

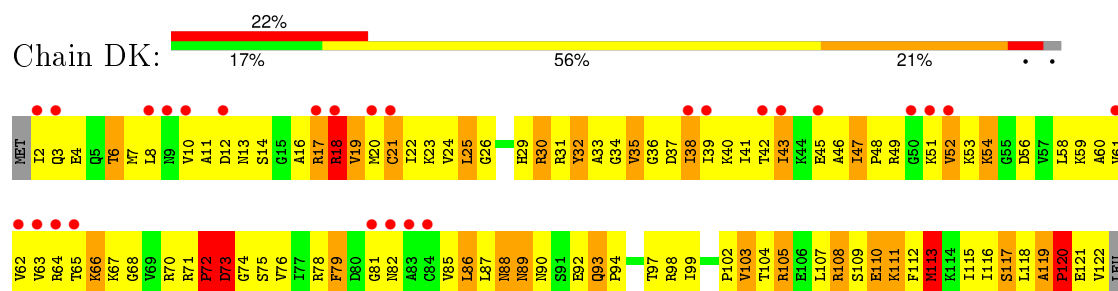




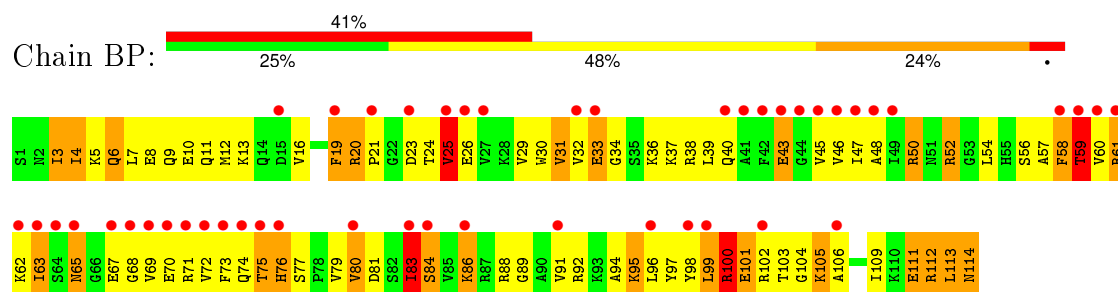
- Molecule 27: 50S ribosomal protein L14



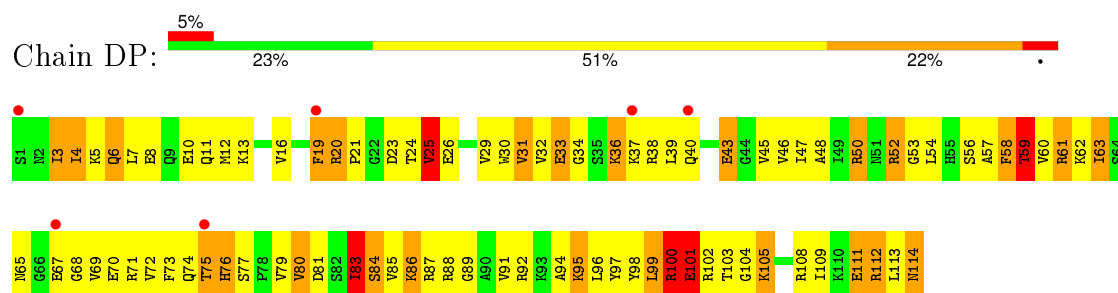
- Molecule 27: 50S ribosomal protein L14



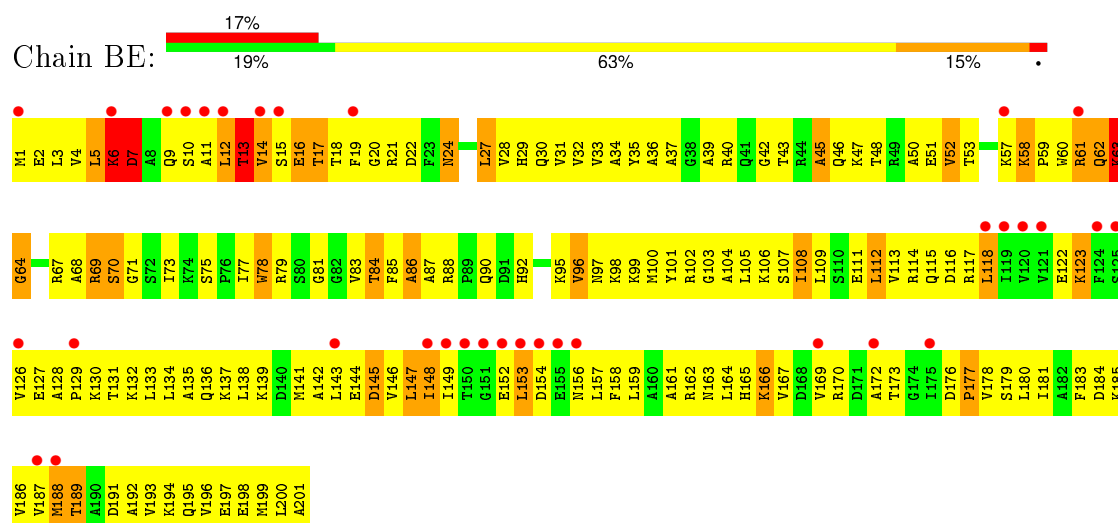
- Molecule 28: 50S ribosomal protein L19



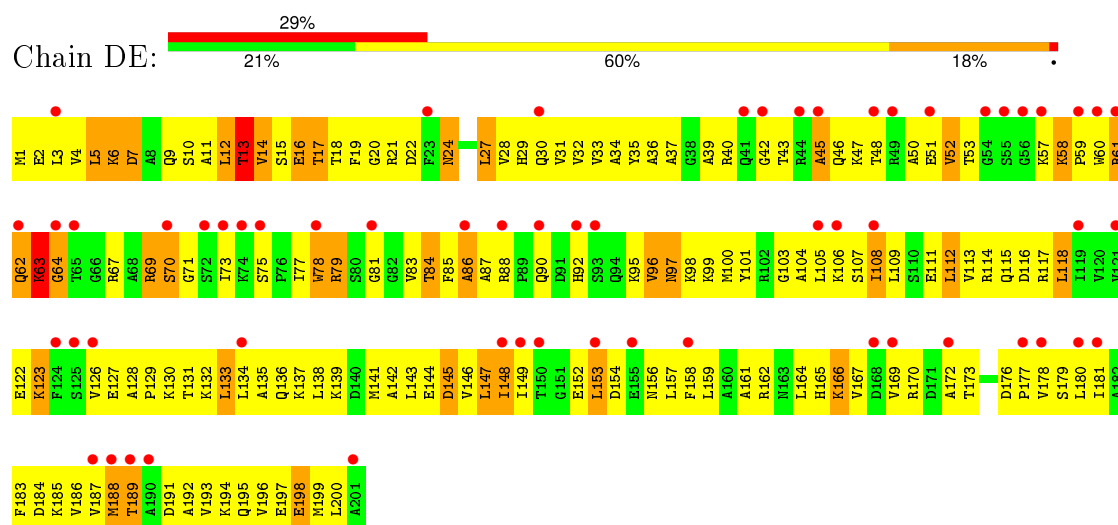
- Molecule 28: 50S ribosomal protein L19



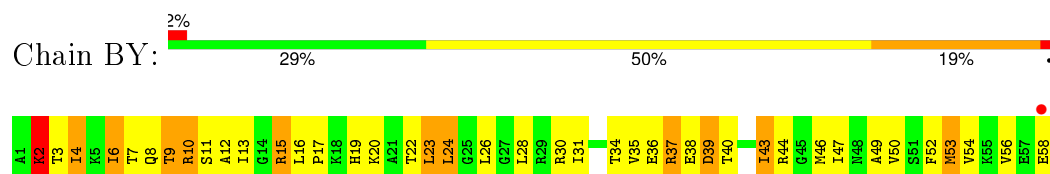
- Molecule 29: 50S ribosomal protein L4



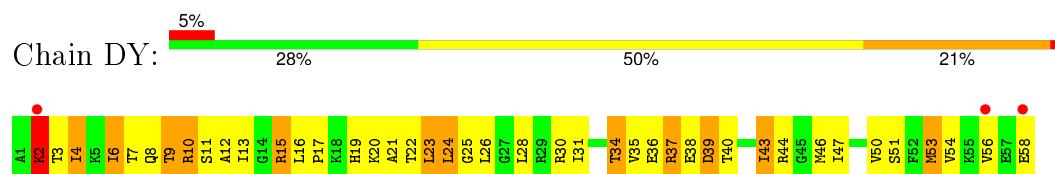
- Molecule 29: 50S ribosomal protein L4



- Molecule 30: 50S ribosomal protein L30



- Molecule 30: 50S ribosomal protein L30



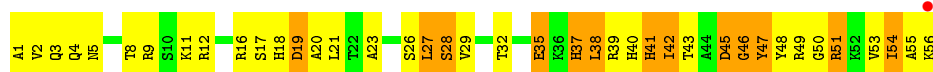
- Molecule 31: 50S ribosomal protein L32







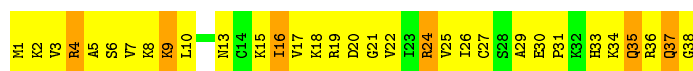
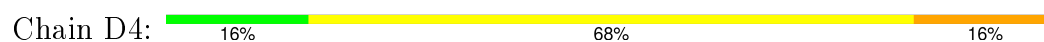
- Molecule 31: 50S ribosomal protein L32



- Molecule 32: 50S ribosomal protein L36



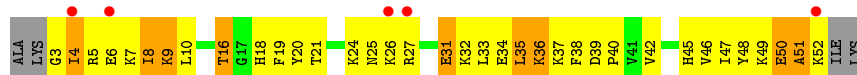
- Molecule 32: 50S ribosomal protein L36



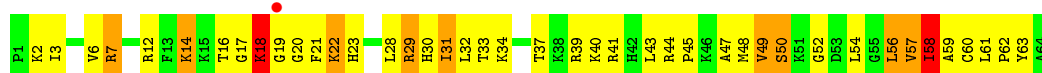
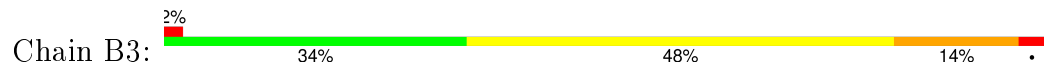
- Molecule 33: 50S ribosomal protein L33



- Molecule 33: 50S ribosomal protein L33

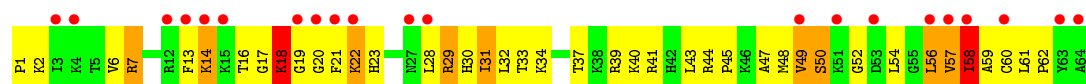


- Molecule 34: 50S ribosomal protein L35

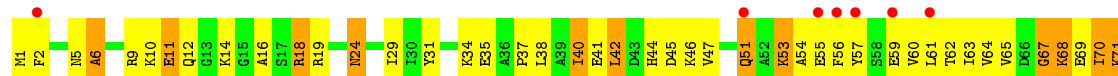


- Molecule 34: 50S ribosomal protein L35

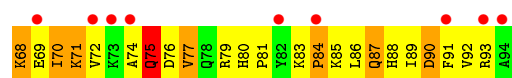





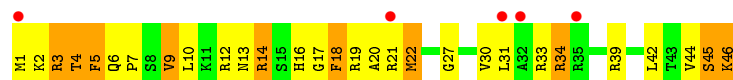
- Molecule 35: 50S ribosomal protein L25



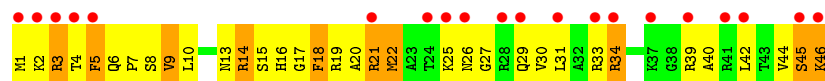
- Molecule 35: 50S ribosomal protein L25



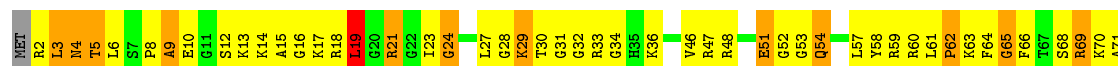
- Molecule 36: 50S ribosomal protein L34



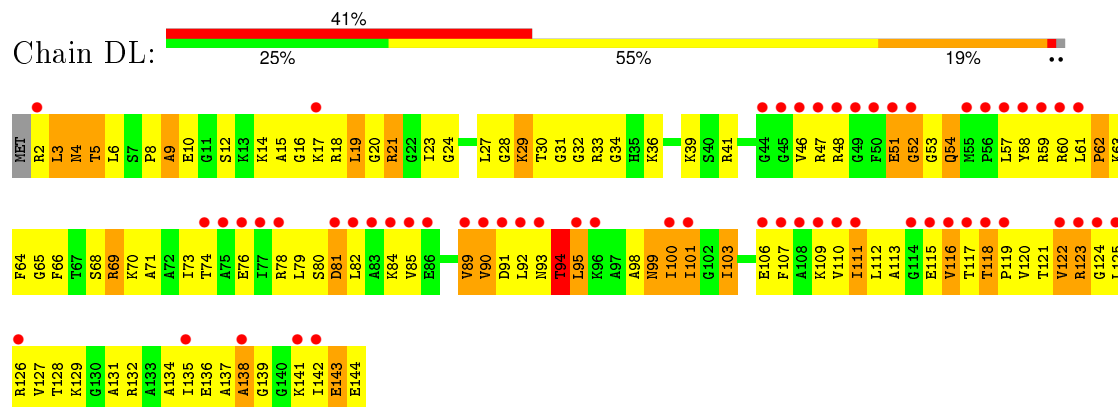
- Molecule 36: 50S ribosomal protein L34



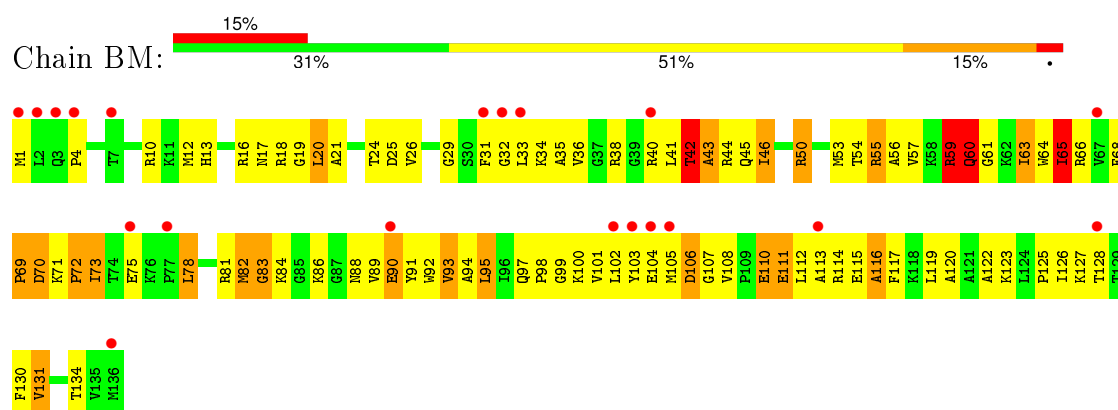
- Molecule 37: 50S ribosomal protein L15



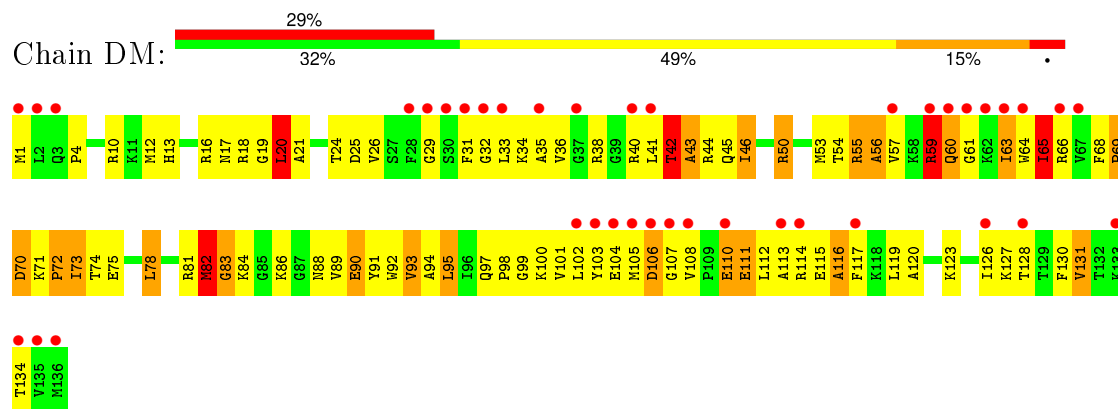
- Molecule 37: 50S ribosomal protein L15



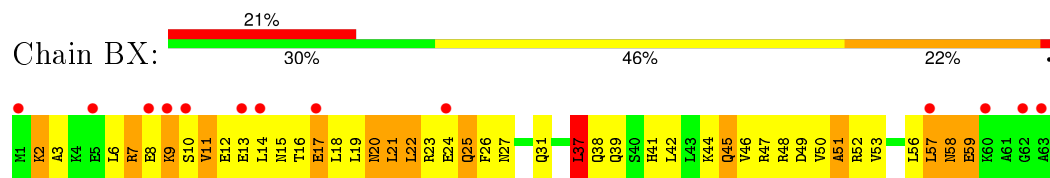
- Molecule 38: 50S ribosomal protein L16



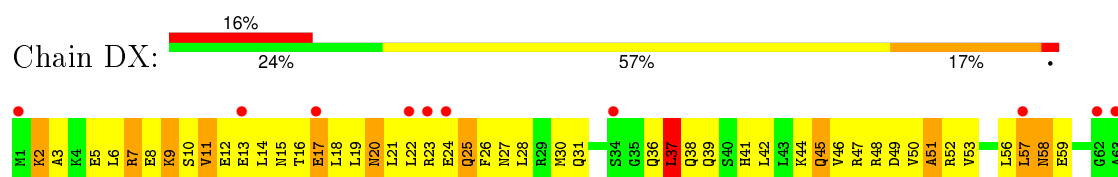
- Molecule 38: 50S ribosomal protein L16



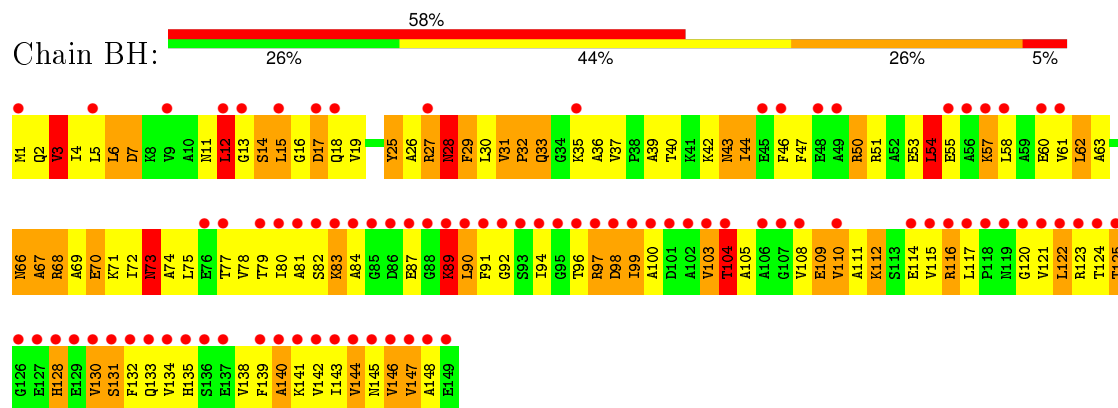
- Molecule 39: 50S ribosomal protein L29



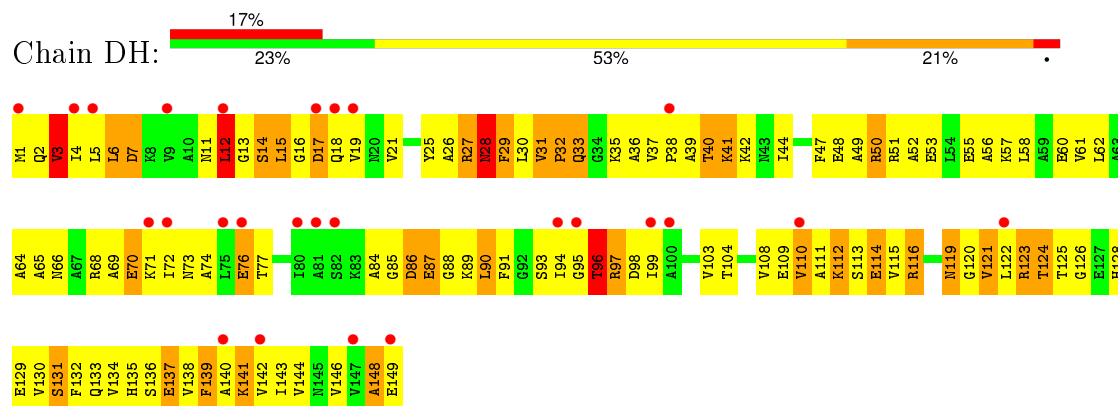
- Molecule 39: 50S ribosomal protein L29



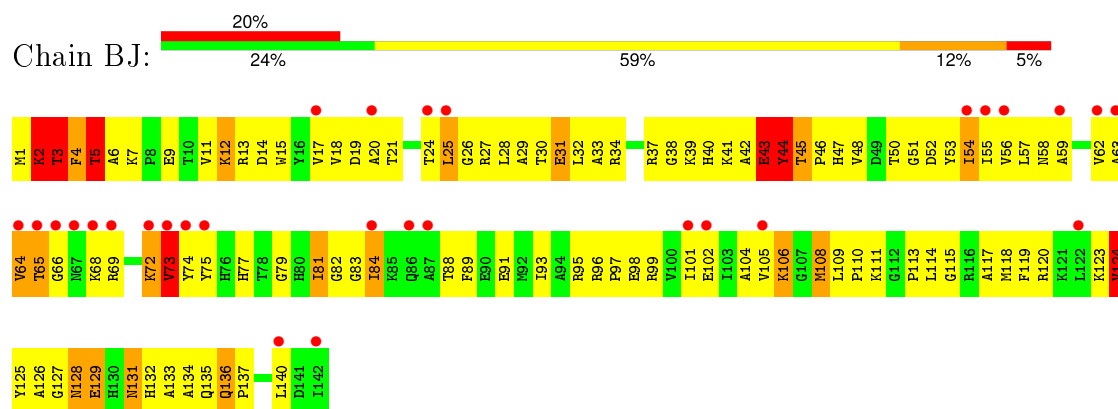
• Molecule 40: 50S ribosomal protein L9



• Molecule 40: 50S ribosomal protein L9

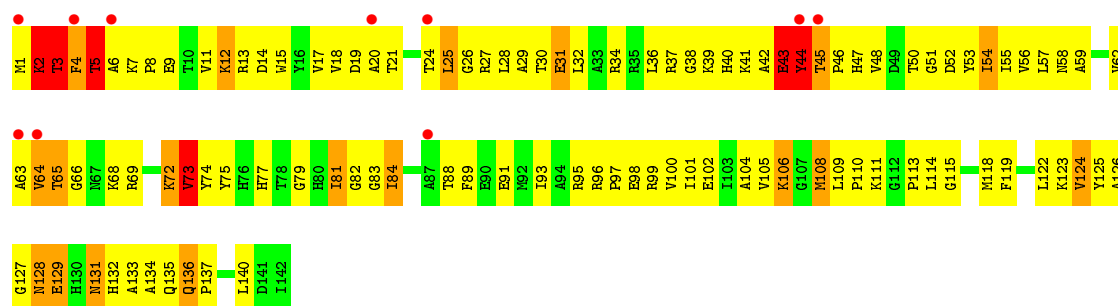


• Molecule 41: 50S ribosomal protein L13

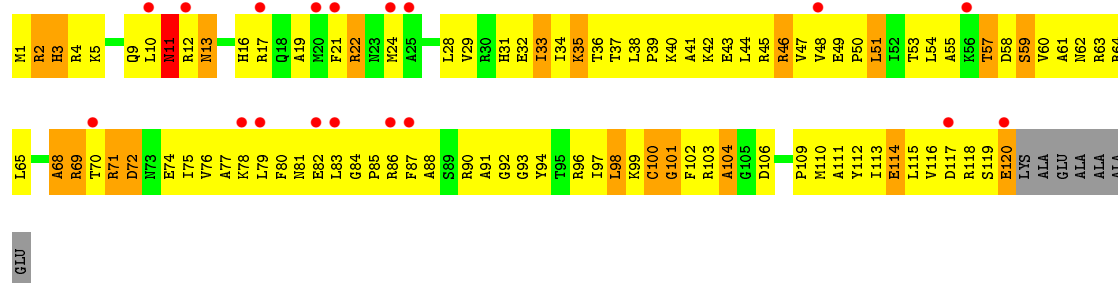


• Molecule 41: 50S ribosomal protein L13

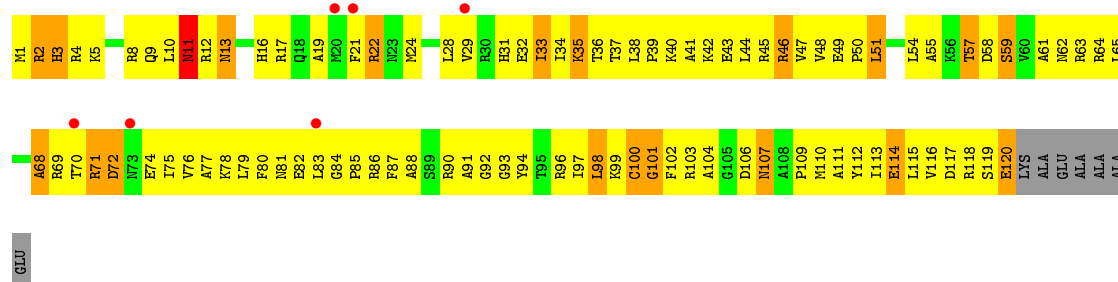




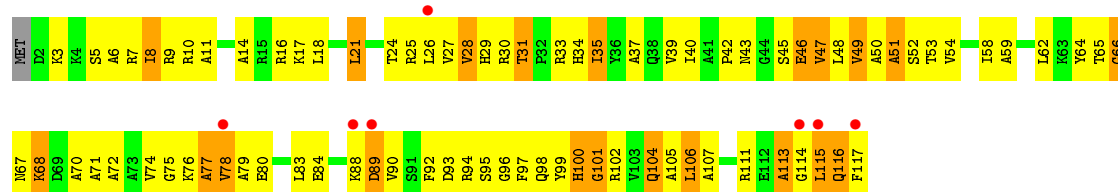
• Molecule 42: 50S ribosomal protein L17



• Molecule 42: 50S ribosomal protein L17

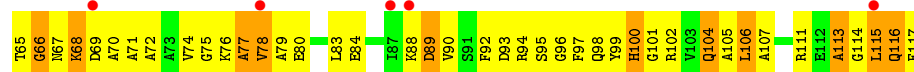


• Molecule 43: 50S ribosomal protein L18



• Molecule 43: 50S ribosomal protein L18

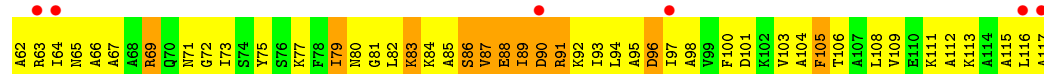




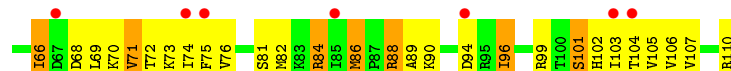
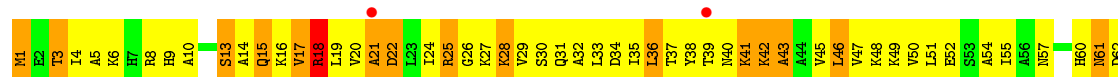
• Molecule 44: 50S ribosomal protein L20



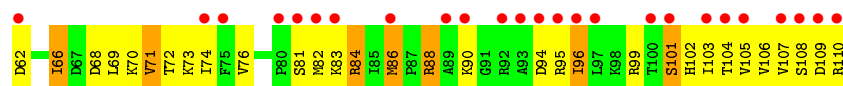
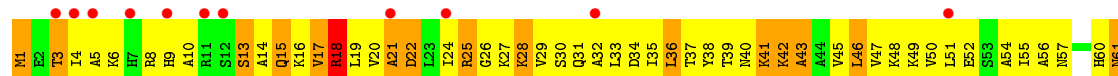
• Molecule 44: 50S ribosomal protein L20



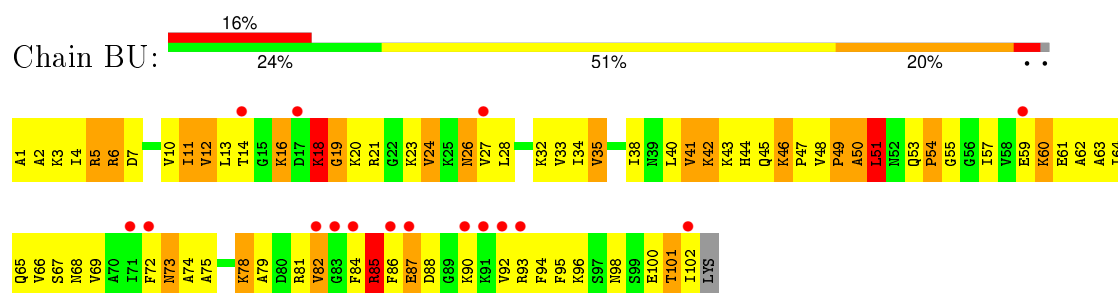
• Molecule 45: 50S ribosomal protein L22



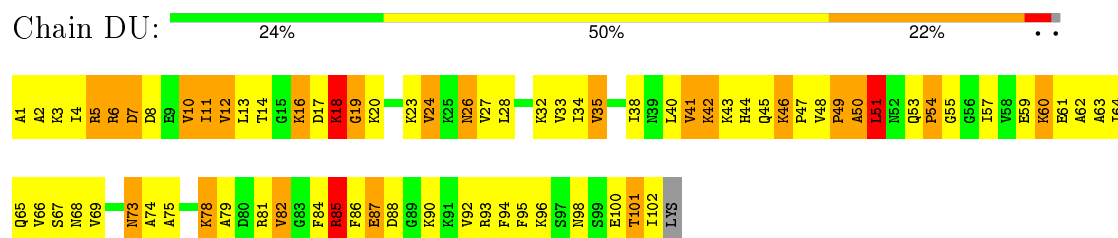
• Molecule 45: 50S ribosomal protein L22



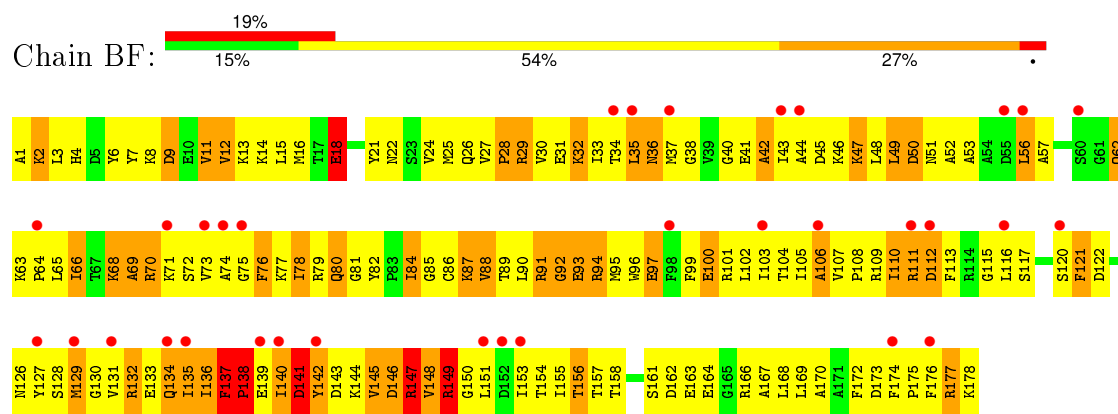
• Molecule 46: 50S ribosomal protein L24



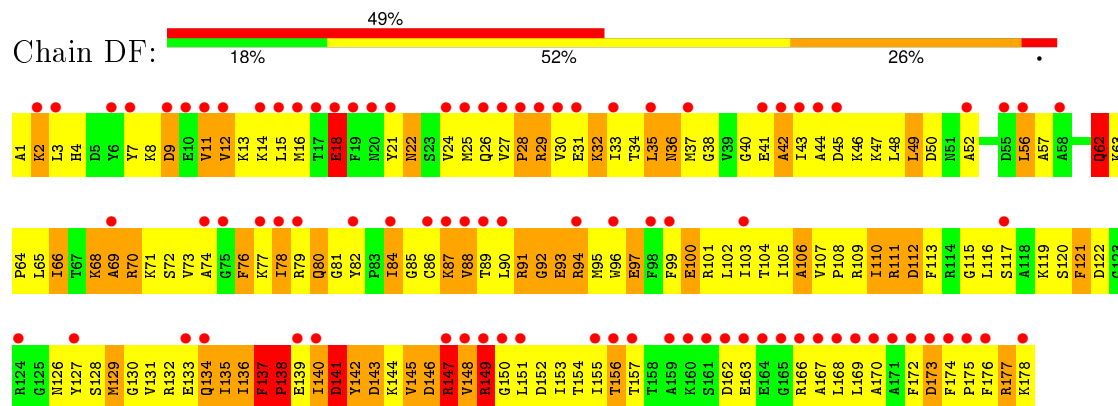
- Molecule 46: 50S ribosomal protein L24



- Molecule 47: 50S ribosomal protein L5

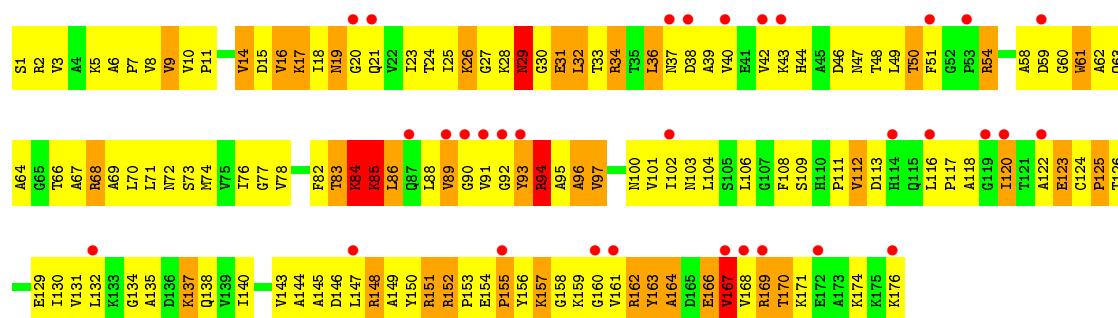


- Molecule 47: 50S ribosomal protein L5

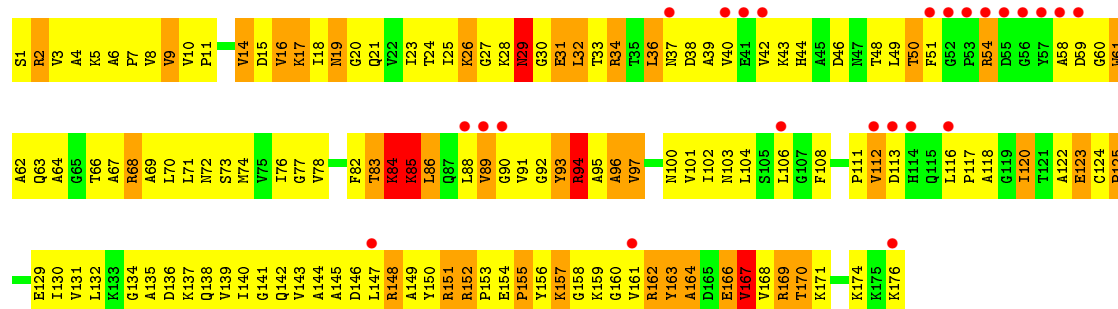


- Molecule 48: 50S ribosomal protein L6

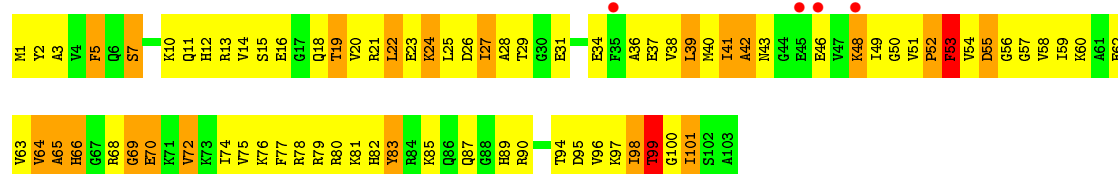




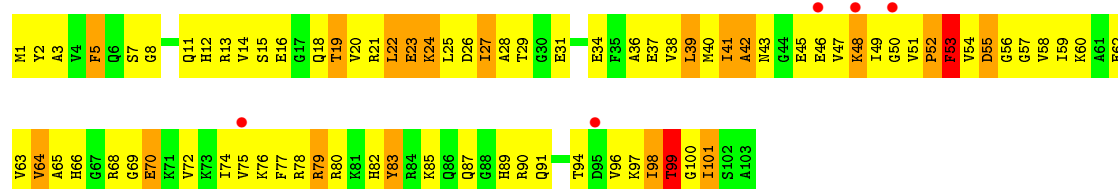
• Molecule 48: 50S ribosomal protein L6



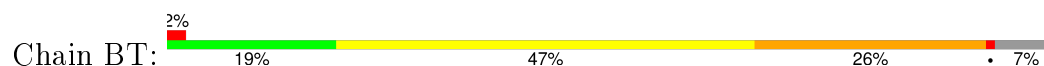
• Molecule 49: 50S ribosomal protein L21



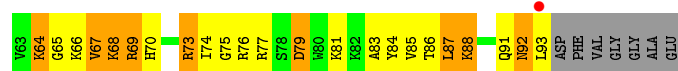
• Molecule 49: 50S ribosomal protein L21



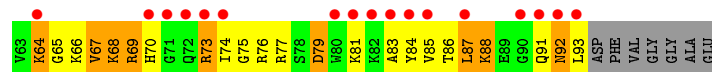
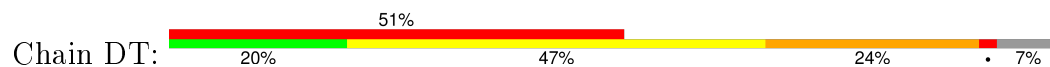
• Molecule 50: 50S ribosomal protein L23



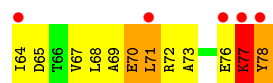
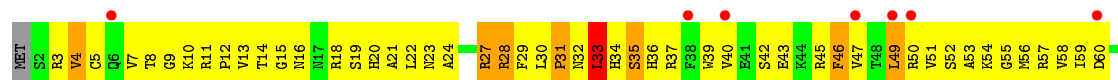





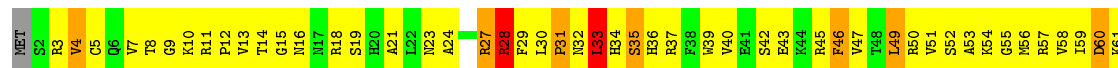
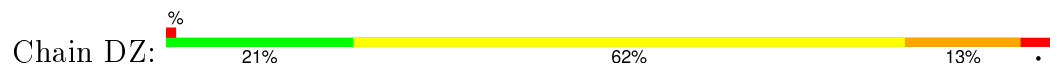
- Molecule 50: 50S ribosomal protein L23



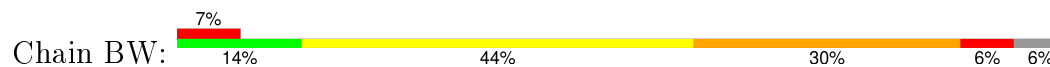
- Molecule 51: 50S ribosomal protein L28



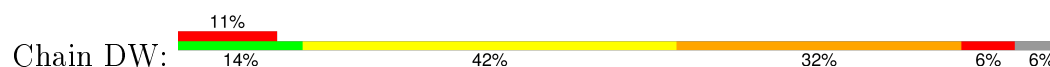
- Molecule 51: 50S ribosomal protein L28

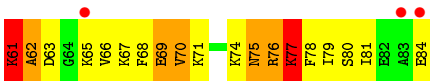


- Molecule 52: 50S ribosomal protein L27



- Molecule 52: 50S ribosomal protein L27





## 4 Data and refinement statistics

Property	Value	Source
Space group	P 21 21 21	Depositor
Cell constants a, b, c, $\alpha$ , $\beta$ , $\gamma$	208.85Å 379.20Å 739.28Å 90.00° 90.00° 90.00°	Depositor
Resolution (Å)	70.00 – 3.93 182.94 – 3.94	Depositor EDS
% Data completeness (in resolution range)	(Not available) (70.00-3.93) 75.9 (182.94-3.94)	Depositor EDS
$R_{merge}$	0.11	Depositor
$R_{sym}$	(Not available)	Depositor
$\langle I/\sigma(I) \rangle$ <sup>1</sup>	1.57 (at 3.89Å)	Xtriage
Refinement program	CNS	Depositor
R, $R_{free}$	0.258 , 0.311 0.231 , 0.279	Depositor DCC
$R_{free}$ test set	19244 reflections (5.18%)	DCC
Wilson B-factor (Å <sup>2</sup> )	149.7	Xtriage
Anisotropy	0.209	Xtriage
Bulk solvent $k_{sol}$ (e/Å <sup>3</sup> ), $B_{sol}$ (Å <sup>2</sup> )	0.20 , 71.8	EDS
Estimated twinning fraction	No twinning to report.	Xtriage
L-test for twinning <sup>2</sup>	$\langle  L  \rangle = 0.48$ , $\langle L^2 \rangle = 0.31$	Xtriage
Outliers	0 of 390843 reflections	Xtriage
$F_o, F_c$ correlation	0.92	EDS
Total number of atoms	284033	wwPDB-VP
Average B, all atoms (Å <sup>2</sup> )	69.0	wwPDB-VP

Xtriage's analysis on translational NCS is as follows: *The largest off-origin peak in the Patterson function is 1.50% of the height of the origin peak. No significant pseudotranslation is detected.*

<sup>1</sup>Intensities estimated from amplitudes.

<sup>2</sup>Theoretical values of  $\langle |L| \rangle$ ,  $\langle L^2 \rangle$  for acentric reflections are 0.5, 0.375 respectively for untwinned datasets, and 0.333, 0.2 for perfectly twinned datasets.

## 5 Model quality ⓘ

### 5.1 Standard geometry ⓘ

Bond lengths and bond angles in the following residue types are not validated in this section: SCM, ZN, MG

The Z score for a bond length (or angle) is the number of standard deviations the observed value is removed from the expected value. A bond length (or angle) with  $|Z| > 5$  is considered an outlier worth inspection. RMSZ is the root-mean-square of all Z scores of the bond lengths (or angles).

Mol	Chain	Bond lengths		Bond angles	
		RMSZ	# $ Z  > 5$	RMSZ	# $ Z  > 5$
1	AA	0.27	2/36762 (0.0%)	0.76	12/57350 (0.0%)
1	CA	0.31	1/36762 (0.0%)	0.77	11/57350 (0.0%)
2	AC	0.23	0/1651	0.45	0/2225
2	CC	0.23	0/1651	0.46	0/2225
3	AD	0.23	0/1665	0.44	0/2227
3	CD	0.23	0/1665	0.44	0/2227
4	AE	0.23	0/1118	0.45	0/1504
4	CE	0.23	0/1118	0.45	0/1504
5	AF	0.24	0/835	0.45	0/1128
5	CF	0.24	0/835	0.45	0/1128
6	AG	0.23	0/1187	0.45	0/1591
6	CG	0.23	0/1211	0.45	0/1624
7	AH	0.23	0/989	0.44	0/1326
7	CH	0.23	0/989	0.44	0/1326
8	AI	0.24	0/1034	0.44	0/1375
8	CI	0.24	0/1034	0.45	0/1375
9	AJ	0.22	0/796	0.48	0/1077
9	CJ	0.22	0/796	0.48	0/1077
10	AK	0.24	0/893	0.44	0/1205
10	CK	0.24	0/893	0.44	0/1205
11	AL	0.22	0/969	0.48	0/1300
11	CL	0.22	0/969	0.48	0/1300
12	AM	0.21	0/892	0.45	0/1193
12	CM	0.21	0/884	0.45	0/1181
13	AP	0.25	0/659	0.45	0/884
13	CP	0.25	0/648	0.44	0/870
14	AQ	0.23	0/657	0.46	0/881
14	CQ	0.24	0/666	0.46	0/892
15	AR	0.23	0/462	0.46	0/621
15	CR	0.23	0/462	0.46	0/621
16	AS	0.25	0/652	0.46	0/877
16	CS	0.25	0/660	0.49	0/888

Mol	Chain	Bond lengths		Bond angles	
		RMSZ	# Z  >5	RMSZ	# Z  >5
17	AT	0.23	0/671	0.40	0/888
17	CT	0.23	0/671	0.40	0/888
18	AB	0.25	0/1735	0.45	0/2338
18	CB	0.25	0/1735	0.45	0/2338
19	AU	0.26	0/430	0.46	0/570
19	CU	0.25	0/430	0.46	0/570
20	AO	0.22	0/722	0.45	0/964
20	CO	0.23	0/722	0.44	0/964
21	AN	0.24	0/785	0.44	0/1043
21	CN	0.24	0/785	0.46	0/1043
22	BA	0.23	0/2803	0.74	1/4371 (0.0%)
22	DA	0.24	0/2803	0.75	1/4371 (0.0%)
23	BB	0.28	5/68314 (0.0%)	0.77	33/106569 (0.0%)
23	DB	0.28	5/68314 (0.0%)	0.77	33/106569 (0.0%)
24	BI	0.24	0/1046	0.46	0/1410
24	DI	0.25	0/1046	0.47	0/1410
25	BC	0.22	0/2121	0.47	0/2852
25	DC	0.22	0/2121	0.47	0/2852
26	BD	0.24	0/1586	0.48	0/2134
26	DD	0.24	0/1586	0.48	0/2134
27	BK	0.24	0/939	0.53	0/1258
27	DK	0.24	0/939	0.53	0/1258
28	BP	0.24	0/929	0.49	0/1242
28	DP	0.24	0/929	0.49	0/1242
29	BE	0.24	0/1571	0.48	0/2113
29	DE	0.24	0/1571	0.48	0/2113
30	BY	0.24	0/453	0.49	0/605
30	DY	0.23	0/453	0.49	0/605
31	B0	0.23	0/450	0.51	0/599
31	D0	0.23	0/450	0.51	0/599
32	B4	0.22	0/303	0.49	0/397
32	D4	0.23	0/303	0.49	0/397
33	B1	0.27	0/416	0.48	0/554
33	D1	0.27	0/416	0.48	0/554
34	B3	0.24	0/513	0.46	0/676
34	D3	0.24	0/513	0.46	0/676
35	BV	0.25	0/766	0.43	0/1025
35	DV	0.25	0/766	0.43	0/1025
36	B2	0.26	0/380	0.47	0/498
36	D2	0.26	0/380	0.47	0/498
37	BL	0.24	0/1054	0.48	0/1403
37	DL	0.24	0/1054	0.48	0/1403
38	BM	0.25	0/1093	0.47	0/1460

Mol	Chain	Bond lengths		Bond angles	
		RMSZ	# Z  >5	RMSZ	# Z  >5
38	DM	0.25	0/1093	0.47	0/1460
39	BX	0.24	0/510	0.50	0/677
39	DX	0.23	0/510	0.50	0/677
40	BH	0.25	0/1122	0.47	0/1515
40	DH	0.25	0/1122	0.47	0/1515
41	BJ	0.23	0/1152	0.47	0/1551
41	DJ	0.23	0/1152	0.47	0/1551
42	BN	0.24	0/973	0.49	0/1301
42	DN	0.24	0/973	0.49	0/1301
43	BO	0.23	0/902	0.47	0/1209
43	DO	0.23	0/902	0.47	0/1209
44	BQ	0.25	0/960	0.47	0/1278
44	DQ	0.25	0/960	0.47	0/1278
45	BS	0.22	0/864	0.50	0/1156
45	DS	0.22	0/864	0.50	0/1156
46	BU	0.25	0/787	0.45	0/1051
46	DU	0.25	0/787	0.45	0/1051
47	BF	0.26	0/1444	0.49	0/1937
47	DF	0.26	0/1444	0.49	0/1937
48	BG	0.23	0/1343	0.47	0/1816
48	DG	0.23	0/1343	0.47	0/1816
49	BR	0.26	0/829	0.48	0/1107
49	DR	0.25	0/829	0.48	0/1107
50	BT	0.23	0/744	0.51	0/994
50	DT	0.23	0/744	0.51	0/994
51	BZ	0.25	0/635	0.49	0/848
51	DZ	0.25	0/635	0.50	0/848
52	BW	0.28	0/603	0.49	0/797
52	DW	0.28	0/603	0.49	0/797
All	All	0.27	13/306360 (0.0%)	0.70	91/457969 (0.0%)

Chiral center outliers are detected by calculating the chiral volume of a chiral center and verifying if the center is modelled as a planar moiety or with the opposite hand. A planarity outlier is detected by checking planarity of atoms in a peptide group, atoms in a mainchain group or atoms of a sidechain that are expected to be planar.

Mol	Chain	#Chirality outliers	#Planarity outliers
1	AA	0	15
1	CA	0	19
23	BB	0	37
23	DB	0	37
All	All	0	108

All (13) bond length outliers are listed below:

Mol	Chain	Res	Type	Atoms	Z	Observed(Å)	Ideal(Å)
23	DB	1086	A	C5-C6	-16.20	1.26	1.41
23	BB	1086	A	C5-C6	-16.10	1.26	1.41
23	DB	1088	A	C6-N1	-10.51	1.28	1.35
23	BB	1088	A	C6-N1	-10.50	1.28	1.35
23	BB	1060	U	C2-N3	7.92	1.43	1.37
23	DB	1060	U	C2-N3	7.87	1.43	1.37
23	BB	1086	A	N3-C4	-7.12	1.30	1.34
23	DB	1086	A	N3-C4	-7.11	1.30	1.34
23	BB	1086	A	N7-C5	-6.38	1.35	1.39
23	DB	1086	A	N7-C5	-6.21	1.35	1.39
1	AA	1533	C	C4'-C3'	5.84	1.59	1.53
1	AA	495	A	N3-C4	-5.39	1.31	1.34
1	CA	495	A	N3-C4	-5.32	1.31	1.34

All (91) bond angle outliers are listed below:

Mol	Chain	Res	Type	Atoms	Z	Observed(°)	Ideal(°)
23	DB	2204	G	O5'-P-OP1	-30.02	74.68	110.70
23	BB	2204	G	O5'-P-OP2	-28.49	76.52	110.70
23	DB	2791	G	O5'-P-OP2	-28.43	76.59	110.70
23	BB	2791	G	O5'-P-OP1	-27.42	77.80	110.70
23	DB	2204	G	O5'-P-OP2	17.65	131.88	110.70
23	DB	2791	G	O5'-P-OP1	17.55	131.76	110.70
23	BB	2204	G	O5'-P-OP1	17.49	131.69	110.70
23	BB	2791	G	O5'-P-OP2	17.14	131.27	110.70
23	DB	2790	U	OP2-P-O3'	15.09	138.40	105.20
23	DB	2203	U	OP1-P-O3'	14.30	136.65	105.20
23	BB	2203	U	OP2-P-O3'	13.96	135.91	105.20
23	BB	2790	U	OP1-P-O3'	13.80	135.56	105.20
23	BB	973	A	C5'-C4'-C3'	-8.67	102.13	116.00
23	DB	278	A	C5'-C4'-C3'	-8.66	102.15	116.00
23	BB	1552	A	N9-C1'-C2'	-8.41	102.75	112.00
23	DB	1552	A	N9-C1'-C2'	-8.40	102.76	112.00
23	BB	1088	A	N1-C6-N6	-8.22	113.67	118.60
23	DB	1088	A	N1-C6-N6	-8.16	113.70	118.60
23	BB	241	A	C5'-C4'-C3'	-8.07	103.09	116.00
1	AA	1499	A	C5'-C4'-O4'	-7.96	99.55	109.10
1	CA	765	G	N9-C1'-C2'	-7.36	103.90	112.00
1	AA	765	G	N9-C1'-C2'	-7.35	103.91	112.00
23	DB	1060	U	C5-C4-O4	-7.25	121.55	125.90
23	BB	1060	U	C5-C4-O4	-7.23	121.56	125.90
1	CA	576	C	O5'-P-OP1	-7.21	99.21	105.70

*Continued on next page...*

*Continued from previous page...*

Mol	Chain	Res	Type	Atoms	Z	Observed(°)	Ideal(°)
23	DB	1086	A	C4-C5-C6	7.18	120.59	117.00
23	BB	1086	A	C4-C5-C6	7.16	120.58	117.00
1	CA	232	G	C5'-C4'-C3'	-6.90	104.95	116.00
1	AA	965	U	O4'-C4'-C3'	6.79	111.53	106.10
23	BB	2272	U	C5-C4-O4	-6.70	121.88	125.90
23	DB	2272	U	C5-C4-O4	-6.69	121.89	125.90
1	AA	232	G	C5'-C4'-C3'	-6.57	105.49	116.00
23	BB	1439	A	N9-C1'-C2'	-6.46	104.89	112.00
23	DB	1088	A	C5-C6-N6	6.43	128.85	123.70
1	AA	1126	U	C5'-C4'-C3'	-6.42	105.72	116.00
23	DB	1439	A	N9-C1'-C2'	-6.42	104.94	112.00
23	BB	268	C	C5'-C4'-C3'	-6.39	105.78	116.00
23	BB	1088	A	C5-C6-N6	6.38	128.81	123.70
22	BA	87	U	C4'-C3'-O3'	6.35	125.71	113.00
1	CA	95	C	C5'-C4'-C3'	-6.18	106.11	116.00
23	DB	2790	U	O3'-P-O5'	-6.17	92.27	104.00
23	DB	1086	A	C6-C5-N7	-6.17	127.98	132.30
23	BB	1086	A	C6-C5-N7	-6.15	128.00	132.30
1	AA	438	U	N1-C1'-C2'	-6.07	105.32	112.00
22	DA	87	U	C4'-C3'-O3'	6.04	125.08	113.00
1	CA	438	U	N1-C1'-C2'	-6.01	105.39	112.00
23	DB	2272	U	C5'-C4'-C3'	-5.99	106.42	116.00
1	AA	1361	G	N9-C1'-C2'	-5.96	105.44	112.00
23	DB	268	C	C5'-C4'-C3'	-5.90	106.56	116.00
23	DB	2108	A	N9-C1'-C2'	-5.86	105.56	112.00
23	DB	456	C	C5'-C4'-C3'	-5.85	106.64	116.00
1	CA	1300	G	C4'-C3'-C2'	5.84	108.44	102.60
23	BB	456	C	C5'-C4'-C3'	-5.77	106.76	116.00
23	BB	2191	A	C5'-C4'-C3'	-5.77	106.77	116.00
23	BB	1086	A	C2-N3-C4	-5.69	107.75	110.60
23	BB	1060	U	N1-C2-O2	-5.67	118.83	122.80
23	DB	1086	A	C2-N3-C4	-5.64	107.78	110.60
23	DB	1664	A	C5'-C4'-C3'	-5.63	107.00	116.00
23	BB	2894	G	N9-C1'-C2'	-5.62	105.81	112.00
23	DB	2894	G	N9-C1'-C2'	-5.62	105.82	112.00
23	DB	2203	U	O3'-P-O5'	-5.59	93.39	104.00
1	CA	1248	A	C5'-C4'-C3'	-5.58	107.06	116.00
1	CA	1249	C	C5'-C4'-C3'	-5.58	107.07	116.00
23	DB	1060	U	N1-C2-O2	-5.58	118.89	122.80
23	BB	2471	A	C5'-C4'-C3'	-5.50	107.20	116.00
23	BB	2272	U	C5'-C4'-C3'	-5.47	107.25	116.00
1	CA	1534	A	C2'-C3'-O3'	-5.42	97.57	109.50

*Continued on next page...*



*Continued from previous page...*

Mol	Chain	Res	Type	Atoms	Z	Observed(°)	Ideal(°)
1	AA	1213	A	C1'-O4'-C4'	-5.42	105.56	109.90
23	DB	1054	A	N9-C1'-C2'	-5.41	106.05	112.00
23	BB	1552	A	C4'-C3'-O3'	5.38	123.76	113.00
23	DB	1060	U	N3-C2-O2	5.36	125.95	122.20
23	BB	1060	U	N3-C2-O2	5.33	125.93	122.20
1	AA	86	G	N9-C1'-C2'	5.32	120.92	114.00
23	BB	560	C	C5'-C4'-C3'	-5.29	107.53	116.00
23	DB	1552	A	C4'-C3'-O3'	5.29	123.57	113.00
1	CA	1181	G	C5'-C4'-C3'	-5.26	107.58	116.00
1	AA	87	C	C4'-C3'-O3'	5.26	123.51	113.00
23	BB	2733	A	N9-C1'-C2'	-5.26	106.22	112.00
1	AA	1328	C	C5'-C4'-C3'	5.24	124.38	116.00
23	BB	2104	C	C4'-C3'-O3'	5.24	123.48	113.00
23	BB	2192	U	C5'-C4'-C3'	-5.22	107.65	116.00
23	DB	2471	A	C5'-C4'-C3'	-5.21	107.67	116.00
23	DB	2894	G	C5'-C4'-C3'	-5.19	107.70	116.00
1	CA	1023	U	C4'-C3'-O3'	5.18	123.36	113.00
23	BB	2203	U	O3'-P-O5'	-5.17	94.17	104.00
23	DB	2733	A	N9-C1'-C2'	-5.17	106.31	112.00
23	BB	143	C	C5'-C4'-C3'	-5.13	107.79	116.00
23	BB	479	A	C4'-C3'-O3'	-5.09	98.71	109.40
1	AA	1432	G	N9-C1'-C2'	-5.03	106.47	112.00
23	DB	2760	C	C5'-C4'-C3'	-5.03	107.96	116.00
23	DB	2619	C	C5'-C4'-C3'	-5.02	107.96	116.00

There are no chirality outliers.

All (108) planarity outliers are listed below:

Mol	Chain	Res	Type	Group
1	AA	1002	G	Sidechain
1	AA	1306	A	Sidechain
1	AA	1331	G	Sidechain
1	AA	1337	G	Sidechain
1	AA	1361	G	Sidechain
1	AA	1432	G	Sidechain
1	AA	1441	A	Sidechain
1	AA	187	G	Sidechain
1	AA	281	G	Sidechain
1	AA	437	U	Sidechain
1	AA	438	U	Sidechain
1	AA	450	G	Sidechain
1	AA	496	A	Sidechain

*Continued on next page...*

*Continued from previous page...*

Mol	Chain	Res	Type	Group
1	AA	703	G	Sidechain
1	AA	992	U	Sidechain
23	BB	1047	G	Sidechain
23	BB	1060	U	Sidechain
23	BB	1086	A	Sidechain
23	BB	1088	A	Sidechain
23	BB	1190	G	Sidechain
23	BB	1215	G	Sidechain
23	BB	1419	A	Sidechain
23	BB	1439	A	Sidechain
23	BB	1572	A	Sidechain
23	BB	1738	G	Sidechain
23	BB	1828	G	Sidechain
23	BB	2062	A	Sidechain
23	BB	2185	U	Sidechain
23	BB	221	A	Sidechain
23	BB	222	A	Sidechain
23	BB	2272	U	Sidechain
23	BB	232	G	Sidechain
23	BB	2454	G	Sidechain
23	BB	2471	A	Sidechain
23	BB	2503	A	Sidechain
23	BB	2508	G	Sidechain
23	BB	2638	G	Sidechain
23	BB	2733	A	Sidechain
23	BB	2770	G	Sidechain
23	BB	2848	G	Sidechain
23	BB	2868	A	Sidechain
23	BB	2883	A	Sidechain
23	BB	299	A	Sidechain
23	BB	3	U	Sidechain
23	BB	361	G	Sidechain
23	BB	370	G	Sidechain
23	BB	500	G	Sidechain
23	BB	51	G	Sidechain
23	BB	630	G	Sidechain
23	BB	633	A	Sidechain
23	BB	727	A	Sidechain
23	BB	757	G	Sidechain
1	CA	1012	A	Sidechain
1	CA	1027	C	Sidechain
1	CA	1033	G	Sidechain

*Continued on next page...*

*Continued from previous page...*

Mol	Chain	Res	Type	Group
1	CA	1133	G	Sidechain
1	CA	1144	G	Sidechain
1	CA	1313	U	Sidechain
1	CA	1331	G	Sidechain
1	CA	1356	G	Sidechain
1	CA	1432	G	Sidechain
1	CA	1441	A	Sidechain
1	CA	187	G	Sidechain
1	CA	281	G	Sidechain
1	CA	437	U	Sidechain
1	CA	438	U	Sidechain
1	CA	450	G	Sidechain
1	CA	496	A	Sidechain
1	CA	703	G	Sidechain
1	CA	82	G	Sidechain
1	CA	935	A	Sidechain
23	DB	1047	G	Sidechain
23	DB	1054	A	Sidechain
23	DB	1060	U	Sidechain
23	DB	1086	A	Sidechain
23	DB	1088	A	Sidechain
23	DB	1190	G	Sidechain
23	DB	1215	G	Sidechain
23	DB	1419	A	Sidechain
23	DB	1439	A	Sidechain
23	DB	1572	A	Sidechain
23	DB	1738	G	Sidechain
23	DB	1814	G	Sidechain
23	DB	1828	G	Sidechain
23	DB	2062	A	Sidechain
23	DB	2108	A	Sidechain
23	DB	221	A	Sidechain
23	DB	222	A	Sidechain
23	DB	2272	U	Sidechain
23	DB	232	G	Sidechain
23	DB	2454	G	Sidechain
23	DB	2471	A	Sidechain
23	DB	2503	A	Sidechain
23	DB	2508	G	Sidechain
23	DB	2638	G	Sidechain
23	DB	2733	A	Sidechain
23	DB	2770	G	Sidechain

*Continued on next page...*

*Continued from previous page...*

Mol	Chain	Res	Type	Group
23	DB	2848	G	Sidechain
23	DB	2868	A	Sidechain
23	DB	2883	A	Sidechain
23	DB	299	A	Sidechain
23	DB	370	G	Sidechain
23	DB	500	G	Sidechain
23	DB	51	G	Sidechain
23	DB	630	G	Sidechain
23	DB	633	A	Sidechain
23	DB	727	A	Sidechain
23	DB	757	G	Sidechain

## 5.2 Too-close contacts [i](#)

In the following table, the Non-H and H(model) columns list the number of non-hydrogen atoms and hydrogen atoms in the chain respectively. The H(added) column lists the number of hydrogen atoms added and optimized by MolProbity. The Clashes column lists the number of clashes within the asymmetric unit, whereas Symm-Clashes lists symmetry related clashes.

Mol	Chain	Non-H	H(model)	H(added)	Clashes	Symm-Clashes
1	AA	32831	0	16521	1458	0
1	CA	32831	0	16521	1414	0
2	AC	1624	0	1699	205	0
2	CC	1624	0	1699	191	0
3	AD	1643	0	1710	179	0
3	CD	1643	0	1710	177	0
4	AE	1105	0	1148	129	0
4	CE	1105	0	1148	121	0
5	AF	817	0	808	89	0
5	CF	817	0	808	91	0
6	AG	1174	0	1230	146	0
6	CG	1196	0	1246	133	0
7	AH	979	0	1034	89	0
7	CH	979	0	1034	91	0
8	AI	1022	0	1070	180	0
8	CI	1022	0	1070	146	0
9	AJ	786	0	828	85	0
9	CJ	786	0	828	103	0
10	AK	877	0	887	110	0
10	CK	877	0	887	100	0
11	AL	955	0	1019	96	0
11	CL	955	0	1019	97	0

*Continued on next page...*

*Continued from previous page...*

Mol	Chain	Non-H	H(model)	H(added)	Clashes	Symm-Clashes
12	AM	883	0	944	135	0
12	CM	876	0	937	138	0
13	AP	649	0	666	65	0
13	CP	638	0	656	66	0
14	AQ	648	0	691	63	0
14	CQ	657	0	702	62	0
15	AR	455	0	478	35	0
15	CR	455	0	478	37	0
16	AS	637	0	665	97	0
16	CS	644	0	675	115	0
17	AT	665	0	714	60	0
17	CT	665	0	714	61	0
18	AB	1704	0	1732	209	0
18	CB	1704	0	1732	229	0
19	AU	425	0	449	57	0
19	CU	425	0	449	54	0
20	AO	714	0	734	63	0
20	CO	714	0	734	62	0
21	AN	774	0	827	102	0
21	CN	774	0	827	114	0
22	BA	2507	0	1270	116	0
22	DA	2507	0	1270	111	0
23	BB	60995	0	30679	2412	0
23	DB	60995	0	30678	2455	0
24	BI	1032	0	1088	109	0
24	DI	1032	0	1088	168	0
25	BC	2082	0	2157	234	0
25	DC	2082	0	2157	239	0
26	BD	1565	0	1616	234	0
26	DD	1565	0	1616	239	0
27	BK	930	0	1000	153	0
27	DK	930	0	1000	154	0
28	BP	917	0	965	126	0
28	DP	917	0	965	132	0
29	BE	1552	0	1619	208	0
29	DE	1552	0	1619	202	0
30	BY	449	0	491	59	0
30	DY	449	0	491	53	0
31	B0	444	0	461	48	0
31	D0	444	0	461	44	0
32	B4	302	0	340	42	0
32	D4	302	0	340	43	0

*Continued on next page...*

*Continued from previous page...*

Mol	Chain	Non-H	H(model)	H(added)	Clashes	Symm-Clashes
33	B1	409	0	440	54	0
33	D1	409	0	440	50	0
34	B3	504	0	574	47	0
34	D3	504	0	574	52	0
35	BV	753	0	780	83	0
35	DV	753	0	780	86	0
36	B2	377	0	418	37	0
36	D2	377	0	418	43	0
37	BL	1045	0	1117	138	0
37	DL	1045	0	1117	144	0
38	BM	1074	0	1157	123	0
38	DM	1074	0	1157	119	0
39	BX	509	0	543	46	0
39	DX	509	0	543	50	0
40	BH	1111	0	1148	172	0
40	DH	1111	0	1148	147	0
41	BJ	1129	0	1162	134	0
41	DJ	1129	0	1162	141	0
42	BN	960	0	1000	137	0
42	DN	960	0	1000	133	0
43	BO	892	0	923	91	0
43	DO	892	0	923	94	0
44	BQ	947	0	1022	150	0
44	DQ	947	0	1022	143	0
45	BS	857	0	922	97	0
45	DS	857	0	922	98	0
46	BU	779	0	834	116	0
46	DU	779	0	834	114	0
47	BF	1420	0	1460	264	0
47	DF	1420	0	1460	249	0
48	BG	1323	0	1374	187	0
48	DG	1323	0	1374	178	0
49	BR	816	0	839	105	0
49	DR	816	0	839	112	0
50	BT	738	0	807	115	0
50	DT	738	0	807	110	0
51	BZ	625	0	652	75	0
51	DZ	625	0	652	71	0
52	BW	596	0	610	122	0
52	DW	596	0	610	130	0
53	AA	60	0	0	0	0
53	BB	110	0	0	0	0

*Continued on next page...*

*Continued from previous page...*

Mol	Chain	Non-H	H(model)	H(added)	Clashes	Symm-Clashes
53	CA	58	0	0	0	0
53	CE	1	0	0	0	0
53	DB	110	0	0	0	0
53	DN	1	0	0	0	0
54	AA	23	0	24	2	0
54	CA	23	0	24	1	0
55	B4	1	0	0	0	0
55	D4	1	0	0	0	0
56	AA	288	0	0	6	0
56	AE	3	0	0	1	0
56	AK	1	0	0	0	0
56	AL	4	0	0	0	0
56	AN	2	0	0	0	0
56	AP	1	0	0	0	0
56	AT	1	0	0	0	0
56	BB	494	0	0	4	0
56	BC	4	0	0	0	0
56	BE	3	0	0	0	0
56	BH	1	0	0	0	0
56	BL	4	0	0	0	0
56	BT	1	0	0	0	0
56	CA	275	0	0	4	0
56	CE	4	0	0	0	0
56	CK	1	0	0	0	0
56	CL	5	0	0	0	0
56	CN	5	0	0	0	0
56	CP	1	0	0	0	0
56	CT	2	0	0	0	0
56	DB	500	0	0	9	0
56	DC	3	0	0	0	0
56	DD	1	0	0	0	0
56	DE	1	0	0	0	0
56	DJ	1	0	0	0	0
56	DL	3	0	0	0	0
56	DN	2	0	0	0	0
56	DP	1	0	0	0	0
56	DR	1	0	0	0	0
All	All	284033	0	190711	17874	0

The all-atom clashscore is defined as the number of clashes found per 1000 atoms (including hydrogen atoms). The all-atom clashscore for this structure is 38.

All (17874) close contacts within the same asymmetric unit are listed below, sorted by their clash magnitude.

Atom-1	Atom-2	Interatomic distance (Å)	Clash overlap (Å)
23:DB:1099:G:H8	24:DI:3:LYS:N	1.36	1.21
23:BB:855:G:H21	52:BW:23:LYS:HG2	1.11	1.13
23:DB:322:A:H5'	23:DB:340:A:H1'	1.32	1.12
2:AC:70:ALA:HA	2:AC:105:VAL:HG21	1.26	1.11
23:BB:1205:A:H62	29:BE:165:HIS:HB2	1.11	1.10
23:BB:1244:A:H5''	37:BL:8:PRO:HD3	1.35	1.08
23:DB:1244:A:H5''	37:DL:8:PRO:HD3	1.32	1.08
2:CC:52:SER:HB3	2:CC:114:LEU:HG	1.37	1.07
23:BB:322:A:H5'	23:BB:340:A:H1'	1.28	1.07
23:DB:1099:G:C8	24:DI:3:LYS:N	2.25	1.05
40:DH:31:VAL:HB	40:DH:32:PRO:HD3	1.39	1.04
13:AP:28:ARG:HD2	13:AP:29:ASN:H	1.21	1.04
9:AJ:7:ARG:HB2	9:AJ:101:SER:H	1.23	1.03
38:BM:59:ARG:HE	38:BM:60:GLN:HG2	1.22	1.03
25:DC:144:GLU:HG3	25:DC:151:GLY:H	1.23	1.03
40:BH:84:ALA:HA	40:BH:90:LEU:HA	1.39	1.03
38:DM:41:LEU:HB2	38:DM:94:ALA:HB3	1.40	1.03
29:BE:61:ARG:HH12	29:BE:64:GLY:HA3	1.23	1.03
23:DB:1098:A:H3'	24:DI:3:LYS:HA	1.41	1.03
23:DB:1099:G:O5'	24:DI:4:VAL:N	1.92	1.03
40:BH:31:VAL:HB	40:BH:32:PRO:HD3	1.39	1.02
18:CB:46:VAL:HG13	18:CB:47:PRO:HD3	1.42	1.02
1:AA:71:A:H61	1:AA:99:C:H1'	1.23	1.02
13:CP:28:ARG:HD2	13:CP:29:ASN:H	1.21	1.01
51:BZ:45:ARG:HE	51:BZ:47:VAL:HG12	1.18	1.01
1:AA:1313:U:H5''	16:AS:5:LYS:HB3	1.39	1.01
52:BW:17:ALA:HA	52:BW:35:ILE:HG23	1.39	1.00
38:DM:59:ARG:HE	38:DM:60:GLN:HG2	1.23	1.00
23:BB:674:G:H5''	29:BE:71:GLY:H	1.20	1.00
1:AA:1211:U:H4'	1:AA:1213:A:H1'	1.44	1.00
18:CB:40:ILE:HD13	18:CB:201:GLY:HA2	1.44	0.99
50:DT:55:VAL:HA	50:DT:87:LEU:HA	1.44	0.99
12:AM:47:LEU:HG	12:AM:52:ILE:HD13	1.44	0.99
9:AJ:36:VAL:HA	9:AJ:76:ILE:HG22	1.38	0.99
23:BB:674:G:H1'	29:BE:69:ARG:HE	1.26	0.99
50:BT:55:VAL:HA	50:BT:87:LEU:HA	1.44	0.99
38:BM:41:LEU:HB2	38:BM:94:ALA:HB3	1.43	0.99
21:CN:51:PRO:HB2	21:CN:54:SER:HB3	1.45	0.99
45:DS:70:LYS:HD3	45:DS:110:ARG:HA	1.45	0.99
1:AA:1048:G:H21	1:AA:1214:C:H5	1.10	0.98
6:AG:107:ALA:HB1	6:AG:119:LEU:HA	1.45	0.98
25:DC:244:VAL:HB	25:DC:249:VAL:H	1.26	0.98

Continued on next page...



*Continued from previous page...*

Atom-1	Atom-2	Interatomic distance (Å)	Clash overlap (Å)
26:DD:10:GLY:HA3	26:DD:26:VAL:H	1.27	0.98
40:DH:131:SER:HB2	40:DH:141:LYS:HA	1.45	0.98
1:CA:1493:A:HO2'	1:CA:1494:G:H8	1.02	0.98
21:AN:50:LEU:H	21:AN:51:PRO:HD2	1.28	0.98
52:DW:17:ALA:HA	52:DW:35:ILE:HG23	1.45	0.98
18:CB:53:LEU:HD13	18:CB:216:VAL:HG12	1.46	0.97
40:BH:47:PHE:HA	40:BH:50:ARG:HE	1.26	0.97
23:DB:1098:A:H3'	24:DI:3:LYS:CA	1.93	0.97
44:DQ:63:ARG:HH12	44:DQ:96:ASP:HB2	1.30	0.97
18:AB:202:ASN:HD22	18:AB:204:ASP:H	0.98	0.97
25:DC:144:GLU:HA	25:DC:151:GLY:HA2	1.45	0.97
25:BC:144:GLU:HG3	25:BC:151:GLY:H	1.26	0.97
26:BD:10:GLY:HA3	26:BD:26:VAL:H	1.29	0.96
51:DZ:45:ARG:HE	51:DZ:47:VAL:HG12	1.26	0.96
2:CC:59:PRO:HG2	2:CC:62:SER:HB2	1.47	0.96
45:BS:70:LYS:HD3	45:BS:110:ARG:HA	1.47	0.96
16:CS:39:ILE:HD13	16:CS:65:MET:HG2	1.46	0.96
52:BW:43:LYS:HD2	52:BW:79:ILE:HD11	1.46	0.96
15:AR:72:ARG:H	15:AR:72:ARG:HH11	1.04	0.96
23:DB:275:C:H2'	23:DB:276:U:H4'	1.45	0.96
27:DK:35:VAL:HG23	27:DK:36:GLY:H	1.29	0.96
15:CR:72:ARG:H	15:CR:72:ARG:HH11	1.02	0.95
51:BZ:71:LEU:HD13	51:BZ:76:GLU:HB3	1.48	0.95
29:DE:61:ARG:HH12	29:DE:64:GLY:HA3	1.29	0.95
40:BH:80:ILE:H	40:BH:144:VAL:HG22	1.32	0.95
2:CC:190:THR:HG23	2:CC:192:TYR:H	1.28	0.95
25:BC:144:GLU:HA	25:BC:151:GLY:HA2	1.47	0.95
51:DZ:71:LEU:HD13	51:DZ:76:GLU:HB3	1.49	0.95
12:CM:21:ILE:HB	12:CM:24:VAL:HG22	1.48	0.95
9:AJ:53:ILE:HG22	9:AJ:61:ALA:HB1	1.47	0.95
23:DB:1099:G:H8	24:DI:3:LYS:H	0.99	0.95
8:CI:51:LEU:HA	8:CI:54:VAL:HG22	1.49	0.95
25:BC:244:VAL:HB	25:BC:249:VAL:H	1.27	0.94
27:BK:35:VAL:HG23	27:BK:36:GLY:H	1.28	0.94
6:AG:14:ASP:HB3	6:AG:19:SER:H	1.29	0.94
18:AB:209:VAL:HG23	18:AB:210:THR:H	1.30	0.94
52:DW:37:VAL:HG12	52:DW:38:ARG:H	1.32	0.94
40:DH:125:THR:HA	40:DH:146:VAL:HB	1.46	0.94
19:AU:36:PHE:HB3	19:AU:40:PRO:HD3	1.50	0.94
6:CG:75:LYS:HZ2	6:CG:76:SER:H	1.15	0.94
8:AI:29:ILE:HA	8:AI:64:ILE:HB	1.49	0.94

*Continued on next page...*

*Continued from previous page...*

Atom-1	Atom-2	Interatomic distance (Å)	Clash overlap (Å)
1:CA:1221:G:H4'	16:CS:76:THR:HG21	1.50	0.94
1:AA:120:A:H2'	1:AA:121:U:H5''	1.50	0.94
6:CG:78:ARG:HG2	6:CG:83:THR:HG22	1.49	0.94
42:DN:37:THR:HG22	42:DN:39:PRO:HD2	1.48	0.94
42:BN:37:THR:HG22	42:BN:39:PRO:HD2	1.49	0.93
18:CB:56:LEU:HD22	18:CB:216:VAL:HB	1.48	0.93
42:DN:101:GLY:HA2	42:DN:110:MET:H	1.32	0.93
23:BB:2134:A:H62	23:BB:2157:G:H21	1.14	0.93
1:AA:1361:G:H2'	1:AA:1362:A:H5''	1.48	0.93
23:BB:1597:A:H5''	23:BB:1598:A:H5'	1.51	0.93
44:BQ:63:ARG:HH12	44:BQ:96:ASP:HB2	1.34	0.93
3:AD:22:SER:H	3:AD:109:THR:HG22	1.30	0.93
2:CC:155:ARG:H	2:CC:162:ALA:HA	1.31	0.93
23:DB:877:A:H61	23:DB:898:C:H2'	1.32	0.93
37:DL:23:ILE:HD12	37:DL:23:ILE:H	1.33	0.93
8:CI:117:LEU:HD22	8:CI:123:ARG:HB3	1.50	0.93
16:CS:18:VAL:HG21	16:CS:43:MET:HG2	1.49	0.93
23:BB:876:C:H41	23:BB:901:C:N4	1.67	0.93
23:DB:1597:A:H5''	23:DB:1598:A:H5'	1.50	0.92
2:AC:78:LYS:HG2	2:AC:81:GLU:HB2	1.51	0.92
3:CD:22:SER:H	3:CD:109:THR:HG22	1.31	0.92
19:CU:36:PHE:HB3	19:CU:40:PRO:HD3	1.51	0.92
23:BB:858:G:N3	23:BB:2268:A:H2'	1.82	0.92
23:DB:45:G:H5'	23:DB:46:G:H5'	1.51	0.92
1:CA:120:A:H2'	1:CA:121:U:H5''	1.48	0.92
42:BN:101:GLY:HA2	42:BN:110:MET:H	1.33	0.92
11:AL:23:LEU:HG	11:AL:24:GLU:HG3	1.49	0.92
13:AP:66:THR:HG22	13:AP:67:ILE:H	1.35	0.92
2:CC:26:LYS:HG3	2:CC:27:GLU:H	1.33	0.92
23:DB:704:G:H2'	23:DB:726:G:H22	1.34	0.92
1:CA:812:G:HO2'	1:CA:813:U:H6	0.98	0.92
26:BD:148:GLN:HB2	26:BD:152:PRO:HG2	1.52	0.92
43:DO:5:SER:HA	43:DO:8:ILE:HD12	1.52	0.92
37:DL:123:ARG:HA	37:DL:143:GLU:HB3	1.50	0.92
25:BC:146:LYS:HB3	25:BC:147:PRO:HD2	1.51	0.92
3:CD:152:SER:HA	3:CD:155:LYS:HD3	1.53	0.91
12:CM:79:LEU:HD22	12:CM:86:ARG:HE	1.34	0.91
43:DO:66:GLY:HA3	43:DO:102:ARG:HH21	1.34	0.91
9:AJ:8:ILE:HA	9:AJ:100:ILE:HG22	1.49	0.91
37:BL:123:ARG:HA	37:BL:143:GLU:HB3	1.50	0.91
23:BB:45:G:H5'	23:BB:46:G:H5'	1.50	0.91

*Continued on next page...*

*Continued from previous page...*

Atom-1	Atom-2	Interatomic distance (Å)	Clash overlap (Å)
40:BH:69:ALA:HA	40:BH:140:ALA:HA	1.50	0.91
2:AC:26:LYS:HG3	2:AC:27:GLU:H	1.36	0.91
11:CL:23:LEU:HG	11:CL:24:GLU:HG3	1.53	0.90
23:DB:27:G:H22	23:DB:512:G:H2'	1.35	0.90
4:CE:81:GLN:H	4:CE:146:MET:HE3	1.36	0.90
23:DB:858:G:N3	23:DB:2268:A:H2'	1.86	0.90
43:BO:66:GLY:HA3	43:BO:102:ARG:HH21	1.37	0.90
23:DB:1205:A:H62	29:DE:165:HIS:HB2	1.31	0.90
16:CS:39:ILE:HB	16:CS:66:VAL:HA	1.52	0.90
23:DB:276:U:H2'	23:DB:278:A:H62	1.36	0.90
3:AD:152:SER:HA	3:AD:155:LYS:HD3	1.53	0.90
8:CI:5:TYR:HB2	8:CI:20:ILE:HB	1.51	0.90
23:DB:1652:A:H62	42:DN:11:ASN:HD21	1.19	0.90
33:D1:33:LEU:HB3	33:D1:51:ALA:HB3	1.51	0.90
32:B4:7:VAL:HG13	32:B4:8:LYS:H	1.35	0.90
23:BB:674:G:H5''	29:BE:71:GLY:N	1.85	0.90
18:CB:159:ALA:HB1	18:CB:183:PHE:HE1	1.33	0.90
5:AF:92:THR:HG22	5:AF:94:HIS:H	1.36	0.90
25:BC:117:SER:HB2	25:BC:128:THR:HB	1.52	0.90
6:CG:14:ASP:H	6:CG:19:SER:H	1.17	0.90
43:BO:5:SER:HA	43:BO:8:ILE:HD12	1.54	0.90
52:BW:37:VAL:HG12	52:BW:38:ARG:H	1.35	0.90
18:CB:156:LEU:HD23	18:CB:180:ILE:HD11	1.54	0.90
13:CP:4:ILE:HB	13:CP:67:ILE:HD12	1.53	0.90
48:DG:85:LYS:HA	48:DG:131:VAL:HG12	1.54	0.89
25:DC:93:VAL:HG13	25:DC:94:LEU:H	1.35	0.89
32:D4:7:VAL:HG13	32:D4:8:LYS:H	1.36	0.89
23:BB:1060:U:N3	23:BB:1088:A:N7	2.20	0.89
48:BG:85:LYS:HA	48:BG:131:VAL:HG12	1.54	0.89
1:AA:79:G:H2'	1:AA:80:A:H8	1.36	0.89
50:DT:15:HIS:H	50:DT:32:LEU:HA	1.37	0.89
1:AA:1086:U:H3	1:AA:1099:G:H22	1.17	0.89
13:CP:66:THR:HG22	13:CP:67:ILE:H	1.37	0.89
23:DB:1060:U:N3	23:DB:1088:A:N7	2.21	0.89
52:DW:43:LYS:HD2	52:DW:79:ILE:HD11	1.52	0.89
50:BT:57:VAL:HG22	50:BT:58:VAL:H	1.35	0.89
37:DL:29:LYS:HG3	37:DL:30:THR:HG23	1.55	0.89
33:D1:49:LYS:HG2	33:D1:50:GLU:H	1.37	0.89
4:CE:93:VAL:HG13	4:CE:126:ALA:HB2	1.53	0.89
25:DC:41:GLY:HA3	25:DC:53:ILE:HG21	1.55	0.89
26:DD:148:GLN:HB2	26:DD:152:PRO:HG2	1.53	0.89

*Continued on next page...*

*Continued from previous page...*

Atom-1	Atom-2	Interatomic distance (Å)	Clash overlap (Å)
41:DJ:24:THR:HA	41:DJ:63:ALA:HB3	1.55	0.89
9:CJ:36:VAL:HG13	9:CJ:76:ILE:HA	1.54	0.89
1:AA:1057:G:H4'	2:AC:196:GLY:H	1.36	0.89
52:DW:51:GLY:HA3	52:DW:59:PHE:HB2	1.55	0.89
42:DN:41:ALA:HB1	42:DN:113:ILE:HD13	1.52	0.89
23:BB:855:G:N2	52:BW:23:LYS:HG2	1.87	0.88
52:BW:39:GLN:HG3	52:BW:42:THR:HB	1.55	0.88
25:DC:117:SER:HB2	25:DC:128:THR:HB	1.55	0.88
29:DE:58:LYS:HE2	29:DE:60:TRP:HD1	1.35	0.88
33:D1:26:LYS:HD3	33:D1:52:LYS:HB3	1.55	0.88
25:BC:93:VAL:HG13	25:BC:94:LEU:H	1.37	0.88
4:CE:113:VAL:HG23	4:CE:114:LEU:H	1.37	0.88
5:CF:92:THR:HG22	5:CF:94:HIS:H	1.36	0.88
23:DB:845:A:H2'	23:DB:846:U:H5''	1.55	0.88
21:CN:50:LEU:H	21:CN:51:PRO:HD2	1.39	0.88
44:DQ:105:PHE:HA	44:DQ:108:LEU:HD12	1.54	0.88
40:BH:99:ILE:HG21	40:BH:130:VAL:HB	1.56	0.88
1:AA:1057:G:H5''	2:AC:153:SER:HB2	1.53	0.88
1:CA:981:U:H4'	21:CN:60:ARG:HD2	1.54	0.88
37:BL:116:VAL:HG13	37:BL:117:THR:H	1.38	0.88
24:BI:129:GLU:HB3	24:BI:133:ARG:HH12	1.36	0.88
23:DB:547:A:H2'	23:DB:547:A:N3	1.89	0.88
24:DI:11:GLN:HG2	24:DI:55:PRO:HB3	1.56	0.88
23:BB:704:G:H2'	23:BB:726:G:H22	1.38	0.88
21:AN:60:ARG:HG3	21:AN:62:ARG:HG2	1.55	0.88
42:DN:2:ARG:HG2	42:DN:5:LYS:HB2	1.55	0.88
1:AA:1328:C:H5''	12:AM:27:THR:HG21	1.55	0.88
25:DC:146:LYS:HB3	25:DC:147:PRO:HD2	1.52	0.88
1:AA:1060:U:H4'	9:AJ:54:SER:HB2	1.56	0.88
13:AP:4:ILE:HB	13:AP:67:ILE:HD12	1.54	0.88
13:CP:4:ILE:HG12	13:CP:21:VAL:HG22	1.54	0.88
37:BL:23:ILE:HD12	37:BL:23:ILE:H	1.38	0.88
28:DP:56:SER:HB2	28:DP:75:THR:HB	1.56	0.88
12:AM:3:ILE:HA	12:AM:56:ARG:HD3	1.53	0.88
33:B1:26:LYS:HD3	33:B1:52:LYS:HB3	1.54	0.88
41:BJ:24:THR:HA	41:BJ:63:ALA:HB3	1.54	0.88
1:AA:664:G:H22	1:AA:741:G:H1	1.22	0.88
23:BB:27:G:H22	23:BB:512:G:H2'	1.38	0.87
44:BQ:105:PHE:HA	44:BQ:108:LEU:HD12	1.55	0.87
25:DC:64:VAL:O	25:DC:65:ASP:HB3	1.74	0.87
25:BC:41:GLY:HA3	25:BC:53:ILE:HG21	1.54	0.87

*Continued on next page...*

*Continued from previous page...*

Atom-1	Atom-2	Interatomic distance (Å)	Clash overlap (Å)
50:BT:15:HIS:H	50:BT:32:LEU:HA	1.39	0.87
1:AA:79:G:H2'	1:AA:80:A:C8	2.08	0.87
6:AG:112:ASP:HB2	6:AG:118:ARG:HG2	1.55	0.87
38:DM:19:GLY:HA2	38:DM:98:PRO:HD2	1.54	0.87
12:CM:28:ARG:HH21	12:CM:62:PHE:HB2	1.38	0.87
43:BO:64:TYR:HB3	43:BO:67:ASN:HB2	1.55	0.87
33:B1:49:LYS:HG2	33:B1:50:GLU:H	1.38	0.87
6:CG:145:GLU:HA	6:CG:148:LYS:HB2	1.55	0.87
6:AG:58:LEU:HD23	6:AG:58:LEU:H	1.40	0.87
19:AU:34:ARG:HD3	19:AU:39:LYS:HE3	1.57	0.87
4:AE:14:LEU:HD23	4:AE:36:THR:HG22	1.55	0.87
23:DB:855:G:H21	52:DW:23:LYS:HG2	1.38	0.87
1:CA:1060:U:H4'	9:CJ:54:SER:HB2	1.55	0.87
37:DL:78:ARG:HB3	37:DL:113:ALA:HB2	1.57	0.87
50:DT:57:VAL:HG22	50:DT:58:VAL:H	1.36	0.87
23:BB:1251:C:H2'	44:BQ:5:ARG:HH12	1.39	0.87
52:DW:39:GLN:HG3	52:DW:42:THR:HB	1.56	0.87
23:BB:845:A:H2'	23:BB:846:U:H5''	1.57	0.87
22:DA:2:G:H2'	22:DA:3:C:C6	2.09	0.87
4:AE:81:GLN:H	4:AE:146:MET:HE3	1.38	0.87
21:AN:17:ASP:HA	21:AN:21:ALA:HB2	1.56	0.87
18:AB:46:VAL:HG13	18:AB:47:PRO:HD3	1.57	0.87
2:AC:149:LYS:HB3	2:AC:200:TRP:HB2	1.57	0.87
33:B1:33:LEU:HB3	33:B1:51:ALA:HB3	1.53	0.86
29:BE:52:VAL:HG12	29:BE:53:THR:H	1.40	0.86
25:BC:64:VAL:O	25:BC:65:ASP:HB3	1.73	0.86
30:BY:12:ALA:HA	30:BY:15:ARG:HD3	1.57	0.86
23:DB:142:A:H2'	23:DB:143:C:C6	2.10	0.86
2:AC:123:LEU:HA	2:AC:127:VAL:HG22	1.57	0.86
4:AE:113:VAL:HG23	4:AE:114:LEU:H	1.39	0.86
16:CS:39:ILE:HD11	16:CS:68:HIS:HB2	1.55	0.86
40:BH:116:ARG:HH12	40:BH:133:GLN:HB2	1.41	0.86
29:DE:52:VAL:HG12	29:DE:53:THR:H	1.39	0.86
50:DT:5:GLU:HA	50:DT:8:LEU:HB2	1.57	0.86
42:BN:41:ALA:HB1	42:BN:113:ILE:HD13	1.58	0.86
49:DR:39:LEU:HA	49:DR:53:PHE:HA	1.57	0.86
5:AF:38:ARG:HD3	5:AF:97:THR:HA	1.55	0.86
24:BI:27:LEU:HD23	24:BI:27:LEU:H	1.40	0.86
8:AI:20:ILE:HD13	8:AI:85:ALA:HB3	1.57	0.86
38:BM:19:GLY:HA2	38:BM:98:PRO:HD2	1.56	0.86
47:BF:134:GLN:H	47:BF:150:GLY:H	1.23	0.86

*Continued on next page...*

*Continued from previous page...*

Atom-1	Atom-2	Interatomic distance (Å)	Clash overlap (Å)
50:BT:11:LEU:HD22	50:BT:11:LEU:H	1.39	0.86
15:CR:72:ARG:H	15:CR:72:ARG:NH1	1.73	0.86
1:CA:279:A:H5''	1:CA:280:C:H3'	1.58	0.86
6:CG:87:PRO:HG3	6:CG:148:LYS:HA	1.55	0.86
27:DK:47:ILE:HG12	27:DK:48:PRO:HD2	1.56	0.86
6:CG:26:VAL:HG12	6:CG:42:VAL:HG11	1.58	0.86
4:AE:93:VAL:HG13	4:AE:126:ALA:HB2	1.55	0.86
28:DP:21:PRO:HG2	28:DP:91:VAL:HG21	1.58	0.86
1:AA:1187:G:H21	21:AN:99:SER:HB2	1.40	0.86
1:CA:560:A:H4'	1:CA:561:U:H5''	1.58	0.86
47:DF:134:GLN:H	47:DF:150:GLY:H	1.24	0.86
22:DA:98:G:H1	35:DV:14:LYS:HB2	1.40	0.86
42:DN:2:ARG:HA	42:DN:5:LYS:HD3	1.57	0.86
8:AI:12:LYS:H	8:AI:105:ARG:HH21	1.23	0.86
37:DL:116:VAL:HG13	37:DL:117:THR:H	1.40	0.86
18:CB:163:ILE:HG23	18:CB:164:ASP:H	1.39	0.86
29:BE:111:GLU:HA	29:BE:114:ARG:HG3	1.58	0.86
29:BE:58:LYS:NZ	29:BE:58:LYS:H	1.74	0.85
9:CJ:35:GLN:HG3	9:CJ:77:VAL:HB	1.55	0.85
47:BF:84:ILE:HG23	47:BF:85:GLY:H	1.41	0.85
1:CA:664:G:H22	1:CA:741:G:H1	1.24	0.85
44:DQ:7:VAL:HA	44:DQ:10:ARG:HG2	1.56	0.85
29:BE:58:LYS:HE2	29:BE:60:TRP:HD1	1.41	0.85
16:CS:51:HIS:HA	16:CS:56:HIS:HA	1.58	0.85
27:BK:47:ILE:HG12	27:BK:48:PRO:HD2	1.57	0.85
29:BE:5:LEU:HD12	29:BE:10:SER:HB2	1.56	0.85
38:DM:35:ALA:HB2	38:DM:100:LYS:HB2	1.57	0.85
2:AC:76:ILE:HA	2:AC:83:VAL:HG23	1.56	0.85
37:DL:143:GLU:HG2	37:DL:144:GLU:H	1.38	0.85
5:CF:38:ARG:HD3	5:CF:97:THR:HA	1.56	0.85
1:CA:1171:A:H2'	1:CA:1172:C:C6	2.11	0.85
48:DG:30:GLY:HA3	48:DG:78:VAL:HA	1.56	0.85
23:BB:923:G:H1'	52:BW:23:LYS:HZ2	1.42	0.85
45:DS:26:GLY:H	45:DS:71:VAL:HG13	1.41	0.85
9:AJ:57:VAL:HG22	9:AJ:58:ASN:H	1.39	0.85
2:CC:18:ASN:HA	2:CC:55:VAL:HG22	1.56	0.85
46:DU:3:LYS:HB3	46:DU:82:VAL:HG21	1.57	0.85
44:DQ:14:LYS:HA	44:DQ:17:LEU:HB3	1.57	0.85
14:AQ:25:GLU:HA	14:AQ:40:THR:HA	1.57	0.85
49:BR:59:ILE:HG12	49:BR:101:ILE:HD13	1.57	0.85
9:CJ:52:LEU:HG	9:CJ:62:ARG:HE	1.42	0.85

*Continued on next page...*

*Continued from previous page...*

Atom-1	Atom-2	Interatomic distance (Å)	Clash overlap (Å)
11:CL:24:GLU:HB2	11:CL:26:CYS:SG	2.17	0.85
27:DK:25:LEU:HD21	27:DK:40:LYS:HB2	1.58	0.85
23:BB:597:G:H21	37:BL:12:SER:HA	1.41	0.85
51:DZ:4:VAL:HG12	51:DZ:11:ARG:HG2	1.59	0.85
9:CJ:6:ILE:HB	9:CJ:76:ILE:HG13	1.56	0.85
3:AD:173:ASP:HB3	3:AD:178:GLU:HB2	1.57	0.85
1:AA:939:G:H5'	6:AG:101:ARG:HH12	1.41	0.85
50:BT:29:THR:HA	50:BT:86:THR:HA	1.57	0.85
29:DE:126:VAL:HG22	29:DE:127:GLU:H	1.41	0.85
3:CD:173:ASP:HB3	3:CD:178:GLU:HB2	1.58	0.85
4:CE:14:LEU:HD23	4:CE:36:THR:HG22	1.58	0.85
37:BL:143:GLU:HG2	37:BL:144:GLU:H	1.40	0.84
50:DT:11:LEU:H	50:DT:11:LEU:HD22	1.39	0.84
7:CH:86:LYS:HB3	7:CH:90:GLU:HB3	1.59	0.84
23:DB:2799:A:H4'	23:DB:2800:A:C8	2.12	0.84
23:DB:1579:A:H2'	23:DB:1580:A:C8	2.12	0.84
1:CA:1493:A:H3'	1:CA:1493:A:N3	1.92	0.84
21:AN:50:LEU:HD23	21:AN:51:PRO:HD3	1.58	0.84
51:DZ:7:VAL:HG13	51:DZ:8:THR:HG23	1.59	0.84
8:CI:49:GLN:HA	8:CI:52:GLU:HG3	1.59	0.84
42:BN:19:ALA:HA	42:BN:22:ARG:HB3	1.57	0.84
46:BU:3:LYS:HB3	46:BU:82:VAL:HG21	1.58	0.84
4:AE:71:ILE:HG12	4:AE:72:ASN:H	1.40	0.84
12:CM:3:ILE:HG12	12:CM:52:ILE:HD11	1.60	0.84
23:DB:1099:G:H5''	24:DI:3:LYS:N	1.92	0.84
42:DN:19:ALA:HA	42:DN:22:ARG:HB3	1.59	0.84
22:BA:32:U:H4'	22:BA:52:A:H62	1.41	0.84
27:BK:25:LEU:HD21	27:BK:40:LYS:HB2	1.57	0.84
37:BL:78:ARG:HB3	37:BL:113:ALA:HB2	1.57	0.84
11:CL:78:VAL:HG12	11:CL:101:LEU:HD13	1.58	0.84
1:AA:922:G:H2'	1:AA:923:A:C8	2.11	0.84
4:CE:71:ILE:HG12	4:CE:72:ASN:H	1.40	0.84
1:CA:17:U:H2'	1:CA:18:C:C6	2.13	0.84
4:CE:132:PRO:HG2	4:CE:133:ILE:HD12	1.60	0.84
44:BQ:14:LYS:HA	44:BQ:17:LEU:HB3	1.58	0.84
41:BJ:17:VAL:HG23	41:BJ:137:PRO:HB2	1.58	0.84
52:BW:51:GLY:HA3	52:BW:59:PHE:HB2	1.57	0.84
12:CM:28:ARG:HH12	12:CM:32:ILE:HD12	1.41	0.84
1:AA:560:A:H4'	1:AA:561:U:H5''	1.59	0.84
10:AK:105:ARG:HH21	19:AU:10:PRO:HB3	1.43	0.84
18:AB:202:ASN:ND2	18:AB:204:ASP:H	1.76	0.84

*Continued on next page...*

*Continued from previous page...*

Atom-1	Atom-2	Interatomic distance (Å)	Clash overlap (Å)
1:CA:920:U:H2'	1:CA:921:U:C6	2.13	0.84
1:AA:1125:U:H2'	1:AA:1126:U:H5''	1.59	0.84
15:AR:72:ARG:H	15:AR:72:ARG:NH1	1.75	0.84
1:CA:942:G:H21	8:CI:125:GLN:HE22	1.23	0.84
19:CU:34:ARG:HD3	19:CU:39:LYS:HE3	1.60	0.84
23:BB:1310:G:H21	23:BB:1610:A:H8	1.26	0.84
8:AI:20:ILE:HA	8:AI:62:LEU:HD12	1.59	0.83
43:DO:64:TYR:HB3	43:DO:67:ASN:HB2	1.57	0.83
5:CF:3:HIS:HB2	5:CF:92:THR:HA	1.60	0.83
48:BG:30:GLY:HA3	48:BG:78:VAL:HA	1.59	0.83
12:AM:14:ALA:HB2	12:AM:42:VAL:HG23	1.59	0.83
52:BW:39:GLN:HG2	52:BW:40:ARG:N	1.91	0.83
6:AG:71:THR:HA	6:AG:90:VAL:HG22	1.60	0.83
44:BQ:7:VAL:HA	44:BQ:10:ARG:HG2	1.58	0.83
23:DB:1310:G:H21	23:DB:1610:A:H8	1.25	0.83
30:DY:12:ALA:HA	30:DY:15:ARG:HD3	1.59	0.83
25:DC:94:LEU:HD13	25:DC:100:ARG:HD2	1.58	0.83
14:CQ:25:GLU:HA	14:CQ:40:THR:HA	1.61	0.83
23:BB:364:C:H2'	23:BB:365:U:C6	2.14	0.83
1:AA:973:G:H3'	1:AA:974:A:H5''	1.59	0.83
27:DK:105:ARG:H	27:DK:105:ARG:HD3	1.43	0.83
27:BK:107:LEU:HD12	27:BK:107:LEU:H	1.43	0.83
27:DK:54:LYS:H	27:DK:54:LYS:HD2	1.42	0.83
50:DT:29:THR:HA	50:DT:86:THR:HA	1.58	0.83
49:DR:59:ILE:HG12	49:DR:101:ILE:HD13	1.60	0.83
8:AI:51:LEU:HB2	8:AI:56:MET:SD	2.17	0.83
10:CK:33:ILE:HB	10:CK:73:VAL:HG11	1.59	0.83
3:CD:2:ARG:HH11	3:CD:114:ARG:HD3	1.41	0.83
1:AA:1432:G:H5'	28:BP:105:LYS:HG2	1.59	0.83
28:BP:56:SER:HB2	28:BP:75:THR:HB	1.60	0.83
1:CA:1115:U:H5'	9:CJ:68:ARG:HH22	1.44	0.83
40:BH:115:VAL:HB	40:BH:130:VAL:HG12	1.58	0.83
29:BE:126:VAL:HG22	29:BE:127:GLU:H	1.44	0.83
22:DA:32:U:H4'	22:DA:52:A:H62	1.42	0.83
47:DF:28:PRO:HB2	47:DF:168:LEU:HD21	1.60	0.83
2:CC:106:ARG:NE	2:CC:106:ARG:H	1.76	0.83
8:AI:117:LEU:HD22	8:AI:123:ARG:HB3	1.61	0.83
50:BT:5:GLU:HA	50:BT:8:LEU:HB2	1.58	0.83
40:BH:5:LEU:HD12	40:BH:17:ASP:HB3	1.58	0.83
2:AC:61:LYS:HB3	2:AC:96:VAL:HG11	1.59	0.83
23:BB:1060:U:C2	23:BB:1088:A:N7	2.47	0.83

*Continued on next page...*



*Continued from previous page...*

Atom-1	Atom-2	Interatomic distance (Å)	Clash overlap (Å)
4:AE:132:PRO:HG2	4:AE:133:ILE:HD12	1.61	0.83
10:AK:108:ASN:HD21	19:AU:6:ARG:HD2	1.43	0.83
27:BK:54:LYS:H	27:BK:54:LYS:HD2	1.44	0.83
1:AA:1533:C:O2'	1:AA:1534:A:H4'	1.79	0.83
40:BH:100:ALA:HB3	40:BH:112:LYS:HA	1.61	0.82
6:CG:120:ALA:HA	6:CG:123:LEU:HD12	1.58	0.82
12:AM:90:HIS:HA	12:AM:108:ARG:HH22	1.44	0.82
23:DB:2328:A:H2'	23:DB:2329:U:C6	2.14	0.82
23:BB:661:A:H1'	37:BL:12:SER:O	1.79	0.82
29:DE:5:LEU:HD12	29:DE:10:SER:HB2	1.60	0.82
23:BB:1082:U:C4	23:BB:1086:A:C2	2.66	0.82
24:DI:27:LEU:HD23	24:DI:27:LEU:H	1.44	0.82
29:BE:61:ARG:NH1	29:BE:64:GLY:HA3	1.93	0.82
51:BZ:7:VAL:HG13	51:BZ:8:THR:HG23	1.61	0.82
22:BA:89:U:O2	23:BB:958:U:H2'	1.79	0.82
41:DJ:17:VAL:HG23	41:DJ:137:PRO:HB2	1.58	0.82
29:BE:18:THR:HA	29:BE:106:LYS:HG3	1.62	0.82
9:CJ:52:LEU:H	9:CJ:52:LEU:HD12	1.43	0.82
23:DB:1019:U:H2'	23:DB:1020:A:C8	2.15	0.82
23:BB:2328:A:H2'	23:BB:2329:U:C6	2.14	0.82
28:DP:20:ARG:HG3	28:DP:21:PRO:HD2	1.61	0.82
1:AA:1063:C:H42	1:AA:1193:G:H1	1.23	0.82
48:DG:153:PRO:HG2	48:DG:162:ARG:HB3	1.62	0.82
23:BB:2529:G:H4'	48:BG:174:LYS:HG3	1.61	0.82
23:DB:1024:G:H3'	23:DB:1025:G:H5''	1.59	0.82
40:DH:116:ARG:HB3	40:DH:131:SER:H	1.44	0.82
52:DW:39:GLN:HG2	52:DW:40:ARG:N	1.92	0.82
23:DB:321:U:H1'	29:DE:162:ARG:HH11	1.44	0.82
48:BG:43:LYS:HB2	48:BG:50:THR:HB	1.61	0.82
28:BP:21:PRO:HG2	28:BP:91:VAL:HG21	1.59	0.82
23:DB:1082:U:C4	23:DB:1086:A:C2	2.67	0.82
23:BB:1024:G:H3'	23:BB:1025:G:H5''	1.62	0.82
23:DB:2674:G:H4'	27:DK:30:ARG:HG3	1.61	0.82
38:BM:35:ALA:HB2	38:BM:100:LYS:HB2	1.61	0.82
23:BB:1579:A:H2'	23:BB:1580:A:C8	2.15	0.82
1:AA:922:G:H4'	4:AE:24:VAL:HA	1.62	0.82
49:DR:58:VAL:HG22	49:DR:59:ILE:H	1.44	0.82
3:CD:29:THR:H	3:CD:33:ILE:HG22	1.44	0.82
23:DB:1060:U:C2	23:DB:1088:A:N7	2.48	0.82
52:DW:45:HIS:HB2	52:DW:50:VAL:HG12	1.62	0.82
11:CL:51:VAL:HG12	11:CL:52:CYS:H	1.45	0.82

*Continued on next page...*

*Continued from previous page...*

Atom-1	Atom-2	Interatomic distance (Å)	Clash overlap (Å)
24:DI:121:ILE:HD13	24:DI:121:ILE:H	1.45	0.82
42:BN:2:ARG:HG2	42:BN:5:LYS:HB2	1.62	0.82
23:BB:2531:A:H5'	48:BG:156:TYR:CZ	2.14	0.81
23:DB:196:A:H5''	37:DL:47:ARG:HH12	1.43	0.81
12:CM:104:ASN:H	12:CM:106:ARG:HH21	1.28	0.81
12:AM:38:ILE:HG13	12:AM:55:LEU:HD21	1.60	0.81
49:BR:39:LEU:HA	49:BR:53:PHE:HA	1.60	0.81
37:DL:124:GLY:N	37:DL:143:GLU:HG3	1.94	0.81
23:DB:448:U:H5	23:DB:583:G:H1'	1.45	0.81
29:DE:18:THR:HA	29:DE:106:LYS:HG3	1.61	0.81
43:DO:47:VAL:HG12	43:DO:48:LEU:H	1.45	0.81
23:BB:2010:G:H5''	45:BS:42:LYS:HB2	1.63	0.81
8:AI:113:LYS:HG2	8:AI:120:ALA:H	1.46	0.81
1:AA:1289:A:H61	8:AI:71:ILE:HD11	1.45	0.81
37:BL:29:LYS:HG3	37:BL:30:THR:HG23	1.62	0.81
13:CP:5:ARG:NH2	13:CP:24:SER:HA	1.95	0.81
10:AK:33:ILE:HB	10:AK:73:VAL:HG11	1.61	0.81
7:AH:86:LYS:HB3	7:AH:90:GLU:HB3	1.60	0.81
35:BV:9:ARG:HH21	35:BV:12:GLN:HA	1.45	0.81
5:AF:11:HIS:HB3	5:AF:14:GLN:HG3	1.61	0.81
32:B4:2:LYS:HG2	32:B4:4:ARG:HE	1.44	0.81
17:AT:34:VAL:HG11	17:AT:78:LEU:HD22	1.63	0.81
40:DH:5:LEU:HD12	40:DH:17:ASP:HB3	1.59	0.81
1:CA:1492:A:H3'	1:CA:1493:A:O4'	1.80	0.81
1:CA:1288:A:N1	1:CA:1371:G:H1'	1.96	0.81
23:BB:571:U:H3'	49:BR:80:ARG:HH12	1.46	0.81
27:BK:105:ARG:HD3	27:BK:105:ARG:H	1.42	0.81
23:DB:571:U:H3'	49:DR:80:ARG:HH12	1.44	0.81
29:DE:58:LYS:H	29:DE:58:LYS:NZ	1.78	0.81
1:CA:975:A:H4'	1:CA:976:G:O5'	1.78	0.81
29:DE:111:GLU:HA	29:DE:114:ARG:HG3	1.62	0.81
48:DG:8:VAL:HG11	48:DG:49:LEU:HB3	1.61	0.81
47:DF:84:ILE:HG23	47:DF:85:GLY:H	1.45	0.81
12:AM:33:LEU:HD22	12:AM:38:ILE:HB	1.61	0.81
12:CM:14:ALA:HB2	12:CM:42:VAL:HG23	1.63	0.81
29:DE:4:VAL:HG12	29:DE:5:LEU:H	1.46	0.81
48:DG:148:ARG:HD3	48:DG:152:ARG:HH11	1.45	0.81
48:BG:153:PRO:HG2	48:BG:162:ARG:HB3	1.63	0.81
47:BF:28:PRO:HB2	47:BF:168:LEU:HD21	1.63	0.81
48:DG:43:LYS:HB2	48:DG:50:THR:HB	1.61	0.81
1:AA:279:A:H5''	1:AA:280:C:H3'	1.61	0.81

*Continued on next page...*

*Continued from previous page...*

Atom-1	Atom-2	Interatomic distance (Å)	Clash overlap (Å)
26:BD:29:VAL:HB	26:BD:98:VAL:HG22	1.63	0.81
17:CT:75:LYS:HA	17:CT:78:LEU:HD12	1.61	0.81
45:BS:26:GLY:H	45:BS:71:VAL:HG13	1.43	0.81
1:CA:958:A:H61	16:CS:76:THR:HG22	1.44	0.81
47:BF:137:PHE:HB2	47:BF:138:PRO:HD2	1.62	0.81
29:DE:3:LEU:H	29:DE:13:THR:H	1.29	0.81
1:CA:21:G:H2'	1:CA:22:G:C8	2.16	0.81
42:DN:12:ARG:HG2	42:DN:16:HIS:ND1	1.96	0.81
9:AJ:17:LEU:HD12	9:AJ:96:VAL:HG13	1.61	0.81
36:B2:45:SER:O	36:B2:46:LYS:HB2	1.80	0.81
23:BB:141:G:H5''	23:BB:142:A:O4'	1.82	0.81
36:D2:45:SER:O	36:D2:46:LYS:HB2	1.80	0.81
40:BH:31:VAL:HB	40:BH:32:PRO:CD	2.11	0.80
23:DB:674:G:H1'	29:DE:69:ARG:HE	1.45	0.80
4:AE:28:ARG:NH2	4:AE:30:PHE:HA	1.96	0.80
12:CM:21:ILE:HG22	12:CM:23:GLY:H	1.44	0.80
23:BB:2133:G:N3	23:BB:2133:G:H2'	1.95	0.80
3:AD:2:ARG:HH11	3:AD:114:ARG:HD3	1.44	0.80
23:BB:543:G:H2'	23:BB:544:C:H5''	1.63	0.80
12:AM:49:GLU:O	12:AM:52:ILE:HG22	1.80	0.80
3:CD:160:LEU:H	3:CD:160:LEU:HD13	1.46	0.80
29:BE:4:VAL:HG12	29:BE:5:LEU:H	1.45	0.80
40:BH:6:LEU:HD11	40:BH:37:VAL:HG12	1.62	0.80
27:DK:71:ARG:HB3	27:DK:72:PRO:HD2	1.61	0.80
18:AB:57:ASN:HB3	18:AB:219:THR:HG22	1.63	0.80
11:AL:51:VAL:HG12	11:AL:52:CYS:H	1.45	0.80
43:BO:39:VAL:HG12	43:BO:48:LEU:HD12	1.63	0.80
1:CA:676:A:H1'	10:CK:116:PRO:HB3	1.62	0.80
29:BE:149:ILE:HD11	29:BE:172:ALA:HA	1.62	0.80
40:DH:31:VAL:HB	40:DH:32:PRO:CD	2.11	0.80
4:AE:71:ILE:HD11	4:AE:144:GLU:HG3	1.63	0.80
27:BK:38:ILE:H	27:BK:38:ILE:HD13	1.46	0.80
23:DB:2722:G:H4'	42:DN:4:ARG:HB2	1.63	0.80
10:CK:105:ARG:HH21	19:CU:10:PRO:HB3	1.45	0.80
8:CI:16:ALA:HB2	8:CI:66:VAL:HG23	1.62	0.80
4:CE:28:ARG:NH2	4:CE:30:PHE:HA	1.96	0.80
12:AM:44:ILE:HA	12:AM:47:LEU:HD23	1.64	0.80
49:BR:58:VAL:HG22	49:BR:59:ILE:H	1.46	0.80
23:BB:718:A:H3'	23:BB:719:C:H6	1.45	0.80
27:DK:107:LEU:HD12	27:DK:107:LEU:H	1.47	0.80
23:DB:1099:G:H8	24:DI:3:LYS:CA	1.95	0.80

*Continued on next page...*

*Continued from previous page...*

Atom-1	Atom-2	Interatomic distance (Å)	Clash overlap (Å)
23:DB:876:C:H42	23:DB:901:C:N4	1.80	0.80
23:BB:1652:A:H62	42:BN:11:ASN:HD21	1.28	0.80
24:DI:21:PRO:HB2	24:DI:22:PRO:HD3	1.63	0.80
23:DB:1168:G:H2'	23:DB:1169:A:C8	2.17	0.80
18:AB:125:PHE:HD2	18:AB:125:PHE:H	1.29	0.80
1:AA:17:U:H2'	1:AA:18:C:C6	2.16	0.80
13:AP:5:ARG:NH2	13:AP:24:SER:HA	1.96	0.80
21:CN:65:GLN:NE2	21:CN:65:GLN:H	1.79	0.80
47:DF:90:LEU:HD12	47:DF:94:ARG:HB3	1.62	0.80
6:AG:145:GLU:HA	6:AG:148:LYS:HB2	1.64	0.80
9:AJ:7:ARG:HB2	9:AJ:101:SER:N	1.94	0.80
40:BH:73:ASN:N	40:BH:73:ASN:HD22	1.78	0.80
23:DB:2472:G:H2'	23:DB:2475:C:H42	1.45	0.80
23:BB:2799:A:H4'	23:BB:2800:A:C8	2.17	0.80
35:DV:9:ARG:HH21	35:DV:12:GLN:HA	1.47	0.80
6:CG:19:SER:HB3	6:CG:22:LEU:HB2	1.62	0.80
23:BB:2472:G:H2'	23:BB:2475:C:H42	1.46	0.80
23:BB:321:U:H1'	29:BE:162:ARG:HH11	1.47	0.80
44:BQ:8:ILE:H	44:BQ:8:ILE:HD12	1.45	0.80
47:DF:137:PHE:HB2	47:DF:138:PRO:HD2	1.62	0.80
22:DA:89:U:O2	23:DB:958:U:H2'	1.82	0.80
1:CA:1313:U:OP2	16:CS:5:LYS:HA	1.82	0.80
1:CA:1499:A:H2'	1:CA:1500:A:H8	1.47	0.80
52:DW:48:ALA:HB3	52:DW:81:ILE:HG13	1.63	0.79
48:BG:8:VAL:HG11	48:BG:49:LEU:HB3	1.64	0.79
1:CA:1206:G:H4'	2:CC:192:TYR:HA	1.64	0.79
1:AA:1221:G:H4'	16:AS:76:THR:HG21	1.63	0.79
9:CJ:92:LEU:H	9:CJ:92:LEU:HD22	1.46	0.79
52:BW:48:ALA:HB3	52:BW:81:ILE:HG13	1.65	0.79
48:DG:6:ALA:HB3	48:DG:68:ARG:HG3	1.65	0.79
5:CF:11:HIS:HB3	5:CF:14:GLN:HG3	1.64	0.79
23:BB:670:A:H4'	23:BB:671:C:H5'	1.64	0.79
11:AL:24:GLU:HB2	11:AL:26:CYS:SG	2.22	0.79
37:BL:124:GLY:N	37:BL:143:GLU:HG3	1.98	0.79
29:DE:117:ARG:HA	29:DE:185:LYS:HG2	1.65	0.79
3:AD:160:LEU:H	3:AD:160:LEU:HD13	1.45	0.79
8:AI:12:LYS:H	8:AI:105:ARG:NH2	1.80	0.79
17:AT:75:LYS:HA	17:AT:78:LEU:HD12	1.64	0.79
1:CA:13:U:H1'	1:CA:914:A:H5''	1.64	0.79
21:CN:30:ILE:HG22	21:CN:44:VAL:HG21	1.64	0.79
51:BZ:4:VAL:HG12	51:BZ:11:ARG:HG2	1.62	0.79

*Continued on next page...*

*Continued from previous page...*

Atom-1	Atom-2	Interatomic distance (Å)	Clash overlap (Å)
48:BG:6:ALA:HB3	48:BG:68:ARG:HG3	1.64	0.79
22:BA:11:C:H5'	52:BW:71:LYS:HE3	1.64	0.79
32:D4:2:LYS:HG2	32:D4:4:ARG:HE	1.48	0.79
21:CN:40:ARG:HH11	21:CN:40:ARG:HB2	1.47	0.79
11:AL:78:VAL:HG12	11:AL:101:LEU:HD13	1.65	0.79
44:DQ:57:ARG:HH11	44:DQ:61:ILE:HD11	1.47	0.79
48:BG:84:LYS:HG2	48:BG:85:LYS:H	1.47	0.79
2:AC:6:PRO:HG3	2:AC:200:TRP:HE1	1.48	0.79
47:DF:110:ILE:HA	47:DF:111:ARG:CZ	2.12	0.79
9:AJ:42:LEU:HD23	9:AJ:71:LEU:HD11	1.64	0.79
1:AA:21:G:H2'	1:AA:22:G:C8	2.17	0.79
9:AJ:26:VAL:HG12	9:AJ:30:LYS:HE2	1.63	0.79
3:AD:29:THR:H	3:AD:33:ILE:HG22	1.47	0.79
48:DG:84:LYS:HG2	48:DG:85:LYS:H	1.48	0.79
54:AA:1661:SCM:H2M1	4:AE:26:GLY:HA2	1.63	0.79
10:AK:91:GLY:HA2	10:AK:94:SER:HB3	1.65	0.79
5:AF:38:ARG:HB3	5:AF:63:ASN:HB2	1.65	0.79
41:DJ:81:ILE:HG23	41:DJ:82:GLY:H	1.47	0.79
41:BJ:81:ILE:HG23	41:BJ:82:GLY:H	1.48	0.79
4:CE:71:ILE:HD11	4:CE:144:GLU:HG3	1.65	0.79
47:BF:2:LYS:HD2	47:BF:100:GLU:HG2	1.63	0.79
47:BF:90:LEU:HD12	47:BF:94:ARG:HB3	1.64	0.79
24:BI:21:PRO:HB2	24:BI:22:PRO:HD3	1.62	0.79
42:BN:12:ARG:HG2	42:BN:16:HIS:ND1	1.98	0.79
1:CA:337:G:H2'	1:CA:338:A:H8	1.48	0.79
16:AS:66:VAL:HG23	16:AS:67:GLY:H	1.47	0.79
1:CA:462:G:H5'	1:CA:463:U:OP2	1.83	0.79
11:CL:29:LYS:HB3	11:CL:56:LEU:HD22	1.64	0.79
2:CC:120:THR:HG22	2:CC:188:ALA:HB2	1.65	0.79
23:DB:1099:G:P	24:DI:4:VAL:H	2.06	0.78
5:AF:3:HIS:HB2	5:AF:92:THR:HA	1.64	0.78
23:DB:670:A:H4'	23:DB:671:C:H5'	1.65	0.78
1:AA:13:U:H1'	1:AA:914:A:H5"	1.64	0.78
23:BB:2376:A:H61	43:BO:94:ARG:HD2	1.48	0.78
15:CR:38:ILE:H	15:CR:38:ILE:HD13	1.48	0.78
25:DC:172:THR:HG22	25:DC:182:LYS:HG2	1.64	0.78
40:DH:77:THR:HG22	40:DH:143:ILE:HB	1.66	0.78
9:CJ:8:ILE:HA	9:CJ:100:ILE:HG22	1.64	0.78
1:CA:1292:G:H2'	1:CA:1293:C:C6	2.19	0.78
8:CI:29:ILE:HG12	8:CI:64:ILE:HB	1.65	0.78
25:BC:172:THR:HG22	25:BC:182:LYS:HG2	1.64	0.78

*Continued on next page...*

*Continued from previous page...*

Atom-1	Atom-2	Interatomic distance (Å)	Clash overlap (Å)
1:AA:676:A:H1'	10:AK:116:PRO:HB3	1.63	0.78
23:BB:1019:U:H2'	23:BB:1020:A:C8	2.18	0.78
26:BD:34:VAL:CG1	26:BD:94:GLN:H	1.96	0.78
18:CB:216:VAL:O	18:CB:220:VAL:HG23	1.84	0.78
13:AP:4:ILE:HG12	13:AP:21:VAL:HG22	1.65	0.78
27:DK:38:ILE:HD13	27:DK:38:ILE:H	1.47	0.78
26:DD:106:LYS:HB3	26:DD:206:ALA:H	1.48	0.78
23:BB:2060:A:H2'	29:BE:63:LYS:HE2	1.63	0.78
21:AN:31:SER:H	21:AN:44:VAL:HG11	1.48	0.78
5:CF:38:ARG:HB3	5:CF:63:ASN:HB2	1.65	0.78
44:DQ:8:ILE:HD12	44:DQ:8:ILE:H	1.46	0.78
1:AA:764:C:H3'	1:AA:765:G:H21	1.48	0.78
24:BI:33:ASN:HD21	24:BI:64:ARG:HH11	1.31	0.78
27:BK:19:VAL:HG13	27:BK:43:ILE:HA	1.66	0.78
27:BK:71:ARG:HB3	27:BK:72:PRO:HD2	1.64	0.78
2:AC:126:ARG:HA	2:AC:126:ARG:HH11	1.49	0.78
18:AB:163:ILE:HG23	18:AB:164:ASP:H	1.49	0.78
32:D4:36:ARG:HG2	32:D4:37:GLN:H	1.48	0.78
40:BH:90:LEU:HD13	40:BH:123:ARG:HA	1.65	0.78
1:AA:1101:A:H4'	1:AA:1102:A:O5'	1.84	0.78
25:DC:144:GLU:HG3	25:DC:151:GLY:N	1.98	0.78
23:BB:2306:C:H3'	23:BB:2307:G:C5'	2.13	0.78
44:BQ:30:VAL:HG22	44:BQ:31:TYR:H	1.48	0.78
43:DO:39:VAL:HG12	43:DO:48:LEU:HD12	1.65	0.78
48:DG:26:LYS:HA	48:DG:32:LEU:H	1.48	0.78
18:AB:120:SER:HA	18:AB:125:PHE:CB	2.14	0.78
8:AI:118:ARG:HB2	8:AI:124:PRO:HD3	1.64	0.78
2:CC:113:LYS:HD2	2:CC:184:ASN:HD21	1.46	0.78
24:BI:55:PRO:HD3	24:BI:74:PRO:HD3	1.64	0.78
28:BP:20:ARG:HG3	28:BP:21:PRO:HD2	1.65	0.78
17:CT:34:VAL:HG11	17:CT:78:LEU:HD22	1.64	0.78
48:BG:15:ASP:HB2	48:BG:26:LYS:HD3	1.66	0.78
37:BL:6:LEU:H	37:BL:6:LEU:HD23	1.48	0.78
12:CM:54:THR:O	12:CM:58:GLU:HB2	1.83	0.78
32:B4:36:ARG:HG2	32:B4:37:GLN:H	1.49	0.78
25:DC:196:ASN:ND2	25:DC:199:HIS:HB2	1.99	0.78
6:AG:71:THR:H	6:AG:141:HIS:HE1	1.30	0.78
1:AA:376:G:H5''	13:AP:5:ARG:HB2	1.66	0.78
6:AG:13:PRO:HA	6:AG:20:GLU:HA	1.65	0.78
1:CA:1004:A:H5'	1:CA:1024:G:H22	1.47	0.78
1:CA:1483:A:H2'	1:CA:1484:C:O4'	1.84	0.78

*Continued on next page...*

*Continued from previous page...*

Atom-1	Atom-2	Interatomic distance (Å)	Clash overlap (Å)
16:AS:29:PRO:HB3	16:AS:47:THR:HB	1.64	0.78
18:CB:14:HIS:HD2	18:CB:202:ASN:H	1.30	0.78
44:DQ:89:ILE:HG21	49:DR:11:GLN:HE22	1.47	0.78
51:DZ:40:VAL:HG21	51:DZ:43:GLU:HB3	1.65	0.78
1:CA:1238:A:H5'	1:CA:1336:C:N4	1.99	0.78
10:CK:108:ASN:HD21	19:CU:6:ARG:HD2	1.48	0.78
19:AU:11:PHE:HD2	2:CC:108:PRO:HD2	1.49	0.77
26:DD:29:VAL:HB	26:DD:98:VAL:HG22	1.64	0.77
1:CA:1236:A:H4'	1:CA:1304:G:H4'	1.66	0.77
1:AA:68:G:H5'	1:AA:171:A:H1'	1.66	0.77
47:DF:62:GLN:HG3	47:DF:91:ARG:HH11	1.49	0.77
37:BL:57:LEU:HD12	37:BL:60:ARG:HH22	1.49	0.77
1:CA:83:C:O2'	1:CA:84:U:H2'	1.84	0.77
39:DX:3:ALA:HA	39:DX:6:LEU:HD23	1.64	0.77
1:CA:979:C:H1'	1:CA:1317:C:H41	1.48	0.77
23:DB:2306:C:H3'	23:DB:2307:G:C5'	2.13	0.77
23:DB:2742:G:OP1	32:D4:36:ARG:HD3	1.81	0.77
23:BB:979:A:H2'	23:BB:982:C:H41	1.50	0.77
40:DH:4:ILE:HB	40:DH:37:VAL:HG12	1.67	0.77
23:DB:1099:G:H5''	24:DI:2:LYS:C	2.04	0.77
18:AB:86:CYS:HB3	18:AB:88:GLN:NE2	1.99	0.77
48:BG:132:LEU:HD23	48:BG:132:LEU:H	1.48	0.77
23:DB:947:A:H2'	23:DB:948:C:C6	2.19	0.77
23:BB:590:A:H2'	23:BB:591:U:C6	2.20	0.77
23:DB:1558:C:H4'	23:DB:1559:U:H5'	1.65	0.77
18:AB:166:ASP:OD1	18:AB:190:SER:HA	1.85	0.77
8:CI:50:PRO:HD3	8:CI:79:ARG:HG3	1.66	0.77
1:CA:1342:C:O2'	8:CI:125:GLN:HB3	1.84	0.77
23:DB:1199:U:H5'	44:DQ:4:LYS:HD3	1.67	0.77
44:DQ:30:VAL:HG22	44:DQ:31:TYR:H	1.49	0.77
37:BL:80:SER:HA	37:BL:115:GLU:HB2	1.67	0.77
23:BB:1387:A:H5'	23:BB:1469:A:H1'	1.67	0.77
26:BD:118:PHE:CE2	42:BN:1:MET:HB3	2.20	0.77
45:DS:24:ILE:HG22	45:DS:71:VAL:HG11	1.66	0.77
45:BS:24:ILE:HG22	45:BS:71:VAL:HG11	1.65	0.77
29:DE:61:ARG:NH1	29:DE:64:GLY:HA3	2.00	0.77
23:BB:1060:U:OP2	24:BI:74:PRO:HA	1.84	0.77
50:BT:73:ARG:HH21	50:BT:73:ARG:HB3	1.49	0.77
46:BU:47:PRO:HB2	46:BU:53:GLN:HB2	1.67	0.77
25:DC:2:VAL:HG23	25:DC:3:VAL:H	1.50	0.77
52:BW:51:GLY:CA	52:BW:59:PHE:HB2	2.15	0.77

*Continued on next page...*

*Continued from previous page...*

Atom-1	Atom-2	Interatomic distance (Å)	Clash overlap (Å)
12:CM:29:SER:HA	12:CM:32:ILE:HG22	1.65	0.77
23:DB:899:A:H3'	23:DB:900:A:H8	1.48	0.77
24:DI:55:PRO:HD3	24:DI:74:PRO:HD3	1.66	0.77
25:BC:94:LEU:HD13	25:BC:100:ARG:HD2	1.64	0.77
43:BO:47:VAL:HG12	43:BO:48:LEU:H	1.50	0.77
23:DB:600:G:H1'	29:DE:100:MET:HG2	1.65	0.77
33:D1:34:GLU:HG2	33:D1:49:LYS:HG3	1.67	0.77
8:AI:55:ASP:HB2	8:AI:59:LYS:HD2	1.64	0.77
1:AA:203:G:H1'	1:AA:465:A:C6	2.20	0.77
14:AQ:20:ILE:HD13	14:AQ:47:ASP:HB3	1.67	0.77
23:DB:1097:U:H2'	23:DB:1098:A:O4'	1.84	0.77
52:BW:45:HIS:HB2	52:BW:50:VAL:HG12	1.65	0.77
26:DD:151:THR:HB	26:DD:152:PRO:HD3	1.67	0.77
23:DB:571:U:H3'	49:DR:80:ARG:NH1	2.00	0.77
29:DE:2:GLU:HA	29:DE:13:THR:HA	1.66	0.77
18:AB:23:ASN:HD21	18:AB:25:LYS:HB2	1.49	0.77
1:CA:243:A:H4'	1:CA:244:U:H5'	1.67	0.77
1:CA:176:C:H2'	1:CA:177:G:N3	2.00	0.77
20:CO:71:LYS:HG2	20:CO:75:VAL:HG22	1.67	0.77
23:BB:1558:C:H4'	23:BB:1559:U:H5'	1.65	0.77
12:AM:78:ARG:O	12:AM:82:LEU:HG	1.84	0.77
3:AD:90:LEU:HA	3:AD:93:LEU:HD12	1.66	0.77
23:BB:2901:C:H2'	23:BB:2902:C:H5'	1.67	0.77
18:AB:13:VAL:HB	18:AB:207:ARG:HE	1.50	0.77
8:CI:51:LEU:HD13	8:CI:56:MET:HG2	1.67	0.77
8:CI:19:PHE:HB2	8:CI:63:TYR:HB3	1.66	0.77
23:DB:1387:A:H5'	23:DB:1469:A:H1'	1.66	0.77
23:BB:448:U:H5	23:BB:583:G:H1'	1.50	0.77
26:BD:106:LYS:HB3	26:BD:206:ALA:H	1.50	0.77
24:DI:45:THR:HA	24:DI:48:ILE:HG22	1.66	0.77
18:AB:61:SER:HB2	18:AB:62:ARG:NH1	2.00	0.77
49:DR:72:VAL:HG23	49:DR:89:HIS:HB3	1.67	0.77
29:BE:147:LEU:HB3	29:BE:186:VAL:HG23	1.66	0.76
2:AC:123:LEU:HA	2:AC:127:VAL:CG2	2.14	0.76
47:BF:8:LYS:HA	47:BF:12:VAL:HG21	1.67	0.76
23:DB:1373:A:H2'	23:DB:1374:G:O4'	1.84	0.76
45:BS:4:ILE:HG22	45:BS:106:VAL:HA	1.65	0.76
23:DB:718:A:H3'	23:DB:719:C:H6	1.48	0.76
37:DL:6:LEU:H	37:DL:6:LEU:HD23	1.50	0.76
10:CK:22:ILE:HB	10:CK:85:VAL:HG22	1.67	0.76
23:DB:1099:G:OP2	24:DI:3:LYS:HA	1.84	0.76

*Continued on next page...*



*Continued from previous page...*

Atom-1	Atom-2	Interatomic distance (Å)	Clash overlap (Å)
44:BQ:57:ARG:HH11	44:BQ:61:ILE:HD11	1.51	0.76
52:DW:51:GLY:CA	52:DW:59:PHE:HB2	2.14	0.76
30:BY:6:ILE:HD13	30:BY:6:ILE:H	1.50	0.76
48:BG:96:ALA:HB3	48:BG:103:ASN:HB3	1.66	0.76
23:BB:2880:C:O4'	42:BN:91:ALA:HB3	1.85	0.76
29:BE:117:ARG:HA	29:BE:185:LYS:HG2	1.65	0.76
23:DB:2330:G:H1'	52:DW:38:ARG:HB2	1.68	0.76
32:D4:5:ALA:HA	32:D4:37:GLN:HE22	1.49	0.76
23:DB:979:A:H2'	23:DB:982:C:H41	1.50	0.76
1:AA:1499:A:H2'	1:AA:1500:A:H8	1.50	0.76
46:BU:85:ARG:HA	46:BU:85:ARG:NE	2.00	0.76
29:BE:3:LEU:H	29:BE:13:THR:H	1.28	0.76
34:D3:31:ILE:HD11	34:D3:34:LYS:HD3	1.67	0.76
23:DB:1099:G:P	24:DI:3:LYS:HA	2.25	0.76
18:CB:48:MET:O	18:CB:51:GLU:HB3	1.85	0.76
3:CD:26:ALA:HA	3:CD:30:LYS:HE3	1.67	0.76
33:B1:5:ARG:HH11	33:B1:25:ASN:HB2	1.49	0.76
46:BU:82:VAL:H	46:BU:96:LYS:HZ2	1.34	0.76
42:BN:2:ARG:HA	42:BN:5:LYS:HD3	1.65	0.76
47:BF:110:ILE:HA	47:BF:111:ARG:CZ	2.15	0.76
32:B4:5:ALA:HA	32:B4:37:GLN:HE22	1.49	0.76
10:CK:91:GLY:HA2	10:CK:94:SER:HB3	1.68	0.76
23:BB:2039:U:H2'	23:BB:2040:G:H8	1.51	0.76
52:BW:27:GLY:O	52:BW:63:ASP:HA	1.85	0.76
25:BC:2:VAL:HG23	25:BC:3:VAL:H	1.51	0.76
1:CA:67:C:H2'	1:CA:68:G:H8	1.50	0.76
26:DD:34:VAL:CG1	26:DD:94:GLN:H	1.99	0.76
16:CS:10:ILE:HG22	16:CS:14:LEU:HD21	1.67	0.76
29:DE:3:LEU:HB2	29:DE:12:LEU:HD12	1.68	0.76
1:CA:67:C:H2'	1:CA:68:G:C8	2.20	0.76
18:AB:107:ARG:HH22	18:AB:111:LYS:HD3	1.49	0.76
33:B1:37:LYS:H	33:B1:48:TYR:HD2	1.34	0.76
39:BX:3:ALA:HA	39:BX:6:LEU:HD23	1.66	0.76
52:DW:27:GLY:O	52:DW:63:ASP:HA	1.84	0.76
1:AA:269:C:H2'	1:AA:270:A:C8	2.20	0.76
8:AI:51:LEU:HB3	8:AI:56:MET:HB3	1.65	0.76
29:DE:149:ILE:HD11	29:DE:172:ALA:HA	1.65	0.76
8:CI:66:VAL:HG21	8:CI:74:GLN:HG3	1.66	0.76
8:CI:18:VAL:HG11	8:CI:82:ILE:HA	1.66	0.76
3:CD:12:ARG:HH11	3:CD:12:ARG:HB3	1.51	0.76
16:AS:17:LYS:HD2	16:AS:30:LEU:HD22	1.66	0.76

*Continued on next page...*

*Continued from previous page...*

Atom-1	Atom-2	Interatomic distance (Å)	Clash overlap (Å)
23:BB:79:C:O2'	23:BB:346:A:H1'	1.85	0.76
23:BB:1723:G:H3'	23:BB:1724:G:H8	1.50	0.76
23:BB:1046:A:C3'	23:BB:1047:G:H5''	2.15	0.76
20:AO:32:LEU:O	20:AO:36:ILE:HG12	1.86	0.76
45:DS:4:ILE:HG22	45:DS:106:VAL:HA	1.66	0.76
1:AA:1213:A:H2'	1:AA:1215:G:N7	2.00	0.76
16:CS:62:THR:HG22	16:CS:63:ASP:H	1.49	0.76
51:BZ:5:CYS:HB2	51:BZ:10:LYS:HB2	1.66	0.76
40:BH:99:ILE:HG13	40:BH:130:VAL:HG21	1.67	0.76
12:CM:12:LYS:HB3	12:CM:16:ILE:HG23	1.67	0.76
33:D1:33:LEU:HB3	33:D1:51:ALA:CB	2.16	0.76
47:BF:147:ARG:HG2	47:BF:148:VAL:HG22	1.68	0.76
44:DQ:26:ALA:O	44:DQ:30:VAL:HG12	1.86	0.76
23:BB:1082:U:N3	23:BB:1086:A:C2	2.53	0.76
20:CO:64:ARG:HE	20:CO:64:ARG:HA	1.50	0.76
21:CN:41:TRP:CE3	21:CN:41:TRP:HA	2.19	0.76
23:DB:2039:U:H2'	23:DB:2040:G:H8	1.50	0.76
15:AR:38:ILE:H	15:AR:38:ILE:HD13	1.50	0.76
23:DB:2886:A:H62	31:D0:39:ARG:NE	1.83	0.76
29:BE:148:ILE:HG13	29:BE:167:VAL:HG23	1.68	0.76
12:CM:28:ARG:NH1	12:CM:32:ILE:HD12	2.00	0.76
8:AI:9:GLY:HA2	8:AI:80:HIS:HB3	1.68	0.76
1:CA:764:C:H3'	1:CA:765:G:H21	1.50	0.76
23:DB:919:U:H2'	23:DB:920:A:C8	2.20	0.76
46:DU:85:ARG:NE	46:DU:85:ARG:HA	2.01	0.76
30:DY:6:ILE:HD13	30:DY:6:ILE:H	1.49	0.76
3:CD:90:LEU:HA	3:CD:93:LEU:HD12	1.68	0.76
23:BB:580:U:H2'	23:BB:581:C:C6	2.20	0.76
23:BB:2134:A:N6	23:BB:2157:G:H21	1.83	0.76
23:DB:2267:A:C8	23:DB:2267:A:H3'	2.21	0.76
48:DG:9:VAL:HA	48:DG:48:THR:HB	1.67	0.76
48:BG:26:LYS:HA	48:BG:32:LEU:H	1.50	0.76
1:CA:337:G:H2'	1:CA:338:A:C8	2.20	0.76
26:BD:116:LYS:HG3	26:BD:165:MET:SD	2.26	0.76
10:CK:28:ASN:ND2	10:CK:46:ALA:HB3	2.00	0.76
1:AA:1391:U:H2'	1:AA:1392:G:C8	2.19	0.76
34:B3:31:ILE:HD11	34:B3:34:LYS:HD3	1.66	0.76
18:CB:212:TYR:HA	18:CB:215:ALA:HB3	1.66	0.75
6:AG:47:GLU:HA	6:AG:57:GLU:HG2	1.68	0.75
26:DD:53:GLY:HA3	26:DD:77:ARG:HG3	1.68	0.75
12:AM:21:ILE:HG23	12:AM:65:GLU:OE2	1.86	0.75

*Continued on next page...*

*Continued from previous page...*

Atom-1	Atom-2	Interatomic distance (Å)	Clash overlap (Å)
23:BB:947:A:H2'	23:BB:948:C:C6	2.21	0.75
25:DC:4:LYS:HD2	25:DC:5:CYS:H	1.50	0.75
14:AQ:13:SER:HB3	14:AQ:21:VAL:HB	1.65	0.75
23:DB:1251:C:H2'	44:DQ:5:ARG:HH12	1.51	0.75
13:AP:28:ARG:HD2	13:AP:29:ASN:N	2.00	0.75
40:BH:72:ILE:HG13	40:BH:75:LEU:HD21	1.68	0.75
1:AA:1348:U:H4'	8:AI:121:ARG:HG3	1.65	0.75
24:DI:9:LYS:HG2	24:DI:57:VAL:HG13	1.69	0.75
1:AA:946:A:H2'	1:AA:947:G:C8	2.20	0.75
40:DH:6:LEU:HD11	40:DH:37:VAL:HG12	1.67	0.75
50:DT:73:ARG:HH21	50:DT:73:ARG:HB3	1.50	0.75
18:CB:100:LEU:HG	18:CB:178:LEU:HD11	1.68	0.75
20:AO:22:THR:HA	20:AO:27:VAL:HG11	1.68	0.75
10:AK:19:VAL:HG23	10:AK:34:THR:HG23	1.68	0.75
1:CA:9:G:H5'	4:CE:107:GLY:HA3	1.68	0.75
9:AJ:39:PRO:HA	9:AJ:74:VAL:HA	1.67	0.75
29:BE:63:LYS:HA	29:BE:63:LYS:HE3	1.68	0.75
16:CS:10:ILE:HG12	16:CS:40:PHE:CZ	2.20	0.75
29:DE:147:LEU:HB3	29:DE:186:VAL:HG23	1.66	0.75
47:DF:2:LYS:HD2	47:DF:100:GLU:HG2	1.67	0.75
1:CA:376:G:H5''	13:CP:5:ARG:HB2	1.66	0.75
26:DD:9:VAL:HA	26:DD:197:THR:HG23	1.65	0.75
23:DB:2008:C:H2'	23:DB:2009:A:H8	1.51	0.75
35:DV:44:HIS:HE1	35:DV:86:LEU:H	1.34	0.75
23:DB:1141:U:H4'	23:DB:1142:A:O4'	1.85	0.75
8:AI:11:ARG:HG2	8:AI:77:ALA:HB2	1.68	0.75
48:DG:15:ASP:HB2	48:DG:26:LYS:HD3	1.68	0.75
6:AG:138:GLU:HB3	6:AG:142:ARG:HH21	1.51	0.75
11:CL:14:LYS:HG2	11:CL:16:ALA:H	1.51	0.75
23:BB:2886:A:H62	31:B0:39:ARG:NE	1.83	0.75
19:CU:34:ARG:HE	19:CU:35:GLU:C	1.89	0.75
25:BC:233:GLY:H	25:BC:241:LYS:HZ2	1.33	0.75
1:AA:239:U:H4'	1:AA:239:U:OP1	1.86	0.75
18:CB:9:LEU:HD23	18:CB:10:LYS:HG3	1.69	0.75
40:DH:135:HIS:HB3	40:DH:138:VAL:HB	1.67	0.75
26:BD:53:GLY:HA3	26:BD:77:ARG:HG3	1.69	0.75
2:CC:105:VAL:HA	2:CC:106:ARG:NH2	2.02	0.75
28:BP:4:ILE:HG22	28:BP:5:LYS:H	1.51	0.75
45:BS:24:ILE:HG23	45:BS:32:ALA:HB1	1.69	0.75
51:DZ:5:CYS:HB2	51:DZ:10:LYS:HB2	1.67	0.75
44:BQ:26:ALA:O	44:BQ:30:VAL:HG12	1.87	0.75

*Continued on next page...*

*Continued from previous page...*

Atom-1	Atom-2	Interatomic distance (Å)	Clash overlap (Å)
47:BF:62:GLN:HG3	47:BF:91:ARG:HH11	1.50	0.75
1:CA:269:C:H2'	1:CA:270:A:C8	2.21	0.75
23:BB:1203:U:H1'	37:BL:4:ASN:HD21	1.50	0.75
12:CM:47:LEU:HD13	12:CM:51:GLN:HB2	1.68	0.75
46:DU:47:PRO:HB2	46:DU:53:GLN:HB2	1.68	0.75
2:CC:106:ARG:HD2	2:CC:106:ARG:O	1.87	0.75
19:AU:34:ARG:HE	19:AU:35:GLU:C	1.89	0.75
18:AB:112:ARG:HA	18:AB:115:ASP:OD2	1.87	0.75
23:BB:2092:U:H4'	23:BB:2093:G:O5'	1.86	0.75
1:CA:301:G:H2'	1:CA:302:G:H8	1.51	0.75
23:BB:1373:A:H2'	23:BB:1374:G:O4'	1.87	0.75
11:AL:29:LYS:HB3	11:AL:56:LEU:HD22	1.68	0.75
44:DQ:90:ASP:O	44:DQ:94:LEU:HB2	1.87	0.75
50:BT:69:ARG:HE	50:BT:69:ARG:HA	1.52	0.75
21:CN:41:TRP:HA	21:CN:41:TRP:HE3	1.51	0.75
23:DB:2787:C:H5'	26:DD:66:GLY:HA3	1.68	0.75
23:DB:1723:G:H3'	23:DB:1724:G:H8	1.52	0.75
28:DP:4:ILE:HG22	28:DP:5:LYS:H	1.52	0.75
8:AI:19:PHE:HB2	8:AI:63:TYR:HB3	1.67	0.75
1:AA:1225:A:H5''	1:AA:1226:C:H5	1.51	0.75
23:BB:1341:G:H5'	50:BT:61:LEU:HD13	1.69	0.75
1:AA:462:G:H5'	1:AA:463:U:OP2	1.87	0.75
35:BV:72:VAL:HG21	35:BV:91:PHE:HB3	1.68	0.75
1:AA:927:G:H4'	1:AA:1503:A:N7	2.02	0.75
2:CC:13:ILE:H	2:CC:13:ILE:HD13	1.52	0.75
23:DB:358:U:H2'	23:DB:359:G:C8	2.22	0.75
23:BB:919:U:H2'	23:BB:920:A:C8	2.21	0.74
16:CS:32:THR:HG22	16:CS:33:TRP:H	1.52	0.74
1:CA:1317:C:H2'	1:CA:1318:A:O4'	1.86	0.74
48:DG:132:LEU:H	48:DG:132:LEU:HD23	1.50	0.74
52:DW:24:ARG:HA	52:DW:66:VAL:H	1.52	0.74
47:DF:109:ARG:HG3	47:DF:137:PHE:HB3	1.69	0.74
2:CC:116:ALA:O	2:CC:119:ILE:HG22	1.87	0.74
2:AC:190:THR:HG22	2:AC:191:THR:H	1.50	0.74
1:AA:373:A:H1'	1:AA:481:G:N3	2.02	0.74
7:AH:94:VAL:HG23	7:AH:101:ALA:HB2	1.69	0.74
51:BZ:40:VAL:HG21	51:BZ:43:GLU:HB3	1.67	0.74
16:CS:10:ILE:HG12	16:CS:40:PHE:HZ	1.49	0.74
23:BB:1579:A:H2'	23:BB:1580:A:H8	1.53	0.74
41:BJ:72:LYS:HA	41:BJ:72:LYS:HE2	1.68	0.74
25:DC:191:LEU:HD23	25:DC:192:GLY:H	1.51	0.74

*Continued on next page...*

*Continued from previous page...*

Atom-1	Atom-2	Interatomic distance (Å)	Clash overlap (Å)
8:AI:123:ARG:HB2	8:AI:123:ARG:HH11	1.50	0.74
23:BB:30:G:H2'	23:BB:31:C:C6	2.22	0.74
25:BC:4:LYS:HD2	25:BC:5:CYS:H	1.52	0.74
1:AA:1011:C:H2'	1:AA:1012:A:H8	1.52	0.74
23:DB:873:C:H4'	38:DM:64:TRP:HE1	1.51	0.74
24:DI:105:LEU:HD13	24:DI:129:GLU:HG2	1.67	0.74
24:DI:72:THR:HG21	24:DI:112:LYS:HA	1.69	0.74
5:CF:62:MET:HG3	5:CF:64:VAL:HG23	1.69	0.74
23:BB:300:A:H3'	46:BU:81:ARG:HH12	1.51	0.74
46:BU:51:LEU:H	46:BU:53:GLN:HE22	1.35	0.74
14:CQ:13:SER:HB3	14:CQ:21:VAL:HB	1.68	0.74
26:DD:55:LYS:HZ2	26:DD:60:VAL:HG13	1.53	0.74
1:CA:373:A:H1'	1:CA:481:G:N3	2.02	0.74
23:BB:1205:A:N6	29:BE:165:HIS:HB2	1.95	0.74
40:BH:31:VAL:O	40:BH:33:GLN:N	2.21	0.74
13:CP:28:ARG:HD2	13:CP:29:ASN:N	2.00	0.74
40:DH:14:SER:HB2	40:DH:17:ASP:HB2	1.69	0.74
29:BE:3:LEU:HB2	29:BE:12:LEU:HD12	1.70	0.74
29:BE:2:GLU:HA	29:BE:13:THR:HA	1.68	0.74
1:CA:406:G:H21	3:CD:115:GLN:NE2	1.86	0.74
23:BB:873:C:H4'	38:BM:64:TRP:HE1	1.53	0.74
41:DJ:72:LYS:HE2	41:DJ:72:LYS:HA	1.69	0.74
1:AA:1367:C:H5''	8:AI:115:VAL:HG23	1.68	0.74
43:DO:66:GLY:HA3	43:DO:102:ARG:NH2	2.03	0.74
24:BI:77:VAL:HA	24:BI:80:LYS:HE2	1.70	0.74
24:BI:27:LEU:HD12	24:BI:32:VAL:HG11	1.69	0.74
23:DB:1082:U:N3	23:DB:1086:A:C2	2.55	0.74
29:DE:103:GLY:HA2	29:DE:106:LYS:HB3	1.70	0.74
47:BF:111:ARG:O	47:BF:112:ASP:HB2	1.87	0.74
5:CF:42:TRP:HB2	5:CF:59:TYR:HB2	1.68	0.74
23:DB:1796:U:H2'	23:DB:1797:G:H8	1.52	0.74
4:CE:152:VAL:HG21	7:CH:98:LEU:HB3	1.70	0.74
10:CK:19:VAL:HG23	10:CK:34:THR:HG23	1.70	0.74
23:DB:2:G:H2'	23:DB:3:U:C6	2.22	0.74
1:AA:662:U:H2'	1:AA:663:A:C8	2.21	0.74
23:DB:1579:A:H2'	23:DB:1580:A:H8	1.50	0.74
19:CU:3:ILE:HB	19:CU:19:LYS:HE3	1.67	0.74
50:DT:69:ARG:HE	50:DT:69:ARG:HA	1.53	0.74
23:DB:593:U:H2'	23:DB:594:U:C6	2.23	0.74
1:AA:243:A:H4'	1:AA:244:U:H5'	1.69	0.74
25:BC:77:VAL:HG23	25:BC:112:GLY:N	2.03	0.74

*Continued on next page...*

*Continued from previous page...*

Atom-1	Atom-2	Interatomic distance (Å)	Clash overlap (Å)
22:BA:104:A:H2'	22:BA:105:G:O4'	1.88	0.74
40:DH:48:GLU:HA	40:DH:51:ARG:HE	1.52	0.74
1:AA:1412:C:H2'	1:AA:1413:A:C8	2.23	0.74
9:AJ:52:LEU:H	9:AJ:52:LEU:HD12	1.53	0.74
23:DB:1099:G:O4'	24:DI:3:LYS:C	2.25	0.74
26:DD:186:LEU:HD11	28:DP:3:ILE:HG13	1.69	0.74
8:AI:18:VAL:HG11	8:AI:82:ILE:HA	1.70	0.74
26:BD:151:THR:HB	26:BD:152:PRO:HD3	1.68	0.74
23:DB:30:G:H2'	23:DB:31:C:C6	2.22	0.74
2:CC:149:LYS:HB3	2:CC:200:TRP:HB2	1.69	0.74
23:DB:590:A:H2'	23:DB:591:U:C6	2.23	0.74
1:AA:1406:U:H2'	1:AA:1407:C:H5'	1.69	0.74
44:BQ:16:ILE:HA	44:BQ:19:GLN:HB2	1.68	0.74
3:AD:84:ASN:ND2	4:AE:101:GLY:HA3	2.02	0.74
25:DC:140:VAL:HG12	25:DC:141:HIS:H	1.52	0.74
12:CM:15:VAL:HA	12:CM:29:SER:OG	1.88	0.74
23:DB:1141:U:H5''	41:DJ:27:ARG:HH21	1.53	0.74
18:CB:95:TRP:HH2	18:CB:100:LEU:HB2	1.52	0.74
1:CA:406:G:H21	3:CD:115:GLN:HE22	1.36	0.74
37:BL:93:ASN:ND2	37:BL:94:THR:H	1.86	0.74
1:AA:310:G:H5''	13:AP:31:ARG:HB2	1.69	0.74
3:AD:26:ALA:HA	3:AD:30:LYS:HE3	1.70	0.74
10:AK:91:GLY:O	10:AK:95:THR:HG22	1.88	0.74
16:AS:44:ILE:HG13	16:AS:62:THR:HA	1.69	0.74
1:CA:1241:G:H2'	1:CA:1242:G:H8	1.53	0.74
11:AL:14:LYS:HG2	11:AL:16:ALA:H	1.53	0.74
23:BB:2848:G:H1	23:BB:2867:G:N2	1.85	0.74
37:DL:80:SER:HA	37:DL:115:GLU:HB2	1.68	0.73
40:BH:4:ILE:HB	40:BH:37:VAL:HG12	1.69	0.73
26:BD:9:VAL:HA	26:BD:197:THR:HG23	1.70	0.73
1:AA:337:G:H2'	1:AA:338:A:C8	2.22	0.73
23:BB:2147:A:H5'	23:BB:2148:G:O4'	1.88	0.73
6:CG:145:GLU:CA	6:CG:148:LYS:HB2	2.18	0.73
47:DF:147:ARG:HG2	47:DF:148:VAL:HG22	1.69	0.73
23:DB:580:U:H2'	23:DB:581:C:C6	2.23	0.73
47:DF:111:ARG:O	47:DF:112:ASP:HB2	1.88	0.73
26:DD:116:LYS:HG3	26:DD:165:MET:SD	2.28	0.73
23:DB:1729:U:H3'	23:DB:1730:C:O4'	1.87	0.73
28:DP:103:THR:HG22	28:DP:104:GLY:H	1.52	0.73
23:DB:2386:A:H4'	52:DW:54:ARG:O	1.88	0.73
23:DB:354:A:H2'	23:DB:355:U:C6	2.23	0.73

*Continued on next page...*

*Continued from previous page...*

Atom-1	Atom-2	Interatomic distance (Å)	Clash overlap (Å)
45:DS:24:ILE:HG23	45:DS:32:ALA:HB1	1.70	0.73
8:AI:94:ARG:HH11	8:AI:94:ARG:HB3	1.53	0.73
29:DE:148:ILE:HG13	29:DE:167:VAL:HG23	1.70	0.73
33:B1:33:LEU:HB3	33:B1:51:ALA:CB	2.18	0.73
47:DF:8:LYS:HA	47:DF:12:VAL:HG21	1.67	0.73
47:DF:41:GLU:HB3	47:DF:44:ALA:HB3	1.71	0.73
12:AM:21:ILE:HG22	12:AM:23:GLY:H	1.53	0.73
25:DC:77:VAL:HG23	25:DC:112:GLY:N	2.02	0.73
7:CH:94:VAL:HG23	7:CH:101:ALA:HB2	1.70	0.73
23:DB:101:A:O2'	23:DB:102:U:H5''	1.88	0.73
47:BF:146:ASP:HB3	47:BF:147:ARG:HH12	1.51	0.73
2:AC:63:ILE:HD12	2:AC:98:ALA:HB2	1.70	0.73
47:BF:11:VAL:HG12	47:BF:12:VAL:H	1.52	0.73
23:BB:184:C:H2'	23:BB:185:G:H8	1.52	0.73
23:DB:2186:G:H2'	23:DB:2187:U:O4'	1.87	0.73
48:DG:96:ALA:HB3	48:DG:103:ASN:HB3	1.68	0.73
2:CC:8:GLY:HA2	2:CC:11:LEU:HG	1.70	0.73
23:BB:2512:C:H2'	23:BB:2513:A:O4'	1.88	0.73
38:DM:40:ARG:HD3	38:DM:93:VAL:HG21	1.70	0.73
23:BB:1796:U:H2'	23:BB:1797:G:H8	1.53	0.73
2:AC:120:THR:HG21	2:AC:186:SER:HB3	1.71	0.73
23:BB:2305:U:H5''	47:BF:130:GLY:HA3	1.70	0.73
47:BF:111:ARG:NH2	47:BF:113:PHE:HB2	2.03	0.73
23:DB:2153:C:H2'	23:DB:2154:A:H8	1.52	0.73
41:BJ:55:ILE:HG22	41:BJ:123:LYS:HB2	1.70	0.73
9:AJ:36:VAL:HG12	9:AJ:38:GLY:H	1.53	0.73
1:CA:977:A:H2'	1:CA:978:A:H5''	1.69	0.73
21:CN:27:LYS:HG3	21:CN:28:ALA:H	1.54	0.73
10:AK:22:ILE:HB	10:AK:85:VAL:HG22	1.69	0.73
34:D3:49:VAL:HG11	34:D3:54:LEU:HD13	1.71	0.73
1:CA:859:G:H2'	1:CA:860:A:C8	2.24	0.73
18:CB:102:ASN:ND2	18:CB:105:THR:HB	2.02	0.73
23:DB:2872:A:O2'	23:DB:2873:A:H5'	1.88	0.73
16:CS:15:LEU:HA	16:CS:18:VAL:HG12	1.70	0.73
13:CP:67:ILE:HD11	13:CP:71:VAL:HG22	1.71	0.73
40:BH:14:SER:HB2	40:BH:17:ASP:HB2	1.71	0.73
2:CC:113:LYS:HD2	2:CC:184:ASN:ND2	2.03	0.73
1:AA:337:G:H2'	1:AA:338:A:H8	1.52	0.73
14:CQ:20:ILE:HD13	14:CQ:47:ASP:HB3	1.69	0.73
35:DV:77:VAL:HA	35:DV:89:ILE:HG22	1.69	0.73
23:BB:593:U:H2'	23:BB:594:U:C6	2.24	0.73

*Continued on next page...*

*Continued from previous page...*

Atom-1	Atom-2	Interatomic distance (Å)	Clash overlap (Å)
23:DB:2776:A:H4'	23:DB:2777:G:H5''	1.71	0.73
1:AA:9:G:H5'	4:AE:107:GLY:HA3	1.70	0.73
27:DK:19:VAL:HG13	27:DK:43:ILE:HA	1.69	0.73
1:AA:699:C:H2'	1:AA:700:G:H5''	1.71	0.73
8:AI:61:ASP:O	8:AI:62:LEU:HD13	1.89	0.73
21:CN:65:GLN:HB2	21:CN:82:LYS:HE2	1.70	0.73
42:DN:97:ILE:HD12	42:DN:98:LEU:N	2.03	0.73
4:AE:73:VAL:HG21	4:AE:143:LEU:HB3	1.70	0.73
1:CA:662:U:H2'	1:CA:663:A:C8	2.23	0.73
29:BE:158:PHE:HA	29:BE:169:VAL:HG21	1.71	0.73
12:AM:21:ILE:HB	12:AM:24:VAL:HG22	1.71	0.73
1:AA:462:G:N3	1:AA:462:G:H2'	2.03	0.73
2:CC:5:HIS:CD2	2:CC:8:GLY:H	2.06	0.73
49:BR:28:ALA:O	49:BR:63:VAL:HG21	1.89	0.73
40:BH:58:LEU:O	40:BH:62:LEU:HG	1.87	0.73
9:CJ:66:GLU:N	21:CN:98:ALA:HB2	2.04	0.73
40:DH:86:ASP:HB2	40:DH:89:LYS:HB2	1.69	0.73
35:DV:38:LEU:HG	35:DV:40:ILE:HD12	1.69	0.73
18:CB:122:ASP:OD1	18:CB:124:THR:HG22	1.89	0.73
1:AA:1317:C:OP1	21:AN:56:PRO:HD2	1.89	0.73
6:CG:68:VAL:HG11	6:CG:103:ILE:HG13	1.70	0.73
23:BB:191:A:H2'	23:BB:192:C:C6	2.24	0.73
9:CJ:57:VAL:HG22	9:CJ:58:ASN:H	1.52	0.73
11:CL:35:ARG:HH21	11:CL:36:VAL:HG22	1.53	0.73
37:DL:57:LEU:HD12	37:DL:60:ARG:HH22	1.53	0.73
13:AP:28:ARG:CD	13:AP:29:ASN:H	2.02	0.73
25:DC:183:VAL:HG13	25:DC:185:ALA:H	1.54	0.73
50:BT:48:GLN:HE22	50:BT:55:VAL:HB	1.53	0.73
1:AA:961:U:OP2	1:AA:1223:C:H1'	1.89	0.73
7:AH:103:VAL:HG22	7:AH:124:ILE:HA	1.70	0.73
26:DD:118:PHE:CE2	42:DN:1:MET:HB3	2.24	0.73
1:CA:859:G:H2'	1:CA:860:A:H8	1.54	0.73
29:DE:105:LEU:HA	29:DE:108:ILE:HG22	1.71	0.73
5:AF:19:PRO:HA	5:AF:22:ILE:HD12	1.70	0.73
2:AC:147:GLY:HA3	2:AC:202:PHE:HB3	1.71	0.73
7:AH:11:THR:HG22	7:AH:14:ARG:HH12	1.52	0.73
23:BB:1124:G:H1'	32:B4:38:GLY:OXT	1.87	0.73
9:AJ:8:ILE:HD13	9:AJ:75:ASP:HA	1.71	0.72
21:AN:50:LEU:H	21:AN:51:PRO:CD	2.02	0.72
44:DQ:63:ARG:HH21	44:DQ:64:ILE:HD11	1.54	0.72
5:AF:62:MET:HG3	5:AF:64:VAL:HG23	1.70	0.72

*Continued on next page...*



*Continued from previous page...*

Atom-1	Atom-2	Interatomic distance (Å)	Clash overlap (Å)
46:DU:82:VAL:H	46:DU:96:LYS:HZ2	1.36	0.72
29:DE:158:PHE:HA	29:DE:169:VAL:HG21	1.69	0.72
26:DD:91:THR:HG23	26:DD:92:VAL:H	1.54	0.72
31:D0:29:VAL:HG23	31:D0:35:GLU:H	1.54	0.72
23:BB:2267:A:C8	23:BB:2267:A:H3'	2.23	0.72
18:AB:202:ASN:HD22	18:AB:204:ASP:N	1.82	0.72
23:BB:877:A:H2'	23:BB:899:A:N1	2.04	0.72
23:DB:2800:A:H2'	23:DB:2801:G:O4'	1.89	0.72
1:CA:1290:G:H2'	1:CA:1291:U:C6	2.22	0.72
1:CA:674:G:H2'	1:CA:675:A:H8	1.52	0.72
1:AA:1499:A:H5'	1:AA:1499:A:H8	1.52	0.72
23:DB:2346:A:H3'	23:DB:2347:C:H5''	1.70	0.72
23:DB:477:A:H2'	23:DB:478:A:C8	2.24	0.72
1:CA:390:U:H2'	1:CA:391:G:H8	1.54	0.72
23:DB:532:A:N3	23:DB:532:A:H2'	2.04	0.72
23:BB:858:G:H21	23:BB:2268:A:H3'	1.53	0.72
41:DJ:6:ALA:HB3	41:DJ:45:THR:HG21	1.71	0.72
44:DQ:60:TRP:O	44:DQ:64:ILE:HG12	1.89	0.72
44:BQ:60:TRP:O	44:BQ:64:ILE:HG12	1.89	0.72
44:BQ:93:ILE:HG23	44:BQ:94:LEU:HD22	1.70	0.72
44:BQ:90:ASP:O	44:BQ:94:LEU:HB2	1.89	0.72
22:BA:49:C:H2'	22:BA:50:A:H8	1.55	0.72
28:DP:50:ARG:HD3	28:DP:56:SER:HB3	1.71	0.72
47:BF:128:SER:HB3	47:BF:154:THR:HG23	1.71	0.72
21:CN:25:GLU:HB2	21:CN:29:ILE:HD11	1.70	0.72
23:BB:1729:U:H3'	23:BB:1730:C:O4'	1.89	0.72
35:BV:77:VAL:HA	35:BV:89:ILE:HG22	1.69	0.72
23:BB:1324:G:H1'	23:BB:1616:A:N6	2.04	0.72
23:DB:698:C:H4'	23:DB:734:A:H61	1.53	0.72
4:AE:152:VAL:HG21	7:AH:98:LEU:HB3	1.69	0.72
52:BW:24:ARG:HA	52:BW:66:VAL:H	1.52	0.72
23:BB:1843:C:H5''	25:BC:250:GLN:NE2	2.04	0.72
48:BG:84:LYS:HB3	48:BG:132:LEU:O	1.90	0.72
23:BB:544:C:H2'	23:BB:545:U:O2	1.89	0.72
24:DI:20:SER:HB3	24:DI:21:PRO:HD3	1.69	0.72
31:B0:29:VAL:HG23	31:B0:35:GLU:H	1.53	0.72
22:DA:104:A:H2'	22:DA:105:G:O4'	1.89	0.72
23:BB:135:U:H2'	23:BB:136:G:C8	2.24	0.72
23:BB:2064:C:H2'	23:BB:2065:C:C6	2.24	0.72
25:DC:16:VAL:H	25:DC:203:VAL:HG11	1.53	0.72
8:AI:41:GLU:O	8:AI:44:ARG:HG2	1.89	0.72

*Continued on next page...*

*Continued from previous page...*

Atom-1	Atom-2	Interatomic distance (Å)	Clash overlap (Å)
25:BC:140:VAL:HG12	25:BC:141:HIS:H	1.53	0.72
22:DA:2:G:H2'	22:DA:3:C:H6	1.53	0.72
12:CM:3:ILE:HA	12:CM:56:ARG:HG3	1.72	0.72
2:AC:62:SER:HA	2:AC:97:PRO:HG2	1.71	0.72
23:BB:2820:A:OP1	42:BN:4:ARG:HA	1.90	0.72
23:BB:477:A:H2'	23:BB:478:A:C8	2.24	0.72
1:AA:269:C:H2'	1:AA:270:A:H8	1.52	0.72
1:AA:238:A:H2'	1:AA:239:U:H5''	1.70	0.72
23:DB:773:U:H5'	23:DB:774:G:OP2	1.89	0.72
44:DQ:16:ILE:HA	44:DQ:19:GLN:HB2	1.70	0.72
23:DB:1412:U:H2'	23:DB:1413:A:C8	2.24	0.72
1:CA:203:G:H1'	1:CA:465:A:C6	2.25	0.72
23:BB:2872:A:O2'	23:BB:2873:A:H5'	1.88	0.72
1:CA:946:A:H2'	1:CA:947:G:H8	1.53	0.72
5:AF:1:MET:SD	5:AF:67:PRO:HD3	2.29	0.72
18:CB:63:LYS:HA	18:CB:224:ARG:NH1	2.05	0.72
33:B1:34:GLU:HG2	33:B1:49:LYS:HG3	1.70	0.72
47:BF:41:GLU:HB3	47:BF:44:ALA:HB3	1.71	0.72
12:AM:90:HIS:HA	12:AM:108:ARG:NH2	2.05	0.72
7:AH:49:LYS:HB3	7:AH:59:GLU:HB2	1.71	0.72
1:CA:699:C:H2'	1:CA:700:G:H5''	1.72	0.72
1:AA:176:C:H2'	1:AA:177:G:N3	2.04	0.72
42:BN:97:ILE:HD12	42:BN:98:LEU:N	2.04	0.72
1:AA:1342:C:H2'	1:AA:1343:G:H8	1.52	0.72
23:DB:1080:A:H4'	24:DI:126:ARG:HD3	1.71	0.72
25:DC:132:ARG:HH11	25:DC:186:ASP:HB2	1.55	0.72
1:AA:1048:G:N2	1:AA:1214:C:H5	1.86	0.72
1:CA:977:A:C2	1:CA:1223:C:H2'	2.25	0.72
5:CF:6:ILE:HD11	5:CF:8:PHE:HD2	1.54	0.72
23:BB:571:U:H3'	49:BR:80:ARG:NH1	2.04	0.72
26:DD:5:VAL:N	26:DD:32:ASN:HD21	1.86	0.72
29:DE:105:LEU:HD11	29:DE:177:PRO:HG3	1.72	0.72
17:CT:2:ASN:ND2	17:CT:3:ILE:HG13	2.05	0.72
23:DB:117:G:H5'	23:DB:126:A:H8	1.54	0.72
23:BB:2346:A:H3'	23:BB:2347:C:H5''	1.71	0.72
35:DV:72:VAL:HG21	35:DV:91:PHE:HB3	1.69	0.72
23:DB:2092:U:H4'	23:DB:2093:G:O5'	1.88	0.72
23:DB:1174:U:O2'	23:DB:1175:A:H3'	1.89	0.72
1:CA:1101:A:H62	18:CB:173:LYS:HE3	1.54	0.72
23:DB:1937:A:N7	23:DB:1939:U:H2'	2.05	0.72
40:DH:31:VAL:O	40:DH:33:GLN:N	2.22	0.72

*Continued on next page...*

*Continued from previous page...*

Atom-1	Atom-2	Interatomic distance (Å)	Clash overlap (Å)
23:BB:674:G:O3'	29:BE:60:TRP:HZ2	1.72	0.72
13:AP:67:ILE:HD11	13:AP:71:VAL:HG22	1.70	0.72
1:AA:1432:G:C5'	28:BP:105:LYS:HG2	2.19	0.72
1:AA:1011:C:H2'	1:AA:1012:A:C8	2.24	0.72
2:AC:87:ARG:HH21	2:AC:88:LYS:HA	1.55	0.72
23:BB:1287:A:H3'	23:BB:1288:G:N2	2.05	0.72
1:CA:1461:G:H2'	1:CA:1462:C:H6	1.54	0.72
21:AN:64:ARG:HB2	21:AN:77:GLY:O	1.89	0.72
23:BB:2502:G:H5'	23:BB:2503:A:H5''	1.72	0.72
1:AA:406:G:H21	3:AD:115:GLN:NE2	1.88	0.72
44:DQ:42:GLY:HA3	49:DR:75:VAL:HG21	1.71	0.72
18:CB:80:LYS:HG3	18:CB:81:ASP:H	1.55	0.72
18:CB:31:PHE:HB2	18:CB:41:ASN:HA	1.72	0.72
1:CA:1316:G:N2	1:CA:1318:A:H3'	2.05	0.72
5:AF:6:ILE:HD11	5:AF:8:PHE:HD2	1.55	0.72
42:DN:97:ILE:HD12	42:DN:98:LEU:H	1.55	0.72
23:BB:2307:G:O6	47:BF:84:ILE:HD11	1.89	0.72
47:DF:11:VAL:HG12	47:DF:12:VAL:H	1.53	0.72
4:AE:156:ARG:NH1	7:AH:42:GLU:HB3	2.05	0.72
23:BB:2758:A:H2'	23:BB:2759:G:O4'	1.90	0.72
1:CA:649:A:H2'	1:CA:650:G:O4'	1.89	0.72
19:CU:24:LYS:HZ3	19:CU:25:ALA:H	1.37	0.72
27:BK:112:PHE:O	27:BK:115:ILE:HG22	1.90	0.72
23:BB:1412:U:H2'	23:BB:1413:A:H8	1.55	0.72
1:AA:1237:C:H3'	1:AA:1238:A:H5'	1.71	0.72
18:CB:59:ILE:HG22	18:CB:62:ARG:HE	1.53	0.72
50:DT:48:GLN:HE22	50:DT:55:VAL:HB	1.54	0.72
40:BH:121:VAL:HB	40:BH:128:HIS:NE2	2.05	0.72
48:BG:122:ALA:HA	48:BG:132:LEU:HA	1.72	0.72
47:DF:146:ASP:HB3	47:DF:147:ARG:HH12	1.53	0.72
29:BE:103:GLY:HA2	29:BE:106:LYS:HB3	1.72	0.72
18:AB:120:SER:HA	18:AB:125:PHE:HB3	1.72	0.72
23:DB:2074:U:H1'	23:DB:2598:A:N3	2.05	0.72
23:BB:532:A:N3	23:BB:532:A:H2'	2.05	0.72
25:BC:191:LEU:HD23	25:BC:192:GLY:H	1.54	0.72
12:CM:90:HIS:HA	12:CM:108:ARG:NH2	2.04	0.72
43:DO:27:VAL:HG21	43:DO:40:ILE:HD12	1.71	0.72
23:DB:899:A:H3'	23:DB:900:A:C8	2.25	0.71
23:DB:1060:U:C4	23:DB:1088:A:N6	2.58	0.71
23:BB:2800:A:H2'	23:BB:2801:G:O4'	1.89	0.71
10:CK:91:GLY:O	10:CK:95:THR:HG22	1.90	0.71

*Continued on next page...*

*Continued from previous page...*

Atom-1	Atom-2	Interatomic distance (Å)	Clash overlap (Å)
40:DH:65:ALA:HB1	40:DH:138:VAL:HG21	1.72	0.71
27:DK:19:VAL:HG12	27:DK:41:ILE:HG12	1.71	0.71
35:BV:44:HIS:HE1	35:BV:86:LEU:H	1.38	0.71
23:DB:1871:A:H2'	23:DB:1872:A:C8	2.25	0.71
1:CA:1032:G:H2'	1:CA:1033:G:O4'	1.90	0.71
5:AF:42:TRP:HB2	5:AF:59:TYR:HB2	1.71	0.71
40:BH:147:VAL:HG12	40:BH:148:ALA:H	1.54	0.71
1:AA:1053:G:N7	1:AA:1199:U:H3'	2.04	0.71
42:BN:101:GLY:HA2	42:BN:109:PRO:HA	1.71	0.71
47:BF:109:ARG:HG3	47:BF:137:PHE:HB3	1.71	0.71
20:AO:11:ILE:HG12	20:AO:30:ALA:HB1	1.70	0.71
23:BB:1412:U:H2'	23:BB:1413:A:C8	2.25	0.71
1:AA:649:A:H2'	1:AA:650:G:O4'	1.90	0.71
23:BB:1683:U:H2'	23:BB:1684:G:C8	2.25	0.71
16:AS:31:ARG:HG3	16:AS:56:HIS:NE2	2.05	0.71
11:AL:35:ARG:HH21	11:AL:36:VAL:HG22	1.55	0.71
33:B1:47:ILE:H	33:B1:47:ILE:HD12	1.54	0.71
49:DR:28:ALA:O	49:DR:63:VAL:HG21	1.89	0.71
37:DL:93:ASN:ND2	37:DL:94:THR:H	1.88	0.71
23:DB:1098:A:H2'	24:DI:4:VAL:N	2.04	0.71
1:CA:988:G:H21	1:CA:1015:G:N2	1.87	0.71
52:BW:39:GLN:HG3	52:BW:42:THR:CB	2.20	0.71
19:AU:3:ILE:HB	19:AU:19:LYS:HE3	1.71	0.71
24:BI:20:SER:HB3	24:BI:21:PRO:HD3	1.71	0.71
27:BK:71:ARG:CZ	27:BK:72:PRO:HD3	2.20	0.71
23:BB:1889:A:H2'	23:BB:1890:A:C8	2.25	0.71
17:AT:2:ASN:ND2	17:AT:3:ILE:HG13	2.04	0.71
23:BB:698:C:H4'	23:BB:734:A:H61	1.54	0.71
23:DB:2291:U:H2'	23:DB:2292:U:C6	2.25	0.71
23:DB:661:A:H1'	37:DL:12:SER:O	1.90	0.71
44:BQ:63:ARG:HH21	44:BQ:64:ILE:HD11	1.56	0.71
3:CD:29:THR:HG22	3:CD:30:LYS:H	1.55	0.71
4:CE:73:VAL:HG21	4:CE:143:LEU:HB3	1.71	0.71
43:BO:66:GLY:HA3	43:BO:102:ARG:NH2	2.04	0.71
1:AA:920:U:H2'	1:AA:921:U:C6	2.26	0.71
1:CA:462:G:H2'	1:CA:462:G:N3	2.04	0.71
23:DB:2153:C:H2'	23:DB:2154:A:C8	2.25	0.71
29:BE:75:SER:O	29:BE:78:TRP:HB2	1.90	0.71
1:AA:190:A:H2'	1:AA:191:G:O4'	1.91	0.71
30:DY:3:THR:HB	30:DY:36:GLU:HG3	1.72	0.71
1:AA:394:G:H2'	1:AA:395:C:H6	1.55	0.71

*Continued on next page...*

*Continued from previous page...*

Atom-1	Atom-2	Interatomic distance (Å)	Clash overlap (Å)
23:BB:1911:U:H2'	23:BB:1918:A:N1	2.05	0.71
23:DB:184:C:H2'	23:DB:185:G:H8	1.55	0.71
23:DB:1098:A:H2'	24:DI:4:VAL:CA	2.20	0.71
23:BB:322:A:OP2	29:BE:163:ASN:HB2	1.90	0.71
51:DZ:56:MET:HA	51:DZ:59:ILE:HG12	1.73	0.71
23:DB:704:G:H2'	23:DB:726:G:N2	2.04	0.71
1:CA:449:G:H2'	1:CA:450:G:C8	2.25	0.71
1:AA:1342:C:H5'	8:AI:127:SER:HA	1.73	0.71
15:CR:26:ALA:HA	15:CR:29:LYS:HE2	1.73	0.71
22:DA:11:C:H3'	22:DA:12:C:H5''	1.73	0.71
22:DA:54:G:H21	47:DF:25:MET:HG2	1.55	0.71
27:DK:118:LEU:C	27:DK:120:PRO:HD2	2.10	0.71
9:AJ:40:ILE:HD13	9:AJ:73:LEU:HD12	1.72	0.71
52:BW:35:ILE:HA	52:BW:57:THR:HG23	1.71	0.71
8:CI:24:ASN:HA	8:CI:58:GLU:HA	1.73	0.71
21:CN:5:MET:HA	21:CN:8:ARG:HG3	1.72	0.71
23:BB:1141:U:H5''	41:BJ:27:ARG:HH21	1.53	0.71
23:DB:2548:U:H1'	27:DK:23:LYS:NZ	2.04	0.71
23:DB:1412:U:H2'	23:DB:1413:A:H8	1.56	0.71
33:D1:37:LYS:H	33:D1:48:TYR:HD2	1.36	0.71
24:BI:106:GLN:O	24:BI:110:GLN:HG3	1.90	0.71
50:BT:60:THR:HB	50:BT:81:LYS:HD2	1.73	0.71
29:BE:105:LEU:HA	29:BE:108:ILE:HG22	1.73	0.71
9:CJ:6:ILE:HD12	9:CJ:76:ILE:HD11	1.73	0.71
24:BI:122:GLU:O	24:BI:126:ARG:HG3	1.90	0.71
12:AM:2:ARG:O	12:AM:7:ASN:HB2	1.89	0.71
22:BA:43:C:H1'	47:BF:91:ARG:HD2	1.71	0.71
48:BG:9:VAL:HA	48:BG:48:THR:HB	1.72	0.71
1:CA:269:C:H2'	1:CA:270:A:H8	1.53	0.71
28:BP:103:THR:HG22	28:BP:104:GLY:H	1.54	0.71
33:D1:47:ILE:H	33:D1:47:ILE:HD12	1.54	0.71
1:AA:390:U:H2'	1:AA:391:G:H8	1.55	0.71
23:DB:1889:A:H2'	23:DB:1890:A:C8	2.26	0.71
3:AD:12:ARG:HH11	3:AD:12:ARG:HB3	1.55	0.71
23:DB:1459:G:H2'	23:DB:1461:C:C5	2.25	0.71
23:BB:950:G:H2'	23:BB:951:C:C6	2.26	0.71
23:BB:1843:C:H5''	25:BC:250:GLN:HE21	1.55	0.71
42:BN:38:LEU:HB3	42:BN:39:PRO:HD3	1.73	0.71
21:CN:68:ARG:NH1	21:CN:70:HIS:HB2	2.04	0.71
47:DF:111:ARG:NH2	47:DF:113:PHE:HB2	2.06	0.71
47:DF:128:SER:HB3	47:DF:154:THR:HG23	1.73	0.71

*Continued on next page...*

*Continued from previous page...*

Atom-1	Atom-2	Interatomic distance (Å)	Clash overlap (Å)
48:BG:148:ARG:HD3	48:BG:152:ARG:HH11	1.55	0.71
8:CI:66:VAL:CG2	8:CI:74:GLN:HG3	2.20	0.71
4:AE:155:LYS:HG2	7:AH:70:VAL:HG13	1.73	0.71
1:AA:552:U:H5'	11:AL:82:ARG:HH11	1.55	0.71
23:BB:2008:C:H2'	23:BB:2009:A:H8	1.56	0.71
23:BB:773:U:H5'	23:BB:774:G:OP2	1.91	0.71
16:AS:52:ASN:CG	16:AS:53:GLY:H	1.94	0.71
23:BB:1812:U:H2'	23:BB:1813:G:H8	1.55	0.71
43:DO:83:LEU:HD11	43:DO:114:GLY:HA3	1.73	0.71
44:DQ:93:ILE:HG23	44:DQ:94:LEU:HD22	1.71	0.71
1:CA:1521:C:H2'	1:CA:1522:U:C6	2.25	0.71
23:BB:1060:U:C4	23:BB:1088:A:N6	2.58	0.71
33:B1:9:LYS:H	33:B1:9:LYS:HD3	1.56	0.71
8:AI:11:ARG:H	8:AI:14:SER:HB3	1.56	0.71
4:CE:133:ILE:H	4:CE:133:ILE:HD12	1.56	0.71
27:DK:71:ARG:CZ	27:DK:72:PRO:HD3	2.20	0.71
20:CO:70:LEU:HD11	20:CO:77:ARG:HB2	1.72	0.71
5:CF:19:PRO:HA	5:CF:22:ILE:HD12	1.71	0.71
49:BR:72:VAL:HG23	49:BR:89:HIS:HB3	1.72	0.71
33:D1:5:ARG:HH11	33:D1:25:ASN:HB2	1.56	0.71
23:DB:659:G:H21	29:DE:30:GLN:HE22	1.36	0.71
1:CA:1144:G:N2	1:CA:1146:A:H62	1.89	0.71
13:CP:28:ARG:CD	13:CP:29:ASN:H	2.01	0.71
41:BJ:3:THR:HG21	44:BQ:60:TRP:HE1	1.55	0.71
23:BB:1141:U:H4'	23:BB:1142:A:O4'	1.89	0.71
23:BB:28:A:H61	23:BB:512:G:H1'	1.56	0.71
47:DF:66:ILE:HD12	47:DF:85:GLY:O	1.91	0.71
32:D4:3:VAL:HG23	32:D4:4:ARG:H	1.56	0.71
1:CA:946:A:H2'	1:CA:947:G:C8	2.26	0.71
25:BC:123:ILE:HD12	25:BC:191:LEU:HD11	1.71	0.71
1:AA:1089:G:H2'	1:AA:1090:U:H5'	1.73	0.71
1:CA:552:U:H5'	11:CL:82:ARG:HH11	1.56	0.71
23:DB:1324:G:H1'	23:DB:1616:A:N6	2.04	0.71
23:DB:1287:A:OP1	42:DN:104:ALA:HB3	1.91	0.71
15:AR:72:ARG:HH11	15:AR:72:ARG:N	1.86	0.70
40:BH:116:ARG:NH2	40:BH:139:PHE:HB3	2.06	0.70
12:CM:21:ILE:HG23	12:CM:65:GLU:OE2	1.91	0.70
42:DN:101:GLY:HA2	42:DN:110:MET:N	2.05	0.70
16:CS:10:ILE:HG23	16:CS:37:SER:HB3	1.73	0.70
52:DW:39:GLN:HG3	52:DW:42:THR:CB	2.21	0.70
2:CC:6:PRO:HB3	2:CC:174:LEU:HD23	1.73	0.70

*Continued on next page...*

*Continued from previous page...*

Atom-1	Atom-2	Interatomic distance (Å)	Clash overlap (Å)
1:CA:1347:G:N2	1:CA:1373:G:H2'	2.06	0.70
23:DB:1548:A:H2'	23:DB:1549:A:C8	2.25	0.70
1:CA:394:G:H2'	1:CA:395:C:H6	1.55	0.70
1:CA:87:C:H2'	1:CA:88:U:H5'	1.73	0.70
18:CB:56:LEU:O	18:CB:60:ALA:HB2	1.91	0.70
42:BN:101:GLY:HA2	42:BN:110:MET:N	2.05	0.70
1:CA:437:U:H2'	1:CA:438:U:O4'	1.91	0.70
2:AC:63:ILE:HD11	2:AC:96:VAL:HG23	1.73	0.70
1:AA:950:U:H2'	1:AA:951:G:H8	1.57	0.70
23:DB:1000:A:H2'	23:DB:1001:A:C8	2.25	0.70
23:BB:2886:A:H62	31:B0:39:ARG:CZ	2.03	0.70
23:DB:1138:G:H2'	23:DB:1139:G:O4'	1.92	0.70
26:BD:111:GLY:H	26:BD:194:PRO:HG2	1.54	0.70
24:DI:85:ILE:HD13	24:DI:137:LEU:HD21	1.73	0.70
23:DB:832:U:H2'	23:DB:833:A:C8	2.26	0.70
25:DC:68:ARG:HH21	25:DC:190:THR:HG22	1.56	0.70
37:BL:90:VAL:HB	37:BL:122:VAL:HG12	1.72	0.70
46:DU:51:LEU:H	46:DU:53:GLN:HE22	1.38	0.70
4:CE:155:LYS:HG2	7:CH:70:VAL:HG13	1.73	0.70
23:BB:2824:C:H3'	23:BB:2825:G:H21	1.56	0.70
8:CI:105:ARG:HD3	8:CI:106:ASP:N	2.06	0.70
23:BB:2458:G:H8	23:BB:2459:A:H62	1.40	0.70
15:CR:40:PRO:HD2	15:CR:43:ILE:HD11	1.71	0.70
11:AL:86:VAL:HG23	11:AL:89:LEU:HB2	1.72	0.70
23:BB:287:G:H2'	23:BB:288:U:H6	1.55	0.70
23:DB:264:C:H2'	23:DB:265:A:H5''	1.71	0.70
50:DT:66:LYS:O	50:DT:77:ARG:HB2	1.91	0.70
29:DE:63:LYS:HE3	29:DE:63:LYS:HA	1.73	0.70
1:CA:1360:A:H2'	1:CA:1361:G:O4'	1.90	0.70
48:DG:122:ALA:HA	48:DG:132:LEU:HA	1.71	0.70
48:BG:84:LYS:HG3	48:BG:131:VAL:HB	1.73	0.70
27:BK:10:VAL:HG13	27:BK:86:LEU:HD21	1.73	0.70
27:DK:88:ASN:HD22	27:DK:89:ASN:N	1.88	0.70
23:BB:2748:A:H1'	48:BG:66:THR:HB	1.73	0.70
23:DB:1553:A:O2'	23:DB:1554:U:H2'	1.91	0.70
1:AA:41:G:H2'	1:AA:42:G:H8	1.55	0.70
1:AA:301:G:H2'	1:AA:302:G:H8	1.54	0.70
23:BB:1000:A:H2'	23:BB:1001:A:C8	2.25	0.70
1:AA:967:C:H3'	1:AA:968:A:H5'	1.71	0.70
1:CA:940:C:H2'	1:CA:941:G:C8	2.26	0.70
1:AA:715:A:H2'	1:AA:716:A:C8	2.27	0.70

*Continued on next page...*

*Continued from previous page...*

Atom-1	Atom-2	Interatomic distance (Å)	Clash overlap (Å)
38:BM:40:ARG:HD3	38:BM:93:VAL:HG21	1.74	0.70
12:CM:28:ARG:NH2	12:CM:62:PHE:HB2	2.05	0.70
43:DO:67:ASN:HB3	43:DO:70:ALA:HB2	1.73	0.70
1:AA:1057:G:H2'	1:AA:1058:G:O4'	1.91	0.70
27:BK:88:ASN:HD22	27:BK:89:ASN:N	1.89	0.70
28:BP:50:ARG:HD3	28:BP:56:SER:HB3	1.73	0.70
26:DD:159:LYS:HZ2	26:DD:160:LYS:N	1.90	0.70
23:BB:1287:A:OP1	42:BN:104:ALA:HB3	1.91	0.70
1:AA:1369:C:H2'	1:AA:1370:G:C8	2.26	0.70
23:DB:1854:A:N6	23:DB:1888:G:H1'	2.06	0.70
23:BB:2776:A:H4'	23:BB:2777:G:H5''	1.73	0.70
1:CA:41:G:H2'	1:CA:42:G:H8	1.54	0.70
50:BT:66:LYS:O	50:BT:77:ARG:HB2	1.91	0.70
23:DB:1381:G:H2'	23:DB:1382:G:H5'	1.74	0.70
51:DZ:64:ILE:HD12	51:DZ:64:ILE:H	1.55	0.70
1:CA:310:G:H5''	13:CP:31:ARG:HB2	1.72	0.70
35:BV:51:GLN:HB2	35:BV:57:TYR:OH	1.90	0.70
1:CA:238:A:H2'	1:CA:239:U:H5''	1.74	0.70
5:CF:2:ARG:HG3	5:CF:92:THR:OG1	1.92	0.70
22:BA:32:U:H4'	22:BA:52:A:N6	2.06	0.70
47:DF:102:LEU:HA	47:DF:106:ALA:HB2	1.74	0.70
26:DD:16:THR:HB	26:DD:18:ASP:OD1	1.91	0.70
1:AA:674:G:H2'	1:AA:675:A:H8	1.54	0.70
1:AA:449:G:H2'	1:AA:450:G:C8	2.27	0.70
1:CA:239:U:OP1	1:CA:239:U:H4'	1.92	0.70
13:AP:57:ILE:O	13:AP:61:VAL:HG23	1.91	0.70
14:AQ:74:LEU:HD22	14:AQ:75:VAL:N	2.07	0.70
15:AR:40:PRO:HD2	15:AR:43:ILE:HD11	1.72	0.70
49:DR:68:ARG:NH1	49:DR:90:ARG:HD3	2.06	0.70
23:DB:2098:U:H2'	23:DB:2099:U:O4'	1.90	0.70
29:DE:75:SER:O	29:DE:78:TRP:HB2	1.92	0.70
23:BB:922:C:H1'	52:BW:22:VAL:HG21	1.72	0.70
28:BP:23:ASP:HA	28:BP:88:ARG:HA	1.73	0.70
12:AM:102:LYS:HG3	12:AM:103:THR:H	1.55	0.70
1:CA:1250:A:H4'	8:CI:69:GLY:H	1.56	0.70
1:AA:390:U:H2'	1:AA:391:G:C8	2.27	0.70
11:AL:49:ARG:HG2	11:AL:89:LEU:HD21	1.74	0.70
23:DB:2150:C:H2'	23:DB:2151:U:H6	1.55	0.70
23:DB:950:G:H2'	23:DB:951:C:C6	2.27	0.70
25:BC:16:VAL:H	25:BC:203:VAL:HG11	1.56	0.70
10:AK:23:HIS:HB3	10:AK:30:ILE:HG13	1.74	0.70

*Continued on next page...*



*Continued from previous page...*

Atom-1	Atom-2	Interatomic distance (Å)	Clash overlap (Å)
23:DB:2848:G:H1	23:DB:2867:G:N2	1.89	0.70
1:CA:1521:C:H2'	1:CA:1522:U:H6	1.56	0.70
3:AD:29:THR:HG22	3:AD:30:LYS:H	1.56	0.70
13:CP:4:ILE:O	13:CP:71:VAL:HG11	1.91	0.70
8:CI:81:GLY:O	8:CI:84:ARG:HB2	1.92	0.70
23:BB:2074:U:H1'	23:BB:2598:A:N3	2.06	0.70
25:BC:233:GLY:H	25:BC:241:LYS:NZ	1.90	0.70
34:D3:54:LEU:HG	34:D3:58:ILE:HD11	1.73	0.70
23:DB:126:A:H5'	36:D2:19:ARG:HG3	1.74	0.70
23:DB:2366:A:H2'	23:DB:2367:G:O4'	1.92	0.70
6:AG:150:PHE:HD1	10:AK:55:ARG:HH21	1.39	0.70
48:BG:155:PRO:HA	48:BG:170:THR:HG22	1.74	0.70
26:BD:40:LEU:HA	26:BD:45:TYR:N	2.07	0.70
23:BB:1854:A:N6	23:BB:1888:G:H1'	2.06	0.70
23:BB:600:G:H1'	29:BE:100:MET:HG2	1.74	0.70
1:AA:1052:U:H5'	1:AA:1053:G:OP2	1.91	0.70
28:DP:23:ASP:HA	28:DP:88:ARG:HA	1.72	0.70
2:AC:179:ALA:HA	2:AC:205:GLU:HA	1.73	0.70
34:B3:54:LEU:HG	34:B3:58:ILE:HD11	1.72	0.70
23:DB:2070:A:H2'	23:DB:2071:A:C8	2.26	0.70
1:CA:715:A:H2'	1:CA:716:A:C8	2.27	0.70
23:BB:85:G:OP2	46:BU:6:ARG:HD3	1.92	0.70
23:DB:165:A:H2'	23:DB:166:U:H6	1.56	0.70
23:BB:751:A:H5'	45:BS:90:LYS:HA	1.74	0.70
1:CA:312:C:H2'	1:CA:313:A:H8	1.56	0.70
18:AB:131:LYS:HZ3	18:AB:132:GLU:H	1.40	0.70
8:CI:10:ARG:H	8:CI:80:HIS:CD2	2.10	0.70
11:CL:49:ARG:HG2	11:CL:89:LEU:HD21	1.74	0.70
23:DB:104:A:H2'	23:DB:105:C:H6	1.57	0.70
7:CH:11:THR:HG22	7:CH:14:ARG:HH12	1.57	0.70
16:AS:27:LYS:NZ	16:AS:27:LYS:HB3	2.07	0.70
29:DE:34:ALA:HB2	29:DE:96:VAL:HG21	1.74	0.70
38:DM:36:VAL:HB	38:DM:127:LYS:O	1.92	0.70
4:AE:133:ILE:H	4:AE:133:ILE:HD12	1.57	0.70
8:AI:71:ILE:HD12	8:AI:71:ILE:H	1.55	0.70
16:AS:65:MET:O	16:AS:68:HIS:HB2	1.92	0.70
42:BN:97:ILE:HD12	42:BN:98:LEU:H	1.55	0.70
28:DP:63:ILE:HA	28:DP:68:GLY:HA2	1.72	0.70
25:BC:196:ASN:ND2	25:BC:199:HIS:HB2	2.06	0.70
7:CH:11:THR:HA	7:CH:14:ARG:NH1	2.07	0.70
1:AA:272:C:H2'	1:AA:273:U:C6	2.26	0.70

*Continued on next page...*

*Continued from previous page...*

Atom-1	Atom-2	Interatomic distance (Å)	Clash overlap (Å)
9:CJ:15:HIS:HA	9:CJ:18:ILE:HG22	1.73	0.70
5:CF:67:PRO:O	5:CF:70:VAL:HG22	1.92	0.70
25:BC:104:LEU:H	25:BC:104:LEU:HD12	1.57	0.70
29:BE:60:TRP:O	29:BE:61:ARG:HB2	1.91	0.69
25:BC:144:GLU:HG3	25:BC:151:GLY:N	2.04	0.69
1:CA:812:G:O2'	1:CA:813:U:H6	1.74	0.69
23:DB:857:G:C2'	23:DB:858:G:H5'	2.22	0.69
48:DG:84:LYS:HB3	48:DG:132:LEU:O	1.91	0.69
48:DG:42:VAL:HA	48:DG:51:PHE:HA	1.73	0.69
26:BD:91:THR:HG23	26:BD:92:VAL:H	1.55	0.69
1:CA:1003:G:H21	1:CA:1005:A:H5'	1.55	0.69
41:DJ:69:ARG:HA	41:DJ:89:PHE:HD1	1.57	0.69
2:AC:179:ALA:HB1	2:AC:202:PHE:HE1	1.57	0.69
7:AH:11:THR:HA	7:AH:14:ARG:NH1	2.07	0.69
2:AC:82:ASP:O	2:AC:86:LEU:HG	1.92	0.69
50:DT:92:ASN:HB3	50:DT:93:LEU:HD22	1.74	0.69
23:DB:1515:A:H2'	23:DB:1516:G:O4'	1.92	0.69
49:BR:68:ARG:NH1	49:BR:90:ARG:HD3	2.06	0.69
9:AJ:77:VAL:HG12	9:AJ:78:GLU:H	1.56	0.69
43:BO:27:VAL:HG21	43:BO:40:ILE:HD12	1.74	0.69
1:CA:1323:G:H2'	1:CA:1324:A:C8	2.27	0.69
12:AM:13:HIS:HB3	12:AM:41:ASP:HA	1.73	0.69
22:DA:49:C:H2'	22:DA:50:A:H8	1.57	0.69
6:AG:70:PRO:HG3	6:AG:102:TRP:CH2	2.27	0.69
22:DA:43:C:H1'	47:DF:91:ARG:HD2	1.74	0.69
39:DX:20:ASN:H	39:DX:20:ASN:HD22	1.40	0.69
24:DI:105:LEU:HD11	24:DI:139:VAL:HG21	1.72	0.69
1:CA:87:C:C2'	1:CA:88:U:H5'	2.22	0.69
34:B3:49:VAL:HG11	34:B3:54:LEU:HD13	1.74	0.69
1:CA:1278:G:H4'	1:CA:1279:G:C5'	2.22	0.69
10:AK:28:ASN:ND2	10:AK:46:ALA:HB3	2.06	0.69
1:AA:1162:C:H2'	1:AA:1163:A:C8	2.27	0.69
12:AM:29:SER:O	12:AM:32:ILE:HG22	1.92	0.69
12:CM:44:ILE:H	12:CM:44:ILE:HD12	1.56	0.69
49:BR:49:ILE:HD13	49:BR:51:VAL:O	1.91	0.69
1:AA:437:U:H2'	1:AA:438:U:O4'	1.92	0.69
7:CH:103:VAL:HG22	7:CH:124:ILE:HA	1.73	0.69
22:BA:11:C:H3'	22:BA:12:C:H5''	1.73	0.69
8:CI:6:TYR:HA	8:CI:18:VAL:O	1.91	0.69
41:BJ:69:ARG:HA	41:BJ:89:PHE:HD1	1.56	0.69
1:AA:406:G:H21	3:AD:115:GLN:HE22	1.40	0.69

*Continued on next page...*

*Continued from previous page...*

Atom-1	Atom-2	Interatomic distance (Å)	Clash overlap (Å)
23:DB:1287:A:H3'	23:DB:1288:G:N2	2.07	0.69
23:BB:2645:G:H5''	23:BB:2732:G:H8	1.57	0.69
3:CD:84:ASN:ND2	4:CE:101:GLY:HA3	2.07	0.69
23:BB:627:A:H4'	23:BB:628:G:H5'	1.73	0.69
23:BB:1459:G:H2'	23:BB:1461:C:C5	2.26	0.69
25:DC:104:LEU:HD12	25:DC:104:LEU:H	1.57	0.69
23:BB:2591:C:H2'	23:BB:2592:G:C8	2.28	0.69
23:BB:855:G:H21	52:BW:23:LYS:CG	1.99	0.69
29:BE:134:LEU:HA	29:BE:137:LYS:HB3	1.75	0.69
2:AC:72:PRO:O	2:AC:76:ILE:HG12	1.92	0.69
1:CA:390:U:H2'	1:CA:391:G:C8	2.27	0.69
23:DB:1437:C:H2'	23:DB:1438:U:C6	2.27	0.69
23:BB:131:A:H2'	23:BB:132:G:H8	1.56	0.69
23:DB:558:U:OP1	41:DJ:113:PRO:HG2	1.93	0.69
40:BH:81:ALA:HB1	40:BH:147:VAL:H	1.56	0.69
1:CA:978:A:H5'	1:CA:1362:A:N6	2.07	0.69
23:DB:858:G:H21	23:DB:2268:A:H3'	1.56	0.69
33:D1:24:LYS:HE2	33:D1:33:LEU:HB2	1.74	0.69
47:BF:134:GLN:H	47:BF:150:GLY:N	1.91	0.69
23:DB:1230:A:H2'	23:DB:1231:U:C6	2.27	0.69
27:DK:54:LYS:H	27:DK:54:LYS:CD	2.05	0.69
48:DG:152:ARG:HD3	48:DG:153:PRO:HD2	1.74	0.69
23:BB:2039:U:H2'	23:BB:2040:G:C8	2.27	0.69
35:DV:44:HIS:CE1	35:DV:86:LEU:H	2.11	0.69
1:AA:41:G:H2'	1:AA:42:G:C8	2.27	0.69
15:AR:42:ARG:HD2	15:AR:43:ILE:HG23	1.75	0.69
11:CL:86:VAL:HG23	11:CL:89:LEU:HB2	1.74	0.69
23:DB:558:U:H5''	41:DJ:111:LYS:HD3	1.73	0.69
43:DO:24:THR:HA	43:DO:42:PRO:HG3	1.75	0.69
23:BB:1175:A:H3'	23:BB:1176:U:C4'	2.22	0.69
14:CQ:74:LEU:HD22	14:CQ:75:VAL:N	2.08	0.69
35:BV:40:ILE:HD13	35:BV:40:ILE:H	1.57	0.69
29:BE:34:ALA:HB2	29:BE:96:VAL:HG21	1.73	0.69
4:AE:46:GLY:HA3	4:AE:70:MET:HA	1.75	0.69
51:DZ:77:LYS:HD3	51:DZ:77:LYS:H	1.58	0.69
26:BD:10:GLY:HA3	26:BD:26:VAL:N	2.07	0.69
9:CJ:53:ILE:HG13	21:CN:84:ARG:CZ	2.22	0.69
48:DG:84:LYS:HG3	48:DG:131:VAL:HB	1.73	0.69
23:DB:856:G:H1'	52:DW:23:LYS:HB3	1.74	0.69
23:DB:2645:G:H5''	23:DB:2732:G:H8	1.56	0.69
2:AC:10:ARG:CZ	2:AC:181:ILE:HD13	2.22	0.69

*Continued on next page...*

*Continued from previous page...*

Atom-1	Atom-2	Interatomic distance (Å)	Clash overlap (Å)
8:CI:11:ARG:CZ	8:CI:12:LYS:HB2	2.22	0.69
43:BO:100:HIS:O	43:BO:104:GLN:HB2	1.92	0.69
23:BB:1119:U:OP1	35:BV:83:LYS:HE3	1.92	0.69
43:BO:83:LEU:HD11	43:BO:114:GLY:HA3	1.75	0.69
1:AA:370:C:O2'	1:AA:371:A:H5'	1.92	0.69
13:CP:57:ILE:O	13:CP:61:VAL:HG23	1.92	0.69
16:AS:11:ASP:O	16:AS:15:LEU:HB2	1.91	0.69
1:CA:182:A:O2'	1:CA:183:C:H3'	1.92	0.69
36:B2:9:VAL:HG13	36:B2:10:LEU:N	2.07	0.69
29:BE:145:ASP:H	29:BE:166:LYS:HB3	1.58	0.69
49:DR:49:ILE:HG12	49:DR:53:PHE:C	2.13	0.69
23:DB:448:U:C5	23:DB:583:G:H1'	2.27	0.69
8:CI:61:ASP:C	8:CI:62:LEU:HD13	2.13	0.69
12:AM:73:SER:HA	12:AM:76:ILE:HD12	1.74	0.69
3:CD:12:ARG:NH1	3:CD:12:ARG:HB3	2.08	0.69
3:CD:49:ASP:O	3:CD:53:GLN:HG3	1.92	0.69
23:BB:1871:A:H2'	23:BB:1872:A:C8	2.27	0.69
35:DV:51:GLN:HB2	35:DV:57:TYR:OH	1.91	0.69
2:CC:32:LEU:HD11	21:CN:92:ILE:HG12	1.74	0.69
2:AC:182:ASP:HB3	2:AC:201:ILE:HB	1.74	0.69
23:DB:2147:A:H4'	23:DB:2148:G:C8	2.27	0.69
1:AA:71:A:N6	1:AA:99:C:H1'	2.02	0.69
40:DH:119:ASN:N	40:DH:119:ASN:HD22	1.90	0.69
41:DJ:45:THR:H	41:DJ:46:PRO:HD3	1.58	0.69
26:BD:186:LEU:HD11	28:BP:3:ILE:HG13	1.75	0.69
45:BS:35:ILE:HG22	45:BS:39:THR:HG21	1.74	0.69
1:AA:1060:U:C4'	9:AJ:54:SER:HB2	2.22	0.69
42:DN:38:LEU:HB3	42:DN:39:PRO:HD3	1.74	0.69
41:BJ:6:ALA:HB3	41:BJ:45:THR:HG21	1.73	0.69
37:DL:90:VAL:HB	37:DL:122:VAL:HG12	1.75	0.69
38:DM:34:LYS:O	38:DM:36:VAL:HG23	1.93	0.69
41:DJ:55:ILE:HG22	41:DJ:123:LYS:HB2	1.73	0.69
38:BM:34:LYS:O	38:BM:36:VAL:HG23	1.91	0.69
1:CA:1250:A:H4'	8:CI:69:GLY:N	2.07	0.69
23:BB:142:A:H2'	23:BB:143:C:C6	2.28	0.69
23:DB:2512:C:H2'	23:DB:2513:A:O4'	1.93	0.69
23:DB:1080:A:H4'	24:DI:126:ARG:CD	2.22	0.69
8:CI:98:ARG:HA	8:CI:103:VAL:HG22	1.74	0.69
50:DT:60:THR:HB	50:DT:81:LYS:HD2	1.74	0.69
8:CI:27:ILE:HD13	8:CI:34:LEU:HB3	1.75	0.69
1:CA:1296:C:H4'	1:CA:1302:C:H41	1.56	0.69

*Continued on next page...*

*Continued from previous page...*

Atom-1	Atom-2	Interatomic distance (Å)	Clash overlap (Å)
7:CH:32:LYS:HA	7:CH:35:ILE:HD12	1.75	0.69
23:BB:1937:A:N7	23:BB:1939:U:H2'	2.07	0.69
29:BE:176:ASP:HB3	29:BE:179:SER:HB2	1.75	0.69
23:BB:942:G:H2'	23:BB:943:A:O4'	1.93	0.69
37:BL:103:ILE:H	37:BL:103:ILE:HD12	1.57	0.69
23:DB:2502:G:H5'	23:DB:2503:A:H5''	1.74	0.69
17:CT:85:LEU:HD23	17:CT:86:ALA:H	1.57	0.69
23:DB:90:U:H3'	23:DB:91:A:H5''	1.73	0.69
47:BF:163:GLU:HA	47:BF:166:ARG:HD2	1.75	0.69
23:BB:118:A:H5'	23:BB:119:A:H8	1.56	0.69
16:CS:30:LEU:HG	16:CS:47:THR:O	1.93	0.69
23:BB:90:U:H3'	23:BB:91:A:H5''	1.74	0.69
2:CC:146:LYS:HB2	2:CC:202:PHE:CE2	2.28	0.69
49:DR:49:ILE:HD13	49:DR:51:VAL:O	1.92	0.69
1:AA:1521:C:H2'	1:AA:1522:U:C6	2.28	0.69
22:DA:32:U:H4'	22:DA:52:A:N6	2.08	0.69
26:BD:20:VAL:HG13	27:BK:72:PRO:HB3	1.75	0.69
5:AF:67:PRO:O	5:AF:70:VAL:HG22	1.93	0.69
35:DV:63:ILE:H	35:DV:63:ILE:HD12	1.58	0.69
1:CA:41:G:H2'	1:CA:42:G:C8	2.28	0.69
23:BB:1035:U:H2'	23:BB:1036:G:H8	1.58	0.69
23:BB:2216:G:H2'	23:BB:2217:G:H8	1.58	0.69
1:CA:844:G:H2'	1:CA:845:A:H8	1.58	0.69
23:BB:1947:C:H2'	23:BB:1948:G:H8	1.56	0.69
9:CJ:80:THR:HB	9:CJ:82:LYS:HD2	1.75	0.69
18:AB:76:SER:HA	18:AB:92:ASN:HD22	1.58	0.69
1:CA:1409:C:H1'	23:DB:1913:A:H62	1.58	0.69
9:AJ:40:ILE:HB	9:AJ:73:LEU:HB3	1.76	0.69
25:DC:16:VAL:H	25:DC:203:VAL:CG1	2.06	0.69
25:BC:183:VAL:HG13	25:BC:185:ALA:H	1.57	0.69
1:AA:1060:U:H5''	9:AJ:53:ILE:HG12	1.73	0.69
19:CU:39:LYS:N	19:CU:40:PRO:HD2	2.08	0.69
23:DB:546:U:H4'	23:DB:548:G:OP2	1.93	0.69
10:CK:80:ASN:HA	10:CK:105:ARG:HB3	1.74	0.69
23:BB:2187:U:H2'	23:BB:2188:U:C6	2.28	0.69
6:CG:36:SER:HA	6:CG:39:GLU:OE2	1.92	0.69
1:CA:1326:U:H2'	1:CA:1327:C:C6	2.27	0.69
25:BC:132:ARG:HH11	25:BC:186:ASP:HB2	1.58	0.68
3:CD:146:GLU:HA	3:CD:149:LYS:HG2	1.75	0.68
29:DE:134:LEU:HA	29:DE:137:LYS:HB3	1.75	0.68
23:BB:1060:U:O2	23:BB:1088:A:N7	2.27	0.68

*Continued on next page...*

*Continued from previous page...*

Atom-1	Atom-2	Interatomic distance (Å)	Clash overlap (Å)
47:DF:121:PHE:HA	47:DF:127:TYR:HA	1.76	0.68
23:BB:2658:C:H5'	48:BG:159:LYS:HZ2	1.57	0.68
20:CO:78:TYR:O	20:CO:81:LEU:HB3	1.93	0.68
10:CK:23:HIS:HB3	10:CK:30:ILE:HG13	1.74	0.68
1:CA:8:A:H61	3:CD:53:GLN:HE22	1.41	0.68
16:AS:49:ALA:HA	16:AS:57:VAL:O	1.92	0.68
19:AU:24:LYS:HZ3	19:AU:25:ALA:H	1.37	0.68
1:CA:370:C:O2'	1:CA:371:A:H5'	1.93	0.68
23:BB:753:A:H2'	23:BB:754:U:C6	2.27	0.68
23:DB:1812:U:H2'	23:DB:1813:G:H8	1.58	0.68
15:AR:26:ALA:HA	15:AR:29:LYS:HE2	1.75	0.68
52:BW:19:ARG:HH21	52:BW:36:ILE:HD11	1.57	0.68
45:DS:66:ILE:H	45:DS:66:ILE:HD13	1.58	0.68
13:AP:4:ILE:O	13:AP:71:VAL:HG11	1.92	0.68
38:DM:19:GLY:HA2	38:DM:97:GLN:HB2	1.75	0.68
23:DB:2543:G:H2'	23:DB:2544:G:C8	2.27	0.68
1:CA:73:C:O2'	1:CA:74:A:H5'	1.93	0.68
23:DB:2039:U:H2'	23:DB:2040:G:C8	2.27	0.68
3:AD:49:ASP:O	3:AD:53:GLN:HG3	1.94	0.68
23:DB:597:G:H21	37:DL:12:SER:HA	1.57	0.68
23:DB:1437:C:H2'	23:DB:1438:U:H6	1.57	0.68
44:BQ:45:ALA:O	44:BQ:49:ARG:HB2	1.93	0.68
1:AA:1371:G:O3'	8:AI:70:GLY:HA3	1.92	0.68
23:DB:1709:U:H2'	23:DB:1710:G:H8	1.58	0.68
40:DH:131:SER:CB	40:DH:141:LYS:HA	2.23	0.68
41:BJ:45:THR:H	41:BJ:46:PRO:HD3	1.59	0.68
23:DB:28:A:H61	23:DB:512:G:H1'	1.57	0.68
1:AA:1461:G:H2'	1:AA:1462:C:H6	1.57	0.68
27:BK:70:ARG:HB3	27:BK:76:VAL:HG22	1.75	0.68
27:BK:54:LYS:H	27:BK:54:LYS:CD	2.05	0.68
20:AO:67:LEU:HD13	20:AO:88:ARG:HH12	1.56	0.68
35:DV:40:ILE:HD13	35:DV:40:ILE:H	1.58	0.68
24:BI:10:LEU:HD13	24:BI:12:VAL:HG13	1.74	0.68
23:BB:264:C:H2'	23:BB:265:A:H5''	1.74	0.68
23:DB:2458:G:H8	23:DB:2459:A:H62	1.42	0.68
7:CH:49:LYS:HB3	7:CH:59:GLU:HB2	1.74	0.68
2:AC:110:LEU:HD12	2:AC:203:LYS:HE2	1.76	0.68
23:BB:857:G:C2'	23:BB:858:G:H5'	2.23	0.68
29:DE:60:TRP:O	29:DE:61:ARG:HB2	1.93	0.68
49:BR:49:ILE:HG12	49:BR:53:PHE:C	2.14	0.68
4:CE:143:LEU:O	4:CE:146:MET:HG2	1.93	0.68

*Continued on next page...*

*Continued from previous page...*

Atom-1	Atom-2	Interatomic distance (Å)	Clash overlap (Å)
41:DJ:64:VAL:HG22	41:DJ:68:LYS:HD2	1.74	0.68
10:AK:80:ASN:HA	10:AK:105:ARG:HB3	1.74	0.68
23:DB:321:U:H1'	29:DE:162:ARG:NH1	2.08	0.68
1:AA:677:U:H2'	1:AA:678:U:H6	1.58	0.68
23:DB:784:G:C6	25:DC:227:VAL:HG11	2.28	0.68
1:AA:958:A:H61	16:AS:53:GLY:HA3	1.58	0.68
1:AA:272:C:H2'	1:AA:273:U:H6	1.59	0.68
23:BB:2543:G:H2'	23:BB:2544:G:C8	2.28	0.68
43:DO:89:ASP:N	43:DO:115:LEU:HD13	2.07	0.68
35:DV:61:LEU:HD11	35:DV:74:ALA:HB2	1.75	0.68
23:BB:2286:G:C8	23:BB:2286:G:H5'	2.28	0.68
1:AA:1323:G:H2'	1:AA:1324:A:C8	2.27	0.68
23:DB:570:G:H2'	23:DB:2030:A:N7	2.09	0.68
11:CL:98:ARG:HA	11:CL:103:CYS:SG	2.32	0.68
1:CA:1328:C:H5''	12:CM:27:THR:HG21	1.76	0.68
1:AA:1521:C:H2'	1:AA:1522:U:H6	1.59	0.68
42:DN:101:GLY:HA2	42:DN:109:PRO:HA	1.74	0.68
18:AB:198:VAL:HG12	18:AB:200:PRO:HD3	1.73	0.68
44:BQ:4:LYS:NZ	44:BQ:7:VAL:HG22	2.09	0.68
47:BF:34:THR:HA	47:BF:89:THR:HG22	1.75	0.68
1:AA:8:A:H61	3:AD:53:GLN:HE22	1.40	0.68
1:AA:182:A:O2'	1:AA:183:C:H3'	1.94	0.68
23:BB:1441:G:H2'	23:BB:1442:U:C6	2.28	0.68
23:BB:1548:A:H2'	23:BB:1549:A:C8	2.29	0.68
23:BB:1553:A:O2'	23:BB:1554:U:H2'	1.93	0.68
23:BB:558:U:OP1	41:BJ:113:PRO:HG2	1.93	0.68
18:AB:218:ALA:HA	18:AB:221:ARG:HG2	1.75	0.68
23:DB:1917:U:H2'	23:DB:1918:A:H5'	1.75	0.68
29:DE:176:ASP:HB3	29:DE:179:SER:HB2	1.75	0.68
1:AA:392:C:P	13:AP:8:ARG:HH12	2.16	0.68
19:AU:39:LYS:N	19:AU:40:PRO:HD2	2.08	0.68
8:AI:20:ILE:HG13	8:AI:62:LEU:HD12	1.75	0.68
8:AI:62:LEU:N	8:AI:62:LEU:HD22	2.08	0.68
1:AA:1349:A:H2'	1:AA:1350:A:O4'	1.93	0.68
23:BB:704:G:H2'	23:BB:726:G:N2	2.08	0.68
50:DT:2:ILE:HD11	50:DT:3:ARG:CZ	2.24	0.68
38:BM:19:GLY:HA2	38:BM:97:GLN:HB2	1.75	0.68
47:BF:65:LEU:HD23	47:BF:87:LYS:HD2	1.75	0.68
27:BK:87:LEU:HD12	27:BK:93:GLN:N	2.08	0.68
27:DK:25:LEU:HG	27:DK:39:ILE:HA	1.75	0.68
26:DD:20:VAL:HG13	27:DK:72:PRO:HB3	1.75	0.68

*Continued on next page...*

*Continued from previous page...*

Atom-1	Atom-2	Interatomic distance (Å)	Clash overlap (Å)
18:AB:118:THR:HA	18:AB:121:GLN:HE21	1.58	0.68
12:AM:83:GLY:HA2	12:AM:88:LEU:HD21	1.74	0.68
23:DB:483:A:H5'	46:DU:44:HIS:O	1.94	0.68
40:BH:54:LEU:O	40:BH:58:LEU:HB3	1.94	0.68
23:DB:138:U:O3'	23:DB:139:U:H3'	1.92	0.68
23:BB:1381:G:H2'	23:BB:1382:G:H5'	1.74	0.68
23:BB:2794:C:H2'	23:BB:2795:C:C6	2.28	0.68
51:BZ:64:ILE:H	51:BZ:64:ILE:HD12	1.58	0.68
52:BW:23:LYS:HD2	52:BW:24:ARG:H	1.58	0.68
50:DT:54:GLU:HB3	50:DT:88:LYS:HB2	1.74	0.68
23:DB:2328:A:H2'	23:DB:2329:U:H6	1.59	0.68
40:BH:131:SER:HB3	40:BH:140:ALA:O	1.94	0.68
5:AF:2:ARG:HG3	5:AF:92:THR:OG1	1.94	0.68
23:DB:855:G:N2	52:DW:23:LYS:HG2	2.07	0.68
47:BF:66:ILE:HD12	47:BF:85:GLY:O	1.94	0.68
1:AA:1179:A:H4'	8:AI:104:THR:HA	1.76	0.68
1:AA:1308:U:H3'	12:AM:97:ARG:NH1	2.08	0.68
4:CE:156:ARG:NH1	7:CH:42:GLU:HB3	2.09	0.68
9:AJ:55:PRO:HA	21:AN:80:ARG:NH2	2.09	0.68
1:CA:1448:C:H2'	1:CA:1449:C:H6	1.59	0.68
22:BA:91:C:H2'	22:BA:92:C:H6	1.59	0.68
23:BB:1041:G:H2'	23:BB:1042:G:H8	1.58	0.68
46:DU:40:LEU:H	46:DU:40:LEU:HD12	1.58	0.68
52:DW:19:ARG:HH21	52:DW:36:ILE:HD11	1.57	0.68
41:DJ:3:THR:HG21	44:DQ:60:TRP:HE1	1.59	0.68
3:CD:153:ARG:HG3	3:CD:154:VAL:H	1.58	0.68
48:BG:84:LYS:HB2	48:BG:132:LEU:HD23	1.75	0.68
24:DI:73:PRO:HG2	24:DI:78:LEU:HD21	1.75	0.68
1:AA:1308:U:OP1	12:AM:95:PRO:HA	1.93	0.68
1:AA:16:A:O2'	1:AA:17:U:H5'	1.94	0.68
26:BD:54:ALA:HA	26:BD:76:GLY:HA2	1.76	0.68
26:BD:69:ALA:HA	26:BD:73:VAL:HB	1.76	0.68
26:DD:106:LYS:HB3	26:DD:206:ALA:N	2.08	0.68
1:AA:764:C:H3'	1:AA:765:G:N2	2.08	0.68
18:AB:185:ILE:HA	18:AB:199:ILE:O	1.94	0.68
23:DB:946:C:H2'	23:DB:947:A:H8	1.59	0.68
23:DB:974:G:OP2	49:DR:78:ARG:HD3	1.94	0.68
12:AM:79:LEU:HA	12:AM:82:LEU:HD12	1.76	0.68
7:CH:63:LYS:HG2	7:CH:70:VAL:HG21	1.76	0.68
8:CI:11:ARG:HB2	8:CI:106:ASP:HB2	1.76	0.68
43:BO:24:THR:HA	43:BO:42:PRO:HG3	1.75	0.68

*Continued on next page...*



*Continued from previous page...*

Atom-1	Atom-2	Interatomic distance (Å)	Clash overlap (Å)
23:BB:2389:G:H5''	23:BB:2390:U:H5'	1.75	0.68
7:CH:54:THR:HG23	7:CH:55:LYS:H	1.58	0.68
7:AH:32:LYS:HA	7:AH:35:ILE:HD12	1.75	0.68
8:CI:87:MET:HB2	8:CI:94:ARG:NH2	2.09	0.68
23:DB:753:A:H2'	23:DB:754:U:C6	2.29	0.68
2:AC:154:GLY:HA3	2:AC:162:ALA:HB1	1.74	0.68
48:DG:84:LYS:HB2	48:DG:132:LEU:HD23	1.76	0.68
2:AC:52:SER:HB3	2:AC:114:LEU:HD21	1.75	0.68
27:DK:10:VAL:HG13	27:DK:86:LEU:HD21	1.75	0.68
38:DM:126:ILE:H	38:DM:126:ILE:HD12	1.58	0.68
48:DG:148:ARG:HD3	48:DG:152:ARG:NH1	2.09	0.68
2:CC:120:THR:HG23	2:CC:197:VAL:HG21	1.74	0.68
23:BB:2819:G:H2'	23:BB:2821:A:N7	2.08	0.68
40:DH:87:GLU:OE2	40:DH:89:LYS:HD3	1.93	0.68
35:BV:61:LEU:HD11	35:BV:74:ALA:HB2	1.76	0.68
28:DP:97:TYR:O	28:DP:100:ARG:HB2	1.94	0.68
43:BO:89:ASP:N	43:BO:115:LEU:HD13	2.08	0.68
42:BN:47:VAL:C	42:BN:50:PRO:HD2	2.14	0.68
23:BB:2070:A:H2'	23:BB:2071:A:C8	2.29	0.68
47:DF:109:ARG:HB2	47:DF:135:ILE:HD12	1.76	0.68
1:CA:71:A:O2'	1:CA:72:A:H5'	1.94	0.68
10:CK:34:THR:HA	10:CK:41:LEU:HG	1.75	0.68
2:AC:179:ALA:HB3	2:AC:181:ILE:HD11	1.76	0.68
23:BB:1437:C:H2'	23:BB:1438:U:C6	2.29	0.68
23:BB:1381:G:C2'	23:BB:1382:G:H5'	2.24	0.68
23:BB:1515:A:H2'	23:BB:1516:G:O4'	1.94	0.68
23:DB:414:C:H2'	23:DB:415:A:C8	2.28	0.68
1:AA:844:G:H2'	1:AA:845:A:H8	1.59	0.68
18:CB:75:ALA:C	18:CB:79:VAL:HG23	2.15	0.68
45:BS:66:ILE:H	45:BS:66:ILE:HD13	1.57	0.67
1:CA:973:G:H3'	1:CA:974:A:H5''	1.75	0.67
1:CA:900:A:H2'	1:CA:901:A:C8	2.29	0.67
17:AT:38:ILE:HD11	17:AT:82:ILE:HG22	1.77	0.67
48:BG:42:VAL:HA	48:BG:51:PHE:HA	1.76	0.67
23:DB:2187:U:H2'	23:DB:2188:U:C6	2.28	0.67
1:AA:8:A:N6	3:AD:205:LYS:HB2	2.08	0.67
27:BK:118:LEU:C	27:BK:120:PRO:HD2	2.13	0.67
23:BB:2737:G:H2'	23:BB:2738:A:C8	2.29	0.67
1:CA:543:U:H2'	1:CA:544:G:H8	1.58	0.67
23:DB:2591:C:H2'	23:DB:2592:G:C8	2.29	0.67
41:BJ:64:VAL:HG22	41:BJ:68:LYS:HD2	1.75	0.67

*Continued on next page...*

*Continued from previous page...*

Atom-1	Atom-2	Interatomic distance (Å)	Clash overlap (Å)
23:DB:2841:C:H2'	23:DB:2842:G:H8	1.59	0.67
1:AA:1081:A:H2'	1:AA:1082:A:H8	1.59	0.67
23:DB:1947:C:H2'	23:DB:1948:G:H8	1.58	0.67
24:DI:1:ALA:HB1	24:DI:2:LYS:HD2	1.77	0.67
8:AI:78:ILE:HG22	8:AI:82:ILE:HD11	1.76	0.67
43:DO:68:LYS:HA	43:DO:102:ARG:HG2	1.76	0.67
23:DB:1060:U:O2	23:DB:1088:A:N7	2.27	0.67
37:DL:79:LEU:HB2	37:DL:113:ALA:H	1.59	0.67
1:AA:1118:U:H5'	8:AI:10:ARG:NH1	2.09	0.67
23:BB:2658:C:H5'	48:BG:159:LYS:NZ	2.08	0.67
26:DD:40:LEU:HA	26:DD:45:TYR:N	2.09	0.67
39:BX:20:ASN:H	39:BX:20:ASN:HD22	1.43	0.67
1:CA:8:A:N6	3:CD:205:LYS:HB2	2.09	0.67
36:D2:9:VAL:HG13	36:D2:10:LEU:N	2.08	0.67
16:CS:29:PRO:HA	16:CS:47:THR:HB	1.76	0.67
23:BB:1438:U:H2'	23:BB:1439:A:O4'	1.94	0.67
23:DB:2841:C:H2'	23:DB:2842:G:C8	2.29	0.67
1:CA:658:C:O3'	20:CO:8:THR:HG21	1.94	0.67
23:BB:165:A:H2'	23:BB:166:U:H6	1.59	0.67
1:CA:392:C:P	13:CP:8:ARG:HH12	2.16	0.67
36:B2:13:ASN:O	36:B2:17:GLY:N	2.27	0.67
26:BD:16:THR:HB	26:BD:18:ASP:OD1	1.93	0.67
23:DB:1283:G:H22	23:DB:1286:A:H5'	1.59	0.67
50:BT:92:ASN:HB3	50:BT:93:LEU:HD22	1.75	0.67
1:CA:1268:G:H2'	1:CA:1269:A:C8	2.30	0.67
9:CJ:6:ILE:HB	9:CJ:76:ILE:CG1	2.24	0.67
23:BB:1252:G:H1'	44:BQ:32:ARG:HH22	1.59	0.67
23:BB:1230:A:H2'	23:BB:1231:U:C6	2.29	0.67
23:DB:2748:A:H4'	48:DG:3:VAL:HG21	1.76	0.67
3:CD:197:HIS:O	3:CD:200:VAL:HG22	1.95	0.67
35:BV:38:LEU:HG	35:BV:40:ILE:HD12	1.75	0.67
1:CA:250:A:H1'	1:CA:252:U:C6	2.29	0.67
17:AT:85:LEU:HD23	17:AT:86:ALA:H	1.59	0.67
10:CK:75:GLU:H	10:CK:75:GLU:CD	1.97	0.67
37:DL:103:ILE:H	37:DL:103:ILE:HD12	1.57	0.67
1:AA:524:G:H2'	1:AA:525:C:C6	2.29	0.67
1:AA:989:U:H2'	1:AA:990:C:O4'	1.94	0.67
23:DB:1487:U:H2'	23:DB:1488:C:C6	2.29	0.67
23:BB:1283:G:H22	23:BB:1286:A:H5'	1.59	0.67
1:CA:328:C:H4'	1:CA:329:A:H5''	1.76	0.67
52:DW:35:ILE:HA	52:DW:57:THR:HG23	1.74	0.67

*Continued on next page...*

*Continued from previous page...*

Atom-1	Atom-2	Interatomic distance (Å)	Clash overlap (Å)
44:DQ:57:ARG:NH1	44:DQ:61:ILE:HD11	2.09	0.67
49:DR:39:LEU:HB3	49:DR:49:ILE:HD11	1.75	0.67
25:BC:68:ARG:HH21	25:BC:190:THR:HG22	1.59	0.67
1:AA:86:G:H21	1:AA:87:C:N4	1.91	0.67
10:CK:17:ASP:HA	10:CK:80:ASN:O	1.94	0.67
16:AS:35:ARG:HB2	16:AS:71:GLY:HA2	1.75	0.67
21:CN:31:SER:HA	21:CN:44:VAL:HB	1.76	0.67
26:BD:106:LYS:HB3	26:BD:206:ALA:N	2.09	0.67
23:DB:1729:U:H5''	23:DB:1730:C:O2	1.95	0.67
23:BB:2867:G:H2'	23:BB:2867:G:N3	2.09	0.67
27:DK:112:PHE:O	27:DK:115:ILE:HG22	1.93	0.67
23:DB:1124:G:H1'	32:D4:38:GLY:OXT	1.94	0.67
23:DB:2704:C:H2'	23:DB:2705:A:O4'	1.95	0.67
35:BV:5:ASN:HA	35:BV:64:VAL:HB	1.77	0.67
1:CA:803:G:H2'	1:CA:804:U:C6	2.30	0.67
23:BB:67:U:H2'	23:BB:68:G:H8	1.58	0.67
1:CA:1391:U:H2'	1:CA:1392:G:C8	2.30	0.67
23:DB:560:C:H3'	23:DB:561:G:C8	2.30	0.67
23:DB:67:U:H2'	23:DB:68:G:H8	1.57	0.67
2:CC:76:ILE:HD11	2:CC:102:ILE:HG21	1.76	0.67
18:CB:63:LYS:HA	18:CB:224:ARG:HH11	1.60	0.67
21:AN:50:LEU:N	21:AN:51:PRO:HD2	2.05	0.67
44:BQ:89:ILE:HG21	49:BR:11:GLN:HE22	1.59	0.67
38:DM:33:LEU:HD22	38:DM:128:THR:HB	1.77	0.67
23:DB:1657:U:O2'	23:DB:1658:C:H5'	1.95	0.67
8:CI:17:ARG:O	8:CI:64:ILE:HG23	1.94	0.67
23:BB:477:A:H2'	23:BB:478:A:H8	1.59	0.67
23:BB:184:C:H2'	23:BB:185:G:C8	2.29	0.67
2:CC:5:HIS:NE2	2:CC:7:ASN:HB3	2.10	0.67
23:DB:2086:U:H2'	23:DB:2087:G:C8	2.30	0.67
23:BB:2086:U:H2'	23:BB:2087:G:C8	2.30	0.67
17:CT:43:LYS:HD3	17:CT:43:LYS:H	1.59	0.67
1:AA:845:A:H5''	1:AA:846:G:C8	2.30	0.67
23:DB:2341:G:H2'	23:DB:2342:C:C6	2.30	0.67
23:DB:2094:A:H2'	23:DB:2095:A:C8	2.30	0.67
1:CA:1086:U:H3	1:CA:1099:G:H22	1.42	0.67
31:D0:9:ARG:O	31:D0:12:ARG:HB3	1.94	0.67
42:DN:48:VAL:HA	42:DN:51:LEU:HD22	1.77	0.67
23:BB:1484:U:H2'	23:BB:1485:U:C6	2.29	0.67
23:BB:1760:C:H2'	23:BB:1761:C:O4'	1.95	0.67
1:AA:328:C:H4'	1:AA:329:A:H5''	1.76	0.67

*Continued on next page...*

*Continued from previous page...*

Atom-1	Atom-2	Interatomic distance (Å)	Clash overlap (Å)
23:DB:2789:C:H3'	23:DB:2893:A:H62	1.59	0.67
30:BY:3:THR:HB	30:BY:36:GLU:HG3	1.74	0.67
44:DQ:91:ARG:HD3	49:DR:11:GLN:HB2	1.76	0.67
16:CS:18:VAL:O	16:CS:22:VAL:HG23	1.94	0.67
27:DK:70:ARG:HB3	27:DK:76:VAL:HG22	1.76	0.67
23:BB:27:G:N2	23:BB:512:G:H2'	2.08	0.67
44:DQ:30:VAL:HG13	44:DQ:31:TYR:N	2.09	0.67
1:CA:16:A:O2'	1:CA:17:U:H5'	1.95	0.67
18:AB:117:GLU:O	18:AB:121:GLN:HB2	1.95	0.67
1:CA:1238:A:H5'	1:CA:1336:C:H41	1.56	0.67
23:DB:974:G:H1'	23:DB:975:A:C8	2.30	0.67
28:BP:97:TYR:O	28:BP:100:ARG:HB2	1.95	0.67
1:CA:1461:G:H2'	1:CA:1462:C:C6	2.29	0.67
23:DB:165:A:H2'	23:DB:166:U:C6	2.30	0.67
1:AA:724:G:H2'	1:AA:725:G:H8	1.58	0.67
23:BB:1076:C:H4'	24:BI:94:LYS:HE3	1.77	0.67
1:CA:524:G:H2'	1:CA:525:C:C6	2.29	0.67
23:DB:1047:G:H1'	23:DB:1110:G:N2	2.09	0.67
23:DB:191:A:H2'	23:DB:192:C:C6	2.30	0.67
45:DS:35:ILE:HG22	45:DS:39:THR:HG21	1.76	0.67
29:DE:147:LEU:HD12	29:DE:149:ILE:HB	1.76	0.67
47:DF:65:LEU:HD23	47:DF:87:LYS:HD2	1.75	0.67
23:BB:365:U:H2'	23:BB:366:C:C6	2.30	0.67
12:AM:106:ARG:HE	12:AM:112:ARG:HG2	1.58	0.67
38:BM:36:VAL:HB	38:BM:127:LYS:O	1.95	0.67
48:BG:157:LYS:HG2	48:BG:159:LYS:HG3	1.77	0.67
48:BG:152:ARG:HD3	48:BG:153:PRO:HD2	1.76	0.67
48:BG:89:VAL:HG12	48:BG:90:GLY:H	1.60	0.67
23:DB:1080:A:H2'	23:DB:1081:U:H6	1.57	0.67
1:AA:958:A:N6	16:AS:53:GLY:HA3	2.09	0.67
23:DB:1441:G:H2'	23:DB:1442:U:C6	2.30	0.67
26:BD:55:LYS:HZ2	26:BD:60:VAL:HG13	1.58	0.67
38:DM:82:MET:HE3	38:DM:83:GLY:H	1.60	0.67
23:DB:228:C:H4'	23:DB:229:C:H5'	1.76	0.67
23:BB:2291:U:H2'	23:BB:2292:U:C6	2.29	0.67
23:BB:2046:G:H1'	31:B0:18:HIS:CD2	2.30	0.67
41:DJ:124:VAL:HG23	41:DJ:125:TYR:H	1.59	0.67
29:BE:147:LEU:HD12	29:BE:149:ILE:HB	1.76	0.67
52:DW:37:VAL:HG13	52:DW:55:ASP:O	1.95	0.67
16:CS:39:ILE:HG13	16:CS:68:HIS:O	1.95	0.67
8:AI:41:GLU:N	8:AI:44:ARG:HH11	1.93	0.67

*Continued on next page...*

*Continued from previous page...*

Atom-1	Atom-2	Interatomic distance (Å)	Clash overlap (Å)
1:CA:817:C:H1'	1:CA:819:A:H5'	1.77	0.67
12:AM:53:ASP:HA	12:AM:56:ARG:NH2	2.10	0.67
33:B1:24:LYS:HE2	33:B1:33:LEU:HB2	1.77	0.67
4:AE:143:LEU:O	4:AE:146:MET:HG2	1.95	0.67
1:CA:17:U:H2'	1:CA:18:C:H6	1.57	0.67
44:BQ:30:VAL:HG13	44:BQ:31:TYR:N	2.10	0.67
23:DB:2307:G:O6	47:DF:84:ILE:HD11	1.95	0.67
23:DB:1176:U:H3'	23:DB:1177:G:C8	2.29	0.67
23:DB:1139:G:O2'	23:DB:1140:C:H5'	1.95	0.67
23:DB:1381:G:C2'	23:DB:1382:G:H5'	2.24	0.67
23:DB:1484:U:H2'	23:DB:1485:U:C6	2.28	0.67
2:AC:40:GLN:HG3	2:AC:41:TYR:N	2.09	0.67
23:DB:454:A:H3'	23:DB:455:C:H5'	1.76	0.67
4:CE:46:GLY:HA3	4:CE:70:MET:HA	1.77	0.67
9:CJ:12:ALA:HB2	9:CJ:96:VAL:HG12	1.76	0.67
23:DB:2143:C:H3'	23:DB:2144:G:O4'	1.94	0.67
25:DC:93:VAL:HG13	25:DC:94:LEU:N	2.08	0.67
2:AC:133:MET:CE	2:AC:152:VAL:HG21	2.25	0.67
18:AB:46:VAL:HA	18:AB:49:PHE:CD2	2.30	0.67
6:CG:57:GLU:HA	6:CG:60:ALA:HB3	1.76	0.67
38:BM:126:ILE:H	38:BM:126:ILE:HD12	1.60	0.67
47:BF:102:LEU:HA	47:BF:106:ALA:HB2	1.75	0.67
1:AA:532:A:N6	2:AC:191:THR:HB	2.10	0.67
46:DU:85:ARG:HD3	46:DU:86:PHE:H	1.60	0.67
11:AL:13:ARG:O	11:AL:14:LYS:HB3	1.94	0.67
6:AG:149:ALA:N	10:AK:55:ARG:HH22	1.92	0.67
23:BB:215:G:H4'	23:BB:216:A:H4'	1.77	0.67
1:CA:190:A:H2'	1:CA:191:G:O4'	1.94	0.67
23:BB:832:U:H2'	23:BB:833:A:C8	2.29	0.67
23:DB:910:A:H2'	23:DB:911:A:C8	2.29	0.67
45:DS:26:GLY:N	45:DS:71:VAL:HG13	2.09	0.67
45:BS:66:ILE:HA	45:BS:69:LEU:HD13	1.75	0.67
40:BH:116:ARG:NH1	40:BH:133:GLN:HB2	2.10	0.67
25:BC:143:VAL:HB	25:BC:153:LEU:HB2	1.75	0.67
13:CP:6:LEU:HD11	13:CP:71:VAL:HB	1.77	0.67
25:BC:75:ALA:HB2	25:BC:95:TYR:HA	1.76	0.67
28:DP:89:GLY:HA2	28:DP:112:ARG:N	2.09	0.67
41:BJ:11:VAL:HG11	41:BJ:13:ARG:HE	1.59	0.67
23:BB:547:A:H3'	23:BB:548:G:O4'	1.96	0.67
23:BB:1657:U:O2'	23:BB:1658:C:H5'	1.95	0.67
23:BB:83:A:H61	23:BB:101:A:H5'	1.59	0.67

*Continued on next page...*

*Continued from previous page...*

Atom-1	Atom-2	Interatomic distance (Å)	Clash overlap (Å)
1:CA:301:G:H2'	1:CA:302:G:C8	2.29	0.67
23:DB:2021:C:OP1	31:D0:8:THR:HG21	1.95	0.67
27:DK:66:LYS:HA	27:DK:79:PHE:O	1.94	0.67
23:BB:2674:G:H4'	27:BK:30:ARG:HG3	1.77	0.67
23:BB:2461:A:H2'	23:BB:2462:C:C6	2.30	0.67
1:CA:1071:C:H2'	1:CA:1072:G:H8	1.60	0.67
40:DH:27:ARG:NH1	51:DZ:60:ASP:HA	2.10	0.67
47:BF:141:ASP:O	47:BF:145:VAL:HG13	1.95	0.67
44:BQ:77:LYS:HB3	44:BQ:116:LEU:HD21	1.77	0.67
22:BA:60:C:H2'	22:BA:61:G:H8	1.59	0.67
20:CO:36:ILE:HD12	20:CO:60:VAL:HG23	1.75	0.67
29:DE:33:VAL:O	29:DE:36:ALA:HB3	1.96	0.66
12:CM:29:SER:O	12:CM:33:LEU:HG	1.95	0.66
44:BQ:89:ILE:HG22	44:BQ:91:ARG:H	1.60	0.66
9:CJ:52:LEU:HB2	21:CN:80:ARG:HD3	1.77	0.66
37:DL:143:GLU:CG	37:DL:144:GLU:H	2.07	0.66
3:CD:2:ARG:NH1	3:CD:114:ARG:HD3	2.09	0.66
41:DJ:64:VAL:O	41:DJ:65:THR:HG22	1.95	0.66
23:BB:932:U:H5'	23:BB:933:A:OP1	1.95	0.66
48:DG:91:VAL:HG23	48:DG:92:GLY:H	1.61	0.66
23:BB:543:G:H2'	23:BB:544:C:C5'	2.25	0.66
50:BT:69:ARG:HG2	50:BT:73:ARG:C	2.15	0.66
1:AA:202:G:H21	1:AA:465:A:H61	1.42	0.66
26:DD:40:LEU:HD23	26:DD:46:ARG:HG2	1.77	0.66
23:DB:2886:A:H62	31:D0:39:ARG:CZ	2.07	0.66
23:DB:1438:U:H2'	23:DB:1439:A:O4'	1.95	0.66
14:CQ:58:VAL:HB	14:CQ:74:LEU:HD23	1.77	0.66
1:CA:1244:G:H2'	1:CA:1245:C:C6	2.30	0.66
23:DB:2819:G:H2'	23:DB:2821:A:N7	2.09	0.66
1:AA:859:G:H2'	1:AA:860:A:H8	1.61	0.66
41:DJ:109:LEU:HD13	41:DJ:119:PHE:HB2	1.77	0.66
23:DB:1480:C:H2'	23:DB:1481:U:O4'	1.95	0.66
45:DS:66:ILE:HA	45:DS:69:LEU:HD13	1.77	0.66
9:CJ:52:LEU:HA	9:CJ:62:ARG:HA	1.76	0.66
13:AP:6:LEU:HD11	13:AP:71:VAL:HB	1.77	0.66
3:AD:153:ARG:HG3	3:AD:154:VAL:H	1.59	0.66
5:AF:6:ILE:HG23	5:AF:62:MET:HB3	1.76	0.66
25:BC:93:VAL:HG13	25:BC:94:LEU:N	2.10	0.66
40:BH:4:ILE:HB	40:BH:37:VAL:CG1	2.25	0.66
23:DB:2548:U:H1'	27:DK:23:LYS:HZ1	1.57	0.66
15:CR:42:ARG:HD2	15:CR:43:ILE:HG23	1.77	0.66

*Continued on next page...*

*Continued from previous page...*

Atom-1	Atom-2	Interatomic distance (Å)	Clash overlap (Å)
23:DB:2867:G:N3	23:DB:2867:G:H2'	2.10	0.66
11:CL:49:ARG:HB2	11:CL:89:LEU:HD11	1.76	0.66
1:AA:1163:A:H2'	1:AA:1164:G:H8	1.61	0.66
3:CD:84:ASN:ND2	3:CD:86:GLY:H	1.93	0.66
6:AG:67:ASN:ND2	6:AG:127:ALA:HA	2.11	0.66
35:DV:5:ASN:HA	35:DV:64:VAL:HB	1.77	0.66
1:CA:272:C:H2'	1:CA:273:U:C6	2.30	0.66
22:DA:25:U:H4'	22:DA:26:C:H5''	1.77	0.66
23:BB:2704:C:H2'	23:BB:2705:A:O4'	1.95	0.66
23:DB:38:A:N3	29:DE:43:THR:HB	2.10	0.66
44:DQ:77:LYS:HB3	44:DQ:116:LEU:HD21	1.76	0.66
1:CA:926:G:N2	1:CA:1505:G:H2'	2.10	0.66
23:DB:1760:C:H2'	23:DB:1761:C:O4'	1.95	0.66
18:CB:186:VAL:O	18:CB:200:PRO:HA	1.95	0.66
1:CA:764:C:H3'	1:CA:765:G:N2	2.10	0.66
50:BT:34:VAL:HG11	50:BT:43:ILE:HD11	1.77	0.66
27:DK:73:ASP:O	28:DP:74:GLN:HG3	1.95	0.66
1:AA:1125:U:C2'	1:AA:1126:U:H5''	2.25	0.66
1:AA:1298:U:H4'	1:AA:1299:A:O5'	1.96	0.66
23:DB:2:G:H2'	23:DB:3:U:H6	1.59	0.66
7:AH:63:LYS:HG2	7:AH:70:VAL:HG21	1.77	0.66
5:CF:72:ASP:HA	5:CF:75:GLU:OE1	1.95	0.66
1:CA:193:C:H2'	1:CA:194:C:C6	2.31	0.66
23:BB:1487:U:H2'	23:BB:1488:C:C6	2.30	0.66
23:DB:2893:A:H5''	23:DB:2894:G:H5'	1.78	0.66
1:AA:859:G:H2'	1:AA:860:A:C8	2.31	0.66
1:AA:1194:U:H2'	1:AA:1195:C:C6	2.29	0.66
25:DC:75:ALA:HB2	25:DC:95:TYR:HA	1.76	0.66
23:DB:1935:G:H1'	23:DB:1964:G:N2	2.10	0.66
18:AB:30:ILE:HG23	18:AB:38:HIS:HB3	1.77	0.66
23:DB:2286:G:H5'	23:DB:2286:G:C8	2.30	0.66
23:BB:454:A:H3'	23:BB:455:C:H5''	1.77	0.66
51:DZ:54:LYS:HA	51:DZ:57:ARG:HD3	1.78	0.66
26:BD:148:GLN:CB	26:BD:152:PRO:HG2	2.26	0.66
29:DE:145:ASP:H	29:DE:166:LYS:HB3	1.59	0.66
48:DG:30:GLY:CA	48:DG:78:VAL:HA	2.24	0.66
12:AM:106:ARG:HH11	12:AM:109:LYS:HD2	1.60	0.66
47:BF:111:ARG:HH22	47:BF:113:PHE:HB2	1.59	0.66
32:D4:22:VAL:HG11	32:D4:36:ARG:HD2	1.77	0.66
26:DD:69:ALA:HA	26:DD:73:VAL:HB	1.76	0.66
18:CB:98:GLY:C	18:CB:106:VAL:HG21	2.16	0.66

*Continued on next page...*

*Continued from previous page...*

Atom-1	Atom-2	Interatomic distance (Å)	Clash overlap (Å)
27:BK:66:LYS:HA	27:BK:79:PHE:O	1.96	0.66
20:CO:35:GLN:O	20:CO:39:LEU:HD13	1.94	0.66
7:AH:54:THR:HG23	7:AH:55:LYS:H	1.60	0.66
23:BB:1704:C:H2'	23:BB:1705:A:C8	2.30	0.66
23:BB:588:U:H1'	29:BE:85:PHE:CD2	2.31	0.66
23:BB:1594:U:H2'	23:BB:1595:C:C6	2.31	0.66
46:BU:13:LEU:HA	46:BU:18:LYS:HE3	1.78	0.66
1:CA:724:G:H2'	1:CA:725:G:H8	1.59	0.66
23:BB:2586:U:H2'	23:BB:2587:A:C8	2.29	0.66
44:DQ:45:ALA:O	44:DQ:49:ARG:HB2	1.95	0.66
23:DB:2389:G:H5''	23:DB:2390:U:H5'	1.77	0.66
1:CA:1108:G:H5'	2:CC:175:HIS:ND1	2.10	0.66
32:D4:16:ILE:HA	32:D4:25:VAL:HG22	1.78	0.66
23:BB:2267:A:C8	23:BB:2267:A:C3'	2.79	0.66
44:BQ:105:PHE:HA	44:BQ:108:LEU:HB2	1.78	0.66
21:CN:65:GLN:H	21:CN:65:GLN:HE21	1.40	0.66
13:AP:1:MET:HE1	13:AP:66:THR:OG1	1.96	0.66
43:BO:68:LYS:HA	43:BO:102:ARG:HG2	1.77	0.66
13:CP:1:MET:HE1	13:CP:66:THR:OG1	1.95	0.66
1:AA:1118:U:H5'	8:AI:10:ARG:HH11	1.60	0.66
48:DG:153:PRO:HB3	48:DG:158:GLY:HA2	1.77	0.66
32:B4:5:ALA:HA	32:B4:37:GLN:NE2	2.10	0.66
10:AK:16:SER:HA	10:AK:78:ILE:HA	1.78	0.66
35:BV:63:ILE:HD12	35:BV:63:ILE:H	1.61	0.66
35:BV:44:HIS:CE1	35:BV:86:LEU:H	2.14	0.66
14:AQ:58:VAL:HB	14:AQ:74:LEU:HD23	1.76	0.66
25:BC:16:VAL:H	25:BC:203:VAL:CG1	2.09	0.66
41:BJ:64:VAL:O	41:BJ:65:THR:HG22	1.96	0.66
23:BB:2097:A:H2'	23:BB:2098:U:C6	2.30	0.66
23:DB:2425:A:H5'	23:DB:2427:C:O4'	1.95	0.66
20:AO:26:GLU:HG2	20:AO:81:LEU:HD12	1.77	0.66
23:BB:1935:G:H1'	23:BB:1964:G:N2	2.11	0.66
46:DU:13:LEU:HA	46:DU:18:LYS:HE3	1.77	0.66
1:AA:880:C:H2'	1:AA:881:G:H8	1.60	0.66
23:BB:878:A:H2'	23:BB:878:A:N3	2.10	0.66
29:BE:58:LYS:HZ2	29:BE:58:LYS:H	1.42	0.66
1:CA:958:A:N6	16:CS:76:THR:HG22	2.10	0.66
8:CI:56:MET:C	8:CI:58:GLU:H	1.99	0.66
23:DB:27:G:N2	23:DB:512:G:H2'	2.08	0.66
6:CG:14:ASP:HB3	6:CG:18:GLY:N	2.11	0.66
23:BB:28:A:N6	23:BB:512:G:H1'	2.11	0.66

*Continued on next page...*



*Continued from previous page...*

Atom-1	Atom-2	Interatomic distance (Å)	Clash overlap (Å)
50:BT:5:GLU:O	50:BT:9:LYS:HE3	1.96	0.66
6:AG:72:VAL:O	6:AG:140:VAL:HG12	1.96	0.66
23:DB:1024:G:C3'	23:DB:1025:G:H5''	2.26	0.66
26:BD:116:LYS:HB3	26:BD:118:PHE:CZ	2.31	0.66
10:AK:34:THR:HA	10:AK:41:LEU:HG	1.77	0.66
12:CM:95:PRO:N	12:CM:108:ARG:HG2	2.10	0.66
23:DB:2150:C:H2'	23:DB:2151:U:C6	2.30	0.66
36:B2:9:VAL:HG13	36:B2:10:LEU:H	1.59	0.66
1:CA:518:C:H2'	1:CA:530:G:C8	2.30	0.66
23:BB:196:A:H5''	37:BL:47:ARG:HH12	1.59	0.66
23:BB:328:U:H4'	46:BU:65:GLN:NE2	2.10	0.66
23:DB:2469:A:H4'	38:DM:55:ARG:NE	2.10	0.66
23:DB:634:C:H2'	23:DB:635:C:H6	1.61	0.66
1:CA:1230:C:H2'	1:CA:1231:G:H8	1.61	0.66
52:BW:23:LYS:HD2	52:BW:24:ARG:HB3	1.77	0.66
23:BB:674:G:O3'	29:BE:60:TRP:CZ2	2.49	0.66
18:AB:13:VAL:O	18:AB:14:HIS:HB3	1.95	0.66
37:BL:143:GLU:CG	37:BL:144:GLU:H	2.09	0.66
23:DB:28:A:N6	23:DB:512:G:H1'	2.11	0.66
33:D1:9:LYS:H	33:D1:9:LYS:HD3	1.60	0.66
4:AE:113:VAL:HG23	4:AE:114:LEU:N	2.11	0.66
47:DF:111:ARG:HH22	47:DF:113:PHE:HB2	1.61	0.66
48:BG:17:LYS:HE2	48:BG:19:ASN:ND2	2.11	0.66
26:BD:33:ARG:HE	26:BD:51:THR:HB	1.60	0.66
39:BX:13:GLU:HB2	39:BX:57:LEU:HD23	1.77	0.66
30:DY:7:THR:HG23	30:DY:34:THR:OG1	1.95	0.66
35:BV:72:VAL:HB	35:BV:92:VAL:O	1.95	0.66
18:CB:137:THR:HA	18:CB:140:LEU:HD13	1.78	0.66
1:AA:429:U:H1'	1:AA:430:A:H5''	1.78	0.66
1:AA:715:A:H2'	1:AA:716:A:H8	1.61	0.66
23:DB:455:C:N3	23:DB:472:A:H2'	2.11	0.66
1:CA:423:G:H2'	1:CA:424:G:O4'	1.96	0.66
23:DB:96:C:H4'	39:DX:41:HIS:ND1	2.11	0.66
1:AA:1105:A:H2'	1:AA:1106:G:H8	1.60	0.66
46:DU:78:LYS:HD3	46:DU:79:ALA:H	1.61	0.66
1:AA:215:C:H2'	1:AA:216:U:C6	2.30	0.66
23:DB:1821:A:H2'	23:DB:1822:C:C6	2.31	0.66
38:BM:78:LEU:HD12	38:BM:78:LEU:H	1.61	0.66
1:AA:1169:A:H2'	1:AA:1170:A:C8	2.30	0.66
22:DA:60:C:H2'	22:DA:61:G:H8	1.61	0.66
23:BB:2328:A:H2'	23:BB:2329:U:H6	1.58	0.66

*Continued on next page...*

*Continued from previous page...*

Atom-1	Atom-2	Interatomic distance (Å)	Clash overlap (Å)
50:BT:53:VAL:HG11	50:BT:87:LEU:HD13	1.78	0.66
21:AN:58:ARG:H	21:AN:59:GLN:HE21	1.44	0.66
23:DB:2387:U:H1'	52:DW:38:ARG:CZ	2.26	0.66
29:DE:58:LYS:HZ2	29:DE:58:LYS:H	1.42	0.66
1:CA:1206:G:H2'	1:CA:1207:G:O4'	1.95	0.66
10:AK:124:LYS:HA	19:AU:34:ARG:HB3	1.78	0.66
2:AC:129:PHE:CG	2:AC:130:ARG:N	2.63	0.66
1:AA:1057:G:H5''	2:AC:153:SER:CB	2.25	0.66
12:AM:2:ARG:HG3	12:AM:6:ILE:H	1.61	0.66
50:DT:5:GLU:O	50:DT:9:LYS:HE3	1.96	0.66
47:DF:111:ARG:HE	47:DF:135:ILE:HG22	1.60	0.66
2:CC:149:LYS:HG3	2:CC:168:ARG:HB2	1.77	0.66
1:CA:1004:A:H5'	1:CA:1024:G:N2	2.10	0.66
2:AC:181:ILE:N	2:AC:181:ILE:HD12	2.09	0.66
36:D2:9:VAL:HG13	36:D2:10:LEU:H	1.60	0.66
1:CA:1118:U:H1'	1:CA:1179:A:C5	2.31	0.66
42:DN:47:VAL:C	42:DN:50:PRO:HD2	2.15	0.66
45:DS:84:ARG:HB3	45:DS:96:ILE:HG23	1.78	0.66
23:DB:1119:U:H2'	23:DB:1120:G:H8	1.61	0.66
23:DB:1189:A:H2'	23:DB:1190:G:O4'	1.96	0.66
1:AA:1486:G:H2'	1:AA:1487:G:O4'	1.95	0.66
43:DO:100:HIS:O	43:DO:104:GLN:HB2	1.96	0.66
23:DB:347:A:H2'	23:DB:348:A:H8	1.61	0.66
1:AA:312:C:H2'	1:AA:313:A:H8	1.59	0.66
29:BE:58:LYS:HB2	29:BE:60:TRP:CD1	2.31	0.66
23:DB:2010:G:H5''	45:DS:42:LYS:HB2	1.77	0.66
3:CD:29:THR:H	3:CD:33:ILE:CG2	2.09	0.66
1:CA:923:A:H2'	1:CA:924:C:C6	2.31	0.66
1:CA:674:G:H2'	1:CA:675:A:C8	2.30	0.66
39:DX:13:GLU:HB2	39:DX:57:LEU:HD23	1.78	0.66
1:CA:429:U:H1'	1:CA:430:A:H5''	1.77	0.66
23:BB:974:G:H1'	23:BB:975:A:C8	2.31	0.66
26:DD:8:LYS:HB2	26:DD:201:LEU:HD11	1.77	0.66
4:AE:156:ARG:HD2	7:AH:42:GLU:O	1.95	0.66
1:CA:202:G:H21	1:CA:465:A:H61	1.44	0.66
23:DB:1173:U:H1'	23:DB:1177:G:N1	2.11	0.66
1:CA:1225:A:H5'	12:CM:101:THR:OG1	1.95	0.66
5:CF:1:MET:SD	5:CF:67:PRO:HD3	2.35	0.66
23:BB:1437:C:H2'	23:BB:1438:U:H6	1.60	0.66
23:DB:2064:C:H2'	23:DB:2065:C:C6	2.31	0.66
23:BB:17:G:H2'	23:BB:18:U:C6	2.30	0.66

*Continued on next page...*

*Continued from previous page...*

Atom-1	Atom-2	Interatomic distance (Å)	Clash overlap (Å)
23:BB:70:G:H3'	23:BB:113:U:H4'	1.76	0.66
23:BB:2537:U:H2'	23:BB:2538:C:C6	2.31	0.66
1:AA:518:C:H2'	1:AA:530:G:C8	2.31	0.66
40:BH:82:SER:N	40:BH:146:VAL:HG13	2.10	0.66
21:AN:31:SER:N	21:AN:44:VAL:HG11	2.11	0.66
51:BZ:54:LYS:HA	51:BZ:57:ARG:HD3	1.78	0.66
1:AA:1226:C:N4	12:AM:102:LYS:HB3	2.11	0.66
27:BK:20:MET:O	27:BK:41:ILE:HG13	1.95	0.66
23:BB:979:A:H2'	23:BB:982:C:N4	2.10	0.66
23:DB:584:C:OP1	44:DQ:5:ARG:HB3	1.96	0.66
23:DB:910:A:H2'	23:DB:911:A:H8	1.60	0.66
23:DB:71:A:H4'	23:DB:72:U:H5'	1.78	0.66
23:DB:1683:U:H2'	23:DB:1684:G:C8	2.31	0.66
18:CB:107:ARG:HA	18:CB:110:ILE:HD12	1.78	0.66
23:BB:2841:C:H2'	23:BB:2842:G:H8	1.61	0.66
6:CG:12:LEU:HD22	6:CG:13:PRO:HD2	1.78	0.66
9:CJ:86:ALA:HA	9:CJ:89:ARG:HD2	1.76	0.66
23:BB:1138:G:H2'	23:BB:1139:G:O4'	1.95	0.66
40:BH:90:LEU:HB2	40:BH:123:ARG:HB3	1.77	0.65
44:DQ:111:LYS:HB2	49:DR:48:LYS:HZ2	1.60	0.65
13:AP:67:ILE:HG12	13:AP:72:ALA:HB2	1.78	0.65
10:AK:17:ASP:HA	10:AK:80:ASN:O	1.95	0.65
1:AA:950:U:H2'	1:AA:951:G:C8	2.31	0.65
35:BV:9:ARG:NH2	35:BV:12:GLN:HA	2.10	0.65
32:B4:3:VAL:HG23	32:B4:4:ARG:H	1.60	0.65
35:DV:9:ARG:NH2	35:DV:12:GLN:HA	2.11	0.65
48:BG:18:ILE:HA	48:BG:23:ILE:HG13	1.76	0.65
26:BD:33:ARG:NH1	26:BD:76:GLY:HA3	2.11	0.65
26:DD:33:ARG:NH1	26:DD:76:GLY:HA3	2.11	0.65
23:DB:358:U:H2'	23:DB:359:G:H8	1.61	0.65
29:BE:105:LEU:HD11	29:BE:177:PRO:HG3	1.77	0.65
46:BU:26:ASN:ND2	46:BU:34:ILE:HD12	2.11	0.65
23:BB:2366:A:H2'	23:BB:2367:G:O4'	1.96	0.65
23:BB:1709:U:H2'	23:BB:1710:G:H8	1.60	0.65
23:BB:466:A:N3	23:BB:683:U:H1'	2.11	0.65
23:DB:2824:C:H3'	23:DB:2825:G:H21	1.61	0.65
1:CA:736:C:H2'	1:CA:737:C:C6	2.31	0.65
1:CA:1432:G:H5'	28:DP:105:LYS:HG2	1.78	0.65
2:AC:99:GLN:O	2:AC:100:ILE:HB	1.95	0.65
23:DB:742:A:H2'	23:DB:743:A:H8	1.62	0.65
1:AA:1252:A:H2'	1:AA:1253:G:O4'	1.95	0.65

*Continued on next page...*

*Continued from previous page...*

Atom-1	Atom-2	Interatomic distance (Å)	Clash overlap (Å)
23:DB:1099:G:C5'	24:DI:3:LYS:N	2.59	0.65
23:DB:320:A:H4'	23:DB:322:A:N7	2.11	0.65
27:BK:35:VAL:HG23	27:BK:36:GLY:N	2.07	0.65
19:AU:40:PRO:HA	19:AU:44:ARG:HD2	1.78	0.65
21:AN:60:ARG:HG2	21:AN:62:ARG:HE	1.61	0.65
3:AD:25:ARG:NH1	3:AD:26:ALA:HB2	2.11	0.65
5:AF:29:ILE:HG21	5:AF:64:VAL:HG11	1.78	0.65
18:AB:42:LEU:HD23	18:AB:45:THR:HB	1.77	0.65
48:BG:91:VAL:HG23	48:BG:92:GLY:H	1.62	0.65
47:BF:1:ALA:HB1	47:BF:4:HIS:HB3	1.78	0.65
20:AO:63:ARG:O	20:AO:67:LEU:HG	1.95	0.65
25:DC:123:ILE:HD12	25:DC:191:LEU:HD11	1.77	0.65
25:DC:233:GLY:H	25:DC:241:LYS:NZ	1.95	0.65
23:BB:532:A:H4'	23:BB:533:G:C8	2.31	0.65
1:CA:713:G:H2'	1:CA:714:G:C8	2.32	0.65
40:DH:26:ALA:HA	40:DH:30:LEU:HB2	1.77	0.65
5:CF:52:ASN:HA	5:CF:53:LYS:HZ3	1.60	0.65
23:DB:1704:C:H2'	23:DB:1705:A:C8	2.31	0.65
3:AD:96:ARG:NH1	3:AD:133:SER:HA	2.10	0.65
48:DG:155:PRO:HA	48:DG:170:THR:HG22	1.77	0.65
21:AN:26:LEU:HA	21:AN:29:ILE:HD12	1.77	0.65
18:CB:16:GLY:HA2	18:CB:40:ILE:CD1	2.25	0.65
44:DQ:89:ILE:HG22	44:DQ:91:ARG:H	1.60	0.65
8:CI:56:MET:SD	8:CI:57:VAL:N	2.70	0.65
23:BB:2306:C:H3'	23:BB:2307:G:H5'	1.78	0.65
1:AA:1063:C:H3'	1:AA:1064:G:H2'	1.78	0.65
47:BF:121:PHE:HA	47:BF:127:TYR:HA	1.77	0.65
1:AA:677:U:H2'	1:AA:678:U:C6	2.31	0.65
26:DD:107:VAL:HG13	26:DD:203:VAL:HG23	1.79	0.65
1:CA:469:C:H2'	1:CA:470:C:H6	1.61	0.65
37:DL:95:LEU:HB2	37:DL:101:ILE:CG1	2.26	0.65
1:AA:193:C:H2'	1:AA:194:C:C6	2.31	0.65
8:CI:87:MET:HB2	8:CI:94:ARG:CZ	2.27	0.65
2:AC:155:ARG:H	2:AC:162:ALA:HA	1.61	0.65
49:BR:23:GLU:O	49:BR:25:LEU:HD22	1.97	0.65
23:BB:171:U:H2'	23:BB:172:A:C8	2.31	0.65
23:DB:146:A:H2'	23:DB:147:C:C6	2.31	0.65
22:BA:54:G:H21	47:BF:25:MET:HG2	1.60	0.65
1:CA:1006:G:H2'	1:CA:1007:U:H6	1.62	0.65
1:CA:1127:G:H2'	1:CA:1128:C:H6	1.61	0.65
39:BX:23:ARG:O	39:BX:27:ASN:HB2	1.97	0.65

*Continued on next page...*

*Continued from previous page...*

Atom-1	Atom-2	Interatomic distance (Å)	Clash overlap (Å)
47:DF:141:ASP:O	47:DF:145:VAL:HG13	1.95	0.65
23:DB:1845:G:O2'	23:DB:1846:G:H5'	1.96	0.65
52:BW:39:GLN:NE2	52:BW:43:LYS:HB2	2.12	0.65
12:CM:63:VAL:HG12	12:CM:68:LEU:HG	1.78	0.65
1:CA:1359:C:H3'	21:CN:74:ARG:NH2	2.11	0.65
10:CK:124:LYS:HA	19:CU:34:ARG:HB3	1.77	0.65
19:CU:38:GLU:C	19:CU:40:PRO:HD2	2.16	0.65
33:D1:8:ILE:CD1	33:D1:51:ALA:HA	2.25	0.65
1:CA:834:U:H2'	1:CA:835:U:C6	2.31	0.65
17:CT:38:ILE:HD11	17:CT:82:ILE:HG22	1.77	0.65
12:AM:28:ARG:HH21	12:AM:62:PHE:HB2	1.60	0.65
27:DK:19:VAL:C	27:DK:41:ILE:HD11	2.16	0.65
16:AS:15:LEU:O	16:AS:18:VAL:HG12	1.97	0.65
20:CO:11:ILE:HD11	20:CO:31:LEU:HD23	1.78	0.65
48:DG:36:LEU:H	48:DG:36:LEU:HD22	1.61	0.65
16:CS:31:ARG:HD2	16:CS:31:ARG:H	1.61	0.65
23:BB:146:A:H2'	23:BB:147:C:C6	2.32	0.65
6:AG:100:MET:HA	6:AG:103:ILE:HD12	1.76	0.65
2:AC:77:GLY:HA3	2:AC:81:GLU:HB3	1.79	0.65
4:CE:113:VAL:HG23	4:CE:114:LEU:N	2.10	0.65
5:CF:6:ILE:HG23	5:CF:62:MET:HB3	1.78	0.65
10:CK:58:THR:HB	10:CK:59:PRO:HD2	1.79	0.65
23:DB:851:C:O4'	30:DY:46:MET:HG2	1.97	0.65
2:AC:111:ASP:HB3	2:AC:114:LEU:HD12	1.77	0.65
29:BE:46:GLN:HB3	29:BE:86:ALA:HA	1.79	0.65
8:AI:12:LYS:N	8:AI:105:ARG:HH21	1.93	0.65
28:BP:89:GLY:HA2	28:BP:112:ARG:N	2.12	0.65
1:AA:1063:C:N4	1:AA:1193:G:H1	1.93	0.65
21:CN:20:PHE:CA	21:CN:24:ALA:HB2	2.27	0.65
1:AA:812:G:O2'	1:AA:813:U:H6	1.78	0.65
26:BD:107:VAL:HG13	26:BD:203:VAL:HG23	1.76	0.65
1:CA:1333:A:H2'	1:CA:1334:G:O4'	1.97	0.65
5:AF:72:ASP:HA	5:AF:75:GLU:OE1	1.95	0.65
35:DV:72:VAL:HB	35:DV:92:VAL:O	1.96	0.65
23:DB:1173:U:H1'	23:DB:1177:G:H1	1.62	0.65
1:CA:715:A:H2'	1:CA:716:A:H8	1.60	0.65
23:BB:1461:C:H2'	23:BB:1462:C:H6	1.62	0.65
23:BB:2591:C:H2'	23:BB:2592:G:H8	1.62	0.65
26:BD:55:LYS:HB3	26:BD:55:LYS:HZ2	1.61	0.65
23:DB:466:A:N3	23:DB:683:U:H1'	2.11	0.65
1:CA:620:C:C2	3:CD:131:ILE:HD13	2.31	0.65

*Continued on next page...*

*Continued from previous page...*

Atom-1	Atom-2	Interatomic distance (Å)	Clash overlap (Å)
23:BB:181:A:H2'	23:BB:182:A:C8	2.32	0.65
23:DB:171:U:H2'	23:DB:172:A:C8	2.32	0.65
1:CA:1298:U:H4'	1:CA:1299:A:O4'	1.95	0.65
23:BB:1480:C:H2'	23:BB:1481:U:O4'	1.95	0.65
48:BG:166:GLU:HG2	48:BG:168:VAL:HG23	1.77	0.65
46:BU:40:LEU:H	46:BU:40:LEU:HD12	1.61	0.65
51:BZ:56:MET:HA	51:BZ:59:ILE:HG12	1.78	0.65
8:AI:25:GLY:HA2	8:AI:60:LEU:O	1.96	0.65
13:CP:54:LEU:HD13	13:CP:80:LYS:HE3	1.78	0.65
25:DC:93:VAL:O	25:DC:94:LEU:HB3	1.97	0.65
1:AA:80:A:C4	1:AA:81:A:H1'	2.32	0.65
23:DB:845:A:C2	23:DB:847:U:H1'	2.31	0.65
27:BK:38:ILE:N	27:BK:38:ILE:HD13	2.12	0.65
48:BG:30:GLY:CA	48:BG:78:VAL:HA	2.27	0.65
4:AE:131:ASN:HD22	4:AE:134:ASN:H	1.44	0.65
21:CN:20:PHE:HA	21:CN:24:ALA:HB2	1.78	0.65
23:BB:1724:G:H2'	23:BB:1725:U:C6	2.31	0.65
23:DB:784:G:O2'	23:DB:785:G:H5''	1.96	0.65
23:BB:1551:A:H3'	23:BB:1552:A:H5''	1.78	0.65
23:BB:181:A:H2'	23:BB:182:A:H8	1.60	0.65
48:DG:166:GLU:H	48:DG:166:GLU:CD	2.00	0.65
23:DB:328:U:H4'	46:DU:65:GLN:NE2	2.10	0.65
38:BM:10:ARG:HH11	38:BM:89:VAL:HG22	1.62	0.65
23:BB:910:A:H2'	23:BB:911:A:C8	2.32	0.65
23:BB:565:C:H2'	23:BB:566:U:C6	2.32	0.65
11:AL:64:SER:OG	11:AL:96:THR:HG23	1.97	0.65
1:AA:1043:G:H2'	1:AA:1044:A:C8	2.32	0.65
23:DB:565:C:H2'	23:DB:566:U:C6	2.31	0.65
23:BB:228:C:H4'	23:BB:229:C:H5''	1.78	0.65
18:AB:46:VAL:CG1	18:AB:47:PRO:HD3	2.25	0.65
41:DJ:11:VAL:HG11	41:DJ:13:ARG:HE	1.60	0.65
23:DB:2678:C:H2'	23:DB:2679:A:H8	1.60	0.65
23:BB:2776:A:H4'	23:BB:2777:G:C5'	2.26	0.65
10:AK:58:THR:HB	10:AK:59:PRO:HD2	1.78	0.65
23:BB:1440:U:H2'	23:BB:1441:G:H8	1.62	0.65
22:BA:91:C:H2'	22:BA:92:C:C6	2.32	0.65
23:BB:1139:G:O2'	23:BB:1140:C:H5'	1.96	0.65
48:BG:166:GLU:H	48:BG:166:GLU:CD	1.99	0.65
52:DW:76:ARG:NH2	52:DW:76:ARG:HA	2.11	0.65
23:DB:627:A:H4'	23:DB:628:G:H5'	1.78	0.65
23:DB:942:G:H2'	23:DB:943:A:O4'	1.96	0.65

*Continued on next page...*

*Continued from previous page...*

Atom-1	Atom-2	Interatomic distance (Å)	Clash overlap (Å)
23:BB:2230:G:H2'	23:BB:2231:U:C6	2.31	0.65
41:BJ:43:GLU:O	41:BJ:45:THR:N	2.30	0.65
2:AC:52:SER:HA	2:AC:113:LYS:HG2	1.79	0.65
37:BL:79:LEU:HB2	37:BL:113:ALA:H	1.60	0.65
15:AR:60:ARG:HA	15:AR:63:TYR:HD2	1.62	0.65
18:AB:163:ILE:HG23	18:AB:164:ASP:N	2.11	0.65
40:DH:4:ILE:HB	40:DH:37:VAL:CG1	2.26	0.65
10:CK:28:ASN:ND2	10:CK:29:THR:H	1.95	0.65
35:DV:72:VAL:HG12	35:DV:93:ARG:HA	1.79	0.65
23:BB:1309:G:OP1	36:B2:9:VAL:HG12	1.97	0.65
18:AB:76:SER:HA	18:AB:92:ASN:ND2	2.12	0.65
23:BB:165:A:H2'	23:BB:166:U:C6	2.32	0.65
17:AT:43:LYS:HB3	17:AT:86:ALA:HB1	1.79	0.65
23:BB:1429:G:H2'	23:BB:1430:G:H8	1.62	0.65
22:DA:91:C:H2'	22:DA:92:C:H6	1.62	0.65
51:BZ:77:LYS:H	51:BZ:77:LYS:HD3	1.60	0.65
2:CC:41:TYR:HD1	2:CC:42:LEU:HD22	1.62	0.65
1:AA:543:U:H2'	1:AA:544:G:H8	1.62	0.65
36:D2:13:ASN:O	36:D2:17:GLY:N	2.30	0.65
18:CB:151:LYS:HG3	18:CB:152:ASP:N	2.11	0.65
10:AK:52:ARG:HB3	10:AK:52:ARG:HH11	1.61	0.65
47:DF:163:GLU:HA	47:DF:166:ARG:HD2	1.77	0.65
48:DG:154:GLU:HG2	48:DG:156:TYR:H	1.62	0.65
1:CA:880:C:H2'	1:CA:881:G:H8	1.60	0.65
25:DC:244:VAL:HB	25:DC:249:VAL:N	2.06	0.65
27:DK:35:VAL:HG23	27:DK:36:GLY:N	2.08	0.65
1:CA:1361:G:H2'	1:CA:1362:A:H5'	1.77	0.65
29:DE:146:VAL:HA	29:DE:185:LYS:O	1.96	0.65
18:AB:49:PHE:HA	18:AB:212:TYR:OH	1.97	0.65
30:BY:8:GLN:HG2	30:BY:31:ILE:HA	1.78	0.65
22:DA:42:C:H4'	47:DF:63:LYS:HB3	1.79	0.65
23:BB:1199:U:H5'	44:BQ:4:LYS:HD3	1.77	0.65
47:BF:2:LYS:CE	47:BF:2:LYS:H	2.10	0.65
23:DB:2471:A:O2'	23:DB:2472:G:H8	1.80	0.65
2:CC:149:LYS:HB2	2:CC:168:ARG:HG3	1.79	0.65
18:AB:224:ARG:O	18:AB:225:SER:HB2	1.96	0.65
18:AB:61:SER:HB2	18:AB:62:ARG:HH11	1.62	0.65
26:BD:40:LEU:HD23	26:BD:46:ARG:HG2	1.78	0.65
47:BF:141:ASP:HB3	47:BF:144:LYS:HB2	1.79	0.65
23:DB:215:G:H4'	23:DB:216:A:H4'	1.78	0.65
23:BB:2469:A:H4'	38:BM:55:ARG:NE	2.12	0.65

*Continued on next page...*

*Continued from previous page...*

Atom-1	Atom-2	Interatomic distance (Å)	Clash overlap (Å)
23:BB:2615:U:H1'	31:B0:3:GLN:HB3	1.79	0.65
37:DL:129:LYS:HA	37:DL:132:ARG:HG2	1.79	0.65
43:DO:59:ALA:HA	43:DO:62:LEU:HG	1.77	0.65
23:DB:1534:U:H2'	23:DB:1536:C:N3	2.12	0.65
6:CG:90:VAL:HB	6:CG:94:ARG:HD2	1.79	0.65
26:BD:159:LYS:HZ2	26:BD:160:LYS:N	1.95	0.65
51:BZ:40:VAL:HG22	51:BZ:45:ARG:O	1.97	0.65
29:DE:67:ARG:HG2	29:DE:67:ARG:HH11	1.62	0.65
6:CG:14:ASP:CG	6:CG:17:PHE:HB2	2.17	0.65
28:DP:20:ARG:HG3	28:DP:21:PRO:CD	2.27	0.65
29:DE:46:GLN:HB3	29:DE:86:ALA:HA	1.79	0.65
7:CH:86:LYS:HD2	7:CH:90:GLU:HG2	1.79	0.65
30:DY:9:THR:HB	30:DY:53:MET:O	1.96	0.65
48:BG:153:PRO:HB3	48:BG:158:GLY:HA2	1.77	0.65
23:BB:2071:A:H2'	23:BB:2072:C:C6	2.32	0.65
48:DG:166:GLU:HG2	48:DG:168:VAL:HG23	1.77	0.65
23:BB:2196:C:O2'	23:BB:2197:U:H5'	1.97	0.65
23:BB:2720:U:H5''	28:BP:52:ARG:NH2	2.12	0.65
23:DB:2861:U:H2'	23:DB:2862:G:H8	1.61	0.65
23:BB:1821:A:H2'	23:BB:1822:C:C6	2.32	0.65
23:DB:362:A:H3'	23:DB:363:G:H8	1.61	0.65
36:D2:27:GLY:O	36:D2:30:VAL:HB	1.97	0.65
39:BX:48:ARG:O	39:BX:51:ALA:HB3	1.97	0.65
12:CM:12:LYS:HD2	12:CM:16:ILE:HD13	1.78	0.64
6:CG:75:LYS:NZ	6:CG:75:LYS:HA	2.12	0.64
29:DE:132:LYS:O	29:DE:135:ALA:HB3	1.97	0.64
1:AA:620:C:C2	3:AD:131:ILE:HD13	2.32	0.64
23:DB:1021:A:H62	23:DB:1141:U:H3	1.45	0.64
52:DW:23:LYS:HD2	52:DW:24:ARG:H	1.61	0.64
27:DK:60:ALA:HB2	27:DK:86:LEU:HA	1.77	0.64
27:BK:19:VAL:HG12	27:BK:41:ILE:HG12	1.79	0.64
23:BB:448:U:C5	23:BB:583:G:H1'	2.32	0.64
30:DY:8:GLN:HG2	30:DY:31:ILE:HA	1.77	0.64
35:BV:72:VAL:HG12	35:BV:93:ARG:HA	1.80	0.64
23:DB:2776:A:H4'	23:DB:2777:G:C5'	2.26	0.64
23:BB:2824:C:H3'	23:BB:2825:G:N2	2.13	0.64
11:AL:49:ARG:HB2	11:AL:89:LEU:HD11	1.79	0.64
37:DL:111:ILE:HG22	37:DL:112:LEU:H	1.62	0.64
38:DM:105:MET:HB2	38:DM:117:PHE:HZ	1.61	0.64
23:DB:1857:G:N2	23:DB:1884:G:H2'	2.12	0.64
48:BG:21:GLN:OE1	48:BG:37:ASN:HB2	1.96	0.64

*Continued on next page...*



*Continued from previous page...*

Atom-1	Atom-2	Interatomic distance (Å)	Clash overlap (Å)
23:BB:1007:C:H4'	41:BJ:110:PRO:HB3	1.79	0.64
40:BH:114:GLU:HB2	40:BH:132:PHE:CD1	2.32	0.64
23:DB:351:C:H2'	23:DB:352:A:C8	2.31	0.64
23:BB:2142:A:O2'	23:BB:2143:C:H5'	1.97	0.64
40:BH:26:ALA:HA	40:BH:30:LEU:HB2	1.78	0.64
52:BW:50:VAL:HG23	52:BW:61:LYS:HE3	1.78	0.64
40:BH:89:LYS:HA	40:BH:89:LYS:NZ	2.11	0.64
18:CB:65:LYS:HB2	18:CB:158:ASP:CG	2.18	0.64
18:CB:61:SER:HB2	18:CB:62:ARG:NH1	2.12	0.64
50:BT:50:LEU:H	50:BT:50:LEU:HD22	1.61	0.64
49:BR:39:LEU:HB3	49:BR:49:ILE:HD11	1.78	0.64
19:CU:36:PHE:HB3	19:CU:40:PRO:CD	2.27	0.64
23:DB:932:U:H5'	23:DB:933:A:OP1	1.97	0.64
24:BI:129:GLU:HB3	24:BI:133:ARG:NH1	2.10	0.64
23:BB:2752:C:H2'	23:BB:2753:A:O4'	1.97	0.64
11:CL:14:LYS:HZ3	11:CL:16:ALA:HB3	1.62	0.64
9:AJ:52:LEU:HB2	21:AN:80:ARG:HE	1.60	0.64
23:DB:1461:C:H2'	23:DB:1462:C:H6	1.62	0.64
23:DB:1440:U:H2'	23:DB:1441:G:H8	1.62	0.64
8:CI:11:ARG:HA	8:CI:105:ARG:CZ	2.27	0.64
22:BA:25:U:H4'	22:BA:26:C:H5''	1.77	0.64
23:DB:17:G:H2'	23:DB:18:U:C6	2.31	0.64
23:BB:654:A:N3	23:BB:655:A:H5''	2.12	0.64
23:BB:570:G:H2'	23:BB:2030:A:N7	2.11	0.64
30:BY:23:LEU:HD13	30:BY:28:LEU:HB2	1.78	0.64
1:AA:803:G:H2'	1:AA:804:U:C6	2.33	0.64
23:DB:2230:G:H2'	23:DB:2231:U:C6	2.31	0.64
26:DD:111:GLY:H	26:DD:194:PRO:HG2	1.62	0.64
44:DQ:105:PHE:HA	44:DQ:108:LEU:HB2	1.78	0.64
16:CS:51:HIS:HB2	16:CS:56:HIS:CD2	2.31	0.64
23:BB:1021:A:H62	23:BB:1141:U:H3	1.43	0.64
1:CA:1041:G:H2'	1:CA:1042:A:C8	2.31	0.64
26:DD:33:ARG:HE	26:DD:51:THR:HB	1.61	0.64
26:DD:54:ALA:HA	26:DD:76:GLY:HA2	1.78	0.64
27:DK:20:MET:O	27:DK:41:ILE:HG13	1.98	0.64
1:CA:194:C:O2'	1:CA:195:A:H5'	1.96	0.64
23:BB:63:A:H2'	23:BB:64:A:N7	2.12	0.64
23:DB:2469:A:H2'	23:DB:2470:G:O4'	1.98	0.64
23:BB:2841:C:H2'	23:BB:2842:G:C8	2.31	0.64
38:BM:12:MET:HB2	38:BM:72:PRO:HG2	1.78	0.64
37:DL:121:THR:HB	37:DL:141:LYS:HB3	1.79	0.64

*Continued on next page...*

*Continued from previous page...*

Atom-1	Atom-2	Interatomic distance (Å)	Clash overlap (Å)
23:DB:2216:G:H2'	23:DB:2217:G:H8	1.62	0.64
5:AF:52:ASN:HA	5:AF:53:LYS:HZ3	1.63	0.64
40:DH:114:GLU:HG3	40:DH:133:GLN:O	1.96	0.64
1:AA:564:C:C2	14:AQ:32:ILE:HD11	2.32	0.64
23:BB:1857:G:N2	23:BB:1884:G:H2'	2.12	0.64
38:DM:41:LEU:HB3	38:DM:46:ILE:CG2	2.27	0.64
23:DB:1843:C:H5''	25:DC:250:GLN:HE21	1.61	0.64
40:DH:116:ARG:HB3	40:DH:131:SER:N	2.13	0.64
33:B1:32:LYS:HA	33:B1:51:ALA:O	1.97	0.64
22:BA:42:C:H4'	47:BF:63:LYS:HB3	1.80	0.64
35:DV:14:LYS:HE3	35:DV:18:ARG:HH21	1.62	0.64
3:CD:172:VAL:HA	3:CD:179:GLY:HA2	1.78	0.64
1:AA:1461:G:H2'	1:AA:1462:C:C6	2.32	0.64
1:AA:1226:C:H4'	1:AA:1227:A:OP1	1.98	0.64
48:DG:89:VAL:HG12	48:DG:90:GLY:H	1.60	0.64
38:BM:33:LEU:HD22	38:BM:128:THR:HB	1.78	0.64
32:B4:16:ILE:HA	32:B4:25:VAL:HG22	1.79	0.64
24:BI:25:PRO:O	24:BI:29:GLN:HG2	1.98	0.64
18:AB:112:ARG:HE	18:AB:116:LEU:HD11	1.63	0.64
11:CL:13:ARG:O	11:CL:14:LYS:HB3	1.96	0.64
8:CI:11:ARG:NH2	8:CI:12:LYS:HB2	2.12	0.64
1:CA:940:C:H2'	1:CA:941:G:H8	1.62	0.64
23:DB:558:U:OP1	41:DJ:114:LEU:HB2	1.97	0.64
23:DB:1485:U:H2'	23:DB:1486:U:C6	2.33	0.64
23:BB:155:A:H2'	23:BB:156:A:C8	2.33	0.64
15:CR:31:TYR:O	15:CR:39:VAL:HG22	1.97	0.64
23:DB:1132:U:O2	41:DJ:75:TYR:HB2	1.98	0.64
18:AB:187:ASP:CG	18:AB:203:ASP:HB3	2.18	0.64
1:CA:382:A:H2'	1:CA:383:A:C8	2.32	0.64
1:AA:1134:G:C2	1:AA:1135:U:H1'	2.33	0.64
23:BB:634:C:H2'	23:BB:635:C:H6	1.61	0.64
1:AA:513:C:H2'	1:AA:514:C:H6	1.62	0.64
23:BB:2892:G:H5''	23:BB:2894:G:N2	2.13	0.64
18:CB:59:ILE:HG22	18:CB:62:ARG:NE	2.12	0.64
2:CC:151:GLU:HB3	2:CC:198:LYS:HB2	1.79	0.64
1:CA:408:A:OP1	3:CD:111:ALA:HB3	1.97	0.64
3:AD:2:ARG:NH1	3:AD:114:ARG:HD3	2.12	0.64
23:DB:2336:A:H61	52:DW:40:ARG:HG3	1.60	0.64
21:CN:60:ARG:HD3	21:CN:62:ARG:NH2	2.12	0.64
50:BT:7:LEU:C	50:BT:9:LYS:HD2	2.18	0.64
6:CG:50:ALA:HB2	6:CG:57:GLU:HG3	1.80	0.64

*Continued on next page...*

*Continued from previous page...*

Atom-1	Atom-2	Interatomic distance (Å)	Clash overlap (Å)
6:AG:71:THR:H	6:AG:141:HIS:CE1	2.14	0.64
1:AA:17:U:H2'	1:AA:18:C:H6	1.62	0.64
4:CE:156:ARG:HD2	7:CH:42:GLU:O	1.98	0.64
6:AG:149:ALA:H	10:AK:55:ARG:HH22	1.43	0.64
23:DB:2071:A:H2'	23:DB:2072:C:C6	2.33	0.64
46:BU:78:LYS:HD3	46:BU:79:ALA:H	1.63	0.64
2:AC:19:SER:HB3	2:AC:21:TRP:HE1	1.62	0.64
23:DB:1406:U:H2'	23:DB:1407:G:H8	1.62	0.64
1:CA:564:C:C2	14:CQ:32:ILE:HD11	2.33	0.64
22:BA:87:U:H2'	22:BA:88:C:O5'	1.97	0.64
23:DB:289:G:H2'	23:DB:290:U:C6	2.31	0.64
1:AA:250:A:H1'	1:AA:252:U:C6	2.32	0.64
37:BL:129:LYS:HA	37:BL:132:ARG:HG2	1.80	0.64
23:DB:1098:A:OP2	24:DI:3:LYS:HG2	1.98	0.64
23:BB:2356:U:H5''	52:BW:16:GLU:HG3	1.79	0.64
26:DD:10:GLY:HA3	26:DD:26:VAL:N	2.06	0.64
18:AB:95:TRP:HZ2	18:AB:100:LEU:HD13	1.63	0.64
47:DF:169:LEU:HA	47:DF:172:PHE:HD2	1.63	0.64
48:BG:154:GLU:HG2	48:BG:156:TYR:H	1.62	0.64
23:DB:2008:C:H2'	23:DB:2009:A:C8	2.30	0.64
23:BB:287:G:H2'	23:BB:288:U:C6	2.33	0.64
23:DB:1778:U:H2'	23:DB:1784:A:H62	1.63	0.64
23:DB:1149:G:H2'	23:DB:1150:C:C6	2.32	0.64
23:BB:2698:U:H2'	23:BB:2699:C:C6	2.32	0.64
23:BB:324:A:H2'	23:BB:325:G:O4'	1.97	0.64
23:BB:322:A:C5'	23:BB:340:A:H1'	2.19	0.64
1:AA:1215:G:H5'	1:AA:1215:G:H8	1.61	0.64
49:DR:39:LEU:CB	49:DR:49:ILE:HD11	2.28	0.64
15:CR:72:ARG:HH11	15:CR:72:ARG:N	1.84	0.64
44:BQ:111:LYS:HB2	49:BR:48:LYS:HZ2	1.63	0.64
23:DB:876:C:C4	23:DB:877:A:H1'	2.32	0.64
1:CA:1317:C:H4'	21:CN:48:GLN:OE1	1.97	0.64
43:BO:67:ASN:HB3	43:BO:70:ALA:HB2	1.79	0.64
23:DB:2575:C:H5''	26:DD:149:ASN:HD22	1.63	0.64
52:DW:50:VAL:HG23	52:DW:61:LYS:HE3	1.80	0.64
27:BK:60:ALA:HB2	27:BK:86:LEU:HA	1.77	0.64
23:DB:2306:C:H3'	23:DB:2307:G:H5'	1.79	0.64
23:DB:2678:C:H2'	23:DB:2679:A:C8	2.32	0.64
23:DB:718:A:H3'	23:DB:719:C:C6	2.33	0.64
23:BB:946:C:H2'	23:BB:947:A:H8	1.62	0.64
50:DT:69:ARG:HG2	50:DT:73:ARG:C	2.18	0.64

*Continued on next page...*

*Continued from previous page...*

Atom-1	Atom-2	Interatomic distance (Å)	Clash overlap (Å)
23:BB:1683:U:H2'	23:BB:1684:G:H8	1.61	0.64
1:CA:522:C:H41	11:CL:49:ARG:HH22	1.46	0.64
10:AK:28:ASN:ND2	10:AK:29:THR:H	1.94	0.64
47:DF:141:ASP:HB3	47:DF:144:LYS:HB2	1.79	0.64
1:CA:598:U:H2'	1:CA:599:C:C6	2.33	0.64
23:DB:303:G:H2'	23:DB:304:U:C6	2.33	0.64
1:AA:840:C:C5	1:AA:842:U:H4'	2.32	0.64
2:AC:139:ASN:O	2:AC:143:LEU:HD23	1.97	0.64
1:AA:91:U:H2'	1:AA:92:U:C6	2.32	0.64
48:DG:144:ALA:HB1	48:DG:163:TYR:HE1	1.62	0.64
23:BB:2241:A:H2'	23:BB:2242:G:C8	2.33	0.64
25:DC:143:VAL:HB	25:DC:153:LEU:HB2	1.80	0.64
18:CB:159:ALA:HB1	18:CB:183:PHE:CE1	2.26	0.64
21:AN:27:LYS:HG3	21:AN:28:ALA:H	1.61	0.64
1:AA:1314:C:N4	16:AS:3:SER:HB3	2.12	0.64
50:DT:50:LEU:HD22	50:DT:50:LEU:H	1.62	0.64
19:AU:38:GLU:C	19:AU:40:PRO:HD2	2.18	0.64
8:AI:20:ILE:HG12	8:AI:86:LEU:HD12	1.80	0.64
1:AA:408:A:OP1	3:AD:111:ALA:HB3	1.98	0.64
47:DF:32:LYS:HA	47:DF:95:MET:HG3	1.80	0.64
18:AB:120:SER:HA	18:AB:125:PHE:HB2	1.77	0.64
6:AG:74:VAL:HG21	6:AG:85:GLN:HE21	1.62	0.64
10:AK:88:PRO:HA	10:AK:92:ARG:HD2	1.80	0.64
1:CA:335:C:H2'	1:CA:336:A:H8	1.63	0.64
32:D4:5:ALA:HA	32:D4:37:GLN:NE2	2.12	0.64
1:CA:1023:U:H2'	1:CA:1024:G:O4'	1.97	0.64
23:DB:947:A:H2'	23:DB:948:C:H6	1.62	0.64
23:DB:533:G:H2'	23:DB:534:U:C6	2.33	0.64
25:DC:233:GLY:H	25:DC:241:LYS:HZ2	1.42	0.64
23:BB:620:G:H5'	23:BB:620:G:N3	2.13	0.64
23:BB:2099:U:H2'	23:BB:2100:G:H8	1.63	0.64
1:AA:642:A:H2'	1:AA:643:C:H6	1.63	0.64
41:DJ:93:ILE:HA	41:DJ:97:PRO:HG3	1.79	0.64
11:AL:31:GLY:HA3	11:AL:54:VAL:CG1	2.28	0.64
18:CB:27:LYS:HB3	18:CB:28:PRO:HD3	1.80	0.64
23:DB:1429:G:H2'	23:DB:1430:G:H8	1.63	0.64
1:CA:642:A:H2'	1:CA:643:C:H6	1.63	0.64
41:BJ:93:ILE:HA	41:BJ:97:PRO:HG3	1.79	0.64
23:BB:71:A:H4'	23:BB:72:U:H5'	1.79	0.64
23:DB:2794:C:H2'	23:DB:2795:C:C6	2.33	0.64
23:BB:857:G:O2'	23:BB:858:G:H5'	1.98	0.64

*Continued on next page...*

*Continued from previous page...*

Atom-1	Atom-2	Interatomic distance (Å)	Clash overlap (Å)
45:BS:26:GLY:N	45:BS:71:VAL:HG13	2.11	0.64
40:BH:100:ALA:CB	40:BH:112:LYS:HA	2.28	0.64
40:BH:94:ILE:HB	40:BH:128:HIS:NE2	2.13	0.64
1:AA:1147:C:H2'	1:AA:1148:U:H6	1.62	0.64
1:CA:1512:U:H2'	1:CA:1513:A:H8	1.63	0.64
27:DK:70:ARG:HD3	27:DK:76:VAL:HG22	1.80	0.64
28:DP:88:ARG:HB2	28:DP:112:ARG:NH1	2.12	0.64
50:DT:34:VAL:HG11	50:DT:43:ILE:HD11	1.79	0.64
47:DF:134:GLN:H	47:DF:150:GLY:N	1.94	0.64
8:AI:14:SER:HA	8:AI:68:GLY:C	2.17	0.64
1:CA:18:C:H1'	1:CA:1079:G:H21	1.62	0.64
28:BP:59:THR:H	28:BP:72:VAL:HA	1.62	0.64
26:BD:118:PHE:O	26:BD:119:ALA:HB3	1.97	0.64
23:DB:1724:G:H2'	23:DB:1725:U:C6	2.32	0.64
1:CA:1032:G:H3'	1:CA:1032:G:N3	2.12	0.64
23:DB:184:C:H2'	23:DB:185:G:C8	2.32	0.64
1:AA:713:G:H2'	1:AA:714:G:C8	2.33	0.64
1:CA:1097:C:H2'	1:CA:1098:C:H6	1.63	0.64
20:AO:85:LEU:HB3	20:AO:87:LEU:HG	1.80	0.64
1:AA:157:U:O2'	1:AA:158:G:H5'	1.98	0.64
23:BB:2773:C:H5''	26:BD:169:ARG:HB2	1.79	0.64
1:CA:840:C:C5	1:CA:842:U:H4'	2.33	0.64
43:BO:59:ALA:HA	43:BO:62:LEU:HG	1.79	0.64
23:BB:2898:U:H2'	23:BB:2899:A:C8	2.33	0.64
21:CN:65:GLN:HE22	21:CN:78:LEU:HG	1.62	0.64
27:DK:87:LEU:HD12	27:DK:93:GLN:N	2.12	0.64
1:AA:923:A:OP1	4:AE:25:LYS:HB3	1.98	0.64
17:AT:74:HIS:O	17:AT:78:LEU:HG	1.98	0.64
40:DH:5:LEU:HB3	40:DH:13:GLY:HA2	1.80	0.64
47:BF:137:PHE:O	47:BF:139:GLU:N	2.31	0.64
23:BB:580:U:H2'	23:BB:581:C:H6	1.63	0.64
23:DB:1:G:H2'	23:DB:2:G:C8	2.33	0.64
18:CB:102:ASN:HD21	18:CB:105:THR:HB	1.60	0.64
16:AS:49:ALA:O	16:AS:56:HIS:HB3	1.98	0.64
27:DK:110:GLU:HA	27:DK:113:MET:HG3	1.80	0.64
1:AA:301:G:H2'	1:AA:302:G:C8	2.32	0.64
1:AA:704:A:C2	1:AA:705:G:H1'	2.33	0.64
23:BB:2469:A:H2'	23:BB:2470:G:O4'	1.98	0.64
1:CA:986:U:H2'	1:CA:987:G:O4'	1.97	0.64
2:CC:29:ALA:HB2	21:CN:75:LYS:O	1.98	0.64
49:DR:23:GLU:O	49:DR:25:LEU:HD22	1.98	0.64

*Continued on next page...*

*Continued from previous page...*

Atom-1	Atom-2	Interatomic distance (Å)	Clash overlap (Å)
23:DB:1993:U:H4'	26:DD:133:THR:CG2	2.28	0.64
1:CA:1216:A:H5''	21:CN:4:SER:HB2	1.79	0.64
41:BJ:109:LEU:HD13	41:BJ:119:PHE:HB2	1.79	0.64
26:BD:62:LYS:HB2	26:BD:63:PRO:HD3	1.80	0.64
1:AA:1234:C:O2'	1:AA:1235:U:H5'	1.98	0.64
23:BB:1149:G:H2'	23:BB:1150:C:C6	2.33	0.64
23:DB:1100:C:OP2	24:DI:2:LYS:HB3	1.98	0.63
25:DC:16:VAL:HB	25:DC:203:VAL:HG11	1.81	0.63
18:CB:218:ALA:HA	18:CB:221:ARG:NH1	2.12	0.63
41:DJ:4:PHE:HB3	41:DJ:44:TYR:CD1	2.33	0.63
23:DB:2267:A:H3'	23:DB:2267:A:H8	1.63	0.63
23:BB:705:A:N6	23:BB:726:G:H1'	2.14	0.63
26:DD:118:PHE:O	26:DD:119:ALA:HB3	1.98	0.63
16:AS:62:THR:HG22	16:AS:63:ASP:H	1.61	0.63
26:BD:5:VAL:N	26:BD:32:ASN:HD21	1.96	0.63
37:BL:57:LEU:HD12	37:BL:60:ARG:NH2	2.13	0.63
26:DD:2:ILE:HG22	26:DD:82:PHE:HB3	1.79	0.63
1:AA:1019:A:H2'	1:AA:1020:G:O4'	1.98	0.63
1:AA:1342:C:H2'	1:AA:1343:G:C8	2.32	0.63
41:DJ:56:VAL:HG12	41:DJ:57:LEU:H	1.63	0.63
16:CS:45:GLY:HA2	16:CS:60:PHE:HB3	1.80	0.63
23:BB:1485:U:H2'	23:BB:1486:U:C6	2.33	0.63
33:B1:7:LYS:HD3	34:B3:33:THR:HG21	1.81	0.63
7:AH:23:ALA:HA	7:AH:62:LEU:H	1.62	0.63
18:CB:57:ASN:CG	18:CB:219:THR:HB	2.18	0.63
33:D1:31:GLU:H	33:D1:31:GLU:CD	2.01	0.63
23:BB:2358:A:H61	37:BL:54:GLN:HE22	1.47	0.63
25:DC:6:LYS:O	25:DC:8:THR:HG23	1.97	0.63
25:DC:156:SER:O	25:DC:194:VAL:HG11	1.98	0.63
50:DT:53:VAL:HG11	50:DT:87:LEU:HD13	1.79	0.63
50:BT:54:GLU:HB3	50:BT:88:LYS:HB2	1.78	0.63
26:DD:10:GLY:O	26:DD:11:MET:HB2	1.98	0.63
45:BS:66:ILE:N	45:BS:66:ILE:HD13	2.14	0.63
6:AG:17:PHE:HE2	6:AG:58:LEU:HD22	1.64	0.63
22:BA:49:C:H2'	22:BA:50:A:C8	2.32	0.63
26:DD:148:GLN:CB	26:DD:152:PRO:HG2	2.26	0.63
27:DK:38:ILE:HD13	27:DK:38:ILE:N	2.13	0.63
12:CM:1:ALA:N	12:CM:8:ILE:HG22	2.13	0.63
23:BB:1024:G:C3'	23:BB:1025:G:H5''	2.27	0.63
48:BG:104:LEU:HD22	48:BG:106:LEU:HD21	1.79	0.63
23:BB:718:A:H3'	23:BB:719:C:C6	2.30	0.63

*Continued on next page...*

*Continued from previous page...*

Atom-1	Atom-2	Interatomic distance (Å)	Clash overlap (Å)
26:DD:4:LEU:HG	26:DD:29:VAL:HG11	1.80	0.63
1:CA:394:G:H2'	1:CA:395:C:C6	2.32	0.63
23:DB:1812:U:H2'	23:DB:1813:G:C8	2.33	0.63
42:BN:33:ILE:HD11	42:BN:112:TYR:HD1	1.62	0.63
1:CA:927:G:N2	1:CA:1391:U:H1'	2.13	0.63
1:AA:860:A:H2'	1:AA:861:G:O4'	1.98	0.63
18:CB:113:LEU:HD21	18:CB:151:LYS:HB2	1.78	0.63
45:BS:17:VAL:C	45:BS:19:LEU:H	2.01	0.63
23:DB:152:A:H2'	23:DB:153:U:C6	2.33	0.63
1:CA:1091:U:H3'	6:CG:3:ARG:NH1	2.12	0.63
47:DF:22:ASN:H	47:DF:22:ASN:ND2	1.96	0.63
10:AK:75:GLU:H	10:AK:75:GLU:CD	2.01	0.63
23:BB:764:A:H5''	25:BC:208:GLY:HA2	1.81	0.63
29:BE:33:VAL:O	29:BE:36:ALA:HB3	1.99	0.63
1:AA:98:A:H2'	1:AA:99:C:C6	2.34	0.63
44:BQ:111:LYS:HB2	49:BR:48:LYS:NZ	2.12	0.63
44:BQ:108:LEU:HA	49:BR:48:LYS:HD3	1.78	0.63
23:BB:1796:U:H2'	23:BB:1797:G:C8	2.34	0.63
52:DW:49:ASN:HB3	52:DW:60:ALA:HA	1.80	0.63
23:DB:850:U:H2'	23:DB:851:C:C6	2.34	0.63
27:BK:25:LEU:HG	27:BK:39:ILE:HA	1.78	0.63
24:DI:27:LEU:HD12	24:DI:32:VAL:HG11	1.79	0.63
23:BB:2471:A:O2'	23:BB:2472:G:H8	1.80	0.63
1:CA:1036:A:H2'	1:CA:1037:C:C6	2.32	0.63
23:DB:946:C:H2'	23:DB:947:A:C8	2.33	0.63
26:BD:119:ALA:HB1	26:BD:163:GLY:H	1.61	0.63
24:DI:41:PHE:O	24:DI:45:THR:HG23	1.98	0.63
5:AF:71:ILE:HG13	5:AF:72:ASP:N	2.13	0.63
23:BB:2757:A:H2	48:BG:63:GLN:HE22	1.46	0.63
3:AD:12:ARG:NH1	3:AD:12:ARG:HB3	2.12	0.63
23:DB:1709:U:H2'	23:DB:1710:G:C8	2.33	0.63
1:AA:1324:A:H2'	1:AA:1325:C:H6	1.61	0.63
41:DJ:98:GLU:HB3	41:DJ:124:VAL:HG21	1.79	0.63
23:DB:20:C:H2'	23:DB:21:A:H8	1.64	0.63
23:BB:150:U:H2'	23:BB:151:C:C6	2.33	0.63
23:DB:155:A:H2'	23:DB:156:A:C8	2.34	0.63
23:DB:811:U:H2'	37:DL:21:ARG:HA	1.79	0.63
1:CA:858:G:O6	1:CA:869:G:H3'	1.99	0.63
49:DR:24:LYS:HA	49:DR:94:THR:OG1	1.97	0.63
45:DS:60:HIS:O	45:DS:61:ASN:HB2	1.98	0.63
1:AA:1047:G:H21	1:AA:1215:G:H5''	1.63	0.63

*Continued on next page...*

*Continued from previous page...*

Atom-1	Atom-2	Interatomic distance (Å)	Clash overlap (Å)
50:BT:29:THR:CA	50:BT:86:THR:HA	2.26	0.63
45:DS:46:LEU:O	45:DS:50:VAL:HG23	1.98	0.63
8:CI:41:GLU:O	8:CI:44:ARG:HG2	1.98	0.63
19:AU:36:PHE:HB3	19:AU:40:PRO:CD	2.26	0.63
44:BQ:57:ARG:NH1	44:BQ:61:ILE:HD11	2.13	0.63
9:CJ:53:ILE:HG13	21:CN:84:ARG:NE	2.12	0.63
2:CC:26:LYS:HG3	2:CC:27:GLU:N	2.10	0.63
25:BC:116:GLN:HG2	25:BC:117:SER:H	1.63	0.63
23:DB:857:G:O2'	23:DB:858:G:H5'	1.98	0.63
48:BG:84:LYS:HG3	48:BG:131:VAL:C	2.19	0.63
4:CE:92:ARG:HB3	4:CE:92:ARG:HH11	1.63	0.63
25:BC:93:VAL:O	25:BC:94:LEU:HB3	1.98	0.63
5:CF:3:HIS:CE1	5:CF:95:ALA:H	2.17	0.63
28:DP:59:THR:H	28:DP:72:VAL:HA	1.63	0.63
41:BJ:29:ALA:HA	41:BJ:32:LEU:HD12	1.80	0.63
8:AI:98:ARG:HA	8:AI:103:VAL:HG22	1.80	0.63
41:BJ:13:ARG:O	41:BJ:14:ASP:HB2	1.98	0.63
1:AA:947:G:H2'	1:AA:948:C:C6	2.33	0.63
35:BV:68:LYS:HD3	35:BV:68:LYS:H	1.62	0.63
23:BB:129:C:H2'	23:BB:130:C:C6	2.34	0.63
42:DN:33:ILE:HD11	42:DN:112:TYR:HD1	1.62	0.63
19:AU:13:VAL:HG22	19:AU:15:LEU:HD23	1.81	0.63
7:AH:58:LEU:HD22	7:AH:60:LEU:HB2	1.80	0.63
1:AA:26:A:H61	1:AA:558:G:H1'	1.64	0.63
8:AI:17:ARG:HE	8:AI:65:THR:HG21	1.62	0.63
1:AA:1409:C:H4'	23:BB:1914:C:N4	2.12	0.63
23:DB:2734:A:H2'	23:DB:2735:G:H5'	1.81	0.63
23:BB:3:U:O2'	23:BB:4:U:H6	1.81	0.63
13:AP:20:VAL:HG23	13:AP:35:ARG:HA	1.78	0.63
23:BB:1028:A:H2'	23:BB:1029:A:C8	2.34	0.63
26:DD:178:VAL:HB	26:DD:188:LEU:HB2	1.81	0.63
29:BE:146:VAL:HA	29:BE:185:LYS:O	1.97	0.63
2:CC:51:VAL:HA	2:CC:69:THR:HA	1.81	0.63
16:CS:52:ASN:HD22	16:CS:76:THR:HA	1.62	0.63
1:CA:1329:A:O2'	12:CM:23:GLY:HA2	1.98	0.63
13:AP:66:THR:HG22	13:AP:67:ILE:N	2.10	0.63
1:AA:22:G:H2'	1:AA:23:C:C6	2.33	0.63
1:AA:674:G:H2'	1:AA:675:A:C8	2.32	0.63
26:BD:33:ARG:HH11	26:BD:51:THR:CG2	2.11	0.63
23:DB:3:U:H2'	23:DB:4:U:C6	2.33	0.63
26:BD:8:LYS:HB2	26:BD:201:LEU:HD11	1.79	0.63

*Continued on next page...*



*Continued from previous page...*

Atom-1	Atom-2	Interatomic distance (Å)	Clash overlap (Å)
1:AA:430:A:OP1	3:AD:8:LEU:HB2	1.99	0.63
43:BO:90:VAL:HG22	43:BO:115:LEU:HD12	1.80	0.63
45:BS:15:GLN:HA	45:BS:18:ARG:HG2	1.81	0.63
1:AA:1458:G:H2'	1:AA:1459:G:C8	2.33	0.63
1:AA:1095:U:H2'	1:AA:1096:C:C6	2.34	0.63
23:DB:2243:U:O2'	23:DB:2244:U:H5'	1.99	0.63
23:BB:609:A:H2'	23:BB:610:C:O4'	1.99	0.63
1:CA:26:A:N6	1:CA:558:G:H1'	2.13	0.63
23:DB:2579:C:O2'	26:DD:136:ASN:HA	1.99	0.63
23:BB:1406:U:H2'	23:BB:1407:G:H8	1.63	0.63
1:AA:423:G:H2'	1:AA:424:G:O4'	1.97	0.63
52:BW:49:ASN:OD1	52:BW:81:ILE:HG12	1.98	0.63
25:DC:116:GLN:HG2	25:DC:117:SER:H	1.63	0.63
12:AM:9:PRO:HG2	12:AM:44:ILE:HG21	1.81	0.63
38:BM:68:PHE:CD1	38:BM:69:PRO:HD2	2.33	0.63
1:CA:1014:A:H2'	1:CA:1015:G:O4'	1.99	0.63
1:CA:1320:C:OP2	16:CS:2:ARG:HG3	1.98	0.63
12:CM:65:GLU:H	12:CM:68:LEU:HD12	1.64	0.63
21:AN:61:ASN:HB3	21:AN:72:PHE:CE2	2.33	0.63
44:BQ:87:VAL:HG21	49:BR:52:PRO:HG3	1.79	0.63
37:DL:124:GLY:H	37:DL:143:GLU:HG3	1.63	0.63
37:DL:143:GLU:HG2	37:DL:144:GLU:N	2.12	0.63
1:AA:86:G:N2	1:AA:87:C:N4	2.47	0.63
2:AC:153:SER:O	2:AC:164:THR:HA	1.98	0.63
52:DW:49:ASN:O	52:DW:50:VAL:HG13	1.99	0.63
28:DP:20:ARG:O	28:DP:46:VAL:HG21	1.99	0.63
50:DT:7:LEU:C	50:DT:9:LYS:HD2	2.18	0.63
23:BB:2313:C:H4'	47:BF:87:LYS:HB3	1.81	0.63
22:BA:32:U:H1'	22:BA:52:A:N7	2.13	0.63
4:CE:131:ASN:HD22	4:CE:134:ASN:H	1.47	0.63
47:DF:34:THR:HA	47:DF:89:THR:HG22	1.79	0.63
10:CK:62:ALA:HB1	10:CK:95:THR:HB	1.80	0.63
26:DD:33:ARG:HD3	26:DD:74:GLU:OE1	1.99	0.63
1:AA:270:A:H2'	1:AA:271:C:C6	2.33	0.63
23:DB:5:A:H2'	23:DB:6:A:C8	2.33	0.63
6:CG:68:VAL:O	6:CG:137:ARG:HG3	1.99	0.63
23:DB:1173:U:H2'	23:DB:1174:U:N1	2.13	0.63
23:BB:1812:U:H2'	23:BB:1813:G:C8	2.32	0.63
23:DB:1548:A:H2'	23:DB:1549:A:H8	1.63	0.63
1:CA:845:A:H5''	1:CA:846:G:C8	2.33	0.63
1:AA:1324:A:H2'	1:AA:1325:C:C6	2.34	0.63

*Continued on next page...*

*Continued from previous page...*

Atom-1	Atom-2	Interatomic distance (Å)	Clash overlap (Å)
23:DB:137:U:H2'	23:DB:138:U:O4'	1.99	0.63
23:DB:1487:U:H2'	23:DB:1488:C:H6	1.64	0.63
23:DB:37:C:O2'	29:DE:45:ALA:HA	1.99	0.63
23:BB:2893:A:H5''	23:BB:2894:G:H5'	1.79	0.63
1:AA:26:A:N6	1:AA:558:G:H1'	2.13	0.63
1:AA:209:U:H5'	1:AA:210:C:H5	1.63	0.63
1:AA:441:A:H61	1:AA:493:A:N6	1.97	0.63
23:DB:2461:A:H2'	23:DB:2462:C:C6	2.33	0.63
23:DB:1248:G:OP1	44:DQ:1:ALA:HB3	1.99	0.63
11:AL:98:ARG:HA	11:AL:103:CYS:SG	2.39	0.63
23:DB:62:U:H2'	23:DB:63:A:O4'	1.99	0.63
9:AJ:8:ILE:HG22	9:AJ:8:ILE:O	1.99	0.63
25:BC:244:VAL:HB	25:BC:249:VAL:N	2.08	0.63
6:AG:50:ALA:CB	6:AG:57:GLU:HG3	2.29	0.63
8:AI:75:ALA:HA	8:AI:78:ILE:HD12	1.80	0.63
23:DB:1060:U:O4	23:DB:1088:A:N6	2.31	0.63
5:CF:29:ILE:HG21	5:CF:64:VAL:HG11	1.81	0.63
47:BF:36:ASN:HA	47:BF:87:LYS:HA	1.80	0.63
23:DB:1198:U:H2'	23:DB:1199:U:C6	2.34	0.63
44:DQ:4:LYS:NZ	44:DQ:7:VAL:HG22	2.14	0.63
1:CA:1078:U:H4'	4:CE:137:ARG:NH1	2.13	0.63
22:DA:43:C:H2'	22:DA:44:G:H5''	1.80	0.63
2:AC:35:ASP:O	2:AC:39:ARG:HG3	1.99	0.63
4:AE:132:PRO:O	4:AE:136:VAL:HG12	1.98	0.63
24:DI:121:ILE:HD13	24:DI:121:ILE:N	2.13	0.63
26:BD:4:LEU:HG	26:BD:29:VAL:HG11	1.80	0.63
1:CA:677:U:H2'	1:CA:678:U:H6	1.62	0.63
23:DB:6:A:H2'	23:DB:7:G:H8	1.64	0.63
9:AJ:51:VAL:HG23	21:AN:80:ARG:HD2	1.80	0.63
1:CA:1278:G:H4'	1:CA:1279:G:O5'	1.99	0.63
1:AA:1162:C:H2'	1:AA:1163:A:H8	1.63	0.63
1:CA:1409:C:H1'	23:DB:1913:A:N6	2.14	0.63
23:DB:2592:G:H2'	23:DB:2593:U:O4'	1.99	0.63
46:DU:27:VAL:HG23	46:DU:33:VAL:HG12	1.79	0.63
23:BB:150:U:H2'	23:BB:151:C:H6	1.63	0.63
23:BB:1913:A:H1'	23:BB:1914:C:OP1	1.99	0.63
39:DX:23:ARG:O	39:DX:27:ASN:HB2	1.99	0.63
23:DB:2516:A:O2'	23:DB:2517:C:H5'	1.98	0.63
23:BB:2734:A:H2'	23:BB:2735:G:H5'	1.80	0.63
1:CA:1356:G:O2'	1:CA:1357:A:H5'	1.98	0.63
23:BB:1189:A:H2'	23:BB:1190:G:O4'	1.99	0.63

*Continued on next page...*

*Continued from previous page...*

Atom-1	Atom-2	Interatomic distance (Å)	Clash overlap (Å)
1:AA:1137:C:O2'	1:AA:1138:G:H5''	1.99	0.63
7:AH:73:SER:O	7:AH:128:VAL:HA	1.99	0.63
45:BS:60:HIS:O	45:BS:61:ASN:HB2	1.97	0.63
10:CK:52:ARG:HH11	10:CK:52:ARG:HB3	1.62	0.63
1:CA:1234:C:O2'	1:CA:1235:U:H5'	1.99	0.63
9:AJ:6:ILE:HB	9:AJ:76:ILE:HG13	1.79	0.63
23:BB:2269:G:H4'	52:BW:19:ARG:HH11	1.64	0.63
23:DB:705:A:N6	23:DB:726:G:H1'	2.14	0.63
6:CG:19:SER:CB	6:CG:22:LEU:HB2	2.28	0.63
23:BB:1599:U:OP1	50:BT:40:LYS:HB3	1.99	0.63
8:AI:11:ARG:O	8:AI:14:SER:HB2	1.99	0.63
38:DM:66:ARG:NE	38:DM:101:VAL:HG11	2.14	0.63
28:BP:88:ARG:HB2	28:BP:112:ARG:NH1	2.13	0.63
15:CR:60:ARG:HA	15:CR:63:TYR:HD2	1.62	0.63
1:CA:98:A:H2'	1:CA:99:C:C6	2.34	0.63
23:DB:1725:U:H2'	23:DB:1726:C:C6	2.34	0.63
18:CB:127:LYS:HD2	18:CB:128:LEU:N	2.13	0.63
23:BB:2008:C:H2'	23:BB:2009:A:C8	2.33	0.63
1:CA:312:C:H2'	1:CA:313:A:C8	2.32	0.63
23:BB:2547:A:H2'	23:BB:2548:U:C6	2.34	0.63
1:AA:1081:A:H2'	1:AA:1082:A:C8	2.34	0.63
40:DH:113:SER:O	40:DH:115:VAL:N	2.32	0.63
6:CG:2:ARG:HB3	6:CG:2:ARG:NH1	2.14	0.63
23:DB:2195:U:O2'	23:DB:2196:C:H5'	1.99	0.63
38:BM:105:MET:HB2	38:BM:117:PHE:HZ	1.63	0.63
11:CL:34:THR:HB	11:CL:53:ARG:HB3	1.80	0.63
1:AA:411:A:H2'	1:AA:412:A:N3	2.14	0.63
1:AA:414:A:H2'	1:AA:415:A:O4'	1.98	0.63
23:DB:2031:A:H8	23:DB:2031:A:H5'	1.62	0.63
23:BB:2341:G:H2'	23:BB:2342:C:C6	2.33	0.63
1:CA:414:A:H2'	1:CA:415:A:O4'	1.99	0.63
25:DC:202:ARG:O	25:DC:203:VAL:HB	1.99	0.63
52:DW:37:VAL:HG12	52:DW:38:ARG:N	2.10	0.63
23:DB:674:G:H5''	29:DE:71:GLY:H	1.63	0.63
1:CA:979:C:H1'	1:CA:1317:C:N4	2.14	0.63
29:DE:165:HIS:HD2	29:DE:166:LYS:HD3	1.62	0.63
32:D4:10:LEU:HD12	32:D4:33:HIS:HA	1.80	0.63
23:BB:1060:U:O4	23:BB:1088:A:N6	2.32	0.63
24:DI:72:THR:HG22	24:DI:115:ASP:OD2	1.98	0.63
23:BB:1251:C:H2'	44:BQ:5:ARG:NH1	2.11	0.63
26:BD:68:PHE:HB3	26:BD:73:VAL:HG23	1.81	0.63

*Continued on next page...*

*Continued from previous page...*

Atom-1	Atom-2	Interatomic distance (Å)	Clash overlap (Å)
32:D4:5:ALA:CA	32:D4:37:GLN:HE22	2.12	0.63
40:DH:41:LYS:O	40:DH:44:ILE:HG12	1.98	0.63
20:AO:57:LEU:O	20:AO:60:VAL:HB	1.98	0.63
3:AD:84:ASN:ND2	3:AD:86:GLY:H	1.97	0.63
23:BB:2021:C:OP1	31:B0:8:THR:HG21	1.98	0.63
6:AG:149:ALA:HB1	10:AK:58:THR:HB	1.79	0.63
1:AA:1165:U:H2'	1:AA:1166:G:O4'	1.98	0.63
2:CC:72:PRO:O	2:CC:76:ILE:HG12	1.99	0.63
23:BB:20:C:H2'	23:BB:21:A:H8	1.62	0.63
23:DB:324:A:H2'	23:DB:325:G:O4'	1.98	0.63
24:BI:105:LEU:HD11	24:BI:139:VAL:HG11	1.80	0.63
23:BB:560:C:H3'	23:BB:561:G:C8	2.34	0.63
45:BS:84:ARG:HB3	45:BS:96:ILE:HG23	1.81	0.63
38:DM:78:LEU:H	38:DM:78:LEU:HD12	1.64	0.63
34:B3:61:LEU:N	34:B3:62:PRO:HD3	2.14	0.63
9:CJ:9:ARG:HB2	9:CJ:99:GLN:HB3	1.81	0.63
40:BH:82:SER:H	40:BH:146:VAL:HG13	1.63	0.62
50:DT:29:THR:CA	50:DT:86:THR:HA	2.27	0.62
25:BC:130:PRO:HA	25:BC:188:ARG:HA	1.81	0.62
8:CI:22:PRO:HA	8:CI:60:LEU:HB3	1.81	0.62
8:CI:43:ALA:O	8:CI:46:VAL:HG22	1.99	0.62
23:BB:876:C:H41	23:BB:901:C:H41	1.47	0.62
3:CD:25:ARG:NH1	3:CD:26:ALA:HB2	2.14	0.62
3:AD:29:THR:HB	3:AD:30:LYS:NZ	2.14	0.62
23:BB:1081:U:H4'	24:BI:123:ALA:HB1	1.80	0.62
33:B1:8:ILE:CD1	33:B1:51:ALA:HA	2.29	0.62
1:CA:865:A:H2'	1:CA:866:C:C6	2.34	0.62
41:DJ:136:GLN:N	41:DJ:137:PRO:HD3	2.14	0.62
48:DG:15:ASP:HB2	48:DG:26:LYS:CD	2.29	0.62
23:BB:143:C:O4'	50:BT:2:ILE:HB	1.99	0.62
1:AA:676:A:O2'	1:AA:677:U:H5'	1.99	0.62
23:BB:974:G:OP2	49:BR:78:ARG:HD3	1.99	0.62
21:CN:98:ALA:HB1	21:CN:100:TRP:HZ3	1.64	0.62
23:BB:191:A:H2'	23:BB:192:C:H6	1.64	0.62
16:AS:52:ASN:ND2	16:AS:53:GLY:H	1.97	0.62
1:AA:1164:G:H2'	1:AA:1165:U:H6	1.64	0.62
1:CA:1392:G:O2'	1:CA:1393:U:H5'	1.99	0.62
37:BL:111:ILE:HG22	37:BL:112:LEU:H	1.64	0.62
23:DB:150:U:H2'	23:DB:151:C:C6	2.34	0.62
23:DB:2537:U:H2'	23:DB:2538:C:C6	2.34	0.62
23:BB:275:C:C2'	23:BB:276:U:H5'	2.29	0.62

*Continued on next page...*

*Continued from previous page...*

Atom-1	Atom-2	Interatomic distance (Å)	Clash overlap (Å)
1:AA:32:A:H2'	1:AA:33:A:C8	2.34	0.62
35:DV:80:HIS:CD2	35:DV:83:LYS:HB2	2.34	0.62
22:BA:98:G:H1	35:BV:14:LYS:HB2	1.63	0.62
23:BB:2425:A:H5'	23:BB:2427:C:O4'	1.99	0.62
40:BH:81:ALA:HA	40:BH:146:VAL:HA	1.81	0.62
21:AN:43:ALA:HA	21:AN:46:LYS:HG2	1.81	0.62
23:DB:1843:C:H5''	25:DC:250:GLN:NE2	2.15	0.62
44:DQ:89:ILE:HG21	49:DR:11:GLN:NE2	2.12	0.62
1:CA:1320:C:N3	16:CS:35:ARG:HD3	2.14	0.62
8:AI:43:ALA:HA	8:AI:46:VAL:HG13	1.79	0.62
21:CN:68:ARG:HH11	21:CN:70:HIS:HB2	1.63	0.62
52:DW:23:LYS:HD2	52:DW:24:ARG:HB3	1.81	0.62
29:DE:52:VAL:HG12	29:DE:53:THR:N	2.13	0.62
48:DG:86:LEU:HD23	48:DG:162:ARG:O	1.99	0.62
48:DG:24:THR:HA	48:DG:33:THR:O	1.99	0.62
32:B4:5:ALA:CA	32:B4:37:GLN:HE22	2.12	0.62
23:BB:1725:U:H2'	23:BB:1726:C:C6	2.34	0.62
35:BV:75:GLN:HG2	35:BV:92:VAL:HG23	1.81	0.62
27:BK:110:GLU:HA	27:BK:113:MET:HG3	1.81	0.62
17:AT:43:LYS:H	17:AT:43:LYS:HD3	1.62	0.62
46:DU:26:ASN:ND2	46:DU:34:ILE:HD12	2.14	0.62
26:BD:168:GLU:HG3	26:BD:170:VAL:HG13	1.80	0.62
23:DB:2241:A:H2'	23:DB:2242:G:C8	2.33	0.62
23:DB:2898:U:H2'	23:DB:2899:A:C8	2.34	0.62
45:DS:10:ALA:HB3	45:DS:101:SER:OG	1.97	0.62
23:BB:2031:A:C6	23:BB:2498:C:H1'	2.34	0.62
26:DD:15:PHE:N	28:DP:11:GLN:HE22	1.97	0.62
23:DB:2671:G:H2'	23:DB:2672:U:C6	2.35	0.62
23:DB:1640:A:H2'	23:DB:1641:A:C8	2.34	0.62
23:DB:282:A:H2'	23:DB:283:G:O4'	1.98	0.62
1:CA:967:C:H1'	8:CI:129:ARG:NH1	2.14	0.62
23:BB:414:C:H2'	23:BB:415:A:C8	2.34	0.62
29:BE:165:HIS:HD2	29:BE:166:LYS:HD3	1.63	0.62
52:BW:37:VAL:HG13	52:BW:55:ASP:O	1.99	0.62
51:DZ:35:SER:HA	51:DZ:50:ARG:HA	1.80	0.62
6:CG:75:LYS:HZ2	6:CG:76:SER:N	1.92	0.62
8:AI:26:LYS:N	8:AI:61:ASP:HB3	2.13	0.62
1:CA:1060:U:H4'	9:CJ:54:SER:CB	2.27	0.62
23:BB:2575:C:H5''	26:BD:149:ASN:HD22	1.63	0.62
23:DB:1652:A:N6	42:DN:11:ASN:HD21	1.96	0.62
30:BY:7:THR:HG23	30:BY:34:THR:OG1	1.99	0.62

*Continued on next page...*

*Continued from previous page...*

Atom-1	Atom-2	Interatomic distance (Å)	Clash overlap (Å)
38:BM:19:GLY:N	38:BM:38:ARG:HH12	1.98	0.62
23:DB:1196:C:H2'	23:DB:1197:G:C8	2.34	0.62
1:CA:865:A:H5'	1:CA:1078:U:O4	1.99	0.62
17:CT:74:HIS:O	17:CT:78:LEU:HG	1.99	0.62
1:AA:673:A:H2'	1:AA:674:G:C8	2.34	0.62
23:BB:1470:A:H3'	23:BB:1471:G:H8	1.62	0.62
23:BB:2678:C:H2'	23:BB:2679:A:H8	1.65	0.62
26:DD:62:LYS:HB2	26:DD:63:PRO:HD3	1.79	0.62
7:CH:44:PHE:HE2	7:CH:100:ILE:HG12	1.64	0.62
1:AA:1240:U:H4'	1:AA:1241:G:OP2	1.98	0.62
43:DO:90:VAL:HG22	43:DO:115:LEU:HD12	1.80	0.62
17:CT:43:LYS:HB3	17:CT:86:ALA:HB1	1.80	0.62
1:AA:1492:A:N7	1:AA:1493:A:H1'	2.14	0.62
23:DB:2031:A:C6	23:DB:2498:C:H1'	2.35	0.62
23:DB:1774:C:O2	23:DB:1774:C:H2'	1.97	0.62
35:DV:53:LYS:HZ2	35:DV:54:ALA:H	1.46	0.62
14:CQ:18:LYS:H	14:CQ:50:ASN:HD21	1.46	0.62
1:CA:1365:G:H2'	1:CA:1366:C:H6	1.64	0.62
23:BB:1845:G:O2'	23:BB:1846:G:H5'	1.99	0.62
1:AA:817:C:H1'	1:AA:819:A:H5'	1.81	0.62
52:BW:76:ARG:HA	52:BW:76:ARG:NH2	2.14	0.62
51:BZ:45:ARG:NE	51:BZ:47:VAL:HG12	2.03	0.62
52:BW:17:ALA:CA	52:BW:35:ILE:HG23	2.22	0.62
21:CN:50:LEU:HD23	21:CN:51:PRO:HD3	1.81	0.62
1:CA:1492:A:H2'	1:CA:1492:A:N3	2.13	0.62
12:CM:33:LEU:HD13	12:CM:39:ALA:O	1.98	0.62
19:CU:40:PRO:HA	19:CU:44:ARG:HD2	1.80	0.62
25:BC:141:HIS:HB3	25:BC:190:THR:OG1	2.00	0.62
5:AF:3:HIS:CE1	5:AF:95:ALA:H	2.17	0.62
47:BF:84:ILE:HG23	47:BF:85:GLY:N	2.12	0.62
32:B4:22:VAL:HG11	32:B4:36:ARG:HD2	1.81	0.62
23:DB:1080:A:O2'	24:DI:126:ARG:HD2	1.99	0.62
21:AN:76:PHE:O	21:AN:78:LEU:HD13	1.99	0.62
1:CA:925:G:O2'	1:CA:926:G:H5''	1.98	0.62
23:DB:347:A:H2'	23:DB:348:A:C8	2.35	0.62
3:CD:121:ALA:O	3:CD:122:ILE:HD13	1.98	0.62
46:DU:26:ASN:N	46:DU:26:ASN:HD22	1.96	0.62
23:BB:2615:U:C2	31:B0:3:GLN:HA	2.35	0.62
2:CC:133:MET:HE3	2:CC:152:VAL:HG23	1.82	0.62
48:DG:95:ALA:HB2	48:DG:130:ILE:HD11	1.81	0.62
25:DC:141:HIS:HB3	25:DC:190:THR:OG1	2.00	0.62

*Continued on next page...*

*Continued from previous page...*

Atom-1	Atom-2	Interatomic distance (Å)	Clash overlap (Å)
1:AA:1271:A:H5'	1:AA:1314:C:H5''	1.80	0.62
8:AI:80:HIS:NE2	8:AI:84:ARG:HD3	2.14	0.62
16:CS:44:ILE:HA	16:CS:61:VAL:HB	1.81	0.62
26:BD:149:ASN:O	26:BD:152:PRO:HD2	1.99	0.62
32:B4:10:LEU:HD12	32:B4:33:HIS:HA	1.80	0.62
2:AC:152:VAL:O	2:AC:164:THR:HG23	1.99	0.62
37:DL:80:SER:H	37:DL:113:ALA:HB3	1.63	0.62
30:BY:9:THR:HB	30:BY:53:MET:O	1.99	0.62
6:CG:26:VAL:HB	6:CG:42:VAL:HG21	1.81	0.62
23:BB:364:C:H2'	23:BB:365:U:H6	1.61	0.62
47:DF:101:ARG:NH1	47:DF:138:PRO:HB2	2.15	0.62
1:AA:918:A:H2'	1:AA:919:A:C8	2.34	0.62
41:DJ:13:ARG:O	41:DJ:14:ASP:HB2	1.99	0.62
48:BG:144:ALA:HB1	48:BG:163:TYR:HE1	1.65	0.62
47:BF:109:ARG:HB2	47:BF:135:ILE:HD12	1.82	0.62
32:B4:16:ILE:HA	32:B4:25:VAL:HA	1.80	0.62
10:AK:92:ARG:NH2	19:AU:19:LYS:HG2	2.15	0.62
16:AS:43:MET:O	16:AS:46:LEU:HB2	2.00	0.62
39:BX:13:GLU:O	39:BX:17:GLU:HG3	1.99	0.62
1:AA:1218:C:H2'	1:AA:1219:A:C8	2.34	0.62
23:DB:2866:U:H4'	23:DB:2867:G:H4'	1.81	0.62
23:DB:135:U:H2'	23:DB:136:G:C8	2.34	0.62
23:BB:6:A:H2'	23:BB:7:G:C8	2.35	0.62
22:DA:87:U:H2'	22:DA:88:C:O5'	1.98	0.62
1:AA:1182:G:H4'	1:AA:1183:U:H5'	1.80	0.62
23:BB:1993:U:H4'	26:BD:133:THR:CG2	2.29	0.62
45:DS:17:VAL:C	45:DS:19:LEU:H	2.00	0.62
26:BD:178:VAL:HB	26:BD:188:LEU:HB2	1.81	0.62
23:BB:2348:U:OP1	34:B3:37:THR:HG21	2.00	0.62
23:DB:2880:C:O4'	42:DN:91:ALA:HB3	2.00	0.62
6:AG:52:ARG:HH22	6:AG:120:ALA:HB1	1.65	0.62
23:BB:2810:A:H2'	23:BB:2811:G:O4'	1.99	0.62
7:CH:23:ALA:HA	7:CH:62:LEU:H	1.64	0.62
9:AJ:7:ARG:HA	9:AJ:75:ASP:OD2	2.00	0.62
52:BW:37:VAL:HG12	52:BW:38:ARG:N	2.12	0.62
12:AM:9:PRO:O	12:AM:44:ILE:HB	1.99	0.62
1:CA:812:G:H2'	1:CA:812:G:N3	2.14	0.62
22:DA:49:C:H2'	22:DA:50:A:C8	2.33	0.62
13:CP:67:ILE:HG12	13:CP:72:ALA:HB2	1.82	0.62
1:AA:922:G:H2'	1:AA:923:A:H8	1.63	0.62
41:BJ:136:GLN:N	41:BJ:137:PRO:HD3	2.15	0.62

*Continued on next page...*

*Continued from previous page...*

Atom-1	Atom-2	Interatomic distance (Å)	Clash overlap (Å)
12:AM:89:ARG:NH1	12:AM:94:LEU:HB3	2.15	0.62
18:AB:112:ARG:HH21	18:AB:116:LEU:HD11	1.64	0.62
23:BB:946:C:H2'	23:BB:947:A:C8	2.34	0.62
23:DB:1796:U:H2'	23:DB:1797:G:C8	2.33	0.62
28:BP:63:ILE:HA	28:BP:68:GLY:HA2	1.80	0.62
23:DB:1594:U:H2'	23:DB:1595:C:C6	2.34	0.62
30:DY:26:LEU:HD12	30:DY:28:LEU:HD11	1.81	0.62
29:BE:136:GLN:O	29:BE:139:LYS:HG2	2.00	0.62
23:DB:2626:C:H2'	23:DB:2627:G:C8	2.35	0.62
23:DB:608:A:H2'	23:DB:609:A:C8	2.34	0.62
1:AA:74:A:H3'	1:AA:75:G:H5''	1.81	0.62
1:CA:451:A:H5'	13:CP:70:ARG:NH2	2.14	0.62
11:CL:31:GLY:HA3	11:CL:54:VAL:CG1	2.30	0.62
23:DB:2586:U:H2'	23:DB:2587:A:C8	2.34	0.62
23:DB:1577:C:H2'	23:DB:1578:U:C6	2.34	0.62
15:AR:31:TYR:O	15:AR:39:VAL:HG22	1.98	0.62
38:DM:68:PHE:CD1	38:DM:69:PRO:HD2	2.34	0.62
40:BH:116:ARG:H	40:BH:130:VAL:HG12	1.64	0.62
44:BQ:91:ARG:HB2	44:BQ:94:LEU:HD23	1.82	0.62
6:CG:14:ASP:N	6:CG:19:SER:H	1.93	0.62
1:AA:83:C:H4'	1:AA:84:U:C5	2.34	0.62
23:BB:2284:A:OP2	33:B1:5:ARG:HG3	2.00	0.62
4:AE:92:ARG:HH11	4:AE:92:ARG:HB3	1.63	0.62
8:AI:98:ARG:NE	8:AI:103:VAL:HG21	2.15	0.62
28:BP:20:ARG:O	28:BP:46:VAL:HG21	1.99	0.62
48:BG:145:ALA:O	48:BG:148:ARG:HG3	2.00	0.62
22:BA:43:C:H2'	22:BA:44:G:H5''	1.80	0.62
26:BD:33:ARG:HH11	26:BD:51:THR:HG22	1.64	0.62
23:BB:2743:U:H2'	23:BB:2744:G:O4'	2.00	0.62
1:CA:270:A:H2'	1:CA:271:C:C6	2.34	0.62
1:CA:716:A:N3	10:CK:119:GLY:HA2	2.15	0.62
1:CA:1278:G:H4'	1:CA:1279:G:H5'	1.81	0.62
23:BB:1458:U:H5''	23:BB:1459:G:OP1	2.00	0.62
23:BB:2286:G:H4'	23:BB:2287:A:O4'	2.00	0.62
1:AA:194:C:O2'	1:AA:195:A:H5'	1.99	0.62
23:DB:2892:G:H5''	23:DB:2894:G:N2	2.15	0.62
26:BD:56:LYS:HD2	26:BD:59:ARG:HG3	1.80	0.62
22:DA:91:C:H2'	22:DA:92:C:C6	2.34	0.62
1:AA:1492:A:H2'	23:BB:1913:A:N6	2.14	0.62
45:DS:15:GLN:HA	45:DS:18:ARG:HG2	1.81	0.62
47:BF:77:LYS:HD2	47:BF:79:ARG:HD3	1.81	0.62

*Continued on next page...*



*Continued from previous page...*

Atom-1	Atom-2	Interatomic distance (Å)	Clash overlap (Å)
1:AA:57:G:H2'	1:AA:58:C:C6	2.34	0.62
23:DB:1810:A:H2'	23:DB:1811:G:O4'	1.99	0.62
21:CN:50:LEU:H	21:CN:51:PRO:CD	2.11	0.62
8:AI:74:GLN:O	8:AI:78:ILE:HG13	1.99	0.62
21:CN:79:SER:OG	21:CN:82:LYS:HG2	2.00	0.62
1:CA:729:A:H2'	1:CA:730:G:H8	1.65	0.62
13:CP:66:THR:HG22	13:CP:67:ILE:N	2.13	0.62
52:DW:49:ASN:OD1	52:DW:81:ILE:HG12	1.98	0.62
50:DT:2:ILE:HG12	50:DT:3:ARG:HD3	1.82	0.62
6:CG:23:ALA:O	6:CG:26:VAL:HG22	1.99	0.62
1:AA:1114:C:H2'	1:AA:1115:U:O4'	1.99	0.62
3:AD:172:VAL:HA	3:AD:179:GLY:HA2	1.80	0.62
48:BG:86:LEU:HD23	48:BG:162:ARG:O	1.99	0.62
1:AA:900:A:H2'	1:AA:901:A:C8	2.34	0.62
23:BB:2677:G:H2'	23:BB:2678:C:C6	2.34	0.62
23:BB:83:A:N6	23:BB:101:A:H5'	2.15	0.62
23:BB:784:G:O2'	23:BB:785:G:H5''	2.00	0.62
23:DB:6:A:H2'	23:DB:7:G:C8	2.35	0.62
23:BB:2592:G:H2'	23:BB:2593:U:O4'	2.00	0.62
23:BB:1551:A:C3'	23:BB:1552:A:H5''	2.29	0.62
23:DB:140:C:H5'	23:DB:141:G:C6	2.34	0.62
23:DB:609:A:H2'	23:DB:610:C:O4'	1.99	0.62
47:BF:78:ILE:HA	47:BF:82:TYR:CG	2.34	0.62
29:BE:132:LYS:O	29:BE:135:ALA:HB3	1.99	0.62
1:CA:517:G:H22	1:CA:533:A:P	2.23	0.62
1:CA:1262:C:N4	1:CA:1273:C:H42	1.98	0.62
29:DE:136:GLN:O	29:DE:139:LYS:HG2	1.99	0.62
24:BI:85:ILE:HD13	24:BI:137:LEU:HD21	1.81	0.62
23:BB:303:G:H2'	23:BB:304:U:C6	2.35	0.62
34:B3:39:ARG:O	34:B3:43:LEU:HG	2.00	0.62
23:BB:320:A:H4'	23:BB:322:A:N7	2.14	0.62
1:AA:1053:G:O6	1:AA:1200:C:H5''	1.99	0.62
28:DP:21:PRO:O	28:DP:46:VAL:HG23	2.00	0.62
1:CA:918:A:H2'	1:CA:919:A:C8	2.35	0.62
23:BB:1196:C:H2'	23:BB:1197:G:C8	2.35	0.62
47:DF:177:ARG:HA	47:DF:177:ARG:NH1	2.14	0.62
50:BT:2:ILE:HD11	50:BT:3:ARG:CZ	2.30	0.62
32:B4:24:ARG:HG2	32:B4:36:ARG:HG3	1.82	0.62
12:AM:84:CYS:O	12:AM:88:LEU:HG	1.98	0.62
23:BB:2064:C:H2'	23:BB:2065:C:H6	1.64	0.62
37:DL:95:LEU:HB2	37:DL:101:ILE:HG13	1.81	0.62

*Continued on next page...*

*Continued from previous page...*

Atom-1	Atom-2	Interatomic distance (Å)	Clash overlap (Å)
25:BC:16:VAL:HB	25:BC:203:VAL:HG11	1.82	0.62
20:CO:11:ILE:HA	20:CO:14:GLU:OE1	1.99	0.62
23:DB:1115:G:H2'	23:DB:1116:G:C8	2.35	0.62
23:BB:2455:G:H2'	23:BB:2456:C:C6	2.35	0.62
1:CA:624:C:H2'	1:CA:625:U:H6	1.64	0.62
31:B0:9:ARG:O	31:B0:12:ARG:HB3	1.99	0.62
1:CA:474:G:H2'	1:CA:475:C:C6	2.34	0.62
29:BE:178:VAL:O	29:BE:181:ILE:HG22	2.00	0.62
23:BB:116:C:O2'	23:BB:117:G:H5'	2.00	0.62
1:AA:996:A:H2'	1:AA:997:U:C6	2.35	0.62
1:AA:1448:C:H2'	1:AA:1449:C:H6	1.64	0.62
18:CB:40:ILE:HD13	18:CB:201:GLY:CA	2.26	0.62
40:DH:95:GLY:H	40:DH:98:ASP:HB2	1.64	0.62
41:DJ:43:GLU:O	41:DJ:45:THR:N	2.32	0.62
1:CA:764:C:C2'	1:CA:765:G:H5'	2.30	0.62
8:CI:20:ILE:HG13	8:CI:62:LEU:HD12	1.81	0.62
41:DJ:29:ALA:HA	41:DJ:32:LEU:HD12	1.80	0.62
52:DW:32:ALA:C	52:DW:34:SER:H	2.03	0.62
25:BC:92:LEU:HD12	25:BC:93:VAL:H	1.64	0.62
38:DM:19:GLY:N	38:DM:38:ARG:HH12	1.97	0.62
18:AB:45:THR:HG22	18:AB:49:PHE:CE1	2.35	0.62
47:DF:146:ASP:HB3	47:DF:147:ARG:NH1	2.14	0.62
27:BK:87:LEU:HB2	27:BK:93:GLN:O	2.00	0.62
23:BB:2866:U:H4'	23:BB:2867:G:H4'	1.81	0.62
23:DB:532:A:H4'	23:DB:533:G:C8	2.35	0.62
23:BB:533:G:H2'	23:BB:534:U:C6	2.34	0.62
25:BC:43:ASN:HB2	25:BC:49:THR:HG23	1.82	0.62
11:AL:41:PRO:HB3	11:AL:49:ARG:NH1	2.15	0.62
34:B3:54:LEU:O	34:B3:57:VAL:HG23	2.00	0.62
1:CA:1097:C:H2'	1:CA:1098:C:C6	2.35	0.62
23:BB:1487:U:H2'	23:BB:1488:C:H6	1.64	0.62
18:AB:27:LYS:HA	18:AB:30:ILE:HD12	1.80	0.62
32:D4:16:ILE:HA	32:D4:25:VAL:HA	1.81	0.62
23:DB:1821:A:H2'	23:DB:1822:C:H6	1.64	0.62
46:BU:42:LYS:HG3	46:BU:57:ILE:HG21	1.82	0.62
2:CC:75:VAL:O	2:CC:82:ASP:HB2	2.00	0.62
23:DB:150:U:H2'	23:DB:151:C:H6	1.64	0.62
23:BB:608:A:H2'	23:BB:609:A:C8	2.35	0.62
23:BB:1406:U:H2'	23:BB:1407:G:C8	2.35	0.62
23:DB:764:A:H5''	25:DC:208:GLY:HA2	1.82	0.62
1:AA:451:A:H5'	13:AP:70:ARG:NH2	2.15	0.62

*Continued on next page...*

*Continued from previous page...*

Atom-1	Atom-2	Interatomic distance (Å)	Clash overlap (Å)
23:BB:1354:A:H2'	23:BB:1355:G:O4'	2.00	0.62
1:AA:382:A:H2'	1:AA:383:A:C8	2.34	0.62
9:AJ:65:TYR:C	21:AN:98:ALA:HB2	2.21	0.62
1:CA:1374:A:H4'	6:CG:27:ASN:OD1	2.00	0.62
1:CA:57:G:H2'	1:CA:58:C:C6	2.35	0.62
23:BB:1220:G:H2'	23:BB:1221:C:C6	2.35	0.62
6:AG:4:ARG:HE	6:AG:6:ILE:HG23	1.65	0.62
18:AB:169:HIS:HA	18:AB:172:ILE:HD12	1.82	0.62
18:CB:216:VAL:HG23	18:CB:217:ALA:N	2.13	0.61
16:AS:5:LYS:C	16:AS:6:LYS:HD2	2.20	0.61
1:CA:1320:C:O2'	1:CA:1321:U:H5'	2.00	0.61
8:AI:82:ILE:O	8:AI:86:LEU:HD13	2.00	0.61
25:BC:156:SER:O	25:BC:194:VAL:HG11	2.00	0.61
23:DB:544:C:HO2'	23:DB:546:U:H6	1.48	0.61
1:AA:834:U:H2'	1:AA:835:U:C6	2.34	0.61
47:BF:48:LEU:H	47:BF:48:LEU:HD23	1.65	0.61
1:CA:922:G:H2'	1:CA:923:A:C8	2.34	0.61
10:CK:70:ALA:HA	10:CK:73:VAL:HG22	1.81	0.61
27:BK:73:ASP:O	28:BP:74:GLN:HG3	2.00	0.61
37:BL:19:LEU:HD23	37:BL:27:LEU:HD23	1.82	0.61
48:DG:17:LYS:HE2	48:DG:19:ASN:ND2	2.14	0.61
48:DG:18:ILE:HA	48:DG:23:ILE:HG13	1.80	0.61
29:BE:158:PHE:O	29:BE:162:ARG:HB2	2.00	0.61
48:BG:15:ASP:HB2	48:BG:26:LYS:CD	2.29	0.61
1:AA:1319:A:H3'	16:AS:2:ARG:HA	1.82	0.61
19:AU:19:LYS:HD2	19:AU:19:LYS:N	2.15	0.61
24:BI:18:ASN:N	24:BI:19:PRO:HD2	2.14	0.61
27:BK:19:VAL:C	27:BK:41:ILE:HD11	2.20	0.61
23:DB:968:C:H2'	23:DB:969:G:H8	1.65	0.61
1:AA:202:G:H21	1:AA:465:A:N6	1.97	0.61
1:AA:474:G:H2'	1:AA:475:C:C6	2.35	0.61
1:CA:704:A:C2	1:CA:705:G:H1'	2.35	0.61
37:BL:95:LEU:HB2	37:BL:101:ILE:CG1	2.30	0.61
34:D3:14:LYS:HD3	34:D3:21:PHE:O	2.00	0.61
6:CG:130:LYS:H	6:CG:134:VAL:HG21	1.65	0.61
23:BB:1889:A:H2'	23:BB:1890:A:H8	1.65	0.61
1:AA:522:C:H41	11:AL:49:ARG:NH2	1.98	0.61
18:AB:132:GLU:O	18:AB:136:ARG:HG2	2.00	0.61
23:DB:1279:G:H4'	42:DN:31:HIS:CD2	2.35	0.61
42:DN:87:PHE:HB3	42:DN:90:ARG:HB2	1.83	0.61
1:AA:313:A:H2'	1:AA:314:C:C6	2.35	0.61

*Continued on next page...*

*Continued from previous page...*

Atom-1	Atom-2	Interatomic distance (Å)	Clash overlap (Å)
23:BB:155:A:H2'	23:BB:156:A:H8	1.65	0.61
35:BV:14:LYS:HE3	35:BV:18:ARG:HH21	1.65	0.61
1:AA:736:C:H2'	1:AA:737:C:C6	2.34	0.61
48:DG:21:GLN:OE1	48:DG:37:ASN:HB2	1.99	0.61
1:CA:621:A:H2'	1:CA:622:A:C8	2.35	0.61
48:BG:120:ILE:HG13	48:BG:140:ILE:HG22	1.82	0.61
1:AA:1484:C:H2'	1:AA:1485:U:C6	2.35	0.61
19:CU:13:VAL:HG22	19:CU:15:LEU:HD23	1.81	0.61
8:CI:114:LYS:HE2	8:CI:120:ALA:HB1	1.82	0.61
23:DB:1739:A:H2'	23:DB:1740:G:O4'	2.00	0.61
23:DB:458:G:N2	23:DB:469:G:H2'	2.14	0.61
48:BG:36:LEU:H	48:BG:36:LEU:HD22	1.63	0.61
23:DB:2108:A:N3	23:DB:2108:A:H2'	2.13	0.61
23:DB:2786:U:H4'	26:DD:67:HIS:HA	1.82	0.61
23:DB:1028:A:H2'	23:DB:1029:A:C8	2.35	0.61
20:AO:69:TYR:HA	20:AO:72:ARG:NH1	2.14	0.61
1:CA:810:C:O2'	1:CA:811:C:H5'	1.99	0.61
23:BB:845:A:C2	23:BB:847:U:H1'	2.35	0.61
1:CA:22:G:H2'	1:CA:23:C:C6	2.35	0.61
1:AA:955:U:H2'	1:AA:956:U:O4'	1.99	0.61
23:DB:2741:A:H2'	23:DB:2742:G:O4'	2.00	0.61
1:CA:1352:C:H2'	1:CA:1353:G:C8	2.35	0.61
3:AD:197:HIS:O	3:AD:200:VAL:HG22	1.99	0.61
1:AA:1231:G:H2'	1:AA:1232:U:C6	2.35	0.61
17:AT:4:LYS:HD2	17:AT:5:SER:N	2.15	0.61
41:DJ:58:ASN:HA	41:DJ:126:ALA:O	2.00	0.61
35:BV:80:HIS:CD2	35:BV:83:LYS:HB2	2.34	0.61
1:CA:272:C:H2'	1:CA:273:U:H6	1.63	0.61
23:DB:351:C:H2'	23:DB:352:A:H8	1.65	0.61
30:DY:23:LEU:HD13	30:DY:28:LEU:HB2	1.81	0.61
1:AA:628:G:H2'	1:AA:629:A:C8	2.35	0.61
25:DC:124:LYS:HE2	25:DC:127:ASN:HD21	1.64	0.61
23:DB:1054:A:H2'	23:DB:1055:G:H8	1.63	0.61
23:BB:2860:A:O5'	23:BB:2860:A:H8	1.84	0.61
1:CA:215:C:H2'	1:CA:216:U:C6	2.34	0.61
23:DB:181:A:H2'	23:DB:182:A:C8	2.35	0.61
41:BJ:58:ASN:HA	41:BJ:126:ALA:O	2.00	0.61
18:CB:56:LEU:HB3	18:CB:220:VAL:HG22	1.82	0.61
38:BM:41:LEU:HB3	38:BM:46:ILE:CG2	2.30	0.61
1:AA:1070:U:H2'	1:AA:1071:C:C6	2.36	0.61
51:BZ:35:SER:HA	51:BZ:50:ARG:HA	1.81	0.61

*Continued on next page...*

*Continued from previous page...*

Atom-1	Atom-2	Interatomic distance (Å)	Clash overlap (Å)
8:CI:43:ALA:O	8:CI:47:VAL:HG23	1.99	0.61
1:AA:1366:C:H2'	1:AA:1367:C:H6	1.65	0.61
1:AA:408:A:H3'	1:AA:409:U:H6	1.65	0.61
3:AD:146:GLU:HA	3:AD:149:LYS:HG2	1.81	0.61
25:DC:92:LEU:HD12	25:DC:93:VAL:H	1.65	0.61
50:BT:34:VAL:HG21	50:BT:43:ILE:HD12	1.83	0.61
47:DF:62:GLN:CD	47:DF:91:ARG:HE	2.03	0.61
48:DG:145:ALA:O	48:DG:148:ARG:HG3	2.01	0.61
29:DE:158:PHE:O	29:DE:162:ARG:HB2	2.00	0.61
26:DD:116:LYS:HB3	26:DD:118:PHE:CZ	2.34	0.61
24:DI:25:PRO:O	24:DI:29:GLN:HG3	2.00	0.61
1:AA:764:C:C2'	1:AA:765:G:H5'	2.31	0.61
23:BB:2065:C:H2'	23:BB:2066:C:C6	2.35	0.61
17:CT:4:LYS:HD2	17:CT:5:SER:N	2.15	0.61
1:AA:394:G:H2'	1:AA:395:C:C6	2.33	0.61
42:DN:94:TYR:O	42:DN:115:LEU:HA	2.00	0.61
26:BD:55:LYS:NZ	26:BD:60:VAL:HG13	2.15	0.61
2:CC:82:ASP:O	2:CC:86:LEU:HG	2.01	0.61
37:DL:119:PRO:HA	37:DL:138:ALA:O	2.00	0.61
1:AA:1513:A:H2'	1:AA:1514:G:H8	1.63	0.61
25:DC:115:ILE:HG22	25:DC:124:LYS:HE3	1.82	0.61
6:AG:94:ARG:HH11	6:AG:98:LEU:HD11	1.64	0.61
17:CT:8:LYS:HA	17:CT:11:ILE:HD12	1.82	0.61
23:BB:551:G:H2'	23:BB:552:U:C6	2.35	0.61
27:DK:13:ASN:HD21	27:DK:98:ARG:HB2	1.65	0.61
24:BI:75:ALA:HB2	24:BI:112:LYS:HE2	1.81	0.61
23:DB:2104:C:H6	23:DB:2104:C:H3'	1.65	0.61
23:BB:615:U:O4	29:BE:39:ALA:HB2	2.00	0.61
11:CL:42:LYS:HD2	11:CL:43:LYS:HG2	1.82	0.61
23:BB:1778:U:H2'	23:BB:1784:A:H62	1.65	0.61
40:DH:96:THR:HG23	40:DH:97:ARG:H	1.66	0.61
22:DA:75:G:H1	22:DA:102:G:H22	1.48	0.61
40:DH:121:VAL:HG23	40:DH:122:LEU:H	1.65	0.61
18:AB:80:LYS:O	18:AB:84:LEU:HB3	2.00	0.61
40:BH:68:ARG:O	40:BH:72:ILE:HG22	1.99	0.61
42:DN:38:LEU:HD11	42:DN:42:LYS:HD2	1.83	0.61
21:AN:60:ARG:HD2	21:AN:69:PRO:HG3	1.81	0.61
1:CA:1060:U:H5''	9:CJ:53:ILE:HG12	1.81	0.61
3:CD:29:THR:HB	3:CD:30:LYS:NZ	2.16	0.61
23:DB:2547:A:H2'	23:DB:2548:U:C6	2.35	0.61
1:CA:677:U:H2'	1:CA:678:U:C6	2.35	0.61

*Continued on next page...*

*Continued from previous page...*

Atom-1	Atom-2	Interatomic distance (Å)	Clash overlap (Å)
41:BJ:82:GLY:O	41:BJ:84:ILE:HG22	2.01	0.61
6:AG:23:ALA:O	6:AG:26:VAL:HG22	2.00	0.61
23:BB:82:U:H2'	23:BB:83:A:C8	2.35	0.61
23:DB:1443:U:H2'	23:DB:1444:G:C8	2.36	0.61
46:DU:34:ILE:HG12	46:DU:63:ALA:HB2	1.81	0.61
23:BB:910:A:H2'	23:BB:911:A:H8	1.65	0.61
1:CA:602:A:O2'	1:CA:603:U:H5'	2.00	0.61
45:BS:15:GLN:HA	45:BS:18:ARG:CG	2.30	0.61
1:AA:1492:A:H3'	1:AA:1493:A:H4'	1.83	0.61
23:BB:615:U:O2	29:BE:35:TYR:HA	2.00	0.61
40:DH:96:THR:OG1	40:DH:112:LYS:HB2	2.00	0.61
34:B3:44:ARG:N	34:B3:45:PRO:HD2	2.15	0.61
1:AA:1243:C:H2'	1:AA:1244:G:H8	1.65	0.61
18:CB:67:LEU:HA	18:CB:89:PHE:O	1.99	0.61
1:CA:157:U:O2'	1:CA:158:G:H5'	2.00	0.61
23:BB:1774:C:H2'	23:BB:1774:C:O2	1.98	0.61
1:AA:478:A:H2'	1:AA:479:U:O4'	2.00	0.61
23:BB:2760:C:O2'	23:BB:2761:A:H5'	1.99	0.61
28:BP:13:LYS:HG2	28:BP:76:HIS:ND1	2.15	0.61
23:BB:1983:G:H4'	23:BB:2606:C:H4'	1.82	0.61
6:AG:30:MET:HG2	6:AG:31:VAL:H	1.65	0.61
47:BF:22:ASN:ND2	47:BF:22:ASN:H	1.97	0.61
36:D2:31:LEU:HD22	36:D2:42:LEU:HD12	1.83	0.61
52:BW:24:ARG:HD3	52:BW:65:LYS:HE3	1.80	0.61
49:DR:48:LYS:O	49:DR:48:LYS:HD2	2.01	0.61
16:CS:35:ARG:HB2	16:CS:71:GLY:HA2	1.82	0.61
19:AU:36:PHE:CB	19:AU:40:PRO:HD3	2.28	0.61
21:AN:60:ARG:CG	21:AN:62:ARG:HG2	2.28	0.61
2:CC:26:LYS:CG	2:CC:27:GLU:H	2.10	0.61
33:B1:3:GLY:O	33:B1:4:ILE:HG12	2.01	0.61
47:DF:94:ARG:HA	47:DF:97:GLU:HB3	1.82	0.61
7:AH:86:LYS:HD2	7:AH:90:GLU:HG2	1.80	0.61
23:DB:575:A:O2'	23:DB:576:U:H5'	2.00	0.61
47:DF:84:ILE:HG23	47:DF:85:GLY:N	2.14	0.61
47:BF:169:LEU:HA	47:BF:172:PHE:HD2	1.65	0.61
10:CK:88:PRO:HD3	19:CU:28:LEU:HD11	1.83	0.61
23:DB:979:A:H2'	23:DB:982:C:N4	2.13	0.61
7:AH:44:PHE:HE2	7:AH:100:ILE:HG12	1.66	0.61
26:DD:55:LYS:NZ	26:DD:60:VAL:HG13	2.15	0.61
18:CB:130:LYS:HA	18:CB:133:ALA:HB3	1.83	0.61
1:CA:522:C:H41	11:CL:49:ARG:NH2	1.97	0.61

*Continued on next page...*

*Continued from previous page...*

Atom-1	Atom-2	Interatomic distance (Å)	Clash overlap (Å)
23:BB:1870:C:H2'	23:BB:1871:A:C8	2.36	0.61
42:DN:33:ILE:HB	42:DN:114:GLU:HB2	1.83	0.61
23:BB:2840:C:H2'	23:BB:2841:C:C6	2.35	0.61
23:BB:2789:C:H3'	23:BB:2893:A:H62	1.63	0.61
1:AA:1138:G:H2'	1:AA:1139:G:H4'	1.82	0.61
23:BB:2861:U:H2'	23:BB:2862:G:H8	1.66	0.61
1:AA:501:C:H2'	1:AA:502:A:H8	1.65	0.61
23:DB:2078:C:H2'	23:DB:2079:U:C6	2.36	0.61
38:DM:50:ARG:O	38:DM:53:MET:HB3	2.00	0.61
23:BB:1681:G:N3	23:BB:1762:A:H2'	2.15	0.61
1:CA:1458:G:H2'	1:CA:1459:G:C8	2.34	0.61
7:CH:58:LEU:HD22	7:CH:60:LEU:HB2	1.81	0.61
7:CH:74:ILE:HG13	7:CH:128:VAL:HG22	1.83	0.61
23:DB:1180:U:H2'	23:DB:1181:U:C6	2.36	0.61
37:BL:121:THR:HB	37:BL:141:LYS:HB3	1.82	0.61
1:CA:1221:G:C4'	16:CS:76:THR:HG21	2.28	0.61
29:DE:58:LYS:HB2	29:DE:60:TRP:CD1	2.35	0.61
40:BH:78:VAL:O	40:BH:143:ILE:HG13	1.98	0.61
6:AG:14:ASP:HB3	6:AG:18:GLY:H	1.64	0.61
1:AA:977:A:C2	1:AA:1223:C:H2'	2.36	0.61
44:BQ:91:ARG:HD3	49:BR:11:GLN:HB2	1.81	0.61
48:DG:120:ILE:HG13	48:DG:140:ILE:HG22	1.82	0.61
48:DG:84:LYS:HG3	48:DG:131:VAL:C	2.20	0.61
23:DB:1142:A:H4'	41:DJ:27:ARG:HH22	1.64	0.61
30:BY:15:ARG:O	30:BY:20:LYS:HE3	2.00	0.61
27:BK:25:LEU:HD21	27:BK:40:LYS:H	1.66	0.61
28:BP:20:ARG:HG3	28:BP:21:PRO:CD	2.31	0.61
47:DF:137:PHE:O	47:DF:139:GLU:N	2.33	0.61
48:DG:15:ASP:HB3	48:DG:26:LYS:H	1.66	0.61
47:BF:32:LYS:HA	47:BF:95:MET:HG3	1.82	0.61
16:CS:4:LEU:HD13	16:CS:8:PRO:HA	1.81	0.61
24:BI:20:SER:O	24:BI:25:PRO:HD2	2.01	0.61
46:BU:85:ARG:HD3	46:BU:86:PHE:H	1.66	0.61
23:DB:2379:G:H4'	43:DO:21:LEU:HD11	1.81	0.61
23:DB:1889:A:H2'	23:DB:1890:A:H8	1.63	0.61
1:CA:1448:C:H2'	1:CA:1449:C:C6	2.36	0.61
1:CA:543:U:H2'	1:CA:544:G:C8	2.36	0.61
46:DU:11:ILE:O	46:DU:11:ILE:HD13	2.01	0.61
23:BB:1709:U:H2'	23:BB:1710:G:C8	2.35	0.61
23:BB:172:A:O2'	23:BB:173:A:H5'	2.01	0.61
23:BB:152:A:H2'	23:BB:153:U:C6	2.35	0.61

*Continued on next page...*

*Continued from previous page...*

Atom-1	Atom-2	Interatomic distance (Å)	Clash overlap (Å)
2:AC:13:ILE:O	2:AC:14:VAL:HG22	2.00	0.61
45:DS:20:VAL:C	45:DS:22:ASP:H	2.03	0.61
9:CJ:43:PRO:O	9:CJ:71:LEU:HD21	2.00	0.61
36:B2:27:GLY:O	36:B2:30:VAL:HB	2.00	0.61
6:AG:44:SER:OG	6:AG:116:ALA:HB1	2.01	0.61
1:CA:593:U:H2'	1:CA:594:U:C6	2.36	0.61
25:BC:115:ILE:HG22	25:BC:124:LYS:HE3	1.83	0.61
23:BB:2626:C:H2'	23:BB:2627:G:C8	2.36	0.61
14:AQ:46:HIS:HB2	14:AQ:70:LYS:HE2	1.81	0.61
52:BW:18:LYS:HG3	52:BW:19:ARG:CZ	2.31	0.61
41:BJ:4:PHE:HB3	41:BJ:44:TYR:CD1	2.35	0.61
25:BC:6:LYS:O	25:BC:8:THR:HG23	2.00	0.61
47:BF:146:ASP:HB3	47:BF:147:ARG:NH1	2.15	0.61
40:BH:6:LEU:H	40:BH:6:LEU:HD12	1.65	0.61
2:AC:96:VAL:HB	2:AC:97:PRO:HD2	1.81	0.61
26:DD:119:ALA:HB1	26:DD:163:GLY:H	1.66	0.61
23:BB:2678:C:H2'	23:BB:2679:A:C8	2.35	0.61
23:BB:1203:U:H3'	23:BB:1204:A:C5'	2.31	0.61
11:CL:35:ARG:NH2	11:CL:36:VAL:HG22	2.16	0.61
35:BV:62:THR:HG22	35:BV:71:LYS:HG2	1.82	0.61
20:CO:32:LEU:O	20:CO:36:ILE:HG12	2.01	0.61
23:DB:18:U:H2'	23:DB:19:A:H8	1.66	0.61
23:BB:6:A:H2'	23:BB:7:G:H8	1.65	0.61
23:BB:1534:U:H2'	23:BB:1536:C:N3	2.15	0.61
34:D3:61:LEU:N	34:D3:62:PRO:HD3	2.15	0.61
11:AL:42:LYS:HD2	11:AL:43:LYS:HG2	1.83	0.61
23:DB:2737:G:H2'	23:DB:2738:A:C8	2.35	0.61
23:DB:2376:A:N1	43:DO:92:PHE:HD2	1.99	0.61
23:DB:2046:G:H1'	31:D0:18:HIS:CD2	2.34	0.61
47:DF:78:ILE:HA	47:DF:82:TYR:CG	2.36	0.61
40:BH:83:LYS:HB3	40:BH:91:PHE:CD1	2.35	0.61
23:DB:2393:U:H5''	37:DL:62:PRO:HG3	1.82	0.61
1:CA:1132:C:H2'	1:CA:1133:G:C8	2.35	0.61
23:DB:1203:U:H1'	37:DL:4:ASN:HD21	1.64	0.61
23:BB:2352:A:H2'	23:BB:2353:G:O4'	2.01	0.61
18:CB:86:CYS:H	18:CB:88:GLN:NE2	1.99	0.61
51:DZ:4:VAL:O	51:DZ:33:LEU:HD23	2.00	0.61
51:DZ:67:VAL:O	51:DZ:70:GLU:HG2	2.01	0.61
1:CA:764:C:H2'	1:CA:765:G:H5'	1.82	0.61
9:CJ:6:ILE:O	9:CJ:75:ASP:HA	2.00	0.61
23:DB:851:C:H4'	30:DY:46:MET:HA	1.83	0.61

*Continued on next page...*



*Continued from previous page...*

Atom-1	Atom-2	Interatomic distance (Å)	Clash overlap (Å)
2:AC:137:VAL:HG22	2:AC:150:VAL:HG21	1.83	0.61
38:DM:35:ALA:H	38:DM:100:LYS:H	1.48	0.61
27:BK:59:LYS:HD2	27:BK:89:ASN:HD22	1.65	0.61
37:BL:80:SER:H	37:BL:113:ALA:HB3	1.65	0.61
23:BB:1198:U:H2'	23:BB:1199:U:C6	2.35	0.61
47:BF:62:GLN:CD	47:BF:91:ARG:HE	2.03	0.61
26:BD:54:ALA:CA	26:BD:76:GLY:HA2	2.31	0.61
32:B4:1:MET:HE1	32:B4:36:ARG:HB2	1.82	0.61
1:CA:1347:G:H22	1:CA:1373:G:H2'	1.66	0.61
23:BB:1821:A:H2'	23:BB:1822:C:H6	1.64	0.61
23:BB:5:A:H2'	23:BB:6:A:C8	2.35	0.61
45:DS:18:ARG:HB3	45:DS:76:VAL:HG22	1.83	0.61
24:BI:7:TYR:HB2	24:BI:58:ILE:O	2.00	0.61
23:DB:1220:G:H2'	23:DB:1221:C:C6	2.36	0.61
1:CA:806:C:H2'	1:CA:807:A:H8	1.66	0.61
23:BB:811:U:H2'	37:BL:21:ARG:HA	1.81	0.61
1:CA:209:U:H5'	1:CA:210:C:H5	1.65	0.61
1:AA:1508:A:H2'	1:AA:1509:C:C6	2.36	0.61
23:BB:401:A:H2'	23:BB:402:A:C8	2.36	0.61
23:DB:1105:U:H2'	23:DB:1106:G:C8	2.36	0.61
1:AA:624:C:H2'	1:AA:625:U:H6	1.64	0.61
29:BE:67:ARG:HG2	29:BE:67:ARG:HH11	1.65	0.61
1:AA:1316:G:N2	1:AA:1318:A:H3'	2.15	0.61
1:CA:1492:A:H5''	1:CA:1493:A:C8	2.36	0.61
18:AB:14:HIS:HD2	18:AB:202:ASN:HB2	1.66	0.61
1:AA:781:A:H2'	1:AA:782:A:H5'	1.83	0.61
13:AP:67:ILE:HG13	13:AP:71:VAL:HG13	1.83	0.61
3:AD:121:ALA:O	3:AD:122:ILE:HD13	2.00	0.61
32:B4:7:VAL:HG13	32:B4:8:LYS:N	2.13	0.61
9:CJ:7:ARG:HE	9:CJ:101:SER:HB3	1.65	0.61
21:CN:62:ARG:HG2	21:CN:67:GLY:O	2.01	0.61
1:AA:662:U:H2'	1:AA:663:A:H8	1.64	0.61
50:BT:32:LEU:N	50:BT:83:ALA:HB3	2.16	0.61
27:BK:70:ARG:HD3	27:BK:76:VAL:HG22	1.83	0.61
47:BF:34:THR:O	47:BF:89:THR:HA	2.01	0.61
32:B4:16:ILE:HG12	32:B4:25:VAL:HG22	1.83	0.61
1:AA:764:C:H2'	1:AA:765:G:H5'	1.82	0.61
23:DB:1470:A:H3'	23:DB:1471:G:H8	1.66	0.61
24:DI:42:ASN:HA	24:DI:45:THR:OG1	1.99	0.61
26:DD:68:PHE:HB3	26:DD:73:VAL:HG23	1.81	0.61
25:BC:77:VAL:HG23	25:BC:112:GLY:H	1.66	0.61

*Continued on next page...*

*Continued from previous page...*

Atom-1	Atom-2	Interatomic distance (Å)	Clash overlap (Å)
37:DL:57:LEU:HD12	37:DL:60:ARG:NH2	2.16	0.61
1:AA:522:C:H41	11:AL:49:ARG:HH22	1.48	0.61
46:BU:11:ILE:O	46:BU:11:ILE:HD13	2.00	0.61
44:BQ:80:ASN:O	44:BQ:83:LYS:HB3	2.01	0.61
23:BB:635:C:O2'	23:BB:639:U:H5''	2.01	0.61
23:BB:1788:C:O2'	23:BB:1789:A:H5'	2.01	0.61
1:CA:26:A:H61	1:CA:558:G:H1'	1.65	0.61
1:CA:1061:G:H2'	1:CA:1062:U:C6	2.36	0.61
23:BB:126:A:O5'	36:B2:19:ARG:HG3	2.01	0.61
17:AT:8:LYS:HA	17:AT:11:ILE:HD12	1.83	0.61
1:AA:593:U:H2'	1:AA:594:U:C6	2.36	0.61
1:CA:1000:A:H2'	1:CA:1001:C:C6	2.35	0.61
27:BK:109:SER:HB2	27:BK:111:LYS:HE2	1.82	0.61
23:DB:2573:C:H3'	56:DB:3628:HOH:O	2.01	0.61
18:CB:209:VAL:HG23	18:CB:210:THR:H	1.66	0.61
34:D3:44:ARG:N	34:D3:45:PRO:HD2	2.15	0.61
1:CA:1342:C:H2'	1:CA:1343:G:C8	2.36	0.61
1:CA:1222:G:O2'	1:CA:1223:C:H5'	2.01	0.61
23:DB:2352:A:H2'	23:DB:2353:G:O4'	2.01	0.61
38:DM:18:ARG:C	38:DM:38:ARG:HH22	2.03	0.61
23:DB:1599:U:OP1	50:DT:40:LYS:HB3	2.01	0.61
47:DF:134:GLN:C	47:DF:136:ILE:H	2.05	0.61
1:AA:1308:U:H2'	1:AA:1309:G:H8	1.66	0.61
47:BF:177:ARG:NH1	47:BF:177:ARG:HA	2.15	0.61
24:DI:20:SER:O	24:DI:25:PRO:HD2	2.00	0.61
23:BB:2747:G:O6	23:BB:2754:U:H2'	2.01	0.61
23:BB:2741:A:H2'	23:BB:2742:G:O4'	2.01	0.61
23:BB:2073:C:O2'	23:BB:2074:U:H5'	2.00	0.61
1:CA:373:A:H2'	1:CA:374:A:H8	1.66	0.61
26:BD:8:LYS:HG2	26:BD:197:THR:H	1.66	0.61
1:CA:202:G:H21	1:CA:465:A:N6	1.99	0.61
27:DK:85:VAL:HG21	27:DK:115:ILE:HD11	1.82	0.61
1:AA:312:C:H2'	1:AA:313:A:C8	2.35	0.61
23:DB:1054:A:H2'	23:DB:1055:G:C8	2.36	0.61
40:BH:44:ILE:HA	40:BH:51:ARG:HH22	1.66	0.61
1:CA:1308:U:O2'	1:CA:1309:G:H5'	2.01	0.61
45:BS:5:ALA:HB3	45:BS:54:ALA:HB2	1.83	0.61
14:AQ:16:MET:HB2	14:AQ:19:SER:HB2	1.81	0.61
44:BQ:100:PHE:HB2	49:BR:13:ARG:HH12	1.65	0.61
23:DB:277:G:H1'	23:DB:361:G:O6	2.01	0.60
1:AA:977:A:H2	1:AA:1223:C:H2'	1.66	0.60

*Continued on next page...*

*Continued from previous page...*

Atom-1	Atom-2	Interatomic distance (Å)	Clash overlap (Å)
24:BI:11:GLN:HA	24:BI:55:PRO:HA	1.82	0.60
25:BC:94:LEU:HA	25:BC:100:ARG:HA	1.83	0.60
47:DF:120:SER:HG	47:DF:127:TYR:HD2	1.48	0.60
4:AE:131:ASN:HD21	4:AE:133:ILE:HB	1.64	0.60
1:AA:946:A:H2'	1:AA:947:G:H8	1.65	0.60
47:BF:111:ARG:HE	47:BF:135:ILE:HG22	1.66	0.60
23:DB:2677:G:H2'	23:DB:2678:C:C6	2.35	0.60
23:BB:2742:G:OP1	32:B4:36:ARG:HD3	2.01	0.60
1:AA:464:U:H3'	1:AA:466:A:OP1	2.00	0.60
26:DD:30:GLU:HB2	26:DD:52:THR:HG23	1.83	0.60
20:AO:67:LEU:HD12	20:AO:88:ARG:HH22	1.65	0.60
6:AG:138:GLU:HB3	6:AG:142:ARG:NH2	2.15	0.60
23:DB:1175:A:C4	23:DB:1176:U:H1'	2.36	0.60
33:B1:36:LYS:HB2	33:B1:47:ILE:HA	1.83	0.60
23:DB:263:G:H2'	23:DB:264:C:O4'	2.01	0.60
11:CL:41:PRO:HB3	11:CL:49:ARG:NH1	2.16	0.60
5:CF:71:ILE:HG13	5:CF:72:ASP:N	2.14	0.60
35:BV:80:HIS:CD2	35:BV:83:LYS:H	2.19	0.60
23:BB:2216:G:H2'	23:BB:2217:G:C8	2.35	0.60
23:BB:1443:U:H2'	23:BB:1444:G:C8	2.35	0.60
46:DU:42:LYS:HG3	46:DU:57:ILE:HG21	1.83	0.60
23:DB:2840:C:H2'	23:DB:2841:C:C6	2.34	0.60
23:BB:834:G:H2'	23:BB:835:C:O4'	2.01	0.60
23:DB:1406:U:H2'	23:DB:1407:G:C8	2.35	0.60
37:BL:119:PRO:HA	37:BL:138:ALA:O	2.01	0.60
14:CQ:16:MET:HB2	14:CQ:19:SER:HB2	1.82	0.60
23:BB:1220:G:H2'	23:BB:1221:C:H6	1.65	0.60
23:DB:1782:U:H3'	56:DB:3606:HOH:O	2.01	0.60
21:AN:11:LYS:O	21:AN:15:LEU:HG	2.00	0.60
23:BB:1739:A:H2'	23:BB:1740:G:O4'	2.00	0.60
1:CA:478:A:H2'	1:CA:479:U:O4'	2.01	0.60
1:CA:1226:C:O2'	1:CA:1227:A:H5'	2.01	0.60
12:CM:102:LYS:HG3	12:CM:103:THR:HG23	1.83	0.60
23:BB:918:A:H2'	23:BB:919:U:H5'	1.82	0.60
29:BE:145:ASP:HB3	29:BE:184:ASP:H	1.67	0.60
25:DC:130:PRO:HA	25:DC:188:ARG:HA	1.83	0.60
21:CN:16:ALA:HB2	21:CN:54:SER:O	2.00	0.60
26:BD:10:GLY:O	26:BD:11:MET:HB2	2.00	0.60
2:CC:59:PRO:CG	2:CC:62:SER:HB2	2.28	0.60
52:BW:44:PHE:O	52:BW:78:PHE:HA	2.00	0.60
40:BH:117:LEU:HD13	40:BH:120:GLY:HA2	1.83	0.60

*Continued on next page...*

*Continued from previous page...*

Atom-1	Atom-2	Interatomic distance (Å)	Clash overlap (Å)
1:AA:797:C:O2'	1:AA:798:U:H5'	2.00	0.60
1:CA:1316:G:H22	1:CA:1318:A:H3'	1.65	0.60
24:DI:78:LEU:HA	24:DI:81:LYS:HE2	1.82	0.60
1:CA:279:A:H5'	1:CA:281:G:H5'	1.82	0.60
1:AA:675:A:H2'	1:AA:676:A:C8	2.36	0.60
32:D4:22:VAL:O	32:D4:24:ARG:HG3	2.00	0.60
23:DB:971:G:H2'	23:DB:972:A:O4'	2.00	0.60
1:AA:462:G:H3'	1:AA:463:U:H6	1.66	0.60
1:CA:860:A:H2'	1:CA:861:G:O4'	2.01	0.60
35:DV:75:GLN:HG2	35:DV:92:VAL:HG23	1.82	0.60
35:BV:80:HIS:HD2	35:BV:83:LYS:H	1.46	0.60
23:BB:1868:C:H2'	23:BB:1869:G:O4'	2.01	0.60
23:BB:263:G:H2'	23:BB:264:C:O4'	2.01	0.60
23:BB:2788:C:H2'	23:BB:2789:C:C6	2.35	0.60
41:BJ:96:ARG:O	41:BJ:99:ARG:HG3	2.01	0.60
23:DB:2078:C:O2'	23:DB:2079:U:H5'	2.01	0.60
37:DL:2:ARG:HG2	37:DL:5:THR:HG21	1.82	0.60
2:AC:8:GLY:HA2	2:AC:11:LEU:HD21	1.81	0.60
23:DB:2264:C:H41	52:DW:11:ASN:ND2	1.99	0.60
23:BB:1631:G:N2	23:BB:1633:G:H3'	2.16	0.60
1:CA:188:C:H2'	1:CA:189:A:O4'	2.01	0.60
22:BA:6:G:H2'	22:BA:7:G:H8	1.64	0.60
23:DB:438:G:H2'	23:DB:439:A:H8	1.66	0.60
23:DB:2569:G:O2'	23:DB:2570:G:H5'	2.01	0.60
8:AI:96:GLU:HA	8:AI:99:LYS:NZ	2.16	0.60
26:BD:39:ASP:HB3	26:BD:42:ASN:HB3	1.83	0.60
41:BJ:124:VAL:HG23	41:BJ:125:TYR:H	1.64	0.60
18:AB:130:LYS:O	18:AB:134:LEU:HG	2.01	0.60
23:BB:2516:A:O2'	23:BB:2517:C:H5'	2.01	0.60
23:DB:1098:A:C8	24:DI:3:LYS:HB3	2.36	0.60
23:BB:850:U:H2'	23:BB:851:C:C6	2.36	0.60
18:CB:46:VAL:CG1	18:CB:47:PRO:HD3	2.26	0.60
1:AA:1047:G:N2	1:AA:1215:G:H5''	2.16	0.60
1:AA:1053:G:O6	1:AA:1199:U:H2'	2.01	0.60
29:DE:60:TRP:CH2	29:DE:69:ARG:HA	2.36	0.60
1:AA:923:A:H2'	1:AA:924:C:C6	2.36	0.60
23:BB:1082:U:N3	23:BB:1086:A:C6	2.70	0.60
24:DI:27:LEU:CD2	24:DI:27:LEU:H	2.14	0.60
23:BB:480:A:H3'	23:BB:481:G:H5''	1.83	0.60
20:AO:39:LEU:HD23	20:AO:56:LEU:HB2	1.82	0.60
1:AA:462:G:H3'	1:AA:463:U:C6	2.36	0.60

*Continued on next page...*

*Continued from previous page...*

Atom-1	Atom-2	Interatomic distance (Å)	Clash overlap (Å)
7:CH:94:VAL:HG12	7:CH:99:GLY:HA3	1.83	0.60
1:AA:1163:A:H2'	1:AA:1164:G:C8	2.35	0.60
25:DC:90:ILE:HD13	25:DC:104:LEU:HA	1.83	0.60
23:BB:558:U:OP1	41:BJ:114:LEU:HB2	2.01	0.60
23:BB:1485:U:H2'	23:BB:1486:U:H6	1.66	0.60
7:AH:55:LYS:HA	7:AH:55:LYS:HE3	1.83	0.60
23:DB:2065:C:H2'	23:DB:2066:C:C6	2.36	0.60
23:BB:633:A:O5'	23:BB:633:A:H8	1.84	0.60
23:DB:155:A:H2'	23:DB:156:A:H8	1.65	0.60
45:DS:15:GLN:HA	45:DS:18:ARG:CG	2.32	0.60
1:CA:806:C:H2'	1:CA:807:A:C8	2.37	0.60
45:BS:20:VAL:C	45:BS:22:ASP:H	2.05	0.60
23:DB:401:A:H2'	23:DB:402:A:C8	2.35	0.60
18:AB:35:ASN:C	18:AB:36:LYS:HD2	2.21	0.60
23:BB:2103:C:H2'	23:BB:2104:C:O4'	2.01	0.60
3:CD:169:TRP:O	3:CD:182:LYS:HB2	2.01	0.60
24:BI:89:SER:HA	24:BI:97:VAL:HG21	1.83	0.60
37:BL:68:SER:HB2	37:BL:71:ALA:HB3	1.83	0.60
23:BB:1315:C:H2'	23:BB:1316:U:C6	2.36	0.60
1:CA:441:A:H61	1:CA:493:A:N6	2.00	0.60
18:CB:60:ALA:HB1	18:CB:224:ARG:HG2	1.82	0.60
45:DS:66:ILE:N	45:DS:66:ILE:HD13	2.16	0.60
16:CS:35:ARG:HA	16:CS:70:LEU:HB3	1.83	0.60
51:BZ:67:VAL:O	51:BZ:70:GLU:HG2	2.02	0.60
49:BR:36:ALA:HB2	49:BR:58:VAL:HG23	1.83	0.60
49:BR:49:ILE:HD12	49:BR:49:ILE:O	2.02	0.60
21:CN:63:CYS:SG	21:CN:66:THR:N	2.74	0.60
3:AD:29:THR:H	3:AD:33:ILE:CG2	2.13	0.60
50:DT:14:PRO:HA	50:DT:32:LEU:CB	2.32	0.60
23:DB:848:C:H2'	23:DB:849:A:C8	2.35	0.60
50:DT:57:VAL:HG22	50:DT:58:VAL:N	2.14	0.60
23:DB:1199:U:H2'	23:DB:1200:C:H6	1.66	0.60
27:BK:38:ILE:H	27:BK:38:ILE:CD1	2.14	0.60
47:BF:177:ARG:CZ	47:BF:177:ARG:HA	2.32	0.60
21:CN:27:LYS:CG	21:CN:28:ALA:H	2.13	0.60
26:DD:202:ILE:HG22	26:DD:204:LYS:NZ	2.16	0.60
23:DB:6:A:H4'	41:DJ:131:ASN:O	2.01	0.60
2:AC:87:ARG:NH2	2:AC:88:LYS:HA	2.16	0.60
23:DB:1551:A:H3'	23:DB:1552:A:H5''	1.81	0.60
23:BB:2261:C:H1'	23:BB:2388:A:N3	2.16	0.60
46:BU:26:ASN:HD22	46:BU:26:ASN:N	1.98	0.60

*Continued on next page...*

*Continued from previous page...*

Atom-1	Atom-2	Interatomic distance (Å)	Clash overlap (Å)
23:DB:2469:A:H4'	38:DM:55:ARG:CZ	2.32	0.60
23:DB:2824:C:H3'	23:DB:2825:G:N2	2.17	0.60
23:BB:654:A:N3	23:BB:654:A:H2'	2.15	0.60
1:AA:840:C:C4	1:AA:842:U:H4'	2.37	0.60
35:DV:80:HIS:HD2	35:DV:83:LYS:H	1.49	0.60
14:AQ:18:LYS:H	14:AQ:50:ASN:HD21	1.47	0.60
23:DB:2698:U:H2'	23:DB:2699:C:C6	2.35	0.60
6:CG:105:GLU:HB3	6:CG:136:LYS:NZ	2.16	0.60
18:CB:172:ILE:HG22	18:CB:176:ASN:ND2	2.17	0.60
36:B2:20:ALA:C	36:B2:22:MET:H	2.05	0.60
23:BB:1577:C:H2'	23:BB:1578:U:C6	2.37	0.60
44:DQ:87:VAL:HG21	49:DR:52:PRO:HG3	1.81	0.60
6:CG:139:ASP:HA	6:CG:142:ARG:HH11	1.65	0.60
23:BB:2267:A:H8	23:BB:2267:A:H3'	1.66	0.60
44:DQ:90:ASP:OD1	49:DR:39:LEU:HD12	2.00	0.60
8:AI:117:LEU:HD12	8:AI:120:ALA:O	2.01	0.60
1:CA:784:A:H2'	1:CA:785:G:H8	1.67	0.60
23:DB:2272:U:HO2'	23:DB:2273:A:H8	1.48	0.60
32:B4:27:CYS:SG	32:B4:29:ALA:HB3	2.41	0.60
23:DB:1063:G:H4'	24:DI:135:MET:HG2	1.83	0.60
41:DJ:82:GLY:O	41:DJ:84:ILE:HG22	2.01	0.60
26:DD:108:ASP:OD2	26:DD:173:GLN:HA	2.02	0.60
39:DX:12:GLU:HA	39:DX:15:ASN:HD21	1.66	0.60
23:BB:968:C:H2'	23:BB:969:G:H8	1.65	0.60
23:DB:477:A:H2'	23:DB:478:A:H8	1.63	0.60
23:DB:264:C:C2'	23:DB:265:A:H5''	2.32	0.60
9:CJ:29:ALA:O	9:CJ:32:THR:HG22	2.01	0.60
23:DB:2341:G:H2'	23:DB:2342:C:H6	1.66	0.60
23:BB:2292:U:H2'	23:BB:2293:G:H8	1.67	0.60
6:AG:45:ALA:HB1	6:AG:120:ALA:HA	1.83	0.60
23:DB:1593:A:H2'	23:DB:1594:U:C6	2.37	0.60
41:BJ:58:ASN:N	41:BJ:127:GLY:HA2	2.16	0.60
47:DF:77:LYS:HD2	47:DF:79:ARG:HD3	1.82	0.60
23:DB:870:U:H2'	23:DB:871:U:H5''	1.83	0.60
23:BB:458:G:N2	23:BB:469:G:H2'	2.16	0.60
1:AA:602:A:O2'	1:AA:603:U:H5'	2.02	0.60
23:DB:620:G:H5'	23:DB:620:G:N3	2.16	0.60
23:DB:912:C:O2'	23:DB:913:U:H5'	2.01	0.60
1:CA:32:A:H2'	1:CA:33:A:C8	2.36	0.60
23:BB:1117:C:H2'	23:BB:1118:C:C6	2.36	0.60
1:AA:621:A:H2'	1:AA:622:A:C8	2.36	0.60

*Continued on next page...*

*Continued from previous page...*

Atom-1	Atom-2	Interatomic distance (Å)	Clash overlap (Å)
23:BB:1319:C:O2'	23:BB:1320:C:H5'	2.01	0.60
23:DB:2136:G:O2'	23:DB:2137:U:H5'	2.01	0.60
2:CC:106:ARG:CZ	2:CC:106:ARG:H	2.14	0.60
21:AN:58:ARG:H	21:AN:59:GLN:NE2	2.00	0.60
51:BZ:4:VAL:O	51:BZ:33:LEU:HD23	2.02	0.60
1:AA:1148:U:H2'	1:AA:1149:C:H5'	1.83	0.60
3:AD:29:THR:HG22	3:AD:30:LYS:N	2.16	0.60
1:CA:135:C:C2	13:CP:1:MET:HB2	2.36	0.60
50:BT:43:ILE:O	50:BT:47:VAL:HG23	2.01	0.60
2:AC:184:ASN:HD22	2:AC:185:THR:H	1.49	0.60
50:DT:4:GLU:OE2	50:DT:5:GLU:HG2	2.01	0.60
1:CA:279:A:C5'	1:CA:280:C:H3'	2.30	0.60
47:DF:134:GLN:O	47:DF:136:ILE:N	2.35	0.60
47:DF:62:GLN:NE2	47:DF:90:LEU:HD13	2.17	0.60
2:AC:95:GLY:O	2:AC:96:VAL:HG13	2.00	0.60
23:DB:1082:U:N3	23:DB:1086:A:C6	2.69	0.60
47:BF:62:GLN:NE2	47:BF:90:LEU:HD13	2.15	0.60
23:BB:2747:G:H2'	23:BB:2748:A:C8	2.37	0.60
26:DD:104:VAL:HG12	26:DD:106:LYS:HE2	1.84	0.60
18:AB:162:VAL:HG21	18:AB:168:GLU:HB2	1.82	0.60
39:DX:14:LEU:HD22	39:DX:57:LEU:HD21	1.84	0.60
46:BU:51:LEU:H	46:BU:53:GLN:NE2	1.99	0.60
46:BU:85:ARG:NH1	46:BU:86:PHE:H	2.00	0.60
23:BB:2041:U:H2'	23:BB:2042:A:C8	2.37	0.60
23:DB:1722:A:H2'	23:DB:1723:G:H8	1.66	0.60
22:DA:55:U:H2'	22:DA:56:G:C8	2.37	0.60
42:BN:48:VAL:HA	42:BN:51:LEU:HD22	1.84	0.60
23:BB:455:C:N3	23:BB:472:A:H2'	2.16	0.60
48:DG:157:LYS:HG2	48:DG:159:LYS:HG3	1.82	0.60
23:DB:2860:A:H8	23:DB:2860:A:O5'	1.82	0.60
5:AF:53:LYS:HB2	5:AF:54:LEU:HD22	1.82	0.60
23:BB:2859:G:H2'	23:BB:2860:A:C8	2.36	0.60
36:B2:16:HIS:HB3	36:B2:21:ARG:NH1	2.17	0.60
23:BB:125:A:H5'	36:B2:19:ARG:HD3	1.82	0.60
23:DB:2262:U:H2'	23:DB:2263:C:C6	2.36	0.60
16:CS:27:LYS:NZ	16:CS:27:LYS:HB3	2.15	0.60
1:CA:753:A:OP1	20:CO:73:LYS:HE3	2.01	0.60
1:CA:628:G:H2'	1:CA:629:A:C8	2.36	0.60
3:AD:169:TRP:O	3:AD:182:LYS:HB2	2.02	0.60
23:BB:648:G:H2'	23:BB:649:G:H8	1.66	0.60
42:DN:85:PRO:HA	42:DN:88:ALA:HB2	1.84	0.60

*Continued on next page...*

*Continued from previous page...*

Atom-1	Atom-2	Interatomic distance (Å)	Clash overlap (Å)
6:CG:132:THR:HA	6:CG:135:LYS:HB3	1.84	0.60
26:DD:168:GLU:O	26:DD:170:VAL:HG22	2.02	0.60
2:AC:141:MET:HA	2:AC:141:MET:HE2	1.82	0.60
44:BQ:84:LYS:HE2	44:BQ:84:LYS:HA	1.81	0.60
23:BB:1794:A:H2'	23:BB:1795:C:H6	1.66	0.60
26:BD:2:ILE:HG22	26:BD:82:PHE:HB3	1.81	0.60
23:DB:759:G:H2'	23:DB:760:G:H8	1.67	0.60
52:BW:49:ASN:HB3	52:BW:60:ALA:HA	1.84	0.60
1:CA:1492:A:H5'	1:CA:1493:A:OP2	2.02	0.60
49:DR:36:ALA:HB2	49:DR:58:VAL:HG23	1.84	0.60
40:BH:78:VAL:HG12	40:BH:144:VAL:HG23	1.84	0.60
51:DZ:3:ARG:HG2	51:DZ:33:LEU:HD22	1.83	0.60
1:CA:436:C:O2'	1:CA:437:U:H5'	2.02	0.60
33:D1:32:LYS:HA	33:D1:51:ALA:O	2.01	0.60
23:DB:2336:A:N6	52:DW:40:ARG:HG3	2.17	0.60
23:BB:1142:A:H4'	41:BJ:27:ARG:HH22	1.66	0.60
6:CG:38:ALA:O	6:CG:42:VAL:HG23	2.00	0.60
23:BB:1229:C:H2'	23:BB:1230:A:H8	1.66	0.60
44:BQ:10:ARG:CZ	44:BQ:10:ARG:HB2	2.31	0.60
23:DB:2720:U:H5''	28:DP:52:ARG:NH2	2.15	0.60
26:BD:30:GLU:HB2	26:BD:52:THR:HG23	1.82	0.60
26:DD:4:LEU:HD23	26:DD:101:PHE:CE1	2.37	0.60
39:DX:13:GLU:O	39:DX:17:GLU:HG3	2.00	0.60
40:DH:6:LEU:HD12	40:DH:6:LEU:H	1.66	0.60
23:BB:479:A:N3	23:BB:481:G:H5''	2.17	0.60
18:AB:107:ARG:HH21	18:AB:111:LYS:HB2	1.67	0.60
46:DU:54:PRO:HG2	46:DU:55:GLY:H	1.65	0.60
27:DK:43:ILE:HD12	27:DK:56:ASP:HB2	1.84	0.60
23:BB:1810:A:H2'	23:BB:1811:G:O4'	2.01	0.60
1:CA:713:G:H2'	1:CA:714:G:H8	1.65	0.60
23:DB:104:A:H2'	23:DB:105:C:C6	2.36	0.60
23:DB:558:U:P	41:DJ:113:PRO:HG2	2.41	0.60
23:BB:1061:U:H4'	23:BB:1070:A:O3'	2.02	0.60
23:BB:2262:U:H2'	23:BB:2263:C:C6	2.35	0.60
1:AA:209:U:H5'	1:AA:210:C:C5	2.36	0.60
48:BG:137:LYS:O	48:BG:140:ILE:HG13	2.02	0.60
23:DB:2394:C:OP1	37:DL:63:LYS:HG2	2.01	0.60
1:AA:1262:C:N4	1:AA:1273:C:H42	1.98	0.60
1:CA:553:A:H2'	1:CA:554:A:C8	2.37	0.60
47:BF:24:VAL:O	47:BF:27:VAL:HG22	2.01	0.60
19:CU:20:ARG:HD2	19:CU:20:ARG:H	1.66	0.60

*Continued on next page...*



*Continued from previous page...*

Atom-1	Atom-2	Interatomic distance (Å)	Clash overlap (Å)
31:D0:53:VAL:HG12	42:DN:118:ARG:HH12	1.67	0.60
1:CA:235:C:H2'	1:CA:236:A:C8	2.37	0.60
1:AA:1147:C:H2'	1:AA:1148:U:C6	2.37	0.60
1:CA:1318:A:H4'	16:CS:9:PHE:CD1	2.36	0.60
13:CP:67:ILE:HG13	13:CP:71:VAL:HG13	1.84	0.60
26:DD:149:ASN:O	26:DD:152:PRO:HD2	2.01	0.60
25:BC:92:LEU:HD12	25:BC:93:VAL:N	2.16	0.60
21:CN:5:MET:HG2	21:CN:8:ARG:NE	2.16	0.60
33:B1:5:ARG:NH1	33:B1:25:ASN:HB2	2.17	0.60
23:DB:923:G:H1'	52:DW:23:LYS:HZ2	1.67	0.60
23:DB:580:U:H2'	23:DB:581:C:H6	1.67	0.60
1:CA:865:A:C2	1:CA:918:A:H4'	2.36	0.60
44:BQ:4:LYS:HZ1	44:BQ:7:VAL:HG22	1.67	0.60
12:AM:72:ILE:O	12:AM:76:ILE:HG13	2.01	0.60
1:CA:1292:G:H2'	1:CA:1293:C:H6	1.65	0.60
23:BB:2751:G:O2'	23:BB:2752:C:H5'	2.02	0.60
1:CA:1237:C:H3'	1:CA:1336:C:H41	1.66	0.60
1:CA:1350:A:H2'	1:CA:1351:U:C6	2.37	0.60
18:AB:109:SER:O	18:AB:112:ARG:HB3	2.02	0.60
10:CK:16:SER:HA	10:CK:78:ILE:HA	1.82	0.60
1:CA:464:U:H3'	1:CA:466:A:OP1	2.02	0.60
1:CA:313:A:H2'	1:CA:314:C:C6	2.37	0.60
1:AA:182:A:HO2'	1:AA:183:C:H3'	1.66	0.60
42:BN:33:ILE:HA	42:BN:114:GLU:HB2	1.83	0.60
23:BB:62:U:H2'	23:BB:63:A:O4'	2.02	0.60
23:DB:560:C:H2'	23:DB:561:G:O4'	2.01	0.60
1:AA:215:C:H2'	1:AA:216:U:H6	1.66	0.60
23:DB:2859:G:H2'	23:DB:2860:A:C8	2.37	0.60
7:AH:74:ILE:HG13	7:AH:128:VAL:HG22	1.82	0.60
23:DB:1788:C:O2'	23:DB:1789:A:H5'	2.01	0.60
1:CA:984:C:O2'	1:CA:985:C:H5'	2.01	0.60
11:AL:17:LYS:N	11:AL:17:LYS:HE3	2.16	0.60
23:DB:417:C:H2'	23:DB:418:C:C6	2.37	0.60
23:DB:654:A:H2'	23:DB:654:A:N3	2.16	0.60
43:DO:11:ALA:HB2	43:DO:96:GLY:N	2.17	0.60
23:DB:1360:G:H2'	23:DB:1361:G:H5'	1.84	0.60
23:BB:2247:A:H3'	56:BB:3268:HOH:O	2.02	0.60
23:DB:1007:C:O3'	41:DJ:110:PRO:HB3	2.02	0.60
52:BW:23:LYS:C	52:BW:66:VAL:HB	2.22	0.60
29:BE:145:ASP:N	29:BE:166:LYS:HB3	2.17	0.60
2:CC:109:GLU:HB3	2:CC:139:ASN:HB3	1.83	0.60

*Continued on next page...*

*Continued from previous page...*

Atom-1	Atom-2	Interatomic distance (Å)	Clash overlap (Å)
21:AN:9:GLU:O	21:AN:13:VAL:HG23	2.01	0.60
51:DZ:40:VAL:HG22	51:DZ:45:ARG:O	2.00	0.60
1:CA:1013:G:N2	1:CA:1015:G:H3'	2.17	0.60
23:BB:2229:U:H2'	23:BB:2230:G:C8	2.37	0.60
10:AK:124:LYS:O	19:AU:33:ARG:NE	2.34	0.60
2:CC:26:LYS:HE2	2:CC:27:GLU:N	2.16	0.60
48:DG:83:THR:HA	48:DG:84:LYS:NZ	2.17	0.60
38:DM:35:ALA:HB3	38:DM:99:GLY:N	2.16	0.60
27:BK:54:LYS:HD2	27:BK:54:LYS:N	2.16	0.60
16:AS:44:ILE:HA	16:AS:61:VAL:HB	1.84	0.60
33:D1:7:LYS:HD3	34:D3:33:THR:HG21	1.82	0.60
23:BB:528:A:C2	23:BB:2042:A:H2'	2.37	0.60
8:CI:18:VAL:HG21	8:CI:81:GLY:C	2.22	0.60
23:DB:1551:A:C3'	23:DB:1552:A:H5''	2.31	0.60
23:DB:2591:C:H2'	23:DB:2592:G:H8	1.66	0.60
26:BD:168:GLU:O	26:BD:170:VAL:HG22	2.02	0.60
45:DS:3:THR:HB	45:DS:62:ASP:HB2	1.84	0.60
1:AA:1513:A:H2'	1:AA:1514:G:C8	2.36	0.60
23:BB:2348:U:H5'	33:B1:20:TYR:OH	2.02	0.60
23:DB:181:A:H2'	23:DB:182:A:H8	1.65	0.60
41:BJ:56:VAL:HG12	41:BJ:57:LEU:H	1.66	0.60
47:DF:24:VAL:O	47:DF:27:VAL:HG22	2.02	0.60
28:BP:61:ARG:HH21	28:BP:61:ARG:HB3	1.67	0.60
23:DB:1897:G:O2'	23:DB:1898:U:H5'	2.01	0.60
23:DB:1914:C:H2'	23:DB:1915:U:C6	2.37	0.60
25:DC:155:ARG:CB	25:DC:155:ARG:HH11	2.15	0.60
52:BW:32:ALA:C	52:BW:34:SER:H	2.05	0.60
23:BB:870:U:H2'	23:BB:871:U:H5''	1.84	0.60
38:BM:41:LEU:HA	38:BM:45:GLN:OE1	2.02	0.60
44:DQ:91:ARG:HB2	44:DQ:94:LEU:HD23	1.83	0.60
49:DR:49:ILE:HD12	49:DR:49:ILE:O	2.02	0.60
51:BZ:59:ILE:HD13	51:BZ:67:VAL:HG21	1.84	0.60
49:BR:48:LYS:HD2	49:BR:48:LYS:O	2.02	0.60
9:CJ:53:ILE:CG2	9:CJ:61:ALA:HB1	2.31	0.60
1:CA:408:A:H3'	1:CA:409:U:H6	1.67	0.60
23:DB:919:U:H2'	23:DB:920:A:H8	1.67	0.60
29:DE:145:ASP:HB3	29:DE:184:ASP:H	1.66	0.60
52:DW:23:LYS:C	52:DW:66:VAL:HB	2.22	0.60
50:BT:4:GLU:OE2	50:BT:5:GLU:HG2	2.02	0.60
27:BK:10:VAL:HG21	27:BK:16:ALA:HA	1.84	0.60
1:AA:939:G:O2'	1:AA:1375:A:H1'	2.02	0.60

*Continued on next page...*

*Continued from previous page...*

Atom-1	Atom-2	Interatomic distance (Å)	Clash overlap (Å)
38:BM:66:ARG:NE	38:BM:101:VAL:HG11	2.17	0.60
12:CM:106:ARG:HB3	12:CM:111:PRO:HA	1.84	0.60
29:DE:1:MET:HB3	29:DE:14:VAL:HG23	1.83	0.60
5:AF:86:ARG:NH1	15:AR:63:TYR:HB3	2.17	0.60
26:BD:34:VAL:HG12	26:BD:94:GLN:H	1.64	0.60
10:CK:92:ARG:NH2	19:CU:19:LYS:HG2	2.17	0.60
26:DD:37:VAL:HG23	26:DD:91:THR:HA	1.84	0.60
46:DU:85:ARG:NH1	46:DU:86:PHE:H	2.00	0.60
10:CK:28:ASN:HD21	10:CK:46:ALA:HB3	1.65	0.60
22:DA:6:G:H2'	22:DA:7:G:H8	1.66	0.60
33:D1:3:GLY:O	33:D1:4:ILE:HG12	2.02	0.60
23:DB:659:G:H21	29:DE:30:GLN:NE2	2.00	0.60
23:BB:1440:U:H2'	23:BB:1441:G:C8	2.36	0.60
23:DB:2286:G:H4'	23:DB:2287:A:O4'	2.01	0.60
23:BB:910:A:H62	38:BM:12:MET:HA	1.66	0.60
36:D2:20:ALA:C	36:D2:22:MET:H	2.04	0.60
25:BC:124:LYS:HE2	25:BC:127:ASN:HD21	1.65	0.60
23:DB:2262:U:H2'	23:DB:2263:C:H6	1.67	0.60
1:AA:553:A:H2'	1:AA:554:A:C8	2.37	0.60
23:DB:551:G:H2'	23:DB:552:U:C6	2.37	0.60
45:BS:88:ARG:HH21	45:BS:88:ARG:HG3	1.67	0.60
23:BB:2443:C:H2'	23:BB:2444:G:H8	1.66	0.60
1:AA:806:C:H2'	1:AA:807:A:H8	1.67	0.60
23:BB:2365:G:O2'	52:BW:59:PHE:HE1	1.85	0.59
29:BE:60:TRP:CH2	29:BE:69:ARG:HA	2.37	0.59
18:AB:79:VAL:HG12	18:AB:90:PHE:HB2	1.83	0.59
52:BW:40:ARG:O	52:BW:44:PHE:HA	2.01	0.59
23:BB:2229:U:H2'	23:BB:2230:G:H8	1.67	0.59
19:CU:35:GLU:HB2	19:CU:37:TYR:CE2	2.36	0.59
3:CD:29:THR:HG22	3:CD:30:LYS:N	2.17	0.59
29:DE:188:MET:HG3	29:DE:192:ALA:HB3	1.83	0.59
9:CJ:36:VAL:HA	9:CJ:77:VAL:HG23	1.84	0.59
44:BQ:42:GLY:HA3	49:BR:75:VAL:HG21	1.82	0.59
23:DB:855:G:N3	52:DW:23:LYS:HE3	2.17	0.59
29:BE:52:VAL:HG12	29:BE:53:THR:N	2.14	0.59
27:DK:10:VAL:HG21	27:DK:16:ALA:HA	1.83	0.59
27:BK:86:LEU:H	27:BK:86:LEU:HD23	1.67	0.59
23:DB:581:C:H2'	23:DB:582:A:C8	2.37	0.59
27:DK:25:LEU:HB2	27:DK:38:ILE:HG12	1.84	0.59
23:BB:321:U:H1'	29:BE:162:ARG:NH1	2.14	0.59
9:AJ:10:LEU:O	9:AJ:71:LEU:HB2	2.02	0.59

*Continued on next page...*

*Continued from previous page...*

Atom-1	Atom-2	Interatomic distance (Å)	Clash overlap (Å)
26:BD:33:ARG:NH1	26:BD:51:THR:HG22	2.16	0.59
32:D4:1:MET:HE1	32:D4:36:ARG:HB2	1.84	0.59
1:AA:468:A:H3'	1:AA:469:C:C6	2.37	0.59
37:BL:2:ARG:HG2	37:BL:5:THR:HG21	1.82	0.59
1:AA:373:A:H2'	1:AA:374:A:H8	1.67	0.59
27:BK:102:PRO:HA	27:BK:120:PRO:HB3	1.84	0.59
37:DL:93:ASN:O	37:DL:95:LEU:N	2.35	0.59
23:DB:928:A:O2'	30:DY:37:ARG:HD3	2.02	0.59
1:CA:844:G:N2	1:CA:845:A:H62	2.00	0.59
46:BU:64:ILE:HD11	46:BU:68:ASN:HD22	1.67	0.59
5:CF:53:LYS:HB2	5:CF:54:LEU:HD22	1.82	0.59
46:DU:32:LYS:HA	46:DU:65:GLN:HA	1.84	0.59
23:DB:290:U:O2'	23:DB:291:G:H5'	2.02	0.59
26:BD:170:VAL:O	26:BD:170:VAL:HG23	2.01	0.59
23:BB:1353:A:H2'	23:BB:1354:A:C8	2.36	0.59
36:B2:19:ARG:NH2	36:B2:19:ARG:HB3	2.17	0.59
26:DD:168:GLU:HG3	26:DD:170:VAL:HG13	1.83	0.59
1:AA:944:G:H21	1:AA:1339:A:H62	1.50	0.59
51:DZ:21:ALA:HB3	51:DZ:23:ASN:ND2	2.17	0.59
23:DB:2810:A:H2'	23:DB:2811:G:O4'	2.02	0.59
23:BB:642:U:O2	23:BB:644:A:H3'	2.02	0.59
3:AD:58:GLN:O	3:AD:62:ARG:HG2	2.02	0.59
26:DD:39:ASP:HB3	26:DD:42:ASN:HB3	1.83	0.59
18:CB:86:CYS:SG	18:CB:88:GLN:HG3	2.42	0.59
18:AB:209:VAL:O	18:AB:213:LEU:HB2	2.02	0.59
19:AU:35:GLU:HB2	19:AU:37:TYR:CE2	2.36	0.59
8:AI:27:ILE:HB	8:AI:34:LEU:HD22	1.84	0.59
47:DF:134:GLN:NE2	47:DF:136:ILE:HD13	2.17	0.59
1:CA:1170:A:H2'	1:CA:1171:A:O4'	2.01	0.59
27:DK:59:LYS:HD2	27:DK:89:ASN:HD22	1.68	0.59
7:CH:125:ILE:HG22	7:CH:126:CYS:SG	2.42	0.59
22:DA:32:U:H1'	22:DA:52:A:N7	2.17	0.59
10:AK:70:ALA:HA	10:AK:73:VAL:HG22	1.83	0.59
48:DG:25:ILE:O	48:DG:32:LEU:HA	2.02	0.59
47:BF:120:SER:HG	47:BF:127:TYR:HD2	1.50	0.59
50:BT:69:ARG:HG2	50:BT:74:ILE:N	2.17	0.59
23:BB:506:G:H5'	23:BB:509:C:H1'	1.84	0.59
46:BU:54:PRO:HG2	46:BU:55:GLY:H	1.65	0.59
26:BD:104:VAL:HG12	26:BD:106:LYS:HE2	1.84	0.59
26:BD:174:SER:O	26:BD:175:LEU:HB2	2.02	0.59
23:BB:1722:A:H2'	23:BB:1723:G:H8	1.68	0.59

*Continued on next page...*

*Continued from previous page...*

Atom-1	Atom-2	Interatomic distance (Å)	Clash overlap (Å)
46:DU:47:PRO:HD3	46:DU:55:GLY:HA3	1.83	0.59
23:BB:2849:U:H4'	23:BB:2850:A:H5'	1.83	0.59
23:DB:2292:U:H2'	23:DB:2293:G:H8	1.67	0.59
1:AA:713:G:H2'	1:AA:714:G:H8	1.66	0.59
25:BC:202:ARG:O	25:BC:203:VAL:HB	2.01	0.59
17:CT:43:LYS:HZ2	17:CT:43:LYS:N	2.00	0.59
23:BB:2186:G:H2'	23:BB:2187:U:O4'	2.02	0.59
38:DM:12:MET:HB2	38:DM:72:PRO:HG2	1.84	0.59
6:CG:70:PRO:HB3	6:CG:102:TRP:CH2	2.38	0.59
23:BB:2787:C:H5'	26:BD:66:GLY:HA3	1.83	0.59
8:AI:17:ARG:HH21	8:AI:65:THR:HG21	1.66	0.59
39:DX:23:ARG:H	39:DX:26:PHE:HB3	1.67	0.59
1:CA:255:G:H4'	14:CQ:18:LYS:HD2	1.84	0.59
7:CH:73:SER:O	7:CH:128:VAL:HA	2.02	0.59
36:B2:31:LEU:HD22	36:B2:42:LEU:HD12	1.83	0.59
49:BR:24:LYS:HA	49:BR:94:THR:OG1	2.01	0.59
1:AA:971:G:H3'	1:AA:971:G:OP1	2.02	0.59
23:DB:2334:U:H5'	43:DO:12:THR:HB	1.83	0.59
23:BB:802:A:H2'	23:BB:803:U:C6	2.37	0.59
23:DB:797:G:OP2	29:DE:57:LYS:HB2	2.02	0.59
1:CA:1412:C:H2'	1:CA:1413:A:H8	1.68	0.59
23:DB:160:A:H2'	23:DB:161:A:C8	2.36	0.59
1:AA:93:U:H6	1:AA:93:U:O5'	1.85	0.59
23:BB:208:C:H2'	23:BB:209:C:H6	1.67	0.59
23:DB:1475:G:H4'	23:DB:1476:U:O5'	2.02	0.59
1:CA:1141:C:H2'	1:CA:1142:G:C8	2.37	0.59
29:BE:188:MET:HG3	29:BE:192:ALA:HB3	1.83	0.59
18:CB:65:LYS:HB2	18:CB:158:ASP:OD1	2.01	0.59
45:BS:46:LEU:O	45:BS:50:VAL:HG23	2.02	0.59
40:BH:73:ASN:ND2	40:BH:74:ALA:H	2.01	0.59
4:CE:148:SER:HB2	4:CE:149:PRO:HD2	1.82	0.59
1:CA:135:C:N3	13:CP:1:MET:HB2	2.18	0.59
23:BB:1021:A:H2'	23:BB:1023:U:H5''	1.85	0.59
4:AE:148:SER:HB2	4:AE:149:PRO:HD2	1.84	0.59
2:AC:127:VAL:HG23	2:AC:128:MET:N	2.17	0.59
6:CG:43:TYR:O	6:CG:47:GLU:HG2	2.02	0.59
1:AA:1180:A:P	8:AI:98:ARG:HH22	2.26	0.59
40:BH:2:GLN:O	40:BH:3:VAL:HG22	2.02	0.59
23:DB:1082:U:C2	23:DB:1086:A:C6	2.91	0.59
23:BB:1580:A:H2'	23:BB:1581:G:O4'	2.01	0.59
47:BF:139:GLU:HG2	47:BF:140:ILE:H	1.67	0.59

*Continued on next page...*

*Continued from previous page...*

Atom-1	Atom-2	Interatomic distance (Å)	Clash overlap (Å)
48:BG:15:ASP:HB3	48:BG:26:LYS:H	1.66	0.59
48:BG:24:THR:HA	48:BG:33:THR:O	2.02	0.59
2:CC:122:GLN:HB3	2:CC:127:VAL:HG21	1.83	0.59
35:BV:72:VAL:CG1	35:BV:93:ARG:HA	2.33	0.59
23:DB:834:G:H2'	23:DB:835:C:O4'	2.01	0.59
23:BB:129:C:H2'	23:BB:130:C:H6	1.65	0.59
1:CA:1504:G:H4'	1:CA:1505:G:O4'	2.01	0.59
23:BB:20:C:H2'	23:BB:21:A:C8	2.36	0.59
23:DB:2784:U:H2'	23:DB:2785:C:H6	1.66	0.59
22:DA:75:G:H2'	22:DA:76:G:H8	1.66	0.59
27:DK:17:ARG:HB2	27:DK:45:GLU:HB3	1.84	0.59
23:BB:1447:C:H2'	23:BB:1448:G:H8	1.67	0.59
23:BB:2243:U:O2'	23:BB:2244:U:H5'	2.00	0.59
11:AL:34:THR:HB	11:AL:53:ARG:HB3	1.82	0.59
23:DB:1631:G:N2	23:DB:1633:G:H3'	2.17	0.59
23:DB:1635:A:C2'	23:DB:1636:U:H5'	2.32	0.59
1:CA:60:A:H4'	1:CA:61:G:OP1	2.02	0.59
2:CC:63:ILE:O	2:CC:98:ALA:HB1	2.02	0.59
23:DB:1100:C:H2'	23:DB:1101:U:H6	1.67	0.59
8:CI:42:THR:HA	8:CI:45:MET:SD	2.42	0.59
49:BR:39:LEU:CB	49:BR:49:ILE:HD11	2.32	0.59
52:DW:44:PHE:O	52:DW:78:PHE:HA	2.02	0.59
52:DW:77:LYS:O	52:DW:78:PHE:HB2	2.00	0.59
25:BC:94:LEU:HB2	25:BC:100:ARG:HB3	1.85	0.59
47:DF:36:ASN:HA	47:DF:87:LYS:HA	1.84	0.59
5:AF:86:ARG:CZ	15:AR:63:TYR:HB3	2.32	0.59
1:AA:810:C:O2'	1:AA:811:C:H5'	2.02	0.59
32:D4:24:ARG:HG2	32:D4:36:ARG:HG3	1.83	0.59
40:DH:2:GLN:O	40:DH:3:VAL:HG22	2.02	0.59
23:DB:2041:U:H2'	23:DB:2042:A:C8	2.37	0.59
23:DB:528:A:C2	23:DB:2042:A:H2'	2.37	0.59
10:CK:16:SER:HA	10:CK:77:GLY:O	2.03	0.59
23:DB:1440:U:H2'	23:DB:1441:G:C8	2.37	0.59
23:BB:2085:U:O2'	23:BB:2086:U:H5'	2.01	0.59
25:DC:43:ASN:HB2	25:DC:49:THR:HG23	1.84	0.59
23:BB:558:U:H5''	41:BJ:111:LYS:HD3	1.84	0.59
42:BN:94:TYR:O	42:BN:115:LEU:HA	2.02	0.59
46:BU:27:VAL:HG23	46:BU:33:VAL:HG12	1.83	0.59
1:AA:1043:G:H2'	1:AA:1044:A:H8	1.67	0.59
1:CA:1306:A:H2'	1:CA:1307:U:O4'	2.02	0.59
26:DD:170:VAL:O	26:DD:170:VAL:HG23	2.01	0.59

*Continued on next page...*

*Continued from previous page...*

Atom-1	Atom-2	Interatomic distance (Å)	Clash overlap (Å)
18:AB:19:THR:HG23	18:AB:20:ARG:H	1.66	0.59
23:BB:1166:G:H2'	23:BB:1167:C:C6	2.37	0.59
28:DP:31:VAL:O	28:DP:32:VAL:HB	2.03	0.59
28:DP:31:VAL:HG12	28:DP:38:ARG:O	2.03	0.59
17:AT:48:LYS:HG3	17:AT:49:ALA:N	2.18	0.59
45:BS:10:ALA:HB3	45:BS:101:SER:OG	2.01	0.59
1:AA:517:G:H22	1:AA:533:A:P	2.26	0.59
23:BB:2630:G:H2'	23:BB:2631:G:H8	1.67	0.59
44:DQ:111:LYS:HB2	49:DR:48:LYS:NZ	2.17	0.59
52:BW:77:LYS:O	52:BW:78:PHE:HB2	2.01	0.59
10:AK:126:ARG:HB2	19:AU:33:ARG:HD2	1.82	0.59
23:DB:1021:A:H61	23:DB:1142:A:N6	2.00	0.59
41:DJ:29:ALA:HA	41:DJ:32:LEU:HB2	1.83	0.59
12:AM:53:ASP:HA	12:AM:56:ARG:HH21	1.68	0.59
50:DT:43:ILE:O	50:DT:47:VAL:HG23	2.03	0.59
2:AC:6:PRO:HG2	2:AC:183:TYR:CD2	2.37	0.59
5:CF:86:ARG:NH1	15:CR:63:TYR:HB3	2.17	0.59
1:AA:812:G:H2'	1:AA:812:G:N3	2.15	0.59
40:DH:2:GLN:HB3	40:DH:18:GLN:HG3	1.83	0.59
46:BU:47:PRO:HD3	46:BU:55:GLY:HA3	1.85	0.59
1:CA:98:A:H2'	1:CA:99:C:H6	1.67	0.59
7:AH:94:VAL:HG12	7:AH:99:GLY:HA3	1.84	0.59
23:DB:2384:U:H5'	23:DB:2386:A:OP1	2.03	0.59
23:DB:1549:A:H2'	23:DB:1550:C:C6	2.38	0.59
23:BB:2087:G:H2'	23:BB:2088:A:H8	1.67	0.59
25:DC:89:ASN:O	25:DC:105:ALA:HB3	2.02	0.59
7:CH:55:LYS:HE3	7:CH:55:LYS:HA	1.84	0.59
1:CA:190:A:O5'	1:CA:190:A:H8	1.85	0.59
44:DQ:77:LYS:HA	44:DQ:80:ASN:HB3	1.85	0.59
46:BU:34:ILE:HG12	46:BU:63:ALA:HB2	1.83	0.59
37:DL:109:LYS:HB2	37:DL:111:ILE:CD1	2.32	0.59
30:BY:26:LEU:HD12	30:BY:28:LEU:HD11	1.85	0.59
23:BB:275:C:H2'	23:BB:276:U:H5'	1.83	0.59
1:AA:74:A:H2'	1:AA:75:G:O4'	2.01	0.59
1:AA:628:G:H2'	1:AA:629:A:H8	1.67	0.59
41:BJ:30:THR:N	41:BJ:108:MET:HE3	2.18	0.59
22:BA:41:G:O6	47:BF:68:LYS:HD3	2.03	0.59
19:AU:48:LYS:HA	19:AU:51:ALA:HB3	1.84	0.59
45:BS:81:SER:HA	45:BS:99:ARG:HA	1.84	0.59
3:CD:187:ARG:NH1	3:CD:191:SER:HA	2.18	0.59
23:BB:417:C:H2'	23:BB:418:C:C6	2.37	0.59

*Continued on next page...*

*Continued from previous page...*

Atom-1	Atom-2	Interatomic distance (Å)	Clash overlap (Å)
1:AA:1175:G:O2'	1:AA:1176:A:H5'	2.02	0.59
38:DM:41:LEU:HA	38:DM:45:GLN:OE1	2.02	0.59
6:AG:99:ALA:O	6:AG:103:ILE:HG13	2.03	0.59
29:DE:58:LYS:HE2	29:DE:60:TRP:CD1	2.27	0.59
8:CI:54:VAL:HG11	8:CI:86:LEU:HD23	1.85	0.59
42:DN:103:ARG:HB2	42:DN:110:MET:HE2	1.83	0.59
1:CA:1266:G:N2	1:CA:1268:G:H3'	2.18	0.59
23:DB:918:A:H2'	23:DB:919:U:H5'	1.83	0.59
25:DC:94:LEU:HA	25:DC:100:ARG:HA	1.83	0.59
24:DI:112:LYS:O	24:DI:116:MET:HG3	2.02	0.59
52:DW:59:PHE:O	52:DW:60:ALA:HB3	2.03	0.59
27:DK:87:LEU:HB2	27:DK:93:GLN:O	2.01	0.59
4:AE:89:THR:HG21	4:AE:134:ASN:HD21	1.66	0.59
23:BB:547:A:H2'	23:BB:547:A:N3	2.18	0.59
21:CN:25:GLU:O	21:CN:29:ILE:HG13	2.03	0.59
23:BB:1046:A:C4'	23:BB:1047:G:H5''	2.31	0.59
12:AM:19:THR:HA	12:AM:24:VAL:HG23	1.83	0.59
5:AF:73:GLU:O	5:AF:77:THR:HG23	2.03	0.59
1:CA:551:U:O2'	11:CL:82:ARG:HD2	2.02	0.59
23:BB:1552:A:H2'	23:BB:1553:A:H5'	1.85	0.59
23:DB:136:G:H2'	23:DB:137:U:C6	2.37	0.59
20:CO:32:LEU:HD13	20:CO:35:GLN:HE22	1.66	0.59
44:DQ:80:ASN:O	44:DQ:83:LYS:HB3	2.01	0.59
32:D4:16:ILE:HG12	32:D4:25:VAL:HG22	1.84	0.59
43:DO:58:ILE:O	43:DO:62:LEU:HG	2.01	0.59
1:CA:557:G:H2'	1:CA:558:G:O4'	2.02	0.59
1:CA:937:A:H1'	1:CA:1379:G:N2	2.18	0.59
18:CB:169:HIS:HA	18:CB:172:ILE:HD12	1.83	0.59
1:AA:638:U:H2'	1:AA:639:G:O4'	2.02	0.59
1:AA:188:C:H2'	1:AA:189:A:O4'	2.03	0.59
23:BB:438:G:H2'	23:BB:439:A:H8	1.67	0.59
38:DM:61:GLY:HA2	38:DM:107:GLY:HA3	1.84	0.59
1:CA:638:U:H2'	1:CA:639:G:O4'	2.02	0.59
23:DB:2019:A:H2	23:DB:2035:G:H22	1.51	0.59
1:CA:953:G:H2'	1:CA:954:G:O4'	2.02	0.59
3:AD:59:LYS:O	3:AD:63:ILE:HG13	2.02	0.59
52:BW:59:PHE:O	52:BW:60:ALA:HB3	2.02	0.59
1:AA:71:A:H61	1:AA:99:C:C1'	2.08	0.59
52:BW:17:ALA:HA	52:BW:35:ILE:CG2	2.26	0.59
40:DH:72:ILE:HG23	40:DH:108:VAL:HG21	1.85	0.59
44:BQ:88:GLU:HG2	49:BR:49:ILE:O	2.03	0.59

*Continued on next page...*



*Continued from previous page...*

Atom-1	Atom-2	Interatomic distance (Å)	Clash overlap (Å)
3:AD:151:GLN:HB3	3:AD:153:ARG:HG2	1.84	0.59
50:DT:32:LEU:N	50:DT:83:ALA:HB3	2.18	0.59
5:CF:91:ARG:H	5:CF:93:LYS:HZ1	1.49	0.59
33:B1:3:GLY:C	33:B1:5:ARG:H	2.06	0.59
50:DT:34:VAL:HG21	50:DT:43:ILE:HD12	1.84	0.59
47:BF:37:MET:HG3	47:BF:150:GLY:O	2.02	0.59
47:DF:35:LEU:HD22	47:DF:56:LEU:HD11	1.85	0.59
27:DK:54:LYS:HD2	27:DK:54:LYS:N	2.14	0.59
47:DF:2:LYS:H	47:DF:2:LYS:CE	2.15	0.59
48:DG:104:LEU:HD22	48:DG:106:LEU:HD21	1.84	0.59
47:DF:48:LEU:HD23	47:DF:48:LEU:H	1.67	0.59
47:BF:94:ARG:HA	47:BF:97:GLU:HB3	1.83	0.59
26:BD:37:VAL:HG23	26:BD:91:THR:HA	1.83	0.59
26:DD:174:SER:O	26:DD:175:LEU:HB2	2.02	0.59
16:AS:28:LYS:HD2	16:AS:28:LYS:H	1.67	0.59
23:BB:1387:A:C5'	23:BB:1469:A:H1'	2.33	0.59
23:BB:971:G:H2'	23:BB:972:A:O4'	2.03	0.59
10:AK:16:SER:HA	10:AK:77:GLY:O	2.02	0.59
26:DD:55:LYS:HZ2	26:DD:55:LYS:HB3	1.68	0.59
25:BC:103:ILE:HG22	25:BC:105:ALA:H	1.67	0.59
23:BB:2462:C:H2'	23:BB:2463:C:C6	2.37	0.59
45:DS:82:MET:HE1	45:DS:84:ARG:HH22	1.67	0.59
22:BA:55:U:H2'	22:BA:56:G:C8	2.37	0.59
23:DB:21:A:H2'	23:DB:22:C:C6	2.37	0.59
1:AA:1458:G:H2'	1:AA:1459:G:H8	1.67	0.59
25:DC:124:LYS:HE2	25:DC:127:ASN:ND2	2.17	0.59
28:BP:13:LYS:HD2	28:BP:76:HIS:HA	1.84	0.59
23:BB:1536:C:H4'	23:BB:1537:G:C4	2.37	0.59
23:DB:654:A:H2'	23:DB:655:A:H5''	1.84	0.59
23:DB:654:A:N3	23:DB:655:A:H5''	2.17	0.59
43:DO:7:ARG:HA	43:DO:10:ARG:NE	2.17	0.59
5:AF:79:ARG:NH2	5:AF:87:SER:HB3	2.17	0.59
23:DB:2529:G:H4'	48:DG:174:LYS:HE2	1.85	0.59
1:CA:707:U:H4'	10:CK:21:HIS:CD2	2.38	0.59
25:DC:121:ALA:HB3	25:DC:129:LEU:HD21	1.84	0.59
23:BB:2569:G:O2'	23:BB:2570:G:H5'	2.02	0.59
23:BB:1360:G:H2'	23:BB:1361:G:H5'	1.84	0.59
23:BB:2671:G:H2'	23:BB:2672:U:C6	2.38	0.59
23:DB:813:U:H2'	23:DB:814:C:H6	1.68	0.59
21:CN:11:LYS:O	21:CN:15:LEU:HG	2.02	0.59
40:BH:122:LEU:HD12	40:BH:122:LEU:H	1.67	0.59

*Continued on next page...*

*Continued from previous page...*

Atom-1	Atom-2	Interatomic distance (Å)	Clash overlap (Å)
28:BP:26:GLU:HG3	28:BP:43:GLU:HB2	1.84	0.59
40:BH:140:ALA:C	40:BH:141:LYS:HD3	2.23	0.59
8:CI:35:GLU:O	8:CI:39:GLY:HA3	2.01	0.59
1:CA:1382:C:H4'	6:CG:78:ARG:NH2	2.17	0.59
1:CA:900:A:H2'	1:CA:901:A:H8	1.64	0.59
37:BL:143:GLU:HG2	37:BL:144:GLU:N	2.14	0.59
28:DP:19:PHE:HB2	28:DP:50:ARG:HH12	1.67	0.59
50:BT:32:LEU:HG	50:BT:83:ALA:HB2	1.85	0.59
4:AE:37:VAL:HA	4:AE:47:PHE:HA	1.85	0.59
2:AC:111:ASP:OD2	2:AC:114:LEU:HG	2.03	0.59
4:CE:71:ILE:HG12	4:CE:72:ASN:N	2.16	0.59
41:BJ:13:ARG:O	41:BJ:52:ASP:HA	2.03	0.59
22:DA:32:U:C4'	22:DA:52:A:H62	2.15	0.59
12:AM:89:ARG:HD2	12:AM:95:PRO:O	2.01	0.59
47:BF:97:GLU:O	47:BF:100:GLU:HB2	2.01	0.59
23:BB:2514:U:H5''	41:BJ:81:ILE:HD12	1.84	0.59
2:AC:126:ARG:HH11	2:AC:126:ARG:CA	2.15	0.59
23:DB:1387:A:C5'	23:DB:1469:A:H1'	2.31	0.59
26:DD:33:ARG:HH11	26:DD:51:THR:CG2	2.15	0.59
18:CB:135:MET:O	18:CB:138:ARG:HB3	2.03	0.59
1:CA:469:C:H2'	1:CA:470:C:C6	2.38	0.59
23:DB:1177:G:H2'	23:DB:1178:C:H6	1.67	0.59
33:B1:10:LEU:O	33:B1:19:PHE:HB2	2.03	0.59
33:D1:3:GLY:C	33:D1:5:ARG:H	2.06	0.59
23:DB:1443:U:H2'	23:DB:1444:G:H8	1.68	0.59
1:AA:1409:C:N3	1:AA:1492:A:H2	2.00	0.59
23:DB:63:A:H2'	23:DB:64:A:N7	2.17	0.59
1:AA:1512:U:H2'	1:AA:1513:A:H8	1.68	0.59
6:AG:94:ARG:O	6:AG:98:LEU:HG	2.02	0.59
23:DB:2261:C:H1'	23:DB:2388:A:N3	2.16	0.59
1:CA:235:C:H2'	1:CA:236:A:H8	1.67	0.59
1:AA:126:G:H4'	1:AA:634:C:H1'	1.85	0.59
1:CA:513:C:H2'	1:CA:514:C:H6	1.67	0.59
1:CA:711:G:O2'	1:CA:712:A:H5'	2.02	0.59
23:DB:2557:G:H2'	23:DB:2558:C:C6	2.37	0.59
22:BA:95:U:H2'	22:BA:96:G:C8	2.37	0.59
1:CA:951:G:H1'	1:CA:970:C:O2'	2.02	0.59
23:BB:2693:G:H2'	23:BB:2694:G:H8	1.68	0.59
44:DQ:103:VAL:O	44:DQ:106:THR:HB	2.03	0.59
1:CA:411:A:H2'	1:CA:412:A:N3	2.17	0.59
40:BH:99:ILE:HG21	40:BH:130:VAL:CB	2.32	0.59

*Continued on next page...*

*Continued from previous page...*

Atom-1	Atom-2	Interatomic distance (Å)	Clash overlap (Å)
1:CA:1232:U:H5''	8:CI:125:GLN:O	2.02	0.59
21:CN:72:PHE:O	21:CN:73:LEU:HD23	2.03	0.59
3:CD:58:GLN:O	3:CD:62:ARG:HG2	2.02	0.59
25:DC:94:LEU:HB2	25:DC:100:ARG:HB3	1.85	0.59
52:DW:40:ARG:O	52:DW:44:PHE:HA	2.02	0.59
50:DT:9:LYS:HB3	50:DT:9:LYS:NZ	2.18	0.59
30:DY:15:ARG:O	30:DY:20:LYS:HE3	2.03	0.59
1:AA:920:U:H2'	1:AA:921:U:H6	1.68	0.59
1:CA:673:A:H2'	1:CA:674:G:C8	2.37	0.59
26:BD:33:ARG:NE	26:BD:51:THR:HB	2.17	0.59
27:BK:43:ILE:HD12	27:BK:56:ASP:HB2	1.85	0.59
1:AA:202:G:H2'	1:AA:203:G:H8	1.67	0.59
18:CB:95:TRP:CZ3	18:CB:99:MET:HG3	2.38	0.59
18:CB:134:LEU:HD12	18:CB:135:MET:N	2.18	0.59
23:DB:480:A:H3'	23:DB:481:G:H5''	1.85	0.59
35:DV:63:ILE:N	35:DV:63:ILE:HD12	2.18	0.59
23:BB:532:A:N1	23:BB:2020:A:H1'	2.17	0.59
23:BB:1175:A:H3'	23:BB:1176:U:H4'	1.85	0.59
14:CQ:75:VAL:HG23	14:CQ:76:ARG:H	1.68	0.59
43:BO:115:LEU:C	43:BO:116:GLN:HE21	2.05	0.59
7:AH:31:LEU:HG	7:AH:35:ILE:HD11	1.85	0.59
1:AA:328:C:H4'	1:AA:329:A:C5'	2.33	0.59
46:BU:42:LYS:HD2	46:BU:59:GLU:HB2	1.83	0.59
40:DH:58:LEU:O	40:DH:61:VAL:HG12	2.02	0.59
23:DB:1354:A:H2'	23:DB:1355:G:O4'	2.03	0.59
25:DC:20:ASN:ND2	25:DC:23:LEU:HD13	2.18	0.59
23:DB:642:U:O2	23:DB:644:A:H3'	2.03	0.59
19:CU:48:LYS:HA	19:CU:51:ALA:HB3	1.84	0.59
28:DP:61:ARG:HH21	28:DP:61:ARG:HB3	1.68	0.59
4:AE:106:ALA:HB1	4:AE:110:MET:HB3	1.85	0.59
23:BB:1874:C:H2'	23:BB:1875:G:O4'	2.03	0.59
23:DB:2400:G:O2'	23:DB:2401:U:H5'	2.02	0.59
1:AA:1075:U:H2'	1:AA:1076:U:C6	2.37	0.59
23:BB:2728:U:H2'	23:BB:2729:G:H8	1.67	0.59
18:CB:69:VAL:HB	18:CB:162:VAL:CG2	2.33	0.59
44:DQ:108:LEU:HA	49:DR:48:LYS:HD3	1.84	0.59
8:AI:61:ASP:C	8:AI:62:LEU:HD13	2.23	0.59
16:CS:10:ILE:CG2	16:CS:37:SER:HB3	2.32	0.59
4:AE:71:ILE:HG12	4:AE:72:ASN:N	2.15	0.59
23:DB:1580:A:H2'	23:DB:1581:G:O4'	2.03	0.59
6:AG:71:THR:O	6:AG:89:GLU:HA	2.03	0.59

*Continued on next page...*

*Continued from previous page...*

Atom-1	Atom-2	Interatomic distance (Å)	Clash overlap (Å)
10:AK:108:ASN:ND2	19:AU:6:ARG:HD2	2.17	0.59
17:CT:79:THR:O	17:CT:82:ILE:HG13	2.03	0.59
18:AB:119:GLN:O	18:AB:125:PHE:HB3	2.01	0.59
1:CA:430:A:OP1	3:CD:8:LEU:HB2	2.03	0.59
7:AH:45:ILE:HA	7:AH:63:LYS:HB2	1.84	0.59
22:DA:6:G:H2'	22:DA:7:G:C8	2.38	0.59
23:BB:131:A:O2'	23:BB:132:G:H5'	2.01	0.59
35:DV:62:THR:HG22	35:DV:71:LYS:HG2	1.85	0.59
23:BB:1549:A:H2'	23:BB:1550:C:C6	2.38	0.59
8:CI:94:ARG:HE	8:CI:97:LEU:HD12	1.68	0.59
18:AB:26:MET:HG3	18:AB:188:THR:O	2.03	0.59
23:DB:1537:G:H3'	23:DB:1537:G:N3	2.18	0.59
31:B0:21:LEU:HD12	45:BS:19:LEU:O	2.03	0.59
1:AA:1458:G:H4'	17:AT:22:SER:HB2	1.84	0.59
1:CA:556:C:O2'	1:CA:557:G:H5'	2.03	0.59
11:AL:98:ARG:HH21	11:AL:104:SER:C	2.06	0.59
45:BS:3:THR:HB	45:BS:62:ASP:HB2	1.84	0.59
14:CQ:16:MET:CB	14:CQ:19:SER:HB2	2.33	0.59
22:BA:6:G:H2'	22:BA:7:G:C8	2.37	0.59
31:D0:53:VAL:HB	42:DN:118:ARG:HH22	1.67	0.59
37:DL:68:SER:HB2	37:DL:71:ALA:HB3	1.84	0.59
23:BB:2567:G:H2'	23:BB:2568:U:C6	2.37	0.59
44:BQ:103:VAL:O	44:BQ:106:THR:HB	2.03	0.59
23:DB:710:U:H2'	23:DB:711:G:H8	1.67	0.59
23:BB:2784:U:H2'	23:BB:2785:C:H6	1.67	0.59
23:BB:1106:G:H2'	23:BB:1107:G:H8	1.67	0.59
24:BI:96:LYS:N	24:BI:96:LYS:HD2	2.18	0.59
27:DK:3:GLN:HG2	27:DK:4:GLU:N	2.18	0.59
4:AE:95:MET:HA	4:AE:124:ALA:HB2	1.85	0.59
23:BB:856:G:H1'	52:BW:23:LYS:HB3	1.84	0.58
19:AU:42:THR:O	19:AU:46:ARG:HG3	2.03	0.58
12:CM:79:LEU:HB2	12:CM:84:CYS:SG	2.42	0.58
23:DB:1060:U:C5	24:DI:131:THR:HG22	2.38	0.58
25:DC:221:GLY:O	25:DC:223:ALA:N	2.30	0.58
27:BK:2:ILE:HD12	27:BK:2:ILE:N	2.18	0.58
2:AC:59:PRO:HG2	2:AC:62:SER:OG	2.02	0.58
12:AM:87:GLY:HA2	12:AM:90:HIS:HD2	1.67	0.58
16:AS:39:ILE:HB	16:AS:66:VAL:O	2.02	0.58
10:CK:28:ASN:CG	10:CK:56:LYS:HE3	2.23	0.58
23:BB:947:A:H2'	23:BB:948:C:H6	1.67	0.58
3:CD:89:LEU:HD22	3:CD:199:ILE:HD11	1.85	0.58

*Continued on next page...*

*Continued from previous page...*

Atom-1	Atom-2	Interatomic distance (Å)	Clash overlap (Å)
23:DB:532:A:N1	23:DB:2020:A:H1'	2.18	0.58
23:DB:1458:U:H5''	23:DB:1459:G:OP1	2.03	0.58
1:AA:716:A:N3	10:AK:119:GLY:HA2	2.18	0.58
23:BB:1443:U:H2'	23:BB:1444:G:H8	1.68	0.58
23:DB:1485:U:H2'	23:DB:1486:U:H6	1.68	0.58
23:DB:471:A:H5''	29:DE:79:ARG:HH12	1.67	0.58
1:AA:1168:U:H4'	1:AA:1169:A:OP2	2.03	0.58
43:DO:58:ILE:HG22	43:DO:62:LEU:HD21	1.86	0.58
2:CC:152:VAL:HB	2:CC:165:GLU:HB2	1.85	0.58
23:DB:2773:C:H5''	26:DD:169:ARG:HB2	1.84	0.58
23:BB:2557:G:H2'	23:BB:2558:C:C6	2.38	0.58
23:BB:519:U:H2'	23:BB:520:G:H8	1.68	0.58
23:BB:912:C:O2'	23:BB:913:U:H5'	2.03	0.58
6:CG:112:ASP:HB2	6:CG:118:ARG:HG2	1.84	0.58
25:BC:177:SER:O	25:BC:270:ARG:HG3	2.03	0.58
23:DB:1166:G:H2'	23:DB:1167:C:C6	2.38	0.58
1:CA:847:G:H2'	1:CA:848:C:C6	2.38	0.58
1:CA:205:A:H2'	1:CA:206:C:H6	1.67	0.58
33:B1:31:GLU:CD	33:B1:31:GLU:H	2.05	0.58
29:DE:21:ARG:HG3	29:DE:22:ASP:N	2.18	0.58
9:AJ:7:ARG:O	9:AJ:100:ILE:HB	2.03	0.58
18:CB:62:ARG:H	18:CB:62:ARG:HD2	1.68	0.58
18:CB:83:ALA:HB3	18:CB:90:PHE:HB3	1.85	0.58
6:AG:108:ARG:HG2	6:AG:115:MET:SD	2.42	0.58
52:DW:18:LYS:HG3	52:DW:19:ARG:CZ	2.33	0.58
1:CA:1343:G:H2'	1:CA:1344:C:C6	2.38	0.58
9:CJ:53:ILE:HG23	9:CJ:61:ALA:HB1	1.85	0.58
21:CN:81:ILE:HD12	21:CN:82:LYS:H	1.67	0.58
50:DT:16:VAL:H	50:DT:31:VAL:HG23	1.67	0.58
52:DW:39:GLN:NE2	52:DW:43:LYS:HB2	2.18	0.58
27:DK:38:ILE:H	27:DK:38:ILE:CD1	2.14	0.58
27:BK:25:LEU:HD21	27:BK:40:LYS:N	2.19	0.58
1:AA:1225:A:OP1	12:AM:100:ARG:HA	2.03	0.58
12:CM:104:ASN:H	12:CM:106:ARG:NH2	1.97	0.58
40:DH:5:LEU:HD13	40:DH:13:GLY:N	2.18	0.58
26:DD:121:THR:C	26:DD:123:LYS:H	2.07	0.58
2:AC:179:ALA:HB1	2:AC:202:PHE:CE1	2.39	0.58
23:DB:2598:A:OP1	25:DC:233:GLY:HA2	2.03	0.58
23:DB:1868:C:H2'	23:DB:1869:G:O4'	2.04	0.58
1:AA:190:A:O5'	1:AA:190:A:H8	1.84	0.58
1:AA:551:U:O2'	11:AL:82:ARG:HD2	2.03	0.58

*Continued on next page...*

*Continued from previous page...*

Atom-1	Atom-2	Interatomic distance (Å)	Clash overlap (Å)
23:DB:2284:A:OP2	33:D1:5:ARG:HG3	2.02	0.58
35:BV:61:LEU:O	35:BV:71:LYS:HA	2.03	0.58
25:BC:89:ASN:O	25:BC:105:ALA:HB3	2.03	0.58
1:CA:845:A:N3	1:CA:845:A:H2'	2.18	0.58
42:BN:33:ILE:HB	42:BN:114:GLU:HB2	1.84	0.58
9:CJ:12:ALA:HB1	9:CJ:17:LEU:HD12	1.84	0.58
23:DB:20:C:H2'	23:DB:21:A:C8	2.38	0.58
23:DB:1149:G:H2'	23:DB:1150:C:H6	1.68	0.58
9:CJ:40:ILE:O	9:CJ:72:ARG:HA	2.02	0.58
1:CA:209:U:H5'	1:CA:210:C:C5	2.37	0.58
44:DQ:101:ASP:OD1	44:DQ:104:ALA:HB2	2.02	0.58
3:AD:187:ARG:NH1	3:AD:191:SER:HA	2.18	0.58
1:AA:858:G:O6	1:AA:869:G:H3'	2.03	0.58
44:DQ:40:LYS:HD2	44:DQ:44:TYR:CE1	2.38	0.58
23:DB:1092:C:H2'	23:DB:1093:G:H5'	1.85	0.58
43:BO:28:VAL:HG11	43:BO:92:PHE:CZ	2.39	0.58
23:BB:1414:C:H2'	23:BB:1415:U:C6	2.39	0.58
23:BB:848:C:H2'	23:BB:849:A:C8	2.38	0.58
40:BH:42:LYS:O	40:BH:46:PHE:HB3	2.03	0.58
15:CR:68:PRO:HB2	15:CR:70:THR:O	2.03	0.58
51:BZ:70:GLU:HA	51:BZ:73:ALA:HB3	1.85	0.58
19:CU:36:PHE:CB	19:CU:40:PRO:HD3	2.28	0.58
12:AM:3:ILE:HG12	12:AM:56:ARG:NH1	2.18	0.58
23:BB:1021:A:H61	23:BB:1142:A:N6	2.01	0.58
6:AG:70:PRO:HA	6:AG:141:HIS:CE1	2.37	0.58
39:DX:8:GLU:HB2	39:DX:13:GLU:OE1	2.02	0.58
10:CK:88:PRO:HA	10:CK:92:ARG:HD2	1.84	0.58
18:AB:107:ARG:NH2	18:AB:111:LYS:HD3	2.17	0.58
35:BV:70:ILE:HD13	35:BV:70:ILE:N	2.18	0.58
3:AD:48:SER:O	3:AD:52:VAL:HG23	2.03	0.58
27:DK:7:MET:SD	27:DK:20:MET:HB2	2.42	0.58
24:DI:123:ALA:HA	24:DI:126:ARG:HH12	1.67	0.58
1:CA:231:U:H2'	1:CA:232:G:H8	1.66	0.58
23:BB:1548:A:H2'	23:BB:1549:A:H8	1.67	0.58
23:BB:1041:G:H2'	23:BB:1042:G:C8	2.38	0.58
1:CA:328:C:H4'	1:CA:329:A:C5'	2.33	0.58
23:DB:2821:A:OP1	26:DD:115:GLY:HA3	2.03	0.58
23:BB:654:A:H2'	23:BB:655:A:H5''	1.86	0.58
25:BC:124:LYS:HE2	25:BC:127:ASN:ND2	2.18	0.58
1:CA:628:G:H2'	1:CA:629:A:H8	1.68	0.58
40:DH:49:ALA:O	40:DH:53:GLU:HB2	2.02	0.58

*Continued on next page...*

*Continued from previous page...*

Atom-1	Atom-2	Interatomic distance (Å)	Clash overlap (Å)
38:DM:108:VAL:HG21	38:DM:112:LEU:HD12	1.85	0.58
23:BB:279:A:N6	23:BB:361:G:H1'	2.18	0.58
23:BB:1097:U:H2'	23:BB:1098:A:H5'	1.85	0.58
1:CA:1396:A:H4'	1:CA:1397:C:H5'	1.83	0.58
23:DB:34:U:H4'	23:DB:34:U:OP2	2.03	0.58
4:CE:18:ASN:HB2	4:CE:33:THR:OG1	2.03	0.58
13:CP:20:VAL:HG23	13:CP:35:ARG:HA	1.85	0.58
23:DB:1681:G:N3	23:DB:1762:A:H2'	2.17	0.58
23:BB:675:A:H4'	29:BE:62:GLN:HE22	1.68	0.58
18:CB:187:ASP:HB3	18:CB:201:GLY:O	2.03	0.58
1:AA:784:A:H2'	1:AA:785:G:H8	1.68	0.58
44:BQ:90:ASP:H	49:BR:39:LEU:CD1	2.16	0.58
21:CN:56:PRO:HG2	21:CN:57:SER:H	1.68	0.58
1:AA:135:C:C2	13:AP:1:MET:HB2	2.38	0.58
2:AC:133:MET:HE1	2:AC:152:VAL:HG21	1.84	0.58
6:CG:145:GLU:HA	6:CG:148:LYS:CB	2.32	0.58
23:DB:1347:A:H2'	23:DB:1348:C:O4'	2.04	0.58
28:BP:20:ARG:HB3	28:BP:23:ASP:CG	2.24	0.58
1:AA:1226:C:C4	12:AM:102:LYS:HB3	2.38	0.58
1:AA:1229:A:H2'	1:AA:1230:C:H6	1.68	0.58
24:DI:32:VAL:HG22	24:DI:60:VAL:HG21	1.86	0.58
48:BG:148:ARG:HD3	48:BG:152:ARG:NH1	2.18	0.58
50:BT:2:ILE:HG12	50:BT:3:ARG:HD3	1.85	0.58
23:DB:1656:C:H2'	23:DB:1657:U:H6	1.68	0.58
48:BG:26:LYS:HA	48:BG:32:LEU:N	2.18	0.58
10:AK:88:PRO:HD3	19:AU:28:LEU:HD11	1.83	0.58
16:AS:39:ILE:HB	16:AS:65:MET:O	2.04	0.58
1:AA:675:A:H2'	1:AA:676:A:H8	1.68	0.58
26:BD:106:LYS:O	26:BD:107:VAL:HB	2.03	0.58
1:CA:468:A:H3'	1:CA:469:C:C6	2.38	0.58
7:CH:31:LEU:HG	7:CH:35:ILE:HD11	1.84	0.58
43:BO:88:LYS:HG2	43:BO:116:GLN:HE22	1.67	0.58
42:BN:34:ILE:O	42:BN:112:TYR:HA	2.04	0.58
1:AA:845:A:N3	1:AA:845:A:H2'	2.18	0.58
23:DB:635:C:O2'	23:DB:639:U:H5''	2.03	0.58
41:DJ:96:ARG:O	41:DJ:99:ARG:HG3	2.02	0.58
23:BB:1790:C:O2'	25:BC:207:ALA:HB2	2.02	0.58
3:AD:32:LYS:O	3:AD:35:GLN:HB2	2.04	0.58
1:CA:1273:C:H2'	1:CA:1274:A:O4'	2.02	0.58
23:DB:759:G:H2'	23:DB:760:G:C8	2.38	0.58
3:CD:32:LYS:O	3:CD:35:GLN:HB2	2.04	0.58

*Continued on next page...*

*Continued from previous page...*

Atom-1	Atom-2	Interatomic distance (Å)	Clash overlap (Å)
23:BB:519:U:H2'	23:BB:520:G:C8	2.38	0.58
28:DP:13:LYS:HD2	28:DP:76:HIS:HA	1.84	0.58
27:DK:108:ARG:HH12	28:DP:34:GLY:HA2	1.68	0.58
3:CD:96:ARG:NH1	3:CD:133:SER:HA	2.18	0.58
1:CA:1213:A:O2'	1:CA:1214:C:H5''	2.04	0.58
23:BB:1475:G:H4'	23:BB:1476:U:O5'	2.02	0.58
1:CA:956:U:O2'	1:CA:957:U:H5'	2.03	0.58
37:BL:73:ILE:HD12	37:BL:106:GLU:HB2	1.84	0.58
38:BM:50:ARG:O	38:BM:53:MET:HB3	2.03	0.58
23:BB:1692:U:H2'	23:BB:1694:C:C5	2.38	0.58
28:BP:31:VAL:HG12	28:BP:38:ARG:O	2.04	0.58
40:BH:90:LEU:HD21	40:BH:146:VAL:HG11	1.84	0.58
1:CA:1342:C:H2'	1:CA:1343:G:H8	1.69	0.58
33:D1:52:LYS:HB2	33:D1:52:LYS:HZ2	1.69	0.58
23:DB:851:C:H2'	23:DB:852:U:H6	1.68	0.58
22:BA:32:U:C4'	22:BA:52:A:H62	2.13	0.58
27:BK:40:LYS:NZ	27:BK:59:LYS:HE3	2.19	0.58
1:CA:865:A:H2	1:CA:918:A:H4'	1.69	0.58
4:CE:136:VAL:HG13	4:CE:137:ARG:H	1.69	0.58
47:DF:177:ARG:HA	47:DF:177:ARG:CZ	2.33	0.58
1:AA:865:A:H2'	1:AA:866:C:C6	2.38	0.58
1:AA:921:U:O2	4:AE:23:THR:HG23	2.03	0.58
23:BB:1082:U:C2	23:BB:1086:A:C6	2.91	0.58
1:CA:1370:G:O2'	1:CA:1371:G:H5'	2.04	0.58
26:DD:97:SER:HB3	26:DD:99:GLU:HG3	1.85	0.58
1:CA:449:G:H2'	1:CA:450:G:H8	1.67	0.58
41:DJ:72:LYS:HB2	41:DJ:89:PHE:HB2	1.85	0.58
2:AC:10:ARG:NE	2:AC:181:ILE:HD13	2.19	0.58
5:AF:66:ALA:HB1	5:AF:67:PRO:HD2	1.85	0.58
6:AG:149:ALA:H	10:AK:55:ARG:NH2	2.02	0.58
1:CA:738:C:H2'	1:CA:739:C:C6	2.37	0.58
1:AA:543:U:H2'	1:AA:544:G:C8	2.39	0.58
23:DB:2196:C:O2'	23:DB:2197:U:H5'	2.04	0.58
35:DV:80:HIS:CD2	35:DV:83:LYS:H	2.22	0.58
1:AA:806:C:H2'	1:AA:807:A:C8	2.38	0.58
4:CE:95:MET:HA	4:CE:124:ALA:HB2	1.84	0.58
48:BG:95:ALA:HB2	48:BG:130:ILE:HD11	1.85	0.58
38:BM:61:GLY:HA2	38:BM:107:GLY:HA3	1.85	0.58
3:AD:54:LEU:HA	3:AD:202:LEU:HD22	1.85	0.58
22:BA:75:G:H2'	22:BA:76:G:H8	1.67	0.58
1:CA:820:U:H4'	1:CA:821:G:OP2	2.04	0.58

*Continued on next page...*



*Continued from previous page...*

Atom-1	Atom-2	Interatomic distance (Å)	Clash overlap (Å)
23:DB:1026:G:H2'	23:DB:1027:A:H8	1.68	0.58
23:DB:1584:U:O2	23:DB:1584:U:H2'	2.04	0.58
18:CB:16:GLY:HA2	18:CB:40:ILE:HD12	1.85	0.58
38:BM:69:PRO:HB2	38:BM:92:TRP:HB3	1.85	0.58
1:AA:1200:C:O5'	1:AA:1201:A:H3'	2.04	0.58
52:BW:41:GLY:HA2	52:BW:44:PHE:CD2	2.38	0.58
12:CM:15:VAL:HG23	12:CM:16:ILE:H	1.69	0.58
12:CM:17:ALA:HB2	12:CM:44:ILE:HD11	1.86	0.58
6:AG:15:PRO:HG2	6:AG:43:TYR:OH	2.04	0.58
6:AG:50:ALA:O	6:AG:54:GLY:N	2.37	0.58
10:CK:124:LYS:O	19:CU:33:ARG:NE	2.36	0.58
25:BC:159:THR:O	25:BC:194:VAL:HG12	2.04	0.58
29:DE:149:ILE:O	29:DE:188:MET:HA	2.04	0.58
1:AA:436:C:O2'	1:AA:437:U:H5'	2.04	0.58
50:DT:14:PRO:HA	50:DT:32:LEU:HB2	1.84	0.58
50:BT:39:THR:HG22	50:BT:42:GLU:HG2	1.86	0.58
5:CF:6:ILE:HD12	5:CF:7:VAL:N	2.18	0.58
47:DF:131:VAL:C	47:DF:133:GLU:H	2.07	0.58
1:AA:948:C:O2'	1:AA:949:A:H5'	2.04	0.58
17:AT:70:LYS:O	17:AT:73:ARG:HG2	2.03	0.58
17:AT:47:GLN:HG2	17:AT:82:ILE:HD13	1.84	0.58
26:BD:4:LEU:HD23	26:BD:101:PHE:CE1	2.39	0.58
5:CF:86:ARG:CZ	15:CR:63:TYR:HB3	2.34	0.58
48:BG:62:ALA:O	48:BG:66:THR:HG22	2.03	0.58
32:B4:22:VAL:O	32:B4:24:ARG:HG3	2.03	0.58
39:DX:14:LEU:CD2	39:DX:57:LEU:HD21	2.34	0.58
40:DH:2:GLN:HB3	40:DH:18:GLN:CG	2.34	0.58
23:DB:974:G:H1'	23:DB:975:A:H8	1.69	0.58
1:AA:239:U:C5'	1:AA:239:U:H6	2.17	0.58
23:DB:1725:U:H2'	23:DB:1726:C:H6	1.68	0.58
37:BL:93:ASN:O	37:BL:95:LEU:N	2.36	0.58
23:DB:479:A:N3	23:DB:481:G:H5'	2.17	0.58
23:DB:532:A:O2'	23:DB:2021:C:H5	1.86	0.58
27:BK:99:ILE:HD13	27:BK:118:LEU:HD22	1.85	0.58
42:DN:57:THR:HG22	42:DN:58:ASP:H	1.69	0.58
23:BB:1593:A:H2'	23:BB:1594:U:C6	2.38	0.58
23:DB:1041:G:H2'	23:DB:1042:G:H8	1.67	0.58
23:DB:1683:U:H2'	23:DB:1684:G:H8	1.69	0.58
2:CC:46:LEU:HB3	2:CC:49:ALA:HB3	1.86	0.58
26:BD:159:LYS:HA	26:BD:159:LYS:HZ3	1.68	0.58
7:AH:81:GLY:O	14:AQ:35:LYS:HD3	2.02	0.58

*Continued on next page...*

*Continued from previous page...*

Atom-1	Atom-2	Interatomic distance (Å)	Clash overlap (Å)
1:AA:707:U:H4'	10:AK:21:HIS:CD2	2.39	0.58
1:AA:820:U:H4'	1:AA:821:G:OP2	2.04	0.58
20:CO:45:GLU:O	20:CO:47:LYS:N	2.37	0.58
23:DB:1794:A:H2'	23:DB:1795:C:H6	1.68	0.58
17:AT:53:MET:HA	17:AT:56:ILE:HD12	1.85	0.58
1:AA:304:U:H2'	1:AA:305:G:C8	2.38	0.58
18:CB:33:ALA:HB2	18:CB:38:HIS:HA	1.85	0.58
31:B0:53:VAL:HG12	42:BN:118:ARG:HH12	1.68	0.58
9:AJ:82:LYS:O	9:AJ:86:ALA:HB2	2.04	0.58
1:CA:106:C:H2'	1:CA:107:G:O4'	2.04	0.58
1:CA:1027:C:H2'	1:CA:1028:C:H6	1.69	0.58
23:DB:1647:U:H3'	23:DB:1647:U:P	2.43	0.58
27:DK:109:SER:HB2	27:DK:111:LYS:HE2	1.84	0.58
2:AC:104:GLU:O	2:AC:105:VAL:HG13	2.04	0.58
23:DB:996:A:O3'	44:DQ:91:ARG:HG2	2.04	0.58
40:BH:94:ILE:HG22	40:BH:99:ILE:HG12	1.84	0.58
12:CM:17:ALA:CB	12:CM:44:ILE:HD11	2.34	0.58
23:DB:1061:U:O4'	23:DB:1070:A:H1'	2.03	0.58
12:AM:2:ARG:HG3	12:AM:6:ILE:N	2.18	0.58
52:DW:24:ARG:HD3	52:DW:65:LYS:HE3	1.85	0.58
24:BI:27:LEU:CD2	24:BI:27:LEU:H	2.15	0.58
1:CA:662:U:H2'	1:CA:663:A:H8	1.69	0.58
47:DF:34:THR:O	47:DF:89:THR:HA	2.04	0.58
17:CT:61:ALA:HA	17:CT:66:ILE:HB	1.85	0.58
26:BD:117:GLY:HA2	26:BD:164:GLN:NE2	2.19	0.58
26:DD:34:VAL:HB	26:DD:48:ILE:HD11	1.84	0.58
41:BJ:72:LYS:HB2	41:BJ:89:PHE:HB2	1.86	0.58
16:CS:58:PRO:O	16:CS:59:VAL:HG13	2.04	0.58
2:CC:39:ARG:NE	2:CC:56:ILE:HD11	2.19	0.58
1:CA:840:C:C4	1:CA:842:U:H4'	2.39	0.58
43:BO:58:ILE:O	43:BO:62:LEU:HG	2.03	0.58
1:AA:501:C:H2'	1:AA:502:A:C8	2.38	0.58
37:DL:4:ASN:ND2	37:DL:4:ASN:N	2.51	0.58
23:DB:1220:G:H2'	23:DB:1221:C:H6	1.69	0.58
1:CA:631:C:H3'	1:CA:632:U:H5'	1.85	0.58
28:DP:13:LYS:HG2	28:DP:76:HIS:ND1	2.19	0.58
37:DL:73:ILE:HD12	37:DL:106:GLU:HB2	1.86	0.58
23:DB:2256:G:H2'	23:DB:2257:U:C6	2.38	0.58
23:BB:806:C:O2'	23:BB:807:U:H5'	2.04	0.58
16:CS:21:ALA:HA	16:CS:24:SER:OG	2.03	0.58
5:AF:17:GLN:O	5:AF:21:MET:HG3	2.04	0.58

*Continued on next page...*

*Continued from previous page...*

Atom-1	Atom-2	Interatomic distance (Å)	Clash overlap (Å)
23:BB:1013:C:H2'	23:BB:1014:A:H8	1.69	0.58
29:BE:73:ILE:O	29:BE:73:ILE:HG12	2.04	0.58
1:CA:537:G:H5''	11:CL:109:ARG:NH1	2.18	0.58
25:DC:132:ARG:HH22	25:DC:169:ALA:HA	1.68	0.58
51:BZ:3:ARG:HG2	51:BZ:33:LEU:HD22	1.85	0.58
6:AG:53:SER:OG	6:AG:55:LYS:HG2	2.04	0.58
8:AI:22:PRO:HA	8:AI:60:LEU:HB2	1.86	0.58
23:BB:901:C:H2'	23:BB:902:C:O4'	2.04	0.58
23:BB:1819:A:OP1	25:BC:154:ALA:HA	2.03	0.58
52:DW:46:ALA:HB2	52:DW:78:PHE:HD1	1.68	0.58
52:DW:49:ASN:CB	52:DW:60:ALA:HA	2.33	0.58
41:BJ:29:ALA:HA	41:BJ:32:LEU:HB2	1.86	0.58
23:DB:856:G:C1'	52:DW:23:LYS:HB3	2.33	0.58
2:AC:111:ASP:O	2:AC:115:VAL:HG23	2.03	0.58
47:DF:97:GLU:O	47:DF:100:GLU:HB2	2.03	0.58
47:BF:2:LYS:HE3	47:BF:2:LYS:H	1.67	0.58
26:DD:114:LYS:HD2	26:DD:116:LYS:NZ	2.18	0.58
1:AA:469:C:H2'	1:AA:470:C:H6	1.68	0.58
3:AD:90:LEU:HD21	3:AD:196:GLU:HB3	1.86	0.58
23:BB:1729:U:H5''	23:BB:1730:C:O2	2.03	0.58
46:DU:86:PHE:HB3	46:DU:90:LYS:O	2.04	0.58
23:BB:2598:A:OP1	25:BC:233:GLY:HA2	2.03	0.58
23:BB:784:G:C6	25:BC:227:VAL:HG11	2.39	0.58
23:BB:532:A:O2'	23:BB:2021:C:H5	1.87	0.58
23:DB:1458:U:H4'	23:DB:1459:G:O5'	2.04	0.58
6:AG:149:ALA:HB3	10:AK:55:ARG:NH2	2.18	0.58
43:DO:111:ARG:HG2	43:DO:117:PHE:H	1.69	0.58
35:DV:61:LEU:O	35:DV:71:LYS:HA	2.03	0.58
42:BN:87:PHE:HB3	42:BN:90:ARG:HB2	1.85	0.58
23:DB:2788:C:H2'	23:DB:2789:C:C6	2.38	0.58
23:DB:2671:G:H2'	23:DB:2672:U:H6	1.68	0.58
43:BO:72:ALA:HB2	43:BO:105:ALA:HB1	1.85	0.58
6:AG:78:ARG:HB3	6:AG:78:ARG:NH1	2.18	0.58
1:CA:1181:G:O2'	1:CA:1182:G:N7	2.36	0.58
1:AA:993:G:N3	1:AA:993:G:H2'	2.19	0.58
23:DB:2693:G:H2'	23:DB:2694:G:H8	1.69	0.58
23:BB:2078:C:O2'	23:BB:2079:U:H5'	2.02	0.58
23:BB:1326:U:O2'	23:BB:1327:A:H5'	2.04	0.58
23:DB:1099:G:C8	24:DI:3:LYS:CA	2.82	0.58
38:DM:42:THR:O	38:DM:44:ARG:N	2.37	0.58
32:D4:27:CYS:SG	32:D4:29:ALA:HB3	2.43	0.58

*Continued on next page...*

*Continued from previous page...*

Atom-1	Atom-2	Interatomic distance (Å)	Clash overlap (Å)
8:AI:11:ARG:HA	8:AI:105:ARG:HE	1.69	0.58
40:BH:2:GLN:HB3	40:BH:18:GLN:HG3	1.86	0.58
2:AC:55:VAL:HG12	2:AC:56:ILE:H	1.66	0.58
12:CM:104:ASN:N	12:CM:106:ARG:HH21	2.00	0.58
23:BB:1656:C:H2'	23:BB:1657:U:H6	1.68	0.58
12:AM:58:GLU:HA	12:AM:61:LYS:HE3	1.86	0.58
26:DD:8:LYS:HG2	26:DD:197:THR:H	1.69	0.58
31:B0:8:THR:HG23	31:B0:11:LYS:H	1.69	0.58
22:DA:11:C:H5'	52:DW:71:LYS:HE3	1.86	0.58
23:DB:1439:A:N7	23:DB:1440:U:C2	2.72	0.58
41:DJ:58:ASN:N	41:DJ:127:GLY:HA2	2.19	0.58
23:DB:2087:G:H2'	23:DB:2088:A:H8	1.68	0.58
1:CA:1296:C:C4'	1:CA:1302:C:H41	2.17	0.58
23:DB:2840:C:H2'	23:DB:2841:C:H6	1.67	0.58
23:DB:633:A:O5'	23:DB:633:A:H8	1.86	0.58
23:DB:1536:C:H4'	23:DB:1537:G:C4	2.39	0.58
23:DB:2229:U:H2'	23:DB:2230:G:C8	2.39	0.58
23:DB:2105:U:H2'	23:DB:2106:U:C6	2.39	0.58
23:BB:160:A:H2'	23:BB:161:A:C8	2.39	0.58
23:BB:1347:A:H2'	23:BB:1348:C:O4'	2.04	0.58
18:AB:22:TRP:HA	18:AB:189:ASN:HA	1.85	0.58
23:DB:132:G:H2'	23:DB:133:U:C6	2.38	0.58
6:CG:62:GLU:O	6:CG:66:GLU:HG3	2.04	0.58
23:DB:988:A:P	30:DY:11:SER:HB3	2.44	0.58
27:BK:17:ARG:HB2	27:BK:45:GLU:HB3	1.85	0.58
23:DB:801:G:H4'	23:DB:802:A:OP2	2.03	0.58
23:BB:1115:G:H2'	23:BB:1116:G:H8	1.68	0.58
1:AA:792:A:H1'	1:AA:794:A:N7	2.19	0.58
50:BT:59:ASN:O	50:BT:84:TYR:HB2	2.03	0.58
11:CL:64:SER:OG	11:CL:96:THR:HG23	2.03	0.58
34:D3:39:ARG:O	34:D3:43:LEU:HG	2.03	0.58
1:AA:909:A:H2'	1:AA:910:C:O4'	2.04	0.58
9:AJ:8:ILE:CD1	9:AJ:75:ASP:HA	2.33	0.58
13:AP:78:VAL:O	13:AP:80:LYS:N	2.37	0.58
13:CP:7:ALA:O	13:CP:17:TYR:HA	2.04	0.58
48:DG:84:LYS:CG	48:DG:131:VAL:HB	2.34	0.58
48:BG:84:LYS:CG	48:BG:131:VAL:HB	2.34	0.58
2:AC:188:ALA:O	2:AC:194:VAL:HG13	2.04	0.58
23:BB:2312:U:H4'	47:BF:84:ILE:HG21	1.86	0.58
48:DG:30:GLY:O	48:DG:78:VAL:HG12	2.04	0.58
46:DU:3:LYS:HA	46:DU:82:VAL:HG11	1.85	0.58

*Continued on next page...*

*Continued from previous page...*

Atom-1	Atom-2	Interatomic distance (Å)	Clash overlap (Å)
47:DF:102:LEU:HD22	47:DF:106:ALA:CB	2.34	0.58
42:BN:2:ARG:HB3	42:BN:2:ARG:NH1	2.18	0.58
1:AA:1288:A:H2'	1:AA:1289:A:C8	2.39	0.58
26:BD:121:THR:C	26:BD:123:LYS:H	2.07	0.58
37:BL:95:LEU:HB2	37:BL:101:ILE:HG13	1.85	0.58
36:D2:19:ARG:HB3	36:D2:19:ARG:NH2	2.19	0.58
49:DR:29:THR:O	49:DR:63:VAL:HG23	2.04	0.58
25:BC:90:ILE:HD13	25:BC:104:LEU:HA	1.85	0.58
23:BB:828:U:H4'	23:BB:831:G:N1	2.18	0.58
23:BB:2840:C:H2'	23:BB:2841:C:H6	1.69	0.58
23:BB:2898:U:H2'	23:BB:2899:A:H8	1.69	0.58
41:BJ:57:LEU:HD23	41:BJ:128:ASN:HA	1.85	0.58
24:DI:99:LYS:HD3	24:DI:99:LYS:H	1.69	0.58
23:DB:2615:U:H1'	31:D0:3:GLN:HB3	1.84	0.58
18:CB:160:LEU:HB3	18:CB:181:PRO:O	2.04	0.58
1:AA:1396:A:H4'	1:AA:1397:C:H5'	1.85	0.58
23:BB:2054:A:H2'	31:B0:4:GLN:OE1	2.04	0.58
17:CT:53:MET:HA	17:CT:56:ILE:HD12	1.85	0.58
29:BE:21:ARG:HG3	29:BE:22:ASP:N	2.17	0.58
25:BC:136:VAL:HG12	25:BC:137:GLY:N	2.19	0.58
29:BE:58:LYS:HE2	29:BE:60:TRP:CD1	2.32	0.57
18:CB:31:PHE:N	18:CB:41:ASN:HB2	2.19	0.57
38:BM:71:LYS:HB3	38:BM:93:VAL:HG12	1.86	0.57
23:DB:2330:G:N3	52:DW:38:ARG:O	2.37	0.57
51:DZ:70:GLU:HA	51:DZ:73:ALA:HB3	1.86	0.57
1:CA:409:U:H2'	1:CA:410:G:C8	2.39	0.57
50:DT:59:ASN:O	50:DT:84:TYR:HB2	2.03	0.57
50:BT:57:VAL:HG22	50:BT:58:VAL:N	2.13	0.57
47:BF:131:VAL:C	47:BF:133:GLU:H	2.08	0.57
40:BH:5:LEU:HB3	40:BH:13:GLY:HA2	1.85	0.57
16:AS:39:ILE:HD11	16:AS:73:PHE:CE1	2.38	0.57
26:DD:38:LYS:HD3	26:DD:45:TYR:OH	2.04	0.57
26:DD:34:VAL:HG12	26:DD:94:GLN:H	1.69	0.57
45:DS:74:ILE:HD12	45:DS:104:THR:O	2.03	0.57
12:AM:28:ARG:HH22	12:AM:61:LYS:HB2	1.69	0.57
23:DB:1251:C:H2'	44:DQ:5:ARG:NH1	2.19	0.57
7:CH:45:ILE:HA	7:CH:63:LYS:HB2	1.84	0.57
23:DB:2187:U:H2'	23:DB:2188:U:H6	1.69	0.57
35:DV:72:VAL:CG1	35:DV:93:ARG:HA	2.33	0.57
27:DK:102:PRO:HA	27:DK:120:PRO:HB3	1.85	0.57
26:BD:38:LYS:HD3	26:BD:45:TYR:OH	2.04	0.57

*Continued on next page...*

*Continued from previous page...*

Atom-1	Atom-2	Interatomic distance (Å)	Clash overlap (Å)
18:AB:131:LYS:HB3	18:AB:131:LYS:NZ	2.18	0.57
23:BB:2262:U:H2'	23:BB:2263:C:H6	1.69	0.57
23:DB:1846:G:O2'	23:DB:1847:A:H5'	2.04	0.57
3:AD:32:LYS:HA	3:AD:35:GLN:HE21	1.69	0.57
1:AA:738:C:H2'	1:AA:739:C:C6	2.39	0.57
23:BB:1794:A:H2'	23:BB:1795:C:C6	2.39	0.57
37:DL:68:SER:C	37:DL:70:LYS:H	2.07	0.57
23:BB:1170:C:H2'	23:BB:1171:G:C8	2.39	0.57
14:CQ:46:HIS:HB2	14:CQ:70:LYS:HE2	1.86	0.57
1:AA:105:G:H2'	1:AA:106:C:C6	2.39	0.57
23:BB:38:A:N3	29:BE:43:THR:HB	2.18	0.57
23:BB:1831:G:O2'	23:BB:1832:C:H5'	2.04	0.57
1:AA:1006:G:H2'	1:AA:1006:G:N3	2.18	0.57
23:BB:392:U:O2'	23:BB:393:C:H5'	2.03	0.57
1:AA:237:G:H5''	14:AQ:26:ARG:HH21	1.69	0.57
9:AJ:102:LEU:HD12	9:AJ:102:LEU:H	1.68	0.57
25:BC:121:ALA:HB3	25:BC:129:LEU:HD21	1.86	0.57
3:AD:78:ALA:HA	3:AD:81:LEU:HD12	1.86	0.57
47:DF:14:LYS:O	47:DF:18:GLU:HB2	2.04	0.57
1:AA:1313:U:H3'	16:AS:5:LYS:HG2	1.85	0.57
6:AG:29:LEU:HD13	6:AG:42:VAL:HG22	1.86	0.57
1:CA:1493:A:C3'	1:CA:1493:A:N3	2.67	0.57
6:AG:57:GLU:H	6:AG:57:GLU:CD	2.07	0.57
1:AA:1364:U:O2'	1:AA:1365:G:H5'	2.05	0.57
44:BQ:94:LEU:O	44:BQ:97:ILE:HG23	2.03	0.57
1:CA:1359:C:H3'	21:CN:74:ARG:HH22	1.68	0.57
23:DB:725:G:H2'	23:DB:726:G:O4'	2.05	0.57
1:AA:85:U:O3'	1:AA:86:G:H4'	2.04	0.57
52:DW:41:GLY:HA2	52:DW:44:PHE:CD2	2.39	0.57
23:DB:300:A:H3'	46:DU:81:ARG:HH12	1.69	0.57
4:CE:37:VAL:HA	4:CE:47:PHE:HA	1.86	0.57
28:BP:24:THR:O	28:BP:25:VAL:HG22	2.04	0.57
48:DG:26:LYS:HA	48:DG:32:LEU:N	2.16	0.57
26:BD:97:SER:HB3	26:BD:99:GLU:HG3	1.86	0.57
16:AS:10:ILE:HG21	16:AS:40:PHE:HZ	1.69	0.57
23:BB:2875:C:H2'	23:BB:2876:G:H8	1.69	0.57
39:BX:12:GLU:HA	39:BX:15:ASN:HD21	1.69	0.57
25:DC:77:VAL:HG23	25:DC:112:GLY:H	1.65	0.57
33:D1:10:LEU:O	33:D1:19:PHE:HB2	2.03	0.57
26:BD:46:ARG:NH1	26:BD:86:GLU:H	2.02	0.57
25:DC:103:ILE:HG22	25:DC:105:ALA:H	1.69	0.57

*Continued on next page...*

*Continued from previous page...*

Atom-1	Atom-2	Interatomic distance (Å)	Clash overlap (Å)
23:BB:616:A:H4'	29:BE:101:TYR:OH	2.04	0.57
23:BB:942:G:O2'	23:BB:943:A:H5'	2.04	0.57
23:DB:1042:G:H2'	23:DB:1043:C:C6	2.40	0.57
39:BX:23:ARG:H	39:BX:26:PHE:HB3	1.68	0.57
2:CC:46:LEU:HD11	2:CC:75:VAL:HG13	1.85	0.57
45:BS:15:GLN:O	45:BS:19:LEU:HB2	2.04	0.57
26:DD:178:VAL:HG12	26:DD:179:ARG:HG3	1.87	0.57
45:BS:82:MET:HE1	45:BS:84:ARG:HH22	1.68	0.57
23:BB:2031:A:H5'	23:BB:2031:A:H8	1.68	0.57
23:BB:1846:G:O2'	23:BB:1847:A:H5'	2.04	0.57
1:CA:1458:G:H2'	1:CA:1459:G:H8	1.69	0.57
36:B2:30:VAL:HA	36:B2:33:ARG:HD3	1.86	0.57
14:AQ:16:MET:CB	14:AQ:19:SER:HB2	2.34	0.57
23:BB:1166:G:H2'	23:BB:1167:C:H6	1.69	0.57
23:BB:38:A:O2'	29:BE:43:THR:HA	2.04	0.57
1:AA:235:C:H2'	1:AA:236:A:C8	2.40	0.57
23:BB:955:U:P	38:BM:86:LYS:HZ3	2.27	0.57
23:DB:1983:G:H4'	23:DB:2606:C:H4'	1.85	0.57
35:DV:68:LYS:H	35:DV:68:LYS:HD3	1.69	0.57
1:AA:847:G:H2'	1:AA:848:C:C6	2.40	0.57
23:DB:516:C:O2'	23:DB:517:C:H5'	2.04	0.57
23:BB:1640:A:H2'	23:BB:1641:A:C8	2.39	0.57
18:CB:22:TRP:CG	18:CB:23:ASN:N	2.69	0.57
23:BB:2019:A:H2	23:BB:2035:G:H22	1.52	0.57
4:AE:18:ASN:HB2	4:AE:33:THR:OG1	2.04	0.57
11:AL:113:ARG:HG2	11:AL:118:VAL:HB	1.86	0.57
1:CA:1487:G:O2'	1:CA:1488:G:H5'	2.04	0.57
23:DB:1351:C:H2'	23:DB:1352:U:O4'	2.04	0.57
1:CA:501:C:H2'	1:CA:502:A:H8	1.68	0.57
18:CB:61:SER:HB2	18:CB:62:ARG:HH11	1.68	0.57
16:CS:1:PRO:O	16:CS:2:ARG:HB2	2.03	0.57
8:AI:40:ARG:CA	8:AI:44:ARG:HD3	2.33	0.57
1:AA:976:G:H22	1:AA:1362:A:H3'	1.68	0.57
8:AI:114:LYS:H	8:AI:120:ALA:HA	1.68	0.57
3:CD:22:SER:N	3:CD:109:THR:HG22	2.12	0.57
29:DE:145:ASP:N	29:DE:166:LYS:HB3	2.18	0.57
23:DB:1599:U:H2'	23:DB:1600:C:C6	2.39	0.57
30:BY:7:THR:HG22	30:BY:8:GLN:N	2.18	0.57
47:BF:64:PRO:HA	47:BF:88:VAL:CG2	2.34	0.57
22:DA:98:G:N1	35:DV:14:LYS:HB2	2.13	0.57
12:AM:77:LYS:HA	12:AM:80:MET:HB3	1.86	0.57

*Continued on next page...*

*Continued from previous page...*

Atom-1	Atom-2	Interatomic distance (Å)	Clash overlap (Å)
48:DG:34:ARG:HH11	48:DG:34:ARG:H	1.51	0.57
1:AA:279:A:C5'	1:AA:280:C:H3'	2.34	0.57
23:DB:1656:C:H2'	23:DB:1657:U:C6	2.39	0.57
1:CA:1499:A:H2'	1:CA:1500:A:C8	2.35	0.57
1:AA:960:U:H1'	1:AA:1222:G:O2'	2.04	0.57
26:BD:5:VAL:HG23	26:BD:32:ASN:HD21	1.69	0.57
27:BK:71:ARG:NE	27:BK:71:ARG:HA	2.19	0.57
26:DD:31:ALA:HA	26:DD:97:SER:HA	1.87	0.57
29:BE:1:MET:HB3	29:BE:14:VAL:HG23	1.85	0.57
23:BB:974:G:H1'	23:BB:975:A:H8	1.69	0.57
23:DB:1724:G:H2'	23:DB:1725:U:H6	1.69	0.57
1:AA:1013:G:H2'	1:AA:1015:G:OP2	2.03	0.57
2:CC:5:HIS:CD2	21:CN:88:MET:HB3	2.38	0.57
29:DE:178:VAL:O	29:DE:181:ILE:HG22	2.04	0.57
23:BB:2063:C:O2	23:BB:2450:A:N1	2.37	0.57
23:DB:1080:A:H2'	23:DB:1081:U:C6	2.38	0.57
14:AQ:75:VAL:HG23	14:AQ:76:ARG:H	1.68	0.57
23:DB:2849:U:H4'	23:DB:2850:A:H5'	1.86	0.57
42:DN:54:LEU:HD11	42:DN:62:ASN:HB3	1.85	0.57
23:DB:2861:U:H2'	23:DB:2862:G:C8	2.40	0.57
1:AA:843:U:H6	1:AA:843:U:H5''	1.68	0.57
1:AA:1129:C:H5''	8:AI:17:ARG:NH2	2.20	0.57
1:AA:33:A:H2'	1:AA:34:C:C6	2.39	0.57
36:B2:21:ARG:HD3	36:B2:30:VAL:HG11	1.85	0.57
41:BJ:98:GLU:HB3	41:BJ:124:VAL:HG21	1.85	0.57
1:AA:1338:G:H2'	1:AA:1339:A:C8	2.38	0.57
23:DB:1353:A:H2'	23:DB:1354:A:C8	2.39	0.57
23:BB:1414:C:H2'	23:BB:1415:U:H6	1.69	0.57
28:DP:8:GLU:HB3	28:DP:54:LEU:HB2	1.86	0.57
23:DB:771:G:O2'	23:DB:772:C:H5'	2.04	0.57
23:DB:82:U:H2'	23:DB:83:A:C8	2.39	0.57
1:AA:45:G:H2'	1:AA:46:G:H8	1.68	0.57
23:DB:1315:C:H2'	23:DB:1316:U:C6	2.40	0.57
23:BB:813:U:H2'	23:BB:814:C:H6	1.69	0.57
23:BB:2400:G:O2'	23:BB:2401:U:H5'	2.04	0.57
48:DG:97:VAL:HB	48:DG:124:CYS:HB2	1.86	0.57
23:BB:309:A:N3	23:BB:329:G:O2'	2.37	0.57
18:CB:44:LYS:O	18:CB:47:PRO:HD2	2.05	0.57
52:DW:37:VAL:HB	52:DW:38:ARG:HD3	1.86	0.57
6:AG:14:ASP:HB3	6:AG:19:SER:N	2.12	0.57
23:BB:2155:U:H2'	23:BB:2156:G:O4'	2.04	0.57

*Continued on next page...*



*Continued from previous page...*

Atom-1	Atom-2	Interatomic distance (Å)	Clash overlap (Å)
16:CS:15:LEU:HA	16:CS:18:VAL:CG1	2.35	0.57
29:DE:48:THR:HG22	29:DE:86:ALA:HB3	1.86	0.57
10:CK:70:ALA:C	10:CK:72:ALA:H	2.07	0.57
47:DF:139:GLU:HG2	47:DF:140:ILE:H	1.68	0.57
1:AA:952:U:H2'	1:AA:953:G:C8	2.39	0.57
48:BG:34:ARG:H	48:BG:34:ARG:HH11	1.52	0.57
23:DB:970:U:H2'	23:DB:971:G:C8	2.40	0.57
20:AO:53:ARG:HD2	23:BB:715:A:N6	2.20	0.57
2:CC:13:ILE:HD13	2:CC:13:ILE:N	2.19	0.57
24:DI:125:THR:O	24:DI:129:GLU:HG3	2.05	0.57
27:BK:64:ARG:O	27:BK:82:ASN:HA	2.04	0.57
27:DK:85:VAL:HG21	27:DK:115:ILE:CD1	2.35	0.57
23:DB:2085:U:O2'	23:DB:2086:U:H5'	2.04	0.57
23:BB:1458:U:H4'	23:BB:1459:G:O5'	2.04	0.57
8:CI:93:LEU:HD13	8:CI:97:LEU:HD11	1.87	0.57
23:DB:634:C:H2'	23:DB:635:C:C6	2.38	0.57
23:BB:2341:G:H2'	23:BB:2342:C:H6	1.69	0.57
23:BB:551:G:H2'	23:BB:552:U:H6	1.69	0.57
43:DO:28:VAL:HG11	43:DO:92:PHE:CZ	2.39	0.57
23:BB:224:U:O4	23:BB:420:C:H5'	2.05	0.57
23:BB:39:G:H2'	23:BB:40:U:H6	1.68	0.57
1:CA:285:C:H2'	1:CA:286:C:H6	1.69	0.57
23:DB:1050:A:H2'	23:DB:1051:G:O4'	2.04	0.57
1:AA:537:G:H5''	11:AL:109:ARG:NH1	2.20	0.57
23:BB:586:A:H5'	29:BE:84:THR:OG1	2.04	0.57
19:AU:20:ARG:H	19:AU:20:ARG:HD2	1.69	0.57
23:BB:1312:U:H3'	56:BB:3321:HOH:O	2.04	0.57
13:AP:40:ASN:HD21	13:AP:43:ALA:N	2.03	0.57
2:CC:50:SER:HB2	2:CC:70:ALA:HB3	1.86	0.57
9:AJ:6:ILE:HD12	9:AJ:76:ILE:HG13	1.87	0.57
1:AA:1315:U:H3'	1:AA:1316:G:C8	2.40	0.57
44:DQ:111:LYS:HE2	49:DR:50:GLY:HA3	1.86	0.57
18:AB:67:LEU:HD22	18:AB:89:PHE:O	2.03	0.57
18:AB:68:PHE:CE1	18:AB:88:GLN:HB3	2.39	0.57
40:BH:80:ILE:HD12	40:BH:98:ASP:O	2.04	0.57
8:CI:54:VAL:HG11	8:CI:86:LEU:CD2	2.34	0.57
40:DH:125:THR:HA	40:DH:146:VAL:CB	2.28	0.57
23:BB:2134:A:H62	23:BB:2157:G:N2	1.94	0.57
13:AP:7:ALA:O	13:AP:17:TYR:HA	2.04	0.57
29:DE:148:ILE:HA	29:DE:187:VAL:HB	1.86	0.57
25:DC:92:LEU:HD12	25:DC:93:VAL:N	2.18	0.57

*Continued on next page...*

*Continued from previous page...*

Atom-1	Atom-2	Interatomic distance (Å)	Clash overlap (Å)
47:BF:134:GLN:NE2	47:BF:136:ILE:HD13	2.19	0.57
6:CG:42:VAL:O	6:CG:46:LEU:HB2	2.05	0.57
27:DK:2:ILE:HD12	27:DK:2:ILE:N	2.20	0.57
46:BU:3:LYS:HA	46:BU:82:VAL:HG11	1.85	0.57
4:CE:131:ASN:HD21	4:CE:133:ILE:HB	1.69	0.57
23:BB:1082:U:O4	23:BB:1086:A:C2	2.57	0.57
38:BM:21:ALA:HB1	38:BM:100:LYS:HE2	1.86	0.57
24:DI:121:ILE:CD1	24:DI:121:ILE:H	2.14	0.57
17:AT:47:GLN:HE21	17:AT:82:ILE:HD11	1.70	0.57
1:AA:279:A:H5'	1:AA:281:G:H5'	1.85	0.57
1:CA:335:C:H2'	1:CA:336:A:C8	2.39	0.57
23:BB:1999:C:H5''	23:BB:2723:C:O2'	2.03	0.57
26:DD:33:ARG:HH11	26:DD:51:THR:HG22	1.68	0.57
39:BX:14:LEU:HD22	39:BX:57:LEU:HD21	1.85	0.57
1:AA:1020:G:H2'	1:AA:1021:A:H5'	1.86	0.57
28:BP:94:ALA:C	28:BP:95:LYS:HD2	2.24	0.57
27:DK:41:ILE:HG13	27:DK:42:THR:H	1.69	0.57
23:DB:832:U:H2'	23:DB:833:A:H8	1.65	0.57
16:AS:27:LYS:HB3	16:AS:27:LYS:HZ2	1.67	0.57
43:DO:88:LYS:HG2	43:DO:116:GLN:HE22	1.68	0.57
18:CB:107:ARG:HG3	18:CB:108:GLN:HE21	1.69	0.57
18:CB:113:LEU:HD23	18:CB:114:LYS:N	2.20	0.57
23:DB:286:U:H2'	23:DB:287:G:H8	1.69	0.57
23:DB:302:C:H2'	23:DB:303:G:H8	1.69	0.57
1:AA:1448:C:H2'	1:AA:1449:C:C6	2.40	0.57
22:DA:75:G:H1	22:DA:102:G:N2	2.02	0.57
47:BF:22:ASN:HD22	47:BF:22:ASN:H	1.52	0.57
1:CA:33:A:H2'	1:CA:34:C:C6	2.39	0.57
23:BB:419:U:H2'	23:BB:420:C:C6	2.39	0.57
23:DB:802:A:H2'	23:DB:803:U:C6	2.39	0.57
23:BB:516:C:O2'	23:BB:517:C:H5'	2.03	0.57
23:BB:2828:G:O2'	23:BB:2829:A:H5'	2.05	0.57
23:DB:1319:C:O2'	23:DB:1320:C:H5'	2.04	0.57
23:BB:1687:G:O2'	23:BB:1688:U:H5'	2.04	0.57
23:BB:41:C:H2'	23:BB:42:A:O4'	2.04	0.57
2:CC:20:THR:HG23	2:CC:57:GLU:HG2	1.85	0.57
2:AC:66:THR:HG23	2:AC:101:ASN:ND2	2.19	0.57
23:DB:2662:A:H2'	23:DB:2663:G:O4'	2.03	0.57
12:CM:43:LYS:HD2	12:CM:43:LYS:H	1.69	0.57
23:BB:34:U:H4'	23:BB:34:U:OP2	2.05	0.57
23:BB:617:G:H5''	29:BE:102:ARG:HH11	1.70	0.57

*Continued on next page...*

*Continued from previous page...*

Atom-1	Atom-2	Interatomic distance (Å)	Clash overlap (Å)
1:AA:1173:U:H2'	1:AA:1174:G:C8	2.39	0.57
23:BB:102:U:C4	39:BX:2:LYS:HD3	2.40	0.57
23:DB:322:A:C5'	23:DB:340:A:H1'	2.21	0.57
38:BM:4:PRO:HG2	38:BM:70:ASP:HA	1.86	0.57
28:DP:4:ILE:HG22	28:DP:5:LYS:N	2.17	0.57
52:DW:35:ILE:HG13	52:DW:57:THR:OG1	2.05	0.57
18:AB:86:CYS:HB3	18:AB:88:GLN:CD	2.24	0.57
51:BZ:68:LEU:O	51:BZ:72:ARG:HG2	2.04	0.57
8:AI:19:PHE:HB2	8:AI:63:TYR:CB	2.33	0.57
2:CC:155:ARG:N	2:CC:162:ALA:HA	2.11	0.57
23:BB:876:C:O4'	23:BB:876:C:O2	2.21	0.57
23:DB:1021:A:H2'	23:DB:1023:U:H5''	1.86	0.57
1:AA:1372:U:H2'	1:AA:1373:G:O4'	2.04	0.57
27:BK:24:VAL:HG13	27:BK:33:ALA:HB2	1.86	0.57
26:DD:116:LYS:HB3	26:DD:118:PHE:CE1	2.40	0.57
18:AB:114:LYS:O	18:AB:118:THR:HG23	2.04	0.57
26:DD:106:LYS:O	26:DD:107:VAL:HB	2.03	0.57
2:CC:112:ALA:HA	2:CC:201:ILE:HD11	1.86	0.57
23:BB:1656:C:H2'	23:BB:1657:U:C6	2.39	0.57
12:AM:84:CYS:HA	16:AS:72:GLU:O	2.04	0.57
23:BB:2875:C:H2'	23:BB:2876:G:C8	2.40	0.57
23:BB:1725:U:H2'	23:BB:1726:C:H6	1.69	0.57
23:BB:1046:A:H3'	23:BB:1047:G:H5''	1.85	0.57
35:DV:40:ILE:N	35:DV:40:ILE:HD13	2.19	0.57
5:AF:71:ILE:O	5:AF:75:GLU:HG3	2.03	0.57
1:AA:1343:G:H2'	1:AA:1344:C:H6	1.69	0.57
42:DN:33:ILE:HA	42:DN:114:GLU:HB2	1.84	0.57
1:AA:1195:C:H2'	1:AA:1197:A:O4'	2.05	0.57
23:BB:2469:A:H4'	38:BM:55:ARG:CZ	2.35	0.57
23:DB:2216:G:H2'	23:DB:2217:G:C8	2.38	0.57
45:BS:18:ARG:HB3	45:BS:76:VAL:HG22	1.87	0.57
23:BB:743:A:OP1	26:BD:135:GLY:HA2	2.04	0.57
23:BB:1537:G:H3'	23:BB:1537:G:N3	2.19	0.57
23:BB:2555:U:H2'	23:BB:2556:C:O4'	2.05	0.57
1:CA:1396:A:C3'	1:CA:1397:C:H5'	2.34	0.57
38:BM:63:ILE:H	38:BM:63:ILE:HD12	1.69	0.57
2:AC:101:ASN:N	2:AC:101:ASN:OD1	2.37	0.57
44:BQ:40:LYS:HD2	44:BQ:44:TYR:CE1	2.39	0.57
23:BB:771:G:O2'	23:BB:772:C:H5'	2.04	0.57
23:DB:93:G:H2'	23:DB:94:A:C8	2.40	0.57
1:CA:1081:A:O2'	1:CA:1082:A:H5'	2.04	0.57

*Continued on next page...*

*Continued from previous page...*

Atom-1	Atom-2	Interatomic distance (Å)	Clash overlap (Å)
39:DX:48:ARG:O	39:DX:51:ALA:HB3	2.04	0.57
23:DB:2730:C:H2'	23:DB:2731:G:H8	1.70	0.57
49:BR:62:GLU:O	49:BR:96:VAL:HA	2.03	0.57
1:AA:1050:G:O2'	1:AA:1051:C:H5'	2.05	0.57
23:BB:1026:G:H2'	23:BB:1027:A:H8	1.69	0.57
41:DJ:1:MET:HG2	41:DJ:2:LYS:HG2	1.87	0.57
1:CA:1508:A:H2'	1:CA:1509:C:C6	2.40	0.57
29:BE:143:LEU:HB3	29:BE:146:VAL:HG21	1.85	0.57
38:DM:69:PRO:HB2	38:DM:92:TRP:HB3	1.86	0.57
18:CB:46:VAL:HA	18:CB:49:PHE:CD2	2.39	0.57
38:BM:42:THR:O	38:BM:44:ARG:N	2.37	0.57
44:DQ:91:ARG:HB3	44:DQ:93:ILE:HG22	1.85	0.57
44:DQ:94:LEU:O	44:DQ:97:ILE:HG23	2.04	0.57
15:AR:68:PRO:HB2	15:AR:70:THR:O	2.04	0.57
51:BZ:32:ASN:HB2	51:BZ:53:ALA:H	1.68	0.57
40:BH:115:VAL:HB	40:BH:130:VAL:CG1	2.30	0.57
51:DZ:68:LEU:O	51:DZ:72:ARG:HG2	2.04	0.57
19:AU:36:PHE:HA	19:AU:39:LYS:HD2	1.85	0.57
23:DB:901:C:H2'	23:DB:902:C:O4'	2.04	0.57
1:CA:796:C:O2'	1:CA:797:C:H5'	2.04	0.57
23:BB:705:A:H2'	23:BB:706:A:H8	1.68	0.57
1:AA:1187:G:H21	21:AN:99:SER:CB	2.15	0.57
8:AI:105:ARG:NH1	8:AI:107:ALA:HA	2.19	0.57
4:CE:136:VAL:HG13	4:CE:137:ARG:N	2.20	0.57
27:BK:107:LEU:HD12	27:BK:107:LEU:N	2.18	0.57
1:AA:1432:G:H1'	1:AA:1468:A:N6	2.19	0.57
41:DJ:54:ILE:HD12	41:DJ:55:ILE:N	2.20	0.57
48:DG:148:ARG:CD	48:DG:152:ARG:HH11	2.14	0.57
23:DB:1082:U:O4	23:DB:1086:A:C2	2.57	0.57
1:CA:1240:U:OP1	6:CG:115:MET:HB2	2.05	0.57
20:AO:60:VAL:HG11	23:BB:715:A:H5'	1.86	0.57
23:DB:1727:C:H2'	23:DB:1728:C:C6	2.40	0.57
1:AA:449:G:H2'	1:AA:450:G:H8	1.68	0.57
1:AA:335:C:H2'	1:AA:336:A:H8	1.69	0.57
23:DB:101:A:H4'	23:DB:101:A:OP1	2.05	0.57
33:D1:36:LYS:HB2	33:D1:47:ILE:HA	1.87	0.57
47:DF:22:ASN:H	47:DF:22:ASN:HD22	1.51	0.57
1:AA:557:G:H2'	1:AA:558:G:O4'	2.03	0.57
1:AA:1492:A:C8	1:AA:1493:A:H1'	2.39	0.57
23:DB:2462:C:H2'	23:DB:2463:C:C6	2.40	0.57
1:CA:105:G:H2'	1:CA:106:C:C6	2.40	0.57

*Continued on next page...*

*Continued from previous page...*

Atom-1	Atom-2	Interatomic distance (Å)	Clash overlap (Å)
3:CD:54:LEU:HA	3:CD:202:LEU:HD22	1.86	0.57
23:DB:2438:U:O2'	23:DB:2439:A:H5''	2.04	0.57
23:DB:1874:C:H2'	23:DB:1875:G:O4'	2.04	0.57
23:DB:997:G:O2'	23:DB:998:C:H5'	2.05	0.57
17:CT:48:LYS:HG3	17:CT:49:ALA:N	2.19	0.57
3:CD:56:GLU:O	3:CD:60:VAL:HG12	2.05	0.57
38:DM:4:PRO:HG2	38:DM:70:ASP:HA	1.87	0.57
18:CB:56:LEU:HB3	18:CB:220:VAL:CG2	2.35	0.57
13:CP:28:ARG:HH11	13:CP:29:ASN:HD22	1.52	0.57
49:DR:14:VAL:HG22	49:DR:15:SER:N	2.20	0.57
23:BB:2324:U:H1'	23:BB:2337:G:H5'	1.85	0.57
23:DB:2324:U:H1'	23:DB:2337:G:H5'	1.87	0.57
23:BB:27:G:HO2'	23:BB:28:A:H8	1.52	0.57
2:AC:149:LYS:O	2:AC:200:TRP:HE3	1.87	0.57
47:BF:65:LEU:N	47:BF:88:VAL:HG22	2.20	0.57
28:BP:19:PHE:HB2	28:BP:50:ARG:HH12	1.69	0.57
2:AC:91:ALA:HB2	2:AC:98:ALA:HB3	1.86	0.57
1:AA:865:A:C2	1:AA:918:A:H4'	2.39	0.57
23:DB:2547:A:H5'	23:DB:2566:A:C2	2.39	0.57
23:DB:1999:C:H5''	23:DB:2723:C:O2'	2.05	0.57
26:DD:117:GLY:HA2	26:DD:164:GLN:NE2	2.19	0.57
1:AA:1319:A:H4'	1:AA:1320:C:OP1	2.05	0.57
23:DB:1560:G:H2'	23:DB:1561:C:H6	1.68	0.57
26:BD:119:ALA:HB1	26:BD:163:GLY:N	2.20	0.57
1:AA:1406:U:H2'	1:AA:1407:C:C5'	2.33	0.57
31:D0:8:THR:HG23	31:D0:11:LYS:H	1.69	0.57
28:DP:94:ALA:C	28:DP:95:LYS:HD2	2.24	0.57
1:AA:195:A:H2'	1:AA:196:A:C8	2.39	0.57
42:DN:34:ILE:HG22	42:DN:35:LYS:N	2.19	0.57
23:DB:1479:G:O2'	23:DB:1480:C:H5'	2.04	0.57
23:BB:634:C:H2'	23:BB:635:C:C6	2.38	0.57
23:DB:1150:C:H2'	23:DB:1151:A:H8	1.70	0.57
23:BB:742:A:H2'	23:BB:743:A:H8	1.70	0.57
23:DB:1203:U:H3'	23:DB:1204:A:C5'	2.34	0.57
1:AA:598:U:H2'	1:AA:599:C:C6	2.39	0.57
1:CA:1142:G:C2	1:CA:1143:G:H1'	2.39	0.57
1:CA:1488:G:O2'	1:CA:1489:G:H5'	2.05	0.57
23:DB:1571:A:H2'	23:DB:1572:A:C8	2.40	0.57
23:BB:997:G:O2'	23:BB:998:C:H5'	2.05	0.57
23:DB:2728:U:H2'	23:DB:2729:G:H8	1.68	0.57
23:BB:2769:U:H2'	23:BB:2770:G:H8	1.69	0.57

*Continued on next page...*

*Continued from previous page...*

Atom-1	Atom-2	Interatomic distance (Å)	Clash overlap (Å)
28:DP:60:VAL:O	28:DP:70:GLU:HA	2.05	0.57
23:DB:2852:G:H2'	23:DB:2853:C:C6	2.40	0.57
20:AO:37:ASN:HA	20:AO:40:GLN:HE22	1.70	0.57
6:CG:109:LYS:HE2	6:CG:109:LYS:HA	1.87	0.57
34:D3:20:GLY:HA3	34:D3:48:MET:HE1	1.87	0.57
23:DB:1754:A:H2'	23:DB:1755:A:C8	2.40	0.57
23:BB:919:U:H2'	23:BB:920:A:H8	1.69	0.57
12:AM:33:LEU:HB3	12:AM:38:ILE:O	2.05	0.57
23:DB:2267:A:C8	23:DB:2267:A:C3'	2.77	0.57
23:DB:1652:A:H62	42:DN:11:ASN:ND2	1.96	0.57
28:DP:20:ARG:HB3	28:DP:23:ASP:CG	2.24	0.57
23:BB:8:C:O2'	23:BB:9:G:H5'	2.05	0.57
10:AK:70:ALA:C	10:AK:72:ALA:H	2.08	0.57
48:BG:51:PHE:CE2	48:BG:68:ARG:HA	2.40	0.57
26:BD:33:ARG:HD3	26:BD:74:GLU:OE1	2.05	0.57
26:BD:34:VAL:HB	26:BD:48:ILE:HD11	1.85	0.57
26:DD:54:ALA:CA	26:DD:76:GLY:HA2	2.33	0.57
23:DB:784:G:N1	25:DC:227:VAL:HG11	2.20	0.57
1:CA:230:G:H5''	13:CP:31:ARG:NH2	2.20	0.57
5:CF:66:ALA:HB1	5:CF:67:PRO:HD2	1.87	0.57
23:DB:639:U:H2'	23:DB:640:C:C6	2.39	0.57
18:AB:172:ILE:HG22	18:AB:176:ASN:HD21	1.70	0.57
23:DB:814:C:O2'	23:DB:815:C:H5'	2.05	0.57
51:BZ:39:TRP:HB2	51:BZ:46:PHE:CE2	2.40	0.57
1:AA:205:A:H2'	1:AA:206:C:H6	1.70	0.57
2:AC:131:ARG:HB3	2:AC:135:ARG:CZ	2.35	0.57
47:BF:14:LYS:O	47:BF:18:GLU:HB2	2.04	0.57
23:BB:84:A:OP1	46:BU:2:ALA:HB3	2.05	0.57
23:BB:2438:U:O2'	23:BB:2439:A:H5''	2.04	0.57
11:CL:113:ARG:HG2	11:CL:118:VAL:HB	1.86	0.57
52:BW:49:ASN:O	52:BW:50:VAL:HG13	2.04	0.57
23:BB:675:A:OP1	29:BE:60:TRP:NE1	2.38	0.57
52:BW:46:ALA:HB2	52:BW:78:PHE:HD1	1.70	0.57
12:CM:18:LEU:HD12	12:CM:29:SER:OG	2.05	0.57
1:AA:1149:C:H2'	1:AA:1150:A:C8	2.39	0.57
23:DB:877:A:H61	23:DB:898:C:C2'	2.12	0.57
1:CA:797:C:O2'	1:CA:798:U:H5'	2.04	0.57
19:CU:42:THR:O	19:CU:46:ARG:HG3	2.05	0.57
25:BC:146:LYS:HB2	25:BC:149:LYS:HB2	1.87	0.57
50:BT:32:LEU:O	50:BT:83:ALA:HB2	2.05	0.57
10:CK:59:PRO:HB2	6:CG:149:ALA:HB1	1.86	0.57

*Continued on next page...*

*Continued from previous page...*

Atom-1	Atom-2	Interatomic distance (Å)	Clash overlap (Å)
47:DF:87:LYS:CG	47:DF:88:VAL:H	2.18	0.57
23:DB:1199:U:H2'	23:DB:1200:C:C6	2.39	0.57
28:BP:47:ILE:HD11	28:BP:59:THR:HG22	1.86	0.57
1:CA:377:G:H2'	1:CA:378:G:H8	1.69	0.57
2:CC:119:ILE:O	2:CC:123:LEU:HG	2.05	0.57
23:BB:1560:G:H2'	23:BB:1561:C:H6	1.68	0.57
46:BU:86:PHE:CG	46:BU:87:GLU:N	2.73	0.57
39:BX:14:LEU:CD2	39:BX:57:LEU:HD21	2.35	0.57
20:CO:81:LEU:HD23	20:CO:82:ILE:N	2.20	0.57
23:DB:584:C:OP2	44:DQ:5:ARG:HD3	2.05	0.57
7:AH:95:MET:HB3	7:AH:99:GLY:H	1.68	0.57
23:BB:136:G:H2'	23:BB:137:U:C1'	2.35	0.57
41:DJ:59:ALA:HB1	41:DJ:101:ILE:HD11	1.87	0.57
8:CI:12:LYS:H	8:CI:105:ARG:HH12	1.53	0.57
5:CF:73:GLU:O	5:CF:77:THR:HG23	2.05	0.57
23:BB:1351:C:H2'	23:BB:1352:U:O4'	2.05	0.57
23:DB:1039:A:H2'	23:DB:1040:A:C8	2.40	0.57
23:BB:18:U:H2'	23:BB:19:A:H8	1.69	0.57
1:CA:624:C:H2'	1:CA:625:U:C6	2.40	0.57
20:AO:69:TYR:HA	20:AO:72:ARG:CZ	2.35	0.57
1:AA:631:C:H3'	1:AA:632:U:H5'	1.86	0.57
1:CA:1308:U:OP2	12:CM:97:ARG:HD3	2.04	0.57
1:CA:909:A:H2'	1:CA:910:C:O4'	2.04	0.57
1:CA:205:A:H2'	1:CA:206:C:C6	2.39	0.57
28:BP:31:VAL:O	28:BP:32:VAL:HB	2.03	0.57
23:DB:2257:U:O2'	23:DB:2258:C:H5'	2.05	0.57
1:AA:1382:C:H2'	1:AA:1383:C:C6	2.40	0.57
51:BZ:21:ALA:HB3	51:BZ:23:ASN:ND2	2.20	0.57
34:D3:22:LYS:HG3	34:D3:47:ALA:O	2.05	0.57
37:BL:110:VAL:HB	37:BL:127:VAL:HG23	1.85	0.57
23:DB:1831:G:O2'	23:DB:1832:C:H5'	2.05	0.57
23:DB:519:U:H2'	23:DB:520:G:C8	2.40	0.57
23:BB:817:C:H2'	23:BB:818:G:O4'	2.05	0.57
23:BB:934:U:H2'	23:BB:935:C:C6	2.40	0.57
23:BB:1584:U:O2	23:BB:1584:U:H2'	2.05	0.57
20:AO:62:GLN:O	20:AO:66:LEU:HB2	2.05	0.57
1:CA:499:A:H4'	1:CA:500:G:H5'	1.87	0.57
29:BE:200:LEU:O	29:BE:201:ALA:HB3	2.05	0.57
9:AJ:40:ILE:H	9:AJ:74:VAL:H	1.51	0.56
25:DC:245:THR:C	25:DC:247:TRP:H	2.09	0.56
41:DJ:45:THR:N	41:DJ:46:PRO:HD3	2.20	0.56

*Continued on next page...*

*Continued from previous page...*

Atom-1	Atom-2	Interatomic distance (Å)	Clash overlap (Å)
1:CA:1218:C:H2'	1:CA:1219:A:C8	2.39	0.56
23:DB:276:U:H2'	23:DB:278:A:N6	2.13	0.56
12:CM:13:HIS:H	12:CM:13:HIS:CD2	2.23	0.56
8:AI:87:MET:HB2	8:AI:94:ARG:HD3	1.87	0.56
41:BJ:45:THR:N	41:BJ:46:PRO:HD3	2.20	0.56
23:BB:2052:A:H4'	26:BD:148:GLN:O	2.05	0.56
29:DE:143:LEU:HB3	29:DE:146:VAL:HG21	1.85	0.56
28:DP:24:THR:O	28:DP:25:VAL:HG22	2.04	0.56
50:BT:9:LYS:NZ	50:BT:9:LYS:HB3	2.20	0.56
27:DK:86:LEU:HD23	27:DK:86:LEU:H	1.70	0.56
47:DF:37:MET:HG3	47:DF:150:GLY:O	2.05	0.56
42:BN:19:ALA:C	42:BN:21:PHE:H	2.06	0.56
10:CK:33:ILE:CB	10:CK:73:VAL:HG11	2.33	0.56
48:DG:9:VAL:HA	48:DG:48:THR:CB	2.35	0.56
2:CC:149:LYS:HG2	2:CC:200:TRP:HE3	1.69	0.56
1:CA:1237:C:H2'	1:CA:1336:C:H5	1.69	0.56
23:DB:598:U:H2'	23:DB:599:A:H8	1.69	0.56
50:DT:69:ARG:HG2	50:DT:74:ILE:N	2.20	0.56
46:DU:51:LEU:H	46:DU:53:GLN:NE2	2.02	0.56
23:DB:1177:G:H2'	23:DB:1178:C:C6	2.40	0.56
1:AA:332:G:O2'	1:AA:333:U:H5'	2.04	0.56
42:DN:34:ILE:O	42:DN:112:TYR:HA	2.05	0.56
23:DB:2229:U:H2'	23:DB:2230:G:H8	1.68	0.56
23:DB:2898:U:H2'	23:DB:2899:A:H8	1.70	0.56
47:BF:72:SER:HA	47:BF:78:ILE:HG22	1.87	0.56
23:BB:2443:C:H2'	23:BB:2444:G:C8	2.40	0.56
40:DH:57:LYS:O	40:DH:61:VAL:HB	2.04	0.56
23:BB:394:C:O2'	23:BB:395:U:H5'	2.05	0.56
23:BB:1897:G:O2'	23:BB:1898:U:H5'	2.05	0.56
27:DK:103:VAL:HG23	27:DK:122:VAL:O	2.04	0.56
1:AA:285:C:H2'	1:AA:286:C:H6	1.69	0.56
11:CL:17:LYS:HE3	11:CL:17:LYS:N	2.20	0.56
1:CA:838:G:H2'	1:CA:839:C:C6	2.39	0.56
1:AA:711:G:O2'	1:AA:712:A:H5'	2.05	0.56
25:DC:146:LYS:HB2	25:DC:149:LYS:HB2	1.86	0.56
18:CB:187:ASP:H	18:CB:190:SER:HB2	1.69	0.56
12:AM:14:ALA:HB3	12:AM:40:GLU:HA	1.86	0.56
28:DP:3:ILE:HG23	28:DP:4:ILE:H	1.70	0.56
1:CA:1320:C:H1'	16:CS:72:GLU:N	2.19	0.56
1:AA:1348:U:C4'	8:AI:121:ARG:HG3	2.35	0.56
48:DG:137:LYS:O	48:DG:140:ILE:HG13	2.05	0.56

*Continued on next page...*



*Continued from previous page...*

Atom-1	Atom-2	Interatomic distance (Å)	Clash overlap (Å)
50:DT:32:LEU:HG	50:DT:83:ALA:HB2	1.88	0.56
28:DP:20:ARG:HH22	28:DP:91:VAL:HG22	1.69	0.56
27:DK:39:ILE:O	27:DK:59:LYS:HA	2.05	0.56
47:DF:155:ILE:HG22	47:DF:157:THR:H	1.70	0.56
2:AC:39:ARG:NE	2:AC:56:ILE:HD11	2.19	0.56
1:AA:1308:U:H2'	1:AA:1309:G:C8	2.40	0.56
41:DJ:13:ARG:O	41:DJ:52:ASP:HA	2.05	0.56
17:CT:70:LYS:O	17:CT:73:ARG:HG2	2.04	0.56
27:BK:71:ARG:HE	27:BK:71:ARG:HA	1.70	0.56
23:DB:598:U:H2'	23:DB:599:A:C8	2.41	0.56
23:BB:2835:A:N6	23:BB:2878:U:H2'	2.21	0.56
1:CA:704:A:H2'	1:CA:705:G:O4'	2.05	0.56
27:DK:99:ILE:HD13	27:DK:118:LEU:HD22	1.85	0.56
28:DP:63:ILE:HG12	28:DP:68:GLY:HA2	1.88	0.56
25:BC:83:ASP:HB2	25:BC:90:ILE:HG12	1.85	0.56
1:AA:1164:G:H2'	1:AA:1165:U:C6	2.40	0.56
16:CS:60:PHE:N	16:CS:60:PHE:HD2	2.04	0.56
23:DB:2590:A:H2'	23:DB:2591:C:C6	2.41	0.56
23:BB:216:A:H2'	23:BB:217:A:H8	1.70	0.56
23:BB:1590:A:H2'	23:BB:1591:A:H8	1.70	0.56
46:DU:12:VAL:HA	46:DU:69:VAL:HG12	1.86	0.56
23:BB:154:U:H2'	23:BB:155:A:H8	1.70	0.56
1:AA:556:C:O2'	1:AA:557:G:H5'	2.04	0.56
1:AA:1095:U:H5''	1:AA:1109:C:O2	2.05	0.56
23:DB:2498:C:O2'	23:DB:2499:C:H5'	2.05	0.56
45:DS:18:ARG:HB3	45:DS:76:VAL:CG2	2.35	0.56
23:BB:402:A:C2'	23:BB:403:U:H5'	2.35	0.56
37:BL:68:SER:C	37:BL:70:LYS:H	2.07	0.56
23:DB:1166:G:H2'	23:DB:1167:C:H6	1.71	0.56
25:BC:136:VAL:HG12	25:BC:137:GLY:H	1.70	0.56
45:DS:81:SER:HA	45:DS:99:ARG:HA	1.87	0.56
23:BB:2297:A:N1	23:BB:2320:U:H4'	2.20	0.56
25:DC:136:VAL:HG12	25:DC:137:GLY:H	1.70	0.56
1:AA:1394:A:H5'	56:AA:1962:HOH:O	2.05	0.56
1:AA:1208:C:H2'	1:AA:1209:C:O4'	2.05	0.56
27:BK:3:GLN:HG2	27:BK:4:GLU:N	2.19	0.56
1:CA:577:G:O2'	1:CA:578:C:H5'	2.05	0.56
23:DB:648:G:H2'	23:DB:649:G:H8	1.68	0.56
1:CA:691:G:H1'	1:CA:696:A:N6	2.20	0.56
13:CP:22:ALA:HA	13:CP:33:ILE:HG13	1.88	0.56
23:BB:922:C:H1'	52:BW:22:VAL:CG2	2.35	0.56

*Continued on next page...*

*Continued from previous page...*

Atom-1	Atom-2	Interatomic distance (Å)	Clash overlap (Å)
29:BE:146:VAL:O	29:BE:167:VAL:HA	2.06	0.56
38:DM:71:LYS:HB3	38:DM:93:VAL:HG12	1.86	0.56
29:BE:58:LYS:HB2	29:BE:60:TRP:HD1	1.71	0.56
1:AA:991:U:H3	1:AA:1212:U:H4'	1.69	0.56
1:AA:1072:G:H21	18:AB:105:THR:HG21	1.70	0.56
44:DQ:111:LYS:HE2	49:DR:50:GLY:CA	2.36	0.56
8:CI:39:GLY:O	8:CI:40:ARG:HB2	2.06	0.56
23:BB:1842:G:H2'	23:BB:1843:C:H6	1.70	0.56
8:AI:29:ILE:HA	8:AI:64:ILE:CB	2.32	0.56
16:CS:40:PHE:HB2	16:CS:43:MET:SD	2.44	0.56
23:BB:876:C:H41	23:BB:901:C:H42	1.48	0.56
23:DB:705:A:H2'	23:DB:706:A:H8	1.70	0.56
3:CD:29:THR:HB	3:CD:30:LYS:HZ3	1.70	0.56
48:BG:84:LYS:C	48:BG:85:LYS:HG2	2.26	0.56
24:DI:108:ILE:HG22	24:DI:128:ILE:HD13	1.87	0.56
9:CJ:8:ILE:HA	9:CJ:100:ILE:CG2	2.35	0.56
23:DB:545:U:H2'	23:DB:548:G:OP2	2.06	0.56
33:B1:9:LYS:N	33:B1:9:LYS:HD3	2.19	0.56
41:BJ:25:LEU:HD22	41:BJ:26:GLY:H	1.70	0.56
41:BJ:28:LEU:HG	41:BJ:29:ALA:N	2.21	0.56
50:BT:16:VAL:H	50:BT:31:VAL:HG23	1.71	0.56
50:BT:14:PRO:HA	50:BT:32:LEU:CB	2.35	0.56
23:DB:1599:U:H2'	23:DB:1600:C:H6	1.71	0.56
2:AC:122:GLN:HG2	2:AC:127:VAL:HG11	1.86	0.56
4:AE:140:ILE:HG22	4:AE:144:GLU:OE1	2.05	0.56
27:BK:87:LEU:HD12	27:BK:93:GLN:H	1.69	0.56
27:DK:24:VAL:HG13	27:DK:33:ALA:HB2	1.86	0.56
47:DF:102:LEU:HA	47:DF:106:ALA:CB	2.35	0.56
47:DF:33:ILE:HB	47:DF:90:LEU:HB2	1.87	0.56
40:BH:2:GLN:HB3	40:BH:18:GLN:CG	2.35	0.56
1:AA:1229:A:H2'	1:AA:1230:C:C6	2.39	0.56
23:DB:2748:A:H1'	48:DG:66:THR:HB	1.85	0.56
48:BG:94:ARG:HH21	48:BG:104:LEU:HA	1.71	0.56
23:BB:670:A:H4'	23:BB:671:C:C5'	2.34	0.56
1:CA:462:G:H3'	1:CA:463:U:H6	1.70	0.56
26:DD:33:ARG:HH11	26:DD:76:GLY:HA3	1.70	0.56
23:BB:345:A:H1'	23:BB:346:A:C2	2.39	0.56
25:DC:191:LEU:CD2	25:DC:192:GLY:H	2.17	0.56
23:BB:1809:A:H2'	23:BB:1810:A:C8	2.41	0.56
41:DJ:57:LEU:HD23	41:DJ:128:ASN:HA	1.87	0.56
14:AQ:59:GLU:HB3	14:AQ:75:VAL:CG2	2.35	0.56

*Continued on next page...*

*Continued from previous page...*

Atom-1	Atom-2	Interatomic distance (Å)	Clash overlap (Å)
35:BV:40:ILE:N	35:BV:40:ILE:HD13	2.19	0.56
23:BB:1869:G:H3'	23:BB:1870:C:C5'	2.35	0.56
16:CS:60:PHE:N	16:CS:60:PHE:CD2	2.74	0.56
23:BB:1439:A:N7	23:BB:1440:U:C2	2.73	0.56
23:BB:1442:U:H2'	23:BB:1443:U:H6	1.69	0.56
46:DU:42:LYS:HD2	46:DU:59:GLU:HB2	1.87	0.56
23:DB:414:C:H2'	23:DB:415:A:H8	1.67	0.56
26:BD:55:LYS:HE2	26:BD:59:ARG:HB2	1.86	0.56
40:DH:27:ARG:CZ	51:DZ:60:ASP:HA	2.34	0.56
1:CA:266:G:O2'	1:CA:267:C:H3'	2.05	0.56
23:BB:2097:A:H2'	23:BB:2098:U:H6	1.69	0.56
1:CA:1128:C:H4'	1:CA:1148:U:O2	2.04	0.56
23:DB:172:A:O2'	23:DB:173:A:H5'	2.05	0.56
23:DB:1640:A:H2'	23:DB:1641:A:H8	1.69	0.56
1:CA:255:G:H2'	1:CA:256:U:C6	2.40	0.56
23:DB:1590:A:H2'	23:DB:1591:A:H8	1.70	0.56
6:CG:30:MET:HE3	6:CG:33:GLY:HA2	1.86	0.56
23:DB:2784:U:H2'	23:DB:2785:C:C6	2.41	0.56
41:BJ:18:VAL:O	41:BJ:56:VAL:HA	2.04	0.56
1:CA:821:G:H4'	56:CA:1750:HOH:O	2.03	0.56
16:CS:21:ALA:HA	16:CS:24:SER:HG	1.70	0.56
23:BB:1346:G:O2'	23:BB:1347:A:H5'	2.05	0.56
25:DC:136:VAL:HG12	25:DC:137:GLY:N	2.20	0.56
23:DB:2251:G:H2'	23:DB:2252:G:C8	2.40	0.56
1:CA:532:A:N6	2:CC:126:ARG:HH21	2.03	0.56
23:DB:1326:U:O2'	23:DB:1327:A:H5'	2.05	0.56
1:CA:1192:C:H2'	1:CA:1193:G:O4'	2.05	0.56
23:DB:1268:A:H2'	23:DB:1269:A:O4'	2.05	0.56
22:DA:41:G:O6	47:DF:68:LYS:HD3	2.04	0.56
23:DB:365:U:H2'	23:DB:366:C:C6	2.40	0.56
23:DB:737:C:O2'	23:DB:738:G:H5'	2.06	0.56
6:AG:8:GLN:HG2	6:AG:9:ARG:N	2.20	0.56
5:CF:17:GLN:O	5:CF:21:MET:HG3	2.05	0.56
23:BB:370:G:O2'	23:BB:423:A:H3'	2.06	0.56
23:DB:2611:C:O2'	23:DB:2612:C:H5'	2.04	0.56
46:DU:5:ARG:NH2	46:DU:93:ARG:HD3	2.21	0.56
24:DI:37:PHE:CZ	24:DI:58:ILE:HD11	2.40	0.56
43:DO:74:VAL:O	43:DO:77:ALA:HB3	2.05	0.56
23:BB:1051:G:H2'	23:BB:1052:C:C6	2.41	0.56
23:BB:1859:U:H2'	23:BB:1860:G:C8	2.41	0.56
23:DB:1098:A:H3'	24:DI:3:LYS:C	2.26	0.56

*Continued on next page...*

*Continued from previous page...*

Atom-1	Atom-2	Interatomic distance (Å)	Clash overlap (Å)
26:DD:186:LEU:HD21	28:DP:3:ILE:HD11	1.88	0.56
16:CS:32:THR:HG22	16:CS:33:TRP:N	2.20	0.56
16:CS:39:ILE:HD12	16:CS:68:HIS:H	1.70	0.56
1:AA:1360:A:H61	1:AA:1361:G:H21	1.53	0.56
49:BR:37:GLU:O	49:BR:39:LEU:HD23	2.05	0.56
3:AD:22:SER:N	3:AD:109:THR:HG22	2.12	0.56
1:CA:1223:C:O5'	1:CA:1224:U:H5''	2.05	0.56
1:AA:135:C:N3	13:AP:1:MET:HB2	2.20	0.56
38:BM:18:ARG:C	38:BM:38:ARG:HH22	2.09	0.56
47:DF:64:PRO:HA	47:DF:88:VAL:CG2	2.35	0.56
44:DQ:10:ARG:HB2	44:DQ:10:ARG:CZ	2.34	0.56
27:DK:40:LYS:HZ2	27:DK:59:LYS:HE3	1.70	0.56
28:BP:20:ARG:HH22	28:BP:91:VAL:HG22	1.70	0.56
47:DF:108:PRO:C	47:DF:110:ILE:H	2.09	0.56
1:AA:919:A:O2'	1:AA:920:U:H5'	2.05	0.56
12:AM:87:GLY:HA2	12:AM:90:HIS:CD2	2.41	0.56
26:BD:101:PHE:O	26:BD:180:VAL:HG11	2.05	0.56
1:CA:675:A:H2'	1:CA:676:A:C8	2.41	0.56
1:AA:202:G:H2'	1:AA:203:G:C8	2.39	0.56
3:AD:90:LEU:HD22	3:AD:90:LEU:H	1.70	0.56
26:BD:107:VAL:HA	26:BD:204:LYS:O	2.06	0.56
39:BX:8:GLU:HB2	39:BX:13:GLU:OE1	2.06	0.56
23:BB:1724:G:H2'	23:BB:1725:U:H6	1.69	0.56
46:DU:85:ARG:HD3	46:DU:86:PHE:N	2.20	0.56
23:DB:584:C:P	44:DQ:5:ARG:HD3	2.46	0.56
3:CD:199:ILE:HG13	3:CD:200:VAL:N	2.21	0.56
1:AA:987:G:H2'	1:AA:988:G:H8	1.70	0.56
23:DB:1952:A:OP1	27:DK:42:THR:HG21	2.06	0.56
13:AP:53:ASP:O	13:AP:57:ILE:HG12	2.05	0.56
25:BC:204:LEU:HD23	25:BC:209:ALA:HB3	1.88	0.56
8:CI:103:VAL:HG23	8:CI:104:THR:N	2.19	0.56
23:BB:2548:U:H1'	27:BK:23:LYS:NZ	2.19	0.56
42:BN:54:LEU:HD11	42:BN:62:ASN:HB3	1.88	0.56
1:AA:861:G:H2'	1:AA:862:C:H6	1.70	0.56
1:AA:880:C:H2'	1:AA:881:G:C8	2.41	0.56
1:AA:1486:G:H2'	1:AA:1487:G:C1'	2.36	0.56
23:DB:362:A:H3'	23:DB:363:G:C8	2.40	0.56
41:DJ:93:ILE:O	41:DJ:97:PRO:HG3	2.05	0.56
23:BB:1914:C:O2	23:BB:1914:C:H3'	2.05	0.56
9:CJ:42:LEU:HG	9:CJ:43:PRO:HD2	1.87	0.56
37:DL:3:LEU:O	37:DL:5:THR:HG23	2.05	0.56

*Continued on next page...*

*Continued from previous page...*

Atom-1	Atom-2	Interatomic distance (Å)	Clash overlap (Å)
24:BI:58:ILE:N	24:BI:58:ILE:HD12	2.20	0.56
1:CA:1396:A:C4'	1:CA:1397:C:H5'	2.35	0.56
23:BB:2078:C:H2'	23:BB:2079:U:C6	2.39	0.56
23:DB:519:U:H2'	23:DB:520:G:H8	1.70	0.56
1:CA:1524:C:H2'	1:CA:1525:G:C8	2.41	0.56
25:BC:20:ASN:ND2	25:BC:23:LEU:HD13	2.21	0.56
8:AI:126:PHE:O	8:AI:128:LYS:N	2.38	0.56
1:CA:733:G:O2'	1:CA:734:G:H5'	2.05	0.56
1:CA:1463:U:OP1	28:DP:108:ARG:HD2	2.05	0.56
1:AA:1504:G:H4'	1:AA:1505:G:O4'	2.06	0.56
40:DH:70:GLU:HA	40:DH:73:ASN:HB2	1.87	0.56
1:AA:616:G:H2'	1:AA:616:G:N3	2.21	0.56
23:BB:2384:U:H5''	23:BB:2386:A:OP1	2.05	0.56
23:DB:2330:G:H1'	52:DW:38:ARG:CB	2.34	0.56
1:CA:1221:G:H4'	16:CS:76:THR:CG2	2.28	0.56
51:DZ:59:ILE:HD13	51:DZ:67:VAL:HG21	1.88	0.56
9:CJ:6:ILE:O	9:CJ:8:ILE:HD12	2.05	0.56
28:DP:89:GLY:HA2	28:DP:111:GLU:C	2.26	0.56
28:DP:21:PRO:CG	28:DP:91:VAL:HG21	2.34	0.56
46:BU:82:VAL:H	46:BU:96:LYS:NZ	2.04	0.56
23:BB:2531:A:H5'	48:BG:156:TYR:CE2	2.41	0.56
26:DD:107:VAL:HA	26:DD:204:LYS:O	2.05	0.56
19:CU:19:LYS:HD2	19:CU:19:LYS:N	2.20	0.56
37:BL:4:ASN:N	37:BL:4:ASN:ND2	2.54	0.56
1:AA:927:G:O2'	1:AA:928:G:H5'	2.06	0.56
26:DD:56:LYS:HD2	26:DD:59:ARG:HG3	1.86	0.56
11:AL:14:LYS:HZ3	11:AL:16:ALA:HB3	1.69	0.56
18:CB:116:LEU:HD11	18:CB:139:GLU:OE1	2.06	0.56
27:BK:85:VAL:HG21	27:BK:115:ILE:HD11	1.86	0.56
23:DB:1552:A:H2'	23:DB:1553:A:H5'	1.87	0.56
10:AK:28:ASN:CG	10:AK:56:LYS:HE3	2.26	0.56
23:BB:1061:U:O4'	23:BB:1070:A:H1'	2.06	0.56
23:BB:264:C:C2'	23:BB:265:A:H5''	2.34	0.56
23:BB:2292:U:H2'	23:BB:2293:G:C8	2.41	0.56
44:BQ:77:LYS:HA	44:BQ:80:ASN:HB3	1.87	0.56
22:BA:59:A:H2'	22:BA:60:C:C6	2.40	0.56
46:BU:32:LYS:HA	46:BU:65:GLN:HA	1.86	0.56
1:AA:1488:G:O2'	1:AA:1489:G:H5'	2.05	0.56
23:BB:2015:A:C2	31:B0:2:VAL:HG22	2.40	0.56
23:BB:2845:U:O3'	28:BP:52:ARG:HD3	2.04	0.56
23:DB:2231:U:H2'	23:DB:2232:C:C6	2.40	0.56

*Continued on next page...*

*Continued from previous page...*

Atom-1	Atom-2	Interatomic distance (Å)	Clash overlap (Å)
1:AA:513:C:H2'	1:AA:514:C:C6	2.39	0.56
18:CB:67:LEU:HD22	18:CB:91:VAL:HG23	1.88	0.56
1:CA:1458:G:H4'	17:CT:22:SER:HB2	1.86	0.56
47:DF:78:ILE:N	47:DF:78:ILE:HD12	2.20	0.56
23:DB:224:U:O4	23:DB:420:C:H5'	2.06	0.56
23:BB:417:C:H2'	23:BB:418:C:H6	1.71	0.56
29:DE:21:ARG:HG3	29:DE:22:ASP:O	2.05	0.56
1:CA:285:C:H2'	1:CA:286:C:C6	2.41	0.56
1:AA:838:G:H2'	1:AA:839:C:C6	2.40	0.56
6:CG:100:MET:O	6:CG:104:VAL:HG23	2.06	0.56
9:AJ:12:ALA:HB3	9:AJ:18:ILE:HB	1.87	0.56
7:CH:108:GLY:O	7:CH:110:MET:HG3	2.04	0.56
23:BB:2393:U:H2'	23:BB:2394:C:O4'	2.06	0.56
24:DI:1:ALA:CB	24:DI:2:LYS:HD2	2.35	0.56
29:BE:118:LEU:HD21	29:BE:188:MET:HE3	1.88	0.56
25:DC:159:THR:O	25:DC:194:VAL:HG12	2.05	0.56
51:BZ:32:ASN:C	51:BZ:33:LEU:HD12	2.26	0.56
51:DZ:70:GLU:O	51:DZ:72:ARG:N	2.38	0.56
8:AI:49:GLN:N	8:AI:50:PRO:HD2	2.21	0.56
1:CA:1513:A:H2'	1:CA:1514:G:C8	2.40	0.56
43:BO:11:ALA:HB2	43:BO:96:GLY:N	2.20	0.56
29:DE:146:VAL:O	29:DE:167:VAL:HA	2.06	0.56
3:AD:3:TYR:C	3:AD:4:LEU:HD12	2.26	0.56
41:DJ:25:LEU:HD22	41:DJ:26:GLY:H	1.70	0.56
30:DY:15:ARG:N	30:DY:15:ARG:HD2	2.20	0.56
47:DF:1:ALA:HB1	47:DF:4:HIS:HB3	1.87	0.56
23:DB:1025:G:H8	23:DB:1025:G:OP1	1.89	0.56
1:CA:1289:A:H3'	1:CA:1290:G:H8	1.70	0.56
23:BB:2748:A:H4'	48:BG:3:VAL:HG21	1.88	0.56
16:AS:39:ILE:HD13	16:AS:65:MET:HB3	1.87	0.56
1:AA:678:U:H2'	1:AA:679:C:C6	2.40	0.56
26:BD:116:LYS:HB3	26:BD:118:PHE:CE1	2.41	0.56
20:CO:88:ARG:O	20:CO:88:ARG:HG3	2.05	0.56
23:BB:970:U:H2'	23:BB:971:G:C8	2.41	0.56
34:D3:54:LEU:O	34:D3:57:VAL:HG23	2.06	0.56
9:CJ:65:TYR:HA	21:CN:98:ALA:H	1.71	0.56
23:DB:1309:G:OP1	36:D2:9:VAL:HG12	2.05	0.56
5:AF:80:PHE:CE1	25:BC:123:ILE:HG12	2.41	0.56
25:BC:202:ARG:NH1	25:BC:204:LEU:HD11	2.20	0.56
2:CC:146:LYS:HB2	2:CC:202:PHE:CD2	2.41	0.56
1:AA:195:A:H1'	1:AA:222:C:O2'	2.06	0.56

*Continued on next page...*

*Continued from previous page...*

Atom-1	Atom-2	Interatomic distance (Å)	Clash overlap (Å)
23:BB:1704:C:H2'	23:BB:1705:A:H8	1.71	0.56
40:DH:133:GLN:HG2	40:DH:139:PHE:HA	1.87	0.56
47:BF:78:ILE:HD12	47:BF:78:ILE:N	2.21	0.56
1:AA:451:A:H5'	13:AP:70:ARG:HH22	1.70	0.56
1:CA:213:G:H3'	1:CA:214:C:H6	1.71	0.56
23:DB:182:A:H1'	23:DB:434:U:H5'	1.86	0.56
47:DF:72:SER:HA	47:DF:78:ILE:HG22	1.87	0.56
1:AA:255:G:H4'	14:AQ:18:LYS:HD2	1.87	0.56
43:DO:11:ALA:HB2	43:DO:96:GLY:CA	2.35	0.56
18:CB:19:THR:HG23	18:CB:20:ARG:H	1.71	0.56
1:CA:1027:C:H2'	1:CA:1028:C:C6	2.41	0.56
42:BN:85:PRO:HA	42:BN:88:ALA:HB2	1.86	0.56
23:DB:691:C:H5'	25:DC:216:ARG:NH1	2.20	0.56
23:DB:692:C:H2'	23:DB:693:A:C8	2.41	0.56
23:BB:1635:A:C2'	23:BB:1636:U:H5'	2.36	0.56
1:AA:484:G:H5'	1:AA:486:U:H5'	1.88	0.56
51:DZ:39:TRP:HB2	51:DZ:46:PHE:CE2	2.40	0.56
34:D3:18:LYS:HD2	34:D3:19:GLY:N	2.21	0.56
23:DB:1802:A:H2'	23:DB:1803:A:C8	2.41	0.56
23:DB:1447:C:H2'	23:DB:1448:G:H8	1.70	0.56
27:BK:108:ARG:HH12	28:BP:34:GLY:HA2	1.70	0.56
26:BD:109:VAL:HG11	26:BD:193:VAL:CG1	2.35	0.56
1:CA:114:U:O2'	1:CA:115:G:H5'	2.06	0.56
23:DB:99:U:H5'	23:DB:100:U:OP1	2.05	0.56
23:DB:664:G:H2'	23:DB:665:U:H6	1.71	0.56
9:AJ:73:LEU:CD1	9:AJ:75:ASP:HB2	2.36	0.56
28:BP:3:ILE:O	28:BP:7:LEU:HD13	2.06	0.56
40:BH:78:VAL:HG21	40:BH:142:VAL:HG13	1.88	0.56
25:BC:245:THR:C	25:BC:247:TRP:H	2.09	0.56
8:AI:46:VAL:HA	8:AI:49:GLN:HG3	1.88	0.56
33:D1:34:GLU:CG	33:D1:49:LYS:HG3	2.34	0.56
33:B1:34:GLU:CG	33:B1:49:LYS:HG3	2.35	0.56
8:AI:103:VAL:HG23	8:AI:104:THR:N	2.20	0.56
38:DM:34:LYS:HA	38:DM:100:LYS:O	2.06	0.56
28:BP:89:GLY:HA2	28:BP:111:GLU:C	2.26	0.56
4:AE:131:ASN:ND2	4:AE:134:ASN:H	2.03	0.56
22:BA:43:C:H4'	47:BF:91:ARG:HG3	1.88	0.56
47:BF:108:PRO:C	47:BF:110:ILE:H	2.09	0.56
1:CA:676:A:O2'	1:CA:677:U:H5'	2.05	0.56
10:AK:62:ALA:HB1	10:AK:95:THR:HB	1.88	0.56
1:CA:462:G:H3'	1:CA:463:U:C6	2.40	0.56

*Continued on next page...*

*Continued from previous page...*

Atom-1	Atom-2	Interatomic distance (Å)	Clash overlap (Å)
26:BD:21:SER:HB3	27:BK:72:PRO:O	2.06	0.56
1:AA:1100:C:O2'	1:AA:1101:A:H5'	2.05	0.56
1:CA:1041:G:H2'	1:CA:1042:A:H8	1.70	0.56
26:DD:101:PHE:O	26:DD:180:VAL:HG11	2.06	0.56
1:CA:72:A:H2'	1:CA:73:C:O4'	2.05	0.56
3:CD:9:LYS:HA	3:CD:12:ARG:HG3	1.86	0.56
30:DY:47:ILE:HD12	30:DY:54:VAL:HG21	1.87	0.56
23:BB:2073:C:H5''	25:BC:227:VAL:HG12	1.87	0.56
12:CM:95:PRO:CA	12:CM:108:ARG:HG2	2.35	0.56
23:DB:1442:U:H2'	23:DB:1443:U:C6	2.41	0.56
1:CA:124:C:O2'	1:CA:125:U:H5'	2.06	0.56
17:CT:81:GLN:O	17:CT:85:LEU:HD22	2.05	0.56
43:BO:89:ASP:H	43:BO:115:LEU:HD13	1.69	0.56
22:DA:59:A:H2'	22:DA:60:C:C6	2.40	0.56
45:DS:96:ILE:HG23	45:DS:96:ILE:O	2.05	0.56
23:BB:2537:U:H2'	23:BB:2538:C:H6	1.69	0.56
1:CA:620:C:O2	3:CD:131:ILE:HG21	2.06	0.56
8:AI:17:ARG:HB2	8:AI:65:THR:HB	1.87	0.56
23:BB:302:C:H2'	23:BB:303:G:H8	1.71	0.56
1:CA:55:A:H2'	1:CA:56:U:O4'	2.06	0.56
23:DB:2107:G:N3	23:DB:2107:G:H2'	2.19	0.56
1:AA:106:C:H2'	1:AA:107:G:O4'	2.05	0.56
25:BC:20:ASN:HD21	25:BC:22:GLU:HG3	1.71	0.56
23:DB:41:C:H2'	23:DB:42:A:O4'	2.06	0.56
45:DS:5:ALA:HB3	45:DS:54:ALA:HB2	1.87	0.56
48:BG:70:LEU:O	48:BG:73:SER:HB3	2.05	0.56
23:BB:2852:G:H2'	23:BB:2853:C:C6	2.41	0.56
23:BB:1932:A:H2'	23:BB:1933:G:O4'	2.05	0.56
23:DB:2157:G:N3	23:DB:2157:G:H2'	2.20	0.56
1:CA:1402:C:H2'	1:CA:1403:C:O4'	2.06	0.56
23:DB:1932:A:H2'	23:DB:1933:G:O4'	2.05	0.56
23:DB:1851:U:H2'	23:DB:1852:U:H6	1.70	0.56
23:DB:1818:U:N3	25:DC:152:GLN:HB3	2.21	0.56
18:CB:86:CYS:H	18:CB:88:GLN:HE21	1.54	0.56
45:BS:29:VAL:O	45:BS:33:LEU:HG	2.05	0.56
44:BQ:91:ARG:HD3	49:BR:11:GLN:CD	2.26	0.56
2:CC:154:GLY:HA3	2:CC:162:ALA:HB1	1.87	0.56
43:BO:64:TYR:C	43:BO:66:GLY:H	2.09	0.56
29:DE:146:VAL:HG11	29:DE:187:VAL:HG23	1.88	0.56
23:BB:1060:U:O4	24:BI:131:THR:HG22	2.05	0.56
46:DU:81:ARG:HD3	46:DU:96:LYS:HD2	1.87	0.56

*Continued on next page...*



*Continued from previous page...*

Atom-1	Atom-2	Interatomic distance (Å)	Clash overlap (Å)
1:AA:1126:U:O2'	1:AA:1280:A:H2'	2.06	0.56
28:BP:21:PRO:O	28:BP:46:VAL:HG23	2.06	0.56
18:AB:125:PHE:N	18:AB:125:PHE:CD2	2.73	0.56
6:AG:145:GLU:HA	6:AG:148:LYS:HE3	1.88	0.56
41:DJ:81:ILE:HG12	41:DJ:82:GLY:N	2.19	0.56
40:DH:77:THR:HA	40:DH:143:ILE:O	2.06	0.56
23:BB:2742:G:O2'	23:BB:2743:U:H5'	2.06	0.56
1:CA:1349:A:H2'	1:CA:1350:A:O4'	2.06	0.56
40:DH:3:VAL:HA	40:DH:37:VAL:O	2.06	0.56
24:DI:45:THR:CA	24:DI:48:ILE:HG22	2.35	0.56
42:BN:86:ARG:HB3	42:BN:117:ASP:OD1	2.06	0.56
4:CE:158:LYS:NZ	7:CH:63:LYS:HD3	2.21	0.56
23:DB:594:U:H2'	23:DB:595:C:H6	1.70	0.56
35:DV:63:ILE:HD11	35:DV:72:VAL:HG22	1.87	0.56
23:DB:2073:C:H5''	25:DC:227:VAL:HG12	1.88	0.56
23:BB:2542:A:H4'	23:BB:2543:G:H5'	1.88	0.56
23:DB:1911:U:H2'	23:DB:1918:A:N1	2.21	0.56
43:BO:111:ARG:HG2	43:BO:117:PHE:H	1.70	0.56
23:DB:633:A:H2'	23:DB:634:C:O4'	2.06	0.56
23:DB:2243:U:H2'	23:DB:2244:U:C6	2.41	0.56
28:DP:77:SER:OG	28:DP:79:VAL:HG22	2.06	0.56
23:DB:2751:G:H3'	23:DB:2752:C:H6	1.71	0.56
27:BK:13:ASN:HD21	27:BK:98:ARG:HB2	1.69	0.56
44:DQ:20:ALA:HB2	44:DQ:38:VAL:CG2	2.36	0.56
30:DY:2:LYS:HD3	30:DY:2:LYS:H	1.70	0.56
23:BB:2662:A:H2'	23:BB:2663:G:O4'	2.06	0.56
1:AA:1402:C:H2'	1:AA:1403:C:O4'	2.06	0.56
42:BN:24:MET:SD	42:BN:44:LEU:HD22	2.45	0.56
23:BB:2405:G:H1'	23:BB:2412:A:H61	1.71	0.56
3:CD:36:ALA:HB2	3:CD:42:ALA:HB2	1.87	0.56
1:AA:1002:G:OP2	1:AA:1002:G:H8	1.89	0.56
23:BB:2140:G:N3	23:BB:2140:G:H2'	2.20	0.56
23:DB:1013:C:H2'	23:DB:1014:A:H8	1.70	0.56
15:AR:33:THR:HG23	15:AR:37:LYS:O	2.05	0.56
21:CN:52:ARG:O	21:CN:55:SER:HB2	2.06	0.56
6:AG:100:MET:O	6:AG:104:VAL:HG23	2.06	0.56
49:DR:37:GLU:O	49:DR:39:LEU:HD23	2.06	0.56
1:AA:1071:C:O2'	1:AA:1072:G:H5'	2.05	0.56
9:AJ:53:ILE:HG13	21:AN:84:ARG:CZ	2.36	0.56
41:BJ:38:GLY:N	41:BJ:51:GLY:HA2	2.21	0.56
11:AL:24:GLU:HB2	11:AL:26:CYS:HG	1.69	0.56

*Continued on next page...*

*Continued from previous page...*

Atom-1	Atom-2	Interatomic distance (Å)	Clash overlap (Å)
23:BB:2578:G:N7	26:BD:145:SER:HB2	2.21	0.56
25:BC:255:LYS:C	25:BC:257:ARG:H	2.10	0.56
43:DO:64:TYR:C	43:DO:66:GLY:H	2.10	0.56
43:DO:67:ASN:HB3	43:DO:70:ALA:CB	2.34	0.56
3:AD:28:ASP:HB2	3:AD:33:ILE:HG21	1.88	0.56
5:AF:35:LYS:O	5:AF:64:VAL:HG13	2.06	0.56
24:BI:76:ALA:O	24:BI:80:LYS:HG3	2.06	0.56
41:DJ:25:LEU:HA	41:DJ:28:LEU:HD22	1.87	0.56
52:DW:48:ALA:O	52:DW:61:LYS:HB2	2.06	0.56
50:BT:32:LEU:H	50:BT:83:ALA:HB3	1.71	0.56
47:DF:95:MET:O	47:DF:99:PHE:HB2	2.05	0.56
11:CL:51:VAL:HG12	11:CL:52:CYS:N	2.19	0.56
17:AT:61:ALA:HA	17:AT:66:ILE:HB	1.87	0.56
42:DN:12:ARG:HG3	42:DN:13:ASN:H	1.70	0.56
23:BB:719:C:O2'	23:BB:720:U:H5'	2.06	0.56
24:DI:17:ALA:O	24:DI:18:ASN:CB	2.53	0.56
6:AG:73:GLU:O	6:AG:87:PRO:HA	2.06	0.56
9:AJ:42:LEU:HB3	9:AJ:71:LEU:HD21	1.88	0.56
16:AS:29:PRO:CB	16:AS:47:THR:HB	2.35	0.56
37:BL:57:LEU:C	37:BL:59:ARG:H	2.09	0.56
3:AD:52:VAL:HG12	3:AD:198:LEU:HD11	1.88	0.56
23:DB:1442:U:H2'	23:DB:1443:U:H6	1.70	0.56
23:DB:828:U:H2'	23:DB:829:A:C8	2.41	0.56
23:DB:828:U:H4'	23:DB:831:G:N1	2.20	0.56
23:DB:1854:A:H2	23:DB:2087:G:N3	2.04	0.56
1:AA:704:A:H2'	1:AA:705:G:O4'	2.06	0.56
34:B3:14:LYS:HD3	34:B3:21:PHE:O	2.05	0.56
23:BB:1442:U:H2'	23:BB:1443:U:C6	2.41	0.56
17:AT:81:GLN:O	17:AT:85:LEU:HD22	2.06	0.56
1:CA:251:G:N3	1:CA:266:G:O6	2.39	0.56
46:DU:12:VAL:HG22	46:DU:69:VAL:HG12	1.88	0.56
1:CA:1006:G:H2'	1:CA:1007:U:C6	2.40	0.56
18:AB:187:ASP:OD1	18:AB:203:ASP:HB3	2.04	0.56
22:BA:87:U:H2'	22:BA:88:C:C5'	2.36	0.56
23:BB:1149:G:H2'	23:BB:1150:C:H6	1.69	0.56
23:BB:3:U:O2'	23:BB:4:U:C6	2.59	0.56
23:BB:560:C:H2'	23:BB:561:G:O4'	2.06	0.56
42:DN:86:ARG:HB3	42:DN:117:ASP:OD1	2.06	0.56
1:AA:236:A:H2'	1:AA:237:G:H8	1.71	0.56
23:DB:309:A:N3	23:DB:329:G:O2'	2.39	0.56
1:AA:733:G:O2'	1:AA:734:G:H5'	2.05	0.56

*Continued on next page...*

*Continued from previous page...*

Atom-1	Atom-2	Interatomic distance (Å)	Clash overlap (Å)
1:AA:1110:A:H2'	1:AA:1111:A:H5'	1.88	0.56
23:DB:2359:C:H2'	23:DB:2360:G:C8	2.41	0.56
48:DG:70:LEU:O	48:DG:73:SER:HB3	2.06	0.56
44:DQ:84:LYS:HA	44:DQ:84:LYS:HE2	1.86	0.56
2:CC:18:ASN:ND2	2:CC:53:ARG:HH21	2.04	0.56
18:CB:61:SER:HA	18:CB:224:ARG:HA	1.88	0.56
28:DP:6:GLN:O	28:DP:10:GLU:HB2	2.06	0.56
23:BB:2230:G:H2'	23:BB:2231:U:H6	1.71	0.56
12:CM:38:ILE:HG22	12:CM:42:VAL:HG21	1.88	0.56
23:BB:2134:A:N6	23:BB:2157:G:N2	2.54	0.56
1:AA:1366:C:H2'	1:AA:1367:C:C6	2.41	0.56
10:CK:126:ARG:HB2	19:CU:33:ARG:HD2	1.88	0.56
29:DE:116:ASP:O	29:DE:185:LYS:HE3	2.05	0.56
3:AD:117:VAL:HA	3:AD:122:ILE:CG1	2.35	0.56
37:DL:80:SER:H	37:DL:113:ALA:CB	2.19	0.56
23:BB:584:C:OP1	44:BQ:5:ARG:HB3	2.06	0.56
8:AI:11:ARG:HG3	8:AI:11:ARG:O	2.06	0.56
4:CE:14:LEU:HD22	4:CE:15:ILE:N	2.21	0.56
23:BB:1025:G:H8	23:BB:1025:G:OP1	1.88	0.56
26:BD:3:GLY:C	26:BD:4:LEU:HD22	2.27	0.56
26:BD:31:ALA:HA	26:BD:97:SER:HA	1.87	0.56
1:AA:377:G:H2'	1:AA:378:G:H8	1.69	0.56
22:DA:95:U:H2'	22:DA:96:G:C8	2.40	0.56
41:BJ:81:ILE:HG12	41:BJ:82:GLY:N	2.20	0.56
37:BL:61:LEU:N	37:BL:61:LEU:HD12	2.21	0.56
18:AB:107:ARG:NH2	18:AB:111:LYS:HB2	2.21	0.56
23:BB:969:G:OP1	30:BY:17:PRO:HG3	2.05	0.56
26:DD:55:LYS:HE2	26:DD:59:ARG:HB2	1.87	0.56
23:DB:2869:G:H2'	23:DB:2870:C:C6	2.41	0.56
4:CE:101:GLY:H	4:CE:121:ASN:ND2	2.03	0.56
1:AA:844:G:N2	1:AA:845:A:H62	2.04	0.56
23:BB:633:A:H2'	23:BB:634:C:O4'	2.05	0.56
23:BB:1150:C:H2'	23:BB:1151:A:H8	1.71	0.56
11:CL:43:LYS:HE3	11:CL:44:PRO:HD3	1.88	0.56
29:BE:21:ARG:HG3	29:BE:22:ASP:O	2.06	0.56
23:BB:1313:U:O2	23:BB:1313:U:H2'	2.06	0.56
37:BL:110:VAL:HG23	37:BL:126:ARG:O	2.05	0.56
35:BV:53:LYS:HA	35:BV:53:LYS:HZ3	1.71	0.56
23:DB:1505:A:H2'	23:DB:1506:U:C6	2.41	0.56
6:AG:129:ASN:HA	6:AG:134:VAL:HG11	1.87	0.56
8:CI:32:ARG:HB3	8:CI:36:GLN:HE21	1.71	0.56

*Continued on next page...*

*Continued from previous page...*

Atom-1	Atom-2	Interatomic distance (Å)	Clash overlap (Å)
1:AA:772:U:H2'	1:AA:773:G:O4'	2.06	0.56
23:DB:806:C:O2'	23:DB:807:U:H5'	2.05	0.56
23:BB:842:U:H2'	23:BB:843:G:H8	1.70	0.56
23:BB:1301:A:O2'	23:BB:1302:A:H3'	2.06	0.56
24:DI:5:GLN:O	24:DI:6:ALA:HB3	2.05	0.55
18:CB:18:GLN:HB2	18:CB:188:THR:OG1	2.07	0.55
45:DS:29:VAL:O	45:DS:33:LEU:HG	2.06	0.55
41:DJ:38:GLY:N	41:DJ:51:GLY:HA2	2.20	0.55
1:AA:1072:G:N2	18:AB:105:THR:HG21	2.21	0.55
28:BP:6:GLN:O	28:BP:10:GLU:HB2	2.06	0.55
52:BW:43:LYS:HD2	52:BW:79:ILE:CD1	2.30	0.55
1:CA:1060:U:OP1	9:CJ:53:ILE:HD11	2.06	0.55
2:CC:23:ALA:HB1	2:CC:27:GLU:OE1	2.06	0.55
1:CA:1513:A:H2'	1:CA:1514:G:H8	1.69	0.55
43:BO:7:ARG:HA	43:BO:10:ARG:NE	2.21	0.55
48:DG:84:LYS:C	48:DG:85:LYS:HG2	2.25	0.55
48:BG:83:THR:HA	48:BG:84:LYS:NZ	2.21	0.55
23:DB:547:A:H3'	23:DB:548:G:O4'	2.06	0.55
41:BJ:25:LEU:HA	41:BJ:28:LEU:HD22	1.87	0.55
30:BY:6:ILE:HG22	30:BY:56:VAL:HG22	1.88	0.55
47:BF:134:GLN:C	47:BF:136:ILE:H	2.08	0.55
1:CA:663:A:O2'	1:CA:664:G:H5'	2.06	0.55
10:AK:80:ASN:CB	10:AK:105:ARG:HB3	2.35	0.55
1:AA:1227:A:H1'	12:AM:113:LYS:NZ	2.20	0.55
13:AP:5:ARG:HH22	13:AP:24:SER:HA	1.72	0.55
46:BU:46:LYS:HZ2	46:BU:47:PRO:HD2	1.71	0.55
12:AM:79:LEU:HB2	12:AM:84:CYS:SG	2.47	0.55
4:AE:155:LYS:HD2	7:AH:70:VAL:O	2.05	0.55
23:DB:1081:U:H5'	24:DI:126:ARG:NH1	2.21	0.55
12:CM:93:GLY:HA2	12:CM:108:ARG:HH12	1.71	0.55
23:DB:1869:G:H3'	23:DB:1870:C:C5'	2.37	0.55
26:BD:40:LEU:HA	26:BD:45:TYR:H	1.70	0.55
23:BB:131:A:H2'	23:BB:132:G:C8	2.40	0.55
1:CA:1408:A:O2'	1:CA:1409:C:H5'	2.06	0.55
23:DB:137:U:H3'	23:DB:138:U:C6	2.41	0.55
23:DB:154:U:H2'	23:DB:155:A:H8	1.70	0.55
24:BI:105:LEU:HD11	24:BI:139:VAL:CG1	2.36	0.55
23:DB:2393:U:H2'	23:DB:2394:C:O4'	2.05	0.55
23:DB:553:G:O2'	23:DB:554:U:H5'	2.06	0.55
1:CA:908:A:O2'	1:CA:909:A:H5'	2.05	0.55
23:BB:1873:G:O2'	23:BB:1874:C:H5'	2.07	0.55

*Continued on next page...*

*Continued from previous page...*

Atom-1	Atom-2	Interatomic distance (Å)	Clash overlap (Å)
1:CA:501:C:H2'	1:CA:502:A:C8	2.40	0.55
1:CA:1507:A:H2'	1:CA:1508:A:C8	2.41	0.55
1:AA:285:C:H2'	1:AA:286:C:C6	2.41	0.55
27:BK:103:VAL:HG23	27:BK:122:VAL:O	2.06	0.55
23:BB:1994:C:O2'	23:BB:1995:U:H5'	2.06	0.55
23:DB:1400:U:H2'	23:DB:1401:G:H8	1.71	0.55
44:DQ:100:PHE:HB2	49:DR:13:ARG:HH12	1.71	0.55
23:DB:370:G:O2'	23:DB:423:A:H3'	2.06	0.55
5:CF:79:ARG:NH2	5:CF:87:SER:HB3	2.21	0.55
23:BB:664:G:H2'	23:BB:665:U:H6	1.71	0.55
1:CA:1019:A:H2'	1:CA:1020:G:H8	1.71	0.55
23:BB:2257:U:O2'	23:BB:2258:C:H5'	2.06	0.55
8:CI:90:ASP:C	8:CI:92:SER:H	2.09	0.55
29:BE:149:ILE:O	29:BE:188:MET:HA	2.05	0.55
23:BB:674:G:H1'	29:BE:69:ARG:NE	2.09	0.55
40:DH:121:VAL:HG12	40:DH:123:ARG:HH11	1.71	0.55
18:AB:85:SER:O	18:AB:86:CYS:HB2	2.06	0.55
28:BP:4:ILE:HG22	28:BP:5:LYS:N	2.18	0.55
45:BS:24:ILE:HD11	45:BS:36:LEU:HD21	1.89	0.55
51:BZ:70:GLU:O	51:BZ:72:ARG:N	2.39	0.55
16:CS:9:PHE:C	16:CS:10:ILE:HG13	2.27	0.55
23:DB:1252:G:H1'	44:DQ:32:ARG:HH22	1.70	0.55
11:AL:66:ILE:HG21	11:AL:71:HIS:HB3	1.88	0.55
1:CA:461:A:H3'	1:CA:462:G:O4'	2.06	0.55
1:CA:1242:G:O2'	1:CA:1243:C:H5'	2.06	0.55
26:BD:124:ARG:HD3	26:BD:163:GLY:O	2.05	0.55
12:AM:74:MET:O	12:AM:78:ARG:HB2	2.06	0.55
23:DB:720:U:H2'	23:DB:721:A:C8	2.42	0.55
39:BX:21:LEU:HA	39:BX:25:GLN:HB3	1.88	0.55
24:BI:91:LYS:HB2	24:BI:94:LYS:HD2	1.86	0.55
23:BB:1430:G:H2'	23:BB:1431:A:C8	2.42	0.55
23:DB:350:G:H2'	23:DB:351:C:O4'	2.06	0.55
37:BL:109:LYS:HB2	37:BL:111:ILE:CD1	2.36	0.55
49:DR:66:HIS:ND1	49:DR:94:THR:HG22	2.22	0.55
1:CA:254:G:OP1	14:CQ:68:LYS:O	2.25	0.55
23:BB:1353:A:H2'	23:BB:1354:A:H8	1.71	0.55
1:AA:1507:A:H2'	1:AA:1508:A:C8	2.40	0.55
1:AA:624:C:H2'	1:AA:625:U:C6	2.41	0.55
23:DB:987:C:H2'	23:DB:988:A:O4'	2.06	0.55
23:DB:1051:G:H2'	23:DB:1052:C:C6	2.40	0.55
1:AA:926:G:H2'	1:AA:1505:G:N3	2.22	0.55

*Continued on next page...*

*Continued from previous page...*

Atom-1	Atom-2	Interatomic distance (Å)	Clash overlap (Å)
23:BB:2405:G:H1'	23:BB:2412:A:N6	2.21	0.55
23:BB:2817:U:O2'	23:BB:2837:A:H1'	2.07	0.55
23:BB:799:G:H3'	23:BB:800:A:H2'	1.87	0.55
23:DB:1258:U:H2'	23:DB:1259:G:H8	1.71	0.55
1:AA:691:G:H1'	1:AA:696:A:N6	2.20	0.55
23:DB:817:C:H2'	23:DB:818:G:O4'	2.06	0.55
49:BR:5:PHE:HD1	49:BR:5:PHE:H	1.54	0.55
25:BC:71:ASP:CB	25:BC:118:GLY:HA2	2.35	0.55
23:BB:1505:A:H2'	23:BB:1506:U:C6	2.41	0.55
1:AA:1356:G:H2'	1:AA:1357:A:C8	2.42	0.55
23:DB:39:G:H2'	23:DB:40:U:H6	1.71	0.55
23:DB:319:G:H2'	23:DB:320:A:O4'	2.07	0.55
40:BH:90:LEU:HD11	40:BH:146:VAL:HG11	1.87	0.55
1:AA:97:G:H2'	1:AA:98:A:O4'	2.05	0.55
40:DH:131:SER:HB2	40:DH:141:LYS:CA	2.29	0.55
12:CM:29:SER:HA	12:CM:32:ILE:CG2	2.35	0.55
8:AI:56:MET:HG3	8:AI:57:VAL:HG23	1.87	0.55
1:CA:781:A:H2'	1:CA:782:A:H5'	1.88	0.55
1:CA:1512:U:H2'	1:CA:1513:A:C8	2.41	0.55
25:BC:158:GLY:N	25:BC:194:VAL:HG13	2.21	0.55
8:CI:19:PHE:O	8:CI:62:LEU:HA	2.06	0.55
23:DB:1061:U:H4'	23:DB:1070:A:O3'	2.06	0.55
23:DB:847:U:O4'	23:DB:847:U:O2	2.24	0.55
10:CK:60:PHE:O	10:CK:64:VAL:HG12	2.05	0.55
50:DT:39:THR:HG23	50:DT:41:ALA:H	1.70	0.55
2:AC:168:ARG:HE	2:AC:169:GLU:N	2.04	0.55
23:DB:30:G:OP1	44:DQ:4:LYS:HG2	2.07	0.55
4:CE:89:THR:HG21	4:CE:134:ASN:HD21	1.71	0.55
23:BB:1252:G:N2	44:BQ:32:ARG:HB3	2.22	0.55
23:DB:1018:U:O2'	23:DB:1019:U:H5'	2.07	0.55
48:DG:153:PRO:CG	48:DG:162:ARG:HB3	2.35	0.55
1:AA:1290:G:H2'	1:AA:1291:U:C6	2.41	0.55
26:DD:102:ALA:H	26:DD:104:VAL:HG22	1.70	0.55
26:BD:114:LYS:HD2	26:BD:116:LYS:NZ	2.22	0.55
1:CA:242:G:H2'	1:CA:243:A:H5''	1.89	0.55
26:BD:102:ALA:H	26:BD:104:VAL:HG22	1.70	0.55
26:DD:51:THR:HG22	26:DD:52:THR:H	1.71	0.55
30:DY:6:ILE:HG22	30:DY:56:VAL:HG22	1.89	0.55
1:AA:1329:A:OP1	12:AM:28:ARG:HB2	2.06	0.55
20:AO:11:ILE:CG1	20:AO:30:ALA:HB1	2.37	0.55
23:BB:784:G:N1	25:BC:227:VAL:HG11	2.21	0.55

*Continued on next page...*

*Continued from previous page...*

Atom-1	Atom-2	Interatomic distance (Å)	Clash overlap (Å)
18:CB:128:LEU:HD21	18:CB:132:GLU:HB3	1.88	0.55
37:DL:61:LEU:HD12	37:DL:61:LEU:N	2.21	0.55
5:AF:70:VAL:HG23	5:AF:71:ILE:N	2.22	0.55
1:CA:648:A:H2'	1:CA:649:A:H8	1.71	0.55
41:DJ:18:VAL:O	41:DJ:56:VAL:HA	2.06	0.55
6:AG:149:ALA:N	10:AK:55:ARG:NH2	2.54	0.55
1:AA:251:G:N3	1:AA:266:G:O6	2.40	0.55
9:CJ:15:HIS:H	9:CJ:70:HIS:CE1	2.24	0.55
43:DO:89:ASP:H	43:DO:115:LEU:HD13	1.70	0.55
1:CA:195:A:H2'	1:CA:196:A:C8	2.41	0.55
23:DB:191:A:H2'	23:DB:192:C:H6	1.70	0.55
37:BL:132:ARG:HA	37:BL:135:ILE:HG22	1.87	0.55
23:BB:2498:C:O2'	23:BB:2499:C:H5'	2.07	0.55
1:CA:476:U:O2'	1:CA:477:C:H5'	2.07	0.55
23:DB:1790:C:O2'	25:DC:207:ALA:HB2	2.06	0.55
1:CA:215:C:H2'	1:CA:216:U:H6	1.71	0.55
7:CH:24:VAL:HG12	7:CH:60:LEU:HB3	1.88	0.55
23:BB:208:C:H2'	23:BB:209:C:C6	2.40	0.55
3:AD:192:ALA:HB3	3:AD:194:ILE:HG22	1.87	0.55
23:DB:2256:G:H2'	23:DB:2257:U:H6	1.72	0.55
6:CG:63:VAL:C	6:CG:65:LEU:H	2.09	0.55
23:BB:2646:C:H2'	23:BB:2647:U:O4'	2.07	0.55
23:BB:348:A:H2'	23:BB:349:U:O4'	2.06	0.55
23:DB:2452:C:H2'	23:DB:2453:A:C8	2.42	0.55
23:DB:1513:U:O2'	23:DB:1514:G:H5'	2.06	0.55
25:BC:221:GLY:O	25:BC:223:ALA:N	2.33	0.55
23:BB:737:C:O2'	23:BB:738:G:H5'	2.07	0.55
1:CA:304:U:H2'	1:CA:305:G:C8	2.41	0.55
23:DB:2297:A:N1	23:DB:2320:U:H4'	2.21	0.55
23:BB:936:A:H2'	23:BB:937:C:C6	2.41	0.55
9:AJ:92:LEU:HD13	9:AJ:92:LEU:N	2.20	0.55
23:DB:842:U:H2'	23:DB:843:G:H8	1.70	0.55
23:DB:1859:U:H2'	23:DB:1860:G:C8	2.42	0.55
29:DE:29:HIS:NE2	37:DL:8:PRO:HG3	2.21	0.55
9:AJ:8:ILE:HD13	9:AJ:75:ASP:CA	2.36	0.55
18:CB:15:PHE:O	18:CB:40:ILE:HD12	2.07	0.55
50:BT:44:LYS:O	50:BT:48:GLN:HG2	2.06	0.55
40:DH:119:ASN:N	40:DH:119:ASN:ND2	2.54	0.55
1:CA:1492:A:H5''	1:CA:1493:A:C4	2.42	0.55
25:BC:132:ARG:HH22	25:BC:169:ALA:HA	1.71	0.55
40:BH:117:LEU:HG	40:BH:130:VAL:HG13	1.89	0.55

*Continued on next page...*

*Continued from previous page...*

Atom-1	Atom-2	Interatomic distance (Å)	Clash overlap (Å)
6:AG:14:ASP:CB	6:AG:19:SER:H	2.12	0.55
44:BQ:91:ARG:HB3	44:BQ:93:ILE:HG22	1.87	0.55
3:CD:151:GLN:HB3	3:CD:153:ARG:HG2	1.87	0.55
50:DT:32:LEU:O	50:DT:83:ALA:HB2	2.05	0.55
37:DL:30:THR:O	37:DL:33:ARG:HG2	2.06	0.55
41:DJ:25:LEU:HD13	41:DJ:26:GLY:N	2.20	0.55
1:CA:980:C:H2'	1:CA:981:U:O4'	2.06	0.55
21:CN:9:GLU:HB2	21:CN:62:ARG:NH2	2.21	0.55
50:BT:14:PRO:HA	50:BT:32:LEU:HB2	1.88	0.55
4:AE:47:PHE:O	4:AE:66:ALA:HA	2.07	0.55
29:BE:48:THR:HG22	29:BE:86:ALA:HB3	1.87	0.55
1:CA:1114:C:H2'	1:CA:1115:U:C6	2.41	0.55
47:DF:128:SER:HB3	47:DF:154:THR:HA	1.88	0.55
10:AK:33:ILE:CB	10:AK:73:VAL:HG11	2.36	0.55
47:BF:8:LYS:HA	47:BF:12:VAL:CG2	2.36	0.55
1:AA:1221:G:P	16:AS:36:ARG:HH22	2.28	0.55
21:CN:40:ARG:NH1	21:CN:40:ARG:HB2	2.17	0.55
24:BI:17:ALA:O	24:BI:18:ASN:HB3	2.06	0.55
23:BB:1728:C:H2'	23:BB:1730:C:O2	2.06	0.55
25:DC:4:LYS:CD	25:DC:5:CYS:H	2.19	0.55
24:DI:129:GLU:HB3	24:DI:133:ARG:HH12	1.70	0.55
1:AA:242:G:H2'	1:AA:243:A:H5''	1.87	0.55
3:AD:89:LEU:HD22	3:AD:199:ILE:HD11	1.87	0.55
1:CA:1253:G:N1	1:CA:1285:A:N6	2.54	0.55
1:CA:1332:A:H2'	1:CA:1333:A:H8	1.72	0.55
25:BC:191:LEU:CD2	25:BC:192:GLY:H	2.18	0.55
5:CF:71:ILE:O	5:CF:75:GLU:HG3	2.06	0.55
2:CC:72:PRO:HG2	2:CC:73:GLY:H	1.70	0.55
23:DB:637:A:OP2	37:DL:128:THR:HG21	2.06	0.55
3:CD:117:VAL:HA	3:CD:122:ILE:CG1	2.37	0.55
1:AA:842:U:H2'	1:AA:843:U:O3'	2.07	0.55
45:DS:15:GLN:O	45:DS:19:LEU:HB2	2.06	0.55
20:AO:69:TYR:CZ	20:AO:73:LYS:HG3	2.41	0.55
24:BI:109:ALA:HB1	24:BI:124:MET:HG3	1.89	0.55
1:CA:1228:C:OP1	12:CM:113:LYS:HB2	2.06	0.55
23:BB:2728:U:H2'	23:BB:2729:G:C8	2.42	0.55
23:DB:1584:U:H5''	23:DB:1585:C:C5	2.41	0.55
1:AA:151:A:H5'	1:AA:152:A:OP2	2.06	0.55
1:AA:499:A:H4'	1:AA:500:G:H5'	1.87	0.55
1:CA:616:G:H2'	1:CA:616:G:N3	2.20	0.55
44:BQ:20:ALA:HB2	44:BQ:38:VAL:CG2	2.36	0.55

*Continued on next page...*



*Continued from previous page...*

Atom-1	Atom-2	Interatomic distance (Å)	Clash overlap (Å)
23:DB:615:U:O4	29:DE:39:ALA:HB2	2.05	0.55
13:AP:28:ARG:HH11	13:AP:29:ASN:HD22	1.53	0.55
8:AI:83:THR:HA	8:AI:86:LEU:HD22	1.89	0.55
1:CA:121:U:H4'	1:CA:122:G:N7	2.20	0.55
37:BL:124:GLY:H	37:BL:143:GLU:HG3	1.68	0.55
1:AA:437:U:H5''	3:AD:151:GLN:HE21	1.70	0.55
50:DT:32:LEU:H	50:DT:83:ALA:HB3	1.72	0.55
12:AM:56:ARG:HH11	12:AM:56:ARG:HG3	1.72	0.55
30:BY:15:ARG:HD2	30:BY:15:ARG:N	2.22	0.55
30:BY:50:VAL:HB	30:BY:53:MET:CB	2.36	0.55
22:BA:42:C:C5	47:BF:65:LEU:HD22	2.41	0.55
27:BK:16:ALA:HB3	27:BK:47:ILE:HG13	1.89	0.55
23:DB:2798:U:H5''	23:DB:2799:A:OP1	2.06	0.55
1:AA:560:A:H4'	1:AA:561:U:C5'	2.36	0.55
48:BG:30:GLY:O	48:BG:78:VAL:HG12	2.07	0.55
47:DF:120:SER:HB2	47:DF:129:MET:HG3	1.88	0.55
12:AM:94:LEU:HB3	12:AM:95:PRO:HD2	1.89	0.55
27:DK:71:ARG:HA	27:DK:71:ARG:NE	2.22	0.55
5:CF:84:VAL:HG22	5:CF:85:ILE:N	2.21	0.55
18:AB:23:ASN:ND2	18:AB:25:LYS:HB2	2.19	0.55
3:CD:8:LEU:O	3:CD:12:ARG:HG2	2.05	0.55
23:BB:1727:C:H2'	23:BB:1728:C:C6	2.42	0.55
46:DU:86:PHE:CG	46:DU:87:GLU:N	2.74	0.55
9:AJ:52:LEU:HB2	21:AN:80:ARG:NE	2.21	0.55
1:AA:231:U:H2'	1:AA:232:G:H8	1.70	0.55
7:CH:95:MET:HB3	7:CH:99:GLY:H	1.71	0.55
1:CA:389:A:H3'	1:CA:390:U:H6	1.72	0.55
35:DV:70:ILE:HD13	35:DV:70:ILE:N	2.21	0.55
23:DB:1461:C:H2'	23:DB:1462:C:C6	2.42	0.55
23:DB:2849:U:N3	23:DB:2867:G:C8	2.74	0.55
5:CF:66:ALA:HB1	5:CF:70:VAL:HG21	1.89	0.55
1:CA:1258:G:H2'	1:CA:1259:C:C6	2.41	0.55
1:AA:184:G:N1	1:AA:194:C:N4	2.54	0.55
23:BB:1041:G:O2'	23:BB:1042:G:H5'	2.07	0.55
23:DB:1116:G:O2'	23:DB:1117:C:H5'	2.06	0.55
22:BA:54:G:O2'	22:BA:55:U:H5'	2.07	0.55
1:CA:843:U:H6	1:CA:843:U:H5''	1.71	0.55
1:CA:253:A:H2'	1:CA:254:G:C8	2.42	0.55
31:D0:21:LEU:HD12	45:DS:19:LEU:O	2.06	0.55
23:BB:1777:U:O2'	23:BB:1778:U:H5'	2.06	0.55
23:DB:2261:C:O2'	23:DB:2262:U:H5'	2.06	0.55

*Continued on next page...*

*Continued from previous page...*

Atom-1	Atom-2	Interatomic distance (Å)	Clash overlap (Å)
23:DB:2813:A:H2'	23:DB:2814:A:C8	2.42	0.55
23:DB:2555:U:H2'	23:DB:2556:C:O4'	2.07	0.55
3:CD:60:VAL:HA	3:CD:63:ILE:HD12	1.89	0.55
47:BF:15:LEU:HA	47:BF:18:GLU:HB2	1.88	0.55
49:BR:20:VAL:HG12	49:BR:21:ARG:H	1.71	0.55
23:BB:2183:A:H2'	23:BB:2184:A:C8	2.41	0.55
26:BD:136:ASN:HD21	26:BD:139:SER:C	2.10	0.55
13:CP:40:ASN:HD21	13:CP:43:ALA:N	2.05	0.55
23:BB:1258:U:H2'	23:BB:1259:G:H8	1.71	0.55
1:AA:1065:U:H1'	1:AA:1066:C:OP2	2.06	0.55
23:DB:2828:G:H2'	23:DB:2829:A:H8	1.72	0.55
23:DB:1687:G:O2'	23:DB:1688:U:H5'	2.07	0.55
29:DE:73:ILE:HG12	29:DE:73:ILE:O	2.06	0.55
23:DB:1751:U:H2'	23:DB:1752:C:C5	2.41	0.55
23:DB:392:U:O2'	23:DB:393:C:H5'	2.07	0.55
35:DV:41:GLU:C	35:DV:42:LEU:HD23	2.27	0.55
23:BB:851:C:H2'	23:BB:852:U:H6	1.71	0.55
52:BW:23:LYS:HD2	52:BW:24:ARG:N	2.21	0.55
23:BB:319:G:H2'	23:BB:320:A:O4'	2.07	0.55
40:BH:128:HIS:O	40:BH:143:ILE:HG22	2.06	0.55
49:BR:98:ILE:O	49:BR:99:THR:HG23	2.06	0.55
1:CA:1269:A:H2'	1:CA:1270:G:H5'	1.89	0.55
1:CA:978:A:H5'	1:CA:1362:A:H62	1.70	0.55
19:CU:36:PHE:HA	19:CU:39:LYS:HD2	1.89	0.55
29:DE:161:ALA:HA	29:DE:164:LEU:HD12	1.88	0.55
3:AD:29:THR:HG22	3:AD:30:LYS:HD3	1.88	0.55
50:BT:39:THR:CG2	50:BT:42:GLU:H	2.20	0.55
27:DK:76:VAL:H	28:DP:72:VAL:HG23	1.72	0.55
33:B1:49:LYS:HG2	33:B1:50:GLU:N	2.17	0.55
23:DB:851:C:H2'	23:DB:852:U:C6	2.42	0.55
18:AB:49:PHE:O	18:AB:53:LEU:HD13	2.06	0.55
22:DA:42:C:C5	47:DF:65:LEU:HD22	2.42	0.55
1:AA:1116:U:O2'	1:AA:1117:A:H5'	2.07	0.55
4:CE:47:PHE:O	4:CE:66:ALA:HA	2.06	0.55
27:BK:25:LEU:CD2	27:BK:40:LYS:HB2	2.35	0.55
23:DB:2676:C:H2'	23:DB:2677:G:H8	1.72	0.55
22:DA:89:U:H5'	22:DA:90:C:C6	2.42	0.55
1:AA:1320:C:N3	16:AS:35:ARG:HD3	2.22	0.55
1:AA:22:G:H2'	1:AA:23:C:H6	1.71	0.55
1:AA:765:G:O6	1:AA:811:C:H5	1.90	0.55
26:BD:108:ASP:OD2	26:BD:173:GLN:HA	2.07	0.55

*Continued on next page...*

*Continued from previous page...*

Atom-1	Atom-2	Interatomic distance (Å)	Clash overlap (Å)
20:AO:32:LEU:HD12	20:AO:63:ARG:HB2	1.88	0.55
20:CO:78:TYR:OH	20:CO:88:ARG:HG2	2.07	0.55
3:CD:90:LEU:HD21	3:CD:196:GLU:HB3	1.88	0.55
23:DB:2787:C:H1'	26:DD:63:PRO:HG3	1.88	0.55
37:DL:57:LEU:C	37:DL:59:ARG:H	2.09	0.55
1:AA:1343:G:H2'	1:AA:1344:C:C6	2.42	0.55
11:AL:35:ARG:NH2	11:AL:36:VAL:HG22	2.19	0.55
3:AD:9:LYS:HA	3:AD:12:ARG:HG3	1.87	0.55
5:CF:70:VAL:HG23	5:CF:71:ILE:N	2.21	0.55
24:BI:10:LEU:HD12	24:BI:10:LEU:O	2.06	0.55
1:CA:1389:C:H2'	1:CA:1390:U:H6	1.71	0.55
35:DV:6:ALA:HB3	35:DV:65:VAL:HG12	1.88	0.55
46:DU:14:THR:O	46:DU:18:LYS:HG2	2.05	0.55
43:DO:52:SER:O	43:DO:58:ILE:HD12	2.07	0.55
1:CA:1366:C:O2'	1:CA:1367:C:H5'	2.06	0.55
48:BG:36:LEU:N	48:BG:36:LEU:HD22	2.22	0.55
23:BB:1115:G:H2'	23:BB:1116:G:C8	2.42	0.55
3:CD:54:LEU:HD22	3:CD:54:LEU:O	2.07	0.55
1:AA:1463:U:H2'	1:AA:1464:U:C6	2.41	0.55
1:CA:1339:A:H2'	1:CA:1340:A:O4'	2.06	0.55
1:AA:1477:U:H2'	1:AA:1478:U:C6	2.41	0.55
23:DB:256:A:H2'	23:DB:257:C:C6	2.41	0.55
47:DF:69:ALA:HB3	47:DF:80:GLN:O	2.07	0.55
23:BB:1754:A:H2'	23:BB:1755:A:C8	2.41	0.55
23:DB:2761:A:H1'	48:DG:142:GLN:NE2	2.21	0.55
23:DB:915:C:H3'	23:DB:916:G:H8	1.71	0.55
1:AA:613:C:H2'	1:AA:614:C:C6	2.42	0.55
1:AA:162:A:H2'	1:AA:163:C:O4'	2.06	0.55
23:BB:93:G:H2'	23:BB:94:A:C8	2.42	0.55
25:DC:146:LYS:HB3	25:DC:147:PRO:CD	2.32	0.55
40:BH:84:ALA:HA	40:BH:90:LEU:HG	1.88	0.55
38:DM:71:LYS:HG2	38:DM:93:VAL:HG12	1.89	0.55
40:DH:68:ARG:O	40:DH:72:ILE:HG12	2.07	0.55
49:DR:60:LYS:H	49:DR:100:GLY:HA3	1.70	0.55
51:DZ:32:ASN:HB2	51:DZ:53:ALA:H	1.70	0.55
8:AI:44:ARG:O	8:AI:47:VAL:HG22	2.07	0.55
23:DB:899:A:C2	23:DB:900:A:H1'	2.41	0.55
1:CA:1343:G:O3'	8:CI:123:ARG:HD3	2.07	0.55
1:AA:620:C:O2	3:AD:131:ILE:HG21	2.07	0.55
5:AF:3:HIS:CD2	5:AF:65:GLU:HG3	2.41	0.55
2:AC:149:LYS:HA	2:AC:168:ARG:HG3	1.88	0.55

*Continued on next page...*

*Continued from previous page...*

Atom-1	Atom-2	Interatomic distance (Å)	Clash overlap (Å)
47:BF:134:GLN:O	47:BF:136:ILE:N	2.40	0.55
23:DB:1229:C:H2'	23:DB:1230:A:H8	1.72	0.55
12:CM:1:ALA:O	12:CM:3:ILE:HG13	2.07	0.55
47:DF:2:LYS:H	47:DF:2:LYS:HE3	1.72	0.55
23:DB:2769:U:H2'	23:DB:2770:G:H8	1.70	0.55
18:AB:124:THR:OG1	18:AB:127:LYS:HE2	2.07	0.55
23:BB:1997:C:H2'	23:BB:1998:A:H8	1.71	0.55
1:AA:469:C:H2'	1:AA:470:C:C6	2.42	0.55
20:CO:71:LYS:HZ3	20:CO:72:ARG:N	2.05	0.55
26:DD:33:ARG:NH1	26:DD:51:THR:HG22	2.22	0.55
23:DB:2884:U:C6	31:D0:49:ARG:HG2	2.41	0.55
3:CD:48:SER:O	3:CD:52:VAL:HG23	2.07	0.55
1:CA:270:A:H2'	1:CA:271:C:H6	1.71	0.55
18:CB:116:LEU:HD22	18:CB:140:LEU:HD11	1.88	0.55
6:CG:68:VAL:HG11	6:CG:103:ILE:CG1	2.37	0.55
23:DB:1006:C:H1'	41:DJ:108:MET:SD	2.47	0.55
14:AQ:59:GLU:HB3	14:AQ:75:VAL:HG23	1.88	0.55
14:AQ:60:ILE:HG22	14:AQ:74:LEU:HA	1.89	0.55
13:CP:53:ASP:O	13:CP:57:ILE:HG12	2.07	0.55
48:DG:36:LEU:N	48:DG:36:LEU:HD22	2.21	0.55
23:DB:154:U:H2'	23:DB:155:A:C8	2.42	0.55
23:DB:2393:U:O2'	23:DB:2394:C:H5'	2.06	0.55
1:CA:1226:C:N4	12:CM:102:LYS:HB2	2.22	0.55
23:DB:419:U:H2'	23:DB:420:C:C6	2.42	0.55
25:DC:20:ASN:HD22	25:DC:23:LEU:HD13	1.71	0.55
1:CA:499:A:H4'	1:CA:500:G:OP1	2.05	0.55
23:BB:1637:A:H2'	23:BB:1638:C:C6	2.41	0.55
23:DB:2828:G:O2'	23:DB:2829:A:H5'	2.06	0.55
25:DC:71:ASP:CB	25:DC:118:GLY:HA2	2.35	0.55
23:BB:176:A:O2'	23:BB:177:G:H5'	2.07	0.55
23:DB:431:U:O2'	23:DB:432:A:H5'	2.07	0.55
1:AA:1121:U:H2'	1:AA:1122:U:O4'	2.06	0.55
23:DB:2567:G:H2'	23:DB:2568:U:C6	2.41	0.55
1:CA:295:C:H2'	1:CA:296:U:C6	2.41	0.55
18:AB:214:GLY:O	18:AB:217:ALA:HB3	2.07	0.55
1:AA:991:U:H3	1:AA:1212:U:C4'	2.19	0.55
40:BH:116:ARG:HH22	40:BH:133:GLN:CA	2.19	0.55
23:DB:397:U:OP1	51:DZ:31:PRO:HA	2.07	0.55
8:AI:26:LYS:O	8:AI:61:ASP:HB2	2.07	0.55
1:CA:1271:A:H5'	1:CA:1314:C:H5'	1.89	0.55
1:CA:437:U:H5''	3:CD:151:GLN:HE21	1.72	0.55

*Continued on next page...*

*Continued from previous page...*

Atom-1	Atom-2	Interatomic distance (Å)	Clash overlap (Å)
23:BB:45:G:C5'	23:BB:46:G:H5'	2.29	0.55
8:CI:62:LEU:HD22	8:CI:62:LEU:N	2.21	0.55
23:DB:1825:U:H2'	23:DB:1826:G:H8	1.72	0.55
33:B1:3:GLY:O	33:B1:5:ARG:N	2.40	0.55
18:AB:53:LEU:HA	18:AB:56:LEU:HB2	1.88	0.55
47:BF:87:LYS:CG	47:BF:88:VAL:H	2.19	0.55
27:DK:40:LYS:NZ	27:DK:59:LYS:HE3	2.22	0.55
12:CM:2:ARG:HA	12:CM:7:ASN:O	2.07	0.55
27:BK:40:LYS:HZ2	27:BK:59:LYS:HE3	1.72	0.55
4:CE:131:ASN:ND2	4:CE:134:ASN:H	2.05	0.55
22:DA:40:U:H1'	22:DA:43:C:C5	2.42	0.55
48:BG:89:VAL:HG23	48:BG:160:GLY:O	2.06	0.55
48:BG:25:ILE:O	48:BG:32:LEU:HA	2.06	0.55
23:DB:670:A:H4'	23:DB:671:C:C5'	2.36	0.55
26:BD:33:ARG:HH11	26:BD:76:GLY:HA3	1.71	0.55
1:AA:729:A:H2'	1:AA:730:G:H8	1.71	0.55
23:DB:719:C:O2'	23:DB:720:U:H5'	2.06	0.55
46:BU:86:PHE:CD1	46:BU:90:LYS:HB2	2.42	0.55
46:BU:86:PHE:HB3	46:BU:90:LYS:O	2.07	0.55
3:CD:90:LEU:H	3:CD:90:LEU:HD22	1.72	0.55
18:CB:8:MET:O	18:CB:10:LYS:N	2.39	0.55
40:DH:135:HIS:HB3	40:DH:138:VAL:CB	2.35	0.55
46:DU:46:LYS:HZ2	46:DU:47:PRO:HD2	1.72	0.55
35:BV:63:ILE:CD1	35:BV:72:VAL:HG22	2.36	0.55
7:AH:45:ILE:C	7:AH:63:LYS:HE3	2.26	0.55
1:CA:332:G:P	17:CT:2:ASN:HB3	2.47	0.55
19:CU:24:LYS:HD2	19:CU:25:ALA:N	2.21	0.55
27:BK:11:ALA:HB3	27:BK:85:VAL:HG22	1.87	0.55
23:DB:2292:U:H2'	23:DB:2293:G:C8	2.41	0.55
27:DK:115:ILE:HG23	27:DK:116:ILE:N	2.22	0.55
8:CI:108:ARG:HB3	8:CI:108:ARG:NH1	2.21	0.55
1:CA:239:U:C5'	1:CA:239:U:H6	2.20	0.55
23:DB:37:C:O2'	23:DB:38:A:H5'	2.06	0.55
6:CG:94:ARG:O	6:CG:98:LEU:HB2	2.07	0.55
23:DB:292:U:O2'	23:DB:293:U:H5'	2.07	0.55
43:BO:58:ILE:HG22	43:BO:62:LEU:HD21	1.87	0.55
23:BB:1751:U:H2'	23:BB:1752:C:C5	2.42	0.55
1:AA:501:C:O2'	1:AA:502:A:H5'	2.06	0.55
23:DB:402:A:C2'	23:DB:403:U:H5'	2.37	0.55
23:BB:1315:C:H2'	23:BB:1316:U:H6	1.70	0.55
6:CG:139:ASP:HA	6:CG:142:ARG:NH1	2.21	0.55

*Continued on next page...*

*Continued from previous page...*

Atom-1	Atom-2	Interatomic distance (Å)	Clash overlap (Å)
1:CA:1411:C:O2'	1:CA:1412:C:H5'	2.07	0.55
47:DF:15:LEU:HA	47:DF:18:GLU:HB2	1.89	0.55
23:BB:1771:C:H2'	23:BB:1772:A:C8	2.42	0.55
1:CA:892:A:H2'	1:CA:893:C:C6	2.42	0.55
23:BB:710:U:H2'	23:BB:711:G:H8	1.72	0.55
23:BB:256:A:H2'	23:BB:257:C:C6	2.41	0.55
47:BF:69:ALA:HB3	47:BF:80:GLN:O	2.06	0.55
1:CA:1167:A:H2'	1:CA:1169:A:H62	1.72	0.55
39:DX:21:LEU:HA	39:DX:25:GLN:HB3	1.89	0.55
23:BB:1925:C:H2'	23:BB:1926:U:H5''	1.88	0.55
1:CA:1478:U:H2'	1:CA:1479:C:C6	2.41	0.55
1:CA:575:G:H4'	1:CA:576:C:O5'	2.07	0.55
13:AP:22:ALA:HA	13:AP:33:ILE:HG13	1.88	0.55
25:DC:177:SER:O	25:DC:270:ARG:HG3	2.06	0.55
52:BW:37:VAL:HB	52:BW:38:ARG:HD3	1.88	0.55
50:BT:30:ILE:HG23	50:BT:85:VAL:CG2	2.37	0.55
40:BH:42:LYS:HA	40:BH:46:PHE:HB2	1.87	0.55
18:AB:79:VAL:HA	18:AB:213:LEU:HD21	1.88	0.55
28:BP:3:ILE:HG23	28:BP:4:ILE:H	1.72	0.55
40:BH:100:ALA:O	40:BH:110:VAL:HG23	2.07	0.55
25:BC:146:LYS:HB3	25:BC:147:PRO:CD	2.31	0.55
3:AD:156:ALA:O	3:AD:159:GLU:HB3	2.06	0.55
32:B4:8:LYS:HG2	32:B4:9:LYS:N	2.22	0.55
2:AC:148:ILE:HA	2:AC:200:TRP:O	2.07	0.55
47:DF:110:ILE:CG2	47:DF:113:PHE:HB3	2.37	0.55
47:DF:137:PHE:HB2	47:DF:138:PRO:CD	2.36	0.55
42:BN:2:ARG:HB3	42:BN:2:ARG:CZ	2.37	0.55
37:BL:30:THR:O	37:BL:33:ARG:HG2	2.05	0.55
23:BB:480:A:N3	23:BB:480:A:H2'	2.22	0.55
10:CK:95:THR:HG23	10:CK:96:ILE:N	2.22	0.55
1:AA:1412:C:H2'	1:AA:1413:A:H8	1.70	0.55
23:DB:103:A:H3'	23:DB:104:A:H8	1.72	0.55
14:CQ:59:GLU:HB3	14:CQ:75:VAL:CG2	2.37	0.55
42:BN:34:ILE:HG22	42:BN:35:LYS:N	2.22	0.55
23:BB:828:U:H2'	23:BB:829:A:C8	2.42	0.55
23:DB:18:U:H2'	23:DB:19:A:C8	2.42	0.55
23:BB:154:U:H2'	23:BB:155:A:C8	2.41	0.55
1:CA:1355:G:O2'	1:CA:1356:G:H5'	2.07	0.55
41:BJ:19:ASP:HB2	41:BJ:57:LEU:HB2	1.89	0.55
23:DB:551:G:H2'	23:DB:552:U:H6	1.72	0.55
23:BB:801:G:H4'	23:BB:802:A:OP2	2.07	0.55

*Continued on next page...*

*Continued from previous page...*

Atom-1	Atom-2	Interatomic distance (Å)	Clash overlap (Å)
23:BB:909:A:H2'	23:BB:912:C:H5	1.72	0.55
23:DB:1794:A:H2'	23:DB:1795:C:C6	2.41	0.55
1:AA:1396:A:C3'	1:AA:1397:C:H5'	2.36	0.55
23:DB:394:C:O2'	23:DB:395:U:H5'	2.07	0.55
46:BU:5:ARG:NH2	46:BU:93:ARG:HD3	2.21	0.55
18:AB:113:LEU:HD11	18:AB:144:GLU:HA	1.89	0.55
1:AA:767:A:H2'	1:AA:768:A:H8	1.72	0.55
23:BB:280:U:H2'	23:BB:281:C:C6	2.41	0.55
3:AD:36:ALA:HB2	3:AD:42:ALA:HB2	1.89	0.55
43:DO:76:LYS:O	43:DO:79:ALA:HB3	2.06	0.55
23:DB:1015:U:H2'	23:DB:1016:G:C8	2.42	0.55
23:BB:923:G:N3	52:BW:23:LYS:HE3	2.22	0.55
29:BE:148:ILE:HA	29:BE:187:VAL:HB	1.87	0.55
18:AB:216:VAL:O	18:AB:220:VAL:HG23	2.07	0.55
1:CA:1329:A:H4'	12:CM:23:GLY:O	2.06	0.55
23:DB:45:G:C5'	23:DB:46:G:H5'	2.31	0.55
23:BB:1818:U:N3	25:BC:152:GLN:HB3	2.20	0.55
3:AD:29:THR:HB	3:AD:30:LYS:HZ3	1.70	0.55
24:DI:71:LYS:HB3	24:DI:115:ASP:OD2	2.06	0.55
23:DB:854:C:O2'	23:DB:855:G:H5'	2.07	0.55
18:AB:55:GLU:O	18:AB:59:ILE:HG12	2.07	0.55
47:DF:35:LEU:HA	47:DF:153:ILE:HG12	1.89	0.55
48:DG:8:VAL:CG1	48:DG:49:LEU:HB3	2.36	0.55
1:CA:13:U:O2	1:CA:914:A:H3'	2.07	0.55
1:AA:203:G:H5'	1:AA:468:A:O2'	2.06	0.55
29:BE:2:GLU:HA	29:BE:13:THR:CA	2.37	0.55
18:AB:112:ARG:HE	18:AB:116:LEU:CD1	2.20	0.55
23:DB:2885:G:H2'	23:DB:2886:A:O4'	2.06	0.55
30:DY:6:ILE:N	30:DY:6:ILE:HD13	2.20	0.55
1:CA:1286:U:O2	1:CA:1286:U:O4'	2.25	0.55
1:CA:201:G:H2'	1:CA:202:G:O4'	2.07	0.55
1:CA:203:G:H5'	1:CA:468:A:O2'	2.06	0.55
33:B1:36:LYS:CB	33:B1:47:ILE:HA	2.37	0.55
23:DB:2358:A:H61	37:DL:54:GLN:HE22	1.55	0.55
6:AG:147:ASN:HA	10:AK:55:ARG:CZ	2.37	0.55
11:CL:49:ARG:HH12	11:CL:88:ASP:CB	2.20	0.55
25:DC:83:ASP:HB2	25:DC:90:ILE:HG12	1.88	0.55
23:BB:1309:G:H4'	36:B2:7:PRO:HB2	1.89	0.55
23:BB:68:G:O2'	23:BB:69:C:H5'	2.06	0.55
18:CB:107:ARG:HA	18:CB:110:ILE:CD1	2.36	0.55
36:D2:21:ARG:HD3	36:D2:30:VAL:HG11	1.89	0.55

*Continued on next page...*

*Continued from previous page...*

Atom-1	Atom-2	Interatomic distance (Å)	Clash overlap (Å)
1:AA:802:A:H2'	1:AA:803:G:O4'	2.07	0.55
23:BB:518:G:H4'	45:BS:18:ARG:NH2	2.22	0.55
26:BD:178:VAL:HG12	26:BD:179:ARG:HG3	1.89	0.55
1:AA:55:A:H2'	1:AA:56:U:O4'	2.07	0.55
3:CD:32:LYS:HA	3:CD:35:GLN:HE21	1.72	0.55
6:CG:63:VAL:HA	6:CG:66:GLU:OE2	2.07	0.55
23:DB:2322:A:H3'	23:DB:2323:G:H8	1.72	0.55
23:DB:863:A:H2'	23:DB:864:G:H8	1.71	0.55
1:CA:151:A:H5'	1:CA:152:A:OP2	2.06	0.55
23:DB:237:C:O2'	23:DB:238:C:H5'	2.06	0.55
23:DB:2455:G:H2'	23:DB:2456:C:C6	2.41	0.55
1:CA:364:A:H2'	1:CA:365:U:O2	2.07	0.55
1:AA:749:A:O2'	1:AA:750:C:H5'	2.06	0.55
23:BB:1967:C:H2'	23:BB:1968:G:O4'	2.07	0.55
23:BB:1210:G:H5'	23:BB:1212:G:O4'	2.07	0.55
24:DI:2:LYS:NZ	24:DI:2:LYS:HB3	2.22	0.54
40:BH:89:LYS:HZ2	40:BH:89:LYS:HA	1.71	0.54
52:DW:17:ALA:O	52:DW:18:LYS:HD2	2.07	0.54
12:CM:78:ARG:NH1	16:CS:64:GLU:HG2	2.22	0.54
6:AG:50:ALA:HB2	6:AG:57:GLU:HG3	1.89	0.54
8:AI:97:LEU:HA	8:AI:102:PHE:HD1	1.73	0.54
13:CP:6:LEU:CD1	13:CP:71:VAL:HB	2.37	0.54
5:CF:3:HIS:CD2	5:CF:65:GLU:HG3	2.41	0.54
1:CA:376:G:H4'	13:CP:5:ARG:HD3	1.89	0.54
29:BE:157:LEU:HG	29:BE:169:VAL:HG11	1.88	0.54
1:AA:1014:A:C5'	16:AS:13:HIS:HB3	2.37	0.54
1:CA:202:G:H2'	1:CA:203:G:H8	1.72	0.54
35:DV:63:ILE:CD1	35:DV:72:VAL:HG22	2.36	0.54
27:BK:85:VAL:HG21	27:BK:115:ILE:CD1	2.36	0.54
46:BU:12:VAL:HA	46:BU:69:VAL:HG12	1.87	0.54
29:BE:34:ALA:CB	29:BE:96:VAL:HG21	2.35	0.54
18:CB:75:ALA:O	18:CB:79:VAL:HG23	2.07	0.54
1:CA:1389:C:H2'	1:CA:1390:U:C6	2.41	0.54
23:BB:832:U:H2'	23:BB:833:A:H8	1.70	0.54
20:AO:85:LEU:N	20:AO:85:LEU:HD12	2.22	0.54
46:BU:64:ILE:HG13	46:BU:65:GLN:N	2.22	0.54
1:AA:213:G:H3'	1:AA:214:C:H6	1.72	0.54
1:CA:1127:G:H2'	1:CA:1128:C:C6	2.41	0.54
23:BB:1479:G:O2'	23:BB:1480:C:H5'	2.07	0.54
23:DB:2231:U:H2'	23:DB:2232:C:H6	1.72	0.54
11:AL:3:VAL:O	11:AL:7:VAL:HG23	2.08	0.54

*Continued on next page...*



*Continued from previous page...*

Atom-1	Atom-2	Interatomic distance (Å)	Clash overlap (Å)
1:AA:630:A:H2'	1:AA:631:C:C6	2.42	0.54
23:BB:553:G:O2'	23:BB:554:U:H5'	2.06	0.54
1:CA:237:G:H5''	14:CQ:26:ARG:HH21	1.72	0.54
23:DB:2556:C:H2'	23:DB:2557:G:O4'	2.07	0.54
1:AA:499:A:H4'	1:AA:500:G:OP1	2.07	0.54
1:CA:1340:A:H2'	1:CA:1341:U:O4'	2.07	0.54
23:BB:2181:U:H2'	23:BB:2182:U:C6	2.42	0.54
34:B3:7:ARG:HH11	34:B3:7:ARG:HG3	1.72	0.54
23:BB:2730:C:H2'	23:BB:2731:G:H8	1.71	0.54
43:BO:76:LYS:O	43:BO:79:ALA:HB3	2.07	0.54
10:AK:35:ASP:OD2	10:AK:37:GLN:HG2	2.07	0.54
23:BB:1038:G:H2'	23:BB:1039:A:C8	2.42	0.54
23:BB:441:U:H2'	23:BB:442:G:C8	2.42	0.54
23:DB:1144:A:O2'	23:DB:1145:C:H5'	2.07	0.54
24:BI:14:ALA:HB1	24:BI:50:LYS:HA	1.88	0.54
1:CA:1122:U:H2'	1:CA:1123:U:C6	2.41	0.54
22:DA:37:C:H2'	22:DA:38:C:O4'	2.06	0.54
23:BB:1400:U:H2'	23:BB:1401:G:H8	1.71	0.54
5:AF:56:LYS:HE3	5:AF:56:LYS:N	2.22	0.54
25:BC:155:ARG:CB	25:BC:155:ARG:HH11	2.19	0.54
23:DB:1666:G:O3'	27:DK:6:THR:HG23	2.07	0.54
23:DB:1244:A:O2'	23:DB:1245:G:H5'	2.07	0.54
2:CC:18:ASN:CG	2:CC:53:ARG:HH21	2.10	0.54
18:CB:26:MET:HG3	18:CB:188:THR:O	2.06	0.54
18:AB:160:LEU:HB3	18:AB:182:VAL:HG22	1.88	0.54
45:BS:42:LYS:O	45:BS:45:VAL:HG22	2.06	0.54
1:AA:409:U:H2'	1:AA:410:G:C8	2.42	0.54
42:DN:19:ALA:C	42:DN:21:PHE:H	2.10	0.54
32:D4:8:LYS:HG2	32:D4:9:LYS:N	2.22	0.54
24:DI:49:GLU:CB	24:DI:52:LEU:HD12	2.38	0.54
27:BK:2:ILE:HG22	27:BK:32:TYR:HB3	1.90	0.54
1:AA:1305:G:H1'	1:AA:1332:A:N6	2.21	0.54
12:AM:80:MET:HE2	12:AM:90:HIS:HB2	1.90	0.54
23:DB:1558:C:H4'	23:DB:1559:U:C5'	2.35	0.54
26:BD:107:VAL:H	26:BD:205:PRO:HA	1.71	0.54
26:DD:33:ARG:NE	26:DD:51:THR:HB	2.21	0.54
35:BV:63:ILE:HD12	35:BV:63:ILE:N	2.21	0.54
4:AE:103:GLY:O	4:AE:121:ASN:HA	2.08	0.54
23:BB:594:U:H2'	23:BB:595:C:H6	1.73	0.54
18:CB:130:LYS:HA	18:CB:130:LYS:HE2	1.88	0.54
22:DA:55:U:H2'	22:DA:56:G:H8	1.71	0.54

*Continued on next page...*

*Continued from previous page...*

Atom-1	Atom-2	Interatomic distance (Å)	Clash overlap (Å)
18:AB:221:ARG:HG3	18:AB:222:GLU:N	2.22	0.54
23:BB:1042:G:O2'	23:BB:1043:C:H5'	2.07	0.54
42:BN:57:THR:HG22	42:BN:58:ASP:H	1.71	0.54
1:CA:1432:G:H1'	1:CA:1468:A:N6	2.22	0.54
23:BB:182:A:H1'	23:BB:434:U:H5'	1.88	0.54
45:BS:96:ILE:HG23	45:BS:96:ILE:O	2.07	0.54
2:AC:13:ILE:HG12	2:AC:14:VAL:HG13	1.89	0.54
47:DF:79:ARG:H	47:DF:82:TYR:HB2	1.72	0.54
23:DB:417:C:H2'	23:DB:418:C:H6	1.72	0.54
23:BB:2556:C:H2'	23:BB:2557:G:O4'	2.06	0.54
23:BB:955:U:H5''	38:BM:86:LYS:HZ2	1.72	0.54
23:DB:2438:U:H2'	23:DB:2441:U:H5	1.71	0.54
9:AJ:18:ILE:HG12	9:AJ:72:ARG:HG2	1.89	0.54
23:BB:1400:U:H2'	23:BB:1401:G:C8	2.41	0.54
12:CM:69:ARG:HH11	12:CM:69:ARG:HA	1.73	0.54
23:BB:431:U:O2'	23:BB:432:A:H5'	2.08	0.54
23:DB:750:A:H2'	23:DB:751:A:H5''	1.89	0.54
24:BI:5:GLN:HG2	24:BI:6:ALA:N	2.22	0.54
1:AA:668:G:O2'	20:AO:46:HIS:HB3	2.07	0.54
23:BB:1734:G:O2'	23:BB:1735:A:H5'	2.07	0.54
23:DB:2816:G:O3'	42:DN:99:LYS:HE3	2.07	0.54
23:DB:189:G:H2'	23:DB:205:G:H22	1.72	0.54
23:BB:759:G:H2'	23:BB:760:G:C8	2.42	0.54
18:AB:138:ARG:HA	18:AB:141:GLU:OE1	2.06	0.54
23:DB:2405:G:H1'	23:DB:2412:A:N6	2.23	0.54
2:CC:71:ARG:HB2	2:CC:74:ILE:CG2	2.38	0.54
29:BE:161:ALA:HA	29:BE:164:LEU:HD12	1.90	0.54
1:AA:1315:U:H5'	1:AA:1316:G:OP2	2.08	0.54
21:AN:50:LEU:N	21:AN:51:PRO:CD	2.66	0.54
52:DW:17:ALA:CA	52:DW:35:ILE:HG23	2.27	0.54
18:AB:83:ALA:HA	18:AB:88:GLN:NE2	2.22	0.54
23:DB:876:C:H42	23:DB:901:C:H41	1.53	0.54
2:AC:26:LYS:HG3	2:AC:27:GLU:N	2.15	0.54
43:BO:11:ALA:HB2	43:BO:96:GLY:CA	2.36	0.54
23:BB:585:G:H2'	23:BB:1251:C:H42	1.71	0.54
23:BB:847:U:O4'	23:BB:847:U:O2	2.24	0.54
47:DF:87:LYS:HG3	47:DF:88:VAL:H	1.72	0.54
8:AI:11:ARG:HG2	8:AI:77:ALA:CB	2.38	0.54
42:BN:22:ARG:CZ	42:BN:70:THR:H	2.20	0.54
46:BU:81:ARG:HD3	46:BU:96:LYS:HD2	1.87	0.54
1:AA:865:A:H2	1:AA:918:A:H4'	1.71	0.54

*Continued on next page...*

*Continued from previous page...*

Atom-1	Atom-2	Interatomic distance (Å)	Clash overlap (Å)
12:AM:105:ALA:O	12:AM:109:LYS:HG2	2.08	0.54
22:BA:89:U:H5'	22:BA:90:C:C6	2.42	0.54
48:DG:51:PHE:CE2	48:DG:68:ARG:HA	2.42	0.54
47:BF:137:PHE:HB2	47:BF:138:PRO:CD	2.36	0.54
23:BB:141:G:H1	50:BT:1:MET:HA	1.72	0.54
10:CK:80:ASN:CB	10:CK:105:ARG:HB3	2.37	0.54
48:BG:3:VAL:O	48:BG:68:ARG:HG3	2.08	0.54
1:AA:900:A:H2'	1:AA:901:A:H8	1.71	0.54
26:BD:20:VAL:HA	27:BK:72:PRO:HB3	1.90	0.54
26:DD:5:VAL:HG23	26:DD:32:ASN:HD21	1.72	0.54
1:AA:335:C:H2'	1:AA:336:A:C8	2.42	0.54
34:D3:14:LYS:O	34:D3:21:PHE:HA	2.08	0.54
1:CA:202:G:H2'	1:CA:203:G:C8	2.42	0.54
1:AA:332:G:P	17:AT:2:ASN:HB3	2.47	0.54
10:AK:60:PHE:O	10:AK:64:VAL:HG12	2.07	0.54
23:BB:598:U:H2'	23:BB:599:A:H8	1.72	0.54
1:CA:1517:G:H1'	23:DB:1919:A:O3'	2.07	0.54
23:BB:67:U:H2'	23:BB:68:G:C8	2.41	0.54
39:BX:23:ARG:HD2	39:BX:27:ASN:ND2	2.22	0.54
23:BB:639:U:H2'	23:BB:640:C:C6	2.42	0.54
37:DL:3:LEU:O	37:DL:5:THR:N	2.39	0.54
14:AQ:68:LYS:HG2	14:AQ:69:THR:HG23	1.88	0.54
2:CC:63:ILE:HD12	2:CC:98:ALA:HB2	1.90	0.54
4:CE:95:MET:HA	4:CE:124:ALA:CB	2.38	0.54
23:BB:39:G:H2'	23:BB:40:U:C6	2.42	0.54
23:BB:1506:U:H2'	23:BB:1507:C:C6	2.42	0.54
43:BO:76:LYS:O	43:BO:80:GLU:HG2	2.07	0.54
1:AA:50:A:H1'	1:AA:52:C:C6	2.42	0.54
36:D2:3:ARG:NE	36:D2:3:ARG:HA	2.22	0.54
23:DB:315:G:H2'	23:DB:316:C:C6	2.43	0.54
1:CA:161:A:H2'	1:CA:162:A:C8	2.42	0.54
23:BB:1645:G:H5''	23:BB:1646:C:H5'	1.90	0.54
38:DM:17:ASN:HD21	38:DM:95:LEU:CD1	2.20	0.54
1:CA:45:G:H2'	1:CA:46:G:H8	1.72	0.54
23:DB:106:C:H2'	23:DB:107:G:H8	1.72	0.54
9:AJ:8:ILE:HB	9:AJ:73:LEU:O	2.07	0.54
21:AN:59:GLN:HE21	21:AN:59:GLN:N	2.04	0.54
23:DB:674:G:H5''	29:DE:71:GLY:N	2.22	0.54
13:AP:6:LEU:CD1	13:AP:71:VAL:HB	2.38	0.54
3:CD:28:ASP:HB2	3:CD:33:ILE:HG21	1.89	0.54
22:DA:50:A:OP1	43:DO:68:LYS:HB2	2.08	0.54

*Continued on next page...*

*Continued from previous page...*

Atom-1	Atom-2	Interatomic distance (Å)	Clash overlap (Å)
6:CG:74:VAL:HA	6:CG:87:PRO:HA	1.89	0.54
50:DT:57:VAL:HG13	50:DT:58:VAL:N	2.23	0.54
46:DU:82:VAL:H	46:DU:96:LYS:NZ	2.04	0.54
27:DK:25:LEU:HD21	27:DK:40:LYS:N	2.21	0.54
4:CE:140:ILE:HG22	4:CE:144:GLU:OE1	2.07	0.54
47:DF:109:ARG:HB3	47:DF:135:ILE:HB	1.90	0.54
12:AM:72:ILE:HG22	12:AM:76:ILE:HD11	1.89	0.54
23:DB:2645:G:C5'	23:DB:2732:G:H8	2.20	0.54
11:CL:66:ILE:HG21	11:CL:71:HIS:HB3	1.88	0.54
48:BG:93:TYR:C	48:BG:94:ARG:HG3	2.27	0.54
22:BA:40:U:H1'	22:BA:43:C:C5	2.41	0.54
18:AB:127:LYS:HB3	18:AB:127:LYS:NZ	2.22	0.54
1:AA:1221:G:H5''	1:AA:1321:U:O2	2.07	0.54
23:DB:1520:U:H2'	23:DB:1521:G:O4'	2.07	0.54
23:DB:585:G:H2'	23:DB:1251:C:H42	1.72	0.54
23:DB:506:G:H5'	23:DB:509:C:H1'	1.89	0.54
27:DK:99:ILE:HB	27:DK:118:LEU:HD22	1.90	0.54
23:DB:2458:G:N3	23:DB:2458:G:H2'	2.22	0.54
7:CH:28:SER:HB2	7:CH:56:PRO:HB2	1.88	0.54
23:DB:2095:A:H3'	23:DB:2096:C:H6	1.71	0.54
23:DB:2063:C:O2	23:DB:2450:A:N1	2.39	0.54
23:DB:742:A:H2'	23:DB:743:A:C8	2.40	0.54
2:CC:34:SER:O	2:CC:38:VAL:HG22	2.07	0.54
1:CA:880:C:H2'	1:CA:881:G:C8	2.41	0.54
39:BX:39:GLN:O	39:BX:42:LEU:HB2	2.07	0.54
23:DB:19:A:H2'	23:DB:20:C:C6	2.43	0.54
23:BB:607:U:O4	23:BB:620:G:H5''	2.08	0.54
1:CA:1356:G:H2'	1:CA:1357:A:H8	1.72	0.54
6:AG:30:MET:HG3	6:AG:38:ALA:HB2	1.90	0.54
27:BK:109:SER:C	27:BK:111:LYS:H	2.11	0.54
40:DH:57:LYS:HG3	40:DH:58:LEU:HD23	1.90	0.54
23:BB:2784:U:H2'	23:BB:2785:C:C6	2.41	0.54
25:BC:20:ASN:HD22	25:BC:23:LEU:HD13	1.73	0.54
23:DB:1400:U:H2'	23:DB:1401:G:C8	2.41	0.54
23:BB:2333:A:H5'	23:BB:2335:A:H1'	1.89	0.54
1:CA:434:U:H3'	1:CA:435:A:H8	1.72	0.54
3:CD:78:ALA:HA	3:CD:81:LEU:HD12	1.90	0.54
23:BB:1180:U:H2'	23:BB:1181:U:C6	2.43	0.54
23:DB:1414:C:H2'	23:DB:1415:U:C6	2.43	0.54
4:CE:83:PRO:HB3	4:CE:96:GLN:HG3	1.90	0.54
49:DR:20:VAL:HG12	49:DR:21:ARG:H	1.72	0.54

*Continued on next page...*

*Continued from previous page...*

Atom-1	Atom-2	Interatomic distance (Å)	Clash overlap (Å)
46:DU:94:PHE:HA	46:DU:101:THR:HA	1.89	0.54
10:CK:35:ASP:OD2	10:CK:37:GLN:HG2	2.07	0.54
23:DB:2599:G:H2'	23:DB:2600:A:H8	1.72	0.54
25:DC:28:PRO:HG2	25:DC:33:LEU:HD11	1.89	0.54
23:BB:987:C:H2'	23:BB:988:A:O4'	2.08	0.54
2:AC:48:LYS:H	2:AC:48:LYS:HD3	1.72	0.54
1:AA:167:A:O2'	1:AA:168:G:H5'	2.07	0.54
1:CA:149:A:H1'	1:CA:1446:A:C2	2.42	0.54
52:BW:49:ASN:CB	52:BW:60:ALA:HA	2.37	0.54
25:DC:255:LYS:C	25:DC:257:ARG:H	2.10	0.54
18:CB:65:LYS:O	18:CB:66:ILE:HD13	2.08	0.54
38:BM:42:THR:H	38:BM:45:GLN:CD	2.11	0.54
21:CN:50:LEU:N	21:CN:51:PRO:HD2	2.16	0.54
23:DB:2327:A:H2'	23:DB:2328:A:C8	2.43	0.54
40:BH:73:ASN:CB	40:BH:141:LYS:HB2	2.38	0.54
40:BH:73:ASN:CB	40:BH:141:LYS:HE2	2.37	0.54
1:CA:729:A:H2'	1:CA:730:G:C8	2.41	0.54
50:BT:39:THR:HG23	50:BT:41:ALA:H	1.72	0.54
25:BC:78:GLU:HB2	25:BC:92:LEU:HG	1.89	0.54
41:BJ:25:LEU:HD13	41:BJ:26:GLY:N	2.21	0.54
38:DM:19:GLY:H	38:DM:38:ARG:HH12	1.54	0.54
52:DW:24:ARG:HD3	52:DW:65:LYS:HG2	1.89	0.54
4:AE:92:ARG:HB3	4:AE:92:ARG:NH1	2.23	0.54
9:AJ:57:VAL:HG22	9:AJ:58:ASN:N	2.18	0.54
46:BU:94:PHE:HA	46:BU:101:THR:HA	1.88	0.54
47:DF:102:LEU:CD1	47:DF:103:ILE:HG13	2.37	0.54
48:DG:93:TYR:C	48:DG:94:ARG:HG3	2.27	0.54
47:BF:102:LEU:HD22	47:BF:106:ALA:CB	2.37	0.54
47:BF:33:ILE:HB	47:BF:90:LEU:HB2	1.88	0.54
23:BB:720:U:H2'	23:BB:721:A:C8	2.41	0.54
1:AA:376:G:H4'	13:AP:5:ARG:HD3	1.89	0.54
23:BB:2798:U:H5'	23:BB:2799:A:OP1	2.06	0.54
23:BB:2471:A:O2'	23:BB:2472:G:C8	2.59	0.54
1:AA:957:U:H2'	1:AA:959:A:OP2	2.07	0.54
26:DD:107:VAL:H	26:DD:205:PRO:HA	1.71	0.54
27:BK:7:MET:SD	27:BK:20:MET:HB2	2.47	0.54
2:CC:137:VAL:HA	2:CC:148:ILE:HD13	1.90	0.54
1:CA:1040:U:H2'	1:CA:1041:G:O4'	2.07	0.54
23:BB:1723:G:H3'	23:BB:1724:G:C8	2.38	0.54
46:DU:84:PHE:O	46:DU:85:ARG:HB2	2.07	0.54
46:DU:86:PHE:CD1	46:DU:90:LYS:HB2	2.42	0.54

*Continued on next page...*

*Continued from previous page...*

Atom-1	Atom-2	Interatomic distance (Å)	Clash overlap (Å)
40:DH:135:HIS:CG	40:DH:136:SER:N	2.76	0.54
27:DK:37:ASP:O	27:DK:61:VAL:HA	2.06	0.54
1:AA:389:A:H3'	1:AA:390:U:H6	1.73	0.54
23:DB:1917:U:C2'	23:DB:1918:A:H5'	2.37	0.54
23:DB:1946:U:H2'	23:DB:1947:C:H6	1.72	0.54
46:BU:14:THR:O	46:BU:18:LYS:HG2	2.07	0.54
23:DB:85:G:N2	23:DB:98:G:H1'	2.23	0.54
23:BB:172:A:H2'	23:BB:173:A:H8	1.72	0.54
2:CC:42:LEU:O	2:CC:46:LEU:HB2	2.07	0.54
36:D2:30:VAL:HA	36:D2:33:ARG:HD3	1.90	0.54
7:AH:24:VAL:HG12	7:AH:60:LEU:HB3	1.88	0.54
47:BF:79:ARG:H	47:BF:82:TYR:HB2	1.72	0.54
1:CA:1228:C:P	12:CM:113:LYS:HB2	2.47	0.54
3:CD:192:ALA:HB3	3:CD:194:ILE:HG22	1.90	0.54
3:AD:56:GLU:O	3:AD:60:VAL:HG12	2.06	0.54
23:DB:1355:G:O2'	23:DB:1356:G:H5'	2.08	0.54
3:CD:96:ARG:HB3	3:CD:98:ASP:OD2	2.07	0.54
23:BB:2579:C:O2'	26:BD:136:ASN:HA	2.06	0.54
49:DR:62:GLU:O	49:DR:96:VAL:HA	2.06	0.54
18:CB:93:HIS:O	18:CB:94:ARG:HG2	2.07	0.54
23:BB:1802:A:H2'	23:BB:1803:A:C8	2.42	0.54
1:CA:539:A:H2'	1:CA:540:G:C8	2.43	0.54
1:CA:1174:G:O2'	1:CA:1175:G:H5'	2.08	0.54
23:DB:2630:G:H2'	23:DB:2631:G:H8	1.71	0.54
43:DO:72:ALA:HB2	43:DO:105:ALA:HB1	1.90	0.54
38:DM:10:ARG:HH11	38:DM:89:VAL:HG22	1.72	0.54
1:AA:489:C:H2'	1:AA:490:C:C6	2.43	0.54
23:DB:1742:U:H2'	23:DB:1743:G:C8	2.43	0.54
9:CJ:49:PHE:HE1	9:CJ:67:ILE:HD12	1.72	0.54
17:CT:27:MET:O	17:CT:31:ILE:HG13	2.08	0.54
1:CA:363:A:P	11:CL:57:THR:HG21	2.48	0.54
1:CA:484:G:H5'	1:CA:486:U:H5'	1.89	0.54
1:CA:91:U:H2'	1:CA:92:U:C6	2.43	0.54
23:DB:277:G:N2	23:DB:360:U:H3	2.06	0.54
40:BH:131:SER:HB3	40:BH:140:ALA:C	2.28	0.54
8:AI:94:ARG:HA	8:AI:97:LEU:HD12	1.90	0.54
16:CS:40:PHE:HD2	16:CS:42:ASN:HD21	1.55	0.54
3:CD:3:TYR:C	3:CD:4:LEU:HD12	2.28	0.54
3:AD:129:VAL:HG12	3:AD:131:ILE:H	1.72	0.54
23:BB:1060:U:C5	24:BI:131:THR:HG22	2.43	0.54
52:DW:39:GLN:CG	52:DW:40:ARG:N	2.69	0.54

*Continued on next page...*

*Continued from previous page...*

Atom-1	Atom-2	Interatomic distance (Å)	Clash overlap (Å)
47:BF:35:LEU:HA	47:BF:153:ILE:HG12	1.89	0.54
27:DK:2:ILE:HG13	27:DK:33:ALA:O	2.08	0.54
27:BK:2:ILE:HG13	27:BK:33:ALA:O	2.08	0.54
40:BH:3:VAL:HA	40:BH:37:VAL:O	2.08	0.54
4:AE:87:VAL:HG23	4:AE:91:SER:O	2.07	0.54
23:DB:2542:A:H4'	23:DB:2543:G:H5'	1.89	0.54
7:AH:90:GLU:O	7:AH:91:LEU:C	2.46	0.54
23:BB:143:C:H2'	23:BB:144:A:C8	2.43	0.54
22:BA:113:C:H2'	22:BA:114:C:C6	2.43	0.54
6:AG:74:VAL:HG12	6:AG:87:PRO:HD3	1.90	0.54
10:CK:111:ASP:HB3	19:CU:19:LYS:HE2	1.89	0.54
30:DY:6:ILE:O	30:DY:34:THR:HA	2.08	0.54
23:DB:3:U:H2'	23:DB:4:U:H6	1.69	0.54
27:DK:19:VAL:HB	27:DK:41:ILE:HD11	1.90	0.54
40:BH:63:ALA:HA	40:BH:66:ASN:CG	2.27	0.54
23:DB:117:G:H5'	23:DB:126:A:C8	2.40	0.54
23:BB:2457:U:O2'	23:BB:2458:G:H5'	2.07	0.54
6:AG:149:ALA:HB2	10:AK:60:PHE:CB	2.37	0.54
23:BB:2087:G:H2'	23:BB:2088:A:C8	2.43	0.54
1:AA:266:G:O2'	1:AA:267:C:H3'	2.07	0.54
23:BB:2462:C:H2'	23:BB:2463:C:H6	1.73	0.54
23:BB:2893:A:H4'	23:BB:2894:G:O5'	2.08	0.54
1:CA:476:U:H2'	1:CA:477:C:H6	1.72	0.54
6:CG:30:MET:CE	6:CG:33:GLY:HA2	2.38	0.54
23:BB:2746:U:H4'	48:BG:137:LYS:HB2	1.90	0.54
1:AA:601:G:H2'	1:AA:602:A:C8	2.43	0.54
1:CA:513:C:H2'	1:CA:514:C:C6	2.43	0.54
23:DB:643:A:C5	23:DB:644:A:N7	2.76	0.54
44:BQ:104:ALA:HA	49:BR:46:GLU:CD	2.28	0.54
27:DK:109:SER:C	27:DK:111:LYS:H	2.11	0.54
23:BB:1013:C:H2'	23:BB:1014:A:C8	2.42	0.54
23:BB:2828:G:H2'	23:BB:2829:A:H8	1.73	0.54
1:AA:284:C:O2'	1:AA:285:C:H5'	2.07	0.54
23:DB:862:G:H2'	23:DB:863:A:C8	2.43	0.54
4:CE:96:GLN:HB3	4:CE:123:LEU:HD12	1.89	0.54
28:BP:8:GLU:HB3	28:BP:54:LEU:HB2	1.88	0.54
1:CA:167:A:O2'	1:CA:168:G:H5'	2.08	0.54
1:AA:384:G:H2'	1:AA:385:C:H6	1.73	0.54
1:AA:1186:G:H4'	8:AI:111:GLU:OE1	2.08	0.54
15:CR:33:THR:HG23	15:CR:37:LYS:O	2.08	0.54
1:AA:878:A:H5''	7:AH:80:PRO:HG2	1.89	0.54

*Continued on next page...*

*Continued from previous page...*

Atom-1	Atom-2	Interatomic distance (Å)	Clash overlap (Å)
1:AA:72:A:H2'	1:AA:73:C:C6	2.43	0.54
1:AA:1032:G:N3	1:AA:1032:G:H3'	2.23	0.54
49:BR:19:THR:HB	49:BR:97:LYS:HG3	1.90	0.54
23:DB:934:U:H2'	23:DB:935:C:C6	2.43	0.54
23:BB:2813:A:H2'	23:BB:2814:A:C8	2.43	0.54
23:DB:672:C:O2'	23:DB:673:C:H5'	2.07	0.54
23:BB:2452:C:H2'	23:BB:2453:A:C8	2.43	0.54
23:BB:917:A:H5''	23:BB:2268:A:H61	1.73	0.54
52:BW:49:ASN:C	52:BW:50:VAL:HG22	2.28	0.54
25:DC:209:ALA:HA	25:DC:212:TRP:CE2	2.43	0.54
45:DS:42:LYS:O	45:DS:45:VAL:HG22	2.06	0.54
40:DH:94:ILE:HG23	40:DH:98:ASP:HB3	1.89	0.54
23:DB:2269:G:H4'	52:DW:19:ARG:HH11	1.73	0.54
16:CS:39:ILE:HD11	16:CS:68:HIS:CB	2.32	0.54
23:BB:2231:U:H2'	23:BB:2232:C:C6	2.42	0.54
23:DB:920:A:H2'	23:DB:921:C:H6	1.72	0.54
5:AF:91:ARG:H	5:AF:93:LYS:HZ1	1.54	0.54
29:BE:48:THR:O	29:BE:52:VAL:HG23	2.08	0.54
18:CB:163:ILE:HG23	18:CB:164:ASP:N	2.17	0.54
28:BP:24:THR:OG1	28:BP:86:LYS:HB3	2.07	0.54
23:BB:141:G:N1	50:BT:1:MET:HA	2.23	0.54
26:DD:125:TRP:CD2	26:DD:160:LYS:HB3	2.42	0.54
9:AJ:26:VAL:O	9:AJ:30:LYS:HG3	2.07	0.54
16:AS:10:ILE:HG22	16:AS:37:SER:CB	2.38	0.54
23:DB:967:U:H2'	23:DB:968:C:C6	2.43	0.54
23:DB:1387:A:H2'	23:DB:1388:G:H8	1.73	0.54
29:BE:3:LEU:HB2	29:BE:12:LEU:HB3	1.89	0.54
1:CA:268:U:H2'	1:CA:269:C:C6	2.41	0.54
23:BB:1374:G:O2'	23:BB:1375:U:H5'	2.07	0.54
23:BB:2848:G:N7	28:BP:94:ALA:HB2	2.22	0.54
23:DB:1870:C:H2'	23:DB:1871:A:C8	2.41	0.54
5:CF:18:VAL:O	5:CF:22:ILE:HG13	2.08	0.54
1:CA:89:U:H2'	1:CA:90:C:H6	1.73	0.54
10:AK:28:ASN:HD21	10:AK:46:ALA:HB3	1.71	0.54
11:CL:98:ARG:HH21	11:CL:104:SER:C	2.10	0.54
1:AA:1081:A:OP1	4:AE:22:LYS:HB2	2.08	0.54
23:DB:743:A:O2'	23:DB:744:U:H5'	2.08	0.54
1:CA:1148:U:H2'	1:CA:1149:C:O4'	2.08	0.54
6:CG:98:LEU:HD22	6:CG:102:TRP:NE1	2.23	0.54
39:BX:41:HIS:O	39:BX:44:LYS:HB3	2.08	0.54
41:BJ:93:ILE:O	41:BJ:97:PRO:HG3	2.07	0.54

*Continued on next page...*



*Continued from previous page...*

Atom-1	Atom-2	Interatomic distance (Å)	Clash overlap (Å)
23:DB:2580:U:C5'	26:DD:136:ASN:H	2.21	0.54
36:B2:18:PHE:O	36:B2:22:MET:HB2	2.08	0.54
23:DB:423:A:H5''	23:DB:424:G:H5'	1.88	0.54
23:BB:759:G:H2'	23:BB:760:G:H8	1.72	0.54
23:DB:1300:G:H4'	23:DB:1301:A:H5'	1.90	0.54
23:BB:1163:G:O2'	23:BB:1164:C:H5'	2.07	0.54
23:DB:1130:U:C2	23:DB:2025:C:H5''	2.43	0.54
23:DB:1692:U:H2'	23:DB:1694:C:C5	2.43	0.54
1:CA:1124:G:H5'	9:CJ:37:ARG:HE	1.72	0.54
23:DB:2646:C:H2'	23:DB:2647:U:O4'	2.07	0.54
23:DB:441:U:H2'	23:DB:442:G:C8	2.43	0.54
1:CA:1496:C:H4'	23:DB:1920:C:O2'	2.07	0.54
23:BB:1758:U:O4'	23:BB:1758:U:O2	2.24	0.54
18:CB:88:GLN:HE22	18:CB:217:ALA:HB1	1.72	0.54
18:CB:45:THR:HA	18:CB:48:MET:HG3	1.89	0.54
1:AA:1316:G:N1	1:AA:1318:A:H5''	2.23	0.54
49:DR:49:ILE:HG12	49:DR:53:PHE:CA	2.38	0.54
8:AI:40:ARG:HA	8:AI:44:ARG:HD3	1.89	0.54
4:AE:83:PRO:HB3	4:AE:96:GLN:HG3	1.90	0.54
47:BF:57:ALA:HB2	47:BF:64:PRO:HG2	1.89	0.54
8:AI:98:ARG:C	8:AI:100:ALA:H	2.11	0.54
23:DB:30:G:H2'	23:DB:31:C:H6	1.69	0.54
28:BP:50:ARG:CB	28:BP:56:SER:HB3	2.38	0.54
1:AA:1226:C:H5''	12:AM:94:LEU:HD11	1.90	0.54
1:AA:1332:A:H2'	1:AA:1333:A:C8	2.42	0.54
1:CA:1250:A:H2'	1:CA:1251:A:H8	1.73	0.54
47:BF:100:GLU:HA	47:BF:100:GLU:OE1	2.07	0.54
47:BF:102:LEU:HA	47:BF:106:ALA:CB	2.36	0.54
47:BF:110:ILE:CG2	47:BF:113:PHE:HB3	2.38	0.54
47:BF:95:MET:O	47:BF:99:PHE:HB2	2.08	0.54
23:BB:2821:A:OP1	26:BD:115:GLY:HA3	2.07	0.54
26:DD:5:VAL:HG23	26:DD:32:ASN:ND2	2.23	0.54
7:CH:94:VAL:HG21	7:CH:100:ILE:O	2.08	0.54
27:DK:11:ALA:HB3	27:DK:85:VAL:HG22	1.88	0.54
50:BT:35:ALA:O	50:BT:81:LYS:HB3	2.08	0.54
23:BB:598:U:H2'	23:BB:599:A:C8	2.43	0.54
29:DE:34:ALA:CB	29:DE:96:VAL:HG21	2.38	0.54
5:CF:69:GLU:O	5:CF:72:ASP:HB3	2.07	0.54
23:BB:1459:G:H3'	23:BB:1460:U:C5'	2.38	0.54
23:BB:1571:A:H2'	23:BB:1572:A:C8	2.43	0.54
3:AD:96:ARG:HB3	3:AD:98:ASP:OD2	2.08	0.54

*Continued on next page...*

*Continued from previous page...*

Atom-1	Atom-2	Interatomic distance (Å)	Clash overlap (Å)
46:DU:26:ASN:ND2	46:DU:26:ASN:N	2.55	0.54
36:D2:16:HIS:HB3	36:D2:21:ARG:NH1	2.23	0.54
40:DH:110:VAL:HG23	40:DH:132:PHE:CD2	2.43	0.54
39:DX:23:ARG:HD2	39:DX:27:ASN:ND2	2.22	0.54
23:DB:1789:A:H2'	23:DB:1790:C:O4'	2.08	0.54
6:AG:94:ARG:NH1	6:AG:98:LEU:HD21	2.23	0.54
24:BI:112:LYS:O	24:BI:116:MET:HG3	2.08	0.54
23:DB:2104:C:H3'	23:DB:2104:C:C6	2.43	0.54
1:AA:255:G:H2'	1:AA:256:U:C6	2.42	0.54
44:BQ:101:ASP:OD1	44:BQ:104:ALA:HB2	2.07	0.54
22:BA:76:G:H2'	22:BA:77:U:H6	1.71	0.54
3:CD:13:ARG:HG3	3:CD:55:ARG:NH1	2.22	0.54
23:DB:1830:C:H2'	23:DB:1831:G:H8	1.73	0.54
23:BB:1300:G:H4'	23:BB:1301:A:H5'	1.89	0.54
23:BB:1038:G:H2'	23:BB:1039:A:H8	1.73	0.54
23:BB:2649:C:H2'	23:BB:2650:U:H6	1.71	0.54
43:DO:35:ILE:HG13	43:DO:71:ALA:HB1	1.90	0.54
23:DB:2617:U:O2'	23:DB:2618:G:H5'	2.08	0.54
1:CA:1074:G:H2'	1:CA:1075:U:C6	2.43	0.54
37:DL:110:VAL:HB	37:DL:127:VAL:HG23	1.90	0.54
23:DB:2714:G:O2'	23:DB:2715:C:H5'	2.08	0.54
23:DB:2649:C:H2'	23:DB:2650:U:H6	1.72	0.54
1:CA:50:A:H1'	1:CA:52:C:C6	2.43	0.54
25:BC:138:SER:O	25:BC:162:GLN:HA	2.08	0.54
18:CB:218:ALA:HA	18:CB:221:ARG:CZ	2.38	0.54
1:CA:1493:A:O5'	1:CA:1493:A:N3	2.41	0.54
6:AG:58:LEU:H	6:AG:58:LEU:CD2	2.18	0.54
16:CS:43:MET:HB2	16:CS:61:VAL:HG21	1.90	0.54
42:DN:24:MET:SD	42:DN:44:LEU:HD22	2.48	0.54
27:DK:25:LEU:HD21	27:DK:40:LYS:H	1.71	0.54
16:AS:44:ILE:HG13	16:AS:62:THR:CA	2.36	0.54
37:BL:57:LEU:O	37:BL:61:LEU:HD13	2.08	0.54
40:DH:39:ALA:C	40:DH:41:LYS:H	2.12	0.54
23:BB:2676:C:H2'	23:BB:2677:G:H8	1.73	0.54
23:BB:2722:G:H4'	42:BN:4:ARG:HB2	1.89	0.54
23:BB:2680:U:OP2	26:BD:114:LYS:HB3	2.08	0.54
1:AA:468:A:H3'	1:AA:469:C:H6	1.72	0.54
1:AA:476:U:O2'	1:AA:477:C:H5'	2.07	0.54
23:BB:2880:C:O2'	23:BB:2881:U:H5'	2.08	0.54
46:BU:84:PHE:O	46:BU:85:ARG:HB2	2.08	0.54
23:BB:1340:U:O4	50:BT:64:LYS:HD2	2.08	0.54

*Continued on next page...*

*Continued from previous page...*

Atom-1	Atom-2	Interatomic distance (Å)	Clash overlap (Å)
35:BV:63:ILE:HD11	35:BV:72:VAL:HG22	1.88	0.54
4:CE:155:LYS:HD2	7:CH:70:VAL:O	2.07	0.54
18:CB:130:LYS:O	18:CB:134:LEU:HD23	2.07	0.54
23:DB:951:C:O2'	23:DB:952:G:H5'	2.08	0.54
23:DB:2869:G:H2'	23:DB:2870:C:H6	1.72	0.54
23:BB:1854:A:H2	23:BB:2087:G:N3	2.05	0.54
20:CO:8:THR:O	20:CO:12:VAL:HG23	2.07	0.54
23:BB:1488:C:O2'	23:BB:1489:C:H5'	2.08	0.54
23:BB:925:A:O2'	23:BB:926:G:H5'	2.08	0.54
1:CA:1070:U:H2'	1:CA:1071:C:C6	2.43	0.54
7:AH:55:LYS:HE3	7:AH:56:PRO:HD2	1.90	0.54
46:BU:64:ILE:HD11	46:BU:68:ASN:ND2	2.23	0.54
18:CB:114:LYS:HE2	18:CB:151:LYS:HB2	1.90	0.54
23:BB:1007:C:O3'	41:BJ:110:PRO:HB3	2.07	0.54
1:AA:1511:G:O2'	1:AA:1512:U:H5'	2.07	0.54
1:CA:618:C:N3	1:CA:622:A:N6	2.53	0.54
23:BB:743:A:O2'	23:BB:744:U:H5'	2.08	0.54
23:DB:2772:C:H4'	26:DD:171:THR:HG21	1.89	0.54
23:BB:1447:C:H2'	23:BB:1448:G:C8	2.43	0.54
1:AA:235:C:H2'	1:AA:236:A:H8	1.71	0.54
2:AC:131:ARG:HH11	2:AC:135:ARG:HH12	1.55	0.54
23:BB:2438:U:H2'	23:BB:2441:U:H5	1.73	0.54
23:DB:692:C:H2'	23:DB:693:A:H8	1.73	0.54
23:BB:93:G:H2'	23:BB:94:A:O4'	2.07	0.54
23:BB:2298:A:H2'	23:BB:2299:U:O4'	2.07	0.54
1:AA:489:C:H2'	1:AA:490:C:H6	1.73	0.54
1:AA:1418:A:N6	1:AA:1482:G:H1'	2.23	0.54
43:BO:35:ILE:HG13	43:BO:71:ALA:HB1	1.90	0.54
23:DB:2298:A:H2'	23:DB:2299:U:O4'	2.08	0.54
48:DG:67:ALA:O	48:DG:71:LEU:HD23	2.08	0.54
23:BB:1851:U:H2'	23:BB:1852:U:H6	1.72	0.54
23:DB:2199:A:H3'	23:DB:2200:C:H6	1.72	0.54
1:CA:772:U:H2'	1:CA:773:G:O4'	2.07	0.54
7:AH:50:VAL:O	7:AH:50:VAL:HG22	2.08	0.54
37:DL:142:ILE:N	37:DL:142:ILE:HD12	2.23	0.54
23:DB:1099:G:H4'	24:DI:4:VAL:CG1	2.38	0.54
9:AJ:7:ARG:HG3	9:AJ:101:SER:HB2	1.90	0.54
52:BW:38:ARG:N	52:BW:56:HIS:HD2	2.06	0.54
12:AM:44:ILE:CA	12:AM:47:LEU:HD23	2.36	0.54
25:DC:245:THR:O	25:DC:247:TRP:N	2.41	0.54
40:DH:131:SER:HB2	40:DH:140:ALA:O	2.07	0.54

*Continued on next page...*

*Continued from previous page...*

Atom-1	Atom-2	Interatomic distance (Å)	Clash overlap (Å)
44:DQ:90:ASP:H	49:DR:39:LEU:CD1	2.21	0.54
18:AB:213:LEU:O	18:AB:216:VAL:HG22	2.07	0.54
18:AB:98:GLY:C	18:AB:100:LEU:H	2.11	0.54
40:BH:116:ARG:NE	40:BH:131:SER:HB2	2.22	0.54
49:BR:60:LYS:H	49:BR:100:GLY:HA3	1.72	0.54
1:CA:1343:G:H2'	1:CA:1344:C:H6	1.72	0.54
37:DL:123:ARG:HA	37:DL:143:GLU:CB	2.31	0.54
8:CI:61:ASP:O	8:CI:62:LEU:HD13	2.07	0.54
37:DL:19:LEU:HD23	37:DL:27:LEU:HD23	1.88	0.54
12:AM:1:ALA:O	12:AM:3:ILE:HG13	2.07	0.54
10:CK:70:ALA:HA	10:CK:73:VAL:CG2	2.38	0.54
47:DF:2:LYS:HB2	47:DF:100:GLU:OE2	2.07	0.54
1:AA:1225:A:H5''	1:AA:1226:C:C5	2.38	0.54
38:BM:34:LYS:HA	38:BM:100:LYS:O	2.08	0.54
1:AA:1290:G:H2'	1:AA:1291:U:H6	1.72	0.54
47:BF:102:LEU:CD1	47:BF:103:ILE:HG13	2.37	0.54
5:AF:84:VAL:HG22	5:AF:85:ILE:N	2.22	0.54
40:DH:4:ILE:HG23	40:DH:16:GLY:HA2	1.90	0.54
23:DB:1470:A:H2'	23:DB:1471:G:O4'	2.08	0.54
23:DB:979:A:H3'	23:DB:980:A:C5'	2.38	0.54
26:DD:46:ARG:NH1	26:DD:86:GLU:H	2.06	0.54
23:BB:581:C:H2'	23:BB:582:A:C8	2.43	0.54
11:CL:14:LYS:HG2	11:CL:15:VAL:N	2.22	0.54
27:BK:115:ILE:HG23	27:BK:116:ILE:N	2.22	0.54
8:CI:11:ARG:HA	8:CI:105:ARG:NH1	2.23	0.54
23:BB:2547:A:H5'	23:BB:2566:A:C2	2.43	0.54
2:CC:146:LYS:HB2	2:CC:202:PHE:HE2	1.71	0.54
23:BB:1593:A:H2'	23:BB:1594:U:O4'	2.08	0.54
23:DB:1190:G:H5''	37:DL:32:GLY:O	2.07	0.54
23:DB:1704:C:H2'	23:DB:1705:A:H8	1.72	0.54
51:DZ:27:ARG:HG3	51:DZ:28:ARG:H	1.72	0.54
43:BO:52:SER:O	43:BO:58:ILE:HD12	2.08	0.54
1:AA:413:G:O6	3:AD:32:LYS:HE2	2.07	0.54
1:AA:1484:C:H2'	1:AA:1485:U:H6	1.72	0.54
23:BB:2861:U:H2'	23:BB:2862:G:C8	2.43	0.54
23:BB:2605:U:H2'	23:BB:2606:C:C6	2.42	0.54
37:DL:4:ASN:HD22	37:DL:4:ASN:N	2.06	0.54
11:CL:107:LYS:C	11:CL:109:ARG:H	2.11	0.54
1:AA:1396:A:C4'	1:AA:1397:C:H5'	2.38	0.54
23:BB:1584:U:H5''	23:BB:1585:C:C5	2.44	0.54
37:DL:110:VAL:HG23	37:DL:126:ARG:O	2.08	0.54

*Continued on next page...*

*Continued from previous page...*

Atom-1	Atom-2	Interatomic distance (Å)	Clash overlap (Å)
25:BC:66:PHE:HB2	25:BC:150:GLY:O	2.08	0.54
23:BB:2322:A:H3'	23:BB:2323:G:H8	1.73	0.54
50:BT:36:LYS:O	50:BT:36:LYS:HD3	2.08	0.54
22:DA:78:A:H2'	22:DA:79:G:O4'	2.07	0.54
29:BE:146:VAL:HG11	29:BE:187:VAL:HG23	1.90	0.53
29:DE:29:HIS:O	29:DE:33:VAL:HG23	2.09	0.53
44:DQ:63:ARG:HH12	44:DQ:96:ASP:CB	2.13	0.53
18:AB:68:PHE:HE1	18:AB:88:GLN:HB3	1.73	0.53
23:BB:397:U:OP1	51:BZ:31:PRO:HA	2.07	0.53
12:CM:33:LEU:CD1	12:CM:40:GLU:HA	2.38	0.53
12:CM:66:GLY:HA2	47:DF:143:ASP:HB3	1.88	0.53
6:AG:16:LYS:HB3	6:AG:43:TYR:CE1	2.42	0.53
19:AU:39:LYS:N	19:AU:40:PRO:CD	2.71	0.53
1:AA:87:C:H2'	1:AA:88:U:C4'	2.37	0.53
4:CE:92:ARG:HB3	4:CE:92:ARG:NH1	2.23	0.53
28:DP:20:ARG:NH2	28:DP:91:VAL:HG22	2.23	0.53
38:DM:21:ALA:HB3	38:DM:99:GLY:O	2.09	0.53
1:CA:923:A:H2'	1:CA:924:C:H6	1.73	0.53
10:AK:80:ASN:CA	10:AK:105:ARG:HB3	2.38	0.53
29:DE:2:GLU:HA	29:DE:13:THR:CA	2.35	0.53
29:DE:3:LEU:HB2	29:DE:12:LEU:HB3	1.90	0.53
20:AO:25:THR:HG21	20:AO:70:LEU:HD23	1.90	0.53
5:AF:69:GLU:O	5:AF:73:GLU:HG2	2.09	0.53
1:AA:1238:A:H2'	1:AA:1239:A:H8	1.72	0.53
23:DB:2073:C:O2'	23:DB:2074:U:H5'	2.07	0.53
23:DB:67:U:H2'	23:DB:68:G:C8	2.41	0.53
39:DX:39:GLN:O	39:DX:42:LEU:HB2	2.08	0.53
23:DB:96:C:H4'	39:DX:41:HIS:CE1	2.43	0.53
1:CA:1469:C:H2'	1:CA:1470:U:O4'	2.07	0.53
1:CA:621:A:H2'	1:CA:622:A:H8	1.72	0.53
8:CI:113:LYS:HA	8:CI:120:ALA:HB2	1.90	0.53
1:CA:1280:A:O4'	9:CJ:43:PRO:HG3	2.07	0.53
23:BB:526:A:N6	23:BB:2626:C:H4'	2.23	0.53
1:AA:253:A:H2'	1:AA:254:G:C8	2.44	0.53
4:AE:95:MET:HA	4:AE:124:ALA:CB	2.38	0.53
44:DQ:43:GLN:NE2	49:DR:77:PHE:HB3	2.23	0.53
11:AL:107:LYS:C	11:AL:109:ARG:H	2.11	0.53
23:DB:93:G:H2'	23:DB:94:A:O4'	2.08	0.53
1:AA:205:A:H2'	1:AA:206:C:C6	2.42	0.53
23:BB:423:A:H5''	23:BB:424:G:H5'	1.90	0.53
6:AG:129:ASN:HA	6:AG:134:VAL:HG21	1.90	0.53

*Continued on next page...*

*Continued from previous page...*

Atom-1	Atom-2	Interatomic distance (Å)	Clash overlap (Å)
23:BB:736:C:H2'	23:BB:737:C:C6	2.43	0.53
23:BB:1771:C:H2'	23:BB:1772:A:H8	1.73	0.53
4:CE:98:ALA:HB2	4:CE:123:LEU:HG	1.91	0.53
21:CN:3:GLN:HA	21:CN:6:LYS:CG	2.38	0.53
1:CA:1164:G:H2'	1:CA:1165:U:C6	2.43	0.53
25:DC:138:SER:O	25:DC:162:GLN:HA	2.08	0.53
36:B2:3:ARG:HA	36:B2:3:ARG:CZ	2.38	0.53
36:B2:3:ARG:HA	36:B2:3:ARG:NE	2.22	0.53
23:BB:1742:U:H2'	23:BB:1743:G:C8	2.43	0.53
23:BB:1015:U:H2'	23:BB:1016:G:C8	2.42	0.53
29:BE:47:LYS:HB3	29:BE:51:GLU:HB2	1.90	0.53
23:DB:208:C:H2'	23:DB:209:C:H6	1.73	0.53
1:CA:882:C:O2'	1:CA:883:C:H5'	2.08	0.53
18:CB:53:LEU:HD11	18:CB:216:VAL:HA	1.90	0.53
18:CB:66:ILE:HD12	18:CB:159:ALA:HB3	1.88	0.53
18:AB:10:LYS:O	18:AB:13:VAL:HG22	2.07	0.53
27:DK:34:GLY:O	27:DK:36:GLY:N	2.42	0.53
40:BH:99:ILE:CD1	40:BH:144:VAL:HB	2.37	0.53
12:CM:65:GLU:N	12:CM:68:LEU:HD12	2.23	0.53
8:AI:40:ARG:N	8:AI:44:ARG:HD3	2.23	0.53
41:BJ:44:TYR:O	41:BJ:45:THR:HB	2.09	0.53
44:BQ:111:LYS:HE2	49:BR:50:GLY:HA3	1.89	0.53
49:BR:14:VAL:HG22	49:BR:15:SER:N	2.23	0.53
48:DG:83:THR:C	48:DG:84:LYS:HD3	2.29	0.53
48:DG:84:LYS:CG	48:DG:85:LYS:H	2.20	0.53
25:BC:75:ALA:CB	25:BC:95:TYR:HA	2.39	0.53
5:CF:3:HIS:ND1	5:CF:95:ALA:N	2.56	0.53
28:DP:50:ARG:CB	28:DP:56:SER:HB3	2.38	0.53
23:DB:2313:C:H4'	47:DF:87:LYS:HB3	1.90	0.53
1:AA:1118:U:H1'	1:AA:1179:A:C4	2.43	0.53
47:DF:41:GLU:HG3	47:DF:48:LEU:HD11	1.89	0.53
26:DD:3:GLY:C	26:DD:4:LEU:HD22	2.29	0.53
23:BB:1387:A:H2'	23:BB:1388:G:H8	1.73	0.53
20:CO:64:ARG:CA	20:CO:64:ARG:HE	2.19	0.53
30:DY:7:THR:HG22	30:DY:8:GLN:N	2.22	0.53
38:BM:64:TRP:HB2	38:BM:104:GLU:HB2	1.90	0.53
4:AE:101:GLY:H	4:AE:121:ASN:ND2	2.05	0.53
1:CA:861:G:H2'	1:CA:862:C:H6	1.73	0.53
23:BB:594:U:H2'	23:BB:595:C:C6	2.43	0.53
6:CG:134:VAL:HG12	6:CG:137:ARG:HH21	1.73	0.53
23:DB:480:A:H2'	23:DB:480:A:N3	2.24	0.53

*Continued on next page...*

*Continued from previous page...*

Atom-1	Atom-2	Interatomic distance (Å)	Clash overlap (Å)
1:CA:648:A:H2'	1:CA:649:A:C8	2.43	0.53
22:DA:54:G:O2'	22:DA:55:U:H5'	2.08	0.53
43:DO:111:ARG:HA	43:DO:115:LEU:O	2.08	0.53
35:BV:6:ALA:HB3	35:BV:65:VAL:HG12	1.90	0.53
42:DN:62:ASN:HD22	42:DN:62:ASN:N	2.07	0.53
3:CD:129:VAL:HG12	3:CD:131:ILE:H	1.73	0.53
1:AA:493:A:H3'	1:AA:494:G:C8	2.44	0.53
23:DB:2028:U:H2'	23:DB:2029:G:C8	2.43	0.53
1:CA:1365:G:H2'	1:CA:1366:C:C6	2.42	0.53
23:BB:2857:G:N2	23:BB:2859:G:H3'	2.23	0.53
6:AG:94:ARG:HD3	6:AG:98:LEU:HD11	1.89	0.53
36:D2:18:PHE:O	36:D2:22:MET:HB2	2.08	0.53
1:AA:570:G:H2'	1:AA:571:U:C6	2.43	0.53
34:D3:40:LYS:O	34:D3:43:LEU:HB2	2.09	0.53
23:BB:814:C:O2'	23:BB:815:C:H5'	2.07	0.53
11:CL:17:LYS:HD2	11:CL:18:SER:O	2.09	0.53
23:BB:2256:G:H2'	23:BB:2257:U:C6	2.43	0.53
43:DO:76:LYS:O	43:DO:80:GLU:HG2	2.08	0.53
2:CC:71:ARG:HB2	2:CC:74:ILE:HG21	1.89	0.53
1:AA:1336:C:H4'	1:AA:1337:G:C4	2.43	0.53
30:BY:2:LYS:HD3	30:BY:2:LYS:H	1.74	0.53
6:AG:125:ASP:HA	6:AG:128:GLU:OE1	2.08	0.53
23:BB:1268:A:H2'	23:BB:1269:A:O4'	2.08	0.53
1:CA:126:G:H4'	1:CA:634:C:H1'	1.89	0.53
48:BG:76:ILE:HB	48:BG:82:PHE:CZ	2.44	0.53
23:BB:1923:U:H2'	23:BB:1924:C:C6	2.43	0.53
34:B3:18:LYS:HD2	34:B3:19:GLY:N	2.23	0.53
50:DT:36:LYS:O	50:DT:36:LYS:HD3	2.08	0.53
1:AA:1439:G:H2'	1:AA:1440:U:O4'	2.07	0.53
24:DI:2:LYS:C	24:DI:3:LYS:HD2	2.28	0.53
25:DC:202:ARG:HE	25:DC:213:ARG:NH2	2.06	0.53
50:BT:50:LEU:N	50:BT:50:LEU:HD22	2.22	0.53
45:DS:68:ASP:C	45:DS:69:LEU:HD12	2.29	0.53
51:BZ:31:PRO:HB2	51:BZ:33:LEU:HG	1.90	0.53
12:CM:19:THR:C	12:CM:21:ILE:H	2.12	0.53
8:CI:83:THR:HG21	8:CI:102:PHE:O	2.08	0.53
9:CJ:51:VAL:HG22	21:CN:80:ARG:HG3	1.91	0.53
2:AC:31:ASN:ND2	2:AC:58:ARG:HH22	2.06	0.53
27:DK:75:SER:HA	28:DP:72:VAL:O	2.08	0.53
47:DF:65:LEU:N	47:DF:88:VAL:HG22	2.22	0.53
23:BB:1230:A:H2'	23:BB:1231:U:H6	1.74	0.53

*Continued on next page...*

*Continued from previous page...*

Atom-1	Atom-2	Interatomic distance (Å)	Clash overlap (Å)
48:DG:34:ARG:HD3	48:DG:34:ARG:N	2.22	0.53
1:CA:678:U:H2'	1:CA:679:C:C6	2.43	0.53
1:CA:336:A:O2'	1:CA:337:G:H5'	2.08	0.53
23:BB:528:A:N1	23:BB:2042:A:H2'	2.24	0.53
23:BB:1729:U:H5	23:BB:1731:G:N2	2.06	0.53
37:BL:100:ILE:O	37:BL:100:ILE:HG12	2.08	0.53
4:AE:156:ARG:HH12	7:AH:42:GLU:HB3	1.70	0.53
1:CA:468:A:H3'	1:CA:469:C:H6	1.72	0.53
1:AA:1237:C:C3'	1:AA:1238:A:H5'	2.37	0.53
8:CI:8:THR:HG1	8:CI:9:GLY:H	1.54	0.53
23:BB:2645:G:H4'	23:BB:2732:G:H2'	1.91	0.53
23:BB:1461:C:H2'	23:BB:1462:C:C6	2.41	0.53
1:CA:195:A:H1'	1:CA:222:C:O2'	2.08	0.53
42:BN:49:GLU:HB2	42:BN:50:PRO:HD3	1.90	0.53
18:CB:75:ALA:O	18:CB:79:VAL:N	2.39	0.53
7:AH:28:SER:HB2	7:AH:56:PRO:HB2	1.89	0.53
20:AO:84:ARG:C	20:AO:85:LEU:HD12	2.28	0.53
6:CG:98:LEU:HD22	6:CG:102:TRP:CE2	2.43	0.53
11:CL:3:VAL:O	11:CL:7:VAL:HG23	2.09	0.53
1:CA:600:A:H2'	1:CA:601:G:H8	1.72	0.53
26:DD:24:VAL:HG21	26:DD:188:LEU:HB3	1.90	0.53
23:DB:2194:U:H2'	23:DB:2195:U:C6	2.43	0.53
23:DB:2901:C:O2'	23:DB:2902:C:H5'	2.09	0.53
23:DB:1637:A:H2'	23:DB:1638:C:C6	2.43	0.53
25:DC:20:ASN:O	25:DC:23:LEU:HB2	2.08	0.53
20:CO:47:LYS:C	20:CO:49:ASP:H	2.11	0.53
23:BB:2080:A:OP1	51:BZ:20:HIS:HB3	2.09	0.53
23:DB:1315:C:H2'	23:DB:1316:U:H6	1.73	0.53
23:DB:2728:U:H2'	23:DB:2729:G:C8	2.43	0.53
23:DB:1414:C:H2'	23:DB:1415:U:H6	1.73	0.53
36:B2:3:ARG:HE	36:B2:4:THR:HG22	1.73	0.53
18:AB:177:ASN:O	18:AB:178:LEU:HD23	2.08	0.53
42:BN:77:ALA:O	42:BN:81:ASN:HB2	2.08	0.53
23:DB:1376:C:H3'	56:DB:3278:HOH:O	2.08	0.53
42:DN:77:ALA:O	42:DN:81:ASN:HB2	2.09	0.53
22:BA:78:A:H2'	22:BA:79:G:O4'	2.08	0.53
46:BU:98:ASN:OD1	46:BU:100:GLU:HB2	2.08	0.53
23:DB:1758:U:O4'	23:DB:1758:U:O2	2.24	0.53
23:DB:1392:A:H2'	23:DB:1393:A:C8	2.44	0.53
38:BM:59:ARG:HH11	38:BM:60:GLN:HB3	1.73	0.53
38:DM:41:LEU:HB3	38:DM:46:ILE:HG22	1.91	0.53

*Continued on next page...*



*Continued from previous page...*

Atom-1	Atom-2	Interatomic distance (Å)	Clash overlap (Å)
40:DH:116:ARG:O	40:DH:130:VAL:HG13	2.09	0.53
49:DR:19:THR:HB	49:DR:97:LYS:HG3	1.90	0.53
45:BS:31:GLN:O	45:BS:34:ASP:HB2	2.08	0.53
26:BD:149:ASN:C	26:BD:152:PRO:HD2	2.29	0.53
50:DT:39:THR:HG22	50:DT:42:GLU:HG2	1.90	0.53
38:BM:19:GLY:H	38:BM:38:ARG:HH12	1.55	0.53
47:BF:35:LEU:HD22	47:BF:56:LEU:HD11	1.89	0.53
47:DF:8:LYS:HA	47:DF:12:VAL:CG2	2.36	0.53
38:BM:35:ALA:H	38:BM:100:LYS:H	1.55	0.53
17:AT:79:THR:O	17:AT:82:ILE:HG13	2.08	0.53
1:CA:1250:A:H2'	1:CA:1251:A:C8	2.43	0.53
47:BF:115:GLY:HA3	47:BF:177:ARG:HD2	1.89	0.53
26:DD:125:TRP:CE2	26:DD:160:LYS:HB3	2.44	0.53
48:BG:24:THR:HG22	48:BG:34:ARG:HA	1.90	0.53
24:BI:18:ASN:N	24:BI:19:PRO:CD	2.71	0.53
2:CC:6:PRO:HG2	2:CC:183:TYR:CG	2.43	0.53
26:BD:106:LYS:H	26:BD:106:LYS:HD3	1.73	0.53
23:DB:594:U:H2'	23:DB:595:C:C6	2.42	0.53
1:AA:8:A:C6	3:AD:205:LYS:HB2	2.43	0.53
5:AF:69:GLU:O	5:AF:72:ASP:HB3	2.09	0.53
27:BK:37:ASP:O	27:BK:61:VAL:HA	2.08	0.53
25:DC:91:ALA:HB2	25:DC:105:ALA:HB2	1.91	0.53
43:DO:115:LEU:C	43:DO:116:GLN:HE21	2.11	0.53
14:CQ:24:ILE:HD13	14:CQ:43:LEU:HD13	1.89	0.53
23:DB:90:U:H3'	23:DB:91:A:C5'	2.38	0.53
30:BY:37:ARG:HG3	30:BY:38:GLU:OE1	2.09	0.53
25:DC:75:ALA:CB	25:DC:95:TYR:HA	2.39	0.53
1:CA:842:U:OP1	1:CA:843:U:H4'	2.08	0.53
1:CA:34:C:H2'	1:CA:35:G:C8	2.44	0.53
25:DC:129:LEU:HB3	25:DC:134:ILE:HG22	1.91	0.53
40:DH:53:GLU:C	40:DH:55:GLU:H	2.12	0.53
23:BB:279:A:C2	23:BB:362:A:H4'	2.44	0.53
23:BB:2053:G:O2'	23:BB:2054:A:H5'	2.08	0.53
1:AA:926:G:H3'	1:AA:1505:G:H21	1.73	0.53
31:D0:38:LEU:HB3	31:D0:41:HIS:NE2	2.24	0.53
23:BB:1425:G:H2'	23:BB:1426:G:C8	2.43	0.53
1:AA:1453:G:H2'	1:AA:1454:G:O4'	2.09	0.53
38:BM:17:ASN:HD21	38:BM:95:LEU:HD11	1.74	0.53
1:CA:613:C:H2'	1:CA:614:C:C6	2.44	0.53
22:BA:37:C:H2'	22:BA:38:C:O4'	2.08	0.53
1:CA:77:A:H2'	1:CA:78:A:C8	2.43	0.53

*Continued on next page...*

*Continued from previous page...*

Atom-1	Atom-2	Interatomic distance (Å)	Clash overlap (Å)
23:DB:799:G:H3'	23:DB:800:A:H2'	1.90	0.53
23:DB:2817:U:O2'	23:DB:2837:A:H1'	2.09	0.53
40:DH:50:ARG:C	40:DH:52:ALA:H	2.11	0.53
25:BC:42:ARG:NH2	25:BC:48:ILE:HD11	2.24	0.53
28:DP:99:LEU:O	28:DP:99:LEU:HD13	2.08	0.53
23:DB:1904:G:O2'	23:DB:1905:C:H5'	2.08	0.53
23:DB:198:C:H6	23:DB:198:C:O5'	1.92	0.53
49:DR:5:PHE:HD1	49:DR:5:PHE:H	1.55	0.53
23:DB:1098:A:C2'	24:DI:4:VAL:N	2.71	0.53
25:DC:152:GLN:C	25:DC:153:LEU:HD23	2.28	0.53
25:DC:202:ARG:HE	25:DC:213:ARG:HH21	1.56	0.53
41:DJ:44:TYR:O	41:DJ:45:THR:HB	2.08	0.53
51:DZ:31:PRO:HB2	51:DZ:33:LEU:HG	1.90	0.53
1:AA:121:U:H4'	1:AA:122:G:N7	2.23	0.53
1:CA:778:G:H2'	1:CA:779:C:C6	2.44	0.53
1:CA:784:A:H2'	1:CA:785:G:C8	2.44	0.53
19:CU:42:THR:HB	19:CU:46:ARG:HE	1.73	0.53
24:DI:57:VAL:HG23	24:DI:71:LYS:NZ	2.24	0.53
23:BB:1599:U:H2'	23:BB:1600:C:C6	2.42	0.53
41:DJ:28:LEU:HG	41:DJ:29:ALA:N	2.22	0.53
4:AE:81:GLN:H	4:AE:146:MET:CE	2.18	0.53
47:BF:40:GLY:O	47:BF:41:GLU:HB2	2.08	0.53
1:CA:1171:A:H2'	1:CA:1172:C:C5	2.44	0.53
7:CH:90:GLU:O	7:CH:91:LEU:C	2.46	0.53
4:CE:87:VAL:HG23	4:CE:91:SER:O	2.08	0.53
28:BP:20:ARG:NH2	28:BP:91:VAL:HG22	2.23	0.53
48:DG:94:ARG:HH21	48:DG:104:LEU:HA	1.73	0.53
48:DG:3:VAL:O	48:DG:68:ARG:HG3	2.08	0.53
27:DK:71:ARG:HA	27:DK:71:ARG:HE	1.74	0.53
23:DB:1560:G:H2'	23:DB:1561:C:C6	2.42	0.53
23:BB:1470:A:H2'	23:BB:1471:G:O4'	2.07	0.53
1:AA:1499:A:H5'	1:AA:1499:A:C8	2.38	0.53
11:AL:14:LYS:HG2	11:AL:15:VAL:N	2.23	0.53
23:BB:2757:A:H2'	23:BB:2758:A:H5'	1.91	0.53
5:AF:80:PHE:CZ	25:BC:123:ILE:HG12	2.43	0.53
33:D1:3:GLY:O	33:D1:5:ARG:N	2.42	0.53
23:DB:1439:A:H1'	23:DB:1553:A:N6	2.23	0.53
1:CA:1070:U:H2'	1:CA:1071:C:H6	1.72	0.53
23:BB:21:A:H2'	23:BB:22:C:C6	2.44	0.53
22:BA:55:U:H2'	22:BA:56:G:H8	1.74	0.53
23:BB:2772:C:H4'	26:BD:171:THR:HG21	1.89	0.53

*Continued on next page...*

*Continued from previous page...*

Atom-1	Atom-2	Interatomic distance (Å)	Clash overlap (Å)
5:AF:55:HIS:HB2	5:AF:56:LYS:HE2	1.91	0.53
23:DB:1301:A:O2'	23:DB:1302:A:H3'	2.07	0.53
4:CE:56:PRO:HG2	4:CE:57:ALA:H	1.73	0.53
4:CE:106:ALA:HB1	4:CE:110:MET:HB3	1.89	0.53
23:DB:959:A:O2'	23:DB:960:A:H5'	2.08	0.53
1:AA:1292:G:H2'	1:AA:1293:C:C6	2.43	0.53
23:BB:2199:A:H3'	23:BB:2200:C:H6	1.73	0.53
23:BB:915:C:H3'	23:BB:916:G:H8	1.72	0.53
23:BB:2408:U:O2'	23:BB:2409:G:H5'	2.09	0.53
2:AC:3:LYS:HB2	2:AC:3:LYS:NZ	2.24	0.53
38:BM:114:ARG:HG3	38:BM:130:PHE:CG	2.44	0.53
38:BM:108:VAL:HG21	38:BM:112:LEU:HD12	1.89	0.53
23:BB:237:C:O2'	23:BB:238:C:H5'	2.07	0.53
29:BE:29:HIS:O	29:BE:33:VAL:HG23	2.09	0.53
50:DT:29:THR:HA	50:DT:86:THR:CA	2.34	0.53
23:BB:871:U:H2'	23:BB:872:U:C6	2.44	0.53
38:BM:41:LEU:HB3	38:BM:46:ILE:HG22	1.90	0.53
25:DC:247:TRP:O	25:DC:249:VAL:HG22	2.08	0.53
1:CA:958:A:P	16:CS:54:ARG:HH22	2.32	0.53
44:BQ:105:PHE:HA	44:BQ:108:LEU:CD1	2.35	0.53
19:CU:39:LYS:N	19:CU:40:PRO:CD	2.71	0.53
24:DI:52:LEU:HD22	24:DI:81:LYS:HD3	1.89	0.53
33:B1:26:LYS:HB2	33:B1:52:LYS:HZ2	1.74	0.53
2:AC:52:SER:CA	2:AC:113:LYS:HG2	2.38	0.53
2:AC:137:VAL:HA	2:AC:148:ILE:HD13	1.90	0.53
7:CH:124:ILE:HG22	7:CH:125:ILE:N	2.23	0.53
27:BK:39:ILE:O	27:BK:59:LYS:HA	2.09	0.53
37:BL:80:SER:H	37:BL:113:ALA:CB	2.21	0.53
47:BF:120:SER:HB2	47:BF:129:MET:HG3	1.90	0.53
47:BF:128:SER:HB3	47:BF:154:THR:HA	1.90	0.53
23:BB:143:C:N4	23:BB:144:A:N6	2.56	0.53
1:CA:1129:C:H5''	8:CI:17:ARG:HH12	1.74	0.53
1:AA:377:G:H2'	1:AA:378:G:C8	2.44	0.53
6:AG:74:VAL:HA	6:AG:86:VAL:O	2.08	0.53
32:D4:24:ARG:HG2	32:D4:36:ARG:CG	2.39	0.53
1:CA:1348:U:H4'	8:CI:121:ARG:HG3	1.90	0.53
23:DB:483:A:H5''	46:DU:46:LYS:CG	2.39	0.53
1:AA:1014:A:H5''	16:AS:13:HIS:HB3	1.90	0.53
2:AC:87:ARG:HE	2:AC:87:ARG:C	2.11	0.53
49:DR:28:ALA:HB3	49:DR:31:GLU:HG3	1.90	0.53
27:DK:116:ILE:HG13	27:DK:117:SER:N	2.23	0.53

*Continued on next page...*

*Continued from previous page...*

Atom-1	Atom-2	Interatomic distance (Å)	Clash overlap (Å)
25:BC:43:ASN:ND2	25:BC:44:ASN:H	2.05	0.53
23:DB:2087:G:H2'	23:DB:2088:A:C8	2.44	0.53
9:CJ:44:THR:HG21	9:CJ:70:HIS:HD2	1.73	0.53
19:AU:24:LYS:HD2	19:AU:25:ALA:N	2.24	0.53
23:BB:1441:G:H2'	23:BB:1442:U:H6	1.71	0.53
43:BO:116:GLN:HE21	43:BO:116:GLN:N	2.06	0.53
23:DB:216:A:H2'	23:DB:217:A:H8	1.74	0.53
23:DB:2857:G:N2	23:DB:2859:G:H3'	2.23	0.53
23:DB:2230:G:H2'	23:DB:2231:U:H6	1.72	0.53
23:DB:64:A:H2'	23:DB:65:U:C6	2.44	0.53
26:BD:24:VAL:HG21	26:BD:188:LEU:HB3	1.91	0.53
23:DB:2875:C:H2'	23:DB:2876:G:H8	1.73	0.53
23:DB:608:A:H2'	23:DB:609:A:H8	1.74	0.53
23:DB:2700:A:H2	42:DN:71:ARG:HH12	1.56	0.53
3:AD:55:ARG:NE	3:AD:55:ARG:HA	2.24	0.53
20:CO:46:HIS:O	20:CO:48:LYS:N	2.41	0.53
6:CG:66:GLU:HA	6:CG:69:ARG:HD2	1.91	0.53
24:DI:99:LYS:HD3	24:DI:99:LYS:N	2.24	0.53
23:BB:1830:C:H2'	23:BB:1831:G:H8	1.73	0.53
1:CA:1074:G:H2'	1:CA:1075:U:H6	1.72	0.53
23:DB:1967:C:H2'	23:DB:1968:G:O4'	2.09	0.53
1:AA:1000:A:H2'	1:AA:1001:C:C6	2.43	0.53
1:CA:961:U:O4'	1:CA:961:U:O2	2.24	0.53
1:AA:1524:C:H2'	1:AA:1525:G:C8	2.43	0.53
23:DB:118:A:OP2	23:DB:119:A:H5''	2.08	0.53
23:DB:1819:A:OP1	25:DC:154:ALA:HA	2.08	0.53
12:AM:37:GLY:O	12:AM:38:ILE:HD13	2.09	0.53
28:DP:6:GLN:NE2	28:DP:7:LEU:HD12	2.24	0.53
49:DR:38:VAL:HG13	49:DR:54:VAL:HG12	1.91	0.53
23:DB:279:A:H2'	23:DB:280:U:O4'	2.09	0.53
6:CG:75:LYS:HZ3	6:CG:75:LYS:HA	1.73	0.53
44:BQ:57:ARG:HA	44:BQ:60:TRP:CE3	2.44	0.53
23:DB:2331:G:H5'	52:DW:39:GLN:HB2	1.91	0.53
23:DB:2352:A:N1	52:DW:30:VAL:HG11	2.24	0.53
29:BE:48:THR:C	29:BE:50:ALA:H	2.10	0.53
30:BY:6:ILE:O	30:BY:34:THR:HA	2.09	0.53
29:BE:4:VAL:HG12	29:BE:5:LEU:N	2.21	0.53
4:CE:45:VAL:HG11	4:CE:117:ALA:HB2	1.90	0.53
44:BQ:33:VAL:HG23	44:BQ:34:ALA:N	2.24	0.53
11:AL:52:CYS:SG	11:AL:66:ILE:HD11	2.49	0.53
6:AG:84:TYR:O	6:AG:86:VAL:HG23	2.09	0.53

*Continued on next page...*

*Continued from previous page...*

Atom-1	Atom-2	Interatomic distance (Å)	Clash overlap (Å)
26:BD:51:THR:HG22	26:BD:52:THR:H	1.73	0.53
32:B4:24:ARG:HG2	32:B4:36:ARG:CG	2.39	0.53
1:CA:1417:G:H1'	1:CA:1483:A:N6	2.24	0.53
23:BB:483:A:H5''	46:BU:46:LYS:CG	2.39	0.53
10:CK:88:PRO:HD3	19:CU:28:LEU:CD1	2.39	0.53
1:AA:268:U:H2'	1:AA:269:C:C6	2.44	0.53
25:BC:4:LYS:CD	25:BC:5:CYS:H	2.22	0.53
4:AE:158:LYS:NZ	7:AH:63:LYS:HD3	2.24	0.53
27:BK:99:ILE:HB	27:BK:118:LEU:HD22	1.90	0.53
12:CM:108:ARG:HG3	12:CM:108:ARG:HH11	1.73	0.53
23:BB:951:C:O2'	23:BB:952:G:H5'	2.09	0.53
9:AJ:77:VAL:HB	9:AJ:78:GLU:OE1	2.09	0.53
23:BB:2674:G:H2'	23:BB:2675:A:C8	2.44	0.53
25:DC:90:ILE:HA	25:DC:103:ILE:O	2.09	0.53
43:BO:111:ARG:HA	43:BO:115:LEU:O	2.08	0.53
10:CK:75:GLU:N	10:CK:75:GLU:CD	2.62	0.53
42:DN:49:GLU:HB2	42:DN:50:PRO:HD3	1.89	0.53
1:AA:1044:A:C5	1:AA:1045:C:H1'	2.44	0.53
1:CA:842:U:H2'	1:CA:843:U:O3'	2.09	0.53
23:BB:1789:A:H2'	23:BB:1790:C:O4'	2.09	0.53
23:DB:2881:U:O2'	23:DB:2882:A:H5'	2.09	0.53
11:AL:43:LYS:HE3	11:AL:44:PRO:HD3	1.90	0.53
1:AA:621:A:H2'	1:AA:622:A:H8	1.72	0.53
1:CA:236:A:H2'	1:CA:237:G:H8	1.74	0.53
23:BB:644:A:H2'	23:BB:644:A:N3	2.24	0.53
43:BO:28:VAL:HG13	43:BO:28:VAL:O	2.09	0.53
2:AC:131:ARG:HB3	2:AC:135:ARG:NH1	2.24	0.53
23:BB:934:U:H2'	23:BB:935:C:H6	1.74	0.53
23:DB:1258:U:H2'	23:DB:1259:G:C8	2.44	0.53
23:BB:1258:U:H2'	23:BB:1259:G:C8	2.43	0.53
23:BB:1210:G:N3	23:BB:1212:G:N2	2.56	0.53
9:CJ:37:ARG:CZ	9:CJ:37:ARG:HA	2.39	0.53
23:BB:2651:C:O2'	23:BB:2652:C:H5'	2.09	0.53
1:CA:634:C:H2'	1:CA:635:A:H8	1.74	0.53
2:AC:25:THR:HG23	21:AN:75:LYS:HD2	1.90	0.53
24:BI:81:LYS:HG3	24:BI:82:ALA:N	2.23	0.53
3:CD:148:ALA:C	3:CD:150:LYS:H	2.10	0.53
23:DB:1241:A:H2'	23:DB:1242:U:H5'	1.90	0.53
1:CA:1453:G:H2'	1:CA:1454:G:O4'	2.09	0.53
23:DB:1994:C:O2'	23:DB:1995:U:H5'	2.08	0.53
23:BB:408:G:O2'	23:BB:409:G:H5'	2.09	0.53

*Continued on next page...*

*Continued from previous page...*

Atom-1	Atom-2	Interatomic distance (Å)	Clash overlap (Å)
38:BM:71:LYS:HG2	38:BM:93:VAL:HG12	1.90	0.53
29:DE:58:LYS:CD	29:DE:58:LYS:N	2.71	0.53
40:BH:73:ASN:HA	40:BH:141:LYS:O	2.08	0.53
25:BC:245:THR:O	25:BC:247:TRP:N	2.41	0.53
42:BN:103:ARG:HB2	42:BN:110:MET:HE2	1.91	0.53
2:AC:167:TYR:O	2:AC:168:ARG:HB2	2.08	0.53
30:BY:47:ILE:HD12	30:BY:54:VAL:HG21	1.90	0.53
47:BF:87:LYS:HG3	47:BF:88:VAL:H	1.73	0.53
42:BN:12:ARG:HG3	42:BN:13:ASN:H	1.73	0.53
23:BB:1229:C:H2'	23:BB:1230:A:C8	2.43	0.53
47:DF:155:ILE:HG22	47:DF:157:THR:N	2.22	0.53
40:DH:14:SER:HB2	40:DH:17:ASP:CB	2.38	0.53
23:DB:1999:C:O2'	23:DB:2000:C:H5'	2.09	0.53
48:BG:17:LYS:O	48:BG:23:ILE:HA	2.08	0.53
16:AS:34:SER:O	16:AS:37:SER:HB2	2.09	0.53
23:BB:1018:U:O2'	23:BB:1019:U:H5'	2.09	0.53
27:BK:19:VAL:CG1	27:BK:43:ILE:HA	2.37	0.53
32:D4:36:ARG:HG2	32:D4:37:GLN:N	2.22	0.53
23:DB:969:G:OP1	30:DY:17:PRO:HG3	2.09	0.53
23:DB:1729:U:H5	23:DB:1731:G:N2	2.07	0.53
23:DB:596:U:H2'	23:DB:597:G:H8	1.73	0.53
8:CI:11:ARG:NE	8:CI:12:LYS:HB2	2.24	0.53
23:DB:753:A:H2'	23:DB:754:U:H6	1.72	0.53
1:CA:542:G:O2'	1:CA:543:U:H5'	2.09	0.53
18:AB:37:VAL:HG22	18:AB:38:HIS:O	2.09	0.53
46:BU:26:ASN:N	46:BU:26:ASN:ND2	2.56	0.53
1:AA:1487:G:O2'	1:AA:1488:G:H5'	2.09	0.53
11:AL:79:ILE:HD12	11:AL:96:THR:CG2	2.38	0.53
23:DB:2537:U:H2'	23:DB:2538:C:H6	1.71	0.53
1:CA:1227:A:H2'	1:CA:1228:C:O4'	2.09	0.53
23:DB:644:A:H2'	23:DB:644:A:N3	2.24	0.53
11:CL:79:ILE:HD12	11:CL:96:THR:CG2	2.38	0.53
23:BB:37:C:O2'	23:BB:38:A:H5'	2.08	0.53
23:BB:813:U:H2'	23:BB:814:C:C6	2.44	0.53
11:AL:106:VAL:HA	11:AL:107:LYS:NZ	2.23	0.53
1:CA:1480:A:H2'	1:CA:1481:U:C6	2.44	0.53
1:CA:162:A:H2'	1:CA:163:C:O4'	2.09	0.53
38:DM:17:ASN:HD21	38:DM:95:LEU:HD11	1.74	0.53
38:BM:17:ASN:HD21	38:BM:95:LEU:CD1	2.21	0.53
23:BB:523:C:H4'	23:BB:540:C:O2	2.09	0.53
23:DB:1425:G:H2'	23:DB:1426:G:C8	2.44	0.53

*Continued on next page...*

*Continued from previous page...*

Atom-1	Atom-2	Interatomic distance (Å)	Clash overlap (Å)
23:BB:2023:C:O2'	23:BB:2024:G:H5'	2.09	0.53
28:BP:77:SER:OG	28:BP:79:VAL:HG22	2.09	0.53
23:BB:1672:A:H2'	23:BB:1673:G:C8	2.43	0.53
23:BB:1647:U:H3'	23:BB:1647:U:P	2.49	0.53
23:BB:315:G:H2'	23:BB:316:C:C6	2.44	0.53
23:BB:1965:C:H5''	23:BB:1966:A:H2'	1.90	0.53
25:DC:144:GLU:OE2	25:DC:188:ARG:HG3	2.09	0.53
1:AA:1270:G:H2'	1:AA:1271:A:H8	1.74	0.53
38:BM:40:ARG:HB2	38:BM:93:VAL:CG2	2.39	0.53
21:CN:50:LEU:CD2	21:CN:51:PRO:HD3	2.38	0.53
52:DW:38:ARG:N	52:DW:56:HIS:HD2	2.07	0.53
42:DN:22:ARG:CZ	42:DN:70:THR:H	2.21	0.53
23:DB:1346:G:O2'	23:DB:1347:A:H5'	2.09	0.53
4:AE:76:ASN:HB2	4:AE:81:GLN:NE2	2.24	0.53
47:DF:35:LEU:HD23	47:DF:36:ASN:H	1.73	0.53
9:AJ:56:HIS:O	9:AJ:57:VAL:HG12	2.09	0.53
47:DF:29:ARG:HE	47:DF:29:ARG:H	1.57	0.53
40:BH:4:ILE:HG23	40:BH:16:GLY:HA2	1.90	0.53
40:BH:4:ILE:O	40:BH:6:LEU:HD12	2.09	0.53
23:BB:2529:G:H4'	48:BG:174:LYS:CG	2.38	0.53
48:DG:24:THR:HG22	48:DG:34:ARG:HA	1.90	0.53
23:BB:549:G:H3'	23:BB:549:G:OP2	2.09	0.53
26:DD:119:ALA:HB1	26:DD:163:GLY:N	2.22	0.53
16:CS:7:GLY:H	16:CS:8:PRO:HD3	1.73	0.53
23:BB:1468:U:HO2'	23:BB:1469:A:H8	1.55	0.53
23:BB:483:A:H5'	46:BU:44:HIS:O	2.09	0.53
30:DY:8:GLN:HB3	30:DY:31:ILE:O	2.08	0.53
10:CK:53:GLY:O	10:CK:56:LYS:HB3	2.09	0.53
26:DD:56:LYS:HG3	26:DD:58:ASN:HB3	1.91	0.53
1:AA:229:U:H2'	1:AA:230:G:C8	2.44	0.53
18:CB:125:PHE:CZ	18:CB:137:THR:HG23	2.44	0.53
1:AA:1089:G:C2'	1:AA:1090:U:H5'	2.37	0.53
11:CL:81:ILE:HA	11:CL:95:HIS:O	2.09	0.53
23:BB:2458:G:H2'	23:BB:2458:G:N3	2.22	0.53
23:DB:2893:A:H4'	23:DB:2894:G:O5'	2.08	0.53
39:BX:39:GLN:HB3	39:BX:42:LEU:HD13	1.90	0.53
23:DB:1430:G:H2'	23:DB:1431:A:C8	2.44	0.53
23:BB:4:U:H2'	23:BB:5:A:C8	2.44	0.53
23:BB:496:G:C1'	45:BS:61:ASN:HD21	2.22	0.53
23:DB:2106:U:H2'	23:DB:2107:G:O4'	2.09	0.53
45:BS:73:LYS:HE3	45:BS:74:ILE:H	1.74	0.53

*Continued on next page...*

*Continued from previous page...*

Atom-1	Atom-2	Interatomic distance (Å)	Clash overlap (Å)
23:BB:2630:G:O2'	23:BB:2631:G:H5'	2.08	0.53
3:AD:60:VAL:HA	3:AD:63:ILE:HD12	1.90	0.53
1:AA:1110:A:N6	1:AA:1111:A:N6	2.57	0.53
5:AF:47:LEU:HG	5:AF:56:LYS:HA	1.90	0.53
23:DB:2564:A:OP1	23:DB:2648:G:H4'	2.09	0.53
38:BM:111:GLU:HA	38:BM:114:ARG:HH22	1.74	0.53
23:BB:2553:G:H2'	23:BB:2554:U:O4'	2.09	0.53
23:DB:1313:U:O2	23:DB:1313:U:H2'	2.08	0.53
1:CA:1439:G:H2'	1:CA:1440:U:O4'	2.08	0.53
52:DW:9:THR:C	52:DW:10:ARG:HD3	2.29	0.53
1:AA:124:C:O2'	1:AA:125:U:H5'	2.08	0.53
22:DA:35:C:H2'	22:DA:36:C:O4'	2.09	0.53
1:CA:878:A:H5''	7:CH:80:PRO:HG2	1.89	0.53
25:DC:262:THR:O	25:DC:263:ASP:C	2.47	0.53
23:DB:1734:G:O2'	23:DB:1735:A:H5'	2.09	0.53
7:CH:50:VAL:HG22	7:CH:50:VAL:O	2.09	0.53
23:BB:198:C:O5'	23:BB:198:C:H6	1.92	0.53
2:CC:178:ARG:O	2:CC:178:ARG:HG2	2.08	0.53
9:AJ:6:ILE:O	9:AJ:8:ILE:HD12	2.09	0.53
38:DM:40:ARG:HB2	38:DM:93:VAL:CG2	2.39	0.53
18:CB:216:VAL:HG23	18:CB:217:ALA:H	1.74	0.53
49:DR:98:ILE:O	49:DR:99:THR:HG23	2.09	0.53
1:AA:778:G:H2'	1:AA:779:C:C6	2.44	0.53
23:BB:1060:U:O2	23:BB:1088:A:C8	2.62	0.53
23:DB:1021:A:H61	23:DB:1142:A:H61	1.57	0.53
2:AC:149:LYS:HE3	2:AC:166:TRP:CH2	2.44	0.53
29:DE:48:THR:O	29:DE:52:VAL:HG23	2.07	0.53
27:DK:87:LEU:HB2	27:DK:93:GLN:C	2.29	0.53
47:DF:100:GLU:OE1	47:DF:100:GLU:HA	2.09	0.53
47:BF:62:GLN:NE2	47:BF:91:ARG:HE	2.07	0.53
17:CT:67:HIS:CG	17:CT:68:LYS:H	2.27	0.53
1:AA:201:G:H2'	1:AA:202:G:O4'	2.09	0.53
12:AM:21:ILE:HB	12:AM:24:VAL:CG2	2.37	0.53
37:BL:3:LEU:O	37:BL:5:THR:HG23	2.08	0.53
23:BB:873:C:H4'	38:BM:64:TRP:NE1	2.22	0.53
25:DC:77:VAL:HG22	25:DC:113:ASP:O	2.09	0.53
41:BJ:54:ILE:HD12	41:BJ:55:ILE:N	2.23	0.53
23:DB:697:G:H2'	23:DB:698:C:C6	2.44	0.53
23:DB:1872:A:H8	23:DB:1872:A:O5'	1.91	0.53
23:BB:734:A:H2'	23:BB:735:A:O4'	2.08	0.53
5:CF:68:GLN:HG2	5:CF:69:GLU:N	2.24	0.53

*Continued on next page...*



*Continued from previous page...*

Atom-1	Atom-2	Interatomic distance (Å)	Clash overlap (Å)
23:BB:2645:G:C5'	23:BB:2732:G:H8	2.21	0.53
35:BV:38:LEU:HG	35:BV:40:ILE:HG23	1.90	0.53
1:CA:802:A:H2'	1:CA:803:G:O4'	2.08	0.53
42:DN:45:ARG:O	42:DN:49:GLU:HG3	2.09	0.53
23:DB:453:A:H5''	56:DB:3501:HOH:O	2.08	0.53
23:BB:18:U:H2'	23:BB:19:A:C8	2.44	0.53
46:DU:64:ILE:HG13	46:DU:65:GLN:N	2.23	0.53
23:DB:1431:A:H2'	23:DB:1432:G:C8	2.43	0.53
23:DB:2875:C:H2'	23:DB:2876:G:C8	2.43	0.53
23:BB:2455:G:H2'	23:BB:2456:C:H6	1.74	0.53
41:BJ:59:ALA:HB1	41:BJ:101:ILE:HD11	1.90	0.53
23:BB:742:A:H2'	23:BB:743:A:C8	2.44	0.53
18:CB:209:VAL:HG23	18:CB:210:THR:N	2.23	0.53
23:DB:579:G:H4'	23:DB:2018:G:H5''	1.90	0.53
17:AT:53:MET:HA	17:AT:56:ILE:CD1	2.39	0.53
18:CB:20:ARG:HA	18:CB:38:HIS:CE1	2.44	0.53
27:DK:109:SER:OG	27:DK:111:LYS:HG2	2.09	0.53
23:BB:1640:A:H2'	23:BB:1641:A:H8	1.74	0.53
11:AL:110:LYS:O	11:AL:113:ARG:HG3	2.09	0.53
23:DB:1873:G:O2'	23:DB:1874:C:H5'	2.09	0.53
3:CD:59:LYS:O	3:CD:63:ILE:HG13	2.09	0.53
9:AJ:44:THR:HG23	9:AJ:69:THR:O	2.09	0.53
23:DB:2296:U:H4'	23:DB:2297:A:OP1	2.09	0.53
1:CA:1481:U:O2'	1:CA:1482:G:H5'	2.08	0.53
23:DB:2405:G:H1'	23:DB:2412:A:H61	1.73	0.53
2:CC:71:ARG:O	2:CC:74:ILE:HG22	2.09	0.53
23:DB:2651:C:O2'	23:DB:2652:C:H5'	2.09	0.53
23:DB:1210:G:H5'	23:DB:1212:G:O4'	2.09	0.53
1:CA:6:G:H4'	1:CA:298:A:H4'	1.91	0.53
18:CB:86:CYS:N	18:CB:88:GLN:HE21	2.07	0.52
50:DT:44:LYS:O	50:DT:48:GLN:HG2	2.10	0.52
50:DT:50:LEU:HD22	50:DT:50:LEU:N	2.23	0.52
18:AB:209:VAL:HG23	18:AB:210:THR:N	2.10	0.52
51:DZ:5:CYS:HB3	51:DZ:9:GLY:H	1.73	0.52
12:CM:10:ASP:HA	12:CM:44:ILE:HD13	1.90	0.52
27:BK:34:GLY:O	27:BK:36:GLY:N	2.42	0.52
22:DA:28:C:H2'	22:DA:29:A:O4'	2.08	0.52
32:B4:33:HIS:O	32:B4:35:GLN:HG3	2.09	0.52
1:AA:1085:U:H3'	1:AA:1086:U:C5	2.44	0.52
24:DI:54:ILE:HD13	24:DI:55:PRO:N	2.23	0.52
4:AE:14:LEU:HD22	4:AE:15:ILE:N	2.24	0.52

*Continued on next page...*

*Continued from previous page...*

Atom-1	Atom-2	Interatomic distance (Å)	Clash overlap (Å)
50:DT:39:THR:CG2	50:DT:42:GLU:H	2.23	0.52
23:BB:584:C:OP2	44:BQ:5:ARG:HD3	2.09	0.52
2:AC:102:ILE:H	2:AC:102:ILE:HD12	1.73	0.52
2:AC:115:VAL:O	2:AC:119:ILE:HG22	2.09	0.52
23:BB:1199:U:H2'	23:BB:1200:C:H6	1.73	0.52
23:BB:30:G:H2'	23:BB:31:C:H6	1.70	0.52
1:AA:1469:C:H2'	1:AA:1470:U:O4'	2.08	0.52
47:DF:116:LEU:HG	47:DF:117:SER:H	1.73	0.52
23:BB:571:U:N3	23:BB:575:A:N7	2.57	0.52
23:BB:545:U:H1'	23:BB:548:G:O6	2.09	0.52
10:AK:95:THR:HG23	10:AK:96:ILE:N	2.23	0.52
20:CO:71:LYS:HZ3	20:CO:71:LYS:HB3	1.74	0.52
1:AA:699:C:C2'	1:AA:700:G:H5''	2.39	0.52
26:BD:111:GLY:H	26:BD:194:PRO:CG	2.23	0.52
46:BU:12:VAL:HG22	46:BU:69:VAL:HG12	1.91	0.52
23:BB:750:A:H2'	23:BB:751:A:H5''	1.91	0.52
23:BB:2290:G:H2'	23:BB:2291:U:C6	2.44	0.52
20:AO:77:ARG:HH11	20:AO:77:ARG:HB3	1.74	0.52
46:DU:13:LEU:HA	46:DU:18:LYS:CE	2.39	0.52
46:BU:33:VAL:HG13	46:BU:66:VAL:HB	1.91	0.52
1:AA:842:U:OP1	1:AA:843:U:H4'	2.09	0.52
22:DA:87:U:H2'	22:DA:88:C:C5'	2.39	0.52
2:AC:13:ILE:C	2:AC:15:LYS:H	2.12	0.52
18:CB:172:ILE:HG22	18:CB:176:ASN:HD21	1.73	0.52
23:DB:2615:U:C2	31:D0:3:GLN:HA	2.44	0.52
23:DB:2605:U:H2'	23:DB:2606:C:C6	2.43	0.52
23:DB:99:U:O2	23:DB:99:U:O4'	2.27	0.52
23:DB:39:G:H2'	23:DB:40:U:C6	2.44	0.52
23:BB:1260:A:O2'	23:BB:1261:C:H5'	2.08	0.52
23:BB:1930:G:H2'	23:BB:1968:G:C6	2.44	0.52
1:AA:50:A:N6	1:AA:361:G:H4'	2.24	0.52
5:CF:47:LEU:HG	5:CF:56:LYS:HA	1.90	0.52
7:AH:108:GLY:O	7:AH:110:MET:HG3	2.09	0.52
7:CH:37:ASN:O	7:CH:40:LYS:HB3	2.09	0.52
23:DB:2530:A:H2'	23:DB:2531:A:H5''	1.91	0.52
23:BB:2300:C:H2'	23:BB:2301:C:C6	2.43	0.52
23:DB:1623:G:O2'	23:DB:1624:U:H5'	2.09	0.52
1:CA:562:U:H4'	1:CA:563:A:O5'	2.09	0.52
1:CA:384:G:H2'	1:CA:385:C:H6	1.74	0.52
23:DB:372:G:OP2	51:DZ:61:LYS:HE2	2.09	0.52
47:BF:45:ASP:O	47:BF:47:LYS:N	2.41	0.52

*Continued on next page...*

*Continued from previous page...*

Atom-1	Atom-2	Interatomic distance (Å)	Clash overlap (Å)
47:BF:45:ASP:O	47:BF:46:LYS:HE2	2.10	0.52
23:DB:1099:G:C8	24:DI:3:LYS:HB2	2.44	0.52
38:DM:42:THR:H	38:DM:45:GLN:CD	2.12	0.52
52:DW:37:VAL:CG1	52:DW:38:ARG:H	2.15	0.52
45:BS:68:ASP:C	45:BS:69:LEU:HD12	2.30	0.52
1:CA:1320:C:C2	16:CS:71:GLY:HA3	2.45	0.52
1:CA:1328:C:OP1	12:CM:27:THR:HG21	2.09	0.52
1:AA:1148:U:H5'	8:AI:6:TYR:OH	2.08	0.52
42:BN:38:LEU:HD11	42:BN:42:LYS:HD2	1.91	0.52
22:BA:50:A:OP1	43:BO:68:LYS:HB2	2.09	0.52
1:CA:135:C:O2	13:CP:1:MET:HB2	2.10	0.52
50:DT:15:HIS:N	50:DT:32:LEU:HA	2.15	0.52
23:BB:725:G:H2'	23:BB:726:G:O4'	2.09	0.52
28:DP:19:PHE:CE2	28:DP:25:VAL:HG11	2.44	0.52
23:DB:850:U:H2'	23:DB:851:C:H6	1.73	0.52
47:BF:133:GLU:HA	47:BF:150:GLY:CA	2.39	0.52
50:BT:8:LEU:C	50:BT:9:LYS:HE2	2.29	0.52
1:AA:1117:A:H4'	8:AI:105:ARG:NH1	2.24	0.52
27:BK:87:LEU:HB2	27:BK:93:GLN:C	2.29	0.52
6:AG:28:ILE:HG21	6:AG:101:ARG:HG2	1.90	0.52
12:CM:52:ILE:HG23	12:CM:53:ASP:N	2.23	0.52
1:AA:1125:U:H2'	1:AA:1126:U:C5'	2.36	0.52
47:DF:12:VAL:O	47:DF:16:MET:HG2	2.09	0.52
12:AM:106:ARG:NE	12:AM:112:ARG:HG2	2.24	0.52
48:DG:17:LYS:O	48:DG:23:ILE:HA	2.09	0.52
23:DB:2471:A:O2'	23:DB:2472:G:C8	2.58	0.52
1:CA:1240:U:O2'	6:CG:31:VAL:HG11	2.08	0.52
46:BU:43:LYS:HD3	46:BU:44:HIS:N	2.24	0.52
20:AO:36:ILE:C	20:AO:38:HIS:H	2.12	0.52
37:DL:51:GLU:OE1	37:DL:57:LEU:HB2	2.10	0.52
5:AF:18:VAL:O	5:AF:22:ILE:HG13	2.09	0.52
1:CA:1332:A:H2'	1:CA:1333:A:C8	2.44	0.52
1:CA:1225:A:O2'	16:CS:77:ARG:HD3	2.08	0.52
27:DK:64:ARG:HD2	27:DK:102:PRO:O	2.09	0.52
29:BE:105:LEU:HD21	29:BE:177:PRO:HA	1.90	0.52
33:D1:5:ARG:NH1	33:D1:25:ASN:HB2	2.23	0.52
8:CI:11:ARG:HD3	8:CI:73:GLY:HA2	1.89	0.52
34:B3:14:LYS:O	34:B3:21:PHE:HA	2.10	0.52
18:AB:131:LYS:HZ3	18:AB:132:GLU:N	2.05	0.52
42:BN:45:ARG:O	42:BN:49:GLU:HG3	2.09	0.52
17:AT:43:LYS:HB3	17:AT:86:ALA:CB	2.39	0.52

*Continued on next page...*

*Continued from previous page...*

Atom-1	Atom-2	Interatomic distance (Å)	Clash overlap (Å)
23:DB:1488:C:O2'	23:DB:1489:C:H5'	2.10	0.52
37:DL:65:GLY:O	37:DL:66:PHE:HB3	2.09	0.52
6:CG:90:VAL:CG2	6:CG:95:ARG:HG3	2.40	0.52
23:BB:4:U:H2'	23:BB:5:A:H8	1.74	0.52
23:DB:2104:C:C6	23:DB:2104:C:C3'	2.92	0.52
1:AA:601:G:H2'	1:AA:602:A:H8	1.74	0.52
16:CS:25:GLY:O	16:CS:27:LYS:HE2	2.09	0.52
3:AD:54:LEU:O	3:AD:54:LEU:HD22	2.09	0.52
1:CA:570:G:H2'	1:CA:571:U:C6	2.45	0.52
23:DB:1013:C:H2'	23:DB:1014:A:C8	2.43	0.52
1:CA:539:A:H2'	1:CA:540:G:H8	1.75	0.52
21:CN:1:ALA:HB1	21:CN:6:LYS:HE3	1.91	0.52
23:DB:1210:G:N3	23:DB:1212:G:N2	2.57	0.52
23:BB:1241:A:H2'	23:BB:1242:U:H5'	1.91	0.52
23:DB:1281:G:H2'	23:DB:1282:U:C6	2.44	0.52
23:DB:1771:C:H2'	23:DB:1772:A:C8	2.44	0.52
23:DB:2300:C:H2'	23:DB:2301:C:C6	2.44	0.52
23:BB:1904:G:O2'	23:BB:1905:C:H5'	2.09	0.52
23:BB:2485:G:H5''	38:BM:125:PRO:HG3	1.91	0.52
1:AA:218:U:H2'	1:AA:219:U:H6	1.74	0.52
24:BI:2:LYS:NZ	24:BI:2:LYS:HB3	2.24	0.52
23:DB:1098:A:C3'	24:DI:4:VAL:N	2.72	0.52
23:BB:851:C:H2'	23:BB:852:U:C6	2.45	0.52
29:BE:116:ASP:O	29:BE:185:LYS:HE3	2.08	0.52
25:DC:132:ARG:NH2	25:DC:169:ALA:HA	2.24	0.52
41:DJ:44:TYR:CE2	44:DQ:59:LEU:HD11	2.45	0.52
18:AB:102:ASN:O	18:AB:106:VAL:HG23	2.09	0.52
25:BC:188:ARG:HH21	25:BC:188:ARG:HG2	1.74	0.52
1:CA:1320:C:OP2	16:CS:69:LYS:HE3	2.09	0.52
52:BW:46:ALA:HB2	52:BW:78:PHE:CD1	2.45	0.52
40:BH:116:ARG:CZ	40:BH:131:SER:HB2	2.39	0.52
19:AU:34:ARG:HD3	19:AU:39:LYS:CE	2.35	0.52
19:AU:40:PRO:C	19:AU:42:THR:H	2.13	0.52
8:AI:56:MET:C	8:AI:58:GLU:H	2.12	0.52
23:BB:1021:A:H61	23:BB:1142:A:H61	1.56	0.52
27:DK:87:LEU:HD12	27:DK:93:GLN:H	1.73	0.52
23:BB:1199:U:H1'	44:BQ:2:ARG:O	2.09	0.52
27:BK:75:SER:HA	28:BP:72:VAL:O	2.09	0.52
48:DG:89:VAL:HG23	48:DG:160:GLY:O	2.10	0.52
23:DB:2769:U:H2'	23:DB:2770:G:C8	2.45	0.52
7:AH:124:ILE:HG22	7:AH:125:ILE:N	2.24	0.52

*Continued on next page...*

*Continued from previous page...*

Atom-1	Atom-2	Interatomic distance (Å)	Clash overlap (Å)
47:BF:62:GLN:NE2	47:BF:90:LEU:HA	2.24	0.52
10:AK:88:PRO:HD3	19:AU:28:LEU:CD1	2.39	0.52
32:B4:24:ARG:NH2	32:B4:36:ARG:HG3	2.23	0.52
23:BB:2677:G:H2'	23:BB:2678:C:H6	1.74	0.52
23:BB:346:A:H5'	23:BB:346:A:N3	2.24	0.52
35:BV:75:GLN:HB3	35:BV:90:ASP:HB2	1.91	0.52
25:BC:12:ARG:HA	25:BC:15:VAL:HG23	1.91	0.52
1:AA:648:A:H2'	1:AA:649:A:H8	1.75	0.52
1:AA:191:G:H8	1:AA:191:G:OP2	1.92	0.52
30:DY:3:THR:HB	30:DY:36:GLU:CG	2.39	0.52
23:DB:1439:A:N7	23:DB:1440:U:N1	2.57	0.52
41:DJ:104:ALA:O	41:DJ:108:MET:HG3	2.10	0.52
23:DB:825:A:O2'	37:DL:54:GLN:HB3	2.09	0.52
25:BC:209:ALA:HA	25:BC:212:TRP:CE2	2.45	0.52
23:BB:85:G:N2	23:BB:98:G:H1'	2.24	0.52
14:CQ:76:ARG:HH12	14:CQ:78:VAL:HA	1.74	0.52
23:DB:1812:U:H1'	25:DC:43:ASN:HD21	1.74	0.52
1:AA:143:A:H2	1:AA:220:G:H22	1.56	0.52
23:DB:137:U:H2'	23:DB:138:U:C1'	2.40	0.52
23:DB:1777:U:O2'	23:DB:1778:U:H5'	2.09	0.52
34:B3:60:CYS:O	34:B3:61:LEU:HD23	2.08	0.52
14:AQ:18:LYS:HE3	14:AQ:48:GLU:HG2	1.89	0.52
18:AB:134:LEU:HA	18:AB:137:THR:HG1	1.75	0.52
23:DB:871:U:H1'	23:DB:907:G:N1	2.25	0.52
23:BB:643:A:C5	23:BB:644:A:N7	2.78	0.52
23:BB:2671:G:H2'	23:BB:2672:U:H6	1.74	0.52
23:DB:813:U:H2'	23:DB:814:C:C6	2.44	0.52
23:BB:2769:U:H2'	23:BB:2770:G:C8	2.44	0.52
2:CC:81:GLU:O	2:CC:85:LYS:HB2	2.09	0.52
3:AD:148:ALA:C	3:AD:150:LYS:H	2.12	0.52
10:CK:51:PHE:HZ	10:CK:61:ALA:HA	1.74	0.52
23:DB:523:C:H4'	23:DB:540:C:O2	2.09	0.52
22:BA:64:G:H2'	22:BA:65:U:C6	2.44	0.52
38:BM:102:LEU:H	38:BM:102:LEU:HD22	1.72	0.52
23:DB:2179:C:H2'	23:DB:2179:C:O2	2.08	0.52
23:DB:936:A:H2'	23:DB:937:C:C6	2.45	0.52
12:CM:55:LEU:O	12:CM:59:VAL:HG12	2.09	0.52
23:BB:1244:A:O2'	23:BB:1245:G:H5'	2.09	0.52
40:BH:40:THR:O	40:BH:42:LYS:N	2.39	0.52
51:DZ:32:ASN:C	51:DZ:33:LEU:HD12	2.30	0.52
12:CM:38:ILE:CG2	12:CM:42:VAL:HG21	2.40	0.52

*Continued on next page...*

*Continued from previous page...*

Atom-1	Atom-2	Interatomic distance (Å)	Clash overlap (Å)
9:AJ:53:ILE:CG2	9:AJ:61:ALA:HB1	2.31	0.52
8:AI:18:VAL:HG21	8:AI:82:ILE:N	2.23	0.52
8:AI:80:HIS:O	8:AI:84:ARG:HG3	2.09	0.52
13:AP:75:ILE:HG22	13:AP:80:LYS:HD2	1.90	0.52
23:DB:917:A:H5''	23:DB:2268:A:H61	1.75	0.52
32:D4:7:VAL:HG13	32:D4:8:LYS:N	2.14	0.52
23:DB:1064:C:H5'	24:DI:88:GLY:HA3	1.90	0.52
52:DW:49:ASN:C	52:DW:50:VAL:HG22	2.30	0.52
30:BY:6:ILE:HD13	30:BY:6:ILE:N	2.22	0.52
47:BF:41:GLU:HG3	47:BF:48:LEU:HD11	1.91	0.52
4:AE:85:LYS:HG3	4:AE:93:VAL:O	2.09	0.52
38:DM:21:ALA:HB2	38:DM:100:LYS:HG2	1.91	0.52
1:CA:1115:U:H2'	1:CA:1116:U:C6	2.44	0.52
38:BM:21:ALA:HB2	38:BM:100:LYS:HG2	1.92	0.52
17:CT:73:ARG:HG3	17:CT:74:HIS:N	2.24	0.52
48:BG:34:ARG:HD3	48:BG:34:ARG:N	2.24	0.52
23:BB:1997:C:H2'	23:BB:1998:A:C8	2.44	0.52
20:AO:3:LEU:HG	20:AO:8:THR:OG1	2.10	0.52
40:BH:58:LEU:HA	40:BH:61:VAL:HG12	1.91	0.52
18:CB:125:PHE:HZ	18:CB:137:THR:HG23	1.74	0.52
14:CQ:60:ILE:HG22	14:CQ:74:LEU:HA	1.91	0.52
23:BB:90:U:H3'	23:BB:91:A:C5'	2.38	0.52
23:DB:1916:A:H2'	23:DB:1917:U:O4'	2.08	0.52
7:CH:55:LYS:HE3	7:CH:56:PRO:HD2	1.91	0.52
30:BY:3:THR:HB	30:BY:36:GLU:CG	2.40	0.52
23:BB:878:A:H3'	23:BB:878:A:OP1	2.09	0.52
39:DX:41:HIS:O	39:DX:44:LYS:HB3	2.09	0.52
23:DB:1190:G:OP1	37:DL:32:GLY:HA2	2.08	0.52
1:CA:642:A:H2'	1:CA:643:C:C6	2.44	0.52
1:AA:555:U:H2'	1:AA:556:C:C6	2.43	0.52
1:CA:476:U:H2'	1:CA:477:C:C6	2.43	0.52
48:BG:118:ALA:C	48:BG:120:ILE:H	2.13	0.52
23:DB:1782:U:H2'	23:DB:1783:A:H5'	1.90	0.52
23:DB:1629:U:O2	23:DB:2698:U:H5''	2.09	0.52
23:BB:2443:C:O2'	23:BB:2444:G:H5'	2.10	0.52
23:BB:1097:U:C2'	23:BB:1098:A:H5'	2.38	0.52
23:DB:736:C:H2'	23:DB:737:C:C6	2.44	0.52
25:BC:52:HIS:N	25:BC:52:HIS:CD2	2.76	0.52
12:CM:69:ARG:O	12:CM:70:ARG:C	2.48	0.52
36:D2:3:ARG:CZ	36:D2:3:ARG:HA	2.38	0.52
1:AA:1451:U:H5''	1:AA:1452:C:H5	1.74	0.52

*Continued on next page...*

*Continued from previous page...*

Atom-1	Atom-2	Interatomic distance (Å)	Clash overlap (Å)
1:CA:1527:U:O2'	1:CA:1528:U:H5'	2.09	0.52
1:AA:6:G:H4'	1:AA:298:A:H4'	1.91	0.52
23:BB:1545:A:H2'	23:BB:1546:G:O4'	2.08	0.52
25:BC:262:THR:O	25:BC:263:ASP:C	2.48	0.52
1:CA:179:A:H2'	1:CA:180:U:O4'	2.08	0.52
23:BB:1838:C:H4'	23:BB:1839:G:H8	1.73	0.52
1:CA:749:A:O2'	1:CA:750:C:H5'	2.09	0.52
1:AA:882:C:O2'	1:AA:883:C:H5'	2.09	0.52
18:AB:93:HIS:O	18:AB:94:ARG:HG2	2.10	0.52
7:AH:37:ASN:O	7:AH:41:GLU:HG2	2.09	0.52
1:CA:1503:A:C8	1:CA:1531:A:H1'	2.44	0.52
1:AA:295:C:H2'	1:AA:296:U:C6	2.45	0.52
23:DB:1100:C:H2'	23:DB:1101:U:C6	2.45	0.52
18:CB:52:ALA:HB2	18:CB:197:PHE:HB3	1.92	0.52
18:CB:86:CYS:O	18:CB:88:GLN:N	2.41	0.52
13:CP:28:ARG:HD3	13:CP:29:ASN:ND2	2.25	0.52
52:BW:35:ILE:HG13	52:BW:57:THR:OG1	2.08	0.52
40:DH:121:VAL:HG12	40:DH:123:ARG:HD2	1.90	0.52
21:AN:17:ASP:O	21:AN:21:ALA:HB3	2.09	0.52
12:CM:82:LEU:HD21	16:CS:64:GLU:OE2	2.09	0.52
12:CM:14:ALA:HB2	12:CM:42:VAL:CG2	2.38	0.52
12:CM:21:ILE:CB	12:CM:24:VAL:HG22	2.31	0.52
40:DH:125:THR:CA	40:DH:146:VAL:HB	2.31	0.52
1:AA:1361:G:C2'	1:AA:1362:A:H5'	2.29	0.52
23:BB:2052:A:OP1	26:BD:145:SER:HA	2.09	0.52
23:BB:1820:U:OP1	25:BC:176:ARG:HD2	2.09	0.52
3:CD:145:ARG:HB3	3:CD:147:LYS:HG3	1.92	0.52
22:BA:28:C:H2'	22:BA:29:A:O4'	2.10	0.52
23:DB:2337:G:H2'	23:DB:2337:G:N3	2.24	0.52
6:AG:114:SER:O	6:AG:118:ARG:HG3	2.08	0.52
4:AE:96:GLN:HB3	4:AE:123:LEU:HD12	1.90	0.52
4:AE:98:ALA:HB2	4:AE:123:LEU:HG	1.90	0.52
50:DT:8:LEU:C	50:DT:9:LYS:HE2	2.29	0.52
12:CM:3:ILE:HG22	12:CM:56:ARG:HA	1.92	0.52
28:BP:91:VAL:O	28:BP:92:ARG:HB3	2.10	0.52
48:DG:104:LEU:HB2	48:DG:112:VAL:HB	1.92	0.52
23:DB:2674:G:H2'	23:DB:2675:A:C8	2.44	0.52
47:BF:32:LYS:H	47:BF:95:MET:HE1	1.74	0.52
26:DD:123:LYS:HD2	26:DD:165:MET:HE1	1.91	0.52
35:DV:10:LYS:HG2	35:DV:11:GLU:HG3	1.91	0.52
23:BB:2753:A:H2	32:B4:15:LYS:HZ1	1.57	0.52

*Continued on next page...*

*Continued from previous page...*

Atom-1	Atom-2	Interatomic distance (Å)	Clash overlap (Å)
2:CC:120:THR:HG23	2:CC:197:VAL:CG2	2.40	0.52
26:BD:106:LYS:N	26:BD:106:LYS:HD3	2.25	0.52
23:DB:2884:U:H2'	23:DB:2885:G:C8	2.44	0.52
34:B3:31:ILE:CD1	34:B3:34:LYS:HD3	2.39	0.52
23:BB:2885:G:H2'	23:BB:2886:A:O4'	2.09	0.52
1:AA:461:A:H3'	1:AA:462:G:O4'	2.09	0.52
4:CE:156:ARG:HB2	7:CH:43:GLY:HA3	1.91	0.52
23:DB:734:A:H2'	23:DB:735:A:O4'	2.10	0.52
27:DK:118:LEU:O	27:DK:120:PRO:HD2	2.10	0.52
41:DJ:19:ASP:HB2	41:DJ:57:LEU:HB2	1.90	0.52
1:AA:370:C:H2'	1:AA:371:A:H8	1.73	0.52
16:CS:47:THR:HG23	16:CS:60:PHE:CZ	2.44	0.52
23:BB:1946:U:H2'	23:BB:1947:C:H6	1.74	0.52
23:DB:1711:A:H2'	23:DB:1712:U:C6	2.45	0.52
23:BB:1439:A:H1'	23:BB:1553:A:N6	2.25	0.52
23:BB:833:A:H2'	23:BB:834:G:C8	2.45	0.52
18:AB:38:HIS:O	18:AB:39:ILE:HD13	2.09	0.52
23:DB:742:A:O2'	23:DB:743:A:H5'	2.10	0.52
23:DB:1593:A:H2'	23:DB:1594:U:O4'	2.09	0.52
1:CA:1412:C:H2'	1:CA:1413:A:C8	2.45	0.52
23:DB:1475:G:H1'	23:DB:1476:U:H5	1.75	0.52
35:BV:10:LYS:HG2	35:BV:11:GLU:HG3	1.90	0.52
23:DB:1353:A:H2'	23:DB:1354:A:H8	1.74	0.52
6:CG:112:ASP:H	6:CG:118:ARG:CZ	2.22	0.52
23:DB:1582:C:H2'	23:DB:1583:A:O4'	2.09	0.52
23:BB:2199:A:H5'	23:BB:2200:C:OP2	2.10	0.52
24:BI:48:ILE:HG22	24:BI:49:GLU:HG2	1.91	0.52
23:DB:443:A:C4	29:DE:40:ARG:HD3	2.44	0.52
23:BB:863:A:H2'	23:BB:864:G:H8	1.73	0.52
1:AA:755:G:O2'	1:AA:756:C:H5'	2.10	0.52
1:AA:577:G:O2'	1:AA:578:C:H5'	2.09	0.52
25:BC:28:PRO:HG2	25:BC:33:LEU:HD11	1.92	0.52
23:BB:1661:G:O2'	23:BB:1662:U:H5'	2.10	0.52
1:AA:137:U:H2'	1:AA:138:G:H8	1.74	0.52
11:CL:5:GLN:HA	11:CL:8:ARG:NH2	2.24	0.52
23:BB:692:C:H2'	23:BB:693:A:C8	2.45	0.52
9:AJ:28:THR:HG21	9:AJ:90:LEU:HD23	1.90	0.52
23:DB:1676:A:H2'	23:DB:1677:A:O4'	2.10	0.52
29:BE:60:TRP:HE1	29:BE:71:GLY:HA2	1.73	0.52
52:BW:18:LYS:HA	52:BW:36:ILE:HG12	1.90	0.52
12:AM:18:LEU:HD23	12:AM:18:LEU:O	2.10	0.52

*Continued on next page...*



*Continued from previous page...*

Atom-1	Atom-2	Interatomic distance (Å)	Clash overlap (Å)
44:DQ:57:ARG:HA	44:DQ:60:TRP:CE3	2.44	0.52
51:BZ:33:LEU:H	51:BZ:52:SER:CB	2.23	0.52
29:DE:60:TRP:C	29:DE:62:GLN:H	2.12	0.52
41:BJ:44:TYR:CD2	44:BQ:59:LEU:HD21	2.44	0.52
33:D1:9:LYS:HD3	33:D1:9:LYS:N	2.21	0.52
32:D4:33:HIS:O	32:D4:35:GLN:HG3	2.10	0.52
1:AA:78:A:H2'	1:AA:79:G:C8	2.45	0.52
5:CF:6:ILE:HG13	5:CF:62:MET:HB2	1.92	0.52
50:DT:39:THR:O	50:DT:40:LYS:HB3	2.09	0.52
4:AE:44:ARG:HA	4:AE:71:ILE:O	2.09	0.52
42:BN:9:GLN:O	42:BN:11:ASN:N	2.41	0.52
41:BJ:17:VAL:CG2	41:BJ:137:PRO:HB2	2.34	0.52
30:DY:50:VAL:HB	30:DY:53:MET:CB	2.39	0.52
47:DF:111:ARG:HH11	47:DF:135:ILE:HG21	1.73	0.52
47:DF:107:VAL:HG21	47:DF:175:PRO:HG3	1.91	0.52
11:CL:66:ILE:N	11:CL:66:ILE:HD12	2.25	0.52
22:DA:113:C:H2'	22:DA:114:C:C6	2.45	0.52
21:CN:40:ARG:NH2	16:CS:6:LYS:HB2	2.25	0.52
26:DD:106:LYS:HD3	26:DD:106:LYS:H	1.75	0.52
32:D4:24:ARG:NH2	32:D4:36:ARG:HG3	2.24	0.52
40:DH:4:ILE:O	40:DH:6:LEU:HD12	2.09	0.52
23:BB:2621:G:P	26:BD:124:ARG:HH22	2.32	0.52
23:DB:1374:G:O2'	23:DB:1375:U:H5'	2.10	0.52
23:BB:2884:U:H2'	23:BB:2885:G:C8	2.43	0.52
23:BB:1374:G:H2'	23:BB:1375:U:C6	2.44	0.52
25:BC:12:ARG:HA	25:BC:15:VAL:CG2	2.40	0.52
38:DM:114:ARG:HG3	38:DM:130:PHE:CG	2.45	0.52
1:CA:947:G:H2'	1:CA:948:C:C6	2.45	0.52
23:DB:125:A:H3'	23:DB:126:A:H5''	1.90	0.52
1:CA:959:A:N6	16:CS:77:ARG:HA	2.24	0.52
1:CA:229:U:H2'	1:CA:230:G:C8	2.44	0.52
14:AQ:76:ARG:HH12	14:AQ:78:VAL:HA	1.75	0.52
14:CQ:59:GLU:HB3	14:CQ:75:VAL:HG23	1.92	0.52
1:CA:803:G:H2'	1:CA:804:U:H6	1.73	0.52
1:CA:735:C:O2'	1:CA:736:C:H5'	2.10	0.52
23:DB:627:A:OP1	23:DB:627:A:H2'	2.10	0.52
23:DB:1151:A:H2'	23:DB:1152:C:H6	1.74	0.52
1:AA:1492:A:H2'	23:BB:1913:A:C6	2.45	0.52
35:DV:53:LYS:HZ3	35:DV:53:LYS:HA	1.75	0.52
23:DB:1361:G:H2'	23:DB:1362:C:C6	2.45	0.52
1:AA:868:C:H2'	1:AA:869:G:O4'	2.09	0.52

*Continued on next page...*

*Continued from previous page...*

Atom-1	Atom-2	Interatomic distance (Å)	Clash overlap (Å)
6:CG:25:PHE:HD1	6:CG:100:MET:HG2	1.75	0.52
23:DB:1260:A:O2'	23:DB:1261:C:H5'	2.10	0.52
23:DB:2454:G:C2'	23:DB:2455:G:H5'	2.40	0.52
48:BG:72:ASN:O	48:BG:76:ILE:HG12	2.09	0.52
1:AA:364:A:H2'	1:AA:365:U:O2	2.10	0.52
43:BO:74:VAL:O	43:BO:77:ALA:HB3	2.10	0.52
6:AG:135:LYS:C	6:AG:135:LYS:HD3	2.29	0.52
1:AA:937:A:H3'	56:AA:1753:HOH:O	2.09	0.52
40:DH:40:THR:O	40:DH:42:LYS:N	2.41	0.52
12:AM:92:ARG:HH11	16:AS:79:TYR:HE2	1.58	0.52
17:AT:67:HIS:CG	17:AT:68:LYS:H	2.28	0.52
23:BB:531:C:O2'	23:BB:563:A:H5''	2.10	0.52
1:CA:218:U:H2'	1:CA:219:U:H6	1.75	0.52
23:BB:2834:G:H1'	23:BB:2883:A:N6	2.25	0.52
23:BB:2432:A:O2'	23:BB:2433:A:H5'	2.09	0.52
1:CA:683:G:O2'	1:CA:684:U:H5'	2.10	0.52
23:DB:2408:U:O2'	23:DB:2409:G:H5'	2.09	0.52
1:AA:1264:U:O2'	1:AA:1265:C:H5'	2.09	0.52
2:CC:51:VAL:C	2:CC:114:LEU:HD21	2.29	0.52
25:DC:202:ARG:NH1	25:DC:204:LEU:HD11	2.25	0.52
18:CB:217:ALA:O	18:CB:220:VAL:HB	2.10	0.52
18:CB:16:GLY:HA2	18:CB:40:ILE:HG13	1.92	0.52
12:AM:44:ILE:H	12:AM:44:ILE:HD12	1.75	0.52
44:DQ:105:PHE:O	44:DQ:108:LEU:HB2	2.10	0.52
25:BC:132:ARG:NH2	25:BC:169:ALA:HA	2.25	0.52
45:BS:24:ILE:CD1	45:BS:36:LEU:HD21	2.40	0.52
49:BR:49:ILE:HG12	49:BR:53:PHE:CA	2.39	0.52
23:DB:876:C:H3'	23:DB:877:A:H4'	1.91	0.52
23:DB:877:A:H2'	23:DB:877:A:N3	2.24	0.52
9:CJ:59:LYS:HG3	9:CJ:60:ASP:N	2.24	0.52
42:DN:9:GLN:O	42:DN:11:ASN:N	2.43	0.52
48:BG:84:LYS:O	48:BG:85:LYS:HG2	2.10	0.52
24:BI:129:GLU:CB	24:BI:133:ARG:HH12	2.17	0.52
50:DT:11:LEU:HD21	50:DT:46:ALA:HB1	1.92	0.52
47:DF:91:ARG:C	47:DF:95:MET:HB2	2.30	0.52
47:DF:91:ARG:HD3	47:DF:91:ARG:N	2.25	0.52
40:BH:5:LEU:HD13	40:BH:13:GLY:N	2.23	0.52
17:CT:73:ARG:HB3	17:CT:73:ARG:HH11	1.74	0.52
11:AL:66:ILE:N	11:AL:66:ILE:HD12	2.25	0.52
1:CA:675:A:H2'	1:CA:676:A:H8	1.74	0.52
23:DB:2621:G:P	26:DD:124:ARG:HH22	2.33	0.52

*Continued on next page...*

*Continued from previous page...*

Atom-1	Atom-2	Interatomic distance (Å)	Clash overlap (Å)
2:CC:149:LYS:HG2	2:CC:200:TRP:CE3	2.43	0.52
6:AG:12:LEU:HD13	6:AG:13:PRO:HD2	1.92	0.52
23:BB:1560:G:H2'	23:BB:1561:C:C6	2.43	0.52
27:DK:64:ARG:O	27:DK:82:ASN:HA	2.10	0.52
43:DO:116:GLN:N	43:DO:116:GLN:HE21	2.08	0.52
35:BV:80:HIS:HB3	35:BV:83:LYS:O	2.09	0.52
25:DC:43:ASN:ND2	25:DC:44:ASN:H	2.07	0.52
42:BN:58:ASP:O	42:BN:62:ASN:HB2	2.09	0.52
42:DN:55:ALA:HA	42:DN:80:PHE:CD1	2.45	0.52
23:DB:942:G:O2'	23:DB:943:A:H5'	2.09	0.52
23:DB:1533:C:O2'	23:DB:1534:U:H5'	2.10	0.52
7:CH:17:GLN:OE1	7:CH:69:ALA:HB1	2.10	0.52
43:DO:28:VAL:O	43:DO:28:VAL:HG13	2.10	0.52
1:AA:254:G:OP1	14:AQ:68:LYS:O	2.26	0.52
23:DB:871:U:H2'	23:DB:872:U:C6	2.45	0.52
1:AA:821:G:H2'	1:AA:822:U:C6	2.45	0.52
25:BC:20:ASN:O	25:BC:23:LEU:HB2	2.10	0.52
23:BB:2852:G:H2'	23:BB:2853:C:O4'	2.10	0.52
1:AA:1031:C:H4'	1:AA:1032:G:O5'	2.09	0.52
23:DB:2617:U:C2'	23:DB:2618:G:H5'	2.39	0.52
1:CA:50:A:N6	1:CA:361:G:H4'	2.25	0.52
4:CE:55:VAL:N	4:CE:56:PRO:HD2	2.25	0.52
23:BB:1838:C:H4'	23:BB:1839:G:C8	2.45	0.52
1:AA:539:A:H2'	1:AA:540:G:C8	2.44	0.52
13:CP:48:GLU:CD	13:CP:49:GLY:H	2.13	0.52
20:CO:29:VAL:HG11	20:CO:67:LEU:HD21	1.90	0.52
23:BB:1720:U:O2'	23:BB:1721:G:H5'	2.10	0.52
48:BG:97:VAL:HB	48:BG:124:CYS:HB2	1.91	0.52
1:CA:10:A:OP2	4:CE:130:THR:HB	2.09	0.52
1:AA:61:G:H2'	1:AA:62:U:O4'	2.09	0.52
1:CA:824:G:O2'	1:CA:825:A:H5'	2.09	0.52
1:CA:565:U:H3'	1:CA:566:G:H2'	1.92	0.52
1:CA:1476:A:O2'	1:CA:1477:U:H5'	2.09	0.52
23:BB:1100:C:H2'	23:BB:1101:U:H6	1.74	0.52
1:CA:757:U:O2'	1:CA:879:C:H1'	2.09	0.52
23:BB:231:A:H3'	23:BB:232:G:H8	1.75	0.52
1:AA:179:A:H2'	1:AA:180:U:O4'	2.09	0.52
18:AB:205:ALA:O	18:AB:209:VAL:HG22	2.10	0.52
45:BS:55:ILE:HD12	45:BS:107:VAL:HG21	1.92	0.52
51:DZ:33:LEU:H	51:DZ:52:SER:CB	2.23	0.52
1:AA:784:A:H2'	1:AA:785:G:C8	2.45	0.52

*Continued on next page...*

*Continued from previous page...*

Atom-1	Atom-2	Interatomic distance (Å)	Clash overlap (Å)
1:AA:796:C:O2'	1:AA:797:C:H5'	2.10	0.52
8:AI:25:GLY:HA3	8:AI:57:VAL:O	2.10	0.52
3:AD:144:ILE:HD13	3:AD:154:VAL:HG11	1.91	0.52
50:BT:57:VAL:HG13	50:BT:58:VAL:N	2.24	0.52
2:AC:129:PHE:HB2	2:AC:133:MET:HE3	1.92	0.52
52:DW:81:ILE:O	52:DW:81:ILE:HG13	2.10	0.52
4:AE:37:VAL:HG12	4:AE:47:PHE:HB2	1.91	0.52
4:AE:63:MET:O	4:AE:66:ALA:HB3	2.10	0.52
47:DF:136:ILE:HG22	47:DF:142:TYR:HB3	1.92	0.52
44:DQ:17:LEU:HD13	44:DQ:30:VAL:O	2.09	0.52
1:AA:1376:U:H2'	1:AA:1377:A:H8	1.75	0.52
27:BK:25:LEU:HB2	27:BK:38:ILE:HG12	1.90	0.52
47:DF:28:PRO:O	47:DF:168:LEU:HD11	2.10	0.52
40:DH:5:LEU:HD22	40:DH:12:LEU:O	2.10	0.52
48:DG:26:LYS:HG2	48:DG:27:GLY:N	2.25	0.52
47:DF:40:GLY:O	47:DF:41:GLU:HB2	2.10	0.52
48:BG:153:PRO:CG	48:BG:162:ARG:HB3	2.36	0.52
47:BF:116:LEU:HG	47:BF:117:SER:H	1.73	0.52
1:CA:22:G:H2'	1:CA:23:C:H6	1.73	0.52
36:B2:45:SER:O	36:B2:46:LYS:CB	2.55	0.52
23:DB:2466:C:O2'	23:DB:2467:C:H5'	2.09	0.52
24:BI:17:ALA:O	24:BI:18:ASN:CB	2.58	0.52
1:AA:13:U:O2	1:AA:914:A:H3'	2.10	0.52
1:AA:729:A:H2'	1:AA:730:G:C8	2.45	0.52
50:BT:69:ARG:CA	50:BT:69:ARG:HE	2.21	0.52
23:DB:2210:U:N3	23:DB:2212:A:N7	2.57	0.52
25:BC:2:VAL:HG23	25:BC:3:VAL:N	2.20	0.52
20:AO:35:GLN:O	20:AO:39:LEU:N	2.42	0.52
20:AO:78:TYR:OH	20:AO:88:ARG:HD2	2.09	0.52
23:DB:4:U:H2'	23:DB:5:A:C8	2.45	0.52
1:AA:241:G:O2'	1:AA:242:G:H5'	2.10	0.52
23:BB:2369:A:H2'	23:BB:2370:G:H8	1.74	0.52
27:BK:64:ARG:HD2	27:BK:102:PRO:O	2.10	0.52
46:BU:35:VAL:CG2	46:BU:38:ILE:HG21	2.40	0.52
7:CH:29:SER:OG	7:CH:32:LYS:HG3	2.10	0.52
23:BB:1947:C:H2'	23:BB:1948:G:C8	2.40	0.52
9:CJ:32:THR:O	9:CJ:80:THR:HG21	2.10	0.52
23:BB:2281:A:H4'	23:BB:2389:G:N2	2.25	0.52
42:BN:51:LEU:O	42:BN:54:LEU:HB3	2.10	0.52
23:BB:2586:U:H2'	23:BB:2587:A:H8	1.74	0.52
23:DB:287:G:H2'	23:DB:288:U:O4'	2.10	0.52

*Continued on next page...*

*Continued from previous page...*

Atom-1	Atom-2	Interatomic distance (Å)	Clash overlap (Å)
23:BB:1151:A:H2'	23:BB:1152:C:H6	1.74	0.52
26:DD:136:ASN:HD21	26:DD:139:SER:C	2.12	0.52
1:AA:399:G:H2'	1:AA:400:C:C6	2.45	0.52
38:DM:63:ILE:HD12	38:DM:63:ILE:H	1.75	0.52
23:BB:1535:A:H2	23:BB:1538:G:H1'	1.75	0.52
1:CA:1306:A:O2'	1:CA:1307:U:H5'	2.10	0.52
23:DB:909:A:H2'	23:DB:912:C:H5	1.73	0.52
23:DB:2529:G:H5'	48:DG:174:LYS:HG3	1.92	0.52
23:BB:2784:U:O2'	23:BB:2785:C:H5'	2.10	0.52
23:BB:2786:U:H4'	26:BD:67:HIS:HA	1.91	0.52
23:DB:2015:A:C2	31:D0:2:VAL:HG22	2.45	0.52
3:CD:55:ARG:NE	3:CD:55:ARG:HA	2.24	0.52
23:DB:2357:G:N2	23:DB:2359:C:H3'	2.25	0.52
25:DC:71:ASP:HB3	25:DC:118:GLY:HA2	1.92	0.52
18:AB:148:GLY:HA2	18:AB:151:LYS:HD2	1.92	0.52
23:DB:208:C:H2'	23:DB:209:C:C6	2.45	0.52
23:DB:1930:G:H2'	23:DB:1968:G:N1	2.25	0.52
23:BB:693:A:O2'	23:BB:694:U:H5'	2.09	0.52
47:DF:45:ASP:O	47:DF:46:LYS:HE2	2.10	0.52
1:AA:892:A:H2'	1:AA:893:C:C6	2.45	0.52
23:DB:409:G:H2'	23:DB:410:G:C8	2.44	0.52
26:BD:154:LYS:H	26:BD:154:LYS:HD3	1.75	0.52
23:DB:234:U:H2'	23:DB:235:U:H6	1.74	0.52
23:DB:2037:A:H2'	23:DB:2038:G:C8	2.45	0.52
1:CA:386:C:C2'	1:CA:387:U:H5'	2.40	0.52
23:DB:1544:A:H2'	23:DB:1545:A:C8	2.45	0.52
4:AE:56:PRO:HG2	4:AE:57:ALA:H	1.75	0.52
26:DD:79:LEU:HD22	26:DD:79:LEU:N	2.24	0.52
23:BB:962:G:H2'	23:BB:963:U:H6	1.74	0.52
18:CB:82:ALA:CB	18:CB:213:LEU:HD13	2.40	0.52
23:BB:2636:C:H4'	26:BD:81:GLU:OE2	2.10	0.52
23:BB:2636:C:O2'	23:BB:2637:U:H5'	2.10	0.52
23:BB:920:A:H2'	23:BB:921:C:H6	1.74	0.52
52:BW:24:ARG:HD3	52:BW:65:LYS:HG2	1.90	0.52
29:BE:148:ILE:HG13	29:BE:167:VAL:CG2	2.40	0.52
29:BE:165:HIS:C	29:BE:167:VAL:H	2.13	0.52
29:BE:192:ALA:O	29:BE:196:VAL:HG23	2.10	0.52
29:BE:29:HIS:NE2	37:BL:8:PRO:HG3	2.25	0.52
12:AM:9:PRO:C	12:AM:44:ILE:HD13	2.30	0.52
23:BB:871:U:H1'	23:BB:907:G:N1	2.25	0.52
23:DB:1842:G:H2'	23:DB:1843:C:H6	1.73	0.52

*Continued on next page...*

*Continued from previous page...*

Atom-1	Atom-2	Interatomic distance (Å)	Clash overlap (Å)
26:DD:10:GLY:HA2	28:DP:4:ILE:HD11	1.92	0.52
40:DH:116:ARG:N	40:DH:131:SER:O	2.38	0.52
21:AN:12:ARG:HG3	21:AN:53:ASP:OD2	2.09	0.52
40:BH:47:PHE:O	40:BH:50:ARG:HB2	2.10	0.52
40:BH:73:ASN:HB2	40:BH:141:LYS:HB2	1.92	0.52
40:BH:79:THR:HG22	40:BH:145:ASN:OD1	2.10	0.52
8:CI:46:VAL:HA	8:CI:49:GLN:HG3	1.91	0.52
1:AA:975:A:N6	1:AA:1366:C:O2'	2.42	0.52
29:DE:192:ALA:O	29:DE:196:VAL:HG23	2.10	0.52
24:DI:54:ILE:C	24:DI:54:ILE:HD13	2.29	0.52
23:DB:1825:U:H2'	23:DB:1826:G:C8	2.45	0.52
29:DE:48:THR:C	29:DE:50:ALA:H	2.11	0.52
40:BH:14:SER:HB2	40:BH:17:ASP:CB	2.39	0.52
40:BH:4:ILE:O	40:BH:36:ALA:HA	2.10	0.52
4:AE:136:VAL:HG13	4:AE:137:ARG:H	1.74	0.52
38:BM:35:ALA:HB3	38:BM:99:GLY:N	2.24	0.52
23:BB:2530:A:H3'	48:BG:156:TYR:OH	2.09	0.52
23:DB:2305:U:H5''	47:DF:130:GLY:HA3	1.92	0.52
47:BF:105:ILE:C	47:BF:108:PRO:HD2	2.30	0.52
8:CI:16:ALA:HB2	8:CI:66:VAL:CG2	2.35	0.52
23:BB:1520:U:H2'	23:BB:1521:G:O4'	2.09	0.52
26:BD:117:GLY:HA2	26:BD:164:GLN:OE1	2.10	0.52
26:DD:40:LEU:HA	26:DD:45:TYR:H	1.74	0.52
23:BB:1723:G:N7	23:BB:1737:G:N2	2.54	0.52
18:CB:101:THR:HG22	18:CB:174:GLU:OE1	2.09	0.52
1:AA:1343:G:O2'	1:AA:1344:C:H5'	2.09	0.52
23:BB:2344:U:H4'	23:BB:2345:G:OP1	2.08	0.52
1:AA:552:U:H4'	11:AL:82:ARG:HG2	1.92	0.52
23:DB:1550:C:H2'	23:DB:1551:A:H8	1.75	0.52
23:BB:1120:G:O2'	23:BB:1121:C:H5'	2.10	0.52
23:BB:233:A:H61	23:BB:428:A:H61	1.58	0.52
46:DU:26:ASN:H	46:DU:26:ASN:HD22	1.57	0.52
23:DB:1405:U:H2'	23:DB:1406:U:C6	2.45	0.52
11:AL:31:GLY:HA3	11:AL:54:VAL:HG13	1.90	0.52
23:DB:62:U:H3'	23:DB:63:A:C8	2.45	0.52
1:CA:253:A:H2'	1:CA:254:G:H8	1.73	0.52
1:CA:216:U:H2'	1:CA:217:C:C6	2.45	0.52
23:DB:796:C:H2'	23:DB:797:G:H8	1.75	0.52
28:DP:31:VAL:HG11	28:DP:38:ARG:HG2	1.91	0.52
17:CT:53:MET:HA	17:CT:56:ILE:CD1	2.39	0.52
23:DB:1506:U:H2'	23:DB:1507:C:C6	2.45	0.52

*Continued on next page...*

*Continued from previous page...*

Atom-1	Atom-2	Interatomic distance (Å)	Clash overlap (Å)
1:CA:889:A:H5'	1:CA:891:U:H1'	1.90	0.52
36:D2:3:ARG:HE	36:D2:4:THR:HG22	1.74	0.52
1:AA:384:G:H2'	1:AA:385:C:C6	2.44	0.52
21:CN:3:GLN:OE1	21:CN:6:LYS:HG3	2.10	0.52
23:BB:1742:U:O2'	23:BB:1743:G:H5'	2.10	0.52
25:DC:260:LYS:C	25:DC:262:THR:H	2.13	0.52
23:DB:235:U:H2'	23:DB:236:C:C6	2.44	0.52
4:AE:55:VAL:N	4:AE:56:PRO:HD2	2.25	0.52
22:DA:83:G:OP1	30:DY:16:LEU:HD23	2.10	0.52
24:BI:23:VAL:HG23	24:BI:24:GLY:N	2.25	0.52
16:CS:16:LYS:HD2	16:CS:17:LYS:NZ	2.24	0.52
1:AA:895:G:H2'	1:AA:896:C:C6	2.44	0.52
29:DE:109:LEU:HA	29:DE:112:LEU:HB2	1.91	0.52
1:AA:580:C:H2'	1:AA:581:G:C8	2.45	0.52
1:CA:746:A:H2'	1:CA:747:A:H8	1.75	0.52
23:BB:1103:A:H3'	23:BB:1104:C:H6	1.75	0.52
41:DJ:34:ARG:NH1	41:DJ:39:LYS:HG2	2.25	0.52
23:BB:2611:C:O2'	23:BB:2612:C:H5'	2.09	0.52
38:DM:102:LEU:H	38:DM:102:LEU:HD22	1.74	0.52
41:BJ:106:LYS:HE3	41:BJ:106:LYS:O	2.10	0.52
23:BB:2251:G:H2'	23:BB:2252:G:C8	2.45	0.52
1:AA:1527:U:O2'	1:AA:1528:U:H5'	2.09	0.52
23:BB:1782:U:H2'	23:BB:1783:A:H5'	1.91	0.52
23:BB:1878:G:H2'	23:BB:1879:C:C6	2.45	0.52
25:DC:158:GLY:N	25:DC:194:VAL:HG13	2.25	0.52
29:BE:58:LYS:CD	29:BE:58:LYS:N	2.72	0.52
50:BT:29:THR:HA	50:BT:86:THR:CA	2.33	0.52
16:CS:35:ARG:HB2	16:CS:71:GLY:CA	2.40	0.52
52:DW:46:ALA:HB2	52:DW:78:PHE:CD1	2.43	0.52
5:CF:3:HIS:CG	5:CF:92:THR:HG23	2.45	0.52
23:BB:1141:U:H5''	41:BJ:27:ARG:NH2	2.25	0.52
50:DT:40:LYS:HA	50:DT:43:ILE:CG2	2.40	0.52
27:BK:24:VAL:HA	27:BK:39:ILE:CD1	2.40	0.52
27:BK:76:VAL:H	28:BP:72:VAL:HG23	1.74	0.52
47:DF:3:LEU:O	47:DF:3:LEU:HD13	2.09	0.52
1:AA:1078:U:H4'	4:AE:137:ARG:NH1	2.24	0.52
29:DE:157:LEU:HG	29:DE:169:VAL:HG11	1.92	0.52
17:CT:47:GLN:HG2	17:CT:82:ILE:HD13	1.91	0.52
11:AL:51:VAL:HG12	11:AL:52:CYS:N	2.19	0.52
6:AG:74:VAL:HG21	6:AG:85:GLN:NE2	2.24	0.52
16:AS:63:ASP:O	16:AS:66:VAL:HG13	2.10	0.52

*Continued on next page...*

*Continued from previous page...*

Atom-1	Atom-2	Interatomic distance (Å)	Clash overlap (Å)
1:AA:731:G:OP1	1:AA:766:A:H1'	2.10	0.52
23:DB:721:A:H2'	23:DB:722:A:H8	1.75	0.52
3:CD:197:HIS:ND1	3:CD:198:LEU:N	2.58	0.52
23:BB:2345:G:H5'	23:BB:2347:C:O4'	2.10	0.52
23:DB:1178:C:H2'	23:DB:1179:G:C8	2.45	0.52
23:DB:659:G:N2	29:DE:30:GLN:HE22	2.04	0.52
23:BB:1061:U:H5'	24:BI:9:LYS:NZ	2.25	0.52
23:DB:570:G:H2'	23:DB:2030:A:C8	2.45	0.52
42:BN:62:ASN:N	42:BN:62:ASN:HD22	2.06	0.52
23:DB:2590:A:H2'	23:DB:2591:C:H6	1.74	0.52
17:AT:43:LYS:N	17:AT:43:LYS:HZ2	2.08	0.52
23:BB:62:U:H3'	23:BB:63:A:C8	2.44	0.52
11:AL:79:ILE:HD12	11:AL:96:THR:HG22	1.91	0.52
6:AG:52:ARG:NH2	6:AG:120:ALA:HB1	2.23	0.52
1:CA:624:C:O2'	1:CA:625:U:H5'	2.10	0.52
1:AA:1243:C:H2'	1:AA:1244:G:C8	2.45	0.52
1:CA:1307:U:H2'	1:CA:1308:U:C6	2.45	0.52
25:BC:270:ARG:HB3	25:BC:270:ARG:NH1	2.25	0.52
1:CA:1480:A:H2'	1:CA:1481:U:H6	1.75	0.52
23:DB:1930:G:H2'	23:DB:1968:G:C6	2.45	0.52
23:BB:862:G:H2'	23:BB:863:A:C8	2.45	0.52
23:BB:267:C:H2'	23:BB:268:C:C6	2.44	0.52
6:CG:55:LYS:HB2	6:CG:59:GLU:OE2	2.09	0.52
23:BB:467:G:O2'	23:BB:468:G:H5'	2.10	0.52
1:AA:1144:G:N2	1:AA:1146:A:H62	2.08	0.52
1:AA:1434:A:H2'	1:AA:1435:G:C8	2.44	0.52
23:DB:666:A:H4'	37:DL:48:ARG:HD2	1.92	0.52
1:CA:692:U:O2	1:CA:694:A:H5''	2.10	0.52
23:BB:2264:C:H41	52:BW:11:ASN:ND2	2.08	0.52
50:DT:30:ILE:HG23	50:DT:85:VAL:CG2	2.40	0.51
25:DC:244:VAL:HG12	25:DC:250:GLN:N	2.26	0.51
41:DJ:44:TYR:CD2	44:DQ:59:LEU:HD21	2.44	0.51
18:AB:81:ASP:O	18:AB:84:LEU:HD23	2.11	0.51
45:BS:36:LEU:HD11	45:BS:47:VAL:HB	1.91	0.51
40:BH:121:VAL:HB	40:BH:128:HIS:CE1	2.44	0.51
40:BH:79:THR:HA	40:BH:144:VAL:HA	1.91	0.51
8:CI:44:ARG:HB2	8:CI:48:ARG:NH2	2.26	0.51
6:AG:50:ALA:HB1	6:AG:55:LYS:O	2.10	0.51
19:AU:42:THR:HB	19:AU:46:ARG:HE	1.75	0.51
8:AI:38:PHE:O	8:AI:44:ARG:HB3	2.10	0.51
44:BQ:89:ILE:HG21	49:BR:11:GLN:NE2	2.25	0.51

*Continued on next page...*



*Continued from previous page...*

Atom-1	Atom-2	Interatomic distance (Å)	Clash overlap (Å)
37:BL:125:LEU:HB2	37:BL:143:GLU:OE2	2.09	0.51
3:AD:153:ARG:HG3	3:AD:154:VAL:N	2.25	0.51
5:AF:3:HIS:ND1	5:AF:95:ALA:N	2.57	0.51
48:DG:84:LYS:O	48:DG:85:LYS:HG2	2.10	0.51
25:DC:92:LEU:HD11	25:DC:100:ARG:HB2	1.92	0.51
48:BG:85:LYS:HB2	48:BG:164:ALA:HB2	1.91	0.51
24:DI:79:LEU:HD11	24:DI:131:THR:OG1	2.10	0.51
23:BB:1599:U:H2'	23:BB:1600:C:H6	1.74	0.51
23:DB:1826:G:P	25:DC:221:GLY:H	2.34	0.51
25:DC:52:HIS:CD2	25:DC:52:HIS:N	2.79	0.51
50:BT:11:LEU:HD21	50:BT:46:ALA:HB1	1.91	0.51
4:CE:44:ARG:HA	4:CE:71:ILE:O	2.09	0.51
47:DF:135:ILE:HG13	47:DF:137:PHE:CD2	2.44	0.51
22:DA:43:C:H4'	47:DF:91:ARG:HG3	1.92	0.51
1:AA:953:G:H2'	1:AA:954:G:O4'	2.10	0.51
12:AM:95:PRO:N	12:AM:108:ARG:HG2	2.26	0.51
48:BG:43:LYS:HA	48:BG:43:LYS:HE2	1.92	0.51
23:DB:571:U:N3	23:DB:575:A:N7	2.58	0.51
10:CK:80:ASN:CA	10:CK:105:ARG:HB3	2.38	0.51
23:BB:721:A:H2'	23:BB:722:A:H8	1.75	0.51
40:DH:135:HIS:HB3	40:DH:138:VAL:CG2	2.41	0.51
2:AC:9:ILE:HG23	2:AC:10:ARG:HG3	1.92	0.51
37:DL:9:ALA:HB3	37:DL:12:SER:OG	2.10	0.51
28:DP:63:ILE:O	28:DP:63:ILE:HG22	2.10	0.51
23:DB:1439:A:C6	23:DB:1552:A:N7	2.78	0.51
1:CA:123:U:H5''	1:CA:311:C:O2'	2.10	0.51
25:BC:91:ALA:HB2	25:BC:105:ALA:HB2	1.90	0.51
23:BB:1439:A:N7	23:BB:1440:U:N1	2.59	0.51
35:BV:5:ASN:O	35:BV:6:ALA:HB2	2.10	0.51
30:BY:58:GLU:H	30:BY:58:GLU:CD	2.13	0.51
23:DB:471:A:H2'	23:DB:472:A:O4'	2.10	0.51
23:DB:910:A:H62	38:DM:12:MET:HA	1.74	0.51
44:BQ:79:ILE:HG23	44:BQ:80:ASN:N	2.25	0.51
22:DA:26:C:H3'	22:DA:27:C:C6	2.44	0.51
37:DL:132:ARG:HA	37:DL:135:ILE:HG22	1.90	0.51
1:AA:642:A:H2'	1:AA:643:C:C6	2.44	0.51
11:AL:54:VAL:O	11:AL:61:GLU:HA	2.10	0.51
1:CA:1216:A:H5''	21:CN:4:SER:CB	2.39	0.51
23:BB:1151:A:H2'	23:BB:1152:C:C6	2.45	0.51
35:BV:14:LYS:CE	35:BV:18:ARG:HH21	2.22	0.51
14:CQ:68:LYS:HG2	14:CQ:69:THR:HG23	1.91	0.51

*Continued on next page...*

*Continued from previous page...*

Atom-1	Atom-2	Interatomic distance (Å)	Clash overlap (Å)
11:CL:33:CYS:HA	11:CL:54:VAL:HA	1.92	0.51
23:DB:1083:U:H2'	23:DB:1085:A:OP2	2.10	0.51
45:BS:74:ILE:HD12	45:BS:104:THR:O	2.10	0.51
1:CA:399:G:H2'	1:CA:400:C:C6	2.45	0.51
28:BP:60:VAL:O	28:BP:70:GLU:HA	2.10	0.51
25:BC:71:ASP:HB3	25:BC:118:GLY:HA2	1.92	0.51
23:DB:2322:A:H3'	23:DB:2323:G:C8	2.45	0.51
1:AA:1463:U:H2'	1:AA:1464:U:H6	1.76	0.51
23:BB:1010:A:H1'	23:BB:1153:C:O4'	2.10	0.51
23:DB:680:C:H2'	23:DB:681:G:H8	1.76	0.51
1:AA:645:G:H2'	1:AA:646:G:H8	1.75	0.51
1:AA:546:A:P	3:AD:68:GLU:HB3	2.50	0.51
23:BB:1279:G:H4'	42:BN:31:HIS:CD2	2.44	0.51
1:CA:1209:C:O2'	1:CA:1210:C:H5'	2.10	0.51
23:DB:2369:A:H2'	23:DB:2370:G:H8	1.74	0.51
23:DB:78:U:H2'	23:DB:79:C:C6	2.45	0.51
2:CC:22:PHE:HZ	9:CJ:11:LYS:HZ2	1.57	0.51
23:BB:108:G:H2'	23:BB:109:C:O4'	2.10	0.51
3:AD:123:MET:SD	3:AD:127:ARG:N	2.83	0.51
1:CA:143:A:H2	1:CA:220:G:H22	1.57	0.51
2:CC:143:LEU:O	2:CC:143:LEU:HD13	2.10	0.51
44:DQ:63:ARG:HH22	44:DQ:96:ASP:CA	2.23	0.51
41:BJ:4:PHE:CG	41:BJ:5:THR:N	2.78	0.51
1:CA:977:A:H2'	1:CA:978:A:C5'	2.39	0.51
43:BO:67:ASN:HB3	43:BO:70:ALA:CB	2.40	0.51
3:AD:144:ILE:HG22	3:AD:145:ARG:N	2.24	0.51
13:CP:71:VAL:HG13	13:CP:72:ALA:N	2.25	0.51
1:AA:81:A:H2'	1:AA:81:A:N3	2.24	0.51
4:CE:85:LYS:HG3	4:CE:93:VAL:O	2.11	0.51
1:AA:663:A:O2'	1:AA:664:G:H5'	2.10	0.51
47:BF:136:ILE:HG22	47:BF:142:TYR:HB3	1.93	0.51
50:BT:7:LEU:O	50:BT:7:LEU:HD13	2.11	0.51
1:AA:1432:G:H1'	1:AA:1468:A:H61	1.75	0.51
47:DF:115:GLY:HA3	47:DF:177:ARG:HD2	1.90	0.51
24:DI:32:VAL:HG22	24:DI:60:VAL:CG2	2.40	0.51
23:BB:575:A:O2'	23:BB:576:U:H5'	2.10	0.51
47:BF:107:VAL:HG21	47:BF:175:PRO:HG3	1.93	0.51
17:CT:75:LYS:O	17:CT:78:LEU:HB2	2.10	0.51
2:CC:123:LEU:HA	2:CC:127:VAL:HG22	1.91	0.51
23:BB:1999:C:O2'	23:BB:2000:C:H5'	2.10	0.51
10:CK:20:ALA:O	10:CK:22:ILE:HG13	2.10	0.51

*Continued on next page...*

*Continued from previous page...*

Atom-1	Atom-2	Interatomic distance (Å)	Clash overlap (Å)
1:AA:1391:U:H2'	1:AA:1392:G:N7	2.26	0.51
23:DB:1723:G:H3'	23:DB:1724:G:C8	2.39	0.51
9:CJ:56:HIS:O	9:CJ:57:VAL:HG12	2.10	0.51
11:CL:49:ARG:CB	11:CL:89:LEU:HD11	2.39	0.51
23:BB:1175:A:H3'	23:BB:1176:U:O4'	2.10	0.51
23:BB:1872:A:O5'	23:BB:1872:A:H8	1.92	0.51
41:BJ:114:LEU:O	41:BJ:118:MET:HG3	2.10	0.51
2:AC:155:ARG:HH12	2:AC:160:GLU:HA	1.75	0.51
9:CJ:93:ALA:HB3	9:CJ:96:VAL:HG22	1.90	0.51
2:CC:38:VAL:HG23	2:CC:39:ARG:N	2.24	0.51
14:CQ:32:ILE:HG23	14:CQ:33:TYR:CD2	2.45	0.51
1:CA:1090:U:H2'	1:CA:1091:U:C6	2.45	0.51
23:BB:1133:A:N6	23:BB:2025:C:O2'	2.43	0.51
23:BB:1533:C:O2'	23:BB:1534:U:H5'	2.11	0.51
23:DB:1203:U:O4'	37:DL:3:LEU:HD12	2.10	0.51
1:AA:618:C:N3	1:AA:622:A:N6	2.58	0.51
25:DC:20:ASN:HD21	25:DC:22:GLU:HG3	1.74	0.51
23:BB:1475:G:H1'	23:BB:1476:U:H5	1.75	0.51
3:AD:54:LEU:CD1	3:AD:55:ARG:HH21	2.24	0.51
23:BB:393:C:O2'	23:BB:394:C:H5'	2.11	0.51
11:CL:110:LYS:O	11:CL:113:ARG:HG3	2.10	0.51
23:DB:693:A:H2'	23:DB:694:U:C6	2.45	0.51
23:BB:736:C:H2'	23:BB:737:C:H6	1.75	0.51
23:DB:2199:A:H5'	23:DB:2200:C:OP2	2.10	0.51
24:BI:52:LEU:HD21	24:BI:81:LYS:HZ2	1.75	0.51
25:BC:260:LYS:C	25:BC:262:THR:H	2.13	0.51
23:DB:688:U:H2'	23:DB:689:A:H8	1.75	0.51
6:CG:48:THR:O	6:CG:52:ARG:HG3	2.11	0.51
1:CA:1434:A:H2'	1:CA:1435:G:C8	2.45	0.51
48:BG:67:ALA:O	48:BG:71:LEU:HD23	2.10	0.51
23:BB:2665:A:O2'	23:BB:2666:C:H5'	2.09	0.51
23:DB:2803:G:H2'	23:DB:2804:U:H6	1.76	0.51
52:BW:13:ARG:HG3	52:BW:14:ASP:H	1.75	0.51
23:DB:836:G:H2'	23:DB:837:C:C6	2.45	0.51
23:BB:2047:C:H2'	23:BB:2048:G:C8	2.45	0.51
23:DB:1275:A:O2'	23:DB:1276:A:H5'	2.09	0.51
23:BB:1677:A:H2'	23:BB:1678:A:C8	2.45	0.51
38:BM:90:GLU:HA	38:BM:90:GLU:OE1	2.11	0.51
13:AP:48:GLU:CD	13:AP:49:GLY:H	2.14	0.51
3:AD:88:ASN:O	3:AD:92:LEU:HD23	2.09	0.51
18:AB:86:CYS:C	18:AB:88:GLN:H	2.13	0.51

*Continued on next page...*

*Continued from previous page...*

Atom-1	Atom-2	Interatomic distance (Å)	Clash overlap (Å)
40:BH:96:THR:HG22	40:BH:115:VAL:HG11	1.91	0.51
42:DN:101:GLY:CA	42:DN:110:MET:H	2.15	0.51
1:AA:1366:C:O2'	1:AA:1367:C:H5'	2.10	0.51
3:CD:144:ILE:HG22	3:CD:145:ARG:N	2.26	0.51
4:CE:146:MET:HG3	4:CE:146:MET:O	2.10	0.51
5:AF:3:HIS:N	5:AF:3:HIS:CD2	2.78	0.51
48:DG:85:LYS:HB2	48:DG:164:ALA:HB2	1.92	0.51
23:DB:1826:G:H2'	23:DB:1827:U:H6	1.75	0.51
2:AC:69:THR:HG21	2:AC:75:VAL:HG21	1.92	0.51
6:CG:26:VAL:CB	6:CG:42:VAL:HG21	2.41	0.51
23:BB:1199:U:H2'	23:BB:1200:C:C6	2.45	0.51
40:BH:5:LEU:HD22	40:BH:12:LEU:O	2.10	0.51
22:BA:43:C:C2'	22:BA:44:G:H5''	2.39	0.51
47:BF:3:LEU:HD13	47:BF:3:LEU:O	2.10	0.51
47:BF:91:ARG:HD3	47:BF:91:ARG:N	2.25	0.51
23:BB:140:C:C5'	23:BB:141:G:H21	2.23	0.51
1:CA:673:A:H1'	15:CR:63:TYR:HE1	1.75	0.51
6:AG:87:PRO:HG3	6:AG:144:ALA:HA	1.93	0.51
48:BG:24:THR:C	48:BG:25:ILE:HD12	2.30	0.51
20:AO:56:LEU:O	20:AO:59:MET:HG2	2.09	0.51
46:DU:86:PHE:HE1	46:DU:88:ASP:HB2	1.75	0.51
23:BB:967:U:H2'	23:BB:968:C:C6	2.46	0.51
23:BB:2869:G:H2'	23:BB:2870:C:C6	2.45	0.51
24:DI:126:ARG:HB3	24:DI:126:ARG:HH11	1.75	0.51
1:CA:332:G:O2'	1:CA:333:U:H5'	2.10	0.51
23:DB:1309:G:H4'	36:D2:7:PRO:HB2	1.93	0.51
18:CB:80:LYS:HE2	18:CB:81:ASP:CG	2.31	0.51
1:AA:1241:G:H2'	1:AA:1242:G:H8	1.74	0.51
16:AS:52:ASN:CG	16:AS:53:GLY:N	2.63	0.51
1:AA:251:G:H22	1:AA:272:C:N4	2.09	0.51
17:CT:43:LYS:HB3	17:CT:86:ALA:CB	2.39	0.51
37:DL:109:LYS:HB2	37:DL:111:ILE:HD13	1.92	0.51
48:BG:166:GLU:CD	48:BG:166:GLU:N	2.63	0.51
7:CH:81:GLY:O	14:CQ:35:LYS:HD3	2.09	0.51
23:BB:2359:C:H2'	23:BB:2360:G:C8	2.44	0.51
23:BB:1405:U:H2'	23:BB:1406:U:C6	2.45	0.51
23:DB:64:A:H2'	23:DB:65:U:H6	1.75	0.51
24:BI:100:ILE:O	24:BI:139:VAL:HA	2.10	0.51
23:DB:2835:A:N6	23:DB:2878:U:H2'	2.25	0.51
23:DB:1808:A:O2'	23:DB:1809:A:H5'	2.11	0.51
23:BB:1355:G:O2'	23:BB:1356:G:H5'	2.09	0.51

*Continued on next page...*

*Continued from previous page...*

Atom-1	Atom-2	Interatomic distance (Å)	Clash overlap (Å)
3:CD:169:TRP:CD2	3:CD:185:PRO:HB3	2.46	0.51
1:AA:944:G:N1	1:AA:1338:G:OP2	2.44	0.51
17:AT:49:ALA:O	17:AT:52:GLU:HB3	2.11	0.51
1:AA:1003:G:N2	1:AA:1005:A:H5'	2.25	0.51
1:AA:1120:C:H2'	1:AA:1121:U:H6	1.76	0.51
1:CA:747:A:C4	1:CA:748:G:H1'	2.46	0.51
1:AA:10:A:OP2	4:AE:130:THR:HB	2.10	0.51
1:AA:651:C:H2'	1:AA:652:U:C6	2.44	0.51
20:CO:74:ASP:OD1	20:CO:76:ALA:HB3	2.11	0.51
23:BB:1494:A:H2'	23:BB:1495:A:C8	2.45	0.51
24:DI:63:ASP:O	24:DI:64:ARG:HB2	2.09	0.51
23:DB:57:C:H2'	23:DB:58:G:H8	1.76	0.51
23:BB:1689:A:H2'	23:BB:1690:A:C8	2.46	0.51
29:BE:148:ILE:HG22	29:BE:148:ILE:O	2.10	0.51
23:BB:674:G:H5''	29:BE:71:GLY:CA	2.40	0.51
38:DM:57:VAL:O	38:DM:57:VAL:HG12	2.11	0.51
49:DR:14:VAL:HG23	49:DR:18:GLN:HG3	1.92	0.51
52:BW:39:GLN:HG2	52:BW:40:ARG:H	1.75	0.51
23:DB:360:U:H2'	23:DB:361:G:C8	2.45	0.51
23:BB:903:C:H2'	23:BB:904:G:H8	1.75	0.51
1:CA:731:G:OP1	1:CA:766:A:H1'	2.11	0.51
1:CA:818:G:C3'	1:CA:819:A:H5''	2.40	0.51
24:DI:78:LEU:HD13	24:DI:108:ILE:HG23	1.93	0.51
25:BC:70:LYS:HD3	25:BC:95:TYR:CE1	2.46	0.51
24:BI:125:THR:O	24:BI:129:GLU:HG3	2.10	0.51
2:AC:149:LYS:HG3	2:AC:168:ARG:HG3	1.92	0.51
4:AE:97:PRO:HA	4:AE:122:VAL:HG12	1.91	0.51
4:AE:136:VAL:HG13	4:AE:137:ARG:N	2.25	0.51
12:AM:89:ARG:HH22	12:AM:101:THR:HG21	1.74	0.51
17:AT:73:ARG:HB3	17:AT:73:ARG:HH11	1.76	0.51
47:BF:100:GLU:O	47:BF:104:THR:HB	2.11	0.51
29:DE:14:VAL:HG12	29:DE:197:GLU:OE1	2.09	0.51
23:BB:144:A:H2'	23:BB:145:C:C6	2.46	0.51
23:DB:1654:A:H2'	23:DB:1655:A:H8	1.76	0.51
21:CN:24:ALA:O	21:CN:27:LYS:HG2	2.10	0.51
10:AK:85:VAL:O	10:AK:111:ASP:HA	2.10	0.51
27:BK:19:VAL:HB	27:BK:41:ILE:HD11	1.90	0.51
1:AA:1102:A:H2'	1:AA:1103:C:C6	2.45	0.51
26:BD:123:LYS:HD2	26:BD:165:MET:HE1	1.92	0.51
1:AA:476:U:H2'	1:AA:477:C:C6	2.45	0.51
46:BU:85:ARG:HD3	46:BU:86:PHE:N	2.26	0.51

*Continued on next page...*

*Continued from previous page...*

Atom-1	Atom-2	Interatomic distance (Å)	Clash overlap (Å)
34:B3:31:ILE:HD11	34:B3:34:LYS:CD	2.39	0.51
35:DV:51:GLN:NE2	35:DV:79:ARG:HH22	2.08	0.51
23:DB:1947:C:H2'	23:DB:1948:G:C8	2.42	0.51
42:DN:87:PHE:HB3	42:DN:90:ARG:CB	2.39	0.51
35:DV:5:ASN:O	35:DV:6:ALA:HB2	2.10	0.51
46:DU:78:LYS:CD	46:DU:79:ALA:H	2.23	0.51
5:CF:53:LYS:N	5:CF:53:LYS:NZ	2.59	0.51
1:CA:1299:A:C8	1:CA:1301:U:H1'	2.44	0.51
23:BB:1429:G:H2'	23:BB:1430:G:C8	2.45	0.51
11:CL:7:VAL:HG22	14:CQ:33:TYR:HD1	1.76	0.51
1:AA:555:U:H2'	1:AA:556:C:H6	1.76	0.51
1:AA:1129:C:H5''	8:AI:17:ARG:HH22	1.76	0.51
39:DX:23:ARG:HA	39:DX:27:ASN:H	1.76	0.51
23:DB:1773:A:H2'	23:DB:1774:C:O4'	2.11	0.51
23:BB:1846:G:N2	23:BB:1848:A:N6	2.58	0.51
23:BB:1773:A:H2'	23:BB:1774:C:O4'	2.10	0.51
23:DB:2773:C:H2'	23:DB:2774:C:H6	1.75	0.51
3:AD:13:ARG:HG3	3:AD:55:ARG:NH1	2.26	0.51
6:AG:78:ARG:CZ	6:AG:78:ARG:HB3	2.40	0.51
1:AA:103:U:H2'	1:AA:104:G:O4'	2.10	0.51
23:DB:1830:C:H2'	23:DB:1831:G:C8	2.46	0.51
1:CA:384:G:H2'	1:CA:385:C:C6	2.45	0.51
23:BB:693:A:H2'	23:BB:694:U:C6	2.45	0.51
23:BB:2250:G:N2	38:BM:82:MET:HB3	2.25	0.51
1:AA:580:C:H2'	1:AA:581:G:O4'	2.10	0.51
23:BB:1513:U:O2'	23:BB:1514:G:H5'	2.10	0.51
1:AA:824:G:O2'	1:AA:825:A:H5'	2.11	0.51
23:BB:1680:U:O2	23:BB:1763:G:H3'	2.09	0.51
23:BB:1909:C:H2'	23:BB:1910:G:H8	1.75	0.51
22:DA:16:G:O2'	22:DA:17:C:H5'	2.11	0.51
10:AK:51:PHE:HZ	10:AK:61:ALA:HA	1.75	0.51
23:DB:1925:C:H2'	23:DB:1926:U:H5''	1.93	0.51
23:DB:521:U:H2'	23:DB:522:A:C8	2.46	0.51
23:DB:1714:U:H3'	23:DB:1715:G:C5'	2.40	0.51
23:DB:176:A:O2'	23:DB:177:G:H5'	2.10	0.51
23:DB:1908:C:O2'	23:DB:1909:C:H5'	2.11	0.51
23:BB:2617:U:O2'	23:BB:2618:G:H5'	2.10	0.51
23:BB:99:U:O4'	23:BB:99:U:O2	2.27	0.51
30:DY:10:ARG:HB3	30:DY:10:ARG:NH2	2.25	0.51
52:BW:69:GLU:HG3	52:BW:80:SER:OG	2.10	0.51
1:CA:789:U:H2'	1:CA:791:G:OP2	2.11	0.51

*Continued on next page...*

*Continued from previous page...*

Atom-1	Atom-2	Interatomic distance (Å)	Clash overlap (Å)
23:BB:2352:A:N1	52:BW:30:VAL:HG11	2.24	0.51
38:DM:40:ARG:HB2	38:DM:93:VAL:HG22	1.91	0.51
52:BW:55:ASP:C	52:BW:57:THR:H	2.13	0.51
25:BC:166:ARG:HA	25:BC:171:VAL:HG22	1.92	0.51
40:BH:72:ILE:HG23	40:BH:140:ALA:HB1	1.91	0.51
40:BH:96:THR:HA	40:BH:115:VAL:HG11	1.92	0.51
12:CM:64:VAL:HA	12:CM:68:LEU:CD1	2.41	0.51
13:AP:71:VAL:HG13	13:AP:72:ALA:N	2.26	0.51
1:CA:811:C:O2'	1:CA:901:A:N1	2.42	0.51
43:BO:30:ARG:HG2	43:BO:31:THR:N	2.26	0.51
23:DB:1060:U:O2	23:DB:1088:A:C8	2.64	0.51
1:CA:980:C:H4'	21:CN:12:ARG:NH2	2.25	0.51
52:DW:23:LYS:O	52:DW:66:VAL:HB	2.11	0.51
2:AC:51:VAL:HA	2:AC:69:THR:HA	1.92	0.51
47:DF:57:ALA:HB2	47:DF:64:PRO:HG2	1.92	0.51
29:BE:126:VAL:HG13	29:BE:127:GLU:N	2.26	0.51
13:CP:5:ARG:HH22	13:CP:24:SER:HA	1.70	0.51
48:DG:33:THR:HA	48:DG:34:ARG:NH1	2.25	0.51
47:BF:155:ILE:HG22	47:BF:157:THR:H	1.75	0.51
47:BF:2:LYS:HB2	47:BF:100:GLU:OE2	2.10	0.51
22:BA:43:C:C1'	47:BF:91:ARG:HD2	2.40	0.51
26:DD:124:ARG:HD3	26:DD:163:GLY:O	2.10	0.51
19:AU:16:ARG:HH12	19:AU:19:LYS:NZ	2.08	0.51
2:CC:172:VAL:O	2:CC:174:LEU:HD12	2.11	0.51
23:BB:978:G:O2'	23:BB:979:A:H5'	2.11	0.51
25:DC:12:ARG:HA	25:DC:15:VAL:HG23	1.93	0.51
1:CA:8:A:C6	3:CD:205:LYS:HB2	2.45	0.51
1:AA:1240:U:H3'	1:AA:1241:G:H5'	1.91	0.51
3:AD:8:LEU:O	3:AD:12:ARG:HG2	2.10	0.51
24:DI:85:ILE:CD1	24:DI:137:LEU:HD21	2.40	0.51
5:CF:69:GLU:O	5:CF:73:GLU:HG2	2.10	0.51
23:BB:2261:C:O2'	23:BB:2262:U:H5'	2.09	0.51
42:BN:47:VAL:O	42:BN:50:PRO:HD2	2.10	0.51
42:BN:87:PHE:HB3	42:BN:90:ARG:CB	2.41	0.51
42:DN:90:ARG:HB3	42:DN:94:TYR:HE1	1.76	0.51
1:AA:861:G:H2'	1:AA:862:C:C6	2.44	0.51
23:BB:1430:G:H2'	23:BB:1431:A:H8	1.76	0.51
1:AA:451:A:H1'	1:AA:452:A:C8	2.46	0.51
41:BJ:58:ASN:HA	41:BJ:127:GLY:CA	2.40	0.51
23:DB:2417:C:O2'	23:DB:2418:A:H5'	2.11	0.51
1:AA:1340:A:O2'	1:AA:1341:U:H5'	2.11	0.51

*Continued on next page...*

*Continued from previous page...*

Atom-1	Atom-2	Interatomic distance (Å)	Clash overlap (Å)
23:DB:1026:G:H2'	23:DB:1027:A:C8	2.46	0.51
31:B0:53:VAL:HB	42:BN:118:ARG:HH22	1.75	0.51
23:BB:1830:C:H2'	23:BB:1831:G:C8	2.46	0.51
1:AA:1151:A:O2'	1:AA:1152:A:H8	1.94	0.51
23:BB:1825:U:H2'	23:BB:1826:G:H8	1.75	0.51
4:CE:96:GLN:HB3	4:CE:123:LEU:CD1	2.41	0.51
23:BB:2322:A:H3'	23:BB:2323:G:C8	2.46	0.51
23:DB:1771:C:H2'	23:DB:1772:A:H8	1.76	0.51
18:AB:186:VAL:HG21	18:AB:192:PRO:HB3	1.93	0.51
41:BJ:34:ARG:NH1	41:BJ:39:LYS:HG2	2.26	0.51
23:DB:2656:U:H2'	23:DB:2657:A:H8	1.75	0.51
35:BV:41:GLU:C	35:BV:42:LEU:HD23	2.30	0.51
23:DB:2023:C:O2'	23:DB:2024:G:H5'	2.10	0.51
26:BD:79:LEU:N	26:BD:79:LEU:HD22	2.25	0.51
23:DB:340:A:H2'	23:DB:341:C:H5'	1.92	0.51
38:BM:40:ARG:HB2	38:BM:93:VAL:HG22	1.92	0.51
45:DS:48:LYS:O	45:DS:51:LEU:HB3	2.10	0.51
52:DW:19:ARG:HD3	52:DW:36:ILE:HD11	1.93	0.51
44:DQ:91:ARG:HD3	49:DR:11:GLN:CD	2.31	0.51
1:AA:1070:U:H2'	1:AA:1071:C:H6	1.73	0.51
23:BB:2337:G:N3	23:BB:2337:G:H2'	2.26	0.51
40:BH:68:ARG:HG3	40:BH:134:VAL:HB	1.93	0.51
40:BH:97:ARG:HA	40:BH:112:LYS:CB	2.41	0.51
9:CJ:59:LYS:HB2	9:CJ:62:ARG:HH22	1.74	0.51
10:CK:126:ARG:HE	10:CK:126:ARG:HA	1.76	0.51
28:DP:91:VAL:O	28:DP:92:ARG:HB3	2.10	0.51
4:AE:113:VAL:O	4:AE:116:VAL:HG22	2.11	0.51
1:CA:279:A:H5'	1:CA:281:G:C5'	2.40	0.51
27:DK:16:ALA:HB3	27:DK:47:ILE:HG13	1.92	0.51
23:BB:1275:A:O2'	23:BB:1276:A:H5'	2.11	0.51
44:BQ:17:LEU:HD13	44:BQ:30:VAL:O	2.11	0.51
22:DA:43:C:C2'	22:DA:44:G:H5''	2.40	0.51
47:DF:3:LEU:HD11	47:DF:172:PHE:CE1	2.45	0.51
2:AC:39:ARG:CZ	2:AC:56:ILE:HD11	2.40	0.51
48:DG:89:VAL:HG12	48:DG:90:GLY:N	2.26	0.51
48:BG:89:VAL:HG12	48:BG:90:GLY:N	2.26	0.51
23:BB:138:U:H3'	23:BB:140:C:O2	2.11	0.51
27:BK:71:ARG:CB	27:BK:72:PRO:HD2	2.39	0.51
1:CA:1349:A:OP1	8:CI:121:ARG:HB2	2.09	0.51
23:DB:528:A:N1	23:DB:2042:A:H2'	2.25	0.51
46:DU:43:LYS:HD3	46:DU:44:HIS:N	2.26	0.51

*Continued on next page...*



*Continued from previous page...*

Atom-1	Atom-2	Interatomic distance (Å)	Clash overlap (Å)
1:AA:1010:U:O2'	1:AA:1011:C:H5'	2.10	0.51
37:DL:100:ILE:O	37:DL:100:ILE:HG12	2.10	0.51
23:BB:1917:U:H2'	23:BB:1918:A:C8	2.46	0.51
11:AL:81:ILE:HA	11:AL:95:HIS:O	2.11	0.51
1:AA:714:G:H2'	1:AA:715:A:C8	2.46	0.51
29:DE:77:ILE:HG13	29:DE:78:TRP:HE3	1.76	0.51
1:CA:184:G:N1	1:CA:194:C:N4	2.59	0.51
50:DT:35:ALA:O	50:DT:81:LYS:HB3	2.10	0.51
1:CA:1409:C:O2	23:DB:1913:A:N6	2.44	0.51
23:DB:2144:G:N3	23:DB:2146:C:H5'	2.26	0.51
44:DQ:79:ILE:HG23	44:DQ:80:ASN:N	2.25	0.51
1:CA:1298:U:C3'	1:CA:1299:A:H5'	2.40	0.51
23:DB:1151:A:H2'	23:DB:1152:C:C6	2.45	0.51
23:BB:151:C:H2'	23:BB:152:A:C8	2.46	0.51
23:DB:2579:C:O5'	23:DB:2579:C:H6	1.94	0.51
23:DB:282:A:O2'	23:DB:283:G:H5'	2.10	0.51
23:BB:2803:G:H2'	23:BB:2804:U:H6	1.75	0.51
1:AA:57:G:H2'	1:AA:58:C:H6	1.76	0.51
22:DA:76:G:H2'	22:DA:77:U:H6	1.74	0.51
11:CL:106:VAL:HA	11:CL:107:LYS:NZ	2.25	0.51
14:AQ:26:ARG:HG2	14:AQ:39:ARG:O	2.10	0.51
23:DB:2852:G:H2'	23:DB:2853:C:O4'	2.10	0.51
1:CA:1465:A:H2'	1:CA:1466:C:C6	2.45	0.51
23:DB:693:A:O2'	23:DB:694:U:H5'	2.10	0.51
23:DB:1447:C:H2'	23:DB:1448:G:C8	2.46	0.51
1:AA:499:A:H1'	1:AA:500:G:C8	2.45	0.51
39:DX:46:VAL:O	39:DX:50:VAL:HG23	2.11	0.51
31:D0:38:LEU:HB3	31:D0:41:HIS:CD2	2.45	0.51
1:CA:148:G:H2'	1:CA:149:A:O4'	2.10	0.51
1:AA:218:U:H2'	1:AA:219:U:C6	2.46	0.51
1:AA:62:U:H2'	1:AA:63:C:C6	2.46	0.51
1:AA:1142:G:H3'	1:AA:1143:G:H8	1.76	0.51
7:CH:25:THR:O	7:CH:26:MET:HB3	2.11	0.51
23:BB:959:A:O2'	23:BB:960:A:H5'	2.11	0.51
23:BB:1714:U:H3'	23:BB:1715:G:C5'	2.40	0.51
23:DB:2443:C:H2'	23:DB:2444:G:H8	1.76	0.51
1:CA:1451:U:H5''	1:CA:1452:C:H5	1.75	0.51
23:DB:267:C:H2'	23:DB:268:C:C6	2.45	0.51
1:CA:1125:U:O2'	1:CA:1126:U:H2'	2.10	0.51
23:BB:500:G:N2	23:BB:502:A:H3'	2.25	0.51
1:AA:434:U:H3'	1:AA:435:A:H8	1.75	0.51

*Continued on next page...*

*Continued from previous page...*

Atom-1	Atom-2	Interatomic distance (Å)	Clash overlap (Å)
23:BB:1951:U:O2	23:BB:1953:A:H3'	2.11	0.51
10:CK:83:VAL:CG2	10:CK:109:ILE:HG12	2.41	0.51
45:BS:37:THR:HG22	45:BS:48:LYS:HE3	1.92	0.51
12:CM:15:VAL:O	12:CM:19:THR:HG23	2.10	0.51
1:AA:1360:A:H2'	1:AA:1361:G:H5'	1.91	0.51
44:BQ:105:PHE:O	44:BQ:108:LEU:HB2	2.11	0.51
3:CD:156:ALA:O	3:CD:159:GLU:HB3	2.11	0.51
8:CI:20:ILE:CG1	8:CI:62:LEU:HD12	2.41	0.51
23:DB:2052:A:H4'	26:DD:148:GLN:O	2.11	0.51
21:CN:5:MET:HB3	21:CN:62:ARG:HH12	1.76	0.51
29:DE:46:GLN:HB3	29:DE:86:ALA:CA	2.41	0.51
23:DB:2800:A:H2'	23:DB:2801:G:C4'	2.41	0.51
2:AC:38:VAL:HG23	2:AC:39:ARG:H	1.75	0.51
37:BL:19:LEU:CD2	37:BL:27:LEU:HD23	2.40	0.51
23:DB:2305:U:H2'	23:DB:2306:C:C6	2.46	0.51
47:BF:107:VAL:N	47:BF:108:PRO:CD	2.74	0.51
47:BF:7:TYR:O	47:BF:12:VAL:HG23	2.11	0.51
27:DK:107:LEU:N	27:DK:107:LEU:HD12	2.21	0.51
23:DB:1169:A:O2'	23:DB:1170:C:H5'	2.11	0.51
18:AB:125:PHE:C	18:AB:127:LYS:H	2.14	0.51
26:BD:5:VAL:HG23	26:BD:32:ASN:ND2	2.25	0.51
2:AC:126:ARG:HH22	2:AC:190:THR:HG22	1.75	0.51
46:BU:49:PRO:HA	46:BU:53:GLN:HE21	1.74	0.51
8:AI:54:VAL:O	8:AI:59:LYS:HD2	2.10	0.51
29:BE:14:VAL:HG12	29:BE:197:GLU:OE1	2.10	0.51
12:AM:64:VAL:HB	12:AM:65:GLU:OE2	2.11	0.51
1:AA:1015:G:H1'	1:AA:1218:C:O2'	2.11	0.51
40:BH:57:LYS:HG3	40:BH:58:LEU:N	2.25	0.51
23:BB:2065:C:H2'	23:BB:2066:C:H6	1.76	0.51
1:AA:648:A:H2'	1:AA:649:A:C8	2.46	0.51
33:D1:36:LYS:CB	33:D1:47:ILE:HA	2.40	0.51
23:BB:599:A:O2'	23:BB:600:G:H5'	2.10	0.51
1:CA:1118:U:H2'	1:CA:1119:C:C6	2.45	0.51
23:BB:2590:A:H2'	23:BB:2591:C:C6	2.45	0.51
23:BB:130:C:O2'	23:BB:131:A:H5'	2.11	0.51
23:DB:1946:U:H2'	23:DB:1947:C:C6	2.45	0.51
23:BB:64:A:H2'	23:BB:65:U:C6	2.45	0.51
23:BB:252:G:O2'	23:BB:253:C:H5'	2.11	0.51
1:CA:1468:A:O2'	1:CA:1469:C:H5'	2.10	0.51
37:BL:132:ARG:HA	37:BL:135:ILE:CG2	2.41	0.51
1:CA:868:C:H2'	1:CA:869:G:O4'	2.11	0.51

*Continued on next page...*

*Continued from previous page...*

Atom-1	Atom-2	Interatomic distance (Å)	Clash overlap (Å)
1:CA:555:U:H2'	1:CA:556:C:C6	2.45	0.51
11:CL:54:VAL:O	11:CL:61:GLU:HA	2.10	0.51
47:BF:78:ILE:HA	47:BF:82:TYR:CD1	2.45	0.51
1:AA:735:C:H2'	1:AA:736:C:H6	1.76	0.51
1:AA:735:C:O2'	1:AA:736:C:H5'	2.10	0.51
23:DB:458:G:H22	23:DB:469:G:H2'	1.76	0.51
9:CJ:42:LEU:HD22	9:CJ:73:LEU:HD23	1.93	0.51
1:CA:493:A:H3'	1:CA:494:G:C8	2.45	0.51
23:DB:607:U:O4	23:DB:620:G:H5''	2.11	0.51
1:CA:33:A:H2'	1:CA:34:C:H6	1.74	0.51
49:BR:66:HIS:ND1	49:BR:94:THR:HG22	2.26	0.51
23:BB:37:C:H4'	23:BB:451:U:OP1	2.10	0.51
1:CA:502:A:H4'	1:CA:550:G:H4'	1.92	0.51
17:CT:49:ALA:O	17:CT:52:GLU:HB3	2.10	0.51
1:AA:1120:C:H2'	1:AA:1121:U:C6	2.45	0.51
11:AL:37:TYR:O	11:AL:38:THR:HG23	2.11	0.51
1:AA:658:C:O2'	1:AA:659:U:H5'	2.10	0.51
49:DR:1:MET:HA	49:DR:42:ALA:HB3	1.92	0.51
23:BB:939:G:O2'	23:BB:940:G:H5'	2.10	0.51
37:DL:14:LYS:O	37:DL:16:GLY:N	2.44	0.51
2:CC:64:ARG:HG3	2:CC:101:ASN:HD21	1.75	0.51
23:BB:235:U:H2'	23:BB:236:C:C6	2.46	0.51
23:DB:2834:G:H1'	23:DB:2883:A:N6	2.26	0.51
23:DB:1672:A:H2'	23:DB:1673:G:C8	2.45	0.51
1:CA:1051:C:H2'	1:CA:1052:U:C6	2.46	0.51
29:DE:28:VAL:O	29:DE:32:VAL:HG22	2.11	0.51
21:CN:51:PRO:HG2	21:CN:52:ARG:H	1.76	0.51
45:DS:33:LEU:O	45:DS:37:THR:HG23	2.11	0.51
23:BB:1841:U:H2'	23:BB:1842:G:H8	1.76	0.51
44:BQ:90:ASP:OD1	49:BR:39:LEU:HD12	2.11	0.51
1:CA:1058:G:OP1	2:CC:198:LYS:HE2	2.11	0.51
13:AP:6:LEU:HB3	13:AP:17:TYR:HB3	1.93	0.51
1:AA:403:C:O2'	1:AA:404:G:H5'	2.09	0.51
3:AD:145:ARG:HB3	3:AD:147:LYS:HG3	1.92	0.51
50:BT:39:THR:O	50:BT:40:LYS:HB3	2.11	0.51
41:DJ:20:ALA:HB2	41:DJ:28:LEU:HD13	1.93	0.51
1:CA:981:U:C4'	21:CN:60:ARG:HD2	2.35	0.51
23:DB:543:G:H2'	23:DB:545:U:H5'	1.93	0.51
28:DP:19:PHE:CE1	28:DP:46:VAL:HG11	2.46	0.51
28:DP:88:ARG:HB2	28:DP:112:ARG:CZ	2.41	0.51
18:AB:16:GLY:HA2	18:AB:40:ILE:HG13	1.92	0.51

*Continued on next page...*

*Continued from previous page...*

Atom-1	Atom-2	Interatomic distance (Å)	Clash overlap (Å)
4:AE:45:VAL:HG11	4:AE:117:ALA:HB2	1.92	0.51
27:DK:21:CYS:HB2	27:DK:39:ILE:HG21	1.93	0.51
47:DF:62:GLN:NE2	47:DF:91:ARG:HE	2.08	0.51
29:DE:158:PHE:HA	29:DE:169:VAL:CG2	2.40	0.51
38:BM:21:ALA:HB3	38:BM:99:GLY:O	2.11	0.51
10:AK:70:ALA:HA	10:AK:73:VAL:CG2	2.41	0.51
48:DG:62:ALA:O	48:DG:66:THR:HG22	2.09	0.51
23:BB:142:A:O2'	50:BT:2:ILE:HG21	2.11	0.51
23:DB:1655:A:H2'	23:DB:1656:C:O4'	2.10	0.51
1:AA:1319:A:H3'	16:AS:2:ARG:CA	2.41	0.51
1:CA:82:G:H2'	1:CA:83:C:O4'	2.11	0.51
3:CD:52:VAL:HG12	3:CD:198:LEU:HD11	1.93	0.51
1:CA:299:G:H2'	1:CA:300:A:C8	2.46	0.51
1:AA:1020:G:C2'	1:AA:1021:A:H5'	2.40	0.51
1:AA:987:G:H2'	1:AA:988:G:C8	2.44	0.51
38:DM:32:GLY:HA3	38:DM:103:TYR:O	2.11	0.51
40:BH:67:ALA:N	40:BH:138:VAL:HG21	2.26	0.51
35:DV:38:LEU:HG	35:DV:40:ILE:HG23	1.93	0.51
23:DB:500:G:N2	23:DB:502:A:H3'	2.25	0.51
1:CA:699:C:C2'	1:CA:700:G:H5''	2.40	0.51
23:BB:1287:A:H3'	23:BB:1288:G:H21	1.75	0.51
5:CF:22:ILE:O	5:CF:26:THR:HG23	2.11	0.51
11:AL:86:VAL:CG2	11:AL:89:LEU:HB2	2.40	0.51
46:BU:11:ILE:O	46:BU:12:VAL:HB	2.10	0.51
25:BC:91:ALA:CB	25:BC:105:ALA:HB2	2.41	0.51
23:DB:2457:U:O2'	23:DB:2458:G:H5'	2.11	0.51
23:DB:135:U:H2'	23:DB:136:G:H8	1.75	0.51
1:CA:736:C:H2'	1:CA:737:C:H6	1.75	0.51
46:BU:41:VAL:O	46:BU:42:LYS:HB2	2.11	0.51
18:CB:114:LYS:HZ3	18:CB:151:LYS:HD2	1.75	0.51
1:AA:33:A:H2'	1:AA:34:C:H6	1.74	0.51
35:DV:80:HIS:HB3	35:DV:83:LYS:O	2.10	0.51
23:DB:2880:C:O2'	23:DB:2881:U:H5'	2.11	0.51
1:AA:624:C:O2'	1:AA:625:U:H5'	2.10	0.51
23:DB:2419:U:H5''	33:D1:21:THR:HG21	1.93	0.51
1:AA:600:A:H2'	1:AA:601:G:H8	1.76	0.51
1:AA:93:U:H3'	1:AA:94:G:H5''	1.93	0.51
23:BB:1178:C:H2'	23:BB:1179:G:C8	2.46	0.51
23:DB:441:U:H2'	23:DB:442:G:H8	1.75	0.51
12:AM:92:ARG:HE	12:AM:92:ARG:HA	1.75	0.51
1:CA:692:U:C2	1:CA:694:A:H5''	2.46	0.51

*Continued on next page...*

*Continued from previous page...*

Atom-1	Atom-2	Interatomic distance (Å)	Clash overlap (Å)
23:BB:2653:U:O2'	48:BG:109:SER:HB2	2.10	0.51
1:AA:1285:A:O2'	1:AA:1286:U:OP2	2.25	0.51
1:AA:282:A:H2'	1:AA:282:A:N3	2.26	0.51
1:AA:1007:U:H2'	1:AA:1008:U:C6	2.46	0.51
3:CD:88:ASN:O	3:CD:92:LEU:HD23	2.11	0.51
23:BB:1281:G:H2'	23:BB:1282:U:C6	2.46	0.51
1:AA:1310:G:H2'	1:AA:1311:A:O4'	2.11	0.51
11:CL:37:TYR:O	11:CL:38:THR:HG23	2.11	0.51
52:DW:13:ARG:HG3	52:DW:14:ASP:H	1.75	0.51
1:AA:531:U:H6	1:AA:531:U:H5'	1.75	0.51
23:DB:108:G:O2'	23:DB:109:C:H5'	2.10	0.51
1:CA:137:U:H2'	1:CA:138:G:H8	1.74	0.51
23:BB:1567:G:H1'	23:BB:1568:G:C6	2.46	0.51
1:AA:1314:C:H2'	1:AA:1315:U:C6	2.46	0.51
50:DT:29:THR:CG2	50:DT:86:THR:HG22	2.41	0.51
40:DH:69:ALA:O	40:DH:72:ILE:HG13	2.11	0.51
41:DJ:4:PHE:CG	41:DJ:5:THR:N	2.78	0.51
12:CM:78:ARG:HB3	12:CM:78:ARG:CZ	2.40	0.51
1:CA:1207:G:O2'	1:CA:1208:C:H5'	2.11	0.51
44:BQ:93:ILE:HG23	44:BQ:94:LEU:H	1.76	0.51
49:BR:38:VAL:HG13	49:BR:54:VAL:HG12	1.93	0.51
25:BC:189:ALA:O	25:BC:190:THR:C	2.49	0.51
23:DB:1205:A:N7	29:DE:165:HIS:CG	2.78	0.51
24:BI:77:VAL:HA	24:BI:80:LYS:CE	2.38	0.51
41:DJ:65:THR:HG23	41:DJ:66:GLY:N	2.26	0.51
50:DT:43:ILE:CG2	50:DT:58:VAL:HG21	2.41	0.51
47:DF:32:LYS:H	47:DF:95:MET:HE1	1.75	0.51
1:AA:951:G:O2'	1:AA:952:U:H5'	2.11	0.51
11:CL:52:CYS:SG	11:CL:66:ILE:HD11	2.50	0.51
48:DG:24:THR:C	48:DG:25:ILE:HD12	2.32	0.51
23:BB:721:A:H2'	23:BB:722:A:C8	2.46	0.51
48:BG:26:LYS:HG2	48:BG:27:GLY:N	2.24	0.51
10:AK:22:ILE:HG21	10:AK:95:THR:HG21	1.92	0.51
26:DD:106:LYS:HD3	26:DD:106:LYS:N	2.26	0.51
27:BK:41:ILE:HG13	27:BK:42:THR:H	1.75	0.51
2:CC:172:VAL:HG11	2:CC:200:TRP:HB3	1.91	0.51
1:AA:476:U:H2'	1:AA:477:C:H6	1.76	0.51
23:BB:100:U:O2'	23:BB:101:A:O5'	2.26	0.51
26:DD:32:ASN:HB3	26:DD:50:VAL:HG21	1.91	0.51
18:AB:110:ILE:C	18:AB:112:ARG:H	2.14	0.51
31:B0:38:LEU:HB3	31:B0:41:HIS:CD2	2.46	0.51

*Continued on next page...*

*Continued from previous page...*

Atom-1	Atom-2	Interatomic distance (Å)	Clash overlap (Å)
12:CM:89:ARG:HD3	12:CM:94:LEU:HB2	1.92	0.51
1:AA:1090:U:H2'	1:AA:1091:U:C6	2.46	0.51
11:CL:49:ARG:HH12	11:CL:88:ASP:HB3	1.76	0.51
23:BB:1458:U:O2'	23:BB:1459:G:H4'	2.09	0.51
23:DB:138:U:H5''	23:DB:139:U:OP1	2.11	0.51
23:BB:64:A:H2'	23:BB:65:U:H6	1.76	0.51
42:DN:58:ASP:O	42:DN:62:ASN:HB2	2.10	0.51
42:DN:92:GLY:O	42:DN:94:TYR:N	2.44	0.51
23:BB:1595:C:O2'	23:BB:1596:A:H5'	2.10	0.51
1:AA:313:A:H2'	1:AA:314:C:H6	1.76	0.51
23:BB:19:A:H2'	23:BB:20:C:C6	2.46	0.51
1:CA:735:C:H2'	1:CA:736:C:H6	1.75	0.51
3:CD:129:VAL:HG12	3:CD:130:ASN:N	2.26	0.51
46:DU:28:LEU:HB2	46:DU:32:LYS:O	2.10	0.51
40:DH:114:GLU:HG3	40:DH:133:GLN:HB2	1.93	0.51
37:BL:65:GLY:O	37:BL:66:PHE:HB3	2.11	0.51
23:DB:1774:C:O2	23:DB:1774:C:C2'	2.59	0.51
1:AA:1508:A:H2'	1:AA:1509:C:H6	1.75	0.51
1:AA:599:C:O2'	1:AA:600:A:H5'	2.10	0.51
1:AA:187:G:N2	1:AA:189:A:H3'	2.25	0.51
1:CA:821:G:H2'	1:CA:822:U:C6	2.46	0.51
23:BB:1825:U:H2'	23:BB:1826:G:C8	2.46	0.51
23:BB:1827:U:O2'	23:BB:1828:G:H5'	2.11	0.51
23:DB:2037:A:H2'	23:DB:2038:G:H8	1.76	0.51
23:BB:2047:C:H2'	23:BB:2048:G:H8	1.75	0.51
23:BB:1676:A:H2'	23:BB:1677:A:O4'	2.11	0.51
38:BM:54:THR:C	38:BM:56:ALA:H	2.14	0.51
12:CM:74:MET:SD	12:CM:77:LYS:HD2	2.51	0.51
23:DB:1973:G:O2'	23:DB:1974:C:H5'	2.11	0.51
34:B3:22:LYS:HG3	34:B3:47:ALA:O	2.11	0.51
3:CD:40:HIS:O	3:CD:43:ARG:HG2	2.11	0.51
26:BD:61:THR:OG1	26:BD:64:GLU:HB2	2.11	0.51
40:DH:84:ALA:HB3	40:DH:148:ALA:HB1	1.92	0.51
40:DH:84:ALA:C	40:DH:91:PHE:HE1	2.14	0.51
25:DC:140:VAL:HG12	25:DC:141:HIS:N	2.22	0.51
25:DC:204:LEU:HD23	25:DC:209:ALA:HB3	1.91	0.51
52:BW:17:ALA:O	52:BW:18:LYS:HD2	2.10	0.51
45:DS:24:ILE:HD11	45:DS:36:LEU:HD21	1.91	0.51
44:DQ:93:ILE:HG23	44:DQ:94:LEU:H	1.76	0.51
18:AB:11:ALA:C	18:AB:13:VAL:H	2.13	0.51
10:AK:126:ARG:HA	10:AK:126:ARG:HE	1.76	0.51

*Continued on next page...*

*Continued from previous page...*

Atom-1	Atom-2	Interatomic distance (Å)	Clash overlap (Å)
8:AI:21:LYS:HG2	8:AI:22:PRO:HD2	1.92	0.51
1:AA:976:G:N2	1:AA:1362:A:H3'	2.25	0.51
44:BQ:94:LEU:C	44:BQ:96:ASP:N	2.64	0.51
1:CA:1271:A:H5'	1:CA:1314:C:C5'	2.40	0.51
42:DN:9:GLN:HA	42:DN:17:ARG:HD3	1.92	0.51
5:AF:6:ILE:HD12	5:AF:7:VAL:N	2.25	0.51
28:DP:24:THR:OG1	28:DP:86:LYS:HB3	2.10	0.51
2:AC:148:ILE:O	2:AC:168:ARG:HG2	2.10	0.51
29:BE:46:GLN:HB3	29:BE:86:ALA:CA	2.40	0.51
47:DF:134:GLN:HB3	47:DF:149:ARG:CB	2.41	0.51
38:DM:33:LEU:HD22	38:DM:128:THR:CB	2.41	0.51
27:DK:24:VAL:HA	27:DK:39:ILE:CD1	2.41	0.51
23:DB:1019:U:H2'	23:DB:1020:A:H8	1.73	0.51
5:CF:84:VAL:HG22	5:CF:85:ILE:H	1.74	0.51
8:CI:29:ILE:HG23	8:CI:64:ILE:HB	1.93	0.51
16:AS:38:THR:HG23	16:AS:69:LYS:HE2	1.92	0.51
26:BD:51:THR:HG23	26:BD:78:GLY:O	2.11	0.51
1:CA:1004:A:H2'	1:CA:1005:A:O4'	2.11	0.51
1:CA:1351:U:O4'	6:CG:32:ASP:HB3	2.11	0.51
37:BL:51:GLU:OE1	37:BL:57:LEU:HB2	2.11	0.51
23:BB:1558:C:H4'	23:BB:1559:U:C5'	2.36	0.51
23:DB:1000:A:H2'	23:DB:1001:A:H8	1.76	0.51
34:D3:31:ILE:CD1	34:D3:34:LYS:HD3	2.41	0.51
39:BX:20:ASN:O	39:BX:24:GLU:HB3	2.11	0.51
20:AO:33:THR:HG23	20:AO:63:ARG:NH1	2.24	0.51
20:CO:81:LEU:C	20:CO:81:LEU:HD23	2.32	0.51
23:BB:593:U:H2'	23:BB:594:U:H6	1.76	0.51
3:AD:199:ILE:HG13	3:AD:200:VAL:N	2.25	0.51
8:CI:11:ARG:O	8:CI:11:ARG:HG3	2.11	0.51
18:AB:221:ARG:HH11	18:AB:221:ARG:CB	2.24	0.51
23:DB:68:G:O2'	23:DB:69:C:H5'	2.11	0.51
20:CO:36:ILE:HD11	20:CO:59:MET:HG3	1.93	0.51
6:CG:12:LEU:HD13	6:CG:13:PRO:CD	2.41	0.51
6:CG:12:LEU:HD13	6:CG:13:PRO:HD2	1.92	0.51
23:BB:1710:G:O2'	23:BB:1711:A:H5'	2.10	0.51
23:DB:172:A:H2'	23:DB:173:A:H8	1.75	0.51
37:DL:136:GLU:C	37:DL:138:ALA:H	2.15	0.51
23:BB:570:G:H2'	23:BB:2030:A:C8	2.46	0.51
1:AA:803:G:H2'	1:AA:804:U:H6	1.73	0.51
23:BB:5:A:H2'	23:BB:6:A:H8	1.72	0.51
1:CA:475:C:O2'	1:CA:476:U:H5'	2.11	0.51

*Continued on next page...*

*Continued from previous page...*

Atom-1	Atom-2	Interatomic distance (Å)	Clash overlap (Å)
23:BB:1117:C:H2'	23:BB:1118:C:H6	1.75	0.51
3:AD:169:TRP:CD2	3:AD:185:PRO:HB3	2.45	0.51
23:BB:1106:G:H2'	23:BB:1107:G:C8	2.44	0.51
23:BB:866:A:H61	23:BB:913:U:C4'	2.24	0.51
23:DB:2694:G:H2'	23:DB:2695:U:C6	2.46	0.51
23:BB:39:G:O2'	23:BB:40:U:H5'	2.10	0.51
1:AA:1152:A:H4'	9:AJ:15:HIS:CD2	2.45	0.51
23:BB:2394:C:H2'	23:BB:2395:C:C6	2.46	0.51
23:DB:2531:A:N3	23:DB:2531:A:H2'	2.26	0.51
25:DC:66:PHE:HB2	25:DC:150:GLY:O	2.11	0.51
1:AA:1378:C:N3	1:AA:1379:G:H1'	2.26	0.51
23:DB:222:A:N6	23:DB:232:G:H1'	2.26	0.51
1:AA:929:G:O2'	1:AA:930:C:H5'	2.11	0.51
23:BB:666:A:H2'	23:BB:667:U:C6	2.46	0.51
37:BL:142:ILE:HD12	37:BL:142:ILE:N	2.26	0.51
1:AA:1073:U:O2'	1:AA:1074:G:H5'	2.09	0.51
23:BB:2352:A:C6	52:BW:30:VAL:HG11	2.47	0.50
52:BW:50:VAL:HG23	52:BW:61:LYS:CE	2.41	0.50
2:CC:105:VAL:HA	2:CC:106:ARG:CZ	2.42	0.50
1:AA:977:A:N1	1:AA:1224:U:OP1	2.45	0.50
2:CC:153:SER:HG	2:CC:196:GLY:H	1.57	0.50
29:DE:148:ILE:HG22	29:DE:148:ILE:O	2.11	0.50
52:DW:32:ALA:O	52:DW:34:SER:N	2.44	0.50
1:CA:1078:U:H2'	1:CA:1079:G:O4'	2.10	0.50
1:AA:1299:A:H2'	1:AA:1301:U:C6	2.46	0.50
17:CT:38:ILE:HD11	17:CT:82:ILE:HA	1.93	0.50
24:BI:29:GLN:HA	24:BI:29:GLN:HE21	1.76	0.50
2:CC:113:LYS:HA	2:CC:184:ASN:ND2	2.26	0.50
39:DX:20:ASN:O	39:DX:24:GLU:HB3	2.12	0.50
26:BD:117:GLY:HA2	26:BD:164:GLN:CD	2.32	0.50
23:DB:4:U:H2'	23:DB:5:A:H8	1.76	0.50
1:AA:336:A:O2'	1:AA:337:G:H5'	2.10	0.50
1:CA:470:C:H2'	1:CA:471:U:H6	1.77	0.50
31:B0:27:LEU:HD22	31:B0:38:LEU:HA	1.92	0.50
27:BK:116:ILE:HG13	27:BK:117:SER:N	2.26	0.50
23:DB:1459:G:H3'	23:DB:1460:U:C5'	2.40	0.50
1:CA:370:C:H2'	1:CA:371:A:H8	1.75	0.50
42:DN:59:SER:O	42:DN:63:ARG:HB2	2.11	0.50
23:DB:743:A:OP1	26:DD:135:GLY:HA2	2.11	0.50
23:DB:171:U:H2'	23:DB:172:A:H8	1.74	0.50
23:BB:1431:A:H2'	23:BB:1432:G:C8	2.45	0.50

*Continued on next page...*



*Continued from previous page...*

Atom-1	Atom-2	Interatomic distance (Å)	Clash overlap (Å)
22:BA:26:C:H3'	22:BA:27:C:C6	2.45	0.50
23:BB:569:U:H2'	23:BB:570:G:O4'	2.10	0.50
1:AA:91:U:H2'	1:AA:92:U:C5	2.46	0.50
23:DB:1431:A:H2'	23:DB:1432:G:H8	1.76	0.50
23:BB:2773:C:H2'	23:BB:2774:C:H6	1.76	0.50
35:DV:80:HIS:HA	35:DV:87:GLN:OE1	2.12	0.50
23:DB:1050:A:O2'	23:DB:2752:C:H1'	2.11	0.50
23:DB:2852:G:H2'	23:DB:2853:C:H6	1.76	0.50
23:BB:1826:G:H2'	23:BB:1827:U:H6	1.76	0.50
23:BB:1826:G:P	25:BC:221:GLY:H	2.34	0.50
7:AH:37:ASN:O	7:AH:40:LYS:HB3	2.11	0.50
23:DB:1545:A:H2'	23:DB:1546:G:O4'	2.12	0.50
23:DB:666:A:H2'	23:DB:667:U:C6	2.46	0.50
23:BB:350:G:O2'	23:BB:351:C:H5'	2.11	0.50
25:BC:180:MET:HB2	25:BC:268:ARG:HB3	1.93	0.50
23:DB:1720:U:O2'	23:DB:1721:G:H5'	2.11	0.50
23:BB:2355:G:H4'	52:BW:20:LEU:HD13	1.93	0.50
23:BB:2109:U:O2	23:BB:2109:U:H2'	2.10	0.50
1:CA:94:G:H4'	1:CA:95:C:O5'	2.11	0.50
1:CA:795:C:H5"	10:CK:127:ARG:HH21	1.76	0.50
23:DB:1099:G:H5"	24:DI:2:LYS:HB2	1.93	0.50
23:BB:2133:G:H3'	23:BB:2134:A:H5"	1.93	0.50
23:DB:704:G:H1'	23:DB:727:A:H61	1.77	0.50
1:CA:765:G:O6	1:CA:811:C:H5	1.93	0.50
25:DC:93:VAL:CG1	25:DC:101:ARG:H	2.24	0.50
24:BI:11:GLN:O	24:BI:11:GLN:HG3	2.10	0.50
50:BT:40:LYS:HA	50:BT:43:ILE:CG2	2.41	0.50
2:AC:185:THR:HG22	2:AC:198:LYS:HA	1.93	0.50
2:AC:194:VAL:HG12	2:AC:195:ILE:N	2.26	0.50
27:DK:47:ILE:HG23	27:DK:49:ARG:H	1.76	0.50
6:CG:43:TYR:O	6:CG:46:LEU:N	2.44	0.50
47:DF:33:ILE:HG22	47:DF:34:THR:N	2.25	0.50
41:DJ:17:VAL:CG2	41:DJ:137:PRO:HB2	2.36	0.50
47:BF:135:ILE:HG13	47:BF:137:PHE:CD2	2.46	0.50
47:BF:28:PRO:O	47:BF:168:LEU:HD11	2.12	0.50
42:DN:3:HIS:O	42:DN:4:ARG:HB2	2.11	0.50
6:AG:74:VAL:HG22	6:AG:143:MET:HG3	1.94	0.50
5:AF:84:VAL:HG22	5:AF:85:ILE:H	1.76	0.50
26:BD:37:VAL:CG2	26:BD:91:THR:HA	2.41	0.50
23:BB:979:A:H3'	23:BB:980:A:C5'	2.41	0.50
50:BT:67:VAL:HG23	50:BT:75:GLY:O	2.12	0.50

*Continued on next page...*

*Continued from previous page...*

Atom-1	Atom-2	Interatomic distance (Å)	Clash overlap (Å)
46:BU:86:PHE:HE1	46:BU:88:ASP:HB2	1.75	0.50
26:DD:51:THR:HG23	26:DD:78:GLY:O	2.11	0.50
23:BB:1203:U:H3'	23:BB:1204:A:H5''	1.93	0.50
1:CA:204:G:N2	1:CA:466:A:N6	2.60	0.50
28:BP:63:ILE:HG22	28:BP:63:ILE:O	2.10	0.50
11:AL:49:ARG:HH12	11:AL:88:ASP:CB	2.24	0.50
14:AQ:58:VAL:HB	14:AQ:74:LEU:CD2	2.41	0.50
25:BC:90:ILE:HA	25:BC:103:ILE:O	2.11	0.50
23:DB:1516:G:O2'	23:DB:1517:G:H5'	2.11	0.50
23:BB:1174:U:H4'	23:BB:1176:U:N3	2.26	0.50
23:DB:138:U:H2'	23:DB:140:C:O4'	2.12	0.50
43:BO:24:THR:O	43:BO:90:VAL:HB	2.11	0.50
8:CI:93:LEU:O	8:CI:97:LEU:HG	2.11	0.50
1:AA:665:A:H2'	1:AA:725:G:N2	2.26	0.50
2:CC:41:TYR:CZ	2:CC:89:VAL:HG11	2.46	0.50
11:CL:31:GLY:HA3	11:CL:54:VAL:HG13	1.94	0.50
1:CA:1280:A:H3'	1:CA:1281:C:H5''	1.93	0.50
1:AA:634:C:H2'	1:AA:635:A:H8	1.76	0.50
1:AA:789:U:H2'	1:AA:791:G:OP2	2.11	0.50
25:BC:129:LEU:HB3	25:BC:134:ILE:HG22	1.94	0.50
23:BB:41:C:O2'	23:BB:42:A:H5'	2.10	0.50
25:BC:71:ASP:CA	25:BC:118:GLY:HA2	2.41	0.50
25:DC:71:ASP:CA	25:DC:118:GLY:HA2	2.41	0.50
49:DR:2:TYR:N	49:DR:42:ALA:HB2	2.26	0.50
11:CL:120:ARG:HG2	11:CL:121:PRO:HD2	1.93	0.50
1:CA:546:A:P	3:CD:68:GLU:HB3	2.52	0.50
1:AA:1283:U:O2'	1:AA:1284:C:H5'	2.11	0.50
23:BB:663:G:OP1	37:BL:17:LYS:HG2	2.11	0.50
43:DO:51:ALA:CB	43:DO:78:VAL:HG13	2.41	0.50
1:CA:489:C:H2'	1:CA:490:C:C6	2.46	0.50
1:AA:853:C:C2'	1:AA:854:U:H5'	2.41	0.50
36:D2:34:ARG:HH11	36:D2:34:ARG:HG3	1.75	0.50
1:CA:240:G:OP1	1:CA:240:G:H4'	2.11	0.50
1:CA:531:U:H5'	1:CA:531:U:H6	1.76	0.50
23:BB:2714:G:O2'	23:BB:2715:C:H5'	2.12	0.50
29:BE:109:LEU:HA	29:BE:112:LEU:HB2	1.92	0.50
23:DB:677:A:H2'	23:DB:678:C:H6	1.75	0.50
52:BW:23:LYS:O	52:BW:66:VAL:HB	2.11	0.50
9:AJ:6:ILE:CD1	9:AJ:76:ILE:HG13	2.40	0.50
21:AN:28:ALA:HA	21:AN:32:ASP:HB2	1.92	0.50
50:DT:85:VAL:C	50:DT:86:THR:HG23	2.32	0.50

*Continued on next page...*

*Continued from previous page...*

Atom-1	Atom-2	Interatomic distance (Å)	Clash overlap (Å)
23:DB:1266:G:N2	23:DB:2012:G:H2'	2.26	0.50
8:AI:5:TYR:HB3	8:AI:88:GLU:OE2	2.11	0.50
44:BQ:94:LEU:C	44:BQ:96:ASP:H	2.14	0.50
4:CE:150:GLU:CD	4:CE:150:GLU:H	2.15	0.50
29:DE:165:HIS:C	29:DE:167:VAL:H	2.13	0.50
48:DG:118:ALA:C	48:DG:120:ILE:H	2.14	0.50
47:BF:35:LEU:HD23	47:BF:36:ASN:H	1.76	0.50
27:BK:12:ASP:OD2	27:BK:86:LEU:HG	2.11	0.50
4:CE:132:PRO:O	4:CE:136:VAL:HG12	2.11	0.50
27:BK:107:LEU:H	27:BK:107:LEU:CD1	2.18	0.50
28:BP:88:ARG:HB2	28:BP:112:ARG:CZ	2.41	0.50
1:CA:1288:A:C2	1:CA:1371:G:H1'	2.45	0.50
47:BF:109:ARG:HB3	47:BF:135:ILE:HB	1.94	0.50
47:BF:12:VAL:O	47:BF:16:MET:HG2	2.12	0.50
5:CF:11:HIS:HB3	5:CF:14:GLN:CG	2.38	0.50
10:CK:108:ASN:ND2	19:CU:6:ARG:HD2	2.21	0.50
23:DB:978:G:O2'	23:DB:979:A:H5'	2.11	0.50
23:BB:2886:A:N6	31:B0:39:ARG:CZ	2.72	0.50
25:BC:108:GLY:C	25:BC:110:LYS:H	2.15	0.50
23:BB:2066:C:O2'	23:BB:2067:G:H5'	2.12	0.50
23:DB:1458:U:O2'	23:DB:1459:G:H4'	2.11	0.50
43:DO:24:THR:O	43:DO:90:VAL:HB	2.11	0.50
23:BB:558:U:P	41:BJ:113:PRO:HG2	2.51	0.50
23:BB:2259:U:H2'	23:BB:2260:C:H6	1.76	0.50
23:DB:962:G:H2'	23:DB:963:U:H6	1.76	0.50
23:DB:445:C:H2'	23:DB:446:G:O4'	2.11	0.50
6:AG:64:ALA:HA	6:AG:67:ASN:HD22	1.76	0.50
46:BU:18:LYS:HE2	46:BU:19:GLY:N	2.27	0.50
46:DU:11:ILE:O	46:DU:12:VAL:HB	2.11	0.50
23:DB:18:U:O3'	44:DQ:22:GLY:HA2	2.11	0.50
1:AA:1095:U:H2'	1:AA:1096:C:H6	1.75	0.50
1:CA:451:A:H5'	13:CP:70:ARG:HH22	1.74	0.50
3:CD:138:PRO:HA	3:CD:181:PHE:HD2	1.75	0.50
23:DB:1681:G:H21	23:DB:1762:A:H3'	1.76	0.50
18:CB:20:ARG:HG3	18:CB:20:ARG:HH11	1.77	0.50
35:BV:53:LYS:HZ2	35:BV:54:ALA:H	1.57	0.50
24:BI:49:GLU:CG	24:BI:54:ILE:HD11	2.41	0.50
1:CA:1434:A:H2'	1:CA:1435:G:O4'	2.11	0.50
1:AA:853:C:O2'	1:AA:854:U:H5'	2.11	0.50
24:DI:102:ARG:HG3	24:DI:141:ASP:HB2	1.93	0.50
23:DB:2333:A:H5'	23:DB:2335:A:H1'	1.93	0.50

*Continued on next page...*

*Continued from previous page...*

Atom-1	Atom-2	Interatomic distance (Å)	Clash overlap (Å)
23:DB:1965:C:H5''	23:DB:1966:A:H2'	1.94	0.50
23:DB:1508:A:H2'	23:DB:1509:A:C2	2.47	0.50
37:DL:81:ASP:HA	37:DL:84:LYS:HE2	1.93	0.50
41:BJ:88:THR:HG22	41:BJ:91:GLU:OE1	2.10	0.50
3:AD:40:HIS:O	3:AD:43:ARG:HG2	2.12	0.50
19:CU:29:ALA:HA	19:CU:32:ARG:HG3	1.93	0.50
1:CA:580:C:H2'	1:CA:581:G:O4'	2.11	0.50
1:CA:1400:C:H4'	1:CA:1401:G:OP2	2.10	0.50
51:BZ:15:GLY:O	51:BZ:27:ARG:HG3	2.11	0.50
23:DB:2050:C:H1'	26:DD:161:MET:CE	2.41	0.50
52:BW:65:LYS:NZ	52:BW:84:GLU:HB3	2.25	0.50
29:BE:28:VAL:O	29:BE:32:VAL:HG22	2.12	0.50
23:DB:2221:G:H2'	23:DB:2222:C:H6	1.75	0.50
45:DS:45:VAL:HG23	45:DS:46:LEU:N	2.26	0.50
40:DH:94:ILE:HG23	40:DH:98:ASP:CB	2.42	0.50
52:DW:17:ALA:HA	52:DW:35:ILE:CG2	2.31	0.50
40:BH:47:PHE:CA	40:BH:50:ARG:HE	2.11	0.50
18:AB:13:VAL:HG11	18:AB:207:ARG:HH21	1.75	0.50
23:BB:2231:U:H2'	23:BB:2232:C:H6	1.76	0.50
8:CI:51:LEU:HA	8:CI:54:VAL:CG2	2.33	0.50
1:AA:978:A:H5'	1:AA:1362:A:N6	2.26	0.50
44:BQ:108:LEU:HG	49:BR:48:LYS:HG2	1.92	0.50
37:BL:123:ARG:HA	37:BL:143:GLU:CB	2.32	0.50
24:DI:75:ALA:O	24:DI:79:LEU:HG	2.12	0.50
23:DB:547:A:H5'	23:DB:548:G:C4	2.47	0.50
23:DB:547:A:N3	23:DB:547:A:C2'	2.66	0.50
41:BJ:24:THR:OG1	41:BJ:27:ARG:HD2	2.12	0.50
18:AB:42:LEU:HA	18:AB:45:THR:HB	1.93	0.50
47:DF:64:PRO:HA	47:DF:88:VAL:CG1	2.41	0.50
7:CH:77:VAL:HG23	7:CH:126:CYS:HA	1.94	0.50
42:BN:9:GLN:HA	42:BN:17:ARG:HD3	1.92	0.50
47:DF:62:GLN:NE2	47:DF:90:LEU:HA	2.25	0.50
47:BF:101:ARG:NH1	47:BF:138:PRO:HB2	2.26	0.50
47:BF:155:ILE:HG22	47:BF:157:THR:N	2.25	0.50
47:BF:3:LEU:HD11	47:BF:172:PHE:CE1	2.46	0.50
47:BF:91:ARG:O	47:BF:92:GLY:C	2.50	0.50
26:DD:117:GLY:HA2	26:DD:164:GLN:OE1	2.11	0.50
27:DK:107:LEU:CD1	27:DK:107:LEU:H	2.21	0.50
21:CN:28:ALA:O	21:CN:32:ASP:HB3	2.12	0.50
26:DD:202:ILE:HG22	26:DD:204:LYS:HZ2	1.75	0.50
2:CC:184:ASN:O	2:CC:199:VAL:HG22	2.10	0.50

*Continued on next page...*

*Continued from previous page...*

Atom-1	Atom-2	Interatomic distance (Å)	Clash overlap (Å)
23:BB:2835:A:H62	23:BB:2878:U:H2'	1.77	0.50
12:AM:28:ARG:NH2	12:AM:61:LYS:HB2	2.25	0.50
4:CE:104:ILE:HD11	4:CE:111:ARG:HA	1.94	0.50
38:DM:111:GLU:HA	38:DM:114:ARG:HH22	1.76	0.50
29:DE:105:LEU:HD21	29:DE:177:PRO:HA	1.92	0.50
7:AH:48:PHE:HA	7:AH:59:GLU:O	2.12	0.50
31:B0:38:LEU:HB3	31:B0:41:HIS:NE2	2.26	0.50
23:BB:2519:U:C6	23:BB:2542:A:N6	2.79	0.50
14:CQ:58:VAL:HB	14:CQ:74:LEU:CD2	2.41	0.50
23:DB:2789:C:H2'	23:DB:2893:A:N7	2.27	0.50
20:AO:81:LEU:HD23	20:AO:82:ILE:N	2.26	0.50
23:DB:1039:A:H2'	23:DB:1040:A:H8	1.75	0.50
6:CG:73:GLU:HG2	6:CG:90:VAL:HG12	1.92	0.50
1:CA:187:G:N2	1:CA:189:A:H3'	2.27	0.50
11:AL:17:LYS:HD2	11:AL:18:SER:O	2.11	0.50
1:AA:807:A:H2'	1:AA:808:C:C6	2.47	0.50
49:BR:1:MET:HA	49:BR:42:ALA:HB3	1.92	0.50
1:CA:1463:U:H2'	1:CA:1464:U:C6	2.47	0.50
23:BB:1930:G:H2'	23:BB:1968:G:N1	2.26	0.50
23:BB:441:U:H2'	23:BB:442:G:H8	1.75	0.50
23:BB:2633:G:H2'	23:BB:2634:A:O4'	2.11	0.50
23:BB:234:U:H2'	23:BB:235:U:H6	1.75	0.50
23:DB:1689:A:H2'	23:DB:1690:A:C8	2.47	0.50
23:DB:1838:C:H4'	23:DB:1839:G:H8	1.76	0.50
1:AA:148:G:H2'	1:AA:149:A:O4'	2.11	0.50
23:DB:1567:G:H1'	23:DB:1568:G:C6	2.47	0.50
23:DB:1271:G:OP2	23:DB:1648:U:OP1	2.28	0.50
13:AP:41:PRO:O	13:AP:42:ILE:HD13	2.11	0.50
23:DB:8:C:O2'	23:DB:9:G:H5'	2.10	0.50
23:BB:850:U:H2'	23:BB:851:C:H6	1.75	0.50
52:BW:59:PHE:O	52:BW:60:ALA:CB	2.59	0.50
38:BM:57:VAL:O	38:BM:57:VAL:HG12	2.11	0.50
18:CB:14:HIS:O	18:CB:15:PHE:C	2.50	0.50
18:CB:17:HIS:HB3	18:CB:187:ASP:OD2	2.12	0.50
50:DT:28:ASN:ND2	50:DT:29:THR:HG23	2.27	0.50
23:DB:2356:U:H5''	52:DW:16:GLU:HG3	1.93	0.50
28:BP:6:GLN:NE2	28:BP:7:LEU:HD12	2.26	0.50
8:AI:94:ARG:CB	8:AI:94:ARG:HH11	2.23	0.50
21:AN:61:ASN:HB3	21:AN:72:PHE:CZ	2.47	0.50
42:BN:101:GLY:CA	42:BN:110:MET:H	2.15	0.50
22:DA:49:C:P	43:DO:30:ARG:HH12	2.34	0.50

*Continued on next page...*

*Continued from previous page...*

Atom-1	Atom-2	Interatomic distance (Å)	Clash overlap (Å)
23:DB:922:C:H1'	52:DW:22:VAL:HG21	1.94	0.50
3:AD:152:SER:CA	3:AD:155:LYS:HD3	2.36	0.50
3:AD:2:ARG:H	3:AD:4:LEU:HD11	1.77	0.50
13:CP:74:LEU:O	13:CP:78:VAL:HG12	2.12	0.50
23:DB:2052:A:OP1	26:DD:145:SER:HA	2.11	0.50
50:DT:40:LYS:O	50:DT:43:ILE:HG22	2.11	0.50
23:BB:1158:C:H4'	30:BY:30:ARG:HH21	1.77	0.50
2:AC:127:VAL:HG23	2:AC:128:MET:H	1.76	0.50
6:CG:57:GLU:O	6:CG:61:PHE:N	2.44	0.50
14:AQ:25:GLU:N	14:AQ:40:THR:HG23	2.27	0.50
47:DF:32:LYS:H	47:DF:95:MET:CE	2.25	0.50
1:CA:377:G:H2'	1:CA:378:G:C8	2.45	0.50
47:BF:127:TYR:O	47:BF:155:ILE:HB	2.12	0.50
22:BA:43:C:O2'	47:BF:91:ARG:HD2	2.11	0.50
23:BB:2754:U:H6	23:BB:2754:U:O5'	1.94	0.50
24:BI:33:ASN:HD21	24:BI:64:ARG:NH1	2.03	0.50
23:DB:599:A:O2'	23:DB:600:G:H5'	2.12	0.50
1:AA:1499:A:H2'	1:AA:1500:A:C8	2.39	0.50
23:BB:2040:G:H2'	23:BB:2041:U:O4'	2.11	0.50
25:DC:12:ARG:HA	25:DC:15:VAL:CG2	2.42	0.50
23:DB:2009:A:O4'	42:DN:107:ASN:HB3	2.11	0.50
25:DC:108:GLY:C	25:DC:110:LYS:H	2.15	0.50
18:CB:131:LYS:HG3	18:CB:132:GLU:N	2.27	0.50
1:CA:89:U:H2'	1:CA:90:C:C6	2.47	0.50
23:BB:1854:A:H62	23:BB:1888:G:H1'	1.75	0.50
18:AB:71:THR:HG23	18:AB:92:ASN:O	2.10	0.50
23:DB:569:U:H2'	23:DB:570:G:O4'	2.12	0.50
23:DB:2822:G:H2'	23:DB:2823:A:H5''	1.93	0.50
1:CA:251:G:H22	1:CA:272:C:N4	2.09	0.50
23:BB:471:A:H2'	23:BB:472:A:O4'	2.12	0.50
23:BB:2839:G:O2'	23:BB:2840:C:H5'	2.11	0.50
5:CF:53:LYS:H	5:CF:53:LYS:NZ	2.08	0.50
23:BB:1629:U:O2	23:BB:2698:U:H5''	2.11	0.50
23:BB:2787:C:H1'	26:BD:63:PRO:HG3	1.94	0.50
45:BS:18:ARG:HB3	45:BS:76:VAL:CG2	2.42	0.50
1:AA:1139:G:O4'	1:AA:1140:C:H5	1.95	0.50
23:BB:2339:C:H2'	23:BB:2340:A:C8	2.47	0.50
1:AA:1512:U:H2'	1:AA:1513:A:C8	2.46	0.50
1:AA:1182:G:H4'	1:AA:1183:U:C5'	2.40	0.50
1:AA:56:U:H2'	1:AA:57:G:C8	2.45	0.50
23:DB:1790:C:H2'	23:DB:1791:A:C8	2.47	0.50

*Continued on next page...*

*Continued from previous page...*

Atom-1	Atom-2	Interatomic distance (Å)	Clash overlap (Å)
7:CH:10:LEU:HA	7:CH:74:ILE:HD11	1.94	0.50
1:CA:236:A:O2'	1:CA:237:G:H5'	2.11	0.50
23:DB:1007:C:H4'	41:DJ:110:PRO:HB3	1.92	0.50
1:AA:1381:U:O2	6:AG:78:ARG:HB2	2.12	0.50
23:BB:1170:C:O5'	23:BB:1170:C:H6	1.95	0.50
1:AA:161:A:H2'	1:AA:162:A:C8	2.47	0.50
24:BI:23:VAL:HG23	24:BI:24:GLY:H	1.76	0.50
23:BB:2249:U:N3	23:BB:2253:G:OP2	2.41	0.50
1:CA:1157:A:H5'	1:CA:1158:C:C6	2.46	0.50
26:DD:61:THR:OG1	26:DD:64:GLU:HB2	2.11	0.50
23:BB:57:C:H2'	23:BB:58:G:H8	1.76	0.50
23:BB:2221:G:H2'	23:BB:2222:C:H6	1.76	0.50
23:BB:2888:C:H2'	23:BB:2889:C:C6	2.47	0.50
23:DB:1886:U:H6	23:DB:1886:U:O5'	1.95	0.50
23:DB:1341:G:H5'	50:DT:61:LEU:HD13	1.94	0.50
23:BB:1083:U:H2'	23:BB:1085:A:OP2	2.11	0.50
42:BN:65:LEU:O	42:BN:68:ALA:HB3	2.12	0.50
23:DB:1113:U:H2'	23:DB:1114:C:C6	2.47	0.50
23:DB:2888:C:H2'	23:DB:2889:C:C6	2.47	0.50
2:CC:106:ARG:O	2:CC:107:LYS:C	2.49	0.50
29:BE:58:LYS:HZ3	29:BE:58:LYS:H	1.55	0.50
18:CB:50:ASN:HA	18:CB:53:LEU:HB3	1.92	0.50
18:CB:83:ALA:O	18:CB:88:GLN:HB2	2.10	0.50
12:AM:38:ILE:HG13	12:AM:55:LEU:CD2	2.38	0.50
45:BS:66:ILE:CA	45:BS:69:LEU:HD13	2.41	0.50
12:CM:78:ARG:O	12:CM:82:LEU:HG	2.11	0.50
8:AI:50:PRO:HG2	8:AI:51:LEU:H	1.76	0.50
8:AI:27:ILE:HG23	8:AI:64:ILE:HD11	1.92	0.50
16:CS:11:ASP:O	16:CS:14:LEU:HG	2.12	0.50
1:AA:404:G:O2'	1:AA:405:U:H5'	2.12	0.50
5:AF:3:HIS:CG	5:AF:92:THR:HG23	2.46	0.50
5:AF:92:THR:HG22	5:AF:94:HIS:N	2.16	0.50
50:DT:31:VAL:HA	50:DT:83:ALA:HB3	1.93	0.50
12:AM:3:ILE:HD12	12:AM:7:ASN:O	2.12	0.50
52:DW:65:LYS:NZ	52:DW:84:GLU:HB3	2.26	0.50
2:AC:72:PRO:HB3	2:AC:102:ILE:HG21	1.94	0.50
50:DT:7:LEU:O	50:DT:7:LEU:HD13	2.12	0.50
47:DF:133:GLU:HA	47:DF:150:GLY:CA	2.41	0.50
27:BK:47:ILE:HG23	27:BK:49:ARG:H	1.76	0.50
44:DQ:30:VAL:HG22	44:DQ:31:TYR:N	2.23	0.50
44:BQ:30:VAL:HG22	44:BQ:31:TYR:N	2.23	0.50

*Continued on next page...*

*Continued from previous page...*

Atom-1	Atom-2	Interatomic distance (Å)	Clash overlap (Å)
28:BP:111:GLU:OE1	28:BP:113:LEU:HB2	2.10	0.50
37:BL:30:THR:HB	37:BL:34:GLY:O	2.10	0.50
23:BB:2466:C:O2'	23:BB:2467:C:H5'	2.11	0.50
23:DB:572:A:H5''	49:DR:80:ARG:NH2	2.27	0.50
48:BG:106:LEU:C	48:BG:108:PHE:H	2.14	0.50
47:BF:32:LYS:H	47:BF:95:MET:CE	2.25	0.50
32:B4:1:MET:CE	32:B4:36:ARG:HB2	2.42	0.50
3:AD:90:LEU:HD21	3:AD:196:GLU:CB	2.41	0.50
19:CU:16:ARG:HH12	19:CU:19:LYS:HZ3	1.59	0.50
1:AA:1389:C:H2'	1:AA:1390:U:C6	2.46	0.50
12:AM:28:ARG:NH2	12:AM:62:PHE:HB2	2.24	0.50
23:BB:974:G:P	49:BR:78:ARG:HD3	2.52	0.50
23:DB:126:A:H5'	36:D2:19:ARG:CG	2.40	0.50
44:DQ:42:GLY:HA3	49:DR:75:VAL:CG2	2.41	0.50
28:BP:63:ILE:HG12	28:BP:68:GLY:HA2	1.94	0.50
16:AS:48:ILE:HB	16:AS:59:VAL:HG23	1.92	0.50
23:DB:2290:G:H2'	23:DB:2291:U:C6	2.47	0.50
30:DY:58:GLU:H	30:DY:58:GLU:CD	2.15	0.50
41:DJ:58:ASN:HA	41:DJ:127:GLY:CA	2.42	0.50
34:B3:14:LYS:HG2	34:B3:14:LYS:O	2.11	0.50
18:AB:131:LYS:HB3	18:AB:131:LYS:HZ2	1.76	0.50
10:AK:53:GLY:O	10:AK:56:LYS:HB3	2.11	0.50
23:BB:1866:A:H2'	23:BB:1867:G:O4'	2.12	0.50
23:DB:90:U:H2'	23:DB:91:A:C2	2.46	0.50
23:BB:1946:U:H2'	23:BB:1947:C:C6	2.46	0.50
23:DB:1047:G:O3'	23:DB:1048:A:H8	1.94	0.50
23:BB:195:A:H1'	23:BB:250:G:N2	2.27	0.50
23:BB:18:U:O3'	44:BQ:22:GLY:HA2	2.11	0.50
46:DU:33:VAL:HG13	46:DU:66:VAL:HB	1.93	0.50
23:DB:1403:A:O2'	23:DB:1404:C:H5'	2.11	0.50
1:CA:601:G:H2'	1:CA:602:A:C8	2.46	0.50
1:CA:630:A:H2'	1:CA:631:C:C6	2.46	0.50
1:AA:1338:G:H2'	1:AA:1339:A:H8	1.75	0.50
17:AT:49:ALA:HA	17:AT:52:GLU:HB3	1.92	0.50
23:DB:803:U:O2'	23:DB:804:A:H5'	2.12	0.50
23:DB:2751:G:H3'	23:DB:2752:C:C6	2.47	0.50
1:AA:1111:A:C2	2:AC:176:THR:HG23	2.47	0.50
46:BU:5:ARG:HH22	46:BU:93:ARG:HD3	1.76	0.50
23:DB:1312:U:H4'	23:DB:1313:U:O5'	2.12	0.50
1:AA:891:U:O2'	1:AA:892:A:H5'	2.11	0.50
1:AA:531:U:C6	1:AA:531:U:H5'	2.47	0.50

*Continued on next page...*



*Continued from previous page...*

Atom-1	Atom-2	Interatomic distance (Å)	Clash overlap (Å)
1:AA:1073:U:H4'	18:AB:104:LYS:HE2	1.93	0.50
1:AA:562:U:H4'	1:AA:563:A:O5'	2.11	0.50
1:CA:356:A:H1'	1:CA:368:U:O2'	2.12	0.50
23:BB:1902:C:H2'	23:BB:1903:G:O4'	2.12	0.50
22:DA:100:G:H2'	22:DA:101:A:O4'	2.11	0.50
1:CA:645:G:H2'	1:CA:646:G:H8	1.76	0.50
2:CC:18:ASN:C	2:CC:55:VAL:HG13	2.32	0.50
2:CC:52:SER:OG	2:CC:53:ARG:N	2.42	0.50
1:AA:1215:G:H5'	1:AA:1215:G:C8	2.45	0.50
49:DR:34:GLU:OE1	49:DR:60:LYS:HG2	2.11	0.50
45:BS:48:LYS:O	45:BS:51:LEU:HB3	2.11	0.50
16:CS:38:THR:HG22	16:CS:39:ILE:O	2.12	0.50
2:CC:26:LYS:HG3	2:CC:27:GLU:HG3	1.94	0.50
1:CA:1511:G:O2'	1:CA:1512:U:H5'	2.12	0.50
23:BB:1818:U:C4	25:BC:152:GLN:HB3	2.47	0.50
24:DI:76:ALA:HA	24:DI:135:MET:SD	2.51	0.50
37:DL:30:THR:HB	37:DL:34:GLY:O	2.12	0.50
41:DJ:25:LEU:O	41:DJ:27:ARG:N	2.43	0.50
23:BB:1080:A:H2'	23:BB:1081:U:H6	1.77	0.50
50:BT:31:VAL:HA	50:BT:83:ALA:HB3	1.92	0.50
6:AG:110:ARG:HB3	6:AG:112:ASP:OD1	2.12	0.50
2:AC:68:HIS:HA	2:AC:103:ALA:HB3	1.94	0.50
47:BF:148:VAL:O	47:BF:149:ARG:HG2	2.11	0.50
47:DF:147:ARG:O	47:DF:148:VAL:C	2.50	0.50
38:DM:126:ILE:N	38:DM:126:ILE:HD12	2.25	0.50
4:CE:63:MET:O	4:CE:66:ALA:HB3	2.11	0.50
22:DA:52:A:O2'	22:DA:53:A:H5'	2.11	0.50
6:CG:119:LEU:O	6:CG:123:LEU:HG	2.11	0.50
23:DB:2645:G:H4'	23:DB:2732:G:H2'	1.93	0.50
17:AT:73:ARG:HG3	17:AT:74:HIS:N	2.25	0.50
47:BF:117:SER:HB3	47:BF:120:SER:HB3	1.93	0.50
47:BF:30:VAL:HG21	47:BF:96:TRP:HE1	1.76	0.50
1:CA:130:A:H1'	1:CA:263:A:O2'	2.11	0.50
27:DK:71:ARG:CB	27:DK:72:PRO:HD2	2.37	0.50
24:DI:21:PRO:CB	24:DI:22:PRO:HD3	2.38	0.50
48:BG:51:PHE:CD2	48:BG:68:ARG:HG2	2.47	0.50
1:AA:1100:C:C2	1:AA:1102:A:H5'	2.47	0.50
1:AA:68:G:C5'	1:AA:171:A:H1'	2.40	0.50
23:BB:1657:U:O2'	26:BD:138:LEU:HD12	2.12	0.50
10:CK:22:ILE:HG21	10:CK:95:THR:HG21	1.92	0.50
1:AA:1499:A:OP2	1:AA:1499:A:H3'	2.11	0.50

*Continued on next page...*

*Continued from previous page...*

Atom-1	Atom-2	Interatomic distance (Å)	Clash overlap (Å)
39:BX:20:ASN:HD22	39:BX:20:ASN:N	2.09	0.50
10:CK:30:ILE:HG22	10:CK:45:THR:CB	2.42	0.50
1:AA:1392:G:H2'	1:AA:1393:U:C6	2.46	0.50
23:BB:970:U:H2'	23:BB:971:G:H8	1.76	0.50
40:BH:53:GLU:C	40:BH:54:LEU:HD23	2.32	0.50
21:AN:77:GLY:O	21:AN:78:LEU:HD12	2.12	0.50
23:BB:1000:A:H2'	23:BB:1001:A:H8	1.76	0.50
6:AG:149:ALA:HB2	10:AK:60:PHE:HB2	1.93	0.50
9:AJ:35:GLN:HG2	9:AJ:78:GLU:OE1	2.12	0.50
23:BB:2544:G:O2'	23:BB:2545:G:H5'	2.12	0.50
23:DB:2250:G:N2	38:DM:82:MET:HB3	2.27	0.50
23:DB:170:U:H2'	23:DB:171:U:H6	1.77	0.50
23:BB:6:A:H4'	41:BJ:131:ASN:O	2.12	0.50
23:BB:1403:A:O2'	23:BB:1404:C:H5'	2.12	0.50
41:BJ:104:ALA:O	41:BJ:108:MET:HG3	2.12	0.50
23:BB:2102:G:H2'	23:BB:2103:C:C6	2.47	0.50
23:DB:2772:C:H4'	26:DD:171:THR:CG2	2.41	0.50
23:DB:1636:U:H2'	23:DB:1637:A:H8	1.76	0.50
1:CA:413:G:O6	3:CD:32:LYS:HE2	2.11	0.50
23:BB:37:C:O2'	29:BE:45:ALA:HA	2.12	0.50
23:BB:708:G:H2'	23:BB:709:U:C6	2.46	0.50
1:CA:1175:G:O2'	1:CA:1176:A:H5'	2.12	0.50
1:CA:756:C:H2'	1:CA:757:U:O4'	2.12	0.50
23:DB:2369:A:H2'	23:DB:2370:G:C8	2.47	0.50
1:CA:489:C:H2'	1:CA:490:C:H6	1.77	0.50
19:AU:29:ALA:HA	19:AU:32:ARG:HG3	1.94	0.50
23:DB:1664:A:H1'	23:DB:2726:A:N1	2.27	0.50
1:CA:547:A:H4'	1:CA:548:G:O5'	2.11	0.50
1:AA:683:G:O2'	1:AA:684:U:H5'	2.10	0.50
37:BL:89:VAL:O	37:BL:89:VAL:HG13	2.12	0.50
2:CC:128:MET:H	2:CC:128:MET:CE	2.24	0.50
1:CA:14:U:H2'	1:CA:14:U:O2	2.11	0.50
6:AG:3:ARG:NH1	6:AG:3:ARG:HB3	2.27	0.50
13:AP:38:PHE:O	13:AP:50:THR:HG23	2.11	0.50
6:CG:24:LYS:O	6:CG:28:ILE:HG12	2.12	0.50
23:DB:1098:A:P	24:DI:3:LYS:HG2	2.52	0.50
29:BE:32:VAL:HG23	29:BE:33:VAL:N	2.26	0.50
25:DC:189:ALA:O	25:DC:190:THR:C	2.49	0.50
52:BW:19:ARG:HD3	52:BW:36:ILE:HD11	1.93	0.50
16:CS:38:THR:HA	16:CS:68:HIS:O	2.12	0.50
23:DB:278:A:O3'	23:DB:279:A:H8	1.94	0.50

*Continued on next page...*

*Continued from previous page...*

Atom-1	Atom-2	Interatomic distance (Å)	Clash overlap (Å)
29:DE:60:TRP:CZ3	29:DE:69:ARG:HA	2.47	0.50
40:BH:116:ARG:HH21	40:BH:139:PHE:HB3	1.76	0.50
21:CN:56:PRO:O	21:CN:58:ARG:N	2.45	0.50
23:DB:1597:A:C5'	23:DB:1598:A:H5'	2.34	0.50
42:BN:103:ARG:HB3	42:BN:106:ASP:O	2.12	0.50
1:AA:135:C:O2	13:AP:1:MET:HB2	2.11	0.50
1:CA:408:A:H3'	1:CA:409:U:C6	2.47	0.50
3:CD:146:GLU:CD	3:CD:146:GLU:N	2.65	0.50
4:CE:81:GLN:H	4:CE:146:MET:CE	2.17	0.50
23:DB:2352:A:C6	52:DW:30:VAL:HG11	2.47	0.50
4:CE:113:VAL:CG2	4:CE:114:LEU:H	2.18	0.50
5:CF:35:LYS:O	5:CF:64:VAL:HG13	2.12	0.50
2:AC:149:LYS:CB	2:AC:200:TRP:HB2	2.35	0.50
2:AC:122:GLN:OE1	2:AC:127:VAL:HG21	2.12	0.50
47:DF:109:ARG:HG3	47:DF:137:PHE:CB	2.41	0.50
2:AC:38:VAL:HG23	2:AC:39:ARG:N	2.27	0.50
6:CG:119:LEU:HG	6:CG:123:LEU:HD11	1.93	0.50
38:BM:66:ARG:CZ	38:BM:101:VAL:HG11	2.42	0.50
48:BG:148:ARG:CD	48:BG:152:ARG:HH11	2.22	0.50
48:BG:17:LYS:HG3	48:BG:19:ASN:OD1	2.12	0.50
48:BG:9:VAL:HA	48:BG:48:THR:CB	2.39	0.50
23:DB:1561:C:H2'	23:DB:1562:U:C6	2.47	0.50
23:BB:1655:A:H2'	23:BB:1656:C:O4'	2.12	0.50
1:CA:430:A:O2'	1:CA:431:A:H5'	2.12	0.50
23:DB:2040:G:H2'	23:DB:2041:U:O4'	2.10	0.50
50:DT:69:ARG:HE	50:DT:69:ARG:CA	2.22	0.50
50:DT:69:ARG:HG3	50:DT:70:HIS:N	2.26	0.50
1:CA:8:A:N6	3:CD:53:GLN:HE22	2.10	0.50
35:BV:29:ILE:HD13	35:BV:31:TYR:CE2	2.47	0.50
25:BC:77:VAL:HG22	25:BC:113:ASP:O	2.11	0.50
23:BB:2849:U:N3	23:BB:2867:G:C8	2.80	0.50
23:DB:2345:G:H5'	23:DB:2347:C:O4'	2.12	0.50
7:AH:43:GLY:HA2	7:AH:63:LYS:NZ	2.27	0.50
49:DR:83:TYR:HE2	49:DR:85:LYS:HE3	1.75	0.50
23:DB:831:G:O2'	23:DB:832:U:H5'	2.12	0.50
11:AL:49:ARG:HH12	11:AL:88:ASP:HB3	1.77	0.50
23:BB:1550:C:H2'	23:BB:1551:A:H8	1.77	0.50
23:BB:2259:U:H2'	23:BB:2260:C:C6	2.47	0.50
42:BN:92:GLY:O	42:BN:94:TYR:N	2.44	0.50
23:DB:1949:G:H2'	23:DB:1950:G:C8	2.47	0.50
46:DU:18:LYS:HE2	46:DU:19:GLY:N	2.27	0.50

*Continued on next page...*

*Continued from previous page...*

Atom-1	Atom-2	Interatomic distance (Å)	Clash overlap (Å)
1:AA:1105:A:O2'	1:AA:1106:G:H5'	2.12	0.50
1:AA:216:U:H2'	1:AA:217:C:C6	2.46	0.50
23:DB:1535:A:H2	23:DB:1538:G:H1'	1.76	0.50
1:CA:382:A:H2'	1:CA:383:A:H8	1.77	0.50
23:BB:2896:C:H2'	23:BB:2897:U:C6	2.47	0.50
1:AA:737:C:H2'	1:AA:738:C:H6	1.76	0.50
23:DB:182:A:O2'	23:DB:183:C:H5'	2.11	0.50
1:CA:1020:G:C2'	1:CA:1021:A:H5'	2.42	0.50
36:B2:3:ARG:HE	36:B2:4:THR:H	1.60	0.50
23:DB:231:A:H3'	23:DB:232:G:H8	1.75	0.50
1:AA:149:A:H1'	1:AA:1446:A:C2	2.46	0.50
23:BB:1255:U:C6	29:BE:68:ALA:HB2	2.47	0.50
1:AA:747:A:C4	1:AA:748:G:H1'	2.47	0.50
23:DB:2081:U:H2'	23:DB:2082:A:C8	2.47	0.50
1:CA:174:A:O2'	1:CA:175:C:H5'	2.12	0.50
22:DA:106:G:H2'	22:DA:107:G:O4'	2.11	0.50
23:DB:335:C:O2'	23:DB:336:C:H5'	2.12	0.50
39:BX:31:GLN:O	39:BX:37:LEU:HB2	2.11	0.50
23:BB:1666:G:O3'	27:BK:6:THR:HG23	2.11	0.50
1:CA:1049:U:H1'	1:CA:1201:A:C5	2.46	0.50
23:BB:1237:A:H2'	23:BB:1237:A:N3	2.27	0.50
22:DA:117:G:O2'	22:DA:118:C:H5'	2.11	0.50
23:BB:95:A:H4'	39:BX:38:GLN:O	2.12	0.50
1:AA:356:A:H1'	1:AA:368:U:O2'	2.12	0.50
30:BY:43:ILE:HG13	30:BY:44:ARG:N	2.26	0.50
23:DB:1099:G:H4'	24:DI:4:VAL:HG12	1.93	0.50
23:BB:917:A:H5''	23:BB:2268:A:N6	2.27	0.50
52:BW:33:GLY:O	52:BW:34:SER:HB2	2.12	0.50
18:CB:32:GLY:O	18:CB:39:ILE:HB	2.12	0.50
51:BZ:5:CYS:HB3	51:BZ:9:GLY:H	1.77	0.50
40:BH:68:ARG:HB2	40:BH:134:VAL:CG1	2.41	0.50
40:BH:99:ILE:HD11	40:BH:128:HIS:CG	2.47	0.50
19:CU:40:PRO:C	19:CU:42:THR:H	2.15	0.50
1:CA:731:G:O2'	1:CA:732:C:H5'	2.12	0.50
37:DL:125:LEU:HB2	37:DL:143:GLU:OE2	2.12	0.50
23:DB:920:A:H2'	23:DB:921:C:C6	2.47	0.50
37:DL:19:LEU:HD22	37:DL:31:GLY:O	2.12	0.50
52:DW:59:PHE:O	52:DW:60:ALA:CB	2.60	0.50
47:BF:147:ARG:O	47:BF:148:VAL:C	2.50	0.50
42:BN:19:ALA:C	42:BN:21:PHE:N	2.65	0.50
7:AH:124:ILE:C	7:AH:125:ILE:HD12	2.31	0.50

*Continued on next page...*

*Continued from previous page...*

Atom-1	Atom-2	Interatomic distance (Å)	Clash overlap (Å)
1:CA:1291:U:O2'	1:CA:1292:G:H5'	2.10	0.50
1:AA:279:A:H5'	1:AA:281:G:C5'	2.41	0.50
17:CT:24:ARG:CG	17:CT:65:LEU:HD11	2.42	0.50
23:DB:1998:A:O2'	23:DB:1999:C:H5'	2.12	0.50
23:DB:2676:C:H2'	23:DB:2677:G:C8	2.47	0.50
23:DB:2723:C:H4'	42:DN:1:MET:SD	2.51	0.50
26:DD:117:GLY:HA2	26:DD:164:GLN:CD	2.32	0.50
8:CI:15:ALA:O	8:CI:67:LYS:HD2	2.12	0.50
6:AG:74:VAL:HA	6:AG:87:PRO:HA	1.94	0.50
1:CA:462:G:H5'	1:CA:463:U:P	2.52	0.50
26:BD:32:ASN:HD22	26:BD:50:VAL:HG21	1.76	0.50
1:AA:470:C:H2'	1:AA:471:U:H6	1.76	0.50
20:CO:71:LYS:NZ	20:CO:72:ARG:N	2.60	0.50
1:AA:270:A:H2'	1:AA:271:C:H6	1.73	0.50
23:DB:1731:G:O2'	23:DB:1732:C:H5''	2.11	0.50
34:D3:57:VAL:C	34:D3:59:ALA:H	2.15	0.50
1:AA:8:A:H5''	4:AE:125:LYS:HB3	1.94	0.50
9:CJ:57:VAL:O	9:CJ:58:ASN:HB2	2.12	0.50
23:DB:1175:A:H2'	23:DB:1176:U:O4'	2.12	0.50
23:BB:1911:U:H2'	23:BB:1918:A:C2	2.46	0.50
23:DB:1324:G:H1'	23:DB:1616:A:C6	2.47	0.50
9:CJ:81:GLU:N	9:CJ:82:LYS:HZ3	2.10	0.50
23:BB:1516:G:O2'	23:BB:1517:G:H5'	2.11	0.50
23:DB:2144:G:O2'	23:DB:2146:C:H5''	2.12	0.50
46:BU:62:ALA:O	46:BU:63:ALA:HB3	2.12	0.50
23:DB:496:G:C1'	45:DS:61:ASN:HD21	2.25	0.50
23:BB:116:C:H2'	23:BB:117:G:O4'	2.11	0.50
1:CA:57:G:H2'	1:CA:58:C:H6	1.76	0.50
23:DB:2104:C:H2'	23:DB:2105:U:H6	1.77	0.50
23:BB:1774:C:C2'	23:BB:1774:C:O2	2.59	0.50
31:B0:53:VAL:O	31:B0:54:ILE:HB	2.12	0.50
1:CA:691:G:H1'	1:CA:696:A:H61	1.77	0.50
9:AJ:22:THR:OG1	9:AJ:72:ARG:HG3	2.11	0.50
23:DB:2297:A:C2	23:DB:2320:U:H4'	2.47	0.50
1:CA:292:G:O2'	1:CA:609:A:N6	2.45	0.50
23:DB:2521:C:H2'	23:DB:2522:U:C6	2.47	0.50
1:CA:939:G:H4'	6:CG:101:ARG:NH2	2.26	0.50
52:DW:69:GLU:HG3	52:DW:80:SER:OG	2.11	0.50
2:CC:161:ILE:N	2:CC:161:ILE:HD12	2.26	0.50
23:DB:1365:A:N3	23:DB:1365:A:H2'	2.27	0.50
13:CP:38:PHE:O	13:CP:50:THR:HG23	2.12	0.50

*Continued on next page...*

*Continued from previous page...*

Atom-1	Atom-2	Interatomic distance (Å)	Clash overlap (Å)
23:DB:2415:G:H2'	23:DB:2416:C:H6	1.77	0.50
23:BB:797:G:OP2	29:BE:57:LYS:HB2	2.12	0.50
29:BE:138:LEU:HD22	29:BE:143:LEU:HB2	1.94	0.49
29:BE:145:ASP:H	29:BE:166:LYS:CB	2.24	0.49
2:CC:145:ALA:C	2:CC:147:GLY:H	2.15	0.49
21:AN:43:ALA:HA	21:AN:46:LYS:CG	2.42	0.49
1:AA:1314:C:H41	16:AS:3:SER:HB3	1.77	0.49
50:BT:50:LEU:C	50:BT:52:GLU:H	2.15	0.49
45:DS:36:LEU:HD11	45:DS:47:VAL:HB	1.94	0.49
26:DD:11:MET:H	26:DD:25:THR:HA	1.77	0.49
25:BC:184:GLU:O	25:BC:186:ASP:N	2.40	0.49
25:BC:144:GLU:OE2	25:BC:188:ARG:HG3	2.11	0.49
8:AI:40:ARG:H	8:AI:44:ARG:HD3	1.76	0.49
16:CS:18:VAL:HG13	16:CS:19:GLU:N	2.26	0.49
3:CD:25:ARG:O	3:CD:27:ILE:HG13	2.12	0.49
29:DE:189:THR:O	29:DE:193:VAL:HG23	2.11	0.49
48:BG:83:THR:C	48:BG:84:LYS:HD3	2.32	0.49
26:DD:149:ASN:C	26:DD:152:PRO:HD2	2.31	0.49
9:CJ:7:ARG:HG3	9:CJ:102:LEU:C	2.32	0.49
28:DP:111:GLU:OE1	28:DP:113:LEU:HB2	2.12	0.49
6:AG:110:ARG:HB2	6:AG:118:ARG:HB3	1.94	0.49
2:AC:102:ILE:N	2:AC:102:ILE:HD12	2.27	0.49
1:AA:1375:A:H2'	1:AA:1376:U:O4'	2.11	0.49
29:DE:126:VAL:HG22	29:DE:127:GLU:N	2.20	0.49
47:DF:100:GLU:O	47:DF:104:THR:HB	2.12	0.49
48:DG:152:ARG:HD3	48:DG:153:PRO:CD	2.40	0.49
48:BG:148:ARG:HA	48:BG:161:VAL:HB	1.93	0.49
1:CA:1499:A:OP2	1:CA:1499:A:H3'	2.11	0.49
16:AS:28:LYS:N	16:AS:28:LYS:HD2	2.27	0.49
23:BB:78:U:H2'	23:BB:79:C:C6	2.47	0.49
12:AM:21:ILE:CG2	12:AM:23:GLY:H	2.22	0.49
1:AA:1413:A:O2'	1:AA:1414:U:H5'	2.12	0.49
3:AD:197:HIS:O	3:AD:201:GLU:HG3	2.11	0.49
5:AF:68:GLN:HG2	5:AF:69:GLU:N	2.26	0.49
30:DY:35:VAL:HG11	30:DY:37:ARG:HH12	1.77	0.49
23:DB:1441:G:H2'	23:DB:1442:U:H6	1.73	0.49
10:AK:30:ILE:HG22	10:AK:45:THR:CB	2.42	0.49
16:CS:59:VAL:C	16:CS:60:PHE:HD2	2.14	0.49
22:BA:60:C:H2'	22:BA:61:G:C8	2.44	0.49
23:DB:37:C:H4'	23:DB:451:U:OP1	2.12	0.49
46:BU:13:LEU:HA	46:BU:18:LYS:CE	2.40	0.49

*Continued on next page...*

*Continued from previous page...*

Atom-1	Atom-2	Interatomic distance (Å)	Clash overlap (Å)
5:CF:53:LYS:HZ2	5:CF:53:LYS:H	1.60	0.49
22:DA:116:G:H4'	43:DO:54:VAL:HG22	1.94	0.49
14:AQ:32:ILE:HG23	14:AQ:33:TYR:CD2	2.46	0.49
23:DB:1809:A:H2'	23:DB:1810:A:C8	2.47	0.49
18:AB:19:THR:HG23	18:AB:20:ARG:N	2.26	0.49
23:DB:710:U:H2'	23:DB:711:G:C8	2.47	0.49
1:CA:1395:C:O2'	1:CA:1396:A:H5'	2.12	0.49
23:BB:2394:C:OP1	37:BL:63:LYS:HG2	2.12	0.49
1:CA:891:U:O2'	1:CA:892:A:H5'	2.11	0.49
25:DC:34:GLU:O	25:DC:34:GLU:HG3	2.12	0.49
37:BL:14:LYS:O	37:BL:16:GLY:N	2.45	0.49
1:AA:932:C:H4'	6:AG:3:ARG:NH2	2.26	0.49
3:CD:123:MET:SD	3:CD:127:ARG:N	2.85	0.49
43:BO:51:ALA:CB	43:BO:78:VAL:HG13	2.42	0.49
23:DB:1045:C:C3'	23:DB:1046:A:H5'	2.42	0.49
23:DB:1878:G:H2'	23:DB:1879:C:C6	2.47	0.49
1:CA:24:U:O2'	1:CA:25:C:H5'	2.12	0.49
1:AA:575:G:H4'	1:AA:576:C:O5'	2.12	0.49
21:CN:86:ALA:HA	21:CN:89:ARG:HH21	1.75	0.49
1:CA:911:U:H2'	1:CA:912:C:C6	2.47	0.49
23:BB:836:G:H2'	23:BB:837:C:C6	2.47	0.49
1:CA:1386:G:O3'	54:CA:1659:SCM:H1M2	2.12	0.49
1:AA:131:A:H2'	1:AA:132:C:C6	2.46	0.49
1:CA:103:U:H2'	1:CA:104:G:O4'	2.11	0.49
1:AA:795:C:H5''	10:AK:127:ARG:HH21	1.77	0.49
23:BB:1886:U:O5'	23:BB:1886:U:H6	1.95	0.49
10:CK:36:ARG:HG3	10:CK:36:ARG:HH11	1.77	0.49
34:B3:50:SER:C	34:B3:52:GLY:H	2.15	0.49
7:AH:25:THR:O	7:AH:26:MET:HB3	2.11	0.49
52:BW:81:ILE:O	52:BW:81:ILE:HG13	2.12	0.49
38:DM:41:LEU:HB3	38:DM:46:ILE:HG21	1.94	0.49
18:CB:68:PHE:HA	18:CB:161:PHE:O	2.12	0.49
18:CB:185:ILE:HA	18:CB:199:ILE:O	2.12	0.49
18:CB:64:GLY:O	18:CB:66:ILE:N	2.45	0.49
21:AN:27:LYS:HA	21:AN:31:SER:HB2	1.92	0.49
12:AM:33:LEU:HD13	12:AM:39:ALA:O	2.11	0.49
52:DW:18:LYS:HA	52:DW:36:ILE:HG12	1.93	0.49
8:AI:29:ILE:HG23	8:AI:64:ILE:HG21	1.94	0.49
48:BG:122:ALA:CA	48:BG:132:LEU:HA	2.41	0.49
41:DJ:24:THR:OG1	41:DJ:27:ARG:HD2	2.12	0.49
2:AC:153:SER:OG	2:AC:195:ILE:HG23	2.12	0.49

*Continued on next page...*

*Continued from previous page...*

Atom-1	Atom-2	Interatomic distance (Å)	Clash overlap (Å)
5:CF:3:HIS:CD2	5:CF:3:HIS:N	2.80	0.49
2:AC:116:ALA:O	2:AC:120:THR:HG23	2.12	0.49
27:DK:12:ASP:OD2	27:DK:86:LEU:HG	2.12	0.49
1:AA:1113:C:O2'	1:AA:1114:C:H5'	2.11	0.49
47:DF:37:MET:HA	47:DF:151:LEU:HA	1.94	0.49
41:BJ:15:TRP:HB3	41:BJ:137:PRO:HB3	1.93	0.49
47:DF:91:ARG:O	47:DF:92:GLY:C	2.50	0.49
47:BF:33:ILE:HG22	47:BF:34:THR:N	2.27	0.49
18:AB:57:ASN:HB3	18:AB:219:THR:CG2	2.39	0.49
21:CN:40:ARG:CZ	16:CS:6:LYS:HB2	2.41	0.49
26:DD:202:ILE:HD12	26:DD:202:ILE:N	2.27	0.49
1:CA:83:C:OP1	1:CA:83:C:H4'	2.12	0.49
23:DB:2636:C:H4'	26:DD:81:GLU:OE2	2.11	0.49
1:CA:706:A:H4'	10:CK:30:ILE:CD1	2.42	0.49
23:BB:1203:U:O4'	37:BL:3:LEU:HD12	2.12	0.49
46:DU:49:PRO:HA	46:DU:53:GLN:HE21	1.77	0.49
23:DB:1728:C:H2'	23:DB:1730:C:O2	2.11	0.49
7:CH:45:ILE:C	7:CH:63:LYS:HE3	2.32	0.49
18:CB:124:THR:O	18:CB:127:LYS:HE3	2.11	0.49
23:BB:1812:U:H1'	25:BC:43:ASN:HD21	1.77	0.49
36:B2:9:VAL:CG1	36:B2:10:LEU:N	2.75	0.49
42:DN:47:VAL:O	42:DN:50:PRO:HD2	2.12	0.49
42:DN:58:ASP:O	42:DN:59:SER:HB3	2.11	0.49
29:DE:47:LYS:HB3	29:DE:51:GLU:HB2	1.93	0.49
1:CA:665:A:H2'	1:CA:725:G:N2	2.27	0.49
39:DX:39:GLN:HB3	39:DX:41:HIS:NE2	2.27	0.49
39:DX:39:GLN:HB3	39:DX:42:LEU:HD13	1.94	0.49
46:DU:35:VAL:CG2	46:DU:38:ILE:HG21	2.41	0.49
1:AA:123:U:H5''	1:AA:311:C:O2'	2.13	0.49
1:AA:542:G:O2'	1:AA:543:U:H5'	2.12	0.49
23:BB:2720:U:H5''	28:BP:52:ARG:HH22	1.74	0.49
26:DD:133:THR:HG23	26:DD:134:HIS:CD2	2.47	0.49
23:DB:2462:C:H2'	23:DB:2463:C:H6	1.77	0.49
1:CA:1366:C:H2'	1:CA:1367:C:C6	2.47	0.49
45:DS:13:SER:OG	45:DS:14:ALA:N	2.45	0.49
2:AC:13:ILE:O	2:AC:15:LYS:N	2.38	0.49
31:D0:53:VAL:O	31:D0:54:ILE:HB	2.12	0.49
1:AA:1340:A:H2'	1:AA:1341:U:O4'	2.12	0.49
23:DB:1636:U:H2'	23:DB:1637:A:C8	2.47	0.49
23:BB:1026:G:H2'	23:BB:1027:A:C8	2.48	0.49
23:DB:736:C:H2'	23:DB:737:C:H6	1.76	0.49

*Continued on next page...*



*Continued from previous page...*

Atom-1	Atom-2	Interatomic distance (Å)	Clash overlap (Å)
23:DB:2357:G:H22	23:DB:2359:C:H3'	1.77	0.49
23:BB:281:C:H2'	23:BB:282:A:C8	2.47	0.49
23:DB:189:G:H2'	23:DB:205:G:N2	2.26	0.49
36:D2:3:ARG:HE	36:D2:4:THR:H	1.60	0.49
38:DM:10:ARG:HG3	38:DM:10:ARG:HH21	1.77	0.49
23:DB:123:G:H2'	23:DB:124:G:O4'	2.12	0.49
23:DB:2443:C:H2'	23:DB:2444:G:C8	2.47	0.49
40:DH:148:ALA:O	40:DH:149:GLU:HG2	2.12	0.49
1:CA:580:C:H2'	1:CA:581:G:C8	2.46	0.49
23:DB:1306:C:O2'	23:DB:1307:A:H5'	2.13	0.49
17:AT:19:HIS:O	17:AT:23:ARG:HG2	2.11	0.49
42:DN:65:LEU:O	42:DN:68:ALA:HB3	2.13	0.49
23:DB:2639:A:H2'	23:DB:2640:G:O4'	2.11	0.49
41:BJ:1:MET:HG2	41:BJ:2:LYS:HG2	1.94	0.49
49:BR:74:ILE:HB	49:BR:87:GLN:O	2.11	0.49
1:CA:568:G:O6	11:CL:1:ALA:HB2	2.12	0.49
1:AA:962:C:H2'	1:AA:963:G:H8	1.76	0.49
23:DB:1454:C:C5	42:DN:64:ARG:HG2	2.47	0.49
1:CA:767:A:H2'	1:CA:768:A:H8	1.77	0.49
11:AL:85:ARG:CB	11:AL:93:ARG:HA	2.42	0.49
52:BW:9:THR:C	52:BW:10:ARG:HD3	2.32	0.49
23:DB:757:G:H2'	23:DB:758:C:H5'	1.93	0.49
23:DB:340:A:H2'	23:DB:341:C:C5'	2.42	0.49
1:AA:1124:G:C5'	9:AJ:38:GLY:HA3	2.42	0.49
23:DB:1819:A:OP1	25:DC:159:THR:HG21	2.13	0.49
45:DS:26:GLY:O	45:DS:28:LYS:N	2.45	0.49
27:DK:35:VAL:CG2	27:DK:36:GLY:H	2.13	0.49
6:AG:46:LEU:O	6:AG:57:GLU:HB3	2.13	0.49
8:AI:48:ARG:O	8:AI:52:GLU:HB2	2.13	0.49
44:BQ:59:LEU:C	44:BQ:59:LEU:HD13	2.32	0.49
25:BC:140:VAL:HG12	25:BC:141:HIS:N	2.23	0.49
25:BC:145:MET:HG3	25:BC:152:GLN:OE1	2.12	0.49
4:CE:149:PRO:HG2	4:CE:150:GLU:H	1.78	0.49
23:BB:1060:U:C4	24:BI:131:THR:HG22	2.47	0.49
25:BC:41:GLY:HA3	25:BC:53:ILE:CG2	2.37	0.49
47:DF:147:ARG:O	47:DF:147:ARG:HD2	2.12	0.49
47:DF:87:LYS:C	47:DF:88:VAL:HG23	2.32	0.49
47:DF:7:TYR:O	47:DF:12:VAL:HG23	2.12	0.49
48:BG:102:ILE:O	48:BG:113:ASP:HA	2.12	0.49
47:BF:116:LEU:HD23	47:BF:174:PHE:CE2	2.48	0.49
23:DB:2820:A:OP1	42:DN:4:ARG:HA	2.12	0.49

*Continued on next page...*

*Continued from previous page...*

Atom-1	Atom-2	Interatomic distance (Å)	Clash overlap (Å)
8:CI:70:GLY:O	8:CI:74:GLN:HB2	2.12	0.49
13:AP:5:ARG:HH21	13:AP:24:SER:HA	1.73	0.49
23:DB:2740:A:H2'	23:DB:2741:A:C8	2.47	0.49
23:DB:1386:C:H2'	23:DB:1387:A:C8	2.48	0.49
20:AO:43:PHE:CE2	20:AO:53:ARG:HA	2.47	0.49
38:DM:64:TRP:HB2	38:DM:104:GLU:HB2	1.94	0.49
23:BB:2369:A:H2'	23:BB:2370:G:C8	2.47	0.49
24:DI:85:ILE:HD12	24:DI:87:SER:O	2.12	0.49
23:DB:1854:A:H62	23:DB:1888:G:H1'	1.76	0.49
1:AA:687:A:C2	1:AA:704:A:C5	3.00	0.49
1:AA:706:A:H4'	10:AK:30:ILE:HD11	1.94	0.49
1:AA:706:A:H4'	10:AK:30:ILE:CD1	2.41	0.49
11:CL:86:VAL:CG2	11:CL:89:LEU:HB2	2.41	0.49
23:BB:2547:A:H4'	27:BK:29:HIS:NE2	2.27	0.49
42:DN:28:LEU:CA	42:DN:34:ILE:HD11	2.42	0.49
48:BG:167:VAL:HG23	48:BG:168:VAL:H	1.77	0.49
11:AL:32:VAL:HB	11:AL:55:ARG:HB3	1.94	0.49
45:BS:76:VAL:HG12	45:BS:103:ILE:HA	1.94	0.49
23:BB:414:C:H2'	23:BB:415:A:H8	1.76	0.49
14:CQ:18:LYS:HE3	14:CQ:48:GLU:HG2	1.93	0.49
29:BE:136:GLN:HB2	29:BE:139:LYS:HE3	1.94	0.49
3:CD:138:PRO:HA	3:CD:181:PHE:CD2	2.47	0.49
23:DB:2259:U:H2'	23:DB:2260:C:H6	1.78	0.49
23:DB:1370:C:H2'	23:DB:1371:G:O4'	2.12	0.49
27:DK:17:ARG:HB3	27:DK:45:GLU:HG3	1.95	0.49
1:AA:1176:A:H2'	1:AA:1177:G:O4'	2.11	0.49
23:BB:2694:G:H2'	23:BB:2695:U:C6	2.48	0.49
6:CG:112:ASP:H	6:CG:118:ARG:NE	2.10	0.49
3:AD:54:LEU:HD11	3:AD:55:ARG:HH21	1.78	0.49
11:CL:106:VAL:HG23	11:CL:116:TYR:HB3	1.95	0.49
23:BB:579:G:H4'	23:BB:2018:G:H5''	1.95	0.49
1:CA:501:C:H1'	1:CA:549:C:H1'	1.94	0.49
1:AA:691:G:H1'	1:AA:696:A:H61	1.77	0.49
43:DO:76:LYS:HG3	43:DO:113:ALA:HB2	1.94	0.49
1:CA:1435:G:H2'	1:CA:1436:U:C6	2.47	0.49
23:DB:230:G:H2'	23:DB:231:A:H8	1.77	0.49
1:CA:531:U:H5'	1:CA:531:U:C6	2.48	0.49
23:BB:1526:C:H2'	23:BB:1527:G:O4'	2.12	0.49
15:AR:32:ILE:HD11	15:AR:58:ILE:HG23	1.95	0.49
23:DB:2075:U:H2'	23:DB:2238:G:N2	2.28	0.49
23:DB:699:A:H4'	23:DB:1634:A:N7	2.27	0.49

*Continued on next page...*

*Continued from previous page...*

Atom-1	Atom-2	Interatomic distance (Å)	Clash overlap (Å)
1:CA:721:G:H4'	1:CA:722:G:O4'	2.12	0.49
1:AA:590:U:H2'	1:AA:591:U:H6	1.78	0.49
23:DB:531:C:O2'	23:DB:563:A:H5''	2.13	0.49
1:CA:590:U:H2'	1:CA:591:U:C6	2.47	0.49
36:B2:34:ARG:HG3	36:B2:34:ARG:HH11	1.76	0.49
23:DB:1390:U:O2'	23:DB:1391:U:H5'	2.12	0.49
23:BB:210:C:O2'	23:BB:211:C:H5'	2.13	0.49
23:BB:1973:G:O2'	23:BB:1974:C:H5'	2.13	0.49
23:DB:2056:G:H21	31:D0:1:ALA:HA	1.76	0.49
23:DB:2054:A:H2'	31:D0:4:GLN:OE1	2.11	0.49
23:DB:2221:G:O2'	23:DB:2222:C:H5'	2.12	0.49
18:AB:67:LEU:HA	18:AB:89:PHE:O	2.11	0.49
12:CM:64:VAL:HA	12:CM:68:LEU:HD12	1.94	0.49
23:DB:899:A:H2'	23:DB:900:A:O4'	2.12	0.49
23:BB:877:A:H5''	23:BB:877:A:H8	1.77	0.49
1:CA:403:C:O2'	1:CA:404:G:H5'	2.12	0.49
22:BA:49:C:P	43:BO:30:ARG:HH12	2.36	0.49
50:BT:40:LYS:O	50:BT:43:ILE:HG22	2.13	0.49
9:CJ:8:ILE:CD1	9:CJ:76:ILE:HG23	2.43	0.49
52:DW:23:LYS:HD2	52:DW:24:ARG:N	2.25	0.49
2:AC:76:ILE:HA	2:AC:83:VAL:CG2	2.36	0.49
47:BF:57:ALA:HB2	47:BF:64:PRO:CG	2.42	0.49
29:DE:4:VAL:HG12	29:DE:5:LEU:N	2.22	0.49
38:BM:126:ILE:HD12	38:BM:126:ILE:N	2.27	0.49
23:DB:252:G:O2'	23:DB:253:C:H5'	2.12	0.49
47:BF:139:GLU:CG	47:BF:140:ILE:H	2.25	0.49
26:DD:138:LEU:N	26:DD:138:LEU:HD22	2.28	0.49
1:AA:1077:G:H2'	1:AA:1079:G:OP2	2.12	0.49
1:AA:14:U:H2'	1:AA:14:U:O2	2.13	0.49
1:CA:241:G:O2'	1:CA:242:G:H5'	2.12	0.49
26:BD:202:ILE:HG22	26:BD:204:LYS:NZ	2.26	0.49
1:CA:687:A:C2	1:CA:704:A:C5	3.00	0.49
37:BL:3:LEU:O	37:BL:5:THR:N	2.44	0.49
46:DU:48:VAL:O	46:DU:48:VAL:HG13	2.12	0.49
10:CK:14:GLN:OE1	10:CK:77:GLY:HA3	2.13	0.49
34:D3:14:LYS:HG2	34:D3:14:LYS:O	2.12	0.49
4:AE:156:ARG:HB2	7:AH:43:GLY:HA3	1.93	0.49
36:D2:10:LEU:HD21	36:D2:14:ARG:CZ	2.42	0.49
23:BB:1811:G:O2'	23:BB:1812:U:H5'	2.12	0.49
46:BU:6:ARG:O	46:BU:24:VAL:HB	2.13	0.49
23:BB:2547:A:H2'	23:BB:2548:U:H6	1.76	0.49

*Continued on next page...*

*Continued from previous page...*

Atom-1	Atom-2	Interatomic distance (Å)	Clash overlap (Å)
25:DC:91:ALA:CB	25:DC:105:ALA:HB2	2.42	0.49
41:DJ:114:LEU:O	41:DJ:118:MET:HG3	2.13	0.49
14:CQ:24:ILE:HD12	14:CQ:24:ILE:N	2.27	0.49
35:DV:59:GLU:HG2	35:DV:60:VAL:N	2.28	0.49
23:BB:1569:A:H2'	23:BB:1570:A:C8	2.47	0.49
23:DB:38:A:O2'	29:DE:43:THR:HA	2.13	0.49
26:BD:125:TRP:CD2	26:BD:160:LYS:HB3	2.48	0.49
23:DB:151:C:H2'	23:DB:152:A:C8	2.48	0.49
23:BB:1190:G:H5''	37:BL:32:GLY:O	2.12	0.49
1:AA:398:U:H2'	1:AA:399:G:H8	1.76	0.49
26:DD:15:PHE:CE2	28:DP:77:SER:HB2	2.48	0.49
1:AA:253:A:H2'	1:AA:254:G:H8	1.76	0.49
1:CA:502:A:H2'	1:CA:503:C:C6	2.47	0.49
23:BB:2256:G:H2'	23:BB:2257:U:H6	1.77	0.49
23:BB:256:A:H2'	23:BB:257:C:H6	1.78	0.49
1:CA:1167:A:H2'	1:CA:1169:A:N6	2.27	0.49
34:B3:7:ARG:HG3	34:B3:7:ARG:NH1	2.27	0.49
1:CA:1121:U:O2'	1:CA:1122:U:H5'	2.13	0.49
1:CA:218:U:H2'	1:CA:219:U:C6	2.46	0.49
1:CA:692:U:H2'	1:CA:694:A:OP2	2.12	0.49
3:CD:41:GLY:C	3:CD:43:ARG:H	2.16	0.49
23:BB:1128:G:O2'	23:BB:1129:A:H5''	2.12	0.49
23:DB:1518:C:H2'	23:DB:1519:G:C8	2.48	0.49
42:DN:72:ASP:C	42:DN:74:GLU:H	2.16	0.49
23:DB:702:U:H2'	23:DB:703:U:C6	2.47	0.49
23:DB:1661:G:O2'	23:DB:1662:U:H5'	2.12	0.49
16:CS:55:GLN:HA	16:CS:55:GLN:NE2	2.26	0.49
1:AA:420:U:O2'	1:AA:421:U:H5''	2.13	0.49
1:CA:505:G:H4'	1:CA:534:U:C4	2.47	0.49
24:DI:92:PRO:O	24:DI:93:ASN:HB2	2.12	0.49
29:DE:32:VAL:HG23	29:DE:33:VAL:N	2.27	0.49
2:CC:104:GLU:HG2	2:CC:105:VAL:N	2.27	0.49
1:AA:1124:G:H5''	9:AJ:37:ARG:O	2.13	0.49
9:AJ:73:LEU:HD13	9:AJ:75:ASP:HB2	1.95	0.49
25:DC:201:LEU:O	25:DC:202:ARG:O	2.29	0.49
45:DS:24:ILE:CD1	45:DS:36:LEU:HD21	2.41	0.49
1:AA:1048:G:O3'	1:AA:1049:U:H3'	2.12	0.49
52:DW:35:ILE:O	52:DW:35:ILE:HG12	2.11	0.49
40:BH:47:PHE:HA	40:BH:50:ARG:NE	2.09	0.49
8:CI:44:ARG:HB2	8:CI:48:ARG:CZ	2.43	0.49
23:BB:1842:G:H2'	23:BB:1843:C:C6	2.48	0.49

*Continued on next page...*

*Continued from previous page...*

Atom-1	Atom-2	Interatomic distance (Å)	Clash overlap (Å)
49:BR:38:VAL:HG22	49:BR:40:MET:H	1.78	0.49
1:CA:1203:C:H4'	21:CN:66:THR:HG22	1.95	0.49
16:CS:14:LEU:HD22	16:CS:34:SER:HB2	1.94	0.49
1:CA:121:U:H3'	1:CA:121:U:OP1	2.12	0.49
3:CD:2:ARG:H	3:CD:4:LEU:HD11	1.78	0.49
5:AF:6:ILE:HG13	5:AF:62:MET:HB2	1.94	0.49
52:DW:43:LYS:HD2	52:DW:79:ILE:CD1	2.33	0.49
27:DK:73:ASP:OD2	27:DK:75:SER:HB3	2.12	0.49
50:BT:15:HIS:N	50:BT:32:LEU:HA	2.17	0.49
37:DL:78:ARG:NH2	37:DL:113:ALA:HB1	2.27	0.49
2:AC:134:LYS:HE3	2:AC:167:TYR:OH	2.12	0.49
1:AA:1250:A:H4'	8:AI:69:GLY:O	2.12	0.49
46:DU:3:LYS:CB	46:DU:82:VAL:HG21	2.37	0.49
23:BB:596:U:H2'	23:BB:597:G:H8	1.78	0.49
28:BP:25:VAL:HB	28:BP:84:SER:O	2.13	0.49
47:DF:155:ILE:HG22	47:DF:156:THR:N	2.27	0.49
2:AC:94:ALA:O	2:AC:96:VAL:HG22	2.12	0.49
38:BM:100:LYS:CD	38:BM:101:VAL:H	2.26	0.49
40:DH:5:LEU:HD13	40:DH:12:LEU:C	2.33	0.49
23:DB:574:A:H4'	23:DB:575:A:C5'	2.43	0.49
47:BF:111:ARG:HH11	47:BF:135:ILE:HG21	1.77	0.49
47:BF:29:ARG:HE	47:BF:29:ARG:H	1.59	0.49
22:BA:112:G:O2'	22:BA:113:C:H5'	2.13	0.49
23:DB:2677:G:H2'	23:DB:2678:C:H6	1.74	0.49
1:CA:1312:G:H2'	1:CA:1313:U:C6	2.47	0.49
32:D4:1:MET:CE	32:D4:36:ARG:HB2	2.42	0.49
23:BB:1731:G:O2'	23:BB:1732:C:H5''	2.12	0.49
7:AH:101:ALA:HB3	7:AH:112:ASP:HB3	1.95	0.49
7:AH:99:GLY:HA2	7:AH:129:ALA:HA	1.95	0.49
23:DB:7:G:H5'	41:DJ:132:HIS:CD2	2.48	0.49
40:DH:47:PHE:O	40:DH:51:ARG:HG3	2.13	0.49
1:CA:861:G:H2'	1:CA:862:C:C6	2.46	0.49
29:DE:105:LEU:HD21	29:DE:177:PRO:HB3	1.94	0.49
23:DB:475:C:H4'	23:DB:509:C:H2'	1.94	0.49
35:DV:63:ILE:HB	35:DV:70:ILE:HG12	1.94	0.49
27:BK:64:ARG:HH21	28:BP:67:GLU:HG3	1.78	0.49
1:AA:394:G:O2'	1:AA:395:C:H5'	2.12	0.49
28:DP:63:ILE:HA	28:DP:67:GLU:O	2.12	0.49
23:DB:1459:G:H2'	23:DB:1461:C:C4	2.47	0.49
1:CA:1347:G:H2'	8:CI:109:GLN:O	2.13	0.49
25:BC:202:ARG:HE	25:BC:213:ARG:NH2	2.09	0.49

*Continued on next page...*

*Continued from previous page...*

Atom-1	Atom-2	Interatomic distance (Å)	Clash overlap (Å)
34:B3:21:PHE:HB2	34:B3:49:VAL:HG22	1.93	0.49
46:BU:78:LYS:CD	46:BU:79:ALA:H	2.24	0.49
1:CA:1118:U:H1'	1:CA:1179:A:C4	2.47	0.49
16:CS:47:THR:HA	16:CS:60:PHE:CZ	2.47	0.49
23:BB:753:A:H2'	23:BB:754:U:H6	1.73	0.49
23:BB:2789:C:H2'	23:BB:2893:A:N7	2.27	0.49
37:BL:136:GLU:C	37:BL:138:ALA:H	2.15	0.49
23:DB:783:A:H4'	23:DB:1779:U:O2	2.11	0.49
1:CA:597:G:H2'	1:CA:598:U:H5'	1.94	0.49
43:BO:52:SER:C	43:BO:54:VAL:H	2.15	0.49
1:AA:34:C:H2'	1:AA:35:G:C8	2.47	0.49
7:CH:17:GLN:HE21	7:CH:62:LEU:HG	1.78	0.49
1:AA:996:A:H2'	1:AA:997:U:H6	1.75	0.49
1:CA:1374:A:O2'	1:CA:1375:A:H5'	2.13	0.49
47:DF:78:ILE:HA	47:DF:82:TYR:CD1	2.47	0.49
41:BJ:124:VAL:O	41:BJ:125:TYR:HB2	2.13	0.49
24:BI:89:SER:HA	24:BI:97:VAL:CG2	2.42	0.49
14:CQ:45:VAL:HG12	14:CQ:46:HIS:N	2.27	0.49
1:CA:1486:G:H2'	1:CA:1487:G:O4'	2.12	0.49
46:DU:5:ARG:HH22	46:DU:93:ARG:HD3	1.76	0.49
8:CI:90:ASP:O	8:CI:92:SER:N	2.43	0.49
23:BB:693:A:H2'	23:BB:694:U:H6	1.78	0.49
1:CA:1476:A:H2'	1:CA:1477:U:O4'	2.12	0.49
1:AA:1435:G:H2'	1:AA:1436:U:C6	2.47	0.49
23:BB:2653:U:H3'	23:BB:2654:A:H2'	1.95	0.49
23:DB:2831:G:H1'	23:DB:2883:A:C2	2.47	0.49
23:DB:1494:A:H2'	23:DB:1495:A:C8	2.48	0.49
1:AA:1275:A:H2'	1:AA:1276:G:O4'	2.12	0.49
1:CA:607:A:H2'	1:CA:608:A:C8	2.46	0.49
1:CA:1426:G:O2'	1:CA:1427:C:H5'	2.13	0.49
38:DM:54:THR:C	38:DM:56:ALA:H	2.15	0.49
28:DP:26:GLU:HG3	28:DP:43:GLU:HB2	1.93	0.49
3:AD:170:LEU:HD12	3:AD:170:LEU:O	2.13	0.49
23:DB:2350:C:H2'	23:DB:2351:G:C8	2.48	0.49
23:BB:1449:G:O2'	23:BB:1450:G:H5'	2.13	0.49
23:BB:189:G:H2'	23:BB:205:G:H22	1.77	0.49
25:BC:173:LEU:H	25:BC:173:LEU:HD22	1.77	0.49
23:DB:11:C:N4	23:DB:2629:U:H3	2.10	0.49
10:AK:110:THR:CG2	19:AU:4:LYS:HA	2.42	0.49
1:AA:1400:C:H4'	1:AA:1401:G:OP2	2.13	0.49
12:AM:63:VAL:O	12:AM:68:LEU:HD21	2.11	0.49

*Continued on next page...*

*Continued from previous page...*

Atom-1	Atom-2	Interatomic distance (Å)	Clash overlap (Å)
18:CB:71:THR:C	18:CB:76:SER:HB3	2.32	0.49
23:DB:2047:C:H2'	23:DB:2048:G:C8	2.47	0.49
21:AN:63:CYS:HB2	21:AN:79:SER:HB3	1.93	0.49
23:BB:1508:A:H2'	23:BB:1509:A:C2	2.47	0.49
1:AA:903:G:H2'	1:AA:904:U:C6	2.48	0.49
2:CC:18:ASN:CA	2:CC:55:VAL:HG22	2.38	0.49
23:BB:340:A:H2'	23:BB:341:C:C5'	2.43	0.49
18:CB:51:GLU:HG2	18:CB:197:PHE:HD1	1.78	0.49
21:AN:26:LEU:O	21:AN:30:ILE:N	2.43	0.49
1:AA:1053:G:C6	1:AA:1200:C:H5''	2.48	0.49
44:DQ:105:PHE:HA	44:DQ:108:LEU:CD1	2.34	0.49
44:DQ:59:LEU:C	44:DQ:59:LEU:HD13	2.33	0.49
18:AB:95:TRP:CZ3	18:AB:171:ALA:HA	2.47	0.49
25:BC:244:VAL:HG12	25:BC:250:GLN:N	2.28	0.49
44:BQ:59:LEU:HD13	44:BQ:60:TRP:N	2.28	0.49
2:CC:155:ARG:H	2:CC:162:ALA:CA	2.13	0.49
23:DB:876:C:H2'	23:DB:876:C:O2	2.11	0.49
37:DL:18:ARG:O	37:DL:19:LEU:HD12	2.12	0.49
23:DB:142:A:H2	50:DT:2:ILE:HG22	1.76	0.49
47:BF:134:GLN:HB3	47:BF:149:ARG:CB	2.43	0.49
38:DM:66:ARG:CZ	38:DM:101:VAL:HG11	2.43	0.49
1:AA:922:G:N3	1:AA:1398:A:H2	2.10	0.49
47:DF:107:VAL:N	47:DF:108:PRO:CD	2.75	0.49
24:DI:24:GLY:HA2	24:DI:34:ILE:HD12	1.95	0.49
13:CP:5:ARG:HH21	13:CP:24:SER:HA	1.75	0.49
1:AA:130:A:H1'	1:AA:263:A:O2'	2.12	0.49
17:AT:47:GLN:HE21	17:AT:82:ILE:CD1	2.25	0.49
23:BB:2800:A:H2'	23:BB:2801:G:C4'	2.42	0.49
10:AK:20:ALA:O	10:AK:22:ILE:HG13	2.12	0.49
1:CA:1037:C:O2'	1:CA:1038:C:H5'	2.13	0.49
1:CA:68:G:H2'	1:CA:69:G:O4'	2.13	0.49
23:DB:2886:A:N6	31:D0:39:ARG:CZ	2.76	0.49
23:DB:2884:U:C5	31:D0:49:ARG:HG2	2.47	0.49
46:DU:48:VAL:O	46:DU:50:ALA:N	2.45	0.49
23:DB:5:A:H2'	23:DB:6:A:H8	1.72	0.49
1:CA:859:G:O2'	1:CA:860:A:H5'	2.13	0.49
34:D3:23:HIS:CG	37:DL:61:LEU:HD23	2.48	0.49
5:AF:66:ALA:HB1	5:AF:70:VAL:HG21	1.94	0.49
35:DV:75:GLN:HB3	35:DV:90:ASP:HB2	1.93	0.49
10:AK:30:ILE:HG22	10:AK:45:THR:HB	1.94	0.49
1:CA:313:A:H2'	1:CA:314:C:H6	1.78	0.49

*Continued on next page...*

*Continued from previous page...*

Atom-1	Atom-2	Interatomic distance (Å)	Clash overlap (Å)
1:CA:1118:U:H2'	1:CA:1119:C:H6	1.78	0.49
23:DB:138:U:O2'	23:DB:140:C:H5'	2.13	0.49
9:CJ:86:ALA:O	9:CJ:90:LEU:HG	2.13	0.49
40:DH:115:VAL:HA	40:DH:132:PHE:HA	1.93	0.49
1:CA:585:G:O2'	1:CA:586:C:H5'	2.13	0.49
1:CA:555:U:H2'	1:CA:556:C:H6	1.78	0.49
1:CA:1254:A:O4'	1:CA:1356:G:H5''	2.13	0.49
23:DB:2881:U:O3'	42:DN:96:ARG:HG3	2.13	0.49
6:AG:4:ARG:NH1	6:AG:5:VAL:H	2.09	0.49
1:CA:594:U:H2'	1:CA:595:A:O4'	2.13	0.49
14:AQ:45:VAL:HG12	14:AQ:46:HIS:N	2.27	0.49
23:DB:2394:C:H2'	23:DB:2395:C:C6	2.48	0.49
23:BB:1631:G:H22	23:BB:1633:G:H3'	1.76	0.49
31:D0:53:VAL:CB	42:DN:118:ARG:HH22	2.25	0.49
27:DK:108:ARG:HG3	27:DK:108:ARG:O	2.12	0.49
1:AA:908:A:O2'	1:AA:909:A:H5'	2.12	0.49
23:DB:1259:G:H2'	23:DB:1260:A:C8	2.47	0.49
23:DB:1742:U:O2'	23:DB:1743:G:H5'	2.12	0.49
11:CL:30:ARG:O	11:CL:57:THR:HG23	2.13	0.49
30:BY:2:LYS:HE2	30:BY:39:ASP:OD2	2.12	0.49
23:BB:692:C:H2'	23:BB:693:A:H8	1.76	0.49
23:BB:222:A:N6	23:BB:232:G:H1'	2.27	0.49
23:DB:1838:C:H4'	23:DB:1839:G:C8	2.47	0.49
1:AA:721:G:H4'	1:AA:722:G:O4'	2.12	0.49
23:BB:425:G:O2'	23:BB:426:C:H5'	2.13	0.49
3:CD:72:ARG:HA	3:CD:203:TYR:HE1	1.77	0.49
23:DB:2432:A:O2'	23:DB:2433:A:H5'	2.12	0.49
46:DU:98:ASN:OD1	46:DU:100:GLU:HB2	2.13	0.49
22:BA:2:G:H2'	22:BA:3:C:C5	2.48	0.49
23:DB:1163:G:O2'	23:DB:1164:C:H5'	2.12	0.49
28:BP:99:LEU:HD13	28:BP:99:LEU:O	2.12	0.49
24:BI:72:THR:HG21	24:BI:111:THR:O	2.13	0.49
8:AI:90:ASP:HB3	8:AI:93:LEU:HG	1.93	0.49
22:BA:16:G:O2'	22:BA:17:C:H5'	2.13	0.49
23:BB:2599:G:H2'	23:BB:2600:A:H8	1.77	0.49
45:DS:88:ARG:HG3	45:DS:88:ARG:HH21	1.77	0.49
23:BB:2081:U:H2'	23:BB:2082:A:C8	2.47	0.49
25:DC:9:SER:C	25:DC:11:GLY:H	2.16	0.49
23:BB:921:C:H2'	23:BB:922:C:H6	1.78	0.49
23:BB:1205:A:N7	29:BE:165:HIS:CG	2.81	0.49
13:AP:28:ARG:HD3	13:AP:29:ASN:ND2	2.28	0.49

*Continued on next page...*



*Continued from previous page...*

Atom-1	Atom-2	Interatomic distance (Å)	Clash overlap (Å)
29:BE:62:GLN:CG	29:BE:63:LYS:H	2.25	0.49
6:AG:29:LEU:HD11	6:AG:119:LEU:HD21	1.94	0.49
52:DW:55:ASP:C	52:DW:57:THR:H	2.16	0.49
18:AB:180:ILE:O	18:AB:182:VAL:HG23	2.13	0.49
28:BP:4:ILE:O	28:BP:6:GLN:N	2.40	0.49
1:AA:1060:U:C5'	9:AJ:53:ILE:HG12	2.40	0.49
42:DN:103:ARG:HB3	42:DN:106:ASP:O	2.12	0.49
11:AL:21:PRO:C	11:AL:23:LEU:H	2.16	0.49
11:CL:21:PRO:C	11:CL:23:LEU:H	2.16	0.49
1:AA:408:A:H3'	1:AA:409:U:C6	2.45	0.49
24:DI:128:ILE:HA	24:DI:131:THR:HG23	1.94	0.49
4:CE:92:ARG:O	4:CE:126:ALA:HB1	2.12	0.49
23:BB:1157:G:O2'	30:BY:31:ILE:HD13	2.13	0.49
1:CA:664:G:N2	1:CA:741:G:H1	2.03	0.49
23:DB:1229:C:H2'	23:DB:1230:A:C8	2.47	0.49
23:BB:1652:A:H62	42:BN:11:ASN:ND2	2.02	0.49
27:DK:105:ARG:N	27:DK:105:ARG:HD3	2.20	0.49
47:DF:167:ALA:O	47:DF:170:ALA:HB3	2.13	0.49
47:DF:30:VAL:HG21	47:DF:96:TRP:HE1	1.78	0.49
40:BH:5:LEU:CD1	40:BH:17:ASP:HB3	2.38	0.49
1:AA:1227:A:H1'	12:AM:113:LYS:HZ3	1.77	0.49
12:AM:89:ARG:HH12	12:AM:101:THR:CG2	2.26	0.49
48:DG:145:ALA:O	48:DG:149:ALA:N	2.44	0.49
17:AT:75:LYS:O	17:AT:78:LEU:HB2	2.13	0.49
17:CT:64:GLY:C	17:CT:66:ILE:H	2.16	0.49
36:D2:45:SER:O	36:D2:46:LYS:CB	2.55	0.49
23:BB:548:G:H5''	23:BB:549:G:H5'	1.93	0.49
48:BG:16:VAL:HG11	48:BG:44:HIS:NE2	2.28	0.49
26:DD:106:LYS:HB3	26:DD:206:ALA:CB	2.42	0.49
2:CC:111:ASP:O	2:CC:112:ALA:C	2.50	0.49
39:DX:24:GLU:O	39:DX:28:LEU:HG	2.12	0.49
23:BB:1654:A:H2'	23:BB:1655:A:H8	1.77	0.49
23:BB:1654:A:H61	23:BB:2049:G:P	2.36	0.49
23:BB:2722:G:H2'	23:BB:2723:C:C6	2.47	0.49
1:CA:429:U:C1'	1:CA:430:A:H5''	2.43	0.49
1:AA:1330:U:H5''	12:AM:22:TYR:O	2.12	0.49
10:AK:19:VAL:N	10:AK:34:THR:O	2.46	0.49
25:DC:123:ILE:O	25:DC:123:ILE:HG13	2.13	0.49
37:BL:93:ASN:HD22	37:BL:94:THR:H	1.59	0.49
1:CA:1285:A:HO2'	1:CA:1286:U:P	2.35	0.49
23:DB:2344:U:H4'	23:DB:2345:G:OP1	2.12	0.49

*Continued on next page...*

*Continued from previous page...*

Atom-1	Atom-2	Interatomic distance (Å)	Clash overlap (Å)
31:B0:27:LEU:HD13	31:B0:37:HIS:O	2.13	0.49
23:DB:660:C:H2'	23:DB:661:A:H8	1.77	0.49
11:CL:41:PRO:HA	11:CL:88:ASP:O	2.12	0.49
42:BN:79:LEU:O	42:BN:80:PHE:HB2	2.11	0.49
23:DB:413:C:H2'	23:DB:414:C:C6	2.48	0.49
23:DB:639:U:H2'	23:DB:640:C:H6	1.77	0.49
23:DB:2066:C:O2'	23:DB:2067:G:H5'	2.11	0.49
23:BB:171:U:H2'	23:BB:172:A:H8	1.73	0.49
48:DG:167:VAL:HG23	48:DG:168:VAL:H	1.77	0.49
23:DB:564:C:H1'	44:DQ:36:GLN:OE1	2.13	0.49
40:BH:111:ALA:O	40:BH:132:PHE:HE1	1.94	0.49
1:AA:1135:U:H5'	1:AA:1136:C:OP1	2.12	0.49
23:BB:2100:G:C6	23:BB:2190:G:C6	3.00	0.49
41:DJ:96:ARG:N	41:DJ:97:PRO:HD3	2.28	0.49
10:AK:75:GLU:N	10:AK:75:GLU:CD	2.66	0.49
1:CA:1355:G:H2'	1:CA:1356:G:H8	1.77	0.49
23:DB:2031:A:H5'	23:DB:2031:A:C8	2.46	0.49
1:AA:814:A:O2'	1:AA:815:A:H3'	2.12	0.49
21:AN:10:VAL:HB	21:AN:11:LYS:NZ	2.27	0.49
36:B2:18:PHE:CE1	36:B2:22:MET:HG3	2.48	0.49
1:CA:35:G:H2'	1:CA:36:C:H6	1.78	0.49
23:DB:2813:A:H2'	23:DB:2814:A:H8	1.77	0.49
45:BS:81:SER:HB3	45:BS:99:ARG:HB3	1.94	0.49
20:CO:48:LYS:C	20:CO:50:HIS:H	2.15	0.49
31:B0:53:VAL:CB	42:BN:118:ARG:HH22	2.25	0.49
23:BB:1327:A:H2'	23:BB:1328:A:H5'	1.94	0.49
18:AB:22:TRP:HA	18:AB:189:ASN:CA	2.42	0.49
1:AA:1005:A:H2'	1:AA:1006:G:O4'	2.12	0.49
1:AA:1005:A:H5'	1:AA:1037:C:O2	2.13	0.49
23:DB:1328:A:H2'	23:DB:1330:C:C4	2.47	0.49
12:CM:69:ARG:CA	12:CM:69:ARG:HH11	2.25	0.49
1:CA:44:A:O2'	1:CA:45:G:H5'	2.12	0.49
23:DB:2630:G:O2'	23:DB:2631:G:H5'	2.13	0.49
48:BG:97:VAL:CG2	48:BG:124:CYS:HB2	2.42	0.49
23:DB:234:U:O2'	23:DB:235:U:H5'	2.13	0.49
23:BB:1054:A:H2'	23:BB:1055:G:O4'	2.11	0.49
1:AA:746:A:H2'	1:AA:747:A:H8	1.76	0.49
23:BB:1667:G:OP1	27:BK:6:THR:HA	2.12	0.49
1:CA:590:U:H2'	1:CA:591:U:H6	1.77	0.49
17:AT:27:MET:O	17:AT:31:ILE:HG13	2.12	0.49
12:AM:10:ASP:HB3	12:AM:45:SER:HB3	1.94	0.49

*Continued on next page...*

*Continued from previous page...*

Atom-1	Atom-2	Interatomic distance (Å)	Clash overlap (Å)
1:AA:692:U:O2	1:AA:694:A:H5''	2.13	0.49
23:BB:1392:A:H2'	23:BB:1393:A:C8	2.47	0.49
1:AA:505:G:H4'	1:AA:534:U:C4	2.46	0.49
11:AL:120:ARG:HG2	11:AL:121:PRO:HD2	1.95	0.49
1:CA:853:C:C2'	1:CA:854:U:H5'	2.42	0.49
6:AG:109:LYS:HE3	6:AG:109:LYS:O	2.12	0.49
3:CD:110:ARG:HG3	3:CD:110:ARG:HH11	1.78	0.49
6:CG:51:GLN:O	6:CG:51:GLN:HG2	2.12	0.49
25:BC:79:ARG:HD2	25:BC:81:GLU:OE2	2.12	0.49
1:CA:315:A:H5''	1:CA:317:U:OP2	2.12	0.49
23:BB:2639:A:H2'	23:BB:2640:G:O4'	2.12	0.49
23:DB:341:C:H2'	23:DB:342:A:H8	1.77	0.49
18:CB:55:GLU:HA	18:CB:58:LYS:HB3	1.93	0.49
50:BT:85:VAL:C	50:BT:86:THR:HG23	2.32	0.49
28:DP:4:ILE:O	28:DP:6:GLN:N	2.40	0.49
40:DH:103:VAL:CG2	40:DH:108:VAL:HB	2.42	0.49
12:CM:9:PRO:HB2	12:CM:17:ALA:HB1	1.95	0.49
21:AN:5:MET:SD	21:AN:8:ARG:HD3	2.53	0.49
44:BQ:63:ARG:HH22	44:BQ:96:ASP:CA	2.26	0.49
1:CA:779:C:H2'	1:CA:780:A:O4'	2.12	0.49
1:CA:405:U:C5	3:CD:4:LEU:HD21	2.47	0.49
3:CD:29:THR:HG22	3:CD:30:LYS:HD3	1.95	0.49
29:DE:134:LEU:HD23	29:DE:161:ALA:HB2	1.94	0.49
1:AA:82:G:N1	1:AA:88:U:H1'	2.28	0.49
37:BL:23:ILE:HG13	49:BR:82:HIS:ND1	2.28	0.49
50:BT:8:LEU:HD22	50:BT:46:ALA:HA	1.93	0.49
4:AE:92:ARG:O	4:AE:126:ALA:HB1	2.12	0.49
1:AA:1179:A:H2'	1:AA:1180:A:C8	2.47	0.49
23:DB:1196:C:H2'	23:DB:1197:G:H8	1.78	0.49
1:CA:920:U:H2'	1:CA:921:U:H6	1.72	0.49
27:BK:70:ARG:CB	27:BK:76:VAL:HG22	2.42	0.49
22:DA:43:C:O2'	47:DF:91:ARG:HD2	2.12	0.49
23:DB:2543:G:H2'	23:DB:2544:G:H8	1.76	0.49
23:DB:2543:G:H4'	23:DB:2645:G:N2	2.28	0.49
7:AH:77:VAL:HG23	7:AH:126:CYS:HA	1.94	0.49
47:BF:105:ILE:HA	47:BF:108:PRO:HB2	1.94	0.49
42:DN:12:ARG:HG3	42:DN:13:ASN:N	2.28	0.49
4:AE:21:SER:HB3	4:AE:28:ARG:NH2	2.28	0.49
23:DB:1997:C:H2'	23:DB:1998:A:H8	1.77	0.49
23:DB:2722:G:H2'	23:DB:2723:C:C6	2.48	0.49
23:DB:1168:G:H2'	23:DB:1169:A:H8	1.73	0.49

*Continued on next page...*

*Continued from previous page...*

Atom-1	Atom-2	Interatomic distance (Å)	Clash overlap (Å)
1:AA:378:G:O2'	1:AA:379:C:H5'	2.13	0.49
1:CA:1319:A:OP1	16:CS:4:LEU:HD11	2.13	0.49
10:AK:95:THR:HG23	10:AK:96:ILE:H	1.78	0.49
16:AS:10:ILE:HG21	16:AS:40:PHE:CZ	2.46	0.49
1:AA:673:A:H1'	15:AR:63:TYR:HE1	1.76	0.49
23:DB:1958:C:O2'	23:DB:1959:G:H5'	2.13	0.49
46:BU:53:GLN:O	46:BU:53:GLN:HG2	2.12	0.49
1:AA:203:G:H1'	1:AA:465:A:N6	2.26	0.49
1:AA:462:G:H5'	1:AA:463:U:P	2.53	0.49
23:BB:1324:G:H1'	23:BB:1616:A:C6	2.48	0.49
27:BK:61:VAL:HG11	27:BK:112:PHE:CZ	2.48	0.49
27:BK:66:LYS:HD2	27:BK:81:GLY:N	2.27	0.49
1:CA:1033:G:H2'	1:CA:1034:G:O4'	2.13	0.49
29:BE:77:ILE:HG13	29:BE:78:TRP:HE3	1.78	0.49
23:BB:2675:A:N1	23:BB:2732:G:O6	2.46	0.49
23:BB:1945:G:H2'	23:BB:1946:U:C6	2.48	0.49
42:BN:83:LEU:HD21	42:BN:115:LEU:HD11	1.95	0.49
23:BB:1076:C:H4'	24:BI:94:LYS:CE	2.42	0.49
4:CE:46:GLY:CA	4:CE:70:MET:HA	2.42	0.49
1:CA:1505:G:H5''	1:CA:1506:U:O5'	2.12	0.49
41:BJ:96:ARG:N	41:BJ:97:PRO:HD3	2.27	0.49
49:DR:24:LYS:O	49:DR:24:LYS:HD3	2.13	0.49
23:BB:608:A:H2'	23:BB:609:A:H8	1.76	0.49
23:BB:1778:U:H2'	23:BB:1784:A:N6	2.27	0.49
18:CB:205:ALA:O	18:CB:209:VAL:HG22	2.12	0.49
23:BB:458:G:H22	23:BB:469:G:H2'	1.78	0.49
23:DB:866:A:H61	23:DB:913:U:C4'	2.25	0.49
49:BR:24:LYS:HD3	49:BR:24:LYS:O	2.13	0.49
23:BB:38:A:H1'	29:BE:43:THR:HB	1.93	0.49
1:AA:236:A:O2'	1:AA:237:G:H5'	2.12	0.49
23:DB:1569:A:H2'	23:DB:1570:A:C8	2.47	0.49
1:AA:284:C:H2'	1:AA:285:C:H6	1.77	0.49
23:BB:2393:U:O2'	23:BB:2394:C:H5'	2.13	0.49
23:BB:267:C:H2'	23:BB:268:C:H6	1.78	0.49
52:BW:69:GLU:HG3	52:BW:80:SER:HG	1.77	0.49
1:CA:792:A:H1'	1:CA:794:A:N7	2.27	0.49
15:AR:41:SER:HB3	15:AR:51:GLN:CD	2.33	0.49
6:AG:69:ARG:HB3	6:AG:95:ARG:HD3	1.94	0.49
23:BB:2201:G:H2'	23:BB:2202:U:C6	2.47	0.49
23:DB:2551:C:H2'	23:DB:2552:U:O4'	2.13	0.49
23:DB:925:A:O2'	23:DB:926:G:H5'	2.12	0.49

*Continued on next page...*

*Continued from previous page...*

Atom-1	Atom-2	Interatomic distance (Å)	Clash overlap (Å)
23:BB:2709:G:H2'	23:BB:2710:C:C6	2.48	0.49
23:BB:768:G:H2'	23:BB:769:U:O4'	2.12	0.49
1:AA:397:A:N3	1:AA:397:A:H3'	2.27	0.49
23:DB:768:G:H2'	23:DB:769:U:O4'	2.12	0.49
23:BB:849:A:H2'	23:BB:850:U:C6	2.48	0.49
23:BB:854:C:O2'	23:BB:855:G:H5'	2.12	0.49
29:BE:134:LEU:HD23	29:BE:161:ALA:HB2	1.93	0.49
1:AA:1123:U:O2'	1:AA:1124:G:H5'	2.13	0.49
9:AJ:34:ALA:HB1	9:AJ:76:ILE:HB	1.95	0.49
23:BB:2327:A:H2'	23:BB:2328:A:C8	2.47	0.49
44:DQ:88:GLU:HG2	49:DR:49:ILE:O	2.13	0.49
26:BD:186:LEU:HD21	28:BP:3:ILE:HD11	1.95	0.49
45:BS:26:GLY:O	45:BS:28:LYS:N	2.46	0.49
25:BC:242:HIS:O	25:BC:244:VAL:HG13	2.12	0.49
2:CC:154:GLY:HA2	2:CC:163:ARG:O	2.13	0.49
1:CA:781:A:O2'	1:CA:1522:U:O2	2.30	0.49
1:CA:814:A:O2'	1:CA:815:A:H3'	2.13	0.49
24:BI:74:PRO:O	24:BI:77:VAL:HG22	2.12	0.49
48:BG:84:LYS:HG2	48:BG:85:LYS:N	2.23	0.49
4:CE:97:PRO:HA	4:CE:122:VAL:HG12	1.93	0.49
5:CF:97:THR:HB	5:CF:98:GLU:OE1	2.13	0.49
30:BY:10:ARG:HB3	30:BY:10:ARG:NH2	2.27	0.49
30:BY:6:ILE:HG21	30:BY:47:ILE:HD11	1.94	0.49
23:DB:1230:A:H2'	23:DB:1231:U:H6	1.73	0.49
1:AA:1468:A:O2'	1:AA:1469:C:H5'	2.13	0.49
29:BE:126:VAL:HG22	29:BE:127:GLU:N	2.22	0.49
47:DF:102:LEU:O	47:DF:103:ILE:HB	2.13	0.49
47:DF:127:TYR:O	47:DF:155:ILE:HB	2.12	0.49
47:DF:169:LEU:HB3	47:DF:174:PHE:CD1	2.48	0.49
1:AA:1303:C:H2'	1:AA:1304:G:O4'	2.13	0.49
1:AA:1289:A:H2'	1:AA:1290:G:H5'	1.93	0.49
48:DG:17:LYS:HG3	48:DG:19:ASN:OD1	2.12	0.49
23:DB:1655:A:H5'	26:DD:118:PHE:HB2	1.95	0.49
18:AB:125:PHE:CD2	18:AB:126:ASP:N	2.81	0.49
23:BB:2376:A:N6	43:BO:94:ARG:HD2	2.21	0.49
1:AA:532:A:H62	2:AC:191:THR:HB	1.77	0.49
23:DB:1251:C:OP2	44:DQ:9:ALA:HB2	2.13	0.49
40:DH:135:HIS:HD2	40:DH:138:VAL:HG23	1.77	0.49
26:DD:58:ASN:OD1	26:DD:59:ARG:HG3	2.13	0.49
4:CE:156:ARG:HH12	7:CH:42:GLU:HB3	1.76	0.49
23:DB:593:U:H2'	23:DB:594:U:H6	1.74	0.49

*Continued on next page...*

*Continued from previous page...*

Atom-1	Atom-2	Interatomic distance (Å)	Clash overlap (Å)
49:BR:29:THR:O	49:BR:63:VAL:HG23	2.12	0.49
27:BK:64:ARG:NH2	28:BP:67:GLU:HG3	2.27	0.49
28:BP:63:ILE:HA	28:BP:67:GLU:O	2.13	0.49
23:DB:2291:U:H2'	23:DB:2292:U:H6	1.76	0.49
23:DB:659:G:H4'	29:DE:95:LYS:HB3	1.95	0.49
8:CI:11:ARG:HA	8:CI:105:ARG:NH2	2.28	0.49
11:CL:89:LEU:HD22	11:CL:89:LEU:N	2.28	0.49
23:BB:1439:A:H5'	23:BB:1440:U:OP2	2.12	0.49
1:CA:658:C:O2'	1:CA:659:U:H5'	2.12	0.49
42:DN:35:LYS:HA	42:DN:111:ALA:O	2.12	0.49
23:DB:1119:U:H2'	23:DB:1120:G:C8	2.44	0.49
1:CA:1432:G:H1'	1:CA:1468:A:H61	1.77	0.49
23:BB:433:C:O2'	23:BB:434:U:H5'	2.13	0.49
39:BX:52:ARG:O	39:BX:56:LEU:HD23	2.13	0.49
11:AL:33:CYS:HA	11:AL:54:VAL:HA	1.95	0.49
23:BB:2772:C:H4'	26:BD:171:THR:CG2	2.42	0.49
1:AA:426:U:H2'	1:AA:427:U:C6	2.48	0.49
23:BB:1847:A:H4'	23:BB:1848:A:H8	1.78	0.49
42:DN:96:ARG:NE	42:DN:116:VAL:HA	2.28	0.49
23:DB:526:A:N6	23:DB:2626:C:H4'	2.28	0.49
24:BI:56:VAL:CG2	24:BI:68:PHE:HB2	2.43	0.49
23:DB:1026:G:OP2	23:DB:1134:A:H1'	2.13	0.49
23:DB:41:C:O2'	23:DB:42:A:H5'	2.12	0.49
23:DB:863:A:H2'	23:DB:864:G:C8	2.46	0.49
30:BY:11:SER:OG	30:BY:13:ILE:HG13	2.12	0.49
52:DW:9:THR:HG23	52:DW:10:ARG:HD3	1.95	0.49
23:DB:680:C:H2'	23:DB:681:G:C8	2.47	0.49
23:DB:2415:G:H2'	23:DB:2416:C:C6	2.48	0.49
23:DB:492:A:H2'	23:DB:493:G:O4'	2.13	0.49
6:AG:62:GLU:O	6:AG:66:GLU:HG3	2.13	0.49
42:BN:72:ASP:C	42:BN:74:GLU:H	2.16	0.49
1:AA:911:U:H2'	1:AA:912:C:C6	2.48	0.49
41:DJ:88:THR:HG22	41:DJ:91:GLU:OE1	2.13	0.49
23:BB:1805:A:O2'	23:BB:1806:C:H5'	2.13	0.49
40:BH:124:THR:HG22	40:BH:125:THR:H	1.78	0.49
26:DD:154:LYS:HG2	26:DD:155:VAL:N	2.26	0.49
48:DG:72:ASN:O	48:DG:76:ILE:HG12	2.13	0.49
23:DB:2665:A:O2'	23:DB:2666:C:H5'	2.12	0.49
23:DB:1237:A:N3	23:DB:1237:A:H2'	2.27	0.49
1:CA:397:A:H3'	1:CA:397:A:N3	2.27	0.49
25:DC:42:ARG:CZ	25:DC:48:ILE:HD11	2.43	0.49

*Continued on next page...*

*Continued from previous page...*

Atom-1	Atom-2	Interatomic distance (Å)	Clash overlap (Å)
2:CC:106:ARG:N	2:CC:106:ARG:NE	2.54	0.49
18:CB:42:LEU:HA	18:CB:45:THR:OG1	2.13	0.49
52:BW:35:ILE:HG12	52:BW:35:ILE:O	2.12	0.49
45:DS:55:ILE:HD12	45:DS:107:VAL:HG21	1.94	0.49
1:AA:1053:G:C6	1:AA:1199:U:H2'	2.48	0.49
16:CS:39:ILE:CD1	16:CS:68:HIS:H	2.25	0.49
1:AA:1060:U:H2'	1:AA:1061:G:C8	2.47	0.49
44:BQ:60:TRP:C	44:BQ:64:ILE:HG12	2.32	0.49
26:BD:148:GLN:CG	26:BD:152:PRO:HG2	2.43	0.49
1:CA:404:G:O2'	1:CA:405:U:H5'	2.12	0.49
23:DB:917:A:H5''	23:DB:2268:A:N6	2.27	0.49
29:DE:145:ASP:H	29:DE:166:LYS:CB	2.26	0.49
52:DW:43:LYS:HE3	52:DW:68:PHE:HE1	1.78	0.49
4:AE:96:GLN:HB3	4:AE:123:LEU:CD1	2.42	0.49
18:AB:52:ALA:O	18:AB:56:LEU:HD13	2.12	0.49
29:DE:46:GLN:HG3	29:DE:87:ALA:HB3	1.95	0.49
1:CA:559:A:H4'	1:CA:560:A:H3'	1.95	0.49
10:AK:36:ARG:HG3	10:AK:36:ARG:HH11	1.78	0.49
40:BH:18:GLN:HE21	40:BH:39:ALA:CB	2.26	0.49
2:AC:96:VAL:CB	2:AC:97:PRO:HD2	2.41	0.49
13:CP:23:ASP:CG	13:CP:25:ARG:HE	2.16	0.49
47:BF:91:ARG:C	47:BF:95:MET:HB2	2.33	0.49
36:B2:44:VAL:O	36:B2:45:SER:C	2.51	0.49
26:BD:123:LYS:HB3	26:BD:165:MET:HE3	1.94	0.49
1:CA:73:C:C2'	1:CA:74:A:H5'	2.43	0.49
40:DH:135:HIS:CD2	40:DH:138:VAL:HG23	2.48	0.49
14:CQ:20:ILE:HG12	14:CQ:52:CYS:SG	2.52	0.49
23:BB:136:G:O5'	23:BB:136:G:H8	1.96	0.49
18:CB:80:LYS:HG3	18:CB:81:ASP:N	2.27	0.49
49:DR:31:GLU:H	49:DR:63:VAL:CG2	2.25	0.49
26:BD:38:LYS:HB2	26:BD:47:ALA:HB3	1.95	0.49
23:BB:2543:G:H2'	23:BB:2544:G:H8	1.75	0.49
23:BB:627:A:OP1	23:BB:627:A:H2'	2.13	0.49
42:BN:58:ASP:O	42:BN:59:SER:HB3	2.12	0.49
1:AA:524:G:H2'	1:AA:525:C:H6	1.77	0.49
23:DB:2094:A:H2'	23:DB:2095:A:H8	1.77	0.49
23:BB:445:C:H2'	23:BB:446:G:O4'	2.13	0.49
37:DL:109:LYS:HB2	37:DL:111:ILE:HD11	1.94	0.49
1:AA:1486:G:C2'	1:AA:1487:G:O4'	2.61	0.49
39:BX:23:ARG:HA	39:BX:27:ASN:H	1.77	0.49
43:DO:52:SER:C	43:DO:54:VAL:H	2.16	0.49

*Continued on next page...*

*Continued from previous page...*

Atom-1	Atom-2	Interatomic distance (Å)	Clash overlap (Å)
23:BB:2340:A:H2'	23:BB:2341:G:H8	1.78	0.49
14:CQ:18:LYS:H	14:CQ:50:ASN:ND2	2.10	0.49
23:BB:1681:G:H21	23:BB:1762:A:H3'	1.78	0.49
1:AA:255:G:H1'	14:AQ:17:GLU:OE2	2.13	0.49
23:BB:438:G:H2'	23:BB:439:A:C8	2.47	0.49
1:AA:821:G:H2'	1:AA:822:U:H6	1.77	0.49
1:AA:237:G:H5''	14:AQ:26:ARG:NH2	2.28	0.49
23:DB:693:A:H2'	23:DB:694:U:H6	1.78	0.49
23:BB:2579:C:O5'	23:BB:2579:C:H6	1.95	0.49
23:DB:751:A:H5'	45:DS:90:LYS:HA	1.95	0.49
23:BB:409:G:H2'	23:BB:410:G:C8	2.48	0.49
12:AM:92:ARG:NH1	16:AS:79:TYR:HE2	2.10	0.49
1:AA:539:A:H2'	1:AA:540:G:H8	1.78	0.49
23:DB:408:G:O2'	23:DB:409:G:H5'	2.13	0.49
23:DB:2686:G:H2'	23:DB:2687:U:C6	2.48	0.49
1:AA:420:U:H2'	1:AA:422:C:C4	2.48	0.49
39:DX:49:ASP:O	39:DX:53:VAL:HG23	2.13	0.49
23:DB:1526:C:H2'	23:DB:1527:G:O4'	2.12	0.49
23:BB:49:A:OP1	23:BB:51:G:H5'	2.13	0.49
23:DB:992:C:H2'	23:DB:993:G:H8	1.77	0.49
23:BB:1477:A:H2'	23:BB:1478:G:O4'	2.13	0.49
48:DG:59:ASP:O	48:DG:63:GLN:HB2	2.13	0.49
1:CA:656:G:H2'	1:CA:657:U:H6	1.78	0.49
9:AJ:88:MET:HA	9:AJ:91:ASP:OD1	2.13	0.49
1:AA:1132:C:H2'	1:AA:1133:G:C8	2.48	0.49
23:DB:2487:G:H2'	23:DB:2488:G:C8	2.48	0.49
23:DB:2488:G:H2'	23:DB:2489:U:C6	2.48	0.49
6:AG:11:ILE:HG12	6:AG:24:LYS:HE2	1.94	0.49
21:CN:19:TYR:C	21:CN:21:ALA:H	2.15	0.49
23:DB:1098:A:H2'	24:DI:4:VAL:C	2.34	0.48
29:BE:131:THR:HG22	29:BE:161:ALA:H	1.78	0.48
25:DC:209:ALA:HA	25:DC:212:TRP:NE1	2.28	0.48
50:DT:50:LEU:C	50:DT:52:GLU:H	2.16	0.48
45:DS:28:LYS:HB2	45:DS:31:GLN:HB2	1.95	0.48
25:DC:242:HIS:O	25:DC:244:VAL:HG13	2.13	0.48
25:DC:250:GLN:O	25:DC:250:GLN:HG2	2.13	0.48
49:DR:39:LEU:HD23	49:DR:39:LEU:N	2.28	0.48
45:BS:45:VAL:HG23	45:BS:46:LEU:N	2.28	0.48
29:DE:62:GLN:HE21	29:DE:62:GLN:HB2	1.52	0.48
51:DZ:5:CYS:HB3	51:DZ:9:GLY:N	2.27	0.48
12:CM:13:HIS:HB3	12:CM:40:GLU:O	2.12	0.48

*Continued on next page...*



*Continued from previous page...*

Atom-1	Atom-2	Interatomic distance (Å)	Clash overlap (Å)
8:CI:52:GLU:O	8:CI:53:LEU:HD22	2.12	0.48
3:AD:117:VAL:O	3:AD:130:ASN:HA	2.12	0.48
33:D1:49:LYS:HG2	33:D1:50:GLU:N	2.16	0.48
24:DI:79:LEU:HD12	24:DI:135:MET:SD	2.52	0.48
9:CJ:7:ARG:HG2	9:CJ:75:ASP:OD2	2.13	0.48
41:BJ:20:ALA:HB2	41:BJ:28:LEU:HD13	1.94	0.48
4:AE:39:GLY:HA3	4:AE:116:VAL:O	2.13	0.48
35:DV:14:LYS:CE	35:DV:18:ARG:HH21	2.24	0.48
37:DL:116:VAL:HG22	37:DL:117:THR:N	2.28	0.48
27:DK:2:ILE:HG22	27:DK:32:TYR:HB3	1.94	0.48
4:CE:37:VAL:HG12	4:CE:47:PHE:HB2	1.94	0.48
7:CH:124:ILE:C	7:CH:125:ILE:HD12	2.34	0.48
1:CA:922:G:H2'	1:CA:923:A:H8	1.78	0.48
41:DJ:15:TRP:HB3	41:DJ:137:PRO:HB3	1.94	0.48
23:DB:2519:U:C6	23:DB:2542:A:N6	2.81	0.48
43:DO:47:VAL:HG12	43:DO:48:LEU:N	2.22	0.48
23:DB:2312:U:H4'	47:DF:84:ILE:HG21	1.94	0.48
48:BG:145:ALA:O	48:BG:149:ALA:N	2.44	0.48
22:DA:96:G:O2'	22:DA:97:C:H5'	2.13	0.48
32:B4:15:LYS:O	32:B4:16:ILE:HB	2.13	0.48
24:BI:21:PRO:CB	24:BI:22:PRO:HD3	2.39	0.48
1:CA:1237:C:H2'	1:CA:1336:C:C5	2.48	0.48
26:BD:118:PHE:O	26:BD:119:ALA:CB	2.61	0.48
26:BD:106:LYS:HB3	26:BD:206:ALA:CB	2.43	0.48
23:DB:2636:C:O2'	23:DB:2637:U:H5'	2.13	0.48
46:DU:53:GLN:HG2	46:DU:53:GLN:O	2.13	0.48
1:AA:373:A:P	1:AA:373:A:H3'	2.53	0.48
1:AA:406:G:N2	3:AD:115:GLN:HE22	2.10	0.48
33:D1:36:LYS:HG3	33:D1:46:VAL:O	2.13	0.48
23:DB:1550:C:H2'	23:DB:1551:A:C8	2.48	0.48
18:AB:136:ARG:O	18:AB:139:GLU:HB3	2.13	0.48
1:AA:370:C:H2'	1:AA:371:A:C8	2.47	0.48
2:AC:155:ARG:NH1	2:AC:160:GLU:HA	2.28	0.48
23:DB:1947:C:O2'	23:DB:1948:G:H5'	2.12	0.48
23:DB:560:C:H3'	23:DB:561:G:H8	1.78	0.48
47:BF:141:ASP:CB	47:BF:144:LYS:HB2	2.43	0.48
44:BQ:75:TYR:O	44:BQ:79:ILE:HG22	2.13	0.48
35:DV:65:VAL:O	35:DV:67:GLY:N	2.44	0.48
23:BB:1593:A:H2'	23:BB:1594:U:H6	1.78	0.48
23:BB:1711:A:H2'	23:BB:1712:U:C6	2.48	0.48
3:CD:117:VAL:O	3:CD:130:ASN:HA	2.13	0.48

*Continued on next page...*

*Continued from previous page...*

Atom-1	Atom-2	Interatomic distance (Å)	Clash overlap (Å)
7:AH:10:LEU:HA	7:AH:74:ILE:HD11	1.95	0.48
9:CJ:9:ARG:HB2	9:CJ:99:GLN:CB	2.43	0.48
23:DB:2897:U:H2'	23:DB:2898:U:C6	2.48	0.48
23:BB:1993:U:H4'	26:BD:133:THR:HG21	1.95	0.48
18:AB:134:LEU:HA	18:AB:137:THR:OG1	2.12	0.48
26:BD:1:MET:SD	26:BD:2:ILE:N	2.85	0.48
25:DC:155:ARG:HB3	25:DC:155:ARG:HH11	1.77	0.48
23:DB:796:C:H2'	23:DB:797:G:C8	2.48	0.48
27:BK:17:ARG:HB3	27:BK:45:GLU:HG3	1.93	0.48
40:DH:70:GLU:OE1	40:DH:71:LYS:HD2	2.12	0.48
1:CA:160:A:H2'	1:CA:161:A:O4'	2.14	0.48
43:DO:105:ALA:O	43:DO:106:LEU:HG	2.13	0.48
7:CH:37:ASN:O	7:CH:41:GLU:HG2	2.13	0.48
23:BB:1544:A:H2'	23:BB:1545:A:C8	2.48	0.48
1:CA:755:G:O2'	1:CA:756:C:H5'	2.13	0.48
23:DB:79:C:O2'	23:DB:346:A:H1'	2.13	0.48
42:DN:72:ASP:OD2	42:DN:74:GLU:HB3	2.13	0.48
23:DB:2553:G:H2'	23:DB:2554:U:O4'	2.13	0.48
23:DB:2654:A:N1	23:DB:2665:A:H5''	2.28	0.48
22:BA:35:C:H2'	22:BA:36:C:O4'	2.13	0.48
37:DL:134:ALA:O	37:DL:137:ALA:HB3	2.13	0.48
23:BB:688:U:H2'	23:BB:689:A:H8	1.78	0.48
31:B0:32:THR:OG1	31:B0:50:GLY:HA2	2.12	0.48
23:DB:2633:G:H2'	23:DB:2634:A:O4'	2.13	0.48
17:AT:54:GLN:N	17:AT:55:PRO:HD2	2.27	0.48
10:CK:65:ALA:O	10:CK:68:ARG:HB3	2.12	0.48
23:DB:15:G:O2'	23:DB:16:C:H5'	2.13	0.48
23:DB:714:U:O2	23:DB:716:A:H3'	2.13	0.48
46:BU:73:ASN:OD1	46:BU:75:ALA:HB3	2.13	0.48
23:BB:1306:C:O2'	23:BB:1307:A:H5'	2.13	0.48
23:DB:1099:G:O2'	23:DB:1100:C:H5'	2.13	0.48
44:DQ:59:LEU:HD13	44:DQ:60:TRP:N	2.28	0.48
16:CS:33:TRP:C	16:CS:35:ARG:H	2.17	0.48
1:CA:1328:C:H5''	12:CM:27:THR:CG2	2.42	0.48
8:CI:48:ARG:O	8:CI:52:GLU:N	2.44	0.48
49:BR:49:ILE:HG12	49:BR:53:PHE:HA	1.95	0.48
9:CJ:52:LEU:CD1	9:CJ:52:LEU:H	2.22	0.48
4:CE:81:GLN:HG2	4:CE:148:SER:HA	1.95	0.48
28:DP:47:ILE:HA	28:DP:96:LEU:HB2	1.94	0.48
27:DK:92:GLU:HB2	27:DK:93:GLN:HE21	1.77	0.48
46:BU:3:LYS:CB	46:BU:82:VAL:HG21	2.38	0.48

*Continued on next page...*

*Continued from previous page...*

Atom-1	Atom-2	Interatomic distance (Å)	Clash overlap (Å)
47:DF:90:LEU:C	47:DF:91:ARG:HD3	2.33	0.48
48:DG:106:LEU:HD13	48:DG:151:ARG:HB2	1.94	0.48
23:DB:2645:G:H5''	23:DB:2732:G:C8	2.44	0.48
23:DB:195:A:H1'	23:DB:250:G:N2	2.28	0.48
23:DB:2680:U:OP2	26:DD:114:LYS:HB3	2.12	0.48
26:DD:106:LYS:HB3	26:DD:206:ALA:HB3	1.95	0.48
46:BU:48:VAL:O	46:BU:50:ALA:N	2.46	0.48
23:DB:721:A:H2'	23:DB:722:A:C8	2.47	0.48
1:AA:985:C:H2'	1:AA:986:U:C6	2.49	0.48
1:AA:986:U:C1'	16:AS:54:ARG:HB3	2.43	0.48
27:DK:19:VAL:HB	27:DK:41:ILE:CD1	2.43	0.48
23:DB:1952:A:H5'	27:DK:42:THR:HG21	1.95	0.48
23:BB:1808:A:O2'	23:BB:1809:A:H5'	2.13	0.48
8:CI:109:GLN:CD	8:CI:110:VAL:H	2.16	0.48
11:AL:89:LEU:HD22	11:AL:89:LEU:N	2.28	0.48
23:BB:2389:G:C5'	23:BB:2390:U:H5'	2.42	0.48
42:BN:49:GLU:HA	42:BN:94:TYR:HD2	1.78	0.48
1:AA:845:A:H3'	1:AA:846:G:H8	1.78	0.48
42:DN:83:LEU:HD21	42:DN:115:LEU:HD11	1.95	0.48
23:DB:942:G:H2'	23:DB:943:A:H8	1.78	0.48
23:DB:17:G:H2'	23:DB:18:U:H6	1.79	0.48
51:DZ:14:THR:HA	51:DZ:28:ARG:HA	1.95	0.48
1:CA:375:U:OP1	13:CP:70:ARG:HB2	2.13	0.48
1:AA:1273:C:H2'	1:AA:1274:A:O4'	2.13	0.48
23:BB:2243:U:H2'	23:BB:2244:U:C6	2.48	0.48
21:CN:10:VAL:HB	21:CN:11:LYS:NZ	2.28	0.48
23:BB:1312:U:H4'	23:BB:1313:U:O5'	2.13	0.48
23:BB:2853:C:H2'	23:BB:2854:G:H8	1.77	0.48
23:DB:1259:G:H2'	23:DB:1260:A:H8	1.78	0.48
1:AA:1355:G:H2'	1:AA:1356:G:C8	2.48	0.48
23:BB:2551:C:H2'	23:BB:2552:U:O4'	2.14	0.48
23:DB:1677:A:H2'	23:DB:1678:A:C8	2.48	0.48
23:BB:2355:G:H4'	52:BW:20:LEU:CD1	2.42	0.48
1:CA:853:C:O2'	1:CA:854:U:H5'	2.13	0.48
42:BN:72:ASP:OD2	42:BN:74:GLU:HB3	2.14	0.48
23:DB:2428:G:H5''	23:DB:2429:G:OP1	2.14	0.48
23:BB:1623:G:O2'	23:BB:1624:U:H5'	2.13	0.48
1:AA:1067:A:H4'	1:AA:1068:G:O5'	2.13	0.48
11:AL:30:ARG:O	11:AL:57:THR:HG23	2.13	0.48
1:AA:363:A:P	11:AL:57:THR:HG21	2.54	0.48
29:DE:88:ARG:O	29:DE:90:GLN:HG3	2.13	0.48

*Continued on next page...*

*Continued from previous page...*

Atom-1	Atom-2	Interatomic distance (Å)	Clash overlap (Å)
23:BB:1747:U:H2'	23:BB:1748:C:H6	1.77	0.48
1:AA:1039:G:H2'	1:AA:1040:U:C6	2.48	0.48
1:AA:1040:U:H2'	1:AA:1041:G:C8	2.47	0.48
1:CA:651:C:H2'	1:CA:652:U:C6	2.48	0.48
23:BB:2419:U:OP2	34:B3:32:LEU:HD13	2.13	0.48
22:BA:83:G:OP1	30:BY:16:LEU:HD23	2.14	0.48
43:DO:26:LEU:HG	43:DO:26:LEU:O	2.12	0.48
28:BP:16:VAL:HG23	28:BP:16:VAL:O	2.13	0.48
23:DB:1099:G:O5'	24:DI:4:VAL:HG12	2.13	0.48
29:BE:28:VAL:HG23	29:BE:29:HIS:N	2.28	0.48
40:BH:90:LEU:HD23	40:BH:92:GLY:H	1.79	0.48
21:AN:26:LEU:HD23	21:AN:27:LYS:H	1.78	0.48
23:DB:1842:G:H2'	23:DB:1843:C:C6	2.48	0.48
21:AN:20:PHE:O	21:AN:21:ALA:C	2.51	0.48
44:DQ:94:LEU:C	44:DQ:96:ASP:H	2.15	0.48
26:BD:11:MET:H	26:BD:25:THR:HA	1.78	0.48
45:BS:28:LYS:HB2	45:BS:31:GLN:HB2	1.95	0.48
23:BB:1059:G:H2'	23:BB:1060:U:C5	2.48	0.48
26:DD:148:GLN:CG	26:DD:152:PRO:HG2	2.42	0.48
42:DN:2:ARG:HB3	42:DN:2:ARG:NH1	2.27	0.48
30:BY:53:MET:HA	30:BY:53:MET:HE2	1.95	0.48
44:DQ:33:VAL:HG23	44:DQ:34:ALA:N	2.28	0.48
23:BB:2530:A:H2'	23:BB:2531:A:H5''	1.95	0.48
47:BF:111:ARG:HE	47:BF:135:ILE:CG2	2.26	0.48
1:CA:22:G:H4'	1:CA:885:G:C8	2.49	0.48
24:DI:19:PRO:HB2	24:DI:22:PRO:HD2	1.95	0.48
48:BG:33:THR:HA	48:BG:34:ARG:NH1	2.28	0.48
1:AA:1102:A:OP2	1:AA:1102:A:H8	1.95	0.48
1:CA:83:C:H1'	1:CA:84:U:C5	2.48	0.48
1:AA:1499:A:O2'	1:AA:1500:A:H5'	2.12	0.48
1:CA:706:A:H4'	10:CK:30:ILE:HD11	1.95	0.48
18:CB:95:TRP:CD1	18:CB:171:ALA:HB2	2.47	0.48
26:DD:62:LYS:HD2	26:DD:62:LYS:N	2.28	0.48
18:CB:116:LEU:HD23	18:CB:119:GLN:HG3	1.95	0.48
1:AA:1231:G:H2'	1:AA:1232:U:H6	1.75	0.48
6:AG:150:PHE:H	10:AK:55:ARG:NH2	2.11	0.48
46:BU:35:VAL:HG23	46:BU:38:ILE:HG21	1.95	0.48
9:CJ:32:THR:OG1	9:CJ:82:LYS:HB2	2.14	0.48
7:CH:54:THR:HG23	7:CH:55:LYS:N	2.28	0.48
42:BN:28:LEU:N	42:BN:34:ILE:HD11	2.28	0.48
42:BN:55:ALA:HA	42:BN:80:PHE:CD1	2.48	0.48

*Continued on next page...*

*Continued from previous page...*

Atom-1	Atom-2	Interatomic distance (Å)	Clash overlap (Å)
1:AA:724:G:H2'	1:AA:725:G:C8	2.45	0.48
1:CA:191:G:H8	1:CA:191:G:OP2	1.96	0.48
25:DC:70:LYS:HD3	25:DC:95:TYR:CE1	2.48	0.48
23:DB:2281:A:H4'	23:DB:2389:G:N2	2.28	0.48
23:DB:1118:C:H2'	23:DB:1119:U:O4'	2.12	0.48
23:BB:172:A:H2'	23:BB:173:A:C8	2.48	0.48
46:DU:64:ILE:HD11	46:DU:68:ASN:HD22	1.77	0.48
2:CC:34:SER:OG	2:CC:58:ARG:NH1	2.46	0.48
37:BL:76:GLU:HG3	37:BL:111:ILE:HG13	1.94	0.48
18:CB:57:ASN:OD1	18:CB:57:ASN:N	2.47	0.48
23:BB:150:U:O2'	23:BB:151:C:H5'	2.12	0.48
23:DB:2784:U:O2'	23:DB:2785:C:H5'	2.14	0.48
1:AA:502:A:H4'	1:AA:550:G:H4'	1.95	0.48
14:AQ:46:HIS:HB2	14:AQ:66:LEU:HD13	1.95	0.48
47:DF:76:PHE:HD2	47:DF:78:ILE:HD13	1.78	0.48
1:AA:254:G:H4'	14:AQ:19:SER:OG	2.13	0.48
23:DB:2809:A:H2'	23:DB:2810:A:C8	2.48	0.48
23:BB:416:U:H2'	23:BB:417:C:C6	2.48	0.48
23:BB:1361:G:H2'	23:BB:1362:C:C6	2.49	0.48
49:BR:2:TYR:N	49:BR:42:ALA:HB2	2.27	0.48
23:BB:2783:U:H2'	23:BB:2784:U:C6	2.48	0.48
23:BB:1859:U:O5'	23:BB:1859:U:H6	1.97	0.48
1:AA:613:C:H2'	1:AA:614:C:H6	1.78	0.48
23:DB:1212:G:H1'	23:DB:1236:G:N2	2.28	0.48
23:DB:443:A:C5	29:DE:40:ARG:HD3	2.48	0.48
1:CA:939:G:H4'	6:CG:101:ARG:HH22	1.78	0.48
1:CA:895:G:H2'	1:CA:896:C:C6	2.48	0.48
23:BB:2656:U:H2'	23:BB:2657:A:H8	1.77	0.48
33:D1:16:THR:HG21	33:D1:39:ASP:CG	2.33	0.48
25:BC:9:SER:C	25:BC:11:GLY:H	2.16	0.48
23:DB:955:U:P	38:DM:86:LYS:HZ1	2.35	0.48
23:DB:467:G:O2'	23:DB:468:G:H5'	2.13	0.48
48:BG:143:VAL:O	48:BG:147:LEU:HG	2.13	0.48
1:CA:65:A:C2	1:CA:381:C:H2'	2.49	0.48
23:DB:1564:C:H2'	23:DB:1565:C:C6	2.48	0.48
21:AN:45:LEU:HD23	21:AN:45:LEU:O	2.14	0.48
21:AN:86:ALA:HB3	21:AN:92:ILE:HD11	1.94	0.48
1:CA:1053:G:H4'	1:CA:1054:C:H5'	1.95	0.48
23:DB:1098:A:H3'	24:DI:3:LYS:CB	2.42	0.48
23:BB:2353:G:N3	52:BW:30:VAL:HG13	2.29	0.48
23:DB:341:C:H2'	23:DB:342:A:C8	2.49	0.48

*Continued on next page...*

*Continued from previous page...*

Atom-1	Atom-2	Interatomic distance (Å)	Clash overlap (Å)
18:CB:16:GLY:HA2	18:CB:40:ILE:CG1	2.44	0.48
23:DB:2010:G:H2'	23:DB:2011:U:C6	2.49	0.48
40:DH:94:ILE:O	40:DH:122:LEU:HB2	2.13	0.48
44:DQ:60:TRP:C	44:DQ:64:ILE:HG12	2.33	0.48
12:CM:14:ALA:HB1	12:CM:33:LEU:CD2	2.43	0.48
12:CM:15:VAL:HG23	12:CM:16:ILE:N	2.28	0.48
8:AI:66:VAL:O	8:AI:66:VAL:HG13	2.14	0.48
49:BR:39:LEU:N	49:BR:39:LEU:HD23	2.29	0.48
23:DB:903:C:H2'	23:DB:904:G:H8	1.79	0.48
23:BB:876:C:H2'	23:BB:877:A:OP1	2.14	0.48
19:CU:35:GLU:HB2	19:CU:37:TYR:CZ	2.49	0.48
12:CM:76:ILE:O	12:CM:79:LEU:HG	2.13	0.48
50:BT:43:ILE:CG2	50:BT:58:VAL:HG21	2.43	0.48
25:BC:70:LYS:HG3	25:BC:101:ARG:NH1	2.29	0.48
5:CF:62:MET:HG3	5:CF:64:VAL:CG2	2.42	0.48
41:BJ:25:LEU:O	41:BJ:27:ARG:N	2.45	0.48
52:DW:23:LYS:NZ	52:DW:24:ARG:HG3	2.28	0.48
18:AB:46:VAL:N	18:AB:47:PRO:CD	2.76	0.48
46:DU:82:VAL:N	46:DU:96:LYS:HZ2	2.08	0.48
12:CM:2:ARG:HB3	12:CM:6:ILE:N	2.28	0.48
1:CA:919:A:O2'	1:CA:920:U:H5'	2.12	0.48
6:AG:71:THR:O	6:AG:72:VAL:HG13	2.12	0.48
47:DF:102:LEU:HD13	47:DF:103:ILE:N	2.28	0.48
47:DF:107:VAL:HB	47:DF:108:PRO:HD3	1.96	0.48
47:DF:111:ARG:HE	47:DF:135:ILE:CG2	2.24	0.48
2:AC:39:ARG:CD	2:AC:56:ILE:HD11	2.42	0.48
1:AA:1228:C:H5'	1:AA:1229:A:OP2	2.14	0.48
23:BB:2531:A:N3	23:BB:2531:A:H2'	2.29	0.48
47:BF:2:LYS:N	47:BF:2:LYS:HE3	2.28	0.48
23:DB:1997:C:H2'	23:DB:1998:A:C8	2.48	0.48
1:AA:1080:A:H5''	4:AE:20:VAL:HG11	1.96	0.48
5:AF:51:ILE:O	5:AF:51:ILE:HG23	2.14	0.48
1:AA:811:C:O2'	1:AA:901:A:N1	2.46	0.48
23:DB:945:A:OP2	23:DB:945:A:H4'	2.13	0.48
23:BB:483:A:H5''	46:BU:46:LYS:HG3	1.96	0.48
26:DD:89:GLU:HG3	26:DD:94:GLN:OE1	2.13	0.48
23:BB:2075:U:H2'	23:BB:2238:G:N2	2.29	0.48
1:AA:1011:C:O2'	1:AA:1012:A:H5'	2.13	0.48
1:AA:987:G:N2	1:AA:1015:G:N2	2.62	0.48
7:CH:43:GLY:HA2	7:CH:63:LYS:NZ	2.29	0.48
18:CB:118:THR:O	18:CB:122:ASP:N	2.45	0.48

*Continued on next page...*

*Continued from previous page...*

Atom-1	Atom-2	Interatomic distance (Å)	Clash overlap (Å)
23:DB:125:A:H3'	23:DB:126:A:C5'	2.44	0.48
30:DY:37:ARG:HG3	30:DY:38:GLU:OE1	2.13	0.48
26:BD:111:GLY:N	26:BD:194:PRO:HG2	2.26	0.48
4:AE:46:GLY:CA	4:AE:70:MET:HA	2.40	0.48
35:DV:60:VAL:HG12	35:DV:61:LEU:H	1.78	0.48
23:BB:233:A:N6	23:BB:428:A:H61	2.11	0.48
42:BN:29:VAL:HG13	42:BN:83:LEU:HD22	1.95	0.48
23:DB:2339:C:H2'	23:DB:2340:A:C8	2.48	0.48
23:BB:1589:U:H2'	23:BB:1590:A:C8	2.48	0.48
46:DU:62:ALA:O	46:DU:63:ALA:HB3	2.13	0.48
51:BZ:77:LYS:O	51:BZ:78:TYR:HB3	2.13	0.48
2:CC:39:ARG:CG	2:CC:56:ILE:HD11	2.43	0.48
40:BH:26:ALA:O	40:BH:27:ARG:C	2.52	0.48
2:AC:19:SER:HB3	2:AC:21:TRP:NE1	2.28	0.48
23:DB:1778:U:H2'	23:DB:1784:A:N6	2.26	0.48
1:CA:842:U:H6	1:CA:842:U:OP1	1.96	0.48
23:BB:2787:C:H4'	26:BD:62:LYS:HB3	1.96	0.48
23:DB:2029:G:H2'	23:DB:2031:A:OP1	2.13	0.48
1:CA:472:U:H2'	1:CA:473:U:C6	2.48	0.48
23:BB:1535:A:O2'	23:BB:1536:C:H5'	2.14	0.48
23:DB:2710:C:H2'	23:DB:2711:A:H8	1.78	0.48
23:BB:2276:G:O2'	23:BB:2277:G:H5'	2.12	0.48
1:CA:499:A:H1'	1:CA:500:G:C8	2.48	0.48
23:DB:1504:A:H2'	23:DB:1505:A:C8	2.48	0.48
23:BB:1824:G:O2'	23:BB:1825:U:H5'	2.14	0.48
38:BM:102:LEU:HD22	38:BM:102:LEU:N	2.28	0.48
38:BM:83:GLY:O	38:BM:84:LYS:HG2	2.13	0.48
12:CM:74:MET:HA	12:CM:77:LYS:HB3	1.95	0.48
23:BB:795:C:H2'	23:BB:796:C:C6	2.49	0.48
48:DG:76:ILE:HB	48:DG:82:PHE:CZ	2.48	0.48
3:CD:167:PRO:HG2	3:CD:170:LEU:HD11	1.94	0.48
23:DB:271:G:N2	23:DB:367:G:H1'	2.28	0.48
23:DB:1645:G:H5''	23:DB:1646:C:H5'	1.95	0.48
23:BB:1501:G:O2'	23:BB:1502:A:H5'	2.12	0.48
2:CC:180:ASP:C	2:CC:181:ILE:HD12	2.34	0.48
1:AA:1351:U:O2'	1:AA:1352:C:H5'	2.13	0.48
23:BB:510:C:H2'	23:BB:511:U:O4'	2.14	0.48
50:DT:21:SER:O	50:DT:25:GLU:HB2	2.13	0.48
23:BB:2010:G:H2'	23:BB:2011:U:C6	2.48	0.48
1:CA:958:A:N1	16:CS:53:GLY:HA3	2.27	0.48
51:DZ:59:ILE:CD1	51:DZ:67:VAL:HG21	2.44	0.48

*Continued on next page...*

*Continued from previous page...*

Atom-1	Atom-2	Interatomic distance (Å)	Clash overlap (Å)
1:AA:779:C:H2'	1:AA:780:A:O4'	2.13	0.48
1:CA:942:G:H21	8:CI:125:GLN:NE2	2.03	0.48
16:CS:10:ILE:HG22	16:CS:14:LEU:CD2	2.41	0.48
29:DE:131:THR:HG22	29:DE:161:ALA:H	1.79	0.48
33:D1:8:ILE:CD1	33:D1:9:LYS:H	2.26	0.48
13:CP:6:LEU:HB3	13:CP:17:TYR:HB3	1.94	0.48
23:DB:2578:G:N7	26:DD:145:SER:HB2	2.28	0.48
41:DJ:20:ALA:HB2	41:DJ:28:LEU:CD1	2.43	0.48
25:BC:92:LEU:HD11	25:BC:100:ARG:HB2	1.95	0.48
21:CN:60:ARG:O	21:CN:62:ARG:HG3	2.13	0.48
28:DP:19:PHE:CZ	28:DP:25:VAL:HG11	2.47	0.48
12:AM:2:ARG:HA	12:AM:8:ILE:HG23	1.93	0.48
30:BY:8:GLN:HB3	30:BY:31:ILE:O	2.13	0.48
23:BB:2305:U:O2'	47:BF:132:ARG:HA	2.12	0.48
8:AI:11:ARG:H	8:AI:14:SER:CB	2.25	0.48
12:CM:48:SER:O	12:CM:52:ILE:HG22	2.13	0.48
28:BP:19:PHE:HE2	28:BP:83:ILE:HD11	1.77	0.48
23:BB:138:U:H2'	23:BB:140:C:O4'	2.13	0.48
22:BA:113:C:H1'	43:BO:46:GLU:HA	1.96	0.48
26:DD:123:LYS:HB3	26:DD:165:MET:HE3	1.95	0.48
26:DD:106:LYS:CB	26:DD:206:ALA:H	2.23	0.48
1:CA:1237:C:O2'	1:CA:1300:G:N2	2.44	0.48
1:CA:1238:A:H2	1:CA:1241:G:N3	2.12	0.48
23:BB:2676:C:H2'	23:BB:2677:G:C8	2.48	0.48
42:BN:3:HIS:O	42:BN:4:ARG:HB2	2.13	0.48
23:BB:1561:C:H2'	23:BB:1562:U:C6	2.49	0.48
10:CK:23:HIS:HB3	10:CK:30:ILE:CG1	2.42	0.48
1:CA:300:A:H2'	1:CA:301:G:O4'	2.13	0.48
23:BB:2849:U:H4'	23:BB:2850:A:C5'	2.43	0.48
23:BB:2869:G:H2'	23:BB:2870:C:H6	1.78	0.48
35:DV:63:ILE:HB	35:DV:70:ILE:CG1	2.43	0.48
1:CA:714:G:H2'	1:CA:715:A:C8	2.49	0.48
20:AO:26:GLU:HG3	20:AO:77:ARG:HH12	1.78	0.48
26:BD:63:PRO:C	26:BD:65:ALA:H	2.17	0.48
45:BS:13:SER:OG	45:BS:14:ALA:N	2.47	0.48
26:DD:187:LEU:HD12	26:DD:188:LEU:H	1.78	0.48
23:BB:272:A:H2'	23:BB:273:G:C8	2.47	0.48
47:BF:71:LYS:O	47:BF:72:SER:HB3	2.13	0.48
29:DE:136:GLN:HB2	29:DE:139:LYS:HE3	1.94	0.48
41:BJ:56:VAL:C	41:BJ:57:LEU:HD12	2.34	0.48
14:AQ:17:GLU:O	14:AQ:18:LYS:HB2	2.14	0.48

*Continued on next page...*



*Continued from previous page...*

Atom-1	Atom-2	Interatomic distance (Å)	Clash overlap (Å)
1:AA:186:C:H2'	1:AA:187:G:O4'	2.13	0.48
11:AL:106:VAL:HG23	11:AL:116:TYR:HB3	1.95	0.48
6:CG:21:LEU:HD12	6:CG:100:MET:HE2	1.95	0.48
23:DB:1446:C:H2'	23:DB:1447:C:C6	2.49	0.48
44:DQ:38:VAL:O	44:DQ:39:ILE:C	2.52	0.48
1:AA:696:A:O2'	1:AA:697:U:H5'	2.13	0.48
35:DV:42:LEU:N	35:DV:42:LEU:HD23	2.29	0.48
23:BB:1039:A:H4'	35:BV:46:LYS:NZ	2.28	0.48
1:AA:51:A:H5''	1:AA:52:C:H5''	1.96	0.48
1:CA:792:A:H4'	1:CA:793:U:O5'	2.13	0.48
23:BB:350:G:H2'	23:BB:351:C:C6	2.48	0.48
1:AA:682:G:O2'	1:AA:683:G:H5'	2.13	0.48
52:BW:9:THR:HG23	52:BW:10:ARG:HD3	1.95	0.48
26:DD:154:LYS:H	26:DD:154:LYS:HD3	1.79	0.48
23:BB:2417:C:O2'	23:BB:2418:A:H5'	2.13	0.48
23:BB:1518:C:H2'	23:BB:1519:G:C8	2.48	0.48
11:CL:80:LEU:HB3	11:CL:97:VAL:CG2	2.44	0.48
48:BG:1:SER:H1	48:BG:61:TRP:HE3	1.60	0.48
13:CP:41:PRO:O	13:CP:42:ILE:HD13	2.13	0.48
25:DC:76:VAL:HA	25:DC:114:GLN:HA	1.96	0.48
1:CA:991:U:H5	1:CA:1212:U:HO2'	1.60	0.48
3:AD:18:LEU:HD23	3:AD:20:LEU:HD11	1.96	0.48
1:AA:565:U:H3'	1:AA:566:G:H2'	1.94	0.48
23:DB:2623:G:O2'	23:DB:2624:G:H5'	2.13	0.48
23:BB:292:U:H2'	23:BB:293:U:O4'	2.14	0.48
23:BB:757:G:H2'	23:BB:758:C:H5'	1.95	0.48
23:DB:663:G:OP1	37:DL:17:LYS:HG2	2.13	0.48
23:BB:492:A:H2'	23:BB:493:G:O4'	2.13	0.48
23:DB:1464:G:H2'	23:DB:1465:G:H8	1.77	0.48
1:AA:240:G:OP1	1:AA:240:G:H4'	2.14	0.48
1:CA:321:A:O2'	1:CA:322:C:H5'	2.12	0.48
39:BX:7:ARG:HA	39:BX:7:ARG:HE	1.78	0.48
50:BT:29:THR:CG2	50:BT:86:THR:HG22	2.43	0.48
44:DQ:86:SER:HB3	49:DR:51:VAL:HA	1.94	0.48
49:DR:49:ILE:HG12	49:DR:53:PHE:HA	1.94	0.48
23:BB:397:U:H5''	51:BZ:32:ASN:ND2	2.28	0.48
29:DE:60:TRP:HE1	29:DE:71:GLY:HA2	1.79	0.48
12:CM:21:ILE:HB	12:CM:24:VAL:CG2	2.31	0.48
25:BC:250:GLN:O	25:BC:250:GLN:HG2	2.13	0.48
6:AG:53:SER:C	6:AG:55:LYS:H	2.16	0.48
23:BB:996:A:O3'	44:BQ:91:ARG:HG2	2.14	0.48

*Continued on next page...*

*Continued from previous page...*

Atom-1	Atom-2	Interatomic distance (Å)	Clash overlap (Å)
44:BQ:111:LYS:HE2	49:BR:50:GLY:CA	2.44	0.48
21:CN:78:LEU:HD23	21:CN:82:LYS:O	2.13	0.48
2:CC:26:LYS:CG	2:CC:27:GLU:N	2.75	0.48
23:DB:921:C:H2'	23:DB:922:C:H6	1.78	0.48
3:AD:146:GLU:N	3:AD:146:GLU:CD	2.66	0.48
42:DN:9:GLN:HA	42:DN:17:ARG:CD	2.44	0.48
48:DG:122:ALA:CA	48:DG:132:LEU:HA	2.41	0.48
23:DB:1060:U:H5	24:DI:131:THR:HG22	1.78	0.48
2:AC:152:VAL:HG23	2:AC:165:GLU:HB3	1.96	0.48
52:DW:30:VAL:O	52:DW:30:VAL:HG13	2.13	0.48
28:DP:19:PHE:O	28:DP:20:ARG:HB2	2.14	0.48
28:DP:25:VAL:HB	28:DP:84:SER:O	2.14	0.48
50:DT:9:LYS:HB3	50:DT:9:LYS:HZ3	1.77	0.48
27:DK:60:ALA:CB	27:DK:86:LEU:HA	2.44	0.48
47:DF:134:GLN:OE1	47:DF:136:ILE:HA	2.14	0.48
29:BE:126:VAL:HG13	29:BE:156:ASN:HD22	1.78	0.48
47:DF:105:ILE:C	47:DF:108:PRO:HD2	2.33	0.48
47:DF:135:ILE:C	47:DF:137:PHE:H	2.15	0.48
22:DA:111:U:H2'	22:DA:112:G:H8	1.78	0.48
17:AT:72:ALA:HA	17:AT:75:LYS:HD3	1.95	0.48
1:CA:1246:A:H2'	1:CA:1247:U:O4'	2.14	0.48
48:DG:43:LYS:HE2	48:DG:43:LYS:HA	1.94	0.48
26:DD:21:SER:HB3	27:DK:72:PRO:O	2.14	0.48
8:CI:15:ALA:O	8:CI:66:VAL:HA	2.13	0.48
1:CA:461:A:H3'	1:CA:462:G:C4'	2.43	0.48
1:AA:812:G:O2'	1:AA:813:U:C6	2.65	0.48
23:DB:2742:G:O2'	23:DB:2743:U:H5'	2.14	0.48
40:DH:18:GLN:HE21	40:DH:39:ALA:CB	2.26	0.48
26:BD:107:VAL:N	26:BD:206:ALA:H	2.11	0.48
23:BB:2881:U:O2'	23:BB:2882:A:H5'	2.14	0.48
1:AA:1217:C:H2'	1:AA:1218:C:C6	2.48	0.48
23:DB:873:C:H4'	38:DM:64:TRP:NE1	2.23	0.48
24:DI:100:ILE:O	24:DI:139:VAL:HA	2.13	0.48
3:AD:197:HIS:ND1	3:AD:198:LEU:N	2.61	0.48
5:AF:22:ILE:O	5:AF:26:THR:HG23	2.13	0.48
7:AH:46:GLU:N	7:AH:63:LYS:HE3	2.29	0.48
37:DL:89:VAL:HG13	37:DL:89:VAL:O	2.13	0.48
34:B3:57:VAL:C	34:B3:59:ALA:H	2.16	0.48
23:BB:1222:U:P	49:BR:90:ARG:HH12	2.37	0.48
23:BB:2645:G:H5''	23:BB:2732:G:C8	2.45	0.48
43:DO:115:LEU:H	43:DO:115:LEU:CD2	2.27	0.48

*Continued on next page...*

*Continued from previous page...*

Atom-1	Atom-2	Interatomic distance (Å)	Clash overlap (Å)
14:CQ:7:LEU:O	14:CQ:60:ILE:HD13	2.14	0.48
1:CA:370:C:H2'	1:CA:371:A:C8	2.49	0.48
1:CA:1095:U:H2'	1:CA:1096:C:C6	2.48	0.48
2:AC:40:GLN:HG3	2:AC:41:TYR:H	1.77	0.48
23:DB:451:U:P	29:DE:47:LYS:HD2	2.53	0.48
18:AB:18:GLN:O	18:AB:37:VAL:HG23	2.14	0.48
23:DB:630:G:N2	23:DB:632:A:H3'	2.29	0.48
46:DU:6:ARG:O	46:DU:24:VAL:HB	2.13	0.48
23:BB:170:U:H2'	23:BB:171:U:H6	1.77	0.48
23:DB:1847:A:H4'	23:DB:1848:A:H8	1.78	0.48
16:CS:31:ARG:HD2	16:CS:31:ARG:N	2.28	0.48
2:CC:39:ARG:CZ	2:CC:56:ILE:HD11	2.43	0.48
1:AA:585:G:O2'	1:AA:586:C:H5'	2.13	0.48
23:BB:2789:C:H2'	23:BB:2790:U:H5'	1.96	0.48
1:CA:643:C:H2'	1:CA:644:U:H6	1.78	0.48
22:BA:116:G:H4'	43:BO:54:VAL:HG22	1.96	0.48
7:AH:68:LYS:HD2	7:AH:69:ALA:H	1.79	0.48
23:DB:2895:G:H2'	23:DB:2896:C:C6	2.49	0.48
48:DG:129:GLU:C	48:DG:130:ILE:HG13	2.34	0.48
23:BB:1005:C:H2'	23:BB:1006:C:C6	2.48	0.48
34:D3:60:CYS:O	34:D3:61:LEU:HD23	2.14	0.48
1:CA:186:C:H2'	1:CA:187:G:O4'	2.14	0.48
23:DB:438:G:H2'	23:DB:439:A:C8	2.46	0.48
24:BI:89:SER:HB2	24:BI:136:GLY:HA3	1.94	0.48
23:DB:2259:U:H2'	23:DB:2260:C:C6	2.48	0.48
23:BB:2246:G:H2'	23:BB:2247:A:C8	2.49	0.48
23:DB:1631:G:H22	23:DB:1633:G:H3'	1.78	0.48
1:CA:345:C:H3'	28:DP:38:ARG:CZ	2.44	0.48
1:CA:821:G:H2'	1:CA:822:U:H6	1.78	0.48
11:CL:106:VAL:HA	11:CL:107:LYS:HZ3	1.78	0.48
9:AJ:44:THR:OG1	9:AJ:70:HIS:HA	2.14	0.48
23:DB:838:C:O2'	23:DB:839:U:H5'	2.13	0.48
43:BO:76:LYS:HG3	43:BO:113:ALA:HB2	1.95	0.48
1:AA:756:C:H2'	1:AA:757:U:O4'	2.14	0.48
1:AA:757:U:O2'	1:AA:879:C:H1'	2.13	0.48
4:AE:56:PRO:HA	4:AE:59:ILE:CD1	2.44	0.48
1:AA:895:G:H2'	1:AA:896:C:H6	1.79	0.48
23:DB:267:C:H2'	23:DB:268:C:H6	1.79	0.48
23:DB:2050:C:O2	26:DD:161:MET:HE1	2.14	0.48
23:DB:2047:C:H2'	23:DB:2048:G:H8	1.78	0.48
3:CD:66:VAL:HG12	3:CD:70:GLN:OE1	2.13	0.48

*Continued on next page...*

*Continued from previous page...*

Atom-1	Atom-2	Interatomic distance (Å)	Clash overlap (Å)
1:CA:903:G:H2'	1:CA:904:U:C6	2.49	0.48
23:DB:1010:A:H1'	23:DB:1153:C:O4'	2.13	0.48
1:CA:1275:A:H2'	1:CA:1276:G:O4'	2.14	0.48
23:DB:527:C:C5	23:DB:2779:U:H2'	2.48	0.48
10:AK:65:ALA:O	10:AK:68:ARG:HB3	2.13	0.48
1:AA:1404:C:H2'	1:AA:1405:G:C8	2.48	0.48
1:AA:315:A:H5''	1:AA:317:U:OP2	2.14	0.48
38:DM:90:GLU:HA	38:DM:90:GLU:OE1	2.12	0.48
1:CA:282:A:H2'	1:CA:282:A:N3	2.28	0.48
43:BO:26:LEU:O	43:BO:26:LEU:HG	2.14	0.48
22:DA:64:G:H2'	22:DA:65:U:C6	2.49	0.48
1:CA:963:G:H2'	1:CA:964:A:C8	2.49	0.48
52:BW:61:LYS:HB3	52:BW:62:ALA:H	1.48	0.48
29:BE:113:VAL:C	29:BE:115:GLN:H	2.17	0.48
2:CC:51:VAL:HG21	2:CC:67:ILE:HG23	1.94	0.48
23:DB:1820:U:C4	25:DC:158:GLY:HA3	2.48	0.48
25:DC:130:PRO:HA	25:DC:187:CYS:O	2.14	0.48
1:AA:98:A:H2'	1:AA:99:C:H6	1.78	0.48
1:AA:1048:G:H5''	21:AN:2:LYS:HD2	1.96	0.48
18:AB:14:HIS:CD2	18:AB:202:ASN:HB2	2.49	0.48
51:BZ:59:ILE:CD1	51:BZ:67:VAL:HG21	2.42	0.48
51:BZ:5:CYS:SG	51:BZ:8:THR:HG23	2.53	0.48
21:AN:6:LYS:HA	21:AN:62:ARG:HH11	1.78	0.48
9:CJ:52:LEU:HG	9:CJ:62:ARG:NE	2.19	0.48
13:AP:74:LEU:O	13:AP:78:VAL:HG12	2.12	0.48
25:BC:152:GLN:C	25:BC:153:LEU:HD23	2.33	0.48
22:DA:29:A:OP1	43:DO:31:THR:HB	2.13	0.48
4:CE:76:ASN:HB2	4:CE:81:GLN:NE2	2.29	0.48
3:AD:151:GLN:O	3:AD:154:VAL:HG22	2.12	0.48
13:CP:54:LEU:HD22	13:CP:80:LYS:HE3	1.96	0.48
28:DP:89:GLY:H	28:DP:112:ARG:NH1	2.11	0.48
33:B1:8:ILE:CD1	33:B1:9:LYS:H	2.27	0.48
30:BY:50:VAL:HB	30:BY:53:MET:HB2	1.94	0.48
47:BF:87:LYS:C	47:BF:88:VAL:HG23	2.34	0.48
42:BN:17:ARG:C	42:BN:19:ALA:H	2.17	0.48
27:BK:21:CYS:HB2	27:BK:39:ILE:HG21	1.96	0.48
23:BB:30:G:OP1	44:BQ:4:LYS:HG2	2.14	0.48
23:BB:958:U:O4	38:BM:16:ARG:HA	2.14	0.48
23:DB:2544:G:O2'	23:DB:2545:G:H5'	2.13	0.48
17:AT:64:GLY:C	17:AT:66:ILE:H	2.16	0.48
47:BF:168:LEU:O	47:BF:169:LEU:HB2	2.14	0.48

*Continued on next page...*

*Continued from previous page...*

Atom-1	Atom-2	Interatomic distance (Å)	Clash overlap (Å)
26:BD:32:ASN:HB3	26:BD:50:VAL:HG21	1.94	0.48
26:DD:37:VAL:CG2	26:DD:91:THR:HA	2.42	0.48
23:BB:968:C:H2'	23:BB:969:G:C8	2.48	0.48
10:AK:41:LEU:HD22	10:AK:76:TYR:CD2	2.48	0.48
1:CA:8:A:H5''	4:CE:125:LYS:HB3	1.94	0.48
40:DH:135:HIS:CD2	40:DH:137:GLU:H	2.32	0.48
24:DI:129:GLU:HB3	24:DI:133:ARG:NH1	2.28	0.48
1:AA:1414:U:H2'	1:AA:1415:G:H8	1.79	0.48
23:DB:499:U:H2'	23:DB:500:G:O4'	2.14	0.48
23:BB:697:G:H2'	23:BB:698:C:C6	2.49	0.48
1:AA:1326:U:H2'	1:AA:1327:C:H6	1.79	0.48
1:CA:1387:G:O2'	1:CA:1388:C:H5'	2.13	0.48
30:BY:35:VAL:HG22	30:BY:36:GLU:N	2.28	0.48
23:BB:831:G:O2'	23:BB:832:U:H5'	2.14	0.48
46:DU:34:ILE:HG12	46:DU:63:ALA:CB	2.43	0.48
41:BJ:37:ARG:HE	41:BJ:110:PRO:HG3	1.79	0.48
23:DB:811:U:O2	23:DB:1250:G:H2'	2.13	0.48
23:DB:2538:C:H2'	23:DB:2539:C:H6	1.79	0.48
1:CA:254:G:H4'	14:CQ:19:SER:OG	2.13	0.48
1:AA:382:A:H2'	1:AA:383:A:O4'	2.13	0.48
1:CA:56:U:H2'	1:CA:57:G:C8	2.49	0.48
1:AA:502:A:H2'	1:AA:503:C:C6	2.49	0.48
25:BC:115:ILE:HB	25:BC:126:GLY:O	2.13	0.48
14:AQ:18:LYS:H	14:AQ:50:ASN:ND2	2.12	0.48
3:CD:35:GLN:O	3:CD:37:PRO:HD3	2.13	0.48
22:BA:76:G:H1	22:BA:101:A:H61	1.62	0.48
23:DB:1571:A:H2'	23:DB:1572:A:H8	1.78	0.48
1:CA:1020:G:H2'	1:CA:1021:A:H5'	1.95	0.48
23:BB:406:G:H2'	23:BB:407:G:O4'	2.13	0.48
12:AM:10:ASP:C	12:AM:12:LYS:H	2.17	0.48
2:CC:180:ASP:OD2	2:CC:203:LYS:HB2	2.14	0.48
41:DJ:7:LYS:C	41:DJ:9:GLU:H	2.17	0.48
5:CF:9:MET:HA	5:CF:58:HIS:O	2.13	0.48
34:D3:50:SER:C	34:D3:52:GLY:H	2.15	0.48
15:CR:20:ILE:HG22	15:CR:53:GLN:CD	2.33	0.48
23:BB:2487:G:H2'	23:BB:2488:G:C8	2.48	0.48
23:BB:527:C:C5	23:BB:2779:U:H2'	2.47	0.48
23:DB:1805:A:O2'	23:DB:1806:C:H5'	2.14	0.48
23:DB:1747:U:H2'	23:DB:1748:C:H6	1.77	0.48
17:CT:54:GLN:N	17:CT:55:PRO:HD2	2.28	0.48
1:CA:211:G:H3'	1:CA:211:G:N3	2.29	0.48

*Continued on next page...*

*Continued from previous page...*

Atom-1	Atom-2	Interatomic distance (Å)	Clash overlap (Å)
23:BB:200:U:H4'	51:BZ:22:LEU:HB2	1.96	0.48
23:BB:789:A:H4'	23:BB:790:U:OP2	2.14	0.48
23:BB:308:G:O4'	23:BB:501:A:H5'	2.14	0.48
52:BW:48:ALA:O	52:BW:61:LYS:HB2	2.13	0.48
29:BE:28:VAL:HG23	29:BE:29:HIS:H	1.78	0.48
29:DE:28:VAL:HG23	29:DE:29:HIS:H	1.78	0.48
29:DE:28:VAL:HG23	29:DE:29:HIS:N	2.28	0.48
23:DB:1818:U:C4	25:DC:152:GLN:HB3	2.49	0.48
29:BE:60:TRP:C	29:BE:62:GLN:H	2.15	0.48
1:AA:1198:G:H2'	1:AA:1199:U:C6	2.49	0.48
44:DQ:105:PHE:O	44:DQ:109:VAL:HG23	2.14	0.48
25:BC:183:VAL:HG22	25:BC:184:GLU:N	2.28	0.48
29:DE:62:GLN:CG	29:DE:63:LYS:H	2.27	0.48
8:AI:97:LEU:O	8:AI:102:PHE:HB2	2.13	0.48
1:AA:1360:A:H61	1:AA:1361:G:N2	2.11	0.48
44:BQ:105:PHE:O	44:BQ:109:VAL:HG23	2.13	0.48
23:BB:1797:G:O2'	23:BB:1798:U:H5'	2.13	0.48
1:CA:438:U:H4'	3:CD:119:HIS:HD2	1.78	0.48
43:DO:30:ARG:HG2	43:DO:31:THR:N	2.29	0.48
37:BL:122:VAL:HB	37:BL:143:GLU:OE2	2.14	0.48
23:DB:1205:A:N6	29:DE:165:HIS:HB2	2.15	0.48
52:DW:33:GLY:O	52:DW:34:SER:HB2	2.13	0.48
23:BB:1080:A:O2'	23:BB:1081:U:H5'	2.13	0.48
27:DK:60:ALA:HA	27:DK:87:LEU:HD22	1.96	0.48
47:DF:148:VAL:O	47:DF:149:ARG:HG2	2.13	0.48
27:BK:92:GLU:HB2	27:BK:93:GLN:HE21	1.78	0.48
46:DU:3:LYS:O	46:DU:4:ILE:HD13	2.14	0.48
1:AA:947:G:H2'	1:AA:948:C:H6	1.76	0.48
1:CA:376:G:H2'	1:CA:377:G:H8	1.78	0.48
1:CA:1288:A:H2'	1:CA:1289:A:O4'	2.13	0.48
47:BF:90:LEU:C	47:BF:91:ARG:HD3	2.34	0.48
47:BF:3:LEU:HD12	47:BF:96:TRP:CD1	2.49	0.48
26:BD:97:SER:OG	26:BD:98:VAL:N	2.47	0.48
27:BK:19:VAL:HB	27:BK:41:ILE:CD1	2.43	0.48
1:AA:68:G:H2'	1:AA:69:G:O4'	2.14	0.48
3:AD:90:LEU:HD22	3:AD:90:LEU:N	2.28	0.48
29:BE:3:LEU:CB	29:BE:12:LEU:HB3	2.44	0.48
23:BB:2041:U:H2'	23:BB:2042:A:H8	1.78	0.48
18:AB:110:ILE:HG12	18:AB:147:LEU:HD13	1.95	0.48
8:CI:6:TYR:CG	8:CI:7:GLY:N	2.81	0.48
20:AO:56:LEU:O	20:AO:60:VAL:HG23	2.14	0.48

*Continued on next page...*

*Continued from previous page...*

Atom-1	Atom-2	Interatomic distance (Å)	Clash overlap (Å)
7:AH:94:VAL:HG21	7:AH:100:ILE:O	2.13	0.48
1:CA:1253:G:C6	1:CA:1285:A:N6	2.81	0.48
18:CB:127:LYS:HD2	18:CB:128:LEU:HB2	1.95	0.48
18:CB:131:LYS:O	18:CB:134:LEU:HG	2.13	0.48
37:DL:57:LEU:O	37:DL:61:LEU:HD13	2.13	0.48
23:DB:1080:A:H4'	24:DI:126:ARG:HD2	1.94	0.48
1:AA:647:C:H2'	1:AA:648:A:H8	1.79	0.48
1:CA:309:A:O2'	1:CA:310:G:H5'	2.13	0.48
25:BC:199:HIS:C	25:BC:201:LEU:H	2.17	0.48
34:B3:49:VAL:HG11	34:B3:54:LEU:CD1	2.42	0.48
36:B2:10:LEU:HD21	36:B2:14:ARG:CZ	2.43	0.48
23:BB:90:U:H2'	23:BB:91:A:C2	2.49	0.48
46:DU:40:LEU:HA	46:DU:61:GLU:HA	1.95	0.48
42:DN:79:LEU:O	42:DN:80:PHE:HB2	2.12	0.48
42:DN:90:ARG:HG2	42:DN:94:TYR:HD1	1.78	0.48
20:CO:28:GLN:O	20:CO:32:LEU:HD23	2.12	0.48
23:BB:170:U:H2'	23:BB:171:U:C6	2.49	0.48
23:BB:182:A:O2'	23:BB:183:C:H5'	2.14	0.48
11:AL:7:VAL:HG22	14:AQ:33:TYR:HD1	1.79	0.48
1:CA:601:G:H2'	1:CA:602:A:H8	1.78	0.48
47:BF:76:PHE:HD2	47:BF:78:ILE:HD13	1.79	0.48
8:CI:114:LYS:N	8:CI:114:LYS:HD3	2.29	0.48
23:DB:2105:U:H2'	23:DB:2106:U:H6	1.79	0.48
34:D3:60:CYS:C	34:D3:62:PRO:HD3	2.34	0.48
40:BH:44:ILE:HA	40:BH:51:ARG:NH2	2.27	0.48
1:CA:1213:A:H2'	1:CA:1215:G:N7	2.29	0.48
23:DB:132:G:H2'	23:DB:133:U:H6	1.78	0.48
30:DY:11:SER:OG	30:DY:13:ILE:HG13	2.13	0.48
1:CA:284:C:O2'	1:CA:285:C:H5'	2.14	0.48
1:CA:284:C:H2'	1:CA:285:C:H6	1.79	0.48
5:CF:21:MET:HB3	5:CF:25:TYR:CE1	2.49	0.48
23:BB:1636:U:H2'	23:BB:1637:A:C8	2.48	0.48
23:BB:1259:G:H2'	23:BB:1260:A:C8	2.49	0.48
1:CA:634:C:H2'	1:CA:635:A:C8	2.49	0.48
46:BU:95:PHE:HB2	46:BU:100:GLU:HB3	1.95	0.48
24:BI:52:LEU:HD12	24:BI:52:LEU:N	2.29	0.48
6:AG:132:THR:O	6:AG:135:LYS:HB3	2.14	0.48
23:BB:796:C:H2'	23:BB:797:G:H8	1.78	0.48
1:AA:590:U:H2'	1:AA:591:U:C6	2.48	0.48
23:BB:992:C:H2'	23:BB:993:G:H8	1.78	0.48
1:AA:1107:C:C4	1:AA:1108:G:N7	2.82	0.48

*Continued on next page...*

*Continued from previous page...*

Atom-1	Atom-2	Interatomic distance (Å)	Clash overlap (Å)
17:CT:19:HIS:O	17:CT:23:ARG:HG2	2.14	0.48
23:BB:2037:A:H2'	23:BB:2038:G:C8	2.49	0.48
1:CA:1102:A:H2'	1:CA:1103:C:C6	2.49	0.48
41:DJ:106:LYS:HE3	41:DJ:106:LYS:O	2.13	0.48
23:BB:1530:G:N3	23:BB:1530:G:H2'	2.29	0.48
10:CK:110:THR:CG2	19:CU:4:LYS:HA	2.44	0.48
23:DB:1477:A:H2'	23:DB:1478:G:O4'	2.13	0.48
3:AD:110:ARG:HH11	3:AD:110:ARG:HG3	1.79	0.48
23:BB:2428:G:H5''	23:BB:2429:G:OP1	2.14	0.48
23:BB:1144:A:O2'	23:BB:1145:C:H5'	2.14	0.48
23:DB:464:U:H2'	23:DB:465:G:O4'	2.14	0.48
2:CC:18:ASN:HB2	21:CN:90:GLY:O	2.14	0.48
25:DC:68:ARG:HH21	25:DC:190:THR:CG2	2.27	0.48
18:CB:86:CYS:SG	18:CB:87:ASP:N	2.87	0.48
1:AA:1047:G:H21	1:AA:1215:G:C5'	2.25	0.48
12:AM:15:VAL:HG23	12:AM:33:LEU:HG	1.94	0.48
28:DP:3:ILE:HD13	28:DP:4:ILE:N	2.29	0.48
44:DQ:94:LEU:C	44:DQ:96:ASP:N	2.66	0.48
45:BS:45:VAL:HG23	45:BS:46:LEU:HD23	1.95	0.48
51:BZ:3:ARG:HG3	51:BZ:50:ARG:HH11	1.77	0.48
40:BH:99:ILE:HD13	40:BH:144:VAL:HB	1.95	0.48
44:BQ:56:PHE:O	44:BQ:59:LEU:HB3	2.13	0.48
21:CN:73:LEU:HD12	21:CN:83:VAL:HG21	1.95	0.48
1:CA:777:A:H2'	1:CA:778:G:C8	2.49	0.48
3:AD:129:VAL:HG12	3:AD:130:ASN:N	2.29	0.48
4:AE:81:GLN:HG2	4:AE:148:SER:HA	1.96	0.48
50:DT:8:LEU:HD22	50:DT:46:ALA:HA	1.95	0.48
23:BB:2311:A:H3'	23:BB:2312:U:C6	2.48	0.48
47:BF:52:ALA:O	47:BF:56:LEU:HB2	2.14	0.48
41:BJ:13:ARG:HB3	41:BJ:53:TYR:CD2	2.49	0.48
27:BK:73:ASP:OD2	27:BK:75:SER:HB3	2.14	0.48
12:AM:89:ARG:HD3	12:AM:94:LEU:HB2	1.95	0.48
1:AA:1308:U:H5''	12:AM:96:VAL:HG23	1.95	0.48
23:BB:2529:G:H5'	48:BG:174:LYS:HB2	1.95	0.48
23:DB:2675:A:N1	23:DB:2732:G:O6	2.47	0.48
17:AT:38:ILE:HD11	17:AT:82:ILE:HA	1.94	0.48
1:CA:1368:A:O2'	1:CA:1369:C:H5'	2.14	0.48
27:BK:105:ARG:N	27:BK:105:ARG:HD3	2.21	0.48
26:BD:29:VAL:O	26:BD:185:ASN:HB3	2.14	0.48
18:AB:120:SER:CA	18:AB:125:PHE:HB3	2.43	0.48
1:AA:376:G:H2'	1:AA:377:G:H8	1.79	0.48

*Continued on next page...*



*Continued from previous page...*

Atom-1	Atom-2	Interatomic distance (Å)	Clash overlap (Å)
23:BB:1469:A:H2'	23:BB:1470:A:C8	2.49	0.48
23:BB:1655:A:H5'	26:BD:118:PHE:HB2	1.96	0.48
26:BD:138:LEU:N	26:BD:138:LEU:HD22	2.29	0.48
23:DB:600:G:C1'	29:DE:100:MET:HG2	2.39	0.48
26:BD:107:VAL:H	26:BD:206:ALA:H	1.62	0.48
23:BB:346:A:H3'	23:BB:347:A:H8	1.79	0.48
7:CH:99:GLY:HA2	7:CH:129:ALA:HA	1.96	0.48
1:AA:1232:U:OP1	8:AI:127:SER:HB3	2.14	0.48
35:BV:59:GLU:HG2	35:BV:60:VAL:N	2.28	0.48
1:CA:1119:C:O2'	1:CA:1120:C:H5'	2.14	0.48
43:DO:111:ARG:HD2	43:DO:117:PHE:CD1	2.48	0.48
1:AA:221:C:O2'	1:AA:222:C:H5'	2.14	0.48
23:BB:557:C:H2'	23:BB:558:U:C6	2.49	0.48
20:CO:33:THR:HG23	20:CO:63:ARG:NH1	2.29	0.48
23:BB:1283:G:N2	23:BB:1285:A:H3'	2.29	0.48
32:D4:15:LYS:O	32:D4:16:ILE:HB	2.14	0.48
2:CC:46:LEU:N	2:CC:46:LEU:HD22	2.28	0.48
2:CC:21:TRP:CD2	2:CC:58:ARG:HD3	2.49	0.48
37:BL:109:LYS:HB2	37:BL:111:ILE:HD13	1.96	0.48
2:CC:152:VAL:HB	2:CC:165:GLU:CB	2.44	0.48
24:BI:124:MET:O	24:BI:128:ILE:HG12	2.14	0.48
47:DF:71:LYS:O	47:DF:72:SER:HB3	2.14	0.48
1:AA:594:U:H2'	1:AA:595:A:O4'	2.14	0.48
27:BK:109:SER:OG	27:BK:111:LYS:HG2	2.13	0.48
1:CA:1306:A:N6	1:CA:1331:G:H1'	2.29	0.48
23:DB:2773:C:O2'	23:DB:2774:C:H5'	2.14	0.48
5:AF:21:MET:HB3	5:AF:25:TYR:CE1	2.49	0.48
23:DB:2014:A:H2'	23:DB:2015:A:C8	2.49	0.48
1:AA:1207:G:H2'	1:AA:1208:C:C6	2.49	0.48
23:BB:988:A:P	30:BY:11:SER:HB3	2.54	0.48
1:AA:488:C:O2'	1:AA:489:C:H5'	2.14	0.48
23:BB:2649:C:H2'	23:BB:2650:U:C6	2.49	0.48
1:AA:453:G:H2'	1:AA:454:G:C8	2.48	0.48
27:DK:68:GLY:HA3	27:DK:78:ARG:HB3	1.96	0.48
22:BA:22:U:H2'	22:BA:23:G:C8	2.49	0.48
23:DB:2348:U:OP1	34:D3:37:THR:HG21	2.14	0.48
39:DX:45:GLN:O	39:DX:47:ARG:N	2.46	0.48
25:BC:163:ILE:HG22	25:BC:164:VAL:N	2.29	0.48
33:B1:16:THR:HG21	33:B1:39:ASP:CG	2.34	0.48
40:DH:62:LEU:HG	40:DH:66:ASN:HD21	1.77	0.48
3:AD:66:VAL:HG12	3:AD:70:GLN:OE1	2.13	0.48

*Continued on next page...*

*Continued from previous page...*

Atom-1	Atom-2	Interatomic distance (Å)	Clash overlap (Å)
34:D3:28:LEU:O	34:D3:29:ARG:HB3	2.14	0.48
1:CA:1045:C:O2'	1:CA:1046:A:H5'	2.14	0.48
23:DB:1099:G:H3'	24:DI:2:LYS:HA	1.94	0.48
24:DI:2:LYS:N	24:DI:2:LYS:HD2	2.29	0.48
18:CB:221:ARG:HH11	18:CB:221:ARG:HB3	1.79	0.48
18:CB:30:ILE:HG23	18:CB:39:ILE:O	2.14	0.48
44:DQ:93:ILE:O	44:DQ:96:ASP:HB3	2.14	0.48
18:AB:102:ASN:HD21	18:AB:105:THR:HB	1.77	0.48
43:BO:66:GLY:O	43:BO:102:ARG:HD3	2.14	0.48
29:DE:113:VAL:C	29:DE:115:GLN:H	2.16	0.48
50:BT:40:LYS:HA	50:BT:43:ILE:HG22	1.96	0.48
4:AE:146:MET:HG3	4:AE:146:MET:O	2.12	0.48
23:BB:2305:U:H2'	23:BB:2306:C:C6	2.48	0.48
23:BB:2305:U:H5''	47:BF:130:GLY:CA	2.43	0.48
47:BF:134:GLN:OE1	47:BF:136:ILE:HA	2.13	0.48
47:BF:64:PRO:HA	47:BF:88:VAL:CG1	2.43	0.48
27:DK:25:LEU:CD2	27:DK:40:LYS:HB2	2.37	0.48
48:DG:106:LEU:C	48:DG:108:PHE:H	2.17	0.48
22:DA:113:C:H1'	43:DO:46:GLU:HA	1.96	0.48
47:DF:49:LEU:HD21	47:DF:84:ILE:O	2.13	0.48
47:BF:102:LEU:HD13	47:BF:103:ILE:N	2.29	0.48
23:BB:143:C:H6	23:BB:143:C:O5'	1.97	0.48
6:CG:31:VAL:HG22	6:CG:32:ASP:CG	2.34	0.48
40:DH:4:ILE:O	40:DH:36:ALA:HA	2.13	0.48
23:DB:970:U:H2'	23:DB:971:G:H8	1.76	0.48
19:CU:16:ARG:HH12	19:CU:19:LYS:NZ	2.11	0.48
26:DD:47:ALA:HB2	26:DD:83:ARG:HD2	1.95	0.48
10:CK:30:ILE:HG22	10:CK:45:THR:HB	1.95	0.48
11:CL:13:ARG:HB2	11:CL:14:LYS:H	1.50	0.48
37:BL:4:ASN:N	37:BL:4:ASN:HD22	2.11	0.48
1:CA:299:G:C6	1:CA:300:A:C6	3.02	0.48
41:BJ:72:LYS:HB2	41:BJ:89:PHE:H	1.77	0.48
41:DJ:72:LYS:HB2	41:DJ:89:PHE:H	1.79	0.48
24:DI:126:ARG:HB3	24:DI:126:ARG:NH1	2.28	0.48
48:BG:59:ASP:O	48:BG:63:GLN:HB2	2.14	0.48
23:DB:1866:A:H2'	23:DB:1867:G:O4'	2.13	0.48
23:DB:1871:A:H2'	23:DB:1872:A:H8	1.77	0.48
16:AS:31:ARG:HB3	16:AS:33:TRP:CZ2	2.49	0.48
23:DB:1005:C:H2'	23:DB:1006:C:C6	2.49	0.48
1:AA:299:G:H2'	1:AA:300:A:C8	2.48	0.48
1:AA:846:G:H2'	1:AA:846:G:N3	2.29	0.48

*Continued on next page...*

*Continued from previous page...*

Atom-1	Atom-2	Interatomic distance (Å)	Clash overlap (Å)
1:AA:643:C:H2'	1:AA:644:U:H6	1.79	0.48
23:BB:2899:A:H2'	23:BB:2900:A:O4'	2.14	0.48
1:AA:1515:G:O2'	1:AA:1516:G:H5'	2.13	0.48
6:AG:94:ARG:HH11	6:AG:98:LEU:HD21	1.77	0.48
23:BB:1779:U:C5	23:BB:1784:A:N7	2.82	0.48
36:B2:31:LEU:CD2	36:B2:42:LEU:HD12	2.44	0.48
25:BC:270:ARG:HH11	25:BC:270:ARG:HB3	1.79	0.48
23:BB:1607:C:H5''	23:BB:1608:A:H5'	1.96	0.48
1:AA:1478:U:H2'	1:AA:1479:C:C6	2.49	0.48
9:CJ:37:ARG:NH1	9:CJ:37:ARG:HA	2.28	0.48
25:BC:42:ARG:CZ	25:BC:48:ILE:HD11	2.43	0.48
25:BC:34:GLU:O	25:BC:34:GLU:HG3	2.13	0.48
38:DM:102:LEU:N	38:DM:102:LEU:HD22	2.28	0.48
12:AM:12:LYS:O	12:AM:43:LYS:HA	2.14	0.48
25:DC:180:MET:HB2	25:DC:268:ARG:HB3	1.96	0.48
23:BB:702:U:H2'	23:BB:703:U:C6	2.49	0.48
23:BB:163:C:H2'	23:BB:164:C:O4'	2.14	0.48
29:BE:88:ARG:O	29:BE:90:GLN:HG3	2.14	0.48
25:DC:79:ARG:HD2	25:DC:81:GLU:OE2	2.14	0.48
22:DA:22:U:H2'	22:DA:23:G:C8	2.49	0.48
23:BB:973:A:OP1	23:BB:973:A:H8	1.96	0.48
21:CN:14:ALA:O	21:CN:18:LYS:HG3	2.13	0.48
26:DD:183:GLU:OE1	26:DD:183:GLU:N	2.47	0.48
18:AB:183:PHE:CD1	18:AB:183:PHE:N	2.82	0.48
34:D3:2:LYS:H	34:D3:2:LYS:HG2	1.44	0.48
49:DR:22:LEU:N	49:DR:22:LEU:HD23	2.29	0.48
23:DB:1290:C:O2'	23:DB:1291:C:H5'	2.13	0.48
44:BQ:24:TYR:CD1	44:BQ:25:GLY:N	2.82	0.48
23:BB:1409:U:H2'	23:BB:1410:G:H8	1.79	0.48
2:CC:107:LYS:C	2:CC:109:GLU:H	2.17	0.47
2:CC:139:ASN:N	2:CC:139:ASN:HD22	2.12	0.47
38:DM:73:ILE:HG21	38:DM:91:TYR:CZ	2.49	0.47
18:CB:48:MET:HA	18:CB:51:GLU:OE2	2.14	0.47
50:DT:50:LEU:O	50:DT:51:PHE:HB2	2.14	0.47
12:AM:47:LEU:CG	12:AM:52:ILE:HD13	2.29	0.47
45:DS:37:THR:HG22	45:DS:48:LYS:HE3	1.96	0.47
18:AB:13:VAL:O	18:AB:14:HIS:CB	2.62	0.47
1:CA:1219:A:H2'	1:CA:1220:G:H8	1.78	0.47
29:DE:67:ARG:HG2	29:DE:67:ARG:NH1	2.26	0.47
51:DZ:33:LEU:H	51:DZ:52:SER:HB3	1.78	0.47
44:BQ:93:ILE:HG23	44:BQ:94:LEU:N	2.29	0.47

*Continued on next page...*

*Continued from previous page...*

Atom-1	Atom-2	Interatomic distance (Å)	Clash overlap (Å)
49:BR:14:VAL:HG21	49:BR:98:ILE:HD13	1.96	0.47
49:BR:58:VAL:HG22	49:BR:59:ILE:N	2.24	0.47
25:BC:141:HIS:NE2	25:BC:194:VAL:HA	2.29	0.47
48:DG:84:LYS:HB2	48:DG:132:LEU:N	2.29	0.47
23:DB:2331:G:O4'	52:DW:39:GLN:HA	2.14	0.47
52:DW:39:GLN:HG2	52:DW:40:ARG:H	1.77	0.47
23:DB:2365:G:O2'	52:DW:59:PHE:HE1	1.97	0.47
5:CF:93:LYS:O	5:CF:94:HIS:HB2	2.14	0.47
37:BL:116:VAL:HG22	37:BL:117:THR:N	2.30	0.47
47:BF:41:GLU:CG	47:BF:48:LEU:HD11	2.44	0.47
38:DM:21:ALA:HB1	38:DM:100:LYS:HE2	1.95	0.47
29:DE:126:VAL:HG13	29:DE:127:GLU:N	2.29	0.47
46:BU:82:VAL:N	46:BU:96:LYS:HZ2	2.06	0.47
41:BJ:14:ASP:O	41:BJ:53:TYR:HB2	2.14	0.47
28:BP:19:PHE:CE2	28:BP:25:VAL:HG11	2.49	0.47
47:DF:139:GLU:CG	47:DF:140:ILE:H	2.26	0.47
23:DB:1017:G:O2'	23:DB:1018:U:H5'	2.14	0.47
38:BM:101:VAL:HG22	38:BM:101:VAL:O	2.13	0.47
38:BM:34:LYS:O	38:BM:128:THR:HG22	2.13	0.47
48:BG:154:GLU:C	48:BG:156:TYR:H	2.18	0.47
47:DF:41:GLU:CG	47:DF:48:LEU:HD11	2.44	0.47
36:D2:44:VAL:O	36:D2:45:SER:C	2.51	0.47
48:BG:26:LYS:HB2	48:BG:32:LEU:HG	1.96	0.47
23:DB:2514:U:H5''	41:DJ:81:ILE:HD12	1.96	0.47
2:CC:188:ALA:O	2:CC:194:VAL:HA	2.14	0.47
26:DD:107:VAL:H	26:DD:206:ALA:H	1.62	0.47
2:CC:111:ASP:O	2:CC:115:VAL:HG23	2.14	0.47
1:CA:1241:G:H2'	1:CA:1242:G:C8	2.41	0.47
23:BB:2721:A:H2'	23:BB:2722:G:C8	2.49	0.47
26:DD:34:VAL:HA	26:DD:50:VAL:HG12	1.95	0.47
30:DY:6:ILE:H	30:DY:6:ILE:CD1	2.24	0.47
26:DD:63:PRO:C	26:DD:65:ALA:H	2.18	0.47
35:BV:75:GLN:HB3	35:BV:76:ASP:H	1.43	0.47
4:AE:158:LYS:HZ3	7:AH:63:LYS:HD3	1.78	0.47
18:CB:80:LYS:HE2	18:CB:81:ASP:OD1	2.13	0.47
23:DB:1287:A:H3'	23:DB:1288:G:H21	1.76	0.47
1:CA:238:A:C2'	1:CA:239:U:H5''	2.43	0.47
23:BB:1173:U:H2'	23:BB:1174:U:H5'	1.96	0.47
42:BN:59:SER:O	42:BN:63:ARG:HB2	2.13	0.47
30:BY:35:VAL:HG11	30:BY:37:ARG:HH12	1.79	0.47
44:BQ:79:ILE:HD13	44:BQ:79:ILE:C	2.35	0.47

*Continued on next page...*

*Continued from previous page...*

Atom-1	Atom-2	Interatomic distance (Å)	Clash overlap (Å)
1:CA:424:G:O2'	1:CA:425:G:H5'	2.14	0.47
1:CA:738:C:H2'	1:CA:739:C:H6	1.79	0.47
3:AD:96:ARG:HH12	3:AD:133:SER:HA	1.76	0.47
23:DB:170:U:H2'	23:DB:171:U:C6	2.48	0.47
51:DZ:15:GLY:O	51:DZ:27:ARG:HG3	2.14	0.47
51:DZ:27:ARG:O	51:DZ:28:ARG:CB	2.62	0.47
23:DB:433:C:O2'	23:DB:434:U:H5'	2.14	0.47
23:BB:553:G:C2'	23:BB:554:U:H5'	2.44	0.47
1:AA:857:C:H2'	1:AA:858:G:O4'	2.14	0.47
31:D0:2:VAL:HG12	31:D0:3:GLN:N	2.29	0.47
34:D3:18:LYS:HD2	34:D3:19:GLY:H	1.78	0.47
31:D0:27:LEU:HD13	31:D0:37:HIS:O	2.13	0.47
23:DB:1133:A:N6	23:DB:2025:C:O2'	2.46	0.47
23:DB:118:A:P	23:DB:119:A:H5''	2.54	0.47
52:DW:9:THR:HG23	52:DW:10:ARG:CD	2.44	0.47
52:DW:9:THR:OG1	52:DW:10:ARG:N	2.44	0.47
23:DB:2300:C:H2'	23:DB:2301:C:H6	1.79	0.47
6:AG:106:ALA:HB1	6:AG:132:THR:OG1	2.13	0.47
23:BB:499:U:H2'	23:BB:500:G:O4'	2.14	0.47
46:DU:73:ASN:C	46:DU:75:ALA:H	2.17	0.47
8:AI:90:ASP:O	8:AI:93:LEU:HG	2.13	0.47
20:CO:40:GLN:O	20:CO:44:ALA:N	2.45	0.47
1:AA:933:G:N2	1:AA:935:A:O4'	2.47	0.47
9:AJ:80:THR:O	9:AJ:84:VAL:HG23	2.14	0.47
41:BJ:117:ALA:O	41:BJ:120:ARG:HG2	2.14	0.47
23:BB:1365:A:N3	23:BB:1365:A:H2'	2.28	0.47
1:CA:131:A:H2'	1:CA:132:C:C6	2.49	0.47
43:DO:14:ALA:C	43:DO:16:ARG:H	2.17	0.47
23:BB:1234:U:H2'	23:BB:1235:G:O4'	2.13	0.47
1:AA:174:A:O2'	1:AA:175:C:H5'	2.14	0.47
23:BB:2350:C:H2'	23:BB:2351:G:C8	2.49	0.47
23:DB:1820:U:OP1	25:DC:176:ARG:HD2	2.14	0.47
16:AS:4:LEU:O	16:AS:5:LYS:C	2.52	0.47
18:AB:95:TRP:CH2	18:AB:171:ALA:HA	2.49	0.47
40:BH:73:ASN:HB2	40:BH:141:LYS:HE2	1.96	0.47
40:BH:94:ILE:HG21	40:BH:144:VAL:HG11	1.94	0.47
1:AA:1519:A:H3'	1:AA:1520:C:C5'	2.44	0.47
1:AA:781:A:O2'	1:AA:1522:U:O2	2.30	0.47
8:AI:5:TYR:HB2	8:AI:20:ILE:HB	1.96	0.47
42:DN:101:GLY:O	42:DN:102:PHE:HB2	2.14	0.47
23:BB:2135:A:H61	23:BB:2156:G:C2'	2.27	0.47

*Continued on next page...*

*Continued from previous page...*

Atom-1	Atom-2	Interatomic distance (Å)	Clash overlap (Å)
1:CA:410:G:O5'	1:CA:410:G:H8	1.97	0.47
43:DO:66:GLY:O	43:DO:102:ARG:HD3	2.14	0.47
43:BO:7:ARG:HG3	43:BO:96:GLY:C	2.34	0.47
1:AA:1085:U:H3'	1:AA:1086:U:H5	1.78	0.47
23:BB:704:G:H1'	23:BB:727:A:H61	1.79	0.47
1:AA:664:G:N2	1:AA:741:G:H1	2.01	0.47
6:CG:144:ALA:O	6:CG:145:GLU:HB3	2.14	0.47
6:CG:144:ALA:O	6:CG:146:ALA:N	2.46	0.47
4:AE:149:PRO:HG2	4:AE:150:GLU:H	1.79	0.47
18:AB:40:ILE:O	18:AB:42:LEU:N	2.47	0.47
1:AA:923:A:H2'	1:AA:924:C:H6	1.79	0.47
1:CA:921:U:O2	4:CE:23:THR:HG23	2.14	0.47
1:AA:559:A:H4'	1:AA:560:A:H3'	1.97	0.47
29:BE:15:SER:HB3	29:BE:18:THR:OG1	2.15	0.47
1:AA:1062:U:H2'	1:AA:1063:C:C6	2.49	0.47
48:DG:108:PHE:HE1	48:DG:151:ARG:HH11	1.62	0.47
23:DB:572:A:H5''	49:DR:80:ARG:HH22	1.78	0.47
47:BF:102:LEU:O	47:BF:103:ILE:HB	2.13	0.47
27:DK:71:ARG:HB3	27:DK:72:PRO:CD	2.38	0.47
24:DI:17:ALA:O	24:DI:18:ASN:HB3	2.13	0.47
48:BG:8:VAL:CG1	48:BG:49:LEU:HB3	2.39	0.47
18:AB:162:VAL:HG13	18:AB:184:ALA:HB2	1.96	0.47
2:CC:149:LYS:HA	2:CC:168:ARG:HB2	1.97	0.47
1:CA:1484:C:O2'	23:DB:1961:C:H5'	2.14	0.47
39:DX:31:GLN:O	39:DX:37:LEU:HB2	2.13	0.47
23:DB:1559:U:H3'	23:DB:1560:G:H5'	1.96	0.47
1:AA:204:G:N2	1:AA:466:A:N6	2.62	0.47
23:DB:1521:G:H3'	23:DB:1522:A:H2'	1.96	0.47
42:BN:96:ARG:NE	42:BN:116:VAL:HA	2.28	0.47
23:DB:483:A:H4'	46:DU:46:LYS:HA	1.97	0.47
1:AA:1414:U:O2'	1:AA:1415:G:H5'	2.14	0.47
1:AA:230:G:H5''	13:AP:31:ARG:NH2	2.29	0.47
7:CH:101:ALA:HB3	7:CH:112:ASP:HB3	1.95	0.47
21:CN:98:ALA:HB1	21:CN:100:TRP:CZ3	2.48	0.47
36:D2:9:VAL:CG1	36:D2:10:LEU:H	2.27	0.47
44:BQ:23:TYR:N	44:BQ:23:TYR:CD2	2.81	0.47
23:DB:833:A:H2'	23:DB:834:G:C8	2.49	0.47
11:AL:41:PRO:HA	11:AL:88:ASP:O	2.13	0.47
23:BB:1550:C:H2'	23:BB:1551:A:C8	2.50	0.47
23:BB:1439:A:C6	23:BB:1552:A:N7	2.82	0.47
2:AC:37:LYS:O	2:AC:41:TYR:HB2	2.13	0.47

*Continued on next page...*

*Continued from previous page...*

Atom-1	Atom-2	Interatomic distance (Å)	Clash overlap (Å)
47:DF:141:ASP:CB	47:DF:144:LYS:HB2	2.42	0.47
23:DB:170:U:O2'	23:DB:171:U:H5'	2.14	0.47
23:BB:1431:A:H2'	23:BB:1432:G:H8	1.78	0.47
37:DL:132:ARG:HA	37:DL:135:ILE:CG2	2.44	0.47
23:DB:2877:G:O2'	23:DB:2878:U:H5'	2.14	0.47
23:DB:2876:G:H2'	23:DB:2877:G:O4'	2.15	0.47
23:DB:2104:C:H2'	23:DB:2105:U:C6	2.49	0.47
22:DA:75:G:H2'	22:DA:76:G:C8	2.48	0.47
1:AA:501:C:H1'	1:AA:549:C:H1'	1.95	0.47
23:BB:1250:G:OP2	37:BL:21:ARG:NH2	2.47	0.47
14:CQ:26:ARG:HG2	14:CQ:39:ARG:O	2.14	0.47
23:DB:1647:U:H3'	23:DB:1647:U:OP1	2.14	0.47
17:CT:49:ALA:HA	17:CT:52:GLU:HB3	1.96	0.47
9:AJ:70:HIS:HB3	9:AJ:72:ARG:HH21	1.79	0.47
23:DB:256:A:H2'	23:DB:257:C:H6	1.79	0.47
1:AA:160:A:H2'	1:AA:161:A:O4'	2.14	0.47
1:AA:767:A:H2'	1:AA:768:A:C8	2.49	0.47
23:DB:864:G:O2'	23:DB:865:C:H5'	2.15	0.47
28:BP:12:MET:HG2	28:BP:54:LEU:HA	1.96	0.47
23:BB:1672:A:C6	23:BB:1673:G:C6	3.02	0.47
22:BA:64:G:O2'	22:BA:65:U:H5'	2.14	0.47
23:BB:2831:G:H1'	23:BB:2883:A:C2	2.48	0.47
23:DB:406:G:H2'	23:DB:407:G:O4'	2.13	0.47
1:AA:1434:A:H2'	1:AA:1435:G:O4'	2.14	0.47
23:BB:2617:U:C2'	23:BB:2618:G:H5'	2.44	0.47
23:DB:2655:G:H1'	23:DB:2656:U:H5	1.79	0.47
23:DB:1716:U:H2'	23:DB:1717:A:H8	1.79	0.47
1:AA:1038:C:H2'	1:AA:1039:G:C8	2.49	0.47
1:CA:1084:G:H5'	1:CA:1102:A:OP2	2.14	0.47
23:BB:242:G:H5''	34:B3:63:TYR:CD2	2.49	0.47
20:CO:43:PHE:CD1	20:CO:56:LEU:HD22	2.49	0.47
17:AT:25:SER:O	17:AT:29:THR:HG23	2.14	0.47
1:AA:568:G:O6	11:AL:1:ALA:HB2	2.14	0.47
23:DB:651:G:O5'	34:D3:17:GLY:HA3	2.14	0.47
23:DB:163:C:H2'	23:DB:164:C:O4'	2.15	0.47
23:DB:2559:C:O2'	23:DB:2560:A:H5'	2.13	0.47
44:DQ:72:GLY:O	44:DQ:113:LYS:HE2	2.14	0.47
28:DP:16:VAL:O	28:DP:16:VAL:HG23	2.14	0.47
23:BB:2254:C:H2'	23:BB:2255:G:O4'	2.13	0.47
23:DB:111:A:O2'	23:DB:112:U:H5'	2.14	0.47
50:DT:87:LEU:HB2	50:DT:91:GLN:HG2	1.95	0.47

*Continued on next page...*

*Continued from previous page...*

Atom-1	Atom-2	Interatomic distance (Å)	Clash overlap (Å)
38:BM:73:ILE:HG21	38:BM:91:TYR:CZ	2.50	0.47
28:DP:3:ILE:HG23	28:DP:4:ILE:N	2.30	0.47
21:AN:20:PHE:CD2	21:AN:55:SER:HA	2.49	0.47
44:DQ:59:LEU:O	44:DQ:62:ALA:HB3	2.14	0.47
23:DB:996:A:H4'	44:DQ:91:ARG:HG2	1.96	0.47
28:BP:3:ILE:HD13	28:BP:4:ILE:N	2.29	0.47
51:DZ:40:VAL:O	51:DZ:42:SER:N	2.46	0.47
40:BH:73:ASN:ND2	40:BH:73:ASN:N	2.51	0.47
8:CI:56:MET:C	8:CI:58:GLU:N	2.67	0.47
27:BK:35:VAL:CG2	27:BK:36:GLY:H	2.12	0.47
19:AU:36:PHE:O	19:AU:39:LYS:HD2	2.14	0.47
23:BB:2135:A:H3'	23:BB:2136:G:H8	1.79	0.47
19:CU:34:ARG:HD3	19:CU:39:LYS:CE	2.39	0.47
23:DB:919:U:H6	23:DB:919:U:O5'	1.97	0.47
3:AD:25:ARG:O	3:AD:27:ILE:HG13	2.14	0.47
8:CI:20:ILE:HD13	8:CI:85:ALA:CB	2.44	0.47
27:BK:58:LEU:HD11	27:BK:86:LEU:HB2	1.96	0.47
4:CE:131:ASN:O	4:CE:135:VAL:HG23	2.14	0.47
47:DF:106:ALA:HA	47:DF:135:ILE:CD1	2.45	0.47
17:CT:70:LYS:HA	17:CT:73:ARG:CZ	2.45	0.47
23:DB:1998:A:H2'	23:DB:1999:C:H6	1.79	0.47
26:DD:107:VAL:N	26:DD:206:ALA:H	2.12	0.47
32:B4:36:ARG:HG2	32:B4:37:GLN:N	2.23	0.47
23:BB:1387:A:H2'	23:BB:1388:G:C8	2.49	0.47
46:DU:46:LYS:HE3	46:DU:47:PRO:O	2.13	0.47
24:DI:100:ILE:O	24:DI:139:VAL:HG13	2.14	0.47
10:CK:19:VAL:N	10:CK:34:THR:O	2.47	0.47
31:B0:41:HIS:CB	42:BN:99:LYS:HB2	2.44	0.47
35:DV:29:ILE:HD13	35:DV:31:TYR:CE2	2.50	0.47
23:DB:1869:G:H2'	23:DB:1869:G:N3	2.30	0.47
43:DO:83:LEU:CD1	43:DO:114:GLY:HA3	2.44	0.47
23:DB:1439:A:H5''	23:DB:1440:U:OP2	2.14	0.47
14:AQ:24:ILE:HD13	14:AQ:43:LEU:HD13	1.95	0.47
25:BC:202:ARG:HE	25:BC:213:ARG:HH21	1.61	0.47
25:BC:209:ALA:HA	25:BC:212:TRP:NE1	2.29	0.47
1:CA:1155:A:O2'	1:CA:1156:G:H5'	2.14	0.47
23:BB:1459:G:H2'	23:BB:1461:C:C4	2.49	0.47
46:DU:41:VAL:O	46:DU:42:LYS:HB2	2.14	0.47
43:BO:115:LEU:H	43:BO:115:LEU:CD2	2.26	0.47
7:AH:29:SER:OG	7:AH:32:LYS:HG3	2.13	0.47
42:BN:90:ARG:HB3	42:BN:94:TYR:HE1	1.79	0.47

*Continued on next page...*



*Continued from previous page...*

Atom-1	Atom-2	Interatomic distance (Å)	Clash overlap (Å)
1:AA:845:A:H5''	1:AA:846:G:H8	1.76	0.47
23:DB:1283:G:N2	23:DB:1285:A:H3'	2.29	0.47
40:DH:26:ALA:O	40:DH:27:ARG:C	2.52	0.47
23:DB:2389:G:C5'	23:DB:2390:U:H5'	2.44	0.47
46:BU:28:LEU:HB2	46:BU:32:LYS:O	2.15	0.47
10:AK:52:ARG:NH1	10:AK:52:ARG:HB3	2.29	0.47
7:AH:17:GLN:OE1	7:AH:69:ALA:HB1	2.14	0.47
23:DB:2027:G:O2'	23:DB:2028:U:H5'	2.14	0.47
1:CA:451:A:H1'	1:CA:452:A:C8	2.49	0.47
1:AA:375:U:OP1	13:AP:70:ARG:HB2	2.13	0.47
23:BB:552:U:O2'	23:BB:553:G:H5'	2.15	0.47
31:D0:46:GLY:O	31:D0:53:VAL:N	2.48	0.47
1:CA:237:G:H5''	14:CQ:26:ARG:NH2	2.29	0.47
48:BG:129:GLU:C	48:BG:130:ILE:HG13	2.34	0.47
18:CB:19:THR:O	18:CB:37:VAL:HA	2.14	0.47
18:CB:20:ARG:HD2	18:CB:38:HIS:CE1	2.49	0.47
23:BB:955:U:H5''	38:BM:86:LYS:NZ	2.30	0.47
9:AJ:18:ILE:HG12	9:AJ:72:ARG:CG	2.44	0.47
23:BB:2836:U:H2'	23:BB:2837:A:C8	2.50	0.47
1:CA:76:G:H2'	1:CA:77:A:H8	1.79	0.47
23:BB:1242:U:H2'	23:BB:1243:C:C6	2.49	0.47
23:DB:407:G:O2'	23:DB:408:G:H5'	2.15	0.47
18:CB:213:LEU:HA	18:CB:213:LEU:HD23	1.79	0.47
35:BV:42:LEU:HB2	35:BV:47:VAL:HG21	1.95	0.47
52:DW:13:ARG:HH11	52:DW:13:ARG:HA	1.79	0.47
1:CA:94:G:H4'	1:CA:95:C:C5'	2.45	0.47
51:BZ:14:THR:HA	51:BZ:28:ARG:HA	1.96	0.47
46:BU:73:ASN:C	46:BU:75:ALA:H	2.17	0.47
1:CA:1053:G:C4'	1:CA:1054:C:H5'	2.44	0.47
23:DB:2348:U:O2'	23:DB:2349:G:H5'	2.15	0.47
1:AA:1465:A:H2'	1:AA:1466:C:C6	2.49	0.47
23:DB:1977:A:H2'	23:DB:1978:A:C8	2.49	0.47
23:BB:1182:G:H2'	23:BB:1183:U:O4'	2.14	0.47
24:DI:35:MET:HE3	24:DI:39:LYS:HG2	1.96	0.47
29:BE:16:GLU:O	29:BE:20:GLY:HA3	2.14	0.47
23:BB:1563:U:O2'	23:BB:1564:C:H5'	2.14	0.47
27:BK:51:LYS:O	27:BK:52:VAL:HG13	2.14	0.47
23:BB:227:A:C2	23:BB:2407:A:H1'	2.50	0.47
23:BB:677:A:H2'	23:BB:678:C:H6	1.78	0.47
23:BB:404:A:H4'	23:BB:405:U:O5'	2.15	0.47
2:CC:104:GLU:HG2	2:CC:105:VAL:H	1.80	0.47

*Continued on next page...*

*Continued from previous page...*

Atom-1	Atom-2	Interatomic distance (Å)	Clash overlap (Å)
23:DB:1820:U:N3	25:DC:197:ALA:O	2.47	0.47
25:DC:255:LYS:C	25:DC:256:THR:HG23	2.33	0.47
40:BH:81:ALA:CB	40:BH:146:VAL:HA	2.44	0.47
45:DS:31:GLN:O	45:DS:34:ASP:HB2	2.13	0.47
28:DP:3:ILE:O	28:DP:7:LEU:HD13	2.12	0.47
41:DJ:6:ALA:HB3	41:DJ:45:THR:CG2	2.42	0.47
18:AB:68:PHE:HA	18:AB:161:PHE:O	2.13	0.47
8:CI:42:THR:O	8:CI:46:VAL:HG13	2.13	0.47
8:AI:64:ILE:HD12	8:AI:64:ILE:N	2.30	0.47
23:BB:2134:A:H2'	23:BB:2135:A:C8	2.50	0.47
23:DB:875:G:H2'	23:DB:876:C:O4'	2.14	0.47
21:CN:77:GLY:O	21:CN:78:LEU:HD12	2.15	0.47
22:BA:29:A:OP1	43:BO:31:THR:HB	2.14	0.47
43:BO:31:THR:HG23	43:BO:34:HIS:O	2.13	0.47
3:AD:24:VAL:O	3:AD:27:ILE:HD11	2.14	0.47
23:DB:2324:U:H5'	23:DB:2325:G:H5''	1.95	0.47
33:B1:50:GLU:O	33:B1:51:ALA:HB2	2.15	0.47
23:BB:27:G:H1'	23:BB:513:A:N6	2.29	0.47
38:DM:38:ARG:HG2	38:DM:98:PRO:HD3	1.96	0.47
4:AE:36:THR:HB	4:AE:63:MET:HE2	1.95	0.47
37:DL:78:ARG:CB	37:DL:113:ALA:HB2	2.38	0.47
23:BB:1158:C:H5'	30:BY:31:ILE:HG12	1.96	0.47
18:CB:164:ASP:HB2	18:CB:203:ASP:HB2	1.97	0.47
38:DM:34:LYS:O	38:DM:128:THR:HG22	2.14	0.47
7:CH:124:ILE:HG22	7:CH:125:ILE:H	1.78	0.47
1:CA:18:C:C1'	1:CA:1079:G:H21	2.27	0.47
47:DF:105:ILE:HA	47:DF:108:PRO:HB2	1.95	0.47
1:AA:1532:U:H2'	1:AA:1533:C:H3'	1.95	0.47
48:DG:112:VAL:O	48:DG:113:ASP:HB2	2.14	0.47
23:BB:138:U:O2'	23:BB:141:G:N2	2.47	0.47
24:DI:18:ASN:HB2	24:DI:38:CYS:SG	2.54	0.47
48:BG:26:LYS:HA	48:BG:32:LEU:HA	1.96	0.47
16:AS:9:PHE:HE1	16:AS:36:ARG:HG3	1.79	0.47
39:DX:20:ASN:N	39:DX:20:ASN:HD22	2.09	0.47
46:BU:47:PRO:HD3	46:BU:55:GLY:CA	2.45	0.47
25:DC:2:VAL:HG23	25:DC:3:VAL:N	2.22	0.47
12:AM:78:ARG:HH11	12:AM:78:ARG:HG2	1.79	0.47
26:BD:106:LYS:HB3	26:BD:206:ALA:HB3	1.95	0.47
18:AB:61:SER:HA	18:AB:224:ARG:HA	1.97	0.47
23:BB:945:A:H4'	23:BB:945:A:OP2	2.14	0.47
10:AK:14:GLN:OE1	10:AK:77:GLY:HA3	2.14	0.47

*Continued on next page...*

*Continued from previous page...*

Atom-1	Atom-2	Interatomic distance (Å)	Clash overlap (Å)
35:BV:68:LYS:HD3	35:BV:68:LYS:N	2.28	0.47
35:BV:29:ILE:HG13	35:BV:88:HIS:CE1	2.49	0.47
26:BD:8:LYS:HG3	26:BD:9:VAL:N	2.30	0.47
23:BB:136:G:H2'	23:BB:137:U:O4'	2.14	0.47
27:BK:115:ILE:HG23	27:BK:116:ILE:H	1.80	0.47
41:DJ:56:VAL:HG12	41:DJ:57:LEU:N	2.29	0.47
23:BB:1461:C:O2'	23:BB:1462:C:H5'	2.13	0.47
47:BF:163:GLU:O	47:BF:166:ARG:HB2	2.14	0.47
23:DB:754:U:H2'	23:DB:755:U:C6	2.50	0.47
20:CO:33:THR:HG23	20:CO:63:ARG:HH11	1.79	0.47
31:D0:12:ARG:HD2	31:D0:16:ARG:NH1	2.30	0.47
46:DU:78:LYS:HE3	46:DU:79:ALA:N	2.30	0.47
18:CB:107:ARG:HA	18:CB:110:ILE:CG1	2.44	0.47
48:DG:166:GLU:N	48:DG:166:GLU:CD	2.65	0.47
23:BB:634:C:O2'	23:BB:635:C:H5'	2.14	0.47
1:CA:599:C:O2'	1:CA:600:A:H5'	2.14	0.47
23:BB:2029:G:H2'	23:BB:2031:A:OP1	2.15	0.47
23:BB:2807:U:H5'	23:BB:2808:G:OP2	2.14	0.47
23:DB:1592:C:H2'	23:DB:1593:A:H8	1.80	0.47
4:AE:17:VAL:HG23	4:AE:33:THR:O	2.14	0.47
23:BB:1026:G:OP2	23:BB:1134:A:H1'	2.13	0.47
30:DY:2:LYS:HE2	30:DY:39:ASP:OD2	2.14	0.47
31:D0:27:LEU:HD22	31:D0:38:LEU:HA	1.95	0.47
1:CA:1495:U:H2'	1:CA:1496:C:C6	2.49	0.47
1:AA:1336:C:H4'	1:AA:1337:G:N3	2.30	0.47
26:BD:15:PHE:N	28:BP:11:GLN:HE22	2.12	0.47
23:BB:2252:G:O2'	23:BB:2253:G:H5'	2.13	0.47
48:BG:71:LEU:HA	48:BG:74:MET:SD	2.54	0.47
23:BB:2654:A:N1	23:BB:2665:A:H5''	2.30	0.47
35:BV:42:LEU:HD12	35:BV:47:VAL:HG21	1.96	0.47
23:DB:1664:A:H1'	23:DB:2726:A:C2	2.49	0.47
25:BC:173:LEU:HD22	25:BC:181:ARG:O	2.14	0.47
37:DL:74:THR:HA	37:DL:107:PHE:O	2.15	0.47
40:BH:103:VAL:HB	40:BH:108:VAL:HB	1.96	0.47
1:AA:751:U:H4'	20:AO:24:SER:HA	1.96	0.47
23:BB:1921:G:O2'	23:BB:1922:G:H5'	2.14	0.47
23:BB:457:A:N1	23:BB:470:A:H5''	2.30	0.47
23:BB:567:U:H2'	23:BB:568:U:O4'	2.14	0.47
23:BB:1290:C:O2'	23:BB:1291:C:H5'	2.14	0.47
23:DB:2203:U:C2'	23:DB:2204:G:OP2	2.63	0.47
23:DB:973:A:OP1	23:DB:973:A:H8	1.97	0.47

*Continued on next page...*

*Continued from previous page...*

Atom-1	Atom-2	Interatomic distance (Å)	Clash overlap (Å)
23:BB:2504:U:O5'	23:BB:2504:U:H6	1.97	0.47
14:CQ:80:LYS:HD2	14:CQ:80:LYS:C	2.35	0.47
26:DD:7:LYS:HG3	26:DD:198:GLY:O	2.13	0.47
23:DB:765:C:O2'	23:DB:766:U:H5'	2.14	0.47
23:BB:2365:G:O2'	52:BW:59:PHE:CE1	2.68	0.47
9:AJ:33:GLY:O	9:AJ:34:ALA:C	2.53	0.47
49:DR:38:VAL:HG22	49:DR:40:MET:H	1.78	0.47
18:AB:77:GLU:HA	18:AB:80:LYS:HD3	1.96	0.47
23:BB:400:G:N7	51:BZ:57:ARG:NH1	2.62	0.47
51:DZ:3:ARG:HG3	51:DZ:50:ARG:HH11	1.78	0.47
25:BC:250:GLN:C	25:BC:252:LYS:H	2.18	0.47
42:DN:37:THR:CG2	42:DN:39:PRO:HD2	2.34	0.47
44:BQ:71:ASN:HD22	44:BQ:109:VAL:HG21	1.79	0.47
3:CD:146:GLU:HA	3:CD:149:LYS:CG	2.41	0.47
1:AA:438:U:H4'	3:AD:119:HIS:HD2	1.78	0.47
1:AA:405:U:C5	3:AD:4:LEU:HD21	2.48	0.47
42:DN:19:ALA:C	42:DN:21:PHE:N	2.68	0.47
24:DI:11:GLN:HA	24:DI:55:PRO:HA	1.95	0.47
24:DI:49:GLU:HB3	24:DI:52:LEU:HD12	1.97	0.47
24:DI:72:THR:CG2	24:DI:112:LYS:HD2	2.44	0.47
2:AC:129:PHE:CB	2:AC:133:MET:HE3	2.44	0.47
1:CA:980:C:H4'	21:CN:12:ARG:HH22	1.80	0.47
23:DB:855:G:H21	52:DW:23:LYS:CG	2.18	0.47
37:DL:78:ARG:HB3	37:DL:113:ALA:CB	2.37	0.47
2:AC:112:ALA:O	2:AC:113:LYS:C	2.52	0.47
2:AC:52:SER:OG	2:AC:53:ARG:N	2.47	0.47
24:BI:32:VAL:HG13	24:BI:66:PHE:CD2	2.49	0.47
1:AA:1441:A:H2	28:BP:113:LEU:HD22	1.79	0.47
1:AA:948:C:C2'	1:AA:949:A:H5'	2.45	0.47
1:AA:950:U:H3'	12:AM:100:ARG:NH2	2.30	0.47
41:DJ:13:ARG:HB3	41:DJ:53:TYR:CD2	2.49	0.47
37:BL:19:LEU:HD22	37:BL:31:GLY:O	2.13	0.47
17:AT:24:ARG:CG	17:AT:65:LEU:HD11	2.45	0.47
48:BG:152:ARG:HD3	48:BG:153:PRO:CD	2.42	0.47
17:CT:72:ALA:HA	17:CT:75:LYS:HD3	1.96	0.47
8:CI:74:GLN:O	8:CI:78:ILE:HG13	2.15	0.47
16:AS:39:ILE:HD12	16:AS:65:MET:O	2.15	0.47
26:BD:54:ALA:N	26:BD:76:GLY:HA2	2.30	0.47
16:AS:29:PRO:HB3	16:AS:47:THR:C	2.35	0.47
23:BB:2821:A:H3'	23:BB:2821:A:OP2	2.14	0.47
26:DD:46:ARG:HG3	26:DD:46:ARG:NH1	2.30	0.47

*Continued on next page...*

*Continued from previous page...*

Atom-1	Atom-2	Interatomic distance (Å)	Clash overlap (Å)
20:AO:39:LEU:CD2	20:AO:56:LEU:HB2	2.44	0.47
30:DY:47:ILE:HG21	30:DY:56:VAL:CG2	2.45	0.47
46:DU:47:PRO:HD3	46:DU:55:GLY:CA	2.45	0.47
24:DI:129:GLU:CB	24:DI:133:ARG:HH12	2.27	0.47
34:D3:21:PHE:HB2	34:D3:49:VAL:HG22	1.97	0.47
18:CB:118:THR:O	18:CB:119:GLN:C	2.51	0.47
23:DB:784:G:H5''	25:DC:225:ASN:OD1	2.14	0.47
23:DB:596:U:O2'	23:DB:597:G:H5'	2.14	0.47
23:BB:1917:U:H2'	23:BB:1918:A:H8	1.79	0.47
22:DA:54:G:N2	47:DF:25:MET:HG2	2.28	0.47
1:CA:552:U:H4'	11:CL:82:ARG:HG2	1.97	0.47
8:CI:108:ARG:HB3	8:CI:108:ARG:HH11	1.79	0.47
23:DB:264:C:H2'	23:DB:265:A:C5'	2.43	0.47
35:BV:51:GLN:NE2	35:BV:79:ARG:HH22	2.13	0.47
23:DB:103:A:H3'	23:DB:104:A:C8	2.48	0.47
23:BB:1459:G:H3'	23:BB:1460:U:C4'	2.44	0.47
23:DB:557:C:H2'	23:DB:558:U:C6	2.50	0.47
1:AA:525:C:H2'	1:AA:526:C:C6	2.49	0.47
23:BB:68:G:H2'	23:BB:69:C:H6	1.79	0.47
37:DL:76:GLU:HG3	37:DL:111:ILE:HG13	1.96	0.47
40:DH:110:VAL:HG23	40:DH:132:PHE:CE2	2.49	0.47
1:CA:1234:C:H1'	1:CA:1364:U:O2	2.14	0.47
23:BB:2809:A:H2'	23:BB:2810:A:C8	2.49	0.47
23:BB:2454:G:C2'	23:BB:2455:G:H5'	2.44	0.47
23:BB:1576:U:O2'	23:BB:1577:C:H5'	2.14	0.47
23:DB:418:C:H2'	23:DB:419:U:C6	2.49	0.47
51:DZ:21:ALA:HB3	51:DZ:23:ASN:HD21	1.79	0.47
23:BB:802:A:H2'	23:BB:803:U:H6	1.79	0.47
9:CJ:28:THR:O	9:CJ:31:ARG:HG2	2.13	0.47
22:BA:75:G:H1	22:BA:102:G:N2	2.12	0.47
23:DB:423:A:H5''	23:DB:424:G:C5'	2.44	0.47
23:BB:2580:U:H5'	26:BD:136:ASN:H	1.79	0.47
23:DB:2455:G:H2'	23:DB:2456:C:H6	1.79	0.47
1:CA:435:A:H2'	1:CA:435:A:N3	2.29	0.47
4:CE:82:HIS:HB2	4:CE:83:PRO:HD2	1.96	0.47
1:AA:1293:C:H2'	1:AA:1294:G:C8	2.50	0.47
23:BB:1131:G:N2	23:BB:2024:G:H21	2.13	0.47
23:BB:863:A:H2'	23:BB:864:G:C8	2.48	0.47
41:DJ:34:ARG:HG3	41:DJ:39:LYS:HB3	1.96	0.47
23:BB:2634:A:H2'	23:BB:2635:A:C8	2.49	0.47
23:BB:234:U:O2'	23:BB:235:U:H5'	2.14	0.47

*Continued on next page...*

*Continued from previous page...*

Atom-1	Atom-2	Interatomic distance (Å)	Clash overlap (Å)
23:DB:1690:A:H2'	23:DB:1691:C:O4'	2.15	0.47
23:BB:796:C:H2'	23:BB:797:G:C8	2.49	0.47
23:DB:1563:U:O2'	23:DB:1564:C:H5'	2.15	0.47
3:CD:170:LEU:O	3:CD:170:LEU:HD12	2.15	0.47
23:DB:2559:C:H2'	23:DB:2560:A:H8	1.80	0.47
23:BB:1292:G:O2'	23:BB:1293:C:H5'	2.15	0.47
14:CQ:80:LYS:H	14:CQ:80:LYS:NZ	2.13	0.47
23:DB:1864:U:O2'	23:DB:1865:U:H5'	2.14	0.47
14:CQ:37:ILE:HG22	14:CQ:38:LYS:N	2.29	0.47
23:BB:1625:C:H3'	23:BB:1626:A:C8	2.50	0.47
6:CG:106:ALA:O	6:CG:110:ARG:HG3	2.14	0.47
23:DB:425:G:O2'	23:DB:426:C:H5'	2.14	0.47
2:AC:45:GLU:C	2:AC:46:LEU:HD22	2.35	0.47
23:BB:2210:U:N3	23:BB:2212:A:N7	2.62	0.47
23:BB:1744:A:H3'	23:BB:1745:A:C8	2.49	0.47
23:BB:659:G:H21	29:BE:30:GLN:HE22	1.61	0.47
23:DB:1530:G:H2'	23:DB:1530:G:N3	2.29	0.47
14:CQ:10:ARG:HA	14:CQ:56:ASP:O	2.14	0.47
23:DB:115:C:O2'	23:DB:116:C:H5'	2.14	0.47
18:CB:214:GLY:C	18:CB:216:VAL:H	2.17	0.47
18:CB:46:VAL:HA	18:CB:49:PHE:HD2	1.78	0.47
45:DS:30:SER:HA	45:DS:33:LEU:HD12	1.96	0.47
28:DP:4:ILE:C	28:DP:6:GLN:H	2.18	0.47
40:DH:121:VAL:HG23	40:DH:122:LEU:N	2.29	0.47
25:BC:169:ALA:O	25:BC:185:ALA:HB3	2.15	0.47
23:DB:277:G:H2'	23:DB:278:A:OP2	2.14	0.47
42:DN:101:GLY:CA	42:DN:109:PRO:HA	2.44	0.47
41:BJ:38:GLY:O	41:BJ:43:GLU:HB2	2.14	0.47
41:BJ:44:TYR:CE2	44:BQ:59:LEU:HD11	2.50	0.47
1:CA:778:G:H21	10:CK:121:ARG:HD3	1.79	0.47
25:BC:255:LYS:C	25:BC:256:THR:HG23	2.35	0.47
1:AA:410:G:P	3:AD:25:ARG:HD2	2.54	0.47
5:AF:93:LYS:O	5:AF:94:HIS:HB2	2.14	0.47
25:BC:93:VAL:CG1	25:BC:101:ARG:H	2.28	0.47
23:DB:543:G:C2'	23:DB:545:U:H5'	2.44	0.47
42:DN:2:ARG:HG2	42:DN:5:LYS:CB	2.38	0.47
27:BK:60:ALA:HA	27:BK:87:LEU:HD22	1.95	0.47
27:DK:88:ASN:HD22	27:DK:89:ASN:H	1.62	0.47
4:CE:132:PRO:HG2	4:CE:133:ILE:H	1.79	0.47
1:AA:1127:G:H5'	1:AA:1280:A:O2'	2.14	0.47
23:BB:1197:G:O2'	23:BB:1198:U:H5'	2.15	0.47

*Continued on next page...*

*Continued from previous page...*

Atom-1	Atom-2	Interatomic distance (Å)	Clash overlap (Å)
12:AM:93:GLY:HA2	12:AM:108:ARG:HH12	1.80	0.47
37:BL:18:ARG:O	37:BL:19:LEU:HD12	2.14	0.47
48:DG:7:PRO:O	48:DG:8:VAL:HB	2.14	0.47
47:DF:40:GLY:HA2	47:DF:84:ILE:O	2.14	0.47
23:DB:2471:A:O2'	23:DB:2472:G:O5'	2.33	0.47
29:BE:129:PRO:HB3	29:BE:159:LEU:HD23	1.97	0.47
26:DD:204:LYS:NZ	26:DD:204:LYS:HB3	2.28	0.47
26:DD:29:VAL:O	26:DD:185:ASN:HB3	2.15	0.47
23:BB:2722:G:H2'	23:BB:2723:C:O4'	2.14	0.47
16:AS:64:GLU:N	16:AS:64:GLU:CD	2.68	0.47
23:DB:1387:A:H2'	23:DB:1388:G:C8	2.49	0.47
26:DD:5:VAL:H	26:DD:32:ASN:HD21	1.61	0.47
45:DS:4:ILE:HG21	45:DS:106:VAL:HG22	1.96	0.47
3:CD:90:LEU:HD21	3:CD:196:GLU:CB	2.45	0.47
3:CD:197:HIS:O	3:CD:201:GLU:HG3	2.15	0.47
25:BC:239:PHE:C	25:BC:241:LYS:H	2.17	0.47
37:BL:95:LEU:O	37:BL:100:ILE:HG22	2.14	0.47
23:DB:1324:G:H3'	23:DB:1325:U:H4'	1.95	0.47
35:BV:59:GLU:HG2	35:BV:60:VAL:H	1.79	0.47
14:AQ:7:LEU:O	14:AQ:60:ILE:HD13	2.14	0.47
23:DB:558:U:H5'	41:DJ:114:LEU:HD22	1.96	0.47
42:DN:49:GLU:HA	42:DN:94:TYR:HD2	1.80	0.47
38:DM:83:GLY:O	38:DM:84:LYS:HG2	2.14	0.47
41:DJ:124:VAL:O	41:DJ:125:TYR:HB2	2.15	0.47
7:AH:55:LYS:CE	7:AH:55:LYS:HA	2.43	0.47
1:CA:518:C:H2'	1:CA:530:G:N7	2.30	0.47
31:B0:2:VAL:HG12	31:B0:3:GLN:N	2.30	0.47
23:DB:21:A:H2'	23:DB:22:C:H6	1.78	0.47
23:BB:638:G:H2'	23:BB:639:U:C6	2.50	0.47
23:DB:1150:C:H2'	23:DB:1151:A:C8	2.49	0.47
1:AA:842:U:OP1	1:AA:842:U:H6	1.97	0.47
1:CA:994:A:C2	21:CN:4:SER:HA	2.49	0.47
23:BB:151:C:H2'	23:BB:152:A:H8	1.79	0.47
1:CA:255:G:H1'	14:CQ:17:GLU:OE2	2.14	0.47
1:AA:818:G:C3'	1:AA:819:A:H5''	2.43	0.47
23:DB:1808:A:H3'	23:DB:1809:A:H8	1.79	0.47
25:DC:115:ILE:HB	25:DC:126:GLY:O	2.14	0.47
23:BB:779:U:O2'	23:BB:780:G:H5'	2.15	0.47
31:D0:18:HIS:C	31:D0:20:ALA:H	2.17	0.47
1:CA:1061:G:H2'	1:CA:1062:U:H6	1.80	0.47
23:DB:2260:C:O2'	23:DB:2261:C:H5'	2.14	0.47

*Continued on next page...*

*Continued from previous page...*

Atom-1	Atom-2	Interatomic distance (Å)	Clash overlap (Å)
3:AD:137:SER:HB2	3:AD:138:PRO:HD2	1.96	0.47
1:AA:635:A:H2'	1:AA:636:U:C6	2.50	0.47
23:DB:1092:C:C2'	23:DB:1093:G:H5'	2.44	0.47
27:DK:109:SER:O	27:DK:111:LYS:N	2.47	0.47
23:BB:1859:U:H2'	23:BB:1860:G:H8	1.77	0.47
1:AA:1152:A:OP1	9:AJ:70:HIS:ND1	2.47	0.47
26:BD:109:VAL:HG11	26:BD:193:VAL:HB	1.96	0.47
25:DC:270:ARG:HB3	25:DC:270:ARG:NH1	2.29	0.47
23:BB:691:C:H5'	25:BC:216:ARG:NH1	2.30	0.47
23:BB:230:G:H2'	23:BB:231:A:H8	1.79	0.47
26:BD:154:LYS:HG2	26:BD:155:VAL:N	2.30	0.47
23:DB:346:A:H5'	23:DB:346:A:N3	2.29	0.47
23:DB:2053:G:O2'	23:DB:2054:A:H5'	2.14	0.47
23:BB:189:G:H2'	23:BB:205:G:N2	2.30	0.47
23:BB:2362:C:O2'	23:BB:2363:G:H5'	2.14	0.47
1:AA:547:A:H4'	1:AA:548:G:O5'	2.15	0.47
23:BB:1523:U:H5'	23:BB:1524:G:C8	2.49	0.47
23:BB:15:G:O2'	23:BB:16:C:H5'	2.14	0.47
1:CA:996:A:H2'	1:CA:997:U:C6	2.49	0.47
23:BB:1542:U:H2'	23:BB:1543:G:O4'	2.14	0.47
23:DB:233:A:H61	23:DB:428:A:H61	1.62	0.47
1:AA:1027:C:H2'	1:AA:1028:C:C6	2.50	0.47
1:CA:640:A:O2'	1:CA:641:U:H5'	2.15	0.47
15:CR:52:ARG:O	15:CR:56:ARG:HG3	2.14	0.47
23:DB:2294:G:P	43:DO:94:ARG:HH12	2.37	0.47
23:BB:1390:U:O2'	23:BB:1391:U:H5'	2.15	0.47
43:BO:17:LYS:O	43:BO:21:LEU:HB2	2.14	0.47
23:BB:1582:C:H2'	23:BB:1583:A:O4'	2.13	0.47
1:CA:1110:A:H2'	1:CA:1111:A:H8	1.80	0.47
18:AB:145:ASN:N	18:AB:145:ASN:ND2	2.62	0.47
49:DR:41:ILE:HD13	49:DR:41:ILE:N	2.29	0.47
2:CC:70:ALA:HB2	2:CC:114:LEU:HD13	1.95	0.47
29:BE:67:ARG:HG2	29:BE:67:ARG:NH1	2.28	0.47
18:CB:50:ASN:O	18:CB:51:GLU:C	2.53	0.47
18:CB:40:ILE:HG22	18:CB:41:ASN:N	2.30	0.47
12:AM:15:VAL:HG22	12:AM:29:SER:HB3	1.97	0.47
45:DS:69:LEU:HD23	45:DS:107:VAL:HG21	1.97	0.47
23:BB:1266:G:N2	23:BB:2012:G:H2'	2.30	0.47
45:BS:32:ALA:O	45:BS:35:ILE:HG12	2.15	0.47
45:BS:35:ILE:HG22	45:BS:39:THR:CG2	2.44	0.47
23:BB:2010:G:H2'	23:BB:2011:U:H6	1.79	0.47

*Continued on next page...*



*Continued from previous page...*

Atom-1	Atom-2	Interatomic distance (Å)	Clash overlap (Å)
52:BW:43:LYS:O	52:BW:58:LEU:HD11	2.15	0.47
40:BH:116:ARG:HB2	40:BH:131:SER:HB2	1.96	0.47
51:DZ:32:ASN:O	51:DZ:33:LEU:C	2.53	0.47
1:CA:1329:A:O2'	1:CA:1330:U:H5'	2.15	0.47
12:CM:38:ILE:HG22	12:CM:42:VAL:HG11	1.96	0.47
12:CM:68:LEU:O	12:CM:72:ILE:HG22	2.15	0.47
42:DN:37:THR:HG22	42:DN:39:PRO:CD	2.33	0.47
23:DB:876:C:H42	23:DB:901:C:H42	1.59	0.47
1:CA:1057:G:H5''	2:CC:153:SER:OG	2.14	0.47
1:CA:960:U:O2'	1:CA:1223:C:H4'	2.14	0.47
1:CA:1270:G:H2'	1:CA:1271:A:C8	2.49	0.47
1:CA:780:A:O2'	1:CA:781:A:H5''	2.15	0.47
23:BB:1818:U:HO2'	23:BB:1819:A:P	2.37	0.47
3:CD:24:VAL:O	3:CD:27:ILE:HD11	2.15	0.47
33:D1:8:ILE:HD12	33:D1:9:LYS:H	1.80	0.47
48:BG:84:LYS:HB2	48:BG:132:LEU:N	2.30	0.47
48:BG:84:LYS:HG3	48:BG:131:VAL:CB	2.44	0.47
50:BT:39:THR:HG22	50:BT:42:GLU:CG	2.44	0.47
9:CJ:98:VAL:C	9:CJ:100:ILE:H	2.18	0.47
52:DW:50:VAL:HG23	52:DW:61:LYS:CE	2.44	0.47
24:BI:122:GLU:CD	24:BI:122:GLU:H	2.17	0.47
23:BB:2284:A:OP1	33:B1:3:GLY:O	2.33	0.47
23:DB:852:U:H2'	23:DB:853:C:C6	2.50	0.47
50:DT:40:LYS:C	50:DT:43:ILE:HG22	2.35	0.47
50:DT:40:LYS:HA	50:DT:43:ILE:HG22	1.95	0.47
30:BY:6:ILE:HG22	30:BY:56:VAL:HA	1.97	0.47
47:BF:41:GLU:CB	47:BF:48:LEU:HD11	2.44	0.47
6:CG:46:LEU:HG	6:CG:57:GLU:HG2	1.97	0.47
47:DF:57:ALA:HB2	47:DF:64:PRO:CG	2.45	0.47
47:DF:134:GLN:HB3	47:DF:149:ARG:HB3	1.97	0.47
29:BE:111:GLU:HA	29:BE:114:ARG:CG	2.35	0.47
27:BK:47:ILE:CG1	27:BK:48:PRO:HD2	2.38	0.47
23:DB:299:A:H2'	23:DB:300:A:C8	2.48	0.47
46:BU:3:LYS:HD3	46:BU:82:VAL:HG21	1.96	0.47
47:DF:117:SER:HB3	47:DF:120:SER:HB3	1.95	0.47
40:BH:18:GLN:HE21	40:BH:39:ALA:HB1	1.79	0.47
2:AC:55:VAL:HG12	2:AC:56:ILE:N	2.30	0.47
5:AF:11:HIS:HB3	5:AF:14:GLN:CG	2.38	0.47
7:AH:124:ILE:HG22	7:AH:125:ILE:H	1.78	0.47
1:AA:263:A:OP1	17:AT:73:ARG:NH1	2.48	0.47
48:DG:26:LYS:HA	48:DG:32:LEU:HA	1.96	0.47

*Continued on next page...*

*Continued from previous page...*

Atom-1	Atom-2	Interatomic distance (Å)	Clash overlap (Å)
48:DG:51:PHE:CD2	48:DG:68:ARG:HG2	2.50	0.47
47:BF:31:GLU:HB3	47:BF:157:THR:HA	1.96	0.47
47:BF:167:ALA:O	47:BF:170:ALA:HB3	2.15	0.47
23:BB:2314:A:H4'	47:BF:34:THR:HG21	1.96	0.47
23:BB:141:G:C6	50:BT:1:MET:HA	2.50	0.47
26:DD:121:THR:HG21	26:DD:127:PHE:CE1	2.50	0.47
23:BB:718:A:H5'	23:BB:719:C:OP2	2.15	0.47
24:DI:18:ASN:N	24:DI:19:PRO:CD	2.77	0.47
29:BE:158:PHE:HA	29:BE:169:VAL:CG2	2.41	0.47
41:BJ:84:ILE:HG23	41:BJ:84:ILE:O	2.14	0.47
16:AS:43:MET:HE3	16:AS:61:VAL:HG21	1.97	0.47
26:DD:97:SER:OG	26:DD:98:VAL:N	2.48	0.47
46:BU:48:VAL:O	46:BU:48:VAL:HG13	2.15	0.47
1:AA:202:G:N2	1:AA:465:A:H61	2.10	0.47
26:BD:202:ILE:HD12	26:BD:202:ILE:N	2.30	0.47
1:CA:68:G:C2	1:CA:69:G:H1'	2.50	0.47
26:DD:1:MET:SD	26:DD:2:ILE:N	2.85	0.47
20:AO:36:ILE:HD12	20:AO:60:VAL:CG2	2.45	0.47
45:DS:73:LYS:HE3	45:DS:74:ILE:H	1.80	0.47
50:BT:62:VAL:HB	50:BT:64:LYS:HZ1	1.79	0.47
1:CA:373:A:H3'	1:CA:373:A:P	2.55	0.47
10:CK:41:LEU:HD22	10:CK:76:TYR:CD2	2.49	0.47
1:AA:244:U:O4	1:AA:906:A:H1'	2.14	0.47
4:AE:104:ILE:HD11	4:AE:111:ARG:HA	1.96	0.47
49:BR:28:ALA:HB3	49:BR:31:GLU:HG3	1.95	0.47
37:DL:61:LEU:N	37:DL:61:LEU:CD1	2.78	0.47
7:AH:14:ARG:HE	7:AH:75:GLN:NE2	2.13	0.47
23:BB:1324:G:H3'	23:BB:1325:U:H4'	1.96	0.47
23:BB:2757:A:H2	48:BG:63:GLN:NE2	2.12	0.47
1:AA:1237:C:H5''	1:AA:1238:A:O4'	2.14	0.47
12:CM:100:ARG:O	12:CM:100:ARG:HG3	2.14	0.47
23:DB:185:G:H2'	23:DB:186:G:O4'	2.14	0.47
23:DB:1459:G:H3'	23:DB:1460:U:C4'	2.45	0.47
14:AQ:24:ILE:N	14:AQ:24:ILE:HD12	2.30	0.47
28:DP:98:TYR:C	28:DP:100:ARG:H	2.18	0.47
23:BB:2088:A:H2'	23:BB:2089:C:C6	2.50	0.47
25:BC:103:ILE:HG22	25:BC:104:LEU:N	2.30	0.47
4:CE:103:GLY:O	4:CE:121:ASN:HA	2.15	0.47
14:CQ:7:LEU:HD22	14:CQ:24:ILE:HG21	1.96	0.47
35:DV:59:GLU:HG2	35:DV:60:VAL:H	1.78	0.47
1:CA:1296:C:H4'	1:CA:1302:C:N4	2.27	0.47

*Continued on next page...*

*Continued from previous page...*

Atom-1	Atom-2	Interatomic distance (Å)	Clash overlap (Å)
42:BN:35:LYS:HA	42:BN:111:ALA:O	2.15	0.47
42:BN:55:ALA:HB2	42:BN:79:LEU:HD22	1.96	0.47
41:BJ:65:THR:HG23	41:BJ:66:GLY:N	2.29	0.47
23:DB:1945:G:H2'	23:DB:1946:U:C6	2.49	0.47
42:DN:28:LEU:N	42:DN:34:ILE:HD11	2.29	0.47
42:DN:51:LEU:O	42:DN:54:LEU:HB3	2.14	0.47
42:DN:55:ALA:HB2	42:DN:79:LEU:HD22	1.96	0.47
23:DB:962:G:H2'	23:DB:963:U:C6	2.50	0.47
1:CA:191:G:H2'	1:CA:192:A:C8	2.49	0.47
18:AB:17:HIS:CG	18:AB:18:GLN:N	2.83	0.47
18:AB:24:PRO:C	18:AB:26:MET:H	2.18	0.47
23:DB:634:C:O2'	23:DB:635:C:H5'	2.15	0.47
1:CA:425:G:O2'	1:CA:426:U:H5'	2.15	0.47
48:DG:154:GLU:C	48:DG:156:TYR:H	2.18	0.47
47:DF:163:GLU:O	47:DF:166:ARG:HB2	2.14	0.47
6:CG:91:ARG:HB3	6:CG:92:PRO:HD2	1.97	0.47
23:DB:19:A:H2'	23:DB:20:C:H6	1.79	0.47
1:CA:382:A:H2'	1:CA:383:A:O4'	2.15	0.47
23:DB:1779:U:C5	23:DB:1784:A:N7	2.83	0.47
23:BB:2699:C:H2'	23:BB:2700:A:H8	1.78	0.47
23:DB:1432:G:O2'	23:DB:1433:A:H5'	2.15	0.47
23:BB:2895:G:H2'	23:BB:2896:C:C6	2.50	0.47
23:DB:2580:U:H5'	26:DD:136:ASN:H	1.80	0.47
23:DB:1576:U:O2'	23:DB:1577:C:H5'	2.14	0.47
27:BK:109:SER:O	27:BK:111:LYS:N	2.48	0.47
3:CD:137:SER:HB2	3:CD:138:PRO:HD2	1.96	0.47
1:AA:1262:C:H42	1:AA:1273:C:H42	1.63	0.47
23:DB:1361:G:C6	23:DB:1371:G:N2	2.83	0.47
28:DP:32:VAL:HG12	28:DP:33:GLU:O	2.15	0.47
1:CA:412:A:H4'	1:CA:413:G:OP1	2.15	0.47
6:CG:112:ASP:CB	6:CG:118:ARG:HG2	2.45	0.47
23:BB:909:A:H2'	23:BB:912:C:C5	2.49	0.47
10:AK:21:HIS:HA	10:AK:84:MET:O	2.15	0.47
23:DB:1793:C:H2'	23:DB:1794:A:C8	2.49	0.47
14:CQ:46:HIS:HB2	14:CQ:66:LEU:HD13	1.96	0.47
44:BQ:40:LYS:O	44:BQ:43:GLN:HB2	2.15	0.47
1:CA:1509:C:H2'	1:CA:1510:C:H6	1.80	0.47
23:BB:998:C:H3'	56:BB:3247:HOH:O	2.15	0.47
23:DB:738:G:H2'	23:DB:739:A:C8	2.49	0.47
1:AA:1152:A:H2'	1:AA:1153:G:H8	1.80	0.47
23:BB:1636:U:H2'	23:BB:1637:A:H8	1.78	0.47

*Continued on next page...*

*Continued from previous page...*

Atom-1	Atom-2	Interatomic distance (Å)	Clash overlap (Å)
23:BB:2580:U:C5'	26:BD:136:ASN:H	2.27	0.47
23:DB:1665:A:H2'	23:DB:1666:G:O4'	2.14	0.47
23:BB:2813:A:H2'	23:BB:2814:A:H8	1.80	0.47
1:AA:889:A:H5'	1:AA:891:U:H1'	1.97	0.47
23:BB:2634:A:H2'	23:BB:2635:A:H8	1.79	0.47
23:DB:1672:A:C6	23:DB:1673:G:C6	3.02	0.47
23:BB:1567:G:H2'	25:BC:82:TYR:HE1	1.79	0.47
1:CA:488:C:O2'	1:CA:489:C:H5'	2.15	0.47
3:AD:41:GLY:C	3:AD:43:ARG:H	2.18	0.47
23:DB:1839:G:C8	23:DB:1927:A:H1'	2.50	0.47
11:AL:85:ARG:HA	11:AL:93:ARG:HA	1.96	0.47
46:DU:95:PHE:HB2	46:DU:100:GLU:HB3	1.97	0.47
1:AA:1041:G:O5'	1:AA:1041:G:H8	1.97	0.47
1:CA:1053:G:N7	1:CA:1199:U:H2'	2.30	0.47
23:DB:1680:U:O2	23:DB:1763:G:H3'	2.15	0.47
23:DB:1234:U:H2'	23:DB:1235:G:O4'	2.15	0.47
23:DB:1238:G:O2'	23:DB:1239:G:H5'	2.14	0.47
23:DB:1744:A:H3'	23:DB:1745:A:C8	2.49	0.47
23:DB:2504:U:H6	23:DB:2504:U:O5'	1.98	0.47
23:BB:241:A:OP1	23:BB:241:A:H8	1.97	0.47
7:AH:82:LEU:O	7:AH:82:LEU:HD13	2.15	0.47
15:AR:20:ILE:HG22	15:AR:53:GLN:CD	2.34	0.47
11:AL:80:LEU:HB3	11:AL:97:VAL:CG2	2.45	0.47
1:CA:1137:C:O2	1:CA:1138:G:N1	2.47	0.47
23:BB:213:A:O2'	23:BB:214:G:H5'	2.15	0.47
1:CA:420:U:O2'	1:CA:421:U:H5''	2.13	0.47
23:DB:1128:G:O2'	23:DB:1129:A:H5''	2.14	0.47
35:DV:1:MET:O	35:DV:2:PHE:HB2	2.14	0.47
23:BB:1528:A:H2'	23:BB:1529:G:O4'	2.15	0.47
23:DB:2254:C:H2'	23:DB:2255:G:O4'	2.13	0.47
23:DB:2363:G:O2'	23:DB:2364:C:H5'	2.14	0.47
1:AA:1497:G:H2'	1:AA:1498:U:H5'	1.96	0.47
23:DB:1182:G:H2'	23:DB:1183:U:O4'	2.14	0.47
5:AF:9:MET:HA	5:AF:58:HIS:O	2.14	0.47
44:DQ:23:TYR:CD2	44:DQ:23:TYR:N	2.81	0.47
1:AA:211:G:H3'	1:AA:211:G:N3	2.30	0.47
1:AA:607:A:H2'	1:AA:608:A:C8	2.50	0.47
23:BB:920:A:H2'	23:BB:921:C:C6	2.49	0.47
18:CB:218:ALA:HA	18:CB:221:ARG:HH12	1.80	0.47
23:BB:2329:U:H2'	23:BB:2330:G:C8	2.50	0.47
18:CB:30:ILE:HD11	18:CB:188:THR:HG22	1.96	0.47

*Continued on next page...*

*Continued from previous page...*

Atom-1	Atom-2	Interatomic distance (Å)	Clash overlap (Å)
12:AM:44:ILE:O	12:AM:47:LEU:HB2	2.15	0.47
50:BT:87:LEU:HB2	50:BT:91:GLN:HG2	1.97	0.47
21:AN:12:ARG:HD3	21:AN:58:ARG:O	2.15	0.47
18:AB:202:ASN:HB3	18:AB:208:ALA:HB3	1.96	0.47
29:DE:58:LYS:HD3	29:DE:58:LYS:N	2.29	0.47
29:DE:58:LYS:H	29:DE:58:LYS:HZ3	1.62	0.47
8:CI:79:ARG:O	8:CI:83:THR:HG22	2.15	0.47
8:AI:20:ILE:HD13	8:AI:85:ALA:CB	2.39	0.47
1:AA:1358:U:H3'	1:AA:1359:C:C6	2.48	0.47
1:AA:1368:A:H5''	21:AN:100:TRP:CH2	2.50	0.47
1:CA:783:C:O2'	1:CA:784:A:H5'	2.14	0.47
1:CA:796:C:O3'	10:CK:126:ARG:NH2	2.47	0.47
25:BC:149:LYS:HG2	25:BC:152:GLN:OE1	2.15	0.47
13:CP:68:SER:HB3	13:CP:71:VAL:HG12	1.96	0.47
52:DW:28:GLU:O	52:DW:30:VAL:N	2.48	0.47
23:BB:1081:U:O2'	24:BI:118:GLY:HA2	2.15	0.47
18:AB:15:PHE:HD1	18:AB:16:GLY:N	2.13	0.47
1:AA:1179:A:H2'	1:AA:1180:A:O4'	2.14	0.47
23:BB:661:A:O2'	37:BL:13:LYS:HA	2.15	0.47
37:BL:9:ALA:HB3	37:BL:12:SER:OG	2.14	0.47
3:AD:178:GLU:HB3	3:AD:179:GLY:H	1.57	0.47
40:BH:5:LEU:HD13	40:BH:12:LEU:C	2.35	0.47
2:AC:63:ILE:HB	2:AC:98:ALA:HB2	1.96	0.47
48:DG:102:ILE:O	48:DG:113:ASP:HA	2.15	0.47
48:DG:148:ARG:HA	48:DG:161:VAL:HB	1.96	0.47
47:BF:113:PHE:HZ	47:BF:175:PRO:HB2	1.79	0.47
43:BO:39:VAL:CG1	43:BO:48:LEU:HD12	2.40	0.47
10:AK:22:ILE:HD13	10:AK:95:THR:HG21	1.96	0.47
1:AA:1009:U:H2'	1:AA:1010:U:C6	2.50	0.47
9:AJ:52:LEU:HA	9:AJ:62:ARG:H	1.79	0.47
34:D3:56:LEU:O	34:D3:59:ALA:HB3	2.15	0.47
23:BB:1124:G:N3	32:B4:38:GLY:O	2.48	0.47
31:B0:42:ILE:HD11	42:BN:98:LEU:HD12	1.97	0.47
25:BC:123:ILE:HG13	25:BC:123:ILE:O	2.15	0.47
23:DB:825:A:H2'	23:DB:826:U:O4'	2.14	0.47
23:DB:833:A:H1'	37:DL:52:GLY:N	2.30	0.47
35:BV:60:VAL:HG12	35:BV:61:LEU:H	1.78	0.47
46:BU:78:LYS:HE3	46:BU:79:ALA:N	2.29	0.47
29:BE:101:TYR:O	29:BE:104:ALA:HB3	2.15	0.47
16:AS:18:VAL:O	16:AS:22:VAL:HG23	2.15	0.47
1:CA:221:C:O2'	1:CA:222:C:H5'	2.14	0.47

*Continued on next page...*

*Continued from previous page...*

Atom-1	Atom-2	Interatomic distance (Å)	Clash overlap (Å)
22:BA:59:A:H2'	22:BA:60:C:H6	1.78	0.47
1:CA:1244:G:H2'	1:CA:1245:C:H6	1.76	0.47
23:DB:939:G:O2'	23:DB:940:G:H5'	2.14	0.47
23:BB:70:G:H2'	23:BB:113:U:O2'	2.14	0.47
37:DL:118:THR:O	37:DL:120:VAL:HG23	2.14	0.47
41:BJ:93:ILE:CA	41:BJ:97:PRO:HG3	2.45	0.47
23:DB:811:U:OP2	37:DL:20:GLY:HA2	2.15	0.47
1:CA:857:C:H2'	1:CA:858:G:O4'	2.15	0.47
23:BB:1404:C:H2'	23:BB:1405:U:C6	2.50	0.47
23:BB:2026:U:H2'	23:BB:2027:G:C8	2.50	0.47
23:BB:413:C:H2'	23:BB:414:C:C6	2.50	0.47
23:DB:2783:U:H2'	23:DB:2784:U:C6	2.50	0.47
23:DB:2078:C:H2'	23:DB:2079:U:H6	1.80	0.47
17:AT:8:LYS:HE3	17:AT:12:GLN:OE1	2.14	0.47
1:CA:1227:A:H4'	12:CM:113:LYS:HE2	1.97	0.47
23:DB:437:U:H2'	23:DB:438:G:C8	2.50	0.47
1:AA:597:G:H2'	1:AA:598:U:H5'	1.95	0.47
1:CA:398:U:H2'	1:CA:399:G:H8	1.79	0.47
23:DB:159:G:O2'	23:DB:160:A:H5''	2.15	0.47
1:CA:345:C:H5'	28:DP:38:ARG:NH2	2.29	0.47
48:DG:97:VAL:CG2	48:DG:124:CYS:HB2	2.44	0.47
37:BL:110:VAL:HB	37:BL:127:VAL:CG2	2.44	0.47
45:DS:81:SER:HB3	45:DS:99:ARG:HB3	1.96	0.47
23:DB:1327:A:H2'	23:DB:1328:A:H5'	1.96	0.47
24:DI:37:PHE:HB2	24:DI:66:PHE:CE2	2.50	0.47
27:BK:108:ARG:HG3	27:BK:108:ARG:O	2.14	0.47
23:BB:664:G:H2'	23:BB:665:U:C6	2.49	0.47
23:DB:2649:C:H2'	23:DB:2650:U:C6	2.50	0.47
23:BB:1495:A:H2'	23:BB:1496:A:C8	2.49	0.47
23:DB:1714:U:H3'	23:DB:1715:G:H5'	1.97	0.47
35:BV:42:LEU:HD23	35:BV:42:LEU:N	2.30	0.47
49:DR:2:TYR:HB2	49:DR:42:ALA:N	2.30	0.47
23:DB:231:A:H3'	23:DB:232:G:C8	2.49	0.47
37:DL:81:ASP:HA	37:DL:84:LYS:CE	2.45	0.47
23:DB:2726:A:HO2'	23:DB:2727:A:C5'	2.28	0.47
1:AA:131:A:H2'	1:AA:132:C:H6	1.78	0.47
23:DB:2634:A:H2'	23:DB:2635:A:C8	2.50	0.47
23:DB:1292:G:O2'	23:DB:1293:C:H5'	2.15	0.47
23:BB:242:G:H8	34:B3:3:ILE:O	1.97	0.47
23:DB:404:A:H4'	23:DB:405:U:O5'	2.15	0.47
1:AA:832:G:O2'	1:AA:833:G:H5'	2.15	0.47

*Continued on next page...*

*Continued from previous page...*

Atom-1	Atom-2	Interatomic distance (Å)	Clash overlap (Å)
22:BA:106:G:H2'	22:BA:107:G:O4'	2.14	0.47
3:AD:176:LYS:HD3	3:AD:176:LYS:H	1.80	0.47
23:BB:1132:U:O2	41:BJ:75:TYR:HB2	2.15	0.47
23:DB:2225:A:H4'	23:DB:2226:C:H6	1.80	0.47
9:AJ:7:ARG:C	9:AJ:8:ILE:HD12	2.35	0.47
25:DC:145:MET:HG3	25:DC:152:GLN:OE1	2.14	0.47
50:DT:45:ALA:O	50:DT:48:GLN:HB2	2.14	0.47
50:BT:45:ALA:O	50:BT:48:GLN:HB2	2.15	0.47
23:DB:2010:G:H2'	23:DB:2011:U:H6	1.80	0.47
45:BS:33:LEU:HD23	45:BS:51:LEU:HD23	1.97	0.47
1:AA:783:C:O2'	1:AA:784:A:H5'	2.14	0.47
42:BN:37:THR:HG22	42:BN:39:PRO:CD	2.35	0.47
1:AA:980:C:H2'	1:AA:981:U:H5'	1.97	0.47
16:CS:10:ILE:HG21	16:CS:40:PHE:CE1	2.50	0.47
23:DB:27:G:H1'	23:DB:513:A:N6	2.30	0.47
3:AD:157:ALA:C	3:AD:159:GLU:H	2.18	0.47
5:AF:97:THR:HB	5:AF:98:GLU:OE1	2.15	0.47
23:DB:1141:U:H5''	41:DJ:27:ARG:NH2	2.25	0.47
2:AC:184:ASN:ND2	2:AC:185:THR:H	2.13	0.47
23:BB:727:A:O2'	23:BB:728:G:H5'	2.15	0.47
38:DM:19:GLY:CA	38:DM:98:PRO:HD2	2.35	0.47
1:AA:1347:G:OP2	8:AI:108:ARG:HB2	2.15	0.47
1:AA:1304:G:N1	1:AA:1305:G:N2	2.63	0.47
1:CA:1369:C:H2'	1:CA:1370:G:C8	2.50	0.47
48:DG:26:LYS:HB2	48:DG:32:LEU:HG	1.97	0.47
47:BF:105:ILE:HG22	47:BF:109:ARG:HG2	1.96	0.47
47:BF:107:VAL:HB	47:BF:108:PRO:HD3	1.97	0.47
13:AP:23:ASP:CG	13:AP:25:ARG:HE	2.18	0.47
23:BB:321:U:OP2	29:BE:130:LYS:HA	2.15	0.47
21:CN:29:ILE:HG22	21:CN:30:ILE:H	1.80	0.47
40:DH:128:HIS:O	40:DH:144:VAL:N	2.48	0.47
5:AF:85:ILE:HG22	5:AF:86:ARG:N	2.30	0.47
2:CC:174:LEU:H	2:CC:174:LEU:HD12	1.80	0.47
40:DH:4:ILE:CG2	40:DH:16:GLY:HA2	2.44	0.47
40:DH:39:ALA:HA	40:DH:44:ILE:HG21	1.97	0.47
23:BB:1521:G:H3'	23:BB:1522:A:H2'	1.97	0.47
26:BD:121:THR:HG21	26:BD:127:PHE:CE1	2.50	0.47
23:BB:2821:A:OP2	42:BN:3:HIS:NE2	2.48	0.47
23:DB:1469:A:H2'	23:DB:1470:A:C8	2.50	0.47
23:DB:1374:G:H2'	23:DB:1375:U:C6	2.49	0.47
23:BB:2876:G:H2'	23:BB:2877:G:O4'	2.15	0.47

*Continued on next page...*

*Continued from previous page...*

Atom-1	Atom-2	Interatomic distance (Å)	Clash overlap (Å)
23:BB:296:U:H2'	23:BB:297:G:H8	1.79	0.47
1:AA:1009:U:H1'	1:AA:1021:A:C2	2.50	0.47
1:AA:1218:C:H2'	1:AA:1219:A:H8	1.77	0.47
25:BC:110:LYS:O	25:BC:113:ASP:HB2	2.15	0.47
40:BH:67:ALA:O	40:BH:70:GLU:HG2	2.15	0.47
6:CG:129:ASN:O	6:CG:130:LYS:HB2	2.15	0.47
12:CM:89:ARG:HH11	12:CM:94:LEU:HB3	1.79	0.47
1:AA:552:U:H5'	11:AL:82:ARG:NH1	2.28	0.47
23:BB:2590:A:H2'	23:BB:2591:C:H6	1.79	0.47
36:B2:9:VAL:CG1	36:B2:10:LEU:H	2.26	0.47
23:BB:1869:G:N3	23:BB:1869:G:H2'	2.30	0.47
1:CA:1296:C:C4'	1:CA:1302:C:N4	2.77	0.47
23:BB:2260:C:O2'	23:BB:2261:C:H5'	2.15	0.47
42:BN:28:LEU:CA	42:BN:34:ILE:HD11	2.45	0.47
23:BB:1486:U:H2'	23:BB:1487:U:H6	1.80	0.47
1:CA:524:G:H2'	1:CA:525:C:H6	1.75	0.47
46:DU:13:LEU:CA	46:DU:18:LYS:HE3	2.44	0.47
23:DB:85:G:OP2	46:DU:6:ARG:HD3	2.15	0.47
23:DB:1682:G:H2'	23:DB:1683:U:C6	2.50	0.47
1:CA:1006:G:O2'	1:CA:1007:U:H5'	2.14	0.47
38:BM:10:ARG:HH21	38:BM:10:ARG:HG3	1.79	0.47
23:DB:1404:C:H2'	23:DB:1405:U:C6	2.50	0.47
23:DB:1993:U:H4'	26:DD:133:THR:HG21	1.96	0.47
1:AA:425:G:O2'	1:AA:426:U:H5'	2.15	0.47
10:CK:52:ARG:HB3	10:CK:52:ARG:NH1	2.30	0.47
23:DB:2899:A:H2'	23:DB:2900:A:O4'	2.15	0.47
23:BB:1130:U:C2	23:BB:2025:C:H5''	2.50	0.47
36:D2:31:LEU:CD2	36:D2:42:LEU:HD12	2.45	0.47
37:BL:118:THR:O	37:BL:120:VAL:HG23	2.15	0.47
23:DB:2264:C:H41	52:DW:11:ASN:HD22	1.63	0.47
23:DB:2774:C:OP1	26:DD:169:ARG:HG3	2.14	0.47
23:DB:2018:G:O2'	23:DB:2019:A:H5'	2.15	0.47
10:CK:21:HIS:HA	10:CK:84:MET:O	2.15	0.47
1:AA:634:C:H2'	1:AA:635:A:C8	2.50	0.47
19:CU:48:LYS:HG3	19:CU:49:ALA:N	2.28	0.47
1:AA:1382:C:H2'	1:AA:1383:C:H6	1.80	0.47
23:DB:81:G:H2'	23:DB:82:U:O4'	2.15	0.47
23:BB:814:C:H1'	23:BB:1225:G:N2	2.29	0.47
23:BB:1313:U:O2	23:BB:1313:U:C2'	2.62	0.47
23:DB:393:C:O2'	23:DB:394:C:H5'	2.14	0.47
23:BB:281:C:H2'	23:BB:282:A:H8	1.80	0.47

*Continued on next page...*



*Continued from previous page...*

Atom-1	Atom-2	Interatomic distance (Å)	Clash overlap (Å)
1:CA:1121:U:H2'	1:CA:1122:U:C6	2.50	0.47
23:BB:2564:A:OP1	23:BB:2648:G:H4'	2.14	0.47
23:BB:2300:C:H2'	23:BB:2301:C:H6	1.79	0.47
18:AB:93:HIS:C	18:AB:94:ARG:HE	2.18	0.47
23:BB:231:A:H3'	23:BB:232:G:C8	2.49	0.47
23:BB:1102:C:H2'	23:BB:1103:A:H8	1.80	0.47
23:BB:1494:A:H2'	23:BB:1495:A:H8	1.80	0.47
23:BB:476:G:H4'	23:BB:502:A:H61	1.80	0.47
3:CD:57:LYS:O	3:CD:61:ARG:HB2	2.15	0.47
22:BA:17:C:O2'	22:BA:18:G:H5'	2.15	0.47
23:DB:494:G:O2'	23:DB:495:G:H5'	2.15	0.47
23:DB:527:C:O2	23:DB:527:C:O4'	2.31	0.47
23:BB:1145:C:O2'	23:BB:1146:C:H5'	2.14	0.47
36:D2:1:MET:HG2	36:D2:2:LYS:H	1.78	0.47
23:BB:1248:G:OP1	44:BQ:1:ALA:HB3	2.15	0.47
48:BG:123:GLU:O	48:BG:125:PRO:HD3	2.15	0.47
23:BB:825:A:H2'	23:BB:826:U:O4'	2.15	0.47
23:DB:1523:U:H5''	23:DB:1524:G:C8	2.50	0.47
29:DE:98:LYS:HE3	29:DE:99:LYS:HG2	1.97	0.47
27:BK:68:GLY:HA3	27:BK:78:ARG:HB3	1.96	0.47
37:BL:69:ARG:HE	37:BL:69:ARG:HA	1.80	0.47
1:CA:93:U:O5'	1:CA:93:U:H6	1.97	0.47
23:DB:1192:G:O2'	23:DB:1193:G:H5'	2.15	0.47
1:AA:67:C:H4'	1:AA:172:A:O4'	2.15	0.47
25:DC:199:HIS:C	25:DC:201:LEU:H	2.19	0.47
18:CB:44:LYS:O	18:CB:48:MET:HG2	2.15	0.47
1:AA:1314:C:H5	16:AS:5:LYS:HG3	1.80	0.47
23:DB:1841:U:H2'	23:DB:1842:G:H8	1.78	0.47
44:DQ:93:ILE:HG23	44:DQ:94:LEU:N	2.30	0.47
18:AB:98:GLY:HA2	18:AB:101:THR:HG22	1.97	0.47
51:DZ:55:GLY:O	51:DZ:58:VAL:HB	2.15	0.47
44:BQ:96:ASP:C	44:BQ:98:ALA:H	2.17	0.47
3:CD:28:ASP:CB	3:CD:33:ILE:HG21	2.45	0.47
5:AF:64:VAL:HG12	5:AF:65:GLU:N	2.30	0.47
28:DP:47:ILE:HD11	28:DP:59:THR:HG22	1.97	0.47
50:DT:58:VAL:O	50:DT:58:VAL:HG13	2.15	0.47
30:BY:6:ILE:H	30:BY:6:ILE:CD1	2.25	0.47
47:DF:168:LEU:O	47:DF:169:LEU:HB2	2.15	0.47
23:BB:1082:U:C2	23:BB:1086:A:N1	2.83	0.47
1:CA:378:G:O2'	1:CA:379:C:H5'	2.15	0.47
23:BB:2467:C:H1'	38:BM:122:ALA:HB1	1.97	0.47

*Continued on next page...*

*Continued from previous page...*

Atom-1	Atom-2	Interatomic distance (Å)	Clash overlap (Å)
48:BG:106:LEU:HD13	48:BG:151:ARG:HB2	1.97	0.47
23:BB:140:C:O5'	23:BB:141:G:N2	2.45	0.47
23:DB:2722:G:H2'	23:DB:2723:C:O4'	2.14	0.47
29:BE:128:ALA:O	29:BE:130:LYS:N	2.45	0.47
23:DB:944:C:H5'	23:DB:945:A:C5'	2.45	0.47
1:AA:470:C:H2'	1:AA:471:U:C6	2.50	0.47
46:DU:86:PHE:CE1	46:DU:90:LYS:HB2	2.50	0.47
1:AA:1392:G:H2'	1:AA:1393:U:O4'	2.14	0.47
1:AA:450:G:N7	1:AA:481:G:O6	2.47	0.47
1:CA:406:G:N2	3:CD:115:GLN:HE22	2.07	0.47
41:BJ:55:ILE:CG2	41:BJ:123:LYS:HB2	2.41	0.47
1:CA:470:C:H2'	1:CA:471:U:C6	2.50	0.47
35:DV:75:GLN:HB3	35:DV:76:ASP:H	1.43	0.47
23:BB:2758:A:C2'	23:BB:2759:G:H5'	2.45	0.47
25:DC:222:THR:HA	25:DC:231:HIS:O	2.15	0.47
33:D1:4:ILE:HB	33:D1:27:ARG:NH1	2.30	0.47
23:DB:2867:G:N3	23:DB:2867:G:C2'	2.78	0.47
23:DB:2147:A:H4'	23:DB:2148:G:H8	1.79	0.47
18:AB:221:ARG:HH11	18:AB:221:ARG:HB3	1.79	0.47
46:DU:41:VAL:HG22	46:DU:60:LYS:O	2.15	0.47
23:DB:2340:A:H2'	23:DB:2341:G:C8	2.50	0.47
23:BB:463:G:N2	23:BB:466:A:OP2	2.44	0.47
23:BB:1432:G:O2'	23:BB:1433:A:H5'	2.14	0.47
26:BD:125:TRP:CE2	26:BD:160:LYS:HB3	2.50	0.47
23:DB:1430:G:H2'	23:DB:1431:A:H8	1.79	0.47
23:BB:2340:A:H2'	23:BB:2341:G:C8	2.49	0.47
23:DB:1607:C:H5'	23:DB:1608:A:H5'	1.95	0.47
1:AA:598:U:H4'	7:AH:85:TYR:CG	2.50	0.47
23:DB:2805:C:O2'	23:DB:2806:C:H5'	2.15	0.47
23:DB:1635:A:H2'	23:DB:1636:U:H5'	1.96	0.47
28:BP:31:VAL:HG11	28:BP:38:ARG:HG2	1.95	0.47
1:CA:105:G:H2'	1:CA:106:C:H6	1.78	0.47
23:DB:1428:C:H2'	23:DB:1569:A:OP2	2.14	0.47
1:CA:1479:C:H2'	1:CA:1480:A:H8	1.79	0.47
23:BB:1401:G:H2'	23:BB:1402:U:C6	2.50	0.47
23:BB:864:G:O2'	23:BB:865:C:H5'	2.15	0.47
1:AA:178:C:H2'	1:AA:179:A:H8	1.80	0.47
1:AA:1144:G:H21	1:AA:1146:A:H62	1.61	0.47
23:BB:1690:A:H2'	23:BB:1691:C:O4'	2.15	0.47
23:DB:1131:G:N2	23:DB:2024:G:H21	2.13	0.47
34:B3:20:GLY:HA3	34:B3:48:MET:HE1	1.96	0.47

*Continued on next page...*

*Continued from previous page...*

Atom-1	Atom-2	Interatomic distance (Å)	Clash overlap (Å)
23:DB:1495:A:H2'	23:DB:1496:A:C8	2.50	0.47
23:DB:225:C:H2'	23:DB:226:A:O4'	2.14	0.47
48:BG:58:ALA:C	48:BG:60:GLY:H	2.18	0.47
1:AA:745:G:H5''	1:AA:851:G:O2'	2.15	0.47
1:AA:386:C:C2'	1:AA:387:U:H5'	2.45	0.47
38:DM:120:ALA:O	38:DM:123:LYS:HG2	2.15	0.47
23:BB:2206:C:O2'	23:BB:2207:C:H5'	2.15	0.47
48:DG:54:ARG:HE	48:DG:54:ARG:HA	1.80	0.47
23:BB:1192:G:O2'	23:BB:1193:G:H5'	2.14	0.47
22:BA:9:G:P	43:BO:25:ARG:HH12	2.38	0.47
24:DI:69:VAL:HG23	24:DI:69:VAL:O	2.14	0.47
9:AJ:5:ARG:NH1	9:AJ:5:ARG:HB2	2.30	0.47
23:BB:852:U:H2'	23:BB:853:C:C6	2.50	0.46
29:BE:189:THR:O	29:BE:193:VAL:HG23	2.15	0.46
25:DC:188:ARG:HG2	25:DC:188:ARG:HH21	1.79	0.46
29:BE:67:ARG:NH1	29:BE:70:SER:OG	2.48	0.46
18:CB:211:LEU:O	18:CB:215:ALA:HB2	2.15	0.46
25:DC:250:GLN:C	25:DC:252:LYS:H	2.18	0.46
8:AI:6:TYR:CG	8:AI:7:GLY:N	2.83	0.46
44:BQ:96:ASP:C	44:BQ:98:ALA:N	2.69	0.46
1:CA:778:G:H2'	1:CA:779:C:H6	1.79	0.46
29:DE:148:ILE:HG13	29:DE:167:VAL:CG2	2.41	0.46
29:DE:172:ALA:HB3	29:DE:195:GLN:NE2	2.30	0.46
23:DB:2352:A:C2	52:DW:29:SER:HB3	2.50	0.46
4:CE:113:VAL:O	4:CE:114:LEU:C	2.54	0.46
18:AB:46:VAL:HG13	18:AB:47:PRO:CD	2.39	0.46
1:CA:560:A:H4'	1:CA:561:U:C5'	2.36	0.46
27:BK:60:ALA:CB	27:BK:86:LEU:HA	2.44	0.46
38:DM:100:LYS:CD	38:DM:101:VAL:H	2.27	0.46
4:CE:36:THR:HB	4:CE:63:MET:HE2	1.96	0.46
37:BL:78:ARG:NH2	37:BL:113:ALA:HB1	2.30	0.46
6:AG:71:THR:HG22	6:AG:141:HIS:HE1	1.79	0.46
47:DF:116:LEU:HD23	47:DF:174:PHE:CE2	2.50	0.46
47:DF:7:TYR:OH	47:DF:29:ARG:HG3	2.16	0.46
1:AA:946:A:O2'	1:AA:1333:A:N3	2.46	0.46
24:DI:27:LEU:HD23	24:DI:27:LEU:N	2.22	0.46
17:AT:70:LYS:HA	17:AT:73:ARG:CZ	2.45	0.46
48:DG:15:ASP:O	48:DG:16:VAL:HB	2.15	0.46
47:BF:169:LEU:HB3	47:BF:174:PHE:CD1	2.50	0.46
16:AS:10:ILE:HD12	16:AS:10:ILE:N	2.30	0.46
40:DH:18:GLN:HE21	40:DH:39:ALA:HB1	1.80	0.46

*Continued on next page...*

*Continued from previous page...*

Atom-1	Atom-2	Interatomic distance (Å)	Clash overlap (Å)
23:DB:972:A:OP2	23:DB:974:G:H5''	2.15	0.46
1:CA:177:G:P	17:CT:59:ARG:HE	2.39	0.46
45:BS:4:ILE:HG21	45:BS:106:VAL:HG22	1.97	0.46
30:DY:6:ILE:HG21	30:DY:47:ILE:HD11	1.96	0.46
3:CD:90:LEU:N	3:CD:90:LEU:HD22	2.30	0.46
1:AA:1390:U:H2'	1:AA:1391:U:O4'	2.15	0.46
38:DM:64:TRP:C	38:DM:65:ILE:HG13	2.35	0.46
2:AC:146:LYS:HE3	2:AC:202:PHE:HE2	1.80	0.46
1:CA:469:C:O2'	1:CA:470:C:H5'	2.15	0.46
37:DL:95:LEU:O	37:DL:100:ILE:HG22	2.16	0.46
1:AA:191:G:H2'	1:AA:192:A:C8	2.49	0.46
14:AQ:7:LEU:HD22	14:AQ:24:ILE:HG21	1.97	0.46
23:DB:2097:A:H2'	23:DB:2098:U:C6	2.49	0.46
28:DP:100:ARG:HB3	28:DP:101:GLU:H	1.44	0.46
46:BU:10:VAL:HG22	46:BU:35:VAL:HG11	1.97	0.46
7:CH:55:LYS:CE	7:CH:55:LYS:HA	2.45	0.46
8:CI:94:ARG:NE	8:CI:97:LEU:HD12	2.29	0.46
42:BN:90:ARG:HG2	42:BN:94:TYR:HD1	1.79	0.46
23:DB:1279:G:H4'	42:DN:31:HIS:HD2	1.79	0.46
7:AH:54:THR:HG23	7:AH:55:LYS:N	2.30	0.46
23:DB:632:A:H1'	37:DL:66:PHE:HE2	1.81	0.46
1:CA:426:U:H2'	1:CA:427:U:C6	2.50	0.46
23:BB:564:C:H1'	44:BQ:36:GLN:OE1	2.15	0.46
23:BB:630:G:N2	23:BB:632:A:H3'	2.30	0.46
23:BB:2028:U:H2'	23:BB:2029:G:C8	2.50	0.46
45:DS:76:VAL:HG12	45:DS:103:ILE:HA	1.97	0.46
23:BB:2803:G:H2'	23:BB:2804:U:C6	2.51	0.46
23:DB:1056:G:H5''	23:DB:1057:A:H5'	1.97	0.46
23:BB:1446:C:H2'	23:BB:1447:C:C6	2.50	0.46
29:DE:21:ARG:HG2	29:DE:107:SER:HB3	1.98	0.46
31:B0:46:GLY:O	31:B0:53:VAL:N	2.48	0.46
1:AA:792:A:H4'	1:AA:793:U:O5'	2.15	0.46
1:AA:45:G:O2'	1:AA:46:G:H5'	2.15	0.46
23:BB:2852:G:H2'	23:BB:2853:C:H6	1.78	0.46
1:CA:1021:A:H2'	1:CA:1022:A:H8	1.80	0.46
8:CI:112:ARG:HH22	9:CJ:64:GLN:HE22	1.61	0.46
23:DB:1313:U:C2'	23:DB:1313:U:O2	2.63	0.46
5:CF:56:LYS:N	5:CF:56:LYS:HE3	2.29	0.46
23:BB:1241:A:N3	23:BB:1241:A:H5'	2.30	0.46
23:BB:1714:U:H3'	23:BB:1715:G:H5'	1.97	0.46
43:DO:75:GLY:O	43:DO:78:VAL:HG23	2.15	0.46

*Continued on next page...*

*Continued from previous page...*

Atom-1	Atom-2	Interatomic distance (Å)	Clash overlap (Å)
23:BB:1665:A:H2'	23:BB:1666:G:O4'	2.15	0.46
23:BB:2600:A:O2'	23:BB:2601:C:H5'	2.15	0.46
49:BR:22:LEU:HD23	49:BR:22:LEU:N	2.30	0.46
48:DG:58:ALA:C	48:DG:60:GLY:H	2.18	0.46
23:BB:1706:C:H2'	23:BB:1757:A:OP2	2.15	0.46
23:BB:672:C:O2'	23:BB:673:C:H5'	2.14	0.46
22:BA:85:G:H2'	22:BA:86:G:C8	2.51	0.46
40:DH:74:ALA:O	40:DH:76:GLU:HG3	2.14	0.46
34:D3:7:ARG:HG3	34:D3:7:ARG:HH11	1.79	0.46
24:DI:10:LEU:HD12	24:DI:10:LEU:O	2.14	0.46
23:DB:381:G:H5''	51:DZ:16:ASN:ND2	2.30	0.46
23:BB:340:A:H2'	23:BB:341:C:H5'	1.96	0.46
23:BB:2060:A:C2'	29:BE:63:LYS:HE2	2.39	0.46
45:DS:52:GLU:HA	45:DS:55:ILE:HG22	1.97	0.46
49:DR:19:THR:HA	49:DR:97:LYS:HA	1.97	0.46
16:CS:52:ASN:C	16:CS:76:THR:HG23	2.35	0.46
12:CM:15:VAL:HG13	12:CM:33:LEU:HD11	1.97	0.46
41:BJ:45:THR:HG23	41:BJ:45:THR:O	2.15	0.46
25:BC:68:ARG:HB3	25:BC:128:THR:OG1	2.15	0.46
29:DE:138:LEU:HD22	29:DE:143:LEU:HB2	1.97	0.46
27:DK:70:ARG:CB	27:DK:76:VAL:HG22	2.43	0.46
28:DP:19:PHE:HE2	28:DP:83:ILE:HD11	1.79	0.46
23:BB:2312:U:C4'	47:BF:84:ILE:HG21	2.44	0.46
23:BB:660:C:H2'	23:BB:661:A:H8	1.80	0.46
42:BN:12:ARG:HG3	42:BN:13:ASN:N	2.31	0.46
10:CK:69:CYS:SG	10:CK:70:ALA:N	2.88	0.46
28:BP:47:ILE:HA	28:BP:96:LEU:HB2	1.96	0.46
47:DF:105:ILE:HG22	47:DF:109:ARG:HG2	1.96	0.46
47:DF:4:HIS:O	47:DF:7:TYR:HB3	2.15	0.46
12:AM:76:ILE:HG22	12:AM:80:MET:HE3	1.96	0.46
23:BB:574:A:H4'	23:BB:575:A:C5'	2.45	0.46
29:DE:114:ARG:HG3	29:DE:114:ARG:HH11	1.80	0.46
23:DB:1654:A:O2'	26:DD:118:PHE:HB3	2.15	0.46
4:CE:21:SER:HB3	4:CE:28:ARG:NH2	2.30	0.46
1:AA:956:U:O2'	1:AA:957:U:H5'	2.15	0.46
40:DH:77:THR:HG22	40:DH:143:ILE:CB	2.42	0.46
1:CA:176:C:H3'	1:CA:177:G:H21	1.80	0.46
23:DB:2041:U:H2'	23:DB:2042:A:H8	1.79	0.46
11:CL:15:VAL:O	11:CL:16:ALA:C	2.53	0.46
28:DP:103:THR:HG22	28:DP:104:GLY:N	2.26	0.46
34:D3:21:PHE:CE1	34:D3:58:ILE:HG23	2.50	0.46

*Continued on next page...*

*Continued from previous page...*

Atom-1	Atom-2	Interatomic distance (Å)	Clash overlap (Å)
1:AA:177:G:P	17:AT:59:ARG:HE	2.38	0.46
41:DJ:19:ASP:CB	41:DJ:57:LEU:HB2	2.45	0.46
41:DJ:56:VAL:C	41:DJ:57:LEU:HD12	2.36	0.46
23:DB:2849:U:H4'	23:DB:2850:A:C5'	2.44	0.46
23:BB:2548:U:H1'	27:BK:23:LYS:HZ1	1.80	0.46
23:BB:942:G:H2'	23:BB:943:A:H8	1.79	0.46
1:CA:846:G:H2'	1:CA:846:G:N3	2.30	0.46
42:DN:32:GLU:HG2	42:DN:115:LEU:HD12	1.97	0.46
42:DN:29:VAL:HG13	42:DN:83:LEU:HD22	1.97	0.46
46:BU:34:ILE:HG12	46:BU:63:ALA:CB	2.45	0.46
46:DU:35:VAL:HB	46:DU:38:ILE:HG21	1.97	0.46
23:BB:17:G:H2'	23:BB:18:U:H6	1.80	0.46
1:CA:598:U:H4'	7:CH:85:TYR:CG	2.50	0.46
23:DB:2026:U:H2'	23:DB:2027:G:C8	2.51	0.46
23:DB:2901:C:H2'	23:DB:2902:C:O4'	2.15	0.46
11:CL:32:VAL:HB	11:CL:55:ARG:HB3	1.97	0.46
6:CG:27:ASN:O	6:CG:30:MET:HB3	2.15	0.46
48:BG:134:GLY:HA3	48:BG:140:ILE:HG21	1.96	0.46
23:DB:402:A:O2'	23:DB:403:U:H5'	2.15	0.46
47:BF:24:VAL:C	47:BF:26:GLN:H	2.19	0.46
47:BF:21:TYR:CD2	47:BF:27:VAL:HG12	2.51	0.46
23:DB:747:U:P	45:DS:90:LYS:HZ2	2.38	0.46
23:DB:2648:G:H2'	23:DB:2649:C:C6	2.50	0.46
1:CA:635:A:H2'	1:CA:636:U:C6	2.50	0.46
23:DB:1242:U:H2'	23:DB:1243:C:C6	2.49	0.46
23:BB:1100:C:H2'	23:BB:1101:U:C6	2.50	0.46
23:BB:962:G:H21	23:BB:2250:G:H22	1.62	0.46
1:AA:1142:G:C2	1:AA:1143:G:H1'	2.50	0.46
23:DB:2803:G:H2'	23:DB:2804:U:C6	2.50	0.46
46:DU:73:ASN:OD1	46:DU:75:ALA:HB3	2.15	0.46
12:AM:12:LYS:O	12:AM:43:LYS:HG2	2.14	0.46
23:DB:686:U:H1'	36:D2:6:GLN:O	2.16	0.46
23:BB:521:U:H2'	23:BB:522:A:C8	2.50	0.46
4:CE:61:LYS:HG3	4:CE:62:ALA:N	2.29	0.46
10:AK:86:LYS:HB2	10:AK:113:THR:HA	1.98	0.46
23:BB:1295:C:H2'	23:BB:1296:G:C8	2.50	0.46
23:DB:562:U:C4	23:DB:2036:C:O4'	2.68	0.46
23:DB:2479:U:H2'	23:DB:2480:C:H5'	1.97	0.46
25:DC:163:ILE:HG22	25:DC:164:VAL:N	2.30	0.46
4:AE:40:ASP:OD2	4:AE:42:ASN:HB3	2.14	0.46
43:BO:14:ALA:C	43:BO:16:ARG:H	2.18	0.46

*Continued on next page...*

*Continued from previous page...*

Atom-1	Atom-2	Interatomic distance (Å)	Clash overlap (Å)
23:BB:2415:G:H2'	23:BB:2416:C:H6	1.80	0.46
23:DB:2109:U:H6	23:DB:2109:U:OP1	1.99	0.46
12:AM:67:ASP:O	12:AM:71:GLU:HG3	2.15	0.46
22:DA:109:A:H2'	22:DA:110:C:C6	2.50	0.46
25:DC:166:ARG:HA	25:DC:171:VAL:HG22	1.98	0.46
25:DC:169:ALA:O	25:DC:185:ALA:HB3	2.15	0.46
25:DC:141:HIS:NE2	25:DC:194:VAL:HA	2.30	0.46
18:CB:53:LEU:HD22	18:CB:212:TYR:CZ	2.50	0.46
18:CB:17:HIS:HB2	18:CB:202:ASN:OD1	2.15	0.46
41:DJ:42:ALA:O	41:DJ:44:TYR:N	2.49	0.46
49:DR:34:GLU:HB3	49:DR:58:VAL:HG21	1.97	0.46
18:AB:160:LEU:O	18:AB:182:VAL:HG13	2.15	0.46
1:CA:1320:C:C5	16:CS:36:ARG:HA	2.51	0.46
23:DB:275:C:H2'	23:DB:276:U:C4'	2.32	0.46
51:DZ:7:VAL:HG23	51:DZ:67:VAL:HG11	1.98	0.46
8:AI:21:LYS:O	8:AI:60:LEU:HB2	2.15	0.46
1:AA:1360:A:N6	1:AA:1361:G:N2	2.63	0.46
21:AN:1:ALA:O	21:AN:6:LYS:HG3	2.16	0.46
44:BQ:59:LEU:O	44:BQ:62:ALA:HB3	2.14	0.46
44:BQ:86:SER:HB3	49:BR:50:GLY:O	2.16	0.46
49:BR:34:GLU:OE1	49:BR:60:LYS:HG2	2.15	0.46
3:CD:153:ARG:HG3	3:CD:154:VAL:N	2.26	0.46
3:AD:111:ALA:O	3:AD:114:ARG:HB2	2.16	0.46
33:D1:8:ILE:HG23	33:D1:9:LYS:N	2.31	0.46
6:CG:14:ASP:OD1	6:CG:17:PHE:N	2.48	0.46
25:DC:78:GLU:HB2	25:DC:92:LEU:HG	1.97	0.46
5:CF:92:THR:HG22	5:CF:94:HIS:N	2.17	0.46
23:DB:581:C:H5'	44:DQ:30:VAL:HG23	1.97	0.46
42:BN:9:GLN:HA	42:BN:17:ARG:CD	2.45	0.46
46:BU:3:LYS:HD3	46:BU:82:VAL:CG2	2.46	0.46
4:AE:24:VAL:HG23	4:AE:26:GLY:H	1.79	0.46
28:BP:19:PHE:O	28:BP:20:ARG:HB2	2.14	0.46
28:BP:47:ILE:HG13	28:BP:48:ALA:H	1.80	0.46
4:AE:89:THR:HB	4:AE:134:ASN:ND2	2.29	0.46
1:AA:1308:U:H5''	12:AM:96:VAL:CG2	2.45	0.46
48:DG:17:LYS:HE2	48:DG:19:ASN:CG	2.36	0.46
47:DF:41:GLU:CB	47:DF:48:LEU:HD11	2.46	0.46
17:CT:47:GLN:HE21	17:CT:82:ILE:HD11	1.81	0.46
29:DE:3:LEU:CB	29:DE:12:LEU:HB3	2.44	0.46
23:DB:2845:U:O3'	28:DP:52:ARG:HD3	2.15	0.46
1:CA:1129:C:H5''	8:CI:17:ARG:NH1	2.29	0.46

*Continued on next page...*

*Continued from previous page...*

Atom-1	Atom-2	Interatomic distance (Å)	Clash overlap (Å)
1:CA:1499:A:O2'	1:CA:1500:A:H5'	2.15	0.46
10:AK:111:ASP:HB3	19:AU:19:LYS:HE2	1.97	0.46
1:AA:764:C:N4	1:AA:812:G:H1	2.13	0.46
23:DB:969:G:H2'	23:DB:970:U:C6	2.50	0.46
23:BB:1386:C:H2'	23:BB:1387:A:C8	2.51	0.46
23:BB:475:C:H4'	23:BB:509:C:H2'	1.97	0.46
1:AA:475:C:O2'	1:AA:476:U:H5'	2.16	0.46
23:BB:81:G:H2'	23:BB:82:U:O4'	2.16	0.46
34:D3:31:ILE:HD11	34:D3:34:LYS:CD	2.41	0.46
31:D0:39:ARG:O	31:D0:40:HIS:HB2	2.15	0.46
3:CD:48:SER:O	3:CD:49:ASP:C	2.54	0.46
25:BC:232:GLY:N	25:BC:241:LYS:NZ	2.64	0.46
27:BK:79:PHE:HD2	28:BP:69:VAL:HG12	1.80	0.46
25:DC:232:GLY:N	25:DC:241:LYS:NZ	2.63	0.46
23:DB:660:C:H2'	23:DB:661:A:C8	2.50	0.46
23:BB:286:U:O2'	23:BB:287:G:H5'	2.15	0.46
42:BN:62:ASN:N	42:BN:62:ASN:ND2	2.62	0.46
1:AA:1081:A:O2'	1:AA:1082:A:H5'	2.16	0.46
20:CO:7:ALA:HA	20:CO:10:LYS:HB3	1.97	0.46
1:CA:525:C:H2'	1:CA:526:C:C6	2.49	0.46
23:DB:445:C:O2'	23:DB:446:G:H5'	2.15	0.46
1:CA:724:G:H2'	1:CA:725:G:C8	2.45	0.46
46:BU:26:ASN:HD22	46:BU:26:ASN:H	1.61	0.46
46:DU:24:VAL:HA	46:DU:35:VAL:HA	1.97	0.46
26:DD:14:ILE:HA	28:DP:11:GLN:OE1	2.15	0.46
23:DB:2835:A:H62	23:DB:2878:U:H2'	1.80	0.46
1:CA:112:G:O2'	1:CA:113:G:H5'	2.15	0.46
1:CA:59:A:H1'	1:CA:354:G:N2	2.31	0.46
23:DB:416:U:H2'	23:DB:417:C:C6	2.50	0.46
23:DB:2295:C:OP2	43:DO:10:ARG:HD3	2.15	0.46
47:DF:26:GLN:O	47:DF:27:VAL:C	2.54	0.46
4:CE:17:VAL:HG23	4:CE:33:THR:O	2.16	0.46
43:BO:105:ALA:O	43:BO:106:LEU:HG	2.15	0.46
34:D3:41:ARG:C	34:D3:43:LEU:H	2.17	0.46
1:AA:1395:C:O2'	1:AA:1396:A:H5'	2.15	0.46
14:AQ:26:ARG:N	14:AQ:39:ARG:O	2.48	0.46
1:AA:45:G:H2'	1:AA:46:G:C8	2.48	0.46
23:DB:2730:C:H2'	23:DB:2731:G:C8	2.49	0.46
23:DB:1700:A:H2'	23:DB:1701:A:H5'	1.97	0.46
1:CA:77:A:H2'	1:CA:78:A:H8	1.80	0.46
52:BW:13:ARG:HA	52:BW:13:ARG:HH11	1.79	0.46

*Continued on next page...*



*Continued from previous page...*

Atom-1	Atom-2	Interatomic distance (Å)	Clash overlap (Å)
1:CA:94:G:H4'	1:CA:95:C:H5''	1.98	0.46
23:DB:212:G:H2'	23:DB:213:A:C8	2.51	0.46
23:BB:2559:C:O2'	23:BB:2560:A:H5'	2.15	0.46
44:DQ:24:TYR:CD1	44:DQ:25:GLY:N	2.84	0.46
23:DB:586:A:H5'	29:DE:84:THR:OG1	2.15	0.46
1:CA:745:G:H5''	1:CA:851:G:O2'	2.14	0.46
1:CA:1473:G:H2'	1:CA:1474:U:O4'	2.14	0.46
23:DB:1542:U:H2'	23:DB:1543:G:O4'	2.15	0.46
6:AG:22:LEU:O	6:AG:25:PHE:HB3	2.16	0.46
4:CE:24:VAL:HG23	4:CE:26:GLY:H	1.80	0.46
1:AA:24:U:O2'	1:AA:25:C:H5'	2.15	0.46
52:BW:23:LYS:CG	52:BW:24:ARG:N	2.77	0.46
52:BW:30:VAL:O	52:BW:30:VAL:HG13	2.16	0.46
38:BM:59:ARG:HE	38:BM:60:GLN:CG	2.10	0.46
50:BT:28:ASN:ND2	50:BT:29:THR:HG23	2.30	0.46
44:DQ:57:ARG:C	44:DQ:59:LEU:H	2.18	0.46
16:CS:68:HIS:HB3	16:CS:72:GLU:OE2	2.16	0.46
12:CM:13:HIS:HB3	12:CM:41:ASP:HA	1.97	0.46
25:BC:247:TRP:O	25:BC:249:VAL:HG22	2.15	0.46
8:AI:41:GLU:N	8:AI:44:ARG:NH1	2.63	0.46
49:BR:14:VAL:HG23	49:BR:18:GLN:HG3	1.96	0.46
10:CK:121:ARG:HH12	19:CU:37:TYR:HE2	1.63	0.46
23:BB:1799:G:N2	25:BC:153:LEU:HD22	2.31	0.46
25:BC:68:ARG:HH21	25:BC:190:THR:CG2	2.28	0.46
3:AD:108:ALA:H	3:AD:112:GLU:CD	2.19	0.46
48:DG:84:LYS:HG2	48:DG:85:LYS:N	2.25	0.46
1:AA:86:G:C2	1:AA:87:C:N4	2.83	0.46
2:AC:195:ILE:HG22	2:AC:195:ILE:O	2.16	0.46
28:DP:47:ILE:HG22	28:DP:96:LEU:HB3	1.97	0.46
47:DF:31:GLU:HG3	47:DF:32:LYS:HG2	1.96	0.46
9:CJ:92:LEU:HD13	9:CJ:92:LEU:N	2.30	0.46
24:BI:19:PRO:HB2	24:BI:22:PRO:HD2	1.97	0.46
27:BK:71:ARG:NE	27:BK:72:PRO:HD3	2.30	0.46
18:AB:162:VAL:HG22	18:AB:163:ILE:N	2.29	0.46
23:BB:2526:G:H1'	32:B4:1:MET:N	2.31	0.46
18:AB:23:ASN:HD21	18:AB:25:LYS:CD	2.28	0.46
23:BB:1559:U:H3'	23:BB:1560:G:H5'	1.97	0.46
23:BB:296:U:O2'	23:BB:297:G:H5'	2.15	0.46
20:AO:25:THR:HG21	20:AO:70:LEU:CD2	2.45	0.46
18:CB:98:GLY:O	18:CB:100:LEU:N	2.42	0.46
23:DB:1727:C:H2'	23:DB:1728:C:H6	1.80	0.46

*Continued on next page...*

*Continued from previous page...*

Atom-1	Atom-2	Interatomic distance (Å)	Clash overlap (Å)
4:CE:152:VAL:O	4:CE:156:ARG:HG2	2.16	0.46
9:CJ:46:LYS:O	9:CJ:48:ARG:HG3	2.16	0.46
23:BB:136:G:OP2	23:BB:137:U:H5	1.99	0.46
27:BK:99:ILE:HD13	27:BK:118:LEU:CD2	2.45	0.46
43:DO:17:LYS:O	43:DO:21:LEU:HB2	2.14	0.46
1:AA:430:A:O2'	1:AA:431:A:H5'	2.16	0.46
26:BD:47:ALA:HB2	26:BD:83:ARG:HD2	1.96	0.46
25:DC:103:ILE:HG22	25:DC:104:LEU:N	2.31	0.46
23:BB:1174:U:O4'	23:BB:1174:U:O2	2.34	0.46
23:BB:118:A:OP2	23:BB:119:A:H2'	2.15	0.46
2:CC:179:ALA:HB1	2:CC:202:PHE:HE1	1.80	0.46
43:DO:100:HIS:C	43:DO:104:GLN:HB2	2.36	0.46
23:BB:2538:C:H2'	23:BB:2539:C:H6	1.80	0.46
36:D2:13:ASN:N	36:D2:13:ASN:HD22	2.13	0.46
23:BB:2734:A:C2'	23:BB:2735:G:H5'	2.44	0.46
1:CA:415:A:OP1	1:CA:415:A:H4'	2.16	0.46
23:DB:2897:U:H2'	23:DB:2898:U:H6	1.81	0.46
23:DB:2137:U:H2'	23:DB:2138:G:C8	2.50	0.46
47:BF:21:TYR:HD2	47:BF:27:VAL:HG12	1.80	0.46
23:DB:1635:A:O2'	23:DB:1636:U:H5'	2.15	0.46
19:AU:48:LYS:HG3	19:AU:49:ALA:N	2.29	0.46
6:CG:112:ASP:HB3	6:CG:113:LYS:H	1.48	0.46
23:BB:2080:A:H4'	51:BZ:19:SER:OG	2.16	0.46
23:DB:1351:C:O2'	23:DB:1571:A:H1'	2.15	0.46
1:CA:1508:A:H2'	1:CA:1509:C:H6	1.78	0.46
23:DB:2252:G:O2'	23:DB:2253:G:H5'	2.15	0.46
23:DB:691:C:O2'	23:DB:692:C:H5'	2.15	0.46
35:DV:42:LEU:HD12	35:DV:47:VAL:HG21	1.97	0.46
23:BB:1178:C:H2'	23:BB:1179:G:H8	1.80	0.46
1:AA:659:U:H2'	1:AA:660:C:C6	2.50	0.46
1:AA:1378:C:C4	1:AA:1379:G:H1'	2.50	0.46
43:DO:37:ALA:HB1	43:DO:78:VAL:HG21	1.98	0.46
1:AA:852:G:H2'	1:AA:853:C:H6	1.79	0.46
23:BB:55:G:H2'	23:BB:56:A:H8	1.81	0.46
25:DC:42:ARG:NH2	25:DC:48:ILE:HD11	2.30	0.46
23:DB:776:G:H4'	23:DB:777:G:O5'	2.16	0.46
23:BB:2282:G:H4'	23:BB:2283:C:O5'	2.15	0.46
26:DD:109:VAL:HG11	26:DD:193:VAL:CG1	2.45	0.46
23:DB:789:A:H4'	23:DB:790:U:OP2	2.15	0.46
1:CA:1107:C:OP1	2:CC:171:ARG:HB2	2.16	0.46
34:B3:28:LEU:O	34:B3:29:ARG:HB3	2.16	0.46

*Continued on next page...*

*Continued from previous page...*

Atom-1	Atom-2	Interatomic distance (Å)	Clash overlap (Å)
3:CD:18:LEU:HD23	3:CD:20:LEU:HD11	1.97	0.46
10:AK:83:VAL:CG2	10:AK:109:ILE:HG12	2.45	0.46
11:AL:74:GLN:HB3	11:AL:75:GLU:H	1.48	0.46
23:BB:680:C:H2'	23:BB:681:G:H8	1.79	0.46
45:DS:57:ASN:HD22	45:DS:57:ASN:N	2.11	0.46
6:AG:21:LEU:N	6:AG:21:LEU:HD23	2.30	0.46
48:DG:146:ASP:O	48:DG:150:TYR:HD1	1.98	0.46
29:BE:60:TRP:CE3	29:BE:62:GLN:HA	2.51	0.46
29:BE:58:LYS:O	29:BE:60:TRP:N	2.49	0.46
12:AM:13:HIS:HB3	12:AM:40:GLU:O	2.15	0.46
18:AB:86:CYS:SG	18:AB:87:ASP:N	2.88	0.46
45:BS:29:VAL:HG23	45:BS:70:LYS:HA	1.98	0.46
12:CM:78:ARG:HH12	16:CS:64:GLU:HG2	1.80	0.46
51:BZ:5:CYS:HB3	51:BZ:9:GLY:N	2.30	0.46
8:AI:19:PHE:O	8:AI:62:LEU:HA	2.15	0.46
43:DO:31:THR:HG23	43:DO:34:HIS:O	2.15	0.46
32:B4:27:CYS:HB3	32:B4:33:HIS:HB2	1.98	0.46
5:AF:3:HIS:CD2	5:AF:92:THR:HG23	2.51	0.46
24:DI:52:LEU:HD13	24:DI:81:LYS:NZ	2.31	0.46
9:CJ:5:ARG:N	9:CJ:77:VAL:HA	2.30	0.46
33:B1:8:ILE:HD12	33:B1:9:LYS:H	1.81	0.46
6:AG:111:GLY:HA2	6:AG:118:ARG:NH1	2.30	0.46
47:BF:147:ARG:HB3	47:BF:147:ARG:CZ	2.46	0.46
1:AA:1179:A:H2'	1:AA:1180:A:H8	1.80	0.46
47:DF:3:LEU:HD12	47:DF:96:TRP:CD1	2.50	0.46
2:AC:63:ILE:HG22	2:AC:65:VAL:CG2	2.46	0.46
22:DA:112:G:O2'	22:DA:113:C:H5'	2.15	0.46
1:CA:263:A:OP1	17:CT:73:ARG:NH1	2.49	0.46
27:DK:72:PRO:O	27:DK:74:GLY:N	2.48	0.46
5:CF:51:ILE:O	5:CF:51:ILE:HG23	2.15	0.46
1:AA:20:U:H2'	1:AA:21:G:O4'	2.14	0.46
50:DT:74:ILE:HG13	50:DT:75:GLY:N	2.31	0.46
25:BC:222:THR:HA	25:BC:231:HIS:O	2.15	0.46
1:AA:239:U:H5''	1:AA:239:U:H6	1.79	0.46
23:DB:483:A:H5''	46:DU:46:LYS:HG3	1.96	0.46
9:AJ:51:VAL:HG23	21:AN:80:ARG:HB2	1.98	0.46
12:CM:90:HIS:HA	12:CM:108:ARG:HH22	1.78	0.46
27:DK:99:ILE:HD13	27:DK:118:LEU:CD2	2.45	0.46
23:BB:1867:G:O2'	23:BB:1868:C:H5'	2.16	0.46
23:DB:577:G:OP1	23:DB:2502:G:H2'	2.15	0.46
23:BB:264:C:HO2'	23:BB:429:A:H2	1.62	0.46

*Continued on next page...*

*Continued from previous page...*

Atom-1	Atom-2	Interatomic distance (Å)	Clash overlap (Å)
20:AO:83:GLU:C	20:AO:85:LEU:H	2.19	0.46
23:DB:1040:A:O2'	23:DB:1041:G:H5'	2.15	0.46
1:CA:737:C:H2'	1:CA:738:C:H6	1.79	0.46
23:DB:1846:G:N2	23:DB:1848:A:N6	2.64	0.46
23:BB:564:C:O2'	23:BB:565:C:H5'	2.15	0.46
23:BB:1914:C:H2'	23:BB:1915:U:H5''	1.96	0.46
39:DX:22:LEU:HG	39:DX:23:ARG:HG2	1.98	0.46
23:BB:274:C:O5'	23:BB:274:C:H6	1.98	0.46
34:B3:40:LYS:O	34:B3:43:LEU:HB2	2.15	0.46
1:CA:57:G:N2	1:CA:388:G:C6	2.84	0.46
1:CA:1459:G:O2'	1:CA:1460:C:H5'	2.15	0.46
23:BB:418:C:H2'	23:BB:419:U:C6	2.51	0.46
23:DB:1093:G:O2'	23:DB:1094:U:H5'	2.15	0.46
23:DB:1859:U:H2'	23:DB:1860:G:H8	1.78	0.46
35:DV:42:LEU:HB2	35:DV:47:VAL:HG21	1.98	0.46
1:CA:295:C:H2'	1:CA:296:U:H6	1.81	0.46
22:DA:37:C:H3'	22:DA:38:C:H6	1.81	0.46
38:BM:130:PHE:O	38:BM:131:VAL:HG13	2.16	0.46
23:BB:2686:G:H2'	23:BB:2687:U:C6	2.51	0.46
23:BB:1717:A:H2'	23:BB:1718:G:O4'	2.15	0.46
23:DB:406:G:O2'	23:DB:407:G:H5'	2.16	0.46
23:DB:1745:A:O2'	23:DB:1746:A:H5'	2.16	0.46
14:AQ:10:ARG:HA	14:AQ:56:ASP:O	2.15	0.46
23:BB:625:G:O2'	23:BB:626:A:H5'	2.16	0.46
23:BB:2105:U:H2'	23:BB:2106:U:C6	2.51	0.46
39:DX:7:ARG:HA	39:DX:7:ARG:HE	1.79	0.46
23:BB:1464:G:H2'	23:BB:1465:G:H8	1.80	0.46
25:BC:32:LEU:HD22	25:BC:63:ILE:HG21	1.97	0.46
23:DB:2756:U:H6	23:DB:2756:U:O5'	1.99	0.46
23:DB:457:A:N1	23:DB:470:A:H5''	2.30	0.46
50:BT:68:LYS:N	50:BT:68:LYS:HD3	2.31	0.46
15:AR:27:THR:O	15:AR:28:LEU:HD23	2.16	0.46
23:BB:2623:G:O2'	23:BB:2624:G:H5'	2.16	0.46
29:BE:188:MET:HG2	29:BE:193:VAL:CG2	2.46	0.46
23:BB:341:C:H2'	23:BB:342:A:C8	2.51	0.46
23:DB:1799:G:N2	23:DB:1818:U:O2'	2.49	0.46
25:DC:171:VAL:HG23	25:DC:185:ALA:CB	2.46	0.46
25:DC:202:ARG:HH11	25:DC:213:ARG:NE	2.14	0.46
50:BT:55:VAL:CA	50:BT:87:LEU:HA	2.30	0.46
40:DH:68:ARG:NE	40:DH:68:ARG:HA	2.31	0.46
44:DQ:56:PHE:O	44:DQ:59:LEU:HB3	2.15	0.46

*Continued on next page...*

*Continued from previous page...*

Atom-1	Atom-2	Interatomic distance (Å)	Clash overlap (Å)
18:AB:160:LEU:O	18:AB:182:VAL:HA	2.16	0.46
45:BS:24:ILE:HG12	45:BS:36:LEU:HD21	1.98	0.46
51:BZ:53:ALA:O	51:BZ:54:LYS:HB3	2.16	0.46
51:DZ:70:GLU:HG3	51:DZ:71:LEU:H	1.81	0.46
8:AI:27:ILE:HG21	8:AI:34:LEU:HD13	1.95	0.46
8:AI:39:GLY:O	8:AI:40:ARG:HB2	2.15	0.46
49:BR:14:VAL:HG21	49:BR:98:ILE:CD1	2.46	0.46
1:CA:1514:G:O2'	1:CA:1515:G:H5'	2.14	0.46
1:CA:1515:G:O2'	1:CA:1516:G:H5'	2.15	0.46
3:CD:154:VAL:HG23	3:CD:155:LYS:N	2.31	0.46
3:AD:146:GLU:HA	3:AD:149:LYS:CG	2.45	0.46
33:D1:50:GLU:O	33:D1:51:ALA:HB2	2.15	0.46
50:BT:58:VAL:O	50:BT:58:VAL:HG13	2.16	0.46
2:AC:119:ILE:HG23	2:AC:120:THR:N	2.30	0.46
12:CM:2:ARG:H	12:CM:2:ARG:CD	2.28	0.46
1:CA:864:A:H2'	1:CA:865:A:C8	2.50	0.46
30:DY:12:ALA:HB2	30:DY:53:MET:SD	2.55	0.46
28:BP:19:PHE:CE1	28:BP:46:VAL:HG11	2.50	0.46
40:BH:4:ILE:CG2	40:BH:16:GLY:HA2	2.45	0.46
4:AE:132:PRO:HG2	4:AE:133:ILE:H	1.80	0.46
23:DB:1082:U:C2	23:DB:1086:A:N1	2.83	0.46
23:DB:2511:U:H2'	23:DB:2512:C:C6	2.51	0.46
23:BB:2471:A:O2'	23:BB:2472:G:O5'	2.34	0.46
23:BB:321:U:OP2	29:BE:130:LYS:HD3	2.15	0.46
16:AS:38:THR:HG23	16:AS:69:LYS:CE	2.46	0.46
1:CA:13:U:C1'	1:CA:914:A:H5''	2.39	0.46
16:AS:39:ILE:HG22	16:AS:40:PHE:N	2.31	0.46
2:CC:116:ALA:HB1	2:CC:197:VAL:HG11	1.98	0.46
2:CC:6:PRO:HG2	2:CC:183:TYR:CD2	2.50	0.46
23:BB:1654:A:H2'	23:BB:1655:A:C8	2.51	0.46
10:CK:95:THR:HG23	10:CK:96:ILE:H	1.80	0.46
42:BN:96:ARG:HD3	42:BN:96:ARG:N	2.31	0.46
30:DY:7:THR:HA	30:DY:34:THR:HA	1.98	0.46
23:BB:969:G:H2'	23:BB:970:U:C6	2.50	0.46
23:DB:1729:U:H5	23:DB:1731:G:H22	1.63	0.46
2:CC:13:ILE:O	2:CC:15:LYS:N	2.49	0.46
7:AH:44:PHE:CE2	7:AH:100:ILE:HG12	2.50	0.46
11:AL:15:VAL:O	11:AL:16:ALA:C	2.53	0.46
1:AA:8:A:H1'	4:AE:107:GLY:HA2	1.97	0.46
6:CG:134:VAL:CG1	6:CG:137:ARG:HH21	2.27	0.46
1:CA:465:A:O2'	1:CA:466:A:H2'	2.16	0.46

*Continued on next page...*

*Continued from previous page...*

Atom-1	Atom-2	Interatomic distance (Å)	Clash overlap (Å)
27:BK:118:LEU:O	27:BK:120:PRO:HD2	2.15	0.46
29:BE:108:ILE:O	29:BE:108:ILE:HD13	2.16	0.46
23:BB:2547:A:H4'	27:BK:29:HIS:CE1	2.50	0.46
1:CA:845:A:H3'	1:CA:846:G:H8	1.80	0.46
18:AB:75:ALA:O	18:AB:76:SER:C	2.53	0.46
1:CA:1326:U:H2'	1:CA:1327:C:H6	1.77	0.46
41:BJ:64:VAL:CG2	41:BJ:68:LYS:HB2	2.45	0.46
26:BD:56:LYS:HG3	26:BD:58:ASN:HB3	1.97	0.46
23:DB:638:G:H2'	23:DB:639:U:C6	2.51	0.46
23:DB:96:C:H4'	39:DX:41:HIS:CG	2.51	0.46
1:AA:518:C:H2'	1:AA:530:G:N7	2.31	0.46
18:CB:27:LYS:C	18:CB:29:PHE:H	2.19	0.46
23:DB:1250:G:OP2	37:DL:21:ARG:NH2	2.48	0.46
34:B3:60:CYS:C	34:B3:62:PRO:HD3	2.36	0.46
14:CQ:17:GLU:O	14:CQ:18:LYS:HB2	2.15	0.46
20:AO:69:TYR:HA	20:AO:72:ARG:NH2	2.31	0.46
23:DB:2570:G:H2'	23:DB:2571:U:O4'	2.16	0.46
18:CB:172:ILE:H	18:CB:172:ILE:HG13	1.47	0.46
1:AA:93:U:H2'	1:AA:94:G:H4'	1.97	0.46
51:BZ:19:SER:OG	51:BZ:23:ASN:HB2	2.16	0.46
29:BE:21:ARG:HG2	29:BE:107:SER:HB3	1.97	0.46
1:AA:105:G:H2'	1:AA:106:C:H6	1.78	0.46
1:AA:1505:G:H5''	1:AA:1506:U:O5'	2.15	0.46
23:BB:1635:A:O2'	23:BB:1636:U:H5'	2.14	0.46
23:DB:235:U:H2'	23:DB:236:C:H6	1.81	0.46
23:BB:1877:A:H2'	23:BB:1878:G:C8	2.50	0.46
23:DB:685:A:H1'	23:DB:688:U:O4	2.15	0.46
49:DR:2:TYR:CD1	49:DR:42:ALA:HB2	2.50	0.46
1:AA:692:U:C2	1:AA:694:A:H5''	2.50	0.46
42:BN:72:ASP:O	42:BN:76:VAL:HG13	2.14	0.46
23:DB:2654:A:H61	23:DB:2665:A:H3'	1.80	0.46
23:BB:2488:G:H2'	23:BB:2489:U:C6	2.50	0.46
28:DP:30:TRP:HD1	28:DP:39:LEU:HG	1.79	0.46
1:AA:897:C:O2'	1:AA:898:G:H5'	2.16	0.46
15:CR:41:SER:HB3	15:CR:51:GLN:CD	2.35	0.46
10:CK:31:VAL:O	10:CK:43:TRP:HA	2.16	0.46
22:BA:109:A:H2'	22:BA:110:C:C6	2.51	0.46
15:CR:32:ILE:HD11	15:CR:58:ILE:HG23	1.97	0.46
23:BB:1767:G:O2'	23:BB:1768:C:H5'	2.16	0.46
1:AA:1249:C:H4'	8:AI:37:TYR:OH	2.16	0.46
18:CB:223:GLY:C	18:CB:225:SER:H	2.19	0.46

*Continued on next page...*

*Continued from previous page...*

Atom-1	Atom-2	Interatomic distance (Å)	Clash overlap (Å)
52:BW:24:ARG:CD	52:BW:65:LYS:HG2	2.46	0.46
2:CC:19:SER:N	2:CC:55:VAL:HG13	2.31	0.46
50:DT:53:VAL:HG11	50:DT:87:LEU:HD22	1.98	0.46
45:DS:45:VAL:O	45:DS:48:LYS:HB3	2.16	0.46
45:DS:66:ILE:CA	45:DS:69:LEU:HD13	2.44	0.46
21:AN:9:GLU:OE1	21:AN:59:GLN:HB3	2.15	0.46
45:BS:30:SER:HA	45:BS:33:LEU:HD12	1.97	0.46
16:CS:64:GLU:H	16:CS:64:GLU:CD	2.17	0.46
29:DE:58:LYS:O	29:DE:60:TRP:N	2.49	0.46
8:AI:35:GLU:CD	8:AI:39:GLY:HA2	2.36	0.46
1:AA:121:U:H3'	1:AA:121:U:OP1	2.16	0.46
44:BQ:64:ILE:HD12	44:BQ:95:ALA:CB	2.46	0.46
23:BB:902:C:H2'	23:BB:903:C:C6	2.51	0.46
3:CD:160:LEU:CD1	3:CD:160:LEU:H	2.24	0.46
37:BL:124:GLY:N	37:BL:143:GLU:CG	2.75	0.46
23:DB:2331:G:C4'	52:DW:39:GLN:HA	2.46	0.46
2:AC:151:GLU:HB3	2:AC:198:LYS:HB2	1.98	0.46
41:BJ:20:ALA:HB2	41:BJ:28:LEU:CD1	2.45	0.46
37:DL:80:SER:N	37:DL:113:ALA:HB3	2.30	0.46
47:DF:52:ALA:O	47:DF:56:LEU:HB2	2.14	0.46
23:DB:1197:G:O2'	23:DB:1198:U:H5'	2.15	0.46
23:DB:2800:A:H8	23:DB:2800:A:O5'	1.99	0.46
44:BQ:7:VAL:HG23	44:BQ:8:ILE:N	2.30	0.46
40:BH:5:LEU:HG	40:BH:17:ASP:O	2.16	0.46
1:AA:947:G:H4'	12:AM:107:THR:OG1	2.16	0.46
12:AM:89:ARG:HH11	12:AM:94:LEU:HB3	1.80	0.46
24:DI:23:VAL:HG12	24:DI:24:GLY:N	2.31	0.46
10:AK:69:CYS:SG	10:AK:70:ALA:N	2.89	0.46
23:DB:574:A:H4'	23:DB:575:A:H5''	1.97	0.46
48:DG:17:LYS:HE3	48:DG:18:ILE:N	2.31	0.46
47:BF:155:ILE:HG22	47:BF:156:THR:N	2.30	0.46
1:CA:20:U:H2'	1:CA:21:G:O4'	2.15	0.46
43:BO:47:VAL:HG12	43:BO:48:LEU:N	2.26	0.46
1:CA:679:C:O2'	1:CA:680:C:H5'	2.15	0.46
2:CC:112:ALA:N	2:CC:201:ILE:HD11	2.31	0.46
1:CA:1039:G:O2'	1:CA:1040:U:H5'	2.16	0.46
14:AQ:20:ILE:HG12	14:AQ:52:CYS:SG	2.56	0.46
1:CA:244:U:O4	1:CA:906:A:H1'	2.15	0.46
29:BE:1:MET:O	29:BE:13:THR:HA	2.15	0.46
26:DD:5:VAL:HG11	26:DD:80:TRP:CE3	2.51	0.46
7:AH:99:GLY:CA	7:AH:129:ALA:HA	2.45	0.46

*Continued on next page...*

*Continued from previous page...*

Atom-1	Atom-2	Interatomic distance (Å)	Clash overlap (Å)
1:AA:1012:A:H2'	1:AA:1013:G:O4'	2.16	0.46
38:BM:26:VAL:HB	38:BM:104:GLU:OE2	2.16	0.46
28:BP:95:LYS:HG3	28:BP:97:TYR:HE1	1.80	0.46
23:BB:185:G:H2'	23:BB:186:G:O4'	2.16	0.46
23:BB:592:A:H2'	23:BB:593:U:C6	2.51	0.46
12:CM:108:ARG:HG3	12:CM:108:ARG:NH1	2.30	0.46
30:DY:35:VAL:HG22	30:DY:36:GLU:N	2.31	0.46
28:DP:63:ILE:HG12	28:DP:68:GLY:CA	2.46	0.46
11:AL:49:ARG:CB	11:AL:89:LEU:HD11	2.44	0.46
48:BG:155:PRO:HA	48:BG:170:THR:HA	1.98	0.46
35:BV:83:LYS:O	35:BV:85:LYS:N	2.49	0.46
35:DV:56:PHE:O	35:DV:61:LEU:HD21	2.15	0.46
42:DN:47:VAL:O	42:DN:51:LEU:HD22	2.15	0.46
23:DB:636:G:C6	37:DL:111:ILE:HD12	2.51	0.46
46:DU:10:VAL:HG22	46:DU:35:VAL:HG11	1.98	0.46
5:CF:53:LYS:C	5:CF:54:LEU:HD22	2.36	0.46
2:CC:56:ILE:O	2:CC:58:ARG:HG3	2.16	0.46
5:AF:53:LYS:NZ	5:AF:53:LYS:H	2.14	0.46
23:DB:1429:G:H2'	23:DB:1430:G:C8	2.45	0.46
26:BD:62:LYS:HD2	26:BD:62:LYS:N	2.30	0.46
23:DB:150:U:O2'	23:DB:151:C:H5'	2.15	0.46
23:BB:274:C:H2'	23:BB:275:C:C6	2.51	0.46
23:BB:2027:G:O2'	23:BB:2028:U:H5'	2.16	0.46
28:DP:29:VAL:HA	28:DP:79:VAL:O	2.16	0.46
23:BB:1739:A:H2'	23:BB:1740:G:C8	2.50	0.46
18:AB:130:LYS:HD2	18:AB:130:LYS:N	2.30	0.46
23:BB:1793:C:H2'	23:BB:1794:A:C8	2.51	0.46
23:BB:437:U:H2'	23:BB:438:G:C8	2.50	0.46
3:AD:59:LYS:HG2	3:AD:63:ILE:HD11	1.97	0.46
23:BB:2570:G:H2'	23:BB:2571:U:O4'	2.15	0.46
35:BV:11:GLU:CD	35:BV:16:ALA:HB1	2.35	0.46
23:BB:1328:A:H2'	23:BB:1330:C:C4	2.51	0.46
23:BB:159:G:O2'	23:BB:160:A:H5''	2.16	0.46
23:DB:1316:U:H2'	23:DB:1317:G:H8	1.81	0.46
1:AA:1050:G:C2'	1:AA:1051:C:H5'	2.45	0.46
3:CD:59:LYS:HG2	3:CD:63:ILE:HD11	1.98	0.46
23:DB:672:C:H2'	23:DB:673:C:C6	2.51	0.46
22:BA:37:C:H3'	22:BA:38:C:H6	1.81	0.46
4:CE:56:PRO:HA	4:CE:59:ILE:HD12	1.98	0.46
47:DF:45:ASP:O	47:DF:47:LYS:N	2.43	0.46
23:BB:962:G:H2'	23:BB:963:U:C6	2.50	0.46

*Continued on next page...*



*Continued from previous page...*

Atom-1	Atom-2	Interatomic distance (Å)	Clash overlap (Å)
41:BJ:34:ARG:HG3	41:BJ:39:LYS:HB3	1.96	0.46
23:DB:675:A:N3	23:DB:2443:C:O2'	2.49	0.46
1:CA:95:C:O2	1:CA:95:C:H2'	2.14	0.46
43:DO:50:ALA:O	43:DO:51:ALA:HB2	2.15	0.46
51:BZ:27:ARG:O	51:BZ:28:ARG:CB	2.64	0.46
51:BZ:27:ARG:HG3	51:BZ:28:ARG:H	1.80	0.46
43:BO:75:GLY:O	43:BO:78:VAL:HG23	2.16	0.46
52:BW:9:THR:OG1	52:BW:10:ARG:N	2.46	0.46
1:AA:692:U:H2'	1:AA:694:A:OP2	2.16	0.46
1:AA:317:U:H2'	1:AA:318:G:H8	1.81	0.46
6:AG:22:LEU:HD23	6:AG:22:LEU:O	2.15	0.46
37:BL:98:ALA:O	37:BL:99:ASN:C	2.53	0.46
11:CL:85:ARG:CB	11:CL:93:ARG:HA	2.46	0.46
1:CA:897:C:O2'	1:CA:898:G:H5'	2.16	0.46
2:CC:138:GLN:O	2:CC:142:ARG:HB3	2.16	0.46
23:BB:2309:A:H61	47:BF:75:GLY:CA	2.28	0.46
10:AK:31:VAL:O	10:AK:43:TRP:HA	2.16	0.46
23:BB:359:G:H2'	23:BB:360:U:H5'	1.96	0.46
6:AG:92:PRO:HG2	6:AG:93:VAL:H	1.80	0.46
23:DB:1338:G:H4'	50:DT:18:GLU:HG3	1.97	0.46
1:CA:456:A:H2'	1:CA:457:G:H5''	1.98	0.46
26:BD:183:GLU:N	26:BD:183:GLU:OE1	2.49	0.46
23:BB:1977:A:H2'	23:BB:1978:A:C8	2.51	0.46
38:BM:120:ALA:O	38:BM:123:LYS:HG2	2.16	0.46
23:DB:1099:G:C8	24:DI:3:LYS:CB	2.99	0.46
2:CC:68:HIS:O	2:CC:105:VAL:HG21	2.16	0.46
23:BB:338:G:N2	23:BB:339:U:H1'	2.31	0.46
25:DC:16:VAL:CB	25:DC:203:VAL:HG11	2.45	0.46
50:BT:51:PHE:HB3	50:BT:53:VAL:HG23	1.97	0.46
28:BP:4:ILE:C	28:BP:6:GLN:H	2.18	0.46
23:DB:278:A:H5''	23:DB:279:A:OP1	2.16	0.46
51:DZ:32:ASN:HB3	51:DZ:34:HIS:NE2	2.31	0.46
8:AI:20:ILE:HA	8:AI:62:LEU:CD1	2.41	0.46
44:BQ:67:ALA:HB1	44:BQ:105:PHE:CZ	2.51	0.46
25:BC:116:GLN:O	25:BC:117:SER:HB3	2.15	0.46
23:DB:2267:A:C3'	23:DB:2267:A:H8	2.25	0.46
3:AD:155:LYS:HA	3:AD:158:LEU:HD12	1.98	0.46
4:AE:82:HIS:HB2	4:AE:83:PRO:HD2	1.97	0.46
4:AE:113:VAL:CG2	4:AE:114:LEU:H	2.20	0.46
47:BF:37:MET:HA	47:BF:151:LEU:HA	1.97	0.46
47:BF:49:LEU:HD21	47:BF:84:ILE:O	2.15	0.46

*Continued on next page...*

*Continued from previous page...*

Atom-1	Atom-2	Interatomic distance (Å)	Clash overlap (Å)
1:CA:662:U:O2'	1:CA:836:G:H5''	2.16	0.46
1:CA:18:C:H1'	1:CA:1079:G:N2	2.28	0.46
47:DF:7:TYR:O	47:DF:11:VAL:HB	2.16	0.46
1:AA:1333:A:C2	1:AA:1334:G:H1'	2.50	0.46
47:BF:7:TYR:O	47:BF:11:VAL:HB	2.16	0.46
47:BF:4:HIS:O	47:BF:7:TYR:HB3	2.15	0.46
1:AA:1077:G:N2	1:AA:1080:A:OP2	2.48	0.46
48:BG:17:LYS:HB3	48:BG:24:THR:O	2.16	0.46
48:BG:7:PRO:O	48:BG:8:VAL:HB	2.15	0.46
26:BD:92:VAL:O	26:BD:94:GLN:N	2.49	0.46
6:AG:13:PRO:HA	6:AG:23:ALA:HB2	1.97	0.46
12:AM:78:ARG:NH1	16:AS:64:GLU:HB2	2.31	0.46
10:CK:85:VAL:O	10:CK:111:ASP:HA	2.15	0.46
20:AO:57:LEU:HD23	23:BB:715:A:C8	2.50	0.46
23:BB:969:G:H2'	23:BB:970:U:O4'	2.16	0.46
10:AK:14:GLN:HA	10:AK:76:TYR:O	2.16	0.46
1:CA:8:A:H1'	4:CE:107:GLY:HA2	1.97	0.46
23:BB:2884:U:C6	31:B0:49:ARG:HG2	2.51	0.46
23:DB:1797:G:O2'	23:DB:1798:U:H5'	2.16	0.46
34:D3:49:VAL:HG11	34:D3:54:LEU:CD1	2.40	0.46
5:AF:74:LEU:HG	5:AF:78:PHE:CE1	2.51	0.46
27:DK:61:VAL:HG11	27:DK:112:PHE:CZ	2.50	0.46
46:BU:11:ILE:HG21	46:BU:78:LYS:CE	2.46	0.46
16:CS:30:LEU:HD12	16:CS:48:ILE:HG12	1.96	0.46
9:CJ:81:GLU:N	9:CJ:82:LYS:NZ	2.64	0.46
41:BJ:115:GLY:HA2	41:BJ:118:MET:HE3	1.98	0.46
23:BB:1351:C:O2'	23:BB:1571:A:H1'	2.15	0.46
1:CA:509:A:C6	1:CA:510:A:N1	2.84	0.46
42:DN:62:ASN:N	42:DN:62:ASN:ND2	2.63	0.46
31:B0:18:HIS:C	31:B0:20:ALA:H	2.19	0.46
23:BB:1590:A:H2'	23:BB:1591:A:C8	2.50	0.46
1:CA:425:G:H2'	1:CA:426:U:C6	2.51	0.46
23:DB:2064:C:H2'	23:DB:2065:C:H6	1.76	0.46
2:CC:31:ASN:ND2	2:CC:58:ARG:HE	2.12	0.46
23:BB:1915:U:H3'	23:BB:1916:A:H8	1.81	0.46
33:B1:18:HIS:CE1	33:B1:40:PRO:HD2	2.51	0.46
23:DB:1590:A:H2'	23:DB:1591:A:C8	2.50	0.46
24:BI:135:MET:HG3	24:BI:137:LEU:HG	1.98	0.46
23:BB:2745:C:H2'	23:BB:2746:U:C6	2.50	0.46
35:BV:16:ALA:HA	35:BV:19:ARG:CZ	2.45	0.46
49:BR:2:TYR:HB2	49:BR:42:ALA:N	2.31	0.46

*Continued on next page...*

*Continued from previous page...*

Atom-1	Atom-2	Interatomic distance (Å)	Clash overlap (Å)
4:CE:33:THR:HB	4:CE:49:TYR:OH	2.16	0.46
28:BP:32:VAL:HG12	28:BP:33:GLU:O	2.16	0.46
23:BB:1504:A:H2'	23:BB:1505:A:C8	2.51	0.46
23:DB:615:U:O2	29:DE:35:TYR:HA	2.15	0.46
1:CA:1173:U:H2'	1:CA:1174:G:O4'	2.15	0.46
38:BM:114:ARG:HG3	38:BM:130:PHE:CD1	2.51	0.46
23:BB:1716:U:H2'	23:BB:1717:A:H8	1.81	0.46
23:DB:1275:A:H2'	23:DB:1276:A:O4'	2.16	0.46
52:BW:9:THR:HG23	52:BW:10:ARG:CD	2.45	0.46
25:DC:76:VAL:HG12	25:DC:114:GLN:HB2	1.97	0.46
23:DB:2348:U:H5'	33:D1:20:TYR:OH	2.15	0.46
23:DB:1410:G:H2'	23:DB:1411:U:C6	2.51	0.46
30:DY:43:ILE:HG13	30:DY:44:ARG:N	2.30	0.46
23:DB:510:C:H2'	23:DB:511:U:O4'	2.16	0.46
44:DQ:48:ASP:C	44:DQ:50:ARG:N	2.69	0.46
23:BB:2863:C:O2'	23:BB:2864:G:H5'	2.16	0.46
45:BS:57:ASN:N	45:BS:57:ASN:HD22	2.14	0.46
25:BC:76:VAL:HA	25:BC:114:GLN:HA	1.97	0.46
23:DB:1098:A:C4	24:DI:3:LYS:O	2.68	0.46
23:DB:1818:U:HO2'	23:DB:1819:A:P	2.38	0.46
25:DC:196:ASN:HD21	25:DC:199:HIS:HB2	1.78	0.46
25:DC:68:ARG:HB3	25:DC:128:THR:OG1	2.16	0.46
1:AA:1317:C:C2	1:AA:1318:A:H1'	2.51	0.46
50:DT:55:VAL:CA	50:DT:87:LEU:HA	2.30	0.46
40:BH:46:PHE:O	40:BH:47:PHE:HD2	1.99	0.46
49:DR:14:VAL:HG21	49:DR:98:ILE:HD13	1.98	0.46
16:CS:64:GLU:O	16:CS:66:VAL:HG22	2.16	0.46
40:BH:117:LEU:CG	40:BH:130:VAL:HG13	2.45	0.46
40:BH:94:ILE:HB	40:BH:128:HIS:HE2	1.79	0.46
1:AA:796:C:O3'	10:AK:126:ARG:NH2	2.49	0.46
16:CS:10:ILE:O	16:CS:11:ASP:C	2.54	0.46
1:CA:779:C:H5''	10:CK:123:PRO:HB3	1.97	0.46
42:BN:103:ARG:HB2	42:BN:110:MET:CE	2.46	0.46
1:CA:410:G:H1'	1:CA:432:A:H61	1.81	0.46
3:AD:160:LEU:H	3:AD:160:LEU:CD1	2.23	0.46
33:D1:32:LYS:NZ	33:D1:52:LYS:HG2	2.31	0.46
32:D4:13:ASN:HB2	32:D4:27:CYS:SG	2.56	0.46
50:BT:39:THR:C	50:BT:41:ALA:H	2.20	0.46
25:DC:41:GLY:HA3	25:DC:53:ILE:CG2	2.37	0.46
23:DB:2353:G:N3	52:DW:30:VAL:HG13	2.31	0.46
42:DN:2:ARG:HB3	42:DN:2:ARG:CZ	2.45	0.46

*Continued on next page...*

*Continued from previous page...*

Atom-1	Atom-2	Interatomic distance (Å)	Clash overlap (Å)
23:DB:143:C:H2'	23:DB:144:A:C8	2.51	0.46
47:DF:134:GLN:C	47:DF:136:ILE:N	2.69	0.46
1:CA:1078:U:H4'	4:CE:137:ARG:CZ	2.46	0.46
47:DF:116:LEU:O	47:DF:177:ARG:HB2	2.15	0.46
47:BF:31:GLU:HG3	47:BF:32:LYS:HG2	1.97	0.46
23:BB:549:G:H5''	23:BB:550:C:C5	2.51	0.46
26:DD:114:LYS:HD2	26:DD:116:LYS:CE	2.45	0.46
23:DB:2723:C:H5''	42:DN:1:MET:CE	2.46	0.46
18:AB:117:GLU:HG3	18:AB:140:LEU:HD22	1.97	0.46
6:AG:87:PRO:CG	6:AG:144:ALA:HA	2.46	0.46
48:BG:6:ALA:HB3	48:BG:68:ARG:CG	2.40	0.46
23:BB:2722:G:H2'	23:BB:2723:C:H6	1.79	0.46
29:DE:97:ASN:ND2	29:DE:100:MET:HG3	2.30	0.46
26:DD:46:ARG:HG3	26:DD:46:ARG:HH11	1.80	0.46
7:AH:14:ARG:HG3	7:AH:15:ASN:N	2.31	0.46
10:AK:23:HIS:HB3	10:AK:30:ILE:CG1	2.42	0.46
29:BE:170:ARG:NH2	29:BE:176:ASP:HB2	2.30	0.46
23:DB:1710:G:O2'	23:DB:1711:A:H5'	2.15	0.46
23:BB:428:A:O2'	23:BB:429:A:H5'	2.15	0.46
20:CO:85:LEU:HB3	20:CO:87:LEU:HG	1.97	0.46
1:CA:1390:U:H2'	1:CA:1391:U:C6	2.51	0.46
1:CA:1071:C:C2	1:CA:1072:G:C8	3.04	0.46
11:AL:6:LEU:HB2	14:AQ:33:TYR:CE1	2.51	0.46
23:BB:1790:C:H2'	23:BB:1791:A:C8	2.51	0.46
1:AA:415:A:OP1	1:AA:415:A:H4'	2.16	0.46
2:CC:152:VAL:H	2:CC:165:GLU:HB3	1.81	0.46
26:BD:133:THR:HG23	26:BD:134:HIS:CD2	2.51	0.46
33:B1:38:PHE:HB2	33:B1:45:HIS:CE1	2.51	0.46
23:BB:2348:U:H5'	33:B1:20:TYR:HH	1.81	0.46
1:AA:1245:C:O2'	1:AA:1246:A:H5'	2.16	0.46
23:DB:2418:A:H2'	23:DB:2419:U:O4'	2.16	0.46
1:CA:628:G:O2'	1:CA:629:A:H5'	2.15	0.46
23:DB:553:G:C2'	23:DB:554:U:H5'	2.46	0.46
1:CA:950:U:H2'	1:CA:951:G:C8	2.50	0.46
1:CA:949:A:O2'	1:CA:950:U:H5'	2.16	0.46
20:CO:49:ASP:O	20:CO:50:HIS:C	2.53	0.46
23:BB:1688:U:O2	23:BB:1700:A:H5'	2.15	0.46
35:BV:1:MET:O	35:BV:2:PHE:HB2	2.16	0.46
23:DB:1859:U:H6	23:DB:1859:U:O5'	1.99	0.46
23:DB:2599:G:H2'	23:DB:2600:A:C8	2.51	0.46
1:CA:636:U:OP1	14:CQ:5:ARG:HD2	2.15	0.46

*Continued on next page...*

*Continued from previous page...*

Atom-1	Atom-2	Interatomic distance (Å)	Clash overlap (Å)
1:CA:682:G:O2'	1:CA:683:G:H5'	2.16	0.46
25:BC:62:ARG:HB3	25:BC:63:ILE:H	1.43	0.46
23:BB:1435:G:H2'	23:BB:1436:G:H8	1.80	0.46
23:DB:95:A:H4'	39:DX:38:GLN:O	2.14	0.46
23:DB:49:A:OP1	23:DB:51:G:H5'	2.16	0.46
7:CH:34:ALA:HB1	7:CH:109:VAL:HB	1.98	0.46
1:AA:656:G:H2'	1:AA:657:U:H6	1.81	0.46
38:DM:113:ALA:O	38:DM:116:ALA:HB3	2.16	0.46
23:DB:2181:U:H2'	23:DB:2182:U:C6	2.51	0.46
23:DB:708:G:H2'	23:DB:709:U:C6	2.50	0.46
50:DT:10:VAL:O	50:DT:12:ARG:N	2.48	0.46
23:BB:2050:C:H1'	26:BD:161:MET:CE	2.46	0.46
1:CA:62:U:H2'	1:CA:63:C:C6	2.51	0.46
23:DB:2588:G:H3'	56:DB:3587:HOH:O	2.14	0.46
1:AA:520:A:N1	1:AA:536:C:H1'	2.31	0.46
1:AA:292:G:O2'	1:AA:609:A:N6	2.49	0.46
20:AO:61:SER:O	20:AO:64:ARG:HB3	2.15	0.46
23:BB:1416:G:HO2'	23:BB:1417:C:H6	1.63	0.46
23:BB:2815:C:H2'	23:BB:2816:G:H8	1.80	0.46
25:DC:202:ARG:HB3	25:DC:203:VAL:H	1.67	0.46
21:AN:25:GLU:O	21:AN:29:ILE:HG13	2.16	0.46
38:BM:71:LYS:O	38:BM:92:TRP:HA	2.16	0.46
44:DQ:64:ILE:HD12	44:DQ:95:ALA:CB	2.45	0.46
49:DR:58:VAL:HG22	49:DR:59:ILE:N	2.22	0.46
10:AK:121:ARG:HH12	19:AU:37:TYR:HE2	1.64	0.46
8:AI:66:VAL:O	8:AI:67:LYS:HG3	2.16	0.46
23:DB:876:C:H3'	23:DB:877:A:C4'	2.46	0.46
8:CI:122:ARG:HG3	8:CI:122:ARG:HH11	1.80	0.46
11:AL:23:LEU:HD22	11:AL:58:ASN:HB2	1.98	0.46
1:CA:763:G:H2'	1:CA:764:C:H6	1.81	0.46
11:CL:23:LEU:HD22	11:CL:58:ASN:HB2	1.98	0.46
3:AD:155:LYS:HG2	3:AD:156:ALA:H	1.81	0.46
50:BT:40:LYS:C	50:BT:43:ILE:HG22	2.36	0.46
28:DP:19:PHE:HB2	28:DP:50:ARG:NH1	2.30	0.46
4:AE:150:GLU:H	4:AE:150:GLU:CD	2.19	0.46
29:BE:46:GLN:HG3	29:BE:87:ALA:HB3	1.98	0.46
30:BY:7:THR:HA	30:BY:34:THR:HA	1.98	0.46
23:BB:2305:U:H2'	23:BB:2306:C:O4'	2.16	0.46
46:DU:3:LYS:HD3	46:DU:82:VAL:HG21	1.98	0.46
37:BL:10:GLU:C	37:BL:12:SER:H	2.19	0.46
6:AG:136:LYS:O	6:AG:140:VAL:HG23	2.16	0.46

*Continued on next page...*

*Continued from previous page...*

Atom-1	Atom-2	Interatomic distance (Å)	Clash overlap (Å)
1:AA:864:A:H2'	1:AA:865:A:C8	2.51	0.46
1:AA:1308:U:OP1	12:AM:96:VAL:HG23	2.15	0.46
29:DE:17:THR:C	29:DE:19:PHE:H	2.20	0.46
22:BA:111:U:H2'	22:BA:112:G:H8	1.80	0.46
8:CI:64:ILE:HG21	8:CI:78:ILE:HG12	1.98	0.46
26:BD:34:VAL:HA	26:BD:50:VAL:HG12	1.98	0.46
1:AA:1102:A:O2'	1:AA:1103:C:H5'	2.16	0.46
37:BL:61:LEU:N	37:BL:61:LEU:CD1	2.79	0.46
23:DB:1469:A:H2'	23:DB:1470:A:H8	1.81	0.46
23:DB:2636:C:H2'	23:DB:2637:U:H6	1.81	0.46
20:CO:70:LEU:CD1	20:CO:78:TYR:H	2.29	0.46
1:AA:986:U:H1'	16:AS:54:ARG:HB3	1.97	0.46
41:DJ:131:ASN:O	41:DJ:132:HIS:ND1	2.49	0.46
23:BB:2144:G:N2	23:BB:2146:C:H5'	2.31	0.46
40:BH:67:ALA:HA	40:BH:138:VAL:HG11	1.98	0.46
31:B0:41:HIS:HB3	42:BN:99:LYS:HB2	1.97	0.46
23:DB:1174:U:O3'	23:DB:1175:A:H8	1.99	0.46
11:AL:35:ARG:HA	11:AL:35:ARG:CZ	2.46	0.46
23:DB:1439:A:N3	23:DB:1553:A:C6	2.84	0.46
46:BU:24:VAL:HA	46:BU:35:VAL:HA	1.97	0.46
10:AK:27:ASN:O	10:AK:56:LYS:HE2	2.16	0.46
23:BB:1119:U:H2'	23:BB:1120:G:H8	1.81	0.46
23:BB:1571:A:H2'	23:BB:1572:A:H8	1.81	0.46
41:BJ:64:VAL:HG22	41:BJ:68:LYS:HB2	1.97	0.46
36:B2:13:ASN:N	36:B2:13:ASN:HD22	2.14	0.46
23:DB:349:U:O2	23:DB:349:U:H2'	2.15	0.46
18:CB:114:LYS:HZ3	18:CB:151:LYS:CD	2.29	0.46
6:CG:91:ARG:HD2	6:CG:91:ARG:N	2.31	0.46
26:BD:159:LYS:NZ	26:BD:160:LYS:N	2.64	0.46
23:DB:1750:G:O2'	23:DB:2860:A:H2	1.99	0.46
39:BX:44:LYS:HD2	39:BX:48:ARG:HH12	1.80	0.46
23:DB:1383:A:H2	23:DB:1405:U:O2	1.99	0.46
11:CL:6:LEU:HB2	14:CQ:33:TYR:CE1	2.50	0.46
26:BD:168:GLU:HG3	26:BD:170:VAL:CG1	2.46	0.46
26:DD:187:LEU:O	26:DD:188:LEU:HD23	2.16	0.46
35:DV:83:LYS:O	35:DV:85:LYS:N	2.49	0.46
1:AA:56:U:H2'	1:AA:57:G:H8	1.81	0.46
23:DB:1219:U:H2'	23:DB:1220:G:H8	1.80	0.46
23:DB:1092:C:H2'	23:DB:1093:G:C5'	2.45	0.46
1:CA:502:A:H2'	1:CA:503:C:H6	1.81	0.46
1:CA:286:C:H2'	1:CA:287:U:C6	2.51	0.46

*Continued on next page...*

*Continued from previous page...*

Atom-1	Atom-2	Interatomic distance (Å)	Clash overlap (Å)
1:CA:1403:C:O2'	1:CA:1404:C:H5'	2.16	0.46
23:DB:1751:U:H2'	23:DB:1752:C:C6	2.51	0.46
47:BF:69:ALA:O	47:BF:70:ARG:HB2	2.16	0.46
23:BB:282:A:O2'	23:BB:283:G:H5'	2.16	0.46
23:DB:107:G:H1'	23:DB:294:A:H1'	1.98	0.46
1:CA:1495:U:O2'	1:CA:1496:C:H5'	2.16	0.46
4:CE:56:PRO:HA	4:CE:59:ILE:CD1	2.46	0.46
4:CE:54:GLU:HG2	4:CE:56:PRO:HD2	1.98	0.46
23:DB:1241:A:O4'	23:DB:1241:A:N3	2.49	0.46
26:BD:15:PHE:CE2	28:BP:77:SER:HB2	2.50	0.46
23:BB:690:G:H2'	23:BB:691:C:O4'	2.16	0.46
1:CA:218:U:H2'	1:CA:219:U:O4'	2.16	0.46
23:DB:57:C:H2'	23:DB:58:G:C8	2.50	0.46
23:DB:2443:C:O2'	23:DB:2444:G:H5'	2.16	0.46
1:AA:1007:U:H2'	1:AA:1008:U:H6	1.79	0.46
23:DB:2888:C:H2'	23:DB:2889:C:H6	1.81	0.46
23:BB:2201:G:H2'	23:BB:2202:U:H6	1.80	0.46
26:DD:183:GLU:N	26:DD:183:GLU:CD	2.69	0.46
23:DB:2361:G:H2'	23:DB:2362:C:H6	1.80	0.46
23:BB:1863:G:H2'	23:BB:1864:U:O4'	2.16	0.46
23:DB:2527:C:O2'	23:DB:2528:U:H5'	2.16	0.46
40:BH:104:THR:HG23	40:BH:105:ALA:H	1.79	0.46
23:DB:311:A:H2	23:DB:331:C:H5'	1.79	0.46
23:DB:245:G:O2'	23:DB:246:C:H5'	2.16	0.46
17:CT:25:SER:O	17:CT:29:THR:HG23	2.16	0.46
23:BB:43:G:H2'	23:BB:44:A:O4'	2.16	0.46
1:CA:306:A:H2'	1:CA:307:C:H5'	1.98	0.46
11:AL:5:GLN:HA	11:AL:8:ARG:NH2	2.31	0.46
48:BG:146:ASP:O	48:BG:150:TYR:HD1	1.99	0.46
23:BB:2056:G:H21	31:B0:1:ALA:HA	1.82	0.46
8:AI:53:LEU:O	8:AI:53:LEU:HD13	2.15	0.46
23:DB:1295:C:H2'	23:DB:1296:G:C8	2.51	0.46
39:BX:45:GLN:O	39:BX:47:ARG:N	2.45	0.46
23:DB:1706:C:H2'	23:DB:1757:A:OP2	2.16	0.46
28:BP:30:TRP:HD1	28:BP:39:LEU:HG	1.81	0.46
4:AE:129:SER:HA	56:AE:201:HOH:O	2.16	0.46
23:BB:2271:G:H2'	23:BB:2272:U:C6	2.51	0.45
2:CC:53:ARG:HB2	2:CC:68:HIS:CD2	2.52	0.45
25:DC:143:VAL:HA	25:DC:189:ALA:CB	2.46	0.45
23:BB:2269:G:H4'	52:BW:19:ARG:NH1	2.30	0.45
50:BT:45:ALA:HA	50:BT:48:GLN:HG2	1.98	0.45

*Continued on next page...*

*Continued from previous page...*

Atom-1	Atom-2	Interatomic distance (Å)	Clash overlap (Å)
45:DS:24:ILE:HG12	45:DS:36:LEU:HD21	1.98	0.45
45:DS:49:LYS:C	45:DS:51:LEU:N	2.69	0.45
45:DS:50:VAL:HG12	45:DS:105:VAL:HG23	1.98	0.45
40:DH:90:LEU:HD22	40:DH:122:LEU:O	2.16	0.45
40:DH:93:SER:C	40:DH:94:ILE:HD12	2.36	0.45
49:DR:14:VAL:HG22	49:DR:15:SER:H	1.80	0.45
28:BP:3:ILE:HG23	28:BP:4:ILE:N	2.31	0.45
27:DK:62:VAL:HG12	27:DK:63:VAL:N	2.31	0.45
8:CI:25:GLY:HA3	8:CI:57:VAL:CA	2.46	0.45
8:CI:49:GLN:N	8:CI:50:PRO:HD2	2.31	0.45
25:BC:251:THR:O	25:BC:252:LYS:HD2	2.16	0.45
1:AA:778:G:O2'	1:AA:779:C:H5'	2.16	0.45
19:AU:35:GLU:HB2	19:AU:37:TYR:CZ	2.51	0.45
8:AI:64:ILE:HG22	8:AI:66:VAL:H	1.81	0.45
21:AN:61:ASN:HB3	21:AN:72:PHE:CD2	2.51	0.45
44:BQ:93:ILE:O	44:BQ:96:ASP:HB3	2.15	0.45
2:AC:78:LYS:C	2:AC:80:GLY:H	2.20	0.45
1:CA:813:U:H5''	1:CA:816:A:N6	2.31	0.45
3:CD:21:LYS:C	3:CD:23:GLY:H	2.20	0.45
3:CD:58:GLN:HA	3:CD:58:GLN:OE1	2.16	0.45
1:AA:409:U:OP1	3:AD:21:LYS:HG3	2.15	0.45
3:AD:146:GLU:H	3:AD:146:GLU:CD	2.19	0.45
52:DW:43:LYS:O	52:DW:58:LEU:HD11	2.15	0.45
2:AC:152:VAL:HG13	2:AC:197:VAL:HG22	1.98	0.45
5:CF:38:ARG:HH21	5:CF:63:ASN:HD21	1.64	0.45
21:CN:8:ARG:O	21:CN:12:ARG:HG3	2.16	0.45
23:BB:513:A:O5'	23:BB:513:A:H8	1.98	0.45
23:DB:849:A:H2'	23:DB:850:U:C6	2.51	0.45
44:BQ:9:ALA:O	44:BQ:11:ALA:N	2.49	0.45
38:BM:19:GLY:CA	38:BM:98:PRO:HD2	2.37	0.45
1:AA:1114:C:O2'	1:AA:1115:U:H5'	2.16	0.45
23:DB:1198:U:H2'	23:DB:1199:U:H6	1.79	0.45
44:BQ:31:TYR:O	44:BQ:32:ARG:C	2.54	0.45
28:BP:50:ARG:HB3	28:BP:57:ALA:N	2.31	0.45
27:BK:76:VAL:O	28:BP:71:ARG:HA	2.16	0.45
2:AC:61:LYS:O	2:AC:96:VAL:HB	2.16	0.45
4:AE:91:SER:OG	4:AE:135:VAL:HG22	2.15	0.45
1:AA:1299:A:H2'	1:AA:1301:U:C1'	2.47	0.45
29:DE:128:ALA:O	29:DE:130:LYS:N	2.46	0.45
48:BG:108:PHE:HE1	48:BG:151:ARG:HH11	1.64	0.45
48:BG:112:VAL:O	48:BG:113:ASP:HB2	2.16	0.45

*Continued on next page...*



*Continued from previous page...*

Atom-1	Atom-2	Interatomic distance (Å)	Clash overlap (Å)
48:BG:90:GLY:HA3	48:BG:93:TYR:CZ	2.52	0.45
22:BA:114:C:H1'	43:BO:47:VAL:HG21	1.98	0.45
23:DB:1654:A:H61	23:DB:2049:G:P	2.39	0.45
23:DB:1654:A:O2'	26:DD:118:PHE:CB	2.64	0.45
6:AG:144:ALA:O	6:AG:145:GLU:HB3	2.16	0.45
1:AA:956:U:C2'	1:AA:957:U:H5'	2.47	0.45
23:DB:2514:U:H2'	23:DB:2515:C:C6	2.51	0.45
23:BB:2742:G:H2'	23:BB:2743:U:H6	1.80	0.45
23:BB:2740:A:N7	23:BB:2764:A:N7	2.64	0.45
23:BB:1468:U:H2'	23:BB:1522:A:N6	2.31	0.45
50:BT:69:ARG:HG3	50:BT:70:HIS:N	2.30	0.45
1:CA:72:A:N6	1:CA:98:A:C2	2.83	0.45
20:AO:70:LEU:HD12	20:AO:78:TYR:HB2	1.98	0.45
30:DY:6:ILE:HG22	30:DY:56:VAL:HA	1.98	0.45
12:AM:22:TYR:HB2	12:AM:65:GLU:HA	1.98	0.45
1:AA:1217:C:H2'	1:AA:1218:C:H6	1.81	0.45
38:DM:31:PHE:HA	38:DM:131:VAL:O	2.16	0.45
4:CE:156:ARG:HB3	7:CH:43:GLY:O	2.16	0.45
23:DB:1177:G:O5'	23:DB:1177:G:H8	1.99	0.45
1:CA:1225:A:H5'	12:CM:101:THR:HG1	1.81	0.45
27:DK:115:ILE:HG23	27:DK:116:ILE:H	1.81	0.45
1:AA:429:U:C1'	1:AA:430:A:H5''	2.45	0.45
1:CA:88:U:H2'	1:CA:89:U:C6	2.51	0.45
5:CF:77:THR:O	5:CF:81:ASN:HB2	2.16	0.45
23:DB:957:C:N4	23:DB:2459:A:C8	2.84	0.45
46:DU:35:VAL:HG23	46:DU:38:ILE:HG21	1.97	0.45
22:DA:59:A:H2'	22:DA:60:C:H6	1.78	0.45
23:BB:2840:C:H5''	42:BN:53:THR:CG2	2.46	0.45
9:CJ:83:THR:HA	9:CJ:86:ALA:HB3	1.98	0.45
48:DG:155:PRO:CA	48:DG:170:THR:HA	2.46	0.45
6:CG:94:ARG:HD3	6:CG:98:LEU:HD12	1.98	0.45
39:BX:39:GLN:HB3	39:BX:41:HIS:NE2	2.30	0.45
6:CG:3:ARG:HB3	6:CG:4:ARG:H	1.53	0.45
23:BB:2805:C:O2'	23:BB:2806:C:H5'	2.16	0.45
1:CA:473:U:H2'	1:CA:474:G:H8	1.81	0.45
23:BB:1006:C:H1'	41:BJ:108:MET:SD	2.57	0.45
1:AA:1244:G:H2'	1:AA:1245:C:O4'	2.16	0.45
1:CA:492:C:H2'	1:CA:493:A:N3	2.31	0.45
1:CA:411:A:H62	1:CA:413:G:H21	1.64	0.45
38:BM:53:MET:SD	38:BM:63:ILE:HG21	2.56	0.45
11:CL:79:ILE:HD12	11:CL:96:THR:HG22	1.97	0.45

*Continued on next page...*

*Continued from previous page...*

Atom-1	Atom-2	Interatomic distance (Å)	Clash overlap (Å)
23:BB:2297:A:N6	23:BB:2319:G:H1'	2.31	0.45
1:CA:1463:U:H2'	1:CA:1464:U:H6	1.81	0.45
23:BB:1824:G:H2'	23:BB:1825:U:H6	1.82	0.45
1:CA:45:G:O2'	1:CA:46:G:H5'	2.16	0.45
23:DB:2836:U:H2'	23:DB:2837:A:C8	2.51	0.45
5:CF:55:HIS:HB2	5:CF:56:LYS:HE2	1.98	0.45
15:AR:41:SER:HB3	15:AR:51:GLN:HB2	1.98	0.45
23:DB:2634:A:H2'	23:DB:2635:A:H8	1.80	0.45
23:BB:527:C:O4'	23:BB:527:C:O2	2.30	0.45
23:DB:428:A:O2'	23:DB:429:A:H5'	2.16	0.45
23:BB:1389:G:O2'	23:BB:1390:U:H5'	2.16	0.45
1:AA:386:C:O2'	1:AA:387:U:H5'	2.16	0.45
25:DC:62:ARG:HB3	25:DC:63:ILE:H	1.43	0.45
23:DB:2246:G:H2'	23:DB:2247:A:C8	2.51	0.45
23:DB:1501:G:O2'	23:DB:1502:A:H5'	2.15	0.45
44:BQ:72:GLY:O	44:BQ:113:LYS:HE2	2.16	0.45
44:BQ:115:ALA:C	44:BQ:117:ALA:H	2.20	0.45
34:B3:2:LYS:HG2	34:B3:2:LYS:H	1.45	0.45
26:DD:36:GLN:O	26:DD:36:GLN:HG3	2.16	0.45
23:DB:84:A:OP1	46:DU:2:ALA:HB3	2.16	0.45
25:DC:149:LYS:HG2	25:DC:152:GLN:OE1	2.16	0.45
21:AN:41:TRP:NE1	21:AN:43:ALA:HB3	2.32	0.45
50:BT:50:LEU:O	50:BT:51:PHE:HB2	2.15	0.45
38:BM:41:LEU:O	38:BM:93:VAL:HA	2.16	0.45
44:DQ:63:ARG:NH2	44:DQ:96:ASP:HA	2.32	0.45
49:DR:97:LYS:C	49:DR:98:ILE:HD12	2.37	0.45
18:AB:78:ALA:HB1	18:AB:213:LEU:HD13	1.98	0.45
45:BS:69:LEU:HD23	45:BS:107:VAL:HG21	1.97	0.45
16:CS:49:ALA:HB1	16:CS:56:HIS:HB2	1.97	0.45
8:CI:40:ARG:N	8:CI:44:ARG:HD3	2.32	0.45
8:CI:60:LEU:O	8:CI:60:LEU:HD12	2.16	0.45
23:BB:1841:U:H2'	23:BB:1842:G:C8	2.51	0.45
8:AI:16:ALA:HB2	8:AI:66:VAL:HG23	1.98	0.45
8:AI:113:LYS:HA	8:AI:120:ALA:HB2	1.97	0.45
8:AI:119:LYS:O	8:AI:121:ARG:N	2.49	0.45
1:CA:764:C:O2'	1:CA:765:G:H5'	2.17	0.45
11:CL:24:GLU:C	11:CL:26:CYS:H	2.19	0.45
23:DB:2271:G:H2'	23:DB:2272:U:C6	2.51	0.45
3:AD:117:VAL:HA	3:AD:122:ILE:HG13	1.96	0.45
42:DN:70:THR:HB	42:DN:75:ILE:HD11	1.98	0.45
48:DG:143:VAL:O	48:DG:147:LEU:HG	2.17	0.45

*Continued on next page...*

*Continued from previous page...*

Atom-1	Atom-2	Interatomic distance (Å)	Clash overlap (Å)
48:DG:84:LYS:HG3	48:DG:131:VAL:CB	2.44	0.45
1:AA:88:U:O2'	1:AA:89:U:C5	2.68	0.45
49:BR:76:LYS:HB2	49:BR:85:LYS:HB2	1.99	0.45
47:DF:151:LEU:CD1	47:DF:153:ILE:HG13	2.46	0.45
12:CM:49:GLU:HA	12:CM:52:ILE:CG2	2.45	0.45
47:DF:89:THR:O	47:DF:91:ARG:CZ	2.65	0.45
47:DF:89:THR:OG1	47:DF:91:ARG:NH2	2.49	0.45
40:BH:6:LEU:O	40:BH:15:LEU:HD22	2.15	0.45
48:BG:156:TYR:O	48:BG:157:LYS:HB2	2.16	0.45
7:AH:125:ILE:HG22	7:AH:126:CYS:SG	2.56	0.45
6:AG:74:VAL:HA	6:AG:86:VAL:C	2.36	0.45
41:DJ:84:ILE:HG23	41:DJ:84:ILE:O	2.15	0.45
23:BB:2514:U:H2'	23:BB:2515:C:C6	2.52	0.45
16:AS:17:LYS:HD2	16:AS:30:LEU:CD2	2.43	0.45
26:BD:89:GLU:HG3	26:BD:94:GLN:OE1	2.16	0.45
24:BI:62:ALA:C	24:BI:64:ARG:H	2.20	0.45
18:AB:185:ILE:O	18:AB:185:ILE:HG22	2.15	0.45
40:DH:2:GLN:HB2	40:DH:39:ALA:HB2	1.97	0.45
1:AA:469:C:O2'	1:AA:470:C:H5'	2.17	0.45
10:CK:22:ILE:HD13	10:CK:95:THR:HG21	1.97	0.45
26:DD:34:VAL:HG13	26:DD:94:GLN:H	1.77	0.45
23:BB:715:A:H2'	23:BB:716:A:O4'	2.16	0.45
20:CO:64:ARG:NH2	20:CO:88:ARG:HD2	2.31	0.45
38:BM:32:GLY:HA3	38:BM:103:TYR:O	2.16	0.45
21:AN:73:LEU:O	21:AN:77:GLY:N	2.49	0.45
1:CA:85:U:HO2'	1:CA:86:G:P	2.39	0.45
15:AR:42:ARG:C	15:AR:44:THR:H	2.19	0.45
35:BV:80:HIS:HA	35:BV:87:GLN:OE1	2.16	0.45
42:BN:48:VAL:HG23	42:BN:49:GLU:N	2.32	0.45
1:CA:1390:U:H2'	1:CA:1391:U:H6	1.81	0.45
23:DB:2340:A:H2'	23:DB:2341:G:H8	1.81	0.45
23:DB:451:U:C2	23:DB:453:A:N7	2.84	0.45
23:BB:250:G:H2'	23:BB:251:A:C8	2.52	0.45
23:DB:1040:A:H2	23:DB:1115:G:H22	1.65	0.45
2:AC:100:ILE:O	2:AC:100:ILE:HG23	2.16	0.45
39:BX:22:LEU:HG	39:BX:23:ARG:HG2	1.98	0.45
2:CC:35:ASP:OD2	2:CC:56:ILE:HD12	2.16	0.45
40:BH:30:LEU:O	40:BH:35:LYS:HB2	2.15	0.45
5:AF:53:LYS:C	5:AF:54:LEU:HD22	2.37	0.45
23:DB:291:G:O2'	23:DB:292:U:H5'	2.16	0.45
37:BL:132:ARG:CA	37:BL:135:ILE:HG22	2.46	0.45

*Continued on next page...*

*Continued from previous page...*

Atom-1	Atom-2	Interatomic distance (Å)	Clash overlap (Å)
23:BB:2700:A:H2'	23:BB:2701:U:H6	1.80	0.45
1:AA:55:A:OP2	1:AA:352:C:N4	2.49	0.45
1:AA:736:C:H2'	1:AA:737:C:H6	1.77	0.45
1:AA:738:C:H2'	1:AA:739:C:H6	1.81	0.45
36:D2:18:PHE:CE1	36:D2:22:MET:HG3	2.51	0.45
23:DB:2708:G:O2'	23:DB:2709:G:H5'	2.17	0.45
18:CB:169:HIS:HD2	18:CB:170:ILE:H	1.63	0.45
19:CU:20:ARG:H	19:CU:20:ARG:CD	2.30	0.45
23:DB:1583:A:H4'	23:DB:1585:C:N3	2.31	0.45
1:AA:1111:A:H2	2:AC:176:THR:HG23	1.81	0.45
29:DE:37:ALA:O	29:DE:39:ALA:N	2.43	0.45
23:DB:1688:U:O2	23:DB:1700:A:H5'	2.17	0.45
23:BB:710:U:H2'	23:BB:711:G:C8	2.51	0.45
38:DM:17:ASN:HD21	38:DM:95:LEU:CG	2.29	0.45
38:DM:17:ASN:HD21	38:DM:95:LEU:HG	1.80	0.45
24:BI:52:LEU:HD21	24:BI:81:LYS:NZ	2.31	0.45
23:DB:1735:A:H2'	23:DB:1736:U:C6	2.51	0.45
23:BB:861:A:H2'	23:BB:862:G:O4'	2.16	0.45
4:AE:56:PRO:HA	4:AE:59:ILE:HD12	1.98	0.45
23:BB:2221:G:O2'	23:BB:2222:C:H5'	2.16	0.45
43:BO:50:ALA:O	43:BO:51:ALA:HB2	2.17	0.45
18:CB:76:SER:OG	18:CB:77:GLU:N	2.49	0.45
21:AN:79:SER:OG	21:AN:82:LYS:HG2	2.15	0.45
23:BB:494:G:O2'	23:BB:495:G:H5'	2.16	0.45
23:DB:1863:G:H2'	23:DB:1864:U:O4'	2.15	0.45
23:BB:808:G:H2'	23:BB:809:G:O4'	2.16	0.45
23:DB:1334:G:O2'	23:DB:1335:C:H5'	2.15	0.45
37:DL:98:ALA:O	37:DL:99:ASN:C	2.53	0.45
4:AE:61:LYS:HG3	4:AE:62:ALA:N	2.31	0.45
23:DB:622:G:O2'	23:DB:623:C:H5'	2.16	0.45
24:DI:46:ASP:HA	24:DI:50:LYS:HE2	1.97	0.45
14:CQ:82:VAL:O	14:CQ:83:LEU:HD13	2.17	0.45
50:DT:68:LYS:HD3	50:DT:68:LYS:N	2.31	0.45
26:DD:130:GLN:HE21	26:DD:130:GLN:HB3	1.56	0.45
51:BZ:18:ARG:HA	51:BZ:24:ALA:HA	1.98	0.45
23:BB:2351:G:HO2'	23:BB:2352:A:H8	1.63	0.45
23:BB:858:G:H21	23:BB:2268:A:C3'	2.26	0.45
1:AA:1270:G:H2'	1:AA:1271:A:C8	2.51	0.45
1:CA:1492:A:H61	1:CA:1494:G:H1'	1.82	0.45
18:AB:8:MET:HB2	18:AB:11:ALA:HB3	1.97	0.45
1:CA:1218:C:H2'	1:CA:1219:A:H8	1.79	0.45

*Continued on next page...*

*Continued from previous page...*

Atom-1	Atom-2	Interatomic distance (Å)	Clash overlap (Å)
51:BZ:32:ASN:O	51:BZ:33:LEU:C	2.54	0.45
21:AN:67:GLY:O	21:AN:69:PRO:HD3	2.15	0.45
49:BR:38:VAL:HB	49:BR:59:ILE:HD11	1.99	0.45
23:BB:903:C:H2'	23:BB:904:G:C8	2.51	0.45
1:CA:730:G:O2'	1:CA:766:A:H5'	2.15	0.45
3:CD:146:GLU:CD	3:CD:146:GLU:H	2.19	0.45
3:CD:144:ILE:HD13	3:CD:154:VAL:HG11	1.98	0.45
22:BA:29:A:H3'	22:BA:30:C:H6	1.81	0.45
43:BO:30:ARG:H	43:BO:97:PHE:HE2	1.62	0.45
8:CI:85:ALA:O	8:CI:88:GLU:HG2	2.16	0.45
23:DB:1064:C:H2'	23:DB:1065:U:O4'	2.16	0.45
4:CE:114:LEU:HD13	4:CE:122:VAL:HG21	1.98	0.45
5:CF:64:VAL:HG12	5:CF:65:GLU:N	2.32	0.45
28:DP:47:ILE:HG13	28:DP:48:ALA:H	1.82	0.45
6:CG:26:VAL:HA	6:CG:42:VAL:HG21	1.98	0.45
44:DQ:7:VAL:HG23	44:DQ:8:ILE:N	2.31	0.45
38:DM:101:VAL:HG22	38:DM:101:VAL:O	2.17	0.45
1:AA:1236:A:H4'	1:AA:1304:G:H4'	1.98	0.45
29:BE:17:THR:HG22	29:BE:106:LYS:HE2	1.99	0.45
29:DE:15:SER:HB3	29:DE:18:THR:OG1	2.16	0.45
17:AT:66:ILE:HG23	17:AT:70:LYS:HD3	1.98	0.45
48:BG:104:LEU:HB2	48:BG:112:VAL:HB	1.97	0.45
13:AP:24:SER:C	13:AP:25:ARG:HD3	2.37	0.45
13:AP:23:ASP:OD1	13:AP:25:ARG:HB2	2.17	0.45
24:BI:29:GLN:HA	24:BI:29:GLN:NE2	2.31	0.45
23:BB:2000:C:O2'	23:BB:2001:C:H5'	2.17	0.45
23:BB:2881:U:O3'	42:BN:96:ARG:HG3	2.16	0.45
34:D3:30:HIS:HD2	34:D3:31:ILE:H	1.65	0.45
23:BB:1340:U:H5'	50:BT:61:LEU:CD2	2.46	0.45
1:AA:8:A:N6	3:AD:53:GLN:HE22	2.08	0.45
36:D2:9:VAL:CG1	36:D2:10:LEU:N	2.76	0.45
25:DC:239:PHE:C	25:DC:241:LYS:H	2.18	0.45
1:AA:332:G:H2'	1:AA:333:U:H6	1.81	0.45
23:DB:557:C:H2'	23:DB:558:U:H6	1.81	0.45
23:BB:1176:U:H2'	23:BB:1177:G:O4'	2.17	0.45
2:AC:182:ASP:O	2:AC:201:ILE:HB	2.17	0.45
23:BB:1035:U:H2'	23:BB:1036:G:C8	2.43	0.45
23:BB:1428:C:H2'	23:BB:1569:A:OP2	2.16	0.45
42:BN:28:LEU:HD23	42:BN:34:ILE:HG13	1.98	0.45
1:CA:510:A:N3	1:CA:543:U:H1'	2.31	0.45
42:DN:48:VAL:HG23	42:DN:49:GLU:N	2.32	0.45

*Continued on next page...*

*Continued from previous page...*

Atom-1	Atom-2	Interatomic distance (Å)	Clash overlap (Å)
42:DN:55:ALA:HA	42:DN:80:PHE:CE1	2.50	0.45
23:BB:2142:A:H2'	23:BB:2143:C:O4'	2.16	0.45
51:DZ:27:ARG:O	51:DZ:28:ARG:HB3	2.15	0.45
23:DB:740:C:O2'	23:DB:741:U:H5'	2.17	0.45
41:DJ:93:ILE:CA	41:DJ:97:PRO:HG3	2.45	0.45
2:CC:133:MET:CE	2:CC:165:GLU:HG3	2.47	0.45
45:DS:14:ALA:C	45:DS:16:LYS:H	2.19	0.45
1:AA:502:A:H2'	1:AA:503:C:H6	1.82	0.45
1:CA:35:G:O2'	1:CA:36:C:H5'	2.16	0.45
1:AA:533:A:H5'	56:AA:1892:HOH:O	2.16	0.45
23:BB:419:U:H2'	23:BB:420:C:H6	1.80	0.45
49:BR:2:TYR:CD1	49:BR:42:ALA:HB2	2.51	0.45
22:BA:74:U:O2'	22:BA:75:G:H5'	2.16	0.45
1:AA:791:G:C6	1:AA:792:A:N7	2.85	0.45
3:CD:54:LEU:CD1	3:CD:55:ARG:HH21	2.30	0.45
5:CF:17:GLN:HB3	5:CF:17:GLN:HE21	1.59	0.45
1:CA:1122:U:H2'	1:CA:1123:U:H6	1.80	0.45
31:D0:42:ILE:HG22	31:D0:43:THR:O	2.17	0.45
43:DO:105:ALA:C	43:DO:107:ALA:H	2.19	0.45
3:AD:57:LYS:O	3:AD:61:ARG:HB2	2.17	0.45
23:BB:2708:G:O2'	23:BB:2709:G:H5'	2.17	0.45
23:BB:2655:G:N2	23:BB:2664:G:H2'	2.31	0.45
23:BB:1919:A:H3'	23:BB:1920:C:H6	1.81	0.45
11:AL:28:GLN:HB3	11:AL:28:GLN:HE21	1.53	0.45
23:BB:1295:C:H2'	23:BB:1296:G:H8	1.81	0.45
23:BB:2415:G:H2'	23:BB:2416:C:C6	2.51	0.45
23:BB:680:C:H2'	23:BB:681:G:C8	2.51	0.45
23:DB:2581:G:N3	23:DB:2581:G:H2'	2.30	0.45
22:DA:9:G:P	43:DO:25:ARG:HH12	2.39	0.45
23:BB:1370:C:H2'	23:BB:1371:G:O4'	2.16	0.45
1:AA:1496:C:HO2'	1:AA:1517:G:H1	1.65	0.45
41:BJ:7:LYS:C	41:BJ:9:GLU:H	2.19	0.45
23:DB:2282:G:H4'	23:DB:2283:C:O5'	2.16	0.45
38:BM:29:GLY:CA	38:BM:106:ASP:HB2	2.47	0.45
31:B0:55:ALA:O	31:B0:56:LYS:C	2.55	0.45
23:DB:2032:G:N2	26:DD:150:GLN:HB3	2.31	0.45
23:BB:1764:C:O2'	23:BB:1765:U:H5'	2.17	0.45
2:CC:88:LYS:HD3	2:CC:88:LYS:C	2.36	0.45
23:BB:2448:A:H4'	23:BB:2449:U:OP2	2.17	0.45
23:BB:341:C:H2'	23:BB:342:A:H8	1.81	0.45
23:DB:1820:U:H3	25:DC:197:ALA:HA	1.82	0.45

*Continued on next page...*

*Continued from previous page...*

Atom-1	Atom-2	Interatomic distance (Å)	Clash overlap (Å)
38:DM:71:LYS:O	38:DM:92:TRP:HA	2.15	0.45
18:CB:161:PHE:HD2	18:CB:183:PHE:HB2	1.80	0.45
1:AA:1316:G:H22	1:AA:1318:A:H3'	1.79	0.45
21:AN:26:LEU:O	21:AN:29:ILE:HB	2.16	0.45
23:BB:2330:G:H1'	52:BW:38:ARG:HB2	1.97	0.45
18:AB:83:ALA:HA	18:AB:88:GLN:HE21	1.80	0.45
1:CA:1320:C:H1'	16:CS:72:GLU:HB3	1.99	0.45
8:CI:35:GLU:HA	8:CI:39:GLY:HA2	1.97	0.45
8:AI:123:ARG:HH11	8:AI:123:ARG:CB	2.25	0.45
1:AA:981:U:O3'	21:AN:60:ARG:HD3	2.16	0.45
1:CA:976:G:N2	1:CA:1363:A:C2	2.81	0.45
22:BA:49:C:OP1	43:BO:101:GLY:HA3	2.17	0.45
29:DE:161:ALA:HA	29:DE:164:LEU:HB2	1.99	0.45
28:DP:20:ARG:HB3	28:DP:23:ASP:OD2	2.17	0.45
30:BY:47:ILE:HG21	30:BY:56:VAL:CG2	2.47	0.45
47:DF:110:ILE:HG22	47:DF:113:PHE:HB3	1.99	0.45
47:DF:11:VAL:HG21	47:DF:172:PHE:CE1	2.52	0.45
47:DF:168:LEU:C	47:DF:170:ALA:H	2.19	0.45
2:AC:63:ILE:HB	2:AC:98:ALA:CB	2.46	0.45
1:CA:884:U:H4'	1:CA:885:G:H5''	1.99	0.45
5:CF:85:ILE:HG22	5:CF:86:ARG:N	2.31	0.45
23:DB:2722:G:H2'	23:DB:2723:C:H6	1.81	0.45
48:BG:15:ASP:O	48:BG:16:VAL:HB	2.16	0.45
40:DH:124:THR:O	40:DH:128:HIS:HE1	1.98	0.45
23:DB:2742:G:H2'	23:DB:2743:U:H6	1.80	0.45
12:CM:36:ALA:HB2	12:CM:58:GLU:OE1	2.16	0.45
23:BB:2822:G:H2'	23:BB:2823:A:H5''	1.97	0.45
1:AA:473:U:OP1	13:AP:76:LYS:HE2	2.15	0.45
23:BB:944:C:H5'	23:BB:945:A:C5'	2.46	0.45
23:BB:945:A:H3'	23:BB:946:C:H5''	1.98	0.45
35:BV:63:ILE:HB	35:BV:70:ILE:HG12	1.98	0.45
35:BV:35:GLU:HB3	35:BV:93:ARG:CZ	2.47	0.45
25:BC:5:CYS:HB2	25:BC:15:VAL:O	2.17	0.45
38:DM:114:ARG:HG3	38:DM:130:PHE:CD1	2.51	0.45
1:AA:309:A:O2'	1:AA:310:G:H5'	2.16	0.45
11:AL:13:ARG:HB2	11:AL:14:LYS:H	1.50	0.45
23:DB:101:A:C2'	23:DB:102:U:H5''	2.46	0.45
27:DK:41:ILE:HG13	27:DK:42:THR:N	2.31	0.45
4:AE:152:VAL:O	4:AE:156:ARG:HG2	2.16	0.45
49:DR:75:VAL:O	49:DR:76:LYS:HG3	2.16	0.45
1:CA:647:C:H2'	1:CA:648:A:H8	1.81	0.45

*Continued on next page...*

*Continued from previous page...*

Atom-1	Atom-2	Interatomic distance (Å)	Clash overlap (Å)
16:AS:33:TRP:CD2	16:AS:33:TRP:N	2.83	0.45
23:DB:2379:G:C5'	43:DO:21:LEU:HD11	2.47	0.45
27:DK:79:PHE:HD2	28:DP:69:VAL:HG12	1.82	0.45
8:CI:11:ARG:HH22	8:CI:108:ARG:HB2	1.80	0.45
25:BC:201:LEU:O	25:BC:202:ARG:O	2.34	0.45
44:DQ:75:TYR:O	44:DQ:79:ILE:HG22	2.17	0.45
14:AQ:30:HIS:CG	14:AQ:33:TYR:HB2	2.51	0.45
23:DB:1055:G:H2'	23:DB:1056:G:O4'	2.17	0.45
1:CA:1001:C:H2'	1:CA:1002:G:C8	2.51	0.45
23:BB:1316:U:H2'	23:BB:1317:G:H8	1.81	0.45
23:DB:2699:C:H2'	23:DB:2700:A:H8	1.81	0.45
1:CA:286:C:H2'	1:CA:287:U:H6	1.81	0.45
1:AA:486:U:H2'	1:AA:487:A:H8	1.81	0.45
23:BB:1212:G:H1'	23:BB:1236:G:N2	2.32	0.45
1:AA:51:A:H4'	1:AA:52:C:OP2	2.15	0.45
1:CA:386:C:O2'	1:CA:387:U:H5'	2.16	0.45
29:DE:112:LEU:HD11	29:DE:180:LEU:HB3	1.98	0.45
27:DK:68:GLY:CA	27:DK:78:ARG:HB3	2.47	0.45
23:BB:1183:U:H2'	23:BB:1184:U:C6	2.50	0.45
23:DB:1745:A:H2'	23:DB:1746:A:O4'	2.17	0.45
23:DB:1183:U:H2'	23:DB:1184:U:C6	2.51	0.45
23:BB:359:G:C2'	23:BB:360:U:H5'	2.47	0.45
23:BB:1864:U:O2'	23:BB:1865:U:H5'	2.16	0.45
1:CA:989:U:C2'	1:CA:990:C:H5'	2.46	0.45
23:BB:2581:G:C8	23:BB:2610:C:N4	2.85	0.45
1:AA:761:G:H2'	1:AA:762:U:C6	2.52	0.45
23:BB:464:U:H2'	23:BB:465:G:O4'	2.15	0.45
23:DB:1902:C:H2'	23:DB:1903:G:O4'	2.17	0.45
48:DG:123:GLU:O	48:DG:125:PRO:HD3	2.16	0.45
37:DL:69:ARG:HE	37:DL:69:ARG:HA	1.80	0.45
23:BB:1238:G:O2'	23:BB:1239:G:H5'	2.17	0.45
24:DI:91:LYS:HD2	24:DI:91:LYS:N	2.31	0.45
52:BW:30:VAL:HA	52:BW:60:ALA:O	2.16	0.45
2:CC:106:ARG:HD3	2:CC:107:LYS:NZ	2.31	0.45
25:DC:183:VAL:HG22	25:DC:184:GLU:N	2.31	0.45
25:DC:184:GLU:O	25:DC:186:ASP:N	2.42	0.45
29:BE:58:LYS:N	29:BE:58:LYS:HD3	2.32	0.45
21:AN:44:VAL:O	21:AN:48:GLN:HB3	2.17	0.45
50:BT:23:ALA:C	50:BT:25:GLU:H	2.20	0.45
41:DJ:44:TYR:HB2	44:DQ:63:ARG:HG2	1.97	0.45
18:AB:65:LYS:HZ2	18:AB:89:PHE:HE1	1.64	0.45

*Continued on next page...*



*Continued from previous page...*

Atom-1	Atom-2	Interatomic distance (Å)	Clash overlap (Å)
12:CM:65:GLU:N	12:CM:65:GLU:OE2	2.49	0.45
1:AA:1060:U:H2'	1:AA:1061:G:H8	1.80	0.45
6:AG:50:ALA:HB2	6:AG:57:GLU:CB	2.46	0.45
44:BQ:57:ARG:C	44:BQ:59:LEU:H	2.18	0.45
1:CA:976:G:N1	1:CA:1362:A:H3'	2.32	0.45
42:BN:101:GLY:CA	42:BN:109:PRO:HA	2.44	0.45
2:AC:26:LYS:HG3	2:AC:27:GLU:HG3	1.98	0.45
3:AD:24:VAL:HG12	3:AD:160:LEU:HB3	1.98	0.45
42:DN:24:MET:CG	42:DN:44:LEU:HD22	2.46	0.45
6:CG:19:SER:HB3	6:CG:22:LEU:CB	2.40	0.45
13:CP:67:ILE:CG1	13:CP:72:ALA:HB2	2.44	0.45
23:DB:1827:U:O2'	23:DB:1828:G:H5'	2.16	0.45
23:BB:728:G:O2'	23:BB:730:A:H8	1.99	0.45
49:BR:75:VAL:O	49:BR:76:LYS:HG3	2.17	0.45
1:AA:1113:C:H2'	1:AA:1114:C:H6	1.82	0.45
23:DB:1228:G:H2'	23:DB:1229:C:C6	2.52	0.45
44:DQ:30:VAL:HG11	44:DQ:33:VAL:HG22	1.98	0.45
23:DB:1418:G:H1'	23:DB:1580:A:H61	1.82	0.45
28:BP:89:GLY:H	28:BP:112:ARG:NH1	2.14	0.45
28:BP:21:PRO:CG	28:BP:91:VAL:HG21	2.37	0.45
47:DF:121:PHE:CE1	47:DF:162:ASP:HB2	2.51	0.45
47:DF:31:GLU:HB3	47:DF:157:THR:HA	1.98	0.45
23:DB:2732:G:H5'	23:DB:2733:A:O4'	2.16	0.45
1:CA:1249:C:H2'	1:CA:1250:A:H5'	1.97	0.45
47:BF:135:ILE:C	47:BF:137:PHE:H	2.19	0.45
27:DK:71:ARG:NE	27:DK:72:PRO:HD3	2.30	0.45
23:DB:1654:A:H2'	23:DB:1655:A:C8	2.51	0.45
23:DB:1169:A:H2'	23:DB:1170:C:C6	2.51	0.45
22:DA:94:A:H2'	22:DA:95:U:O4'	2.16	0.45
35:DV:11:GLU:CD	35:DV:16:ALA:HB1	2.37	0.45
27:BK:20:MET:C	27:BK:41:ILE:HG13	2.36	0.45
18:CB:101:THR:HG22	18:CB:174:GLU:CD	2.36	0.45
25:BC:226:PRO:HA	25:BC:232:GLY:HA3	1.99	0.45
23:DB:483:A:H2'	23:DB:484:C:O4'	2.17	0.45
27:DK:19:VAL:CG1	27:DK:41:ILE:HG12	2.42	0.45
40:BH:58:LEU:C	40:BH:60:GLU:H	2.20	0.45
2:AC:10:ARG:HH11	2:AC:10:ARG:HG3	1.81	0.45
31:B0:27:LEU:HD21	45:BS:38:TYR:CE1	2.51	0.45
23:DB:1172:C:H2'	23:DB:1173:U:O4'	2.17	0.45
27:DK:79:PHE:CD1	27:DK:79:PHE:N	2.84	0.45
28:DP:62:LYS:HB3	28:DP:69:VAL:HG22	1.99	0.45

*Continued on next page...*

*Continued from previous page...*

Atom-1	Atom-2	Interatomic distance (Å)	Clash overlap (Å)
25:BC:14:HIS:O	25:BC:16:VAL:HG23	2.17	0.45
25:BC:211:ARG:C	25:BC:213:ARG:H	2.19	0.45
46:BU:35:VAL:HB	46:BU:38:ILE:HG21	1.99	0.45
20:CO:10:LYS:HG3	20:CO:11:ILE:N	2.32	0.45
35:BV:65:VAL:O	35:BV:67:GLY:N	2.47	0.45
40:DH:30:LEU:O	40:DH:35:LYS:HB2	2.15	0.45
23:BB:878:A:C2'	23:BB:878:A:N3	2.78	0.45
1:CA:1128:C:H1'	1:CA:1148:U:O4	2.15	0.45
23:BB:182:A:H2'	23:BB:183:C:H6	1.81	0.45
18:CB:151:LYS:HG3	18:CB:152:ASP:H	1.80	0.45
23:DB:1535:A:O2'	23:DB:1536:C:H5'	2.16	0.45
23:DB:1538:G:O2'	23:DB:1539:U:H5'	2.17	0.45
40:DH:133:GLN:HG2	40:DH:139:PHE:HB3	1.98	0.45
1:AA:564:C:N1	14:AQ:32:ILE:HD11	2.31	0.45
23:BB:1788:C:H2'	23:BB:1789:A:H8	1.80	0.45
1:AA:1409:C:N3	1:AA:1492:A:C2	2.83	0.45
1:AA:1409:C:O2	1:AA:1409:C:H2'	2.16	0.45
23:BB:1383:A:H2	23:BB:1405:U:O2	1.99	0.45
35:BV:14:LYS:O	35:BV:18:ARG:HB2	2.17	0.45
42:DN:96:ARG:N	42:DN:96:ARG:HD3	2.31	0.45
1:AA:1448:C:O2'	1:AA:1449:C:H5'	2.16	0.45
23:BB:1537:G:H5''	23:BB:1537:G:N3	2.31	0.45
37:BL:68:SER:CB	37:BL:71:ALA:HB3	2.45	0.45
18:CB:169:HIS:HA	18:CB:172:ILE:CD1	2.46	0.45
36:B2:22:MET:HG2	36:B2:31:LEU:HD12	1.99	0.45
3:AD:138:PRO:HA	3:AD:181:PHE:CD2	2.52	0.45
23:DB:552:U:O2'	23:DB:553:G:H5'	2.17	0.45
27:DK:18:ARG:HB2	27:DK:45:GLU:HG2	1.97	0.45
1:AA:126:G:C4'	1:AA:634:C:H1'	2.47	0.45
27:DK:108:ARG:NH1	28:DP:34:GLY:HA2	2.32	0.45
34:D3:40:LYS:O	34:D3:43:LEU:N	2.47	0.45
1:AA:1207:G:H2'	1:AA:1208:C:H6	1.82	0.45
8:CI:30:ASN:O	8:CI:31:GLN:HB2	2.17	0.45
25:DC:270:ARG:HH11	25:DC:270:ARG:HB3	1.82	0.45
1:CA:45:G:H2'	1:CA:46:G:C8	2.52	0.45
23:BB:1179:G:H2'	23:BB:1180:U:O4'	2.16	0.45
1:CA:168:G:O2'	1:CA:169:C:H5'	2.16	0.45
23:BB:2484:G:O2'	23:BB:2485:G:H5'	2.17	0.45
1:CA:178:C:H2'	1:CA:179:A:H8	1.81	0.45
23:BB:863:A:O2'	23:BB:864:G:H5'	2.17	0.45
23:BB:662:G:O3'	37:BL:16:GLY:HA2	2.17	0.45

*Continued on next page...*

*Continued from previous page...*

Atom-1	Atom-2	Interatomic distance (Å)	Clash overlap (Å)
12:AM:11:HIS:HA	12:AM:43:LYS:HD3	1.98	0.45
23:BB:2037:A:H2'	23:BB:2038:G:H8	1.82	0.45
23:DB:1745:A:H2'	23:DB:1746:A:H8	1.80	0.45
15:AR:28:LEU:C	15:AR:30:ASN:H	2.18	0.45
23:DB:2527:C:H2'	23:DB:2528:U:H6	1.81	0.45
1:CA:989:U:O2'	1:CA:990:C:H5'	2.16	0.45
9:AJ:67:ILE:HG23	21:AN:94:GLY:O	2.17	0.45
1:AA:47:C:H4'	1:AA:48:C:O5'	2.16	0.45
23:DB:2533:U:H2'	23:DB:2534:A:O4'	2.15	0.45
29:BE:98:LYS:HE3	29:BE:99:LYS:HG2	1.98	0.45
14:AQ:55:GLY:O	14:AQ:81:ALA:HB2	2.16	0.45
48:DG:1:SER:H1	48:DG:61:TRP:HE3	1.64	0.45
23:DB:588:U:H1'	29:DE:85:PHE:CD2	2.51	0.45
1:CA:1010:U:O2'	1:CA:1011:C:H5'	2.17	0.45
1:AA:1026:G:H8	1:AA:1026:G:O5'	2.00	0.45
23:DB:55:G:H2'	23:DB:56:A:H8	1.82	0.45
29:DE:16:GLU:O	29:DE:20:GLY:HA3	2.17	0.45
1:AA:1306:A:N6	1:AA:1331:G:H1'	2.32	0.45
23:BB:1454:C:C5	42:BN:64:ARG:HG2	2.52	0.45
23:BB:1664:A:H1'	23:BB:2726:A:N1	2.32	0.45
23:BB:919:U:H6	23:BB:919:U:O5'	1.99	0.45
50:BT:30:ILE:O	50:BT:85:VAL:HG23	2.16	0.45
50:BT:53:VAL:CG1	50:BT:87:LEU:HB3	2.46	0.45
41:DJ:3:THR:HB	41:DJ:44:TYR:CE1	2.52	0.45
44:DQ:71:ASN:HD22	44:DQ:109:VAL:HG21	1.81	0.45
45:BS:49:LYS:C	45:BS:51:LEU:H	2.19	0.45
1:CA:1015:G:H2'	1:CA:1016:A:H8	1.82	0.45
23:DB:360:U:H2'	23:DB:361:G:N9	2.31	0.45
10:AK:125:LYS:O	19:AU:33:ARG:NH1	2.50	0.45
1:AA:981:U:H2'	1:AA:982:U:C5	2.52	0.45
8:AI:112:ARG:NH2	8:AI:114:LYS:HA	2.32	0.45
8:AI:123:ARG:HB2	8:AI:123:ARG:NH1	2.24	0.45
13:AP:72:ALA:HA	13:AP:75:ILE:HD12	1.97	0.45
1:CA:764:C:N4	1:CA:812:G:H1	2.15	0.45
3:CD:155:LYS:HA	3:CD:158:LEU:HD12	1.98	0.45
1:AA:410:G:H1'	1:AA:432:A:H61	1.82	0.45
1:AA:410:G:H8	1:AA:410:G:O5'	1.99	0.45
25:DC:93:VAL:HG13	25:DC:101:ARG:H	1.80	0.45
33:B1:32:LYS:NZ	33:B1:52:LYS:HG2	2.32	0.45
50:BT:32:LEU:N	50:BT:83:ALA:CB	2.79	0.45
52:DW:24:ARG:CD	52:DW:65:LYS:HG2	2.47	0.45

*Continued on next page...*

*Continued from previous page...*

Atom-1	Atom-2	Interatomic distance (Å)	Clash overlap (Å)
18:AB:53:LEU:C	18:AB:55:GLU:H	2.19	0.45
38:BM:38:ARG:HG2	38:BM:98:PRO:HD3	1.99	0.45
27:BK:93:GLN:HB3	27:BK:94:PRO:HD2	1.98	0.45
40:BH:6:LEU:HD12	40:BH:6:LEU:N	2.32	0.45
1:AA:1307:U:H2'	1:AA:1308:U:H6	1.81	0.45
38:BM:33:LEU:HD22	38:BM:128:THR:CB	2.43	0.45
29:DE:17:THR:HG22	29:DE:106:LYS:HE2	1.98	0.45
17:AT:78:LEU:O	17:AT:82:ILE:HG23	2.17	0.45
47:DF:41:GLU:O	47:DF:43:ILE:N	2.49	0.45
47:BF:127:TYR:CE2	47:BF:176:PHE:HE2	2.35	0.45
47:BF:11:VAL:HG21	47:BF:172:PHE:CE1	2.52	0.45
47:BF:1:ALA:N	47:BF:2:LYS:HE2	2.31	0.45
23:DB:2721:A:H2'	23:DB:2722:G:C8	2.51	0.45
23:DB:1169:A:H2'	23:DB:1170:C:H6	1.82	0.45
48:BG:17:LYS:O	48:BG:23:ILE:HG23	2.16	0.45
1:CA:337:G:O2'	1:CA:338:A:H5'	2.17	0.45
27:BK:72:PRO:O	27:BK:74:GLY:N	2.50	0.45
2:CC:172:VAL:HG12	2:CC:174:LEU:CD1	2.47	0.45
24:DI:45:THR:HA	24:DI:48:ILE:CG2	2.40	0.45
26:DD:68:PHE:CB	26:DD:73:VAL:HG23	2.47	0.45
26:DD:92:VAL:O	26:DD:94:GLN:N	2.50	0.45
46:DU:86:PHE:CE1	46:DU:88:ASP:HB2	2.51	0.45
44:DQ:9:ALA:O	44:DQ:11:ALA:N	2.49	0.45
26:DD:8:LYS:HB2	26:DD:201:LEU:HD21	1.99	0.45
31:B0:39:ARG:O	31:B0:40:HIS:HB2	2.17	0.45
1:AA:986:U:H2'	1:AA:987:G:O4'	2.17	0.45
49:BR:31:GLU:H	49:BR:63:VAL:CG2	2.30	0.45
18:CB:116:LEU:HD23	18:CB:119:GLN:CG	2.46	0.45
25:DC:226:PRO:HA	25:DC:232:GLY:HA3	1.98	0.45
23:DB:1867:G:O2'	23:DB:1868:C:H5'	2.16	0.45
11:AL:36:VAL:O	11:AL:36:VAL:HG23	2.16	0.45
37:DL:10:GLU:C	37:DL:12:SER:H	2.20	0.45
23:DB:1461:C:O2'	23:DB:1462:C:H5'	2.16	0.45
34:B3:56:LEU:O	34:B3:59:ALA:HB3	2.15	0.45
51:DZ:77:LYS:O	51:DZ:78:TYR:HB3	2.15	0.45
1:AA:197:A:H4'	1:AA:198:G:O5'	2.17	0.45
23:BB:68:G:H2'	23:BB:69:C:C6	2.52	0.45
31:D0:16:ARG:HA	31:D0:19:ASP:HB2	1.98	0.45
23:DB:1117:C:H2'	23:DB:1118:C:C6	2.52	0.45
23:DB:1684:G:H2'	23:DB:1685:C:H6	1.81	0.45
18:CB:103:TRP:CZ3	18:CB:107:ARG:HB3	2.52	0.45

*Continued on next page...*

*Continued from previous page...*

Atom-1	Atom-2	Interatomic distance (Å)	Clash overlap (Å)
23:DB:172:A:H2'	23:DB:173:A:C8	2.51	0.45
52:DW:76:ARG:HH21	52:DW:76:ARG:HA	1.79	0.45
2:CC:38:VAL:O	2:CC:41:TYR:HB3	2.17	0.45
37:BL:132:ARG:O	37:BL:136:GLU:HB2	2.16	0.45
23:BB:2897:U:H2'	23:BB:2898:U:C6	2.51	0.45
45:DS:3:THR:HB	45:DS:62:ASP:CB	2.47	0.45
1:AA:424:G:O2'	1:AA:425:G:H5'	2.16	0.45
23:BB:2032:G:N2	26:BD:150:GLN:HB3	2.32	0.45
41:BJ:102:GLU:HA	41:BJ:105:VAL:HG22	1.98	0.45
1:CA:1001:C:H2'	1:CA:1002:G:H8	1.81	0.45
23:BB:1105:U:H2'	23:BB:1106:G:C8	2.52	0.45
43:BO:106:LEU:HG	43:BO:107:ALA:N	2.30	0.45
23:DB:988:A:OP1	30:DY:11:SER:HB3	2.16	0.45
1:CA:1486:G:H2'	1:CA:1487:G:C8	2.51	0.45
2:AC:131:ARG:HB3	2:AC:135:ARG:NH2	2.32	0.45
23:DB:2599:G:O2'	23:DB:2600:A:H5'	2.16	0.45
23:BB:1241:A:O4'	23:BB:1241:A:N3	2.49	0.45
47:DF:42:ALA:O	47:DF:46:LYS:HG3	2.16	0.45
1:AA:1130:A:N6	1:AA:1143:G:N2	2.64	0.45
1:CA:144:G:H2'	1:CA:145:G:O4'	2.17	0.45
23:DB:1719:G:O2'	23:DB:1720:U:H5'	2.17	0.45
49:DR:74:ILE:HB	49:DR:87:GLN:O	2.16	0.45
11:AL:28:GLN:HB2	11:AL:80:LEU:HG	1.99	0.45
23:DB:2361:G:O2'	23:DB:2362:C:H5'	2.17	0.45
22:BA:9:G:O2'	22:BA:10:G:H5'	2.17	0.45
25:DC:63:ILE:HD13	25:DC:63:ILE:HA	1.84	0.45
23:DB:1951:U:O2	23:DB:1953:A:H3'	2.17	0.45
1:AA:640:A:O2'	1:AA:641:U:H5'	2.17	0.45
15:AR:52:ARG:O	15:AR:56:ARG:HG3	2.17	0.45
23:DB:2448:A:H4'	23:DB:2449:U:OP2	2.16	0.45
23:DB:1322:A:C2'	23:DB:1323:C:H5'	2.47	0.45
7:AH:118:ALA:HB3	7:AH:120:LEU:HD22	1.99	0.45
23:DB:2201:G:H2'	23:DB:2202:U:C6	2.51	0.45
31:D0:47:TYR:CD1	31:D0:47:TYR:N	2.85	0.45
48:DG:77:GLY:HA3	48:DG:135:ALA:O	2.16	0.45
28:BP:109:ILE:HG13	28:BP:109:ILE:O	2.17	0.45
2:CC:100:ILE:HG23	2:CC:100:ILE:O	2.17	0.45
27:DK:51:LYS:O	27:DK:52:VAL:HG13	2.16	0.45
8:AI:33:SER:HB3	8:AI:36:GLN:HB2	1.99	0.45
24:DI:1:ALA:C	24:DI:2:LYS:HD2	2.36	0.45
23:BB:2266:A:H4'	23:BB:2267:A:O5'	2.17	0.45

*Continued on next page...*

*Continued from previous page...*

Atom-1	Atom-2	Interatomic distance (Å)	Clash overlap (Å)
40:DH:31:VAL:CB	40:DH:32:PRO:CD	2.88	0.45
6:AG:103:ILE:HG21	6:AG:123:LEU:HD23	1.98	0.45
40:DH:119:ASN:O	40:DH:121:VAL:HG22	2.16	0.45
44:DQ:73:ILE:HG21	44:DQ:109:VAL:HG13	1.98	0.45
45:BS:49:LYS:C	45:BS:51:LEU:N	2.69	0.45
6:AG:14:ASP:OD1	6:AG:17:PHE:HB2	2.17	0.45
41:BJ:44:TYR:HB2	44:BQ:63:ARG:HG2	1.97	0.45
44:BQ:60:TRP:HB3	44:BQ:92:LYS:O	2.17	0.45
23:DB:902:C:H2'	23:DB:903:C:C6	2.52	0.45
23:BB:875:G:H2'	23:BB:876:C:O2	2.17	0.45
42:BN:101:GLY:O	42:BN:102:PHE:HB2	2.16	0.45
37:DL:124:GLY:N	37:DL:143:GLU:CG	2.72	0.45
3:CD:116:LEU:HD21	3:CD:153:ARG:HD3	1.97	0.45
3:CD:154:VAL:O	3:CD:157:ALA:HB3	2.16	0.45
33:D1:9:LYS:O	33:D1:50:GLU:HG3	2.17	0.45
5:AF:38:ARG:O	5:AF:62:MET:O	2.35	0.45
23:DB:2336:A:H61	52:DW:40:ARG:CG	2.28	0.45
2:AC:185:THR:HB	2:AC:197:VAL:O	2.17	0.45
28:DP:20:ARG:CG	28:DP:21:PRO:HD2	2.42	0.45
47:BF:134:GLN:HE21	47:BF:134:GLN:HB3	1.51	0.45
47:BF:147:ARG:HD2	47:BF:147:ARG:O	2.17	0.45
1:AA:1117:A:H4'	8:AI:105:ARG:HH12	1.82	0.45
37:DL:116:VAL:HG13	37:DL:117:THR:N	2.19	0.45
28:BP:58:PHE:HD1	28:BP:73:PHE:HD2	1.65	0.45
47:DF:110:ILE:HA	47:DF:111:ARG:NH2	2.31	0.45
23:DB:2547:A:H2'	23:DB:2548:U:H6	1.79	0.45
29:DE:114:ARG:HG3	29:DE:114:ARG:NH1	2.31	0.45
48:DG:16:VAL:HG11	48:DG:44:HIS:NE2	2.32	0.45
47:BF:106:ALA:HA	47:BF:135:ILE:CD1	2.46	0.45
23:DB:2720:U:H5''	28:DP:52:ARG:HH22	1.79	0.45
18:AB:119:GLN:C	18:AB:121:GLN:H	2.19	0.45
16:AS:14:LEU:HD13	16:AS:34:SER:OG	2.17	0.45
2:CC:116:ALA:O	2:CC:117:ASP:C	2.54	0.45
1:AA:728:A:H2'	1:AA:729:A:C8	2.51	0.45
23:BB:1952:A:OP1	27:BK:42:THR:HG21	2.16	0.45
23:BB:2867:G:N3	23:BB:2867:G:C2'	2.78	0.45
2:AC:205:GLU:O	2:AC:206:ILE:C	2.53	0.45
17:CT:4:LYS:HE3	17:CT:6:ALA:HB2	1.98	0.45
35:DV:29:ILE:HG13	35:DV:88:HIS:CE1	2.52	0.45
1:AA:1240:U:C3'	1:AA:1241:G:H5'	2.46	0.45
12:CM:90:HIS:HA	12:CM:108:ARG:HH21	1.79	0.45

*Continued on next page...*

*Continued from previous page...*

Atom-1	Atom-2	Interatomic distance (Å)	Clash overlap (Å)
14:AQ:8:GLN:HA	14:AQ:58:VAL:O	2.17	0.45
7:CH:14:ARG:HE	7:CH:75:GLN:NE2	2.14	0.45
14:CQ:8:GLN:HB3	14:CQ:59:GLU:HG3	1.98	0.45
23:DB:1812:U:H4'	25:DC:44:ASN:OD1	2.16	0.45
23:BB:264:C:H2'	23:BB:265:A:C5'	2.45	0.45
20:CO:8:THR:O	20:CO:11:ILE:HG13	2.16	0.45
30:BY:4:ILE:HG12	30:BY:38:GLU:O	2.17	0.45
26:BD:55:LYS:C	26:BD:57:ALA:H	2.19	0.45
20:CO:36:ILE:CD1	20:CO:59:MET:HG3	2.47	0.45
46:DU:13:LEU:HD12	46:DU:13:LEU:N	2.31	0.45
46:DU:11:ILE:HG21	46:DU:78:LYS:CE	2.46	0.45
38:DM:105:MET:HB2	38:DM:117:PHE:CZ	2.47	0.45
23:BB:632:A:H1'	37:BL:66:PHE:HE2	1.82	0.45
2:AC:139:ASN:HD22	2:AC:139:ASN:HA	1.55	0.45
19:AU:13:VAL:O	19:AU:13:VAL:HG13	2.17	0.45
3:AD:35:GLN:O	3:AD:37:PRO:HD3	2.16	0.45
23:BB:302:C:H2'	23:BB:303:G:C8	2.50	0.45
24:BI:116:MET:SD	24:BI:124:MET:HB2	2.56	0.45
11:AL:17:LYS:H	11:AL:17:LYS:HE3	1.82	0.45
41:DJ:37:ARG:HE	41:DJ:110:PRO:HG3	1.82	0.45
1:CA:537:G:H2'	1:CA:538:G:C8	2.52	0.45
23:DB:802:A:H2'	23:DB:803:U:H6	1.79	0.45
23:BB:738:G:H2'	23:BB:739:A:C8	2.52	0.45
23:DB:915:C:H3'	23:DB:916:G:C8	2.50	0.45
31:D0:28:SER:HB3	31:D0:37:HIS:HE1	1.81	0.45
36:D2:4:THR:O	36:D2:5:PHE:HB2	2.15	0.45
48:DG:40:VAL:HG13	48:DG:64:ALA:CB	2.46	0.45
23:DB:1312:U:O2	23:DB:1603:A:N1	2.50	0.45
47:BF:42:ALA:O	47:BF:46:LYS:HG3	2.17	0.45
23:DB:409:G:H2'	23:DB:410:G:H8	1.80	0.45
22:DA:17:C:O2'	22:DA:18:G:H5'	2.16	0.45
1:CA:1157:A:H4'	1:CA:1158:C:O5'	2.17	0.45
13:CP:19:VAL:H	13:CP:38:PHE:HA	1.81	0.45
23:DB:233:A:N6	23:DB:428:A:H61	2.14	0.45
34:D3:7:ARG:HG3	34:D3:7:ARG:NH1	2.32	0.45
23:BB:327:G:N2	46:BU:67:SER:HB2	2.31	0.45
23:BB:1064:C:H2'	23:BB:1065:U:O4'	2.17	0.45
47:BF:73:VAL:O	47:BF:74:ALA:HB2	2.16	0.45
29:BE:40:ARG:NH2	29:BE:92:HIS:NE2	2.65	0.45
6:AG:68:VAL:HA	6:AG:137:ARG:HG3	1.97	0.45
21:AN:14:ALA:HB1	21:AN:18:LYS:HE3	1.98	0.45

*Continued on next page...*

*Continued from previous page...*

Atom-1	Atom-2	Interatomic distance (Å)	Clash overlap (Å)
1:AA:1203:C:H2'	1:AA:1204:A:H8	1.81	0.45
1:AA:114:U:O2'	1:AA:115:G:H5'	2.17	0.45
23:DB:1435:G:H2'	23:DB:1436:G:H8	1.82	0.45
23:DB:929:U:H1'	30:DY:25:GLY:O	2.17	0.45
23:DB:625:G:O2'	23:DB:626:A:H5'	2.17	0.45
26:BD:35:THR:O	26:BD:71:ALA:HB1	2.17	0.45
23:BB:2521:C:H2'	23:BB:2522:U:C6	2.52	0.45
1:CA:761:G:H2'	1:CA:762:U:C6	2.52	0.45
23:BB:2331:G:O2'	23:BB:2332:C:H5'	2.16	0.45
23:BB:2527:C:O2'	23:BB:2528:U:H5'	2.16	0.45
12:AM:86:ARG:HB3	12:AM:86:ARG:HE	1.56	0.45
23:DB:241:A:H8	23:DB:241:A:OP1	2.00	0.45
7:CH:82:LEU:O	7:CH:82:LEU:HD13	2.17	0.45
49:DR:64:VAL:O	49:DR:65:ALA:HB3	2.17	0.45
23:DB:2223:G:C2'	23:DB:2224:G:H5'	2.47	0.45
4:CE:40:ASP:OD2	4:CE:42:ASN:HB3	2.17	0.45
23:DB:2236:U:O2'	23:DB:2237:G:H5'	2.17	0.45
52:BW:65:LYS:HZ2	52:BW:84:GLU:HB3	1.80	0.45
29:BE:29:HIS:CD2	37:BL:8:PRO:HA	2.52	0.45
1:AA:1270:G:H8	1:AA:1270:G:O5'	2.00	0.45
1:AA:1049:U:H5''	1:AA:1201:A:OP2	2.17	0.45
40:DH:141:LYS:O	40:DH:142:VAL:HG23	2.17	0.45
18:AB:101:THR:HG23	18:AB:102:ASN:N	2.32	0.45
18:AB:83:ALA:CB	18:AB:90:PHE:HB3	2.46	0.45
1:CA:988:G:H21	1:CA:1015:G:H22	1.60	0.45
15:AR:70:THR:HB	15:AR:72:ARG:NH1	2.32	0.45
12:CM:33:LEU:HD13	12:CM:40:GLU:HA	1.97	0.45
6:AG:46:LEU:HG	6:AG:57:GLU:HB2	1.99	0.45
41:BJ:42:ALA:O	41:BJ:44:TYR:N	2.50	0.45
49:BR:58:VAL:HG13	49:BR:59:ILE:N	2.31	0.45
16:CS:43:MET:O	16:CS:46:LEU:HB2	2.17	0.45
13:AP:72:ALA:HA	13:AP:75:ILE:CD1	2.46	0.45
1:CA:818:G:H3'	1:CA:819:A:H5''	1.97	0.45
37:DL:122:VAL:HB	37:DL:143:GLU:OE2	2.16	0.45
23:DB:921:C:H2'	23:DB:922:C:C6	2.52	0.45
29:DE:137:LYS:O	29:DE:141:MET:HG3	2.16	0.45
13:CP:75:ILE:HG22	13:CP:80:LYS:HD2	1.98	0.45
5:CF:7:VAL:HA	5:CF:60:VAL:O	2.17	0.45
28:DP:50:ARG:HB3	28:DP:57:ALA:N	2.32	0.45
52:DW:23:LYS:CG	52:DW:24:ARG:N	2.78	0.45
44:BQ:9:ALA:C	44:BQ:11:ALA:N	2.70	0.45

*Continued on next page...*



*Continued from previous page...*

Atom-1	Atom-2	Interatomic distance (Å)	Clash overlap (Å)
4:AE:114:LEU:HD13	4:AE:122:VAL:HG21	1.97	0.45
4:AE:45:VAL:O	4:AE:71:ILE:HG22	2.17	0.45
47:BF:134:GLN:HB3	47:BF:149:ARG:HB3	1.99	0.45
47:BF:41:GLU:O	47:BF:43:ILE:N	2.50	0.45
47:DF:37:MET:SD	47:DF:52:ALA:HA	2.57	0.45
23:BB:596:U:O2'	23:BB:597:G:H5'	2.17	0.45
1:AA:1191:A:H2'	1:AA:1192:C:C6	2.51	0.45
23:BB:1196:C:H2'	23:BB:1197:G:H8	1.79	0.45
47:DF:137:PHE:O	47:DF:138:PRO:C	2.55	0.45
24:DI:23:VAL:HG12	24:DI:27:LEU:HD21	1.97	0.45
1:CA:1251:A:N3	1:CA:1369:C:O2'	2.41	0.45
1:CA:1287:A:H2'	1:CA:1288:A:O4'	2.17	0.45
48:BG:106:LEU:O	48:BG:108:PHE:HD1	1.99	0.45
23:DB:2512:C:P	26:DD:128:ARG:HB2	2.57	0.45
18:AB:163:ILE:CG2	18:AB:164:ASP:H	2.25	0.45
6:AG:12:LEU:HA	6:AG:12:LEU:HD22	1.88	0.45
23:DB:969:G:H2'	23:DB:970:U:O4'	2.16	0.45
23:BB:1469:A:H2'	23:BB:1470:A:H8	1.81	0.45
26:BD:117:GLY:HA2	26:BD:164:GLN:HE22	1.82	0.45
50:BT:74:ILE:HG13	50:BT:75:GLY:N	2.30	0.45
1:AA:473:U:H2'	1:AA:474:G:H8	1.81	0.45
39:BX:17:GLU:CD	39:BX:18:LEU:N	2.70	0.45
39:BX:25:GLN:HE21	39:BX:25:GLN:HB3	1.54	0.45
23:BB:1729:U:H5	23:BB:1731:G:H22	1.62	0.45
20:AO:34:ALA:HB3	20:AO:35:GLN:OE1	2.16	0.45
23:BB:1374:G:H2'	23:BB:1375:U:H6	1.82	0.45
7:CH:63:LYS:CG	7:CH:70:VAL:HG21	2.46	0.45
23:DB:592:A:H2'	23:DB:593:U:C6	2.50	0.45
37:BL:93:ASN:O	37:BL:95:LEU:HD12	2.17	0.45
25:DC:110:LYS:O	25:DC:113:ASP:HB2	2.16	0.45
23:BB:2511:U:H2'	23:BB:2512:C:C6	2.52	0.45
1:CA:203:G:H1'	1:CA:465:A:N6	2.31	0.45
31:B0:41:HIS:HB2	42:BN:99:LYS:O	2.17	0.45
28:BP:62:LYS:HB3	28:BP:69:VAL:CG2	2.46	0.45
22:DA:7:G:H5"	43:DO:29:HIS:CD2	2.52	0.45
23:BB:735:A:N7	23:BB:761:A:H2	2.15	0.45
24:BI:107:GLU:HA	24:BI:110:GLN:OE1	2.17	0.45
11:AL:82:ARG:NH2	11:AL:95:HIS:ND1	2.65	0.45
11:CL:82:ARG:NH2	11:CL:95:HIS:ND1	2.64	0.45
48:BG:155:PRO:CA	48:BG:170:THR:HA	2.47	0.45
23:BB:2732:G:H5'	23:BB:2733:A:O4'	2.16	0.45

*Continued on next page...*

*Continued from previous page...*

Atom-1	Atom-2	Interatomic distance (Å)	Clash overlap (Å)
16:AS:18:VAL:HG13	16:AS:19:GLU:N	2.32	0.45
1:AA:1325:C:O2'	1:AA:1326:U:H5'	2.17	0.45
23:BB:1439:A:N3	23:BB:1553:A:C6	2.85	0.45
42:BN:61:ALA:C	42:BN:63:ARG:N	2.69	0.45
23:DB:68:G:H2'	23:DB:69:C:H6	1.82	0.45
26:BD:55:LYS:HZ3	26:BD:56:LYS:HG2	1.81	0.45
26:BD:58:ASN:OD1	26:BD:59:ARG:HG3	2.16	0.45
23:BB:2291:U:H2'	23:BB:2292:U:H6	1.81	0.45
43:DO:100:HIS:HA	43:DO:104:GLN:HG3	1.98	0.45
23:DB:2065:C:H2'	23:DB:2066:C:H6	1.78	0.45
5:AF:53:LYS:NZ	5:AF:53:LYS:N	2.64	0.45
45:BS:14:ALA:C	45:BS:16:LYS:H	2.19	0.45
23:BB:1028:A:N3	23:BB:2486:C:O2'	2.42	0.45
23:DB:2028:U:O2'	23:DB:2029:G:H5'	2.16	0.45
23:DB:1593:A:H2'	23:DB:1594:U:H6	1.79	0.45
1:CA:55:A:OP2	1:CA:352:C:N4	2.49	0.45
23:BB:1219:U:H2'	23:BB:1220:G:H8	1.82	0.45
23:DB:1219:U:H2'	23:DB:1220:G:C8	2.52	0.45
23:BB:811:U:O2	23:BB:1250:G:H2'	2.17	0.45
23:DB:909:A:H2'	23:DB:912:C:C5	2.51	0.45
1:CA:32:A:H2'	1:CA:33:A:H8	1.81	0.45
47:BF:26:GLN:O	47:BF:27:VAL:C	2.54	0.45
22:BA:96:G:O2'	22:BA:97:C:H5'	2.15	0.45
49:BR:1:MET:C	49:BR:2:TYR:HD1	2.19	0.45
23:BB:838:C:O2'	23:BB:839:U:H5'	2.17	0.45
42:BN:24:MET:CG	42:BN:44:LEU:HD22	2.47	0.45
15:AR:37:LYS:HG2	15:AR:37:LYS:H	1.61	0.45
23:DB:2600:A:O2'	23:DB:2601:C:H5'	2.17	0.45
1:CA:486:U:H2'	1:CA:487:A:H8	1.81	0.45
23:DB:934:U:H2'	23:DB:935:C:H6	1.80	0.45
1:CA:51:A:H5''	1:CA:52:C:H5''	1.99	0.45
1:CA:613:C:H2'	1:CA:614:C:H6	1.82	0.45
3:CD:148:ALA:C	3:CD:150:LYS:N	2.70	0.45
1:AA:137:U:H2'	1:AA:138:G:C8	2.51	0.45
1:CA:746:A:H2'	1:CA:747:A:C8	2.52	0.45
51:BZ:27:ARG:O	51:BZ:28:ARG:HB3	2.17	0.45
23:BB:2888:C:H2'	23:BB:2889:C:H6	1.82	0.45
23:BB:2709:G:H2'	23:BB:2710:C:H6	1.82	0.45
23:DB:1526:C:O2'	23:DB:1527:G:H5'	2.17	0.45
21:CN:19:TYR:O	21:CN:21:ALA:N	2.48	0.45
30:BY:16:LEU:O	30:BY:19:HIS:HB2	2.15	0.45

*Continued on next page...*

*Continued from previous page...*

Atom-1	Atom-2	Interatomic distance (Å)	Clash overlap (Å)
23:BB:1745:A:H2'	23:BB:1746:A:O4'	2.16	0.45
23:BB:672:C:H2'	23:BB:673:C:C6	2.51	0.45
38:BM:29:GLY:HA2	38:BM:106:ASP:HB2	1.97	0.45
48:DG:169:ARG:HB3	48:DG:171:LYS:NZ	2.32	0.45
15:CR:28:LEU:C	15:CR:30:ASN:H	2.19	0.45
1:AA:1473:G:H2'	1:AA:1474:U:O4'	2.17	0.45
15:CR:34:GLU:HB2	19:CU:18:PHE:CZ	2.52	0.45
23:BB:657:U:H2'	23:BB:658:U:C6	2.52	0.45
23:BB:383:C:N3	23:BB:391:A:N6	2.65	0.45
1:CA:932:C:H2'	1:CA:933:G:H8	1.81	0.45
26:BD:195:GLY:HA3	26:BD:199:SER:HB2	1.98	0.45
26:BD:7:LYS:HG3	26:BD:198:GLY:O	2.16	0.45
1:AA:1257:A:N3	1:AA:1257:A:O4'	2.49	0.45
49:BR:41:ILE:HD13	49:BR:41:ILE:N	2.31	0.45
23:BB:121:G:H1'	23:BB:148:U:N3	2.31	0.45
23:DB:1799:G:OP1	25:DC:257:ARG:HG3	2.17	0.45
38:DM:41:LEU:O	38:DM:93:VAL:HA	2.17	0.45
50:DT:53:VAL:CG1	50:DT:87:LEU:HB3	2.46	0.45
1:CA:1493:A:H2'	1:CA:1494:G:OP2	2.17	0.45
44:DQ:63:ARG:HH21	44:DQ:64:ILE:CD1	2.26	0.45
51:DZ:11:ARG:HB3	51:DZ:12:PRO:HD2	1.99	0.45
12:CM:13:HIS:N	12:CM:13:HIS:CD2	2.84	0.45
6:AG:14:ASP:CG	6:AG:17:PHE:HB2	2.36	0.45
8:AI:22:PRO:HA	8:AI:60:LEU:CB	2.46	0.45
8:AI:78:ILE:O	8:AI:82:ILE:HG13	2.17	0.45
8:AI:80:HIS:CE1	8:AI:84:ARG:HD3	2.51	0.45
42:DN:38:LEU:CB	42:DN:39:PRO:HD3	2.45	0.45
1:AA:975:A:H5''	1:AA:976:G:O5'	2.16	0.45
44:BQ:73:ILE:HG21	44:BQ:109:VAL:HG13	1.98	0.45
8:CI:117:LEU:N	8:CI:117:LEU:HD23	2.32	0.45
3:CD:107:GLY:O	3:CD:157:ALA:HB1	2.17	0.45
1:AA:437:U:C5'	3:AD:151:GLN:HE21	2.30	0.45
5:AF:34:GLY:O	5:AF:35:LYS:HB2	2.16	0.45
25:BC:93:VAL:HG13	25:BC:101:ARG:H	1.81	0.45
5:CF:91:ARG:N	5:CF:93:LYS:HZ1	2.13	0.45
18:AB:15:PHE:O	18:AB:40:ILE:HD12	2.17	0.45
29:BE:48:THR:C	29:BE:50:ALA:N	2.70	0.45
27:BK:60:ALA:HA	27:BK:87:LEU:CD2	2.47	0.45
30:DY:50:VAL:HB	30:DY:53:MET:HB2	1.99	0.45
47:DF:116:LEU:CG	47:DF:117:SER:H	2.30	0.45
29:DE:111:GLU:HA	29:DE:114:ARG:CG	2.39	0.45

*Continued on next page...*

*Continued from previous page...*

Atom-1	Atom-2	Interatomic distance (Å)	Clash overlap (Å)
48:DG:15:ASP:CB	48:DG:26:LYS:H	2.29	0.45
47:BF:7:TYR:OH	47:BF:29:ARG:HG3	2.17	0.45
47:BF:34:THR:OG1	47:BF:154:THR:HB	2.16	0.45
23:DB:2720:U:H2'	23:DB:2721:A:C8	2.51	0.45
23:BB:1072:C:N3	23:BB:1092:C:N4	2.65	0.45
48:BG:17:LYS:HE2	48:BG:19:ASN:CG	2.37	0.45
48:BG:15:ASP:CB	48:BG:26:LYS:H	2.29	0.45
26:BD:51:THR:HG22	26:BD:52:THR:N	2.32	0.45
1:AA:1101:A:O2'	1:AA:1102:A:OP2	2.34	0.45
26:BD:114:LYS:HD2	26:BD:116:LYS:CE	2.47	0.45
23:DB:2210:U:C4	23:DB:2212:A:N7	2.85	0.45
26:DD:38:LYS:HB2	26:DD:47:ALA:HB3	1.98	0.45
50:BT:64:LYS:HE3	50:BT:64:LYS:N	2.32	0.45
41:DJ:73:VAL:HG23	41:DJ:74:TYR:H	1.81	0.45
23:BB:2847:U:H5'	28:BP:94:ALA:HB3	1.99	0.45
26:BD:8:LYS:HB2	26:BD:201:LEU:HD21	1.99	0.45
3:AD:48:SER:O	3:AD:49:ASP:C	2.55	0.45
18:CB:119:GLN:HA	18:CB:122:ASP:OD2	2.16	0.45
35:BV:77:VAL:CA	35:BV:89:ILE:HG22	2.43	0.45
23:BB:2064:C:H1'	23:BB:2450:A:C6	2.52	0.45
49:DR:28:ALA:HB3	49:DR:31:GLU:CG	2.47	0.45
37:DL:93:ASN:O	37:DL:95:LEU:HD12	2.17	0.45
28:DP:95:LYS:HG3	28:DP:97:TYR:HE1	1.82	0.45
41:DJ:115:GLY:HA2	41:DJ:118:MET:HE3	1.99	0.45
23:BB:1948:G:O2'	23:BB:1949:G:H5'	2.17	0.45
26:BD:55:LYS:HZ3	26:BD:56:LYS:CG	2.28	0.45
22:DA:60:C:H2'	22:DA:61:G:C8	2.45	0.45
23:DB:2064:C:H1'	23:DB:2450:A:C6	2.51	0.45
46:DU:66:VAL:C	46:DU:68:ASN:H	2.19	0.45
23:BB:2893:A:H4'	23:BB:2894:G:C5'	2.47	0.45
23:DB:288:U:H2'	23:DB:289:G:C8	2.52	0.45
23:BB:1150:C:H2'	23:BB:1151:A:C8	2.50	0.45
1:CA:1379:G:O6	6:CG:2:ARG:HD3	2.16	0.45
38:BM:105:MET:HB2	38:BM:117:PHE:CZ	2.48	0.45
1:AA:35:G:H2'	1:AA:36:C:H6	1.82	0.45
2:CC:129:PHE:O	2:CC:133:MET:HB3	2.17	0.45
23:BB:1784:A:H4'	23:BB:1785:A:O5'	2.16	0.45
23:BB:742:A:O2'	23:BB:743:A:H5'	2.17	0.45
8:AI:96:GLU:HA	8:AI:99:LYS:CE	2.47	0.45
45:BS:73:LYS:HA	45:BS:73:LYS:HD2	1.68	0.45
23:DB:1359:A:H2'	23:DB:1360:G:O4'	2.17	0.45

*Continued on next page...*

*Continued from previous page...*

Atom-1	Atom-2	Interatomic distance (Å)	Clash overlap (Å)
23:DB:2808:G:O2'	23:DB:2809:A:H8	2.00	0.45
3:AD:187:ARG:O	3:AD:191:SER:N	2.50	0.45
23:DB:1681:G:N2	23:DB:1762:A:H3'	2.32	0.45
6:CG:63:VAL:C	6:CG:65:LEU:N	2.71	0.45
23:DB:2853:C:H2'	23:DB:2854:G:H8	1.82	0.45
23:DB:664:G:H2'	23:DB:665:U:C6	2.50	0.45
23:BB:842:U:H2'	23:BB:843:G:C8	2.49	0.45
23:BB:2730:C:H2'	23:BB:2731:G:C8	2.50	0.45
23:BB:1735:A:H2'	23:BB:1736:U:C6	2.52	0.45
18:CB:93:HIS:CD2	18:CB:94:ARG:HH22	2.34	0.45
34:B3:18:LYS:HD2	34:B3:19:GLY:H	1.80	0.45
38:BM:31:PHE:HA	38:BM:131:VAL:O	2.17	0.45
23:BB:406:G:O2'	23:BB:407:G:H5'	2.17	0.45
1:AA:1265:C:O2'	1:AA:1266:G:H5'	2.17	0.45
23:BB:1719:G:O2'	23:BB:1720:U:H5'	2.17	0.45
34:B3:22:LYS:HA	34:B3:48:MET:HA	1.99	0.45
40:DH:84:ALA:HB3	40:DH:148:ALA:CB	2.47	0.45
1:AA:1073:U:H4'	18:AB:104:LYS:CE	2.46	0.45
23:DB:2653:U:H3'	23:DB:2654:A:H2'	1.99	0.45
23:BB:2655:G:H1'	23:BB:2656:U:H5	1.82	0.45
23:BB:1564:C:H2'	23:BB:1565:C:C6	2.51	0.45
1:CA:420:U:H2'	1:CA:422:C:C4	2.52	0.45
23:DB:1409:U:H2'	23:DB:1410:G:H8	1.81	0.45
23:DB:2581:G:C8	23:DB:2610:C:N4	2.84	0.45
23:DB:43:G:H2'	23:DB:44:A:O4'	2.17	0.45
1:AA:916:U:H2'	1:AA:917:G:H8	1.82	0.45
1:CA:583:A:N6	1:CA:758:C:H1'	2.32	0.45
23:BB:1695:G:N7	25:BC:13:ARG:NH2	2.65	0.45
1:CA:453:G:H2'	1:CA:454:G:C8	2.52	0.45
25:DC:161:VAL:HG12	25:DC:173:LEU:HB2	1.99	0.45
1:AA:605:U:H2'	1:AA:606:G:H8	1.82	0.45
2:CC:67:ILE:O	2:CC:103:ALA:N	2.50	0.45
38:DM:71:LYS:CB	38:DM:93:VAL:HG12	2.46	0.45
38:BM:41:LEU:O	38:BM:94:ALA:N	2.50	0.45
45:DS:49:LYS:C	45:DS:51:LEU:H	2.19	0.45
1:CA:1492:A:H5''	1:CA:1493:A:N9	2.31	0.45
44:DQ:96:ASP:C	44:DQ:98:ALA:H	2.19	0.45
51:DZ:5:CYS:SG	51:DZ:8:THR:HG23	2.57	0.45
10:AK:126:ARG:HA	10:AK:126:ARG:NE	2.32	0.45
1:AA:1365:G:H2'	1:AA:1366:C:C6	2.51	0.45
1:AA:976:G:OP1	21:AN:70:HIS:HA	2.17	0.45

*Continued on next page...*

*Continued from previous page...*

Atom-1	Atom-2	Interatomic distance (Å)	Clash overlap (Å)
49:BR:3:ALA:HB2	49:BR:101:ILE:HD12	1.99	0.45
1:CA:974:A:H4'	1:CA:975:A:H3'	1.98	0.45
11:AL:24:GLU:C	11:AL:26:CYS:N	2.70	0.45
4:CE:81:GLN:N	4:CE:146:MET:HE3	2.18	0.45
23:DB:1032:A:OP1	32:D4:8:LYS:HG3	2.16	0.45
24:DI:131:THR:O	24:DI:135:MET:HG3	2.16	0.45
23:DB:2365:G:O2'	52:DW:59:PHE:CE1	2.70	0.45
50:DT:43:ILE:HG23	50:DT:58:VAL:HG21	1.99	0.45
23:BB:1275:A:H2'	23:BB:1276:A:O4'	2.17	0.45
47:DF:128:SER:CB	47:DF:154:THR:HA	2.47	0.45
22:DA:43:C:H1'	47:DF:91:ARG:NH2	2.32	0.45
47:DF:32:LYS:N	47:DF:95:MET:SD	2.90	0.45
13:CP:23:ASP:OD1	13:CP:25:ARG:HB2	2.16	0.45
7:AH:86:LYS:HG2	7:AH:124:ILE:HD11	1.98	0.45
48:DG:17:LYS:O	48:DG:23:ILE:HG23	2.17	0.45
47:BF:137:PHE:O	47:BF:138:PRO:C	2.55	0.45
24:DI:17:ALA:C	24:DI:19:PRO:HD3	2.37	0.45
48:BG:16:VAL:HG13	48:BG:49:LEU:HD13	1.98	0.45
1:AA:983:A:H2	1:AA:1222:G:H22	1.65	0.45
16:AS:38:THR:HG23	16:AS:69:LYS:HD3	1.99	0.45
1:CA:69:G:N2	1:CA:71:A:H62	2.15	0.45
24:DI:138:VAL:HG12	24:DI:139:VAL:N	2.32	0.45
38:BM:64:TRP:C	38:BM:65:ILE:HG13	2.36	0.45
38:BM:65:ILE:HG23	38:BM:103:TYR:CD2	2.52	0.45
28:BP:98:TYR:C	28:BP:100:ARG:H	2.19	0.45
23:BB:2145:C:H4'	23:BB:2145:C:OP2	2.17	0.45
11:CL:35:ARG:HA	11:CL:35:ARG:CZ	2.47	0.45
23:BB:577:G:OP1	23:BB:2502:G:H2'	2.17	0.45
1:CA:551:U:H2'	1:CA:552:U:H6	1.81	0.45
23:DB:2868:A:H2'	23:DB:2869:G:C8	2.52	0.45
6:AG:149:ALA:HB2	10:AK:60:PHE:HB3	1.98	0.45
23:DB:2503:A:O2'	23:DB:2505:G:OP2	2.35	0.45
1:CA:371:A:O2'	1:CA:372:C:H5'	2.17	0.45
2:AC:155:ARG:H	2:AC:162:ALA:CA	2.30	0.45
23:DB:635:C:H2'	23:DB:636:G:C8	2.52	0.45
48:DG:156:TYR:O	48:DG:157:LYS:HB2	2.17	0.45
23:BB:639:U:H2'	23:BB:640:C:H6	1.82	0.45
23:DB:302:C:H2'	23:DB:303:G:C8	2.50	0.45
45:BS:3:THR:HB	45:BS:62:ASP:CB	2.47	0.45
1:AA:32:A:H2'	1:AA:33:A:H8	1.79	0.45
1:AA:398:U:H2'	1:AA:399:G:C8	2.52	0.45

*Continued on next page...*

*Continued from previous page...*

Atom-1	Atom-2	Interatomic distance (Å)	Clash overlap (Å)
23:DB:2896:C:H2'	23:DB:2897:U:C6	2.52	0.45
35:DV:53:LYS:HZ2	35:DV:54:ALA:N	2.11	0.45
2:CC:152:VAL:HG11	2:CC:156:LEU:HG	1.99	0.45
7:CH:17:GLN:HE21	7:CH:62:LEU:CG	2.28	0.45
31:B0:16:ARG:HA	31:B0:19:ASP:HB2	1.99	0.45
23:BB:1750:G:O2'	23:BB:2860:A:H2	2.00	0.45
41:BJ:101:ILE:O	41:BJ:105:VAL:HG22	2.17	0.45
41:BJ:19:ASP:CB	41:BJ:57:LEU:HB2	2.47	0.45
41:BJ:58:ASN:HA	41:BJ:127:GLY:HA2	1.99	0.45
23:BB:783:A:H4'	23:BB:1779:U:O2	2.17	0.45
25:BC:124:LYS:HG3	25:BC:125:PRO:HD2	1.99	0.45
23:DB:1203:U:H3'	23:DB:1204:A:H5''	1.97	0.45
23:DB:1106:G:O2'	23:DB:1107:G:H5'	2.17	0.45
3:AD:138:PRO:HA	3:AD:181:PHE:HD2	1.82	0.45
22:BA:93:C:H2'	22:BA:94:A:H8	1.82	0.45
40:DH:53:GLU:O	40:DH:57:LYS:HB3	2.17	0.45
23:BB:2018:G:O2'	23:BB:2019:A:H5'	2.17	0.45
28:DP:12:MET:HG2	28:DP:54:LEU:HA	1.98	0.45
39:DX:52:ARG:O	39:DX:56:LEU:HD23	2.17	0.45
37:BL:127:VAL:HG22	37:BL:131:ALA:HB3	1.99	0.45
23:BB:1824:G:H2'	23:BB:1825:U:C6	2.52	0.45
23:DB:842:U:H2'	23:DB:843:G:C8	2.49	0.45
44:BQ:38:VAL:O	44:BQ:39:ILE:C	2.53	0.45
21:CN:3:GLN:O	21:CN:6:LYS:HB2	2.17	0.45
23:BB:1718:G:H2'	23:BB:1719:G:H8	1.82	0.45
43:BO:37:ALA:HB1	43:BO:78:VAL:HG21	1.99	0.45
23:DB:993:G:H1'	49:DR:91:GLN:NE2	2.31	0.45
31:B0:51:ARG:HB2	31:B0:52:LYS:H	1.62	0.45
1:CA:895:G:H2'	1:CA:896:C:H6	1.82	0.45
48:BG:5:LYS:HE3	48:BG:61:TRP:CZ3	2.51	0.45
23:BB:493:G:O2'	23:BB:494:G:H5'	2.17	0.45
39:DX:7:ARG:O	39:DX:9:LYS:HD3	2.17	0.45
1:CA:1008:U:H2'	1:CA:1009:U:C4'	2.47	0.45
8:CI:14:SER:HA	8:CI:68:GLY:O	2.17	0.45
1:CA:1430:A:H2'	1:CA:1431:A:O4'	2.17	0.45
1:CA:259:G:O2'	1:CA:260:G:H5'	2.17	0.45
3:AD:77:GLU:OE1	3:AD:80:ARG:HD3	2.17	0.45
23:DB:1449:G:O2'	23:DB:1450:G:H5'	2.17	0.45
44:DQ:115:ALA:C	44:DQ:117:ALA:H	2.20	0.45
23:DB:657:U:H2'	23:DB:658:U:C6	2.52	0.45
16:AS:20:LYS:HD2	16:AS:20:LYS:O	2.17	0.45

*Continued on next page...*

*Continued from previous page...*

Atom-1	Atom-2	Interatomic distance (Å)	Clash overlap (Å)
23:DB:567:U:H2'	23:DB:568:U:O4'	2.17	0.45
25:BC:109:LEU:H	25:BC:109:LEU:CD2	2.30	0.45
37:BL:81:ASP:HA	37:BL:84:LYS:HE2	1.98	0.45
52:BW:28:GLU:H	52:BW:31:LEU:HD12	1.82	0.44
23:DB:2221:G:H2'	23:DB:2222:C:C6	2.52	0.44
52:BW:53:GLY:O	52:BW:56:HIS:N	2.46	0.44
41:DJ:46:PRO:C	41:DJ:48:VAL:H	2.20	0.44
44:DQ:105:PHE:CA	44:DQ:108:LEU:HD12	2.37	0.44
51:BZ:11:ARG:HB3	51:BZ:12:PRO:HD2	1.99	0.44
51:BZ:53:ALA:C	51:BZ:55:GLY:H	2.21	0.44
51:DZ:5:CYS:CB	51:DZ:10:LYS:H	2.30	0.44
1:AA:780:A:O2'	1:AA:781:A:H5''	2.16	0.44
19:AU:42:THR:O	19:AU:45:LYS:N	2.50	0.44
42:DN:103:ARG:HB2	42:DN:110:MET:CE	2.45	0.44
44:BQ:63:ARG:HH21	44:BQ:64:ILE:CD1	2.27	0.44
1:CA:769:G:H4'	1:CA:1513:A:H4'	1.99	0.44
23:BB:1820:U:C4	25:BC:158:GLY:HA3	2.52	0.44
3:AD:28:ASP:CB	3:AD:33:ILE:HG21	2.47	0.44
5:AF:62:MET:HG3	5:AF:64:VAL:CG2	2.43	0.44
5:AF:7:VAL:HA	5:AF:60:VAL:O	2.17	0.44
22:BA:52:A:H2'	22:BA:53:A:O4'	2.16	0.44
23:BB:1227:G:O2'	23:BB:1228:G:H5'	2.17	0.44
22:DA:43:C:H5'	47:DF:62:GLN:HB3	1.98	0.44
1:AA:1300:G:O6	1:AA:1334:G:H3'	2.17	0.44
29:BE:17:THR:C	29:BE:19:PHE:H	2.20	0.44
1:AA:261:U:H2'	1:AA:263:A:OP2	2.16	0.44
47:BF:104:THR:C	47:BF:108:PRO:HG2	2.37	0.44
47:BF:109:ARG:HG3	47:BF:137:PHE:CB	2.43	0.44
47:BF:116:LEU:CG	47:BF:117:SER:H	2.30	0.44
23:DB:1997:C:O2'	23:DB:1998:A:H5'	2.16	0.44
26:DD:118:PHE:O	26:DD:119:ALA:CB	2.62	0.44
48:BG:10:VAL:C	48:BG:14:VAL:HG21	2.37	0.44
16:AS:14:LEU:CD1	16:AS:32:THR:HG23	2.47	0.44
2:CC:148:ILE:HG13	2:CC:201:ILE:HG23	1.98	0.44
1:CA:83:C:H1'	1:CA:84:U:C6	2.51	0.44
26:BD:106:LYS:CB	26:BD:206:ALA:H	2.24	0.44
49:DR:72:VAL:CG2	49:DR:89:HIS:HB3	2.44	0.44
1:CA:430:A:OP2	3:CD:6:PRO:HA	2.17	0.44
10:AK:16:SER:CA	10:AK:78:ILE:HA	2.46	0.44
26:DD:62:LYS:HD2	26:DD:62:LYS:H	1.82	0.44
23:BB:136:G:H2'	23:BB:137:U:H1'	1.99	0.44

*Continued on next page...*



*Continued from previous page...*

Atom-1	Atom-2	Interatomic distance (Å)	Clash overlap (Å)
31:B0:41:HIS:HB2	42:BN:99:LYS:C	2.37	0.44
1:AA:551:U:H2'	1:AA:552:U:H6	1.81	0.44
1:AA:300:A:H2'	1:AA:301:G:O4'	2.16	0.44
23:DB:2088:A:H2'	23:DB:2089:C:C6	2.51	0.44
23:DB:1813:G:H1'	25:DC:49:THR:OG1	2.17	0.44
23:BB:1061:U:H5'	24:BI:9:LYS:HZ1	1.82	0.44
7:CH:48:PHE:HA	7:CH:59:GLU:O	2.17	0.44
2:AC:108:PRO:C	2:AC:110:LEU:H	2.20	0.44
1:AA:1326:U:O2'	1:AA:1327:C:H5'	2.17	0.44
43:BO:111:ARG:HD2	43:BO:117:PHE:CD1	2.51	0.44
44:BQ:65:ASN:O	44:BQ:69:ARG:N	2.46	0.44
44:BQ:65:ASN:HA	44:BQ:75:TYR:HB2	1.99	0.44
23:BB:1591:A:H2'	23:BB:1592:C:O4'	2.17	0.44
23:BB:195:A:H1'	23:BB:250:G:H21	1.82	0.44
23:BB:170:U:O2'	23:BB:171:U:H5'	2.17	0.44
46:DU:64:ILE:HD11	46:DU:68:ASN:ND2	2.33	0.44
23:DB:2860:A:H2'	23:DB:2861:U:O4'	2.17	0.44
37:BL:109:LYS:HB2	37:BL:111:ILE:HD11	1.98	0.44
45:BS:60:HIS:ND1	45:BS:60:HIS:O	2.50	0.44
1:AA:411:A:H62	1:AA:413:G:H21	1.64	0.44
45:DS:17:VAL:C	45:DS:19:LEU:N	2.67	0.44
1:AA:735:C:H2'	1:AA:736:C:C6	2.52	0.44
23:DB:2485:G:O2'	23:DB:2486:C:H5'	2.17	0.44
41:BJ:58:ASN:CA	41:BJ:127:GLY:HA2	2.47	0.44
18:AB:134:LEU:HD23	18:AB:134:LEU:N	2.33	0.44
5:AF:21:MET:HB3	5:AF:25:TYR:CZ	2.52	0.44
23:DB:2693:G:H2'	23:DB:2694:G:C8	2.51	0.44
27:BK:18:ARG:HB2	27:BK:45:GLU:HG2	1.99	0.44
23:BB:812:C:H2'	23:BB:813:U:H6	1.81	0.44
23:DB:2249:U:N3	23:DB:2253:G:OP2	2.43	0.44
9:AJ:15:HIS:O	9:AJ:18:ILE:HG22	2.17	0.44
23:DB:39:G:O2'	23:DB:40:U:H5'	2.17	0.44
24:BI:44:LYS:O	24:BI:48:ILE:HG13	2.16	0.44
3:AD:61:ARG:HD2	3:AD:68:GLU:HA	1.99	0.44
23:DB:1671:U:H2'	23:DB:1673:G:OP2	2.17	0.44
1:CA:1052:U:H2'	1:CA:1055:A:OP1	2.17	0.44
3:CD:61:ARG:HG3	3:CD:71:PHE:CD2	2.52	0.44
1:AA:852:G:H2'	1:AA:853:C:C6	2.52	0.44
29:BE:112:LEU:HD11	29:BE:180:LEU:HB3	1.99	0.44
13:AP:19:VAL:H	13:AP:38:PHE:HA	1.82	0.44
23:DB:992:C:O2'	23:DB:993:G:H5'	2.18	0.44

*Continued on next page...*

*Continued from previous page...*

Atom-1	Atom-2	Interatomic distance (Å)	Clash overlap (Å)
23:DB:1292:G:H2'	23:DB:1293:C:C6	2.52	0.44
23:DB:1291:C:O2'	23:DB:1292:G:H5'	2.17	0.44
25:DC:173:LEU:H	25:DC:173:LEU:HD22	1.82	0.44
23:BB:335:C:O2'	23:BB:336:C:H5'	2.17	0.44
1:CA:511:C:O2'	1:CA:512:U:H6	2.00	0.44
32:D4:31:PRO:O	32:D4:34:LYS:HB3	2.17	0.44
23:BB:611:C:H2'	23:BB:612:G:O4'	2.17	0.44
1:CA:520:A:N1	1:CA:536:C:H1'	2.32	0.44
5:CF:16:GLU:H	5:CF:16:GLU:CD	2.20	0.44
2:AC:20:THR:HG23	2:AC:20:THR:O	2.17	0.44
1:AA:1025:U:H6	1:AA:1025:U:O5'	2.00	0.44
6:CG:85:GLN:OE1	6:CG:85:GLN:HA	2.17	0.44
6:AG:49:LEU:HD12	6:AG:124:SER:OG	2.17	0.44
38:BM:113:ALA:O	38:BM:116:ALA:HB3	2.16	0.44
1:AA:1269:A:H2	1:AA:1312:G:N3	2.15	0.44
25:DC:211:ARG:C	25:DC:213:ARG:H	2.20	0.44
29:BE:58:LYS:NZ	29:BE:58:LYS:N	2.53	0.44
18:CB:64:GLY:O	18:CB:88:GLN:HA	2.18	0.44
50:DT:45:ALA:HA	50:DT:48:GLN:HG2	1.99	0.44
40:DH:64:ALA:O	40:DH:68:ARG:HG2	2.18	0.44
44:DQ:60:TRP:HB3	44:DQ:92:LYS:O	2.18	0.44
1:CA:1219:A:H2'	1:CA:1220:G:C8	2.52	0.44
16:CS:62:THR:HG22	16:CS:63:ASP:N	2.26	0.44
52:BW:67:LYS:O	52:BW:68:PHE:HB2	2.17	0.44
51:DZ:54:LYS:O	51:DZ:57:ARG:HB2	2.18	0.44
51:DZ:5:CYS:HB3	51:DZ:10:LYS:N	2.31	0.44
8:CI:47:VAL:O	8:CI:50:PRO:HD2	2.17	0.44
42:BN:38:LEU:CB	42:BN:39:PRO:HD3	2.45	0.44
44:BQ:68:ALA:HB1	44:BQ:73:ILE:HG23	1.99	0.44
1:CA:1362:A:H4'	1:CA:1363:A:OP1	2.17	0.44
19:CU:42:THR:O	19:CU:45:LYS:N	2.50	0.44
13:AP:67:ILE:CG1	13:AP:72:ALA:HB2	2.46	0.44
1:CA:728:A:H2'	1:CA:729:A:C8	2.51	0.44
13:CP:71:VAL:HG13	13:CP:72:ALA:H	1.82	0.44
52:DW:28:GLU:H	52:DW:31:LEU:HD12	1.81	0.44
5:CF:92:THR:HG22	5:CF:93:LYS:N	2.32	0.44
37:BL:23:ILE:H	37:BL:23:ILE:CD1	2.15	0.44
28:DP:89:GLY:N	28:DP:112:ARG:NH1	2.66	0.44
33:B1:8:ILE:HG23	33:B1:9:LYS:N	2.32	0.44
4:CE:89:THR:HB	4:CE:134:ASN:ND2	2.32	0.44
30:DY:53:MET:HE2	30:DY:53:MET:HA	1.99	0.44

*Continued on next page...*

*Continued from previous page...*

Atom-1	Atom-2	Interatomic distance (Å)	Clash overlap (Å)
28:BP:19:PHE:HB2	28:BP:50:ARG:NH1	2.31	0.44
4:AE:131:ASN:O	4:AE:135:VAL:HG23	2.16	0.44
23:DB:571:U:O2'	49:DR:80:ARG:NH2	2.50	0.44
48:DG:34:ARG:HH11	48:DG:34:ARG:N	2.15	0.44
47:BF:116:LEU:O	47:BF:177:ARG:HB2	2.16	0.44
47:BF:121:PHE:CE1	47:BF:162:ASP:HB2	2.51	0.44
47:BF:126:ASN:HD22	47:BF:156:THR:HA	1.82	0.44
47:BF:168:LEU:C	47:BF:170:ALA:H	2.19	0.44
10:CK:17:ASP:HB3	10:CK:80:ASN:OD1	2.17	0.44
6:AG:74:VAL:HG12	6:AG:87:PRO:CD	2.47	0.44
34:B3:23:HIS:CG	37:BL:61:LEU:HD23	2.52	0.44
46:BU:49:PRO:HA	46:BU:53:GLN:HG3	1.98	0.44
26:DD:54:ALA:N	26:DD:76:GLY:HA2	2.32	0.44
23:BB:714:U:O2	23:BB:716:A:H3'	2.18	0.44
34:B3:30:HIS:HD2	34:B3:31:ILE:H	1.65	0.44
11:CL:14:LYS:HZ3	11:CL:16:ALA:CB	2.29	0.44
23:BB:2886:A:H2'	23:BB:2887:A:O4'	2.17	0.44
24:DI:100:ILE:HG23	24:DI:104:GLN:OE1	2.18	0.44
26:DD:55:LYS:C	26:DD:57:ALA:H	2.20	0.44
10:CK:14:GLN:HA	10:CK:76:TYR:O	2.17	0.44
7:CH:99:GLY:CA	7:CH:129:ALA:HA	2.46	0.44
35:DV:77:VAL:CA	35:DV:89:ILE:HG22	2.42	0.44
3:AD:53:GLN:HG2	3:AD:198:LEU:CD2	2.47	0.44
23:DB:819:A:OP2	23:DB:1187:G:N2	2.49	0.44
49:DR:76:LYS:HB2	49:DR:85:LYS:HB2	1.99	0.44
28:DP:62:LYS:HB3	28:DP:69:VAL:CG2	2.47	0.44
1:CA:394:G:O2'	1:CA:395:C:H5'	2.17	0.44
23:DB:1005:C:H2'	23:DB:1006:C:H6	1.82	0.44
41:DJ:101:ILE:O	41:DJ:104:ALA:HB3	2.17	0.44
23:DB:834:G:O2'	23:DB:835:C:H5'	2.18	0.44
23:DB:2070:A:H2'	23:DB:2071:A:H8	1.75	0.44
1:CA:1118:U:OP1	8:CI:10:ARG:HD2	2.18	0.44
25:BC:102:TYR:C	25:BC:103:ILE:HG13	2.37	0.44
1:CA:1255:G:O2'	1:CA:1258:G:H1'	2.16	0.44
42:DN:61:ALA:C	42:DN:63:ARG:N	2.67	0.44
30:BY:4:ILE:HD12	30:BY:58:GLU:HG3	2.00	0.44
1:CA:1230:C:O2'	1:CA:1231:G:H5'	2.17	0.44
23:BB:2842:G:O2'	23:BB:2843:G:H5'	2.18	0.44
1:CA:735:C:H2'	1:CA:736:C:C6	2.52	0.44
1:CA:1148:U:O2'	1:CA:1149:C:H5'	2.17	0.44
23:DB:779:U:O2'	23:DB:780:G:H5'	2.18	0.44

*Continued on next page...*

*Continued from previous page...*

Atom-1	Atom-2	Interatomic distance (Å)	Clash overlap (Å)
23:BB:2357:G:N2	23:BB:2359:C:H3'	2.33	0.44
34:B3:41:ARG:C	34:B3:43:LEU:H	2.21	0.44
23:DB:1739:A:H2'	23:DB:1740:G:C8	2.52	0.44
23:DB:182:A:H2'	23:DB:183:C:H6	1.82	0.44
22:DA:76:G:H2'	22:DA:77:U:C6	2.53	0.44
17:AT:7:LYS:O	17:AT:11:ILE:HG13	2.17	0.44
1:CA:35:G:H2'	1:CA:36:C:C6	2.53	0.44
1:CA:709:U:H2'	1:CA:710:G:H8	1.81	0.44
22:BA:102:G:H2'	22:BA:103:U:H6	1.82	0.44
23:DB:81:G:O2'	23:DB:82:U:H5'	2.17	0.44
8:CI:30:ASN:C	8:CI:32:ARG:H	2.20	0.44
15:CR:37:LYS:HG2	15:CR:37:LYS:H	1.63	0.44
23:DB:672:C:H2'	23:DB:673:C:H6	1.82	0.44
1:CA:1124:G:H5'	9:CJ:37:ARG:NE	2.31	0.44
23:DB:1392:A:C6	23:DB:1393:A:C6	3.06	0.44
38:BM:110:GLU:N	38:BM:110:GLU:CD	2.71	0.44
23:BB:1877:A:H2'	23:BB:1878:G:H8	1.81	0.44
49:DR:1:MET:C	49:DR:2:TYR:HD1	2.21	0.44
23:BB:57:C:H2'	23:BB:58:G:C8	2.52	0.44
30:BY:40:THR:O	30:BY:43:ILE:HG23	2.17	0.44
52:DW:69:GLU:HG3	52:DW:80:SER:HG	1.82	0.44
23:DB:2056:G:N2	31:D0:1:ALA:HA	2.32	0.44
3:AD:167:PRO:HG2	3:AD:170:LEU:HD11	1.99	0.44
11:CL:28:GLN:HE21	11:CL:28:GLN:HB3	1.52	0.44
23:DB:1153:C:H2'	23:DB:1154:G:C8	2.52	0.44
23:BB:1745:A:O2'	23:BB:1746:A:H5'	2.17	0.44
1:CA:343:U:O2'	1:CA:344:A:H8	2.00	0.44
23:DB:1031:G:H4'	32:D4:6:SER:HB3	1.98	0.44
1:AA:1017:U:H2'	1:AA:1018:G:C8	2.52	0.44
41:DJ:102:GLU:HA	41:DJ:105:VAL:HG22	1.98	0.44
23:DB:611:C:H2'	23:DB:612:G:O4'	2.17	0.44
22:DA:73:A:N3	22:DA:73:A:H2'	2.32	0.44
14:AQ:80:LYS:NZ	14:AQ:80:LYS:H	2.15	0.44
28:DP:114:ASN:HA	28:DP:114:ASN:HD22	1.59	0.44
31:D0:55:ALA:O	31:D0:56:LYS:C	2.55	0.44
20:CO:24:SER:HB3	20:CO:27:VAL:CG2	2.48	0.44
23:BB:2094:A:H4'	40:BH:25:TYR:CZ	2.53	0.44
24:DI:2:LYS:O	24:DI:3:LYS:HG3	2.16	0.44
25:DC:16:VAL:N	25:DC:203:VAL:HG11	2.25	0.44
50:DT:25:GLU:OE1	50:DT:30:ILE:HA	2.17	0.44
12:AM:14:ALA:HB1	12:AM:33:LEU:HD11	1.99	0.44

*Continued on next page...*

*Continued from previous page...*

Atom-1	Atom-2	Interatomic distance (Å)	Clash overlap (Å)
44:DQ:67:ALA:HB1	44:DQ:105:PHE:CZ	2.52	0.44
44:DQ:96:ASP:C	44:DQ:98:ALA:N	2.70	0.44
51:BZ:5:CYS:HB3	51:BZ:10:LYS:N	2.32	0.44
51:BZ:33:LEU:H	51:BZ:52:SER:HB3	1.82	0.44
40:BH:116:ARG:HH22	40:BH:133:GLN:N	2.16	0.44
8:AI:18:VAL:HG11	8:AI:82:ILE:CA	2.44	0.44
41:BJ:6:ALA:HB3	41:BJ:45:THR:CG2	2.44	0.44
1:CA:1270:G:H2'	1:CA:1271:A:H8	1.81	0.44
10:CK:125:LYS:O	19:CU:33:ARG:NH1	2.50	0.44
19:CU:34:ARG:C	19:CU:34:ARG:NE	2.70	0.44
3:CD:111:ALA:O	3:CD:114:ARG:HB2	2.17	0.44
23:DB:857:G:H2'	23:DB:858:G:H5'	1.96	0.44
3:AD:161:ALA:HA	3:AD:164:ARG:HB3	2.00	0.44
32:B4:8:LYS:HG2	32:B4:9:LYS:H	1.81	0.44
48:DG:84:LYS:HB2	48:DG:132:LEU:H	1.81	0.44
23:BB:1600:C:C2'	23:BB:1601:G:H5'	2.48	0.44
9:CJ:8:ILE:HD13	9:CJ:76:ILE:HG23	1.99	0.44
5:CF:6:ILE:HD11	5:CF:8:PHE:CD2	2.43	0.44
27:DK:58:LEU:HD11	27:DK:86:LEU:HB2	1.98	0.44
8:AI:107:ALA:O	8:AI:108:ARG:C	2.55	0.44
23:DB:1252:G:N2	44:DQ:32:ARG:HB3	2.32	0.44
4:CE:43:GLY:O	4:CE:72:ASN:HA	2.17	0.44
4:CE:45:VAL:O	4:CE:71:ILE:HG22	2.17	0.44
4:CE:45:VAL:H	4:CE:71:ILE:HG22	1.83	0.44
47:DF:103:ILE:H	47:DF:106:ALA:HB3	1.81	0.44
40:BH:2:GLN:HB2	40:BH:39:ALA:HB2	1.99	0.44
41:DJ:55:ILE:CG2	41:DJ:123:LYS:HB2	2.44	0.44
48:DG:149:ALA:C	48:DG:151:ARG:H	2.21	0.44
47:BF:111:ARG:O	47:BF:112:ASP:CB	2.62	0.44
22:BA:43:C:H1'	47:BF:91:ARG:NH2	2.32	0.44
1:CA:261:U:H2'	1:CA:263:A:OP2	2.17	0.44
22:BA:113:C:H2'	22:BA:114:C:H6	1.81	0.44
8:CI:29:ILE:HG12	8:CI:64:ILE:HD13	2.00	0.44
18:AB:114:LYS:O	18:AB:117:GLU:N	2.50	0.44
6:AG:144:ALA:C	6:AG:146:ALA:H	2.20	0.44
21:CN:27:LYS:HA	21:CN:31:SER:HB3	1.98	0.44
16:AS:39:ILE:CD1	16:AS:65:MET:HB3	2.48	0.44
39:DX:6:LEU:C	39:DX:8:GLU:H	2.21	0.44
23:BB:590:A:H2'	23:BB:591:U:H6	1.74	0.44
23:BB:2679:A:H2'	23:BB:2680:U:C6	2.52	0.44
23:BB:481:G:O5'	46:BU:43:LYS:HE2	2.17	0.44

*Continued on next page...*

*Continued from previous page...*

Atom-1	Atom-2	Interatomic distance (Å)	Clash overlap (Å)
1:CA:71:A:N6	1:CA:100:G:N7	2.66	0.44
20:AO:31:LEU:O	20:AO:34:ALA:HB3	2.17	0.44
26:DD:8:LYS:HG3	26:DD:9:VAL:N	2.31	0.44
23:DB:1723:G:N7	23:DB:1737:G:N2	2.58	0.44
1:CA:450:G:N7	1:CA:481:G:O6	2.50	0.44
23:DB:1796:U:O2'	23:DB:1797:G:H5'	2.18	0.44
7:CH:46:GLU:N	7:CH:63:LYS:HE3	2.32	0.44
23:DB:590:A:H2'	23:DB:591:U:H6	1.76	0.44
23:DB:734:A:C2	23:DB:735:A:H1'	2.52	0.44
1:AA:1342:C:O2'	8:AI:125:GLN:HB3	2.18	0.44
23:BB:577:G:O2'	23:BB:578:G:H5'	2.18	0.44
1:CA:1225:A:OP1	12:CM:100:ARG:HA	2.17	0.44
11:AL:65:TYR:HB3	11:AL:95:HIS:CD2	2.52	0.44
41:DJ:30:THR:N	41:DJ:108:MET:HE3	2.32	0.44
23:DB:830:G:H4'	23:DB:831:G:OP2	2.16	0.44
8:CI:8:THR:HG1	8:CI:80:HIS:CE1	2.35	0.44
5:CF:74:LEU:HG	5:CF:78:PHE:CE1	2.52	0.44
1:AA:1326:U:H2'	1:AA:1327:C:C6	2.52	0.44
50:BT:92:ASN:HD22	50:BT:92:ASN:HA	1.53	0.44
44:DQ:79:ILE:C	44:DQ:79:ILE:HD13	2.38	0.44
25:DC:75:ALA:HA	25:DC:96:LYS:HZ2	1.82	0.44
48:DG:155:PRO:HA	48:DG:170:THR:HA	1.98	0.44
46:BU:40:LEU:HA	46:BU:60:LYS:O	2.17	0.44
6:CG:70:PRO:HB3	6:CG:102:TRP:HH2	1.80	0.44
37:DL:121:THR:CB	37:DL:141:LYS:HB3	2.46	0.44
23:BB:2240:U:O2'	23:BB:2241:A:H5'	2.17	0.44
1:CA:1355:G:H2'	1:CA:1356:G:C8	2.52	0.44
6:CG:2:ARG:HH11	6:CG:2:ARG:CB	2.30	0.44
1:AA:814:A:N7	1:AA:816:A:C4	2.85	0.44
23:BB:1538:G:O2'	23:BB:1539:U:H5'	2.17	0.44
1:CA:1133:G:H2'	1:CA:1134:G:O4'	2.17	0.44
1:CA:1062:U:H2'	1:CA:1063:C:C6	2.52	0.44
37:DL:68:SER:CB	37:DL:71:ALA:HB3	2.47	0.44
1:CA:570:G:H1'	1:CA:820:U:C4	2.52	0.44
23:BB:814:C:C2	23:BB:1194:A:C2	3.05	0.44
11:CL:18:SER:OG	11:CL:19:ASN:N	2.51	0.44
1:AA:1151:A:HO2'	1:AA:1152:A:H8	1.62	0.44
23:DB:1752:C:O2'	23:DB:1753:G:H5'	2.18	0.44
1:AA:1120:C:O2'	1:AA:1121:U:H5'	2.17	0.44
23:DB:2454:G:O2'	23:DB:2455:G:H5'	2.18	0.44
31:D0:38:LEU:HD13	31:D0:41:HIS:NE2	2.33	0.44

*Continued on next page...*

*Continued from previous page...*

Atom-1	Atom-2	Interatomic distance (Å)	Clash overlap (Å)
56:CA:1910:HOH:O	21:CN:3:GLN:HB2	2.16	0.44
1:AA:1293:C:H2'	1:AA:1294:G:O4'	2.17	0.44
1:AA:1142:G:H3'	1:AA:1143:G:C8	2.53	0.44
3:CD:61:ARG:HD2	3:CD:68:GLU:HA	1.99	0.44
24:DI:102:ARG:HG3	24:DI:141:ASP:CB	2.47	0.44
23:BB:2221:G:H2'	23:BB:2222:C:C6	2.53	0.44
46:DU:73:ASN:ND2	46:DU:74:ALA:N	2.65	0.44
1:CA:932:C:H2'	1:CA:933:G:C8	2.52	0.44
44:BQ:48:ASP:C	44:BQ:50:ARG:N	2.70	0.44
49:BR:55:ASP:CG	49:BR:56:GLY:H	2.21	0.44
2:AC:57:GLU:HB2	2:AC:64:ARG:HB2	1.98	0.44
7:CH:118:ALA:HB3	7:CH:120:LEU:HD22	1.99	0.44
23:BB:11:C:N4	23:BB:2629:U:H3	2.15	0.44
23:BB:921:C:H2'	23:BB:922:C:C6	2.52	0.44
52:BW:23:LYS:NZ	52:BW:24:ARG:HG3	2.32	0.44
23:DB:338:G:N2	23:DB:339:U:H1'	2.32	0.44
29:BE:172:ALA:HB3	29:BE:195:GLN:NE2	2.33	0.44
23:BB:322:A:H1'	23:BB:339:U:O2	2.16	0.44
38:DM:71:LYS:CG	38:DM:93:VAL:HG12	2.46	0.44
1:CA:1492:A:H5''	1:CA:1493:A:C5	2.53	0.44
41:DJ:38:GLY:O	41:DJ:43:GLU:HB2	2.18	0.44
52:BW:46:ALA:HB3	52:BW:79:ILE:O	2.17	0.44
8:AI:6:TYR:HA	8:AI:18:VAL:O	2.17	0.44
1:AA:978:A:H5'	1:AA:1224:U:O4	2.17	0.44
1:CA:1343:G:H2'	1:CA:1344:C:O4'	2.17	0.44
21:CN:63:CYS:SG	21:CN:82:LYS:HG3	2.57	0.44
22:DA:29:A:H3'	22:DA:30:C:H6	1.82	0.44
23:DB:917:A:H2'	23:DB:918:A:O4'	2.18	0.44
48:BG:84:LYS:O	48:BG:85:LYS:O	2.36	0.44
23:DB:1141:U:OP2	41:DJ:65:THR:HG21	2.17	0.44
37:BL:116:VAL:HG13	37:BL:117:THR:N	2.18	0.44
23:DB:142:A:C2	50:DT:2:ILE:CG2	3.00	0.44
47:DF:131:VAL:O	47:DF:133:GLU:N	2.50	0.44
23:DB:2798:U:H4'	23:DB:2800:A:C2	2.53	0.44
42:BN:70:THR:HB	42:BN:75:ILE:HD11	1.99	0.44
1:CA:1247:U:O2'	1:CA:1248:A:H5'	2.18	0.44
48:DG:17:LYS:HB3	48:DG:24:THR:O	2.18	0.44
47:BF:128:SER:CB	47:BF:154:THR:HA	2.47	0.44
21:CN:44:VAL:C	21:CN:46:LYS:H	2.20	0.44
1:AA:764:C:O2'	1:AA:765:G:H5'	2.18	0.44
23:BB:296:U:H2'	23:BB:297:G:C8	2.52	0.44

*Continued on next page...*

*Continued from previous page...*

Atom-1	Atom-2	Interatomic distance (Å)	Clash overlap (Å)
46:BU:86:PHE:CE1	46:BU:90:LYS:HB2	2.52	0.44
18:AB:107:ARG:HA	18:AB:110:ILE:CD1	2.47	0.44
40:DH:48:GLU:CB	40:DH:51:ARG:HH21	2.30	0.44
23:BB:2848:G:H22	23:BB:2867:G:N2	2.15	0.44
34:D3:13:PHE:CZ	37:DL:61:LEU:HD22	2.53	0.44
29:DE:108:ILE:HD13	29:DE:108:ILE:O	2.16	0.44
31:B0:42:ILE:HG22	31:B0:43:THR:O	2.18	0.44
23:BB:2346:A:O4'	23:BB:2383:G:O4'	2.36	0.44
7:CH:14:ARG:HG3	7:CH:15:ASN:N	2.33	0.44
43:BO:115:LEU:H	43:BO:115:LEU:HD22	1.82	0.44
23:DB:2839:G:O2'	23:DB:2840:C:H5'	2.18	0.44
44:DQ:65:ASN:O	44:DQ:69:ARG:HB2	2.18	0.44
3:CD:117:VAL:HA	3:CD:122:ILE:HG13	1.98	0.44
18:CB:150:ILE:O	18:CB:150:ILE:HG12	2.17	0.44
37:DL:132:ARG:O	37:DL:136:GLU:HB2	2.17	0.44
23:BB:1151:A:H2'	23:BB:1152:C:O4'	2.18	0.44
1:CA:807:A:H2'	1:CA:808:C:C6	2.53	0.44
23:DB:418:C:H2'	23:DB:419:U:H6	1.83	0.44
23:DB:554:U:H2'	23:DB:555:G:O4'	2.18	0.44
22:BA:94:A:OP1	35:BV:19:ARG:HD3	2.16	0.44
34:D3:16:THR:C	34:D3:18:LYS:H	2.21	0.44
23:DB:817:C:H2'	23:DB:818:G:C8	2.53	0.44
23:DB:2454:G:H2'	23:DB:2455:G:H5'	1.98	0.44
1:CA:852:G:H2'	1:CA:853:C:C6	2.53	0.44
23:BB:2710:C:H2'	23:BB:2711:A:H8	1.83	0.44
40:BH:124:THR:HG22	40:BH:125:THR:N	2.33	0.44
1:CA:963:G:H2'	1:CA:964:A:H8	1.83	0.44
23:BB:2581:G:H2'	23:BB:2581:G:N3	2.33	0.44
1:CA:1009:U:H2'	1:CA:1010:U:C6	2.52	0.44
23:BB:1664:A:H1'	23:BB:2726:A:C2	2.53	0.44
23:BB:123:G:H2'	23:BB:124:G:C8	2.52	0.44
25:DC:61:TYR:HA	25:DC:85:ASN:HD21	1.82	0.44
23:DB:305:C:O2'	23:DB:306:U:H5'	2.18	0.44
1:CA:1519:A:H3'	1:CA:1520:C:C5'	2.47	0.44
1:CA:515:G:H2'	1:CA:516:U:O4'	2.18	0.44
1:AA:153:C:H2'	1:AA:154:U:C6	2.53	0.44
1:AA:1354:U:H6	1:AA:1354:U:O5'	2.00	0.44
6:CG:121:ASN:ND2	6:CG:121:ASN:N	2.66	0.44
23:DB:53:A:H2'	23:DB:54:G:O4'	2.17	0.44
23:DB:1792:G:OP1	25:DC:204:LEU:HD13	2.17	0.44
38:DM:43:ALA:HB2	38:DM:92:TRP:O	2.18	0.44

*Continued on next page...*



*Continued from previous page...*

Atom-1	Atom-2	Interatomic distance (Å)	Clash overlap (Å)
18:CB:59:ILE:HG13	18:CB:59:ILE:H	1.53	0.44
16:AS:6:LYS:HB2	21:AN:40:ARG:HH12	1.83	0.44
45:DS:41:LYS:O	45:DS:43:ALA:N	2.50	0.44
25:DC:251:THR:O	25:DC:252:LYS:HD2	2.18	0.44
26:DD:11:MET:HE1	26:DD:192:ALA:H	1.83	0.44
49:DR:14:VAL:CG2	49:DR:18:GLN:HG3	2.47	0.44
18:AB:67:LEU:O	18:AB:160:LEU:HD23	2.18	0.44
52:BW:43:LYS:HE3	52:BW:68:PHE:HE1	1.82	0.44
40:BH:72:ILE:O	40:BH:72:ILE:HG23	2.15	0.44
51:DZ:5:CYS:CB	51:DZ:10:LYS:N	2.81	0.44
12:CM:65:GLU:HB2	12:CM:66:GLY:H	1.58	0.44
19:AU:40:PRO:C	19:AU:42:THR:N	2.71	0.44
8:AI:27:ILE:CD1	8:AI:34:LEU:HD22	2.48	0.44
8:AI:84:ARG:O	8:AI:87:MET:HB3	2.17	0.44
23:BB:2154:A:C2'	23:BB:2155:U:H5'	2.47	0.44
21:AN:61:ASN:O	21:AN:62:ARG:O	2.36	0.44
1:CA:1317:C:OP1	21:CN:56:PRO:HD2	2.17	0.44
10:CK:126:ARG:NE	10:CK:126:ARG:HA	2.32	0.44
25:BC:149:LYS:HG2	25:BC:152:GLN:NE2	2.32	0.44
23:DB:27:G:HO2'	23:DB:28:A:H8	1.62	0.44
3:AD:21:LYS:C	3:AD:23:GLY:H	2.20	0.44
13:CP:72:ALA:HA	13:CP:75:ILE:HD12	2.00	0.44
24:BI:79:LEU:HD11	24:BI:131:THR:OG1	2.16	0.44
48:BG:84:LYS:HB2	48:BG:132:LEU:H	1.83	0.44
23:DB:2331:G:O2'	23:DB:2332:C:H5'	2.18	0.44
52:DW:32:ALA:C	52:DW:34:SER:N	2.69	0.44
5:CF:38:ARG:HE	5:CF:63:ASN:CG	2.21	0.44
23:BB:1080:A:O2'	24:BI:126:ARG:HB2	2.16	0.44
12:AM:2:ARG:O	12:AM:3:ILE:HB	2.18	0.44
6:CG:148:LYS:O	6:CG:151:ALA:N	2.50	0.44
23:BB:1158:C:O3'	30:BY:30:ARG:NH2	2.51	0.44
1:AA:1117:A:H2	1:AA:1180:A:H1'	1.83	0.44
27:DK:88:ASN:ND2	27:DK:89:ASN:N	2.62	0.44
23:BB:1249:U:O4'	44:BQ:3:VAL:HG21	2.18	0.44
28:BP:19:PHE:CZ	28:BP:25:VAL:HG11	2.52	0.44
1:AA:1307:U:H2'	1:AA:1308:U:C6	2.52	0.44
40:DH:5:LEU:C	40:DH:7:ASP:H	2.21	0.44
48:DG:10:VAL:C	48:DG:14:VAL:HG21	2.37	0.44
47:BF:2:LYS:NZ	47:BF:97:GLU:HA	2.33	0.44
23:BB:2798:U:H4'	23:BB:2800:A:C2	2.52	0.44
2:CC:112:ALA:CA	2:CC:201:ILE:HD11	2.48	0.44

*Continued on next page...*

*Continued from previous page...*

Atom-1	Atom-2	Interatomic distance (Å)	Clash overlap (Å)
23:BB:2740:A:H2'	23:BB:2741:A:C8	2.52	0.44
46:BU:46:LYS:HE3	46:BU:47:PRO:O	2.17	0.44
3:CD:12:ARG:HG2	3:CD:12:ARG:H	1.52	0.44
44:DQ:9:ALA:C	44:DQ:11:ALA:N	2.70	0.44
7:CH:44:PHE:CE2	7:CH:100:ILE:HG12	2.49	0.44
35:DV:38:LEU:CG	35:DV:40:ILE:HG23	2.48	0.44
23:DB:596:U:H2'	23:DB:597:G:C8	2.52	0.44
23:BB:1808:A:H3'	23:BB:1809:A:H8	1.81	0.44
14:AQ:8:GLN:HB3	14:AQ:59:GLU:HG3	1.99	0.44
16:CS:29:PRO:HA	16:CS:47:THR:CB	2.47	0.44
46:BU:13:LEU:CA	46:BU:18:LYS:HE3	2.46	0.44
20:AO:81:LEU:O	20:AO:85:LEU:HD13	2.16	0.44
1:AA:510:A:N3	1:AA:543:U:H1'	2.32	0.44
23:BB:2348:U:H4'	33:B1:40:PRO:HG2	2.00	0.44
23:DB:1591:A:H2'	23:DB:1592:C:O4'	2.17	0.44
23:DB:1595:C:O2'	23:DB:1596:A:H5'	2.18	0.44
23:BB:1681:G:N2	23:BB:1762:A:H3'	2.32	0.44
1:CA:1411:C:H2'	1:CA:1412:C:C6	2.53	0.44
23:DB:711:G:O2'	23:DB:712:G:H5'	2.17	0.44
23:BB:1474:U:H2'	23:BB:1475:G:H5'	1.99	0.44
23:BB:329:G:O6	46:BU:16:LYS:HB2	2.18	0.44
34:D3:22:LYS:HA	34:D3:48:MET:HA	1.99	0.44
1:AA:286:C:H2'	1:AA:287:U:C6	2.52	0.44
23:DB:1241:A:H3'	23:DB:1242:U:H6	1.82	0.44
1:CA:750:C:O2	20:CO:23:GLY:HA3	2.17	0.44
23:BB:2666:C:O4'	23:BB:2666:C:O2	2.34	0.44
1:AA:435:A:N3	1:AA:435:A:H2'	2.32	0.44
1:CA:137:U:H2'	1:CA:138:G:C8	2.51	0.44
23:DB:1718:G:H2'	23:DB:1719:G:H8	1.82	0.44
1:CA:656:G:H2'	1:CA:657:U:C6	2.52	0.44
11:CL:80:LEU:HB3	11:CL:97:VAL:HG23	1.99	0.44
23:DB:111:A:H2'	23:DB:112:U:O4'	2.18	0.44
23:BB:1920:C:H2'	23:BB:1921:G:C8	2.52	0.44
40:DH:74:ALA:C	40:DH:76:GLU:H	2.20	0.44
23:DB:1295:C:H2'	23:DB:1296:G:H8	1.83	0.44
6:CG:121:ASN:HD22	6:CG:121:ASN:N	2.15	0.44
1:CA:605:U:H2'	1:CA:606:G:H8	1.82	0.44
48:BG:39:ALA:C	48:BG:54:ARG:HG3	2.38	0.44
22:DA:19:C:H2'	22:DA:20:G:H8	1.82	0.44
23:DB:1161:C:H4'	49:DR:8:GLY:O	2.17	0.44
3:CD:161:ALA:HA	3:CD:164:ARG:HB3	1.99	0.44

*Continued on next page...*

*Continued from previous page...*

Atom-1	Atom-2	Interatomic distance (Å)	Clash overlap (Å)
23:DB:535:G:O2'	23:DB:536:G:H5'	2.18	0.44
17:AT:63:LYS:HD3	17:AT:63:LYS:HA	1.85	0.44
29:BE:148:ILE:HD13	29:BE:187:VAL:CG2	2.47	0.44
40:BH:84:ALA:CA	40:BH:90:LEU:HG	2.47	0.44
38:DM:40:ARG:NH2	38:DM:73:ILE:HD12	2.33	0.44
38:BM:40:ARG:NH2	38:BM:73:ILE:HD12	2.33	0.44
21:AN:20:PHE:HA	21:AN:23:ARG:HB2	2.00	0.44
15:CR:70:THR:HB	15:CR:72:ARG:NH1	2.32	0.44
51:BZ:55:GLY:O	51:BZ:58:VAL:HB	2.18	0.44
8:AI:24:ASN:O	8:AI:60:LEU:N	2.51	0.44
42:BN:36:THR:OG1	42:BN:37:THR:N	2.50	0.44
1:AA:1360:A:C2'	1:AA:1361:G:H5'	2.47	0.44
23:DB:898:C:OP1	23:DB:899:A:H4'	2.16	0.44
21:CN:73:LEU:O	21:CN:74:ARG:C	2.56	0.44
1:CA:815:A:H4'	1:CA:817:C:C5	2.52	0.44
11:CL:23:LEU:O	11:CL:25:ALA:N	2.51	0.44
23:DB:2267:A:OP2	23:DB:2268:A:H5''	2.18	0.44
50:DT:32:LEU:N	50:DT:83:ALA:CB	2.81	0.44
9:CJ:36:VAL:HG22	9:CJ:76:ILE:HB	2.00	0.44
4:CE:113:VAL:O	4:CE:116:VAL:HG22	2.16	0.44
21:CN:60:ARG:NE	21:CN:62:ARG:NE	2.66	0.44
4:AE:113:VAL:O	4:AE:114:LEU:C	2.55	0.44
6:CG:50:ALA:HB2	6:CG:57:GLU:N	2.32	0.44
46:BU:3:LYS:O	46:BU:4:ILE:HD13	2.17	0.44
1:AA:1441:A:C2	28:BP:113:LEU:HD13	2.53	0.44
47:DF:2:LYS:NZ	47:DF:97:GLU:HA	2.33	0.44
38:BM:66:ARG:HE	38:BM:101:VAL:HG21	1.83	0.44
23:BB:1418:G:H1'	23:BB:1580:A:H61	1.82	0.44
17:AT:64:GLY:O	17:AT:65:LEU:HB3	2.17	0.44
48:DG:16:VAL:HG13	48:DG:49:LEU:HD13	1.99	0.44
47:BF:103:ILE:H	47:BF:106:ALA:HB3	1.81	0.44
1:CA:672:U:H2'	1:CA:673:A:C8	2.52	0.44
35:DV:16:ALA:HA	35:DV:19:ARG:CZ	2.48	0.44
26:BD:32:ASN:HA	26:BD:51:THR:O	2.18	0.44
1:CA:1038:C:O2'	1:CA:1039:G:H5'	2.18	0.44
1:CA:1483:A:H2	23:DB:1959:G:HO2'	1.62	0.44
23:DB:968:C:H2'	23:DB:969:G:C8	2.49	0.44
23:BB:2688:G:H1'	23:BB:2721:A:H61	1.82	0.44
1:AA:465:A:O2'	1:AA:466:A:H2'	2.17	0.44
23:DB:2637:U:OP1	26:DD:83:ARG:HD3	2.18	0.44
20:AO:39:LEU:HD22	20:AO:56:LEU:HD13	2.00	0.44

*Continued on next page...*

*Continued from previous page...*

Atom-1	Atom-2	Interatomic distance (Å)	Clash overlap (Å)
20:AO:29:VAL:HG13	20:AO:67:LEU:HD21	2.00	0.44
46:DU:49:PRO:HA	46:DU:53:GLN:HG3	1.99	0.44
11:CL:36:VAL:O	11:CL:36:VAL:HG23	2.18	0.44
23:DB:125:A:C2	36:D2:10:LEU:HA	2.53	0.44
33:B1:36:LYS:HG3	33:B1:46:VAL:O	2.18	0.44
23:DB:1459:G:H3'	23:DB:1460:U:H4'	1.99	0.44
23:DB:1549:A:H2'	23:DB:1550:C:H6	1.81	0.44
41:DJ:56:VAL:HG21	41:DJ:101:ILE:HG21	2.00	0.44
23:DB:829:A:H5'	23:DB:831:G:N7	2.32	0.44
23:DB:1222:U:P	49:DR:90:ARG:HH22	2.40	0.44
23:BB:600:G:C1'	29:BE:100:MET:HG2	2.45	0.44
16:AS:25:GLY:O	16:AS:27:LYS:HG2	2.17	0.44
23:BB:2543:G:H4'	23:BB:2645:G:N2	2.32	0.44
25:DC:102:TYR:C	25:DC:103:ILE:HG13	2.37	0.44
23:BB:132:G:H2'	23:BB:133:U:C6	2.52	0.44
42:BN:55:ALA:HA	42:BN:80:PHE:CE1	2.53	0.44
42:BN:79:LEU:HD23	42:BN:83:LEU:HB3	1.98	0.44
23:DB:1948:G:O2'	23:DB:1949:G:H5'	2.18	0.44
23:BB:1076:C:H2'	23:BB:1077:A:C8	2.52	0.44
23:BB:70:G:H3'	23:BB:113:U:C4'	2.44	0.44
23:BB:2197:U:O2'	23:BB:2198:A:H2'	2.17	0.44
40:BH:28:ASN:HA	40:BH:28:ASN:HD22	1.60	0.44
23:BB:274:C:H2'	23:BB:275:C:H6	1.82	0.44
23:BB:2811:G:O2'	23:BB:2812:G:H5'	2.18	0.44
34:B3:40:LYS:O	34:B3:43:LEU:N	2.48	0.44
45:DS:20:VAL:HG13	45:DS:21:ALA:N	2.32	0.44
45:BS:20:VAL:HG13	45:BS:21:ALA:N	2.33	0.44
47:DF:24:VAL:C	47:DF:26:GLN:H	2.21	0.44
22:BA:76:G:H2'	22:BA:77:U:C6	2.51	0.44
23:BB:711:G:O2'	23:BB:712:G:H5'	2.18	0.44
23:DB:863:A:O2'	23:DB:864:G:H5'	2.18	0.44
24:BI:5:GLN:HG2	24:BI:6:ALA:H	1.81	0.44
31:D0:27:LEU:HD21	45:DS:38:TYR:CE1	2.52	0.44
1:CA:1496:C:H2'	1:CA:1497:G:O4'	2.18	0.44
48:DG:71:LEU:HA	48:DG:74:MET:SD	2.58	0.44
1:CA:635:A:H2'	1:CA:636:U:H6	1.83	0.44
2:AC:28:PHE:HD1	21:AN:75:LYS:HE3	1.82	0.44
3:AD:148:ALA:C	3:AD:150:LYS:N	2.71	0.44
23:BB:1716:U:H2'	23:BB:1717:A:C8	2.53	0.44
30:DY:16:LEU:O	30:DY:19:HIS:HB2	2.17	0.44
23:BB:2635:A:H4'	26:BD:79:LEU:HB2	1.99	0.44

*Continued on next page...*

*Continued from previous page...*

Atom-1	Atom-2	Interatomic distance (Å)	Clash overlap (Å)
23:DB:2834:G:H1'	23:DB:2883:A:H61	1.83	0.44
23:DB:1716:U:H2'	23:DB:1717:A:C8	2.52	0.44
3:CD:61:ARG:NH1	3:CD:68:GLU:HB2	2.33	0.44
43:DO:51:ALA:HB3	43:DO:78:VAL:HG13	2.00	0.44
51:BZ:14:THR:HA	51:BZ:28:ARG:HB2	1.99	0.44
40:DH:60:GLU:C	40:DH:62:LEU:H	2.20	0.44
23:BB:2361:G:H2'	23:BB:2362:C:H6	1.82	0.44
23:BB:2559:C:H2'	23:BB:2560:A:H8	1.82	0.44
26:BD:183:GLU:N	26:BD:183:GLU:CD	2.71	0.44
44:DQ:50:ARG:N	44:DQ:50:ARG:HD2	2.33	0.44
37:BL:81:ASP:HA	37:BL:84:LYS:CE	2.47	0.44
24:DI:89:SER:HA	24:DI:97:VAL:HG11	2.00	0.44
10:AK:63:GLN:HG3	10:AK:98:ALA:HB1	2.00	0.44
15:AR:34:GLU:N	15:AR:34:GLU:OE1	2.48	0.44
1:AA:583:A:N6	1:AA:758:C:H1'	2.33	0.44
23:DB:2863:C:O2'	23:DB:2864:G:H5'	2.17	0.44
23:BB:2494:G:H2'	23:BB:2495:G:H8	1.82	0.44
47:DF:73:VAL:O	47:DF:74:ALA:HB2	2.17	0.44
22:BA:67:G:O2'	22:BA:68:C:H5'	2.16	0.44
24:BI:4:VAL:HG13	24:BI:4:VAL:O	2.17	0.44
14:CQ:4:ILE:O	14:CQ:4:ILE:HD12	2.17	0.44
37:BL:134:ALA:O	37:BL:137:ALA:HB3	2.17	0.44
23:DB:202:U:H2'	23:DB:203:A:O4'	2.17	0.44
23:DB:1099:G:OP2	24:DI:2:LYS:O	2.35	0.44
25:DC:116:GLN:O	25:DC:117:SER:HB3	2.17	0.44
40:BH:81:ALA:CA	40:BH:146:VAL:HA	2.46	0.44
40:BH:147:VAL:HG12	40:BH:148:ALA:N	2.29	0.44
18:CB:64:GLY:H	18:CB:224:ARG:HH11	1.66	0.44
18:CB:69:VAL:HG23	18:CB:162:VAL:HB	2.00	0.44
50:DT:54:GLU:O	50:DT:55:VAL:HB	2.18	0.44
38:BM:71:LYS:CB	38:BM:93:VAL:HG12	2.47	0.44
40:DH:72:ILE:CG2	40:DH:108:VAL:HG21	2.47	0.44
18:AB:80:LYS:HB3	18:AB:90:PHE:CE1	2.53	0.44
45:BS:50:VAL:HG12	45:BS:105:VAL:HG23	2.00	0.44
45:BS:71:VAL:HG22	45:BS:71:VAL:O	2.17	0.44
12:CM:10:ASP:C	12:CM:12:LYS:H	2.21	0.44
12:CM:63:VAL:HG13	12:CM:67:ASP:OD2	2.18	0.44
8:AI:41:GLU:C	8:AI:43:ALA:H	2.21	0.44
41:BJ:46:PRO:C	41:BJ:48:VAL:H	2.21	0.44
23:DB:877:A:N6	23:DB:899:A:OP2	2.51	0.44
11:AL:23:LEU:O	11:AL:25:ALA:N	2.50	0.44

*Continued on next page...*

*Continued from previous page...*

Atom-1	Atom-2	Interatomic distance (Å)	Clash overlap (Å)
3:CD:106:PHE:CD1	3:CD:144:ILE:HD11	2.53	0.44
3:CD:157:ALA:C	3:CD:159:GLU:H	2.20	0.44
3:CD:26:ALA:HA	3:CD:30:LYS:CE	2.44	0.44
12:CM:79:LEU:C	12:CM:81:ASP:H	2.21	0.44
43:DO:30:ARG:H	43:DO:97:PHE:HE2	1.64	0.44
3:AD:116:LEU:HD21	3:AD:153:ARG:HD3	1.99	0.44
4:CE:93:VAL:HG12	4:CE:94:PHE:N	2.33	0.44
41:DJ:64:VAL:CG2	41:DJ:68:LYS:HB2	2.48	0.44
9:CJ:35:GLN:HG3	9:CJ:36:VAL:H	1.81	0.44
5:CF:34:GLY:O	5:CF:35:LYS:HB2	2.18	0.44
49:BR:83:TYR:HE2	49:BR:85:LYS:HE3	1.82	0.44
25:BC:40:GLY:O	25:BC:53:ILE:HG23	2.18	0.44
10:CK:60:PHE:CE1	6:CG:146:ALA:HB1	2.52	0.44
2:AC:67:ILE:O	2:AC:103:ALA:N	2.48	0.44
30:BY:50:VAL:HG23	30:BY:54:VAL:HG22	2.00	0.44
47:BF:134:GLN:C	47:BF:136:ILE:N	2.71	0.44
23:DB:1227:G:O2'	23:DB:1228:G:H5'	2.16	0.44
23:BB:337:C:OP1	46:BU:3:LYS:HG3	2.18	0.44
30:DY:50:VAL:HB	30:DY:53:MET:HB3	2.00	0.44
48:DG:91:VAL:C	48:DG:93:TYR:H	2.21	0.44
43:DO:39:VAL:CG1	43:DO:48:LEU:HD12	2.42	0.44
47:BF:107:VAL:HA	47:BF:111:ARG:HH12	1.82	0.44
22:BA:43:C:H5'	47:BF:62:GLN:HB3	1.98	0.44
27:BK:71:ARG:HB3	27:BK:72:PRO:CD	2.41	0.44
2:CC:149:LYS:HD2	2:CC:166:TRP:CZ2	2.53	0.44
46:BU:51:LEU:N	46:BU:53:GLN:NE2	2.65	0.44
29:DE:97:ASN:HD21	29:DE:100:MET:HG3	1.82	0.44
26:BD:173:GLN:O	26:BD:174:SER:HB3	2.17	0.44
10:CK:113:THR:HG23	10:CK:114:PRO:HD2	2.00	0.44
23:BB:100:U:H1'	23:BB:101:A:C4	2.52	0.44
50:DT:67:VAL:HG23	50:DT:75:GLY:O	2.17	0.44
18:CB:100:LEU:HD23	18:CB:174:GLU:O	2.18	0.44
25:BC:230:PRO:O	25:BC:241:LYS:HD3	2.18	0.44
6:CG:130:LYS:HD3	6:CG:130:LYS:C	2.38	0.44
5:AF:15:SER:HA	5:AF:18:VAL:HG23	1.99	0.44
23:BB:137:U:OP2	23:BB:137:U:H6	2.00	0.44
23:DB:1173:U:H2'	23:DB:1174:U:C6	2.52	0.44
1:CA:551:U:H2'	1:CA:552:U:C6	2.52	0.44
41:DJ:58:ASN:HA	41:DJ:127:GLY:HA2	2.00	0.44
23:DB:805:G:N2	23:DB:829:A:OP1	2.51	0.44
23:BB:751:A:OP2	45:BS:90:LYS:N	2.48	0.44

*Continued on next page...*

*Continued from previous page...*

Atom-1	Atom-2	Interatomic distance (Å)	Clash overlap (Å)
36:B2:10:LEU:O	36:B2:14:ARG:HG2	2.18	0.44
23:BB:830:G:H4'	23:BB:831:G:OP2	2.17	0.44
37:DL:111:ILE:HA	37:DL:128:THR:HG23	2.00	0.44
23:BB:19:A:H2'	23:BB:20:C:H6	1.83	0.44
1:AA:586:C:H5''	7:AH:81:GLY:HA2	2.00	0.44
37:BL:111:ILE:HA	37:BL:128:THR:HG23	1.98	0.44
23:DB:303:G:H2'	23:DB:304:U:H6	1.79	0.44
45:BS:61:ASN:HB3	45:BS:62:ASP:H	1.63	0.44
23:DB:460:A:H2'	23:DB:461:C:O4'	2.18	0.44
41:BJ:56:VAL:HG21	41:BJ:101:ILE:HG21	2.00	0.44
23:BB:554:U:H2'	23:BB:555:G:O4'	2.18	0.44
38:DM:53:MET:SD	38:DM:63:ILE:HG21	2.57	0.44
23:DB:2376:A:H2'	23:DB:2377:A:O4'	2.17	0.44
2:AC:11:LEU:HB2	21:AN:96:LYS:HB2	1.99	0.44
23:BB:1792:G:O2'	23:BB:1793:C:H5'	2.18	0.44
28:BP:45:VAL:N	28:BP:60:VAL:HG13	2.32	0.44
3:AD:10:LEU:HD22	3:AD:62:ARG:NH1	2.33	0.44
17:AT:49:ALA:C	17:AT:52:GLU:HB3	2.38	0.44
1:AA:635:A:H2'	1:AA:636:U:H6	1.82	0.44
44:BQ:104:ALA:HA	49:BR:46:GLU:OE1	2.17	0.44
28:DP:8:GLU:HA	28:DP:54:LEU:HD22	2.00	0.44
1:AA:1173:U:H2'	1:AA:1174:G:O4'	2.18	0.44
2:AC:173:PRO:HB2	2:AC:176:THR:OG1	2.18	0.44
23:DB:1401:G:H2'	23:DB:1402:U:C6	2.53	0.44
1:CA:545:C:O2'	1:CA:546:A:H5'	2.18	0.44
13:AP:38:PHE:CE2	13:AP:51:ARG:HD3	2.53	0.44
23:BB:1410:G:H2'	23:BB:1411:U:C6	2.52	0.44
23:BB:1183:U:H2'	23:BB:1184:U:H6	1.82	0.44
14:CQ:80:LYS:HZ2	14:CQ:80:LYS:H	1.66	0.44
3:CD:18:LEU:HD22	3:CD:18:LEU:N	2.33	0.44
11:CL:85:ARG:HA	11:CL:93:ARG:HA	1.98	0.44
25:BC:76:VAL:HG12	25:BC:114:GLN:HB2	2.00	0.44
23:BB:2056:G:N2	31:B0:1:ALA:HA	2.32	0.44
25:BC:109:LEU:N	25:BC:109:LEU:HD23	2.33	0.44
23:DB:1528:A:H2'	23:DB:1529:G:O4'	2.18	0.44
1:CA:754:C:H3'	1:CA:754:C:O2	2.18	0.44
20:CO:19:ALA:O	20:CO:20:ASN:HB3	2.18	0.44
20:CO:25:THR:O	20:CO:26:GLU:C	2.56	0.44
1:AA:515:G:H2'	1:AA:516:U:O4'	2.17	0.44
1:AA:1444:U:H2'	1:AA:1445:U:C6	2.52	0.44
29:BE:165:HIS:O	29:BE:167:VAL:N	2.47	0.44

*Continued on next page...*

*Continued from previous page...*

Atom-1	Atom-2	Interatomic distance (Å)	Clash overlap (Å)
38:DM:43:ALA:O	38:DM:46:ILE:HG12	2.17	0.44
18:CB:55:GLU:OE1	18:CB:58:LYS:HD2	2.17	0.44
12:AM:33:LEU:HD12	12:AM:40:GLU:HG2	2.00	0.44
28:DP:3:ILE:C	28:DP:3:ILE:HD13	2.38	0.44
41:DJ:45:THR:HG23	41:DJ:45:THR:O	2.17	0.44
51:BZ:32:ASN:HB3	51:BZ:34:HIS:NE2	2.33	0.44
23:BB:1842:G:O2'	23:BB:1843:C:H5'	2.18	0.44
8:AI:46:VAL:HA	8:AI:49:GLN:CG	2.48	0.44
23:BB:2153:C:H2'	23:BB:2154:A:C8	2.53	0.44
44:BQ:57:ARG:C	44:BQ:59:LEU:N	2.71	0.44
23:DB:704:G:H1'	23:DB:727:A:N6	2.31	0.44
3:AD:154:VAL:O	3:AD:157:ALA:HB3	2.18	0.44
8:CI:20:ILE:CD1	8:CI:62:LEU:HD12	2.47	0.44
23:BB:1059:G:H2'	23:BB:1060:U:C6	2.53	0.44
24:DI:57:VAL:HG23	24:DI:71:LYS:HZ1	1.81	0.44
24:DI:78:LEU:HD23	24:DI:81:LYS:HE2	2.00	0.44
5:CF:38:ARG:HH21	5:CF:63:ASN:ND2	2.16	0.44
5:CF:3:HIS:CD2	5:CF:92:THR:HG23	2.53	0.44
50:DT:39:THR:C	50:DT:41:ALA:H	2.21	0.44
28:BP:56:SER:O	28:BP:74:GLN:HA	2.17	0.44
47:DF:33:ILE:CG2	47:DF:34:THR:N	2.81	0.44
12:AM:100:ARG:C	12:AM:102:LYS:H	2.20	0.44
41:DJ:14:ASP:O	41:DJ:53:TYR:HB2	2.17	0.44
47:BF:176:PHE:HB3	47:BF:177:ARG:H	1.67	0.44
23:BB:138:U:H1'	50:BT:1:MET:O	2.18	0.44
48:BG:18:ILE:HA	48:BG:23:ILE:CG1	2.47	0.44
16:AS:36:ARG:O	16:AS:69:LYS:HD2	2.17	0.44
21:CN:27:LYS:HG3	21:CN:28:ALA:N	2.26	0.44
10:AK:22:ILE:HD13	10:AK:95:THR:CG2	2.48	0.44
1:AA:679:C:O2'	1:AA:680:C:H5'	2.18	0.44
1:AA:763:G:H2'	1:AA:764:C:H6	1.82	0.44
1:CA:1005:A:O2'	1:CA:1037:C:H1'	2.18	0.44
23:DB:969:G:O2'	23:DB:970:U:H5'	2.16	0.44
1:AA:472:U:H2'	1:AA:473:U:C6	2.52	0.44
26:DD:32:ASN:HA	26:DD:51:THR:O	2.17	0.44
39:BX:46:VAL:O	39:BX:50:VAL:HG23	2.18	0.44
18:CB:100:LEU:HD23	18:CB:174:GLU:C	2.38	0.44
18:CB:177:ASN:OD1	18:CB:178:LEU:HD23	2.18	0.44
7:CH:43:GLY:HA2	7:CH:63:LYS:HZ1	1.82	0.44
35:DV:38:LEU:HG	35:DV:40:ILE:CD1	2.44	0.44
23:DB:1457:U:H5'	23:DB:1458:U:OP1	2.18	0.44

*Continued on next page...*



*Continued from previous page...*

Atom-1	Atom-2	Interatomic distance (Å)	Clash overlap (Å)
1:AA:551:U:H2'	1:AA:552:U:C6	2.52	0.44
1:AA:552:U:H4'	11:AL:82:ARG:O	2.18	0.44
23:BB:265:A:O2'	23:BB:266:G:H4'	2.16	0.44
23:BB:2070:A:H2'	23:BB:2071:A:H8	1.80	0.44
1:AA:844:G:C2'	1:AA:845:A:H8	2.30	0.44
23:DB:963:U:H2'	23:DB:964:C:C6	2.53	0.44
44:BQ:65:ASN:O	44:BQ:69:ARG:HB2	2.18	0.44
20:AO:77:ARG:HB3	20:AO:77:ARG:NH1	2.32	0.44
36:D2:29:GLN:HE21	36:D2:33:ARG:HD2	1.83	0.44
40:BH:29:PHE:O	40:BH:30:LEU:C	2.55	0.44
14:CQ:30:HIS:CG	14:CQ:33:TYR:HB2	2.53	0.44
1:CA:1091:U:H3'	6:CG:3:ARG:HH12	1.83	0.44
1:AA:412:A:H4'	1:AA:413:G:OP1	2.17	0.44
14:CQ:44:HIS:HB2	14:CQ:69:THR:O	2.18	0.44
1:CA:1367:C:H4'	9:CJ:50:THR:HG21	1.99	0.44
31:B0:12:ARG:HD2	31:B0:16:ARG:NH1	2.33	0.44
23:BB:1219:U:H2'	23:BB:1220:G:C8	2.53	0.44
11:CL:42:LYS:HD2	11:CL:43:LYS:CG	2.48	0.44
23:BB:745:G:O2'	23:BB:748:G:H1'	2.17	0.44
37:BL:121:THR:CB	37:BL:141:LYS:HB3	2.47	0.44
23:BB:402:A:O2'	23:BB:403:U:H5'	2.17	0.44
14:AQ:15:LYS:O	14:AQ:16:MET:C	2.56	0.44
22:BA:6:G:O2'	22:BA:7:G:H5'	2.18	0.44
6:CG:132:THR:O	6:CG:135:LYS:HB3	2.18	0.44
23:DB:2771:C:H2'	23:DB:2772:C:C6	2.52	0.44
23:BB:2785:C:H2'	23:BB:2786:U:O4'	2.18	0.44
18:CB:33:ALA:CB	18:CB:38:HIS:HA	2.48	0.44
27:BK:18:ARG:O	27:BK:45:GLU:HB2	2.17	0.44
24:DI:140:GLU:CD	24:DI:140:GLU:H	2.20	0.44
17:CT:44:ALA:O	17:CT:48:LYS:HB3	2.18	0.44
23:BB:841:G:O2'	23:BB:842:U:H5'	2.18	0.44
1:AA:696:A:H2'	1:AA:697:U:H6	1.83	0.44
23:BB:2298:A:OP1	47:BF:70:ARG:HD3	2.18	0.44
23:DB:1145:C:O2'	23:DB:1146:C:H5'	2.16	0.44
43:DO:106:LEU:HG	43:DO:107:ALA:N	2.32	0.44
23:BB:2648:G:H2'	23:BB:2649:C:C6	2.53	0.44
38:BM:110:GLU:H	38:BM:110:GLU:CD	2.21	0.44
1:AA:541:G:O2'	3:AD:39:GLN:HB3	2.17	0.44
23:BB:56:A:O2'	23:BB:57:C:H5'	2.18	0.44
1:CA:911:U:O2'	1:CA:912:C:H5'	2.17	0.44
15:AR:58:ILE:O	15:AR:61:ALA:HB3	2.18	0.44

*Continued on next page...*

*Continued from previous page...*

Atom-1	Atom-2	Interatomic distance (Å)	Clash overlap (Å)
1:AA:1041:G:O2'	1:AA:1042:A:H5'	2.18	0.44
23:DB:1465:G:H2'	23:DB:1466:U:C6	2.53	0.44
1:CA:131:A:H2'	1:CA:132:C:H6	1.82	0.44
22:BA:106:G:H2'	22:BA:107:G:C8	2.52	0.44
48:DG:39:ALA:C	48:DG:54:ARG:HG3	2.38	0.44
10:AK:113:THR:HG23	10:AK:114:PRO:HD2	2.00	0.44
23:BB:1369:G:O2'	23:BB:1370:C:H5'	2.17	0.44
2:CC:99:GLN:O	2:CC:100:ILE:HB	2.18	0.44
1:AA:456:A:H2'	1:AA:457:G:H5''	2.00	0.44
30:DY:21:ALA:O	30:DY:24:LEU:HB3	2.17	0.44
15:CR:22:TYR:C	15:CR:24:ASP:H	2.22	0.44
1:AA:113:G:O4'	1:AA:354:G:H4'	2.17	0.44
23:DB:2276:G:O2'	23:DB:2277:G:H5'	2.18	0.44
45:DS:108:SER:OG	45:DS:109:ASP:N	2.50	0.44
23:DB:538:A:H2'	23:DB:539:G:O4'	2.17	0.44
1:AA:319:G:O2'	1:AA:320:A:H5'	2.18	0.44
24:DI:70:THR:O	24:DI:70:THR:HG23	2.17	0.44
14:AQ:3:LYS:N	14:AQ:3:LYS:HE2	2.32	0.44
1:AA:754:C:H3'	1:AA:754:C:O2	2.17	0.44
22:BA:73:A:H2'	22:BA:73:A:N3	2.33	0.44
1:AA:1426:G:O2'	1:AA:1427:C:H5'	2.17	0.44
1:CA:740:U:OP1	20:CO:38:HIS:HE1	2.00	0.44
23:BB:1030:C:O2'	23:BB:1031:G:H5'	2.17	0.44
23:BB:2273:A:H2'	23:BB:2274:A:C8	2.53	0.44
52:BW:32:ALA:O	52:BW:34:SER:N	2.49	0.44
29:BE:115:GLN:C	29:BE:117:ARG:H	2.21	0.44
2:CC:19:SER:O	21:CN:93:PRO:HB3	2.18	0.44
25:DC:143:VAL:HA	25:DC:189:ALA:HB1	2.00	0.44
21:CN:52:ARG:HA	21:CN:52:ARG:HD3	1.79	0.44
21:AN:55:SER:HB2	21:AN:58:ARG:HD2	2.00	0.44
49:DR:58:VAL:HG13	49:DR:59:ILE:N	2.33	0.44
45:BS:45:VAL:O	45:BS:48:LYS:HB3	2.18	0.44
8:AI:85:ALA:O	8:AI:88:GLU:HB2	2.18	0.44
49:BR:34:GLU:HB3	49:BR:58:VAL:HG21	1.98	0.44
23:BB:1797:G:O3'	25:BC:255:LYS:O	2.36	0.44
43:DO:67:ASN:O	43:DO:69:ASP:N	2.51	0.44
29:DE:134:LEU:O	29:DE:138:LEU:HG	2.17	0.44
29:DE:165:HIS:O	29:DE:167:VAL:N	2.47	0.44
5:AF:92:THR:HG22	5:AF:93:LYS:N	2.31	0.44
13:CP:67:ILE:HG12	13:CP:72:ALA:CB	2.48	0.44
50:BT:43:ILE:HG23	50:BT:58:VAL:HG21	1.99	0.44

*Continued on next page...*

*Continued from previous page...*

Atom-1	Atom-2	Interatomic distance (Å)	Clash overlap (Å)
27:DK:93:GLN:HB3	27:DK:94:PRO:HD2	1.99	0.44
23:BB:299:A:H2'	23:BB:300:A:C8	2.53	0.44
44:BQ:33:VAL:O	44:BQ:34:ALA:C	2.57	0.44
28:BP:20:ARG:HB3	28:BP:23:ASP:OD2	2.17	0.44
47:DF:11:VAL:HG12	47:DF:12:VAL:N	2.28	0.44
22:DA:114:C:H1'	43:DO:47:VAL:HG21	2.00	0.44
40:DH:5:LEU:HG	40:DH:17:ASP:O	2.18	0.44
26:DD:122:VAL:HA	26:DD:127:PHE:H	1.83	0.44
8:CI:16:ALA:HA	8:CI:66:VAL:HA	1.98	0.44
41:BJ:83:GLY:O	41:BJ:84:ILE:C	2.57	0.44
1:AA:13:U:C1'	1:AA:914:A:H5''	2.40	0.44
26:BD:34:VAL:O	26:BD:93:GLY:HA2	2.18	0.44
1:CA:1348:U:O3'	8:CI:121:ARG:HG3	2.17	0.44
23:DB:948:C:H1'	23:DB:984:A:N3	2.33	0.44
23:BB:506:G:C5'	23:BB:509:C:H1'	2.46	0.44
48:BG:96:ALA:CB	48:BG:103:ASN:HB3	2.41	0.44
23:DB:2636:C:H2'	23:DB:2637:U:C6	2.52	0.44
23:BB:972:A:OP2	23:BB:974:G:H5''	2.18	0.44
46:DU:51:LEU:N	46:DU:53:GLN:NE2	2.66	0.44
23:DB:1:G:H2'	23:DB:2:G:H8	1.79	0.44
5:AF:18:VAL:HB	5:AF:19:PRO:CD	2.48	0.44
27:BK:79:PHE:CD1	27:BK:79:PHE:N	2.83	0.44
27:DK:66:LYS:HD2	27:DK:81:GLY:N	2.32	0.44
14:CQ:8:GLN:HA	14:CQ:58:VAL:O	2.17	0.44
43:BO:100:HIS:C	43:BO:104:GLN:HB2	2.38	0.44
23:BB:1516:G:H2'	23:BB:1517:G:H8	1.83	0.44
20:CO:7:ALA:O	20:CO:10:LYS:HB3	2.18	0.44
42:DN:79:LEU:HD23	42:DN:83:LEU:HB3	2.00	0.44
23:BB:1486:U:H2'	23:BB:1487:U:C6	2.53	0.44
23:DB:1044:C:O3'	23:DB:1047:G:H5'	2.18	0.44
23:BB:328:U:H4'	46:BU:65:GLN:CD	2.37	0.44
1:AA:216:U:H2'	1:AA:217:C:H6	1.83	0.44
23:DB:1684:G:H2'	23:DB:1685:C:C6	2.52	0.44
23:DB:745:G:O2'	23:DB:748:G:H1'	2.17	0.44
1:AA:511:C:O2'	1:AA:512:U:H6	2.01	0.44
22:BA:87:U:H2'	22:BA:88:C:H5''	1.99	0.44
37:BL:129:LYS:H	37:BL:129:LYS:HG2	1.56	0.44
23:BB:2699:C:H2'	23:BB:2700:A:C8	2.53	0.44
1:CA:600:A:H2'	1:CA:601:G:C8	2.53	0.44
45:DS:61:ASN:HB3	45:DS:62:ASP:H	1.62	0.44
23:BB:485:C:HO2'	45:BS:60:HIS:CE1	2.35	0.44

*Continued on next page...*

*Continued from previous page...*

Atom-1	Atom-2	Interatomic distance (Å)	Clash overlap (Å)
1:AA:33:A:OP2	1:AA:398:U:H5'	2.18	0.44
1:AA:815:A:H4'	1:AA:817:C:C5	2.53	0.44
1:AA:996:A:N6	1:AA:1046:A:H1'	2.33	0.44
1:AA:737:C:H2'	1:AA:738:C:C6	2.53	0.44
18:CB:169:HIS:CD2	18:CB:170:ILE:H	2.35	0.44
27:DK:18:ARG:O	27:DK:45:GLU:HB2	2.18	0.44
23:DB:1570:A:H2'	23:DB:1571:A:C8	2.52	0.44
23:BB:1635:A:H2'	23:BB:1636:U:O4'	2.17	0.44
23:DB:861:A:H2'	23:DB:862:G:O4'	2.18	0.44
23:DB:106:C:H2'	23:DB:107:G:C8	2.52	0.44
49:BR:19:THR:HA	49:BR:97:LYS:HA	2.00	0.44
1:CA:51:A:H4'	1:CA:52:C:OP2	2.18	0.44
28:BP:29:VAL:HA	28:BP:79:VAL:O	2.18	0.44
23:DB:230:G:H2'	23:DB:231:A:C8	2.53	0.44
23:DB:1389:G:O2'	23:DB:1390:U:H5'	2.18	0.44
23:DB:2666:C:O4'	23:DB:2666:C:O2	2.33	0.44
23:BB:1292:G:H2'	23:BB:1293:C:C6	2.52	0.44
23:BB:1423:G:H2'	23:BB:1424:G:H8	1.83	0.44
22:DA:85:G:H2'	22:DA:86:G:C8	2.52	0.44
1:CA:153:C:H2'	1:CA:154:U:C6	2.53	0.44
2:AC:47:ALA:C	2:AC:49:ALA:H	2.21	0.44
29:DE:129:PRO:HB3	29:DE:159:LEU:HD23	1.99	0.44
23:BB:930:G:H1'	30:BY:24:LEU:HD11	2.00	0.44
7:AH:34:ALA:HB1	7:AH:109:VAL:HB	1.99	0.44
29:BE:6:LYS:HB3	29:BE:7:ASP:H	1.72	0.44
23:DB:1936:A:H2	23:DB:1943:U:O4	2.01	0.44
23:BB:305:C:O2'	23:BB:306:U:H5'	2.17	0.44
11:CL:74:GLN:HB3	11:CL:75:GLU:H	1.48	0.44
2:CC:110:LEU:HD11	2:CC:143:LEU:O	2.18	0.43
18:CB:69:VAL:CG2	18:CB:162:VAL:HB	2.48	0.43
18:CB:162:VAL:HG13	18:CB:184:ALA:HB2	1.99	0.43
18:CB:69:VAL:HB	18:CB:162:VAL:HG23	1.99	0.43
16:AS:6:LYS:HD2	16:AS:6:LYS:N	2.32	0.43
38:BM:43:ALA:O	38:BM:46:ILE:HG12	2.18	0.43
45:DS:24:ILE:O	45:DS:25:ARG:C	2.56	0.43
40:DH:90:LEU:HB2	40:DH:123:ARG:O	2.17	0.43
23:DB:2329:U:H2'	23:DB:2330:G:C8	2.53	0.43
23:BB:2336:A:O2'	23:BB:2337:G:P	2.76	0.43
23:BB:2336:A:H61	52:BW:40:ARG:HG3	1.82	0.43
29:DE:58:LYS:HB2	29:DE:60:TRP:HD1	1.78	0.43
27:BK:36:GLY:HA2	27:BK:62:VAL:O	2.18	0.43

*Continued on next page...*

*Continued from previous page...*

Atom-1	Atom-2	Interatomic distance (Å)	Clash overlap (Å)
1:AA:778:G:H2'	1:AA:779:C:H6	1.80	0.43
8:AI:48:ARG:HA	8:AI:56:MET:SD	2.58	0.43
23:BB:2133:G:N3	23:BB:2133:G:C2'	2.74	0.43
41:BJ:3:THR:HB	41:BJ:44:TYR:CE1	2.52	0.43
49:BR:59:ILE:HA	49:BR:101:ILE:H	1.83	0.43
1:CA:1314:C:H2'	1:CA:1315:U:C6	2.53	0.43
13:AP:68:SER:HB3	13:AP:71:VAL:HG12	1.99	0.43
25:BC:68:ARG:HE	25:BC:190:THR:HG22	1.83	0.43
37:BL:125:LEU:H	37:BL:143:GLU:HG3	1.83	0.43
23:DB:920:A:O2'	23:DB:921:C:H5'	2.18	0.43
43:BO:7:ARG:HD3	43:BO:97:PHE:CE1	2.53	0.43
29:DE:115:GLN:C	29:DE:117:ARG:H	2.20	0.43
3:AD:154:VAL:HG23	3:AD:155:LYS:N	2.33	0.43
23:DB:2746:U:H4'	48:DG:137:LYS:HB2	1.98	0.43
37:DL:29:LYS:C	37:DL:31:GLY:H	2.21	0.43
25:DC:40:GLY:O	25:DC:53:ILE:HG23	2.17	0.43
2:AC:156:LEU:HD11	2:AC:165:GLU:HB2	1.99	0.43
52:DW:31:LEU:O	52:DW:32:ALA:HB2	2.18	0.43
26:DD:13:ARG:HH12	28:DP:74:GLN:NE2	2.16	0.43
23:DB:142:A:H2	50:DT:2:ILE:CG2	2.31	0.43
50:DT:4:GLU:C	50:DT:6:ARG:H	2.22	0.43
47:BF:148:VAL:O	47:BF:149:ARG:CB	2.65	0.43
47:BF:149:ARG:HA	47:BF:149:ARG:HD3	1.67	0.43
1:CA:832:G:O2'	1:CA:833:G:H5'	2.18	0.43
38:DM:35:ALA:O	38:DM:36:VAL:HB	2.18	0.43
29:DE:126:VAL:HG13	29:DE:156:ASN:HD22	1.83	0.43
12:CM:6:ILE:O	12:CM:7:ASN:C	2.57	0.43
44:BQ:4:LYS:HE3	44:BQ:8:ILE:HD11	2.00	0.43
22:DA:43:C:H5'	47:DF:62:GLN:CB	2.48	0.43
22:DA:43:C:C1'	47:DF:91:ARG:HD2	2.44	0.43
48:BG:91:VAL:C	48:BG:93:TYR:H	2.21	0.43
48:BG:93:TYR:O	48:BG:94:ARG:O	2.36	0.43
29:DE:2:GLU:OE1	29:DE:13:THR:N	2.51	0.43
24:DI:21:PRO:HB2	24:DI:22:PRO:CD	2.43	0.43
23:BB:1091:G:O2'	23:BB:1092:C:H5'	2.18	0.43
23:BB:2821:A:H2'	23:BB:2822:G:C8	2.53	0.43
23:DB:1386:C:H2'	23:DB:1387:A:H8	1.83	0.43
26:BD:204:LYS:HB3	26:BD:204:LYS:NZ	2.33	0.43
23:BB:297:G:OP1	46:BU:1:ALA:HB2	2.18	0.43
46:BU:86:PHE:CE1	46:BU:88:ASP:HB2	2.52	0.43
23:BB:714:U:H1'	23:BB:717:C:H5	1.82	0.43

*Continued on next page...*

*Continued from previous page...*

Atom-1	Atom-2	Interatomic distance (Å)	Clash overlap (Å)
1:AA:1390:U:O2'	1:AA:1391:U:H5'	2.18	0.43
35:BV:29:ILE:HD12	35:BV:90:ASP:HA	2.00	0.43
2:CC:8:GLY:O	2:CC:11:LEU:HG	2.18	0.43
1:CA:861:G:O2'	1:CA:862:C:H5'	2.18	0.43
40:BH:66:ASN:O	40:BH:138:VAL:HG11	2.17	0.43
1:AA:1238:A:H2	1:AA:1241:G:H21	1.63	0.43
30:DY:4:ILE:HG12	30:DY:38:GLU:O	2.18	0.43
30:DY:4:ILE:HD12	30:DY:58:GLU:HG3	1.99	0.43
27:DK:112:PHE:O	27:DK:113:MET:C	2.56	0.43
26:BD:46:ARG:HG3	26:BD:46:ARG:NH1	2.33	0.43
23:DB:2071:A:H2	23:DB:2440:C:N4	2.16	0.43
1:CA:184:G:H4'	1:CA:224:U:O3'	2.18	0.43
24:BI:12:VAL:HG23	24:BI:41:PHE:CE2	2.53	0.43
42:BN:33:ILE:HD12	42:BN:34:ILE:N	2.33	0.43
1:CA:509:A:N3	1:CA:543:U:O2'	2.51	0.43
1:CA:1388:C:H2'	1:CA:1389:C:C6	2.53	0.43
1:CA:1392:G:C2'	1:CA:1393:U:H5'	2.48	0.43
23:BB:1076:C:H2'	23:BB:1077:A:H8	1.82	0.43
23:DB:2425:A:H5'	23:DB:2426:A:H3'	1.99	0.43
46:BU:66:VAL:C	46:BU:68:ASN:H	2.22	0.43
2:CC:75:VAL:O	2:CC:75:VAL:HG12	2.17	0.43
23:DB:2734:A:C2'	23:DB:2735:G:H5'	2.45	0.43
24:BI:102:ARG:HA	24:BI:105:LEU:HD12	2.00	0.43
45:BS:82:MET:HE2	45:BS:84:ARG:HH12	1.83	0.43
23:BB:273:G:O2'	23:BB:274:C:H5'	2.18	0.43
26:DD:15:PHE:H	28:DP:11:GLN:HE22	1.63	0.43
23:DB:518:G:H4'	45:DS:18:ARG:NH2	2.33	0.43
25:DC:207:ALA:O	25:DC:208:GLY:C	2.56	0.43
1:CA:214:C:H2'	1:CA:215:C:C6	2.53	0.43
7:CH:74:ILE:HG12	7:CH:74:ILE:O	2.18	0.43
17:AT:11:ILE:HG13	17:AT:11:ILE:H	1.66	0.43
43:DO:9:ARG:O	43:DO:12:THR:HB	2.17	0.43
44:BQ:104:ALA:C	44:BQ:106:THR:H	2.21	0.43
23:DB:2604:U:O2'	23:DB:2605:U:H5'	2.18	0.43
1:CA:1509:C:O2'	1:CA:1510:C:H5'	2.18	0.43
17:CT:49:ALA:C	17:CT:52:GLU:HB3	2.38	0.43
8:CI:32:ARG:CB	8:CI:36:GLN:HE21	2.29	0.43
23:DB:255:A:H2'	23:DB:256:A:O4'	2.18	0.43
47:DF:69:ALA:O	47:DF:70:ARG:HB2	2.17	0.43
1:AA:218:U:H2'	1:AA:219:U:O4'	2.17	0.43
1:CA:791:G:C6	1:CA:792:A:N7	2.86	0.43

*Continued on next page...*

*Continued from previous page...*

Atom-1	Atom-2	Interatomic distance (Å)	Clash overlap (Å)
23:DB:493:G:O2'	23:DB:494:G:H5'	2.17	0.43
40:DH:62:LEU:HG	40:DH:66:ASN:ND2	2.32	0.43
23:BB:659:G:H21	29:BE:30:GLN:NE2	2.15	0.43
2:AC:57:GLU:CD	2:AC:64:ARG:HG2	2.38	0.43
32:B4:19:ARG:O	32:B4:21:GLY:N	2.51	0.43
37:BL:74:THR:HA	37:BL:107:PHE:O	2.17	0.43
46:BU:23:LYS:HD2	46:BU:23:LYS:N	2.33	0.43
31:B0:47:TYR:N	31:B0:47:TYR:CD1	2.86	0.43
23:BB:2533:U:H2'	23:BB:2534:A:O4'	2.17	0.43
37:BL:83:ALA:O	37:BL:85:VAL:N	2.49	0.43
23:BB:1881:C:H2'	23:BB:1882:U:O4'	2.18	0.43
23:BB:2060:A:H2'	29:BE:63:LYS:CE	2.42	0.43
18:CB:212:TYR:HA	18:CB:215:ALA:CB	2.44	0.43
18:CB:216:VAL:CG2	18:CB:217:ALA:N	2.79	0.43
38:DM:59:ARG:HH11	38:DM:60:GLN:HB3	1.82	0.43
38:BM:43:ALA:HB2	38:BM:92:TRP:O	2.18	0.43
45:DS:29:VAL:HG23	45:DS:70:LYS:HA	1.99	0.43
6:AG:104:VAL:O	6:AG:108:ARG:HG3	2.18	0.43
44:DQ:63:ARG:HH22	44:DQ:96:ASP:N	2.16	0.43
51:DZ:53:ALA:O	51:DZ:54:LYS:HB3	2.17	0.43
51:DZ:53:ALA:O	51:DZ:55:GLY:N	2.45	0.43
51:DZ:68:LEU:O	51:DZ:69:ALA:C	2.57	0.43
19:AU:34:ARG:C	19:AU:34:ARG:NE	2.72	0.43
42:BN:37:THR:CG2	42:BN:39:PRO:HD2	2.35	0.43
1:AA:975:A:H4'	1:AA:976:G:OP2	2.18	0.43
1:AA:1368:A:OP2	8:AI:113:LYS:HD3	2.18	0.43
23:DB:2271:G:O2'	23:DB:2272:U:H5'	2.18	0.43
37:DL:19:LEU:CD2	37:DL:27:LEU:HD23	2.48	0.43
5:CF:36:ILE:HG12	5:CF:64:VAL:HG22	2.00	0.43
27:DK:76:VAL:O	28:DP:71:ARG:HA	2.18	0.43
23:DB:1348:C:H5'	23:DB:1349:C:OP2	2.18	0.43
18:AB:53:LEU:C	18:AB:55:GLU:N	2.72	0.43
29:BE:52:VAL:CG1	29:BE:53:THR:H	2.22	0.43
6:CG:43:TYR:O	6:CG:46:LEU:HB3	2.18	0.43
47:DF:146:ASP:O	47:DF:147:ARG:C	2.56	0.43
8:AI:10:ARG:HB2	8:AI:14:SER:O	2.17	0.43
38:DM:100:LYS:HD2	38:DM:101:VAL:H	1.83	0.43
44:BQ:10:ARG:NH1	44:BQ:10:ARG:HB2	2.33	0.43
44:BQ:7:VAL:CG2	44:BQ:8:ILE:N	2.81	0.43
47:DF:126:ASN:HD22	47:DF:156:THR:HA	1.83	0.43
47:DF:34:THR:OG1	47:DF:154:THR:HB	2.18	0.43

*Continued on next page...*

*Continued from previous page...*

Atom-1	Atom-2	Interatomic distance (Å)	Clash overlap (Å)
23:DB:2770:G:O5'	23:DB:2770:G:H8	2.02	0.43
23:DB:2305:U:H2'	23:DB:2306:C:O4'	2.17	0.43
22:BA:43:C:H5'	47:BF:62:GLN:CB	2.48	0.43
47:BF:102:LEU:HD12	47:BF:103:ILE:HG13	2.00	0.43
47:BF:107:VAL:O	47:BF:110:ILE:HG22	2.17	0.43
47:BF:137:PHE:CD2	47:BF:137:PHE:N	2.87	0.43
47:BF:89:THR:OG1	47:BF:91:ARG:NH2	2.51	0.43
35:DV:12:GLN:O	35:DV:16:ALA:HB3	2.18	0.43
48:BG:10:VAL:HG23	48:BG:48:THR:HA	2.00	0.43
1:AA:764:C:H2'	1:AA:765:G:C5'	2.47	0.43
23:BB:346:A:H2'	23:BB:347:A:O4'	2.18	0.43
1:AA:874:G:O2'	1:AA:875:U:H5'	2.17	0.43
12:CM:95:PRO:HA	12:CM:108:ARG:HG2	1.99	0.43
12:CM:89:ARG:HD2	12:CM:95:PRO:O	2.18	0.43
15:CR:42:ARG:C	15:CR:44:THR:H	2.20	0.43
23:BB:287:G:O2'	23:BB:288:U:H5'	2.18	0.43
35:BV:56:PHE:O	35:BV:61:LEU:HD21	2.18	0.43
25:BC:16:VAL:N	25:BC:203:VAL:HG11	2.28	0.43
25:BC:204:LEU:HD23	25:BC:209:ALA:CB	2.48	0.43
1:CA:845:A:H5"	1:CA:846:G:H8	1.80	0.43
23:BB:1949:G:H2'	23:BB:1950:G:C8	2.52	0.43
23:DB:754:U:H2'	23:DB:755:U:H6	1.83	0.43
40:DH:28:ASN:HD21	51:DZ:36:HIS:CE1	2.35	0.43
46:BU:40:LEU:HA	46:BU:61:GLU:HA	1.99	0.43
22:BA:25:U:H4'	22:BA:26:C:OP1	2.17	0.43
1:CA:586:C:H5"	7:CH:81:GLY:HA2	2.00	0.43
23:BB:2700:A:O2'	23:BB:2701:U:H5'	2.19	0.43
23:DB:151:C:H2'	23:DB:152:A:H8	1.81	0.43
1:AA:1514:G:O2'	1:AA:1515:G:H5'	2.18	0.43
26:BD:187:LEU:HD12	26:BD:188:LEU:H	1.82	0.43
1:CA:618:C:H1'	13:CP:14:ARG:NH1	2.32	0.43
23:DB:459:U:O2'	23:DB:460:A:H5'	2.18	0.43
23:BB:2606:C:O2'	23:BB:2607:G:H5'	2.18	0.43
36:D2:20:ALA:C	36:D2:22:MET:N	2.71	0.43
1:CA:1309:G:H2'	1:CA:1310:G:H8	1.84	0.43
1:AA:254:G:H2'	1:AA:255:G:H8	1.83	0.43
8:AI:95:SER:O	8:AI:99:LYS:HG3	2.17	0.43
3:CD:138:PRO:C	3:CD:140:ASP:H	2.21	0.43
26:DD:168:GLU:O	26:DD:169:ARG:C	2.57	0.43
31:D0:2:VAL:HG12	31:D0:3:GLN:H	1.83	0.43
23:BB:1170:C:H2'	23:BB:1171:G:H8	1.81	0.43

*Continued on next page...*



*Continued from previous page...*

Atom-1	Atom-2	Interatomic distance (Å)	Clash overlap (Å)
23:BB:2297:A:C2	23:BB:2320:U:H4'	2.52	0.43
23:BB:2659:G:H1'	23:BB:2662:A:N6	2.32	0.43
23:DB:798:G:O2'	23:DB:799:G:H5'	2.18	0.43
38:BM:31:PHE:CZ	38:BM:110:GLU:HB3	2.52	0.43
23:DB:1281:G:H2'	23:DB:1282:U:O4'	2.19	0.43
1:AA:937:A:C2'	1:AA:938:A:H5'	2.49	0.43
48:BG:40:VAL:HG13	48:BG:64:ALA:CB	2.48	0.43
25:BC:161:VAL:HG12	25:BC:173:LEU:HB2	2.00	0.43
1:CA:852:G:H2'	1:CA:853:C:H6	1.82	0.43
1:CA:991:U:C4	1:CA:1212:U:H4'	2.52	0.43
33:D1:18:HIS:CE1	33:D1:40:PRO:HD2	2.53	0.43
23:DB:1338:G:C2'	23:DB:1339:G:H5'	2.48	0.43
38:BM:116:ALA:HA	38:BM:119:LEU:HD12	2.00	0.43
25:DC:61:TYR:HA	25:DC:85:ASN:ND2	2.33	0.43
23:BB:1334:G:O2'	23:BB:1335:C:H5'	2.18	0.43
8:AI:8:THR:O	8:AI:81:GLY:HA3	2.18	0.43
23:BB:776:G:H4'	23:BB:777:G:O5'	2.18	0.43
45:BS:41:LYS:O	45:BS:43:ALA:N	2.51	0.43
1:AA:306:A:H2'	1:AA:307:C:H5'	1.99	0.43
23:BB:104:A:H2'	23:BB:105:C:H6	1.83	0.43
2:CC:54:ILE:O	2:CC:54:ILE:HG23	2.18	0.43
14:AQ:37:ILE:HG22	14:AQ:38:LYS:N	2.34	0.43
29:BE:62:GLN:CG	29:BE:63:LYS:N	2.81	0.43
50:DT:23:ALA:C	50:DT:25:GLU:H	2.20	0.43
45:DS:35:ILE:HG22	45:DS:39:THR:CG2	2.46	0.43
40:DH:104:THR:HA	40:DH:108:VAL:O	2.19	0.43
8:CI:25:GLY:HA3	8:CI:57:VAL:HA	2.00	0.43
8:AI:63:TYR:C	8:AI:64:ILE:HD12	2.39	0.43
8:AI:16:ALA:HA	8:AI:66:VAL:HA	2.00	0.43
23:DB:899:A:H5'	23:DB:900:A:OP2	2.18	0.43
1:CA:1342:C:H1'	8:CI:125:GLN:OE1	2.19	0.43
13:AP:71:VAL:HG13	13:AP:72:ALA:H	1.82	0.43
28:DP:50:ARG:HB3	28:DP:57:ALA:O	2.18	0.43
23:BB:2285:C:OP2	33:B1:5:ARG:HD3	2.19	0.43
41:BJ:25:LEU:HB2	41:BJ:62:VAL:HG22	2.00	0.43
18:AB:44:LYS:C	18:AB:47:PRO:HD2	2.38	0.43
30:BY:50:VAL:HB	30:BY:53:MET:HB3	1.99	0.43
47:BF:151:LEU:CD1	47:BF:153:ILE:HG13	2.48	0.43
50:BT:4:GLU:C	50:BT:6:ARG:H	2.20	0.43
29:BE:114:ARG:HH11	29:BE:114:ARG:HG3	1.83	0.43
44:DQ:7:VAL:CG2	44:DQ:8:ILE:N	2.81	0.43

*Continued on next page...*

*Continued from previous page...*

Atom-1	Atom-2	Interatomic distance (Å)	Clash overlap (Å)
1:AA:1126:U:HO2'	1:AA:1280:A:H2'	1.83	0.43
47:DF:129:MET:N	47:DF:129:MET:SD	2.92	0.43
48:DG:93:TYR:CD2	48:DG:93:TYR:N	2.87	0.43
40:DH:5:LEU:CD1	40:DH:17:ASP:HB3	2.39	0.43
1:CA:1248:A:H2'	1:CA:1249:C:H6	1.83	0.43
23:BB:574:A:H4'	23:BB:575:A:H5''	1.99	0.43
48:DG:10:VAL:HG23	48:DG:48:THR:HA	2.00	0.43
17:CT:38:ILE:CD1	17:CT:82:ILE:HA	2.48	0.43
5:CF:10:VAL:HA	5:CF:84:VAL:HA	2.00	0.43
26:DD:121:THR:C	26:DD:123:LYS:N	2.71	0.43
48:BG:10:VAL:HB	48:BG:47:ASN:O	2.18	0.43
23:BB:2376:A:H2'	23:BB:2377:A:O4'	2.18	0.43
23:DB:970:U:O2'	23:DB:984:A:H4'	2.18	0.43
23:BB:483:A:H2'	23:BB:484:C:O4'	2.18	0.43
17:CT:59:ARG:HB2	17:CT:59:ARG:HH11	1.83	0.43
10:CK:111:ASP:CB	19:CU:19:LYS:HE2	2.48	0.43
39:BX:19:LEU:O	39:BX:24:GLU:HB2	2.18	0.43
23:BB:1047:G:H1'	23:BB:1111:A:N6	2.32	0.43
20:AO:43:PHE:HE2	20:AO:53:ARG:HD3	1.83	0.43
27:DK:20:MET:C	27:DK:41:ILE:HG13	2.39	0.43
49:BR:63:VAL:HA	49:BR:95:ASP:O	2.18	0.43
9:CJ:66:GLU:HG2	21:CN:98:ALA:HA	2.00	0.43
2:AC:181:ILE:N	2:AC:181:ILE:CD1	2.79	0.43
12:CM:89:ARG:NH1	12:CM:101:THR:HG21	2.33	0.43
23:BB:1682:G:H2'	23:BB:1683:U:C6	2.52	0.43
26:BD:38:LYS:CB	26:BD:47:ALA:HB3	2.49	0.43
23:BB:1459:G:H3'	23:BB:1460:U:H4'	2.00	0.43
43:DO:115:LEU:H	43:DO:115:LEU:HD22	1.83	0.43
23:DB:1712:U:H3'	23:DB:1713:A:H2'	2.00	0.43
42:BN:29:VAL:O	42:BN:78:LYS:HG2	2.17	0.43
20:CO:5:THR:O	20:CO:8:THR:HB	2.18	0.43
23:DB:2893:A:H4'	23:DB:2894:G:C5'	2.49	0.43
45:DS:82:MET:HE2	45:DS:84:ARG:HH12	1.83	0.43
23:BB:1190:G:OP1	37:BL:32:GLY:HA2	2.18	0.43
23:DB:2026:U:H2'	23:DB:2027:G:H8	1.83	0.43
28:DP:77:SER:O	28:DP:80:VAL:HG12	2.18	0.43
2:CC:129:PHE:CG	2:CC:130:ARG:N	2.86	0.43
9:CJ:71:LEU:N	9:CJ:71:LEU:HD23	2.32	0.43
3:AD:58:GLN:HA	3:AD:58:GLN:OE1	2.18	0.43
23:DB:2529:G:H4'	48:DG:174:LYS:HG3	1.98	0.43
23:BB:2693:G:H2'	23:BB:2694:G:C8	2.51	0.43

*Continued on next page...*

*Continued from previous page...*

Atom-1	Atom-2	Interatomic distance (Å)	Clash overlap (Å)
23:BB:2276:G:O3'	38:BM:86:LYS:HB2	2.19	0.43
8:AI:126:PHE:H	8:AI:126:PHE:HD2	1.67	0.43
26:BD:109:VAL:HG11	26:BD:193:VAL:HG11	2.00	0.43
23:BB:936:A:H2'	23:BB:937:C:H6	1.81	0.43
31:D0:41:HIS:O	31:D0:42:ILE:O	2.37	0.43
23:DB:2630:G:H2'	23:DB:2631:G:C8	2.52	0.43
23:DB:1692:U:H2'	23:DB:1694:C:C4	2.54	0.43
34:B3:16:THR:C	34:B3:18:LYS:H	2.21	0.43
1:AA:5:U:H1'	1:AA:6:G:N1	2.33	0.43
23:BB:859:G:O2'	23:BB:860:U:OP2	2.35	0.43
23:BB:2834:G:H1'	23:BB:2883:A:H61	1.81	0.43
1:CA:1476:A:H2'	1:CA:1477:U:H6	1.83	0.43
23:BB:1055:G:HO2'	23:BB:1085:A:H2	1.65	0.43
23:BB:685:A:H1'	23:BB:688:U:O4	2.18	0.43
23:DB:213:A:O2'	23:DB:214:G:H5'	2.18	0.43
23:DB:2527:C:H2'	23:DB:2528:U:C6	2.53	0.43
1:AA:1471:U:O2'	1:AA:1472:U:H5'	2.18	0.43
1:AA:1473:G:H2'	1:AA:1474:U:C6	2.53	0.43
46:DU:16:LYS:HB3	46:DU:17:ASP:H	1.68	0.43
37:DL:85:VAL:O	37:DL:85:VAL:HG22	2.18	0.43
22:DA:67:G:O2'	22:DA:68:C:H5'	2.17	0.43
23:BB:2271:G:O2'	23:BB:2272:U:H5'	2.18	0.43
2:CC:106:ARG:HD2	2:CC:106:ARG:C	2.38	0.43
38:DM:41:LEU:O	38:DM:94:ALA:N	2.49	0.43
29:BE:60:TRP:CZ3	29:BE:69:ARG:HA	2.53	0.43
38:BM:41:LEU:HB3	38:BM:46:ILE:HG21	1.99	0.43
21:AN:58:ARG:N	21:AN:59:GLN:HE21	2.14	0.43
45:BS:24:ILE:O	45:BS:25:ARG:C	2.56	0.43
45:BS:33:LEU:O	45:BS:37:THR:HG23	2.17	0.43
12:CM:10:ASP:CA	12:CM:44:ILE:HD13	2.48	0.43
12:CM:33:LEU:HB3	12:CM:38:ILE:O	2.18	0.43
1:AA:777:A:H2'	1:AA:778:G:C8	2.53	0.43
2:CC:155:ARG:NE	2:CC:159:ALA:O	2.51	0.43
37:DL:23:ILE:H	37:DL:23:ILE:CD1	2.10	0.43
11:CL:24:GLU:C	11:CL:26:CYS:N	2.70	0.43
43:BO:66:GLY:C	43:BO:68:LYS:H	2.21	0.43
48:DG:134:GLY:HA3	48:DG:140:ILE:HG21	1.99	0.43
23:BB:1058:U:O2'	23:BB:1059:G:H5'	2.19	0.43
23:DB:1142:A:H4'	41:DJ:27:ARG:NH2	2.31	0.43
12:AM:56:ARG:NH1	12:AM:56:ARG:HG3	2.31	0.43
50:DT:8:LEU:O	50:DT:9:LYS:HE2	2.19	0.43

*Continued on next page...*

*Continued from previous page...*

Atom-1	Atom-2	Interatomic distance (Å)	Clash overlap (Å)
4:AE:93:VAL:HG12	4:AE:94:PHE:N	2.33	0.43
46:DU:3:LYS:HD3	46:DU:82:VAL:CG2	2.47	0.43
14:AQ:40:THR:HG22	14:AQ:41:THR:N	2.32	0.43
10:AK:17:ASP:C	10:AK:36:ARG:HH12	2.20	0.43
2:AC:55:VAL:O	2:AC:65:VAL:HA	2.18	0.43
22:DA:112:G:H2'	22:DA:113:C:H6	1.83	0.43
47:BF:110:ILE:HG22	47:BF:113:PHE:HB3	2.00	0.43
47:BF:99:PHE:O	47:BF:102:LEU:HB3	2.18	0.43
23:BB:2800:A:O5'	23:BB:2800:A:H8	2.01	0.43
1:CA:1312:G:H2'	1:CA:1313:U:H6	1.83	0.43
48:BG:6:ALA:HA	48:BG:7:PRO:HD3	1.82	0.43
23:BB:2526:G:H1'	32:B4:1:MET:H1	1.81	0.43
1:CA:81:A:O2'	1:CA:82:G:H5'	2.18	0.43
50:BT:69:ARG:NE	50:BT:69:ARG:HA	2.26	0.43
10:CK:22:ILE:HD13	10:CK:95:THR:CG2	2.48	0.43
1:CA:98:A:O2'	1:CA:99:C:H5'	2.19	0.43
8:CI:7:GLY:HA3	8:CI:81:GLY:O	2.18	0.43
30:DY:47:ILE:HG21	30:DY:56:VAL:HG21	1.98	0.43
7:AH:63:LYS:CG	7:AH:70:VAL:HG21	2.47	0.43
5:CF:15:SER:HA	5:CF:18:VAL:HG23	1.99	0.43
1:CA:1179:A:H2'	1:CA:1180:A:O4'	2.18	0.43
23:DB:1516:G:H2'	23:DB:1517:G:H8	1.84	0.43
35:BV:38:LEU:CG	35:BV:40:ILE:HG23	2.47	0.43
23:BB:118:A:H5'	23:BB:119:A:C8	2.46	0.43
1:CA:1096:C:O2'	1:CA:1097:C:H5'	2.18	0.43
23:DB:192:C:H2'	23:DB:193:U:H5'	2.00	0.43
46:DU:13:LEU:HA	46:DU:18:LYS:NZ	2.34	0.43
43:DO:100:HIS:HA	43:DO:104:GLN:CG	2.48	0.43
46:BU:41:VAL:HG22	46:BU:60:LYS:O	2.17	0.43
1:AA:840:C:H2'	1:AA:843:U:OP2	2.19	0.43
26:BD:62:LYS:CB	26:BD:63:PRO:HD3	2.47	0.43
7:AH:17:GLN:HE21	7:AH:62:LEU:HG	1.84	0.43
24:BI:138:VAL:HG12	24:BI:139:VAL:N	2.33	0.43
26:BD:187:LEU:O	26:BD:188:LEU:HD23	2.18	0.43
23:DB:1592:C:H2'	23:DB:1593:A:C8	2.54	0.43
23:BB:1353:A:O2'	23:BB:1354:A:H5'	2.18	0.43
1:CA:216:U:H2'	1:CA:217:C:H6	1.82	0.43
17:CT:8:LYS:HE3	17:CT:12:GLN:OE1	2.19	0.43
23:DB:2418:A:OP1	34:D3:44:ARG:NH1	2.52	0.43
23:DB:870:U:C2'	23:DB:871:U:H5''	2.48	0.43
23:DB:1473:G:O2'	23:DB:1474:U:H5'	2.18	0.43

*Continued on next page...*

*Continued from previous page...*

Atom-1	Atom-2	Interatomic distance (Å)	Clash overlap (Å)
23:BB:1360:G:C2'	23:BB:1361:G:H5'	2.47	0.43
3:CD:96:ARG:HH12	3:CD:133:SER:HA	1.83	0.43
23:BB:1348:C:H5'	23:BB:1349:C:OP2	2.18	0.43
18:AB:22:TRP:HA	18:AB:189:ASN:N	2.33	0.43
23:DB:1316:U:O2'	23:DB:1317:G:H5'	2.18	0.43
11:AL:106:VAL:HA	11:AL:107:LYS:HZ3	1.82	0.43
1:AA:1152:A:H2'	1:AA:1153:G:C8	2.53	0.43
31:D0:27:LEU:HD22	31:D0:37:HIS:C	2.39	0.43
25:DC:33:LEU:O	25:DC:34:GLU:HB3	2.18	0.43
23:BB:915:C:H3'	23:BB:916:G:C8	2.52	0.43
1:CA:878:A:C5'	7:CH:80:PRO:HG2	2.48	0.43
23:BB:1839:G:C8	23:BB:1927:A:H1'	2.53	0.43
25:BC:33:LEU:O	25:BC:34:GLU:HB3	2.18	0.43
1:AA:1146:A:N3	1:AA:1146:A:H2'	2.33	0.43
10:CK:83:VAL:HB	10:CK:109:ILE:HG12	2.00	0.43
23:DB:662:G:O2'	23:DB:663:G:H5'	2.18	0.43
23:BB:1920:C:H2'	23:BB:1921:G:H8	1.82	0.43
23:BB:1541:C:O2'	23:BB:1542:U:H5'	2.19	0.43
23:DB:1183:U:H2'	23:DB:1184:U:H6	1.83	0.43
23:BB:1296:G:O2'	23:BB:1297:C:H5'	2.18	0.43
45:DS:57:ASN:ND2	45:DS:57:ASN:N	2.67	0.43
49:BR:26:ASP:O	49:BR:27:ILE:HG12	2.18	0.43
48:BG:77:GLY:HA3	48:BG:135:ALA:O	2.18	0.43
41:BJ:73:VAL:HG23	41:BJ:74:TYR:H	1.83	0.43
23:BB:546:U:H5''	23:BB:546:U:O2	2.18	0.43
5:AF:16:GLU:CD	5:AF:16:GLU:H	2.20	0.43
26:BD:36:GLN:O	26:BD:36:GLN:HG3	2.17	0.43
1:AA:1530:G:H2'	1:AA:1531:A:C8	2.54	0.43
25:DC:54:GLY:O	25:DC:214:GLY:HA2	2.18	0.43
23:BB:917:A:H2'	23:BB:918:A:O4'	2.18	0.43
45:DS:29:VAL:O	45:DS:32:ALA:HB3	2.18	0.43
45:DS:32:ALA:O	45:DS:35:ILE:HG12	2.19	0.43
40:DH:69:ALA:HA	40:DH:140:ALA:CB	2.48	0.43
21:AN:20:PHE:HE1	21:AN:51:PRO:HG3	1.84	0.43
25:BC:185:ALA:C	25:BC:187:CYS:H	2.22	0.43
28:BP:6:GLN:HE21	28:BP:7:LEU:HD12	1.84	0.43
27:DK:62:VAL:HG12	27:DK:63:VAL:H	1.84	0.43
40:BH:112:LYS:HE3	40:BH:112:LYS:C	2.39	0.43
1:CA:1206:G:C4'	2:CC:192:TYR:HA	2.41	0.43
49:BR:98:ILE:HG22	49:BR:99:THR:N	2.33	0.43
3:CD:151:GLN:O	3:CD:154:VAL:HG22	2.18	0.43

*Continued on next page...*

*Continued from previous page...*

Atom-1	Atom-2	Interatomic distance (Å)	Clash overlap (Å)
24:BI:79:LEU:HD23	24:BI:108:ILE:CD1	2.49	0.43
37:DL:80:SER:HB3	37:DL:115:GLU:CD	2.39	0.43
30:BY:47:ILE:HG21	30:BY:56:VAL:HG21	2.00	0.43
30:BY:12:ALA:HB2	30:BY:53:MET:SD	2.58	0.43
1:CA:865:A:H5'	1:CA:1078:U:C4	2.54	0.43
23:DB:195:A:H1'	23:DB:250:G:H21	1.84	0.43
47:BF:32:LYS:N	47:BF:95:MET:SD	2.92	0.43
48:BG:10:VAL:O	48:BG:10:VAL:HG12	2.19	0.43
23:DB:2466:C:OP1	32:D4:4:ARG:HB3	2.19	0.43
1:AA:731:G:O2'	1:AA:732:C:H5'	2.18	0.43
26:BD:202:ILE:HG22	26:BD:204:LYS:HZ2	1.83	0.43
23:BB:100:U:C6	23:BB:100:U:O5'	2.71	0.43
23:BB:1726:C:H2'	23:BB:1727:C:C6	2.53	0.43
23:DB:528:A:H2'	23:DB:529:A:H5''	2.00	0.43
7:CH:63:LYS:HG2	7:CH:70:VAL:CG2	2.47	0.43
3:AD:49:ASP:OD2	4:AE:111:ARG:HD2	2.18	0.43
1:CA:202:G:N2	1:CA:465:A:H61	2.12	0.43
23:DB:1080:A:O2'	23:DB:1081:U:H5'	2.18	0.43
35:DV:29:ILE:HD12	35:DV:90:ASP:HA	2.00	0.43
35:DV:75:GLN:OE1	35:DV:75:GLN:HA	2.17	0.43
23:DB:1187:G:H5''	49:DR:83:TYR:CE2	2.52	0.43
1:CA:552:U:H4'	11:CL:82:ARG:O	2.17	0.43
41:DJ:19:ASP:OD2	41:DJ:58:ASN:N	2.52	0.43
23:DB:826:U:O2'	37:DL:53:GLY:HA3	2.19	0.43
20:CO:36:ILE:HD12	20:CO:60:VAL:CG2	2.46	0.43
1:AA:862:C:O2'	1:AA:863:U:H5'	2.18	0.43
46:BU:34:ILE:HG23	46:BU:63:ALA:HB2	2.01	0.43
1:CA:702:A:N6	23:DB:1848:A:N1	2.66	0.43
40:BH:26:ALA:O	40:BH:28:ASN:N	2.51	0.43
23:BB:2771:C:H2'	23:BB:2772:C:C6	2.53	0.43
23:BB:2897:U:H2'	23:BB:2898:U:H6	1.84	0.43
19:AU:13:VAL:CG2	19:AU:15:LEU:HD23	2.48	0.43
1:CA:1379:G:N7	6:CG:2:ARG:NH1	2.66	0.43
23:DB:2900:A:H2'	23:DB:2901:C:C6	2.53	0.43
23:DB:1589:U:H2'	23:DB:1590:A:C8	2.54	0.43
24:BI:85:ILE:CD1	24:BI:137:LEU:HD21	2.47	0.43
6:AG:31:VAL:HG13	6:AG:32:ASP:OD1	2.19	0.43
2:AC:13:ILE:HD13	2:AC:13:ILE:N	2.34	0.43
23:BB:2626:C:H2'	23:BB:2627:G:H8	1.81	0.43
31:D0:18:HIS:ND1	31:D0:18:HIS:N	2.67	0.43
18:CB:204:ASP:O	18:CB:205:ALA:HB3	2.18	0.43

*Continued on next page...*

*Continued from previous page...*

Atom-1	Atom-2	Interatomic distance (Å)	Clash overlap (Å)
1:CA:33:A:OP2	1:CA:398:U:H5'	2.17	0.43
1:CA:629:A:H2'	1:CA:630:A:O4'	2.18	0.43
23:BB:803:U:O2'	23:BB:804:A:H5'	2.18	0.43
23:BB:1359:A:H2'	23:BB:1360:G:O4'	2.17	0.43
19:CU:47:ALA:O	19:CU:51:ALA:N	2.51	0.43
23:BB:1873:G:H2'	23:BB:1874:C:H6	1.83	0.43
3:AD:191:SER:O	3:AD:192:ALA:HB2	2.19	0.43
1:AA:792:A:N3	1:AA:794:A:C5	2.86	0.43
23:DB:1330:C:H2'	23:DB:1331:G:C8	2.53	0.43
23:DB:307:G:N2	23:DB:309:A:H3'	2.34	0.43
23:BB:664:G:O2'	23:BB:665:U:H5'	2.18	0.43
39:DX:25:GLN:HB2	39:DX:46:VAL:HG11	2.00	0.43
4:CE:59:ILE:H	4:CE:59:ILE:HG13	1.56	0.43
23:BB:1671:U:H2'	23:BB:1673:G:OP2	2.18	0.43
7:CH:50:VAL:HG13	7:CH:50:VAL:O	2.18	0.43
38:BM:82:MET:HE3	38:BM:83:GLY:H	1.84	0.43
23:BB:2264:C:H41	52:BW:11:ASN:HD22	1.67	0.43
23:BB:1281:G:H2'	23:BB:1282:U:O4'	2.18	0.43
1:CA:490:C:H2'	1:CA:491:G:O4'	2.18	0.43
23:DB:1568:G:O3'	25:DC:58:LYS:HD3	2.18	0.43
23:DB:1518:C:H2'	23:DB:1519:G:H8	1.84	0.43
22:BA:69:G:H2'	22:BA:70:C:H5'	2.00	0.43
42:BN:71:ARG:HG2	42:BN:71:ARG:HH21	1.83	0.43
23:BB:1747:U:H2'	23:BB:1748:C:C6	2.54	0.43
5:CF:9:MET:HG2	5:CF:9:MET:H	1.73	0.43
25:BC:163:ILE:HG22	25:BC:164:VAL:H	1.83	0.43
40:BH:108:VAL:HG12	40:BH:109:GLU:H	1.83	0.43
25:DC:163:ILE:HG22	25:DC:164:VAL:H	1.84	0.43
23:BB:1465:G:H2'	23:BB:1466:U:C6	2.53	0.43
23:DB:2756:U:OP2	32:D4:19:ARG:HG2	2.19	0.43
23:BB:443:A:N3	23:BB:443:A:H2'	2.33	0.43
23:BB:538:A:H2'	23:BB:539:G:O4'	2.18	0.43
23:DB:308:G:O4'	23:DB:501:A:H5'	2.18	0.43
12:CM:87:GLY:O	12:CM:91:ARG:HG3	2.18	0.43
44:BQ:82:LEU:HA	44:BQ:85:ALA:HB3	2.01	0.43
23:DB:1625:C:H3'	23:DB:1626:A:C8	2.54	0.43
23:DB:2660:A:H2'	23:DB:2661:G:O4'	2.19	0.43
49:DR:55:ASP:CG	49:DR:56:GLY:H	2.21	0.43
23:BB:1053:C:H6	23:BB:1053:C:O5'	2.02	0.43
24:DI:59:THR:O	24:DI:59:THR:HG23	2.19	0.43
23:DB:1098:A:C2'	24:DI:4:VAL:C	2.87	0.43

*Continued on next page...*

*Continued from previous page...*

Atom-1	Atom-2	Interatomic distance (Å)	Clash overlap (Å)
40:BH:89:LYS:HB3	40:BH:90:LEU:H	1.48	0.43
18:CB:44:LYS:C	18:CB:47:PRO:HD2	2.39	0.43
51:BZ:40:VAL:O	51:BZ:42:SER:N	2.47	0.43
23:BB:870:U:C2'	23:BB:871:U:H5''	2.48	0.43
41:DJ:3:THR:HB	41:DJ:44:TYR:HE1	1.83	0.43
44:DQ:82:LEU:HA	44:DQ:85:ALA:HB3	2.00	0.43
27:DK:36:GLY:HA2	27:DK:62:VAL:O	2.19	0.43
29:DE:62:GLN:CG	29:DE:63:LYS:N	2.81	0.43
8:CI:59:LYS:HZ3	8:CI:60:LEU:CG	2.31	0.43
1:AA:1358:U:H5''	21:AN:72:PHE:O	2.19	0.43
13:AP:3:THR:HG22	13:AP:66:THR:HB	2.00	0.43
25:BC:140:VAL:CG1	25:BC:141:HIS:H	2.22	0.43
48:DG:132:LEU:HD13	48:DG:143:VAL:HG23	2.00	0.43
48:BG:84:LYS:CG	48:BG:85:LYS:H	2.19	0.43
24:DI:72:THR:OG1	24:DI:73:PRO:HD2	2.18	0.43
41:DJ:64:VAL:HG22	41:DJ:68:LYS:HB2	2.01	0.43
1:AA:1057:G:O2'	1:AA:1058:G:H5'	2.19	0.43
29:DE:48:THR:C	29:DE:50:ALA:N	2.71	0.43
27:DK:10:VAL:HG21	27:DK:16:ALA:CA	2.48	0.43
23:DB:301:G:O5'	46:DU:81:ARG:NH1	2.51	0.43
44:DQ:31:TYR:O	44:DQ:32:ARG:C	2.56	0.43
27:BK:59:LYS:HD2	27:BK:89:ASN:ND2	2.33	0.43
37:BL:78:ARG:CB	37:BL:113:ALA:HB2	2.39	0.43
6:AG:71:THR:HG22	6:AG:141:HIS:CE1	2.53	0.43
8:AI:71:ILE:CD1	8:AI:71:ILE:H	2.28	0.43
23:DB:572:A:H3'	23:DB:573:U:O4'	2.18	0.43
48:BG:88:LEU:HD13	48:BG:93:TYR:HB2	2.00	0.43
6:AG:73:GLU:C	6:AG:87:PRO:HA	2.38	0.43
1:AA:959:A:H2	1:AA:1221:G:N3	2.17	0.43
16:AS:44:ILE:HA	16:AS:61:VAL:CB	2.48	0.43
18:AB:163:ILE:CG2	18:AB:164:ASP:N	2.81	0.43
39:DX:6:LEU:HD22	39:DX:6:LEU:N	2.34	0.43
26:DD:51:THR:HG22	26:DD:52:THR:N	2.32	0.43
23:BB:969:G:O2'	23:BB:970:U:H5'	2.19	0.43
35:BV:29:ILE:HG13	35:BV:88:HIS:HE1	1.83	0.43
23:BB:2868:A:H2'	23:BB:2869:G:C8	2.53	0.43
1:AA:337:G:O2'	1:AA:338:A:H5'	2.19	0.43
28:BP:62:LYS:HB3	28:BP:69:VAL:HG22	1.99	0.43
1:AA:430:A:OP2	3:AD:6:PRO:HA	2.17	0.43
2:CC:32:LEU:HD21	21:CN:92:ILE:HG12	2.00	0.43
1:AA:1483:A:H1'	23:BB:1948:G:H1'	2.00	0.43

*Continued on next page...*



*Continued from previous page...*

Atom-1	Atom-2	Interatomic distance (Å)	Clash overlap (Å)
29:DE:170:ARG:NH2	29:DE:176:ASP:HB2	2.33	0.43
1:CA:1448:C:O2'	1:CA:1449:C:H5'	2.18	0.43
42:DN:28:LEU:HD23	42:DN:34:ILE:HG13	2.00	0.43
23:BB:635:C:H2'	23:BB:636:G:C8	2.54	0.43
23:BB:2774:C:OP1	26:BD:169:ARG:HG3	2.18	0.43
1:AA:1492:A:C4	23:BB:1913:A:N1	2.87	0.43
23:BB:1914:C:O2	23:BB:1914:C:C3'	2.67	0.43
41:BJ:131:ASN:O	41:BJ:132:HIS:ND1	2.52	0.43
23:BB:560:C:H3'	23:BB:561:G:H8	1.82	0.43
1:CA:254:G:H2'	1:CA:255:G:H8	1.83	0.43
37:BL:120:VAL:HG12	37:BL:121:THR:N	2.34	0.43
45:DS:20:VAL:C	45:DS:22:ASP:N	2.70	0.43
24:BI:56:VAL:HG13	24:BI:58:ILE:HD11	2.01	0.43
23:DB:1085:A:H1'	23:DB:1105:U:H1'	1.99	0.43
1:CA:631:C:H5''	1:CA:632:U:O4'	2.19	0.43
23:DB:795:C:H2'	23:DB:796:C:C6	2.54	0.43
1:AA:634:C:O5'	1:AA:634:C:H6	2.01	0.43
22:BA:102:G:H2'	22:BA:103:U:C6	2.54	0.43
1:AA:709:U:H2'	1:AA:710:G:H8	1.83	0.43
23:BB:451:U:C2	23:BB:453:A:N7	2.86	0.43
1:CA:501:C:O2'	1:CA:502:A:H5'	2.19	0.43
1:AA:537:G:H2'	1:AA:538:G:C8	2.53	0.43
1:AA:286:C:H2'	1:AA:287:U:H6	1.83	0.43
1:CA:696:A:H2'	1:CA:697:U:C6	2.54	0.43
25:BC:23:LEU:HA	25:BC:23:LEU:HD12	1.86	0.43
23:BB:1824:G:OP2	25:BC:52:HIS:CE1	2.72	0.43
37:DL:110:VAL:HB	37:DL:127:VAL:CG2	2.49	0.43
48:DG:64:ALA:O	48:DG:67:ALA:HB3	2.19	0.43
7:AH:50:VAL:O	7:AH:50:VAL:HG13	2.19	0.43
1:AA:937:A:H2'	1:AA:938:A:H5'	2.00	0.43
41:DJ:34:ARG:HH11	41:DJ:39:LYS:HG2	1.84	0.43
23:DB:1009:A:OP1	41:DJ:39:LYS:NZ	2.52	0.43
48:BG:64:ALA:O	48:BG:67:ALA:HB3	2.18	0.43
23:DB:175:G:O2'	23:DB:176:A:H5'	2.18	0.43
1:CA:767:A:H2'	1:CA:768:A:C8	2.54	0.43
23:BB:1526:C:O2'	23:BB:1527:G:H5'	2.17	0.43
28:DP:26:GLU:HA	28:DP:43:GLU:HA	2.01	0.43
23:BB:2599:G:H2'	23:BB:2600:A:C8	2.54	0.43
23:BB:2361:G:O2'	23:BB:2362:C:H5'	2.18	0.43
32:D4:19:ARG:O	32:D4:21:GLY:N	2.51	0.43
15:CR:55:ALA:O	15:CR:58:ILE:HB	2.18	0.43

*Continued on next page...*

*Continued from previous page...*

Atom-1	Atom-2	Interatomic distance (Å)	Clash overlap (Å)
48:DG:5:LYS:HE3	48:DG:61:TRP:CZ3	2.54	0.43
23:BB:1695:G:H1'	25:BC:7:PRO:O	2.17	0.43
1:AA:112:G:O2'	1:AA:113:G:H5'	2.18	0.43
1:AA:1054:C:H1'	1:AA:1196:A:C5	2.54	0.43
23:BB:1271:G:OP2	23:BB:1648:U:OP1	2.37	0.43
36:B2:1:MET:HG2	36:B2:2:LYS:H	1.83	0.43
23:BB:372:G:O2'	23:BB:373:U:P	2.77	0.43
1:CA:47:C:H4'	1:CA:48:C:O5'	2.18	0.43
1:AA:884:U:H4'	1:AA:885:G:H5''	2.01	0.43
50:DT:79:ASP:N	50:DT:79:ASP:OD2	2.51	0.43
3:CD:176:LYS:HD3	3:CD:176:LYS:H	1.83	0.43
24:DI:4:VAL:O	24:DI:5:GLN:O	2.36	0.43
23:BB:856:G:C1'	52:BW:23:LYS:HB3	2.48	0.43
29:BE:161:ALA:HA	29:BE:164:LEU:HB2	2.01	0.43
19:AU:8:ASN:O	19:AU:9:GLU:HB3	2.19	0.43
29:BE:62:GLN:HB2	29:BE:62:GLN:HE21	1.52	0.43
38:DM:59:ARG:HE	38:DM:60:GLN:CG	2.11	0.43
49:DR:49:ILE:HG21	49:DR:54:VAL:HA	2.01	0.43
45:BS:52:GLU:HA	45:BS:55:ILE:HG22	2.01	0.43
12:CM:85:TYR:HB2	16:CS:72:GLU:HB2	2.00	0.43
51:BZ:33:LEU:HA	51:BZ:51:VAL:O	2.19	0.43
12:CM:22:TYR:HD1	12:CM:65:GLU:HA	1.82	0.43
49:BR:15:SER:H	49:BR:18:GLN:CG	2.32	0.43
23:BB:1819:A:OP1	25:BC:159:THR:HG21	2.18	0.43
3:CD:155:LYS:HG2	3:CD:156:ALA:H	1.83	0.43
1:CA:410:G:P	3:CD:25:ARG:HD2	2.58	0.43
43:DO:66:GLY:CA	43:DO:102:ARG:HH21	2.17	0.43
43:BO:7:ARG:N	43:BO:10:ARG:HH11	2.17	0.43
1:AA:407:U:H2'	1:AA:408:A:C8	2.54	0.43
3:AD:107:GLY:HA2	3:AD:112:GLU:OE2	2.17	0.43
3:AD:154:VAL:O	3:AD:158:LEU:HG	2.19	0.43
32:D4:8:LYS:HG2	32:D4:9:LYS:H	1.83	0.43
23:DB:1062:G:H2'	23:DB:1063:G:H8	1.83	0.43
24:DI:54:ILE:HD11	24:DI:71:LYS:N	2.33	0.43
21:CN:60:ARG:NH2	21:CN:69:PRO:HB3	2.34	0.43
23:DB:1600:C:C2'	23:DB:1601:G:H5'	2.48	0.43
2:AC:51:VAL:HG23	2:AC:68:HIS:O	2.18	0.43
4:AE:43:GLY:O	4:AE:72:ASN:HA	2.18	0.43
38:BM:19:GLY:N	38:BM:38:ARG:NH1	2.66	0.43
47:BF:146:ASP:O	47:BF:147:ARG:C	2.56	0.43
47:BF:64:PRO:HA	47:BF:88:VAL:HG22	2.00	0.43

*Continued on next page...*

*Continued from previous page...*

Atom-1	Atom-2	Interatomic distance (Å)	Clash overlap (Å)
8:AI:12:LYS:NZ	8:AI:12:LYS:HB2	2.34	0.43
27:BK:10:VAL:HG21	27:BK:16:ALA:CA	2.49	0.43
4:CE:141:ASP:HA	4:CE:144:GLU:OE1	2.19	0.43
41:BJ:12:LYS:O	41:BJ:13:ARG:HB2	2.19	0.43
48:DG:93:TYR:O	48:DG:94:ARG:O	2.36	0.43
23:DB:195:A:H5''	37:DL:47:ARG:NH2	2.34	0.43
22:DA:111:U:H2'	22:DA:112:G:C8	2.53	0.43
48:BG:93:TYR:CD2	48:BG:93:TYR:N	2.86	0.43
29:DE:1:MET:O	29:DE:13:THR:HA	2.18	0.43
26:DD:124:ARG:HE	26:DD:125:TRP:HE1	1.64	0.43
23:DB:958:U:O4	38:DM:16:ARG:HA	2.18	0.43
10:AK:95:THR:HG23	10:AK:96:ILE:HG13	2.01	0.43
1:CA:719:C:H2'	15:CR:38:ILE:CD1	2.49	0.43
5:AF:10:VAL:HA	5:AF:84:VAL:HA	2.00	0.43
8:AI:55:ASP:HB2	8:AI:59:LYS:CD	2.42	0.43
12:AM:79:LEU:HA	12:AM:82:LEU:CD1	2.47	0.43
18:AB:63:LYS:HA	18:AB:224:ARG:HH12	1.84	0.43
23:BB:528:A:H2'	23:BB:529:A:H5''	2.01	0.43
18:AB:115:ASP:OD1	18:AB:116:LEU:N	2.52	0.43
45:DS:73:LYS:HD2	45:DS:73:LYS:HA	1.66	0.43
20:CO:64:ARG:NH2	20:CO:88:ARG:HH11	2.17	0.43
12:AM:21:ILE:HG22	12:AM:23:GLY:N	2.29	0.43
1:AA:238:A:C2'	1:AA:239:U:H5''	2.42	0.43
1:AA:1020:G:H2'	1:AA:1020:G:N3	2.34	0.43
23:DB:735:A:N7	23:DB:761:A:H2	2.16	0.43
4:AE:156:ARG:HB3	7:AH:43:GLY:O	2.19	0.43
1:CA:947:G:H4'	1:CA:1332:A:H2	1.83	0.43
1:CA:332:G:H2'	1:CA:333:U:H6	1.84	0.43
22:DA:6:G:O2'	22:DA:7:G:H5'	2.19	0.43
1:CA:1347:G:H5''	8:CI:109:GLN:O	2.18	0.43
23:DB:2869:G:H2'	23:DB:2870:C:O4'	2.19	0.43
34:B3:21:PHE:CE1	34:B3:58:ILE:HG23	2.53	0.43
1:CA:1180:A:OP1	8:CI:104:THR:HG22	2.19	0.43
14:CQ:58:VAL:HG12	14:CQ:77:VAL:HG13	2.00	0.43
16:CS:29:PRO:HB3	16:CS:47:THR:HG22	2.00	0.43
23:BB:1061:U:O4	24:BI:10:LEU:HA	2.18	0.43
46:DU:41:VAL:O	46:DU:59:GLU:HG3	2.17	0.43
20:CO:7:ALA:O	20:CO:11:ILE:HG23	2.19	0.43
23:DB:1486:U:H2'	23:DB:1487:U:H6	1.83	0.43
22:DA:25:U:H4'	22:DA:26:C:OP1	2.17	0.43
23:DB:744:U:H2'	23:DB:745:G:C8	2.54	0.43

*Continued on next page...*

*Continued from previous page...*

Atom-1	Atom-2	Interatomic distance (Å)	Clash overlap (Å)
1:AA:509:A:N3	1:AA:543:U:O2'	2.51	0.43
23:DB:286:U:H2'	23:DB:287:G:C8	2.51	0.43
45:DS:60:HIS:ND1	45:DS:60:HIS:O	2.51	0.43
2:CC:129:PHE:CZ	2:CC:130:ARG:HD2	2.54	0.43
1:AA:1449:C:H2'	1:AA:1450:U:O4'	2.19	0.43
23:DB:2376:A:C2	43:DO:92:PHE:HB3	2.54	0.43
18:CB:169:HIS:N	18:CB:169:HIS:CD2	2.85	0.43
14:CQ:26:ARG:N	14:CQ:39:ARG:O	2.52	0.43
3:CD:187:ARG:O	3:CD:191:SER:N	2.52	0.43
1:CA:950:U:H2'	1:CA:951:G:H8	1.83	0.43
3:AD:187:ARG:HH11	3:AD:191:SER:HA	1.84	0.43
1:CA:955:U:H2'	1:CA:956:U:O4'	2.18	0.43
11:CL:106:VAL:CG2	11:CL:116:TYR:HB3	2.48	0.43
43:BO:105:ALA:C	43:BO:107:ALA:H	2.19	0.43
35:DV:68:LYS:HG2	35:DV:69:GLU:N	2.33	0.43
1:CA:502:A:H2'	1:CA:503:C:O4'	2.19	0.43
23:BB:2770:G:H8	23:BB:2770:G:O5'	2.02	0.43
23:DB:690:G:H2'	23:DB:691:C:O4'	2.18	0.43
23:BB:2853:C:H2'	23:BB:2854:G:C8	2.53	0.43
23:BB:1259:G:H2'	23:BB:1260:A:H8	1.82	0.43
1:CA:484:G:H3'	1:CA:484:G:OP2	2.17	0.43
1:AA:1032:G:H2'	1:AA:1033:G:O4'	2.18	0.43
23:BB:1850:G:H2'	23:BB:1851:U:C6	2.53	0.43
1:AA:1294:G:O2'	1:AA:1295:U:H5'	2.19	0.43
10:CK:67:GLU:HG3	10:CK:68:ARG:N	2.33	0.43
23:DB:1463:C:H2'	23:DB:1464:G:H8	1.83	0.43
23:BB:200:U:O2'	51:BZ:22:LEU:HD12	2.19	0.43
23:DB:163:C:H2'	23:DB:164:C:H6	1.84	0.43
23:BB:659:G:H4'	29:BE:95:LYS:HB3	2.00	0.43
22:DA:109:A:H2'	22:DA:110:C:H6	1.84	0.43
23:DB:1541:C:O2'	23:DB:1542:U:H5'	2.19	0.43
1:AA:520:A:C2	1:AA:536:C:H1'	2.54	0.43
20:CO:16:GLY:HA2	20:CO:27:VAL:CG2	2.48	0.43
48:BG:54:ARG:HA	48:BG:54:ARG:HE	1.83	0.43
22:DA:67:G:H2'	22:DA:68:C:H6	1.84	0.43
23:BB:572:A:H3'	23:BB:573:U:O4'	2.18	0.43
28:DP:58:PHE:HD1	28:DP:73:PHE:HD2	1.65	0.43
23:BB:202:U:H2'	23:BB:203:A:O4'	2.18	0.43
25:BC:106:PRO:HA	25:BC:195:GLY:N	2.33	0.43
45:BS:86:MET:HB3	45:BS:94:ASP:HB2	2.00	0.43
52:BW:32:ALA:C	52:BW:34:SER:N	2.71	0.43

*Continued on next page...*

*Continued from previous page...*

Atom-1	Atom-2	Interatomic distance (Å)	Clash overlap (Å)
23:BB:850:U:O2'	30:BY:22:THR:HG22	2.18	0.43
29:BE:148:ILE:HD13	29:BE:187:VAL:HG23	2.00	0.43
2:CC:110:LEU:HD22	2:CC:145:ALA:HB2	2.00	0.43
40:BH:90:LEU:HD11	40:BH:146:VAL:CG1	2.49	0.43
21:AN:41:TRP:HB3	21:AN:44:VAL:CG2	2.49	0.43
50:DT:22:THR:HA	50:DT:25:GLU:HB3	2.01	0.43
50:BT:87:LEU:O	50:BT:88:LYS:O	2.37	0.43
23:DB:2011:U:O2'	23:DB:2012:G:H5'	2.19	0.43
23:DB:1841:U:C2	23:DB:1842:G:C8	3.07	0.43
40:DH:99:ILE:O	40:DH:103:VAL:HG12	2.19	0.43
41:DJ:4:PHE:HB3	41:DJ:44:TYR:CE1	2.53	0.43
44:DQ:91:ARG:HE	44:DQ:93:ILE:CG2	2.32	0.43
28:BP:3:ILE:HD13	28:BP:3:ILE:C	2.39	0.43
16:CS:33:TRP:CD1	16:CS:51:HIS:HB3	2.53	0.43
29:DE:58:LYS:N	29:DE:58:LYS:NZ	2.57	0.43
29:DE:67:ARG:NH1	29:DE:70:SER:OG	2.51	0.43
27:BK:62:VAL:HG12	27:BK:63:VAL:N	2.34	0.43
6:AG:43:TYR:HA	6:AG:46:LEU:HB3	2.00	0.43
1:CA:1382:C:O2'	1:CA:1383:C:H5'	2.18	0.43
23:DB:729:G:H5''	23:DB:730:A:H5''	2.00	0.43
29:DE:148:ILE:HD13	29:DE:187:VAL:HG23	1.99	0.43
33:D1:8:ILE:HD12	33:D1:51:ALA:HA	1.98	0.43
52:DW:58:LEU:N	52:DW:58:LEU:HD22	2.34	0.43
9:CJ:7:ARG:HG3	9:CJ:102:LEU:O	2.17	0.43
49:BR:82:HIS:O	49:BR:83:TYR:C	2.58	0.43
18:AB:55:GLU:HG3	18:AB:197:PHE:CE1	2.54	0.43
18:AB:45:THR:HG22	18:AB:49:PHE:CZ	2.54	0.43
6:CG:43:TYR:O	6:CG:44:SER:C	2.56	0.43
29:BE:114:ARG:HG3	29:BE:114:ARG:NH1	2.33	0.43
23:BB:1276:A:H1'	42:BN:16:HIS:HE2	1.83	0.43
23:BB:1252:G:H1'	44:BQ:32:ARG:NH2	2.30	0.43
23:BB:1197:G:H5'	23:BB:1227:G:O2'	2.19	0.43
14:CQ:40:THR:HG22	14:CQ:41:THR:N	2.34	0.43
26:BD:13:ARG:HH12	28:BP:74:GLN:NE2	2.17	0.43
1:CA:1115:U:O5'	1:CA:1115:U:H6	2.01	0.43
22:DA:52:A:C2'	22:DA:53:A:H5'	2.48	0.43
47:DF:137:PHE:CD2	47:DF:137:PHE:N	2.87	0.43
1:AA:1308:U:H3'	12:AM:97:ARG:HH12	1.81	0.43
16:AS:35:ARG:HB2	16:AS:71:GLY:CA	2.44	0.43
16:AS:38:THR:HA	16:AS:69:LYS:HD3	2.00	0.43
2:CC:183:TYR:O	2:CC:184:ASN:HB2	2.17	0.43

*Continued on next page...*

*Continued from previous page...*

Atom-1	Atom-2	Interatomic distance (Å)	Clash overlap (Å)
10:CK:86:LYS:HB2	10:CK:113:THR:HA	2.00	0.43
52:BW:25:PHE:C	52:BW:27:GLY:N	2.72	0.43
26:DD:40:LEU:HD12	26:DD:41:ALA:N	2.34	0.43
20:CO:70:LEU:HD11	20:CO:77:ARG:CB	2.45	0.43
28:BP:95:LYS:HG3	28:BP:97:TYR:CE1	2.52	0.43
49:DR:69:GLY:O	49:DR:90:ARG:HG3	2.19	0.43
1:CA:521:G:O2'	1:CA:522:C:H5'	2.19	0.43
35:BV:87:GLN:HE21	35:BV:87:GLN:HB2	1.65	0.43
23:BB:233:A:H61	23:BB:428:A:N6	2.16	0.43
42:DN:31:HIS:N	42:DN:31:HIS:ND1	2.67	0.43
23:BB:2379:G:H2'	23:BB:2380:C:C6	2.53	0.43
46:DU:18:LYS:HE2	46:DU:18:LYS:C	2.39	0.43
37:DL:111:ILE:HG22	37:DL:112:LEU:N	2.31	0.43
1:AA:123:U:OP1	1:AA:312:C:H5'	2.18	0.43
3:AD:96:ARG:O	3:AD:100:VAL:HG23	2.18	0.43
22:BA:54:G:N2	47:BF:25:MET:HG2	2.31	0.43
3:CD:117:VAL:HA	3:CD:122:ILE:HG12	2.01	0.43
23:BB:182:A:H2'	23:BB:183:C:C6	2.53	0.43
23:BB:77:G:H5'	39:BX:52:ARG:HG2	2.00	0.43
1:CA:564:C:N1	14:CQ:32:ILE:HD11	2.34	0.43
23:DB:1784:A:H4'	23:DB:1785:A:O5'	2.18	0.43
23:BB:2895:G:O2'	23:BB:2896:C:H5'	2.18	0.43
1:CA:1254:A:OP1	9:CJ:47:GLU:HG3	2.19	0.43
7:AH:9:MET:O	7:AH:13:ILE:HG13	2.19	0.43
23:DB:2785:C:H2'	23:DB:2786:U:O4'	2.19	0.43
25:DC:124:LYS:HG3	25:DC:125:PRO:HD2	2.00	0.43
23:BB:1751:U:H2'	23:BB:1752:C:C6	2.53	0.43
1:CA:213:G:C8	1:CA:214:C:C5	3.06	0.43
9:CJ:10:LEU:HB2	9:CJ:72:ARG:HB2	2.01	0.43
23:BB:1535:A:O2'	23:BB:1537:G:N7	2.49	0.43
1:AA:1509:C:H2'	1:AA:1510:C:H6	1.84	0.43
3:CD:181:PHE:O	3:CD:182:LYS:C	2.57	0.43
23:DB:2806:C:H2'	23:DB:2807:U:O4'	2.19	0.43
23:BB:644:A:O2'	23:BB:645:C:H2'	2.18	0.43
1:CA:708:C:O2'	1:CA:709:U:H5'	2.19	0.43
22:BA:75:G:H2'	22:BA:76:G:C8	2.50	0.43
1:CA:537:G:H2'	1:CA:538:G:H8	1.83	0.43
23:BB:2437:G:H2'	23:BB:2438:U:C6	2.54	0.43
23:BB:816:C:O2'	23:BB:817:C:H5'	2.19	0.43
23:DB:1328:A:H2'	23:DB:1330:C:C5	2.54	0.43
23:BB:1860:G:O2'	23:BB:1861:G:H5'	2.19	0.43

*Continued on next page...*

*Continued from previous page...*

Atom-1	Atom-2	Interatomic distance (Å)	Clash overlap (Å)
9:AJ:18:ILE:HG23	9:AJ:19:ASP:N	2.33	0.43
23:DB:2815:C:H2'	23:DB:2816:G:H8	1.83	0.43
23:BB:988:A:O5'	30:BY:11:SER:HB3	2.19	0.43
24:BI:49:GLU:HG3	24:BI:54:ILE:HD11	2.01	0.43
23:DB:1241:A:N3	23:DB:1241:A:H5'	2.34	0.43
28:BP:77:SER:O	28:BP:80:VAL:HG12	2.19	0.43
29:DE:40:ARG:NH2	29:DE:92:HIS:NE2	2.66	0.43
23:BB:1662:U:O2	23:BB:2687:U:H4'	2.19	0.43
23:BB:222:A:H61	23:BB:232:G:H1'	1.84	0.43
42:BN:31:HIS:O	42:BN:32:GLU:HB2	2.18	0.43
23:DB:677:A:H2'	23:DB:678:C:C6	2.52	0.43
41:BJ:88:THR:O	41:BJ:91:GLU:HB2	2.18	0.43
1:CA:1426:G:H2'	1:CA:1427:C:O4'	2.19	0.43
23:DB:1464:G:H2'	23:DB:1465:G:C8	2.53	0.43
1:CA:1103:C:H2'	1:CA:1104:G:O4'	2.18	0.43
23:BB:163:C:O4'	23:BB:163:C:O2	2.36	0.43
1:CA:1109:C:H2'	1:CA:1110:A:O4'	2.18	0.43
30:DY:40:THR:O	30:DY:43:ILE:HG23	2.19	0.43
15:CR:27:THR:O	15:CR:28:LEU:HD23	2.18	0.43
3:CD:108:ALA:H	3:CD:112:GLU:CD	2.22	0.43
23:DB:210:C:O2'	23:DB:211:C:H5'	2.18	0.43
23:DB:121:G:H2'	23:DB:122:G:C8	2.53	0.43
1:CA:197:A:H4'	1:CA:198:G:O5'	2.17	0.43
41:DJ:40:HIS:O	44:DQ:66:ALA:HB1	2.18	0.43
20:AO:45:GLU:O	20:AO:47:LYS:N	2.47	0.43
24:DI:68:PHE:CD1	24:DI:68:PHE:N	2.87	0.43
14:CQ:61:ARG:O	14:CQ:61:ARG:HG3	2.19	0.43
23:BB:225:C:H2'	23:BB:226:A:O4'	2.18	0.43
29:DE:24:ASN:OD1	29:DE:27:LEU:HB2	2.18	0.43
39:BX:49:ASP:O	39:BX:53:VAL:HG23	2.18	0.43
38:DM:73:ILE:HG21	38:DM:91:TYR:OH	2.19	0.43
1:AA:1316:G:C2	1:AA:1318:A:H5''	2.53	0.43
45:DS:43:ALA:O	45:DS:47:VAL:HG23	2.18	0.43
1:AA:1201:A:H1'	1:AA:1202:U:OP2	2.19	0.43
28:DP:6:GLN:HE21	28:DP:7:LEU:HD12	1.84	0.43
44:DQ:57:ARG:C	44:DQ:59:LEU:N	2.71	0.43
18:AB:101:THR:HG22	18:AB:174:GLU:OE1	2.18	0.43
18:AB:67:LEU:HD21	18:AB:91:VAL:HG23	2.00	0.43
1:CA:1016:A:H4'	1:CA:1218:C:C4'	2.49	0.43
8:AI:51:LEU:CB	8:AI:56:MET:SD	2.99	0.43
8:AI:119:LYS:HD2	8:AI:119:LYS:O	2.19	0.43

*Continued on next page...*

*Continued from previous page...*

Atom-1	Atom-2	Interatomic distance (Å)	Clash overlap (Å)
1:CA:1057:G:H2'	1:CA:1058:G:C8	2.54	0.43
11:AL:24:GLU:C	11:AL:26:CYS:H	2.19	0.43
2:AC:27:GLU:HB2	2:AC:31:ASN:OD1	2.19	0.43
43:BO:7:ARG:HG3	43:BO:96:GLY:O	2.19	0.43
29:DE:148:ILE:HD13	29:DE:187:VAL:CG2	2.49	0.43
3:AD:157:ALA:C	3:AD:159:GLU:N	2.71	0.43
25:DC:93:VAL:CG1	25:DC:94:LEU:H	2.17	0.43
23:DB:1824:G:OP2	25:DC:52:HIS:CE1	2.72	0.43
4:CE:80:LEU:HG	4:CE:122:VAL:HG11	2.01	0.43
6:CG:46:LEU:HG	6:CG:57:GLU:HB3	2.00	0.43
8:AI:11:ARG:HE	8:AI:12:LYS:CD	2.31	0.43
9:AJ:57:VAL:HG13	9:AJ:58:ASN:N	2.32	0.43
12:CM:52:ILE:HG23	12:CM:53:ASP:H	1.83	0.43
37:BL:78:ARG:HB3	37:BL:113:ALA:CB	2.38	0.43
1:CA:16:A:O2'	4:CE:20:VAL:HG22	2.19	0.43
44:BQ:30:VAL:HG11	44:BQ:33:VAL:HG22	2.00	0.43
23:DB:1310:G:N2	23:DB:1610:A:H8	2.04	0.43
47:DF:11:VAL:O	47:DF:13:LYS:N	2.52	0.43
1:AA:920:U:O2'	1:AA:921:U:H5'	2.18	0.43
12:AM:69:ARG:HA	12:AM:72:ILE:HD12	2.00	0.43
10:AK:91:GLY:C	10:AK:93:GLU:N	2.72	0.43
41:DJ:83:GLY:O	41:DJ:84:ILE:C	2.56	0.43
41:BJ:77:HIS:HD2	41:BJ:84:ILE:HB	1.83	0.43
24:BI:19:PRO:HG2	24:BI:22:PRO:HB2	2.01	0.43
39:DX:17:GLU:CD	39:DX:18:LEU:N	2.72	0.43
23:BB:2721:A:H2'	23:BB:2722:G:H8	1.82	0.43
23:BB:479:A:H1'	23:BB:480:A:H5''	2.00	0.43
23:BB:481:G:C2	23:BB:507:A:C4	3.07	0.43
23:DB:1468:U:HO2'	23:DB:1469:A:H8	1.62	0.43
42:BN:116:VAL:HG13	42:BN:117:ASP:N	2.33	0.43
23:BB:1727:C:H2'	23:BB:1728:C:H6	1.82	0.43
46:DU:1:ALA:HB1	46:DU:84:PHE:CZ	2.54	0.43
23:DB:1726:C:H2'	23:DB:1727:C:C6	2.54	0.43
23:DB:1727:C:H2'	23:DB:1728:C:O4'	2.19	0.43
35:BV:68:LYS:HG2	35:BV:69:GLU:N	2.33	0.43
38:DM:130:PHE:O	38:DM:131:VAL:HG13	2.19	0.43
1:AA:229:U:H2'	1:AA:230:G:H8	1.82	0.43
1:CA:1253:G:OP1	9:CJ:46:LYS:HG2	2.19	0.43
1:AA:1342:C:O2'	1:AA:1343:G:H5'	2.18	0.43
27:BK:112:PHE:O	27:BK:113:MET:C	2.57	0.43
37:DL:91:ASP:HB2	37:DL:94:THR:HG23	2.01	0.43

*Continued on next page...*



*Continued from previous page...*

Atom-1	Atom-2	Interatomic distance (Å)	Clash overlap (Å)
1:AA:1164:G:O2'	1:AA:1165:U:H5'	2.18	0.43
1:CA:222:C:H2'	1:CA:223:A:C8	2.54	0.43
1:AA:1323:G:H2'	1:AA:1324:A:H8	1.81	0.43
23:BB:1570:A:H2'	23:BB:1571:A:C8	2.54	0.43
42:BN:29:VAL:HG13	42:BN:83:LEU:CD2	2.49	0.43
40:DH:26:ALA:O	40:DH:28:ASN:N	2.52	0.43
23:DB:1190:G:P	37:DL:32:GLY:HA2	2.58	0.43
23:DB:682:G:O2'	23:DB:683:U:H5'	2.18	0.43
18:CB:114:LYS:HZ1	18:CB:151:LYS:HG3	1.84	0.43
14:AQ:34:GLY:O	14:AQ:35:LYS:C	2.57	0.43
7:AH:23:ALA:CB	7:AH:61:THR:HA	2.49	0.43
34:B3:61:LEU:N	34:B3:62:PRO:CD	2.82	0.43
11:CL:54:VAL:HG12	11:CL:55:ARG:N	2.33	0.43
45:DS:20:VAL:O	45:DS:22:ASP:N	2.52	0.43
9:CJ:10:LEU:O	9:CJ:71:LEU:HA	2.19	0.43
23:BB:2626:C:O2'	23:BB:2627:G:H5'	2.19	0.43
1:AA:1509:C:O2'	1:AA:1510:C:H5'	2.19	0.43
8:AI:96:GLU:HA	8:AI:99:LYS:HE3	2.00	0.43
23:DB:2709:G:H2'	23:DB:2710:C:C6	2.53	0.43
26:BD:2:ILE:HG23	26:BD:84:LEU:HB3	2.01	0.43
23:DB:1360:G:C2'	23:DB:1361:G:H5'	2.48	0.43
18:AB:19:THR:OG1	18:AB:20:ARG:N	2.51	0.43
3:CD:187:ARG:HH11	3:CD:191:SER:HA	1.83	0.43
44:DQ:104:ALA:HA	49:DR:46:GLU:CD	2.38	0.43
22:BA:76:G:H1	22:BA:101:A:N6	2.16	0.43
1:AA:707:U:H4'	10:AK:21:HIS:CG	2.53	0.43
42:BN:118:ARG:HE	42:BN:118:ARG:HB3	1.49	0.43
23:DB:2852:G:O2'	23:DB:2853:C:H5'	2.19	0.43
23:DB:1400:U:O2'	23:DB:1401:G:H5'	2.19	0.43
23:BB:441:U:O2'	23:BB:442:G:H5'	2.18	0.43
1:CA:771:G:H2'	1:CA:772:U:C6	2.54	0.43
1:CA:634:C:H6	1:CA:634:C:O5'	2.02	0.43
1:AA:1292:G:H2'	1:AA:1293:C:H6	1.84	0.43
23:DB:52:A:C5	23:DB:118:A:C2	3.06	0.43
7:AH:25:THR:HG22	7:AH:26:MET:H	1.84	0.43
52:BW:8:SER:O	52:BW:9:THR:HB	2.18	0.43
23:BB:768:G:O2'	23:BB:769:U:H5'	2.18	0.43
23:DB:2348:U:H4'	33:D1:40:PRO:HG2	2.00	0.43
22:DA:9:G:O2'	22:DA:10:G:H5'	2.18	0.43
23:BB:1989:G:H2'	23:BB:1990:C:O4'	2.19	0.43
23:BB:559:G:H1'	44:BQ:55:GLN:NE2	2.34	0.43

*Continued on next page...*

*Continued from previous page...*

Atom-1	Atom-2	Interatomic distance (Å)	Clash overlap (Å)
23:DB:2628:C:O2'	23:DB:2781:A:H2'	2.18	0.43
23:BB:765:C:O2'	23:BB:766:U:H5'	2.18	0.43
13:CP:36:VAL:O	13:CP:36:VAL:HG13	2.18	0.43
2:AC:54:ILE:HG12	2:AC:54:ILE:O	2.19	0.43
23:DB:1099:G:C5'	24:DI:4:VAL:HG12	2.48	0.43
23:BB:2267:A:OP2	23:BB:2268:A:H5''	2.18	0.43
23:BB:2272:U:O2'	23:BB:2273:A:H8	2.02	0.43
23:DB:322:A:H1'	23:DB:339:U:O2	2.19	0.43
40:BH:84:ALA:HA	40:BH:90:LEU:CA	2.29	0.43
50:BT:21:SER:O	50:BT:25:GLU:HB2	2.19	0.43
45:DS:33:LEU:HD23	45:DS:51:LEU:HD23	2.00	0.43
49:DR:14:VAL:HG21	49:DR:98:ILE:CD1	2.49	0.43
49:DR:98:ILE:HG22	49:DR:99:THR:N	2.34	0.43
18:AB:100:LEU:HD21	18:AB:160:LEU:HD12	2.00	0.43
51:DZ:40:VAL:CG2	51:DZ:43:GLU:HB3	2.44	0.43
51:BZ:49:LEU:O	51:BZ:51:VAL:HG23	2.19	0.43
12:CM:28:ARG:O	12:CM:32:ILE:HB	2.19	0.43
8:CI:35:GLU:HA	8:CI:39:GLY:CA	2.49	0.43
26:BD:148:GLN:HB2	26:BD:149:ASN:H	1.62	0.43
3:CD:107:GLY:C	3:CD:157:ALA:HB1	2.38	0.43
42:DN:11:ASN:HA	42:DN:11:ASN:HD22	1.52	0.43
33:D1:26:LYS:HG2	33:D1:52:LYS:HD2	2.01	0.43
1:AA:78:A:O2'	1:AA:79:G:H5'	2.19	0.43
1:AA:1084:G:H2'	1:AA:1085:U:C6	2.54	0.43
23:DB:2336:A:O2'	23:DB:2337:G:P	2.77	0.43
2:AC:152:VAL:HG13	2:AC:197:VAL:CG2	2.49	0.43
23:BB:704:G:H1'	23:BB:727:A:N6	2.33	0.43
28:DP:85:VAL:HG21	28:DP:88:ARG:NH1	2.33	0.43
12:AM:56:ARG:O	12:AM:59:VAL:HG12	2.19	0.43
23:BB:584:C:P	44:BQ:5:ARG:HD3	2.58	0.43
47:DF:64:PRO:HA	47:DF:88:VAL:HG22	2.00	0.43
27:DK:54:LYS:HE3	27:DK:54:LYS:HB3	1.87	0.43
28:BP:19:PHE:CE2	28:BP:83:ILE:HD11	2.54	0.43
47:DF:99:PHE:O	47:DF:102:LEU:HB3	2.18	0.43
1:AA:920:U:C2	1:AA:921:U:C5	3.07	0.43
23:BB:1057:A:H62	23:BB:1086:A:H2'	1.84	0.43
41:DJ:12:LYS:O	41:DJ:13:ARG:HB2	2.19	0.43
41:DJ:13:ARG:HB3	41:DJ:53:TYR:HD2	1.83	0.43
41:DJ:15:TRP:CD2	41:DJ:53:TYR:HB3	2.54	0.43
38:BM:21:ALA:CB	38:BM:100:LYS:HG2	2.49	0.43
38:BM:126:ILE:HG22	38:BM:127:LYS:N	2.34	0.43

*Continued on next page...*

*Continued from previous page...*

Atom-1	Atom-2	Interatomic distance (Å)	Clash overlap (Å)
47:BF:111:ARG:H	47:BF:111:ARG:HD2	1.84	0.43
40:DH:128:HIS:N	40:DH:144:VAL:O	2.52	0.43
1:CA:1023:U:C2'	1:CA:1024:G:H5'	2.49	0.43
40:DH:2:GLN:HB2	40:DH:39:ALA:CB	2.49	0.43
26:DD:37:VAL:HG12	26:DD:38:LYS:N	2.33	0.43
23:BB:969:G:H2'	23:BB:970:U:H6	1.83	0.43
3:CD:49:ASP:OD2	4:CE:111:ARG:HD2	2.18	0.43
35:BV:75:GLN:CB	35:BV:90:ASP:HB2	2.49	0.43
24:DI:101:SER:OG	24:DI:104:GLN:HG3	2.19	0.43
24:DI:96:LYS:HD3	24:DI:138:VAL:HG21	2.00	0.43
1:CA:1190:G:OP2	2:CC:4:VAL:HB	2.18	0.43
34:D3:57:VAL:O	34:D3:59:ALA:N	2.47	0.43
23:DB:479:A:O2'	23:DB:481:G:H5'	2.18	0.43
49:DR:31:GLU:O	49:DR:63:VAL:HG22	2.19	0.43
29:BE:105:LEU:HD21	29:BE:177:PRO:HB3	2.00	0.43
33:D1:10:LEU:HD23	33:D1:35:LEU:HD21	2.00	0.43
23:DB:1459:G:H8	23:DB:1461:C:H5	1.67	0.43
23:BB:950:G:H2'	23:BB:951:C:H6	1.79	0.43
26:BD:40:LEU:HD12	26:BD:41:ALA:N	2.34	0.43
7:CH:9:MET:O	7:CH:13:ILE:HG13	2.19	0.43
44:BQ:49:ARG:O	44:BQ:53:LYS:HE2	2.19	0.43
20:CO:14:GLU:CB	20:CO:84:ARG:HH22	2.32	0.43
23:DB:68:G:H2'	23:DB:69:C:C6	2.54	0.43
23:BB:1486:U:O2'	23:BB:1487:U:H5'	2.19	0.43
23:BB:1135:C:N4	23:BB:1139:G:C6	2.87	0.43
1:CA:1298:U:H1'	1:CA:1299:A:C2	2.53	0.43
1:CA:1298:U:H1'	1:CA:1299:A:N1	2.34	0.43
46:BU:41:VAL:O	46:BU:59:GLU:HG3	2.19	0.43
36:D2:26:ASN:O	36:D2:30:VAL:HG23	2.18	0.43
40:DH:114:GLU:CG	40:DH:133:GLN:HB2	2.49	0.43
23:BB:325:G:H2'	23:BB:326:G:H8	1.83	0.43
1:AA:1096:C:O2'	1:AA:1097:C:H5'	2.19	0.43
1:AA:415:A:O4'	1:AA:415:A:N3	2.52	0.43
1:CA:1374:A:O3'	6:CG:27:ASN:ND2	2.51	0.43
23:BB:2604:U:O2'	23:BB:2605:U:H5'	2.19	0.43
9:CJ:42:LEU:HB3	9:CJ:71:LEU:HD11	2.01	0.43
2:AC:11:LEU:HD12	21:AN:96:LYS:HA	2.01	0.43
23:BB:1326:U:H2'	23:BB:1327:A:O4'	2.19	0.43
4:AE:33:THR:HB	4:AE:49:TYR:OH	2.19	0.43
37:DL:127:VAL:HG22	37:DL:131:ALA:HB3	2.00	0.43
21:CN:3:GLN:HA	21:CN:6:LYS:HG3	2.00	0.43

*Continued on next page...*

*Continued from previous page...*

Atom-1	Atom-2	Interatomic distance (Å)	Clash overlap (Å)
38:BM:111:GLU:HA	38:BM:114:ARG:NH2	2.34	0.43
22:BA:64:G:H2'	22:BA:65:U:H6	1.82	0.43
16:CS:16:LYS:HD2	16:CS:17:LYS:HZ2	1.82	0.43
23:BB:666:A:H4'	37:BL:48:ARG:HD2	2.01	0.43
23:DB:1568:G:H4'	25:DC:58:LYS:HD3	2.00	0.43
23:DB:2552:U:H3'	23:DB:2554:U:OP2	2.19	0.43
11:CL:27:PRO:O	11:CL:28:GLN:NE2	2.52	0.43
22:DA:64:G:O2'	22:DA:65:U:H5'	2.19	0.43
1:AA:656:G:H2'	1:AA:657:U:C6	2.54	0.43
23:DB:707:G:O2'	23:DB:708:G:H5'	2.18	0.43
23:DB:2282:G:O2'	23:DB:2283:C:OP2	2.33	0.43
29:DE:24:ASN:HD22	29:DE:24:ASN:C	2.22	0.43
23:BB:245:G:O2'	23:BB:246:C:H5'	2.19	0.43
41:DJ:133:ALA:C	41:DJ:135:GLN:H	2.22	0.43
45:DS:83:LYS:HB3	45:DS:95:ARG:NH1	2.34	0.43
1:AA:1190:G:OP1	2:AC:4:VAL:N	2.44	0.43
9:AJ:9:ARG:HB2	9:AJ:99:GLN:HB3	2.01	0.43
23:DB:2494:G:H2'	23:DB:2495:G:H8	1.83	0.43
9:CJ:16:ARG:HG3	9:CJ:16:ARG:H	1.52	0.43
23:BB:2602:A:H3'	23:BB:2602:A:OP1	2.19	0.43
23:BB:311:A:H2	23:BB:331:C:H5''	1.83	0.43
42:DN:36:THR:OG1	42:DN:40:LYS:HD2	2.19	0.43
29:BE:146:VAL:HG12	29:BE:147:LEU:N	2.34	0.42
25:DC:157:ALA:C	25:DC:159:THR:H	2.22	0.42
18:CB:48:MET:HB3	18:CB:199:ILE:HA	2.00	0.42
18:CB:221:ARG:HA	18:CB:224:ARG:HG3	2.01	0.42
21:AN:27:LYS:C	21:AN:29:ILE:H	2.22	0.42
50:DT:54:GLU:CB	50:DT:88:LYS:HB2	2.44	0.42
21:AN:51:PRO:HB2	21:AN:54:SER:HB3	2.01	0.42
49:DR:15:SER:H	49:DR:18:GLN:CG	2.32	0.42
18:AB:83:ALA:O	18:AB:88:GLN:HB2	2.19	0.42
26:BD:10:GLY:HA2	28:BP:4:ILE:HD11	2.01	0.42
16:CS:39:ILE:HB	16:CS:66:VAL:CA	2.36	0.42
51:BZ:70:GLU:HG3	51:BZ:71:LEU:H	1.83	0.42
10:AK:125:LYS:O	19:AU:33:ARG:CZ	2.67	0.42
1:AA:1360:A:N6	1:AA:1361:G:C2	2.87	0.42
1:CA:782:A:H2'	1:CA:783:C:O4'	2.18	0.42
13:AP:74:LEU:HA	13:AP:77:GLU:OE2	2.19	0.42
23:DB:705:A:H61	23:DB:726:G:H1'	1.84	0.42
25:BC:157:ALA:C	25:BC:159:THR:H	2.22	0.42
3:CD:2:ARG:HD2	3:CD:114:ARG:HD3	2.00	0.42

*Continued on next page...*

*Continued from previous page...*

Atom-1	Atom-2	Interatomic distance (Å)	Clash overlap (Å)
3:CD:3:TYR:CE1	3:CD:10:LEU:HD21	2.54	0.42
1:AA:403:C:H5'	3:AD:131:ILE:HG23	2.00	0.42
3:AD:4:LEU:N	3:AD:4:LEU:HD12	2.33	0.42
42:DN:17:ARG:C	42:DN:19:ALA:H	2.21	0.42
24:DI:52:LEU:HD13	24:DI:81:LYS:HZ3	1.82	0.42
26:DD:148:GLN:HB2	26:DD:149:ASN:H	1.64	0.42
23:DB:545:U:C5	23:DB:546:U:H1'	2.54	0.42
49:BR:75:VAL:HG12	49:BR:76:LYS:N	2.33	0.42
33:B1:9:LYS:O	33:B1:50:GLU:HG3	2.18	0.42
50:BT:31:VAL:C	50:BT:32:LEU:HD23	2.38	0.42
37:DL:79:LEU:N	37:DL:113:ALA:CB	2.82	0.42
47:BF:40:GLY:HA2	47:BF:84:ILE:O	2.18	0.42
1:AA:1117:A:C2	1:AA:1180:A:H1'	2.53	0.42
1:AA:939:G:C5'	6:AG:101:ARG:HH12	2.20	0.42
12:CM:2:ARG:HG3	12:CM:8:ILE:HG23	2.00	0.42
44:BQ:26:ALA:O	44:BQ:28:SER:N	2.52	0.42
48:DG:93:TYR:HA	48:DG:106:LEU:HA	2.01	0.42
48:DG:6:ALA:HB3	48:DG:68:ARG:CG	2.41	0.42
47:BF:89:THR:O	47:BF:91:ARG:CZ	2.66	0.42
17:CT:78:LEU:O	17:CT:82:ILE:HG23	2.19	0.42
26:DD:117:GLY:O	26:DD:118:PHE:C	2.57	0.42
1:AA:16:A:O2'	4:AE:20:VAL:HG22	2.19	0.42
16:AS:43:MET:O	16:AS:46:LEU:HD23	2.18	0.42
5:AF:51:ILE:HD11	5:AF:86:ARG:HG3	2.01	0.42
26:DD:38:LYS:HD3	26:DD:45:TYR:CZ	2.54	0.42
18:CB:96:LEU:H	18:CB:99:MET:HE3	1.84	0.42
20:AO:27:VAL:O	20:AO:30:ALA:HB3	2.19	0.42
46:DU:46:LYS:HG2	46:DU:47:PRO:HD2	2.01	0.42
35:BV:75:GLN:HA	35:BV:75:GLN:OE1	2.19	0.42
1:AA:986:U:H1'	16:AS:54:ARG:HA	2.00	0.42
10:CK:16:SER:CA	10:CK:78:ILE:HA	2.49	0.42
37:BL:95:LEU:H	37:BL:95:LEU:HG	1.60	0.42
23:DB:2093:G:H1'	23:DB:2198:A:C2	2.54	0.42
23:DB:1175:A:H2'	23:DB:1176:U:C4'	2.49	0.42
23:BB:533:G:H5'	44:BQ:23:TYR:CE2	2.54	0.42
27:DK:119:ALA:O	27:DK:120:PRO:C	2.58	0.42
27:DK:64:ARG:NH2	28:DP:67:GLU:HG3	2.34	0.42
41:DJ:58:ASN:CA	41:DJ:127:GLY:HA2	2.49	0.42
23:DB:832:U:OP1	37:DL:39:LYS:HG2	2.19	0.42
5:CF:71:ILE:O	5:CF:74:LEU:HB3	2.19	0.42
23:BB:1457:U:H5''	23:BB:1458:U:OP1	2.19	0.42

*Continued on next page...*

*Continued from previous page...*

Atom-1	Atom-2	Interatomic distance (Å)	Clash overlap (Å)
14:CQ:43:LEU:HD12	14:CQ:43:LEU:N	2.34	0.42
23:BB:1572:A:O2'	23:BB:1573:G:H5'	2.19	0.42
46:DU:40:LEU:HA	46:DU:60:LYS:O	2.18	0.42
1:CA:659:U:H2'	1:CA:660:C:C6	2.54	0.42
1:AA:861:G:O2'	1:AA:862:C:H5'	2.18	0.42
46:DU:34:ILE:HG23	46:DU:63:ALA:HB2	2.01	0.42
43:DO:52:SER:OG	43:DO:54:VAL:HG12	2.18	0.42
23:BB:603:A:N6	23:BB:655:A:O4'	2.52	0.42
40:DH:113:SER:H	40:DH:132:PHE:HZ	1.67	0.42
37:BL:111:ILE:HG22	37:BL:112:LEU:N	2.33	0.42
1:CA:415:A:O4'	1:CA:415:A:N3	2.52	0.42
1:CA:473:U:OP1	13:CP:76:LYS:HE2	2.19	0.42
1:AA:631:C:H5''	1:AA:632:U:O4'	2.19	0.42
23:BB:1005:C:H2'	23:BB:1006:C:H6	1.84	0.42
23:BB:1317:G:H2'	23:BB:1318:U:O4'	2.19	0.42
28:BP:26:GLU:HA	28:BP:43:GLU:HA	2.01	0.42
1:CA:821:G:O2'	1:CA:822:U:H5'	2.19	0.42
23:BB:1312:U:O2	23:BB:1603:A:N1	2.52	0.42
1:CA:696:A:O2'	1:CA:697:U:H5'	2.18	0.42
1:AA:878:A:C5'	7:AH:80:PRO:HG2	2.49	0.42
6:AG:128:GLU:HG2	6:AG:130:LYS:HB2	2.00	0.42
23:BB:1660:G:H2'	23:BB:1661:G:H8	1.83	0.42
23:BB:2665:A:C2'	23:BB:2666:C:H5'	2.49	0.42
23:DB:2655:G:N2	23:DB:2664:G:H2'	2.33	0.42
23:BB:235:U:H2'	23:BB:236:C:H6	1.83	0.42
23:DB:1717:A:H2'	23:DB:1718:G:O4'	2.18	0.42
23:DB:1341:G:H3'	23:DB:1397:U:O2	2.18	0.42
1:CA:1426:G:H2'	1:CA:1427:C:C6	2.54	0.42
23:BB:188:G:O2'	23:BB:189:G:H5'	2.19	0.42
11:CL:28:GLN:HB2	11:CL:80:LEU:HG	2.01	0.42
23:BB:527:C:C4	23:BB:2779:U:H2'	2.54	0.42
1:AA:454:G:H2'	1:AA:455:G:H8	1.83	0.42
23:DB:163:C:O2	23:DB:163:C:O4'	2.36	0.42
23:BB:247:G:H4'	23:BB:386:G:C4	2.54	0.42
1:CA:1069:C:H5''	4:CE:25:LYS:NZ	2.34	0.42
45:DS:8:ARG:HA	45:DS:102:HIS:ND1	2.34	0.42
3:AD:165:GLU:CD	3:AD:166:LYS:H	2.22	0.42
23:DB:248:G:N3	23:DB:2431:U:H4'	2.34	0.42
24:BI:63:ASP:O	24:BI:65:SER:N	2.52	0.42
8:CI:115:VAL:HG22	8:CI:116:GLY:N	2.34	0.42
25:DC:109:LEU:H	25:DC:109:LEU:CD2	2.32	0.42

*Continued on next page...*

*Continued from previous page...*

Atom-1	Atom-2	Interatomic distance (Å)	Clash overlap (Å)
14:AQ:4:ILE:HD12	14:AQ:4:ILE:O	2.19	0.42
19:CU:8:ASN:O	19:CU:9:GLU:HB3	2.20	0.42
23:DB:1344:U:H5'	23:DB:1384:A:N1	2.34	0.42
18:CB:74:ALA:CB	18:CB:206:ILE:HD13	2.49	0.42
23:DB:388:G:N7	23:DB:390:U:H2'	2.34	0.42
24:DI:5:GLN:HB2	24:DI:30:GLN:OE1	2.19	0.42
52:BW:31:LEU:O	52:BW:32:ALA:HB2	2.19	0.42
25:DC:151:GLY:C	25:DC:152:GLN:HE21	2.23	0.42
25:DC:149:LYS:HG2	25:DC:152:GLN:NE2	2.34	0.42
25:DC:68:ARG:HE	25:DC:190:THR:HG22	1.83	0.42
38:DM:41:LEU:C	38:DM:43:ALA:H	2.22	0.42
1:AA:1315:U:H5	16:AS:5:LYS:HZ1	1.67	0.42
6:AG:119:LEU:HG	6:AG:123:LEU:HD11	2.01	0.42
49:DR:38:VAL:HB	49:DR:59:ILE:HD11	2.01	0.42
51:BZ:32:ASN:O	51:BZ:33:LEU:O	2.37	0.42
51:BZ:7:VAL:HG11	51:BZ:51:VAL:HG13	2.01	0.42
29:DE:60:TRP:CE3	29:DE:62:GLN:HA	2.54	0.42
40:BH:68:ARG:HH11	40:BH:72:ILE:HB	1.83	0.42
1:AA:779:C:H4'	10:AK:123:PRO:HA	2.01	0.42
2:CC:155:ARG:HD2	2:CC:155:ARG:HA	1.81	0.42
43:DO:66:GLY:C	43:DO:68:LYS:H	2.22	0.42
11:CL:24:GLU:HB2	11:CL:26:CYS:HG	1.83	0.42
33:D1:52:LYS:CB	33:D1:52:LYS:HZ2	2.29	0.42
5:AF:3:HIS:CE1	5:AF:94:HIS:HA	2.54	0.42
48:DG:84:LYS:O	48:DG:85:LYS:O	2.37	0.42
24:BI:11:GLN:NE2	24:BI:74:PRO:HG2	2.34	0.42
23:DB:1824:G:H2'	23:DB:1825:U:C6	2.54	0.42
24:BI:126:ARG:HA	24:BI:129:GLU:OE2	2.18	0.42
1:AA:835:U:O2'	1:AA:836:G:H5'	2.19	0.42
38:DM:19:GLY:N	38:DM:38:ARG:HH22	2.17	0.42
30:BY:47:ILE:CD1	30:BY:54:VAL:HG21	2.50	0.42
38:DM:21:ALA:CB	38:DM:100:LYS:HG2	2.49	0.42
23:BB:660:C:H2'	23:BB:661:A:C8	2.54	0.42
23:BB:1273:U:H4'	23:BB:1275:A:OP2	2.20	0.42
27:BK:88:ASN:HD22	27:BK:89:ASN:H	1.62	0.42
41:BJ:13:ARG:HB3	41:BJ:53:TYR:HD2	1.83	0.42
41:BJ:14:ASP:O	41:BJ:53:TYR:N	2.51	0.42
24:DI:27:LEU:HB2	24:DI:32:VAL:HG21	2.01	0.42
7:AH:86:LYS:HB3	7:AH:90:GLU:CB	2.42	0.42
48:BG:89:VAL:HB	48:BG:160:GLY:H	1.83	0.42
17:CT:64:GLY:O	17:CT:65:LEU:HB3	2.18	0.42

*Continued on next page...*

*Continued from previous page...*

Atom-1	Atom-2	Interatomic distance (Å)	Clash overlap (Å)
23:BB:543:G:C2'	23:BB:544:C:H5''	2.42	0.42
26:DD:159:LYS:HZ3	26:DD:159:LYS:HA	1.84	0.42
22:DA:94:A:OP1	35:DV:19:ARG:HD3	2.19	0.42
48:BG:26:LYS:CB	48:BG:32:LEU:HG	2.49	0.42
23:BB:1017:G:O2'	23:BB:1018:U:H5'	2.18	0.42
1:CA:1350:A:OP2	8:CI:119:LYS:HD2	2.18	0.42
26:BD:117:GLY:O	26:BD:118:PHE:C	2.57	0.42
23:BB:2877:G:O2'	23:BB:2878:U:H5'	2.19	0.42
23:DB:978:G:O4'	23:DB:1001:A:H2	2.02	0.42
26:DD:90:PHE:O	26:DD:91:THR:C	2.57	0.42
39:BX:6:LEU:HD22	39:BX:6:LEU:N	2.34	0.42
23:BB:345:A:H1'	23:BB:346:A:H2	1.80	0.42
23:BB:1722:A:H2'	23:BB:1723:G:C8	2.53	0.42
30:DY:47:ILE:CD1	30:DY:54:VAL:HG21	2.49	0.42
1:AA:1329:A:O2'	1:AA:1330:U:H5'	2.20	0.42
35:BV:69:GLU:C	35:BV:70:ILE:HD13	2.40	0.42
48:DG:96:ALA:CB	48:DG:103:ASN:HB3	2.43	0.42
23:DB:1952:A:H5'	27:DK:42:THR:CG2	2.49	0.42
27:DK:19:VAL:CG1	27:DK:43:ILE:HA	2.43	0.42
23:DB:481:G:C2	23:DB:507:A:C4	3.07	0.42
27:BK:119:ALA:O	27:BK:120:PRO:O	2.37	0.42
23:BB:2021:C:P	31:B0:8:THR:HG21	2.59	0.42
16:AS:31:ARG:HG3	16:AS:56:HIS:CE1	2.54	0.42
1:AA:967:C:H3'	1:AA:968:A:C5'	2.44	0.42
25:BC:16:VAL:CB	25:BC:203:VAL:HG11	2.46	0.42
27:BK:29:HIS:O	27:BK:30:ARG:C	2.57	0.42
23:DB:560:C:H1'	44:DQ:51:GLN:HE22	1.83	0.42
1:CA:1085:U:H3'	1:CA:1086:U:C6	2.53	0.42
42:DN:61:ALA:C	42:DN:63:ARG:H	2.23	0.42
38:DM:82:MET:HE3	38:DM:83:GLY:N	2.31	0.42
1:CA:190:A:C4	1:CA:191:G:H1'	2.54	0.42
46:BU:13:LEU:HD12	46:BU:13:LEU:N	2.34	0.42
23:BB:251:A:H2'	23:BB:252:G:O4'	2.19	0.42
23:DB:327:G:O2'	23:DB:328:U:H5'	2.18	0.42
23:BB:1432:G:H2'	23:BB:1433:A:C8	2.54	0.42
2:CC:21:TRP:CH2	2:CC:31:ASN:HB3	2.55	0.42
23:DB:1429:G:O2'	23:DB:1430:G:H5'	2.18	0.42
23:BB:2734:A:H2'	23:BB:2735:G:C5'	2.48	0.42
52:BW:76:ARG:HH21	52:BW:76:ARG:HA	1.81	0.42
23:DB:2626:C:H2'	23:DB:2627:G:H8	1.81	0.42
1:CA:113:G:O4'	1:CA:354:G:H4'	2.18	0.42

*Continued on next page...*



*Continued from previous page...*

Atom-1	Atom-2	Interatomic distance (Å)	Clash overlap (Å)
48:BG:116:LEU:HD23	48:BG:120:ILE:HD13	2.01	0.42
23:DB:1028:A:N3	23:DB:2486:C:O2'	2.43	0.42
23:BB:2603:G:O2'	23:BB:2604:U:H5'	2.19	0.42
36:D2:22:MET:HG2	36:D2:31:LEU:HD12	2.00	0.42
11:AL:18:SER:OG	11:AL:19:ASN:N	2.52	0.42
47:DF:21:TYR:HD2	47:DF:27:VAL:HG12	1.84	0.42
47:DF:21:TYR:CD2	47:DF:27:VAL:HG12	2.54	0.42
23:DB:2603:G:O2'	23:DB:2604:U:H5'	2.19	0.42
5:CF:21:MET:HB3	5:CF:25:TYR:CZ	2.54	0.42
1:AA:696:A:H2'	1:AA:697:U:C6	2.54	0.42
23:DB:2297:A:N6	23:DB:2319:G:H1'	2.34	0.42
9:CJ:67:ILE:HA	21:CN:94:GLY:O	2.18	0.42
42:BN:31:HIS:N	42:BN:31:HIS:ND1	2.67	0.42
43:DO:49:VAL:HG23	43:DO:78:VAL:HG12	2.00	0.42
3:AD:39:GLN:HG3	3:AD:40:HIS:N	2.34	0.42
23:DB:336:C:O2'	23:DB:337:C:H5'	2.19	0.42
43:BO:51:ALA:HB3	43:BO:78:VAL:HG13	2.01	0.42
3:CD:167:PRO:CG	3:CD:170:LEU:HD11	2.50	0.42
23:BB:2815:C:O2'	23:BB:2816:G:H5'	2.20	0.42
1:AA:1268:G:H2'	1:AA:1269:A:C8	2.53	0.42
44:BQ:50:ARG:HD2	44:BQ:50:ARG:N	2.35	0.42
1:CA:153:C:H2'	1:CA:154:U:H6	1.84	0.42
45:DS:9:HIS:H	45:DS:102:HIS:CE1	2.37	0.42
1:AA:1184:G:C2	1:AA:1185:G:C8	3.07	0.42
10:CK:63:GLN:HG3	10:CK:98:ALA:HB1	2.00	0.42
33:D1:38:PHE:HB2	33:D1:45:HIS:CE1	2.54	0.42
1:AA:1385:G:H2'	1:AA:1386:G:O4'	2.19	0.42
32:B4:30:GLU:HA	32:B4:31:PRO:HD3	1.89	0.42
23:BB:389:G:C8	23:BB:2413:G:H4'	2.54	0.42
23:DB:808:G:H2'	23:DB:809:G:O4'	2.18	0.42
1:AA:139:A:O2'	1:AA:140:U:H5'	2.19	0.42
16:CS:28:LYS:H	16:CS:28:LYS:HD2	1.83	0.42
46:DU:23:LYS:HD2	46:DU:23:LYS:N	2.34	0.42
52:BW:66:VAL:HA	52:BW:81:ILE:HG22	2.01	0.42
25:DC:185:ALA:C	25:DC:187:CYS:H	2.21	0.42
40:BH:31:VAL:CB	40:BH:32:PRO:CD	2.88	0.42
52:BW:55:ASP:O	52:BW:57:THR:N	2.50	0.42
50:DT:51:PHE:HB3	50:DT:53:VAL:HG23	2.01	0.42
45:DS:45:VAL:HG23	45:DS:46:LEU:HD23	2.00	0.42
44:DQ:90:ASP:H	49:DR:39:LEU:HD11	1.83	0.42
44:DQ:86:SER:HB3	49:DR:50:GLY:O	2.19	0.42

*Continued on next page...*

*Continued from previous page...*

Atom-1	Atom-2	Interatomic distance (Å)	Clash overlap (Å)
52:BW:58:LEU:N	52:BW:58:LEU:HD22	2.33	0.42
51:BZ:68:LEU:O	51:BZ:69:ALA:C	2.57	0.42
51:BZ:70:GLU:O	51:BZ:71:LEU:C	2.57	0.42
2:CC:192:TYR:N	2:CC:192:TYR:CD1	2.86	0.42
1:AA:779:C:H5''	10:AK:123:PRO:HB3	2.01	0.42
21:AN:70:HIS:O	21:AN:72:PHE:N	2.45	0.42
44:BQ:91:ARG:HE	44:BQ:93:ILE:CG2	2.31	0.42
23:DB:903:C:H2'	23:DB:904:G:C8	2.54	0.42
13:AP:67:ILE:HG12	13:AP:72:ALA:CB	2.46	0.42
37:DL:143:GLU:CG	37:DL:144:GLU:N	2.77	0.42
3:CD:145:ARG:O	3:CD:149:LYS:N	2.52	0.42
5:AF:61:LEU:HB3	5:AF:62:MET:H	1.70	0.42
52:DW:77:LYS:HA	52:DW:77:LYS:HD3	1.81	0.42
23:DB:1827:U:C2'	23:DB:1828:G:H5'	2.49	0.42
41:DJ:29:ALA:O	41:DJ:32:LEU:HB2	2.19	0.42
21:CN:68:ARG:HA	21:CN:69:PRO:HD2	1.90	0.42
23:BB:705:A:N6	23:BB:726:G:O2'	2.52	0.42
38:DM:19:GLY:N	38:DM:38:ARG:NH1	2.65	0.42
6:CG:145:GLU:C	6:CG:147:ASN:N	2.72	0.42
47:BF:131:VAL:O	47:BF:133:GLU:N	2.51	0.42
1:AA:1347:G:N2	1:AA:1373:G:H2'	2.33	0.42
38:DM:126:ILE:HG22	38:DM:127:LYS:N	2.34	0.42
23:DB:581:C:H2'	23:DB:582:A:H8	1.79	0.42
3:CD:178:GLU:HB3	3:CD:179:GLY:H	1.55	0.42
7:CH:86:LYS:CD	7:CH:90:GLU:HG2	2.49	0.42
1:AA:1469:C:H3'	1:AA:1470:U:H6	1.82	0.42
47:DF:107:VAL:O	47:DF:110:ILE:HG22	2.19	0.42
1:AA:865:A:H5'	1:AA:1078:U:C5	2.54	0.42
12:AM:90:HIS:CE1	12:AM:96:VAL:HG21	2.54	0.42
23:DB:2547:A:H4'	27:DK:29:HIS:CE1	2.54	0.42
29:DE:15:SER:C	29:DE:17:THR:H	2.23	0.42
48:BG:149:ALA:C	48:BG:151:ARG:H	2.23	0.42
23:DB:2688:G:H1'	23:DB:2721:A:N6	2.34	0.42
23:BB:2751:G:N3	23:BB:2751:G:H2'	2.34	0.42
26:BD:68:PHE:CB	26:BD:73:VAL:HG23	2.47	0.42
26:DD:173:GLN:O	26:DD:174:SER:HB3	2.18	0.42
23:BB:1952:A:H5'	27:BK:42:THR:HG21	2.02	0.42
27:BK:19:VAL:CG1	27:BK:41:ILE:HG12	2.48	0.42
1:CA:1240:U:H3'	1:CA:1241:G:C5'	2.50	0.42
23:BB:1654:A:O2'	26:BD:118:PHE:HB3	2.19	0.42
46:BU:50:ALA:H	46:BU:53:GLN:NE2	2.16	0.42

*Continued on next page...*

*Continued from previous page...*

Atom-1	Atom-2	Interatomic distance (Å)	Clash overlap (Å)
23:DB:718:A:H5'	23:DB:719:C:OP2	2.18	0.42
12:AM:21:ILE:CB	12:AM:24:VAL:HG22	2.46	0.42
12:AM:22:TYR:HD1	12:AM:65:GLU:HA	1.84	0.42
23:BB:784:G:H5''	25:BC:225:ASN:OD1	2.18	0.42
23:DB:1729:U:H5'	23:DB:1730:C:OP2	2.19	0.42
35:BV:29:ILE:HD13	35:BV:31:TYR:HE2	1.84	0.42
35:BV:63:ILE:HB	35:BV:70:ILE:CG1	2.49	0.42
1:AA:985:C:H2'	1:AA:986:U:H6	1.84	0.42
38:DM:26:VAL:HB	38:DM:104:GLU:OE2	2.19	0.42
44:BQ:16:ILE:C	44:BQ:18:LYS:N	2.71	0.42
23:BB:2848:G:N1	23:BB:2867:G:C2	2.87	0.42
35:DV:38:LEU:HD11	35:DV:40:ILE:HG23	2.01	0.42
1:CA:947:G:H2'	1:CA:948:C:H6	1.83	0.42
5:CF:18:VAL:HB	5:CF:19:PRO:CD	2.49	0.42
35:BV:60:VAL:O	35:BV:61:LEU:HD23	2.20	0.42
25:BC:204:LEU:HD23	25:BC:210:ALA:N	2.34	0.42
1:CA:1409:C:H2'	1:CA:1410:A:C8	2.54	0.42
1:AA:223:A:O2'	1:AA:224:U:H5'	2.20	0.42
23:BB:1438:U:C4	23:BB:1552:A:N6	2.87	0.42
23:BB:1552:A:C2'	23:BB:1553:A:H5'	2.48	0.42
1:CA:1469:C:H3'	1:CA:1470:U:H6	1.83	0.42
23:DB:564:C:O2'	23:DB:565:C:H5'	2.19	0.42
18:CB:150:ILE:O	18:CB:151:LYS:C	2.57	0.42
26:BD:62:LYS:HD2	26:BD:62:LYS:H	1.85	0.42
1:AA:441:A:H61	1:AA:493:A:H62	1.67	0.42
23:DB:2895:G:H2'	23:DB:2896:C:H6	1.84	0.42
23:BB:2026:U:H2'	23:BB:2027:G:H8	1.83	0.42
23:BB:2348:U:O2'	23:BB:2349:G:H5'	2.18	0.42
1:CA:517:G:N2	1:CA:533:A:OP2	2.53	0.42
24:BI:109:ALA:HB1	24:BI:124:MET:CG	2.49	0.42
34:D3:44:ARG:N	34:D3:45:PRO:CD	2.81	0.42
22:BA:7:G:H5''	43:BO:29:HIS:CD2	2.54	0.42
23:DB:2700:A:O2'	23:DB:2701:U:H5'	2.19	0.42
42:DN:71:ARG:HG2	42:DN:71:ARG:HH21	1.84	0.42
1:CA:398:U:H2'	1:CA:399:G:C8	2.54	0.42
43:DO:7:ARG:HG3	43:DO:96:GLY:C	2.39	0.42
19:AU:47:ALA:O	19:AU:51:ALA:N	2.52	0.42
3:CD:191:SER:O	3:CD:192:ALA:HB2	2.18	0.42
23:DB:1427:A:H4'	23:DB:1428:C:O4'	2.19	0.42
12:CM:43:LYS:N	12:CM:43:LYS:HD2	2.34	0.42
23:DB:1873:G:H2'	23:DB:1874:C:H6	1.85	0.42

*Continued on next page...*

*Continued from previous page...*

Atom-1	Atom-2	Interatomic distance (Å)	Clash overlap (Å)
23:BB:1050:A:N3	23:BB:1050:A:H2'	2.34	0.42
23:DB:2320:U:O2	23:DB:2320:U:H2'	2.18	0.42
1:AA:1030:U:OP2	1:AA:1031:C:N4	2.52	0.42
1:AA:1482:G:O5'	1:AA:1482:G:H8	2.02	0.42
23:DB:959:A:H2'	23:DB:960:A:C8	2.54	0.42
24:BI:52:LEU:O	24:BI:54:ILE:HG13	2.19	0.42
1:CA:1438:G:O2'	1:CA:1439:G:H5'	2.19	0.42
23:DB:346:A:O4'	23:DB:346:A:N3	2.52	0.42
1:CA:912:C:O2'	1:CA:913:A:H5'	2.19	0.42
46:BU:73:ASN:ND2	46:BU:74:ALA:N	2.66	0.42
3:AD:18:LEU:HD22	3:AD:18:LEU:N	2.34	0.42
23:DB:1977:A:H2'	23:DB:1978:A:H8	1.84	0.42
23:DB:1129:A:N6	23:DB:2491:U:H5''	2.34	0.42
23:DB:2362:C:O2'	23:DB:2363:G:H5'	2.19	0.42
27:BK:68:GLY:CA	27:BK:78:ARG:HB3	2.49	0.42
23:DB:709:U:O5'	23:DB:709:U:H6	2.02	0.42
14:CQ:82:VAL:C	14:CQ:83:LEU:HD22	2.40	0.42
10:CK:63:GLN:HG3	10:CK:98:ALA:CB	2.49	0.42
23:DB:2155:U:H2'	23:DB:2156:G:O4'	2.19	0.42
23:BB:622:G:O2'	23:BB:623:C:H5'	2.19	0.42
1:CA:274:A:H4'	1:CA:275:G:O5'	2.19	0.42
1:CA:1283:U:H2'	1:CA:1284:C:C6	2.54	0.42
6:CG:89:GLU:OE2	6:CG:89:GLU:N	2.53	0.42
1:AA:401:C:H2'	1:AA:402:G:H8	1.84	0.42
47:BF:9:ASP:N	47:BF:9:ASP:OD2	2.52	0.42
23:BB:2180:U:O5'	23:BB:2180:U:H6	2.01	0.42
2:CC:125:ARG:HG2	2:CC:125:ARG:O	2.19	0.42
23:BB:1669:A:N3	23:BB:1669:A:H2'	2.34	0.42
23:DB:2508:G:H2'	23:DB:2509:G:H8	1.84	0.42
29:BE:69:ARG:O	29:BE:70:SER:CB	2.66	0.42
50:BT:54:GLU:O	50:BT:55:VAL:HB	2.19	0.42
38:BM:69:PRO:HA	38:BM:93:VAL:O	2.20	0.42
21:CN:50:LEU:N	21:CN:51:PRO:CD	2.75	0.42
40:DH:95:GLY:O	40:DH:99:ILE:HG12	2.19	0.42
21:AN:52:ARG:HB3	21:AN:53:ASP:H	1.56	0.42
49:DR:3:ALA:HB2	49:DR:101:ILE:HD12	2.00	0.42
25:BC:183:VAL:HG22	25:BC:184:GLU:H	1.83	0.42
44:BQ:63:ARG:HH22	44:BQ:96:ASP:N	2.18	0.42
23:DB:730:A:H3'	56:DB:3609:HOH:O	2.20	0.42
23:BB:1799:G:OP1	25:BC:257:ARG:HG3	2.19	0.42
3:AD:145:ARG:O	3:AD:149:LYS:N	2.52	0.42

*Continued on next page...*

*Continued from previous page...*

Atom-1	Atom-2	Interatomic distance (Å)	Clash overlap (Å)
1:AA:1085:U:O4'	1:AA:1094:G:N1	2.52	0.42
52:DW:67:LYS:O	52:DW:68:PHE:HB2	2.19	0.42
9:CJ:5:ARG:N	9:CJ:76:ILE:O	2.52	0.42
33:B1:4:ILE:HB	33:B1:27:ARG:NH1	2.35	0.42
50:DT:39:THR:HG22	50:DT:42:GLU:CG	2.48	0.42
4:AE:93:VAL:HA	4:AE:126:ALA:CB	2.50	0.42
1:CA:835:U:O2'	1:CA:836:G:H5'	2.20	0.42
12:CM:2:ARG:HD3	12:CM:2:ARG:H	1.84	0.42
37:BL:79:LEU:HB2	37:BL:113:ALA:N	2.32	0.42
23:BB:8:C:H5''	41:BJ:53:TYR:OH	2.19	0.42
47:DF:121:PHE:CA	47:DF:127:TYR:HA	2.48	0.42
47:DF:28:PRO:HB2	47:DF:168:LEU:CD2	2.40	0.42
48:DG:148:ARG:HH11	48:DG:152:ARG:NE	2.17	0.42
8:AI:71:ILE:N	8:AI:71:ILE:HD12	2.28	0.42
48:DG:16:VAL:CG1	48:DG:49:LEU:HD13	2.49	0.42
47:BF:3:LEU:O	47:BF:6:TYR:HB3	2.19	0.42
26:DD:114:LYS:HD2	26:DD:116:LYS:HE3	2.01	0.42
8:CI:29:ILE:HA	8:CI:64:ILE:O	2.19	0.42
6:AG:87:PRO:CB	6:AG:144:ALA:HA	2.49	0.42
6:AG:74:VAL:HB	6:AG:85:GLN:HB3	2.01	0.42
6:CG:31:VAL:HG22	6:CG:32:ASP:OD2	2.20	0.42
23:BB:478:A:H5''	23:BB:479:A:OP2	2.19	0.42
10:CK:85:VAL:HG12	10:CK:86:LYS:N	2.34	0.42
23:BB:83:A:H61	23:BB:101:A:C5'	2.31	0.42
23:DB:2420:C:OP2	34:D3:32:LEU:N	2.52	0.42
26:DD:2:ILE:O	26:DD:2:ILE:HD12	2.20	0.42
20:AO:8:THR:O	20:AO:11:ILE:HG22	2.19	0.42
10:AK:34:THR:HB	10:AK:40:ALA:HA	2.01	0.42
7:AH:100:ILE:HD11	7:AH:102:VAL:HG22	2.01	0.42
7:CH:100:ILE:HD11	7:CH:102:VAL:HG22	2.02	0.42
1:AA:1342:C:O2'	8:AI:125:GLN:CB	2.68	0.42
24:BI:103:ALA:O	24:BI:107:GLU:HG3	2.20	0.42
23:DB:265:A:O2'	23:DB:266:G:H4'	2.18	0.42
23:DB:1853:A:N1	23:DB:2087:G:H1'	2.34	0.42
26:BD:38:LYS:HD3	26:BD:45:TYR:CZ	2.55	0.42
23:BB:97:C:H2'	23:BB:98:G:O4'	2.19	0.42
23:DB:1917:U:H2'	23:DB:1918:A:C5'	2.46	0.42
1:CA:1387:G:H2'	1:CA:1388:C:H6	1.84	0.42
25:DC:75:ALA:HA	25:DC:96:LYS:NZ	2.35	0.42
20:AO:81:LEU:HD23	20:AO:81:LEU:C	2.40	0.42
6:CG:90:VAL:HG23	6:CG:91:ARG:O	2.19	0.42

*Continued on next page...*

*Continued from previous page...*

Atom-1	Atom-2	Interatomic distance (Å)	Clash overlap (Å)
36:D2:30:VAL:O	36:D2:33:ARG:HB2	2.20	0.42
11:AL:32:VAL:O	11:AL:33:CYS:HB3	2.20	0.42
23:DB:2795:C:H2'	23:DB:2796:U:C4'	2.50	0.42
23:BB:271:G:N2	23:BB:367:G:H1'	2.35	0.42
23:BB:2425:A:H4'	23:BB:2426:A:H5''	2.02	0.42
1:AA:769:G:H4'	1:AA:1513:A:H4'	2.01	0.42
1:CA:34:C:H2'	1:CA:35:G:H8	1.82	0.42
17:AT:44:ALA:O	17:AT:48:LYS:HB3	2.19	0.42
1:AA:633:G:H2'	1:AA:634:C:C6	2.55	0.42
19:AU:20:ARG:H	19:AU:20:ARG:CD	2.32	0.42
13:CP:39:PHE:CG	13:CP:40:ASN:N	2.87	0.42
23:DB:1700:A:H2'	23:DB:1701:A:C5'	2.49	0.42
1:AA:1479:C:O2'	1:AA:1480:A:H5'	2.19	0.42
1:CA:28:A:N3	1:CA:296:U:H4'	2.34	0.42
23:BB:255:A:H2'	23:BB:256:A:O4'	2.19	0.42
1:AA:490:C:H2'	1:AA:491:G:O4'	2.19	0.42
9:CJ:49:PHE:O	9:CJ:64:GLN:HA	2.19	0.42
1:AA:1453:G:N3	1:AA:1453:G:H3'	2.34	0.42
23:BB:2552:U:H3'	23:BB:2554:U:OP2	2.19	0.42
1:CA:824:G:C6	1:CA:877:G:C6	3.08	0.42
48:BG:74:MET:HG3	48:BG:74:MET:H	1.59	0.42
23:BB:1909:C:O2'	23:BB:1910:G:H5'	2.20	0.42
29:BE:109:LEU:O	29:BE:112:LEU:HB2	2.19	0.42
23:DB:1877:A:H2'	23:DB:1878:G:C8	2.55	0.42
15:AR:61:ALA:HB3	15:AR:67:LEU:HD12	2.02	0.42
1:AA:904:U:H2'	1:AA:905:U:C6	2.54	0.42
1:AA:904:U:H6	1:AA:904:U:O5'	2.02	0.42
23:DB:1128:G:C6	23:DB:2518:A:N6	2.87	0.42
23:DB:1524:G:H2'	23:DB:1525:A:O4'	2.19	0.42
14:AQ:10:ARG:O	14:AQ:22:VAL:HG13	2.20	0.42
22:BA:67:G:H2'	22:BA:68:C:H6	1.84	0.42
23:DB:1214:A:H2'	23:DB:1215:G:O4'	2.18	0.42
23:BB:819:A:OP2	23:BB:1187:G:N2	2.53	0.42
41:BJ:40:HIS:O	44:BQ:66:ALA:HB1	2.19	0.42
1:CA:667:G:H2'	1:CA:668:G:H8	1.84	0.42
1:CA:1026:G:H22	1:CA:1035:A:H2	1.65	0.42
1:CA:79:G:O2'	1:CA:80:A:H5'	2.19	0.42
23:DB:1099:G:N7	24:DI:3:LYS:CD	2.83	0.42
18:CB:60:ALA:CB	18:CB:224:ARG:HG2	2.50	0.42
18:CB:58:LYS:C	18:CB:60:ALA:H	2.22	0.42
1:CA:1320:C:N4	16:CS:35:ARG:HG3	2.34	0.42

*Continued on next page...*

*Continued from previous page...*

Atom-1	Atom-2	Interatomic distance (Å)	Clash overlap (Å)
6:AG:53:SER:O	6:AG:55:LYS:N	2.52	0.42
49:BR:58:VAL:C	49:BR:59:ILE:HG13	2.40	0.42
19:CU:36:PHE:O	19:CU:39:LYS:HD2	2.19	0.42
23:DB:28:A:O2'	23:DB:583:G:H5'	2.20	0.42
43:BO:64:TYR:CB	43:BO:67:ASN:HB2	2.37	0.42
48:DG:116:LEU:HD23	48:DG:120:ILE:HD13	2.02	0.42
48:DG:83:THR:HA	48:DG:84:LYS:HZ1	1.84	0.42
50:DT:15:HIS:H	50:DT:32:LEU:CA	2.21	0.42
41:DJ:25:LEU:HB2	41:DJ:62:VAL:HG22	2.00	0.42
23:DB:2365:G:H4'	52:DW:59:PHE:CD1	2.54	0.42
23:BB:705:A:H61	23:BB:726:G:H1'	1.81	0.42
4:AE:14:LEU:C	4:AE:14:LEU:HD13	2.40	0.42
2:AC:52:SER:C	2:AC:113:LYS:HG2	2.39	0.42
47:DF:37:MET:O	47:DF:37:MET:HG2	2.19	0.42
44:DQ:26:ALA:C	44:DQ:28:SER:N	2.73	0.42
12:CM:2:ARG:HB2	12:CM:2:ARG:HE	1.51	0.42
22:BA:52:A:O2'	22:BA:53:A:H5'	2.20	0.42
27:BK:88:ASN:ND2	27:BK:89:ASN:N	2.62	0.42
1:CA:16:A:C2'	1:CA:17:U:H5'	2.50	0.42
23:BB:1198:U:H2'	23:BB:1199:U:H6	1.83	0.42
47:DF:113:PHE:HZ	47:DF:175:PRO:HB2	1.83	0.42
48:DG:93:TYR:HD2	48:DG:93:TYR:N	2.18	0.42
48:BG:157:LYS:HG2	48:BG:159:LYS:CG	2.49	0.42
23:DB:2305:U:H6	47:DF:152:ASP:OD2	2.02	0.42
48:BG:90:GLY:HA3	48:BG:93:TYR:CE1	2.55	0.42
22:BA:112:G:H2'	22:BA:113:C:H6	1.85	0.42
4:AE:20:VAL:O	4:AE:31:SER:HB2	2.19	0.42
16:AS:35:ARG:CG	16:AS:36:ARG:HH21	2.32	0.42
40:DH:143:ILE:HG22	40:DH:144:VAL:N	2.34	0.42
1:AA:532:A:H62	2:AC:191:THR:CB	2.32	0.42
40:DH:37:VAL:HG13	40:DH:37:VAL:O	2.19	0.42
23:BB:2688:G:H1'	23:BB:2721:A:N6	2.34	0.42
18:AB:112:ARG:NH2	18:AB:116:LEU:HD11	2.31	0.42
23:BB:1727:C:H2'	23:BB:1728:C:O4'	2.19	0.42
3:AD:53:GLN:HG2	3:AD:198:LEU:HD22	2.01	0.42
9:CJ:48:ARG:HA	9:CJ:66:GLU:HA	2.01	0.42
18:CB:137:THR:O	18:CB:140:LEU:HB2	2.19	0.42
23:DB:2346:A:O4'	23:DB:2383:G:O4'	2.36	0.42
27:BK:99:ILE:HG12	27:BK:115:ILE:HG13	2.01	0.42
33:B1:35:LEU:O	33:B1:36:LYS:HB3	2.20	0.42
23:DB:950:G:H2'	23:DB:951:C:H6	1.79	0.42

*Continued on next page...*

*Continued from previous page...*

Atom-1	Atom-2	Interatomic distance (Å)	Clash overlap (Å)
1:CA:193:C:H2'	1:CA:194:C:C5	2.54	0.42
16:CS:47:THR:HA	16:CS:60:PHE:CE2	2.55	0.42
9:CJ:80:THR:C	9:CJ:82:LYS:H	2.22	0.42
42:BN:35:LYS:HG2	42:BN:112:TYR:CE1	2.54	0.42
1:CA:776:G:N2	1:CA:803:G:N7	2.67	0.42
1:AA:725:G:H2'	1:AA:726:C:C6	2.55	0.42
23:BB:216:A:H2'	23:BB:217:A:C8	2.52	0.42
23:BB:805:G:N2	23:BB:829:A:OP1	2.52	0.42
1:AA:509:A:C6	1:AA:510:A:N1	2.88	0.42
23:BB:2014:A:H2'	23:BB:2015:A:C8	2.53	0.42
23:BB:2772:C:H2'	23:BB:2773:C:C6	2.55	0.42
23:BB:2358:A:H2'	23:BB:2359:C:O4'	2.20	0.42
23:BB:1407:G:O2'	23:BB:1408:G:H5'	2.20	0.42
1:AA:492:C:H2'	1:AA:493:A:N3	2.34	0.42
9:CJ:9:ARG:HH11	9:CJ:9:ARG:HG2	1.84	0.42
1:AA:382:A:H2'	1:AA:383:A:H8	1.82	0.42
23:BB:740:C:O2'	23:BB:741:U:H5'	2.20	0.42
36:B2:30:VAL:O	36:B2:33:ARG:HB2	2.19	0.42
43:DO:7:ARG:O	43:DO:10:ARG:HB2	2.19	0.42
1:AA:1363:A:H2'	1:AA:1363:A:N3	2.35	0.42
1:CA:707:U:H4'	10:CK:21:HIS:CG	2.54	0.42
1:CA:411:A:N6	1:CA:413:G:H21	2.17	0.42
44:BQ:101:ASP:HB2	49:BR:2:TYR:OH	2.20	0.42
1:AA:1381:U:H2'	1:AA:1382:C:C6	2.55	0.42
1:CA:696:A:H2'	1:CA:697:U:H6	1.84	0.42
23:BB:707:G:O2'	23:BB:708:G:H5'	2.20	0.42
23:BB:1930:G:H2'	23:BB:1968:G:H1	1.85	0.42
23:DB:2648:G:H2'	23:DB:2649:C:H6	1.84	0.42
23:DB:2650:U:O2'	23:DB:2651:C:H5'	2.19	0.42
52:DW:8:SER:O	52:DW:9:THR:HB	2.18	0.42
40:DH:42:LYS:HD3	40:DH:42:LYS:C	2.39	0.42
23:BB:230:G:H2'	23:BB:231:A:C8	2.55	0.42
3:AD:61:ARG:HG3	3:AD:71:PHE:CD2	2.54	0.42
1:AA:746:A:H2'	1:AA:747:A:C8	2.54	0.42
11:AL:85:ARG:HB2	11:AL:93:ARG:HA	2.01	0.42
22:BA:3:C:H2'	22:BA:4:C:C6	2.54	0.42
23:DB:714:U:C2	23:DB:716:A:H3'	2.54	0.42
23:DB:1745:A:H2'	23:DB:1746:A:C8	2.55	0.42
11:AL:27:PRO:O	11:AL:28:GLN:NE2	2.52	0.42
23:BB:672:C:H2'	23:BB:673:C:H6	1.84	0.42
26:DD:109:VAL:HG11	26:DD:193:VAL:HB	2.01	0.42

*Continued on next page...*



*Continued from previous page...*

Atom-1	Atom-2	Interatomic distance (Å)	Clash overlap (Å)
39:DX:7:ARG:HA	39:DX:7:ARG:NE	2.35	0.42
25:BC:63:ILE:HD13	25:BC:63:ILE:HA	1.82	0.42
1:AA:572:A:N3	1:AA:917:G:H1'	2.33	0.42
15:AR:34:GLU:HB2	19:AU:18:PHE:CZ	2.55	0.42
24:BI:63:ASP:C	24:BI:65:SER:H	2.22	0.42
25:DC:109:LEU:HD23	25:DC:109:LEU:N	2.35	0.42
23:DB:1344:U:H5'	23:DB:1384:A:C6	2.54	0.42
1:AA:274:A:H4'	1:AA:275:G:O5'	2.19	0.42
49:DR:27:ILE:HA	49:DR:27:ILE:HD13	1.85	0.42
1:CA:916:U:H2'	1:CA:917:G:H8	1.84	0.42
23:BB:1649:G:O2'	23:BB:1650:A:H5'	2.20	0.42
23:BB:381:G:O2'	23:BB:382:A:H5'	2.20	0.42
18:AB:69:VAL:HG12	18:AB:70:GLY:N	2.34	0.42
38:DM:29:GLY:CA	38:DM:106:ASP:HB2	2.49	0.42
1:AA:321:A:O2'	1:AA:322:C:H5'	2.20	0.42
48:BG:169:ARG:HB3	48:BG:171:LYS:NZ	2.34	0.42
1:AA:740:U:H4'	20:AO:42:HIS:CD2	2.54	0.42
4:AE:77:ASN:HD22	4:AE:77:ASN:HA	1.64	0.42
23:DB:1940:U:O2	23:DB:1940:U:H5''	2.20	0.42
1:AA:343:U:O2'	1:AA:344:A:H8	2.03	0.42
23:DB:1767:G:O2'	23:DB:1768:C:H5'	2.20	0.42
23:DB:1417:C:C4'	23:DB:1587:G:H21	2.32	0.42
25:DC:14:HIS:O	25:DC:16:VAL:HG23	2.20	0.42
21:AN:33:VAL:HA	21:AN:40:ARG:HB2	2.01	0.42
23:BB:2386:A:H2'	23:BB:2387:U:C6	2.55	0.42
52:BW:37:VAL:C	52:BW:38:ARG:HG2	2.40	0.42
38:BM:71:LYS:CG	38:BM:93:VAL:HG12	2.49	0.42
23:DB:2011:U:H2'	23:DB:2012:G:O4'	2.20	0.42
1:AA:1048:G:N2	1:AA:1214:C:C5	2.75	0.42
25:DC:244:VAL:HG12	25:DC:250:GLN:HA	2.01	0.42
40:DH:90:LEU:HB2	40:DH:123:ARG:HA	2.01	0.42
21:AN:58:ARG:C	21:AN:59:GLN:HE21	2.22	0.42
12:CM:13:HIS:ND1	12:CM:41:ASP:HA	2.35	0.42
3:CD:24:VAL:HG12	3:CD:160:LEU:HB3	2.01	0.42
3:CD:4:LEU:N	3:CD:4:LEU:HD12	2.34	0.42
23:DB:513:A:O5'	23:DB:513:A:H8	2.01	0.42
43:BO:7:ARG:O	43:BO:10:ARG:HB2	2.20	0.42
33:D1:8:ILE:HB	33:D1:24:LYS:HB2	2.01	0.42
5:AF:29:ILE:HG21	5:AF:64:VAL:CG1	2.47	0.42
13:CP:67:ILE:HD11	13:CP:71:VAL:CG2	2.46	0.42
13:CP:72:ALA:HA	13:CP:75:ILE:CD1	2.49	0.42

*Continued on next page...*

*Continued from previous page...*

Atom-1	Atom-2	Interatomic distance (Å)	Clash overlap (Å)
2:AC:130:ARG:O	2:AC:133:MET:HB2	2.19	0.42
33:B1:8:ILE:HD12	33:B1:51:ALA:HA	2.01	0.42
2:AC:167:TYR:CD2	2:AC:168:ARG:N	2.87	0.42
27:DK:60:ALA:HA	27:DK:87:LEU:CD2	2.50	0.42
28:BP:57:ALA:O	28:BP:58:PHE:HD2	2.02	0.42
48:DG:151:ARG:O	48:DG:152:ARG:HB3	2.20	0.42
48:DG:88:LEU:HD13	48:DG:93:TYR:HB2	2.01	0.42
23:DB:250:G:H2'	23:DB:251:A:C8	2.55	0.42
48:DG:26:LYS:HA	48:DG:32:LEU:CA	2.50	0.42
5:CF:51:ILE:HD11	5:CF:86:ARG:HG3	2.01	0.42
35:DV:11:GLU:HB2	35:DV:12:GLN:H	1.58	0.42
48:BG:16:VAL:CG1	48:BG:49:LEU:HD13	2.50	0.42
48:BG:8:VAL:HB	48:BG:49:LEU:O	2.20	0.42
18:AB:166:ASP:CG	18:AB:190:SER:HA	2.40	0.42
26:BD:121:THR:C	26:BD:123:LYS:N	2.71	0.42
3:CD:53:GLN:HG2	3:CD:198:LEU:HD22	2.02	0.42
18:CB:128:LEU:HD23	18:CB:133:ALA:HA	2.02	0.42
23:DB:478:A:H5''	23:DB:479:A:OP2	2.20	0.42
22:DA:8:C:O2'	43:DO:40:ILE:HD13	2.19	0.42
23:BB:1684:G:H2'	23:BB:1685:C:H6	1.85	0.42
37:DL:93:ASN:HD22	37:DL:94:THR:H	1.62	0.42
37:DL:95:LEU:HB2	37:DL:101:ILE:HG12	2.01	0.42
23:BB:957:C:N4	23:BB:2459:A:C8	2.87	0.42
1:CA:229:U:H2'	1:CA:230:G:H8	1.83	0.42
1:AA:720:C:H5''	15:AR:40:PRO:HG3	2.01	0.42
25:BC:202:ARG:HH11	25:BC:213:ARG:NE	2.18	0.42
26:BD:46:ARG:HG3	26:BD:46:ARG:HH11	1.84	0.42
23:DB:2060:A:H1'	56:DB:3297:HOH:O	2.19	0.42
42:BN:55:ALA:HB1	42:BN:84:GLY:HA2	2.01	0.42
42:DN:29:VAL:O	42:DN:78:LYS:HG2	2.20	0.42
2:AC:40:GLN:O	2:AC:43:THR:HB	2.20	0.42
23:DB:348:A:H2'	23:DB:349:U:O4'	2.19	0.42
7:AH:74:ILE:HG12	7:AH:74:ILE:O	2.20	0.42
23:BB:560:C:H1'	44:BQ:51:GLN:HE22	1.84	0.42
7:CH:68:LYS:HD2	7:CH:69:ALA:H	1.84	0.42
47:BF:78:ILE:C	47:BF:79:ARG:HG3	2.40	0.42
23:BB:1750:G:O2'	23:BB:1751:U:H5'	2.20	0.42
23:BB:1319:C:C2'	23:BB:1320:C:H5'	2.49	0.42
3:AD:181:PHE:O	3:AD:182:LYS:C	2.57	0.42
1:CA:1411:C:H2'	1:CA:1412:C:H6	1.85	0.42
23:BB:2630:G:H2'	23:BB:2631:G:C8	2.49	0.42

*Continued on next page...*

*Continued from previous page...*

Atom-1	Atom-2	Interatomic distance (Å)	Clash overlap (Å)
23:DB:814:C:H1'	23:DB:1225:G:N2	2.34	0.42
23:DB:1353:A:O2'	23:DB:1354:A:H5'	2.18	0.42
3:AD:78:ALA:C	3:AD:85:THR:HG23	2.39	0.42
48:DG:97:VAL:CB	48:DG:124:CYS:HB2	2.49	0.42
23:BB:1051:G:H2'	23:BB:1052:C:H6	1.82	0.42
1:CA:1525:G:O2'	1:CA:1526:G:H5'	2.19	0.42
23:BB:175:G:O2'	23:BB:176:A:H5'	2.20	0.42
13:AP:33:ILE:HG13	13:AP:33:ILE:H	1.69	0.42
23:BB:1400:U:O2'	23:BB:1401:G:H5'	2.19	0.42
23:BB:986:C:O2'	23:BB:987:C:H5'	2.20	0.42
1:CA:91:U:C2	1:CA:92:U:C5	3.08	0.42
23:BB:2650:U:O2'	23:BB:2651:C:H5'	2.20	0.42
1:CA:126:G:C4'	1:CA:634:C:H1'	2.49	0.42
38:BM:110:GLU:HG2	38:BM:114:ARG:HH12	1.84	0.42
23:BB:1241:A:H3'	23:BB:1242:U:H6	1.84	0.42
23:BB:1153:C:H2'	23:BB:1154:G:C8	2.54	0.42
3:AD:61:ARG:NH1	3:AD:68:GLU:HB2	2.34	0.42
1:AA:1286:U:H2'	1:AA:1286:U:H6	1.68	0.42
25:DC:57:HIS:ND1	25:DC:58:LYS:N	2.67	0.42
23:BB:488:G:N2	23:BB:493:G:O6	2.53	0.42
23:BB:1977:A:H2'	23:BB:1978:A:H8	1.85	0.42
26:DD:150:GLN:O	26:DD:153:GLY:N	2.52	0.42
37:BL:85:VAL:O	37:BL:85:VAL:HG22	2.20	0.42
26:BD:36:GLN:HE21	26:BD:36:GLN:HB2	1.62	0.42
1:AA:140:U:H2'	1:AA:141:G:C8	2.55	0.42
6:CG:72:VAL:HG12	6:CG:89:GLU:HA	2.01	0.42
23:BB:1125:G:C6	23:BB:1126:A:N6	2.88	0.42
25:BC:61:TYR:HA	25:BC:85:ASN:ND2	2.34	0.42
4:CE:77:ASN:HB3	4:CE:78:GLY:H	1.70	0.42
46:BU:21:ARG:HD2	46:BU:72:PHE:CD2	2.55	0.42
23:DB:1923:U:H2'	23:DB:1924:C:C6	2.54	0.42
23:BB:460:A:H2'	23:BB:461:C:O4'	2.20	0.42
23:BB:651:G:O5'	34:B3:17:GLY:HA3	2.19	0.42
23:BB:562:U:C4	23:BB:2036:C:O4'	2.72	0.42
10:AK:115:ILE:HG21	19:AU:23:GLU:OE1	2.20	0.42
51:DZ:49:LEU:O	51:DZ:51:VAL:HG23	2.19	0.42
29:BE:173:THR:HA	29:BE:199:MET:HE1	2.01	0.42
1:CA:929:G:H2'	1:CA:930:C:O4'	2.20	0.42
44:DQ:81:GLY:HA3	44:DQ:112:ALA:HB1	2.01	0.42
29:DE:152:GLU:O	29:DE:153:LEU:HB3	2.20	0.42
13:AP:36:VAL:HG13	13:AP:36:VAL:O	2.19	0.42

*Continued on next page...*

*Continued from previous page...*

Atom-1	Atom-2	Interatomic distance (Å)	Clash overlap (Å)
27:DK:8:LEU:HD12	27:DK:8:LEU:N	2.34	0.42
26:BD:130:GLN:HB3	26:BD:130:GLN:HE21	1.57	0.42
28:DP:109:ILE:HG13	28:DP:109:ILE:O	2.20	0.42
1:AA:529:G:O6	11:AL:45:ASN:HA	2.20	0.42
25:DC:209:ALA:O	25:DC:213:ARG:HB2	2.19	0.42
18:CB:47:PRO:O	18:CB:51:GLU:HB2	2.20	0.42
21:AN:30:ILE:HD12	21:AN:44:VAL:HG13	2.01	0.42
52:BW:16:GLU:O	52:BW:17:ALA:C	2.58	0.42
1:AA:1047:G:H21	1:AA:1215:G:C4'	2.33	0.42
50:BT:51:PHE:C	50:BT:53:VAL:H	2.23	0.42
38:BM:73:ILE:HG21	38:BM:91:TYR:OH	2.19	0.42
1:AA:1198:G:H5''	56:AA:1865:HOH:O	2.19	0.42
23:DB:2387:U:H1'	52:DW:38:ARG:NH2	2.34	0.42
45:BS:29:VAL:O	45:BS:32:ALA:HB3	2.19	0.42
8:CI:56:MET:O	8:CI:57:VAL:HB	2.20	0.42
1:AA:1520:C:H2'	1:AA:1521:C:C6	2.55	0.42
23:BB:1799:G:N2	23:BB:1818:U:O2'	2.53	0.42
1:CA:409:U:OP1	3:CD:21:LYS:HG3	2.20	0.42
37:BL:143:GLU:CG	37:BL:144:GLU:N	2.79	0.42
23:DB:2271:G:H2'	23:DB:2272:U:C5	2.54	0.42
29:DE:146:VAL:HG12	29:DE:147:LEU:N	2.35	0.42
1:CA:134:G:H2'	1:CA:135:C:O4'	2.18	0.42
13:CP:3:THR:HG22	13:CP:66:THR:HB	2.02	0.42
24:BI:78:LEU:HD13	24:BI:108:ILE:HG23	2.01	0.42
23:BB:1063:G:O2'	24:BI:88:GLY:HA3	2.19	0.42
1:CA:981:U:C5'	21:CN:60:ARG:HD2	2.50	0.42
28:DP:48:ALA:HB3	28:DP:59:THR:OG1	2.20	0.42
6:CG:87:PRO:HG3	6:CG:148:LYS:CA	2.37	0.42
23:DB:850:U:H4'	30:DY:22:THR:HG22	2.02	0.42
2:AC:102:ILE:HG22	2:AC:103:ALA:N	2.33	0.42
4:AE:45:VAL:H	4:AE:71:ILE:HG22	1.83	0.42
48:DG:29:ASN:HD22	48:DG:30:GLY:N	2.17	0.42
44:DQ:26:ALA:O	44:DQ:28:SER:N	2.52	0.42
4:CE:14:LEU:HD13	4:CE:14:LEU:C	2.40	0.42
28:BP:59:THR:OG1	28:BP:72:VAL:HG12	2.19	0.42
1:CA:1248:A:H2'	1:CA:1249:C:C6	2.55	0.42
49:DR:79:ARG:O	49:DR:80:ARG:HB2	2.20	0.42
48:DG:26:LYS:CB	48:DG:32:LEU:HG	2.49	0.42
47:BF:110:ILE:HA	47:BF:111:ARG:NH2	2.35	0.42
47:BF:11:VAL:HG12	47:BF:12:VAL:N	2.27	0.42
1:AA:17:U:O4'	1:AA:1080:A:H1'	2.19	0.42

*Continued on next page...*

*Continued from previous page...*

Atom-1	Atom-2	Interatomic distance (Å)	Clash overlap (Å)
21:CN:25:GLU:CD	21:CN:25:GLU:H	2.21	0.42
41:DJ:81:ILE:HG23	41:DJ:82:GLY:N	2.25	0.42
26:BD:5:VAL:HG11	26:BD:80:TRP:CE3	2.55	0.42
2:CC:172:VAL:HG12	2:CC:174:LEU:HD12	2.02	0.42
23:BB:1654:A:O2'	26:BD:118:PHE:CB	2.68	0.42
1:CA:72:A:N6	1:CA:98:A:H2	2.18	0.42
45:DS:4:ILE:CG2	45:DS:106:VAL:HG22	2.49	0.42
10:CK:27:ASN:O	10:CK:56:LYS:HE2	2.20	0.42
1:AA:1392:G:O2'	1:AA:1393:U:H5'	2.20	0.42
23:BB:974:G:H2'	23:BB:974:G:N3	2.35	0.42
38:DM:65:ILE:HG23	38:DM:103:TYR:CD2	2.55	0.42
4:CE:158:LYS:HZ3	7:CH:63:LYS:HD3	1.83	0.42
2:CC:4:VAL:HG22	2:CC:5:HIS:N	2.34	0.42
6:CG:134:VAL:HG12	6:CG:137:ARG:NH2	2.35	0.42
2:AC:146:LYS:HE3	2:AC:202:PHE:CE2	2.54	0.42
44:DQ:16:ILE:C	44:DQ:18:LYS:N	2.73	0.42
1:CA:465:A:H2'	1:CA:467:U:OP1	2.20	0.42
36:D2:10:LEU:O	36:D2:14:ARG:HG2	2.19	0.42
1:AA:1237:C:H5''	1:AA:1238:A:H5'	2.01	0.42
41:DJ:100:VAL:O	41:DJ:104:ALA:HB2	2.19	0.42
28:DP:95:LYS:HG3	28:DP:97:TYR:CE1	2.54	0.42
46:BU:12:VAL:HG21	46:BU:38:ILE:HG12	2.02	0.42
1:CA:312:C:O2'	1:CA:313:A:H5'	2.19	0.42
23:BB:754:U:H2'	23:BB:755:U:C6	2.54	0.42
23:BB:557:C:H2'	23:BB:558:U:H6	1.82	0.42
1:AA:989:U:O2'	1:AA:990:C:H5'	2.19	0.42
23:BB:63:A:O5'	23:BB:63:A:H8	2.01	0.42
42:DN:33:ILE:HD12	42:DN:34:ILE:N	2.35	0.42
46:BU:28:LEU:HG	46:BU:34:ILE:HD11	2.02	0.42
23:BB:2840:C:H5''	42:BN:53:THR:HG21	2.02	0.42
23:DB:2232:C:P	51:DZ:27:ARG:HH22	2.43	0.42
45:BS:16:LYS:O	45:BS:19:LEU:HB3	2.19	0.42
1:AA:399:G:H2'	1:AA:400:C:H6	1.84	0.42
23:BB:2808:G:O2'	23:BB:2809:A:H8	2.02	0.42
7:CH:17:GLN:HE21	7:CH:62:LEU:CD2	2.33	0.42
18:AB:169:HIS:HA	18:AB:172:ILE:CD1	2.48	0.42
1:CA:1226:C:H4'	1:CA:1227:A:OP1	2.20	0.42
1:AA:1339:A:H2'	1:AA:1340:A:H5'	2.02	0.42
44:DQ:40:LYS:O	44:DQ:43:GLN:HB2	2.19	0.42
18:CB:21:TYR:O	18:CB:22:TRP:O	2.37	0.42
27:BK:3:GLN:CG	27:BK:4:GLU:N	2.82	0.42

*Continued on next page...*

*Continued from previous page...*

Atom-1	Atom-2	Interatomic distance (Å)	Clash overlap (Å)
9:AJ:14:ASP:HA	9:AJ:70:HIS:HD2	1.85	0.42
23:DB:1399:C:H2'	23:DB:1400:U:C6	2.54	0.42
1:AA:1355:G:H2'	1:AA:1356:G:H8	1.85	0.42
23:BB:244:A:OP2	34:B3:7:ARG:NH2	2.45	0.42
23:BB:1399:C:H2'	23:BB:1400:U:C6	2.54	0.42
1:CA:160:A:H2'	1:CA:161:A:C8	2.55	0.42
23:DB:1930:G:C2'	23:DB:1931:U:OP2	2.67	0.42
1:AA:1525:G:O2'	1:AA:1526:G:H5'	2.19	0.42
28:BP:79:VAL:HG23	28:BP:80:VAL:N	2.35	0.42
23:BB:2636:C:H2'	23:BB:2637:U:H6	1.85	0.42
23:DB:1567:G:H1'	23:DB:1568:G:C5	2.55	0.42
21:CN:86:ALA:HA	21:CN:89:ARG:NH2	2.34	0.42
23:DB:992:C:H4'	49:DR:74:ILE:HD13	2.02	0.42
23:DB:367:G:N2	23:DB:368:A:H1'	2.34	0.42
23:DB:527:C:C4	23:DB:2779:U:H2'	2.54	0.42
23:DB:527:C:N4	23:DB:2779:U:OP2	2.52	0.42
22:DA:63:C:H2'	22:DA:64:G:H8	1.84	0.42
23:BB:973:A:H5'	49:BR:81:LYS:HE3	2.00	0.42
23:BB:1291:C:O2'	23:BB:1292:G:H5'	2.20	0.42
1:AA:1495:U:H2'	1:AA:1496:C:C6	2.55	0.42
23:BB:2527:C:H2'	23:BB:2528:U:H6	1.85	0.42
23:BB:381:G:H5''	51:BZ:16:ASN:ND2	2.35	0.42
38:DM:29:GLY:HA2	38:DM:106:ASP:HB2	2.00	0.42
22:BA:19:C:H2'	22:BA:20:G:H8	1.85	0.42
23:DB:2219:U:O2'	23:DB:2220:U:H5'	2.20	0.42
49:BR:64:VAL:O	49:BR:65:ALA:HB3	2.19	0.42
23:BB:2233:U:H2'	23:BB:2234:G:C8	2.55	0.42
52:BW:28:GLU:O	52:BW:30:VAL:N	2.52	0.42
29:BE:145:ASP:CA	29:BE:166:LYS:HB3	2.50	0.42
18:CB:184:ALA:O	18:CB:199:ILE:HG13	2.19	0.42
52:BW:35:ILE:O	52:BW:36:ILE:C	2.58	0.42
1:AA:1212:U:H5'	1:AA:1213:A:O4'	2.20	0.42
18:CB:15:PHE:CG	18:CB:16:GLY:N	2.87	0.42
38:BM:69:PRO:HG2	38:BM:70:ASP:H	1.85	0.42
23:DB:1841:U:H2'	23:DB:1842:G:C8	2.54	0.42
40:DH:121:VAL:O	40:DH:122:LEU:HB2	2.19	0.42
49:DR:34:GLU:HB3	49:DR:58:VAL:CG2	2.50	0.42
16:CS:39:ILE:HG13	16:CS:39:ILE:H	1.36	0.42
23:DB:275:C:N3	23:DB:276:U:H1'	2.35	0.42
1:AA:1360:A:N6	1:AA:1361:G:N3	2.68	0.42
1:AA:982:U:H3	1:AA:1223:C:H42	1.68	0.42

*Continued on next page...*

*Continued from previous page...*

Atom-1	Atom-2	Interatomic distance (Å)	Clash overlap (Å)
41:BJ:3:THR:HB	41:BJ:44:TYR:HE1	1.83	0.42
44:BQ:63:ARG:NH2	44:BQ:96:ASP:HA	2.34	0.42
49:BR:34:GLU:HB3	49:BR:58:VAL:CG2	2.50	0.42
23:DB:898:C:O3'	23:DB:899:A:C4'	2.68	0.42
1:CA:977:A:N1	1:CA:1223:C:H2'	2.33	0.42
1:CA:779:C:H4'	10:CK:123:PRO:HA	2.01	0.42
13:AP:67:ILE:HD11	13:AP:71:VAL:CG2	2.45	0.42
23:DB:729:G:O4'	25:DC:206:LYS:NZ	2.48	0.42
23:DB:728:G:O2'	23:DB:730:A:H8	2.02	0.42
22:DA:28:C:H2'	22:DA:29:A:C1'	2.49	0.42
3:AD:117:VAL:HG12	3:AD:130:ASN:C	2.40	0.42
3:AD:162:GLU:C	3:AD:164:ARG:H	2.23	0.42
13:CP:71:VAL:HA	13:CP:74:LEU:HG	2.01	0.42
1:AA:86:G:N2	1:AA:87:C:H42	2.18	0.42
23:DB:1824:G:H2'	23:DB:1825:U:H6	1.85	0.42
23:BB:724:U:H2'	23:BB:725:G:O4'	2.19	0.42
6:CG:147:ASN:C	6:CG:149:ALA:H	2.22	0.42
1:AA:1114:C:H1'	21:AN:99:SER:O	2.20	0.42
22:DA:42:C:C1'	47:DF:65:LEU:HB2	2.50	0.42
47:DF:37:MET:HB2	47:DF:151:LEU:CB	2.50	0.42
1:CA:833:G:O2'	1:CA:834:U:H5'	2.20	0.42
23:BB:596:U:H2'	23:BB:597:G:C8	2.54	0.42
1:CA:921:U:H2'	1:CA:922:G:O4'	2.20	0.42
1:AA:1127:G:H5'	1:AA:1280:A:HO2'	1.85	0.42
22:DA:52:A:H2'	22:DA:53:A:O4'	2.20	0.42
47:DF:102:LEU:HD12	47:DF:103:ILE:HG13	2.01	0.42
40:BH:5:LEU:C	40:BH:7:ASP:H	2.22	0.42
29:BE:15:SER:C	29:BE:17:THR:H	2.23	0.42
13:CP:24:SER:C	13:CP:25:ARG:HD3	2.40	0.42
8:CI:16:ALA:HA	8:CI:65:THR:O	2.19	0.42
4:AE:19:ARG:O	4:AE:20:VAL:HB	2.19	0.42
21:CN:26:LEU:HD23	21:CN:31:SER:HB2	2.02	0.42
2:CC:120:THR:HG21	2:CC:186:SER:HB2	2.02	0.42
26:BD:73:VAL:O	26:BD:74:GLU:HB2	2.20	0.42
16:AS:29:PRO:HD3	16:AS:47:THR:HB	2.02	0.42
1:CA:1351:U:O2'	1:CA:1352:C:H5'	2.20	0.42
39:DX:8:GLU:HB3	39:DX:12:GLU:HB2	2.02	0.42
23:DB:974:G:H2'	23:DB:974:G:N3	2.35	0.42
23:BB:2722:G:O2'	23:BB:2723:C:H5'	2.20	0.42
14:AQ:47:ASP:C	14:AQ:49:ASN:H	2.23	0.42
3:AD:90:LEU:CD2	3:AD:90:LEU:H	2.32	0.42

*Continued on next page...*

*Continued from previous page...*

Atom-1	Atom-2	Interatomic distance (Å)	Clash overlap (Å)
33:D1:7:LYS:HZ3	34:D3:34:LYS:HG2	1.84	0.42
20:AO:33:THR:HG23	20:AO:63:ARG:HH11	1.85	0.42
20:AO:36:ILE:HD11	20:AO:59:MET:HG3	2.02	0.42
1:CA:1252:A:H2'	1:CA:1253:G:O4'	2.20	0.42
35:DV:35:GLU:HB3	35:DV:93:ARG:CZ	2.49	0.42
23:BB:532:A:C2'	23:BB:532:A:N3	2.80	0.42
17:AT:2:ASN:HD22	17:AT:3:ILE:HG13	1.84	0.42
23:DB:1439:A:N7	23:DB:1440:U:C6	2.87	0.42
23:DB:1138:G:H21	41:DJ:108:MET:HE1	1.85	0.42
1:AA:716:A:H2'	1:AA:717:U:C6	2.55	0.42
14:AQ:59:GLU:O	14:AQ:75:VAL:HG22	2.20	0.42
29:DE:101:TYR:O	29:DE:104:ALA:HB3	2.19	0.42
1:AA:143:A:O3'	1:AA:144:G:H8	2.03	0.42
1:AA:144:G:H2'	1:AA:145:G:O4'	2.20	0.42
40:DH:29:PHE:O	40:DH:30:LEU:C	2.57	0.42
23:BB:1710:G:H4'	23:BB:2858:C:O2	2.18	0.42
23:BB:1822:C:O2'	23:BB:1823:G:H5'	2.20	0.42
23:DB:740:C:H5''	23:DB:1784:A:OP1	2.20	0.42
1:AA:493:A:H5'	1:AA:494:G:OP2	2.19	0.42
35:DV:80:HIS:CD2	35:DV:81:PRO:HD2	2.54	0.42
23:DB:182:A:H2'	23:DB:183:C:C6	2.54	0.42
23:BB:740:C:H5''	23:BB:1784:A:OP1	2.19	0.42
45:BS:20:VAL:C	45:BS:22:ASP:N	2.72	0.42
26:DD:168:GLU:HG3	26:DD:170:VAL:CG1	2.48	0.42
23:DB:1635:A:H2'	23:DB:1636:U:O4'	2.19	0.42
28:DP:31:VAL:CG1	28:DP:38:ARG:HG2	2.49	0.42
23:BB:2079:U:O2'	51:BZ:23:ASN:ND2	2.53	0.42
1:AA:44:A:O2'	1:AA:45:G:H5'	2.19	0.42
1:AA:537:G:H2'	1:AA:538:G:H8	1.85	0.42
34:B3:12:ARG:HG2	37:BL:62:PRO:O	2.20	0.42
1:CA:1019:A:H2'	1:CA:1020:G:C8	2.52	0.42
35:DV:42:LEU:CD1	35:DV:47:VAL:HG21	2.50	0.42
1:CA:1073:U:O2'	1:CA:1074:G:H5'	2.19	0.42
2:AC:25:THR:O	2:AC:28:PHE:HB3	2.20	0.42
1:AA:28:A:N3	1:AA:296:U:H4'	2.34	0.42
23:BB:1279:G:H2'	23:BB:1280:G:O4'	2.19	0.42
35:BV:42:LEU:CD1	35:BV:47:VAL:HG21	2.49	0.42
42:DN:72:ASP:O	42:DN:76:VAL:HG13	2.19	0.42
25:DC:174:ARG:HG3	25:DC:180:MET:SD	2.60	0.42
22:BA:109:A:H2'	22:BA:110:C:H6	1.84	0.42
1:CA:456:A:H2'	1:CA:457:G:O4'	2.19	0.42

*Continued on next page...*



*Continued from previous page...*

Atom-1	Atom-2	Interatomic distance (Å)	Clash overlap (Å)
1:AA:1267:C:H2'	1:AA:1268:G:C8	2.55	0.42
48:BG:100:ASN:OD1	48:BG:101:VAL:HG13	2.19	0.42
50:BT:10:VAL:O	50:BT:12:ARG:N	2.51	0.42
23:BB:686:U:H1'	36:B2:6:GLN:O	2.20	0.42
28:BP:114:ASN:HD22	28:BP:114:ASN:HA	1.60	0.42
4:CE:32:PHE:O	4:CE:51:LYS:HA	2.19	0.42
41:BJ:133:ALA:C	41:BJ:135:GLN:H	2.23	0.42
23:BB:2353:G:H1'	52:BW:30:VAL:CG1	2.50	0.42
19:AU:9:GLU:CG	2:CC:108:PRO:HG2	2.50	0.42
2:CC:19:SER:HA	2:CC:55:VAL:HG13	2.01	0.42
25:DC:68:ARG:NH2	25:DC:190:THR:HG22	2.31	0.42
40:BH:81:ALA:CB	40:BH:147:VAL:H	2.28	0.42
40:BH:92:GLY:O	40:BH:123:ARG:HG2	2.20	0.42
18:AB:67:LEU:HD13	18:AB:68:PHE:N	2.35	0.42
1:CA:1220:G:H4'	16:CS:33:TRP:HB3	2.02	0.42
16:CS:35:ARG:HG3	16:CS:36:ARG:N	2.35	0.42
8:CI:59:LYS:HZ3	8:CI:60:LEU:HG	1.85	0.42
6:CG:78:ARG:C	6:CG:78:ARG:HH11	2.23	0.42
1:CA:1266:G:H22	1:CA:1268:G:H3'	1.85	0.42
16:CS:15:LEU:O	16:CS:19:GLU:HB2	2.19	0.42
19:CU:40:PRO:C	19:CU:42:THR:N	2.72	0.42
37:DL:90:VAL:HB	37:DL:122:VAL:HA	2.02	0.42
24:DI:54:ILE:O	24:DI:54:ILE:HG23	2.19	0.42
2:AC:156:LEU:HD12	2:AC:163:ARG:HG3	2.02	0.42
33:B1:3:GLY:C	33:B1:5:ARG:N	2.73	0.42
33:B1:8:ILE:HG13	33:B1:51:ALA:HA	2.02	0.42
37:DL:79:LEU:HB2	37:DL:113:ALA:N	2.31	0.42
2:AC:183:TYR:HA	2:AC:199:VAL:O	2.20	0.42
8:AI:14:SER:HA	8:AI:69:GLY:N	2.34	0.42
1:CA:833:G:H2'	1:CA:834:U:C6	2.54	0.42
27:DK:88:ASN:C	27:DK:88:ASN:HD22	2.21	0.42
47:DF:127:TYR:CE2	47:DF:176:PHE:HE2	2.37	0.42
1:AA:1225:A:H3'	1:AA:1226:C:C5	2.55	0.42
23:DB:321:U:OP2	29:DE:130:LYS:HD3	2.19	0.42
23:BB:2466:C:OP1	32:B4:4:ARG:HB3	2.20	0.42
1:CA:1288:A:H2	1:CA:1371:G:N3	2.18	0.42
48:DG:8:VAL:HB	48:DG:49:LEU:O	2.20	0.42
47:BF:62:GLN:HE21	47:BF:90:LEU:HD13	1.84	0.42
5:CF:11:HIS:CG	5:CF:12:PRO:HD2	2.54	0.42
23:DB:2688:G:H1'	23:DB:2721:A:H61	1.84	0.42
48:BG:10:VAL:HG23	48:BG:49:LEU:N	2.35	0.42

*Continued on next page...*

*Continued from previous page...*

Atom-1	Atom-2	Interatomic distance (Å)	Clash overlap (Å)
19:AU:16:ARG:NH1	19:AU:19:LYS:NZ	2.68	0.42
1:AA:678:U:H2'	1:AA:679:C:H6	1.81	0.42
26:BD:90:PHE:O	26:BD:91:THR:C	2.57	0.42
26:BD:34:VAL:HG13	26:BD:94:GLN:H	1.78	0.42
16:AS:28:LYS:HB2	16:AS:29:PRO:HD2	2.01	0.42
40:DH:3:VAL:O	40:DH:18:GLN:HA	2.20	0.42
23:DB:1561:C:H2'	23:DB:1562:U:H6	1.84	0.42
23:BB:1998:A:O2'	23:BB:1999:C:H5'	2.20	0.42
23:BB:1559:U:H3'	23:BB:1560:G:C5'	2.49	0.42
39:BX:8:GLU:HB3	39:BX:12:GLU:HB2	2.01	0.42
39:BX:25:GLN:HB2	39:BX:46:VAL:HG11	2.02	0.42
52:DW:25:PHE:C	52:DW:27:GLY:N	2.71	0.42
23:BB:1729:U:H5'	23:BB:1730:C:OP2	2.20	0.42
50:DT:69:ARG:HA	50:DT:69:ARG:NE	2.27	0.42
23:BB:2074:U:H2'	23:BB:2075:U:C6	2.55	0.42
18:CB:124:THR:HG23	18:CB:124:THR:O	2.18	0.42
31:B0:33:SER:O	31:B0:35:GLU:HG2	2.19	0.42
1:CA:1332:A:O2'	1:CA:1333:A:H5'	2.19	0.42
5:AF:1:MET:HB3	5:AF:66:ALA:C	2.40	0.42
5:AF:77:THR:O	5:AF:81:ASN:HB2	2.20	0.42
49:DR:75:VAL:HG12	49:DR:76:LYS:N	2.34	0.42
25:DC:230:PRO:O	25:DC:241:LYS:HD3	2.20	0.42
23:BB:1684:G:H2'	23:BB:1685:C:C6	2.55	0.42
1:CA:1372:U:C4	1:CA:1373:G:C5	3.08	0.42
1:CA:182:A:HO2'	1:CA:183:C:H3'	1.83	0.42
1:CA:222:C:H2'	1:CA:223:A:H8	1.85	0.42
23:BB:265:A:N6	23:BB:427:U:O2'	2.52	0.42
1:AA:1082:A:O2'	1:AA:1083:U:H5'	2.20	0.42
23:BB:215:G:C4'	23:BB:216:A:H4'	2.47	0.42
36:D2:13:ASN:O	36:D2:15:SER:N	2.52	0.42
37:DL:132:ARG:CA	37:DL:135:ILE:HG22	2.49	0.42
23:DB:1535:A:O2'	23:DB:1537:G:N7	2.46	0.42
23:BB:2845:U:O2'	23:BB:2846:G:H5'	2.19	0.42
39:BX:51:ALA:O	39:BX:52:ARG:C	2.58	0.42
51:DZ:14:THR:HA	51:DZ:28:ARG:HB2	2.02	0.42
23:DB:1404:C:H2'	23:DB:1405:U:H6	1.85	0.42
37:BL:138:ALA:O	37:BL:139:GLY:C	2.58	0.42
1:AA:425:G:H2'	1:AA:426:U:C6	2.55	0.42
23:DB:2240:U:O2'	23:DB:2241:A:H5'	2.19	0.42
45:DS:14:ALA:C	45:DS:16:LYS:N	2.73	0.42
23:BB:2454:G:H2'	23:BB:2455:G:H5'	2.00	0.42

*Continued on next page...*

*Continued from previous page...*

Atom-1	Atom-2	Interatomic distance (Å)	Clash overlap (Å)
41:BJ:58:ASN:O	41:BJ:59:ALA:HB3	2.20	0.42
17:CT:7:LYS:O	17:CT:11:ILE:HG13	2.20	0.42
9:CJ:40:ILE:HD12	9:CJ:73:LEU:HB3	2.01	0.42
34:D3:61:LEU:N	34:D3:62:PRO:CD	2.82	0.42
11:AL:42:LYS:HD2	11:AL:43:LYS:CG	2.49	0.42
23:BB:1692:U:H2'	23:BB:1694:C:C4	2.54	0.42
3:CD:202:LEU:O	3:CD:202:LEU:HD12	2.19	0.42
18:AB:144:GLU:HG3	18:AB:148:GLY:HA3	2.02	0.42
1:AA:360:G:O2'	1:AA:361:G:H5'	2.20	0.42
1:CA:1163:A:O2'	1:CA:1164:G:H5'	2.19	0.42
23:DB:1392:A:N6	23:DB:1393:A:N6	2.68	0.42
38:BM:17:ASN:HD21	38:BM:95:LEU:CG	2.33	0.42
1:CA:612:C:H2'	1:CA:613:C:C6	2.55	0.42
1:AA:1293:C:O2'	1:AA:1294:G:H5'	2.19	0.42
23:BB:691:C:O2'	23:BB:692:C:H5'	2.19	0.42
22:DA:13:G:O2'	22:DA:14:U:H3'	2.20	0.42
23:BB:1953:A:H2	23:BB:2549:G:N3	2.18	0.42
23:BB:1567:G:H1'	23:BB:1568:G:C5	2.55	0.42
41:BJ:1:MET:C	41:BJ:2:LYS:HZ3	2.23	0.42
1:CA:1110:A:O2'	1:CA:1111:A:H5'	2.19	0.42
23:BB:1463:C:H2'	23:BB:1464:G:H8	1.84	0.42
15:CR:28:LEU:C	15:CR:30:ASN:N	2.72	0.42
42:BN:119:SER:O	42:BN:120:GLU:HB2	2.19	0.42
22:DA:80:U:H2'	22:DA:81:G:C8	2.55	0.42
13:CP:44:SER:C	13:CP:46:LYS:N	2.73	0.42
23:BB:1262:A:H2'	23:BB:1263:U:O4'	2.20	0.42
1:AA:934:C:H5''	56:AA:1724:HOH:O	2.20	0.42
23:DB:1423:G:H2'	23:DB:1424:G:H8	1.84	0.42
23:DB:1900:A:N1	23:DB:1970:A:C6	2.88	0.42
50:BT:79:ASP:N	50:BT:79:ASP:OD2	2.53	0.42
1:AA:467:U:H2'	1:AA:467:U:O2	2.20	0.42
23:DB:383:C:N3	23:DB:391:A:N6	2.68	0.42
23:DB:1695:G:H1'	25:DC:7:PRO:O	2.20	0.42
24:DI:5:GLN:O	24:DI:6:ALA:CB	2.68	0.42
23:BB:2271:G:H2'	23:BB:2272:U:C5	2.55	0.42
23:DB:318:C:O2'	23:DB:319:G:H5'	2.20	0.42
29:BE:134:LEU:O	29:BE:138:LEU:HG	2.19	0.42
23:BB:318:C:O2'	23:BB:319:G:H5'	2.20	0.42
18:CB:53:LEU:HB2	18:CB:212:TYR:OH	2.20	0.42
18:CB:53:LEU:HA	18:CB:56:LEU:CD1	2.50	0.42
21:AN:27:LYS:C	21:AN:29:ILE:N	2.73	0.42

*Continued on next page...*

*Continued from previous page...*

Atom-1	Atom-2	Interatomic distance (Å)	Clash overlap (Å)
38:DM:57:VAL:O	38:DM:59:ARG:N	2.47	0.42
51:DZ:56:MET:C	51:DZ:58:VAL:N	2.72	0.42
8:AI:5:TYR:O	8:AI:20:ILE:N	2.52	0.42
1:CA:1058:G:H2'	1:CA:1059:C:C6	2.55	0.42
10:CK:125:LYS:O	19:CU:33:ARG:CZ	2.67	0.42
25:BC:159:THR:N	25:BC:194:VAL:CG1	2.83	0.42
3:CD:1:ALA:O	3:CD:2:ARG:HG2	2.19	0.42
1:AA:410:G:OP1	3:AD:25:ARG:HD2	2.20	0.42
3:AD:106:PHE:CD1	3:AD:144:ILE:HD11	2.55	0.42
52:DW:30:VAL:HA	52:DW:60:ALA:O	2.19	0.42
4:CE:39:GLY:HA3	4:CE:116:VAL:O	2.20	0.42
21:CN:67:GLY:O	21:CN:68:ARG:C	2.58	0.42
23:DB:848:C:H2'	23:DB:849:A:H8	1.78	0.42
22:BA:42:C:C1'	47:BF:65:LEU:HB2	2.49	0.42
47:DF:148:VAL:O	47:DF:149:ARG:CB	2.67	0.42
35:DV:14:LYS:O	35:DV:18:ARG:HB2	2.19	0.42
7:CH:86:LYS:HG2	7:CH:124:ILE:HD11	2.01	0.42
42:BN:11:ASN:HA	42:BN:11:ASN:HD22	1.52	0.42
46:BU:81:ARG:CD	46:BU:96:LYS:HD2	2.50	0.42
37:BL:80:SER:N	37:BL:113:ALA:HB3	2.32	0.42
10:AK:17:ASP:HB3	10:AK:80:ASN:OD1	2.20	0.42
41:DJ:17:VAL:HG22	41:DJ:55:ILE:HD11	2.02	0.42
38:BM:100:LYS:HD2	38:BM:101:VAL:H	1.85	0.42
23:DB:195:A:H3'	23:DB:196:A:H4'	2.01	0.42
23:DB:251:A:H2'	23:DB:252:G:O4'	2.19	0.42
48:BG:148:ARG:HG2	48:BG:163:TYR:CZ	2.55	0.42
47:BF:33:ILE:CG2	47:BF:34:THR:N	2.82	0.42
47:BF:1:ALA:CB	47:BF:4:HIS:HB3	2.47	0.42
23:DB:1657:U:O2'	26:DD:138:LEU:HD12	2.20	0.42
1:CA:1129:C:C5'	8:CI:17:ARG:HH12	2.32	0.42
16:AS:36:ARG:H	16:AS:36:ARG:HE	1.67	0.42
16:AS:66:VAL:HG23	16:AS:67:GLY:N	2.25	0.42
1:CA:1040:U:O2'	1:CA:1041:G:H5'	2.19	0.42
39:DX:31:GLN:O	39:DX:36:GLN:HB2	2.19	0.42
23:BB:2679:A:OP1	26:BD:114:LYS:HE2	2.20	0.42
45:BS:4:ILE:CG2	45:BS:106:VAL:HG22	2.49	0.42
1:CA:373:A:O2'	1:CA:481:G:N2	2.52	0.42
28:BP:94:ALA:O	28:BP:95:LYS:HD2	2.19	0.42
23:BB:2144:G:O2'	23:BB:2145:C:H4'	2.20	0.42
23:DB:354:A:H2'	23:DB:355:U:C5	2.54	0.42
1:CA:862:C:O2'	1:CA:863:U:H5'	2.20	0.42

*Continued on next page...*

*Continued from previous page...*

Atom-1	Atom-2	Interatomic distance (Å)	Clash overlap (Å)
29:DE:105:LEU:HD21	29:DE:177:PRO:CB	2.50	0.42
23:DB:479:A:H1'	23:DB:480:A:H5''	2.02	0.42
4:AE:156:ARG:HB2	4:AE:157:GLY:H	1.66	0.42
7:AH:46:GLU:OE2	7:AH:63:LYS:HG3	2.20	0.42
17:AT:4:LYS:HE3	17:AT:6:ALA:HB2	2.02	0.42
27:DK:99:ILE:HG12	27:DK:115:ILE:HG13	2.01	0.42
23:BB:1338:G:O6	50:BT:66:LYS:HE2	2.19	0.42
22:BA:8:C:O2'	43:BO:40:ILE:HD13	2.20	0.42
23:BB:1549:A:H2'	23:BB:1550:C:H6	1.82	0.42
42:DN:31:HIS:O	42:DN:32:GLU:HB2	2.20	0.42
26:BD:59:ARG:HB3	26:BD:59:ARG:NH2	2.35	0.42
18:CB:107:ARG:HG3	18:CB:108:GLN:N	2.35	0.42
2:CC:46:LEU:CD1	2:CC:75:VAL:HG13	2.50	0.42
6:CG:90:VAL:HG21	6:CG:95:ARG:HG3	2.01	0.42
23:BB:2100:G:N3	23:BB:2100:G:H2'	2.35	0.42
23:DB:63:A:O5'	23:DB:63:A:H8	2.03	0.42
1:AA:411:A:C4	1:AA:413:G:H1'	2.54	0.42
1:AA:818:G:H3'	1:AA:819:A:H5''	2.00	0.42
22:DA:87:U:C2'	22:DA:88:C:O5'	2.68	0.42
6:AG:52:ARG:HH12	6:AG:121:ASN:HD22	1.66	0.42
8:CI:113:LYS:HG2	8:CI:114:LYS:N	2.34	0.42
23:BB:741:U:H2'	23:BB:742:A:C8	2.55	0.42
47:DF:76:PHE:HD2	47:DF:78:ILE:CD1	2.33	0.42
24:BI:37:PHE:HZ	24:BI:56:VAL:HG11	1.85	0.42
23:BB:402:A:H2'	23:BB:403:U:H5'	2.02	0.42
23:DB:2708:G:H1'	42:DN:71:ARG:NH2	2.34	0.42
6:CG:105:GLU:HB3	6:CG:136:LYS:HZ3	1.83	0.42
23:DB:2807:U:H5'	23:DB:2808:G:OP2	2.20	0.42
23:DB:2811:G:O2'	23:DB:2812:G:H5'	2.20	0.42
22:BA:75:G:N1	22:BA:102:G:N2	2.68	0.42
23:BB:1330:C:H2'	23:BB:1331:G:C8	2.55	0.42
23:DB:1316:U:H2'	23:DB:1317:G:C8	2.55	0.42
23:BB:423:A:H5''	23:BB:424:G:C5'	2.49	0.42
46:DU:5:ARG:HG2	46:DU:93:ARG:NH2	2.35	0.42
9:AJ:12:ALA:CB	9:AJ:18:ILE:HB	2.49	0.42
23:BB:798:G:O2'	23:BB:799:G:H5'	2.19	0.42
23:DB:816:C:O2'	23:DB:817:C:H5'	2.20	0.42
23:BB:709:U:H2'	23:BB:710:U:C6	2.54	0.42
23:BB:1930:G:C2'	23:BB:1931:U:OP2	2.68	0.42
23:DB:1301:A:N3	23:DB:1301:A:H2'	2.35	0.42
23:BB:2322:A:H2'	23:BB:2323:G:O4'	2.20	0.42

*Continued on next page...*

*Continued from previous page...*

Atom-1	Atom-2	Interatomic distance (Å)	Clash overlap (Å)
23:BB:2636:C:H2'	23:BB:2637:U:C6	2.55	0.42
23:BB:2654:A:H61	23:BB:2665:A:H3'	1.84	0.42
22:DA:106:G:H2'	22:DA:107:G:C8	2.55	0.42
43:BO:49:VAL:HG23	43:BO:78:VAL:HG12	2.01	0.42
23:DB:1494:A:H2'	23:DB:1495:A:H8	1.85	0.42
1:CA:317:U:H2'	1:CA:318:G:H8	1.85	0.42
9:AJ:88:MET:SD	9:AJ:88:MET:N	2.92	0.42
23:BB:1518:C:H2'	23:BB:1519:G:H8	1.85	0.42
23:DB:1747:U:H2'	23:DB:1748:C:C6	2.54	0.42
23:BB:681:G:H2'	23:BB:682:G:H8	1.84	0.42
1:AA:153:C:H2'	1:AA:154:U:H6	1.84	0.42
24:BI:63:ASP:C	24:BI:65:SER:N	2.73	0.42
1:AA:1455:G:H2'	1:AA:1456:A:H8	1.84	0.42
7:AH:65:PHE:CG	7:AH:66:GLN:N	2.87	0.42
25:DC:219:VAL:HG12	25:DC:224:MET:HE2	2.02	0.42
24:BI:38:CYS:O	24:BI:42:ASN:ND2	2.53	0.42
23:BB:1366:A:H2'	23:BB:1367:A:O4'	2.19	0.42
1:CA:1455:G:H2'	1:CA:1456:A:H8	1.85	0.42
43:BO:93:ASP:C	43:BO:95:SER:H	2.24	0.42
1:CA:1112:C:N3	2:CC:177:LEU:HG	2.33	0.42
43:DO:93:ASP:C	43:DO:95:SER:H	2.24	0.42
1:CA:588:G:H2'	1:CA:588:G:N3	2.34	0.42
23:BB:2076:U:O4'	23:BB:2076:U:O2	2.38	0.42
3:AD:97:LEU:O	3:AD:101:VAL:HG23	2.20	0.42
38:DM:69:PRO:HG2	38:DM:70:ASP:H	1.84	0.41
50:DT:55:VAL:HG13	50:DT:85:VAL:HG12	2.02	0.41
23:BB:2324:U:H5'	23:BB:2325:G:H5''	2.01	0.41
40:BH:116:ARG:HH22	40:BH:133:GLN:CB	2.33	0.41
12:CM:64:VAL:C	12:CM:65:GLU:HG2	2.39	0.41
8:AI:79:ARG:O	8:AI:83:THR:HG22	2.20	0.41
42:BN:36:THR:OG1	42:BN:40:LYS:HD2	2.19	0.41
1:AA:982:U:OP2	21:AN:60:ARG:NH1	2.53	0.41
41:BJ:45:THR:N	41:BJ:46:PRO:CD	2.83	0.41
49:BR:49:ILE:HG13	49:BR:49:ILE:H	1.59	0.41
1:CA:729:A:H2	1:CA:764:C:O2	2.02	0.41
29:DE:118:LEU:HD21	29:DE:188:MET:HE3	2.01	0.41
3:AD:1:ALA:O	3:AD:2:ARG:HG2	2.19	0.41
3:AD:33:ILE:HD12	3:AD:34:GLU:H	1.85	0.41
42:DN:21:PHE:HA	42:DN:24:MET:HB3	2.02	0.41
41:BJ:29:ALA:O	41:BJ:33:ALA:N	2.46	0.41
38:DM:97:GLN:HB2	38:DM:98:PRO:HD2	2.01	0.41

*Continued on next page...*

*Continued from previous page...*

Atom-1	Atom-2	Interatomic distance (Å)	Clash overlap (Å)
4:AE:80:LEU:HG	4:AE:122:VAL:HG11	2.01	0.41
47:DF:134:GLN:HE21	47:DF:134:GLN:HB3	1.51	0.41
6:AG:70:PRO:HG3	6:AG:102:TRP:HH2	1.82	0.41
23:BB:1228:G:H2'	23:BB:1229:C:C6	2.54	0.41
28:BP:50:ARG:HB3	28:BP:57:ALA:O	2.20	0.41
47:DF:101:ARG:HH11	47:DF:138:PRO:HB2	1.85	0.41
47:DF:137:PHE:CB	47:DF:138:PRO:HD2	2.43	0.41
1:AA:1299:A:H5''	1:AA:1300:G:OP1	2.20	0.41
38:BM:35:ALA:O	38:BM:36:VAL:HB	2.19	0.41
23:BB:1418:G:H1'	23:BB:1580:A:N6	2.35	0.41
23:DB:2311:A:H3'	23:DB:2312:U:C6	2.55	0.41
17:CT:66:ILE:HG23	17:CT:70:LYS:HD3	2.02	0.41
26:DD:118:PHE:N	26:DD:118:PHE:CD2	2.87	0.41
48:BG:7:PRO:O	48:BG:8:VAL:CB	2.68	0.41
41:BJ:77:HIS:ND1	41:BJ:79:GLY:N	2.67	0.41
26:DD:102:ALA:C	26:DD:104:VAL:H	2.23	0.41
46:BU:46:LYS:HG2	46:BU:47:PRO:HD2	2.02	0.41
1:AA:202:G:HO2'	1:AA:468:A:H8	1.66	0.41
26:DD:2:ILE:HG23	26:DD:84:LEU:HB3	2.02	0.41
26:DD:32:ASN:HD22	26:DD:50:VAL:HG21	1.85	0.41
1:CA:705:G:H2'	1:CA:706:A:H5'	2.02	0.41
23:DB:591:U:H1'	34:D3:1:PRO:H2	1.85	0.41
34:D3:21:PHE:CZ	34:D3:58:ILE:HG23	2.55	0.41
1:AA:875:U:H1'	7:AH:15:ASN:OD1	2.20	0.41
7:AH:63:LYS:HG2	7:AH:70:VAL:CG2	2.49	0.41
27:BK:119:ALA:O	27:BK:120:PRO:C	2.58	0.41
23:DB:2379:G:H2'	23:DB:2380:C:C6	2.54	0.41
1:AA:190:A:C4	1:AA:191:G:H1'	2.54	0.41
33:D1:35:LEU:O	33:D1:36:LYS:HB3	2.21	0.41
51:DZ:64:ILE:CD1	51:DZ:64:ILE:H	2.23	0.41
1:CA:230:G:O2'	1:CA:231:U:H5'	2.20	0.41
8:CI:103:VAL:CG2	8:CI:104:THR:N	2.82	0.41
25:BC:89:ASN:HD22	25:BC:89:ASN:HA	1.64	0.41
25:DC:89:ASN:HA	25:DC:89:ASN:HD22	1.64	0.41
1:CA:1325:C:O2'	1:CA:1326:U:H5'	2.19	0.41
23:BB:1439:A:N7	23:BB:1440:U:C6	2.88	0.41
23:BB:1427:A:H4'	23:BB:1428:C:O4'	2.20	0.41
1:AA:525:C:H2'	1:AA:526:C:H6	1.85	0.41
23:BB:1286:A:C6	23:BB:1329:U:C2	3.08	0.41
23:BB:829:A:H5'	23:BB:831:G:N7	2.35	0.41
23:DB:2821:A:H2'	23:DB:2822:G:C8	2.55	0.41

*Continued on next page...*

*Continued from previous page...*

Atom-1	Atom-2	Interatomic distance (Å)	Clash overlap (Å)
18:AB:17:HIS:CG	18:AB:18:GLN:H	2.38	0.41
23:BB:20:C:O2'	23:BB:21:A:H5'	2.19	0.41
2:CC:39:ARG:NH1	2:CC:39:ARG:HG3	2.35	0.41
23:BB:637:A:OP2	37:BL:128:THR:HG21	2.20	0.41
23:DB:285:G:H3'	23:DB:286:U:H6	1.84	0.41
26:BD:168:GLU:O	26:BD:169:ARG:C	2.57	0.41
14:CQ:15:LYS:O	14:CQ:16:MET:C	2.57	0.41
23:BB:2860:A:H2'	23:BB:2861:U:O4'	2.20	0.41
18:CB:205:ALA:O	18:CB:209:VAL:HG13	2.20	0.41
23:BB:1316:U:O2'	23:BB:1317:G:H5'	2.19	0.41
23:DB:1628:G:O2'	23:DB:1629:U:H5'	2.20	0.41
23:DB:2700:A:H2'	23:DB:2701:U:H6	1.85	0.41
1:AA:600:A:H2'	1:AA:601:G:C8	2.55	0.41
43:DO:7:ARG:N	43:DO:10:ARG:HH11	2.18	0.41
28:BP:61:ARG:HD3	28:BP:70:GLU:OE1	2.19	0.41
23:DB:986:C:O2'	23:DB:987:C:H5'	2.20	0.41
1:AA:104:G:O2'	1:AA:105:G:H5'	2.20	0.41
23:DB:2853:C:H2'	23:DB:2854:G:C8	2.55	0.41
23:BB:817:C:O2'	23:BB:839:U:H5''	2.20	0.41
11:CL:19:ASN:HA	11:CL:19:ASN:HD22	1.61	0.41
1:AA:926:G:H3'	1:AA:1505:G:N2	2.34	0.41
27:BK:108:ARG:NH1	28:BP:34:GLY:HA2	2.33	0.41
23:DB:664:G:O2'	23:DB:665:U:H5'	2.20	0.41
1:AA:1356:G:H3'	56:AA:1981:HOH:O	2.20	0.41
1:AA:612:C:H2'	1:AA:613:C:C6	2.55	0.41
38:BM:17:ASN:HD21	38:BM:95:LEU:HG	1.85	0.41
23:BB:223:A:N1	23:BB:407:G:O2'	2.50	0.41
25:BC:180:MET:HB2	25:BC:268:ARG:CB	2.50	0.41
28:BP:99:LEU:HA	28:BP:102:ARG:HG3	2.02	0.41
22:BA:13:G:N2	22:BA:16:G:N3	2.68	0.41
33:D1:39:ASP:OD1	33:D1:42:VAL:HG23	2.19	0.41
1:CA:1103:C:H6	1:CA:1103:C:O5'	2.02	0.41
11:AL:80:LEU:HB3	11:AL:97:VAL:HG23	2.01	0.41
23:BB:826:U:O2'	37:BL:53:GLY:HA3	2.20	0.41
23:BB:1464:G:H2'	23:BB:1465:G:C8	2.55	0.41
15:CR:41:SER:HB3	15:CR:51:GLN:HB2	2.02	0.41
23:BB:1435:G:H2'	23:BB:1436:G:C8	2.55	0.41
23:DB:1322:A:O2'	23:DB:1323:C:H5'	2.19	0.41
23:BB:443:A:C5	29:BE:40:ARG:HD3	2.54	0.41
14:AQ:80:LYS:H	14:AQ:80:LYS:HZ2	1.67	0.41
1:AA:456:A:H2'	1:AA:457:G:O4'	2.20	0.41

*Continued on next page...*



*Continued from previous page...*

Atom-1	Atom-2	Interatomic distance (Å)	Clash overlap (Å)
23:BB:605:G:O2'	23:BB:606:U:H5'	2.20	0.41
1:CA:1151:A:C4'	9:CJ:41:PRO:HB2	2.50	0.41
23:BB:2479:U:H2'	23:BB:2480:C:H5'	2.02	0.41
23:DB:26:G:H1'	23:DB:515:A:N6	2.35	0.41
45:BS:8:ARG:HA	45:BS:102:HIS:ND1	2.35	0.41
7:CH:65:PHE:CG	7:CH:66:GLN:N	2.87	0.41
18:AB:156:LEU:HD12	18:AB:156:LEU:H	1.85	0.41
23:DB:1670:C:H2'	23:DB:1670:C:O2	2.20	0.41
26:DD:35:THR:O	26:DD:71:ALA:HB1	2.20	0.41
23:BB:2350:C:O2'	23:BB:2351:G:H5'	2.19	0.41
23:BB:2353:G:H1'	52:BW:30:VAL:HG12	2.02	0.41
23:BB:674:G:H4'	29:BE:60:TRP:CZ2	2.55	0.41
18:CB:48:MET:CG	18:CB:200:PRO:HD2	2.49	0.41
52:BW:17:ALA:O	52:BW:36:ILE:HA	2.21	0.41
18:CB:24:PRO:C	18:CB:26:MET:H	2.23	0.41
12:AM:18:LEU:HD22	12:AM:32:ILE:HG21	2.02	0.41
45:DS:29:VAL:HG11	45:DS:55:ILE:CD1	2.50	0.41
45:DS:71:VAL:O	45:DS:71:VAL:HG22	2.18	0.41
52:DW:16:GLU:O	52:DW:17:ALA:C	2.58	0.41
52:DW:35:ILE:O	52:DW:36:ILE:C	2.59	0.41
1:AA:1071:C:H2'	1:AA:1072:G:H8	1.85	0.41
18:AB:205:ALA:C	18:AB:207:ARG:H	2.23	0.41
23:DB:277:G:HO2'	23:DB:361:G:H1	1.66	0.41
51:DZ:70:GLU:O	51:DZ:71:LEU:C	2.57	0.41
23:BB:1597:A:C5'	23:BB:1598:A:H5'	2.35	0.41
44:BQ:60:TRP:CZ2	44:BQ:93:ILE:HB	2.55	0.41
1:CA:1056:U:H4'	2:CC:155:ARG:HG2	2.02	0.41
23:DB:730:A:H5'	56:DB:3609:HOH:O	2.21	0.41
1:CA:764:C:H2'	1:CA:765:G:C5'	2.47	0.41
22:BA:28:C:H2'	22:BA:29:A:C1'	2.50	0.41
1:AA:437:U:H4'	3:AD:151:GLN:HE21	1.85	0.41
3:AD:160:LEU:C	3:AD:162:GLU:N	2.73	0.41
3:AD:157:ALA:O	3:AD:160:LEU:HD22	2.20	0.41
50:DT:31:VAL:HG12	50:DT:84:TYR:CD2	2.54	0.41
23:DB:1059:G:H2'	23:DB:1060:U:C5	2.55	0.41
23:DB:1063:G:C4'	24:DI:135:MET:HG2	2.50	0.41
23:DB:2352:A:N1	52:DW:30:VAL:CG1	2.83	0.41
33:B1:8:ILE:HB	33:B1:24:LYS:HB2	2.01	0.41
23:BB:27:G:O5'	23:BB:27:G:H8	2.04	0.41
38:DM:19:GLY:C	38:DM:20:LEU:HD22	2.40	0.41
4:AE:84:VAL:HG11	4:AE:146:MET:HB3	2.00	0.41

*Continued on next page...*

*Continued from previous page...*

Atom-1	Atom-2	Interatomic distance (Å)	Clash overlap (Å)
47:BF:134:GLN:H	47:BF:150:GLY:CA	2.32	0.41
47:BF:38:GLY:HA2	47:BF:85:GLY:HA3	2.02	0.41
38:DM:66:ARG:HE	38:DM:101:VAL:HG21	1.85	0.41
37:BL:79:LEU:N	37:BL:113:ALA:CB	2.83	0.41
48:DG:153:PRO:HB3	48:DG:158:GLY:CA	2.46	0.41
17:AT:38:ILE:CD1	17:AT:82:ILE:HA	2.49	0.41
48:DG:10:VAL:HG23	48:DG:49:LEU:N	2.35	0.41
47:BF:137:PHE:N	47:BF:137:PHE:HD2	2.17	0.41
1:AA:16:A:C2'	1:AA:17:U:H5'	2.49	0.41
23:BB:2471:A:O2'	23:BB:2472:G:C5'	2.68	0.41
23:BB:2752:C:H2'	23:BB:2753:A:C8	2.55	0.41
48:BG:17:LYS:HE3	48:BG:18:ILE:N	2.34	0.41
16:CS:4:LEU:O	16:CS:6:LYS:N	2.53	0.41
1:AA:764:C:N4	1:AA:812:G:N1	2.68	0.41
26:BD:172:VAL:O	26:BD:173:GLN:HB2	2.20	0.41
24:DI:12:VAL:HG13	24:DI:41:PHE:CE2	2.55	0.41
26:DD:91:THR:O	26:DD:92:VAL:C	2.58	0.41
18:AB:112:ARG:NE	18:AB:116:LEU:HD11	2.32	0.41
12:AM:58:GLU:O	12:AM:61:LYS:HG2	2.20	0.41
23:BB:984:A:O2'	23:BB:985:C:H5'	2.21	0.41
4:CE:104:ILE:O	4:CE:104:ILE:HG23	2.20	0.41
35:DV:24:ASN:HB3	35:DV:44:HIS:HB3	2.01	0.41
25:BC:239:PHE:O	25:BC:241:LYS:N	2.50	0.41
26:DD:55:LYS:HZ3	26:DD:56:LYS:HG2	1.85	0.41
10:CK:12:ARG:HG2	10:CK:76:TYR:CE1	2.56	0.41
23:DB:2385:C:H2'	23:DB:2386:A:C8	2.54	0.41
40:BH:54:LEU:O	40:BH:58:LEU:N	2.50	0.41
9:CJ:48:ARG:HG2	9:CJ:66:GLU:HB2	2.02	0.41
11:CL:35:ARG:NH1	11:CL:35:ARG:HA	2.34	0.41
23:DB:2021:C:P	31:D0:8:THR:HG21	2.60	0.41
1:AA:177:G:O4'	1:AA:177:G:N3	2.53	0.41
1:AA:647:C:H2'	1:AA:648:A:C8	2.55	0.41
23:DB:265:A:N6	23:DB:427:U:O2'	2.53	0.41
35:BV:51:GLN:HA	35:BV:56:PHE:CD2	2.55	0.41
25:BC:204:LEU:HD23	25:BC:210:ALA:H	1.85	0.41
6:AG:149:ALA:HB1	10:AK:58:THR:CB	2.46	0.41
1:CA:1179:A:H2'	1:CA:1180:A:C8	2.55	0.41
49:BR:69:GLY:O	49:BR:90:ARG:HG3	2.21	0.41
35:DV:60:VAL:O	35:DV:61:LEU:HD23	2.19	0.41
23:DB:2060:A:C2	23:DB:2502:G:C5	3.07	0.41
1:AA:181:A:N6	1:AA:195:A:OP2	2.53	0.41

*Continued on next page...*

*Continued from previous page...*

Atom-1	Atom-2	Interatomic distance (Å)	Clash overlap (Å)
1:AA:193:C:H2'	1:AA:194:C:C5	2.55	0.41
1:CA:1449:C:H2'	1:CA:1450:U:O4'	2.20	0.41
43:BO:115:LEU:CA	43:BO:116:GLN:HE21	2.33	0.41
42:BN:87:PHE:HZ	42:BN:115:LEU:HB3	1.86	0.41
42:BN:47:VAL:O	42:BN:51:LEU:HD22	2.20	0.41
23:DB:66:C:O2'	23:DB:67:U:H5'	2.20	0.41
42:DN:33:ILE:CA	42:DN:114:GLU:HB2	2.49	0.41
23:BB:928:A:O2'	30:BY:37:ARG:HD3	2.20	0.41
1:AA:725:G:H2'	1:AA:726:C:H6	1.85	0.41
44:DQ:65:ASN:O	44:DQ:69:ARG:N	2.47	0.41
46:DU:12:VAL:HG21	46:DU:38:ILE:HG12	2.02	0.41
23:DB:941:A:H2	23:DB:1189:A:C2	2.37	0.41
23:DB:2064:C:H1'	23:DB:2450:A:C5	2.55	0.41
23:BB:228:C:H4'	23:BB:229:C:C5'	2.49	0.41
15:CR:19:GLU:HG3	15:CR:54:LEU:HD12	2.01	0.41
1:AA:440:C:O2'	1:AA:441:A:H5'	2.20	0.41
45:DS:16:LYS:O	45:DS:19:LEU:HB3	2.20	0.41
23:BB:303:G:H2'	23:BB:304:U:H6	1.83	0.41
1:CA:472:U:N3	1:CA:473:U:C4	2.88	0.41
3:AD:138:PRO:C	3:AD:140:ASP:H	2.23	0.41
1:AA:1175:G:H4'	9:CJ:31:ARG:O	2.20	0.41
1:CA:411:A:C4	1:CA:413:G:H1'	2.55	0.41
23:BB:2277:G:P	38:BM:86:LYS:HB2	2.61	0.41
25:BC:51:ARG:O	25:BC:52:HIS:C	2.58	0.41
1:AA:160:A:H2'	1:AA:161:A:C8	2.55	0.41
25:BC:155:ARG:HB3	25:BC:155:ARG:HH11	1.85	0.41
31:D0:41:HIS:HB2	42:DN:99:LYS:O	2.20	0.41
23:BB:407:G:O2'	23:BB:408:G:H5'	2.19	0.41
1:CA:5:U:H1'	1:CA:6:G:N1	2.34	0.41
1:AA:295:C:H2'	1:AA:296:U:H6	1.85	0.41
40:DH:38:PRO:HB2	40:DH:40:THR:HG23	2.02	0.41
23:DB:222:A:H61	23:DB:232:G:H1'	1.85	0.41
1:CA:938:A:H2'	1:CA:939:G:O4'	2.20	0.41
1:CA:1426:G:H2'	1:CA:1427:C:H6	1.84	0.41
10:AK:67:GLU:HG3	10:AK:68:ARG:N	2.34	0.41
23:BB:679:C:H2'	23:BB:680:C:C6	2.56	0.41
1:CA:520:A:C2	1:CA:536:C:H1'	2.55	0.41
23:DB:1030:C:O2'	23:DB:1031:G:H5'	2.20	0.41
14:AQ:80:LYS:HD2	14:AQ:80:LYS:C	2.40	0.41
45:DS:86:MET:HB3	45:DS:94:ASP:HB2	2.02	0.41
23:DB:786:C:H5''	23:DB:1780:A:N7	2.36	0.41

*Continued on next page...*

*Continued from previous page...*

Atom-1	Atom-2	Interatomic distance (Å)	Clash overlap (Å)
23:BB:747:U:C4	23:BB:2613:U:C4	3.08	0.41
23:BB:1668:A:O2'	23:BB:1674:G:N7	2.47	0.41
3:AD:72:ARG:HA	3:AD:203:TYR:HE1	1.84	0.41
18:CB:111:LYS:HD3	18:CB:115:ASP:OD2	2.20	0.41
1:AA:610:U:O2	1:AA:610:U:O4'	2.37	0.41
31:D0:32:THR:OG1	31:D0:50:GLY:HA2	2.20	0.41
10:CK:115:ILE:HG21	19:CU:23:GLU:OE1	2.20	0.41
1:AA:1430:A:H2'	1:AA:1431:A:O4'	2.19	0.41
1:CA:968:A:H4'	1:CA:969:A:OP2	2.20	0.41
50:DT:64:LYS:N	50:DT:64:LYS:HE3	2.34	0.41
23:DB:1764:C:O2'	23:DB:1765:U:H5'	2.19	0.41
29:BE:137:LYS:O	29:BE:141:MET:HG3	2.20	0.41
2:CC:139:ASN:O	2:CC:143:LEU:HB3	2.21	0.41
38:BM:57:VAL:O	38:BM:59:ARG:N	2.46	0.41
18:CB:166:ASP:OD2	18:CB:190:SER:HA	2.21	0.41
49:DR:58:VAL:C	49:DR:59:ILE:HG13	2.41	0.41
15:CR:35:SER:O	15:CR:70:THR:HA	2.20	0.41
6:AG:53:SER:C	6:AG:55:LYS:N	2.74	0.41
8:AI:113:LYS:O	8:AI:113:LYS:HD3	2.19	0.41
1:AA:1368:A:H5''	21:AN:100:TRP:HH2	1.86	0.41
49:BR:14:VAL:HG22	49:BR:15:SER:H	1.85	0.41
1:CA:1222:G:H2'	1:CA:1223:C:O4'	2.20	0.41
1:AA:134:G:H2'	1:AA:135:C:O4'	2.20	0.41
1:CA:814:A:N7	1:CA:816:A:C4	2.88	0.41
22:DA:30:C:O2	22:DA:30:C:H2'	2.20	0.41
37:BL:90:VAL:HB	37:BL:122:VAL:HA	2.02	0.41
1:AA:81:A:H3'	1:AA:83:C:C5	2.56	0.41
23:DB:2365:G:H4'	52:DW:59:PHE:CE1	2.55	0.41
41:BJ:26:GLY:N	41:BJ:28:LEU:HD23	2.34	0.41
37:DL:115:GLU:N	37:DL:115:GLU:OE1	2.53	0.41
47:BF:84:ILE:CG2	47:BF:85:GLY:H	2.23	0.41
44:DQ:4:LYS:HE3	44:DQ:8:ILE:HD11	2.03	0.41
2:AC:95:GLY:C	2:AC:96:VAL:HG22	2.41	0.41
48:BG:93:TYR:HD2	48:BG:93:TYR:N	2.18	0.41
23:DB:2000:C:O2'	23:DB:2001:C:H5'	2.20	0.41
1:AA:14:U:N3	1:AA:17:U:OP2	2.54	0.41
23:BB:2752:C:H2'	23:BB:2753:A:H8	1.85	0.41
1:AA:1319:A:OP1	16:AS:9:PHE:HB3	2.21	0.41
23:DB:945:A:H3'	23:DB:946:C:H5''	2.02	0.41
23:DB:968:C:O2'	23:DB:969:G:H5'	2.20	0.41
23:DB:1559:U:H3'	23:DB:1560:G:C5'	2.49	0.41

*Continued on next page...*

*Continued from previous page...*

Atom-1	Atom-2	Interatomic distance (Å)	Clash overlap (Å)
23:BB:83:A:H5''	46:BU:1:ALA:N	2.35	0.41
23:DB:2420:C:OP1	34:D3:33:THR:HG22	2.20	0.41
45:DS:73:LYS:O	45:DS:106:VAL:N	2.53	0.41
35:DV:44:HIS:O	35:DV:46:LYS:N	2.53	0.41
25:BC:231:HIS:O	25:BC:232:GLY:C	2.58	0.41
23:DB:1722:A:N6	23:DB:1738:G:H1'	2.34	0.41
1:AA:1015:G:O2'	1:AA:1016:A:H5'	2.21	0.41
1:CA:467:U:O2	1:CA:467:U:H2'	2.20	0.41
31:B0:28:SER:HB3	31:B0:37:HIS:HE1	1.85	0.41
35:DV:29:ILE:HG13	35:DV:88:HIS:HE1	1.85	0.41
1:CA:1032:G:H2'	1:CA:1033:G:C1'	2.51	0.41
46:BU:12:VAL:HG21	46:BU:38:ILE:CG1	2.50	0.41
29:DE:31:VAL:HG21	29:DE:104:ALA:CB	2.50	0.41
5:CF:70:VAL:CG2	5:CF:71:ILE:N	2.83	0.41
1:CA:1257:A:H3'	1:CA:1258:G:H5'	2.01	0.41
43:BO:83:LEU:CD1	43:BO:114:GLY:HA3	2.46	0.41
8:CI:27:ILE:HD12	8:CI:27:ILE:H	1.85	0.41
7:CH:9:MET:HE1	7:CH:35:ILE:HB	2.03	0.41
23:DB:1711:A:H2'	23:DB:1712:U:O4'	2.19	0.41
23:BB:63:A:H8	23:BB:63:A:P	2.43	0.41
1:CA:525:C:H2'	1:CA:526:C:H6	1.85	0.41
23:DB:228:C:H4'	23:DB:229:C:C5'	2.48	0.41
1:CA:251:G:H22	1:CA:272:C:H41	1.69	0.41
1:CA:265:G:H2'	1:CA:267:C:H5	1.85	0.41
18:AB:18:GLN:HB2	18:AB:188:THR:OG1	2.20	0.41
20:AO:85:LEU:CB	20:AO:87:LEU:HG	2.49	0.41
23:BB:201:C:H1'	23:BB:250:G:O6	2.20	0.41
23:DB:632:A:H2'	23:DB:633:A:C8	2.55	0.41
23:BB:1712:U:H3'	23:BB:1713:A:H2'	2.02	0.41
2:CC:42:LEU:O	2:CC:46:LEU:HD23	2.20	0.41
37:DL:138:ALA:O	37:DL:139:GLY:C	2.58	0.41
37:DL:120:VAL:HG12	37:DL:121:THR:N	2.34	0.41
14:AQ:30:HIS:HB3	14:AQ:34:GLY:N	2.35	0.41
1:AA:512:U:O2'	1:AA:513:C:H5'	2.20	0.41
2:AC:19:SER:CB	2:AC:21:TRP:HE1	2.32	0.41
14:CQ:34:GLY:O	14:CQ:35:LYS:C	2.58	0.41
23:DB:285:G:H3'	23:DB:286:U:C6	2.56	0.41
23:DB:1151:A:H2'	23:DB:1152:C:O4'	2.19	0.41
23:BB:1915:U:H2'	23:BB:1916:A:O4'	2.20	0.41
42:DN:116:VAL:HG13	42:DN:117:ASP:N	2.35	0.41
23:BB:2806:C:H2'	23:BB:2807:U:O4'	2.19	0.41

*Continued on next page...*

*Continued from previous page...*

Atom-1	Atom-2	Interatomic distance (Å)	Clash overlap (Å)
19:CU:13:VAL:O	19:CU:13:VAL:HG13	2.20	0.41
41:BJ:56:VAL:HG12	41:BJ:57:LEU:N	2.31	0.41
18:AB:20:ARG:HG3	18:AB:20:ARG:HH11	1.85	0.41
44:DQ:104:ALA:C	44:DQ:106:THR:H	2.23	0.41
23:DB:644:A:O2'	23:DB:645:C:H2'	2.19	0.41
3:CD:98:ASP:OD2	3:CD:99:ASN:N	2.53	0.41
27:BK:18:ARG:HD3	27:BK:45:GLU:HG3	2.02	0.41
11:AL:106:VAL:CG2	11:AL:116:TYR:HB3	2.49	0.41
23:DB:2659:G:H1'	23:DB:2662:A:N6	2.34	0.41
3:CD:54:LEU:HD11	3:CD:55:ARG:HH21	1.83	0.41
23:DB:1860:G:O2'	23:DB:1861:G:H5'	2.20	0.41
1:AA:1121:U:O2'	1:AA:1122:U:H5'	2.20	0.41
5:AF:47:LEU:HD21	5:AF:57:ALA:HB3	2.02	0.41
23:BB:523:C:O2'	23:BB:524:G:H5'	2.20	0.41
1:CA:694:A:C2	1:CA:695:A:H1'	2.55	0.41
1:AA:652:U:H1'	1:AA:653:U:C5	2.56	0.41
1:AA:929:G:H2'	1:AA:930:C:O4'	2.21	0.41
1:CA:102:G:O2'	1:CA:103:U:H5'	2.20	0.41
38:DM:74:THR:HG21	38:DM:86:LYS:HE3	2.02	0.41
36:D2:1:MET:CG	36:D2:2:LYS:H	2.32	0.41
23:DB:2756:U:C4	23:DB:2759:G:O6	2.73	0.41
15:AR:28:LEU:C	15:AR:30:ASN:N	2.72	0.41
23:BB:1417:C:C4'	23:BB:1587:G:H21	2.33	0.41
48:DG:1:SER:N	48:DG:4:ALA:HB3	2.36	0.41
2:AC:57:GLU:OE2	2:AC:64:ARG:HG2	2.20	0.41
10:AK:63:GLN:HG3	10:AK:98:ALA:CB	2.50	0.41
32:B4:31:PRO:O	32:B4:34:LYS:HB3	2.20	0.41
23:DB:1892:C:O2'	23:DB:1893:C:H5'	2.20	0.41
23:DB:2100:G:C6	23:DB:2190:G:C5	3.09	0.41
5:CF:4:TYR:HA	5:CF:90:MET:O	2.20	0.41
23:BB:294:A:H2'	23:BB:295:G:O5'	2.20	0.41
23:DB:1262:A:H2'	23:DB:1263:U:O4'	2.20	0.41
23:DB:1452:G:O2'	23:DB:1453:A:OP1	2.38	0.41
29:DE:198:GLU:H	29:DE:198:GLU:HG2	1.59	0.41
1:CA:1178:G:H8	1:CA:1178:G:O5'	2.01	0.41
48:DG:136:ASP:OD2	48:DG:139:VAL:HG23	2.20	0.41
26:DD:182:ALA:O	26:DD:184:ARG:HG2	2.20	0.41
29:DE:173:THR:HA	29:DE:199:MET:HE1	2.01	0.41
3:AD:94:GLU:HA	3:AD:99:ASN:HD22	1.85	0.41
1:CA:1414:U:H2'	1:CA:1415:G:H8	1.84	0.41
29:BE:118:LEU:HA	29:BE:186:VAL:CG1	2.50	0.41

*Continued on next page...*

*Continued from previous page...*

Atom-1	Atom-2	Interatomic distance (Å)	Clash overlap (Å)
25:DC:151:GLY:O	25:DC:152:GLN:HG3	2.20	0.41
18:CB:85:SER:HB2	18:CB:88:GLN:HE22	1.85	0.41
50:BT:30:ILE:HG22	50:BT:87:LEU:HD21	2.02	0.41
26:DD:191:GLY:O	26:DD:192:ALA:HB3	2.21	0.41
21:AN:20:PHE:O	21:AN:22:LYS:N	2.53	0.41
49:DR:59:ILE:HA	49:DR:101:ILE:H	1.84	0.41
16:CS:51:HIS:ND1	16:CS:52:ASN:N	2.68	0.41
51:DZ:32:ASN:O	51:DZ:33:LEU:O	2.39	0.41
51:DZ:70:GLU:O	51:DZ:73:ALA:N	2.46	0.41
12:CM:24:VAL:HG23	12:CM:24:VAL:O	2.19	0.41
8:CI:51:LEU:C	8:CI:53:LEU:H	2.23	0.41
1:CA:407:U:H2'	1:CA:408:A:C8	2.55	0.41
3:CD:157:ALA:C	3:CD:159:GLU:N	2.73	0.41
3:AD:117:VAL:HA	3:AD:122:ILE:HG12	2.00	0.41
33:D1:8:ILE:HG13	33:D1:51:ALA:HA	2.02	0.41
5:AF:98:GLU:HG2	5:AF:99:ALA:N	2.35	0.41
52:DW:46:ALA:HB3	52:DW:79:ILE:O	2.20	0.41
41:DJ:28:LEU:CG	41:DJ:29:ALA:N	2.83	0.41
23:DB:547:A:H5'	23:DB:548:G:C5	2.55	0.41
2:AC:112:ALA:HB1	2:AC:199:VAL:HG23	2.02	0.41
46:DU:81:ARG:CD	46:DU:96:LYS:HD2	2.50	0.41
1:AA:922:G:C6	1:AA:923:A:C6	3.09	0.41
14:CQ:25:GLU:N	14:CQ:40:THR:HG23	2.35	0.41
28:BP:83:ILE:HD13	28:BP:83:ILE:C	2.41	0.41
47:DF:92:GLY:O	47:DF:95:MET:HB3	2.21	0.41
1:AA:1228:C:P	12:AM:106:ARG:HH12	2.42	0.41
41:DJ:14:ASP:O	41:DJ:53:TYR:N	2.53	0.41
23:DB:2547:A:H4'	27:DK:29:HIS:NE2	2.34	0.41
40:DH:5:LEU:N	40:DH:17:ASP:O	2.53	0.41
48:BG:34:ARG:N	48:BG:34:ARG:HH11	2.17	0.41
10:AK:91:GLY:O	10:AK:93:GLU:N	2.53	0.41
26:DD:102:ALA:H	26:DD:104:VAL:CG2	2.32	0.41
26:DD:107:VAL:HG12	26:DD:108:ASP:N	2.36	0.41
6:AG:12:LEU:HD22	6:AG:13:PRO:HD2	2.02	0.41
23:DB:967:U:H2'	23:DB:968:C:H6	1.85	0.41
18:AB:110:ILE:C	18:AB:112:ARG:N	2.73	0.41
39:BX:6:LEU:C	39:BX:8:GLU:H	2.22	0.41
20:AO:57:LEU:C	20:AO:57:LEU:HD13	2.40	0.41
40:BH:58:LEU:HD12	40:BH:61:VAL:CG1	2.51	0.41
5:AF:71:ILE:O	5:AF:74:LEU:HB3	2.21	0.41
33:B1:10:LEU:HD23	33:B1:35:LEU:HD21	2.02	0.41

*Continued on next page...*

*Continued from previous page...*

Atom-1	Atom-2	Interatomic distance (Å)	Clash overlap (Å)
23:DB:1552:A:C2'	23:DB:1553:A:H5'	2.50	0.41
23:BB:2732:G:H3'	23:BB:2733:A:H5'	2.01	0.41
23:BB:1459:G:H8	23:BB:1461:C:H5	1.68	0.41
23:BB:128:C:C2	23:BB:129:C:C5	3.09	0.41
1:AA:220:G:O2'	1:AA:221:C:H5'	2.20	0.41
31:B0:18:HIS:ND1	31:B0:18:HIS:N	2.67	0.41
23:DB:1822:C:O2'	23:DB:1823:G:H5'	2.21	0.41
37:DL:129:LYS:HG2	37:DL:129:LYS:H	1.57	0.41
1:AA:776:G:N2	1:AA:803:G:N7	2.68	0.41
1:AA:1408:A:H61	1:AA:1492:A:N6	2.18	0.41
26:DD:178:VAL:HG23	26:DD:189:VAL:O	2.20	0.41
1:CA:1354:U:O2'	1:CA:1355:G:H5'	2.20	0.41
1:AA:629:A:H2'	1:AA:630:A:O4'	2.20	0.41
23:BB:780:G:H21	23:BB:783:A:H62	1.69	0.41
1:CA:1061:G:H2'	1:CA:1062:U:O4'	2.20	0.41
1:CA:493:A:H5'	1:CA:494:G:OP2	2.19	0.41
1:CA:631:C:C3'	1:CA:632:U:H5'	2.50	0.41
23:DB:1474:U:H2'	23:DB:1475:G:H5'	2.01	0.41
49:DR:45:GLU:O	49:DR:46:GLU:C	2.59	0.41
48:BG:126:THR:HB	48:BG:129:GLU:HB2	2.02	0.41
23:DB:2437:G:H2'	23:DB:2438:U:C6	2.55	0.41
36:B2:4:THR:O	36:B2:5:PHE:HB2	2.20	0.41
23:BB:1647:U:H3'	23:BB:1647:U:OP1	2.20	0.41
1:CA:1530:G:H2'	1:CA:1531:A:C8	2.55	0.41
41:BJ:31:GLU:O	41:BJ:34:ARG:HB3	2.21	0.41
46:DU:73:ASN:O	46:DU:74:ALA:HB3	2.20	0.41
23:BB:2708:G:H1'	42:BN:71:ARG:NH2	2.35	0.41
1:AA:911:U:O2'	1:AA:912:C:H5'	2.20	0.41
23:BB:2418:A:H2'	23:BB:2419:U:O4'	2.20	0.41
39:BX:7:ARG:O	39:BX:9:LYS:HD3	2.20	0.41
1:AA:317:U:H2'	1:AA:318:G:C8	2.55	0.41
10:AK:113:THR:CG2	10:AK:114:PRO:HD2	2.51	0.41
23:DB:2479:U:C2'	23:DB:2480:C:H5'	2.50	0.41
43:BO:14:ALA:O	43:BO:18:LEU:HD13	2.20	0.41
23:DB:2109:U:H2'	23:DB:2110:G:O4'	2.21	0.41
23:DB:707:G:H2'	23:DB:708:G:O4'	2.19	0.41
25:DC:32:LEU:HD22	25:DC:63:ILE:HG21	2.01	0.41
23:BB:2581:G:H4'	23:BB:2582:G:C8	2.55	0.41
3:CD:162:GLU:C	3:CD:164:ARG:H	2.22	0.41
50:DT:62:VAL:C	50:DT:64:LYS:HZ2	2.23	0.41
23:DB:1158:C:H4'	30:DY:30:ARG:HH21	1.84	0.41

*Continued on next page...*



*Continued from previous page...*

Atom-1	Atom-2	Interatomic distance (Å)	Clash overlap (Å)
23:DB:775:G:C6	23:DB:794:A:C8	3.08	0.41
1:CA:1088:G:H2'	1:CA:1089:G:O4'	2.21	0.41
25:BC:29:PHE:CE2	25:BC:31:PRO:HG2	2.56	0.41
32:B4:17:VAL:HG12	32:B4:18:LYS:N	2.36	0.41
47:BF:161:SER:HB3	47:BF:164:GLU:HG3	2.03	0.41
23:BB:379:G:N1	23:BB:396:G:C6	2.88	0.41
1:AA:95:C:H2'	1:AA:96:U:H6	1.86	0.41
23:DB:1366:A:H2'	23:DB:1367:A:O4'	2.20	0.41
23:DB:2206:C:O2'	23:DB:2207:C:H5'	2.21	0.41
23:DB:822:G:H2'	23:DB:823:C:C6	2.56	0.41
13:AP:44:SER:C	13:AP:46:LYS:N	2.71	0.41
1:CA:401:C:H2'	1:CA:402:G:H8	1.85	0.41
41:DJ:36:LEU:HD21	41:DJ:122:LEU:HD12	2.02	0.41
19:AU:9:GLU:HG2	2:CC:109:GLU:HG3	2.03	0.41
44:DQ:63:ARG:NH1	44:DQ:96:ASP:HB2	2.14	0.41
23:BB:2011:U:H2'	23:BB:2012:G:O4'	2.20	0.41
1:CA:1328:C:O2'	1:CA:1329:A:H5'	2.21	0.41
12:CM:64:VAL:HB	12:CM:65:GLU:OE2	2.21	0.41
8:CI:51:LEU:C	8:CI:53:LEU:N	2.74	0.41
1:CA:1342:C:H4'	8:CI:125:GLN:HB2	2.03	0.41
23:BB:877:A:H2'	23:BB:899:A:C2	2.55	0.41
19:CU:40:PRO:O	19:CU:44:ARG:HB2	2.20	0.41
1:CA:437:U:C5'	3:CD:151:GLN:HE21	2.33	0.41
3:CD:25:ARG:HD3	3:CD:26:ALA:HB2	2.02	0.41
29:DE:131:THR:O	29:DE:135:ALA:N	2.54	0.41
29:DE:141:MET:O	29:DE:143:LEU:HG	2.20	0.41
29:DE:188:MET:HG2	29:DE:193:VAL:CG2	2.51	0.41
25:DC:93:VAL:HG12	25:DC:101:ARG:C	2.40	0.41
23:BB:1060:U:C1'	23:BB:1062:G:H5'	2.50	0.41
1:AA:82:G:C2	1:AA:88:U:H1'	2.55	0.41
5:CF:38:ARG:O	5:CF:62:MET:O	2.39	0.41
44:BQ:42:GLY:HA3	49:BR:75:VAL:CG2	2.48	0.41
28:DP:91:VAL:HG23	28:DP:92:ARG:N	2.36	0.41
1:AA:662:U:O2'	1:AA:836:G:H5''	2.20	0.41
18:AB:15:PHE:CD1	18:AB:16:GLY:N	2.89	0.41
47:BF:133:GLU:HA	47:BF:150:GLY:HA2	2.01	0.41
47:DF:86:CYS:O	47:DF:88:VAL:HG23	2.21	0.41
23:DB:1228:G:O2'	23:DB:1229:C:H5'	2.21	0.41
23:DB:1228:G:H2'	23:DB:1229:C:H6	1.84	0.41
29:BE:5:LEU:HA	29:BE:5:LEU:HD23	1.84	0.41
46:BU:82:VAL:O	46:BU:94:PHE:O	2.37	0.41

*Continued on next page...*

*Continued from previous page...*

Atom-1	Atom-2	Interatomic distance (Å)	Clash overlap (Å)
6:AG:71:THR:N	6:AG:141:HIS:HE1	2.09	0.41
1:AA:1441:A:C2	28:BP:113:LEU:HD22	2.56	0.41
47:DF:9:ASP:OD2	47:DF:9:ASP:N	2.53	0.41
48:DG:151:ARG:HG2	48:DG:160:GLY:HA2	2.03	0.41
37:BL:29:LYS:C	37:BL:31:GLY:H	2.23	0.41
5:AF:11:HIS:CG	5:AF:12:PRO:HD2	2.56	0.41
47:BF:1:ALA:H2	47:BF:2:LYS:CE	2.34	0.41
47:BF:28:PRO:HB2	47:BF:168:LEU:CD2	2.42	0.41
22:BA:111:U:H2'	22:BA:112:G:C8	2.55	0.41
8:CI:29:ILE:CG2	8:CI:66:VAL:HG12	2.51	0.41
23:BB:1092:C:OP1	23:BB:2475:C:H4'	2.21	0.41
1:AA:1320:C:C2	16:AS:35:ARG:HD3	2.56	0.41
1:CA:719:C:H2'	15:CR:38:ILE:HD11	2.02	0.41
26:BD:114:LYS:HD2	26:BD:116:LYS:HE3	2.01	0.41
23:BB:714:U:C2	23:BB:716:A:H3'	2.55	0.41
26:DD:62:LYS:CB	26:DD:63:PRO:HD3	2.46	0.41
23:DB:1729:U:C5	23:DB:1731:G:N2	2.89	0.41
26:DD:55:LYS:HZ3	26:DD:56:LYS:N	2.18	0.41
23:BB:2869:G:H2'	23:BB:2870:C:O4'	2.20	0.41
4:AE:104:ILE:O	4:AE:104:ILE:HG23	2.20	0.41
23:DB:475:C:C5	23:DB:476:G:N7	2.88	0.41
1:CA:333:U:O2'	1:CA:334:C:H5'	2.21	0.41
23:DB:833:A:H1'	37:DL:52:GLY:H	1.85	0.41
23:DB:2848:G:N7	28:DP:94:ALA:HB2	2.36	0.41
1:AA:184:G:H4'	1:AA:224:U:O3'	2.21	0.41
18:AB:221:ARG:HG3	18:AB:222:GLU:HG2	2.01	0.41
23:DB:1486:U:H2'	23:DB:1487:U:C6	2.55	0.41
20:CO:39:LEU:HD22	20:CO:59:MET:HE2	2.02	0.41
44:DQ:65:ASN:HA	44:DQ:75:TYR:HB2	2.02	0.41
23:DB:1042:G:H2'	23:DB:1043:C:H6	1.84	0.41
23:DB:743:A:H2'	23:DB:744:U:C6	2.55	0.41
43:BO:52:SER:OG	43:BO:54:VAL:HG12	2.20	0.41
23:DB:63:A:H8	23:DB:63:A:P	2.43	0.41
28:DP:29:VAL:O	28:DP:40:GLN:N	2.53	0.41
22:DA:87:U:H2'	22:DA:88:C:H5''	2.02	0.41
23:DB:23:G:C6	23:DB:518:G:C6	3.09	0.41
26:BD:24:VAL:HG23	26:BD:189:VAL:C	2.41	0.41
26:BD:150:GLN:O	26:BD:153:GLY:N	2.53	0.41
23:BB:526:A:N6	23:BB:2626:C:C4'	2.83	0.41
6:CG:105:GLU:HB3	6:CG:136:LYS:HZ1	1.85	0.41
23:BB:1794:A:O2'	23:BB:1795:C:H5'	2.21	0.41

*Continued on next page...*

*Continued from previous page...*

Atom-1	Atom-2	Interatomic distance (Å)	Clash overlap (Å)
23:BB:418:C:H2'	23:BB:419:U:H6	1.85	0.41
23:DB:2529:G:C5'	48:DG:174:LYS:HG3	2.50	0.41
25:DC:23:LEU:HD12	25:DC:23:LEU:HA	1.84	0.41
27:DK:3:GLN:CG	27:DK:4:GLU:N	2.83	0.41
48:BG:126:THR:HB	48:BG:129:GLU:CG	2.50	0.41
1:AA:707:U:H2'	1:AA:708:C:C6	2.55	0.41
23:BB:1327:A:N6	23:BB:1328:A:C2	2.89	0.41
23:DB:1316:U:H2'	23:DB:1317:G:O4'	2.19	0.41
44:BQ:43:GLN:NE2	49:BR:77:PHE:HB3	2.36	0.41
23:BB:2393:U:H5''	37:BL:62:PRO:HG3	2.03	0.41
23:BB:1210:G:H5''	23:BB:1211:C:H3'	2.02	0.41
1:AA:168:G:O2'	1:AA:169:C:H5'	2.20	0.41
4:AE:54:GLU:HG2	4:AE:56:PRO:HD2	2.03	0.41
41:DJ:31:GLU:O	41:DJ:34:ARG:HB3	2.20	0.41
23:DB:2370:G:H2'	23:DB:2371:G:O4'	2.19	0.41
23:DB:1908:C:H2'	23:DB:1909:C:H6	1.85	0.41
1:CA:1451:U:H5''	1:CA:1452:C:C5	2.56	0.41
23:DB:1463:C:H2'	23:DB:1464:G:C8	2.55	0.41
23:BB:212:G:H2'	23:BB:213:A:C8	2.56	0.41
1:CA:1472:U:O2'	1:CA:1473:G:H5'	2.21	0.41
7:AH:118:ALA:HB3	7:AH:120:LEU:CD2	2.50	0.41
23:DB:2135:A:H61	23:DB:2156:G:C2'	2.33	0.41
25:BC:61:TYR:HA	25:BC:85:ASN:HD21	1.85	0.41
1:CA:346:G:C2'	1:CA:347:G:H5'	2.51	0.41
1:AA:1158:C:O2	1:AA:1158:C:H3'	2.21	0.41
3:CD:97:LEU:O	3:CD:101:VAL:HG23	2.21	0.41
22:BA:46:A:H2'	22:BA:47:C:O4'	2.21	0.41
48:DG:100:ASN:OD1	48:DG:101:VAL:HG13	2.21	0.41
1:CA:934:C:H5''	56:CA:1894:HOH:O	2.21	0.41
23:BB:2508:G:H2'	23:BB:2509:G:H8	1.84	0.41
25:BC:57:HIS:ND1	25:BC:58:LYS:N	2.69	0.41
28:DP:36:LYS:HG2	28:DP:36:LYS:H	1.69	0.41
18:AB:150:ILE:O	18:AB:153:MET:HB3	2.20	0.41
23:BB:1214:A:H2'	23:BB:1215:G:O4'	2.20	0.41
7:CH:16:GLY:C	7:CH:18:ALA:N	2.74	0.41
29:DE:29:HIS:CE1	37:DL:8:PRO:HG3	2.56	0.41
40:BH:31:VAL:O	40:BH:32:PRO:C	2.58	0.41
18:CB:17:HIS:CG	18:CB:18:GLN:N	2.89	0.41
12:AM:44:ILE:N	12:AM:44:ILE:HD12	2.35	0.41
23:DB:1266:G:H22	23:DB:2012:G:H2'	1.85	0.41
40:BH:43:ASN:O	40:BH:47:PHE:HB2	2.21	0.41

*Continued on next page...*

*Continued from previous page...*

Atom-1	Atom-2	Interatomic distance (Å)	Clash overlap (Å)
41:DJ:45:THR:H	41:DJ:46:PRO:CD	2.28	0.41
18:AB:13:VAL:HB	18:AB:207:ARG:NE	2.27	0.41
25:BC:130:PRO:HA	25:BC:187:CYS:O	2.20	0.41
1:AA:782:A:H2'	1:AA:783:C:O4'	2.20	0.41
41:BJ:4:PHE:HB3	41:BJ:44:TYR:CE1	2.54	0.41
44:BQ:59:LEU:HD22	44:BQ:59:LEU:O	2.20	0.41
1:CA:1342:C:H1'	8:CI:125:GLN:CD	2.40	0.41
21:CN:65:GLN:N	21:CN:65:GLN:HE21	2.14	0.41
1:CA:814:A:H5'	1:CA:1511:G:H4'	2.03	0.41
37:DL:124:GLY:H	37:DL:143:GLU:CG	2.29	0.41
23:DB:1060:U:C1'	23:DB:1062:G:H5'	2.50	0.41
25:DC:52:HIS:O	25:DC:53:ILE:HB	2.21	0.41
5:CF:61:LEU:HB3	5:CF:62:MET:H	1.71	0.41
33:B1:26:LYS:HD2	33:B1:30:PRO:HA	2.01	0.41
33:B1:32:LYS:O	33:B1:34:GLU:HG3	2.21	0.41
6:CG:145:GLU:N	6:CG:148:LYS:HB2	2.35	0.41
4:AE:148:SER:O	4:AE:151:MET:HB2	2.20	0.41
30:BY:52:PHE:CG	30:BY:53:MET:N	2.89	0.41
38:BM:97:GLN:HB2	38:BM:98:PRO:HD2	2.03	0.41
42:BN:16:HIS:O	42:BN:19:ALA:N	2.53	0.41
1:AA:1191:A:H61	54:AA:1661:SCM:H11	1.86	0.41
47:DF:137:PHE:HD2	47:DF:137:PHE:N	2.18	0.41
2:AC:63:ILE:HD12	2:AC:91:ALA:HA	2.01	0.41
1:AA:1228:C:H5''	12:AM:106:ARG:HH22	1.86	0.41
48:DG:10:VAL:HG12	48:DG:10:VAL:O	2.20	0.41
36:B2:12:ARG:HG2	36:B2:44:VAL:HG11	2.03	0.41
1:AA:1077:G:N1	1:AA:1080:A:OP2	2.53	0.41
2:CC:122:GLN:O	2:CC:127:VAL:HG13	2.20	0.41
39:DX:19:LEU:O	39:DX:24:GLU:HB2	2.20	0.41
23:BB:2723:C:H4'	42:BN:1:MET:SD	2.60	0.41
26:DD:69:ALA:CA	26:DD:73:VAL:HB	2.49	0.41
20:CO:70:LEU:CG	20:CO:78:TYR:HB2	2.50	0.41
1:AA:719:C:H2'	15:AR:38:ILE:CD1	2.51	0.41
23:DB:2886:A:H2'	23:DB:2887:A:O4'	2.20	0.41
25:DC:5:CYS:HB2	25:DC:15:VAL:O	2.21	0.41
3:CD:53:GLN:HG2	3:CD:198:LEU:CD2	2.50	0.41
6:AG:139:ASP:HA	6:AG:142:ARG:NH1	2.35	0.41
25:BC:239:PHE:HB3	25:BC:240:GLY:H	1.73	0.41
1:AA:1014:A:H2'	1:AA:1015:G:O4'	2.20	0.41
1:AA:1216:A:O2'	1:AA:1217:C:H5'	2.21	0.41
9:AJ:51:VAL:HG23	21:AN:80:ARG:CD	2.47	0.41

*Continued on next page...*

*Continued from previous page...*

Atom-1	Atom-2	Interatomic distance (Å)	Clash overlap (Å)
34:D3:54:LEU:HG	34:D3:58:ILE:CD1	2.46	0.41
23:DB:1952:A:C2	27:DK:22:ILE:HD12	2.56	0.41
18:CB:127:LYS:HD2	18:CB:127:LYS:C	2.41	0.41
27:DK:116:ILE:C	27:DK:118:LEU:H	2.24	0.41
15:AR:25:ILE:HD12	15:AR:26:ALA:N	2.35	0.41
23:DB:1710:G:H4'	23:DB:2858:C:O2	2.20	0.41
1:AA:173:U:H6	1:AA:198:G:HO2'	1.69	0.41
23:DB:135:U:O2'	23:DB:136:G:H5'	2.21	0.41
42:DN:35:LYS:HG2	42:DN:112:TYR:CE1	2.55	0.41
23:DB:2821:A:OP2	23:DB:2821:A:H3'	2.21	0.41
23:DB:38:A:H1'	29:DE:43:THR:HB	2.02	0.41
1:CA:1505:G:H4'	1:CA:1506:U:H5''	2.02	0.41
25:DC:69:ASN:O	25:DC:70:LYS:C	2.59	0.41
46:BU:64:ILE:CG1	46:BU:65:GLN:N	2.82	0.41
23:DB:97:C:H2'	23:DB:98:G:O4'	2.20	0.41
6:CG:92:PRO:HG2	6:CG:93:VAL:H	1.85	0.41
14:CQ:30:HIS:HB3	14:CQ:34:GLY:N	2.36	0.41
1:CA:598:U:H2'	1:CA:599:C:H6	1.83	0.41
28:DP:80:VAL:CG1	28:DP:81:ASP:N	2.83	0.41
9:AJ:66:GLU:HB3	21:AN:98:ALA:HB2	2.02	0.41
6:AG:4:ARG:HG3	6:AG:5:VAL:N	2.36	0.41
11:AL:42:LYS:HB3	11:AL:43:LYS:H	1.45	0.41
23:BB:1740:G:H2'	23:BB:1741:C:H6	1.86	0.41
23:DB:2710:C:H2'	23:DB:2711:A:C8	2.56	0.41
1:CA:952:U:O2'	1:CA:953:G:H5'	2.20	0.41
22:BA:94:A:H2'	22:BA:95:U:O4'	2.20	0.41
11:CL:107:LYS:H	11:CL:107:LYS:HD2	1.85	0.41
23:DB:1351:C:H4'	23:DB:1572:A:O4'	2.21	0.41
23:DB:1316:U:C2	23:DB:1317:G:C8	3.09	0.41
1:CA:1509:C:H2'	1:CA:1510:C:C6	2.55	0.41
1:AA:284:C:H2'	1:AA:285:C:C6	2.56	0.41
45:DS:99:ARG:HG2	45:DS:99:ARG:H	1.65	0.41
1:CA:1464:U:H2'	1:CA:1465:A:C8	2.55	0.41
9:AJ:92:LEU:HB2	9:AJ:93:ALA:H	1.64	0.41
23:BB:1925:C:H2'	23:BB:1926:U:O4'	2.21	0.41
24:BI:14:ALA:CB	24:BI:50:LYS:HA	2.50	0.41
28:BP:8:GLU:HA	28:BP:54:LEU:HD22	2.03	0.41
1:CA:633:G:H2'	1:CA:634:C:C6	2.54	0.41
23:BB:409:G:H2'	23:BB:410:G:H8	1.85	0.41
23:DB:372:G:O2'	23:DB:373:U:P	2.79	0.41
18:AB:93:HIS:HA	18:AB:94:ARG:HH21	1.85	0.41

*Continued on next page...*

*Continued from previous page...*

Atom-1	Atom-2	Interatomic distance (Å)	Clash overlap (Å)
18:AB:94:ARG:N	18:AB:94:ARG:HE	2.18	0.41
7:CH:25:THR:HG22	7:CH:26:MET:H	1.86	0.41
23:DB:1567:G:H2'	25:DC:82:TYR:HE1	1.85	0.41
42:BN:65:LEU:HD11	42:BN:69:ARG:NH2	2.36	0.41
1:CA:356:A:N3	1:CA:368:U:O2'	2.46	0.41
43:BO:49:VAL:O	43:BO:50:ALA:HB2	2.21	0.41
46:BU:73:ASN:O	46:BU:74:ALA:HB3	2.20	0.41
1:CA:1053:G:C3'	1:CA:1054:C:H5'	2.50	0.41
23:BB:1146:C:H2'	23:BB:1147:A:C8	2.56	0.41
1:CA:511:C:HO2'	1:CA:512:U:H5''	1.84	0.41
23:BB:621:A:H2'	23:BB:622:G:O4'	2.21	0.41
1:AA:1157:A:H4'	1:AA:1158:C:O5'	2.21	0.41
23:BB:1958:C:O2'	23:BB:1959:G:H5'	2.20	0.41
23:DB:1076:C:H2'	23:DB:1077:A:C8	2.56	0.41
23:BB:388:G:N7	23:BB:390:U:H2'	2.36	0.41
23:BB:53:A:H2'	23:BB:54:G:O4'	2.20	0.41
23:BB:1109:C:H3'	23:BB:1110:G:C8	2.56	0.41
4:AE:32:PHE:O	4:AE:51:LYS:HA	2.21	0.41
23:BB:857:G:H2'	23:BB:858:G:H5'	1.99	0.41
23:BB:855:G:N3	52:BW:23:LYS:HE3	2.36	0.41
38:DM:73:ILE:HG21	38:DM:91:TYR:CE2	2.55	0.41
18:CB:162:VAL:O	18:CB:184:ALA:HA	2.21	0.41
51:BZ:40:VAL:CG2	51:BZ:43:GLU:HB3	2.46	0.41
50:BT:54:GLU:CB	50:BT:88:LYS:HB2	2.49	0.41
38:BM:41:LEU:C	38:BM:43:ALA:H	2.23	0.41
16:CS:62:THR:HB	16:CS:65:MET:HB3	2.02	0.41
8:CI:40:ARG:H	8:CI:44:ARG:HD3	1.85	0.41
8:AI:80:HIS:O	8:AI:83:THR:HG22	2.20	0.41
49:BR:14:VAL:CG2	49:BR:18:GLN:HG3	2.51	0.41
1:CA:975:A:O2'	1:CA:976:G:OP2	2.32	0.41
1:CA:778:G:O2'	1:CA:779:C:H5'	2.21	0.41
3:CD:154:VAL:O	3:CD:158:LEU:HG	2.21	0.41
4:CE:84:VAL:HG11	4:CE:146:MET:HB3	2.03	0.41
3:AD:107:GLY:C	3:AD:157:ALA:HB1	2.41	0.41
48:DG:140:ILE:HD12	48:DG:141:GLY:N	2.36	0.41
32:D4:7:VAL:HG23	32:D4:35:GLN:CD	2.41	0.41
48:BG:84:LYS:HG3	48:BG:131:VAL:CA	2.50	0.41
1:AA:81:A:N6	1:AA:86:G:C6	2.89	0.41
28:DP:56:SER:O	28:DP:74:GLN:HA	2.20	0.41
6:CG:147:ASN:C	6:CG:149:ALA:N	2.73	0.41
18:AB:212:TYR:O	18:AB:215:ALA:HB3	2.21	0.41

*Continued on next page...*

*Continued from previous page...*

Atom-1	Atom-2	Interatomic distance (Å)	Clash overlap (Å)
12:CM:1:ALA:H3	12:CM:8:ILE:HG22	1.86	0.41
4:CE:20:VAL:O	4:CE:31:SER:HB2	2.21	0.41
23:BB:1609:A:O2'	23:BB:1610:A:H5''	2.21	0.41
10:CK:70:ALA:C	10:CK:72:ALA:N	2.74	0.41
47:DF:172:PHE:C	47:DF:174:PHE:H	2.24	0.41
47:DF:33:ILE:HD12	47:DF:33:ILE:N	2.36	0.41
48:DG:88:LEU:HD12	48:DG:88:LEU:C	2.41	0.41
23:DB:250:G:C6	23:DB:251:A:C6	3.08	0.41
47:DF:38:GLY:HA2	47:DF:85:GLY:HA3	2.03	0.41
23:DB:2512:C:O2'	26:DD:159:LYS:HE2	2.21	0.41
23:DB:2721:A:H2'	23:DB:2722:G:H8	1.86	0.41
26:DD:125:TRP:CH2	26:DD:160:LYS:HG2	2.56	0.41
10:AK:92:ARG:HH22	19:AU:19:LYS:HG2	1.82	0.41
41:DJ:77:HIS:HD2	41:DJ:84:ILE:HB	1.85	0.41
26:BD:91:THR:O	26:BD:92:VAL:C	2.59	0.41
26:DD:106:LYS:O	26:DD:107:VAL:CB	2.69	0.41
26:DD:172:VAL:O	26:DD:173:GLN:HB2	2.21	0.41
32:D4:36:ARG:O	32:D4:37:GLN:O	2.39	0.41
2:CC:149:LYS:CG	2:CC:168:ARG:HB2	2.48	0.41
23:BB:1657:U:C2'	23:BB:1658:C:H5'	2.49	0.41
23:DB:1468:U:H2'	23:DB:1522:A:N6	2.34	0.41
29:BE:11:ALA:O	29:BE:12:LEU:HB2	2.19	0.41
23:DB:2391:G:P	34:D3:34:LYS:HZ3	2.43	0.41
26:DD:48:ILE:HG22	26:DD:82:PHE:O	2.20	0.41
23:BB:715:A:H2'	23:BB:716:A:C8	2.56	0.41
26:DD:55:LYS:HZ3	26:DD:56:LYS:CG	2.33	0.41
23:BB:2146:C:H4'	23:BB:2148:G:C6	2.55	0.41
11:CL:35:ARG:HH21	11:CL:36:VAL:CG2	2.29	0.41
29:DE:108:ILE:HD11	29:DE:181:ILE:HB	2.02	0.41
23:DB:1937:A:C8	23:DB:1939:U:H2'	2.55	0.41
23:DB:2597:G:C6	23:DB:2598:A:N6	2.89	0.41
49:DR:31:GLU:H	49:DR:63:VAL:HG22	1.86	0.41
17:AT:2:ASN:CG	17:AT:3:ILE:H	2.23	0.41
27:DK:119:ALA:O	27:DK:120:PRO:O	2.38	0.41
23:DB:1439:A:C5	23:DB:1552:A:N6	2.88	0.41
41:DJ:58:ASN:O	41:DJ:59:ALA:HB3	2.21	0.41
23:DB:825:A:O2'	37:DL:54:GLN:NE2	2.51	0.41
1:CA:40:C:H2'	1:CA:41:G:O4'	2.21	0.41
23:BB:1566:A:H5'	25:BC:213:ARG:NH1	2.35	0.41
23:BB:1853:A:N1	23:BB:2087:G:H1'	2.36	0.41
29:DE:31:VAL:HG21	29:DE:104:ALA:HB2	2.02	0.41

*Continued on next page...*

*Continued from previous page...*

Atom-1	Atom-2	Interatomic distance (Å)	Clash overlap (Å)
35:BV:80:HIS:CD2	35:BV:81:PRO:HD2	2.55	0.41
23:DB:2458:G:H1'	23:DB:2460:U:O4	2.20	0.41
51:BZ:64:ILE:CD1	51:BZ:64:ILE:H	2.26	0.41
23:BB:65:U:N3	23:BB:66:C:C5	2.89	0.41
42:DN:114:GLU:HG2	42:DN:115:LEU:O	2.21	0.41
23:BB:926:G:H2'	23:BB:927:A:H8	1.86	0.41
24:BI:91:LYS:O	24:BI:94:LYS:HB2	2.21	0.41
23:BB:2291:U:OP1	23:BB:2380:C:O2'	2.39	0.41
23:DB:445:C:H2'	23:DB:446:G:C8	2.56	0.41
40:DH:27:ARG:HG3	51:DZ:60:ASP:OD1	2.20	0.41
40:DH:21:VAL:HG21	40:DH:30:LEU:HD11	2.02	0.41
23:BB:454:A:H3'	23:BB:455:C:C5'	2.48	0.41
46:BU:64:ILE:HD12	46:BU:65:GLN:H	1.85	0.41
23:DB:940:G:H2'	23:DB:941:A:O4'	2.21	0.41
23:BB:1429:G:O2'	23:BB:1430:G:H5'	2.20	0.41
23:DB:1538:G:H8	23:DB:1538:G:OP2	2.04	0.41
23:BB:632:A:H2'	23:BB:633:A:C8	2.56	0.41
23:BB:636:G:C6	37:BL:111:ILE:HD12	2.56	0.41
23:BB:2700:A:H2'	23:BB:2701:U:C6	2.55	0.41
25:BC:207:ALA:O	25:BC:208:GLY:C	2.59	0.41
1:AA:1492:A:N3	23:BB:1913:A:N1	2.69	0.41
23:DB:1788:C:H2'	23:DB:1789:A:H8	1.86	0.41
23:DB:1029:A:H8	23:DB:1029:A:O5'	2.04	0.41
47:DF:76:PHE:HB2	47:DF:77:LYS:H	1.67	0.41
27:DK:18:ARG:HD3	27:DK:45:GLU:HG3	2.02	0.41
17:AT:53:MET:HA	17:AT:56:ILE:CG1	2.51	0.41
24:DI:99:LYS:HB2	24:DI:140:GLU:OE1	2.20	0.41
23:DB:1572:A:O2'	23:DB:1573:G:H5'	2.20	0.41
12:CM:43:LYS:CD	12:CM:43:LYS:H	2.34	0.41
28:DP:45:VAL:N	28:DP:60:VAL:HG13	2.35	0.41
23:DB:1829:A:H3'	23:DB:1830:C:H6	1.84	0.41
23:DB:1326:U:H2'	23:DB:1327:A:O4'	2.20	0.41
5:CF:79:ARG:HD3	5:CF:79:ARG:HA	1.89	0.41
49:BR:20:VAL:HG12	49:BR:21:ARG:N	2.36	0.41
23:BB:1771:C:N4	23:BB:1772:A:H62	2.18	0.41
23:BB:707:G:H2'	23:BB:708:G:O4'	2.20	0.41
1:AA:384:G:O2'	1:AA:385:C:H5'	2.21	0.41
4:CE:56:PRO:O	4:CE:57:ALA:C	2.59	0.41
23:DB:2179:C:C2'	23:DB:2179:C:O2	2.68	0.41
23:DB:1925:C:H2'	23:DB:1926:U:O4'	2.20	0.41
1:CA:792:A:N3	1:CA:794:A:C5	2.89	0.41

*Continued on next page...*



*Continued from previous page...*

Atom-1	Atom-2	Interatomic distance (Å)	Clash overlap (Å)
1:AA:684:U:H2'	1:AA:685:G:O4'	2.21	0.41
1:CA:174:A:C2'	1:CA:175:C:H5'	2.51	0.41
23:BB:1129:A:N6	23:BB:2491:U:H5''	2.35	0.41
1:CA:652:U:H1'	1:CA:653:U:C5	2.55	0.41
23:DB:2223:G:H2'	23:DB:2224:G:H5'	2.03	0.41
1:AA:1473:G:O2'	1:AA:1474:U:H5'	2.21	0.41
1:CA:454:G:H2'	1:CA:455:G:H8	1.85	0.41
23:DB:121:G:H2'	23:DB:122:G:H8	1.86	0.41
49:DR:26:ASP:O	49:DR:27:ILE:HG12	2.20	0.41
23:BB:26:G:H1'	23:BB:515:A:N6	2.35	0.41
23:BB:2660:A:H2'	23:BB:2661:G:C8	2.56	0.41
23:DB:1249:U:O4'	44:DQ:3:VAL:HG21	2.21	0.41
23:DB:1989:G:H2'	23:DB:1990:C:O4'	2.21	0.41
2:AC:2:GLN:HB2	2:AC:2:GLN:HE21	1.57	0.41
2:AC:1:GLY:C	2:AC:2:GLN:HG3	2.41	0.41
9:AJ:32:THR:CG2	9:AJ:83:THR:HG23	2.51	0.41
24:DI:53:PRO:CG	24:DI:77:VAL:HG11	2.50	0.41
23:DB:1669:A:N3	23:DB:1669:A:H2'	2.35	0.41
24:BI:35:MET:C	24:BI:35:MET:SD	2.99	0.41
23:BB:1670:C:O2	23:BB:1670:C:H2'	2.19	0.41
13:AP:45:GLU:C	13:AP:47:GLU:H	2.23	0.41
23:DB:485:C:H2'	23:DB:486:C:H6	1.86	0.41
1:AA:626:G:H2'	1:AA:627:G:C8	2.56	0.41
23:DB:2233:U:H2'	23:DB:2234:G:C8	2.55	0.41
1:CA:233:C:O2'	1:CA:234:C:H5'	2.20	0.41
29:BE:138:LEU:O	29:BE:142:ALA:N	2.53	0.41
25:DC:196:ASN:O	25:DC:197:ALA:HB3	2.21	0.41
23:BB:2387:U:H1'	52:BW:38:ARG:CZ	2.50	0.41
12:AM:13:HIS:HB2	12:AM:16:ILE:HB	2.01	0.41
50:BT:25:GLU:OE1	50:BT:30:ILE:HA	2.21	0.41
52:DW:19:ARG:CD	52:DW:36:ILE:HD11	2.50	0.41
1:CA:1320:C:P	16:CS:69:LYS:HG3	2.60	0.41
23:DB:396:G:O2'	23:DB:397:U:H5'	2.20	0.41
1:AA:796:C:H2'	1:AA:797:C:H6	1.86	0.41
8:AI:43:ALA:HA	8:AI:46:VAL:CG1	2.49	0.41
21:AN:60:ARG:CG	21:AN:62:ARG:HE	2.30	0.41
44:BQ:91:ARG:NH1	49:BR:11:GLN:H	2.19	0.41
44:BQ:86:SER:HB3	49:BR:51:VAL:HA	2.02	0.41
23:DB:878:A:H1'	23:DB:899:A:H62	1.85	0.41
23:DB:724:U:H2'	23:DB:725:G:O4'	2.21	0.41
1:CA:810:C:H2'	1:CA:811:C:O4'	2.20	0.41

*Continued on next page...*

*Continued from previous page...*

Atom-1	Atom-2	Interatomic distance (Å)	Clash overlap (Å)
4:CE:148:SER:HB2	4:CE:150:GLU:OE2	2.21	0.41
3:AD:25:ARG:HE	3:AD:25:ARG:HB2	1.71	0.41
32:B4:7:VAL:HG23	32:B4:35:GLN:CD	2.41	0.41
50:BT:40:LYS:CA	50:BT:43:ILE:HG22	2.51	0.41
4:CE:93:VAL:HA	4:CE:126:ALA:CB	2.50	0.41
25:DC:51:ARG:O	25:DC:52:HIS:C	2.58	0.41
42:DN:97:ILE:HG22	42:DN:113:ILE:HD12	2.02	0.41
23:BB:705:A:O2'	25:BC:6:LYS:HB2	2.20	0.41
6:CG:74:VAL:HA	6:CG:86:VAL:O	2.21	0.41
37:DL:79:LEU:HA	37:DL:79:LEU:HD23	1.87	0.41
4:CE:91:SER:OG	4:CE:135:VAL:HG22	2.19	0.41
23:DB:1609:A:O2'	23:DB:1610:A:H5''	2.20	0.41
47:DF:8:LYS:HD3	47:DF:9:ASP:N	2.36	0.41
40:BH:3:VAL:O	40:BH:18:GLN:HA	2.20	0.41
1:AA:1228:C:H2'	1:AA:1229:A:C8	2.56	0.41
1:AA:949:A:O2'	1:AA:950:U:H5'	2.20	0.41
27:DK:29:HIS:O	27:DK:30:ARG:C	2.58	0.41
22:DA:113:C:H2'	22:DA:114:C:H6	1.84	0.41
48:BG:93:TYR:O	48:BG:94:ARG:HG3	2.21	0.41
47:BF:121:PHE:CA	47:BF:127:TYR:HA	2.49	0.41
47:BF:92:GLY:O	47:BF:95:MET:HB3	2.20	0.41
26:BD:3:GLY:O	26:BD:4:LEU:HD13	2.20	0.41
17:CT:38:ILE:HD13	17:CT:38:ILE:HA	1.96	0.41
26:DD:16:THR:N	26:DD:20:VAL:O	2.54	0.41
48:BG:26:LYS:HA	48:BG:32:LEU:CA	2.51	0.41
21:CN:42:ASN:C	21:CN:44:VAL:H	2.23	0.41
16:AS:44:ILE:CA	16:AS:61:VAL:HB	2.48	0.41
1:CA:1004:A:H2'	1:CA:1005:A:C8	2.56	0.41
1:CA:177:G:N3	1:CA:177:G:O4'	2.53	0.41
12:AM:84:CYS:C	12:AM:88:LEU:HG	2.40	0.41
1:AA:1009:U:H2'	1:AA:1010:U:C5	2.55	0.41
24:DI:129:GLU:O	24:DI:133:ARG:HG3	2.21	0.41
4:CE:158:LYS:HZ2	7:CH:63:LYS:HD3	1.86	0.41
2:AC:10:ARG:HG3	2:AC:10:ARG:NH1	2.36	0.41
7:AH:14:ARG:CG	7:AH:15:ASN:N	2.84	0.41
31:B0:42:ILE:HG12	42:BN:99:LYS:O	2.21	0.41
1:CA:332:G:OP2	17:CT:2:ASN:HB3	2.20	0.41
23:BB:2370:G:H2'	23:BB:2371:G:O4'	2.21	0.41
25:DC:231:HIS:O	25:DC:232:GLY:C	2.59	0.41
16:AS:50:VAL:O	16:AS:56:HIS:HA	2.20	0.41
17:AT:3:ILE:O	17:AT:4:LYS:HB2	2.20	0.41

*Continued on next page...*

*Continued from previous page...*

Atom-1	Atom-2	Interatomic distance (Å)	Clash overlap (Å)
23:DB:927:A:H2'	23:DB:928:A:C8	2.56	0.41
27:DK:64:ARG:HA	27:DK:79:PHE:CE1	2.55	0.41
1:AA:389:A:H2'	1:AA:389:A:N3	2.36	0.41
15:CR:40:PRO:HB2	15:CR:43:ILE:HG12	2.03	0.41
1:CA:239:U:H5''	1:CA:239:U:H6	1.85	0.41
14:AQ:58:VAL:HG12	14:AQ:77:VAL:HG13	2.03	0.41
1:AA:705:G:H2'	1:AA:706:A:H5'	2.02	0.41
26:BD:38:LYS:HG3	26:BD:47:ALA:HB3	2.02	0.41
29:DE:31:VAL:O	29:DE:34:ALA:HB3	2.21	0.41
17:CT:85:LEU:CD2	17:CT:86:ALA:H	2.31	0.41
17:CT:85:LEU:HG	17:CT:86:ALA:N	2.36	0.41
1:CA:1409:C:C1'	23:DB:1913:A:H62	2.31	0.41
42:BN:33:ILE:CB	42:BN:114:GLU:HB2	2.51	0.41
23:DB:1486:U:O2'	23:DB:1487:U:H5'	2.20	0.41
23:DB:962:G:H21	23:DB:2250:G:H22	1.68	0.41
23:BB:455:C:C3'	23:BB:456:C:H5'	2.51	0.41
46:DU:7:ASP:HA	46:DU:24:VAL:O	2.21	0.41
1:AA:213:G:C8	1:AA:214:C:C5	3.09	0.41
1:AA:214:C:H2'	1:AA:215:C:C6	2.56	0.41
23:BB:1711:A:H2'	23:BB:1712:U:O4'	2.21	0.41
1:AA:1251:A:H2'	1:AA:1252:A:C8	2.56	0.41
23:DB:1537:G:H5''	23:DB:1537:G:N3	2.36	0.41
23:DB:362:A:H5'	23:DB:363:G:OP2	2.21	0.41
37:BL:111:ILE:CG2	37:BL:112:LEU:H	2.29	0.41
45:BS:14:ALA:C	45:BS:16:LYS:N	2.73	0.41
1:AA:1138:G:N3	1:AA:1138:G:H3'	2.36	0.41
45:BS:1:MET:SD	45:BS:62:ASP:HB3	2.61	0.41
1:AA:411:A:N6	1:AA:413:G:H21	2.18	0.41
23:BB:271:G:H1'	23:BB:272:A:C8	2.56	0.41
35:DV:53:LYS:NZ	35:DV:53:LYS:HA	2.36	0.41
23:BB:1848:A:H2'	23:BB:1849:G:C8	2.55	0.41
1:CA:625:U:H4'	13:CP:16:PHE:CZ	2.55	0.41
37:DL:2:ARG:HB3	37:DL:2:ARG:CZ	2.51	0.41
1:CA:1000:A:O2'	1:CA:1001:C:H5'	2.19	0.41
23:BB:1692:U:O2'	23:BB:1693:U:H2'	2.21	0.41
1:AA:821:G:O2'	1:AA:822:U:H5'	2.20	0.41
20:CO:45:GLU:HB2	20:CO:46:HIS:ND1	2.35	0.41
17:CT:53:MET:HA	17:CT:56:ILE:HG13	2.02	0.41
1:CA:838:G:H2'	1:CA:839:C:H6	1.82	0.41
23:BB:1635:A:H2'	23:BB:1636:U:H5'	2.02	0.41
35:BV:2:PHE:CE2	35:BV:55:GLU:HB3	2.56	0.41

*Continued on next page...*

*Continued from previous page...*

Atom-1	Atom-2	Interatomic distance (Å)	Clash overlap (Å)
1:AA:750:C:O2	20:AO:23:GLY:HA3	2.20	0.41
10:AK:35:ASP:OD1	10:AK:37:GLN:HB2	2.20	0.41
28:BP:80:VAL:CG1	28:BP:81:ASP:N	2.84	0.41
26:BD:154:LYS:HD3	26:BD:154:LYS:N	2.35	0.41
23:BB:2249:U:H1'	23:BB:2275:C:H41	1.85	0.41
1:AA:825:A:H2'	1:AA:826:C:H6	1.85	0.41
41:BJ:34:ARG:HH11	41:BJ:39:LYS:HG2	1.84	0.41
37:DL:81:ASP:O	37:DL:82:LEU:HB2	2.21	0.41
34:B3:50:SER:C	34:B3:52:GLY:N	2.74	0.41
23:DB:715:A:H2'	23:DB:716:A:O4'	2.20	0.41
1:CA:321:A:H2'	1:CA:322:C:H6	1.86	0.41
1:CA:964:A:H5''	56:CA:1951:HOH:O	2.20	0.41
23:BB:1147:A:O2'	23:BB:1148:U:H5'	2.20	0.41
23:BB:2363:G:O2'	23:BB:2364:C:H5'	2.20	0.41
23:DB:2758:A:H2'	23:DB:2759:G:O4'	2.21	0.41
23:DB:2201:G:H2'	23:DB:2202:U:H6	1.86	0.41
7:CH:118:ALA:HB3	7:CH:120:LEU:CD2	2.51	0.41
23:DB:1936:A:N6	23:DB:1963:U:N3	2.66	0.41
23:BB:2660:A:H2'	23:BB:2661:G:O4'	2.21	0.41
42:DN:43:GLU:O	42:DN:46:ARG:HG2	2.21	0.41
1:CA:341:C:O2'	1:CA:342:C:H5'	2.20	0.41
23:BB:2573:C:H3'	56:BB:3614:HOH:O	2.21	0.41
23:DB:332:A:O2'	23:DB:334:C:OP2	2.39	0.41
23:BB:353:C:O2	23:BB:353:C:H2'	2.21	0.41
7:CH:76:ARG:HA	7:CH:76:ARG:HD2	1.91	0.41
15:AR:22:TYR:C	15:AR:24:ASP:H	2.23	0.41
25:BC:219:VAL:HG12	25:BC:224:MET:HE2	2.03	0.41
1:CA:874:G:O2'	1:CA:875:U:H5'	2.21	0.41
32:D4:17:VAL:HG12	32:D4:18:LYS:N	2.36	0.41
29:BE:141:MET:O	29:BE:143:LEU:HG	2.21	0.41
29:BE:32:VAL:O	29:BE:36:ALA:N	2.49	0.41
23:DB:1244:A:H4'	29:DE:29:HIS:HE1	1.86	0.41
29:DE:29:HIS:CD2	37:DL:8:PRO:HA	2.55	0.41
18:CB:48:MET:HG3	18:CB:200:PRO:HD2	2.01	0.41
18:CB:53:LEU:CD1	18:CB:216:VAL:HA	2.51	0.41
1:AA:1215:G:OP2	1:AA:1215:G:H3'	2.20	0.41
23:BB:870:U:C3'	23:BB:871:U:H5''	2.51	0.41
23:DB:1842:G:O2'	23:DB:1843:C:H5'	2.20	0.41
52:DW:35:ILE:O	52:DW:35:ILE:CG1	2.69	0.41
28:BP:4:ILE:C	28:BP:6:GLN:N	2.74	0.41
45:BS:24:ILE:CG1	45:BS:36:LEU:HD21	2.51	0.41

*Continued on next page...*

*Continued from previous page...*

Atom-1	Atom-2	Interatomic distance (Å)	Clash overlap (Å)
29:DE:69:ARG:O	29:DE:70:SER:CB	2.68	0.41
40:BH:117:LEU:CD1	40:BH:130:VAL:HG22	2.50	0.41
40:BH:116:ARG:HB3	40:BH:131:SER:N	2.36	0.41
40:BH:94:ILE:HA	40:BH:98:ASP:OD1	2.20	0.41
40:BH:99:ILE:HG21	40:BH:130:VAL:CG2	2.50	0.41
12:CM:30:LYS:NZ	12:CM:40:GLU:HG3	2.35	0.41
51:DZ:5:CYS:HB3	51:DZ:10:LYS:H	1.85	0.41
8:CI:56:MET:HA	8:CI:59:LYS:HB2	2.01	0.41
40:DH:126:GLY:H	40:DH:146:VAL:HB	1.86	0.41
1:AA:778:G:H21	10:AK:121:ARG:HD3	1.86	0.41
1:AA:1148:U:H5'	8:AI:6:TYR:HH	1.86	0.41
8:AI:56:MET:O	8:AI:58:GLU:N	2.43	0.41
42:BN:37:THR:OG1	42:BN:40:LYS:HE2	2.20	0.41
1:AA:1350:A:OP1	8:AI:122:ARG:HD2	2.21	0.41
44:BQ:63:ARG:HH12	44:BQ:96:ASP:CB	2.17	0.41
1:CA:1059:C:O2'	1:CA:1060:U:H5'	2.21	0.41
21:CN:79:SER:O	21:CN:83:VAL:HG23	2.21	0.41
1:CA:796:C:H2'	1:CA:797:C:H6	1.86	0.41
1:CA:818:G:C2'	1:CA:819:A:H5''	2.51	0.41
3:CD:157:ALA:O	3:CD:160:LEU:HD22	2.20	0.41
3:CD:10:LEU:HD22	3:CD:62:ARG:NH1	2.35	0.41
3:AD:144:ILE:HG22	3:AD:145:ARG:H	1.86	0.41
8:CI:21:LYS:O	8:CI:61:ASP:N	2.54	0.41
32:B4:8:LYS:HB3	32:B4:8:LYS:HE2	1.91	0.41
23:BB:1079:C:H5	23:BB:1088:A:OP1	2.04	0.41
24:BI:73:PRO:HA	24:BI:74:PRO:HD3	1.99	0.41
50:DT:59:ASN:O	50:DT:83:ALA:O	2.38	0.41
37:DL:29:LYS:C	37:DL:31:GLY:N	2.74	0.41
23:DB:1063:G:O2'	23:DB:1064:C:H5'	2.20	0.41
41:DJ:26:GLY:C	41:DJ:28:LEU:N	2.74	0.41
41:DJ:26:GLY:N	41:DJ:28:LEU:HD23	2.36	0.41
9:CJ:36:VAL:CG1	9:CJ:76:ILE:HA	2.39	0.41
2:AC:163:ARG:HG3	2:AC:163:ARG:O	2.21	0.41
4:CE:113:VAL:O	4:CE:116:VAL:N	2.53	0.41
23:BB:727:A:H2	25:BC:8:THR:HG21	1.86	0.41
33:B1:24:LYS:HG3	33:B1:25:ASN:H	1.86	0.41
28:DP:83:ILE:C	28:DP:83:ILE:HD13	2.41	0.41
50:BT:32:LEU:H	50:BT:83:ALA:CB	2.34	0.41
22:DA:3:C:H2'	22:DA:4:C:C6	2.56	0.41
4:AE:45:VAL:CG1	4:AE:116:VAL:HG23	2.51	0.41
38:BM:19:GLY:CA	38:BM:97:GLN:HB2	2.48	0.41

*Continued on next page...*

*Continued from previous page...*

Atom-1	Atom-2	Interatomic distance (Å)	Clash overlap (Å)
23:BB:2311:A:O2'	47:BF:84:ILE:HD13	2.20	0.41
23:BB:2305:U:O2	47:BF:150:GLY:HA3	2.20	0.41
22:BA:42:C:C6	47:BF:65:LEU:HD22	2.56	0.41
8:AI:103:VAL:HG23	8:AI:104:THR:H	1.85	0.41
23:DB:1418:G:H1'	23:DB:1580:A:N6	2.36	0.41
27:BK:39:ILE:HD13	27:BK:39:ILE:HA	1.90	0.41
37:BL:80:SER:HB3	37:BL:115:GLU:CD	2.41	0.41
44:BQ:26:ALA:C	44:BQ:28:SER:N	2.73	0.41
41:BJ:15:TRP:CD2	41:BJ:53:TYR:HB3	2.56	0.41
6:AG:71:THR:HA	6:AG:90:VAL:CG2	2.42	0.41
28:BP:74:GLN:O	28:BP:75:THR:C	2.60	0.41
28:BP:91:VAL:HG23	28:BP:92:ARG:N	2.35	0.41
47:DF:103:ILE:CG2	47:DF:173:ASP:HB2	2.51	0.41
40:BH:14:SER:O	40:BH:15:LEU:C	2.59	0.41
40:BH:5:LEU:HD11	40:BH:19:VAL:HG21	2.02	0.41
12:AM:105:ALA:C	12:AM:107:THR:H	2.25	0.41
29:DE:17:THR:C	29:DE:19:PHE:N	2.74	0.41
23:DB:2312:U:C4'	47:DF:84:ILE:HG21	2.51	0.41
47:BF:33:ILE:HD12	47:BF:33:ILE:N	2.36	0.41
47:BF:129:MET:N	47:BF:129:MET:SD	2.94	0.41
29:DE:11:ALA:O	29:DE:12:LEU:HB2	2.21	0.41
5:CF:10:VAL:HG12	5:CF:11:HIS:N	2.36	0.41
26:DD:117:GLY:HA2	26:DD:164:GLN:HE22	1.83	0.41
28:DP:52:ARG:HD2	28:DP:52:ARG:HA	1.87	0.41
16:AS:14:LEU:HD22	16:AS:34:SER:OG	2.21	0.41
1:AA:729:A:H2	1:AA:764:C:O2	2.03	0.41
27:BK:19:VAL:O	27:BK:41:ILE:HD11	2.21	0.41
8:AI:118:ARG:HG2	8:AI:118:ARG:O	2.21	0.41
40:DH:4:ILE:HD13	40:DH:37:VAL:HG13	2.03	0.41
40:DH:41:LYS:HA	40:DH:44:ILE:HG12	2.02	0.41
49:DR:78:ARG:HH21	49:DR:78:ARG:HG3	1.86	0.41
26:BD:122:VAL:HA	26:BD:127:PHE:H	1.84	0.41
1:AA:471:U:H2'	1:AA:472:U:O4'	2.21	0.41
26:BD:102:ALA:H	26:BD:104:VAL:CG2	2.34	0.41
26:BD:107:VAL:HG12	26:BD:108:ASP:N	2.35	0.41
10:CK:91:GLY:C	10:CK:93:GLU:N	2.73	0.41
29:BE:12:LEU:CD1	29:BE:14:VAL:HG13	2.51	0.41
29:BE:2:GLU:OE1	29:BE:13:THR:N	2.54	0.41
26:DD:33:ARG:HH12	26:DD:53:GLY:C	2.24	0.41
26:DD:73:VAL:O	26:DD:74:GLU:HB2	2.20	0.41
26:DD:73:VAL:HG22	26:DD:74:GLU:N	2.36	0.41

*Continued on next page...*

*Continued from previous page...*

Atom-1	Atom-2	Interatomic distance (Å)	Clash overlap (Å)
39:BX:17:GLU:O	39:BX:20:ASN:HB2	2.21	0.41
39:BX:20:ASN:O	39:BX:25:GLN:N	2.54	0.41
23:BB:714:U:H3	23:BB:716:A:H3'	1.85	0.41
20:CO:64:ARG:CZ	20:CO:88:ARG:HD2	2.51	0.41
10:CK:45:THR:O	10:CK:46:ALA:C	2.59	0.41
1:AA:1392:G:H2'	1:AA:1393:U:H6	1.85	0.41
12:AM:21:ILE:HG21	12:AM:24:VAL:HG13	2.03	0.41
18:CB:95:TRP:CH2	18:CB:99:MET:HG3	2.56	0.41
23:BB:2597:G:C6	23:BB:2598:A:N6	2.88	0.41
1:AA:461:A:H3'	1:AA:462:G:C4'	2.50	0.41
1:AA:373:A:O2'	1:AA:481:G:N2	2.54	0.41
26:BD:8:LYS:HG2	26:BD:197:THR:N	2.34	0.41
1:CA:1065:U:O4	1:CA:1190:G:O4'	2.38	0.41
35:DV:38:LEU:CD1	35:DV:40:ILE:HG23	2.51	0.41
4:AE:155:LYS:O	4:AE:158:LYS:HE3	2.21	0.41
5:AF:70:VAL:CG2	5:AF:71:ILE:N	2.84	0.41
31:B0:41:HIS:O	31:B0:42:ILE:O	2.39	0.41
17:CT:3:ILE:O	17:CT:4:LYS:HB2	2.21	0.41
23:DB:1171:G:H2'	23:DB:1172:C:C6	2.56	0.41
23:BB:2503:A:O2'	23:BB:2505:G:OP2	2.36	0.41
27:BK:64:ARG:HA	27:BK:79:PHE:CE1	2.56	0.41
22:DA:7:G:O2'	22:DA:8:C:H5'	2.20	0.41
12:CM:95:PRO:CG	12:CM:101:THR:HG22	2.51	0.41
23:DB:2291:U:OP1	23:DB:2380:C:O2'	2.38	0.41
1:AA:1089:G:C6	1:AA:1090:U:C2	3.09	0.41
1:CA:552:U:H5'	11:CL:82:ARG:NH1	2.29	0.41
23:DB:1439:A:C8	23:DB:1440:U:C6	3.09	0.41
23:DB:826:U:H2'	23:DB:828:U:O4'	2.21	0.41
23:BB:2776:A:H4'	23:BB:2777:G:O5'	2.21	0.41
28:DP:94:ALA:O	28:DP:95:LYS:HD2	2.21	0.41
1:AA:265:G:H2'	1:AA:267:C:H5	1.86	0.41
23:BB:1458:U:H5'	23:BB:1460:U:OP2	2.19	0.41
43:DO:115:LEU:HD22	43:DO:115:LEU:N	2.36	0.41
29:BE:31:VAL:O	29:BE:34:ALA:HB3	2.21	0.41
16:CS:45:GLY:CA	16:CS:60:PHE:HB3	2.48	0.41
9:CJ:81:GLU:H	9:CJ:82:LYS:NZ	2.18	0.41
1:AA:222:C:H2'	1:AA:223:A:C8	2.56	0.41
1:AA:195:A:H1'	1:AA:222:C:HO2'	1.85	0.41
23:BB:2388:A:H5'	23:BB:2389:G:OP2	2.21	0.41
7:AH:35:ILE:O	7:AH:39:LEU:HG	2.21	0.41
42:BN:33:ILE:CA	42:BN:114:GLU:HB2	2.49	0.41

*Continued on next page...*

*Continued from previous page...*

Atom-1	Atom-2	Interatomic distance (Å)	Clash overlap (Å)
20:CO:33:THR:CG2	20:CO:87:LEU:HD11	2.51	0.41
20:CO:84:ARG:C	20:CO:85:LEU:HD12	2.41	0.41
23:BB:66:C:O2'	23:BB:67:U:H5'	2.21	0.41
42:DN:82:GLU:C	42:DN:84:GLY:N	2.74	0.41
42:DN:55:ALA:HB1	42:DN:84:GLY:HA2	2.01	0.41
23:DB:2789:C:H2'	23:DB:2790:U:H5'	2.03	0.41
23:DB:2144:G:O2'	23:DB:2146:C:C5'	2.69	0.41
1:CA:724:G:O2'	1:CA:725:G:H5'	2.21	0.41
23:DB:629:G:H2'	23:DB:630:G:C8	2.55	0.41
23:DB:640:C:H2'	23:DB:641:U:C6	2.56	0.41
18:CB:107:ARG:HA	18:CB:110:ILE:HG13	2.02	0.41
1:CA:737:C:H2'	1:CA:738:C:C6	2.55	0.41
46:DU:64:ILE:CG1	46:DU:65:GLN:N	2.84	0.41
23:DB:215:G:C4'	23:DB:216:A:H4'	2.48	0.41
40:BH:28:ASN:HD21	51:BZ:36:HIS:CE1	2.39	0.41
15:CR:31:TYR:CE1	15:CR:54:LEU:HD11	2.55	0.41
1:CA:842:U:H3'	1:CA:842:U:OP1	2.21	0.41
7:AH:68:LYS:HG3	7:AH:69:ALA:O	2.20	0.41
45:DS:1:MET:SD	45:DS:62:ASP:HB3	2.60	0.41
23:BB:1914:C:H2'	23:BB:1915:U:C6	2.56	0.41
23:BB:2:G:H2'	23:BB:3:U:C6	2.56	0.41
23:BB:1404:C:H2'	23:BB:1405:U:H6	1.86	0.41
1:AA:439:U:H2'	1:AA:440:C:H6	1.86	0.41
1:AA:1139:G:H4'	1:AA:1140:C:OP1	2.21	0.41
24:BI:83:ALA:N	24:BI:100:ILE:HD11	2.35	0.41
23:BB:275:C:H2'	23:BB:276:U:C5'	2.47	0.41
1:AA:35:G:O2'	1:AA:36:C:H5'	2.21	0.41
35:DV:83:LYS:HA	35:DV:84:PRO:HD3	1.91	0.41
23:BB:2861:U:O2'	23:BB:2862:G:H5'	2.21	0.41
6:AG:35:LYS:O	6:AG:38:ALA:HB3	2.21	0.41
1:CA:1132:C:H2'	1:CA:1133:G:H8	1.84	0.41
1:CA:1229:A:H62	12:CM:103:THR:HG22	1.85	0.41
23:BB:1316:U:C2	23:BB:1317:G:C8	3.08	0.41
23:DB:870:U:C3'	23:DB:871:U:H5''	2.51	0.41
23:DB:2772:C:H2'	23:DB:2773:C:C6	2.56	0.41
42:DN:118:ARG:O	42:DN:118:ARG:HG2	2.21	0.41
23:DB:419:U:H2'	23:DB:420:C:H6	1.84	0.41
23:DB:2812:G:H2'	23:DB:2813:A:C8	2.56	0.41
23:BB:416:U:H2'	23:BB:417:C:H6	1.84	0.41
1:CA:707:U:H2'	1:CA:708:C:C6	2.56	0.41
20:CO:47:LYS:C	20:CO:49:ASP:N	2.74	0.41

*Continued on next page...*



*Continued from previous page...*

Atom-1	Atom-2	Interatomic distance (Å)	Clash overlap (Å)
23:DB:2694:G:H2'	23:DB:2695:U:H6	1.85	0.41
23:DB:1317:G:H2'	23:DB:1318:U:O4'	2.21	0.41
23:BB:812:C:H2'	23:BB:813:U:C6	2.55	0.41
23:DB:1051:G:H4'	23:DB:2752:C:O2'	2.21	0.41
23:BB:1700:A:H2'	23:BB:1701:A:H5'	2.01	0.41
39:DX:51:ALA:O	39:DX:52:ARG:C	2.58	0.41
46:DU:5:ARG:HB2	46:DU:8:ASP:OD2	2.21	0.41
48:DG:69:ALA:O	48:DG:73:SER:N	2.52	0.41
1:CA:1340:A:C2	1:CA:1341:U:H1'	2.56	0.41
23:BB:1210:G:H5''	23:BB:1211:C:O5'	2.21	0.41
1:CA:433:G:H2'	1:CA:434:U:O4'	2.21	0.41
10:CK:35:ASP:OD1	10:CK:37:GLN:HB2	2.20	0.41
1:AA:1417:G:H22	1:AA:1482:G:H2'	1.85	0.41
23:DB:1392:A:C6	23:DB:1393:A:N6	2.89	0.41
1:CA:384:G:O2'	1:CA:385:C:H5'	2.20	0.41
23:DB:936:A:H2'	23:DB:937:C:H6	1.86	0.41
12:CM:59:VAL:O	12:CM:59:VAL:HG22	2.21	0.41
1:AA:1451:U:H5''	1:AA:1452:C:C5	2.55	0.41
1:CA:825:A:H2'	1:CA:826:C:H6	1.86	0.41
1:AA:893:C:H2'	1:AA:894:G:H8	1.86	0.41
4:AE:56:PRO:O	4:AE:59:ILE:HG13	2.21	0.41
1:AA:246:A:C2	1:AA:282:A:C5	3.09	0.41
19:CU:29:ALA:HA	19:CU:32:ARG:CD	2.51	0.41
23:DB:2520:C:O2'	23:DB:2521:C:H5'	2.20	0.41
23:DB:1660:G:H2'	23:DB:1661:G:H8	1.86	0.41
11:AL:120:ARG:HG2	11:AL:120:ARG:HH11	1.86	0.41
41:DJ:88:THR:O	41:DJ:91:GLU:HB2	2.20	0.41
26:DD:154:LYS:HD3	26:DD:154:LYS:N	2.36	0.41
17:CT:20:ASN:HA	17:CT:23:ARG:HG2	2.02	0.41
2:AC:46:LEU:N	2:AC:46:LEU:HD22	2.36	0.41
15:CR:58:ILE:O	15:CR:61:ALA:HB3	2.21	0.41
44:DQ:48:ASP:N	44:DQ:48:ASP:OD2	2.53	0.41
23:BB:443:A:C4	29:BE:40:ARG:HD3	2.56	0.41
1:AA:1472:U:O2'	1:AA:1473:G:H5'	2.21	0.41
23:BB:391:A:N3	23:BB:391:A:H2'	2.36	0.41
23:BB:120:U:H4'	23:BB:121:G:H5'	2.02	0.41
23:BB:120:U:H5''	23:BB:122:G:OP2	2.20	0.41
1:CA:511:C:O2'	1:CA:512:U:H5''	2.21	0.41
43:DO:15:ARG:HH21	43:DO:95:SER:HA	1.86	0.41
29:DE:199:MET:HB3	29:DE:200:LEU:HD22	2.03	0.41
1:CA:1444:U:H2'	1:CA:1445:U:C6	2.55	0.41

*Continued on next page...*

*Continued from previous page...*

Atom-1	Atom-2	Interatomic distance (Å)	Clash overlap (Å)
42:BN:43:GLU:O	42:BN:46:ARG:HG2	2.21	0.41
25:BC:54:GLY:O	25:BC:214:GLY:HA2	2.20	0.41
23:DB:272:A:H2'	23:DB:273:G:C8	2.56	0.41
39:DX:30:MET:N	39:DX:30:MET:SD	2.94	0.41
16:CS:13:HIS:ND1	16:CS:13:HIS:N	2.69	0.41
25:DC:106:PRO:HA	25:DC:195:GLY:N	2.36	0.41
1:AA:259:G:O2'	1:AA:260:G:H5'	2.21	0.41
42:DN:8:ARG:HG2	42:DN:10:LEU:HD22	2.02	0.41
23:DB:2572:A:OP1	23:DB:2574:G:H4'	2.21	0.41
22:BA:80:U:H2'	22:BA:81:G:C8	2.55	0.41
27:DK:67:LYS:HD3	27:DK:67:LYS:C	2.40	0.41
39:BX:59:GLU:OE2	39:BX:59:GLU:N	2.54	0.41
21:AN:97:LYS:HD3	21:AN:97:LYS:HA	1.86	0.41
14:CQ:3:LYS:HE2	14:CQ:3:LYS:N	2.36	0.41
23:DB:296:U:O2'	23:DB:297:G:H5'	2.20	0.41
23:BB:1936:A:N6	23:BB:1963:U:N3	2.66	0.41
9:AJ:37:ARG:HA	9:AJ:37:ARG:HE	1.86	0.41
18:CB:56:LEU:H	18:CB:56:LEU:HD12	1.85	0.41
18:CB:18:GLN:OE1	18:CB:189:ASN:OD1	2.39	0.41
50:BT:22:THR:HA	50:BT:25:GLU:HB3	2.03	0.41
41:DJ:45:THR:N	41:DJ:46:PRO:CD	2.84	0.41
44:DQ:55:GLN:O	44:DQ:59:LEU:N	2.54	0.41
18:AB:204:ASP:O	18:AB:205:ALA:HB3	2.21	0.41
28:BP:6:GLN:HA	28:BP:9:GLN:CD	2.41	0.41
1:CA:1321:U:H4'	12:CM:85:TYR:CE1	2.55	0.41
23:BB:2230:G:H4'	51:BZ:31:PRO:O	2.20	0.41
51:BZ:5:CYS:C	51:BZ:7:VAL:H	2.24	0.41
40:BH:133:GLN:HG3	40:BH:139:PHE:HD2	1.85	0.41
23:BB:1841:U:C2	23:BB:1842:G:C8	3.09	0.41
6:AG:16:LYS:HD3	6:AG:17:PHE:CE1	2.56	0.41
1:AA:796:C:H5'	10:AK:128:VAL:HG13	2.01	0.41
1:AA:1367:C:O2'	1:AA:1368:A:H5'	2.20	0.41
1:AA:981:U:H4'	21:AN:60:ARG:HB3	2.03	0.41
21:AN:60:ARG:NE	21:AN:62:ARG:HG2	2.36	0.41
21:AN:60:ARG:O	21:AN:61:ASN:HB2	2.20	0.41
41:BJ:44:TYR:C	41:BJ:44:TYR:CD2	2.93	0.41
49:BR:60:LYS:O	49:BR:98:ILE:HA	2.20	0.41
1:CA:974:A:OP2	21:CN:80:ARG:NH1	2.53	0.41
9:CJ:59:LYS:C	9:CJ:61:ALA:H	2.25	0.41
3:CD:25:ARG:HB2	3:CD:25:ARG:HE	1.71	0.41
23:DB:2266:A:H4'	23:DB:2267:A:O5'	2.21	0.41

*Continued on next page...*

*Continued from previous page...*

Atom-1	Atom-2	Interatomic distance (Å)	Clash overlap (Å)
43:BO:30:ARG:HG2	43:BO:31:THR:H	1.85	0.41
43:BO:7:ARG:HA	43:BO:10:ARG:CZ	2.51	0.41
29:DE:133:LEU:C	29:DE:135:ALA:H	2.25	0.41
29:DE:118:LEU:HA	29:DE:186:VAL:CG1	2.51	0.41
50:DT:31:VAL:C	50:DT:32:LEU:HD23	2.42	0.41
24:DI:73:PRO:CG	24:DI:78:LEU:HD21	2.48	0.41
25:BC:93:VAL:HG12	25:BC:101:ARG:C	2.41	0.41
4:AE:82:HIS:CE1	4:AE:146:MET:HA	2.55	0.41
2:AC:52:SER:HB3	2:AC:114:LEU:CD2	2.49	0.41
4:AE:113:VAL:O	4:AE:116:VAL:N	2.54	0.41
23:BB:2306:C:H6	23:BB:2306:C:O5'	2.04	0.41
47:DF:133:GLU:HA	47:DF:150:GLY:HA2	2.02	0.41
47:DF:151:LEU:HD12	47:DF:151:LEU:C	2.41	0.41
1:AA:1375:A:O2'	1:AA:1376:U:H5'	2.21	0.41
23:BB:1652:A:N6	42:BN:11:ASN:HD21	2.05	0.41
12:CM:1:ALA:H2	12:CM:8:ILE:HG22	1.82	0.41
23:BB:1197:G:H2'	23:BB:1198:U:H6	1.85	0.41
23:DB:2314:A:H4'	47:DF:34:THR:HG21	2.02	0.41
2:AC:91:ALA:HB1	2:AC:96:VAL:O	2.20	0.41
22:BA:39:A:O2'	22:BA:40:U:H5'	2.20	0.41
47:BF:28:PRO:HA	47:BF:158:THR:OG1	2.20	0.41
1:CA:20:U:O2'	1:CA:21:G:H5'	2.21	0.41
23:DB:2471:A:O2'	23:DB:2472:G:C5'	2.68	0.41
41:DJ:84:ILE:HG13	41:DJ:84:ILE:O	2.21	0.41
1:AA:730:G:O2'	1:AA:766:A:H5'	2.21	0.41
23:DB:2742:G:P	32:D4:24:ARG:HH12	2.44	0.41
23:DB:969:G:H2'	23:DB:970:U:H6	1.84	0.41
23:DB:1373:A:H4'	23:DB:2212:A:N3	2.36	0.41
20:AO:28:GLN:O	20:AO:32:LEU:HD23	2.21	0.41
20:AO:36:ILE:HD12	20:AO:60:VAL:HG22	2.02	0.41
34:B3:30:HIS:CD2	34:B3:31:ILE:N	2.89	0.41
46:DU:50:ALA:H	46:DU:53:GLN:NE2	2.18	0.41
38:DM:31:PHE:CZ	38:DM:110:GLU:HB3	2.56	0.41
38:DM:31:PHE:HB3	38:DM:130:PHE:CE1	2.55	0.41
2:AC:179:ALA:HA	2:AC:205:GLU:CA	2.47	0.41
2:AC:9:ILE:HG23	2:AC:10:ARG:N	2.36	0.41
7:AH:43:GLY:HA2	7:AH:63:LYS:HZ1	1.86	0.41
1:CA:202:G:HO2'	1:CA:468:A:H8	1.65	0.41
17:AT:59:ARG:HH11	17:AT:59:ARG:HB2	1.86	0.41
23:DB:1176:U:H3'	23:DB:1177:G:O4'	2.20	0.41
23:BB:734:A:C2	23:BB:735:A:H1'	2.55	0.41

*Continued on next page...*

*Continued from previous page...*

Atom-1	Atom-2	Interatomic distance (Å)	Clash overlap (Å)
1:AA:968:A:H5'	1:AA:968:A:N3	2.35	0.41
14:AQ:43:LEU:N	14:AQ:43:LEU:HD12	2.35	0.41
1:CA:181:A:N6	1:CA:195:A:OP2	2.53	0.41
1:AA:198:G:N7	1:AA:220:G:N2	2.68	0.41
1:CA:250:A:H1'	1:CA:252:U:C5	2.56	0.41
1:CA:518:C:OP2	1:CA:530:G:H1'	2.21	0.41
1:AA:643:C:H2'	1:AA:644:U:C6	2.55	0.41
1:CA:643:C:H2'	1:CA:644:U:C6	2.55	0.41
23:DB:2734:A:H2'	23:DB:2735:G:C5'	2.49	0.41
1:AA:814:A:H5'	1:AA:1511:G:H4'	2.02	0.41
23:BB:2804:U:H2'	23:BB:2805:C:H6	1.86	0.41
1:CA:58:C:O2'	1:CA:59:A:H5'	2.21	0.41
1:CA:1459:G:H2'	1:CA:1460:C:H6	1.85	0.41
23:DB:2569:G:C2	23:DB:2570:G:C8	3.09	0.41
1:CA:399:G:H2'	1:CA:400:C:H6	1.84	0.41
23:DB:1361:G:H2'	23:DB:1362:C:H6	1.85	0.41
51:DZ:19:SER:OG	51:DZ:23:ASN:HB2	2.20	0.41
1:AA:971:G:N2	1:AA:1363:A:H8	2.19	0.41
23:DB:2557:G:H2'	23:DB:2558:C:H6	1.84	0.41
1:AA:708:C:O2'	1:AA:709:U:H5'	2.21	0.41
1:AA:993:G:H2'	1:AA:995:C:H41	1.84	0.41
17:CT:53:MET:HA	17:CT:56:ILE:CG1	2.50	0.41
23:DB:2751:G:OP2	48:DG:2:ARG:HD2	2.21	0.41
1:AA:838:G:H2'	1:AA:839:C:H6	1.82	0.41
35:BV:53:LYS:HE3	35:BV:55:GLU:OE1	2.20	0.41
6:AG:129:ASN:CA	6:AG:134:VAL:HG21	2.51	0.41
36:D2:3:ARG:HH21	36:D2:3:ARG:HG2	1.86	0.41
47:BF:47:LYS:HA	47:BF:50:ASP:OD1	2.21	0.41
2:CC:66:THR:HG22	2:CC:101:ASN:HD22	1.86	0.41
26:DD:61:THR:HG23	26:DD:64:GLU:OE2	2.21	0.41
17:AT:20:ASN:HA	17:AT:23:ARG:HG2	2.03	0.41
23:BB:1526:C:H2'	23:BB:1527:G:C8	2.56	0.41
46:DU:73:ASN:HA	46:DU:95:PHE:CZ	2.56	0.41
22:BA:13:G:O2'	22:BA:14:U:H3'	2.21	0.41
23:BB:2428:G:H5''	23:BB:2429:G:H5'	2.03	0.41
23:BB:2210:U:C4	23:BB:2212:A:N7	2.89	0.41
23:BB:1745:A:H2'	23:BB:1746:A:H8	1.85	0.41
15:CR:52:ARG:HG3	15:CR:52:ARG:HH11	1.86	0.41
45:BS:57:ASN:N	45:BS:57:ASN:ND2	2.69	0.41
25:DC:173:LEU:HD22	25:DC:181:ARG:O	2.20	0.41
23:DB:1076:C:H2'	23:DB:1077:A:H8	1.85	0.41

*Continued on next page...*

*Continued from previous page...*

Atom-1	Atom-2	Interatomic distance (Å)	Clash overlap (Å)
23:BB:1936:A:H2	23:BB:1943:U:O4	2.04	0.41
23:BB:1956:U:O2	23:BB:1985:C:H4'	2.21	0.41
51:DZ:18:ARG:HA	51:DZ:24:ALA:HA	2.03	0.41
29:BE:152:GLU:O	29:BE:153:LEU:HB3	2.21	0.41
23:BB:822:G:H2'	23:BB:823:C:C6	2.55	0.41
6:CG:77:ARG:O	6:CG:84:TYR:N	2.41	0.41
11:AL:59:GLY:O	11:AL:60:PHE:HD1	2.04	0.41
23:DB:1649:G:O2'	23:DB:1650:A:H5'	2.21	0.41
7:CH:71:VAL:HG12	7:CH:72:GLU:N	2.36	0.41
26:BD:182:ALA:O	26:BD:184:ARG:HG2	2.19	0.41
23:BB:422:A:H2'	23:BB:422:A:N3	2.36	0.41
23:DB:389:G:C8	23:DB:2413:G:H4'	2.56	0.41
1:AA:1256:A:N1	1:AA:1278:G:O2'	2.49	0.41
23:DB:2315:G:H2'	23:DB:2316:G:H8	1.86	0.41
23:DB:1098:A:O3'	24:DI:4:VAL:O	2.39	0.40
30:BY:46:MET:O	30:BY:49:ALA:HB3	2.21	0.40
23:BB:2329:U:H2'	23:BB:2330:G:H8	1.85	0.40
40:BH:116:ARG:HB2	40:BH:116:ARG:CZ	2.50	0.40
40:BH:133:GLN:HE21	40:BH:139:PHE:HD2	1.67	0.40
6:CG:75:LYS:HA	6:CG:75:LYS:HZ2	1.85	0.40
42:BN:37:THR:HB	42:BN:40:LYS:HE2	2.03	0.40
44:BQ:91:ARG:HH12	49:BR:10:LYS:HB3	1.86	0.40
49:BR:49:ILE:HG21	49:BR:54:VAL:HA	2.02	0.40
1:CA:1315:U:H3'	1:CA:1316:G:H8	1.85	0.40
16:CS:14:LEU:HD12	16:CS:15:LEU:N	2.36	0.40
1:CA:769:G:O2'	1:CA:770:C:H5'	2.21	0.40
11:CL:23:LEU:C	11:CL:25:ALA:N	2.75	0.40
4:CE:148:SER:O	4:CE:151:MET:HB2	2.20	0.40
5:AF:40:GLU:H	5:AF:61:LEU:HB2	1.86	0.40
5:AF:6:ILE:HD11	5:AF:8:PHE:CD2	2.45	0.40
48:DG:116:LEU:CD2	48:DG:122:ALA:H	2.34	0.40
48:DG:132:LEU:CD2	48:DG:132:LEU:H	2.27	0.40
1:AA:82:G:C6	1:AA:88:U:O2	2.74	0.40
9:CJ:7:ARG:NE	9:CJ:101:SER:HB3	2.34	0.40
25:BC:93:VAL:CG1	25:BC:94:LEU:H	2.19	0.40
23:BB:705:A:H8	23:BB:705:A:O5'	2.03	0.40
50:DT:40:LYS:CA	50:DT:43:ILE:HG22	2.51	0.40
23:BB:845:A:H2'	23:BB:846:U:C5'	2.39	0.40
18:AB:42:LEU:HA	18:AB:45:THR:CB	2.50	0.40
30:BY:7:THR:CG2	30:BY:8:GLN:N	2.83	0.40
1:CA:279:A:H5''	1:CA:280:C:C3'	2.40	0.40

*Continued on next page...*

*Continued from previous page...*

Atom-1	Atom-2	Interatomic distance (Å)	Clash overlap (Å)
38:DM:66:ARG:HB2	38:DM:101:VAL:HG13	2.04	0.40
23:BB:1228:G:H2'	23:BB:1229:C:H6	1.86	0.40
23:BB:321:U:H4'	29:BE:159:LEU:O	2.21	0.40
23:BB:2748:A:O2'	23:BB:2749:A:H5'	2.21	0.40
16:AS:14:LEU:HA	16:AS:17:LYS:NZ	2.36	0.40
26:DD:202:ILE:HG22	26:DD:204:LYS:HZ1	1.86	0.40
18:AB:184:ALA:O	18:AB:199:ILE:HB	2.21	0.40
50:BT:69:ARG:HG2	50:BT:74:ILE:CA	2.51	0.40
46:BU:1:ALA:HB1	46:BU:84:PHE:CZ	2.56	0.40
39:BX:8:GLU:HB3	39:BX:12:GLU:CB	2.51	0.40
23:DB:357:C:H2'	23:DB:358:U:H6	1.86	0.40
38:DM:31:PHE:O	38:DM:104:GLU:HA	2.21	0.40
41:DJ:72:LYS:O	41:DJ:73:VAL:HG13	2.21	0.40
23:BB:2064:C:H1'	23:BB:2450:A:C5	2.56	0.40
23:BB:2371:G:H8	23:BB:2371:G:OP2	2.04	0.40
23:BB:2383:G:H5'	23:BB:2383:G:H8	1.85	0.40
49:DR:82:HIS:O	49:DR:83:TYR:C	2.58	0.40
1:AA:1237:C:C5'	1:AA:1238:A:H5'	2.51	0.40
1:AA:1239:A:H1'	1:AA:1241:G:C4	2.56	0.40
11:AL:35:ARG:HA	11:AL:35:ARG:NH1	2.36	0.40
1:CA:86:G:H1'	1:CA:87:C:C6	2.56	0.40
23:DB:1135:C:N4	23:DB:1139:G:C6	2.89	0.40
1:AA:716:A:H2'	1:AA:717:U:H6	1.85	0.40
43:DO:89:ASP:H	43:DO:115:LEU:HA	1.86	0.40
43:BO:115:LEU:N	43:BO:115:LEU:HD22	2.35	0.40
42:BN:82:GLU:C	42:BN:84:GLY:N	2.74	0.40
2:CC:73:GLY:O	2:CC:77:GLY:N	2.51	0.40
23:DB:1279:G:H2'	23:DB:1280:G:O4'	2.21	0.40
23:DB:454:A:H3'	23:DB:455:C:C5'	2.47	0.40
18:AB:17:HIS:NE2	18:AB:18:GLN:NE2	2.69	0.40
46:BU:18:LYS:O	46:BU:20:LYS:N	2.54	0.40
23:BB:195:A:H5''	37:BL:47:ARG:NH2	2.36	0.40
23:DB:146:A:H2'	23:DB:147:C:H6	1.84	0.40
52:DW:75:ASN:O	52:DW:76:ARG:HB2	2.21	0.40
23:DB:1433:A:H2'	23:DB:1434:A:O4'	2.21	0.40
23:BB:2772:C:H2'	23:BB:2773:C:H6	1.85	0.40
23:BB:2896:C:H2'	23:BB:2897:U:H6	1.85	0.40
1:AA:815:A:H4'	1:AA:817:C:C4	2.56	0.40
23:BB:743:A:H2'	23:BB:744:U:C6	2.57	0.40
1:AA:503:C:O2'	1:AA:504:C:H5'	2.20	0.40
27:BK:111:LYS:HD3	27:BK:111:LYS:N	2.36	0.40

*Continued on next page...*

*Continued from previous page...*

Atom-1	Atom-2	Interatomic distance (Å)	Clash overlap (Å)
14:AQ:44:HIS:HB2	14:AQ:69:THR:O	2.21	0.40
23:DB:812:C:H2'	23:DB:813:U:H6	1.85	0.40
17:AT:53:MET:HA	17:AT:56:ILE:HG13	2.03	0.40
23:BB:1829:A:H3'	23:BB:1830:C:H6	1.86	0.40
23:DB:77:G:H5'	39:DX:52:ARG:HG2	2.03	0.40
20:AO:37:ASN:CA	20:AO:40:GLN:HE22	2.33	0.40
23:BB:817:C:O2	23:BB:839:U:H4'	2.22	0.40
48:BG:69:ALA:O	48:BG:73:SER:N	2.52	0.40
1:AA:771:G:H2'	1:AA:772:U:C6	2.56	0.40
1:CA:1047:G:O3'	21:CN:3:GLN:HB3	2.21	0.40
23:DB:123:G:H4'	23:DB:1376:C:O5'	2.21	0.40
28:BP:29:VAL:O	28:BP:40:GLN:N	2.51	0.40
23:DB:523:C:O2'	23:DB:524:G:H5'	2.20	0.40
1:CA:684:U:H2'	1:CA:685:G:O4'	2.21	0.40
3:CD:110:ARG:HG3	3:CD:110:ARG:NH1	2.35	0.40
23:BB:769:U:H2'	23:BB:770:G:C8	2.56	0.40
23:DB:14:A:N6	23:DB:15:G:C2	2.90	0.40
23:BB:527:C:N4	23:BB:2779:U:OP2	2.54	0.40
35:DV:2:PHE:CE2	35:DV:55:GLU:HB3	2.56	0.40
24:DI:10:LEU:HD12	24:DI:10:LEU:C	2.41	0.40
23:DB:2247:A:H3'	56:DB:3575:HOH:O	2.21	0.40
23:BB:2520:C:O2'	23:BB:2521:C:H5'	2.20	0.40
37:BL:81:ASP:O	37:BL:82:LEU:HB2	2.21	0.40
1:AA:1385:G:H5'	8:AI:129:ARG:NH2	2.36	0.40
23:DB:295:G:O2'	23:DB:296:U:H5'	2.21	0.40
29:BE:191:ASP:O	29:BE:194:LYS:HB3	2.21	0.40
23:BB:1159:U:O2'	23:BB:1160:G:H5'	2.22	0.40
14:AQ:65:PRO:HA	14:AQ:71:SER:OG	2.21	0.40
23:BB:2219:U:O2'	23:BB:2220:U:H5'	2.21	0.40
6:AG:60:ALA:O	6:AG:63:VAL:HB	2.21	0.40
23:BB:848:C:H2'	23:BB:849:A:H8	1.83	0.40
23:BB:853:C:H2'	23:BB:854:C:H6	1.86	0.40
18:CB:218:ALA:HA	18:CB:221:ARG:NH2	2.35	0.40
18:CB:58:LYS:HD3	18:CB:59:ILE:HG23	2.03	0.40
18:CB:64:GLY:C	18:CB:87:ASP:O	2.60	0.40
21:AN:32:ASP:OD2	21:AN:33:VAL:N	2.54	0.40
25:BC:171:VAL:HG23	25:BC:185:ALA:CB	2.52	0.40
51:BZ:54:LYS:O	51:BZ:57:ARG:HB2	2.20	0.40
29:DE:61:ARG:HB3	29:DE:61:ARG:CZ	2.51	0.40
27:BK:62:VAL:HG12	27:BK:63:VAL:H	1.86	0.40
19:AU:40:PRO:O	19:AU:44:ARG:HB2	2.21	0.40

*Continued on next page...*

*Continued from previous page...*

Atom-1	Atom-2	Interatomic distance (Å)	Clash overlap (Å)
23:BB:2155:U:H2'	23:BB:2156:G:C8	2.56	0.40
8:AI:117:LEU:HD13	8:AI:121:ARG:O	2.21	0.40
8:CI:117:LEU:HB3	8:CI:122:ARG:O	2.21	0.40
21:CN:80:ARG:HG2	21:CN:81:ILE:N	2.36	0.40
23:DB:724:U:O2'	23:DB:725:G:H5'	2.21	0.40
3:CD:144:ILE:HG22	3:CD:145:ARG:H	1.86	0.40
22:BA:30:C:H2'	22:BA:30:C:O2	2.20	0.40
29:DE:138:LEU:O	29:DE:142:ALA:N	2.54	0.40
33:D1:32:LYS:O	33:D1:34:GLU:HG3	2.21	0.40
25:DC:100:ARG:H	25:DC:100:ARG:HG2	1.75	0.40
9:CJ:7:ARG:HH21	9:CJ:101:SER:CB	2.34	0.40
25:BC:93:VAL:HG12	25:BC:101:ARG:O	2.22	0.40
37:BL:23:ILE:O	37:BL:24:GLY:C	2.60	0.40
28:DP:19:PHE:CE2	28:DP:83:ILE:HD11	2.55	0.40
33:B1:34:GLU:CD	33:B1:49:LYS:HG3	2.41	0.40
41:BJ:29:ALA:O	41:BJ:32:LEU:HB2	2.21	0.40
23:DB:853:C:H2'	23:DB:854:C:H6	1.87	0.40
2:AC:168:ARG:HE	2:AC:169:GLU:CA	2.34	0.40
2:AC:168:ARG:HG2	2:AC:169:GLU:H	1.86	0.40
47:BF:148:VAL:HG23	47:BF:149:ARG:N	2.36	0.40
47:BF:86:CYS:O	47:BF:88:VAL:HG23	2.22	0.40
28:BP:89:GLY:N	28:BP:112:ARG:NH1	2.68	0.40
47:DF:104:THR:C	47:DF:108:PRO:HG2	2.41	0.40
2:AC:60:ALA:C	2:AC:62:SER:H	2.23	0.40
1:AA:1303:C:O2'	1:AA:1304:G:H5'	2.21	0.40
48:DG:93:TYR:O	48:DG:94:ARG:HG3	2.21	0.40
48:DG:6:ALA:HA	48:DG:7:PRO:HD3	1.82	0.40
48:BG:94:ARG:NH2	48:BG:104:LEU:HA	2.34	0.40
48:BG:153:PRO:HB3	48:BG:158:GLY:CA	2.46	0.40
47:BF:100:GLU:C	47:BF:102:LEU:N	2.74	0.40
1:AA:279:A:H5'	1:AA:280:C:C3'	2.44	0.40
29:DE:12:LEU:CD1	29:DE:14:VAL:HG13	2.51	0.40
23:DB:2679:A:H2'	23:DB:2680:U:C6	2.57	0.40
1:AA:17:U:H4'	1:AA:1080:A:O4'	2.20	0.40
6:AG:145:GLU:CA	6:AG:148:LYS:HB2	2.42	0.40
41:DJ:77:HIS:ND1	41:DJ:79:GLY:N	2.69	0.40
41:BJ:81:ILE:HG23	41:BJ:82:GLY:N	2.25	0.40
23:BB:1019:U:H2'	23:BB:1020:A:H8	1.77	0.40
2:CC:111:ASP:HA	2:CC:182:ASP:OD1	2.21	0.40
1:CA:1240:U:H3'	1:CA:1241:G:H5'	2.03	0.40
39:DX:6:LEU:HD22	39:DX:6:LEU:H	1.86	0.40

*Continued on next page...*



*Continued from previous page...*

Atom-1	Atom-2	Interatomic distance (Å)	Clash overlap (Å)
40:DH:6:LEU:O	40:DH:15:LEU:HD22	2.21	0.40
40:DH:2:GLN:O	40:DH:19:VAL:O	2.39	0.40
23:BB:1997:C:O2'	23:BB:1998:A:H5'	2.20	0.40
18:AB:60:ALA:O	18:AB:224:ARG:HB3	2.21	0.40
12:AM:19:THR:HA	12:AM:24:VAL:CG2	2.48	0.40
23:BB:970:U:O2'	23:BB:984:A:H4'	2.21	0.40
26:DD:8:LYS:HG2	26:DD:197:THR:N	2.36	0.40
35:BV:35:GLU:HB2	35:BV:93:ARG:HD2	2.03	0.40
1:CA:373:A:H2'	1:CA:374:A:C8	2.52	0.40
4:CE:152:VAL:CG1	4:CE:156:ARG:HE	2.35	0.40
21:AN:80:ARG:HG2	21:AN:80:ARG:HH11	1.86	0.40
27:DK:41:ILE:CG1	27:DK:42:THR:N	2.84	0.40
35:DV:38:LEU:HD12	35:DV:39:ALA:N	2.36	0.40
23:BB:2450:A:O2'	23:BB:2451:A:H5'	2.21	0.40
23:BB:2347:C:N3	23:BB:2371:G:N2	2.70	0.40
1:CA:647:C:H2'	1:CA:648:A:C8	2.57	0.40
1:AA:366:A:H1'	1:AA:395:C:O2	2.21	0.40
8:CI:108:ARG:HG2	8:CI:108:ARG:H	1.59	0.40
1:AA:715:A:H8	1:AA:715:A:O5'	2.05	0.40
23:DB:2850:A:O4'	23:DB:2868:A:H2	2.04	0.40
1:CA:123:U:H2'	1:CA:124:C:C6	2.56	0.40
1:CA:1118:U:N3	1:CA:1156:G:N2	2.69	0.40
23:BB:1937:A:C8	23:BB:1939:U:H2'	2.55	0.40
23:BB:1381:G:H1'	23:BB:1571:A:N1	2.36	0.40
23:DB:1286:A:C6	23:DB:1329:U:C2	3.09	0.40
2:CC:102:ILE:HD12	2:CC:102:ILE:N	2.37	0.40
2:CC:72:PRO:C	2:CC:76:ILE:HG12	2.41	0.40
23:DB:1848:A:H2'	23:DB:1849:G:C8	2.56	0.40
23:DB:780:G:H2'	23:DB:782:A:N7	2.36	0.40
8:AI:17:ARG:NH2	8:AI:65:THR:HG21	2.35	0.40
7:AH:10:LEU:O	7:AH:13:ILE:HB	2.21	0.40
23:BB:496:G:H4'	45:BS:61:ASN:OD1	2.20	0.40
7:CH:17:GLN:HE21	7:CH:62:LEU:HD23	1.86	0.40
29:BE:37:ALA:O	29:BE:39:ALA:N	2.47	0.40
34:B3:44:ARG:N	34:B3:45:PRO:CD	2.81	0.40
36:D2:22:MET:HG2	36:D2:31:LEU:CD1	2.51	0.40
40:BH:83:LYS:HZ2	40:BH:83:LYS:HA	1.87	0.40
45:BS:21:ALA:HB1	45:BS:74:ILE:HG12	2.03	0.40
3:CD:171:GLU:HG3	3:CD:182:LYS:HD2	2.03	0.40
36:B2:22:MET:HG2	36:B2:31:LEU:CD1	2.51	0.40
1:CA:909:A:H2	1:CA:1413:A:N3	2.20	0.40

*Continued on next page...*

*Continued from previous page...*

Atom-1	Atom-2	Interatomic distance (Å)	Clash overlap (Å)
1:CA:345:C:H3'	28:DP:38:ARG:NH1	2.36	0.40
47:BF:68:LYS:N	47:BF:68:LYS:HD2	2.36	0.40
4:AE:106:ALA:HB1	4:AE:110:MET:CB	2.50	0.40
23:BB:1473:G:O2'	23:BB:1474:U:H5'	2.21	0.40
38:BM:63:ILE:N	38:BM:63:ILE:HD12	2.36	0.40
11:CL:115:LYS:O	11:CL:116:TYR:HB2	2.21	0.40
35:DV:68:LYS:N	35:DV:68:LYS:HD3	2.34	0.40
28:DP:53:GLY:O	28:DP:54:LEU:C	2.60	0.40
45:DS:54:ALA:C	45:DS:56:ALA:N	2.75	0.40
40:DH:50:ARG:C	40:DH:52:ALA:N	2.74	0.40
28:DP:99:LEU:HA	28:DP:102:ARG:HG3	2.02	0.40
22:BA:63:C:H2'	22:BA:64:G:H8	1.87	0.40
24:DI:63:ASP:O	24:DI:63:ASP:OD1	2.39	0.40
1:AA:659:U:O2'	1:AA:660:C:H5'	2.21	0.40
23:BB:662:G:O2'	23:BB:663:G:H5'	2.20	0.40
37:BL:14:LYS:HB3	37:BL:14:LYS:HE3	1.96	0.40
23:DB:1567:G:H5'	25:DC:84:PRO:HB3	2.04	0.40
23:BB:1128:G:C6	23:BB:2518:A:N6	2.89	0.40
1:CA:505:G:C6	1:CA:535:A:C2	3.10	0.40
34:D3:50:SER:C	34:D3:52:GLY:N	2.74	0.40
23:BB:2778:A:H4'	23:BB:2779:U:OP2	2.21	0.40
49:BR:7:SER:HB2	49:BR:22:LEU:HD13	2.03	0.40
23:BB:1463:C:H2'	23:BB:1464:G:C8	2.56	0.40
1:CA:1011:C:H2'	1:CA:1012:A:H8	1.87	0.40
1:AA:59:A:H1'	1:AA:354:G:N2	2.35	0.40
1:AA:1426:G:H2'	1:AA:1427:C:O4'	2.21	0.40
1:CA:667:G:H2'	1:CA:668:G:C8	2.55	0.40
23:DB:296:U:H2'	23:DB:297:G:H8	1.87	0.40
26:BD:182:ALA:C	26:BD:184:ARG:N	2.75	0.40
29:DE:191:ASP:O	29:DE:194:LYS:HB3	2.22	0.40
25:DC:29:PHE:CE2	25:DC:31:PRO:HG2	2.56	0.40
29:BE:24:ASN:OD1	29:BE:27:LEU:HB2	2.21	0.40
5:AF:4:TYR:HA	5:AF:90:MET:O	2.21	0.40
23:DB:732:C:H2'	23:DB:733:G:O4'	2.21	0.40
18:AB:73:ARG:CZ	18:AB:73:ARG:HB2	2.51	0.40
27:BK:67:LYS:C	27:BK:67:LYS:HD3	2.41	0.40
1:AA:1322:C:O4'	1:AA:1322:C:O2	2.36	0.40
39:DX:10:SER:O	39:DX:11:VAL:C	2.60	0.40
47:BF:51:ASN:C	47:BF:53:ALA:N	2.74	0.40
23:BB:851:C:O4'	30:BY:46:MET:HG2	2.21	0.40
12:AM:42:VAL:HB	12:AM:47:LEU:HD22	2.03	0.40

*Continued on next page...*

*Continued from previous page...*

Atom-1	Atom-2	Interatomic distance (Å)	Clash overlap (Å)
45:BS:49:LYS:HA	45:BS:52:GLU:HG2	2.02	0.40
16:CS:38:THR:CG2	16:CS:39:ILE:N	2.85	0.40
16:CS:39:ILE:HG21	16:CS:65:MET:O	2.21	0.40
51:BZ:56:MET:C	51:BZ:58:VAL:N	2.72	0.40
23:DB:674:G:O3'	29:DE:60:TRP:HZ2	2.04	0.40
40:BH:96:THR:HB	40:BH:112:LYS:O	2.21	0.40
8:CI:44:ARG:O	8:CI:48:ARG:HG3	2.21	0.40
8:AI:56:MET:C	8:AI:58:GLU:N	2.75	0.40
8:AI:20:ILE:HG23	8:AI:60:LEU:HD12	2.04	0.40
8:AI:113:LYS:HA	8:AI:120:ALA:CA	2.51	0.40
41:BJ:44:TYR:HB2	44:BQ:63:ARG:CD	2.52	0.40
3:CD:143:SER:OG	3:CD:144:ILE:N	2.54	0.40
3:CD:152:SER:CA	3:CD:155:LYS:HD3	2.36	0.40
43:BO:66:GLY:CA	43:BO:102:ARG:HH21	2.19	0.40
3:AD:24:VAL:CG1	3:AD:160:LEU:HB3	2.51	0.40
23:DB:2746:U:H5''	48:DG:137:LYS:HB3	2.04	0.40
50:DT:31:VAL:O	50:DT:32:LEU:HB3	2.21	0.40
41:DJ:28:LEU:HD23	41:DJ:29:ALA:H	1.86	0.40
9:CJ:8:ILE:O	9:CJ:8:ILE:HG22	2.21	0.40
25:BC:75:ALA:HB1	25:BC:93:VAL:HG22	2.03	0.40
21:CN:70:HIS:O	21:CN:71:GLY:C	2.58	0.40
28:DP:74:GLN:O	28:DP:75:THR:C	2.59	0.40
33:B1:26:LYS:HG2	33:B1:52:LYS:HD2	2.04	0.40
41:BJ:26:GLY:C	41:BJ:28:LEU:N	2.75	0.40
50:BT:31:VAL:O	50:BT:32:LEU:HB3	2.20	0.40
23:DB:1346:G:C6	23:DB:1601:G:C6	3.09	0.40
24:BI:27:LEU:HB2	24:BI:32:VAL:HG21	2.02	0.40
47:BF:36:ASN:O	47:BF:86:CYS:O	2.38	0.40
50:BT:9:LYS:HZ3	50:BT:9:LYS:HB3	1.84	0.40
27:DK:47:ILE:CG1	27:DK:48:PRO:HD2	2.36	0.40
23:DB:1197:G:H5'	23:DB:1227:G:O2'	2.22	0.40
23:DB:2800:A:N3	23:DB:2801:G:H1'	2.37	0.40
23:BB:1228:G:O2'	23:BB:1229:C:H5'	2.22	0.40
27:DK:53:LYS:HB2	27:DK:54:LYS:HD2	2.03	0.40
47:DF:135:ILE:C	47:DF:137:PHE:N	2.75	0.40
40:BH:2:GLN:O	40:BH:19:VAL:O	2.40	0.40
47:BF:121:PHE:N	47:BF:121:PHE:CD2	2.89	0.40
47:BF:34:THR:OG1	47:BF:154:THR:N	2.53	0.40
23:DB:1657:U:C2'	23:DB:1658:C:H5'	2.51	0.40
23:DB:2723:C:H5''	42:DN:1:MET:HE2	2.03	0.40
23:DB:2472:G:C8	23:DB:2475:C:N4	2.89	0.40

*Continued on next page...*

*Continued from previous page...*

Atom-1	Atom-2	Interatomic distance (Å)	Clash overlap (Å)
23:BB:2749:A:OP1	23:BB:2751:G:H5'	2.22	0.40
48:BG:34:ARG:HG2	48:BG:34:ARG:HH11	1.85	0.40
1:CA:1238:A:N3	1:CA:1238:A:H2'	2.36	0.40
50:BT:74:ILE:HG13	50:BT:75:GLY:H	1.86	0.40
23:BB:1729:U:C5	23:BB:1731:G:N2	2.88	0.40
12:AM:61:LYS:N	12:AM:61:LYS:HE2	2.36	0.40
1:AA:238:A:H2'	1:AA:239:U:C5'	2.48	0.40
1:AA:373:A:H2'	1:AA:374:A:C8	2.53	0.40
38:DM:111:GLU:HA	38:DM:114:ARG:NH2	2.35	0.40
26:DD:56:LYS:C	26:DD:58:ASN:N	2.74	0.40
1:AA:230:G:O2'	1:AA:231:U:H5'	2.21	0.40
9:CJ:65:TYR:C	21:CN:98:ALA:HB2	2.41	0.40
9:CJ:57:VAL:HG22	9:CJ:58:ASN:N	2.28	0.40
2:AC:179:ALA:O	2:AC:180:ASP:C	2.60	0.40
23:DB:476:G:H4'	23:DB:502:A:H61	1.86	0.40
35:BV:24:ASN:HB3	35:BV:44:HIS:HB3	2.03	0.40
37:DL:89:VAL:O	37:DL:91:ASP:N	2.55	0.40
35:BV:60:VAL:HG12	35:BV:61:LEU:N	2.36	0.40
1:CA:123:U:OP1	1:CA:312:C:H5'	2.21	0.40
1:CA:1179:A:H2'	1:CA:1180:A:H8	1.87	0.40
11:CL:49:ARG:CG	11:CL:89:LEU:HD21	2.49	0.40
1:CA:1096:C:H2'	1:CA:1097:C:H6	1.87	0.40
42:DN:82:GLU:C	42:DN:84:GLY:H	2.25	0.40
23:BB:834:G:O2'	23:BB:835:C:H5'	2.20	0.40
40:DH:28:ASN:HA	40:DH:28:ASN:HD22	1.61	0.40
23:DB:2822:G:H8	23:DB:2822:G:O5'	2.05	0.40
32:D4:15:LYS:O	32:D4:16:ILE:CB	2.69	0.40
23:DB:636:G:H5'	23:DB:639:U:OP1	2.22	0.40
1:CA:1127:G:O2'	1:CA:1128:C:H5'	2.21	0.40
1:CA:620:C:C2	3:CD:131:ILE:HG21	2.57	0.40
5:AF:53:LYS:N	5:AF:53:LYS:HZ3	2.19	0.40
23:BB:1029:A:H8	23:BB:1029:A:O5'	2.04	0.40
23:BB:485:C:O2'	45:BS:60:HIS:NE2	2.53	0.40
23:BB:2348:U:H1'	33:B1:38:PHE:HE2	1.86	0.40
7:CH:68:LYS:HG3	7:CH:69:ALA:O	2.21	0.40
13:CP:70:ARG:O	13:CP:73:ALA:HB3	2.22	0.40
23:BB:2032:G:N7	23:BB:2454:G:H1'	2.36	0.40
45:BS:74:ILE:O	45:BS:75:PHE:HB3	2.22	0.40
23:DB:2699:C:H2'	23:DB:2700:A:C8	2.56	0.40
23:BB:866:A:H61	23:BB:913:U:C1'	2.34	0.40
20:CO:47:LYS:O	20:CO:49:ASP:N	2.54	0.40

*Continued on next page...*

*Continued from previous page...*

Atom-1	Atom-2	Interatomic distance (Å)	Clash overlap (Å)
11:AL:115:LYS:O	11:AL:116:TYR:HB2	2.21	0.40
13:CP:22:ALA:CB	13:CP:32:PHE:HA	2.51	0.40
6:AG:129:ASN:C	6:AG:134:VAL:HG21	2.42	0.40
23:BB:1827:U:C2'	23:BB:1828:G:H5'	2.52	0.40
23:DB:1146:C:H2'	23:DB:1147:A:C8	2.57	0.40
38:DM:10:ARG:HG3	38:DM:10:ARG:NH2	2.36	0.40
1:AA:1418:A:H61	1:AA:1482:G:H1'	1.85	0.40
24:BI:49:GLU:OE1	24:BI:52:LEU:HD22	2.21	0.40
1:CA:1453:G:H3'	1:CA:1453:G:N3	2.37	0.40
23:BB:860:U:O2'	23:BB:861:A:H5'	2.21	0.40
23:DB:1678:A:H2'	23:DB:1679:A:H8	1.86	0.40
23:DB:2560:A:H2'	23:DB:2561:U:C6	2.56	0.40
23:DB:1523:U:H5''	23:DB:1524:G:H8	1.87	0.40
23:DB:2109:U:O2'	23:DB:2110:G:H5'	2.21	0.40
38:DM:116:ALA:HA	38:DM:119:LEU:HD12	2.03	0.40
23:DB:245:G:H2'	23:DB:246:C:H6	1.86	0.40
23:DB:621:A:H2'	23:DB:622:G:O4'	2.22	0.40
4:CE:9:GLU:O	4:CE:40:ASP:HA	2.22	0.40
45:BS:9:HIS:H	45:BS:102:HIS:CE1	2.38	0.40
23:DB:296:U:H2'	23:DB:297:G:C8	2.57	0.40
1:AA:277:C:H2'	1:AA:278:G:H8	1.86	0.40
23:BB:1344:U:H5'	23:BB:1384:A:C6	2.57	0.40
25:DC:36:ASN:HD22	25:DC:59:GLN:C	2.24	0.40
39:DX:2:LYS:O	39:DX:5:GLU:HG2	2.21	0.40
2:CC:33:ASP:O	2:CC:36:PHE:HB3	2.21	0.40
23:BB:2410:G:H2'	23:BB:2411:A:C8	2.56	0.40
52:DW:70:VAL:O	52:DW:70:VAL:HG22	2.21	0.40
25:BC:38:LYS:HD2	25:BC:38:LYS:HA	1.95	0.40
26:DD:141:ARG:O	26:DD:141:ARG:HG3	2.21	0.40
27:BK:8:LEU:N	27:BK:8:LEU:HD12	2.36	0.40
23:BB:786:C:H5''	23:BB:1780:A:N7	2.36	0.40
23:BB:856:G:H2'	23:BB:857:G:C8	2.57	0.40
40:DH:31:VAL:O	40:DH:32:PRO:C	2.58	0.40
29:BE:61:ARG:HB3	29:BE:61:ARG:CZ	2.52	0.40
23:DB:2330:G:N3	52:DW:38:ARG:HB3	2.37	0.40
44:DQ:59:LEU:O	44:DQ:59:LEU:HD22	2.21	0.40
44:DQ:85:ALA:O	44:DQ:86:SER:C	2.60	0.40
16:CS:51:HIS:CA	16:CS:56:HIS:HA	2.39	0.40
52:BW:77:LYS:HD3	52:BW:77:LYS:HA	1.84	0.40
51:BZ:5:CYS:CB	51:BZ:10:LYS:N	2.85	0.40
23:DB:379:G:N1	23:DB:396:G:C6	2.90	0.40

*Continued on next page...*

*Continued from previous page...*

Atom-1	Atom-2	Interatomic distance (Å)	Clash overlap (Å)
12:CM:12:LYS:HD3	12:CM:12:LYS:HA	1.90	0.40
9:AJ:59:LYS:C	9:AJ:61:ALA:H	2.24	0.40
8:AI:5:TYR:O	8:AI:19:PHE:HA	2.21	0.40
1:AA:1349:A:OP1	8:AI:121:ARG:HB2	2.22	0.40
21:AN:5:MET:HE3	21:AN:60:ARG:NH1	2.37	0.40
21:CN:66:THR:HG23	21:CN:82:LYS:NZ	2.37	0.40
13:AP:71:VAL:HA	13:AP:74:LEU:HG	2.02	0.40
23:DB:727:A:O2'	23:DB:728:G:H5'	2.21	0.40
29:DE:133:LEU:C	29:DE:135:ALA:N	2.75	0.40
3:AD:24:VAL:HG23	3:AD:25:ARG:N	2.36	0.40
23:DB:1061:U:O4	24:DI:11:GLN:HG3	2.22	0.40
2:AC:194:VAL:CG1	2:AC:195:ILE:N	2.84	0.40
25:BC:69:ASN:O	25:BC:70:LYS:C	2.59	0.40
5:CF:29:ILE:HG21	5:CF:64:VAL:CG1	2.49	0.40
5:CF:3:HIS:CE1	5:CF:94:HIS:HA	2.56	0.40
28:DP:85:VAL:O	28:DP:87:ARG:N	2.55	0.40
10:CK:60:PHE:CZ	6:CG:146:ALA:HB1	2.56	0.40
4:AE:37:VAL:HG12	4:AE:47:PHE:CB	2.51	0.40
18:AB:45:THR:HG23	18:AB:200:PRO:O	2.21	0.40
2:AC:137:VAL:HA	2:AC:148:ILE:CD1	2.51	0.40
2:AC:51:VAL:HG22	2:AC:52:SER:N	2.37	0.40
6:CG:15:PRO:HG2	6:CG:43:TYR:OH	2.21	0.40
47:DF:131:VAL:C	47:DF:133:GLU:N	2.73	0.40
8:AI:12:LYS:C	8:AI:14:SER:H	2.25	0.40
1:AA:923:A:O5'	1:AA:923:A:H8	2.05	0.40
4:CE:132:PRO:O	4:CE:133:ILE:C	2.60	0.40
48:BG:29:ASN:HD22	48:BG:30:GLY:N	2.19	0.40
12:AM:96:VAL:C	12:AM:98:GLY:H	2.24	0.40
29:BE:17:THR:C	29:BE:19:PHE:N	2.74	0.40
17:AT:24:ARG:HG3	17:AT:65:LEU:HD21	2.04	0.40
48:BG:88:LEU:HD12	48:BG:88:LEU:C	2.42	0.40
32:B4:15:LYS:O	32:B4:16:ILE:CB	2.69	0.40
32:B4:25:VAL:O	32:B4:26:ILE:HD13	2.21	0.40
1:AA:957:U:H3	1:AA:960:U:H5''	1.87	0.40
1:AA:957:U:N3	1:AA:960:U:OP2	2.52	0.40
5:AF:85:ILE:HG22	5:AF:86:ARG:H	1.87	0.40
26:BD:90:PHE:N	26:BD:94:GLN:OE1	2.53	0.40
2:CC:148:ILE:HA	2:CC:200:TRP:O	2.22	0.40
39:DX:17:GLU:O	39:DX:20:ASN:HB2	2.22	0.40
39:DX:28:LEU:HD22	39:DX:37:LEU:HD11	2.02	0.40
23:BB:2821:A:OP2	23:BB:2822:G:OP2	2.40	0.40

*Continued on next page...*

*Continued from previous page...*

Atom-1	Atom-2	Interatomic distance (Å)	Clash overlap (Å)
23:BB:479:A:O2'	23:BB:481:G:H5'	2.20	0.40
26:BD:102:ALA:C	26:BD:104:VAL:H	2.24	0.40
25:DC:4:LYS:CG	25:DC:5:CYS:H	2.32	0.40
1:CA:1332:A:H2'	1:CA:1333:A:O4'	2.21	0.40
17:CT:2:ASN:HD22	17:CT:3:ILE:HG13	1.86	0.40
23:DB:1869:G:N2	23:DB:1871:A:C8	2.90	0.40
35:DV:51:GLN:HA	35:DV:56:PHE:CD2	2.56	0.40
2:AC:182:ASP:O	2:AC:201:ILE:N	2.54	0.40
1:CA:844:G:H2'	1:CA:845:A:C8	2.47	0.40
23:BB:2389:G:H5''	23:BB:2390:U:O4'	2.21	0.40
42:BN:114:GLU:HG2	42:BN:115:LEU:O	2.21	0.40
1:CA:1085:U:H3'	1:CA:1086:U:C5	2.56	0.40
1:CA:1096:C:H2'	1:CA:1097:C:C6	2.56	0.40
1:CA:1098:C:H2'	1:CA:1099:G:O4'	2.22	0.40
42:DN:87:PHE:HZ	42:DN:115:LEU:HB3	1.87	0.40
42:DN:59:SER:C	42:DN:61:ALA:H	2.25	0.40
1:CA:723:U:H3'	1:CA:724:G:C5'	2.52	0.40
44:DQ:49:ARG:O	44:DQ:53:LYS:HE2	2.21	0.40
23:DB:2469:A:C2	23:DB:2482:A:H1'	2.57	0.40
23:DB:635:C:H2'	23:DB:636:G:H8	1.86	0.40
37:DL:111:ILE:CG2	37:DL:112:LEU:H	2.28	0.40
1:CA:1128:C:H4'	1:CA:1148:U:C2	2.57	0.40
46:DU:33:VAL:O	46:DU:63:ALA:HB1	2.22	0.40
40:DH:113:SER:HB3	40:DH:114:GLU:H	1.66	0.40
1:AA:35:G:H2'	1:AA:36:C:C6	2.56	0.40
23:BB:2025:C:H2'	23:BB:2026:U:C6	2.57	0.40
2:CC:133:MET:CE	2:CC:152:VAL:HG23	2.51	0.40
1:AA:57:G:N2	1:AA:388:G:C6	2.89	0.40
23:DB:458:G:O2'	23:DB:459:U:P	2.79	0.40
23:BB:744:U:H2'	23:BB:745:G:C8	2.56	0.40
1:CA:592:G:O2'	1:CA:593:U:H5'	2.21	0.40
1:CA:808:C:O2'	1:CA:809:G:H5'	2.21	0.40
1:CA:479:U:O2'	1:CA:480:U:H5'	2.22	0.40
3:CD:139:ASN:N	3:CD:181:PHE:O	2.53	0.40
6:CG:138:GLU:O	6:CG:139:ASP:C	2.60	0.40
37:DL:68:SER:C	37:DL:70:LYS:N	2.74	0.40
1:AA:570:G:H1'	1:AA:820:U:C4	2.56	0.40
23:DB:1794:A:O2'	23:DB:1795:C:H5'	2.22	0.40
51:BZ:21:ALA:HB3	51:BZ:23:ASN:HD21	1.85	0.40
17:CT:50:PHE:O	17:CT:53:MET:HG3	2.22	0.40
25:BC:129:LEU:HB3	25:BC:134:ILE:CG2	2.52	0.40

*Continued on next page...*

*Continued from previous page...*

Atom-1	Atom-2	Interatomic distance (Å)	Clash overlap (Å)
13:AP:39:PHE:CG	13:AP:40:ASN:N	2.89	0.40
23:BB:1301:A:N3	23:BB:1301:A:H2'	2.35	0.40
23:DB:817:C:O2'	23:DB:839:U:H5''	2.22	0.40
23:DB:2320:U:O2'	23:DB:2322:A:N7	2.48	0.40
2:AC:48:LYS:CD	2:AC:48:LYS:H	2.34	0.40
1:CA:1176:A:H2'	1:CA:1177:G:C8	2.56	0.40
23:DB:441:U:O2'	23:DB:442:G:H5'	2.22	0.40
23:BB:2651:C:H2'	23:BB:2652:C:H6	1.87	0.40
22:BA:65:U:C2'	22:BA:66:A:H5'	2.52	0.40
1:CA:143:A:O3'	1:CA:144:G:H8	2.04	0.40
22:DA:13:G:N2	22:DA:16:G:N3	2.69	0.40
1:AA:931:C:H2'	1:AA:932:C:C6	2.57	0.40
1:AA:419:C:O2'	1:AA:420:U:H5'	2.21	0.40
1:AA:1041:G:H2'	1:AA:1042:A:O4'	2.22	0.40
23:BB:2419:U:H2'	23:BB:2420:C:C6	2.57	0.40
21:AN:92:ILE:HG21	21:AN:95:LEU:CD2	2.52	0.40
22:DA:65:U:C2'	22:DA:66:A:H5'	2.52	0.40
43:DO:14:ALA:C	43:DO:16:ARG:N	2.74	0.40
23:DB:2294:G:P	43:DO:94:ARG:NH1	2.94	0.40
48:BG:123:GLU:C	48:BG:125:PRO:HD3	2.42	0.40
34:D3:7:ARG:HA	34:D3:7:ARG:HD2	1.89	0.40
24:DI:90:GLY:C	24:DI:91:LYS:HD2	2.41	0.40
1:CA:1011:C:H2'	1:CA:1012:A:C8	2.56	0.40
23:DB:1435:G:H2'	23:DB:1436:G:C8	2.56	0.40
32:D4:30:GLU:HA	32:D4:31:PRO:HD3	1.89	0.40
44:BQ:48:ASP:OD2	44:BQ:48:ASP:N	2.53	0.40
1:CA:1518:A:H2'	1:CA:1519:A:C8	2.57	0.40
1:CA:928:G:H2'	1:CA:929:G:C8	2.56	0.40
29:DE:153:LEU:HD12	29:DE:154:ASP:N	2.37	0.40
23:BB:1068:G:C6	23:BB:1069:A:N6	2.89	0.40
23:DB:1956:U:O2'	23:DB:1957:C:H5'	2.22	0.40
42:DN:119:SER:O	42:DN:120:GLU:HB2	2.21	0.40
23:DB:2285:C:H4'	23:DB:2288:A:N6	2.36	0.40
2:AC:109:GLU:O	2:AC:140:ALA:HA	2.20	0.40
26:BD:191:GLY:O	26:BD:192:ALA:HB3	2.22	0.40
42:BN:60:VAL:O	42:BN:60:VAL:HG12	2.21	0.40
1:CA:1533:C:H2'	1:CA:1533:C:O2	2.22	0.40
25:DC:142:ASN:CG	25:DC:142:ASN:O	2.59	0.40
1:AA:588:G:H2'	1:AA:588:G:N3	2.36	0.40
49:DR:47:VAL:HG12	49:DR:47:VAL:O	2.22	0.40
23:BB:1759:A:H2'	23:BB:1759:A:N3	2.37	0.40

*Continued on next page...*



*Continued from previous page...*

Atom-1	Atom-2	Interatomic distance (Å)	Clash overlap (Å)
23:BB:1942:C:H6	23:BB:1942:C:O5'	2.04	0.40
2:AC:142:ARG:C	2:AC:144:GLY:H	2.24	0.40
23:DB:2222:C:H4'	25:DC:184:GLU:OE2	2.22	0.40
18:CB:214:GLY:C	18:CB:216:VAL:N	2.73	0.40
50:DT:87:LEU:O	50:DT:88:LYS:O	2.39	0.40
12:AM:13:HIS:H	12:AM:16:ILE:CG2	2.34	0.40
23:BB:871:U:H4'	38:BM:68:PHE:CE2	2.57	0.40
52:DW:37:VAL:C	52:DW:38:ARG:HG2	2.42	0.40
44:DQ:108:LEU:HG	49:DR:48:LYS:HG2	2.02	0.40
49:DR:60:LYS:O	49:DR:98:ILE:HA	2.21	0.40
1:CA:1015:G:H2'	1:CA:1016:A:C8	2.56	0.40
51:BZ:53:ALA:O	51:BZ:55:GLY:N	2.46	0.40
12:CM:29:SER:CA	12:CM:32:ILE:HG22	2.43	0.40
8:AI:20:ILE:HG13	8:AI:62:LEU:CD1	2.48	0.40
44:BQ:87:VAL:HG12	44:BQ:88:GLU:N	2.36	0.40
23:DB:876:C:H5'	23:DB:877:A:O5'	2.21	0.40
21:CN:63:CYS:SG	21:CN:64:ARG:N	2.95	0.40
10:CK:126:ARG:HE	10:CK:126:ARG:CA	2.34	0.40
3:CD:24:VAL:CG1	3:CD:160:LEU:HB3	2.51	0.40
37:BL:90:VAL:HB	37:BL:122:VAL:CG1	2.47	0.40
32:D4:27:CYS:HB3	32:D4:33:HIS:HB2	2.03	0.40
32:D4:9:LYS:HD3	32:D4:9:LYS:C	2.42	0.40
23:BB:1062:G:H2'	23:BB:1063:G:H8	1.85	0.40
50:DT:32:LEU:H	50:DT:83:ALA:CB	2.34	0.40
23:DB:1060:U:O4	24:DI:131:THR:HG22	2.20	0.40
52:DW:61:LYS:HB3	52:DW:62:ALA:H	1.49	0.40
28:DP:111:GLU:CD	28:DP:111:GLU:N	2.75	0.40
23:BB:1251:C:OP2	44:BQ:9:ALA:HB2	2.22	0.40
4:AE:148:SER:HB2	4:AE:150:GLU:OE2	2.21	0.40
30:BY:9:THR:HB	30:BY:10:ARG:H	1.78	0.40
44:DQ:33:VAL:O	44:DQ:34:ALA:C	2.60	0.40
27:DK:25:LEU:HD12	27:DK:38:ILE:HB	2.03	0.40
23:BB:1198:U:O2'	44:BQ:3:VAL:HG13	2.22	0.40
47:DF:119:LYS:HA	47:DF:121:PHE:CE2	2.55	0.40
47:DF:121:PHE:CD2	47:DF:121:PHE:N	2.89	0.40
47:BF:11:VAL:O	47:BF:13:LYS:N	2.54	0.40
17:CT:61:ALA:CA	17:CT:67:HIS:H	2.34	0.40
50:BT:2:ILE:N	50:BT:2:ILE:HD13	2.36	0.40
32:B4:16:ILE:CG1	32:B4:25:VAL:HG22	2.51	0.40
1:AA:20:U:O2'	1:AA:21:G:H5'	2.21	0.40
27:BK:43:ILE:HG22	27:BK:46:ALA:HB2	2.04	0.40

*Continued on next page...*

*Continued from previous page...*

Atom-1	Atom-2	Interatomic distance (Å)	Clash overlap (Å)
23:DB:2391:G:HO2'	23:DB:2392:A:P	2.43	0.40
23:BB:948:C:H1'	23:BB:984:A:N3	2.37	0.40
50:DT:74:ILE:HG13	50:DT:75:GLY:H	1.87	0.40
18:CB:97:GLY:HA2	18:CB:174:GLU:OE2	2.22	0.40
23:BB:1341:G:H3'	23:BB:1397:U:O2	2.22	0.40
37:BL:91:ASP:HB2	37:BL:94:THR:HG23	2.03	0.40
23:BB:2850:A:O4'	23:BB:2868:A:H2	2.05	0.40
40:BH:62:LEU:HD13	40:BH:66:ASN:HB3	2.04	0.40
23:BB:192:C:H2'	23:BB:193:U:H5'	2.04	0.40
1:CA:389:A:H2'	1:CA:389:A:N3	2.36	0.40
4:AE:152:VAL:CG1	4:AE:156:ARG:HE	2.33	0.40
5:AF:81:ASN:O	5:AF:83:ALA:N	2.55	0.40
35:DV:75:GLN:CB	35:DV:90:ASP:HB2	2.52	0.40
16:CS:77:ARG:HB2	16:CS:78:THR:H	1.77	0.40
16:AS:48:ILE:HG22	16:AS:49:ALA:N	2.36	0.40
28:BP:104:GLY:O	28:BP:106:ALA:N	2.55	0.40
45:BS:89:ALA:O	45:BS:90:LYS:HB2	2.22	0.40
23:DB:616:A:H4'	29:DE:101:TYR:OH	2.21	0.40
1:CA:1258:G:N3	1:CA:1278:G:N2	2.70	0.40
29:BE:31:VAL:HG21	29:BE:104:ALA:HB2	2.04	0.40
4:AE:46:GLY:HA3	4:AE:70:MET:HG2	2.03	0.40
43:BO:100:HIS:HA	43:BO:104:GLN:HG3	2.03	0.40
23:DB:138:U:O2'	23:DB:140:C:C5'	2.70	0.40
42:BN:82:GLU:C	42:BN:84:GLY:H	2.25	0.40
1:CA:659:U:O2'	1:CA:660:C:H5'	2.22	0.40
23:BB:927:A:H2'	23:BB:928:A:O4'	2.22	0.40
23:BB:1589:U:H2'	23:BB:1590:A:H8	1.85	0.40
23:BB:1592:C:H2'	23:BB:1593:A:H8	1.87	0.40
32:D4:25:VAL:O	32:D4:26:ILE:HD13	2.22	0.40
46:DU:18:LYS:O	46:DU:20:LYS:N	2.54	0.40
39:BX:27:ASN:HD22	39:BX:27:ASN:HA	1.68	0.40
23:DB:216:A:H2'	23:DB:217:A:C8	2.55	0.40
23:BB:2773:C:H5'	26:BD:169:ARG:CB	2.49	0.40
23:BB:2357:G:H22	23:BB:2359:C:H3'	1.86	0.40
39:DX:22:LEU:O	39:DX:22:LEU:HD23	2.22	0.40
1:CA:1261:A:N7	1:CA:1274:A:H2	2.20	0.40
1:CA:54:C:H2'	1:CA:352:C:H41	1.86	0.40
1:AA:628:G:O2'	1:AA:629:A:H5'	2.21	0.40
41:BJ:101:ILE:O	41:BJ:104:ALA:HB3	2.21	0.40
37:BL:121:THR:CG2	37:BL:141:LYS:HB3	2.52	0.40
23:BB:458:G:O2'	23:BB:459:U:P	2.80	0.40

*Continued on next page...*

*Continued from previous page...*

Atom-1	Atom-2	Interatomic distance (Å)	Clash overlap (Å)
23:BB:648:G:O2'	23:BB:649:G:H5'	2.22	0.40
23:DB:2772:C:H2'	23:DB:2773:C:H6	1.87	0.40
23:DB:2606:C:O2'	23:DB:2607:G:H5'	2.21	0.40
1:AA:1346:A:N7	6:AG:9:ARG:NH2	2.70	0.40
23:BB:1050:A:C2	23:BB:1051:G:H1'	2.56	0.40
1:AA:1479:C:H2'	1:AA:1480:A:H8	1.87	0.40
23:DB:1147:A:O2'	23:DB:1148:U:H5'	2.21	0.40
48:BG:97:VAL:CB	48:BG:124:CYS:HB2	2.52	0.40
4:AE:56:PRO:O	4:AE:57:ALA:C	2.60	0.40
23:BB:350:G:H2'	23:BB:351:C:O4'	2.22	0.40
41:BJ:88:THR:HG23	41:BJ:91:GLU:HB2	2.03	0.40
15:AR:55:ALA:O	15:AR:58:ILE:HB	2.21	0.40
23:DB:1662:U:O2	23:DB:2687:U:H4'	2.21	0.40
23:DB:695:G:C6	23:DB:768:G:C6	3.10	0.40
31:B0:50:GLY:O	31:B0:51:ARG:C	2.60	0.40
23:DB:714:U:H3	23:DB:716:A:H3'	1.86	0.40
23:DB:1292:G:H2'	23:DB:1293:C:H6	1.86	0.40
23:DB:2758:A:O2'	23:DB:2759:G:H5'	2.22	0.40
4:AE:61:LYS:O	4:AE:65:LYS:HG2	2.21	0.40
29:BE:98:LYS:CE	29:BE:99:LYS:HG2	2.51	0.40
15:CR:34:GLU:N	15:CR:34:GLU:OE1	2.50	0.40
23:BB:104:A:H2'	23:BB:105:C:C6	2.56	0.40
1:CA:1456:A:H2'	1:CA:1457:G:O4'	2.21	0.40
29:BE:153:LEU:HD12	29:BE:154:ASP:N	2.36	0.40
23:BB:1987:A:H2'	23:BB:1988:G:C8	2.56	0.40
25:BC:237:ARG:O	25:BC:238:ASN:HB2	2.22	0.40
15:AR:19:GLU:HG3	15:AR:54:LEU:HD12	2.02	0.40
1:CA:528:C:H41	11:CL:45:ASN:CG	2.25	0.40
1:CA:529:G:O6	11:CL:45:ASN:HA	2.22	0.40
26:BD:146:ILE:HG13	26:BD:147:GLY:H	1.86	0.40
23:BB:1900:A:N1	23:BB:1970:A:C6	2.90	0.40
23:DB:179:C:H2'	23:DB:180:G:O4'	2.22	0.40
39:BX:10:SER:O	39:BX:11:VAL:C	2.59	0.40
1:CA:573:A:H2'	1:CA:574:A:C8	2.57	0.40
23:DB:1104:C:O5'	23:DB:1104:C:H6	2.04	0.40
5:CF:89:VAL:HG13	5:CF:89:VAL:O	2.21	0.40
1:AA:341:C:O2'	1:AA:342:C:H5'	2.22	0.40
1:AA:1171:A:O2'	1:AA:1172:C:H5'	2.21	0.40

There are no symmetry-related clashes.

## 5.3 Torsion angles

### 5.3.1 Protein backbone

In the following table, the Percentiles column shows the percent Ramachandran outliers of the chain as a percentile score with respect to all X-ray entries followed by that with respect to entries of similar resolution.

The Analysed column shows the number of residues for which the backbone conformation was analysed, and the total number of residues.

Mol	Chain	Analysed	Favoured	Allowed	Outliers	Percentiles	
2	AC	204/232 (88%)	112 (55%)	56 (28%)	36 (18%)	0	3
2	CC	204/232 (88%)	134 (66%)	48 (24%)	22 (11%)	0	11
3	AD	203/205 (99%)	133 (66%)	58 (29%)	12 (6%)	2	28
3	CD	203/205 (99%)	132 (65%)	58 (29%)	13 (6%)	2	26
4	AE	148/166 (89%)	109 (74%)	30 (20%)	9 (6%)	2	27
4	CE	148/166 (89%)	108 (73%)	31 (21%)	9 (6%)	2	27
5	AF	98/135 (73%)	62 (63%)	27 (28%)	9 (9%)	1	16
5	CF	98/135 (73%)	64 (65%)	25 (26%)	9 (9%)	1	16
6	AG	148/178 (83%)	98 (66%)	44 (30%)	6 (4%)	3	36
6	CG	150/178 (84%)	101 (67%)	36 (24%)	13 (9%)	1	17
7	AH	127/129 (98%)	86 (68%)	35 (28%)	6 (5%)	3	33
7	CH	127/129 (98%)	85 (67%)	36 (28%)	6 (5%)	3	33
8	AI	125/129 (97%)	84 (67%)	25 (20%)	16 (13%)	0	7
8	CI	125/129 (97%)	89 (71%)	30 (24%)	6 (5%)	3	32
9	AJ	96/103 (93%)	61 (64%)	18 (19%)	17 (18%)	0	3
9	CJ	96/103 (93%)	62 (65%)	21 (22%)	13 (14%)	0	6
10	AK	115/128 (90%)	85 (74%)	26 (23%)	4 (4%)	4	42
10	CK	115/128 (90%)	84 (73%)	25 (22%)	6 (5%)	2	31
11	AL	121/123 (98%)	71 (59%)	34 (28%)	16 (13%)	0	6
11	CL	121/123 (98%)	72 (60%)	33 (27%)	16 (13%)	0	6
12	AM	112/117 (96%)	69 (62%)	36 (32%)	7 (6%)	2	27
12	CM	111/117 (95%)	77 (69%)	23 (21%)	11 (10%)	1	13
13	AP	80/82 (98%)	53 (66%)	18 (22%)	9 (11%)	0	9
13	CP	78/82 (95%)	53 (68%)	19 (24%)	6 (8%)	1	20
14	AQ	78/83 (94%)	61 (78%)	14 (18%)	3 (4%)	4	39

*Continued on next page...*

*Continued from previous page...*

Mol	Chain	Analysed	Favoured	Allowed	Outliers	Percentiles		
14	CQ	79/83 (95%)	62 (78%)	15 (19%)	2 (2%)	7	48	
15	AR	53/74 (72%)	33 (62%)	17 (32%)	3 (6%)	2	28	
15	CR	53/74 (72%)	33 (62%)	16 (30%)	4 (8%)	1	21	
16	AS	77/91 (85%)	49 (64%)	21 (27%)	7 (9%)	1	16	
16	CS	78/91 (86%)	51 (65%)	20 (26%)	7 (9%)	1	16	
17	AT	83/86 (96%)	62 (75%)	16 (19%)	5 (6%)	2	27	
17	CT	83/86 (96%)	63 (76%)	14 (17%)	6 (7%)	1	22	
18	AB	216/240 (90%)	140 (65%)	53 (24%)	23 (11%)	0	11	
18	CB	216/240 (90%)	135 (62%)	59 (27%)	22 (10%)	1	13	
19	AU	49/70 (70%)	29 (59%)	13 (26%)	7 (14%)	0	5	
19	CU	49/70 (70%)	29 (59%)	15 (31%)	5 (10%)	1	13	
20	AO	86/89 (97%)	55 (64%)	24 (28%)	7 (8%)	1	18	
20	CO	86/89 (97%)	50 (58%)	29 (34%)	7 (8%)	1	18	
21	AN	92/100 (92%)	54 (59%)	29 (32%)	9 (10%)	1	14	
21	CN	92/100 (92%)	45 (49%)	31 (34%)	16 (17%)	0	4	
24	BI	139/141 (99%)	118 (85%)	16 (12%)	5 (4%)	4	41	
24	DI	139/141 (99%)	115 (83%)	19 (14%)	5 (4%)	4	41	
25	BC	269/272 (99%)	149 (55%)	68 (25%)	52 (19%)	0	3	
25	DC	269/272 (99%)	147 (55%)	70 (26%)	52 (19%)	0	3	
26	BD	207/209 (99%)	113 (55%)	58 (28%)	36 (17%)	0	4	
26	DD	207/209 (99%)	114 (55%)	58 (28%)	35 (17%)	0	4	
27	BK	119/123 (97%)	73 (61%)	24 (20%)	22 (18%)	0	3	
27	DK	119/123 (97%)	73 (61%)	25 (21%)	21 (18%)	0	3	
28	BP	112/114 (98%)	67 (60%)	28 (25%)	17 (15%)	0	5	
28	DP	112/114 (98%)	66 (59%)	31 (28%)	15 (13%)	0	6	
29	BE	199/201 (99%)	120 (60%)	49 (25%)	30 (15%)	0	5	
29	DE	199/201 (99%)	123 (62%)	47 (24%)	29 (15%)	0	5	
30	BY	56/58 (97%)	36 (64%)	16 (29%)	4 (7%)	1	23	
30	DY	56/58 (97%)	36 (64%)	14 (25%)	6 (11%)	0	11	
31	B0	54/56 (96%)	34 (63%)	10 (18%)	10 (18%)	0	3	
31	D0	54/56 (96%)	35 (65%)	9 (17%)	10 (18%)	0	3	

*Continued on next page...*

*Continued from previous page...*

Mol	Chain	Analysed	Favoured	Allowed	Outliers	Percentiles	
32	B4	36/38 (95%)	19 (53%)	13 (36%)	4 (11%)	0	10
32	D4	36/38 (95%)	19 (53%)	13 (36%)	4 (11%)	0	10
33	B1	48/54 (89%)	36 (75%)	8 (17%)	4 (8%)	1	18
33	D1	48/54 (89%)	35 (73%)	9 (19%)	4 (8%)	1	18
34	B3	62/64 (97%)	34 (55%)	20 (32%)	8 (13%)	0	7
34	D3	62/64 (97%)	35 (56%)	19 (31%)	8 (13%)	0	7
35	BV	92/94 (98%)	60 (65%)	25 (27%)	7 (8%)	1	20
35	DV	92/94 (98%)	61 (66%)	24 (26%)	7 (8%)	1	20
36	B2	44/46 (96%)	23 (52%)	16 (36%)	5 (11%)	0	9
36	D2	44/46 (96%)	23 (52%)	12 (27%)	9 (20%)	0	2
37	BL	141/144 (98%)	76 (54%)	37 (26%)	28 (20%)	0	2
37	DL	141/144 (98%)	76 (54%)	39 (28%)	26 (18%)	0	3
38	BM	134/136 (98%)	79 (59%)	39 (29%)	16 (12%)	0	8
38	DM	134/136 (98%)	82 (61%)	35 (26%)	17 (13%)	0	7
39	BX	61/63 (97%)	35 (57%)	20 (33%)	6 (10%)	1	14
39	DX	61/63 (97%)	35 (57%)	20 (33%)	6 (10%)	1	14
40	BH	147/149 (99%)	78 (53%)	42 (29%)	27 (18%)	0	3
40	DH	147/149 (99%)	91 (62%)	30 (20%)	26 (18%)	0	3
41	BJ	140/142 (99%)	85 (61%)	37 (26%)	18 (13%)	0	7
41	DJ	140/142 (99%)	85 (61%)	36 (26%)	19 (14%)	0	6
42	BN	118/127 (93%)	73 (62%)	33 (28%)	12 (10%)	1	13
42	DN	118/127 (93%)	74 (63%)	33 (28%)	11 (9%)	1	16
43	BO	114/117 (97%)	68 (60%)	28 (25%)	18 (16%)	0	5
43	DO	114/117 (97%)	66 (58%)	30 (26%)	18 (16%)	0	5
44	BQ	115/117 (98%)	76 (66%)	29 (25%)	10 (9%)	1	17
44	DQ	115/117 (98%)	76 (66%)	30 (26%)	9 (8%)	1	20
45	BS	108/110 (98%)	59 (55%)	34 (32%)	15 (14%)	0	6
45	DS	108/110 (98%)	60 (56%)	33 (31%)	15 (14%)	0	6
46	BU	100/103 (97%)	58 (58%)	25 (25%)	17 (17%)	0	4
46	DU	100/103 (97%)	57 (57%)	24 (24%)	19 (19%)	0	3
47	BF	176/178 (99%)	91 (52%)	51 (29%)	34 (19%)	0	3

*Continued on next page...*

*Continued from previous page...*

Mol	Chain	Analysed	Favoured	Allowed	Outliers	Percentiles	
47	DF	176/178 (99%)	93 (53%)	49 (28%)	34 (19%)	0	3
48	BG	174/176 (99%)	100 (58%)	42 (24%)	32 (18%)	0	3
48	DG	174/176 (99%)	101 (58%)	42 (24%)	31 (18%)	0	3
49	BR	101/103 (98%)	57 (56%)	26 (26%)	18 (18%)	0	3
49	DR	101/103 (98%)	58 (57%)	26 (26%)	17 (17%)	0	4
50	BT	91/100 (91%)	40 (44%)	40 (44%)	11 (12%)	0	8
50	DT	91/100 (91%)	41 (45%)	39 (43%)	11 (12%)	0	8
51	BZ	75/78 (96%)	53 (71%)	16 (21%)	6 (8%)	1	19
51	DZ	75/78 (96%)	54 (72%)	14 (19%)	7 (9%)	1	16
52	BW	77/84 (92%)	29 (38%)	24 (31%)	24 (31%)	0	0
52	DW	77/84 (92%)	27 (35%)	26 (34%)	24 (31%)	0	0
All	All	11241/11914 (94%)	6932 (62%)	2908 (26%)	1401 (12%)	0	8

All (1401) Ramachandran outliers are listed below:

Mol	Chain	Res	Type
2	AC	14	VAL
2	AC	19	SER
2	AC	26	LYS
2	AC	47	ALA
2	AC	54	ILE
2	AC	81	GLU
2	AC	100	ILE
2	AC	127	VAL
2	AC	130	ARG
2	AC	205	GLU
4	AE	20	VAL
6	AG	15	PRO
6	AG	112	ASP
7	AH	66	GLN
8	AI	8	THR
8	AI	71	ILE
8	AI	127	SER
9	AJ	57	VAL
9	AJ	99	GLN
11	AL	42	LYS
12	AM	14	ALA
12	AM	49	GLU

*Continued on next page...*

*Continued from previous page...*

Mol	Chain	Res	Type
12	AM	105	ALA
13	AP	44	SER
16	AS	66	VAL
18	AB	14	HIS
18	AB	15	PHE
18	AB	19	THR
18	AB	22	TRP
18	AB	41	ASN
18	AB	76	SER
18	AB	81	ASP
18	AB	209	VAL
19	AU	35	GLU
20	AO	21	ASP
21	AN	50	LEU
24	BI	18	ASN
25	BC	4	LYS
25	BC	51	ARG
25	BC	65	ASP
25	BC	68	ARG
25	BC	117	SER
25	BC	123	ILE
25	BC	135	PRO
25	BC	141	HIS
25	BC	145	MET
25	BC	202	ARG
25	BC	203	VAL
25	BC	254	LYS
26	BD	9	VAL
26	BD	74	GLU
26	BD	91	THR
26	BD	107	VAL
26	BD	122	VAL
26	BD	143	PRO
26	BD	170	VAL
26	BD	184	ARG
26	BD	189	VAL
27	BK	18	ARG
27	BK	35	VAL
27	BK	43	ILE
27	BK	72	PRO
27	BK	89	ASN
27	BK	120	PRO

*Continued on next page...*



*Continued from previous page...*

Mol	Chain	Res	Type
28	BP	25	VAL
28	BP	37	LYS
28	BP	50	ARG
28	BP	75	THR
28	BP	100	ARG
29	BE	7	ASP
29	BE	14	VAL
29	BE	45	ALA
29	BE	70	SER
29	BE	79	ARG
30	BY	2	LYS
31	B0	23	ALA
31	B0	42	ILE
31	B0	51	ARG
32	B4	37	GLN
33	B1	4	ILE
34	B3	29	ARG
34	B3	49	VAL
35	BV	75	GLN
37	BL	9	ALA
37	BL	81	ASP
37	BL	89	VAL
37	BL	94	THR
37	BL	100	ILE
37	BL	116	VAL
37	BL	143	GLU
38	BM	24	THR
38	BM	59	ARG
40	BH	3	VAL
40	BH	14	SER
40	BH	28	ASN
40	BH	32	PRO
40	BH	33	GLN
40	BH	122	LEU
41	BJ	4	PHE
41	BJ	41	LYS
41	BJ	44	TYR
41	BJ	45	THR
41	BJ	64	VAL
41	BJ	73	VAL
41	BJ	81	ILE
42	BN	11	ASN

*Continued on next page...*

*Continued from previous page...*

Mol	Chain	Res	Type
42	BN	13	ASN
43	BO	6	ALA
43	BO	8	ILE
43	BO	113	ALA
44	BQ	30	VAL
44	BQ	86	SER
45	BS	13	SER
45	BS	27	LYS
45	BS	61	ASN
46	BU	18	LYS
46	BU	42	LYS
46	BU	49	PRO
47	BF	11	VAL
47	BF	32	LYS
47	BF	70	ARG
47	BF	112	ASP
47	BF	135	ILE
47	BF	138	PRO
47	BF	149	ARG
48	BG	11	PRO
48	BG	83	THR
48	BG	85	LYS
48	BG	94	ARG
48	BG	117	PRO
48	BG	157	LYS
48	BG	170	THR
49	BR	53	PHE
49	BR	98	ILE
49	BR	99	THR
50	BT	16	VAL
50	BT	58	VAL
50	BT	88	LYS
51	BZ	33	LEU
51	BZ	70	GLU
51	BZ	77	LYS
52	BW	9	THR
52	BW	30	VAL
52	BW	50	VAL
52	BW	60	ALA
52	BW	61	LYS
52	BW	62	ALA
52	BW	77	LYS

*Continued on next page...*

*Continued from previous page...*

Mol	Chain	Res	Type
4	CE	20	VAL
7	CH	66	GLN
11	CL	42	LYS
13	CP	44	SER
19	CU	35	GLU
2	CC	19	SER
2	CC	54	ILE
2	CC	83	VAL
2	CC	100	ILE
2	CC	205	GLU
6	CG	3	ARG
6	CG	71	THR
8	CI	8	THR
8	CI	57	VAL
9	CJ	37	ARG
9	CJ	57	VAL
12	CM	46	GLU
12	CM	105	ALA
12	CM	111	PRO
21	CN	29	ILE
21	CN	50	LEU
21	CN	61	ASN
21	CN	75	LYS
21	CN	80	ARG
18	CB	15	PHE
18	CB	22	TRP
18	CB	49	PHE
18	CB	94	ARG
18	CB	121	GLN
18	CB	141	GLU
20	CO	29	VAL
24	DI	5	GLN
24	DI	18	ASN
25	DC	4	LYS
25	DC	51	ARG
25	DC	65	ASP
25	DC	68	ARG
25	DC	117	SER
25	DC	123	ILE
25	DC	135	PRO
25	DC	141	HIS
25	DC	145	MET

*Continued on next page...*

*Continued from previous page...*

Mol	Chain	Res	Type
25	DC	202	ARG
25	DC	203	VAL
25	DC	254	LYS
26	DD	9	VAL
26	DD	74	GLU
26	DD	91	THR
26	DD	107	VAL
26	DD	122	VAL
26	DD	143	PRO
26	DD	170	VAL
26	DD	184	ARG
26	DD	189	VAL
27	DK	18	ARG
27	DK	35	VAL
27	DK	43	ILE
27	DK	72	PRO
27	DK	89	ASN
27	DK	120	PRO
28	DP	25	VAL
28	DP	37	LYS
28	DP	50	ARG
28	DP	75	THR
28	DP	100	ARG
29	DE	7	ASP
29	DE	14	VAL
29	DE	45	ALA
29	DE	70	SER
30	DY	2	LYS
31	D0	17	SER
31	D0	23	ALA
31	D0	42	ILE
31	D0	51	ARG
32	D4	37	GLN
33	D1	4	ILE
34	D3	29	ARG
34	D3	49	VAL
35	DV	75	GLN
37	DL	9	ALA
37	DL	81	ASP
37	DL	89	VAL
37	DL	94	THR
37	DL	100	ILE

*Continued on next page...*

*Continued from previous page...*

Mol	Chain	Res	Type
37	DL	116	VAL
37	DL	143	GLU
38	DM	24	THR
38	DM	59	ARG
40	DH	3	VAL
40	DH	14	SER
40	DH	28	ASN
40	DH	32	PRO
40	DH	33	GLN
40	DH	110	VAL
40	DH	114	GLU
40	DH	148	ALA
41	DJ	4	PHE
41	DJ	41	LYS
41	DJ	44	TYR
41	DJ	45	THR
41	DJ	64	VAL
41	DJ	73	VAL
41	DJ	81	ILE
42	DN	11	ASN
42	DN	13	ASN
43	DO	6	ALA
43	DO	8	ILE
43	DO	113	ALA
44	DQ	30	VAL
44	DQ	86	SER
45	DS	13	SER
45	DS	27	LYS
45	DS	42	LYS
45	DS	61	ASN
46	DU	18	LYS
46	DU	42	LYS
46	DU	49	PRO
47	DF	11	VAL
47	DF	32	LYS
47	DF	70	ARG
47	DF	112	ASP
47	DF	135	ILE
47	DF	138	PRO
47	DF	148	VAL
47	DF	149	ARG
48	DG	9	VAL

*Continued on next page...*

*Continued from previous page...*

Mol	Chain	Res	Type
48	DG	11	PRO
48	DG	85	LYS
48	DG	94	ARG
48	DG	117	PRO
48	DG	157	LYS
49	DR	53	PHE
49	DR	98	ILE
49	DR	99	THR
50	DT	16	VAL
50	DT	58	VAL
50	DT	88	LYS
51	DZ	33	LEU
51	DZ	70	GLU
51	DZ	77	LYS
52	DW	9	THR
52	DW	30	VAL
52	DW	32	ALA
52	DW	50	VAL
52	DW	60	ALA
52	DW	61	LYS
52	DW	62	ALA
52	DW	77	LYS
2	AC	25	THR
2	AC	59	PRO
2	AC	83	VAL
2	AC	105	VAL
2	AC	116	ALA
2	AC	167	TYR
2	AC	180	ASP
3	AD	22	SER
3	AD	175	GLY
3	AD	178	GLU
4	AE	71	ILE
5	AF	48	ALA
5	AF	54	LEU
5	AF	62	MET
5	AF	82	ASP
5	AF	92	THR
8	AI	55	ASP
8	AI	106	ASP
8	AI	120	ALA
9	AJ	34	ALA

*Continued on next page...*

*Continued from previous page...*

Mol	Chain	Res	Type
9	AJ	36	VAL
9	AJ	51	VAL
9	AJ	56	HIS
10	AK	88	PRO
11	AL	13	ARG
11	AL	14	LYS
11	AL	23	LEU
11	AL	24	GLU
11	AL	71	HIS
11	AL	117	GLY
11	AL	122	LYS
12	AM	70	ARG
13	AP	49	GLY
13	AP	79	ASN
15	AR	43	ILE
16	AS	5	LYS
16	AS	77	ARG
17	AT	42	ASP
17	AT	70	LYS
17	AT	85	LEU
18	AB	18	GLN
18	AB	64	GLY
18	AB	94	ARG
18	AB	188	THR
18	AB	204	ASP
19	AU	34	ARG
19	AU	36	PHE
20	AO	34	ALA
20	AO	37	ASN
20	AO	76	ALA
21	AN	62	ARG
24	BI	14	ALA
24	BI	23	VAL
24	BI	64	ARG
25	BC	3	VAL
25	BC	34	GLU
25	BC	36	ASN
25	BC	37	SER
25	BC	52	HIS
25	BC	59	GLN
25	BC	62	ARG
25	BC	63	ILE

*Continued on next page...*

*Continued from previous page...*

Mol	Chain	Res	Type
25	BC	64	VAL
25	BC	70	LYS
25	BC	121	ALA
25	BC	140	VAL
25	BC	151	GLY
25	BC	189	ALA
25	BC	190	THR
25	BC	222	THR
25	BC	239	PHE
26	BD	10	GLY
26	BD	11	MET
26	BD	53	GLY
26	BD	93	GLY
26	BD	102	ALA
26	BD	118	PHE
26	BD	119	ALA
26	BD	121	THR
26	BD	145	SER
26	BD	159	LYS
26	BD	169	ARG
26	BD	174	SER
26	BD	182	ALA
27	BK	31	ARG
27	BK	110	GLU
28	BP	101	GLU
29	BE	12	LEU
29	BE	27	LEU
29	BE	42	GLY
29	BE	63	LYS
29	BE	81	GLY
29	BE	86	ALA
29	BE	166	LYS
30	BY	39	ASP
31	B0	17	SER
31	B0	54	ILE
32	B4	4	ARG
33	B1	51	ALA
34	B3	31	ILE
34	B3	58	ILE
35	BV	71	LYS
36	B2	5	PHE
36	B2	45	SER

*Continued on next page...*



*Continued from previous page...*

Mol	Chain	Res	Type
37	BL	15	ALA
37	BL	24	GLY
37	BL	28	GLY
37	BL	51	GLU
37	BL	62	PRO
37	BL	99	ASN
37	BL	111	ILE
38	BM	20	LEU
38	BM	69	PRO
39	BX	58	ASN
40	BH	7	ASP
40	BH	27	ARG
40	BH	67	ALA
40	BH	73	ASN
40	BH	89	LYS
40	BH	97	ARG
40	BH	125	THR
40	BH	144	VAL
41	BJ	5	THR
41	BJ	43	GLU
41	BJ	84	ILE
41	BJ	124	VAL
42	BN	68	ALA
42	BN	93	GLY
42	BN	100	CYS
43	BO	99	TYR
44	BQ	87	VAL
44	BQ	89	ILE
45	BS	3	THR
45	BS	25	ARG
45	BS	28	LYS
45	BS	41	LYS
45	BS	42	LYS
45	BS	96	ILE
46	BU	12	VAL
46	BU	19	GLY
46	BU	50	ALA
46	BU	92	VAL
47	BF	80	GLN
47	BF	87	LYS
47	BF	92	GLY
47	BF	136	ILE

*Continued on next page...*

*Continued from previous page...*

Mol	Chain	Res	Type
47	BF	148	VAL
48	BG	9	VAL
48	BG	84	LYS
48	BG	163	TYR
49	BR	7	SER
49	BR	16	GLU
49	BR	55	ASP
49	BR	79	ARG
50	BT	38	ALA
50	BT	39	THR
51	BZ	71	LEU
52	BW	14	ASP
52	BW	32	ALA
52	BW	34	SER
52	BW	36	ILE
52	BW	59	PHE
3	CD	22	SER
3	CD	175	GLY
3	CD	178	GLU
3	CD	192	ALA
4	CE	71	ILE
5	CF	48	ALA
5	CF	54	LEU
5	CF	62	MET
5	CF	92	THR
5	CF	95	ALA
10	CK	88	PRO
11	CL	13	ARG
11	CL	14	LYS
11	CL	23	LEU
11	CL	24	GLU
11	CL	71	HIS
11	CL	117	GLY
11	CL	122	LYS
13	CP	28	ARG
13	CP	49	GLY
15	CR	43	ILE
17	CT	42	ASP
17	CT	70	LYS
17	CT	85	LEU
19	CU	34	ARG
19	CU	36	PHE

*Continued on next page...*

*Continued from previous page...*

Mol	Chain	Res	Type
2	CC	25	THR
2	CC	26	LYS
2	CC	59	PRO
2	CC	72	PRO
2	CC	80	GLY
2	CC	94	ALA
2	CC	112	ALA
2	CC	166	TRP
2	CC	180	ASP
2	CC	192	TYR
6	CG	30	MET
6	CG	130	LYS
8	CI	91	GLU
9	CJ	34	ALA
9	CJ	36	VAL
9	CJ	61	ALA
9	CJ	92	LEU
12	CM	3	ILE
12	CM	6	ILE
21	CN	20	PHE
21	CN	27	LYS
21	CN	57	SER
16	CS	65	MET
16	CS	77	ARG
18	CB	9	LEU
18	CB	65	LYS
18	CB	87	ASP
18	CB	100	LEU
18	CB	163	ILE
20	CO	8	THR
20	CO	48	LYS
25	DC	3	VAL
25	DC	34	GLU
25	DC	36	ASN
25	DC	37	SER
25	DC	52	HIS
25	DC	59	GLN
25	DC	62	ARG
25	DC	63	ILE
25	DC	64	VAL
25	DC	121	ALA
25	DC	140	VAL

*Continued on next page...*

*Continued from previous page...*

Mol	Chain	Res	Type
25	DC	151	GLY
25	DC	189	ALA
25	DC	190	THR
25	DC	222	THR
25	DC	239	PHE
26	DD	10	GLY
26	DD	11	MET
26	DD	53	GLY
26	DD	93	GLY
26	DD	102	ALA
26	DD	118	PHE
26	DD	119	ALA
26	DD	121	THR
26	DD	145	SER
26	DD	159	LYS
26	DD	169	ARG
26	DD	174	SER
26	DD	182	ALA
26	DD	197	THR
27	DK	31	ARG
27	DK	110	GLU
28	DP	86	LYS
28	DP	101	GLU
29	DE	12	LEU
29	DE	27	LEU
29	DE	42	GLY
29	DE	63	LYS
29	DE	79	ARG
29	DE	86	ALA
29	DE	166	LYS
30	DY	39	ASP
32	D4	4	ARG
33	D1	51	ALA
34	D3	31	ILE
34	D3	58	ILE
35	DV	71	LYS
36	D2	5	PHE
36	D2	45	SER
37	DL	15	ALA
37	DL	24	GLY
37	DL	51	GLU
37	DL	62	PRO

*Continued on next page...*

*Continued from previous page...*

Mol	Chain	Res	Type
37	DL	99	ASN
37	DL	111	ILE
37	DL	138	ALA
38	DM	20	LEU
38	DM	69	PRO
39	DX	58	ASN
40	DH	7	ASP
40	DH	27	ARG
40	DH	40	THR
40	DH	85	GLY
40	DH	96	THR
41	DJ	3	THR
41	DJ	5	THR
41	DJ	43	GLU
41	DJ	84	ILE
42	DN	68	ALA
42	DN	93	GLY
42	DN	100	CYS
42	DN	101	GLY
43	DO	45	SER
43	DO	68	LYS
43	DO	99	TYR
43	DO	115	LEU
44	DQ	87	VAL
44	DQ	89	ILE
45	DS	3	THR
45	DS	25	ARG
45	DS	28	LYS
45	DS	41	LYS
45	DS	96	ILE
46	DU	12	VAL
46	DU	19	GLY
46	DU	50	ALA
46	DU	92	VAL
47	DF	42	ALA
47	DF	80	GLN
47	DF	87	LYS
47	DF	92	GLY
47	DF	136	ILE
48	DG	83	THR
48	DG	84	LYS
48	DG	163	TYR

*Continued on next page...*

*Continued from previous page...*

<b>Mol</b>	<b>Chain</b>	<b>Res</b>	<b>Type</b>
48	DG	170	THR
49	DR	7	SER
49	DR	16	GLU
49	DR	55	ASP
49	DR	70	GLU
49	DR	79	ARG
50	DT	38	ALA
50	DT	39	THR
51	DZ	35	SER
51	DZ	71	LEU
52	DW	14	ASP
52	DW	23	LYS
52	DW	29	SER
52	DW	34	SER
52	DW	36	ILE
52	DW	59	PHE
2	AC	104	GLU
2	AC	107	LYS
2	AC	113	LYS
2	AC	166	TRP
2	AC	178	ARG
2	AC	190	THR
3	AD	26	ALA
3	AD	27	ILE
3	AD	192	ALA
4	AE	146	MET
5	AF	85	ILE
5	AF	95	ALA
5	AF	98	GLU
6	AG	23	ALA
7	AH	72	GLU
8	AI	50	PRO
8	AI	82	ILE
8	AI	99	LYS
9	AJ	62	ARG
9	AJ	93	ALA
10	AK	14	GLN
11	AL	56	LEU
11	AL	72	ASN
12	AM	68	LEU
12	AM	98	GLY
12	AM	104	ASN

*Continued on next page...*

*Continued from previous page...*

Mol	Chain	Res	Type
13	AP	28	ARG
13	AP	52	LEU
14	AQ	16	MET
18	AB	75	ALA
18	AB	86	CYS
18	AB	99	MET
18	AB	128	LEU
19	AU	9	GLU
19	AU	37	TYR
20	AO	20	ASN
20	AO	36	ILE
21	AN	2	LYS
21	AN	27	LYS
21	AN	70	HIS
25	BC	15	VAL
25	BC	88	ALA
25	BC	109	LEU
25	BC	200	MET
25	BC	233	GLY
26	BD	31	ALA
26	BD	77	ARG
26	BD	106	LYS
26	BD	136	ASN
26	BD	167	ASN
26	BD	181	ASP
26	BD	195	GLY
26	BD	197	THR
27	BK	14	SER
27	BK	17	ARG
27	BK	30	ARG
27	BK	73	ASP
27	BK	90	ASN
28	BP	36	LYS
28	BP	86	LYS
29	BE	52	VAL
29	BE	123	LYS
29	BE	153	LEU
29	BE	188	MET
31	B0	45	ASP
32	B4	20	ASP
33	B1	50	GLU
35	BV	6	ALA

*Continued on next page...*

*Continued from previous page...*

Mol	Chain	Res	Type
37	BL	5	THR
37	BL	29	LYS
37	BL	36	LYS
37	BL	58	TYR
37	BL	138	ALA
38	BM	13	HIS
38	BM	43	ALA
38	BM	83	GLY
38	BM	134	THR
39	BX	9	LYS
39	BX	37	LEU
39	BX	45	GLN
40	BH	6	LEU
40	BH	11	ASN
40	BH	29	PHE
40	BH	31	VAL
40	BH	54	LEU
40	BH	83	LYS
40	BH	99	ILE
40	BH	131	SER
40	BH	140	ALA
41	BJ	2	LYS
41	BJ	3	THR
42	BN	71	ARG
42	BN	72	ASP
42	BN	98	LEU
42	BN	101	GLY
43	BO	45	SER
43	BO	51	ALA
43	BO	53	THR
43	BO	66	GLY
43	BO	68	LYS
43	BO	100	HIS
43	BO	115	LEU
44	BQ	91	ARG
45	BS	21	ALA
45	BS	46	LEU
46	BU	6	ARG
46	BU	82	VAL
46	BU	85	ARG
46	BU	101	THR
47	BF	18	GLU

*Continued on next page...*



*Continued from previous page...*

Mol	Chain	Res	Type
47	BF	42	ALA
47	BF	78	ILE
47	BF	93	GLU
47	BF	106	ALA
47	BF	122	ASP
47	BF	141	ASP
48	BG	2	ARG
48	BG	32	LEU
48	BG	61	TRP
48	BG	152	ARG
48	BG	164	ALA
49	BR	24	LYS
49	BR	43	ASN
49	BR	70	GLU
49	BR	83	TYR
51	BZ	35	SER
52	BW	23	LYS
52	BW	29	SER
52	BW	53	GLY
52	BW	69	GLU
52	BW	70	VAL
3	CD	26	ALA
3	CD	27	ILE
3	CD	42	ALA
3	CD	191	SER
4	CE	146	MET
5	CF	82	ASP
5	CF	85	ILE
5	CF	98	GLU
7	CH	72	GLU
10	CK	14	GLN
11	CL	56	LEU
11	CL	70	GLY
11	CL	72	ASN
13	CP	52	LEU
17	CT	46	ALA
19	CU	9	GLU
19	CU	37	TYR
2	CC	145	ALA
2	CC	167	TYR
6	CG	70	PRO
6	CG	129	ASN

*Continued on next page...*

*Continued from previous page...*

Mol	Chain	Res	Type
8	CI	26	LYS
9	CJ	62	ARG
12	CM	69	ARG
12	CM	104	ASN
21	CN	8	ARG
21	CN	62	ARG
16	CS	5	LYS
18	CB	18	GLN
18	CB	59	ILE
18	CB	63	LYS
18	CB	127	LYS
18	CB	128	LEU
18	CB	188	THR
20	CO	25	THR
20	CO	47	LYS
20	CO	50	HIS
24	DI	23	VAL
25	DC	15	VAL
25	DC	70	LYS
25	DC	88	ALA
25	DC	109	LEU
25	DC	200	MET
26	DD	31	ALA
26	DD	77	ARG
26	DD	106	LYS
26	DD	136	ASN
26	DD	167	ASN
26	DD	181	ASP
26	DD	195	GLY
27	DK	14	SER
27	DK	17	ARG
27	DK	30	ARG
27	DK	73	ASP
27	DK	90	ASN
28	DP	36	LYS
29	DE	52	VAL
29	DE	81	GLY
29	DE	84	THR
29	DE	97	ASN
29	DE	123	LYS
29	DE	153	LEU
29	DE	188	MET

*Continued on next page...*

*Continued from previous page...*

Mol	Chain	Res	Type
31	D0	45	ASP
31	D0	54	ILE
32	D4	16	ILE
32	D4	20	ASP
33	D1	50	GLU
34	D3	18	LYS
35	DV	6	ALA
36	D2	14	ARG
37	DL	5	THR
37	DL	28	GLY
37	DL	29	LYS
37	DL	54	GLN
37	DL	58	TYR
38	DM	43	ALA
38	DM	83	GLY
39	DX	37	LEU
39	DX	45	GLN
40	DH	6	LEU
40	DH	29	PHE
40	DH	31	VAL
40	DH	56	ALA
40	DH	109	GLU
40	DH	111	ALA
40	DH	120	GLY
41	DJ	2	LYS
41	DJ	124	VAL
42	DN	72	ASP
42	DN	98	LEU
43	DO	51	ALA
43	DO	53	THR
43	DO	89	ASP
43	DO	100	HIS
44	DQ	91	ARG
45	DS	21	ALA
45	DS	43	ALA
45	DS	46	LEU
46	DU	6	ARG
46	DU	82	VAL
46	DU	85	ARG
46	DU	101	THR
47	DF	18	GLU
47	DF	78	ILE

*Continued on next page...*

*Continued from previous page...*

Mol	Chain	Res	Type
47	DF	93	GLU
47	DF	106	ALA
47	DF	110	ILE
47	DF	122	ASP
47	DF	141	ASP
48	DG	2	ARG
48	DG	32	LEU
48	DG	61	TRP
48	DG	152	ARG
48	DG	164	ALA
49	DR	24	LYS
49	DR	43	ASN
49	DR	83	TYR
50	DT	29	THR
52	DW	69	GLU
52	DW	70	VAL
2	AC	3	LYS
2	AC	17	TRP
2	AC	23	ALA
2	AC	50	SER
2	AC	64	ARG
2	AC	109	GLU
2	AC	145	ALA
2	AC	165	GLU
2	AC	179	ALA
3	AD	42	ALA
3	AD	68	GLU
3	AD	191	SER
4	AE	77	ASN
6	AG	10	LYS
6	AG	92	PRO
8	AI	24	ASN
8	AI	25	GLY
8	AI	26	LYS
8	AI	80	HIS
9	AJ	16	ARG
9	AJ	42	LEU
9	AJ	74	VAL
9	AJ	75	ASP
10	AK	71	ASP
11	AL	70	GLY
13	AP	42	ILE

*Continued on next page...*

*Continued from previous page...*

Mol	Chain	Res	Type
13	AP	81	ALA
16	AS	13	HIS
17	AT	46	ALA
18	AB	73	ARG
18	AB	87	ASP
18	AB	107	ARG
18	AB	126	ASP
18	AB	205	ALA
21	AN	11	LYS
25	BC	29	PHE
25	BC	105	ALA
25	BC	196	ASN
25	BC	204	LEU
25	BC	209	ALA
25	BC	246	PRO
25	BC	250	GLN
26	BD	92	VAL
26	BD	109	VAL
26	BD	206	ALA
27	BK	26	GLY
27	BK	119	ALA
28	BP	31	VAL
28	BP	59	THR
28	BP	65	ASN
28	BP	76	HIS
28	BP	105	LYS
29	BE	6	LYS
29	BE	13	THR
29	BE	84	THR
29	BE	97	ASN
29	BE	183	PHE
30	BY	4	ILE
30	BY	9	THR
31	B0	19	ASP
31	B0	26	SER
32	B4	16	ILE
33	B1	36	LYS
34	B3	18	LYS
34	B3	22	LYS
34	B3	50	SER
35	BV	45	ASP
35	BV	67	GLY

*Continued on next page...*

*Continued from previous page...*

Mol	Chain	Res	Type
37	BL	3	LEU
37	BL	54	GLN
38	BM	42	THR
38	BM	65	ILE
38	BM	106	ASP
38	BM	116	ALA
39	BX	51	ALA
40	BH	12	LEU
40	BH	77	THR
40	BH	104	THR
41	BJ	25	LEU
41	BJ	47	HIS
41	BJ	128	ASN
43	BO	65	THR
43	BO	89	ASP
44	BQ	10	ARG
44	BQ	27	ARG
45	BS	18	ARG
45	BS	43	ALA
46	BU	16	LYS
46	BU	41	VAL
46	BU	54	PRO
47	BF	28	PRO
47	BF	36	ASN
47	BF	69	ALA
47	BF	110	ILE
47	BF	147	ARG
48	BG	28	LYS
48	BG	29	ASN
48	BG	31	GLU
48	BG	38	ASP
48	BG	93	TYR
48	BG	125	PRO
48	BG	151	ARG
49	BR	42	ALA
49	BR	52	PRO
50	BT	18	GLU
50	BT	29	THR
51	BZ	31	PRO
52	BW	28	GLU
52	BW	40	ARG
52	BW	56	HIS

*Continued on next page...*

*Continued from previous page...*

Mol	Chain	Res	Type
3	CD	68	GLU
4	CE	77	ASN
10	CK	71	ASP
11	CL	47	ALA
11	CL	74	GLN
13	CP	42	ILE
14	CQ	16	MET
2	CC	146	LYS
8	CI	67	LYS
9	CJ	15	HIS
9	CJ	75	ASP
9	CJ	91	ASP
9	CJ	93	ALA
12	CM	7	ASN
12	CM	20	SER
12	CM	71	GLU
21	CN	63	CYS
21	CN	86	ALA
16	CS	27	LYS
16	CS	53	GLY
18	CB	97	GLY
18	CB	124	THR
20	CO	18	ASP
25	DC	29	PHE
25	DC	105	ALA
25	DC	196	ASN
25	DC	204	LEU
25	DC	233	GLY
25	DC	246	PRO
25	DC	250	GLN
26	DD	92	VAL
26	DD	109	VAL
27	DK	26	GLY
27	DK	113	MET
27	DK	117	SER
27	DK	119	ALA
29	DE	6	LYS
29	DE	83	VAL
29	DE	133	LEU
29	DE	183	PHE
30	DY	4	ILE
30	DY	9	THR

*Continued on next page...*

*Continued from previous page...*

Mol	Chain	Res	Type
31	D0	19	ASP
31	D0	26	SER
33	D1	36	LYS
34	D3	22	LYS
34	D3	50	SER
35	DV	45	ASP
35	DV	67	GLY
37	DL	3	LEU
37	DL	36	LYS
38	DM	13	HIS
38	DM	42	THR
38	DM	65	ILE
38	DM	106	ASP
38	DM	116	ALA
38	DM	134	THR
39	DX	9	LYS
40	DH	11	ASN
40	DH	86	ASP
41	DJ	25	LEU
41	DJ	47	HIS
42	DN	71	ARG
43	DO	65	THR
43	DO	66	GLY
43	DO	77	ALA
44	DQ	10	ARG
44	DQ	27	ARG
45	DS	18	ARG
46	DU	16	LYS
46	DU	41	VAL
46	DU	51	LEU
46	DU	54	PRO
47	DF	28	PRO
47	DF	36	ASN
47	DF	62	GLN
47	DF	147	ARG
48	DG	28	LYS
48	DG	29	ASN
48	DG	31	GLU
48	DG	38	ASP
48	DG	125	PRO
48	DG	151	ARG
49	DR	42	ALA

*Continued on next page...*



*Continued from previous page...*

Mol	Chain	Res	Type
50	DT	11	LEU
51	DZ	31	PRO
52	DW	28	GLU
52	DW	40	ARG
52	DW	53	GLY
3	AD	31	CYS
8	AI	108	ARG
11	AL	47	ALA
11	AL	74	GLN
13	AP	46	LYS
16	AS	4	LEU
16	AS	64	GLU
17	AT	66	ILE
19	AU	17	ARG
19	AU	41	THR
21	AN	21	ALA
21	AN	67	GLY
25	BC	11	GLY
27	BK	4	GLU
27	BK	46	ALA
27	BK	113	MET
27	BK	117	SER
28	BP	113	LEU
29	BE	83	VAL
29	BE	133	LEU
29	BE	189	THR
31	B0	48	TYR
34	B3	6	VAL
35	BV	84	PRO
36	B2	14	ARG
36	B2	18	PHE
37	BL	84	LYS
38	BM	60	GLN
38	BM	72	PRO
38	BM	73	ILE
38	BM	95	LEU
41	BJ	129	GLU
41	BJ	134	ALA
42	BN	59	SER
42	BN	104	ALA
43	BO	47	VAL
43	BO	77	ALA

*Continued on next page...*

*Continued from previous page...*

Mol	Chain	Res	Type
46	BU	51	LEU
47	BF	12	VAL
47	BF	47	LYS
47	BF	132	ARG
47	BF	173	ASP
48	BG	16	VAL
48	BG	96	ALA
48	BG	97	VAL
48	BG	111	PRO
49	BR	101	ILE
50	BT	35	ALA
50	BT	55	VAL
52	BW	74	LYS
3	CD	31	CYS
7	CH	70	VAL
10	CK	125	LYS
17	CT	50	PHE
17	CT	66	ILE
2	CC	3	LYS
2	CC	21	TRP
6	CG	20	GLU
6	CG	64	ALA
6	CG	66	GLU
6	CG	151	ALA
9	CJ	56	HIS
9	CJ	74	VAL
12	CM	47	LEU
21	CN	26	LEU
21	CN	87	ALA
18	CB	99	MET
24	DI	6	ALA
24	DI	14	ALA
25	DC	11	GLY
25	DC	53	ILE
25	DC	209	ALA
25	DC	263	ASP
26	DD	173	GLN
26	DD	206	ALA
27	DK	46	ALA
28	DP	31	VAL
28	DP	59	THR
28	DP	76	HIS

*Continued on next page...*

*Continued from previous page...*

Mol	Chain	Res	Type
28	DP	105	LYS
29	DE	13	THR
29	DE	69	ARG
29	DE	189	THR
30	DY	51	SER
34	D3	6	VAL
35	DV	84	PRO
36	D2	18	PHE
36	D2	40	ALA
37	DL	41	ARG
37	DL	52	GLY
37	DL	103	ILE
38	DM	72	PRO
38	DM	73	ILE
38	DM	95	LEU
39	DX	51	ALA
40	DH	12	LEU
40	DH	121	VAL
41	DJ	128	ASN
41	DJ	129	GLU
42	DN	59	SER
42	DN	107	ASN
43	DO	47	VAL
44	DQ	39	ILE
46	DU	67	SER
47	DF	12	VAL
47	DF	69	ALA
47	DF	132	ARG
47	DF	145	VAL
47	DF	173	ASP
48	DG	16	VAL
48	DG	93	TYR
48	DG	96	ALA
48	DG	97	VAL
48	DG	111	PRO
48	DG	155	PRO
49	DR	23	GLU
49	DR	52	PRO
49	DR	101	ILE
50	DT	35	ALA
50	DT	55	VAL
50	DT	65	GLY

*Continued on next page...*

*Continued from previous page...*

Mol	Chain	Res	Type
52	DW	56	HIS
52	DW	74	LYS
2	AC	112	ALA
2	AC	143	LEU
7	AH	70	VAL
7	AH	91	LEU
8	AI	74	GLN
11	AL	84	GLY
13	AP	31	ARG
14	AQ	35	LYS
14	AQ	48	GLU
24	BI	49	GLU
25	BC	53	ILE
25	BC	149	LYS
25	BC	249	VAL
25	BC	251	THR
26	BD	162	ALA
26	BD	173	GLN
27	BK	3	GLN
28	BP	83	ILE
29	BE	69	ARG
29	BE	96	VAL
31	B0	46	GLY
37	BL	19	LEU
37	BL	101	ILE
37	BL	103	ILE
42	BN	10	LEU
44	BQ	32	ARG
44	BQ	39	ILE
45	BS	15	GLN
46	BU	5	ARG
47	BF	81	GLY
47	BF	145	VAL
48	BG	89	VAL
48	BG	112	VAL
48	BG	137	LYS
48	BG	155	PRO
49	BR	65	ALA
50	BT	67	VAL
52	BW	12	GLY
3	CD	182	LYS
4	CE	132	PRO

*Continued on next page...*

*Continued from previous page...*

Mol	Chain	Res	Type
7	CH	91	LEU
10	CK	124	LYS
13	CP	31	ARG
14	CQ	48	GLU
15	CR	46	THR
2	CC	14	VAL
21	CN	56	PRO
21	CN	66	THR
16	CS	34	SER
25	DC	249	VAL
25	DC	251	THR
27	DK	121	GLU
30	DY	34	THR
31	D0	48	TYR
36	D2	8	SER
36	D2	21	ARG
36	D2	25	LYS
37	DL	101	ILE
38	DM	56	ALA
38	DM	82	MET
40	DH	41	LYS
41	DJ	134	ALA
45	DS	15	GLN
46	DU	5	ARG
47	DF	81	GLY
48	DG	89	VAL
48	DG	112	VAL
50	DT	67	VAL
51	DZ	28	ARG
52	DW	12	GLY
52	DW	33	GLY
3	AD	86	GLY
4	AE	43	GLY
6	AG	54	GLY
11	AL	3	VAL
11	AL	43	LYS
25	BC	232	GLY
29	BE	148	ILE
37	BL	52	GLY
39	BX	11	VAL
40	BH	147	VAL
43	BO	101	GLY

*Continued on next page...*

*Continued from previous page...*

Mol	Chain	Res	Type
47	BF	84	ILE
48	BG	167	VAL
50	BT	65	GLY
3	CD	86	GLY
4	CE	43	GLY
4	CE	56	PRO
5	CF	89	VAL
7	CH	33	VAL
11	CL	43	LYS
11	CL	84	GLY
8	CI	25	GLY
25	DC	248	GLY
27	DK	93	GLN
28	DP	63	ILE
28	DP	83	ILE
29	DE	96	VAL
36	D2	9	VAL
39	DX	11	VAL
40	DH	88	GLY
45	DS	71	VAL
46	DU	24	VAL
48	DG	167	VAL
2	AC	56	ILE
2	AC	80	GLY
3	AD	107	GLY
4	AE	56	PRO
4	AE	135	VAL
5	AF	89	VAL
7	AH	33	VAL
9	AJ	8	ILE
16	AS	10	ILE
20	AO	82	ILE
25	BC	150	GLY
25	BC	243	PRO
25	BC	248	GLY
27	BK	93	GLN
28	BP	63	ILE
36	B2	9	VAL
37	BL	65	GLY
45	BS	71	VAL
46	BU	24	VAL
47	BF	88	VAL

*Continued on next page...*

*Continued from previous page...*

<b>Mol</b>	<b>Chain</b>	<b>Res</b>	<b>Type</b>
48	BG	20	GLY
52	BW	33	GLY
4	CE	133	ILE
7	CH	26	MET
11	CL	3	VAL
6	CG	131	GLY
16	CS	10	ILE
18	CB	28	PRO
25	DC	150	GLY
29	DE	148	ILE
31	D0	46	GLY
37	DL	90	VAL
47	DF	84	ILE
47	DF	88	VAL
49	DR	57	GLY
49	DR	64	VAL
52	DW	21	GLY
4	AE	132	PRO
7	AH	26	MET
8	AI	57	VAL
9	AJ	38	GLY
25	BC	227	VAL
29	BE	64	GLY
35	BV	37	PRO
37	BL	90	VAL
43	BO	49	VAL
49	BR	57	GLY
52	BW	21	GLY
4	CE	135	VAL
10	CK	112	VAL
2	CC	108	PRO
6	CG	18	GLY
25	DC	232	GLY
25	DC	243	PRO
26	DD	194	PRO
29	DE	64	GLY
35	DV	37	PRO
43	DO	28	VAL
48	DG	20	GLY
9	AJ	33	GLY
9	AJ	78	GLU
10	AK	112	VAL

*Continued on next page...*

*Continued from previous page...*

Mol	Chain	Res	Type
15	AR	38	ILE
18	AB	66	ILE
21	AN	71	GLY
27	BK	103	VAL
29	BE	59	PRO
29	BE	177	PRO
44	BQ	7	VAL
49	BR	64	VAL
49	BR	69	GLY
3	CD	107	GLY
6	CG	92	PRO
25	DC	227	VAL
27	DK	103	VAL
29	DE	59	PRO
43	DO	49	VAL
43	DO	101	GLY
44	DQ	7	VAL
46	DU	10	VAL
4	AE	108	GLY
9	AJ	41	PRO
15	AR	25	ILE
25	BC	7	PRO
26	BD	194	PRO
28	BP	4	ILE
43	BO	28	VAL
47	BF	137	PHE
47	BF	140	ILE
15	CR	25	ILE
15	CR	38	ILE
18	CB	98	GLY
25	DC	7	PRO
28	DP	4	ILE
41	DJ	8	PRO
47	DF	137	PHE
47	DF	140	ILE

### 5.3.2 Protein sidechains ⓘ

In the following table, the Percentiles column shows the percent sidechain outliers of the chain as a percentile score with respect to all X-ray entries followed by that with respect to entries of similar resolution.

The Analysed column shows the number of residues for which the sidechain conformation was



analysed, and the total number of residues.

Mol	Chain	Analysed	Rotameric	Outliers	Percentiles	
2	AC	170/189 (90%)	139 (82%)	31 (18%)	2	16
2	CC	170/189 (90%)	134 (79%)	36 (21%)	1	10
3	AD	172/172 (100%)	145 (84%)	27 (16%)	3	23
3	CD	172/172 (100%)	146 (85%)	26 (15%)	3	25
4	AE	113/125 (90%)	93 (82%)	20 (18%)	2	17
4	CE	113/125 (90%)	93 (82%)	20 (18%)	2	17
5	AF	87/116 (75%)	76 (87%)	11 (13%)	5	31
5	CF	87/116 (75%)	75 (86%)	12 (14%)	4	29
6	AG	123/146 (84%)	102 (83%)	21 (17%)	2	19
6	CG	125/146 (86%)	98 (78%)	27 (22%)	1	10
7	AH	104/104 (100%)	95 (91%)	9 (9%)	13	49
7	CH	104/104 (100%)	95 (91%)	9 (9%)	13	49
8	AI	105/106 (99%)	78 (74%)	27 (26%)	0	6
8	CI	105/106 (99%)	79 (75%)	26 (25%)	1	7
9	AJ	86/90 (96%)	73 (85%)	13 (15%)	3	25
9	CJ	86/90 (96%)	72 (84%)	14 (16%)	3	21
10	AK	90/98 (92%)	73 (81%)	17 (19%)	2	14
10	CK	90/98 (92%)	73 (81%)	17 (19%)	2	14
11	AL	103/103 (100%)	87 (84%)	16 (16%)	3	24
11	CL	103/103 (100%)	87 (84%)	16 (16%)	3	24
12	AM	92/95 (97%)	72 (78%)	20 (22%)	1	10
12	CM	91/95 (96%)	75 (82%)	16 (18%)	2	18
13	AP	65/65 (100%)	61 (94%)	4 (6%)	23	62
13	CP	65/65 (100%)	61 (94%)	4 (6%)	23	62
14	AQ	74/77 (96%)	63 (85%)	11 (15%)	4	25
14	CQ	75/77 (97%)	63 (84%)	12 (16%)	3	22
15	AR	48/64 (75%)	41 (85%)	7 (15%)	4	26
15	CR	48/64 (75%)	40 (83%)	8 (17%)	3	20
16	AS	70/78 (90%)	49 (70%)	21 (30%)	0	4
16	CS	71/78 (91%)	51 (72%)	20 (28%)	0	4
17	AT	65/65 (100%)	51 (78%)	14 (22%)	1	10

*Continued on next page...*

*Continued from previous page...*

Mol	Chain	Analysed	Rotameric	Outliers	Percentiles	
17	CT	65/65 (100%)	51 (78%)	14 (22%)	1	10
18	AB	180/198 (91%)	141 (78%)	39 (22%)	1	10
18	CB	180/198 (91%)	133 (74%)	47 (26%)	0	6
19	AU	44/60 (73%)	31 (70%)	13 (30%)	0	4
19	CU	44/60 (73%)	32 (73%)	12 (27%)	0	5
20	AO	76/77 (99%)	65 (86%)	11 (14%)	4	26
20	CO	76/77 (99%)	61 (80%)	15 (20%)	1	13
21	AN	79/83 (95%)	63 (80%)	16 (20%)	1	12
21	CN	79/83 (95%)	64 (81%)	15 (19%)	2	14
24	BI	109/109 (100%)	108 (99%)	1 (1%)	84	93
24	DI	109/109 (100%)	103 (94%)	6 (6%)	27	66
25	BC	216/217 (100%)	180 (83%)	36 (17%)	3	20
25	DC	216/217 (100%)	181 (84%)	35 (16%)	3	22
26	BD	164/164 (100%)	134 (82%)	30 (18%)	2	16
26	DD	164/164 (100%)	133 (81%)	31 (19%)	2	14
27	BK	102/104 (98%)	76 (74%)	26 (26%)	1	6
27	DK	102/104 (98%)	78 (76%)	24 (24%)	1	8
28	BP	99/99 (100%)	77 (78%)	22 (22%)	1	10
28	DP	99/99 (100%)	77 (78%)	22 (22%)	1	10
29	BE	165/165 (100%)	143 (87%)	22 (13%)	5	30
29	DE	165/165 (100%)	143 (87%)	22 (13%)	5	30
30	BY	48/48 (100%)	39 (81%)	9 (19%)	2	15
30	DY	48/48 (100%)	39 (81%)	9 (19%)	2	15
31	B0	47/47 (100%)	36 (77%)	11 (23%)	1	8
31	D0	47/47 (100%)	37 (79%)	10 (21%)	1	10
32	B4	34/34 (100%)	30 (88%)	4 (12%)	6	35
32	D4	34/34 (100%)	31 (91%)	3 (9%)	12	48
33	B1	45/48 (94%)	39 (87%)	6 (13%)	5	30
33	D1	45/48 (94%)	39 (87%)	6 (13%)	5	30
34	B3	51/51 (100%)	45 (88%)	6 (12%)	6	35
34	D3	51/51 (100%)	45 (88%)	6 (12%)	6	35

*Continued on next page...*

*Continued from previous page...*

Mol	Chain	Analysed	Rotameric	Outliers	Percentiles	
35	BV	78/78 (100%)	64 (82%)	14 (18%)	2	17
35	DV	78/78 (100%)	64 (82%)	14 (18%)	2	17
36	B2	38/38 (100%)	32 (84%)	6 (16%)	3	23
36	D2	38/38 (100%)	33 (87%)	5 (13%)	5	30
37	BL	102/103 (99%)	89 (87%)	13 (13%)	5	31
37	DL	102/103 (99%)	90 (88%)	12 (12%)	6	35
38	BM	109/109 (100%)	86 (79%)	23 (21%)	1	11
38	DM	109/109 (100%)	86 (79%)	23 (21%)	1	11
39	BX	55/55 (100%)	43 (78%)	12 (22%)	1	10
39	DX	55/55 (100%)	45 (82%)	10 (18%)	2	16
40	BH	114/114 (100%)	81 (71%)	33 (29%)	0	4
40	DH	114/114 (100%)	89 (78%)	25 (22%)	1	10
41	BJ	116/116 (100%)	95 (82%)	21 (18%)	2	16
41	DJ	116/116 (100%)	96 (83%)	20 (17%)	2	19
42	BN	100/103 (97%)	87 (87%)	13 (13%)	5	31
42	DN	100/103 (97%)	87 (87%)	13 (13%)	5	31
43	BO	86/87 (99%)	72 (84%)	14 (16%)	3	21
43	DO	86/87 (99%)	72 (84%)	14 (16%)	3	21
44	BQ	89/89 (100%)	74 (83%)	15 (17%)	2	20
44	DQ	89/89 (100%)	74 (83%)	15 (17%)	2	20
45	BS	93/93 (100%)	80 (86%)	13 (14%)	4	28
45	DS	93/93 (100%)	80 (86%)	13 (14%)	4	28
46	BU	83/84 (99%)	69 (83%)	14 (17%)	2	20
46	DU	83/84 (99%)	69 (83%)	14 (17%)	2	20
47	BF	149/149 (100%)	117 (78%)	32 (22%)	1	10
47	DF	149/149 (100%)	116 (78%)	33 (22%)	1	10
48	BG	137/137 (100%)	112 (82%)	25 (18%)	2	16
48	DG	137/137 (100%)	112 (82%)	25 (18%)	2	16
49	BR	84/84 (100%)	71 (84%)	13 (16%)	3	24
49	DR	84/84 (100%)	73 (87%)	11 (13%)	5	30
50	BT	80/84 (95%)	59 (74%)	21 (26%)	0	6

*Continued on next page...*

*Continued from previous page...*

Mol	Chain	Analysed	Rotameric	Outliers	Percentiles	
50	DT	80/84 (95%)	60 (75%)	20 (25%)	1	7
51	BZ	67/68 (98%)	53 (79%)	14 (21%)	1	11
51	DZ	67/68 (98%)	53 (79%)	14 (21%)	1	11
52	BW	59/62 (95%)	42 (71%)	17 (29%)	0	4
52	DW	59/62 (95%)	42 (71%)	17 (29%)	0	4
All	All	9333/9700 (96%)	7661 (82%)	1672 (18%)	2	17

All (1672) residues with a non-rotameric sidechain are listed below:

Mol	Chain	Res	Type
2	AC	2	GLN
2	AC	13	ILE
2	AC	15	LYS
2	AC	17	TRP
2	AC	19	SER
2	AC	27	GLU
2	AC	40	GLN
2	AC	41	TYR
2	AC	48	LYS
2	AC	62	SER
2	AC	66	THR
2	AC	69	THR
2	AC	78	LYS
2	AC	79	LYS
2	AC	87	ARG
2	AC	96	VAL
2	AC	101	ASN
2	AC	105	VAL
2	AC	110	LEU
2	AC	113	LYS
2	AC	118	SER
2	AC	126	ARG
2	AC	128	MET
2	AC	139	ASN
2	AC	152	VAL
2	AC	155	ARG
2	AC	168	ARG
2	AC	171	ARG
2	AC	172	VAL
2	AC	183	TYR

*Continued on next page...*

*Continued from previous page...*

Mol	Chain	Res	Type
2	AC	184	ASN
3	AD	2	ARG
3	AD	12	ARG
3	AD	18	LEU
3	AD	25	ARG
3	AD	27	ILE
3	AD	28	ASP
3	AD	34	GLU
3	AD	46	ARG
3	AD	49	ASP
3	AD	55	ARG
3	AD	87	GLU
3	AD	104	MET
3	AD	106	PHE
3	AD	114	ARG
3	AD	118	SER
3	AD	146	GLU
3	AD	147	LYS
3	AD	158	LEU
3	AD	160	LEU
3	AD	176	LYS
3	AD	189	ASP
3	AD	190	LEU
3	AD	196	GLU
3	AD	197	HIS
3	AD	198	LEU
3	AD	199	ILE
3	AD	200	VAL
4	AE	14	LEU
4	AE	23	THR
4	AE	30	PHE
4	AE	45	VAL
4	AE	51	LYS
4	AE	60	GLN
4	AE	61	LYS
4	AE	63	MET
4	AE	68	ARG
4	AE	72	ASN
4	AE	77	ASN
4	AE	81	GLN
4	AE	92	ARG
4	AE	115	GLU

*Continued on next page...*

*Continued from previous page...*

Mol	Chain	Res	Type
4	AE	123	LEU
4	AE	125	LYS
4	AE	127	TYR
4	AE	144	GLU
4	AE	147	ASN
4	AE	156	ARG
5	AF	6	ILE
5	AF	16	GLU
5	AF	54	LEU
5	AF	56	LYS
5	AF	62	MET
5	AF	69	GLU
5	AF	73	GLU
5	AF	86	ARG
5	AF	96	VAL
5	AF	97	THR
5	AF	100	SER
6	AG	5	VAL
6	AG	6	ILE
6	AG	8	GLN
6	AG	11	ILE
6	AG	12	LEU
6	AG	16	LYS
6	AG	21	LEU
6	AG	29	LEU
6	AG	55	LYS
6	AG	57	GLU
6	AG	58	LEU
6	AG	59	GLU
6	AG	68	VAL
6	AG	72	VAL
6	AG	89	GLU
6	AG	94	ARG
6	AG	96	ASN
6	AG	117	LEU
6	AG	124	SER
6	AG	138	GLU
6	AG	143	MET
7	AH	24	VAL
7	AH	53	ASP
7	AH	54	THR
7	AH	55	LYS

*Continued on next page...*

*Continued from previous page...*

Mol	Chain	Res	Type
7	AH	72	GLU
7	AH	82	LEU
7	AH	100	ILE
7	AH	105	THR
7	AH	113	ARG
8	AI	12	LYS
8	AI	13	SER
8	AI	14	SER
8	AI	26	LYS
8	AI	30	ASN
8	AI	31	GLN
8	AI	36	GLN
8	AI	37	TYR
8	AI	42	THR
8	AI	45	MET
8	AI	46	VAL
8	AI	62	LEU
8	AI	67	LYS
8	AI	87	MET
8	AI	89	TYR
8	AI	90	ASP
8	AI	91	GLU
8	AI	94	ARG
8	AI	99	LYS
8	AI	105	ARG
8	AI	106	ASP
8	AI	109	GLN
8	AI	112	ARG
8	AI	122	ARG
8	AI	123	ARG
8	AI	126	PHE
8	AI	128	LYS
9	AJ	15	HIS
9	AJ	17	LEU
9	AJ	19	ASP
9	AJ	32	THR
9	AJ	60	ASP
9	AJ	64	GLN
9	AJ	75	ASP
9	AJ	80	THR
9	AJ	81	GLU
9	AJ	83	THR

*Continued on next page...*

*Continued from previous page...*

Mol	Chain	Res	Type
9	AJ	88	MET
9	AJ	92	LEU
9	AJ	102	LEU
10	AK	26	PHE
10	AK	28	ASN
10	AK	34	THR
10	AK	35	ASP
10	AK	52	ARG
10	AK	69	CYS
10	AK	75	GLU
10	AK	80	ASN
10	AK	84	MET
10	AK	100	ASN
10	AK	105	ARG
10	AK	106	ILE
10	AK	110	THR
10	AK	115	ILE
10	AK	117	HIS
10	AK	118	ASN
10	AK	127	ARG
11	AL	9	LYS
11	AL	14	LYS
11	AL	17	LYS
11	AL	28	GLN
11	AL	35	ARG
11	AL	43	LYS
11	AL	48	LEU
11	AL	49	ARG
11	AL	86	VAL
11	AL	87	LYS
11	AL	93	ARG
11	AL	95	HIS
11	AL	96	THR
11	AL	107	LYS
11	AL	108	ASP
11	AL	122	LYS
12	AM	2	ARG
12	AM	16	ILE
12	AM	26	LYS
12	AM	28	ARG
12	AM	44	ILE
12	AM	45	SER

*Continued on next page...*



*Continued from previous page...*

<b>Mol</b>	<b>Chain</b>	<b>Res</b>	<b>Type</b>
12	AM	46	GLU
12	AM	47	LEU
12	AM	57	ASP
12	AM	62	PHE
12	AM	67	ASP
12	AM	71	GLU
12	AM	77	LYS
12	AM	89	ARG
12	AM	91	ARG
12	AM	92	ARG
12	AM	96	VAL
12	AM	99	GLN
12	AM	101	THR
12	AM	102	LYS
13	AP	8	ARG
13	AP	28	ARG
13	AP	45	GLU
13	AP	51	ARG
14	AQ	5	ARG
14	AQ	6	THR
14	AQ	15	LYS
14	AQ	27	PHE
14	AQ	39	ARG
14	AQ	48	GLU
14	AQ	60	ILE
14	AQ	66	LEU
14	AQ	74	LEU
14	AQ	79	GLU
14	AQ	80	LYS
15	AR	23	LYS
15	AR	30	ASN
15	AR	38	ILE
15	AR	42	ARG
15	AR	46	THR
15	AR	71	ASP
15	AR	72	ARG
16	AS	2	ARG
16	AS	4	LEU
16	AS	5	LYS
16	AS	10	ILE
16	AS	11	ASP
16	AS	14	LEU

*Continued on next page...*

*Continued from previous page...*

Mol	Chain	Res	Type
16	AS	20	LYS
16	AS	26	ASP
16	AS	27	LYS
16	AS	28	LYS
16	AS	33	TRP
16	AS	34	SER
16	AS	36	ARG
16	AS	38	THR
16	AS	40	PHE
16	AS	47	THR
16	AS	54	ARG
16	AS	59	VAL
16	AS	64	GLU
16	AS	70	LEU
16	AS	76	THR
17	AT	2	ASN
17	AT	4	LYS
17	AT	13	SER
17	AT	14	GLU
17	AT	35	TYR
17	AT	43	LYS
17	AT	51	ASN
17	AT	52	GLU
17	AT	53	MET
17	AT	59	ARG
17	AT	67	HIS
17	AT	69	ASN
17	AT	73	ARG
17	AT	79	THR
18	AB	8	MET
18	AB	14	HIS
18	AB	18	GLN
18	AB	23	ASN
18	AB	31	PHE
18	AB	38	HIS
18	AB	41	ASN
18	AB	42	LEU
18	AB	43	GLU
18	AB	46	VAL
18	AB	48	MET
18	AB	61	SER
18	AB	62	ARG

*Continued on next page...*

*Continued from previous page...*

Mol	Chain	Res	Type
18	AB	67	LEU
18	AB	68	PHE
18	AB	73	ARG
18	AB	80	LYS
18	AB	81	ASP
18	AB	84	LEU
18	AB	88	GLN
18	AB	94	ARG
18	AB	95	TRP
18	AB	100	LEU
18	AB	104	LYS
18	AB	107	ARG
18	AB	125	PHE
18	AB	127	LYS
18	AB	131	LYS
18	AB	146	SER
18	AB	160	LEU
18	AB	169	HIS
18	AB	183	PHE
18	AB	187	ASP
18	AB	188	THR
18	AB	196	ASP
18	AB	202	ASN
18	AB	203	ASP
18	AB	213	LEU
18	AB	221	ARG
19	AU	7	GLU
19	AU	11	PHE
19	AU	15	LEU
19	AU	16	ARG
19	AU	18	PHE
19	AU	19	LYS
19	AU	20	ARG
19	AU	22	CYS
19	AU	24	LYS
19	AU	33	ARG
19	AU	34	ARG
19	AU	36	PHE
19	AU	44	ARG
20	AO	15	PHE
20	AO	17	ARG
20	AO	20	ASN

*Continued on next page...*

*Continued from previous page...*

Mol	Chain	Res	Type
20	AO	32	LEU
20	AO	33	THR
20	AO	40	GLN
20	AO	42	HIS
20	AO	66	LEU
20	AO	70	LEU
20	AO	77	ARG
20	AO	88	ARG
21	AN	19	TYR
21	AN	20	PHE
21	AN	30	ILE
21	AN	44	VAL
21	AN	47	LEU
21	AN	48	GLN
21	AN	49	THR
21	AN	50	LEU
21	AN	52	ARG
21	AN	53	ASP
21	AN	59	GLN
21	AN	65	GLN
21	AN	74	ARG
21	AN	80	ARG
21	AN	84	ARG
21	AN	100	TRP
24	BI	96	LYS
25	BC	5	CYS
25	BC	9	SER
25	BC	12	ARG
25	BC	35	LYS
25	BC	43	ASN
25	BC	45	ASN
25	BC	62	ARG
25	BC	63	ILE
25	BC	65	ASP
25	BC	66	PHE
25	BC	69	ASN
25	BC	71	ASP
25	BC	82	TYR
25	BC	86	ARG
25	BC	100	ARG
25	BC	113	ASP
25	BC	123	ILE

*Continued on next page...*

*Continued from previous page...*

Mol	Chain	Res	Type
25	BC	134	ILE
25	BC	152	GLN
25	BC	155	ARG
25	BC	166	ARG
25	BC	173	LEU
25	BC	176	ARG
25	BC	180	MET
25	BC	181	ARG
25	BC	186	ASP
25	BC	188	ARG
25	BC	191	LEU
25	BC	201	LEU
25	BC	224	MET
25	BC	239	PHE
25	BC	245	THR
25	BC	249	VAL
25	BC	251	THR
25	BC	255	LYS
25	BC	269	ARG
26	BD	1	MET
26	BD	11	MET
26	BD	13	ARG
26	BD	17	GLU
26	BD	33	ARG
26	BD	36	GLN
26	BD	40	LEU
26	BD	46	ARG
26	BD	52	THR
26	BD	55	LYS
26	BD	58	ASN
26	BD	62	LYS
26	BD	81	GLU
26	BD	82	PHE
26	BD	84	LEU
26	BD	91	THR
26	BD	98	VAL
26	BD	106	LYS
26	BD	108	ASP
26	BD	118	PHE
26	BD	128	ARG
26	BD	131	ASP
26	BD	138	LEU

*Continued on next page...*

*Continued from previous page...*

Mol	Chain	Res	Type
26	BD	141	ARG
26	BD	148	GLN
26	BD	154	LYS
26	BD	159	LYS
26	BD	183	GLU
26	BD	201	LEU
26	BD	204	LYS
27	BK	6	THR
27	BK	18	ARG
27	BK	19	VAL
27	BK	21	CYS
27	BK	25	LEU
27	BK	32	TYR
27	BK	37	ASP
27	BK	38	ILE
27	BK	47	ILE
27	BK	52	VAL
27	BK	54	LYS
27	BK	65	THR
27	BK	66	LYS
27	BK	72	PRO
27	BK	73	ASP
27	BK	79	PHE
27	BK	86	LEU
27	BK	88	ASN
27	BK	97	THR
27	BK	104	THR
27	BK	105	ARG
27	BK	107	LEU
27	BK	108	ARG
27	BK	111	LYS
27	BK	113	MET
27	BK	120	PRO
28	BP	3	ILE
28	BP	6	GLN
28	BP	19	PHE
28	BP	20	ARG
28	BP	25	VAL
28	BP	33	GLU
28	BP	43	GLU
28	BP	52	ARG
28	BP	58	PHE

*Continued on next page...*

*Continued from previous page...*

Mol	Chain	Res	Type
28	BP	59	THR
28	BP	61	ARG
28	BP	65	ASN
28	BP	80	VAL
28	BP	83	ILE
28	BP	84	SER
28	BP	95	LYS
28	BP	99	LEU
28	BP	100	ARG
28	BP	101	GLU
28	BP	111	GLU
28	BP	112	ARG
28	BP	114	ASN
29	BE	5	LEU
29	BE	6	LYS
29	BE	7	ASP
29	BE	9	GLN
29	BE	13	THR
29	BE	16	GLU
29	BE	17	THR
29	BE	24	ASN
29	BE	58	LYS
29	BE	61	ARG
29	BE	62	GLN
29	BE	63	LYS
29	BE	78	TRP
29	BE	108	ILE
29	BE	112	LEU
29	BE	118	LEU
29	BE	122	GLU
29	BE	123	LYS
29	BE	144	GLU
29	BE	145	ASP
29	BE	147	LEU
29	BE	198	GLU
30	BY	2	LYS
30	BY	6	ILE
30	BY	10	ARG
30	BY	15	ARG
30	BY	23	LEU
30	BY	24	LEU
30	BY	37	ARG

*Continued on next page...*

*Continued from previous page...*

Mol	Chain	Res	Type
30	BY	43	ILE
30	BY	53	MET
31	B0	5	ASN
31	B0	26	SER
31	B0	27	LEU
31	B0	28	SER
31	B0	35	GLU
31	B0	37	HIS
31	B0	38	LEU
31	B0	41	HIS
31	B0	45	ASP
31	B0	47	TYR
31	B0	51	ARG
32	B4	3	VAL
32	B4	9	LYS
32	B4	24	ARG
32	B4	35	GLN
33	B1	6	GLU
33	B1	8	ILE
33	B1	9	LYS
33	B1	16	THR
33	B1	31	GLU
33	B1	35	LEU
34	B3	7	ARG
34	B3	14	LYS
34	B3	18	LYS
34	B3	56	LEU
34	B3	57	VAL
34	B3	58	ILE
35	BV	11	GLU
35	BV	18	ARG
35	BV	24	ASN
35	BV	34	LYS
35	BV	40	ILE
35	BV	42	LEU
35	BV	51	GLN
35	BV	53	LYS
35	BV	68	LYS
35	BV	70	ILE
35	BV	75	GLN
35	BV	82	TYR
35	BV	87	GLN

*Continued on next page...*



*Continued from previous page...*

<b>Mol</b>	<b>Chain</b>	<b>Res</b>	<b>Type</b>
35	BV	90	ASP
36	B2	3	ARG
36	B2	4	THR
36	B2	22	MET
36	B2	34	ARG
36	B2	39	ARG
36	B2	46	LYS
37	BL	4	ASN
37	BL	19	LEU
37	BL	21	ARG
37	BL	46	VAL
37	BL	64	PHE
37	BL	69	ARG
37	BL	91	ASP
37	BL	92	LEU
37	BL	94	THR
37	BL	95	LEU
37	BL	118	THR
37	BL	122	VAL
37	BL	123	ARG
38	BM	1	MET
38	BM	20	LEU
38	BM	25	ASP
38	BM	42	THR
38	BM	46	ILE
38	BM	50	ARG
38	BM	55	ARG
38	BM	59	ARG
38	BM	60	GLN
38	BM	63	ILE
38	BM	65	ILE
38	BM	70	ASP
38	BM	75	GLU
38	BM	78	LEU
38	BM	81	ARG
38	BM	82	MET
38	BM	88	ASN
38	BM	90	GLU
38	BM	93	VAL
38	BM	110	GLU
38	BM	111	GLU
38	BM	115	GLU

*Continued on next page...*

*Continued from previous page...*

Mol	Chain	Res	Type
38	BM	131	VAL
39	BX	2	LYS
39	BX	7	ARG
39	BX	16	THR
39	BX	17	GLU
39	BX	20	ASN
39	BX	21	LEU
39	BX	22	LEU
39	BX	25	GLN
39	BX	37	LEU
39	BX	57	LEU
39	BX	58	ASN
39	BX	59	GLU
40	BH	1	MET
40	BH	3	VAL
40	BH	12	LEU
40	BH	15	LEU
40	BH	17	ASP
40	BH	25	TYR
40	BH	28	ASN
40	BH	43	ASN
40	BH	44	ILE
40	BH	50	ARG
40	BH	54	LEU
40	BH	55	GLU
40	BH	57	LYS
40	BH	62	LEU
40	BH	66	ASN
40	BH	68	ARG
40	BH	70	GLU
40	BH	71	LYS
40	BH	73	ASN
40	BH	87	GLU
40	BH	89	LYS
40	BH	90	LEU
40	BH	98	ASP
40	BH	103	VAL
40	BH	104	THR
40	BH	109	GLU
40	BH	110	VAL
40	BH	112	LYS
40	BH	116	ARG

*Continued on next page...*

*Continued from previous page...*

Mol	Chain	Res	Type
40	BH	128	HIS
40	BH	130	VAL
40	BH	135	HIS
40	BH	146	VAL
41	BJ	2	LYS
41	BJ	3	THR
41	BJ	5	THR
41	BJ	12	LYS
41	BJ	21	THR
41	BJ	31	GLU
41	BJ	43	GLU
41	BJ	44	TYR
41	BJ	50	THR
41	BJ	54	ILE
41	BJ	65	THR
41	BJ	72	LYS
41	BJ	73	VAL
41	BJ	95	ARG
41	BJ	106	LYS
41	BJ	108	MET
41	BJ	124	VAL
41	BJ	129	GLU
41	BJ	131	ASN
41	BJ	136	GLN
41	BJ	140	LEU
42	BN	2	ARG
42	BN	3	HIS
42	BN	11	ASN
42	BN	22	ARG
42	BN	33	ILE
42	BN	35	LYS
42	BN	46	ARG
42	BN	51	LEU
42	BN	57	THR
42	BN	69	ARG
42	BN	100	CYS
42	BN	114	GLU
42	BN	120	GLU
43	BO	3	LYS
43	BO	9	ARG
43	BO	21	LEU
43	BO	31	THR

*Continued on next page...*

*Continued from previous page...*

<b>Mol</b>	<b>Chain</b>	<b>Res</b>	<b>Type</b>
43	BO	33	ARG
43	BO	35	ILE
43	BO	43	ASN
43	BO	46	GLU
43	BO	78	VAL
43	BO	84	GLU
43	BO	98	GLN
43	BO	104	GLN
43	BO	106	LEU
43	BO	116	GLN
44	BQ	5	ARG
44	BQ	10	ARG
44	BQ	13	HIS
44	BQ	14	LYS
44	BQ	19	GLN
44	BQ	29	ARG
44	BQ	48	ASP
44	BQ	59	LEU
44	BQ	69	ARG
44	BQ	79	ILE
44	BQ	83	LYS
44	BQ	88	GLU
44	BQ	90	ASP
44	BQ	96	ASP
44	BQ	105	PHE
45	BS	1	MET
45	BS	6	LYS
45	BS	17	VAL
45	BS	18	ARG
45	BS	22	ASP
45	BS	36	LEU
45	BS	40	ASN
45	BS	66	ILE
45	BS	72	THR
45	BS	84	ARG
45	BS	86	MET
45	BS	88	ARG
45	BS	101	SER
46	BU	7	ASP
46	BU	11	ILE
46	BU	18	LYS
46	BU	26	ASN

*Continued on next page...*

*Continued from previous page...*

Mol	Chain	Res	Type
46	BU	35	VAL
46	BU	45	GLN
46	BU	46	LYS
46	BU	51	LEU
46	BU	60	LYS
46	BU	73	ASN
46	BU	78	LYS
46	BU	85	ARG
46	BU	87	GLU
46	BU	102	ILE
47	BF	2	LYS
47	BF	9	ASP
47	BF	18	GLU
47	BF	29	ARG
47	BF	35	LEU
47	BF	49	LEU
47	BF	50	ASP
47	BF	56	LEU
47	BF	62	GLN
47	BF	66	ILE
47	BF	68	LYS
47	BF	76	PHE
47	BF	91	ARG
47	BF	93	GLU
47	BF	94	ARG
47	BF	97	GLU
47	BF	100	GLU
47	BF	111	ARG
47	BF	121	PHE
47	BF	129	MET
47	BF	134	GLN
47	BF	137	PHE
47	BF	138	PRO
47	BF	141	ASP
47	BF	142	TYR
47	BF	143	ASP
47	BF	146	ASP
47	BF	147	ARG
47	BF	149	ARG
47	BF	156	THR
47	BF	177	ARG
47	BF	178	LYS

*Continued on next page...*

*Continued from previous page...*

Mol	Chain	Res	Type
48	BG	14	VAL
48	BG	17	LYS
48	BG	19	ASN
48	BG	26	LYS
48	BG	29	ASN
48	BG	31	GLU
48	BG	34	ARG
48	BG	36	LEU
48	BG	46	ASP
48	BG	50	THR
48	BG	54	ARG
48	BG	68	ARG
48	BG	84	LYS
48	BG	85	LYS
48	BG	86	LEU
48	BG	94	ARG
48	BG	120	ILE
48	BG	123	GLU
48	BG	138	GLN
48	BG	148	ARG
48	BG	162	ARG
48	BG	166	GLU
48	BG	167	VAL
48	BG	169	ARG
48	BG	176	LYS
49	BR	5	PHE
49	BR	12	HIS
49	BR	19	THR
49	BR	22	LEU
49	BR	27	ILE
49	BR	39	LEU
49	BR	41	ILE
49	BR	48	LYS
49	BR	53	PHE
49	BR	66	HIS
49	BR	70	GLU
49	BR	72	VAL
49	BR	99	THR
50	BT	2	ILE
50	BT	3	ARG
50	BT	4	GLU
50	BT	6	ARG

*Continued on next page...*

*Continued from previous page...*

Mol	Chain	Res	Type
50	BT	9	LYS
50	BT	11	LEU
50	BT	12	ARG
50	BT	22	THR
50	BT	29	THR
50	BT	32	LEU
50	BT	50	LEU
50	BT	54	GLU
50	BT	61	LEU
50	BT	64	LYS
50	BT	68	LYS
50	BT	69	ARG
50	BT	73	ARG
50	BT	76	ARG
50	BT	79	ASP
50	BT	87	LEU
50	BT	92	ASN
51	BZ	4	VAL
51	BZ	13	VAL
51	BZ	27	ARG
51	BZ	28	ARG
51	BZ	29	PHE
51	BZ	30	LEU
51	BZ	33	LEU
51	BZ	37	ARG
51	BZ	46	PHE
51	BZ	49	LEU
51	BZ	60	ASP
51	BZ	65	ASP
51	BZ	77	LYS
51	BZ	78	TYR
52	BW	10	ARG
52	BW	16	GLU
52	BW	18	LYS
52	BW	19	ARG
52	BW	23	LYS
52	BW	24	ARG
52	BW	25	PHE
52	BW	31	LEU
52	BW	38	ARG
52	BW	39	GLN
52	BW	40	ARG

*Continued on next page...*

*Continued from previous page...*

Mol	Chain	Res	Type
52	BW	44	PHE
52	BW	50	VAL
52	BW	61	LYS
52	BW	75	ASN
52	BW	76	ARG
52	BW	77	LYS
3	CD	2	ARG
3	CD	12	ARG
3	CD	18	LEU
3	CD	25	ARG
3	CD	27	ILE
3	CD	28	ASP
3	CD	34	GLU
3	CD	46	ARG
3	CD	49	ASP
3	CD	55	ARG
3	CD	87	GLU
3	CD	104	MET
3	CD	106	PHE
3	CD	114	ARG
3	CD	146	GLU
3	CD	147	LYS
3	CD	158	LEU
3	CD	160	LEU
3	CD	176	LYS
3	CD	189	ASP
3	CD	190	LEU
3	CD	196	GLU
3	CD	197	HIS
3	CD	198	LEU
3	CD	199	ILE
3	CD	200	VAL
4	CE	14	LEU
4	CE	23	THR
4	CE	30	PHE
4	CE	45	VAL
4	CE	51	LYS
4	CE	60	GLN
4	CE	61	LYS
4	CE	63	MET
4	CE	68	ARG
4	CE	72	ASN

*Continued on next page...*



*Continued from previous page...*

Mol	Chain	Res	Type
4	CE	77	ASN
4	CE	81	GLN
4	CE	92	ARG
4	CE	115	GLU
4	CE	123	LEU
4	CE	125	LYS
4	CE	127	TYR
4	CE	144	GLU
4	CE	147	ASN
4	CE	156	ARG
5	CF	6	ILE
5	CF	16	GLU
5	CF	54	LEU
5	CF	56	LYS
5	CF	62	MET
5	CF	69	GLU
5	CF	72	ASP
5	CF	73	GLU
5	CF	86	ARG
5	CF	96	VAL
5	CF	97	THR
5	CF	100	SER
7	CH	24	VAL
7	CH	25	THR
7	CH	53	ASP
7	CH	54	THR
7	CH	55	LYS
7	CH	72	GLU
7	CH	82	LEU
7	CH	100	ILE
7	CH	113	ARG
10	CK	26	PHE
10	CK	28	ASN
10	CK	34	THR
10	CK	35	ASP
10	CK	52	ARG
10	CK	69	CYS
10	CK	75	GLU
10	CK	80	ASN
10	CK	84	MET
10	CK	100	ASN
10	CK	105	ARG

*Continued on next page...*

*Continued from previous page...*

Mol	Chain	Res	Type
10	CK	106	ILE
10	CK	110	THR
10	CK	115	ILE
10	CK	117	HIS
10	CK	118	ASN
10	CK	127	ARG
11	CL	9	LYS
11	CL	14	LYS
11	CL	17	LYS
11	CL	28	GLN
11	CL	35	ARG
11	CL	43	LYS
11	CL	48	LEU
11	CL	49	ARG
11	CL	86	VAL
11	CL	87	LYS
11	CL	93	ARG
11	CL	95	HIS
11	CL	96	THR
11	CL	107	LYS
11	CL	108	ASP
11	CL	122	LYS
13	CP	8	ARG
13	CP	28	ARG
13	CP	45	GLU
13	CP	51	ARG
14	CQ	5	ARG
14	CQ	6	THR
14	CQ	8	GLN
14	CQ	15	LYS
14	CQ	27	PHE
14	CQ	39	ARG
14	CQ	48	GLU
14	CQ	60	ILE
14	CQ	66	LEU
14	CQ	74	LEU
14	CQ	79	GLU
14	CQ	80	LYS
15	CR	23	LYS
15	CR	30	ASN
15	CR	38	ILE
15	CR	42	ARG

*Continued on next page...*

*Continued from previous page...*

Mol	Chain	Res	Type
15	CR	46	THR
15	CR	71	ASP
15	CR	72	ARG
15	CR	73	HIS
17	CT	2	ASN
17	CT	4	LYS
17	CT	13	SER
17	CT	14	GLU
17	CT	35	TYR
17	CT	43	LYS
17	CT	51	ASN
17	CT	52	GLU
17	CT	53	MET
17	CT	59	ARG
17	CT	67	HIS
17	CT	69	ASN
17	CT	73	ARG
17	CT	79	THR
19	CU	11	PHE
19	CU	15	LEU
19	CU	16	ARG
19	CU	18	PHE
19	CU	19	LYS
19	CU	20	ARG
19	CU	22	CYS
19	CU	24	LYS
19	CU	33	ARG
19	CU	34	ARG
19	CU	36	PHE
19	CU	44	ARG
2	CC	2	GLN
2	CC	10	ARG
2	CC	13	ILE
2	CC	17	TRP
2	CC	20	THR
2	CC	27	GLU
2	CC	31	ASN
2	CC	39	ARG
2	CC	44	LYS
2	CC	48	LYS
2	CC	50	SER
2	CC	56	ILE

*Continued on next page...*

*Continued from previous page...*

Mol	Chain	Res	Type
2	CC	61	LYS
2	CC	63	ILE
2	CC	78	LYS
2	CC	86	LEU
2	CC	88	LYS
2	CC	104	GLU
2	CC	106	ARG
2	CC	107	LYS
2	CC	109	GLU
2	CC	117	ASP
2	CC	120	THR
2	CC	126	ARG
2	CC	128	MET
2	CC	130	ARG
2	CC	138	GLN
2	CC	143	LEU
2	CC	156	LEU
2	CC	165	GLU
2	CC	168	ARG
2	CC	175	HIS
2	CC	186	SER
2	CC	192	TYR
2	CC	201	ILE
2	CC	205	GLU
6	CG	2	ARG
6	CG	11	ILE
6	CG	12	LEU
6	CG	21	LEU
6	CG	26	VAL
6	CG	47	GLU
6	CG	55	LYS
6	CG	56	SER
6	CG	59	GLU
6	CG	62	GLU
6	CG	67	ASN
6	CG	75	LYS
6	CG	78	ARG
6	CG	91	ARG
6	CG	93	VAL
6	CG	94	ARG
6	CG	96	ASN
6	CG	105	GLU

*Continued on next page...*

*Continued from previous page...*

Mol	Chain	Res	Type
6	CG	108	ARG
6	CG	109	LYS
6	CG	112	ASP
6	CG	115	MET
6	CG	124	SER
6	CG	128	GLU
6	CG	134	VAL
6	CG	137	ARG
6	CG	152	HIS
8	CI	3	ASN
8	CI	11	ARG
8	CI	13	SER
8	CI	27	ILE
8	CI	30	ASN
8	CI	35	GLU
8	CI	42	THR
8	CI	44	ARG
8	CI	45	MET
8	CI	46	VAL
8	CI	56	MET
8	CI	58	GLU
8	CI	59	LYS
8	CI	60	LEU
8	CI	62	LEU
8	CI	65	THR
8	CI	67	LYS
8	CI	74	GLN
8	CI	80	HIS
8	CI	93	LEU
8	CI	96	GLU
8	CI	108	ARG
8	CI	109	GLN
8	CI	114	LYS
8	CI	123	ARG
8	CI	129	ARG
9	CJ	24	GLU
9	CJ	37	ARG
9	CJ	47	GLU
9	CJ	64	GLN
9	CJ	72	ARG
9	CJ	73	LEU
9	CJ	78	GLU

*Continued on next page...*

*Continued from previous page...*

Mol	Chain	Res	Type
9	CJ	80	THR
9	CJ	81	GLU
9	CJ	82	LYS
9	CJ	89	ARG
9	CJ	90	LEU
9	CJ	92	LEU
9	CJ	99	GLN
12	CM	2	ARG
12	CM	8	ILE
12	CM	22	TYR
12	CM	38	ILE
12	CM	40	GLU
12	CM	41	ASP
12	CM	43	LYS
12	CM	47	LEU
12	CM	54	THR
12	CM	55	LEU
12	CM	57	ASP
12	CM	64	VAL
12	CM	65	GLU
12	CM	91	ARG
12	CM	97	ARG
12	CM	106	ARG
21	CN	15	LEU
21	CN	41	TRP
21	CN	45	LEU
21	CN	47	LEU
21	CN	49	THR
21	CN	50	LEU
21	CN	52	ARG
21	CN	55	SER
21	CN	58	ARG
21	CN	63	CYS
21	CN	64	ARG
21	CN	65	GLN
21	CN	76	PHE
21	CN	81	ILE
21	CN	96	LYS
16	CS	2	ARG
16	CS	4	LEU
16	CS	5	LYS
16	CS	10	ILE

*Continued on next page...*

*Continued from previous page...*

Mol	Chain	Res	Type
16	CS	12	LEU
16	CS	13	HIS
16	CS	15	LEU
16	CS	23	GLU
16	CS	26	ASP
16	CS	27	LYS
16	CS	28	LYS
16	CS	36	ARG
16	CS	38	THR
16	CS	39	ILE
16	CS	47	THR
16	CS	56	HIS
16	CS	59	VAL
16	CS	60	PHE
16	CS	64	GLU
16	CS	65	MET
18	CB	8	MET
18	CB	9	LEU
18	CB	19	THR
18	CB	22	TRP
18	CB	23	ASN
18	CB	27	LYS
18	CB	35	ASN
18	CB	42	LEU
18	CB	43	GLU
18	CB	44	LYS
18	CB	46	VAL
18	CB	50	ASN
18	CB	57	ASN
18	CB	58	LYS
18	CB	62	ARG
18	CB	72	LYS
18	CB	84	LEU
18	CB	86	CYS
18	CB	92	ASN
18	CB	93	HIS
18	CB	95	TRP
18	CB	103	TRP
18	CB	104	LYS
18	CB	113	LEU
18	CB	121	GLN
18	CB	122	ASP

*Continued on next page...*

*Continued from previous page...*

Mol	Chain	Res	Type
18	CB	126	ASP
18	CB	127	LYS
18	CB	136	ARG
18	CB	137	THR
18	CB	144	GLU
18	CB	152	ASP
18	CB	160	LEU
18	CB	163	ILE
18	CB	166	ASP
18	CB	169	HIS
18	CB	176	ASN
18	CB	178	LEU
18	CB	187	ASP
18	CB	193	ASP
18	CB	196	ASP
18	CB	198	VAL
18	CB	199	ILE
18	CB	210	THR
18	CB	211	LEU
18	CB	212	TYR
18	CB	221	ARG
20	CO	4	SER
20	CO	6	GLU
20	CO	18	ASP
20	CO	33	THR
20	CO	35	GLN
20	CO	37	ASN
20	CO	53	ARG
20	CO	54	ARG
20	CO	59	MET
20	CO	62	GLN
20	CO	64	ARG
20	CO	66	LEU
20	CO	70	LEU
20	CO	71	LYS
20	CO	88	ARG
24	DI	2	LYS
24	DI	54	ILE
24	DI	91	LYS
24	DI	99	LYS
24	DI	121	ILE
24	DI	140	GLU

*Continued on next page...*



*Continued from previous page...*

Mol	Chain	Res	Type
25	DC	5	CYS
25	DC	9	SER
25	DC	12	ARG
25	DC	35	LYS
25	DC	43	ASN
25	DC	45	ASN
25	DC	62	ARG
25	DC	63	ILE
25	DC	65	ASP
25	DC	66	PHE
25	DC	69	ASN
25	DC	71	ASP
25	DC	82	TYR
25	DC	86	ARG
25	DC	100	ARG
25	DC	113	ASP
25	DC	123	ILE
25	DC	134	ILE
25	DC	152	GLN
25	DC	155	ARG
25	DC	166	ARG
25	DC	173	LEU
25	DC	176	ARG
25	DC	180	MET
25	DC	181	ARG
25	DC	186	ASP
25	DC	188	ARG
25	DC	191	LEU
25	DC	201	LEU
25	DC	224	MET
25	DC	239	PHE
25	DC	245	THR
25	DC	249	VAL
25	DC	251	THR
25	DC	269	ARG
26	DD	1	MET
26	DD	11	MET
26	DD	13	ARG
26	DD	17	GLU
26	DD	33	ARG
26	DD	36	GLN
26	DD	40	LEU

*Continued on next page...*

*Continued from previous page...*

Mol	Chain	Res	Type
26	DD	46	ARG
26	DD	55	LYS
26	DD	58	ASN
26	DD	62	LYS
26	DD	81	GLU
26	DD	82	PHE
26	DD	84	LEU
26	DD	91	THR
26	DD	98	VAL
26	DD	106	LYS
26	DD	108	ASP
26	DD	118	PHE
26	DD	128	ARG
26	DD	131	ASP
26	DD	138	LEU
26	DD	141	ARG
26	DD	146	ILE
26	DD	148	GLN
26	DD	154	LYS
26	DD	159	LYS
26	DD	183	GLU
26	DD	199	SER
26	DD	201	LEU
26	DD	204	LYS
27	DK	6	THR
27	DK	18	ARG
27	DK	19	VAL
27	DK	21	CYS
27	DK	25	LEU
27	DK	32	TYR
27	DK	38	ILE
27	DK	47	ILE
27	DK	52	VAL
27	DK	54	LYS
27	DK	65	THR
27	DK	66	LYS
27	DK	72	PRO
27	DK	73	ASP
27	DK	79	PHE
27	DK	86	LEU
27	DK	88	ASN
27	DK	97	THR

*Continued on next page...*

*Continued from previous page...*

Mol	Chain	Res	Type
27	DK	104	THR
27	DK	105	ARG
27	DK	108	ARG
27	DK	111	LYS
27	DK	113	MET
27	DK	120	PRO
28	DP	3	ILE
28	DP	6	GLN
28	DP	19	PHE
28	DP	20	ARG
28	DP	25	VAL
28	DP	33	GLU
28	DP	43	GLU
28	DP	52	ARG
28	DP	58	PHE
28	DP	59	THR
28	DP	61	ARG
28	DP	65	ASN
28	DP	80	VAL
28	DP	83	ILE
28	DP	84	SER
28	DP	95	LYS
28	DP	99	LEU
28	DP	100	ARG
28	DP	101	GLU
28	DP	111	GLU
28	DP	112	ARG
28	DP	114	ASN
29	DE	5	LEU
29	DE	6	LYS
29	DE	7	ASP
29	DE	9	GLN
29	DE	13	THR
29	DE	16	GLU
29	DE	17	THR
29	DE	24	ASN
29	DE	58	LYS
29	DE	61	ARG
29	DE	62	GLN
29	DE	63	LYS
29	DE	78	TRP
29	DE	108	ILE

*Continued on next page...*

*Continued from previous page...*

Mol	Chain	Res	Type
29	DE	112	LEU
29	DE	118	LEU
29	DE	122	GLU
29	DE	123	LYS
29	DE	144	GLU
29	DE	145	ASP
29	DE	147	LEU
29	DE	198	GLU
30	DY	2	LYS
30	DY	6	ILE
30	DY	10	ARG
30	DY	15	ARG
30	DY	23	LEU
30	DY	24	LEU
30	DY	37	ARG
30	DY	43	ILE
30	DY	53	MET
31	D0	5	ASN
31	D0	27	LEU
31	D0	28	SER
31	D0	35	GLU
31	D0	37	HIS
31	D0	38	LEU
31	D0	41	HIS
31	D0	45	ASP
31	D0	47	TYR
31	D0	51	ARG
32	D4	9	LYS
32	D4	24	ARG
32	D4	35	GLN
33	D1	6	GLU
33	D1	8	ILE
33	D1	9	LYS
33	D1	16	THR
33	D1	31	GLU
33	D1	35	LEU
34	D3	7	ARG
34	D3	14	LYS
34	D3	18	LYS
34	D3	56	LEU
34	D3	57	VAL
34	D3	58	ILE

*Continued on next page...*

*Continued from previous page...*

Mol	Chain	Res	Type
35	DV	11	GLU
35	DV	18	ARG
35	DV	24	ASN
35	DV	34	LYS
35	DV	40	ILE
35	DV	42	LEU
35	DV	51	GLN
35	DV	53	LYS
35	DV	68	LYS
35	DV	70	ILE
35	DV	75	GLN
35	DV	77	VAL
35	DV	87	GLN
35	DV	90	ASP
36	D2	3	ARG
36	D2	22	MET
36	D2	34	ARG
36	D2	39	ARG
36	D2	46	LYS
37	DL	4	ASN
37	DL	19	LEU
37	DL	21	ARG
37	DL	46	VAL
37	DL	64	PHE
37	DL	69	ARG
37	DL	92	LEU
37	DL	94	THR
37	DL	95	LEU
37	DL	118	THR
37	DL	122	VAL
37	DL	123	ARG
38	DM	1	MET
38	DM	20	LEU
38	DM	25	ASP
38	DM	42	THR
38	DM	46	ILE
38	DM	50	ARG
38	DM	55	ARG
38	DM	59	ARG
38	DM	60	GLN
38	DM	63	ILE
38	DM	65	ILE

*Continued on next page...*

*Continued from previous page...*

<b>Mol</b>	<b>Chain</b>	<b>Res</b>	<b>Type</b>
38	DM	70	ASP
38	DM	75	GLU
38	DM	78	LEU
38	DM	81	ARG
38	DM	82	MET
38	DM	88	ASN
38	DM	90	GLU
38	DM	93	VAL
38	DM	110	GLU
38	DM	111	GLU
38	DM	115	GLU
38	DM	131	VAL
39	DX	2	LYS
39	DX	7	ARG
39	DX	16	THR
39	DX	17	GLU
39	DX	20	ASN
39	DX	25	GLN
39	DX	37	LEU
39	DX	57	LEU
39	DX	58	ASN
39	DX	59	GLU
40	DH	1	MET
40	DH	3	VAL
40	DH	12	LEU
40	DH	15	LEU
40	DH	17	ASP
40	DH	25	TYR
40	DH	28	ASN
40	DH	50	ARG
40	DH	70	GLU
40	DH	76	GLU
40	DH	87	GLU
40	DH	90	LEU
40	DH	96	THR
40	DH	97	ARG
40	DH	112	LYS
40	DH	116	ARG
40	DH	119	ASN
40	DH	123	ARG
40	DH	124	THR
40	DH	129	GLU

*Continued on next page...*

*Continued from previous page...*

Mol	Chain	Res	Type
40	DH	131	SER
40	DH	134	VAL
40	DH	137	GLU
40	DH	139	PHE
40	DH	141	LYS
41	DJ	2	LYS
41	DJ	3	THR
41	DJ	5	THR
41	DJ	12	LYS
41	DJ	21	THR
41	DJ	31	GLU
41	DJ	43	GLU
41	DJ	44	TYR
41	DJ	50	THR
41	DJ	54	ILE
41	DJ	65	THR
41	DJ	72	LYS
41	DJ	73	VAL
41	DJ	95	ARG
41	DJ	106	LYS
41	DJ	108	MET
41	DJ	129	GLU
41	DJ	131	ASN
41	DJ	136	GLN
41	DJ	140	LEU
42	DN	2	ARG
42	DN	3	HIS
42	DN	11	ASN
42	DN	22	ARG
42	DN	33	ILE
42	DN	35	LYS
42	DN	46	ARG
42	DN	51	LEU
42	DN	57	THR
42	DN	69	ARG
42	DN	100	CYS
42	DN	114	GLU
42	DN	120	GLU
43	DO	3	LYS
43	DO	9	ARG
43	DO	21	LEU
43	DO	31	THR

*Continued on next page...*

*Continued from previous page...*

Mol	Chain	Res	Type
43	DO	33	ARG
43	DO	35	ILE
43	DO	43	ASN
43	DO	46	GLU
43	DO	78	VAL
43	DO	84	GLU
43	DO	98	GLN
43	DO	104	GLN
43	DO	106	LEU
43	DO	116	GLN
44	DQ	5	ARG
44	DQ	10	ARG
44	DQ	13	HIS
44	DQ	14	LYS
44	DQ	19	GLN
44	DQ	29	ARG
44	DQ	48	ASP
44	DQ	59	LEU
44	DQ	69	ARG
44	DQ	79	ILE
44	DQ	83	LYS
44	DQ	88	GLU
44	DQ	90	ASP
44	DQ	96	ASP
44	DQ	105	PHE
45	DS	1	MET
45	DS	6	LYS
45	DS	17	VAL
45	DS	18	ARG
45	DS	22	ASP
45	DS	36	LEU
45	DS	40	ASN
45	DS	66	ILE
45	DS	72	THR
45	DS	84	ARG
45	DS	86	MET
45	DS	88	ARG
45	DS	101	SER
46	DU	7	ASP
46	DU	11	ILE
46	DU	18	LYS
46	DU	26	ASN

*Continued on next page...*



*Continued from previous page...*

Mol	Chain	Res	Type
46	DU	35	VAL
46	DU	45	GLN
46	DU	46	LYS
46	DU	51	LEU
46	DU	60	LYS
46	DU	73	ASN
46	DU	78	LYS
46	DU	85	ARG
46	DU	87	GLU
46	DU	102	ILE
47	DF	2	LYS
47	DF	9	ASP
47	DF	18	GLU
47	DF	22	ASN
47	DF	29	ARG
47	DF	35	LEU
47	DF	49	LEU
47	DF	50	ASP
47	DF	56	LEU
47	DF	62	GLN
47	DF	66	ILE
47	DF	68	LYS
47	DF	76	PHE
47	DF	91	ARG
47	DF	93	GLU
47	DF	94	ARG
47	DF	97	GLU
47	DF	100	GLU
47	DF	111	ARG
47	DF	121	PHE
47	DF	129	MET
47	DF	134	GLN
47	DF	137	PHE
47	DF	138	PRO
47	DF	141	ASP
47	DF	142	TYR
47	DF	143	ASP
47	DF	146	ASP
47	DF	147	ARG
47	DF	149	ARG
47	DF	156	THR
47	DF	177	ARG

*Continued on next page...*

*Continued from previous page...*

Mol	Chain	Res	Type
47	DF	178	LYS
48	DG	14	VAL
48	DG	17	LYS
48	DG	19	ASN
48	DG	26	LYS
48	DG	29	ASN
48	DG	31	GLU
48	DG	34	ARG
48	DG	36	LEU
48	DG	46	ASP
48	DG	50	THR
48	DG	54	ARG
48	DG	68	ARG
48	DG	84	LYS
48	DG	85	LYS
48	DG	86	LEU
48	DG	94	ARG
48	DG	120	ILE
48	DG	123	GLU
48	DG	138	GLN
48	DG	148	ARG
48	DG	162	ARG
48	DG	166	GLU
48	DG	167	VAL
48	DG	169	ARG
48	DG	176	LYS
49	DR	5	PHE
49	DR	12	HIS
49	DR	19	THR
49	DR	22	LEU
49	DR	27	ILE
49	DR	39	LEU
49	DR	41	ILE
49	DR	48	LYS
49	DR	53	PHE
49	DR	70	GLU
49	DR	99	THR
50	DT	2	ILE
50	DT	3	ARG
50	DT	6	ARG
50	DT	9	LYS
50	DT	11	LEU

*Continued on next page...*

*Continued from previous page...*

Mol	Chain	Res	Type
50	DT	12	ARG
50	DT	22	THR
50	DT	29	THR
50	DT	32	LEU
50	DT	50	LEU
50	DT	54	GLU
50	DT	61	LEU
50	DT	64	LYS
50	DT	68	LYS
50	DT	69	ARG
50	DT	73	ARG
50	DT	76	ARG
50	DT	79	ASP
50	DT	87	LEU
50	DT	92	ASN
51	DZ	4	VAL
51	DZ	13	VAL
51	DZ	27	ARG
51	DZ	28	ARG
51	DZ	29	PHE
51	DZ	30	LEU
51	DZ	33	LEU
51	DZ	37	ARG
51	DZ	46	PHE
51	DZ	49	LEU
51	DZ	60	ASP
51	DZ	65	ASP
51	DZ	77	LYS
51	DZ	78	TYR
52	DW	10	ARG
52	DW	16	GLU
52	DW	18	LYS
52	DW	19	ARG
52	DW	23	LYS
52	DW	24	ARG
52	DW	25	PHE
52	DW	31	LEU
52	DW	38	ARG
52	DW	39	GLN
52	DW	40	ARG
52	DW	44	PHE
52	DW	50	VAL

*Continued on next page...*

*Continued from previous page...*

Mol	Chain	Res	Type
52	DW	61	LYS
52	DW	75	ASN
52	DW	76	ARG
52	DW	77	LYS

Some sidechains can be flipped to improve hydrogen bonding and reduce clashes. All (332) such sidechains are listed below:

Mol	Chain	Res	Type
2	AC	2	GLN
2	AC	139	ASN
2	AC	184	ASN
3	AD	35	GLN
3	AD	53	GLN
3	AD	115	GLN
3	AD	119	HIS
3	AD	135	GLN
3	AD	151	GLN
3	AD	195	ASN
4	AE	18	ASN
4	AE	42	ASN
4	AE	72	ASN
4	AE	77	ASN
4	AE	81	GLN
4	AE	82	HIS
4	AE	131	ASN
4	AE	134	ASN
5	AF	17	GLN
5	AF	46	GLN
5	AF	58	HIS
6	AG	67	ASN
6	AG	85	GLN
6	AG	121	ASN
6	AG	129	ASN
6	AG	141	HIS
6	AG	147	ASN
7	AH	3	GLN
7	AH	17	GLN
7	AH	75	GLN
7	AH	117	GLN
8	AI	30	ASN
8	AI	31	GLN
8	AI	36	GLN

*Continued on next page...*

*Continued from previous page...*

Mol	Chain	Res	Type
8	AI	109	GLN
9	AJ	35	GLN
9	AJ	58	ASN
10	AK	21	HIS
10	AK	28	ASN
10	AK	39	ASN
10	AK	80	ASN
10	AK	108	ASN
10	AK	118	ASN
11	AL	19	ASN
11	AL	28	GLN
11	AL	45	ASN
11	AL	111	GLN
12	AM	90	HIS
13	AP	29	ASN
13	AP	40	ASN
13	AP	59	HIS
14	AQ	8	GLN
17	AT	47	GLN
18	AB	23	ASN
18	AB	35	ASN
18	AB	121	GLN
18	AB	145	ASN
18	AB	169	HIS
18	AB	177	ASN
18	AB	202	ASN
19	AU	8	ASN
20	AO	20	ASN
20	AO	37	ASN
20	AO	40	GLN
21	AN	59	GLN
21	AN	65	GLN
21	AN	70	HIS
24	BI	11	GLN
24	BI	29	GLN
24	BI	33	ASN
24	BI	93	ASN
25	BC	20	ASN
25	BC	36	ASN
25	BC	43	ASN
25	BC	52	HIS
25	BC	59	GLN

*Continued on next page...*

*Continued from previous page...*

Mol	Chain	Res	Type
25	BC	89	ASN
25	BC	152	GLN
25	BC	162	GLN
25	BC	225	ASN
26	BD	32	ASN
26	BD	36	GLN
26	BD	49	GLN
26	BD	126	ASN
26	BD	136	ASN
27	BK	5	GLN
27	BK	88	ASN
27	BK	89	ASN
27	BK	93	GLN
28	BP	6	GLN
28	BP	114	ASN
29	BE	9	GLN
29	BE	24	ASN
29	BE	29	HIS
29	BE	30	GLN
29	BE	62	GLN
29	BE	156	ASN
29	BE	165	HIS
29	BE	195	GLN
30	BY	48	ASN
32	B4	13	ASN
32	B4	37	GLN
33	B1	25	ASN
34	B3	30	HIS
35	BV	44	HIS
35	BV	49	ASN
35	BV	51	GLN
35	BV	80	HIS
35	BV	88	HIS
36	B2	6	GLN
36	B2	13	ASN
36	B2	26	ASN
36	B2	29	GLN
37	BL	4	ASN
37	BL	54	GLN
37	BL	93	ASN
37	BL	104	GLN
38	BM	3	GLN

*Continued on next page...*

*Continued from previous page...*

<b>Mol</b>	<b>Chain</b>	<b>Res</b>	<b>Type</b>
38	BM	17	ASN
38	BM	45	GLN
39	BX	15	ASN
39	BX	20	ASN
39	BX	25	GLN
39	BX	27	ASN
39	BX	31	GLN
39	BX	58	ASN
40	BH	18	GLN
40	BH	28	ASN
40	BH	66	ASN
40	BH	73	ASN
41	BJ	130	HIS
42	BN	11	ASN
42	BN	23	ASN
42	BN	62	ASN
42	BN	107	ASN
43	BO	19	GLN
43	BO	38	GLN
43	BO	61	GLN
43	BO	116	GLN
44	BQ	55	GLN
44	BQ	58	GLN
44	BQ	80	ASN
45	BS	57	ASN
46	BU	26	ASN
46	BU	53	GLN
46	BU	68	ASN
46	BU	73	ASN
47	BF	22	ASN
47	BF	51	ASN
47	BF	62	GLN
47	BF	126	ASN
47	BF	134	GLN
48	BG	29	ASN
48	BG	63	GLN
48	BG	127	GLN
49	BR	6	GLN
49	BR	12	HIS
49	BR	86	GLN
50	BT	48	GLN
50	BT	92	ASN

*Continued on next page...*

*Continued from previous page...*

<b>Mol</b>	<b>Chain</b>	<b>Res</b>	<b>Type</b>
51	BZ	6	GLN
51	BZ	20	HIS
51	BZ	23	ASN
51	BZ	32	ASN
51	BZ	36	HIS
52	BW	11	ASN
52	BW	56	HIS
52	BW	75	ASN
3	CD	35	GLN
3	CD	53	GLN
3	CD	73	ASN
3	CD	84	ASN
3	CD	115	GLN
3	CD	119	HIS
3	CD	135	GLN
3	CD	151	GLN
3	CD	195	ASN
4	CE	18	ASN
4	CE	42	ASN
4	CE	72	ASN
4	CE	77	ASN
4	CE	81	GLN
4	CE	82	HIS
4	CE	131	ASN
4	CE	134	ASN
5	CF	17	GLN
5	CF	46	GLN
5	CF	58	HIS
7	CH	3	GLN
7	CH	17	GLN
7	CH	75	GLN
7	CH	117	GLN
10	CK	28	ASN
10	CK	39	ASN
10	CK	80	ASN
10	CK	108	ASN
10	CK	118	ASN
11	CL	19	ASN
11	CL	28	GLN
11	CL	45	ASN
11	CL	111	GLN
13	CP	29	ASN

*Continued on next page...*



*Continued from previous page...*

Mol	Chain	Res	Type
13	CP	40	ASN
13	CP	59	HIS
14	CQ	8	GLN
17	CT	47	GLN
2	CC	2	GLN
2	CC	5	HIS
2	CC	31	ASN
2	CC	68	HIS
2	CC	101	ASN
2	CC	139	ASN
2	CC	184	ASN
2	CC	189	HIS
6	CG	67	ASN
6	CG	152	HIS
8	CI	30	ASN
8	CI	31	GLN
8	CI	36	GLN
8	CI	125	GLN
9	CJ	20	GLN
9	CJ	64	GLN
9	CJ	99	GLN
12	CM	13	HIS
21	CN	59	GLN
21	CN	65	GLN
16	CS	42	ASN
18	CB	14	HIS
18	CB	35	ASN
18	CB	88	GLN
18	CB	108	GLN
18	CB	119	GLN
18	CB	145	ASN
18	CB	169	HIS
20	CO	35	GLN
20	CO	38	HIS
24	DI	5	GLN
24	DI	11	GLN
24	DI	33	ASN
25	DC	20	ASN
25	DC	36	ASN
25	DC	43	ASN
25	DC	59	GLN
25	DC	89	ASN

*Continued on next page...*

*Continued from previous page...*

Mol	Chain	Res	Type
25	DC	152	GLN
25	DC	162	GLN
25	DC	196	ASN
26	DD	32	ASN
26	DD	36	GLN
26	DD	49	GLN
26	DD	126	ASN
26	DD	136	ASN
27	DK	5	GLN
27	DK	88	ASN
27	DK	89	ASN
27	DK	93	GLN
28	DP	6	GLN
28	DP	74	GLN
28	DP	114	ASN
29	DE	9	GLN
29	DE	24	ASN
29	DE	29	HIS
29	DE	30	GLN
29	DE	62	GLN
29	DE	156	ASN
29	DE	165	HIS
29	DE	195	GLN
30	DY	48	ASN
32	D4	13	ASN
32	D4	37	GLN
34	D3	30	HIS
35	DV	44	HIS
35	DV	51	GLN
35	DV	80	HIS
36	D2	6	GLN
36	D2	13	ASN
36	D2	29	GLN
37	DL	4	ASN
37	DL	54	GLN
37	DL	93	ASN
37	DL	104	GLN
38	DM	17	ASN
38	DM	45	GLN
39	DX	15	ASN
39	DX	20	ASN
39	DX	25	GLN

*Continued on next page...*

*Continued from previous page...*

Mol	Chain	Res	Type
39	DX	27	ASN
39	DX	31	GLN
39	DX	58	ASN
40	DH	18	GLN
40	DH	28	ASN
40	DH	66	ASN
40	DH	119	ASN
41	DJ	130	HIS
42	DN	11	ASN
42	DN	23	ASN
42	DN	62	ASN
42	DN	107	ASN
43	DO	19	GLN
43	DO	38	GLN
43	DO	61	GLN
43	DO	116	GLN
44	DQ	55	GLN
44	DQ	58	GLN
44	DQ	80	ASN
45	DS	57	ASN
46	DU	26	ASN
46	DU	53	GLN
46	DU	65	GLN
46	DU	68	ASN
46	DU	73	ASN
47	DF	22	ASN
47	DF	51	ASN
47	DF	62	GLN
47	DF	126	ASN
47	DF	134	GLN
48	DG	29	ASN
48	DG	127	GLN
48	DG	142	GLN
49	DR	6	GLN
49	DR	12	HIS
49	DR	86	GLN
50	DT	48	GLN
50	DT	92	ASN
51	DZ	6	GLN
51	DZ	20	HIS
51	DZ	23	ASN
51	DZ	32	ASN

*Continued on next page...*

*Continued from previous page...*

Mol	Chain	Res	Type
51	DZ	36	HIS
52	DW	11	ASN
52	DW	56	HIS
52	DW	75	ASN

### 5.3.3 RNA ⓘ

Mol	Chain	Analysed	Backbone Outliers	Pucker Outliers
1	AA	1529/1542 (99%)	292 (19%)	25 (1%)
1	CA	1529/1542 (99%)	282 (18%)	21 (1%)
22	BA	116/120 (96%)	21 (18%)	1 (0%)
22	DA	116/120 (96%)	19 (16%)	1 (0%)
23	BB	2837/2904 (97%)	456 (16%)	18 (0%)
23	DB	2837/2904 (97%)	469 (16%)	20 (0%)
All	All	8964/9132 (98%)	1539 (17%)	86 (0%)

All (1539) RNA backbone outliers are listed below:

Mol	Chain	Res	Type
1	AA	7	A
1	AA	9	G
1	AA	14	U
1	AA	32	A
1	AA	39	G
1	AA	47	C
1	AA	48	C
1	AA	49	U
1	AA	52	C
1	AA	55	A
1	AA	61	G
1	AA	65	A
1	AA	66	A
1	AA	72	A
1	AA	75	G
1	AA	78	A
1	AA	79	G
1	AA	80	A
1	AA	81	A
1	AA	82	G
1	AA	83	C
1	AA	84	U

*Continued on next page...*

*Continued from previous page...*

Mol	Chain	Res	Type
1	AA	85	U
1	AA	86	G
1	AA	88	U
1	AA	89	U
1	AA	91	U
1	AA	92	U
1	AA	94	G
1	AA	95	C
1	AA	108	G
1	AA	120	A
1	AA	121	U
1	AA	122	G
1	AA	131	A
1	AA	149	A
1	AA	151	A
1	AA	164	G
1	AA	177	G
1	AA	180	U
1	AA	182	A
1	AA	196	A
1	AA	197	A
1	AA	209	U
1	AA	210	C
1	AA	213	G
1	AA	226	G
1	AA	233	C
1	AA	239	U
1	AA	240	G
1	AA	243	A
1	AA	244	U
1	AA	245	U
1	AA	247	G
1	AA	250	A
1	AA	251	G
1	AA	253	A
1	AA	256	U
1	AA	257	G
1	AA	258	G
1	AA	266	G
1	AA	267	C
1	AA	280	C
1	AA	289	G

*Continued on next page...*

*Continued from previous page...*

Mol	Chain	Res	Type
1	AA	301	G
1	AA	316	C
1	AA	321	A
1	AA	328	C
1	AA	329	A
1	AA	330	C
1	AA	332	G
1	AA	345	C
1	AA	352	C
1	AA	354	G
1	AA	367	U
1	AA	372	C
1	AA	373	A
1	AA	381	C
1	AA	382	A
1	AA	397	A
1	AA	398	U
1	AA	406	G
1	AA	408	A
1	AA	409	U
1	AA	410	G
1	AA	411	A
1	AA	412	A
1	AA	413	G
1	AA	414	A
1	AA	415	A
1	AA	421	U
1	AA	422	C
1	AA	429	U
1	AA	430	A
1	AA	435	A
1	AA	438	U
1	AA	457	G
1	AA	461	A
1	AA	462	G
1	AA	463	U
1	AA	464	U
1	AA	465	A
1	AA	466	A
1	AA	467	U
1	AA	468	A
1	AA	479	U

*Continued on next page...*

*Continued from previous page...*

Mol	Chain	Res	Type
1	AA	484	G
1	AA	485	U
1	AA	486	U
1	AA	493	A
1	AA	500	G
1	AA	511	C
1	AA	518	C
1	AA	521	G
1	AA	524	G
1	AA	527	G
1	AA	532	A
1	AA	547	A
1	AA	559	A
1	AA	562	U
1	AA	566	G
1	AA	572	A
1	AA	573	A
1	AA	576	C
1	AA	577	G
1	AA	616	G
1	AA	633	G
1	AA	639	G
1	AA	653	U
1	AA	665	A
1	AA	688	G
1	AA	700	G
1	AA	703	G
1	AA	721	G
1	AA	724	G
1	AA	731	G
1	AA	733	G
1	AA	747	A
1	AA	748	G
1	AA	755	G
1	AA	777	A
1	AA	781	A
1	AA	782	A
1	AA	793	U
1	AA	794	A
1	AA	812	G
1	AA	813	U
1	AA	815	A

*Continued on next page...*

*Continued from previous page...*

Mol	Chain	Res	Type
1	AA	817	C
1	AA	819	A
1	AA	828	U
1	AA	829	G
1	AA	841	C
1	AA	842	U
1	AA	843	U
1	AA	844	G
1	AA	845	A
1	AA	847	G
1	AA	858	G
1	AA	914	A
1	AA	926	G
1	AA	927	G
1	AA	934	C
1	AA	935	A
1	AA	960	U
1	AA	968	A
1	AA	969	A
1	AA	971	G
1	AA	974	A
1	AA	976	G
1	AA	977	A
1	AA	991	U
1	AA	992	U
1	AA	993	G
1	AA	994	A
1	AA	995	C
1	AA	1000	A
1	AA	1002	G
1	AA	1003	G
1	AA	1004	A
1	AA	1010	U
1	AA	1015	G
1	AA	1020	G
1	AA	1022	A
1	AA	1026	G
1	AA	1028	C
1	AA	1030	U
1	AA	1031	C
1	AA	1033	G
1	AA	1041	G

*Continued on next page...*



*Continued from previous page...*

Mol	Chain	Res	Type
1	AA	1044	A
1	AA	1045	C
1	AA	1049	U
1	AA	1050	G
1	AA	1051	C
1	AA	1054	C
1	AA	1055	A
1	AA	1056	U
1	AA	1063	C
1	AA	1064	G
1	AA	1065	U
1	AA	1066	C
1	AA	1094	G
1	AA	1095	U
1	AA	1101	A
1	AA	1102	A
1	AA	1111	A
1	AA	1112	C
1	AA	1118	U
1	AA	1126	U
1	AA	1136	C
1	AA	1137	C
1	AA	1138	G
1	AA	1139	G
1	AA	1140	C
1	AA	1159	U
1	AA	1167	A
1	AA	1168	U
1	AA	1171	A
1	AA	1174	G
1	AA	1181	G
1	AA	1182	G
1	AA	1183	U
1	AA	1196	A
1	AA	1197	A
1	AA	1202	U
1	AA	1209	C
1	AA	1212	U
1	AA	1213	A
1	AA	1214	C
1	AA	1215	G
1	AA	1225	A

*Continued on next page...*

*Continued from previous page...*

Mol	Chain	Res	Type
1	AA	1226	C
1	AA	1227	A
1	AA	1228	C
1	AA	1233	G
1	AA	1239	A
1	AA	1240	U
1	AA	1241	G
1	AA	1256	A
1	AA	1278	G
1	AA	1279	G
1	AA	1280	A
1	AA	1281	C
1	AA	1286	U
1	AA	1287	A
1	AA	1294	G
1	AA	1297	G
1	AA	1298	U
1	AA	1300	G
1	AA	1301	U
1	AA	1305	G
1	AA	1316	G
1	AA	1317	C
1	AA	1318	A
1	AA	1319	A
1	AA	1320	C
1	AA	1323	G
1	AA	1324	A
1	AA	1334	G
1	AA	1336	C
1	AA	1345	U
1	AA	1347	G
1	AA	1353	G
1	AA	1362	A
1	AA	1364	U
1	AA	1378	C
1	AA	1379	G
1	AA	1380	U
1	AA	1381	U
1	AA	1397	C
1	AA	1398	A
1	AA	1407	C
1	AA	1409	C

*Continued on next page...*

*Continued from previous page...*

Mol	Chain	Res	Type
1	AA	1411	C
1	AA	1432	G
1	AA	1446	A
1	AA	1448	C
1	AA	1452	C
1	AA	1493	A
1	AA	1497	G
1	AA	1499	A
1	AA	1503	A
1	AA	1504	G
1	AA	1506	U
1	AA	1517	G
1	AA	1519	A
1	AA	1520	C
1	AA	1529	G
1	AA	1530	G
1	AA	1533	C
1	AA	1534	A
22	BA	4	C
22	BA	12	C
22	BA	13	G
22	BA	14	U
22	BA	15	A
22	BA	16	G
22	BA	24	G
22	BA	25	U
22	BA	26	C
22	BA	29	A
22	BA	30	C
22	BA	44	G
22	BA	52	A
22	BA	55	U
22	BA	67	G
22	BA	74	U
22	BA	88	C
22	BA	89	U
22	BA	90	C
22	BA	99	A
22	BA	109	A
23	BB	4	U
23	BB	27	G
23	BB	34	U

*Continued on next page...*

*Continued from previous page...*

Mol	Chain	Res	Type
23	BB	46	G
23	BB	49	A
23	BB	71	A
23	BB	72	U
23	BB	74	A
23	BB	75	G
23	BB	79	C
23	BB	96	C
23	BB	100	U
23	BB	101	A
23	BB	102	U
23	BB	109	C
23	BB	110	G
23	BB	118	A
23	BB	119	A
23	BB	120	U
23	BB	121	G
23	BB	125	A
23	BB	136	G
23	BB	137	U
23	BB	138	U
23	BB	139	U
23	BB	140	C
23	BB	141	G
23	BB	142	A
23	BB	144	A
23	BB	160	A
23	BB	163	C
23	BB	180	G
23	BB	181	A
23	BB	196	A
23	BB	199	A
23	BB	215	G
23	BB	216	A
23	BB	221	A
23	BB	222	A
23	BB	223	A
23	BB	233	A
23	BB	241	A
23	BB	248	G
23	BB	249	C
23	BB	255	A

*Continued on next page...*

*Continued from previous page...*

Mol	Chain	Res	Type
23	BB	264	C
23	BB	265	A
23	BB	266	G
23	BB	268	C
23	BB	271	G
23	BB	277	G
23	BB	279	A
23	BB	281	C
23	BB	294	A
23	BB	299	A
23	BB	311	A
23	BB	322	A
23	BB	323	C
23	BB	329	G
23	BB	330	A
23	BB	331	C
23	BB	333	G
23	BB	341	C
23	BB	343	C
23	BB	346	A
23	BB	349	U
23	BB	353	C
23	BB	355	U
23	BB	371	A
23	BB	372	G
23	BB	386	G
23	BB	387	U
23	BB	396	G
23	BB	405	U
23	BB	406	G
23	BB	411	G
23	BB	424	G
23	BB	451	U
23	BB	455	C
23	BB	457	A
23	BB	479	A
23	BB	481	G
23	BB	483	A
23	BB	490	C
23	BB	491	G
23	BB	504	A
23	BB	505	A

*Continued on next page...*

*Continued from previous page...*

Mol	Chain	Res	Type
23	BB	508	A
23	BB	509	C
23	BB	512	G
23	BB	527	C
23	BB	532	A
23	BB	533	G
23	BB	542	C
23	BB	544	C
23	BB	545	U
23	BB	546	U
23	BB	547	A
23	BB	548	G
23	BB	549	G
23	BB	550	C
23	BB	563	A
23	BB	568	U
23	BB	573	U
23	BB	574	A
23	BB	575	A
23	BB	603	A
23	BB	613	A
23	BB	614	A
23	BB	615	U
23	BB	627	A
23	BB	628	G
23	BB	637	A
23	BB	645	C
23	BB	646	U
23	BB	653	U
23	BB	654	A
23	BB	655	A
23	BB	656	G
23	BB	671	C
23	BB	676	A
23	BB	686	U
23	BB	699	A
23	BB	730	A
23	BB	747	U
23	BB	757	G
23	BB	775	G
23	BB	776	G
23	BB	782	A

*Continued on next page...*

*Continued from previous page...*

Mol	Chain	Res	Type
23	BB	784	G
23	BB	785	G
23	BB	802	A
23	BB	805	G
23	BB	806	C
23	BB	812	C
23	BB	819	A
23	BB	827	U
23	BB	828	U
23	BB	859	G
23	BB	871	U
23	BB	872	U
23	BB	877	A
23	BB	899	A
23	BB	910	A
23	BB	912	C
23	BB	931	U
23	BB	932	U
23	BB	933	A
23	BB	941	A
23	BB	946	C
23	BB	958	U
23	BB	961	C
23	BB	973	A
23	BB	974	G
23	BB	980	A
23	BB	982	C
23	BB	983	A
23	BB	990	A
23	BB	991	C
23	BB	995	C
23	BB	996	A
23	BB	1005	C
23	BB	1012	U
23	BB	1013	C
23	BB	1022	G
23	BB	1023	U
23	BB	1024	G
23	BB	1025	G
23	BB	1033	U
23	BB	1042	G
23	BB	1044	C

*Continued on next page...*

*Continued from previous page...*

Mol	Chain	Res	Type
23	BB	1047	G
23	BB	1062	G
23	BB	1070	A
23	BB	1088	A
23	BB	1090	A
23	BB	1110	G
23	BB	1112	G
23	BB	1115	G
23	BB	1129	A
23	BB	1132	U
23	BB	1133	A
23	BB	1134	A
23	BB	1135	C
23	BB	1136	G
23	BB	1141	U
23	BB	1157	G
23	BB	1172	C
23	BB	1173	U
23	BB	1174	U
23	BB	1175	A
23	BB	1176	U
23	BB	1195	G
23	BB	1204	A
23	BB	1206	G
23	BB	1211	C
23	BB	1212	G
23	BB	1237	A
23	BB	1241	A
23	BB	1242	U
23	BB	1248	G
23	BB	1250	G
23	BB	1251	C
23	BB	1253	A
23	BB	1256	G
23	BB	1266	G
23	BB	1271	G
23	BB	1272	A
23	BB	1273	U
23	BB	1275	A
23	BB	1300	G
23	BB	1301	A
23	BB	1318	U

*Continued on next page...*



*Continued from previous page...*

Mol	Chain	Res	Type
23	BB	1321	A
23	BB	1324	G
23	BB	1325	U
23	BB	1337	G
23	BB	1341	G
23	BB	1365	A
23	BB	1368	G
23	BB	1379	U
23	BB	1383	A
23	BB	1384	A
23	BB	1386	C
23	BB	1396	U
23	BB	1397	U
23	BB	1416	G
23	BB	1419	A
23	BB	1421	G
23	BB	1427	A
23	BB	1428	C
23	BB	1434	A
23	BB	1453	A
23	BB	1454	C
23	BB	1458	U
23	BB	1459	G
23	BB	1460	U
23	BB	1461	C
23	BB	1476	U
23	BB	1477	A
23	BB	1478	G
23	BB	1482	G
23	BB	1490	A
23	BB	1493	C
23	BB	1494	A
23	BB	1504	A
23	BB	1505	A
23	BB	1506	U
23	BB	1507	C
23	BB	1508	A
23	BB	1509	A
23	BB	1523	U
23	BB	1524	G
23	BB	1530	G
23	BB	1532	A

*Continued on next page...*

*Continued from previous page...*

Mol	Chain	Res	Type
23	BB	1535	A
23	BB	1536	C
23	BB	1552	A
23	BB	1559	U
23	BB	1560	G
23	BB	1567	G
23	BB	1569	A
23	BB	1578	U
23	BB	1583	A
23	BB	1585	C
23	BB	1602	U
23	BB	1603	A
23	BB	1607	C
23	BB	1608	A
23	BB	1610	A
23	BB	1613	G
23	BB	1616	A
23	BB	1618	A
23	BB	1619	G
23	BB	1634	A
23	BB	1635	A
23	BB	1640	A
23	BB	1647	U
23	BB	1648	U
23	BB	1670	C
23	BB	1674	G
23	BB	1681	G
23	BB	1700	A
23	BB	1701	A
23	BB	1715	G
23	BB	1722	A
23	BB	1724	G
23	BB	1727	C
23	BB	1729	U
23	BB	1730	C
23	BB	1731	G
23	BB	1733	G
23	BB	1738	G
23	BB	1756	G
23	BB	1758	U
23	BB	1764	C
23	BB	1773	A

*Continued on next page...*

*Continued from previous page...*

Mol	Chain	Res	Type
23	BB	1800	C
23	BB	1801	A
23	BB	1808	A
23	BB	1816	C
23	BB	1848	A
23	BB	1869	G
23	BB	1870	C
23	BB	1876	A
23	BB	1884	G
23	BB	1906	G
23	BB	1914	C
23	BB	1915	U
23	BB	1926	U
23	BB	1929	G
23	BB	1930	G
23	BB	1937	A
23	BB	1938	A
23	BB	1939	U
23	BB	1940	U
23	BB	1955	U
23	BB	1964	G
23	BB	1966	A
23	BB	1967	C
23	BB	1970	A
23	BB	1971	U
23	BB	1972	G
23	BB	1991	U
23	BB	1992	G
23	BB	1993	U
23	BB	1996	C
23	BB	1997	C
23	BB	2022	U
23	BB	2023	C
23	BB	2030	A
23	BB	2031	A
23	BB	2032	G
23	BB	2043	C
23	BB	2055	C
23	BB	2056	G
23	BB	2060	A
23	BB	2061	G
23	BB	2062	A

*Continued on next page...*

*Continued from previous page...*

Mol	Chain	Res	Type
23	BB	2069	G
23	BB	2072	C
23	BB	2093	G
23	BB	2095	A
23	BB	2134	A
23	BB	2141	G
23	BB	2142	A
23	BB	2144	G
23	BB	2145	C
23	BB	2147	A
23	BB	2150	C
23	BB	2154	A
23	BB	2180	U
23	BB	2181	U
23	BB	2182	U
23	BB	2184	A
23	BB	2192	U
23	BB	2198	A
23	BB	2199	A
23	BB	2203	U
23	BB	2204	G
23	BB	2210	U
23	BB	2211	A
23	BB	2212	A
23	BB	2213	U
23	BB	2214	C
23	BB	2225	A
23	BB	2238	G
23	BB	2239	G
23	BB	2249	U
23	BB	2250	G
23	BB	2279	G
23	BB	2283	C
23	BB	2287	A
23	BB	2288	A
23	BB	2304	G
23	BB	2305	U
23	BB	2307	G
23	BB	2308	G
23	BB	2309	A
23	BB	2310	C
23	BB	2311	A

*Continued on next page...*

*Continued from previous page...*

Mol	Chain	Res	Type
23	BB	2321	U
23	BB	2322	A
23	BB	2324	U
23	BB	2325	G
23	BB	2333	A
23	BB	2336	A
23	BB	2337	G
23	BB	2345	G
23	BB	2347	C
23	BB	2357	G
23	BB	2361	G
23	BB	2372	U
23	BB	2383	G
23	BB	2385	C
23	BB	2396	G
23	BB	2402	U
23	BB	2403	C
23	BB	2406	A
23	BB	2423	U
23	BB	2426	A
23	BB	2429	G
23	BB	2430	A
23	BB	2431	U
23	BB	2441	U
23	BB	2448	A
23	BB	2472	G
23	BB	2476	A
23	BB	2491	U
23	BB	2492	U
23	BB	2502	G
23	BB	2505	G
23	BB	2506	U
23	BB	2518	A
23	BB	2529	G
23	BB	2543	G
23	BB	2552	U
23	BB	2554	U
23	BB	2566	A
23	BB	2567	G
23	BB	2572	A
23	BB	2573	C
23	BB	2574	G

*Continued on next page...*

*Continued from previous page...*

Mol	Chain	Res	Type
23	BB	2586	U
23	BB	2602	A
23	BB	2609	U
23	BB	2613	U
23	BB	2629	U
23	BB	2639	A
23	BB	2682	A
23	BB	2689	U
23	BB	2690	U
23	BB	2714	G
23	BB	2737	G
23	BB	2744	G
23	BB	2757	A
23	BB	2765	A
23	BB	2778	A
23	BB	2791	G
23	BB	2796	U
23	BB	2798	U
23	BB	2799	A
23	BB	2808	G
23	BB	2820	A
23	BB	2821	A
23	BB	2823	A
23	BB	2835	A
23	BB	2850	A
23	BB	2859	G
23	BB	2867	G
23	BB	2872	A
23	BB	2873	A
23	BB	2880	C
23	BB	2883	A
23	BB	2894	G
23	BB	2903	U
1	CA	7	A
1	CA	9	G
1	CA	14	U
1	CA	32	A
1	CA	39	G
1	CA	47	C
1	CA	48	C
1	CA	49	U
1	CA	52	C

*Continued on next page...*

*Continued from previous page...*

Mol	Chain	Res	Type
1	CA	54	C
1	CA	55	A
1	CA	61	G
1	CA	71	A
1	CA	72	A
1	CA	74	A
1	CA	76	G
1	CA	83	C
1	CA	85	U
1	CA	86	G
1	CA	87	C
1	CA	88	U
1	CA	92	U
1	CA	93	U
1	CA	94	G
1	CA	108	G
1	CA	120	A
1	CA	121	U
1	CA	122	G
1	CA	131	A
1	CA	149	A
1	CA	151	A
1	CA	164	G
1	CA	177	G
1	CA	180	U
1	CA	182	A
1	CA	196	A
1	CA	197	A
1	CA	209	U
1	CA	210	C
1	CA	213	G
1	CA	226	G
1	CA	233	C
1	CA	239	U
1	CA	240	G
1	CA	243	A
1	CA	244	U
1	CA	245	U
1	CA	247	G
1	CA	250	A
1	CA	251	G
1	CA	253	A

*Continued on next page...*

*Continued from previous page...*

Mol	Chain	Res	Type
1	CA	254	G
1	CA	256	U
1	CA	257	G
1	CA	258	G
1	CA	266	G
1	CA	267	C
1	CA	280	C
1	CA	289	G
1	CA	301	G
1	CA	316	C
1	CA	321	A
1	CA	328	C
1	CA	329	A
1	CA	330	C
1	CA	332	G
1	CA	345	C
1	CA	352	C
1	CA	354	G
1	CA	367	U
1	CA	372	C
1	CA	373	A
1	CA	381	C
1	CA	382	A
1	CA	397	A
1	CA	398	U
1	CA	406	G
1	CA	408	A
1	CA	409	U
1	CA	410	G
1	CA	411	A
1	CA	412	A
1	CA	413	G
1	CA	414	A
1	CA	415	A
1	CA	421	U
1	CA	422	C
1	CA	429	U
1	CA	430	A
1	CA	435	A
1	CA	438	U
1	CA	457	G
1	CA	461	A

*Continued on next page...*



*Continued from previous page...*

Mol	Chain	Res	Type
1	CA	462	G
1	CA	463	U
1	CA	464	U
1	CA	465	A
1	CA	466	A
1	CA	467	U
1	CA	468	A
1	CA	479	U
1	CA	482	A
1	CA	484	G
1	CA	485	U
1	CA	486	U
1	CA	493	A
1	CA	500	G
1	CA	511	C
1	CA	518	C
1	CA	521	G
1	CA	524	G
1	CA	527	G
1	CA	532	A
1	CA	547	A
1	CA	559	A
1	CA	562	U
1	CA	566	G
1	CA	572	A
1	CA	573	A
1	CA	576	C
1	CA	577	G
1	CA	616	G
1	CA	633	G
1	CA	639	G
1	CA	653	U
1	CA	665	A
1	CA	688	G
1	CA	700	G
1	CA	703	G
1	CA	721	G
1	CA	724	G
1	CA	731	G
1	CA	733	G
1	CA	747	A
1	CA	748	G

*Continued on next page...*

*Continued from previous page...*

Mol	Chain	Res	Type
1	CA	755	G
1	CA	777	A
1	CA	781	A
1	CA	782	A
1	CA	793	U
1	CA	794	A
1	CA	812	G
1	CA	813	U
1	CA	815	A
1	CA	817	C
1	CA	819	A
1	CA	828	U
1	CA	829	G
1	CA	841	C
1	CA	842	U
1	CA	843	U
1	CA	844	G
1	CA	845	A
1	CA	847	G
1	CA	858	G
1	CA	914	A
1	CA	926	G
1	CA	934	C
1	CA	935	A
1	CA	958	A
1	CA	960	U
1	CA	961	U
1	CA	966	G
1	CA	968	A
1	CA	969	A
1	CA	971	G
1	CA	972	C
1	CA	974	A
1	CA	975	A
1	CA	976	G
1	CA	977	A
1	CA	991	U
1	CA	992	U
1	CA	993	G
1	CA	1000	A
1	CA	1001	C
1	CA	1004	A

*Continued on next page...*

*Continued from previous page...*

Mol	Chain	Res	Type
1	CA	1007	U
1	CA	1009	U
1	CA	1019	A
1	CA	1024	G
1	CA	1025	U
1	CA	1026	G
1	CA	1030	U
1	CA	1031	C
1	CA	1032	G
1	CA	1033	G
1	CA	1036	A
1	CA	1041	G
1	CA	1050	G
1	CA	1053	G
1	CA	1054	C
1	CA	1055	A
1	CA	1056	U
1	CA	1064	G
1	CA	1065	U
1	CA	1066	C
1	CA	1068	G
1	CA	1085	U
1	CA	1094	G
1	CA	1095	U
1	CA	1101	A
1	CA	1125	U
1	CA	1127	G
1	CA	1128	C
1	CA	1135	U
1	CA	1136	C
1	CA	1137	C
1	CA	1138	G
1	CA	1139	G
1	CA	1140	C
1	CA	1145	A
1	CA	1158	C
1	CA	1159	U
1	CA	1160	G
1	CA	1167	A
1	CA	1168	U
1	CA	1174	G
1	CA	1183	U

*Continued on next page...*

*Continued from previous page...*

Mol	Chain	Res	Type
1	CA	1184	G
1	CA	1196	A
1	CA	1198	G
1	CA	1201	A
1	CA	1202	U
1	CA	1212	U
1	CA	1213	A
1	CA	1214	C
1	CA	1215	G
1	CA	1225	A
1	CA	1226	C
1	CA	1227	A
1	CA	1230	C
1	CA	1240	U
1	CA	1241	G
1	CA	1252	A
1	CA	1256	A
1	CA	1257	A
1	CA	1258	G
1	CA	1280	A
1	CA	1281	C
1	CA	1285	A
1	CA	1286	U
1	CA	1287	A
1	CA	1289	A
1	CA	1290	G
1	CA	1299	A
1	CA	1300	G
1	CA	1301	U
1	CA	1302	C
1	CA	1305	G
1	CA	1316	G
1	CA	1317	C
1	CA	1320	C
1	CA	1323	G
1	CA	1346	A
1	CA	1353	G
1	CA	1357	A
1	CA	1359	C
1	CA	1362	A
1	CA	1363	A
1	CA	1365	G

*Continued on next page...*

*Continued from previous page...*

Mol	Chain	Res	Type
1	CA	1379	G
1	CA	1381	U
1	CA	1397	C
1	CA	1398	A
1	CA	1419	G
1	CA	1424	U
1	CA	1432	G
1	CA	1446	A
1	CA	1448	C
1	CA	1452	C
1	CA	1493	A
1	CA	1497	G
1	CA	1499	A
1	CA	1503	A
1	CA	1506	U
1	CA	1517	G
1	CA	1519	A
1	CA	1520	C
1	CA	1529	G
1	CA	1530	G
1	CA	1534	A
22	DA	4	C
22	DA	12	C
22	DA	13	G
22	DA	14	U
22	DA	15	A
22	DA	16	G
22	DA	24	G
22	DA	25	U
22	DA	26	C
22	DA	29	A
22	DA	30	C
22	DA	44	G
22	DA	52	A
22	DA	55	U
22	DA	67	G
22	DA	88	C
22	DA	89	U
22	DA	99	A
22	DA	109	A
23	DB	10	A
23	DB	27	G

*Continued on next page...*

*Continued from previous page...*

Mol	Chain	Res	Type
23	DB	34	U
23	DB	46	G
23	DB	49	A
23	DB	71	A
23	DB	72	U
23	DB	74	A
23	DB	75	G
23	DB	79	C
23	DB	96	C
23	DB	100	U
23	DB	101	A
23	DB	102	U
23	DB	103	A
23	DB	110	G
23	DB	118	A
23	DB	119	A
23	DB	120	U
23	DB	125	A
23	DB	126	A
23	DB	127	A
23	DB	139	U
23	DB	141	G
23	DB	142	A
23	DB	144	A
23	DB	160	A
23	DB	163	C
23	DB	180	G
23	DB	181	A
23	DB	196	A
23	DB	199	A
23	DB	215	G
23	DB	216	A
23	DB	221	A
23	DB	222	A
23	DB	223	A
23	DB	233	A
23	DB	241	A
23	DB	242	G
23	DB	248	G
23	DB	249	C
23	DB	255	A
23	DB	264	C

*Continued on next page...*

*Continued from previous page...*

Mol	Chain	Res	Type
23	DB	265	A
23	DB	266	G
23	DB	268	C
23	DB	271	G
23	DB	277	G
23	DB	278	A
23	DB	279	A
23	DB	281	C
23	DB	283	G
23	DB	284	U
23	DB	286	U
23	DB	288	U
23	DB	294	A
23	DB	299	A
23	DB	311	A
23	DB	322	A
23	DB	323	C
23	DB	329	G
23	DB	330	A
23	DB	331	C
23	DB	333	G
23	DB	341	C
23	DB	343	C
23	DB	346	A
23	DB	349	U
23	DB	353	C
23	DB	367	G
23	DB	371	A
23	DB	372	G
23	DB	386	G
23	DB	387	U
23	DB	396	G
23	DB	405	U
23	DB	406	G
23	DB	411	G
23	DB	424	G
23	DB	455	C
23	DB	457	A
23	DB	479	A
23	DB	481	G
23	DB	483	A
23	DB	490	C

*Continued on next page...*

*Continued from previous page...*

Mol	Chain	Res	Type
23	DB	491	G
23	DB	504	A
23	DB	505	A
23	DB	508	A
23	DB	509	C
23	DB	512	G
23	DB	527	C
23	DB	531	C
23	DB	532	A
23	DB	533	G
23	DB	542	C
23	DB	545	U
23	DB	546	U
23	DB	547	A
23	DB	548	G
23	DB	549	G
23	DB	550	C
23	DB	563	A
23	DB	568	U
23	DB	573	U
23	DB	575	A
23	DB	603	A
23	DB	613	A
23	DB	614	A
23	DB	615	U
23	DB	627	A
23	DB	628	G
23	DB	637	A
23	DB	645	C
23	DB	646	U
23	DB	653	U
23	DB	654	A
23	DB	655	A
23	DB	656	G
23	DB	671	C
23	DB	676	A
23	DB	686	U
23	DB	699	A
23	DB	730	A
23	DB	747	U
23	DB	757	G
23	DB	775	G

*Continued on next page...*



*Continued from previous page...*

Mol	Chain	Res	Type
23	DB	776	G
23	DB	782	A
23	DB	784	G
23	DB	785	G
23	DB	802	A
23	DB	805	G
23	DB	806	C
23	DB	812	C
23	DB	819	A
23	DB	827	U
23	DB	828	U
23	DB	859	G
23	DB	871	U
23	DB	872	U
23	DB	876	C
23	DB	877	A
23	DB	899	A
23	DB	910	A
23	DB	912	C
23	DB	931	U
23	DB	932	U
23	DB	933	A
23	DB	941	A
23	DB	946	C
23	DB	958	U
23	DB	961	C
23	DB	973	A
23	DB	974	G
23	DB	980	A
23	DB	982	C
23	DB	983	A
23	DB	990	A
23	DB	991	C
23	DB	995	C
23	DB	996	A
23	DB	1005	C
23	DB	1012	U
23	DB	1013	C
23	DB	1022	G
23	DB	1023	U
23	DB	1024	G
23	DB	1025	G

*Continued on next page...*

*Continued from previous page...*

Mol	Chain	Res	Type
23	DB	1033	U
23	DB	1045	C
23	DB	1046	A
23	DB	1047	G
23	DB	1070	A
23	DB	1088	A
23	DB	1090	A
23	DB	1112	G
23	DB	1129	A
23	DB	1132	U
23	DB	1133	A
23	DB	1134	A
23	DB	1135	C
23	DB	1136	G
23	DB	1141	U
23	DB	1157	G
23	DB	1171	G
23	DB	1174	U
23	DB	1175	A
23	DB	1176	U
23	DB	1179	G
23	DB	1195	G
23	DB	1204	A
23	DB	1205	A
23	DB	1206	G
23	DB	1211	C
23	DB	1212	G
23	DB	1237	A
23	DB	1241	A
23	DB	1242	U
23	DB	1248	G
23	DB	1250	G
23	DB	1251	C
23	DB	1253	A
23	DB	1256	G
23	DB	1266	G
23	DB	1271	G
23	DB	1272	A
23	DB	1273	U
23	DB	1275	A
23	DB	1300	G
23	DB	1301	A

*Continued on next page...*

*Continued from previous page...*

Mol	Chain	Res	Type
23	DB	1318	U
23	DB	1321	A
23	DB	1324	G
23	DB	1325	U
23	DB	1337	G
23	DB	1341	G
23	DB	1365	A
23	DB	1368	G
23	DB	1379	U
23	DB	1383	A
23	DB	1384	A
23	DB	1386	C
23	DB	1396	U
23	DB	1397	U
23	DB	1416	G
23	DB	1419	A
23	DB	1421	G
23	DB	1427	A
23	DB	1428	C
23	DB	1434	A
23	DB	1453	A
23	DB	1454	C
23	DB	1458	U
23	DB	1459	G
23	DB	1460	U
23	DB	1461	C
23	DB	1476	U
23	DB	1477	A
23	DB	1478	G
23	DB	1482	G
23	DB	1490	A
23	DB	1493	C
23	DB	1494	A
23	DB	1504	A
23	DB	1505	A
23	DB	1506	U
23	DB	1507	C
23	DB	1508	A
23	DB	1509	A
23	DB	1523	U
23	DB	1524	G
23	DB	1530	G

*Continued on next page...*

*Continued from previous page...*

Mol	Chain	Res	Type
23	DB	1532	A
23	DB	1535	A
23	DB	1536	C
23	DB	1552	A
23	DB	1559	U
23	DB	1560	G
23	DB	1567	G
23	DB	1569	A
23	DB	1578	U
23	DB	1583	A
23	DB	1585	C
23	DB	1602	U
23	DB	1603	A
23	DB	1607	C
23	DB	1608	A
23	DB	1610	A
23	DB	1613	G
23	DB	1616	A
23	DB	1618	A
23	DB	1619	G
23	DB	1634	A
23	DB	1635	A
23	DB	1640	A
23	DB	1647	U
23	DB	1648	U
23	DB	1670	C
23	DB	1674	G
23	DB	1681	G
23	DB	1700	A
23	DB	1701	A
23	DB	1715	G
23	DB	1722	A
23	DB	1724	G
23	DB	1727	C
23	DB	1729	U
23	DB	1730	C
23	DB	1731	G
23	DB	1733	G
23	DB	1738	G
23	DB	1756	G
23	DB	1758	U
23	DB	1764	C

*Continued on next page...*

*Continued from previous page...*

Mol	Chain	Res	Type
23	DB	1773	A
23	DB	1800	C
23	DB	1801	A
23	DB	1808	A
23	DB	1816	C
23	DB	1848	A
23	DB	1869	G
23	DB	1870	C
23	DB	1876	A
23	DB	1884	G
23	DB	1906	G
23	DB	1913	A
23	DB	1914	C
23	DB	1926	U
23	DB	1929	G
23	DB	1930	G
23	DB	1937	A
23	DB	1938	A
23	DB	1939	U
23	DB	1940	U
23	DB	1955	U
23	DB	1964	G
23	DB	1966	A
23	DB	1967	C
23	DB	1970	A
23	DB	1971	U
23	DB	1972	G
23	DB	1991	U
23	DB	1992	G
23	DB	1993	U
23	DB	1996	C
23	DB	1997	C
23	DB	2022	U
23	DB	2023	C
23	DB	2030	A
23	DB	2031	A
23	DB	2032	G
23	DB	2043	C
23	DB	2055	C
23	DB	2056	G
23	DB	2060	A
23	DB	2061	G

*Continued on next page...*

*Continued from previous page...*

Mol	Chain	Res	Type
23	DB	2062	A
23	DB	2069	G
23	DB	2072	C
23	DB	2093	G
23	DB	2095	A
23	DB	2096	C
23	DB	2100	G
23	DB	2107	G
23	DB	2108	A
23	DB	2109	U
23	DB	2110	G
23	DB	2134	A
23	DB	2136	G
23	DB	2138	G
23	DB	2143	C
23	DB	2144	G
23	DB	2145	C
23	DB	2146	C
23	DB	2147	A
23	DB	2149	U
23	DB	2155	U
23	DB	2156	G
23	DB	2157	G
23	DB	2181	U
23	DB	2188	U
23	DB	2193	G
23	DB	2198	A
23	DB	2199	A
23	DB	2203	U
23	DB	2204	G
23	DB	2210	U
23	DB	2211	A
23	DB	2212	A
23	DB	2213	U
23	DB	2214	C
23	DB	2225	A
23	DB	2238	G
23	DB	2239	G
23	DB	2249	U
23	DB	2250	G
23	DB	2279	G
23	DB	2283	C

*Continued on next page...*

*Continued from previous page...*

Mol	Chain	Res	Type
23	DB	2287	A
23	DB	2288	A
23	DB	2297	A
23	DB	2304	G
23	DB	2305	U
23	DB	2307	G
23	DB	2308	G
23	DB	2309	A
23	DB	2311	A
23	DB	2320	U
23	DB	2321	U
23	DB	2322	A
23	DB	2324	U
23	DB	2325	G
23	DB	2333	A
23	DB	2336	A
23	DB	2337	G
23	DB	2345	G
23	DB	2347	C
23	DB	2357	G
23	DB	2361	G
23	DB	2372	U
23	DB	2383	G
23	DB	2385	C
23	DB	2396	G
23	DB	2402	U
23	DB	2403	C
23	DB	2406	A
23	DB	2423	U
23	DB	2426	A
23	DB	2427	C
23	DB	2429	G
23	DB	2430	A
23	DB	2431	U
23	DB	2441	U
23	DB	2448	A
23	DB	2472	G
23	DB	2476	A
23	DB	2491	U
23	DB	2492	U
23	DB	2502	G
23	DB	2505	G

*Continued on next page...*

*Continued from previous page...*

Mol	Chain	Res	Type
23	DB	2506	U
23	DB	2518	A
23	DB	2529	G
23	DB	2543	G
23	DB	2552	U
23	DB	2554	U
23	DB	2566	A
23	DB	2567	G
23	DB	2572	A
23	DB	2573	C
23	DB	2574	G
23	DB	2586	U
23	DB	2602	A
23	DB	2609	U
23	DB	2613	U
23	DB	2629	U
23	DB	2639	A
23	DB	2682	A
23	DB	2689	U
23	DB	2690	U
23	DB	2714	G
23	DB	2726	A
23	DB	2737	G
23	DB	2744	G
23	DB	2748	A
23	DB	2757	A
23	DB	2765	A
23	DB	2778	A
23	DB	2791	G
23	DB	2796	U
23	DB	2798	U
23	DB	2799	A
23	DB	2808	G
23	DB	2820	A
23	DB	2821	A
23	DB	2823	A
23	DB	2835	A
23	DB	2836	U
23	DB	2850	A
23	DB	2859	G
23	DB	2867	G
23	DB	2872	A

*Continued on next page...*



*Continued from previous page...*

Mol	Chain	Res	Type
23	DB	2873	A
23	DB	2880	C
23	DB	2883	A
23	DB	2894	G
23	DB	2903	U

All (86) RNA pucker outliers are listed below:

Mol	Chain	Res	Type
1	AA	51	A
1	AA	60	A
1	AA	84	U
1	AA	239	U
1	AA	243	A
1	AA	279	A
1	AA	328	C
1	AA	366	A
1	AA	372	C
1	AA	429	U
1	AA	461	A
1	AA	484	G
1	AA	975	A
1	AA	1049	U
1	AA	1065	U
1	AA	1101	A
1	AA	1201	A
1	AA	1213	A
1	AA	1226	C
1	AA	1302	C
1	AA	1319	A
1	AA	1378	C
1	AA	1397	C
1	AA	1451	U
1	AA	1499	A
22	BA	25	U
23	BB	33	C
23	BB	489	G
23	BB	670	A
23	BB	1210	G
23	BB	1458	U
23	BB	1583	A
23	BB	1847	A

*Continued on next page...*

*Continued from previous page...*

Mol	Chain	Res	Type
23	BB	1913	A
23	BB	2211	A
23	BB	2282	G
23	BB	2286	G
23	BB	2336	A
23	BB	2425	A
23	BB	2428	G
23	BB	2430	A
23	BB	2756	U
23	BB	2832	U
23	BB	2894	G
1	CA	51	A
1	CA	60	A
1	CA	239	U
1	CA	243	A
1	CA	279	A
1	CA	328	C
1	CA	366	A
1	CA	372	C
1	CA	429	U
1	CA	461	A
1	CA	484	G
1	CA	960	U
1	CA	975	A
1	CA	1049	U
1	CA	1065	U
1	CA	1067	A
1	CA	1201	A
1	CA	1226	C
1	CA	1362	A
1	CA	1397	C
1	CA	1451	U
22	DA	25	U
23	DB	33	C
23	DB	241	A
23	DB	489	G
23	DB	670	A
23	DB	973	A
23	DB	1210	G
23	DB	1320	C
23	DB	1458	U
23	DB	1583	A

*Continued on next page...*

*Continued from previous page...*

Mol	Chain	Res	Type
23	DB	1847	A
23	DB	2211	A
23	DB	2282	G
23	DB	2286	G
23	DB	2336	A
23	DB	2425	A
23	DB	2428	G
23	DB	2430	A
23	DB	2756	U
23	DB	2832	U
23	DB	2894	G

## 5.4 Non-standard residues in protein, DNA, RNA chains [i](#)

There are no non-standard protein/DNA/RNA residues in this entry.

## 5.5 Carbohydrates [i](#)

There are no carbohydrates in this entry.

## 5.6 Ligand geometry [i](#)

Of 344 ligands modelled in this entry, 342 are monoatomic - leaving 2 for Mogul analysis.

In the following table, the Counts columns list the number of bonds (or angles) for which Mogul statistics could be retrieved, the number of bonds (or angles) that are observed in the model and the number of bonds (or angles) that are defined in the chemical component dictionary. The Link column lists molecule types, if any, to which the group is linked. The Z score for a bond length (or angle) is the number of standard deviations the observed value is removed from the expected value. A bond length (or angle) with  $|Z| > 2$  is considered an outlier worth inspection. RMSZ is the root-mean-square of all Z scores of the bond lengths (or angles).

Mol	Type	Chain	Res	Link	Bond lengths			Bond angles		
					Counts	RMSZ	$\# Z  > 2$	Counts	RMSZ	$\# Z  > 2$
54	SCM	AA	1661	-	23,25,25	1.63	7 (30%)	22,39,39	0.99	1 (4%)
54	SCM	CA	1659	-	23,25,25	1.58	6 (26%)	22,39,39	1.07	1 (4%)

In the following table, the Chirals column lists the number of chiral outliers, the number of chiral centers analysed, the number of these observed in the model and the number defined in the chemical component dictionary. Similar counts are reported in the Torsion and Rings columns. '-' means no outliers of that kind were identified.

Mol	Type	Chain	Res	Link	Chirals	Torsions	Rings
54	SCM	AA	1661	-	-	0/4/57/57	0/3/3/3
54	SCM	CA	1659	-	-	0/4/57/57	0/3/3/3

All (13) bond length outliers are listed below:

Mol	Chain	Res	Type	Atoms	Z	Observed(Å)	Ideal(Å)
54	CA	1659	SCM	O2B-C12	2.00	1.47	1.43
54	AA	1661	SCM	O5-C5	2.18	1.43	1.39
54	AA	1661	SCM	O2B-C12	2.18	1.47	1.43
54	CA	1659	SCM	C12-C7	2.22	1.57	1.52
54	CA	1659	SCM	C3-C4	2.23	1.54	1.50
54	AA	1661	SCM	C12-C7	2.29	1.57	1.52
54	CA	1659	SCM	O2B-C6	2.35	1.46	1.41
54	AA	1661	SCM	O2B-C6	2.35	1.46	1.41
54	AA	1661	SCM	C3-C4	2.43	1.54	1.50
54	AA	1661	SCM	C9-C8	2.73	1.58	1.53
54	CA	1659	SCM	C3-C2	2.77	1.57	1.51
54	CA	1659	SCM	C9-C8	2.91	1.59	1.53
54	AA	1661	SCM	C3-C2	2.96	1.58	1.51

All (2) bond angle outliers are listed below:

Mol	Chain	Res	Type	Atoms	Z	Observed(°)	Ideal(°)
54	CA	1659	SCM	C2M-C2-C3	-2.98	108.11	113.45
54	AA	1661	SCM	C2M-C2-C3	-2.77	108.49	113.45

There are no chirality outliers.

There are no torsion outliers.

There are no ring outliers.

2 monomers are involved in 3 short contacts:

Mol	Chain	Res	Type	Clashes	Symm-Clashes
54	AA	1661	SCM	2	0
54	CA	1659	SCM	1	0

## 5.7 Other polymers ⓘ

There are no such residues in this entry.

## 5.8 Polymer linkage issues ⓘ

There are no chain breaks in this entry.

## 6 Fit of model and data ⓘ

### 6.1 Protein, DNA and RNA chains ⓘ

In the following table, the column labelled ‘#RSRZ> 2’ contains the number (and percentage) of RSRZ outliers, followed by percent RSRZ outliers for the chain as percentile scores relative to all X-ray entries and entries of similar resolution. The OWAB column contains the minimum, median, 95<sup>th</sup> percentile and maximum values of the occupancy-weighted average B-factor per residue. The column labelled ‘Q< 0.9’ lists the number of (and percentage) of residues with an average occupancy less than 0.9.

Mol	Chain	Analysed	<RSRZ>	#RSRZ>2	OWAB(Å <sup>2</sup> )	Q<0.9
1	AA	1530/1542 (99%)	-0.71	9 (0%) 90 86	12, 77, 142, 179	0
1	CA	1530/1542 (99%)	-0.70	2 (0%) 95 95	5, 57, 124, 180	0
2	AC	206/232 (88%)	0.25	16 (7%) 16 11	5, 70, 115, 162	0
2	CC	206/232 (88%)	0.55	29 (14%) 4 4	5, 71, 111, 150	0
3	AD	205/205 (100%)	-0.02	12 (5%) 26 17	5, 79, 127, 173	0
3	CD	205/205 (100%)	0.59	21 (10%) 9 7	5, 66, 125, 166	0
4	AE	150/166 (90%)	0.08	4 (2%) 58 46	5, 68, 122, 157	0
4	CE	150/166 (90%)	1.50	51 (34%) 0 1	5, 67, 121, 180	0
5	AF	100/135 (74%)	2.52	62 (62%) 0 1	10, 81, 133, 147	0
5	CF	100/135 (74%)	-0.44	0 100 100	5, 73, 131, 172	0
6	AG	150/178 (84%)	0.76	27 (18%) 2 2	16, 89, 125, 143	0
6	CG	152/178 (85%)	-0.51	0 100 100	6, 79, 125, 172	0
7	AH	129/129 (100%)	0.40	16 (12%) 5 5	19, 77, 130, 158	0
7	CH	129/129 (100%)	0.77	27 (20%) 1 2	5, 62, 116, 158	0
8	AI	127/129 (98%)	0.78	25 (19%) 1 2	6, 83, 117, 155	0
8	CI	127/129 (98%)	0.04	3 (2%) 62 50	5, 80, 122, 157	0
9	AJ	98/103 (95%)	0.51	4 (4%) 41 30	9, 79, 126, 147	0
9	CJ	98/103 (95%)	1.29	30 (30%) 1 1	16, 82, 113, 137	0
10	AK	117/128 (91%)	0.26	4 (3%) 49 37	5, 72, 117, 155	0
10	CK	117/128 (91%)	-0.51	0 100 100	5, 67, 123, 136	0
11	AL	123/123 (100%)	1.02	31 (25%) 1 1	6, 79, 123, 158	0
11	CL	123/123 (100%)	0.28	6 (4%) 33 24	5, 54, 103, 151	0
12	AM	114/117 (97%)	0.96	23 (20%) 1 2	23, 96, 137, 169	0
12	CM	113/117 (96%)	-0.19	5 (4%) 38 27	22, 96, 142, 162	0

*Continued on next page...*

*Continued from previous page...*

Mol	Chain	Analysed	<RSRZ>	#RSRZ>2		OWAB(Å <sup>2</sup> )	Q<0.9
13	AP	82/82 (100%)	1.49	26 (31%)	1 1	15, 82, 130, 163	0
13	CP	80/82 (97%)	0.07	6 (7%)	17 12	5, 58, 126, 180	0
14	AQ	80/83 (96%)	1.26	24 (30%)	1 1	15, 92, 145, 154	0
14	CQ	81/83 (97%)	0.28	3 (3%)	45 34	5, 72, 119, 149	0
15	AR	55/74 (74%)	0.83	8 (14%)	3 4	5, 73, 129, 164	0
15	CR	55/74 (74%)	0.26	3 (5%)	29 20	5, 66, 127, 143	0
16	AS	79/91 (86%)	1.98	40 (50%)	0 1	52, 98, 142, 167	0
16	CS	80/91 (87%)	0.53	13 (16%)	2 3	41, 95, 133, 159	0
17	AT	85/86 (98%)	-0.65	0	100 100	19, 88, 126, 156	0
17	CT	85/86 (98%)	-0.25	1 (1%)	81 72	5, 66, 113, 154	0
18	AB	218/240 (90%)	-0.05	10 (4%)	36 26	12, 81, 120, 160	0
18	CB	218/240 (90%)	0.94	50 (22%)	1 1	5, 87, 133, 163	0
19	AU	51/70 (72%)	0.80	8 (15%)	3 3	20, 94, 139, 153	0
19	CU	51/70 (72%)	0.14	3 (5%)	26 17	57, 96, 137, 171	0
20	AO	88/89 (98%)	1.02	12 (13%)	4 4	5, 73, 118, 177	0
20	CO	88/89 (98%)	-0.45	0	100 100	5, 56, 108, 135	0
21	AN	96/100 (96%)	1.34	32 (33%)	0 1	5, 84, 128, 155	0
21	CN	96/100 (96%)	1.15	24 (25%)	1 1	5, 75, 129, 145	0
22	BA	117/120 (97%)	0.11	2 (1%)	73 62	35, 77, 125, 167	0
22	DA	117/120 (97%)	-0.50	1 (0%)	85 79	31, 87, 133, 176	0
23	BB	2841/2904 (97%)	-0.40	22 (0%)	87 82	5, 60, 136, 180	0
23	DB	2841/2904 (97%)	-0.46	22 (0%)	87 82	5, 51, 136, 180	0
24	BI	141/141 (100%)	2.65	69 (48%)	0 1	60, 135, 178, 180	0
24	DI	141/141 (100%)	1.31	38 (26%)	1 1	66, 135, 180, 180	0
25	BC	271/272 (99%)	1.42	89 (32%)	0 1	5, 61, 109, 132	0
25	DC	271/272 (99%)	0.82	54 (19%)	1 2	5, 45, 99, 144	0
26	BD	209/209 (100%)	0.51	29 (13%)	4 4	5, 71, 118, 148	0
26	DD	209/209 (100%)	0.92	37 (17%)	2 2	5, 60, 110, 168	0
27	BK	121/123 (98%)	2.09	65 (53%)	0 1	5, 75, 125, 159	0
27	DK	121/123 (98%)	1.06	27 (22%)	1 1	5, 45, 112, 150	0
28	BP	114/114 (100%)	1.55	47 (41%)	0 1	7, 82, 125, 155	0

*Continued on next page...*

*Continued from previous page...*

Mol	Chain	Analysed	<RSRZ>	#RSRZ>2		OWAB(Å <sup>2</sup> )	Q<0.9
28	DP	114/114 (100%)	0.42	6 (5%)	30 22	5, 64, 118, 139	0
29	BE	201/201 (100%)	0.83	34 (16%)	2 3	5, 65, 128, 164	0
29	DE	201/201 (100%)	1.24	59 (29%)	1 1	5, 73, 123, 160	0
30	BY	58/58 (100%)	-0.23	1 (1%)	73 62	5, 75, 129, 160	0
30	DY	58/58 (100%)	-0.20	3 (5%)	31 23	5, 72, 116, 147	0
31	B0	56/56 (100%)	0.06	2 (3%)	46 35	5, 78, 118, 147	0
31	D0	56/56 (100%)	0.21	1 (1%)	71 61	5, 62, 129, 153	0
32	B4	38/38 (100%)	0.96	8 (21%)	1 2	27, 81, 131, 145	0
32	D4	38/38 (100%)	-0.32	0	100 100	5, 67, 106, 117	0
33	B1	50/54 (92%)	0.64	4 (8%)	15 10	17, 70, 120, 134	0
33	D1	50/54 (92%)	0.35	5 (10%)	9 7	17, 73, 116, 137	0
34	B3	64/64 (100%)	-0.20	1 (1%)	74 63	5, 68, 103, 129	0
34	D3	64/64 (100%)	1.36	21 (32%)	0 1	5, 55, 86, 122	0
35	BV	94/94 (100%)	0.65	13 (13%)	4 4	5, 81, 126, 152	0
35	DV	94/94 (100%)	0.96	23 (24%)	1 1	5, 88, 120, 160	0
36	B2	46/46 (100%)	0.79	5 (10%)	7 6	5, 53, 104, 141	0
36	D2	46/46 (100%)	1.64	20 (43%)	0 1	9, 48, 110, 141	0
37	BL	143/144 (99%)	-0.13	2 (1%)	78 68	5, 67, 121, 145	0
37	DL	143/144 (99%)	1.64	59 (41%)	0 1	5, 63, 111, 145	0
38	BM	136/136 (100%)	0.92	20 (14%)	3 3	7, 68, 121, 179	0
38	DM	136/136 (100%)	1.33	39 (28%)	1 1	5, 65, 117, 144	0
39	BX	63/63 (100%)	1.02	13 (20%)	1 2	16, 79, 128, 159	0
39	DX	63/63 (100%)	1.10	10 (15%)	3 3	16, 91, 144, 169	0
40	BH	149/149 (100%)	3.05	87 (58%)	0 1	7, 104, 149, 180	0
40	DH	149/149 (100%)	0.88	26 (17%)	2 2	5, 91, 131, 162	0
41	BJ	142/142 (100%)	0.96	29 (20%)	1 2	5, 77, 118, 140	0
41	DJ	142/142 (100%)	0.29	10 (7%)	19 13	5, 70, 119, 173	0
42	BN	120/127 (94%)	0.86	18 (15%)	3 3	5, 69, 111, 154	0
42	DN	120/127 (94%)	0.04	6 (5%)	32 24	5, 51, 94, 163	0
43	BO	116/117 (99%)	-0.06	7 (6%)	25 17	6, 80, 109, 172	0
43	DO	116/117 (99%)	0.92	21 (18%)	2 2	5, 83, 136, 158	0

*Continued on next page...*



Continued from previous page...

Mol	Chain	Analysed	<RSRZ>	#RSRZ>2	OWAB(Å <sup>2</sup> )	Q<0.9
44	BQ	117/117 (100%)	-0.59	1 (0%) 85 79	5, 62, 115, 144	0
44	DQ	117/117 (100%)	0.48	12 (10%) 9 7	5, 60, 111, 154	0
45	BS	110/110 (100%)	0.41	9 (8%) 14 10	5, 62, 121, 148	0
45	DS	110/110 (100%)	1.43	36 (32%) 1 1	5, 64, 127, 156	0
46	BU	102/103 (99%)	0.86	16 (15%) 3 3	12, 80, 125, 157	0
46	DU	102/103 (99%)	-0.38	0 100 100	8, 94, 127, 149	0
47	BF	178/178 (100%)	0.75	33 (18%) 2 2	29, 100, 146, 180	0
47	DF	178/178 (100%)	2.24	88 (49%) 0 1	12, 93, 142, 163	0
48	BG	176/176 (100%)	0.78	32 (18%) 2 2	18, 94, 133, 171	0
48	DG	176/176 (100%)	0.42	24 (13%) 4 4	8, 90, 136, 166	0
49	BR	103/103 (100%)	-0.00	4 (3%) 43 32	5, 83, 123, 133	0
49	DR	103/103 (100%)	0.16	5 (4%) 33 24	10, 76, 135, 149	0
50	BT	93/100 (93%)	-0.05	2 (2%) 65 54	8, 83, 130, 165	0
50	DT	93/100 (93%)	2.28	51 (54%) 0 1	5, 84, 144, 172	0
51	BZ	77/78 (98%)	0.59	12 (15%) 3 3	5, 63, 120, 142	0
51	DZ	77/78 (98%)	0.04	1 (1%) 79 70	5, 56, 106, 120	0
52	BW	79/84 (94%)	0.48	6 (7%) 17 11	5, 75, 124, 180	0
52	DW	79/84 (94%)	0.71	9 (11%) 7 6	5, 71, 121, 166	0
All	All	20417/21046 (97%)	0.18	2066 (10%) 9 7	5, 70, 134, 180	0

All (2066) RSRZ outliers are listed below:

Mol	Chain	Res	Type	RSRZ
24	BI	17	ALA	14.5
23	BB	546	U	12.6
24	BI	18	ASN	12.5
40	BH	124	THR	12.3
24	BI	51	GLY	12.0
23	BB	1731	G	11.8
24	BI	49	GLU	11.7
23	BB	1730	C	11.3
40	BH	93	SER	10.2
40	BH	142	VAL	10.2
23	BB	140	C	10.0
24	BI	52	LEU	9.6
40	BH	130	VAL	9.4

Continued on next page...

*Continued from previous page...*

Mol	Chain	Res	Type	RSRZ
13	AP	82	ALA	9.3
40	BH	94	ILE	8.8
15	AR	19	GLU	8.8
40	BH	131	SER	8.8
33	D1	52	LYS	8.5
24	BI	14	ALA	8.4
24	BI	48	ILE	8.3
39	DX	63	ALA	8.3
40	BH	144	VAL	8.2
39	DX	62	GLY	8.0
3	CD	163	GLN	7.9
40	BH	120	GLY	7.9
52	DW	84	GLU	7.8
40	BH	80	ILE	7.8
13	AP	81	ALA	7.8
16	AS	40	PHE	7.7
50	DT	5	GLU	7.7
50	DT	92	ASN	7.7
24	BI	54	ILE	7.7
8	AI	129	ARG	7.6
40	BH	125	THR	7.5
24	BI	34	ILE	7.4
24	DI	95	ASP	7.4
16	AS	41	PRO	7.4
47	DF	173	ASP	7.3
24	BI	53	PRO	7.3
47	DF	44	ALA	7.3
50	DT	72	GLN	7.3
23	BB	1728	C	7.2
40	BH	128	HIS	7.2
33	B1	52	LYS	7.2
40	BH	149	GLU	7.0
24	BI	16	MET	6.9
40	BH	117	LEU	6.9
21	CN	30	ILE	6.9
24	BI	19	PRO	6.9
47	DF	10	GLU	6.8
40	BH	133	GLN	6.8
13	AP	80	LYS	6.8
24	BI	20	SER	6.7
51	BZ	78	TYR	6.7
24	BI	50	LYS	6.7

*Continued on next page...*

*Continued from previous page...*

Mol	Chain	Res	Type	RSRZ
47	DF	139	GLU	6.7
39	BX	62	GLY	6.7
50	DT	91	GLN	6.6
24	BI	15	GLY	6.6
40	BH	146	VAL	6.6
24	BI	11	GLN	6.5
40	BH	102	ALA	6.5
23	BB	1727	C	6.5
27	BK	122	VAL	6.5
29	BE	155	GLU	6.5
47	BF	127	TYR	6.5
40	BH	86	ASP	6.4
34	D3	19	GLY	6.4
24	BI	21	PRO	6.4
40	BH	145	ASN	6.4
47	DF	174	PHE	6.4
40	BH	87	GLU	6.4
29	DE	124	PHE	6.4
18	CB	161	PHE	6.3
12	AM	114	PRO	6.3
41	BJ	63	ALA	6.3
5	AF	90	MET	6.3
24	DI	98	GLY	6.3
24	BI	58	ILE	6.2
24	DI	99	LYS	6.2
40	BH	121	VAL	6.2
5	AF	8	PHE	6.1
40	BH	115	VAL	6.1
5	AF	66	ALA	6.1
25	BC	114	GLN	6.1
40	BH	45	GLU	6.1
40	BH	119	ASN	6.0
40	BH	123	ARG	6.0
40	BH	92	GLY	6.0
40	BH	88	GLY	6.0
24	BI	13	ALA	6.0
40	BH	126	GLY	6.0
16	CS	26	ASP	5.9
38	DM	1	MET	5.9
40	BH	103	VAL	5.9
6	AG	79	VAL	5.9
50	DT	53	VAL	5.8

*Continued on next page...*

*Continued from previous page...*

Mol	Chain	Res	Type	RSRZ
21	CN	42	ASN	5.8
24	BI	68	PHE	5.8
21	CN	20	PHE	5.8
47	DF	127	TYR	5.8
4	CE	146	MET	5.7
26	DD	32	ASN	5.7
23	BB	139	U	5.7
7	CH	98	LEU	5.7
47	DF	55	ASP	5.7
28	BP	71	ARG	5.7
21	CN	31	SER	5.7
48	DG	40	VAL	5.7
24	DI	138	VAL	5.6
24	DI	137	LEU	5.6
52	DW	18	LYS	5.6
5	AF	5	GLU	5.6
50	DT	11	LEU	5.6
47	DF	19	PHE	5.6
22	DA	88	C	5.6
23	DB	1730	C	5.6
11	AL	85	ARG	5.6
24	BI	59	THR	5.6
38	DM	60	GLN	5.6
40	BH	116	ARG	5.6
40	DH	82	SER	5.6
5	AF	88	MET	5.6
18	CB	163	ILE	5.6
38	DM	105	MET	5.6
52	BW	83	ALA	5.6
29	DE	155	GLU	5.5
47	DF	171	ALA	5.5
11	CL	123	ALA	5.5
9	CJ	101	SER	5.5
26	BD	131	ASP	5.4
27	BK	110	GLU	5.4
4	CE	81	GLN	5.4
37	DL	92	LEU	5.4
13	AP	52	LEU	5.4
12	AM	79	LEU	5.3
8	AI	56	MET	5.3
6	AG	85	GLN	5.3
23	BB	1729	U	5.3

*Continued on next page...*

*Continued from previous page...*

<b>Mol</b>	<b>Chain</b>	<b>Res</b>	<b>Type</b>	<b>RSRZ</b>
24	BI	97	VAL	5.3
38	DM	32	GLY	5.3
52	DW	19	ARG	5.3
21	CN	23	ARG	5.3
27	BK	121	GLU	5.3
38	BM	103	TYR	5.3
24	BI	25	PRO	5.3
8	CI	129	ARG	5.3
24	DI	84	GLY	5.3
21	CN	19	TYR	5.3
37	DL	91	ASP	5.3
23	BB	715	A	5.3
8	AI	51	LEU	5.3
9	CJ	102	LEU	5.3
50	DT	12	ARG	5.3
7	CH	129	ALA	5.2
21	CN	34	ASN	5.2
50	DT	70	HIS	5.2
19	AU	3	ILE	5.2
32	B4	7	VAL	5.2
9	CJ	35	GLN	5.2
37	DL	45	GLY	5.2
26	BD	146	ILE	5.2
48	DG	52	GLY	5.2
5	AF	63	ASN	5.2
7	AH	129	ALA	5.2
4	CE	85	LYS	5.2
24	BI	37	PHE	5.2
40	BH	140	ALA	5.1
11	CL	13	ARG	5.1
23	BB	1726	C	5.1
27	BK	103	VAL	5.1
24	BI	85	ILE	5.1
37	DL	58	TYR	5.1
29	BE	124	PHE	5.1
4	CE	12	GLU	5.1
13	CP	47	GLU	5.1
40	BH	141	LYS	5.0
3	CD	22	SER	5.0
24	BI	12	VAL	5.0
24	BI	45	THR	5.0
35	BV	74	ALA	5.0

*Continued on next page...*

*Continued from previous page...*

Mol	Chain	Res	Type	RSRZ
47	DF	43	ILE	5.0
5	AF	67	PRO	5.0
18	CB	56	LEU	5.0
23	BB	1067	A	5.0
15	AR	22	TYR	5.0
25	DC	81	GLU	5.0
40	BH	85	GLY	5.0
47	DF	157	THR	5.0
37	DL	108	ALA	5.0
34	D3	13	PHE	5.0
28	BP	61	ARG	5.0
40	BH	132	PHE	5.0
47	DF	172	PHE	4.9
15	CR	19	GLU	4.9
4	CE	36	THR	4.9
16	AS	43	MET	4.9
47	DF	30	VAL	4.9
40	BH	84	ALA	4.9
41	BJ	64	VAL	4.9
43	DO	24	THR	4.9
29	BE	14	VAL	4.9
18	CB	68	PHE	4.9
40	BH	118	PRO	4.9
40	BH	98	ASP	4.9
40	BH	82	SER	4.9
47	DF	140	ILE	4.9
40	BH	101	ASP	4.9
24	DI	136	GLY	4.8
33	B1	51	ALA	4.8
47	DF	42	ALA	4.8
27	BK	102	PRO	4.8
39	DX	22	LEU	4.8
36	D2	1	MET	4.8
24	BI	27	LEU	4.8
40	BH	122	LEU	4.8
16	AS	73	PHE	4.8
19	AU	35	GLU	4.8
9	CJ	81	GLU	4.8
2	CC	165	GLU	4.8
25	BC	22	GLU	4.8
41	DJ	64	VAL	4.7
11	AL	13	ARG	4.7

*Continued on next page...*

*Continued from previous page...*

Mol	Chain	Res	Type	RSRZ
40	BH	60	GLU	4.7
47	DF	164	GLU	4.7
52	BW	84	GLU	4.7
21	AN	28	ALA	4.7
38	BM	32	GLY	4.7
47	BF	139	GLU	4.7
34	D3	51	LYS	4.7
24	BI	26	ALA	4.7
25	BC	1	ALA	4.7
51	DZ	78	TYR	4.7
5	AF	7	VAL	4.7
5	AF	35	LYS	4.7
27	BK	104	THR	4.7
24	BI	29	GLN	4.7
8	AI	49	GLN	4.7
29	BE	153	LEU	4.7
50	DT	71	GLY	4.7
4	CE	158	LYS	4.7
27	BK	84	CYS	4.7
47	DF	82	TYR	4.7
38	DM	2	LEU	4.7
11	AL	14	LYS	4.7
49	BR	46	GLU	4.7
26	DD	2	ILE	4.6
50	DT	73	ARG	4.6
6	AG	80	GLY	4.6
38	DM	30	SER	4.6
29	BE	119	ILE	4.6
48	DG	55	ASP	4.6
40	BH	148	ALA	4.6
25	BC	123	ILE	4.6
5	AF	9	MET	4.6
11	AL	19	ASN	4.6
45	DS	12	SER	4.6
37	DL	49	GLY	4.6
28	BP	42	PHE	4.6
40	DH	149	GLU	4.6
47	DF	27	VAL	4.6
40	DH	1	MET	4.5
9	CJ	79	PRO	4.5
41	BJ	86	GLN	4.5
4	CE	114	LEU	4.5

*Continued on next page...*

*Continued from previous page...*

Mol	Chain	Res	Type	RSRZ
28	BP	47	ILE	4.5
6	AG	8	GLN	4.5
38	DM	103	TYR	4.5
37	DL	123	ARG	4.5
5	AF	70	VAL	4.5
26	DD	95	SER	4.5
24	BI	38	CYS	4.5
18	CB	160	LEU	4.5
47	DF	11	VAL	4.5
6	AG	20	GLU	4.5
28	BP	70	GLU	4.5
51	BZ	76	GLU	4.5
4	CE	80	LEU	4.5
21	CN	17	ASP	4.5
24	DI	85	ILE	4.5
42	BN	83	LEU	4.5
26	DD	1	MET	4.5
11	AL	11	ARG	4.5
2	AC	45	GLU	4.4
35	BV	56	PHE	4.4
47	DF	33	ILE	4.4
21	CN	18	LYS	4.4
29	BE	188	MET	4.4
37	DL	57	LEU	4.4
47	DF	41	GLU	4.4
48	DG	41	GLU	4.4
5	AF	10	VAL	4.4
47	DF	28	PRO	4.4
4	CE	117	ALA	4.4
25	BC	113	ASP	4.4
27	BK	8	LEU	4.4
21	CN	22	LYS	4.4
40	BH	81	ALA	4.4
42	BN	21	PHE	4.4
18	CB	185	ILE	4.4
24	BI	47	SER	4.4
38	BM	33	LEU	4.3
40	DH	12	LEU	4.3
48	BG	42	VAL	4.3
39	BX	8	GLU	4.3
9	CJ	34	ALA	4.3
21	AN	24	ALA	4.3

*Continued on next page...*



*Continued from previous page...*

Mol	Chain	Res	Type	RSRZ
45	DS	81	SER	4.3
45	DS	104	THR	4.3
13	AP	7	ALA	4.3
26	DD	47	ALA	4.3
29	DE	169	VAL	4.3
52	DW	83	ALA	4.3
51	BZ	77	LYS	4.3
47	DF	75	GLY	4.3
9	CJ	36	VAL	4.3
40	DH	18	GLN	4.3
40	BH	129	GLU	4.3
28	BP	48	ALA	4.3
12	AM	55	LEU	4.3
38	DM	106	ASP	4.3
5	AF	65	GLU	4.3
14	AQ	45	VAL	4.3
29	BE	150	THR	4.3
47	DF	7	TYR	4.3
18	CB	184	ALA	4.3
50	DT	35	ALA	4.3
37	DL	82	LEU	4.3
31	D0	56	LYS	4.3
40	BH	95	GLY	4.3
50	DT	10	VAL	4.3
25	DC	5	CYS	4.3
52	DW	17	ALA	4.3
21	AN	20	PHE	4.3
21	AN	23	ARG	4.3
14	AQ	8	GLN	4.2
44	DQ	4	LYS	4.3
24	BI	3	LYS	4.2
18	CB	212	TYR	4.2
29	DE	60	TRP	4.2
47	DF	175	PRO	4.2
5	AF	6	ILE	4.2
47	DF	24	VAL	4.2
23	DB	544	C	4.2
25	DC	1	ALA	4.2
45	DS	93	ALA	4.2
50	DT	87	LEU	4.2
12	AM	112	ARG	4.2
24	DI	97	VAL	4.2

*Continued on next page...*

*Continued from previous page...*

Mol	Chain	Res	Type	RSRZ
3	AD	106	PHE	4.2
24	DI	89	SER	4.2
6	AG	61	PHE	4.2
37	DL	51	GLU	4.2
40	BH	99	ILE	4.2
41	DJ	44	TYR	4.2
48	BG	147	LEU	4.2
11	AL	47	ALA	4.2
25	DC	57	HIS	4.2
47	DF	169	LEU	4.2
25	BC	265	PHE	4.2
50	DT	43	ILE	4.2
28	BP	43	GLU	4.2
16	AS	29	PRO	4.2
33	D1	26	LYS	4.2
5	AF	87	SER	4.1
27	DK	18	ARG	4.1
24	BI	46	ASP	4.1
38	DM	64	TRP	4.1
23	BB	1537	G	4.1
40	BH	127	GLU	4.1
24	BI	69	VAL	4.1
38	DM	29	GLY	4.1
45	DS	94	ASP	4.1
11	AL	1	ALA	4.1
24	BI	70	THR	4.1
48	DG	114	HIS	4.1
5	AF	1	MET	4.1
5	AF	4	TYR	4.1
26	BD	186	LEU	4.1
37	DL	141	LYS	4.1
12	AM	82	LEU	4.1
29	BE	10	SER	4.1
24	BI	141	ASP	4.1
33	D1	27	ARG	4.1
47	DF	124	ARG	4.1
50	DT	90	GLY	4.1
28	BP	73	PHE	4.1
47	DF	134	GLN	4.1
26	BD	25	THR	4.1
48	BG	40	VAL	4.1
38	DM	134	THR	4.1

*Continued on next page...*

*Continued from previous page...*

Mol	Chain	Res	Type	RSRZ
28	BP	99	LEU	4.1
35	BV	57	TYR	4.0
3	CD	24	VAL	4.0
24	BI	32	VAL	4.0
37	DL	86	GLU	4.0
50	DT	93	LEU	4.0
29	DE	148	ILE	4.0
45	DS	103	ILE	4.0
26	DD	52	THR	4.0
26	DD	87	GLY	4.0
47	DF	12	VAL	4.0
26	DD	165	MET	4.0
18	CB	200	PRO	4.0
25	DC	59	GLN	4.0
5	AF	34	GLY	4.0
38	BM	1	MET	4.0
50	DT	15	HIS	4.0
34	D3	21	PHE	4.0
25	BC	116	GLN	4.0
27	BK	73	ASP	4.0
5	AF	62	MET	4.0
6	AG	10	LYS	4.0
29	DE	65	THR	4.0
40	DH	81	ALA	4.0
28	BP	67	GLU	4.0
47	DF	90	LEU	4.0
22	BA	118	C	4.0
38	BM	105	MET	4.0
11	AL	61	GLU	4.0
6	AG	84	TYR	4.0
4	CE	11	GLN	4.0
40	BH	79	THR	4.0
48	BG	120	ILE	4.0
48	DG	37	ASN	4.0
50	DT	81	LYS	4.0
24	BI	22	PRO	4.0
39	BX	63	ALA	4.0
5	AF	54	LEU	4.0
29	DE	201	ALA	3.9
16	AS	11	ASP	3.9
40	BH	90	LEU	3.9
25	BC	182	LYS	3.9

*Continued on next page...*

*Continued from previous page...*

<b>Mol</b>	<b>Chain</b>	<b>Res</b>	<b>Type</b>	<b>RSRZ</b>
38	DM	104	GLU	3.9
24	DI	93	ASN	3.9
4	CE	13	LYS	3.9
18	CB	195	VAL	3.9
26	DD	96	ILE	3.9
50	DT	14	PRO	3.9
4	CE	148	SER	3.9
50	DT	36	LYS	3.9
47	DF	58	ALA	3.9
12	AM	113	LYS	3.9
45	BS	74	ILE	3.9
38	DM	37	GLY	3.9
39	BX	5	GLU	3.9
24	BI	55	PRO	3.9
45	DS	92	ARG	3.9
29	DE	55	SER	3.9
48	BG	176	LYS	3.9
5	AF	64	VAL	3.9
7	CH	71	VAL	3.9
29	BE	1	MET	3.9
29	DE	70	SER	3.9
4	CE	147	ASN	3.9
40	BH	1	MET	3.9
40	BH	56	ALA	3.9
25	BC	20	ASN	3.9
24	BI	87	SER	3.9
3	CD	164	ARG	3.9
18	CB	164	ASP	3.9
7	AH	126	CYS	3.9
47	DF	86	CYS	3.9
25	DC	22	GLU	3.9
5	AF	42	TRP	3.8
16	AS	39	ILE	3.8
24	DI	132	ALA	3.8
12	CM	44	ILE	3.8
1	AA	1362	A	3.8
19	CU	23	GLU	3.8
48	DG	57	TYR	3.8
4	CE	10	LEU	3.8
8	AI	47	VAL	3.8
24	BI	35	MET	3.8
38	DM	31	PHE	3.8

*Continued on next page...*

*Continued from previous page...*

Mol	Chain	Res	Type	RSRZ
40	BH	46	PHE	3.8
8	AI	57	VAL	3.8
18	CB	69	VAL	3.8
50	DT	13	ALA	3.8
29	DE	149	ILE	3.8
24	BI	6	ALA	3.8
24	DI	83	ALA	3.8
31	B0	54	ILE	3.8
37	DL	118	THR	3.8
20	AO	43	PHE	3.8
24	DI	94	LYS	3.8
4	CE	115	GLU	3.8
38	BM	136	MET	3.8
5	AF	100	SER	3.8
25	DC	62	ARG	3.8
37	DL	59	ARG	3.8
29	BE	125	SER	3.8
16	AS	42	ASN	3.8
16	CS	20	LYS	3.8
25	DC	34	GLU	3.8
27	BK	77	ILE	3.8
7	CH	99	GLY	3.8
5	AF	78	PHE	3.8
6	AG	15	PRO	3.8
46	BU	71	ILE	3.8
50	DT	34	VAL	3.7
37	DL	50	PHE	3.7
27	BK	80	ASP	3.7
40	BH	57	LYS	3.7
41	BJ	24	THR	3.7
6	AG	58	LEU	3.7
25	DC	33	LEU	3.7
25	BC	115	ILE	3.7
26	DD	75	ALA	3.7
8	AI	50	PRO	3.7
27	BK	94	PRO	3.7
36	D2	29	GLN	3.7
16	AS	59	VAL	3.7
45	DS	5	ALA	3.7
14	AQ	20	ILE	3.7
4	CE	95	MET	3.7
8	AI	128	LYS	3.7

*Continued on next page...*

*Continued from previous page...*

Mol	Chain	Res	Type	RSRZ
50	DT	31	VAL	3.7
29	BE	118	LEU	3.7
5	AF	68	GLN	3.7
18	CB	198	VAL	3.7
5	AF	25	TYR	3.7
29	DE	88	ARG	3.7
4	CE	144	GLU	3.7
24	DI	96	LYS	3.7
14	AQ	58	VAL	3.7
11	AL	63	THR	3.7
43	DO	2	ASP	3.7
5	AF	11	HIS	3.7
11	AL	86	VAL	3.7
25	BC	17	LYS	3.7
29	DE	72	SER	3.7
40	BH	91	PHE	3.7
26	DD	93	GLY	3.7
47	DF	155	ILE	3.7
16	AS	60	PHE	3.7
36	D2	37	LYS	3.7
47	DF	89	THR	3.6
5	AF	94	HIS	3.6
16	AS	77	ARG	3.6
45	DS	11	ARG	3.6
47	DF	149	ARG	3.6
40	BH	55	GLU	3.6
41	BJ	87	ALA	3.6
47	DF	18	GLU	3.6
29	DE	75	SER	3.6
38	DM	28	PHE	3.6
21	AN	29	ILE	3.6
23	DB	139	U	3.6
46	BU	59	GLU	3.6
4	CE	74	ALA	3.6
37	DL	47	ARG	3.6
5	AF	93	LYS	3.6
26	BD	188	LEU	3.6
28	BP	75	THR	3.6
37	DL	76	GLU	3.6
5	AF	91	ARG	3.6
25	DC	79	ARG	3.6
6	AG	11	ILE	3.6

*Continued on next page...*

*Continued from previous page...*

Mol	Chain	Res	Type	RSRZ
24	BI	24	GLY	3.6
25	BC	269	ARG	3.6
6	AG	76	SER	3.6
12	AM	85	TYR	3.6
28	BP	41	ALA	3.6
37	BL	144	GLU	3.6
42	BN	70	THR	3.6
46	BU	84	PHE	3.6
3	AD	173	ASP	3.6
4	CE	43	GLY	3.6
14	AQ	53	GLY	3.6
46	BU	83	GLY	3.6
27	BK	46	ALA	3.6
24	BI	28	GLY	3.6
48	DG	88	LEU	3.6
43	DO	3	LYS	3.6
41	BJ	54	ILE	3.6
29	BE	143	LEU	3.6
42	DN	73	ASN	3.6
3	CD	16	THR	3.6
50	DT	51	PHE	3.6
5	AF	83	ALA	3.6
7	CH	127	TYR	3.6
29	DE	74	LYS	3.6
29	DE	188	MET	3.6
35	DV	74	ALA	3.6
4	AE	94	PHE	3.6
37	DL	61	LEU	3.6
52	BW	64	GLY	3.6
36	D2	2	LYS	3.6
41	DJ	45	THR	3.6
9	CJ	26	VAL	3.5
39	BX	13	GLU	3.5
16	AS	79	TYR	3.5
16	AS	38	THR	3.5
11	AL	93	ARG	3.5
25	BC	181	ARG	3.5
24	BI	60	VAL	3.5
27	BK	35	VAL	3.5
41	BJ	142	ILE	3.5
27	BK	98	ARG	3.5
48	DG	176	LYS	3.5

*Continued on next page...*

*Continued from previous page...*

<b>Mol</b>	<b>Chain</b>	<b>Res</b>	<b>Type</b>	<b>RSRZ</b>
16	AS	65	MET	3.5
29	BE	120	VAL	3.5
37	DL	55	MET	3.5
7	AH	74	ILE	3.5
35	DV	51	GLN	3.5
38	DM	61	GLY	3.5
47	BF	75	GLY	3.5
40	BH	147	VAL	3.5
25	BC	193	GLU	3.5
33	D1	6	GLU	3.5
47	DF	156	THR	3.5
37	DL	85	VAL	3.5
2	CC	133	MET	3.5
47	DF	160	LYS	3.5
16	AS	28	LYS	3.5
18	AB	195	VAL	3.5
25	DC	213	ARG	3.5
29	DE	153	LEU	3.5
36	B2	1	MET	3.5
40	BH	104	THR	3.5
27	BK	64	ARG	3.5
37	DL	77	ILE	3.5
50	DT	6	ARG	3.5
41	DJ	1	MET	3.5
27	DK	84	CYS	3.5
6	AG	12	LEU	3.5
37	DL	101	ILE	3.5
25	DC	4	LYS	3.5
8	AI	38	PHE	3.5
29	DE	134	LEU	3.5
4	CE	79	THR	3.5
24	BI	33	ASN	3.5
46	BU	93	ARG	3.5
12	AM	6	ILE	3.5
41	DJ	87	ALA	3.5
42	BN	24	MET	3.5
42	DN	83	LEU	3.5
50	DT	30	ILE	3.5
24	BI	40	ALA	3.5
41	BJ	102	GLU	3.5
26	DD	35	THR	3.5
18	CB	74	ALA	3.5

*Continued on next page...*



*Continued from previous page...*

Mol	Chain	Res	Type	RSRZ
47	BF	112	ASP	3.5
28	BP	19	PHE	3.5
36	D2	26	ASN	3.5
29	DE	61	ARG	3.4
26	BD	111	GLY	3.4
40	BH	134	VAL	3.4
40	BH	76	GLU	3.4
38	BM	102	LEU	3.4
8	AI	127	SER	3.4
24	DI	47	SER	3.4
29	DE	187	VAL	3.4
3	AD	178	GLU	3.4
13	CP	52	LEU	3.4
47	DF	87	LYS	3.4
9	CJ	85	ASP	3.4
25	DC	228	ASP	3.4
26	DD	33	ARG	3.4
36	D2	3	ARG	3.4
26	BD	187	LEU	3.4
38	DM	33	LEU	3.4
25	BC	93	VAL	3.4
4	CE	37	VAL	3.4
28	BP	46	VAL	3.4
18	CB	183	PHE	3.4
28	BP	58	PHE	3.4
35	BV	91	PHE	3.4
2	CC	167	TYR	3.4
4	CE	73	VAL	3.4
15	AR	23	LYS	3.4
37	DL	117	THR	3.4
47	DF	21	TYR	3.4
40	BH	100	ALA	3.4
21	CN	26	LEU	3.4
45	BS	103	ILE	3.4
47	DF	103	ILE	3.4
25	BC	131	MET	3.4
29	BE	15	SER	3.4
29	DE	177	PRO	3.4
26	DD	3	GLY	3.4
27	BK	15	GLY	3.4
43	DO	87	ILE	3.4
52	BW	63	ASP	3.4

*Continued on next page...*

*Continued from previous page...*

Mol	Chain	Res	Type	RSRZ
3	CD	108	ALA	3.4
40	BH	12	LEU	3.4
36	D2	46	LYS	3.4
50	DT	33	LYS	3.4
19	CU	3	ILE	3.4
48	BG	161	VAL	3.4
35	BV	84	PRO	3.4
50	DT	82	LYS	3.4
21	AN	45	LEU	3.4
24	DI	52	LEU	3.4
25	BC	162	GLN	3.4
40	DH	122	LEU	3.4
18	CB	199	ILE	3.4
45	DS	100	THR	3.4
25	BC	122	ALA	3.4
27	DK	9	ASN	3.4
35	DV	91	PHE	3.4
26	DD	48	ILE	3.4
50	DT	44	LYS	3.4
27	BK	75	SER	3.4
38	BM	75	GLU	3.4
12	CM	1	ALA	3.4
16	AS	2	ARG	3.3
36	D2	33	ARG	3.3
34	D3	15	LYS	3.3
26	BD	26	VAL	3.3
13	AP	60	TRP	3.3
43	DO	88	LYS	3.3
16	AS	47	THR	3.3
25	DC	15	VAL	3.3
2	CC	198	LYS	3.3
9	CJ	84	VAL	3.3
11	AL	92	VAL	3.3
26	BD	209	ALA	3.3
18	CB	192	PRO	3.3
37	DL	142	ILE	3.3
47	DF	37	MET	3.3
11	CL	14	LYS	3.3
37	DL	107	PHE	3.3
5	AF	84	VAL	3.3
45	DS	75	PHE	3.3
29	BE	148	ILE	3.3

*Continued on next page...*

*Continued from previous page...*

Mol	Chain	Res	Type	RSRZ
25	DC	91	ALA	3.3
29	DE	73	ILE	3.3
44	DQ	117	ALA	3.3
47	BF	116	LEU	3.3
51	BZ	49	LEU	3.3
29	BE	149	ILE	3.3
11	CL	24	GLU	3.3
24	BI	98	GLY	3.3
25	BC	5	CYS	3.3
27	BK	120	PRO	3.3
37	DL	119	PRO	3.3
26	DD	72	GLY	3.3
43	DO	37	ALA	3.3
47	DF	16	MET	3.3
51	BZ	60	ASP	3.3
13	AP	5	ARG	3.3
25	BC	171	VAL	3.3
24	BI	140	GLU	3.3
21	AN	40	ARG	3.3
42	BN	10	LEU	3.3
25	BC	102	TYR	3.3
2	CC	166	TRP	3.3
27	DK	45	GLU	3.3
38	DM	117	PHE	3.3
41	BJ	66	GLY	3.3
46	BU	17	ASP	3.3
4	CE	110	MET	3.3
25	BC	153	LEU	3.3
25	DC	60	ALA	3.3
25	BC	101	ARG	3.2
3	AD	174	ALA	3.2
37	DL	96	LYS	3.2
45	DS	89	ALA	3.2
49	DR	50	GLY	3.2
48	BG	93	TYR	3.2
27	BK	53	LYS	3.2
37	DL	46	VAL	3.2
37	DL	110	VAL	3.2
5	AF	55	HIS	3.2
24	DI	44	LYS	3.2
13	AP	29	ASN	3.2
18	CB	197	PHE	3.2

*Continued on next page...*

*Continued from previous page...*

<b>Mol</b>	<b>Chain</b>	<b>Res</b>	<b>Type</b>	<b>RSRZ</b>
25	BC	100	ARG	3.2
37	DL	126	ARG	3.2
50	DT	3	ARG	3.2
5	AF	71	ILE	3.2
38	BM	67	VAL	3.2
27	BK	56	ASP	3.2
24	BI	8	VAL	3.2
50	DT	47	VAL	3.2
18	CB	29	PHE	3.2
21	CN	46	LYS	3.2
47	DF	29	ARG	3.2
14	AQ	33	TYR	3.2
5	AF	95	ALA	3.2
12	AM	52	ILE	3.2
24	BI	108	ILE	3.2
47	BF	35	LEU	3.2
40	BH	89	LYS	3.2
29	DE	125	SER	3.2
4	CE	155	LYS	3.2
18	CB	30	ILE	3.2
24	DI	125	THR	3.2
6	AG	73	GLU	3.2
24	DI	53	PRO	3.2
35	DV	94	ALA	3.2
4	AE	85	LYS	3.2
7	AH	98	LEU	3.2
48	BG	132	LEU	3.2
40	DH	80	ILE	3.2
41	BJ	72	LYS	3.2
14	AQ	74	LEU	3.2
24	BI	41	PHE	3.2
39	DX	13	GLU	3.2
29	DE	57	LYS	3.2
21	AN	30	ILE	3.2
11	AL	16	ALA	3.2
35	BV	55	GLU	3.2
35	BV	61	LEU	3.2
7	CH	116	ARG	3.2
21	AN	27	LYS	3.2
29	DE	121	VAL	3.2
35	DV	72	VAL	3.2
50	DT	55	VAL	3.2

*Continued on next page...*

*Continued from previous page...*

Mol	Chain	Res	Type	RSRZ
4	CE	86	GLY	3.2
34	D3	20	GLY	3.2
43	DO	115	LEU	3.2
47	BF	174	PHE	3.2
5	AF	12	PRO	3.2
9	CJ	74	VAL	3.2
25	DC	19	VAL	3.2
23	BB	2309	A	3.2
16	AS	30	LEU	3.1
36	D2	31	LEU	3.1
41	BJ	75	TYR	3.1
5	AF	80	PHE	3.1
20	AO	46	HIS	3.1
13	AP	6	LEU	3.1
25	BC	145	MET	3.1
5	AF	89	VAL	3.1
9	AJ	62	ARG	3.1
39	BX	24	GLU	3.1
28	DP	1	SER	3.1
35	DV	56	PHE	3.1
4	CE	38	VAL	3.1
12	AM	92	ARG	3.1
21	AN	65	GLN	3.1
7	CH	122	GLY	3.1
25	BC	50	THR	3.1
36	B2	31	LEU	3.1
37	DL	95	LEU	3.1
38	BM	7	THR	3.1
9	CJ	91	ASP	3.1
40	BH	114	GLU	3.1
25	DC	21	PRO	3.1
27	BK	82	ASN	3.1
47	DF	2	LYS	3.1
9	CJ	80	THR	3.1
35	DV	7	GLU	3.1
46	BU	72	PHE	3.1
52	DW	36	ILE	3.1
12	CM	7	ASN	3.1
27	DK	17	ARG	3.1
48	BG	37	ASN	3.1
38	DM	108	VAL	3.1
16	AS	74	ALA	3.1

*Continued on next page...*

*Continued from previous page...*

Mol	Chain	Res	Type	RSRZ
14	AQ	52	CYS	3.1
25	BC	167	ASP	3.1
28	BP	40	GLN	3.1
46	BU	86	PHE	3.1
4	CE	119	VAL	3.1
23	DB	1731	G	3.1
27	DK	83	ALA	3.1
19	AU	4	LYS	3.1
47	BF	176	PHE	3.1
44	DQ	90	ASP	3.1
29	BE	129	PRO	3.1
27	BK	106	GLU	3.1
25	DC	204	LEU	3.1
5	AF	21	MET	3.1
14	AQ	77	VAL	3.1
26	DD	34	VAL	3.1
26	DD	77	ARG	3.1
5	AF	61	LEU	3.1
5	AF	81	ASN	3.1
7	CH	73	SER	3.1
15	CR	31	TYR	3.1
27	BK	99	ILE	3.1
9	CJ	33	GLY	3.1
28	BP	69	VAL	3.1
21	CN	21	ALA	3.1
24	DI	49	GLU	3.1
18	CB	186	VAL	3.1
25	DC	56	GLY	3.1
25	BC	124	LYS	3.1
27	BK	83	ALA	3.1
18	CB	38	HIS	3.1
21	AN	51	PRO	3.1
32	B4	23	ILE	3.1
37	DL	75	ALA	3.1
43	DO	23	ALA	3.1
24	BI	23	VAL	3.1
29	BE	154	ASP	3.1
34	D3	60	CYS	3.1
40	BH	135	HIS	3.1
40	BH	97	ARG	3.1
18	CB	67	LEU	3.1
24	DI	43	ALA	3.1

*Continued on next page...*

*Continued from previous page...*

Mol	Chain	Res	Type	RSRZ
11	AL	15	VAL	3.1
38	BM	90	GLU	3.1
26	BD	110	THR	3.1
5	AF	56	LYS	3.1
9	CJ	27	GLU	3.1
28	BP	62	LYS	3.1
47	DF	9	ASP	3.0
40	BH	108	VAL	3.0
47	DF	14	LYS	3.0
50	DT	80	TRP	3.0
26	DD	4	LEU	3.0
9	CJ	30	LYS	3.0
18	CB	70	GLY	3.0
46	BU	87	GLU	3.0
15	AR	66	LEU	3.0
12	AM	51	GLN	3.0
2	AC	67	ILE	3.0
34	D3	53	ASP	3.0
47	DF	166	ARG	3.0
16	AS	75	PRO	3.0
23	BB	1095	A	3.0
39	DX	1	MET	3.0
43	BO	89	ASP	3.0
48	DG	59	ASP	3.0
9	CJ	76	ILE	3.0
20	AO	3	LEU	3.0
21	CN	24	ALA	3.0
14	AQ	9	GLY	3.0
25	BC	92	LEU	3.0
13	AP	9	HIS	3.0
21	AN	91	GLU	3.0
35	BV	83	LYS	3.0
37	DL	109	LYS	3.0
45	DS	74	ILE	3.0
47	BF	151	LEU	3.0
18	CB	99	MET	3.0
29	BE	11	ALA	3.0
3	CD	106	PHE	3.0
50	DT	52	GLU	3.0
23	BB	62	U	3.0
27	BK	85	VAL	3.0
9	AJ	34	ALA	3.0

*Continued on next page...*

*Continued from previous page...*

Mol	Chain	Res	Type	RSRZ
11	AL	12	ALA	3.0
27	BK	95	ILE	3.0
4	CE	71	ILE	3.0
37	DL	60	ARG	3.0
43	DO	62	LEU	3.0
38	DM	67	VAL	3.0
2	CC	186	SER	3.0
41	BJ	74	TYR	3.0
25	BC	2	VAL	3.0
27	BK	63	VAL	3.0
48	BG	21	GLN	3.0
38	DM	133	LYS	3.0
13	AP	17	TYR	3.0
2	CC	181	ILE	3.0
38	DM	102	LEU	3.0
48	BG	59	ASP	3.0
48	BG	91	VAL	3.0
25	DC	222	THR	3.0
6	AG	13	PRO	3.0
21	AN	56	PRO	3.0
12	AM	83	GLY	3.0
24	DI	82	ALA	3.0
25	BC	95	TYR	3.0
47	DF	84	ILE	3.0
50	DT	32	LEU	3.0
20	AO	47	LYS	3.0
25	BC	179	GLU	3.0
39	BX	1	MET	3.0
18	CB	52	ALA	3.0
38	BM	31	PHE	3.0
26	DD	76	GLY	3.0
40	DH	99	ILE	3.0
47	DF	3	LEU	3.0
1	AA	1229	A	3.0
11	AL	24	GLU	3.0
34	D3	4	LYS	3.0
1	AA	121	U	2.9
26	BD	140	HIS	2.9
40	BH	139	PHE	2.9
49	BR	35	PHE	2.9
4	CE	84	VAL	2.9
16	AS	10	ILE	2.9

*Continued on next page...*



*Continued from previous page...*

Mol	Chain	Res	Type	RSRZ
27	BK	86	LEU	2.9
40	BH	96	THR	2.9
47	DF	159	ALA	2.9
50	DT	61	LEU	2.9
2	AC	151	GLU	2.9
50	DT	54	GLU	2.9
9	AJ	63	ASP	2.9
27	BK	105	ARG	2.9
37	DL	125	LEU	2.9
2	CC	203	LYS	2.9
7	CH	102	VAL	2.9
12	AM	59	VAL	2.9
24	BI	86	LYS	2.9
14	AQ	27	PHE	2.9
21	CN	76	PHE	2.9
45	DS	95	ARG	2.9
50	DT	4	GLU	2.9
3	AD	175	GLY	2.9
13	AP	19	VAL	2.9
29	DE	54	GLY	2.9
40	DH	17	ASP	2.9
35	BV	2	PHE	2.9
36	D2	41	ARG	2.9
40	BH	48	GLU	2.9
23	DB	752	A	2.9
4	CE	118	GLY	2.9
11	AL	91	GLY	2.9
26	DD	56	LYS	2.9
35	DV	47	VAL	2.9
37	DL	93	ASN	2.9
40	BH	5	LEU	2.9
47	DF	45	ASP	2.9
3	CD	202	LEU	2.9
49	BR	48	LYS	2.9
16	AS	48	ILE	2.9
27	DK	50	GLY	2.9
47	BF	103	ILE	2.9
29	DE	106	LYS	2.9
4	CE	111	ARG	2.9
38	BM	3	GLN	2.9
6	AG	150	PHE	2.9
2	AC	100	ILE	2.9

*Continued on next page...*

*Continued from previous page...*

Mol	Chain	Res	Type	RSRZ
25	DC	215	VAL	2.9
29	DE	108	ILE	2.9
21	AN	48	GLN	2.9
25	BC	109	LEU	2.9
25	DC	20	ASN	2.9
8	AI	83	THR	2.9
39	DX	23	ARG	2.9
24	BI	5	GLN	2.9
2	CC	150	VAL	2.9
5	AF	58	HIS	2.9
9	CJ	88	MET	2.9
25	DC	198	GLU	2.9
27	DK	82	ASN	2.9
28	BP	65	ASN	2.9
42	BN	48	VAL	2.9
47	DF	168	LEU	2.9
6	AG	14	ASP	2.9
16	CS	25	GLY	2.9
45	DS	110	ARG	2.9
18	AB	100	LEU	2.9
36	D2	45	SER	2.9
21	AN	47	LEU	2.9
26	DD	94	GLN	2.9
27	BK	7	MET	2.9
29	DE	49	ARG	2.9
29	DE	51	GLU	2.9
6	AG	46	LEU	2.9
16	CS	19	GLU	2.9
40	BH	27	ARG	2.9
40	DH	140	ALA	2.9
25	BC	104	LEU	2.9
13	AP	34	GLU	2.9
45	DS	83	LYS	2.9
39	BX	10	SER	2.9
2	CC	139	ASN	2.9
21	AN	58	ARG	2.9
25	DC	18	VAL	2.9
16	AS	64	GLU	2.9
23	BB	1733	G	2.9
47	DF	94	ARG	2.9
26	BD	27	ILE	2.9
28	BP	63	ILE	2.9

*Continued on next page...*

*Continued from previous page...*

Mol	Chain	Res	Type	RSRZ
40	DH	110	VAL	2.8
50	DT	16	VAL	2.8
1	AA	1230	C	2.8
25	BC	72	GLY	2.8
24	BI	79	LEU	2.8
29	DE	172	ALA	2.8
34	D3	22	LYS	2.8
34	D3	57	VAL	2.8
21	AN	31	SER	2.8
2	AC	156	LEU	2.8
27	BK	3	GLN	2.8
45	DS	105	VAL	2.8
25	BC	103	ILE	2.8
4	AE	95	MET	2.8
7	CH	44	PHE	2.8
47	DF	165	GLY	2.8
3	CD	160	LEU	2.8
4	CE	75	LEU	2.8
24	BI	10	LEU	2.8
26	BD	109	VAL	2.8
28	BP	27	VAL	2.8
41	DJ	63	ALA	2.8
47	BF	131	VAL	2.8
16	AS	58	PRO	2.8
16	AS	68	HIS	2.8
16	CS	47	THR	2.8
25	BC	163	ILE	2.8
40	DH	72	ILE	2.8
47	BF	120	SER	2.8
51	BZ	38	PHE	2.8
7	AH	60	LEU	2.8
18	CB	53	LEU	2.8
35	DV	57	TYR	2.8
37	DL	122	VAL	2.8
38	BM	2	LEU	2.8
41	DJ	20	ALA	2.8
48	BG	167	VAL	2.8
27	DK	42	THR	2.8
7	CH	91	LEU	2.8
25	BC	78	GLU	2.8
28	BP	98	TYR	2.8
27	DK	43	ILE	2.8

*Continued on next page...*

*Continued from previous page...*

Mol	Chain	Res	Type	RSRZ
21	AN	76	PHE	2.8
27	BK	108	ARG	2.8
47	DF	176	PHE	2.8
21	AN	26	LEU	2.8
23	DB	846	U	2.8
29	DE	48	THR	2.8
21	CN	29	ILE	2.8
4	CE	143	LEU	2.8
25	DC	65	ASP	2.8
27	BK	107	LEU	2.8
50	DT	83	ALA	2.8
7	AH	44	PHE	2.8
47	DF	25	MET	2.8
12	AM	32	ILE	2.8
18	AB	66	ILE	2.8
29	BE	172	ALA	2.8
24	BI	44	LYS	2.8
36	D2	25	LYS	2.8
37	DL	48	ARG	2.8
34	B3	19	GLY	2.8
3	CD	34	GLU	2.8
12	AM	38	ILE	2.8
12	AM	104	ASN	2.8
42	BN	17	ARG	2.8
18	CB	157	PRO	2.8
48	DG	90	GLY	2.8
21	CN	25	GLU	2.8
29	DE	92	HIS	2.8
34	D3	12	ARG	2.8
38	DM	35	ALA	2.8
9	CJ	90	LEU	2.8
23	BB	613	A	2.8
25	BC	143	VAL	2.8
25	BC	70	LYS	2.8
25	BC	99	GLU	2.8
26	BD	28	GLU	2.8
40	DH	9	VAL	2.8
41	BJ	65	THR	2.8
47	BF	56	LEU	2.8
13	AP	38	PHE	2.8
18	CB	49	PHE	2.8
38	DM	126	ILE	2.8

*Continued on next page...*

*Continued from previous page...*

Mol	Chain	Res	Type	RSRZ
40	BH	143	ILE	2.8
14	AQ	43	LEU	2.8
28	BP	45	VAL	2.8
43	DO	39	VAL	2.8
3	AD	177	MET	2.8
28	BP	59	THR	2.8
40	BH	107	GLY	2.8
27	BK	39	ILE	2.8
42	BN	86	ARG	2.8
9	CJ	29	ALA	2.8
16	AS	70	LEU	2.8
47	DF	15	LEU	2.8
2	AC	44	LYS	2.8
18	CB	124	THR	2.8
29	DE	56	GLY	2.8
29	DE	150	THR	2.8
26	DD	74	GLU	2.7
2	AC	46	LEU	2.7
44	DQ	17	LEU	2.7
24	BI	66	PHE	2.7
26	BD	148	GLN	2.7
2	CC	151	GLU	2.7
21	AN	34	ASN	2.7
25	BC	138	SER	2.7
28	BP	25	VAL	2.7
45	DS	97	LEU	2.7
48	DG	147	LEU	2.7
52	BW	82	GLU	2.7
25	BC	110	LYS	2.7
28	BP	86	LYS	2.7
25	BC	75	ALA	2.7
37	DL	83	ALA	2.7
37	DL	90	VAL	2.7
3	CD	169	TRP	2.7
18	CB	57	ASN	2.7
25	DC	36	ASN	2.7
29	BE	175	ILE	2.7
47	BF	142	TYR	2.7
48	BG	51	PHE	2.7
16	AS	72	GLU	2.7
26	DD	30	GLU	2.7
2	CC	182	ASP	2.7

*Continued on next page...*

*Continued from previous page...*

Mol	Chain	Res	Type	RSRZ
8	AI	48	ARG	2.7
36	D2	28	ARG	2.7
45	BS	21	ALA	2.7
2	CC	93	ILE	2.7
8	AI	20	ILE	2.7
21	CN	45	LEU	2.7
26	DD	17	GLU	2.7
29	DE	30	GLN	2.7
40	BH	61	VAL	2.7
26	BD	181	ASP	2.7
25	DC	61	TYR	2.7
25	BC	173	LEU	2.7
47	BF	71	LYS	2.7
39	DX	24	GLU	2.7
40	BH	106	ALA	2.7
48	BG	122	ALA	2.7
5	AF	92	THR	2.7
16	AS	26	ASP	2.7
11	AL	87	LYS	2.7
18	CB	213	LEU	2.7
36	D2	42	LEU	2.7
28	BP	74	GLN	2.7
48	BG	87	GLN	2.7
12	AM	78	ARG	2.7
21	AN	60	ARG	2.7
23	BB	136	G	2.7
47	DF	162	ASP	2.7
38	DM	107	GLY	2.7
38	DM	136	MET	2.7
21	CN	54	SER	2.7
40	BH	136	SER	2.7
23	DB	1728	C	2.7
41	BJ	68	LYS	2.7
35	DV	42	LEU	2.7
24	DI	115	ASP	2.7
2	CC	130	ARG	2.7
7	CH	62	LEU	2.7
25	BC	183	VAL	2.7
26	DD	180	VAL	2.7
15	AR	63	TYR	2.7
3	CD	181	PHE	2.7
5	AF	32	ALA	2.7

*Continued on next page...*

*Continued from previous page...*

Mol	Chain	Res	Type	RSRZ
14	AQ	6	THR	2.7
25	DC	229	HIS	2.7
41	BJ	84	ILE	2.7
47	DF	117	SER	2.7
50	BT	5	GLU	2.7
7	AH	128	VAL	2.7
25	BC	94	LEU	2.7
25	BC	137	GLY	2.7
29	DE	126	VAL	2.7
16	CS	40	PHE	2.7
25	DC	101	ARG	2.7
29	BE	152	GLU	2.7
38	DM	40	ARG	2.7
2	CC	110	LEU	2.7
25	DC	212	TRP	2.7
16	AS	9	PHE	2.7
29	DE	190	ALA	2.7
21	CN	47	LEU	2.7
24	BI	31	GLY	2.7
48	BG	160	GLY	2.7
21	CN	53	ASP	2.7
29	DE	90	GLN	2.7
19	AU	36	PHE	2.7
4	CE	45	VAL	2.7
9	CJ	6	ILE	2.7
47	DF	78	ILE	2.7
13	AP	37	GLY	2.7
51	BZ	71	LEU	2.7
24	DI	70	THR	2.7
27	DK	3	GLN	2.7
14	AQ	56	ASP	2.7
29	DE	168	ASP	2.7
4	CE	42	ASN	2.6
6	AG	57	GLU	2.6
12	AM	7	ASN	2.6
25	DC	92	LEU	2.6
28	BP	91	VAL	2.6
47	DF	56	LEU	2.6
7	CH	95	MET	2.6
23	DB	1729	U	2.6
26	DD	203	VAL	2.6
27	DK	10	VAL	2.6

*Continued on next page...*

*Continued from previous page...*

Mol	Chain	Res	Type	RSRZ
29	BE	121	VAL	2.6
42	BN	82	GLU	2.6
27	BK	9	ASN	2.6
4	CE	44	ARG	2.6
16	AS	78	THR	2.6
24	DI	131	THR	2.6
25	BC	64	VAL	2.6
38	DM	59	ARG	2.6
29	BE	169	VAL	2.6
27	BK	101	GLY	2.6
37	DL	44	GLY	2.6
49	DR	48	LYS	2.6
52	DW	43	LYS	2.6
23	DB	2799	A	2.6
25	DC	90	ILE	2.6
33	D1	4	ILE	2.6
40	BH	77	THR	2.6
47	DF	151	LEU	2.6
19	AU	26	GLY	2.6
18	CB	90	PHE	2.6
2	CC	200	TRP	2.6
7	AH	102	VAL	2.6
9	CJ	73	LEU	2.6
34	D3	27	ASN	2.6
21	AN	25	GLU	2.6
29	DE	93	SER	2.6
5	AF	59	TYR	2.6
14	AQ	22	VAL	2.6
27	DK	51	LYS	2.6
37	DL	100	ILE	2.6
39	BX	9	LYS	2.6
13	CP	45	GLU	2.6
37	DL	56	PRO	2.6
9	AJ	65	TYR	2.6
40	BH	35	LYS	2.6
45	DS	4	ILE	2.6
50	DT	49	LYS	2.6
12	AM	86	ARG	2.6
18	CB	159	ALA	2.6
16	CS	29	PRO	2.6
35	DV	73	LYS	2.6
40	DH	5	LEU	2.6

*Continued on next page...*



*Continued from previous page...*

Mol	Chain	Res	Type	RSRZ
34	D3	64	ALA	2.6
45	BS	94	ASP	2.6
4	CE	82	HIS	2.6
8	AI	29	ILE	2.6
11	AL	18	SER	2.6
25	DC	64	VAL	2.6
29	DE	105	LEU	2.6
32	B4	25	VAL	2.6
34	D3	49	VAL	2.6
41	BJ	122	LEU	2.6
50	BT	93	LEU	2.6
18	CB	75	ALA	2.6
24	DI	114	ALA	2.6
48	BG	114	HIS	2.6
4	CE	55	VAL	2.6
20	AO	44	ALA	2.6
48	BG	92	GLY	2.6
18	CB	39	ILE	2.6
41	BJ	105	VAL	2.6
45	DS	82	MET	2.6
48	DG	53	PRO	2.6
25	BC	132	ARG	2.6
25	DC	202	ARG	2.6
39	BX	60	LYS	2.6
42	BN	87	PHE	2.6
6	AG	78	ARG	2.6
48	DG	106	LEU	2.6
21	AN	46	LYS	2.6
29	DE	42	GLY	2.6
37	DL	116	VAL	2.6
7	CH	74	ILE	2.6
11	AL	60	PHE	2.6
25	DC	17	LYS	2.6
25	BC	121	ALA	2.6
10	AK	128	VAL	2.6
18	CB	45	THR	2.6
21	AN	54	SER	2.6
2	AC	99	GLN	2.6
16	CS	65	MET	2.6
5	AF	82	ASP	2.6
18	AB	161	PHE	2.6
29	DE	158	PHE	2.6

*Continued on next page...*

*Continued from previous page...*

Mol	Chain	Res	Type	RSRZ
47	DF	99	PHE	2.6
4	CE	122	VAL	2.5
29	BE	187	VAL	2.5
47	DF	96	TRP	2.5
48	BG	90	GLY	2.6
50	DT	45	ALA	2.6
16	AS	31	ARG	2.5
25	DC	80	LEU	2.5
47	DF	31	GLU	2.5
50	DT	74	ILE	2.5
7	AH	101	ALA	2.5
11	AL	62	VAL	2.5
14	AQ	57	VAL	2.5
47	BF	152	ASP	2.5
39	DX	17	GLU	2.5
9	CJ	83	THR	2.5
40	DH	38	PRO	2.5
41	DJ	4	PHE	2.5
33	B1	49	LYS	2.5
38	BM	77	PRO	2.5
47	BF	64	PRO	2.5
9	CJ	75	ASP	2.5
37	DL	106	GLU	2.5
37	DL	115	GLU	2.5
2	CC	69	THR	2.5
25	BC	172	THR	2.5
36	D2	39	ARG	2.5
37	DL	78	ARG	2.5
47	DF	161	SER	2.5
48	DG	56	GLY	2.5
11	AL	52	CYS	2.5
25	DC	2	VAL	2.5
41	BJ	62	VAL	2.5
5	AF	57	ALA	2.5
45	DS	90	LYS	2.5
25	BC	142	ASN	2.5
25	BC	166	ARG	2.5
38	BM	104	GLU	2.5
40	DH	76	GLU	2.5
14	AQ	11	VAL	2.5
21	AN	59	GLN	2.5
25	BC	125	PRO	2.5

*Continued on next page...*

*Continued from previous page...*

<b>Mol</b>	<b>Chain</b>	<b>Res</b>	<b>Type</b>	<b>RSRZ</b>
48	BG	102	ILE	2.5
50	DT	8	LEU	2.5
15	AR	60	ARG	2.5
7	CH	112	ASP	2.5
27	DK	8	LEU	2.5
35	DV	4	ILE	2.5
35	DV	33	GLY	2.5
5	AF	50	PRO	2.5
26	BD	192	ALA	2.5
1	AA	461	A	2.5
4	CE	149	PRO	2.5
41	BJ	20	ALA	2.5
1	AA	1228	C	2.5
18	CB	34	ARG	2.5
27	BK	109	SER	2.5
38	DM	62	LYS	2.5
38	DM	110	GLU	2.5
47	DF	6	TYR	2.5
24	BI	57	VAL	2.5
47	DF	163	GLU	2.5
50	DT	42	GLU	2.5
25	DC	214	GLY	2.5
18	AB	158	ASP	2.5
25	BC	21	PRO	2.5
27	BK	100	PHE	2.5
27	BK	112	PHE	2.5
38	DM	57	VAL	2.5
42	BN	20	MET	2.5
45	DS	86	MET	2.5
4	CE	76	ASN	2.5
43	DO	69	ASP	2.5
13	AP	54	LEU	2.5
28	BP	64	SER	2.5
48	BG	116	LEU	2.5
29	BE	151	GLY	2.5
37	DL	74	THR	2.5
38	BM	128	THR	2.5
4	CE	47	PHE	2.5
18	AB	183	PHE	2.5
18	CB	33	ALA	2.5
36	B2	21	ARG	2.5
26	DD	101	PHE	2.5

*Continued on next page...*

*Continued from previous page...*

Mol	Chain	Res	Type	RSRZ
27	BK	40	LYS	2.5
27	BK	79	PHE	2.5
29	DE	62	GLN	2.5
23	DB	645	C	2.5
25	BC	117	SER	2.5
35	DV	63	ILE	2.5
35	DV	93	ARG	2.5
11	AL	17	LYS	2.5
36	D2	4	THR	2.5
41	DJ	24	THR	2.5
26	DD	84	LEU	2.5
44	DQ	36	GLN	2.5
5	AF	79	ARG	2.5
47	BF	135	ILE	2.5
8	AI	126	PHE	2.5
27	BK	54	LYS	2.5
52	DW	65	LYS	2.5
25	BC	165	ALA	2.5
5	AF	60	VAL	2.5
38	DM	135	VAL	2.5
32	B4	35	GLN	2.5
47	DF	35	LEU	2.5
3	CD	162	GLU	2.5
21	AN	52	ARG	2.5
26	DD	146	ILE	2.5
37	DL	111	ILE	2.5
27	BK	60	ALA	2.5
8	AI	125	GLN	2.4
25	BC	106	PRO	2.4
20	AO	67	LEU	2.4
21	AN	57	SER	2.4
25	BC	86	ARG	2.4
34	D3	63	TYR	2.4
2	AC	187	GLU	2.4
47	DF	77	LYS	2.4
48	BG	20	GLY	2.4
2	CC	111	ASP	2.4
42	BN	25	ALA	2.4
11	AL	51	VAL	2.4
11	AL	56	LEU	2.4
35	BV	93	ARG	2.4
27	DK	2	ILE	2.4

*Continued on next page...*

*Continued from previous page...*

<b>Mol</b>	<b>Chain</b>	<b>Res</b>	<b>Type</b>	<b>RSRZ</b>
27	DK	21	CYS	2.4
37	DL	84	LYS	2.4
43	DO	48	LEU	2.4
16	AS	63	ASP	2.4
5	AF	85	ILE	2.4
41	BJ	67	ASN	2.4
45	DS	108	SER	2.4
5	AF	96	VAL	2.4
26	BD	161	MET	2.4
4	CE	32	PHE	2.4
7	CH	126	CYS	2.4
27	DK	63	VAL	2.4
45	BS	104	THR	2.4
14	AQ	7	LEU	2.4
7	CH	100	ILE	2.4
16	CS	24	SER	2.4
29	DE	78	TRP	2.4
48	BG	38	ASP	2.4
48	DG	113	ASP	2.4
3	AD	145	ARG	2.4
3	CD	89	LEU	2.4
35	DV	3	THR	2.4
40	BH	18	GLN	2.4
43	DO	61	GLN	2.4
36	B2	32	ALA	2.4
29	BE	19	PHE	2.4
41	BJ	101	ILE	2.4
21	AN	95	LEU	2.4
25	BC	91	ALA	2.4
6	AG	6	ILE	2.4
47	BF	98	PHE	2.4
11	AL	8	ARG	2.4
25	BC	76	VAL	2.4
25	DC	93	VAL	2.4
46	BU	91	LYS	2.4
23	BB	1459	G	2.4
25	BC	126	GLY	2.4
27	BK	81	GLY	2.4
38	BM	40	ARG	2.4
40	DH	147	VAL	2.4
28	BP	26	GLU	2.4
32	B4	22	VAL	2.4

*Continued on next page...*

*Continued from previous page...*

Mol	Chain	Res	Type	RSRZ
47	BF	111	ARG	2.4
16	CS	30	LEU	2.4
18	AB	42	LEU	2.4
35	BV	59	GLU	2.4
48	BG	172	GLU	2.4
46	BU	102	ILE	2.4
47	BF	43	ILE	2.4
6	AG	4	ARG	2.4
13	AP	55	ASP	2.4
23	DB	204	A	2.4
12	CM	47	LEU	2.4
20	AO	66	LEU	2.4
29	DE	119	ILE	2.4
24	DI	135	MET	2.4
25	BC	74	PRO	2.4
27	BK	34	GLY	2.4
29	BE	12	LEU	2.4
44	DQ	116	LEU	2.4
18	CB	43	GLU	2.4
30	DY	58	GLU	2.4
4	CE	28	ARG	2.4
19	AU	34	ARG	2.4
23	DB	789	A	2.4
26	BD	15	PHE	2.4
28	BP	102	ARG	2.4
50	DT	64	LYS	2.4
26	BD	130	GLN	2.4
40	DH	19	VAL	2.4
48	DG	42	VAL	2.4
51	BZ	40	VAL	2.4
24	DI	20	SER	2.4
7	AH	100	ILE	2.4
29	BE	6	LYS	2.4
28	BP	60	VAL	2.4
46	BU	82	VAL	2.4
3	CD	107	GLY	2.4
18	CB	16	GLY	2.4
40	DH	75	LEU	2.4
7	AH	59	GLU	2.4
23	DB	1459	G	2.4
25	BC	184	GLU	2.4
30	BY	58	GLU	2.4

*Continued on next page...*

*Continued from previous page...*

Mol	Chain	Res	Type	RSRZ
47	DF	178	LYS	2.4
7	CH	101	ALA	2.4
14	CQ	12	VAL	2.4
28	BP	76	HIS	2.4
41	BJ	59	ALA	2.4
49	DR	75	VAL	2.4
25	BC	168	GLY	2.3
25	DC	205	GLY	2.3
25	BC	29	PHE	2.3
27	BK	23	LYS	2.3
28	DP	67	GLU	2.3
40	BH	137	GLU	2.3
3	AD	24	VAL	2.3
12	AM	103	THR	2.3
21	CN	16	ALA	2.3
27	BK	11	ALA	2.3
3	CD	190	LEU	2.3
38	DM	41	LEU	2.3
39	BX	57	LEU	2.3
14	AQ	42	LYS	2.3
24	DI	80	LYS	2.3
16	CS	48	ILE	2.3
25	BC	155	ARG	2.3
37	DL	135	ILE	2.3
47	DF	69	ALA	2.3
25	BC	118	GLY	2.3
13	AP	39	PHE	2.3
10	AK	73	VAL	2.3
13	AP	71	VAL	2.3
25	DC	219	VAL	2.3
35	DV	69	GLU	2.3
47	BF	74	ALA	2.3
45	DS	51	LEU	2.3
13	AP	51	ARG	2.3
24	DI	88	GLY	2.3
43	DO	53	THR	2.3
5	AF	75	GLU	2.3
13	AP	4	ILE	2.3
34	D3	3	ILE	2.3
42	DN	21	PHE	2.3
43	DO	40	ILE	2.3
7	AH	58	LEU	2.3

*Continued on next page...*

*Continued from previous page...*

Mol	Chain	Res	Type	RSRZ
48	DG	58	ALA	2.3
20	AO	4	SER	2.3
28	DP	19	PHE	2.3
2	CC	109	GLU	2.3
20	AO	6	GLU	2.3
47	DF	20	ASN	2.3
32	B4	8	LYS	2.3
23	DB	791	C	2.3
43	BO	114	GLY	2.3
18	CB	15	PHE	2.3
6	AG	70	PRO	2.3
27	BK	51	LYS	2.3
34	D3	14	LYS	2.3
27	DK	64	ARG	2.3
27	DK	38	ILE	2.3
27	DK	39	ILE	2.3
40	DH	94	ILE	2.3
45	DS	96	ILE	2.3
51	BZ	64	ILE	2.3
21	CN	27	LYS	2.3
48	BG	169	ARG	2.3
23	BB	545	U	2.3
2	CC	201	ILE	2.3
26	BD	189	VAL	2.3
40	BH	9	VAL	2.3
28	DP	37	LYS	2.3
2	CC	94	ALA	2.3
48	DG	116	LEU	2.3
2	CC	146	LYS	2.3
7	CH	124	ILE	2.3
16	AS	50	VAL	2.3
25	BC	3	VAL	2.3
27	BK	61	VAL	2.3
41	BJ	55	ILE	2.3
50	DT	58	VAL	2.3
45	DS	9	HIS	2.3
2	CC	70	ALA	2.3
49	BR	45	GLU	2.3
9	CJ	28	THR	2.3
24	BI	67	THR	2.3
25	DC	29	PHE	2.3
40	BH	17	ASP	2.3

*Continued on next page...*



*Continued from previous page...*

Mol	Chain	Res	Type	RSRZ
47	BF	34	THR	2.3
17	CT	38	ILE	2.3
40	DH	71	LYS	2.3
48	DG	161	VAL	2.3
23	BB	878	A	2.3
25	BC	85	ASN	2.3
25	DC	100	ARG	2.3
43	BO	26	LEU	2.3
11	AL	25	ALA	2.3
21	AN	93	PRO	2.3
28	DP	40	GLN	2.3
3	CD	144	ILE	2.3
8	AI	55	ASP	2.3
23	DB	2609	U	2.3
38	DM	63	ILE	2.3
43	BO	78	VAL	2.3
4	CE	9	GLU	2.3
10	AK	80	ASN	2.3
28	BP	96	LEU	2.3
25	BC	66	PHE	2.3
2	AC	90	VAL	2.3
13	AP	18	GLN	2.3
29	DE	59	PRO	2.3
15	AR	25	ILE	2.3
18	CB	40	ILE	2.3
25	BC	90	ILE	2.3
27	BK	43	ILE	2.3
51	BZ	47	VAL	2.3
27	BK	78	ARG	2.3
27	DK	65	THR	2.3
16	AS	14	LEU	2.3
45	DS	109	ASP	2.3
12	CM	9	PRO	2.3
47	DF	150	GLY	2.3
24	BI	125	THR	2.3
34	D3	28	LEU	2.3
7	AH	127	TYR	2.3
21	CN	97	LYS	2.3
33	B1	34	GLU	2.3
41	BJ	17	VAL	2.3
45	DS	21	ALA	2.3
48	BG	53	PRO	2.3

*Continued on next page...*

*Continued from previous page...*

<b>Mol</b>	<b>Chain</b>	<b>Res</b>	<b>Type</b>	<b>RSRZ</b>
5	AF	49	TYR	2.3
7	CH	128	VAL	2.3
25	DC	42	ARG	2.3
38	DM	114	ARG	2.3
2	AC	98	ALA	2.2
3	AD	196	GLU	2.2
4	CE	15	ILE	2.2
5	AF	36	ILE	2.2
13	AP	33	ILE	2.2
14	AQ	78	VAL	2.2
20	AO	75	VAL	2.2
23	DB	1781	U	2.2
29	DE	23	PHE	2.2
28	BP	68	GLY	2.2
29	DE	181	ILE	2.2
41	BJ	69	ARG	2.2
24	DI	79	LEU	2.2
38	BM	4	PRO	2.2
45	DS	80	PRO	2.2
4	CE	113	VAL	2.2
27	BK	62	VAL	2.2
2	AC	63	ILE	2.2
28	BP	33	GLU	2.2
36	B2	35	ARG	2.2
36	D2	21	ARG	2.2
25	DC	231	HIS	2.2
29	BE	57	LYS	2.2
26	BD	118	PHE	2.2
5	AF	38	ARG	2.2
28	BP	106	ALA	2.2
29	DE	178	VAL	2.2
32	B4	24	ARG	2.2
13	AP	53	ASP	2.2
24	DI	35	MET	2.2
18	AB	192	PRO	2.2
7	CH	94	VAL	2.2
41	BJ	73	VAL	2.2
45	DS	107	VAL	2.2
48	DG	54	ARG	2.2
5	AF	29	ILE	2.2
39	BX	17	GLU	2.2
40	BH	83	LYS	2.2

*Continued on next page...*

*Continued from previous page...*

Mol	Chain	Res	Type	RSRZ
11	AL	10	PRO	2.2
38	DM	3	GLN	2.2
45	DS	62	ASP	2.2
19	AU	16	ARG	2.2
43	DO	28	VAL	2.2
8	AI	75	ALA	2.2
8	CI	51	LEU	2.2
16	AS	46	LEU	2.2
24	BI	109	ALA	2.2
26	BD	132	ALA	2.2
26	DD	31	ALA	2.2
37	DL	124	GLY	2.2
47	BF	60	SER	2.2
18	CB	48	MET	2.2
25	BC	264	LYS	2.2
43	BO	117	PHE	2.2
27	DK	12	ASP	2.2
28	BP	72	VAL	2.2
42	BN	117	ASP	2.2
44	DQ	32	ARG	2.2
25	DC	250	GLN	2.2
35	BV	51	GLN	2.2
26	BD	156	PHE	2.2
19	AU	27	VAL	2.2
40	BH	110	VAL	2.2
2	CC	180	ASP	2.2
27	BK	12	ASP	2.2
40	DH	4	ILE	2.2
47	DF	26	GLN	2.2
24	DI	140	GLU	2.2
43	BO	115	LEU	2.2
47	DF	74	ALA	2.2
3	AD	104	MET	2.2
23	BB	764	A	2.2
8	AI	54	VAL	2.2
4	CE	97	PRO	2.2
26	DD	51	THR	2.2
27	BK	97	THR	2.2
42	BN	78	LYS	2.2
45	BS	85	ILE	2.2
5	AF	33	GLU	2.2
26	DD	57	ALA	2.2

*Continued on next page...*

*Continued from previous page...*

Mol	Chain	Res	Type	RSRZ
28	BP	44	GLY	2.2
40	BH	15	LEU	2.2
10	AK	126	ARG	2.2
25	DC	16	VAL	2.2
7	CH	120	LEU	2.2
47	BF	140	ILE	2.2
47	BF	153	ILE	2.2
14	CQ	8	GLN	2.2
20	AO	80	GLN	2.2
23	DB	2602	A	2.2
25	BC	141	HIS	2.2
5	AF	86	ARG	2.2
29	DE	81	GLY	2.2
41	DJ	6	ALA	2.2
28	BP	15	ASP	2.2
47	BF	129	MET	2.2
3	CD	60	VAL	2.2
50	DT	85	VAL	2.2
30	DY	2	LYS	2.2
42	BN	56	LYS	2.2
27	BK	115	ILE	2.2
6	AG	83	THR	2.2
8	AI	40	ARG	2.2
38	DM	128	THR	2.2
47	DF	52	ALA	2.2
28	BP	23	ASP	2.2
9	CJ	25	ILE	2.2
15	CR	32	ILE	2.2
25	BC	62	ARG	2.2
26	BD	3	GLY	2.2
36	D2	34	ARG	2.2
2	CC	152	VAL	2.2
25	BC	18	VAL	2.2
25	DC	3	VAL	2.2
47	DF	133	GLU	2.2
1	AA	86	G	2.2
22	BA	2	G	2.2
1	CA	1030	U	2.2
13	AP	75	ILE	2.2
5	AF	44	ARG	2.2
25	BC	174	ARG	2.2
25	DC	109	LEU	2.2

*Continued on next page...*

*Continued from previous page...*

Mol	Chain	Res	Type	RSRZ
40	BH	58	LEU	2.2
27	BK	24	VAL	2.2
27	BK	69	VAL	2.2
30	DY	56	VAL	2.2
16	AS	80	ARG	2.2
25	BC	202	ARG	2.2
37	DL	2	ARG	2.2
4	CE	142	GLY	2.2
16	CS	21	ALA	2.2
26	DD	97	SER	2.2
37	DL	52	GLY	2.2
40	BH	49	ALA	2.2
40	DH	100	ALA	2.2
52	DW	45	HIS	2.2
8	AI	97	LEU	2.2
27	BK	2	ILE	2.2
28	BP	49	ILE	2.2
28	DP	75	THR	2.2
29	BE	61	ARG	2.2
23	DB	1566	A	2.2
8	AI	58	GLU	2.2
43	DO	78	VAL	2.2
13	CP	54	LEU	2.1
23	DB	1727	C	2.1
29	DE	44	ARG	2.1
13	CP	37	GLY	2.1
24	BI	7	TYR	2.1
31	B0	56	LYS	2.1
46	BU	92	VAL	2.1
48	BG	168	VAL	2.1
2	CC	169	GLU	2.1
24	BI	73	PRO	2.1
26	BD	201	LEU	2.1
34	D3	58	ILE	2.1
44	DQ	5	ARG	2.1
14	AQ	80	LYS	2.1
27	BK	59	LYS	2.1
46	BU	90	LYS	2.1
3	AD	107	GLY	2.1
18	CB	41	ASN	2.1
25	BC	119	VAL	2.1
27	DK	20	MET	2.1

*Continued on next page...*

*Continued from previous page...*

<b>Mol</b>	<b>Chain</b>	<b>Res</b>	<b>Type</b>	<b>RSRZ</b>
28	BP	84	SER	2.1
43	DO	52	SER	2.1
7	CH	103	VAL	2.1
35	DV	82	TYR	2.1
41	BJ	56	VAL	2.1
3	CD	177	MET	2.1
25	DC	51	ARG	2.1
24	BI	121	ILE	2.1
16	AS	17	LYS	2.1
35	DV	84	PRO	2.1
47	BF	134	GLN	2.1
4	AE	122	VAL	2.1
6	AG	86	VAL	2.1
8	AI	46	VAL	2.1
26	DD	5	VAL	2.1
37	DL	89	VAL	2.1
11	AL	39	THR	2.1
51	BZ	50	ARG	2.1
43	BO	88	LYS	2.1
44	DQ	97	ILE	2.1
6	AG	82	SER	2.1
18	CB	162	VAL	2.1
36	D2	5	PHE	2.1
48	DG	51	PHE	2.1
26	DD	46	ARG	2.1
18	CB	188	THR	2.1
36	D2	24	THR	2.1
47	DF	17	THR	2.1
4	CE	72	ASN	2.1
2	AC	167	TYR	2.1
16	AS	61	VAL	2.1
27	DK	61	VAL	2.1
29	BE	126	VAL	2.1
44	DQ	30	VAL	2.1
11	CL	16	ALA	2.1
3	CD	94	GLU	2.1
45	DS	24	ILE	2.1
1	CA	1257	A	2.1
9	CJ	39	PRO	2.1
28	BP	21	PRO	2.1
26	DD	49	GLN	2.1
48	DG	89	VAL	2.1

*Continued on next page...*

*Continued from previous page...*

Mol	Chain	Res	Type	RSRZ
27	BK	18	ARG	2.1
40	BH	13	GLY	2.1
7	CH	60	LEU	2.1
18	CB	42	LEU	2.1
21	AN	55	SER	2.1
37	DL	17	LYS	2.1
45	DS	32	ALA	2.1
49	DR	95	ASP	2.1
45	DS	3	THR	2.1
47	DF	79	ARG	2.1
47	DF	148	VAL	2.1
27	BK	32	TYR	2.1
51	BZ	6	GLN	2.1
23	DB	613	A	2.1
29	DE	180	LEU	2.1
47	DF	170	ALA	2.1
2	CC	187	GLU	2.1
3	AD	159	GLU	2.1
23	DB	1	G	2.1
23	DB	747	U	2.1
42	DN	20	MET	2.1
28	BP	32	VAL	2.1
40	DH	142	VAL	2.1
46	BU	27	VAL	2.1
29	DE	189	THR	2.1
42	DN	70	THR	2.1
24	DI	48	ILE	2.1
25	BC	120	ASP	2.1
25	BC	170	TYR	2.1
25	DC	28	PRO	2.1
29	DE	86	ALA	2.1
2	AC	65	VAL	2.1
2	AC	205	GLU	2.1
18	CB	22	TRP	2.1
11	AL	81	ILE	2.1
25	BC	80	LEU	2.1
29	DE	3	LEU	2.1
43	DO	26	LEU	2.1
9	CJ	66	GLU	2.1
14	AQ	10	ARG	2.1
29	BE	156	ASN	2.1
32	B4	9	LYS	2.1

*Continued on next page...*

*Continued from previous page...*

Mol	Chain	Res	Type	RSRZ
45	DS	101	SER	2.1
12	AM	84	CYS	2.1
12	AM	87	GLY	2.1
16	AS	45	GLY	2.1
40	DH	95	GLY	2.1
25	BC	266	ILE	2.1
41	BJ	25	LEU	2.1
5	AF	45	ARG	2.1
7	AH	36	ALA	2.1
38	BM	113	ALA	2.1
38	DM	113	ALA	2.1
26	BD	12	THR	2.1
47	BF	73	VAL	2.1
45	DS	7	HIS	2.1
37	DL	81	ASP	2.1
41	BJ	140	LEU	2.1
19	CU	22	CYS	2.1
2	CC	141	MET	2.1
6	AG	42	VAL	2.1
25	BC	211	ARG	2.1
29	DE	45	ALA	2.1
45	BS	75	PHE	2.1
48	BG	155	PRO	2.1
48	BG	89	VAL	2.1
3	CD	171	GLU	2.1
13	AP	47	GLU	2.1
25	BC	128	THR	2.1
49	DR	46	GLU	2.1
26	BD	145	SER	2.1
27	DK	81	GLY	2.1
34	D3	56	LEU	2.1
39	BX	14	LEU	2.1
50	DT	50	LEU	2.1
7	AH	71	VAL	2.1
27	DK	52	VAL	2.1
42	BN	12	ARG	2.1
47	BF	44	ALA	2.1
47	DF	98	PHE	2.1
27	BK	21	CYS	2.1
11	CL	81	ILE	2.0
28	BP	83	ILE	2.0
25	BC	206	LYS	2.0

*Continued on next page...*



*Continued from previous page...*

Mol	Chain	Res	Type	RSRZ
25	BC	83	ASP	2.0
35	BV	94	ALA	2.0
47	DF	167	ALA	2.0
1	AA	1226	C	2.0
8	AI	52	GLU	2.0
8	AI	27	ILE	2.0
14	AQ	38	LYS	2.0
24	DI	7	TYR	2.0
44	BQ	102	LYS	2.0
44	DQ	64	ILE	2.0
7	CH	92	PRO	2.0
8	CI	127	SER	2.0
35	DV	65	VAL	2.0
48	DG	112	VAL	2.0
52	BW	62	ALA	2.0
4	CE	35	LEU	2.0
27	BK	45	GLU	2.0
29	BE	9	GLN	2.0
39	DX	57	LEU	2.0
42	BN	79	LEU	2.0
9	CJ	65	TYR	2.0
18	AB	212	TYR	2.0
24	DI	100	ILE	2.0
37	DL	114	GLY	2.0
18	CB	14	HIS	2.0
12	AM	75	SER	2.0
39	DX	34	SER	2.0
13	CP	53	ASP	2.0
14	AQ	79	GLU	2.0
16	CS	12	LEU	2.0
20	AO	21	ASP	2.0
37	BL	125	LEU	2.0
45	BS	67	ASP	2.0
26	BD	147	GLY	2.0
42	DN	29	VAL	2.0
24	BI	65	SER	2.0
2	AC	82	ASP	2.0
7	AH	81	GLY	2.0
29	DE	41	GLN	2.0
42	BN	120	GLU	2.0
47	BF	55	ASP	2.0
47	DF	88	VAL	2.0

*Continued on next page...*

*Continued from previous page...*

Mol	Chain	Res	Type	RSRZ
50	DT	84	TYR	2.0
9	CJ	32	THR	2.0
16	AS	32	THR	2.0
46	BU	14	THR	2.0
14	CQ	10	ARG	2.0
25	BC	7	PRO	2.0
25	DC	201	LEU	2.0
50	DT	24	MET	2.0
43	DO	42	PRO	2.0
48	BG	43	LYS	2.0
2	CC	199	VAL	2.0
11	AL	37	TYR	2.0
21	AN	53	ASP	2.0
27	DK	62	VAL	2.0
28	BP	80	VAL	2.0
35	DV	66	ASP	2.0
15	AR	67	LEU	2.0
18	AB	99	MET	2.0
21	AN	35	ALA	2.0
37	DL	138	ALA	2.0
43	DO	51	ALA	2.0
45	BS	39	THR	2.0
47	BF	37	MET	2.0
47	BF	106	ALA	2.0
35	DV	61	LEU	2.0
47	DF	147	ARG	2.0
7	CH	35	ILE	2.0
7	CH	72	GLU	2.0
24	DI	101	SER	2.0
27	BK	38	ILE	2.0
29	DE	64	GLY	2.0
48	BG	119	GLY	2.0
25	DC	35	LYS	2.0
35	DV	50	MET	2.0
38	DM	66	ARG	2.0
44	DQ	63	ARG	2.0
1	AA	1493	A	2.0

## 6.2 Non-standard residues in protein, DNA, RNA chains ⓘ

There are no non-standard protein/DNA/RNA residues in this entry.

## 6.3 Carbohydrates ⓘ

There are no carbohydrates in this entry.

## 6.4 Ligands ⓘ

In the following table, the Atoms column lists the number of modelled atoms in the group and the number defined in the chemical component dictionary. LLDF column lists the quality of electron density of the group with respect to its neighbouring residues in protein, DNA or RNA chains. The B-factors column lists the minimum, median, 95<sup>th</sup> percentile and maximum values of B factors of atoms in the group. The column labelled 'Q< 0.9' lists the number of atoms with occupancy less than 0.9.

Mol	Type	Chain	Res	Atoms	RSCC	RSR	LLDF	B-factors(Å <sup>2</sup> )	Q<0.9
53	MG	CA	1612	1/1	0.84	0.28	10.75	93,93,93,93	0
53	MG	BB	3087	1/1	0.98	0.25	10.45	80,80,80,80	0
53	MG	CA	1654	1/1	0.91	0.22	4.60	105,105,105,105	0
53	MG	DB	3026	1/1	0.99	0.23	4.22	45,45,45,45	0
53	MG	CA	1656	1/1	0.99	0.14	2.00	38,38,38,38	0
53	MG	DB	3071	1/1	0.94	0.16	1.72	57,57,57,57	0
53	MG	DB	3097	1/1	0.99	0.17	1.64	41,41,41,41	0
53	MG	DB	3035	1/1	0.92	0.22	1.29	79,79,79,79	0
53	MG	BB	3001	1/1	0.92	0.19	1.19	5,5,5,5	0
53	MG	BB	3110	1/1	0.96	0.13	0.87	80,80,80,80	0
53	MG	DB	3030	1/1	0.97	0.19	0.72	47,47,47,47	0
53	MG	CA	1610	1/1	0.98	0.14	0.72	5,5,5,5	0
53	MG	DB	3089	1/1	0.96	0.13	0.49	79,79,79,79	0
53	MG	DB	3095	1/1	0.98	0.15	0.49	92,92,92,92	0
54	SCM	CA	1659	23/23	0.91	0.16	0.44	18,18,18,18	0
53	MG	CA	1621	1/1	0.98	0.16	0.41	80,80,80,80	0
53	MG	DB	3088	1/1	0.98	0.17	0.39	87,87,87,87	0
53	MG	BB	3098	1/1	0.97	0.15	0.25	14,14,14,14	0
53	MG	BB	3049	1/1	0.84	0.19	0.17	67,67,67,67	0
53	MG	BB	3011	1/1	0.98	0.15	0.07	5,5,5,5	0
53	MG	AA	1635	1/1	0.77	0.15	-0.02	80,80,80,80	0
54	SCM	AA	1661	23/23	0.97	0.10	-0.33	13,13,13,13	0
53	MG	DB	3069	1/1	0.97	0.23	-0.35	64,64,64,64	0
53	MG	DB	3010	1/1	0.97	0.14	-0.42	5,5,5,5	0
53	MG	DB	3077	1/1	0.98	0.13	-0.65	45,45,45,45	0
53	MG	DB	3102	1/1	0.99	0.23	-0.77	28,28,28,28	0
53	MG	AA	1643	1/1	0.98	0.09	-0.77	40,40,40,40	0
53	MG	DB	3007	1/1	0.97	0.12	-0.89	62,62,62,62	0
53	MG	DB	3047	1/1	0.98	0.15	-0.98	43,43,43,43	0
53	MG	DB	3109	1/1	0.94	0.04	-0.99	9,9,9,9	0

*Continued on next page...*

*Continued from previous page...*

Mol	Type	Chain	Res	Atoms	RSCC	RSR	LLDF	B-factors( $\text{\AA}^2$ )	Q<0.9
53	MG	DB	3012	1/1	0.99	0.12	-1.02	9,9,9,9	0
53	MG	BB	3083	1/1	0.99	0.14	-1.03	30,30,30,30	0
53	MG	AA	1652	1/1	0.86	0.08	-1.08	84,84,84,84	0
53	MG	BB	3059	1/1	0.99	0.13	-1.08	10,10,10,10	0
53	MG	DB	3055	1/1	0.96	0.16	-1.09	44,44,44,44	0
53	MG	AA	1651	1/1	0.97	0.06	-1.12	35,35,35,35	0
53	MG	DB	3014	1/1	1.00	0.05	-1.12	21,21,21,21	0
53	MG	BB	3021	1/1	0.96	0.13	-1.12	52,52,52,52	0
53	MG	BB	3090	1/1	0.95	0.09	-1.14	88,88,88,88	0
53	MG	AA	1607	1/1	0.99	0.08	-1.17	57,57,57,57	0
53	MG	BB	3040	1/1	0.98	0.08	-1.22	12,12,12,12	0
53	MG	BB	3005	1/1	0.94	0.11	-1.22	5,5,5,5	0
53	MG	DB	3068	1/1	0.99	0.15	-1.24	5,5,5,5	0
53	MG	DB	3098	1/1	0.98	0.10	-1.24	5,5,5,5	0
55	ZN	D4	101	1/1	0.93	0.05	-1.26	62,62,62,62	0
53	MG	BB	3050	1/1	0.98	0.12	-1.29	53,53,53,53	0
53	MG	BB	3019	1/1	0.98	0.12	-1.40	21,21,21,21	0
53	MG	AA	1613	1/1	0.96	0.04	-1.46	58,58,58,58	0
53	MG	BB	3086	1/1	0.98	0.10	-1.54	5,5,5,5	0
53	MG	CA	1652	1/1	0.97	0.07	-1.57	49,49,49,49	0
55	ZN	B4	101	1/1	0.94	0.07	-1.64	67,67,67,67	0
53	MG	BB	3012	1/1	0.99	0.06	-1.65	67,67,67,67	0
53	MG	AA	1601	1/1	0.96	0.09	-1.68	36,36,36,36	0
53	MG	AA	1603	1/1	0.96	0.10	-1.73	57,57,57,57	0
53	MG	AA	1653	1/1	0.98	0.09	-1.75	21,21,21,21	0
53	MG	DB	3091	1/1	0.94	0.11	-1.82	90,90,90,90	0
53	MG	BB	3023	1/1	0.95	0.10	-1.90	5,5,5,5	0
53	MG	CA	1604	1/1	0.95	0.10	-1.96	20,20,20,20	0
53	MG	AA	1638	1/1	0.97	0.07	-1.98	51,51,51,51	0
53	MG	DB	3003	1/1	0.95	0.05	-1.98	30,30,30,30	0
53	MG	DB	3084	1/1	0.99	0.09	-2.04	29,29,29,29	0
53	MG	DB	3006	1/1	0.98	0.11	-2.09	10,10,10,10	0
53	MG	AA	1630	1/1	0.98	0.04	-2.16	88,88,88,88	0
53	MG	BB	3069	1/1	0.95	0.07	-2.22	5,5,5,5	0
53	MG	DB	3075	1/1	0.98	0.11	-2.26	44,44,44,44	0
53	MG	CA	1605	1/1	0.95	0.05	-2.27	12,12,12,12	0
53	MG	CA	1611	1/1	0.99	0.07	-2.27	28,28,28,28	0
53	MG	CA	1633	1/1	0.96	0.06	-2.29	23,23,23,23	0
53	MG	DB	3083	1/1	0.98	0.08	-2.30	27,27,27,27	0
53	MG	AA	1633	1/1	0.92	0.05	-2.30	65,65,65,65	0
53	MG	DB	3086	1/1	0.98	0.12	-2.30	18,18,18,18	0
53	MG	DB	3051	1/1	0.95	0.11	-2.35	75,75,75,75	0

*Continued on next page...*

*Continued from previous page...*

Mol	Type	Chain	Res	Atoms	RSCC	RSR	LLDF	B-factors( $\text{\AA}^2$ )	Q<0.9
53	MG	AA	1629	1/1	0.97	0.06	-2.43	12,12,12,12	0
53	MG	AA	1609	1/1	0.98	0.06	-2.44	40,40,40,40	0
53	MG	BB	3085	1/1	0.99	0.07	-2.51	34,34,34,34	0
53	MG	BB	3035	1/1	0.88	0.07	-2.54	13,13,13,13	0
53	MG	BB	3062	1/1	0.98	0.08	-2.54	7,7,7,7	0
53	MG	CA	1636	1/1	1.00	0.04	-2.60	5,5,5,5	0
53	MG	DB	3107	1/1	0.99	0.04	-2.77	5,5,5,5	0
53	MG	DB	3067	1/1	0.94	0.06	-2.78	5,5,5,5	0
53	MG	BB	3096	1/1	0.97	0.07	-2.79	58,58,58,58	0
53	MG	BB	3079	1/1	0.94	0.07	-2.85	38,38,38,38	0
53	MG	DB	3044	1/1	0.98	0.05	-2.85	18,18,18,18	0
53	MG	DB	3056	1/1	0.98	0.06	-2.90	5,5,5,5	0
53	MG	BB	3081	1/1	0.92	0.10	-3.02	30,30,30,30	0
53	MG	CA	1624	1/1	0.99	0.07	-3.15	38,38,38,38	0
53	MG	DB	3087	1/1	0.98	0.08	-3.22	5,5,5,5	0
53	MG	BB	3066	1/1	0.99	0.04	-3.28	5,5,5,5	0
53	MG	BB	3094	1/1	0.98	0.06	-3.35	36,36,36,36	0
53	MG	BB	3065	1/1	0.97	0.06	-3.39	32,32,32,32	0
53	MG	BB	3013	1/1	0.97	0.10	-3.40	45,45,45,45	0
53	MG	BB	3103	1/1	0.98	0.08	-3.51	11,11,11,11	0
53	MG	CA	1655	1/1	0.99	0.03	-3.64	32,32,32,32	0
53	MG	BB	3108	1/1	0.93	0.06	-3.77	10,10,10,10	0
53	MG	BB	3088	1/1	0.96	0.06	-3.80	11,11,11,11	0
53	MG	DB	3009	1/1	0.98	0.07	-4.03	9,9,9,9	0
53	MG	CA	1627	1/1	0.92	0.07	-4.29	27,27,27,27	0
53	MG	DB	3019	1/1	0.98	0.06	-4.46	5,5,5,5	0
53	MG	BB	3002	1/1	0.98	0.06	-4.58	23,23,23,23	0
53	MG	AA	1654	1/1	0.95	0.07	-4.58	67,67,67,67	0
53	MG	BB	3056	1/1	0.98	0.03	-4.65	5,5,5,5	0
53	MG	DB	3002	1/1	0.98	0.05	-4.69	11,11,11,11	0
53	MG	DB	3034	1/1	0.91	0.08	-4.82	57,57,57,57	0
53	MG	DB	3079	1/1	0.97	0.06	-4.90	7,7,7,7	0
53	MG	CA	1601	1/1	0.98	0.06	-4.90	5,5,5,5	0
53	MG	AA	1610	1/1	0.99	0.06	-5.07	78,78,78,78	0
53	MG	CA	1635	1/1	0.98	0.06	-5.10	30,30,30,30	0
53	MG	AA	1619	1/1	0.97	0.04	-5.42	111,111,111,111	0
53	MG	AA	1641	1/1	0.99	0.02	-5.59	32,32,32,32	0
53	MG	BB	3074	1/1	0.98	0.06	-5.61	10,10,10,10	0
53	MG	BB	3029	1/1	0.99	0.05	-5.65	5,5,5,5	0
53	MG	BB	3048	1/1	0.98	0.04	-6.58	12,12,12,12	0
53	MG	BB	3032	1/1	0.96	0.07	-9.10	22,22,22,22	0
53	MG	DB	3001	1/1	0.96	0.06	-10.06	5,5,5,5	0

*Continued on next page...*

*Continued from previous page...*

Mol	Type	Chain	Res	Atoms	RSCC	RSR	LLDF	B-factors( $\text{\AA}^2$ )	Q<0.9
53	MG	BB	3064	1/1	0.94	0.19	-	78,78,78,78	0
53	MG	DB	3096	1/1	0.95	0.11	-	26,26,26,26	0
53	MG	DB	3060	1/1	0.95	0.12	-	83,83,83,83	0
53	MG	DB	3070	1/1	0.98	0.06	-	33,33,33,33	0
53	MG	DB	3020	1/1	0.98	0.09	-	5,5,5,5	0
53	MG	BB	3076	1/1	0.96	0.12	-	35,35,35,35	0
53	MG	DB	3072	1/1	0.98	0.07	-	20,20,20,20	0
53	MG	DB	3101	1/1	0.99	0.10	-	26,26,26,26	0
53	MG	BB	3101	1/1	1.00	0.05	-	19,19,19,19	0
53	MG	BB	3099	1/1	0.95	0.06	-	41,41,41,41	0
53	MG	DB	3018	1/1	0.95	0.09	-	7,7,7,7	0
53	MG	BB	3106	1/1	0.98	0.12	-	10,10,10,10	0
53	MG	BB	3057	1/1	0.96	0.16	-	53,53,53,53	0
53	MG	DB	3046	1/1	0.98	0.04	-	23,23,23,23	0
53	MG	CA	1631	1/1	0.95	0.04	-	41,41,41,41	0
53	MG	BB	3037	1/1	0.87	0.13	-	45,45,45,45	0
53	MG	CE	201	1/1	0.92	0.08	-	109,109,109,109	0
53	MG	AA	1636	1/1	0.98	0.04	-	64,64,64,64	0
53	MG	CA	1637	1/1	0.94	0.17	-	98,98,98,98	0
53	MG	BB	3073	1/1	0.99	0.10	-	44,44,44,44	0
53	MG	AA	1602	1/1	0.93	0.13	-	85,85,85,85	0
53	MG	BB	3063	1/1	0.99	0.05	-	33,33,33,33	0
53	MG	DB	3100	1/1	0.96	0.17	-	19,19,19,19	0
53	MG	DB	3066	1/1	0.89	0.33	-	65,65,65,65	0
53	MG	DB	3008	1/1	0.98	0.06	-	13,13,13,13	0
53	MG	BB	3053	1/1	0.97	0.09	-	60,60,60,60	0
53	MG	DB	3092	1/1	0.98	0.15	-	10,10,10,10	0
53	MG	AA	1627	1/1	0.91	0.07	-	63,63,63,63	0
53	MG	AA	1655	1/1	0.89	0.14	-	88,88,88,88	0
53	MG	DB	3028	1/1	0.95	0.18	-	70,70,70,70	0
53	MG	AA	1648	1/1	0.99	0.06	-	6,6,6,6	0
53	MG	BB	3003	1/1	0.95	0.06	-	53,53,53,53	0
53	MG	DB	3062	1/1	0.98	0.23	-	58,58,58,58	0
53	MG	DB	3064	1/1	0.93	0.39	-	49,49,49,49	0
53	MG	AA	1615	1/1	0.96	0.35	-	96,96,96,96	0
53	MG	BB	3093	1/1	0.88	0.10	-	108,108,108,108	0
53	MG	DB	3054	1/1	0.97	0.15	-	21,21,21,21	0
53	MG	CA	1625	1/1	0.94	0.05	-	70,70,70,70	0
53	MG	DB	3073	1/1	0.99	0.07	-	50,50,50,50	0
53	MG	AA	1622	1/1	0.70	0.34	-	130,130,130,130	0
53	MG	DB	3057	1/1	0.97	0.05	-	48,48,48,48	0
53	MG	BB	3084	1/1	0.97	0.06	-	32,32,32,32	0

*Continued on next page...*

*Continued from previous page...*

Mol	Type	Chain	Res	Atoms	RSCC	RSR	LLDF	B-factors( $\text{\AA}^2$ )	Q<0.9
53	MG	DB	3065	1/1	0.95	0.07	-	128,128,128,128	0
53	MG	AA	1625	1/1	0.82	0.39	-	79,79,79,79	1
53	MG	AA	1659	1/1	0.97	0.39	-	108,108,108,108	0
53	MG	AA	1616	1/1	0.97	0.09	-	5,5,5,5	0
53	MG	AA	1644	1/1	0.98	0.05	-	75,75,75,75	0
53	MG	DB	3090	1/1	0.98	0.09	-	14,14,14,14	0
53	MG	BB	3042	1/1	0.60	0.23	-	92,92,92,92	0
53	MG	BB	3100	1/1	0.97	0.20	-	116,116,116,116	0
53	MG	DB	3017	1/1	0.98	0.23	-	5,5,5,5	0
53	MG	DB	3032	1/1	0.90	0.16	-	73,73,73,73	0
53	MG	DB	3045	1/1	0.88	0.11	-	110,110,110,110	0
53	MG	DB	3022	1/1	0.94	0.06	-	11,11,11,11	0
53	MG	CA	1649	1/1	0.90	0.27	-	123,123,123,123	0
53	MG	BB	3022	1/1	0.98	0.12	-	32,32,32,32	0
53	MG	CA	1650	1/1	0.83	0.09	-	105,105,105,105	0
53	MG	BB	3039	1/1	0.97	0.15	-	41,41,41,41	0
53	MG	DB	3025	1/1	0.99	0.07	-	44,44,44,44	0
53	MG	CA	1617	1/1	0.93	0.18	-	88,88,88,88	0
53	MG	DB	3027	1/1	0.96	0.07	-	13,13,13,13	0
53	MG	DB	3104	1/1	0.92	0.12	-	29,29,29,29	0
53	MG	BB	3030	1/1	0.97	0.07	-	51,51,51,51	0
53	MG	BB	3007	1/1	0.98	0.14	-	68,68,68,68	0
53	MG	BB	3071	1/1	0.94	0.18	-	68,68,68,68	0
53	MG	CA	1645	1/1	0.92	0.10	-	55,55,55,55	0
53	MG	DB	3043	1/1	0.98	0.06	-	7,7,7,7	0
53	MG	AA	1647	1/1	0.85	0.82	-	113,113,113,113	0
53	MG	DB	3037	1/1	0.99	0.16	-	8,8,8,8	0
53	MG	BB	3051	1/1	0.91	0.13	-	107,107,107,107	0
53	MG	CA	1614	1/1	0.98	0.16	-	83,83,83,83	0
53	MG	BB	3058	1/1	0.99	0.06	-	15,15,15,15	0
53	MG	DB	3016	1/1	0.94	0.08	-	5,5,5,5	0
53	MG	BB	3041	1/1	0.99	0.08	-	5,5,5,5	0
53	MG	BB	3070	1/1	0.96	0.05	-	74,74,74,74	0
53	MG	CA	1638	1/1	0.97	0.10	-	86,86,86,86	0
53	MG	DB	3033	1/1	0.98	0.04	-	11,11,11,11	0
53	MG	BB	3044	1/1	0.98	0.09	-	45,45,45,45	0
53	MG	DB	3082	1/1	0.97	0.11	-	83,83,83,83	0
53	MG	CA	1623	1/1	0.96	0.10	-	11,11,11,11	0
53	MG	CA	1619	1/1	0.98	0.09	-	36,36,36,36	0
53	MG	DB	3052	1/1	0.77	0.29	-	105,105,105,105	0
53	MG	BB	3010	1/1	0.90	0.16	-	53,53,53,53	0
53	MG	AA	1618	1/1	0.95	0.08	-	38,38,38,38	0

*Continued on next page...*

*Continued from previous page...*

Mol	Type	Chain	Res	Atoms	RSCC	RSR	LLDF	B-factors( $\text{\AA}^2$ )	Q<0.9
53	MG	DB	3094	1/1	0.79	0.14	-	100,100,100,100	0
53	MG	BB	3016	1/1	0.99	0.04	-	55,55,55,55	0
53	MG	BB	3061	1/1	0.98	0.08	-	24,24,24,24	0
53	MG	AA	1657	1/1	0.91	0.34	-	91,91,91,91	0
53	MG	DB	3105	1/1	0.99	0.04	-	40,40,40,40	0
53	MG	CA	1642	1/1	0.99	0.07	-	79,79,79,79	0
53	MG	DB	3074	1/1	0.98	0.07	-	26,26,26,26	0
53	MG	DB	3059	1/1	0.81	0.11	-	99,99,99,99	0
53	MG	DB	3011	1/1	0.99	0.10	-	5,5,5,5	0
53	MG	DB	3063	1/1	0.90	0.17	-	72,72,72,72	0
53	MG	AA	1639	1/1	0.98	0.04	-	93,93,93,93	0
53	MG	BB	3047	1/1	0.98	0.11	-	104,104,104,104	0
53	MG	AA	1631	1/1	0.97	0.12	-	5,5,5,5	0
53	MG	BB	3008	1/1	0.94	0.12	-	82,82,82,82	0
53	MG	BB	3036	1/1	0.96	0.20	-	51,51,51,51	0
53	MG	DB	3038	1/1	0.99	0.07	-	5,5,5,5	0
53	MG	AA	1604	1/1	0.99	0.09	-	38,38,38,38	0
53	MG	DB	3106	1/1	0.97	0.05	-	61,61,61,61	0
53	MG	CA	1613	1/1	0.88	0.49	-	126,126,126,126	0
53	MG	BB	3055	1/1	0.99	0.12	-	6,6,6,6	0
53	MG	BB	3034	1/1	0.96	0.12	-	86,86,86,86	0
53	MG	DB	3076	1/1	0.99	0.10	-	33,33,33,33	0
53	MG	CA	1644	1/1	0.86	0.14	-	57,57,57,57	0
53	MG	BB	3009	1/1	0.89	0.10	-	98,98,98,98	0
53	MG	DB	3050	1/1	0.92	0.11	-	80,80,80,80	0
53	MG	BB	3006	1/1	0.96	0.15	-	61,61,61,61	0
53	MG	BB	3068	1/1	0.90	0.19	-	13,13,13,13	0
53	MG	AA	1649	1/1	0.90	0.04	-	89,89,89,89	0
53	MG	CA	1646	1/1	0.82	0.11	-	139,139,139,139	0
53	MG	AA	1640	1/1	0.98	0.15	-	46,46,46,46	0
53	MG	AA	1612	1/1	0.91	0.08	-	61,61,61,61	0
53	MG	BB	3045	1/1	0.98	0.14	-	72,72,72,72	0
53	MG	CA	1634	1/1	0.91	0.11	-	74,74,74,74	0
53	MG	BB	3102	1/1	0.97	0.12	-	43,43,43,43	0
53	MG	AA	1634	1/1	0.99	0.03	-	72,72,72,72	0
53	MG	CA	1603	1/1	0.99	0.03	-	56,56,56,56	0
53	MG	BB	3015	1/1	0.95	0.10	-	25,25,25,25	0
53	MG	CA	1615	1/1	0.95	0.06	-	13,13,13,13	0
53	MG	CA	1626	1/1	0.98	0.08	-	8,8,8,8	0
53	MG	DB	3024	1/1	0.98	0.05	-	40,40,40,40	0
53	MG	BB	3107	1/1	0.99	0.21	-	46,46,46,46	0
53	MG	DB	3031	1/1	0.97	0.09	-	46,46,46,46	0

*Continued on next page...*



*Continued from previous page...*

Mol	Type	Chain	Res	Atoms	RSCC	RSR	LLDF	B-factors( $\text{\AA}^2$ )	Q<0.9
53	MG	CA	1658	1/1	0.96	0.08	-	37,37,37,37	0
53	MG	DB	3041	1/1	0.96	0.08	-	40,40,40,40	0
53	MG	BB	3077	1/1	0.98	0.11	-	53,53,53,53	0
53	MG	AA	1645	1/1	0.94	0.20	-	70,70,70,70	0
53	MG	CA	1618	1/1	0.83	0.13	-	73,73,73,73	0
53	MG	DB	3015	1/1	0.99	0.06	-	42,42,42,42	0
53	MG	DB	3029	1/1	0.86	0.70	-	87,87,87,87	0
53	MG	BB	3072	1/1	0.99	0.10	-	35,35,35,35	0
53	MG	CA	1643	1/1	0.98	0.06	-	36,36,36,36	0
53	MG	BB	3075	1/1	0.97	0.09	-	40,40,40,40	0
53	MG	BB	3046	1/1	0.91	0.10	-	89,89,89,89	0
53	MG	BB	3078	1/1	0.95	0.19	-	27,27,27,27	0
53	MG	DB	3023	1/1	0.99	0.04	-	69,69,69,69	0
53	MG	CA	1606	1/1	0.88	0.14	-	106,106,106,106	0
53	MG	BB	3095	1/1	0.97	0.07	-	62,62,62,62	0
53	MG	DB	3021	1/1	0.99	0.04	-	16,16,16,16	0
53	MG	DB	3036	1/1	0.98	0.04	-	87,87,87,87	0
53	MG	CA	1608	1/1	0.91	0.05	-	76,76,76,76	0
53	MG	CA	1647	1/1	0.97	0.06	-	75,75,75,75	0
53	MG	DB	3080	1/1	0.99	0.10	-	62,62,62,62	0
53	MG	AA	1623	1/1	0.83	0.36	-	33,33,33,33	1
53	MG	BB	3026	1/1	0.98	0.10	-	65,65,65,65	0
53	MG	BB	3025	1/1	0.95	0.15	-	30,30,30,30	0
53	MG	BB	3020	1/1	0.94	0.31	-	6,6,6,6	0
53	MG	DB	3048	1/1	0.98	0.11	-	38,38,38,38	0
53	MG	DB	3040	1/1	0.99	0.05	-	5,5,5,5	0
53	MG	DB	3085	1/1	0.98	0.05	-	38,38,38,38	0
53	MG	DB	3099	1/1	0.98	0.13	-	58,58,58,58	0
53	MG	CA	1632	1/1	0.93	0.24	-	76,76,76,76	0
53	MG	AA	1646	1/1	0.85	0.10	-	84,84,84,84	0
53	MG	AA	1628	1/1	0.94	0.18	-	70,70,70,70	0
53	MG	AA	1642	1/1	0.90	0.13	-	49,49,49,49	0
53	MG	AA	1621	1/1	0.94	0.17	-	36,36,36,36	0
53	MG	DB	3053	1/1	0.95	0.07	-	65,65,65,65	0
53	MG	AA	1660	1/1	0.96	0.03	-	56,56,56,56	0
53	MG	DB	3061	1/1	0.98	0.04	-	66,66,66,66	0
53	MG	DB	3058	1/1	0.77	0.09	-	139,139,139,139	0
53	MG	DB	3004	1/1	0.98	0.08	-	8,8,8,8	0
53	MG	AA	1611	1/1	0.99	0.05	-	43,43,43,43	0
53	MG	DB	3049	1/1	1.00	0.14	-	42,42,42,42	0
53	MG	BB	3017	1/1	0.96	0.13	-	50,50,50,50	0
53	MG	BB	3067	1/1	0.97	0.17	-	63,63,63,63	0

*Continued on next page...*

*Continued from previous page...*

Mol	Type	Chain	Res	Atoms	RSCC	RSR	LLDF	B-factors( $\text{\AA}^2$ )	Q<0.9
53	MG	CA	1641	1/1	0.96	0.10	-	42,42,42,42	0
53	MG	BB	3080	1/1	0.88	0.16	-	53,53,53,53	0
53	MG	CA	1629	1/1	0.91	0.17	-	67,67,67,67	0
53	MG	AA	1656	1/1	0.92	0.14	-	87,87,87,87	0
53	MG	BB	3038	1/1	0.96	0.07	-	92,92,92,92	0
53	MG	BB	3097	1/1	0.59	0.07	-	113,113,113,113	0
53	MG	BB	3089	1/1	0.98	0.12	-	72,72,72,72	0
53	MG	AA	1617	1/1	0.89	0.09	-	112,112,112,112	0
53	MG	DB	3110	1/1	0.95	0.12	-	84,84,84,84	0
53	MG	CA	1602	1/1	0.99	0.12	-	5,5,5,5	0
53	MG	CA	1609	1/1	0.92	0.10	-	85,85,85,85	0
53	MG	CA	1639	1/1	0.98	0.05	-	35,35,35,35	0
53	MG	CA	1657	1/1	0.99	0.05	-	73,73,73,73	0
53	MG	CA	1653	1/1	0.97	0.07	-	48,48,48,48	0
53	MG	AA	1608	1/1	0.56	0.13	-	123,123,123,123	0
53	MG	DB	3078	1/1	0.97	0.04	-	25,25,25,25	0
53	MG	AA	1624	1/1	0.70	0.24	-	83,83,83,83	0
53	MG	BB	3033	1/1	0.80	0.34	-	102,102,102,102	0
53	MG	AA	1632	1/1	0.96	0.22	-	96,96,96,96	0
53	MG	BB	3092	1/1	0.95	0.09	-	46,46,46,46	0
53	MG	CA	1640	1/1	0.84	0.11	-	62,62,62,62	0
53	MG	DN	201	1/1	0.92	0.51	-	145,145,145,145	0
53	MG	BB	3014	1/1	0.92	0.07	-	37,37,37,37	0
53	MG	CA	1630	1/1	0.99	0.10	-	37,37,37,37	0
53	MG	BB	3018	1/1	0.98	0.12	-	39,39,39,39	0
53	MG	BB	3031	1/1	0.97	0.18	-	60,60,60,60	0
53	MG	BB	3043	1/1	0.92	0.12	-	107,107,107,107	0
53	MG	CA	1651	1/1	0.85	0.08	-	101,101,101,101	0
53	MG	CA	1622	1/1	0.99	0.18	-	5,5,5,5	0
53	MG	CA	1648	1/1	0.88	0.07	-	104,104,104,104	0
53	MG	DB	3108	1/1	0.95	0.10	-	43,43,43,43	0
53	MG	BB	3105	1/1	0.99	0.18	-	5,5,5,5	0
53	MG	DB	3005	1/1	0.93	0.17	-	25,25,25,25	0
53	MG	BB	3082	1/1	0.97	0.15	-	18,18,18,18	0
53	MG	AA	1637	1/1	0.88	0.32	-	99,99,99,99	0
53	MG	CA	1628	1/1	0.92	0.11	-	52,52,52,52	0
53	MG	AA	1620	1/1	0.79	0.06	-	60,60,60,60	0
53	MG	DB	3081	1/1	0.99	0.06	-	41,41,41,41	0
53	MG	BB	3004	1/1	0.92	0.05	-	80,80,80,80	0
53	MG	DB	3039	1/1	0.98	0.08	-	62,62,62,62	0
53	MG	DB	3013	1/1	0.88	0.08	-	52,52,52,52	0
53	MG	AA	1614	1/1	0.84	0.18	-	119,119,119,119	0

*Continued on next page...*

*Continued from previous page...*

Mol	Type	Chain	Res	Atoms	RSCC	RSR	LLDF	B-factors( $\text{\AA}^2$ )	Q<0.9
53	MG	CA	1607	1/1	0.97	0.06	-	5,5,5,5	0
53	MG	DB	3042	1/1	0.99	0.04	-	37,37,37,37	0
53	MG	BB	3028	1/1	0.99	0.24	-	9,9,9,9	0
53	MG	DB	3103	1/1	0.96	0.06	-	36,36,36,36	0
53	MG	AA	1605	1/1	0.92	0.10	-	50,50,50,50	0
53	MG	BB	3024	1/1	0.96	0.09	-	55,55,55,55	0
53	MG	BB	3091	1/1	0.98	0.10	-	5,5,5,5	0
53	MG	AA	1606	1/1	0.89	0.06	-	82,82,82,82	0
53	MG	BB	3109	1/1	0.98	0.10	-	11,11,11,11	0
53	MG	BB	3060	1/1	0.99	0.17	-	30,30,30,30	0
53	MG	CA	1620	1/1	0.99	0.10	-	72,72,72,72	0
53	MG	BB	3054	1/1	0.96	0.13	-	49,49,49,49	0
53	MG	AA	1658	1/1	0.94	0.04	-	120,120,120,120	0
53	MG	BB	3052	1/1	0.96	0.10	-	71,71,71,71	0
53	MG	DB	3093	1/1	0.98	0.05	-	59,59,59,59	0
53	MG	CA	1616	1/1	0.90	0.33	-	58,58,58,58	1
53	MG	BB	3104	1/1	0.95	0.17	-	26,26,26,26	0
53	MG	BB	3027	1/1	0.97	0.06	-	50,50,50,50	0
53	MG	AA	1626	1/1	0.88	0.20	-	36,36,36,36	1
53	MG	AA	1650	1/1	0.92	0.08	-	94,94,94,94	0

## 6.5 Other polymers

There are no such residues in this entry.