



Full wwPDB X-ray Structure Validation Report ⓘ

Feb 1, 2016 – 09:47 PM GMT

PDB ID : 4V64
Title : Crystal structure of the bacterial ribosome from Escherichia coli in complex with hygromycin B.
Authors : Borovinskaya, M.A.; Shoji, S.; Fredrick, K.; Cate, J.H.D.
Deposited on : 2008-06-11
Resolution : 3.50 Å(reported)

This is a Full wwPDB X-ray Structure Validation Report for a publicly released PDB entry.
We welcome your comments at validation@mail.wwpdb.org
A user guide is available at
<http://wwpdb.org/validation/2016/XrayValidationReportHelp>
with specific help available everywhere you see the ⓘ symbol.

The following versions of software and data (see [references ⓘ](#)) were used in the production of this report:

MolProbity : 4.02b-467
Mogul : 1.7 (RC4), CSD as536be (2015)
Xtriage (Phenix) : 1.9-1692
EDS : rb-20026688
Percentile statistics : 20151230.v01 (using entries in the PDB archive December 30th 2015)
Refmac : 5.8.0135
CCP4 : 6.5.0
Ideal geometry (proteins) : Engh & Huber (2001)
Ideal geometry (DNA, RNA) : Parkinson et al. (1996)
Validation Pipeline (wwPDB-VP) : trunk26865

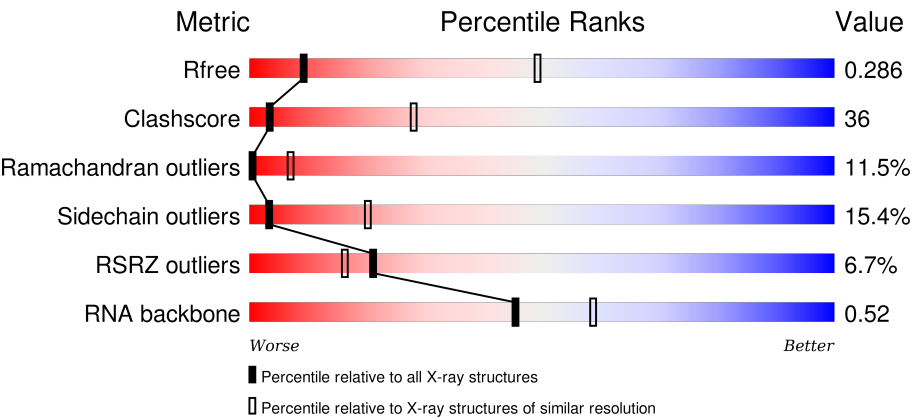
1 Overall quality at a glance i

The following experimental techniques were used to determine the structure:

X-RAY DIFFRACTION

The reported resolution of this entry is 3.50 Å.

Percentile scores (ranging between 0-100) for global validation metrics of the entry are shown in the following graphic. The table shows the number of entries on which the scores are based.






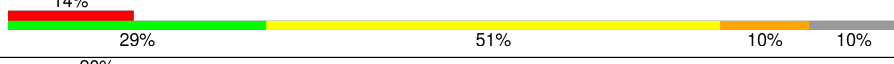
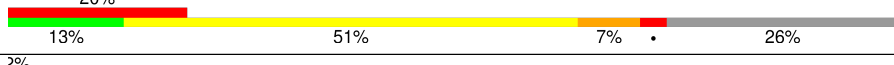
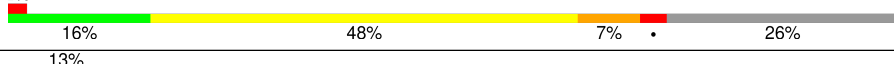
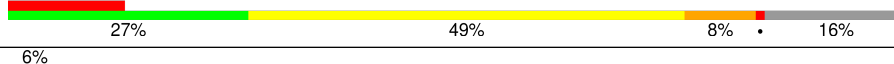
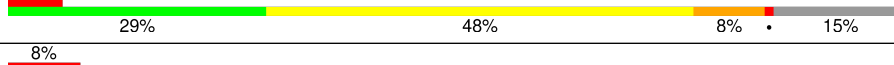
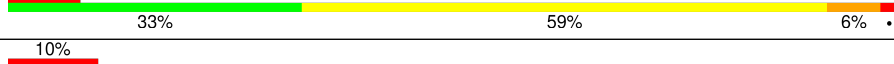










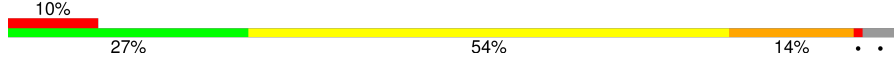

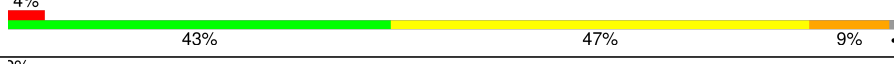



Metric	Whole archive (#Entries)	Similar resolution (#Entries, resolution range(Å))
R _{free}	91344	1051 (3.60-3.40)
Clashscore	102246	1157 (3.60-3.40)
Ramachandran outliers	100387	1120 (3.60-3.40)
Sidechain outliers	100360	1121 (3.60-3.40)
RSRZ outliers	91569	1058 (3.60-3.40)
RNA backbone	2183	1050 (4.20-2.80)

The table below summarises the geometric issues observed across the polymeric chains and their fit to the electron density. The red, orange, yellow and green segments on the lower bar indicate the fraction of residues that contain outliers for ≥ 3 , 2, 1 and 0 types of geometric quality criteria. A grey segment represents the fraction of residues that are not modelled. The numeric value for each fraction is indicated below the corresponding segment, with a dot representing fractions $\leq 5\%$. The upper red bar (where present) indicates the fraction of residues that have poor fit to the electron density. The numeric value is given above the bar.

Mol	Chain	Length	Quality of chain
1	AA	1542	<div><div>22%</div><div>63%</div><div>14%</div><div>..</div></div>
1	CA	1542	<div><div>21%</div><div>65%</div><div>13%</div><div>..</div></div>
2	AC	232	<div><div>13%</div><div>31%</div><div>43%</div><div>13%</div><div>11%</div></div>
2	CC	232	<div><div>7%</div><div>31%</div><div>44%</div><div>13%</div><div>11%</div></div>

Continued on next page...

Continued from previous page...

Mol	Chain	Length	Quality of chain
3	AD	205	
3	CD	205	
4	AE	166	
4	CE	166	
5	AF	135	
5	CF	135	
6	AG	178	
6	CG	178	
7	AH	129	
7	CH	129	
8	AI	129	
8	CI	129	
9	AJ	103	
9	CJ	103	
10	AK	128	
10	CK	128	
11	AL	123	
11	CL	123	
12	AM	117	
12	CM	117	
13	AN	100	
13	CN	100	
14	AO	89	
14	CO	89	
15	AP	82	

Continued on next page...

Continued from previous page...

Mol	Chain	Length	Quality of chain
15	CP	82	
16	AQ	83	
16	CQ	83	
17	AR	74	
17	CR	74	
18	AS	91	
18	CS	91	
19	AT	86	
19	CT	86	
20	AB	240	
20	CB	240	
21	AU	71	
21	CU	71	
22	BA	120	
22	DA	120	
23	BB	2904	
23	DB	2904	
24	BV	94	
24	DV	94	
25	BC	273	
25	DC	273	
26	BD	209	
26	DD	209	
27	BE	201	
27	DE	201	

Continued on next page...

Continued from previous page...

Mol	Chain	Length	Quality of chain
28	BF	178	
28	DF	178	
29	BG	176	
29	DG	176	
30	BH	149	
30	DH	149	
31	BJ	142	
31	DJ	142	
32	BK	123	
32	DK	123	
33	BL	144	
33	DL	144	
34	BM	136	
34	DM	136	
35	BN	127	
35	DN	127	
36	BO	117	
36	DO	117	
37	BP	114	
37	DP	114	
38	BQ	117	
38	DQ	117	
39	BR	103	
39	DR	103	
40	BS	110	

Continued on next page...

Continued from previous page...

Mol	Chain	Length	Quality of chain
40	DS	110	
41	BT	100	
41	DT	100	
42	BU	103	
42	DU	103	
43	BW	84	
43	DW	84	
44	BX	63	
44	DX	63	
45	BY	58	
45	DY	58	
46	BZ	78	
46	DZ	78	
47	B0	56	
47	D0	56	
48	B1	54	
48	D1	54	
49	B2	46	
49	D2	46	
50	B3	64	
50	D3	64	
51	B4	38	
51	D4	38	
52	BI	141	
52	DI	141	

The following table lists non-polymeric compounds, carbohydrate monomers and non-standard residues in protein, DNA, RNA chains that are outliers for geometric or electron-density-fit criteria:

Mol	Type	Chain	Res	Chirality	Geometry	Clashes	Electron density
53	MG	AA	2023	-	-	-	X
53	MG	BB	3086	-	-	-	X
53	MG	BB	3097	-	-	-	X
53	MG	CA	2020	-	-	-	X
53	MG	CA	2045	-	-	-	X
54	HYG	CA	2062	-	-	-	X

2 Entry composition

There are 56 unique types of molecules in this entry. The entry contains 284077 atoms, of which 0 are hydrogens and 0 are deuteriums.

In the tables below, the ZeroOcc column contains the number of atoms modelled with zero occupancy, the AltConf column contains the number of residues with at least one atom in alternate conformation and the Trace column contains the number of residues modelled with at most 2 atoms.

- Molecule 1 is a RNA chain called 16S ribosomal RNA.

Mol	Chain	Residues	Atoms					ZeroOcc	AltConf	Trace
1	AA	1530	Total	C	N	O	P	0	0	0
			32831	14642	6024	10635	1530			
1	CA	1530	Total	C	N	O	P	0	0	0
			32831	14642	6024	10635	1530			

- Molecule 2 is a protein called 30S ribosomal protein S3.

Mol	Chain	Residues	Atoms					ZeroOcc	AltConf	Trace
2	AC	206	Total	C	N	O	S	0	0	0
			1624	1028	305	288	3			
2	CC	206	Total	C	N	O	S	0	0	0
			1624	1028	305	288	3			

- Molecule 3 is a protein called 30S ribosomal protein S4.

Mol	Chain	Residues	Atoms					ZeroOcc	AltConf	Trace
3	AD	205	Total	C	N	O	S	0	0	0
			1643	1026	315	298	4			
3	CD	205	Total	C	N	O	S	0	0	0
			1643	1026	315	298	4			

- Molecule 4 is a protein called 30S ribosomal protein S5.

Mol	Chain	Residues	Atoms					ZeroOcc	AltConf	Trace
4	AE	150	Total	C	N	O	S	0	0	0
			1105	687	211	201	6			
4	CE	150	Total	C	N	O	S	0	0	0
			1105	687	211	201	6			

- Molecule 5 is a protein called 30S ribosomal protein S6.

Mol	Chain	Residues	Atoms					ZeroOcc	AltConf	Trace
5	AF	100	Total	C	N	O	S	0	0	0
			817	515	148	148	6			
5	CF	100	Total	C	N	O	S	0	0	0
			817	515	148	148	6			

- Molecule 6 is a protein called 30S ribosomal protein S7.

Mol	Chain	Residues	Atoms					ZeroOcc	AltConf	Trace
6	AG	150	Total	C	N	O	S	0	0	0
			1174	730	226	214	4			
6	CG	152	Total	C	N	O	S	0	0	0
			1196	745	230	217	4			

- Molecule 7 is a protein called 30S ribosomal protein S8.

Mol	Chain	Residues	Atoms					ZeroOcc	AltConf	Trace
7	AH	129	Total	C	N	O	S	0	0	0
			979	616	173	184	6			
7	CH	129	Total	C	N	O	S	0	0	0
			979	616	173	184	6			

- Molecule 8 is a protein called 30S ribosomal protein S9.

Mol	Chain	Residues	Atoms					ZeroOcc	AltConf	Trace
8	AI	127	Total	C	N	O	S	0	0	0
			1022	634	206	179	3			
8	CI	127	Total	C	N	O	S	0	0	0
			1022	634	206	179	3			

- Molecule 9 is a protein called 30S ribosomal protein S10.

Mol	Chain	Residues	Atoms					ZeroOcc	AltConf	Trace
9	AJ	98	Total	C	N	O	S	0	0	0
			786	493	150	142	1			
9	CJ	98	Total	C	N	O	S	0	0	0
			786	493	150	142	1			

- Molecule 10 is a protein called 30S ribosomal protein S11.

Mol	Chain	Residues	Atoms					ZeroOcc	AltConf	Trace
10	AK	117	Total	C	N	O	S	0	0	0
			877	540	174	160	3			

Continued on next page...

Continued from previous page...

Mol	Chain	Residues	Atoms					ZeroOcc	AltConf	Trace
10	CK	117	Total	C	N	O	S	0	0	0
			877	540	174	160	3			

- Molecule 11 is a protein called 30S ribosomal protein S12.

Mol	Chain	Residues	Atoms					ZeroOcc	AltConf	Trace
11	AL	123	Total	C	N	O	S	0	0	0
			955	590	196	165	4			
11	CL	123	Total	C	N	O	S	0	0	0
			955	590	196	165	4			

- Molecule 12 is a protein called 30S ribosomal protein S13.

Mol	Chain	Residues	Atoms					ZeroOcc	AltConf	Trace
12	AM	114	Total	C	N	O	S	0	0	0
			883	546	178	156	3			
12	CM	113	Total	C	N	O	S	0	0	0
			876	541	177	155	3			

- Molecule 13 is a protein called 30S ribosomal protein S14.

Mol	Chain	Residues	Atoms					ZeroOcc	AltConf	Trace
13	AN	96	Total	C	N	O	S	0	0	0
			774	483	160	128	3			
13	CN	96	Total	C	N	O	S	0	0	0
			774	483	160	128	3			

- Molecule 14 is a protein called 30S ribosomal protein S15.

Mol	Chain	Residues	Atoms					ZeroOcc	AltConf	Trace
14	AO	88	Total	C	N	O	S	0	0	0
			715	440	146	128	1			
14	CO	88	Total	C	N	O	S	0	0	0
			715	440	146	128	1			

- Molecule 15 is a protein called 30S ribosomal protein S16.

Mol	Chain	Residues	Atoms					ZeroOcc	AltConf	Trace
15	AP	82	Total	C	N	O	S	0	0	0
			649	406	128	114	1			
15	CP	80	Total	C	N	O	S	0	0	0
			638	400	126	111	1			

- Molecule 16 is a protein called 30S ribosomal protein S17.

Mol	Chain	Residues	Atoms					ZeroOcc	AltConf	Trace
16	AQ	80	Total	C	N	O	S	0	0	0
			648	411	121	113	3			
16	CQ	81	Total	C	N	O	S	0	0	0
			656	417	122	114	3			

- Molecule 17 is a protein called 30S ribosomal protein S18.

Mol	Chain	Residues	Atoms				ZeroOcc	AltConf	Trace
17	AR	55	Total	C	N	O	0	0	0
			455	288	86	81			
17	CR	55	Total	C	N	O	0	0	0
			455	288	86	81			

- Molecule 18 is a protein called 30S ribosomal protein S19.

Mol	Chain	Residues	Atoms					ZeroOcc	AltConf	Trace
18	AS	79	Total	C	N	O	S	0	0	0
			637	408	120	107	2			
18	CS	80	Total	C	N	O	S	0	0	0
			644	413	121	108	2			

- Molecule 19 is a protein called 30S ribosomal protein S20.

Mol	Chain	Residues	Atoms					ZeroOcc	AltConf	Trace
19	AT	85	Total	C	N	O	S	0	0	0
			665	411	137	114	3			
19	CT	85	Total	C	N	O	S	0	0	0
			665	411	137	114	3			

- Molecule 20 is a protein called 30S ribosomal protein S2.

Mol	Chain	Residues	Atoms					ZeroOcc	AltConf	Trace
20	AB	218	Total	C	N	O	S	0	0	0
			1704	1081	305	311	7			
20	CB	218	Total	C	N	O	S	0	0	0
			1704	1081	305	311	7			

- Molecule 21 is a protein called 30S ribosomal protein S21.

Mol	Chain	Residues	Atoms					ZeroOcc	AltConf	Trace
21	AU	51	Total	C	N	O	S	0	0	0
			425	265	86	73	1			
21	CU	51	Total	C	N	O	S	0	0	0
			425	265	86	73	1			

- Molecule 22 is a RNA chain called 5S ribosomal RNA.

Mol	Chain	Residues	Atoms					ZeroOcc	AltConf	Trace
22	BA	117	Total	C	N	O	P	0	0	0
			2507	1116	459	815	117			
22	DA	117	Total	C	N	O	P	0	0	0
			2507	1116	459	815	117			

- Molecule 23 is a RNA chain called 23S ribosomal RNA.

Mol	Chain	Residues	Atoms					ZeroOcc	AltConf	Trace
23	BB	2841	Total	C	N	O	P	0	0	0
			60995	27210	11229	19715	2841			
23	DB	2841	Total	C	N	O	P	0	0	0
			60995	27210	11229	19715	2841			

- Molecule 24 is a protein called 50S ribosomal protein L25.

Mol	Chain	Residues	Atoms					ZeroOcc	AltConf	Trace
24	BV	94	Total	C	N	O	S	0	0	0
			753	479	137	134	3			
24	DV	94	Total	C	N	O	S	0	0	0
			753	479	137	134	3			

- Molecule 25 is a protein called 50S ribosomal protein L2.

Mol	Chain	Residues	Atoms					ZeroOcc	AltConf	Trace
25	BC	271	Total	C	N	O	S	0	0	0
			2082	1288	423	364	7			
25	DC	271	Total	C	N	O	S	0	0	0
			2082	1288	423	364	7			

- Molecule 26 is a protein called 50S ribosomal protein L3.

Mol	Chain	Residues	Atoms					ZeroOcc	AltConf	Trace
26	BD	209	Total	C	N	O	S	0	0	0
			1565	979	288	294	4			

Continued on next page...

Continued from previous page...

Mol	Chain	Residues	Atoms					ZeroOcc	AltConf	Trace
26	DD	209	Total	C	N	O	S	0	0	0
			1565	979	288	294	4			

- Molecule 27 is a protein called 50S ribosomal protein L4.

Mol	Chain	Residues	Atoms					ZeroOcc	AltConf	Trace
27	BE	201	Total	C	N	O	S	0	0	0
			1552	974	283	290	5			
27	DE	201	Total	C	N	O	S	0	0	0
			1552	974	283	290	5			

- Molecule 28 is a protein called 50S ribosomal protein L5.

Mol	Chain	Residues	Atoms					ZeroOcc	AltConf	Trace
28	BF	178	Total	C	N	O	S	0	0	0
			1420	905	251	258	6			
28	DF	178	Total	C	N	O	S	0	0	0
			1420	905	251	258	6			

- Molecule 29 is a protein called 50S ribosomal protein L6.

Mol	Chain	Residues	Atoms					ZeroOcc	AltConf	Trace
29	BG	176	Total	C	N	O	S	0	0	0
			1323	832	243	246	2			
29	DG	176	Total	C	N	O	S	0	0	0
			1323	832	243	246	2			

- Molecule 30 is a protein called 50S ribosomal protein L9.

Mol	Chain	Residues	Atoms					ZeroOcc	AltConf	Trace
30	BH	149	Total	C	N	O	S	0	0	0
			1111	699	197	214	1			
30	DH	149	Total	C	N	O	S	0	0	0
			1111	699	197	214	1			

- Molecule 31 is a protein called 50S ribosomal protein L13.

Mol	Chain	Residues	Atoms					ZeroOcc	AltConf	Trace
31	BJ	142	Total	C	N	O	S	0	0	0
			1129	714	212	199	4			
31	DJ	142	Total	C	N	O	S	0	0	0
			1129	714	212	199	4			

- Molecule 32 is a protein called 50S ribosomal protein L14.

Mol	Chain	Residues	Atoms					ZeroOcc	AltConf	Trace
32	BK	121	Total	C	N	O	S	0	0	0
			930	582	179	164	5			
32	DK	121	Total	C	N	O	S	0	0	0
			930	582	179	164	5			

- Molecule 33 is a protein called 50S ribosomal protein L15.

Mol	Chain	Residues	Atoms					ZeroOcc	AltConf	Trace
33	BL	143	Total	C	N	O	S	0	0	0
			1045	649	206	189	1			
33	DL	143	Total	C	N	O	S	0	0	0
			1045	649	206	189	1			

- Molecule 34 is a protein called 50S ribosomal protein L16.

Mol	Chain	Residues	Atoms					ZeroOcc	AltConf	Trace
34	BM	136	Total	C	N	O	S	0	0	0
			1074	686	205	177	6			
34	DM	136	Total	C	N	O	S	0	0	0
			1074	686	205	177	6			

- Molecule 35 is a protein called 50S ribosomal protein L17.

Mol	Chain	Residues	Atoms					ZeroOcc	AltConf	Trace
35	BN	120	Total	C	N	O	S	0	0	0
			960	593	196	166	5			
35	DN	120	Total	C	N	O	S	0	0	0
			960	593	196	166	5			

- Molecule 36 is a protein called 50S ribosomal protein L18.

Mol	Chain	Residues	Atoms				ZeroOcc	AltConf	Trace
36	BO	116	Total	C	N	O	0	0	0
			892	552	178	162			
36	DO	116	Total	C	N	O	0	0	0
			892	552	178	162			

- Molecule 37 is a protein called 50S ribosomal protein L19.

Mol	Chain	Residues	Atoms					ZeroOcc	AltConf	Trace
37	BP	114	Total	C	N	O	S	0	0	0
			917	574	179	163	1			
37	DP	114	Total	C	N	O	S	0	0	0
			917	574	179	163	1			

- Molecule 38 is a protein called 50S ribosomal protein L20.

Mol	Chain	Residues	Atoms					ZeroOcc	AltConf	Trace
38	BQ	117	Total	C	N	O	S	0	0	0
			947	604	192	151				
38	DQ	117	Total	C	N	O	S	0	0	0
			947	604	192	151				

- Molecule 39 is a protein called 50S ribosomal protein L21.

Mol	Chain	Residues	Atoms					ZeroOcc	AltConf	Trace
39	BR	103	Total	C	N	O	S	0	0	0
			816	516	153	145	2			
39	DR	103	Total	C	N	O	S	0	0	0
			816	516	153	145	2			

- Molecule 40 is a protein called 50S ribosomal protein L22.

Mol	Chain	Residues	Atoms					ZeroOcc	AltConf	Trace
40	BS	110	Total	C	N	O	S	0	0	0
			857	532	166	156	3			
40	DS	110	Total	C	N	O	S	0	0	0
			857	532	166	156	3			

- Molecule 41 is a protein called 50S ribosomal protein L23.

Mol	Chain	Residues	Atoms					ZeroOcc	AltConf	Trace
41	BT	93	Total	C	N	O	S	0	0	0
			738	466	139	131	2			
41	DT	93	Total	C	N	O	S	0	0	0
			738	466	139	131	2			

- Molecule 42 is a protein called 50S ribosomal protein L24.

Mol	Chain	Residues	Atoms					ZeroOcc	AltConf	Trace
42	BU	102	Total	C	N	O	S	0	0	0
			779	492	146	141				

Continued on next page...

Continued from previous page...

Mol	Chain	Residues	Atoms				ZeroOcc	AltConf	Trace
42	DU	102	Total	C	N	O			
			779	492	146	141	0	0	0

- Molecule 43 is a protein called 50S ribosomal protein L27.

Mol	Chain	Residues	Atoms					ZeroOcc	AltConf	Trace
43	BW	79	Total	C	N	O	S			
			596	367	120	108	1	0	0	0
43	DW	79	Total	C	N	O	S			
			596	367	120	108	1	0	0	0

- Molecule 44 is a protein called 50S ribosomal protein L29.

Mol	Chain	Residues	Atoms					ZeroOcc	AltConf	Trace
44	BX	63	Total	C	N	O	S			
			509	313	99	95	2	0	0	0
44	DX	63	Total	C	N	O	S			
			509	313	99	95	2	0	0	0

- Molecule 45 is a protein called 50S ribosomal protein L30.

Mol	Chain	Residues	Atoms					ZeroOcc	AltConf	Trace
45	BY	58	Total	C	N	O	S			
			449	281	87	79	2	0	0	0
45	DY	58	Total	C	N	O	S			
			449	281	87	79	2	0	0	0

- Molecule 46 is a protein called 50S ribosomal protein L28.

Mol	Chain	Residues	Atoms					ZeroOcc	AltConf	Trace
46	BZ	77	Total	C	N	O	S			
			625	388	129	106	2	0	0	0
46	DZ	77	Total	C	N	O	S			
			625	388	129	106	2	0	0	0

- Molecule 47 is a protein called 50S ribosomal protein L32.

Mol	Chain	Residues	Atoms					ZeroOcc	AltConf	Trace
47	B0	56	Total	C	N	O	S			
			444	269	94	80	1	0	0	0
47	D0	56	Total	C	N	O	S			
			444	269	94	80	1	0	0	0

- Molecule 48 is a protein called 50S ribosomal protein L33.

Mol	Chain	Residues	Atoms				ZeroOcc	AltConf	Trace
48	B1	50	Total	C	N	O	0	0	0
			409	263	75	71			
48	D1	50	Total	C	N	O	0	0	0
			409	263	75	71			

- Molecule 49 is a protein called 50S ribosomal protein L34.

Mol	Chain	Residues	Atoms					ZeroOcc	AltConf	Trace
49	B2	46	Total	C	N	O	S	0	0	0
			377	228	90	57	2			
49	D2	46	Total	C	N	O	S	0	0	0
			377	228	90	57	2			

- Molecule 50 is a protein called 50S ribosomal protein L35.

Mol	Chain	Residues	Atoms					ZeroOcc	AltConf	Trace
50	B3	64	Total	C	N	O	S	0	0	0
			504	323	105	74	2			
50	D3	64	Total	C	N	O	S	0	0	0
			504	323	105	74	2			

- Molecule 51 is a protein called 50S ribosomal protein L36.

Mol	Chain	Residues	Atoms					ZeroOcc	AltConf	Trace
51	B4	38	Total	C	N	O	S	0	0	0
			302	185	65	48	4			
51	D4	38	Total	C	N	O	S	0	0	0
			302	185	65	48	4			

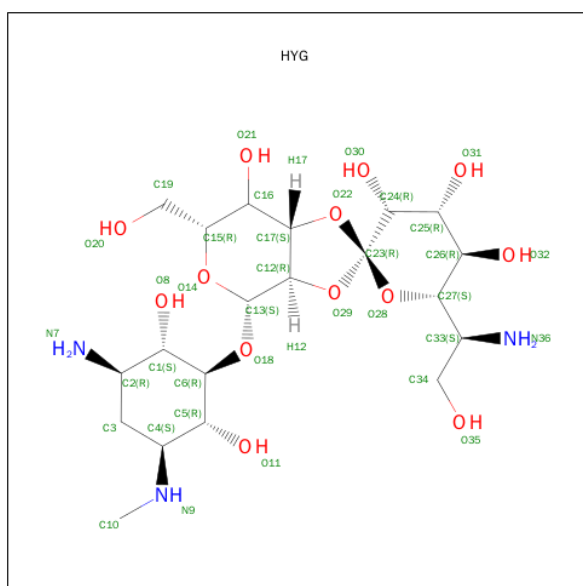
- Molecule 52 is a protein called 50S ribosomal protein L11.

Mol	Chain	Residues	Atoms					ZeroOcc	AltConf	Trace
52	BI	141	Total	C	N	O	S	0	0	0
			1032	651	179	196	6			
52	DI	141	Total	C	N	O	S	0	0	0
			1032	651	179	196	6			

- Molecule 53 is MAGNESIUM ION (three-letter code: MG) (formula: Mg).

Mol	Chain	Residues	Atoms		ZeroOcc	AltConf
53	BB	110	Total	Mg	0	0
			110	110		
53	CA	61	Total	Mg	0	0
			61	61		
53	AE	1	Total	Mg	0	0
			1	1		
53	AA	58	Total	Mg	0	0
			58	58		
53	AN	1	Total	Mg	0	0
			1	1		
53	CE	1	Total	Mg	0	0
			1	1		
53	DB	111	Total	Mg	0	0
			111	111		

- Molecule 54 is HYGROMYCIN B (three-letter code: HYG) (formula: $C_{20}H_{37}N_3O_{13}$).



Mol	Chain	Residues	Atoms				ZeroOcc	AltConf
54	AA	1	Total	C	N	O	0	0
			36	20	3	13		
54	CA	1	Total	C	N	O	0	0
			36	20	3	13		

- Molecule 55 is ZINC ION (three-letter code: ZN) (formula: Zn).

Mol	Chain	Residues	Atoms		ZeroOcc	AltConf
55	B4	1	Total	Zn	0	0
			1	1		

Continued on next page...

Continued from previous page...

Mol	Chain	Residues	Atoms		ZeroOcc	AltConf
55	D4	1	Total	Zn	0	0
			1	1		

- Molecule 56 is water.

Mol	Chain	Residues	Atoms		ZeroOcc	AltConf
56	AA	282	Total	O	0	0
			282	282		
56	AE	4	Total	O	0	0
			4	4		
56	AK	2	Total	O	0	0
			2	2		
56	AL	5	Total	O	0	0
			5	5		
56	AN	4	Total	O	0	0
			4	4		
56	AT	3	Total	O	0	0
			3	3		
56	BB	492	Total	O	0	0
			492	492		
56	BC	8	Total	O	0	0
			8	8		
56	BD	1	Total	O	0	0
			1	1		
56	BE	2	Total	O	0	0
			2	2		
56	BH	1	Total	O	0	0
			1	1		
56	BL	2	Total	O	0	0
			2	2		
56	B2	1	Total	O	0	0
			1	1		
56	CA	294	Total	O	0	0
			294	294		
56	CE	4	Total	O	0	0
			4	4		
56	CI	1	Total	O	0	0
			1	1		
56	CK	1	Total	O	0	0
			1	1		
56	CL	3	Total	O	0	0
			3	3		

Continued on next page...

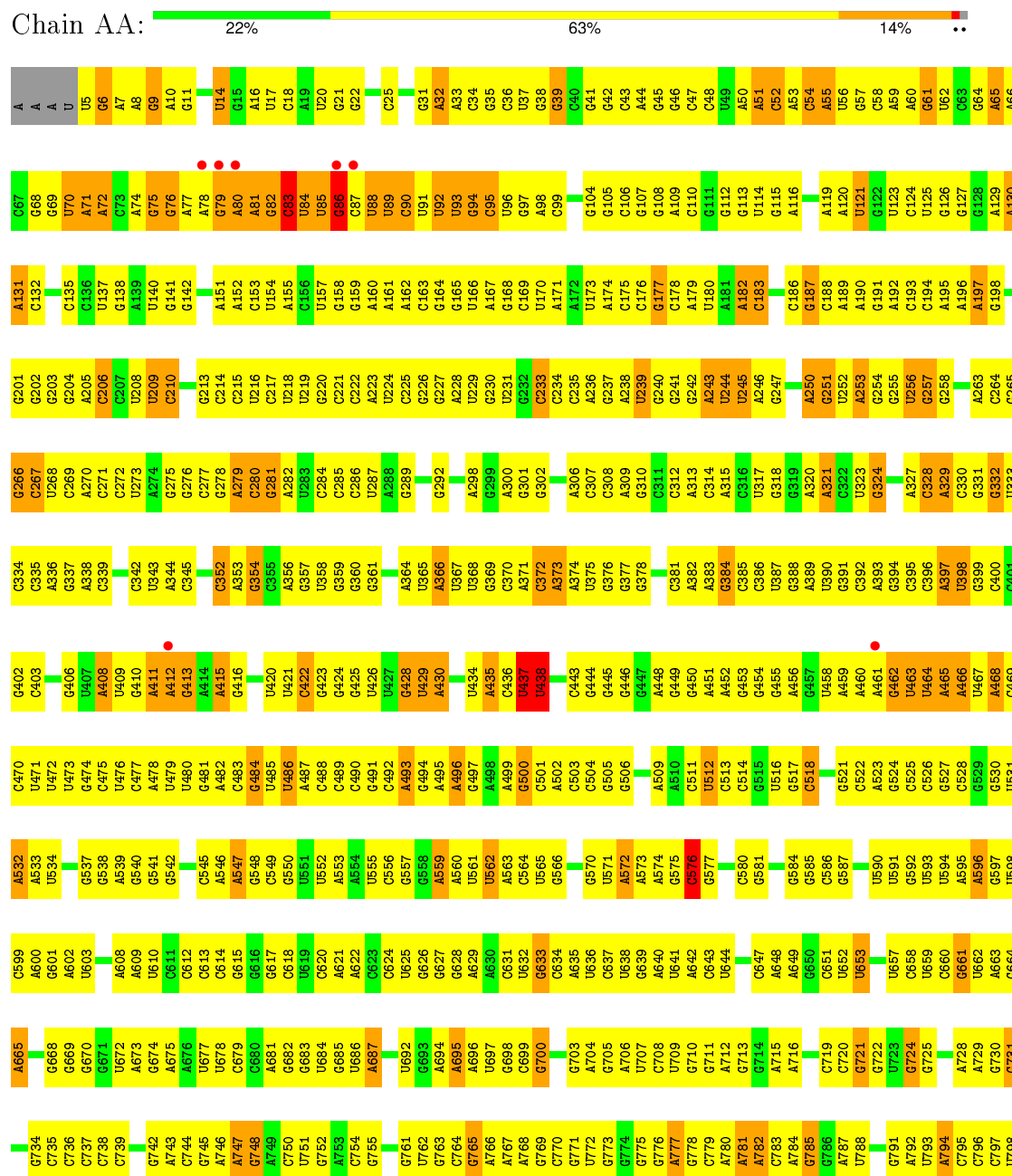
Continued from previous page...

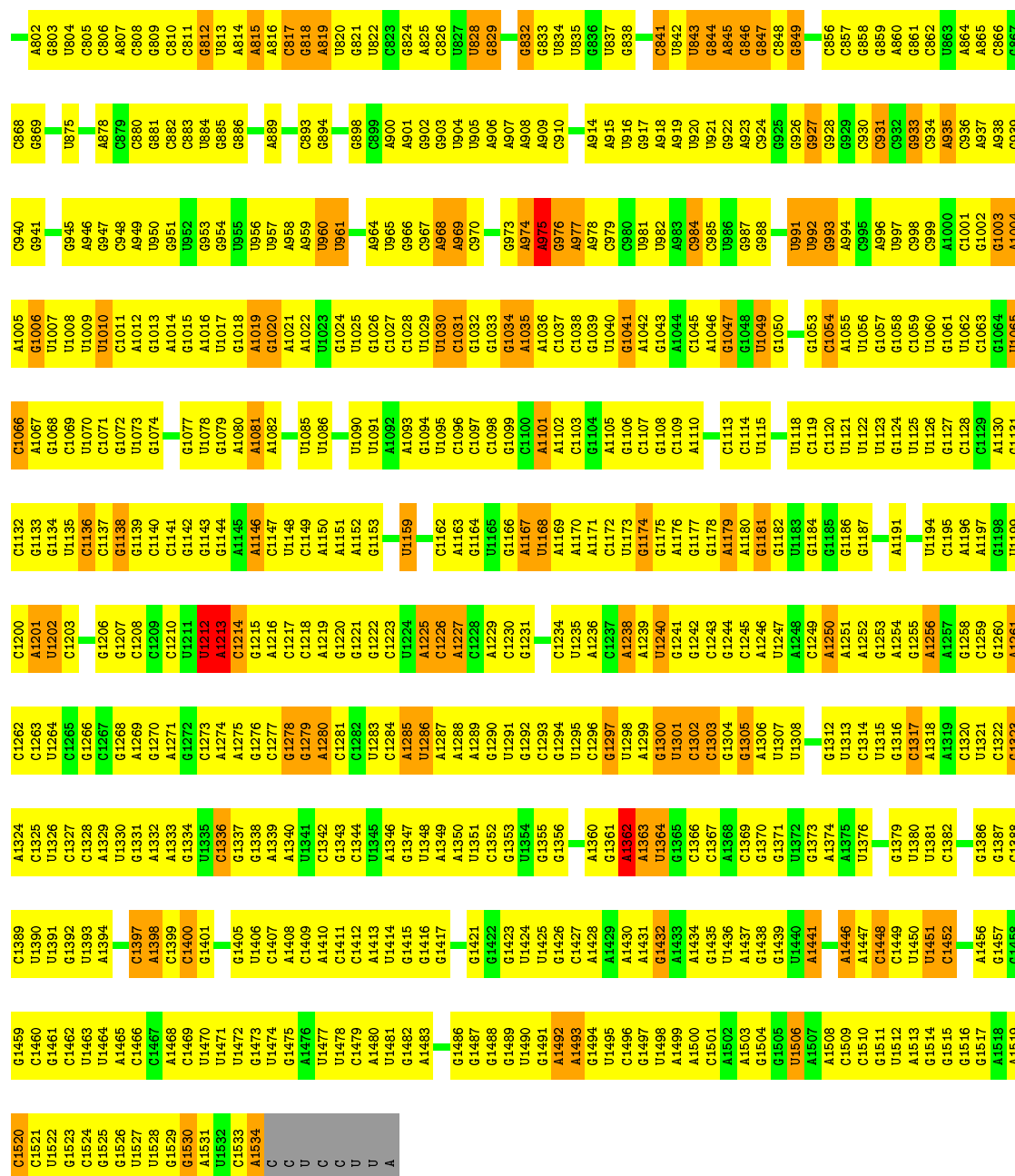
Mol	Chain	Residues	Atoms		ZeroOcc	AltConf
56	CN	3	Total 3	O 3	0	0
56	CT	1	Total 1	O 1	0	0
56	DB	499	Total 499	O 499	0	0
56	DC	5	Total 5	O 5	0	0
56	DD	1	Total 1	O 1	0	0
56	DE	1	Total 1	O 1	0	0
56	DL	5	Total 5	O 5	0	0
56	DP	1	Total 1	O 1	0	0
56	D2	1	Total 1	O 1	0	0

3 Residue-property plots

These plots are drawn for all protein, RNA and DNA chains in the entry. The first graphic for a chain summarises the proportions of errors displayed in the second graphic. The second graphic shows the sequence view annotated by issues in geometry and electron density. Residues are color-coded according to the number of geometric quality criteria for which they contain at least one outlier: green = 0, yellow = 1, orange = 2 and red = 3 or more. A red dot above a residue indicates a poor fit to the electron density ($\text{RSRZ} > 2$). Stretches of 2 or more consecutive residues without any outlier are shown as a green connector. Residues present in the sample, but not in the model, are shown in grey.

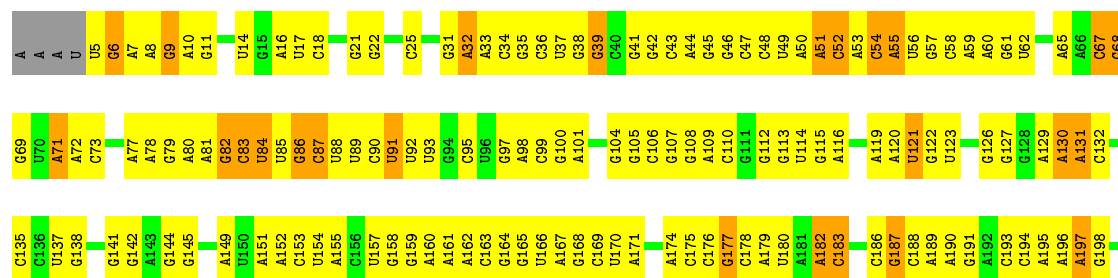
- Molecule 1: 16S ribosomal RNA



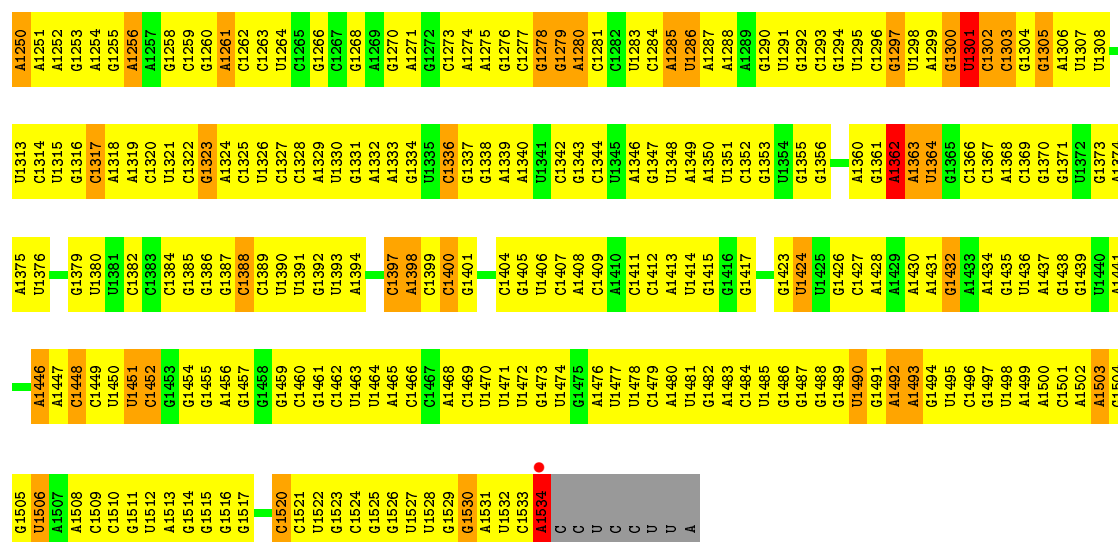


- Molecule 1: 16S ribosomal RNA

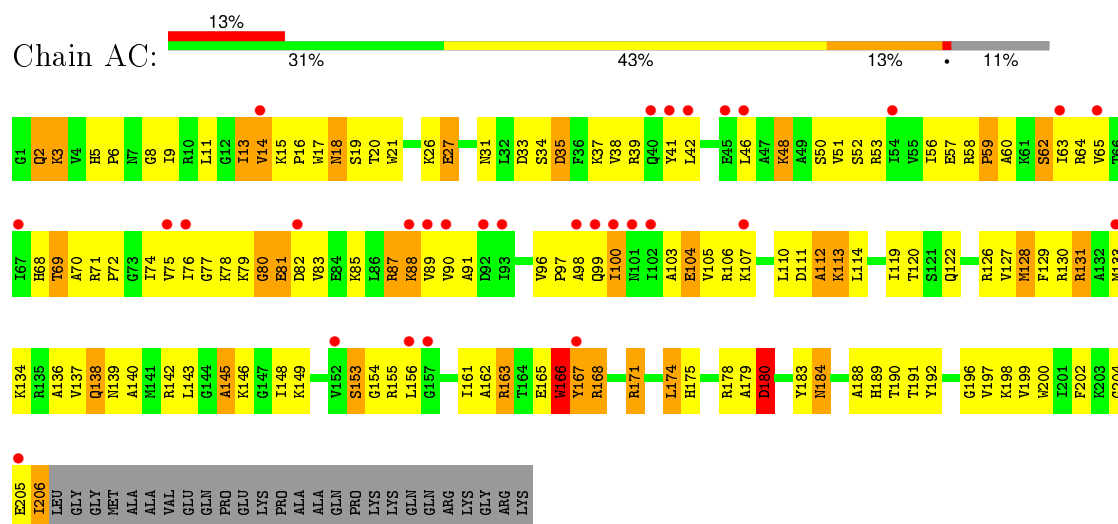
Chain CA:  21% 65% 13% ..



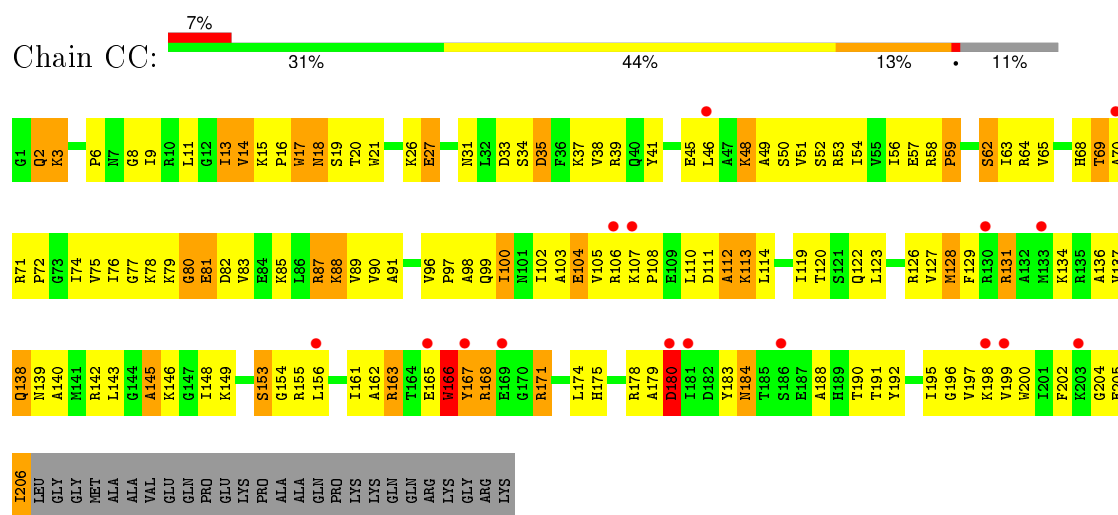
G1185	G1057	U1121	G1065	A996	C931	A860	U793	G724	C660	A595	G539	U464	A397	G332	A263	G201
G1186	G1058	U1122	U1065	U997	C934	G861	A794	G725	G661	A596	G530	A465	U398	U333	C264	G202
G1187	C1059	G1123	C1059	C998	U863	U62	C795		U62	G597	U531	A466	C399	C334	G265	G203
A1191	U1060	G1124	U1060	C999	U863	A663	C796	A728	A663	U598	A532	U467	C400	C335	G266	G204
	U1125	U1126	U1061	A1000	C936	A864	A729	C797	G664	C599	A468	A468	C401	A336	C267	A205
U1194	U1062	G1127	U1062	G1002	A938	C866	G730	G731	A665	C601	U534	C469	G402	C337	U268	C206
C1195	C1063	G1128	C1063	G1002	A938	C866	G731			G602	C403	C470	C403	C338	C269	C207
A1196	U1064	C1129	U1065	G1003	G939	G867	A802		G668	A602	G537	U471	G406	U340	A270	U208
A1197	C1066	G1130	C1066	A1004	C940	C868	G803	G734	G669	U603	G538	U472	U407	C341	C271	U209
G1198		G1131	A1005	G1006	G941	G670	C805	C735	G671		A539	U473	U408	C342	C272	C210
U1199	C1069	G1132	U1007	U1007	G945	U875	C806	C737	G672	A608	G541	C475	U409	U343	A274	G213
C1200	U1070	G1133	U1008	U1008	A946	C876	C807	C738	U672	A609	G542	U476	G410	U344	G275	G214
A1201	C1071	G1134	G877	U1009	G947	G877	C808	C739	G674	U610	U543	C477	A411	C344	G276	G215
U1135	U1072	U1135	U1073	U1010	C948	C878	G809		A675	C612	G545	U478	A412	C345	C277	U216
C1203	G1074	C1137	U1073	C1011	A949	C879	C810	G742	A676	G618	G546	U479	A413	C352	G278	C217
		G1138		A1012	U950	C880	C811	A743	U677	C613	A547	U480	A414	C353	G279	U218
G1206	U1077	G1139	U1077	A1014	G951	G881	G812	C744	U678	C614	A546	G481	A415	C354	C280	U219
G1207	U1078	G1140	U1078	G1015	U952	C882	U813	G745	C679	G615	G548	A482	A416	C355	G281	G220
C1208	U1079	G1141	U1079	A1016	G953	C883	A814	A746	G680	G616	C549	C483		C356	A282	C221
C1210	U1080	G1142	U1079	U1017	G954	U884	A815	A747	A681	G617	G550	G484	U420	C357	U283	C222
U1211	A1081	G1143	U1080	G1018	U955	G885	C817	A748	G682	C618	U552	U486	U421	U358	C284	A223
	A1082	G1144	U1081	G1018	U956	G886	C817	A749	G683	U619	U552	U486	U422	C359	C285	U224
U1212		A1145		A1019	U957	G887	G818	C750	U684	C620	A553	A487	G423	C360	C286	G225
A1213		A1146		G1020	A958	A889	A819	U751	U686	A621	A554	C488	G424	C361	U287	G226
C1214	U1085	A1147	U1085	A1021	A959		U820		U686	A622	U555	C489	G425	C362	A288	G227
G1215	U1086	C1147	U1086	U1022	U960	C893	G821	C754	A687	C623	C556	C490	U427	A363	G289	U228
A1216	G1087	G1148	G1087	U1023	U961	G894	U822	G755	G688	C624	U529	G491	U427	C365	G292	G230
C1217	U1088	C1149	U1088	G1024	C823		U823		U625	A559	A364	C492	U428	U366	G292	G231
G1218	G1089	A1150	G1089	U1025	G824	U692	U762	U762	G626	G627	A560	G493	U429	U367	A298	G232
A1219	U1090	A1151	U1090	G1026	A825	G693	G763	G763	G693	G628	U561	G494	A430	U368	C299	G233
G1220	U1091	A1152	U1091	C1027	C826	A694	G764	C764	A694	G629	U562	A495	A431	C369	A300	C234
G1221	U1092	G1153	U1092	C1028	U827	A696	A766	G766	A696	C630	C564	A496	U434	C370	G301	C235
	U1093		A968	U1029	U828	G698	A767	A767	U697	G631	U565	A498	U435	C371	G302	A236
C1222	G1094	U1159	A969	G1094	G829	G698	A768	G768	G698	U632	C566	A500	C436	C372	G237	G237
U1224	U1095	G1160	C970	U1031	U905	C699	G769	C770	C699	G633	G570	C501	U437	A373	A238	A238
G1161	C1032	G1161	G971	G1032	U905	C699	G769	C770	G700	C634	G570	C501	U438	A374	C307	U239
C1162	C1096	C1162	C972	G1033	A906		G771		U701	A635	U571	A502		U375	C308	G240
A1163	C1098	A1163	G973	G1034	A907	U701	G772		G702	U636	A572	C503	C443	C376	G309	G241
G1164	G1099	G1164	A974	A1035	A908	A702	U772		A703	C637	A573	C504	C444	C377	G310	G242
U1165	C1100	U1165	A975	A1036	A909	G703	G773	G774	G704	U638	A574	G505	C445	C378	C311	A243
C1230	A1101	G1166	G976	C1037	C910	A705	G775	G775	G705	G639	G575	G506	C446	C379	C312	U244
G1231	A1102	A1167	A977	G1038		A706	G776		A706	A640	C576		C447	C380	A313	U245
	C1103	U1168		G1039	A814		A777		U707	U641	G577	C511	A448	C381	C314	A246
C1234	G1104	A1169	C979	U1040	A915	U916	G778		C708	A642	G578	U512	G449	A382	A315	G247
U1235	A1105	U1170	G980	G1041	G917	U917	G779		U709	C643	A579	C513	G450	A383	G316	
A1236	G1106	C1171	U981	A1042	U981	G917	C779		C643	U644	C580		C443	C384	U317	A250
C1237	U1043	U1173	U982	G1043	A918	A844	A780		G710	U644	C580		C443	C384	G318	G251
G1238	G1109	U1173	A983	A1044	A919	A845	A781		G711		G581	U516	A452	C385	G319	U252
A1239	A1110	G1174	C984	C1045	U920	C846	A782		A712		G581	U516	A452	C385	G319	U252
U1240	A1111	G1175	C985	A1046	U921	C847	C783		G713		G584	C518	G453	C386	A320	A253
G1241	C1112	A1176	G986	A1047	G922	C848	A784		G714	A648	G585	C518	G454	U387	A321	G254
C1242	G1113	G1177	U986	G1048	A923	C849	G785		A715	A649	C586	C522	G455	C388	G316	G254
G1243	C1114	G1178	C987	U1049	C924	A716	G786		A716	G650	C587	C522	G456	C389	C322	G256
U1244	U1115	A1179	U988	G1050	C924	A716	G786		A716	G652	C587	C522	G457	U390	U323	U256
G1245	U1116	U1116	G925	G1050	C924	A716	G786		A716	G652	C587	C522	G457	U390	U323	G257
A1246	A1180	A1180	G926	G1050	C924	A716	G786		A716	G652	C587	C522	G457	U390	U323	G257
U1247	A1117	G1181	G927	G1053	U991	C926	U788		C719	U653	U590	G524	U458	C392	G324	
A1248	C1118	U1182	G928	A1054	U992	G927	U789		C720	U653	U591	G524	A460	C392	G324	G258
U1249	G1183	U1183	G929	A1055	U993	G928	A790		G721	U657	G592	C526	A461	C394	A328	G259
	G1184	U1184	G930	U1056	U995	C930	A792		U723	U659	U594	C528	U463	C395	A329	G260
																U261
																A262



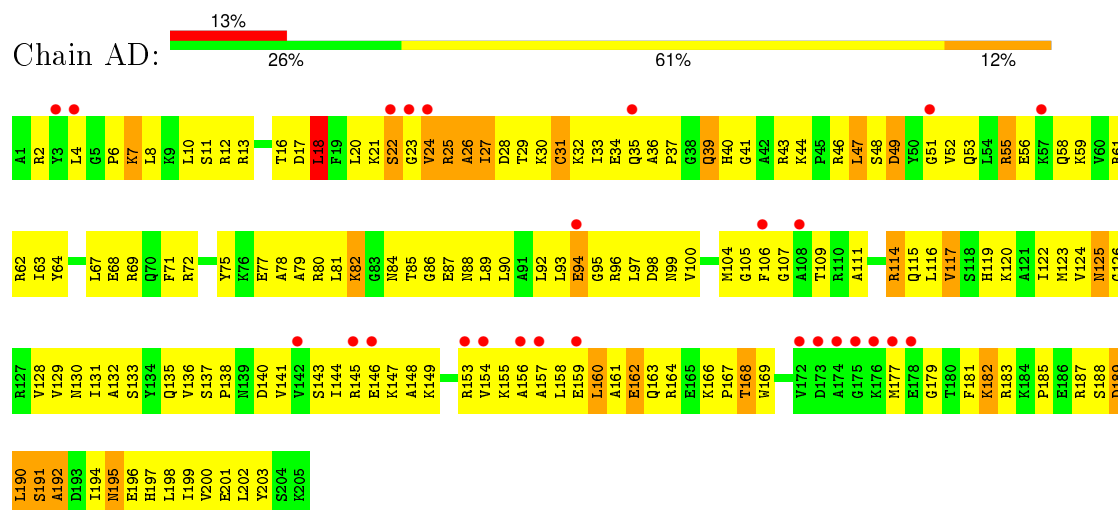
• Molecule 2: 30S ribosomal protein S3



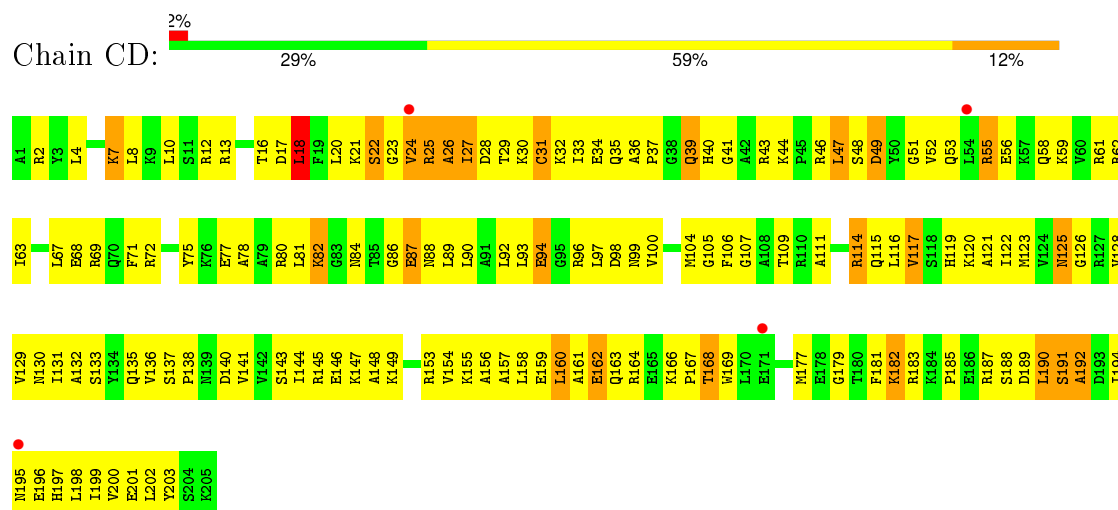
• Molecule 2: 30S ribosomal protein S3



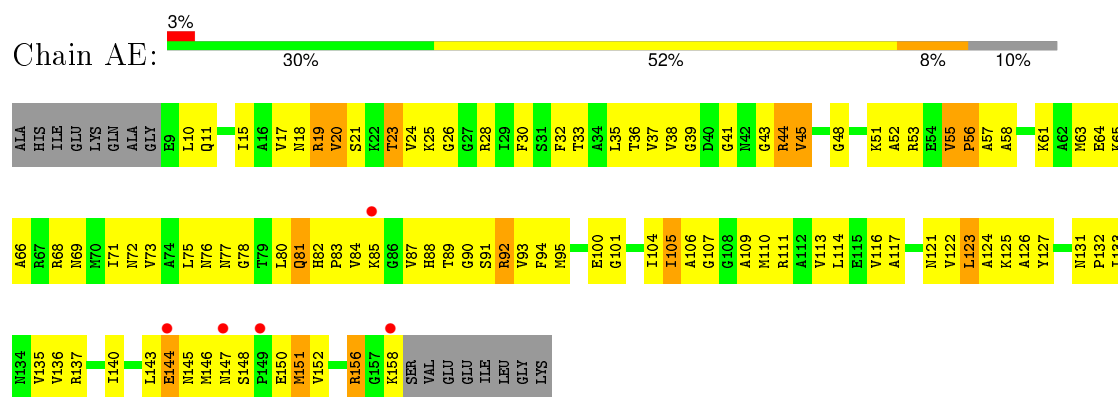
• Molecule 3: 30S ribosomal protein S4



• Molecule 3: 30S ribosomal protein S4

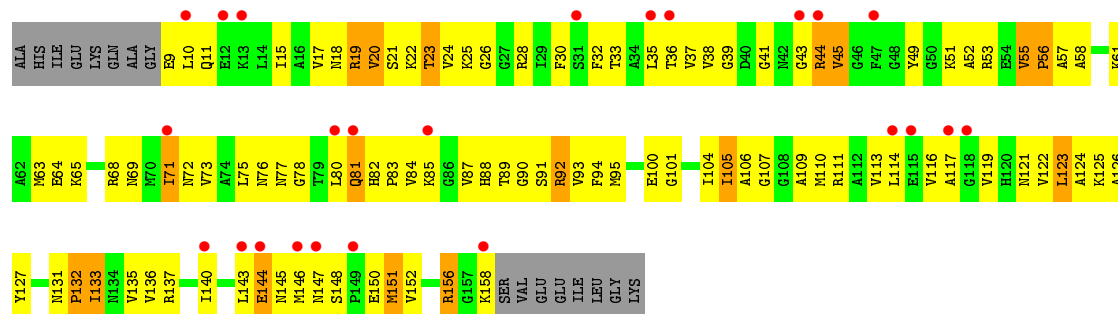


• Molecule 4: 30S ribosomal protein S5

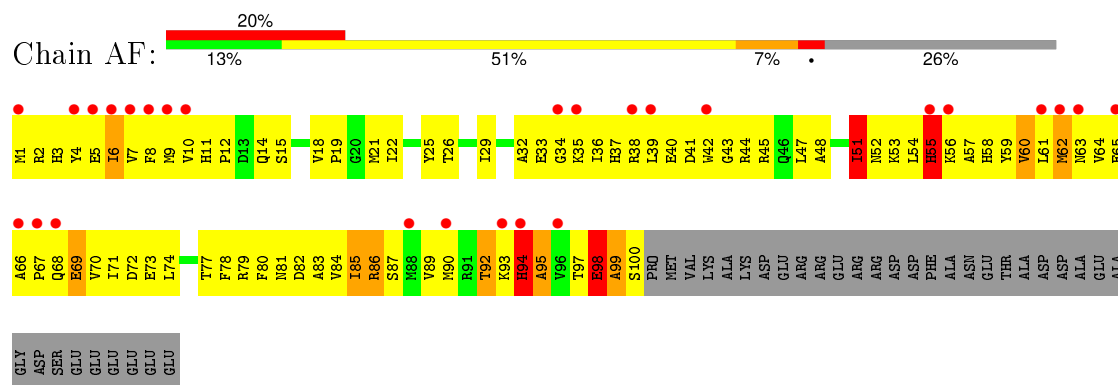


• Molecule 4: 30S ribosomal protein S5

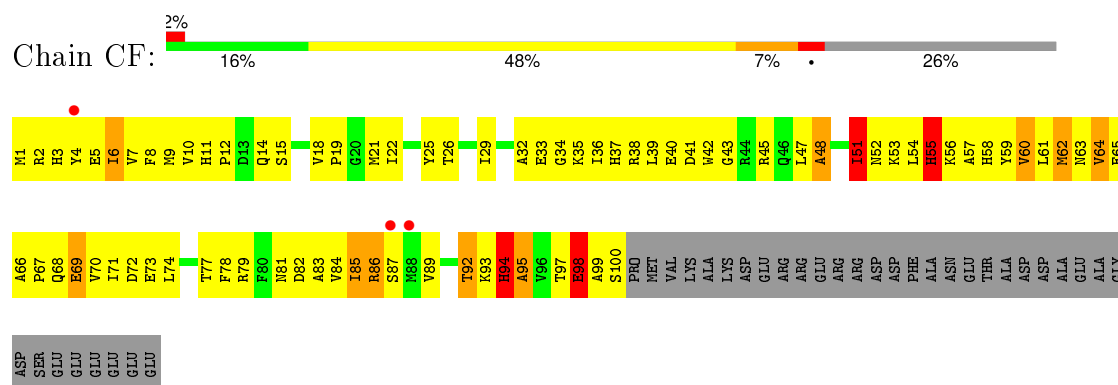




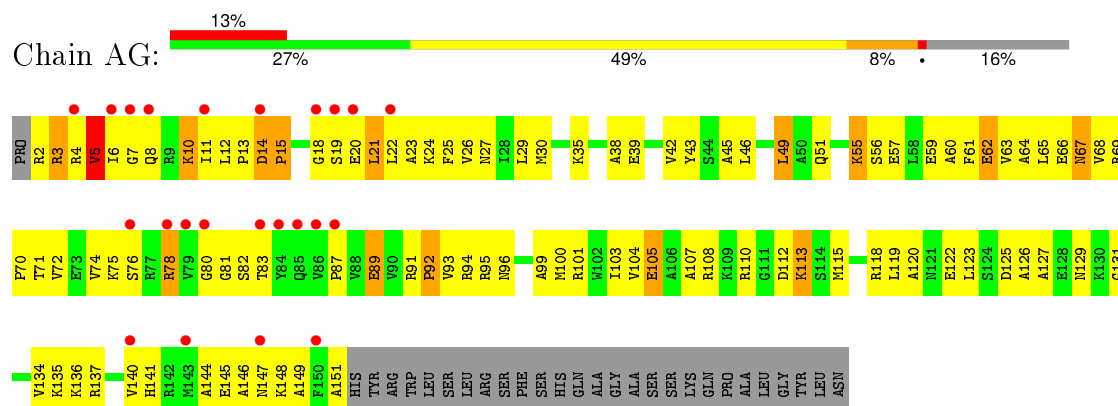
• Molecule 5: 30S ribosomal protein S6



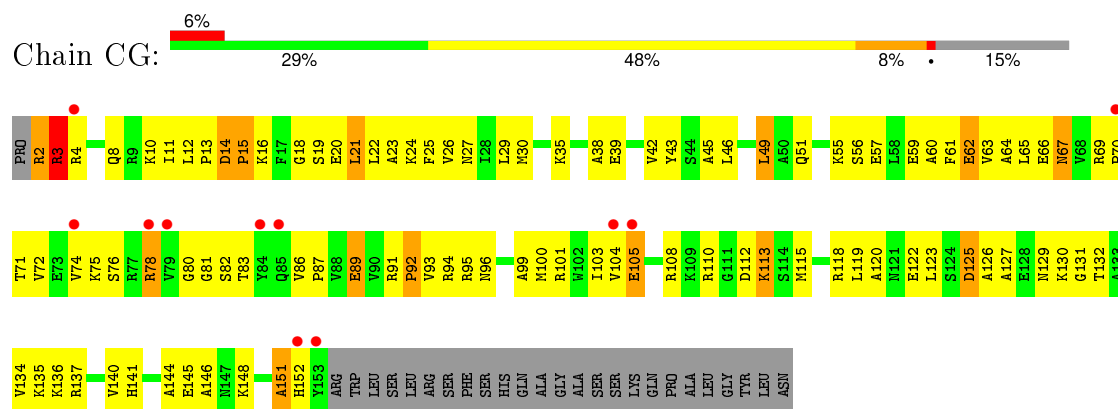
• Molecule 5: 30S ribosomal protein S6



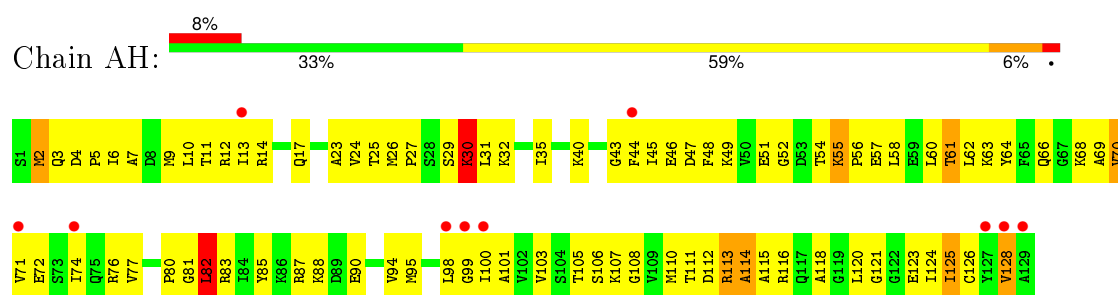
• Molecule 6: 30S ribosomal protein S7



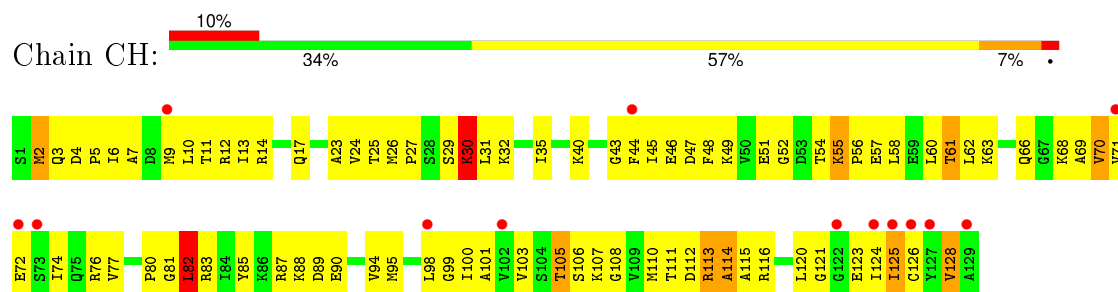
- Molecule 6: 30S ribosomal protein S7



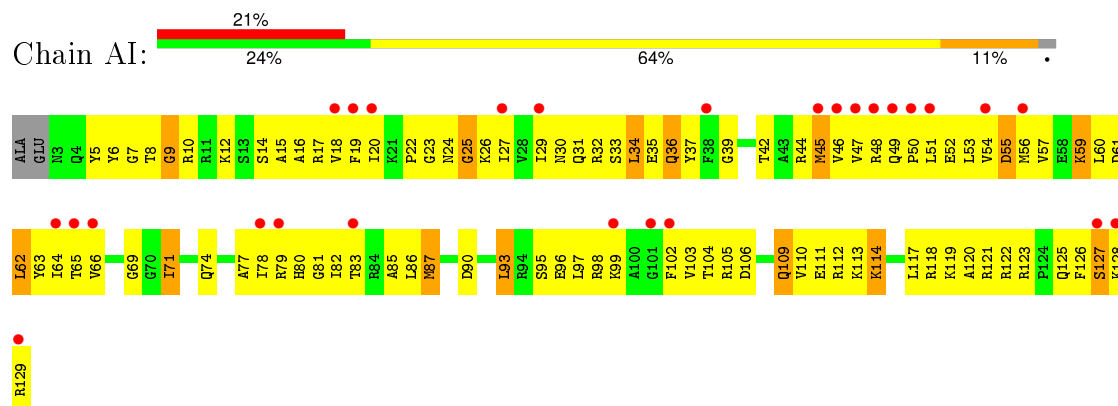
- Molecule 7: 30S ribosomal protein S8



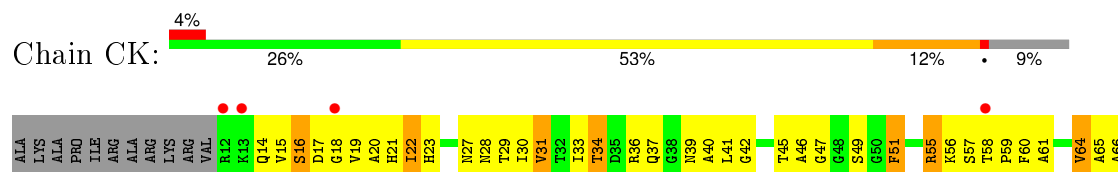
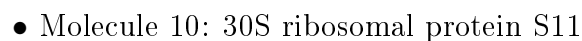
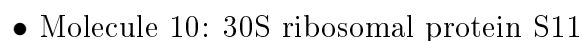
- Molecule 7: 30S ribosomal protein S8

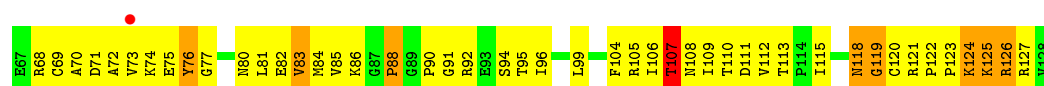


- Molecule 8: 30S ribosomal protein S9

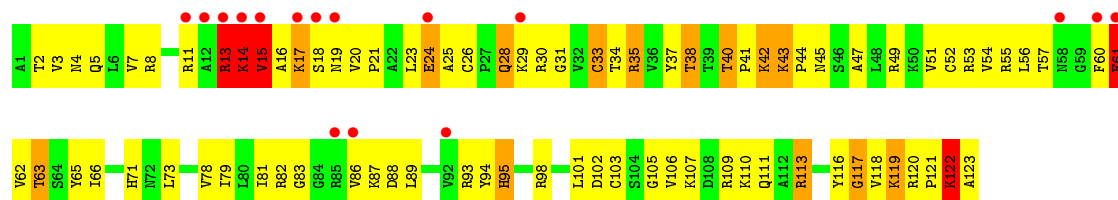


- Molecule 8: 30S ribosomal protein S9

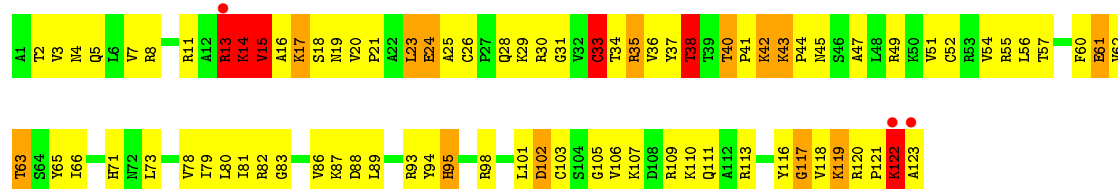




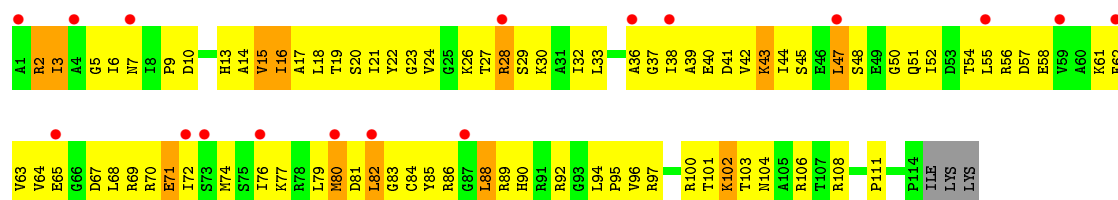
- Molecule 11: 30S ribosomal protein S12



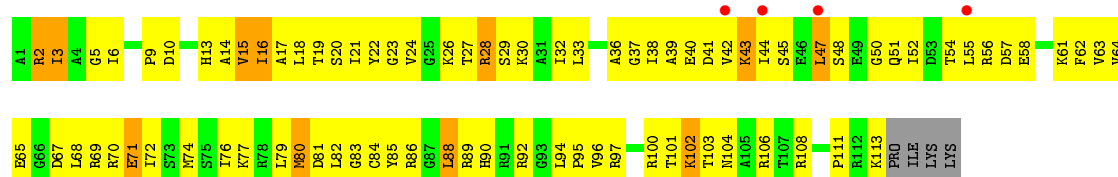
- Molecule 11: 30S ribosomal protein S12



- Molecule 12: 30S ribosomal protein S13

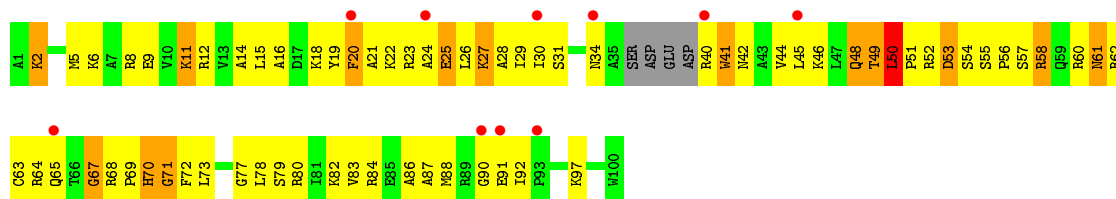


- Molecule 12: 30S ribosomal protein S13

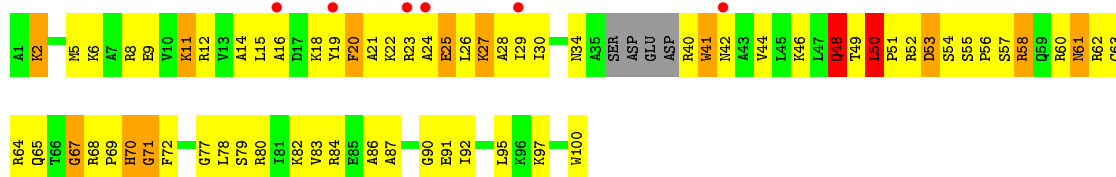


- Molecule 13: 30S ribosomal protein S14

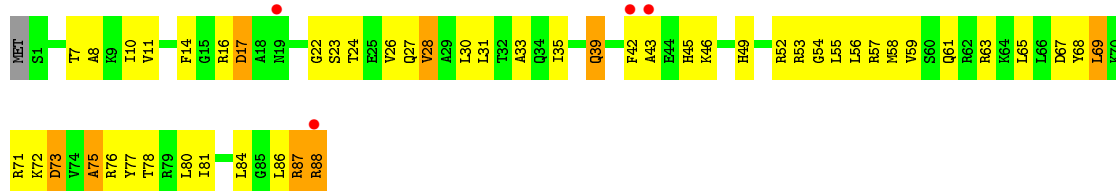
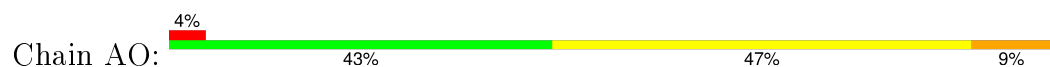




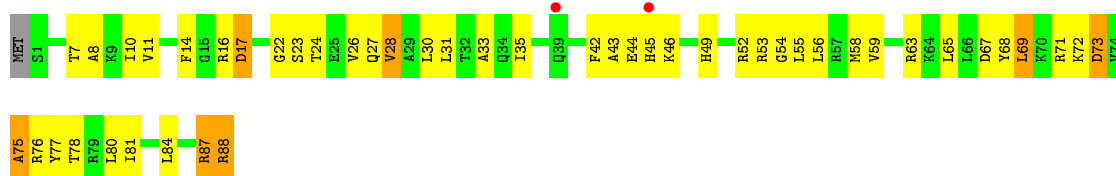
• Molecule 13: 30S ribosomal protein S14



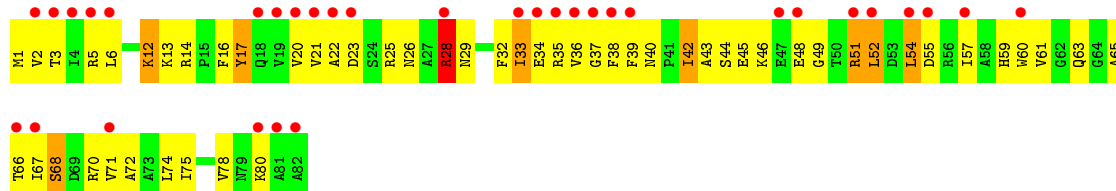
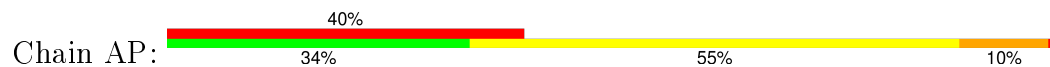
• Molecule 14: 30S ribosomal protein S15



• Molecule 14: 30S ribosomal protein S15

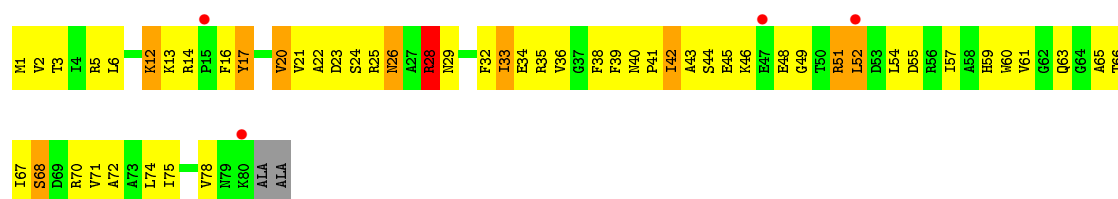


• Molecule 15: 30S ribosomal protein S16

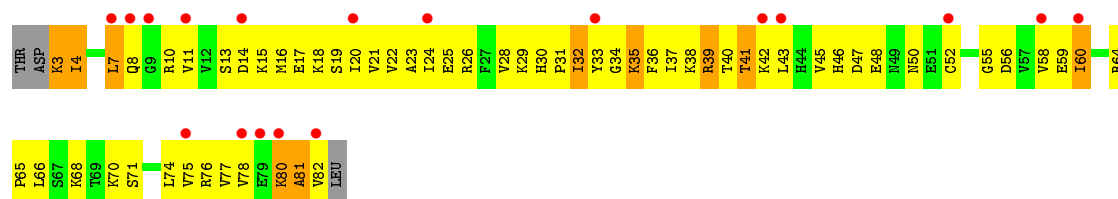



• Molecule 15: 30S ribosomal protein S16

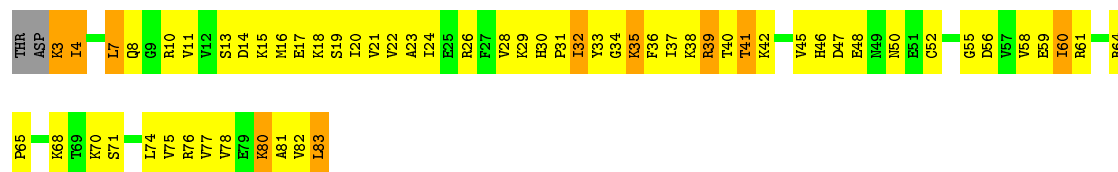




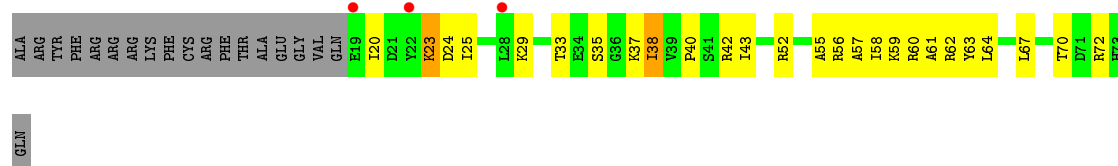
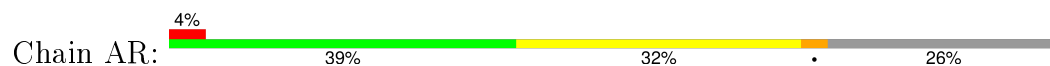
- Molecule 16: 30S ribosomal protein S17



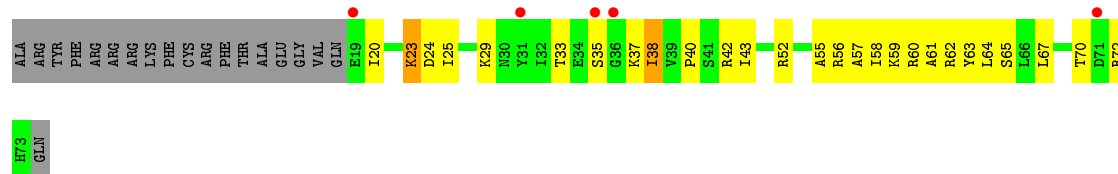
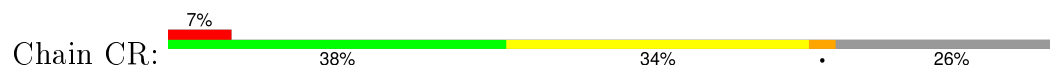
- Molecule 16: 30S ribosomal protein S17



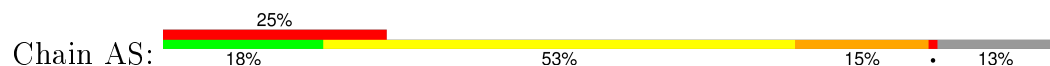
- Molecule 17: 30S ribosomal protein S18

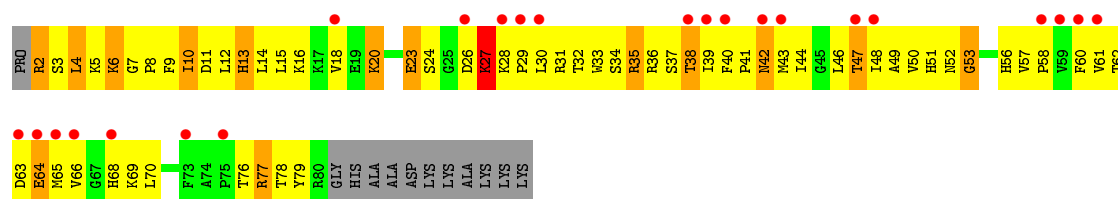


- Molecule 17: 30S ribosomal protein S18

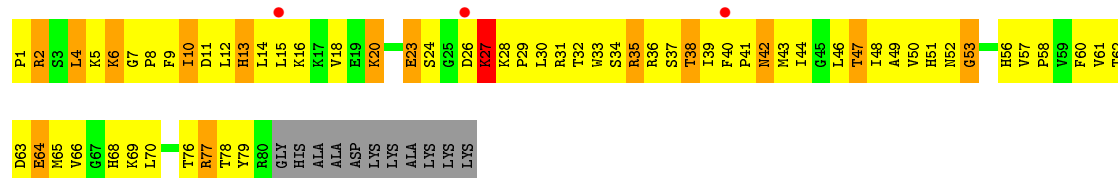


- Molecule 18: 30S ribosomal protein S19

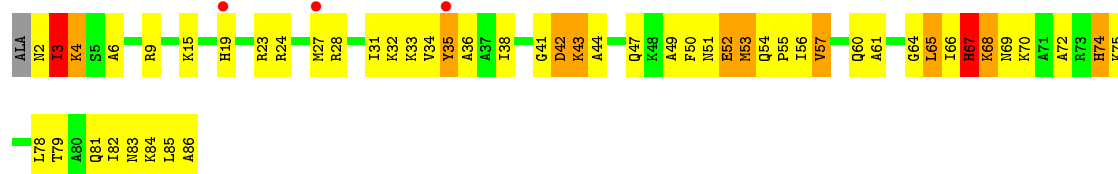
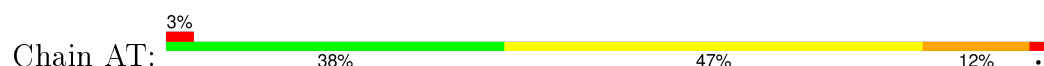




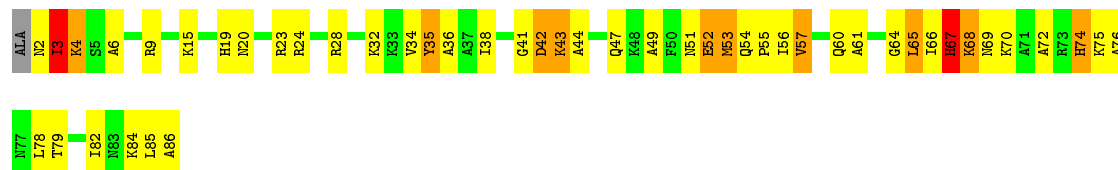
- Molecule 18: 30S ribosomal protein S19



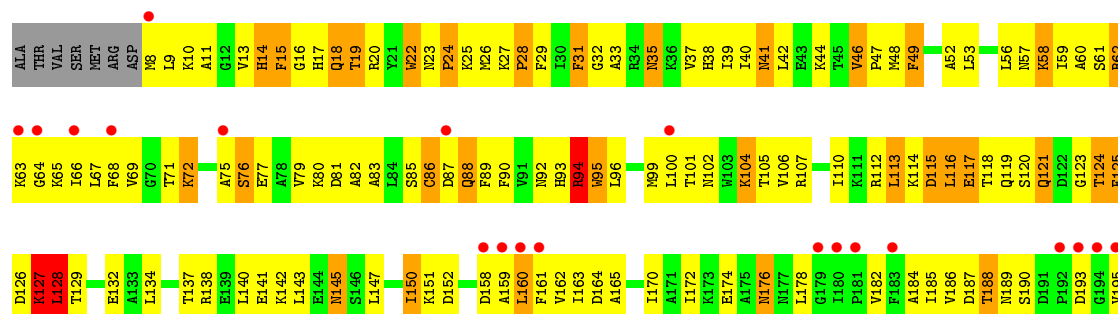
- Molecule 19: 30S ribosomal protein S20

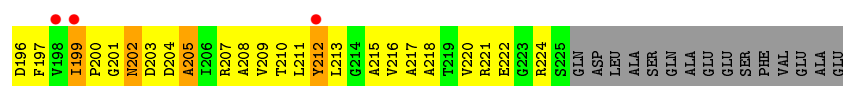


- Molecule 19: 30S ribosomal protein S20

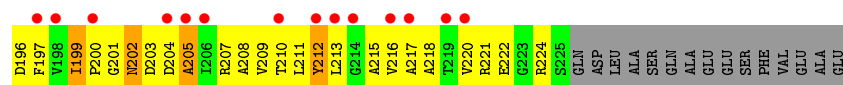
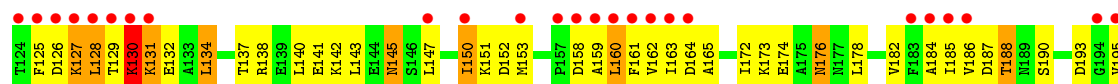
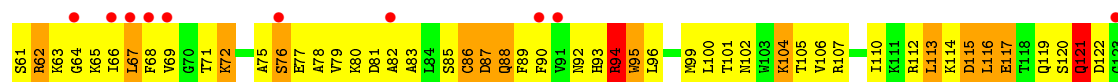
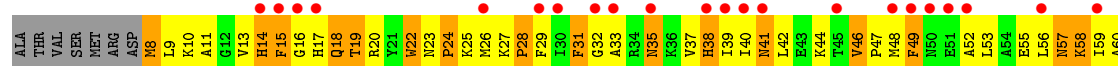


- Molecule 20: 30S ribosomal protein S2



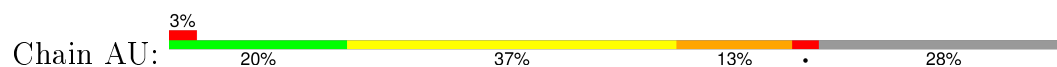




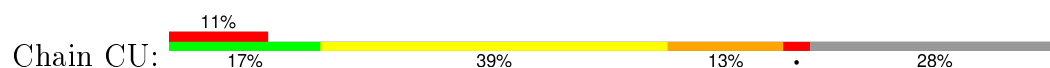
• Molecule 20: 30S ribosomal protein S2





• Molecule 21: 30S ribosomal protein S21



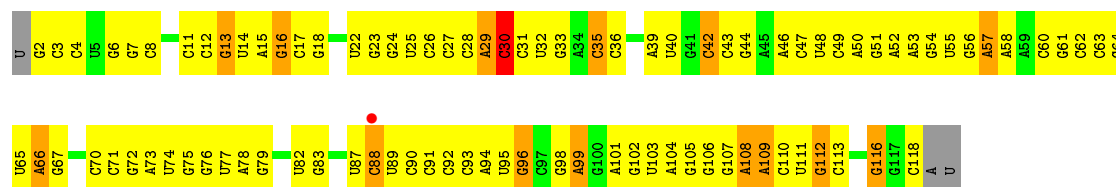
• Molecule 21: 30S ribosomal protein S21



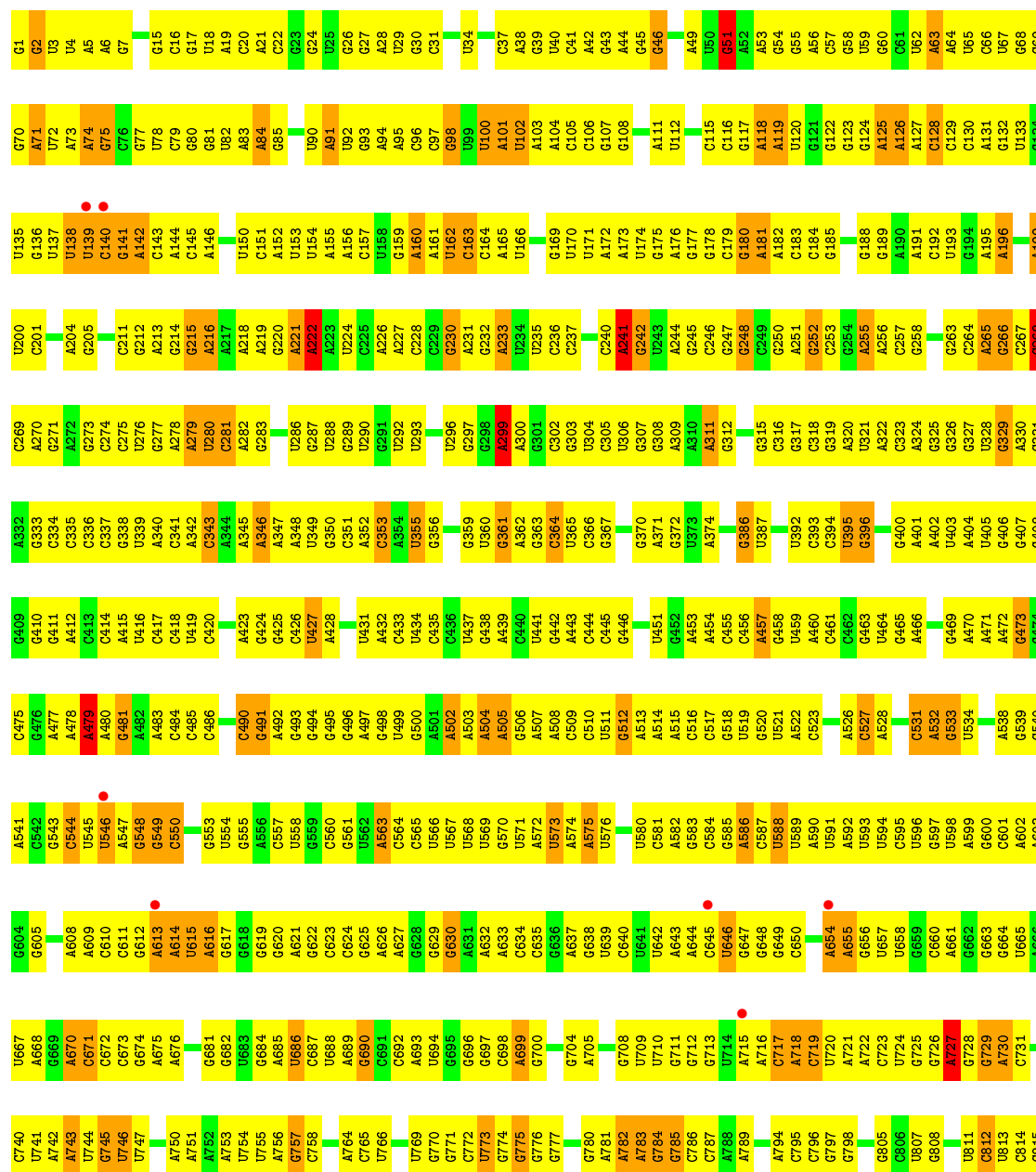
• Molecule 22: 5S ribosomal RNA



- Molecule 22: 5S ribosomal RNA



- Molecule 23: 23S ribosomal RNA

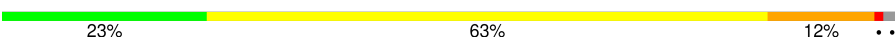


G1686	A1609	A1548	U1485	G1423	A1353	G1281	G1212	G1149	U1081	U1015	G939	A877	C816
G1687	A1610	A1549	U1486	G1424	A1354	U1282	A1213	C1150	U1082	G1016	G940	A878	C817
U1688	G1613	C1551	U1487	G1425	A1355	G1283	G1214	A1151	U1083	G1017	A941	G	C818
A1689	G1613	C1551	U1488	G1426	G1356	A1284	G1215	A1152	U1084	U1018	G942	G	A819
A1690	A1616	A1552	C1489	A1427	A1365	A1285	G1218	G1153	A1086	A1019	A943	G	A820
C1691	C1617	U1554	C1490	C1428	A1366	A1286	U1219	G1154	A1087	A1020	C944	G	A821
G1695	A1618	U1555	G1491	G1429	A1367	A1287	G1220	A1155	G1087	G1021	A945	G	C823
G1698	G1619	C1556	C1492	G1430	A1368	C1289	G1221	A1088	A1089	G1022	C946	U	C824
A1698	G1622	C1557	C1493	G1431	A1369	G1290	U1222	C1161	A1090	G1024	A947	C	A825
G1699	G1623	C1558	A1494	G1432	G1369	C1291	G1223	G1162	A1091	G1025	C948	A	U826
A1700	G1624	A1496	A1495	A1433	C1370	C1291	G1223	G1163	G1091	G1026	G949	U	G827
C1704	U1624	G1559	A1497	A1435	G1372	G1293	G1229	G1164	C1092	A1027	C951	C	U828
A1705	G1633	G1560	C1498	G1436	A1373	U1294	A1230	A1165	A1095	A1028	C	C	A829
A1706	A1634	U1562	U1501	C1437	A1374	U1294	A1231	G1166	A1096	A1029	U958	G	G830
A1772	A1635	U1563	A1502	A1438	G1375	C1296	G1232	G1167	U1097	C1030	A	A	G831
A1773	U1636	C1565	A1503	A1439	U1379	C1297	U1233	G1168	A1098	G1031	C961	C	U832
C1708	A1637	A1566	A1504	G1441	G1380	G1298	G1234	G1169	A1099	A1032	U	U	A833
U1709	C1638	G1567	A1505	U1442	G1381	G1300	G1235	C1170	G1100	U1033	U	U	G834
G1710	C1639	G1568	A1506	U1443	G1382	A1301	G1236	G1171	U1101	G1038	C	A	C835
A1711	A1640	A1569	C1507	G1444	A1383	G1302	G1237	C1172	C1102	A1039	C898	C	G836
A1712	A1641	A1570	A1508	G1445	A1384	G1303	G1238	U1173	C1103	A1040	A899	A	C837
A1713	G1642	A1571	A1509	G1446	A1385	G1304	U1240	A1175	G1105	G1041	A900	A	U839
U1714	G1643	A1572	G1510	C1447	C1386	A1307	A1241	U1176	G1106	G1042	U870	C901	C840
U1716	C1644	G1573	G1511	G1448	A1387	A1308	U1242	G1177	G1107	C1043	G971	C802	G841
A1717	G1645	C1574	C1512	G1449	A1388	G1309	C1243	C1178	U1108	C1044	A972	C903	U842
A1718	C1646	C1575	U1513	G1450	G1389	A1316	G1244	G1179	C1109	G1045	A973	G904	
A1719	U1647	U1576	A1514	A1451	U1390	U1317	G1245	U1180	G1110	A1046	G974	A905	A845
C1726	G1648	C1577	G1515	G1452	U1391	G1318	A1246	U1181	A1111	G1047	A975	A909	U846
U1720	U1648	U1578	G1516	A1453	A1392	U1318	G1247	G1182	G1112	A1050	A979	A910	U847
G1721	A1654	A1579	G1517	C1454	A1393	C1319	A1248	U1183	G1116	G1051	A980	A911	C848
A1722	A1655	U1580	C1518	U1458	U1394	G1320	U1249	U1184	C1117	C1052	A981	C912	U850
A1723	C1656	G1581	G1519	G1459	A1395	G1321	G1250	G1185	C1118	G1053	C982	U913	C851
C1724	U1657	C1582	U1523	G1460	U1396	U1325	G1251	G1186	A1054	U1054	A983	G914	U852
A1725	C1658	C1583	G1524	C1461	C1397	U1326	G1252	G1187	U1119	G1055	A984	C915	C853
U1726	U1662	U1584	A1525	C1462	C1398	A1327	A1254	A1189	G1120	G1056	C	G916	C854
C1727	G1663	C1585	C1526	C1463	G1399	A1328	U1255	G1190	C1121	A1057	C987	A917	G855
G1728	U1663	C1585	G1527	G1464	U1400	A1329	G1256	G1191	A1126	U1058	A988	A918	G856
U1729	G1666	G1588	A1528	G1465	U1401	C1330	C1257	G1192	A1127	G1059	G989	U919	C857
C1730	G1667	U1589	C1529	G1466	U1402	G1331	U1258	G1193	U1060	U1061	A990	A920	G858
G1731	A1668	A1590	G1530	U1467	C1403	G1332	A1260	G1195	U1130	G1062	C991	C921	G859
A1801	A1669	C1591	C1531	U1468	U1404	G1333	G1261	C1196	G1131	G1063	C992	C922	U860
A1802	C1670	C1592	A1532	A1469	U1405	C1335	C1261	G1197	A1133	C1064	G993	G923	A861
A1803	U1671	U1594	C1533	G1470	G1406	A1336	G1262	G1198	A1134	U1065	C994	G924	G862
C1804	G1672	C1595	U1534	C1471	G1408	G1337	G1263	U1199	C1135	G1066	C995	A925	A863
A1805	G1673	A1596	A1535	C1472	U1409	G1338	G1264	U1200	C1136	A1067	A996	G926	G864
G1807	U1674	A1597	C1536	G1473	G1410	G1338	U1265	C1200	G1137	G1068	G997	A927	C865
A1739	G1675	G1537	U1474	U1474	U1411	G1341	U1266	U1201	G1137	A1069	C998	A928	A866
G1740	A1676	U1598	G1538	G1475	U1412	U1344	A1268	G1202	G1138	A1070	U999	U929	C867
C1741	A1677	U1599	U1539	U1476	A1413	U1344	A1269	U1203	G1139	G1071	A1000	G930	U868
G1813	G1678	G1600	C1540	A1477	G1416	C1345	C1270	U1204	C1140	G1072	A1001	U931	G869
A1815	A1679	G1601	C1541	G1478	C1417	G1346	A1272	A1205	U1141	C1072	G1002	U932	U870
A1744	U1680	U1602	G1541	G1479	C1417	A1347	U1273	G1206	A1142	G1076	A1010	U933	U871
G1817	A1681	A1603	G1543	C1480	C1418	C1348	U1274	C1207	C1145	A1077	A1011	U934	U872
A1746	G1682	C1605	A1544	U1481	A1419	C1349	A1275	C1208	C1146	U1078	A1012	C935	G873
U1747	U1683	C1606	A1545	G1482	A1420	C1350	A1276	U1209	C1147	U1079	A1013	C937	G874
A1749	G1684	C1607	G1546	G1483	G1421	C1351	G1280	G1210	U1148	A1080	A1014	G938	G875
G1750	C1685	A1608	C1547	U1484	G1422	U1352		C1211					C876

G2819	G2755	U2689	G2625	A2560	G2490	A2425	A2358	G2295	G2228	U	C2103	U2034	G1959	A1890	G1824
A2820	U2756	U2690	C2626	U2561	U2491	A2426	C2359	U2296	U2229	U	C2104	G2035	G1964	A1894	U1825
A2821	U2757	U2691	C2627	U2562	U2492	A2427	G2360	A2297	G2230	G	U2105	C2036	C1965	C1894	G1826
G2824	A2758	G2693	C2628	U2563	U2493	G2428	G2361	A2298	U2231	A	U2106	A2037	C1966	C1895	U1827
G2825	G2759	U2695	U2629	A2564	G2496	G2429	G2362	U2299	U2232	A	A2108	G2038	C1967	A1898	G1828
G2826	G2760	U2696	G2630	U2565	G2497	A2430	G2363	U2300	U2233	A	U2109	G2039	C1968	A1899	A1829
G2827	A2761	G2697	G2631	A2566	A2497	U2431	C2364	C2301	U2234	U	G2110	G2040	G1969	C1830	C1830
G2828	G2762	U2698	A2632	G2567	C2497	A2432	G2365	U2302	G2235	A	U2111	U2041	A1970	C1902	G1831
A2829	A2763	G2699	G2633	U2568	C2498	A2433	G2366	G2303	U2236	C	G	A2042	C1970	G1903	G1832
G2832	G2764	U2700	A2634	U2569	U2500	A2434	G2367	G2304	U2237	C	U	C2043	U1971	C1904	C1838
G2833	G2765	U2701	G2635	G2570	G2501	G2435	G2368	U2305	G2238	A	A	A2052	G1972	C1905	G1839
G2834	U2766	U2702	C2636	U2571	G2502	G2436	A2369	C2306	G2239	C	G	G2053	C1973	G1906	G1840
A2835	U2767	U2703	G2637	A2572	A2503	G2437	G2370	G2307	U2240	C	G	A2054	G1974	G1910	U1841
U2836	G2770	C2704	G2638	C2573	U2504	U2438	G2371	G2308	A2241	C	A	G2055	U1977	G1911	G1842
U2837	A2772	A2705	A2639	G2574	U2505	A2439	U2440	A2309	G2242	U	U	G2056	A1978	U1912	C1843
G2838	C2773	G2708	U2506	U2575	G2507	A2441	A2377	U2310	G2243	A	A	A2060	U1979	A1913	C1844
G2839	G2774	G2709	G2508	U2576	C2508	A2442	A2378	A2311	U2244	G	G	A2061	U1980	C1914	G1845
C2840	G2775	C2710	G2509	U2577	G2509	C2443	G2379	C2312	U2245	U	U	A2062	A1981	U1915	G1846
C2841	G2776	G2711	G2510	U2578	G2510	G2444	C2380	C2313	G2246	G	G	G2063	C1985	U1916	A1847
G2842	A2778	G2712	C2512	U2579	G2511	G2445	U2381	A2314	G2247	U	U	C2064	C1986	A1918	A1848
G2843	G2779	C2713	A2513	U2580	U2514	G2446	G2382	G2315	U2248	G	A	C2065	U1987	G1919	G1849
G2844	U2780	C2714	U2515	G2581	U2516	G2447	U2383	C2316	U2249	G	G	G2066	U1988	U1919	G1850
U2845	G2781	C2715	G2516	U2582	U2517	G2448	A2384	A2317	U2250	U	U	A2067	C1989	A1920	A1853
G2846	U2782	G2716	C2517	U2583	U2518	G2449	A2385	G2318	U2251	C	U	U2068	U1990	G1921	G1854
U2847	G2783	C2717	U2518	U2584	U2519	A2450	U2386	G2319	U2252	U	U	U2069	U1991	G1922	U1855
G2848	U2784	G2718	G2519	U2585	U2520	A2451	U2387	U2320	U2253	U	U	U2070	U1992	U1923	U1856
U2849	G2785	C2719	A2520	U2586	U2521	G2452	U2388	G2321	U2254	U	U	U2071	U1993	U1924	U1857
A2850	U2786	A2720	G2522	A2587	U2522	G2453	A2389	G2322	U2255	U	U	U2072	U1994	C1925	A1858
G2851	G2787	C2721	U2523	U2588	U2523	G2454	U2390	G2323	C2260	U	U	A2073	U1995	U1926	G1859
G2852	U2788	G2722	A2524	U2589	U2524	G2455	G2391	U2324	C2261	U	U	C2074	A1996	A1927	G1860
G2853	C2789	C2723	G2525	U2590	U2525	G2456	U2392	G2325	U2262	U	U	U2075	U1997	A1928	G1861
U2854	U2790	A2726	C2526	G2591	U2526	G2457	A2393	G2326	U2263	U	U	U2076	C2001	G1929	G1862
G2855	G2791	G2727	U2527	G2592	C2527	G2458	U2394	G2327	U2264	U	U	U2077	C2002	U1930	G1863
U2856	U2792	A2728	U2528	U2593	U2528	A2459	U2395	A2328	U2265	U	U	A2078	C2003	U1931	U1864
A2857	C2793	G2729	G2529	G2594	U2529	G2460	U2396	G2329	U2266	U	U	C2079	A2009	A1932	U1865
G2858	U2794	U2730	A2530	U2595	A2530	G2461	G2397	G2330	C2267	U	U	U2080	G2010	G1933	A1866
C2859	G2795	G2731	G2531	U2596	U2531	G2462	U2398	G2331	A2267	U	U	A2081	G2011	C1934	G1867
U2860	U2796	C2732	G2532	A2597	U2532	G2463	U2399	G2332	A2268	U	U	A2082	U2016	G1935	C1868
G2861	G2797	A2733	G2533	U2598	U2533	G2464	G2400	A2333	U2269	U	U	U2083	U2017	A1937	C1870
U2862	U2798	G2734	U2534	G2599	U2534	G2465	U2401	U2334	C2270	U	U	A2084	U2018	A1938	A1871
G2863	A2799	U2735	G2535	A2600	U2535	G2466	U2402	A2335	U2271	U	U	C2085	U2019	U1939	G1872
C2864	G2800	G2736	C2536	G2601	U2536	G2467	U2403	A2336	U2272	U	U	A2086	G2020	U1940	G1873
U2865	U2801	U2737	U2537	A2602	U2537	G2468	G2404	G2337	A2273	U	U	U2087	U2021	U1941	C1874
U2866	G2802	G2738	G2538	U2603	U2538	G2469	U2405	C2339	A2274	U	U	G2088	G2022	U1942	G1875
G2867	C2803	U2739	A2541	C2604	U2541	G2470	A2406	G2340	C2275	U	U	A2089	C2023	G1943	A1876
A2868	U2804	A2740	U2542	U2605	U2542	G2471	G2407	G2341	G2276	U	U	C2090	C2024	G1944	U1880
G2869	G2805	G2741	G2543	U2606	G2543	G2472	U2408	U2342	U2277	U	U	C2091	G2025	G1945	C1881
U2870	C2806	U2742	G2544	U2607	G2544	U2473	G2409	G2343	A2281	U	U	C2092	U2026	G1946	U1882
G2871	U2807	G2743	U2545	A2608	G2545	G2474	G2410	U2344	G2282	U	U	C2093	U2027	U1947	U1883
U2872	G2808	U2744	U2546	U2609	U2546	G2475	A2411	G2345	G2283	U	U	G2094	G2028	C1948	G1884
A2873	U2809	G2745	A2547	U2610	U2547	G2476	A2412	C2346	G2284	U	U	G2095	U2029	A1952	A1885
G2874	A2810	C2746	U2548	C2611	U2548	U2477	G2413	G2347	A2285	U	U	G2096	U2030	G1953	U1886
C2875	U2811	U2747	U2549	U2612	U2549	G2478	G2414	U2348	C2286	U	U	C2097	A2031	U1954	G1887
G2876	G2812	G2748	G2550	U2613	G2550	U2479	G2415	G2349	U2287	U	U	G2098	G2032	G1955	C1888
G2877	U2813	U2749	U2551	U2614	U2551	G2480	C2416	G2350	A2288	U	U	U2099	A2033	C1958	A1889
U2878	A2814	A2750	U2552	C2615	U2552	G2481	U2419	A2352	U2291	U	U	G2100	G2034	U1959	G1890
U2879	G2815	G2751	G2553	U2616	G2553	G2482	C2420	G2353	U2292	U	U	G2101	G2035	U1960	G1891
C2880	U2816	C2752	U2554	U2617	G2554	G2483	U2421	G2354	U2293	U	U	G2102	G2036	U1961	G1892
U2881	G2817	A2753	G2555	G2618	U2555	G2484	U2422	G2355	G2294	U	U	G2103	G2037	U1962	G1893
		U2754	G2556	G2619	U2556	G2485	U2423	G2356		U	U	G2104	G2038	U1963	G1894
			C2557	G2620	U2557	G2486	U2424	G2357		U	U	G2105	G2039	U1964	G1895
			G2558	G2621	U2558	C2487				U	U	G2106	G2040	U1965	G1896
			G2559	G2622	U2559	G2488				U	U	G2107	G2041	U1966	G1897
				G2623	U2560	G2489				U	U	G2108	G2042	U1967	G1898
				G2624	U2561					U	U	G2109	G2043	U1968	G1899

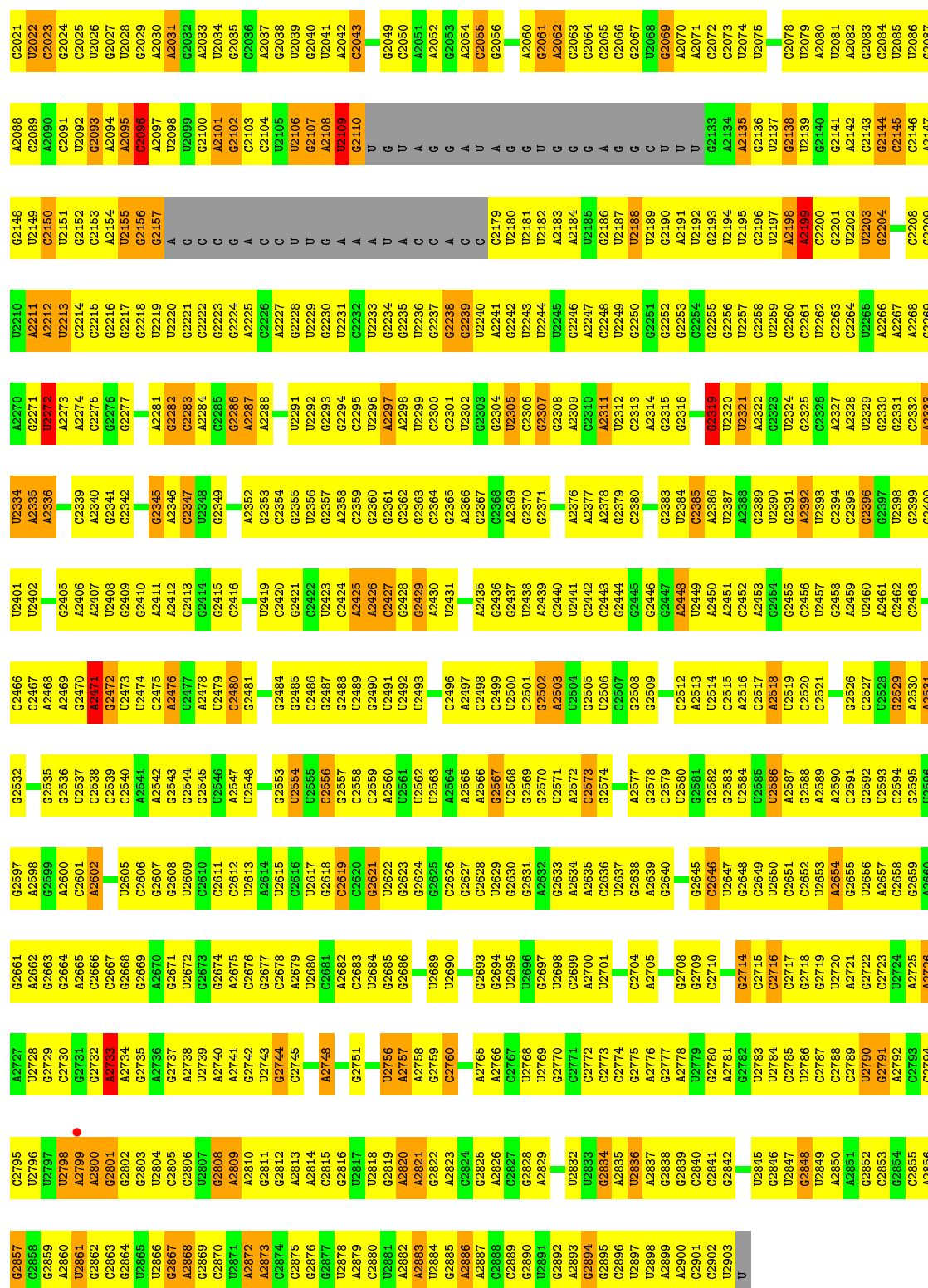
A2882
A2883
U2884
G2885
U2886
A2887
C2888
G2889
U2891
G2892
A2893
G2894
G2895
C2896
U2897
A2898
A2899
A2900
C2901
C2902
U2903
U

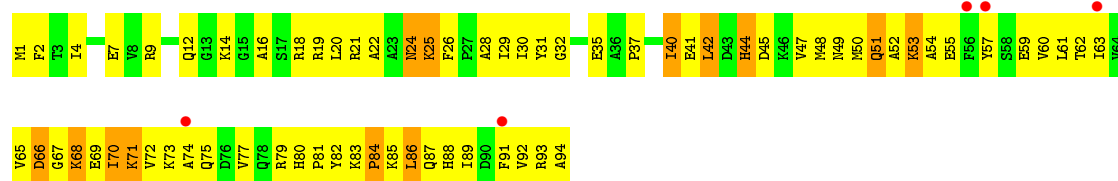
• Molecule 23: 23S ribosomal RNA

Chain DB:  23% 63% 12% ..

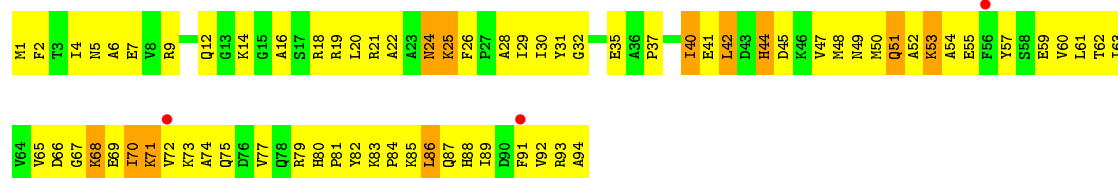
G869	G808	U685	A730	U686	C601	A538	G544	C544	U670	U741	U742	G874	G875	C814	U613	G811	C873	U871	G809	G808	G898	G899	G898	G837	G836	G837	G838	G839	U669	U776	C765	U933	A834	U754	U755	A825	U826	C	U824	G823	G	A822	G	U821	G	A820	G	A819	C	G818	A878	C817	A877	C816	C815	C814	U874	U873	U872	U871	C740	U810	U811	G812	C873	U874	U875	C741	U876	U877	A745	U878	C744	U879	A743	C671	U870	G869	A668	U667	A666	U665	C601	A538	G544	C544	U670	U741	U742	A743	C671	U870	G869	A668	U667	A666	U665	C601	A538	G544	C544	U670	U741	U742	A743	C671	U870	G869	A668	U667	A666	U665	C601	A538	G544	C544	U670	U741	U742	A743	C671	U870	G869	A668	U667	A666	U665	C601	A538	G544	C544	U670	U741	U742	A743	C671	U870	G869	A668	U667	A666	U665	C601	A538	G544	C544	U670	U741	U742	A743	C671	U870	G869	A668	U667	A666	U665	C601	A538	G544	C544	U670	U741	U742	A743	C671	U870	G869	A668	U667	A666	U665	C601	A538	G544	C544	U670	U741	U742	A743	C671	U870	G869	A668	U667	A666	U665	C601	A538	G544	C544	U670	U741	U742	A743	C671	U870	G869	A668	U667	A666	U665	C601	A538	G544	C544	U670	U741	U742	A743	C671	U870	G869	A668	U667	A666	U665	C601	A538	G544	C544	U670	U741	U742	A743	C671	U870	G869	A668	U667	A666	U665	C601	A538	G544	C544	U670	U741	U742	A743	C671	U870	G869	A668	U667	A666	U665	C601	A538	G544	C544	U670	U741	U742	A743	C671	U870	G869	A668	U667	A666	U665	C601	A538	G544	C544	U670	U741	U742	A743	C671	U870	G869	A668	U667	A666	U665	C601	A538	G544	C544	U670	U741	U742	A743	C671	U870	G869	A668	U667	A666	U665	C601	A538	G544	C544	U670	U741	U742	A743	C671	U870	G869	A668	U667	A666	U665	C601	A538	G544	C544	U670	U741	U742	A743	C671	U870	G869	A668	U667	A666	U665	C601	A538	G544	C544	U670	U741	U742	A743	C671	U870	G869	A668	U667	A666	U665	C601	A538	G544	C544	U670	U741	U742	A743	C671	U870	G869	A668	U667	A666	U665	C601	A538	G544	C544	U670	U741	U742	A743	C671	U870	G869	A668	U667	A666	U665	C601	A538	G544	C544	U670	U741	U742	A743	C671	U870	G869	A668	U667	A666	U665	C601	A538	G544	C544	U670	U741	U742	A743	C671	U870	G869	A668	U667	A666	U665	C601	A538	G544	C544	U670	U741	U742	A743	C671	U870	G869	A668	U667	A666	U665	C601	A538	G544	C544	U670	U741	U742	A743	C671	U870	G869	A668	U667	A666	U665	C601	A538	G544	C544	U670	U741	U742	A743	C671	U870	G869	A668	U667	A666	U665	C601	A538	G544	C544	U670	U741	U742	A743	C671	U870	G869	A668	U667	A666	U665	C601	A538	G544	C544	U670	U741	U742	A743	C671	U870	G869	A668	U667	A666	U665	C601	A538	G544	C544	U670	U741	U742	A743	C671	U870	G869	A668	U667	A666	U665	C601	A538	G544	C544	U670	U741	U742	A743	C671	U870	G869	A668	U667	A666	U665	C601	A538	G544	C544	U670	U741	U742	A743	C671	U870	G869	A668	U667	A666	U665	C601	A538	G544	C544	U670	U741	U742	A743	C671	U870	G869	A668	U667	A666	U665	C601	A538	G544	C544	U670	U741	U742	A743	C671	U870	G869	A668	U667	A666	U665	C601	A538	G544	C544	U670	U741	U742	A743	C671	U870	G869	A668	U667	A666	U665	C601	A538	G544	C544	U670	U741	U742	A743	C671	U870	G869	A668	U667	A666	U665	C601	A538	G544	C544	U670	U741	U742	A743	C671	U870	G869	A668	U667	A666	U665	C601	A538	G544	C544	U670	U741	U742	A743	C671	U870	G869	A668	U667	A666	U665	C601	A538	G544	C544	U670	U741	U742	A743	C671	U870	G869	A668	U667	A666	U665	C601	A538	G544	C544	U670	U741	U742	A743	C671	U870	G869	A668	U667	A666	U665	C601	A538	G544	C544	U670	U741	U742	A743	C671	U870	G869	A668	U667	A666	U665	C601	A538	G544	C544	U670	U741	U742	A743	C671	U870	G869	A668	U667	A666	U665	C601	A538	G544	C544	U670	U741	U742	A743	C671	U870	G869	A668	U667	A666	U665	C601	A538	G544	C544	U670	U741	U742	A743	C671	U870	G869	A668	U667	A666	U665	C601	A538	G544	C544	U670	U741	U742	A743	C671	U870	G869	A668	U667	A666	U665	C601	A538	G544	C544	U670	U741	U742	A743	C671	U870	G869	A668	U667	A666	U665	C601	A538	G544	C544	U670	U741	U742	A743	C671	U870	G869	A668	U667	A666	U665	C601	A538	G544	C544	U670	U741	U742	A743	C671	U870	G869	A668	U667	A666	U665	C601	A538	G544	C544	U670	U741	U742	A743	C671	U870	G869	A668	U667	A666	U665	C601	A538	G544	C544	U670	U741	U742	A743	C671	U870	G869	A668	U667	A666	U665	C601	A538	G544	C544	U670	U741	U742	A743	C671	U870	G869	A668	U667	A666	U665	C601	A538	G544	C544	U670	U741	U742	A743	C671	U870	G869	A668	U667	A666	U665	C601	A538	G544	C544	U670	U741	U742	A743	C671	U870	G869	A668	U667	A666	U665	C601	A538	G544	C544	U670	U741	U742	A743	C671	U870	G869	A668	U667	A666	U665	C601	A538	G544	C544	U670	U741	U742	A743	C671	U870	G869	A668	U667	A666	U665	C601	A538	G544	C544	U670	U741	U742	A743	C671	U870	G869	A668	U667	A666	U665	C601	A538	G544	C544	U670	U741	U742	A743	C671	U870	G869	A668	U667	A666	U665	C601	A538	G544	C544	U670	U741	U742	A743	C671	U870	G869	A668	U667	A666	U665	C601	A538	G544	C544	U670	U741	U742	A743	C671	U870	G869	A668	U667	A666	U665	C601	A538	G544	C544	U670	U741	U742	A743	C671	U870	G869	A668	U667	A666	U665	C601	A538	G544	C544	U670	U741	U742	A743	C671	U870	G869	A668	U667	A666	U665	C601	A538	G544	C544	U670	U741	U742	A743	C671	U870	G869	A668	U667	A666	U665	C601	A538	G544	C544	U670	U741	U742	A743	C671	U870	G869	A668	U667	A666	U665	C601	A538	G544	C544	U670	U741	U742	A743	C671	U870	G869	A668	U667	A666	U665	C601	A538	G544
------	------	------	------	------	------	------	------	------	------	------	------	------	------	------	------	------	------	------	------	------	------	------	------	------	------	------	------	------	------	------	------	------	------	------	------	------	------	---	------	------	---	------	---	------	---	------	---	------	---	------	------	------	------	------	------	------	------	------	------	------	------	------	------	------	------	------	------	------	------	------	------	------	------	------	------	------	------	------	------	------	------	------	------	------	------	------	------	------	------	------	------	------	------	------	------	------	------	------	------	------	------	------	------	------	------	------	------	------	------	------	------	------	------	------	------	------	------	------	------	------	------	------	------	------	------	------	------	------	------	------	------	------	------	------	------	------	------	------	------	------	------	------	------	------	------	------	------	------	------	------	------	------	------	------	------	------	------	------	------	------	------	------	------	------	------	------	------	------	------	------	------	------	------	------	------	------	------	------	------	------	------	------	------	------	------	------	------	------	------	------	------	------	------	------	------	------	------	------	------	------	------	------	------	------	------	------	------	------	------	------	------	------	------	------	------	------	------	------	------	------	------	------	------	------	------	------	------	------	------	------	------	------	------	------	------	------	------	------	------	------	------	------	------	------	------	------	------	------	------	------	------	------	------	------	------	------	------	------	------	------	------	------	------	------	------	------	------	------	------	------	------	------	------	------	------	------	------	------	------	------	------	------	------	------	------	------	------	------	------	------	------	------	------	------	------	------	------	------	------	------	------	------	------	------	------	------	------	------	------	------	------	------	------	------	------	------	------	------	------	------	------	------	------	------	------	------	------	------	------	------	------	------	------	------	------	------	------	------	------	------	------	------	------	------	------	------	------	------	------	------	------	------	------	------	------	------	------	------	------	------	------	------	------	------	------	------	------	------	------	------	------	------	------	------	------	------	------	------	------	------	------	------	------	------	------	------	------	------	------	------	------	------	------	------	------	------	------	------	------	------	------	------	------	------	------	------	------	------	------	------	------	------	------	------	------	------	------	------	------	------	------	------	------	------	------	------	------	------	------	------	------	------	------	------	------	------	------	------	------	------	------	------	------	------	------	------	------	------	------	------	------	------	------	------	------	------	------	------	------	------	------	------	------	------	------	------	------	------	------	------	------	------	------	------	------	------	------	------	------	------	------	------	------	------	------	------	------	------	------	------	------	------	------	------	------	------	------	------	------	------	------	------	------	------	------	------	------	------	------	------	------	------	------	------	------	------	------	------	------	------	------	------	------	------	------	------	------	------	------	------	------	------	------	------	------	------	------	------	------	------	------	------	------	------	------	------	------	------	------	------	------	------	------	------	------	------	------	------	------	------	------	------	------	------	------	------	------	------	------	------	------	------	------	------	------	------	------	------	------	------	------	------	------	------	------	------	------	------	------	------	------	------	------	------	------	------	------	------	------	------	------	------	------	------	------	------	------	------	------	------	------	------	------	------	------	------	------	------	------	------	------	------	------	------	------	------	------	------	------	------	------	------	------	------	------	------	------	------	------	------	------	------	------	------	------	------	------	------	------	------	------	------	------	------	------	------	------	------	------	------	------	------	------	------	------	------	------	------	------	------	------	------	------	------	------	------	------	------	------	------	------	------	------	------	------	------	------	------	------	------	------	------	------	------	------	------	------	------	------	------	------	------	------	------	------	------	------	------	------	------	------	------	------	------	------	------	------	------	------	------	------	------	------	------	------	------	------	------	------	------	------	------	------	------	------	------	------	------	------	------	------	------	------	------	------	------	------	------	------	------	------	------	------	------	------	------	------	------	------	------	------	------	------	------	------	------	------	------	------	------	------	------	------	------	------	------	------	------	------	------	------	------	------	------	------	------	------	------	------	------	------	------	------	------	------	------	------	------	------	------	------	------	------	------	------	------	------	------	------	------	------	------	------	------	------	------	------	------	------	------	------	------	------	------	------	------	------	------	------	------	------	------	------	------	------	------	------	------	------	------	------	------	------	------	------	------	------	------	------	------	------	------	------	------	------	------	------	------	------	------	------	------	------	------	------	------	------	------	------	------	------	------	------	------	------	------	------	------	------	------	------	------	------	------	------	------	------	------	------	------	------	------	------	------	------	------	------	------	------	------	------	------	------	------	------	------	------	------	------	------	------	------	------	------	------	------	------	------	------	------	------	------	------	------	------	------	------	------	------	------	------	------	------	------	------	------	------	------	------	------	------	------	------	------	------	------	------	------	------	------	------	------	------	------	------	------	------	------	------	------	------	------	------	------	------	------	------	------	------	------	------	------	------	------	------	------	------	------	------	------	------	------	------	------	------	------	------	------	------	------	------	------	------	------	------	------	------	------	------	------

G1944	G1814	A1745	A1679	U1599	G1536	G1473	G1410	G1341	U1273	G1207	A1077	A1000	U932
G1945	A1746	A1746	G1682	C1600	G1537	U1474	U1411	G1342	A1274	C1208	C1145	A1001	A933
G1946	U1747	U1747	U1683	G1601	G1538	G1475	G1412	U1344	A1275	U1209	C1146	G1002	U934
G1947	G1817	G1748	U1683	U1602	U1539	U1476	A1413	C1345	A1276	U1210	U1080		C935
G1948	U1883	A1749	G1684	G1540	G1541	A1478	G1416	G1346	G1280	C1211	G1149	A1010	A936
G1949	U1885	G1750	G1685	C1606	U1542	G1478	G1417	A1347	G1281	G1212	C1150	G1011	C937
G1950	A1821		G1686	C1607	G1543	G1479	G1418	C1348	U1282	A1213	C1151	U1012	C938
U1951	G1822	A1754	G1687	A1608	G1544	G1480	G1419	C1349	G1283	G1214	A1085	C1013	C938
U1952	G1823	A1755	U1688	A1609	A1544	U1481	G1420	C1350	U1284	G1215	A1086	A1014	G940
G1953	G1888	G1756	A1689	A1545	A1546	G1482	A1421	C1351	A1284	G1216	A1087	U1015	A941
G1954	G1825	A1757	A1690	G1546	G1547	G1483	G1422	U1352	A1285		A1088	G1016	G942
U1955	G1826	U1758	C1691	G1613	C1547	U1484	G1423	C1353	A1286	G1217	A1089	U1017	A943
	G1827	A1759		G1614	A1548	U1485	G1424	A1354	A1287	U1219	A1090	U1018	
C1958	G1828	C1760	A1688	A1616	A1549	U1486	G1425	G1355	G1288	C1221	U1159	U1019	C946
C1959	A1829	C1761	G1689		C1550	U1487	G1426	G1356	C1289	U1222	G1160	U1020	A947
	G1830	A1700	G1690	G1619	A1551	U1488	G1427		C1290	G1223	G1161	A1021	C948
	G1831	A1701	G1702	G1622	A1552	C1489	A1428	A1365	C1291	U1224	G1162	G1022	G949
	G1832	U1705	G1703	G1623	A1553	G1491	G1429	A1367	C1292	G1225	G1163	U1023	G950
	G1833	G1704	G1705	U1624	U1554	G1492	G1430	A1368	C1293		C1164	G1024	C951
	G1834	A1706			C1557	G1493	A1431	G1369	U1294	C1229	A1098	G1025	G956
	G1835	C1771	G1707	G1633	U1558	A1494	A1432	C1370	U1296	U1231	G1099	A1027	C957
	U1841	A1772	U1684	A1634	U1559	A1495	A1433	G1371	G1297	G1232	C1100	A1028	U958
	G1842	A1773	U1685	A1635	G1560	A1496	A1434	U1372	G1298	G1233	C1102	A1029	A959
	G1843	U1774	G1708	U1636		U1497	G1435	A1373	U1299	U1234	A1103	C1030	A960
	G1844	C1774	G1710	A1637	U1563	C1498	G1436	G1374	G1300	G1235		G1031	C961
	G1845	U1775	A1711	G1638	C1564		G1437	U1375	A1301	G1236	G1106	A1032	G962
	G1846	G1776	U1712	C1639	C1565	G1501	U1438	C1376	A1302	A1237	G1107	U1033	U963
	A1847	U1777	A1713	A1640	A1566	A1502	A1439			U1240	A1108		C964
	A1848	U1778	A1714	A1641	G1567	A1503	U1440	U1379	G1306	U1241	C1109	A1040	
	G1849	U1779	G1715	G1642	U1568	A1504	U1441	G1380	A1307	U1242	G1110	G1041	U967
	G1850	A1780	U1716	G1643	A1569	A1505	U1442	G1381	A1308	U1243	A1111	G1042	C968
	U1851		U1717	C1644	U1570	U1506	U1443	G1382	G1309	G1244	G1112	C1043	C969
	A1852		G1718	G1645	A1571	C1507	G1444	A1383		U1245	U1113		U970
	A1853	U1785	G1719	C1646	A1572	A1508	G1445	A1384	C1315	G1246		A1046	G971
	G1854	A1786	U1720	U1647	G1573	A1509	G1446	A1385	U1316	A1247	G1116	G1047	A972
	U1855	A1787	G1721	U1648	C1574	G1510	C1447	A1386	G1317	G1248	C1117	A1048	A973
	U1856	C1788	A1722		C1575	G1511	G1448	A1387	U1318	G1249	C1118	C1049	G974
	G1857	A1789	G1723	A1654	U1576	U1512	G1449	A1388	C1319	U1250	U1119	G1050	A975
	U1858	G1790	G1724	A1655	C1577	U1513	G1450	G1389	G1320	G1251	G1120	G1051	
	U1859	A1791	U1725	C1656	U1578	G1514	C1451	U1390	A1321	G1252	C1121	C1052	A979
	G1860	G1792	U1726	U1657	A1579	A1515	G1452	U1391	G1322	A1253	U1188	C1053	A980
	G1861	C1793	C1727	C1658	A1580	G1516	A1453	A1392	C1323	A1254	A1189	A1054	A981
	G1862	A1794	G1728		G1581	G1517	C1454	A1393	G1324	U1255	G1125	G1055	C982
	G1863	C1795	U1729	U1662	C1582	C1518		U1394	U1325	U1256	A1126	G1056	A983
	U1864	U1796	G1730	G1663	A1583	G1519	U1458	U1395	U1326	G1257	A1127	A1057	A984
	U1865	G1797	G1731		U1584		G1459	U1396	A1327	C1287		U1058	
	U1866	U1798	C1732	G1666	C1585	U1523	U1459	U1397	U1328	U1258	U1130	G1059	C987
	G1867	G1799	G1733	G1667	G1586	G1524	U1461	C1398	A1329	G1259	G1131	U1060	A988
	C1868	C1800	G1734	A1668	U1588	A1525	C1462	U1399	U1330	A1260	U1132	U1061	C989
	G1869	A1801	A1735	A1669	U1589	C1526	C1463	U1400	G1331	C1261	A1133	G1062	A990
	C1870	A1802	U1736	C1670	A1590	G1528	G1464	G1401	G1332		A1134	G1063	C991
	A1871	A1803	G1737	U1671	A1591	A1528	U1465	U1402	G1333		C1135	C1064	C992
	G1872	C1804	G1738	A1672	C1592	G1529	U1466	A1403	G1334	G1266	U1199	U1065	G993
	A1873	U1805	A1739	G1673	G1593	G1530	U1467	C1404	C1335	U1267	U1201	G1137	C994
	C1874		G1740	G1674	U1594	C1531	U1468	U1405	A1336	U1268	G1138	G1068	C995
	G1875		C1741	C1675	C1595	A1532	U1469	U1406	G1337	A1269	G1139	A1069	A996
	U1876		U1742	A1676	A1596	A1533	A1470	G1407	G1338	C1270	U1140	A1070	C997
	A1877		G1743	U1677	U1597	U1534	G1408	G1408	G1339	G1271	A1205	G1076	C998
	G1878		A1744	A1678	A1598	A1535	C1472	U1409	U1340	A1272	A1142		U999

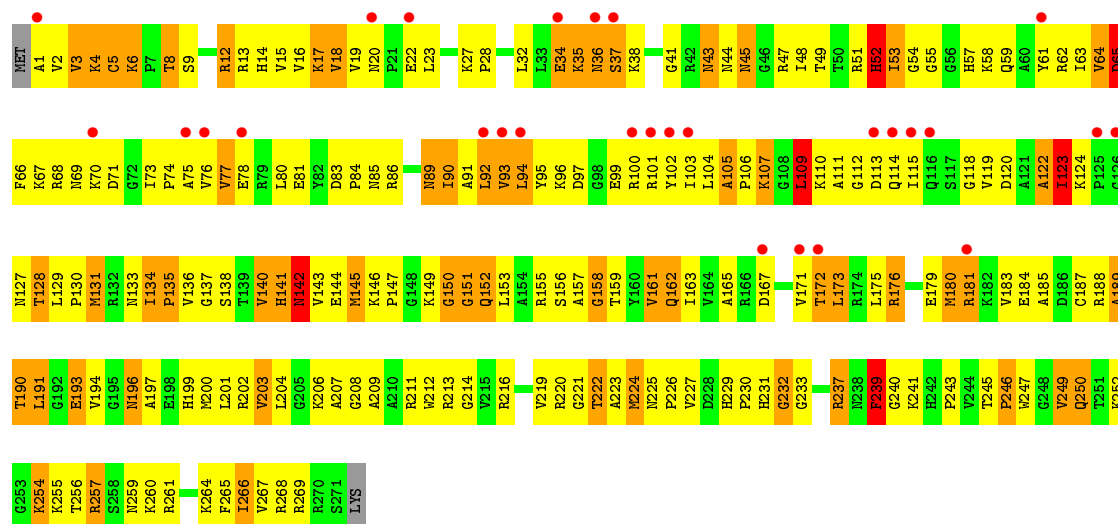




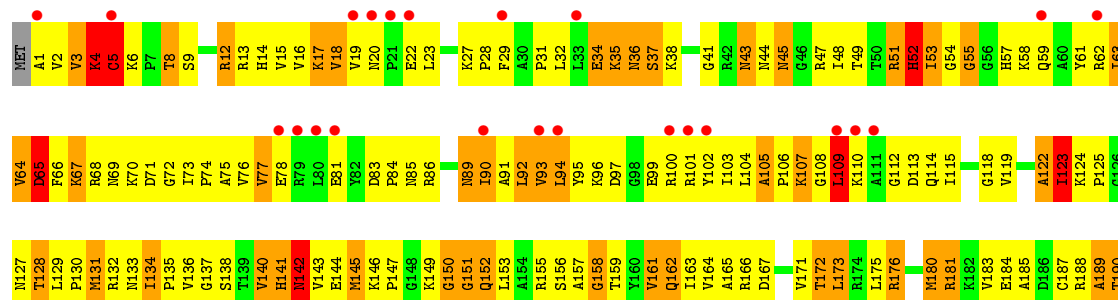
• Molecule 24: 50S ribosomal protein L25

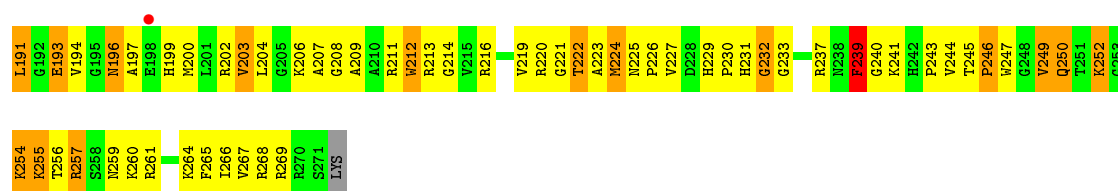


• Molecule 25: 50S ribosomal protein L2

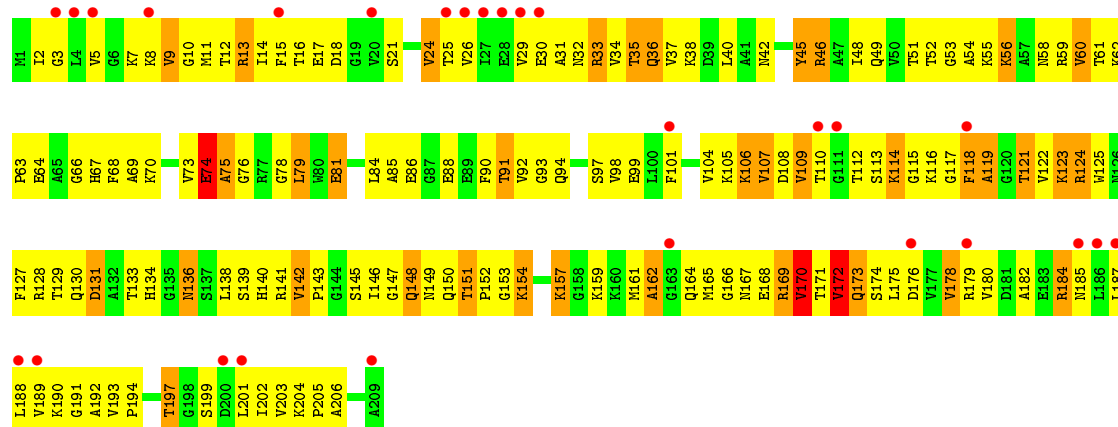


• Molecule 25: 50S ribosomal protein L2

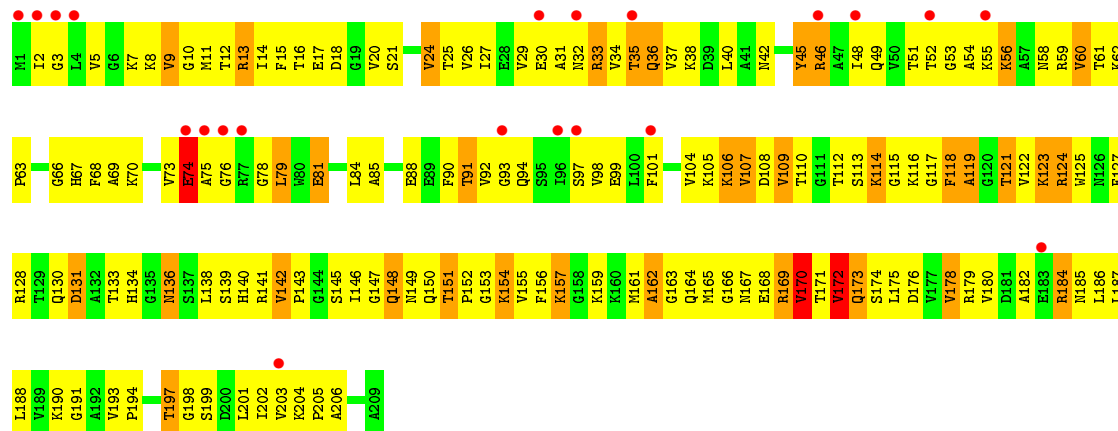




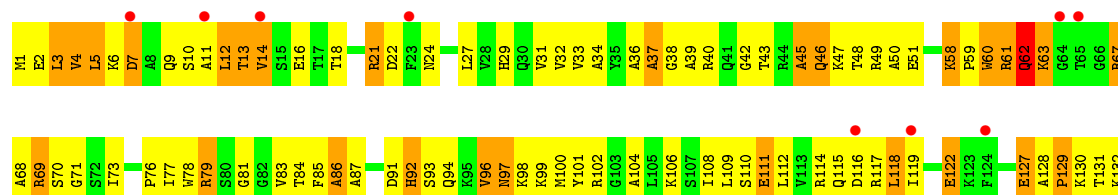
● Molecule 26: 50S ribosomal protein L3




● Molecule 26: 50S ribosomal protein L3

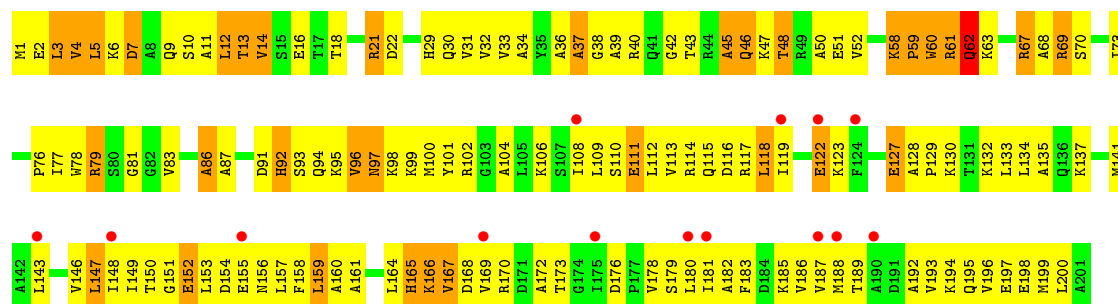


● Molecule 27: 50S ribosomal protein L4

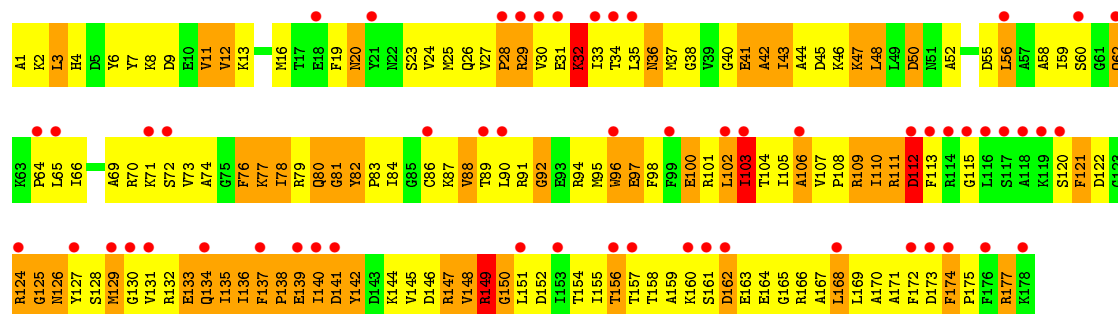
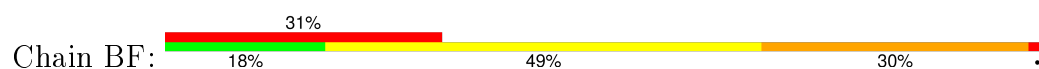




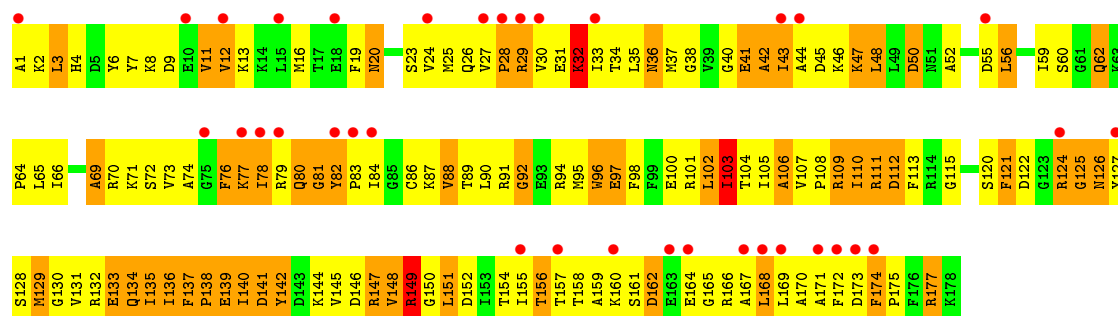
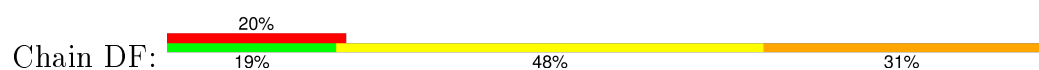
• Molecule 27: 50S ribosomal protein L4



• Molecule 28: 50S ribosomal protein L5

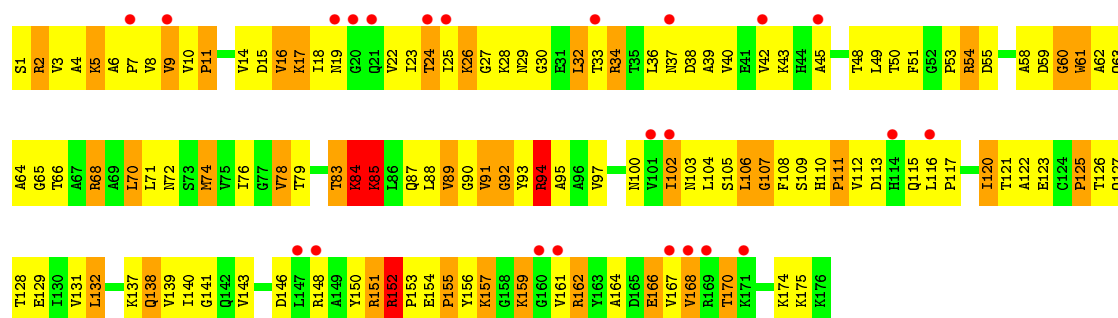


• Molecule 28: 50S ribosomal protein L5

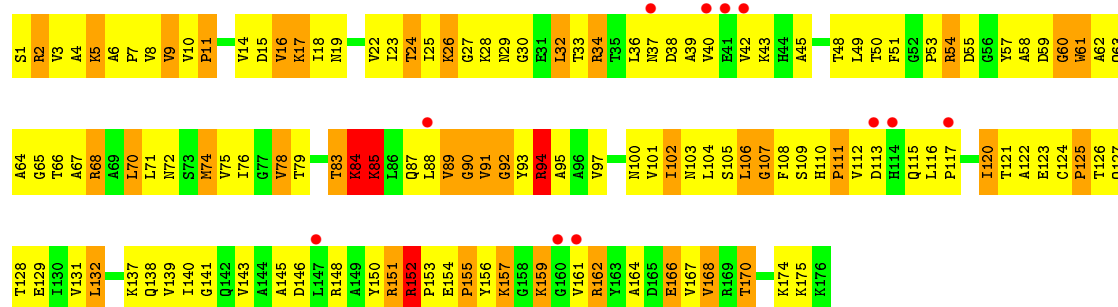


• Molecule 29: 50S ribosomal protein L6

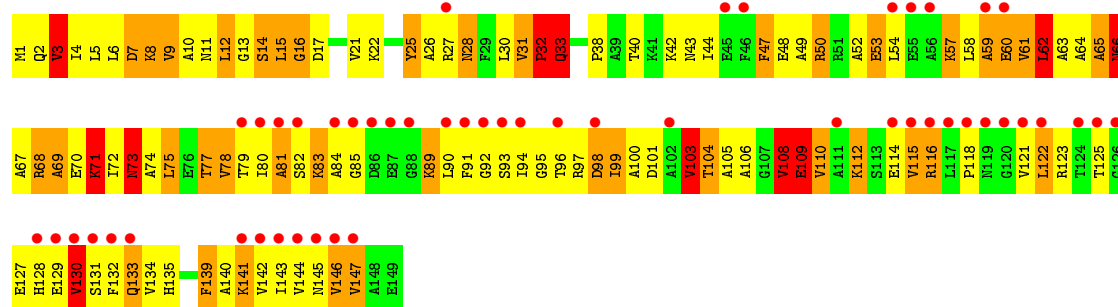




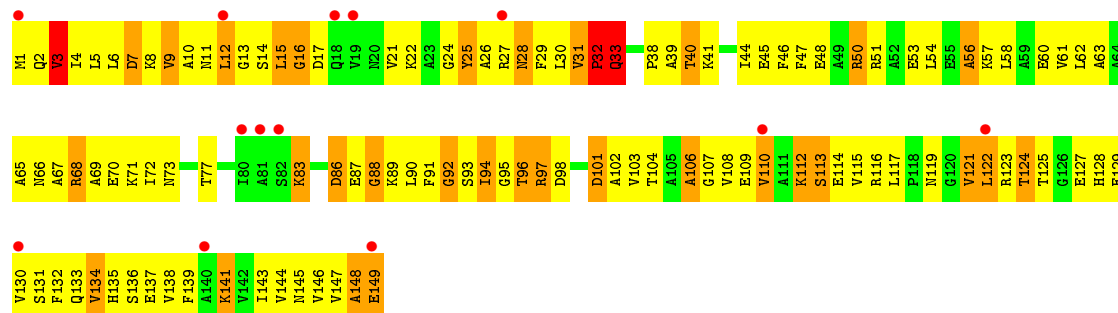
• Molecule 29: 50S ribosomal protein L6



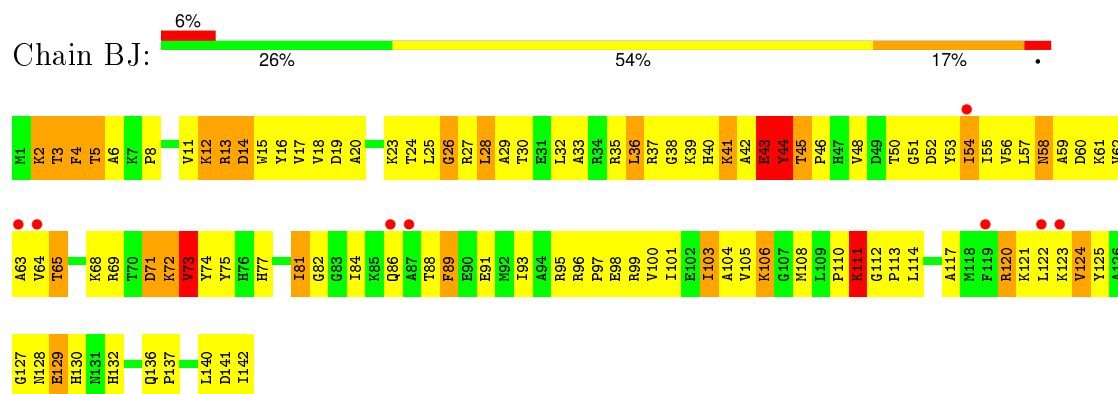
• Molecule 30: 50S ribosomal protein L9

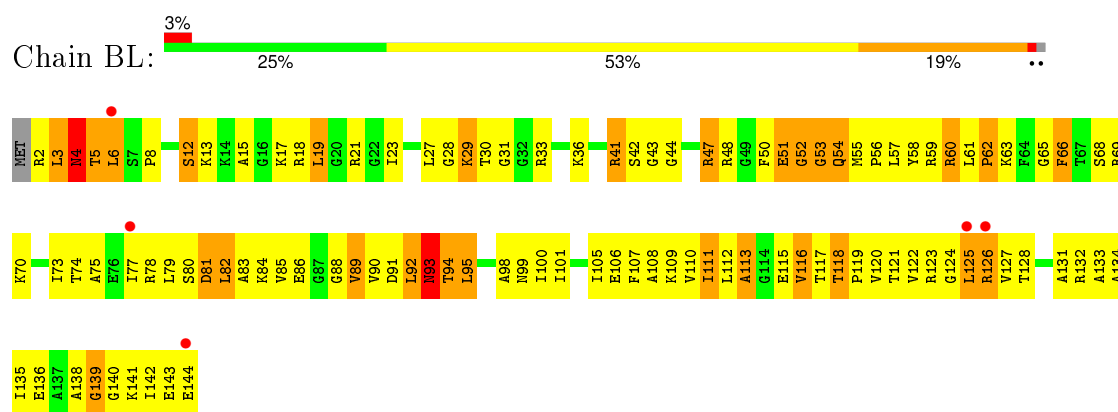


• Molecule 30: 50S ribosomal protein L9

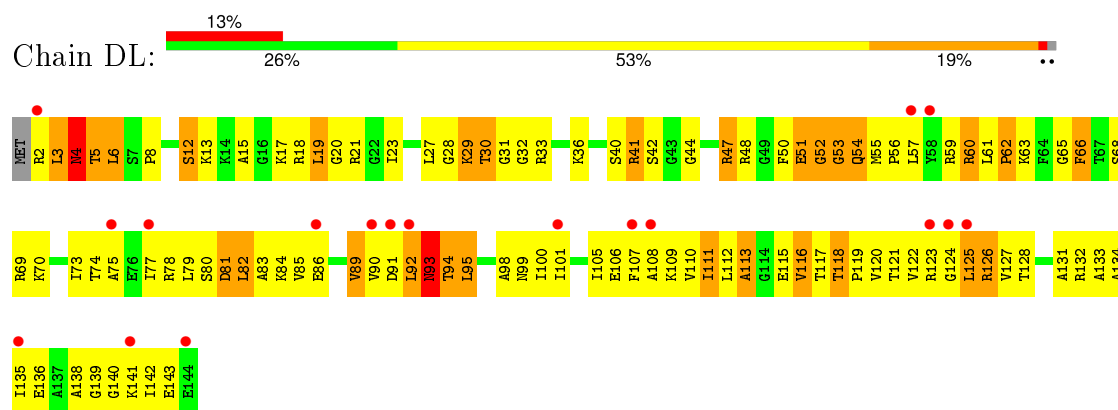


- Molecule 31: 50S ribosomal protein L13

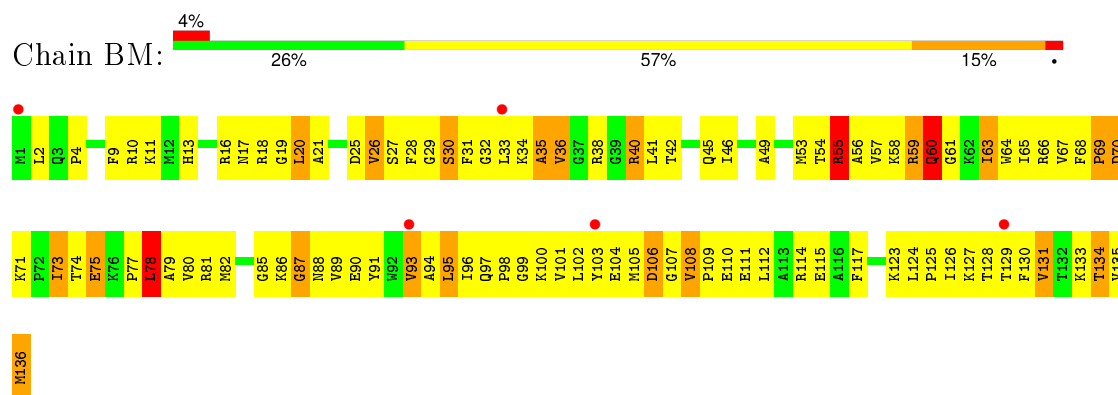




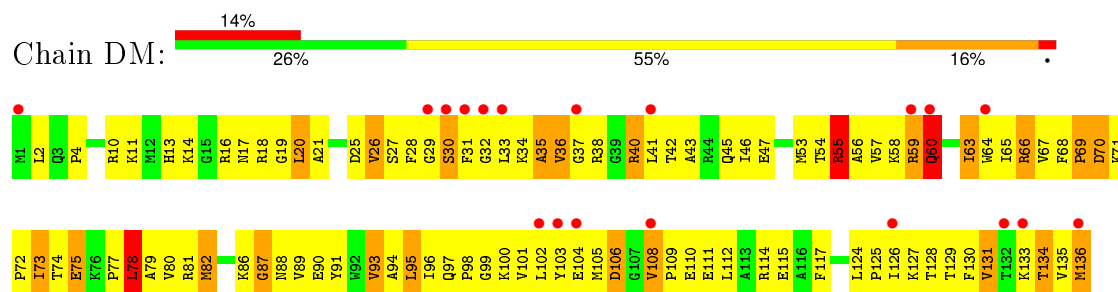
- Molecule 33: 50S ribosomal protein L15



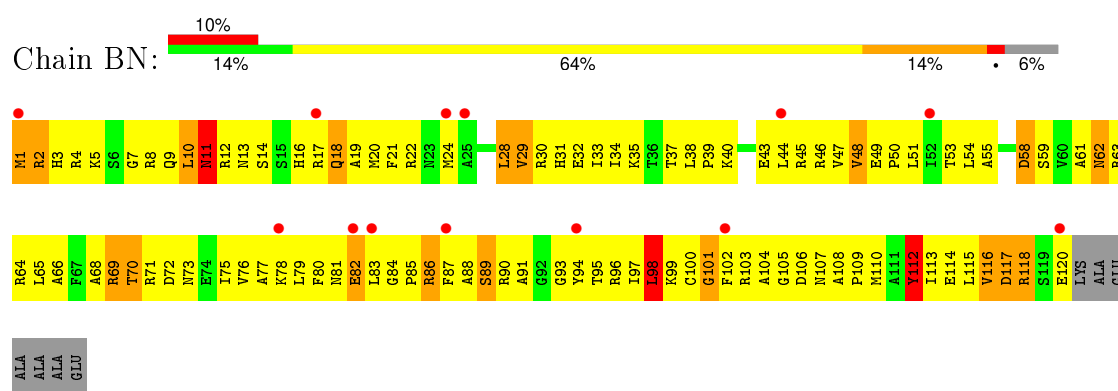
- Molecule 34: 50S ribosomal protein L16



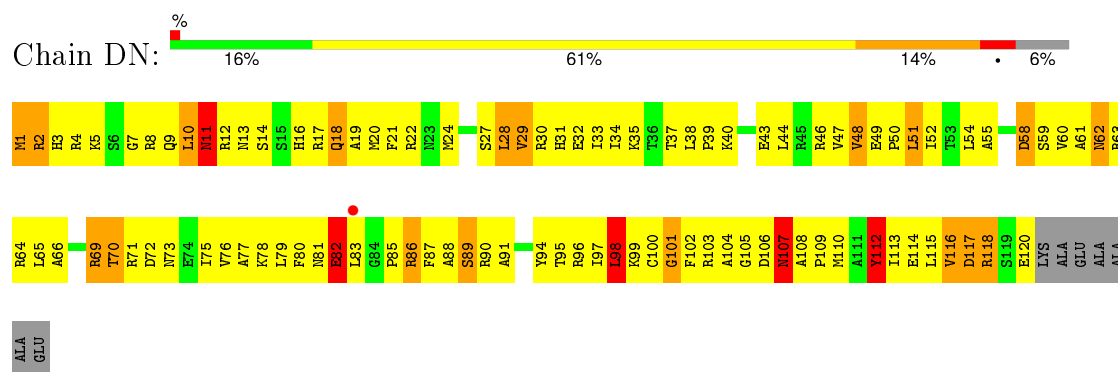
- Molecule 34: 50S ribosomal protein L16



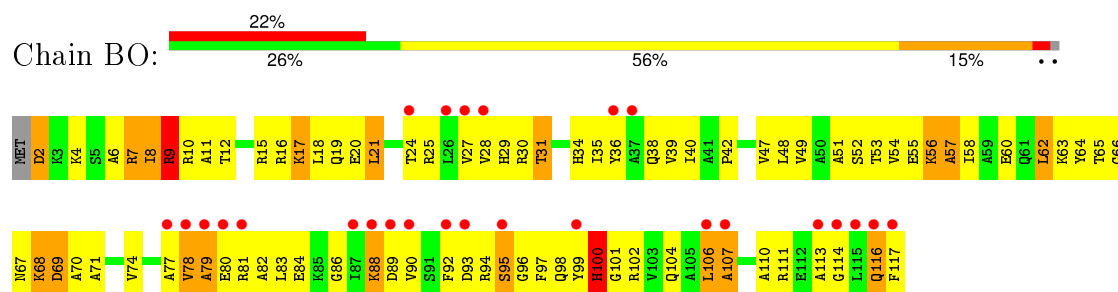
- Molecule 35: 50S ribosomal protein L17



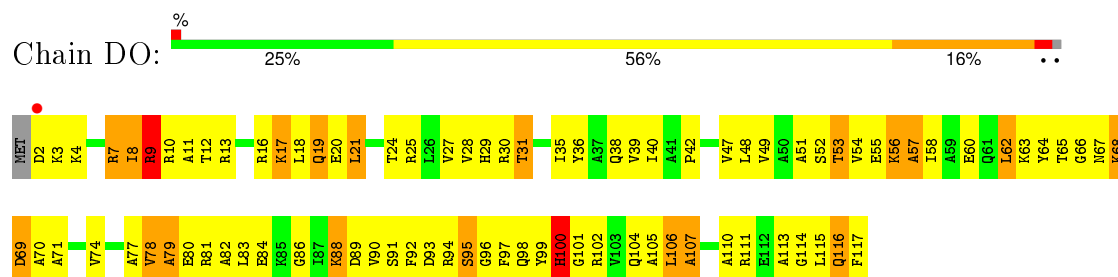
- Molecule 35: 50S ribosomal protein L17



- Molecule 36: 50S ribosomal protein L18

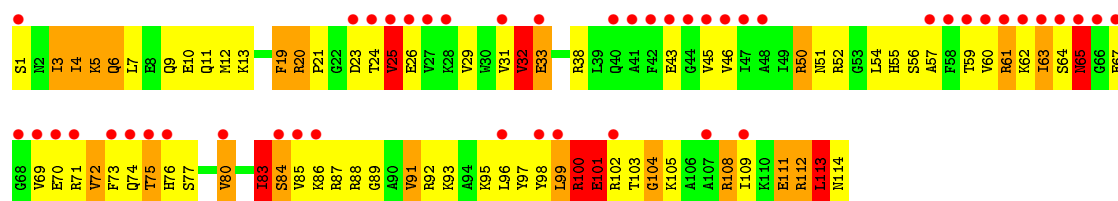


- Molecule 36: 50S ribosomal protein L18

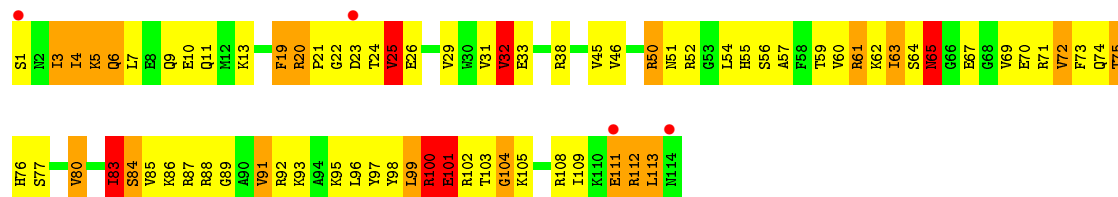


- Molecule 37: 50S ribosomal protein L19

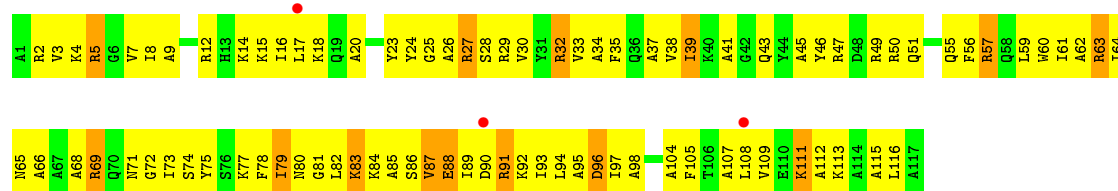




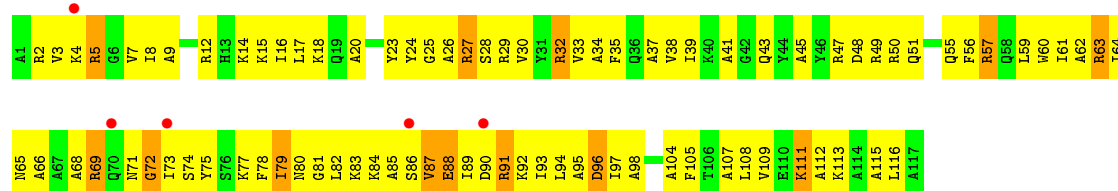
• Molecule 37: 50S ribosomal protein L19



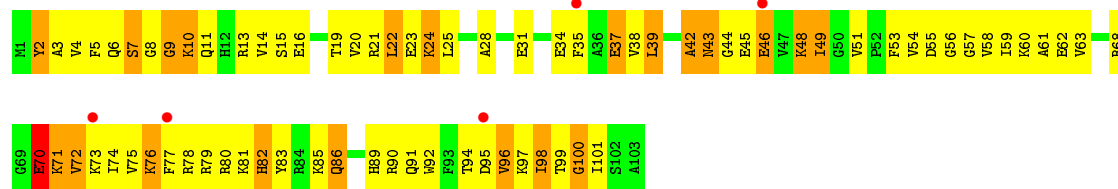
• Molecule 38: 50S ribosomal protein L20



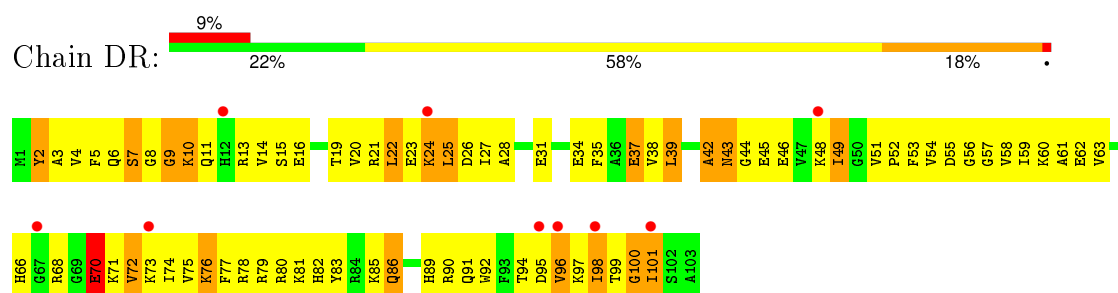
• Molecule 38: 50S ribosomal protein L20



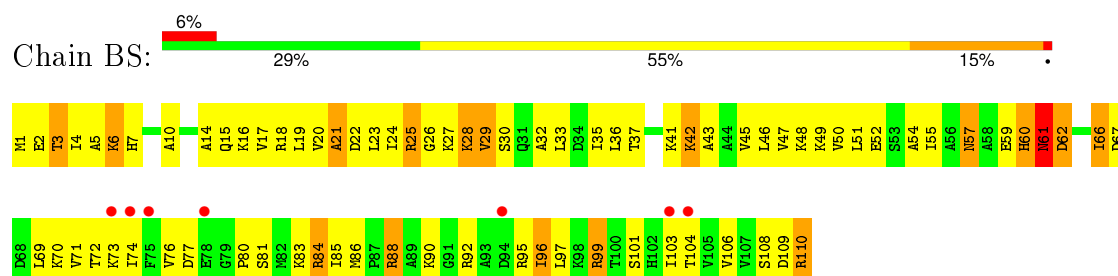
• Molecule 39: 50S ribosomal protein L21



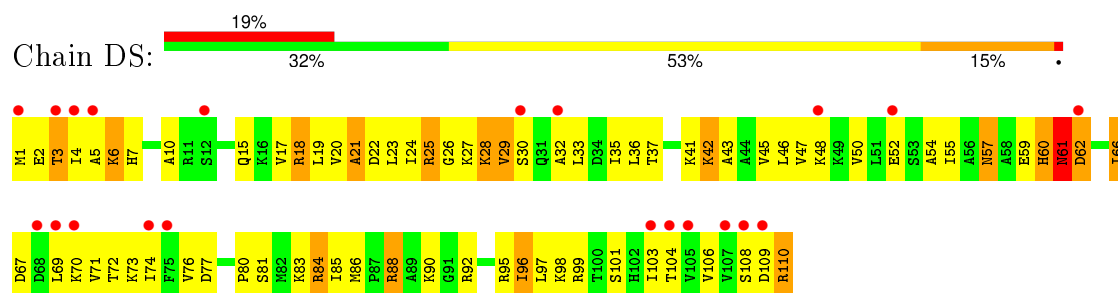
• Molecule 39: 50S ribosomal protein L21



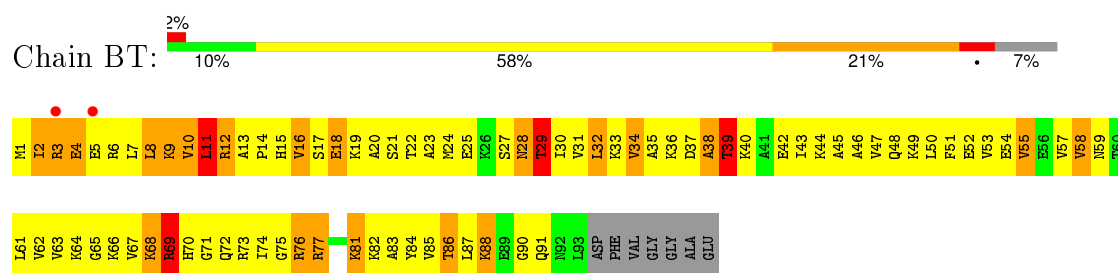
• Molecule 40: 50S ribosomal protein L22



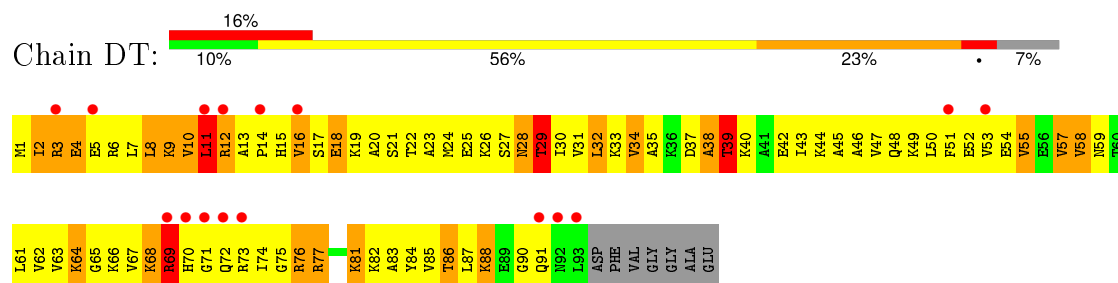
• Molecule 40: 50S ribosomal protein L22



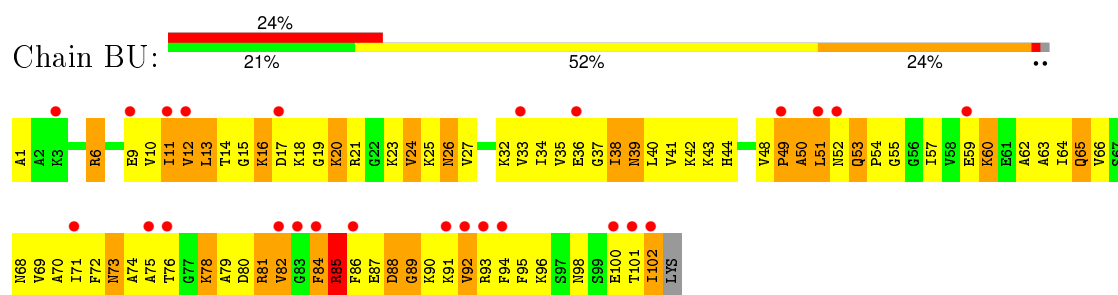
• Molecule 41: 50S ribosomal protein L23



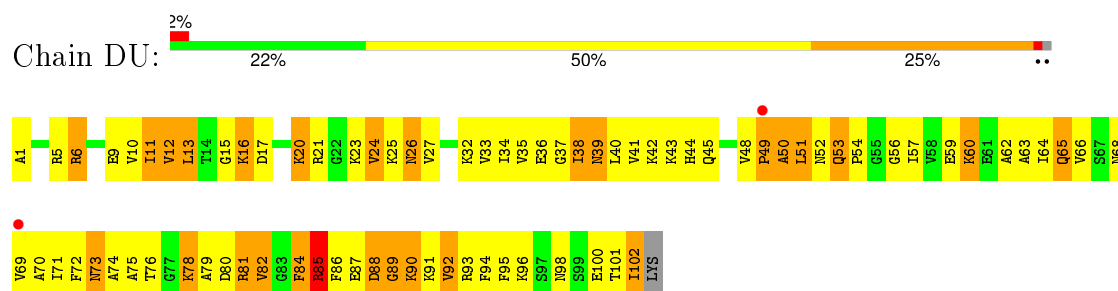
• Molecule 41: 50S ribosomal protein L23



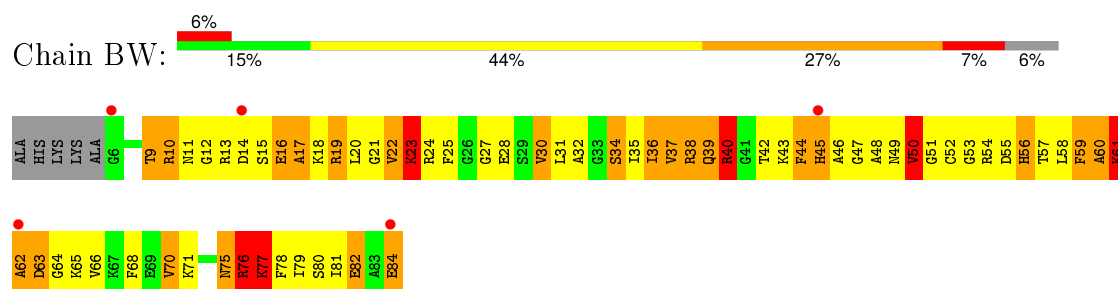
• Molecule 42: 50S ribosomal protein L24



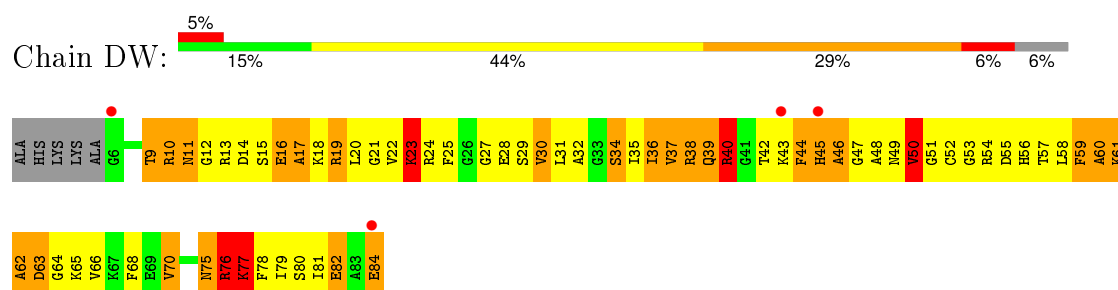
- Molecule 42: 50S ribosomal protein L24



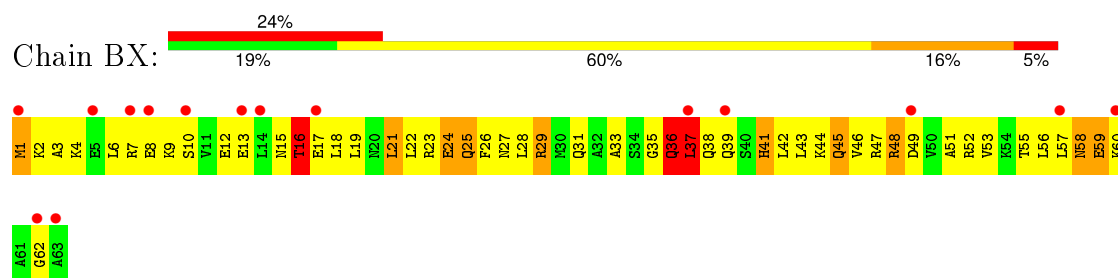
- Molecule 43: 50S ribosomal protein L27



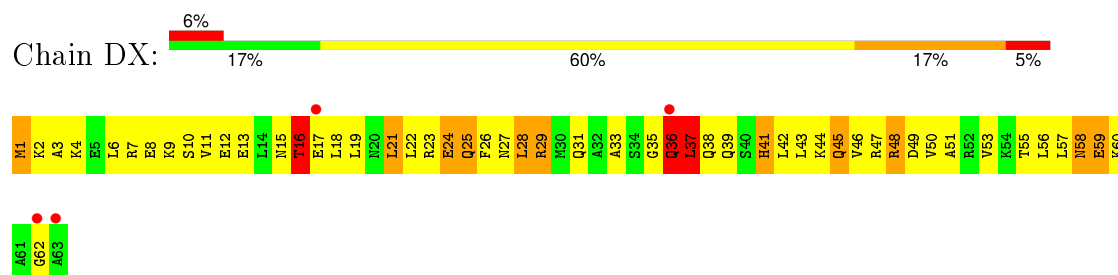
- Molecule 43: 50S ribosomal protein L27



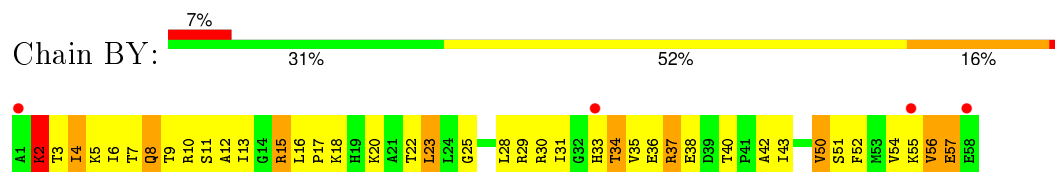
- Molecule 44: 50S ribosomal protein L29



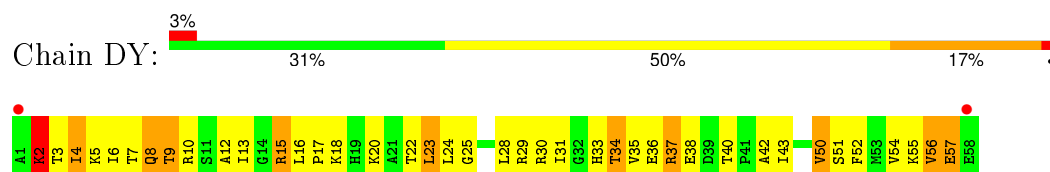
- Molecule 44: 50S ribosomal protein L29



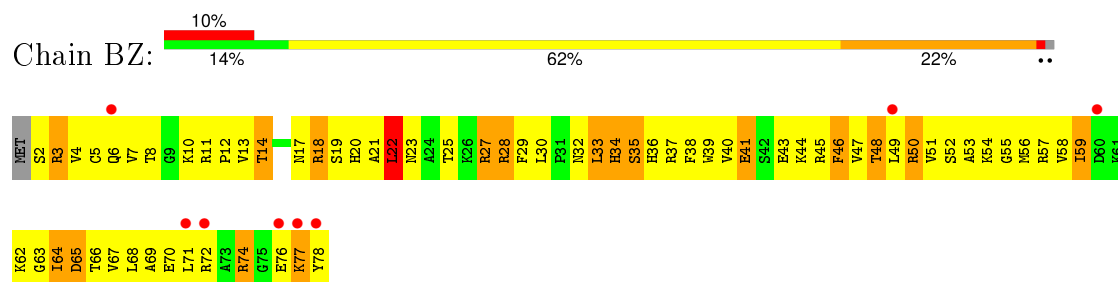
- Molecule 45: 50S ribosomal protein L30



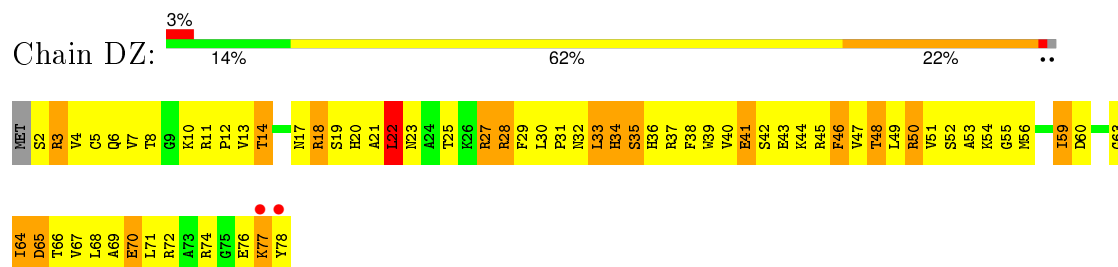
- Molecule 45: 50S ribosomal protein L30



- Molecule 46: 50S ribosomal protein L28



- Molecule 46: 50S ribosomal protein L28




- Molecule 47: 50S ribosomal protein L32





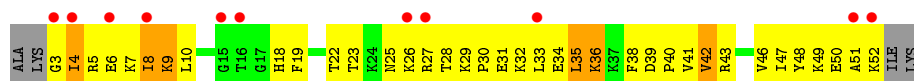
- Molecule 47: 50S ribosomal protein L32



- Molecule 48: 50S ribosomal protein L33



- Molecule 48: 50S ribosomal protein L33



- Molecule 49: 50S ribosomal protein L34



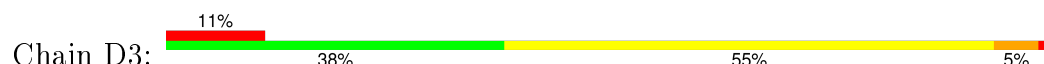
- Molecule 49: 50S ribosomal protein L34

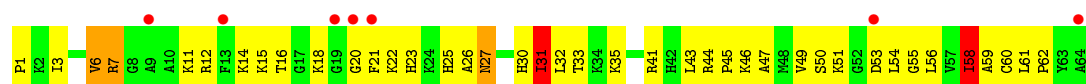


- Molecule 50: 50S ribosomal protein L35



- Molecule 50: 50S ribosomal protein L35

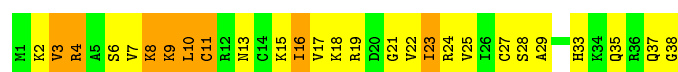




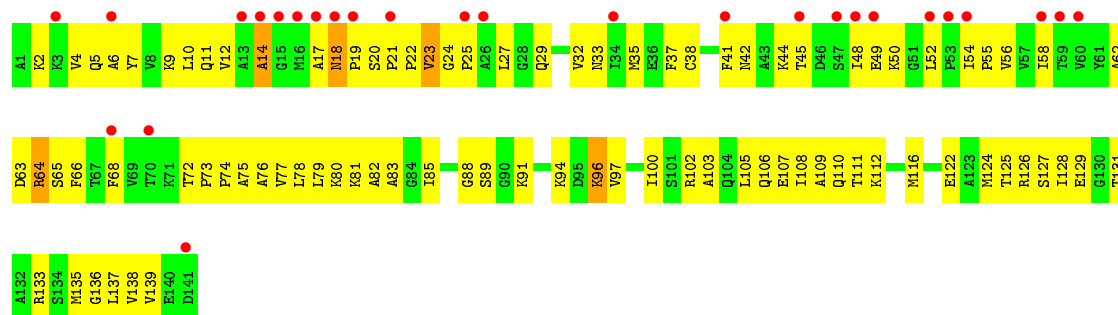
- Molecule 51: 50S ribosomal protein L36



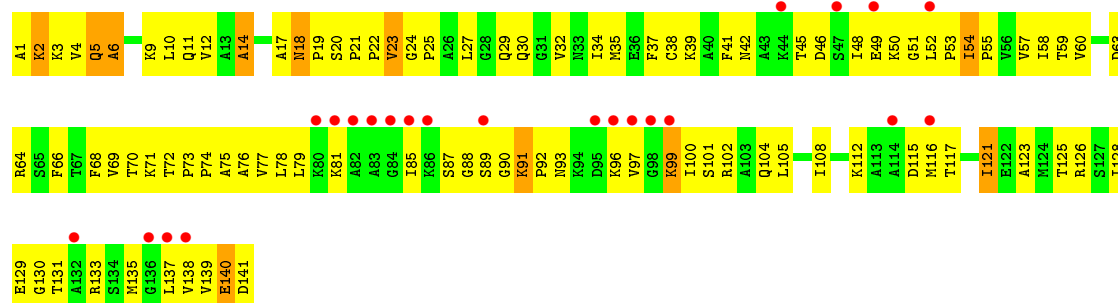
- Molecule 51: 50S ribosomal protein L36



- Molecule 52: 50S ribosomal protein L11



- Molecule 52: 50S ribosomal protein L11



4 Data and refinement statistics

Property	Value	Source
Space group	P 21 21 21	Depositor
Cell constants a, b, c, α , β , γ	208.70 Å 379.50 Å 739.30 Å 90.00° 90.00° 90.00°	Depositor
Resolution (Å)	70.00 – 3.50 137.77 – 3.50	Depositor EDS
% Data completeness (in resolution range)	62.1 (70.00-3.50) 62.3 (137.77-3.50)	Depositor EDS
R_{merge}	(Not available)	Depositor
R_{sym}	0.07	Depositor
$\langle I/\sigma(I) \rangle$ ¹	1.88 (at 3.49 Å)	Xtriage
Refinement program	CNS	Depositor
R, R_{free}	0.269 , 0.318 0.241 , 0.286	Depositor DCC
R_{free} test set	22227 reflections (5.14%)	DCC
Wilson B-factor (Å ²)	117.9	Xtriage
Anisotropy	0.294	Xtriage
Bulk solvent k_{sol} (e/Å ³), B_{sol} (Å ²)	0.23 , 67.5	EDS
Estimated twinning fraction	No twinning to report.	Xtriage
L-test for twinning ²	$\langle L \rangle = 0.50$, $\langle L^2 \rangle = 0.33$	Xtriage
Outliers	0 of 454411 reflections	Xtriage
F_o, F_c correlation	0.92	EDS
Total number of atoms	284077	wwPDB-VP
Average B, all atoms (Å ²)	70.0	wwPDB-VP

Xtriage's analysis on translational NCS is as follows: *The largest off-origin peak in the Patterson function is 2.15% of the height of the origin peak. No significant pseudotranslation is detected.*

¹Intensities estimated from amplitudes.

²Theoretical values of $\langle |L| \rangle$, $\langle L^2 \rangle$ for acentric reflections are 0.5, 0.375 respectively for untwinned datasets, and 0.333, 0.2 for perfectly twinned datasets.

5 Model quality ⓘ

5.1 Standard geometry ⓘ

Bond lengths and bond angles in the following residue types are not validated in this section: ZN, MG, HYG

The Z score for a bond length (or angle) is the number of standard deviations the observed value is removed from the expected value. A bond length (or angle) with $|Z| > 5$ is considered an outlier worth inspection. RMSZ is the root-mean-square of all Z scores of the bond lengths (or angles).

Mol	Chain	Bond lengths		Bond angles	
		RMSZ	# Z >5	RMSZ	# Z >5
1	AA	0.26	1/36762 (0.0%)	0.77	13/57350 (0.0%)
1	CA	0.26	1/36762 (0.0%)	0.77	17/57350 (0.0%)
2	AC	0.23	0/1651	0.44	0/2225
2	CC	0.23	0/1651	0.44	0/2225
3	AD	0.23	0/1665	0.43	0/2227
3	CD	0.23	0/1665	0.43	0/2227
4	AE	0.23	0/1118	0.45	0/1504
4	CE	0.23	0/1118	0.45	0/1504
5	AF	0.24	0/835	0.44	0/1128
5	CF	0.24	0/835	0.44	0/1128
6	AG	0.23	0/1187	0.45	0/1591
6	CG	0.23	0/1211	0.44	0/1624
7	AH	0.23	0/989	0.45	0/1326
7	CH	0.23	0/989	0.45	0/1326
8	AI	0.24	0/1034	0.44	0/1375
8	CI	0.24	0/1034	0.44	0/1375
9	AJ	0.22	0/796	0.47	0/1077
9	CJ	0.22	0/796	0.47	0/1077
10	AK	0.24	0/893	0.46	0/1205
10	CK	0.24	0/893	0.46	0/1205
11	AL	0.22	0/969	0.47	0/1300
11	CL	0.22	0/969	0.47	0/1300
12	AM	0.21	0/892	0.45	0/1193
12	CM	0.21	0/884	0.45	0/1181
13	AN	0.24	0/785	0.43	0/1043
13	CN	0.24	0/785	0.43	0/1043
14	AO	0.22	0/723	0.44	0/966
14	CO	0.22	0/723	0.44	0/966
15	AP	0.25	0/659	0.45	0/884
15	CP	0.25	0/648	0.44	0/870
16	AQ	0.24	0/657	0.46	0/881
16	CQ	0.24	0/665	0.48	0/892

Mol	Chain	Bond lengths		Bond angles	
		RMSZ	# Z >5	RMSZ	# Z >5
17	AR	0.23	0/462	0.44	0/621
17	CR	0.23	0/462	0.44	0/621
18	AS	0.25	0/652	0.45	0/877
18	CS	0.25	0/660	0.46	0/888
19	AT	0.23	0/671	0.41	0/888
19	CT	0.24	0/671	0.41	0/888
20	AB	0.25	0/1735	0.44	0/2338
20	CB	0.25	0/1735	0.44	0/2338
21	AU	0.26	0/430	0.46	0/570
21	CU	0.26	0/430	0.46	0/570
22	BA	0.24	0/2803	0.75	2/4371 (0.0%)
22	DA	0.25	0/2803	0.75	1/4371 (0.0%)
23	BB	0.27	7/68314 (0.0%)	0.78	41/106569 (0.0%)
23	DB	0.28	7/68314 (0.0%)	0.78	49/106569 (0.0%)
24	BV	0.25	0/766	0.43	0/1025
24	DV	0.25	0/766	0.43	0/1025
25	BC	0.22	0/2121	0.47	0/2852
25	DC	0.22	0/2121	0.47	0/2852
26	BD	0.24	0/1586	0.46	0/2134
26	DD	0.24	0/1586	0.47	0/2134
27	BE	0.23	0/1571	0.49	0/2113
27	DE	0.24	0/1571	0.49	0/2113
28	BF	0.26	0/1444	0.51	0/1937
28	DF	0.26	0/1444	0.51	0/1937
29	BG	0.23	0/1343	0.46	0/1816
29	DG	0.23	0/1343	0.46	0/1816
30	BH	0.25	0/1122	0.46	0/1515
30	DH	0.25	0/1122	0.46	0/1515
31	BJ	0.23	0/1152	0.47	0/1551
31	DJ	0.23	0/1152	0.47	0/1551
32	BK	0.24	0/939	0.52	0/1258
32	DK	0.23	0/939	0.52	0/1258
33	BL	0.23	0/1054	0.47	0/1403
33	DL	0.23	0/1054	0.47	0/1403
34	BM	0.25	0/1093	0.47	0/1460
34	DM	0.25	0/1093	0.47	0/1460
35	BN	0.24	0/973	0.51	0/1301
35	DN	0.24	0/973	0.51	0/1301
36	BO	0.23	0/902	0.47	0/1209
36	DO	0.23	0/902	0.48	0/1209
37	BP	0.24	0/929	0.48	0/1242
37	DP	0.24	0/929	0.48	0/1242
38	BQ	0.25	0/960	0.46	0/1278

Mol	Chain	Bond lengths		Bond angles	
		RMSZ	# Z >5	RMSZ	# Z >5
38	DQ	0.25	0/960	0.46	0/1278
39	BR	0.25	0/829	0.48	0/1107
39	DR	0.25	0/829	0.48	0/1107
40	BS	0.22	0/864	0.49	0/1156
40	DS	0.22	0/864	0.49	0/1156
41	BT	0.23	0/744	0.52	0/994
41	DT	0.23	0/744	0.52	0/994
42	BU	0.25	0/787	0.45	0/1051
42	DU	0.25	0/787	0.45	0/1051
43	BW	0.28	0/603	0.48	0/797
43	DW	0.27	0/603	0.48	0/797
44	BX	0.23	0/510	0.51	0/677
44	DX	0.23	0/510	0.51	0/677
45	BY	0.23	0/453	0.49	0/605
45	DY	0.23	0/453	0.49	0/605
46	BZ	0.25	0/635	0.51	0/848
46	DZ	0.25	0/635	0.51	0/848
47	B0	0.22	0/450	0.52	0/599
47	D0	0.22	0/450	0.52	0/599
48	B1	0.27	0/416	0.47	0/554
48	D1	0.27	0/416	0.47	0/554
49	B2	0.25	0/380	0.49	0/498
49	D2	0.26	0/380	0.49	0/498
50	B3	0.24	0/513	0.46	0/676
50	D3	0.24	0/513	0.46	0/676
51	B4	0.22	0/303	0.46	0/397
51	D4	0.22	0/303	0.46	0/397
52	BI	0.24	0/1046	0.46	0/1410
52	DI	0.25	0/1046	0.47	0/1410
All	All	0.26	16/306361 (0.0%)	0.70	123/457973 (0.0%)

Chiral center outliers are detected by calculating the chiral volume of a chiral center and verifying if the center is modelled as a planar moiety or with the opposite hand. A planarity outlier is detected by checking planarity of atoms in a peptide group, atoms in a mainchain group or atoms of a sidechain that are expected to be planar.

Mol	Chain	#Chirality outliers	#Planarity outliers
1	AA	0	13
1	CA	0	13
23	BB	0	36
23	DB	0	38
All	All	0	100

All (16) bond length outliers are listed below:

Mol	Chain	Res	Type	Atoms	Z	Observed(Å)	Ideal(Å)
23	DB	1086	A	C5-C6	-16.14	1.26	1.41
23	BB	1086	A	C5-C6	-16.11	1.26	1.41
23	BB	1088	A	C6-N1	-10.49	1.28	1.35
23	DB	1088	A	C6-N1	-10.45	1.28	1.35
23	DB	1060	U	C2-N3	7.89	1.43	1.37
23	BB	1060	U	C2-N3	7.86	1.43	1.37
23	BB	1086	A	N3-C4	-7.29	1.30	1.34
23	DB	1086	A	N3-C4	-7.04	1.30	1.34
23	DB	1086	A	N7-C5	-6.41	1.35	1.39
23	BB	1086	A	N7-C5	-6.28	1.35	1.39
1	AA	495	A	N3-C4	-5.62	1.31	1.34
1	CA	495	A	N3-C4	-5.48	1.31	1.34
23	DB	2272	U	C2-N3	5.41	1.41	1.37
23	BB	2272	U	C2-N3	5.34	1.41	1.37
23	BB	2267	A	C6-N6	-5.14	1.29	1.33
23	DB	2267	A	C6-N6	-5.13	1.29	1.33

All (123) bond angle outliers are listed below:

Mol	Chain	Res	Type	Atoms	Z	Observed(°)	Ideal(°)
23	BB	2791	G	O5'-P-OP1	-31.87	72.45	110.70
23	DB	2791	G	O5'-P-OP2	-31.41	73.01	110.70
23	DB	2204	G	O5'-P-OP1	-29.65	75.12	110.70
1	AA	1213	A	O5'-P-OP2	-29.58	75.21	110.70
23	BB	2204	G	O5'-P-OP2	-28.34	76.69	110.70
1	CA	1213	A	O5'-P-OP1	-26.18	79.28	110.70
23	DB	2204	G	O5'-P-OP2	17.93	132.22	110.70
23	BB	2204	G	O5'-P-OP1	17.70	131.94	110.70
1	CA	1213	A	O5'-P-OP2	17.64	131.86	110.70
1	AA	1213	A	O5'-P-OP1	16.79	130.85	110.70
23	BB	2791	G	O5'-P-OP2	16.25	130.19	110.70
1	CA	1212	U	OP1-P-O3'	15.45	139.18	105.20
23	DB	2791	G	O5'-P-OP1	15.06	128.77	110.70
23	DB	2203	U	OP1-P-O3'	14.29	136.63	105.20
1	AA	1212	U	OP2-P-O3'	14.25	136.56	105.20
23	DB	2790	U	OP2-P-O3'	14.20	136.44	105.20
23	BB	2203	U	OP2-P-O3'	14.09	136.19	105.20
23	BB	2790	U	OP1-P-O3'	13.23	134.30	105.20
23	DB	1552	A	N9-C1'-C2'	-9.81	101.21	112.00
23	BB	1552	A	N9-C1'-C2'	-9.76	101.26	112.00
23	DB	1088	A	N1-C6-N6	-8.31	113.61	118.60
23	BB	1088	A	N1-C6-N6	-8.20	113.68	118.60

Continued on next page...

Continued from previous page...

Mol	Chain	Res	Type	Atoms	Z	Observed(°)	Ideal(°)
1	CA	1049	U	O5'-P-OP1	-7.79	98.69	105.70
23	BB	1439	A	N9-C1'-C2'	-7.78	103.44	112.00
23	DB	1439	A	N9-C1'-C2'	-7.75	103.47	112.00
23	BB	773	U	C5'-C4'-C3'	-7.59	103.86	116.00
23	DB	1060	U	C5-C4-O4	-7.35	121.49	125.90
23	BB	1060	U	C5-C4-O4	-7.29	121.53	125.90
1	CA	975	A	C5'-C4'-C3'	-7.25	104.41	116.00
23	DB	773	U	C5'-C4'-C3'	-7.14	104.57	116.00
23	BB	1086	A	C4-C5-C6	7.13	120.56	117.00
23	DB	1086	A	C4-C5-C6	7.12	120.56	117.00
23	BB	2733	A	N9-C1'-C2'	-7.06	104.23	112.00
23	DB	2272	U	N3-C4-O4	-7.05	114.47	119.40
23	BB	2272	U	N3-C4-O4	-6.98	114.51	119.40
23	DB	2733	A	N9-C1'-C2'	-6.94	104.37	112.00
1	AA	975	A	C5'-C4'-C3'	-6.77	105.17	116.00
1	AA	1212	U	O3'-P-O5'	-6.76	91.16	104.00
1	AA	86	G	N9-C1'-C2'	6.63	122.62	114.00
23	DB	2135	A	N9-C1'-C2'	-6.63	104.71	112.00
23	DB	745	G	C5'-C4'-C3'	-6.61	105.42	116.00
23	DB	1350	C	C5'-C4'-C3'	-6.55	105.52	116.00
23	BB	745	G	C5'-C4'-C3'	-6.46	105.66	116.00
1	CA	1212	U	O3'-P-O5'	-6.43	91.78	104.00
23	BB	690	G	C5'-C4'-C3'	-6.42	105.72	116.00
23	DB	1088	A	C5-C6-N6	6.40	128.82	123.70
23	BB	1088	A	C5-C6-N6	6.39	128.81	123.70
23	BB	2283	C	O5'-P-OP2	-6.38	99.95	105.70
23	BB	1251	C	C5'-C4'-C3'	-6.20	106.08	116.00
1	CA	1424	U	C5'-C4'-C3'	-6.11	106.23	116.00
23	DB	2480	C	C5'-C4'-C3'	6.11	125.77	116.00
23	DB	1086	A	C6-C5-N7	-6.08	128.04	132.30
23	BB	1086	A	C6-C5-N7	-6.07	128.05	132.30
23	DB	2199	A	C5'-C4'-C3'	-6.07	106.29	116.00
23	BB	241	A	C5'-C4'-C3'	-6.01	106.38	116.00
23	BB	1552	A	C4'-C3'-O3'	5.99	124.98	113.00
1	CA	1534	A	C2'-C3'-O3'	-5.99	96.33	109.50
22	BA	108	A	C5'-C4'-O4'	-5.96	101.94	109.10
23	DB	1251	C	C5'-C4'-C3'	-5.89	106.57	116.00
23	DB	2096	C	C5'-C4'-C3'	-5.88	106.60	116.00
23	DB	690	G	C5'-C4'-C3'	-5.87	106.61	116.00
1	AA	576	C	C5'-C4'-C3'	5.87	125.39	116.00
1	CA	1213	A	C5'-C4'-O4'	5.84	116.11	109.10
23	DB	241	A	C5'-C4'-O4'	5.82	116.08	109.10

Continued on next page...

Continued from previous page...

Mol	Chain	Res	Type	Atoms	Z	Observed(°)	Ideal(°)
23	DB	126	A	C5'-C4'-C3'	5.82	125.30	116.00
1	CA	576	C	O5'-P-OP1	-5.80	100.48	105.70
23	BB	1318	U	C5'-C4'-C3'	-5.77	106.77	116.00
23	DB	2203	U	O3'-P-O5'	-5.76	93.06	104.00
1	AA	1213	A	C1'-O4'-C4'	-5.75	105.30	109.90
23	BB	1060	U	N1-C2-O2	-5.71	118.81	122.80
23	DB	1397	U	C5'-C4'-C3'	-5.68	106.91	116.00
23	DB	242	G	C4'-C3'-O3'	-5.68	97.48	109.40
23	BB	2480	C	C5'-C4'-C3'	5.67	125.08	116.00
23	DB	2790	U	C4'-C3'-O3'	5.61	124.23	113.00
23	DB	1086	A	C2-N3-C4	-5.61	107.79	110.60
23	BB	1086	A	C2-N3-C4	-5.61	107.79	110.60
23	DB	1552	A	C4'-C3'-O3'	5.58	124.16	113.00
23	DB	1060	U	N1-C2-O2	-5.57	118.90	122.80
23	DB	2894	G	C5'-C4'-C3'	-5.57	107.09	116.00
23	DB	1318	U	C5'-C4'-C3'	-5.56	107.10	116.00
23	BB	2199	A	C5'-C4'-C3'	-5.55	107.12	116.00
23	BB	479	A	C4'-C3'-O3'	-5.54	97.77	109.40
1	CA	1213	A	C1'-O4'-C4'	-5.54	105.47	109.90
1	CA	765	G	N9-C1'-C2'	-5.51	105.94	112.00
1	AA	765	G	N9-C1'-C2'	-5.51	105.94	112.00
23	DB	2109	U	N1-C1'-C2'	-5.51	105.94	112.00
23	BB	2471	A	C5'-C4'-C3'	-5.44	107.30	116.00
1	CA	67	C	C5'-C4'-C3'	-5.42	107.33	116.00
23	BB	2894	G	C5'-C4'-C3'	-5.41	107.34	116.00
23	DB	2619	C	C5'-C4'-C3'	-5.41	107.35	116.00
23	BB	1382	G	C5'-C4'-C3'	5.39	124.63	116.00
23	DB	140	C	C5'-C4'-C3'	5.39	124.62	116.00
23	DB	1654	A	C5'-C4'-C3'	-5.38	107.40	116.00
23	BB	2716	C	C5'-C4'-C3'	5.37	124.59	116.00
23	BB	1350	C	C5'-C4'-C3'	-5.37	107.41	116.00
23	BB	242	G	C4'-C3'-O3'	-5.36	98.15	109.40
23	BB	1060	U	N3-C2-O2	5.34	125.94	122.20
23	DB	1280	G	C5'-C4'-C3'	-5.34	107.46	116.00
23	DB	2471	A	C5'-C4'-C3'	-5.33	107.47	116.00
23	BB	2203	U	O3'-P-O5'	-5.30	93.93	104.00
23	BB	2272	U	N1-C2-O2	-5.30	119.09	122.80
23	DB	1060	U	N3-C2-O2	5.29	125.91	122.20
23	BB	2790	U	O3'-P-O5'	-5.29	93.95	104.00
23	DB	1382	G	C5'-C4'-C3'	5.28	124.45	116.00
23	DB	2138	G	C5'-C4'-C3'	-5.28	107.55	116.00
1	CA	437	U	N1-C1'-C2'	5.28	120.86	114.00

Continued on next page...

Continued from previous page...

Mol	Chain	Res	Type	Atoms	Z	Observed(°)	Ideal(°)
23	BB	1397	U	C5'-C4'-C3'	-5.27	107.56	116.00
1	AA	437	U	N1-C1'-C2'	5.27	120.85	114.00
23	DB	1634	A	C5'-C4'-C3'	-5.26	107.58	116.00
1	AA	1362	A	C5'-C4'-O4'	5.23	115.38	109.10
1	CA	1362	A	C5'-C4'-O4'	5.23	115.38	109.10
23	BB	2134	A	C5'-C4'-C3'	5.21	124.34	116.00
23	DB	2272	U	N1-C2-O2	-5.19	119.17	122.80
1	CA	1362	A	C5'-C4'-C3'	5.18	124.30	116.00
22	BA	30	C	C5'-C4'-C3'	-5.18	107.71	116.00
23	DB	2716	C	C5'-C4'-C3'	5.17	124.27	116.00
1	AA	1049	U	O5'-P-OP1	5.12	116.84	110.70
1	AA	1049	U	O5'-P-OP2	-5.11	101.11	105.70
23	BB	268	C	C5'-C4'-C3'	-5.07	107.89	116.00
23	DB	747	U	C5'-C4'-C3'	5.05	124.08	116.00
1	CA	1301	U	N1-C1'-C2'	5.02	120.52	114.00
22	DA	30	C	C5'-C4'-C3'	-5.01	107.98	116.00
23	DB	134	G	C5'-C4'-C3'	-5.00	108.00	116.00

There are no chirality outliers.

All (100) planarity outliers are listed below:

Mol	Chain	Res	Type	Group
1	AA	1006	G	Sidechain
1	AA	1047	G	Sidechain
1	AA	1441	A	Sidechain
1	AA	187	G	Sidechain
1	AA	281	G	Sidechain
1	AA	324	G	Sidechain
1	AA	437	U	Sidechain
1	AA	438	U	Sidechain
1	AA	496	A	Sidechain
1	AA	703	G	Sidechain
1	AA	83	C	Sidechain
1	AA	832	G	Sidechain
1	AA	992	U	Sidechain
23	BB	1047	G	Sidechain
23	BB	1060	U	Sidechain
23	BB	1086	A	Sidechain
23	BB	1088	A	Sidechain
23	BB	1111	A	Sidechain
23	BB	1439	A	Sidechain
23	BB	1533	C	Sidechain

Continued on next page...

Continued from previous page...

Mol	Chain	Res	Type	Group
23	BB	1538	G	Sidechain
23	BB	1546	G	Sidechain
23	BB	1572	A	Sidechain
23	BB	1645	G	Sidechain
23	BB	1734	G	Sidechain
23	BB	1792	G	Sidechain
23	BB	1814	G	Sidechain
23	BB	1828	G	Sidechain
23	BB	2062	A	Sidechain
23	BB	2108	A	Sidechain
23	BB	221	A	Sidechain
23	BB	222	A	Sidechain
23	BB	2272	U	Sidechain
23	BB	2319	G	Sidechain
23	BB	2471	A	Sidechain
23	BB	2503	A	Sidechain
23	BB	2638	G	Sidechain
23	BB	2733	A	Sidechain
23	BB	2848	G	Sidechain
23	BB	2857	G	Sidechain
23	BB	2868	A	Sidechain
23	BB	299	A	Sidechain
23	BB	361	G	Sidechain
23	BB	427	U	Sidechain
23	BB	51	G	Sidechain
23	BB	630	G	Sidechain
23	BB	727	A	Sidechain
23	BB	729	G	Sidechain
23	BB	757	G	Sidechain
1	CA	1006	G	Sidechain
1	CA	1047	G	Sidechain
1	CA	1441	A	Sidechain
1	CA	187	G	Sidechain
1	CA	281	G	Sidechain
1	CA	324	G	Sidechain
1	CA	437	U	Sidechain
1	CA	438	U	Sidechain
1	CA	496	A	Sidechain
1	CA	703	G	Sidechain
1	CA	82	G	Sidechain
1	CA	832	G	Sidechain
1	CA	992	U	Sidechain

Continued on next page...

Continued from previous page...

Mol	Chain	Res	Type	Group
23	DB	1047	G	Sidechain
23	DB	1060	U	Sidechain
23	DB	1086	A	Sidechain
23	DB	1088	A	Sidechain
23	DB	1439	A	Sidechain
23	DB	1533	C	Sidechain
23	DB	1538	G	Sidechain
23	DB	1546	G	Sidechain
23	DB	1572	A	Sidechain
23	DB	1645	G	Sidechain
23	DB	1734	G	Sidechain
23	DB	1792	G	Sidechain
23	DB	1814	G	Sidechain
23	DB	1828	G	Sidechain
23	DB	2062	A	Sidechain
23	DB	2109	U	Sidechain
23	DB	2135	A	Sidechain
23	DB	2136	G	Sidechain
23	DB	2155	U	Sidechain
23	DB	221	A	Sidechain
23	DB	222	A	Sidechain
23	DB	2272	U	Sidechain
23	DB	2319	G	Sidechain
23	DB	2471	A	Sidechain
23	DB	2503	A	Sidechain
23	DB	2638	G	Sidechain
23	DB	2733	A	Sidechain
23	DB	2848	G	Sidechain
23	DB	2857	G	Sidechain
23	DB	2868	A	Sidechain
23	DB	299	A	Sidechain
23	DB	356	G	Sidechain
23	DB	427	U	Sidechain
23	DB	51	G	Sidechain
23	DB	630	G	Sidechain
23	DB	727	A	Sidechain
23	DB	729	G	Sidechain
23	DB	757	G	Sidechain

5.2 Too-close contacts ⓘ

In the following table, the Non-H and H(model) columns list the number of non-hydrogen atoms and hydrogen atoms in the chain respectively. The H(added) column lists the number of hydrogen atoms added and optimized by MolProbity. The Clashes column lists the number of clashes within the asymmetric unit, whereas Symm-Clashes lists symmetry related clashes.

Mol	Chain	Non-H	H(model)	H(added)	Clashes	Symm-Clashes
1	AA	32831	0	16521	1355	0
1	CA	32831	0	16521	1385	0
2	AC	1624	0	1699	137	0
2	CC	1624	0	1699	145	0
3	AD	1643	0	1710	166	0
3	CD	1643	0	1710	156	0
4	AE	1105	0	1148	105	0
4	CE	1105	0	1148	115	0
5	AF	817	0	808	98	0
5	CF	817	0	808	88	0
6	AG	1174	0	1230	118	0
6	CG	1196	0	1246	110	0
7	AH	979	0	1034	93	0
7	CH	979	0	1034	93	0
8	AI	1022	0	1070	153	0
8	CI	1022	0	1070	151	0
9	AJ	786	0	828	78	0
9	CJ	786	0	828	84	0
10	AK	877	0	887	100	0
10	CK	877	0	887	101	0
11	AL	955	0	1019	90	0
11	CL	955	0	1019	94	0
12	AM	883	0	944	110	0
12	CM	876	0	937	109	0
13	AN	774	0	827	96	0
13	CN	774	0	827	90	0
14	AO	715	0	742	48	0
14	CO	715	0	742	41	0
15	AP	649	0	666	53	0
15	CP	638	0	656	55	0
16	AQ	648	0	691	73	0
16	CQ	656	0	702	73	0
17	AR	455	0	478	34	0
17	CR	455	0	478	34	0
18	AS	637	0	665	101	0
18	CS	644	0	675	98	0
19	AT	665	0	714	49	0

Continued on next page...

Continued from previous page...

Mol	Chain	Non-H	H(model)	H(added)	Clashes	Symm-Clashes
19	CT	665	0	714	49	0
20	AB	1704	0	1732	205	0
20	CB	1704	0	1732	208	0
21	AU	425	0	449	75	0
21	CU	425	0	449	68	0
22	BA	2507	0	1270	109	0
22	DA	2507	0	1270	111	0
23	BB	60995	0	30678	2412	0
23	DB	60995	0	30677	2498	0
24	BV	753	0	780	89	0
24	DV	753	0	780	90	0
25	BC	2082	0	2157	261	0
25	DC	2082	0	2157	274	0
26	BD	1565	0	1616	216	0
26	DD	1565	0	1616	220	0
27	BE	1552	0	1619	180	0
27	DE	1552	0	1619	170	0
28	BF	1420	0	1460	236	0
28	DF	1420	0	1460	238	0
29	BG	1323	0	1374	163	0
29	DG	1323	0	1374	161	0
30	BH	1111	0	1148	176	0
30	DH	1111	0	1148	146	0
31	BJ	1129	0	1162	150	0
31	DJ	1129	0	1162	154	0
32	BK	930	0	1000	122	0
32	DK	930	0	1000	134	0
33	BL	1045	0	1117	150	0
33	DL	1045	0	1117	155	0
34	BM	1074	0	1157	114	0
34	DM	1074	0	1157	112	0
35	BN	960	0	1000	135	0
35	DN	960	0	1000	129	0
36	BO	892	0	923	97	0
36	DO	892	0	923	104	0
37	BP	917	0	965	112	0
37	DP	917	0	965	113	0
38	BQ	947	0	1022	156	0
38	DQ	947	0	1022	167	0
39	BR	816	0	839	123	0
39	DR	816	0	839	138	0
40	BS	857	0	922	93	0

Continued on next page...

Continued from previous page...

Mol	Chain	Non-H	H(model)	H(added)	Clashes	Symm-Clashes
40	DS	857	0	922	93	0
41	BT	738	0	807	127	0
41	DT	738	0	807	122	0
42	BU	779	0	834	132	0
42	DU	779	0	834	121	0
43	BW	596	0	610	128	0
43	DW	596	0	610	137	0
44	BX	509	0	543	54	0
44	DX	509	0	543	50	0
45	BY	449	0	491	48	0
45	DY	449	0	491	50	0
46	BZ	625	0	652	89	0
46	DZ	625	0	652	92	0
47	B0	444	0	461	40	0
47	D0	444	0	461	42	0
48	B1	409	0	440	57	0
48	D1	409	0	440	44	0
49	B2	377	0	418	43	0
49	D2	377	0	418	43	0
50	B3	504	0	574	40	0
50	D3	504	0	574	40	0
51	B4	302	0	340	40	0
51	D4	302	0	340	35	0
52	BI	1032	0	1088	111	0
52	DI	1032	0	1088	182	0
53	AA	58	0	0	0	0
53	AE	1	0	0	0	0
53	AN	1	0	0	0	0
53	BB	110	0	0	0	0
53	CA	61	0	0	0	0
53	CE	1	0	0	0	0
53	DB	111	0	0	0	0
54	AA	36	0	37	2	0
54	CA	36	0	37	1	0
55	B4	1	0	0	0	0
55	D4	1	0	0	0	0
56	AA	282	0	0	4	0
56	AE	4	0	0	0	0
56	AK	2	0	0	0	0
56	AL	5	0	0	0	0
56	AN	4	0	0	0	0
56	AT	3	0	0	0	0

Continued on next page...

Continued from previous page...

Mol	Chain	Non-H	H(model)	H(added)	Clashes	Symm-Clashes
56	B2	1	0	0	0	0
56	BB	492	0	0	5	0
56	BC	8	0	0	0	0
56	BD	1	0	0	0	0
56	BE	2	0	0	0	0
56	BH	1	0	0	0	0
56	BL	2	0	0	0	0
56	CA	294	0	0	0	0
56	CE	4	0	0	0	0
56	CI	1	0	0	0	0
56	CK	1	0	0	0	0
56	CL	3	0	0	0	0
56	CN	3	0	0	0	0
56	CT	1	0	0	0	0
56	D2	1	0	0	0	0
56	DB	499	0	0	8	0
56	DC	5	0	0	0	0
56	DD	1	0	0	0	0
56	DE	1	0	0	0	0
56	DL	5	0	0	1	0
56	DP	1	0	0	0	0
All	All	284077	0	190751	17232	0

The all-atom clashscore is defined as the number of clashes found per 1000 atoms (including hydrogen atoms). The all-atom clashscore for this structure is 36.

All (17232) close contacts within the same asymmetric unit are listed below, sorted by their clash magnitude.

Atom-1	Atom-2	Interatomic distance (Å)	Clash overlap (Å)
23:DB:1099:G:H8	52:DI:3:LYS:N	1.38	1.20
23:BB:855:G:H21	43:BW:23:LYS:HG2	1.08	1.15
42:DU:85:ARG:HD3	42:DU:86:PHE:H	1.13	1.14
41:DT:5:GLU:HA	41:DT:8:LEU:HB2	1.25	1.13
42:BU:85:ARG:HD3	42:BU:86:PHE:H	1.11	1.12
41:BT:5:GLU:HA	41:BT:8:LEU:HB2	1.25	1.12
1:CA:1533:C:H2'	1:CA:1534:A:H3'	1.34	1.08
23:DB:545:U:H5''	23:DB:546:U:H4'	1.25	1.08
23:DB:1098:A:H3'	52:DI:3:LYS:HA	1.38	1.05
21:AU:16:ARG:HA	21:AU:16:ARG:HE	1.20	1.04
23:BB:1338:G:H4'	41:BT:18:GLU:HG3	1.40	1.04
23:DB:1099:G:C8	52:DI:3:LYS:N	2.26	1.04

Continued on next page...

Continued from previous page...

Atom-1	Atom-2	Interatomic distance (Å)	Clash overlap (Å)
26:BD:106:LYS:HB3	26:BD:206:ALA:H	1.23	1.03
31:DJ:58:ASN:HA	31:DJ:127:GLY:HA2	1.40	1.03
1:AA:1221:G:H4'	18:AS:76:THR:HG21	1.40	1.03
31:BJ:58:ASN:HA	31:BJ:127:GLY:HA2	1.38	1.03
45:DY:8:GLN:HG2	45:DY:31:ILE:HA	1.40	1.02
23:DB:1099:G:O5'	52:DI:4:VAL:N	1.92	1.02
8:AI:20:ILE:HA	8:AI:62:LEU:HD12	1.37	1.02
28:DF:36:ASN:HD22	28:DF:152:ASP:HB2	1.24	1.02
23:DB:1098:A:H3'	52:DI:3:LYS:CA	1.87	1.02
32:DK:35:VAL:HG23	32:DK:36:GLY:H	1.23	1.02
1:CA:1221:G:H4'	18:CS:76:THR:HG21	1.41	1.02
21:CU:16:ARG:HE	21:CU:16:ARG:HA	1.23	1.02
28:DF:126:ASN:HD22	28:DF:156:THR:HG23	1.20	1.01
8:CI:20:ILE:HA	8:CI:62:LEU:HD12	1.37	1.01
32:BK:35:VAL:HG23	32:BK:36:GLY:H	1.24	1.01
42:BU:80:ASP:HB3	42:BU:96:LYS:H	1.25	1.01
28:BF:126:ASN:HD22	28:BF:156:THR:HG23	1.20	1.01
31:DJ:17:VAL:HG23	31:DJ:137:PRO:HB2	1.42	1.01
23:DB:1812:U:H1'	25:DC:43:ASN:HD21	1.23	1.01
35:BN:2:ARG:HA	35:BN:5:LYS:HD3	1.43	1.01
23:DB:1338:G:H4'	41:DT:18:GLU:HG3	1.40	1.01
23:BB:1812:U:H1'	25:BC:43:ASN:HD21	1.25	1.01
28:BF:65:LEU:H	28:BF:88:VAL:HG22	1.24	1.00
35:DN:29:VAL:HG12	35:DN:83:LEU:HD21	1.40	1.00
31:BJ:17:VAL:HG23	31:BJ:137:PRO:HB2	1.39	1.00
23:DB:1244:A:H5''	33:DL:8:PRO:HD3	1.41	1.00
38:DQ:63:ARG:HH22	38:DQ:96:ASP:HA	1.26	1.00
25:BC:77:VAL:HG23	25:BC:112:GLY:H	1.23	1.00
1:AA:1086:U:H3	1:AA:1099:G:H22	1.10	1.00
23:DB:137:U:H2'	23:DB:138:U:O4'	1.59	1.00
45:BY:8:GLN:HG2	45:BY:31:ILE:HA	1.42	1.00
28:BF:36:ASN:HD22	28:BF:152:ASP:HB2	1.26	1.00
35:BN:96:ARG:HH11	35:BN:116:VAL:HG23	1.24	1.00
20:CB:202:ASN:HD22	20:CB:204:ASP:H	1.06	1.00
42:BU:38:ILE:HG23	42:BU:39:ASN:H	1.25	1.00
13:AN:51:PRO:HB2	13:AN:54:SER:HB3	1.44	1.00
42:DU:80:ASP:HB3	42:DU:96:LYS:H	1.22	1.00
5:CF:92:THR:HG22	5:CF:94:HIS:H	1.26	1.00
25:DC:77:VAL:HG23	25:DC:112:GLY:H	1.23	1.00
23:DB:1174:U:H1'	23:DB:1176:U:H1'	1.43	0.99
30:BH:7:ASP:HA	30:BH:15:LEU:HD22	1.44	0.99

Continued on next page...

Continued from previous page...

Atom-1	Atom-2	Interatomic distance (Å)	Clash overlap (Å)
35:BN:2:ARG:HG2	35:BN:5:LYS:HB2	1.43	0.99
30:DH:127:GLU:HA	30:DH:145:ASN:HA	1.44	0.99
10:CK:33:ILE:HB	10:CK:73:VAL:HG11	1.42	0.99
35:DN:2:ARG:HA	35:DN:5:LYS:HD3	1.44	0.99
23:BB:1203:U:H1'	33:BL:4:ASN:HD21	1.21	0.99
26:DD:106:LYS:HB3	26:DD:206:ALA:H	1.24	0.98
42:DU:38:ILE:HG23	42:DU:39:ASN:H	1.26	0.98
20:CB:46:VAL:HG13	20:CB:47:PRO:HD3	1.45	0.98
40:BS:24:ILE:HD11	40:BS:36:LEU:HD11	1.43	0.98
1:CA:1086:U:H3	1:CA:1099:G:H22	1.11	0.98
13:CN:51:PRO:HB2	13:CN:54:SER:HB3	1.45	0.98
30:DH:7:ASP:HA	30:DH:15:LEU:HD22	1.45	0.98
2:AC:128:MET:HB2	2:AC:131:ARG:HB2	1.46	0.98
38:BQ:63:ARG:HH22	38:BQ:96:ASP:HA	1.28	0.98
31:BJ:112:GLY:H	31:BJ:113:PRO:HD2	1.29	0.97
33:DL:79:LEU:HB2	33:DL:113:ALA:HB3	1.45	0.97
2:CC:48:LYS:H	2:CC:48:LYS:HE2	1.29	0.97
35:BN:29:VAL:HG12	35:BN:83:LEU:HD21	1.43	0.97
5:AF:92:THR:HG22	5:AF:94:HIS:H	1.26	0.97
25:DC:144:GLU:HG3	25:DC:151:GLY:H	1.23	0.97
31:DJ:112:GLY:H	31:DJ:113:PRO:HD2	1.28	0.97
20:AB:202:ASN:HD22	20:AB:204:ASP:H	1.07	0.96
23:DB:1654:A:O2'	26:DD:118:PHE:HB2	1.65	0.96
1:CA:465:A:H2'	1:CA:466:A:H3'	1.46	0.96
10:AK:33:ILE:HB	10:AK:73:VAL:HG11	1.44	0.96
33:BL:79:LEU:HB2	33:BL:113:ALA:HB3	1.47	0.96
20:AB:46:VAL:HG13	20:AB:47:PRO:HD3	1.47	0.96
25:BC:144:GLU:HG3	25:BC:151:GLY:H	1.28	0.96
23:BB:1420:A:H2'	23:BB:2211:A:H62	1.28	0.96
23:BB:460:A:H4'	41:BT:72:GLN:HB2	1.45	0.96
2:CC:69:THR:HG21	2:CC:75:VAL:HG21	1.48	0.96
28:DF:65:LEU:H	28:DF:88:VAL:HG22	1.25	0.96
23:DB:1420:A:H2'	23:DB:2211:A:H62	1.28	0.95
33:DL:29:LYS:HG3	33:DL:30:THR:HG23	1.48	0.95
23:BB:2502:G:H5'	23:BB:2503:A:H5''	1.49	0.95
23:BB:962:G:H21	23:BB:2250:G:H22	1.13	0.95
1:AA:1399:C:H4'	1:AA:1400:C:H5''	1.48	0.95
34:BM:40:ARG:HD3	34:BM:93:VAL:HG21	1.48	0.95
34:DM:40:ARG:HD3	34:DM:93:VAL:HG21	1.45	0.95
2:AC:69:THR:HG21	2:AC:75:VAL:HG21	1.48	0.95
5:CF:29:ILE:HG21	5:CF:64:VAL:HG11	1.48	0.95

Continued on next page...

Continued from previous page...

Atom-1	Atom-2	Interatomic distance (Å)	Clash overlap (Å)
35:DN:2:ARG:HG2	35:DN:5:LYS:HB2	1.47	0.95
25:BC:183:VAL:HG13	25:BC:185:ALA:H	1.29	0.95
23:BB:1244:A:H5''	33:BL:8:PRO:HD3	1.48	0.95
18:AS:18:VAL:HG21	18:AS:43:MET:HG2	1.48	0.95
23:DB:2502:G:H5'	23:DB:2503:A:H5''	1.47	0.95
25:DC:27:LYS:HG3	25:DC:28:PRO:HD2	1.46	0.94
15:AP:28:ARG:HD2	15:AP:29:ASN:H	1.32	0.94
25:DC:183:VAL:HG13	25:DC:185:ALA:H	1.28	0.94
23:DB:1099:G:H8	52:DI:3:LYS:H	1.01	0.94
5:AF:29:ILE:HG21	5:AF:64:VAL:HG11	1.49	0.94
44:DX:39:GLN:HB3	44:DX:42:LEU:HD13	1.48	0.94
23:BB:1283:G:H22	23:BB:1286:A:H5'	1.31	0.94
1:CA:1399:C:H4'	1:CA:1400:C:H5''	1.48	0.94
25:BC:146:LYS:HB3	25:BC:147:PRO:HD2	1.47	0.94
1:AA:465:A:H2'	1:AA:466:A:H3'	1.49	0.94
2:CC:128:MET:HB2	2:CC:131:ARG:HB2	1.46	0.94
23:DB:855:G:H21	43:DW:23:LYS:HG2	1.33	0.93
25:BC:27:LYS:HG3	25:BC:28:PRO:HD2	1.49	0.93
23:DB:1283:G:H22	23:DB:1286:A:H5'	1.29	0.93
46:DZ:40:VAL:HG21	46:DZ:43:GLU:HB3	1.50	0.93
10:AK:88:PRO:HD3	21:AU:28:LEU:HD11	1.49	0.93
40:DS:24:ILE:HD11	40:DS:36:LEU:HD11	1.48	0.93
23:BB:855:G:N2	43:BW:23:LYS:HG2	1.82	0.93
21:CU:24:LYS:HZ3	21:CU:25:ALA:H	1.17	0.93
33:BL:29:LYS:HG3	33:BL:30:THR:HG23	1.50	0.93
20:CB:65:LYS:HB2	20:CB:158:ASP:H	1.34	0.93
26:DD:106:LYS:HB3	26:DD:206:ALA:N	1.84	0.93
3:CD:116:LEU:HB3	3:CD:122:ILE:HD11	1.50	0.93
1:CA:1003:G:H21	1:CA:1005:A:H5'	1.33	0.92
44:BX:39:GLN:HB3	44:BX:42:LEU:HD13	1.49	0.92
1:AA:1432:G:H5''	37:BP:105:LYS:HG2	1.47	0.92
26:BD:114:LYS:HZ2	26:BD:116:LYS:HZ2	0.96	0.92
12:CM:21:ILE:HB	12:CM:24:VAL:HG22	1.48	0.92
10:CK:88:PRO:HD3	21:CU:28:LEU:HD11	1.50	0.92
2:AC:48:LYS:HE2	2:AC:48:LYS:H	1.33	0.92
35:DN:37:THR:HG22	35:DN:39:PRO:HD2	1.50	0.92
28:BF:62:GLN:HE22	28:BF:90:LEU:HD13	1.35	0.92
25:DC:146:LYS:HB3	25:DC:147:PRO:HD2	1.48	0.92
15:CP:28:ARG:HD2	15:CP:29:ASN:H	1.33	0.92
3:CD:90:LEU:HA	3:CD:93:LEU:HD12	1.50	0.92
12:AM:21:ILE:HB	12:AM:24:VAL:HG22	1.49	0.92

Continued on next page...

Continued from previous page...

Atom-1	Atom-2	Interatomic distance (Å)	Clash overlap (Å)
26:BD:106:LYS:HB3	26:BD:206:ALA:N	1.83	0.92
1:AA:1003:G:N2	1:AA:1005:A:H5'	1.85	0.91
30:BH:31:VAL:HB	30:BH:32:PRO:HD3	1.50	0.91
43:DW:51:GLY:HA3	43:DW:59:PHE:HB2	1.53	0.91
28:DF:43:ILE:HG23	28:DF:44:ALA:H	1.34	0.91
23:BB:856:G:H1'	43:BW:23:LYS:HB3	1.53	0.91
23:DB:2365:G:H4'	43:DW:59:PHE:HE1	1.34	0.91
52:DI:11:GLN:HG2	52:DI:55:PRO:HB3	1.52	0.91
25:BC:128:THR:HA	25:BC:190:THR:HG22	1.52	0.91
30:BH:128:HIS:HB2	30:BH:144:VAL:HB	1.51	0.91
28:DF:62:GLN:HE22	28:DF:90:LEU:HD13	1.33	0.91
3:AD:116:LEU:HB3	3:AD:122:ILE:HD11	1.51	0.91
5:AF:3:HIS:ND1	5:AF:92:THR:HG23	1.85	0.91
21:AU:24:LYS:HZ3	21:AU:25:ALA:H	1.17	0.91
26:BD:5:VAL:H	26:BD:32:ASN:HD21	1.13	0.91
30:DH:131:SER:HB2	30:DH:141:LYS:HA	1.52	0.91
26:BD:113:SER:HB3	26:BD:168:GLU:H	1.36	0.91
20:AB:65:LYS:HB2	20:AB:158:ASP:H	1.34	0.91
31:BJ:72:LYS:HB2	31:BJ:89:PHE:HB2	1.53	0.91
23:BB:2787:C:H1'	26:BD:63:PRO:HG3	1.50	0.91
5:CF:38:ARG:HH21	5:CF:63:ASN:ND2	1.69	0.91
23:BB:470:A:H61	41:BT:72:GLN:HE22	1.12	0.90
1:AA:1003:G:H21	1:AA:1005:A:H5'	1.33	0.90
8:AI:5:TYR:HB2	8:AI:20:ILE:HB	1.51	0.90
8:CI:5:TYR:HB2	8:CI:20:ILE:HB	1.51	0.90
30:DH:31:VAL:HB	30:DH:32:PRO:HD3	1.51	0.90
30:DH:48:GLU:HB2	30:DH:51:ARG:HH21	1.34	0.90
32:BK:47:ILE:HG12	32:BK:48:PRO:HD2	1.53	0.90
28:BF:11:VAL:HG12	28:BF:12:VAL:H	1.36	0.90
28:BF:43:ILE:HG23	28:BF:44:ALA:H	1.34	0.90
23:DB:962:G:H21	23:DB:2250:G:H22	1.13	0.90
23:BB:547:A:H3'	23:BB:548:G:H8	1.35	0.90
27:BE:58:LYS:H	27:BE:58:LYS:HD3	1.34	0.90
43:BW:18:LYS:HA	43:BW:36:ILE:HG12	1.54	0.90
28:DF:3:LEU:HD21	28:DF:172:PHE:HB3	1.53	0.90
30:BH:116:ARG:HB2	30:BH:116:ARG:HH11	1.36	0.90
40:BS:26:GLY:H	40:BS:71:VAL:HG13	1.37	0.90
16:AQ:74:LEU:HD22	16:AQ:75:VAL:H	1.35	0.90
5:CF:3:HIS:ND1	5:CF:92:THR:HG23	1.86	0.90
1:CA:1003:G:N2	1:CA:1005:A:H5'	1.87	0.90
1:AA:699:C:H2'	1:AA:700:G:H5''	1.49	0.90

Continued on next page...

Continued from previous page...

Atom-1	Atom-2	Interatomic distance (Å)	Clash overlap (Å)
26:DD:5:VAL:H	26:DD:32:ASN:HD21	1.11	0.90
20:CB:85:SER:HB3	20:CB:221:ARG:HD3	1.54	0.90
23:DB:1060:U:N3	23:DB:1088:A:N7	2.20	0.90
23:BB:858:G:N3	23:BB:2268:A:H2'	1.87	0.90
3:AD:160:LEU:H	3:AD:160:LEU:HD13	1.37	0.90
43:DW:9:THR:HG23	43:DW:10:ARG:HD3	1.52	0.90
46:DZ:6:GLN:HE22	46:DZ:50:ARG:H	1.17	0.90
6:AG:3:ARG:H	6:AG:3:ARG:HD3	1.36	0.90
27:DE:58:LYS:HD3	27:DE:58:LYS:H	1.36	0.89
3:AD:90:LEU:HA	3:AD:93:LEU:HD12	1.51	0.89
18:CS:18:VAL:HG21	18:CS:43:MET:HG2	1.51	0.89
23:BB:136:G:H2'	23:BB:137:U:C6	2.07	0.89
38:BQ:79:ILE:HA	38:BQ:82:LEU:HD12	1.53	0.89
23:BB:2356:U:H5''	43:BW:16:GLU:HG3	1.54	0.89
35:DN:32:GLU:HG3	35:DN:115:LEU:HD12	1.51	0.89
30:BH:116:ARG:HE	30:BH:139:PHE:HB2	1.37	0.89
23:BB:1173:U:H2'	23:BB:1174:U:H4'	1.52	0.89
20:AB:112:ARG:HD2	20:AB:116:LEU:HD12	1.54	0.89
3:CD:160:LEU:H	3:CD:160:LEU:HD13	1.36	0.89
35:BN:37:THR:HG22	35:BN:39:PRO:HD2	1.53	0.89
35:DN:96:ARG:HH11	35:DN:116:VAL:HG23	1.35	0.89
1:AA:600:A:H5''	7:AH:88:LYS:HD2	1.54	0.89
8:AI:34:LEU:HD21	8:AI:48:ARG:HH21	1.37	0.89
31:DJ:36:LEU:HD21	31:DJ:122:LEU:HB2	1.53	0.89
23:DB:1024:G:H3'	23:DB:1025:G:H5''	1.53	0.89
1:AA:812:G:HO2'	1:AA:813:U:H6	0.92	0.89
23:DB:79:C:HO2'	23:DB:346:A:H8	1.20	0.89
23:DB:117:G:H5'	23:DB:126:A:H8	1.36	0.89
26:DD:113:SER:HB3	26:DD:168:GLU:H	1.37	0.89
1:CA:812:G:HO2'	1:CA:813:U:H6	0.94	0.89
4:CE:21:SER:HB2	4:CE:28:ARG:HE	1.37	0.89
28:BF:3:LEU:HD21	28:BF:172:PHE:HB3	1.54	0.89
23:BB:2305:U:H5''	28:BF:130:GLY:HA3	1.55	0.89
25:DC:128:THR:HA	25:DC:190:THR:HG22	1.53	0.89
23:BB:1654:A:O2'	26:BD:118:PHE:HB2	1.72	0.89
23:BB:1060:U:N3	23:BB:1088:A:N7	2.20	0.89
40:DS:26:GLY:H	40:DS:71:VAL:HG13	1.34	0.89
24:DV:44:HIS:HE1	24:DV:86:LEU:H	1.20	0.89
33:BL:57:LEU:HD12	33:BL:60:ARG:HH22	1.36	0.89
16:CQ:74:LEU:HD22	16:CQ:75:VAL:H	1.38	0.89
28:DF:11:VAL:HG12	28:DF:12:VAL:H	1.36	0.88

Continued on next page...

Continued from previous page...

Atom-1	Atom-2	Interatomic distance (Å)	Clash overlap (Å)
46:BZ:40:VAL:HG21	46:BZ:43:GLU:HB3	1.53	0.88
31:DJ:72:LYS:HB2	31:DJ:89:PHE:HB2	1.53	0.88
12:AM:52:ILE:HD12	12:AM:55:LEU:HD12	1.54	0.88
23:DB:858:G:N3	23:DB:2268:A:H2'	1.88	0.88
23:BB:27:G:H22	23:BB:512:G:H2'	1.38	0.88
1:AA:429:U:H5'	3:AD:8:LEU:HG	1.56	0.88
52:BI:129:GLU:HB3	52:BI:133:ARG:HH12	1.35	0.88
23:DB:27:G:H22	23:DB:512:G:H2'	1.38	0.88
5:CF:3:HIS:HB2	5:CF:92:THR:HA	1.55	0.88
25:DC:180:MET:HB2	25:DC:268:ARG:HB2	1.56	0.88
20:CB:112:ARG:HD2	20:CB:116:LEU:HD12	1.55	0.88
5:AF:3:HIS:HB2	5:AF:92:THR:HA	1.56	0.88
30:BH:73:ASN:HD22	30:BH:74:ALA:H	1.21	0.88
20:AB:85:SER:HB3	20:AB:221:ARG:HD3	1.52	0.88
31:BJ:36:LEU:HD21	31:BJ:122:LEU:HB2	1.54	0.88
30:DH:31:VAL:HB	30:DH:32:PRO:CD	2.04	0.88
23:DB:2882:A:H4'	35:DN:97:ILE:HD11	1.56	0.88
1:CA:699:C:H2'	1:CA:700:G:H5''	1.53	0.88
6:CG:46:LEU:HG	6:CG:57:GLU:HB3	1.56	0.88
6:CG:14:ASP:H	6:CG:23:ALA:HB2	1.38	0.88
37:DP:4:ILE:HG22	37:DP:5:LYS:H	1.39	0.88
39:DR:14:VAL:HG22	39:DR:15:SER:H	1.36	0.87
19:CT:24:ARG:HG3	19:CT:65:LEU:HD11	1.55	0.87
8:CI:34:LEU:HD21	8:CI:48:ARG:HH21	1.37	0.87
43:BW:9:THR:HG23	43:BW:10:ARG:HD3	1.53	0.87
48:D1:7:LYS:HA	48:D1:23:THR:HG22	1.57	0.87
26:BD:29:VAL:HB	26:BD:98:VAL:HG22	1.56	0.87
12:AM:70:ARG:HH12	28:BF:112:ASP:HB2	1.37	0.87
6:AG:14:ASP:H	6:AG:23:ALA:HB2	1.37	0.87
3:AD:105:GLY:HA3	3:AD:158:LEU:HD23	1.55	0.87
43:BW:51:GLY:HA3	43:BW:59:PHE:HB2	1.55	0.87
23:DB:2179:C:H2'	23:DB:2179:C:O2	1.75	0.87
30:BH:31:VAL:HB	30:BH:32:PRO:CD	2.04	0.87
42:DU:81:ARG:H	42:DU:81:ARG:HH21	1.22	0.87
37:BP:4:ILE:HG22	37:BP:5:LYS:H	1.39	0.87
1:AA:981:U:H4'	13:AN:60:ARG:HD2	1.55	0.87
29:DG:8:VAL:HG11	29:DG:49:LEU:HB3	1.57	0.87
23:BB:470:A:H61	41:BT:72:GLN:NE2	1.72	0.86
40:DS:29:VAL:HG11	40:DS:55:ILE:HD13	1.54	0.86
24:BV:44:HIS:HE1	24:BV:86:LEU:H	1.21	0.86
1:CA:817:C:H1'	1:CA:819:A:H5'	1.57	0.86

Continued on next page...

Continued from previous page...

Atom-1	Atom-2	Interatomic distance (Å)	Clash overlap (Å)
23:DB:1084:A:H1'	23:DB:1106:G:H5'	1.55	0.86
1:CA:600:A:H5''	7:CH:88:LYS:HD2	1.57	0.86
4:AE:81:GLN:HG2	4:AE:148:SER:HA	1.57	0.86
32:DK:47:ILE:HG12	32:DK:48:PRO:HD2	1.54	0.86
48:B1:7:LYS:HA	48:B1:23:THR:HG22	1.54	0.86
33:DL:57:LEU:HD12	33:DL:60:ARG:HH22	1.40	0.86
52:BI:27:LEU:HD23	52:BI:27:LEU:H	1.40	0.86
6:CG:129:ASN:HA	6:CG:134:VAL:HG11	1.57	0.86
1:AA:72:A:H61	1:AA:99:C:H1'	1.41	0.86
23:DB:2787:C:H1'	26:DD:63:PRO:HG3	1.58	0.86
1:CA:981:U:H4'	13:CN:60:ARG:HD2	1.58	0.86
23:DB:1437:C:H2'	23:DB:1438:U:C6	2.10	0.86
24:BV:72:VAL:HG12	24:BV:93:ARG:HA	1.58	0.86
23:DB:996:A:H4'	38:DQ:91:ARG:HD2	1.56	0.86
20:AB:125:PHE:HD2	20:AB:125:PHE:H	1.24	0.86
26:DD:29:VAL:HB	26:DD:98:VAL:HG22	1.57	0.86
39:DR:19:THR:HG22	39:DR:97:LYS:HA	1.58	0.86
26:DD:114:LYS:NZ	26:DD:116:LYS:HZ2	1.73	0.86
46:BZ:6:GLN:HE22	46:BZ:50:ARG:H	1.21	0.86
1:CA:1328:C:H5''	12:CM:27:THR:HG21	1.56	0.86
6:AG:149:ALA:H	10:AK:55:ARG:NH2	1.73	0.86
10:AK:86:LYS:HB3	10:AK:112:VAL:HG23	1.58	0.86
35:BN:102:PHE:H	35:BN:109:PRO:HA	1.40	0.86
15:AP:61:VAL:HA	15:AP:65:ALA:HB3	1.57	0.86
42:BU:81:ARG:HH21	42:BU:81:ARG:H	1.23	0.85
38:DQ:105:PHE:HA	38:DQ:108:LEU:HD13	1.57	0.85
23:BB:2769:U:H2'	23:BB:2770:G:H8	1.39	0.85
23:BB:1024:G:H3'	23:BB:1025:G:H5''	1.57	0.85
23:DB:2269:G:H4'	43:DW:19:ARG:HH12	1.41	0.85
48:B1:26:LYS:HD3	48:B1:52:LYS:HB3	1.56	0.85
26:DD:148:GLN:HB2	26:DD:152:PRO:HG2	1.58	0.85
1:CA:426:U:H4'	3:CD:39:GLN:HA	1.59	0.85
39:BR:19:THR:HG22	39:BR:97:LYS:HA	1.58	0.85
23:BB:546:U:H4'	23:BB:547:A:OP1	1.77	0.85
29:BG:8:VAL:HG11	29:BG:49:LEU:HB3	1.56	0.85
49:B2:30:VAL:HG22	49:B2:33:ARG:HH22	1.41	0.85
37:BP:20:ARG:HD2	37:BP:21:PRO:HD2	1.56	0.85
30:BH:100:ALA:HA	30:BH:110:VAL:HG22	1.56	0.85
26:DD:14:ILE:HA	37:DP:11:GLN:HE22	1.41	0.85
1:CA:429:U:H5'	3:CD:8:LEU:HG	1.56	0.85
41:DT:11:LEU:H	41:DT:11:LEU:HD22	1.42	0.85

Continued on next page...

Continued from previous page...

Atom-1	Atom-2	Interatomic distance (Å)	Clash overlap (Å)
15:CP:40:ASN:HD21	15:CP:43:ALA:N	1.74	0.85
35:DN:102:PHE:H	35:DN:109:PRO:HA	1.39	0.85
25:BC:180:MET:HB2	25:BC:268:ARG:HB2	1.58	0.85
3:AD:138:PRO:HA	3:AD:181:PHE:HD2	1.42	0.85
31:BJ:25:LEU:HD22	31:BJ:26:GLY:H	1.39	0.85
9:AJ:42:LEU:HD11	9:AJ:73:LEU:HB2	1.58	0.85
37:DP:20:ARG:HD2	37:DP:21:PRO:HD2	1.58	0.85
6:AG:46:LEU:HG	6:AG:57:GLU:HB3	1.56	0.85
8:CI:26:LYS:H	8:CI:61:ASP:HB3	1.42	0.85
43:DW:18:LYS:HA	43:DW:36:ILE:HG12	1.56	0.85
39:BR:14:VAL:HG22	39:BR:15:SER:H	1.40	0.85
34:DM:19:GLY:HA2	34:DM:97:GLN:HB2	1.58	0.85
32:BK:71:ARG:HD2	32:BK:105:ARG:HE	1.40	0.85
20:AB:221:ARG:HG3	20:AB:222:GLU:HG2	1.57	0.85
24:DV:72:VAL:HG12	24:DV:93:ARG:HA	1.55	0.85
27:DE:31:VAL:HG21	27:DE:104:ALA:HB2	1.59	0.85
33:DL:6:LEU:H	33:DL:6:LEU:HD23	1.42	0.85
29:BG:15:ASP:HB3	29:BG:26:LYS:H	1.41	0.85
41:BT:53:VAL:HG11	41:BT:87:LEU:HD13	1.58	0.85
1:CA:120:A:H2'	1:CA:121:U:H5''	1.57	0.85
34:DM:55:ARG:HH21	34:DM:55:ARG:HA	1.42	0.85
19:AT:24:ARG:HG3	19:AT:65:LEU:HD11	1.57	0.85
36:DO:11:ALA:HB3	36:DO:96:GLY:H	1.42	0.85
1:CA:1323:G:H2'	1:CA:1324:A:C8	2.12	0.85
29:DG:26:LYS:HA	29:DG:32:LEU:H	1.40	0.84
3:CD:105:GLY:HA3	3:CD:158:LEU:HD23	1.58	0.84
9:CJ:42:LEU:HD11	9:CJ:73:LEU:HB2	1.59	0.84
41:DT:57:VAL:HG22	41:DT:58:VAL:H	1.42	0.84
6:AG:129:ASN:HA	6:AG:134:VAL:HG11	1.57	0.84
15:AP:40:ASN:HD21	15:AP:43:ALA:N	1.75	0.84
32:DK:71:ARG:HD2	32:DK:105:ARG:HE	1.40	0.84
1:AA:1493:A:H1'	54:AA:2059:HYG:H362	1.41	0.84
23:BB:2039:U:H2'	23:BB:2040:G:H8	1.43	0.84
20:CB:221:ARG:HG3	20:CB:222:GLU:HG2	1.58	0.84
23:BB:532:A:H2'	38:BQ:27:ARG:HH22	1.41	0.84
8:AI:26:LYS:H	8:AI:61:ASP:HB3	1.41	0.84
15:CP:61:VAL:HA	15:CP:65:ALA:HB3	1.58	0.84
1:AA:1060:U:H4'	9:AJ:54:SER:HB2	1.57	0.84
23:DB:2769:U:H2'	23:DB:2770:G:H8	1.43	0.84
1:AA:1323:G:H2'	1:AA:1324:A:C8	2.13	0.84
23:BB:140:C:H4'	23:BB:141:G:H21	1.40	0.84

Continued on next page...

Continued from previous page...

Atom-1	Atom-2	Interatomic distance (Å)	Clash overlap (Å)
23:BB:1437:C:H2'	23:BB:1438:U:C6	2.13	0.84
32:BK:86:LEU:H	32:BK:86:LEU:HD23	1.42	0.84
34:DM:19:GLY:H	34:DM:38:ARG:HH12	1.26	0.84
29:BG:26:LYS:HA	29:BG:32:LEU:H	1.41	0.84
41:DT:29:THR:HA	41:DT:86:THR:HA	1.59	0.84
49:B2:10:LEU:HD21	49:B2:14:ARG:HH11	1.41	0.84
1:AA:781:A:H2'	1:AA:782:A:H5'	1.59	0.84
4:AE:21:SER:HB2	4:AE:28:ARG:HE	1.40	0.84
14:AO:88:ARG:HA	14:AO:88:ARG:HH11	1.43	0.84
26:DD:114:LYS:HZ2	26:DD:116:LYS:NZ	1.75	0.83
1:AA:120:A:H2'	1:AA:121:U:H5''	1.59	0.83
21:CU:36:PHE:HB3	21:CU:40:PRO:HD3	1.59	0.83
26:DD:114:LYS:HZ2	26:DD:116:LYS:HZ2	0.86	0.83
34:BM:19:GLY:H	34:BM:38:ARG:HH12	1.26	0.83
41:BT:57:VAL:HG22	41:BT:58:VAL:H	1.43	0.83
1:CA:1060:U:H4'	9:CJ:54:SER:HB2	1.59	0.83
23:DB:2743:U:H2'	23:DB:2744:G:H5''	1.58	0.83
23:DB:1099:G:H5''	52:DI:3:LYS:N	1.93	0.83
41:DT:39:THR:HG22	41:DT:42:GLU:H	1.43	0.83
10:CK:105:ARG:HH21	21:CU:10:PRO:HD3	1.43	0.83
2:AC:70:ALA:HA	2:AC:105:VAL:HG21	1.59	0.83
23:BB:1674:G:H21	23:BB:1677:A:H61	1.26	0.83
28:BF:42:ALA:H	28:BF:48:LEU:HD11	1.42	0.83
28:BF:42:ALA:HA	28:BF:48:LEU:HD21	1.58	0.83
41:BT:29:THR:HA	41:BT:86:THR:HA	1.57	0.83
23:DB:704:G:H2'	23:DB:726:G:H22	1.41	0.83
49:D2:10:LEU:HD21	49:D2:14:ARG:HH11	1.41	0.83
41:BT:39:THR:HG22	41:BT:42:GLU:H	1.41	0.83
23:DB:2039:U:H2'	23:DB:2040:G:H8	1.44	0.83
39:BR:16:GLU:HA	39:BR:98:ILE:HG22	1.60	0.83
34:BM:55:ARG:HH21	34:BM:55:ARG:HA	1.42	0.83
44:BX:17:GLU:HB3	44:BX:53:VAL:HG11	1.61	0.83
23:BB:979:A:H2'	23:BB:982:C:H41	1.42	0.83
20:CB:116:LEU:HD22	20:CB:140:LEU:HD11	1.61	0.83
11:AL:13:ARG:H	11:AL:13:ARG:HD2	1.44	0.83
52:DI:27:LEU:HD23	52:DI:27:LEU:H	1.44	0.83
48:D1:26:LYS:HD3	48:D1:52:LYS:HB3	1.60	0.83
34:BM:19:GLY:HA2	34:BM:97:GLN:HB2	1.61	0.83
17:AR:40:PRO:HD2	17:AR:43:ILE:HD12	1.59	0.83
3:CD:138:PRO:HA	3:CD:181:PHE:HD2	1.42	0.83
4:CE:81:GLN:HG2	4:CE:148:SER:HA	1.60	0.83

Continued on next page...

Continued from previous page...

Atom-1	Atom-2	Interatomic distance (Å)	Clash overlap (Å)
31:DJ:25:LEU:HD22	31:DJ:26:GLY:H	1.42	0.83
23:BB:75:G:H4'	44:BX:48:ARG:HH22	1.44	0.83
16:CQ:16:MET:HB2	16:CQ:19:SER:HB2	1.59	0.83
10:AK:105:ARG:HH21	21:AU:10:PRO:HD3	1.42	0.83
27:DE:161:ALA:HA	27:DE:164:LEU:HB2	1.61	0.83
23:BB:1082:U:C4	23:BB:1086:A:C2	2.66	0.83
6:AG:4:ARG:HG3	6:AG:5:VAL:H	1.44	0.83
24:DV:72:VAL:HG21	24:DV:91:PHE:HB3	1.61	0.82
1:AA:426:U:H4'	3:AD:39:GLN:HA	1.60	0.82
28:DF:42:ALA:H	28:DF:48:LEU:HD11	1.43	0.82
23:BB:1060:U:C2	23:BB:1088:A:N7	2.48	0.82
1:CA:18:C:H4'	1:CA:1078:U:O2	1.78	0.82
35:DN:101:GLY:HA2	35:DN:110:MET:N	1.95	0.82
20:CB:19:THR:HG23	20:CB:20:ARG:H	1.44	0.82
28:DF:42:ALA:HA	28:DF:48:LEU:HD21	1.60	0.82
46:BZ:7:VAL:HG13	46:BZ:8:THR:HG23	1.61	0.82
38:BQ:105:PHE:HA	38:BQ:108:LEU:HD13	1.60	0.82
23:DB:979:A:H2'	23:DB:982:C:H41	1.44	0.82
12:CM:52:ILE:HD12	12:CM:55:LEU:HD12	1.58	0.82
38:DQ:63:ARG:NH2	38:DQ:96:ASP:HA	1.95	0.82
10:AK:22:ILE:HD13	10:AK:85:VAL:HG22	1.61	0.82
21:AU:36:PHE:HB3	21:AU:40:PRO:HD3	1.59	0.82
30:DH:68:ARG:HG3	30:DH:134:VAL:HG21	1.58	0.82
33:BL:6:LEU:H	33:BL:6:LEU:HD23	1.42	0.82
40:BS:29:VAL:HG11	40:BS:55:ILE:HD13	1.59	0.82
2:CC:70:ALA:HA	2:CC:105:VAL:HG21	1.59	0.82
17:CR:40:PRO:HD2	17:CR:43:ILE:HD12	1.61	0.82
14:CO:88:ARG:HA	14:CO:88:ARG:HH11	1.42	0.82
41:BT:67:VAL:HB	41:BT:76:ARG:HG2	1.61	0.82
23:DB:62:U:H2'	23:DB:63:A:O4'	1.80	0.82
36:BO:11:ALA:HB3	36:BO:96:GLY:H	1.43	0.82
6:AG:62:GLU:HG2	6:AG:69:ARG:HH21	1.44	0.82
41:BT:11:LEU:HD22	41:BT:11:LEU:H	1.45	0.82
10:AK:31:VAL:HG21	10:AK:66:ALA:HA	1.62	0.82
23:DB:1475:G:H1'	23:DB:1514:G:O6	1.79	0.82
1:CA:841:C:H3'	1:CA:843:U:OP2	1.79	0.82
23:DB:1099:G:P	52:DI:3:LYS:HA	2.20	0.82
46:DZ:33:LEU:HA	46:DZ:52:SER:HA	1.62	0.82
45:BY:35:VAL:HG22	45:BY:36:GLU:H	1.45	0.82
23:BB:321:U:OP2	27:BE:130:LYS:HA	1.80	0.82
23:DB:1082:U:C4	23:DB:1086:A:C2	2.67	0.82

Continued on next page...

Continued from previous page...

Atom-1	Atom-2	Interatomic distance (Å)	Clash overlap (Å)
26:BD:148:GLN:HB2	26:BD:152:PRO:HG2	1.58	0.82
10:CK:124:LYS:HA	21:CU:34:ARG:HB3	1.61	0.82
5:AF:86:ARG:NH1	17:AR:63:TYR:HB3	1.94	0.81
23:BB:958:U:H3	34:BM:16:ARG:HB3	1.45	0.81
19:AT:34:VAL:HG11	19:AT:78:LEU:HD22	1.61	0.81
1:AA:817:C:H1'	1:AA:819:A:H5'	1.61	0.81
27:DE:147:LEU:HB3	27:DE:186:VAL:HG23	1.62	0.81
41:DT:53:VAL:HG11	41:DT:87:LEU:HD13	1.59	0.81
37:BP:57:ALA:HA	37:BP:73:PHE:O	1.80	0.81
52:DI:121:ILE:HD13	52:DI:121:ILE:H	1.45	0.81
10:CK:86:LYS:HB3	10:CK:112:VAL:HG23	1.60	0.81
32:DK:24:VAL:HA	32:DK:39:ILE:HD12	1.62	0.81
23:DB:1060:U:C2	23:DB:1088:A:N7	2.48	0.81
3:CD:29:THR:H	3:CD:33:ILE:HG21	1.45	0.81
29:DG:15:ASP:HB3	29:DG:26:LYS:H	1.43	0.81
23:DB:1509:A:H5'	23:DB:1510:G:H5'	1.60	0.81
23:BB:704:G:H2'	23:BB:726:G:H22	1.43	0.81
11:CL:13:ARG:H	11:CL:13:ARG:HD2	1.43	0.81
10:CK:31:VAL:HG21	10:CK:66:ALA:HA	1.60	0.81
35:BN:101:GLY:HA2	35:BN:110:MET:N	1.95	0.81
25:BC:161:VAL:HG12	25:BC:162:GLN:H	1.46	0.81
30:BH:127:GLU:HG3	30:BH:143:ILE:HB	1.62	0.81
32:BK:87:LEU:HB2	32:BK:93:GLN:O	1.80	0.81
41:DT:67:VAL:HB	41:DT:76:ARG:HG2	1.62	0.81
23:BB:322:A:H5'	23:BB:340:A:H1'	1.62	0.81
23:BB:1594:U:H2'	23:BB:1595:C:C6	2.16	0.81
30:DH:86:ASP:HB2	30:DH:89:LYS:HD3	1.62	0.81
16:AQ:16:MET:HB2	16:AQ:19:SER:HB2	1.61	0.81
1:CA:1361:G:H2'	1:CA:1362:A:H5''	1.61	0.81
30:DH:135:HIS:HB3	30:DH:138:VAL:HB	1.60	0.81
23:BB:2579:C:O2'	26:BD:136:ASN:HA	1.79	0.81
29:DG:84:LYS:HG2	29:DG:85:LYS:H	1.44	0.81
5:CF:86:ARG:NH1	17:CR:63:TYR:HB3	1.95	0.81
23:DB:1203:U:H1'	33:DL:4:ASN:HD21	1.46	0.81
38:DQ:79:ILE:HA	38:DQ:82:LEU:HD12	1.60	0.81
12:CM:47:LEU:HD13	12:CM:51:GLN:HB3	1.63	0.81
23:BB:1729:U:H2'	23:BB:1730:C:H4'	1.62	0.81
23:BB:1475:G:H1'	23:BB:1514:G:O6	1.81	0.81
31:BJ:81:ILE:HG23	31:BJ:82:GLY:H	1.46	0.81
23:BB:1509:A:H5'	23:BB:1510:G:H5'	1.61	0.81
23:BB:2306:C:H3'	23:BB:2307:G:H5'	1.63	0.81

Continued on next page...

Continued from previous page...

Atom-1	Atom-2	Interatomic distance (Å)	Clash overlap (Å)
35:BN:97:ILE:HD12	35:BN:98:LEU:H	1.46	0.81
27:BE:31:VAL:HG21	27:BE:104:ALA:HB2	1.61	0.81
23:BB:1178:C:H2'	23:BB:1179:G:C8	2.14	0.81
1:AA:1328:C:H5''	12:AM:27:THR:HG21	1.61	0.81
12:CM:2:ARG:HB2	12:CM:56:ARG:HH22	1.46	0.81
32:DK:87:LEU:HB2	32:DK:93:GLN:O	1.81	0.81
18:CS:51:HIS:HA	18:CS:56:HIS:HA	1.63	0.81
27:BE:147:LEU:HB3	27:BE:186:VAL:HG23	1.61	0.81
25:BC:140:VAL:HG12	25:BC:141:HIS:H	1.45	0.81
45:DY:35:VAL:HG22	45:DY:36:GLU:H	1.45	0.81
8:AI:39:GLY:HA2	8:AI:44:ARG:HD3	1.62	0.81
5:AF:38:ARG:HH21	5:AF:63:ASN:ND2	1.78	0.81
20:AB:19:THR:HG23	20:AB:20:ARG:H	1.45	0.81
12:AM:47:LEU:HD13	12:AM:51:GLN:HB3	1.62	0.80
30:BH:84:ALA:HA	30:BH:90:LEU:HA	1.63	0.80
46:DZ:7:VAL:HG13	46:DZ:8:THR:HG23	1.62	0.80
1:AA:935:A:N6	6:AG:2:ARG:HD2	1.96	0.80
37:DP:23:ASP:HA	37:DP:88:ARG:HA	1.62	0.80
1:CA:1343:G:H1'	8:CI:122:ARG:HH12	1.46	0.80
29:BG:84:LYS:HG2	29:BG:85:LYS:H	1.43	0.80
37:DP:57:ALA:HA	37:DP:73:PHE:O	1.80	0.80
30:BH:83:LYS:HB3	30:BH:91:PHE:HB2	1.61	0.80
25:DC:144:GLU:HA	25:DC:151:GLY:HA2	1.63	0.80
23:DB:2306:C:H3'	23:DB:2307:G:H5'	1.63	0.80
18:AS:51:HIS:HA	18:AS:56:HIS:HA	1.63	0.80
52:DI:21:PRO:HB2	52:DI:22:PRO:HD3	1.64	0.80
31:DJ:81:ILE:HG23	31:DJ:82:GLY:H	1.44	0.80
2:AC:137:VAL:HA	2:AC:148:ILE:HD13	1.63	0.80
22:BA:104:A:H2'	22:BA:105:G:O4'	1.81	0.80
23:DB:2153:C:H2'	23:DB:2154:A:H8	1.47	0.80
6:CG:2:ARG:HB3	6:CG:2:ARG:NH1	1.97	0.80
23:DB:322:A:H5'	23:DB:340:A:H1'	1.63	0.80
1:AA:841:C:H3'	1:AA:843:U:OP2	1.81	0.80
49:D2:30:VAL:HG22	49:D2:33:ARG:HH22	1.47	0.80
39:DR:16:GLU:HA	39:DR:98:ILE:HG22	1.63	0.80
2:CC:137:VAL:HA	2:CC:148:ILE:HD13	1.61	0.80
1:AA:1343:G:H1'	8:AI:122:ARG:HH12	1.47	0.80
23:DB:479:A:O2'	23:DB:481:G:H5'	1.82	0.80
42:BU:85:ARG:HD3	42:BU:86:PHE:N	1.94	0.80
35:DN:38:LEU:HB3	35:DN:39:PRO:HD3	1.63	0.80
46:BZ:33:LEU:HA	46:BZ:52:SER:HA	1.63	0.80

Continued on next page...

Continued from previous page...

Atom-1	Atom-2	Interatomic distance (Å)	Clash overlap (Å)
23:BB:1141:U:H4'	23:BB:1142:A:O4'	1.82	0.80
32:DK:86:LEU:HD23	32:DK:86:LEU:H	1.45	0.80
23:DB:1451:C:H4'	23:DB:1452:G:H5'	1.64	0.80
23:DB:1141:U:H4'	23:DB:1142:A:O4'	1.81	0.80
32:BK:13:ASN:HD21	32:BK:98:ARG:H	1.30	0.80
20:CB:32:GLY:H	20:CB:39:ILE:HB	1.46	0.80
29:BG:122:ALA:HB2	29:BG:132:LEU:HB3	1.64	0.80
35:BN:38:LEU:HB3	35:BN:39:PRO:HD3	1.62	0.80
35:DN:97:ILE:HD12	35:DN:98:LEU:H	1.46	0.80
1:AA:1361:G:H2'	1:AA:1362:A:H5''	1.64	0.80
29:DG:40:VAL:HG22	29:DG:64:ALA:HA	1.62	0.79
23:BB:100:U:O2	23:BB:100:U:H2'	1.81	0.79
13:CN:15:LEU:HB3	13:CN:54:SER:HB2	1.64	0.79
6:AG:21:LEU:H	6:AG:21:LEU:HD23	1.46	0.79
29:DG:122:ALA:HB2	29:DG:132:LEU:HB3	1.64	0.79
22:DA:98:G:H1	24:DV:14:LYS:HB2	1.47	0.79
27:BE:161:ALA:HA	27:BE:164:LEU:HB2	1.62	0.79
23:DB:1099:G:OP2	52:DI:3:LYS:HA	1.81	0.79
38:DQ:57:ARG:HH11	38:DQ:57:ARG:HB3	1.46	0.79
12:AM:44:ILE:H	12:AM:44:ILE:HD12	1.48	0.79
34:DM:60:GLN:H	34:DM:60:GLN:NE2	1.80	0.79
24:DV:66:ASP:HB2	24:DV:68:LYS:HE3	1.64	0.79
10:AK:124:LYS:HA	21:AU:34:ARG:HB3	1.63	0.79
28:DF:141:ASP:HB3	28:DF:144:LYS:HB3	1.62	0.79
23:BB:1925:C:H2'	23:BB:1926:U:H5''	1.64	0.79
23:BB:2680:U:OP2	26:BD:114:LYS:HB3	1.82	0.79
23:BB:2151:U:H2'	23:BB:2152:G:C8	2.16	0.79
24:BV:66:ASP:HB2	24:BV:68:LYS:HE3	1.64	0.79
8:CI:29:ILE:HG12	8:CI:64:ILE:HB	1.63	0.79
25:DC:140:VAL:HG12	25:DC:141:HIS:H	1.46	0.79
23:DB:532:A:H2'	38:DQ:27:ARG:HH22	1.46	0.79
14:AO:35:ILE:HD11	14:AO:58:MET:HG3	1.65	0.79
23:BB:855:G:H21	43:BW:23:LYS:CG	1.94	0.79
28:BF:65:LEU:HD23	28:BF:87:LYS:HD2	1.63	0.79
8:CI:39:GLY:HA2	8:CI:44:ARG:HD3	1.64	0.79
32:DK:13:ASN:HD21	32:DK:98:ARG:H	1.29	0.79
11:AL:20:VAL:HG12	11:AL:93:ARG:HB3	1.63	0.79
13:CN:87:ALA:HB2	13:CN:92:ILE:HD12	1.65	0.79
1:CA:1032:G:H2'	1:CA:1033:G:O4'	1.83	0.79
23:DB:2356:U:H5''	43:DW:16:GLU:HG3	1.64	0.79
43:BW:39:GLN:HG2	43:BW:40:ARG:N	1.97	0.79

Continued on next page...

Continued from previous page...

Atom-1	Atom-2	Interatomic distance (Å)	Clash overlap (Å)
28:BF:141:ASP:HB3	28:BF:144:LYS:HB3	1.63	0.79
23:BB:2748:A:H1'	29:BG:66:THR:HB	1.63	0.79
22:DA:104:A:H2'	22:DA:105:G:O4'	1.81	0.79
23:DB:1674:G:H21	23:DB:1677:A:H61	1.27	0.79
19:CT:34:VAL:HG11	19:CT:78:LEU:HD22	1.63	0.79
22:BA:75:G:H1	22:BA:102:G:N2	1.79	0.79
2:AC:122:GLN:HB3	2:AC:127:VAL:HG21	1.63	0.79
31:BJ:77:HIS:HD2	31:BJ:84:ILE:H	1.31	0.79
1:AA:264:C:H4'	16:AQ:64:ARG:HD2	1.64	0.79
52:BI:21:PRO:HB2	52:BI:22:PRO:HD3	1.62	0.79
42:DU:85:ARG:HD3	42:DU:86:PHE:N	1.96	0.79
20:AB:116:LEU:HD22	20:AB:140:LEU:HD11	1.64	0.79
1:AA:1032:G:H2'	1:AA:1033:G:O4'	1.83	0.79
35:BN:32:GLU:HG3	35:BN:115:LEU:HD12	1.64	0.79
20:AB:32:GLY:H	20:AB:39:ILE:HB	1.48	0.79
25:BC:226:PRO:HG3	25:BC:233:GLY:H	1.48	0.79
23:DB:90:U:H3'	23:DB:91:A:H5''	1.64	0.79
25:BC:144:GLU:HA	25:BC:151:GLY:HA2	1.65	0.78
52:BI:33:ASN:HD21	52:BI:64:ARG:HH11	1.31	0.78
37:DP:97:TYR:O	37:DP:100:ARG:HB2	1.83	0.78
4:AE:104:ILE:HG23	4:AE:111:ARG:HH12	1.47	0.78
25:DC:161:VAL:HG12	25:DC:162:GLN:H	1.49	0.78
13:AN:87:ALA:HB2	13:AN:92:ILE:HD12	1.65	0.78
38:BQ:65:ASN:HB2	38:BQ:75:TYR:HB2	1.65	0.78
23:BB:364:C:H2'	23:BB:365:U:C6	2.18	0.78
23:DB:899:A:H2'	23:DB:900:A:O4'	1.82	0.78
23:BB:1060:U:OP2	52:BI:74:PRO:HA	1.84	0.78
23:BB:172:A:H2'	23:BB:173:A:C8	2.18	0.78
22:DA:116:G:H4'	36:DO:54:VAL:HG22	1.64	0.78
6:CG:62:GLU:HG2	6:CG:69:ARG:HH21	1.48	0.78
23:BB:62:U:H2'	23:BB:63:A:O4'	1.83	0.78
37:BP:7:LEU:HD12	37:BP:7:LEU:H	1.47	0.78
38:BQ:63:ARG:NH2	38:BQ:96:ASP:HA	1.97	0.78
37:BP:97:TYR:O	37:BP:100:ARG:HB2	1.84	0.78
25:DC:226:PRO:HG3	25:DC:233:GLY:H	1.47	0.78
6:CG:91:ARG:HD2	6:CG:91:ARG:H	1.46	0.78
12:AM:89:ARG:HH22	12:AM:94:LEU:HD12	1.48	0.78
2:CC:122:GLN:HB3	2:CC:127:VAL:HG21	1.64	0.78
23:DB:958:U:H3	34:DM:16:ARG:HB3	1.44	0.78
15:CP:3:THR:HG22	15:CP:66:THR:HB	1.65	0.78
43:DW:39:GLN:HG3	43:DW:42:THR:HB	1.66	0.78

Continued on next page...

Continued from previous page...

Atom-1	Atom-2	Interatomic distance (Å)	Clash overlap (Å)
23:BB:2734:A:H2'	23:BB:2735:G:H5'	1.65	0.78
44:DX:17:GLU:HB3	44:DX:53:VAL:HG11	1.65	0.78
1:CA:781:A:H2'	1:CA:782:A:H5'	1.63	0.78
8:AI:29:ILE:HG12	8:AI:64:ILE:HB	1.64	0.78
13:AN:15:LEU:HB3	13:AN:54:SER:HB2	1.65	0.78
3:AD:29:THR:H	3:AD:33:ILE:HG21	1.47	0.78
23:BB:479:A:O2'	23:BB:481:G:H5'	1.84	0.78
7:CH:103:VAL:HG22	7:CH:124:ILE:HA	1.65	0.78
28:DF:65:LEU:HD23	28:DF:87:LYS:HD2	1.66	0.78
23:DB:2365:G:H4'	43:DW:59:PHE:CE1	2.17	0.78
52:BI:55:PRO:HD3	52:BI:74:PRO:HD3	1.65	0.78
6:AG:91:ARG:HD2	6:AG:91:ARG:H	1.49	0.78
29:BG:126:THR:HB	29:BG:129:GLU:HG3	1.64	0.78
1:CA:1144:G:N2	1:CA:1146:A:H62	1.82	0.78
23:DB:1099:G:H8	52:DI:3:LYS:CA	1.97	0.78
11:CL:20:VAL:HG12	11:CL:93:ARG:HB3	1.65	0.78
22:BA:116:G:H4'	36:BO:54:VAL:HG22	1.64	0.78
23:DB:1729:U:H2'	23:DB:1730:C:H4'	1.65	0.78
37:BP:23:ASP:HA	37:BP:88:ARG:HA	1.64	0.78
23:BB:2010:G:H5''	40:BS:42:LYS:HB2	1.66	0.78
19:AT:85:LEU:HD23	19:AT:86:ALA:H	1.49	0.78
34:BM:21:ALA:HB1	34:BM:100:LYS:HE2	1.65	0.78
42:BU:26:ASN:HD21	42:BU:34:ILE:HD12	1.49	0.77
23:BB:996:A:H4'	38:BQ:91:ARG:HD2	1.66	0.77
12:AM:19:THR:HA	12:AM:24:VAL:HG23	1.66	0.77
48:B1:33:LEU:HB3	48:B1:51:ALA:HB3	1.64	0.77
29:BG:40:VAL:HG22	29:BG:64:ALA:HA	1.66	0.77
43:DW:17:ALA:HA	43:DW:35:ILE:HG23	1.64	0.77
1:AA:108:G:H5'	1:AA:109:A:H5''	1.66	0.77
52:DI:45:THR:HA	52:DI:48:ILE:HG22	1.66	0.77
39:DR:60:LYS:H	39:DR:100:GLY:HA3	1.50	0.77
43:DW:39:GLN:HG2	43:DW:40:ARG:N	1.98	0.77
24:DV:75:GLN:HG2	24:DV:92:VAL:HG23	1.66	0.77
39:DR:24:LYS:HA	39:DR:94:THR:HG23	1.66	0.77
23:DB:1099:G:H5''	52:DI:2:LYS:C	2.03	0.77
46:DZ:30:LEU:HD23	46:DZ:30:LEU:H	1.47	0.77
37:BP:20:ARG:HE	37:BP:91:VAL:HG21	1.47	0.77
23:DB:2734:A:H2'	23:DB:2735:G:H5'	1.65	0.77
25:BC:32:LEU:O	25:BC:63:ILE:HG12	1.85	0.77
46:BZ:30:LEU:HD23	46:BZ:30:LEU:H	1.47	0.77
29:BG:148:ARG:HA	29:BG:161:VAL:HB	1.67	0.77

Continued on next page...

Continued from previous page...

Atom-1	Atom-2	Interatomic distance (Å)	Clash overlap (Å)
1:AA:1057:G:H4'	2:AC:196:GLY:H	1.50	0.77
23:BB:2769:U:H2'	23:BB:2770:G:C8	2.20	0.77
23:DB:918:A:H2'	23:DB:919:U:H5'	1.66	0.77
23:DB:608:A:H2'	23:DB:609:A:C8	2.20	0.77
1:CA:83:C:O2'	1:CA:84:U:H3'	1.85	0.77
12:CM:44:ILE:H	12:CM:44:ILE:HD12	1.48	0.77
23:DB:172:A:H2'	23:DB:173:A:C8	2.20	0.77
23:DB:532:A:H3'	38:DQ:27:ARG:HH12	1.50	0.77
24:BV:72:VAL:HG21	24:BV:91:PHE:HB3	1.64	0.77
23:BB:2185:U:H2'	23:BB:2186:G:H8	1.50	0.77
23:BB:1993:U:H4'	26:BD:133:THR:CG2	2.14	0.77
30:BH:57:LYS:HE2	30:BH:58:LEU:HB2	1.66	0.77
34:BM:60:GLN:H	34:BM:60:GLN:NE2	1.83	0.77
23:BB:90:U:H3'	23:BB:91:A:H5"	1.65	0.77
8:AI:27:ILE:HD12	8:AI:34:LEU:HD22	1.67	0.77
37:DP:88:ARG:HB2	37:DP:112:ARG:NH1	2.00	0.77
51:D4:16:ILE:HG12	51:D4:25:VAL:HG22	1.66	0.77
23:DB:1594:U:H2'	23:DB:1595:C:C6	2.20	0.77
10:AK:106:ILE:HG13	10:AK:107:THR:H	1.50	0.77
18:CS:30:LEU:HB2	18:CS:48:ILE:HG23	1.66	0.77
1:CA:1057:G:H4'	2:CC:196:GLY:H	1.50	0.77
43:BW:17:ALA:HA	43:BW:35:ILE:HG23	1.67	0.77
20:CB:202:ASN:ND2	20:CB:204:ASP:H	1.81	0.77
1:CA:1078:U:H4'	4:CE:137:ARG:NH1	2.00	0.77
6:AG:74:VAL:HA	6:AG:87:PRO:HA	1.67	0.77
22:BA:98:G:H1	24:BV:14:LYS:HB2	1.50	0.77
35:DN:72:ASP:HB3	35:DN:75:ILE:HG12	1.67	0.77
2:AC:26:LYS:HG3	2:AC:27:GLU:HG3	1.65	0.77
7:CH:17:GLN:HG2	7:CH:62:LEU:HD23	1.65	0.77
39:DR:2:TYR:HB2	39:DR:42:ALA:HB2	1.66	0.77
34:BM:11:LYS:HD3	34:BM:86:LYS:HG2	1.67	0.77
26:BD:25:THR:HG21	26:BD:193:VAL:HG22	1.67	0.76
25:BC:129:LEU:HD22	25:BC:134:ILE:HG22	1.67	0.76
42:BU:42:LYS:HG3	42:BU:57:ILE:HG21	1.67	0.76
27:DE:58:LYS:HE2	27:DE:60:TRP:HD1	1.50	0.76
32:BK:24:VAL:HA	32:BK:39:ILE:HD12	1.67	0.76
23:BB:62:U:H3'	23:BB:63:A:C8	2.19	0.76
7:AH:103:VAL:HG22	7:AH:124:ILE:HA	1.65	0.76
23:BB:38:A:O2'	27:BE:43:THR:HA	1.85	0.76
39:DR:7:SER:HB2	39:DR:22:LEU:HB3	1.68	0.76
23:DB:1166:G:H2'	23:DB:1167:C:C6	2.21	0.76

Continued on next page...

Continued from previous page...

Atom-1	Atom-2	Interatomic distance (Å)	Clash overlap (Å)
15:CP:25:ARG:H	15:CP:25:ARG:HD3	1.50	0.76
1:CA:1160:G:H4'	20:CB:130:LYS:HB2	1.65	0.76
8:CI:27:ILE:HD12	8:CI:34:LEU:HD22	1.67	0.76
28:BF:110:ILE:HA	28:BF:111:ARG:CZ	2.15	0.76
14:CO:35:ILE:HD11	14:CO:58:MET:HG3	1.66	0.76
23:DB:161:A:H3'	23:DB:162:U:H5''	1.67	0.76
27:BE:157:LEU:HG	27:BE:169:VAL:HG11	1.68	0.76
40:BS:70:LYS:HD3	40:BS:110:ARG:HA	1.67	0.76
23:DB:2305:U:H5''	28:DF:130:GLY:HA3	1.68	0.76
30:DH:31:VAL:O	30:DH:33:GLN:N	2.18	0.76
2:CC:77:GLY:HA3	2:CC:81:GLU:HB3	1.68	0.76
1:AA:243:A:H4'	1:AA:244:U:H5'	1.67	0.76
23:DB:354:A:H2'	23:DB:355:U:C6	2.20	0.76
31:DJ:29:ALA:HA	31:DJ:32:LEU:HD12	1.67	0.76
6:CG:21:LEU:H	6:CG:21:LEU:HD23	1.49	0.76
30:DH:133:GLN:HB3	30:DH:139:PHE:HA	1.67	0.76
45:BY:54:VAL:HB	45:BY:56:VAL:HG23	1.67	0.76
23:DB:3:U:H2'	23:DB:4:U:C6	2.20	0.76
31:DJ:112:GLY:H	31:DJ:113:PRO:CD	1.97	0.76
23:DB:1283:G:N2	23:DB:1286:A:H5'	2.01	0.76
1:CA:1306:A:H61	1:CA:1331:G:H1'	1.50	0.76
20:AB:163:ILE:HG23	20:AB:164:ASP:H	1.49	0.76
6:CG:14:ASP:HB3	6:CG:19:SER:H	1.51	0.76
23:BB:1082:U:N3	23:BB:1086:A:C2	2.53	0.76
23:DB:62:U:H3'	23:DB:63:A:C8	2.21	0.76
39:BR:2:TYR:HB2	39:BR:42:ALA:HB2	1.66	0.76
23:BB:1469:A:H2'	23:BB:1470:A:C8	2.21	0.76
24:BV:75:GLN:HG2	24:BV:92:VAL:HG23	1.66	0.76
23:DB:1019:U:H2'	23:DB:1020:A:C8	2.20	0.76
1:CA:238:A:H2'	1:CA:239:U:H5''	1.67	0.76
37:DP:1:SER:HA	37:DP:4:ILE:HB	1.68	0.76
24:DV:79:ARG:HA	24:DV:86:LEU:HA	1.68	0.76
8:CI:46:VAL:HA	8:CI:49:GLN:HG3	1.68	0.76
15:AP:3:THR:HG22	15:AP:66:THR:HB	1.68	0.76
1:CA:243:A:H4'	1:CA:244:U:H5'	1.66	0.76
3:CD:13:ARG:HA	3:CD:37:PRO:HB3	1.67	0.76
10:CK:106:ILE:HG13	10:CK:107:THR:H	1.51	0.76
23:BB:1166:G:H2'	23:BB:1167:C:C6	2.20	0.76
48:D1:49:LYS:HG2	48:D1:50:GLU:H	1.51	0.76
32:DK:35:VAL:HG23	32:DK:36:GLY:N	2.01	0.76
31:BJ:112:GLY:H	31:BJ:113:PRO:CD	1.98	0.76

Continued on next page...

Continued from previous page...

Atom-1	Atom-2	Interatomic distance (Å)	Clash overlap (Å)
23:DB:1437:C:H2'	23:DB:1438:U:H6	1.49	0.76
1:CA:423:G:H2'	1:CA:424:G:O4'	1.85	0.76
23:BB:2653:U:H3'	23:BB:2654:A:H2'	1.67	0.76
15:CP:52:LEU:HD21	15:CP:75:ILE:HG12	1.67	0.76
23:DB:1248:G:H2'	38:DQ:2:ARG:HA	1.67	0.76
34:DM:78:LEU:HD12	34:DM:78:LEU:H	1.51	0.76
2:CC:26:LYS:HG3	2:CC:27:GLU:HG3	1.68	0.76
23:DB:2021:C:OP1	47:D0:8:THR:HG21	1.86	0.76
19:CT:85:LEU:HD23	19:CT:86:ALA:H	1.51	0.76
21:AU:10:PRO:HB2	2:CC:71:ARG:HE	1.49	0.76
43:DW:37:VAL:HG12	43:DW:38:ARG:H	1.50	0.76
1:AA:410:G:OP2	3:AD:25:ARG:HD2	1.85	0.76
3:AD:24:VAL:HA	3:AD:27:ILE:HD11	1.66	0.76
48:D1:33:LEU:HB3	48:D1:51:ALA:HB3	1.67	0.76
6:CG:2:ARG:HH11	6:CG:2:ARG:HB3	1.51	0.76
28:DF:168:LEU:HD13	28:DF:169:LEU:H	1.51	0.76
10:CK:22:ILE:HD13	10:CK:85:VAL:HG22	1.68	0.76
23:DB:1099:G:P	52:DI:4:VAL:H	2.09	0.75
43:BW:24:ARG:HD3	43:BW:65:LYS:HG2	1.68	0.75
12:AM:2:ARG:HB2	12:AM:56:ARG:HH22	1.49	0.75
23:BB:2143:C:H2'	23:BB:2144:G:O4'	1.87	0.75
25:BC:91:ALA:HB2	25:BC:105:ALA:HB2	1.68	0.75
38:BQ:8:ILE:H	38:BQ:8:ILE:HD12	1.49	0.75
28:BF:168:LEU:HD13	28:BF:169:LEU:H	1.52	0.75
23:BB:90:U:H3'	23:BB:91:A:C5'	2.16	0.75
1:CA:437:U:H2'	1:CA:438:U:O4'	1.86	0.75
34:DM:21:ALA:HB1	34:DM:100:LYS:HE2	1.68	0.75
23:BB:2328:A:H2'	23:BB:2329:U:C6	2.21	0.75
1:AA:238:A:H2'	1:AA:239:U:H5''	1.65	0.75
23:BB:2269:G:H4'	43:BW:19:ARG:HH12	1.50	0.75
1:CA:264:C:H4'	16:CQ:64:ARG:HD2	1.67	0.75
34:DM:11:LYS:HD3	34:DM:86:LYS:HG2	1.68	0.75
23:DB:742:A:H2'	23:DB:743:A:C8	2.21	0.75
1:AA:1133:G:H2'	1:AA:1134:G:O4'	1.87	0.75
37:DP:13:LYS:HD3	37:DP:76:HIS:HA	1.67	0.75
8:AI:33:SER:HB3	8:AI:36:GLN:HB2	1.68	0.75
28:DF:65:LEU:N	28:DF:88:VAL:HG22	1.99	0.75
1:AA:1306:A:H61	1:AA:1331:G:H1'	1.50	0.75
30:BH:31:VAL:O	30:BH:33:GLN:N	2.20	0.75
30:BH:73:ASN:HB3	30:BH:141:LYS:HZ1	1.52	0.75
27:BE:130:LYS:HB2	27:BE:133:LEU:HG	1.67	0.75

Continued on next page...

Continued from previous page...

Atom-1	Atom-2	Interatomic distance (Å)	Clash overlap (Å)
23:DB:2619:C:H5'	26:DD:157:LYS:HD3	1.69	0.75
4:CE:44:ARG:HA	4:CE:71:ILE:O	1.87	0.75
23:DB:2010:G:H5''	40:DS:42:LYS:HB2	1.68	0.75
39:BR:24:LYS:HA	39:BR:94:THR:HG23	1.67	0.75
42:DU:84:PHE:O	42:DU:85:ARG:HB2	1.86	0.75
3:CD:24:VAL:HA	3:CD:27:ILE:HD11	1.68	0.75
1:CA:812:G:O2'	1:CA:813:U:H6	1.70	0.75
32:BK:38:ILE:HD13	32:BK:61:VAL:HG12	1.66	0.75
23:DB:1469:A:H2'	23:DB:1470:A:C8	2.21	0.75
34:BM:78:LEU:HD12	34:BM:78:LEU:H	1.50	0.75
43:BW:66:VAL:HA	43:BW:81:ILE:HG22	1.69	0.75
52:DI:9:LYS:HG2	52:DI:57:VAL:HG13	1.69	0.75
2:AC:119:ILE:HG21	2:AC:197:VAL:HG11	1.69	0.75
36:BO:49:VAL:HG11	36:BO:82:ALA:HA	1.69	0.75
23:DB:287:G:H2'	23:DB:288:U:C6	2.21	0.75
22:DA:2:G:H2'	22:DA:3:C:C6	2.21	0.75
28:BF:65:LEU:N	28:BF:88:VAL:HG22	1.99	0.75
27:DE:157:LEU:HG	27:DE:169:VAL:HG11	1.69	0.75
37:DP:20:ARG:HE	37:DP:91:VAL:HG21	1.50	0.75
41:BT:28:ASN:HA	41:BT:91:GLN:HE22	1.52	0.75
1:AA:269:C:H2'	1:AA:270:A:C8	2.22	0.75
9:CJ:10:LEU:HD11	9:CJ:25:ILE:HD12	1.68	0.75
39:BR:60:LYS:H	39:BR:100:GLY:HA3	1.50	0.75
1:AA:674:G:H2'	1:AA:675:A:H8	1.52	0.75
23:DB:2653:U:H3'	23:DB:2654:A:H2'	1.69	0.75
23:BB:2258:C:H5'	23:BB:2259:U:H5	1.52	0.75
42:DU:42:LYS:HG3	42:DU:57:ILE:HG21	1.67	0.75
43:BW:37:VAL:HG12	43:BW:38:ARG:H	1.51	0.75
33:DL:109:LYS:HG2	33:DL:126:ARG:HB2	1.67	0.75
52:DI:72:THR:HG21	52:DI:112:LYS:HA	1.69	0.75
6:AG:2:ARG:HB3	6:AG:3:ARG:HH11	1.50	0.75
32:DK:38:ILE:HD13	32:DK:61:VAL:HG12	1.67	0.75
23:DB:877:A:N6	23:DB:898:C:H2'	2.01	0.75
39:BR:7:SER:HB2	39:BR:22:LEU:HB3	1.69	0.75
1:AA:1348:U:H4'	8:AI:121:ARG:HG3	1.69	0.75
23:DB:2756:U:H1'	23:DB:2757:A:H5''	1.67	0.75
29:BG:167:VAL:HG23	29:BG:168:VAL:H	1.51	0.75
1:AA:423:G:H2'	1:AA:424:G:O4'	1.86	0.75
21:CU:16:ARG:NE	21:CU:16:ARG:HA	2.01	0.74
23:BB:1283:G:N2	23:BB:1286:A:H5'	2.01	0.74
28:BF:177:ARG:CZ	28:BF:177:ARG:HA	2.16	0.74

Continued on next page...

Continued from previous page...

Atom-1	Atom-2	Interatomic distance (Å)	Clash overlap (Å)
23:BB:161:A:H3'	23:BB:162:U:H5''	1.68	0.74
23:DB:404:A:H4'	23:DB:405:U:H5'	1.69	0.74
28:DF:177:ARG:HA	28:DF:177:ARG:CZ	2.16	0.74
23:DB:1168:G:H2'	23:DB:1169:A:C8	2.22	0.74
1:CA:946:A:H2'	1:CA:947:G:C8	2.22	0.74
1:CA:979:C:H1'	1:CA:1317:C:H41	1.51	0.74
20:CB:163:ILE:HG23	20:CB:164:ASP:H	1.52	0.74
13:CN:68:ARG:HH12	13:CN:70:HIS:HB2	1.53	0.74
37:DP:7:LEU:H	37:DP:7:LEU:HD12	1.50	0.74
38:BQ:107:ALA:HB1	39:BR:48:LYS:HE2	1.67	0.74
25:BC:156:SER:O	25:BC:194:VAL:HG11	1.87	0.74
23:DB:856:G:H1'	43:DW:23:LYS:HB3	1.68	0.74
1:CA:108:G:H5'	1:CA:109:A:H5''	1.69	0.74
23:BB:2882:A:H4'	35:BN:97:ILE:HD11	1.67	0.74
52:BI:27:LEU:HD12	52:BI:32:VAL:HG11	1.69	0.74
41:BT:76:ARG:NH2	41:BT:77:ARG:HB2	2.01	0.74
38:BQ:65:ASN:HD21	38:BQ:69:ARG:HH11	1.33	0.74
34:DM:63:ILE:HG23	34:DM:105:MET:HG3	1.68	0.74
40:BS:66:ILE:HD13	40:BS:66:ILE:H	1.51	0.74
8:AI:99:LYS:HE3	9:CJ:80:THR:HA	1.68	0.74
41:BT:82:LYS:HD3	41:BT:84:TYR:HE1	1.51	0.74
38:BQ:57:ARG:HH11	38:BQ:57:ARG:HB3	1.52	0.74
30:BH:116:ARG:HD2	30:BH:133:GLN:HB3	1.69	0.74
20:AB:59:ILE:H	20:AB:59:ILE:HD12	1.52	0.74
41:DT:28:ASN:HA	41:DT:91:GLN:HE22	1.52	0.74
23:DB:90:U:H3'	23:DB:91:A:C5'	2.16	0.74
4:AE:105:ILE:HG13	4:AE:123:LEU:HA	1.69	0.74
1:AA:979:C:H1'	1:AA:1317:C:H41	1.52	0.74
23:DB:2354:C:H4'	43:DW:31:LEU:HD23	1.67	0.74
23:DB:2901:C:H2'	23:DB:2902:C:C6	2.23	0.74
9:CJ:36:VAL:HG22	9:CJ:76:ILE:HG22	1.67	0.74
9:AJ:36:VAL:HG22	9:AJ:76:ILE:HG22	1.68	0.74
27:DE:130:LYS:HB2	27:DE:133:LEU:HG	1.67	0.74
1:AA:1144:G:N2	1:AA:1146:A:H62	1.84	0.74
23:DB:2579:C:O2'	26:DD:136:ASN:HA	1.88	0.74
38:DQ:86:SER:HB3	39:DR:51:VAL:HA	1.68	0.74
40:DS:28:LYS:HD2	40:DS:29:VAL:H	1.52	0.74
29:BG:26:LYS:HB3	29:BG:26:LYS:HZ2	1.52	0.74
23:DB:1082:U:N3	23:DB:1086:A:C2	2.55	0.74
23:BB:2185:U:H2'	23:BB:2186:G:C8	2.23	0.74
2:AC:77:GLY:HA3	2:AC:81:GLU:HB3	1.69	0.74

Continued on next page...

Continued from previous page...

Atom-1	Atom-2	Interatomic distance (Å)	Clash overlap (Å)
1:AA:1472:U:H2'	1:AA:1473:G:C8	2.23	0.74
23:BB:591:U:H1'	50:B3:1:PRO:N	2.03	0.74
3:AD:13:ARG:HA	3:AD:37:PRO:HB3	1.69	0.74
52:DI:105:LEU:HD13	52:DI:129:GLU:HG2	1.68	0.74
23:BB:2153:C:H2'	23:BB:2154:A:C8	2.23	0.74
29:DG:148:ARG:HA	29:DG:161:VAL:HB	1.70	0.74
29:DG:167:VAL:HG23	29:DG:168:VAL:H	1.51	0.74
33:BL:109:LYS:HG2	33:BL:126:ARG:HB2	1.68	0.74
45:DY:54:VAL:HB	45:DY:56:VAL:HG23	1.68	0.74
1:CA:269:C:H2'	1:CA:270:A:C8	2.23	0.74
10:AK:22:ILE:HG21	10:AK:95:THR:HG21	1.68	0.74
10:AK:91:GLY:HA2	10:AK:94:SER:HB3	1.70	0.74
23:DB:2352:A:C6	43:DW:30:VAL:HG11	2.21	0.74
4:CE:105:ILE:HG13	4:CE:123:LEU:HA	1.70	0.74
24:DV:63:ILE:HB	24:DV:70:ILE:HD11	1.70	0.74
51:B4:16:ILE:HG12	51:B4:25:VAL:HG22	1.68	0.74
23:DB:2376:A:H1'	36:DO:111:ARG:HH22	1.52	0.74
34:BM:63:ILE:HG23	34:BM:105:MET:HG3	1.69	0.74
23:BB:2333:A:H4'	23:BB:2334:U:H5''	1.68	0.74
29:DG:126:THR:HB	29:DG:129:GLU:HG3	1.68	0.74
1:CA:674:G:H2'	1:CA:675:A:H8	1.50	0.74
17:AR:38:ILE:H	17:AR:38:ILE:HD13	1.51	0.74
2:AC:57:GLU:HB2	2:AC:64:ARG:HB2	1.68	0.74
31:DJ:77:HIS:HD2	31:DJ:84:ILE:H	1.36	0.74
22:BA:75:G:H1	22:BA:102:G:H22	1.34	0.74
23:BB:608:A:H2'	23:BB:609:A:C8	2.22	0.74
19:AT:38:ILE:HD11	19:AT:82:ILE:HG22	1.68	0.74
23:DB:2748:A:H1'	29:DG:66:THR:HB	1.69	0.74
25:BC:35:LYS:HG2	25:BC:36:ASN:H	1.52	0.74
26:BD:51:THR:HG22	26:BD:52:THR:H	1.51	0.74
43:BW:39:GLN:HG3	43:BW:42:THR:HB	1.70	0.74
42:DU:81:ARG:N	42:DU:81:ARG:HH21	1.86	0.74
20:AB:202:ASN:ND2	20:AB:204:ASP:H	1.84	0.74
43:DW:51:GLY:CA	43:DW:59:PHE:HB2	2.17	0.74
20:CB:61:SER:HB2	20:CB:62:ARG:HH11	1.52	0.74
10:CK:22:ILE:HG21	10:CK:95:THR:HG21	1.69	0.74
23:DB:1301:A:O2'	23:DB:1302:A:H3'	1.87	0.74
23:DB:224:U:O4	23:DB:420:C:H5'	1.88	0.74
9:CJ:51:VAL:HG23	13:CN:80:ARG:HB2	1.69	0.74
30:DH:54:LEU:HD23	30:DH:58:LEU:HD12	1.70	0.74
19:CT:43:LYS:HE2	19:CT:44:ALA:H	1.50	0.74

Continued on next page...

Continued from previous page...

Atom-1	Atom-2	Interatomic distance (Å)	Clash overlap (Å)
45:BY:23:LEU:HD13	45:BY:28:LEU:HB2	1.70	0.74
17:CR:38:ILE:H	17:CR:38:ILE:HD13	1.51	0.74
10:CK:20:ALA:HB2	10:CK:81:LEU:HD12	1.70	0.74
9:AJ:51:VAL:HG23	13:AN:80:ARG:HB2	1.69	0.74
23:DB:1097:U:H2'	23:DB:1098:A:O4'	1.87	0.74
26:DD:25:THR:HG21	26:DD:193:VAL:HG22	1.68	0.74
1:CA:410:G:OP2	3:CD:25:ARG:HD2	1.88	0.74
25:BC:64:VAL:O	25:BC:65:ASP:HB3	1.88	0.74
26:DD:51:THR:HG22	26:DD:52:THR:H	1.53	0.74
19:CT:47:GLN:HG2	19:CT:82:ILE:HD12	1.70	0.74
15:AP:25:ARG:HD3	15:AP:25:ARG:H	1.53	0.74
23:DB:571:U:H3'	39:DR:80:ARG:NH1	2.03	0.74
28:BF:126:ASN:HB3	28:BF:156:THR:HA	1.70	0.74
23:BB:2834:G:H1'	23:BB:2883:A:N6	2.02	0.74
45:DY:6:ILE:HA	45:DY:56:VAL:HG22	1.70	0.74
52:BI:77:VAL:HA	52:BI:80:LYS:HE2	1.70	0.74
38:DQ:27:ARG:HG2	38:DQ:37:ALA:HB2	1.69	0.74
31:BJ:29:ALA:HA	31:BJ:32:LEU:HD12	1.69	0.74
29:DG:148:ARG:HD3	29:DG:152:ARG:CZ	2.17	0.74
23:DB:1454:C:H5'	35:DN:63:ARG:HE	1.53	0.74
23:BB:404:A:H4'	23:BB:405:U:H5'	1.68	0.74
31:DJ:6:ALA:HB3	31:DJ:45:THR:HG21	1.70	0.73
35:BN:33:ILE:HG22	35:BN:114:GLU:HB2	1.69	0.73
23:BB:1287:A:OP1	35:BN:104:ALA:HB3	1.88	0.73
23:DB:2393:U:H5''	33:DL:62:PRO:HG3	1.70	0.73
23:BB:479:A:N3	23:BB:481:G:H5''	2.03	0.73
23:BB:1451:C:H4'	23:BB:1452:G:H5'	1.68	0.73
6:CG:74:VAL:HA	6:CG:87:PRO:HA	1.70	0.73
42:BU:84:PHE:O	42:BU:85:ARG:HB2	1.88	0.73
28:BF:48:LEU:H	28:BF:48:LEU:HD23	1.53	0.73
31:BJ:124:VAL:HG23	31:BJ:125:TYR:H	1.52	0.73
23:DB:143:C:H2'	23:DB:144:A:H8	1.52	0.73
35:BN:116:VAL:O	35:BN:117:ASP:HB3	1.88	0.73
28:DF:48:LEU:HD23	28:DF:48:LEU:H	1.52	0.73
35:DN:33:ILE:HG22	35:DN:114:GLU:HB2	1.69	0.73
37:BP:91:VAL:HG23	37:BP:92:ARG:H	1.52	0.73
3:AD:137:SER:HB2	3:AD:138:PRO:HD2	1.70	0.73
23:DB:2769:U:H2'	23:DB:2770:G:C8	2.23	0.73
29:BG:37:ASN:HD22	29:BG:40:VAL:HB	1.53	0.73
23:DB:743:A:O2'	23:DB:744:U:H5'	1.88	0.73
23:DB:1868:C:H2'	23:DB:1869:G:O4'	1.88	0.73

Continued on next page...

Continued from previous page...

Atom-1	Atom-2	Interatomic distance (Å)	Clash overlap (Å)
24:DV:9:ARG:HH22	24:DV:12:GLN:HA	1.54	0.73
47:B0:32:THR:OG1	47:B0:50:GLY:HA2	1.88	0.73
23:BB:1019:U:H2'	23:BB:1020:A:C8	2.23	0.73
38:DQ:8:ILE:HD12	38:DQ:8:ILE:H	1.51	0.73
2:CC:57:GLU:HB2	2:CC:64:ARG:HB2	1.69	0.73
1:AA:1220:G:H3'	18:AS:36:ARG:HH21	1.53	0.73
23:BB:616:A:H3'	23:BB:617:G:H8	1.53	0.73
25:DC:156:SER:O	25:DC:194:VAL:HG11	1.89	0.73
26:BD:114:LYS:NZ	26:BD:116:LYS:HZ2	1.83	0.73
8:AI:46:VAL:HA	8:AI:49:GLN:HG3	1.70	0.73
1:CA:1323:G:H2'	1:CA:1324:A:H8	1.54	0.73
1:AA:842:U:H3'	1:AA:843:U:H4'	1.68	0.73
1:AA:1472:U:H2'	1:AA:1473:G:H8	1.51	0.73
19:CT:38:ILE:HD11	19:CT:82:ILE:HG22	1.68	0.73
23:BB:2109:U:H2'	23:BB:2110:G:H5'	1.70	0.73
23:DB:1925:C:H2'	23:DB:1926:U:H5''	1.68	0.73
28:DF:72:SER:HA	28:DF:80:GLN:H	1.53	0.73
4:AE:44:ARG:HA	4:AE:71:ILE:O	1.88	0.73
9:AJ:10:LEU:HD11	9:AJ:25:ILE:HD12	1.68	0.73
28:DF:62:GLN:NE2	28:DF:90:LEU:HD13	2.03	0.73
43:DW:49:ASN:HB3	43:DW:81:ILE:HD11	1.69	0.73
43:DW:66:VAL:HA	43:DW:81:ILE:HG22	1.70	0.73
46:DZ:64:ILE:HD12	46:DZ:64:ILE:H	1.51	0.73
23:DB:171:U:H2'	23:DB:172:A:C8	2.23	0.73
23:DB:2333:A:H4'	23:DB:2334:U:H5''	1.69	0.73
23:DB:2258:C:H5'	23:DB:2259:U:H5	1.54	0.73
38:DQ:65:ASN:HB2	38:DQ:75:TYR:HB2	1.70	0.73
42:BU:81:ARG:N	42:BU:81:ARG:HH21	1.87	0.73
23:DB:580:U:H2'	23:DB:581:C:H6	1.54	0.73
23:BB:532:A:H3'	38:BQ:27:ARG:HH12	1.53	0.73
34:BM:34:LYS:HE2	34:BM:99:GLY:HA2	1.70	0.73
13:CN:52:ARG:HH11	13:CN:58:ARG:HH21	1.37	0.73
25:DC:64:VAL:O	25:DC:65:ASP:HB3	1.86	0.73
23:BB:2241:A:H2'	23:BB:2242:G:C8	2.22	0.73
30:DH:94:ILE:O	30:DH:122:LEU:HB2	1.88	0.73
13:AN:52:ARG:HH11	13:AN:58:ARG:HH21	1.36	0.73
13:CN:50:LEU:H	13:CN:51:PRO:HD2	1.53	0.73
21:AU:43:GLU:HG3	21:AU:44:ARG:HH21	1.54	0.73
1:CA:842:U:H3'	1:CA:843:U:H4'	1.69	0.73
30:BH:81:ALA:HA	30:BH:146:VAL:HA	1.70	0.73
23:BB:362:A:H3'	23:BB:363:G:H8	1.54	0.73

Continued on next page...

Continued from previous page...

Atom-1	Atom-2	Interatomic distance (Å)	Clash overlap (Å)
40:DS:70:LYS:HD3	40:DS:110:ARG:HA	1.69	0.73
23:BB:547:A:H2'	23:BB:548:G:H5'	1.71	0.73
46:BZ:64:ILE:H	46:BZ:64:ILE:HD12	1.53	0.73
23:DB:38:A:O2'	27:DE:43:THR:HA	1.89	0.73
25:DC:91:ALA:HB2	25:DC:105:ALA:HB2	1.71	0.73
24:BV:9:ARG:HH22	24:BV:12:GLN:HA	1.54	0.73
38:DQ:43:GLN:NE2	39:DR:77:PHE:HB3	2.03	0.73
1:CA:1391:U:H2'	1:CA:1392:G:C8	2.23	0.73
32:DK:19:VAL:HG12	32:DK:41:ILE:HG12	1.70	0.73
23:DB:1080:A:H2'	23:DB:1081:U:H6	1.52	0.73
28:DF:8:LYS:HA	28:DF:12:VAL:HG21	1.71	0.73
34:BM:40:ARG:HB2	34:BM:93:VAL:HG22	1.70	0.73
20:CB:61:SER:HB2	20:CB:62:ARG:NH1	2.03	0.73
23:DB:580:U:H2'	23:DB:581:C:C6	2.24	0.73
20:CB:19:THR:HA	20:CB:37:VAL:HA	1.70	0.73
29:DG:37:ASN:HD22	29:DG:40:VAL:HB	1.53	0.73
28:BF:72:SER:HA	28:BF:80:GLN:H	1.52	0.73
23:BB:2292:U:H2'	23:BB:2293:G:H8	1.52	0.73
23:DB:2264:C:H41	43:DW:11:ASN:HD21	1.36	0.73
44:DX:3:ALA:HA	44:DX:6:LEU:HD23	1.71	0.73
23:BB:125:A:H3'	23:BB:126:A:H5"	1.71	0.73
14:AO:7:THR:O	14:AO:10:ILE:HG22	1.88	0.73
12:AM:92:ARG:HH12	18:AS:79:TYR:HD2	1.37	0.73
23:DB:836:G:H2'	23:DB:837:C:C6	2.23	0.73
1:CA:957:U:H4'	18:CS:78:THR:HB	1.70	0.73
1:CA:1026:G:H2'	1:CA:1027:C:H6	1.54	0.73
23:DB:1098:A:H2'	52:DI:4:VAL:N	2.02	0.73
43:BW:23:LYS:HD2	43:BW:24:ARG:HB3	1.69	0.73
26:BD:24:VAL:HG21	26:BD:188:LEU:HB3	1.70	0.73
28:DF:126:ASN:HB3	28:DF:156:THR:HA	1.70	0.73
40:BS:15:GLN:HA	40:BS:18:ARG:HG2	1.71	0.73
35:BN:72:ASP:HB3	35:BN:75:ILE:HG12	1.69	0.73
12:CM:19:THR:HA	12:CM:24:VAL:HG23	1.69	0.73
24:BV:79:ARG:HA	24:BV:86:LEU:HA	1.69	0.73
38:BQ:27:ARG:HG2	38:BQ:37:ALA:HB2	1.71	0.73
45:BY:6:ILE:HA	45:BY:56:VAL:HG22	1.71	0.73
29:DG:157:LYS:HB3	29:DG:159:LYS:HG3	1.71	0.73
19:AT:47:GLN:HG2	19:AT:82:ILE:HD12	1.70	0.73
38:DQ:65:ASN:HD21	38:DQ:69:ARG:HH11	1.35	0.73
14:CO:7:THR:O	14:CO:10:ILE:HG22	1.88	0.73
32:BK:15:GLY:HA3	32:BK:52:VAL:HG23	1.70	0.73

Continued on next page...

Continued from previous page...

Atom-1	Atom-2	Interatomic distance (Å)	Clash overlap (Å)
1:CA:1320:C:H41	18:CS:36:ARG:HG2	1.54	0.73
9:CJ:12:ALA:HB2	9:CJ:96:VAL:HG12	1.69	0.73
28:BF:62:GLN:NE2	28:BF:90:LEU:HD13	2.04	0.73
31:DJ:124:VAL:HG23	31:DJ:125:TYR:H	1.54	0.73
40:BS:28:LYS:HD2	40:BS:29:VAL:H	1.53	0.73
34:DM:40:ARG:HB2	34:DM:93:VAL:HG22	1.69	0.73
52:DI:55:PRO:HD3	52:DI:74:PRO:HD3	1.69	0.73
35:DN:116:VAL:O	35:DN:117:ASP:HB3	1.87	0.73
1:CA:17:U:H2'	1:CA:18:C:C6	2.24	0.73
21:AU:36:PHE:CB	21:AU:40:PRO:HD3	2.19	0.73
29:BG:148:ARG:HD3	29:BG:152:ARG:CZ	2.19	0.73
23:DB:30:G:H2'	23:DB:31:C:C6	2.24	0.73
23:DB:2243:U:H2'	23:DB:2244:U:C6	2.24	0.73
12:CM:89:ARG:HH22	12:CM:94:LEU:HD12	1.54	0.73
40:BS:30:SER:HA	40:BS:33:LEU:HD12	1.71	0.73
30:DH:67:ALA:O	30:DH:70:GLU:HG3	1.89	0.73
1:AA:84:U:O2	1:AA:84:U:H2'	1.88	0.73
37:BP:1:SER:HA	37:BP:4:ILE:HB	1.69	0.72
23:DB:140:C:OP1	41:DT:2:ILE:HG23	1.88	0.72
25:DC:129:LEU:HD23	25:DC:130:PRO:HD2	1.71	0.72
6:AG:3:ARG:HD3	6:AG:3:ARG:N	2.03	0.72
32:BK:99:ILE:HB	32:BK:118:LEU:HD22	1.71	0.72
4:CE:104:ILE:HG23	4:CE:111:ARG:HH12	1.53	0.72
28:BF:128:SER:HB3	28:BF:154:THR:HG23	1.70	0.72
8:AI:126:PHE:HE1	8:AI:129:ARG:HD3	1.54	0.72
6:CG:110:ARG:HD2	6:CG:122:GLU:HB2	1.70	0.72
11:CL:37:TYR:HB2	11:CL:51:VAL:HB	1.71	0.72
48:B1:49:LYS:HG2	48:B1:50:GLU:H	1.53	0.72
40:DS:66:ILE:H	40:DS:66:ILE:HD13	1.54	0.72
20:CB:15:PHE:HA	20:CB:42:LEU:HD21	1.71	0.72
20:AB:61:SER:HB2	20:AB:62:ARG:HH11	1.53	0.72
6:AG:110:ARG:HD2	6:AG:122:GLU:HB2	1.69	0.72
1:CA:337:G:H2'	1:CA:338:A:C8	2.24	0.72
36:DO:49:VAL:HG11	36:DO:82:ALA:HA	1.71	0.72
23:BB:2867:G:H2'	23:BB:2867:G:N3	2.04	0.72
41:DT:82:LYS:HD3	41:DT:84:TYR:HE1	1.52	0.72
43:BW:51:GLY:CA	43:BW:59:PHE:HB2	2.20	0.72
21:AU:16:ARG:HE	21:AU:16:ARG:CA	2.01	0.72
13:CN:63:CYS:HB2	13:CN:79:SER:HB3	1.71	0.72
38:DQ:68:ALA:HB1	38:DQ:73:ILE:HG23	1.71	0.72
27:BE:108:ILE:HG13	33:BL:2:ARG:NH2	2.04	0.72

Continued on next page...

Continued from previous page...

Atom-1	Atom-2	Interatomic distance (Å)	Clash overlap (Å)
5:AF:64:VAL:HG12	5:AF:65:GLU:H	1.52	0.72
24:DV:44:HIS:CE1	24:DV:86:LEU:H	2.07	0.72
34:DM:34:LYS:HE2	34:DM:99:GLY:HA2	1.70	0.72
9:CJ:8:ILE:HG13	9:CJ:100:ILE:HG22	1.71	0.72
29:DG:166:GLU:HG2	29:DG:168:VAL:HG23	1.71	0.72
7:AH:74:ILE:HG13	7:AH:128:VAL:HG22	1.72	0.72
24:DV:62:THR:HA	24:DV:71:LYS:HA	1.71	0.72
23:BB:812:C:H4'	38:BQ:12:ARG:HH22	1.54	0.72
1:CA:859:G:H2'	1:CA:860:A:C8	2.23	0.72
35:DN:17:ARG:HA	35:DN:20:MET:HB3	1.70	0.72
41:BT:73:ARG:HA	41:BT:73:ARG:HH21	1.54	0.72
34:BM:66:ARG:CZ	34:BM:101:VAL:HG11	2.18	0.72
25:DC:196:ASN:ND2	25:DC:199:HIS:HB2	2.04	0.72
1:AA:1320:C:H41	18:AS:36:ARG:HG2	1.53	0.72
32:BK:35:VAL:HG23	32:BK:36:GLY:N	2.03	0.72
38:DQ:107:ALA:HB1	39:DR:48:LYS:HE2	1.71	0.72
23:DB:2386:A:C2	43:DW:38:ARG:HB3	2.24	0.72
30:BH:73:ASN:HB3	30:BH:141:LYS:NZ	2.04	0.72
27:BE:58:LYS:HE2	27:BE:60:TRP:HD1	1.53	0.72
1:AA:1118:U:H2'	1:AA:1119:C:C6	2.24	0.72
37:DP:91:VAL:HG23	37:DP:92:ARG:H	1.53	0.72
2:AC:156:LEU:HD12	2:AC:163:ARG:HD2	1.70	0.72
2:AC:149:LYS:HB3	2:AC:200:TRP:HB2	1.71	0.72
12:AM:67:ASP:O	12:AM:71:GLU:HB2	1.89	0.72
24:DV:62:THR:HG22	24:DV:71:LYS:HG2	1.71	0.72
18:AS:30:LEU:HB2	18:AS:48:ILE:HG23	1.72	0.72
23:DB:992:C:H4'	39:DR:74:ILE:HD13	1.71	0.72
1:CA:1472:U:H2'	1:CA:1473:G:C8	2.25	0.72
13:AN:30:ILE:HB	13:AN:44:VAL:HG11	1.71	0.72
23:BB:329:G:H22	42:BU:16:LYS:HE3	1.54	0.72
23:BB:856:G:C1'	43:BW:23:LYS:HB3	2.20	0.72
23:DB:616:A:H3'	23:DB:617:G:H8	1.54	0.72
42:DU:24:VAL:HA	42:DU:35:VAL:HA	1.72	0.72
23:DB:855:G:N2	43:DW:23:LYS:HG2	2.05	0.72
20:AB:120:SER:HA	20:AB:125:PHE:CG	2.25	0.72
21:CU:36:PHE:CB	21:CU:40:PRO:HD3	2.19	0.72
28:DF:110:ILE:HA	28:DF:111:ARG:CZ	2.18	0.72
23:DB:1168:G:H2'	23:DB:1169:A:H8	1.53	0.72
30:DH:63:ALA:HA	30:DH:66:ASN:HD22	1.52	0.72
26:DD:69:ALA:HA	26:DD:73:VAL:HB	1.72	0.72
20:CB:66:ILE:HD13	20:CB:159:ALA:HB3	1.71	0.72

Continued on next page...

Continued from previous page...

Atom-1	Atom-2	Interatomic distance (Å)	Clash overlap (Å)
23:BB:191:A:H2'	23:BB:192:C:C6	2.24	0.72
23:DB:2292:U:H2'	23:DB:2293:G:H8	1.52	0.72
23:BB:1105:U:H2'	23:BB:1106:G:C8	2.24	0.72
23:BB:1301:A:O2'	23:BB:1302:A:H3'	1.89	0.72
1:AA:1412:C:H2'	1:AA:1413:A:C8	2.24	0.72
23:DB:878:A:N3	23:DB:878:A:H2'	2.04	0.72
12:AM:10:ASP:HA	12:AM:44:ILE:HD13	1.70	0.72
23:DB:28:A:H61	23:DB:512:G:H1'	1.55	0.72
37:DP:85:VAL:HG21	37:DP:88:ARG:HH11	1.52	0.72
52:DI:20:SER:HB3	52:DI:21:PRO:HD3	1.69	0.72
2:CC:149:LYS:HB3	2:CC:200:TRP:HB2	1.72	0.72
9:AJ:8:ILE:HG13	9:AJ:100:ILE:HG22	1.72	0.72
32:DK:15:GLY:HA3	32:DK:52:VAL:HG23	1.70	0.72
32:BK:17:ARG:HB3	32:BK:45:GLU:HG3	1.71	0.72
20:CB:99:MET:HA	20:CB:106:VAL:HG21	1.72	0.72
1:AA:1292:G:H2'	1:AA:1293:C:C6	2.25	0.72
1:AA:946:A:H2'	1:AA:947:G:C8	2.24	0.72
23:BB:743:A:O2'	23:BB:744:U:H5'	1.89	0.72
1:CA:1348:U:H4'	8:CI:121:ARG:HG3	1.70	0.72
26:BD:69:ALA:HA	26:BD:73:VAL:HB	1.71	0.72
1:CA:193:C:H2'	1:CA:194:C:C6	2.25	0.72
23:BB:2353:G:H1'	43:BW:30:VAL:CG1	2.18	0.72
10:AK:20:ALA:HB2	10:AK:81:LEU:HD12	1.71	0.72
25:BC:129:LEU:HD23	25:BC:130:PRO:HD2	1.71	0.72
48:B1:46:VAL:HG22	48:B1:47:ILE:H	1.52	0.72
32:DK:99:ILE:HB	32:DK:118:LEU:HD22	1.71	0.72
30:DH:83:LYS:HG3	30:DH:149:GLU:HG2	1.69	0.72
23:DB:1412:U:H2'	23:DB:1413:A:H8	1.55	0.72
1:CA:279:A:H5''	1:CA:280:C:H3'	1.71	0.72
23:BB:2591:C:H2'	23:BB:2592:G:C8	2.25	0.72
20:CB:59:ILE:HD12	20:CB:59:ILE:H	1.54	0.72
1:CA:1004:A:H3'	1:CA:1024:G:H22	1.53	0.72
23:DB:1060:U:C4	23:DB:1088:A:N6	2.58	0.72
23:DB:2834:G:H1'	23:DB:2883:A:N6	2.04	0.72
25:BC:81:GLU:HB2	25:BC:90:ILE:HG22	1.70	0.72
30:DH:122:LEU:HD11	30:DH:130:VAL:HG21	1.70	0.72
23:DB:2241:A:H2'	23:DB:2242:G:C8	2.25	0.72
2:AC:16:PRO:HG2	2:AC:53:ARG:HH12	1.54	0.72
23:DB:2800:A:N3	23:DB:2801:G:H1'	2.05	0.72
40:DS:30:SER:HA	40:DS:33:LEU:HD12	1.72	0.72
23:BB:2794:C:H2'	23:BB:2795:C:C6	2.24	0.72

Continued on next page...

Continued from previous page...

Atom-1	Atom-2	Interatomic distance (Å)	Clash overlap (Å)
23:DB:1099:G:O4'	52:DI:3:LYS:C	2.27	0.72
23:BB:2331:G:H21	23:BB:2336:A:H8	1.37	0.72
28:DF:126:ASN:HA	28:DF:157:THR:HG22	1.72	0.72
38:DQ:91:ARG:HH12	39:DR:10:LYS:HB3	1.55	0.72
25:DC:129:LEU:HD22	25:DC:134:ILE:HG22	1.70	0.72
34:BM:19:GLY:HA2	34:BM:98:PRO:HD2	1.72	0.72
23:BB:141:G:O6	41:BT:2:ILE:HD12	1.90	0.72
8:AI:25:GLY:HA2	8:AI:60:LEU:O	1.90	0.72
23:BB:28:A:H61	23:BB:512:G:H1'	1.54	0.72
23:BB:2886:A:H3'	23:BB:2887:A:H8	1.55	0.72
23:DB:1274:A:N3	23:DB:1297:C:H1'	2.05	0.72
23:DB:191:A:H2'	23:DB:192:C:C6	2.24	0.72
1:CA:1133:G:H2'	1:CA:1134:G:O4'	1.89	0.72
43:BW:49:ASN:HB3	43:BW:81:ILE:HD11	1.72	0.72
43:BW:43:LYS:HD2	43:BW:79:ILE:HD11	1.71	0.72
24:BV:21:ARG:HE	24:BV:87:GLN:HB3	1.55	0.72
23:BB:2091:C:H1'	46:BZ:34:HIS:CD2	2.25	0.72
23:BB:571:U:H3'	39:BR:80:ARG:NH1	2.05	0.72
4:CE:76:ASN:HB2	4:CE:81:GLN:NE2	2.05	0.72
2:CC:104:GLU:HG2	2:CC:105:VAL:H	1.53	0.72
1:CA:462:G:H5'	1:CA:463:U:OP2	1.90	0.72
1:CA:1292:G:H2'	1:CA:1293:C:C6	2.25	0.72
7:AH:17:GLN:HG2	7:AH:62:LEU:HD23	1.70	0.72
28:BF:8:LYS:HA	28:BF:12:VAL:HG21	1.72	0.71
35:DN:83:LEU:HA	35:DN:86:ARG:HG3	1.70	0.71
15:AP:28:ARG:CD	15:AP:29:ASN:H	2.03	0.71
48:B1:32:LYS:HA	48:B1:51:ALA:O	1.90	0.71
6:AG:87:PRO:HG2	6:AG:151:ALA:HB2	1.69	0.71
32:BK:19:VAL:HG12	32:BK:41:ILE:HG12	1.73	0.71
23:BB:1868:C:H2'	23:BB:1869:G:O4'	1.89	0.71
8:CI:33:SER:HB3	8:CI:36:GLN:HB2	1.72	0.71
52:BI:106:GLN:O	52:BI:110:GLN:HG3	1.90	0.71
20:AB:66:ILE:HD13	20:AB:159:ALA:HB3	1.72	0.71
23:DB:1464:G:H2'	23:DB:1465:G:H8	1.53	0.71
41:DT:73:ARG:HH21	41:DT:73:ARG:HA	1.55	0.71
24:BV:63:ILE:HB	24:BV:70:ILE:HD11	1.72	0.71
38:BQ:68:ALA:HB1	38:BQ:73:ILE:HG23	1.71	0.71
38:BQ:104:ALA:HA	39:BR:46:GLU:CD	2.10	0.71
31:DJ:112:GLY:N	31:DJ:113:PRO:HD2	2.04	0.71
34:DM:19:GLY:HA2	34:DM:98:PRO:HD2	1.73	0.71
25:DC:43:ASN:ND2	25:DC:44:ASN:H	1.88	0.71

Continued on next page...

Continued from previous page...

Atom-1	Atom-2	Interatomic distance (Å)	Clash overlap (Å)
40:DS:24:ILE:HG22	40:DS:71:VAL:HG11	1.72	0.71
37:BP:88:ARG:HB2	37:BP:112:ARG:NH1	2.03	0.71
23:BB:1056:G:H1'	23:BB:1103:A:N6	2.06	0.71
23:BB:2146:C:H1'	23:BB:2147:A:H5'	1.71	0.71
52:BI:20:SER:HB3	52:BI:21:PRO:HD3	1.71	0.71
23:BB:62:U:H3'	23:BB:63:A:H8	1.54	0.71
29:BG:166:GLU:HG2	29:BG:168:VAL:HG23	1.71	0.71
41:BT:32:LEU:H	41:BT:83:ALA:HB3	1.55	0.71
23:BB:2153:C:H2'	23:BB:2154:A:H8	1.53	0.71
23:BB:1354:A:H2'	23:BB:1355:G:O4'	1.90	0.71
23:DB:1080:A:O2'	52:DI:126:ARG:HD2	1.90	0.71
1:AA:337:G:H2'	1:AA:338:A:C8	2.26	0.71
23:BB:2749:A:H3'	23:BB:2750:A:H5''	1.71	0.71
23:BB:181:A:H2'	23:BB:182:A:C8	2.24	0.71
23:DB:2867:G:N3	23:DB:2867:G:H2'	2.04	0.71
1:AA:764:C:H2'	1:AA:765:G:H5'	1.71	0.71
23:DB:2591:C:H2'	23:DB:2592:G:C8	2.25	0.71
1:AA:408:A:OP1	3:AD:111:ALA:HB3	1.90	0.71
24:BV:62:THR:HA	24:BV:71:LYS:HA	1.72	0.71
1:CA:408:A:OP1	3:CD:111:ALA:HB3	1.90	0.71
1:CA:1142:G:H2'	1:CA:1143:G:O4'	1.90	0.71
13:AN:68:ARG:HH12	13:AN:70:HIS:HB2	1.53	0.71
1:CA:882:C:O2'	1:CA:883:C:H5'	1.91	0.71
31:DJ:17:VAL:HG22	31:DJ:55:ILE:HD11	1.69	0.71
13:AN:50:LEU:H	13:AN:51:PRO:HD2	1.53	0.71
23:BB:580:U:H2'	23:BB:581:C:C6	2.24	0.71
41:DT:76:ARG:NH2	41:DT:77:ARG:HB2	2.05	0.71
22:DA:98:G:N1	24:DV:14:LYS:HB2	2.04	0.71
2:AC:63:ILE:HD12	2:AC:98:ALA:HB2	1.71	0.71
6:CG:115:MET:HA	6:CG:118:ARG:HD2	1.72	0.71
23:BB:742:A:H2'	23:BB:743:A:C8	2.24	0.71
23:BB:836:G:H2'	23:BB:837:C:C6	2.25	0.71
21:AU:9:GLU:HG2	2:CC:108:PRO:HG3	1.73	0.71
22:DA:32:U:H4'	22:DA:52:A:H62	1.55	0.71
23:BB:2880:C:O4'	35:BN:91:ALA:HB3	1.91	0.71
1:CA:797:C:OP1	10:CK:125:LYS:HE3	1.91	0.71
23:BB:918:A:H2'	23:BB:919:U:H5'	1.70	0.71
8:AI:26:LYS:H	8:AI:61:ASP:CB	2.03	0.71
28:BF:126:ASN:HA	28:BF:157:THR:HG22	1.73	0.71
27:DE:58:LYS:HE2	27:DE:60:TRP:CD1	2.26	0.71
23:DB:1440:U:H2'	23:DB:1441:G:H8	1.55	0.71

Continued on next page...

Continued from previous page...

Atom-1	Atom-2	Interatomic distance (Å)	Clash overlap (Å)
1:CA:1472:U:H2'	1:CA:1473:G:H8	1.53	0.71
25:BC:202:ARG:HH11	25:BC:213:ARG:HE	1.36	0.71
36:BO:51:ALA:HB3	36:BO:78:VAL:HG22	1.72	0.71
19:AT:43:LYS:HE2	19:AT:44:ALA:H	1.55	0.71
42:DU:26:ASN:HD21	42:DU:34:ILE:HD12	1.54	0.71
3:AD:196:GLU:O	3:AD:199:ILE:HG13	1.90	0.71
1:CA:764:C:H2'	1:CA:765:G:H5'	1.72	0.71
16:AQ:20:ILE:HD13	16:AQ:47:ASP:HB3	1.73	0.71
38:DQ:63:ARG:HH22	38:DQ:96:ASP:CA	2.02	0.71
20:AB:205:ALA:HB3	20:AB:208:ALA:HB3	1.72	0.71
23:BB:1060:U:C4	23:BB:1088:A:N6	2.58	0.71
23:BB:27:G:N2	23:BB:512:G:H2'	2.05	0.71
52:BI:122:GLU:O	52:BI:126:ARG:HG3	1.91	0.71
23:DB:1447:C:H2'	23:DB:1448:G:H8	1.56	0.71
29:BG:157:LYS:HB3	29:BG:159:LYS:HG3	1.72	0.71
23:BB:590:A:H2'	23:BB:591:U:C6	2.26	0.71
23:DB:329:G:H22	42:DU:16:LYS:HE3	1.53	0.71
1:AA:1391:U:H2'	1:AA:1392:G:C8	2.24	0.71
35:BN:83:LEU:HA	35:BN:86:ARG:HG3	1.71	0.71
1:AA:812:G:O2'	1:AA:813:U:H6	1.72	0.71
24:DV:51:GLN:NE2	24:DV:79:ARG:HH22	1.89	0.71
9:AJ:12:ALA:HB2	9:AJ:96:VAL:HG12	1.70	0.71
20:AB:19:THR:HA	20:AB:37:VAL:HA	1.72	0.71
2:AC:148:ILE:HA	2:AC:200:TRP:O	1.90	0.71
31:BJ:77:HIS:CD2	31:BJ:84:ILE:H	2.08	0.71
23:DB:919:U:H2'	23:DB:920:A:C8	2.25	0.71
9:CJ:57:VAL:HG22	9:CJ:58:ASN:H	1.56	0.71
25:DC:81:GLU:HB2	25:DC:90:ILE:HG22	1.71	0.71
28:BF:34:THR:HA	28:BF:89:THR:HA	1.72	0.71
28:BF:34:THR:HG22	28:BF:89:THR:HG22	1.72	0.71
1:AA:1412:C:H2'	1:AA:1413:A:H8	1.55	0.71
23:BB:773:U:H5'	23:BB:774:G:OP2	1.91	0.71
1:AA:559:A:H4'	1:AA:560:A:H3'	1.73	0.71
23:DB:200:U:H5''	46:DZ:22:LEU:O	1.90	0.71
23:DB:1354:A:H2'	23:DB:1355:G:O4'	1.91	0.71
23:DB:2071:A:H2'	23:DB:2072:C:C6	2.25	0.71
4:AE:36:THR:HG21	4:AE:63:MET:HG2	1.72	0.71
13:CN:30:ILE:HB	13:CN:44:VAL:HG11	1.71	0.71
31:DJ:93:ILE:O	31:DJ:97:PRO:HG3	1.91	0.71
6:AG:14:ASP:HB3	6:AG:19:SER:H	1.54	0.71
46:BZ:59:ILE:HG22	46:BZ:64:ILE:HA	1.72	0.71

Continued on next page...

Continued from previous page...

Atom-1	Atom-2	Interatomic distance (Å)	Clash overlap (Å)
36:DO:11:ALA:CB	36:DO:96:GLY:H	2.03	0.71
21:CU:43:GLU:HG3	21:CU:44:ARG:HH21	1.56	0.71
10:CK:91:GLY:HA2	10:CK:94:SER:HB3	1.72	0.71
23:DB:742:A:H2'	23:DB:743:A:H8	1.54	0.71
1:CA:764:C:C2'	1:CA:765:G:H5'	2.21	0.71
1:AA:1477:U:H2'	1:AA:1478:U:C6	2.26	0.71
1:AA:957:U:H4'	18:AS:78:THR:HB	1.71	0.71
29:BG:71:LEU:HA	29:BG:74:MET:SD	2.31	0.71
1:AA:677:U:H2'	1:AA:678:U:C6	2.26	0.71
43:DW:23:LYS:HD2	43:DW:24:ARG:HB3	1.72	0.71
20:AB:61:SER:HB2	20:AB:62:ARG:NH1	2.05	0.71
46:DZ:59:ILE:HG22	46:DZ:64:ILE:HA	1.73	0.71
21:AU:42:THR:O	21:AU:46:ARG:HG3	1.91	0.71
34:DM:66:ARG:CZ	34:DM:101:VAL:HG11	2.20	0.71
1:CA:1118:U:H2'	1:CA:1119:C:C6	2.25	0.71
23:BB:224:U:O4	23:BB:420:C:H5'	1.91	0.71
29:BG:43:LYS:HB2	29:BG:50:THR:HB	1.71	0.71
28:BF:126:ASN:HA	28:BF:157:THR:H	1.55	0.71
31:BJ:93:ILE:O	31:BJ:97:PRO:HG3	1.90	0.71
23:DB:62:U:H3'	23:DB:63:A:H8	1.55	0.71
23:DB:1949:G:H2'	23:DB:1950:G:C8	2.25	0.71
23:DB:1857:G:H1'	23:DB:1885:A:H61	1.56	0.71
23:BB:2872:A:O2'	23:BB:2873:A:H5''	1.91	0.71
23:DB:362:A:H3'	23:DB:363:G:H8	1.56	0.71
1:AA:1072:G:N2	20:AB:105:THR:HG21	2.06	0.71
23:BB:2071:A:H2'	23:BB:2072:C:C6	2.25	0.71
23:DB:2328:A:H2'	23:DB:2329:U:C6	2.25	0.71
23:DB:1287:A:OP1	35:DN:104:ALA:HB3	1.91	0.70
20:AB:53:LEU:HA	20:AB:56:LEU:HD13	1.73	0.70
23:BB:30:G:H2'	23:BB:31:C:C6	2.25	0.70
8:CI:93:LEU:HD13	8:CI:97:LEU:HD11	1.71	0.70
1:CA:617:G:H4'	15:CP:46:LYS:HE2	1.73	0.70
23:BB:171:U:H2'	23:BB:172:A:C8	2.26	0.70
41:DT:15:HIS:H	41:DT:32:LEU:HA	1.55	0.70
1:CA:1132:C:H2'	1:CA:1133:G:H8	1.55	0.70
1:CA:695:A:H61	1:CA:797:C:H1'	1.56	0.70
23:DB:2438:U:O2'	23:DB:2439:A:H5''	1.91	0.70
30:DH:27:ARG:NH1	46:DZ:60:ASP:HA	2.06	0.70
23:DB:1001:A:H2'	23:DB:1002:G:O4'	1.91	0.70
44:BX:3:ALA:HA	44:BX:6:LEU:HD23	1.73	0.70
23:BB:1001:A:H2'	23:BB:1002:G:O4'	1.91	0.70

Continued on next page...

Continued from previous page...

Atom-1	Atom-2	Interatomic distance (Å)	Clash overlap (Å)
1:CA:522:C:H41	11:CL:49:ARG:HH22	1.39	0.70
28:DF:126:ASN:HA	28:DF:157:THR:H	1.56	0.70
23:DB:849:A:H2'	23:DB:850:U:C6	2.26	0.70
8:AI:93:LEU:HD13	8:AI:97:LEU:HD11	1.73	0.70
23:DB:27:G:N2	23:DB:512:G:H2'	2.06	0.70
31:BJ:29:ALA:HA	31:BJ:32:LEU:HB2	1.73	0.70
41:DT:11:LEU:HD21	41:DT:46:ALA:HB1	1.71	0.70
15:CP:57:ILE:O	15:CP:61:VAL:HG23	1.90	0.70
23:BB:1437:C:H2'	23:BB:1438:U:H6	1.54	0.70
1:AA:108:G:C6	19:AT:9:ARG:HG2	2.26	0.70
12:CM:90:HIS:HA	12:CM:108:ARG:NH2	2.06	0.70
12:CM:86:ARG:HG3	12:CM:96:VAL:HG11	1.73	0.70
1:AA:764:C:C2'	1:AA:765:G:H5'	2.22	0.70
20:CB:137:THR:O	20:CB:141:GLU:HG3	1.92	0.70
23:DB:96:C:H4'	44:DX:41:HIS:ND1	2.06	0.70
28:DF:128:SER:HB3	28:DF:154:THR:HG23	1.73	0.70
23:BB:2297:A:N6	23:BB:2319:G:H1'	2.06	0.70
2:AC:112:ALA:HB1	2:AC:184:ASN:HB2	1.72	0.70
1:AA:1142:G:H2'	1:AA:1143:G:O4'	1.91	0.70
1:AA:437:U:H2'	1:AA:438:U:O4'	1.90	0.70
8:CI:64:ILE:H	8:CI:64:ILE:HD12	1.57	0.70
20:CB:53:LEU:HA	20:CB:56:LEU:HD13	1.72	0.70
7:AH:44:PHE:HA	7:AH:70:VAL:HG11	1.72	0.70
13:CN:30:ILE:HG22	13:CN:41:TRP:HB2	1.74	0.70
25:DC:32:LEU:O	25:DC:63:ILE:HG12	1.90	0.70
1:AA:475:C:H2'	1:AA:476:U:C6	2.25	0.70
23:DB:2720:U:H5''	37:DP:52:ARG:HH21	1.55	0.70
23:BB:287:G:H2'	23:BB:288:U:C6	2.25	0.70
2:CC:112:ALA:HB1	2:CC:184:ASN:HB2	1.73	0.70
1:AA:90:C:H2'	1:AA:91:U:C5	2.27	0.70
48:B1:9:LYS:HD3	48:B1:9:LYS:H	1.57	0.70
36:BO:24:THR:HG22	36:BO:42:PRO:HD3	1.72	0.70
1:CA:235:C:H2'	1:CA:236:A:C8	2.27	0.70
25:DC:202:ARG:HH11	25:DC:213:ARG:HE	1.38	0.70
18:AS:62:THR:HB	18:AS:64:GLU:OE1	1.92	0.70
25:BC:43:ASN:ND2	25:BC:44:ASN:H	1.89	0.70
10:CK:33:ILE:HG13	10:CK:73:VAL:HG21	1.72	0.70
26:DD:124:ARG:HA	26:DD:165:MET:HE3	1.73	0.70
30:BH:73:ASN:HD22	30:BH:74:ALA:N	1.87	0.70
29:DG:84:LYS:HB3	29:DG:132:LEU:O	1.91	0.70
34:BM:59:ARG:NH1	34:BM:60:GLN:HB3	2.07	0.70

Continued on next page...

Continued from previous page...

Atom-1	Atom-2	Interatomic distance (Å)	Clash overlap (Å)
3:CD:197:HIS:O	3:CD:200:VAL:HG22	1.91	0.70
2:CC:63:ILE:HD12	2:CC:98:ALA:HB2	1.72	0.70
23:BB:2021:C:OP1	47:B0:8:THR:HG21	1.91	0.70
37:BP:45:VAL:H	37:BP:60:VAL:HB	1.56	0.70
13:CN:86:ALA:HB1	13:CN:91:GLU:HB2	1.73	0.70
20:AB:99:MET:HA	20:AB:106:VAL:HG21	1.72	0.70
3:CD:47:LEU:HB2	3:CD:51:GLY:HA3	1.72	0.70
40:DS:26:GLY:N	40:DS:71:VAL:HG13	2.06	0.70
4:AE:76:ASN:HB2	4:AE:81:GLN:NE2	2.07	0.70
29:DG:71:LEU:HA	29:DG:74:MET:SD	2.31	0.70
32:BK:102:PRO:HA	32:BK:120:PRO:HB3	1.74	0.70
25:DC:35:LYS:HG2	25:DC:36:ASN:H	1.54	0.70
23:DB:2872:A:O2'	23:DB:2873:A:H5''	1.92	0.70
23:BB:1464:G:H2'	23:BB:1465:G:H8	1.55	0.70
22:BA:32:U:H4'	22:BA:52:A:H62	1.55	0.70
47:D0:32:THR:OG1	47:D0:50:GLY:HA2	1.90	0.70
48:D1:46:VAL:HG22	48:D1:47:ILE:H	1.53	0.70
23:BB:1412:U:H2'	23:BB:1413:A:H8	1.56	0.70
16:AQ:74:LEU:HD22	16:AQ:75:VAL:N	2.06	0.70
21:CU:42:THR:O	21:CU:46:ARG:HG3	1.92	0.70
30:BH:90:LEU:HD11	30:BH:146:VAL:HG11	1.71	0.70
2:CC:156:LEU:HD12	2:CC:163:ARG:HD2	1.72	0.70
44:BX:8:GLU:O	44:BX:12:GLU:HB2	1.92	0.70
23:DB:215:G:H4'	23:DB:216:A:H4'	1.74	0.70
23:BB:2557:G:H2'	23:BB:2558:C:C6	2.27	0.70
16:AQ:30:HIS:CE1	16:AQ:32:ILE:HG22	2.27	0.70
3:AD:58:GLN:O	3:AD:62:ARG:HG2	1.92	0.70
23:DB:2109:U:H2'	23:DB:2110:G:H5''	1.73	0.70
23:BB:1454:C:H5'	35:BN:63:ARG:HE	1.55	0.70
23:DB:2794:C:H2'	23:DB:2795:C:C6	2.26	0.70
8:AI:64:ILE:HD12	8:AI:64:ILE:H	1.57	0.70
16:AQ:59:GLU:O	16:AQ:75:VAL:HG22	1.91	0.70
24:DV:21:ARG:HE	24:DV:87:GLN:HB3	1.56	0.70
23:BB:1447:C:H2'	23:BB:1448:G:H8	1.56	0.70
1:CA:974:A:H4'	1:CA:975:A:H5'	1.74	0.70
24:BV:62:THR:HG22	24:BV:71:LYS:HG2	1.73	0.70
1:CA:522:C:H41	11:CL:49:ARG:NH2	1.90	0.70
41:BT:12:ARG:HA	44:BX:29:ARG:HH22	1.57	0.70
23:DB:871:U:H2'	23:DB:872:U:H6	1.56	0.70
23:BB:1461:C:H2'	23:BB:1462:C:H6	1.56	0.70
23:DB:2645:G:H3'	23:DB:2646:C:H5'	1.74	0.70

Continued on next page...

Continued from previous page...

Atom-1	Atom-2	Interatomic distance (Å)	Clash overlap (Å)
20:AB:76:SER:HA	20:AB:92:ASN:HB2	1.73	0.70
27:DE:192:ALA:HA	27:DE:195:GLN:HE21	1.56	0.70
23:BB:2512:C:H2'	23:BB:2513:A:O4'	1.91	0.70
27:DE:117:ARG:HH12	33:DL:2:ARG:HB2	1.57	0.70
23:BB:1287:A:H3'	23:BB:1288:G:N2	2.07	0.70
23:DB:2366:A:H4'	43:DW:61:LYS:HE2	1.73	0.70
20:CB:60:ALA:HA	20:CB:64:GLY:HA3	1.73	0.70
30:BH:132:PHE:H	30:BH:142:VAL:HG23	1.56	0.70
23:BB:1056:G:H1'	23:BB:1103:A:H62	1.56	0.70
23:DB:1592:C:H2'	23:DB:1593:A:H8	1.57	0.70
41:DT:32:LEU:H	41:DT:83:ALA:HB3	1.56	0.70
28:DF:34:THR:HA	28:DF:89:THR:HA	1.74	0.70
23:BB:2645:G:H3'	23:BB:2646:C:H5'	1.74	0.70
23:DB:591:U:H1'	50:D3:1:PRO:N	2.06	0.70
1:AA:964:A:H2'	1:AA:965:U:H5''	1.72	0.70
20:CB:76:SER:HA	20:CB:92:ASN:HB2	1.74	0.70
42:DU:38:ILE:HG23	42:DU:39:ASN:N	2.05	0.70
33:BL:112:LEU:HG	33:BL:113:ALA:H	1.56	0.70
20:AB:15:PHE:HA	20:AB:42:LEU:HD21	1.72	0.70
23:BB:2060:A:H2'	27:BE:63:LYS:HE2	1.72	0.70
16:AQ:45:VAL:HG12	16:AQ:46:HIS:H	1.55	0.70
23:DB:27:G:H1'	23:DB:513:A:N6	2.07	0.70
23:BB:1440:U:H2'	23:BB:1441:G:H8	1.57	0.70
3:CD:137:SER:HB2	3:CD:138:PRO:HD2	1.73	0.70
12:AM:86:ARG:HG3	12:AM:96:VAL:HG11	1.74	0.70
1:AA:974:A:H4'	1:AA:975:A:H5'	1.74	0.70
31:BJ:18:VAL:HG22	31:BJ:19:ASP:H	1.57	0.70
23:DB:807:U:H2'	23:DB:808:G:H8	1.56	0.70
23:BB:643:A:N3	48:B1:43:ARG:HD2	2.07	0.70
23:DB:1535:A:O2'	23:DB:1536:C:H5'	1.92	0.70
23:DB:458:G:N2	23:DB:469:G:H2'	2.07	0.70
23:BB:2800:A:N3	23:BB:2801:G:H1'	2.07	0.70
44:DX:23:ARG:HD2	44:DX:27:ASN:HD21	1.57	0.70
5:CF:26:THR:HA	5:CF:29:ILE:HD12	1.73	0.70
30:DH:48:GLU:HB2	30:DH:51:ARG:NH2	2.06	0.70
23:BB:1178:C:H2'	23:BB:1179:G:H8	1.55	0.70
16:CQ:45:VAL:HG12	16:CQ:46:HIS:H	1.56	0.70
39:DR:14:VAL:HG22	39:DR:15:SER:N	2.07	0.70
39:DR:16:GLU:H	39:DR:101:ILE:HG13	1.57	0.70
37:BP:85:VAL:HG21	37:BP:88:ARG:HH11	1.55	0.70
7:CH:44:PHE:HA	7:CH:70:VAL:HG11	1.72	0.70

Continued on next page...

Continued from previous page...

Atom-1	Atom-2	Interatomic distance (Å)	Clash overlap (Å)
3:CD:196:GLU:O	3:CD:199:ILE:HG13	1.91	0.70
31:DJ:77:HIS:CD2	31:DJ:84:ILE:H	2.10	0.70
11:CL:122:LYS:HD2	11:CL:123:ALA:N	2.06	0.70
23:DB:773:U:H5'	23:DB:774:G:OP2	1.92	0.70
15:AP:52:LEU:HD21	15:AP:75:ILE:HG12	1.71	0.70
31:DJ:117:ALA:HA	31:DJ:120:ARG:HD2	1.74	0.70
23:BB:919:U:H2'	23:BB:920:A:C8	2.27	0.69
28:BF:62:GLN:NE2	28:BF:90:LEU:HA	2.07	0.69
30:BH:68:ARG:NH1	30:BH:110:VAL:HG12	2.07	0.69
20:AB:60:ALA:HA	20:AB:64:GLY:HA3	1.74	0.69
1:AA:920:U:H2'	1:AA:921:U:C6	2.27	0.69
6:CG:66:GLU:HA	6:CG:69:ARG:HD2	1.74	0.69
41:BT:15:HIS:H	41:BT:32:LEU:HA	1.57	0.69
11:CL:51:VAL:HG12	11:CL:52:CYS:H	1.57	0.69
23:BB:2751:G:N3	23:BB:2751:G:H2'	2.07	0.69
11:CL:66:ILE:HG21	11:CL:71:HIS:HB3	1.72	0.69
12:CM:92:ARG:HH12	18:CS:79:TYR:HD2	1.40	0.69
23:DB:1993:U:H4'	26:DD:133:THR:CG2	2.22	0.69
35:BN:17:ARG:HA	35:BN:20:MET:HB3	1.72	0.69
36:DO:24:THR:HG22	36:DO:42:PRO:HD3	1.73	0.69
42:BU:86:PHE:HB2	42:BU:92:VAL:HB	1.73	0.69
31:DJ:18:VAL:HG22	31:DJ:19:ASP:H	1.55	0.69
31:DJ:45:THR:H	31:DJ:46:PRO:HD3	1.56	0.69
20:CB:205:ALA:HB3	20:CB:208:ALA:HB3	1.73	0.69
42:BU:24:VAL:HA	42:BU:35:VAL:HA	1.73	0.69
23:BB:580:U:H2'	23:BB:581:C:H6	1.57	0.69
3:AD:29:THR:HB	3:AD:30:LYS:NZ	2.06	0.69
26:DD:13:ARG:HD2	37:DP:55:HIS:ND1	2.07	0.69
23:DB:571:U:H3'	39:DR:80:ARG:HH12	1.57	0.69
3:AD:153:ARG:HG3	3:AD:154:VAL:N	2.08	0.69
1:AA:193:C:H2'	1:AA:194:C:C6	2.26	0.69
23:DB:45:G:H5'	23:DB:46:G:H5'	1.73	0.69
4:AE:32:PHE:O	4:AE:51:LYS:HB2	1.91	0.69
23:BB:1274:A:N3	23:BB:1297:C:H1'	2.06	0.69
23:DB:350:G:H2'	23:DB:351:C:O4'	1.92	0.69
23:BB:2619:C:H5'	26:BD:157:LYS:HD3	1.72	0.69
30:DH:88:GLY:HA3	30:DH:125:THR:OG1	1.93	0.69
2:AC:171:ARG:HB2	2:AC:171:ARG:HH11	1.57	0.69
23:BB:215:G:H4'	23:BB:216:A:H4'	1.74	0.69
23:DB:142:A:H2'	23:DB:143:C:C6	2.26	0.69
5:AF:26:THR:HA	5:AF:29:ILE:HD12	1.74	0.69

Continued on next page...

Continued from previous page...

Atom-1	Atom-2	Interatomic distance (Å)	Clash overlap (Å)
52:DI:85:ILE:HD13	52:DI:137:LEU:HD21	1.73	0.69
33:BL:57:LEU:O	33:BL:61:LEU:HD13	1.93	0.69
23:DB:2732:G:H5'	23:DB:2733:A:O4'	1.92	0.69
1:AA:17:U:H2'	1:AA:18:C:C6	2.27	0.69
2:AC:104:GLU:HG2	2:AC:105:VAL:H	1.56	0.69
2:CC:148:ILE:HA	2:CC:200:TRP:O	1.92	0.69
12:AM:90:HIS:HA	12:AM:108:ARG:NH2	2.08	0.69
7:CH:124:ILE:HG22	7:CH:125:ILE:H	1.55	0.69
1:AA:239:U:H4'	1:AA:239:U:OP1	1.90	0.69
9:AJ:57:VAL:HG22	9:AJ:58:ASN:H	1.56	0.69
12:CM:67:ASP:O	12:CM:71:GLU:HB2	1.92	0.69
13:AN:30:ILE:HG22	13:AN:41:TRP:HB2	1.73	0.69
7:AH:63:LYS:HD2	7:AH:70:VAL:HG21	1.74	0.69
23:BB:1038:G:H2'	23:BB:1039:A:C8	2.28	0.69
1:AA:1026:G:H2'	1:AA:1027:C:H6	1.55	0.69
41:DT:12:ARG:HA	44:DX:29:ARG:HH22	1.58	0.69
23:BB:1857:G:HO2'	23:BB:1858:A:H8	1.39	0.69
40:DS:15:GLN:HA	40:DS:18:ARG:HG2	1.74	0.69
12:CM:28:ARG:NH2	12:CM:62:PHE:HB2	2.08	0.69
18:CS:62:THR:HB	18:CS:64:GLU:OE1	1.90	0.69
39:BR:16:GLU:H	39:BR:101:ILE:HG13	1.57	0.69
37:BP:29:VAL:HG12	37:BP:80:VAL:HA	1.74	0.69
29:DG:85:LYS:HB2	29:DG:164:ALA:HB3	1.75	0.69
34:BM:4:PRO:HG3	34:BM:68:PHE:HE2	1.58	0.69
11:CL:86:VAL:HG11	11:CL:89:LEU:HD23	1.74	0.69
4:CE:36:THR:HG21	4:CE:63:MET:HG2	1.73	0.69
22:BA:29:A:H3'	22:BA:30:C:H6	1.58	0.69
1:AA:449:G:H2'	1:AA:450:G:C8	2.28	0.69
51:D4:2:LYS:HE3	51:D4:4:ARG:HH21	1.56	0.69
11:AL:66:ILE:HG21	11:AL:71:HIS:HB3	1.72	0.69
1:AA:859:G:H2'	1:AA:860:A:C8	2.25	0.69
51:B4:2:LYS:HE3	51:B4:4:ARG:HH21	1.58	0.69
38:DQ:81:GLY:HA2	38:DQ:84:LYS:HB3	1.74	0.69
20:AB:199:ILE:HD13	20:AB:212:TYR:HE2	1.58	0.69
38:DQ:26:ALA:HA	38:DQ:29:ARG:HG2	1.75	0.69
1:AA:617:G:H4'	15:AP:46:LYS:HE2	1.73	0.69
4:CE:84:VAL:HG11	4:CE:146:MET:HB3	1.75	0.69
1:AA:797:C:OP1	10:AK:125:LYS:HE3	1.92	0.69
29:DG:53:PRO:HG3	29:DG:61:TRP:HA	1.75	0.69
13:AN:63:CYS:HB2	13:AN:79:SER:HB3	1.74	0.69
23:DB:2512:C:H2'	23:DB:2513:A:O4'	1.92	0.69

Continued on next page...

Continued from previous page...

Atom-1	Atom-2	Interatomic distance (Å)	Clash overlap (Å)
23:BB:620:G:H5'	23:BB:620:G:N3	2.08	0.69
1:AA:462:G:H5'	1:AA:463:U:OP2	1.93	0.69
1:AA:522:C:H41	11:AL:49:ARG:HH22	1.40	0.69
37:DP:45:VAL:H	37:DP:60:VAL:HB	1.56	0.69
32:DK:54:LYS:H	32:DK:54:LYS:HD2	1.57	0.69
1:CA:964:A:H2'	1:CA:965:U:H5''	1.74	0.69
26:BD:172:VAL:HG11	26:BD:175:LEU:HD12	1.74	0.69
26:BD:113:SER:CB	26:BD:168:GLU:H	2.06	0.69
1:AA:1004:A:H3'	1:AA:1024:G:H22	1.56	0.69
30:DH:96:THR:HG23	30:DH:97:ARG:H	1.56	0.69
26:BD:62:LYS:HD2	26:BD:62:LYS:H	1.57	0.69
8:CI:25:GLY:HA2	8:CI:60:LEU:O	1.93	0.69
52:DI:105:LEU:HD11	52:DI:139:VAL:HG21	1.72	0.69
23:DB:2722:G:H4'	35:DN:4:ARG:HB2	1.73	0.69
28:BF:30:VAL:HG21	28:BF:96:TRP:HE1	1.57	0.69
23:DB:2097:A:H2'	23:DB:2098:U:C6	2.28	0.69
23:DB:721:A:H2'	23:DB:722:A:C8	2.27	0.69
23:DB:1911:U:H2'	23:DB:1918:A:C2	2.28	0.69
1:CA:229:U:H2'	1:CA:230:G:H8	1.58	0.69
23:DB:1098:A:H2'	52:DI:4:VAL:CA	2.21	0.69
43:BW:35:ILE:HA	43:BW:57:THR:HG23	1.73	0.69
23:DB:140:C:H5'	23:DB:141:G:N7	2.08	0.69
1:AA:1060:U:C4'	9:AJ:54:SER:HB2	2.23	0.69
6:AG:66:GLU:HA	6:AG:69:ARG:HD2	1.75	0.69
29:BG:85:LYS:HB2	29:BG:164:ALA:HB3	1.75	0.69
32:DK:20:MET:O	32:DK:41:ILE:HG13	1.93	0.69
1:AA:522:C:H41	11:AL:49:ARG:NH2	1.89	0.69
27:BE:192:ALA:HA	27:BE:195:GLN:HE21	1.56	0.69
23:DB:1827:U:O2'	23:DB:1828:G:H5'	1.93	0.69
23:DB:674:G:H1'	27:DE:69:ARG:HE	1.57	0.69
23:BB:458:G:N2	23:BB:469:G:H2'	2.07	0.69
23:BB:1486:U:H2'	23:BB:1487:U:C6	2.28	0.69
3:CD:58:GLN:O	3:CD:62:ARG:HG2	1.92	0.69
41:DT:8:LEU:HD13	41:DT:49:LYS:HD2	1.75	0.69
23:DB:3:U:H2'	23:DB:4:U:H6	1.57	0.69
40:BS:24:ILE:HG22	40:BS:71:VAL:HG11	1.73	0.69
23:DB:1654:A:H2'	23:DB:1655:A:H8	1.58	0.69
20:CB:88:GLN:OE1	20:CB:221:ARG:HB3	1.93	0.69
1:CA:920:U:H2'	1:CA:921:U:C6	2.27	0.69
37:DP:29:VAL:HG12	37:DP:80:VAL:HA	1.75	0.69
30:DH:53:GLU:OE2	30:DH:54:LEU:HG	1.93	0.69

Continued on next page...

Continued from previous page...

Atom-1	Atom-2	Interatomic distance (Å)	Clash overlap (Å)
6:AG:115:MET:HA	6:AG:118:ARG:HD2	1.74	0.69
11:AL:51:VAL:HG12	11:AL:52:CYS:H	1.57	0.69
2:CC:119:ILE:HG21	2:CC:197:VAL:HG11	1.72	0.69
1:AA:532:A:H62	2:AC:191:THR:CB	2.05	0.69
1:CA:475:C:H2'	1:CA:476:U:C6	2.28	0.69
23:BB:1935:G:H1'	23:BB:1964:G:N2	2.08	0.69
8:CI:126:PHE:HE1	8:CI:129:ARG:HD3	1.57	0.69
23:BB:871:U:H2'	23:BB:872:U:H6	1.57	0.69
21:AU:16:ARG:HA	21:AU:16:ARG:NE	2.00	0.69
28:DF:62:GLN:NE2	28:DF:90:LEU:HA	2.08	0.69
25:DC:145:MET:HB2	25:DC:152:GLN:HE22	1.58	0.69
45:DY:23:LEU:HD13	45:DY:28:LEU:HB2	1.74	0.69
3:AD:122:ILE:O	3:AD:128:VAL:HG23	1.93	0.69
31:DJ:29:ALA:HA	31:DJ:32:LEU:HB2	1.75	0.69
37:BP:19:PHE:O	37:BP:20:ARG:HB2	1.92	0.69
31:DJ:20:ALA:HB1	31:DJ:23:LYS:HB2	1.73	0.69
1:AA:662:U:H2'	1:AA:663:A:C8	2.27	0.69
39:BR:20:VAL:HG12	39:BR:21:ARG:H	1.58	0.69
23:DB:973:A:H5''	39:DR:81:LYS:HD2	1.75	0.69
42:DU:34:ILE:HG12	42:DU:63:ALA:HB2	1.75	0.69
1:AA:1026:G:H2'	1:AA:1027:C:C6	2.28	0.69
20:CB:69:VAL:HB	20:CB:162:VAL:HG23	1.74	0.69
33:BL:116:VAL:HG13	33:BL:117:THR:H	1.58	0.69
39:DR:71:LYS:HG2	39:DR:73:LYS:NZ	2.08	0.69
23:BB:2438:U:O2'	23:BB:2439:A:H5''	1.93	0.69
20:AB:69:VAL:HB	20:AB:162:VAL:HG23	1.73	0.69
8:CI:26:LYS:H	8:CI:61:ASP:CB	2.05	0.69
31:BJ:6:ALA:HB3	31:BJ:45:THR:HG21	1.75	0.69
15:CP:28:ARG:HD2	15:CP:29:ASN:N	2.08	0.69
28:BF:102:LEU:HD22	28:BF:103:ILE:N	2.08	0.69
23:DB:479:A:N3	23:DB:481:G:H5''	2.07	0.69
1:CA:337:G:H2'	1:CA:338:A:H8	1.58	0.69
23:BB:2866:U:H4'	23:BB:2867:G:H4'	1.75	0.69
11:AL:86:VAL:HG11	11:AL:89:LEU:HD23	1.74	0.69
23:DB:18:U:H2'	23:DB:19:A:C8	2.28	0.69
20:AB:145:ASN:N	20:AB:145:ASN:HD22	1.88	0.69
8:CI:71:ILE:H	8:CI:71:ILE:HD12	1.56	0.69
1:CA:677:U:H2'	1:CA:678:U:C6	2.27	0.69
43:DW:24:ARG:HD3	43:DW:65:LYS:HG2	1.73	0.68
16:AQ:77:VAL:HG11	16:AQ:80:LYS:HB3	1.75	0.68
23:BB:1060:U:O2	23:BB:1088:A:N7	2.26	0.68

Continued on next page...

Continued from previous page...

Atom-1	Atom-2	Interatomic distance (Å)	Clash overlap (Å)
16:CQ:77:VAL:HG11	16:CQ:80:LYS:HB3	1.74	0.68
38:BQ:26:ALA:HA	38:BQ:29:ARG:HG2	1.76	0.68
8:CI:51:LEU:HD13	8:CI:56:MET:HG2	1.75	0.68
23:BB:729:G:OP1	25:BC:12:ARG:HB2	1.93	0.68
7:AH:124:ILE:HG22	7:AH:125:ILE:H	1.57	0.68
9:CJ:7:ARG:O	9:CJ:100:ILE:HA	1.93	0.68
1:CA:195:A:H1'	1:CA:222:C:O2'	1.93	0.68
23:DB:278:A:H1'	23:DB:362:A:C2	2.28	0.68
23:BB:1857:G:H1'	23:BB:1885:A:H61	1.56	0.68
1:CA:449:G:H2'	1:CA:450:G:C8	2.28	0.68
48:D1:9:LYS:H	48:D1:9:LYS:HD3	1.58	0.68
7:CH:74:ILE:HG13	7:CH:128:VAL:HG22	1.74	0.68
23:BB:1788:C:O2'	23:BB:1789:A:H5'	1.92	0.68
1:CA:1220:G:H3'	18:CS:36:ARG:HH21	1.56	0.68
31:DJ:55:ILE:HB	31:DJ:123:LYS:HB2	1.74	0.68
29:DG:43:LYS:HB2	29:DG:50:THR:HB	1.73	0.68
25:BC:4:LYS:HD2	25:BC:5:CYS:N	2.09	0.68
34:DM:59:ARG:NH1	34:DM:60:GLN:HB3	2.08	0.68
1:CA:1026:G:H2'	1:CA:1027:C:C6	2.27	0.68
23:DB:2893:A:H5''	23:DB:2894:G:H5'	1.74	0.68
52:BI:10:LEU:HD13	52:BI:12:VAL:HG13	1.74	0.68
23:BB:721:A:H2'	23:BB:722:A:C8	2.28	0.68
34:DM:10:ARG:HE	34:DM:89:VAL:HG21	1.58	0.68
2:CC:2:GLN:H	2:CC:2:GLN:NE2	1.92	0.68
35:BN:19:ALA:HA	35:BN:22:ARG:HB3	1.75	0.68
35:DN:19:ALA:HA	35:DN:22:ARG:HB3	1.76	0.68
23:BB:200:U:H5''	46:BZ:22:LEU:O	1.92	0.68
41:BT:8:LEU:HD13	41:BT:49:LYS:HD2	1.75	0.68
42:BU:34:ILE:HG12	42:BU:63:ALA:HB2	1.75	0.68
27:BE:181:ILE:HG13	33:BL:2:ARG:HB3	1.75	0.68
31:BJ:112:GLY:N	31:BJ:113:PRO:HD2	2.04	0.68
2:AC:51:VAL:HA	2:AC:69:THR:HA	1.75	0.68
40:DS:52:GLU:HA	40:DS:55:ILE:HG22	1.76	0.68
36:BO:67:ASN:H	36:BO:70:ALA:HB3	1.58	0.68
39:DR:20:VAL:HG12	39:DR:21:ARG:H	1.57	0.68
23:BB:163:C:H2'	23:BB:164:C:O4'	1.93	0.68
23:BB:192:C:H2'	23:BB:193:U:H5'	1.73	0.68
31:BJ:57:LEU:HD11	31:BJ:129:GLU:H	1.57	0.68
23:BB:1248:G:H2'	38:BQ:2:ARG:HA	1.76	0.68
4:AE:85:LYS:HG3	4:AE:93:VAL:O	1.92	0.68
30:BH:96:THR:HB	30:BH:112:LYS:HB2	1.75	0.68

Continued on next page...

Continued from previous page...

Atom-1	Atom-2	Interatomic distance (Å)	Clash overlap (Å)
31:BJ:117:ALA:HA	31:BJ:120:ARG:HD2	1.75	0.68
7:AH:11:THR:HG22	7:AH:14:ARG:HH22	1.59	0.68
16:CQ:30:HIS:CE1	16:CQ:32:ILE:HG22	2.27	0.68
16:CQ:83:LEU:HD22	16:CQ:83:LEU:H	1.57	0.68
23:BB:222:A:N6	23:BB:232:G:H1'	2.09	0.68
25:BC:14:HIS:O	25:BC:203:VAL:HG11	1.93	0.68
38:BQ:81:GLY:HA2	38:BQ:84:LYS:HB3	1.73	0.68
12:CM:10:ASP:HA	12:CM:44:ILE:HD13	1.73	0.68
20:AB:88:GLN:OE1	20:AB:221:ARG:HB3	1.92	0.68
1:AA:935:A:H61	6:AG:2:ARG:HD2	1.57	0.68
1:CA:17:U:H2'	1:CA:18:C:H6	1.57	0.68
23:BB:27:G:H1'	23:BB:513:A:N6	2.09	0.68
49:B2:30:VAL:HA	49:B2:33:ARG:NH2	2.08	0.68
32:DK:102:PRO:HA	32:DK:120:PRO:HB3	1.74	0.68
1:AA:532:A:H62	2:AC:191:THR:HB	1.58	0.68
23:DB:1778:U:H2'	23:DB:1784:A:H62	1.57	0.68
23:BB:129:C:H2'	23:BB:130:C:H6	1.58	0.68
23:BB:807:U:H2'	23:BB:808:G:H8	1.59	0.68
1:CA:176:C:H2'	1:CA:177:G:N3	2.07	0.68
2:CC:16:PRO:HG2	2:CC:53:ARG:HH12	1.58	0.68
39:BR:71:LYS:HG2	39:BR:73:LYS:NZ	2.08	0.68
23:DB:2199:A:H5'	23:DB:2200:C:OP2	1.93	0.68
18:AS:38:THR:HA	18:AS:69:LYS:HA	1.75	0.68
25:BC:76:VAL:HA	25:BC:113:ASP:O	1.93	0.68
13:AN:52:ARG:NH1	13:AN:58:ARG:HH21	1.92	0.68
1:AA:1306:A:N6	1:AA:1331:G:H1'	2.08	0.68
28:DF:78:ILE:HA	28:DF:82:TYR:CD1	2.29	0.68
27:BE:58:LYS:HE2	27:BE:60:TRP:CD1	2.28	0.68
38:DQ:34:ALA:O	38:DQ:37:ALA:HB3	1.93	0.68
31:DJ:25:LEU:HD13	31:DJ:26:GLY:N	2.08	0.68
36:DO:67:ASN:H	36:DO:70:ALA:HB3	1.57	0.68
23:DB:1386:C:H2'	23:DB:1387:A:C8	2.29	0.68
23:DB:775:G:H4'	23:DB:776:G:H5'	1.75	0.68
1:AA:1288:A:N1	1:AA:1371:G:H1'	2.08	0.68
28:BF:78:ILE:HA	28:BF:82:TYR:CD1	2.29	0.68
1:CA:451:A:H5'	15:CP:70:ARG:HH22	1.58	0.68
14:CO:28:VAL:HG11	14:CO:80:LEU:HD21	1.75	0.68
15:AP:34:GLU:CD	15:AP:60:TRP:HE1	1.97	0.68
31:BJ:55:ILE:HB	31:BJ:123:LYS:HB2	1.75	0.68
27:DE:108:ILE:HD11	27:DE:181:ILE:HB	1.75	0.68
38:BQ:97:ILE:HG13	38:BQ:105:PHE:HB2	1.74	0.68

Continued on next page...

Continued from previous page...

Atom-1	Atom-2	Interatomic distance (Å)	Clash overlap (Å)
30:DH:2:GLN:O	30:DH:3:VAL:HG22	1.94	0.68
2:CC:149:LYS:HA	2:CC:168:ARG:HB2	1.76	0.68
30:DH:94:ILE:HG13	30:DH:98:ASP:HB3	1.75	0.68
20:CB:145:ASN:N	20:CB:145:ASN:HD22	1.90	0.68
23:DB:2461:A:H2'	23:DB:2462:C:C6	2.29	0.68
23:DB:352:A:H3'	23:DB:353:C:H6	1.59	0.68
25:BC:74:PRO:HG2	25:BC:96:LYS:HG3	1.76	0.68
31:BJ:20:ALA:HB1	31:BJ:23:LYS:HB2	1.74	0.68
1:AA:176:C:H2'	1:AA:177:G:N3	2.09	0.68
45:DY:8:GLN:CG	45:DY:31:ILE:HA	2.19	0.68
37:DP:3:ILE:HD13	37:DP:7:LEU:HD11	1.74	0.68
40:BS:73:LYS:HE3	40:BS:74:ILE:H	1.58	0.68
2:CC:51:VAL:HA	2:CC:69:THR:HA	1.74	0.68
23:DB:858:G:H21	23:DB:2268:A:H3'	1.59	0.68
19:AT:61:ALA:HA	19:AT:67:HIS:H	1.58	0.68
29:BG:84:LYS:HB3	29:BG:132:LEU:O	1.94	0.68
23:BB:1028:A:H2'	23:BB:1029:A:C8	2.29	0.68
23:DB:499:U:H5'	42:DU:44:HIS:HE1	1.58	0.68
1:CA:108:G:C6	19:CT:9:ARG:HG2	2.29	0.68
44:DX:31:GLN:HG2	44:DX:37:LEU:HB2	1.75	0.68
25:DC:74:PRO:HG2	25:DC:96:LYS:HG3	1.76	0.68
25:DC:14:HIS:O	25:DC:203:VAL:HG11	1.93	0.68
1:CA:559:A:H4'	1:CA:560:A:H3'	1.76	0.68
40:BS:81:SER:HA	40:BS:99:ARG:HA	1.76	0.68
23:BB:1041:G:H2'	23:BB:1042:G:C8	2.29	0.68
1:CA:89:U:H2'	1:CA:90:C:C6	2.28	0.68
1:CA:1238:A:H5'	1:CA:1336:C:H41	1.59	0.68
52:DI:73:PRO:HG2	52:DI:78:LEU:HD21	1.74	0.68
47:D0:38:LEU:HB3	47:D0:41:HIS:NE2	2.09	0.68
19:CT:61:ALA:HA	19:CT:67:HIS:H	1.59	0.68
4:AE:84:VAL:HG11	4:AE:146:MET:HB3	1.74	0.68
24:BV:40:ILE:HD13	24:BV:40:ILE:H	1.59	0.68
23:BB:2732:G:H5'	23:BB:2733:A:O4'	1.93	0.68
23:DB:2153:C:H2'	23:DB:2154:A:C8	2.29	0.68
1:AA:108:G:O6	19:AT:9:ARG:HG2	1.93	0.68
23:DB:171:U:H2'	23:DB:172:A:H8	1.57	0.68
1:CA:1134:G:C2	1:CA:1135:U:H1'	2.29	0.68
1:CA:97:G:H2'	1:CA:98:A:O4'	1.94	0.68
20:AB:9:LEU:H	20:AB:9:LEU:HD12	1.57	0.68
1:CA:1505:G:H4'	1:CA:1506:U:H5''	1.73	0.68
23:BB:2365:G:H4'	43:BW:59:PHE:HE1	1.57	0.68

Continued on next page...

Continued from previous page...

Atom-1	Atom-2	Interatomic distance (Å)	Clash overlap (Å)
42:DU:86:PHE:HB2	42:DU:92:VAL:HB	1.73	0.68
5:CF:64:VAL:HG12	5:CF:65:GLU:H	1.57	0.68
26:DD:24:VAL:HG21	26:DD:188:LEU:HB3	1.75	0.68
23:BB:1021:A:H61	23:BB:1142:A:N6	1.92	0.68
37:DP:61:ARG:HD3	37:DP:70:GLU:HG3	1.76	0.68
1:CA:344:A:H4'	1:CA:345:C:OP2	1.93	0.68
28:BF:134:GLN:NE2	28:BF:136:ILE:HD13	2.08	0.68
1:AA:1513:A:H2'	1:AA:1514:G:C8	2.29	0.68
37:BP:13:LYS:HD3	37:BP:76:HIS:HA	1.75	0.68
23:BB:2340:A:H2'	23:BB:2341:G:H8	1.59	0.68
43:BW:24:ARG:HA	43:BW:66:VAL:H	1.59	0.68
31:BJ:17:VAL:HG22	31:BJ:55:ILE:HD11	1.76	0.68
25:DC:76:VAL:HA	25:DC:113:ASP:O	1.94	0.68
40:BS:52:GLU:HA	40:BS:55:ILE:HG22	1.76	0.68
16:CQ:16:MET:CB	16:CQ:19:SER:HB2	2.23	0.68
18:CS:31:ARG:HA	18:CS:49:ALA:HB3	1.76	0.68
29:BG:140:ILE:HA	29:BG:143:VAL:HG22	1.76	0.68
6:CG:91:ARG:HB3	6:CG:92:PRO:HD2	1.76	0.68
1:CA:239:U:OP1	1:CA:239:U:H4'	1.92	0.68
34:DM:4:PRO:HG3	34:DM:68:PHE:HE2	1.59	0.68
41:BT:38:ALA:HB3	41:BT:81:LYS:NZ	2.09	0.68
23:BB:1353:A:H2'	23:BB:1354:A:C8	2.29	0.68
11:CL:49:ARG:HG2	11:CL:89:LEU:HD21	1.75	0.68
25:BC:16:VAL:H	25:BC:203:VAL:HG12	1.59	0.68
34:BM:10:ARG:HE	34:BM:89:VAL:HG21	1.59	0.68
29:DG:103:ASN:HD21	29:DG:111:PRO:HB3	1.58	0.68
23:BB:2064:C:H2'	23:BB:2065:C:C6	2.29	0.68
1:CA:1412:C:H2'	1:CA:1413:A:H8	1.59	0.68
1:CA:1414:U:H2'	1:CA:1415:G:H8	1.60	0.68
1:CA:1234:C:O2'	1:CA:1235:U:H5'	1.94	0.68
43:BW:23:LYS:HD2	43:BW:24:ARG:H	1.59	0.67
23:DB:143:C:H2'	23:DB:144:A:C8	2.28	0.67
1:CA:1306:A:N6	1:CA:1331:G:H1'	2.09	0.67
31:BJ:89:PHE:HE1	31:BJ:93:ILE:HD13	1.57	0.67
24:BV:44:HIS:CE1	24:BV:86:LEU:H	2.08	0.67
23:BB:1447:C:H2'	23:BB:1448:G:C8	2.29	0.67
23:BB:1102:C:O2'	23:BB:1103:A:H5'	1.94	0.67
12:CM:70:ARG:O	12:CM:74:MET:HG2	1.94	0.67
23:BB:2658:C:H5'	29:BG:159:LYS:HZ2	1.59	0.67
23:DB:1592:C:H2'	23:DB:1593:A:C8	2.29	0.67
3:CD:56:GLU:HG2	3:CD:198:LEU:HD12	1.77	0.67

Continued on next page...

Continued from previous page...

Atom-1	Atom-2	Interatomic distance (Å)	Clash overlap (Å)
34:BM:64:TRP:HB2	34:BM:104:GLU:HB2	1.76	0.67
1:CA:973:G:H3'	1:CA:974:A:H5''	1.76	0.67
24:DV:20:LEU:HB3	24:DV:25:LYS:O	1.94	0.67
23:BB:742:A:H2'	23:BB:743:A:H8	1.59	0.67
23:DB:2866:U:H4'	23:DB:2867:G:H4'	1.75	0.67
23:DB:277:G:H4'	23:DB:278:A:C5	2.29	0.67
1:AA:451:A:H5'	15:AP:70:ARG:HH22	1.59	0.67
1:CA:1513:A:H2'	1:CA:1514:G:C8	2.29	0.67
1:AA:279:A:H5''	1:AA:280:C:H3'	1.74	0.67
1:AA:1486:G:H2'	1:AA:1487:G:O4'	1.94	0.67
1:CA:810:C:O2'	1:CA:811:C:H5'	1.93	0.67
3:AD:47:LEU:HB2	3:AD:51:GLY:HA3	1.77	0.67
11:AL:106:VAL:HG23	11:AL:116:TYR:HB3	1.76	0.67
36:DO:88:LYS:HD2	36:DO:89:ASP:N	2.09	0.67
26:DD:37:VAL:HG23	26:DD:91:THR:HA	1.76	0.67
13:AN:86:ALA:HB1	13:AN:91:GLU:HB2	1.74	0.67
31:BJ:43:GLU:O	31:BJ:45:THR:N	2.27	0.67
31:BJ:37:ARG:HE	31:BJ:110:PRO:HG3	1.59	0.67
21:AU:10:PRO:HG3	2:CC:71:ARG:HH21	1.59	0.67
21:CU:38:GLU:C	21:CU:40:PRO:HD2	2.14	0.67
1:CA:1060:U:C4'	9:CJ:54:SER:HB2	2.24	0.67
21:AU:38:GLU:C	21:AU:40:PRO:HD2	2.14	0.67
16:AQ:16:MET:CB	16:AQ:19:SER:HB2	2.24	0.67
39:DR:60:LYS:H	39:DR:100:GLY:CA	2.07	0.67
20:CB:199:ILE:HD13	20:CB:212:TYR:HE2	1.59	0.67
1:AA:195:A:H1'	1:AA:222:C:O2'	1.94	0.67
23:BB:152:A:H2'	23:BB:153:U:C6	2.30	0.67
23:DB:1866:A:H2'	23:DB:1867:G:O4'	1.94	0.67
33:DL:116:VAL:HG13	33:DL:117:THR:H	1.57	0.67
27:BE:47:LYS:HB3	27:BE:51:GLU:HB2	1.75	0.67
23:DB:222:A:N6	23:DB:232:G:H1'	2.09	0.67
2:AC:2:GLN:H	2:AC:2:GLN:NE2	1.92	0.67
1:AA:80:A:H3'	1:AA:81:A:H8	1.57	0.67
23:DB:729:G:H2'	23:DB:1775:U:H1'	1.76	0.67
23:DB:2108:A:N3	23:DB:2108:A:H2'	2.09	0.67
23:DB:2400:G:O2'	23:DB:2401:U:H5'	1.94	0.67
23:BB:145:C:H2'	23:BB:146:A:H8	1.59	0.67
23:DB:2886:A:H3'	23:DB:2887:A:H8	1.59	0.67
8:CI:29:ILE:HA	8:CI:64:ILE:O	1.95	0.67
38:DQ:63:ARG:HA	38:DQ:66:ALA:HB3	1.75	0.67
31:BJ:45:THR:H	31:BJ:46:PRO:HD3	1.59	0.67

Continued on next page...

Continued from previous page...

Atom-1	Atom-2	Interatomic distance (Å)	Clash overlap (Å)
23:BB:460:A:H2'	23:BB:461:C:O4'	1.94	0.67
15:AP:28:ARG:HD2	15:AP:29:ASN:N	2.06	0.67
23:DB:2336:A:H61	43:DW:40:ARG:CD	2.07	0.67
23:BB:545:U:H3	23:BB:548:G:P	2.17	0.67
41:BT:11:LEU:HD21	41:BT:46:ALA:HB1	1.75	0.67
3:CD:153:ARG:HG3	3:CD:154:VAL:N	2.07	0.67
1:AA:763:G:H2'	1:AA:764:C:H6	1.59	0.67
11:AL:37:TYR:HB2	11:AL:51:VAL:HB	1.75	0.67
23:DB:729:G:OP1	25:DC:12:ARG:HB2	1.95	0.67
23:BB:246:C:C2'	23:BB:247:G:H5'	2.24	0.67
23:DB:152:A:H2'	23:DB:153:U:C6	2.30	0.67
23:DB:181:A:H2'	23:DB:182:A:C8	2.30	0.67
1:CA:376:G:H5''	15:CP:5:ARG:HB2	1.76	0.67
1:AA:1314:C:H3'	18:AS:5:LYS:HZ2	1.59	0.67
26:DD:172:VAL:HG11	26:DD:175:LEU:HD12	1.76	0.67
1:AA:1148:U:H5'	8:AI:6:TYR:OH	1.94	0.67
37:DP:5:LYS:HE2	37:DP:5:LYS:HA	1.75	0.67
35:DN:49:GLU:OE2	35:DN:95:THR:HG22	1.94	0.67
1:AA:98:A:H2'	1:AA:99:C:O4'	1.94	0.67
29:BG:89:VAL:HB	29:BG:159:LYS:HA	1.76	0.67
1:AA:1132:C:H2'	1:AA:1133:G:H8	1.58	0.67
1:AA:973:G:H3'	1:AA:974:A:H5''	1.75	0.67
23:BB:2292:U:H2'	23:BB:2293:G:C8	2.29	0.67
22:DA:75:G:H1'	24:DV:29:ILE:HG12	1.76	0.67
43:DW:43:LYS:HD2	43:DW:79:ILE:HD11	1.76	0.67
23:DB:1447:C:H2'	23:DB:1448:G:C8	2.29	0.67
23:BB:571:U:H3'	39:BR:80:ARG:HH12	1.59	0.67
23:DB:2039:U:H2'	23:DB:2040:G:C8	2.29	0.67
23:BB:729:G:H2'	23:BB:1775:U:H1'	1.75	0.67
23:BB:322:A:H3'	27:BE:163:ASN:HD21	1.59	0.67
1:CA:108:G:O6	19:CT:9:ARG:HG2	1.95	0.67
25:BC:16:VAL:HB	25:BC:203:VAL:HB	1.77	0.67
29:BG:103:ASN:HD21	29:BG:111:PRO:HB3	1.58	0.67
16:CQ:20:ILE:HD13	16:CQ:47:ASP:HB3	1.76	0.67
23:BB:634:C:H2'	23:BB:635:C:H6	1.60	0.67
3:AD:36:ALA:HA	3:AD:41:GLY:HA3	1.75	0.67
8:AI:71:ILE:HD12	8:AI:71:ILE:H	1.59	0.67
23:DB:1486:U:H2'	23:DB:1487:U:C6	2.28	0.67
31:DJ:57:LEU:HD11	31:DJ:129:GLU:H	1.58	0.67
27:BE:188:MET:HG2	27:BE:193:VAL:HG22	1.75	0.67
12:AM:28:ARG:NH2	12:AM:62:PHE:HB2	2.09	0.67

Continued on next page...

Continued from previous page...

Atom-1	Atom-2	Interatomic distance (Å)	Clash overlap (Å)
31:DJ:32:LEU:O	31:DJ:36:LEU:HD23	1.95	0.67
25:BC:180:MET:HB3	25:BC:267:VAL:HB	1.77	0.67
37:DP:19:PHE:O	37:DP:20:ARG:HB2	1.93	0.67
32:DK:71:ARG:HD2	32:DK:105:ARG:NE	2.07	0.67
1:AA:1323:G:H2'	1:AA:1324:A:H8	1.55	0.67
21:AU:9:GLU:HG2	2:CC:108:PRO:CG	2.24	0.67
23:DB:95:A:H4'	44:DX:38:GLN:O	1.94	0.67
1:AA:1297:G:H1'	1:AA:1298:U:H5	1.60	0.67
23:DB:145:C:H2'	23:DB:146:A:H8	1.59	0.67
1:CA:1314:C:H3'	18:CS:5:LYS:HZ2	1.58	0.67
18:AS:41:PRO:O	18:AS:44:ILE:HG22	1.95	0.67
18:CS:38:THR:HA	18:CS:69:LYS:HA	1.77	0.67
25:DC:127:ASN:O	25:DC:190:THR:HA	1.95	0.67
23:DB:1287:A:H3'	23:DB:1288:G:N2	2.09	0.67
26:BD:124:ARG:HA	26:BD:165:MET:HE3	1.77	0.67
46:DZ:6:GLN:HE22	46:DZ:50:ARG:N	1.90	0.67
6:CG:23:ALA:O	6:CG:26:VAL:HG22	1.95	0.67
26:DD:62:LYS:HD2	26:DD:62:LYS:H	1.60	0.67
12:AM:64:VAL:HA	12:AM:68:LEU:HD11	1.75	0.67
23:BB:2425:A:H5'	23:BB:2427:C:O4'	1.94	0.67
23:DB:2298:A:OP1	28:DF:70:ARG:HD3	1.94	0.67
23:BB:125:A:H3'	23:BB:126:A:C5'	2.24	0.67
1:AA:337:G:H2'	1:AA:338:A:H8	1.60	0.67
40:DS:81:SER:HA	40:DS:99:ARG:HA	1.76	0.67
1:AA:882:C:O2'	1:AA:883:C:H5'	1.93	0.67
23:BB:1911:U:H2'	23:BB:1918:A:C2	2.30	0.67
26:DD:141:ARG:O	26:DD:141:ARG:HG3	1.95	0.67
23:BB:575:A:O2'	23:BB:576:U:H5'	1.94	0.67
23:DB:812:C:H4'	38:DQ:12:ARG:HH22	1.59	0.67
23:BB:1050:A:H2'	23:BB:1051:G:H8	1.59	0.67
28:DF:16:MET:O	28:DF:20:ASN:HA	1.95	0.67
13:CN:68:ARG:NH1	13:CN:71:GLY:H	1.92	0.67
23:BB:1654:A:H2'	23:BB:1655:A:H8	1.59	0.67
30:BH:116:ARG:NE	30:BH:139:PHE:HB2	2.10	0.67
30:BH:127:GLU:HA	30:BH:144:VAL:O	1.94	0.67
20:CB:113:LEU:HD13	20:CB:147:LEU:HB2	1.75	0.67
23:DB:2808:G:HO2'	23:DB:2809:A:H8	1.43	0.67
36:BO:11:ALA:CB	36:BO:96:GLY:H	2.06	0.67
23:BB:280:U:H2'	23:BB:281:C:C6	2.29	0.67
50:D3:41:ARG:HA	50:D3:44:ARG:HH21	1.58	0.67
14:AO:28:VAL:HG11	14:AO:80:LEU:HD21	1.77	0.67

Continued on next page...

Continued from previous page...

Atom-1	Atom-2	Interatomic distance (Å)	Clash overlap (Å)
23:DB:636:G:H3'	33:DL:128:THR:HG21	1.75	0.67
23:DB:634:C:H2'	23:DB:635:C:H6	1.59	0.67
23:DB:1461:C:H2'	23:DB:1462:C:H6	1.58	0.67
2:CC:171:ARG:HB2	2:CC:171:ARG:HH11	1.58	0.67
23:DB:2312:U:O2	28:DF:38:GLY:HA3	1.95	0.67
1:AA:1258:G:H2'	1:AA:1259:C:C6	2.30	0.67
42:DU:81:ARG:H	42:DU:81:ARG:NH2	1.93	0.67
26:BD:107:VAL:HG13	26:BD:203:VAL:HG23	1.76	0.67
38:BQ:63:ARG:HA	38:BQ:66:ALA:HB3	1.76	0.67
35:DN:24:MET:HE1	35:DN:40:LYS:HD2	1.77	0.67
26:DD:5:VAL:N	26:DD:32:ASN:HD21	1.90	0.67
35:DN:34:ILE:HB	35:DN:113:ILE:HG22	1.77	0.67
20:AB:113:LEU:HD13	20:AB:147:LEU:HB2	1.76	0.67
1:CA:865:A:H2	1:CA:918:A:H4'	1.60	0.67
24:BV:51:GLN:NE2	24:BV:79:ARG:HH22	1.92	0.67
2:AC:149:LYS:HA	2:AC:168:ARG:HB2	1.77	0.67
12:AM:89:ARG:HG3	12:AM:96:VAL:HG13	1.76	0.67
23:DB:163:C:H2'	23:DB:164:C:O4'	1.94	0.67
26:DD:33:ARG:NE	26:DD:74:GLU:HB3	2.10	0.67
1:AA:373:A:H2'	1:AA:374:A:H8	1.59	0.67
23:BB:1032:A:H1'	51:B4:23:ILE:HD13	1.77	0.67
23:BB:18:U:H2'	23:BB:19:A:C8	2.30	0.67
23:DB:528:A:C2	23:DB:2042:A:H2'	2.30	0.67
1:AA:344:A:H4'	1:AA:345:C:OP2	1.94	0.67
1:AA:539:A:H2'	1:AA:540:G:C8	2.30	0.67
23:BB:849:A:H2'	23:BB:850:U:C6	2.30	0.67
35:DN:78:LYS:HG3	35:DN:83:LEU:HG	1.76	0.67
27:BE:108:ILE:HD11	27:BE:181:ILE:HB	1.76	0.67
38:BQ:104:ALA:HA	39:BR:46:GLU:OE1	1.93	0.67
23:DB:1060:U:O2	23:DB:1088:A:N7	2.27	0.67
28:BF:135:ILE:HD11	28:BF:137:PHE:HB3	1.77	0.67
23:BB:1440:U:H2'	23:BB:1441:G:C8	2.30	0.67
48:D1:32:LYS:HA	48:D1:51:ALA:O	1.95	0.67
9:AJ:7:ARG:O	9:AJ:100:ILE:HA	1.95	0.67
23:BB:1000:A:H2'	23:BB:1001:A:C8	2.30	0.67
23:BB:718:A:H2'	23:BB:719:C:H5'	1.77	0.67
1:AA:1513:A:H2'	1:AA:1514:G:H8	1.58	0.67
1:CA:157:U:O2'	1:CA:158:G:H5'	1.94	0.67
6:AG:72:VAL:HG12	6:AG:89:GLU:HB3	1.76	0.67
44:DX:1:MET:HB3	44:DX:4:LYS:HB3	1.77	0.67
43:BW:47:GLY:HA3	43:BW:80:SER:HA	1.77	0.67

Continued on next page...

Continued from previous page...

Atom-1	Atom-2	Interatomic distance (Å)	Clash overlap (Å)
25:BC:196:ASN:ND2	25:BC:199:HIS:HB2	2.10	0.67
32:BK:54:LYS:H	32:BK:54:LYS:HD2	1.58	0.67
23:BB:858:G:H21	23:BB:2268:A:H3'	1.59	0.66
23:BB:547:A:H3'	23:BB:548:G:C8	2.25	0.66
8:CI:87:MET:HA	8:CI:93:LEU:HD11	1.77	0.66
27:DE:127:GLU:HB2	27:DE:133:LEU:HD13	1.77	0.66
23:DB:309:A:H4'	42:DU:15:GLY:CA	2.25	0.66
23:DB:329:G:H1	42:DU:16:LYS:HG2	1.60	0.66
25:DC:36:ASN:HD21	25:DC:85:ASN:ND2	1.93	0.66
23:DB:361:G:O2'	23:DB:362:A:H5'	1.94	0.66
1:CA:229:U:H2'	1:CA:230:G:C8	2.30	0.66
33:DL:101:ILE:HG22	33:DL:105:ILE:HG13	1.77	0.66
1:AA:235:C:H2'	1:AA:236:A:C8	2.29	0.66
23:DB:545:U:C5	23:DB:547:A:H5''	2.31	0.66
31:DJ:56:VAL:HG12	31:DJ:57:LEU:H	1.60	0.66
40:DS:32:ALA:O	40:DS:35:ILE:HB	1.95	0.66
12:AM:2:ARG:H	12:AM:2:ARG:HD3	1.58	0.66
30:BH:133:GLN:HB2	30:BH:139:PHE:HA	1.77	0.66
30:DH:48:GLU:HA	30:DH:51:ARG:HE	1.60	0.66
28:BF:101:ARG:HA	28:BF:105:ILE:HD13	1.76	0.66
41:BT:54:GLU:HG3	41:BT:90:GLY:H	1.57	0.66
41:DT:54:GLU:HG3	41:DT:90:GLY:H	1.58	0.66
1:AA:17:U:H2'	1:AA:18:C:H6	1.60	0.66
30:BH:90:LEU:HD21	30:BH:146:VAL:HG11	1.76	0.66
32:DK:17:ARG:HB3	32:DK:45:GLU:HG3	1.75	0.66
34:DM:66:ARG:NE	34:DM:101:VAL:HG11	2.09	0.66
15:CP:34:GLU:CD	15:CP:60:TRP:HE1	1.99	0.66
1:AA:157:U:O2'	1:AA:158:G:H5'	1.95	0.66
1:CA:21:G:H2'	1:CA:22:G:C8	2.30	0.66
23:DB:246:C:C2'	23:DB:247:G:H5'	2.26	0.66
43:DW:77:LYS:O	43:DW:78:PHE:HB2	1.95	0.66
23:BB:2243:U:H2'	23:BB:2244:U:C6	2.31	0.66
1:CA:706:A:H4'	10:CK:30:ILE:HD11	1.77	0.66
23:DB:620:G:H5'	23:DB:620:G:N3	2.10	0.66
23:BB:2400:G:O2'	23:BB:2401:U:H5'	1.95	0.66
1:CA:1388:C:H2'	1:CA:1389:C:H6	1.60	0.66
32:BK:70:ARG:HB3	32:BK:76:VAL:HG22	1.77	0.66
1:CA:415:A:H3'	1:CA:416:G:H8	1.60	0.66
42:BU:87:GLU:OE2	42:BU:88:ASP:HB3	1.95	0.66
23:BB:1812:U:H2'	23:BB:1813:G:H8	1.61	0.66
47:B0:38:LEU:HB3	47:B0:41:HIS:NE2	2.11	0.66

Continued on next page...

Continued from previous page...

Atom-1	Atom-2	Interatomic distance (Å)	Clash overlap (Å)
33:BL:79:LEU:HD23	33:BL:82:LEU:HD11	1.76	0.66
40:DS:17:VAL:C	40:DS:19:LEU:H	1.99	0.66
23:BB:2443:C:H2'	23:BB:2444:G:H8	1.59	0.66
24:DV:40:ILE:HD13	24:DV:40:ILE:H	1.60	0.66
38:BQ:34:ALA:O	38:BQ:37:ALA:HB3	1.95	0.66
1:AA:841:C:O5'	1:AA:842:U:H5''	1.95	0.66
6:AG:91:ARG:HB3	6:AG:92:PRO:HD2	1.76	0.66
10:CK:83:VAL:HG21	10:CK:109:ILE:HG12	1.76	0.66
13:CN:52:ARG:NH1	13:CN:58:ARG:HH21	1.92	0.66
1:CA:6:G:N3	1:CA:6:G:H3'	2.09	0.66
23:DB:1464:G:H2'	23:DB:1465:G:C8	2.31	0.66
23:DB:2591:C:H2'	23:DB:2592:G:H8	1.60	0.66
23:BB:222:A:H61	23:BB:232:G:H1'	1.57	0.66
23:DB:812:C:H4'	38:DQ:12:ARG:HH12	1.60	0.66
1:CA:1382:C:H4'	6:CG:78:ARG:CZ	2.25	0.66
6:CG:72:VAL:HG12	6:CG:89:GLU:HB3	1.78	0.66
23:BB:528:A:C2	23:BB:2042:A:H2'	2.29	0.66
36:DO:51:ALA:HB3	36:DO:78:VAL:HG22	1.76	0.66
28:DF:30:VAL:HG21	28:DF:96:TRP:HE1	1.59	0.66
26:BD:14:ILE:HA	37:BP:11:GLN:HE22	1.60	0.66
32:BK:68:GLY:HA3	32:BK:78:ARG:HB3	1.77	0.66
1:AA:21:G:H2'	1:AA:22:G:C8	2.31	0.66
38:DQ:104:ALA:HA	39:DR:46:GLU:CD	2.16	0.66
27:BE:189:THR:O	27:BE:193:VAL:HG23	1.96	0.66
38:BQ:91:ARG:NH2	39:BR:11:GLN:H	1.94	0.66
20:AB:209:VAL:HG23	20:AB:210:THR:H	1.61	0.66
1:AA:1432:G:H5''	37:BP:105:LYS:CG	2.25	0.66
20:AB:119:GLN:O	20:AB:124:THR:HG23	1.96	0.66
1:AA:1152:A:H2'	1:AA:1153:G:H8	1.61	0.66
23:BB:1676:A:H2'	23:BB:1677:A:O4'	1.95	0.66
48:D1:26:LYS:HB2	48:D1:52:LYS:HZ2	1.61	0.66
1:AA:1343:G:H1'	8:AI:122:ARG:NH1	2.10	0.66
23:BB:499:U:H5'	42:BU:44:HIS:HE1	1.60	0.66
34:BM:78:LEU:O	34:BM:80:VAL:HG12	1.95	0.66
20:CB:212:TYR:HA	20:CB:215:ALA:HB3	1.78	0.66
30:DH:63:ALA:HA	30:DH:66:ASN:ND2	2.10	0.66
26:BD:68:PHE:HB3	26:BD:73:VAL:HA	1.77	0.66
23:BB:1486:U:H2'	23:BB:1487:U:H6	1.60	0.66
7:AH:51:GLU:HG2	7:AH:52:GLY:H	1.61	0.66
23:BB:1866:A:H2'	23:BB:1867:G:O4'	1.96	0.66
27:DE:47:LYS:HB3	27:DE:51:GLU:HB2	1.78	0.66

Continued on next page...

Continued from previous page...

Atom-1	Atom-2	Interatomic distance (Å)	Clash overlap (Å)
7:AH:6:ILE:HD11	7:AH:31:LEU:HD23	1.78	0.66
23:DB:414:C:H2'	23:DB:415:A:C8	2.30	0.66
1:CA:1288:A:N1	1:CA:1371:G:H1'	2.10	0.66
11:AL:122:LYS:HD2	11:AL:123:ALA:N	2.10	0.66
23:BB:2461:A:H2'	23:BB:2462:C:C6	2.30	0.66
37:DP:4:ILE:C	37:DP:6:GLN:H	1.99	0.66
10:AK:33:ILE:HG13	10:AK:73:VAL:HG21	1.77	0.66
25:BC:131:MET:HE2	25:BC:143:VAL:HG13	1.75	0.66
15:CP:28:ARG:CD	15:CP:29:ASN:H	2.05	0.66
20:CB:68:PHE:HA	20:CB:161:PHE:O	1.96	0.66
1:CA:1080:A:H2'	1:CA:1081:A:H5'	1.78	0.66
1:CA:1078:U:H4'	4:CE:137:ARG:HH12	1.57	0.66
32:BK:71:ARG:HD2	32:BK:105:ARG:NE	2.08	0.66
23:BB:2039:U:H2'	23:BB:2040:G:C8	2.28	0.66
1:AA:865:A:H2	1:AA:918:A:H4'	1.59	0.66
27:BE:127:GLU:HB2	27:BE:133:LEU:HD13	1.78	0.66
28:DF:107:VAL:HG11	28:DF:175:PRO:HG3	1.77	0.66
28:DF:135:ILE:HD11	28:DF:137:PHE:HB3	1.76	0.66
1:AA:129:A:H1'	1:AA:130:A:C8	2.31	0.66
1:AA:1391:U:H2'	1:AA:1392:G:H8	1.61	0.66
1:CA:1412:C:H2'	1:CA:1413:A:C8	2.29	0.66
23:BB:634:C:H2'	23:BB:635:C:C6	2.30	0.66
23:BB:2376:A:H61	36:BO:94:ARG:HD3	1.60	0.66
42:DU:10:VAL:O	42:DU:21:ARG:HA	1.96	0.66
23:DB:2471:A:O2'	23:DB:2472:G:H8	1.78	0.66
44:BX:23:ARG:HD2	44:BX:27:ASN:HD21	1.60	0.66
23:BB:857:G:O2'	43:BW:19:ARG:HD2	1.96	0.66
43:DW:35:ILE:HA	43:DW:57:THR:HG23	1.76	0.66
46:DZ:6:GLN:NE2	46:DZ:50:ARG:H	1.90	0.66
23:BB:138:U:C1'	41:BT:1:MET:H2	2.08	0.66
24:BV:80:HIS:CD2	24:BV:83:LYS:H	2.13	0.66
30:DH:133:GLN:NE2	30:DH:139:PHE:HB3	2.10	0.66
1:CA:1342:C:H2'	1:CA:1343:G:C8	2.30	0.66
22:BA:6:G:H2'	22:BA:7:G:H8	1.60	0.66
39:BR:60:LYS:H	39:BR:100:GLY:CA	2.08	0.66
23:DB:192:C:H2'	23:DB:193:U:H5'	1.78	0.66
1:AA:473:U:H2'	1:AA:474:G:C8	2.31	0.66
23:DB:1124:G:H1'	51:D4:38:GLY:OXT	1.94	0.66
23:BB:2649:C:H2'	23:BB:2650:U:H6	1.61	0.66
38:BQ:43:GLN:NE2	39:BR:77:PHE:HB3	2.11	0.66
39:BR:39:LEU:HA	39:BR:53:PHE:HA	1.78	0.66

Continued on next page...

Continued from previous page...

Atom-1	Atom-2	Interatomic distance (Å)	Clash overlap (Å)
3:CD:96:ARG:HB3	3:CD:98:ASP:OD2	1.95	0.66
39:DR:78:ARG:HB3	39:DR:83:TYR:HB3	1.77	0.66
23:BB:45:G:H5'	23:BB:46:G:H5'	1.78	0.66
1:CA:208:U:H2'	1:CA:210:C:C4	2.30	0.66
4:CE:32:PHE:O	4:CE:51:LYS:HB2	1.94	0.66
23:DB:460:A:H2'	23:DB:461:C:O4'	1.96	0.66
23:DB:575:A:O2'	23:DB:576:U:H5'	1.95	0.66
42:DU:82:VAL:HG13	42:DU:93:ARG:HB3	1.78	0.66
31:DJ:43:GLU:O	31:DJ:45:THR:N	2.29	0.66
43:DW:24:ARG:HA	43:DW:66:VAL:H	1.61	0.66
27:DE:58:LYS:O	27:DE:60:TRP:N	2.29	0.66
8:AI:87:MET:HA	8:AI:93:LEU:HD11	1.77	0.66
1:CA:266:G:O2'	1:CA:267:C:H3'	1.96	0.66
33:DL:56:PRO:HD2	33:DL:59:ARG:HG3	1.78	0.66
23:DB:1440:U:H2'	23:DB:1441:G:C8	2.30	0.66
1:AA:1080:A:H2'	1:AA:1081:A:H5'	1.78	0.66
35:BN:101:GLY:HA2	35:BN:110:MET:H	1.58	0.66
23:DB:1676:A:H2'	23:DB:1677:A:O4'	1.94	0.66
23:BB:1993:U:H4'	26:BD:133:THR:HG21	1.75	0.66
23:DB:162:U:H4'	23:DB:163:C:OP1	1.96	0.66
23:BB:1387:A:C4'	23:BB:1469:A:H1'	2.26	0.66
34:DM:78:LEU:O	34:DM:80:VAL:HG12	1.95	0.66
23:DB:2352:A:H2'	23:DB:2353:G:O4'	1.95	0.66
23:DB:2292:U:H2'	23:DB:2293:G:C8	2.29	0.66
23:DB:784:G:N1	25:DC:227:VAL:HG11	2.10	0.66
37:BP:45:VAL:N	37:BP:60:VAL:HB	2.10	0.66
23:DB:634:C:H2'	23:DB:635:C:C6	2.31	0.66
8:AI:10:ARG:HA	8:AI:77:ALA:HB1	1.76	0.66
23:DB:2340:A:H2'	23:DB:2341:G:H8	1.59	0.66
1:AA:6:G:H3'	1:AA:6:G:N3	2.09	0.66
1:CA:1095:U:H2'	1:CA:1096:C:C6	2.30	0.66
1:AA:86:G:H1'	1:AA:87:C:C5	2.30	0.66
1:CA:384:G:H2'	1:CA:385:C:C6	2.30	0.66
1:CA:1417:G:H22	1:CA:1482:G:H2'	1.60	0.66
50:B3:54:LEU:O	50:B3:58:ILE:HG13	1.96	0.66
33:BL:101:ILE:HG22	33:BL:105:ILE:HG13	1.76	0.66
26:BD:5:VAL:N	26:BD:32:ASN:HD21	1.90	0.66
27:BE:69:ARG:O	27:BE:70:SER:HB3	1.94	0.66
37:BP:20:ARG:HB3	37:BP:23:ASP:OD2	1.96	0.66
28:DF:102:LEU:HD22	28:DF:103:ILE:N	2.09	0.66
1:CA:673:A:H2'	1:CA:674:G:C8	2.31	0.66

Continued on next page...

Continued from previous page...

Atom-1	Atom-2	Interatomic distance (Å)	Clash overlap (Å)
23:BB:279:A:C2	23:BB:362:A:H4'	2.30	0.66
1:AA:1141:C:H2'	1:AA:1142:G:H8	1.61	0.66
23:DB:974:G:OP2	39:DR:78:ARG:HD3	1.96	0.66
8:CI:10:ARG:HA	8:CI:77:ALA:HB1	1.76	0.66
23:DB:1684:G:H2'	23:DB:1685:C:C6	2.31	0.66
1:AA:384:G:H2'	1:AA:385:C:C6	2.31	0.66
10:AK:108:ASN:ND2	21:AU:6:ARG:HB2	2.11	0.66
26:BD:37:VAL:HG23	26:BD:91:THR:HA	1.76	0.66
23:BB:1939:U:H6	23:BB:1939:U:H5'	1.59	0.66
22:DA:56:G:H4'	22:DA:57:A:H5'	1.78	0.66
23:DB:2144:G:N3	23:DB:2146:C:H5'	2.11	0.66
27:BE:97:ASN:HD21	27:BE:100:MET:HG3	1.59	0.66
23:DB:1099:G:C5'	52:DI:3:LYS:N	2.59	0.66
28:DF:87:LYS:HG3	28:DF:88:VAL:H	1.60	0.66
1:CA:1152:A:H2'	1:CA:1153:G:H8	1.61	0.66
1:AA:1095:U:H2'	1:AA:1096:C:C6	2.31	0.66
35:BN:34:ILE:HB	35:BN:113:ILE:HG22	1.78	0.66
23:DB:2680:U:OP2	26:DD:114:LYS:HB3	1.95	0.66
43:DW:23:LYS:HD2	43:DW:24:ARG:H	1.61	0.66
2:AC:48:LYS:N	2:AC:48:LYS:HE2	2.09	0.66
20:AB:212:TYR:HA	20:AB:215:ALA:HB3	1.78	0.66
16:CQ:74:LEU:HD22	16:CQ:75:VAL:N	2.08	0.66
23:DB:28:A:N6	23:DB:512:G:H1'	2.11	0.66
32:BK:112:PHE:O	32:BK:115:ILE:HG22	1.95	0.66
12:AM:89:ARG:NH2	12:AM:94:LEU:HD12	2.11	0.66
23:DB:1412:U:H2'	23:DB:1413:A:C8	2.30	0.66
23:DB:2073:C:H5''	25:DC:227:VAL:HG12	1.78	0.66
25:DC:16:VAL:HB	25:DC:203:VAL:HB	1.77	0.66
23:DB:222:A:H61	23:DB:232:G:H1'	1.58	0.66
40:DS:4:ILE:HG22	40:DS:106:VAL:HG13	1.77	0.66
23:DB:445:C:O2'	23:DB:446:G:H5'	1.96	0.66
4:CE:45:VAL:HG12	4:CE:116:VAL:HG23	1.78	0.66
1:CA:575:G:H4'	1:CA:576:C:O5'	1.96	0.66
23:BB:1947:C:H2'	23:BB:1948:G:H8	1.59	0.66
23:BB:2473:U:H2'	23:BB:2473:U:O2	1.96	0.66
23:DB:65:U:H2'	23:DB:66:C:H6	1.61	0.66
44:BX:1:MET:HB3	44:BX:4:LYS:HB3	1.78	0.66
23:BB:2:G:H2'	23:BB:3:U:C6	2.30	0.66
35:BN:99:LYS:HB2	47:B0:41:HIS:HB3	1.77	0.66
26:DD:107:VAL:H	26:DD:205:PRO:HA	1.61	0.66
40:BS:26:GLY:N	40:BS:71:VAL:HG13	2.09	0.66

Continued on next page...

Continued from previous page...

Atom-1	Atom-2	Interatomic distance (Å)	Clash overlap (Å)
38:BQ:94:LEU:HD21	39:BR:11:GLN:HB2	1.77	0.66
20:AB:68:PHE:HA	20:AB:161:PHE:O	1.96	0.66
27:BE:58:LYS:O	27:BE:60:TRP:N	2.29	0.66
16:CQ:75:VAL:HG23	16:CQ:76:ARG:HG2	1.77	0.66
28:BF:111:ARG:NH2	28:BF:113:PHE:HB2	2.10	0.66
1:CA:1343:G:H1'	8:CI:122:ARG:NH1	2.10	0.66
12:AM:63:VAL:O	12:AM:68:LEU:HD21	1.96	0.66
44:DX:8:GLU:O	44:DX:12:GLU:HB2	1.96	0.66
12:CM:89:ARG:HG3	12:CM:96:VAL:HG13	1.77	0.66
3:AD:197:HIS:O	3:AD:200:VAL:HG22	1.96	0.66
23:DB:590:A:H2'	23:DB:591:U:C6	2.31	0.66
23:DB:718:A:H2'	23:DB:719:C:H5'	1.77	0.66
23:BB:1827:U:O2'	23:BB:1828:G:H5'	1.95	0.66
25:DC:16:VAL:H	25:DC:203:VAL:HG12	1.60	0.66
26:BD:182:ALA:O	26:BD:184:ARG:HG2	1.95	0.66
27:DE:98:LYS:HZ2	27:DE:99:LYS:HG2	1.60	0.66
26:BD:109:VAL:HG11	26:BD:193:VAL:HB	1.78	0.65
8:AI:29:ILE:HA	8:AI:64:ILE:O	1.96	0.65
28:DF:31:GLU:O	28:DF:32:LYS:HD3	1.97	0.65
38:BQ:60:TRP:O	38:BQ:64:ILE:HG12	1.96	0.65
52:BI:129:GLU:HB3	52:BI:133:ARG:NH1	2.09	0.65
29:BG:152:ARG:NH1	29:BG:162:ARG:HA	2.11	0.65
23:BB:1386:C:H2'	23:BB:1387:A:C8	2.30	0.65
23:BB:2591:C:H2'	23:BB:2592:G:H8	1.60	0.65
1:AA:335:C:H2'	1:AA:336:A:H8	1.62	0.65
23:DB:1000:A:H2'	23:DB:1001:A:C8	2.31	0.65
23:DB:1788:C:O2'	23:DB:1789:A:H5'	1.97	0.65
23:DB:2143:C:H3'	23:DB:2144:G:H8	1.61	0.65
1:AA:1382:C:H4'	6:AG:78:ARG:CZ	2.26	0.65
23:BB:1535:A:O2'	23:BB:1536:C:H5'	1.96	0.65
42:BU:10:VAL:O	42:BU:21:ARG:HA	1.95	0.65
36:BO:88:LYS:HD2	36:BO:89:ASP:N	2.11	0.65
23:BB:2213:U:O2	23:BB:2213:U:H2'	1.94	0.65
23:DB:1098:A:OP2	52:DI:3:LYS:HG2	1.97	0.65
42:BU:81:ARG:H	42:BU:81:ARG:NH2	1.93	0.65
1:CA:1149:C:H2'	1:CA:1150:A:H8	1.61	0.65
23:DB:1203:U:O4'	33:DL:3:LEU:HD12	1.96	0.65
20:CB:209:VAL:HG23	20:CB:210:THR:H	1.60	0.65
23:BB:557:C:H2'	23:BB:558:U:C6	2.31	0.65
41:BT:2:ILE:N	41:BT:2:ILE:HD13	2.11	0.65
25:DC:180:MET:HB3	25:DC:267:VAL:HB	1.78	0.65

Continued on next page...

Continued from previous page...

Atom-1	Atom-2	Interatomic distance (Å)	Clash overlap (Å)
12:AM:70:ARG:O	12:AM:74:MET:HG2	1.94	0.65
49:B2:33:ARG:HH21	49:B2:33:ARG:CB	2.09	0.65
20:AB:71:THR:CG2	20:AB:94:ARG:H	2.10	0.65
1:CA:1513:A:H2'	1:CA:1514:G:H8	1.60	0.65
23:BB:2457:U:H2'	23:BB:2458:G:H5'	1.77	0.65
39:BR:78:ARG:HG3	39:BR:78:ARG:HH21	1.61	0.65
30:BH:2:GLN:O	30:BH:3:VAL:HG22	1.95	0.65
36:BO:83:LEU:HD21	36:BO:114:GLY:HA3	1.79	0.65
6:CG:56:SER:HB3	6:CG:59:GLU:HG3	1.77	0.65
4:CE:152:VAL:HG21	7:CH:98:LEU:HB3	1.78	0.65
1:CA:825:A:H2'	1:CA:826:C:H6	1.60	0.65
25:BC:173:LEU:H	25:BC:173:LEU:HD13	1.61	0.65
23:DB:1939:U:H5'	23:DB:1939:U:H6	1.61	0.65
52:DI:1:ALA:HB1	52:DI:2:LYS:HD2	1.78	0.65
28:BF:107:VAL:HG11	28:BF:175:PRO:HG3	1.77	0.65
6:AG:23:ALA:O	6:AG:26:VAL:HG22	1.97	0.65
30:BH:27:ARG:HH11	46:BZ:64:ILE:HD11	1.61	0.65
23:BB:532:A:H4'	23:BB:533:G:C8	2.32	0.65
1:CA:841:C:O5'	1:CA:842:U:H5''	1.96	0.65
45:BY:6:ILE:HA	45:BY:56:VAL:HG13	1.78	0.65
29:DG:140:ILE:HA	29:DG:143:VAL:HG22	1.79	0.65
32:DK:60:ALA:HA	32:DK:87:LEU:HD23	1.78	0.65
29:BG:53:PRO:HG3	29:BG:61:TRP:HA	1.78	0.65
23:BB:1993:U:H4'	26:BD:133:THR:HG22	1.79	0.65
12:CM:64:VAL:HA	12:CM:68:LEU:HD11	1.77	0.65
18:AS:30:LEU:HD12	18:AS:48:ILE:HG12	1.78	0.65
23:BB:718:A:H3'	23:BB:719:C:H6	1.61	0.65
23:BB:2472:G:H2'	23:BB:2475:C:H42	1.62	0.65
23:DB:2649:C:H2'	23:DB:2650:U:H6	1.61	0.65
23:BB:2086:U:H2'	23:BB:2087:G:C8	2.31	0.65
6:AG:49:LEU:HD21	6:AG:60:ALA:HB3	1.78	0.65
23:BB:2199:A:H5'	23:BB:2200:C:OP2	1.96	0.65
43:BW:18:LYS:H	43:BW:35:ILE:HG23	1.61	0.65
37:BP:3:ILE:HD13	37:BP:7:LEU:HD11	1.77	0.65
38:DQ:97:ILE:HG13	38:DQ:105:PHE:HB2	1.77	0.65
43:DW:23:LYS:HZ3	43:DW:24:ARG:HG3	1.60	0.65
23:BB:28:A:N6	23:BB:512:G:H1'	2.12	0.65
23:BB:973:A:H5''	39:BR:81:LYS:HD2	1.79	0.65
36:BO:7:ARG:HA	36:BO:10:ARG:CZ	2.25	0.65
23:DB:1722:A:H2'	23:DB:1723:G:C8	2.31	0.65
10:AK:83:VAL:HG21	10:AK:109:ILE:HG12	1.77	0.65

Continued on next page...

Continued from previous page...

Atom-1	Atom-2	Interatomic distance (Å)	Clash overlap (Å)
23:DB:2901:C:H2'	23:DB:2902:C:H6	1.59	0.65
24:BV:20:LEU:HB3	24:BV:25:LYS:O	1.96	0.65
12:CM:63:VAL:O	12:CM:68:LEU:HD21	1.97	0.65
23:BB:2751:G:H5'	29:BG:2:ARG:HD3	1.78	0.65
30:DH:125:THR:HA	30:DH:146:VAL:HB	1.77	0.65
37:DP:45:VAL:N	37:DP:60:VAL:HB	2.11	0.65
23:DB:18:U:H2'	23:DB:19:A:H8	1.62	0.65
1:CA:1070:U:H2'	1:CA:1071:C:C6	2.31	0.65
1:CA:1297:G:H1'	1:CA:1298:U:H5	1.61	0.65
20:CB:195:VAL:HG12	20:CB:197:PHE:H	1.61	0.65
23:DB:2229:U:H2'	23:DB:2230:G:H8	1.62	0.65
1:AA:1320:C:N4	18:AS:36:ARG:HG2	2.11	0.65
23:DB:1241:A:H2'	23:DB:1242:U:H5'	1.79	0.65
26:DD:107:VAL:HG13	26:DD:203:VAL:HG23	1.77	0.65
1:CA:1085:U:H3'	1:CA:1086:U:C5	2.31	0.65
35:BN:78:LYS:HG3	35:BN:83:LEU:HG	1.76	0.65
12:CM:2:ARG:HD3	12:CM:2:ARG:H	1.59	0.65
31:BJ:25:LEU:HD13	31:BJ:26:GLY:N	2.12	0.65
32:DK:112:PHE:O	32:DK:115:ILE:HG22	1.97	0.65
49:D2:30:VAL:HA	49:D2:33:ARG:NH2	2.11	0.65
18:CS:30:LEU:HD12	18:CS:48:ILE:HG12	1.78	0.65
23:BB:1461:C:H2'	23:BB:1462:C:C6	2.32	0.65
31:BJ:13:ARG:O	31:BJ:52:ASP:HA	1.97	0.65
23:BB:643:A:C2	48:B1:43:ARG:HD2	2.31	0.65
1:CA:373:A:H2'	1:CA:374:A:H8	1.61	0.65
23:DB:2457:U:H2'	23:DB:2458:G:H5'	1.77	0.65
25:DC:4:LYS:HD2	25:DC:5:CYS:N	2.12	0.65
20:AB:195:VAL:HG12	20:AB:197:PHE:H	1.62	0.65
26:DD:182:ALA:O	26:DD:184:ARG:HG2	1.96	0.65
23:DB:1381:G:H2'	23:DB:1382:G:H5'	1.79	0.65
20:CB:14:HIS:HB2	20:CB:208:ALA:HB2	1.79	0.65
23:BB:2502:G:H5'	23:BB:2503:A:C5'	2.26	0.65
3:AD:123:MET:SD	3:AD:145:ARG:HD2	2.37	0.65
33:BL:56:PRO:HD2	33:BL:59:ARG:HG3	1.79	0.65
16:CQ:59:GLU:O	16:CQ:75:VAL:HG22	1.96	0.65
20:CB:114:LYS:HE2	20:CB:151:LYS:HZ1	1.62	0.65
23:BB:1549:A:H2'	23:BB:1550:C:C6	2.32	0.65
28:DF:134:GLN:NE2	28:DF:136:ILE:HD13	2.11	0.65
23:BB:162:U:H4'	23:BB:163:C:OP1	1.96	0.65
51:B4:9:LYS:H	51:B4:9:LYS:HD3	1.60	0.65
14:CO:7:THR:O	14:CO:11:VAL:HG23	1.96	0.65

Continued on next page...

Continued from previous page...

Atom-1	Atom-2	Interatomic distance (Å)	Clash overlap (Å)
32:BK:20:MET:O	32:BK:41:ILE:HG13	1.97	0.65
23:BB:329:G:H1	42:BU:16:LYS:HE3	1.60	0.65
1:CA:1103:C:H5''	20:CB:96:LEU:HD12	1.79	0.65
23:DB:784:G:O2'	23:DB:785:G:H5''	1.97	0.65
1:AA:677:U:H2'	1:AA:678:U:H6	1.61	0.65
1:CA:473:U:H2'	1:CA:474:G:C8	2.31	0.65
1:AA:1270:G:H2'	1:AA:1271:A:H8	1.61	0.65
23:BB:1949:G:H2'	23:BB:1950:G:C8	2.32	0.65
39:BR:78:ARG:HB3	39:BR:83:TYR:HB3	1.78	0.65
1:AA:1347:G:N2	1:AA:1373:G:H2'	2.11	0.65
10:AK:28:ASN:HD21	10:AK:46:ALA:HB3	1.61	0.65
23:DB:2557:G:H2'	23:DB:2558:C:C6	2.31	0.65
1:AA:1307:U:H2'	1:AA:1308:U:C6	2.32	0.65
1:CA:834:U:H2'	1:CA:835:U:C6	2.31	0.65
39:DR:49:ILE:HD13	39:DR:53:PHE:N	2.11	0.65
16:AQ:13:SER:HB3	16:AQ:21:VAL:HB	1.77	0.65
23:BB:118:A:OP2	23:BB:119:A:H2'	1.97	0.65
45:BY:12:ALA:HA	45:BY:15:ARG:HD3	1.79	0.65
3:AD:84:ASN:ND2	4:AE:101:GLY:HA3	2.12	0.65
43:BW:39:GLN:NE2	43:BW:43:LYS:HB2	2.12	0.65
28:BF:87:LYS:HG3	28:BF:88:VAL:H	1.61	0.65
35:DN:70:THR:HB	35:DN:75:ILE:HD11	1.78	0.65
23:BB:962:G:H21	23:BB:2250:G:N2	1.92	0.65
3:CD:122:ILE:O	3:CD:128:VAL:HG23	1.96	0.65
30:BH:104:THR:HG23	30:BH:105:ALA:H	1.59	0.65
28:BF:139:GLU:HG2	28:BF:140:ILE:N	2.11	0.65
37:DP:93:LYS:HB3	37:DP:96:LEU:HD12	1.79	0.65
32:BK:60:ALA:HA	32:BK:87:LEU:HD23	1.79	0.65
29:DG:84:LYS:HG3	29:DG:131:VAL:CA	2.27	0.65
30:BH:81:ALA:HA	30:BH:147:VAL:H	1.60	0.65
23:DB:1387:A:C4'	23:DB:1469:A:H1'	2.26	0.65
13:CN:58:ARG:HB3	13:CN:58:ARG:HH11	1.62	0.65
14:AO:7:THR:O	14:AO:11:VAL:HG23	1.96	0.65
23:BB:329:G:H1	42:BU:16:LYS:HG2	1.60	0.65
42:DU:25:LYS:HE3	42:DU:36:GLU:HA	1.79	0.65
23:DB:2895:G:H2'	23:DB:2896:C:C6	2.32	0.65
23:DB:2086:U:H2'	23:DB:2087:G:C8	2.32	0.65
44:BX:31:GLN:HG2	44:BX:37:LEU:HB2	1.79	0.65
36:DO:83:LEU:HD21	36:DO:114:GLY:HA3	1.78	0.65
18:CS:42:ASN:N	18:CS:42:ASN:HD22	1.95	0.65
23:BB:2834:G:H1'	23:BB:2883:A:H61	1.61	0.65

Continued on next page...

Continued from previous page...

Atom-1	Atom-2	Interatomic distance (Å)	Clash overlap (Å)
25:DC:142:ASN:HA	25:DC:153:LEU:O	1.97	0.65
18:CS:41:PRO:O	18:CS:44:ILE:HG22	1.97	0.65
37:BP:61:ARG:HD3	37:BP:70:GLU:HG3	1.78	0.65
34:DM:21:ALA:CB	34:DM:100:LYS:HG2	2.26	0.65
34:BM:66:ARG:NE	34:BM:101:VAL:HG11	2.11	0.65
26:DD:91:THR:HG23	26:DD:92:VAL:H	1.60	0.65
1:AA:78:A:H3'	1:AA:79:G:C8	2.31	0.65
23:BB:145:C:H2'	23:BB:146:A:C8	2.32	0.65
23:DB:2624:G:H1'	47:D0:18:HIS:NE2	2.12	0.65
1:AA:810:C:O2'	1:AA:811:C:H5'	1.96	0.65
1:AA:706:A:H4'	10:AK:30:ILE:HD11	1.79	0.65
40:BS:4:ILE:HG22	40:BS:106:VAL:HG13	1.79	0.65
25:DC:173:LEU:HD13	25:DC:173:LEU:H	1.60	0.65
23:DB:1028:A:H2'	23:DB:1029:A:C8	2.31	0.65
23:BB:1241:A:H2'	23:BB:1242:U:H5'	1.77	0.65
33:DL:112:LEU:HG	33:DL:113:ALA:H	1.62	0.65
5:AF:3:HIS:CE1	5:AF:95:ALA:H	2.15	0.65
43:DW:18:LYS:H	43:DW:35:ILE:HG23	1.62	0.65
40:DS:73:LYS:HE3	40:DS:74:ILE:H	1.61	0.65
12:AM:3:ILE:O	12:AM:56:ARG:HG3	1.97	0.65
31:BJ:32:LEU:O	31:BJ:36:LEU:HD23	1.97	0.65
1:AA:673:A:H2'	1:AA:674:G:C8	2.32	0.65
26:BD:33:ARG:NE	26:BD:74:GLU:HB3	2.12	0.65
1:CA:1391:U:H2'	1:CA:1392:G:H8	1.60	0.65
10:AK:75:GLU:H	10:AK:75:GLU:CD	2.00	0.65
23:BB:419:U:H2'	23:BB:420:C:C6	2.32	0.65
1:CA:678:U:H2'	1:CA:679:C:C6	2.32	0.65
10:AK:28:ASN:ND2	10:AK:46:ALA:HB3	2.12	0.65
1:CA:1432:G:H5''	37:DP:105:LYS:HG2	1.79	0.65
22:BA:46:A:H2'	22:BA:47:C:O4'	1.96	0.65
1:AA:208:U:H2'	1:AA:210:C:C4	2.31	0.65
23:BB:496:G:H1'	40:BS:61:ASN:HD21	1.62	0.65
1:AA:1213:A:H2'	1:AA:1215:G:N7	2.12	0.65
1:CA:51:A:H5''	1:CA:52:C:H5''	1.78	0.65
3:CD:36:ALA:HA	3:CD:41:GLY:HA3	1.77	0.65
25:BC:123:ILE:HD12	25:BC:191:LEU:HD13	1.79	0.65
28:BF:62:GLN:OE1	28:BF:94:ARG:HG2	1.96	0.65
20:AB:14:HIS:HB2	20:AB:208:ALA:HB2	1.79	0.65
5:CF:38:ARG:HH21	5:CF:63:ASN:HD21	1.43	0.65
3:AD:25:ARG:CZ	3:AD:26:ALA:HB2	2.26	0.65
8:CI:25:GLY:HA3	8:CI:57:VAL:CA	2.27	0.65

Continued on next page...

Continued from previous page...

Atom-1	Atom-2	Interatomic distance (Å)	Clash overlap (Å)
23:DB:1439:A:C6	23:DB:1552:A:N7	2.65	0.65
39:BR:14:VAL:HG22	39:BR:15:SER:N	2.10	0.65
36:DO:7:ARG:HA	36:DO:10:ARG:CZ	2.27	0.65
23:BB:532:A:H3'	38:BQ:27:ARG:NH1	2.12	0.65
45:BY:7:THR:HB	45:BY:55:LYS:H	1.61	0.65
1:AA:695:A:H61	1:AA:797:C:H1'	1.59	0.65
23:DB:1674:G:H21	23:DB:1677:A:N6	1.94	0.65
34:BM:96:ILE:HD11	34:BM:126:ILE:HG12	1.79	0.65
7:CH:63:LYS:HD2	7:CH:70:VAL:HG21	1.78	0.65
31:BJ:56:VAL:HG12	31:BJ:57:LEU:H	1.62	0.65
11:CL:106:VAL:HG23	11:CL:116:TYR:HB3	1.79	0.65
23:DB:1911:U:H2'	23:DB:1918:A:N1	2.11	0.65
27:DE:69:ARG:O	27:DE:70:SER:HB3	1.97	0.65
39:BR:49:ILE:HD13	39:BR:53:PHE:N	2.12	0.65
16:CQ:13:SER:HB3	16:CQ:21:VAL:HB	1.78	0.65
23:DB:1346:G:O2'	23:DB:1347:A:H5'	1.97	0.65
23:BB:1046:A:C3'	23:BB:1047:G:H5''	2.27	0.65
23:DB:70:G:H3'	23:DB:113:U:H4'	1.79	0.65
38:DQ:60:TRP:O	38:DQ:64:ILE:HG12	1.96	0.64
30:BH:78:VAL:HB	30:BH:143:ILE:HG12	1.78	0.64
35:DN:32:GLU:O	35:DN:114:GLU:HA	1.97	0.64
24:DV:80:HIS:CD2	24:DV:83:LYS:H	2.15	0.64
15:AP:57:ILE:O	15:AP:61:VAL:HG23	1.96	0.64
1:CA:662:U:H2'	1:CA:663:A:C8	2.31	0.64
29:BG:87:GLN:HE21	29:BG:164:ALA:HA	1.61	0.64
13:AN:68:ARG:NH1	13:AN:71:GLY:H	1.95	0.64
1:AA:1072:G:H21	20:AB:105:THR:HG21	1.62	0.64
37:DP:52:ARG:HH11	37:DP:52:ARG:HG2	1.62	0.64
1:AA:82:G:H2'	1:AA:83:C:O4'	1.98	0.64
23:DB:807:U:H2'	23:DB:808:G:C8	2.31	0.64
23:BB:720:U:H2'	23:BB:721:A:C8	2.32	0.64
32:DK:68:GLY:HA3	32:DK:78:ARG:HB3	1.77	0.64
23:BB:2188:U:H2'	23:BB:2189:U:C6	2.31	0.64
26:BD:141:ARG:HG3	26:BD:141:ARG:O	1.95	0.64
6:CG:45:ALA:HB1	6:CG:120:ALA:HB2	1.79	0.64
4:CE:85:LYS:HG3	4:CE:93:VAL:O	1.96	0.64
45:BY:16:LEU:H	45:BY:16:LEU:HD22	1.61	0.64
23:DB:2693:G:H2'	23:DB:2694:G:H8	1.61	0.64
1:AA:1423:G:H2'	1:AA:1424:U:C6	2.32	0.64
1:AA:802:A:H2'	1:AA:803:G:O4'	1.97	0.64
8:CI:20:ILE:HD12	8:CI:20:ILE:H	1.62	0.64

Continued on next page...

Continued from previous page...

Atom-1	Atom-2	Interatomic distance (Å)	Clash overlap (Å)
42:BU:38:ILE:HG23	42:BU:39:ASN:N	2.06	0.64
2:CC:48:LYS:HE2	2:CC:48:LYS:N	2.07	0.64
20:AB:186:VAL:HB	20:AB:190:SER:CB	2.28	0.64
34:DM:60:GLN:H	34:DM:60:GLN:HE21	1.44	0.64
9:AJ:52:LEU:H	9:AJ:52:LEU:HD12	1.63	0.64
23:DB:1947:C:H2'	23:DB:1948:G:H8	1.62	0.64
23:BB:775:G:H4'	23:BB:776:G:H5'	1.77	0.64
39:DR:78:ARG:HH21	39:DR:78:ARG:HG3	1.61	0.64
42:BU:70:ALA:HB1	42:BU:79:ALA:CB	2.28	0.64
23:BB:2471:A:O2'	23:BB:2472:G:H8	1.79	0.64
23:DB:1771:C:H2'	23:DB:1772:A:C8	2.32	0.64
1:CA:1258:G:H2'	1:CA:1259:C:C6	2.33	0.64
23:DB:1324:G:H1'	23:DB:1616:A:N6	2.12	0.64
23:BB:273:G:O2'	23:BB:274:C:H5'	1.97	0.64
23:DB:155:A:H2'	23:DB:156:A:H8	1.62	0.64
1:AA:218:U:H2'	1:AA:219:U:C6	2.30	0.64
1:AA:229:U:H2'	1:AA:230:G:C8	2.31	0.64
23:BB:65:U:H2'	23:BB:66:C:H6	1.61	0.64
23:DB:106:C:H2'	23:DB:107:G:H8	1.61	0.64
26:BD:107:VAL:H	26:BD:205:PRO:HA	1.62	0.64
21:CU:16:ARG:CA	21:CU:16:ARG:HE	2.01	0.64
38:DQ:63:ARG:HH12	38:DQ:96:ASP:HA	1.63	0.64
38:DQ:91:ARG:HG2	38:DQ:93:ILE:HG22	1.79	0.64
40:BS:32:ALA:O	40:BS:35:ILE:HB	1.97	0.64
33:DL:141:LYS:HD3	33:DL:142:ILE:H	1.61	0.64
26:DD:118:PHE:O	26:DD:119:ALA:HB3	1.97	0.64
23:DB:2331:G:H21	23:DB:2336:A:H8	1.44	0.64
40:DS:36:LEU:H	40:DS:36:LEU:HD22	1.62	0.64
23:DB:962:G:H21	23:DB:2250:G:N2	1.92	0.64
8:AI:51:LEU:HD13	8:AI:56:MET:HG2	1.79	0.64
46:BZ:40:VAL:CG2	46:BZ:45:ARG:H	2.09	0.64
23:DB:532:A:H3'	38:DQ:27:ARG:NH1	2.11	0.64
23:BB:171:U:H2'	23:BB:172:A:H8	1.61	0.64
23:DB:173:A:H2'	23:DB:174:U:C6	2.33	0.64
10:CK:108:ASN:ND2	21:CU:6:ARG:HB2	2.12	0.64
1:CA:1132:C:H2'	1:CA:1133:G:C8	2.32	0.64
23:DB:1856:U:H2'	23:DB:1857:G:O4'	1.97	0.64
1:AA:78:A:H3'	1:AA:79:G:H8	1.62	0.64
1:CA:1270:G:H2'	1:CA:1271:A:H8	1.62	0.64
23:BB:17:G:H2'	23:BB:18:U:C6	2.32	0.64
44:BX:1:MET:HB3	44:BX:4:LYS:HD3	1.78	0.64

Continued on next page...

Continued from previous page...

Atom-1	Atom-2	Interatomic distance (Å)	Clash overlap (Å)
39:DR:39:LEU:HA	39:DR:53:PHE:HA	1.78	0.64
5:CF:40:GLU:HB2	5:CF:61:LEU:HB2	1.80	0.64
1:CA:707:U:H2'	1:CA:708:C:C6	2.33	0.64
23:BB:2861:U:H2'	23:BB:2862:G:H8	1.61	0.64
1:CA:658:C:H2'	1:CA:659:U:H6	1.62	0.64
5:AF:40:GLU:HB2	5:AF:61:LEU:HB2	1.79	0.64
1:AA:376:G:H5''	15:AP:5:ARG:HB2	1.77	0.64
35:BN:32:GLU:O	35:BN:114:GLU:HA	1.97	0.64
38:BQ:63:ARG:HH22	38:BQ:96:ASP:CA	2.04	0.64
38:BQ:91:ARG:HH12	39:BR:10:LYS:HB3	1.62	0.64
23:DB:2502:G:H5'	23:DB:2503:A:C5'	2.23	0.64
26:BD:113:SER:HB3	26:BD:168:GLU:N	2.12	0.64
8:CI:79:ARG:NH2	8:CI:102:PHE:HA	2.11	0.64
49:B2:33:ARG:HH21	49:B2:33:ARG:HB2	1.62	0.64
32:DK:64:ARG:O	32:DK:82:ASN:HA	1.98	0.64
29:BG:84:LYS:HG3	29:BG:131:VAL:CA	2.26	0.64
1:AA:1342:C:H2'	1:AA:1343:G:C8	2.32	0.64
23:DB:1021:A:H61	23:DB:1142:A:N6	1.95	0.64
10:CK:75:GLU:H	10:CK:75:GLU:CD	1.98	0.64
23:BB:1464:G:H2'	23:BB:1465:G:C8	2.33	0.64
23:BB:1412:U:H2'	23:BB:1413:A:C8	2.31	0.64
1:CA:71:A:O2'	1:CA:72:A:H5''	1.98	0.64
1:CA:927:G:H4'	1:CA:1503:A:N7	2.12	0.64
1:CA:825:A:H2'	1:CA:826:C:C6	2.33	0.64
2:AC:13:ILE:O	2:AC:14:VAL:HG22	1.97	0.64
23:DB:132:G:H2'	23:DB:133:U:C6	2.32	0.64
2:AC:59:PRO:HG2	2:AC:62:SER:OG	1.97	0.64
23:DB:2473:U:H2'	23:DB:2473:U:O2	1.96	0.64
23:DB:72:U:O2'	23:DB:73:A:H5'	1.97	0.64
23:BB:2893:A:H5''	23:BB:2894:G:H5'	1.79	0.64
11:CL:113:ARG:HG2	11:CL:118:VAL:HB	1.80	0.64
23:DB:1812:U:H2'	23:DB:1813:G:H8	1.61	0.64
42:BU:25:LYS:HE3	42:BU:36:GLU:HA	1.79	0.64
1:AA:1432:G:H1'	1:AA:1468:A:N6	2.13	0.64
23:BB:1060:U:O4	52:BI:131:THR:HG22	1.97	0.64
1:CA:735:C:O2'	1:CA:736:C:H5'	1.97	0.64
28:DF:139:GLU:HG2	28:DF:140:ILE:N	2.10	0.64
52:BI:25:PRO:O	52:BI:29:GLN:HG2	1.98	0.64
23:BB:2229:U:H2'	23:BB:2230:G:H8	1.62	0.64
29:DG:152:ARG:HG3	29:DG:153:PRO:HD2	1.80	0.64
23:DB:2425:A:H5'	23:DB:2427:C:O4'	1.96	0.64

Continued on next page...

Continued from previous page...

Atom-1	Atom-2	Interatomic distance (Å)	Clash overlap (Å)
1:CA:763:G:H2'	1:CA:764:C:H6	1.62	0.64
23:BB:1485:U:H2'	23:BB:1486:U:C6	2.32	0.64
42:DU:11:ILE:HG22	42:DU:70:ALA:HB3	1.80	0.64
23:DB:1690:A:H2'	23:DB:1691:C:O4'	1.97	0.64
23:DB:2182:U:H2'	23:DB:2183:A:C8	2.32	0.64
5:AF:18:VAL:HG21	5:AF:58:HIS:ND1	2.13	0.64
23:DB:365:U:H2'	23:DB:366:C:C6	2.31	0.64
43:DW:49:ASN:HB2	43:DW:61:LYS:H	1.60	0.64
23:BB:587:C:O2'	33:BL:19:LEU:HD13	1.98	0.64
3:CD:106:PHE:CD1	3:CD:144:ILE:HD11	2.32	0.64
1:AA:845:A:H5''	1:AA:846:G:N7	2.12	0.64
37:BP:61:ARG:HH21	37:BP:61:ARG:HB3	1.61	0.64
23:BB:1220:G:H2'	23:BB:1221:C:C6	2.33	0.64
23:BB:246:C:H2'	23:BB:247:G:H5'	1.78	0.64
23:BB:72:U:O2'	23:BB:73:A:H5'	1.97	0.64
45:DY:16:LEU:H	45:DY:16:LEU:HD22	1.61	0.64
1:CA:131:A:H2'	1:CA:132:C:H6	1.62	0.64
50:B3:41:ARG:HA	50:B3:44:ARG:HH21	1.60	0.64
26:BD:8:LYS:HB2	26:BD:201:LEU:HD21	1.78	0.64
31:DJ:136:GLN:N	31:DJ:137:PRO:HD3	2.13	0.64
38:DQ:104:ALA:HA	39:DR:46:GLU:OE1	1.97	0.64
30:BH:80:ILE:HD12	30:BH:144:VAL:HG22	1.79	0.64
20:CB:115:ASP:O	20:CB:119:GLN:HG2	1.97	0.64
3:CD:29:THR:HB	3:CD:30:LYS:NZ	2.12	0.64
23:BB:2019:A:H2	23:BB:2035:G:H22	1.42	0.64
49:D2:10:LEU:HD11	49:D2:14:ARG:NH1	2.13	0.64
32:DK:118:LEU:C	32:DK:120:PRO:HD2	2.18	0.64
37:DP:61:ARG:HH21	37:DP:61:ARG:HB3	1.61	0.64
51:D4:9:LYS:H	51:D4:9:LYS:HD3	1.62	0.64
1:CA:1008:U:H5''	13:CN:23:ARG:NH2	2.13	0.64
27:DE:176:ASP:HB3	27:DE:179:SER:HB2	1.80	0.64
1:AA:859:G:H2'	1:AA:860:A:H8	1.63	0.64
4:CE:125:LYS:HD2	4:CE:126:ALA:N	2.12	0.64
23:BB:154:U:H2'	23:BB:155:A:C8	2.33	0.64
23:DB:2213:U:O2	23:DB:2213:U:H2'	1.95	0.64
23:DB:2804:U:H2'	23:DB:2805:C:H6	1.62	0.64
40:BS:90:LYS:HD2	40:BS:92:ARG:HH12	1.62	0.64
27:DE:189:THR:O	27:DE:193:VAL:HG23	1.96	0.64
27:DE:33:VAL:O	27:DE:36:ALA:HB3	1.97	0.64
27:BE:117:ARG:O	27:BE:186:VAL:HG12	1.98	0.64
35:BN:77:ALA:O	35:BN:81:ASN:HB2	1.98	0.64

Continued on next page...

Continued from previous page...

Atom-1	Atom-2	Interatomic distance (Å)	Clash overlap (Å)
23:DB:2269:G:C4'	43:DW:19:ARG:HH12	2.11	0.64
23:BB:1654:A:H2'	23:BB:1655:A:C8	2.33	0.64
32:BK:105:ARG:HD3	32:BK:106:GLU:OE1	1.98	0.64
1:CA:845:A:H5''	1:CA:846:G:N7	2.13	0.64
23:BB:173:A:H2'	23:BB:174:U:C6	2.32	0.64
7:CH:6:ILE:HD11	7:CH:31:LEU:HD23	1.79	0.64
20:CB:186:VAL:HB	20:CB:190:SER:CB	2.28	0.64
4:CE:105:ILE:HD11	4:CE:123:LEU:HB3	1.80	0.64
41:DT:38:ALA:HB3	41:DT:81:LYS:NZ	2.12	0.64
23:BB:2352:A:H2'	23:BB:2353:G:O4'	1.98	0.64
23:BB:1802:A:H2'	23:BB:1803:A:C8	2.33	0.64
26:DD:34:VAL:HB	26:DD:48:ILE:HD11	1.80	0.64
23:DB:145:C:H2'	23:DB:146:A:C8	2.32	0.64
1:AA:229:U:H2'	1:AA:230:G:H8	1.62	0.64
49:D2:1:MET:HG2	49:D2:2:LYS:H	1.63	0.64
23:DB:1407:G:H2'	23:DB:1408:G:H8	1.63	0.64
1:AA:1437:A:H2'	1:AA:1438:G:H8	1.63	0.64
7:CH:51:GLU:HG2	7:CH:52:GLY:H	1.61	0.64
10:CK:28:ASN:ND2	10:CK:46:ALA:HB3	2.12	0.64
22:BA:56:G:H4'	22:BA:57:A:H5'	1.78	0.64
1:AA:415:A:H3'	1:AA:416:G:H8	1.63	0.64
6:AG:56:SER:HB3	6:AG:59:GLU:HG3	1.80	0.64
23:BB:414:C:H2'	23:BB:415:A:C8	2.32	0.64
3:AD:88:ASN:O	3:AD:92:LEU:HD23	1.98	0.64
23:DB:1163:G:H4'	39:DR:92:TRP:NE1	2.13	0.64
23:DB:1100:C:H2'	23:DB:1101:U:H6	1.62	0.64
37:BP:5:LYS:HE2	37:BP:5:LYS:HA	1.80	0.64
1:CA:1320:C:N4	18:CS:36:ARG:HG2	2.13	0.64
13:AN:58:ARG:HH11	13:AN:58:ARG:HB3	1.63	0.64
40:BS:36:LEU:H	40:BS:36:LEU:HD22	1.61	0.64
23:BB:2720:U:H5''	37:BP:52:ARG:HH21	1.62	0.64
26:BD:115:GLY:HA2	26:BD:167:ASN:HB2	1.79	0.64
12:CM:3:ILE:O	12:CM:56:ARG:HG3	1.98	0.64
3:CD:25:ARG:CZ	3:CD:26:ALA:HB2	2.26	0.64
8:AI:23:GLY:H	8:AI:60:LEU:HA	1.63	0.64
26:DD:113:SER:CB	26:DD:168:GLU:H	2.10	0.64
1:CA:1323:G:H4'	1:CA:1362:A:C4	2.33	0.64
29:DG:132:LEU:H	29:DG:132:LEU:HD23	1.63	0.64
49:D2:33:ARG:HH21	49:D2:33:ARG:CB	2.11	0.64
1:AA:270:A:H2'	1:AA:271:C:C6	2.32	0.64
1:AA:1070:U:H2'	1:AA:1071:C:C6	2.33	0.64

Continued on next page...

Continued from previous page...

Atom-1	Atom-2	Interatomic distance (Å)	Clash overlap (Å)
1:CA:69:G:N2	1:CA:71:A:H62	1.96	0.64
26:BD:91:THR:HG23	26:BD:92:VAL:H	1.62	0.64
23:BB:155:A:H2'	23:BB:156:A:H8	1.63	0.64
23:DB:2443:C:H2'	23:DB:2444:G:H8	1.63	0.64
20:AB:128:LEU:HD12	20:AB:132:GLU:HB3	1.79	0.64
23:DB:1292:G:H2'	23:DB:1293:C:C6	2.32	0.64
23:BB:2804:U:H2'	23:BB:2805:C:H6	1.63	0.64
1:CA:412:A:H4'	1:CA:413:G:OP1	1.98	0.64
37:BP:4:ILE:C	37:BP:6:GLN:H	2.00	0.64
25:BC:142:ASN:HA	25:BC:153:LEU:O	1.98	0.64
20:CB:62:ARG:H	20:CB:62:ARG:HD2	1.63	0.64
26:BD:114:LYS:HZ2	26:BD:116:LYS:NZ	1.84	0.64
26:BD:118:PHE:O	26:BD:119:ALA:HB3	1.97	0.64
30:BH:133:GLN:HB2	30:BH:139:PHE:CB	2.27	0.64
30:BH:131:SER:HB3	30:BH:141:LYS:HA	1.79	0.64
20:AB:115:ASP:O	20:AB:119:GLN:HG2	1.97	0.64
1:CA:129:A:H1'	1:CA:130:A:C8	2.33	0.64
8:CI:42:THR:HA	8:CI:45:MET:SD	2.37	0.64
33:DL:60:ARG:HB2	33:DL:60:ARG:HH21	1.63	0.64
46:BZ:71:LEU:HD13	46:BZ:76:GLU:HB3	1.80	0.64
29:DG:87:GLN:HE21	29:DG:164:ALA:HA	1.63	0.64
5:CF:47:LEU:HD21	5:CF:57:ALA:HB3	1.80	0.64
3:CD:153:ARG:HG3	3:CD:154:VAL:H	1.63	0.64
26:BD:51:THR:CG2	26:BD:76:GLY:HA3	2.28	0.64
9:CJ:52:LEU:HA	9:CJ:62:ARG:HA	1.80	0.64
9:AJ:52:LEU:HA	9:AJ:62:ARG:HA	1.79	0.64
26:DD:51:THR:CG2	26:DD:76:GLY:HA3	2.28	0.64
7:AH:94:VAL:HG23	7:AH:101:ALA:HB2	1.80	0.64
23:BB:2749:A:C3'	23:BB:2750:A:H5''	2.28	0.64
1:CA:131:A:H2'	1:CA:132:C:C6	2.33	0.64
1:CA:524:G:H2'	1:CA:525:C:C6	2.33	0.64
1:CA:1404:C:H2'	1:CA:1405:G:C8	2.33	0.64
42:DU:85:ARG:CD	42:DU:86:PHE:H	2.02	0.63
1:CA:958:A:H61	18:CS:53:GLY:HA3	1.64	0.63
1:CA:1148:U:H5'	8:CI:6:TYR:OH	1.98	0.63
28:BF:16:MET:O	28:BF:20:ASN:HA	1.97	0.63
25:BC:145:MET:HB2	25:BC:152:GLN:HE22	1.64	0.63
1:CA:1004:A:H3'	1:CA:1024:G:N2	2.12	0.63
23:BB:547:A:C2'	23:BB:548:G:H5'	2.26	0.63
33:BL:60:ARG:HH21	33:BL:60:ARG:HB2	1.63	0.63
23:DB:2019:A:H2	23:DB:2035:G:H22	1.44	0.63

Continued on next page...

Continued from previous page...

Atom-1	Atom-2	Interatomic distance (Å)	Clash overlap (Å)
1:AA:921:U:H2'	1:AA:922:G:C8	2.33	0.63
35:DN:101:GLY:HA2	35:DN:110:MET:H	1.59	0.63
41:BT:67:VAL:C	41:BT:68:LYS:HD3	2.19	0.63
26:DD:13:ARG:HH12	37:DP:74:GLN:NE2	1.96	0.63
21:AU:33:ARG:HG2	21:AU:34:ARG:H	1.64	0.63
28:DF:101:ARG:HA	28:DF:105:ILE:HD13	1.78	0.63
34:BM:21:ALA:CB	34:BM:100:LYS:HG2	2.28	0.63
1:AA:763:G:H2'	1:AA:764:C:C6	2.32	0.63
23:BB:287:G:H2'	23:BB:288:U:H6	1.63	0.63
23:DB:720:U:H2'	23:DB:721:A:C8	2.32	0.63
23:DB:1486:U:H2'	23:DB:1487:U:H6	1.62	0.63
1:AA:1210:C:H1'	1:AA:1214:C:H2'	1.80	0.63
23:DB:2183:A:H2'	23:DB:2184:A:C8	2.33	0.63
23:BB:1324:G:H1'	23:BB:1616:A:N6	2.13	0.63
1:CA:1347:G:N2	1:CA:1373:G:H2'	2.13	0.63
23:DB:1047:G:H1'	23:DB:1110:G:N2	2.12	0.63
1:AA:499:A:H4'	1:AA:500:G:H5'	1.80	0.63
23:BB:401:A:H2'	23:BB:402:A:C8	2.33	0.63
22:DA:7:G:H1'	36:DO:38:GLN:HE22	1.63	0.63
31:DJ:13:ARG:O	31:DJ:52:ASP:HA	1.98	0.63
44:BX:39:GLN:O	44:BX:42:LEU:HB2	1.98	0.63
23:DB:1060:U:O4	23:DB:1088:A:N6	2.31	0.63
23:BB:549:G:H3'	23:BB:549:G:OP2	1.98	0.63
3:CD:25:ARG:NH1	3:CD:26:ALA:HB2	2.12	0.63
48:B1:26:LYS:HB2	48:B1:52:LYS:HZ2	1.63	0.63
23:BB:1439:A:C6	23:BB:1552:A:N7	2.66	0.63
1:AA:865:A:C2	1:AA:918:A:H4'	2.33	0.63
23:DB:300:A:H2'	23:DB:334:C:H1'	1.80	0.63
52:DI:41:PHE:O	52:DI:45:THR:HG23	1.98	0.63
1:AA:41:G:H2'	1:AA:42:G:C8	2.33	0.63
6:CG:49:LEU:HD21	6:CG:60:ALA:HB3	1.79	0.63
23:DB:1935:G:H1'	23:DB:1964:G:N2	2.13	0.63
22:DA:28:C:OP1	36:DO:31:THR:HG21	1.98	0.63
23:DB:699:A:H4'	23:DB:1634:A:N7	2.12	0.63
23:DB:189:G:H2'	23:DB:205:G:N2	2.13	0.63
32:BK:64:ARG:O	32:BK:82:ASN:HA	1.97	0.63
25:BC:77:VAL:HG22	25:BC:113:ASP:H	1.63	0.63
26:DD:178:VAL:HG12	26:DD:179:ARG:H	1.64	0.63
45:DY:6:ILE:HA	45:DY:56:VAL:HG13	1.79	0.63
1:CA:1330:U:H4'	12:CM:69:ARG:HH12	1.63	0.63
23:BB:2443:C:H2'	23:BB:2444:G:C8	2.34	0.63

Continued on next page...

Continued from previous page...

Atom-1	Atom-2	Interatomic distance (Å)	Clash overlap (Å)
41:BT:1:MET:HB2	41:BT:2:ILE:HD13	1.80	0.63
8:AI:27:ILE:HB	8:AI:34:LEU:HB2	1.81	0.63
31:DJ:89:PHE:HE1	31:DJ:93:ILE:HD13	1.64	0.63
33:DL:57:LEU:O	33:DL:61:LEU:HD13	1.98	0.63
37:BP:24:THR:O	37:BP:25:VAL:HG22	1.98	0.63
1:AA:865:A:H5'	1:AA:1078:U:O4	1.99	0.63
1:AA:918:A:H2'	1:AA:919:A:C8	2.32	0.63
22:BA:98:G:N1	24:BV:14:LYS:HB2	2.12	0.63
1:CA:437:U:H4'	3:CD:153:ARG:HH12	1.63	0.63
23:BB:1341:G:H3'	23:BB:1397:U:O2	1.99	0.63
32:DK:43:ILE:HG21	32:DK:46:ALA:HB2	1.80	0.63
1:CA:859:G:H2'	1:CA:860:A:H8	1.61	0.63
11:CL:40:THR:HG22	11:CL:41:PRO:HD2	1.79	0.63
1:CA:370:C:O2'	1:CA:371:A:H5'	1.99	0.63
36:DO:40:ILE:HA	36:DO:47:VAL:HA	1.80	0.63
20:CB:101:THR:HG22	20:CB:174:GLU:OE1	1.98	0.63
23:DB:2898:U:H2'	23:DB:2899:A:H8	1.63	0.63
43:BW:77:LYS:O	43:BW:78:PHE:HB2	1.97	0.63
2:CC:62:SER:HA	2:CC:97:PRO:O	1.98	0.63
1:AA:51:A:H5''	1:AA:52:C:H5''	1.80	0.63
23:DB:1050:A:H2'	23:DB:1051:G:O4'	1.98	0.63
23:DB:2861:U:H2'	23:DB:2862:G:H8	1.62	0.63
22:DA:15:A:H3'	22:DA:15:A:OP2	1.97	0.63
27:DE:97:ASN:HD21	27:DE:100:MET:HG3	1.62	0.63
22:DA:46:A:H2'	22:DA:47:C:O4'	1.98	0.63
4:AE:37:VAL:HG11	4:AE:113:VAL:HG12	1.81	0.63
23:BB:98:G:H1	42:BU:6:ARG:HH12	1.47	0.63
23:BB:2393:U:H5''	33:BL:62:PRO:HG3	1.80	0.63
23:BB:968:C:H2'	23:BB:969:G:H8	1.63	0.63
1:CA:492:C:H2'	1:CA:493:A:N3	2.12	0.63
25:DC:77:VAL:HG22	25:DC:113:ASP:H	1.64	0.63
25:BC:158:GLY:N	25:BC:194:VAL:HG13	2.13	0.63
3:AD:25:ARG:NH1	3:AD:26:ALA:HB2	2.14	0.63
13:AN:9:GLU:HB2	13:AN:62:ARG:NE	2.13	0.63
1:AA:978:A:H5'	1:AA:1362:A:N6	2.14	0.63
1:CA:1342:C:H2'	1:CA:1343:G:H8	1.63	0.63
23:BB:2144:G:O2'	23:BB:2146:C:H5'	1.99	0.63
29:BG:89:VAL:HG12	29:BG:90:GLY:H	1.63	0.63
23:DB:2353:G:H1'	43:DW:30:VAL:CG1	2.28	0.63
13:AN:26:LEU:HA	13:AN:29:ILE:HD12	1.81	0.63
26:DD:68:PHE:HB3	26:DD:73:VAL:HA	1.80	0.63

Continued on next page...

Continued from previous page...

Atom-1	Atom-2	Interatomic distance (Å)	Clash overlap (Å)
23:DB:1857:G:HO2'	23:DB:1858:A:H8	1.46	0.63
43:DW:44:PHE:O	43:DW:78:PHE:HA	1.98	0.63
42:DU:27:VAL:HG23	42:DU:33:VAL:HG12	1.80	0.63
23:BB:2331:G:N2	23:BB:2336:A:H8	1.96	0.63
23:DB:548:G:H2'	23:DB:548:G:N3	2.12	0.63
8:AI:20:ILE:HD12	8:AI:20:ILE:H	1.62	0.63
28:DF:60:SER:HB2	28:DF:62:GLN:OE1	1.99	0.63
23:DB:1508:A:H5'	23:DB:1509:A:N6	2.14	0.63
41:DT:67:VAL:C	41:DT:68:LYS:HD3	2.19	0.63
23:DB:1735:A:H2'	23:DB:1736:U:C6	2.34	0.63
32:BK:7:MET:SD	32:BK:20:MET:HB2	2.39	0.63
44:DX:26:PHE:HD1	44:DX:27:ASN:HD22	1.44	0.63
11:CL:122:LYS:HD2	11:CL:123:ALA:H	1.64	0.63
51:B4:2:LYS:HG2	51:B4:3:VAL:H	1.64	0.63
23:BB:1346:G:O2'	23:BB:1347:A:H5'	1.98	0.63
18:CS:5:LYS:O	18:CS:6:LYS:HD2	1.97	0.63
43:BW:44:PHE:O	43:BW:78:PHE:HA	1.99	0.63
23:DB:1220:G:H2'	23:DB:1221:C:C6	2.34	0.63
23:BB:2895:G:H2'	23:BB:2896:C:C6	2.34	0.63
23:DB:1812:U:H1'	25:DC:43:ASN:ND2	2.06	0.63
23:BB:2313:C:H4'	28:BF:87:LYS:HB3	1.80	0.63
38:BQ:63:ARG:HH12	38:BQ:96:ASP:HA	1.63	0.63
31:DJ:37:ARG:HE	31:DJ:110:PRO:HG3	1.63	0.63
23:DB:1654:A:H2'	23:DB:1655:A:C8	2.33	0.63
1:CA:1307:U:H2'	1:CA:1308:U:C6	2.33	0.63
13:CN:42:ASN:O	13:CN:46:LYS:HG2	1.99	0.63
3:CD:160:LEU:HA	3:CD:163:GLN:HG3	1.80	0.63
3:AD:138:PRO:HA	3:AD:181:PHE:CD2	2.31	0.63
1:CA:1380:U:O4	6:CG:2:ARG:HB2	1.99	0.63
23:BB:2658:C:H5'	29:BG:159:LYS:NZ	2.14	0.63
29:DG:89:VAL:HB	29:DG:159:LYS:HA	1.81	0.63
23:BB:2800:A:H2'	23:BB:2801:G:O4'	1.99	0.63
11:AL:49:ARG:HG2	11:AL:89:LEU:HD21	1.80	0.63
4:AE:125:LYS:HD2	4:AE:126:ALA:N	2.13	0.63
1:AA:1258:G:H2'	1:AA:1259:C:H6	1.64	0.63
23:BB:155:A:H2'	23:BB:156:A:C8	2.34	0.63
23:BB:2752:C:H3'	23:BB:2753:A:H8	1.63	0.63
25:BC:20:ASN:HB3	25:BC:23:LEU:HD22	1.79	0.63
41:BT:7:LEU:HA	41:BT:9:LYS:HZ1	1.64	0.63
21:CU:48:LYS:HA	21:CU:51:ALA:HB3	1.80	0.63
1:AA:1173:U:H2'	1:AA:1174:G:C8	2.33	0.63

Continued on next page...

Continued from previous page...

Atom-1	Atom-2	Interatomic distance (Å)	Clash overlap (Å)
23:DB:195:A:H1'	23:DB:250:G:N2	2.12	0.63
23:DB:1205:A:H4'	23:DB:1206:G:OP2	1.98	0.63
38:BQ:91:ARG:HG2	38:BQ:93:ILE:HG22	1.79	0.63
46:DZ:71:LEU:HD13	46:DZ:76:GLU:HB3	1.81	0.63
8:CI:23:GLY:H	8:CI:60:LEU:HA	1.62	0.63
23:BB:1551:A:H3'	23:BB:1552:A:H5''	1.81	0.63
23:BB:1735:A:H2'	23:BB:1736:U:C6	2.33	0.63
23:BB:37:C:H4'	23:BB:451:U:OP1	1.98	0.63
38:DQ:86:SER:O	39:DR:51:VAL:HA	1.99	0.63
9:CJ:56:HIS:O	9:CJ:57:VAL:HG12	1.99	0.63
23:BB:1373:A:H2'	23:BB:1374:G:O4'	1.98	0.63
5:AF:42:TRP:HB2	5:AF:59:TYR:HB2	1.78	0.63
26:BD:97:SER:HB3	26:BD:99:GLU:HG2	1.80	0.63
23:BB:350:G:H2'	23:BB:351:C:O4'	1.99	0.63
4:AE:106:ALA:HB1	4:AE:110:MET:HB3	1.81	0.63
24:DV:28:ALA:HA	24:DV:88:HIS:CE1	2.33	0.63
17:CR:55:ALA:HA	17:CR:58:ILE:HD13	1.80	0.63
1:AA:1234:C:O2'	1:AA:1235:U:H5'	1.99	0.63
1:AA:1236:A:H4'	1:AA:1304:G:H4'	1.81	0.63
35:BN:70:THR:HB	35:BN:75:ILE:HD11	1.78	0.63
33:BL:141:LYS:HD3	33:BL:142:ILE:H	1.63	0.63
46:DZ:40:VAL:CG2	46:DZ:45:ARG:H	2.11	0.63
23:BB:140:C:H4'	23:BB:141:G:N2	2.12	0.63
23:BB:1060:U:O4	23:BB:1088:A:N6	2.31	0.63
23:DB:2428:G:H21	33:DL:60:ARG:HE	1.47	0.63
23:BB:1722:A:H2'	23:BB:1723:G:C8	2.34	0.63
49:D2:27:GLY:O	49:D2:30:VAL:HB	1.99	0.63
23:BB:2748:A:H5''	29:BG:3:VAL:HG21	1.81	0.63
12:AM:63:VAL:HG13	12:AM:67:ASP:HB2	1.81	0.63
23:DB:286:U:H2'	23:DB:287:G:H8	1.63	0.63
41:DT:32:LEU:N	41:DT:83:ALA:HB3	2.13	0.63
19:AT:4:LYS:HZ1	19:AT:6:ALA:HB2	1.63	0.63
13:AN:63:CYS:HB3	13:AN:67:GLY:H	1.64	0.63
23:BB:1856:U:H2'	23:BB:1857:G:O4'	1.99	0.63
22:BA:28:C:OP1	36:BO:31:THR:HG21	1.99	0.63
10:CK:28:ASN:HD21	10:CK:46:ALA:HB3	1.62	0.63
22:DA:6:G:H2'	22:DA:7:G:H8	1.64	0.63
1:AA:825:A:H2'	1:AA:826:C:H6	1.62	0.63
23:DB:2080:A:H4'	46:DZ:19:SER:OG	1.98	0.63
1:AA:950:U:H2'	1:AA:951:G:C8	2.33	0.63
21:AU:48:LYS:HA	21:AU:51:ALA:HB3	1.79	0.63

Continued on next page...

Continued from previous page...

Atom-1	Atom-2	Interatomic distance (Å)	Clash overlap (Å)
1:CA:950:U:H2'	1:CA:951:G:C8	2.34	0.63
23:BB:654:A:H2'	23:BB:655:A:H5''	1.81	0.63
1:AA:412:A:H4'	1:AA:413:G:OP1	1.99	0.63
25:DC:20:ASN:HB3	25:DC:23:LEU:HD22	1.81	0.63
35:DN:77:ALA:O	35:DN:81:ASN:HB2	1.99	0.63
45:BY:8:GLN:CG	45:BY:31:ILE:HA	2.21	0.63
23:BB:2834:G:H2'	23:BB:2879:A:N6	2.13	0.63
52:DI:72:THR:HG22	52:DI:115:ASP:OD2	1.98	0.63
52:DI:78:LEU:HA	52:DI:81:LYS:HE2	1.81	0.63
23:DB:963:U:H5''	56:DB:3697:HOH:O	1.99	0.63
3:CD:29:THR:HG22	3:CD:30:LYS:H	1.64	0.63
23:BB:1723:G:N7	23:BB:1737:G:N2	2.47	0.63
23:DB:1593:A:H2'	23:DB:1594:U:C6	2.34	0.63
4:CE:158:LYS:HZ3	7:CH:63:LYS:HD3	1.62	0.63
47:D0:8:THR:HG23	47:D0:11:LYS:H	1.64	0.63
23:DB:1080:A:H2'	23:DB:1081:U:C6	2.32	0.63
1:CA:462:G:H2'	1:CA:462:G:N3	2.13	0.63
1:CA:677:U:H2'	1:CA:678:U:H6	1.63	0.63
7:CH:94:VAL:HG23	7:CH:101:ALA:HB2	1.80	0.63
23:DB:1796:U:H2'	23:DB:1797:G:H8	1.63	0.63
1:CA:376:G:H2'	1:CA:377:G:H8	1.64	0.63
23:BB:274:C:H2'	23:BB:275:C:O4'	1.99	0.63
45:DY:12:ALA:HA	45:DY:15:ARG:HD3	1.81	0.63
23:DB:594:U:H2'	23:DB:595:C:H6	1.64	0.63
23:DB:401:A:H2'	23:DB:402:A:C8	2.33	0.63
1:CA:620:C:C2	3:CD:131:ILE:HD13	2.33	0.63
42:BU:27:VAL:HG23	42:BU:33:VAL:HG12	1.79	0.63
23:DB:521:U:H2'	23:DB:522:A:C8	2.34	0.63
36:DO:17:LYS:O	36:DO:21:LEU:HB2	1.99	0.63
26:BD:40:LEU:HA	26:BD:45:TYR:N	2.14	0.63
1:CA:204:G:H2'	1:CA:205:A:C8	2.34	0.63
4:AE:45:VAL:HG12	4:AE:116:VAL:HG23	1.79	0.63
23:BB:2841:C:H2'	23:BB:2842:G:C8	2.33	0.62
8:AI:42:THR:HA	8:AI:45:MET:SD	2.38	0.62
23:DB:581:C:H2'	23:DB:582:A:C8	2.33	0.62
8:CI:25:GLY:HA3	8:CI:57:VAL:N	2.13	0.62
24:BV:80:HIS:CD2	24:BV:83:LYS:HB2	2.33	0.62
29:DG:26:LYS:HB3	29:DG:26:LYS:HZ2	1.64	0.62
23:BB:1309:G:OP1	49:B2:9:VAL:HG12	1.99	0.62
23:BB:1508:A:H5'	23:BB:1509:A:N6	2.13	0.62
34:BM:34:LYS:HB3	34:BM:129:THR:HG22	1.80	0.62

Continued on next page...

Continued from previous page...

Atom-1	Atom-2	Interatomic distance (Å)	Clash overlap (Å)
23:BB:2277:G:H5''	34:BM:86:LYS:HB2	1.81	0.62
23:BB:1166:G:H2'	23:BB:1167:C:H6	1.64	0.62
1:AA:1134:G:C2	1:AA:1135:U:H1'	2.33	0.62
9:CJ:52:LEU:H	9:CJ:52:LEU:HD12	1.64	0.62
32:DK:7:MET:SD	32:DK:20:MET:HB2	2.39	0.62
23:DB:1080:A:H4'	52:DI:126:ARG:HD3	1.81	0.62
25:BC:202:ARG:HH11	25:BC:213:ARG:NE	1.96	0.62
1:AA:437:U:H4'	3:AD:153:ARG:HH12	1.62	0.62
23:DB:414:C:H2'	23:DB:415:A:H8	1.63	0.62
1:AA:208:U:H2'	1:AA:210:C:N3	2.14	0.62
1:AA:154:U:H2'	1:AA:155:A:C8	2.33	0.62
9:CJ:28:THR:O	9:CJ:32:THR:HG22	1.98	0.62
23:BB:1678:A:H2'	23:BB:1679:A:H8	1.64	0.62
38:BQ:14:LYS:O	38:BQ:18:LYS:HB2	1.98	0.62
26:BD:179:ARG:HB3	26:BD:179:ARG:HH11	1.64	0.62
23:BB:2898:U:H2'	23:BB:2899:A:H8	1.64	0.62
40:BS:17:VAL:C	40:BS:19:LEU:H	2.01	0.62
23:BB:1244:A:H5''	33:BL:8:PRO:CD	2.27	0.62
23:DB:1287:A:N7	35:DN:105:GLY:HA3	2.13	0.62
26:BD:117:GLY:HA2	26:BD:164:GLN:CD	2.19	0.62
28:BF:102:LEU:HD22	28:BF:103:ILE:H	1.65	0.62
1:CA:600:A:H2'	1:CA:601:G:H8	1.63	0.62
1:CA:978:A:HO2'	1:CA:1322:C:H5	1.46	0.62
52:DI:121:ILE:N	52:DI:121:ILE:HD13	2.13	0.62
29:BG:152:ARG:HG3	29:BG:153:PRO:HD2	1.81	0.62
30:BH:58:LEU:O	30:BH:62:LEU:HG	1.99	0.62
23:BB:1341:G:N2	23:BB:1398:C:H4'	2.13	0.62
1:AA:462:G:N3	1:AA:462:G:H2'	2.12	0.62
23:DB:639:U:H2'	23:DB:640:C:H6	1.64	0.62
23:DB:2141:G:H2'	23:DB:2142:A:C8	2.34	0.62
23:DB:1853:A:N1	23:DB:2087:G:H1'	2.14	0.62
22:DA:29:A:H3'	22:DA:30:C:H6	1.64	0.62
24:BV:28:ALA:HA	24:BV:88:HIS:CE1	2.34	0.62
1:AA:750:C:O2	14:AO:22:GLY:HA3	2.00	0.62
33:DL:85:VAL:HG21	33:DL:94:THR:HB	1.81	0.62
23:BB:1690:A:H2'	23:BB:1691:C:O4'	1.98	0.62
42:DU:87:GLU:OE2	42:DU:88:ASP:HB3	1.98	0.62
33:DL:79:LEU:HD23	33:DL:82:LEU:HD11	1.81	0.62
23:BB:135:U:O2'	23:BB:136:G:H5'	1.99	0.62
6:CG:14:ASP:CB	6:CG:19:SER:H	2.12	0.62
28:BF:168:LEU:HD13	28:BF:169:LEU:N	2.14	0.62

Continued on next page...

Continued from previous page...

Atom-1	Atom-2	Interatomic distance (Å)	Clash overlap (Å)
52:DI:27:LEU:HD12	52:DI:32:VAL:HG11	1.79	0.62
18:AS:31:ARG:HA	18:AS:49:ALA:HB3	1.81	0.62
28:DF:168:LEU:HD13	28:DF:169:LEU:N	2.14	0.62
26:DD:136:ASN:HD21	26:DD:139:SER:C	2.03	0.62
25:BC:36:ASN:HD21	25:BC:85:ASN:ND2	1.97	0.62
30:DH:53:GLU:HB2	30:DH:57:LYS:HB3	1.82	0.62
3:AD:56:GLU:HG2	3:AD:198:LEU:HD12	1.81	0.62
23:DB:784:G:C6	25:DC:227:VAL:HG11	2.34	0.62
23:DB:718:A:H3'	23:DB:719:C:H6	1.64	0.62
26:DD:8:LYS:HB2	26:DD:201:LEU:HD21	1.80	0.62
1:AA:1278:G:H4'	1:AA:1279:G:C5'	2.29	0.62
7:AH:25:THR:HA	7:AH:58:LEU:O	1.99	0.62
7:AH:6:ILE:HB	7:AH:76:ARG:NH1	2.15	0.62
23:DB:2898:U:H2'	23:DB:2899:A:C8	2.35	0.62
9:AJ:28:THR:O	9:AJ:32:THR:HG22	1.99	0.62
50:D3:54:LEU:O	50:D3:58:ILE:HG13	1.98	0.62
23:BB:2563:U:H2'	23:BB:2565:A:OP2	2.00	0.62
25:DC:136:VAL:HG12	25:DC:137:GLY:H	1.64	0.62
52:BI:105:LEU:HD11	52:BI:139:VAL:HG11	1.80	0.62
23:DB:987:C:H2'	23:DB:988:A:O4'	1.99	0.62
6:CG:86:VAL:HG13	6:CG:151:ALA:O	1.98	0.62
23:DB:264:C:C2'	23:DB:265:A:H5''	2.28	0.62
23:DB:2841:C:H2'	23:DB:2842:G:C8	2.34	0.62
13:AN:42:ASN:O	13:AN:46:LYS:HG2	1.99	0.62
23:BB:1847:A:H4'	23:BB:1848:A:C8	2.34	0.62
1:AA:792:A:H1'	1:AA:794:A:N7	2.14	0.62
23:BB:988:A:H3'	45:BY:13:ILE:HD11	1.80	0.62
30:BH:5:LEU:O	30:BH:6:LEU:HD12	1.99	0.62
41:DT:7:LEU:HA	41:DT:9:LYS:HZ1	1.62	0.62
9:CJ:24:GLU:HG3	9:CJ:90:LEU:HD11	1.81	0.62
42:DU:71:ILE:HD11	42:DU:82:VAL:HG22	1.82	0.62
26:BD:178:VAL:HG12	26:BD:179:ARG:H	1.64	0.62
31:DJ:40:HIS:ND1	31:DJ:41:LYS:HG3	2.14	0.62
26:DD:109:VAL:HG11	26:DD:193:VAL:HB	1.81	0.62
18:CS:10:ILE:HD12	18:CS:15:LEU:HG	1.81	0.62
5:AF:47:LEU:HD21	5:AF:57:ALA:HB3	1.81	0.62
32:DK:38:ILE:O	32:DK:39:ILE:HD13	2.00	0.62
26:BD:136:ASN:HD21	26:BD:139:SER:C	2.03	0.62
14:AO:52:ARG:HD2	23:BB:715:A:N6	2.13	0.62
1:CA:1144:G:H21	1:CA:1146:A:H62	1.46	0.62
23:DB:2654:A:N1	23:DB:2665:A:H5''	2.14	0.62

Continued on next page...

Continued from previous page...

Atom-1	Atom-2	Interatomic distance (Å)	Clash overlap (Å)
29:DG:89:VAL:HG12	29:DG:90:GLY:H	1.64	0.62
9:AJ:55:PRO:HA	13:AN:80:ARG:NH2	2.15	0.62
23:DB:1353:A:H2'	23:DB:1354:A:C8	2.34	0.62
23:BB:1535:A:H5''	23:BB:1536:C:H5	1.64	0.62
42:BU:11:ILE:HG22	42:BU:70:ALA:HB3	1.80	0.62
2:AC:62:SER:HA	2:AC:97:PRO:O	1.99	0.62
6:AG:45:ALA:HB1	6:AG:120:ALA:HB2	1.79	0.62
26:DD:115:GLY:HA2	26:DD:167:ASN:HB2	1.81	0.62
23:BB:195:A:H1'	23:BB:250:G:N2	2.14	0.62
36:BO:17:LYS:O	36:BO:21:LEU:HB2	1.99	0.62
1:CA:750:C:O2	14:CO:22:GLY:HA3	1.98	0.62
23:BB:1407:G:H2'	23:BB:1408:G:H8	1.63	0.62
23:DB:1341:G:N2	23:DB:1398:C:H4'	2.13	0.62
23:DB:545:U:H4'	23:DB:550:C:O2	2.00	0.62
28:DF:62:GLN:OE1	28:DF:94:ARG:HG2	2.00	0.62
38:DQ:57:ARG:CB	38:DQ:57:ARG:HH11	2.12	0.62
38:DQ:74:SER:OG	38:DQ:77:LYS:HD3	2.00	0.62
1:AA:1085:U:H3'	1:AA:1086:U:C5	2.34	0.62
1:AA:1004:A:H3'	1:AA:1024:G:N2	2.14	0.62
23:BB:2810:A:H2'	23:BB:2811:G:O4'	1.99	0.62
30:DH:41:LYS:O	30:DH:44:ILE:HG12	1.99	0.62
1:AA:97:G:H2'	1:AA:98:A:O4'	1.99	0.62
32:BK:38:ILE:O	32:BK:39:ILE:HD13	1.99	0.62
22:BA:74:U:H2'	22:BA:75:G:C8	2.33	0.62
22:BA:7:G:H1'	36:BO:38:GLN:HE22	1.63	0.62
1:CA:946:A:H2'	1:CA:947:G:H8	1.63	0.62
11:AL:40:THR:HG22	11:AL:41:PRO:HD2	1.81	0.62
23:BB:445:C:O2'	23:BB:446:G:H5'	1.99	0.62
23:BB:495:G:H1'	40:BS:57:ASN:ND2	2.15	0.62
2:CC:59:PRO:HG2	2:CC:62:SER:OG	2.00	0.62
23:BB:1260:A:H2'	23:BB:1261:C:C6	2.34	0.62
26:DD:105:LYS:HE3	26:DD:176:ASP:OD1	1.99	0.62
32:DK:70:ARG:HB3	32:DK:76:VAL:HG22	1.82	0.62
23:BB:946:C:H2'	23:BB:947:A:H8	1.65	0.62
23:DB:1198:U:H2'	23:DB:1199:U:C6	2.35	0.62
1:CA:1053:G:H4'	1:CA:1054:C:H5'	1.81	0.62
23:BB:2066:C:O2'	23:BB:2067:G:H5'	1.98	0.62
8:CI:18:VAL:HG11	8:CI:82:ILE:HG12	1.81	0.62
20:CB:205:ALA:O	20:CB:209:VAL:HG22	1.98	0.62
25:DC:94:LEU:HA	25:DC:100:ARG:HB3	1.80	0.62
34:DM:71:LYS:HB3	34:DM:93:VAL:HG12	1.81	0.62

Continued on next page...

Continued from previous page...

Atom-1	Atom-2	Interatomic distance (Å)	Clash overlap (Å)
4:CE:37:VAL:HG11	4:CE:113:VAL:HG12	1.82	0.62
28:BF:104:THR:C	28:BF:108:PRO:HG2	2.20	0.62
6:AG:14:ASP:N	6:AG:23:ALA:HB2	2.13	0.62
37:DP:24:THR:O	37:DP:25:VAL:HG22	1.99	0.62
19:AT:24:ARG:HD2	19:AT:28:ARG:NH2	2.14	0.62
23:BB:1593:A:H2'	23:BB:1594:U:C6	2.35	0.62
23:BB:172:A:H2'	23:BB:173:A:H8	1.63	0.62
28:DF:72:SER:HA	28:DF:80:GLN:N	2.15	0.62
32:BK:43:ILE:HG21	32:BK:46:ALA:HB2	1.80	0.62
8:AI:126:PHE:CE1	8:AI:129:ARG:HD3	2.35	0.62
1:CA:763:G:H2'	1:CA:764:C:C6	2.34	0.62
13:CN:26:LEU:HA	13:CN:29:ILE:HD12	1.82	0.62
31:BJ:23:LYS:HE2	31:BJ:142:ILE:HA	1.82	0.62
23:BB:639:U:H2'	23:BB:640:C:H6	1.64	0.62
44:DX:1:MET:HB3	44:DX:4:LYS:HD3	1.80	0.62
11:AL:113:ARG:HG2	11:AL:118:VAL:HB	1.82	0.62
23:BB:1704:C:O2'	23:BB:1705:A:H5'	1.99	0.62
38:DQ:14:LYS:O	38:DQ:18:LYS:HB2	1.99	0.62
1:CA:162:A:H2'	1:CA:163:C:O4'	2.00	0.62
23:DB:2064:C:H2'	23:DB:2065:C:C6	2.33	0.62
23:DB:2102:G:H2'	23:DB:2103:C:O4'	1.99	0.62
1:CA:482:A:H2'	1:CA:483:C:O4'	2.00	0.62
23:BB:675:A:H4'	27:BE:62:GLN:HE22	1.63	0.62
36:BO:53:THR:HB	36:BO:65:THR:HG22	1.81	0.62
13:CN:63:CYS:HB3	13:CN:67:GLY:H	1.63	0.62
28:BF:36:ASN:HA	28:BF:87:LYS:HA	1.82	0.62
23:BB:1657:U:O2'	23:BB:1658:C:H5'	2.00	0.62
23:DB:2834:G:H1'	23:DB:2883:A:H61	1.63	0.62
46:BZ:6:GLN:NE2	46:BZ:50:ARG:H	1.94	0.62
1:AA:1323:G:H4'	1:AA:1362:A:C4	2.35	0.62
23:BB:1674:G:H21	23:BB:1677:A:N6	1.96	0.62
32:DK:104:THR:H	32:DK:107:LEU:HD12	1.64	0.62
29:BG:132:LEU:HD23	29:BG:132:LEU:H	1.64	0.62
38:BQ:65:ASN:CB	38:BQ:75:TYR:HB2	2.29	0.62
12:CM:63:VAL:HG13	12:CM:67:ASP:HB2	1.82	0.62
23:BB:784:G:N1	25:BC:227:VAL:HG11	2.15	0.62
23:BB:1133:A:H4'	23:BB:1134:A:O5'	2.00	0.62
23:DB:522:A:H2'	23:DB:523:C:C6	2.35	0.62
23:BB:1406:U:H2'	23:BB:1407:G:C8	2.35	0.62
1:CA:154:U:H2'	1:CA:155:A:C8	2.35	0.62
1:AA:46:G:O2'	1:AA:365:U:H1'	1.99	0.62

Continued on next page...

Continued from previous page...

Atom-1	Atom-2	Interatomic distance (Å)	Clash overlap (Å)
34:DM:64:TRP:HB2	34:DM:104:GLU:HB2	1.81	0.62
3:CD:84:ASN:ND2	4:CE:101:GLY:HA3	2.14	0.62
1:CA:1092:A:H5''	6:CG:3:ARG:HH11	1.64	0.62
23:BB:189:G:H2'	23:BB:205:G:N2	2.14	0.62
23:BB:2312:U:O2	28:BF:38:GLY:HA3	1.99	0.62
3:AD:96:ARG:HB3	3:AD:98:ASP:OD2	2.00	0.62
23:BB:2772:C:H2'	23:BB:2773:C:H6	1.64	0.62
28:BF:41:GLU:O	28:BF:43:ILE:HG22	2.00	0.62
31:BJ:136:GLN:N	31:BJ:137:PRO:HD3	2.15	0.62
38:DQ:91:ARG:HH12	39:DR:10:LYS:CB	2.12	0.62
23:DB:557:C:H2'	23:DB:558:U:C6	2.35	0.62
45:DY:7:THR:HB	45:DY:55:LYS:H	1.64	0.62
23:BB:2820:A:H4'	35:BN:3:HIS:ND1	2.15	0.62
30:BH:32:PRO:O	30:BH:33:GLN:HB2	1.99	0.62
1:CA:865:A:C2	1:CA:918:A:H4'	2.34	0.62
46:BZ:45:ARG:HE	46:BZ:47:VAL:CG1	2.13	0.62
23:DB:1549:A:H2'	23:DB:1550:C:C6	2.34	0.62
11:CL:14:LYS:HG2	11:CL:16:ALA:H	1.63	0.62
36:DO:67:ASN:HB3	36:DO:70:ALA:HB2	1.82	0.62
1:AA:1132:C:H2'	1:AA:1133:G:C8	2.34	0.62
36:DO:111:ARG:HD2	36:DO:117:PHE:O	2.00	0.62
28:BF:72:SER:HA	28:BF:80:GLN:N	2.15	0.62
1:AA:678:U:H2'	1:AA:679:C:C6	2.35	0.62
23:BB:1778:U:H2'	23:BB:1784:A:H62	1.64	0.62
23:BB:2073:C:H5''	25:BC:227:VAL:HG12	1.80	0.62
23:DB:1778:U:H2'	23:DB:1784:A:N6	2.15	0.62
20:CB:71:THR:CG2	20:CB:94:ARG:H	2.12	0.62
42:DU:9:GLU:HG3	42:DU:21:ARG:HD2	1.81	0.62
6:AG:78:ARG:HH11	6:AG:81:GLY:H	1.47	0.62
42:BU:11:ILE:O	42:BU:12:VAL:HB	2.00	0.62
23:DB:2443:C:H2'	23:DB:2444:G:C8	2.35	0.62
23:DB:2156:G:H2'	23:DB:2157:G:H4'	1.81	0.62
19:CT:4:LYS:HZ1	19:CT:6:ALA:HB2	1.63	0.62
23:BB:2737:G:H2'	23:BB:2738:A:C8	2.34	0.62
23:BB:1760:C:H2'	23:BB:1761:C:O4'	1.99	0.62
1:AA:131:A:H2'	1:AA:132:C:C6	2.34	0.62
23:DB:1760:C:H2'	23:DB:1761:C:O4'	1.98	0.62
1:AA:1414:U:H2'	1:AA:1415:G:H8	1.65	0.62
23:DB:946:C:H2'	23:DB:947:A:H8	1.64	0.62
23:DB:947:A:H2'	23:DB:948:C:C6	2.35	0.62
23:BB:2269:G:C4'	43:BW:19:ARG:HH12	2.12	0.62

Continued on next page...

Continued from previous page...

Atom-1	Atom-2	Interatomic distance (Å)	Clash overlap (Å)
31:DJ:40:HIS:CE1	31:DJ:41:LYS:HG3	2.35	0.62
23:BB:2898:U:H2'	23:BB:2899:A:C8	2.35	0.62
5:CF:3:HIS:CE1	5:CF:95:ALA:H	2.18	0.62
25:DC:70:LYS:HE2	25:DC:99:GLU:HB3	1.82	0.62
23:BB:1287:A:H3'	23:BB:1288:G:H21	1.64	0.62
43:DW:39:GLN:NE2	43:DW:43:LYS:HB2	2.14	0.62
33:BL:19:LEU:O	33:BL:21:ARG:HG2	2.00	0.62
20:AB:221:ARG:HG3	20:AB:222:GLU:N	2.15	0.62
20:AB:62:ARG:H	20:AB:62:ARG:HD2	1.65	0.62
24:DV:80:HIS:CD2	24:DV:83:LYS:HB2	2.35	0.62
1:AA:1151:A:HO2'	1:AA:1152:A:H8	1.45	0.62
32:DK:71:ARG:HG3	32:DK:105:ARG:HH21	1.65	0.62
23:DB:704:G:H2'	23:DB:726:G:N2	2.14	0.62
21:AU:40:PRO:HA	21:AU:44:ARG:HB2	1.80	0.62
1:AA:266:G:O2'	1:AA:267:C:H3'	1.99	0.62
30:DH:83:LYS:O	30:DH:90:LEU:HA	2.00	0.62
25:DC:36:ASN:HD21	25:DC:85:ASN:HD21	1.46	0.62
23:BB:18:U:H2'	23:BB:19:A:H8	1.64	0.62
1:AA:834:U:H2'	1:AA:835:U:C6	2.35	0.62
1:AA:658:C:H2'	1:AA:659:U:H6	1.63	0.62
52:BI:85:ILE:HD13	52:BI:137:LEU:HD21	1.82	0.62
1:CA:487:A:H2'	1:CA:488:C:O4'	2.00	0.62
18:AS:42:ASN:N	18:AS:42:ASN:HD22	1.95	0.62
1:AA:806:C:H2'	1:AA:807:A:C8	2.35	0.62
23:BB:1149:G:H2'	23:BB:1150:C:C6	2.35	0.62
1:AA:1238:A:H5'	1:AA:1336:C:H41	1.64	0.62
1:CA:1149:C:H2'	1:CA:1150:A:C8	2.35	0.62
28:BF:31:GLU:O	28:BF:32:LYS:HD3	2.00	0.62
27:DE:188:MET:HG2	27:DE:193:VAL:HG22	1.82	0.62
20:AB:72:LYS:HE3	20:AB:203:ASP:O	2.00	0.62
28:DF:41:GLU:O	28:DF:43:ILE:HG22	1.99	0.62
16:AQ:58:VAL:HG12	16:AQ:77:VAL:HA	1.80	0.62
23:DB:2815:C:H2'	23:DB:2816:G:H8	1.65	0.62
23:DB:1024:G:C3'	23:DB:1025:G:H5''	2.28	0.62
6:CG:14:ASP:N	6:CG:23:ALA:HB2	2.14	0.62
1:CA:255:G:H2'	1:CA:256:U:C6	2.34	0.62
23:DB:62:U:O2'	23:DB:63:A:H5'	1.98	0.62
22:BA:75:G:H1'	24:BV:29:ILE:HG12	1.81	0.62
36:BO:40:ILE:HA	36:BO:47:VAL:HA	1.80	0.62
41:BT:32:LEU:N	41:BT:83:ALA:HB3	2.13	0.62
23:DB:321:U:OP2	27:DE:130:LYS:HD3	2.00	0.62

Continued on next page...

Continued from previous page...

Atom-1	Atom-2	Interatomic distance (Å)	Clash overlap (Å)
1:AA:335:C:H2'	1:AA:336:A:C8	2.34	0.62
1:CA:1141:C:H2'	1:CA:1142:G:H8	1.65	0.62
22:DA:32:U:H4'	22:DA:52:A:N6	2.15	0.62
23:DB:359:G:H2'	23:DB:360:U:H5'	1.80	0.62
51:D4:2:LYS:HG2	51:D4:3:VAL:H	1.64	0.62
23:DB:721:A:H2'	23:DB:722:A:H8	1.65	0.62
1:CA:678:U:H2'	1:CA:679:C:H6	1.64	0.62
23:DB:1802:A:H2'	23:DB:1803:A:C8	2.35	0.62
23:DB:1485:U:H2'	23:DB:1486:U:C6	2.35	0.62
23:DB:64:A:H2'	23:DB:65:U:C6	2.35	0.62
23:DB:2895:G:H2'	23:DB:2896:C:H6	1.64	0.62
1:CA:1432:G:H1'	1:CA:1468:A:N6	2.14	0.62
23:BB:1109:C:H2'	23:BB:1110:G:C4	2.35	0.62
1:AA:1296:C:H4'	1:AA:1302:C:N3	2.15	0.62
1:AA:1463:U:H2'	1:AA:1464:U:C6	2.34	0.62
1:CA:539:A:H2'	1:CA:540:G:C8	2.35	0.62
23:DB:1149:G:H2'	23:DB:1150:C:C6	2.34	0.62
1:AA:482:A:H2'	1:AA:483:C:O4'	2.00	0.62
1:CA:909:A:H2'	1:CA:910:C:O4'	1.99	0.62
23:DB:1518:C:H2'	23:DB:1519:G:C8	2.35	0.62
23:BB:2693:G:H2'	23:BB:2694:G:H8	1.63	0.62
1:AA:1053:G:H4'	1:AA:1054:C:H5'	1.82	0.62
23:DB:1557:C:H3'	23:DB:1558:C:H5''	1.82	0.62
27:BE:117:ARG:HH12	33:BL:2:ARG:HB2	1.64	0.61
25:BC:127:ASN:O	25:BC:190:THR:HA	1.99	0.61
3:CD:123:MET:HB3	3:CD:128:VAL:HA	1.82	0.61
3:AD:12:ARG:HA	3:AD:33:ILE:HD12	1.82	0.61
9:CJ:53:ILE:HG22	9:CJ:61:ALA:HB1	1.82	0.61
23:DB:63:A:OP2	23:DB:63:A:H8	1.83	0.61
1:AA:735:C:O2'	1:AA:736:C:H5'	1.99	0.61
26:BD:13:ARG:HD3	26:BD:15:PHE:HE1	1.65	0.61
6:CG:2:ARG:HH11	6:CG:2:ARG:CB	2.13	0.61
52:BI:18:ASN:N	52:BI:19:PRO:HD2	2.14	0.61
23:DB:419:U:H2'	23:DB:420:C:C6	2.35	0.61
23:DB:37:C:O2'	27:DE:45:ALA:HA	2.00	0.61
23:BB:717:C:H3'	23:BB:718:A:H5''	1.82	0.61
18:AS:5:LYS:O	18:AS:6:LYS:HD2	2.00	0.61
42:DU:70:ALA:HB1	42:DU:79:ALA:CB	2.30	0.61
4:CE:93:VAL:HG13	4:CE:126:ALA:HB2	1.82	0.61
23:DB:155:A:H2'	23:DB:156:A:C8	2.34	0.61
23:BB:2743:U:H2'	23:BB:2744:G:O4'	1.99	0.61

Continued on next page...

Continued from previous page...

Atom-1	Atom-2	Interatomic distance (Å)	Clash overlap (Å)
23:BB:592:A:H2'	23:BB:593:U:C6	2.35	0.61
23:DB:441:U:H2'	23:DB:442:G:H8	1.65	0.61
23:BB:753:A:H2'	23:BB:754:U:C6	2.35	0.61
23:DB:1013:C:H2'	23:DB:1014:A:H8	1.64	0.61
23:BB:2264:C:H41	43:BW:11:ASN:HD21	1.48	0.61
8:AI:7:GLY:HA2	8:AI:85:ALA:HB2	1.82	0.61
5:CF:36:ILE:HG13	5:CF:64:VAL:HG13	1.81	0.61
20:AB:202:ASN:HD22	20:AB:204:ASP:N	1.90	0.61
30:DH:3:VAL:HG12	30:DH:38:PRO:HA	1.81	0.61
1:AA:600:A:H2'	1:AA:601:G:H8	1.64	0.61
26:DD:113:SER:HB3	26:DD:168:GLU:N	2.13	0.61
16:CQ:58:VAL:HG12	16:CQ:77:VAL:HA	1.82	0.61
3:AD:29:THR:HG22	3:AD:30:LYS:HD3	1.80	0.61
23:DB:27:G:H1'	23:DB:513:A:H61	1.63	0.61
23:DB:2810:A:H2'	23:DB:2811:G:O4'	1.99	0.61
46:BZ:6:GLN:HE22	46:BZ:50:ARG:N	1.95	0.61
1:AA:1179:A:H2'	1:AA:1180:A:O4'	2.01	0.61
41:BT:11:LEU:N	41:BT:11:LEU:HD22	2.15	0.61
21:CU:33:ARG:HG2	21:CU:34:ARG:H	1.65	0.61
23:BB:1591:A:H2'	23:BB:1592:C:O4'	2.00	0.61
28:DF:37:MET:HB2	28:DF:56:LEU:HD21	1.82	0.61
12:AM:89:ARG:HD3	12:AM:95:PRO:O	1.99	0.61
44:DX:49:ASP:O	44:DX:53:VAL:HG23	1.99	0.61
19:CT:79:THR:HA	19:CT:82:ILE:HG12	1.82	0.61
23:DB:1373:A:H2'	23:DB:1374:G:O4'	1.99	0.61
23:BB:987:C:H2'	23:BB:988:A:O4'	2.00	0.61
23:DB:441:U:H2'	23:DB:442:G:C8	2.36	0.61
56:AA:2260:HOH:O	8:AI:110:VAL:HG13	1.99	0.61
23:BB:633:A:OP1	33:BL:68:SER:HB2	2.00	0.61
36:DO:53:THR:HB	36:DO:65:THR:HG22	1.81	0.61
1:CA:46:G:O2'	1:CA:365:U:H1'	2.00	0.61
26:DD:40:LEU:HA	26:DD:45:TYR:N	2.14	0.61
23:DB:443:A:C5	27:DE:40:ARG:HD3	2.34	0.61
23:BB:2366:A:H2'	23:BB:2367:G:O4'	2.01	0.61
42:BU:81:ARG:HB2	42:BU:96:LYS:CG	2.29	0.61
18:AS:50:VAL:O	18:AS:57:VAL:HG22	1.99	0.61
35:BN:24:MET:HG3	35:BN:44:LEU:HD22	1.82	0.61
38:BQ:93:ILE:HG23	38:BQ:94:LEU:HD22	1.81	0.61
20:AB:187:ASP:HB3	20:AB:201:GLY:O	2.01	0.61
25:BC:136:VAL:HG12	25:BC:137:GLY:H	1.64	0.61
23:DB:851:C:O2	45:DY:42:ALA:HB1	2.00	0.61

Continued on next page...

Continued from previous page...

Atom-1	Atom-2	Interatomic distance (Å)	Clash overlap (Å)
1:CA:1244:G:H2'	1:CA:1245:C:C6	2.35	0.61
1:CA:410:G:P	3:CD:25:ARG:HD2	2.40	0.61
8:AI:25:GLY:HA3	8:AI:57:VAL:CA	2.30	0.61
49:B2:27:GLY:O	49:B2:30:VAL:HB	2.00	0.61
21:CU:40:PRO:HA	21:CU:44:ARG:HB2	1.82	0.61
23:BB:300:A:H2'	23:BB:334:C:H1'	1.81	0.61
1:AA:1342:C:H2'	1:AA:1343:G:H8	1.63	0.61
23:DB:1591:A:H2'	23:DB:1592:C:O4'	2.00	0.61
23:DB:417:C:H2'	23:DB:418:C:C6	2.36	0.61
28:DF:71:LYS:HE2	28:DF:73:VAL:HB	1.81	0.61
42:DU:26:ASN:N	42:DU:26:ASN:HD22	1.96	0.61
1:CA:1409:C:H4'	23:DB:1915:U:O4	2.00	0.61
23:DB:233:A:H61	23:DB:428:A:N6	1.98	0.61
23:BB:1535:A:H5''	23:BB:1536:C:C5	2.35	0.61
1:AA:131:A:H2'	1:AA:132:C:H6	1.64	0.61
23:BB:355:U:H2'	23:BB:356:G:H8	1.65	0.61
23:BB:670:A:H4'	33:BL:42:SER:HB2	1.82	0.61
1:AA:1239:A:H4'	1:AA:1240:U:H5'	1.82	0.61
23:DB:1100:C:OP2	52:DI:2:LYS:HB3	2.00	0.61
8:CI:17:ARG:O	8:CI:64:ILE:HA	2.00	0.61
25:BC:94:LEU:HA	25:BC:100:ARG:HB3	1.81	0.61
38:BQ:79:ILE:O	38:BQ:82:LEU:HB2	2.00	0.61
31:BJ:111:LYS:HB3	31:BJ:113:PRO:HD2	1.81	0.61
35:BN:85:PRO:HA	35:BN:88:ALA:HB2	1.82	0.61
52:DI:128:ILE:HA	52:DI:131:THR:HG23	1.81	0.61
20:AB:163:ILE:HG23	20:AB:164:ASP:N	2.15	0.61
6:AG:2:ARG:HB3	6:AG:3:ARG:NH1	2.15	0.61
23:BB:27:G:H1'	23:BB:513:A:H61	1.65	0.61
19:CT:66:ILE:HG22	19:CT:67:HIS:N	2.15	0.61
23:BB:1024:G:C3'	23:BB:1025:G:H5''	2.30	0.61
23:BB:1592:C:H2'	23:BB:1593:A:H8	1.65	0.61
1:AA:253:A:H2'	1:AA:254:G:C8	2.35	0.61
1:CA:1029:U:H1'	1:CA:1032:G:O6	2.00	0.61
1:AA:1029:U:H1'	1:AA:1032:G:O6	2.00	0.61
4:AE:105:ILE:HD11	4:AE:123:LEU:HB3	1.83	0.61
25:BC:103:ILE:HG22	25:BC:105:ALA:H	1.64	0.61
35:DN:9:GLN:HA	35:DN:17:ARG:NE	2.15	0.61
25:DC:202:ARG:HH11	25:DC:213:ARG:NE	1.97	0.61
31:BJ:40:HIS:ND1	31:BJ:41:LYS:HG3	2.15	0.61
23:DB:1917:U:H2'	23:DB:1918:A:H5'	1.82	0.61
23:BB:233:A:H61	23:BB:428:A:N6	1.98	0.61

Continued on next page...

Continued from previous page...

Atom-1	Atom-2	Interatomic distance (Å)	Clash overlap (Å)
23:DB:639:U:H2'	23:DB:640:C:C6	2.35	0.61
23:DB:2041:U:H2'	23:DB:2042:A:C8	2.35	0.61
1:CA:1382:C:H4'	6:CG:78:ARG:NH2	2.15	0.61
50:B3:54:LEU:HG	50:B3:58:ILE:HD11	1.82	0.61
39:DR:4:VAL:HG21	39:DR:39:LEU:HG	1.81	0.61
1:AA:825:A:H2'	1:AA:826:C:C6	2.34	0.61
23:DB:402:A:H2'	23:DB:403:U:O4'	1.99	0.61
23:BB:1684:G:H2'	23:BB:1685:C:C6	2.35	0.61
4:AE:61:LYS:O	4:AE:65:LYS:HG2	2.01	0.61
1:CA:1463:U:H2'	1:CA:1464:U:C6	2.36	0.61
41:BT:45:ALA:HA	41:BT:48:GLN:HB2	1.82	0.61
31:BJ:101:ILE:O	31:BJ:105:VAL:HG22	2.01	0.61
23:BB:49:A:H5''	23:BB:51:G:O4'	2.01	0.61
1:AA:512:U:H2'	1:AA:513:C:C6	2.36	0.61
23:DB:1847:A:H4'	23:DB:1848:A:C8	2.35	0.61
23:BB:1518:C:H2'	23:BB:1519:G:C8	2.35	0.61
1:AA:958:A:H61	18:AS:53:GLY:HA3	1.65	0.61
13:CN:9:GLU:HB2	13:CN:62:ARG:NE	2.15	0.61
8:CI:29:ILE:HD13	8:CI:78:ILE:HD13	1.81	0.61
39:DR:5:PHE:O	39:DR:11:GLN:HA	2.00	0.61
33:DL:19:LEU:O	33:DL:21:ARG:HG2	2.00	0.61
23:DB:2366:A:H2'	23:DB:2367:G:O4'	2.01	0.61
16:AQ:75:VAL:HG23	16:AQ:76:ARG:HG2	1.82	0.61
18:CS:62:THR:HG22	18:CS:63:ASP:H	1.66	0.61
23:DB:1550:C:H2'	23:DB:1551:A:C8	2.36	0.61
1:CA:978:A:H5'	1:CA:1362:A:N6	2.14	0.61
4:CE:81:GLN:H	4:CE:146:MET:CE	2.14	0.61
31:DJ:20:ALA:HA	31:DJ:23:LYS:HG2	1.81	0.61
1:AA:1343:G:H2'	1:AA:1344:C:C6	2.36	0.61
23:BB:63:A:H8	23:BB:63:A:OP2	1.83	0.61
34:DM:36:VAL:HB	34:DM:127:LYS:O	2.01	0.61
1:CA:335:C:H2'	1:CA:336:A:H8	1.64	0.61
23:BB:1485:U:H2'	23:BB:1486:U:H6	1.66	0.61
23:DB:246:C:H2'	23:DB:247:G:H5'	1.81	0.61
23:DB:2472:G:H2'	23:DB:2475:C:H42	1.66	0.61
23:DB:401:A:H2'	23:DB:402:A:H8	1.66	0.61
1:CA:41:G:H2'	1:CA:42:G:C8	2.35	0.61
1:CA:987:G:O2'	1:CA:988:G:H5'	2.00	0.61
22:BA:24:G:O2'	22:BA:25:U:H5''	2.01	0.61
5:CF:42:TRP:HB2	5:CF:59:TYR:HB2	1.82	0.61
31:DJ:101:ILE:O	31:DJ:105:VAL:HG22	2.00	0.61

Continued on next page...

Continued from previous page...

Atom-1	Atom-2	Interatomic distance (Å)	Clash overlap (Å)
20:AB:101:THR:HG22	20:AB:174:GLU:OE1	1.99	0.61
23:DB:2415:G:H4'	33:DL:66:PHE:HB2	1.81	0.61
23:DB:1579:A:H2'	23:DB:1580:A:C8	2.35	0.61
37:DP:6:GLN:HA	37:DP:9:GLN:HG2	1.82	0.61
25:DC:145:MET:HB2	25:DC:152:GLN:NE2	2.14	0.61
25:DC:158:GLY:N	25:DC:194:VAL:HG13	2.15	0.61
43:DW:24:ARG:HD2	43:DW:25:PHE:N	2.16	0.61
31:DJ:72:LYS:O	31:DJ:73:VAL:HG13	2.00	0.61
29:BG:137:LYS:HA	29:BG:140:ILE:HD11	1.81	0.61
52:DI:20:SER:O	52:DI:25:PRO:HD2	2.00	0.61
18:CS:30:LEU:H	18:CS:48:ILE:HA	1.66	0.61
29:DG:152:ARG:NH1	29:DG:162:ARG:HA	2.15	0.61
25:DC:104:LEU:O	25:DC:105:ALA:HB3	2.01	0.61
3:AD:153:ARG:HG3	3:AD:154:VAL:H	1.65	0.61
1:AA:473:U:H2'	1:AA:474:G:H8	1.65	0.61
1:CA:792:A:H1'	1:CA:794:A:N7	2.15	0.61
23:DB:1461:C:H2'	23:DB:1462:C:C6	2.34	0.61
1:CA:668:G:O2'	14:CO:45:HIS:HB3	2.00	0.61
1:CA:1213:A:H2'	1:CA:1215:G:N7	2.16	0.61
41:DT:45:ALA:HA	41:DT:48:GLN:HB2	1.81	0.61
23:DB:1335:C:H2'	23:DB:1336:A:H8	1.65	0.61
23:DB:1152:C:O2'	23:DB:1153:C:H5'	2.01	0.61
26:DD:97:SER:HB3	26:DD:99:GLU:HG2	1.81	0.61
25:BC:70:LYS:HE2	25:BC:99:GLU:HB3	1.83	0.61
23:BB:2639:A:H2'	23:BB:2640:G:O4'	1.99	0.61
27:DE:117:ARG:O	27:DE:186:VAL:HG12	2.00	0.61
23:DB:138:U:O3'	23:DB:139:U:H3'	1.99	0.61
33:BL:70:LYS:O	33:BL:73:ILE:HG12	2.01	0.61
44:DX:39:GLN:O	44:DX:42:LEU:HB2	2.00	0.61
30:DH:5:LEU:O	30:DH:6:LEU:HD12	2.01	0.61
23:BB:581:C:H2'	23:BB:582:A:C8	2.35	0.61
3:AD:106:PHE:CD1	3:AD:144:ILE:HD11	2.36	0.61
23:DB:1550:C:H2'	23:DB:1551:A:H8	1.66	0.61
41:BT:11:LEU:HA	41:BT:34:VAL:HG12	1.81	0.61
48:D1:29:LYS:HE2	48:D1:31:GLU:OE1	2.00	0.61
20:CB:20:ARG:HA	20:CB:38:HIS:HE1	1.65	0.61
52:DI:25:PRO:O	52:DI:29:GLN:HG3	2.00	0.61
52:BI:20:SER:O	52:BI:25:PRO:HD2	2.01	0.61
23:BB:62:U:O2'	23:BB:63:A:H5'	2.00	0.61
52:DI:42:ASN:HA	52:DI:45:THR:OG1	1.99	0.61
12:CM:79:LEU:HD21	12:CM:86:ARG:HH21	1.65	0.61

Continued on next page...

Continued from previous page...

Atom-1	Atom-2	Interatomic distance (Å)	Clash overlap (Å)
1:CA:335:C:H2'	1:CA:336:A:C8	2.36	0.61
23:DB:2097:A:H2'	23:DB:2098:U:H6	1.65	0.61
23:DB:2457:U:C2'	23:DB:2458:G:H5'	2.31	0.61
44:BX:26:PHE:HD1	44:BX:27:ASN:HD22	1.48	0.61
23:DB:593:U:H2'	23:DB:594:U:C6	2.35	0.61
50:D3:51:LYS:HA	50:D3:54:LEU:HB2	1.81	0.61
1:CA:1210:C:H1'	1:CA:1214:C:H2'	1.83	0.61
52:BI:7:TYR:HB2	52:BI:58:ILE:O	2.00	0.61
23:DB:1871:A:H2'	23:DB:1872:A:C8	2.35	0.61
23:BB:1381:G:H2'	23:BB:1382:G:H5'	1.81	0.61
1:AA:204:G:H2'	1:AA:205:A:C8	2.36	0.61
49:B2:1:MET:HG2	49:B2:2:LYS:H	1.65	0.61
23:BB:1013:C:H2'	23:BB:1014:A:H8	1.66	0.61
1:AA:524:G:H2'	1:AA:525:C:C6	2.36	0.61
5:AF:79:ARG:NH2	5:AF:87:SER:HB3	2.14	0.61
37:BP:4:ILE:HG22	37:BP:5:LYS:N	2.14	0.61
23:DB:1812:U:H2'	23:DB:1813:G:C8	2.36	0.61
25:BC:75:ALA:HB2	25:BC:95:TYR:HA	1.83	0.61
31:BJ:8:PRO:HG3	31:BJ:48:VAL:HG22	1.83	0.61
34:BM:71:LYS:HB3	34:BM:93:VAL:HG12	1.81	0.61
23:BB:1287:A:N7	35:BN:105:GLY:HA3	2.15	0.61
40:DS:36:LEU:HB3	40:DS:48:LYS:HB2	1.81	0.61
23:BB:2722:G:H2'	23:BB:2723:C:C6	2.36	0.61
34:DM:19:GLY:H	34:DM:38:ARG:NH1	1.98	0.61
4:AE:28:ARG:NH1	4:AE:30:PHE:HB3	2.15	0.61
32:BK:104:THR:H	32:BK:107:LEU:HD12	1.65	0.61
26:DD:136:ASN:HD21	26:DD:140:HIS:N	1.99	0.61
38:DQ:86:SER:HB3	39:DR:51:VAL:CA	2.30	0.61
36:DO:94:ARG:O	36:DO:97:PHE:HB2	2.00	0.61
12:CM:89:ARG:NH2	12:CM:94:LEU:HD12	2.15	0.61
23:BB:1130:U:C2	23:BB:2025:C:H5''	2.36	0.61
1:AA:1486:G:H2'	1:AA:1487:G:C1'	2.30	0.61
42:DU:11:ILE:O	42:DU:12:VAL:HB	2.01	0.61
1:CA:1278:G:H4'	1:CA:1279:G:C5'	2.29	0.61
23:DB:154:U:H2'	23:DB:155:A:C8	2.35	0.61
23:BB:402:A:H2'	23:BB:403:U:O4'	2.01	0.61
23:BB:967:U:H2'	23:BB:968:C:C6	2.36	0.61
1:CA:512:U:H2'	1:CA:513:C:C6	2.36	0.61
5:CF:100:SER:HA	17:CR:23:LYS:CE	2.30	0.61
23:DB:2626:C:O2'	23:DB:2627:G:H5'	2.00	0.61
23:BB:1843:C:H5''	25:BC:250:GLN:HE21	1.66	0.61

Continued on next page...

Continued from previous page...

Atom-1	Atom-2	Interatomic distance (Å)	Clash overlap (Å)
23:DB:2639:A:H2'	23:DB:2640:G:O4'	2.00	0.61
23:DB:1061:U:O4'	23:DB:1070:A:H1'	2.00	0.61
3:AD:169:TRP:CE2	3:AD:185:PRO:HB3	2.35	0.61
28:BF:90:LEU:C	28:BF:91:ARG:HD3	2.21	0.61
35:BN:49:GLU:OE2	35:BN:95:THR:HG22	2.00	0.61
37:BP:52:ARG:HH11	37:BP:52:ARG:HG2	1.65	0.61
20:CB:221:ARG:HG3	20:CB:222:GLU:N	2.15	0.61
23:DB:2091:C:H1'	46:DZ:34:HIS:CD2	2.35	0.61
35:DN:34:ILE:O	35:DN:112:TYR:HA	2.01	0.61
1:AA:253:A:H2'	1:AA:254:G:H8	1.66	0.61
23:DB:2353:G:N3	43:DW:30:VAL:HG13	2.16	0.61
1:AA:1144:G:H21	1:AA:1146:A:H62	1.48	0.61
1:AA:1411:C:O2'	1:AA:1412:C:H5'	2.00	0.61
1:AA:946:A:H2'	1:AA:947:G:H8	1.65	0.61
47:B0:8:THR:HG23	47:B0:11:LYS:H	1.66	0.61
23:BB:807:U:H2'	23:BB:808:G:C8	2.35	0.61
1:AA:1271:A:H5'	1:AA:1314:C:H5''	1.83	0.61
23:BB:975:A:H1'	23:BB:990:A:C2	2.36	0.61
23:DB:2529:G:H4'	29:DG:174:LYS:CD	2.31	0.61
23:BB:1597:A:H5''	23:BB:1598:A:H5'	1.83	0.61
14:CO:72:LYS:O	14:CO:73:ASP:HB2	2.01	0.61
22:BA:94:A:H2'	22:BA:95:U:O4'	2.00	0.61
43:DW:47:GLY:HA3	43:DW:80:SER:HA	1.81	0.61
9:AJ:24:GLU:HG3	9:AJ:90:LEU:HD11	1.83	0.61
42:BU:82:VAL:HG13	42:BU:93:ARG:HB3	1.83	0.61
47:B0:38:LEU:HD23	47:B0:39:ARG:H	1.65	0.61
40:BS:36:LEU:HB3	40:BS:48:LYS:HB2	1.83	0.61
31:DJ:111:LYS:HB3	31:DJ:113:PRO:HD2	1.82	0.61
43:DW:37:VAL:HG11	43:DW:38:ARG:HH11	1.66	0.61
12:AM:21:ILE:HB	12:AM:24:VAL:CG2	2.29	0.61
3:AD:123:MET:HB3	3:AD:128:VAL:HA	1.82	0.61
4:AE:143:LEU:O	4:AE:146:MET:HG2	2.00	0.61
52:DI:27:LEU:CD2	52:DI:27:LEU:H	2.14	0.61
23:BB:1592:C:H2'	23:BB:1593:A:C8	2.35	0.61
23:DB:1133:A:H4'	23:DB:1134:A:O5'	2.01	0.61
9:AJ:56:HIS:O	9:AJ:57:VAL:HG12	2.01	0.61
31:BJ:40:HIS:CE1	31:BJ:41:LYS:HG3	2.36	0.61
1:AA:87:C:H2'	1:AA:88:U:H4'	1.83	0.61
50:B3:51:LYS:HA	50:B3:54:LEU:HB2	1.82	0.61
23:BB:64:A:H2'	23:BB:65:U:C6	2.36	0.61
23:DB:1164:C:H2'	23:DB:1165:A:C8	2.36	0.61

Continued on next page...

Continued from previous page...

Atom-1	Atom-2	Interatomic distance (Å)	Clash overlap (Å)
1:AA:651:C:H2'	1:AA:652:U:C6	2.36	0.61
23:DB:2088:A:H2'	23:DB:2089:C:C6	2.36	0.61
23:BB:2852:G:H2'	23:BB:2853:C:C6	2.36	0.61
2:CC:13:ILE:O	2:CC:14:VAL:HG22	2.00	0.61
1:AA:1038:C:H2'	1:AA:1039:G:C8	2.36	0.61
23:BB:1914:C:H2'	23:BB:1915:U:O4'	2.01	0.61
7:CH:11:THR:HG22	7:CH:14:ARG:HH22	1.65	0.61
23:BB:1419:A:H2'	23:BB:1421:G:N7	2.16	0.61
43:BW:37:VAL:HG11	43:BW:38:ARG:HH11	1.66	0.60
18:AS:18:VAL:CG2	18:AS:43:MET:HG2	2.29	0.60
8:AI:18:VAL:HG11	8:AI:82:ILE:HG12	1.83	0.60
18:CS:50:VAL:O	18:CS:57:VAL:HG22	2.00	0.60
28:BF:125:GLY:HA2	28:BF:162:ASP:HA	1.82	0.60
25:BC:76:VAL:HG12	25:BC:114:GLN:HG2	1.83	0.60
27:BE:104:ALA:O	27:BE:108:ILE:HG22	2.01	0.60
27:BE:29:HIS:NE2	33:BL:8:PRO:HG3	2.16	0.60
1:CA:1296:C:H4'	1:CA:1302:C:C4	2.36	0.60
3:AD:160:LEU:HA	3:AD:163:GLN:HG3	1.83	0.60
52:BI:11:GLN:HA	52:BI:55:PRO:HA	1.82	0.60
23:BB:992:C:H4'	39:BR:74:ILE:HD13	1.82	0.60
44:BX:49:ASP:O	44:BX:53:VAL:HG23	2.01	0.60
31:DJ:24:THR:HA	31:DJ:63:ALA:HB3	1.83	0.60
44:BX:48:ARG:O	44:BX:51:ALA:HB3	2.00	0.60
1:AA:255:G:H2'	1:AA:256:U:C6	2.36	0.60
28:DF:104:THR:C	28:DF:108:PRO:HG2	2.21	0.60
19:AT:79:THR:HA	19:AT:82:ILE:HG12	1.83	0.60
52:DI:123:ALA:HA	52:DI:126:ARG:HH12	1.66	0.60
13:CN:41:TRP:HB3	13:CN:44:VAL:HB	1.83	0.60
23:BB:417:C:H2'	23:BB:418:C:C6	2.35	0.60
23:DB:360:U:H2'	23:DB:361:G:O4'	2.01	0.60
23:BB:2369:A:O2'	23:BB:2370:G:H5'	2.00	0.60
35:BN:9:GLN:HA	35:BN:17:ARG:NE	2.16	0.60
1:AA:195:A:H2'	1:AA:196:A:C8	2.36	0.60
27:BE:176:ASP:HB3	27:BE:179:SER:HB2	1.82	0.60
23:DB:17:G:H2'	23:DB:18:U:C6	2.36	0.60
26:DD:169:ARG:O	26:DD:170:VAL:HG22	2.00	0.60
23:BB:639:U:H2'	23:BB:640:C:C6	2.35	0.60
1:CA:1071:C:H2'	1:CA:1072:G:H8	1.65	0.60
27:BE:98:LYS:HZ2	27:BE:99:LYS:HG2	1.65	0.60
44:DX:57:LEU:H	44:DX:60:LYS:HG3	1.66	0.60
37:BP:93:LYS:HB3	37:BP:96:LEU:HD12	1.82	0.60

Continued on next page...

Continued from previous page...

Atom-1	Atom-2	Interatomic distance (Å)	Clash overlap (Å)
1:AA:751:U:H4'	14:AO:23:SER:HA	1.82	0.60
30:DH:69:ALA:HB1	30:DH:73:ASN:ND2	2.16	0.60
14:AO:72:LYS:O	14:AO:73:ASP:HB2	2.01	0.60
26:BD:178:VAL:HB	26:BD:188:LEU:HB2	1.82	0.60
18:AS:62:THR:HG22	18:AS:63:ASP:H	1.66	0.60
28:DF:155:ILE:O	28:DF:156:THR:HB	2.01	0.60
8:CI:7:GLY:HA2	8:CI:85:ALA:HB2	1.82	0.60
23:BB:3:U:H2'	23:BB:4:U:C6	2.36	0.60
25:BC:77:VAL:CG2	25:BC:112:GLY:H	2.06	0.60
26:DD:179:ARG:HB2	26:DD:188:LEU:HD12	1.83	0.60
33:BL:79:LEU:HB3	33:BL:115:GLU:O	2.01	0.60
33:BL:93:ASN:O	33:BL:95:LEU:N	2.35	0.60
1:CA:1238:A:N3	1:CA:1238:A:H2'	2.16	0.60
30:DH:32:PRO:O	30:DH:33:GLN:HB2	2.01	0.60
46:BZ:70:GLU:C	46:BZ:72:ARG:H	2.03	0.60
1:CA:253:A:H2'	1:CA:254:G:C8	2.36	0.60
10:CK:70:ALA:O	10:CK:74:LYS:HB2	2.01	0.60
10:CK:81:LEU:HD11	10:CK:99:LEU:HD23	1.81	0.60
23:BB:125:A:H5'	49:B2:19:ARG:HG3	1.82	0.60
1:CA:195:A:H2'	1:CA:196:A:C8	2.36	0.60
23:BB:2297:A:H61	23:BB:2319:G:H1'	1.66	0.60
33:DL:70:LYS:O	33:DL:73:ILE:HG12	2.02	0.60
1:CA:1388:C:H2'	1:CA:1389:C:C6	2.35	0.60
23:BB:2457:U:C2'	23:BB:2458:G:H5'	2.31	0.60
36:BO:94:ARG:O	36:BO:97:PHE:HB2	2.00	0.60
23:BB:45:G:H5'	23:BB:46:G:OP1	2.02	0.60
23:DB:1199:U:H2'	23:DB:1200:C:H6	1.66	0.60
27:BE:98:LYS:HZ1	27:BE:99:LYS:HE2	1.66	0.60
23:BB:1771:C:H2'	23:BB:1772:A:C8	2.36	0.60
23:BB:2101:A:C3'	23:BB:2102:G:H5''	2.31	0.60
13:AN:14:ALA:O	13:AN:18:LYS:HG2	2.01	0.60
23:DB:2737:G:H2'	23:DB:2738:A:C8	2.36	0.60
1:CA:218:U:H2'	1:CA:219:U:C6	2.36	0.60
23:DB:2497:A:H5''	56:DB:3696:HOH:O	2.01	0.60
1:AA:707:U:H2'	1:AA:708:C:C6	2.36	0.60
1:AA:620:C:C2	3:AD:131:ILE:HD13	2.36	0.60
23:DB:660:C:H2'	23:DB:661:A:H8	1.66	0.60
42:DU:95:PHE:CE1	42:DU:102:ILE:HB	2.36	0.60
18:AS:16:LYS:O	18:AS:20:LYS:HB2	2.01	0.60
28:DF:125:GLY:HA2	28:DF:162:ASP:HA	1.81	0.60
35:BN:96:ARG:NH1	35:BN:116:VAL:HG23	2.08	0.60

Continued on next page...

Continued from previous page...

Atom-1	Atom-2	Interatomic distance (Å)	Clash overlap (Å)
25:DC:75:ALA:O	25:DC:114:GLN:HA	2.01	0.60
27:BE:111:GLU:HB3	33:BL:2:ARG:HH12	1.66	0.60
40:BS:29:VAL:HG23	40:BS:70:LYS:HA	1.83	0.60
35:DN:33:ILE:HD12	35:DN:33:ILE:O	2.01	0.60
1:CA:17:U:O2'	1:CA:1079:G:H1'	2.01	0.60
23:BB:1443:U:H2'	23:BB:1444:G:C8	2.37	0.60
20:CB:20:ARG:HA	20:CB:38:HIS:CE1	2.36	0.60
45:BY:37:ARG:HG2	45:BY:43:ILE:HD11	1.84	0.60
1:CA:1343:G:H4'	8:CI:123:ARG:O	2.01	0.60
22:BA:6:G:H2'	22:BA:7:G:C8	2.36	0.60
7:CH:46:GLU:HB2	7:CH:61:THR:HB	1.82	0.60
1:AA:1249:C:H4'	8:AI:37:TYR:OH	2.00	0.60
10:CK:81:LEU:HD21	10:CK:104:PHE:HB3	1.83	0.60
30:DH:117:LEU:HB2	30:DH:130:VAL:HG13	1.84	0.60
12:CM:95:PRO:N	12:CM:108:ARG:HG2	2.16	0.60
41:DT:31:VAL:HA	41:DT:84:TYR:H	1.66	0.60
23:DB:1535:A:H3'	23:DB:1536:C:H6	1.66	0.60
23:BB:716:A:H2'	23:BB:717:C:H5''	1.83	0.60
1:AA:10:A:H2'	1:AA:11:G:C8	2.37	0.60
50:D3:44:ARG:N	50:D3:45:PRO:HD2	2.17	0.60
22:DA:28:C:H2'	22:DA:29:A:O4'	2.01	0.60
23:DB:594:U:H2'	23:DB:595:C:C6	2.36	0.60
5:CF:18:VAL:HG21	5:CF:58:HIS:ND1	2.16	0.60
23:BB:264:C:C2'	23:BB:265:A:H5''	2.31	0.60
1:AA:487:A:H2'	1:AA:488:C:O4'	2.00	0.60
19:CT:19:HIS:O	19:CT:23:ARG:HG2	2.01	0.60
23:DB:1419:A:H2'	23:DB:1421:G:N7	2.16	0.60
23:DB:1704:C:O2'	23:DB:1705:A:H5'	2.02	0.60
40:BS:72:THR:OG1	40:BS:108:SER:HB3	2.01	0.60
49:B2:3:ARG:HE	49:B2:4:THR:HG22	1.66	0.60
23:DB:1015:U:H2'	23:DB:1016:G:C8	2.36	0.60
1:AA:1405:G:O4'	1:AA:1519:A:H4'	2.01	0.60
23:DB:395:U:H2'	23:DB:396:G:N7	2.16	0.60
1:AA:909:A:H2'	1:AA:910:C:O4'	2.01	0.60
43:BW:49:ASN:HB2	43:BW:61:LYS:H	1.65	0.60
8:AI:17:ARG:O	8:AI:64:ILE:HA	2.01	0.60
31:DJ:57:LEU:HD21	31:DJ:128:ASN:HA	1.84	0.60
31:DJ:8:PRO:HG3	31:DJ:48:VAL:HG22	1.84	0.60
35:BN:34:ILE:O	35:BN:112:TYR:HA	2.01	0.60
43:DW:35:ILE:HG13	43:DW:57:THR:OG1	2.01	0.60
23:DB:1060:U:C5	52:DI:131:THR:HG22	2.36	0.60

Continued on next page...

Continued from previous page...

Atom-1	Atom-2	Interatomic distance (Å)	Clash overlap (Å)
23:BB:136:G:H2'	23:BB:137:U:H6	1.64	0.60
8:CI:25:GLY:HA3	8:CI:57:VAL:H	1.65	0.60
23:DB:1443:U:H2'	23:DB:1444:G:C8	2.37	0.60
32:BK:13:ASN:ND2	32:BK:98:ARG:H	1.99	0.60
1:AA:239:U:C5'	1:AA:239:U:H6	2.14	0.60
23:BB:2025:C:H2'	23:BB:2026:U:C6	2.36	0.60
1:AA:376:G:H2'	1:AA:377:G:H8	1.65	0.60
23:BB:820:A:H1'	23:BB:943:A:O2'	2.01	0.60
23:BB:594:U:H2'	23:BB:595:C:H6	1.65	0.60
23:BB:79:C:O2'	23:BB:346:A:H1'	2.01	0.60
23:DB:2078:C:H2'	23:DB:2079:U:C6	2.36	0.60
38:BQ:86:SER:HB3	39:BR:51:VAL:HA	1.82	0.60
11:CL:26:CYS:SG	11:CL:29:LYS:HE2	2.41	0.60
6:CG:145:GLU:HA	6:CG:148:LYS:HB2	1.84	0.60
23:BB:2626:C:O2'	23:BB:2627:G:H5'	2.01	0.60
28:DF:90:LEU:C	28:DF:91:ARG:HD3	2.21	0.60
35:DN:85:PRO:HA	35:DN:88:ALA:HB2	1.83	0.60
20:CB:72:LYS:HE3	20:CB:203:ASP:O	2.02	0.60
43:DW:18:LYS:HG3	43:DW:19:ARG:NE	2.16	0.60
43:DW:37:VAL:HG13	43:DW:55:ASP:O	2.02	0.60
35:DN:103:ARG:HG2	35:DN:104:ALA:H	1.66	0.60
18:CS:16:LYS:O	18:CS:20:LYS:HB2	2.01	0.60
23:BB:1082:U:N3	23:BB:1086:A:C6	2.70	0.60
26:BD:136:ASN:HD21	26:BD:140:HIS:N	1.99	0.60
49:D2:33:ARG:HB2	49:D2:33:ARG:HH21	1.65	0.60
6:CG:62:GLU:O	6:CG:66:GLU:HG3	2.01	0.60
23:DB:172:A:H2'	23:DB:173:A:H8	1.64	0.60
13:CN:30:ILE:HG21	13:CN:44:VAL:HG21	1.83	0.60
23:DB:96:C:H4'	44:DX:41:HIS:CE1	2.36	0.60
23:DB:717:C:H3'	23:DB:718:A:H5''	1.82	0.60
23:BB:2041:U:H2'	23:BB:2042:A:C8	2.35	0.60
26:BD:92:VAL:O	26:BD:94:GLN:N	2.34	0.60
42:BU:9:GLU:HG3	42:BU:21:ARG:HD2	1.82	0.60
23:BB:1240:U:O2'	23:BB:1241:A:H5''	2.02	0.60
23:DB:1291:C:O2'	23:DB:1292:G:H5'	2.02	0.60
23:BB:248:G:H5'	23:BB:250:G:N7	2.16	0.60
23:BB:2100:G:H2'	23:BB:2101:A:O4'	2.00	0.60
1:CA:1427:C:H2'	1:CA:1428:A:C8	2.37	0.60
22:DA:94:A:H2'	22:DA:95:U:O4'	2.01	0.60
23:BB:2758:A:H2'	23:BB:2759:G:O4'	2.02	0.60
23:BB:184:C:H2'	23:BB:185:G:H8	1.66	0.60

Continued on next page...

Continued from previous page...

Atom-1	Atom-2	Interatomic distance (Å)	Clash overlap (Å)
52:BI:89:SER:HA	52:BI:97:VAL:HG21	1.83	0.60
1:AA:162:A:H2'	1:AA:163:C:O4'	2.01	0.60
1:AA:719:C:O2'	17:AR:37:LYS:HB2	2.02	0.60
12:AM:77:LYS:HG2	12:AM:81:ASP:OD2	2.01	0.60
28:BF:60:SER:HB2	28:BF:62:GLN:OE1	2.01	0.60
28:BF:62:GLN:CB	28:BF:91:ARG:HE	2.15	0.60
26:DD:178:VAL:HB	26:DD:188:LEU:HB2	1.83	0.60
20:AB:205:ALA:O	20:AB:209:VAL:HG22	2.01	0.60
20:AB:16:GLY:HA3	20:AB:39:ILE:HA	1.82	0.60
25:BC:161:VAL:HG12	25:BC:162:GLN:N	2.16	0.60
23:DB:2387:U:H1'	43:DW:38:ARG:CZ	2.32	0.60
43:DW:49:ASN:HD22	43:DW:59:PHE:HB3	1.66	0.60
8:AI:79:ARG:NH2	8:AI:102:PHE:HA	2.15	0.60
4:CE:106:ALA:HB1	4:CE:110:MET:HB3	1.84	0.60
6:CG:26:VAL:HB	6:CG:39:GLU:HG2	1.83	0.60
1:CA:270:A:H2'	1:CA:271:C:C6	2.35	0.60
26:BD:29:VAL:O	26:BD:185:ASN:HB3	2.01	0.60
24:BV:24:ASN:O	24:BV:44:HIS:HB2	2.01	0.60
1:AA:1492:A:H2'	23:BB:1913:A:C2	2.36	0.60
40:DS:42:LYS:O	40:DS:45:VAL:HG22	2.01	0.60
23:BB:1857:G:H1'	23:BB:1885:A:N6	2.16	0.60
23:DB:716:A:H2'	23:DB:717:C:H5"	1.83	0.60
1:CA:473:U:H2'	1:CA:474:G:H8	1.66	0.60
23:DB:1843:C:H5"	25:DC:250:GLN:HE21	1.67	0.60
23:DB:2143:C:H3'	23:DB:2144:G:C8	2.36	0.60
23:DB:2229:U:H2'	23:DB:2230:G:C8	2.37	0.60
23:DB:2804:U:H2'	23:DB:2805:C:C6	2.36	0.60
23:DB:2899:A:H2'	23:DB:2900:A:C8	2.36	0.60
23:DB:1199:U:H2'	23:DB:1200:C:C6	2.36	0.60
1:AA:35:G:H2'	1:AA:36:C:C6	2.36	0.60
30:DH:21:VAL:HG22	30:DH:22:LYS:H	1.67	0.60
23:BB:1292:G:H2'	23:BB:1293:C:C6	2.36	0.60
26:BD:55:LYS:NZ	26:BD:59:ARG:HD2	2.16	0.60
43:BW:24:ARG:HD3	43:BW:65:LYS:CG	2.31	0.60
33:BL:80:SER:HA	33:BL:115:GLU:HB2	1.83	0.60
28:BF:111:ARG:HH22	28:BF:113:PHE:HB2	1.65	0.60
29:DG:72:ASN:O	29:DG:76:ILE:HG12	2.02	0.60
4:CE:143:LEU:O	4:CE:146:MET:HG2	2.02	0.60
23:DB:1513:U:O2'	23:DB:1514:G:H5'	2.00	0.60
23:BB:2277:G:C5'	34:BM:86:LYS:HB2	2.32	0.60
34:DM:34:LYS:HB3	34:DM:129:THR:HG22	1.82	0.60

Continued on next page...

Continued from previous page...

Atom-1	Atom-2	Interatomic distance (Å)	Clash overlap (Å)
23:DB:191:A:H2'	23:DB:192:C:H6	1.65	0.60
23:DB:2645:G:H3'	23:DB:2646:C:C5'	2.32	0.60
1:CA:91:U:H2'	1:CA:92:U:C6	2.36	0.60
23:BB:2064:C:H2'	23:BB:2065:C:H6	1.66	0.60
23:DB:1484:U:H2'	23:DB:1485:U:C6	2.36	0.60
23:BB:2649:C:H2'	23:BB:2650:U:C6	2.37	0.60
1:CA:208:U:H2'	1:CA:210:C:N3	2.16	0.60
23:BB:751:A:H5'	40:BS:90:LYS:HA	1.84	0.60
23:DB:1406:U:H2'	23:DB:1407:G:C8	2.36	0.60
23:BB:1842:G:H2'	23:BB:1843:C:C6	2.37	0.60
25:DC:123:ILE:HD12	25:DC:191:LEU:HD13	1.84	0.60
30:BH:50:ARG:H	30:BH:50:ARG:NE	2.00	0.60
23:BB:1871:A:H2'	23:BB:1872:A:C8	2.37	0.60
23:BB:1490:A:H2'	25:BC:97:ASP:OD1	2.02	0.60
43:BW:64:GLY:HA2	43:BW:84:GLU:HG2	1.84	0.60
5:AF:29:ILE:HG23	5:AF:66:ALA:HB2	1.82	0.60
26:DD:117:GLY:HA2	26:DD:164:GLN:CD	2.21	0.60
1:CA:1001:C:H2'	1:CA:1002:G:C8	2.36	0.60
1:CA:923:A:H2'	1:CA:924:C:C6	2.37	0.60
30:BH:27:ARG:NH1	46:BZ:64:ILE:HD11	2.16	0.60
1:AA:1149:C:H2'	1:AA:1150:A:H8	1.65	0.60
1:AA:919:A:O2'	1:AA:920:U:H5'	2.01	0.60
1:CA:276:G:H5'	16:CQ:16:MET:SD	2.42	0.60
41:BT:76:ARG:HH21	41:BT:77:ARG:HB2	1.67	0.60
23:BB:2654:A:N1	23:BB:2665:A:H5''	2.16	0.60
41:BT:31:VAL:HA	41:BT:84:TYR:H	1.66	0.60
41:BT:14:PRO:HD2	44:BX:33:ALA:HB3	1.83	0.60
13:AN:30:ILE:HG21	13:AN:44:VAL:HG21	1.83	0.60
23:DB:1857:G:H1'	23:DB:1885:A:N6	2.15	0.60
23:DB:2720:U:H5''	37:DP:52:ARG:NH2	2.16	0.60
1:AA:532:A:N6	2:AC:191:THR:HB	2.16	0.60
23:BB:1535:A:H3'	23:BB:1536:C:H6	1.65	0.60
7:CH:25:THR:HA	7:CH:58:LEU:O	2.01	0.60
23:DB:592:A:H2'	23:DB:593:U:C6	2.37	0.60
23:DB:2103:C:H3'	23:DB:2104:C:C2	2.37	0.60
23:BB:594:U:H2'	23:BB:595:C:C6	2.36	0.60
4:CE:100:GLU:HA	4:CE:121:ASN:ND2	2.16	0.60
26:DD:55:LYS:NZ	26:DD:59:ARG:HD2	2.17	0.60
40:DS:90:LYS:HD2	40:DS:92:ARG:HH12	1.65	0.60
1:CA:1437:A:H2'	1:CA:1438:G:H8	1.67	0.60
6:CG:24:LYS:HA	6:CG:27:ASN:HD22	1.66	0.60

Continued on next page...

Continued from previous page...

Atom-1	Atom-2	Interatomic distance (Å)	Clash overlap (Å)
8:CI:9:GLY:HA3	8:CI:81:GLY:H	1.67	0.60
23:BB:2359:C:H2'	23:BB:2360:G:C8	2.37	0.60
1:AA:1218:C:H2'	1:AA:1219:A:C8	2.37	0.60
18:AS:10:ILE:HD12	18:AS:15:LEU:HG	1.82	0.60
8:AI:29:ILE:HD13	8:AI:78:ILE:HD13	1.82	0.60
35:BN:62:ASN:N	35:BN:62:ASN:HD22	2.00	0.60
20:CB:202:ASN:HD22	20:CB:204:ASP:N	1.88	0.60
25:DC:76:VAL:HG12	25:DC:114:GLN:HG2	1.84	0.60
20:CB:187:ASP:HB3	20:CB:201:GLY:O	2.02	0.60
1:CA:1302:C:H5'	12:CM:16:ILE:HG13	1.84	0.60
1:AA:1330:U:H4'	12:AM:69:ARG:HH12	1.67	0.60
1:AA:1001:C:H2'	1:AA:1002:G:C8	2.37	0.60
29:DG:68:ARG:HH12	29:DG:72:ASN:HD22	1.49	0.60
24:BV:30:ILE:HG13	24:BV:40:ILE:HD12	1.84	0.60
5:AF:86:ARG:HH12	17:AR:63:TYR:HB3	1.66	0.60
32:BK:118:LEU:C	32:BK:120:PRO:HD2	2.22	0.60
23:BB:1220:G:H2'	23:BB:1221:C:H6	1.67	0.60
23:DB:2376:A:N1	36:DO:92:PHE:HD2	2.00	0.60
12:CM:79:LEU:HD11	12:CM:86:ARG:HH21	1.66	0.60
23:BB:191:A:H2'	23:BB:192:C:H6	1.66	0.60
10:AK:70:ALA:O	10:AK:74:LYS:HB2	2.01	0.60
23:DB:1535:A:H5''	23:DB:1536:C:H5	1.66	0.60
32:DK:54:LYS:HD2	32:DK:54:LYS:N	2.17	0.60
11:CL:7:VAL:HG22	16:CQ:33:TYR:HD1	1.66	0.60
23:BB:1796:U:H2'	23:BB:1797:G:H8	1.65	0.60
1:CA:1386:G:H2'	1:CA:1387:G:H8	1.67	0.60
1:CA:35:G:H2'	1:CA:36:C:C6	2.37	0.60
1:AA:1053:G:HO2'	1:AA:1199:U:H5	1.48	0.60
23:BB:521:U:H2'	23:BB:522:A:C8	2.37	0.60
1:CA:1236:A:H4'	1:CA:1304:G:H4'	1.81	0.60
26:BD:176:ASP:HB2	26:BD:190:LYS:HG2	1.84	0.60
1:CA:190:A:H8	1:CA:190:A:O5'	1.85	0.60
40:DS:72:THR:OG1	40:DS:108:SER:HB3	2.01	0.60
12:AM:58:GLU:O	12:AM:61:LYS:HG2	2.02	0.60
29:BG:155:PRO:HA	29:BG:170:THR:HA	1.84	0.60
23:DB:2852:G:H2'	23:DB:2853:C:C6	2.37	0.60
23:BB:1054:A:H2'	23:BB:1055:G:C8	2.37	0.60
31:BJ:45:THR:HG21	31:BJ:50:THR:HG21	1.83	0.60
25:DC:141:HIS:CG	25:DC:142:ASN:H	2.20	0.60
45:DY:35:VAL:HG22	45:DY:36:GLU:N	2.16	0.60
30:BH:69:ALA:C	30:BH:140:ALA:HB2	2.22	0.60

Continued on next page...

Continued from previous page...

Atom-1	Atom-2	Interatomic distance (Å)	Clash overlap (Å)
47:D0:38:LEU:HD23	47:D0:39:ARG:H	1.67	0.60
3:CD:29:THR:HG22	3:CD:30:LYS:HD3	1.83	0.60
41:DT:29:THR:CA	41:DT:86:THR:HA	2.30	0.60
32:DK:105:ARG:HD3	32:DK:106:GLU:OE1	2.01	0.60
23:DB:1082:U:N3	23:DB:1086:A:C6	2.69	0.60
23:BB:1925:C:C2'	23:BB:1926:U:H5''	2.31	0.60
34:BM:108:VAL:HG11	34:BM:112:LEU:HD12	1.84	0.60
23:BB:2073:C:O2'	23:BB:2074:U:H5'	2.02	0.60
23:BB:784:G:O2'	23:BB:785:G:H5''	2.01	0.60
23:DB:2458:G:H1'	23:DB:2460:U:O4	2.02	0.60
1:CA:1417:G:N2	1:CA:1482:G:H2'	2.17	0.60
1:AA:1382:C:H4'	6:AG:78:ARG:NH2	2.16	0.60
7:CH:24:VAL:HG12	7:CH:60:LEU:O	2.01	0.60
1:AA:411:A:H62	1:AA:413:G:H21	1.49	0.60
1:AA:1238:A:N3	1:AA:1238:A:H2'	2.16	0.60
31:DJ:100:VAL:O	31:DJ:104:ALA:HB2	2.02	0.60
23:BB:1491:G:H5'	25:BC:97:ASP:OD1	2.02	0.60
1:AA:1090:U:H2'	1:AA:1091:U:C6	2.37	0.60
35:DN:62:ASN:N	35:DN:62:ASN:HD22	1.99	0.60
11:AL:35:ARG:HA	11:AL:35:ARG:NH1	2.17	0.60
3:AD:22:SER:H	3:AD:109:THR:HG22	1.66	0.60
23:BB:2488:G:O2'	23:BB:2489:U:H5'	2.02	0.60
23:BB:2498:C:O2'	23:BB:2499:C:H5'	2.02	0.60
1:AA:492:C:H2'	1:AA:493:A:N3	2.16	0.60
29:DG:2:ARG:H	29:DG:5:LYS:HE2	1.67	0.60
23:BB:1198:U:H2'	23:BB:1199:U:C6	2.36	0.60
5:CF:79:ARG:NH2	5:CF:87:SER:HB3	2.17	0.60
1:AA:538:G:H5''	11:AL:110:LYS:HG2	1.83	0.60
23:DB:1647:U:H3'	23:DB:1647:U:P	2.42	0.60
23:BB:1501:G:O2'	23:BB:1502:A:H5'	2.01	0.60
23:BB:2635:A:H4'	26:BD:79:LEU:HB2	1.84	0.60
43:BW:49:ASN:HD22	43:BW:59:PHE:HB3	1.67	0.59
47:B0:39:ARG:O	47:B0:40:HIS:HB2	2.02	0.59
27:BE:108:ILE:HG13	33:BL:2:ARG:HH22	1.66	0.59
20:CB:31:PHE:N	20:CB:39:ILE:O	2.34	0.59
45:DY:6:ILE:O	45:DY:34:THR:HG23	2.02	0.59
1:AA:1329:A:OP1	12:AM:28:ARG:HB2	2.02	0.59
23:BB:545:U:C4	23:BB:547:A:H5''	2.37	0.59
1:AA:410:G:P	3:AD:25:ARG:HD2	2.42	0.59
23:DB:2834:G:H2'	23:DB:2879:A:N6	2.17	0.59
8:AI:93:LEU:O	8:AI:97:LEU:HG	2.02	0.59

Continued on next page...

Continued from previous page...

Atom-1	Atom-2	Interatomic distance (Å)	Clash overlap (Å)
48:B1:29:LYS:HE2	48:B1:31:GLU:OE1	2.02	0.59
31:BJ:25:LEU:HB2	31:BJ:62:VAL:CG2	2.32	0.59
3:CD:138:PRO:HA	3:CD:181:PHE:CD2	2.31	0.59
32:DK:60:ALA:HA	32:DK:87:LEU:CD2	2.32	0.59
23:DB:2025:C:H2'	23:DB:2026:U:C6	2.37	0.59
23:DB:1130:U:C2	23:DB:2025:C:H5''	2.37	0.59
23:DB:2392:A:H2'	23:DB:2392:A:N3	2.17	0.59
23:BB:279:A:H2'	23:BB:280:U:H5'	1.84	0.59
23:BB:741:U:H2'	23:BB:742:A:C8	2.37	0.59
4:AE:158:LYS:HZ3	7:AH:63:LYS:HD3	1.67	0.59
23:BB:181:A:H2'	23:BB:182:A:H8	1.64	0.59
23:DB:233:A:H61	23:DB:428:A:H61	1.48	0.59
1:CA:1271:A:H5'	1:CA:1314:C:H5''	1.83	0.59
23:BB:401:A:H2'	23:BB:402:A:H8	1.64	0.59
31:BJ:100:VAL:O	31:BJ:104:ALA:HB2	2.02	0.59
23:BB:150:U:H2'	23:BB:151:C:C6	2.37	0.59
23:BB:2651:C:O2'	23:BB:2652:C:H5'	2.02	0.59
23:BB:1268:A:H2'	23:BB:1269:A:O4'	2.02	0.59
1:CA:182:A:O2'	1:CA:183:C:H3'	2.02	0.59
23:BB:282:A:H2'	23:BB:283:G:H8	1.66	0.59
1:AA:685:G:O2'	1:AA:686:U:H5'	2.02	0.59
23:DB:1178:C:H2'	23:DB:1179:G:H8	1.66	0.59
1:AA:1508:A:H2'	1:AA:1509:C:C6	2.37	0.59
23:DB:2031:A:C6	23:DB:2498:C:H1'	2.37	0.59
23:DB:196:A:H5''	33:DL:47:ARG:HH12	1.66	0.59
23:BB:2728:U:H2'	23:BB:2729:G:H8	1.67	0.59
23:BB:1425:G:H2'	23:BB:1426:G:C8	2.37	0.59
1:CA:1151:A:HO2'	1:CA:1152:A:H8	1.49	0.59
28:BF:42:ALA:HA	28:BF:48:LEU:CD2	2.31	0.59
13:AN:16:ALA:HB2	13:AN:55:SER:N	2.17	0.59
25:DC:131:MET:HE2	25:DC:189:ALA:HB2	1.84	0.59
35:BN:103:ARG:HG2	35:BN:104:ALA:H	1.65	0.59
23:DB:857:G:O2'	23:DB:858:G:H5'	2.02	0.59
12:AM:39:ALA:HB3	12:AM:42:VAL:HG13	1.84	0.59
20:AB:65:LYS:H	20:AB:158:ASP:CG	2.04	0.59
31:BJ:72:LYS:O	31:BJ:73:VAL:HG13	2.02	0.59
47:D0:39:ARG:O	47:D0:40:HIS:HB2	2.01	0.59
8:AI:25:GLY:HA3	8:AI:57:VAL:N	2.16	0.59
3:AD:29:THR:HG22	3:AD:30:LYS:H	1.67	0.59
24:BV:80:HIS:HD2	24:BV:83:LYS:H	1.48	0.59
29:BG:15:ASP:CB	29:BG:26:LYS:H	2.12	0.59

Continued on next page...

Continued from previous page...

Atom-1	Atom-2	Interatomic distance (Å)	Clash overlap (Å)
9:AJ:53:ILE:HG22	9:AJ:61:ALA:HB1	1.83	0.59
32:BK:11:ALA:HB3	32:BK:85:VAL:HG22	1.84	0.59
28:DF:102:LEU:HA	28:DF:106:ALA:CB	2.32	0.59
23:BB:2598:A:H5''	25:BC:233:GLY:CA	2.32	0.59
23:BB:2229:U:H2'	23:BB:2230:G:C8	2.37	0.59
37:DP:13:LYS:CD	37:DP:76:HIS:HA	2.31	0.59
20:CB:163:ILE:HG23	20:CB:164:ASP:N	2.17	0.59
28:BF:71:LYS:HE2	28:BF:73:VAL:HB	1.83	0.59
23:BB:2884:U:H2'	23:BB:2885:G:C8	2.37	0.59
20:AB:99:MET:HA	20:AB:106:VAL:HG11	1.84	0.59
23:DB:1993:U:H4'	26:DD:133:THR:HG22	1.83	0.59
23:BB:1484:U:H2'	23:BB:1485:U:C6	2.38	0.59
8:CI:126:PHE:CE1	8:CI:129:ARG:HD3	2.37	0.59
23:BB:131:A:H2'	23:BB:132:G:C8	2.37	0.59
33:DL:93:ASN:O	33:DL:95:LEU:N	2.36	0.59
23:BB:1853:A:N1	23:BB:2087:G:H1'	2.17	0.59
1:CA:10:A:H2'	1:CA:11:G:C8	2.37	0.59
23:DB:1316:U:O2'	23:DB:1317:G:H5'	2.02	0.59
27:DE:3:LEU:H	27:DE:13:THR:H	1.50	0.59
44:DX:48:ARG:O	44:DX:51:ALA:HB3	2.02	0.59
1:CA:1301:U:H2'	1:CA:1301:U:O2	2.02	0.59
23:BB:1281:G:H2'	23:BB:1282:U:C6	2.37	0.59
1:AA:1301:U:O2	1:AA:1301:U:H2'	2.01	0.59
23:DB:2651:C:O2'	23:DB:2652:C:H5'	2.03	0.59
23:DB:712:G:H2'	23:DB:713:G:O4'	2.03	0.59
3:CD:169:TRP:CE2	3:CD:185:PRO:HB3	2.36	0.59
23:BB:1205:A:H4'	23:BB:1206:G:OP2	2.01	0.59
10:CK:51:PHE:HB2	10:CK:55:ARG:HB3	1.84	0.59
29:BG:115:GLN:CD	29:BG:115:GLN:H	2.06	0.59
27:DE:104:ALA:O	27:DE:108:ILE:HG22	2.01	0.59
20:CB:42:LEU:O	20:CB:46:VAL:HG12	2.02	0.59
39:BR:5:PHE:O	39:BR:11:GLN:HA	2.01	0.59
1:CA:1296:C:H4'	1:CA:1302:C:N3	2.18	0.59
35:DN:24:MET:HG3	35:DN:44:LEU:HD22	1.83	0.59
52:DI:112:LYS:O	52:DI:116:MET:HG3	2.02	0.59
23:DB:125:A:O2'	49:D2:13:ASN:HB3	2.02	0.59
8:CI:27:ILE:HB	8:CI:34:LEU:HB2	1.84	0.59
4:AE:81:GLN:H	4:AE:146:MET:CE	2.15	0.59
23:DB:1552:A:H2'	23:DB:1553:A:H5'	1.83	0.59
10:AK:51:PHE:HB2	10:AK:55:ARG:HB3	1.85	0.59
32:BK:71:ARG:HG3	32:BK:105:ARG:HH21	1.67	0.59

Continued on next page...

Continued from previous page...

Atom-1	Atom-2	Interatomic distance (Å)	Clash overlap (Å)
23:BB:321:U:OP2	27:BE:130:LYS:HD3	2.02	0.59
32:DK:37:ASP:O	32:DK:61:VAL:HA	2.03	0.59
41:DT:65:GLY:HA3	41:DT:76:ARG:HH22	1.67	0.59
37:DP:56:SER:O	37:DP:74:GLN:HA	2.03	0.59
23:BB:365:U:H2'	23:BB:366:C:C6	2.36	0.59
34:BM:36:VAL:HB	34:BM:127:LYS:O	2.01	0.59
23:BB:2530:A:H3'	29:BG:156:TYR:OH	2.01	0.59
23:BB:2848:G:H22	23:BB:2867:G:N2	2.00	0.59
10:AK:81:LEU:HD11	10:AK:99:LEU:HD23	1.82	0.59
1:CA:1179:A:H2'	1:CA:1180:A:O4'	2.02	0.59
23:DB:1993:U:H4'	26:DD:133:THR:HG21	1.84	0.59
23:BB:1487:U:H2'	23:BB:1488:C:C6	2.37	0.59
1:CA:824:G:O2'	1:CA:825:A:H5'	2.02	0.59
1:CA:1258:G:H2'	1:CA:1259:C:H6	1.68	0.59
25:BC:243:PRO:O	25:BC:250:GLN:HA	2.02	0.59
29:BG:59:ASP:O	29:BG:63:GLN:HB2	2.01	0.59
23:BB:2377:A:H2'	23:BB:2378:A:C8	2.37	0.59
1:AA:370:C:O2'	1:AA:371:A:H5'	2.02	0.59
23:BB:2015:A:N3	47:B0:2:VAL:HG22	2.18	0.59
22:DA:106:G:H2'	22:DA:107:G:O4'	2.03	0.59
23:DB:2037:A:H2'	23:DB:2038:G:C8	2.37	0.59
4:AE:82:HIS:HB2	4:AE:83:PRO:HD2	1.84	0.59
23:BB:2216:G:H2'	23:BB:2217:G:H8	1.68	0.59
25:DC:1:ALA:HB3	25:DC:19:VAL:HG23	1.84	0.59
28:DF:66:ILE:HA	28:DF:86:CYS:HB3	1.84	0.59
33:DL:4:ASN:ND2	33:DL:4:ASN:N	2.50	0.59
38:DQ:91:ARG:CZ	39:DR:11:GLN:H	2.15	0.59
38:BQ:91:ARG:CZ	39:BR:11:GLN:H	2.14	0.59
5:AF:3:HIS:NE2	5:AF:95:ALA:HB2	2.18	0.59
1:CA:918:A:H2'	1:CA:919:A:C8	2.38	0.59
23:BB:30:G:H2'	23:BB:31:C:H6	1.68	0.59
23:DB:1551:A:H3'	23:DB:1552:A:H5''	1.83	0.59
31:BJ:25:LEU:HD22	31:BJ:26:GLY:N	2.16	0.59
19:AT:66:ILE:HG22	19:AT:67:HIS:N	2.16	0.59
29:DG:34:ARG:HH11	29:DG:34:ARG:HG2	1.67	0.59
6:AG:64:ALA:HA	6:AG:127:ALA:HA	1.84	0.59
23:BB:1552:A:H2'	23:BB:1553:A:H5'	1.85	0.59
1:AA:845:A:H3'	1:AA:846:G:C8	2.37	0.59
30:BH:53:GLU:HA	30:BH:57:LYS:HG2	1.83	0.59
23:BB:1164:C:H2'	23:BB:1165:A:C8	2.38	0.59
23:BB:2666:C:O4'	23:BB:2666:C:O2	2.20	0.59

Continued on next page...

Continued from previous page...

Atom-1	Atom-2	Interatomic distance (Å)	Clash overlap (Å)
13:AN:68:ARG:NH1	13:AN:70:HIS:HB2	2.16	0.59
29:BG:34:ARG:HG2	29:BG:34:ARG:HH11	1.67	0.59
23:DB:1790:C:O2'	25:DC:207:ALA:HB2	2.02	0.59
23:BB:233:A:H61	23:BB:428:A:H61	1.49	0.59
23:DB:1771:C:H2'	23:DB:1772:A:H8	1.65	0.59
23:BB:969:G:OP1	45:BY:17:PRO:HG3	2.02	0.59
23:DB:1400:U:H2'	23:DB:1401:G:H8	1.67	0.59
5:AF:98:GLU:HG2	5:AF:99:ALA:N	2.17	0.59
1:CA:806:C:H2'	1:CA:807:A:C8	2.36	0.59
23:DB:150:U:H2'	23:DB:151:C:C6	2.37	0.59
20:CB:23:ASN:HD22	20:CB:24:PRO:HD2	1.67	0.59
23:BB:1063:G:O2'	52:BI:88:GLY:HA3	2.02	0.59
1:CA:751:U:H4'	14:CO:23:SER:HA	1.83	0.59
12:CM:58:GLU:O	12:CM:61:LYS:HG2	2.01	0.59
2:AC:8:GLY:HA2	2:AC:11:LEU:HG	1.83	0.59
43:BW:23:LYS:HD2	43:BW:24:ARG:N	2.16	0.59
28:DF:62:GLN:CB	28:DF:91:ARG:HE	2.14	0.59
42:BU:26:ASN:HD22	42:BU:26:ASN:N	1.98	0.59
23:DB:1657:U:O2'	23:DB:1658:C:H5'	2.01	0.59
20:AB:31:PHE:N	20:AB:39:ILE:O	2.34	0.59
34:DM:40:ARG:HB2	34:DM:93:VAL:CG2	2.32	0.59
25:BC:141:HIS:CG	25:BC:142:ASN:H	2.20	0.59
46:DZ:45:ARG:HE	46:DZ:47:VAL:CG1	2.16	0.59
33:BL:30:THR:O	33:BL:33:ARG:HG2	2.01	0.59
12:CM:43:LYS:HD2	12:CM:43:LYS:H	1.68	0.59
16:CQ:45:VAL:HG12	16:CQ:46:HIS:N	2.18	0.59
1:CA:699:C:C2'	1:CA:700:G:H5''	2.30	0.59
8:CI:93:LEU:O	8:CI:97:LEU:HG	2.02	0.59
29:BG:72:ASN:O	29:BG:76:ILE:HG12	2.03	0.59
31:BJ:24:THR:HA	31:BJ:63:ALA:HB3	1.84	0.59
37:DP:20:ARG:HB3	37:DP:23:ASP:OD2	2.02	0.59
23:BB:1551:A:H2'	23:BB:1552:A:O4'	2.01	0.59
11:AL:14:LYS:HG2	11:AL:16:ALA:H	1.66	0.59
32:BK:37:ASP:O	32:BK:61:VAL:HA	2.02	0.59
34:DM:60:GLN:HG2	34:DM:108:VAL:HG23	1.84	0.59
28:DF:102:LEU:HD22	28:DF:103:ILE:H	1.68	0.59
12:AM:79:LEU:HD11	12:AM:86:ARG:NH2	2.18	0.59
36:BO:55:GLU:HB2	36:BO:58:ILE:HD12	1.84	0.59
39:DR:79:ARG:CD	39:DR:80:ARG:HH21	2.15	0.59
1:CA:336:A:O2'	1:CA:337:G:H5'	2.03	0.59
1:AA:182:A:O2'	1:AA:183:C:H3'	2.03	0.59

Continued on next page...

Continued from previous page...

Atom-1	Atom-2	Interatomic distance (Å)	Clash overlap (Å)
23:BB:1061:U:H4'	23:BB:1070:A:O3'	2.03	0.59
23:BB:721:A:H2'	23:BB:722:A:H8	1.68	0.59
23:BB:528:A:N1	23:BB:2042:A:H2'	2.18	0.59
23:BB:2458:G:H1'	23:BB:2460:U:O4	2.02	0.59
39:DR:4:VAL:HG23	39:DR:39:LEU:H	1.68	0.59
23:BB:78:U:H2'	23:BB:79:C:C6	2.37	0.59
23:DB:2498:C:O2'	23:DB:2499:C:H5'	2.02	0.59
4:AE:152:VAL:HG21	7:AH:98:LEU:HB3	1.82	0.59
1:AA:275:G:H5'	16:AQ:15:LYS:HD3	1.84	0.59
23:DB:1326:U:H2'	23:DB:1327:A:H8	1.65	0.59
2:AC:183:TYR:HA	2:AC:199:VAL:O	2.02	0.59
36:DO:2:ASP:OD2	36:DO:4:LYS:HB3	2.03	0.59
6:AG:24:LYS:HA	6:AG:27:ASN:HD22	1.67	0.59
14:AO:43:ALA:O	14:AO:46:LYS:HE3	2.03	0.59
25:BC:71:ASP:OD2	25:BC:118:GLY:HA2	2.02	0.59
50:D3:22:LYS:HA	50:D3:47:ALA:O	2.01	0.59
22:BA:43:C:H1'	28:BF:91:ARG:HH21	1.66	0.59
27:DE:111:GLU:HB3	33:DL:2:ARG:HH12	1.65	0.59
27:DE:29:HIS:O	27:DE:33:VAL:HG23	2.03	0.59
35:BN:33:ILE:O	35:BN:33:ILE:HD12	2.02	0.59
42:DU:35:VAL:O	42:DU:38:ILE:HG22	2.02	0.59
33:DL:80:SER:HA	33:DL:115:GLU:HB2	1.84	0.59
35:BN:76:VAL:HA	35:BN:79:LEU:HD12	1.85	0.59
34:BM:40:ARG:HB2	34:BM:93:VAL:CG2	2.32	0.59
40:DS:28:LYS:HD2	40:DS:29:VAL:N	2.18	0.59
30:BH:141:LYS:HD3	30:BH:141:LYS:N	2.18	0.59
30:BH:73:ASN:ND2	30:BH:74:ALA:H	1.95	0.59
1:AA:699:C:C2'	1:AA:700:G:H5''	2.26	0.59
24:DV:24:ASN:O	24:DV:44:HIS:HB2	2.02	0.59
23:BB:1550:C:H2'	23:BB:1551:A:H8	1.68	0.59
23:DB:1082:U:C2	23:DB:1086:A:C6	2.90	0.59
23:BB:704:G:H2'	23:BB:726:G:N2	2.16	0.59
30:BH:85:GLY:HA3	30:BH:91:PHE:HE1	1.67	0.59
28:DF:111:ARG:NH2	28:DF:113:PHE:HB2	2.17	0.59
23:DB:2598:A:H5''	25:DC:233:GLY:CA	2.32	0.59
34:BM:41:LEU:HB2	34:BM:94:ALA:HB3	1.84	0.59
1:CA:239:U:C5'	1:CA:239:U:H6	2.15	0.59
8:CI:120:ALA:O	8:CI:121:ARG:HG2	2.02	0.59
28:DF:34:THR:HG22	28:DF:89:THR:HG22	1.83	0.59
22:BA:32:U:H4'	22:BA:52:A:N6	2.17	0.59
23:DB:722:A:H2'	23:DB:723:C:C6	2.38	0.59

Continued on next page...

Continued from previous page...

Atom-1	Atom-2	Interatomic distance (Å)	Clash overlap (Å)
23:BB:458:G:H22	23:BB:469:G:H2'	1.66	0.59
23:DB:2772:C:H2'	23:DB:2773:C:H6	1.68	0.59
27:DE:48:THR:HG22	27:DE:86:ALA:HB3	1.83	0.59
23:BB:176:A:O2'	23:BB:177:G:H5'	2.02	0.59
1:AA:1213:A:O2'	1:AA:1214:C:H5''	2.03	0.59
33:DL:85:VAL:CG2	33:DL:94:THR:HB	2.32	0.59
50:D3:54:LEU:HG	50:D3:58:ILE:HD11	1.84	0.59
23:DB:2066:C:O2'	23:DB:2067:G:H5'	2.02	0.59
24:BV:42:LEU:HD11	24:BV:89:ILE:HD11	1.85	0.59
1:AA:746:A:H2'	1:AA:747:A:C8	2.36	0.59
23:BB:569:U:H2'	23:BB:570:G:O4'	2.03	0.59
12:CM:22:TYR:HB2	12:CM:65:GLU:HA	1.83	0.59
23:DB:1739:A:H2'	23:DB:1740:G:O4'	2.02	0.59
1:AA:996:A:H2'	1:AA:997:U:C6	2.37	0.59
44:BX:45:GLN:O	44:BX:47:ARG:N	2.34	0.59
23:BB:1326:U:H2'	23:BB:1327:A:H8	1.66	0.59
1:CA:499:A:H4'	1:CA:500:G:H5'	1.85	0.59
1:CA:1058:G:OP1	2:CC:198:LYS:HE3	2.03	0.59
28:DF:36:ASN:HA	28:DF:87:LYS:HA	1.84	0.59
25:BC:93:VAL:HG13	25:BC:94:LEU:N	2.17	0.59
20:AB:42:LEU:O	20:AB:46:VAL:HG12	2.02	0.59
2:CC:82:ASP:HA	2:CC:85:LYS:HB3	1.85	0.59
1:CA:1296:C:H4'	1:CA:1302:C:N4	2.17	0.59
28:DF:40:GLY:HA2	28:DF:84:ILE:HG23	1.85	0.59
20:AB:110:ILE:HG23	20:AB:151:LYS:HA	1.84	0.59
24:DV:80:HIS:HD2	24:DV:83:LYS:H	1.49	0.59
46:BZ:40:VAL:HG22	46:BZ:45:ARG:H	1.67	0.59
23:DB:2394:C:OP1	33:DL:63:LYS:HG2	2.03	0.59
29:DG:26:LYS:HG2	29:DG:27:GLY:H	1.67	0.59
20:AB:20:ARG:HA	20:AB:38:HIS:CE1	2.38	0.59
12:CM:70:ARG:NH1	28:DF:142:TYR:HB2	2.17	0.59
23:DB:1723:G:N7	23:DB:1737:G:N2	2.51	0.59
23:BB:2328:A:H2'	23:BB:2329:U:H6	1.68	0.59
16:AQ:26:ARG:HG2	16:AQ:39:ARG:O	2.02	0.59
41:DT:14:PRO:HD2	44:DX:33:ALA:HB3	1.84	0.59
13:AN:41:TRP:HB3	13:AN:44:VAL:HB	1.84	0.59
23:DB:2241:A:H2'	23:DB:2242:G:H8	1.68	0.59
23:DB:309:A:H4'	42:DU:15:GLY:HA2	1.85	0.59
23:BB:419:U:H2'	23:BB:420:C:H6	1.67	0.59
23:DB:1535:A:H5''	23:DB:1536:C:C5	2.37	0.59
23:BB:233:A:N6	23:BB:428:A:H61	2.00	0.59

Continued on next page...

Continued from previous page...

Atom-1	Atom-2	Interatomic distance (Å)	Clash overlap (Å)
37:BP:13:LYS:CD	37:BP:76:HIS:HA	2.32	0.59
27:BE:46:GLN:HG3	27:BE:87:ALA:HB3	1.83	0.59
23:DB:636:G:O5'	33:DL:128:THR:HG22	2.03	0.59
23:DB:65:U:H2'	23:DB:66:C:C6	2.38	0.59
50:B3:44:ARG:N	50:B3:45:PRO:HD2	2.17	0.59
23:BB:345:A:H1'	23:BB:346:A:C2	2.37	0.59
23:BB:2037:A:H2'	23:BB:2038:G:C8	2.37	0.59
23:BB:2784:U:H2'	23:BB:2785:C:C6	2.38	0.59
23:BB:1015:U:H2'	23:BB:1016:G:C8	2.37	0.59
23:DB:630:G:N2	23:DB:632:A:H3'	2.16	0.59
15:AP:20:VAL:HG23	15:AP:35:ARG:HA	1.85	0.59
42:BU:94:PHE:CB	42:BU:101:THR:HA	2.33	0.59
23:DB:2784:U:H2'	23:DB:2785:C:C6	2.37	0.59
1:CA:1239:A:H4'	1:CA:1240:U:H5'	1.84	0.59
42:DU:80:ASP:HB3	42:DU:96:LYS:N	2.06	0.59
37:BP:7:LEU:HA	37:BP:10:GLU:HG2	1.85	0.59
41:DT:2:ILE:N	41:DT:2:ILE:HD13	2.18	0.59
5:CF:3:HIS:NE2	5:CF:95:ALA:HB2	2.18	0.59
20:CB:16:GLY:CA	20:CB:40:ILE:H	2.16	0.59
16:AQ:45:VAL:HG12	16:AQ:46:HIS:N	2.18	0.59
23:BB:138:U:C4	23:BB:140:C:H1'	2.37	0.59
23:DB:2359:C:H2'	23:DB:2360:G:C8	2.38	0.59
23:BB:573:U:O2'	23:BB:574:A:H3'	2.02	0.59
45:BY:6:ILE:O	45:BY:34:THR:HG23	2.03	0.59
37:BP:56:SER:O	37:BP:74:GLN:HA	2.03	0.59
29:DG:137:LYS:HA	29:DG:140:ILE:HD11	1.84	0.59
34:DM:108:VAL:HG11	34:DM:112:LEU:HD12	1.83	0.59
51:D4:8:LYS:HG2	51:D4:9:LYS:H	1.67	0.59
23:BB:1219:U:H2'	23:BB:1220:G:H8	1.68	0.59
34:DM:96:ILE:HD11	34:DM:126:ILE:HG12	1.84	0.59
52:DI:126:ARG:HB3	52:DI:126:ARG:HH11	1.68	0.59
12:CM:79:LEU:HD11	12:CM:86:ARG:NH2	2.17	0.59
1:AA:1007:U:H2'	1:AA:1008:U:C6	2.37	0.59
7:AH:46:GLU:HB2	7:AH:61:THR:HB	1.85	0.59
23:DB:2722:G:H2'	23:DB:2723:C:C6	2.38	0.59
23:BB:722:A:H2'	23:BB:723:C:C6	2.38	0.59
31:BJ:20:ALA:HA	31:BJ:23:LYS:HG2	1.85	0.59
1:CA:72:A:H5'	1:CA:73:C:OP2	2.02	0.59
36:DO:88:LYS:HD2	36:DO:89:ASP:HB2	1.85	0.59
23:BB:2376:A:N6	36:BO:94:ARG:HD3	2.18	0.59
1:CA:501:C:H2'	1:CA:502:A:C8	2.37	0.59

Continued on next page...

Continued from previous page...

Atom-1	Atom-2	Interatomic distance (Å)	Clash overlap (Å)
1:AA:1302:C:H5'	12:AM:16:ILE:HG13	1.85	0.59
11:AL:35:ARG:HA	11:AL:35:ARG:CZ	2.33	0.59
15:AP:68:SER:OG	15:AP:71:VAL:HG12	2.02	0.59
23:DB:967:U:H2'	23:DB:968:C:C6	2.38	0.59
23:DB:968:C:H2'	23:DB:969:G:H8	1.66	0.59
26:BD:169:ARG:O	26:BD:170:VAL:HG22	2.02	0.59
22:DA:43:C:H1'	28:DF:91:ARG:HH21	1.68	0.59
28:BF:90:LEU:HD12	28:BF:95:MET:HA	1.84	0.59
41:DT:18:GLU:C	41:DT:20:ALA:H	2.06	0.59
27:DE:108:ILE:HG13	33:DL:2:ARG:NH2	2.18	0.59
23:BB:2815:C:H2'	23:BB:2816:G:H8	1.67	0.59
20:CB:32:GLY:N	20:CB:39:ILE:HB	2.16	0.59
25:DC:171:VAL:HB	25:DC:183:VAL:HG12	1.85	0.59
34:BM:19:GLY:N	34:BM:38:ARG:HH22	2.01	0.59
23:BB:1245:G:OP1	33:BL:13:LYS:HE3	2.02	0.59
23:DB:2061:G:H5''	23:DB:2503:A:C2	2.37	0.59
23:DB:2384:U:H5''	23:DB:2386:A:OP1	2.03	0.59
23:DB:856:G:C1'	43:DW:23:LYS:HB3	2.33	0.59
12:CM:21:ILE:HB	12:CM:24:VAL:CG2	2.27	0.59
30:BH:72:ILE:HD13	30:BH:142:VAL:HG22	1.85	0.59
18:CS:43:MET:HB2	18:CS:61:VAL:HG11	1.84	0.59
23:BB:141:G:C6	41:BT:2:ILE:HD12	2.38	0.59
23:DB:2813:A:H2'	23:DB:2814:A:C8	2.38	0.59
20:AB:140:LEU:H	20:AB:140:LEU:HD12	1.68	0.59
23:DB:2179:C:C2'	23:DB:2179:C:O2	2.48	0.59
23:DB:825:A:H1'	33:DL:54:GLN:HE21	1.68	0.59
31:DJ:25:LEU:HB2	31:DJ:62:VAL:CG2	2.33	0.59
7:CH:17:GLN:HE21	7:CH:62:LEU:HB3	1.68	0.59
25:BC:66:PHE:HB2	25:BC:150:GLY:O	2.02	0.59
39:BR:34:GLU:HA	39:BR:59:ILE:O	2.03	0.59
30:DH:117:LEU:HD22	30:DH:130:VAL:HG13	1.85	0.59
23:DB:37:C:H4'	23:DB:451:U:OP1	2.02	0.59
18:AS:30:LEU:H	18:AS:48:ILE:HA	1.67	0.59
1:AA:1294:G:H2'	1:AA:1295:U:C6	2.38	0.59
23:DB:2800:A:H2'	23:DB:2801:G:O4'	2.02	0.59
24:BV:4:ILE:O	24:BV:63:ILE:HA	2.03	0.59
28:BF:30:VAL:HG21	28:BF:96:TRP:NE1	2.18	0.59
26:DD:92:VAL:O	26:DD:94:GLN:N	2.36	0.59
22:DA:6:G:H2'	22:DA:7:G:C8	2.38	0.59
1:CA:621:A:H2'	1:CA:622:A:C8	2.38	0.59
23:BB:282:A:H2'	23:BB:283:G:C8	2.38	0.59

Continued on next page...

Continued from previous page...

Atom-1	Atom-2	Interatomic distance (Å)	Clash overlap (Å)
30:DH:128:HIS:HB2	30:DH:144:VAL:HG23	1.85	0.59
26:DD:36:GLN:O	26:DD:36:GLN:HG3	2.01	0.59
23:BB:395:U:H2'	23:BB:396:G:N7	2.16	0.59
32:DK:8:LEU:HD12	32:DK:8:LEU:N	2.17	0.59
30:BH:122:LEU:HD12	30:BH:122:LEU:H	1.68	0.59
1:AA:628:G:H2'	1:AA:629:A:C8	2.38	0.59
36:BO:2:ASP:OD2	36:BO:4:LYS:HB3	2.02	0.59
42:DU:81:ARG:HB2	42:DU:96:LYS:CG	2.33	0.59
23:BB:1812:U:H2'	23:BB:1813:G:C8	2.37	0.59
31:BJ:124:VAL:O	31:BJ:125:TYR:HB2	2.02	0.59
38:DQ:91:ARG:NH2	39:DR:11:GLN:H	2.01	0.59
31:BJ:45:THR:OG1	31:BJ:48:VAL:HB	2.03	0.59
27:BE:33:VAL:O	27:BE:36:ALA:HB3	2.02	0.59
40:DS:29:VAL:HG11	40:DS:55:ILE:CD1	2.32	0.59
12:CM:77:LYS:HG2	12:CM:81:ASP:OD2	2.02	0.59
6:AG:26:VAL:HB	6:AG:39:GLU:HG2	1.84	0.59
23:DB:1551:A:H2'	23:DB:1552:A:O4'	2.03	0.59
6:AG:62:GLU:O	6:AG:66:GLU:HG3	2.03	0.59
36:BO:27:VAL:HG21	36:BO:40:ILE:HD12	1.85	0.59
36:BO:67:ASN:HB3	36:BO:70:ALA:HB2	1.83	0.59
34:DM:41:LEU:HB2	34:DM:94:ALA:HB3	1.85	0.59
23:DB:2354:C:H4'	43:DW:31:LEU:CD2	2.32	0.59
51:B4:7:VAL:HG13	51:B4:8:LYS:N	2.18	0.59
23:DB:1454:C:H5'	35:DN:63:ARG:NE	2.18	0.59
23:DB:2334:U:H1'	36:DO:13:ARG:HA	1.85	0.59
23:DB:2258:C:O2'	23:DB:2426:A:H4'	2.02	0.59
20:CB:99:MET:HA	20:CB:106:VAL:HG11	1.85	0.59
10:AK:81:LEU:HD21	10:AK:104:PHE:HB3	1.85	0.59
23:DB:782:A:H5'	23:DB:783:A:C2	2.38	0.59
23:DB:233:A:N6	23:DB:428:A:H61	2.00	0.59
1:CA:332:G:OP2	19:CT:4:LYS:HB2	2.03	0.59
41:DT:44:LYS:O	41:DT:48:GLN:HG2	2.02	0.59
16:CQ:26:ARG:HG2	16:CQ:39:ARG:O	2.03	0.59
1:CA:802:A:H2'	1:CA:803:G:O4'	2.03	0.59
1:CA:719:C:O2'	17:CR:37:LYS:HB2	2.03	0.59
1:CA:1478:U:H2'	1:CA:1479:C:C6	2.38	0.59
23:BB:660:C:H2'	23:BB:661:A:H8	1.67	0.59
23:DB:2758:A:H2'	23:DB:2759:G:O4'	2.03	0.59
45:DY:2:LYS:HD3	45:DY:2:LYS:H	1.67	0.59
23:DB:569:U:H2'	23:DB:570:G:O4'	2.03	0.59
52:BI:96:LYS:N	52:BI:96:LYS:HD2	2.18	0.59

Continued on next page...

Continued from previous page...

Atom-1	Atom-2	Interatomic distance (Å)	Clash overlap (Å)
5:AF:100:SER:HA	17:AR:23:LYS:CE	2.32	0.59
30:BH:21:VAL:HG22	30:BH:22:LYS:H	1.66	0.59
22:DA:13:G:C2'	22:DA:14:U:H5''	2.32	0.59
23:DB:1098:A:H3'	52:DI:3:LYS:C	2.24	0.58
20:CB:16:GLY:HA3	20:CB:39:ILE:HA	1.84	0.58
45:DY:37:ARG:HG2	45:DY:43:ILE:HD11	1.85	0.58
28:DF:43:ILE:HG23	28:DF:44:ALA:N	2.13	0.58
43:DW:9:THR:OG1	43:DW:10:ARG:N	2.32	0.58
48:B1:34:GLU:HA	48:B1:48:TYR:O	2.03	0.58
41:BT:57:VAL:HG13	41:BT:58:VAL:N	2.18	0.58
1:AA:922:G:H4'	4:AE:24:VAL:HA	1.85	0.58
52:DI:32:VAL:HG22	52:DI:60:VAL:HG21	1.85	0.58
26:DD:13:ARG:HD3	26:DD:15:PHE:HE1	1.67	0.58
1:AA:264:C:O2'	16:AQ:65:PRO:HG2	2.03	0.58
7:CH:124:ILE:HG22	7:CH:125:ILE:N	2.16	0.58
40:BS:42:LYS:O	40:BS:45:VAL:HG22	2.03	0.58
23:BB:2277:G:H5''	34:BM:86:LYS:CB	2.33	0.58
1:CA:6:G:HO2'	1:CA:7:A:H8	1.48	0.58
23:DB:2264:C:H41	43:DW:11:ASN:ND2	1.99	0.58
1:CA:1249:C:H4'	8:CI:37:TYR:OH	2.03	0.58
1:AA:1270:G:H2'	1:AA:1271:A:C8	2.38	0.58
1:CA:1270:G:H2'	1:CA:1271:A:C8	2.38	0.58
27:DE:98:LYS:HZ1	27:DE:99:LYS:HE2	1.68	0.58
23:DB:2859:G:H2'	23:DB:2860:A:C8	2.38	0.58
23:BB:1406:U:H2'	23:BB:1407:G:H8	1.68	0.58
32:DK:70:ARG:HA	32:DK:76:VAL:HA	1.85	0.58
41:BT:48:GLN:HE21	41:BT:48:GLN:HA	1.68	0.58
1:CA:545:C:H5''	3:CD:68:GLU:HG2	1.85	0.58
26:BD:7:LYS:O	26:BD:9:VAL:HG12	2.03	0.58
17:AR:55:ALA:HA	17:AR:58:ILE:HD13	1.84	0.58
2:AC:82:ASP:HA	2:AC:85:LYS:HB3	1.84	0.58
23:DB:2633:G:H2'	23:DB:2634:A:O4'	2.02	0.58
23:BB:1557:C:H3'	23:BB:1558:C:H5''	1.85	0.58
29:DG:59:ASP:O	29:DG:63:GLN:HB2	2.03	0.58
23:DB:2573:C:H3'	56:DB:3631:HOH:O	2.03	0.58
11:CL:35:ARG:NH1	11:CL:35:ARG:HA	2.18	0.58
45:BY:2:LYS:HD3	45:BY:2:LYS:H	1.67	0.58
19:AT:19:HIS:O	19:AT:23:ARG:HG2	2.02	0.58
42:DU:94:PHE:CB	42:DU:101:THR:HA	2.33	0.58
23:BB:2384:U:H5''	23:BB:2386:A:OP1	2.03	0.58
37:BP:6:GLN:O	37:BP:9:GLN:HG2	2.03	0.58

Continued on next page...

Continued from previous page...

Atom-1	Atom-2	Interatomic distance (Å)	Clash overlap (Å)
13:CN:68:ARG:NH1	13:CN:70:HIS:HB2	2.17	0.58
38:DQ:105:PHE:O	38:DQ:109:VAL:HG23	2.03	0.58
42:BU:35:VAL:O	42:BU:38:ILE:HG22	2.03	0.58
35:BN:72:ASP:OD1	35:BN:75:ILE:HG23	2.03	0.58
34:BM:19:GLY:H	34:BM:38:ARG:NH1	1.98	0.58
25:BC:171:VAL:HB	25:BC:183:VAL:HG12	1.85	0.58
46:DZ:70:GLU:C	46:DZ:72:ARG:H	2.05	0.58
23:BB:1171:G:H2'	23:BB:1172:C:C6	2.37	0.58
8:AI:25:GLY:HA3	8:AI:57:VAL:H	1.68	0.58
1:AA:812:G:H2'	1:AA:812:G:N3	2.18	0.58
28:BF:102:LEU:HA	28:BF:106:ALA:CB	2.33	0.58
23:DB:825:A:H1'	33:DL:54:GLN:NE2	2.18	0.58
23:DB:1443:U:H2'	23:DB:1444:G:H8	1.68	0.58
24:BV:35:GLU:OE1	24:BV:93:ARG:HD3	2.03	0.58
41:BT:29:THR:CA	41:BT:86:THR:HA	2.30	0.58
10:CK:124:LYS:HA	21:CU:34:ARG:CB	2.30	0.58
5:CF:86:ARG:HH12	17:CR:63:TYR:HB3	1.66	0.58
2:CC:154:GLY:HA3	2:CC:162:ALA:HB1	1.86	0.58
10:CK:70:ALA:C	10:CK:72:ALA:H	2.05	0.58
1:AA:1008:U:H5''	13:AN:23:ARG:NH2	2.17	0.58
23:BB:782:A:N7	25:BC:219:VAL:HG21	2.18	0.58
23:DB:674:G:H4'	27:DE:69:ARG:HB3	1.85	0.58
1:CA:451:A:H5'	15:CP:70:ARG:NH2	2.17	0.58
23:DB:2468:A:H2'	23:DB:2476:A:C6	2.38	0.58
39:DR:39:LEU:CA	39:DR:49:ILE:HG12	2.34	0.58
1:CA:411:A:H62	1:CA:413:G:H21	1.50	0.58
4:AE:11:GLN:HE22	4:AE:41:GLY:HA3	1.69	0.58
45:BY:5:LYS:HG3	45:BY:57:GLU:HB2	1.85	0.58
23:BB:2624:G:H1'	47:B0:18:HIS:NE2	2.17	0.58
1:CA:638:U:H2'	1:CA:639:G:O4'	2.02	0.58
23:BB:1739:A:H2'	23:BB:1740:G:O4'	2.04	0.58
22:DA:24:G:O2'	22:DA:25:U:H5''	2.02	0.58
20:AB:126:ASP:O	20:AB:127:LYS:HB3	2.03	0.58
27:BE:5:LEU:HB2	27:BE:11:ALA:N	2.18	0.58
29:BG:39:ALA:C	29:BG:54:ARG:HB2	2.24	0.58
23:BB:1320:C:H5	23:BB:1329:U:H5''	1.68	0.58
23:BB:2088:A:H2'	23:BB:2089:C:C6	2.38	0.58
1:AA:68:G:H5'	1:AA:171:A:H1'	1.84	0.58
43:BW:24:ARG:HD2	43:BW:25:PHE:N	2.18	0.58
43:BW:17:ALA:HB1	43:BW:36:ILE:HA	1.85	0.58
21:AU:3:ILE:HD12	21:AU:3:ILE:N	2.18	0.58

Continued on next page...

Continued from previous page...

Atom-1	Atom-2	Interatomic distance (Å)	Clash overlap (Å)
18:AS:11:ASP:H	18:AS:14:LEU:HD21	1.67	0.58
18:AS:43:MET:HB2	18:AS:61:VAL:HG11	1.84	0.58
1:CA:1218:C:H2'	1:CA:1219:A:C8	2.37	0.58
31:DJ:45:THR:N	31:DJ:46:PRO:HD3	2.18	0.58
5:CF:67:PRO:HG2	5:CF:70:VAL:HG22	1.85	0.58
25:DC:75:ALA:HB2	25:DC:95:TYR:HA	1.84	0.58
20:CB:15:PHE:O	20:CB:40:ILE:HD12	2.03	0.58
23:BB:470:A:N6	41:BT:72:GLN:HE22	1.93	0.58
45:DY:40:THR:O	45:DY:43:ILE:HG22	2.03	0.58
3:CD:123:MET:HB2	3:CD:126:GLY:O	2.03	0.58
23:BB:1172:C:H3'	23:BB:1173:U:C5	2.38	0.58
23:DB:78:U:H2'	23:DB:79:C:C6	2.38	0.58
1:CA:268:U:H2'	1:CA:269:C:C6	2.38	0.58
28:BF:37:MET:HB2	28:BF:56:LEU:HD21	1.85	0.58
29:BG:68:ARG:HH12	29:BG:72:ASN:HD22	1.51	0.58
41:BT:50:LEU:C	41:BT:52:GLU:H	2.06	0.58
31:DJ:23:LYS:HE2	31:DJ:142:ILE:HA	1.86	0.58
1:CA:845:A:H3'	1:CA:846:G:C8	2.37	0.58
32:DK:2:ILE:HA	32:DK:33:ALA:H	1.68	0.58
29:DG:83:THR:HA	29:DG:84:LYS:NZ	2.18	0.58
34:BM:60:GLN:HG2	34:BM:108:VAL:HG23	1.85	0.58
23:BB:2241:A:H2'	23:BB:2242:G:H8	1.65	0.58
25:DC:103:ILE:HG22	25:DC:105:ALA:H	1.68	0.58
25:DC:196:ASN:HD22	25:DC:199:HIS:HB2	1.69	0.58
8:CI:32:ARG:HH21	8:CI:36:GLN:HG3	1.68	0.58
23:DB:309:A:H4'	42:DU:15:GLY:HA3	1.86	0.58
23:DB:360:U:H2'	23:DB:361:G:C1'	2.34	0.58
23:BB:1785:A:H2'	23:BB:1787:A:N7	2.18	0.58
31:BJ:57:LEU:HG	31:BJ:128:ASN:H	1.68	0.58
29:BG:2:ARG:H	29:BG:5:LYS:HE2	1.67	0.58
23:DB:2884:U:H2'	23:DB:2885:G:C8	2.38	0.58
1:AA:539:A:H2'	1:AA:540:G:H8	1.67	0.58
6:AG:78:ARG:NH1	6:AG:81:GLY:H	2.01	0.58
23:DB:57:C:H2'	23:DB:58:G:O4'	2.03	0.58
11:CL:109:ARG:HB3	11:CL:118:VAL:HG21	1.85	0.58
23:BB:2804:U:H2'	23:BB:2805:C:C6	2.38	0.58
23:DB:2897:U:H2'	23:DB:2898:U:C6	2.38	0.58
11:AL:109:ARG:HB3	11:AL:118:VAL:HG21	1.85	0.58
41:BT:44:LYS:O	41:BT:48:GLN:HG2	2.02	0.58
23:BB:2633:G:H2'	23:BB:2634:A:O4'	2.03	0.58
1:AA:370:C:H2'	1:AA:371:A:H8	1.67	0.58

Continued on next page...

Continued from previous page...

Atom-1	Atom-2	Interatomic distance (Å)	Clash overlap (Å)
1:CA:685:G:O2'	1:CA:686:U:H5'	2.02	0.58
23:DB:1281:G:H2'	23:DB:1282:U:C6	2.37	0.58
11:AL:26:CYS:SG	11:AL:29:LYS:HE2	2.43	0.58
40:BS:1:MET:SD	40:BS:62:ASP:HB2	2.43	0.58
1:CA:555:U:H2'	1:CA:556:C:H6	1.68	0.58
22:BA:13:G:C2'	22:BA:14:U:H5''	2.34	0.58
1:AA:881:G:P	11:AL:8:ARG:HH12	2.26	0.58
22:BA:15:A:OP2	22:BA:15:A:H3'	2.03	0.58
23:BB:1400:U:H2'	23:BB:1401:G:C8	2.38	0.58
23:BB:1882:U:O2'	23:BB:1883:U:H5'	2.04	0.58
1:AA:728:A:H2'	1:AA:729:A:C8	2.39	0.58
42:BU:71:ILE:HD11	42:BU:82:VAL:HG22	1.85	0.58
31:BJ:16:TYR:O	31:BJ:55:ILE:HG12	2.04	0.58
23:BB:1203:U:O4'	33:BL:3:LEU:HD12	2.03	0.58
38:BQ:91:ARG:HH22	39:BR:10:LYS:HB3	1.67	0.58
23:DB:2331:G:N2	23:DB:2336:A:H8	2.00	0.58
43:DW:17:ALA:HB1	43:DW:36:ILE:HA	1.85	0.58
26:BD:117:GLY:O	26:BD:164:GLN:HA	2.03	0.58
20:CB:117:GLU:HA	20:CB:140:LEU:HD21	1.85	0.58
1:AA:1149:C:H2'	1:AA:1150:A:C8	2.38	0.58
34:DM:19:GLY:N	34:DM:38:ARG:HH22	2.01	0.58
24:DV:30:ILE:HG13	24:DV:40:ILE:HD12	1.83	0.58
23:BB:1082:U:C2	23:BB:1086:A:C6	2.91	0.58
14:CO:27:GLN:O	14:CO:31:LEU:HD23	2.02	0.58
23:DB:1018:U:O2'	23:DB:1019:U:H5'	2.02	0.58
34:DM:63:ILE:HD12	34:DM:63:ILE:H	1.67	0.58
10:CK:16:SER:HA	10:CK:77:GLY:O	2.03	0.58
23:BB:182:A:H2'	23:BB:183:C:C6	2.39	0.58
23:DB:2848:G:H22	23:DB:2867:G:N2	2.02	0.58
1:CA:472:U:H2'	1:CA:473:U:C6	2.39	0.58
23:DB:2472:G:O6	23:DB:2476:A:H4'	2.04	0.58
1:CA:576:C:OP2	1:CA:576:C:H3'	2.03	0.58
4:CE:82:HIS:HB2	4:CE:83:PRO:HD2	1.85	0.58
23:BB:57:C:H2'	23:BB:58:G:O4'	2.03	0.58
45:DY:15:ARG:N	45:DY:15:ARG:HD2	2.18	0.58
23:BB:947:A:H2'	23:BB:948:C:C6	2.38	0.58
11:CL:35:ARG:HA	11:CL:35:ARG:CZ	2.34	0.58
23:BB:1400:U:H2'	23:BB:1401:G:H8	1.67	0.58
23:BB:1097:U:H2'	23:BB:1098:A:H5'	1.85	0.58
39:DR:28:ALA:O	39:DR:63:VAL:HG21	2.03	0.58
1:CA:742:G:H2'	1:CA:743:A:H8	1.68	0.58

Continued on next page...

Continued from previous page...

Atom-1	Atom-2	Interatomic distance (Å)	Clash overlap (Å)
1:CA:746:A:H2'	1:CA:747:A:C8	2.38	0.58
23:DB:176:A:O2'	23:DB:177:G:H5'	2.03	0.58
1:AA:93:U:O2'	1:AA:94:G:H5'	2.04	0.58
23:DB:1092:C:H2'	23:DB:1093:G:H5'	1.86	0.58
23:BB:2054:A:H2'	47:B0:4:GLN:OE1	2.04	0.58
47:D0:53:VAL:O	47:D0:54:ILE:HB	2.04	0.58
1:AA:625:U:H4'	15:AP:16:PHE:CZ	2.38	0.58
26:BD:179:ARG:HB2	26:BD:188:LEU:HD12	1.86	0.58
18:AS:11:ASP:O	18:AS:14:LEU:HG	2.02	0.58
38:DQ:79:ILE:O	38:DQ:82:LEU:HB2	2.03	0.58
40:DS:18:ARG:HB3	40:DS:76:VAL:CG2	2.33	0.58
25:DC:146:LYS:HB3	25:DC:147:PRO:CD	2.28	0.58
30:BH:80:ILE:HD13	30:BH:99:ILE:HD13	1.84	0.58
46:DZ:70:GLU:O	46:DZ:71:LEU:HB3	2.03	0.58
6:AG:14:ASP:CB	6:AG:19:SER:H	2.15	0.58
13:AN:9:GLU:HB2	13:AN:62:ARG:CZ	2.33	0.58
41:DT:57:VAL:HG13	41:DT:58:VAL:N	2.18	0.58
23:BB:1443:U:H2'	23:BB:1444:G:H8	1.68	0.58
32:BK:108:ARG:O	32:BK:113:MET:HE3	2.04	0.58
7:CH:6:ILE:HB	7:CH:76:ARG:NH1	2.18	0.58
24:DV:70:ILE:HD13	24:DV:70:ILE:H	1.69	0.58
38:DQ:65:ASN:CB	38:DQ:75:TYR:HB2	2.32	0.58
23:BB:2291:U:H2'	23:BB:2292:U:C6	2.38	0.58
10:AK:70:ALA:C	10:AK:72:ALA:H	2.07	0.58
7:AH:17:GLN:HE21	7:AH:62:LEU:HB3	1.69	0.58
1:CA:1008:U:H5''	13:CN:23:ARG:HH22	1.69	0.58
1:AA:1071:C:H2'	1:AA:1072:G:H8	1.69	0.58
23:BB:2370:G:H2'	23:BB:2371:G:O4'	2.03	0.58
23:DB:1485:U:H2'	23:DB:1486:U:H6	1.69	0.58
27:DE:46:GLN:HG3	27:DE:87:ALA:HB3	1.85	0.58
23:DB:2144:G:O2'	23:DB:2146:C:H5''	2.03	0.58
23:DB:2649:C:H2'	23:DB:2650:U:C6	2.36	0.58
23:DB:1381:G:C2'	23:DB:1382:G:H5'	2.33	0.58
23:BB:65:U:H2'	23:BB:66:C:C6	2.38	0.58
1:CA:620:C:O2	3:CD:131:ILE:HG21	2.03	0.58
41:DT:7:LEU:HA	41:DT:9:LYS:NZ	2.19	0.58
26:DD:176:ASP:HB2	26:DD:190:LYS:HG2	1.85	0.58
22:DA:95:U:H2'	22:DA:96:G:C8	2.39	0.58
20:AB:172:ILE:HG22	20:AB:176:ASN:HD21	1.69	0.58
1:AA:1062:U:H2'	1:AA:1063:C:C6	2.39	0.58
27:BE:137:LYS:HE2	27:BE:141:MET:SD	2.43	0.58

Continued on next page...

Continued from previous page...

Atom-1	Atom-2	Interatomic distance (Å)	Clash overlap (Å)
1:CA:728:A:H2'	1:CA:729:A:C8	2.38	0.58
1:CA:390:U:H2'	1:CA:391:G:C8	2.39	0.58
23:DB:654:A:H2'	23:DB:655:A:H5''	1.84	0.58
25:DC:93:VAL:HG13	25:DC:94:LEU:N	2.18	0.58
20:CB:44:LYS:C	20:CB:47:PRO:HD2	2.24	0.58
34:BM:71:LYS:HG2	34:BM:73:ILE:HD11	1.85	0.58
23:BB:2820:A:OP1	35:BN:4:ARG:HA	2.03	0.58
1:CA:921:U:H2'	1:CA:922:G:C8	2.38	0.58
52:BI:27:LEU:CD2	52:BI:27:LEU:H	2.15	0.58
34:DM:97:GLN:HB2	34:DM:98:PRO:HD2	1.85	0.58
23:BB:1550:C:H2'	23:BB:1551:A:C8	2.39	0.58
23:BB:770:G:H5''	49:B2:10:LEU:HD12	1.84	0.58
44:BX:56:LEU:C	44:BX:58:ASN:H	2.06	0.58
45:BY:40:THR:O	45:BY:43:ILE:HG22	2.03	0.58
52:DI:121:ILE:CD1	52:DI:121:ILE:H	2.14	0.58
30:BH:89:LYS:HE3	30:BH:89:LYS:HA	1.85	0.58
23:DB:1450:G:H21	23:DB:1452:G:H1	1.51	0.58
10:AK:124:LYS:HA	21:AU:34:ARG:CB	2.33	0.58
14:AO:27:GLN:O	14:AO:31:LEU:HD23	2.03	0.58
50:B3:30:HIS:O	50:B3:31:ILE:HG12	2.02	0.58
23:DB:572:A:H5''	23:DB:573:U:OP2	2.03	0.58
7:AH:45:ILE:HG22	7:AH:62:LEU:HA	1.86	0.58
31:BJ:57:LEU:HD21	31:BJ:128:ASN:HA	1.86	0.58
20:AB:93:HIS:CD2	20:AB:145:ASN:HB3	2.39	0.58
1:CA:777:A:H2'	1:CA:778:G:C8	2.37	0.58
27:BE:48:THR:HG22	27:BE:86:ALA:HB3	1.84	0.58
6:AG:72:VAL:HG12	6:AG:89:GLU:HA	1.85	0.58
23:BB:118:A:H5'	23:BB:119:A:H8	1.68	0.58
1:CA:950:U:H2'	1:CA:951:G:H8	1.68	0.58
5:CF:79:ARG:HH21	5:CF:87:SER:HB3	1.69	0.58
23:BB:15:G:O2'	23:BB:16:C:H5'	2.03	0.58
33:DL:51:GLU:HG2	50:D3:56:LEU:HD21	1.85	0.58
23:DB:1042:G:H2'	23:DB:1043:C:C6	2.38	0.58
23:BB:712:G:H2'	23:BB:713:G:O4'	2.04	0.58
23:BB:443:A:C5	27:BE:40:ARG:HD3	2.38	0.58
1:AA:352:C:H4'	1:AA:354:G:OP1	2.03	0.58
1:CA:628:G:H2'	1:CA:629:A:C8	2.38	0.58
1:CA:651:C:H2'	1:CA:652:U:C6	2.39	0.58
1:CA:1090:U:H2'	1:CA:1091:U:C6	2.37	0.58
23:DB:1429:G:O2'	23:DB:1430:G:H5'	2.04	0.58
23:DB:2377:A:H2'	23:DB:2378:A:C8	2.39	0.58

Continued on next page...

Continued from previous page...

Atom-1	Atom-2	Interatomic distance (Å)	Clash overlap (Å)
1:CA:1461:G:H2'	1:CA:1462:C:H6	1.68	0.58
1:AA:596:A:H2'	1:AA:597:G:H8	1.69	0.58
1:AA:1461:G:H2'	1:AA:1462:C:H6	1.69	0.58
20:CB:80:LYS:HG3	20:CB:81:ASP:H	1.69	0.58
23:DB:1678:A:H2'	23:DB:1679:A:H8	1.68	0.58
23:BB:857:G:O2'	23:BB:858:G:H5'	2.04	0.58
43:BW:23:LYS:HZ3	43:BW:24:ARG:HG3	1.68	0.58
43:BW:35:ILE:HG13	43:BW:57:THR:OG1	2.02	0.58
41:BT:18:GLU:C	41:BT:20:ALA:H	2.07	0.58
13:CN:60:ARG:NE	13:CN:62:ARG:HG2	2.19	0.58
31:DJ:16:TYR:O	31:DJ:55:ILE:HG12	2.03	0.58
23:DB:996:A:C4'	38:DQ:91:ARG:HD2	2.31	0.58
47:B0:38:LEU:HB3	47:B0:41:HIS:CD2	2.38	0.58
25:DC:161:VAL:HG12	25:DC:162:GLN:N	2.17	0.58
33:BL:85:VAL:HG21	33:BL:94:THR:HB	1.84	0.58
20:CB:65:LYS:H	20:CB:158:ASP:CG	2.07	0.58
3:CD:123:MET:SD	3:CD:145:ARG:HD2	2.43	0.58
12:CM:39:ALA:HB3	12:CM:42:VAL:HG13	1.86	0.58
20:CB:217:ALA:O	20:CB:221:ARG:HG2	2.03	0.58
23:BB:142:A:H2'	23:BB:143:C:O4'	2.02	0.58
23:DB:124:G:O2'	23:DB:125:A:H5''	2.04	0.58
1:CA:16:A:O2'	1:CA:17:U:H5'	2.03	0.58
38:BQ:4:LYS:HE3	38:BQ:8:ILE:HD11	1.86	0.58
23:DB:532:A:H4'	23:DB:533:G:C8	2.38	0.58
1:AA:472:U:H2'	1:AA:473:U:C6	2.39	0.58
23:DB:2718:G:H4'	37:DP:95:LYS:HB2	1.85	0.58
23:BB:131:A:H2'	23:BB:132:G:H8	1.69	0.58
23:DB:1487:U:H2'	23:DB:1488:C:C6	2.38	0.58
32:BK:70:ARG:CB	32:BK:76:VAL:HG22	2.34	0.58
39:DR:78:ARG:NH2	39:DR:78:ARG:HG3	2.18	0.58
23:DB:1407:G:H2'	23:DB:1408:G:C8	2.39	0.58
23:BB:414:C:H2'	23:BB:415:A:H8	1.67	0.58
23:DB:248:G:H5'	23:DB:250:G:N7	2.18	0.58
1:CA:1054:C:O2'	1:CA:1055:A:H5''	2.04	0.58
23:BB:593:U:H2'	23:BB:594:U:C6	2.38	0.58
27:BE:5:LEU:HD12	27:BE:10:SER:HB2	1.86	0.58
49:D2:3:ARG:HE	49:D2:4:THR:HG22	1.69	0.58
20:AB:23:ASN:HD22	20:AB:24:PRO:HD2	1.67	0.58
23:DB:2346:A:H3'	23:DB:2347:C:H5''	1.84	0.58
24:BV:53:LYS:HA	24:BV:53:LYS:HE2	1.86	0.58
23:BB:1458:U:H2'	23:BB:1459:G:H5''	1.85	0.58

Continued on next page...

Continued from previous page...

Atom-1	Atom-2	Interatomic distance (Å)	Clash overlap (Å)
23:DB:370:G:O2'	23:DB:423:A:H3'	2.04	0.58
23:BB:2700:A:H2'	23:BB:2701:U:H6	1.68	0.58
23:BB:1747:U:H2'	23:BB:1748:C:C6	2.39	0.58
23:DB:929:U:O2	45:DY:25:GLY:HA2	2.02	0.58
3:CD:22:SER:H	3:CD:109:THR:HG22	1.68	0.58
1:AA:328:C:H4'	1:AA:329:A:H5''	1.84	0.58
23:DB:2054:A:H2'	47:D0:4:GLN:OE1	2.03	0.58
23:BB:877:A:H3'	23:BB:899:A:N1	2.18	0.58
18:AS:27:LYS:NZ	18:AS:27:LYS:HB3	2.19	0.58
13:CN:79:SER:OG	13:CN:82:LYS:HG2	2.04	0.58
23:BB:1203:U:H1'	33:BL:4:ASN:ND2	2.06	0.58
30:BH:68:ARG:HH12	30:BH:110:VAL:HG12	1.68	0.58
3:AD:123:MET:HB2	3:AD:126:GLY:O	2.04	0.58
20:AB:83:ALA:CB	20:AB:90:PHE:HB3	2.34	0.58
23:BB:2060:A:H62	27:BE:69:ARG:HH12	1.50	0.58
18:CS:62:THR:H	18:CS:65:MET:HB2	1.69	0.58
23:BB:141:G:H5''	23:BB:142:A:C5	2.38	0.58
1:CA:922:G:H4'	4:CE:24:VAL:HA	1.84	0.58
38:DQ:26:ALA:HB1	38:DQ:30:VAL:HB	1.85	0.58
48:D1:8:ILE:HD12	48:D1:51:ALA:HA	1.85	0.58
6:AG:65:LEU:O	6:AG:69:ARG:HG3	2.04	0.58
2:AC:154:GLY:HA3	2:AC:162:ALA:HB1	1.86	0.58
1:AA:265:G:H2'	1:AA:267:C:H5	1.68	0.58
36:DO:55:GLU:HB2	36:DO:58:ILE:HD12	1.86	0.58
12:AM:79:LEU:HD21	12:AM:86:ARG:HH21	1.67	0.58
23:DB:30:G:H2'	23:DB:31:C:H6	1.66	0.58
23:BB:279:A:N6	23:BB:361:G:H1'	2.19	0.58
35:DN:9:GLN:O	35:DN:11:ASN:N	2.37	0.58
10:AK:16:SER:HA	10:AK:77:GLY:O	2.02	0.58
2:AC:18:ASN:OD1	2:AC:53:ARG:HD2	2.04	0.58
3:AD:7:LYS:O	3:AD:20:LEU:HD12	2.04	0.58
31:BJ:13:ARG:HB3	31:BJ:53:TYR:HD2	1.68	0.58
1:AA:1250:A:H2'	1:AA:1251:A:C8	2.39	0.58
23:DB:352:A:H3'	23:DB:353:C:C6	2.39	0.58
33:DL:116:VAL:HG13	33:DL:117:THR:N	2.19	0.58
26:BD:34:VAL:CG1	26:BD:94:GLN:H	2.15	0.58
1:AA:208:U:H4'	1:AA:209:U:C5	2.38	0.58
1:AA:313:A:H2'	1:AA:314:C:C6	2.39	0.58
1:AA:1338:G:H2'	1:AA:1339:A:C8	2.39	0.58
1:AA:621:A:H2'	1:AA:622:A:C8	2.38	0.58
1:AA:190:A:O5'	1:AA:190:A:H8	1.87	0.58

Continued on next page...

Continued from previous page...

Atom-1	Atom-2	Interatomic distance (Å)	Clash overlap (Å)
1:CA:538:G:H5''	11:CL:110:LYS:HG2	1.84	0.58
23:DB:1882:U:O2'	23:DB:1883:U:H5'	2.04	0.58
23:DB:2271:G:H2'	23:DB:2272:U:C6	2.39	0.58
49:D2:34:ARG:HE	49:D2:39:ARG:HG2	1.69	0.58
1:CA:328:C:H4'	1:CA:329:A:H5''	1.86	0.58
28:BF:155:ILE:O	28:BF:156:THR:HB	2.03	0.58
23:BB:1812:U:H1'	25:BC:43:ASN:ND2	2.08	0.58
33:DL:109:LYS:O	33:DL:111:ILE:HG12	2.04	0.58
20:AB:32:GLY:N	20:AB:39:ILE:HB	2.18	0.58
46:DZ:40:VAL:HG22	46:DZ:45:ARG:H	1.67	0.58
12:AM:2:ARG:HB2	12:AM:56:ARG:NH2	2.18	0.58
20:CB:107:ARG:HA	20:CB:110:ILE:HD12	1.86	0.58
30:DH:133:GLN:HB3	30:DH:139:PHE:CA	2.32	0.58
45:BY:35:VAL:HG22	45:BY:36:GLU:N	2.16	0.58
1:AA:276:G:H5'	16:AQ:16:MET:SD	2.44	0.58
12:AM:95:PRO:N	12:AM:108:ARG:HG2	2.18	0.58
39:DR:34:GLU:HA	39:DR:59:ILE:O	2.03	0.58
1:AA:1141:C:H2'	1:AA:1142:G:C8	2.39	0.58
35:BN:9:GLN:O	35:BN:11:ASN:N	2.37	0.58
4:AE:125:LYS:HD2	4:AE:126:ALA:H	1.69	0.58
23:DB:730:A:O2'	23:DB:731:C:H5'	2.04	0.58
32:BK:70:ARG:HA	32:BK:76:VAL:HA	1.84	0.58
23:DB:2144:G:O2'	23:DB:2145:C:H5'	2.03	0.58
39:BR:78:ARG:NH2	39:BR:78:ARG:HG3	2.18	0.58
1:CA:501:C:H2'	1:CA:502:A:H8	1.68	0.58
1:CA:182:A:H1'	1:CA:183:C:C5	2.38	0.58
1:CA:1448:C:H2'	1:CA:1449:C:C6	2.38	0.58
1:AA:60:A:H4'	1:AA:61:G:OP1	2.03	0.58
20:CB:172:ILE:HG22	20:CB:176:ASN:HD21	1.69	0.58
23:DB:2052:A:O4'	26:DD:147:GLY:HA3	2.04	0.58
26:BD:36:GLN:O	26:BD:36:GLN:HG3	2.02	0.58
2:CC:31:ASN:ND2	2:CC:58:ARG:HE	2.01	0.58
29:BG:9:VAL:HA	29:BG:48:THR:HG22	1.86	0.58
17:AR:25:ILE:O	17:AR:29:LYS:HG3	2.02	0.58
23:DB:753:A:H2'	23:DB:754:U:C6	2.39	0.58
28:DF:11:VAL:HG12	28:DF:12:VAL:N	2.15	0.58
27:DE:106:LYS:HE2	27:DE:200:LEU:HB3	1.86	0.58
23:DB:2678:C:H2'	23:DB:2679:A:H8	1.69	0.58
46:DZ:65:ASP:HA	46:DZ:68:LEU:HB2	1.85	0.58
41:DT:11:LEU:N	41:DT:11:LEU:HD22	2.15	0.58
32:BK:88:ASN:HB3	32:BK:92:GLU:O	2.03	0.58

Continued on next page...

Continued from previous page...

Atom-1	Atom-2	Interatomic distance (Å)	Clash overlap (Å)
11:AL:13:ARG:CD	11:AL:13:ARG:H	2.16	0.58
23:DB:1054:A:H2'	23:DB:1055:G:H8	1.67	0.58
32:DK:88:ASN:HB3	32:DK:92:GLU:O	2.03	0.58
23:DB:322:A:H5'	23:DB:340:A:C1'	2.34	0.58
3:AD:201:GLU:OE1	4:AE:104:ILE:HG22	2.04	0.58
23:DB:609:A:H2'	23:DB:610:C:O4'	2.04	0.58
51:D4:7:VAL:HG13	51:D4:8:LYS:N	2.19	0.58
34:DM:35:ALA:HB3	34:DM:99:GLY:N	2.19	0.58
23:BB:1353:A:H2'	23:BB:1354:A:H8	1.69	0.58
23:BB:1355:G:O2'	23:BB:1356:G:H5'	2.03	0.58
19:CT:43:LYS:HE2	19:CT:44:ALA:N	2.18	0.58
4:AE:73:VAL:HB	4:AE:75:LEU:HD21	1.86	0.58
23:DB:2291:U:H2'	23:DB:2292:U:C6	2.39	0.58
40:BS:81:SER:HB3	40:BS:99:ARG:HB3	1.85	0.58
6:AG:72:VAL:HA	6:AG:89:GLU:HA	1.86	0.58
36:DO:35:ILE:CG1	36:DO:102:ARG:HE	2.16	0.58
1:AA:950:U:H2'	1:AA:951:G:H8	1.67	0.58
1:AA:1244:G:H2'	1:AA:1245:C:C6	2.38	0.58
41:DT:48:GLN:HA	41:DT:48:GLN:HE21	1.69	0.58
2:CC:13:ILE:H	2:CC:13:ILE:HD13	1.68	0.58
23:BB:2031:A:C6	23:BB:2498:C:H1'	2.38	0.58
23:BB:2015:A:C2	47:B0:2:VAL:HG22	2.38	0.58
1:CA:747:A:H2'	1:CA:748:G:O4'	2.04	0.58
18:AS:24:SER:HB2	18:AS:27:LYS:HE3	1.86	0.58
25:BC:239:PHE:O	25:BC:241:LYS:HG3	2.04	0.58
8:AI:9:GLY:HA3	8:AI:81:GLY:H	1.69	0.58
1:CA:518:C:H2'	1:CA:530:G:H8	1.69	0.58
1:AA:668:G:O2'	14:AO:45:HIS:HB3	2.03	0.58
23:DB:2636:C:O5'	26:DD:81:GLU:HB2	2.03	0.58
23:DB:2194:U:H2'	23:DB:2195:U:H6	1.69	0.58
25:DC:239:PHE:O	25:DC:241:LYS:HG3	2.04	0.58
23:DB:2563:U:H2'	23:DB:2565:A:OP2	2.03	0.58
5:CF:98:GLU:HG2	5:CF:99:ALA:N	2.19	0.58
2:CC:88:LYS:O	2:CC:88:LYS:HE3	2.03	0.58
41:DT:50:LEU:C	41:DT:52:GLU:H	2.06	0.58
3:AD:77:GLU:O	3:AD:81:LEU:HG	2.04	0.58
1:CA:580:C:H2'	1:CA:581:G:O4'	2.04	0.58
1:AA:1427:C:H2'	1:AA:1428:A:C8	2.38	0.58
37:BP:6:GLN:HA	37:BP:9:GLN:HG2	1.85	0.57
28:BF:66:ILE:HA	28:BF:86:CYS:HB3	1.84	0.57
38:BQ:91:ARG:HH12	39:BR:10:LYS:CB	2.17	0.57

Continued on next page...

Continued from previous page...

Atom-1	Atom-2	Interatomic distance (Å)	Clash overlap (Å)
5:AF:36:ILE:HG13	5:AF:64:VAL:HG13	1.86	0.57
25:BC:146:LYS:HB3	25:BC:147:PRO:CD	2.28	0.57
43:DW:23:LYS:HD2	43:DW:24:ARG:N	2.19	0.57
43:DW:50:VAL:HG23	43:DW:61:LYS:HE3	1.86	0.57
23:DB:1287:A:H3'	23:DB:1288:G:H21	1.66	0.57
1:CA:1004:A:N7	1:CA:1025:U:H1'	2.19	0.57
20:AB:117:GLU:HA	20:AB:140:LEU:HD21	1.86	0.57
3:CD:24:VAL:HG13	3:CD:160:LEU:HB3	1.86	0.57
1:CA:920:U:H2'	1:CA:921:U:H6	1.69	0.57
19:CT:24:ARG:HD2	19:CT:28:ARG:NH2	2.19	0.57
8:CI:22:PRO:HA	8:CI:60:LEU:HB2	1.87	0.57
41:DT:11:LEU:HA	41:DT:34:VAL:HG12	1.85	0.57
23:BB:572:A:H5''	23:BB:573:U:OP2	2.04	0.57
29:DG:84:LYS:HG2	29:DG:85:LYS:N	2.18	0.57
20:AB:20:ARG:HA	20:AB:38:HIS:HE1	1.68	0.57
1:CA:1343:G:H2'	1:CA:1344:C:C6	2.39	0.57
34:BM:4:PRO:HG2	34:BM:70:ASP:HA	1.85	0.57
1:AA:1057:G:H5''	2:AC:153:SER:HB2	1.86	0.57
1:CA:1160:G:H4'	20:CB:130:LYS:CB	2.34	0.57
26:DD:136:ASN:OD1	26:DD:139:SER:HB2	2.04	0.57
23:BB:2718:G:H4'	37:BP:95:LYS:HB2	1.86	0.57
1:CA:235:C:H2'	1:CA:236:A:H8	1.67	0.57
23:BB:2801:G:H3'	23:BB:2802:G:H8	1.69	0.57
7:CH:10:LEU:HD22	7:CH:74:ILE:HD11	1.86	0.57
23:BB:2339:C:H2'	23:BB:2340:A:C8	2.39	0.57
23:DB:182:A:H2'	23:DB:183:C:C6	2.38	0.57
1:AA:791:G:C6	1:AA:792:A:N7	2.72	0.57
23:DB:1341:G:H3'	23:DB:1397:U:O2	2.03	0.57
26:BD:105:LYS:HE3	26:BD:176:ASP:OD1	2.03	0.57
23:DB:1400:U:H2'	23:DB:1401:G:C8	2.37	0.57
17:AR:58:ILE:HD12	17:AR:58:ILE:H	1.69	0.57
23:BB:709:U:H2'	23:BB:710:U:C6	2.39	0.57
1:AA:987:G:O2'	1:AA:988:G:H5'	2.03	0.57
39:BR:8:GLY:HA3	39:BR:23:GLU:HB2	1.86	0.57
40:BS:5:ALA:HB3	40:BS:54:ALA:HB2	1.86	0.57
23:DB:833:A:H2'	23:DB:834:G:C8	2.39	0.57
1:CA:285:C:H2'	1:CA:286:C:H6	1.68	0.57
3:CD:44:LYS:HD2	3:CD:46:ARG:HG2	1.86	0.57
11:CL:82:ARG:HG2	11:CL:82:ARG:HH11	1.68	0.57
19:CT:15:LYS:HA	19:CT:15:LYS:HE2	1.84	0.57
23:BB:1647:U:H3'	23:BB:1647:U:P	2.42	0.57

Continued on next page...

Continued from previous page...

Atom-1	Atom-2	Interatomic distance (Å)	Clash overlap (Å)
23:BB:693:A:OP1	25:BC:38:LYS:HG2	2.04	0.57
50:D3:30:HIS:O	50:D3:31:ILE:HG12	2.04	0.57
8:CI:18:VAL:HA	8:CI:64:ILE:HG13	1.86	0.57
31:DJ:45:THR:HG21	31:DJ:50:THR:HG21	1.85	0.57
33:BL:4:ASN:ND2	33:BL:4:ASN:N	2.51	0.57
25:BC:131:MET:HA	25:BC:134:ILE:HG23	1.86	0.57
1:CA:1004:A:H5'	1:CA:1024:G:N2	2.18	0.57
33:BL:57:LEU:HA	33:BL:60:ARG:NH2	2.19	0.57
20:CB:112:ARG:HH11	20:CB:116:LEU:HG	1.69	0.57
20:CB:110:ILE:HG23	20:CB:151:LYS:HA	1.85	0.57
12:AM:70:ARG:HH12	28:BF:112:ASP:CB	2.13	0.57
48:B1:8:ILE:HD12	48:B1:51:ALA:HA	1.86	0.57
21:CU:36:PHE:HB3	21:CU:39:LYS:HB2	1.86	0.57
21:AU:36:PHE:HA	21:AU:39:LYS:HE2	1.85	0.57
32:DK:24:VAL:HG13	32:DK:33:ALA:HB2	1.85	0.57
29:BG:84:LYS:HG2	29:BG:85:LYS:N	2.17	0.57
28:DF:37:MET:CG	28:DF:52:ALA:HB1	2.35	0.57
23:BB:2149:U:O2'	23:BB:2150:C:H5'	2.04	0.57
22:DA:2:G:H2'	22:DA:3:C:H6	1.65	0.57
23:DB:2723:C:H5''	35:DN:1:MET:HE2	1.86	0.57
11:AL:3:VAL:O	11:AL:7:VAL:HG23	2.04	0.57
23:BB:1857:G:H2'	23:BB:1884:G:N2	2.19	0.57
1:CA:777:A:H2'	1:CA:778:G:H8	1.68	0.57
1:CA:769:G:H4'	1:CA:1513:A:H4'	1.86	0.57
26:DD:34:VAL:CG1	26:DD:94:GLN:H	2.17	0.57
4:CE:11:GLN:HE22	4:CE:41:GLY:HA3	1.69	0.57
36:BO:88:LYS:HD2	36:BO:89:ASP:HB2	1.85	0.57
39:DR:4:VAL:CG2	39:DR:39:LEU:HG	2.34	0.57
23:DB:1164:C:H2'	23:DB:1165:A:H8	1.69	0.57
23:BB:2393:U:O2'	23:BB:2394:C:H5'	2.04	0.57
1:AA:1091:U:H2'	1:AA:1093:A:OP2	2.03	0.57
23:DB:2194:U:H2'	23:DB:2195:U:C6	2.39	0.57
14:CO:43:ALA:O	14:CO:46:LYS:HE3	2.04	0.57
52:DI:99:LYS:HD3	52:DI:99:LYS:H	1.69	0.57
24:DV:53:LYS:HE2	24:DV:53:LYS:HA	1.85	0.57
1:AA:285:C:H2'	1:AA:286:C:H6	1.68	0.57
25:DC:71:ASP:OD2	25:DC:118:GLY:HA2	2.03	0.57
44:DX:45:GLN:O	44:DX:47:ARG:N	2.36	0.57
2:AC:33:ASP:O	2:AC:37:LYS:HG3	2.04	0.57
27:BE:155:GLU:HA	27:BE:158:PHE:HB3	1.86	0.57
23:DB:1260:A:H2'	23:DB:1261:C:C6	2.39	0.57

Continued on next page...

Continued from previous page...

Atom-1	Atom-2	Interatomic distance (Å)	Clash overlap (Å)
23:DB:709:U:H2'	23:DB:710:U:C6	2.39	0.57
42:BU:40:LEU:HD23	42:BU:59:GLU:HG2	1.86	0.57
51:B4:13:ASN:HB3	51:B4:28:SER:H	1.69	0.57
44:BX:19:LEU:O	44:BX:24:GLU:HB2	2.03	0.57
23:DB:2369:A:O2'	23:DB:2370:G:H5'	2.04	0.57
35:BN:7:GLY:HA2	35:BN:46:ARG:NH1	2.19	0.57
10:AK:58:THR:HB	10:AK:59:PRO:HD2	1.86	0.57
1:AA:518:C:H2'	1:AA:530:G:H8	1.69	0.57
1:AA:638:U:H2'	1:AA:639:G:O4'	2.03	0.57
23:BB:2813:A:H2'	23:BB:2814:A:C8	2.39	0.57
40:BS:18:ARG:HB3	40:BS:76:VAL:HG22	1.86	0.57
38:BQ:71:ASN:HD22	38:BQ:73:ILE:HG22	1.69	0.57
26:DD:117:GLY:O	26:DD:164:GLN:HA	2.05	0.57
33:BL:90:VAL:HB	33:BL:122:VAL:HG13	1.86	0.57
27:BE:29:HIS:HA	27:BE:32:VAL:HG22	1.87	0.57
23:BB:2621:G:P	26:BD:124:ARG:HH22	2.27	0.57
28:DF:74:ALA:HB1	28:DF:76:PHE:CD2	2.39	0.57
30:BH:72:ILE:HG13	30:BH:75:LEU:HD11	1.85	0.57
12:AM:48:SER:O	12:AM:52:ILE:HG22	2.05	0.57
28:BF:106:ALA:HA	28:BF:135:ILE:HD13	1.86	0.57
23:DB:2393:U:O2'	23:DB:2394:C:H5'	2.04	0.57
6:CG:64:ALA:HA	6:CG:127:ALA:HA	1.85	0.57
12:CM:48:SER:O	12:CM:52:ILE:HG22	2.03	0.57
12:AM:79:LEU:HD11	12:AM:86:ARG:HH21	1.68	0.57
36:BO:62:LEU:HD11	36:BO:70:ALA:HA	1.86	0.57
23:DB:1166:G:H2'	23:DB:1167:C:H6	1.67	0.57
3:CD:201:GLU:OE1	4:CE:104:ILE:HG22	2.04	0.57
23:BB:609:A:H2'	23:BB:610:C:O4'	2.04	0.57
26:DD:53:GLY:C	26:DD:76:GLY:HA2	2.24	0.57
1:AA:678:U:H2'	1:AA:679:C:H6	1.67	0.57
25:BC:221:GLY:C	25:BC:223:ALA:H	2.07	0.57
1:AA:476:U:O2'	1:AA:477:C:H5'	2.03	0.57
26:DD:133:THR:HG23	26:DD:134:HIS:N	2.19	0.57
1:CA:1405:G:O2'	1:CA:1406:U:H5'	2.04	0.57
41:BT:7:LEU:HA	41:BT:9:LYS:NZ	2.19	0.57
4:AE:39:GLY:HA2	4:AE:45:VAL:HA	1.86	0.57
23:DB:947:A:H2'	23:DB:948:C:H6	1.69	0.57
23:BB:630:G:N2	23:BB:632:A:H3'	2.18	0.57
31:DJ:103:ILE:HA	31:DJ:106:LYS:HB3	1.86	0.57
5:AF:79:ARG:HH21	5:AF:87:SER:HB3	1.69	0.57
23:DB:2784:U:H4'	26:DD:42:ASN:O	2.05	0.57

Continued on next page...

Continued from previous page...

Atom-1	Atom-2	Interatomic distance (Å)	Clash overlap (Å)
3:AD:77:GLU:HA	3:AD:80:ARG:HG2	1.87	0.57
23:DB:1923:U:H2'	23:DB:1924:C:C6	2.39	0.57
20:CB:58:LYS:NZ	20:CB:58:LYS:HB3	2.19	0.57
2:CC:183:TYR:HA	2:CC:199:VAL:O	2.04	0.57
23:DB:553:G:O2'	23:DB:554:U:H5'	2.05	0.57
19:CT:68:LYS:HA	19:CT:68:LYS:NZ	2.19	0.57
23:BB:1429:G:H2'	23:BB:1430:G:H8	1.68	0.57
23:BB:83:A:H5''	42:BU:1:ALA:N	2.19	0.57
42:BU:85:ARG:CD	42:BU:86:PHE:H	2.01	0.57
8:AI:19:PHE:O	8:AI:62:LEU:HA	2.04	0.57
28:DF:64:PRO:HA	28:DF:88:VAL:CG2	2.35	0.57
23:DB:1240:U:O2'	23:DB:1241:A:H5''	2.03	0.57
31:BJ:45:THR:N	31:BJ:46:PRO:HD3	2.18	0.57
33:DL:30:THR:O	33:DL:33:ARG:HG2	2.04	0.57
34:BM:97:GLN:HB2	34:BM:98:PRO:HD2	1.86	0.57
52:DI:108:ILE:HG22	52:DI:128:ILE:HD13	1.87	0.57
18:CS:27:LYS:NZ	18:CS:27:LYS:HB3	2.20	0.57
23:BB:2261:C:N4	43:BW:10:ARG:HB3	2.19	0.57
37:BP:112:ARG:HB2	37:BP:112:ARG:HH11	1.69	0.57
23:BB:1139:G:O2'	23:BB:1140:C:H5'	2.05	0.57
48:D1:34:GLU:HA	48:D1:48:TYR:O	2.04	0.57
23:BB:1513:U:O2'	23:BB:1514:G:H5'	2.03	0.57
23:BB:364:C:H2'	23:BB:365:U:H6	1.70	0.57
23:DB:1385:A:HO2'	23:DB:1396:U:H6	1.53	0.57
27:DE:155:GLU:HA	27:DE:158:PHE:HB3	1.87	0.57
26:BD:53:GLY:C	26:BD:76:GLY:HA2	2.25	0.57
12:CM:86:ARG:HA	12:CM:96:VAL:HG11	1.87	0.57
40:DS:66:ILE:HG12	40:DS:67:ASP:N	2.20	0.57
23:BB:192:C:C2'	23:BB:193:U:H5'	2.34	0.57
23:DB:458:G:H22	23:DB:469:G:H2'	1.67	0.57
23:DB:722:A:H2'	23:DB:723:C:H6	1.68	0.57
4:AE:93:VAL:HG13	4:AE:126:ALA:HB2	1.85	0.57
23:BB:1347:A:H2'	23:BB:1348:C:O4'	2.04	0.57
20:CB:93:HIS:CD2	20:CB:145:ASN:HB3	2.39	0.57
31:BJ:23:LYS:HE3	31:BJ:142:ILE:HG12	1.87	0.57
39:BR:4:VAL:HG23	39:BR:39:LEU:H	1.69	0.57
23:DB:971:G:H2'	23:DB:972:A:O4'	2.05	0.57
23:BB:2472:G:O6	23:BB:2476:A:H4'	2.03	0.57
23:BB:2199:A:H5''	23:BB:2200:C:H5	1.69	0.57
1:CA:709:U:H2'	1:CA:710:G:H8	1.69	0.57
23:DB:71:A:H5''	23:DB:73:A:C8	2.40	0.57

Continued on next page...

Continued from previous page...

Atom-1	Atom-2	Interatomic distance (Å)	Clash overlap (Å)
3:CD:84:ASN:ND2	3:CD:86:GLY:H	2.03	0.57
23:DB:654:A:H2'	23:DB:654:A:N3	2.18	0.57
44:DX:19:LEU:O	44:DX:24:GLU:HB2	2.04	0.57
50:B3:22:LYS:HA	50:B3:47:ALA:O	2.05	0.57
1:CA:1351:U:O2'	1:CA:1352:C:H5'	2.05	0.57
23:DB:2187:U:H2'	23:DB:2188:U:C6	2.40	0.57
47:B0:53:VAL:O	47:B0:54:ILE:HB	2.05	0.57
23:DB:828:U:H4'	23:DB:831:G:N1	2.18	0.57
23:DB:2150:C:H2'	23:DB:2151:U:C6	2.39	0.57
43:BW:18:LYS:HG3	43:BW:19:ARG:NE	2.18	0.57
23:BB:335:C:H5''	42:BU:81:ARG:NH1	2.19	0.57
1:CA:1152:A:H2'	1:CA:1153:G:C8	2.39	0.57
9:CJ:40:ILE:HD12	9:CJ:73:LEU:HD12	1.87	0.57
35:BN:24:MET:HE1	35:BN:40:LYS:HD2	1.87	0.57
5:CF:29:ILE:HG23	5:CF:66:ALA:HB2	1.85	0.57
26:DD:179:ARG:HH11	26:DD:179:ARG:HB3	1.68	0.57
13:CN:16:ALA:HB2	13:CN:55:SER:N	2.19	0.57
2:AC:71:ARG:O	2:AC:74:ILE:HG22	2.04	0.57
23:DB:2385:C:H2'	23:DB:2386:A:H8	1.69	0.57
12:CM:2:ARG:HB2	12:CM:56:ARG:NH2	2.16	0.57
30:DH:112:LYS:HA	30:DH:132:PHE:CE1	2.39	0.57
18:CS:11:ASP:O	18:CS:14:LEU:HG	2.04	0.57
23:DB:2815:C:H2'	23:DB:2816:G:C8	2.39	0.57
1:AA:600:A:H2'	1:AA:601:G:C8	2.39	0.57
29:DG:30:GLY:CA	29:DG:78:VAL:HA	2.35	0.57
21:AU:36:PHE:HB3	21:AU:39:LYS:HB2	1.87	0.57
15:CP:68:SER:OG	15:CP:71:VAL:HG12	2.04	0.57
23:BB:591:U:H1'	50:B3:1:PRO:H3	1.68	0.57
12:CM:89:ARG:HD3	12:CM:95:PRO:O	2.05	0.57
23:DB:784:G:H5''	25:DC:225:ASN:OD1	2.04	0.57
1:CA:1006:G:H2'	1:CA:1007:U:H6	1.69	0.57
1:CA:1007:U:H2'	1:CA:1008:U:C6	2.40	0.57
1:AA:451:A:H5'	15:AP:70:ARG:NH2	2.18	0.57
6:CG:78:ARG:HH11	6:CG:81:GLY:H	1.50	0.57
4:CE:39:GLY:HA2	4:CE:45:VAL:HA	1.85	0.57
36:DO:27:VAL:HG21	36:DO:40:ILE:HD12	1.86	0.57
23:BB:2539:C:H4'	51:B4:36:ARG:NH2	2.20	0.57
44:DX:56:LEU:C	44:DX:58:ASN:H	2.08	0.57
40:DS:5:ALA:HB3	40:DS:54:ALA:HB2	1.86	0.57
14:AO:78:THR:HA	14:AO:81:ILE:HD12	1.86	0.57
1:CA:1162:C:H2'	1:CA:1163:A:C8	2.39	0.57

Continued on next page...

Continued from previous page...

Atom-1	Atom-2	Interatomic distance (Å)	Clash overlap (Å)
23:DB:2539:C:O2'	23:DB:2540:C:H5'	2.03	0.57
1:CA:1253:G:N1	1:CA:1285:A:N6	2.52	0.57
29:DG:116:LEU:HD23	29:DG:120:ILE:HD13	1.86	0.57
25:BC:222:THR:HA	25:BC:231:HIS:O	2.03	0.57
23:BB:2772:C:H2'	23:BB:2773:C:C6	2.40	0.57
31:DJ:58:ASN:HA	31:DJ:127:GLY:CA	2.27	0.57
18:AS:43:MET:O	18:AS:61:VAL:HB	2.05	0.57
8:AI:6:TYR:HB2	8:AI:19:PHE:CE1	2.39	0.57
13:CN:60:ARG:HD3	13:CN:62:ARG:CZ	2.35	0.57
31:DJ:57:LEU:HG	31:DJ:128:ASN:H	1.68	0.57
38:DQ:93:ILE:HG23	38:DQ:94:LEU:HD22	1.86	0.57
33:DL:79:LEU:HB3	33:DL:115:GLU:O	2.04	0.57
23:DB:566:U:H5''	33:DL:29:LYS:NZ	2.19	0.57
25:BC:129:LEU:HD23	25:BC:130:PRO:CD	2.33	0.57
25:BC:143:VAL:HB	25:BC:153:LEU:HB2	1.87	0.57
40:DS:18:ARG:HB3	40:DS:76:VAL:HG22	1.87	0.57
30:BH:133:GLN:HB2	30:BH:139:PHE:CA	2.35	0.57
26:BD:5:VAL:H	26:BD:32:ASN:ND2	1.93	0.57
32:DK:105:ARG:HD2	32:DK:122:VAL:CG1	2.34	0.57
1:AA:920:U:H2'	1:AA:921:U:H6	1.68	0.57
23:DB:770:G:H5''	49:D2:10:LEU:HD12	1.86	0.57
27:DE:161:ALA:HA	27:DE:164:LEU:HD12	1.86	0.57
1:AA:736:C:H2'	1:AA:737:C:C6	2.40	0.57
23:DB:917:A:H2'	23:DB:918:A:O4'	2.05	0.57
1:CA:194:C:O2'	1:CA:195:A:H5'	2.04	0.57
24:BV:70:ILE:H	24:BV:70:ILE:HD13	1.69	0.57
46:DZ:20:HIS:O	46:DZ:21:ALA:HB3	2.05	0.57
23:BB:782:A:H5'	23:BB:783:A:C2	2.40	0.57
22:BA:28:C:H2'	22:BA:29:A:O4'	2.04	0.57
1:AA:860:A:H2'	1:AA:861:G:O4'	2.05	0.57
1:CA:778:G:H2'	1:CA:779:C:C6	2.40	0.57
23:BB:722:A:H2'	23:BB:723:C:H6	1.68	0.57
23:BB:129:C:H2'	23:BB:130:C:C6	2.37	0.57
1:CA:1446:A:H2'	1:CA:1447:A:H5''	1.87	0.57
23:DB:2199:A:H5''	23:DB:2200:C:H5	1.70	0.57
28:BF:74:ALA:HB1	28:BF:76:PHE:CD2	2.40	0.57
23:BB:654:A:N3	23:BB:654:A:H2'	2.20	0.57
1:AA:32:A:H2'	1:AA:33:A:C8	2.38	0.57
23:BB:2264:C:H41	43:BW:11:ASN:ND2	2.03	0.57
1:CA:1213:A:O2'	1:CA:1214:C:H5''	2.04	0.57
22:BA:95:U:H2'	22:BA:96:G:C8	2.39	0.57

Continued on next page...

Continued from previous page...

Atom-1	Atom-2	Interatomic distance (Å)	Clash overlap (Å)
44:DX:56:LEU:O	44:DX:57:LEU:HB3	2.04	0.57
23:DB:1429:G:H2'	23:DB:1430:G:H8	1.68	0.57
1:AA:272:C:H2'	1:AA:273:U:C6	2.39	0.57
23:DB:2700:A:H2'	23:DB:2701:U:H6	1.70	0.57
25:BC:1:ALA:HB3	25:BC:19:VAL:HG23	1.85	0.57
10:AK:34:THR:HA	10:AK:41:LEU:HG	1.86	0.57
1:CA:1173:U:H2'	1:CA:1174:G:C8	2.39	0.57
23:DB:1831:G:H2'	23:DB:1832:C:C6	2.40	0.57
1:AA:580:C:H2'	1:AA:581:G:O4'	2.05	0.57
22:BA:106:G:H2'	22:BA:107:G:O4'	2.05	0.57
1:CA:928:G:H2'	1:CA:929:G:H8	1.69	0.57
19:AT:15:LYS:HE2	19:AT:15:LYS:HA	1.86	0.57
50:B3:7:ARG:O	50:B3:11:LYS:HG3	2.04	0.57
3:CD:7:LYS:O	3:CD:20:LEU:HD12	2.03	0.57
23:BB:1567:G:H2'	25:BC:84:PRO:HG3	1.87	0.57
23:DB:1098:A:H3'	52:DI:3:LYS:CB	2.35	0.57
23:BB:856:G:H2'	23:BB:857:G:C8	2.39	0.57
1:CA:1014:A:H4'	18:CS:13:HIS:CE1	2.39	0.57
23:BB:2899:A:H2'	23:BB:2900:A:C8	2.39	0.57
21:AU:28:LEU:HD23	21:AU:29:ALA:N	2.19	0.57
40:DS:29:VAL:HG23	40:DS:70:LYS:HA	1.86	0.57
23:BB:2678:C:H2'	23:BB:2679:A:H8	1.69	0.57
30:BH:116:ARG:CB	30:BH:116:ARG:HH11	2.15	0.57
20:CB:83:ALA:CB	20:CB:90:PHE:HB3	2.34	0.57
18:CS:18:VAL:CG2	18:CS:43:MET:HG2	2.32	0.57
1:AA:1123:U:O2'	1:AA:1124:G:H5'	2.04	0.57
44:BX:57:LEU:H	44:BX:60:LYS:HG3	1.68	0.57
23:BB:1082:U:O4	23:BB:1086:A:C2	2.58	0.57
10:AK:22:ILE:HD12	10:AK:84:MET:O	2.03	0.57
41:BT:65:GLY:HA3	41:BT:76:ARG:HH22	1.70	0.57
22:BA:88:C:OP1	22:BA:88:C:H2'	2.05	0.57
23:BB:2151:U:H2'	23:BB:2152:G:H8	1.67	0.57
23:BB:2598:A:H5''	25:BC:233:GLY:HA2	1.87	0.57
1:CA:1057:G:H5''	2:CC:153:SER:HB2	1.87	0.57
25:BC:104:LEU:O	25:BC:105:ALA:HB3	2.03	0.57
16:AQ:39:ARG:HH11	16:AQ:39:ARG:HG3	1.69	0.57
9:CJ:80:THR:HG21	9:CJ:82:LYS:HZ2	1.70	0.57
23:DB:573:U:O2'	23:DB:574:A:H3'	2.04	0.57
23:DB:2074:U:H2'	23:DB:2075:U:C6	2.39	0.57
1:AA:1477:U:H2'	1:AA:1478:U:H6	1.69	0.57
23:BB:2023:C:O2'	23:BB:2024:G:H5'	2.05	0.57

Continued on next page...

Continued from previous page...

Atom-1	Atom-2	Interatomic distance (Å)	Clash overlap (Å)
23:DB:1914:C:H2'	23:DB:1915:U:C6	2.39	0.57
1:CA:1512:U:H2'	1:CA:1513:A:H8	1.68	0.57
23:DB:2774:C:H2'	23:DB:2775:G:O4'	2.04	0.57
28:DF:30:VAL:HG21	28:DF:96:TRP:NE1	2.20	0.57
7:AH:24:VAL:HG12	7:AH:60:LEU:O	2.04	0.57
26:BD:34:VAL:HB	26:BD:48:ILE:HD11	1.85	0.57
23:DB:1220:G:H2'	23:DB:1221:C:H6	1.69	0.57
1:AA:1296:C:H4'	1:AA:1302:C:C4	2.38	0.57
23:DB:1015:U:H2'	23:DB:1016:G:H8	1.70	0.57
29:BG:10:VAL:O	29:BG:10:VAL:HG12	2.05	0.57
10:AK:34:THR:HB	10:AK:40:ALA:HA	1.86	0.57
23:BB:1262:A:N3	47:B0:6:LYS:HE3	2.20	0.57
23:DB:2398:U:H2'	23:DB:2399:G:H8	1.70	0.57
23:DB:1640:A:H2'	23:DB:1641:A:C8	2.39	0.57
23:DB:820:A:H1'	23:DB:943:A:O2'	2.04	0.57
23:DB:1098:A:P	52:DI:3:LYS:HG2	2.44	0.57
43:BW:35:ILE:O	43:BW:36:ILE:C	2.43	0.57
8:CI:19:PHE:O	8:CI:62:LEU:HA	2.04	0.57
23:DB:5:A:H2'	23:DB:6:A:C8	2.40	0.57
31:DJ:15:TRP:HB3	31:DJ:137:PRO:HG3	1.87	0.57
38:DQ:91:ARG:HH22	39:DR:10:LYS:HB3	1.70	0.57
42:DU:35:VAL:HB	42:DU:38:ILE:HG21	1.85	0.57
33:BL:17:LYS:HD2	33:BL:19:LEU:HD11	1.86	0.57
1:AA:1004:A:N7	1:AA:1025:U:H1'	2.20	0.57
1:CA:1081:A:P	4:CE:22:LYS:HB2	2.44	0.57
24:BV:80:HIS:HD2	24:BV:82:TYR:H	1.52	0.57
23:DB:2786:U:C5'	26:DD:70:LYS:HG3	2.34	0.57
32:BK:60:ALA:HA	32:BK:87:LEU:CD2	2.34	0.57
1:AA:923:A:H2'	1:AA:924:C:C6	2.40	0.57
2:CC:70:ALA:HA	2:CC:105:VAL:CG2	2.34	0.57
26:BD:13:ARG:HD2	37:BP:55:HIS:ND1	2.20	0.57
1:CA:1379:G:N7	6:CG:2:ARG:CZ	2.68	0.57
23:DB:741:U:H2'	23:DB:742:A:C8	2.40	0.57
40:DS:41:LYS:NZ	40:DS:41:LYS:HB3	2.20	0.57
30:DH:94:ILE:HG13	30:DH:98:ASP:CB	2.34	0.57
23:BB:1105:U:H2'	23:BB:1106:G:H8	1.68	0.57
23:DB:2801:G:H3'	23:DB:2802:G:H8	1.69	0.57
23:BB:2885:G:N2	47:B0:31:LYS:HG2	2.19	0.57
1:AA:336:A:O2'	1:AA:337:G:H5'	2.05	0.57
1:AA:437:U:H4'	3:AD:153:ARG:NH1	2.20	0.57
4:AE:18:ASN:HB2	4:AE:33:THR:OG1	2.05	0.57

Continued on next page...

Continued from previous page...

Atom-1	Atom-2	Interatomic distance (Å)	Clash overlap (Å)
33:BL:116:VAL:HG13	33:BL:117:THR:N	2.19	0.57
23:DB:2728:U:H2'	23:DB:2729:G:H8	1.68	0.57
23:DB:1684:G:H2'	23:DB:1685:C:H6	1.68	0.57
42:BU:70:ALA:HB1	42:BU:79:ALA:HB2	1.87	0.57
22:BA:54:G:H21	28:BF:25:MET:CE	2.17	0.57
23:BB:1381:G:C2'	23:BB:1382:G:H5'	2.35	0.57
1:AA:518:C:H2'	1:AA:530:G:C8	2.40	0.57
26:BD:46:ARG:NH1	26:BD:85:ALA:HA	2.20	0.57
29:DG:155:PRO:HA	29:DG:170:THR:HA	1.86	0.57
23:BB:2745:C:H4'	29:BG:141:GLY:O	2.05	0.57
29:DG:9:VAL:HA	29:DG:48:THR:HG22	1.85	0.57
23:DB:2094:A:H2'	23:DB:2095:A:C8	2.39	0.57
23:DB:1714:U:H3'	23:DB:1715:G:C5'	2.35	0.57
1:CA:1486:G:H2'	1:CA:1487:G:O4'	2.05	0.57
1:CA:881:G:P	11:CL:8:ARG:HH12	2.27	0.57
1:AA:545:C:H5''	3:AD:68:GLU:HG2	1.86	0.57
1:CA:505:G:H2'	1:CA:506:G:H8	1.70	0.57
1:CA:1508:A:H2'	1:CA:1509:C:C6	2.39	0.57
23:DB:1490:A:H2'	25:DC:97:ASP:OD1	2.04	0.57
18:AS:14:LEU:O	18:AS:18:VAL:HG12	2.05	0.57
35:DN:72:ASP:OD1	35:DN:75:ILE:HG23	2.04	0.57
25:DC:77:VAL:CG2	25:DC:112:GLY:H	2.07	0.57
38:BQ:56:PHE:HA	38:BQ:59:LEU:HB3	1.86	0.57
33:BL:111:ILE:HG22	33:BL:112:LEU:N	2.20	0.57
23:BB:962:G:N2	23:BB:2250:G:H22	1.95	0.57
23:DB:2385:C:H2'	23:DB:2386:A:C8	2.40	0.57
30:BH:121:VAL:HG22	30:BH:128:HIS:NE2	2.19	0.57
30:BH:77:THR:HG22	30:BH:79:THR:HG23	1.87	0.57
27:BE:58:LYS:N	27:BE:58:LYS:HD3	2.14	0.57
47:D0:38:LEU:HB3	47:D0:41:HIS:CD2	2.39	0.57
8:CI:50:PRO:HB3	8:CI:83:THR:HB	1.87	0.57
24:BV:44:HIS:NE2	24:BV:85:LYS:HB2	2.20	0.57
46:BZ:35:SER:HA	46:BZ:50:ARG:HA	1.86	0.57
1:CA:430:A:OP1	3:CD:8:LEU:HB2	2.03	0.57
3:CD:12:ARG:HA	3:CD:33:ILE:HD12	1.87	0.57
34:DM:54:THR:C	34:DM:56:ALA:H	2.08	0.57
34:BM:54:THR:C	34:BM:56:ALA:H	2.08	0.57
1:AA:843:U:H5'	1:AA:844:G:N7	2.20	0.57
22:DA:88:C:H2'	22:DA:88:C:OP1	2.05	0.57
26:BD:133:THR:HG23	26:BD:134:HIS:N	2.18	0.57
34:DM:4:PRO:HG2	34:DM:70:ASP:HA	1.85	0.57

Continued on next page...

Continued from previous page...

Atom-1	Atom-2	Interatomic distance (Å)	Clash overlap (Å)
23:DB:2353:G:H1'	43:DW:30:VAL:HG12	1.87	0.57
23:BB:1354:A:OP1	25:BC:35:LYS:HE2	2.05	0.57
10:AK:14:GLN:HA	10:AK:77:GLY:HA3	1.87	0.57
23:BB:2886:A:H3'	23:BB:2887:A:C8	2.39	0.57
13:AN:71:GLY:O	13:AN:79:SER:HA	2.05	0.57
1:AA:373:A:H1'	1:AA:481:G:N3	2.20	0.57
23:BB:718:A:H3'	23:BB:719:C:C6	2.40	0.57
1:AA:10:A:H2'	1:AA:11:G:H8	1.69	0.57
23:DB:2460:U:H2'	23:DB:2461:A:H8	1.70	0.57
32:BK:54:LYS:HD2	32:BK:54:LYS:N	2.19	0.57
39:BR:4:VAL:HG21	39:BR:39:LEU:HG	1.85	0.57
23:BB:2859:G:H2'	23:BB:2860:A:C8	2.40	0.57
23:DB:521:U:H2'	23:DB:522:A:H8	1.69	0.57
23:BB:1842:G:H2'	23:BB:1843:C:H6	1.69	0.57
23:BB:522:A:H2'	23:BB:523:C:C6	2.39	0.57
27:DE:2:GLU:HA	27:DE:13:THR:OG1	2.05	0.57
10:AK:27:ASN:O	10:AK:56:LYS:HE3	2.05	0.57
1:CA:996:A:H2'	1:CA:997:U:C6	2.40	0.57
1:CA:1492:A:H5'	1:CA:1493:A:OP2	2.05	0.57
29:BG:116:LEU:HD23	29:BG:120:ILE:HD13	1.85	0.57
1:CA:31:G:H5'	1:CA:306:A:C2	2.40	0.57
45:DY:5:LYS:HG3	45:DY:57:GLU:HB2	1.85	0.57
23:DB:2008:C:H2'	23:DB:2009:A:H8	1.70	0.57
23:DB:2488:G:O2'	23:DB:2489:U:H5'	2.05	0.57
23:BB:2078:C:O2'	23:BB:2079:U:H5'	2.05	0.57
1:CA:275:G:H5'	16:CQ:15:LYS:HD3	1.85	0.57
23:BB:850:U:H2'	23:BB:851:C:C6	2.39	0.57
18:CS:1:PRO:O	18:CS:2:ARG:HB2	2.05	0.57
28:BF:11:VAL:HG21	28:BF:172:PHE:CE1	2.40	0.57
31:DJ:13:ARG:HB3	31:DJ:53:TYR:HD2	1.68	0.57
23:DB:1338:G:H4'	41:DT:18:GLU:CG	2.24	0.57
23:BB:2897:U:H2'	23:BB:2898:U:C6	2.40	0.57
5:CF:92:THR:HG22	5:CF:93:LYS:N	2.19	0.57
5:AF:67:PRO:HG2	5:AF:70:VAL:HG22	1.86	0.57
23:DB:850:U:H2'	23:DB:851:C:C6	2.40	0.57
6:CG:25:PHE:HZ	6:CG:119:LEU:HD11	1.70	0.57
1:CA:600:A:H2'	1:CA:601:G:C8	2.39	0.57
10:AK:86:LYS:HA	10:AK:113:THR:OG1	2.05	0.57
1:AA:1152:A:H2'	1:AA:1153:G:C8	2.38	0.57
7:CH:45:ILE:HG22	7:CH:62:LEU:HA	1.87	0.57
42:DU:43:LYS:O	42:DU:57:ILE:HA	2.04	0.57

Continued on next page...

Continued from previous page...

Atom-1	Atom-2	Interatomic distance (Å)	Clash overlap (Å)
8:AI:113:LYS:HA	8:AI:120:ALA:HB2	1.87	0.57
25:DC:66:PHE:HB2	25:DC:150:GLY:O	2.05	0.57
23:DB:2439:A:N7	23:DB:2586:U:H4'	2.20	0.57
30:BH:3:VAL:HG12	30:BH:38:PRO:HA	1.86	0.57
1:CA:32:A:H2'	1:CA:33:A:C8	2.39	0.57
23:DB:523:C:H4'	23:DB:540:C:O2	2.04	0.57
23:DB:2064:C:H2'	23:DB:2065:C:H6	1.70	0.57
30:BH:47:PHE:HA	30:BH:50:ARG:HE	1.70	0.57
1:AA:272:C:H2'	1:AA:273:U:H6	1.70	0.57
23:DB:2355:G:O3'	43:DW:20:LEU:HD13	2.05	0.57
23:BB:688:U:O2'	23:BB:689:A:H5'	2.05	0.57
12:AM:22:TYR:HB2	12:AM:65:GLU:HA	1.86	0.57
23:BB:2398:U:H2'	23:BB:2399:G:H8	1.69	0.57
23:BB:2615:U:C2	47:B0:3:GLN:HA	2.40	0.57
1:CA:1038:C:H2'	1:CA:1039:G:C8	2.40	0.57
34:BM:67:VAL:HG11	34:BM:102:LEU:HD22	1.86	0.57
23:DB:2875:C:H2'	23:DB:2876:G:H8	1.70	0.57
23:DB:845:A:N1	23:DB:847:U:H1'	2.20	0.57
23:BB:296:U:H2'	23:BB:297:G:H8	1.70	0.56
23:DB:548:G:C2'	23:DB:548:G:N3	2.68	0.56
23:BB:2774:C:H2'	23:BB:2775:G:O4'	2.05	0.56
28:BF:12:VAL:O	28:BF:16:MET:HG2	2.05	0.56
25:BC:75:ALA:O	25:BC:114:GLN:HA	2.05	0.56
2:CC:71:ARG:O	2:CC:74:ILE:HG22	2.05	0.56
46:DZ:40:VAL:CG2	46:DZ:43:GLU:HB3	2.31	0.56
30:BH:79:THR:HG22	30:BH:145:ASN:CG	2.25	0.56
20:CB:140:LEU:HD12	20:CB:140:LEU:H	1.68	0.56
29:BG:26:LYS:HG2	29:BG:27:GLY:H	1.70	0.56
41:BT:54:GLU:HG3	41:BT:90:GLY:N	2.20	0.56
29:DG:25:ILE:HG22	29:DG:78:VAL:HG21	1.87	0.56
23:BB:1553:A:O2'	23:BB:1554:U:H2'	2.05	0.56
1:CA:253:A:H2'	1:CA:254:G:H8	1.69	0.56
32:DK:13:ASN:ND2	32:DK:98:ARG:H	1.99	0.56
23:BB:1508:A:H5'	23:BB:1509:A:C6	2.40	0.56
2:AC:149:LYS:HB2	2:AC:168:ARG:HG3	1.87	0.56
32:BK:2:ILE:HA	32:BK:33:ALA:H	1.68	0.56
6:CG:65:LEU:O	6:CG:69:ARG:HG3	2.05	0.56
25:DC:226:PRO:CG	25:DC:233:GLY:H	2.17	0.56
23:BB:2392:A:N3	23:BB:2392:A:H2'	2.19	0.56
23:BB:2258:C:O2'	23:BB:2426:A:H4'	2.05	0.56
1:CA:975:A:H4'	1:CA:976:G:O5'	2.05	0.56

Continued on next page...

Continued from previous page...

Atom-1	Atom-2	Interatomic distance (Å)	Clash overlap (Å)
1:CA:1294:G:H2'	1:CA:1295:U:C6	2.40	0.56
11:AL:7:VAL:HG22	16:AQ:33:TYR:HD1	1.70	0.56
23:BB:988:A:C8	45:BY:13:ILE:HD12	2.39	0.56
23:DB:1518:C:H2'	23:DB:1519:G:H8	1.69	0.56
1:AA:1054:C:O2'	1:AA:1055:A:H5''	2.05	0.56
1:AA:624:C:H2'	1:AA:625:U:H6	1.70	0.56
27:DE:5:LEU:HB2	27:DE:11:ALA:N	2.20	0.56
25:DC:222:THR:HA	25:DC:231:HIS:O	2.03	0.56
23:DB:2189:U:H2'	23:DB:2190:G:O4'	2.05	0.56
10:CK:58:THR:HB	10:CK:59:PRO:HD2	1.87	0.56
23:BB:2516:A:O2'	23:BB:2517:C:H5'	2.05	0.56
23:BB:1316:U:O2'	23:BB:1317:G:H5'	2.05	0.56
45:BY:29:ARG:H	45:BY:33:HIS:HD2	1.53	0.56
3:CD:100:VAL:O	3:CD:104:MET:HG3	2.04	0.56
42:DU:85:ARG:NE	42:DU:85:ARG:HA	2.20	0.56
23:BB:2303:G:H4'	28:BF:121:PHE:O	2.05	0.56
13:CN:50:LEU:N	13:CN:51:PRO:HD2	2.20	0.56
38:BQ:105:PHE:O	38:BQ:109:VAL:HG23	2.05	0.56
25:DC:131:MET:HA	25:DC:134:ILE:HG23	1.86	0.56
20:AB:40:ILE:HD13	20:AB:201:GLY:HA2	1.88	0.56
1:CA:1338:G:H2'	1:CA:1339:A:C8	2.40	0.56
8:AI:50:PRO:HB3	8:AI:83:THR:HB	1.86	0.56
1:CA:920:U:O2'	1:CA:1081:A:H4'	2.05	0.56
3:CD:29:THR:HG22	3:CD:30:LYS:N	2.20	0.56
37:DP:112:ARG:HB2	37:DP:112:ARG:HH11	1.70	0.56
6:AG:129:ASN:ND2	6:AG:137:ARG:HH22	2.03	0.56
23:BB:1056:G:H4'	23:BB:1086:A:H8	1.69	0.56
41:DT:69:ARG:HA	41:DT:69:ARG:CZ	2.36	0.56
7:AH:124:ILE:HG22	7:AH:125:ILE:N	2.19	0.56
23:DB:286:U:H2'	23:DB:287:G:C8	2.39	0.56
24:DV:63:ILE:N	24:DV:63:ILE:HD12	2.21	0.56
35:DN:59:SER:O	35:DN:63:ARG:HB2	2.05	0.56
23:BB:1018:U:O2'	23:BB:1019:U:H5'	2.05	0.56
23:BB:2298:A:OP1	28:BF:70:ARG:HD3	2.05	0.56
23:DB:1355:G:O2'	23:DB:1356:G:H5'	2.04	0.56
25:DC:221:GLY:C	25:DC:223:ALA:H	2.08	0.56
1:AA:82:G:H1'	1:AA:89:U:O2	2.06	0.56
27:BE:192:ALA:HA	27:BE:195:GLN:NE2	2.19	0.56
23:BB:2439:A:N7	23:BB:2586:U:H4'	2.20	0.56
23:BB:1790:C:O2'	25:BC:207:ALA:HB2	2.04	0.56
25:DC:243:PRO:O	25:DC:250:GLN:HA	2.04	0.56

Continued on next page...

Continued from previous page...

Atom-1	Atom-2	Interatomic distance (Å)	Clash overlap (Å)
40:DS:81:SER:HB3	40:DS:99:ARG:HB3	1.86	0.56
23:DB:2141:G:H2'	23:DB:2142:A:H8	1.69	0.56
23:BB:974:G:OP2	39:BR:78:ARG:HD3	2.05	0.56
23:BB:2468:A:H2'	23:BB:2476:A:C6	2.40	0.56
1:AA:811:C:H4'	1:AA:900:A:N6	2.20	0.56
23:DB:1406:U:H2'	23:DB:1407:G:H8	1.68	0.56
22:BA:54:G:H21	28:BF:25:MET:HE3	1.69	0.56
23:BB:570:G:H2'	23:BB:2030:A:N7	2.20	0.56
23:DB:1597:A:H5''	23:DB:1598:A:H5'	1.85	0.56
16:CQ:37:ILE:HG22	16:CQ:38:LYS:H	1.70	0.56
23:DB:1785:A:H2'	23:DB:1787:A:N7	2.20	0.56
3:CD:77:GLU:HA	3:CD:80:ARG:HG2	1.87	0.56
1:AA:1417:G:H22	1:AA:1482:G:H2'	1.70	0.56
23:DB:601:C:H2'	23:DB:602:A:H8	1.70	0.56
1:CA:1450:U:H2'	1:CA:1452:C:C5	2.40	0.56
23:DB:15:G:O2'	23:DB:16:C:H5'	2.04	0.56
23:BB:477:A:H2'	23:BB:478:A:C8	2.40	0.56
2:CC:8:GLY:HA2	2:CC:11:LEU:HG	1.87	0.56
24:BV:7:GLU:O	24:BV:41:GLU:HG2	2.05	0.56
23:DB:1567:G:H2'	25:DC:84:PRO:HG3	1.87	0.56
42:BU:95:PHE:CE1	42:BU:102:ILE:HB	2.39	0.56
23:BB:2774:C:OP1	26:BD:169:ARG:HG3	2.05	0.56
28:DF:11:VAL:HG21	28:DF:172:PHE:CE1	2.40	0.56
1:CA:1320:C:H42	18:CS:35:ARG:HD3	1.70	0.56
27:DE:117:ARG:NH1	33:DL:2:ARG:HB2	2.20	0.56
33:DL:3:LEU:O	33:DL:5:THR:N	2.39	0.56
25:BC:75:ALA:CB	25:BC:95:TYR:HA	2.35	0.56
40:BS:48:LYS:HE2	40:BS:52:GLU:OE1	2.05	0.56
38:BQ:79:ILE:HD13	38:BQ:79:ILE:O	2.06	0.56
25:DC:161:VAL:O	25:DC:162:GLN:HB2	2.04	0.56
23:DB:857:G:C2'	23:DB:858:G:H5'	2.34	0.56
43:DW:35:ILE:O	43:DW:36:ILE:C	2.43	0.56
23:DB:2336:A:H61	43:DW:40:ARG:CG	2.19	0.56
40:DS:48:LYS:HE2	40:DS:52:GLU:OE1	2.04	0.56
21:CU:24:LYS:NZ	21:CU:25:ALA:H	1.98	0.56
23:BB:2720:U:H5''	37:BP:52:ARG:NH2	2.20	0.56
35:DN:96:ARG:HG2	35:DN:96:ARG:HH21	1.71	0.56
8:AI:27:ILE:HG21	8:AI:34:LEU:HD13	1.88	0.56
23:DB:53:A:N6	23:DB:117:G:H1'	2.21	0.56
24:DV:44:HIS:NE2	24:DV:85:LYS:HB2	2.19	0.56
1:CA:251:G:H1	1:CA:271:C:H41	1.53	0.56

Continued on next page...

Continued from previous page...

Atom-1	Atom-2	Interatomic distance (Å)	Clash overlap (Å)
23:DB:1438:U:H2'	23:DB:1439:A:O4'	2.06	0.56
46:BZ:65:ASP:HA	46:BZ:68:LEU:HB2	1.86	0.56
15:CP:40:ASN:ND2	15:CP:42:ILE:H	2.04	0.56
35:DN:102:PHE:N	35:DN:109:PRO:HA	2.17	0.56
9:AJ:40:ILE:HB	9:AJ:73:LEU:HB3	1.87	0.56
1:AA:1078:U:H2'	1:AA:1079:G:O4'	2.05	0.56
1:AA:922:G:N3	1:AA:1398:A:H2	2.03	0.56
9:CJ:53:ILE:CG2	9:CJ:61:ALA:HB1	2.36	0.56
1:AA:734:G:H21	17:AR:63:TYR:HE1	1.53	0.56
32:DK:118:LEU:O	32:DK:120:PRO:HD2	2.04	0.56
26:DD:12:THR:HG22	26:DD:13:ARG:H	1.69	0.56
23:DB:899:A:H3'	23:DB:900:A:H8	1.70	0.56
11:CL:20:VAL:HB	11:CL:94:TYR:CE1	2.40	0.56
23:BB:2485:G:H5''	34:BM:125:PRO:HG3	1.87	0.56
6:AG:145:GLU:HA	6:AG:148:LYS:HB2	1.86	0.56
4:CE:140:ILE:HG22	4:CE:144:GLU:OE1	2.06	0.56
23:DB:483:A:H4'	42:DU:45:GLN:O	2.05	0.56
1:AA:1317:C:OP1	13:AN:56:PRO:HD2	2.05	0.56
24:BV:9:ARG:NH2	24:BV:12:GLN:HA	2.19	0.56
23:DB:1080:A:H4'	52:DI:126:ARG:CD	2.34	0.56
23:BB:784:G:H5''	25:BC:225:ASN:OD1	2.05	0.56
23:BB:286:U:H2'	23:BB:287:G:H8	1.69	0.56
1:AA:90:C:H2'	1:AA:91:U:C6	2.40	0.56
23:BB:2645:G:H3'	23:BB:2646:C:C5'	2.32	0.56
23:DB:21:A:H2'	23:DB:22:C:C6	2.40	0.56
1:CA:1512:U:H2'	1:CA:1513:A:C8	2.40	0.56
39:BR:4:VAL:CG2	39:BR:39:LEU:HG	2.35	0.56
8:CI:10:ARG:HB3	8:CI:15:ALA:HA	1.87	0.56
40:DS:1:MET:SD	40:DS:62:ASP:HB2	2.45	0.56
4:CE:61:LYS:O	4:CE:65:LYS:HG2	2.05	0.56
4:CE:125:LYS:HD2	4:CE:126:ALA:H	1.69	0.56
23:DB:2081:U:OP1	46:DZ:19:SER:HB3	2.05	0.56
1:AA:1296:C:H4'	1:AA:1302:C:N4	2.21	0.56
23:DB:1061:U:H4'	23:DB:1070:A:O3'	2.04	0.56
23:DB:2088:A:H2'	23:DB:2089:C:H6	1.71	0.56
23:BB:523:C:H4'	23:BB:540:C:O2	2.05	0.56
4:AE:82:HIS:CD2	7:AH:95:MET:HG3	2.41	0.56
23:DB:570:G:H2'	23:DB:2030:A:N7	2.19	0.56
23:BB:898:C:H2'	23:BB:899:A:C4	2.41	0.56
1:AA:190:A:H2'	1:AA:191:G:O4'	2.05	0.56
1:CA:518:C:H2'	1:CA:530:G:C8	2.41	0.56

Continued on next page...

Continued from previous page...

Atom-1	Atom-2	Interatomic distance (Å)	Clash overlap (Å)
51:B4:13:ASN:O	51:B4:27:CYS:HA	2.04	0.56
27:DE:5:LEU:HD12	27:DE:10:SER:HB2	1.87	0.56
23:BB:1709:U:H2'	23:BB:1710:G:H8	1.71	0.56
23:DB:1965:C:H5''	23:DB:1966:A:H2'	1.87	0.56
36:BO:35:ILE:CG1	36:BO:102:ARG:HE	2.17	0.56
15:CP:74:LEU:O	15:CP:78:VAL:HG12	2.05	0.56
52:DI:37:PHE:CZ	52:DI:58:ILE:HD11	2.40	0.56
23:BB:1923:U:H2'	23:BB:1924:C:C6	2.40	0.56
10:CK:34:THR:HA	10:CK:41:LEU:HG	1.87	0.56
1:CA:352:C:H4'	1:CA:354:G:OP1	2.06	0.56
1:AA:505:G:H2'	1:AA:506:G:H8	1.68	0.56
4:AE:56:PRO:HG2	4:AE:57:ALA:H	1.70	0.56
23:DB:455:C:N3	23:DB:473:G:H5'	2.21	0.56
23:DB:2137:U:O2'	23:DB:2138:G:H5'	2.04	0.56
1:AA:390:U:H2'	1:AA:391:G:C8	2.40	0.56
23:DB:1709:U:H2'	23:DB:1710:G:C8	2.40	0.56
23:DB:659:G:H21	27:DE:30:GLN:NE2	2.03	0.56
2:CC:6:PRO:HA	2:CC:9:ILE:HG22	1.88	0.56
23:BB:2714:G:O2'	23:BB:2715:C:H5'	2.06	0.56
42:BU:81:ARG:HB2	42:BU:96:LYS:HG3	1.86	0.56
31:BJ:58:ASN:HA	31:BJ:127:GLY:CA	2.26	0.56
8:CI:18:VAL:HG13	8:CI:64:ILE:HG13	1.87	0.56
31:DJ:124:VAL:O	31:DJ:125:TYR:HB2	2.04	0.56
25:BC:43:ASN:HB3	25:BC:45:ASN:HD22	1.70	0.56
25:BC:43:ASN:HB3	25:BC:45:ASN:ND2	2.21	0.56
23:BB:5:A:H2'	23:BB:6:A:C8	2.41	0.56
40:BS:28:LYS:HD2	40:BS:29:VAL:N	2.19	0.56
38:BQ:71:ASN:HD21	38:BQ:109:VAL:HG11	1.70	0.56
1:CA:1004:A:C8	1:CA:1025:U:H1'	2.40	0.56
15:AP:40:ASN:ND2	15:AP:42:ILE:H	2.04	0.56
2:CC:149:LYS:HB2	2:CC:168:ARG:HG3	1.87	0.56
25:BC:36:ASN:HD21	25:BC:85:ASN:HD21	1.53	0.56
9:CJ:55:PRO:HA	13:CN:80:ARG:NH2	2.20	0.56
23:DB:2849:U:N3	23:DB:2867:G:C8	2.74	0.56
13:AN:79:SER:OG	13:AN:82:LYS:HG2	2.05	0.56
23:DB:1796:U:H2'	23:DB:1797:G:C8	2.40	0.56
1:CA:1250:A:H4'	8:CI:69:GLY:O	2.06	0.56
1:CA:313:A:H2'	1:CA:314:C:C6	2.41	0.56
1:AA:33:A:H2'	1:AA:34:C:H6	1.70	0.56
23:BB:633:A:O5'	23:BB:633:A:H8	1.89	0.56
52:BI:58:ILE:N	52:BI:58:ILE:HD12	2.20	0.56

Continued on next page...

Continued from previous page...

Atom-1	Atom-2	Interatomic distance (Å)	Clash overlap (Å)
23:BB:1291:C:O2'	23:BB:1292:G:H5'	2.06	0.56
29:BG:10:VAL:HG13	29:BG:16:VAL:HG21	1.87	0.56
23:DB:2370:G:H2'	23:DB:2371:G:O4'	2.05	0.56
22:BA:50:A:OP1	36:BO:68:LYS:HG3	2.04	0.56
1:AA:505:G:H4'	1:AA:534:U:C4	2.40	0.56
35:DN:7:GLY:HA2	35:DN:46:ARG:NH1	2.19	0.56
1:CA:135:C:O2	15:CP:1:MET:HB2	2.06	0.56
50:D3:3:ILE:HG21	50:D3:62:PRO:HG2	1.88	0.56
1:AA:1058:G:OP1	2:AC:198:LYS:HE3	2.05	0.56
23:BB:828:U:H4'	23:BB:831:G:N1	2.19	0.56
12:AM:43:LYS:H	12:AM:43:LYS:HD2	1.70	0.56
23:DB:2469:A:H2'	23:DB:2470:G:O4'	2.04	0.56
1:AA:224:U:H2'	1:AA:225:C:C6	2.39	0.56
8:CI:109:GLN:NE2	8:CI:110:VAL:H	2.03	0.56
2:CC:33:ASP:O	2:CC:37:LYS:HG3	2.05	0.56
23:BB:1579:A:H2'	23:BB:1580:A:C8	2.40	0.56
29:BG:19:ASN:HB2	29:BG:22:VAL:HB	1.87	0.56
51:D4:13:ASN:HB3	51:D4:28:SER:H	1.69	0.56
51:D4:13:ASN:O	51:D4:27:CYS:HA	2.06	0.56
23:DB:1098:A:C8	52:DI:3:LYS:HB3	2.40	0.56
26:BD:178:VAL:O	26:BD:180:VAL:HG23	2.06	0.56
28:DF:90:LEU:HD12	28:DF:95:MET:HA	1.86	0.56
13:CN:71:GLY:O	13:CN:79:SER:HA	2.05	0.56
31:DJ:56:VAL:HG12	31:DJ:57:LEU:N	2.21	0.56
38:DQ:94:LEU:C	38:DQ:96:ASP:H	2.09	0.56
38:BQ:71:ASN:ND2	38:BQ:109:VAL:HG11	2.20	0.56
33:DL:122:VAL:HG12	33:DL:143:GLU:OE2	2.06	0.56
1:AA:1004:A:H5'	1:AA:1024:G:N2	2.20	0.56
30:BH:31:VAL:CB	30:BH:32:PRO:CD	2.82	0.56
4:CE:28:ARG:NH1	4:CE:30:PHE:HB3	2.21	0.56
4:AE:19:ARG:HH11	4:AE:28:ARG:HH22	1.53	0.56
31:DJ:23:LYS:HE3	31:DJ:142:ILE:HG12	1.87	0.56
29:DG:132:LEU:N	29:DG:132:LEU:HD23	2.21	0.56
29:DG:84:LYS:HG3	29:DG:132:LEU:N	2.20	0.56
30:BH:81:ALA:HA	30:BH:147:VAL:N	2.20	0.56
22:BA:76:G:O2'	22:BA:77:U:H5'	2.06	0.56
34:BM:63:ILE:H	34:BM:63:ILE:HD12	1.69	0.56
1:AA:975:A:H4'	1:AA:976:G:O5'	2.04	0.56
1:CA:230:G:H2'	1:CA:231:U:O4'	2.06	0.56
1:CA:370:C:H2'	1:CA:371:A:H8	1.69	0.56
7:AH:13:ILE:HD11	7:AH:60:LEU:HD21	1.87	0.56

Continued on next page...

Continued from previous page...

Atom-1	Atom-2	Interatomic distance (Å)	Clash overlap (Å)
23:BB:2895:G:H2'	23:BB:2896:C:H6	1.68	0.56
23:BB:1518:C:H2'	23:BB:1519:G:H8	1.70	0.56
23:DB:1259:G:H2'	23:DB:1260:A:H8	1.69	0.56
23:BB:1838:C:N4	23:BB:1898:U:H2'	2.21	0.56
1:AA:555:U:H2'	1:AA:556:C:H6	1.70	0.56
32:BK:10:VAL:HG21	32:BK:16:ALA:HA	1.86	0.56
23:DB:1501:G:O2'	23:DB:1502:A:H5'	2.05	0.56
29:BG:146:ASP:O	29:BG:150:TYR:HD1	1.89	0.56
1:AA:135:C:O2	15:AP:1:MET:HB2	2.04	0.56
23:BB:664:G:H2'	23:BB:665:U:C6	2.40	0.56
20:AB:58:LYS:NZ	20:AB:58:LYS:HB3	2.20	0.56
50:B3:3:ILE:HG21	50:B3:62:PRO:HG2	1.86	0.56
38:DQ:56:PHE:HA	38:DQ:59:LEU:HB3	1.87	0.56
35:BN:49:GLU:HA	35:BN:94:TYR:HD2	1.70	0.56
33:DL:78:ARG:HG2	33:DL:113:ALA:HB2	1.86	0.56
33:DL:17:LYS:HD2	33:DL:19:LEU:HD11	1.88	0.56
1:AA:933:G:N7	6:AG:2:ARG:NH1	2.54	0.56
52:BI:75:ALA:HB2	52:BI:112:LYS:HE2	1.85	0.56
33:DL:57:LEU:HA	33:DL:60:ARG:NH2	2.21	0.56
46:BZ:77:LYS:O	46:BZ:78:TYR:HB3	2.05	0.56
32:BK:24:VAL:HG13	32:BK:33:ALA:HB2	1.88	0.56
19:AT:85:LEU:HD23	19:AT:86:ALA:N	2.21	0.56
1:AA:672:U:H2'	1:AA:673:A:C8	2.40	0.56
30:DH:90:LEU:HD22	30:DH:122:LEU:O	2.06	0.56
1:CA:1349:A:H2'	1:CA:1350:A:O4'	2.05	0.56
23:DB:782:A:N3	25:DC:224:MET:HB3	2.21	0.56
1:AA:777:A:H2'	1:AA:778:G:C8	2.40	0.56
20:AB:145:ASN:ND2	20:AB:145:ASN:N	2.53	0.56
1:CA:811:C:H4'	1:CA:900:A:N6	2.21	0.56
22:DA:76:G:O2'	22:DA:77:U:H5'	2.05	0.56
1:CA:1250:A:H2'	1:CA:1251:A:C8	2.40	0.56
11:AL:122:LYS:HD2	11:AL:123:ALA:H	1.69	0.56
42:DU:17:ASP:HB3	42:DU:20:LYS:HE3	1.87	0.56
42:DU:12:VAL:HG22	42:DU:69:VAL:HG12	1.88	0.56
4:CE:152:VAL:O	4:CE:156:ARG:HG2	2.05	0.56
1:AA:1347:G:H22	1:AA:1373:G:H2'	1.71	0.56
1:AA:824:G:O2'	1:AA:825:A:H5'	2.05	0.56
23:DB:2415:G:H2'	23:DB:2416:C:C6	2.40	0.56
1:AA:1508:A:H2'	1:AA:1509:C:H6	1.70	0.56
1:CA:546:A:OP1	3:CD:69:ARG:HB2	2.05	0.56
26:DD:79:LEU:HD22	26:DD:79:LEU:N	2.21	0.56

Continued on next page...

Continued from previous page...

Atom-1	Atom-2	Interatomic distance (Å)	Clash overlap (Å)
23:DB:642:U:O2	23:DB:644:A:H3'	2.05	0.56
1:CA:1508:A:H2'	1:CA:1509:C:H6	1.70	0.56
22:BA:49:C:H2'	22:BA:50:A:H8	1.71	0.56
1:AA:562:U:H2'	1:AA:562:U:OP2	2.05	0.56
23:BB:2704:C:H2'	23:BB:2705:A:O4'	2.06	0.56
23:DB:1476:U:H4'	23:DB:1732:C:O2'	2.05	0.56
27:BE:3:LEU:H	27:BE:13:THR:H	1.53	0.56
23:BB:857:G:C2'	23:BB:858:G:H5'	2.36	0.56
13:CN:9:GLU:HB2	13:CN:62:ARG:CZ	2.35	0.56
23:DB:996:A:H4'	38:DQ:91:ARG:CD	2.32	0.56
23:BB:2815:C:H2'	23:BB:2816:G:C8	2.40	0.56
23:BB:2841:C:H2'	23:BB:2842:G:H8	1.71	0.56
33:BL:85:VAL:CG2	33:BL:94:THR:HB	2.35	0.56
43:DW:36:ILE:HB	43:DW:39:GLN:NE2	2.21	0.56
1:CA:1329:A:OP1	12:CM:28:ARG:HB2	2.06	0.56
1:AA:1332:A:H2'	1:AA:1333:A:H8	1.69	0.56
30:BH:68:ARG:HB2	30:BH:134:VAL:CG2	2.34	0.56
18:CS:11:ASP:H	18:CS:14:LEU:HD21	1.70	0.56
23:BB:1119:U:OP1	24:BV:83:LYS:HE3	2.05	0.56
4:CE:148:SER:OG	4:CE:151:MET:HB2	2.06	0.56
26:BD:136:ASN:OD1	26:BD:139:SER:HB2	2.06	0.56
36:DO:52:SER:OG	36:DO:54:VAL:HG12	2.05	0.56
39:DR:79:ARG:NE	39:DR:80:ARG:HH21	2.04	0.56
23:DB:871:U:H2'	23:DB:872:U:C6	2.39	0.56
27:DE:192:ALA:HA	27:DE:195:GLN:NE2	2.20	0.56
1:CA:474:G:H2'	1:CA:475:C:C6	2.41	0.56
1:CA:778:G:H2'	1:CA:779:C:H6	1.70	0.56
23:DB:184:C:H2'	23:DB:185:G:H8	1.70	0.56
26:DD:8:LYS:CG	26:DD:197:THR:H	2.19	0.56
6:CG:78:ARG:HG2	6:CG:83:THR:HG22	1.86	0.56
44:BX:23:ARG:HA	44:BX:27:ASN:ND2	2.20	0.56
1:CA:314:C:O2'	1:CA:315:A:H5'	2.06	0.56
23:DB:106:C:H2'	23:DB:107:G:C8	2.41	0.56
52:BI:105:LEU:HD11	52:BI:139:VAL:CG1	2.36	0.56
27:DE:40:ARG:NH2	27:DE:92:HIS:NE2	2.54	0.56
39:DR:31:GLU:H	39:DR:63:VAL:CG2	2.18	0.56
23:DB:845:A:C2	23:DB:847:U:H1'	2.41	0.56
23:BB:2567:G:H2'	23:BB:2568:U:C6	2.41	0.56
23:BB:823:C:O2'	23:BB:824:U:H5'	2.05	0.56
23:BB:1640:A:H2'	23:BB:1641:A:C8	2.40	0.56
23:DB:2389:G:H5'	23:DB:2390:U:H5'	1.88	0.56

Continued on next page...

Continued from previous page...

Atom-1	Atom-2	Interatomic distance (Å)	Clash overlap (Å)
3:AD:40:HIS:HB3	3:AD:43:ARG:HG2	1.87	0.56
23:DB:1747:U:H2'	23:DB:1748:C:C6	2.41	0.56
27:BE:21:ARG:HG3	27:BE:22:ASP:N	2.21	0.56
1:AA:1351:U:O2'	1:AA:1352:C:H5'	2.05	0.56
23:DB:2412:A:H2'	23:DB:2413:G:O4'	2.06	0.56
13:CN:63:CYS:HB3	13:CN:67:GLY:N	2.20	0.56
33:BL:92:LEU:HD21	33:BL:123:ARG:NH1	2.20	0.56
35:DN:103:ARG:CG	35:DN:104:ALA:H	2.19	0.56
46:DZ:35:SER:HA	46:DZ:50:ARG:HA	1.87	0.56
1:CA:264:C:O2'	16:CQ:65:PRO:HG2	2.06	0.56
6:AG:25:PHE:HZ	6:AG:119:LEU:HD11	1.71	0.56
46:BZ:70:GLU:O	46:BZ:71:LEU:HB3	2.06	0.56
45:BY:37:ARG:HG3	45:BY:38:GLU:OE1	2.05	0.56
42:BU:43:LYS:O	42:BU:57:ILE:HA	2.06	0.56
34:BM:103:TYR:O	34:BM:104:GLU:HG3	2.05	0.56
8:AI:126:PHE:O	8:AI:128:LYS:N	2.39	0.56
13:AN:63:CYS:HB3	13:AN:67:GLY:N	2.20	0.56
23:DB:1857:G:H2'	23:DB:1884:G:N2	2.21	0.56
23:BB:1778:U:H2'	23:BB:1784:A:N6	2.20	0.56
51:D4:2:LYS:HG2	51:D4:3:VAL:N	2.21	0.56
20:CB:145:ASN:N	20:CB:145:ASN:ND2	2.54	0.56
25:BC:196:ASN:HD22	25:BC:199:HIS:HB2	1.69	0.56
23:DB:2339:C:H2'	23:DB:2340:A:C8	2.40	0.56
27:BE:97:ASN:ND2	27:BE:100:MET:HG3	2.21	0.56
4:CE:82:HIS:CD2	7:CH:95:MET:HG3	2.41	0.56
23:DB:1351:C:H2'	23:DB:1352:U:O4'	2.05	0.56
23:BB:2860:A:O5'	23:BB:2860:A:H8	1.87	0.56
23:BB:71:A:H5''	23:BB:73:A:C8	2.41	0.56
1:AA:1171:A:H2'	1:AA:1172:C:C6	2.40	0.56
6:CG:144:ALA:O	6:CG:146:ALA:N	2.37	0.56
1:CA:1091:U:H2'	1:CA:1093:A:OP2	2.05	0.56
29:DG:10:VAL:HG13	29:DG:16:VAL:HG21	1.88	0.56
23:DB:781:A:OP1	25:DC:216:ARG:NH2	2.39	0.56
3:CD:88:ASN:O	3:CD:92:LEU:HD23	2.05	0.56
23:BB:1821:A:H2'	23:BB:1822:C:C6	2.41	0.56
3:AD:44:LYS:HD2	3:AD:46:ARG:HG2	1.88	0.56
1:CA:215:C:H2'	1:CA:216:U:C6	2.41	0.56
49:B2:31:LEU:HD22	49:B2:42:LEU:HD12	1.88	0.56
23:BB:2415:G:H2'	23:BB:2416:C:C6	2.40	0.56
1:CA:1021:A:H2'	1:CA:1022:A:O4'	2.06	0.56
23:BB:2145:C:O4'	23:BB:2145:C:O2	2.23	0.56

Continued on next page...

Continued from previous page...

Atom-1	Atom-2	Interatomic distance (Å)	Clash overlap (Å)
23:DB:1099:G:C8	52:DI:3:LYS:CA	2.84	0.56
43:BW:37:VAL:HG13	43:BW:55:ASP:O	2.05	0.56
42:BU:90:LYS:HB3	42:BU:92:VAL:HG23	1.87	0.56
35:DN:76:VAL:HA	35:DN:79:LEU:HD12	1.88	0.56
38:DQ:94:LEU:HD21	39:DR:11:GLN:HB2	1.87	0.56
41:DT:1:MET:HB2	41:DT:2:ILE:HD13	1.88	0.56
40:BS:24:ILE:HD11	40:BS:36:LEU:CD1	2.27	0.56
25:DC:143:VAL:HB	25:DC:153:LEU:HB2	1.88	0.56
20:AB:16:GLY:CA	20:AB:40:ILE:H	2.19	0.56
20:AB:15:PHE:O	20:AB:40:ILE:HD12	2.05	0.56
21:AU:24:LYS:NZ	21:AU:25:ALA:H	1.98	0.56
20:AB:65:LYS:HG2	20:AB:89:PHE:HE1	1.71	0.56
23:BB:2786:U:O2'	26:BD:66:GLY:HA3	2.06	0.56
23:BB:1179:G:H2'	23:BB:1180:U:O4'	2.06	0.56
20:AB:112:ARG:HH11	20:AB:116:LEU:HG	1.71	0.56
20:AB:114:LYS:HE2	20:AB:151:LYS:HZ1	1.71	0.56
8:AI:55:ASP:CB	8:AI:59:LYS:HG3	2.36	0.56
1:CA:812:G:H2'	1:CA:812:G:N3	2.19	0.56
29:DG:8:VAL:HG11	29:DG:49:LEU:CB	2.34	0.56
24:BV:80:HIS:HB3	24:BV:83:LYS:O	2.06	0.56
35:BN:102:PHE:N	35:BN:109:PRO:HA	2.18	0.56
23:BB:1441:G:H2'	23:BB:1442:U:C6	2.39	0.56
21:AU:39:LYS:N	21:AU:40:PRO:HD2	2.21	0.56
23:DB:1082:U:O4	23:DB:1086:A:C2	2.57	0.56
10:CK:86:LYS:HA	10:CK:113:THR:OG1	2.05	0.56
7:CH:76:ARG:HG3	7:CH:77:VAL:N	2.21	0.56
9:CJ:30:LYS:NZ	9:CJ:36:VAL:HB	2.21	0.56
3:AD:55:ARG:HG3	3:AD:55:ARG:HH11	1.70	0.56
48:D1:35:LEU:O	48:D1:36:LYS:HB2	2.05	0.56
1:CA:373:A:H1'	1:CA:481:G:N3	2.21	0.56
23:BB:1061:U:O4'	23:BB:1070:A:H1'	2.06	0.56
23:BB:222:A:N1	23:BB:233:A:H5''	2.21	0.56
42:BU:12:VAL:HG22	42:BU:69:VAL:HG12	1.87	0.56
23:BB:2213:U:C2'	23:BB:2213:U:O2	2.54	0.56
30:BH:38:PRO:O	30:BH:40:THR:HG23	2.06	0.56
1:CA:10:A:H2'	1:CA:11:G:H8	1.69	0.56
23:DB:2213:U:C2'	23:DB:2213:U:O2	2.54	0.56
1:AA:45:G:H2'	1:AA:46:G:H8	1.71	0.56
23:BB:673:C:H5''	27:BE:76:PRO:HD2	1.86	0.56
23:BB:1351:C:H2'	23:BB:1352:U:O4'	2.06	0.56
23:BB:661:A:H1'	33:BL:12:SER:O	2.06	0.56

Continued on next page...

Continued from previous page...

Atom-1	Atom-2	Interatomic distance (Å)	Clash overlap (Å)
22:DA:13:G:H2'	22:DA:14:U:H5''	1.88	0.56
23:DB:643:A:H61	23:DB:2370:G:H1'	1.71	0.56
23:DB:1709:U:H2'	23:DB:1710:G:H8	1.69	0.56
23:DB:2600:A:O2'	23:DB:2601:C:H5'	2.06	0.56
23:BB:2469:A:H2'	23:BB:2470:G:O4'	2.06	0.56
15:AP:74:LEU:O	15:AP:78:VAL:HG12	2.06	0.56
23:DB:49:A:H5''	23:DB:51:G:O4'	2.05	0.56
23:DB:1320:C:H5	23:DB:1329:U:H5''	1.71	0.56
19:AT:49:ALA:HA	19:AT:52:GLU:HB3	1.87	0.56
1:AA:576:C:OP2	1:AA:576:C:H3'	2.06	0.56
3:AD:2:ARG:HH22	3:AD:132:ALA:HB3	1.71	0.56
27:DE:137:LYS:HE2	27:DE:141:MET:SD	2.46	0.56
23:BB:832:U:H2'	23:BB:833:A:C8	2.41	0.56
1:AA:1534:A:H3'	1:AA:1534:A:N3	2.21	0.56
19:AT:68:LYS:NZ	19:AT:68:LYS:HA	2.21	0.56
1:CA:1488:G:O2'	1:CA:1489:G:H5'	2.06	0.56
23:DB:670:A:H4'	33:DL:42:SER:HB2	1.87	0.56
1:AA:715:A:H2'	1:AA:716:A:C8	2.41	0.56
1:CA:796:C:OP1	10:CK:127:ARG:HB3	2.06	0.56
18:AS:39:ILE:HB	18:AS:65:MET:O	2.06	0.56
1:CA:1320:C:H5''	18:CS:2:ARG:NH2	2.20	0.56
33:DL:78:ARG:HG2	33:DL:113:ALA:CB	2.36	0.56
1:AA:465:A:O2'	1:AA:466:A:H5'	2.06	0.56
43:DW:24:ARG:HD3	43:DW:65:LYS:CG	2.35	0.56
21:CU:28:LEU:HD23	21:CU:29:ALA:N	2.20	0.56
20:AB:199:ILE:HG21	20:AB:212:TYR:CE2	2.41	0.56
20:AB:112:ARG:HA	20:AB:115:ASP:OD2	2.06	0.56
52:BI:76:ALA:O	52:BI:80:LYS:HG3	2.05	0.56
24:DV:80:HIS:HB3	24:DV:83:LYS:O	2.06	0.56
23:BB:1021:A:H62	23:BB:1141:U:H3	1.54	0.56
37:DP:88:ARG:HB2	37:DP:112:ARG:CZ	2.35	0.56
29:DG:74:MET:O	29:DG:78:VAL:HG22	2.06	0.56
1:AA:1397:C:H4'	1:AA:1398:A:OP2	2.05	0.56
23:BB:1086:A:H4'	23:BB:1103:A:N1	2.21	0.56
1:CA:843:U:H5'	1:CA:844:G:N7	2.21	0.56
23:BB:730:A:O2'	23:BB:731:C:H5'	2.06	0.56
1:AA:1343:G:H4'	8:AI:123:ARG:O	2.06	0.56
6:CG:91:ARG:HD2	6:CG:91:ARG:N	2.19	0.56
36:BO:47:VAL:HG12	36:BO:48:LEU:H	1.72	0.56
25:BC:89:ASN:O	25:BC:105:ALA:HB3	2.06	0.56
23:DB:2666:C:O4'	23:DB:2666:C:O2	2.20	0.56

Continued on next page...

Continued from previous page...

Atom-1	Atom-2	Interatomic distance (Å)	Clash overlap (Å)
41:BT:38:ALA:HB3	41:BT:81:LYS:HZ1	1.69	0.56
1:CA:672:U:H2'	1:CA:673:A:C8	2.40	0.56
23:BB:2849:U:H4'	23:BB:2850:A:H5'	1.88	0.56
1:AA:778:G:H2'	1:AA:779:C:H6	1.71	0.56
1:CA:476:U:O2'	1:CA:477:C:H5'	2.06	0.56
14:AO:28:VAL:HB	14:AO:80:LEU:HD11	1.88	0.56
1:AA:811:C:H4'	1:AA:900:A:H62	1.72	0.56
5:AF:15:SER:HA	5:AF:18:VAL:HG23	1.88	0.56
1:AA:41:G:H2'	1:AA:42:G:H8	1.71	0.56
23:DB:2860:A:H8	23:DB:2860:A:O5'	1.89	0.56
4:AE:92:ARG:HH11	4:AE:92:ARG:HB3	1.70	0.56
23:DB:1397:U:H5''	23:DB:1398:C:H5	1.70	0.56
23:BB:2102:G:C2'	23:BB:2103:C:H5'	2.35	0.56
5:CF:22:ILE:HD11	5:CF:60:VAL:HG11	1.88	0.56
23:BB:2197:U:O2'	23:BB:2198:A:H2'	2.05	0.56
45:DY:29:ARG:H	45:DY:33:HIS:HD2	1.54	0.56
1:CA:1430:A:H2'	1:CA:1431:A:O4'	2.06	0.56
27:DE:18:THR:O	27:DE:110:SER:HB2	2.05	0.56
22:BA:91:C:H2'	22:BA:92:C:H6	1.71	0.56
52:DI:5:GLN:O	52:DI:6:ALA:HB3	2.05	0.56
1:CA:738:C:H2'	1:CA:739:C:C6	2.41	0.56
1:AA:216:U:H2'	1:AA:217:C:C6	2.41	0.56
1:AA:501:C:H2'	1:AA:502:A:C8	2.41	0.56
19:CT:53:MET:HA	19:CT:56:ILE:HD12	1.88	0.56
23:BB:2605:U:H2'	23:BB:2606:C:C6	2.41	0.56
43:BW:59:PHE:CE2	43:BW:61:LYS:HG3	2.40	0.55
28:BF:64:PRO:HA	28:BF:88:VAL:CG2	2.35	0.55
5:AF:92:THR:HG22	5:AF:93:LYS:N	2.20	0.55
43:DW:64:GLY:HA2	43:DW:84:GLU:HG2	1.86	0.55
23:BB:2722:G:H2'	23:BB:2723:C:H6	1.71	0.55
26:DD:29:VAL:O	26:DD:185:ASN:HB3	2.05	0.55
37:BP:89:GLY:HA2	37:BP:111:GLU:C	2.26	0.55
24:DV:31:TYR:HA	24:DV:93:ARG:HH21	1.71	0.55
52:BI:17:ALA:O	52:BI:18:ASN:HB3	2.05	0.55
36:DO:62:LEU:HD11	36:DO:70:ALA:HA	1.88	0.55
23:DB:2598:A:H5''	25:DC:233:GLY:HA2	1.87	0.55
23:BB:2186:G:H2'	23:BB:2187:U:C6	2.41	0.55
23:BB:500:G:N2	23:BB:502:A:H3'	2.21	0.55
28:DF:177:ARG:HA	28:DF:177:ARG:NH1	2.21	0.55
9:CJ:80:THR:HG21	9:CJ:82:LYS:NZ	2.21	0.55
24:DV:4:ILE:O	24:DV:63:ILE:HA	2.06	0.55

Continued on next page...

Continued from previous page...

Atom-1	Atom-2	Interatomic distance (Å)	Clash overlap (Å)
23:BB:1450:G:H21	23:BB:1452:G:H1	1.53	0.55
1:AA:332:G:OP2	19:AT:4:LYS:HB2	2.06	0.55
1:AA:182:A:H1'	1:AA:183:C:C5	2.40	0.55
1:CA:1504:G:H4'	1:CA:1505:G:C4	2.41	0.55
18:AS:6:LYS:O	18:AS:8:PRO:HD3	2.05	0.55
23:DB:1163:G:H4'	39:DR:92:TRP:HE1	1.69	0.55
20:CB:95:TRP:CH2	20:CB:100:LEU:HB2	2.40	0.55
31:BJ:103:ILE:HA	31:BJ:106:LYS:HB3	1.88	0.55
30:DH:1:MET:HB3	30:DH:21:VAL:O	2.06	0.55
1:AA:189:A:H2'	1:AA:190:A:C8	2.41	0.55
23:BB:2092:U:H4'	23:BB:2093:G:H5''	1.88	0.55
1:CA:434:U:H3'	1:CA:435:A:H8	1.71	0.55
23:BB:2008:C:H2'	23:BB:2009:A:H8	1.71	0.55
17:CR:25:ILE:O	17:CR:29:LYS:HG3	2.05	0.55
23:DB:2836:U:H2'	23:DB:2837:A:C8	2.40	0.55
40:DS:10:ALA:HB3	40:DS:101:SER:OG	2.06	0.55
22:BA:3:C:H2'	22:BA:4:C:C6	2.41	0.55
23:BB:1210:G:H5'	23:BB:1212:G:H5''	1.87	0.55
18:AS:41:PRO:HA	18:AS:66:VAL:HG11	1.88	0.55
18:CS:52:ASN:CG	18:CS:53:GLY:H	2.09	0.55
1:CA:1085:U:H3'	1:CA:1086:U:H5	1.70	0.55
38:BQ:57:ARG:HH11	38:BQ:57:ARG:CB	2.19	0.55
38:BQ:63:ARG:NH1	38:BQ:96:ASP:HA	2.22	0.55
40:DS:6:LYS:HB2	40:DS:103:ILE:O	2.06	0.55
23:BB:2828:G:O2'	23:BB:2829:A:H5'	2.05	0.55
26:BD:116:LYS:HG3	26:BD:165:MET:SD	2.46	0.55
12:CM:17:ALA:CB	12:CM:44:ILE:HD11	2.36	0.55
1:CA:1078:U:H2'	1:CA:1079:G:O4'	2.07	0.55
28:BF:37:MET:CG	28:BF:52:ALA:HB1	2.36	0.55
20:CB:33:ALA:HA	20:CB:38:HIS:HA	1.87	0.55
41:BT:69:ARG:CZ	41:BT:69:ARG:HA	2.36	0.55
32:DK:11:ALA:HB3	32:DK:85:VAL:HG22	1.88	0.55
1:CA:663:A:O2'	1:CA:664:G:H5'	2.06	0.55
23:DB:299:A:N6	23:DB:322:A:O2'	2.39	0.55
28:DF:106:ALA:HA	28:DF:135:ILE:HD13	1.89	0.55
52:DI:45:THR:CA	52:DI:48:ILE:HG22	2.35	0.55
25:BC:105:ALA:HB1	25:BC:109:LEU:HD11	1.87	0.55
23:DB:1386:C:H2'	23:DB:1387:A:H8	1.71	0.55
41:BT:13:ALA:O	41:BT:32:LEU:HB2	2.06	0.55
1:AA:778:G:H2'	1:AA:779:C:C6	2.41	0.55
1:CA:1118:U:H2'	1:CA:1119:C:H6	1.70	0.55

Continued on next page...

Continued from previous page...

Atom-1	Atom-2	Interatomic distance (Å)	Clash overlap (Å)
7:AH:11:THR:HA	7:AH:14:ARG:CZ	2.36	0.55
1:CA:560:A:N1	1:CA:566:G:H5'	2.21	0.55
42:DU:21:ARG:HG3	42:DU:21:ARG:HH11	1.71	0.55
22:DA:49:C:H2'	22:DA:50:A:H8	1.71	0.55
50:D3:55:GLY:HA2	50:D3:58:ILE:HD12	1.89	0.55
23:BB:948:C:H2'	23:BB:949:G:H8	1.71	0.55
23:DB:2450:A:O2'	23:DB:2451:A:H5'	2.06	0.55
1:CA:168:G:O2'	1:CA:169:C:H5'	2.07	0.55
1:AA:45:G:H2'	1:AA:46:G:C8	2.41	0.55
25:BC:250:GLN:O	25:BC:250:GLN:HG2	2.06	0.55
1:AA:709:U:H2'	1:AA:710:G:H8	1.71	0.55
3:CD:169:TRP:HB2	3:CD:183:ARG:O	2.06	0.55
23:BB:1205:A:N1	27:BE:165:HIS:HB2	2.20	0.55
30:BH:122:LEU:HD12	30:BH:122:LEU:N	2.21	0.55
1:CA:555:U:H2'	1:CA:556:C:C6	2.42	0.55
23:BB:2698:U:H2'	23:BB:2699:C:C6	2.41	0.55
1:CA:1448:C:H2'	1:CA:1449:C:H6	1.71	0.55
29:DG:10:VAL:HG12	29:DG:10:VAL:O	2.05	0.55
39:BR:28:ALA:O	39:BR:63:VAL:HG21	2.06	0.55
24:DV:65:VAL:C	24:DV:67:GLY:H	2.09	0.55
25:DC:86:ARG:HB3	25:DC:86:ARG:CZ	2.36	0.55
19:AT:53:MET:O	19:AT:57:VAL:HG22	2.07	0.55
1:AA:490:C:H2'	1:AA:491:G:C8	2.41	0.55
2:AC:68:HIS:HA	2:AC:103:ALA:HB3	1.88	0.55
23:DB:1458:U:H2'	23:DB:1459:G:H5''	1.88	0.55
23:DB:2788:C:H2'	23:DB:2789:C:C6	2.40	0.55
37:BP:1:SER:O	37:BP:5:LYS:HB2	2.07	0.55
1:CA:1121:U:H2'	1:CA:1122:U:O4'	2.07	0.55
1:CA:1123:U:O2'	1:CA:1124:G:H5'	2.07	0.55
28:BF:31:GLU:O	28:BF:32:LYS:O	2.24	0.55
25:DC:43:ASN:HB3	25:DC:45:ASN:ND2	2.21	0.55
27:DE:147:LEU:HD12	27:DE:149:ILE:HB	1.87	0.55
33:BL:122:VAL:HG12	33:BL:143:GLU:OE2	2.07	0.55
28:DF:42:ALA:HA	28:DF:48:LEU:CD2	2.33	0.55
9:AJ:40:ILE:HD12	9:AJ:73:LEU:HD12	1.88	0.55
41:DT:54:GLU:HG3	41:DT:90:GLY:N	2.21	0.55
11:AL:13:ARG:O	11:AL:14:LYS:HB3	2.06	0.55
30:DH:135:HIS:CG	30:DH:136:SER:N	2.73	0.55
32:DK:107:LEU:HB2	32:DK:116:ILE:CG2	2.37	0.55
25:BC:226:PRO:CG	25:BC:233:GLY:H	2.18	0.55
34:BM:35:ALA:HB3	34:BM:99:GLY:N	2.20	0.55

Continued on next page...

Continued from previous page...

Atom-1	Atom-2	Interatomic distance (Å)	Clash overlap (Å)
23:BB:2659:G:N2	23:BB:2661:G:H5''	2.22	0.55
23:DB:920:A:H2'	23:DB:921:C:C6	2.41	0.55
23:DB:289:G:H2'	23:DB:290:U:C6	2.40	0.55
23:DB:2756:U:H4'	23:DB:2757:A:OP1	2.06	0.55
51:B4:8:LYS:HG2	51:B4:9:LYS:H	1.71	0.55
23:BB:2795:C:H2'	23:BB:2796:U:O4'	2.07	0.55
51:B4:2:LYS:HG2	51:B4:3:VAL:N	2.20	0.55
10:CK:30:ILE:HG22	10:CK:45:THR:OG1	2.07	0.55
1:AA:77:A:OP1	1:AA:88:U:H5''	2.06	0.55
23:BB:2539:C:O2'	23:BB:2540:C:H5'	2.07	0.55
27:DE:12:LEU:HD12	27:DE:14:VAL:HG22	1.87	0.55
1:AA:546:A:OP1	3:AD:69:ARG:HB2	2.07	0.55
14:CO:63:ARG:HH12	14:CO:87:ARG:HH22	1.54	0.55
1:AA:1021:A:H2'	1:AA:1022:A:O4'	2.06	0.55
1:CA:562:U:H1'	11:CL:11:ARG:HD2	1.87	0.55
23:BB:2901:C:H2'	23:BB:2902:C:H5'	1.88	0.55
23:BB:2636:C:O2'	23:BB:2637:U:H5'	2.05	0.55
43:BW:18:LYS:N	43:BW:35:ILE:HG23	2.21	0.55
42:BU:85:ARG:HA	42:BU:85:ARG:NE	2.22	0.55
18:AS:52:ASN:CG	18:AS:53:GLY:H	2.08	0.55
23:DB:2313:C:H4'	28:DF:87:LYS:HB3	1.87	0.55
38:DQ:79:ILE:O	38:DQ:79:ILE:HD13	2.06	0.55
42:BU:35:VAL:HB	42:BU:38:ILE:HG21	1.87	0.55
37:DP:4:ILE:HG22	37:DP:5:LYS:N	2.15	0.55
23:DB:558:U:OP1	31:DJ:114:LEU:HB2	2.06	0.55
1:CA:470:C:H2'	1:CA:471:U:C6	2.41	0.55
1:AA:1432:G:H1'	1:AA:1468:A:H61	1.70	0.55
12:CM:33:LEU:HD13	12:CM:39:ALA:O	2.06	0.55
23:BB:2788:C:H2'	23:BB:2789:C:C6	2.41	0.55
1:CA:1397:C:H4'	1:CA:1398:A:OP2	2.05	0.55
52:BI:109:ALA:HB1	52:BI:124:MET:HG3	1.89	0.55
28:BF:28:PRO:HG3	28:BF:159:ALA:HB2	1.87	0.55
52:DI:17:ALA:O	52:DI:18:ASN:CB	2.53	0.55
3:CD:55:ARG:HG3	3:CD:55:ARG:HH11	1.72	0.55
23:DB:572:A:C2	23:DB:2033:A:C2	2.94	0.55
23:BB:2592:G:H2'	23:BB:2593:U:O4'	2.06	0.55
2:AC:16:PRO:CG	2:AC:53:ARG:HH12	2.20	0.55
23:DB:870:U:O2'	23:DB:871:U:H5'	2.06	0.55
23:BB:2466:C:OP1	51:B4:4:ARG:HB3	2.07	0.55
28:BF:78:ILE:HA	28:BF:82:TYR:CE1	2.42	0.55
23:BB:1947:C:H2'	23:BB:1948:G:C8	2.42	0.55

Continued on next page...

Continued from previous page...

Atom-1	Atom-2	Interatomic distance (Å)	Clash overlap (Å)
1:AA:168:G:O2'	1:AA:169:C:H5'	2.06	0.55
1:AA:33:A:H2'	1:AA:34:C:C6	2.41	0.55
1:AA:1246:A:H2'	1:AA:1247:U:O4'	2.05	0.55
1:AA:484:G:H5'	1:AA:486:U:H5'	1.87	0.55
23:BB:2037:A:H2'	23:BB:2038:G:H8	1.70	0.55
1:AA:742:G:H2'	1:AA:743:A:H8	1.71	0.55
1:CA:625:U:H4'	15:CP:16:PHE:CZ	2.42	0.55
1:AA:590:U:H2'	1:AA:591:U:H6	1.72	0.55
32:DK:79:PHE:HD2	37:DP:69:VAL:HG12	1.72	0.55
23:BB:845:A:N1	23:BB:847:U:H1'	2.21	0.55
1:AA:692:U:O2	1:AA:694:A:H5''	2.07	0.55
23:DB:2015:A:C2	47:D0:2:VAL:HG22	2.42	0.55
2:CC:39:ARG:HG3	2:CC:56:ILE:HD11	1.88	0.55
23:BB:2285:C:OP2	48:B1:5:ARG:HD3	2.06	0.55
23:DB:936:A:H2'	23:DB:937:C:C6	2.42	0.55
19:CT:72:ALA:HA	19:CT:75:LYS:HD3	1.89	0.55
23:BB:1969:A:H2'	23:BB:1972:G:H21	1.71	0.55
23:BB:2772:C:H4'	26:BD:171:THR:HG21	1.89	0.55
1:AA:1320:C:H42	18:AS:35:ARG:HD3	1.70	0.55
28:DF:7:TYR:HA	28:DF:11:VAL:CG2	2.36	0.55
8:CI:6:TYR:HB2	8:CI:19:PHE:CE1	2.42	0.55
23:DB:6:A:O2'	23:DB:7:G:H5'	2.06	0.55
23:DB:138:U:H2'	23:DB:140:C:O4'	2.06	0.55
12:AM:18:LEU:HB2	12:AM:29:SER:OG	2.06	0.55
23:DB:1064:C:H5'	52:DI:88:GLY:HA3	1.89	0.55
26:BD:62:LYS:HB2	26:BD:63:PRO:HD3	1.88	0.55
46:DZ:66:THR:O	46:DZ:69:ALA:HB3	2.06	0.55
23:DB:2816:G:O3'	35:DN:99:LYS:HE3	2.06	0.55
46:BZ:40:VAL:HG22	46:BZ:45:ARG:O	2.07	0.55
8:CI:49:GLN:N	8:CI:50:PRO:HD2	2.21	0.55
48:B1:26:LYS:HD2	48:B1:30:PRO:HA	1.89	0.55
48:B1:35:LEU:O	48:B1:36:LYS:HB2	2.06	0.55
29:DG:25:ILE:HD13	29:DG:74:MET:HE2	1.88	0.55
45:BY:6:ILE:N	45:BY:35:VAL:O	2.39	0.55
23:BB:729:G:C8	25:BC:206:LYS:HE3	2.42	0.55
25:BC:4:LYS:HD2	25:BC:5:CYS:H	1.71	0.55
11:CL:13:ARG:O	11:CL:14:LYS:HB3	2.06	0.55
2:AC:6:PRO:HA	2:AC:9:ILE:HG22	1.87	0.55
23:BB:2149:U:H2'	23:BB:2150:C:H6	1.71	0.55
12:AM:86:ARG:HA	12:AM:96:VAL:HG11	1.88	0.55
23:DB:919:U:H2'	23:DB:920:A:H8	1.69	0.55

Continued on next page...

Continued from previous page...

Atom-1	Atom-2	Interatomic distance (Å)	Clash overlap (Å)
23:BB:2185:U:C2	23:BB:2186:G:N7	2.74	0.55
23:DB:2024:G:O2'	23:DB:2025:C:H5'	2.07	0.55
23:BB:161:A:C3'	23:BB:162:U:H5''	2.37	0.55
30:DH:53:GLU:HA	30:DH:57:LYS:HB3	1.89	0.55
8:CI:113:LYS:HA	8:CI:120:ALA:HB2	1.89	0.55
23:DB:45:G:H5'	23:DB:46:G:OP1	2.07	0.55
51:D4:3:VAL:HG23	51:D4:4:ARG:H	1.72	0.55
23:BB:870:U:O2'	23:BB:871:U:H5'	2.05	0.55
16:CQ:83:LEU:H	16:CQ:83:LEU:HD13	1.71	0.55
23:DB:1842:G:H2'	23:DB:1843:C:C6	2.41	0.55
23:DB:635:C:O2'	23:DB:639:U:H5''	2.06	0.55
6:CG:78:ARG:NH1	6:CG:81:GLY:H	2.04	0.55
23:DB:2340:A:H2'	23:DB:2341:G:C8	2.41	0.55
41:DT:7:LEU:O	41:DT:7:LEU:HD13	2.07	0.55
23:BB:1407:G:H2'	23:BB:1408:G:C8	2.40	0.55
23:DB:1013:C:H2'	23:DB:1014:A:C8	2.40	0.55
20:AB:95:TRP:CH2	20:AB:100:LEU:HB2	2.41	0.55
23:DB:2415:G:H2'	23:DB:2416:C:H6	1.72	0.55
23:BB:1771:C:H2'	23:BB:1772:A:H8	1.70	0.55
42:BU:94:PHE:HA	42:BU:101:THR:HA	1.89	0.55
30:BH:1:MET:HB3	30:BH:21:VAL:O	2.07	0.55
3:CD:77:GLU:O	3:CD:81:LEU:HG	2.06	0.55
27:DE:110:SER:O	27:DE:114:ARG:HG3	2.07	0.55
23:DB:2836:U:H2'	23:DB:2837:A:H8	1.71	0.55
23:BB:2097:A:H2'	23:BB:2098:U:C6	2.41	0.55
23:DB:2516:A:O2'	23:DB:2517:C:H5'	2.07	0.55
18:CS:29:PRO:HA	18:CS:47:THR:O	2.05	0.55
29:DG:115:GLN:H	29:DG:115:GLN:CD	2.10	0.55
1:CA:1127:G:H5'	1:CA:1280:A:O2'	2.06	0.55
23:DB:1838:C:N4	23:DB:1898:U:H2'	2.21	0.55
20:AB:80:LYS:HG3	20:AB:81:ASP:H	1.71	0.55
1:CA:858:G:O6	1:CA:869:G:H3'	2.07	0.55
23:BB:1979:U:O2'	23:BB:1980:G:H5'	2.07	0.55
1:AA:179:A:H2'	1:AA:180:U:C6	2.41	0.55
42:BU:64:ILE:HG13	42:BU:65:GLN:N	2.21	0.55
23:BB:2271:G:H2'	23:BB:2272:U:C6	2.41	0.55
42:DU:90:LYS:HB3	42:DU:92:VAL:HG23	1.87	0.55
42:BU:80:ASP:HB2	42:BU:95:PHE:HD2	1.72	0.55
28:BF:7:TYR:HA	28:BF:11:VAL:CG2	2.37	0.55
33:DL:3:LEU:HA	33:DL:6:LEU:HD21	1.88	0.55
39:DR:3:ALA:O	39:DR:13:ARG:HA	2.07	0.55

Continued on next page...

Continued from previous page...

Atom-1	Atom-2	Interatomic distance (Å)	Clash overlap (Å)
1:AA:1085:U:H3'	1:AA:1086:U:H5	1.72	0.55
35:BN:49:GLU:HB2	35:BN:50:PRO:HD3	1.89	0.55
8:AI:49:GLN:N	8:AI:50:PRO:HD2	2.22	0.55
39:DR:62:GLU:O	39:DR:96:VAL:HA	2.06	0.55
8:CI:55:ASP:CB	8:CI:59:LYS:HG3	2.36	0.55
13:AN:5:MET:HE3	13:AN:60:ARG:HH11	1.70	0.55
24:BV:24:ASN:HB3	24:BV:44:HIS:HB3	1.89	0.55
24:BV:31:TYR:HA	24:BV:93:ARG:HH21	1.71	0.55
29:DG:24:THR:HA	29:DG:33:THR:O	2.07	0.55
29:DG:30:GLY:HA3	29:DG:78:VAL:HA	1.87	0.55
23:DB:704:G:H1'	23:DB:727:A:H61	1.72	0.55
1:CA:252:U:H2'	1:CA:253:A:C8	2.42	0.55
23:DB:1139:G:O2'	23:DB:1140:C:H5'	2.06	0.55
7:CH:31:LEU:O	7:CH:35:ILE:HG13	2.06	0.55
23:DB:2665:A:H2'	23:DB:2666:C:O2	2.06	0.55
52:DI:125:THR:O	52:DI:129:GLU:HG3	2.07	0.55
36:DO:107:ALA:O	36:DO:111:ARG:HG3	2.07	0.55
23:DB:782:A:N7	25:DC:219:VAL:HG21	2.21	0.55
23:BB:871:U:H2'	23:BB:872:U:C6	2.40	0.55
23:DB:132:G:H2'	23:DB:133:U:H6	1.70	0.55
1:AA:34:C:H2'	1:AA:35:G:C8	2.42	0.55
23:DB:2101:A:O2'	23:DB:2102:G:H5'	2.07	0.55
23:DB:1335:C:H2'	23:DB:1336:A:C8	2.42	0.55
23:BB:1841:U:H2'	23:BB:1842:G:H8	1.72	0.55
23:DB:394:C:H2'	23:DB:395:U:O4'	2.07	0.55
1:CA:284:C:H2'	1:CA:285:C:H6	1.71	0.55
23:BB:664:G:H2'	23:BB:665:U:H6	1.70	0.55
23:BB:1820:U:OP1	25:BC:176:ARG:HD2	2.06	0.55
23:BB:833:A:H2'	23:BB:834:G:C8	2.42	0.55
23:BB:997:G:O2'	23:BB:998:C:H5'	2.07	0.55
23:BB:441:U:H2'	23:BB:442:G:C8	2.41	0.55
27:BE:166:LYS:O	27:BE:167:VAL:HB	2.06	0.55
1:CA:393:A:O2'	1:CA:394:G:H5'	2.06	0.55
23:DB:296:U:H2'	23:DB:297:G:H8	1.72	0.55
44:BX:41:HIS:O	44:BX:44:LYS:HB3	2.07	0.55
1:CA:784:A:H2'	1:CA:785:G:C8	2.42	0.55
15:AP:38:PHE:CD2	15:AP:51:ARG:HB2	2.41	0.55
23:BB:2080:A:H4'	46:BZ:19:SER:OG	2.06	0.55
23:BB:2364:C:H2'	23:BB:2365:G:O4'	2.06	0.55
23:BB:917:A:H2'	23:BB:918:A:O4'	2.06	0.55
28:BF:126:ASN:HB3	28:BF:156:THR:CA	2.36	0.55

Continued on next page...

Continued from previous page...

Atom-1	Atom-2	Interatomic distance (Å)	Clash overlap (Å)
23:BB:6:A:O2'	23:BB:7:G:H5'	2.06	0.55
38:DQ:71:ASN:HD22	38:DQ:73:ILE:HG22	1.70	0.55
38:DQ:63:ARG:NH1	38:DQ:96:ASP:HA	2.20	0.55
13:CN:20:PHE:C	13:CN:22:LYS:H	2.10	0.55
38:BQ:94:LEU:CD2	39:BR:11:GLN:HB2	2.37	0.55
5:AF:69:GLU:OE1	5:AF:70:VAL:HG13	2.07	0.55
25:DC:130:PRO:HG2	25:DC:133:ASN:ND2	2.22	0.55
23:DB:2678:C:H2'	23:DB:2679:A:C8	2.42	0.55
45:DY:6:ILE:N	45:DY:35:VAL:O	2.38	0.55
40:DS:24:ILE:CD1	40:DS:36:LEU:HD21	2.36	0.55
23:BB:2678:C:H2'	23:BB:2679:A:C8	2.42	0.55
52:DI:71:LYS:HB3	52:DI:115:ASP:OD2	2.06	0.55
30:BH:99:ILE:HG13	30:BH:130:VAL:HG11	1.89	0.55
4:CE:19:ARG:NH1	4:CE:28:ARG:HH22	2.04	0.55
4:CE:23:THR:HA	4:CE:28:ARG:HA	1.88	0.55
1:AA:430:A:OP1	3:AD:8:LEU:HB2	2.06	0.55
13:AN:60:ARG:HD3	13:AN:62:ARG:CZ	2.37	0.55
6:CG:129:ASN:ND2	6:CG:137:ARG:HH22	2.04	0.55
3:CD:29:THR:HB	3:CD:30:LYS:HZ3	1.71	0.55
23:DB:2674:G:H4'	32:DK:30:ARG:HG3	1.88	0.55
6:AG:4:ARG:HG3	6:AG:5:VAL:N	2.18	0.55
41:BT:69:ARG:HB2	41:BT:75:GLY:N	2.22	0.55
25:BC:5:CYS:HB2	25:BC:15:VAL:O	2.06	0.55
1:AA:845:A:H3'	1:AA:846:G:H8	1.71	0.55
1:AA:1226:C:H4'	1:AA:1227:A:OP1	2.06	0.55
23:DB:228:C:O2	23:DB:418:C:H4'	2.06	0.55
1:CA:1226:C:H4'	1:CA:1227:A:OP1	2.06	0.55
4:AE:158:LYS:NZ	7:AH:63:LYS:HD3	2.22	0.55
23:BB:2021:C:P	47:B0:8:THR:HG21	2.47	0.55
2:AC:171:ARG:NH1	2:AC:171:ARG:HB2	2.22	0.55
16:CQ:83:LEU:HD22	16:CQ:83:LEU:N	2.21	0.55
14:CO:80:LEU:HD21	14:CO:84:LEU:HD22	1.89	0.55
2:AC:2:GLN:H	2:AC:2:GLN:HE21	1.55	0.55
4:CE:18:ASN:HB2	4:CE:33:THR:OG1	2.07	0.55
23:DB:2648:G:H2'	23:DB:2649:C:C6	2.41	0.55
23:DB:1351:C:O2'	23:DB:1571:A:H1'	2.07	0.55
1:CA:34:C:H2'	1:CA:35:G:C8	2.42	0.55
1:AA:620:C:O2	3:AD:131:ILE:HG21	2.07	0.55
23:DB:660:C:H2'	23:DB:661:A:C8	2.41	0.55
38:BQ:86:SER:O	39:BR:51:VAL:HA	2.06	0.55
23:DB:2008:C:H2'	23:DB:2009:A:C8	2.42	0.55

Continued on next page...

Continued from previous page...

Atom-1	Atom-2	Interatomic distance (Å)	Clash overlap (Å)
10:CK:34:THR:HB	10:CK:40:ALA:HA	1.87	0.55
23:DB:1731:G:O2'	23:DB:1732:C:H5''	2.06	0.55
27:BE:12:LEU:HD12	27:BE:14:VAL:HG22	1.88	0.55
23:BB:441:U:H2'	23:BB:442:G:H8	1.72	0.55
22:BA:11:C:H5'	43:BW:71:LYS:HG3	1.86	0.55
29:DG:39:ALA:C	29:DG:54:ARG:HB2	2.27	0.55
14:CO:78:THR:HA	14:CO:81:ILE:HD12	1.87	0.55
23:DB:2863:C:O2'	23:DB:2864:G:H5'	2.07	0.55
23:BB:936:A:H2'	23:BB:937:C:C6	2.42	0.55
23:DB:1774:C:H2'	23:DB:1774:C:O2	2.06	0.55
2:CC:68:HIS:HA	2:CC:103:ALA:HB3	1.88	0.55
32:DK:53:LYS:HD3	32:DK:56:ASP:OD2	2.07	0.55
43:BW:37:VAL:HG12	43:BW:38:ARG:N	2.22	0.55
18:AS:62:THR:H	18:AS:65:MET:HB2	1.71	0.55
25:DC:75:ALA:CB	25:DC:95:TYR:HA	2.37	0.55
23:BB:616:A:H4'	27:BE:101:TYR:CE2	2.42	0.55
27:BE:149:ILE:O	27:BE:188:MET:HA	2.07	0.55
23:BB:1152:C:O2'	23:BB:1153:C:H5'	2.07	0.55
38:BQ:74:SER:OG	38:BQ:77:LYS:HD3	2.06	0.55
38:BQ:94:LEU:C	38:BQ:96:ASP:H	2.09	0.55
33:BL:78:ARG:HG2	33:BL:113:ALA:HB2	1.88	0.55
43:DW:18:LYS:N	43:DW:35:ILE:HG23	2.22	0.55
20:AB:53:LEU:HD11	20:AB:216:VAL:HA	1.88	0.55
16:AQ:7:LEU:O	16:AQ:60:ILE:HD13	2.06	0.55
38:BQ:26:ALA:HB1	38:BQ:30:VAL:HB	1.88	0.55
3:AD:29:THR:HG22	3:AD:30:LYS:N	2.22	0.55
13:AN:60:ARG:NE	13:AN:62:ARG:HG2	2.21	0.55
23:BB:1021:A:H61	23:BB:1142:A:H61	1.55	0.55
23:BB:1549:A:H2'	23:BB:1550:C:H6	1.70	0.55
1:AA:16:A:O2'	1:AA:17:U:H5'	2.07	0.55
1:CA:845:A:H3'	1:CA:846:G:H8	1.71	0.55
29:BG:83:THR:HA	29:BG:84:LYS:NZ	2.22	0.55
29:BG:85:LYS:HB2	29:BG:164:ALA:CB	2.37	0.55
34:DM:21:ALA:HB2	34:DM:100:LYS:HG2	1.88	0.55
1:AA:1006:G:H2'	1:AA:1007:U:H6	1.71	0.55
29:BG:74:MET:O	29:BG:78:VAL:HG22	2.07	0.55
23:BB:416:U:H2'	23:BB:417:C:C6	2.42	0.55
23:DB:2720:U:H2'	23:DB:2721:A:C8	2.42	0.55
11:CL:3:VAL:O	11:CL:7:VAL:HG23	2.07	0.55
1:AA:769:G:H4'	1:AA:1513:A:H4'	1.87	0.55
1:AA:642:A:H2'	1:AA:643:C:H6	1.72	0.55

Continued on next page...

Continued from previous page...

Atom-1	Atom-2	Interatomic distance (Å)	Clash overlap (Å)
7:AH:76:ARG:HG3	7:AH:77:VAL:N	2.21	0.55
6:AG:78:ARG:HG2	6:AG:83:THR:HG22	1.88	0.55
42:BU:17:ASP:HB3	42:BU:20:LYS:HE3	1.88	0.55
1:AA:1438:G:O2'	1:AA:1439:G:H5'	2.06	0.55
23:BB:1260:A:H2'	23:BB:1261:C:H6	1.70	0.55
23:BB:2537:U:H2'	23:BB:2538:C:C6	2.42	0.55
50:B3:7:ARG:HH11	50:B3:7:ARG:HG3	1.71	0.55
23:BB:1210:G:N3	23:BB:1212:G:N2	2.55	0.55
1:AA:692:U:C2	1:AA:694:A:H5''	2.42	0.55
52:BI:14:ALA:HB1	52:BI:50:LYS:HA	1.88	0.55
23:DB:2714:G:O2'	23:DB:2715:C:H5'	2.05	0.55
23:DB:1230:A:H2'	23:DB:1231:U:C6	2.42	0.55
23:DB:438:G:H2'	23:DB:439:A:H8	1.72	0.55
23:BB:2868:A:H2'	23:BB:2869:G:C8	2.42	0.55
47:B0:52:LYS:NZ	47:B0:56:LYS:H	2.05	0.55
1:AA:137:U:H2'	1:AA:138:G:C8	2.42	0.55
40:BS:83:LYS:HB3	40:BS:95:ARG:NH1	2.21	0.55
21:CU:3:ILE:HD13	21:CU:19:LYS:HA	1.89	0.55
13:AN:11:LYS:N	13:AN:11:LYS:HZ3	2.05	0.55
33:BL:135:ILE:HG12	33:BL:140:GLY:CA	2.36	0.55
20:CB:122:ASP:OD2	20:CB:125:PHE:HB2	2.07	0.55
1:AA:1448:C:H2'	1:AA:1449:C:C6	2.42	0.55
27:BE:110:SER:O	27:BE:114:ARG:HG3	2.07	0.55
15:AP:59:HIS:O	15:AP:63:GLN:HG3	2.07	0.55
23:BB:83:A:C6	23:BB:101:A:H5'	2.42	0.55
1:AA:1147:C:H2'	1:AA:1148:U:C6	2.42	0.55
31:DJ:55:ILE:CB	31:DJ:123:LYS:HB2	2.37	0.55
25:DC:43:ASN:HB3	25:DC:45:ASN:HD22	1.71	0.55
27:DE:29:HIS:HA	27:DE:32:VAL:HG22	1.89	0.55
20:AB:205:ALA:HB3	20:AB:208:ALA:CB	2.37	0.55
25:BC:145:MET:HB2	25:BC:152:GLN:NE2	2.21	0.55
1:AA:1332:A:H2'	1:AA:1333:A:C8	2.42	0.55
1:AA:1004:A:C8	1:AA:1025:U:H1'	2.42	0.55
30:BH:73:ASN:N	30:BH:73:ASN:HD22	2.04	0.55
30:DH:131:SER:OG	30:DH:132:PHE:N	2.40	0.55
31:BJ:89:PHE:CE1	31:BJ:93:ILE:HD13	2.40	0.55
3:AD:24:VAL:HG13	3:AD:160:LEU:HB3	1.87	0.55
46:DZ:5:CYS:HB2	46:DZ:10:LYS:HB2	1.89	0.55
18:CS:63:ASP:O	18:CS:66:VAL:HG22	2.07	0.55
8:AI:46:VAL:O	8:AI:79:ARG:HG3	2.06	0.55
24:DV:80:HIS:HD2	24:DV:82:TYR:H	1.54	0.55

Continued on next page...

Continued from previous page...

Atom-1	Atom-2	Interatomic distance (Å)	Clash overlap (Å)
4:AE:148:SER:OG	4:AE:151:MET:HB2	2.07	0.55
23:DB:2547:A:H2'	23:DB:2548:U:C6	2.42	0.55
21:CU:39:LYS:N	21:CU:40:PRO:HD2	2.21	0.55
48:D1:26:LYS:HD2	48:D1:30:PRO:HA	1.89	0.55
41:DT:69:ARG:HB2	41:DT:75:GLY:N	2.22	0.55
20:AB:33:ALA:HA	20:AB:38:HIS:HA	1.87	0.55
1:CA:782:A:H2'	1:CA:783:C:O4'	2.06	0.55
34:DM:35:ALA:HB2	34:DM:100:LYS:HB2	1.89	0.55
52:DI:129:GLU:HB3	52:DI:133:ARG:HH12	1.71	0.55
30:DH:94:ILE:HG22	30:DH:122:LEU:HB3	1.88	0.55
25:DC:105:ALA:HB1	25:DC:109:LEU:HD11	1.87	0.55
24:BV:9:ARG:CZ	24:BV:20:LEU:HD11	2.37	0.55
23:BB:782:A:N3	25:BC:224:MET:HB3	2.21	0.55
1:CA:522:C:H2'	1:CA:523:A:O4'	2.07	0.55
44:DX:23:ARG:HA	44:DX:27:ASN:ND2	2.21	0.55
11:AL:41:PRO:HB3	11:AL:49:ARG:NH1	2.22	0.55
52:BI:10:LEU:HD12	52:BI:10:LEU:O	2.06	0.55
23:DB:2106:U:H2'	23:DB:2107:G:H8	1.72	0.55
6:CG:72:VAL:HG12	6:CG:89:GLU:HA	1.88	0.55
23:DB:496:G:H1'	40:DS:61:ASN:HD21	1.71	0.55
39:DR:39:LEU:HA	39:DR:49:ILE:HG12	1.89	0.55
1:AA:230:G:H2'	1:AA:231:U:O4'	2.07	0.55
23:DB:2803:G:H2'	23:DB:2804:U:H6	1.72	0.55
39:DR:68:ARG:NH2	39:DR:90:ARG:HG2	2.22	0.55
1:CA:189:A:H2'	1:CA:190:A:C8	2.41	0.55
23:DB:2037:A:H2'	23:DB:2038:G:H8	1.71	0.55
1:AA:747:A:H2'	1:AA:748:G:O4'	2.07	0.55
22:DA:14:U:H5'	22:DA:70:C:O2'	2.07	0.55
19:AT:53:MET:HA	19:AT:56:ILE:HD12	1.89	0.55
21:CU:3:ILE:HD12	21:CU:3:ILE:N	2.21	0.55
23:DB:2247:A:H3'	56:DB:3580:HOH:O	2.06	0.55
23:DB:2704:C:H2'	23:DB:2705:A:O4'	2.07	0.55
23:BB:1714:U:H3'	23:BB:1715:G:C5'	2.36	0.55
3:CD:2:ARG:HH22	3:CD:132:ALA:HB3	1.72	0.55
23:DB:2216:G:H2'	23:DB:2217:G:H8	1.72	0.55
52:BI:5:GLN:HG2	52:BI:6:ALA:N	2.22	0.55
23:BB:909:A:H2'	23:BB:912:C:H5	1.71	0.55
1:AA:858:G:O6	1:AA:869:G:H3'	2.07	0.55
23:BB:1831:G:H2'	23:BB:1832:C:C6	2.42	0.55
23:DB:1098:A:C2'	52:DI:4:VAL:N	2.70	0.55
40:BS:6:LYS:HB2	40:BS:103:ILE:O	2.07	0.55

Continued on next page...

Continued from previous page...

Atom-1	Atom-2	Interatomic distance (Å)	Clash overlap (Å)
31:BJ:4:PHE:CG	31:BJ:5:THR:N	2.75	0.55
33:DL:91:ASP:OD1	33:DL:92:LEU:HG	2.07	0.55
12:CM:18:LEU:HB2	12:CM:29:SER:OG	2.05	0.55
18:CS:24:SER:HB2	18:CS:27:LYS:HE3	1.88	0.55
1:CA:17:U:O2'	1:CA:18:C:H5'	2.06	0.55
28:BF:106:ALA:HA	28:BF:135:ILE:CD1	2.37	0.55
29:DG:8:VAL:CG1	29:DG:49:LEU:HB3	2.32	0.55
23:DB:1553:A:O2'	23:DB:1554:U:H2'	2.06	0.55
9:AJ:53:ILE:CG2	9:AJ:61:ALA:HB1	2.37	0.55
23:DB:1508:A:H5'	23:DB:1509:A:C6	2.42	0.55
29:DG:85:LYS:HB2	29:DG:164:ALA:CB	2.36	0.55
1:CA:736:C:H2'	1:CA:737:C:C6	2.42	0.55
29:BG:84:LYS:HG3	29:BG:132:LEU:N	2.21	0.55
28:DF:134:GLN:C	28:DF:136:ILE:H	2.10	0.55
34:DM:126:ILE:N	34:DM:126:ILE:HD12	2.22	0.55
1:AA:1349:A:H2'	1:AA:1350:A:O4'	2.07	0.55
43:DW:31:LEU:N	43:DW:60:ALA:HB3	2.22	0.55
23:DB:2579:C:HO2'	26:DD:136:ASN:HA	1.72	0.55
1:CA:674:G:H2'	1:CA:675:A:C8	2.38	0.55
23:BB:126:A:O5'	49:B2:19:ARG:HB2	2.07	0.55
23:BB:812:C:H4'	38:BQ:12:ARG:NH2	2.22	0.55
29:BG:25:ILE:HG22	29:BG:78:VAL:HG21	1.88	0.55
29:BG:34:ARG:NH1	29:BG:34:ARG:HG2	2.21	0.55
23:BB:417:C:H2'	23:BB:418:C:H6	1.71	0.55
1:AA:474:G:H2'	1:AA:475:C:H6	1.72	0.55
20:CB:75:ALA:O	20:CB:79:VAL:HG23	2.07	0.55
23:BB:1133:A:H5'	23:BB:1134:A:OP1	2.07	0.55
46:BZ:20:HIS:O	46:BZ:21:ALA:HB3	2.07	0.55
23:BB:132:G:H2'	23:BB:133:U:C6	2.41	0.55
23:DB:2455:G:H2'	23:DB:2456:C:C6	2.42	0.55
28:BF:134:GLN:C	28:BF:136:ILE:H	2.11	0.55
1:AA:80:A:N3	1:AA:81:A:H1'	2.22	0.55
26:DD:8:LYS:HG2	26:DD:197:THR:H	1.72	0.55
23:DB:638:G:H2'	23:DB:639:U:C6	2.42	0.55
1:AA:235:C:H2'	1:AA:236:A:H8	1.69	0.55
42:DU:66:VAL:O	42:DU:69:VAL:HG22	2.07	0.55
1:CA:709:U:H2'	1:CA:710:G:C8	2.41	0.55
23:DB:189:G:H2'	23:DB:205:G:H22	1.72	0.55
23:DB:596:U:H2'	23:DB:597:G:H8	1.72	0.55
22:DA:49:C:H2'	22:DA:50:A:C8	2.42	0.55
1:AA:153:C:H2'	1:AA:154:U:C6	2.42	0.55

Continued on next page...

Continued from previous page...

Atom-1	Atom-2	Interatomic distance (Å)	Clash overlap (Å)
1:CA:484:G:H5'	1:CA:486:U:H5'	1.88	0.55
23:BB:1709:U:H2'	23:BB:1710:G:C8	2.42	0.55
34:DM:67:VAL:HG11	34:DM:102:LEU:HD22	1.88	0.55
23:BB:438:G:H2'	23:BB:439:A:H8	1.72	0.55
40:DS:95:ARG:HG3	40:DS:97:LEU:HD13	1.89	0.55
23:BB:699:A:H4'	23:BB:1634:A:N7	2.22	0.55
46:DZ:41:GLU:O	46:DZ:44:LYS:HD2	2.06	0.55
2:AC:142:ARG:HH21	2:AC:143:LEU:HD21	1.72	0.55
33:DL:41:ARG:HG2	33:DL:41:ARG:HH21	1.73	0.55
23:DB:1495:A:O2'	23:DB:1496:A:H5'	2.07	0.55
9:CJ:40:ILE:HB	9:CJ:73:LEU:HB3	1.89	0.54
31:DJ:45:THR:OG1	31:DJ:48:VAL:HB	2.07	0.54
40:BS:18:ARG:HB3	40:BS:76:VAL:CG2	2.37	0.54
33:DL:111:ILE:HG22	33:DL:112:LEU:N	2.22	0.54
28:DF:78:ILE:N	28:DF:78:ILE:HD12	2.22	0.54
30:BH:128:HIS:O	30:BH:143:ILE:HA	2.07	0.54
3:AD:24:VAL:CG1	3:AD:160:LEU:HB3	2.37	0.54
3:AD:90:LEU:HD11	3:AD:194:ILE:CD1	2.37	0.54
3:CD:24:VAL:CG1	3:CD:160:LEU:HB3	2.37	0.54
39:DR:14:VAL:CG2	39:DR:15:SER:H	2.16	0.54
9:AJ:93:ALA:HB3	9:AJ:96:VAL:HG22	1.89	0.54
29:DG:34:ARG:HG2	29:DG:34:ARG:NH1	2.21	0.54
23:BB:1438:U:H2'	23:BB:1439:A:O4'	2.08	0.54
12:AM:89:ARG:HB3	12:AM:96:VAL:HG22	1.90	0.54
34:BM:60:GLN:H	34:BM:60:GLN:HE21	1.51	0.54
7:AH:123:GLU:HG2	7:AH:124:ILE:O	2.07	0.54
10:CK:83:VAL:HB	10:CK:109:ILE:HG23	1.90	0.54
23:DB:321:U:OP2	27:DE:130:LYS:HA	2.07	0.54
1:AA:777:A:H2'	1:AA:778:G:H8	1.72	0.54
23:BB:418:C:H2'	23:BB:419:U:C6	2.42	0.54
1:AA:474:G:H2'	1:AA:475:C:C6	2.42	0.54
25:DC:209:ALA:O	25:DC:213:ARG:HB2	2.07	0.54
48:B1:39:ASP:OD1	48:B1:42:VAL:HG23	2.08	0.54
23:BB:971:G:H2'	23:BB:972:A:O4'	2.07	0.54
23:DB:1198:U:H2'	23:DB:1199:U:H6	1.72	0.54
23:DB:1197:G:H2'	23:DB:1198:U:H6	1.72	0.54
1:CA:41:G:H2'	1:CA:42:G:H8	1.72	0.54
23:BB:1570:A:H2'	23:BB:1571:A:C8	2.42	0.54
20:CB:172:ILE:H	20:CB:172:ILE:HD12	1.71	0.54
40:DS:96:ILE:HG23	40:DS:96:ILE:O	2.06	0.54
27:BE:173:THR:HA	27:BE:199:MET:HE1	1.88	0.54

Continued on next page...

Continued from previous page...

Atom-1	Atom-2	Interatomic distance (Å)	Clash overlap (Å)
23:DB:2828:G:O2'	23:DB:2829:A:H5'	2.08	0.54
23:DB:1531:C:H2'	23:DB:1532:A:C8	2.42	0.54
23:BB:2135:A:C2	23:BB:2136:G:H1'	2.42	0.54
23:DB:823:C:O2'	23:DB:824:U:H5'	2.07	0.54
16:AQ:37:ILE:HG22	16:AQ:38:LYS:H	1.70	0.54
42:BU:80:ASP:HB3	42:BU:96:LYS:N	2.08	0.54
8:AI:18:VAL:HA	8:AI:64:ILE:HG13	1.88	0.54
38:DQ:91:ARG:HB2	39:DR:11:GLN:OE1	2.07	0.54
25:BC:77:VAL:CG2	25:BC:113:ASP:H	2.19	0.54
25:BC:78:GLU:HB2	25:BC:92:LEU:HD23	1.89	0.54
13:AN:20:PHE:C	13:AN:22:LYS:H	2.10	0.54
27:BE:188:MET:HE2	27:BE:193:VAL:HG22	1.89	0.54
33:BL:4:ASN:N	33:BL:4:ASN:HD22	2.04	0.54
37:DP:7:LEU:HA	37:DP:10:GLU:HG2	1.88	0.54
35:BN:29:VAL:O	35:BN:78:LYS:HE3	2.07	0.54
34:BM:17:ASN:HD21	34:BM:95:LEU:HG	1.72	0.54
34:DM:17:ASN:HD21	34:DM:95:LEU:HG	1.71	0.54
23:DB:856:G:H2'	23:DB:857:G:C8	2.41	0.54
23:BB:566:U:H5''	33:BL:29:LYS:NZ	2.22	0.54
12:CM:17:ALA:HB2	12:CM:44:ILE:HD11	1.89	0.54
46:DZ:7:VAL:HG21	46:DZ:59:ILE:CD1	2.37	0.54
46:DZ:6:GLN:NE2	46:DZ:50:ARG:N	2.54	0.54
8:AI:22:PRO:HA	8:AI:60:LEU:HB2	1.87	0.54
1:CA:17:U:H4'	1:CA:1079:G:O2'	2.08	0.54
23:BB:513:A:O5'	23:BB:513:A:H8	1.91	0.54
26:DD:62:LYS:HB2	26:DD:63:PRO:HD3	1.89	0.54
23:DB:1441:G:H2'	23:DB:1442:U:C6	2.41	0.54
37:BP:88:ARG:HB2	37:BP:112:ARG:CZ	2.37	0.54
39:BR:79:ARG:CD	39:BR:80:ARG:HH21	2.20	0.54
23:DB:2741:A:H2'	23:DB:2742:G:O4'	2.06	0.54
1:CA:734:G:H21	17:CR:63:TYR:HE1	1.54	0.54
2:CC:156:LEU:HD11	2:CC:165:GLU:HB2	1.89	0.54
28:DF:56:LEU:HD22	28:DF:59:ILE:HD12	1.88	0.54
1:AA:251:G:H1	1:AA:271:C:H41	1.53	0.54
4:CE:73:VAL:HB	4:CE:75:LEU:HD21	1.88	0.54
1:CA:1317:C:OP1	13:CN:56:PRO:HD2	2.06	0.54
15:AP:25:ARG:HD3	15:AP:25:ARG:N	2.22	0.54
23:DB:1925:C:C2'	23:DB:1926:U:H5''	2.34	0.54
25:BC:209:ALA:O	25:BC:213:ARG:HB2	2.07	0.54
25:DC:250:GLN:O	25:DC:250:GLN:HG2	2.06	0.54
23:DB:226:A:H1'	23:DB:230:G:N2	2.22	0.54

Continued on next page...

Continued from previous page...

Atom-1	Atom-2	Interatomic distance (Å)	Clash overlap (Å)
23:DB:2772:C:H2'	23:DB:2773:C:C6	2.42	0.54
1:CA:1275:A:H2'	1:CA:1276:G:O4'	2.07	0.54
23:DB:2861:U:H2'	23:DB:2862:G:C8	2.42	0.54
36:DO:100:HIS:HA	36:DO:104:GLN:HE21	1.71	0.54
23:DB:2840:C:H2'	23:DB:2841:C:H6	1.72	0.54
1:CA:1053:G:HO2'	1:CA:1199:U:H5	1.55	0.54
33:BL:42:SER:C	33:BL:44:GLY:H	2.10	0.54
23:BB:2196:C:O2'	23:BB:2197:U:H5'	2.07	0.54
19:AT:54:GLN:N	19:AT:55:PRO:HD2	2.22	0.54
20:CB:13:VAL:HG11	20:CB:207:ARG:HG2	1.87	0.54
52:BI:52:LEU:HD21	52:BI:81:LYS:HZ2	1.72	0.54
1:CA:490:C:H2'	1:CA:491:G:C8	2.42	0.54
23:BB:1930:G:H2'	23:BB:1968:G:H1	1.71	0.54
29:DG:36:LEU:N	29:DG:36:LEU:HD22	2.22	0.54
32:BK:8:LEU:N	32:BK:8:LEU:HD12	2.22	0.54
27:DE:21:ARG:HG3	27:DE:22:ASP:N	2.21	0.54
52:DI:2:LYS:NZ	52:DI:2:LYS:HB3	2.22	0.54
13:CN:60:ARG:HD3	13:CN:62:ARG:NH2	2.22	0.54
13:CN:5:MET:HE3	13:CN:60:ARG:HH11	1.72	0.54
38:DQ:78:PHE:O	38:DQ:82:LEU:HG	2.06	0.54
35:BN:97:ILE:HD12	35:BN:98:LEU:N	2.20	0.54
40:BS:24:ILE:HG23	40:BS:32:ALA:HB1	1.90	0.54
12:AM:33:LEU:HD13	12:AM:39:ALA:O	2.07	0.54
24:BV:72:VAL:HG21	24:BV:91:PHE:CB	2.37	0.54
48:B1:33:LEU:HB3	48:B1:51:ALA:CB	2.36	0.54
37:BP:20:ARG:HB3	37:BP:23:ASP:CG	2.28	0.54
1:CA:1326:U:H2'	1:CA:1327:C:H6	1.72	0.54
26:BD:13:ARG:HH12	37:BP:74:GLN:NE2	2.06	0.54
30:BH:83:LYS:HD2	30:BH:91:PHE:CG	2.43	0.54
7:CH:123:GLU:HG2	7:CH:124:ILE:O	2.07	0.54
23:BB:2665:A:H2'	23:BB:2666:C:O2	2.07	0.54
10:CK:22:ILE:HD12	10:CK:84:MET:O	2.07	0.54
23:DB:416:U:H2'	23:DB:417:C:C6	2.42	0.54
44:DX:6:LEU:C	44:DX:8:GLU:H	2.10	0.54
32:BK:15:GLY:HA2	32:BK:46:ALA:HA	1.89	0.54
29:BG:24:THR:HA	29:BG:33:THR:O	2.08	0.54
22:BA:30:C:H2'	22:BA:30:C:O2	2.07	0.54
1:AA:343:U:O2'	1:AA:344:A:H2'	2.07	0.54
23:BB:528:A:C2	23:BB:2043:C:H4'	2.42	0.54
1:CA:1261:A:H1'	1:CA:1275:A:C2	2.43	0.54
23:BB:154:U:H2'	23:BB:155:A:H8	1.72	0.54

Continued on next page...

Continued from previous page...

Atom-1	Atom-2	Interatomic distance (Å)	Clash overlap (Å)
1:AA:1166:G:H2'	1:AA:1168:U:OP2	2.07	0.54
17:CR:58:ILE:H	17:CR:58:ILE:HD12	1.72	0.54
23:BB:2741:A:H2'	23:BB:2742:G:O4'	2.08	0.54
23:BB:753:A:H2'	23:BB:754:U:H6	1.70	0.54
23:DB:2784:U:H2'	23:DB:2785:C:H6	1.72	0.54
1:CA:1477:U:H2'	1:CA:1478:U:C6	2.42	0.54
23:BB:2746:U:H5'	29:BG:138:GLN:HA	1.89	0.54
1:AA:555:U:H2'	1:AA:556:C:C6	2.42	0.54
23:BB:934:U:H2'	23:BB:935:C:C6	2.42	0.54
1:AA:31:G:H5'	1:AA:306:A:C2	2.42	0.54
23:BB:1168:G:H2'	23:BB:1169:A:H8	1.72	0.54
23:DB:692:C:H2'	23:DB:693:A:H8	1.72	0.54
1:CA:179:A:H2'	1:CA:180:U:C6	2.42	0.54
39:DR:8:GLY:HA3	39:DR:23:GLU:HB2	1.88	0.54
1:CA:272:C:H2'	1:CA:273:U:C6	2.42	0.54
24:DV:42:LEU:HD11	24:DV:89:ILE:HD11	1.88	0.54
23:BB:2547:A:H2'	23:BB:2548:U:C6	2.43	0.54
12:AM:50:GLY:O	12:AM:54:THR:HG23	2.08	0.54
48:D1:25:ASN:OD1	48:D1:27:ARG:HB2	2.07	0.54
1:CA:596:A:H2'	1:CA:597:G:H8	1.73	0.54
1:AA:1524:C:H2'	1:AA:1525:G:C8	2.42	0.54
4:CE:56:PRO:HG2	4:CE:57:ALA:H	1.71	0.54
52:DI:1:ALA:CB	52:DI:2:LYS:HD2	2.38	0.54
28:DF:62:GLN:HG3	28:DF:91:ARG:HH11	1.72	0.54
31:DJ:4:PHE:CG	31:DJ:5:THR:N	2.76	0.54
35:BN:98:LEU:HG	47:B0:42:ILE:HD11	1.89	0.54
25:DC:77:VAL:CG2	25:DC:113:ASP:H	2.20	0.54
25:DC:129:LEU:HD23	25:DC:130:PRO:CD	2.35	0.54
23:DB:1657:U:O2'	26:DD:138:LEU:HD12	2.07	0.54
52:DI:49:GLU:CB	52:DI:52:LEU:HD12	2.38	0.54
30:BH:130:VAL:C	30:BH:142:VAL:HB	2.27	0.54
30:BH:69:ALA:O	30:BH:140:ALA:HB2	2.08	0.54
23:BB:674:G:H1'	27:BE:69:ARG:HE	1.73	0.54
46:DZ:63:GLY:O	46:DZ:67:VAL:HG23	2.07	0.54
52:BI:112:LYS:O	52:BI:116:MET:HG3	2.07	0.54
24:DV:35:GLU:OE1	24:DV:93:ARG:HD3	2.07	0.54
32:DK:71:ARG:CG	32:DK:105:ARG:HH21	2.21	0.54
39:BR:79:ARG:NE	39:BR:80:ARG:HH21	2.05	0.54
10:CK:124:LYS:CA	21:CU:34:ARG:HB3	2.36	0.54
41:DT:76:ARG:HH21	41:DT:77:ARG:HB2	1.72	0.54
23:BB:1476:U:H4'	23:BB:1732:C:O2'	2.08	0.54

Continued on next page...

Continued from previous page...

Atom-1	Atom-2	Interatomic distance (Å)	Clash overlap (Å)
29:BG:132:LEU:HD23	29:BG:132:LEU:N	2.22	0.54
27:BE:161:ALA:HA	27:BE:164:LEU:HD12	1.89	0.54
23:BB:2186:G:H2'	23:BB:2187:U:H6	1.73	0.54
39:BR:68:ARG:NH2	39:BR:90:ARG:HG2	2.22	0.54
1:CA:437:U:H4'	3:CD:153:ARG:NH1	2.21	0.54
23:DB:285:G:H2'	23:DB:286:U:O4'	2.08	0.54
20:CB:199:ILE:HG21	20:CB:212:TYR:CE2	2.42	0.54
23:DB:2333:A:H4'	23:DB:2334:U:C5'	2.37	0.54
28:BF:72:SER:CA	28:BF:80:GLN:H	2.21	0.54
44:BX:6:LEU:C	44:BX:8:GLU:H	2.11	0.54
1:AA:90:C:H2'	1:AA:91:U:H5	1.72	0.54
20:AB:75:ALA:O	20:AB:79:VAL:HG23	2.07	0.54
23:BB:642:U:O2	23:BB:644:A:H3'	2.07	0.54
46:BZ:18:ARG:HG3	46:BZ:22:LEU:HA	1.88	0.54
1:AA:1446:A:H2'	1:AA:1447:A:H5''	1.89	0.54
1:AA:5:U:H4'	1:AA:6:G:H5'	1.90	0.54
1:AA:384:G:H2'	1:AA:385:C:H6	1.73	0.54
1:AA:499:A:H4'	1:AA:500:G:OP1	2.07	0.54
23:BB:2852:G:H2'	23:BB:2853:C:H6	1.69	0.54
1:CA:190:A:H2'	1:CA:191:G:O4'	2.08	0.54
1:AA:224:U:H2'	1:AA:225:C:H6	1.71	0.54
48:D1:3:GLY:O	48:D1:4:ILE:HG12	2.07	0.54
1:AA:1450:U:H2'	1:AA:1452:C:C5	2.42	0.54
3:CD:72:ARG:HD3	3:CD:203:TYR:CZ	2.42	0.54
46:BZ:41:GLU:O	46:BZ:44:LYS:HD2	2.07	0.54
36:BO:111:ARG:HD2	36:BO:117:PHE:O	2.07	0.54
23:DB:2615:U:C2	47:D0:3:GLN:HA	2.43	0.54
1:CA:1525:G:O2'	1:CA:1526:G:H5'	2.07	0.54
23:DB:2083:G:H2'	23:DB:2084:C:H6	1.71	0.54
2:AC:31:ASN:ND2	2:AC:58:ARG:HE	2.05	0.54
1:CA:552:U:O2'	1:CA:553:A:H5'	2.07	0.54
23:DB:997:G:O2'	23:DB:998:C:H5'	2.07	0.54
23:BB:927:A:H2'	23:BB:928:A:C8	2.43	0.54
23:DB:1268:A:H2'	23:DB:1269:A:O4'	2.07	0.54
48:D1:39:ASP:OD1	48:D1:42:VAL:HG23	2.07	0.54
8:AI:20:ILE:HD12	8:AI:20:ILE:N	2.22	0.54
1:CA:1147:C:H2'	1:CA:1148:U:C6	2.42	0.54
23:DB:2364:C:H2'	23:DB:2365:G:O4'	2.07	0.54
45:DY:37:ARG:HG3	45:DY:38:GLU:OE1	2.08	0.54
26:BD:165:MET:HG2	26:BD:166:GLY:N	2.23	0.54
18:CS:41:PRO:HA	18:CS:66:VAL:HG11	1.89	0.54

Continued on next page...

Continued from previous page...

Atom-1	Atom-2	Interatomic distance (Å)	Clash overlap (Å)
35:DN:49:GLU:HB2	35:DN:50:PRO:HD3	1.88	0.54
23:DB:115:C:O2'	23:DB:116:C:H5'	2.08	0.54
1:CA:1081:A:OP1	4:CE:22:LYS:HB2	2.06	0.54
29:BG:8:VAL:CG1	29:BG:49:LEU:HB3	2.34	0.54
31:BJ:64:VAL:HG22	31:BJ:68:LYS:HD3	1.90	0.54
32:BK:105:ARG:HD2	32:BK:122:VAL:CG1	2.37	0.54
32:DK:60:ALA:HB2	32:DK:86:LEU:HA	1.90	0.54
29:BG:122:ALA:HA	29:BG:132:LEU:HA	1.90	0.54
28:DF:102:LEU:O	28:DF:103:ILE:HB	2.07	0.54
23:DB:931:U:H3	23:DB:1166:G:N2	2.06	0.54
23:DB:497:A:H2'	23:DB:498:G:O4'	2.07	0.54
23:BB:2074:U:H2'	23:BB:2075:U:C6	2.42	0.54
23:BB:784:G:C6	25:BC:227:VAL:HG11	2.42	0.54
23:DB:2722:G:H2'	23:DB:2723:C:H6	1.73	0.54
11:CL:7:VAL:HG22	16:CQ:33:TYR:CD1	2.42	0.54
14:CO:28:VAL:HB	14:CO:80:LEU:HD11	1.88	0.54
11:AL:98:ARG:HB2	11:AL:116:TYR:HA	1.90	0.54
23:BB:638:G:H2'	23:BB:639:U:C6	2.41	0.54
1:CA:1314:C:H3'	18:CS:5:LYS:NZ	2.23	0.54
1:AA:1275:A:H2'	1:AA:1276:G:O4'	2.07	0.54
23:DB:528:A:N1	23:DB:2042:A:H2'	2.21	0.54
50:B3:55:GLY:HA2	50:B3:58:ILE:HD12	1.90	0.54
23:BB:2199:A:H3'	23:BB:2200:C:H6	1.72	0.54
5:AF:22:ILE:HD11	5:AF:60:VAL:HG11	1.90	0.54
27:DE:1:MET:O	27:DE:13:THR:HA	2.07	0.54
23:BB:1319:C:O2'	23:BB:1320:C:H5'	2.08	0.54
23:DB:1880:U:H2'	23:DB:1881:C:C6	2.42	0.54
23:DB:936:A:H2'	23:DB:937:C:H6	1.72	0.54
37:BP:103:THR:HG22	37:BP:104:GLY:H	1.72	0.54
2:AC:39:ARG:HG3	2:AC:56:ILE:HD11	1.90	0.54
23:DB:927:A:H2'	23:DB:928:A:C8	2.43	0.54
47:B0:5:ASN:O	47:B0:7:PRO:HD3	2.08	0.54
51:B4:10:LEU:HD22	51:B4:33:HIS:CD2	2.42	0.54
23:BB:2412:A:H2'	23:BB:2413:G:O4'	2.07	0.54
23:BB:2346:A:H3'	23:BB:2347:C:H5''	1.87	0.54
15:CP:6:LEU:HB3	15:CP:17:TYR:HB3	1.89	0.54
1:CA:1062:U:H2'	1:CA:1063:C:C6	2.41	0.54
23:BB:1230:A:H2'	23:BB:1231:U:C6	2.42	0.54
10:AK:17:ASP:C	10:AK:36:ARG:HH12	2.11	0.54
1:AA:1014:A:H4'	18:AS:13:HIS:CE1	2.42	0.54
22:DA:43:C:C4'	28:DF:91:ARG:HD2	2.38	0.54

Continued on next page...

Continued from previous page...

Atom-1	Atom-2	Interatomic distance (Å)	Clash overlap (Å)
22:BA:43:C:C4'	28:BF:91:ARG:HD2	2.38	0.54
25:DC:93:VAL:HG12	25:DC:101:ARG:O	2.07	0.54
26:DD:178:VAL:O	26:DD:180:VAL:HG23	2.08	0.54
23:BB:2819:G:H2'	23:BB:2821:A:N7	2.23	0.54
26:BD:114:LYS:HB2	26:BD:116:LYS:HE3	1.89	0.54
52:DI:79:LEU:HD11	52:DI:131:THR:OG1	2.07	0.54
23:BB:2808:G:HO2'	23:BB:2809:A:H8	1.55	0.54
23:BB:545:U:H2'	23:BB:547:A:OP1	2.08	0.54
23:BB:138:U:C5	23:BB:140:C:H1'	2.43	0.54
1:CA:265:G:H2'	1:CA:267:C:H5	1.72	0.54
1:CA:817:C:H1'	1:CA:819:A:C5'	2.35	0.54
1:AA:1118:U:H2'	1:AA:1119:C:H6	1.69	0.54
29:DG:26:LYS:HG2	29:DG:27:GLY:N	2.23	0.54
1:AA:1324:A:H2'	1:AA:1325:C:O4'	2.08	0.54
4:AE:19:ARG:NH1	4:AE:28:ARG:HH22	2.05	0.54
23:BB:2570:G:H2'	23:BB:2571:U:O4'	2.08	0.54
25:BC:12:ARG:HA	25:BC:15:VAL:HG23	1.89	0.54
11:AL:20:VAL:HG23	11:AL:20:VAL:O	2.08	0.54
40:BS:41:LYS:HB3	40:BS:41:LYS:NZ	2.23	0.54
23:BB:1164:C:H2'	23:BB:1165:A:H8	1.71	0.54
25:DC:89:ASN:O	25:DC:105:ALA:HB3	2.07	0.54
23:DB:1081:U:H5'	52:DI:126:ARG:NH1	2.22	0.54
41:DT:13:ALA:O	41:DT:32:LEU:HB2	2.07	0.54
23:BB:2354:C:H4'	43:BW:31:LEU:HD23	1.90	0.54
29:BG:17:LYS:O	29:BG:23:ILE:HG23	2.08	0.54
23:BB:2751:G:H5'	29:BG:2:ARG:CD	2.37	0.54
1:AA:194:C:O2'	1:AA:195:A:H5'	2.07	0.54
23:BB:1857:G:O2'	23:BB:1858:A:H8	1.91	0.54
28:BF:78:ILE:HD12	28:BF:78:ILE:N	2.22	0.54
23:BB:635:C:O2'	23:BB:639:U:H5''	2.08	0.54
6:AG:78:ARG:HD2	6:AG:78:ARG:C	2.28	0.54
3:AD:84:ASN:ND2	3:AD:86:GLY:H	2.05	0.54
23:DB:67:U:H2'	23:DB:68:G:H8	1.72	0.54
1:AA:1437:A:H2'	1:AA:1438:G:C8	2.43	0.54
36:DO:47:VAL:HG12	36:DO:48:LEU:H	1.72	0.54
25:DC:122:ALA:O	25:DC:123:ILE:C	2.46	0.54
23:BB:1401:G:H2'	23:BB:1402:U:C6	2.42	0.54
20:AB:172:ILE:HD12	20:AB:172:ILE:H	1.71	0.54
1:CA:1171:A:H2'	1:CA:1172:C:C6	2.42	0.54
36:BO:100:HIS:HA	36:BO:104:GLN:HE21	1.72	0.54
1:AA:389:A:N3	1:AA:389:A:H2'	2.23	0.54

Continued on next page...

Continued from previous page...

Atom-1	Atom-2	Interatomic distance (Å)	Clash overlap (Å)
39:BR:31:GLU:H	39:BR:63:VAL:CG2	2.20	0.54
48:B1:3:GLY:C	48:B1:5:ARG:H	2.11	0.54
40:DS:83:LYS:HB3	40:DS:95:ARG:NH1	2.22	0.54
23:BB:1168:G:H2'	23:BB:1169:A:C8	2.43	0.54
1:CA:968:A:C8	1:CA:1062:U:H4'	2.42	0.54
1:CA:1332:A:H2'	1:CA:1333:A:H8	1.72	0.54
23:DB:794:A:H2'	23:DB:795:C:H6	1.72	0.54
23:DB:794:A:H2'	23:DB:795:C:C6	2.43	0.54
50:D3:7:ARG:O	50:D3:11:LYS:HG3	2.08	0.54
10:CK:27:ASN:O	10:CK:56:LYS:HE3	2.08	0.54
25:BC:57:HIS:ND1	25:BC:58:LYS:N	2.56	0.54
23:DB:1820:U:OP1	25:DC:176:ARG:HD2	2.07	0.54
23:BB:1335:C:H2'	23:BB:1336:A:H8	1.72	0.54
23:BB:854:C:O2'	23:BB:855:G:H5'	2.08	0.54
26:BD:175:LEU:HD21	26:BD:191:GLY:O	2.07	0.54
18:AS:38:THR:HG22	18:AS:68:HIS:O	2.08	0.54
8:AI:18:VAL:HG13	8:AI:64:ILE:HG13	1.88	0.54
28:DF:31:GLU:O	28:DF:32:LYS:O	2.24	0.54
5:AF:70:VAL:HA	5:AF:73:GLU:HG3	1.89	0.54
23:BB:2722:G:H4'	35:BN:4:ARG:HB2	1.90	0.54
26:BD:121:THR:C	26:BD:123:LYS:H	2.11	0.54
35:DN:99:LYS:HB2	47:D0:41:HIS:HB3	1.88	0.54
23:DB:345:A:N3	23:DB:346:A:N1	2.56	0.54
1:CA:8:A:H61	3:CD:53:GLN:HE22	1.56	0.54
23:DB:2360:G:H4'	33:DL:61:LEU:HD11	1.89	0.54
6:CG:129:ASN:HA	6:CG:134:VAL:HG21	1.90	0.54
19:AT:65:LEU:HG	19:AT:66:ILE:HD13	1.90	0.54
30:DH:133:GLN:HB3	30:DH:139:PHE:HB3	1.90	0.54
32:DK:109:SER:C	32:DK:111:LYS:H	2.11	0.54
21:AU:35:GLU:HB2	21:AU:37:TYR:CZ	2.43	0.54
22:DA:88:C:H1'	22:DA:89:U:C6	2.43	0.54
34:BM:2:LEU:HD23	34:BM:46:ILE:HD11	1.90	0.54
34:DM:126:ILE:H	34:DM:126:ILE:HD12	1.73	0.54
1:AA:1349:A:OP1	8:AI:121:ARG:HB2	2.08	0.54
9:AJ:52:LEU:HB2	13:AN:80:ARG:HE	1.73	0.54
38:DQ:4:LYS:HE3	38:DQ:8:ILE:HD11	1.90	0.54
32:DK:15:GLY:HA2	32:DK:46:ALA:HA	1.88	0.54
7:AH:94:VAL:CG2	7:AH:101:ALA:HB2	2.37	0.54
24:BV:1:MET:O	24:BV:62:THR:HG23	2.08	0.54
8:CI:126:PHE:O	8:CI:128:LYS:N	2.41	0.54
1:CA:678:U:H4'	1:CA:778:G:OP1	2.07	0.54

Continued on next page...

Continued from previous page...

Atom-1	Atom-2	Interatomic distance (Å)	Clash overlap (Å)
1:AA:1512:U:H2'	1:AA:1513:A:C8	2.43	0.54
25:BC:122:ALA:O	25:BC:123:ILE:C	2.46	0.54
23:DB:1347:A:H2'	23:DB:1348:C:O4'	2.08	0.54
23:BB:2803:G:H2'	23:BB:2804:U:C6	2.42	0.54
22:DA:50:A:OP1	36:DO:68:LYS:HG3	2.06	0.54
23:DB:265:A:O2'	23:DB:266:G:H4'	2.08	0.54
33:DL:65:GLY:O	33:DL:66:PHE:HB3	2.08	0.54
23:BB:1013:C:H2'	23:BB:1014:A:C8	2.42	0.54
23:BB:1320:C:C5	23:BB:1329:U:H5''	2.42	0.54
22:BA:13:G:H2'	22:BA:14:U:H5''	1.89	0.54
1:AA:1441:A:C2	37:BP:113:LEU:HD13	2.43	0.54
1:AA:501:C:H2'	1:AA:502:A:H8	1.73	0.54
23:BB:2008:C:H2'	23:BB:2009:A:C8	2.43	0.54
27:BE:18:THR:O	27:BE:110:SER:HB2	2.06	0.54
37:BP:103:THR:HG22	37:BP:104:GLY:N	2.23	0.54
51:D4:10:LEU:HD13	51:D4:33:HIS:HA	1.90	0.54
23:BB:1076:C:H4'	52:BI:94:LYS:HE3	1.88	0.54
1:CA:79:G:H2'	1:CA:80:A:C8	2.42	0.54
1:CA:715:A:H2'	1:CA:716:A:C8	2.43	0.54
1:AA:1017:U:H2'	1:AA:1018:G:C8	2.42	0.54
23:DB:1425:G:H2'	23:DB:1426:G:C8	2.43	0.54
1:AA:95:C:H2'	1:AA:96:U:H6	1.73	0.54
23:BB:497:A:H2'	23:BB:498:G:O4'	2.07	0.54
1:CA:961:U:O4'	1:CA:961:U:O2	2.26	0.54
23:BB:2543:G:H8	23:BB:2543:G:H5'	1.73	0.54
23:BB:917:A:C2	23:BB:918:A:H1'	2.43	0.54
31:DJ:18:VAL:HG12	31:DJ:54:ILE:HD11	1.89	0.54
35:DN:29:VAL:O	35:DN:78:LYS:HE3	2.08	0.54
13:AN:20:PHE:HB2	13:AN:54:SER:OG	2.07	0.54
23:DB:2679:A:O2'	23:DB:2680:U:H5'	2.08	0.54
33:BL:91:ASP:OD1	33:BL:92:LEU:HG	2.07	0.54
23:DB:587:C:O2'	33:DL:19:LEU:HD13	2.08	0.54
43:DW:49:ASN:HA	43:DW:61:LYS:HB2	1.88	0.54
1:CA:1246:A:H2'	1:CA:1247:U:O4'	2.08	0.54
4:CE:19:ARG:HH11	4:CE:28:ARG:HH22	1.56	0.54
4:CE:92:ARG:HB3	4:CE:92:ARG:HH11	1.73	0.54
1:CA:1326:U:H2'	1:CA:1327:C:C6	2.43	0.54
30:DH:65:ALA:O	30:DH:68:ARG:HB2	2.08	0.54
21:CU:35:GLU:HB2	21:CU:37:TYR:CE2	2.42	0.54
28:DF:169:LEU:HB3	28:DF:174:PHE:CD1	2.42	0.54
1:CA:642:A:H2'	1:CA:643:C:H6	1.73	0.54

Continued on next page...

Continued from previous page...

Atom-1	Atom-2	Interatomic distance (Å)	Clash overlap (Å)
1:CA:238:A:C2'	1:CA:239:U:H5''	2.38	0.54
23:DB:744:U:H2'	23:DB:745:G:O4'	2.08	0.54
10:CK:14:GLN:HA	10:CK:77:GLY:HA3	1.89	0.54
1:CA:762:U:H2'	1:CA:763:G:C8	2.43	0.54
23:DB:307:G:N2	23:DB:309:A:H3'	2.23	0.54
23:DB:308:G:H2'	23:DB:309:A:O4'	2.08	0.54
1:AA:565:U:H3'	1:AA:566:G:H2'	1.90	0.54
29:BG:30:GLY:CA	29:BG:78:VAL:HA	2.38	0.54
7:CH:94:VAL:CG2	7:CH:101:ALA:HB2	2.37	0.54
23:BB:1828:G:O6	25:BC:220:ARG:HD2	2.08	0.54
23:BB:1796:U:H2'	23:BB:1797:G:C8	2.42	0.54
2:CC:18:ASN:OD1	2:CC:53:ARG:HD2	2.07	0.54
1:CA:811:C:H4'	1:CA:900:A:H62	1.73	0.54
26:DD:175:LEU:HD21	26:DD:191:GLY:O	2.08	0.54
1:AA:1261:A:H1'	1:AA:1275:A:C2	2.43	0.54
6:CG:78:ARG:C	6:CG:78:ARG:HD2	2.28	0.54
6:CG:72:VAL:HA	6:CG:89:GLU:HA	1.89	0.54
42:DU:70:ALA:HB1	42:DU:79:ALA:HB2	1.90	0.54
7:CH:13:ILE:HD11	7:CH:60:LEU:HD21	1.89	0.54
23:BB:1242:U:H2'	23:BB:1243:C:C6	2.42	0.54
23:BB:278:A:H2'	23:BB:278:A:N3	2.23	0.54
23:BB:1259:G:H2'	23:BB:1260:A:H8	1.72	0.54
23:BB:2101:A:H2'	23:BB:2102:G:H5''	1.90	0.54
1:CA:1300:G:H1'	1:CA:1301:U:H5	1.73	0.54
4:AE:152:VAL:O	4:AE:156:ARG:HG2	2.08	0.54
4:AE:156:ARG:HB2	7:AH:43:GLY:HA3	1.90	0.54
42:BU:41:VAL:HG22	42:BU:60:LYS:O	2.08	0.54
23:DB:1491:G:H5'	25:DC:97:ASP:OD1	2.08	0.54
23:DB:2487:G:H2'	23:DB:2488:G:C8	2.42	0.54
1:AA:562:U:H1'	11:AL:11:ARG:HD2	1.90	0.54
52:BI:91:LYS:HB2	52:BI:94:LYS:HD2	1.87	0.54
23:DB:2605:U:H2'	23:DB:2606:C:C6	2.43	0.54
23:BB:1565:C:H5''	25:BC:17:LYS:HE2	1.90	0.54
15:AP:6:LEU:HB3	15:AP:17:TYR:HB3	1.89	0.54
23:BB:1100:C:H2'	23:BB:1101:U:H6	1.72	0.54
23:BB:2875:C:H2'	23:BB:2876:G:H8	1.72	0.54
23:BB:2408:U:O2'	23:BB:2409:G:H5'	2.08	0.54
33:BL:58:TYR:HB2	50:B3:9:ALA:HA	1.90	0.54
17:CR:35:SER:O	17:CR:70:THR:HA	2.08	0.54
36:BO:30:ARG:HG3	36:BO:30:ARG:HH11	1.72	0.54
1:AA:443:C:H2'	1:AA:444:G:C8	2.43	0.54

Continued on next page...

Continued from previous page...

Atom-1	Atom-2	Interatomic distance (Å)	Clash overlap (Å)
1:AA:1262:C:H2'	1:AA:1263:C:C6	2.43	0.54
25:DC:57:HIS:ND1	25:DC:58:LYS:N	2.55	0.54
42:DU:48:VAL:O	42:DU:50:ALA:N	2.41	0.54
23:BB:1604:C:H5''	56:BB:3373:HOH:O	2.08	0.54
35:DN:81:ASN:O	35:DN:85:PRO:HD2	2.08	0.54
31:DJ:44:TYR:CE2	38:DQ:59:LEU:HD11	2.43	0.54
38:DQ:68:ALA:HA	38:DQ:71:ASN:HB3	1.89	0.54
31:BJ:3:THR:HG21	38:BQ:60:TRP:HE1	1.73	0.54
23:BB:1283:G:N2	23:BB:1285:A:H3'	2.23	0.54
6:AG:2:ARG:HG2	6:AG:3:ARG:HD3	1.90	0.54
31:BJ:36:LEU:HD13	31:BJ:121:LYS:HE3	1.90	0.54
6:AG:13:PRO:O	6:AG:14:ASP:O	2.26	0.54
1:AA:1124:G:H4'	9:AJ:40:ILE:HG12	1.89	0.54
29:BG:26:LYS:CA	29:BG:32:LEU:H	2.17	0.54
15:AP:40:ASN:HD21	15:AP:42:ILE:C	2.11	0.54
1:AA:1492:A:H5'	1:AA:1493:A:OP2	2.08	0.54
44:BX:56:LEU:O	44:BX:57:LEU:HB3	2.06	0.54
10:CK:124:LYS:HA	21:CU:34:ARG:HG2	1.89	0.54
26:BD:12:THR:HG22	26:BD:13:ARG:H	1.71	0.54
1:AA:844:G:H2'	1:AA:846:G:C8	2.43	0.54
1:AA:268:U:H2'	1:AA:269:C:C6	2.42	0.54
23:BB:1219:U:H2'	23:BB:1220:G:C8	2.42	0.54
30:DH:53:GLU:CA	30:DH:57:LYS:HB3	2.38	0.54
26:DD:51:THR:HG21	26:DD:76:GLY:HA3	1.90	0.54
24:DV:9:ARG:NH2	24:DV:12:GLN:HA	2.21	0.54
4:AE:140:ILE:HG22	4:AE:144:GLU:OE1	2.07	0.54
23:BB:1779:U:C5	23:BB:1784:A:N7	2.76	0.54
23:DB:45:G:C5'	23:DB:46:G:H5'	2.37	0.54
11:AL:52:CYS:SG	11:AL:66:ILE:HD11	2.48	0.54
27:BE:46:GLN:HB3	27:BE:86:ALA:HA	1.90	0.54
23:BB:2460:U:H2'	23:BB:2461:A:H8	1.73	0.54
1:CA:1278:G:H4'	1:CA:1279:G:H5'	1.89	0.54
20:CB:101:THR:HA	20:CB:178:LEU:HD21	1.90	0.54
23:BB:946:C:H2'	23:BB:947:A:C8	2.43	0.54
1:CA:1464:U:H2'	1:CA:1465:A:H8	1.73	0.54
7:CH:11:THR:HA	7:CH:14:ARG:CZ	2.38	0.54
23:DB:2538:C:O2'	23:DB:2539:C:H5'	2.08	0.54
23:DB:2698:U:H2'	23:DB:2699:C:C6	2.42	0.54
19:CT:54:GLN:N	19:CT:55:PRO:HD2	2.23	0.54
40:BS:95:ARG:HG3	40:BS:97:LEU:HD13	1.90	0.54
23:DB:303:G:H2'	23:DB:304:U:C6	2.43	0.54

Continued on next page...

Continued from previous page...

Atom-1	Atom-2	Interatomic distance (Å)	Clash overlap (Å)
27:DE:166:LYS:O	27:DE:167:VAL:HB	2.07	0.54
23:BB:475:C:H4'	23:BB:509:C:H2'	1.90	0.54
1:CA:1384:C:H2'	1:CA:1385:G:H8	1.72	0.54
33:BL:47:ARG:HB3	33:BL:47:ARG:HH21	1.73	0.54
11:CL:2:THR:HG22	11:CL:5:GLN:NE2	2.23	0.54
3:AD:100:VAL:O	3:AD:104:MET:HG3	2.08	0.54
13:CN:14:ALA:O	13:CN:18:LYS:HG2	2.07	0.54
29:BG:36:LEU:N	29:BG:36:LEU:HD22	2.22	0.54
38:BQ:111:LYS:HZ2	38:BQ:111:LYS:HB2	1.73	0.54
1:CA:692:U:C2	1:CA:694:A:H5''	2.42	0.54
1:CA:692:U:O2	1:CA:694:A:H5''	2.07	0.54
29:DG:146:ASP:O	29:DG:150:TYR:HD1	1.91	0.54
43:BW:36:ILE:HB	43:BW:39:GLN:NE2	2.23	0.54
43:BW:36:ILE:O	43:BW:39:GLN:HB3	2.08	0.54
31:DJ:59:ALA:C	31:DJ:61:LYS:H	2.12	0.54
31:BJ:59:ALA:C	31:BJ:61:LYS:H	2.10	0.54
13:AN:50:LEU:N	13:AN:51:PRO:HD2	2.20	0.54
33:BL:3:LEU:HA	33:BL:6:LEU:HD21	1.90	0.54
40:BS:15:GLN:HA	40:BS:18:ARG:CG	2.38	0.54
30:BH:100:ALA:HB1	30:BH:110:VAL:O	2.07	0.54
46:DZ:53:ALA:O	46:DZ:55:GLY:N	2.37	0.54
20:AB:107:ARG:HA	20:AB:110:ILE:HD12	1.90	0.54
52:BI:77:VAL:HA	52:BI:80:LYS:CE	2.38	0.54
6:AG:14:ASP:OD2	6:AG:22:LEU:HB3	2.08	0.54
41:DT:10:VAL:HG21	41:DT:42:GLU:HG3	1.89	0.54
15:CP:40:ASN:HD21	15:CP:42:ILE:C	2.11	0.54
37:DP:89:GLY:HA2	37:DP:111:GLU:C	2.29	0.54
23:BB:532:A:H2'	38:BQ:27:ARG:NH2	2.16	0.54
32:DK:120:PRO:HA	37:DP:65:ASN:ND2	2.23	0.54
23:BB:322:A:H5'	23:BB:340:A:CI'	2.33	0.54
23:BB:2258:C:H4'	23:BB:2259:U:OP2	2.07	0.54
31:DJ:84:ILE:HG23	31:DJ:84:ILE:O	2.08	0.54
23:DB:2258:C:H4'	23:DB:2259:U:OP2	2.06	0.54
32:BK:20:MET:C	32:BK:41:ILE:HG13	2.29	0.54
1:CA:193:C:H2'	1:CA:194:C:H6	1.71	0.54
24:BV:70:ILE:N	24:BV:70:ILE:HD13	2.23	0.54
3:AD:75:TYR:HE1	3:AD:200:VAL:HA	1.73	0.54
46:DZ:18:ARG:HG3	46:DZ:22:LEU:HA	1.90	0.54
31:BJ:52:ASP:O	31:BJ:54:ILE:HG22	2.07	0.54
1:CA:89:U:H2'	1:CA:90:C:O4'	2.08	0.54
23:DB:181:A:H2'	23:DB:182:A:H8	1.73	0.54

Continued on next page...

Continued from previous page...

Atom-1	Atom-2	Interatomic distance (Å)	Clash overlap (Å)
23:BB:21:A:H2'	23:BB:22:C:C6	2.43	0.54
1:CA:1070:U:H2'	1:CA:1071:C:H6	1.72	0.54
23:DB:2803:G:H2'	23:DB:2804:U:C6	2.42	0.54
27:DE:97:ASN:ND2	27:DE:100:MET:HG3	2.23	0.54
34:DM:103:TYR:O	34:DM:104:GLU:HG3	2.08	0.54
23:DB:1150:C:H2'	23:DB:1151:A:H8	1.73	0.54
1:CA:1438:G:O2'	1:CA:1439:G:H5'	2.08	0.54
23:DB:633:A:O5'	23:DB:633:A:H8	1.89	0.54
27:DE:4:VAL:HG12	27:DE:6:LYS:H	1.73	0.54
23:DB:305:C:H2'	23:DB:306:U:C6	2.43	0.54
6:AG:70:PRO:O	6:AG:95:ARG:HG3	2.08	0.54
31:DJ:96:ARG:O	31:DJ:99:ARG:HG3	2.07	0.54
10:CK:17:ASP:C	10:CK:36:ARG:HH12	2.11	0.54
36:BO:18:LEU:HD23	36:BO:25:ARG:HD2	1.91	0.54
37:DP:103:THR:HG22	37:DP:104:GLY:H	1.72	0.54
1:AA:1127:G:H5'	1:AA:1280:A:O2'	2.07	0.54
49:B2:34:ARG:HB3	49:B2:39:ARG:HB2	1.88	0.54
23:BB:67:U:H2'	23:BB:68:G:H8	1.73	0.54
25:DC:18:VAL:O	25:DC:18:VAL:HG13	2.08	0.54
4:AE:53:ARG:NH1	4:AE:53:ARG:HB3	2.23	0.54
1:AA:613:C:H2'	1:AA:614:C:C6	2.43	0.54
42:DU:41:VAL:O	42:DU:59:GLU:HA	2.08	0.54
4:AE:100:GLU:HA	4:AE:121:ASN:ND2	2.22	0.54
28:BF:40:GLY:HA2	28:BF:84:ILE:HG23	1.89	0.53
23:BB:3:U:H2'	23:BB:4:U:H6	1.72	0.53
38:DQ:78:PHE:CE2	38:DQ:82:LEU:HD11	2.43	0.53
23:BB:1244:A:O2'	23:BB:1245:G:H5'	2.08	0.53
35:DN:37:THR:HB	35:DN:40:LYS:HG3	1.91	0.53
20:AB:186:VAL:HB	20:AB:190:SER:HB2	1.88	0.53
30:DH:31:VAL:O	30:DH:32:PRO:C	2.47	0.53
46:DZ:77:LYS:O	46:DZ:78:TYR:HB3	2.07	0.53
12:CM:82:LEU:HD11	18:CS:64:GLU:HB2	1.90	0.53
39:DR:16:GLU:HA	39:DR:98:ILE:O	2.08	0.53
43:BW:9:THR:OG1	43:BW:10:ARG:N	2.34	0.53
46:BZ:67:VAL:O	46:BZ:70:GLU:HG3	2.07	0.53
37:BP:89:GLY:HA2	37:BP:112:ARG:N	2.23	0.53
23:BB:1138:G:H2'	23:BB:1139:G:O4'	2.08	0.53
37:DP:89:GLY:HA2	37:DP:112:ARG:N	2.23	0.53
2:AC:70:ALA:HA	2:AC:105:VAL:CG2	2.33	0.53
48:D1:6:GLU:CD	48:D1:6:GLU:H	2.12	0.53
22:BA:88:C:H1'	22:BA:89:U:C6	2.43	0.53

Continued on next page...

Continued from previous page...

Atom-1	Atom-2	Interatomic distance (Å)	Clash overlap (Å)
17:CR:52:ARG:O	17:CR:56:ARG:HG3	2.08	0.53
34:BM:35:ALA:HB2	34:BM:100:LYS:HB2	1.90	0.53
20:CB:53:LEU:HD11	20:CB:216:VAL:HA	1.88	0.53
23:DB:419:U:H2'	23:DB:420:C:H6	1.71	0.53
30:DH:95:GLY:H	30:DH:98:ASP:HB2	1.72	0.53
1:CA:1141:C:H2'	1:CA:1142:G:C8	2.42	0.53
1:AA:560:A:H4'	1:AA:561:U:H5''	1.88	0.53
23:DB:275:C:H2'	23:DB:276:U:C6	2.42	0.53
25:DC:209:ALA:HA	25:DC:212:TRP:NE1	2.23	0.53
23:BB:643:A:H61	23:BB:2370:G:H1'	1.74	0.53
23:DB:2096:C:H2'	23:DB:2097:A:C8	2.43	0.53
1:CA:474:G:H2'	1:CA:475:C:H6	1.72	0.53
39:BR:39:LEU:CA	39:BR:49:ILE:HG12	2.37	0.53
23:DB:972:A:OP2	23:DB:974:G:H5''	2.08	0.53
1:CA:208:U:H4'	1:CA:209:U:C5	2.42	0.53
8:AI:10:ARG:HB3	8:AI:15:ALA:HA	1.89	0.53
23:DB:365:U:H2'	23:DB:366:C:H6	1.73	0.53
9:AJ:28:THR:O	9:AJ:31:ARG:HG2	2.09	0.53
23:DB:2841:C:H2'	23:DB:2842:G:H8	1.73	0.53
23:BB:1351:C:O2'	23:BB:1571:A:H1'	2.08	0.53
23:DB:1178:C:H2'	23:DB:1179:G:C8	2.42	0.53
49:D2:34:ARG:HB3	49:D2:39:ARG:HB2	1.89	0.53
22:BA:49:C:H2'	22:BA:50:A:C8	2.42	0.53
1:CA:624:C:H2'	1:CA:625:U:H6	1.73	0.53
23:BB:845:A:C2	23:BB:847:U:H1'	2.42	0.53
23:DB:1495:A:H2'	23:DB:1496:A:C8	2.43	0.53
23:BB:2193:G:H2'	23:BB:2194:U:H6	1.73	0.53
23:BB:1257:C:O2'	27:BE:79:ARG:HB2	2.08	0.53
1:CA:1262:C:H2'	1:CA:1263:C:C6	2.43	0.53
28:BF:131:VAL:O	28:BF:132:ARG:HB2	2.07	0.53
34:DM:31:PHE:O	34:DM:131:VAL:HG23	2.08	0.53
23:BB:41:C:O2'	23:BB:42:A:H5'	2.08	0.53
40:BS:10:ALA:HB3	40:BS:101:SER:OG	2.08	0.53
40:BS:96:ILE:HG23	40:BS:96:ILE:O	2.08	0.53
25:DC:261:ARG:O	25:DC:261:ARG:HG2	2.08	0.53
3:CD:40:HIS:HB3	3:CD:43:ARG:HG2	1.88	0.53
1:AA:1253:G:N1	1:AA:1285:A:N6	2.56	0.53
23:DB:41:C:O2'	23:DB:42:A:H5'	2.08	0.53
23:BB:83:A:N6	23:BB:101:A:H5'	2.24	0.53
23:DB:545:U:H3'	23:DB:546:U:O3'	2.08	0.53
31:DJ:18:VAL:HG22	31:DJ:19:ASP:N	2.21	0.53

Continued on next page...

Continued from previous page...

Atom-1	Atom-2	Interatomic distance (Å)	Clash overlap (Å)
23:BB:2306:C:C3'	23:BB:2307:G:H5'	2.36	0.53
27:DE:181:ILE:HG13	33:DL:2:ARG:HB3	1.90	0.53
27:DE:149:ILE:O	27:DE:188:MET:HA	2.07	0.53
23:BB:2840:C:H2'	23:BB:2841:C:C6	2.43	0.53
23:BB:2840:C:H2'	23:BB:2841:C:H6	1.72	0.53
20:AB:44:LYS:C	20:AB:47:PRO:HD2	2.27	0.53
23:DB:853:C:O2'	23:DB:854:C:H5'	2.09	0.53
40:DS:24:ILE:HD11	40:DS:36:LEU:HD21	1.90	0.53
3:CD:90:LEU:HD11	3:CD:194:ILE:CD1	2.38	0.53
28:DF:78:ILE:HA	28:DF:82:TYR:CE1	2.43	0.53
16:AQ:75:VAL:HG23	16:AQ:76:ARG:N	2.23	0.53
23:DB:126:A:H5'	49:D2:19:ARG:CG	2.37	0.53
23:BB:1442:U:H2'	23:BB:1443:U:C6	2.44	0.53
23:DB:62:U:C2'	23:DB:63:A:H5'	2.39	0.53
37:BP:50:ARG:HB3	37:BP:57:ALA:H	1.72	0.53
1:CA:734:G:H2'	1:CA:735:C:H6	1.72	0.53
20:AB:18:GLN:O	20:AB:37:VAL:HG23	2.07	0.53
11:AL:20:VAL:HB	11:AL:94:TYR:CE1	2.43	0.53
23:DB:899:A:H3'	23:DB:900:A:C8	2.43	0.53
36:BO:36:TYR:HA	36:BO:52:SER:HB3	1.90	0.53
23:DB:819:A:H5'	23:DB:973:A:N1	2.23	0.53
41:DT:32:LEU:O	41:DT:83:ALA:HB2	2.09	0.53
7:AH:10:LEU:HD22	7:AH:74:ILE:HD11	1.90	0.53
23:BB:329:G:N1	42:BU:16:LYS:HG2	2.23	0.53
8:CI:33:SER:CB	8:CI:36:GLN:HB2	2.37	0.53
25:BC:209:ALA:HA	25:BC:212:TRP:CE2	2.44	0.53
44:DX:41:HIS:O	44:DX:44:LYS:HB3	2.07	0.53
31:BJ:56:VAL:HG12	31:BJ:57:LEU:N	2.23	0.53
23:DB:2512:C:OP2	26:DD:128:ARG:HD2	2.09	0.53
23:DB:1841:U:H2'	23:DB:1842:G:H8	1.74	0.53
1:CA:1530:G:HO2'	1:CA:1531:A:H8	1.56	0.53
1:CA:343:U:O2'	1:CA:344:A:H2'	2.07	0.53
23:BB:2340:A:H2'	23:BB:2341:G:C8	2.41	0.53
1:AA:453:G:H2'	1:AA:454:G:C8	2.44	0.53
1:AA:1273:C:H2'	1:AA:1274:A:O4'	2.09	0.53
44:BX:23:ARG:O	44:BX:27:ASN:N	2.42	0.53
23:DB:470:A:H61	41:DT:72:GLN:NE2	2.06	0.53
23:DB:2840:C:H2'	23:DB:2841:C:C6	2.44	0.53
23:BB:1684:G:H2'	23:BB:1685:C:H6	1.74	0.53
1:CA:512:U:O2'	1:CA:513:C:H5'	2.08	0.53
23:BB:660:C:H2'	23:BB:661:A:C8	2.42	0.53

Continued on next page...

Continued from previous page...

Atom-1	Atom-2	Interatomic distance (Å)	Clash overlap (Å)
39:DR:28:ALA:HB3	39:DR:31:GLU:HB2	1.90	0.53
27:BE:40:ARG:NH2	27:BE:92:HIS:NE2	2.56	0.53
1:CA:1352:C:H2'	1:CA:1353:G:C8	2.43	0.53
3:CD:7:LYS:HB2	3:CD:21:LYS:HE2	1.91	0.53
27:DE:4:VAL:HG12	27:DE:5:LEU:N	2.23	0.53
51:D4:27:CYS:SG	51:D4:29:ALA:HB3	2.48	0.53
33:BL:65:GLY:O	33:BL:66:PHE:HB3	2.09	0.53
1:AA:590:U:H2'	1:AA:591:U:C6	2.43	0.53
24:DV:77:VAL:CG1	34:DM:136:MET:HB3	2.37	0.53
36:BO:107:ALA:O	36:BO:111:ARG:HG3	2.07	0.53
33:DL:119:PRO:HA	33:DL:138:ALA:O	2.08	0.53
23:DB:839:U:H2'	23:DB:840:C:C6	2.42	0.53
1:CA:95:C:O2	1:CA:95:C:H2'	2.06	0.53
1:CA:590:U:H2'	1:CA:591:U:C6	2.43	0.53
1:AA:961:U:O2	1:AA:961:U:O4'	2.26	0.53
23:DB:477:A:H2'	23:DB:478:A:C8	2.43	0.53
1:AA:1162:C:H2'	1:AA:1163:A:C8	2.43	0.53
23:DB:1930:G:H2'	23:DB:1968:G:H1	1.73	0.53
24:DV:7:GLU:O	24:DV:41:GLU:HG2	2.09	0.53
26:BD:172:VAL:HG12	26:BD:173:GLN:N	2.24	0.53
18:AS:44:ILE:HG13	18:AS:62:THR:HA	1.89	0.53
28:DF:126:ASN:HB3	28:DF:156:THR:CA	2.37	0.53
8:CI:78:ILE:O	8:CI:82:ILE:HG13	2.08	0.53
23:BB:4:U:H2'	23:BB:5:A:C8	2.43	0.53
37:DP:1:SER:O	37:DP:5:LYS:HB2	2.09	0.53
1:CA:465:A:O2'	1:CA:466:A:H5'	2.07	0.53
20:AB:13:VAL:HG11	20:AB:207:ARG:HG2	1.89	0.53
52:DI:52:LEU:HD22	52:DI:81:LYS:HD3	1.90	0.53
30:DH:31:VAL:CB	30:DH:32:PRO:CD	2.81	0.53
46:BZ:5:CYS:HB2	46:BZ:10:LYS:HB2	1.90	0.53
37:DP:88:ARG:HB2	37:DP:112:ARG:HH12	1.74	0.53
41:BT:28:ASN:CA	41:BT:91:GLN:HE22	2.19	0.53
41:DT:27:SER:O	41:DT:28:ASN:HB3	2.09	0.53
4:AE:28:ARG:CZ	4:AE:30:PHE:HB3	2.39	0.53
1:CA:254:G:H4'	16:CQ:19:SER:OG	2.07	0.53
26:BD:149:ASN:O	26:BD:152:PRO:HD2	2.09	0.53
1:AA:734:G:O2'	17:AR:59:LYS:HD3	2.08	0.53
7:CH:17:GLN:NE2	7:CH:62:LEU:HB3	2.23	0.53
23:DB:2023:C:O2'	23:DB:2024:G:H5'	2.08	0.53
10:CK:81:LEU:HD23	10:CK:81:LEU:N	2.23	0.53
1:CA:860:A:H2'	1:CA:861:G:O4'	2.07	0.53

Continued on next page...

Continued from previous page...

Atom-1	Atom-2	Interatomic distance (Å)	Clash overlap (Å)
23:DB:783:A:H2'	23:DB:784:G:O5'	2.08	0.53
23:DB:1917:U:C2'	23:DB:1918:A:H5'	2.39	0.53
2:AC:190:THR:HG22	2:AC:191:THR:N	2.23	0.53
23:DB:2885:G:N2	47:D0:31:LYS:HG2	2.24	0.53
23:DB:433:C:H2'	23:DB:434:U:C6	2.43	0.53
23:BB:972:A:OP2	23:BB:974:G:H5''	2.08	0.53
7:CH:9:MET:O	7:CH:13:ILE:HG13	2.08	0.53
1:CA:9:G:OP2	4:CE:125:LYS:HD3	2.07	0.53
23:BB:2861:U:H2'	23:BB:2862:G:C8	2.41	0.53
23:DB:598:U:H2'	23:DB:599:A:H8	1.73	0.53
30:BH:8:LYS:HE3	1:CA:494:G:O3'	2.07	0.53
1:AA:205:A:H2'	1:AA:206:C:C6	2.43	0.53
11:CL:24:GLU:HB2	11:CL:26:CYS:SG	2.48	0.53
26:BD:79:LEU:N	26:BD:79:LEU:HD22	2.23	0.53
34:BM:134:THR:HG22	34:BM:136:MET:H	1.71	0.53
23:BB:1429:G:O2'	23:BB:1430:G:H5'	2.08	0.53
3:CD:10:LEU:HD12	3:CD:20:LEU:HD11	1.89	0.53
1:AA:505:G:H2'	1:AA:506:G:C8	2.43	0.53
20:AB:27:LYS:HB3	20:AB:28:PRO:HD3	1.91	0.53
23:BB:1531:C:H2'	23:BB:1532:A:C8	2.44	0.53
25:BC:261:ARG:HG2	25:BC:261:ARG:O	2.08	0.53
23:DB:2869:G:H2'	23:DB:2870:C:O4'	2.09	0.53
1:AA:301:G:H2'	1:AA:302:G:H8	1.73	0.53
32:BK:53:LYS:HD3	32:BK:56:ASP:OD2	2.09	0.53
23:DB:564:C:O2'	23:DB:565:C:H5'	2.08	0.53
2:CC:146:LYS:HD3	2:CC:204:GLY:HA2	1.91	0.53
23:DB:2508:G:H2'	23:DB:2509:G:H8	1.73	0.53
33:BL:119:PRO:HA	33:BL:138:ALA:O	2.09	0.53
18:AS:43:MET:O	18:AS:46:LEU:HB2	2.09	0.53
33:DL:4:ASN:HD22	33:DL:4:ASN:N	2.04	0.53
23:BB:2882:A:C3'	23:BB:2883:A:H5''	2.38	0.53
1:AA:470:C:H2'	1:AA:471:U:C6	2.43	0.53
12:CM:15:VAL:O	12:CM:19:THR:HG23	2.09	0.53
18:CS:44:ILE:HG13	18:CS:62:THR:HA	1.90	0.53
23:BB:138:U:O4'	41:BT:1:MET:N	2.39	0.53
8:CI:46:VAL:O	8:CI:79:ARG:HG3	2.08	0.53
31:BJ:25:LEU:O	31:BJ:27:ARG:N	2.41	0.53
1:AA:978:A:HO2'	1:AA:1322:C:H5	1.53	0.53
17:CR:60:ARG:O	17:CR:64:LEU:HD13	2.08	0.53
23:BB:2152:G:H2'	23:BB:2152:G:N3	2.23	0.53
37:DP:98:TYR:C	37:DP:100:ARG:H	2.11	0.53

Continued on next page...

Continued from previous page...

Atom-1	Atom-2	Interatomic distance (Å)	Clash overlap (Å)
6:AG:91:ARG:N	6:AG:91:ARG:HD2	2.22	0.53
11:CL:20:VAL:O	11:CL:20:VAL:HG23	2.07	0.53
1:CA:106:C:O2'	1:CA:107:G:H5'	2.08	0.53
23:BB:2333:A:H4'	23:BB:2334:U:C5'	2.39	0.53
23:BB:2239:G:O2'	23:BB:2240:U:H5'	2.08	0.53
23:DB:2239:G:O2'	23:DB:2240:U:H5'	2.07	0.53
22:DA:32:U:C4'	22:DA:52:A:H62	2.21	0.53
23:DB:2439:A:H4'	23:DB:2440:C:O5'	2.08	0.53
51:B4:3:VAL:HG23	51:B4:4:ARG:H	1.74	0.53
1:CA:90:C:H2'	1:CA:91:U:C6	2.44	0.53
1:AA:1511:G:O2'	1:AA:1512:U:H5'	2.08	0.53
23:DB:812:C:H4'	38:DQ:12:ARG:NH1	2.24	0.53
1:AA:1258:G:O2'	1:AA:1259:C:H5'	2.09	0.53
1:AA:1277:C:O2'	1:AA:1279:G:H1'	2.08	0.53
1:AA:1278:G:H4'	1:AA:1279:G:H5'	1.89	0.53
39:BR:49:ILE:HB	39:BR:53:PHE:O	2.08	0.53
42:BU:66:VAL:O	42:BU:69:VAL:HG22	2.07	0.53
45:BY:15:ARG:HD2	45:BY:15:ARG:N	2.22	0.53
23:BB:1046:A:H3'	23:BB:1047:G:H5''	1.90	0.53
23:DB:69:C:H2'	23:DB:70:G:C8	2.42	0.53
2:AC:13:ILE:H	2:AC:13:ILE:HD13	1.74	0.53
23:DB:596:U:H2'	23:DB:597:G:C8	2.44	0.53
23:DB:948:C:H2'	23:DB:949:G:H8	1.73	0.53
23:DB:1149:G:H2'	23:DB:1150:C:H6	1.73	0.53
5:CF:15:SER:HA	5:CF:18:VAL:HG23	1.90	0.53
23:BB:346:A:H5'	23:BB:346:A:N3	2.23	0.53
1:CA:499:A:H4'	1:CA:500:G:OP1	2.08	0.53
23:BB:1015:U:H2'	23:BB:1016:G:H8	1.73	0.53
1:CA:652:U:H1'	1:CA:653:U:C5	2.43	0.53
25:BC:239:PHE:HD1	25:BC:241:LYS:H	1.57	0.53
1:AA:284:C:H2'	1:AA:285:C:H6	1.73	0.53
23:DB:2537:U:H2'	23:DB:2538:C:C6	2.44	0.53
1:CA:928:G:H2'	1:CA:929:G:C8	2.44	0.53
27:BE:1:MET:HB2	27:BE:16:GLU:HB2	1.89	0.53
1:AA:1525:G:O2'	1:AA:1526:G:H5'	2.08	0.53
1:AA:1018:G:H2'	1:AA:1019:A:C8	2.43	0.53
23:DB:1210:G:H5'	23:DB:1212:G:H5''	1.91	0.53
23:BB:1623:G:O2'	23:BB:1624:U:H5'	2.08	0.53
15:AP:54:LEU:HD13	15:AP:80:LYS:HG3	1.90	0.53
15:CP:38:PHE:CD2	15:CP:51:ARG:HB2	2.43	0.53
3:CD:94:GLU:HG3	3:CD:99:ASN:HD21	1.73	0.53

Continued on next page...

Continued from previous page...

Atom-1	Atom-2	Interatomic distance (Å)	Clash overlap (Å)
22:DA:35:C:H3'	22:DA:35:C:O2	2.08	0.53
39:BR:72:VAL:HG23	39:BR:89:HIS:O	2.08	0.53
23:BB:490:C:H3'	23:BB:491:G:H5''	1.91	0.53
6:CG:113:LYS:HB3	6:CG:113:LYS:HZ2	1.73	0.53
23:BB:100:U:C2'	23:BB:100:U:O2	2.54	0.53
26:BD:8:LYS:CG	26:BD:197:THR:H	2.22	0.53
22:DA:43:C:H4'	28:DF:91:ARG:HD2	1.90	0.53
13:CN:5:MET:HB3	13:CN:62:ARG:HH12	1.73	0.53
31:BJ:130:HIS:HD2	31:BJ:132:HIS:HB2	1.73	0.53
33:DL:90:VAL:HB	33:DL:122:VAL:HG13	1.89	0.53
21:AU:10:PRO:HB2	2:CC:71:ARG:NE	2.19	0.53
34:DM:71:LYS:HG2	34:DM:73:ILE:HD11	1.90	0.53
34:DM:71:LYS:HG2	34:DM:93:VAL:HG12	1.89	0.53
25:BC:183:VAL:HG22	25:BC:184:GLU:H	1.74	0.53
43:DW:49:ASN:O	43:DW:50:VAL:HG13	2.07	0.53
52:DI:54:ILE:HD13	52:DI:55:PRO:N	2.23	0.53
23:BB:2809:A:H2'	23:BB:2810:A:C8	2.44	0.53
43:BW:9:THR:O	43:BW:10:ARG:HB2	2.09	0.53
13:AN:60:ARG:HD3	13:AN:62:ARG:NH2	2.22	0.53
37:BP:26:GLU:HB3	37:BP:84:SER:HB3	1.90	0.53
31:BJ:25:LEU:HB2	31:BJ:62:VAL:HG22	1.89	0.53
32:BK:105:ARG:HD2	32:BK:105:ARG:H	1.72	0.53
29:DG:17:LYS:O	29:DG:23:ILE:HG23	2.09	0.53
23:BB:819:A:H5'	23:BB:973:A:N1	2.23	0.53
1:AA:1060:U:H5''	9:AJ:53:ILE:HG12	1.90	0.53
23:DB:1022:G:N2	23:DB:1142:A:C2	2.76	0.53
1:CA:82:G:H2'	1:CA:83:C:O4'	2.08	0.53
8:AI:32:ARG:HH21	8:AI:36:GLN:HG3	1.73	0.53
9:CJ:8:ILE:N	9:CJ:8:ILE:HD12	2.24	0.53
9:AJ:8:ILE:HD11	9:AJ:76:ILE:HG13	1.91	0.53
13:AN:26:LEU:HD12	13:AN:44:VAL:HG13	1.89	0.53
23:BB:2846:G:H2'	23:BB:2847:U:C6	2.44	0.53
23:BB:2512:C:OP2	26:BD:128:ARG:HD2	2.08	0.53
11:CL:98:ARG:HB2	11:CL:116:TYR:HA	1.89	0.53
30:DH:88:GLY:O	30:DH:124:THR:HA	2.08	0.53
27:BE:153:LEU:HG	27:BE:154:ASP:N	2.24	0.53
23:BB:1061:U:H5'	52:BI:9:LYS:HZ1	1.73	0.53
23:BB:1061:U:H5'	52:BI:9:LYS:NZ	2.24	0.53
20:CB:142:LYS:HA	20:CB:145:ASN:OD1	2.09	0.53
23:BB:2455:G:H2'	23:BB:2456:C:C6	2.44	0.53
10:AK:30:ILE:HG22	10:AK:45:THR:OG1	2.08	0.53

Continued on next page...

Continued from previous page...

Atom-1	Atom-2	Interatomic distance (Å)	Clash overlap (Å)
23:DB:1031:G:H4'	51:D4:6:SER:OG	2.08	0.53
23:DB:598:U:H2'	23:DB:599:A:C8	2.44	0.53
1:CA:620:C:C2	3:CD:131:ILE:HG21	2.44	0.53
23:BB:1847:A:H4'	23:BB:1848:A:H8	1.73	0.53
23:BB:2742:G:P	51:B4:24:ARG:HH12	2.31	0.53
3:AD:169:TRP:HB2	3:AD:183:ARG:O	2.09	0.53
1:CA:188:C:H2'	1:CA:189:A:O4'	2.09	0.53
23:DB:2852:G:H2'	23:DB:2853:C:H6	1.70	0.53
23:BB:2728:U:H2'	23:BB:2729:G:C8	2.44	0.53
5:AF:37:HIS:O	5:AF:97:THR:HG23	2.09	0.53
27:BE:4:VAL:HG12	27:BE:5:LEU:N	2.23	0.53
22:BA:14:U:H5'	22:BA:70:C:O2'	2.09	0.53
1:CA:627:G:H2'	1:CA:628:G:C8	2.42	0.53
50:D3:32:LEU:HA	50:D3:35:LYS:HD2	1.90	0.53
25:BC:86:ARG:HB3	25:BC:86:ARG:CZ	2.39	0.53
23:DB:2284:A:OP2	48:D1:5:ARG:HG3	2.09	0.53
23:DB:1320:C:C5	23:DB:1329:U:H5''	2.44	0.53
23:BB:1930:G:H2'	23:BB:1968:G:N1	2.23	0.53
13:CN:2:LYS:O	13:CN:6:LYS:HG3	2.09	0.53
22:BA:51:G:OP1	36:BO:63:LYS:HE3	2.08	0.53
23:DB:81:G:H2'	23:DB:82:U:O4'	2.08	0.53
23:DB:93:G:H2'	23:DB:94:A:O4'	2.09	0.53
46:DZ:17:ASN:HB2	46:DZ:25:THR:OG1	2.08	0.53
46:DZ:39:TRP:HB2	46:DZ:46:PHE:CE2	2.44	0.53
23:DB:1526:C:H2'	23:DB:1527:G:O4'	2.08	0.53
1:AA:796:C:OP1	10:AK:127:ARG:HB3	2.08	0.53
16:AQ:24:ILE:O	16:AQ:40:THR:HA	2.09	0.53
25:DC:2:VAL:HG23	25:DC:3:VAL:H	1.74	0.53
5:AF:74:LEU:HG	5:AF:78:PHE:CE1	2.43	0.53
23:BB:2366:A:H4'	43:BW:61:LYS:HE2	1.90	0.53
23:BB:296:U:H2'	23:BB:297:G:C8	2.43	0.53
18:AS:35:ARG:HB3	18:AS:50:VAL:HG13	1.90	0.53
22:BA:43:C:H4'	28:BF:91:ARG:HD2	1.89	0.53
31:DJ:130:HIS:HD2	31:DJ:132:HIS:HB2	1.73	0.53
38:DQ:63:ARG:CZ	38:DQ:96:ASP:HA	2.39	0.53
13:AN:50:LEU:HG	13:AN:51:PRO:HD3	1.91	0.53
33:DL:110:VAL:HB	33:DL:127:VAL:HG23	1.91	0.53
26:DD:121:THR:C	26:DD:123:LYS:H	2.09	0.53
33:BL:110:VAL:HB	33:BL:127:VAL:HG23	1.89	0.53
26:BD:164:GLN:HG3	26:BD:165:MET:N	2.23	0.53
1:CA:922:G:N3	1:CA:1398:A:H2	2.06	0.53

Continued on next page...

Continued from previous page...

Atom-1	Atom-2	Interatomic distance (Å)	Clash overlap (Å)
28:BF:56:LEU:HD22	28:BF:59:ILE:HD12	1.89	0.53
23:DB:2395:C:H2'	23:DB:2396:G:O4'	2.08	0.53
23:DB:1442:U:H2'	23:DB:1443:U:C6	2.43	0.53
29:DG:15:ASP:CB	29:DG:26:LYS:H	2.16	0.53
29:DG:25:ILE:CG2	29:DG:78:VAL:HG21	2.39	0.53
1:AA:1326:U:H2'	1:AA:1327:C:H6	1.74	0.53
49:B2:10:LEU:HD11	49:B2:14:ARG:NH1	2.23	0.53
44:BX:17:GLU:HB3	44:BX:53:VAL:CG1	2.36	0.53
23:BB:2329:U:H2'	23:BB:2330:G:C8	2.44	0.53
23:DB:1131:G:N2	23:DB:2024:G:H21	2.06	0.53
23:DB:192:C:C2'	23:DB:193:U:H5'	2.37	0.53
23:BB:182:A:H2'	23:BB:183:C:H6	1.74	0.53
23:DB:2795:C:H2'	23:DB:2796:U:O4'	2.08	0.53
23:DB:591:U:H1'	50:D3:1:PRO:H3	1.72	0.53
1:CA:1097:C:H2'	1:CA:1098:C:C6	2.44	0.53
23:BB:1948:G:O2'	23:BB:1949:G:H5'	2.09	0.53
1:CA:33:A:H2'	1:CA:34:C:C6	2.44	0.53
23:DB:2819:G:H2'	23:DB:2821:A:N7	2.24	0.53
32:DK:70:ARG:CB	32:DK:76:VAL:HG22	2.38	0.53
1:CA:153:C:H2'	1:CA:154:U:C6	2.43	0.53
3:AD:96:ARG:NH1	3:AD:133:SER:HA	2.24	0.53
23:DB:1849:G:H2'	23:DB:1850:G:H8	1.74	0.53
23:DB:1872:A:H8	23:DB:1872:A:O5'	1.92	0.53
1:AA:652:U:H1'	1:AA:653:U:C5	2.44	0.53
23:DB:633:A:OP1	33:DL:68:SER:HB2	2.08	0.53
1:AA:1020:G:H2'	1:AA:1021:A:H5'	1.90	0.53
2:AC:19:SER:HB2	2:AC:39:ARG:HH22	1.74	0.53
23:BB:2478:A:OP1	51:B4:32:LYS:HE2	2.08	0.53
23:BB:370:G:O2'	23:BB:423:A:H3'	2.09	0.53
39:DR:6:GLN:HE22	39:DR:9:GLY:CA	2.22	0.53
23:BB:1495:A:O2'	23:BB:1496:A:H5'	2.09	0.53
5:AF:6:ILE:HG23	5:AF:62:MET:HB3	1.91	0.53
32:BK:35:VAL:CG2	32:BK:36:GLY:H	2.08	0.53
38:DQ:104:ALA:O	38:DQ:105:PHE:HB3	2.09	0.53
35:BN:37:THR:HB	35:BN:40:LYS:HG3	1.91	0.53
27:BE:147:LEU:HD12	27:BE:149:ILE:HB	1.89	0.53
1:CA:1238:A:H2	1:CA:1241:G:N3	2.06	0.53
23:DB:2306:C:C3'	23:DB:2307:G:H5'	2.35	0.53
52:DI:79:LEU:HD12	52:DI:135:MET:SD	2.48	0.53
23:BB:543:G:H2'	23:BB:544:C:H5''	1.91	0.53
46:DZ:67:VAL:O	46:DZ:70:GLU:HG3	2.09	0.53

Continued on next page...

Continued from previous page...

Atom-1	Atom-2	Interatomic distance (Å)	Clash overlap (Å)
18:CS:14:LEU:O	18:CS:18:VAL:HG12	2.08	0.53
18:CS:43:MET:O	18:CS:61:VAL:HB	2.08	0.53
24:BV:44:HIS:CE1	24:BV:85:LYS:HB2	2.43	0.53
23:DB:1549:A:H2'	23:DB:1550:C:H6	1.74	0.53
23:DB:2740:A:H2'	23:DB:2741:A:C8	2.43	0.53
2:CC:50:SER:HB2	2:CC:70:ALA:HB3	1.91	0.53
26:BD:13:ARG:HD3	26:BD:15:PHE:CE1	2.44	0.53
29:DG:122:ALA:HA	29:DG:132:LEU:HA	1.90	0.53
21:AU:35:GLU:HB2	21:AU:37:TYR:CE2	2.43	0.53
52:BI:18:ASN:N	52:BI:19:PRO:CD	2.71	0.53
22:DA:89:U:O2	23:DB:958:U:H2'	2.08	0.53
23:DB:1733:G:H2'	23:DB:1734:G:C8	2.43	0.53
34:DM:2:LEU:HD23	34:DM:46:ILE:HD11	1.90	0.53
8:AI:33:SER:CB	8:AI:36:GLN:HB2	2.38	0.53
43:DW:30:VAL:O	43:DW:30:VAL:HG13	2.08	0.53
23:BB:123:G:H2'	23:BB:124:G:H8	1.74	0.53
1:CA:1291:U:H2'	1:CA:1292:G:C8	2.44	0.53
23:DB:276:U:H2'	23:DB:278:A:N7	2.24	0.53
1:CA:98:A:H2'	1:CA:99:C:H6	1.74	0.53
25:DC:5:CYS:HB2	25:DC:15:VAL:O	2.09	0.53
23:DB:1381:G:H1'	23:DB:1571:A:N1	2.24	0.53
1:CA:1432:G:H1'	1:CA:1468:A:H61	1.72	0.53
1:CA:707:U:H2'	1:CA:708:C:H6	1.71	0.53
1:CA:33:A:H2'	1:CA:34:C:H6	1.72	0.53
41:BT:7:LEU:O	41:BT:7:LEU:HD13	2.08	0.53
23:DB:2415:G:C4'	33:DL:66:PHE:HB2	2.38	0.53
30:BH:1:MET:HE3	30:BH:26:ALA:HB3	1.90	0.53
52:DI:99:LYS:HD3	52:DI:99:LYS:N	2.24	0.53
19:CT:53:MET:O	19:CT:57:VAL:HG22	2.08	0.53
21:CU:3:ILE:HB	21:CU:19:LYS:HD2	1.90	0.53
42:DU:40:LEU:HD23	42:DU:59:GLU:HG2	1.91	0.53
22:BA:35:C:H3'	22:BA:35:C:O2	2.08	0.53
23:BB:813:U:H2'	23:BB:814:C:H6	1.74	0.53
29:DG:106:LEU:O	29:DG:108:PHE:N	2.41	0.53
23:BB:757:G:H2'	23:BB:758:C:H5'	1.90	0.53
20:CB:102:ASN:ND2	20:CB:105:THR:HB	2.22	0.53
23:DB:291:G:H2'	23:DB:292:U:H6	1.74	0.53
37:BP:31:VAL:HG12	37:BP:38:ARG:O	2.09	0.53
28:DF:122:ASP:OD2	28:DF:126:ASN:HB2	2.08	0.53
1:CA:1221:G:O2'	1:CA:1222:G:H5'	2.09	0.53
28:BF:46:LYS:NZ	28:BF:83:PRO:HD2	2.24	0.53

Continued on next page...

Continued from previous page...

Atom-1	Atom-2	Interatomic distance (Å)	Clash overlap (Å)
27:DE:149:ILE:HG23	27:DE:188:MET:CA	2.39	0.53
27:BE:181:ILE:HD13	33:BL:3:LEU:HD23	1.90	0.53
23:DB:2621:G:P	26:DD:124:ARG:HH22	2.31	0.53
23:DB:854:C:O2'	23:DB:855:G:H5'	2.08	0.53
33:BL:18:ARG:C	33:BL:19:LEU:HD12	2.29	0.53
23:DB:2305:U:H2'	23:DB:2306:C:C6	2.44	0.53
23:DB:1063:G:C5'	52:DI:135:MET:HG2	2.39	0.53
23:BB:143:C:H2'	23:BB:144:A:H8	1.73	0.53
24:DV:24:ASN:HB3	24:DV:44:HIS:HB3	1.91	0.53
23:BB:1731:G:O2'	23:BB:1732:C:H5''	2.09	0.53
28:DF:106:ALA:HA	28:DF:135:ILE:CD1	2.39	0.53
23:DB:1032:A:H1'	51:D4:23:ILE:HD13	1.91	0.53
4:CE:158:LYS:NZ	7:CH:63:LYS:HD3	2.23	0.53
34:DM:94:ALA:O	34:DM:96:ILE:HG23	2.09	0.53
23:DB:2277:G:H5''	34:DM:86:LYS:HB2	1.91	0.53
23:DB:417:C:H2'	23:DB:418:C:H6	1.72	0.53
43:BW:31:LEU:N	43:BW:60:ALA:HB3	2.24	0.53
29:BG:30:GLY:HA3	29:BG:78:VAL:HA	1.90	0.53
27:DE:176:ASP:OD1	27:DE:178:VAL:HG12	2.09	0.53
31:BJ:18:VAL:HG22	31:BJ:19:ASP:N	2.24	0.53
23:BB:2022:U:O2'	23:BB:2617:U:H5'	2.09	0.53
2:CC:2:GLN:H	2:CC:2:GLN:HE21	1.55	0.53
23:DB:2199:A:H3'	23:DB:2200:C:H6	1.73	0.53
14:AO:80:LEU:HD21	14:AO:84:LEU:HD22	1.91	0.53
1:CA:384:G:H2'	1:CA:385:C:H6	1.73	0.53
23:BB:1854:A:N6	23:BB:1888:G:H1'	2.24	0.53
23:DB:1570:A:H2'	23:DB:1571:A:C8	2.44	0.53
23:DB:2821:A:OP2	26:DD:115:GLY:HA3	2.08	0.53
23:BB:947:A:O2'	23:BB:984:A:H2	1.92	0.53
23:DB:1846:G:H2'	23:DB:1847:A:O4'	2.08	0.53
1:AA:370:C:H2'	1:AA:371:A:C8	2.44	0.53
23:BB:2216:G:H2'	23:BB:2217:G:C8	2.43	0.53
23:DB:934:U:H2'	23:DB:935:C:C6	2.44	0.53
23:DB:1576:U:O2'	23:DB:1577:C:H5'	2.09	0.53
23:DB:1821:A:H2'	23:DB:1822:C:C6	2.43	0.53
23:BB:1526:C:H2'	23:BB:1527:G:O4'	2.09	0.53
1:AA:738:C:H2'	1:AA:739:C:C6	2.44	0.53
39:BR:43:ASN:HD21	39:BR:45:GLU:HG2	1.74	0.53
23:DB:1973:G:H2'	23:DB:1974:C:C6	2.44	0.53
1:AA:1101:A:C8	20:AB:170:ILE:HD12	2.43	0.53
23:DB:256:A:H2'	23:DB:257:C:C6	2.44	0.53

Continued on next page...

Continued from previous page...

Atom-1	Atom-2	Interatomic distance (Å)	Clash overlap (Å)
23:BB:564:C:O2'	23:BB:565:C:H5'	2.09	0.53
1:AA:787:A:O2'	1:AA:788:U:H5'	2.08	0.53
25:BC:2:VAL:HG23	25:BC:3:VAL:H	1.73	0.53
23:DB:1099:G:H4'	52:DI:4:VAL:CG1	2.39	0.53
26:BD:187:LEU:HD12	26:BD:188:LEU:H	1.74	0.53
8:AI:61:ASP:C	8:AI:62:LEU:HD13	2.29	0.53
31:BJ:123:LYS:HG2	31:BJ:132:HIS:NE2	2.23	0.53
23:DB:1244:A:O2'	23:DB:1245:G:H5'	2.09	0.53
38:DQ:68:ALA:O	38:DQ:71:ASN:HB3	2.09	0.53
13:CN:50:LEU:CD2	13:CN:51:PRO:HD3	2.39	0.53
31:BJ:38:GLY:HA3	31:BJ:50:THR:O	2.09	0.53
26:DD:165:MET:HG2	26:DD:166:GLY:N	2.24	0.53
25:BC:140:VAL:HG12	25:BC:141:HIS:N	2.20	0.53
25:BC:159:THR:O	25:BC:194:VAL:HG12	2.09	0.53
23:DB:513:A:O5'	23:DB:513:A:H8	1.92	0.53
34:DM:19:GLY:N	34:DM:38:ARG:HH12	2.02	0.53
41:BT:57:VAL:HG12	41:BT:86:THR:OG1	2.09	0.53
6:AG:131:GLY:O	6:AG:134:VAL:HG22	2.09	0.53
4:AE:23:THR:HA	4:AE:28:ARG:HA	1.90	0.53
21:CU:35:GLU:HB2	21:CU:37:TYR:CZ	2.43	0.53
32:BK:107:LEU:HB2	32:BK:116:ILE:CG2	2.39	0.53
23:BB:2186:G:H2'	23:BB:2187:U:O4'	2.09	0.53
51:D4:7:VAL:HG13	51:D4:8:LYS:H	1.74	0.53
41:BT:81:LYS:HG3	41:BT:82:LYS:N	2.23	0.53
36:DO:111:ARG:HD2	36:DO:117:PHE:C	2.29	0.53
32:DK:19:VAL:HG12	32:DK:41:ILE:CG1	2.39	0.53
29:BG:25:ILE:CG2	29:BG:78:VAL:HG21	2.39	0.53
1:AA:678:U:H4'	1:AA:778:G:OP1	2.09	0.53
23:DB:2846:G:H2'	23:DB:2847:U:C6	2.43	0.53
27:DE:150:THR:HG21	27:DE:153:LEU:HA	1.91	0.53
44:DX:23:ARG:O	44:DX:27:ASN:N	2.41	0.53
7:CH:100:ILE:HG13	7:CH:128:VAL:O	2.08	0.53
1:AA:1250:A:H4'	8:AI:69:GLY:O	2.08	0.53
23:DB:1792:G:O2'	23:DB:1793:C:H5'	2.09	0.53
26:DD:172:VAL:HG12	26:DD:173:GLN:N	2.23	0.53
40:DS:57:ASN:O	40:DS:61:ASN:HB2	2.09	0.53
1:CA:1277:C:O2'	1:CA:1279:G:H1'	2.09	0.53
1:AA:312:C:H2'	1:AA:313:A:C8	2.43	0.53
20:CB:23:ASN:HD22	20:CB:24:PRO:CD	2.21	0.53
23:BB:2784:U:H2'	23:BB:2785:C:H6	1.72	0.53
23:BB:1747:U:H2'	23:BB:1748:C:H6	1.72	0.53

Continued on next page...

Continued from previous page...

Atom-1	Atom-2	Interatomic distance (Å)	Clash overlap (Å)
3:CD:22:SER:HB2	3:CD:109:THR:HG22	1.91	0.53
1:CA:1168:U:H4'	1:CA:1169:A:OP2	2.08	0.53
23:BB:2078:C:H2'	23:BB:2079:U:C6	2.43	0.53
39:BR:28:ALA:HB3	39:BR:31:GLU:HB2	1.90	0.53
48:B1:3:GLY:O	48:B1:4:ILE:HG12	2.08	0.53
1:CA:1332:A:H2'	1:CA:1333:A:C8	2.44	0.53
42:DU:41:VAL:HG22	42:DU:60:LYS:O	2.09	0.53
1:CA:590:U:H2'	1:CA:591:U:H6	1.72	0.53
23:DB:1210:G:N3	23:DB:1212:G:N2	2.56	0.53
26:BD:56:LYS:HG3	26:BD:58:ASN:HB2	1.91	0.53
42:DU:64:ILE:HG13	42:DU:65:GLN:N	2.23	0.53
1:AA:820:U:H4'	1:AA:821:G:OP2	2.09	0.53
23:BB:256:A:H2'	23:BB:257:C:C6	2.43	0.53
5:CF:4:TYR:CE2	5:CF:71:ILE:HD13	2.44	0.53
23:DB:1623:G:O2'	23:DB:1624:U:H5'	2.08	0.53
31:BJ:96:ARG:O	31:BJ:99:ARG:HG3	2.09	0.53
23:BB:2508:G:H2'	23:BB:2509:G:H8	1.73	0.53
33:BL:41:ARG:HH21	33:BL:41:ARG:HG2	1.74	0.53
28:DF:12:VAL:O	28:DF:16:MET:HG2	2.09	0.53
31:DJ:123:LYS:HG2	31:DJ:132:HIS:NE2	2.23	0.53
37:DP:6:GLN:O	37:DP:9:GLN:HG2	2.09	0.53
33:BL:142:ILE:HG22	33:BL:143:GLU:N	2.24	0.53
40:DS:17:VAL:HG11	40:DS:103:ILE:HG12	1.91	0.53
1:CA:1245:C:H2'	1:CA:1246:A:C8	2.43	0.53
18:CS:39:ILE:HB	18:CS:65:MET:O	2.09	0.53
23:DB:346:A:H2'	23:DB:347:A:O4'	2.09	0.53
16:CQ:24:ILE:O	16:CQ:40:THR:HA	2.09	0.53
16:CQ:7:LEU:O	16:CQ:60:ILE:HD13	2.09	0.53
1:AA:429:U:H3'	3:AD:8:LEU:HD23	1.91	0.53
23:DB:584:C:OP1	38:DQ:5:ARG:HB3	2.07	0.53
46:BZ:66:THR:O	46:BZ:69:ALA:HB3	2.08	0.53
24:DV:72:VAL:HG21	24:DV:91:PHE:CB	2.34	0.53
21:CU:36:PHE:HA	21:CU:39:LYS:HE2	1.91	0.53
23:DB:705:A:N6	23:DB:726:G:O2'	2.41	0.53
36:BO:7:ARG:HA	36:BO:10:ARG:NH2	2.24	0.53
22:BA:89:U:O2	23:BB:958:U:H2'	2.08	0.53
28:DF:28:PRO:HG3	28:DF:159:ALA:HB2	1.90	0.53
23:DB:2021:C:P	47:D0:8:THR:HG21	2.49	0.53
41:BT:32:LEU:O	41:BT:83:ALA:HB2	2.09	0.53
9:AJ:76:ILE:HD13	9:AJ:79:PRO:HB3	1.91	0.53
27:DE:128:ALA:H	27:DE:133:LEU:CD1	2.22	0.53

Continued on next page...

Continued from previous page...

Atom-1	Atom-2	Interatomic distance (Å)	Clash overlap (Å)
2:CC:57:GLU:O	2:CC:63:ILE:HA	2.09	0.53
25:BC:209:ALA:HA	25:BC:212:TRP:NE1	2.24	0.53
23:DB:1949:G:H2'	23:DB:1950:G:H8	1.69	0.53
1:AA:462:G:H3'	1:AA:463:U:C6	2.44	0.53
23:DB:674:G:H1'	27:DE:69:ARG:NE	2.24	0.53
23:BB:1792:G:O2'	23:BB:1793:C:H5'	2.09	0.53
1:CA:91:U:H2'	1:CA:92:U:H6	1.72	0.53
25:DC:12:ARG:HA	25:DC:15:VAL:HG23	1.90	0.53
23:DB:2774:C:OP1	26:DD:169:ARG:HG3	2.08	0.53
27:DE:46:GLN:HB3	27:DE:86:ALA:HA	1.91	0.53
7:AH:31:LEU:O	7:AH:35:ILE:HG13	2.09	0.53
23:BB:2648:G:H2'	23:BB:2649:C:C6	2.43	0.53
26:BD:90:PHE:N	26:BD:94:GLN:OE1	2.42	0.53
1:CA:312:C:H2'	1:CA:313:A:C8	2.44	0.53
23:BB:2803:G:H2'	23:BB:2804:U:H6	1.72	0.53
23:BB:948:C:H2'	23:BB:949:G:C8	2.44	0.53
23:DB:947:A:O2'	23:DB:984:A:H2	1.92	0.53
1:CA:539:A:H2'	1:CA:540:G:H8	1.72	0.53
20:AB:101:THR:HA	20:AB:178:LEU:HD21	1.91	0.53
1:AA:709:U:H2'	1:AA:710:G:C8	2.43	0.53
23:BB:1198:U:H2'	23:BB:1199:U:H6	1.74	0.53
1:AA:546:A:OP2	3:AD:67:LEU:HB3	2.09	0.53
1:CA:505:G:H2'	1:CA:506:G:C8	2.44	0.53
27:DE:5:LEU:HD22	27:DE:122:GLU:HG3	1.91	0.53
27:BE:2:GLU:HA	27:BE:13:THR:OG1	2.09	0.53
23:BB:2415:G:H2'	23:BB:2416:C:H6	1.74	0.53
23:BB:1229:C:H2'	23:BB:1230:A:C8	2.44	0.53
29:BG:106:LEU:O	29:BG:108:PHE:N	2.41	0.53
16:AQ:29:LYS:HG3	16:AQ:34:GLY:HA2	1.90	0.53
25:BC:115:ILE:HA	25:BC:124:LYS:NZ	2.24	0.53
39:BR:3:ALA:O	39:BR:13:ARG:HA	2.09	0.53
1:AA:784:A:H2'	1:AA:785:G:C8	2.44	0.53
5:AF:53:LYS:H	5:AF:53:LYS:HZ2	1.57	0.53
1:AA:320:A:H2'	1:AA:321:A:C8	2.44	0.53
2:CC:190:THR:HG22	2:CC:191:THR:N	2.24	0.53
23:BB:2600:A:O2'	23:BB:2601:C:H5'	2.09	0.53
6:AG:29:LEU:HD23	6:AG:29:LEU:O	2.09	0.53
23:DB:1193:G:H2'	23:DB:1194:A:H5''	1.90	0.53
1:AA:632:U:H3'	1:AA:633:G:H5'	1.90	0.53
23:BB:2386:A:H2'	23:BB:2387:U:C6	2.44	0.52
42:DU:81:ARG:HB2	42:DU:96:LYS:HG3	1.91	0.52

Continued on next page...

Continued from previous page...

Atom-1	Atom-2	Interatomic distance (Å)	Clash overlap (Å)
28:BF:11:VAL:HG12	28:BF:12:VAL:N	2.15	0.52
23:BB:2814:A:H2'	23:BB:2815:C:H6	1.74	0.52
27:BE:106:LYS:HE2	27:BE:200:LEU:HB3	1.91	0.52
37:DP:3:ILE:CD1	37:DP:7:LEU:HD11	2.38	0.52
37:DP:6:GLN:O	37:DP:10:GLU:HG2	2.10	0.52
23:DB:851:C:H2'	23:DB:852:U:H6	1.74	0.52
52:DI:57:VAL:HG23	52:DI:71:LYS:NZ	2.24	0.52
23:BB:674:G:O3'	27:BE:60:TRP:CZ2	2.62	0.52
46:DZ:69:ALA:HA	46:DZ:72:ARG:NH2	2.24	0.52
8:AI:44:ARG:O	8:AI:47:VAL:HG22	2.08	0.52
23:DB:581:C:H2'	23:DB:582:A:H8	1.73	0.52
8:CI:27:ILE:HG21	8:CI:34:LEU:HD13	1.91	0.52
46:BZ:5:CYS:SG	46:BZ:8:THR:HG23	2.49	0.52
31:DJ:25:LEU:HB2	31:DJ:62:VAL:HG22	1.90	0.52
35:DN:108:ALA:O	35:DN:110:MET:HE3	2.09	0.52
2:CC:166:TRP:HA	2:CC:166:TRP:CE3	2.44	0.52
32:BK:101:GLY:HA2	37:BP:65:ASN:HB2	1.90	0.52
34:BM:126:ILE:HD12	34:BM:126:ILE:N	2.24	0.52
23:DB:418:C:H2'	23:DB:419:U:C6	2.44	0.52
23:BB:123:G:H2'	23:BB:124:G:C8	2.44	0.52
23:DB:1947:C:H2'	23:DB:1948:G:C8	2.44	0.52
1:AA:9:G:OP2	4:AE:125:LYS:HD3	2.09	0.52
23:DB:2106:U:H2'	23:DB:2107:G:C8	2.44	0.52
23:DB:2471:A:O2'	23:DB:2472:G:O5'	2.27	0.52
23:DB:1771:C:O2'	23:DB:1772:A:H5'	2.09	0.52
3:AD:53:GLN:HB3	3:AD:202:LEU:HB2	1.91	0.52
1:AA:8:A:H61	3:AD:53:GLN:HE22	1.56	0.52
25:DC:20:ASN:OD1	25:DC:22:GLU:HG2	2.08	0.52
23:BB:189:G:H2'	23:BB:205:G:H22	1.72	0.52
1:AA:806:C:H2'	1:AA:807:A:H8	1.73	0.52
1:CA:546:A:OP2	3:CD:67:LEU:HB3	2.09	0.52
23:DB:969:G:OP1	45:DY:17:PRO:HG3	2.08	0.52
23:BB:1746:A:H2'	23:BB:1747:U:C6	2.45	0.52
23:DB:832:U:H2'	23:DB:833:A:C8	2.44	0.52
1:CA:55:A:OP2	1:CA:352:C:N4	2.41	0.52
52:BI:81:LYS:HG3	52:BI:82:ALA:N	2.23	0.52
23:DB:909:A:H2'	23:DB:912:C:H5	1.72	0.52
35:DN:8:ARG:HG2	35:DN:10:LEU:HD22	1.91	0.52
23:BB:2389:G:H5''	23:BB:2390:U:H5'	1.91	0.52
23:BB:553:G:O2'	23:BB:554:U:H5'	2.10	0.52
1:AA:930:C:H2'	1:AA:931:C:O4'	2.08	0.52

Continued on next page...

Continued from previous page...

Atom-1	Atom-2	Interatomic distance (Å)	Clash overlap (Å)
20:CB:27:LYS:HB3	20:CB:28:PRO:HD3	1.91	0.52
23:DB:2597:G:H5'	25:DC:240:GLY:HA3	1.92	0.52
6:AG:15:PRO:HG2	6:AG:43:TYR:OH	2.10	0.52
1:CA:1018:G:H2'	1:CA:1019:A:C8	2.45	0.52
28:DF:133:GLU:HA	28:DF:150:GLY:HA2	1.90	0.52
19:CT:49:ALA:HA	19:CT:52:GLU:HB3	1.89	0.52
52:BI:2:LYS:NZ	52:BI:2:LYS:HB3	2.24	0.52
1:AA:434:U:H3'	1:AA:435:A:H8	1.72	0.52
23:BB:1145:C:O2'	23:BB:1146:C:H5'	2.08	0.52
42:DU:82:VAL:CG1	42:DU:93:ARG:HB3	2.39	0.52
1:CA:1124:G:H4'	9:CJ:40:ILE:HG12	1.91	0.52
31:DJ:125:TYR:HH	31:DJ:132:HIS:CE1	2.26	0.52
35:BN:99:LYS:O	47:B0:42:ILE:HG12	2.08	0.52
13:CN:50:LEU:HG	13:CN:51:PRO:HD3	1.92	0.52
38:BQ:59:LEU:O	38:BQ:62:ALA:HB3	2.08	0.52
20:CB:65:LYS:HG2	20:CB:89:PHE:HE1	1.74	0.52
3:CD:117:VAL:O	3:CD:130:ASN:HA	2.10	0.52
12:AM:17:ALA:CB	12:AM:44:ILE:HD11	2.39	0.52
28:DF:131:VAL:O	28:DF:132:ARG:HB2	2.09	0.52
30:BH:110:VAL:HB	30:BH:132:PHE:CZ	2.44	0.52
26:DD:5:VAL:H	26:DD:32:ASN:ND2	1.94	0.52
23:DB:2882:A:C3'	23:DB:2883:A:H5''	2.39	0.52
23:BB:1170:C:H2'	23:BB:1171:G:C8	2.45	0.52
16:CQ:75:VAL:HG23	16:CQ:76:ARG:N	2.25	0.52
29:DG:6:ALA:HB3	29:DG:68:ARG:NE	2.24	0.52
32:BK:71:ARG:CG	32:BK:105:ARG:HH21	2.22	0.52
1:CA:1324:A:H2'	1:CA:1325:C:O4'	2.10	0.52
41:DT:29:THR:HA	41:DT:86:THR:CA	2.35	0.52
41:DT:28:ASN:CA	41:DT:91:GLN:HE22	2.20	0.52
1:AA:782:A:H2'	1:AA:783:C:O4'	2.09	0.52
31:DJ:25:LEU:HD22	31:DJ:26:GLY:N	2.18	0.52
30:DH:133:GLN:HB3	30:DH:139:PHE:CB	2.39	0.52
23:BB:1733:G:H2'	23:BB:1734:G:C8	2.43	0.52
2:AC:156:LEU:HD11	2:AC:165:GLU:HB2	1.91	0.52
2:CC:155:ARG:NH2	2:CC:192:TYR:HB2	2.24	0.52
1:AA:269:C:H2'	1:AA:270:A:H8	1.73	0.52
23:BB:37:C:O2'	27:BE:45:ALA:HA	2.10	0.52
23:DB:931:U:H3	23:DB:1166:G:H21	1.56	0.52
23:DB:163:C:O4'	23:DB:163:C:O2	2.25	0.52
23:BB:1387:A:H2'	23:BB:1388:G:H8	1.74	0.52
23:DB:2028:U:H2'	23:DB:2029:G:C8	2.44	0.52

Continued on next page...

Continued from previous page...

Atom-1	Atom-2	Interatomic distance (Å)	Clash overlap (Å)
23:DB:993:G:H1'	39:DR:91:GLN:NE2	2.25	0.52
24:BV:63:ILE:HD12	24:BV:63:ILE:N	2.25	0.52
11:AL:7:VAL:HG22	16:AQ:33:TYR:CD1	2.44	0.52
1:CA:370:C:H2'	1:CA:371:A:C8	2.45	0.52
1:CA:455:G:O2'	1:CA:456:A:H5'	2.08	0.52
1:CA:1521:C:H2'	1:CA:1522:U:C6	2.44	0.52
23:DB:2886:A:H3'	23:DB:2887:A:C8	2.42	0.52
23:BB:247:G:H4'	23:BB:386:G:C5	2.44	0.52
22:DA:54:G:H21	28:DF:25:MET:HE3	1.75	0.52
1:CA:657:U:O2'	1:CA:658:C:H5'	2.09	0.52
1:AA:169:C:O2'	1:AA:170:U:H5'	2.09	0.52
23:DB:989:G:OP2	45:DY:13:ILE:HD11	2.10	0.52
23:BB:77:G:H5'	44:BX:52:ARG:HG2	1.91	0.52
1:CA:1423:G:H2'	1:CA:1424:U:H6	1.73	0.52
1:CA:390:U:H2'	1:CA:391:G:H8	1.74	0.52
48:D1:3:GLY:C	48:D1:5:ARG:H	2.11	0.52
1:AA:490:C:H2'	1:AA:491:G:H8	1.73	0.52
33:BL:135:ILE:HG12	33:BL:140:GLY:HA3	1.91	0.52
23:BB:196:A:H2'	23:BB:196:A:N3	2.23	0.52
29:DG:19:ASN:HB2	29:DG:22:VAL:HB	1.90	0.52
26:DD:7:LYS:O	26:DD:9:VAL:HG12	2.08	0.52
6:CG:104:VAL:O	6:CG:108:ARG:HG3	2.09	0.52
23:DB:1332:G:HO2'	23:DB:1609:A:H2	1.56	0.52
23:DB:2092:U:H4'	23:DB:2093:G:H5''	1.90	0.52
26:DD:46:ARG:NH1	26:DD:85:ALA:HA	2.24	0.52
23:BB:1369:G:O2'	23:BB:1370:C:H5'	2.09	0.52
24:DV:16:ALA:HA	24:DV:19:ARG:HE	1.73	0.52
47:D0:52:LYS:NZ	47:D0:56:LYS:H	2.06	0.52
23:BB:1511:G:H2'	23:BB:1512:C:H6	1.74	0.52
1:AA:1320:C:C5	18:AS:36:ARG:HA	2.45	0.52
31:BJ:55:ILE:CB	31:BJ:123:LYS:HB2	2.37	0.52
38:DQ:71:ASN:ND2	38:DQ:109:VAL:HG11	2.24	0.52
38:DQ:59:LEU:O	38:DQ:62:ALA:HB3	2.09	0.52
38:DQ:71:ASN:ND2	38:DQ:73:ILE:HG22	2.24	0.52
38:BQ:104:ALA:O	38:BQ:105:PHE:HB3	2.08	0.52
38:BQ:68:ALA:HA	38:BQ:71:ASN:HB3	1.91	0.52
25:DC:159:THR:O	25:DC:194:VAL:HG12	2.09	0.52
26:DD:114:LYS:HB2	26:DD:116:LYS:HE3	1.91	0.52
23:BB:1287:A:P	35:BN:104:ALA:HB3	2.49	0.52
1:CA:1302:C:H4'	1:CA:1303:C:OP2	2.09	0.52
52:DI:75:ALA:O	52:DI:79:LEU:HG	2.10	0.52

Continued on next page...

Continued from previous page...

Atom-1	Atom-2	Interatomic distance (Å)	Clash overlap (Å)
30:BH:132:PHE:N	30:BH:142:VAL:HG23	2.24	0.52
3:CD:157:ALA:O	3:CD:160:LEU:HD22	2.09	0.52
8:AI:55:ASP:HB2	8:AI:59:LYS:HG3	1.92	0.52
29:DG:7:PRO:O	29:DG:8:VAL:HB	2.09	0.52
23:DB:2572:A:OP2	26:DD:151:THR:HB	2.09	0.52
39:BR:14:VAL:HG21	39:BR:98:ILE:HG12	1.91	0.52
39:BR:16:GLU:H	39:BR:101:ILE:CG1	2.22	0.52
1:CA:1379:G:O2'	1:CA:1380:U:H5'	2.09	0.52
23:BB:1386:C:OP2	23:BB:1396:U:H5	1.93	0.52
23:DB:500:G:N2	23:DB:502:A:H3'	2.24	0.52
32:DK:20:MET:C	32:DK:41:ILE:HG13	2.29	0.52
23:BB:126:A:O2'	23:BB:127:A:H5'	2.09	0.52
23:BB:2352:A:C6	43:BW:30:VAL:HG11	2.44	0.52
8:CI:32:ARG:NH1	8:CI:37:TYR:HA	2.24	0.52
23:BB:1000:A:H2'	23:BB:1001:A:H8	1.71	0.52
35:BN:59:SER:O	35:BN:63:ARG:HB2	2.08	0.52
41:BT:12:ARG:HG2	44:BX:29:ARG:HH12	1.74	0.52
23:BB:1131:G:N2	23:BB:2024:G:H21	2.07	0.52
23:DB:1790:C:H2'	23:DB:1791:A:C8	2.44	0.52
1:CA:814:A:H5'	1:CA:1511:G:H4'	1.90	0.52
1:CA:900:A:H2'	1:CA:901:A:C8	2.44	0.52
1:AA:79:G:H8	1:AA:79:G:OP2	1.93	0.52
23:DB:812:C:H5''	23:DB:1250:G:O2'	2.09	0.52
23:DB:528:A:C2	23:DB:2043:C:H4'	2.44	0.52
9:CJ:28:THR:O	9:CJ:31:ARG:HG2	2.10	0.52
23:BB:1846:G:H2'	23:BB:1847:A:O4'	2.10	0.52
1:CA:45:G:H2'	1:CA:46:G:H8	1.74	0.52
23:BB:1571:A:H2'	23:BB:1572:A:C8	2.44	0.52
23:DB:196:A:N3	23:DB:196:A:H2'	2.24	0.52
23:DB:75:G:H4'	44:DX:48:ARG:HH22	1.75	0.52
23:DB:1923:U:H2'	23:DB:1924:C:H6	1.74	0.52
23:DB:2015:A:N3	47:D0:2:VAL:HG22	2.23	0.52
2:CC:35:ASP:HB3	2:CC:39:ARG:HH12	1.75	0.52
23:BB:936:A:H2'	23:BB:937:C:H6	1.73	0.52
51:B4:10:LEU:HD13	51:B4:33:HIS:HA	1.90	0.52
23:BB:2411:A:H2'	23:BB:2412:A:C8	2.44	0.52
23:DB:912:C:O2'	23:DB:913:U:H5'	2.09	0.52
23:BB:527:C:H5'	56:BB:3416:HOH:O	2.09	0.52
1:CA:165:G:O2'	1:CA:166:U:H5'	2.09	0.52
1:AA:927:G:O2'	1:AA:928:G:H5'	2.09	0.52
1:CA:443:C:H2'	1:CA:444:G:C8	2.44	0.52

Continued on next page...

Continued from previous page...

Atom-1	Atom-2	Interatomic distance (Å)	Clash overlap (Å)
29:DG:88:LEU:O	29:DG:88:LEU:HD12	2.09	0.52
26:BD:16:THR:HB	26:BD:18:ASP:OD1	2.09	0.52
23:DB:2659:G:N2	23:DB:2661:G:H5''	2.23	0.52
23:DB:2662:A:H2'	23:DB:2663:G:O4'	2.09	0.52
36:DO:30:ARG:HG3	36:DO:30:ARG:HH11	1.74	0.52
47:D0:5:ASN:O	47:D0:7:PRO:HD3	2.09	0.52
6:CG:15:PRO:HG2	6:CG:43:TYR:OH	2.09	0.52
36:DO:25:ARG:HD2	36:DO:93:ASP:HB2	1.90	0.52
31:DJ:42:ALA:O	31:DJ:44:TYR:N	2.43	0.52
25:BC:93:VAL:HG12	25:BC:101:ARG:O	2.09	0.52
38:BQ:78:PHE:CE2	38:BQ:82:LEU:HD11	2.44	0.52
33:BL:109:LYS:O	33:BL:111:ILE:HG12	2.09	0.52
35:BN:103:ARG:CG	35:BN:104:ALA:H	2.22	0.52
12:AM:44:ILE:HA	12:AM:47:LEU:HD23	1.90	0.52
30:BH:73:ASN:ND2	30:BH:73:ASN:N	2.57	0.52
18:CS:12:LEU:O	18:CS:15:LEU:HB2	2.10	0.52
4:CE:15:ILE:HD12	4:CE:35:LEU:HG	1.90	0.52
23:BB:1060:U:O2	23:BB:1088:A:C8	2.63	0.52
13:AN:5:MET:HB3	13:AN:62:ARG:HH12	1.74	0.52
6:CG:126:ALA:HA	6:CG:134:VAL:HG13	1.90	0.52
46:BZ:68:LEU:HB3	46:BZ:78:TYR:HE1	1.75	0.52
49:B2:30:VAL:HA	49:B2:33:ARG:HH21	1.73	0.52
34:DM:97:GLN:HB2	34:DM:98:PRO:CD	2.39	0.52
23:BB:1442:U:H2'	23:BB:1443:U:H6	1.73	0.52
44:BX:56:LEU:O	44:BX:58:ASN:N	2.41	0.52
1:CA:252:U:H2'	1:CA:253:A:H8	1.74	0.52
17:AR:60:ARG:O	17:AR:64:LEU:HD13	2.09	0.52
23:DB:1021:A:H61	23:DB:1142:A:H61	1.58	0.52
10:AK:126:ARG:HA	10:AK:126:ARG:NE	2.24	0.52
10:AK:124:LYS:HA	21:AU:34:ARG:HG2	1.91	0.52
36:BO:52:SER:OG	36:BO:54:VAL:HG12	2.10	0.52
25:BC:91:ALA:CB	25:BC:105:ALA:HB2	2.37	0.52
28:BF:177:ARG:NH1	28:BF:177:ARG:HA	2.24	0.52
20:CB:186:VAL:HB	20:CB:190:SER:HB2	1.90	0.52
3:AD:55:ARG:HG3	3:AD:55:ARG:NH1	2.25	0.52
51:B4:7:VAL:HG13	51:B4:8:LYS:H	1.74	0.52
10:CK:74:LYS:C	10:CK:76:TYR:H	2.12	0.52
44:DX:3:ALA:O	44:DX:6:LEU:HB2	2.09	0.52
49:B2:19:ARG:HH21	49:B2:19:ARG:HG2	1.73	0.52
24:DV:1:MET:O	24:DV:62:THR:HG23	2.09	0.52
23:BB:308:G:H2'	23:BB:309:A:O4'	2.09	0.52

Continued on next page...

Continued from previous page...

Atom-1	Atom-2	Interatomic distance (Å)	Clash overlap (Å)
1:AA:1070:U:H2'	1:AA:1071:C:H6	1.73	0.52
23:DB:718:A:H3'	23:DB:719:C:C6	2.42	0.52
23:DB:729:G:C8	25:DC:206:LYS:HE3	2.44	0.52
23:BB:1050:A:H2'	23:BB:1051:G:C8	2.42	0.52
1:CA:1386:G:H2'	1:CA:1387:G:C8	2.45	0.52
23:DB:1196:C:H2'	23:DB:1197:G:C8	2.44	0.52
1:CA:1434:A:H2'	1:CA:1435:G:C8	2.44	0.52
23:BB:1196:C:H2'	23:BB:1197:G:C8	2.44	0.52
27:BE:5:LEU:HD22	27:BE:122:GLU:HG3	1.90	0.52
23:BB:1097:U:C2'	23:BB:1098:A:H5'	2.38	0.52
1:CA:562:U:H2'	1:CA:562:U:OP2	2.09	0.52
23:BB:2547:A:H4'	32:BK:29:HIS:CE1	2.45	0.52
1:AA:552:U:O2'	1:AA:553:A:H5'	2.10	0.52
1:CA:160:A:H2'	1:CA:161:A:O4'	2.09	0.52
37:DP:31:VAL:HG12	37:DP:38:ARG:O	2.09	0.52
29:BG:93:TYR:C	29:BG:94:ARG:HG3	2.29	0.52
5:CF:74:LEU:HG	5:CF:78:PHE:CE1	2.45	0.52
1:AA:399:G:H2'	1:AA:400:C:C6	2.44	0.52
16:CQ:3:LYS:HE2	16:CQ:3:LYS:HA	1.91	0.52
11:AL:43:LYS:NZ	11:AL:44:PRO:HD3	2.24	0.52
1:AA:586:C:O2'	1:AA:878:A:H4'	2.10	0.52
23:BB:1117:C:H2'	23:BB:1118:C:H6	1.74	0.52
1:CA:1207:G:O2'	1:CA:1208:C:H5'	2.09	0.52
13:CN:97:LYS:HZ2	13:CN:97:LYS:HB3	1.74	0.52
23:BB:2365:G:H4'	43:BW:59:PHE:CE1	2.41	0.52
21:AU:3:ILE:HD13	21:AU:19:LYS:HA	1.91	0.52
9:CJ:12:ALA:HB3	9:CJ:18:ILE:HB	1.91	0.52
38:BQ:59:LEU:HD13	38:BQ:60:TRP:N	2.25	0.52
33:BL:78:ARG:HG2	33:BL:113:ALA:CB	2.39	0.52
1:CA:1004:A:H5'	1:CA:1024:G:H22	1.74	0.52
12:AM:10:ASP:CA	12:AM:44:ILE:HD13	2.39	0.52
23:DB:2813:A:H2'	23:DB:2814:A:H8	1.74	0.52
8:AI:35:GLU:HG3	8:AI:44:ARG:HD3	1.92	0.52
33:BL:61:LEU:N	33:BL:61:LEU:HD12	2.25	0.52
20:CB:112:ARG:HA	20:CB:115:ASP:OD2	2.09	0.52
8:CI:44:ARG:O	8:CI:47:VAL:HG22	2.09	0.52
23:DB:1442:U:H2'	23:DB:1443:U:H6	1.73	0.52
46:BZ:68:LEU:HB3	46:BZ:78:TYR:CE1	2.44	0.52
32:DK:105:ARG:HD2	32:DK:122:VAL:HG11	1.91	0.52
23:BB:704:G:H1'	23:BB:727:A:H61	1.74	0.52
26:DD:13:ARG:HD3	26:DD:15:PHE:CE1	2.45	0.52

Continued on next page...

Continued from previous page...

Atom-1	Atom-2	Interatomic distance (Å)	Clash overlap (Å)
32:BK:109:SER:C	32:BK:111:LYS:H	2.12	0.52
6:CG:61:PHE:O	6:CG:65:LEU:HD13	2.10	0.52
29:BG:154:GLU:C	29:BG:156:TYR:H	2.13	0.52
24:BV:14:LYS:HE3	24:BV:18:ARG:NH2	2.25	0.52
23:BB:499:U:H5'	42:BU:44:HIS:CE1	2.44	0.52
23:DB:1130:U:O2	23:DB:2025:C:H5''	2.10	0.52
23:DB:405:U:H4'	23:DB:405:U:OP2	2.10	0.52
1:CA:5:U:H4'	1:CA:6:G:H5'	1.91	0.52
3:CD:75:TYR:HE1	3:CD:200:VAL:HA	1.74	0.52
28:DF:72:SER:CA	28:DF:80:GLN:H	2.20	0.52
23:BB:812:C:H4'	38:BQ:12:ARG:HH12	1.75	0.52
10:AK:81:LEU:HD23	10:AK:81:LEU:N	2.24	0.52
23:DB:2592:G:H2'	23:DB:2593:U:O4'	2.10	0.52
23:DB:1828:G:O6	25:DC:220:ARG:HD2	2.10	0.52
26:DD:90:PHE:N	26:DD:94:GLN:OE1	2.42	0.52
23:DB:1854:A:N6	23:DB:1888:G:H1'	2.24	0.52
1:AA:312:C:H2'	1:AA:313:A:H8	1.74	0.52
1:AA:314:C:O2'	1:AA:315:A:H5'	2.09	0.52
1:AA:151:A:H5'	1:AA:152:A:OP2	2.09	0.52
23:DB:1847:A:H4'	23:DB:1848:A:H8	1.74	0.52
23:DB:2529:G:H4'	29:DG:174:LYS:HD2	1.90	0.52
1:AA:1300:G:H1'	1:AA:1301:U:H5	1.73	0.52
1:AA:996:A:H2	1:AA:1045:C:HO2'	1.55	0.52
23:BB:394:C:H2'	23:BB:395:U:O4'	2.10	0.52
1:AA:1461:G:H2'	1:AA:1462:C:C6	2.44	0.52
23:DB:753:A:H2'	23:DB:754:U:H6	1.72	0.52
23:DB:1642:G:O2'	23:DB:1643:G:H5'	2.10	0.52
1:AA:215:C:H2'	1:AA:216:U:C6	2.45	0.52
2:AC:34:SER:O	2:AC:38:VAL:HG22	2.10	0.52
1:CA:1384:C:H2'	1:CA:1385:G:C8	2.44	0.52
22:BA:39:A:O2'	22:BA:40:U:H5'	2.10	0.52
23:DB:2543:G:H8	23:DB:2543:G:H5'	1.74	0.52
23:BB:1453:A:OP1	23:BB:1453:A:H4'	2.09	0.52
26:DD:154:LYS:HD3	26:DD:154:LYS:H	1.74	0.52
23:DB:283:G:H2'	23:DB:284:U:O4'	2.10	0.52
1:AA:608:A:H3'	56:AA:2292:HOH:O	2.09	0.52
3:AD:117:VAL:O	3:AD:130:ASN:HA	2.10	0.52
25:DC:6:LYS:HB3	25:DC:8:THR:HG22	1.92	0.52
26:BD:180:VAL:HG22	26:BD:187:LEU:CD1	2.40	0.52
26:BD:8:LYS:HB2	26:BD:201:LEU:HD11	1.91	0.52
28:DF:3:LEU:HD11	28:DF:172:PHE:CG	2.45	0.52

Continued on next page...

Continued from previous page...

Atom-1	Atom-2	Interatomic distance (Å)	Clash overlap (Å)
28:BF:62:GLN:HE22	28:BF:90:LEU:HA	1.75	0.52
23:DB:138:U:H5''	23:DB:139:U:OP1	2.09	0.52
26:DD:116:LYS:HB3	26:DD:118:PHE:CZ	2.44	0.52
43:DW:17:ALA:HA	43:DW:35:ILE:CG2	2.38	0.52
43:DW:59:PHE:CE2	43:DW:61:LYS:HG3	2.45	0.52
3:AD:157:ALA:O	3:AD:160:LEU:HD22	2.10	0.52
35:DN:28:LEU:HD12	35:DN:48:VAL:HG21	1.91	0.52
35:DN:49:GLU:HA	35:DN:94:TYR:HD2	1.74	0.52
8:CI:46:VAL:HG23	8:CI:47:VAL:H	1.74	0.52
30:BH:27:ARG:HG2	30:BH:27:ARG:HH21	1.75	0.52
48:B1:6:GLU:HB2	48:B1:52:LYS:HZ3	1.75	0.52
1:AA:1121:U:H2'	1:AA:1122:U:O4'	2.09	0.52
1:AA:1121:U:O2'	1:AA:1122:U:H5'	2.10	0.52
35:DN:106:ASP:C	35:DN:108:ALA:H	2.12	0.52
21:AU:40:PRO:HA	21:AU:44:ARG:HD2	1.91	0.52
32:DK:101:GLY:HA2	37:DP:65:ASN:HB2	1.92	0.52
23:BB:705:A:N6	23:BB:726:G:O2'	2.42	0.52
1:AA:252:U:H2'	1:AA:253:A:C8	2.45	0.52
49:D2:30:VAL:HA	49:D2:33:ARG:HH21	1.75	0.52
34:BM:94:ALA:O	34:BM:96:ILE:HG23	2.09	0.52
15:CP:25:ARG:HD3	15:CP:25:ARG:N	2.21	0.52
14:CO:35:ILE:CD1	14:CO:58:MET:HG3	2.39	0.52
10:CK:95:THR:HG23	10:CK:96:ILE:N	2.25	0.52
23:BB:1397:U:H5''	23:BB:1398:C:H5	1.74	0.52
41:BT:59:ASN:O	41:BT:84:TYR:HB2	2.08	0.52
24:DV:9:ARG:CZ	24:DV:20:LEU:HD11	2.40	0.52
23:DB:2298:A:H2'	23:DB:2299:U:O4'	2.09	0.52
32:BK:17:ARG:HB3	32:BK:45:GLU:CG	2.38	0.52
41:DT:81:LYS:HG3	41:DT:82:LYS:N	2.24	0.52
1:AA:560:A:N1	1:AA:566:G:H5'	2.24	0.52
1:AA:957:U:O2	1:AA:959:A:H8	1.92	0.52
23:BB:228:C:O2	23:BB:418:C:H4'	2.09	0.52
27:BE:182:ALA:O	27:BE:183:PHE:HB2	2.09	0.52
23:DB:812:C:H4'	38:DQ:12:ARG:NH2	2.23	0.52
23:DB:2144:G:C2	23:DB:2146:C:H5'	2.44	0.52
1:CA:1273:C:H2'	1:CA:1274:A:O4'	2.09	0.52
1:AA:411:A:C4	1:AA:413:G:H1'	2.45	0.52
23:BB:2487:G:H2'	23:BB:2488:G:C8	2.45	0.52
7:CH:55:LYS:NZ	7:CH:55:LYS:HA	2.25	0.52
23:BB:2098:U:H2'	23:BB:2099:U:H6	1.75	0.52
23:DB:693:A:H2'	23:DB:694:U:C6	2.44	0.52

Continued on next page...

Continued from previous page...

Atom-1	Atom-2	Interatomic distance (Å)	Clash overlap (Å)
2:AC:35:ASP:HB3	2:AC:39:ARG:HH12	1.75	0.52
1:AA:1127:G:O2'	1:AA:1128:C:H5'	2.09	0.52
23:BB:815:C:OP2	39:BR:85:LYS:HE2	2.10	0.52
23:DB:2657:A:H2'	23:DB:2658:C:O4'	2.10	0.52
28:BF:133:GLU:HA	28:BF:150:GLY:HA2	1.90	0.52
23:DB:1607:C:H4'	23:DB:1608:A:O5'	2.09	0.52
15:CP:59:HIS:O	15:CP:63:GLN:HG3	2.08	0.52
1:CA:301:G:H2'	1:CA:302:G:H8	1.75	0.52
2:AC:88:LYS:O	2:AC:88:LYS:HE3	2.09	0.52
23:DB:100:U:OP1	23:DB:100:U:H3'	2.09	0.52
23:DB:1453:A:OP1	23:DB:1453:A:H4'	2.10	0.52
1:AA:1521:C:H2'	1:AA:1522:U:C6	2.45	0.52
23:BB:1043:C:O2'	23:BB:1044:C:H5'	2.10	0.52
23:BB:2083:G:H2'	23:BB:2084:C:H6	1.74	0.52
43:BW:49:ASN:O	43:BW:50:VAL:HG13	2.09	0.52
18:AS:12:LEU:O	18:AS:15:LEU:HB2	2.09	0.52
9:CJ:93:ALA:HB3	9:CJ:96:VAL:HG22	1.91	0.52
28:BF:62:GLN:HG3	28:BF:91:ARG:HH11	1.75	0.52
31:BJ:15:TRP:HB3	31:BJ:137:PRO:HG3	1.92	0.52
23:BB:2814:A:H2'	23:BB:2815:C:C6	2.45	0.52
13:CN:16:ALA:HA	13:CN:20:PHE:HB2	1.92	0.52
33:DL:92:LEU:HD21	33:DL:123:ARG:NH1	2.25	0.52
1:CA:469:C:H2'	1:CA:470:C:H6	1.75	0.52
23:DB:587:C:N3	33:DL:33:ARG:NH2	2.57	0.52
21:AU:24:LYS:HZ3	21:AU:25:ALA:N	1.99	0.52
30:DH:5:LEU:HD13	30:DH:13:GLY:HA2	1.92	0.52
4:CE:113:VAL:HG23	4:CE:114:LEU:N	2.25	0.52
8:CI:46:VAL:HG23	8:CI:47:VAL:N	2.25	0.52
24:BV:57:TYR:HA	24:BV:74:ALA:HB3	1.91	0.52
1:CA:818:G:C3'	1:CA:819:A:H5''	2.40	0.52
46:BZ:69:ALA:HA	46:BZ:72:ARG:NH2	2.24	0.52
37:BP:20:ARG:NE	37:BP:91:VAL:HG21	2.21	0.52
41:BT:29:THR:HA	41:BT:86:THR:CA	2.34	0.52
19:AT:66:ILE:HG23	19:AT:70:LYS:HB3	1.92	0.52
1:AA:1326:U:H2'	1:AA:1327:C:C6	2.44	0.52
37:DP:50:ARG:HB3	37:DP:56:SER:HB3	1.92	0.52
1:AA:1029:U:O3'	1:AA:1030:U:H3'	2.10	0.52
23:BB:2598:A:OP1	25:BC:233:GLY:HA3	2.10	0.52
29:BG:152:ARG:HH11	29:BG:162:ARG:HA	1.74	0.52
23:DB:161:A:C3'	23:DB:162:U:H5''	2.37	0.52
23:DB:2617:U:C2'	23:DB:2618:G:H5'	2.39	0.52

Continued on next page...

Continued from previous page...

Atom-1	Atom-2	Interatomic distance (Å)	Clash overlap (Å)
9:CJ:76:ILE:HD13	9:CJ:79:PRO:HB3	1.91	0.52
29:DG:154:GLU:C	29:DG:156:TYR:H	2.13	0.52
29:DG:152:ARG:HH11	29:DG:162:ARG:HA	1.75	0.52
35:DN:63:ARG:O	35:DN:66:ALA:HB3	2.09	0.52
41:DT:59:ASN:O	41:DT:84:TYR:HB2	2.10	0.52
23:DB:2329:U:H2'	23:DB:2330:G:C8	2.44	0.52
11:CL:41:PRO:HB3	11:CL:49:ARG:NH1	2.24	0.52
23:DB:1826:G:H2'	23:DB:1827:U:H6	1.75	0.52
23:BB:1487:U:H2'	23:BB:1488:C:H6	1.74	0.52
33:DL:73:ILE:O	33:DL:105:ILE:HG23	2.09	0.52
23:DB:946:C:H2'	23:DB:947:A:C8	2.44	0.52
12:AM:22:TYR:CD1	12:AM:65:GLU:HA	2.45	0.52
23:DB:296:U:H2'	23:DB:297:G:C8	2.44	0.52
32:BK:4:GLU:OE2	32:BK:23:LYS:HD2	2.10	0.52
23:DB:2083:G:H2'	23:DB:2084:C:C6	2.45	0.52
23:BB:1576:U:O2'	23:BB:1577:C:H5'	2.09	0.52
1:AA:398:U:H2'	1:AA:399:G:C8	2.45	0.52
23:BB:2276:G:OP2	34:BM:85:GLY:N	2.40	0.52
34:BM:31:PHE:O	34:BM:131:VAL:HG23	2.09	0.52
2:AC:178:ARG:HG2	2:AC:206:ILE:HA	1.90	0.52
31:BJ:71:ASP:HA	31:BJ:88:THR:OG1	2.10	0.52
3:CD:187:ARG:NH1	3:CD:191:SER:HB3	2.25	0.52
23:BB:93:G:H2'	23:BB:94:A:O4'	2.10	0.52
3:AD:94:GLU:HG3	3:AD:99:ASN:HD21	1.75	0.52
23:BB:1607:C:H4'	23:BB:1608:A:O5'	2.10	0.52
43:BW:23:LYS:NZ	43:BW:24:ARG:HG3	2.25	0.52
18:AS:63:ASP:O	18:AS:66:VAL:HG22	2.10	0.52
38:DQ:71:ASN:HD21	38:DQ:109:VAL:HG11	1.75	0.52
35:BN:28:LEU:HD12	35:BN:48:VAL:HG21	1.91	0.52
13:AN:50:LEU:CD2	13:AN:51:PRO:HD3	2.40	0.52
20:CB:31:PHE:HB2	20:CB:41:ASN:HA	1.91	0.52
38:BQ:78:PHE:O	38:BQ:82:LEU:HG	2.10	0.52
25:DC:183:VAL:HG22	25:DC:184:GLU:H	1.75	0.52
33:BL:124:GLY:N	33:BL:143:GLU:HG3	2.25	0.52
40:DS:24:ILE:HG23	40:DS:32:ALA:HB1	1.91	0.52
46:DZ:63:GLY:HA3	46:DZ:66:THR:OG1	2.10	0.52
23:DB:582:A:H2'	23:DB:583:G:H8	1.74	0.52
6:CG:21:LEU:HG	6:CG:22:LEU:H	1.74	0.52
8:CI:44:ARG:HE	8:CI:48:ARG:HH22	1.57	0.52
3:CD:33:ILE:O	3:CD:35:GLN:HG3	2.10	0.52
41:BT:27:SER:O	41:BT:28:ASN:HB3	2.10	0.52

Continued on next page...

Continued from previous page...

Atom-1	Atom-2	Interatomic distance (Å)	Clash overlap (Å)
23:DB:2548:U:H1'	32:DK:23:LYS:NZ	2.24	0.52
21:CU:40:PRO:HA	21:CU:44:ARG:HD2	1.92	0.52
21:AU:11:PHE:HA	2:CC:70:ALA:O	2.09	0.52
29:DG:84:LYS:H	29:DG:85:LYS:HD2	1.75	0.52
31:DJ:81:ILE:HG23	31:DJ:82:GLY:N	2.21	0.52
28:DF:104:THR:HB	28:DF:105:ILE:HD12	1.92	0.52
52:BI:17:ALA:O	52:BI:18:ASN:CB	2.58	0.52
1:CA:436:C:O2'	1:CA:437:U:H5'	2.10	0.52
26:BD:51:THR:HG21	26:BD:76:GLY:HA3	1.91	0.52
9:CJ:52:LEU:HB2	13:CN:80:ARG:HE	1.74	0.52
52:DI:126:ARG:HB3	52:DI:126:ARG:NH1	2.24	0.52
23:DB:1886:U:H2'	23:DB:1887:C:C6	2.45	0.52
23:BB:286:U:H2'	23:BB:287:G:C8	2.44	0.52
23:BB:1454:C:H5'	35:BN:63:ARG:NE	2.22	0.52
36:DO:24:THR:O	36:DO:90:VAL:HB	2.10	0.52
11:AL:49:ARG:HH12	11:AL:88:ASP:CB	2.23	0.52
33:DL:73:ILE:HD12	33:DL:106:GLU:HB2	1.90	0.52
26:BD:34:VAL:HG12	26:BD:94:GLN:H	1.74	0.52
10:CK:28:ASN:HD21	10:CK:47:GLY:H	1.56	0.52
23:DB:1219:U:H2'	23:DB:1220:G:H8	1.73	0.52
17:CR:58:ILE:O	17:CR:62:ARG:HG3	2.10	0.52
23:DB:1395:A:H4'	23:DB:1397:U:C5	2.45	0.52
1:CA:1427:C:H2'	1:CA:1428:A:H8	1.74	0.52
23:BB:1199:U:H2'	23:BB:1200:C:C6	2.45	0.52
23:BB:2757:A:H2'	23:BB:2757:A:N3	2.23	0.52
1:CA:806:C:H2'	1:CA:807:A:H8	1.74	0.52
1:CA:803:G:H2'	1:CA:804:U:O4'	2.09	0.52
5:CF:37:HIS:O	5:CF:97:THR:HG23	2.10	0.52
2:CC:35:ASP:HB3	2:CC:39:ARG:NH1	2.25	0.52
52:BI:48:ILE:HG22	52:BI:49:GLU:HG2	1.91	0.52
23:DB:257:C:H2'	23:DB:258:G:O4'	2.09	0.52
46:BZ:39:TRP:HB2	46:BZ:46:PHE:CE2	2.44	0.52
23:BB:1774:C:O2	23:BB:1774:C:H2'	2.10	0.52
16:CQ:29:LYS:HG3	16:CQ:34:GLY:HA2	1.91	0.52
23:BB:2836:U:H2'	23:BB:2837:A:C8	2.45	0.52
23:BB:1080:A:H1'	52:BI:127:SER:HA	1.90	0.52
6:AG:135:LYS:HE2	6:AG:136:LYS:N	2.24	0.52
23:DB:338:G:N2	23:DB:339:U:H1'	2.24	0.52
23:DB:1979:U:O2'	23:DB:1980:G:H5'	2.10	0.52
20:AB:134:LEU:HA	20:AB:137:THR:HG23	1.90	0.52
24:BV:16:ALA:HA	24:BV:19:ARG:HE	1.74	0.52

Continued on next page...

Continued from previous page...

Atom-1	Atom-2	Interatomic distance (Å)	Clash overlap (Å)
30:DH:72:ILE:HG23	30:DH:108:VAL:HG11	1.92	0.52
52:DI:63:ASP:O	52:DI:64:ARG:HB2	2.09	0.52
23:BB:781:A:OP1	25:BC:216:ARG:NH2	2.42	0.52
1:AA:1207:G:O2'	1:AA:1208:C:H5'	2.10	0.52
12:CM:111:PRO:O	12:CM:113:LYS:HG3	2.10	0.52
52:BI:23:VAL:HG23	52:BI:24:GLY:N	2.25	0.52
23:DB:1099:G:H5''	52:DI:2:LYS:HB2	1.92	0.52
28:BF:43:ILE:HG23	28:BF:44:ALA:N	2.13	0.52
26:DD:180:VAL:HG22	26:DD:187:LEU:CD1	2.40	0.52
23:DB:857:G:O2'	43:DW:19:ARG:HD2	2.10	0.52
43:DW:36:ILE:O	43:DW:39:GLN:HB3	2.09	0.52
30:BH:31:VAL:O	30:BH:32:PRO:C	2.47	0.52
18:CS:44:ILE:O	18:CS:44:ILE:HG23	2.10	0.52
33:DL:61:LEU:HD12	33:DL:61:LEU:N	2.25	0.52
29:BG:6:ALA:HB3	29:BG:68:ARG:NE	2.24	0.52
1:AA:17:U:O2'	1:AA:18:C:H5'	2.10	0.52
52:DI:32:VAL:HG22	52:DI:60:VAL:CG2	2.40	0.52
21:AU:40:PRO:O	21:AU:44:ARG:HB2	2.10	0.52
26:BD:149:ASN:C	26:BD:152:PRO:HD2	2.29	0.52
2:AC:166:TRP:HA	2:AC:166:TRP:CE3	2.45	0.52
2:CC:165:GLU:HG3	2:CC:166:TRP:H	1.75	0.52
14:AO:35:ILE:CD1	14:AO:58:MET:HG3	2.38	0.52
34:BM:126:ILE:HD12	34:BM:126:ILE:H	1.75	0.52
34:BM:21:ALA:HB2	34:BM:100:LYS:HG2	1.90	0.52
23:DB:1387:A:H2'	23:DB:1388:G:H8	1.73	0.52
2:AC:120:THR:HG22	2:AC:188:ALA:HB2	1.92	0.52
23:DB:2577:A:H5''	23:DB:2578:G:H5'	1.90	0.52
12:CM:86:ARG:CG	12:CM:96:VAL:HG11	2.40	0.52
23:BB:433:C:H2'	23:BB:434:U:C6	2.45	0.52
25:BC:211:ARG:C	25:BC:213:ARG:H	2.12	0.52
46:DZ:21:ALA:HB3	46:DZ:23:ASN:HD21	1.73	0.52
23:BB:644:A:H2'	23:BB:644:A:N3	2.24	0.52
1:AA:455:G:O2'	1:AA:456:A:H5'	2.10	0.52
23:DB:182:A:H2'	23:DB:183:C:H6	1.74	0.52
22:DA:54:G:H21	28:DF:25:MET:CE	2.22	0.52
1:AA:1483:A:H1'	23:BB:1948:G:H1'	1.90	0.52
22:DA:30:C:O2	22:DA:30:C:H2'	2.09	0.52
23:DB:1221:C:O2'	23:DB:1222:U:H5'	2.10	0.52
1:AA:1168:U:H4'	1:AA:1169:A:OP2	2.10	0.52
23:BB:1849:G:H2'	23:BB:1850:G:H8	1.75	0.52
1:AA:36:C:H4'	11:AL:118:VAL:O	2.09	0.52

Continued on next page...

Continued from previous page...

Atom-1	Atom-2	Interatomic distance (Å)	Clash overlap (Å)
1:CA:151:A:H5'	1:CA:152:A:OP2	2.09	0.52
1:AA:1238:A:H2	1:AA:1241:G:N3	2.07	0.52
1:AA:1245:C:H2'	1:AA:1246:A:C8	2.45	0.52
1:CA:1436:U:H2'	1:CA:1437:A:H8	1.75	0.52
1:CA:636:U:H2'	1:CA:637:C:C6	2.45	0.52
19:CT:68:LYS:HA	19:CT:68:LYS:HZ3	1.75	0.52
1:CA:1166:G:H2'	1:CA:1168:U:OP2	2.09	0.52
1:CA:1020:G:H2'	1:CA:1021:A:H5'	1.91	0.52
23:BB:1210:G:C5'	23:BB:1212:G:H5''	2.39	0.52
2:CC:19:SER:HB2	2:CC:39:ARG:HH22	1.74	0.52
23:DB:438:G:H2'	23:DB:439:A:C8	2.45	0.52
5:AF:52:ASN:HA	5:AF:53:LYS:HZ3	1.75	0.52
29:DG:93:TYR:C	29:DG:94:ARG:HG3	2.29	0.52
1:AA:398:U:H2'	1:AA:399:G:H8	1.73	0.52
23:DB:1863:G:H2'	23:DB:1864:U:O4'	2.09	0.52
23:DB:1688:U:H2'	23:DB:1698:A:N6	2.25	0.52
23:DB:519:U:H2'	23:DB:520:G:H8	1.74	0.52
23:BB:1107:G:H2'	23:BB:1108:U:H6	1.74	0.52
23:DB:1720:U:O2'	23:DB:1721:G:H5'	2.10	0.52
26:DD:16:THR:HB	26:DD:18:ASP:OD1	2.10	0.52
24:BV:65:VAL:C	24:BV:67:GLY:H	2.12	0.52
1:AA:165:G:O2'	1:AA:166:U:H5'	2.10	0.52
23:DB:1100:C:H2'	23:DB:1101:U:C6	2.42	0.52
23:BB:920:A:H2'	23:BB:921:C:C6	2.45	0.52
32:DK:34:GLY:O	32:DK:36:GLY:N	2.43	0.52
8:CI:61:ASP:C	8:CI:62:LEU:HD13	2.30	0.52
28:BF:29:ARG:H	28:BF:29:ARG:CD	2.23	0.52
35:BN:96:ARG:HG2	35:BN:96:ARG:HH21	1.74	0.52
13:AN:50:LEU:H	13:AN:51:PRO:CD	2.23	0.52
27:BE:149:ILE:HG23	27:BE:188:MET:CA	2.40	0.52
40:BS:71:VAL:HG22	40:BS:71:VAL:O	2.10	0.52
38:BQ:60:TRP:C	38:BQ:64:ILE:HG12	2.31	0.52
38:BQ:71:ASN:ND2	38:BQ:73:ILE:HG22	2.25	0.52
20:AB:204:ASP:O	20:AB:208:ALA:HB3	2.09	0.52
26:DD:164:GLN:HG3	26:DD:165:MET:N	2.23	0.52
33:BL:110:VAL:HG23	33:BL:126:ARG:O	2.09	0.52
27:BE:32:VAL:HG23	27:BE:33:VAL:N	2.25	0.52
1:AA:469:C:H2'	1:AA:470:C:H6	1.75	0.52
23:DB:2336:A:H61	43:DW:40:ARG:HG3	1.74	0.52
40:DS:17:VAL:C	40:DS:19:LEU:N	2.64	0.52
23:DB:964:C:O2'	23:DB:2273:A:H1'	2.09	0.52

Continued on next page...

Continued from previous page...

Atom-1	Atom-2	Interatomic distance (Å)	Clash overlap (Å)
18:CS:43:MET:O	18:CS:46:LEU:HB2	2.09	0.52
23:BB:142:A:C2	41:BT:2:ILE:HG22	2.44	0.52
23:BB:1060:U:P	52:BI:74:PRO:HA	2.49	0.52
3:AD:33:ILE:HG13	3:AD:34:GLU:N	2.25	0.52
6:CG:13:PRO:O	6:CG:14:ASP:O	2.27	0.52
41:DT:11:LEU:CD2	41:DT:46:ALA:HB1	2.40	0.52
48:D1:8:ILE:HD11	48:D1:52:LYS:HG3	1.90	0.52
20:CB:18:GLN:O	20:CB:37:VAL:HG23	2.09	0.52
17:AR:63:TYR:N	17:AR:63:TYR:CD2	2.77	0.52
23:DB:1482:G:H2'	23:DB:1483:G:H8	1.75	0.52
18:CS:49:ALA:O	18:CS:56:HIS:HD2	1.93	0.52
14:AO:52:ARG:HD2	23:BB:715:A:H61	1.75	0.52
31:BJ:84:ILE:HG23	31:BJ:84:ILE:O	2.09	0.52
52:DI:45:THR:HA	52:DI:48:ILE:CG2	2.40	0.52
26:BD:69:ALA:CA	26:BD:73:VAL:HB	2.40	0.52
7:AH:17:GLN:NE2	7:AH:62:LEU:HB3	2.25	0.52
3:AD:199:ILE:HD12	3:AD:200:VAL:N	2.25	0.52
39:BR:39:LEU:HA	39:BR:49:ILE:HG12	1.92	0.52
23:BB:1373:A:H5''	23:BB:2213:U:O4	2.10	0.52
23:DB:1571:A:H2'	23:DB:1572:A:C8	2.45	0.52
1:AA:376:G:H2'	1:AA:377:G:C8	2.45	0.52
23:DB:1373:A:H5''	23:DB:2213:U:O4	2.10	0.52
23:DB:2805:C:O2'	23:DB:2806:C:H5'	2.10	0.52
1:CA:169:C:O2'	1:CA:170:U:H5'	2.09	0.52
1:CA:1092:A:H5''	6:CG:3:ARG:NH1	2.25	0.52
1:CA:45:G:H2'	1:CA:46:G:C8	2.45	0.52
1:AA:707:U:H4'	10:AK:21:HIS:CD2	2.45	0.52
23:BB:265:A:O2'	23:BB:266:G:H4'	2.10	0.52
23:DB:2751:G:OP2	29:DG:2:ARG:HD2	2.10	0.52
22:DA:14:U:H4'	22:DA:70:C:O2	2.09	0.52
23:DB:1259:G:H2'	23:DB:1260:A:C8	2.45	0.52
1:CA:505:G:H4'	1:CA:534:U:C4	2.45	0.52
23:BB:2636:C:O5'	26:BD:81:GLU:HB2	2.09	0.52
23:DB:41:C:H2'	23:DB:42:A:H8	1.74	0.52
1:AA:547:A:H4'	1:AA:548:G:O5'	2.10	0.52
48:B1:25:ASN:OD1	48:B1:27:ARG:HB2	2.09	0.52
23:BB:839:U:H2'	23:BB:840:C:C6	2.45	0.52
23:DB:925:A:O2'	23:DB:926:G:H5'	2.10	0.52
42:BU:48:VAL:O	42:BU:50:ALA:N	2.43	0.52
26:BD:154:LYS:H	26:BD:154:LYS:HD3	1.74	0.52
46:BZ:17:ASN:HB2	46:BZ:25:THR:OG1	2.08	0.52

Continued on next page...

Continued from previous page...

Atom-1	Atom-2	Interatomic distance (Å)	Clash overlap (Å)
43:DW:32:ALA:C	43:DW:34:SER:H	2.12	0.52
26:BD:25:THR:HG21	26:BD:193:VAL:CG2	2.39	0.51
13:CN:68:ARG:HH11	13:CN:71:GLY:H	1.57	0.51
38:DQ:90:ASP:O	38:DQ:94:LEU:HB2	2.09	0.51
23:DB:141:G:N3	23:DB:141:G:H3'	2.24	0.51
47:B0:43:THR:HG21	47:B0:47:TYR:HB2	1.91	0.51
5:CF:70:VAL:HA	5:CF:73:GLU:HG3	1.91	0.51
35:DN:2:ARG:C	35:DN:2:ARG:HE	2.14	0.51
35:BN:83:LEU:HA	35:BN:86:ARG:HB2	1.92	0.51
33:BL:73:ILE:O	33:BL:105:ILE:HG23	2.10	0.51
30:BH:31:VAL:CB	30:BH:32:PRO:HD3	2.33	0.51
52:DI:54:ILE:C	52:DI:54:ILE:HD13	2.29	0.51
18:CS:61:VAL:HA	18:CS:65:MET:SD	2.49	0.51
23:BB:136:G:H2'	23:BB:137:U:C5	2.44	0.51
38:BQ:26:ALA:C	38:BQ:28:SER:H	2.13	0.51
23:DB:2809:A:H2'	23:DB:2810:A:C8	2.45	0.51
23:DB:2786:U:H5''	26:DD:70:LYS:HG3	1.92	0.51
48:B1:6:GLU:H	48:B1:6:GLU:CD	2.13	0.51
23:DB:2570:G:H2'	23:DB:2571:U:O4'	2.10	0.51
39:BR:19:THR:CG2	39:BR:97:LYS:HD2	2.40	0.51
1:AA:1120:C:H2'	1:AA:1121:U:C6	2.46	0.51
1:AA:1151:A:O2'	1:AA:1152:A:H8	1.92	0.51
6:AG:42:VAL:O	6:AG:46:LEU:HB2	2.10	0.51
39:BR:16:GLU:CA	39:BR:98:ILE:HG22	2.37	0.51
41:DT:57:VAL:HG12	41:DT:86:THR:OG1	2.09	0.51
6:AG:129:ASN:HA	6:AG:134:VAL:HG21	1.92	0.51
21:CU:40:PRO:O	21:CU:44:ARG:HB2	2.10	0.51
27:DE:161:ALA:CA	27:DE:164:LEU:HB2	2.35	0.51
23:BB:299:A:N6	23:BB:322:A:O2'	2.42	0.51
32:BK:12:ASP:OD2	32:BK:85:VAL:HG13	2.09	0.51
39:DR:60:LYS:N	39:DR:100:GLY:HA3	2.23	0.51
7:CH:17:GLN:OE1	7:CH:69:ALA:HB1	2.10	0.51
23:DB:165:A:H2'	23:DB:166:U:C6	2.45	0.51
23:BB:2653:U:O2'	29:BG:109:SER:HB2	2.10	0.51
24:DV:70:ILE:HD13	24:DV:70:ILE:N	2.23	0.51
13:AN:26:LEU:HA	13:AN:29:ILE:HB	1.93	0.51
23:BB:642:U:HO2'	23:BB:643:A:H8	1.58	0.51
23:BB:2436:G:O2'	23:BB:2437:G:H5'	2.11	0.51
14:CO:80:LEU:O	14:CO:84:LEU:HD13	2.10	0.51
11:AL:106:VAL:CG2	11:AL:116:TYR:HB3	2.40	0.51
8:AI:71:ILE:N	8:AI:71:ILE:HD12	2.25	0.51

Continued on next page...

Continued from previous page...

Atom-1	Atom-2	Interatomic distance (Å)	Clash overlap (Å)
23:DB:245:G:H2'	23:DB:246:C:H6	1.75	0.51
49:D2:43:THR:O	49:D2:44:VAL:C	2.47	0.51
4:CE:156:ARG:HB2	7:CH:43:GLY:HA3	1.91	0.51
1:CA:1347:G:H22	1:CA:1373:G:H2'	1.72	0.51
1:CA:205:A:H2'	1:CA:206:C:C6	2.45	0.51
52:BI:100:ILE:O	52:BI:139:VAL:HA	2.10	0.51
23:BB:947:A:H2'	23:BB:948:C:H6	1.74	0.51
3:AD:185:PRO:HB2	3:AD:190:LEU:HD12	1.91	0.51
17:AR:23:LYS:HG3	17:AR:24:ASP:N	2.26	0.51
22:BA:70:C:O2'	22:BA:71:C:H5'	2.10	0.51
1:CA:1461:G:H2'	1:CA:1462:C:C6	2.43	0.51
23:DB:2151:U:O2'	23:DB:2152:G:H5'	2.10	0.51
24:DV:77:VAL:HA	24:DV:89:ILE:HG22	1.90	0.51
1:CA:1524:C:H2'	1:CA:1525:G:C8	2.45	0.51
23:BB:2543:G:H2'	23:BB:2544:G:C8	2.45	0.51
23:BB:41:C:H2'	23:BB:42:A:H8	1.75	0.51
23:DB:2868:A:H2'	23:DB:2869:G:C8	2.45	0.51
1:AA:1101:A:H4'	1:AA:1102:A:O5'	2.10	0.51
1:AA:730:G:O2'	1:AA:766:A:H5'	2.09	0.51
1:AA:160:A:H2'	1:AA:161:A:O4'	2.10	0.51
30:BH:25:TYR:CG	30:BH:30:LEU:HG	2.45	0.51
23:BB:504:A:H2'	23:BB:504:A:N3	2.24	0.51
33:BL:81:ASP:HA	33:BL:84:LYS:HD2	1.91	0.51
6:AG:99:ALA:O	6:AG:103:ILE:HG13	2.10	0.51
1:AA:1220:G:H2'	1:AA:1221:G:H8	1.74	0.51
28:DF:62:GLN:HE22	28:DF:90:LEU:HA	1.75	0.51
1:CA:1150:A:O2'	1:CA:1151:A:H5'	2.10	0.51
23:BB:7:G:H4'	31:BJ:15:TRP:CZ2	2.46	0.51
38:DQ:94:LEU:CD2	39:DR:11:GLN:HB2	2.40	0.51
5:AF:73:GLU:O	5:AF:77:THR:HG23	2.10	0.51
34:BM:73:ILE:HG13	34:BM:93:VAL:HB	1.92	0.51
46:DZ:40:VAL:HG22	46:DZ:45:ARG:O	2.10	0.51
23:DB:1063:G:H4'	52:DI:135:MET:HG2	1.91	0.51
24:BV:80:HIS:HA	24:BV:87:GLN:OE1	2.10	0.51
46:BZ:6:GLN:NE2	46:BZ:50:ARG:N	2.57	0.51
48:B1:29:LYS:N	48:B1:30:PRO:HD3	2.26	0.51
23:DB:2674:G:H2'	23:DB:2675:A:C8	2.46	0.51
21:CU:39:LYS:O	21:CU:43:GLU:HB3	2.10	0.51
30:DH:135:HIS:CG	30:DH:136:SER:H	2.29	0.51
25:BC:6:LYS:HB3	25:BC:8:THR:HG22	1.92	0.51
17:CR:63:TYR:CD2	17:CR:63:TYR:N	2.78	0.51

Continued on next page...

Continued from previous page...

Atom-1	Atom-2	Interatomic distance (Å)	Clash overlap (Å)
30:BH:83:LYS:O	30:BH:91:PHE:N	2.43	0.51
23:DB:299:A:H2'	23:DB:300:A:C8	2.46	0.51
23:DB:1021:A:H62	23:DB:1141:U:H3	1.57	0.51
1:CA:83:C:HO2'	1:CA:84:U:H3'	1.73	0.51
51:D4:8:LYS:O	51:D4:25:VAL:HG21	2.10	0.51
1:AA:238:A:C2'	1:AA:239:U:H5''	2.36	0.51
23:DB:504:A:N3	23:DB:504:A:H2'	2.24	0.51
23:DB:1454:C:C5	35:DN:64:ARG:HG2	2.45	0.51
23:BB:279:A:H61	23:BB:361:G:H1'	1.75	0.51
7:AH:100:ILE:HG13	7:AH:128:VAL:O	2.10	0.51
18:AS:29:PRO:HA	18:AS:47:THR:O	2.11	0.51
1:CA:1349:A:OP1	8:CI:121:ARG:HB2	2.11	0.51
10:AK:74:LYS:C	10:AK:76:TYR:H	2.14	0.51
1:AA:1478:U:H2'	1:AA:1479:C:C6	2.45	0.51
15:AP:72:ALA:HA	15:AP:75:ILE:HD12	1.92	0.51
1:CA:1521:C:H2'	1:CA:1522:U:H6	1.75	0.51
1:AA:1315:U:H5	18:AS:5:LYS:HZ1	1.57	0.51
1:CA:1097:C:H2'	1:CA:1098:C:H6	1.76	0.51
39:DR:49:ILE:HB	39:DR:53:PHE:O	2.10	0.51
40:BS:57:ASN:O	40:BS:61:ASN:HB2	2.10	0.51
1:CA:501:C:H1'	1:CA:549:C:H1'	1.91	0.51
4:AE:113:VAL:HG11	4:AE:136:VAL:HG23	1.90	0.51
4:AE:35:LEU:HD22	4:AE:133:ILE:HA	1.92	0.51
2:CC:13:ILE:HD13	2:CC:13:ILE:N	2.24	0.51
23:DB:980:A:C6	23:DB:981:A:N1	2.79	0.51
23:DB:1260:A:H2'	23:DB:1261:C:H6	1.75	0.51
19:AT:49:ALA:C	19:AT:52:GLU:HB3	2.31	0.51
34:DM:134:THR:HG22	34:DM:136:MET:H	1.74	0.51
23:BB:1495:A:H2'	23:BB:1496:A:C8	2.46	0.51
1:AA:458:U:H2'	1:AA:459:A:H8	1.75	0.51
23:BB:861:A:H2'	23:BB:862:G:O4'	2.10	0.51
13:CN:64:ARG:HB2	13:CN:77:GLY:O	2.11	0.51
43:DW:45:HIS:HB3	43:DW:52:CYS:HB2	1.92	0.51
23:BB:2662:A:H2'	23:BB:2663:G:O4'	2.11	0.51
1:CA:584:G:O2'	1:CA:585:G:H5'	2.10	0.51
1:CA:1459:G:H2'	1:CA:1460:C:H6	1.75	0.51
25:BC:18:VAL:O	25:BC:18:VAL:HG13	2.09	0.51
1:CA:224:U:H2'	1:CA:225:C:C6	2.45	0.51
1:AA:1530:G:H2'	1:AA:1531:A:H8	1.75	0.51
1:AA:724:G:O2'	1:AA:725:G:H5'	2.10	0.51
23:DB:545:U:H4'	23:DB:550:C:C2	2.45	0.51

Continued on next page...

Continued from previous page...

Atom-1	Atom-2	Interatomic distance (Å)	Clash overlap (Å)
1:CA:1320:C:C5	18:CS:36:ARG:HA	2.46	0.51
23:BB:1203:U:H3'	23:BB:1204:A:H5''	1.92	0.51
33:BL:3:LEU:O	33:BL:5:THR:N	2.43	0.51
33:DL:142:ILE:HG22	33:DL:143:GLU:N	2.24	0.51
34:BM:97:GLN:HB2	34:BM:98:PRO:CD	2.40	0.51
23:DB:2336:A:N6	43:DW:40:ARG:HG3	2.25	0.51
43:DW:37:VAL:CG1	43:DW:38:ARG:HH11	2.22	0.51
46:DZ:68:LEU:HB3	46:DZ:78:TYR:CE1	2.46	0.51
27:DE:58:LYS:HD3	27:DE:58:LYS:N	2.16	0.51
52:BI:125:THR:O	52:BI:129:GLU:HG3	2.10	0.51
8:CI:35:GLU:HG3	8:CI:44:ARG:HD3	1.91	0.51
28:BF:103:ILE:HD11	28:BF:174:PHE:CG	2.46	0.51
28:BF:103:ILE:HD11	28:BF:174:PHE:HA	1.92	0.51
28:BF:104:THR:HB	28:BF:105:ILE:HD12	1.92	0.51
1:CA:844:G:H2'	1:CA:846:G:C8	2.45	0.51
10:CK:126:ARG:NE	10:CK:126:ARG:HA	2.24	0.51
1:AA:254:G:H4'	16:AQ:19:SER:OG	2.10	0.51
5:AF:5:GLU:HA	5:AF:63:ASN:HA	1.92	0.51
23:BB:62:U:C2'	23:BB:63:A:H5'	2.39	0.51
1:CA:81:A:O2'	1:CA:82:G:H5'	2.09	0.51
23:BB:165:A:H2'	23:BB:166:U:C6	2.44	0.51
1:CA:279:A:C5'	1:CA:280:C:H3'	2.40	0.51
23:DB:199:A:O2'	23:DB:200:U:H5'	2.10	0.51
1:CA:1006:G:H2'	1:CA:1007:U:C6	2.45	0.51
27:DE:153:LEU:HG	27:DE:154:ASP:N	2.25	0.51
51:B4:3:VAL:HB	51:B4:37:GLN:HE22	1.75	0.51
23:DB:720:U:H2'	23:DB:721:A:H8	1.75	0.51
23:BB:1794:A:O2'	23:BB:1795:C:H5'	2.10	0.51
1:CA:98:A:H2'	1:CA:99:C:C6	2.45	0.51
23:DB:2728:U:H2'	23:DB:2729:G:C8	2.45	0.51
23:DB:495:G:H1'	40:DS:57:ASN:ND2	2.25	0.51
23:DB:154:U:H2'	23:DB:155:A:H8	1.74	0.51
23:BB:2395:C:H2'	23:BB:2396:G:O4'	2.10	0.51
4:AE:10:LEU:HA	4:AE:39:GLY:O	2.10	0.51
31:DJ:106:LYS:HE3	31:DJ:106:LYS:HA	1.93	0.51
23:DB:526:A:N6	23:DB:2626:C:H4'	2.26	0.51
27:BE:98:LYS:NZ	27:BE:99:LYS:HG2	2.24	0.51
3:CD:185:PRO:HB2	3:CD:190:LEU:HD12	1.92	0.51
30:BH:26:ALA:C	30:BH:28:ASN:H	2.14	0.51
23:DB:644:A:H2'	23:DB:644:A:N3	2.24	0.51
23:BB:1430:G:H2'	23:BB:1431:A:O4'	2.10	0.51

Continued on next page...

Continued from previous page...

Atom-1	Atom-2	Interatomic distance (Å)	Clash overlap (Å)
23:DB:2411:A:H2'	23:DB:2412:A:C8	2.45	0.51
4:CE:55:VAL:N	4:CE:56:PRO:HD2	2.25	0.51
36:BO:111:ARG:HD2	36:BO:117:PHE:C	2.31	0.51
2:AC:35:ASP:HB3	2:AC:39:ARG:NH1	2.26	0.51
42:DU:48:VAL:O	42:DU:48:VAL:HG13	2.10	0.51
11:AL:82:ARG:HH11	11:AL:82:ARG:HG2	1.75	0.51
23:DB:2880:C:O4'	35:DN:91:ALA:HB3	2.10	0.51
23:BB:60:G:C6	23:BB:74:A:N6	2.78	0.51
49:B2:43:THR:O	49:B2:44:VAL:C	2.48	0.51
1:AA:1229:A:H2'	1:AA:1230:C:C6	2.45	0.51
1:CA:60:A:H4'	1:CA:61:G:O5'	2.10	0.51
23:DB:664:G:H2'	23:DB:665:U:C6	2.45	0.51
12:CM:36:ALA:HB1	12:CM:54:THR:HB	1.92	0.51
25:DC:53:ILE:HG23	25:DC:53:ILE:O	2.10	0.51
10:AK:110:THR:HA	21:AU:3:ILE:O	2.10	0.51
23:BB:2772:C:H4'	26:BD:171:THR:CG2	2.41	0.51
18:AS:10:ILE:HG22	18:AS:37:SER:HB3	1.91	0.51
38:BQ:56:PHE:O	38:BQ:59:LEU:HB3	2.10	0.51
35:BN:81:ASN:O	35:BN:85:PRO:HD2	2.10	0.51
27:BE:29:HIS:O	27:BE:33:VAL:HG23	2.10	0.51
23:BB:674:G:H5''	27:BE:71:GLY:N	2.26	0.51
46:DZ:33:LEU:O	46:DZ:34:HIS:CG	2.64	0.51
23:DB:117:G:H5'	23:DB:126:A:C8	2.29	0.51
4:CE:113:VAL:HG11	4:CE:136:VAL:HG23	1.92	0.51
24:DV:57:TYR:HA	24:DV:74:ALA:HB3	1.92	0.51
6:CG:131:GLY:O	6:CG:134:VAL:HG22	2.11	0.51
48:B1:8:ILE:HD11	48:B1:52:LYS:HG3	1.92	0.51
39:BR:16:GLU:HA	39:BR:98:ILE:O	2.09	0.51
2:AC:50:SER:HB2	2:AC:70:ALA:HB3	1.91	0.51
37:BP:50:ARG:HB3	37:BP:56:SER:HB3	1.93	0.51
22:BA:74:U:H2'	22:BA:75:G:H8	1.73	0.51
1:AA:104:G:O2'	1:AA:105:G:H5'	2.11	0.51
19:CT:85:LEU:HD23	19:CT:86:ALA:N	2.23	0.51
40:BS:66:ILE:HG12	40:BS:67:ASP:N	2.24	0.51
23:DB:2352:A:N1	43:DW:30:VAL:HG11	2.25	0.51
1:AA:1471:U:O2'	1:AA:1472:U:H5'	2.10	0.51
39:DR:80:ARG:O	39:DR:81:LYS:HD3	2.11	0.51
23:DB:836:G:H2'	23:DB:837:C:H6	1.70	0.51
23:BB:329:G:N2	42:BU:16:LYS:HE3	2.25	0.51
23:BB:744:U:H2'	23:BB:745:G:O4'	2.11	0.51
11:CL:49:ARG:HH12	11:CL:88:ASP:CB	2.24	0.51

Continued on next page...

Continued from previous page...

Atom-1	Atom-2	Interatomic distance (Å)	Clash overlap (Å)
25:DC:211:ARG:C	25:DC:213:ARG:H	2.13	0.51
23:BB:2556:C:H2'	23:BB:2557:G:O4'	2.11	0.51
1:AA:522:C:H2'	1:AA:523:A:O4'	2.10	0.51
7:AH:4:ASP:OD1	7:AH:7:ALA:HB2	2.11	0.51
23:BB:1793:C:H2'	23:BB:1794:A:C8	2.46	0.51
1:AA:1297:G:H1'	1:AA:1298:U:C5	2.43	0.51
23:DB:975:A:H1'	23:DB:990:A:C2	2.45	0.51
49:D2:31:LEU:HD22	49:D2:42:LEU:HD12	1.92	0.51
23:BB:2085:U:O2'	23:BB:2086:U:H5'	2.11	0.51
23:DB:948:C:H2'	23:DB:949:G:C8	2.45	0.51
23:BB:2538:C:O2'	23:BB:2539:C:H5'	2.11	0.51
23:BB:2740:A:H2'	23:BB:2741:A:C8	2.46	0.51
5:CF:100:SER:HA	17:CR:23:LYS:HE2	1.91	0.51
7:CH:11:THR:HA	7:CH:14:ARG:NH1	2.25	0.51
24:BV:77:VAL:HA	24:BV:89:ILE:HG22	1.92	0.51
51:B4:27:CYS:SG	51:B4:29:ALA:HB3	2.51	0.51
1:AA:636:U:H2'	1:AA:637:C:C6	2.45	0.51
19:AT:49:ALA:O	19:AT:52:GLU:HB3	2.11	0.51
33:DL:42:SER:C	33:DL:44:GLY:H	2.13	0.51
1:AA:501:C:H1'	1:AA:549:C:H1'	1.91	0.51
2:CC:34:SER:O	2:CC:38:VAL:HG22	2.10	0.51
27:BE:112:LEU:C	27:BE:114:ARG:H	2.13	0.51
23:BB:438:G:H2'	23:BB:439:A:C8	2.46	0.51
23:DB:693:A:OP1	25:DC:38:LYS:HG2	2.11	0.51
23:DB:1820:U:H4'	23:DB:1821:A:OP2	2.11	0.51
37:DP:103:THR:HG22	37:DP:104:GLY:N	2.25	0.51
23:DB:839:U:H2'	23:DB:840:C:H6	1.76	0.51
26:DD:9:VAL:O	26:DD:9:VAL:HG13	2.11	0.51
23:BB:1511:G:H2'	23:BB:1512:C:C6	2.45	0.51
25:BC:245:THR:C	25:BC:247:TRP:H	2.14	0.51
23:BB:596:U:H2'	23:BB:597:G:H8	1.75	0.51
23:DB:1256:G:H21	27:DE:77:ILE:HG22	1.74	0.51
43:DW:70:VAL:O	43:DW:70:VAL:HG22	2.11	0.51
23:BB:107:G:H2'	23:BB:108:G:H8	1.76	0.51
23:DB:281:C:H2'	23:DB:282:A:C8	2.44	0.51
6:CG:135:LYS:HE2	6:CG:136:LYS:N	2.25	0.51
23:DB:188:G:OP1	46:DZ:14:THR:HG23	2.10	0.51
1:AA:1136:C:H3'	1:AA:1136:C:OP1	2.10	0.51
1:AA:1430:A:H2'	1:AA:1431:A:O4'	2.10	0.51
23:BB:1973:G:H2'	23:BB:1974:C:C6	2.45	0.51
15:CP:20:VAL:HG23	15:CP:35:ARG:HA	1.92	0.51

Continued on next page...

Continued from previous page...

Atom-1	Atom-2	Interatomic distance (Å)	Clash overlap (Å)
23:BB:297:G:H5''	42:BU:84:PHE:HB3	1.93	0.51
18:AS:11:ASP:OD1	18:AS:34:SER:HA	2.10	0.51
28:DF:62:GLN:HG3	28:DF:91:ARG:NH1	2.25	0.51
23:DB:4:U:H2'	23:DB:5:A:C8	2.45	0.51
27:DE:29:HIS:NE2	33:DL:8:PRO:HG3	2.24	0.51
27:BE:117:ARG:NH1	33:BL:2:ARG:HB2	2.25	0.51
40:BS:73:LYS:HE3	40:BS:74:ILE:N	2.25	0.51
25:DC:141:HIS:NE2	25:DC:194:VAL:HB	2.26	0.51
23:BB:544:C:H2'	23:BB:545:U:C5	2.45	0.51
20:AB:119:GLN:O	20:AB:125:PHE:HB3	2.10	0.51
46:BZ:7:VAL:HG21	46:BZ:59:ILE:CD1	2.40	0.51
46:BZ:5:CYS:SG	46:BZ:7:VAL:HG12	2.50	0.51
23:BB:2674:G:H2'	23:BB:2675:A:C8	2.45	0.51
1:CA:1361:G:C2'	1:CA:1362:A:H5''	2.36	0.51
41:BT:39:THR:O	41:BT:39:THR:HG23	2.10	0.51
21:AU:39:LYS:O	21:AU:43:GLU:HB3	2.09	0.51
45:BY:50:VAL:HA	45:BY:52:PHE:CE1	2.45	0.51
5:AF:38:ARG:HH21	5:AF:63:ASN:HD21	1.53	0.51
20:CB:212:TYR:O	20:CB:216:VAL:HG22	2.11	0.51
9:AJ:30:LYS:NZ	9:AJ:36:VAL:HB	2.25	0.51
26:BD:51:THR:HG22	26:BD:52:THR:N	2.24	0.51
15:AP:25:ARG:CD	15:AP:25:ARG:H	2.23	0.51
23:DB:38:A:N3	27:DE:43:THR:HB	2.25	0.51
12:CM:76:ILE:HG23	12:CM:79:LEU:HD12	1.93	0.51
1:AA:762:U:H2'	1:AA:763:G:C8	2.45	0.51
19:AT:43:LYS:HE2	19:AT:44:ALA:N	2.22	0.51
23:DB:200:U:O2'	46:DZ:22:LEU:HD12	2.10	0.51
1:CA:452:A:H2'	1:CA:453:G:O4'	2.09	0.51
1:AA:79:G:H2'	1:AA:80:A:N7	2.25	0.51
39:BR:39:LEU:N	39:BR:39:LEU:HD23	2.26	0.51
23:BB:2188:U:H2'	23:BB:2189:U:H6	1.73	0.51
23:DB:58:G:N3	23:DB:73:A:H2	2.08	0.51
20:CB:95:TRP:HH2	20:CB:100:LEU:HB2	1.75	0.51
30:BH:49:ALA:HB3	30:BH:50:ARG:CZ	2.41	0.51
27:DE:1:MET:HB2	27:DE:16:GLU:HB2	1.91	0.51
1:CA:1477:U:H2'	1:CA:1478:U:H6	1.75	0.51
5:AF:100:SER:HA	17:AR:23:LYS:HE2	1.91	0.51
23:DB:2634:A:H2'	23:DB:2635:A:C8	2.45	0.51
23:DB:642:U:HO2'	23:DB:643:A:H8	1.57	0.51
44:DX:18:LEU:O	44:DX:22:LEU:HB3	2.10	0.51
23:BB:2745:C:O3'	29:BG:141:GLY:HA3	2.10	0.51

Continued on next page...

Continued from previous page...

Atom-1	Atom-2	Interatomic distance (Å)	Clash overlap (Å)
23:DB:455:C:N3	23:DB:472:A:H2'	2.26	0.51
23:BB:1580:A:H2'	23:BB:1581:G:O4'	2.11	0.51
27:BE:1:MET:O	27:BE:13:THR:HA	2.09	0.51
23:BB:2869:G:H2'	23:BB:2870:C:O4'	2.10	0.51
23:BB:241:A:OP1	23:BB:241:A:H8	1.93	0.51
43:BW:45:HIS:HB3	43:BW:52:CYS:HB2	1.93	0.51
23:DB:1565:C:H5''	25:DC:17:LYS:HE2	1.92	0.51
23:BB:81:G:H2'	23:BB:82:U:O4'	2.09	0.51
44:BX:13:GLU:HA	44:BX:16:THR:OG1	2.11	0.51
23:BB:492:A:H2'	23:BB:493:G:O4'	2.10	0.51
1:CA:137:U:H2'	1:CA:138:G:C8	2.45	0.51
23:DB:1117:C:H2'	23:DB:1118:C:C6	2.46	0.51
43:BW:18:LYS:HG3	43:BW:19:ARG:H	1.76	0.51
23:DB:544:C:H2'	23:DB:545:U:C5	2.45	0.51
22:BA:42:C:C6	28:BF:65:LEU:HD13	2.46	0.51
25:BC:93:VAL:HG13	25:BC:94:LEU:H	1.75	0.51
23:BB:2882:A:H3'	23:BB:2883:A:H5''	1.92	0.51
23:BB:1203:U:H3'	23:BB:1204:A:C5'	2.40	0.51
25:BC:130:PRO:HG2	25:BC:133:ASN:ND2	2.25	0.51
40:DS:24:ILE:HD11	40:DS:36:LEU:CD1	2.31	0.51
35:DN:38:LEU:CB	35:DN:39:PRO:HD3	2.38	0.51
12:AM:14:ALA:HB2	12:AM:42:VAL:HG23	1.92	0.51
28:DF:47:LYS:HA	28:DF:50:ASP:OD1	2.10	0.51
52:DI:85:ILE:CD1	52:DI:137:LEU:HD21	2.40	0.51
49:D2:19:ARG:HG2	49:D2:19:ARG:HH21	1.74	0.51
1:CA:919:A:O2'	1:CA:920:U:H5'	2.11	0.51
46:BZ:63:GLY:O	46:BZ:67:VAL:HG23	2.11	0.51
23:BB:1022:G:N2	23:BB:1142:A:C2	2.76	0.51
37:DP:20:ARG:NE	37:DP:91:VAL:HG21	2.22	0.51
32:BK:60:ALA:HB2	32:BK:86:LEU:HA	1.93	0.51
30:DH:65:ALA:HA	30:DH:68:ARG:CG	2.40	0.51
11:CL:14:LYS:HG2	11:CL:15:VAL:N	2.26	0.51
35:BN:106:ASP:C	35:BN:108:ALA:H	2.13	0.51
28:DF:134:GLN:HB3	28:DF:149:ARG:HB3	1.93	0.51
23:DB:877:A:H2'	23:DB:900:A:N6	2.26	0.51
43:DW:30:VAL:HA	43:DW:60:ALA:O	2.10	0.51
3:CD:199:ILE:HD12	3:CD:200:VAL:N	2.26	0.51
32:DK:19:VAL:C	32:DK:41:ILE:HD11	2.31	0.51
23:BB:2075:U:H2'	23:BB:2238:G:N2	2.26	0.51
27:DE:182:ALA:O	27:DE:183:PHE:HB2	2.11	0.51
27:BE:150:THR:HG21	27:BE:153:LEU:HA	1.92	0.51

Continued on next page...

Continued from previous page...

Atom-1	Atom-2	Interatomic distance (Å)	Clash overlap (Å)
1:CA:448:A:H2'	1:CA:449:G:C8	2.46	0.51
23:BB:1247:A:O2'	23:BB:1248:G:H5'	2.11	0.51
7:AH:11:THR:HA	7:AH:14:ARG:NH1	2.25	0.51
1:AA:1512:U:H2'	1:AA:1513:A:H8	1.75	0.51
23:DB:2471:A:O2'	23:DB:2472:G:C8	2.59	0.51
22:DA:54:G:O2'	22:DA:55:U:H5'	2.10	0.51
26:BD:141:ARG:O	26:BD:142:VAL:HG13	2.10	0.51
1:AA:218:U:H2'	1:AA:219:U:H6	1.74	0.51
7:CH:51:GLU:HB3	7:CH:57:GLU:HB3	1.91	0.51
36:DO:66:GLY:HA2	36:DO:102:ARG:NE	2.26	0.51
1:CA:1464:U:H2'	1:CA:1465:A:C8	2.45	0.51
23:BB:526:A:N6	23:BB:2626:C:H4'	2.26	0.51
1:AA:968:A:C8	1:AA:1062:U:H4'	2.44	0.51
23:DB:1041:G:C2	23:DB:1042:G:N7	2.79	0.51
23:BB:2700:A:H2'	23:BB:2701:U:C6	2.46	0.51
29:DG:10:VAL:CG1	29:DG:16:VAL:HG21	2.40	0.51
23:BB:1921:G:H2'	23:BB:1922:G:H8	1.76	0.51
23:DB:2015:A:H2'	23:DB:2016:U:O4'	2.10	0.51
23:BB:2098:U:H2'	23:BB:2099:U:C6	2.45	0.51
1:CA:394:G:H2'	1:CA:395:C:H6	1.74	0.51
23:DB:2093:G:O5'	30:DH:24:GLY:HA3	2.10	0.51
1:AA:531:U:H3	1:AA:1208:C:H5''	1.76	0.51
23:DB:664:G:H2'	23:DB:665:U:H6	1.76	0.51
1:CA:420:U:H2'	1:CA:422:C:C5	2.46	0.51
33:DL:81:ASP:HA	33:DL:84:LYS:HD2	1.92	0.51
23:BB:1541:C:H2'	23:BB:1542:U:O4'	2.11	0.51
22:DA:109:A:H2'	22:DA:110:C:O4'	2.10	0.51
23:BB:1965:C:H5''	23:BB:1966:A:H2'	1.92	0.51
23:BB:2246:G:H2'	23:BB:2247:A:C8	2.46	0.51
1:CA:398:U:H2'	1:CA:399:G:H8	1.76	0.51
38:BQ:24:TYR:CG	38:BQ:25:GLY:N	2.78	0.51
23:DB:813:U:H2'	23:DB:814:C:H6	1.76	0.51
32:BK:79:PHE:CD1	32:BK:79:PHE:N	2.78	0.51
1:AA:1219:A:H2'	1:AA:1220:G:C8	2.46	0.51
9:CJ:41:PRO:HA	9:CJ:72:ARG:HD3	1.93	0.51
25:DC:43:ASN:HB2	25:DC:49:THR:CG2	2.40	0.51
20:CB:205:ALA:HB3	20:CB:208:ALA:CB	2.39	0.51
31:BJ:42:ALA:O	31:BJ:44:TYR:N	2.43	0.51
31:BJ:44:TYR:CD2	38:BQ:59:LEU:HD21	2.45	0.51
38:BQ:80:ASN:ND2	38:BQ:81:GLY:H	2.09	0.51
52:DI:78:LEU:HD13	52:DI:108:ILE:HG23	1.92	0.51

Continued on next page...

Continued from previous page...

Atom-1	Atom-2	Interatomic distance (Å)	Clash overlap (Å)
30:BH:103:VAL:HG12	30:BH:106:ALA:HB3	1.91	0.51
3:AD:187:ARG:NH1	3:AD:191:SER:HB3	2.26	0.51
3:CD:53:GLN:HB3	3:CD:202:LEU:HB2	1.93	0.51
24:DV:44:HIS:CE1	24:DV:85:LYS:HB2	2.46	0.51
31:DJ:89:PHE:CE1	31:DJ:93:ILE:HD13	2.45	0.51
31:BJ:36:LEU:O	31:BJ:51:GLY:HA3	2.10	0.51
6:CG:20:GLU:O	6:CG:23:ALA:HB3	2.11	0.51
9:AJ:12:ALA:HB3	9:AJ:18:ILE:HB	1.92	0.51
21:AU:13:VAL:O	21:AU:13:VAL:HG13	2.10	0.51
6:AG:61:PHE:O	6:AG:65:LEU:HD13	2.11	0.51
27:BE:128:ALA:H	27:BE:133:LEU:CD1	2.24	0.51
37:DP:56:SER:HB2	37:DP:75:THR:HB	1.93	0.51
30:BH:83:LYS:HD2	30:BH:91:PHE:CD1	2.45	0.51
18:AS:49:ALA:O	18:AS:56:HIS:HD2	1.93	0.51
1:AA:797:C:O2'	1:AA:798:U:H5'	2.10	0.51
28:DF:102:LEU:HA	28:DF:106:ALA:HB3	1.91	0.51
14:AO:52:ARG:HG3	14:AO:56:LEU:HD13	1.92	0.51
52:BI:29:GLN:HA	52:BI:29:GLN:HE21	1.75	0.51
37:BP:98:TYR:C	37:BP:100:ARG:H	2.13	0.51
20:CB:130:LYS:O	20:CB:134:LEU:HB2	2.10	0.51
23:DB:289:G:H2'	23:DB:290:U:H6	1.76	0.51
23:DB:973:A:O4'	23:DB:1188:U:C6	2.64	0.51
6:CG:110:ARG:HD3	6:CG:118:ARG:HA	1.92	0.51
1:AA:1008:U:H5''	13:AN:23:ARG:HH22	1.75	0.51
1:CA:462:G:H3'	1:CA:463:U:C6	2.45	0.51
23:BB:836:G:H2'	23:BB:837:C:H6	1.72	0.51
23:DB:1000:A:H2'	23:DB:1001:A:H8	1.74	0.51
41:BT:12:ARG:HE	44:BX:29:ARG:NH1	2.09	0.51
20:AB:69:VAL:HB	20:AB:162:VAL:CG2	2.40	0.51
1:CA:369:G:O2'	1:CA:370:C:H5'	2.10	0.51
1:AA:176:C:H3'	1:AA:177:G:H21	1.76	0.51
25:DC:245:THR:C	25:DC:247:TRP:H	2.14	0.51
23:BB:2065:C:H1'	23:BB:2449:U:O2	2.11	0.51
23:BB:2449:U:H4'	23:BB:2450:A:OP1	2.11	0.51
23:BB:1949:G:H2'	23:BB:1950:G:H8	1.75	0.51
11:CL:113:ARG:HE	11:CL:120:ARG:HA	1.75	0.51
23:DB:1163:G:H4'	39:DR:92:TRP:CD1	2.45	0.51
4:AE:15:ILE:HD12	4:AE:35:LEU:HG	1.92	0.51
23:DB:1219:U:H2'	23:DB:1220:G:C8	2.46	0.51
23:DB:2078:C:O2'	23:DB:2079:U:H5'	2.11	0.51
30:DH:1:MET:HE3	30:DH:26:ALA:HB3	1.93	0.51

Continued on next page...

Continued from previous page...

Atom-1	Atom-2	Interatomic distance (Å)	Clash overlap (Å)
23:BB:2634:A:H2'	23:BB:2635:A:C8	2.46	0.51
1:AA:188:C:H2'	1:AA:189:A:O4'	2.10	0.51
1:CA:285:C:H2'	1:CA:286:C:C6	2.45	0.51
1:AA:285:C:H2'	1:AA:286:C:C6	2.45	0.51
23:DB:2398:U:H2'	23:DB:2399:G:C8	2.45	0.51
25:BC:245:THR:OG1	25:BC:249:VAL:HG23	2.10	0.51
23:BB:1256:G:H21	27:BE:77:ILE:HG22	1.75	0.51
23:BB:1688:U:H2'	23:BB:1698:A:N6	2.26	0.51
6:CG:99:ALA:O	6:CG:103:ILE:HG13	2.10	0.51
23:BB:1193:G:H2'	23:BB:1194:A:H5''	1.93	0.51
1:CA:730:G:O2'	1:CA:766:A:H5'	2.09	0.51
36:DO:110:ALA:HA	36:DO:113:ALA:HB3	1.92	0.51
7:CH:115:ALA:O	7:CH:120:LEU:HD23	2.11	0.51
46:DZ:2:SER:O	46:DZ:4:VAL:HG13	2.11	0.51
25:BC:53:ILE:O	25:BC:53:ILE:HG23	2.11	0.51
11:CL:43:LYS:NZ	11:CL:44:PRO:HD3	2.25	0.51
23:BB:315:G:H2'	23:BB:316:C:C6	2.46	0.51
23:DB:757:G:H2'	23:DB:758:C:H5'	1.92	0.51
31:DJ:71:ASP:HA	31:DJ:88:THR:OG1	2.11	0.51
23:BB:794:A:H2'	23:BB:795:C:H6	1.76	0.51
22:DA:42:C:C6	28:DF:65:LEU:HD13	2.46	0.51
38:DQ:59:LEU:HD13	38:DQ:60:TRP:N	2.26	0.51
33:BL:2:ARG:HG2	33:BL:2:ARG:O	2.11	0.51
26:DD:10:GLY:HA2	37:DP:4:ILE:HD11	1.91	0.51
23:BB:964:C:O2'	23:BB:2273:A:H1'	2.11	0.51
23:DB:855:G:H21	43:DW:23:LYS:CG	2.15	0.51
43:DW:23:LYS:NZ	43:DW:24:ARG:HG3	2.26	0.51
26:BD:117:GLY:O	26:BD:119:ALA:N	2.44	0.51
35:DN:115:LEU:O	35:DN:117:ASP:N	2.44	0.51
32:DK:47:ILE:CG1	32:DK:48:PRO:HD2	2.36	0.51
29:BG:7:PRO:O	29:BG:8:VAL:HB	2.10	0.51
37:BP:112:ARG:HB2	37:BP:112:ARG:NH1	2.26	0.51
3:CD:31:CYS:SG	3:CD:33:ILE:HB	2.51	0.51
37:DP:20:ARG:HB3	37:DP:23:ASP:CG	2.32	0.51
21:CU:43:GLU:HA	21:CU:46:ARG:NE	2.26	0.51
32:DK:115:ILE:HG23	32:DK:116:ILE:N	2.26	0.51
14:AO:42:PHE:CE1	14:AO:55:LEU:HD22	2.46	0.51
36:DO:36:TYR:HA	36:DO:52:SER:HB3	1.92	0.51
23:BB:2258:C:H5'	23:BB:2259:U:C5	2.39	0.51
32:BK:18:ARG:O	32:BK:45:GLU:HB2	2.11	0.51
23:DB:2070:A:H2'	23:DB:2071:A:C8	2.46	0.51

Continued on next page...

Continued from previous page...

Atom-1	Atom-2	Interatomic distance (Å)	Clash overlap (Å)
1:CA:1118:U:H1'	1:CA:1179:A:C4	2.46	0.51
23:DB:1857:G:O2'	23:DB:1858:A:H8	1.92	0.51
41:BT:12:ARG:CD	44:BX:29:ARG:HH12	2.23	0.51
23:BB:1858:A:H2'	23:BB:1859:U:O4'	2.11	0.51
27:BE:153:LEU:HG	27:BE:154:ASP:H	1.76	0.51
23:BB:199:A:O2'	23:BB:200:U:H5'	2.11	0.51
25:BC:14:HIS:O	25:BC:16:VAL:HG23	2.10	0.51
26:DD:34:VAL:HG12	26:DD:94:GLN:H	1.75	0.51
42:DU:11:ILE:O	42:DU:11:ILE:HD13	2.11	0.51
4:CE:10:LEU:HA	4:CE:39:GLY:O	2.11	0.51
25:BC:173:LEU:HD13	25:BC:173:LEU:N	2.25	0.51
39:DR:49:ILE:HD12	39:DR:49:ILE:O	2.11	0.51
23:DB:1046:A:H3'	23:DB:1047:G:C5'	2.41	0.51
23:BB:1150:C:H2'	23:BB:1151:A:H8	1.76	0.51
23:DB:2634:A:H2'	23:DB:2635:A:H8	1.76	0.51
23:BB:1880:U:H2'	23:BB:1881:C:C6	2.45	0.51
1:CA:389:A:H2'	1:CA:389:A:N3	2.24	0.51
1:AA:1427:C:H2'	1:AA:1428:A:H8	1.75	0.51
23:BB:2398:U:H2'	23:BB:2399:G:C8	2.46	0.51
23:BB:1642:G:O2'	23:BB:1643:G:H5'	2.11	0.51
23:DB:1319:C:O2'	23:DB:1320:C:H5'	2.11	0.51
1:CA:738:C:H2'	1:CA:739:C:H6	1.75	0.51
23:DB:2514:U:H2'	23:DB:2515:C:C6	2.46	0.51
1:CA:272:C:H2'	1:CA:273:U:H6	1.74	0.51
49:B2:39:ARG:HH11	49:B2:39:ARG:HG3	1.76	0.51
23:BB:69:C:H2'	23:BB:70:G:C8	2.46	0.51
29:BG:91:VAL:O	29:BG:93:TYR:N	2.44	0.51
23:BB:596:U:H2'	23:BB:597:G:C8	2.45	0.51
23:BB:2379:G:H2'	23:BB:2380:C:C6	2.46	0.51
14:CO:52:ARG:HG3	14:CO:56:LEU:HD13	1.93	0.51
25:DC:115:ILE:HA	25:DC:124:LYS:NZ	2.26	0.51
35:BN:8:ARG:HG2	35:BN:10:LEU:HD22	1.93	0.51
13:CN:61:ASN:HB3	13:CN:72:PHE:CE2	2.46	0.51
39:BR:6:GLN:HE22	39:BR:9:GLY:CA	2.23	0.51
1:CA:58:C:O2'	1:CA:59:A:H5'	2.11	0.51
23:DB:1726:C:H2'	23:DB:1727:C:C6	2.46	0.51
23:BB:2233:U:H2'	23:BB:2234:G:C8	2.46	0.51
2:AC:78:LYS:C	2:AC:80:GLY:H	2.14	0.51
1:AA:610:U:O2	1:AA:610:U:O4'	2.29	0.51
14:AO:63:ARG:HH12	14:AO:87:ARG:HH22	1.57	0.51
23:DB:464:U:H2'	23:DB:465:G:O4'	2.11	0.51

Continued on next page...

Continued from previous page...

Atom-1	Atom-2	Interatomic distance (Å)	Clash overlap (Å)
3:CD:18:LEU:HG	3:CD:63:ILE:HG12	1.92	0.51
23:DB:1098:A:C3'	52:DI:4:VAL:N	2.73	0.51
43:BW:17:ALA:HB1	43:BW:37:VAL:H	1.76	0.51
43:BW:48:ALA:HB3	43:BW:81:ILE:HG13	1.93	0.51
26:BD:8:LYS:HG2	26:BD:197:THR:H	1.76	0.51
28:BF:122:ASP:OD2	28:BF:126:ASN:HB2	2.10	0.51
28:BF:91:ARG:HD3	28:BF:91:ARG:N	2.26	0.51
23:DB:1242:U:H2'	23:DB:1243:C:C6	2.46	0.51
20:CB:16:GLY:HA2	20:CB:40:ILE:HG13	1.93	0.51
25:BC:128:THR:CA	25:BC:190:THR:HG22	2.35	0.51
1:AA:1432:G:C5'	37:BP:105:LYS:HG2	2.31	0.51
12:AM:3:ILE:HD12	12:AM:9:PRO:HD2	1.93	0.51
52:DI:85:ILE:HD12	52:DI:87:SER:O	2.10	0.51
20:AB:119:GLN:C	20:AB:125:PHE:HB3	2.31	0.51
8:CI:55:ASP:HB2	8:CI:59:LYS:HG3	1.93	0.51
23:DB:2394:C:H2'	23:DB:2395:C:C6	2.46	0.51
32:BK:26:GLY:O	32:BK:30:ARG:HD2	2.10	0.51
26:DD:151:THR:HB	26:DD:152:PRO:HD3	1.93	0.51
15:CP:39:PHE:CG	15:CP:40:ASN:N	2.78	0.51
15:CP:46:LYS:C	15:CP:48:GLU:H	2.12	0.51
6:AG:126:ALA:HA	6:AG:134:VAL:HG13	1.92	0.51
32:DK:105:ARG:H	32:DK:105:ARG:HD2	1.76	0.51
1:CA:254:G:O2'	1:CA:255:G:H5'	2.11	0.51
1:AA:663:A:O2'	1:AA:664:G:H5'	2.11	0.51
52:BI:33:ASN:HD21	52:BI:64:ARG:NH1	2.03	0.51
36:DO:58:ILE:O	36:DO:62:LEU:HB2	2.11	0.51
39:DR:7:SER:HB2	39:DR:22:LEU:CB	2.40	0.51
45:BY:20:LYS:HA	45:BY:23:LEU:HB2	1.93	0.51
23:DB:2258:C:H5'	23:DB:2259:U:C5	2.40	0.51
30:DH:94:ILE:HG22	30:DH:122:LEU:CB	2.40	0.51
32:DK:43:ILE:CG2	32:DK:46:ALA:HB2	2.41	0.51
41:DT:38:ALA:HB3	41:DT:81:LYS:HZ3	1.74	0.51
3:AD:72:ARG:HD3	3:AD:203:TYR:CZ	2.45	0.51
44:DX:26:PHE:HD1	44:DX:27:ASN:ND2	2.07	0.51
23:DB:1827:U:C2'	23:DB:1828:G:H5'	2.41	0.51
16:CQ:30:HIS:HB3	16:CQ:33:TYR:HB2	1.93	0.51
1:CA:176:C:H3'	1:CA:177:G:H21	1.76	0.51
23:DB:2460:U:O5'	23:DB:2460:U:H6	1.93	0.51
1:CA:565:U:H3'	1:CA:566:G:H2'	1.92	0.51
1:CA:791:G:C6	1:CA:792:A:N7	2.79	0.51
2:CC:171:ARG:NH1	2:CC:171:ARG:HB2	2.25	0.51

Continued on next page...

Continued from previous page...

Atom-1	Atom-2	Interatomic distance (Å)	Clash overlap (Å)
39:BR:49:ILE:O	39:BR:49:ILE:HD12	2.11	0.51
27:DE:98:LYS:NZ	27:DE:99:LYS:HG2	2.26	0.51
10:AK:28:ASN:HD21	10:AK:47:GLY:H	1.59	0.51
25:DC:136:VAL:HG12	25:DC:137:GLY:N	2.26	0.51
1:AA:1302:C:H4'	1:AA:1303:C:OP2	2.10	0.51
20:AB:95:TRP:HH2	20:AB:100:LEU:HB2	1.76	0.51
1:AA:620:C:C2	3:AD:131:ILE:HG21	2.46	0.51
23:BB:263:G:H2'	23:BB:264:C:O4'	2.11	0.51
23:DB:2283:C:H5''	23:DB:2389:G:O2'	2.11	0.51
23:BB:1335:C:H2'	23:BB:1336:A:C8	2.46	0.51
30:DH:103:VAL:HG22	30:DH:108:VAL:O	2.11	0.51
7:AH:27:PRO:HA	7:AH:56:PRO:O	2.11	0.51
23:BB:1863:G:H2'	23:BB:1864:U:O4'	2.10	0.51
23:BB:2597:G:H5'	25:BC:240:GLY:HA3	1.93	0.51
22:DA:51:G:OP1	36:DO:63:LYS:HE3	2.11	0.51
40:DS:23:LEU:HD21	47:D0:21:LEU:HB3	1.92	0.51
29:DG:123:GLU:O	29:DG:125:PRO:HD3	2.11	0.51
1:CA:1136:C:OP1	1:CA:1136:C:H3'	2.10	0.51
23:DB:2408:U:O2'	23:DB:2409:G:H5'	2.11	0.51
23:BB:1120:G:O2'	23:BB:1121:C:H5'	2.11	0.51
36:BO:56:LYS:O	36:BO:57:ALA:C	2.49	0.51
23:BB:2630:G:H2'	23:BB:2631:G:H8	1.76	0.51
23:DB:1584:U:H5''	23:DB:1585:C:C5	2.46	0.51
23:DB:1098:A:C4	52:DI:3:LYS:O	2.63	0.51
28:DF:62:GLN:HB2	28:DF:91:ARG:HH11	1.75	0.51
28:BF:91:ARG:O	28:BF:92:GLY:C	2.49	0.51
23:BB:4:U:H2'	23:BB:5:A:H8	1.76	0.51
23:DB:1245:G:OP1	33:DL:13:LYS:HE3	2.11	0.51
33:DL:2:ARG:O	33:DL:2:ARG:HG2	2.10	0.51
31:DJ:44:TYR:O	31:DJ:45:THR:HB	2.10	0.51
13:AN:50:LEU:HD23	13:AN:51:PRO:HD3	1.93	0.51
26:DD:10:GLY:O	26:DD:11:MET:HB2	2.11	0.51
33:DL:110:VAL:HG23	33:DL:126:ARG:O	2.11	0.51
33:DL:124:GLY:N	33:DL:143:GLU:HG3	2.24	0.51
35:BN:55:ALA:HA	35:BN:80:PHE:CE1	2.46	0.51
25:DC:142:ASN:CG	25:DC:142:ASN:O	2.49	0.51
33:DL:18:ARG:C	33:DL:19:LEU:HD12	2.31	0.51
23:DB:2269:G:H4'	43:DW:19:ARG:NH1	2.20	0.51
26:BD:116:LYS:HD2	26:BD:123:LYS:HE2	1.93	0.51
1:CA:1238:A:H5'	1:CA:1336:C:N4	2.26	0.51
23:BB:674:G:H4'	27:BE:69:ARG:HB3	1.92	0.51

Continued on next page...

Continued from previous page...

Atom-1	Atom-2	Interatomic distance (Å)	Clash overlap (Å)
20:AB:143:LEU:HB3	20:AB:147:LEU:HD12	1.93	0.51
8:CI:25:GLY:HA3	8:CI:57:VAL:HA	1.92	0.51
41:BT:10:VAL:HG21	41:BT:42:GLU:HG3	1.92	0.51
31:DJ:25:LEU:O	31:DJ:27:ARG:N	2.43	0.51
31:DJ:64:VAL:HG22	31:DJ:68:LYS:HD3	1.93	0.51
1:CA:734:G:H2'	1:CA:735:C:C6	2.45	0.51
32:BK:120:PRO:HA	37:BP:65:ASN:ND2	2.25	0.51
1:AA:1225:A:H5'	1:AA:1226:C:OP2	2.11	0.51
39:BR:22:LEU:HD12	39:BR:25:LEU:HD23	1.91	0.51
8:AI:120:ALA:O	8:AI:121:ARG:HG2	2.11	0.51
51:B4:15:LYS:O	51:B4:16:ILE:HB	2.11	0.51
25:BC:35:LYS:HG2	25:BC:36:ASN:N	2.23	0.51
25:DC:91:ALA:CB	25:DC:105:ALA:HB2	2.40	0.51
1:CA:1471:U:O2'	1:CA:1472:U:H5'	2.10	0.51
20:CB:69:VAL:HB	20:CB:162:VAL:CG2	2.40	0.51
23:DB:1792:G:P	25:DC:204:LEU:HD12	2.51	0.51
1:CA:1515:G:O2'	1:CA:1516:G:H5'	2.11	0.51
39:BR:4:VAL:O	39:BR:38:VAL:HA	2.11	0.51
23:DB:460:A:H4'	41:DT:72:GLN:HB2	1.92	0.51
23:BB:1324:G:C6	23:BB:1331:G:C6	2.98	0.51
11:AL:113:ARG:HE	11:AL:120:ARG:HA	1.75	0.51
1:AA:807:A:H2'	1:AA:808:C:C6	2.45	0.51
23:BB:1149:G:H2'	23:BB:1150:C:H6	1.75	0.51
1:AA:512:U:H2'	1:AA:513:C:H6	1.75	0.51
23:BB:2101:A:H3'	23:BB:2102:G:H5''	1.92	0.51
1:AA:1352:C:H2'	1:AA:1353:G:C8	2.46	0.51
1:AA:1448:C:H2'	1:AA:1449:C:H6	1.76	0.51
36:BO:111:ARG:HG2	36:BO:117:PHE:CZ	2.46	0.51
23:BB:2405:G:H1'	23:BB:2412:A:H61	1.76	0.51
1:CA:79:G:H2'	1:CA:80:A:H8	1.75	0.51
33:DL:135:ILE:HG12	33:DL:140:GLY:CA	2.40	0.51
24:BV:16:ALA:CA	24:BV:19:ARG:HH21	2.25	0.51
32:BK:79:PHE:HD2	37:BP:69:VAL:HG12	1.75	0.51
1:CA:612:C:H2'	1:CA:613:C:C6	2.46	0.51
46:BZ:2:SER:O	46:BZ:4:VAL:HG13	2.10	0.51
36:BO:84:GLU:C	36:BO:86:GLY:H	2.15	0.51
23:BB:2529:G:H4'	29:BG:174:LYS:HB2	1.91	0.51
23:DB:1742:U:H2'	23:DB:1743:G:C8	2.45	0.51
1:AA:772:U:H2'	1:AA:773:G:C8	2.46	0.51
22:BA:60:C:H2'	22:BA:61:G:H8	1.76	0.51
5:AF:21:MET:HB3	5:AF:25:TYR:CZ	2.46	0.51

Continued on next page...

Continued from previous page...

Atom-1	Atom-2	Interatomic distance (Å)	Clash overlap (Å)
13:AN:2:LYS:O	13:AN:6:LYS:HG3	2.11	0.51
23:DB:1099:G:O2'	23:DB:1100:C:H5'	2.11	0.50
28:DF:86:CYS:O	28:DF:88:VAL:HG23	2.12	0.50
25:DC:43:ASN:HD22	25:DC:44:ASN:H	1.59	0.50
27:DE:32:VAL:HG23	27:DE:33:VAL:N	2.25	0.50
38:DQ:94:LEU:HD12	39:DR:13:ARG:HB2	1.93	0.50
13:AN:16:ALA:HA	13:AN:20:PHE:HB2	1.93	0.50
5:CF:69:GLU:OE1	5:CF:70:VAL:HG13	2.11	0.50
40:BS:29:VAL:HG11	40:BS:55:ILE:CD1	2.37	0.50
13:CN:50:LEU:HD23	13:CN:51:PRO:HD3	1.92	0.50
25:DC:171:VAL:HG23	25:DC:185:ALA:HB2	1.92	0.50
34:DM:40:ARG:HB3	34:DM:95:LEU:HD12	1.92	0.50
23:BB:2721:A:H2'	23:BB:2722:G:H8	1.76	0.50
30:BH:130:VAL:O	30:BH:142:VAL:HB	2.11	0.50
20:AB:212:TYR:O	20:AB:216:VAL:HG22	2.10	0.50
30:DH:48:GLU:CB	30:DH:51:ARG:HH21	2.15	0.50
18:CS:20:LYS:O	18:CS:23:GLU:HG3	2.11	0.50
8:AI:25:GLY:HA3	8:AI:57:VAL:HA	1.93	0.50
6:AG:20:GLU:O	6:AG:23:ALA:HB3	2.11	0.50
23:BB:1023:U:H2'	23:BB:1024:G:H5'	1.93	0.50
29:BG:8:VAL:HG11	29:BG:49:LEU:CB	2.34	0.50
39:BR:62:GLU:O	39:BR:96:VAL:HA	2.10	0.50
15:AP:43:ALA:HA	15:AP:46:LYS:HE3	1.93	0.50
1:AA:1361:G:C2'	1:AA:1362:A:H5''	2.39	0.50
26:BD:148:GLN:HG3	26:BD:152:PRO:CB	2.41	0.50
5:AF:51:ILE:HD11	5:AF:86:ARG:HG3	1.93	0.50
23:DB:1509:A:C8	23:DB:1509:A:H5''	2.46	0.50
44:DX:17:GLU:HB3	44:DX:53:VAL:CG1	2.40	0.50
22:BA:7:G:O2'	22:BA:8:C:H5'	2.10	0.50
23:DB:917:A:C2	23:DB:918:A:H1'	2.46	0.50
14:CO:42:PHE:CE1	14:CO:55:LEU:HD22	2.46	0.50
39:BR:60:LYS:N	39:BR:100:GLY:HA3	2.24	0.50
29:DG:148:ARG:HD3	29:DG:152:ARG:NE	2.26	0.50
32:DK:17:ARG:HB3	32:DK:45:GLU:CG	2.40	0.50
23:BB:307:G:N2	23:BB:309:A:H3'	2.25	0.50
29:BG:25:ILE:HD13	29:BG:74:MET:HE2	1.93	0.50
8:CI:71:ILE:HD12	8:CI:71:ILE:N	2.24	0.50
23:BB:718:A:H5'	23:BB:719:C:C5	2.46	0.50
23:DB:2885:G:H2'	23:DB:2886:A:C4'	2.41	0.50
26:DD:8:LYS:HB2	26:DD:201:LEU:HD11	1.93	0.50
18:CS:6:LYS:O	18:CS:8:PRO:HD3	2.10	0.50

Continued on next page...

Continued from previous page...

Atom-1	Atom-2	Interatomic distance (Å)	Clash overlap (Å)
42:DU:11:ILE:HA	42:DU:21:ARG:HG2	1.93	0.50
4:AE:132:PRO:O	4:AE:136:VAL:HG12	2.11	0.50
1:CA:493:A:H3'	1:CA:494:G:C8	2.46	0.50
1:AA:658:C:H2'	1:AA:659:U:C6	2.45	0.50
7:AH:55:LYS:NZ	7:AH:55:LYS:HA	2.27	0.50
23:BB:79:C:HO2'	23:BB:346:A:H1'	1.75	0.50
23:BB:184:C:H2'	23:BB:185:G:C8	2.45	0.50
23:BB:1872:A:O5'	23:BB:1872:A:H8	1.95	0.50
23:BB:521:U:H2'	23:BB:522:A:H8	1.74	0.50
23:DB:1401:G:H2'	23:DB:1402:U:C6	2.46	0.50
32:DK:8:LEU:H	32:DK:8:LEU:HD12	1.76	0.50
23:DB:1430:G:H2'	23:DB:1431:A:O4'	2.10	0.50
20:AB:23:ASN:HD22	20:AB:24:PRO:CD	2.23	0.50
23:BB:1744:A:H2'	23:BB:1745:A:C8	2.46	0.50
23:DB:942:G:H2'	23:DB:943:A:H8	1.76	0.50
1:AA:1417:G:N2	1:AA:1482:G:H2'	2.25	0.50
32:DK:79:PHE:N	32:DK:79:PHE:CD1	2.78	0.50
1:CA:784:A:H2'	1:CA:785:G:H8	1.75	0.50
10:CK:111:ASP:HB2	21:CU:19:LYS:HE3	1.91	0.50
10:CK:110:THR:HA	21:CU:3:ILE:O	2.12	0.50
40:DS:84:ARG:HB3	40:DS:96:ILE:HG23	1.93	0.50
52:BI:49:GLU:CG	52:BI:54:ILE:HD11	2.41	0.50
51:D4:10:LEU:HD22	51:D4:33:HIS:CD2	2.46	0.50
23:DB:815:C:OP2	39:DR:85:LYS:HE2	2.11	0.50
23:BB:794:A:H2'	23:BB:795:C:C6	2.46	0.50
23:DB:212:G:H2'	23:DB:213:A:H8	1.76	0.50
1:AA:1283:U:H2'	1:AA:1284:C:C6	2.46	0.50
1:CA:458:U:H2'	1:CA:459:A:H8	1.76	0.50
1:AA:584:G:O2'	1:AA:585:G:H5'	2.11	0.50
1:CA:1283:U:H2'	1:CA:1284:C:C6	2.45	0.50
23:DB:2838:G:H2'	23:DB:2839:G:H8	1.76	0.50
23:DB:623:C:H2'	23:DB:624:C:C6	2.46	0.50
1:AA:1500:A:H2'	1:AA:1501:C:H5'	1.93	0.50
1:CA:1484:C:H2'	1:CA:1485:U:O4'	2.11	0.50
9:CJ:44:THR:HG23	9:CJ:69:THR:O	2.11	0.50
1:CA:317:U:H2'	1:CA:318:G:H8	1.75	0.50
1:CA:1229:A:H2'	1:CA:1230:C:C6	2.46	0.50
2:CC:178:ARG:HG2	2:CC:206:ILE:HA	1.93	0.50
7:AH:47:ASP:CG	7:AH:48:PHE:H	2.15	0.50
26:DD:35:THR:OG1	26:DD:49:GLN:HG2	2.11	0.50
42:DU:80:ASP:HB2	42:DU:95:PHE:HD2	1.75	0.50

Continued on next page...

Continued from previous page...

Atom-1	Atom-2	Interatomic distance (Å)	Clash overlap (Å)
8:AI:78:ILE:HG22	8:AI:82:ILE:HD11	1.93	0.50
22:BA:43:C:O2'	28:BF:91:ARG:HD2	2.11	0.50
31:DJ:57:LEU:CD2	31:DJ:128:ASN:HA	2.40	0.50
25:DC:128:THR:CA	25:DC:190:THR:HG22	2.36	0.50
33:BL:95:LEU:H	33:BL:95:LEU:HD12	1.76	0.50
23:BB:1799:G:C5	25:BC:175:LEU:HD13	2.46	0.50
1:AA:464:U:H2'	1:AA:466:A:OP2	2.11	0.50
45:DY:37:ARG:HG2	45:DY:43:ILE:CD1	2.42	0.50
20:CB:83:ALA:HA	20:CB:88:GLN:NE2	2.26	0.50
4:CE:35:LEU:HD22	4:CE:133:ILE:HA	1.94	0.50
4:CE:87:VAL:HG23	4:CE:92:ARG:HA	1.93	0.50
20:CB:143:LEU:HB3	20:CB:147:LEU:HD12	1.94	0.50
23:DB:2811:G:O2'	23:DB:2812:G:H5'	2.11	0.50
23:BB:2674:G:H4'	32:BK:30:ARG:HG3	1.93	0.50
37:DP:112:ARG:HB2	37:DP:112:ARG:NH1	2.27	0.50
32:DK:4:GLU:OE2	32:DK:23:LYS:HD2	2.11	0.50
30:DH:114:GLU:CB	30:DH:133:GLN:HG3	2.40	0.50
29:BG:140:ILE:HA	29:BG:143:VAL:CG2	2.41	0.50
32:BK:115:ILE:HG23	32:BK:116:ILE:N	2.26	0.50
14:AO:55:LEU:O	14:AO:59:VAL:HG23	2.11	0.50
9:AJ:8:ILE:HD12	9:AJ:8:ILE:N	2.25	0.50
36:DO:111:ARG:HG2	36:DO:117:PHE:CZ	2.47	0.50
1:CA:974:A:H8	1:CA:974:A:OP1	1.93	0.50
28:BF:71:LYS:O	28:BF:72:SER:HB3	2.11	0.50
23:BB:122:G:O2'	23:BB:123:G:H5'	2.11	0.50
1:CA:1101:A:H4'	1:CA:1102:A:O5'	2.11	0.50
25:DC:209:ALA:HA	25:DC:212:TRP:CE2	2.47	0.50
23:BB:1857:G:H2'	23:BB:1884:G:H22	1.75	0.50
1:AA:448:A:H2'	1:AA:449:G:C8	2.46	0.50
23:BB:200:U:O2'	46:BZ:22:LEU:HD12	2.11	0.50
1:CA:1500:A:H2'	1:CA:1501:C:H5'	1.93	0.50
23:DB:230:G:H2'	23:DB:231:A:H8	1.75	0.50
27:DE:48:THR:HG23	27:DE:51:GLU:OE2	2.10	0.50
23:BB:2460:U:H6	23:BB:2460:U:O5'	1.94	0.50
23:BB:1998:A:OP2	26:BD:141:ARG:NH2	2.43	0.50
2:CC:96:VAL:HB	2:CC:97:PRO:HD2	1.93	0.50
23:BB:968:C:H2'	23:BB:969:G:C8	2.44	0.50
1:AA:708:C:O2'	1:AA:709:U:H5'	2.10	0.50
27:DE:1:MET:HB3	27:DE:14:VAL:O	2.11	0.50
1:CA:807:A:H2'	1:CA:808:C:C6	2.47	0.50
1:AA:627:G:H2'	1:AA:628:G:C8	2.47	0.50

Continued on next page...

Continued from previous page...

Atom-1	Atom-2	Interatomic distance (Å)	Clash overlap (Å)
16:CQ:39:ARG:HG3	16:CQ:39:ARG:HH11	1.75	0.50
23:BB:1458:U:C2'	23:BB:1459:G:H5''	2.41	0.50
23:DB:832:U:O2	33:DL:52:GLY:HA2	2.11	0.50
23:BB:693:A:H2'	23:BB:694:U:C6	2.47	0.50
23:DB:2875:C:H2'	23:DB:2876:G:C8	2.46	0.50
1:AA:575:G:H4'	1:AA:576:C:O5'	2.11	0.50
23:DB:1930:G:H2'	23:DB:1968:G:N1	2.26	0.50
23:BB:257:C:H2'	23:BB:258:G:O4'	2.10	0.50
1:AA:586:C:H5''	7:AH:81:GLY:HA2	1.93	0.50
23:DB:2544:G:O2'	23:DB:2545:G:H5'	2.11	0.50
42:DU:73:ASN:C	42:DU:75:ALA:H	2.15	0.50
1:AA:394:G:H2'	1:AA:395:C:H6	1.75	0.50
1:CA:547:A:H4'	1:CA:548:G:O5'	2.11	0.50
23:DB:2567:G:H2'	23:DB:2568:U:C6	2.46	0.50
34:BM:42:THR:O	34:BM:45:GLN:HB2	2.12	0.50
2:CC:161:ILE:N	2:CC:161:ILE:HD12	2.26	0.50
1:AA:1434:A:H2'	1:AA:1435:G:C8	2.46	0.50
1:CA:586:C:O2'	1:CA:878:A:H4'	2.11	0.50
33:BL:131:ALA:O	33:BL:134:ALA:HB3	2.12	0.50
23:DB:2798:U:H5''	23:DB:2799:A:OP1	2.11	0.50
43:BW:17:ALA:HA	43:BW:35:ILE:CG2	2.40	0.50
23:BB:850:U:O2'	45:BY:22:THR:HG22	2.11	0.50
41:DT:4:GLU:OE1	41:DT:5:GLU:HG2	2.11	0.50
25:BC:43:ASN:HD22	25:BC:44:ASN:H	1.59	0.50
1:AA:1097:C:H2'	1:AA:1098:C:C6	2.46	0.50
10:CK:33:ILE:HG12	10:CK:69:CYS:SG	2.51	0.50
25:BC:142:ASN:CG	25:BC:142:ASN:O	2.49	0.50
25:BC:161:VAL:O	25:BC:162:GLN:HB2	2.11	0.50
12:AM:15:VAL:O	12:AM:19:THR:HG23	2.11	0.50
30:BH:72:ILE:HG13	30:BH:75:LEU:HD21	1.92	0.50
21:AU:20:ARG:HD2	21:AU:20:ARG:N	2.27	0.50
30:DH:113:SER:N	30:DH:132:PHE:CZ	2.79	0.50
30:DH:48:GLU:HA	30:DH:51:ARG:NE	2.26	0.50
43:DW:9:THR:HG23	43:DW:10:ARG:CD	2.34	0.50
23:BB:137:U:H2'	23:BB:138:U:O4'	2.10	0.50
20:AB:116:LEU:HA	20:AB:119:GLN:HG3	1.93	0.50
4:CE:35:LEU:HD21	4:CE:136:VAL:HG11	1.93	0.50
52:BI:11:GLN:O	52:BI:11:GLN:HG3	2.10	0.50
24:BV:51:GLN:HB2	24:BV:57:TYR:OH	2.10	0.50
1:AA:1150:A:H4'	9:AJ:43:PRO:HB3	1.94	0.50
1:AA:1150:A:O2'	1:AA:1151:A:H5'	2.12	0.50

Continued on next page...

Continued from previous page...

Atom-1	Atom-2	Interatomic distance (Å)	Clash overlap (Å)
29:BG:26:LYS:HG2	29:BG:27:GLY:N	2.25	0.50
15:AP:39:PHE:CG	15:AP:40:ASN:N	2.79	0.50
1:AA:1493:A:H1'	54:AA:2059:HYG:N36	2.19	0.50
23:BB:1439:A:N7	23:BB:1440:U:N1	2.59	0.50
48:D1:6:GLU:HB2	48:D1:52:LYS:HZ3	1.77	0.50
4:CE:80:LEU:HA	4:CE:146:MET:HE1	1.93	0.50
1:CA:720:C:OP1	17:CR:40:PRO:HG3	2.11	0.50
1:AA:734:G:H2'	1:AA:735:C:H6	1.76	0.50
1:CA:663:A:O3'	17:CR:52:ARG:NH2	2.43	0.50
23:DB:1140:C:H2'	23:DB:1141:U:H5'	1.94	0.50
23:BB:2747:G:H2'	23:BB:2748:A:C8	2.46	0.50
23:BB:2657:A:H2'	23:BB:2658:C:O4'	2.10	0.50
23:DB:920:A:H2'	23:DB:921:C:H6	1.76	0.50
1:AA:239:U:H5'	1:AA:239:U:H6	1.74	0.50
23:BB:163:C:O2	23:BB:163:C:O4'	2.25	0.50
2:AC:57:GLU:O	2:AC:63:ILE:HA	2.10	0.50
45:BY:23:LEU:CD1	45:BY:28:LEU:HB2	2.41	0.50
23:BB:2298:A:H2'	23:BB:2299:U:O4'	2.12	0.50
23:BB:2867:G:N3	23:BB:2867:G:C2'	2.74	0.50
1:AA:1006:G:H2'	1:AA:1007:U:C6	2.46	0.50
23:DB:358:U:H2'	23:DB:359:G:C8	2.46	0.50
23:DB:591:U:H1'	50:D3:1:PRO:H2	1.76	0.50
31:BJ:57:LEU:CD2	31:BJ:128:ASN:HA	2.41	0.50
1:AA:1515:G:O2'	1:AA:1516:G:H5'	2.11	0.50
42:BU:21:ARG:HG3	42:BU:21:ARG:HH11	1.76	0.50
23:BB:2189:U:O2'	23:BB:2190:G:H5'	2.12	0.50
1:CA:1258:G:O2'	1:CA:1259:C:H5'	2.10	0.50
1:CA:34:C:H2'	1:CA:35:G:H8	1.76	0.50
23:BB:201:C:H1'	23:BB:250:G:O6	2.11	0.50
23:DB:1197:G:O2'	23:DB:1198:U:H5'	2.12	0.50
7:CH:7:ALA:O	7:CH:11:THR:HG23	2.11	0.50
23:BB:1197:G:H2'	23:BB:1198:U:H6	1.75	0.50
42:DU:94:PHE:HA	42:DU:101:THR:HA	1.93	0.50
23:BB:1881:C:H2'	23:BB:1882:U:O4'	2.10	0.50
23:DB:1881:C:H2'	23:DB:1882:U:O4'	2.12	0.50
23:BB:1838:C:H4'	23:BB:1839:G:H8	1.76	0.50
23:DB:2515:C:H2'	23:DB:2516:A:H8	1.76	0.50
23:BB:41:C:H2'	23:BB:42:A:C8	2.45	0.50
1:CA:1017:U:H2'	1:CA:1018:G:C8	2.45	0.50
24:DV:16:ALA:CA	24:DV:19:ARG:HH21	2.24	0.50
23:DB:2543:G:H2'	23:DB:2544:G:C8	2.46	0.50

Continued on next page...

Continued from previous page...

Atom-1	Atom-2	Interatomic distance (Å)	Clash overlap (Å)
1:AA:1521:C:H2'	1:AA:1522:U:H6	1.75	0.50
52:BI:23:VAL:HG23	52:BI:24:GLY:H	1.76	0.50
23:BB:839:U:H1'	23:BB:1191:G:H1'	1.94	0.50
1:AA:1379:G:O2'	1:AA:1380:U:H5'	2.11	0.50
36:DO:56:LYS:O	36:DO:57:ALA:C	2.49	0.50
23:DB:425:G:O2'	23:DB:426:C:H5'	2.12	0.50
23:BB:2684:U:H2'	23:BB:2685:G:O4'	2.11	0.50
23:BB:2137:U:H2'	23:BB:2138:G:O4'	2.11	0.50
22:DA:60:C:H2'	22:DA:61:G:H8	1.77	0.50
23:BB:305:C:H2'	23:BB:306:U:C6	2.45	0.50
43:DW:27:GLY:O	43:DW:63:ASP:HA	2.11	0.50
44:DX:13:GLU:HA	44:DX:16:THR:OG1	2.11	0.50
52:DI:2:LYS:C	52:DI:3:LYS:HD2	2.32	0.50
43:BW:23:LYS:CG	43:BW:24:ARG:N	2.75	0.50
28:DF:91:ARG:O	28:DF:92:GLY:C	2.49	0.50
1:CA:1220:G:H2'	1:CA:1221:G:H8	1.76	0.50
1:CA:1125:U:HO2'	1:CA:1126:U:H2'	1.75	0.50
1:CA:1151:A:O2'	1:CA:1152:A:H8	1.94	0.50
1:CA:1124:G:H5''	9:CJ:37:ARG:O	2.12	0.50
1:CA:1150:A:H4'	9:CJ:43:PRO:HB3	1.93	0.50
40:BS:24:ILE:CD1	40:BS:36:LEU:HD21	2.41	0.50
38:BQ:90:ASP:O	38:BQ:94:LEU:HB2	2.10	0.50
20:AB:46:VAL:O	20:AB:49:PHE:HB2	2.12	0.50
25:BC:136:VAL:HG12	25:BC:137:GLY:N	2.26	0.50
23:DB:1060:U:O2	23:DB:1088:A:C8	2.64	0.50
20:AB:68:PHE:HE1	20:AB:88:GLN:HB3	1.77	0.50
23:BB:2811:G:O2'	23:BB:2812:G:H5'	2.10	0.50
18:CS:39:ILE:HG21	18:CS:61:VAL:HG13	1.93	0.50
33:BL:57:LEU:C	33:BL:59:ARG:H	2.14	0.50
6:CG:42:VAL:O	6:CG:46:LEU:HB2	2.11	0.50
8:CI:52:GLU:O	8:CI:53:LEU:HD13	2.11	0.50
31:BJ:64:VAL:O	31:BJ:68:LYS:HD2	2.11	0.50
1:AA:720:C:OP1	17:AR:40:PRO:HG3	2.12	0.50
5:AF:51:ILE:O	5:AF:51:ILE:HG23	2.11	0.50
1:CA:1029:U:O3'	1:CA:1030:U:H3'	2.11	0.50
10:AK:106:ILE:HG13	10:AK:107:THR:N	2.22	0.50
6:AG:74:VAL:HG12	6:AG:87:PRO:HB3	1.93	0.50
8:AI:32:ARG:NH1	8:AI:37:TYR:HA	2.27	0.50
1:AA:974:A:H8	1:AA:974:A:OP1	1.95	0.50
1:CA:957:U:O2	1:CA:959:A:H8	1.94	0.50
23:BB:2849:U:N3	23:BB:2867:G:C8	2.79	0.50

Continued on next page...

Continued from previous page...

Atom-1	Atom-2	Interatomic distance (Å)	Clash overlap (Å)
1:AA:1291:U:H2'	1:AA:1292:G:C8	2.46	0.50
7:AH:17:GLN:OE1	7:AH:69:ALA:HB1	2.11	0.50
23:DB:2849:U:H4'	23:DB:2850:A:H5'	1.93	0.50
1:AA:1389:C:H2'	1:AA:1390:U:C6	2.47	0.50
23:DB:2072:C:O2'	23:DB:2073:C:H5'	2.11	0.50
23:DB:1858:A:H2'	23:DB:1859:U:O4'	2.11	0.50
1:AA:1074:G:C4'	20:AB:102:ASN:HB2	2.42	0.50
25:BC:221:GLY:O	25:BC:224:MET:HG3	2.11	0.50
23:DB:2872:A:H1'	23:DB:2873:A:C8	2.46	0.50
27:DE:170:ARG:NH2	27:DE:176:ASP:HB2	2.26	0.50
23:DB:588:U:H2'	23:DB:589:U:C6	2.46	0.50
23:BB:1886:U:H2'	23:BB:1887:C:C6	2.46	0.50
1:CA:779:C:H5''	10:CK:123:PRO:HB3	1.93	0.50
23:DB:1796:U:O2'	23:DB:1797:G:H5'	2.11	0.50
25:DC:246:PRO:HB2	25:DC:247:TRP:CZ3	2.46	0.50
1:CA:560:A:H4'	1:CA:561:U:H5''	1.92	0.50
23:BB:2450:A:O2'	23:BB:2451:A:H5'	2.11	0.50
3:AD:48:SER:O	3:AD:52:VAL:HG23	2.11	0.50
42:BU:78:LYS:CD	42:BU:79:ALA:H	2.24	0.50
23:BB:175:G:O2'	23:BB:176:A:H5'	2.11	0.50
25:DC:173:LEU:N	25:DC:173:LEU:HD13	2.25	0.50
23:BB:58:G:N3	23:BB:73:A:H2	2.09	0.50
22:DA:7:G:O2'	22:DA:8:C:H5'	2.11	0.50
43:BW:46:ALA:HB2	43:BW:78:PHE:HD1	1.76	0.50
17:CR:23:LYS:HG3	17:CR:24:ASP:N	2.26	0.50
33:DL:47:ARG:HH21	33:DL:47:ARG:HB3	1.76	0.50
6:CG:29:LEU:O	6:CG:29:LEU:HD23	2.11	0.50
1:CA:538:G:OP2	11:CL:111:GLN:HB2	2.11	0.50
23:DB:2421:G:N7	50:D3:30:HIS:NE2	2.58	0.50
29:BG:102:ILE:HG13	29:BG:116:LEU:HD11	1.94	0.50
23:BB:1820:U:H4'	23:BB:1821:A:OP2	2.12	0.50
11:AL:42:LYS:HB3	11:AL:44:PRO:HD2	1.93	0.50
1:AA:531:U:H3	1:AA:1208:C:C5'	2.24	0.50
36:BO:110:ALA:HA	36:BO:113:ALA:HB3	1.93	0.50
23:DB:1511:G:H2'	23:DB:1512:C:H6	1.75	0.50
50:D3:16:THR:C	50:D3:18:LYS:H	2.14	0.50
22:BA:109:A:H2'	22:BA:110:C:O4'	2.11	0.50
32:DK:10:VAL:HG21	32:DK:16:ALA:HA	1.92	0.50
15:AP:12:LYS:HD2	15:AP:13:LYS:HG3	1.93	0.50
11:CL:33:CYS:H	11:CL:54:VAL:HG13	1.75	0.50
2:CC:106:ARG:HH11	2:CC:106:ARG:HG2	1.77	0.50

Continued on next page...

Continued from previous page...

Atom-1	Atom-2	Interatomic distance (Å)	Clash overlap (Å)
14:AO:16:ARG:HH11	14:AO:16:ARG:HA	1.75	0.50
23:DB:1099:G:H3'	52:DI:2:LYS:HA	1.93	0.50
42:BU:81:ARG:HB2	42:BU:96:LYS:HG2	1.92	0.50
28:DF:33:ILE:HG12	28:DF:155:ILE:HG13	1.94	0.50
22:DA:43:C:O2'	28:DF:91:ARG:HD2	2.12	0.50
1:CA:1219:A:H2'	1:CA:1220:G:C8	2.46	0.50
13:CN:60:ARG:HE	13:CN:62:ARG:HG2	1.76	0.50
18:CS:35:ARG:HB3	18:CS:50:VAL:HG13	1.91	0.50
8:CI:20:ILE:HD12	8:CI:20:ILE:N	2.24	0.50
28:BF:1:ALA:O	28:BF:4:HIS:HB3	2.11	0.50
35:DN:55:ALA:HA	35:DN:80:PHE:CE1	2.47	0.50
5:CF:73:GLU:O	5:CF:77:THR:HG23	2.12	0.50
31:BJ:48:VAL:HG12	31:BJ:50:THR:HG23	1.94	0.50
12:CM:29:SER:O	12:CM:33:LEU:HG	2.11	0.50
23:DB:1064:C:H5''	52:DI:87:SER:OG	2.11	0.50
1:AA:600:A:OP2	7:AH:87:ARG:HG2	2.11	0.50
31:DJ:36:LEU:HD13	31:DJ:121:LYS:HE3	1.93	0.50
23:BB:581:C:H2'	23:BB:582:A:H8	1.77	0.50
28:BF:107:VAL:N	28:BF:108:PRO:CD	2.75	0.50
26:DD:148:GLN:HG3	26:DD:152:PRO:CB	2.42	0.50
37:BP:25:VAL:HA	37:BP:85:VAL:C	2.32	0.50
32:BK:105:ARG:H	32:BK:105:ARG:CD	2.24	0.50
29:DG:26:LYS:CA	29:DG:32:LEU:H	2.16	0.50
41:DT:57:VAL:HG22	41:DT:58:VAL:N	2.20	0.50
10:AK:95:THR:HG23	10:AK:96:ILE:N	2.27	0.50
17:CR:42:ARG:HG3	17:CR:43:ILE:N	2.27	0.50
41:DT:66:LYS:N	41:DT:76:ARG:NH2	2.59	0.50
22:BA:76:G:H1	22:BA:101:A:N6	2.10	0.50
10:AK:83:VAL:HG22	10:AK:106:ILE:HD11	1.93	0.50
14:CO:55:LEU:O	14:CO:59:VAL:HG23	2.11	0.50
23:BB:931:U:H3	23:BB:1166:G:H21	1.60	0.50
23:DB:288:U:C2'	23:DB:289:G:H5'	2.41	0.50
22:DA:3:C:H2'	22:DA:4:C:C6	2.47	0.50
28:DF:71:LYS:O	28:DF:72:SER:HB3	2.11	0.50
13:CN:26:LEU:HA	13:CN:29:ILE:HB	1.94	0.50
30:DH:27:ARG:CZ	46:DZ:60:ASP:HA	2.41	0.50
3:AD:7:LYS:HB2	3:AD:21:LYS:HE2	1.94	0.50
1:AA:193:C:H2'	1:AA:194:C:H6	1.75	0.50
23:BB:130:C:O2'	23:BB:131:A:H5'	2.11	0.50
23:DB:1794:A:O2'	23:DB:1795:C:H5'	2.12	0.50
27:BE:48:THR:C	27:BE:50:ALA:H	2.13	0.50

Continued on next page...

Continued from previous page...

Atom-1	Atom-2	Interatomic distance (Å)	Clash overlap (Å)
3:CD:96:ARG:NH1	3:CD:133:SER:HA	2.25	0.50
23:BB:1374:G:H2'	23:BB:1375:U:C6	2.47	0.50
5:AF:18:VAL:HG21	5:AF:58:HIS:CE1	2.46	0.50
23:DB:204:A:H4'	23:DB:205:G:OP1	2.11	0.50
23:BB:1150:C:O2'	23:BB:1151:A:H5'	2.11	0.50
1:AA:1243:C:O2'	1:AA:1244:G:H5'	2.11	0.50
23:BB:1199:U:H2'	23:BB:1200:C:H6	1.76	0.50
24:BV:89:ILE:O	24:BV:89:ILE:HD12	2.12	0.50
1:AA:634:C:H2'	1:AA:635:A:H8	1.76	0.50
29:DG:116:LEU:HD23	29:DG:121:THR:HA	1.94	0.50
23:DB:1229:C:H2'	23:DB:1230:A:C8	2.47	0.50
1:AA:137:U:H2'	1:AA:138:G:H8	1.75	0.50
12:AM:36:ALA:HB1	12:AM:54:THR:HB	1.92	0.50
23:DB:1210:G:C5'	23:DB:1212:G:H5''	2.42	0.50
1:AA:1500:A:C2'	1:AA:1501:C:H5'	2.41	0.50
23:BB:1083:U:H2'	23:BB:1085:A:OP2	2.11	0.50
23:BB:455:C:N3	23:BB:473:G:H5'	2.26	0.50
1:AA:602:A:O2'	1:AA:603:U:H5'	2.11	0.50
50:B3:16:THR:C	50:B3:18:LYS:H	2.15	0.50
12:AM:106:ARG:HD3	12:AM:111:PRO:HA	1.94	0.50
34:BM:90:GLU:HA	34:BM:90:GLU:OE1	2.12	0.50
23:BB:406:G:O2'	23:BB:407:G:H5'	2.12	0.50
20:CB:127:LYS:HD2	20:CB:128:LEU:HD13	1.94	0.50
23:DB:490:C:H3'	23:DB:491:G:H5''	1.94	0.50
23:BB:519:U:H2'	23:BB:520:G:H8	1.77	0.50
52:DI:1:ALA:C	52:DI:2:LYS:HD2	2.32	0.50
26:BD:104:VAL:HA	26:BD:106:LYS:HZ1	1.77	0.50
23:DB:1812:U:O2'	25:DC:43:ASN:ND2	2.44	0.50
38:DQ:80:ASN:ND2	38:DQ:81:GLY:H	2.09	0.50
35:BN:38:LEU:CB	35:BN:39:PRO:HD3	2.37	0.50
23:BB:626:A:H2'	33:BL:78:ARG:NH1	2.27	0.50
20:AB:10:LYS:O	20:AB:13:VAL:HG23	2.12	0.50
34:DM:73:ILE:HG13	34:DM:93:VAL:HB	1.94	0.50
12:CM:3:ILE:HD12	12:CM:9:PRO:HD2	1.93	0.50
12:AM:17:ALA:HB2	12:AM:44:ILE:HD11	1.93	0.50
4:CE:87:VAL:HG22	4:CE:88:HIS:N	2.26	0.50
6:CG:12:LEU:HD22	6:CG:13:PRO:HD2	1.94	0.50
39:DR:16:GLU:CA	39:DR:98:ILE:HG22	2.39	0.50
6:AG:21:LEU:HG	6:AG:22:LEU:H	1.76	0.50
39:DR:19:THR:CG2	39:DR:97:LYS:HD2	2.42	0.50
1:AA:1118:U:H1'	1:AA:1179:A:C4	2.47	0.50

Continued on next page...

Continued from previous page...

Atom-1	Atom-2	Interatomic distance (Å)	Clash overlap (Å)
24:DV:30:ILE:HG23	24:DV:72:VAL:HG11	1.92	0.50
6:AG:67:ASN:HB2	6:AG:134:VAL:HG12	1.93	0.50
48:D1:6:GLU:HB2	48:D1:52:LYS:CE	2.42	0.50
17:AR:42:ARG:HG3	17:AR:43:ILE:N	2.27	0.50
41:DT:68:LYS:O	41:DT:69:ARG:CB	2.59	0.50
23:BB:1482:G:H2'	23:BB:1483:G:H8	1.76	0.50
12:CM:70:ARG:CZ	28:DF:142:TYR:HB2	2.42	0.50
1:AA:1029:U:H5''	1:AA:1030:U:C5	2.47	0.50
3:CD:55:ARG:NH1	3:CD:55:ARG:HG3	2.26	0.50
23:BB:1163:G:O2'	23:BB:1164:C:H5'	2.12	0.50
25:BC:90:ILE:HD12	25:BC:102:TYR:HB3	1.93	0.50
23:DB:2294:G:P	36:DO:94:ARG:HH11	2.35	0.50
23:DB:1857:G:H2'	23:DB:1884:G:H22	1.76	0.50
23:DB:279:A:N6	23:DB:361:G:O2'	2.44	0.50
23:BB:2072:C:O2'	23:BB:2073:C:H5'	2.12	0.50
27:DE:67:ARG:HD2	27:DE:68:ALA:O	2.11	0.50
23:DB:1779:U:C5	23:DB:1784:A:N7	2.79	0.50
23:DB:1841:U:C2	23:DB:1842:G:C8	3.00	0.50
14:AO:80:LEU:O	14:AO:84:LEU:HD13	2.11	0.50
1:CA:1387:G:H2'	1:CA:1388:C:C6	2.46	0.50
23:DB:2341:G:H2'	23:DB:2342:C:C6	2.46	0.50
1:CA:312:C:H2'	1:CA:313:A:H8	1.77	0.50
23:DB:1047:G:H1'	23:DB:1111:A:N6	2.27	0.50
41:DT:9:LYS:HG2	41:DT:9:LYS:O	2.12	0.50
27:BE:5:LEU:CD1	27:BE:10:SER:HB2	2.41	0.50
27:DE:5:LEU:CD1	27:DE:10:SER:HB2	2.42	0.50
1:AA:390:U:H2'	1:AA:391:G:H8	1.76	0.50
23:DB:41:C:H2'	23:DB:42:A:C8	2.45	0.50
1:CA:1459:G:H2'	1:CA:1460:C:C6	2.45	0.50
26:DD:56:LYS:HG3	26:DD:58:ASN:HB2	1.93	0.50
23:DB:688:U:O2'	23:DB:689:A:H5'	2.12	0.50
23:DB:696:G:O2'	23:DB:697:G:H5'	2.11	0.50
23:DB:475:C:H4'	23:DB:509:C:H2'	1.94	0.50
1:CA:724:G:O2'	1:CA:725:G:H5'	2.10	0.50
1:AA:114:U:H2'	1:AA:115:G:C8	2.47	0.50
23:BB:1403:A:H2'	23:BB:1404:C:C6	2.46	0.50
23:BB:219:A:O2'	23:BB:220:G:H5'	2.12	0.50
1:CA:86:G:H1'	1:CA:87:C:O4'	2.12	0.50
23:BB:338:G:N2	23:BB:339:U:H1'	2.26	0.50
3:AD:149:LYS:HB2	3:AD:177:MET:HG3	1.94	0.50
23:BB:2269:G:H4'	43:BW:19:ARG:NH1	2.22	0.50

Continued on next page...

Continued from previous page...

Atom-1	Atom-2	Interatomic distance (Å)	Clash overlap (Å)
26:BD:106:LYS:O	26:BD:107:VAL:HB	2.12	0.50
26:BD:10:GLY:O	26:BD:11:MET:HB2	2.11	0.50
18:AS:39:ILE:HG21	18:AS:61:VAL:HG13	1.92	0.50
28:DF:62:GLN:HB2	28:DF:91:ARG:HE	1.77	0.50
32:BK:34:GLY:O	32:BK:36:GLY:N	2.44	0.50
31:DJ:52:ASP:O	31:DJ:54:ILE:HG22	2.11	0.50
47:B0:47:TYR:O	47:B0:48:TYR:HB2	2.11	0.50
38:BQ:63:ARG:CZ	38:BQ:96:ASP:HA	2.41	0.50
12:AM:21:ILE:HG22	12:AM:23:GLY:H	1.76	0.50
12:AM:29:SER:O	12:AM:33:LEU:HG	2.12	0.50
52:DI:128:ILE:HA	52:DI:131:THR:CG2	2.41	0.50
52:DI:131:THR:O	52:DI:135:MET:HG3	2.11	0.50
31:DJ:36:LEU:O	31:DJ:51:GLY:HA3	2.11	0.50
19:CT:65:LEU:HG	19:CT:66:ILE:HD13	1.93	0.50
19:CT:66:ILE:HG23	19:CT:70:LYS:HB3	1.92	0.50
29:DG:42:VAL:HG23	29:DG:50:THR:O	2.12	0.50
29:DG:51:PHE:CD2	29:DG:68:ARG:HG2	2.47	0.50
26:DD:149:ASN:C	26:DD:152:PRO:HD2	2.32	0.50
23:BB:1141:U:H5''	31:BJ:27:ARG:HH21	1.76	0.50
23:DB:2734:A:H2'	23:DB:2735:G:C5'	2.40	0.50
48:D1:29:LYS:N	48:D1:30:PRO:HD3	2.26	0.50
17:AR:42:ARG:HG3	17:AR:43:ILE:H	1.76	0.50
36:BO:7:ARG:O	36:BO:96:GLY:HA3	2.11	0.50
23:BB:2577:A:H5''	23:BB:2578:G:H5'	1.94	0.50
18:CS:51:HIS:HB2	18:CS:56:HIS:CE1	2.47	0.50
1:CA:643:C:H2'	1:CA:644:U:H6	1.77	0.50
34:BM:35:ALA:O	34:BM:36:VAL:HB	2.12	0.50
23:BB:588:U:H2'	23:BB:589:U:C6	2.46	0.50
32:DK:18:ARG:O	32:DK:45:GLU:HB2	2.11	0.50
23:DB:992:C:H2'	23:DB:993:G:H8	1.76	0.50
23:DB:358:U:O5'	23:DB:358:U:H6	1.94	0.50
23:BB:784:G:OP1	23:BB:2588:G:H5''	2.12	0.50
1:CA:453:G:H2'	1:CA:454:G:C8	2.47	0.50
1:CA:1530:G:H2'	1:CA:1531:A:H8	1.77	0.50
28:BF:134:GLN:O	28:BF:136:ILE:N	2.44	0.50
1:AA:452:A:H2'	1:AA:453:G:O4'	2.11	0.50
42:BU:11:ILE:HA	42:BU:21:ARG:HG2	1.94	0.50
1:CA:9:G:H2'	1:CA:10:A:H8	1.77	0.50
6:CG:3:ARG:HG3	6:CG:3:ARG:HH11	1.76	0.50
8:AI:109:GLN:NE2	8:AI:110:VAL:H	2.09	0.50
23:BB:671:C:O2'	23:BB:672:C:H5'	2.12	0.50

Continued on next page...

Continued from previous page...

Atom-1	Atom-2	Interatomic distance (Å)	Clash overlap (Å)
26:BD:9:VAL:HG13	26:BD:9:VAL:O	2.11	0.50
24:BV:53:LYS:HD2	24:BV:55:GLU:OE1	2.12	0.50
23:BB:692:C:H2'	23:BB:693:A:H8	1.77	0.50
23:DB:2487:G:H2'	23:DB:2488:G:H8	1.77	0.50
23:DB:1747:U:H2'	23:DB:1748:C:H6	1.76	0.50
1:CA:216:U:H2'	1:CA:217:C:C6	2.47	0.50
23:DB:2246:G:H2'	23:DB:2247:A:C8	2.47	0.50
23:BB:1563:U:O2'	23:BB:1564:C:H5'	2.11	0.50
33:DL:120:VAL:HG12	33:DL:121:THR:N	2.27	0.50
23:DB:817:C:H2'	23:DB:818:G:O4'	2.12	0.50
37:BP:31:VAL:O	37:BP:32:VAL:HG12	2.12	0.50
23:BB:1117:C:H2'	23:BB:1118:C:C6	2.46	0.50
1:AA:767:A:H2'	1:AA:768:A:C8	2.47	0.50
1:CA:399:G:H2'	1:CA:400:C:C6	2.47	0.50
23:DB:315:G:H2'	23:DB:316:C:C6	2.46	0.50
1:CA:1254:A:H2'	1:CA:1255:G:C8	2.47	0.50
3:AD:16:THR:HG22	3:AD:17:ASP:N	2.27	0.50
4:CE:95:MET:HA	4:CE:124:ALA:HB2	1.94	0.50
23:DB:2519:U:C6	23:DB:2542:A:N6	2.80	0.50
23:BB:2355:G:O3'	43:BW:20:LEU:HD13	2.11	0.50
2:AC:146:LYS:HD3	2:AC:204:GLY:HA2	1.92	0.50
14:CO:16:ARG:HA	14:CO:16:ARG:HH11	1.76	0.50
13:CN:11:LYS:N	13:CN:11:LYS:HZ3	2.10	0.50
28:BF:47:LYS:HA	28:BF:50:ASP:OD1	2.11	0.50
23:DB:1049:C:O2	23:DB:1113:U:H4'	2.12	0.50
12:AM:82:LEU:HD11	18:AS:64:GLU:HB2	1.92	0.50
1:CA:1121:U:O2'	1:CA:1122:U:H5'	2.11	0.50
9:CJ:12:ALA:CB	9:CJ:96:VAL:HG12	2.41	0.50
38:DQ:81:GLY:HA3	38:DQ:116:LEU:CD1	2.42	0.50
25:DC:77:VAL:HG23	25:DC:112:GLY:N	2.08	0.50
20:CB:16:GLY:HA2	20:CB:40:ILE:CG1	2.42	0.50
31:BJ:44:TYR:O	31:BJ:45:THR:HB	2.12	0.50
26:DD:117:GLY:O	26:DD:119:ALA:N	2.44	0.50
10:AK:103:GLY:HA2	2:CC:74:ILE:HD13	1.93	0.50
1:CA:1005:A:H4'	1:CA:1037:C:O2	2.12	0.50
23:DB:2305:U:H4'	28:DF:132:ARG:NE	2.27	0.50
20:AB:216:VAL:O	20:AB:220:VAL:HG23	2.12	0.50
30:DH:31:VAL:CB	30:DH:32:PRO:HD3	2.33	0.50
8:CI:56:MET:O	8:CI:57:VAL:HB	2.10	0.50
28:BF:102:LEU:HA	28:BF:106:ALA:HB3	1.92	0.50
41:DT:43:ILE:O	41:DT:47:VAL:HG23	2.12	0.50

Continued on next page...

Continued from previous page...

Atom-1	Atom-2	Interatomic distance (Å)	Clash overlap (Å)
31:BJ:64:VAL:HG11	31:BJ:69:ARG:HB2	1.93	0.50
23:BB:2034:U:O2'	23:BB:2035:G:H5'	2.12	0.50
23:DB:704:G:H1'	23:DB:727:A:N6	2.26	0.50
11:AL:13:ARG:HG2	11:AL:14:LYS:H	1.77	0.50
11:AL:14:LYS:HG2	11:AL:15:VAL:N	2.27	0.50
29:DG:87:GLN:HG2	29:DG:164:ALA:HA	1.94	0.50
52:DI:21:PRO:CB	52:DI:22:PRO:HD3	2.38	0.50
32:BK:118:LEU:O	32:BK:120:PRO:HD2	2.12	0.50
28:DF:107:VAL:N	28:DF:108:PRO:CD	2.75	0.50
28:DF:134:GLN:O	28:DF:136:ILE:N	2.43	0.50
39:DR:2:TYR:HB2	39:DR:42:ALA:CB	2.40	0.50
15:CP:25:ARG:CD	15:CP:25:ARG:H	2.21	0.50
3:AD:71:PHE:CE1	3:AD:89:LEU:HD11	2.46	0.50
36:BO:24:THR:O	36:BO:90:VAL:HB	2.12	0.50
51:B4:4:ARG:N	51:B4:37:GLN:HE22	2.09	0.50
16:CQ:30:HIS:HE1	16:CQ:32:ILE:HG22	1.77	0.50
36:DO:51:ALA:CB	36:DO:81:ARG:HH11	2.25	0.50
7:AH:51:GLU:HB3	7:AH:57:GLU:HB3	1.94	0.50
42:DU:78:LYS:CD	42:DU:79:ALA:H	2.24	0.50
23:BB:598:U:H2'	23:BB:599:A:H8	1.76	0.50
23:DB:1349:C:H2'	23:DB:1350:C:H6	1.77	0.50
23:DB:132:G:O2'	23:DB:133:U:H5'	2.11	0.50
4:AE:35:LEU:HD21	4:AE:136:VAL:HG11	1.93	0.50
23:BB:1259:G:H2'	23:BB:1260:A:C8	2.47	0.50
1:AA:657:U:O2'	1:AA:658:C:H5'	2.11	0.50
31:DJ:104:ALA:O	31:DJ:108:MET:HG2	2.12	0.50
1:AA:493:A:H3'	1:AA:494:G:C8	2.47	0.50
23:DB:2783:U:H2'	23:DB:2784:U:C6	2.47	0.50
23:DB:968:C:H2'	23:DB:969:G:C8	2.46	0.50
1:CA:632:U:H3'	1:CA:633:G:H5'	1.94	0.50
49:D2:34:ARG:NE	49:D2:39:ARG:HG2	2.26	0.50
3:AD:77:GLU:OE2	3:AD:81:LEU:HD21	2.12	0.50
23:DB:710:U:H2'	23:DB:711:G:H8	1.77	0.50
4:AE:55:VAL:N	4:AE:56:PRO:HD2	2.26	0.50
23:DB:1746:A:H2'	23:DB:1747:U:C6	2.46	0.50
2:AC:139:ASN:O	2:AC:143:LEU:HD23	2.11	0.50
1:CA:490:C:H2'	1:CA:491:G:H8	1.75	0.50
23:DB:291:G:H2'	23:DB:292:U:C6	2.46	0.50
29:DG:93:TYR:O	29:DG:94:ARG:HG3	2.12	0.50
1:CA:613:C:H2'	1:CA:614:C:C6	2.46	0.50
20:CB:128:LEU:HD23	20:CB:132:GLU:HB3	1.94	0.50

Continued on next page...

Continued from previous page...

Atom-1	Atom-2	Interatomic distance (Å)	Clash overlap (Å)
16:AQ:3:LYS:HA	16:AQ:3:LYS:HE2	1.92	0.50
52:DI:102:ARG:HG3	52:DI:141:ASP:HB2	1.94	0.50
1:CA:893:C:H2'	1:CA:894:G:C8	2.47	0.50
1:CA:640:A:O2'	1:CA:641:U:H5'	2.12	0.50
23:DB:1992:G:N2	23:DB:1996:C:O2'	2.45	0.50
23:BB:2798:U:H5''	23:BB:2799:A:OP1	2.10	0.50
30:DH:77:THR:HG22	30:DH:143:ILE:HB	1.92	0.50
43:BW:50:VAL:HG23	43:BW:61:LYS:HE3	1.92	0.50
18:AS:20:LYS:O	18:AS:23:GLU:HG3	2.11	0.50
8:CI:30:ASN:O	8:CI:31:GLN:HB2	2.11	0.50
31:DJ:19:ASP:CG	31:DJ:57:LEU:HB3	2.31	0.50
37:DP:3:ILE:C	37:DP:3:ILE:HD13	2.32	0.50
20:CB:46:VAL:O	20:CB:49:PHE:HB2	2.12	0.50
31:BJ:44:TYR:CE2	38:BQ:59:LEU:HD11	2.47	0.50
25:DC:119:VAL:HA	25:DC:133:ASN:ND2	2.27	0.50
20:AB:8:MET:HB3	20:AB:46:VAL:HB	1.93	0.50
25:BC:119:VAL:HA	25:BC:133:ASN:ND2	2.27	0.50
43:DW:37:VAL:HG12	43:DW:38:ARG:N	2.22	0.50
23:DB:1283:G:N2	23:DB:1285:A:H3'	2.27	0.50
1:AA:1432:G:O2'	1:AA:1468:A:N6	2.45	0.50
23:BB:2720:U:H2'	23:BB:2721:A:C8	2.47	0.50
28:DF:43:ILE:HA	28:DF:46:LYS:CE	2.42	0.50
5:CF:5:GLU:HA	5:CF:63:ASN:HA	1.94	0.50
23:BB:1173:U:HO2'	23:BB:1176:U:H3	1.60	0.50
8:AI:56:MET:O	8:AI:57:VAL:HB	2.12	0.50
4:CE:28:ARG:CZ	4:CE:30:PHE:HB3	2.42	0.50
8:CI:56:MET:SD	8:CI:57:VAL:HG23	2.52	0.50
23:DB:1439:A:N7	23:DB:1440:U:N1	2.59	0.50
1:AA:1081:A:O2'	1:AA:1082:A:H5'	2.12	0.50
45:BY:37:ARG:HG2	45:BY:43:ILE:CD1	2.42	0.50
32:DK:61:VAL:HG11	32:DK:112:PHE:CZ	2.47	0.50
23:BB:1509:A:H5''	23:BB:1509:A:C8	2.46	0.50
29:BG:84:LYS:HG3	29:BG:131:VAL:HA	1.94	0.50
1:CA:1379:G:O6	6:CG:2:ARG:HD3	2.12	0.50
2:CC:149:LYS:HE3	2:CC:166:TRP:CH2	2.47	0.50
28:DF:111:ARG:HH22	28:DF:113:PHE:HB2	1.76	0.50
29:BG:148:ARG:HD3	29:BG:152:ARG:NE	2.27	0.50
1:AA:1057:G:O3'	2:AC:196:GLY:HA3	2.11	0.50
23:BB:1395:A:H4'	23:BB:1397:U:C5	2.47	0.50
9:CJ:36:VAL:HA	9:CJ:76:ILE:HA	1.94	0.50
12:CM:89:ARG:HB3	12:CM:96:VAL:HG22	1.94	0.50

Continued on next page...

Continued from previous page...

Atom-1	Atom-2	Interatomic distance (Å)	Clash overlap (Å)
23:DB:1948:G:O2'	23:DB:1949:G:H5'	2.12	0.50
23:BB:2872:A:H1'	23:BB:2873:A:C8	2.47	0.50
22:BA:32:U:C4'	22:BA:52:A:H62	2.22	0.50
23:BB:1794:A:H2'	23:BB:1795:C:H6	1.77	0.50
25:DC:250:GLN:CD	25:DC:254:LYS:HG2	2.33	0.50
23:DB:1487:U:H2'	23:DB:1488:C:H6	1.76	0.50
23:BB:1911:U:H2'	23:BB:1918:A:N1	2.27	0.50
5:AF:80:PHE:CZ	25:BC:123:ILE:HG12	2.47	0.50
23:DB:156:A:O2'	23:DB:157:C:H5'	2.12	0.50
1:CA:658:C:H2'	1:CA:659:U:C6	2.44	0.50
23:BB:2527:C:O3'	51:B4:31:PRO:HB2	2.12	0.50
2:CC:14:VAL:O	2:CC:15:LYS:HD2	2.11	0.50
23:DB:747:U:OP2	40:DS:90:LYS:NZ	2.43	0.50
1:CA:1437:A:H2'	1:CA:1438:G:C8	2.46	0.50
1:AA:538:G:OP2	11:AL:111:GLN:HB2	2.12	0.50
22:DA:71:C:H2'	22:DA:72:G:O4'	2.11	0.50
23:DB:1678:A:H2'	23:DB:1679:A:C8	2.47	0.50
24:DV:53:LYS:HD2	24:DV:55:GLU:OE1	2.12	0.50
44:BX:18:LEU:O	44:BX:22:LEU:HB3	2.12	0.50
23:BB:1817:G:OP1	25:BC:86:ARG:NH2	2.45	0.50
27:DE:112:LEU:C	27:DE:114:ARG:H	2.14	0.50
23:DB:1838:C:H4'	23:DB:1839:G:H8	1.76	0.50
1:AA:1451:U:O2	1:AA:1451:U:H2'	2.12	0.50
23:BB:2405:G:H1'	23:BB:2412:A:N6	2.26	0.50
36:BO:56:LYS:C	36:BO:60:GLU:HG2	2.32	0.50
23:BB:2295:C:O2'	23:BB:2296:U:H5'	2.12	0.50
1:AA:528:C:H41	11:AL:45:ASN:CG	2.16	0.50
13:AN:61:ASN:HB3	13:AN:72:PHE:CE2	2.47	0.50
23:DB:2196:C:O2'	23:DB:2197:U:H5'	2.11	0.50
23:BB:1742:U:H2'	23:BB:1743:G:C8	2.47	0.50
7:CH:111:THR:H	7:CH:114:ALA:HB3	1.76	0.50
22:BA:78:A:H2'	22:BA:79:G:O4'	2.12	0.50
23:BB:24:G:H1'	40:BS:77:ASP:HB3	1.94	0.50
1:CA:528:C:H41	11:CL:45:ASN:CG	2.15	0.50
23:DB:2835:A:N6	23:DB:2878:U:H2'	2.26	0.50
34:BM:74:THR:O	34:BM:75:GLU:HB2	2.11	0.50
23:BB:2519:U:C6	23:BB:2542:A:N6	2.80	0.50
23:BB:601:C:H2'	23:BB:602:A:H8	1.76	0.50
42:DU:81:ARG:HB2	42:DU:96:LYS:HG2	1.94	0.49
18:AS:44:ILE:O	18:AS:44:ILE:HG23	2.11	0.49
28:DF:155:ILE:HG22	28:DF:156:THR:N	2.26	0.49

Continued on next page...

Continued from previous page...

Atom-1	Atom-2	Interatomic distance (Å)	Clash overlap (Å)
28:DF:31:GLU:C	28:DF:32:LYS:HD3	2.33	0.49
8:CI:78:ILE:HG22	8:CI:82:ILE:HD11	1.92	0.49
28:BF:86:CYS:O	28:BF:88:VAL:HG23	2.12	0.49
23:DB:142:A:N3	41:DT:2:ILE:HG22	2.27	0.49
33:BL:6:LEU:H	33:BL:6:LEU:CD2	2.20	0.49
5:AF:2:ARG:O	5:AF:65:GLU:HA	2.12	0.49
23:DB:2332:C:H1'	23:DB:2336:A:C8	2.47	0.49
12:CM:44:ILE:HA	12:CM:47:LEU:HD23	1.93	0.49
15:CP:28:ARG:HD3	15:CP:29:ASN:HD22	1.76	0.49
20:AB:212:TYR:O	20:AB:216:VAL:HG13	2.12	0.49
23:BB:2786:U:C5'	26:BD:70:LYS:HG3	2.42	0.49
18:CS:11:ASP:OD1	18:CS:34:SER:HA	2.12	0.49
18:CS:10:ILE:HG22	18:CS:37:SER:HB3	1.94	0.49
23:BB:138:U:H2'	23:BB:140:C:O4'	2.11	0.49
23:BB:1173:U:H6	23:BB:1173:U:O5'	1.95	0.49
23:BB:1175:A:H2'	23:BB:1176:U:H5'	1.94	0.49
8:AI:46:VAL:HG23	8:AI:47:VAL:H	1.77	0.49
15:AP:43:ALA:CA	15:AP:46:LYS:HE3	2.42	0.49
23:BB:1436:G:O2'	23:BB:1437:C:H5'	2.12	0.49
32:BK:40:LYS:NZ	32:BK:59:LYS:HE3	2.26	0.49
41:BT:68:LYS:O	41:BT:69:ARG:CB	2.59	0.49
2:AC:155:ARG:NH2	2:AC:192:TYR:HB2	2.26	0.49
32:BK:113:MET:HA	32:BK:116:ILE:HD11	1.94	0.49
28:DF:113:PHE:CZ	28:DF:175:PRO:HB2	2.48	0.49
28:DF:55:ASP:O	28:DF:59:ILE:HG13	2.12	0.49
1:CA:239:U:H5'	1:CA:239:U:H6	1.76	0.49
25:BC:106:PRO:O	25:BC:109:LEU:HD13	2.12	0.49
1:AA:1317:C:H3'	1:AA:1318:A:H8	1.76	0.49
9:CJ:6:ILE:HB	9:CJ:76:ILE:HD11	1.94	0.49
9:AJ:36:VAL:HA	9:AJ:76:ILE:HA	1.93	0.49
28:BF:71:LYS:HD3	28:BF:73:VAL:O	2.12	0.49
32:BK:43:ILE:CG2	32:BK:46:ALA:HB2	2.42	0.49
43:BW:30:VAL:HG13	43:BW:30:VAL:O	2.12	0.49
23:BB:2885:G:H2'	23:BB:2886:A:C4'	2.42	0.49
25:DC:36:ASN:ND2	25:DC:85:ASN:HD21	2.08	0.49
1:AA:9:G:H2'	1:AA:10:A:H8	1.76	0.49
23:BB:45:G:C5'	23:BB:46:G:H5'	2.40	0.49
23:DB:2556:C:H2'	23:DB:2557:G:O4'	2.12	0.49
10:AK:30:ILE:HG22	10:AK:45:THR:CB	2.42	0.49
23:DB:264:C:O2'	23:DB:265:A:H5''	2.12	0.49
1:AA:512:U:O2'	1:AA:513:C:H5'	2.12	0.49

Continued on next page...

Continued from previous page...

Atom-1	Atom-2	Interatomic distance (Å)	Clash overlap (Å)
23:BB:2215:C:H2'	23:BB:2216:G:H8	1.77	0.49
1:AA:636:U:H2'	1:AA:637:C:H6	1.77	0.49
42:BU:64:ILE:HG13	42:BU:68:ASN:HD22	1.77	0.49
23:BB:934:U:H2'	23:BB:935:C:H6	1.77	0.49
33:BL:120:VAL:HG12	33:BL:121:THR:N	2.26	0.49
23:DB:2216:G:H2'	23:DB:2217:G:C8	2.47	0.49
23:DB:1820:U:H3	25:DC:197:ALA:HA	1.76	0.49
29:DG:91:VAL:O	29:DG:93:TYR:N	2.44	0.49
7:AH:113:ARG:NH2	7:AH:114:ALA:HA	2.27	0.49
23:DB:1145:C:O2'	23:DB:1146:C:H5'	2.10	0.49
23:BB:2760:C:O2'	23:BB:2761:A:H5'	2.12	0.49
23:DB:272:A:H2'	23:DB:273:G:C8	2.47	0.49
1:CA:772:U:H2'	1:CA:773:G:C8	2.46	0.49
4:CE:53:ARG:HB3	4:CE:53:ARG:CZ	2.42	0.49
11:CL:17:LYS:HZ1	11:CL:17:LYS:N	2.11	0.49
23:DB:2234:G:O2'	23:DB:2235:G:H5'	2.13	0.49
43:BW:37:VAL:CG1	43:BW:38:ARG:HH11	2.24	0.49
26:BD:174:SER:O	26:BD:175:LEU:HB2	2.11	0.49
37:BP:3:ILE:CD1	37:BP:7:LEU:HD11	2.42	0.49
8:AI:30:ASN:O	8:AI:31:GLN:HB2	2.12	0.49
31:DJ:13:ARG:HB3	31:DJ:53:TYR:CD2	2.46	0.49
23:DB:7:G:H4'	31:DJ:15:TRP:CZ2	2.47	0.49
23:DB:140:C:H5'	23:DB:141:G:C5	2.47	0.49
26:DD:108:ASP:OD2	26:DD:206:ALA:HA	2.12	0.49
3:CD:120:LYS:O	3:CD:145:ARG:HG3	2.12	0.49
12:CM:43:LYS:N	12:CM:43:LYS:HD2	2.26	0.49
20:AB:59:ILE:HG21	20:AB:158:ASP:HB3	1.94	0.49
46:DZ:56:MET:O	46:DZ:59:ILE:HG12	2.12	0.49
18:CS:10:ILE:HB	18:CS:14:LEU:HD11	1.94	0.49
35:DN:117:ASP:C	35:DN:117:ASP:OD2	2.51	0.49
1:CA:1069:C:H5''	4:CE:25:LYS:NZ	2.27	0.49
4:CE:15:ILE:HB	4:CE:35:LEU:O	2.12	0.49
39:DR:61:ALA:HB1	39:DR:96:VAL:HB	1.94	0.49
8:CI:34:LEU:HD21	8:CI:48:ARG:NH2	2.18	0.49
41:BT:29:THR:CG2	41:BT:86:THR:HG22	2.42	0.49
1:AA:921:U:H2'	1:AA:922:G:H8	1.75	0.49
44:BX:55:THR:O	44:BX:58:ASN:HB3	2.13	0.49
32:DK:108:ARG:O	32:DK:113:MET:HE3	2.12	0.49
23:BB:729:G:H5''	23:BB:730:A:H5''	1.93	0.49
11:CL:13:ARG:HG2	11:CL:14:LYS:H	1.76	0.49
23:BB:1590:A:H2'	23:BB:1591:A:C8	2.48	0.49

Continued on next page...

Continued from previous page...

Atom-1	Atom-2	Interatomic distance (Å)	Clash overlap (Å)
17:CR:56:ARG:O	17:CR:60:ARG:HG2	2.12	0.49
27:BE:161:ALA:CA	27:BE:164:LEU:HB2	2.37	0.49
1:CA:643:C:H2'	1:CA:644:U:C6	2.47	0.49
23:BB:1386:C:H2'	23:BB:1387:A:H8	1.72	0.49
34:DM:35:ALA:O	34:DM:36:VAL:HB	2.11	0.49
23:DB:502:A:H5'	23:DB:503:A:OP2	2.11	0.49
1:CA:1317:C:H3'	1:CA:1318:A:H8	1.77	0.49
51:B4:8:LYS:O	51:B4:25:VAL:HG21	2.12	0.49
10:CK:75:GLU:N	10:CK:75:GLU:CD	2.66	0.49
25:DC:105:ALA:HB1	25:DC:109:LEU:CD1	2.42	0.49
1:CA:1134:G:N2	1:CA:1135:U:H1'	2.26	0.49
42:DU:26:ASN:ND2	42:DU:26:ASN:N	2.61	0.49
35:BN:63:ARG:O	35:BN:66:ALA:HB3	2.11	0.49
46:BZ:21:ALA:HB3	46:BZ:23:ASN:HD21	1.77	0.49
23:DB:2143:C:N3	23:DB:2144:G:H1'	2.26	0.49
39:DR:39:LEU:HD23	39:DR:39:LEU:N	2.26	0.49
23:BB:2805:C:O2'	23:BB:2806:C:H5'	2.12	0.49
4:AE:113:VAL:HG23	4:AE:114:LEU:N	2.27	0.49
23:BB:2394:C:OP1	33:BL:63:LYS:HG2	2.12	0.49
25:BC:20:ASN:OD1	25:BC:22:GLU:HG2	2.12	0.49
50:D3:54:LEU:CG	50:D3:58:ILE:HD11	2.42	0.49
23:DB:2684:U:H2'	23:DB:2685:G:O4'	2.12	0.49
23:BB:1843:C:H5''	25:BC:250:GLN:NE2	2.25	0.49
1:AA:113:G:O4'	1:AA:354:G:H4'	2.12	0.49
23:BB:685:A:H1'	23:BB:688:U:O4	2.13	0.49
10:CK:90:PRO:C	10:CK:92:ARG:H	2.16	0.49
4:AE:53:ARG:CZ	4:AE:53:ARG:HB3	2.41	0.49
16:CQ:29:LYS:HG3	16:CQ:34:GLY:O	2.12	0.49
23:DB:1511:G:H2'	23:DB:1512:C:C6	2.48	0.49
23:DB:861:A:H2'	23:DB:862:G:O4'	2.12	0.49
23:DB:311:A:H3'	23:DB:312:G:H8	1.77	0.49
23:BB:925:A:O2'	23:BB:926:G:H5'	2.12	0.49
7:CH:108:GLY:O	7:CH:110:MET:HG3	2.12	0.49
52:BI:72:THR:HG21	52:BI:111:THR:O	2.12	0.49
36:DO:84:GLU:C	36:DO:86:GLY:H	2.14	0.49
23:DB:1541:C:H2'	23:DB:1542:U:O4'	2.12	0.49
15:CP:36:VAL:O	15:CP:36:VAL:HG13	2.12	0.49
2:AC:161:ILE:N	2:AC:161:ILE:HD12	2.27	0.49
23:BB:853:C:O2'	23:BB:854:C:H5'	2.11	0.49
41:BT:4:GLU:OE1	41:BT:5:GLU:HG2	2.12	0.49
26:BD:204:LYS:HB2	26:BD:205:PRO:HD2	1.93	0.49

Continued on next page...

Continued from previous page...

Atom-1	Atom-2	Interatomic distance (Å)	Clash overlap (Å)
28:DF:29:ARG:H	28:DF:29:ARG:CD	2.25	0.49
47:B0:42:ILE:HG22	47:B0:43:THR:O	2.12	0.49
39:BR:5:PHE:HB2	39:BR:37:GLU:OE1	2.12	0.49
33:DL:142:ILE:N	33:DL:142:ILE:HD12	2.28	0.49
25:DC:131:MET:HE2	25:DC:143:VAL:HG13	1.93	0.49
25:DC:175:LEU:HD11	25:DC:181:ARG:HG3	1.94	0.49
34:BM:40:ARG:HB3	34:BM:95:LEU:HD12	1.93	0.49
23:DB:851:C:H2'	23:DB:852:U:C6	2.48	0.49
30:BH:73:ASN:ND2	30:BH:74:ALA:N	2.56	0.49
3:AD:120:LYS:O	3:AD:145:ARG:HG3	2.12	0.49
23:BB:2443:C:O2'	23:BB:2444:G:H5'	2.13	0.49
23:DB:2814:A:H2'	23:DB:2815:C:C6	2.48	0.49
35:DN:97:ILE:HD12	35:DN:98:LEU:N	2.21	0.49
8:AI:56:MET:HA	8:AI:59:LYS:HB2	1.94	0.49
23:DB:345:A:H1'	23:DB:346:A:C2	2.48	0.49
16:CQ:74:LEU:HD13	16:CQ:75:VAL:N	2.28	0.49
28:BF:169:LEU:HB3	28:BF:174:PHE:CD1	2.47	0.49
1:CA:429:U:OP2	3:CD:31:CYS:HB2	2.13	0.49
23:DB:2295:C:OP2	36:DO:10:ARG:HG2	2.12	0.49
36:DO:7:ARG:O	36:DO:96:GLY:HA3	2.12	0.49
41:BT:43:ILE:O	41:BT:46:ALA:HB3	2.13	0.49
17:AR:63:TYR:N	17:AR:63:TYR:HD2	2.10	0.49
23:BB:725:G:H2'	23:BB:726:G:C1'	2.43	0.49
35:BN:108:ALA:O	35:BN:110:MET:HE3	2.12	0.49
1:CA:1029:U:H5''	1:CA:1030:U:C5	2.47	0.49
1:CA:1030:U:H4'	1:CA:1031:C:OP2	2.12	0.49
23:DB:2598:A:OP1	25:DC:233:GLY:HA3	2.12	0.49
12:AM:90:HIS:CE1	12:AM:96:VAL:HG21	2.47	0.49
29:BG:148:ARG:HB2	29:BG:152:ARG:HH11	1.76	0.49
6:AG:144:ALA:O	6:AG:146:ALA:N	2.38	0.49
7:CH:45:ILE:HB	7:CH:61:THR:O	2.13	0.49
23:BB:37:C:O2'	23:BB:38:A:H5'	2.13	0.49
10:CK:106:ILE:HG13	10:CK:107:THR:N	2.23	0.49
25:DC:90:ILE:HD12	25:DC:102:TYR:HB3	1.93	0.49
26:DD:69:ALA:CA	26:DD:73:VAL:HB	2.41	0.49
22:DA:52:A:H4'	22:DA:52:A:OP1	2.12	0.49
23:DB:785:G:H2'	23:DB:786:C:C6	2.47	0.49
1:AA:1480:A:H2'	1:AA:1481:U:O4'	2.12	0.49
1:AA:1073:U:H2'	1:AA:1074:G:H8	1.77	0.49
23:DB:2328:A:H2'	23:DB:2329:U:H6	1.73	0.49
27:DE:153:LEU:HG	27:DE:154:ASP:H	1.76	0.49

Continued on next page...

Continued from previous page...

Atom-1	Atom-2	Interatomic distance (Å)	Clash overlap (Å)
31:BJ:35:ARG:HA	31:BJ:40:HIS:NE2	2.27	0.49
23:BB:1789:A:OP1	25:BC:220:ARG:HD3	2.12	0.49
1:CA:1510:C:H2'	1:CA:1511:G:C8	2.47	0.49
10:CK:30:ILE:HG22	10:CK:45:THR:CB	2.42	0.49
1:CA:1250:A:H2	1:CA:1370:G:H1'	1.77	0.49
1:CA:1432:G:O2'	1:CA:1468:A:N6	2.45	0.49
2:AC:14:VAL:O	2:AC:15:LYS:HD2	2.12	0.49
22:BA:55:U:H2'	22:BA:56:G:C8	2.47	0.49
4:AE:136:VAL:HG13	4:AE:137:ARG:N	2.27	0.49
1:AA:411:A:N6	1:AA:413:G:H21	2.09	0.49
1:AA:1464:U:H2'	1:AA:1465:A:C8	2.47	0.49
31:BJ:106:LYS:HE3	31:BJ:106:LYS:HA	1.94	0.49
23:BB:1914:C:H2'	23:BB:1915:U:C6	2.47	0.49
44:DX:55:THR:O	44:DX:58:ASN:HB3	2.12	0.49
11:AL:34:THR:O	11:AL:35:ARG:HD2	2.12	0.49
29:BG:10:VAL:CG1	29:BG:16:VAL:HG21	2.41	0.49
23:DB:2636:C:H2'	23:DB:2637:U:C6	2.47	0.49
10:AK:90:PRO:C	10:AK:92:ARG:H	2.15	0.49
1:CA:1163:A:H2'	1:CA:1164:G:H8	1.77	0.49
16:AQ:29:LYS:HG3	16:AQ:34:GLY:O	2.12	0.49
1:AA:1522:U:H2'	1:AA:1523:G:H8	1.77	0.49
23:BB:2247:A:H3'	56:BB:3266:HOH:O	2.11	0.49
1:AA:393:A:O2'	1:AA:394:G:H5'	2.12	0.49
31:DJ:75:TYR:CD1	31:DJ:86:GLN:HB3	2.47	0.49
23:BB:1893:C:H2'	23:BB:1894:C:O4'	2.12	0.49
7:CH:27:PRO:HA	7:CH:56:PRO:O	2.12	0.49
2:CC:142:ARG:HH21	2:CC:143:LEU:HD21	1.77	0.49
40:BS:23:LEU:HD21	47:B0:21:LEU:HB3	1.93	0.49
23:BB:764:A:H5'	25:BC:208:GLY:HA2	1.94	0.49
42:BU:73:ASN:C	42:BU:75:ALA:H	2.16	0.49
23:DB:765:C:H2'	23:DB:766:U:H6	1.77	0.49
9:CJ:15:HIS:O	9:CJ:18:ILE:HG22	2.11	0.49
23:BB:2899:A:H5'	31:BJ:136:GLN:OE1	2.12	0.49
31:DJ:44:TYR:CD2	38:DQ:59:LEU:HD21	2.47	0.49
25:DC:69:ASN:O	25:DC:70:LYS:C	2.50	0.49
38:BQ:57:ARG:HA	38:BQ:60:TRP:CE3	2.47	0.49
23:DB:1655:A:H2'	23:DB:1656:C:O4'	2.11	0.49
1:CA:464:U:H2'	1:CA:466:A:OP2	2.11	0.49
28:DF:45:ASP:HB3	28:DF:48:LEU:CD2	2.42	0.49
47:D0:42:ILE:HG22	47:D0:43:THR:O	2.12	0.49
47:D0:43:THR:HG21	47:D0:47:TYR:HB2	1.93	0.49

Continued on next page...

Continued from previous page...

Atom-1	Atom-2	Interatomic distance (Å)	Clash overlap (Å)
38:DQ:26:ALA:C	38:DQ:28:SER:H	2.14	0.49
39:DR:95:ASP:O	39:DR:96:VAL:HG13	2.13	0.49
46:BZ:7:VAL:HG13	46:BZ:8:THR:CG2	2.39	0.49
1:CA:429:U:H3'	3:CD:8:LEU:HD23	1.93	0.49
9:AJ:15:HIS:O	9:AJ:18:ILE:HG22	2.13	0.49
1:AA:1124:G:H5''	9:AJ:37:ARG:O	2.13	0.49
15:AP:46:LYS:C	15:AP:48:GLU:H	2.16	0.49
31:DJ:64:VAL:HG11	31:DJ:69:ARG:HB2	1.92	0.49
30:DH:114:GLU:HB3	30:DH:133:GLN:HG3	1.94	0.49
17:AR:56:ARG:O	17:AR:60:ARG:HG2	2.12	0.49
22:BA:88:C:H1'	22:BA:89:U:C5	2.46	0.49
37:DP:50:ARG:HB3	37:DP:57:ALA:H	1.77	0.49
24:DV:75:GLN:OE1	24:DV:75:GLN:HA	2.11	0.49
23:BB:329:G:O6	42:BU:16:LYS:HG2	2.11	0.49
23:BB:2353:G:H1'	43:BW:30:VAL:HG12	1.91	0.49
1:CA:1118:U:H1'	1:CA:1179:A:C5	2.47	0.49
23:BB:289:G:H2'	23:BB:290:U:O4'	2.12	0.49
31:BJ:13:ARG:HB3	31:BJ:53:TYR:CD2	2.45	0.49
23:BB:2027:G:C6	23:BB:2028:U:C4	3.00	0.49
23:DB:2461:A:H2'	23:DB:2462:C:H6	1.77	0.49
1:CA:1413:A:O2'	1:CA:1414:U:H5'	2.12	0.49
1:AA:1314:C:H3'	18:AS:5:LYS:NZ	2.26	0.49
1:AA:898:G:N2	1:AA:900:A:H3'	2.28	0.49
20:AB:128:LEU:HD13	20:AB:129:THR:H	1.77	0.49
1:CA:634:C:H2'	1:CA:635:A:H8	1.77	0.49
1:CA:636:U:H2'	1:CA:637:C:H6	1.78	0.49
23:DB:175:G:O2'	23:DB:176:A:H5'	2.12	0.49
23:DB:1040:A:H2'	23:DB:1041:G:O4'	2.12	0.49
1:AA:55:A:OP2	1:AA:352:C:N4	2.44	0.49
1:CA:1127:G:O2'	1:CA:1128:C:H5'	2.12	0.49
42:BU:48:VAL:O	42:BU:48:VAL:HG13	2.12	0.49
12:CM:50:GLY:O	12:CM:54:THR:HG23	2.11	0.49
23:BB:337:C:H2'	23:BB:338:G:O4'	2.12	0.49
22:DA:91:C:H2'	22:DA:92:C:H6	1.77	0.49
23:BB:2838:G:H2'	23:BB:2839:G:H8	1.77	0.49
30:DH:25:TYR:CG	30:DH:30:LEU:HG	2.47	0.49
7:CH:47:ASP:CG	7:CH:48:PHE:H	2.16	0.49
23:DB:1083:U:H2'	23:DB:1085:A:OP2	2.12	0.49
1:CA:767:A:H2'	1:CA:768:A:C8	2.47	0.49
1:CA:598:U:H4'	7:CH:85:TYR:CG	2.46	0.49
1:CA:320:A:H2'	1:CA:321:A:C8	2.47	0.49

Continued on next page...

Continued from previous page...

Atom-1	Atom-2	Interatomic distance (Å)	Clash overlap (Å)
43:BW:49:ASN:HA	43:BW:61:LYS:HB2	1.94	0.49
23:BB:83:A:OP1	42:BU:91:LYS:HD2	2.12	0.49
28:BF:31:GLU:HB3	28:BF:156:THR:O	2.13	0.49
38:DQ:80:ASN:O	38:DQ:116:LEU:HD11	2.13	0.49
23:BB:2813:A:H2'	23:BB:2814:A:H8	1.76	0.49
35:BN:115:LEU:O	35:BN:117:ASP:N	2.45	0.49
23:DB:1175:A:H2'	23:DB:1176:U:H5'	1.94	0.49
33:BL:3:LEU:O	33:BL:5:THR:HG23	2.13	0.49
13:CN:50:LEU:H	13:CN:51:PRO:CD	2.22	0.49
5:AF:2:ARG:HB3	5:AF:92:THR:OG1	2.11	0.49
45:DY:4:ILE:HG22	45:DY:56:VAL:CG1	2.43	0.49
23:DB:2882:A:H3'	23:DB:2883:A:H5''	1.93	0.49
3:CD:160:LEU:HA	3:CD:163:GLN:CG	2.41	0.49
3:AD:29:THR:HB	3:AD:30:LYS:HZ3	1.77	0.49
41:DT:39:THR:HG23	41:DT:39:THR:O	2.12	0.49
9:AJ:41:PRO:O	9:AJ:42:LEU:HB2	2.12	0.49
32:BK:105:ARG:HD2	32:BK:122:VAL:HG11	1.94	0.49
10:CK:86:LYS:HB2	10:CK:113:THR:HA	1.94	0.49
32:DK:61:VAL:HG11	32:DK:112:PHE:CE2	2.48	0.49
1:CA:664:G:H5''	17:CR:52:ARG:HE	1.77	0.49
23:BB:1729:U:C2'	23:BB:1730:C:H4'	2.36	0.49
2:CC:129:PHE:CE2	2:CC:156:LEU:HD13	2.47	0.49
1:AA:1030:U:H4'	1:AA:1031:C:OP2	2.12	0.49
1:AA:106:C:O2'	1:AA:107:G:H5'	2.13	0.49
30:BH:53:GLU:HG3	30:BH:57:LYS:HD3	1.94	0.49
51:D4:15:LYS:O	51:D4:16:ILE:HB	2.13	0.49
23:DB:1386:C:OP2	23:DB:1396:U:H5	1.94	0.49
29:DG:89:VAL:HG12	29:DG:90:GLY:N	2.27	0.49
1:CA:1101:A:H62	20:CB:173:LYS:HE3	1.77	0.49
23:DB:274:C:H2'	23:DB:275:C:O4'	2.13	0.49
31:BJ:12:LYS:HG3	31:BJ:41:LYS:NZ	2.27	0.49
31:BJ:35:ARG:HA	31:BJ:40:HIS:CD2	2.47	0.49
2:AC:190:THR:HG22	2:AC:191:THR:H	1.75	0.49
1:CA:1500:A:C2'	1:CA:1501:C:H5'	2.42	0.49
27:DE:48:THR:C	27:DE:50:ALA:H	2.16	0.49
23:DB:201:C:H1'	23:DB:250:G:O6	2.13	0.49
23:DB:263:G:H2'	23:DB:264:C:O4'	2.11	0.49
12:CM:22:TYR:CD1	12:CM:65:GLU:HA	2.46	0.49
2:AC:72:PRO:O	2:AC:76:ILE:HG12	2.12	0.49
23:BB:2088:A:H2'	23:BB:2089:C:H6	1.76	0.49
22:BA:14:U:H4'	22:BA:70:C:O2	2.13	0.49

Continued on next page...

Continued from previous page...

Atom-1	Atom-2	Interatomic distance (Å)	Clash overlap (Å)
3:CD:77:GLU:OE2	3:CD:81:LEU:HD21	2.12	0.49
8:CI:109:GLN:CD	8:CI:110:VAL:H	2.16	0.49
23:DB:1745:A:H2'	23:DB:1746:A:O4'	2.12	0.49
1:CA:366:A:O2'	1:CA:394:G:N2	2.45	0.49
23:DB:1531:C:H2'	23:DB:1532:A:H8	1.77	0.49
15:CP:6:LEU:HD12	15:CP:6:LEU:N	2.27	0.49
23:BB:1229:C:H2'	23:BB:1230:A:H8	1.76	0.49
3:AD:97:LEU:HD13	3:AD:136:VAL:HG11	1.93	0.49
23:BB:1531:C:H2'	23:BB:1532:A:H8	1.78	0.49
23:DB:1210:G:H1'	23:DB:1212:G:C2	2.48	0.49
23:DB:1973:G:O2'	23:DB:1974:C:H5'	2.13	0.49
29:BG:94:ARG:HG2	29:BG:127:GLN:HE21	1.78	0.49
1:CA:984:C:O2'	1:CA:985:C:H5'	2.12	0.49
38:DQ:24:TYR:CG	38:DQ:25:GLY:N	2.80	0.49
1:CA:50:A:N6	1:CA:361:G:H4'	2.28	0.49
23:DB:1262:A:N3	47:D0:6:LYS:HE3	2.27	0.49
23:DB:904:G:H2'	23:DB:905:A:H8	1.78	0.49
1:AA:233:C:H2'	1:AA:234:C:H6	1.77	0.49
6:AG:113:LYS:HB3	6:AG:113:LYS:HZ2	1.77	0.49
23:BB:991:C:H6	23:BB:991:C:H5'	1.78	0.49
23:BB:211:C:O2'	23:BB:212:G:H5'	2.12	0.49
52:DI:92:PRO:O	52:DI:93:ASN:HB2	2.12	0.49
28:DF:91:ARG:HD3	28:DF:91:ARG:N	2.27	0.49
42:BU:62:ALA:O	42:BU:63:ALA:HB3	2.12	0.49
26:DD:187:LEU:O	26:DD:188:LEU:HD23	2.13	0.49
1:CA:1085:U:H3'	1:CA:1086:U:C6	2.48	0.49
25:BC:141:HIS:NE2	25:BC:194:VAL:HB	2.28	0.49
43:DW:19:ARG:H	43:DW:19:ARG:CD	2.26	0.49
12:CM:14:ALA:HB2	12:CM:42:VAL:HG23	1.95	0.49
30:DH:97:ARG:HB3	30:DH:112:LYS:HG2	1.94	0.49
30:DH:39:ALA:C	30:DH:41:LYS:H	2.16	0.49
18:CS:40:PHE:O	18:CS:43:MET:HG3	2.11	0.49
35:DN:98:LEU:HG	47:D0:42:ILE:HD11	1.95	0.49
28:BF:102:LEU:O	28:BF:103:ILE:HB	2.11	0.49
1:CA:602:A:O2'	1:CA:603:U:H5'	2.12	0.49
1:CA:602:A:H2'	1:CA:603:U:C6	2.47	0.49
23:DB:2786:U:O2'	26:DD:66:GLY:HA3	2.12	0.49
37:DP:24:THR:HB	37:DP:86:LYS:HB3	1.93	0.49
23:DB:725:G:H2'	23:DB:726:G:C1'	2.42	0.49
30:DH:114:GLU:HB2	30:DH:133:GLN:O	2.12	0.49
26:BD:148:GLN:HG3	26:BD:152:PRO:HB3	1.95	0.49

Continued on next page...

Continued from previous page...

Atom-1	Atom-2	Interatomic distance (Å)	Clash overlap (Å)
1:AA:252:U:H2'	1:AA:253:A:H8	1.77	0.49
29:BG:132:LEU:HD12	29:BG:140:ILE:HG22	1.93	0.49
22:DA:88:C:H1'	22:DA:89:U:C5	2.47	0.49
34:BM:69:PRO:HA	34:BM:94:ALA:HA	1.94	0.49
39:DR:35:PHE:C	39:DR:58:VAL:HG23	2.33	0.49
1:CA:1057:G:O3'	2:CC:196:GLY:HA3	2.13	0.49
12:CM:90:HIS:HA	12:CM:108:ARG:HH22	1.74	0.49
19:AT:4:LYS:HZ1	19:AT:6:ALA:CB	2.25	0.49
23:BB:418:C:H2'	23:BB:419:U:H6	1.78	0.49
23:BB:785:G:H2'	23:BB:786:C:C6	2.46	0.49
30:DH:27:ARG:HH21	30:DH:27:ARG:HG2	1.78	0.49
23:BB:2617:U:C2'	23:BB:2618:G:H5'	2.42	0.49
2:CC:120:THR:HG22	2:CC:188:ALA:HB2	1.94	0.49
16:CQ:83:LEU:HD13	16:CQ:83:LEU:N	2.27	0.49
23:BB:230:G:H2'	23:BB:231:A:H8	1.76	0.49
2:CC:16:PRO:CG	2:CC:53:ARG:HH12	2.23	0.49
25:DC:4:LYS:HD2	25:DC:5:CYS:H	1.75	0.49
23:DB:2729:G:H2'	23:DB:2730:C:C6	2.48	0.49
10:AK:28:ASN:ND2	10:AK:29:THR:H	2.11	0.49
2:AC:59:PRO:HD2	2:AC:62:SER:O	2.11	0.49
2:AC:96:VAL:HB	2:AC:97:PRO:HD2	1.93	0.49
23:BB:989:G:OP2	45:BY:13:ILE:HD11	2.12	0.49
30:BH:21:VAL:HG22	30:BH:22:LYS:N	2.28	0.49
3:CD:22:SER:N	3:CD:109:THR:HG22	2.28	0.49
23:DB:2636:C:O2'	23:DB:2637:U:H5'	2.13	0.49
36:BO:66:GLY:HA2	36:BO:102:ARG:NE	2.27	0.49
23:BB:1230:A:H2'	23:BB:1231:U:H6	1.77	0.49
36:BO:93:ASP:C	36:BO:95:SER:H	2.16	0.49
1:AA:1163:A:H2'	1:AA:1164:G:H8	1.77	0.49
42:DU:32:LYS:HG3	42:DU:65:GLN:HA	1.95	0.49
19:CT:49:ALA:C	19:CT:52:GLU:HB3	2.33	0.49
34:BM:31:PHE:HB3	34:BM:130:PHE:CZ	2.48	0.49
23:BB:1080:A:O2'	23:BB:1081:U:H5'	2.12	0.49
36:DO:56:LYS:C	36:DO:60:GLU:HG2	2.33	0.49
23:DB:1306:C:O2'	23:DB:1307:A:H5'	2.12	0.49
37:DP:26:GLU:HB3	37:DP:84:SER:HB3	1.94	0.49
46:BZ:53:ALA:O	46:BZ:55:GLY:N	2.36	0.49
1:AA:847:G:H2'	1:AA:848:C:C6	2.47	0.49
11:AL:2:THR:HG22	11:AL:5:GLN:NE2	2.27	0.49
1:AA:1346:A:N1	1:AA:1374:A:H5''	2.27	0.49
28:DF:19:PHE:CE2	28:DF:164:GLU:HG2	2.47	0.49

Continued on next page...

Continued from previous page...

Atom-1	Atom-2	Interatomic distance (Å)	Clash overlap (Å)
23:DB:1099:G:C8	52:DI:3:LYS:HB2	2.48	0.49
43:BW:58:LEU:HG	43:BW:79:ILE:HD12	1.94	0.49
8:AI:78:ILE:O	8:AI:82:ILE:HG13	2.12	0.49
28:DF:87:LYS:CG	28:DF:88:VAL:H	2.24	0.49
25:BC:43:ASN:HD22	25:BC:44:ASN:N	2.10	0.49
35:DN:75:ILE:O	35:DN:79:LEU:HD12	2.12	0.49
39:DR:10:LYS:N	39:DR:10:LYS:HD2	2.27	0.49
45:DY:20:LYS:HA	45:DY:23:LEU:HB2	1.93	0.49
40:DS:47:VAL:HG23	40:DS:48:LYS:N	2.27	0.49
1:AA:1005:A:H4'	1:AA:1037:C:O2	2.13	0.49
46:DZ:7:VAL:HG23	46:DZ:67:VAL:HG11	1.94	0.49
52:BI:74:PRO:O	52:BI:77:VAL:HG22	2.13	0.49
23:BB:582:A:H2'	23:BB:583:G:H8	1.78	0.49
6:CG:14:ASP:OD2	6:CG:22:LEU:HB3	2.11	0.49
48:D1:7:LYS:HD3	50:D3:33:THR:HG21	1.94	0.49
46:BZ:7:VAL:HG11	46:BZ:51:VAL:HG13	1.93	0.49
23:DB:2295:C:O2'	23:DB:2296:U:H5'	2.12	0.49
23:DB:1433:A:H2'	23:DB:1434:A:O4'	2.12	0.49
23:BB:1057:A:H62	23:BB:1086:A:H2'	1.78	0.49
21:AU:43:GLU:HA	21:AU:46:ARG:NE	2.28	0.49
32:BK:98:ARG:C	32:BK:99:ILE:HD12	2.33	0.49
52:BI:21:PRO:CB	52:BI:22:PRO:HD3	2.39	0.49
12:AM:64:VAL:HA	12:AM:68:LEU:CD1	2.40	0.49
36:BO:58:ILE:O	36:BO:62:LEU:HB2	2.13	0.49
23:BB:931:U:H3	23:BB:1166:G:N2	2.11	0.49
9:CJ:8:ILE:HD11	9:CJ:76:ILE:HG13	1.93	0.49
36:DO:106:LEU:HG	36:DO:107:ALA:N	2.28	0.49
12:CM:86:ARG:HA	12:CM:96:VAL:CG1	2.42	0.49
18:AS:48:ILE:O	18:AS:58:PRO:HA	2.12	0.49
13:AN:25:GLU:O	13:AN:29:ILE:HG13	2.12	0.49
23:BB:2590:A:H5''	25:BC:237:ARG:NH2	2.27	0.49
13:CN:25:GLU:O	13:CN:29:ILE:HG13	2.12	0.49
13:CN:29:ILE:HB	13:CN:30:ILE:HD12	1.93	0.49
29:BG:71:LEU:HD13	29:BG:74:MET:SD	2.53	0.49
29:BG:42:VAL:HG23	29:BG:50:THR:O	2.12	0.49
23:DB:278:A:O3'	23:DB:279:A:H8	1.95	0.49
16:AQ:30:HIS:HB3	16:AQ:33:TYR:HB2	1.93	0.49
23:BB:1294:U:C2'	23:BB:1295:C:H5'	2.42	0.49
23:DB:19:A:H2'	23:DB:20:C:C6	2.47	0.49
23:BB:1794:A:H2'	23:BB:1795:C:C6	2.47	0.49
28:BF:76:PHE:HD2	28:BF:78:ILE:HD13	1.77	0.49

Continued on next page...

Continued from previous page...

Atom-1	Atom-2	Interatomic distance (Å)	Clash overlap (Å)
1:AA:80:A:H3'	1:AA:81:A:C8	2.44	0.49
1:CA:376:G:H2'	1:CA:377:G:C8	2.45	0.49
33:DL:77:ILE:HG12	33:DL:95:LEU:HD22	1.95	0.49
40:DS:4:ILE:CG2	40:DS:106:VAL:HG13	2.41	0.49
52:BI:56:VAL:CG2	52:BI:68:PHE:HB2	2.43	0.49
7:CH:4:ASP:OD1	7:CH:7:ALA:HB2	2.13	0.49
26:BD:59:ARG:O	26:BD:59:ARG:HD3	2.13	0.49
26:DD:55:LYS:HB2	26:DD:60:VAL:HG13	1.94	0.49
1:AA:1299:A:H2'	1:AA:1301:U:H1'	1.95	0.49
1:AA:728:A:H2'	1:AA:729:A:H8	1.78	0.49
50:B3:7:ARG:HG3	50:B3:7:ARG:NH1	2.28	0.49
1:CA:1009:U:H2'	1:CA:1010:U:C6	2.48	0.49
23:DB:1838:C:H4'	23:DB:1839:G:C8	2.48	0.49
42:DU:40:LEU:HA	42:DU:60:LYS:O	2.13	0.49
1:AA:784:A:H2'	1:AA:785:G:H8	1.77	0.49
5:AF:53:LYS:HB2	5:AF:54:LEU:HD22	1.94	0.49
23:BB:2836:U:H2'	23:BB:2837:A:H8	1.77	0.49
1:AA:724:G:H2'	1:AA:725:G:H8	1.78	0.49
7:CH:113:ARG:NH2	7:CH:114:ALA:HA	2.28	0.49
1:AA:1159:U:O4'	1:AA:1182:G:N2	2.45	0.49
27:DE:173:THR:HA	27:DE:199:MET:HE1	1.95	0.49
1:CA:1527:U:O2'	1:CA:1528:U:H5'	2.13	0.49
7:AH:115:ALA:O	7:AH:120:LEU:HD23	2.13	0.49
21:CU:13:VAL:O	21:CU:13:VAL:HG13	2.12	0.49
28:BF:160:LYS:HG3	28:BF:161:SER:N	2.28	0.49
43:BW:27:GLY:O	43:BW:63:ASP:HA	2.12	0.49
30:BH:12:LEU:O	30:BH:12:LEU:HG	2.13	0.49
23:BB:1584:U:H5''	23:BB:1585:C:C5	2.47	0.49
26:BD:107:VAL:HA	26:BD:204:LYS:O	2.13	0.49
1:CA:1320:C:N4	18:CS:35:ARG:HD3	2.28	0.49
28:BF:3:LEU:HD11	28:BF:172:PHE:CG	2.47	0.49
28:BF:45:ASP:HB3	28:BF:48:LEU:CD2	2.43	0.49
23:DB:616:A:H3'	23:DB:617:G:C8	2.43	0.49
13:CN:50:LEU:N	13:CN:51:PRO:CD	2.76	0.49
38:BQ:80:ASN:ND2	38:BQ:81:GLY:N	2.61	0.49
1:CA:1339:A:H2'	1:CA:1340:A:O4'	2.12	0.49
12:CM:21:ILE:HG22	12:CM:23:GLY:H	1.77	0.49
16:AQ:74:LEU:HD13	16:AQ:75:VAL:N	2.28	0.49
43:DW:9:THR:O	43:DW:10:ARG:HB2	2.12	0.49
46:DZ:5:CYS:HG	46:DZ:52:SER:HG	1.61	0.49
18:CS:40:PHE:HB2	18:CS:43:MET:HE3	1.95	0.49

Continued on next page...

Continued from previous page...

Atom-1	Atom-2	Interatomic distance (Å)	Clash overlap (Å)
39:DR:16:GLU:H	39:DR:101:ILE:CG1	2.23	0.49
28:BF:111:ARG:N	28:BF:111:ARG:HD2	2.28	0.49
28:BF:165:GLY:O	28:BF:169:LEU:HD12	2.12	0.49
46:BZ:33:LEU:O	46:BZ:34:HIS:CG	2.66	0.49
23:BB:2734:A:H2'	23:BB:2735:G:C5'	2.41	0.49
26:DD:149:ASN:O	26:DD:152:PRO:HD2	2.12	0.49
37:DP:24:THR:N	37:DP:87:ARG:O	2.46	0.49
1:AA:17:U:H1'	1:AA:1080:A:N3	2.28	0.49
41:BT:43:ILE:O	41:BT:47:VAL:HG23	2.13	0.49
52:DI:24:GLY:HA2	52:DI:34:ILE:HD12	1.95	0.49
48:D1:33:LEU:HB3	48:D1:51:ALA:CB	2.40	0.49
30:DH:65:ALA:HB1	30:DH:138:VAL:HG11	1.94	0.49
29:DG:84:LYS:HG3	29:DG:131:VAL:C	2.32	0.49
5:CF:51:ILE:O	5:CF:51:ILE:HG23	2.12	0.49
1:AA:844:G:H3'	1:AA:844:G:OP2	2.13	0.49
1:AA:846:G:H2'	1:AA:846:G:N3	2.27	0.49
1:AA:1343:G:H2'	1:AA:1344:C:H6	1.76	0.49
1:CA:780:A:O2'	1:CA:781:A:H5''	2.13	0.49
10:AK:83:VAL:HB	10:AK:109:ILE:HG23	1.93	0.49
23:BB:1470:A:H3'	23:BB:1471:G:H8	1.77	0.49
39:BR:35:PHE:C	39:BR:58:VAL:HG23	2.33	0.49
23:DB:1168:G:O2'	23:DB:1169:A:H5'	2.11	0.49
9:CJ:76:ILE:HD12	9:CJ:76:ILE:O	2.11	0.49
26:DD:51:THR:HG23	26:DD:78:GLY:O	2.12	0.49
28:DF:71:LYS:HD3	28:DF:73:VAL:O	2.13	0.49
23:DB:37:C:H1'	27:DE:45:ALA:HB2	1.93	0.49
35:DN:12:ARG:HG3	35:DN:13:ASN:H	1.78	0.49
23:BB:309:A:H4'	42:BU:15:GLY:CA	2.42	0.49
1:AA:1074:G:H4'	20:AB:102:ASN:HB2	1.94	0.49
22:BA:52:A:H3'	22:BA:53:A:H8	1.76	0.49
27:BE:170:ARG:NH2	27:BE:176:ASP:HB2	2.28	0.49
23:DB:1792:G:OP1	25:DC:204:LEU:HD12	2.13	0.49
1:CA:1511:G:O2'	1:CA:1512:U:H5'	2.12	0.49
1:AA:79:G:C2	1:AA:80:A:N6	2.80	0.49
7:CH:95:MET:HG2	7:CH:98:LEU:HB2	1.93	0.49
23:BB:751:A:C5'	40:BS:90:LYS:HA	2.42	0.49
22:DA:28:C:H2'	22:DA:29:A:C8	2.48	0.49
4:AE:92:ARG:NH1	4:AE:92:ARG:HB3	2.27	0.49
23:BB:670:A:H4'	23:BB:671:C:O5'	2.13	0.49
23:DB:1580:A:H2'	23:DB:1581:G:O4'	2.13	0.49
5:CF:18:VAL:HG21	5:CF:58:HIS:CE1	2.48	0.49

Continued on next page...

Continued from previous page...

Atom-1	Atom-2	Interatomic distance (Å)	Clash overlap (Å)
23:BB:2015:A:H2'	23:BB:2016:U:O4'	2.13	0.49
26:DD:36:GLN:HB3	26:DD:67:HIS:HE1	1.78	0.49
1:CA:1423:G:H2'	1:CA:1424:U:C6	2.48	0.49
23:DB:655:A:H4'	23:DB:656:G:H5'	1.95	0.49
29:DG:11:PRO:O	29:DG:14:VAL:HG22	2.13	0.49
23:DB:2818:U:H4'	23:DB:2837:A:O4'	2.13	0.49
23:BB:2875:C:H2'	23:BB:2876:G:C8	2.47	0.49
1:CA:1206:G:H4'	2:CC:191:THR:O	2.13	0.49
23:BB:817:C:H2'	23:BB:818:G:O4'	2.13	0.49
1:CA:398:U:H2'	1:CA:399:G:C8	2.47	0.49
2:AC:78:LYS:HE3	2:AC:79:LYS:NZ	2.28	0.49
23:BB:454:A:H3'	23:BB:455:C:H5'	1.95	0.49
20:CB:128:LEU:HD23	20:CB:132:GLU:CB	2.42	0.49
5:CF:53:LYS:HB2	5:CF:54:LEU:HD22	1.93	0.49
23:DB:1985:C:O2'	23:DB:1986:C:H5'	2.13	0.49
10:AK:60:PHE:O	10:AK:64:VAL:HG12	2.13	0.49
3:CD:16:THR:HG22	3:CD:17:ASP:N	2.28	0.49
43:BW:32:ALA:C	43:BW:34:SER:H	2.16	0.49
23:DB:2221:G:O2'	23:DB:2222:C:H5'	2.13	0.49
1:AA:420:U:H2'	1:AA:422:C:C5	2.47	0.49
39:DR:72:VAL:HG23	39:DR:89:HIS:O	2.12	0.49
42:DU:53:GLN:N	42:DU:54:PRO:CD	2.76	0.49
23:DB:1099:G:H4'	52:DI:4:VAL:HG12	1.95	0.49
23:BB:922:C:H1'	43:BW:22:VAL:HG21	1.94	0.49
26:BD:108:ASP:OD2	26:BD:206:ALA:HA	2.12	0.49
18:AS:10:ILE:HB	18:AS:14:LEU:HD11	1.95	0.49
28:DF:126:ASN:ND2	28:DF:156:THR:HG23	2.06	0.49
13:CN:79:SER:O	13:CN:83:VAL:HG23	2.13	0.49
28:BF:62:GLN:HB2	28:BF:91:ARG:HH11	1.78	0.49
22:BA:42:C:C5	28:BF:65:LEU:HD22	2.47	0.49
38:DQ:89:ILE:C	38:DQ:91:ARG:H	2.16	0.49
25:BC:92:LEU:HG	25:BC:93:VAL:H	1.78	0.49
27:BE:118:LEU:O	27:BE:119:ILE:HD13	2.12	0.49
25:DC:138:SER:O	25:DC:162:GLN:HA	2.13	0.49
25:DC:149:LYS:HD3	25:DC:152:GLN:HE22	1.78	0.49
25:BC:153:LEU:HD13	25:BC:175:LEU:HD21	1.94	0.49
43:DW:18:LYS:HG3	43:DW:19:ARG:H	1.77	0.49
40:DS:25:ARG:HE	40:DS:74:ILE:CG2	2.25	0.49
23:DB:2307:G:O6	28:DF:40:GLY:HA3	2.12	0.49
21:AU:20:ARG:H	21:AU:20:ARG:HD2	1.78	0.49
20:AB:186:VAL:O	20:AB:200:PRO:HA	2.13	0.49

Continued on next page...

Continued from previous page...

Atom-1	Atom-2	Interatomic distance (Å)	Clash overlap (Å)
8:AI:46:VAL:HG23	8:AI:47:VAL:N	2.27	0.49
4:CE:88:HIS:CE1	4:CE:137:ARG:HD2	2.48	0.49
16:CQ:60:ILE:HD13	16:CQ:60:ILE:H	1.78	0.49
8:CI:22:PRO:HA	8:CI:60:LEU:CB	2.43	0.49
24:BV:30:ILE:O	24:BV:37:PRO:HA	2.12	0.49
1:AA:1060:U:H2'	1:AA:1061:G:H8	1.77	0.49
32:DK:113:MET:HA	32:DK:116:ILE:HD11	1.95	0.49
23:BB:704:G:H1'	23:BB:727:A:N6	2.27	0.49
29:BG:84:LYS:H	29:BG:85:LYS:HD2	1.77	0.49
2:CC:156:LEU:CD1	2:CC:165:GLU:HB2	2.43	0.49
28:DF:103:ILE:HD11	28:DF:174:PHE:HA	1.94	0.49
29:BG:89:VAL:HG12	29:BG:90:GLY:N	2.26	0.49
23:DB:1033:U:H5	51:D4:15:LYS:HE2	1.78	0.49
23:DB:2756:U:C1'	23:DB:2757:A:H5''	2.40	0.49
1:CA:104:G:O2'	1:CA:105:G:H5'	2.13	0.49
41:BT:15:HIS:O	41:BT:16:VAL:C	2.51	0.49
23:BB:2589:A:H2'	23:BB:2590:A:H8	1.77	0.49
23:BB:784:G:HO2'	23:BB:785:G:H5''	1.77	0.49
1:CA:69:G:N2	1:CA:71:A:N6	2.61	0.49
23:DB:222:A:N1	23:DB:233:A:H5''	2.28	0.49
23:BB:245:G:H2'	23:BB:246:C:H6	1.77	0.49
23:BB:2462:C:H2'	23:BB:2463:C:C6	2.48	0.49
10:AK:108:ASN:HD21	21:AU:6:ARG:HD2	1.78	0.49
1:CA:1297:G:H1'	1:CA:1298:U:C5	2.44	0.49
1:CA:502:A:H2'	1:CA:503:C:H6	1.76	0.49
23:DB:2443:C:O2'	23:DB:2444:G:H5'	2.13	0.49
23:BB:2394:C:H2'	23:BB:2395:C:C6	2.48	0.49
1:AA:34:C:H2'	1:AA:35:G:H8	1.77	0.49
1:AA:36:C:O3'	11:AL:119:LYS:HA	2.12	0.49
23:DB:1150:C:O2'	23:DB:1151:A:H5'	2.12	0.49
23:BB:670:A:C4'	33:BL:42:SER:HB2	2.42	0.49
1:CA:1216:A:H2'	1:CA:1217:C:C6	2.47	0.49
3:AD:2:ARG:HG3	3:AD:114:ARG:NH1	2.28	0.49
1:AA:715:A:H2'	1:AA:716:A:H8	1.78	0.49
1:CA:394:G:O2'	1:CA:395:C:H5'	2.13	0.49
36:BO:106:LEU:HG	36:BO:107:ALA:N	2.26	0.49
23:DB:303:G:H2'	23:DB:304:U:H6	1.78	0.49
49:B2:34:ARG:HE	49:B2:39:ARG:HG2	1.78	0.49
23:BB:256:A:H2'	23:BB:257:C:H6	1.78	0.49
1:CA:137:U:H2'	1:CA:138:G:H8	1.78	0.49
30:BH:9:VAL:CG1	30:BH:12:LEU:HG	2.43	0.49

Continued on next page...

Continued from previous page...

Atom-1	Atom-2	Interatomic distance (Å)	Clash overlap (Å)
5:CF:6:ILE:HG13	5:CF:6:ILE:O	2.13	0.49
1:CA:916:U:O2'	1:CA:917:G:H5'	2.12	0.49
23:BB:2863:C:O2'	23:BB:2864:G:H5'	2.12	0.49
25:DC:264:LYS:HG3	25:DC:265:PHE:CD2	2.48	0.49
1:AA:66:A:H5'	1:AA:173:U:O4	2.13	0.49
23:DB:545:U:H2'	23:DB:547:A:OP1	2.13	0.49
23:DB:545:U:H5''	23:DB:546:U:C4'	2.19	0.49
28:DF:33:ILE:HB	28:DF:90:LEU:HG	1.95	0.49
31:DJ:16:TYR:CD2	31:DJ:140:LEU:HD12	2.48	0.49
31:DJ:38:GLY:HA3	31:DJ:50:THR:O	2.13	0.49
25:BC:77:VAL:HG23	25:BC:112:GLY:N	2.08	0.49
23:DB:138:U:H2'	23:DB:140:C:C4'	2.42	0.49
20:CB:14:HIS:HD2	20:CB:202:ASN:H	1.60	0.49
13:AN:50:LEU:N	13:AN:51:PRO:CD	2.76	0.49
27:BE:181:ILE:HG13	33:BL:2:ARG:HE	1.78	0.49
38:BQ:63:ARG:HH21	38:BQ:64:ILE:HD13	1.78	0.49
31:BJ:110:PRO:HB2	31:BJ:111:LYS:HE3	1.94	0.49
33:DL:125:LEU:H	33:DL:143:GLU:HG3	1.78	0.49
23:DB:626:A:H2'	33:DL:78:ARG:NH1	2.28	0.49
33:BL:105:ILE:HG22	33:BL:106:GLU:N	2.28	0.49
20:AB:31:PHE:HB2	20:AB:41:ASN:HA	1.94	0.49
43:DW:51:GLY:N	43:DW:59:PHE:HB2	2.28	0.49
23:BB:2721:A:H2'	23:BB:2722:G:C8	2.48	0.49
1:CA:1238:A:C8	1:CA:1303:C:H1'	2.48	0.49
12:AM:44:ILE:O	12:AM:47:LEU:HB2	2.12	0.49
46:DZ:68:LEU:HB3	46:DZ:78:TYR:HE1	1.76	0.49
3:AD:192:ALA:C	3:AD:194:ILE:H	2.16	0.49
3:AD:90:LEU:HD13	3:AD:93:LEU:HD12	1.94	0.49
47:D0:47:TYR:O	47:D0:48:TYR:HB2	2.12	0.49
35:DN:90:ARG:HB3	35:DN:94:TYR:HE1	1.78	0.49
4:CE:132:PRO:HG2	4:CE:133:ILE:H	1.78	0.49
4:CE:136:VAL:HG13	4:CE:137:ARG:H	1.78	0.49
28:BF:102:LEU:HD13	28:BF:103:ILE:HB	1.93	0.49
3:CD:106:PHE:CE1	3:CD:158:LEU:HD21	2.48	0.49
23:BB:1444:G:H2'	23:BB:1445:G:C8	2.47	0.49
52:DI:19:PRO:HB2	52:DI:22:PRO:HD2	1.95	0.49
2:AC:165:GLU:HG3	2:AC:166:TRP:H	1.77	0.49
12:AM:68:LEU:O	12:AM:72:ILE:HG22	2.13	0.49
11:CL:81:ILE:HG23	11:CL:94:TYR:HB3	1.95	0.49
1:AA:242:G:H2'	1:AA:243:A:H5''	1.94	0.49
15:CP:72:ALA:HA	15:CP:75:ILE:HD12	1.95	0.49

Continued on next page...

Continued from previous page...

Atom-1	Atom-2	Interatomic distance (Å)	Clash overlap (Å)
1:AA:674:G:H2'	1:AA:675:A:C8	2.40	0.49
9:AJ:76:ILE:O	9:AJ:76:ILE:HD12	2.13	0.49
29:DG:154:GLU:CD	29:DG:156:TYR:HB2	2.33	0.49
26:BD:30:GLU:OE1	26:BD:53:GLY:HA2	2.13	0.49
1:CA:1225:A:H5'	1:CA:1226:C:OP2	2.13	0.49
23:DB:2240:U:O2'	23:DB:2241:A:H5'	2.12	0.49
29:BG:42:VAL:HA	29:BG:50:THR:O	2.13	0.49
23:BB:2073:C:C5'	25:BC:227:VAL:HG12	2.43	0.49
27:BE:176:ASP:OD1	27:BE:178:VAL:HG12	2.12	0.49
39:DR:71:LYS:HG2	39:DR:73:LYS:HZ1	1.76	0.49
23:DB:2772:C:H4'	26:DD:171:THR:HG21	1.95	0.49
1:CA:660:C:H2'	1:CA:661:G:O4'	2.13	0.49
4:AE:15:ILE:HB	4:AE:35:LEU:O	2.13	0.49
1:AA:153:C:H2'	1:AA:154:U:H6	1.78	0.49
1:AA:1464:U:H2'	1:AA:1465:A:H8	1.77	0.49
23:BB:2101:A:H2'	23:BB:2102:G:O4'	2.13	0.49
23:BB:150:U:H2'	23:BB:151:C:H6	1.76	0.49
23:BB:2284:A:OP1	48:B1:4:ILE:HG12	2.12	0.49
5:AF:54:LEU:N	5:AF:54:LEU:HD22	2.28	0.49
23:DB:1256:G:H21	27:DE:77:ILE:CG2	2.26	0.49
1:AA:602:A:H2'	1:AA:603:U:C6	2.48	0.49
7:AH:111:THR:H	7:AH:114:ALA:HB3	1.76	0.49
1:AA:50:A:N6	1:AA:361:G:H4'	2.28	0.49
1:AA:382:A:H2'	1:AA:383:A:C8	2.48	0.49
1:AA:1114:C:O2'	1:AA:1115:U:H5'	2.13	0.49
50:D3:15:LYS:HA	50:D3:21:PHE:HA	1.95	0.49
50:B3:25:HIS:HB2	50:B3:43:LEU:O	2.13	0.49
23:BB:392:U:H2'	23:BB:393:C:H6	1.78	0.49
1:CA:847:G:H2'	1:CA:848:C:C6	2.48	0.49
44:DX:21:LEU:HD23	44:DX:21:LEU:H	1.78	0.49
23:BB:311:A:H3'	23:BB:312:G:H8	1.78	0.49
16:AQ:28:VAL:O	16:AQ:36:PHE:HA	2.13	0.49
23:DB:2223:G:C2'	23:DB:2224:G:H5'	2.43	0.49
23:BB:1951:U:H2'	23:BB:1953:A:OP2	2.13	0.49
1:AA:1221:G:O2'	1:AA:1222:G:H5'	2.13	0.48
32:DK:35:VAL:H	32:DK:65:THR:HG21	1.78	0.48
28:BF:33:ILE:HB	28:BF:90:LEU:HG	1.95	0.48
38:DQ:91:ARG:HE	38:DQ:94:LEU:HD23	1.77	0.48
1:AA:1109:C:H2'	1:AA:1110:A:O4'	2.13	0.48
20:CB:40:ILE:HD13	20:CB:201:GLY:HA2	1.93	0.48
38:BQ:80:ASN:C	38:BQ:82:LEU:H	2.17	0.48

Continued on next page...

Continued from previous page...

Atom-1	Atom-2	Interatomic distance (Å)	Clash overlap (Å)
12:CM:9:PRO:HB2	12:CM:17:ALA:HB1	1.95	0.48
28:DF:79:ARG:HB2	28:DF:82:TYR:CE2	2.48	0.48
30:BH:108:VAL:HG12	30:BH:109:GLU:H	1.78	0.48
30:BH:80:ILE:H	30:BH:145:ASN:H	1.61	0.48
30:BH:66:ASN:N	30:BH:66:ASN:HD22	2.12	0.48
35:DN:90:ARG:HB3	35:DN:94:TYR:CE1	2.48	0.48
8:AI:44:ARG:HE	8:AI:48:ARG:HH22	1.61	0.48
20:CB:113:LEU:HD23	20:CB:114:LYS:N	2.28	0.48
10:AK:86:LYS:HB2	10:AK:113:THR:HA	1.94	0.48
41:BT:50:LEU:N	41:BT:50:LEU:HD22	2.28	0.48
23:BB:992:C:H2'	23:BB:993:G:H8	1.78	0.48
1:AA:922:G:H2'	1:AA:923:A:C8	2.49	0.48
1:AA:815:A:H4'	1:AA:817:C:C4	2.48	0.48
23:BB:1729:U:O4	23:BB:1733:G:H1'	2.12	0.48
12:AM:86:ARG:HA	12:AM:96:VAL:CG1	2.43	0.48
34:BM:35:ALA:HB3	34:BM:99:GLY:H	1.78	0.48
30:BH:53:GLU:HA	30:BH:53:GLU:OE1	2.12	0.48
34:BM:86:LYS:HG3	34:BM:87:GLY:N	2.27	0.48
23:BB:2849:U:H4'	23:BB:2850:A:C5'	2.43	0.48
13:AN:79:SER:O	13:AN:83:VAL:HG23	2.13	0.48
23:BB:2070:A:H2'	23:BB:2071:A:C8	2.49	0.48
44:BX:3:ALA:O	44:BX:6:LEU:HB2	2.12	0.48
23:DB:1826:G:H2'	23:DB:1827:U:C6	2.48	0.48
23:DB:1794:A:H2'	23:DB:1795:C:C6	2.48	0.48
26:DD:171:THR:HG23	26:DD:172:VAL:H	1.77	0.48
22:DA:74:U:H2'	22:DA:75:G:C8	2.48	0.48
7:AH:9:MET:O	7:AH:13:ILE:HG13	2.13	0.48
7:CH:12:ARG:HH11	7:CH:12:ARG:HG3	1.78	0.48
23:DB:1939:U:O2	23:DB:1967:C:H4'	2.13	0.48
23:DB:1348:C:H2'	23:DB:1349:C:H5'	1.94	0.48
1:AA:1239:A:H4'	1:AA:1240:U:C5'	2.43	0.48
52:BI:89:SER:HA	52:BI:97:VAL:CG2	2.43	0.48
3:AD:22:SER:HB2	3:AD:109:THR:HG22	1.94	0.48
23:BB:2783:U:H2'	23:BB:2784:U:C6	2.47	0.48
47:B0:18:HIS:HD1	47:B0:18:HIS:H	1.59	0.48
1:CA:728:A:H2'	1:CA:729:A:H8	1.77	0.48
20:AB:23:ASN:C	20:AB:25:LYS:H	2.16	0.48
25:DC:239:PHE:HD1	25:DC:241:LYS:H	1.59	0.48
29:BG:116:LEU:HD23	29:BG:121:THR:HA	1.94	0.48
23:DB:2405:G:H1'	23:DB:2412:A:H61	1.78	0.48
1:CA:591:U:H2'	1:CA:592:G:H8	1.78	0.48

Continued on next page...

Continued from previous page...

Atom-1	Atom-2	Interatomic distance (Å)	Clash overlap (Å)
29:BG:93:TYR:O	29:BG:94:ARG:HG3	2.11	0.48
23:DB:519:U:H2'	23:DB:520:G:C8	2.48	0.48
23:BB:2234:G:O2'	23:BB:2235:G:H5'	2.13	0.48
23:DB:685:A:H1'	23:DB:688:U:O4	2.13	0.48
1:CA:724:G:H2'	1:CA:725:G:H8	1.77	0.48
23:BB:1985:C:O2'	23:BB:1986:C:H5'	2.13	0.48
50:D3:25:HIS:HB2	50:D3:43:LEU:O	2.13	0.48
38:BQ:35:PHE:O	38:BQ:39:ILE:HG12	2.13	0.48
23:BB:904:G:H2'	23:BB:905:A:H8	1.77	0.48
1:AA:598:U:H4'	7:AH:85:TYR:CG	2.48	0.48
22:DA:39:A:O2'	22:DA:40:U:H5'	2.13	0.48
1:AA:1254:A:H2'	1:AA:1255:G:C8	2.48	0.48
23:BB:796:C:H2'	23:BB:797:G:H8	1.78	0.48
16:CQ:10:ARG:NH2	16:CQ:55:GLY:HA2	2.28	0.48
23:BB:851:C:H2'	23:BB:852:U:H6	1.78	0.48
18:AS:62:THR:O	18:AS:66:VAL:HG13	2.13	0.48
32:BK:35:VAL:H	32:BK:65:THR:HG21	1.78	0.48
31:DJ:16:TYR:N	31:DJ:137:PRO:HB3	2.29	0.48
38:DQ:60:TRP:C	38:DQ:64:ILE:HG12	2.33	0.48
38:DQ:80:ASN:ND2	38:DQ:81:GLY:N	2.61	0.48
40:BS:17:VAL:HG11	40:BS:103:ILE:HG12	1.93	0.48
33:DL:125:LEU:HD23	33:DL:126:ARG:N	2.28	0.48
40:DS:76:VAL:HG12	40:DS:103:ILE:HA	1.95	0.48
26:BD:116:LYS:HB3	26:BD:118:PHE:CZ	2.47	0.48
23:BB:2820:A:H4'	35:BN:3:HIS:CG	2.48	0.48
1:AA:1001:C:H2'	1:AA:1002:G:H8	1.78	0.48
30:BH:64:ALA:O	30:BH:65:ALA:HB2	2.13	0.48
3:AD:24:VAL:O	3:AD:27:ILE:HG13	2.13	0.48
23:BB:1059:G:H2'	23:BB:1060:U:C5	2.48	0.48
8:CI:50:PRO:HD3	8:CI:79:ARG:CG	2.43	0.48
6:AG:12:LEU:HD22	6:AG:13:PRO:HD2	1.94	0.48
4:AE:148:SER:HB2	4:AE:150:GLU:OE1	2.13	0.48
23:DB:1445:G:H2'	23:DB:1446:C:O4'	2.13	0.48
46:BZ:76:GLU:HG3	46:BZ:77:LYS:H	1.77	0.48
37:BP:24:THR:N	37:BP:87:ARG:O	2.47	0.48
3:CD:8:LEU:HD12	3:CD:31:CYS:SG	2.53	0.48
39:BR:61:ALA:HB1	39:BR:96:VAL:HB	1.95	0.48
1:CA:846:G:H2'	1:CA:846:G:N3	2.28	0.48
23:BB:2569:G:O2'	23:BB:2570:G:H5'	2.13	0.48
1:CA:734:G:O2'	17:CR:59:LYS:HD3	2.13	0.48
2:AC:149:LYS:O	2:AC:200:TRP:HE3	1.95	0.48

Continued on next page...

Continued from previous page...

Atom-1	Atom-2	Interatomic distance (Å)	Clash overlap (Å)
2:CC:155:ARG:H	2:CC:162:ALA:HA	1.78	0.48
14:AO:55:LEU:O	14:AO:58:MET:HG2	2.14	0.48
1:AA:264:C:HO2'	16:AQ:65:PRO:HG2	1.78	0.48
12:AM:90:HIS:HA	12:AM:108:ARG:HH22	1.76	0.48
23:BB:2531:A:H4'	29:BG:156:TYR:CD1	2.48	0.48
23:DB:1387:A:H5'	23:DB:1469:A:H1'	1.95	0.48
36:BO:39:VAL:HB	36:BO:49:VAL:HG22	1.96	0.48
4:AE:71:ILE:HG21	4:AE:144:GLU:OE2	2.12	0.48
8:AI:127:SER:O	8:AI:129:ARG:HG3	2.12	0.48
41:DT:14:PRO:HA	41:DT:32:LEU:CB	2.44	0.48
23:DB:1885:A:H2'	23:DB:1886:U:O4'	2.14	0.48
20:CB:75:ALA:C	20:CB:79:VAL:HG23	2.33	0.48
35:BN:11:ASN:O	35:BN:12:ARG:HB2	2.13	0.48
23:DB:2466:C:O2'	23:DB:2467:C:H5'	2.12	0.48
20:CB:93:HIS:O	20:CB:94:ARG:O	2.30	0.48
23:DB:1794:A:H2'	23:DB:1795:C:H6	1.77	0.48
23:DB:636:G:H3'	33:DL:128:THR:CG2	2.42	0.48
50:B3:58:ILE:HG13	50:B3:58:ILE:H	1.39	0.48
1:AA:1424:U:H2'	1:AA:1425:U:C6	2.47	0.48
2:AC:13:ILE:HD13	2:AC:13:ILE:N	2.29	0.48
1:AA:1234:C:H1'	1:AA:1364:U:O2	2.14	0.48
6:AG:120:ALA:O	6:AG:123:LEU:HB2	2.13	0.48
1:AA:1414:U:H2'	1:AA:1415:G:C8	2.48	0.48
25:BC:69:ASN:O	25:BC:70:LYS:C	2.51	0.48
1:AA:908:A:H2'	1:AA:909:A:H8	1.78	0.48
26:BD:55:LYS:HB2	26:BD:60:VAL:HG13	1.94	0.48
23:BB:710:U:H2'	23:BB:711:G:H8	1.79	0.48
45:BY:29:ARG:H	45:BY:33:HIS:CD2	2.30	0.48
23:BB:1838:C:H4'	23:BB:1839:G:C8	2.48	0.48
22:BA:91:C:H2'	22:BA:92:C:C6	2.48	0.48
23:BB:1210:G:H1'	23:BB:1212:G:C2	2.48	0.48
5:CF:68:GLN:HA	5:CF:71:ILE:HD11	1.95	0.48
23:BB:2282:G:OP1	23:BB:2283:C:H1'	2.13	0.48
6:AG:136:LYS:O	6:AG:140:VAL:HG23	2.13	0.48
23:BB:1716:U:H2'	23:BB:1717:A:H8	1.78	0.48
23:BB:623:C:H2'	23:BB:624:C:C6	2.48	0.48
23:DB:796:C:O2'	23:DB:797:G:H5'	2.13	0.48
14:CO:68:TYR:HA	14:CO:71:ARG:HE	1.77	0.48
1:CA:820:U:H4'	1:CA:821:G:OP2	2.12	0.48
1:CA:386:C:C2'	1:CA:387:U:H5'	2.44	0.48
1:AA:317:U:H2'	1:AA:318:G:H8	1.78	0.48

Continued on next page...

Continued from previous page...

Atom-1	Atom-2	Interatomic distance (Å)	Clash overlap (Å)
31:BJ:75:TYR:CD1	31:BJ:86:GLN:HB3	2.48	0.48
1:CA:114:U:H2'	1:CA:115:G:C8	2.48	0.48
23:DB:1467:U:O2'	23:DB:1468:U:H5'	2.13	0.48
23:DB:492:A:H2'	23:DB:493:G:O4'	2.13	0.48
23:BB:2385:C:H2'	23:BB:2386:A:C8	2.47	0.48
13:CN:5:MET:SD	13:CN:8:ARG:HD3	2.53	0.48
28:BF:62:GLN:HG3	28:BF:91:ARG:NH1	2.29	0.48
25:DC:43:ASN:HD22	25:DC:44:ASN:N	2.11	0.48
28:BF:43:ILE:HA	28:BF:46:LYS:HE2	1.95	0.48
20:CB:209:VAL:HG23	20:CB:210:THR:N	2.27	0.48
42:BU:26:ASN:N	42:BU:26:ASN:ND2	2.62	0.48
26:DD:106:LYS:O	26:DD:107:VAL:HB	2.13	0.48
26:DD:107:VAL:N	26:DD:206:ALA:H	2.11	0.48
40:BS:25:ARG:HE	40:BS:74:ILE:HG23	1.79	0.48
38:BQ:68:ALA:O	38:BQ:71:ASN:HB3	2.13	0.48
38:BQ:91:ARG:HE	38:BQ:94:LEU:HD23	1.77	0.48
39:BR:10:LYS:HD2	39:BR:10:LYS:N	2.27	0.48
1:CA:1001:C:H2'	1:CA:1002:G:H8	1.77	0.48
12:AM:15:VAL:HG22	12:AM:33:LEU:CD1	2.44	0.48
52:DI:11:GLN:HA	52:DI:55:PRO:HA	1.94	0.48
30:DH:113:SER:N	30:DH:132:PHE:HZ	2.11	0.48
46:BZ:40:VAL:CG2	46:BZ:43:GLU:HB3	2.34	0.48
46:BZ:45:ARG:HE	46:BZ:47:VAL:HG12	1.77	0.48
3:AD:31:CYS:SG	3:AD:33:ILE:HB	2.53	0.48
28:BF:105:ILE:C	28:BF:108:PRO:HD2	2.34	0.48
6:CG:67:ASN:HB2	6:CG:134:VAL:HG12	1.95	0.48
1:AA:1178:G:H3'	8:AI:98:ARG:NH2	2.29	0.48
34:DM:55:ARG:HH22	34:DM:58:LYS:HA	1.78	0.48
23:BB:571:U:O2'	23:BB:573:U:O5'	2.31	0.48
23:DB:2675:A:N1	23:DB:2732:G:O6	2.47	0.48
31:DJ:64:VAL:O	31:DJ:68:LYS:HD2	2.12	0.48
17:CR:42:ARG:HG3	17:CR:43:ILE:H	1.78	0.48
25:BC:12:ARG:HA	25:BC:15:VAL:CG2	2.44	0.48
30:DH:87:GLU:HB2	30:DH:89:LYS:NZ	2.27	0.48
2:CC:129:PHE:HD2	2:CC:156:LEU:HD22	1.78	0.48
2:CC:149:LYS:HG3	2:CC:168:ARG:HB2	1.96	0.48
1:AA:251:G:N3	1:AA:266:G:O6	2.46	0.48
29:BG:154:GLU:CD	29:BG:156:TYR:HB2	2.33	0.48
52:DI:100:ILE:O	52:DI:139:VAL:HA	2.14	0.48
23:DB:2391:G:HO2'	23:DB:2424:C:H41	1.61	0.48
23:DB:2074:U:O2'	23:DB:2075:U:H5'	2.13	0.48

Continued on next page...

Continued from previous page...

Atom-1	Atom-2	Interatomic distance (Å)	Clash overlap (Å)
23:BB:286:U:O2'	23:BB:287:G:H5'	2.12	0.48
23:DB:1793:C:H2'	23:DB:1794:A:C8	2.48	0.48
1:CA:794:A:H2'	1:CA:795:C:C6	2.48	0.48
34:BM:10:ARG:HH21	34:BM:10:ARG:HG3	1.78	0.48
23:BB:598:U:H2'	23:BB:599:A:C8	2.47	0.48
42:BU:11:ILE:O	42:BU:11:ILE:HD13	2.12	0.48
23:BB:2472:G:C2'	23:BB:2475:C:H42	2.27	0.48
23:DB:1290:C:O2'	23:DB:1291:C:H5'	2.13	0.48
23:DB:1292:G:H2'	23:DB:1293:C:H6	1.77	0.48
22:DA:30:C:H2'	22:DA:31:C:H5'	1.95	0.48
23:DB:2897:U:H2'	23:DB:2898:U:H6	1.76	0.48
3:CD:129:VAL:HG12	3:CD:131:ILE:H	1.78	0.48
30:BH:5:LEU:HD13	30:BH:13:GLY:HA2	1.94	0.48
23:BB:204:A:H4'	23:BB:205:G:OP1	2.13	0.48
1:CA:908:A:H2'	1:CA:909:A:H8	1.79	0.48
23:BB:2539:C:H4'	51:B4:36:ARG:HH21	1.77	0.48
42:BU:41:VAL:O	42:BU:59:GLU:HA	2.13	0.48
15:AP:6:LEU:HD12	15:AP:6:LEU:N	2.28	0.48
25:DC:57:HIS:CG	25:DC:58:LYS:H	2.31	0.48
23:DB:2663:G:H2'	23:DB:2664:G:O4'	2.13	0.48
23:BB:2083:G:H2'	23:BB:2084:C:C6	2.48	0.48
23:BB:816:C:O2'	23:BB:817:C:H5'	2.13	0.48
11:CL:42:LYS:HB3	11:CL:44:PRO:HD2	1.94	0.48
4:CE:53:ARG:HB3	4:CE:53:ARG:NH1	2.28	0.48
23:DB:2708:G:O2'	23:DB:2709:G:H5'	2.11	0.48
23:BB:1711:A:O2'	23:BB:1712:U:H5'	2.13	0.48
23:BB:464:U:H2'	23:BB:465:G:O4'	2.13	0.48
6:CG:70:PRO:O	6:CG:95:ARG:HG3	2.13	0.48
29:BG:28:LYS:HG2	29:BG:79:THR:HA	1.95	0.48
23:BB:320:A:H2'	27:BE:131:THR:OG1	2.13	0.48
23:DB:1098:A:C3'	52:DI:3:LYS:HA	2.26	0.48
42:BU:82:VAL:CG1	42:BU:93:ARG:HB3	2.43	0.48
26:BD:171:THR:HG23	26:BD:172:VAL:H	1.78	0.48
28:BF:126:ASN:ND2	28:BF:156:THR:HG23	2.05	0.48
31:BJ:125:TYR:HH	31:BJ:132:HIS:CE1	2.32	0.48
27:DE:106:LYS:CE	27:DE:200:LEU:HB3	2.42	0.48
27:DE:188:MET:HE2	27:DE:193:VAL:HG22	1.94	0.48
38:DQ:56:PHE:O	38:DQ:59:LEU:HB3	2.12	0.48
25:DC:93:VAL:HG13	25:DC:94:LEU:H	1.77	0.48
26:DD:25:THR:HG21	26:DD:193:VAL:CG2	2.39	0.48
33:BL:73:ILE:HD12	33:BL:106:GLU:HB2	1.95	0.48

Continued on next page...

Continued from previous page...

Atom-1	Atom-2	Interatomic distance (Å)	Clash overlap (Å)
33:BL:77:ILE:HG12	33:BL:95:LEU:HD22	1.94	0.48
30:DH:47:PHE:CE1	30:DH:51:ARG:HD3	2.48	0.48
1:CA:815:A:H4'	1:CA:817:C:C4	2.49	0.48
23:DB:1436:G:O2'	23:DB:1437:C:H5'	2.13	0.48
24:BV:72:VAL:HG21	24:BV:91:PHE:CG	2.48	0.48
46:BZ:56:MET:O	46:BZ:59:ILE:HG12	2.13	0.48
1:CA:1060:U:H5''	9:CJ:53:ILE:HG12	1.94	0.48
23:BB:979:A:H2'	23:BB:982:C:N4	2.20	0.48
21:AU:39:LYS:HD3	21:AU:39:LYS:H	1.78	0.48
2:AC:149:LYS:HE3	2:AC:166:TRP:CH2	2.49	0.48
24:DV:14:LYS:HE3	24:DV:18:ARG:NH2	2.29	0.48
36:DO:67:ASN:O	36:DO:69:ASP:N	2.46	0.48
23:DB:1729:U:O4	23:DB:1733:G:H1'	2.13	0.48
23:BB:1387:A:H5'	23:BB:1469:A:H1'	1.95	0.48
23:DB:2617:U:O2'	23:DB:2618:G:H5'	2.13	0.48
36:BO:49:VAL:HG11	36:BO:82:ALA:CA	2.41	0.48
29:DG:166:GLU:CG	29:DG:168:VAL:HG23	2.43	0.48
26:DD:33:ARG:HG2	26:DD:33:ARG:HH21	1.78	0.48
25:DC:64:VAL:HG11	25:DC:66:PHE:CE2	2.49	0.48
28:BF:70:ARG:HA	28:BF:80:GLN:NE2	2.29	0.48
23:BB:812:C:H5''	23:BB:1250:G:O2'	2.12	0.48
43:BW:30:VAL:HA	43:BW:60:ALA:O	2.12	0.48
1:AA:1390:U:O2'	1:AA:1391:U:H5'	2.14	0.48
25:DC:35:LYS:HG2	25:DC:36:ASN:N	2.25	0.48
23:BB:783:A:H2'	23:BB:784:G:O5'	2.12	0.48
37:DP:52:ARG:NH1	37:DP:52:ARG:HG2	2.27	0.48
23:BB:2557:G:H2'	23:BB:2558:C:H6	1.74	0.48
11:CL:98:ARG:HD2	11:CL:103:CYS:SG	2.53	0.48
1:CA:475:C:H2'	1:CA:476:U:H6	1.78	0.48
1:CA:474:G:O2'	1:CA:475:C:H5'	2.13	0.48
23:DB:2462:C:H2'	23:DB:2463:C:C6	2.47	0.48
1:AA:175:C:H2'	1:AA:176:C:H6	1.78	0.48
25:DC:14:HIS:O	25:DC:16:VAL:HG23	2.13	0.48
1:AA:814:A:H5'	1:AA:1511:G:H4'	1.96	0.48
26:DD:171:THR:HG23	26:DD:172:VAL:N	2.28	0.48
33:DL:95:LEU:HD12	33:DL:95:LEU:H	1.78	0.48
1:AA:87:C:H2'	1:AA:88:U:O3'	2.13	0.48
23:DB:2144:G:H2'	23:DB:2145:C:O3'	2.13	0.48
47:D0:18:HIS:H	47:D0:18:HIS:HD1	1.61	0.48
4:AE:87:VAL:HG22	4:AE:88:HIS:N	2.28	0.48
24:BV:77:VAL:CG1	34:BM:136:MET:HB3	2.43	0.48

Continued on next page...

Continued from previous page...

Atom-1	Atom-2	Interatomic distance (Å)	Clash overlap (Å)
17:AR:58:ILE:O	17:AR:62:ARG:HG3	2.14	0.48
1:AA:624:C:H2'	1:AA:625:U:C6	2.48	0.48
29:BG:10:VAL:HG23	29:BG:48:THR:HA	1.94	0.48
1:AA:591:U:OP2	7:AH:30:LYS:HE2	2.14	0.48
23:BB:196:A:H5''	33:BL:47:ARG:HH12	1.78	0.48
11:CL:2:THR:HG22	11:CL:5:GLN:HE21	1.79	0.48
3:AD:104:MET:SD	3:AD:179:GLY:HA3	2.54	0.48
25:DC:259:ASN:C	25:DC:261:ARG:H	2.16	0.48
13:CN:97:LYS:NZ	13:CN:97:LYS:HB3	2.28	0.48
1:CA:586:C:H2'	1:CA:587:G:H5'	1.95	0.48
5:CF:6:ILE:HG23	5:CF:62:MET:HB3	1.95	0.48
23:BB:392:U:O2'	23:BB:393:C:H5'	2.14	0.48
23:BB:2286:G:H4'	23:BB:2287:A:O4'	2.13	0.48
1:AA:56:U:H2'	1:AA:57:G:H8	1.79	0.48
1:CA:308:C:H2'	1:CA:309:A:H8	1.78	0.48
11:AL:33:CYS:HA	11:AL:54:VAL:HA	1.96	0.48
23:DB:1716:U:H2'	23:DB:1717:A:H8	1.78	0.48
23:DB:559:G:H21	38:DQ:51:GLN:NE2	2.11	0.48
23:BB:939:G:O2'	23:BB:940:G:H5'	2.13	0.48
23:DB:1369:G:O2'	23:DB:1370:C:H5'	2.14	0.48
42:BU:53:GLN:N	42:BU:54:PRO:CD	2.76	0.48
1:CA:775:G:H2'	1:CA:776:G:H8	1.78	0.48
5:CF:21:MET:HB3	5:CF:25:TYR:CZ	2.48	0.48
23:BB:2716:C:H2'	23:BB:2717:C:C6	2.48	0.48
23:BB:235:U:H2'	23:BB:236:C:C6	2.47	0.48
1:CA:233:C:H2'	1:CA:234:C:H6	1.78	0.48
1:AA:1320:C:N4	18:AS:35:ARG:HD3	2.28	0.48
13:CN:68:ARG:HH11	13:CN:68:ARG:HG2	1.78	0.48
28:BF:33:ILE:O	28:BF:90:LEU:HB2	2.14	0.48
25:BC:43:ASN:HB2	25:BC:49:THR:CG2	2.43	0.48
23:BB:2305:U:H2'	23:BB:2306:C:C6	2.47	0.48
31:DJ:3:THR:HG21	38:DQ:60:TRP:HE1	1.78	0.48
23:DB:2336:A:H61	43:DW:40:ARG:HD2	1.75	0.48
43:DW:49:ASN:CB	43:DW:61:LYS:H	2.25	0.48
46:DZ:45:ARG:HE	46:DZ:47:VAL:HG12	1.77	0.48
16:AQ:60:ILE:HG22	16:AQ:74:LEU:HA	1.95	0.48
46:DZ:5:CYS:SG	46:DZ:8:THR:HG23	2.54	0.48
1:CA:923:A:H2'	1:CA:924:C:H6	1.77	0.48
23:BB:1059:G:O2'	52:BI:112:LYS:HE2	2.14	0.48
19:CT:70:LYS:O	19:CT:74:HIS:HB2	2.13	0.48
29:DG:49:LEU:HD23	29:DG:51:PHE:CZ	2.48	0.48

Continued on next page...

Continued from previous page...

Atom-1	Atom-2	Interatomic distance (Å)	Clash overlap (Å)
4:AE:80:LEU:HA	4:AE:146:MET:HE1	1.95	0.48
23:DB:2811:G:OP1	26:DD:61:THR:HB	2.12	0.48
19:AT:61:ALA:HB1	19:AT:67:HIS:HA	1.95	0.48
29:DG:25:ILE:HD12	29:DG:25:ILE:N	2.29	0.48
23:DB:1309:G:OP1	49:D2:9:VAL:HG12	2.14	0.48
21:AU:33:ARG:HG2	21:AU:34:ARG:N	2.27	0.48
12:AM:89:ARG:CB	12:AM:96:VAL:HG22	2.43	0.48
39:DR:34:GLU:HB3	39:DR:58:VAL:HG21	1.95	0.48
48:D1:49:LYS:O	48:D1:50:GLU:HB3	2.14	0.48
23:DB:1247:A:O2'	23:DB:1248:G:H5'	2.13	0.48
25:BC:105:ALA:HB1	25:BC:109:LEU:CD1	2.43	0.48
8:AI:32:ARG:HD3	8:AI:37:TYR:CD1	2.49	0.48
2:AC:91:ALA:HB2	2:AC:98:ALA:H	1.78	0.48
13:AN:29:ILE:HB	13:AN:30:ILE:HD12	1.95	0.48
8:CI:32:ARG:HD3	8:CI:37:TYR:CD1	2.47	0.48
23:DB:2590:A:H5''	25:DC:237:ARG:NH2	2.28	0.48
1:AA:957:U:H2'	1:AA:959:A:OP2	2.13	0.48
3:AD:10:LEU:HD12	3:AD:20:LEU:HD11	1.96	0.48
23:DB:1534:U:H2'	23:DB:1536:C:C5	2.49	0.48
11:CL:66:ILE:N	11:CL:66:ILE:HD12	2.28	0.48
23:BB:2025:C:H2'	23:BB:2026:U:H6	1.77	0.48
7:AH:7:ALA:O	7:AH:11:THR:HG23	2.14	0.48
42:DU:78:LYS:CG	42:DU:79:ALA:H	2.27	0.48
23:BB:2471:A:O2'	23:BB:2472:G:O5'	2.30	0.48
23:DB:69:C:H2'	23:DB:70:G:H8	1.78	0.48
2:CC:59:PRO:HD2	2:CC:62:SER:O	2.13	0.48
23:BB:1678:A:H2'	23:BB:1679:A:C8	2.45	0.48
23:BB:1848:A:H2'	23:BB:1849:G:C8	2.47	0.48
23:DB:1199:U:H5''	56:DB:3623:HOH:O	2.12	0.48
1:AA:36:C:O2'	1:AA:37:U:H5'	2.14	0.48
30:BH:48:GLU:HG2	30:BH:49:ALA:N	2.29	0.48
7:AH:95:MET:HG2	7:AH:98:LEU:HB2	1.95	0.48
1:CA:546:A:P	3:CD:68:GLU:HB3	2.53	0.48
23:DB:969:G:H2'	23:DB:970:U:C6	2.49	0.48
30:BH:26:ALA:C	30:BH:28:ASN:N	2.66	0.48
26:BD:36:GLN:HB3	26:BD:67:HIS:HE1	1.79	0.48
23:DB:48:G:HO2'	23:DB:49:A:H2	1.61	0.48
20:CB:10:LYS:O	20:CB:13:VAL:HG23	2.13	0.48
2:AC:21:TRP:CH2	2:AC:31:ASN:HB3	2.49	0.48
29:BG:88:LEU:O	29:BG:88:LEU:HD12	2.13	0.48
23:BB:1606:C:H5''	23:BB:1607:C:OP1	2.14	0.48

Continued on next page...

Continued from previous page...

Atom-1	Atom-2	Interatomic distance (Å)	Clash overlap (Å)
30:BH:9:VAL:HG11	30:BH:12:LEU:HG	1.95	0.48
23:BB:1682:G:H2'	23:BB:1683:U:C6	2.49	0.48
23:DB:1403:A:H2'	23:DB:1404:C:C6	2.49	0.48
1:AA:409:U:OP1	3:AD:23:GLY:HA3	2.13	0.48
1:AA:69:G:H2'	1:AA:70:U:C6	2.48	0.48
23:BB:2583:G:H2'	23:BB:2584:U:O4'	2.14	0.48
20:AB:63:LYS:HA	20:AB:224:ARG:NH1	2.29	0.48
1:AA:309:A:O2'	1:AA:310:G:H5'	2.12	0.48
23:BB:2835:A:N6	23:BB:2878:U:H2'	2.29	0.48
23:DB:1266:G:OP1	47:D0:15:ARG:NE	2.42	0.48
15:AP:36:VAL:HG13	15:AP:36:VAL:O	2.14	0.48
25:BC:54:GLY:O	25:BC:214:GLY:HA2	2.14	0.48
27:DE:34:ALA:HA	27:DE:94:GLN:NE2	2.28	0.48
23:DB:1101:U:O2'	23:DB:1102:C:H5'	2.13	0.48
23:BB:2385:C:H2'	23:BB:2386:A:H8	1.78	0.48
26:BD:107:VAL:N	26:BD:206:ALA:H	2.11	0.48
8:AI:17:ARG:HB2	8:AI:65:THR:HB	1.95	0.48
28:DF:121:PHE:HB3	28:DF:127:TYR:CD2	2.49	0.48
22:DA:42:C:C5	28:DF:65:LEU:HD22	2.49	0.48
28:BF:31:GLU:C	28:BF:32:LYS:HD3	2.34	0.48
23:DB:7:G:OP1	31:DJ:132:HIS:HE1	1.96	0.48
31:BJ:98:GLU:HB3	31:BJ:124:VAL:HG21	1.95	0.48
23:DB:1799:G:C5	25:DC:175:LEU:HD13	2.49	0.48
2:CC:71:ARG:O	2:CC:75:VAL:HG23	2.13	0.48
23:BB:2273:A:H2'	23:BB:2274:A:C8	2.48	0.48
43:DW:48:ALA:HB3	43:DW:81:ILE:HG13	1.95	0.48
23:BB:1655:A:H2'	23:BB:1656:C:O4'	2.13	0.48
23:BB:2723:C:H5''	35:BN:1:MET:HE2	1.94	0.48
23:BB:2821:A:OP2	35:BN:3:HIS:NE2	2.47	0.48
23:DB:1063:G:H5'	52:DI:135:MET:HG2	1.94	0.48
30:BH:131:SER:HA	30:BH:142:VAL:N	2.27	0.48
30:DH:4:ILE:HG21	30:DH:47:PHE:CE1	2.49	0.48
23:BB:543:G:H2'	23:BB:544:C:C5'	2.43	0.48
20:CB:68:PHE:HE1	20:CB:88:GLN:HB3	1.79	0.48
3:AD:160:LEU:H	3:AD:160:LEU:CD1	2.16	0.48
4:CE:37:VAL:HG11	4:CE:113:VAL:CG1	2.43	0.48
4:CE:136:VAL:HG13	4:CE:137:ARG:N	2.28	0.48
52:BI:124:MET:O	52:BI:128:ILE:HG12	2.13	0.48
12:AM:52:ILE:HA	12:AM:55:LEU:HG	1.96	0.48
38:BQ:7:VAL:HG23	38:BQ:8:ILE:N	2.29	0.48
28:BF:55:ASP:O	28:BF:59:ILE:HG13	2.13	0.48

Continued on next page...

Continued from previous page...

Atom-1	Atom-2	Interatomic distance (Å)	Clash overlap (Å)
29:DG:42:VAL:HA	29:DG:50:THR:O	2.14	0.48
46:BZ:7:VAL:HG23	46:BZ:67:VAL:HG11	1.95	0.48
24:DV:72:VAL:HG21	24:DV:91:PHE:CG	2.48	0.48
41:BT:51:PHE:HB3	41:BT:53:VAL:HG23	1.95	0.48
41:DT:29:THR:CG2	41:DT:86:THR:HG22	2.44	0.48
6:AG:4:ARG:CG	6:AG:5:VAL:H	2.22	0.48
41:BT:74:ILE:HG13	41:BT:75:GLY:N	2.29	0.48
23:BB:1508:A:H3'	23:BB:1509:A:C2	2.48	0.48
23:BB:2150:C:O2'	23:BB:2151:U:H5'	2.13	0.48
11:AL:81:ILE:HG23	11:AL:94:TYR:HB3	1.95	0.48
22:BA:76:G:H1	22:BA:101:A:H61	1.60	0.48
23:BB:2391:G:HO2'	23:BB:2392:A:P	2.36	0.48
24:DV:61:LEU:O	24:DV:71:LYS:HA	2.14	0.48
23:DB:992:C:O2'	23:DB:993:G:H5'	2.14	0.48
23:DB:2867:G:N3	23:DB:2867:G:C2'	2.74	0.48
23:BB:1463:C:H2'	23:BB:1464:G:C8	2.49	0.48
3:AD:10:LEU:HD13	3:AD:62:ARG:HD3	1.95	0.48
23:BB:2027:G:O2'	23:BB:2028:U:H5'	2.13	0.48
27:BE:172:ALA:HB2	27:BE:195:GLN:NE2	2.29	0.48
26:DD:171:THR:O	26:DD:172:VAL:HG23	2.12	0.48
23:DB:1460:U:H3'	23:DB:1461:C:H5'	1.96	0.48
4:CE:17:VAL:HG23	4:CE:33:THR:O	2.14	0.48
23:DB:470:A:H61	41:DT:72:GLN:HE22	1.60	0.48
23:BB:1945:G:H2'	23:BB:1946:U:C6	2.49	0.48
23:DB:2063:C:O2	23:DB:2450:A:N1	2.47	0.48
1:AA:660:C:H2'	1:AA:661:G:O4'	2.13	0.48
8:AI:12:LYS:HA	8:AI:109:GLN:HG2	1.94	0.48
23:BB:1196:C:H2'	23:BB:1197:G:H8	1.78	0.48
41:DT:50:LEU:N	41:DT:50:LEU:HD22	2.28	0.48
29:DG:10:VAL:HG23	29:DG:48:THR:HA	1.96	0.48
1:CA:113:G:O4'	1:CA:354:G:H4'	2.13	0.48
23:DB:659:G:H4'	27:DE:95:LYS:CD	2.43	0.48
1:CA:1009:U:H1'	1:CA:1021:A:C2	2.49	0.48
45:DY:29:ARG:H	45:DY:33:HIS:CD2	2.30	0.48
36:BO:30:ARG:HG3	36:BO:30:ARG:NH1	2.29	0.48
2:CC:146:LYS:HB2	2:CC:202:PHE:CD2	2.49	0.48
1:AA:1530:G:HO2'	1:AA:1531:A:H8	1.62	0.48
16:AQ:3:LYS:HG3	16:AQ:4:ILE:H	1.78	0.48
11:AL:33:CYS:H	11:AL:54:VAL:HG13	1.79	0.48
23:DB:950:G:H2'	23:DB:951:C:C6	2.48	0.48
3:CD:149:LYS:HB2	3:CD:177:MET:HG3	1.94	0.48

Continued on next page...

Continued from previous page...

Atom-1	Atom-2	Interatomic distance (Å)	Clash overlap (Å)
40:DS:20:VAL:C	40:DS:22:ASP:H	2.16	0.48
11:AL:65:TYR:HB3	11:AL:95:HIS:CD2	2.48	0.48
32:BK:77:ILE:HD11	37:BP:71:ARG:CZ	2.43	0.48
23:DB:1048:A:H8	23:DB:1048:A:P	2.36	0.48
44:BX:21:LEU:HD23	44:BX:21:LEU:H	1.77	0.48
28:DF:160:LYS:HG3	28:DF:161:SER:N	2.29	0.48
1:AA:517:G:H22	1:AA:533:A:P	2.37	0.48
2:CC:78:LYS:C	2:CC:80:GLY:H	2.16	0.48
42:DU:98:ASN:OD1	42:DU:100:GLU:HB2	2.13	0.48
23:DB:544:C:H2'	23:DB:545:U:C4	2.48	0.48
8:AI:16:ALA:HA	8:AI:66:VAL:HA	1.96	0.48
8:AI:74:GLN:O	8:AI:78:ILE:HG13	2.13	0.48
1:CA:1320:C:OP2	18:CS:69:LYS:HE3	2.13	0.48
35:DN:83:LEU:HA	35:DN:86:ARG:HB2	1.94	0.48
38:DQ:63:ARG:HH21	38:DQ:64:ILE:HD13	1.78	0.48
23:DB:141:G:N3	23:DB:141:G:H5''	2.29	0.48
5:CF:2:ARG:O	5:CF:65:GLU:HA	2.14	0.48
26:DD:204:LYS:HB2	26:DD:205:PRO:HD2	1.96	0.48
25:DC:144:GLU:OE2	25:DC:188:ARG:HG3	2.14	0.48
31:DJ:110:PRO:HB2	31:DJ:111:LYS:HE3	1.95	0.48
33:BL:125:LEU:H	33:BL:143:GLU:HG3	1.78	0.48
40:DS:73:LYS:HE3	40:DS:74:ILE:N	2.26	0.48
23:BB:2677:G:H2'	23:BB:2678:C:C6	2.49	0.48
12:CM:38:ILE:HD12	12:CM:47:LEU:HD11	1.95	0.48
12:AM:14:ALA:O	12:AM:17:ALA:HB3	2.14	0.48
28:DF:43:ILE:HA	28:DF:46:LYS:HE2	1.96	0.48
23:DB:1060:U:OP1	52:DI:75:ALA:HB3	2.14	0.48
23:DB:1063:G:C4'	52:DI:135:MET:HG2	2.44	0.48
20:AB:217:ALA:O	20:AB:221:ARG:HG2	2.14	0.48
20:AB:83:ALA:O	20:AB:88:GLN:HB2	2.14	0.48
20:AB:113:LEU:HD23	20:AB:114:LYS:N	2.28	0.48
23:DB:2034:U:O2'	23:DB:2035:G:H5'	2.13	0.48
8:CI:56:MET:SD	8:CI:57:VAL:N	2.87	0.48
28:BF:113:PHE:CZ	28:BF:175:PRO:HB2	2.48	0.48
23:BB:572:A:C2	23:BB:2033:A:C2	3.02	0.48
14:CO:88:ARG:HH22	23:DB:715:A:H5''	1.78	0.48
23:BB:2571:U:O3'	26:BD:151:THR:HB	2.13	0.48
5:AF:85:ILE:HG22	5:AF:86:ARG:H	1.78	0.48
29:BG:84:LYS:HG3	29:BG:131:VAL:C	2.33	0.48
29:BG:87:GLN:HG2	29:BG:164:ALA:HA	1.94	0.48
32:BK:99:ILE:HD13	32:BK:118:LEU:HD22	1.96	0.48

Continued on next page...

Continued from previous page...

Atom-1	Atom-2	Interatomic distance (Å)	Clash overlap (Å)
32:BK:11:ALA:HB3	32:BK:85:VAL:CG2	2.43	0.48
28:DF:102:LEU:HD13	28:DF:103:ILE:HB	1.94	0.48
39:DR:79:ARG:NE	39:DR:80:ARG:NH2	2.61	0.48
34:BM:101:VAL:HG22	34:BM:101:VAL:O	2.13	0.48
1:AA:1293:C:O2'	1:AA:1294:G:H5'	2.13	0.48
23:BB:2589:A:H2'	23:BB:2590:A:C8	2.48	0.48
7:AH:45:ILE:HB	7:AH:61:THR:O	2.14	0.48
23:DB:2589:A:H2'	23:DB:2590:A:H8	1.78	0.48
1:AA:1388:C:H2'	1:AA:1389:C:C6	2.48	0.48
23:DB:1353:A:H2'	23:DB:1354:A:H8	1.78	0.48
23:DB:2073:C:O2'	23:DB:2074:U:H5'	2.13	0.48
1:AA:1479:C:O2'	1:AA:1480:A:H5'	2.14	0.48
8:CI:98:ARG:NE	8:CI:103:VAL:HG21	2.28	0.48
23:DB:2436:G:O2'	23:DB:2437:G:H5'	2.13	0.48
1:AA:436:C:O2'	1:AA:437:U:H5'	2.12	0.48
1:AA:373:A:H2'	1:AA:374:A:C8	2.46	0.48
23:DB:1789:A:P	25:DC:220:ARG:HH11	2.36	0.48
20:AB:71:THR:HG23	20:AB:94:ARG:H	1.78	0.48
23:DB:471:A:OP1	27:DE:79:ARG:NH1	2.47	0.48
40:BS:60:HIS:O	40:BS:61:ASN:CB	2.62	0.48
1:CA:411:A:C4	1:CA:413:G:H1'	2.49	0.48
4:AE:37:VAL:HG11	4:AE:113:VAL:CG1	2.43	0.48
23:BB:942:G:O2'	23:BB:943:A:H5'	2.14	0.48
38:DQ:18:LYS:C	38:DQ:20:ALA:H	2.15	0.48
3:AD:129:VAL:HG12	3:AD:131:ILE:H	1.78	0.48
5:CF:8:PHE:O	5:CF:60:VAL:HG23	2.14	0.48
30:DH:26:ALA:C	30:DH:28:ASN:H	2.15	0.48
26:DD:55:LYS:HZ1	26:DD:59:ARG:HD2	1.77	0.48
1:AA:369:G:O2'	1:AA:370:C:H5'	2.13	0.48
23:DB:2271:G:H2'	23:DB:2272:U:H6	1.77	0.48
23:DB:2355:G:H4'	43:DW:20:LEU:HD13	1.94	0.48
1:CA:54:C:H2'	1:CA:352:C:H41	1.78	0.48
42:BU:13:LEU:HD12	42:BU:68:ASN:O	2.13	0.48
1:AA:95:C:H2'	1:AA:96:U:C6	2.48	0.48
1:AA:612:C:H2'	1:AA:613:C:C6	2.48	0.48
1:AA:613:C:H2'	1:AA:614:C:H6	1.78	0.48
34:DM:31:PHE:HB3	34:DM:130:PHE:CZ	2.49	0.48
1:CA:614:C:O2'	1:CA:615:G:H5'	2.14	0.48
4:CE:95:MET:HA	4:CE:124:ALA:CB	2.44	0.48
23:DB:2233:U:H2'	23:DB:2234:G:C8	2.48	0.48
1:AA:308:C:H2'	1:AA:309:A:H8	1.79	0.48

Continued on next page...

Continued from previous page...

Atom-1	Atom-2	Interatomic distance (Å)	Clash overlap (Å)
1:AA:893:C:H2'	1:AA:894:G:C8	2.48	0.48
29:BG:123:GLU:O	29:BG:125:PRO:HD3	2.13	0.48
27:DE:118:LEU:O	27:DE:119:ILE:HD13	2.13	0.48
10:CK:37:GLN:HB2	10:CK:39:ASN:HD22	1.79	0.48
1:CA:610:U:O4'	1:CA:610:U:O2	2.30	0.48
23:BB:1940:U:H5''	23:BB:1940:U:O2	2.14	0.48
1:AA:687:A:C2	1:AA:704:A:C5	3.01	0.48
12:AM:83:GLY:O	12:AM:88:LEU:HD21	2.14	0.48
23:DB:1478:G:O2'	23:DB:1479:G:H5'	2.14	0.48
1:AA:945:G:H21	1:AA:1334:G:H4'	1.79	0.48
26:BD:171:THR:HG23	26:BD:172:VAL:N	2.29	0.48
28:BF:29:ARG:HB2	28:BF:158:THR:HG21	1.96	0.48
31:DJ:48:VAL:HG12	31:DJ:50:THR:HG23	1.96	0.48
26:DD:107:VAL:HA	26:DD:204:LYS:O	2.14	0.48
38:BQ:64:ILE:HD12	38:BQ:95:ALA:HB3	1.95	0.48
26:DD:118:PHE:O	26:DD:119:ALA:CB	2.62	0.48
34:BM:71:LYS:HG2	34:BM:93:VAL:HG12	1.95	0.48
25:BC:183:VAL:HG22	25:BC:187:CYS:SG	2.53	0.48
43:DW:61:LYS:O	43:DW:62:ALA:O	2.31	0.48
21:CU:20:ARG:N	21:CU:20:ARG:HD2	2.29	0.48
23:BB:566:U:H5''	33:BL:29:LYS:HZ2	1.79	0.48
18:CS:62:THR:O	18:CS:66:VAL:HG13	2.14	0.48
8:CI:52:GLU:C	8:CI:53:LEU:HD22	2.33	0.48
23:DB:2428:G:H21	33:DL:60:ARG:NE	2.09	0.48
41:DT:40:LYS:HA	41:DT:43:ILE:HB	1.95	0.48
15:CP:43:ALA:HA	15:CP:46:LYS:HE3	1.96	0.48
41:DT:23:ALA:C	41:DT:25:GLU:H	2.17	0.48
23:BB:1551:A:C3'	23:BB:1552:A:H5''	2.43	0.48
41:BT:66:LYS:N	41:BT:76:ARG:NH2	2.62	0.48
23:BB:2572:A:OP2	26:BD:151:THR:HB	2.13	0.48
1:AA:734:G:H2'	1:AA:735:C:C6	2.48	0.48
29:DG:84:LYS:HG3	29:DG:131:VAL:HA	1.96	0.48
28:DF:102:LEU:HA	28:DF:106:ALA:HB2	1.96	0.48
29:BG:37:ASN:HD22	29:BG:40:VAL:CB	2.24	0.48
23:BB:502:A:H5'	23:BB:503:A:OP2	2.13	0.48
39:DR:20:VAL:HG12	39:DR:21:ARG:N	2.26	0.48
23:DB:2022:U:O2'	23:DB:2617:U:H5'	2.14	0.48
20:CB:212:TYR:O	20:CB:216:VAL:HG13	2.13	0.48
23:BB:405:U:H4'	23:BB:405:U:OP2	2.13	0.48
25:DC:106:PRO:O	25:DC:109:LEU:HD13	2.14	0.48
27:DE:192:ALA:O	27:DE:196:VAL:HG23	2.14	0.48

Continued on next page...

Continued from previous page...

Atom-1	Atom-2	Interatomic distance (Å)	Clash overlap (Å)
1:CA:1522:U:H2'	1:CA:1523:G:H8	1.79	0.48
1:CA:1234:C:H1'	1:CA:1364:U:O2	2.13	0.48
1:AA:643:C:H2'	1:AA:644:U:H6	1.79	0.48
23:DB:2485:G:H5''	34:DM:125:PRO:HG3	1.94	0.48
1:AA:208:U:O2'	1:AA:209:U:H3'	2.13	0.48
23:BB:56:A:H2'	23:BB:57:C:C6	2.48	0.48
23:DB:1405:U:H2'	23:DB:1406:U:C6	2.49	0.48
23:BB:1258:U:H2'	23:BB:1259:G:C8	2.49	0.48
23:BB:1841:U:C2	23:BB:1842:G:C8	3.01	0.48
1:AA:1216:A:H2'	1:AA:1217:C:C6	2.48	0.48
33:DL:51:GLU:HG2	50:D3:56:LEU:CD2	2.43	0.48
1:CA:1451:U:O2	1:CA:1451:U:H2'	2.13	0.48
1:CA:624:C:H2'	1:CA:625:U:C6	2.48	0.48
23:DB:1230:A:H2'	23:DB:1231:U:H6	1.79	0.48
23:BB:912:C:O2'	23:BB:913:U:H5'	2.13	0.48
1:AA:868:C:H2'	1:AA:869:G:O4'	2.14	0.48
52:BI:52:LEU:HD12	52:BI:52:LEU:N	2.29	0.48
24:DV:77:VAL:HG12	34:DM:136:MET:HG2	1.94	0.48
1:CA:1263:C:O2'	1:CA:1264:U:H5'	2.14	0.48
23:DB:324:A:H2'	23:DB:325:G:O4'	2.14	0.48
15:CP:20:VAL:HG21	15:CP:32:PHE:CG	2.48	0.48
23:DB:1541:C:O2'	23:DB:1542:U:H5'	2.13	0.48
1:AA:1459:G:H2'	1:AA:1460:C:C6	2.48	0.48
23:DB:2301:C:H2'	23:DB:2302:U:H6	1.79	0.48
23:DB:1969:A:H2'	23:DB:1972:G:H21	1.79	0.48
23:DB:1786:A:H1'	23:DB:1938:A:N6	2.29	0.48
23:BB:1720:U:O2'	23:BB:1721:G:H5'	2.13	0.48
27:DE:132:LYS:O	27:DE:135:ALA:HB3	2.13	0.48
20:CB:8:MET:C	20:CB:9:LEU:HD12	2.33	0.48
33:BL:100:ILE:HG12	33:BL:100:ILE:O	2.13	0.48
15:CP:12:LYS:HD2	15:CP:13:LYS:HG3	1.96	0.48
20:CB:63:LYS:HA	20:CB:224:ARG:NH1	2.29	0.48
8:CI:74:GLN:O	8:CI:78:ILE:HG13	2.14	0.48
22:BA:43:C:H1'	28:BF:91:ARG:NH2	2.29	0.48
25:DC:43:ASN:ND2	25:DC:44:ASN:N	2.60	0.48
35:BN:2:ARG:C	35:BN:2:ARG:HE	2.16	0.48
33:DL:3:LEU:O	33:DL:5:THR:HG23	2.14	0.48
40:BS:17:VAL:C	40:BS:19:LEU:N	2.66	0.48
13:CN:20:PHE:HB2	13:CN:54:SER:OG	2.13	0.48
33:DL:122:VAL:HB	33:DL:143:GLU:OE1	2.13	0.48
15:AP:28:ARG:HD3	15:AP:29:ASN:HD22	1.77	0.48

Continued on next page...

Continued from previous page...

Atom-1	Atom-2	Interatomic distance (Å)	Clash overlap (Å)
43:DW:43:LYS:HB3	43:DW:79:ILE:HD11	1.96	0.48
1:CA:1004:A:H2'	1:CA:1005:A:O4'	2.14	0.48
12:AM:13:HIS:O	12:AM:17:ALA:HB2	2.13	0.48
30:BH:66:ASN:HA	30:BH:134:VAL:HG21	1.96	0.48
30:DH:131:SER:CB	30:DH:141:LYS:HA	2.34	0.48
1:CA:130:A:H1'	1:CA:263:A:O2'	2.13	0.48
1:AA:981:U:C4'	13:AN:60:ARG:HD2	2.37	0.48
1:CA:599:C:H4'	7:CH:121:GLY:HA3	1.96	0.48
33:DL:55:MET:HE2	33:DL:56:PRO:HD2	1.94	0.48
20:CB:19:THR:HG23	20:CB:20:ARG:N	2.23	0.48
30:DH:135:HIS:HB3	30:DH:138:VAL:CB	2.36	0.48
26:BD:151:THR:HB	26:BD:152:PRO:HD3	1.94	0.48
10:AK:122:PRO:HG2	21:AU:34:ARG:HA	1.95	0.48
28:DF:111:ARG:HD2	28:DF:111:ARG:N	2.29	0.48
30:BH:54:LEU:O	30:BH:58:LEU:HB3	2.13	0.48
40:DS:42:LYS:HG3	40:DS:43:ALA:N	2.28	0.48
23:DB:1181:U:H2'	23:DB:1182:G:H8	1.78	0.48
18:AS:4:LEU:HD11	18:AS:9:PHE:HB3	1.96	0.48
13:AN:68:ARG:HH11	13:AN:71:GLY:H	1.60	0.48
1:CA:1180:A:OP1	8:CI:104:THR:HG22	2.14	0.48
12:CM:83:GLY:O	12:CM:88:LEU:HD21	2.14	0.48
23:DB:1789:A:OP1	25:DC:220:ARG:HD3	2.14	0.48
8:CI:129:ARG:HB2	8:CI:129:ARG:CZ	2.43	0.48
20:AB:93:HIS:O	20:AB:94:ARG:O	2.32	0.48
23:BB:1789:A:P	25:BC:220:ARG:HH11	2.37	0.48
1:AA:875:U:O2'	7:AH:14:ARG:HD2	2.14	0.48
23:BB:226:A:H1'	23:BB:230:G:N2	2.29	0.48
23:BB:1349:C:H2'	23:BB:1350:C:H6	1.79	0.48
23:DB:1485:U:O2'	23:DB:1486:U:H5'	2.14	0.48
6:AG:72:VAL:HG12	6:AG:89:GLU:CB	2.43	0.48
42:BU:10:VAL:HB	42:BU:69:VAL:HB	1.96	0.48
23:DB:129:C:H2'	23:DB:130:C:C6	2.49	0.48
23:DB:1374:G:H2'	23:DB:1375:U:C6	2.49	0.48
23:DB:1163:G:O2'	23:DB:1164:C:H5'	2.14	0.48
1:CA:1406:U:C2'	1:CA:1407:C:H5'	2.43	0.48
23:BB:98:G:H22	42:BU:6:ARG:NH1	2.11	0.48
41:BT:9:LYS:HG2	41:BT:9:LYS:O	2.12	0.48
1:AA:794:A:H2'	1:AA:795:C:C6	2.48	0.48
23:DB:1196:C:H2'	23:DB:1197:G:H8	1.78	0.48
34:DM:30:SER:HA	34:DM:133:LYS:HB2	1.95	0.48
52:BI:89:SER:HB2	52:BI:136:GLY:HA3	1.95	0.48

Continued on next page...

Continued from previous page...

Atom-1	Atom-2	Interatomic distance (Å)	Clash overlap (Å)
1:AA:537:G:H2'	1:AA:538:G:H8	1.78	0.48
20:CB:23:ASN:C	20:CB:25:LYS:H	2.17	0.48
49:D2:3:ARG:HH21	49:D2:3:ARG:HG2	1.78	0.48
8:CI:12:LYS:HA	8:CI:109:GLN:HG2	1.95	0.48
23:BB:2081:U:OP1	46:BZ:19:SER:HB3	2.14	0.48
33:DL:135:ILE:HG12	33:DL:140:GLY:HA3	1.96	0.48
23:DB:1193:G:H2'	23:DB:1194:A:O4'	2.14	0.48
1:AA:586:C:H2'	1:AA:587:G:H5'	1.95	0.48
23:DB:924:G:H2'	23:DB:925:A:H8	1.79	0.48
30:BH:25:TYR:CD1	30:BH:30:LEU:HG	2.49	0.48
23:BB:2247:A:H2'	23:BB:2248:C:C6	2.48	0.48
2:CC:139:ASN:O	2:CC:143:LEU:HD23	2.13	0.48
1:AA:847:G:H2'	1:AA:848:C:H6	1.79	0.48
5:CF:52:ASN:HA	5:CF:53:LYS:HZ3	1.79	0.48
34:DM:74:THR:O	34:DM:75:GLU:HB2	2.14	0.48
23:BB:39:G:H2'	23:BB:40:U:C6	2.49	0.48
33:DL:23:ILE:HD12	33:DL:23:ILE:N	2.29	0.48
26:BD:171:THR:O	26:BD:172:VAL:HG23	2.13	0.48
26:BD:8:LYS:CA	26:BD:201:LEU:HD11	2.43	0.48
28:DF:36:ASN:ND2	28:DF:152:ASP:HB2	2.08	0.48
38:DQ:91:ARG:HB2	39:DR:11:GLN:CD	2.35	0.48
25:DC:76:VAL:CG1	25:DC:114:GLN:HG2	2.44	0.48
31:BJ:44:TYR:C	31:BJ:44:TYR:CD2	2.88	0.48
23:BB:558:U:OP1	31:BJ:113:PRO:HB2	2.13	0.48
23:DB:1656:C:H2'	23:DB:1657:U:H6	1.79	0.48
25:BC:129:LEU:HD21	25:BC:133:ASN:HB2	1.95	0.48
43:DW:17:ALA:HB1	43:DW:37:VAL:H	1.78	0.48
40:DS:15:GLN:HA	40:DS:18:ARG:CG	2.43	0.48
30:BH:133:GLN:HB2	30:BH:139:PHE:HB3	1.95	0.48
30:DH:14:SER:C	30:DH:16:GLY:N	2.67	0.48
27:BE:58:LYS:CD	27:BE:58:LYS:H	2.13	0.48
1:AA:599:C:H4'	7:AH:121:GLY:HA3	1.94	0.48
8:CI:83:THR:OG1	8:CI:97:LEU:HD22	2.14	0.48
28:BF:139:GLU:O	28:BF:141:ASP:N	2.47	0.48
1:AA:72:A:N6	1:AA:99:C:H1'	2.20	0.48
46:BZ:63:GLY:HA3	46:BZ:66:THR:OG1	2.14	0.48
29:BG:51:PHE:CD2	29:BG:68:ARG:HG2	2.49	0.48
23:DB:979:A:H2'	23:DB:982:C:N4	2.23	0.48
45:BY:4:ILE:HG22	45:BY:56:VAL:CG1	2.43	0.48
23:DB:1508:A:H3'	23:DB:1509:A:C2	2.49	0.48
23:BB:299:A:H2'	23:BB:300:A:C8	2.48	0.48

Continued on next page...

Continued from previous page...

Atom-1	Atom-2	Interatomic distance (Å)	Clash overlap (Å)
5:CF:51:ILE:HD11	5:CF:86:ARG:HG3	1.96	0.48
1:AA:270:A:H2'	1:AA:271:C:O4'	2.14	0.48
29:BG:156:TYR:O	29:BG:157:LYS:HD2	2.14	0.48
14:CO:55:LEU:O	14:CO:58:MET:HG2	2.14	0.48
23:BB:1222:U:P	39:BR:90:ARG:HH22	2.37	0.48
2:AC:119:ILE:CG2	2:AC:120:THR:N	2.76	0.48
52:DI:100:ILE:O	52:DI:139:VAL:HG13	2.14	0.48
26:BD:33:ARG:HH21	26:BD:33:ARG:HG2	1.79	0.48
38:DQ:4:LYS:CE	38:DQ:7:VAL:HG22	2.44	0.48
32:BK:19:VAL:HG13	32:BK:43:ILE:HA	1.96	0.48
7:AH:94:VAL:HG12	7:AH:99:GLY:HA3	1.96	0.48
23:DB:1274:A:C2	23:DB:1297:C:H1'	2.49	0.48
23:DB:2070:A:C2	23:DB:2442:C:C2	3.02	0.48
23:DB:589:U:H2'	23:DB:590:A:C8	2.49	0.48
4:AE:17:VAL:HG23	4:AE:33:THR:O	2.14	0.48
20:AB:142:LYS:HA	20:AB:145:ASN:OD1	2.13	0.48
23:BB:1826:G:H2'	23:BB:1827:U:H6	1.79	0.48
30:BH:112:LYS:HE3	30:BH:112:LYS:C	2.34	0.48
25:DC:74:PRO:HG2	25:DC:96:LYS:CG	2.43	0.48
23:BB:2341:G:H2'	23:BB:2342:C:C6	2.49	0.48
23:BB:2063:C:O2	23:BB:2450:A:N1	2.46	0.48
22:DA:102:G:O2'	22:DA:103:U:H5'	2.14	0.48
33:DL:75:ALA:HB3	33:DL:108:ALA:HB2	1.96	0.48
33:DL:93:ASN:O	33:DL:95:LEU:HD12	2.14	0.48
39:DR:4:VAL:O	39:DR:38:VAL:HA	2.13	0.48
1:CA:708:C:O2'	1:CA:709:U:H5'	2.14	0.48
23:BB:942:G:H2'	23:BB:943:A:H8	1.77	0.48
18:AS:42:ASN:N	18:AS:42:ASN:ND2	2.62	0.48
31:BJ:104:ALA:O	31:BJ:108:MET:HG2	2.14	0.48
1:CA:1346:A:N1	1:CA:1374:A:H5''	2.29	0.48
1:AA:546:A:P	3:AD:68:GLU:HB3	2.54	0.48
12:AM:43:LYS:N	12:AM:43:LYS:HD2	2.28	0.48
23:DB:2405:G:H1'	23:DB:2412:A:N6	2.29	0.48
1:AA:502:A:H2'	1:AA:503:C:H6	1.78	0.48
1:AA:1009:U:H2'	1:AA:1010:U:C6	2.48	0.48
23:BB:1564:C:O2'	23:BB:1565:C:H5'	2.13	0.48
36:BO:25:ARG:HD2	36:BO:93:ASP:HB2	1.95	0.48
23:BB:2281:A:O2'	23:BB:2282:G:H5'	2.13	0.48
23:BB:1107:G:H2'	23:BB:1108:U:C6	2.48	0.48
23:BB:2663:G:H2'	23:BB:2664:G:O4'	2.13	0.48
43:BW:70:VAL:O	43:BW:70:VAL:HG22	2.14	0.48

Continued on next page...

Continued from previous page...

Atom-1	Atom-2	Interatomic distance (Å)	Clash overlap (Å)
23:DB:1120:G:O2'	23:DB:1121:C:H5'	2.14	0.48
23:DB:675:A:H4'	27:DE:62:GLN:HE22	1.79	0.48
10:CK:60:PHE:O	10:CK:64:VAL:HG12	2.14	0.48
23:DB:1700:A:H2'	23:DB:1701:A:H5'	1.96	0.48
1:CA:828:U:OP1	1:CA:828:U:H4'	2.14	0.48
9:AJ:80:THR:HG21	9:AJ:82:LYS:HZ2	1.79	0.48
3:AD:125:ASN:OD1	3:AD:140:ASP:HA	2.14	0.48
23:BB:919:U:H2'	23:BB:920:A:H8	1.73	0.47
1:AA:1016:A:H4'	1:AA:1218:C:H4'	1.95	0.47
28:BF:62:GLN:HB2	28:BF:91:ARG:HE	1.78	0.47
23:DB:137:U:O5'	23:DB:137:U:H6	1.97	0.47
20:CB:204:ASP:O	20:CB:208:ALA:HB3	2.14	0.47
37:DP:4:ILE:O	37:DP:6:GLN:N	2.45	0.47
1:CA:468:A:H3'	1:CA:469:C:C6	2.49	0.47
12:CM:14:ALA:O	12:CM:17:ALA:HB3	2.14	0.47
23:DB:1060:U:OP2	52:DI:74:PRO:HA	2.13	0.47
30:BH:114:GLU:HB3	30:BH:133:GLN:O	2.14	0.47
4:CE:132:PRO:O	4:CE:136:VAL:HG12	2.14	0.47
24:DV:21:ARG:NE	24:DV:87:GLN:HB3	2.28	0.47
1:AA:429:U:H3'	3:AD:8:LEU:CD2	2.44	0.47
20:CB:116:LEU:O	20:CB:119:GLN:HB2	2.13	0.47
3:AD:106:PHE:CE1	3:AD:158:LEU:HD21	2.49	0.47
6:CG:129:ASN:HA	6:CG:134:VAL:CG1	2.38	0.47
23:DB:1439:A:N7	23:DB:1440:U:C6	2.82	0.47
37:BP:24:THR:HB	37:BP:86:LYS:HB3	1.95	0.47
8:AI:98:ARG:NE	8:AI:103:VAL:HG21	2.29	0.47
37:DP:25:VAL:HA	37:DP:85:VAL:C	2.34	0.47
32:DK:26:GLY:O	32:DK:30:ARG:HD2	2.14	0.47
1:AA:818:G:C3'	1:AA:819:A:H5''	2.43	0.47
37:DP:77:SER:O	37:DP:80:VAL:HG12	2.14	0.47
29:BG:66:THR:O	29:BG:70:LEU:HB2	2.14	0.47
12:AM:76:ILE:HG23	12:AM:79:LEU:HD12	1.95	0.47
23:BB:1221:C:O2'	23:BB:1222:U:H5'	2.13	0.47
23:DB:1133:A:H5'	23:DB:1134:A:OP1	2.13	0.47
23:BB:2419:U:OP2	50:B3:32:LEU:HD13	2.14	0.47
34:BM:29:GLY:HA2	34:BM:106:ASP:HB2	1.96	0.47
23:DB:785:G:H2'	23:DB:786:C:H6	1.79	0.47
29:BG:25:ILE:HD12	29:BG:25:ILE:N	2.29	0.47
20:AB:75:ALA:C	20:AB:79:VAL:HG23	2.33	0.47
31:BJ:19:ASP:CG	31:BJ:57:LEU:HB3	2.34	0.47
8:CI:127:SER:O	8:CI:129:ARG:HG3	2.14	0.47

Continued on next page...

Continued from previous page...

Atom-1	Atom-2	Interatomic distance (Å)	Clash overlap (Å)
23:BB:2439:A:H4'	23:BB:2440:C:O5'	2.13	0.47
7:CH:94:VAL:HG21	7:CH:100:ILE:O	2.13	0.47
23:BB:1792:G:P	25:BC:204:LEU:HD12	2.54	0.47
1:CA:454:G:H2'	1:CA:455:G:H8	1.79	0.47
25:BC:74:PRO:HG2	25:BC:96:LYS:CG	2.42	0.47
23:DB:1842:G:H2'	23:DB:1843:C:H6	1.78	0.47
23:DB:1484:U:H2'	23:DB:1485:U:H6	1.79	0.47
26:DD:141:ARG:O	26:DD:142:VAL:HG13	2.14	0.47
6:CG:78:ARG:NH1	6:CG:80:GLY:H	2.11	0.47
1:AA:643:C:H2'	1:AA:644:U:C6	2.49	0.47
42:BU:78:LYS:CG	42:BU:79:ALA:H	2.27	0.47
1:AA:1423:G:H2'	1:AA:1424:U:H6	1.77	0.47
23:DB:1222:U:O2'	23:DB:1223:G:H5'	2.14	0.47
23:DB:2379:G:H2'	23:DB:2380:C:C6	2.49	0.47
23:DB:2449:U:H4'	23:DB:2450:A:OP1	2.14	0.47
1:CA:1299:A:H2'	1:CA:1301:U:H1'	1.96	0.47
23:BB:1745:A:H2'	23:BB:1746:A:O4'	2.14	0.47
44:DX:43:LEU:O	44:DX:47:ARG:HG3	2.14	0.47
1:AA:716:A:N3	10:AK:118:ASN:O	2.47	0.47
1:AA:1263:C:O2'	1:AA:1264:U:H5'	2.14	0.47
23:BB:68:G:O2'	23:BB:69:C:H5'	2.14	0.47
23:BB:2193:G:H2'	23:BB:2194:U:C6	2.48	0.47
22:DA:35:C:H2'	22:DA:36:C:O4'	2.14	0.47
23:DB:1607:C:N4	23:DB:1622:G:OP2	2.46	0.47
23:BB:1080:A:H2'	23:BB:1081:U:H6	1.79	0.47
25:DC:52:HIS:O	25:DC:53:ILE:HB	2.14	0.47
38:DQ:51:GLN:O	38:DQ:55:GLN:HG3	2.13	0.47
23:DB:2559:C:H2'	23:DB:2560:A:H8	1.79	0.47
23:DB:2286:G:H4'	23:DB:2287:A:O4'	2.14	0.47
33:BL:23:ILE:HG13	39:BR:82:HIS:CE1	2.49	0.47
32:DK:77:ILE:HD11	37:DP:71:ARG:CZ	2.44	0.47
23:BB:1416:G:HO2'	23:BB:1417:C:H6	1.60	0.47
28:BF:23:SER:O	28:BF:26:GLN:HB2	2.14	0.47
19:CT:3:ILE:HG13	19:CT:3:ILE:H	1.47	0.47
23:DB:991:C:H5'	23:DB:991:C:H6	1.78	0.47
1:CA:754:C:H3'	1:CA:754:C:O2	2.14	0.47
7:CH:82:LEU:O	7:CH:82:LEU:HD13	2.13	0.47
1:CA:1040:U:H2'	1:CA:1041:G:C8	2.49	0.47
6:AG:104:VAL:O	6:AG:108:ARG:HG3	2.14	0.47
8:AI:18:VAL:HA	8:AI:64:ILE:HA	1.96	0.47
38:DQ:91:ARG:NH1	39:DR:10:LYS:HB3	2.25	0.47

Continued on next page...

Continued from previous page...

Atom-1	Atom-2	Interatomic distance (Å)	Clash overlap (Å)
38:DQ:111:LYS:H	39:DR:48:LYS:HZ3	1.62	0.47
23:DB:138:U:H2'	23:DB:140:C:C1'	2.44	0.47
26:DD:101:PHE:O	26:DD:180:VAL:HG11	2.14	0.47
42:DU:38:ILE:HG13	42:DU:39:ASN:N	2.29	0.47
38:BQ:64:ILE:HD12	38:BQ:95:ALA:CB	2.44	0.47
43:DW:58:LEU:HG	43:DW:79:ILE:HD12	1.95	0.47
21:CU:20:ARG:HD2	21:CU:20:ARG:H	1.79	0.47
3:CD:123:MET:CB	3:CD:128:VAL:HA	2.44	0.47
1:AA:1004:A:H5'	1:AA:1024:G:H22	1.77	0.47
23:DB:2273:A:H2'	23:DB:2274:A:C8	2.49	0.47
46:DZ:7:VAL:HG11	46:DZ:51:VAL:HG13	1.95	0.47
23:DB:77:G:O2'	23:DB:78:U:H5'	2.13	0.47
24:DV:80:HIS:HA	24:DV:87:GLN:OE1	2.14	0.47
52:BI:32:VAL:HG13	52:BI:66:PHE:CD2	2.49	0.47
6:CG:125:ASP:HB3	6:CG:131:GLY:H	1.78	0.47
24:DV:30:ILE:O	24:DV:37:PRO:HA	2.13	0.47
41:DT:51:PHE:HB3	41:DT:53:VAL:HG23	1.96	0.47
38:BQ:33:VAL:HG23	38:BQ:34:ALA:H	1.78	0.47
14:AO:88:ARG:HH11	14:AO:88:ARG:CA	2.22	0.47
48:D1:6:GLU:HB2	48:D1:52:LYS:NZ	2.29	0.47
32:DK:12:ASP:OD2	32:DK:85:VAL:HG13	2.15	0.47
2:CC:129:PHE:CD2	2:CC:156:LEU:HD22	2.48	0.47
28:DF:137:PHE:CD2	28:DF:137:PHE:N	2.82	0.47
1:AA:1032:G:N3	1:AA:1032:G:H5''	2.29	0.47
36:DO:52:SER:C	36:DO:54:VAL:H	2.17	0.47
34:DM:86:LYS:HG3	34:DM:87:GLY:N	2.29	0.47
23:DB:1470:A:H3'	23:DB:1471:G:H8	1.78	0.47
28:DF:115:GLY:HA3	28:DF:177:ARG:HB2	1.95	0.47
1:CA:1317:C:H3'	1:CA:1318:A:C8	2.49	0.47
20:CB:216:VAL:O	20:CB:220:VAL:HG23	2.14	0.47
10:CK:74:LYS:HG3	10:CK:104:PHE:CZ	2.49	0.47
26:DD:30:GLU:OE1	26:DD:53:GLY:HA2	2.14	0.47
30:DH:122:LEU:HD11	30:DH:130:VAL:CG2	2.40	0.47
23:BB:2848:G:H1	23:BB:2867:G:N2	2.11	0.47
43:BW:30:VAL:O	43:BW:30:VAL:HG22	2.13	0.47
7:AH:68:LYS:HG3	7:AH:69:ALA:N	2.29	0.47
23:DB:786:C:H5''	23:DB:1780:A:N7	2.29	0.47
13:CN:27:LYS:HG3	13:CN:28:ALA:H	1.79	0.47
23:DB:275:C:H2'	23:DB:276:U:C1'	2.43	0.47
23:BB:786:C:H5''	23:BB:1780:A:N7	2.28	0.47
35:BN:12:ARG:HG3	35:BN:13:ASN:H	1.78	0.47

Continued on next page...

Continued from previous page...

Atom-1	Atom-2	Interatomic distance (Å)	Clash overlap (Å)
1:AA:142:G:N3	1:AA:196:A:H2	2.12	0.47
23:BB:1274:A:C2	23:BB:1297:C:H1'	2.49	0.47
23:DB:19:A:H2'	23:DB:20:C:H6	1.79	0.47
25:DC:245:THR:OG1	25:DC:249:VAL:HG23	2.14	0.47
1:CA:898:G:N2	1:CA:900:A:H3'	2.29	0.47
16:CQ:11:VAL:HG13	16:CQ:20:ILE:HG23	1.94	0.47
6:AG:72:VAL:HG12	6:AG:89:GLU:CA	2.43	0.47
43:DW:46:ALA:HB2	43:DW:78:PHE:HD1	1.78	0.47
1:CA:1109:C:H2'	1:CA:1110:A:O4'	2.14	0.47
23:BB:1958:C:H2'	23:BB:1959:G:H8	1.79	0.47
7:CH:58:LEU:HD22	7:CH:60:LEU:HB2	1.96	0.47
23:BB:1046:A:C4'	23:BB:1047:G:H5''	2.44	0.47
1:CA:36:C:O3'	11:CL:119:LYS:HA	2.14	0.47
1:CA:549:C:H2'	1:CA:550:G:C8	2.49	0.47
11:CL:113:ARG:NE	11:CL:120:ARG:HA	2.29	0.47
23:DB:364:C:H2'	23:DB:365:U:C6	2.49	0.47
1:AA:1436:U:H2'	1:AA:1437:A:H8	1.78	0.47
22:BA:55:U:H2'	22:BA:56:G:H8	1.79	0.47
1:AA:949:A:H2'	1:AA:950:U:O4'	2.14	0.47
22:DA:70:C:O2'	22:DA:71:C:H5'	2.14	0.47
1:AA:1252:A:H2'	1:AA:1253:G:O4'	2.14	0.47
1:AA:738:C:H2'	1:AA:739:C:H6	1.78	0.47
39:BR:43:ASN:CG	39:BR:45:GLU:H	2.17	0.47
19:CT:49:ALA:O	19:CT:52:GLU:HB3	2.14	0.47
1:CA:443:C:H2'	1:CA:444:G:H8	1.79	0.47
29:DG:94:ARG:HG2	29:DG:127:GLN:HE21	1.80	0.47
36:DO:28:VAL:HG12	36:DO:93:ASP:O	2.14	0.47
23:BB:2630:G:O2'	23:BB:2631:G:H5'	2.14	0.47
22:BA:60:C:O2'	22:BA:61:G:H5'	2.13	0.47
9:CJ:13:PHE:CD2	9:CJ:69:THR:HG23	2.49	0.47
23:DB:2709:G:H2'	23:DB:2710:C:C6	2.49	0.47
20:CB:8:MET:HG3	20:CB:9:LEU:HD12	1.95	0.47
23:BB:615:U:O4	27:BE:39:ALA:HB2	2.14	0.47
38:BQ:51:GLN:O	38:BQ:55:GLN:HG3	2.14	0.47
23:DB:1190:G:OP1	33:DL:32:GLY:HA2	2.14	0.47
23:BB:1726:C:H2'	23:BB:1727:C:C6	2.49	0.47
25:DC:229:HIS:ND1	25:DC:230:PRO:HD2	2.28	0.47
6:CG:75:LYS:HD3	6:CG:76:SER:N	2.28	0.47
23:DB:531:C:O2'	23:DB:563:A:H5''	2.13	0.47
28:BF:19:PHE:CE2	28:BF:164:GLU:HG2	2.48	0.47
23:DB:1668:A:N3	23:DB:1670:C:C4	2.82	0.47

Continued on next page...

Continued from previous page...

Atom-1	Atom-2	Interatomic distance (Å)	Clash overlap (Å)
42:DU:51:LEU:HD22	42:DU:52:ASN:OD1	2.14	0.47
14:AO:67:ASP:O	14:AO:71:ARG:HG3	2.13	0.47
23:DB:335:C:O2'	23:DB:336:C:H5'	2.14	0.47
23:DB:335:C:H5''	42:DU:81:ARG:NH1	2.29	0.47
23:BB:297:G:OP1	42:BU:91:LYS:HD3	2.14	0.47
21:AU:3:ILE:HB	21:AU:19:LYS:HD2	1.96	0.47
13:CN:79:SER:HG	13:CN:82:LYS:HG2	1.79	0.47
28:BF:87:LYS:CG	28:BF:88:VAL:H	2.25	0.47
38:DQ:85:ALA:HB2	38:DQ:115:ALA:HB1	1.95	0.47
38:DQ:96:ASP:C	38:DQ:98:ALA:H	2.18	0.47
41:DT:2:ILE:HG13	41:DT:3:ARG:CZ	2.44	0.47
40:BS:47:VAL:HG23	40:BS:48:LYS:N	2.28	0.47
38:BQ:80:ASN:O	38:BQ:116:LEU:HD11	2.14	0.47
23:BB:558:U:OP1	31:BJ:114:LEU:HB2	2.14	0.47
35:BN:73:ASN:O	35:BN:76:VAL:HG22	2.14	0.47
25:DC:141:HIS:O	25:DC:143:VAL:HG23	2.14	0.47
25:DC:68:ARG:HB3	25:DC:128:THR:OG1	2.14	0.47
25:BC:144:GLU:CA	25:BC:151:GLY:HA2	2.42	0.47
43:DW:23:LYS:CG	43:DW:24:ARG:N	2.76	0.47
1:CA:1035:A:H2'	1:CA:1036:A:C8	2.49	0.47
21:AU:20:ARG:HG3	21:AU:24:LYS:HG3	1.97	0.47
20:AB:53:LEU:HD13	20:AB:216:VAL:HG12	1.96	0.47
23:BB:2444:G:OP2	27:BE:63:LYS:HD2	2.13	0.47
16:AQ:59:GLU:HG3	16:AQ:78:VAL:HG21	1.95	0.47
46:DZ:36:HIS:O	46:DZ:48:THR:HA	2.15	0.47
23:DB:2814:A:H2'	23:DB:2815:C:H6	1.78	0.47
35:DN:99:LYS:O	47:D0:42:ILE:HG12	2.14	0.47
8:AI:22:PRO:HA	8:AI:60:LEU:CB	2.44	0.47
23:DB:53:A:H61	23:DB:117:G:H1'	1.79	0.47
1:CA:269:C:H2'	1:CA:270:A:H8	1.74	0.47
41:DT:43:ILE:O	41:DT:46:ALA:HB3	2.13	0.47
9:AJ:41:PRO:HA	9:AJ:72:ARG:HD3	1.96	0.47
38:BQ:23:TYR:N	38:BQ:23:TYR:CD2	2.81	0.47
14:CO:88:ARG:CA	14:CO:88:ARG:HH11	2.20	0.47
32:DK:120:PRO:HA	37:DP:65:ASN:HD21	1.80	0.47
23:BB:1593:A:H2'	23:BB:1594:U:H6	1.75	0.47
37:DP:50:ARG:CB	37:DP:56:SER:HB3	2.43	0.47
1:AA:109:A:H4'	1:AA:110:C:OP2	2.14	0.47
39:DR:21:ARG:C	39:DR:22:LEU:HD23	2.35	0.47
1:CA:242:G:H2'	1:CA:243:A:H5''	1.96	0.47
30:DH:53:GLU:CB	30:DH:57:LYS:HB3	2.44	0.47

Continued on next page...

Continued from previous page...

Atom-1	Atom-2	Interatomic distance (Å)	Clash overlap (Å)
16:AQ:11:VAL:HG13	16:AQ:20:ILE:HG23	1.95	0.47
1:AA:82:G:H1'	1:AA:89:U:H1'	1.96	0.47
1:AA:814:A:H2'	1:AA:816:A:O5'	2.14	0.47
1:CA:1510:C:H2'	1:CA:1511:G:H8	1.79	0.47
23:DB:247:G:H4'	23:DB:386:G:C5	2.50	0.47
44:BX:26:PHE:HD1	44:BX:27:ASN:ND2	2.10	0.47
50:B3:54:LEU:CG	50:B3:58:ILE:HD11	2.43	0.47
22:DA:55:U:H2'	22:DA:56:G:C8	2.48	0.47
30:BH:40:THR:O	30:BH:42:LYS:N	2.40	0.47
1:CA:411:A:N6	1:CA:413:G:H21	2.10	0.47
23:DB:1222:U:P	39:DR:90:ARG:HH22	2.38	0.47
23:BB:1405:U:H2'	23:BB:1406:U:C6	2.49	0.47
23:DB:2065:C:H1'	23:DB:2449:U:O2	2.13	0.47
1:AA:805:C:O2'	1:AA:806:C:H5'	2.13	0.47
23:BB:2101:A:C2'	23:BB:2102:G:H5''	2.44	0.47
35:DN:54:LEU:HD11	35:DN:62:ASN:HB3	1.96	0.47
22:BA:71:C:H2'	22:BA:72:G:O4'	2.14	0.47
23:DB:754:U:H2'	23:DB:755:U:C6	2.48	0.47
3:CD:44:LYS:HD2	3:CD:46:ARG:CG	2.44	0.47
23:DB:659:G:H4'	27:DE:95:LYS:HD3	1.96	0.47
23:BB:1640:A:H2'	23:BB:1641:A:H8	1.79	0.47
22:BA:91:C:O2'	22:BA:92:C:H5'	2.14	0.47
1:AA:591:U:H2'	1:AA:592:G:H8	1.77	0.47
23:DB:934:U:H2'	23:DB:935:C:H6	1.80	0.47
22:BA:11:C:H5'	43:BW:71:LYS:CG	2.44	0.47
23:DB:1162:G:H1'	39:DR:23:GLU:OE2	2.14	0.47
23:BB:1100:C:H2'	23:BB:1101:U:C6	2.48	0.47
1:AA:443:C:H2'	1:AA:444:G:H8	1.78	0.47
3:CD:94:GLU:HG3	3:CD:99:ASN:ND2	2.29	0.47
23:BB:758:C:O2	23:BB:1981:A:H2	1.96	0.47
23:DB:337:C:H2'	23:DB:338:G:O4'	2.13	0.47
31:DJ:88:THR:HG22	31:DJ:91:GLU:OE1	2.14	0.47
1:AA:366:A:O2'	1:AA:394:G:N2	2.48	0.47
1:CA:309:A:O2'	1:CA:310:G:H5'	2.14	0.47
23:DB:1266:G:N2	23:DB:2012:G:H2'	2.29	0.47
23:DB:1970:A:H1'	23:DB:1972:G:C8	2.48	0.47
23:DB:2520:C:O2'	23:DB:2521:C:H5'	2.14	0.47
23:DB:1416:G:HO2'	23:DB:1417:C:H6	1.60	0.47
36:DO:9:ARG:HA	36:DO:12:THR:OG1	2.13	0.47
23:BB:648:G:O2'	23:BB:649:G:H5'	2.15	0.47
23:DB:2553:G:H2'	23:DB:2554:U:H4'	1.96	0.47

Continued on next page...

Continued from previous page...

Atom-1	Atom-2	Interatomic distance (Å)	Clash overlap (Å)
13:AN:64:ARG:HB2	13:AN:77:GLY:O	2.13	0.47
23:BB:2709:G:H2'	23:BB:2710:C:C6	2.49	0.47
23:BB:696:G:O2'	23:BB:697:G:H5'	2.14	0.47
1:CA:1125:U:O2'	1:CA:1126:U:H2'	2.15	0.47
8:CI:18:VAL:HA	8:CI:64:ILE:HA	1.96	0.47
35:DN:83:LEU:HA	35:DN:86:ARG:CG	2.44	0.47
31:BJ:55:ILE:CG2	31:BJ:123:LYS:HB2	2.44	0.47
39:DR:5:PHE:HB2	39:DR:37:GLU:OE1	2.14	0.47
23:DB:140:C:H4'	23:DB:141:G:C6	2.50	0.47
1:CA:1086:U:H3	1:CA:1099:G:N2	1.94	0.47
31:BJ:43:GLU:O	31:BJ:45:THR:HG22	2.15	0.47
25:DC:183:VAL:HG22	25:DC:187:CYS:SG	2.54	0.47
34:BM:19:GLY:N	34:BM:38:ARG:HH12	2.03	0.47
52:DI:76:ALA:HA	52:DI:135:MET:SD	2.54	0.47
30:BH:110:VAL:HB	30:BH:132:PHE:CE1	2.49	0.47
20:AB:163:ILE:HD12	20:AB:185:ILE:HD12	1.97	0.47
20:AB:83:ALA:HA	20:AB:88:GLN:NE2	2.29	0.47
23:BB:2811:G:OP1	26:BD:62:LYS:HD2	2.14	0.47
23:DB:1444:G:H2'	23:DB:1445:G:C8	2.49	0.47
46:BZ:33:LEU:HD23	46:BZ:52:SER:HB3	1.96	0.47
3:CD:33:ILE:HD12	3:CD:34:GLU:H	1.79	0.47
1:CA:1363:A:H2'	1:CA:1363:A:N3	2.30	0.47
23:BB:533:G:H5'	38:BQ:23:TYR:CD2	2.49	0.47
23:BB:771:G:OP1	49:B2:14:ARG:HD2	2.14	0.47
1:CA:1060:U:H2'	1:CA:1061:G:H8	1.78	0.47
32:DK:98:ARG:C	32:DK:99:ILE:HD12	2.35	0.47
20:AB:19:THR:HG23	20:AB:20:ARG:N	2.23	0.47
23:DB:1138:G:H2'	23:DB:1139:G:O4'	2.14	0.47
28:DF:141:ASP:O	28:DF:144:LYS:N	2.47	0.47
1:AA:251:G:H1	1:AA:271:C:N4	2.12	0.47
6:AG:144:ALA:O	6:AG:145:GLU:HB3	2.15	0.47
20:CB:130:LYS:HA	20:CB:130:LYS:NZ	2.29	0.47
23:BB:1222:U:O2'	23:BB:1223:G:H5'	2.14	0.47
34:DM:69:PRO:HG2	34:DM:70:ASP:H	1.79	0.47
34:DM:69:PRO:HA	34:DM:94:ALA:HA	1.95	0.47
40:BS:66:ILE:HD13	40:BS:66:ILE:N	2.26	0.47
34:BM:30:SER:HA	34:BM:133:LYS:HB2	1.96	0.47
35:DN:58:ASP:O	35:DN:59:SER:HB3	2.15	0.47
13:AN:27:LYS:HG3	13:AN:28:ALA:H	1.79	0.47
13:CN:26:LEU:HD12	13:CN:44:VAL:HG13	1.96	0.47
23:BB:2070:A:C2	23:BB:2442:C:C2	3.01	0.47

Continued on next page...

Continued from previous page...

Atom-1	Atom-2	Interatomic distance (Å)	Clash overlap (Å)
3:CD:47:LEU:HD13	3:CD:52:VAL:HG22	1.96	0.47
27:DE:172:ALA:HB2	27:DE:195:GLN:NE2	2.30	0.47
23:BB:1130:U:O2	23:BB:2025:C:H5''	2.15	0.47
23:BB:1038:G:H2'	23:BB:1039:A:H8	1.76	0.47
22:BA:30:C:H2'	22:BA:31:C:H5'	1.97	0.47
1:AA:454:G:H2'	1:AA:455:G:H8	1.78	0.47
1:CA:208:U:O2'	1:CA:209:U:H3'	2.13	0.47
23:DB:2840:C:O2'	23:DB:2841:C:H5'	2.14	0.47
1:CA:702:A:C8	23:DB:1848:A:H1'	2.50	0.47
30:BH:49:ALA:HB3	30:BH:50:ARG:NH1	2.29	0.47
3:AD:22:SER:N	3:AD:109:THR:HG22	2.29	0.47
23:BB:1197:G:O2'	23:BB:1198:U:H5'	2.14	0.47
1:AA:1300:G:H1'	1:AA:1301:U:C5	2.49	0.47
42:BU:60:LYS:HA	42:BU:60:LYS:HE2	1.95	0.47
35:DN:7:GLY:HA2	35:DN:46:ARG:HH12	1.79	0.47
1:AA:562:U:H4'	1:AA:563:A:O5'	2.15	0.47
23:BB:2818:U:H4'	23:BB:2837:A:O4'	2.15	0.47
1:AA:1499:A:O2'	1:AA:1500:A:H5'	2.14	0.47
1:AA:366:A:H1'	1:AA:395:C:O2	2.14	0.47
23:BB:1717:A:H2'	23:BB:1718:G:O4'	2.15	0.47
14:CO:67:ASP:O	14:CO:71:ARG:HG3	2.14	0.47
42:BU:53:GLN:CD	42:BU:53:GLN:H	2.18	0.47
9:AJ:80:THR:HB	9:AJ:83:THR:OG1	2.15	0.47
23:BB:1126:A:H4'	23:BB:1127:A:O5'	2.14	0.47
23:BB:859:G:HO2'	23:BB:916:G:H1	1.61	0.47
52:DI:35:MET:HE3	52:DI:39:LYS:HG2	1.96	0.47
31:DJ:30:THR:O	31:DJ:33:ALA:HB3	2.15	0.47
27:BE:146:VAL:HA	27:BE:185:LYS:O	2.14	0.47
1:CA:65:A:C6	1:CA:381:C:N3	2.83	0.47
23:BB:2602:A:H3'	23:BB:2602:A:OP1	2.14	0.47
42:DU:90:LYS:O	42:DU:92:VAL:HG23	2.14	0.47
37:BP:6:GLN:O	37:BP:10:GLU:HG2	2.13	0.47
31:DJ:58:ASN:CA	31:DJ:127:GLY:HA2	2.29	0.47
8:CI:30:ASN:HD22	8:CI:65:THR:HA	1.79	0.47
26:DD:187:LEU:HD12	26:DD:188:LEU:H	1.79	0.47
20:CB:46:VAL:HA	20:CB:49:PHE:CD2	2.50	0.47
23:BB:996:A:C4'	38:BQ:91:ARG:HD2	2.41	0.47
25:DC:140:VAL:CG2	25:DC:163:ILE:HG12	2.45	0.47
23:DB:2822:G:H5''	26:DD:164:GLN:HE22	1.78	0.47
23:BB:2061:G:H5''	23:BB:2503:A:C2	2.50	0.47
23:DB:1064:C:H2'	23:DB:1065:U:O4'	2.14	0.47

Continued on next page...

Continued from previous page...

Atom-1	Atom-2	Interatomic distance (Å)	Clash overlap (Å)
30:BH:65:ALA:C	30:BH:67:ALA:H	2.16	0.47
23:BB:138:U:H1'	41:BT:1:MET:H2	1.78	0.47
3:AD:33:ILE:O	3:AD:35:GLN:HG3	2.15	0.47
23:DB:512:G:H4'	23:DB:512:G:OP1	2.15	0.47
23:DB:1551:A:C3'	23:DB:1552:A:H5''	2.44	0.47
23:BB:1445:G:H2'	23:BB:1446:C:O4'	2.15	0.47
23:DB:1057:A:H62	23:DB:1086:A:H2'	1.80	0.47
5:CF:85:ILE:HG22	5:CF:86:ARG:H	1.80	0.47
32:BK:119:ALA:O	32:BK:120:PRO:O	2.33	0.47
12:AM:86:ARG:CG	12:AM:96:VAL:HG11	2.43	0.47
23:BB:2230:G:H2'	23:BB:2231:U:C6	2.50	0.47
23:DB:1590:A:H2'	23:DB:1591:A:C8	2.49	0.47
23:DB:288:U:H2'	23:DB:289:G:H5'	1.96	0.47
34:DM:63:ILE:N	34:DM:63:ILE:HD12	2.28	0.47
41:BT:38:ALA:HB3	41:BT:81:LYS:HZ3	1.79	0.47
52:DI:129:GLU:HB3	52:DI:133:ARG:NH1	2.29	0.47
23:DB:572:A:OP2	39:DR:80:ARG:NH2	2.47	0.47
23:BB:431:U:O2'	23:BB:432:A:H5'	2.14	0.47
23:BB:2880:C:H1'	35:BN:93:GLY:H	1.79	0.47
23:DB:776:G:H4'	23:DB:777:G:O5'	2.14	0.47
2:CC:119:ILE:CG2	2:CC:120:THR:N	2.76	0.47
23:BB:1790:C:H2'	23:BB:1791:A:C8	2.49	0.47
28:BF:134:GLN:HB3	28:BF:149:ARG:HB3	1.96	0.47
1:CA:1414:U:H2'	1:CA:1415:G:C8	2.44	0.47
26:DD:174:SER:O	26:DD:175:LEU:HB2	2.14	0.47
1:AA:86:G:H1'	1:AA:87:C:H5	1.77	0.47
23:DB:1682:G:H2'	23:DB:1683:U:C6	2.49	0.47
6:AG:78:ARG:NH1	6:AG:80:GLY:H	2.13	0.47
40:BS:4:ILE:CG2	40:BS:106:VAL:HG13	2.44	0.47
1:CA:502:A:H2'	1:CA:503:C:C6	2.49	0.47
38:BQ:18:LYS:C	38:BQ:20:ALA:H	2.17	0.47
1:AA:1339:A:H2'	1:AA:1340:A:O4'	2.14	0.47
23:DB:1557:C:H3'	23:DB:1558:C:C5'	2.45	0.47
1:CA:512:U:H2'	1:CA:513:C:H6	1.75	0.47
1:CA:545:C:O2'	1:CA:546:A:H5'	2.15	0.47
33:DL:51:GLU:O	33:DL:53:GLY:N	2.47	0.47
23:DB:929:U:H1'	45:DY:25:GLY:O	2.14	0.47
29:BG:10:VAL:CG2	29:BG:48:THR:HA	2.45	0.47
1:CA:286:C:H2'	1:CA:287:U:C6	2.50	0.47
23:DB:2700:A:H2'	23:DB:2701:U:C6	2.48	0.47
23:BB:2515:C:H2'	23:BB:2516:A:H8	1.80	0.47

Continued on next page...

Continued from previous page...

Atom-1	Atom-2	Interatomic distance (Å)	Clash overlap (Å)
33:BL:118:THR:O	33:BL:120:VAL:HG23	2.14	0.47
23:DB:2247:A:H2'	23:DB:2248:C:C6	2.50	0.47
23:BB:1496:A:H2'	23:BB:1498:C:C5	2.49	0.47
33:BL:81:ASP:O	33:BL:83:ALA:N	2.48	0.47
23:BB:1193:G:H2'	23:BB:1194:A:O4'	2.13	0.47
23:BB:519:U:H2'	23:BB:520:G:C8	2.50	0.47
23:BB:324:A:H2'	23:BB:325:G:O4'	2.14	0.47
23:DB:2197:U:O2'	23:DB:2198:A:H2'	2.14	0.47
23:BB:1027:A:N6	23:BB:1126:A:H1'	2.29	0.47
23:BB:2553:G:H2'	23:BB:2554:U:C4'	2.44	0.47
23:BB:2052:A:O4'	26:BD:147:GLY:HA3	2.14	0.47
3:AD:162:GLU:HA	3:AD:166:LYS:NZ	2.29	0.47
1:AA:386:C:C2'	1:AA:387:U:H5'	2.45	0.47
1:AA:916:U:O2'	1:AA:917:G:H5'	2.14	0.47
1:CA:904:U:H2'	1:CA:905:U:C6	2.50	0.47
17:AR:35:SER:O	17:AR:70:THR:HA	2.15	0.47
25:BC:179:GLU:CD	25:BC:266:ILE:HD11	2.35	0.47
1:CA:382:A:H2'	1:CA:383:A:C8	2.49	0.47
2:AC:111:ASP:HB3	2:AC:114:LEU:HD12	1.97	0.47
22:BA:82:U:O2'	22:BA:83:G:H5'	2.14	0.47
20:AB:35:ASN:HD22	20:AB:35:ASN:HA	1.54	0.47
52:DI:10:LEU:O	52:DI:10:LEU:HD12	2.13	0.47
23:BB:303:G:H2'	23:BB:304:U:C6	2.50	0.47
9:AJ:44:THR:HG23	9:AJ:69:THR:O	2.13	0.47
23:DB:1672:A:C6	23:DB:1673:G:C6	3.02	0.47
23:DB:335:C:H2'	23:DB:336:C:H6	1.79	0.47
42:BU:85:ARG:HH11	42:BU:86:PHE:N	2.13	0.47
18:AS:40:PHE:O	18:AS:43:MET:HG3	2.15	0.47
1:CA:1120:C:H2'	1:CA:1121:U:C6	2.49	0.47
8:CI:19:PHE:HB2	8:CI:63:TYR:HB3	1.97	0.47
28:BF:155:ILE:HG22	28:BF:156:THR:N	2.30	0.47
23:DB:1203:U:H3'	23:DB:1204:A:C5'	2.44	0.47
27:BE:115:GLN:O	27:BE:117:ARG:HG3	2.14	0.47
27:BE:157:LEU:O	27:BE:160:ALA:HB3	2.15	0.47
37:DP:4:ILE:C	37:DP:6:GLN:N	2.66	0.47
26:DD:123:LYS:HD3	26:DD:165:MET:SD	2.54	0.47
40:DS:52:GLU:HA	40:DS:55:ILE:CG2	2.43	0.47
23:BB:2679:A:O2'	23:BB:2680:U:H5'	2.14	0.47
8:AI:56:MET:SD	8:AI:57:VAL:N	2.87	0.47
23:DB:28:A:O2'	23:DB:583:G:H5'	2.15	0.47
28:BF:137:PHE:CD2	28:BF:137:PHE:N	2.83	0.47

Continued on next page...

Continued from previous page...

Atom-1	Atom-2	Interatomic distance (Å)	Clash overlap (Å)
41:DT:54:GLU:HB3	41:DT:88:LYS:HB2	1.95	0.47
1:CA:844:G:OP2	1:CA:844:G:H3'	2.14	0.47
17:CR:63:TYR:HD2	17:CR:63:TYR:N	2.11	0.47
31:BJ:81:ILE:HG23	31:BJ:82:GLY:N	2.23	0.47
32:DK:59:LYS:HD2	32:DK:89:ASN:O	2.15	0.47
30:BH:81:ALA:HB2	30:BH:147:VAL:HG23	1.95	0.47
52:DI:18:ASN:N	52:DI:19:PRO:CD	2.77	0.47
52:DI:18:ASN:HB2	52:DI:38:CYS:SG	2.54	0.47
2:AC:156:LEU:CD1	2:AC:165:GLU:HB2	2.44	0.47
32:BK:104:THR:H	32:BK:107:LEU:CD1	2.26	0.47
32:BK:112:PHE:O	32:BK:113:MET:C	2.53	0.47
23:DB:1729:U:C2'	23:DB:1730:C:H4'	2.39	0.47
18:CS:48:ILE:O	18:CS:58:PRO:HA	2.14	0.47
23:BB:499:U:H2'	23:BB:500:G:O4'	2.14	0.47
29:DG:148:ARG:HB2	29:DG:152:ARG:HH11	1.79	0.47
23:DB:37:C:O2'	23:DB:38:A:H5'	2.15	0.47
7:AH:94:VAL:HG21	7:AH:100:ILE:O	2.14	0.47
1:CA:142:G:N3	1:CA:196:A:H2	2.12	0.47
23:DB:2589:A:H2'	23:DB:2590:A:C8	2.49	0.47
23:DB:784:G:HO2'	23:DB:785:G:H5''	1.79	0.47
11:AL:66:ILE:N	11:AL:66:ILE:HD12	2.30	0.47
1:CA:967:C:H4'	8:CI:129:ARG:HG2	1.96	0.47
7:CH:10:LEU:CD2	7:CH:74:ILE:HD11	2.44	0.47
27:BE:48:THR:HG23	27:BE:51:GLU:OE2	2.15	0.47
23:DB:184:C:H2'	23:DB:185:G:C8	2.49	0.47
7:AH:77:VAL:HG23	7:AH:126:CYS:HA	1.96	0.47
1:AA:811:C:O2'	1:AA:901:A:N1	2.46	0.47
1:CA:659:U:O2'	1:CA:660:C:H5'	2.15	0.47
1:CA:1406:U:H2'	1:CA:1407:C:H5'	1.96	0.47
4:AE:87:VAL:HG23	4:AE:92:ARG:HA	1.96	0.47
4:AE:45:VAL:HG11	4:AE:117:ALA:HB2	1.97	0.47
1:CA:44:A:O2'	1:CA:45:G:H5'	2.14	0.47
23:BB:1381:G:H1'	23:BB:1571:A:N1	2.29	0.47
6:CG:144:ALA:O	6:CG:145:GLU:HB3	2.14	0.47
30:DH:21:VAL:HG22	30:DH:22:LYS:N	2.29	0.47
23:DB:2635:A:H4'	26:DD:79:LEU:HB2	1.96	0.47
1:AA:1062:U:H2'	1:AA:1063:C:C5	2.50	0.47
20:CB:80:LYS:HG3	20:CB:81:ASP:N	2.29	0.47
23:BB:2697:G:H2'	23:BB:2698:U:O4'	2.15	0.47
1:CA:435:A:H2'	1:CA:435:A:N3	2.30	0.47
23:DB:692:C:H2'	23:DB:693:A:C8	2.49	0.47

Continued on next page...

Continued from previous page...

Atom-1	Atom-2	Interatomic distance (Å)	Clash overlap (Å)
23:BB:2544:G:O2'	23:BB:2545:G:H5'	2.14	0.47
42:DU:60:LYS:HA	42:DU:60:LYS:HE2	1.97	0.47
25:BC:259:ASN:C	25:BC:261:ARG:H	2.18	0.47
29:DG:95:ALA:HA	29:DG:104:LEU:HD23	1.96	0.47
29:BG:106:LEU:O	29:BG:108:PHE:HD1	1.97	0.47
2:CC:190:THR:HG22	2:CC:191:THR:H	1.78	0.47
36:DO:93:ASP:C	36:DO:95:SER:H	2.16	0.47
29:BG:94:ARG:HA	29:BG:128:THR:HG22	1.97	0.47
23:BB:2233:U:H2'	23:BB:2234:G:H8	1.80	0.47
1:AA:394:G:O2'	1:AA:395:C:H5'	2.15	0.47
23:BB:2708:G:O2'	23:BB:2709:G:H5'	2.14	0.47
1:CA:358:U:H2'	1:CA:359:G:C8	2.50	0.47
1:CA:197:A:H4'	1:CA:198:G:O5'	2.13	0.47
23:BB:531:C:O2'	23:BB:563:A:H5''	2.14	0.47
30:DH:9:VAL:CG1	30:DH:12:LEU:HG	2.45	0.47
23:DB:269:C:H2'	23:DB:270:A:H8	1.79	0.47
5:AF:32:ALA:O	5:AF:33:GLU:HB2	2.15	0.47
33:DL:89:VAL:O	33:DL:89:VAL:HG13	2.15	0.47
23:DB:241:A:H8	23:DB:241:A:OP1	1.97	0.47
5:AF:4:TYR:CE2	5:AF:71:ILE:HD13	2.50	0.47
23:DB:615:U:O4	27:DE:39:ALA:HB2	2.14	0.47
52:DI:2:LYS:O	52:DI:3:LYS:HG3	2.14	0.47
23:BB:920:A:H2'	23:BB:921:C:H6	1.79	0.47
23:DB:547:A:H3'	23:DB:547:A:OP1	2.13	0.47
37:BP:3:ILE:HD13	37:BP:3:ILE:C	2.35	0.47
13:CN:63:CYS:HB3	13:CN:68:ARG:H	1.80	0.47
8:CI:16:ALA:HA	8:CI:66:VAL:HA	1.96	0.47
9:CJ:41:PRO:O	9:CJ:42:LEU:HB2	2.15	0.47
38:DQ:109:VAL:HG12	38:DQ:113:LYS:HE3	1.97	0.47
23:BB:2897:U:H2'	23:BB:2898:U:H6	1.79	0.47
31:BJ:16:TYR:N	31:BJ:137:PRO:HB3	2.29	0.47
38:DQ:80:ASN:C	38:DQ:82:LEU:H	2.18	0.47
25:BC:75:ALA:HB1	25:BC:93:VAL:HG22	1.97	0.47
1:AA:1097:C:H2'	1:AA:1098:C:H6	1.79	0.47
5:CF:36:ILE:N	5:CF:36:ILE:HD12	2.30	0.47
5:CF:2:ARG:HB3	5:CF:92:THR:OG1	2.14	0.47
40:BS:25:ARG:HE	40:BS:74:ILE:CG2	2.27	0.47
23:BB:1010:A:N3	23:BB:1153:C:H1'	2.29	0.47
5:AF:1:MET:HG2	5:AF:67:PRO:HD3	1.97	0.47
26:DD:116:LYS:HG3	26:DD:165:MET:SD	2.54	0.47
20:AB:46:VAL:HA	20:AB:49:PHE:CD2	2.49	0.47

Continued on next page...

Continued from previous page...

Atom-1	Atom-2	Interatomic distance (Å)	Clash overlap (Å)
2:AC:71:ARG:O	2:AC:75:VAL:HG23	2.14	0.47
25:BC:129:LEU:CD2	25:BC:133:ASN:HB2	2.45	0.47
43:DW:18:LYS:HE3	43:DW:19:ARG:NH2	2.29	0.47
22:DA:82:U:O2'	22:DA:83:G:H5'	2.14	0.47
23:DB:2331:G:O2'	23:DB:2332:C:H5'	2.15	0.47
45:DY:23:LEU:CD1	45:DY:28:LEU:HB2	2.43	0.47
45:DY:50:VAL:O	45:DY:54:VAL:HG22	2.15	0.47
40:DS:71:VAL:O	40:DS:71:VAL:HG22	2.13	0.47
40:DS:47:VAL:HG12	40:DS:103:ILE:HG21	1.97	0.47
33:BL:17:LYS:O	33:BL:18:ARG:HG2	2.13	0.47
3:CD:192:ALA:C	3:CD:194:ILE:H	2.18	0.47
1:AA:1024:G:H2'	1:AA:1025:U:C6	2.50	0.47
28:DF:74:ALA:HB3	28:DF:77:LYS:O	2.15	0.47
46:DZ:76:GLU:HG3	46:DZ:77:LYS:H	1.79	0.47
12:CM:77:LYS:O	12:CM:80:MET:HG2	2.13	0.47
35:DN:114:GLU:CD	35:DN:118:ARG:HH11	2.18	0.47
20:AB:120:SER:HA	20:AB:125:PHE:CD1	2.49	0.47
20:AB:116:LEU:HA	20:AB:119:GLN:CG	2.45	0.47
4:CE:92:ARG:HB3	4:CE:92:ARG:NH1	2.29	0.47
24:DV:51:GLN:HB2	24:DV:57:TYR:OH	2.13	0.47
23:DB:580:U:O3'	38:DQ:30:VAL:HG13	2.15	0.47
23:BB:2261:C:O2'	23:BB:2262:U:H5'	2.14	0.47
13:AN:60:ARG:HE	13:AN:62:ARG:HG2	1.79	0.47
33:DL:57:LEU:C	33:DL:59:ARG:H	2.16	0.47
23:DB:1439:A:N7	23:DB:1440:U:C2	2.83	0.47
46:BZ:64:ILE:HG22	46:BZ:68:LEU:CD1	2.44	0.47
37:BP:19:PHE:CE2	37:BP:83:ILE:HD11	2.50	0.47
1:CA:429:U:H3'	3:CD:8:LEU:CD2	2.45	0.47
1:CA:119:A:H4'	1:CA:120:A:O4'	2.15	0.47
41:DT:85:VAL:C	41:DT:86:THR:HG23	2.35	0.47
38:BQ:49:ARG:HG2	38:BQ:49:ARG:HH11	1.79	0.47
23:BB:1438:U:C4	23:BB:1552:A:N6	2.83	0.47
34:BM:55:ARG:HH22	34:BM:58:LYS:HA	1.80	0.47
32:DK:85:VAL:HG21	32:DK:115:ILE:HD11	1.97	0.47
41:DT:68:LYS:HD3	41:DT:68:LYS:N	2.29	0.47
8:CI:123:ARG:HB3	8:CI:123:ARG:CZ	2.44	0.47
52:DI:17:ALA:O	52:DI:18:ASN:HB3	2.13	0.47
8:AI:117:LEU:HD22	8:AI:123:ARG:HG2	1.96	0.47
32:BK:119:ALA:HB3	32:BK:120:PRO:HD3	1.97	0.47
23:BB:63:A:H2'	23:BB:63:A:OP2	2.15	0.47
15:CP:3:THR:CG2	15:CP:66:THR:HB	2.41	0.47

Continued on next page...

Continued from previous page...

Atom-1	Atom-2	Interatomic distance (Å)	Clash overlap (Å)
34:BM:69:PRO:HG2	34:BM:70:ASP:H	1.79	0.47
10:AK:83:VAL:CG2	10:AK:106:ILE:HD11	2.45	0.47
50:B3:32:LEU:HA	50:B3:35:LYS:HD2	1.97	0.47
39:BR:7:SER:HB2	39:BR:22:LEU:CB	2.42	0.47
52:DI:129:GLU:CB	52:DI:133:ARG:HH12	2.27	0.47
23:BB:589:U:H2'	23:BB:590:A:C8	2.49	0.47
25:DC:102:TYR:O	25:DC:103:ILE:HG13	2.15	0.47
6:AG:110:ARG:HD3	6:AG:118:ARG:HA	1.96	0.47
35:DN:11:ASN:HA	35:DN:11:ASN:HD22	1.55	0.47
23:DB:993:G:H5''	38:DQ:49:ARG:NH1	2.29	0.47
23:DB:2848:G:H1	23:DB:2867:G:N2	2.13	0.47
1:CA:762:U:H2'	1:CA:763:G:H8	1.79	0.47
1:AA:1071:C:O2'	1:AA:1072:G:H5'	2.15	0.47
23:DB:97:C:H2'	23:DB:98:G:O4'	2.15	0.47
1:AA:222:C:H2'	1:AA:223:A:H8	1.79	0.47
11:AL:51:VAL:HG12	11:AL:63:THR:HG22	1.96	0.47
1:AA:462:G:H5'	1:AA:463:U:P	2.55	0.47
23:DB:718:A:H5'	23:DB:719:C:C5	2.50	0.47
23:BB:2586:U:H2'	23:BB:2587:A:C8	2.50	0.47
23:DB:20:C:H2'	23:DB:21:A:H8	1.80	0.47
23:DB:2892:G:H5''	23:DB:2894:G:N2	2.30	0.47
23:BB:131:A:O2'	23:BB:132:G:H5'	2.15	0.47
28:BF:79:ARG:HB2	28:BF:82:TYR:CE2	2.50	0.47
1:CA:92:U:H2'	1:CA:93:U:C6	2.49	0.47
1:CA:342:C:O2'	1:CA:343:U:H5'	2.15	0.47
1:AA:1486:G:C2'	1:AA:1487:G:O4'	2.63	0.47
23:DB:728:G:O2'	23:DB:730:A:H8	1.97	0.47
23:DB:1998:A:OP2	26:DD:141:ARG:NH2	2.48	0.47
7:AH:58:LEU:HD22	7:AH:60:LEU:HB2	1.96	0.47
42:DU:10:VAL:HB	42:DU:69:VAL:HB	1.95	0.47
27:BE:97:ASN:N	27:BE:97:ASN:OD1	2.48	0.47
40:DS:60:HIS:O	40:DS:61:ASN:CB	2.62	0.47
23:BB:1374:G:O2'	23:BB:1375:U:H5'	2.15	0.47
1:CA:1073:U:H2'	1:CA:1074:G:H8	1.78	0.47
23:DB:2085:U:O2'	23:DB:2086:U:H5'	2.15	0.47
1:AA:900:A:H2'	1:AA:901:A:C8	2.50	0.47
23:DB:1324:G:H1'	23:DB:1616:A:C6	2.49	0.47
1:AA:377:G:H2'	1:AA:378:G:H8	1.80	0.47
1:CA:36:C:H4'	11:CL:118:VAL:O	2.15	0.47
23:BB:1324:G:N1	23:BB:1331:G:C6	2.83	0.47
27:DE:97:ASN:OD1	27:DE:97:ASN:N	2.47	0.47

Continued on next page...

Continued from previous page...

Atom-1	Atom-2	Interatomic distance (Å)	Clash overlap (Å)
23:BB:97:C:H2'	23:BB:98:G:O4'	2.15	0.47
4:AE:88:HIS:CE1	4:AE:137:ARG:HD2	2.49	0.47
23:BB:2895:G:O2'	23:BB:2896:C:H5'	2.15	0.47
1:AA:1169:A:H2'	1:AA:1170:A:C8	2.50	0.47
23:BB:656:G:O2'	23:BB:657:U:H5'	2.14	0.47
23:DB:2683:C:O2'	23:DB:2684:U:H5'	2.14	0.47
23:DB:1845:G:O2'	23:DB:1846:G:H5'	2.15	0.47
23:BB:1419:A:H2'	23:BB:1421:G:C8	2.50	0.47
22:DA:95:U:H2'	22:DA:96:G:H8	1.78	0.47
26:BD:55:LYS:HZ1	26:BD:59:ARG:HD2	1.78	0.47
25:DC:123:ILE:HG13	25:DC:123:ILE:O	2.15	0.47
3:CD:188:SER:C	3:CD:190:LEU:H	2.18	0.47
36:DO:4:LYS:O	36:DO:8:ILE:HG13	2.15	0.47
23:DB:632:A:H2'	23:DB:633:A:C8	2.49	0.47
39:DR:31:GLU:H	39:DR:63:VAL:HG22	1.80	0.47
23:DB:657:U:H2'	23:DB:658:U:C6	2.50	0.47
2:CC:21:TRP:CH2	2:CC:31:ASN:HB3	2.50	0.47
1:CA:284:C:H2'	1:CA:285:C:C6	2.49	0.47
23:DB:2094:A:H2'	23:DB:2095:A:H8	1.79	0.47
1:CA:1216:A:H2'	1:CA:1217:C:H6	1.80	0.47
52:DI:37:PHE:HB2	52:DI:66:PHE:CE2	2.50	0.47
23:DB:2138:G:H2'	23:DB:2139:U:O4'	2.14	0.47
23:DB:2281:A:O2'	23:DB:2282:G:H5'	2.15	0.47
3:AD:44:LYS:HD2	3:AD:46:ARG:CG	2.44	0.47
27:DE:137:LYS:O	27:DE:141:MET:HG3	2.15	0.47
39:BR:31:GLU:O	39:BR:63:VAL:HG22	2.14	0.47
1:AA:1009:U:H1'	1:AA:1021:A:C2	2.49	0.47
23:DB:437:U:H2'	23:DB:438:G:C8	2.50	0.47
48:D1:39:ASP:OD1	48:D1:41:VAL:HB	2.13	0.47
1:CA:692:U:H2'	1:CA:694:A:OP2	2.15	0.47
36:BO:28:VAL:HG12	36:BO:93:ASP:O	2.15	0.47
23:DB:816:C:O2'	23:DB:817:C:H5'	2.15	0.47
29:BG:104:LEU:HB3	29:BG:106:LEU:HD21	1.96	0.47
29:BG:95:ALA:HA	29:BG:104:LEU:HD23	1.95	0.47
25:BC:115:ILE:HA	25:BC:124:LYS:HZ1	1.77	0.47
35:DN:8:ARG:HB3	35:DN:43:GLU:OE2	2.14	0.47
23:BB:538:A:N6	23:BB:555:G:O2'	2.46	0.47
23:DB:2655:G:O2'	23:DB:2656:U:P	2.72	0.47
2:AC:87:ARG:HD3	2:AC:88:LYS:N	2.30	0.47
23:BB:1607:C:N4	23:BB:1622:G:OP2	2.48	0.47
23:DB:758:C:O2	23:DB:1981:A:H2	1.98	0.47

Continued on next page...

Continued from previous page...

Atom-1	Atom-2	Interatomic distance (Å)	Clash overlap (Å)
5:CF:54:LEU:HD22	5:CF:54:LEU:N	2.28	0.47
23:DB:2362:C:OP2	50:D3:43:LEU:HD21	2.15	0.47
1:AA:57:G:H2'	1:AA:58:C:C6	2.49	0.47
10:CK:61:ALA:O	10:CK:64:VAL:HG13	2.13	0.47
19:CT:2:ASN:CG	19:CT:3:ILE:N	2.67	0.47
6:CG:30:MET:HA	6:CG:38:ALA:CB	2.45	0.47
15:CP:21:VAL:HG12	15:CP:33:ILE:HD12	1.97	0.47
23:DB:1376:C:H3'	56:DB:3279:HOH:O	2.14	0.47
1:AA:246:A:C2	1:AA:282:A:C5	3.03	0.47
40:BS:20:VAL:C	40:BS:22:ASP:H	2.18	0.47
23:DB:235:U:H2'	23:DB:236:C:C6	2.50	0.47
1:CA:213:G:H3'	1:CA:214:C:H6	1.79	0.47
23:BB:115:C:O2'	23:BB:116:C:H5'	2.14	0.47
22:DA:73:A:H2'	22:DA:73:A:N3	2.29	0.47
33:DL:100:ILE:O	33:DL:100:ILE:HG12	2.15	0.47
40:DS:46:LEU:O	40:DS:50:VAL:HG23	2.15	0.47
34:DM:42:THR:O	34:DM:45:GLN:HB2	2.14	0.47
23:BB:1516:G:O2'	23:BB:1517:G:H5'	2.14	0.47
10:AK:37:GLN:HB2	10:AK:39:ASN:ND2	2.29	0.47
23:DB:956:G:C4'	34:DM:82:MET:HE1	2.45	0.47
19:AT:3:ILE:HG13	19:AT:3:ILE:H	1.46	0.47
23:DB:1253:A:H4'	23:DB:1254:A:OP2	2.14	0.47
1:AA:953:G:H2'	1:AA:954:G:O4'	2.15	0.47
23:DB:2583:G:H2'	23:DB:2584:U:O4'	2.15	0.47
23:DB:648:G:O2'	23:DB:649:G:H5'	2.15	0.47
6:AG:30:MET:HA	6:AG:38:ALA:CB	2.44	0.47
23:DB:1299:G:H5''	23:DB:1300:G:OP1	2.14	0.47
23:DB:392:U:O2'	23:DB:393:C:H5'	2.14	0.47
2:CC:110:LEU:HD22	2:CC:145:ALA:HB2	1.97	0.47
2:CC:110:LEU:HD21	2:CC:140:ALA:O	2.14	0.47
22:DA:78:A:H2'	22:DA:79:G:O4'	2.13	0.47
5:CF:11:HIS:CG	5:CF:12:PRO:HD2	2.49	0.47
1:AA:889:A:N1	1:AA:907:A:H5''	2.29	0.47
23:BB:510:C:O2'	23:BB:1236:G:H5'	2.15	0.47
23:BB:2179:C:H2'	23:BB:2180:U:H6	1.79	0.47
43:BW:51:GLY:N	43:BW:59:PHE:HB2	2.29	0.47
37:BP:4:ILE:C	37:BP:6:GLN:N	2.67	0.47
1:AA:1222:G:C2'	1:AA:1223:C:H5'	2.44	0.47
1:AA:1320:C:OP2	18:AS:69:LYS:HE3	2.14	0.47
28:DF:65:LEU:CD2	28:DF:87:LYS:HD2	2.42	0.47
1:CA:1016:A:H4'	1:CA:1218:C:H4'	1.96	0.47

Continued on next page...

Continued from previous page...

Atom-1	Atom-2	Interatomic distance (Å)	Clash overlap (Å)
1:CA:1222:G:C2'	1:CA:1223:C:H5'	2.45	0.47
28:BF:33:ILE:HG12	28:BF:155:ILE:HG13	1.97	0.47
23:DB:4:U:H2'	23:DB:5:A:H8	1.80	0.47
31:DJ:98:GLU:HB3	31:DJ:124:VAL:HG21	1.96	0.47
23:BB:2305:U:H2'	23:BB:2306:C:O4'	2.15	0.47
38:DQ:57:ARG:HA	38:DQ:60:TRP:CE3	2.50	0.47
25:DC:78:GLU:HB2	25:DC:92:LEU:HD23	1.96	0.47
35:DN:2:ARG:NE	35:DN:2:ARG:O	2.45	0.47
38:BQ:85:ALA:HB2	38:BQ:115:ALA:HB1	1.96	0.47
35:BN:83:LEU:O	35:BN:86:ARG:HB2	2.15	0.47
1:CA:202:G:H2'	1:CA:203:G:H8	1.80	0.47
33:BL:123:ARG:HD2	33:BL:124:GLY:N	2.30	0.47
1:AA:468:A:H3'	1:AA:469:C:C6	2.50	0.47
23:DB:1287:A:P	35:DN:104:ALA:HB3	2.55	0.47
10:CK:88:PRO:HD3	21:CU:28:LEU:CD1	2.34	0.47
20:CB:116:LEU:HA	20:CB:119:GLN:HG3	1.97	0.47
1:AA:981:U:H2'	1:AA:982:U:C5	2.50	0.47
24:BV:30:ILE:HG23	24:BV:72:VAL:HG11	1.97	0.47
23:BB:2675:A:N1	23:BB:2732:G:O6	2.47	0.47
1:CA:429:U:H1'	1:CA:430:A:H5''	1.96	0.47
34:DM:38:ARG:HG2	34:DM:38:ARG:HH11	1.79	0.47
29:DG:71:LEU:HD13	29:DG:74:MET:SD	2.55	0.47
23:BB:993:G:H5''	38:BQ:49:ARG:NH1	2.29	0.47
32:DK:104:THR:H	32:DK:107:LEU:CD1	2.28	0.47
29:DG:140:ILE:HA	29:DG:143:VAL:CG2	2.44	0.47
23:BB:1396:U:H5'	23:BB:1396:U:O2	2.15	0.47
13:CN:53:ASP:HA	13:CN:58:ARG:NE	2.30	0.47
20:CB:186:VAL:O	20:CB:200:PRO:HA	2.14	0.47
23:DB:2258:C:O2'	23:DB:2427:C:OP2	2.32	0.47
25:BC:229:HIS:ND1	25:BC:230:PRO:HD2	2.29	0.47
22:BA:32:U:H2'	22:BA:33:G:O4'	2.14	0.47
1:AA:373:A:C1'	1:AA:481:G:H1'	2.45	0.47
27:BE:179:SER:HA	27:BE:182:ALA:HB3	1.96	0.47
20:AB:93:HIS:HA	20:AB:94:ARG:NH2	2.30	0.47
1:CA:811:C:O2'	1:CA:901:A:N1	2.48	0.47
22:DA:55:U:H2'	22:DA:56:G:H8	1.79	0.47
23:BB:971:G:OP2	23:BB:974:G:N2	2.47	0.47
36:DO:68:LYS:H	36:DO:102:ARG:HD3	1.79	0.47
23:BB:98:G:H1	42:BU:6:ARG:NH1	2.11	0.47
23:DB:1336:A:H3'	23:DB:1337:G:H8	1.80	0.47
15:AP:20:VAL:HG21	15:AP:32:PHE:CG	2.50	0.47

Continued on next page...

Continued from previous page...

Atom-1	Atom-2	Interatomic distance (Å)	Clash overlap (Å)
36:BO:4:LYS:O	36:BO:8:ILE:HG13	2.14	0.47
1:AA:323:U:H2'	1:AA:324:G:O4'	2.14	0.47
41:DT:50:LEU:O	41:DT:52:GLU:N	2.47	0.47
23:DB:693:A:H2'	23:DB:694:U:H6	1.80	0.47
23:BB:68:G:H2'	23:BB:69:C:C6	2.49	0.47
33:DL:132:ARG:O	33:DL:135:ILE:HG22	2.14	0.47
23:DB:292:U:O2'	23:DB:293:U:H5'	2.14	0.47
1:AA:586:C:C2'	1:AA:587:G:H5'	2.45	0.47
24:BV:19:ARG:O	24:BV:22:ALA:HB3	2.15	0.47
1:CA:224:U:H2'	1:CA:225:C:H6	1.80	0.47
11:CL:33:CYS:HA	11:CL:54:VAL:HA	1.97	0.47
23:BB:425:G:O2'	23:BB:426:C:H5'	2.13	0.47
42:DU:53:GLN:H	42:DU:53:GLN:CD	2.18	0.47
23:BB:2553:G:H2'	23:BB:2554:U:H4'	1.97	0.47
22:BA:16:G:O2'	22:BA:17:C:H5'	2.15	0.47
39:BR:75:VAL:O	39:BR:76:LYS:HD2	2.15	0.47
23:DB:406:G:O2'	23:DB:407:G:H5'	2.15	0.47
23:BB:352:A:H3'	23:BB:353:C:H6	1.80	0.47
23:DB:1599:U:H2'	23:DB:1600:C:C6	2.49	0.47
30:DH:92:GLY:O	30:DH:93:SER:HB2	2.15	0.47
23:BB:922:C:H1'	43:BW:22:VAL:CG2	2.44	0.47
1:CA:960:U:H6	1:CA:1222:G:O2'	1.98	0.47
28:BF:121:PHE:HB3	28:BF:127:TYR:CD2	2.50	0.47
31:DJ:35:ARG:HA	31:DJ:40:HIS:CD2	2.50	0.47
26:DD:104:VAL:HA	26:DD:106:LYS:HZ1	1.80	0.47
25:DC:129:LEU:CD2	25:DC:133:ASN:HB2	2.45	0.47
33:BL:93:ASN:O	33:BL:95:LEU:HD12	2.14	0.47
25:BC:188:ARG:HH21	25:BC:188:ARG:HG2	1.80	0.47
23:DB:663:G:OP1	33:DL:17:LYS:HG2	2.15	0.47
22:DA:83:G:H4'	45:DY:52:PHE:CD2	2.50	0.47
26:BD:114:LYS:HG3	26:BD:116:LYS:HG2	1.97	0.47
1:CA:1242:G:H2'	1:CA:1243:C:O4'	2.14	0.47
12:AM:38:ILE:HD12	12:AM:47:LEU:HD11	1.95	0.47
28:DF:76:PHE:HD2	28:DF:78:ILE:HD13	1.78	0.47
52:DI:49:GLU:HB3	52:DI:52:LEU:HD12	1.97	0.47
52:DI:52:LEU:HD13	52:DI:81:LYS:HZ3	1.79	0.47
32:BK:47:ILE:CG1	32:BK:48:PRO:HD2	2.35	0.47
23:DB:2261:C:N4	43:DW:10:ARG:HB3	2.30	0.47
7:AH:87:ARG:HD3	7:AH:90:GLU:OE1	2.15	0.47
23:DB:532:A:H2'	38:DQ:27:ARG:NH2	2.21	0.47
28:BF:168:LEU:O	28:BF:170:ALA:N	2.48	0.47

Continued on next page...

Continued from previous page...

Atom-1	Atom-2	Interatomic distance (Å)	Clash overlap (Å)
46:BZ:70:GLU:C	46:BZ:72:ARG:N	2.67	0.47
23:DB:2569:G:O2'	23:DB:2570:G:H5'	2.15	0.47
37:DP:83:ILE:O	37:DP:83:ILE:HD13	2.15	0.47
23:BB:1439:A:N7	23:BB:1440:U:C2	2.82	0.47
23:DB:2526:G:H2'	23:DB:2527:C:H6	1.80	0.47
23:DB:2526:G:H5'	23:DB:2742:G:O2'	2.15	0.47
23:DB:770:G:O2'	23:DB:771:G:H5'	2.13	0.47
32:DK:119:ALA:HB3	32:DK:120:PRO:HD3	1.97	0.47
8:AI:123:ARG:CZ	8:AI:123:ARG:HB3	2.45	0.47
28:DF:103:ILE:HD11	28:DF:174:PHE:CG	2.50	0.47
51:D4:8:LYS:HG2	51:D4:9:LYS:HD3	1.97	0.47
10:CK:83:VAL:HG22	10:CK:106:ILE:HD11	1.95	0.47
9:CJ:6:ILE:O	9:CJ:75:ASP:HA	2.15	0.47
23:BB:2153:C:O5'	23:BB:2153:C:H6	1.97	0.47
25:BC:36:ASN:ND2	25:BC:61:TYR:HB2	2.30	0.47
23:DB:418:C:H2'	23:DB:419:U:H6	1.80	0.47
2:CC:91:ALA:HB2	2:CC:98:ALA:H	1.80	0.47
12:CM:90:HIS:CE1	12:CM:96:VAL:HG21	2.49	0.47
41:DT:15:HIS:O	41:DT:16:VAL:C	2.51	0.47
10:AK:75:GLU:N	10:AK:75:GLU:CD	2.68	0.47
23:BB:2847:U:OP1	37:BP:95:LYS:HD3	2.15	0.47
23:DB:277:G:H4'	23:DB:278:A:N7	2.29	0.47
23:BB:1000:A:H4'	45:BY:10:ARG:HH22	1.80	0.47
1:AA:475:C:H2'	1:AA:476:U:H6	1.76	0.47
27:DE:179:SER:HA	27:DE:182:ALA:HB3	1.95	0.47
12:CM:92:ARG:NH1	18:CS:79:TYR:HD2	2.12	0.47
1:AA:1510:C:H2'	1:AA:1511:G:C8	2.49	0.47
18:AS:2:ARG:HD3	18:AS:3:SER:N	2.29	0.47
23:BB:1998:A:H2'	23:BB:1999:C:H6	1.80	0.47
23:DB:1324:G:C6	23:DB:1331:G:C6	3.03	0.47
22:DA:48:U:O2'	36:DO:100:HIS:HE1	1.98	0.47
50:D3:58:ILE:H	50:D3:58:ILE:HG13	1.41	0.47
1:CA:364:A:H2'	1:CA:365:U:O2	2.14	0.47
23:DB:1419:A:H2'	23:DB:1421:G:C8	2.49	0.47
23:BB:2634:A:H2'	23:BB:2635:A:H8	1.78	0.47
23:BB:2729:G:H2'	23:BB:2730:C:C6	2.49	0.47
20:AB:172:ILE:HD12	20:AB:172:ILE:N	2.30	0.47
23:DB:753:A:O2'	23:DB:754:U:H5'	2.13	0.47
29:DG:14:VAL:O	29:DG:16:VAL:HG23	2.14	0.47
8:CI:11:ARG:HH21	8:CI:12:LYS:HD2	1.80	0.47
23:DB:1744:A:H2'	23:DB:1745:A:C8	2.49	0.47

Continued on next page...

Continued from previous page...

Atom-1	Atom-2	Interatomic distance (Å)	Clash overlap (Å)
19:CT:56:ILE:O	19:CT:60:GLN:HG2	2.15	0.47
23:BB:2271:G:H2'	23:BB:2272:U:H6	1.79	0.47
20:CB:27:LYS:C	20:CB:29:PHE:H	2.18	0.47
33:DL:81:ASP:O	33:DL:83:ALA:N	2.48	0.47
23:DB:1541:C:H2'	23:DB:1542:U:C6	2.50	0.47
12:AM:84:CYS:O	12:AM:88:LEU:HG	2.15	0.47
23:DB:1969:A:O2'	23:DB:1972:G:N3	2.40	0.47
30:DH:12:LEU:HG	30:DH:12:LEU:O	2.15	0.47
23:DB:2716:C:H2'	23:DB:2717:C:C6	2.49	0.47
41:BT:23:ALA:C	41:BT:25:GLU:H	2.17	0.47
1:AA:1187:G:OP1	8:AI:114:LYS:HE3	2.15	0.47
23:DB:1893:C:H2'	23:DB:1894:C:O4'	2.15	0.47
23:BB:1478:G:O2'	23:BB:1479:G:H5'	2.14	0.47
20:AB:118:THR:HA	20:AB:121:GLN:HB2	1.95	0.47
2:AC:110:LEU:HD22	2:AC:145:ALA:HB2	1.96	0.47
23:BB:1670:C:H2'	23:BB:1671:U:O4'	2.15	0.47
15:CP:26:ASN:HD22	15:CP:26:ASN:HA	1.59	0.47
27:DE:73:ILE:HG12	27:DE:73:ILE:O	2.15	0.47
1:AA:76:G:H8	1:AA:76:G:OP2	1.97	0.47
22:BA:73:A:H2'	22:BA:73:A:N3	2.30	0.47
23:BB:2386:A:C2	43:BW:38:ARG:HB3	2.49	0.47
28:DF:31:GLU:HB3	28:DF:156:THR:O	2.14	0.47
28:DF:3:LEU:HD11	28:DF:172:PHE:CD1	2.50	0.47
8:CI:78:ILE:HG22	8:CI:82:ILE:CD1	2.45	0.47
28:BF:33:ILE:HG23	28:BF:155:ILE:HD12	1.97	0.47
28:BF:65:LEU:CD2	28:BF:87:LYS:HD2	2.40	0.47
38:DQ:108:LEU:N	39:DR:48:LYS:HD3	2.29	0.47
31:BJ:45:THR:HG23	31:BJ:45:THR:O	2.15	0.47
38:BQ:108:LEU:N	39:BR:48:LYS:HD3	2.30	0.47
2:CC:72:PRO:O	2:CC:76:ILE:HG12	2.13	0.47
3:CD:123:MET:HG3	3:CD:143:SER:OG	2.15	0.47
12:AM:37:GLY:O	12:AM:38:ILE:HD13	2.15	0.47
3:AD:123:MET:CB	3:AD:128:VAL:HA	2.45	0.47
47:D0:26:SER:HB3	47:D0:39:ARG:NH2	2.29	0.47
35:DN:116:VAL:O	35:DN:117:ASP:CB	2.60	0.47
23:BB:1172:C:H2'	23:BB:1173:U:O5'	2.15	0.47
8:AI:87:MET:HA	8:AI:90:ASP:O	2.15	0.47
1:CA:1081:A:OP1	4:CE:21:SER:O	2.33	0.47
1:CA:571:U:O2	1:CA:918:A:H5'	2.14	0.47
23:BB:512:G:H4'	23:BB:512:G:OP1	2.14	0.47
1:AA:429:U:OP2	3:AD:31:CYS:HB2	2.15	0.47

Continued on next page...

Continued from previous page...

Atom-1	Atom-2	Interatomic distance (Å)	Clash overlap (Å)
28:BF:102:LEU:HA	28:BF:106:ALA:HB2	1.97	0.47
37:BP:83:ILE:HD13	37:BP:83:ILE:O	2.15	0.47
23:BB:1140:C:H2'	23:BB:1141:U:H5'	1.96	0.47
1:AA:1118:U:H1'	1:AA:1179:A:C5	2.49	0.47
6:AG:125:ASP:HB3	6:AG:131:GLY:H	1.78	0.47
38:BQ:45:ALA:O	38:BQ:49:ARG:N	2.46	0.47
49:D2:10:LEU:HD11	49:D2:14:ARG:CZ	2.46	0.47
23:BB:1082:U:C2	23:BB:1086:A:N1	2.83	0.47
32:DK:112:PHE:O	32:DK:113:MET:C	2.53	0.47
23:BB:1433:A:H2'	23:BB:1434:A:O4'	2.15	0.47
30:DH:89:LYS:HD2	30:DH:89:LYS:N	2.30	0.47
18:AS:51:HIS:HB2	18:AS:56:HIS:CE1	2.49	0.47
1:AA:130:A:H1'	1:AA:263:A:O2'	2.14	0.47
38:DQ:7:VAL:HG23	38:DQ:8:ILE:N	2.30	0.47
23:BB:126:A:H5'	49:B2:19:ARG:CG	2.45	0.47
12:CM:68:LEU:O	12:CM:72:ILE:HG22	2.15	0.47
1:CA:861:G:H2'	1:CA:862:C:H6	1.80	0.47
1:CA:193:C:H2'	1:CA:194:C:C5	2.49	0.47
1:AA:332:G:H2'	1:AA:333:U:H6	1.80	0.47
29:BG:33:THR:HG21	29:BG:74:MET:HB3	1.96	0.47
1:AA:1072:G:H2'	1:AA:1073:U:C6	2.51	0.47
11:CL:106:VAL:CG2	11:CL:116:TYR:HB3	2.44	0.47
30:DH:125:THR:HA	30:DH:146:VAL:CB	2.45	0.47
51:B4:2:LYS:HD3	51:B4:4:ARG:HE	1.80	0.47
23:BB:720:U:H2'	23:BB:721:A:H8	1.77	0.47
23:BB:129:C:H4'	23:BB:1348:C:O2'	2.15	0.47
1:AA:279:A:C5'	1:AA:280:C:H3'	2.43	0.47
23:DB:974:G:H1'	23:DB:975:A:C8	2.50	0.47
1:AA:5:U:H1'	1:AA:6:G:C2	2.50	0.47
23:DB:540:C:O2'	23:DB:541:A:H5'	2.15	0.47
38:BQ:16:ILE:O	38:BQ:18:LYS:N	2.43	0.47
1:AA:1302:C:H5'	1:AA:1302:C:H6	1.80	0.47
1:AA:1238:A:C8	1:AA:1303:C:H1'	2.50	0.47
1:CA:908:A:H2'	1:CA:909:A:C8	2.50	0.47
23:BB:754:U:H2'	23:BB:755:U:C6	2.50	0.47
8:CI:9:GLY:HA3	8:CI:81:GLY:N	2.30	0.47
23:BB:2756:U:H1'	23:BB:2757:A:H5''	1.96	0.47
1:CA:1239:A:H4'	1:CA:1240:U:C5'	2.44	0.47
23:DB:2562:U:H2'	23:DB:2563:U:H5'	1.97	0.47
23:BB:1922:G:H2'	23:BB:1923:U:O4'	2.15	0.47
20:AB:80:LYS:HG3	20:AB:81:ASP:N	2.30	0.47

Continued on next page...

Continued from previous page...

Atom-1	Atom-2	Interatomic distance (Å)	Clash overlap (Å)
1:CA:716:A:N3	10:CK:118:ASN:O	2.48	0.47
40:BS:84:ARG:HB3	40:BS:96:ILE:HG23	1.96	0.47
29:DG:106:LEU:O	29:DG:108:PHE:HD1	1.98	0.47
37:DP:31:VAL:O	37:DP:32:VAL:HG12	2.14	0.47
1:CA:586:C:C2'	1:CA:587:G:H5'	2.44	0.47
20:CB:131:LYS:HG3	20:CB:132:GLU:N	2.30	0.47
23:BB:1403:A:H2'	23:BB:1404:C:H6	1.80	0.47
23:BB:2355:G:H4'	43:BW:20:LEU:CD1	2.44	0.47
23:DB:862:G:H2'	23:DB:863:A:O4'	2.15	0.47
23:BB:924:G:H2'	23:BB:925:A:H8	1.80	0.47
30:DH:25:TYR:CD1	30:DH:30:LEU:HG	2.50	0.47
21:CU:11:PHE:CE1	21:CU:13:VAL:HG12	2.50	0.47
7:AH:83:ARG:HB3	7:AH:85:TYR:CE1	2.50	0.47
33:BL:23:ILE:N	33:BL:23:ILE:HD12	2.30	0.47
23:DB:121:G:H2'	23:DB:122:G:C8	2.49	0.47
10:AK:37:GLN:HB2	10:AK:39:ASN:HD22	1.80	0.47
23:DB:392:U:H2'	23:DB:393:C:H6	1.80	0.47
23:DB:218:A:O2'	23:DB:219:A:H5'	2.15	0.47
23:DB:2628:C:O2'	23:DB:2781:A:H2'	2.15	0.47
23:BB:1672:A:C6	23:BB:1673:G:C6	3.03	0.47
23:DB:1294:U:C2'	23:DB:1295:C:H5'	2.44	0.47
25:DC:41:GLY:O	25:DC:48:ILE:HA	2.15	0.47
23:BB:1506:U:H2'	23:BB:1507:C:C6	2.50	0.47
6:AG:101:ARG:HG2	6:AG:105:GLU:OE2	2.15	0.47
26:DD:125:TRP:CE3	26:DD:125:TRP:HA	2.50	0.47
42:BU:86:PHE:CD2	42:BU:92:VAL:HG21	2.50	0.46
26:BD:107:VAL:HG12	26:BD:109:VAL:HG23	1.97	0.46
1:CA:1147:C:H2'	1:CA:1148:U:H6	1.80	0.46
23:BB:1812:U:O2'	25:BC:43:ASN:ND2	2.48	0.46
38:DQ:64:ILE:HD12	38:DQ:95:ALA:CB	2.45	0.46
23:DB:1176:U:H2'	23:DB:1177:G:C8	2.50	0.46
40:BS:52:GLU:HA	40:BS:55:ILE:CG2	2.44	0.46
35:BN:83:LEU:HA	35:BN:86:ARG:CG	2.43	0.46
1:CA:201:G:O2'	1:CA:469:C:H4'	2.15	0.46
33:BL:78:ARG:NH2	33:BL:113:ALA:HB1	2.29	0.46
23:DB:2386:A:H2'	23:DB:2387:U:C6	2.51	0.46
1:CA:1245:C:H2'	1:CA:1246:A:H8	1.80	0.46
23:DB:1062:G:H2'	23:DB:1063:G:H8	1.79	0.46
46:DZ:35:SER:HA	46:DZ:49:LEU:O	2.14	0.46
3:AD:90:LEU:HD11	3:AD:194:ILE:HD11	1.95	0.46
8:AI:50:PRO:HD3	8:AI:79:ARG:CG	2.45	0.46

Continued on next page...

Continued from previous page...

Atom-1	Atom-2	Interatomic distance (Å)	Clash overlap (Å)
24:DV:21:ARG:HE	24:DV:87:GLN:CB	2.24	0.46
52:BI:122:GLU:CD	52:BI:122:GLU:H	2.18	0.46
48:B1:6:GLU:HB2	48:B1:52:LYS:CE	2.45	0.46
15:CP:43:ALA:CA	15:CP:46:LYS:HE3	2.45	0.46
1:CA:1266:G:N2	1:CA:1268:G:H3'	2.29	0.46
1:CA:1360:A:H2'	1:CA:1361:G:O4'	2.16	0.46
23:DB:705:A:N6	23:DB:726:G:H1'	2.30	0.46
41:BT:40:LYS:HA	41:BT:43:ILE:HB	1.96	0.46
34:BM:56:ALA:C	34:BM:58:LYS:H	2.18	0.46
48:D1:33:LEU:HD12	48:D1:34:GLU:N	2.30	0.46
10:CK:112:VAL:HA	17:CR:72:ARG:HH21	1.80	0.46
1:CA:664:G:P	17:CR:52:ARG:HH21	2.38	0.46
32:BK:61:VAL:HG11	32:BK:112:PHE:CZ	2.50	0.46
1:AA:1225:A:H3'	1:AA:1226:C:C6	2.50	0.46
36:BO:67:ASN:O	36:BO:69:ASP:N	2.47	0.46
23:DB:499:U:H2'	23:DB:500:G:O4'	2.15	0.46
29:DG:148:ARG:HD3	29:DG:152:ARG:NH1	2.29	0.46
51:B4:8:LYS:HG2	51:B4:9:LYS:HD3	1.98	0.46
34:BM:28:PHE:HB3	34:BM:64:TRP:CE2	2.50	0.46
26:BD:51:THR:HG23	26:BD:78:GLY:O	2.15	0.46
24:DV:1:MET:HG3	24:DV:2:PHE:CD2	2.50	0.46
23:DB:1354:A:OP1	25:DC:35:LYS:HE2	2.14	0.46
23:BB:2023:C:H4'	23:BB:2617:U:O3'	2.14	0.46
23:BB:1485:U:O2'	23:BB:1486:U:H5'	2.15	0.46
1:CA:373:A:C1'	1:CA:481:G:H1'	2.45	0.46
30:BH:96:THR:C	30:BH:98:ASP:H	2.17	0.46
23:DB:2462:C:H2'	23:DB:2463:C:H6	1.80	0.46
36:DO:88:LYS:HE3	36:DO:88:LYS:HB3	1.66	0.46
32:BK:64:ARG:NH2	37:BP:67:GLU:HG3	2.29	0.46
23:BB:950:G:H2'	23:BB:951:C:C6	2.50	0.46
1:CA:1465:A:H2'	1:CA:1466:C:C6	2.50	0.46
4:AE:156:ARG:HB3	7:AH:43:GLY:O	2.15	0.46
1:AA:286:C:H2'	1:AA:287:U:C6	2.51	0.46
23:DB:643:A:C5	23:DB:644:A:N7	2.83	0.46
23:BB:1429:G:H2'	23:BB:1430:G:C8	2.49	0.46
1:CA:1169:A:H2'	1:CA:1170:A:C8	2.50	0.46
1:AA:556:C:O2'	1:AA:557:G:H5'	2.14	0.46
22:BA:3:C:H2'	22:BA:4:C:H6	1.79	0.46
32:DK:79:PHE:CD2	37:DP:69:VAL:HG12	2.49	0.46
23:BB:1169:A:H8	23:BB:1169:A:O5'	1.98	0.46
25:BC:57:HIS:CG	25:BC:58:LYS:H	2.32	0.46

Continued on next page...

Continued from previous page...

Atom-1	Atom-2	Interatomic distance (Å)	Clash overlap (Å)
20:AB:27:LYS:C	20:AB:29:PHE:H	2.17	0.46
5:AF:6:ILE:O	5:AF:6:ILE:HG13	2.15	0.46
29:DG:91:VAL:HG23	29:DG:92:GLY:H	1.80	0.46
23:BB:2249:U:H4'	23:BB:2275:C:C5	2.50	0.46
23:BB:1687:G:O2'	23:BB:1688:U:H5'	2.14	0.46
23:DB:1477:A:H2'	23:DB:1478:G:O4'	2.15	0.46
14:AO:68:TYR:HA	14:AO:71:ARG:HE	1.79	0.46
9:AJ:13:PHE:CD2	9:AJ:69:THR:HG23	2.50	0.46
23:BB:1477:A:H2'	23:BB:1478:G:O4'	2.15	0.46
5:AF:11:HIS:CG	5:AF:12:PRO:HD2	2.51	0.46
48:B1:18:HIS:NE2	48:B1:40:PRO:HD2	2.30	0.46
47:B0:9:ARG:HB2	47:B0:12:ARG:NH2	2.30	0.46
23:BB:2628:C:O2'	23:BB:2781:A:H2'	2.14	0.46
1:AA:220:G:O2'	1:AA:221:C:H5'	2.16	0.46
1:AA:1040:U:H2'	1:AA:1041:G:C8	2.50	0.46
23:BB:2889:C:O2'	23:BB:2890:G:H5'	2.15	0.46
27:BE:73:ILE:O	27:BE:73:ILE:HG12	2.15	0.46
23:DB:1936:A:H2	23:DB:1943:U:C5	2.33	0.46
11:CL:60:PHE:O	11:CL:62:VAL:N	2.48	0.46
1:CA:787:A:O2'	1:CA:788:U:H5'	2.15	0.46
1:CA:697:U:H2'	1:CA:698:G:H5'	1.98	0.46
43:BW:43:LYS:HB3	43:BW:79:ILE:HD11	1.97	0.46
28:DF:29:ARG:HB2	28:DF:158:THR:HG21	1.97	0.46
9:CJ:18:ILE:HG13	9:CJ:72:ARG:HG2	1.97	0.46
23:BB:2307:G:O6	28:BF:40:GLY:HA3	2.16	0.46
27:BE:106:LYS:CE	27:BE:200:LEU:HB3	2.45	0.46
26:DD:114:LYS:HG3	26:DD:116:LYS:HG2	1.96	0.46
21:AU:10:PRO:CB	2:CC:71:ARG:HE	2.22	0.46
25:BC:119:VAL:HG13	25:BC:133:ASN:ND2	2.30	0.46
1:AA:202:G:H2'	1:AA:203:G:H8	1.79	0.46
1:CA:1241:G:O2'	1:CA:1242:G:H5'	2.15	0.46
1:CA:1302:C:H6	1:CA:1302:C:H5'	1.80	0.46
30:BH:133:GLN:O	30:BH:133:GLN:HG2	2.11	0.46
30:DH:44:ILE:O	30:DH:48:GLU:HB3	2.16	0.46
23:DB:962:G:N2	23:DB:2250:G:H22	1.95	0.46
23:DB:962:G:H2'	23:DB:963:U:H6	1.80	0.46
8:AI:83:THR:OG1	8:AI:97:LEU:HD22	2.15	0.46
19:CT:61:ALA:HB1	19:CT:67:HIS:HA	1.98	0.46
1:CA:817:C:C2	1:CA:819:A:O4'	2.68	0.46
23:DB:1439:A:H1'	23:DB:1553:A:N6	2.30	0.46
49:B2:30:VAL:HG22	49:B2:33:ARG:NH2	2.20	0.46

Continued on next page...

Continued from previous page...

Atom-1	Atom-2	Interatomic distance (Å)	Clash overlap (Å)
41:BT:50:LEU:O	41:BT:52:GLU:N	2.49	0.46
41:BT:55:VAL:HG22	41:BT:87:LEU:CD2	2.45	0.46
19:AT:64:GLY:O	19:AT:66:ILE:N	2.47	0.46
6:AG:71:THR:H	6:AG:141:HIS:CE1	2.33	0.46
27:DE:134:LEU:HD21	27:DE:161:ALA:HB2	1.97	0.46
21:AU:44:ARG:HG3	21:AU:44:ARG:HH11	1.81	0.46
41:DT:67:VAL:HG22	41:DT:74:ILE:HD11	1.97	0.46
2:AC:129:PHE:CE2	2:AC:156:LEU:HD13	2.50	0.46
28:DF:105:ILE:C	28:DF:108:PRO:HD2	2.34	0.46
16:AQ:64:ARG:HG2	16:AQ:65:PRO:HD2	1.95	0.46
52:BI:19:PRO:HB2	52:BI:22:PRO:HD2	1.97	0.46
36:DO:74:VAL:O	36:DO:77:ALA:HB3	2.15	0.46
34:BM:68:PHE:CG	34:BM:69:PRO:HD2	2.51	0.46
23:BB:2230:G:H5'	46:BZ:30:LEU:HD11	1.97	0.46
39:BR:34:GLU:HB3	39:BR:58:VAL:HG21	1.95	0.46
26:DD:33:ARG:NH1	26:DD:53:GLY:O	2.48	0.46
35:DN:61:ALA:C	35:DN:63:ARG:N	2.68	0.46
1:CA:1390:U:O2'	1:CA:1391:U:H5'	2.15	0.46
23:BB:329:G:C6	42:BU:16:LYS:HG2	2.50	0.46
42:DU:62:ALA:O	42:DU:63:ALA:HB3	2.15	0.46
25:DC:221:GLY:O	25:DC:224:MET:HG3	2.15	0.46
23:BB:2845:U:O2'	23:BB:2846:G:H5'	2.14	0.46
23:BB:785:G:H2'	23:BB:786:C:H6	1.80	0.46
35:BN:58:ASP:O	35:BN:59:SER:HB3	2.15	0.46
27:DE:176:ASP:O	27:DE:180:LEU:HG	2.15	0.46
31:BJ:128:ASN:O	31:BJ:129:GLU:HB3	2.16	0.46
1:AA:193:C:H2'	1:AA:194:C:C5	2.51	0.46
23:BB:1885:A:H2'	23:BB:1886:U:O4'	2.14	0.46
27:BE:176:ASP:O	27:BE:180:LEU:HG	2.15	0.46
23:DB:2339:C:H2'	23:DB:2340:A:H8	1.79	0.46
10:CK:65:ALA:O	10:CK:68:ARG:HB3	2.15	0.46
22:BA:54:G:O2'	22:BA:55:U:H5'	2.15	0.46
36:DO:100:HIS:HA	36:DO:104:GLN:NE2	2.29	0.46
4:AE:136:VAL:HG13	4:AE:137:ARG:H	1.79	0.46
23:BB:988:A:H3'	45:BY:13:ILE:CD1	2.44	0.46
23:BB:1596:A:O2'	23:BB:1597:A:H5'	2.16	0.46
1:CA:1300:G:H1'	1:CA:1301:U:C5	2.49	0.46
1:CA:805:C:O2'	1:CA:806:C:H5'	2.15	0.46
23:DB:150:U:H2'	23:DB:151:C:H6	1.78	0.46
20:AB:23:ASN:O	20:AB:25:LYS:N	2.48	0.46
1:CA:1175:G:O2'	1:CA:1176:A:H5'	2.14	0.46

Continued on next page...

Continued from previous page...

Atom-1	Atom-2	Interatomic distance (Å)	Clash overlap (Å)
23:DB:1640:A:H2'	23:DB:1641:A:H8	1.77	0.46
23:BB:1210:G:H5'	23:BB:1212:G:O4'	2.15	0.46
23:BB:2636:C:H2'	23:BB:2637:U:C6	2.51	0.46
33:BL:132:ARG:O	33:BL:135:ILE:HG22	2.14	0.46
36:DO:30:ARG:HG3	36:DO:30:ARG:NH1	2.30	0.46
29:BG:88:LEU:HD13	29:BG:93:TYR:HB3	1.96	0.46
3:CD:187:ARG:CZ	3:CD:191:SER:HB3	2.46	0.46
23:BB:455:C:N3	23:BB:472:A:H2'	2.31	0.46
2:AC:146:LYS:HB2	2:AC:202:PHE:CD2	2.49	0.46
7:CH:83:ARG:HB3	7:CH:85:TYR:CE1	2.49	0.46
26:DD:125:TRP:HE1	26:DD:161:MET:H	1.63	0.46
47:B0:9:ARG:O	47:B0:12:ARG:HB3	2.16	0.46
23:BB:242:G:N7	50:B3:4:LYS:HG2	2.30	0.46
23:BB:1749:A:H2'	23:BB:1750:G:C8	2.50	0.46
1:CA:953:G:H2'	1:CA:954:G:O4'	2.16	0.46
39:DR:43:ASN:ND2	39:DR:44:GLY:N	2.63	0.46
25:DC:165:ALA:HB3	25:DC:172:THR:HG23	1.96	0.46
51:B4:17:VAL:HG11	51:B4:19:ARG:HE	1.80	0.46
34:DM:90:GLU:HA	34:DM:90:GLU:OE1	2.14	0.46
1:CA:687:A:C2	1:CA:704:A:C5	3.04	0.46
46:BZ:27:ARG:HD2	46:BZ:29:PHE:CE1	2.50	0.46
30:DH:147:VAL:HG12	30:DH:148:ALA:N	2.29	0.46
23:DB:1098:A:H2'	52:DI:4:VAL:C	2.36	0.46
52:DI:2:LYS:N	52:DI:2:LYS:HD2	2.31	0.46
26:BD:101:PHE:CZ	26:BD:204:LYS:HA	2.49	0.46
8:CI:82:ILE:O	8:CI:86:LEU:HB2	2.16	0.46
25:BC:45:ASN:H	25:BC:45:ASN:ND2	2.12	0.46
23:DB:1245:G:H4'	27:DE:33:VAL:HG13	1.96	0.46
31:DJ:4:PHE:HB3	31:DJ:44:TYR:CD1	2.51	0.46
31:DJ:45:THR:HG23	31:DJ:45:THR:O	2.15	0.46
23:DB:1173:U:H2'	23:DB:1174:U:C5	2.50	0.46
23:DB:1174:U:H1'	23:DB:1176:U:O2	2.15	0.46
27:BE:34:ALA:HA	27:BE:94:GLN:NE2	2.31	0.46
5:AF:36:ILE:N	5:AF:36:ILE:HD12	2.30	0.46
26:DD:116:LYS:HD2	26:DD:123:LYS:HE2	1.97	0.46
20:CB:59:ILE:HG21	20:CB:158:ASP:HB3	1.97	0.46
12:AM:3:ILE:HA	12:AM:56:ARG:HB2	1.97	0.46
12:AM:3:ILE:H	12:AM:56:ARG:NH2	2.13	0.46
30:BH:128:HIS:CB	30:BH:144:VAL:HB	2.34	0.46
3:AD:160:LEU:HA	3:AD:163:GLN:CG	2.44	0.46
20:AB:116:LEU:O	20:AB:119:GLN:HB2	2.15	0.46

Continued on next page...

Continued from previous page...

Atom-1	Atom-2	Interatomic distance (Å)	Clash overlap (Å)
1:AA:599:C:O2'	1:AA:600:A:H5'	2.15	0.46
1:AA:429:U:H1'	1:AA:430:A:H5''	1.98	0.46
1:CA:270:A:H2'	1:CA:271:C:O4'	2.16	0.46
28:BF:135:ILE:HG13	28:BF:137:PHE:H	1.80	0.46
41:DT:54:GLU:CB	41:DT:88:LYS:HB2	2.45	0.46
6:AG:137:ARG:HB3	6:AG:137:ARG:HE	1.52	0.46
23:BB:1912:A:HO2'	23:BB:1913:A:C5'	2.28	0.46
11:AL:17:LYS:NZ	11:AL:17:LYS:N	2.64	0.46
41:BT:69:ARG:NH1	41:BT:69:ARG:HA	2.31	0.46
37:BP:75:THR:O	37:BP:80:VAL:HG11	2.15	0.46
1:CA:1343:G:H2'	1:CA:1344:C:H6	1.80	0.46
2:AC:149:LYS:HG3	2:AC:168:ARG:HB2	1.97	0.46
28:DF:147:ARG:HD2	28:DF:148:VAL:HG22	1.96	0.46
23:BB:2149:U:H2'	23:BB:2150:C:C6	2.49	0.46
29:BG:1:SER:O	29:BG:3:VAL:N	2.49	0.46
22:BA:102:G:O2'	22:BA:103:U:H5'	2.15	0.46
37:DP:100:ARG:HB3	37:DP:101:GLU:OE2	2.15	0.46
20:CB:134:LEU:HD12	20:CB:134:LEU:HA	1.82	0.46
10:CK:108:ASN:HD21	21:CU:6:ARG:HD2	1.80	0.46
25:BC:107:LYS:O	25:BC:109:LEU:HD22	2.15	0.46
39:BR:20:VAL:HG12	39:BR:21:ARG:N	2.28	0.46
32:DK:41:ILE:HG13	32:DK:42:THR:H	1.80	0.46
1:CA:1291:U:H2'	1:CA:1292:G:H8	1.79	0.46
3:AD:61:ARG:HG3	3:AD:71:PHE:CD2	2.50	0.46
34:DM:101:VAL:HG22	34:DM:101:VAL:O	2.15	0.46
1:AA:521:G:O2'	1:AA:522:C:H5'	2.16	0.46
23:DB:19:A:O2'	23:DB:20:C:H5'	2.15	0.46
1:CA:814:A:H2'	1:CA:816:A:O5'	2.14	0.46
23:DB:431:U:O2'	23:DB:432:A:H5'	2.15	0.46
23:BB:1854:A:H2	23:BB:2087:G:N3	2.13	0.46
23:DB:1854:A:H2	23:DB:2087:G:N3	2.13	0.46
47:D0:18:HIS:C	47:D0:20:ALA:H	2.19	0.46
5:AF:9:MET:HB3	5:AF:59:TYR:CD2	2.50	0.46
1:AA:1465:A:H2'	1:AA:1466:C:C6	2.51	0.46
41:DT:48:GLN:HA	41:DT:48:GLN:NE2	2.30	0.46
14:AO:23:SER:HB3	14:AO:26:VAL:CG2	2.45	0.46
20:CB:172:ILE:HD12	20:CB:172:ILE:N	2.30	0.46
23:BB:2514:U:H2'	23:BB:2515:C:C6	2.50	0.46
23:BB:826:U:H5''	23:BB:2428:G:O3'	2.14	0.46
1:AA:549:C:H2'	1:AA:550:G:C8	2.51	0.46
42:BU:32:LYS:HG3	42:BU:65:GLN:HA	1.97	0.46

Continued on next page...

Continued from previous page...

Atom-1	Atom-2	Interatomic distance (Å)	Clash overlap (Å)
33:BL:47:ARG:CB	33:BL:47:ARG:HH21	2.28	0.46
1:CA:86:G:O2'	1:CA:87:C:O5'	2.27	0.46
23:BB:2355:G:H4'	43:BW:20:LEU:HD13	1.98	0.46
23:DB:311:A:H3'	23:DB:312:G:C8	2.50	0.46
36:DO:84:GLU:C	36:DO:86:GLY:N	2.69	0.46
22:DA:91:C:O2'	22:DA:92:C:H5'	2.15	0.46
1:CA:984:C:H2'	1:CA:985:C:C6	2.51	0.46
1:CA:308:C:H2'	1:CA:309:A:C8	2.51	0.46
1:CA:1040:U:H2'	1:CA:1041:G:O4'	2.16	0.46
23:BB:159:G:O2'	23:BB:160:A:H5''	2.15	0.46
23:DB:1214:A:H2'	23:DB:1215:G:H8	1.81	0.46
1:CA:945:G:H21	1:CA:1334:G:H4'	1.80	0.46
6:AG:75:LYS:HD3	6:AG:76:SER:N	2.30	0.46
23:BB:1253:A:H4'	23:BB:1254:A:OP2	2.15	0.46
23:DB:2630:G:H2'	23:DB:2631:G:H8	1.81	0.46
23:DB:510:C:O2'	23:DB:1236:G:H5'	2.16	0.46
38:DQ:35:PHE:O	38:DQ:39:ILE:HG12	2.16	0.46
23:BB:2212:A:C8	23:BB:2214:C:N4	2.83	0.46
15:AP:22:ALA:HA	15:AP:33:ILE:HG13	1.97	0.46
7:AH:12:ARG:HH11	7:AH:12:ARG:HG3	1.80	0.46
23:BB:1759:A:H2'	23:BB:1759:A:N3	2.30	0.46
23:BB:945:A:OP2	23:BB:945:A:H4'	2.15	0.46
23:BB:2256:G:O2'	23:BB:2257:U:H5'	2.15	0.46
11:CL:78:VAL:O	11:CL:102:ASP:HB2	2.16	0.46
1:CA:220:G:O2'	1:CA:221:C:H5'	2.15	0.46
52:DI:89:SER:HA	52:DI:97:VAL:HG11	1.98	0.46
23:BB:923:G:N3	43:BW:23:LYS:HE3	2.31	0.46
8:CI:16:ALA:HA	8:CI:66:VAL:HG23	1.97	0.46
25:BC:43:ASN:ND2	25:BC:44:ASN:N	2.60	0.46
38:DQ:92:LYS:O	38:DQ:95:ALA:HB3	2.15	0.46
25:DC:119:VAL:HG13	25:DC:133:ASN:ND2	2.29	0.46
23:DB:566:U:H5''	33:DL:29:LYS:HZ2	1.79	0.46
37:BP:52:ARG:HG2	37:BP:52:ARG:NH1	2.29	0.46
12:CM:13:HIS:O	12:CM:17:ALA:HB2	2.15	0.46
12:CM:44:ILE:O	12:CM:47:LEU:HB2	2.15	0.46
30:BH:78:VAL:HB	30:BH:143:ILE:CG1	2.44	0.46
27:BE:67:ARG:HD2	27:BE:68:ALA:O	2.15	0.46
24:BV:21:ARG:HE	24:BV:87:GLN:CB	2.24	0.46
48:B1:33:LEU:HD12	48:B1:34:GLU:N	2.31	0.46
1:CA:425:G:H2'	1:CA:426:U:C6	2.50	0.46
15:CP:42:ILE:HG22	15:CP:43:ALA:N	2.31	0.46

Continued on next page...

Continued from previous page...

Atom-1	Atom-2	Interatomic distance (Å)	Clash overlap (Å)
19:AT:70:LYS:O	19:AT:74:HIS:HB2	2.14	0.46
32:DK:105:ARG:H	32:DK:105:ARG:CD	2.28	0.46
23:BB:1439:A:N7	23:BB:1440:U:C6	2.83	0.46
23:BB:1441:G:H2'	23:BB:1442:U:H6	1.80	0.46
34:BM:53:MET:O	34:BM:57:VAL:HG23	2.16	0.46
29:DG:122:ALA:HA	29:DG:131:VAL:O	2.15	0.46
1:CA:1130:A:H2'	1:CA:1131:G:C8	2.50	0.46
36:BO:52:SER:C	36:BO:54:VAL:H	2.19	0.46
23:DB:2579:C:H1'	26:DD:130:GLN:HE22	1.81	0.46
24:DV:9:ARG:NE	24:DV:20:LEU:HD11	2.29	0.46
23:BB:2240:U:O2'	23:BB:2241:A:H5'	2.15	0.46
30:DH:70:GLU:CD	30:DH:71:LYS:N	2.69	0.46
8:AI:129:ARG:HB2	8:AI:129:ARG:CZ	2.45	0.46
7:AH:46:GLU:N	7:AH:63:LYS:HB2	2.31	0.46
3:AD:75:TYR:CE1	3:AD:200:VAL:HA	2.50	0.46
23:DB:2075:U:H2'	23:DB:2238:G:N2	2.29	0.46
29:BG:33:THR:C	29:BG:34:ARG:HD3	2.35	0.46
23:DB:1945:G:H2'	23:DB:1946:U:C6	2.50	0.46
23:BB:2074:U:O2'	23:BB:2075:U:H5'	2.16	0.46
23:DB:2720:U:H2'	23:DB:2721:A:H8	1.80	0.46
22:BA:52:A:OP1	22:BA:52:A:H4'	2.15	0.46
1:AA:1369:C:H2'	1:AA:1370:G:C8	2.51	0.46
23:DB:1823:G:O2'	23:DB:1824:G:H5'	2.15	0.46
1:AA:451:A:H4'	1:AA:452:A:O4'	2.16	0.46
23:DB:233:A:N6	23:DB:428:A:N6	2.62	0.46
22:DA:75:G:H2'	22:DA:76:G:C8	2.51	0.46
1:AA:1278:G:H4'	1:AA:1279:G:O4'	2.16	0.46
42:DU:12:VAL:HA	42:DU:69:VAL:HA	1.98	0.46
4:CE:45:VAL:HG11	4:CE:117:ALA:HB2	1.97	0.46
1:AA:1242:G:H2'	1:AA:1243:C:O4'	2.14	0.46
23:BB:2537:U:H2'	23:BB:2538:C:H6	1.79	0.46
31:BJ:30:THR:O	31:BJ:33:ALA:HB3	2.16	0.46
1:CA:1212:U:H4'	1:CA:1213:A:C8	2.50	0.46
1:AA:707:U:H2'	1:AA:708:C:H6	1.79	0.46
23:BB:2626:C:H2'	23:BB:2627:G:C8	2.50	0.46
30:BH:47:PHE:CA	30:BH:50:ARG:HH21	2.28	0.46
1:CA:1476:A:H2'	1:CA:1477:U:O4'	2.14	0.46
1:AA:669:G:H2'	1:AA:670:G:C8	2.50	0.46
25:DC:71:ASP:O	25:DC:73:ILE:HG12	2.15	0.46
23:DB:2355:G:H4'	43:DW:20:LEU:CD1	2.45	0.46
23:DB:454:A:H3'	23:DB:455:C:H5'	1.97	0.46

Continued on next page...

Continued from previous page...

Atom-1	Atom-2	Interatomic distance (Å)	Clash overlap (Å)
33:BL:51:GLU:O	33:BL:53:GLY:N	2.48	0.46
14:CO:69:LEU:HD11	14:CO:76:ARG:CB	2.46	0.46
3:CD:40:HIS:O	3:CD:43:ARG:HG2	2.15	0.46
23:DB:839:U:H1'	23:DB:1191:G:H1'	1.97	0.46
23:DB:211:C:O2'	23:DB:212:G:H5'	2.16	0.46
11:CL:17:LYS:NZ	11:CL:17:LYS:N	2.64	0.46
1:CA:984:C:H2'	1:CA:985:C:H6	1.80	0.46
28:DF:19:PHE:HE1	28:DF:167:ALA:HB2	1.80	0.46
23:DB:1126:A:H4'	23:DB:1127:A:O5'	2.16	0.46
23:DB:1958:C:H2'	23:DB:1959:G:H8	1.81	0.46
34:DM:29:GLY:HA2	34:DM:106:ASP:HB2	1.97	0.46
1:AA:984:C:O2'	1:AA:985:C:H5'	2.15	0.46
23:DB:1749:A:H2'	23:DB:1750:G:C8	2.50	0.46
13:AN:97:LYS:HB3	13:AN:97:LYS:NZ	2.31	0.46
23:BB:1669:A:H2'	23:BB:1669:A:N3	2.30	0.46
23:DB:39:G:H2'	23:DB:40:U:C6	2.50	0.46
1:AA:1147:C:H2'	1:AA:1148:U:H6	1.81	0.46
1:CA:1125:U:C6	9:CJ:40:ILE:HD13	2.51	0.46
25:BC:76:VAL:CG1	25:BC:114:GLN:HG2	2.45	0.46
35:BN:54:LEU:HD11	35:BN:62:ASN:HB3	1.98	0.46
13:AN:12:ARG:NE	13:AN:58:ARG:HH12	2.13	0.46
26:DD:106:LYS:HD3	26:DD:106:LYS:N	2.30	0.46
38:BQ:91:ARG:HB2	39:BR:11:GLN:OE1	2.16	0.46
33:DL:123:ARG:HD2	33:DL:124:GLY:N	2.30	0.46
33:BL:122:VAL:HB	33:BL:143:GLU:OE1	2.15	0.46
25:BC:144:GLU:OE2	25:BC:188:ARG:HG3	2.16	0.46
45:DY:50:VAL:HA	45:DY:52:PHE:CE1	2.51	0.46
23:DB:2305:U:H2'	23:DB:2306:C:O4'	2.16	0.46
8:AI:34:LEU:HD21	8:AI:48:ARG:NH2	2.18	0.46
23:DB:1023:U:H2'	23:DB:1024:G:H5'	1.98	0.46
1:CA:16:A:H2	1:CA:1080:A:N3	2.14	0.46
23:BB:581:C:OP1	38:BQ:32:ARG:HG3	2.15	0.46
38:DQ:26:ALA:HA	38:DQ:29:ARG:CG	2.45	0.46
24:BV:80:HIS:HB2	24:BV:85:LYS:HG3	1.98	0.46
6:CG:71:THR:H	6:CG:141:HIS:CE1	2.33	0.46
29:BG:49:LEU:HD23	29:BG:51:PHE:CZ	2.50	0.46
1:AA:1180:A:OP1	8:AI:104:THR:HG22	2.16	0.46
41:BT:85:VAL:C	41:BT:86:THR:HG23	2.36	0.46
29:DG:33:THR:C	29:DG:34:ARG:HD3	2.36	0.46
23:DB:2674:G:H2'	23:DB:2675:A:H8	1.80	0.46
1:AA:16:A:N1	1:AA:919:A:H2	2.13	0.46

Continued on next page...

Continued from previous page...

Atom-1	Atom-2	Interatomic distance (Å)	Clash overlap (Å)
32:DK:40:LYS:NZ	32:DK:59:LYS:HE3	2.31	0.46
30:BH:90:LEU:CB	30:BH:123:ARG:HD2	2.45	0.46
22:BA:116:G:H4'	36:BO:54:VAL:CG2	2.39	0.46
7:CH:68:LYS:HG3	7:CH:69:ALA:N	2.30	0.46
23:BB:38:A:N3	27:BE:43:THR:HB	2.31	0.46
34:DM:35:ALA:HB3	34:DM:99:GLY:H	1.78	0.46
23:DB:1387:A:H2'	23:DB:1388:G:C8	2.51	0.46
9:CJ:8:ILE:H	9:CJ:8:ILE:HD12	1.80	0.46
3:CD:75:TYR:CE1	3:CD:200:VAL:HA	2.50	0.46
2:AC:63:ILE:HD12	2:AC:90:VAL:HG12	1.96	0.46
6:CG:74:VAL:HG12	6:CG:87:PRO:HB3	1.98	0.46
30:DH:117:LEU:HD22	30:DH:130:VAL:CG1	2.45	0.46
41:DT:14:PRO:HA	41:DT:32:LEU:HB2	1.97	0.46
1:CA:1293:C:O2'	1:CA:1294:G:H5'	2.14	0.46
1:CA:1178:G:H3'	8:CI:98:ARG:NH2	2.29	0.46
31:BJ:18:VAL:HG12	31:BJ:54:ILE:HD11	1.96	0.46
23:DB:1919:A:N3	23:DB:1919:A:H2'	2.31	0.46
20:CB:93:HIS:HA	20:CB:94:ARG:NH2	2.30	0.46
23:BB:2339:C:H2'	23:BB:2340:A:H8	1.78	0.46
1:AA:640:A:O2'	1:AA:641:U:H5'	2.16	0.46
1:CA:1095:U:H5''	1:CA:1109:C:O2	2.16	0.46
36:BO:88:LYS:HB3	36:BO:88:LYS:HE3	1.66	0.46
6:CG:59:GLU:O	6:CG:63:VAL:HG23	2.15	0.46
40:BS:4:ILE:CG2	40:BS:106:VAL:HG22	2.45	0.46
23:DB:68:G:H2'	23:DB:69:C:C6	2.51	0.46
1:CA:707:U:H4'	10:CK:21:HIS:CD2	2.50	0.46
23:DB:596:U:O2'	23:DB:597:G:H5'	2.15	0.46
1:AA:948:C:O2'	1:AA:949:A:H5'	2.16	0.46
1:CA:204:G:H2'	1:CA:205:A:H8	1.79	0.46
1:CA:333:U:H2'	1:CA:334:C:C6	2.51	0.46
1:AA:659:U:O2'	1:AA:660:C:H5'	2.16	0.46
23:DB:1848:A:H2'	23:DB:1849:G:C8	2.50	0.46
23:DB:1010:A:N3	23:DB:1153:C:H1'	2.30	0.46
44:DX:56:LEU:O	44:DX:58:ASN:N	2.42	0.46
23:BB:2758:A:C2'	23:BB:2759:G:H5'	2.45	0.46
30:DH:26:ALA:C	30:DH:28:ASN:N	2.68	0.46
23:BB:1290:C:O2'	23:BB:1291:C:H5'	2.15	0.46
23:DB:1092:C:C2'	23:DB:1093:G:H5'	2.45	0.46
23:DB:1429:G:H2'	23:DB:1430:G:C8	2.49	0.46
1:AA:189:A:O2'	1:AA:190:A:H5'	2.16	0.46
26:BD:36:GLN:HE21	26:BD:36:GLN:HB2	1.53	0.46

Continued on next page...

Continued from previous page...

Atom-1	Atom-2	Interatomic distance (Å)	Clash overlap (Å)
27:DE:137:LYS:HG3	27:DE:141:MET:SD	2.56	0.46
23:DB:1458:U:C2'	23:DB:1459:G:H5''	2.45	0.46
23:DB:935:C:H2'	23:DB:936:A:C8	2.50	0.46
23:BB:1930:G:H2'	23:BB:1968:G:C6	2.51	0.46
32:BK:8:LEU:H	32:BK:8:LEU:HD12	1.79	0.46
33:DL:132:ARG:O	33:DL:136:GLU:HG2	2.15	0.46
36:DO:18:LEU:HD23	36:DO:25:ARG:CD	2.45	0.46
16:CQ:3:LYS:HG3	16:CQ:4:ILE:H	1.79	0.46
23:BB:2248:C:H2'	23:BB:2249:U:O4'	2.15	0.46
20:CB:129:THR:O	20:CB:131:LYS:N	2.48	0.46
1:AA:197:A:H4'	1:AA:198:G:O5'	2.16	0.46
23:DB:493:G:O2'	40:DS:7:HIS:HA	2.15	0.46
23:BB:236:C:O2'	23:BB:237:C:H5'	2.16	0.46
23:BB:39:G:H2'	23:BB:40:U:H6	1.80	0.46
1:CA:1181:G:H1'	1:CA:1182:G:C5	2.51	0.46
4:CE:68:ARG:O	4:CE:69:ASN:HB2	2.16	0.46
23:BB:902:C:H2'	23:BB:903:C:C6	2.50	0.46
19:AT:72:ALA:HA	19:AT:75:LYS:HD3	1.96	0.46
23:BB:111:A:H2'	23:BB:112:U:C6	2.50	0.46
32:BK:95:ILE:O	32:BK:95:ILE:HG13	2.15	0.46
23:DB:485:C:O2'	23:DB:486:C:H5'	2.15	0.46
23:BB:851:C:H2'	23:BB:852:U:C6	2.51	0.46
23:BB:921:C:H2'	23:BB:922:C:H6	1.81	0.46
43:BW:61:LYS:O	43:BW:62:ALA:O	2.33	0.46
42:DU:86:PHE:CD2	42:DU:92:VAL:HG21	2.50	0.46
26:BD:106:LYS:N	26:BD:106:LYS:HD3	2.31	0.46
31:DJ:58:ASN:C	31:DJ:60:ASP:H	2.18	0.46
28:BF:98:PHE:C	28:BF:100:GLU:N	2.69	0.46
23:DB:5:A:H2'	23:DB:6:A:H8	1.81	0.46
38:DQ:64:ILE:HD12	38:DQ:95:ALA:HB3	1.97	0.46
13:AN:20:PHE:CD1	13:AN:24:ALA:HB2	2.51	0.46
34:BM:38:ARG:HG2	34:BM:38:ARG:HH11	1.81	0.46
25:BC:138:SER:O	25:BC:162:GLN:HA	2.14	0.46
1:CA:1308:U:H3'	12:CM:97:ARG:NH1	2.31	0.46
3:CD:90:LEU:HD13	3:CD:93:LEU:HD12	1.97	0.46
46:DZ:5:CYS:SG	46:DZ:7:VAL:HG12	2.56	0.46
3:CD:24:VAL:O	3:CD:27:ILE:HG13	2.14	0.46
1:AA:600:A:OP1	7:AH:87:ARG:HB3	2.16	0.46
1:CA:251:G:H1	1:CA:271:C:N4	2.13	0.46
16:CQ:64:ARG:HG2	16:CQ:65:PRO:HD2	1.97	0.46
28:BF:59:ILE:HG12	28:BF:137:PHE:CE2	2.50	0.46

Continued on next page...

Continued from previous page...

Atom-1	Atom-2	Interatomic distance (Å)	Clash overlap (Å)
6:AG:13:PRO:O	6:AG:14:ASP:C	2.53	0.46
1:AA:1125:U:C6	9:AJ:40:ILE:HD13	2.51	0.46
9:AJ:53:ILE:HG13	13:AN:84:ARG:CZ	2.46	0.46
1:AA:119:A:H4'	1:AA:120:A:O4'	2.14	0.46
23:DB:771:G:O2'	23:DB:772:C:H5'	2.16	0.46
21:AU:11:PHE:CE1	21:AU:13:VAL:HG12	2.50	0.46
23:DB:63:A:H2'	23:DB:63:A:OP2	2.15	0.46
23:DB:1082:U:C2	23:DB:1086:A:N1	2.83	0.46
37:BP:77:SER:O	37:BP:80:VAL:HG12	2.15	0.46
30:DH:87:GLU:HB2	30:DH:89:LYS:HZ2	1.81	0.46
23:BB:2578:G:O2'	23:BB:2579:C:H5'	2.15	0.46
1:AA:697:U:H2'	1:AA:698:G:H5'	1.97	0.46
23:DB:899:A:C2	23:DB:900:A:H1'	2.51	0.46
40:BS:41:LYS:O	40:BS:43:ALA:N	2.49	0.46
40:DS:41:LYS:O	40:DS:42:LYS:C	2.54	0.46
8:AI:99:LYS:HE3	9:CJ:80:THR:CA	2.41	0.46
23:DB:2334:U:O3'	36:DO:13:ARG:HB2	2.14	0.46
25:DC:64:VAL:O	25:DC:65:ASP:CB	2.62	0.46
24:BV:9:ARG:NE	24:BV:20:LEU:HD11	2.30	0.46
1:CA:1102:A:H2'	1:CA:1103:C:C6	2.51	0.46
34:DM:101:VAL:HG13	34:DM:101:VAL:O	2.16	0.46
23:DB:2314:A:O4'	28:DF:154:THR:HG21	2.16	0.46
23:DB:2820:A:H4'	35:DN:3:HIS:ND1	2.30	0.46
48:B1:39:ASP:OD1	48:B1:41:VAL:HB	2.15	0.46
23:BB:643:A:H1'	48:B1:43:ARG:NH2	2.31	0.46
23:BB:2617:U:O2'	23:BB:2618:G:H5'	2.15	0.46
1:CA:373:A:H2'	1:CA:374:A:C8	2.47	0.46
1:AA:279:A:H5'	1:AA:281:G:O4'	2.15	0.46
22:DA:75:G:N1	22:DA:102:G:N2	2.63	0.46
42:BU:11:ILE:HG12	42:BU:20:LYS:O	2.16	0.46
46:BZ:36:HIS:O	46:BZ:48:THR:HA	2.16	0.46
1:CA:36:C:O2'	1:CA:37:U:H5'	2.16	0.46
4:AE:132:PRO:HG2	4:AE:133:ILE:H	1.79	0.46
23:BB:657:U:H2'	23:BB:658:U:C6	2.51	0.46
23:DB:2379:G:C5'	36:DO:21:LEU:HD11	2.46	0.46
23:DB:1872:A:H2'	23:DB:1873:G:O4'	2.15	0.46
1:AA:1216:A:H2'	1:AA:1217:C:H6	1.81	0.46
23:DB:754:U:H2'	23:DB:755:U:H6	1.81	0.46
1:AA:669:G:H2'	1:AA:670:G:H8	1.80	0.46
25:BC:83:ASP:HB3	25:BC:86:ARG:HG2	1.97	0.46
23:DB:2489:U:O2'	23:DB:2490:G:H5'	2.15	0.46

Continued on next page...

Continued from previous page...

Atom-1	Atom-2	Interatomic distance (Å)	Clash overlap (Å)
3:CD:2:ARG:HG3	3:CD:114:ARG:NH1	2.31	0.46
33:DL:133:ALA:HA	33:DL:136:GLU:HB2	1.98	0.46
5:AF:7:VAL:O	5:AF:7:VAL:HG13	2.15	0.46
24:DV:16:ALA:HA	24:DV:19:ARG:HH21	1.81	0.46
36:BO:84:GLU:C	36:BO:86:GLY:N	2.69	0.46
7:AH:40:LYS:HD3	7:AH:48:PHE:CE1	2.49	0.46
1:CA:586:C:H5'	7:CH:81:GLY:HA2	1.98	0.46
1:CA:893:C:H2'	1:CA:894:G:H8	1.81	0.46
10:CK:37:GLN:HB2	10:CK:39:ASN:ND2	2.31	0.46
19:AT:2:ASN:CG	19:AT:3:ILE:N	2.69	0.46
5:CF:10:VAL:HG12	5:CF:11:HIS:N	2.31	0.46
23:BB:2559:C:H2'	23:BB:2560:A:H8	1.80	0.46
23:BB:359:G:O2'	23:BB:360:U:H5'	2.15	0.46
23:BB:188:G:OP1	46:BZ:14:THR:HG23	2.15	0.46
3:CD:162:GLU:C	3:CD:164:ARG:H	2.19	0.46
23:DB:1547:C:H2'	23:DB:1548:A:C8	2.50	0.46
23:DB:2492:U:O2'	23:DB:2493:U:H5'	2.15	0.46
40:DS:88:ARG:HG3	40:DS:88:ARG:HH21	1.81	0.46
42:BU:23:LYS:HD2	42:BU:23:LYS:H	1.80	0.46
23:BB:1030:C:O2'	23:BB:1031:G:H5'	2.15	0.46
23:DB:1099:G:OP2	52:DI:2:LYS:O	2.33	0.46
42:BU:71:ILE:HD11	42:BU:81:ARG:O	2.16	0.46
42:BU:85:ARG:NH1	42:BU:86:PHE:N	2.64	0.46
31:BJ:58:ASN:C	31:BJ:60:ASP:H	2.18	0.46
28:DF:33:ILE:O	28:DF:90:LEU:HB2	2.15	0.46
9:CJ:12:ALA:H	9:CJ:18:ILE:HD13	1.81	0.46
28:BF:11:VAL:HG21	28:BF:172:PHE:HE1	1.81	0.46
28:BF:43:ILE:HG13	28:BF:44:ALA:N	2.31	0.46
28:BF:43:ILE:HA	28:BF:46:LYS:CE	2.45	0.46
28:BF:65:LEU:O	28:BF:86:CYS:HA	2.15	0.46
31:BJ:16:TYR:CD2	31:BJ:140:LEU:HD12	2.51	0.46
31:DJ:44:TYR:CD2	31:DJ:44:TYR:C	2.89	0.46
25:DC:153:LEU:HD13	25:DC:175:LEU:HD21	1.97	0.46
34:BM:19:GLY:N	34:BM:38:ARG:NH2	2.63	0.46
20:CB:160:LEU:HD22	20:CB:182:VAL:HA	1.97	0.46
35:DN:48:VAL:O	35:DN:51:LEU:N	2.49	0.46
24:DV:80:HIS:HB2	24:DV:85:LYS:HG3	1.97	0.46
23:DB:533:G:H5'	38:DQ:23:TYR:CD2	2.51	0.46
8:CI:49:GLN:HA	8:CI:52:GLU:HG2	1.98	0.46
28:BF:28:PRO:O	28:BF:168:LEU:HG	2.16	0.46
3:CD:33:ILE:HG13	3:CD:34:GLU:N	2.30	0.46

Continued on next page...

Continued from previous page...

Atom-1	Atom-2	Interatomic distance (Å)	Clash overlap (Å)
41:DT:40:LYS:O	41:DT:43:ILE:HB	2.15	0.46
31:BJ:64:VAL:O	31:BJ:65:THR:HG22	2.16	0.46
34:DM:56:ALA:C	34:DM:58:LYS:H	2.18	0.46
23:BB:572:A:OP2	39:BR:80:ARG:NH2	2.49	0.46
1:AA:1360:A:H2'	1:AA:1361:G:O4'	2.15	0.46
52:DI:23:VAL:HG12	52:DI:24:GLY:N	2.31	0.46
2:CC:50:SER:CB	2:CC:70:ALA:HB3	2.46	0.46
21:CU:33:ARG:HG2	21:CU:34:ARG:N	2.28	0.46
26:BD:15:PHE:HD1	26:BD:15:PHE:H	1.64	0.46
32:DK:11:ALA:HB3	32:DK:85:VAL:CG2	2.46	0.46
29:DG:37:ASN:HD22	29:DG:40:VAL:CB	2.25	0.46
28:DF:139:GLU:O	28:DF:141:ASP:N	2.49	0.46
23:DB:877:A:H2'	23:DB:877:A:N3	2.30	0.46
23:DB:1733:G:H5'	23:DB:1733:G:H8	1.81	0.46
1:AA:106:C:HO2'	1:AA:107:G:H5'	1.80	0.46
39:DR:59:ILE:HA	39:DR:100:GLY:HA3	1.97	0.46
1:AA:1317:C:H3'	1:AA:1318:A:C8	2.49	0.46
9:CJ:8:ILE:HA	9:CJ:100:ILE:HG22	1.97	0.46
9:AJ:6:ILE:O	9:AJ:8:ILE:HD12	2.16	0.46
35:DN:61:ALA:C	35:DN:63:ARG:H	2.19	0.46
30:DH:95:GLY:O	30:DH:98:ASP:N	2.49	0.46
41:DT:61:LEU:C	41:DT:61:LEU:HD12	2.36	0.46
35:DN:11:ASN:O	35:DN:12:ARG:HB2	2.15	0.46
23:DB:2849:U:H4'	23:DB:2850:A:C5'	2.44	0.46
1:AA:762:U:H2'	1:AA:763:G:H8	1.80	0.46
1:AA:1392:G:H2'	1:AA:1393:U:C6	2.51	0.46
22:BA:32:U:H1'	22:BA:52:A:N7	2.31	0.46
23:BB:1460:U:H3'	23:BB:1461:C:H5'	1.98	0.46
15:AP:52:LEU:CD2	15:AP:75:ILE:HA	2.45	0.46
35:BN:13:ASN:OD1	35:BN:16:HIS:HB2	2.15	0.46
1:CA:1499:A:O2'	1:CA:1500:A:H5'	2.16	0.46
37:BP:54:LEU:HD12	37:BP:76:HIS:HB2	1.98	0.46
23:DB:1999:C:H2'	23:DB:2000:C:O4'	2.16	0.46
33:DL:105:ILE:HG22	33:DL:106:GLU:N	2.31	0.46
42:DU:11:ILE:HB	42:DU:72:PHE:HD1	1.81	0.46
49:D2:21:ARG:HG2	49:D2:31:LEU:HD21	1.98	0.46
1:AA:87:C:C2'	1:AA:88:U:H4'	2.45	0.46
42:BU:12:VAL:HA	42:BU:69:VAL:HA	1.98	0.46
23:DB:2648:G:H2'	23:DB:2649:C:H6	1.79	0.46
39:DR:54:VAL:HG13	39:DR:56:GLY:O	2.15	0.46
5:AF:80:PHE:CE1	25:BC:135:PRO:HG2	2.51	0.46

Continued on next page...

Continued from previous page...

Atom-1	Atom-2	Interatomic distance (Å)	Clash overlap (Å)
1:AA:803:G:H2'	1:AA:804:U:O4'	2.15	0.46
10:CK:28:ASN:ND2	10:CK:29:THR:H	2.14	0.46
23:BB:969:G:H2'	23:BB:970:U:C6	2.50	0.46
23:BB:265:A:O2'	23:BB:266:G:C4'	2.64	0.46
38:BQ:86:SER:HB3	39:BR:51:VAL:CA	2.46	0.46
23:BB:2756:U:C1'	23:BB:2757:A:H5''	2.45	0.46
1:CA:751:U:O2'	14:CO:24:THR:HG23	2.16	0.46
39:DR:63:VAL:O	39:DR:63:VAL:HG23	2.16	0.46
23:DB:2148:G:O3'	23:DB:2149:U:H6	1.99	0.46
23:DB:2009:A:O4'	35:DN:107:ASN:HB2	2.16	0.46
1:AA:503:C:H2'	1:AA:504:C:C6	2.51	0.46
1:CA:562:U:H4'	1:CA:563:A:O5'	2.15	0.46
36:BO:18:LEU:HD23	36:BO:25:ARG:CD	2.44	0.46
20:CB:102:ASN:HD21	20:CB:105:THR:HB	1.81	0.46
6:CG:136:LYS:O	6:CG:140:VAL:HG23	2.16	0.46
23:DB:796:C:H2'	23:DB:797:G:H8	1.79	0.46
23:BB:1505:A:H2'	23:BB:1506:U:C6	2.51	0.46
2:CC:134:LYS:HA	2:CC:167:TYR:HE2	1.81	0.46
11:AL:78:VAL:O	11:AL:102:ASP:HB2	2.16	0.46
23:BB:1936:A:H2	23:BB:1943:U:C5	2.34	0.46
30:DH:60:GLU:C	30:DH:62:LEU:N	2.68	0.46
36:DO:3:LYS:HG2	36:DO:3:LYS:H	1.50	0.46
4:AE:77:ASN:CG	4:AE:78:GLY:H	2.17	0.46
18:AS:40:PHE:HB2	18:AS:43:MET:HE2	1.97	0.46
8:AI:16:ALA:HA	8:AI:66:VAL:HG23	1.98	0.46
8:AI:78:ILE:HG22	8:AI:82:ILE:CD1	2.46	0.46
28:DF:33:ILE:H	28:DF:95:MET:HG3	1.81	0.46
8:CI:17:ARG:HB2	8:CI:65:THR:HB	1.96	0.46
27:DE:181:ILE:HD13	33:DL:3:LEU:HD23	1.97	0.46
38:DQ:111:LYS:HZ2	38:DQ:111:LYS:HB2	1.81	0.46
27:BE:148:ILE:HA	27:BE:187:VAL:CG2	2.46	0.46
26:DD:107:VAL:HG12	26:DD:109:VAL:HG23	1.98	0.46
13:CN:20:PHE:CD1	13:CN:24:ALA:HB2	2.50	0.46
23:BB:663:G:OP1	33:BL:17:LYS:HG2	2.16	0.46
12:CM:3:ILE:H	12:CM:56:ARG:NH2	2.13	0.46
12:AM:19:THR:HG22	12:AM:29:SER:HB3	1.98	0.46
20:AB:117:GLU:HA	20:AB:140:LEU:CD2	2.45	0.46
20:AB:151:LYS:HG3	20:AB:152:ASP:N	2.30	0.46
8:AI:56:MET:SD	8:AI:57:VAL:HG23	2.55	0.46
23:BB:28:A:N6	23:BB:512:G:O2'	2.48	0.46
23:BB:583:G:H2'	23:BB:584:C:H6	1.79	0.46

Continued on next page...

Continued from previous page...

Atom-1	Atom-2	Interatomic distance (Å)	Clash overlap (Å)
23:DB:582:A:H2'	23:DB:583:G:C8	2.50	0.46
6:CG:13:PRO:O	6:CG:14:ASP:C	2.53	0.46
31:BJ:63:ALA:HA	31:BJ:69:ARG:HH22	1.80	0.46
32:BK:59:LYS:HD2	32:BK:89:ASN:O	2.16	0.46
1:AA:918:A:C6	1:AA:919:A:C6	3.04	0.46
23:DB:1054:A:H2'	23:DB:1055:G:C8	2.49	0.46
32:DK:119:ALA:O	32:DK:120:PRO:O	2.33	0.46
23:BB:1737:G:H5'	23:BB:1738:G:OP2	2.16	0.46
23:BB:1482:G:N2	23:BB:1508:A:H1'	2.31	0.46
2:CC:149:LYS:O	2:CC:200:TRP:HE3	1.98	0.46
28:DF:102:LEU:O	28:DF:103:ILE:CB	2.63	0.46
2:CC:122:GLN:O	2:CC:127:VAL:HG13	2.16	0.46
23:BB:2658:C:H2'	23:BB:2659:G:H5'	1.97	0.46
39:BR:70:GLU:O	39:BR:90:ARG:HD2	2.16	0.46
29:BG:109:SER:O	29:BG:110:HIS:HB3	2.16	0.46
23:DB:2023:C:H4'	23:DB:2617:U:O3'	2.16	0.46
41:BT:14:PRO:HA	41:BT:32:LEU:CB	2.46	0.46
9:AJ:8:ILE:HD12	9:AJ:8:ILE:H	1.81	0.46
34:BM:63:ILE:N	34:BM:63:ILE:HD12	2.30	0.46
29:DG:1:SER:O	29:DG:3:VAL:N	2.49	0.46
11:CL:51:VAL:HG12	11:CL:52:CYS:N	2.29	0.46
11:CL:51:VAL:HG12	11:CL:63:THR:HG22	1.97	0.46
23:BB:309:A:H4'	42:BU:15:GLY:HA2	1.97	0.46
23:BB:434:U:H1'	23:BB:435:C:H5	1.81	0.46
23:BB:740:C:H5'	23:BB:1784:A:OP1	2.15	0.46
23:BB:2024:G:O2'	23:BB:2025:C:H5'	2.15	0.46
51:D4:2:LYS:HD3	51:D4:4:ARG:HE	1.81	0.46
1:AA:861:G:H2'	1:AA:862:C:H6	1.80	0.46
23:DB:353:C:O2	23:DB:353:C:H2'	2.15	0.46
23:BB:974:G:H1'	23:BB:975:A:C8	2.50	0.46
1:CA:9:G:H5'	4:CE:107:GLY:HA3	1.98	0.46
1:AA:313:A:H2'	1:AA:314:C:H6	1.80	0.46
23:BB:942:G:H2'	23:BB:943:A:O4'	2.16	0.46
8:AI:109:GLN:CD	8:AI:110:VAL:H	2.19	0.46
23:DB:2626:C:H2'	23:DB:2627:G:C8	2.51	0.46
23:BB:2635:A:H5'	26:BD:79:LEU:HD23	1.98	0.46
1:CA:1252:A:H2'	1:CA:1253:G:O4'	2.16	0.46
22:BA:106:G:H2'	22:BA:107:G:C8	2.51	0.46
1:AA:545:C:O2'	1:AA:546:A:H5'	2.15	0.46
22:BA:48:U:O2'	36:BO:100:HIS:HE1	1.99	0.46
23:DB:1745:A:H2'	23:DB:1746:A:C8	2.51	0.46

Continued on next page...

Continued from previous page...

Atom-1	Atom-2	Interatomic distance (Å)	Clash overlap (Å)
1:AA:502:A:H2'	1:AA:503:C:C6	2.50	0.46
1:CA:395:C:H2'	1:CA:396:C:C6	2.50	0.46
23:BB:2655:G:O2'	23:BB:2656:U:P	2.74	0.46
35:BN:8:ARG:HB3	35:BN:43:GLU:OE2	2.15	0.46
23:DB:623:C:H2'	23:DB:624:C:H6	1.81	0.46
23:DB:2223:G:H2'	23:DB:2224:G:H5'	1.97	0.46
1:CA:775:G:H2'	1:CA:776:G:C8	2.51	0.46
23:DB:950:G:H2'	23:DB:951:C:H6	1.81	0.46
3:AD:162:GLU:C	3:AD:164:ARG:H	2.19	0.46
30:DH:60:GLU:O	30:DH:62:LEU:HD23	2.16	0.46
23:BB:348:A:H2'	23:BB:349:U:C6	2.51	0.46
1:CA:517:G:H22	1:CA:533:A:P	2.39	0.46
9:CJ:35:GLN:HG2	9:CJ:78:GLU:OE2	2.14	0.46
23:DB:2668:G:O2'	23:DB:2669:G:H5'	2.16	0.46
52:DI:69:VAL:HG23	52:DI:69:VAL:O	2.15	0.46
2:AC:106:ARG:HG2	2:AC:106:ARG:HH11	1.81	0.46
26:BD:125:TRP:HE1	26:BD:161:MET:H	1.63	0.46
42:BU:86:PHE:CG	42:BU:87:GLU:N	2.84	0.46
26:BD:8:LYS:HZ2	26:BD:25:THR:CG2	2.29	0.46
31:DJ:128:ASN:O	31:DJ:129:GLU:HB3	2.16	0.46
23:DB:1203:U:H3'	23:DB:1204:A:H5''	1.98	0.46
38:BQ:78:PHE:CZ	38:BQ:82:LEU:HD11	2.51	0.46
5:AF:93:LYS:O	5:AF:94:HIS:HB2	2.15	0.46
23:DB:558:U:OP1	31:DJ:113:PRO:HB2	2.16	0.46
33:DL:17:LYS:O	33:DL:18:ARG:HG2	2.16	0.46
25:BC:119:VAL:HG13	25:BC:133:ASN:HD21	1.81	0.46
23:DB:852:U:H2'	23:DB:853:C:C6	2.51	0.46
35:DN:21:PHE:HA	35:DN:24:MET:HB2	1.98	0.46
23:BB:544:C:H2'	23:BB:545:U:C6	2.51	0.46
16:AQ:60:ILE:HD13	16:AQ:60:ILE:H	1.80	0.46
6:AG:2:ARG:HG2	6:AG:3:ARG:CD	2.46	0.46
24:BV:48:MET:O	24:BV:51:GLN:HG3	2.16	0.46
1:CA:599:C:O2'	1:CA:600:A:H5'	2.15	0.46
23:BB:2733:A:H2'	23:BB:2734:A:O4'	2.16	0.46
1:AA:1125:U:HO2'	1:AA:1126:U:H2'	1.81	0.46
6:AG:46:LEU:HG	6:AG:57:GLU:CB	2.38	0.46
23:BB:2019:A:H4'	38:BQ:33:VAL:HG11	1.97	0.46
23:BB:730:A:H3'	56:BB:3593:HOH:O	2.16	0.46
2:AC:155:ARG:H	2:AC:162:ALA:HA	1.80	0.46
10:AK:124:LYS:CA	21:AU:34:ARG:HB3	2.39	0.46
14:AO:55:LEU:HD21	23:BB:715:A:C2	2.51	0.46

Continued on next page...

Continued from previous page...

Atom-1	Atom-2	Interatomic distance (Å)	Clash overlap (Å)
7:CH:77:VAL:HG23	7:CH:126:CYS:HA	1.98	0.46
40:BS:41:LYS:O	40:BS:42:LYS:C	2.54	0.46
23:BB:90:U:OP2	23:BB:91:A:H3'	2.15	0.46
7:CH:46:GLU:N	7:CH:63:LYS:HB2	2.31	0.46
1:CA:241:G:O2'	1:CA:242:G:H5'	2.15	0.46
25:BC:103:ILE:HG22	25:BC:105:ALA:N	2.30	0.46
23:BB:2392:A:OP1	50:B3:30:HIS:HB3	2.16	0.46
23:BB:2419:U:H2'	23:BB:2420:C:C6	2.51	0.46
1:CA:1318:A:H4'	18:CS:9:PHE:CE1	2.50	0.46
19:CT:42:ASP:OD1	19:CT:44:ALA:HB3	2.16	0.46
23:DB:878:A:C2'	23:DB:878:A:N3	2.77	0.46
20:CB:96:LEU:HB2	20:CB:99:MET:HE2	1.96	0.46
3:AD:148:ALA:O	3:AD:154:VAL:HG11	2.16	0.46
1:AA:373:A:O2'	1:AA:374:A:H5'	2.16	0.46
23:DB:730:A:H3'	56:DB:3612:HOH:O	2.15	0.46
25:DC:12:ARG:HA	25:DC:15:VAL:CG2	2.46	0.46
1:CA:1369:C:H2'	1:CA:1370:G:C8	2.51	0.46
1:CA:62:U:H5''	1:CA:385:C:O2'	2.15	0.46
39:DR:49:ILE:CG2	39:DR:54:VAL:HB	2.45	0.46
1:CA:1276:G:H2'	1:CA:1277:C:C6	2.51	0.46
23:BB:655:A:H4'	23:BB:656:G:H5'	1.96	0.46
1:CA:167:A:O2'	1:CA:168:G:H5'	2.16	0.46
23:DB:1849:G:H2'	23:DB:1850:G:C8	2.50	0.46
24:BV:77:VAL:HG23	24:BV:89:ILE:CG2	2.45	0.46
27:BE:4:VAL:HG12	27:BE:6:LYS:H	1.80	0.46
39:DR:31:GLU:O	39:DR:63:VAL:HG22	2.16	0.46
1:CA:744:C:H2'	1:CA:745:G:C8	2.50	0.46
23:DB:1093:G:O2'	23:DB:1094:U:H5'	2.16	0.46
1:AA:113:G:O2'	1:AA:354:G:H5'	2.16	0.46
49:D2:3:ARG:CZ	49:D2:3:ARG:HA	2.46	0.46
1:CA:868:C:H2'	1:CA:869:G:O4'	2.16	0.46
23:BB:2868:A:H2'	23:BB:2869:G:H8	1.81	0.46
23:BB:1568:G:H4'	25:BC:58:LYS:HB3	1.97	0.46
33:DL:118:THR:O	33:DL:120:VAL:HG23	2.15	0.46
23:BB:813:U:H2'	23:BB:814:C:C6	2.50	0.46
42:DU:64:ILE:HG13	42:DU:68:ASN:HD22	1.81	0.46
1:AA:631:C:H3'	1:AA:632:U:H5'	1.97	0.46
23:BB:839:U:H2'	23:BB:840:C:H6	1.80	0.46
37:BP:62:LYS:HB3	37:BP:69:VAL:CG2	2.45	0.46
5:CF:7:VAL:O	5:CF:7:VAL:HG13	2.15	0.46
23:DB:1717:A:H2'	23:DB:1718:G:O4'	2.16	0.46

Continued on next page...

Continued from previous page...

Atom-1	Atom-2	Interatomic distance (Å)	Clash overlap (Å)
23:BB:1515:A:H2'	23:BB:1516:G:O4'	2.16	0.46
9:AJ:35:GLN:HG2	9:AJ:78:GLU:OE2	2.16	0.46
1:AA:828:U:OP1	1:AA:828:U:H4'	2.14	0.46
23:BB:244:A:H1'	23:BB:255:A:N6	2.31	0.46
22:DA:16:G:O2'	22:DA:17:C:H5'	2.16	0.46
1:CA:67:C:H2'	1:CA:68:G:C8	2.51	0.46
14:CO:30:LEU:C	14:CO:30:LEU:HD23	2.36	0.46
40:DS:85:ILE:HD12	40:DS:85:ILE:N	2.31	0.46
47:D0:9:ARG:O	47:D0:12:ARG:HB3	2.15	0.46
23:DB:60:G:C6	23:DB:74:A:N6	2.84	0.46
27:DE:146:VAL:HA	27:DE:185:LYS:O	2.16	0.46
23:BB:2332:C:H1'	23:BB:2336:A:C8	2.50	0.46
5:CF:3:HIS:CD2	5:CF:65:GLU:HG3	2.49	0.46
40:BS:24:ILE:HD11	40:BS:36:LEU:HD21	1.97	0.46
31:BJ:111:LYS:CB	31:BJ:113:PRO:HD2	2.46	0.46
33:DL:29:LYS:C	33:DL:31:GLY:H	2.19	0.46
43:DW:18:LYS:HD2	43:DW:18:LYS:HA	1.71	0.46
23:DB:2386:A:N3	43:DW:38:ARG:HB3	2.30	0.46
43:DW:65:LYS:N	43:DW:84:GLU:HB3	2.31	0.46
12:CM:10:ASP:CA	12:CM:44:ILE:HD13	2.42	0.46
30:BH:66:ASN:O	30:BH:134:VAL:HG11	2.16	0.46
46:DZ:70:GLU:C	46:DZ:72:ARG:N	2.69	0.46
3:CD:25:ARG:HD3	3:CD:26:ALA:HB3	1.97	0.46
1:CA:865:A:H2'	1:CA:866:C:C6	2.51	0.46
24:DV:48:MET:O	24:DV:51:GLN:HG3	2.16	0.46
19:CT:64:GLY:O	19:CT:66:ILE:N	2.48	0.46
6:CG:129:ASN:HD22	6:CG:137:ARG:HH22	1.64	0.46
23:BB:2768:U:H2'	23:BB:2769:U:O4'	2.16	0.46
37:DP:19:PHE:CE2	37:DP:83:ILE:HD11	2.50	0.46
41:DT:55:VAL:HG13	41:DT:85:VAL:HG12	1.97	0.46
23:BB:534:U:O2'	38:BQ:45:ALA:HA	2.15	0.46
39:BR:80:ARG:O	39:BR:81:LYS:HD3	2.15	0.46
32:DK:99:ILE:HD13	32:DK:118:LEU:HD22	1.97	0.46
28:DF:165:GLY:O	28:DF:169:LEU:HD12	2.16	0.46
52:BI:29:GLN:HA	52:BI:29:GLN:NE2	2.31	0.46
1:CA:642:A:C5	7:CH:106:SER:HA	2.51	0.46
34:BM:108:VAL:HG22	34:BM:109:PRO:HD2	1.97	0.46
34:DM:68:PHE:CG	34:DM:69:PRO:HD2	2.51	0.46
13:CN:12:ARG:NE	13:CN:58:ARG:HH12	2.14	0.46
9:AJ:6:ILE:HB	9:AJ:76:ILE:HD11	1.98	0.46
3:CD:61:ARG:HG3	3:CD:71:PHE:CD2	2.51	0.46

Continued on next page...

Continued from previous page...

Atom-1	Atom-2	Interatomic distance (Å)	Clash overlap (Å)
23:DB:418:C:O2'	23:DB:419:U:H5'	2.16	0.46
10:CK:70:ALA:C	10:CK:72:ALA:N	2.69	0.46
30:DH:119:ASN:ND2	30:DH:121:VAL:HG22	2.31	0.46
28:BF:34:THR:CG2	28:BF:89:THR:HG22	2.44	0.46
1:CA:462:G:H5'	1:CA:463:U:P	2.55	0.46
1:AA:677:U:H3	1:AA:713:G:H22	1.63	0.46
23:BB:776:G:H4'	23:BB:777:G:O5'	2.16	0.46
22:BA:52:A:H3'	22:BA:53:A:C8	2.51	0.46
1:CA:970:C:H42	8:CI:128:LYS:HG2	1.79	0.46
1:CA:450:G:N7	1:CA:481:G:O6	2.49	0.46
23:BB:233:A:N6	23:BB:428:A:N6	2.62	0.46
1:CA:175:C:H2'	1:CA:176:C:H6	1.78	0.46
23:BB:20:C:H2'	23:BB:21:A:H8	1.80	0.46
1:CA:1250:A:C2	1:CA:1370:G:H1'	2.51	0.46
1:CA:1096:C:H2'	1:CA:1097:C:H6	1.81	0.46
23:DB:1601:G:O2'	23:DB:1602:U:H5'	2.15	0.46
23:DB:129:C:H2'	23:DB:130:C:H6	1.81	0.46
5:AF:43:GLY:HA2	5:AF:58:HIS:CD2	2.51	0.46
11:AL:113:ARG:NE	11:AL:120:ARG:HA	2.30	0.46
23:DB:1846:G:N2	23:DB:1848:A:N6	2.64	0.46
23:BB:540:C:O2'	23:BB:541:A:H5'	2.16	0.46
23:BB:1401:G:H2'	23:BB:1402:U:H6	1.80	0.46
1:CA:627:G:H2'	1:CA:628:G:H8	1.81	0.46
14:AO:69:LEU:HD11	14:AO:76:ARG:CB	2.46	0.46
1:CA:1285:A:HO2'	1:CA:1286:U:P	2.39	0.46
29:DG:9:VAL:HA	29:DG:48:THR:CG2	2.46	0.46
33:BL:133:ALA:HA	33:BL:136:GLU:HB2	1.97	0.46
12:CM:106:ARG:HD3	12:CM:111:PRO:HA	1.97	0.46
43:DW:32:ALA:O	43:DW:34:SER:N	2.48	0.46
23:BB:218:A:C2'	23:BB:219:A:H5'	2.46	0.46
23:DB:1541:C:H2'	23:DB:1542:U:H6	1.80	0.46
23:BB:1417:C:O5'	23:BB:1588:G:H1'	2.16	0.46
1:AA:572:A:N3	1:AA:917:G:H1'	2.31	0.46
30:DH:9:VAL:HG11	30:DH:12:LEU:HG	1.98	0.46
26:BD:125:TRP:CE3	26:BD:125:TRP:HA	2.51	0.46
23:DB:1365:A:O3'	46:DZ:11:ARG:NH1	2.49	0.46
23:DB:1506:U:H2'	23:DB:1507:C:C6	2.51	0.46
28:DF:1:ALA:O	28:DF:4:HIS:HB3	2.16	0.46
23:DB:1523:U:H5''	23:DB:1524:G:C8	2.51	0.46
1:CA:1495:U:O2'	1:CA:1496:C:H5'	2.16	0.46
23:DB:560:C:H2'	23:DB:561:G:O4'	2.16	0.46

Continued on next page...

Continued from previous page...

Atom-1	Atom-2	Interatomic distance (Å)	Clash overlap (Å)
23:DB:1940:U:H5''	23:DB:1940:U:O2	2.16	0.46
7:AH:82:LEU:O	7:AH:82:LEU:HD13	2.16	0.46
1:CA:593:U:O2'	1:CA:594:U:H5'	2.16	0.46
5:CF:32:ALA:O	5:CF:33:GLU:HB2	2.16	0.46
23:DB:1100:C:H41	52:DI:1:ALA:N	2.13	0.45
1:AA:960:U:H6	1:AA:1222:G:O2'	1.99	0.45
28:DF:31:GLU:HB2	28:DF:158:THR:HG22	1.98	0.45
28:BF:162:ASP:C	28:BF:166:ARG:HH11	2.19	0.45
35:DN:29:VAL:HG21	35:DN:75:ILE:HB	1.98	0.45
31:DJ:43:GLU:O	31:DJ:45:THR:HG22	2.16	0.45
35:BN:117:ASP:OD2	35:BN:117:ASP:C	2.55	0.45
20:CB:187:ASP:OD1	20:CB:203:ASP:HB3	2.16	0.45
25:BC:171:VAL:HG23	25:BC:185:ALA:HB2	1.97	0.45
44:DX:39:GLN:HB2	44:DX:42:LEU:HD22	1.98	0.45
21:CU:20:ARG:HG3	21:CU:24:LYS:HG3	1.99	0.45
21:CU:26:GLY:C	21:CU:28:LEU:H	2.18	0.45
35:DN:24:MET:CE	35:DN:40:LYS:HB3	2.45	0.45
12:AM:9:PRO:HB2	12:AM:17:ALA:HB1	1.97	0.45
12:AM:2:ARG:N	12:AM:2:ARG:HD3	2.30	0.45
28:DF:83:PRO:O	28:DF:84:ILE:HD12	2.16	0.45
23:DB:1060:U:H5	52:DI:131:THR:CG2	2.29	0.45
52:DI:72:THR:CG2	52:DI:112:LYS:HD2	2.46	0.45
30:BH:68:ARG:HB2	30:BH:134:VAL:HB	1.97	0.45
23:DB:27:G:HO2'	23:DB:28:A:H8	1.57	0.45
20:CB:151:LYS:HG3	20:CB:152:ASP:N	2.31	0.45
39:DR:61:ALA:CB	39:DR:98:ILE:H	2.29	0.45
46:BZ:35:SER:HA	46:BZ:49:LEU:O	2.16	0.45
46:BZ:65:ASP:O	46:BZ:69:ALA:HB2	2.16	0.45
23:DB:2547:A:H4'	32:DK:29:HIS:CE1	2.51	0.45
1:AA:571:U:O2	1:AA:918:A:H5'	2.15	0.45
1:CA:255:G:H5'	16:CQ:17:GLU:O	2.16	0.45
20:CB:18:GLN:HB2	20:CB:188:THR:OG1	2.16	0.45
10:CK:124:LYS:HA	21:CU:34:ARG:CG	2.46	0.45
10:CK:122:PRO:HG2	21:CU:34:ARG:HA	1.97	0.45
32:DK:107:LEU:C	32:DK:109:SER:H	2.20	0.45
32:BK:61:VAL:HG11	32:BK:112:PHE:CE2	2.50	0.45
28:DF:168:LEU:O	28:DF:170:ALA:N	2.49	0.45
1:AA:1226:C:H3'	12:AM:101:THR:OG1	2.16	0.45
39:DR:60:LYS:H	39:DR:100:GLY:N	2.14	0.45
28:BF:115:GLY:HA3	28:BF:177:ARG:HB2	1.97	0.45
1:AA:1130:A:H2'	1:AA:1131:G:C8	2.51	0.45

Continued on next page...

Continued from previous page...

Atom-1	Atom-2	Interatomic distance (Å)	Clash overlap (Å)
23:DB:2580:U:H5'	26:DD:136:ASN:H	1.81	0.45
23:DB:571:U:O2'	23:DB:573:U:O5'	2.34	0.45
2:CC:63:ILE:O	2:CC:65:VAL:HG23	2.16	0.45
48:B1:49:LYS:O	48:B1:50:GLU:HB3	2.16	0.45
36:DO:39:VAL:HB	36:DO:49:VAL:HG22	1.98	0.45
41:DT:61:LEU:HG	41:DT:82:LYS:HB2	1.97	0.45
23:DB:2591:C:OP1	25:DC:237:ARG:HG3	2.16	0.45
13:CN:26:LEU:HD23	13:CN:27:LYS:N	2.31	0.45
28:DF:34:THR:OG1	28:DF:154:THR:HB	2.16	0.45
1:AA:89:U:H3'	1:AA:90:C:C6	2.50	0.45
35:BN:12:ARG:HD2	35:BN:12:ARG:HA	1.71	0.45
1:CA:373:A:H1'	1:CA:481:G:H1'	1.98	0.45
14:AO:39:GLN:HE22	23:BB:716:A:H1'	1.81	0.45
20:CB:71:THR:HG23	20:CB:94:ARG:H	1.78	0.45
28:DF:23:SER:O	28:DF:26:GLN:HB2	2.16	0.45
23:BB:1534:U:H2'	23:BB:1536:C:C5	2.51	0.45
23:BB:990:A:H1'	23:BB:1156:A:C2	2.51	0.45
1:CA:1072:G:H2'	1:CA:1073:U:C6	2.51	0.45
1:CA:1278:G:H4'	1:CA:1279:G:O4'	2.15	0.45
22:DA:7:G:H5''	36:DO:29:HIS:CD2	2.51	0.45
4:AE:106:ALA:HB1	4:AE:110:MET:CB	2.47	0.45
23:BB:1845:G:O2'	23:BB:1846:G:H5'	2.16	0.45
23:BB:1258:U:H2'	23:BB:1259:G:H8	1.81	0.45
23:DB:1197:G:H2'	23:DB:1198:U:C6	2.51	0.45
1:AA:1415:G:O2'	1:AA:1416:G:H5'	2.16	0.45
1:AA:25:C:H5'	1:AA:524:G:H1'	1.98	0.45
49:B2:3:ARG:HH21	49:B2:3:ARG:HG2	1.82	0.45
11:AL:24:GLU:HB2	11:AL:26:CYS:SG	2.57	0.45
23:DB:2345:G:H4'	23:DB:2346:A:O5'	2.16	0.45
11:CL:82:ARG:HG2	11:CL:82:ARG:NH1	2.29	0.45
23:DB:1259:G:O2'	23:DB:1260:A:H5'	2.16	0.45
42:BU:40:LEU:HA	42:BU:60:LYS:O	2.15	0.45
29:DG:102:ILE:HG13	29:DG:116:LEU:HD11	1.98	0.45
29:DG:10:VAL:CG2	29:DG:48:THR:HA	2.46	0.45
27:DE:141:MET:O	27:DE:143:LEU:HG	2.16	0.45
23:DB:935:C:H2'	23:DB:936:A:H8	1.81	0.45
33:BL:120:VAL:O	33:BL:135:ILE:HD11	2.16	0.45
5:CF:52:ASN:O	5:CF:52:ASN:CG	2.54	0.45
1:CA:821:G:O2'	1:CA:822:U:H5'	2.16	0.45
23:DB:2553:G:H2'	23:DB:2554:U:C4'	2.46	0.45
5:AF:12:PRO:C	5:AF:14:GLN:H	2.20	0.45

Continued on next page...

Continued from previous page...

Atom-1	Atom-2	Interatomic distance (Å)	Clash overlap (Å)
39:DR:43:ASN:CG	39:DR:45:GLU:H	2.18	0.45
1:CA:292:G:O2'	1:CA:609:A:N6	2.49	0.45
1:AA:936:C:H2'	1:AA:937:A:O4'	2.16	0.45
33:DL:131:ALA:O	33:DL:134:ALA:HB3	2.16	0.45
23:BB:1545:A:H2'	23:BB:1546:G:O4'	2.15	0.45
4:CE:131:ASN:O	4:CE:135:VAL:HG23	2.16	0.45
1:CA:1456:A:H2'	1:CA:1457:G:O4'	2.17	0.45
1:AA:213:G:H3'	1:AA:214:C:H6	1.81	0.45
1:CA:940:C:H2'	1:CA:941:G:C8	2.52	0.45
35:DN:14:SER:O	35:DN:18:GLN:HB2	2.15	0.45
12:CM:30:LYS:HG3	12:CM:40:GLU:OE1	2.16	0.45
32:BK:75:SER:HA	37:BP:72:VAL:O	2.16	0.45
14:AO:30:LEU:C	14:AO:30:LEU:HD23	2.36	0.45
23:DB:2500:U:H5'	23:DB:2501:C:OP2	2.16	0.45
42:DU:95:PHE:HE1	42:DU:102:ILE:HB	1.81	0.45
23:BB:83:A:H5''	42:BU:1:ALA:H2	1.80	0.45
22:DA:42:C:C4	28:DF:65:LEU:HD22	2.51	0.45
28:DF:98:PHE:C	28:DF:100:GLU:N	2.69	0.45
35:DN:73:ASN:O	35:DN:76:VAL:HG22	2.17	0.45
23:BB:2840:C:H5''	35:BN:53:THR:HG21	1.97	0.45
42:BU:38:ILE:HG13	42:BU:39:ASN:N	2.31	0.45
40:BS:47:VAL:HG12	40:BS:103:ILE:HG21	1.98	0.45
33:DL:78:ARG:NH2	33:DL:113:ALA:HB1	2.30	0.45
33:BL:80:SER:HB3	33:BL:115:GLU:CD	2.37	0.45
23:DB:858:G:H21	23:DB:2268:A:C3'	2.29	0.45
23:DB:1283:G:H22	23:DB:1286:A:C5'	2.13	0.45
26:BD:118:PHE:O	26:BD:119:ALA:CB	2.62	0.45
46:DZ:68:LEU:HD22	46:DZ:78:TYR:CE1	2.52	0.45
1:CA:922:G:H2'	1:CA:923:A:C8	2.50	0.45
33:BL:54:GLN:O	33:BL:56:PRO:HD3	2.16	0.45
38:BQ:26:ALA:HA	38:BQ:29:ARG:CG	2.45	0.45
8:CI:56:MET:HA	8:CI:59:LYS:HB2	1.97	0.45
8:CI:87:MET:HA	8:CI:90:ASP:O	2.16	0.45
43:BW:9:THR:HG23	43:BW:10:ARG:CD	2.36	0.45
6:CG:137:ARG:HG2	6:CG:141:HIS:NE2	2.31	0.45
46:BZ:32:ASN:O	46:BZ:33:LEU:O	2.34	0.45
29:DG:33:THR:HG21	29:DG:74:MET:HB3	1.98	0.45
39:BR:79:ARG:NE	39:BR:80:ARG:NH2	2.64	0.45
32:BK:86:LEU:H	32:BK:86:LEU:CD2	2.20	0.45
32:BK:88:ASN:ND2	32:BK:89:ASN:N	2.64	0.45
1:AA:780:A:O2'	1:AA:781:A:H5''	2.16	0.45

Continued on next page...

Continued from previous page...

Atom-1	Atom-2	Interatomic distance (Å)	Clash overlap (Å)
4:AE:19:ARG:O	4:AE:20:VAL:HB	2.16	0.45
31:DJ:20:ALA:CB	31:DJ:23:LYS:HB2	2.45	0.45
23:BB:1056:G:O5'	23:BB:1056:G:H8	2.00	0.45
32:DK:2:ILE:HD12	32:DK:2:ILE:N	2.31	0.45
23:BB:322:A:H2'	27:BE:163:ASN:OD1	2.15	0.45
32:BK:99:ILE:HG12	32:BK:115:ILE:HG13	1.99	0.45
22:BA:74:U:H2'	22:BA:75:G:O4'	2.16	0.45
1:CA:81:A:C2'	1:CA:82:G:H5'	2.46	0.45
10:AK:106:ILE:O	10:AK:107:THR:HG23	2.17	0.45
7:CH:23:ALA:CB	7:CH:61:THR:HA	2.46	0.45
23:BB:1387:A:H2'	23:BB:1388:G:C8	2.51	0.45
25:DC:107:LYS:O	25:DC:109:LEU:HD22	2.17	0.45
10:AK:72:ALA:O	10:AK:75:GLU:HG2	2.17	0.45
23:DB:1463:C:H2'	23:DB:1464:G:C8	2.51	0.45
24:BV:61:LEU:O	24:BV:71:LYS:HA	2.16	0.45
1:CA:574:A:H1'	1:CA:883:C:O4'	2.16	0.45
36:BO:51:ALA:CB	36:BO:81:ARG:HH11	2.29	0.45
23:BB:418:C:O2'	23:BB:419:U:H5'	2.16	0.45
23:DB:98:G:H1	42:DU:6:ARG:HH12	1.64	0.45
23:BB:1465:G:H2'	23:BB:1466:U:C6	2.50	0.45
31:BJ:11:VAL:HG21	31:BJ:13:ARG:NH1	2.32	0.45
11:CL:66:ILE:CG2	11:CL:71:HIS:HB3	2.44	0.45
23:DB:1915:U:H2'	23:DB:1916:A:C8	2.52	0.45
1:AA:1206:G:H4'	2:AC:191:THR:O	2.15	0.45
1:CA:677:U:H3	1:CA:713:G:H22	1.62	0.45
7:CH:94:VAL:HG12	7:CH:99:GLY:HA3	1.98	0.45
23:BB:1061:U:O4	52:BI:10:LEU:HA	2.16	0.45
28:BF:147:ARG:HD2	28:BF:148:VAL:HG22	1.97	0.45
23:DB:434:U:H1'	23:DB:435:C:H5	1.81	0.45
16:CQ:18:LYS:HG2	16:CQ:48:GLU:O	2.16	0.45
39:BR:49:ILE:CG2	39:BR:54:VAL:HB	2.47	0.45
6:CG:120:ALA:O	6:CG:123:LEU:HB2	2.16	0.45
23:BB:2892:G:H5''	23:BB:2894:G:N2	2.31	0.45
23:BB:1324:G:H1'	23:BB:1616:A:C6	2.51	0.45
23:DB:988:A:H3'	45:DY:13:ILE:HD11	1.97	0.45
1:AA:833:G:O2'	1:AA:834:U:H5'	2.16	0.45
49:B2:4:THR:O	49:B2:5:PHE:HB2	2.17	0.45
8:CI:9:GLY:HA2	8:CI:80:HIS:CD2	2.51	0.45
1:AA:1299:A:C2'	1:AA:1301:U:H1'	2.46	0.45
1:CA:545:C:H2'	1:CA:546:A:C8	2.51	0.45
27:BE:141:MET:O	27:BE:143:LEU:HG	2.16	0.45

Continued on next page...

Continued from previous page...

Atom-1	Atom-2	Interatomic distance (Å)	Clash overlap (Å)
1:AA:54:C:H2'	1:AA:352:C:H41	1.80	0.45
1:AA:328:C:H4'	1:AA:329:A:C5'	2.46	0.45
20:CB:172:ILE:CG2	20:CB:176:ASN:HD21	2.28	0.45
1:CA:1163:A:H2'	1:CA:1164:G:C8	2.52	0.45
1:CA:1451:U:O3'	1:CA:1452:C:H6	2.00	0.45
1:AA:562:U:H5''	1:AA:563:A:C4	2.51	0.45
23:BB:1970:A:H1'	23:BB:1972:G:C8	2.51	0.45
24:DV:77:VAL:HG23	24:DV:89:ILE:CG2	2.47	0.45
1:CA:79:G:O2'	1:CA:80:A:H5'	2.16	0.45
5:AF:55:HIS:CD2	5:AF:56:LYS:HE3	2.51	0.45
23:DB:1687:G:O2'	23:DB:1688:U:H5'	2.15	0.45
23:BB:862:G:H2'	23:BB:863:A:O4'	2.16	0.45
23:BB:1541:C:H2'	23:BB:1542:U:C6	2.51	0.45
23:BB:1541:C:H2'	23:BB:1542:U:H6	1.81	0.45
22:DA:60:C:O2'	22:DA:61:G:H5'	2.17	0.45
1:AA:1181:G:H1'	1:AA:1182:G:C5	2.50	0.45
1:CA:847:G:H2'	1:CA:848:C:H6	1.81	0.45
28:BF:19:PHE:HE1	28:BF:167:ALA:HB2	1.81	0.45
1:AA:245:U:H2'	1:AA:246:A:H5'	1.98	0.45
23:DB:1547:C:H2'	23:DB:1548:A:H8	1.81	0.45
23:BB:1249:U:C4'	38:BQ:3:VAL:HG21	2.46	0.45
23:DB:1052:C:O2'	23:DB:1053:C:H5'	2.16	0.45
23:DB:244:A:H1'	23:DB:255:A:N6	2.31	0.45
23:BB:830:G:H1	23:BB:2446:G:C4'	2.29	0.45
52:DI:46:ASP:HA	52:DI:50:LYS:HE2	1.97	0.45
23:BB:2227:A:H5''	25:BC:260:LYS:HD2	1.98	0.45
23:DB:1544:A:H2'	23:DB:1545:A:C8	2.51	0.45
23:BB:586:A:H5'	27:BE:84:THR:OG1	2.15	0.45
41:DT:62:VAL:HG12	41:DT:63:VAL:H	1.82	0.45
23:BB:921:C:H2'	23:BB:922:C:C6	2.51	0.45
23:BB:855:G:N3	43:BW:23:LYS:HE3	2.31	0.45
42:BU:90:LYS:O	42:BU:92:VAL:HG23	2.16	0.45
26:BD:26:VAL:HG13	26:BD:188:LEU:CD2	2.46	0.45
8:CI:20:ILE:HD13	8:CI:85:ALA:HB3	1.99	0.45
31:DJ:35:ARG:HA	31:DJ:40:HIS:NE2	2.32	0.45
42:BU:26:ASN:ND2	42:BU:34:ILE:HD12	2.23	0.45
26:DD:3:GLY:HA2	26:DD:101:PHE:CZ	2.52	0.45
20:AB:209:VAL:HG23	20:AB:210:THR:N	2.28	0.45
25:BC:140:VAL:CG2	25:BC:163:ILE:HG12	2.46	0.45
21:CU:25:ALA:O	21:CU:27:VAL:N	2.49	0.45
1:CA:1024:G:H2'	1:CA:1025:U:C6	2.52	0.45

Continued on next page...

Continued from previous page...

Atom-1	Atom-2	Interatomic distance (Å)	Clash overlap (Å)
1:CA:1305:G:H22	1:CA:1331:G:H2'	1.81	0.45
1:AA:1004:A:H2'	1:AA:1005:A:O4'	2.16	0.45
52:DI:52:LEU:HD13	52:DI:81:LYS:NZ	2.31	0.45
30:BH:127:GLU:HG3	30:BH:143:ILE:CB	2.39	0.45
23:BB:545:U:H6	23:BB:545:U:O5'	2.00	0.45
23:BB:545:U:H2'	23:BB:547:A:P	2.57	0.45
46:DZ:77:LYS:HG3	46:DZ:78:TYR:H	1.81	0.45
46:DZ:68:LEU:HD22	46:DZ:78:TYR:HE1	1.80	0.45
35:DN:114:GLU:HG2	35:DN:115:LEU:N	2.32	0.45
8:AI:52:GLU:O	8:AI:53:LEU:HD13	2.16	0.45
23:BB:1252:G:O3'	38:BQ:32:ARG:NH1	2.50	0.45
23:BB:584:C:N4	23:BB:585:G:C6	2.84	0.45
28:BF:103:ILE:HD11	28:BF:174:PHE:CD1	2.51	0.45
23:BB:2674:G:H2'	23:BB:2675:A:H8	1.81	0.45
23:BB:1025:G:H8	23:BB:1025:G:OP1	1.98	0.45
39:BR:95:ASP:O	39:BR:96:VAL:HG13	2.16	0.45
23:DB:2548:U:H1'	32:DK:23:LYS:HZ2	1.80	0.45
23:DB:769:U:H2'	23:DB:770:G:C8	2.51	0.45
37:BP:56:SER:HB2	37:BP:75:THR:HB	1.98	0.45
11:CL:15:VAL:O	11:CL:16:ALA:C	2.54	0.45
1:AA:254:G:O2'	1:AA:255:G:H5'	2.15	0.45
28:DF:135:ILE:HG13	28:DF:137:PHE:H	1.81	0.45
52:BI:62:ALA:C	52:BI:64:ARG:H	2.20	0.45
39:DR:22:LEU:HD12	39:DR:25:LEU:HD23	1.97	0.45
39:BR:21:ARG:C	39:BR:22:LEU:HD23	2.36	0.45
18:CS:4:LEU:HD11	18:CS:9:PHE:HB3	1.97	0.45
52:DI:138:VAL:HG12	52:DI:139:VAL:N	2.32	0.45
26:DD:51:THR:HG22	26:DD:52:THR:N	2.27	0.45
28:BF:34:THR:OG1	28:BF:154:THR:HB	2.15	0.45
22:DA:32:U:H2'	22:DA:33:G:C8	2.51	0.45
16:AQ:18:LYS:HG2	16:AQ:48:GLU:O	2.17	0.45
23:BB:643:A:C4	48:B1:43:ARG:HD2	2.50	0.45
23:BB:2751:G:N3	23:BB:2751:G:C2'	2.76	0.45
22:BA:30:C:H1'	22:BA:58:A:N1	2.32	0.45
51:D4:3:VAL:HB	51:D4:37:GLN:HE22	1.81	0.45
23:DB:717:C:C3'	23:DB:718:A:H5''	2.46	0.45
27:BE:150:THR:O	27:BE:192:ALA:HB2	2.17	0.45
23:BB:1488:C:O2'	23:BB:1489:C:H5'	2.17	0.45
1:AA:9:G:H5'	4:AE:107:GLY:HA3	1.98	0.45
22:DA:76:G:H1	22:DA:101:A:N6	2.15	0.45
1:AA:1261:A:H1'	1:AA:1275:A:N1	2.31	0.45

Continued on next page...

Continued from previous page...

Atom-1	Atom-2	Interatomic distance (Å)	Clash overlap (Å)
36:DO:51:ALA:HB3	36:DO:78:VAL:HG13	1.97	0.45
23:BB:2199:A:H3'	23:BB:2200:C:C6	2.51	0.45
18:CS:42:ASN:N	18:CS:42:ASN:ND2	2.62	0.45
23:BB:275:C:C2'	23:BB:276:U:H5'	2.46	0.45
23:DB:55:G:H2'	23:DB:56:A:H8	1.81	0.45
19:AT:35:TYR:CG	19:AT:36:ALA:N	2.84	0.45
22:DA:27:C:C2'	22:DA:28:C:H5'	2.46	0.45
36:DO:68:LYS:H	36:DO:102:ARG:CD	2.30	0.45
52:BI:135:MET:HG3	52:BI:137:LEU:HG	1.98	0.45
22:BA:95:U:H2'	22:BA:96:G:H8	1.79	0.45
23:DB:2496:C:H2'	23:DB:2497:A:H5'	1.98	0.45
5:CF:18:VAL:N	5:CF:19:PRO:HD2	2.31	0.45
1:AA:908:A:H2'	1:AA:909:A:C8	2.51	0.45
23:BB:345:A:H1'	23:BB:346:A:H2	1.80	0.45
23:BB:2729:G:H1'	26:BD:192:ALA:HB3	1.98	0.45
5:AF:97:THR:HG22	5:AF:98:GLU:N	2.31	0.45
10:AK:19:VAL:HG22	10:AK:34:THR:O	2.17	0.45
3:CD:7:LYS:HB3	3:CD:20:LEU:HB3	1.97	0.45
23:DB:1596:A:O2'	23:DB:1597:A:H5'	2.17	0.45
23:DB:1708:C:O2'	23:DB:1709:U:H5'	2.17	0.45
36:BO:111:ARG:HG2	36:BO:117:PHE:CE2	2.50	0.45
23:BB:2411:A:H2'	23:BB:2412:A:H8	1.81	0.45
49:B2:34:ARG:NE	49:B2:39:ARG:HG2	2.30	0.45
23:DB:256:A:H2'	23:DB:257:C:H6	1.81	0.45
29:DG:88:LEU:HD13	29:DG:93:TYR:HB3	1.97	0.45
24:BV:16:ALA:HA	24:BV:19:ARG:HH21	1.82	0.45
23:DB:765:C:H2'	23:DB:766:U:C6	2.51	0.45
39:DR:43:ASN:HD21	39:DR:45:GLU:HG2	1.81	0.45
7:AH:12:ARG:NH1	7:AH:26:MET:HB3	2.31	0.45
23:DB:2256:G:O2'	23:DB:2257:U:H5'	2.16	0.45
27:BE:91:ASP:C	27:BE:93:SER:H	2.19	0.45
23:DB:2452:C:C4	23:DB:2453:A:C6	3.04	0.45
25:BC:165:ALA:HB3	25:BC:172:THR:HG23	1.99	0.45
23:BB:2221:G:O2'	23:BB:2222:C:H5'	2.15	0.45
1:CA:1480:A:O2'	1:CA:1481:U:H5'	2.17	0.45
23:DB:160:A:H1'	23:DB:2208:C:O2'	2.17	0.45
1:AA:754:C:H3'	1:AA:754:C:O2	2.16	0.45
1:AA:14:U:H5''	56:AA:2180:HOH:O	2.16	0.45
23:BB:1601:G:O2'	23:BB:1602:U:H5'	2.17	0.45
1:CA:889:A:N1	1:CA:907:A:H5''	2.32	0.45
8:AI:29:ILE:HG23	8:AI:64:ILE:HB	1.98	0.45

Continued on next page...

Continued from previous page...

Atom-1	Atom-2	Interatomic distance (Å)	Clash overlap (Å)
8:AI:30:ASN:HD22	8:AI:65:THR:HA	1.82	0.45
28:DF:65:LEU:O	28:DF:86:CYS:HA	2.16	0.45
18:CS:52:ASN:HB2	18:CS:76:THR:HG22	1.98	0.45
1:CA:1122:U:H2'	1:CA:1123:U:C6	2.52	0.45
35:DN:83:LEU:O	35:DN:86:ARG:HB2	2.17	0.45
27:DE:187:VAL:HG12	27:DE:188:MET:N	2.31	0.45
1:AA:1096:C:H2'	1:AA:1097:C:H6	1.81	0.45
26:DD:10:GLY:HA3	26:DD:26:VAL:H	1.82	0.45
38:BQ:89:ILE:C	38:BQ:91:ARG:H	2.19	0.45
23:DB:566:U:H2'	23:DB:567:U:O4'	2.17	0.45
1:AA:202:G:H2'	1:AA:203:G:C8	2.51	0.45
23:BB:1657:U:O2'	26:BD:138:LEU:HD12	2.16	0.45
1:CA:1296:C:H4'	1:CA:1302:C:H42	1.82	0.45
23:DB:1059:G:N2	52:DI:130:GLY:HA3	2.31	0.45
30:DH:116:ARG:HB2	30:DH:131:SER:OG	2.16	0.45
23:BB:137:U:H3'	23:BB:138:U:C6	2.51	0.45
41:BT:2:ILE:HG13	41:BT:3:ARG:CZ	2.47	0.45
4:CE:21:SER:CB	4:CE:28:ARG:HE	2.20	0.45
13:AN:5:MET:SD	13:AN:8:ARG:HD3	2.56	0.45
1:AA:1122:U:H2'	1:AA:1123:U:C6	2.51	0.45
29:DG:23:ILE:HG22	29:DG:25:ILE:HD11	1.99	0.45
1:AA:1060:U:H2'	1:AA:1061:G:C8	2.51	0.45
1:CA:255:G:P	16:CQ:70:LYS:HZ3	2.40	0.45
41:BT:67:VAL:HG22	41:BT:74:ILE:HD11	1.99	0.45
23:BB:1432:G:H2'	23:BB:1433:A:C8	2.52	0.45
1:AA:255:G:H5'	16:AQ:17:GLU:O	2.16	0.45
29:DG:132:LEU:HD12	29:DG:140:ILE:HG22	1.98	0.45
23:BB:1734:G:O2'	23:BB:1735:A:H5'	2.16	0.45
23:BB:1475:G:OP1	23:BB:1475:G:H3'	2.17	0.45
2:AC:6:PRO:HB3	2:AC:174:LEU:HD21	1.99	0.45
29:DG:66:THR:O	29:DG:70:LEU:HB2	2.16	0.45
1:AA:1007:U:H2'	1:AA:1008:U:H6	1.80	0.45
7:AH:23:ALA:CB	7:AH:61:THR:HA	2.46	0.45
23:DB:2820:A:OP1	35:DN:4:ARG:HA	2.16	0.45
23:BB:643:A:H1'	48:B1:43:ARG:HH21	1.82	0.45
44:DX:23:ARG:HD2	44:DX:27:ASN:ND2	2.28	0.45
41:DT:12:ARG:HG2	44:DX:29:ARG:HH12	1.81	0.45
1:AA:373:A:H1'	1:AA:481:G:H1'	1.98	0.45
23:BB:1484:U:H2'	23:BB:1485:U:H6	1.80	0.45
30:BH:112:LYS:HE3	30:BH:112:LYS:O	2.16	0.45
7:AH:11:THR:HG22	7:AH:14:ARG:NH2	2.30	0.45

Continued on next page...

Continued from previous page...

Atom-1	Atom-2	Interatomic distance (Å)	Clash overlap (Å)
1:CA:174:A:O2'	1:CA:175:C:H5'	2.17	0.45
37:BP:54:LEU:HA	37:BP:76:HIS:HD2	1.81	0.45
1:AA:85:U:H4'	1:AA:86:G:OP1	2.16	0.45
8:CI:10:ARG:CB	8:CI:15:ALA:HA	2.46	0.45
1:CA:833:G:O2'	1:CA:834:U:H5'	2.17	0.45
23:DB:56:A:H2'	23:DB:57:C:C6	2.50	0.45
6:AG:59:GLU:O	6:AG:63:VAL:HG23	2.17	0.45
23:DB:2236:U:O2'	23:DB:2237:G:H5'	2.16	0.45
23:BB:1846:G:N2	23:BB:1848:A:N6	2.63	0.45
31:DJ:74:TYR:HE2	31:DJ:103:ILE:HD11	1.81	0.45
5:CF:18:VAL:O	5:CF:22:ILE:HG13	2.15	0.45
1:CA:189:A:O2'	1:CA:190:A:H5'	2.16	0.45
1:AA:993:G:H21	1:AA:996:A:N6	2.14	0.45
1:AA:634:C:H2'	1:AA:635:A:C8	2.51	0.45
5:CF:45:ARG:NH2	17:CR:25:ILE:HD13	2.31	0.45
23:BB:437:U:H2'	23:BB:438:G:C8	2.51	0.45
1:AA:1127:G:C2'	1:AA:1128:C:H5'	2.46	0.45
24:DV:19:ARG:O	24:DV:22:ALA:HB3	2.15	0.45
23:DB:813:U:H2'	23:DB:814:C:C6	2.52	0.45
23:DB:465:G:H4'	49:D2:16:HIS:CD2	2.51	0.45
11:CL:31:GLY:HA3	11:CL:54:VAL:HG11	1.97	0.45
25:DC:264:LYS:HG3	25:DC:265:PHE:HD2	1.81	0.45
23:DB:2725:A:HO2'	23:DB:2726:A:P	2.39	0.45
33:DL:99:ASN:HA	56:DL:201:HOH:O	2.15	0.45
50:B3:15:LYS:HA	50:B3:21:PHE:HA	1.97	0.45
2:AC:134:LYS:HA	2:AC:167:TYR:HE2	1.82	0.45
23:DB:902:C:H2'	23:DB:903:C:C6	2.51	0.45
51:D4:17:VAL:HG11	51:D4:19:ARG:HE	1.80	0.45
43:BW:19:ARG:CD	43:BW:19:ARG:H	2.30	0.45
42:BU:89:GLY:O	42:BU:90:LYS:HG3	2.16	0.45
8:CI:29:ILE:HG23	8:CI:64:ILE:HB	1.97	0.45
31:DJ:57:LEU:HG	31:DJ:128:ASN:N	2.31	0.45
27:DE:149:ILE:HG23	27:DE:188:MET:HA	1.99	0.45
1:AA:1085:U:H3'	1:AA:1086:U:C6	2.52	0.45
1:AA:1096:C:H2'	1:AA:1097:C:C6	2.51	0.45
47:B0:41:HIS:N	47:B0:41:HIS:CD2	2.85	0.45
27:BE:116:ASP:O	27:BE:119:ILE:HD11	2.16	0.45
13:CN:20:PHE:CD2	13:CN:55:SER:HA	2.52	0.45
25:DC:129:LEU:HD21	25:DC:133:ASN:HB2	1.99	0.45
23:DB:2306:C:C5	23:DB:2307:G:H2'	2.52	0.45
30:BH:68:ARG:C	30:BH:134:VAL:HB	2.36	0.45

Continued on next page...

Continued from previous page...

Atom-1	Atom-2	Interatomic distance (Å)	Clash overlap (Å)
30:DH:14:SER:C	30:DH:16:GLY:H	2.18	0.45
23:DB:2261:C:O2'	23:DB:2262:U:H5'	2.17	0.45
18:CS:40:PHE:HB2	18:CS:43:MET:CE	2.47	0.45
23:BB:1171:G:H2'	23:BB:1172:C:H6	1.80	0.45
23:BB:1173:U:H1'	23:BB:1177:G:C2	2.52	0.45
20:AB:120:SER:HA	20:AB:125:PHE:CB	2.47	0.45
4:CE:19:ARG:O	4:CE:20:VAL:HB	2.16	0.45
38:DQ:23:TYR:CD2	38:DQ:23:TYR:N	2.83	0.45
28:BF:109:ARG:HB3	28:BF:135:ILE:HD12	1.99	0.45
28:BF:111:ARG:N	28:BF:111:ARG:CD	2.80	0.45
38:BQ:33:VAL:HG23	38:BQ:34:ALA:N	2.31	0.45
32:BK:87:LEU:HB2	32:BK:93:GLN:C	2.35	0.45
23:DB:1432:G:O2'	23:DB:1433:A:H5'	2.17	0.45
37:BP:50:ARG:CB	37:BP:56:SER:HB3	2.45	0.45
32:BK:107:LEU:C	32:BK:109:SER:H	2.20	0.45
23:BB:2148:G:H3'	23:BB:2149:U:C6	2.51	0.45
1:AA:1057:G:H5''	2:AC:153:SER:CB	2.46	0.45
40:DS:41:LYS:O	40:DS:43:ALA:N	2.49	0.45
1:CA:109:A:H4'	1:CA:110:C:OP2	2.16	0.45
9:CJ:80:THR:HB	9:CJ:83:THR:OG1	2.16	0.45
9:CJ:6:ILE:O	9:CJ:8:ILE:HD12	2.16	0.45
29:DG:156:TYR:O	29:DG:157:LYS:HD2	2.17	0.45
34:BM:26:VAL:HG22	34:BM:133:LYS:HA	1.98	0.45
26:BD:33:ARG:NH1	26:BD:53:GLY:O	2.49	0.45
23:BB:279:A:H2'	23:BB:280:U:C5'	2.46	0.45
1:CA:1392:G:H2'	1:CA:1393:U:C6	2.51	0.45
1:CA:1225:A:H3'	1:CA:1226:C:C6	2.52	0.45
12:CM:64:VAL:HA	12:CM:68:LEU:CD1	2.43	0.45
36:BO:51:ALA:HB3	36:BO:78:VAL:HG13	1.98	0.45
42:DU:26:ASN:ND2	42:DU:34:ILE:HD12	2.28	0.45
13:CN:30:ILE:CG2	13:CN:41:TRP:HB2	2.45	0.45
23:DB:274:C:O5'	23:DB:274:C:H6	2.00	0.45
23:DB:277:G:H4'	23:DB:278:A:C6	2.51	0.45
1:AA:175:C:H2'	1:AA:176:C:C6	2.51	0.45
27:DE:48:THR:O	27:DE:52:VAL:HG23	2.17	0.45
23:BB:2648:G:H2'	23:BB:2649:C:H6	1.81	0.45
10:AK:65:ALA:O	10:AK:68:ARG:HB3	2.16	0.45
1:CA:1432:G:H5''	37:DP:105:LYS:CG	2.45	0.45
5:AF:8:PHE:O	5:AF:60:VAL:HG23	2.16	0.45
30:BH:14:SER:C	30:BH:16:GLY:H	2.20	0.45
23:BB:592:A:H2'	23:BB:593:U:H6	1.81	0.45

Continued on next page...

Continued from previous page...

Atom-1	Atom-2	Interatomic distance (Å)	Clash overlap (Å)
41:BT:48:GLN:NE2	41:BT:48:GLN:HA	2.30	0.45
23:BB:77:G:O2'	23:BB:78:U:H5'	2.16	0.45
1:CA:1435:G:H2'	1:CA:1436:U:C6	2.52	0.45
27:BE:4:VAL:HA	27:BE:11:ALA:HA	1.99	0.45
29:BG:11:PRO:O	29:BG:14:VAL:HG22	2.16	0.45
23:DB:942:G:H2'	23:DB:943:A:O4'	2.16	0.45
3:CD:97:LEU:HD13	3:CD:136:VAL:HG11	1.98	0.45
1:CA:112:G:O2'	1:CA:113:G:H5'	2.17	0.45
1:CA:53:A:C2	1:CA:54:C:H1'	2.50	0.45
50:D3:61:LEU:N	50:D3:62:PRO:HD3	2.32	0.45
23:BB:2284:A:OP2	48:B1:5:ARG:HG3	2.15	0.45
23:BB:2236:U:O2'	23:BB:2237:G:H5'	2.16	0.45
33:BL:135:ILE:HG12	33:BL:140:GLY:HA2	1.99	0.45
24:DV:42:LEU:N	24:DV:42:LEU:HD23	2.32	0.45
5:AF:52:ASN:O	5:AF:52:ASN:CG	2.55	0.45
23:DB:2655:G:N2	23:DB:2664:G:H2'	2.32	0.45
43:BW:45:HIS:N	43:BW:45:HIS:ND1	2.64	0.45
1:CA:1260:G:OP1	1:CA:1284:C:H4'	2.17	0.45
23:DB:121:G:H2'	23:DB:122:G:H8	1.81	0.45
23:BB:1668:A:N3	23:BB:1670:C:C4	2.85	0.45
1:AA:1040:U:H2'	1:AA:1041:G:O4'	2.16	0.45
23:BB:611:C:H2'	23:BB:612:G:O4'	2.17	0.45
35:DN:65:LEU:HD11	35:DN:69:ARG:NH2	2.31	0.45
23:BB:1072:C:N3	23:BB:1092:C:N4	2.64	0.45
25:BC:264:LYS:HG3	25:BC:265:PHE:CD2	2.52	0.45
23:BB:43:G:H2'	23:BB:44:A:O4'	2.16	0.45
23:BB:2594:C:O2'	23:BB:2595:G:H5'	2.17	0.45
23:BB:1472:C:H2'	23:BB:1473:G:C8	2.52	0.45
1:AA:227:G:H2'	1:AA:228:A:C8	2.51	0.45
11:AL:105:GLY:HA3	11:AL:117:GLY:O	2.17	0.45
12:AM:100:ARG:HD3	12:AM:103:THR:OG1	2.16	0.45
23:BB:1877:A:H2'	23:BB:1878:G:C8	2.51	0.45
1:CA:323:U:H2'	1:CA:324:G:O4'	2.16	0.45
43:BW:23:LYS:O	43:BW:66:VAL:HB	2.17	0.45
26:BD:101:PHE:O	26:BD:180:VAL:HG11	2.16	0.45
37:BP:4:ILE:O	37:BP:6:GLN:N	2.46	0.45
1:CA:1013:G:H2'	1:CA:1015:G:OP2	2.16	0.45
1:CA:1014:A:N3	1:CA:1219:A:H1'	2.31	0.45
28:BF:126:ASN:HB3	28:BF:156:THR:CB	2.47	0.45
31:BJ:140:LEU:HD23	31:BJ:141:ASP:N	2.32	0.45
27:DE:115:GLN:O	27:DE:117:ARG:HG3	2.16	0.45

Continued on next page...

Continued from previous page...

Atom-1	Atom-2	Interatomic distance (Å)	Clash overlap (Å)
5:CF:93:LYS:O	5:CF:94:HIS:HB2	2.16	0.45
43:DW:50:VAL:HG23	43:DW:51:GLY:H	1.80	0.45
21:AU:26:GLY:O	21:AU:30:GLU:HB3	2.16	0.45
12:CM:15:VAL:HG22	12:CM:33:LEU:CD1	2.47	0.45
30:BH:61:VAL:O	30:BH:63:ALA:N	2.49	0.45
46:DZ:70:GLU:O	46:DZ:72:ARG:N	2.46	0.45
35:DN:31:HIS:O	35:DN:32:GLU:HB2	2.17	0.45
23:BB:1177:G:H2'	23:BB:1178:C:C6	2.52	0.45
1:CA:409:U:OP1	3:CD:23:GLY:HA3	2.16	0.45
8:AI:49:GLN:HA	8:AI:52:GLU:HG2	1.99	0.45
23:DB:117:G:C5'	23:DB:126:A:H8	2.20	0.45
1:CA:16:A:N1	1:CA:919:A:H2	2.15	0.45
20:CB:117:GLU:HA	20:CB:140:LEU:CD2	2.45	0.45
23:DB:1515:A:H2'	23:DB:1516:G:O4'	2.16	0.45
1:CA:429:U:H5'	3:CD:8:LEU:CG	2.38	0.45
15:CP:2:VAL:O	15:CP:65:ALA:HA	2.16	0.45
23:BB:1444:G:H2'	23:BB:1445:G:H8	1.80	0.45
44:BX:56:LEU:C	44:BX:58:ASN:N	2.70	0.45
23:DB:1056:G:H5''	23:DB:1057:A:H5'	1.98	0.45
32:DK:109:SER:OG	32:DK:111:LYS:HG2	2.17	0.45
23:DB:1482:G:N2	23:DB:1508:A:H1'	2.31	0.45
5:CF:47:LEU:HD21	5:CF:57:ALA:CB	2.47	0.45
23:BB:2146:C:C1'	23:BB:2147:A:H5'	2.45	0.45
23:DB:1737:G:H5'	23:DB:1738:G:OP2	2.17	0.45
29:BG:148:ARG:HA	29:BG:161:VAL:CB	2.43	0.45
39:BR:2:TYR:HB2	39:BR:42:ALA:CB	2.40	0.45
16:AQ:39:ARG:NH1	16:AQ:39:ARG:HG3	2.29	0.45
23:DB:503:A:C2	23:DB:505:A:C4	3.05	0.45
41:BT:83:ALA:O	41:BT:84:TYR:HB2	2.17	0.45
30:DH:119:ASN:O	30:DH:121:VAL:HG23	2.16	0.45
32:BK:19:VAL:C	32:BK:41:ILE:HD11	2.36	0.45
36:BO:51:ALA:CB	36:BO:78:VAL:HG13	2.47	0.45
23:DB:307:G:H2'	23:DB:309:A:OP2	2.16	0.45
23:DB:2109:U:C2	23:DB:2110:G:H5''	2.51	0.45
27:BE:152:GLU:O	27:BE:153:LEU:HB3	2.16	0.45
6:CG:72:VAL:HG12	6:CG:89:GLU:CA	2.47	0.45
7:AH:58:LEU:CD2	7:AH:60:LEU:HB2	2.47	0.45
23:DB:990:A:H1'	23:DB:1156:A:C2	2.52	0.45
42:BU:11:ILE:CG2	42:BU:70:ALA:HB3	2.45	0.45
23:DB:2557:G:H2'	23:DB:2558:C:H6	1.79	0.45
39:DR:38:VAL:O	39:DR:53:PHE:HB3	2.16	0.45

Continued on next page...

Continued from previous page...

Atom-1	Atom-2	Interatomic distance (Å)	Clash overlap (Å)
1:CA:25:C:C5'	1:CA:524:G:H1'	2.47	0.45
1:AA:154:U:H2'	1:AA:155:A:H8	1.77	0.45
23:BB:1849:G:H2'	23:BB:1850:G:C8	2.51	0.45
8:CI:9:GLY:HA2	8:CI:80:HIS:HD2	1.81	0.45
27:BE:5:LEU:HB2	27:BE:11:ALA:H	1.82	0.45
29:BG:39:ALA:O	29:BG:54:ARG:HB2	2.17	0.45
23:DB:178:G:O2'	23:DB:179:C:H5'	2.17	0.45
33:DL:50:PHE:CE2	33:DL:53:GLY:HA2	2.52	0.45
23:BB:877:A:C2	23:BB:900:A:N7	2.84	0.45
36:BO:68:LYS:H	36:BO:102:ARG:HD3	1.82	0.45
36:DO:18:LEU:HD23	36:DO:25:ARG:HD2	1.99	0.45
29:BG:91:VAL:HG23	29:BG:92:GLY:H	1.81	0.45
1:AA:1260:G:OP1	1:AA:1284:C:H4'	2.16	0.45
23:DB:904:G:H2'	23:DB:905:A:C8	2.51	0.45
1:CA:1527:U:H2'	1:CA:1528:U:C6	2.52	0.45
5:AF:68:GLN:HA	5:AF:71:ILE:HD11	1.98	0.45
2:AC:110:LEU:HD21	2:AC:140:ALA:O	2.16	0.45
1:CA:1159:U:O4'	1:CA:1182:G:N2	2.50	0.45
3:CD:162:GLU:HA	3:CD:166:LYS:NZ	2.32	0.45
23:BB:1523:U:H5''	23:BB:1524:G:C8	2.51	0.45
3:CD:125:ASN:OD1	3:CD:140:ASP:HA	2.17	0.45
25:BC:41:GLY:O	25:BC:48:ILE:HA	2.16	0.45
23:DB:2594:C:O2'	23:DB:2595:G:H5'	2.17	0.45
1:CA:936:C:H2'	1:CA:937:A:O4'	2.16	0.45
42:DU:85:ARG:HH11	42:DU:86:PHE:N	2.14	0.45
42:DU:85:ARG:NH1	42:DU:86:PHE:N	2.65	0.45
42:BU:86:PHE:HB3	42:BU:90:LYS:O	2.17	0.45
28:DF:11:VAL:HG21	28:DF:172:PHE:HE1	1.81	0.45
32:BK:35:VAL:HG12	32:BK:69:VAL:CG2	2.47	0.45
28:BF:94:ARG:HD3	28:BF:97:GLU:OE2	2.17	0.45
27:DE:157:LEU:O	27:DE:160:ALA:HB3	2.17	0.45
23:DB:140:C:OP1	41:DT:2:ILE:HD12	2.16	0.45
35:BN:31:HIS:O	35:BN:32:GLU:HB2	2.15	0.45
5:CF:1:MET:HG2	5:CF:67:PRO:HD3	1.99	0.45
27:BE:148:ILE:HA	27:BE:187:VAL:HB	1.98	0.45
25:DC:144:GLU:HG3	25:DC:151:GLY:N	2.08	0.45
25:DC:185:ALA:C	25:DC:187:CYS:H	2.19	0.45
52:DI:57:VAL:HG23	52:DI:71:LYS:HZ1	1.80	0.45
30:BH:114:GLU:HB2	30:BH:132:PHE:CE1	2.52	0.45
20:AB:160:LEU:HD22	20:AB:182:VAL:HA	1.97	0.45
23:BB:2808:G:O2'	23:BB:2809:A:H8	1.99	0.45

Continued on next page...

Continued from previous page...

Atom-1	Atom-2	Interatomic distance (Å)	Clash overlap (Å)
20:CB:83:ALA:HA	20:CB:88:GLN:HE21	1.80	0.45
46:DZ:65:ASP:O	46:DZ:69:ALA:HB2	2.17	0.45
1:CA:864:A:H2'	1:CA:865:A:C8	2.52	0.45
23:BB:26:G:H1'	23:BB:514:A:N6	2.31	0.45
38:BQ:4:LYS:CE	38:BQ:7:VAL:HG22	2.46	0.45
28:BF:169:LEU:O	28:BF:174:PHE:HB2	2.16	0.45
6:AG:13:PRO:O	6:AG:18:GLY:HA2	2.17	0.45
1:CA:818:G:H3'	1:CA:819:A:H5''	1.99	0.45
23:DB:2428:G:H5''	23:DB:2429:G:OP1	2.17	0.45
26:DD:61:THR:OG1	26:DD:63:PRO:HD2	2.17	0.45
23:DB:1516:G:O2'	23:DB:1517:G:H5'	2.16	0.45
23:DB:1439:A:C5	23:DB:1552:A:N6	2.85	0.45
26:DD:148:GLN:CB	26:DD:152:PRO:HG2	2.40	0.45
41:BT:57:VAL:HG22	41:BT:58:VAL:N	2.21	0.45
32:DK:105:ARG:H	32:DK:122:VAL:HG12	1.82	0.45
1:AA:1266:G:N2	1:AA:1268:G:H3'	2.32	0.45
1:AA:1363:A:N3	1:AA:1363:A:H2'	2.31	0.45
23:BB:770:G:OP2	49:B2:11:LYS:HE2	2.17	0.45
31:DJ:63:ALA:HA	31:DJ:69:ARG:HH22	1.81	0.45
1:CA:250:A:H1'	1:CA:252:U:C5	2.52	0.45
12:CM:52:ILE:HA	12:CM:55:LEU:HG	1.97	0.45
23:BB:705:A:N6	23:BB:726:G:H1'	2.31	0.45
23:BB:726:G:H5''	23:BB:1432:G:O2'	2.17	0.45
25:BC:6:LYS:O	25:BC:8:THR:HG23	2.16	0.45
5:CF:47:LEU:HD13	5:CF:51:ILE:HG22	1.99	0.45
23:BB:1730:C:H1'	23:BB:1731:G:N2	2.32	0.45
30:BH:89:LYS:HE2	30:BH:123:ARG:HB3	1.98	0.45
8:CI:117:LEU:HD22	8:CI:123:ARG:HG2	1.98	0.45
26:DD:15:PHE:HD1	26:DD:15:PHE:H	1.63	0.45
32:BK:120:PRO:HA	37:BP:65:ASN:HD21	1.81	0.45
10:AK:122:PRO:HD2	21:AU:35:GLU:HG2	1.99	0.45
1:AA:241:G:O2'	1:AA:242:G:H5'	2.16	0.45
39:BR:68:ARG:HG2	39:BR:92:TRP:HA	1.99	0.45
23:DB:1181:U:O2'	23:DB:1182:G:H5'	2.16	0.45
43:DW:28:GLU:H	43:DW:31:LEU:HG	1.82	0.45
35:DN:12:ARG:HG2	35:DN:16:HIS:ND1	2.31	0.45
23:DB:992:C:H2'	23:DB:993:G:C8	2.52	0.45
52:BI:107:GLU:HA	52:BI:110:GLN:OE1	2.16	0.45
1:AA:333:U:H2'	1:AA:334:C:C6	2.52	0.45
30:DH:125:THR:HA	30:DH:146:VAL:CG1	2.45	0.45
20:AB:94:ARG:N	20:AB:94:ARG:HE	2.15	0.45

Continued on next page...

Continued from previous page...

Atom-1	Atom-2	Interatomic distance (Å)	Clash overlap (Å)
1:AA:79:G:C2'	1:AA:80:A:N7	2.79	0.45
1:CA:708:C:H2'	1:CA:709:U:C6	2.52	0.45
1:CA:949:A:H2'	1:CA:950:U:O4'	2.15	0.45
23:BB:1689:A:O2'	23:BB:1690:A:H5'	2.17	0.45
30:BH:14:SER:C	30:BH:16:GLY:N	2.69	0.45
1:AA:364:A:H2'	1:AA:365:U:O2	2.16	0.45
23:DB:2078:C:H2'	23:DB:2079:U:H6	1.81	0.45
23:BB:2489:U:O2'	23:BB:2490:G:H5'	2.16	0.45
1:AA:53:A:C2	1:AA:54:C:H1'	2.52	0.45
8:AI:9:GLY:HA2	8:AI:80:HIS:CD2	2.51	0.45
27:BE:155:GLU:O	27:BE:159:LEU:HB2	2.17	0.45
2:CC:19:SER:HB2	2:CC:39:ARG:NH2	2.32	0.45
52:BI:52:LEU:HD21	52:BI:81:LYS:NZ	2.31	0.45
39:BR:43:ASN:ND2	39:BR:44:GLY:N	2.64	0.45
29:DG:94:ARG:HA	29:DG:128:THR:HG22	1.98	0.45
1:AA:552:U:H5'	11:AL:82:ARG:HH11	1.81	0.45
23:DB:1606:C:H5''	23:DB:1607:C:OP1	2.16	0.45
23:DB:1565:C:H5''	25:DC:17:LYS:CE	2.47	0.45
23:BB:220:G:H1	23:BB:427:U:H2'	1.82	0.45
43:BW:70:VAL:HG13	43:BW:70:VAL:O	2.16	0.45
23:DB:219:A:O2'	23:DB:220:G:H5'	2.17	0.45
23:DB:2050:C:H1'	26:DD:161:MET:CE	2.47	0.45
11:CL:60:PHE:O	11:CL:62:VAL:HG13	2.17	0.45
23:BB:242:G:H5'	50:B3:63:TYR:CD1	2.52	0.45
23:BB:160:A:H1'	23:BB:2208:C:O2'	2.16	0.45
23:BB:111:A:H2'	23:BB:112:U:O4'	2.16	0.45
45:DY:9:THR:HB	45:DY:10:ARG:H	1.59	0.45
1:CA:246:A:C2	1:CA:282:A:C5	3.05	0.45
24:BV:49:ASN:O	24:BV:52:ALA:HB3	2.17	0.45
1:CA:445:G:H2'	1:CA:446:G:O4'	2.17	0.45
23:BB:2201:G:O2'	23:BB:2202:U:H5'	2.16	0.45
1:AA:496:A:H2'	1:AA:497:G:C8	2.51	0.45
23:BB:1207:C:H2'	23:BB:1208:C:H6	1.82	0.45
23:DB:1472:C:H2'	23:DB:1473:G:C8	2.52	0.45
32:DK:95:ILE:HG13	32:DK:95:ILE:O	2.17	0.45
15:CP:67:ILE:HG23	15:CP:67:ILE:O	2.17	0.45
23:DB:2219:U:H2'	23:DB:2220:U:C6	2.52	0.45
23:DB:1390:U:O2'	23:DB:1391:U:H5'	2.17	0.45
43:BW:49:ASN:CB	43:BW:61:LYS:H	2.28	0.45
28:DF:64:PRO:HA	28:DF:88:VAL:HG22	1.99	0.45
1:CA:1152:A:H4'	9:CJ:15:HIS:CD2	2.52	0.45

Continued on next page...

Continued from previous page...

Atom-1	Atom-2	Interatomic distance (Å)	Clash overlap (Å)
35:DN:30:ARG:NH2	35:DN:72:ASP:OD1	2.50	0.45
38:DQ:111:LYS:HB2	39:DR:48:LYS:HD2	1.98	0.45
35:BN:116:VAL:HG13	35:BN:116:VAL:O	2.17	0.45
35:BN:114:GLU:CD	35:BN:118:ARG:HH11	2.19	0.45
26:DD:108:ASP:N	26:DD:204:LYS:O	2.49	0.45
26:DD:180:VAL:HG22	26:DD:187:LEU:HD12	1.99	0.45
33:DL:115:GLU:N	33:DL:115:GLU:OE1	2.49	0.45
1:CA:201:G:O2'	1:CA:202:G:H5'	2.17	0.45
25:BC:141:HIS:O	25:BC:143:VAL:HG23	2.17	0.45
23:BB:587:C:N3	33:BL:33:ARG:NH2	2.64	0.45
30:DH:41:LYS:O	30:DH:45:GLU:HG3	2.17	0.45
20:CB:221:ARG:HG3	20:CB:222:GLU:H	1.81	0.45
52:BI:116:MET:SD	52:BI:124:MET:HB2	2.56	0.45
24:DV:26:PHE:CE2	24:DV:44:HIS:HA	2.52	0.45
28:BF:102:LEU:O	28:BF:103:ILE:CB	2.64	0.45
24:BV:26:PHE:CE2	24:BV:44:HIS:HA	2.52	0.45
23:BB:2344:U:H2'	48:B1:35:LEU:O	2.16	0.45
31:BJ:64:VAL:HG11	31:BJ:69:ARG:H	1.82	0.45
39:BR:61:ALA:CB	39:BR:98:ILE:H	2.30	0.45
3:CD:106:PHE:CD1	3:CD:158:LEU:HD21	2.52	0.45
41:DT:55:VAL:HG22	41:DT:87:LEU:CD2	2.47	0.45
23:DB:2733:A:H2'	23:DB:2734:A:O4'	2.16	0.45
23:DB:771:G:OP1	49:D2:14:ARG:HD2	2.17	0.45
11:AL:15:VAL:O	11:AL:16:ALA:C	2.54	0.45
31:DJ:64:VAL:HG11	31:DJ:69:ARG:H	1.82	0.45
41:BT:68:LYS:HD3	41:BT:68:LYS:N	2.32	0.45
17:AR:52:ARG:O	17:AR:56:ARG:HG3	2.17	0.45
30:BH:90:LEU:HB3	30:BH:123:ARG:HD2	1.98	0.45
29:BG:122:ALA:HA	29:BG:131:VAL:O	2.16	0.45
52:DI:17:ALA:C	52:DI:19:PRO:HD3	2.37	0.45
28:DF:140:ILE:O	28:DF:141:ASP:C	2.56	0.45
36:DO:52:SER:H	36:DO:55:GLU:HG3	1.82	0.45
40:BS:42:LYS:HG3	40:BS:43:ALA:N	2.32	0.45
1:AA:1056:U:H2'	1:AA:1057:G:H8	1.81	0.45
1:CA:1057:G:H5''	2:CC:153:SER:CB	2.47	0.45
10:CK:83:VAL:CG2	10:CK:106:ILE:HD11	2.47	0.45
25:BC:102:TYR:O	25:BC:103:ILE:HG13	2.17	0.45
23:BB:2391:G:HO2'	23:BB:2424:C:H41	1.64	0.45
20:CB:53:LEU:HD13	20:CB:216:VAL:HG12	1.98	0.45
2:AC:63:ILE:O	2:AC:65:VAL:HG23	2.15	0.45
30:DH:61:VAL:C	30:DH:63:ALA:H	2.20	0.45

Continued on next page...

Continued from previous page...

Atom-1	Atom-2	Interatomic distance (Å)	Clash overlap (Å)
32:DK:6:THR:O	32:DK:7:MET:HG2	2.17	0.45
1:AA:967:C:H5'	8:AI:129:ARG:HA	1.99	0.45
41:DT:13:ALA:O	41:DT:33:LYS:N	2.50	0.45
41:DT:38:ALA:HB3	41:DT:81:LYS:HZ1	1.79	0.45
13:AN:26:LEU:HD23	13:AN:27:LYS:H	1.81	0.45
23:BB:2885:G:H21	47:B0:31:LYS:HG2	1.82	0.45
23:DB:329:G:N1	42:DU:16:LYS:HG2	2.31	0.45
48:D1:46:VAL:HG13	48:D1:47:ILE:N	2.32	0.45
1:CA:175:C:H2'	1:CA:176:C:C6	2.52	0.45
23:DB:2773:C:O2'	23:DB:2774:C:H5'	2.16	0.45
42:DU:11:ILE:HG12	42:DU:20:LYS:O	2.17	0.45
20:CB:95:TRP:CH2	20:CB:100:LEU:HD13	2.52	0.45
43:BW:44:PHE:CE2	43:BW:76:ARG:HD3	2.51	0.45
39:DR:70:GLU:O	39:DR:90:ARG:HD2	2.16	0.45
1:CA:332:G:H2'	1:CA:333:U:H6	1.82	0.45
23:BB:2215:C:H2'	23:BB:2216:G:C8	2.52	0.45
20:CB:23:ASN:O	20:CB:25:LYS:N	2.49	0.45
14:CO:23:SER:HB3	14:CO:26:VAL:CG2	2.47	0.45
23:DB:826:U:H2'	23:DB:828:U:O4'	2.16	0.45
23:DB:2489:U:H2'	23:DB:2490:G:O4'	2.17	0.45
3:CD:104:MET:SD	3:CD:179:GLY:HA3	2.56	0.45
36:BO:68:LYS:H	36:BO:102:ARG:CD	2.30	0.45
23:BB:2428:G:H5''	23:BB:2429:G:OP1	2.17	0.45
3:AD:2:ARG:HG3	3:AD:114:ARG:CZ	2.47	0.45
23:DB:1417:C:O5'	23:DB:1588:G:H1'	2.16	0.45
23:DB:135:U:H2'	23:DB:136:G:C8	2.52	0.45
3:AD:11:SER:HA	3:AD:18:LEU:HD22	1.99	0.45
4:CE:89:THR:HG22	4:CE:90:GLY:N	2.31	0.45
29:DG:109:SER:O	29:DG:110:HIS:HB3	2.17	0.45
25:DC:54:GLY:O	25:DC:214:GLY:HA2	2.16	0.45
20:CB:86:CYS:SG	20:CB:87:ASP:N	2.87	0.45
10:AK:111:ASP:HB2	21:AU:19:LYS:HE3	1.99	0.45
26:BD:10:GLY:HA3	26:BD:26:VAL:H	1.82	0.45
1:AA:1148:U:O4'	8:AI:17:ARG:HD3	2.17	0.45
28:BF:3:LEU:HD11	28:BF:172:PHE:CD1	2.52	0.45
38:DQ:107:ALA:C	39:DR:48:LYS:HD3	2.37	0.45
35:BN:90:ARG:HB3	35:BN:94:TYR:CE1	2.52	0.45
40:BS:24:ILE:CG2	40:BS:71:VAL:HG11	2.45	0.45
38:BQ:60:TRP:O	38:BQ:63:ARG:HG3	2.16	0.45
33:BL:77:ILE:HD12	33:BL:125:LEU:HD21	1.99	0.45
23:BB:2211:A:H4'	23:BB:2211:A:OP2	2.16	0.45

Continued on next page...

Continued from previous page...

Atom-1	Atom-2	Interatomic distance (Å)	Clash overlap (Å)
25:BC:175:LEU:HD11	25:BC:181:ARG:HG3	1.98	0.45
21:AU:26:GLY:C	21:AU:28:LEU:N	2.71	0.45
26:BD:114:LYS:HZ1	26:BD:116:LYS:HG3	1.81	0.45
1:CA:1243:C:O2'	1:CA:1244:G:H5'	2.16	0.45
1:CA:1330:U:H2'	1:CA:1331:G:O4'	2.17	0.45
16:AQ:52:CYS:SG	16:AQ:77:VAL:HG22	2.57	0.45
20:CB:88:GLN:H	20:CB:88:GLN:HG3	1.49	0.45
23:DB:125:A:H4'	23:DB:126:A:OP2	2.17	0.45
4:CE:19:ARG:HH12	4:CE:28:ARG:HH12	1.65	0.45
16:CQ:80:LYS:HD2	16:CQ:80:LYS:O	2.16	0.45
23:BB:584:C:OP1	38:BQ:5:ARG:HB3	2.16	0.45
23:DB:512:G:OP2	23:DB:1234:U:O2'	2.31	0.45
6:CG:11:ILE:HG22	6:CG:12:LEU:N	2.32	0.45
28:BF:141:ASP:O	28:BF:144:LYS:N	2.50	0.45
6:AG:21:LEU:H	6:AG:21:LEU:CD2	2.24	0.45
7:CH:87:ARG:HD3	7:CH:90:GLU:OE1	2.17	0.45
46:BZ:49:LEU:HB2	46:BZ:51:VAL:HG23	1.99	0.45
15:CP:46:LYS:C	15:CP:48:GLU:N	2.70	0.45
36:DO:7:ARG:HA	36:DO:10:ARG:NH2	2.31	0.45
1:AA:865:A:H5'	1:AA:1078:U:C4	2.52	0.45
23:BB:728:G:O2'	23:BB:730:A:H8	2.00	0.45
17:CR:63:TYR:C	17:CR:64:LEU:HD12	2.37	0.45
1:CA:1342:C:O2'	8:CI:125:GLN:HB3	2.17	0.45
28:DF:108:PRO:O	28:DF:110:ILE:HG23	2.17	0.45
28:DF:135:ILE:CD1	28:DF:137:PHE:HB3	2.44	0.45
28:DF:28:PRO:O	28:DF:168:LEU:HG	2.17	0.45
25:DC:107:LYS:N	25:DC:193:GLU:O	2.50	0.45
23:BB:2591:C:OP1	25:BC:237:ARG:HG3	2.17	0.45
29:BG:23:ILE:HG22	29:BG:25:ILE:HD11	1.99	0.45
48:D1:36:LYS:HG2	48:D1:47:ILE:HA	1.99	0.45
1:AA:222:C:H2'	1:AA:223:A:C8	2.52	0.45
51:D4:4:ARG:N	51:D4:37:GLN:HE22	2.15	0.45
1:AA:859:G:O2'	1:AA:860:A:H5'	2.16	0.45
23:BB:1796:U:O2'	23:BB:1797:G:H5'	2.17	0.45
1:AA:454:G:O2'	1:AA:455:G:H5'	2.17	0.45
36:DO:88:LYS:HD2	36:DO:89:ASP:CB	2.46	0.45
23:DB:2472:G:C2'	23:DB:2475:C:H42	2.29	0.45
30:BH:8:LYS:HE3	1:CA:495:A:P	2.57	0.45
21:CU:48:LYS:HG3	21:CU:49:ALA:N	2.31	0.45
23:BB:989:G:H5''	45:BY:13:ILE:HD11	1.99	0.45
23:BB:632:A:H2'	23:BB:633:A:C8	2.52	0.45

Continued on next page...

Continued from previous page...

Atom-1	Atom-2	Interatomic distance (Å)	Clash overlap (Å)
23:BB:1064:C:H2'	23:BB:1065:U:O4'	2.17	0.45
27:BE:4:VAL:HG12	27:BE:5:LEU:H	1.81	0.45
1:CA:743:A:H2'	1:CA:744:C:H6	1.80	0.45
1:AA:968:A:H3'	1:AA:969:A:C5'	2.47	0.45
8:AI:9:GLY:HA2	8:AI:80:HIS:HD2	1.81	0.45
26:BD:46:ARG:HH22	26:BD:86:GLU:N	2.15	0.45
1:AA:1352:C:H2'	1:AA:1353:G:H8	1.82	0.45
1:CA:1020:G:N3	1:CA:1020:G:H2'	2.32	0.45
25:DC:83:ASP:HB3	25:DC:86:ARG:HG2	1.99	0.45
23:BB:2478:A:H2'	23:BB:2479:U:O4'	2.17	0.45
43:DW:45:HIS:ND1	43:DW:45:HIS:N	2.65	0.45
1:CA:614:C:C2'	1:CA:615:G:H5'	2.47	0.45
1:CA:586:C:O2'	1:CA:587:G:H5'	2.17	0.45
30:BH:92:GLY:HA3	1:CA:360:G:OP1	2.17	0.45
38:BQ:38:VAL:O	38:BQ:39:ILE:C	2.56	0.45
1:AA:1459:G:H2'	1:AA:1460:C:H6	1.80	0.45
23:DB:218:A:C2'	23:DB:219:A:H5'	2.47	0.45
30:DH:60:GLU:C	30:DH:62:LEU:H	2.19	0.45
23:BB:1207:C:H2'	23:BB:1208:C:C6	2.52	0.45
4:AE:89:THR:HG22	4:AE:90:GLY:N	2.31	0.45
23:BB:911:A:N6	34:BM:9:PHE:HB3	2.32	0.45
23:BB:1695:G:N7	25:BC:13:ARG:NH2	2.65	0.45
1:CA:356:A:H2'	1:CA:357:G:O4'	2.17	0.45
23:BB:1599:U:H2'	23:BB:1600:C:C6	2.52	0.45
1:CA:721:G:H4'	1:CA:722:G:O4'	2.17	0.45
20:AB:48:MET:O	20:AB:52:ALA:HB3	2.17	0.45
23:BB:292:U:H2'	23:BB:293:U:O4'	2.17	0.45
23:BB:2315:G:H2'	23:BB:2316:G:H8	1.82	0.45
23:DB:1563:U:O2'	23:DB:1564:C:H5'	2.16	0.45
23:DB:1669:A:N3	23:DB:1669:A:H2'	2.31	0.45
40:BS:88:ARG:HH21	40:BS:88:ARG:HG3	1.82	0.45
1:AA:358:U:H2'	1:AA:359:G:C8	2.52	0.45
28:BF:2:LYS:O	28:BF:6:TYR:HB2	2.17	0.45
43:BW:65:LYS:N	43:BW:84:GLU:HB3	2.31	0.45
26:BD:179:ARG:NH1	26:BD:179:ARG:HB3	2.31	0.45
26:BD:8:LYS:O	26:BD:197:THR:HA	2.17	0.45
32:DK:35:VAL:HG12	32:DK:69:VAL:CG2	2.46	0.45
8:CI:20:ILE:CD1	8:CI:85:ALA:HB3	2.47	0.45
28:BF:98:PHE:C	28:BF:100:GLU:H	2.20	0.45
22:BA:42:C:C4	28:BF:65:LEU:HD22	2.51	0.45
27:BE:102:ARG:O	27:BE:106:LYS:HG3	2.17	0.45

Continued on next page...

Continued from previous page...

Atom-1	Atom-2	Interatomic distance (Å)	Clash overlap (Å)
40:BS:73:LYS:HD2	40:BS:73:LYS:HA	1.67	0.45
23:BB:1010:A:OP1	38:BQ:61:ILE:HG22	2.17	0.45
10:AK:80:ASN:HB3	10:AK:105:ARG:HB3	1.99	0.45
23:DB:2386:A:H2	43:DW:38:ARG:HB3	1.80	0.45
3:CD:90:LEU:HD11	3:CD:194:ILE:HD11	1.99	0.45
23:DB:962:G:H2'	23:DB:963:U:C6	2.51	0.45
20:CB:83:ALA:O	20:CB:88:GLN:HB2	2.16	0.45
20:AB:120:SER:HA	20:AB:125:PHE:HB3	1.99	0.45
1:CA:921:U:H2'	1:CA:922:G:H8	1.82	0.45
23:DB:2808:G:O2'	23:DB:2809:A:H8	1.98	0.45
48:B1:47:ILE:H	48:B1:47:ILE:HD12	1.82	0.45
1:AA:1152:A:H4'	9:AJ:15:HIS:CD2	2.52	0.45
23:DB:2296:U:H4'	23:DB:2297:A:OP1	2.16	0.45
1:AA:864:A:H2'	1:AA:865:A:C8	2.52	0.45
1:AA:865:A:O2'	1:AA:866:C:H5'	2.17	0.45
49:D2:6:GLN:NE2	49:D2:6:GLN:HA	2.32	0.45
52:DI:23:VAL:HG12	52:DI:27:LEU:HD21	1.97	0.45
36:BO:7:ARG:HH11	36:BO:7:ARG:CG	2.30	0.45
1:AA:664:G:H5''	17:AR:52:ARG:HE	1.82	0.45
41:DT:66:LYS:N	41:DT:76:ARG:HH21	2.15	0.45
23:BB:322:A:C2	23:BB:340:A:C6	3.05	0.45
28:DF:139:GLU:OE2	28:DF:142:TYR:HA	2.17	0.45
30:BH:59:ALA:O	30:BH:60:GLU:HB3	2.17	0.45
23:BB:1163:G:H4'	39:BR:92:TRP:HE1	1.81	0.45
15:CP:52:LEU:CD2	15:CP:75:ILE:HA	2.46	0.45
4:CE:71:ILE:HD12	4:CE:73:VAL:CG2	2.47	0.45
9:AJ:6:ILE:O	9:AJ:75:ASP:HA	2.17	0.45
27:DE:128:ALA:O	27:DE:133:LEU:HD12	2.16	0.45
26:DD:130:GLN:HB2	26:DD:139:SER:O	2.16	0.45
3:CD:197:HIS:CE1	3:CD:198:LEU:HG	2.52	0.45
36:DO:111:ARG:HG2	36:DO:117:PHE:CE2	2.52	0.45
10:CK:72:ALA:O	10:CK:75:GLU:HG2	2.17	0.45
9:AJ:55:PRO:O	9:AJ:56:HIS:HB3	2.17	0.45
32:DK:15:GLY:HA3	32:DK:52:VAL:CG2	2.45	0.45
23:DB:1666:G:H4'	32:DK:6:THR:HG23	1.99	0.45
7:AH:74:ILE:CG1	7:AH:128:VAL:HG22	2.45	0.45
13:AN:26:LEU:HD23	13:AN:27:LYS:N	2.32	0.45
23:DB:2591:C:O2'	23:DB:2592:G:H5'	2.17	0.45
1:AA:1073:U:O2'	20:AB:102:ASN:OD1	2.28	0.45
1:AA:474:G:O2'	1:AA:475:C:H5'	2.17	0.45
23:DB:671:C:O2'	23:DB:672:C:H5'	2.17	0.45

Continued on next page...

Continued from previous page...

Atom-1	Atom-2	Interatomic distance (Å)	Clash overlap (Å)
46:BZ:21:ALA:C	46:BZ:22:LEU:HG	2.37	0.45
23:BB:2448:A:H4'	23:BB:2449:U:OP2	2.17	0.45
1:CA:1411:C:O2'	1:CA:1412:C:H5'	2.17	0.45
26:DD:8:LYS:CA	26:DD:201:LEU:HD11	2.47	0.45
23:DB:1488:C:O2'	23:DB:1489:C:H5'	2.16	0.45
43:DW:77:LYS:HA	43:DW:77:LYS:HD3	1.82	0.45
1:AA:642:A:C5	7:AH:106:SER:HA	2.52	0.45
42:DU:11:ILE:CG2	42:DU:70:ALA:HB3	2.45	0.45
1:CA:313:A:H2'	1:CA:314:C:H6	1.81	0.45
23:BB:1047:G:O2'	23:BB:1110:G:N2	2.43	0.45
23:DB:2473:U:C2'	23:DB:2473:U:O2	2.65	0.45
1:CA:503:C:H2'	1:CA:504:C:C6	2.52	0.45
23:BB:746:U:O3'	40:BS:90:LYS:NZ	2.50	0.45
23:DB:264:C:H2'	23:DB:265:A:H5''	1.98	0.45
23:BB:753:A:O2'	23:BB:754:U:H5'	2.17	0.45
3:AD:188:SER:C	3:AD:190:LEU:H	2.19	0.45
23:BB:1872:A:H2'	23:BB:1873:G:O4'	2.17	0.45
11:CL:34:THR:O	11:CL:35:ARG:HD2	2.17	0.45
5:CF:97:THR:HG22	5:CF:98:GLU:N	2.32	0.45
23:DB:2537:U:H2'	23:DB:2538:C:H6	1.81	0.45
52:DI:5:GLN:HB2	52:DI:30:GLN:OE1	2.17	0.45
20:CB:11:ALA:C	20:CB:13:VAL:H	2.20	0.45
52:BI:44:LYS:O	52:BI:48:ILE:HG13	2.16	0.45
23:BB:1076:C:H2'	23:BB:1077:A:C8	2.52	0.45
42:DU:49:PRO:O	42:DU:50:ALA:HB2	2.17	0.45
1:AA:435:A:N3	1:AA:435:A:H2'	2.31	0.45
23:BB:2247:A:H2'	23:BB:2248:C:H6	1.82	0.45
23:DB:212:G:H2'	23:DB:213:A:C8	2.52	0.45
1:CA:1283:U:H2'	1:CA:1284:C:H6	1.82	0.45
1:CA:233:C:O2'	1:CA:234:C:H5'	2.17	0.45
4:CE:64:GLU:O	4:CE:68:ARG:HG2	2.17	0.45
23:DB:561:G:O5'	23:DB:561:G:H8	2.00	0.45
23:BB:1472:C:H2'	23:BB:1473:G:H8	1.82	0.45
23:DB:1877:A:H2'	23:DB:1878:G:C8	2.52	0.45
23:BB:681:G:H2'	23:BB:682:G:H8	1.82	0.45
27:BE:132:LYS:O	27:BE:135:ALA:HB3	2.17	0.45
1:AA:744:C:H2'	1:AA:745:G:C8	2.52	0.45
24:DV:60:VAL:HG22	24:DV:73:LYS:HE2	1.99	0.45
1:AA:593:U:O2'	1:AA:594:U:H5'	2.17	0.45
22:BA:112:G:O2'	22:BA:113:C:H5'	2.17	0.45
23:DB:1904:G:H1'	23:DB:1927:A:N1	2.32	0.45

Continued on next page...

Continued from previous page...

Atom-1	Atom-2	Interatomic distance (Å)	Clash overlap (Å)
23:DB:2227:A:H5''	25:DC:260:LYS:HD2	1.97	0.45
23:DB:750:A:H2'	23:DB:751:A:H5''	1.99	0.45
1:CA:885:G:O2'	1:CA:886:G:H5'	2.16	0.45
4:AE:131:ASN:O	4:AE:135:VAL:HG23	2.16	0.45
42:DU:86:PHE:CG	42:DU:87:GLU:N	2.85	0.44
26:BD:109:VAL:CG1	26:BD:193:VAL:HB	2.47	0.44
8:AI:20:ILE:HD13	8:AI:85:ALA:HB3	1.99	0.44
28:BF:126:ASN:CB	28:BF:156:THR:HA	2.44	0.44
28:BF:29:ARG:HD3	28:BF:158:THR:OG1	2.16	0.44
31:DJ:18:VAL:CG1	31:DJ:54:ILE:HD11	2.46	0.44
35:DN:80:PHE:O	35:DN:85:PRO:HD3	2.18	0.44
26:DD:101:PHE:CZ	26:DD:204:LYS:HA	2.51	0.44
13:CN:16:ALA:O	13:CN:20:PHE:HB3	2.17	0.44
38:BQ:57:ARG:HH12	38:BQ:61:ILE:CD1	2.30	0.44
1:CA:202:G:H2'	1:CA:203:G:C8	2.52	0.44
33:BL:125:LEU:HD23	33:BL:126:ARG:N	2.32	0.44
33:BL:142:ILE:HD12	33:BL:142:ILE:N	2.31	0.44
21:AU:26:GLY:C	21:AU:28:LEU:H	2.19	0.44
1:CA:1002:G:H2'	1:CA:1003:G:O4'	2.17	0.44
10:CK:88:PRO:HG3	21:CU:28:LEU:HD21	1.99	0.44
30:BH:143:ILE:O	30:BH:144:VAL:HG23	2.17	0.44
21:AU:25:ALA:O	21:AU:27:VAL:N	2.50	0.44
3:AD:29:THR:CG2	3:AD:30:LYS:HD3	2.47	0.44
23:DB:1251:C:O2'	23:DB:1252:G:H3'	2.17	0.44
6:CG:14:ASP:HB2	6:CG:19:SER:O	2.17	0.44
15:AP:2:VAL:O	15:AP:65:ALA:HA	2.17	0.44
41:BT:55:VAL:HG13	41:BT:85:VAL:HG12	2.00	0.44
6:AG:125:ASP:HB3	6:AG:131:GLY:N	2.33	0.44
23:DB:2742:G:O2'	23:DB:2743:U:H5'	2.17	0.44
23:BB:1733:G:H5'	23:BB:1733:G:H8	1.82	0.44
37:DP:75:THR:O	37:DP:80:VAL:HG11	2.16	0.44
2:AC:129:PHE:CD2	2:AC:156:LEU:HD22	2.52	0.44
37:DP:61:ARG:HD3	37:DP:70:GLU:CG	2.45	0.44
38:BQ:65:ASN:CG	38:BQ:75:TYR:HB2	2.37	0.44
23:DB:1734:G:O2'	23:DB:1735:A:H5'	2.17	0.44
23:DB:921:C:H2'	23:DB:922:C:C6	2.52	0.44
23:DB:2578:G:O2'	23:DB:2579:C:H5'	2.16	0.44
1:CA:797:C:O2'	1:CA:798:U:H5'	2.17	0.44
25:BC:221:GLY:O	25:BC:223:ALA:N	2.50	0.44
23:DB:2439:A:C8	23:DB:2586:U:H4'	2.52	0.44
20:CB:138:ARG:O	20:CB:141:GLU:HB2	2.17	0.44

Continued on next page...

Continued from previous page...

Atom-1	Atom-2	Interatomic distance (Å)	Clash overlap (Å)
1:AA:477:C:H2'	1:AA:478:A:C8	2.51	0.44
20:AB:99:MET:CA	20:AB:106:VAL:HG21	2.43	0.44
31:BJ:35:ARG:HG3	31:BJ:40:HIS:HE2	1.82	0.44
2:AC:171:ARG:CB	2:AC:171:ARG:HH11	2.25	0.44
1:AA:861:G:H2'	1:AA:862:C:C6	2.52	0.44
23:DB:673:C:H5''	27:DE:76:PRO:HD2	1.99	0.44
23:BB:2439:A:C8	23:BB:2586:U:H4'	2.53	0.44
1:AA:1514:G:H2'	1:AA:1515:G:H8	1.82	0.44
23:DB:2107:G:H3'	23:DB:2108:A:H8	1.82	0.44
1:AA:1313:U:OP2	18:AS:5:LYS:HA	2.17	0.44
1:CA:1071:C:O2'	1:CA:1072:G:H5'	2.16	0.44
5:CF:40:GLU:CB	5:CF:61:LEU:HB2	2.46	0.44
24:DV:28:ALA:HA	24:DV:88:HIS:ND1	2.32	0.44
23:DB:522:A:H2'	23:DB:523:C:H6	1.80	0.44
1:CA:669:G:H2'	1:CA:670:G:C8	2.52	0.44
23:BB:2852:G:H2'	23:BB:2853:C:O4'	2.17	0.44
23:BB:2102:G:H2'	23:BB:2103:C:H5'	1.99	0.44
1:CA:1436:U:H2'	1:CA:1437:A:C8	2.52	0.44
27:DE:3:LEU:O	27:DE:12:LEU:N	2.50	0.44
1:AA:668:G:O2'	1:AA:669:G:H5'	2.16	0.44
23:DB:643:A:N7	23:DB:644:A:N7	2.65	0.44
35:BN:7:GLY:HA2	35:BN:46:ARG:HH12	1.79	0.44
23:BB:1708:C:O2'	23:BB:1709:U:H5'	2.17	0.44
36:BO:100:HIS:HA	36:BO:104:GLN:NE2	2.32	0.44
1:AA:503:C:H2'	1:AA:504:C:H6	1.81	0.44
23:BB:441:U:O2'	23:BB:442:G:H5'	2.17	0.44
47:B0:55:ALA:C	47:B0:56:LYS:HG3	2.37	0.44
23:DB:2215:C:H2'	23:DB:2216:G:H8	1.81	0.44
24:DV:89:ILE:HD12	24:DV:89:ILE:O	2.17	0.44
1:CA:968:A:H3'	1:CA:969:A:C5'	2.47	0.44
23:DB:817:C:O2'	23:DB:839:U:H5''	2.16	0.44
37:DP:31:VAL:CG1	37:DP:38:ARG:HB2	2.48	0.44
1:AA:1499:A:H1'	1:AA:1520:C:OP1	2.17	0.44
23:BB:2683:C:O2'	23:BB:2684:U:H5'	2.17	0.44
20:CB:129:THR:C	20:CB:131:LYS:N	2.69	0.44
23:BB:218:A:O2'	23:BB:219:A:H5'	2.17	0.44
1:CA:87:C:H2'	1:CA:88:U:C6	2.51	0.44
52:DI:102:ARG:HG3	52:DI:141:ASP:CB	2.47	0.44
23:BB:904:G:H2'	23:BB:905:A:C8	2.50	0.44
23:DB:1505:A:H2'	23:DB:1506:U:C6	2.52	0.44
23:BB:1249:U:O4'	38:BQ:3:VAL:HG21	2.17	0.44

Continued on next page...

Continued from previous page...

Atom-1	Atom-2	Interatomic distance (Å)	Clash overlap (Å)
1:AA:1469:C:H2'	1:AA:1470:U:O4'	2.16	0.44
6:CG:101:ARG:HG2	6:CG:105:GLU:OE2	2.17	0.44
23:BB:453:A:H1'	23:BB:457:A:O2'	2.18	0.44
1:AA:64:G:OP1	1:AA:64:G:H3'	2.17	0.44
1:CA:1454:G:H2'	1:CA:1455:G:H8	1.81	0.44
23:BB:561:G:O5'	23:BB:561:G:H8	2.00	0.44
1:AA:1498:U:H6	1:AA:1498:U:O5'	1.99	0.44
1:AA:1527:U:O2'	1:AA:1528:U:H5'	2.16	0.44
23:DB:1932:A:H2'	23:DB:1933:G:O4'	2.17	0.44
4:AE:95:MET:HA	4:AE:124:ALA:HB2	1.98	0.44
26:BD:110:THR:HG21	26:BD:169:ARG:HH11	1.83	0.44
12:AM:77:LYS:O	12:AM:80:MET:HG2	2.16	0.44
8:AI:20:ILE:CD1	8:AI:85:ALA:HB3	2.48	0.44
27:DE:108:ILE:HG13	33:DL:2:ARG:HH22	1.80	0.44
23:BB:2816:G:O3'	35:BN:99:LYS:HE3	2.16	0.44
5:CF:3:HIS:HA	5:CF:64:VAL:O	2.17	0.44
23:BB:616:A:H5''	56:BB:3449:HOH:O	2.16	0.44
27:BE:149:ILE:HG23	27:BE:188:MET:HA	1.99	0.44
20:CB:16:GLY:HA2	20:CB:40:ILE:H	1.80	0.44
5:AF:3:HIS:HA	5:AF:64:VAL:O	2.17	0.44
20:AB:14:HIS:HD2	20:AB:202:ASN:H	1.64	0.44
25:BC:185:ALA:C	25:BC:187:CYS:H	2.20	0.44
1:AA:1035:A:H2'	1:AA:1036:A:C8	2.51	0.44
1:CA:1081:A:O2'	1:CA:1082:A:H5'	2.17	0.44
23:BB:1060:U:C4	52:BI:131:THR:HG22	2.51	0.44
38:DQ:33:VAL:HG23	38:DQ:34:ALA:H	1.81	0.44
39:DR:14:VAL:HG21	39:DR:98:ILE:HG12	2.00	0.44
48:B1:7:LYS:NZ	50:B3:33:THR:HG22	2.32	0.44
30:BH:27:ARG:HH11	46:BZ:64:ILE:CD1	2.30	0.44
23:BB:533:G:H2'	23:BB:534:U:C6	2.53	0.44
32:BK:87:LEU:HD12	32:BK:92:GLU:C	2.37	0.44
1:AA:1194:U:H2'	1:AA:1195:C:C6	2.53	0.44
52:DI:27:LEU:HD23	52:DI:27:LEU:N	2.22	0.44
17:AR:57:ALA:O	17:AR:60:ARG:HG3	2.16	0.44
32:DK:113:MET:HE1	32:DK:116:ILE:HD11	1.98	0.44
23:BB:729:G:C5	25:BC:206:LYS:HB2	2.52	0.44
41:DT:74:ILE:HG13	41:DT:75:GLY:N	2.32	0.44
1:AA:1342:C:O2'	8:AI:125:GLN:HB3	2.17	0.44
36:BO:52:SER:H	36:BO:55:GLU:HG3	1.82	0.44
23:DB:2027:G:O2'	23:DB:2028:U:H5'	2.18	0.44
39:BR:60:LYS:H	39:BR:100:GLY:N	2.15	0.44

Continued on next page...

Continued from previous page...

Atom-1	Atom-2	Interatomic distance (Å)	Clash overlap (Å)
43:DW:30:VAL:O	43:DW:30:VAL:HG22	2.16	0.44
52:DI:100:ILE:HG23	52:DI:104:GLN:OE1	2.17	0.44
26:BD:51:THR:HG22	26:BD:76:GLY:HA3	1.99	0.44
2:CC:63:ILE:HD12	2:CC:90:VAL:HG12	1.99	0.44
1:AA:967:C:H4'	8:AI:129:ARG:HG2	1.99	0.44
23:BB:2884:U:H4'	47:B0:49:ARG:NH2	2.32	0.44
23:BB:786:C:H5''	23:BB:1780:A:C8	2.52	0.44
11:CL:49:ARG:N	11:CL:49:ARG:HD2	2.32	0.44
48:D1:47:ILE:H	48:D1:47:ILE:HD12	1.82	0.44
1:CA:473:U:H6	1:CA:473:U:O5'	2.00	0.44
1:CA:454:G:O2'	1:CA:455:G:H5'	2.17	0.44
1:CA:1313:U:OP2	18:CS:5:LYS:HA	2.17	0.44
1:AA:1276:G:H2'	1:AA:1277:C:C6	2.53	0.44
23:BB:19:A:H2'	23:BB:20:C:C6	2.52	0.44
42:DU:20:LYS:HB3	42:DU:21:ARG:H	1.62	0.44
23:DB:2230:G:H2'	23:DB:2231:U:C6	2.52	0.44
23:DB:131:A:H2'	23:DB:132:G:H8	1.82	0.44
23:BB:156:A:O2'	23:BB:157:C:H5'	2.18	0.44
23:DB:1374:G:O2'	23:DB:1375:U:H5'	2.18	0.44
23:DB:599:A:H2'	23:DB:600:G:H8	1.83	0.44
23:DB:265:A:O2'	23:DB:266:G:C4'	2.64	0.44
23:DB:2156:G:C2'	23:DB:2157:G:H4'	2.45	0.44
23:BB:2743:U:H3'	23:BB:2744:G:H5''	1.99	0.44
27:DE:38:GLY:C	27:DE:40:ARG:H	2.19	0.44
31:BJ:103:ILE:HG13	31:BJ:104:ALA:N	2.32	0.44
31:DJ:101:ILE:O	31:DJ:104:ALA:HB3	2.16	0.44
1:AA:25:C:C5'	1:AA:524:G:H1'	2.47	0.44
25:BC:250:GLN:CD	25:BC:254:LYS:HG2	2.37	0.44
22:BA:93:C:O2'	22:BA:94:A:H5'	2.16	0.44
1:AA:653:U:C6	7:AH:55:LYS:HE2	2.52	0.44
1:AA:1408:A:O2'	1:AA:1409:C:H5'	2.17	0.44
22:DA:94:A:O2'	22:DA:95:U:H5'	2.17	0.44
23:DB:746:U:O3'	40:DS:90:LYS:NZ	2.49	0.44
47:B0:18:HIS:HD1	47:B0:18:HIS:N	2.14	0.44
5:AF:45:ARG:NH2	17:AR:25:ILE:HD13	2.32	0.44
1:AA:284:C:O2'	1:AA:285:C:H5'	2.17	0.44
23:DB:2369:A:H2'	23:DB:2370:G:H8	1.83	0.44
23:DB:1641:A:H2'	23:DB:1642:G:O4'	2.18	0.44
19:AT:56:ILE:O	19:AT:60:GLN:HG2	2.16	0.44
1:AA:1020:G:H2'	1:AA:1020:G:N3	2.32	0.44
1:CA:366:A:H1'	1:CA:395:C:O2	2.16	0.44

Continued on next page...

Continued from previous page...

Atom-1	Atom-2	Interatomic distance (Å)	Clash overlap (Å)
2:AC:35:ASP:O	2:AC:39:ARG:HG3	2.16	0.44
1:CA:716:A:H1'	10:CK:119:GLY:HA2	1.99	0.44
23:DB:2869:G:H2'	23:DB:2870:C:C6	2.52	0.44
23:DB:1210:G:H5'	23:DB:1212:G:O4'	2.17	0.44
22:BA:35:C:H2'	22:BA:36:C:O4'	2.17	0.44
42:DU:13:LEU:HD12	42:DU:68:ASN:O	2.17	0.44
26:BD:16:THR:HG22	26:BD:17:GLU:N	2.33	0.44
29:BG:94:ARG:HB2	29:BG:127:GLN:HG2	1.98	0.44
25:DC:6:LYS:O	25:DC:8:THR:HG23	2.17	0.44
46:BZ:53:ALA:C	46:BZ:55:GLY:H	2.18	0.44
1:AA:58:C:O2'	1:AA:59:A:H5'	2.17	0.44
47:D0:9:ARG:HB2	47:D0:12:ARG:NH2	2.33	0.44
23:DB:2611:C:O2'	23:DB:2612:C:H5'	2.18	0.44
1:CA:526:C:OP2	11:CL:87:LYS:HE3	2.18	0.44
23:DB:1874:C:H2'	23:DB:1875:G:O4'	2.18	0.44
23:BB:2300:C:H2'	23:BB:2301:C:H6	1.81	0.44
1:CA:647:C:H2'	1:CA:648:A:C8	2.51	0.44
26:BD:35:THR:OG1	26:BD:49:GLN:HG2	2.17	0.44
36:BO:9:ARG:HA	36:BO:12:THR:OG1	2.17	0.44
1:CA:1138:G:H3'	1:CA:1138:G:N3	2.33	0.44
1:AA:1138:G:N3	1:AA:1138:G:H3'	2.32	0.44
34:BM:32:GLY:HA2	34:BM:117:PHE:CZ	2.52	0.44
1:CA:227:G:H2'	1:CA:228:A:C8	2.53	0.44
50:B3:6:VAL:HB	50:B3:60:CYS:HB3	1.98	0.44
23:DB:1098:A:O5'	52:DI:3:LYS:HG2	2.17	0.44
43:BW:18:LYS:H	43:BW:35:ILE:CG2	2.29	0.44
43:BW:50:VAL:HG23	43:BW:51:GLY:H	1.82	0.44
26:BD:108:ASP:N	26:BD:204:LYS:O	2.51	0.44
26:BD:11:MET:H	26:BD:25:THR:HA	1.82	0.44
1:AA:1222:G:H2'	1:AA:1223:C:H5'	1.99	0.44
18:AS:33:TRP:C	18:AS:35:ARG:H	2.20	0.44
28:DF:121:PHE:HB2	28:DF:126:ASN:O	2.18	0.44
28:DF:126:ASN:CB	28:DF:156:THR:HA	2.46	0.44
32:DK:35:VAL:CG2	32:DK:36:GLY:H	2.07	0.44
18:CS:38:THR:HG22	18:CS:68:HIS:O	2.16	0.44
28:BF:62:GLN:HE21	28:BF:91:ARG:NE	2.15	0.44
31:DJ:11:VAL:HG21	31:DJ:13:ARG:NH1	2.33	0.44
23:BB:2306:C:C5	23:BB:2307:G:H2'	2.52	0.44
23:DB:1244:A:H5''	33:DL:8:PRO:CD	2.29	0.44
38:DQ:57:ARG:HH12	38:DQ:61:ILE:CD1	2.31	0.44
38:DQ:81:GLY:O	38:DQ:85:ALA:N	2.50	0.44

Continued on next page...

Continued from previous page...

Atom-1	Atom-2	Interatomic distance (Å)	Clash overlap (Å)
23:DB:138:U:O2'	23:DB:140:C:OP1	2.34	0.44
26:DD:178:VAL:HB	26:DD:188:LEU:CB	2.48	0.44
38:BQ:81:GLY:HA3	38:BQ:116:LEU:CD1	2.48	0.44
38:BQ:96:ASP:C	38:BQ:98:ALA:H	2.19	0.44
26:DD:114:LYS:HZ1	26:DD:116:LYS:HG3	1.81	0.44
1:AA:203:G:H1'	1:AA:465:A:N6	2.32	0.44
43:DW:19:ARG:NE	43:DW:19:ARG:H	2.15	0.44
30:DH:39:ALA:O	30:DH:41:LYS:N	2.49	0.44
23:BB:674:G:O3'	27:BE:60:TRP:HZ2	2.01	0.44
23:DB:2262:U:O2'	23:DB:2263:C:H5'	2.18	0.44
23:DB:80:G:O5'	23:DB:346:A:H1'	2.16	0.44
23:DB:53:A:H2'	23:DB:54:G:O4'	2.17	0.44
6:CG:67:ASN:ND2	6:CG:127:ALA:HA	2.32	0.44
23:DB:1444:G:H2'	23:DB:1445:G:H8	1.82	0.44
41:BT:54:GLU:HB3	41:BT:88:LYS:HB2	1.99	0.44
23:DB:2768:U:H2'	23:DB:2769:U:O4'	2.17	0.44
1:AA:781:A:H2'	1:AA:782:A:C5'	2.40	0.44
1:AA:817:C:H1'	1:AA:819:A:C5'	2.40	0.44
2:CC:154:GLY:HA2	2:CC:163:ARG:H	1.82	0.44
32:BK:85:VAL:HG21	32:BK:115:ILE:HD11	1.99	0.44
24:BV:66:ASP:HB2	24:BV:68:LYS:CE	2.42	0.44
30:BH:58:LEU:HG	30:BH:62:LEU:HD23	2.00	0.44
3:CD:13:ARG:HG3	3:CD:55:ARG:NH1	2.33	0.44
1:AA:237:G:H2'	1:AA:238:A:C8	2.51	0.44
23:DB:2901:C:O2'	23:DB:2902:C:H5'	2.18	0.44
9:AJ:8:ILE:HA	9:AJ:100:ILE:HG22	1.99	0.44
28:DF:71:LYS:HG2	28:DF:71:LYS:O	2.18	0.44
1:CA:859:G:O2'	1:CA:860:A:H5'	2.16	0.44
25:DC:221:GLY:O	25:DC:223:ALA:N	2.51	0.44
13:CN:26:LEU:HD23	13:CN:27:LYS:H	1.81	0.44
1:AA:677:U:H1'	10:AK:120:CYS:SG	2.58	0.44
35:BN:61:ALA:C	35:BN:63:ARG:N	2.71	0.44
27:DE:150:THR:O	27:DE:192:ALA:HB2	2.17	0.44
23:DB:1225:G:P	39:DR:71:LYS:HZ2	2.41	0.44
1:CA:564:C:C4	16:CQ:32:ILE:HD11	2.52	0.44
23:BB:1792:G:OP1	25:BC:204:LEU:HD12	2.17	0.44
23:BB:1803:A:H4'	25:BC:256:THR:OG1	2.17	0.44
23:DB:2199:A:H3'	23:DB:2200:C:C6	2.52	0.44
23:DB:1803:A:O3'	25:DC:256:THR:HB	2.17	0.44
1:CA:1514:G:H2'	1:CA:1515:G:H8	1.83	0.44
23:DB:2886:A:H2'	23:DB:2887:A:O4'	2.17	0.44

Continued on next page...

Continued from previous page...

Atom-1	Atom-2	Interatomic distance (Å)	Clash overlap (Å)
25:BC:199:HIS:C	25:BC:201:LEU:H	2.21	0.44
39:BR:39:LEU:CA	39:BR:53:PHE:HA	2.44	0.44
4:CE:33:THR:HG22	4:CE:51:LYS:CB	2.46	0.44
23:BB:1372:U:O2'	23:BB:1373:A:H5'	2.17	0.44
39:DR:49:ILE:HD13	39:DR:53:PHE:H	1.82	0.44
23:BB:118:A:N3	23:BB:178:G:H1'	2.31	0.44
37:DP:105:LYS:HD3	37:DP:105:LYS:HA	1.81	0.44
1:AA:1212:U:H4'	1:AA:1213:A:C8	2.53	0.44
6:CG:49:LEU:HD21	6:CG:60:ALA:CB	2.46	0.44
1:AA:513:C:H2'	1:AA:514:C:H6	1.83	0.44
23:BB:264:C:H2'	23:BB:265:A:H5''	2.00	0.44
23:BB:2217:G:H2'	23:BB:2218:G:H8	1.83	0.44
1:AA:626:G:H2'	1:AA:627:G:C8	2.53	0.44
47:B0:18:HIS:C	47:B0:20:ALA:H	2.21	0.44
3:CD:20:LEU:C	3:CD:21:LYS:HD2	2.38	0.44
1:CA:996:A:H2	1:CA:1045:C:HO2'	1.63	0.44
50:B3:61:LEU:N	50:B3:62:PRO:HD3	2.32	0.44
23:DB:2282:G:H5''	23:DB:2283:C:O4'	2.17	0.44
23:BB:1932:A:H2'	23:BB:1933:G:O4'	2.18	0.44
23:DB:1161:C:H4'	39:DR:8:GLY:O	2.17	0.44
1:AA:1451:U:O3'	1:AA:1452:C:H6	2.00	0.44
33:BL:47:ARG:HG3	33:BL:48:ARG:N	2.32	0.44
3:AD:97:LEU:HD13	3:AD:136:VAL:CG1	2.47	0.44
1:AA:1163:A:H2'	1:AA:1164:G:C8	2.51	0.44
26:DD:7:LYS:HD2	26:DD:198:GLY:HA2	2.00	0.44
23:BB:817:C:O2'	23:BB:839:U:H5''	2.17	0.44
23:BB:240:C:H5''	23:BB:241:A:H5''	1.98	0.44
23:BB:2246:G:H2'	23:BB:2247:A:H8	1.81	0.44
23:DB:1727:C:H2'	23:DB:1728:C:H6	1.82	0.44
1:AA:395:C:H2'	1:AA:396:C:C6	2.52	0.44
38:BQ:38:VAL:O	38:BQ:41:ALA:N	2.51	0.44
9:AJ:80:THR:HG21	9:AJ:82:LYS:NZ	2.32	0.44
23:BB:1727:C:H2'	23:BB:1728:C:H6	1.83	0.44
23:BB:1544:A:H2'	23:BB:1545:A:C8	2.52	0.44
23:BB:342:A:H2'	23:BB:343:C:O4'	2.17	0.44
23:DB:2252:G:O2'	23:DB:2253:G:H5'	2.17	0.44
50:D3:6:VAL:HB	50:D3:60:CYS:HB3	1.99	0.44
1:CA:938:A:H1'	1:CA:1376:U:O2'	2.17	0.44
1:CA:837:U:H2'	1:CA:838:G:H8	1.82	0.44
1:CA:1498:U:H6	1:CA:1498:U:O5'	2.00	0.44
52:DI:70:THR:O	52:DI:70:THR:HG23	2.17	0.44

Continued on next page...

Continued from previous page...

Atom-1	Atom-2	Interatomic distance (Å)	Clash overlap (Å)
42:BU:84:PHE:O	42:BU:85:ARG:CB	2.63	0.44
26:BD:3:GLY:HA2	26:BD:101:PHE:CZ	2.53	0.44
18:AS:39:ILE:HG12	18:AS:70:LEU:CD1	2.48	0.44
28:DF:162:ASP:C	28:DF:166:ARG:HH11	2.20	0.44
28:DF:3:LEU:O	28:DF:3:LEU:HD13	2.17	0.44
32:DK:35:VAL:HG12	32:DK:69:VAL:HG22	1.98	0.44
1:CA:982:U:H5''	13:CN:5:MET:HE1	1.99	0.44
13:CN:60:ARG:NH2	13:CN:69:PRO:HB3	2.32	0.44
8:CI:30:ASN:ND2	8:CI:65:THR:HA	2.32	0.44
31:DJ:40:HIS:HE1	31:DJ:41:LYS:HE3	1.82	0.44
13:AN:20:PHE:CD2	13:AN:55:SER:HA	2.51	0.44
31:BJ:4:PHE:HB3	31:BJ:44:TYR:CD1	2.53	0.44
38:BQ:91:ARG:HB2	39:BR:11:GLN:CD	2.38	0.44
38:BQ:108:LEU:HA	39:BR:48:LYS:HD3	1.99	0.44
33:DL:141:LYS:C	33:DL:142:ILE:HD12	2.38	0.44
35:BN:80:PHE:O	35:BN:85:PRO:HD3	2.17	0.44
5:AF:67:PRO:O	5:AF:70:VAL:HG22	2.17	0.44
20:AB:16:GLY:HA2	20:AB:40:ILE:H	1.81	0.44
25:BC:68:ARG:HB3	25:BC:128:THR:OG1	2.17	0.44
1:CA:1329:A:O2'	1:CA:1330:U:H5'	2.17	0.44
12:CM:37:GLY:O	12:CM:38:ILE:HD13	2.18	0.44
28:DF:43:ILE:HG13	28:DF:44:ALA:N	2.33	0.44
30:DH:112:LYS:HA	30:DH:132:PHE:HE1	1.81	0.44
23:BB:143:C:H2'	23:BB:144:A:C8	2.51	0.44
23:BB:1173:U:N3	23:BB:1174:U:H1'	2.32	0.44
1:CA:1069:C:H5''	4:CE:25:LYS:HZ3	1.82	0.44
23:BB:1059:G:H2'	23:BB:1060:U:C6	2.52	0.44
16:CQ:60:ILE:HG22	16:CQ:74:LEU:HA	1.99	0.44
23:BB:26:G:H2'	23:BB:27:G:C1'	2.48	0.44
38:BQ:7:VAL:O	38:BQ:8:ILE:C	2.56	0.44
1:AA:1178:G:H2'	1:AA:1180:A:OP2	2.17	0.44
9:AJ:12:ALA:H	9:AJ:18:ILE:HD13	1.82	0.44
10:CK:126:ARG:HB2	21:CU:33:ARG:HD2	2.00	0.44
10:CK:122:PRO:HD2	21:CU:35:GLU:HG2	2.00	0.44
41:DT:65:GLY:HA3	41:DT:76:ARG:NH2	2.33	0.44
2:AC:174:LEU:HD11	2:AC:200:TRP:NE1	2.32	0.44
22:DA:116:G:H4'	36:DO:54:VAL:CG2	2.40	0.44
37:BP:61:ARG:HD3	37:BP:70:GLU:CG	2.47	0.44
23:BB:1387:A:H4'	23:BB:1469:A:H1'	1.98	0.44
23:DB:1344:U:O2'	23:DB:1385:A:H2'	2.18	0.44
23:BB:1341:G:O4'	41:BT:61:LEU:HD23	2.16	0.44

Continued on next page...

Continued from previous page...

Atom-1	Atom-2	Interatomic distance (Å)	Clash overlap (Å)
23:BB:591:U:H1'	50:B3:1:PRO:H2	1.77	0.44
28:DF:70:ARG:HA	28:DF:80:GLN:NE2	2.32	0.44
28:BF:69:ALA:HB3	28:BF:80:GLN:O	2.18	0.44
23:DB:993:G:N3	39:DR:91:GLN:NE2	2.57	0.44
13:AN:30:ILE:CG2	13:AN:41:TRP:HB2	2.44	0.44
23:BB:329:G:N1	42:BU:16:LYS:HE3	2.30	0.44
23:BB:2886:A:H2'	23:BB:2887:A:O4'	2.16	0.44
1:AA:338:A:H2'	1:AA:339:C:C6	2.53	0.44
23:BB:2880:C:C1'	35:BN:91:ALA:HB3	2.46	0.44
1:AA:1390:U:H2'	1:AA:1391:U:C6	2.51	0.44
1:AA:473:U:H6	1:AA:473:U:O5'	2.00	0.44
13:CN:86:ALA:HA	13:CN:91:GLU:HG3	1.99	0.44
11:AL:71:HIS:HD2	11:AL:73:LEU:HG	1.82	0.44
23:DB:714:U:H2'	23:DB:716:A:OP2	2.18	0.44
34:DM:10:ARG:HG3	34:DM:10:ARG:HH21	1.83	0.44
1:CA:175:C:O2	1:CA:1447:A:H2	2.01	0.44
39:BR:71:LYS:HG2	39:BR:73:LYS:HZ3	1.79	0.44
1:AA:1314:C:H2'	1:AA:1315:U:C6	2.52	0.44
23:DB:246:C:O2'	23:DB:247:G:H5'	2.17	0.44
39:BR:38:VAL:O	39:BR:53:PHE:HB3	2.17	0.44
23:DB:67:U:H2'	23:DB:68:G:C8	2.52	0.44
23:DB:2693:G:H2'	23:DB:2694:G:C8	2.48	0.44
23:DB:108:G:O2'	23:DB:109:C:H5'	2.17	0.44
23:BB:84:A:H4'	23:BB:85:G:O5'	2.16	0.44
23:DB:2104:C:H6	23:DB:2104:C:H3'	1.81	0.44
23:BB:2526:G:H5'	23:BB:2742:G:O2'	2.16	0.44
1:AA:488:C:O2'	1:AA:489:C:H5'	2.18	0.44
23:BB:1870:C:H3'	23:BB:1871:A:C8	2.52	0.44
1:AA:993:G:N2	1:AA:996:A:N6	2.65	0.44
1:CA:631:C:H3'	1:CA:632:U:H5'	1.99	0.44
1:CA:634:C:H2'	1:CA:635:A:C8	2.52	0.44
23:DB:1092:C:H2'	23:DB:1093:G:C5'	2.46	0.44
1:AA:596:A:H2'	1:AA:597:G:C8	2.52	0.44
49:D2:39:ARG:HG3	49:D2:39:ARG:HH11	1.81	0.44
52:DI:140:GLU:CD	52:DI:140:GLU:H	2.21	0.44
23:DB:1258:U:H2'	23:DB:1259:G:C8	2.52	0.44
23:DB:1711:A:O2'	23:DB:1712:U:H5'	2.17	0.44
23:BB:1640:A:O2'	23:BB:1641:A:H5'	2.18	0.44
25:DC:216:ARG:HH11	25:DC:216:ARG:HG3	1.81	0.44
5:CF:45:ARG:HH22	17:CR:25:ILE:HD13	1.81	0.44
33:BL:132:ARG:O	33:BL:136:GLU:HG2	2.17	0.44

Continued on next page...

Continued from previous page...

Atom-1	Atom-2	Interatomic distance (Å)	Clash overlap (Å)
23:DB:1525:A:H2'	23:DB:1526:C:O4'	2.18	0.44
37:BP:33:GLU:OE2	37:BP:38:ARG:NE	2.49	0.44
37:BP:31:VAL:CG1	37:BP:38:ARG:HB2	2.47	0.44
29:BG:94:ARG:HH21	29:BG:105:SER:H	1.63	0.44
23:BB:1541:C:O2'	23:BB:1542:U:H5'	2.17	0.44
2:CC:78:LYS:HE3	2:CC:79:LYS:NZ	2.32	0.44
1:CA:939:G:H2'	1:CA:940:C:C6	2.52	0.44
23:DB:159:G:O2'	23:DB:160:A:H5''	2.17	0.44
16:AQ:10:ARG:NH2	16:AQ:55:GLY:HA2	2.33	0.44
1:AA:938:A:H1'	1:AA:1376:U:O2'	2.18	0.44
23:DB:2531:A:O2'	23:DB:2532:G:H5'	2.17	0.44
30:DH:101:ASP:O	30:DH:104:THR:HB	2.17	0.44
23:BB:841:G:O2'	23:BB:842:U:H5'	2.17	0.44
11:AL:60:PHE:O	11:AL:62:VAL:HG13	2.17	0.44
6:AG:55:LYS:HG2	6:AG:55:LYS:H	1.62	0.44
44:BX:7:ARG:HD2	44:BX:7:ARG:HA	1.83	0.44
48:D1:18:HIS:NE2	48:D1:40:PRO:HD2	2.31	0.44
23:DB:1100:C:H41	52:DI:1:ALA:H2	1.66	0.44
42:DU:84:PHE:HE2	42:DU:93:ARG:HG2	1.82	0.44
1:AA:1014:A:N3	1:AA:1219:A:H1'	2.33	0.44
1:AA:1219:A:H2'	1:AA:1220:G:H8	1.82	0.44
8:AI:19:PHE:HB2	8:AI:63:TYR:HB3	1.99	0.44
28:DF:29:ARG:HD3	28:DF:158:THR:OG1	2.17	0.44
20:CB:31:PHE:HB3	20:CB:39:ILE:CG2	2.48	0.44
13:CN:50:LEU:CG	13:CN:51:PRO:HD3	2.48	0.44
31:BJ:44:TYR:HB2	38:BQ:63:ARG:HD2	1.99	0.44
38:BQ:91:ARG:HE	38:BQ:94:LEU:CD2	2.30	0.44
25:DC:140:VAL:HG12	25:DC:141:HIS:N	2.22	0.44
27:BE:29:HIS:CD2	33:BL:8:PRO:HA	2.52	0.44
43:DW:23:LYS:HZ3	43:DW:24:ARG:CG	2.27	0.44
28:DF:46:LYS:NZ	28:DF:83:PRO:HD2	2.33	0.44
30:BH:114:GLU:O	30:BH:115:VAL:HG13	2.17	0.44
3:AD:123:MET:HA	3:AD:128:VAL:HA	1.99	0.44
20:AB:218:ALA:O	20:AB:222:GLU:N	2.51	0.44
3:AD:25:ARG:HD3	3:AD:26:ALA:HB3	1.99	0.44
18:CS:40:PHE:HB3	18:CS:41:PRO:HD2	1.98	0.44
35:DN:31:HIS:C	35:DN:33:ILE:H	2.21	0.44
35:DN:33:ILE:C	35:DN:34:ILE:HG13	2.38	0.44
1:CA:923:A:OP1	4:CE:25:LYS:HB3	2.17	0.44
8:CI:48:ARG:O	8:CI:52:GLU:HG2	2.16	0.44
10:AK:112:VAL:HA	17:AR:72:ARG:HH21	1.82	0.44

Continued on next page...

Continued from previous page...

Atom-1	Atom-2	Interatomic distance (Å)	Clash overlap (Å)
23:BB:1439:A:H1'	23:BB:1553:A:N6	2.33	0.44
23:BB:1309:G:H4'	49:B2:7:PRO:HB2	1.99	0.44
1:AA:1080:A:O3'	4:AE:20:VAL:HG11	2.17	0.44
4:CE:148:SER:HB2	4:CE:150:GLU:OE1	2.18	0.44
1:CA:254:G:OP1	16:CQ:68:LYS:O	2.36	0.44
21:AU:39:LYS:N	21:AU:40:PRO:CD	2.81	0.44
20:AB:18:GLN:HB2	20:AB:188:THR:OG1	2.17	0.44
52:DI:21:PRO:HB2	52:DI:22:PRO:CD	2.43	0.44
28:DF:59:ILE:HG12	28:DF:137:PHE:CE2	2.53	0.44
23:DB:1593:A:H2'	23:DB:1594:U:H6	1.78	0.44
23:BB:1163:G:H4'	39:BR:92:TRP:NE1	2.31	0.44
23:DB:1183:U:O2'	23:DB:1184:U:H5'	2.18	0.44
29:DG:154:GLU:OE1	29:DG:157:LYS:HB2	2.18	0.44
9:CJ:50:THR:HG22	9:CJ:62:ARG:HD2	2.00	0.44
30:DH:57:LYS:HG3	30:DH:58:LEU:N	2.32	0.44
26:DD:33:ARG:HG2	26:DD:33:ARG:NH2	2.32	0.44
23:BB:124:G:C5	49:B2:19:ARG:NH1	2.85	0.44
49:B2:19:ARG:O	49:B2:22:MET:HB2	2.18	0.44
24:DV:71:LYS:HB2	24:DV:94:ALA:OXT	2.16	0.44
13:AN:23:ARG:C	13:AN:25:GLU:H	2.21	0.44
10:AK:74:LYS:HG3	10:AK:104:PHE:CZ	2.52	0.44
23:DB:1465:G:H2'	23:DB:1466:U:C6	2.52	0.44
23:DB:309:A:N3	23:DB:329:G:O2'	2.45	0.44
1:AA:1388:C:H2'	1:AA:1389:C:H6	1.83	0.44
11:CL:89:LEU:N	11:CL:89:LEU:HD22	2.33	0.44
31:BJ:57:LEU:HG	31:BJ:128:ASN:N	2.31	0.44
35:BN:9:GLN:O	35:BN:17:ARG:HD3	2.17	0.44
20:CB:142:LYS:HA	20:CB:145:ASN:CG	2.38	0.44
23:DB:2456:C:H2'	23:DB:2457:U:O4'	2.17	0.44
1:CA:1502:A:HO2'	1:CA:1503:A:P	2.40	0.44
1:AA:1510:C:H2'	1:AA:1511:G:H8	1.82	0.44
13:AN:86:ALA:HA	13:AN:91:GLU:HG3	1.99	0.44
16:CQ:47:ASP:CG	16:CQ:50:ASN:HA	2.38	0.44
39:BR:39:LEU:HD22	39:BR:53:PHE:CD1	2.53	0.44
8:AI:10:ARG:CB	8:AI:15:ALA:HA	2.48	0.44
40:DS:4:ILE:CG2	40:DS:106:VAL:HG22	2.48	0.44
40:DS:60:HIS:O	40:DS:60:HIS:ND1	2.50	0.44
40:DS:61:ASN:HB3	40:DS:62:ASP:H	1.56	0.44
42:BU:11:ILE:N	42:BU:70:ALA:O	2.45	0.44
47:D0:18:HIS:N	47:D0:18:HIS:HD1	2.16	0.44
9:CJ:32:THR:O	9:CJ:32:THR:HG23	2.17	0.44

Continued on next page...

Continued from previous page...

Atom-1	Atom-2	Interatomic distance (Å)	Clash overlap (Å)
23:DB:2448:A:H4'	23:DB:2449:U:OP2	2.16	0.44
23:BB:629:G:O2'	23:BB:630:G:H5'	2.18	0.44
23:DB:1153:C:H2'	23:DB:1154:G:O4'	2.17	0.44
1:AA:751:U:O2'	14:AO:24:THR:HG23	2.18	0.44
23:BB:264:C:O2'	23:BB:265:A:H5''	2.18	0.44
1:AA:486:U:O2'	1:AA:487:A:H5'	2.18	0.44
1:AA:537:G:H2'	1:AA:538:G:C8	2.52	0.44
1:CA:1299:A:C2'	1:CA:1301:U:H1'	2.47	0.44
12:CM:57:ASP:O	12:CM:61:LYS:HE2	2.16	0.44
2:AC:5:HIS:ND1	13:AN:88:MET:HB3	2.33	0.44
42:BU:94:PHE:HB2	42:BU:101:THR:HA	2.00	0.44
23:DB:2419:U:OP2	50:D3:32:LEU:HD13	2.17	0.44
23:DB:644:A:H2	23:DB:646:U:O4	1.99	0.44
48:D1:3:GLY:C	48:D1:5:ARG:N	2.71	0.44
23:BB:935:C:H2'	23:BB:936:A:C8	2.52	0.44
23:DB:2246:G:H2'	23:DB:2247:A:H8	1.83	0.44
23:DB:1496:A:H2'	23:DB:1498:C:C5	2.53	0.44
23:DB:302:C:H2'	23:DB:303:G:H8	1.83	0.44
39:DR:6:GLN:HE22	39:DR:9:GLY:C	2.21	0.44
1:AA:586:C:O2'	1:AA:587:G:H5'	2.17	0.44
1:AA:458:U:H2'	1:AA:459:A:C8	2.53	0.44
23:DB:188:G:H5''	46:DZ:14:THR:CG2	2.47	0.44
39:DR:75:VAL:O	39:DR:76:LYS:HD2	2.17	0.44
23:BB:601:C:O2	23:BB:605:G:H4'	2.17	0.44
23:DB:1403:A:H2'	23:DB:1404:C:H6	1.83	0.44
23:DB:407:G:O2'	23:DB:408:G:H5'	2.16	0.44
23:BB:1091:G:O2'	23:BB:1092:C:H5'	2.17	0.44
23:DB:1904:G:O2'	23:DB:1905:C:H5'	2.18	0.44
1:CA:1454:G:H2'	1:CA:1455:G:C8	2.53	0.44
23:BB:2300:C:H2'	23:BB:2301:C:C6	2.52	0.44
23:DB:84:A:H4'	23:DB:85:G:O5'	2.18	0.44
7:CH:5:PRO:HB2	7:CH:32:LYS:NZ	2.32	0.44
23:BB:1183:U:O2'	23:BB:1184:U:H5'	2.17	0.44
1:AA:940:C:H2'	1:AA:941:G:C8	2.52	0.44
1:CA:49:U:O2	1:CA:362:G:H1'	2.18	0.44
1:CA:770:C:O2'	1:CA:771:G:H5'	2.17	0.44
23:DB:550:C:H2'	23:DB:551:G:H8	1.82	0.44
28:DF:98:PHE:C	28:DF:100:GLU:H	2.20	0.44
27:DE:200:LEU:HD22	27:DE:200:LEU:N	2.33	0.44
5:CF:66:ALA:HB1	5:CF:70:VAL:HG21	2.00	0.44
38:BQ:94:LEU:C	38:BQ:96:ASP:N	2.71	0.44

Continued on next page...

Continued from previous page...

Atom-1	Atom-2	Interatomic distance (Å)	Clash overlap (Å)
33:DL:125:LEU:HD23	33:DL:126:ARG:H	1.82	0.44
5:AF:35:LYS:HB2	5:AF:65:GLU:HB3	2.00	0.44
20:AB:187:ASP:OD1	20:AB:203:ASP:HB3	2.17	0.44
23:BB:1286:A:H1'	23:BB:1288:G:OP2	2.18	0.44
43:DW:23:LYS:O	43:DW:66:VAL:HB	2.18	0.44
45:DY:3:THR:HB	45:DY:36:GLU:CG	2.48	0.44
1:CA:1296:C:H5'	12:CM:13:HIS:CE1	2.53	0.44
23:DB:1062:G:H2'	23:DB:1063:G:C8	2.53	0.44
23:DB:1063:G:O2'	52:DI:88:GLY:HA3	2.17	0.44
46:DZ:32:ASN:O	46:DZ:33:LEU:O	2.35	0.44
1:CA:570:G:H2'	1:CA:571:U:C6	2.53	0.44
6:CG:11:ILE:HD12	6:CG:11:ILE:N	2.33	0.44
23:DB:2786:U:H5'	26:DD:70:LYS:HG3	1.99	0.44
46:BZ:68:LEU:HD22	46:BZ:78:TYR:CE1	2.53	0.44
25:BC:180:MET:O	25:BC:267:VAL:HG23	2.17	0.44
9:AJ:18:ILE:HG13	9:AJ:72:ARG:HG2	1.98	0.44
32:BK:106:GLU:N	32:BK:106:GLU:OE1	2.47	0.44
41:BT:54:GLU:CB	41:BT:88:LYS:HB2	2.48	0.44
41:BT:11:LEU:CD2	41:BT:46:ALA:HB1	2.44	0.44
31:DJ:64:VAL:O	31:DJ:65:THR:HG22	2.17	0.44
23:BB:2571:U:O2'	26:BD:152:PRO:HG3	2.18	0.44
29:DG:84:LYS:HB2	29:DG:132:LEU:H	1.83	0.44
8:CI:118:ARG:NH1	8:CI:122:ARG:HE	2.16	0.44
2:AC:129:PHE:HD2	2:AC:156:LEU:HD22	1.83	0.44
4:AE:104:ILE:CG2	4:AE:111:ARG:HH12	2.23	0.44
36:BO:36:TYR:CD2	36:BO:36:TYR:N	2.86	0.44
1:AA:107:G:O6	19:AT:9:ARG:HD3	2.17	0.44
1:AA:1134:G:N2	1:AA:1135:U:H1'	2.32	0.44
39:BR:59:ILE:HA	39:BR:100:GLY:HA3	1.99	0.44
1:AA:1318:A:H4'	18:AS:9:PHE:CE1	2.53	0.44
26:DD:51:THR:HG22	26:DD:76:GLY:HA3	1.97	0.44
12:CM:89:ARG:CB	12:CM:96:VAL:HG22	2.47	0.44
1:CA:861:G:H2'	1:CA:862:C:C6	2.52	0.44
23:BB:309:A:N3	23:BB:329:G:O2'	2.48	0.44
23:BB:182:A:H1'	23:BB:434:U:H5'	2.00	0.44
23:BB:2646:C:H2'	23:BB:2647:U:O4'	2.18	0.44
23:DB:1535:A:C5'	23:DB:1536:C:H5	2.30	0.44
15:AP:67:ILE:HG23	15:AP:67:ILE:O	2.18	0.44
12:CM:84:CYS:O	12:CM:88:LEU:HG	2.16	0.44
23:DB:231:A:H3'	23:DB:232:G:C8	2.53	0.44
23:DB:2730:C:H4'	26:DD:174:SER:HB3	1.99	0.44

Continued on next page...

Continued from previous page...

Atom-1	Atom-2	Interatomic distance (Å)	Clash overlap (Å)
26:DD:202:ILE:HG22	26:DD:202:ILE:O	2.16	0.44
40:DS:81:SER:CA	40:DS:99:ARG:HA	2.46	0.44
33:DL:75:ALA:HB2	33:DL:101:ILE:HG23	2.00	0.44
23:BB:599:A:H2'	23:BB:600:G:H8	1.82	0.44
10:AK:47:GLY:C	10:AK:49:SER:H	2.21	0.44
1:CA:1261:A:H1'	1:CA:1275:A:N1	2.32	0.44
41:BT:7:LEU:C	41:BT:9:LYS:H	2.20	0.44
1:CA:948:C:O2'	1:CA:949:A:H5'	2.17	0.44
1:AA:44:A:O2'	1:AA:45:G:H5'	2.18	0.44
23:BB:1637:A:H5'	23:BB:1760:C:O2'	2.17	0.44
23:DB:1201:U:O2'	23:DB:1202:G:H5'	2.18	0.44
1:AA:618:C:N3	1:AA:622:A:N6	2.63	0.44
23:DB:179:C:H2'	23:DB:180:G:O4'	2.17	0.44
23:DB:601:C:O2	23:DB:605:G:H4'	2.17	0.44
2:CC:35:ASP:O	2:CC:39:ARG:HG3	2.17	0.44
48:B1:3:GLY:O	48:B1:5:ARG:N	2.50	0.44
23:DB:2247:A:H2'	23:DB:2248:C:H6	1.83	0.44
49:B2:39:ARG:NH1	49:B2:39:ARG:HG3	2.32	0.44
23:BB:2389:G:H5''	23:BB:2390:U:O4'	2.18	0.44
23:BB:538:A:H2'	23:BB:539:G:O4'	2.17	0.44
42:BU:49:PRO:O	42:BU:50:ALA:HB2	2.16	0.44
39:BR:6:GLN:HE22	39:BR:9:GLY:N	2.16	0.44
1:CA:57:G:H2'	1:CA:58:C:C6	2.52	0.44
23:DB:2409:G:H2'	23:DB:2410:G:O4'	2.16	0.44
23:DB:2233:U:H2'	23:DB:2234:G:H8	1.83	0.44
42:BU:73:ASN:HD21	42:BU:76:THR:H	1.66	0.44
23:BB:212:G:H2'	23:BB:213:A:H8	1.81	0.44
23:BB:311:A:H3'	23:BB:312:G:C8	2.52	0.44
43:BW:70:VAL:CG2	43:BW:75:ASN:HD21	2.31	0.44
5:CF:12:PRO:C	5:CF:14:GLN:H	2.21	0.44
23:DB:2049:G:O2'	23:DB:2050:C:H5'	2.18	0.44
1:CA:594:U:O2'	1:CA:595:A:H5'	2.17	0.44
23:BB:2301:C:H2'	23:BB:2302:U:H6	1.82	0.44
48:D1:38:PHE:O	48:D1:40:PRO:HD3	2.18	0.44
1:AA:1456:A:H2'	1:AA:1457:G:O4'	2.17	0.44
49:D2:26:ASN:HA	49:D2:29:GLN:HB3	1.99	0.44
1:AA:1105:A:O2'	1:AA:1106:G:H5'	2.17	0.44
19:CT:35:TYR:CG	19:CT:36:ALA:N	2.85	0.44
23:BB:483:A:H2'	23:BB:484:C:H5'	2.00	0.44
1:CA:1105:A:O2'	1:CA:1106:G:H5'	2.18	0.44
23:DB:2304:G:N3	23:DB:2304:G:H2'	2.31	0.44

Continued on next page...

Continued from previous page...

Atom-1	Atom-2	Interatomic distance (Å)	Clash overlap (Å)
1:AA:356:A:H2'	1:AA:357:G:O4'	2.18	0.44
1:AA:1175:G:O2'	1:AA:1176:A:H5'	2.18	0.44
23:DB:83:A:H5''	42:DU:1:ALA:N	2.33	0.44
43:BW:18:LYS:HA	43:BW:18:LYS:HD2	1.72	0.44
43:BW:37:VAL:HB	43:BW:38:ARG:HD3	1.98	0.44
42:DU:86:PHE:HE1	42:DU:88:ASP:OD1	2.01	0.44
23:BB:83:A:N1	23:BB:101:A:H5'	2.32	0.44
26:BD:8:LYS:HA	26:BD:201:LEU:HD11	1.99	0.44
18:AS:10:ILE:HB	18:AS:14:LEU:HD21	2.00	0.44
18:CS:33:TRP:C	18:CS:35:ARG:H	2.21	0.44
18:CS:52:ASN:ND2	18:CS:53:GLY:H	2.15	0.44
28:BF:43:ILE:CG2	28:BF:44:ALA:H	2.16	0.44
47:B0:26:SER:HB3	47:B0:39:ARG:NH2	2.33	0.44
38:BQ:104:ALA:HA	39:BR:46:GLU:OE2	2.18	0.44
33:BL:93:ASN:HB2	33:BL:94:THR:H	1.66	0.44
20:AB:16:GLY:HA2	20:AB:40:ILE:CG1	2.48	0.44
20:AB:16:GLY:HA2	20:AB:40:ILE:HG13	2.00	0.44
20:AB:40:ILE:HD13	20:AB:201:GLY:CA	2.47	0.44
23:DB:1286:A:H1'	23:DB:1288:G:OP2	2.18	0.44
23:BB:1656:C:H2'	23:BB:1657:U:H6	1.82	0.44
28:DF:42:ALA:O	28:DF:44:ALA:N	2.50	0.44
20:AB:64:GLY:HA2	20:AB:158:ASP:OD1	2.17	0.44
23:BB:137:U:H2'	41:BT:1:MET:N	2.33	0.44
3:CD:25:ARG:O	3:CD:27:ILE:N	2.51	0.44
1:AA:599:C:H4'	7:AH:121:GLY:CA	2.48	0.44
23:BB:28:A:O2'	23:BB:583:G:H5'	2.17	0.44
28:BF:140:ILE:O	28:BF:141:ASP:C	2.56	0.44
1:CA:600:A:OP2	7:CH:87:ARG:HG2	2.18	0.44
37:BP:26:GLU:HB2	37:BP:86:LYS:HD3	2.00	0.44
23:DB:1754:A:OP1	37:DP:93:LYS:HD3	2.18	0.44
29:DG:28:LYS:O	29:DG:30:GLY:N	2.50	0.44
6:AG:67:ASN:ND2	6:AG:127:ALA:HA	2.32	0.44
23:BB:1439:A:C5	23:BB:1552:A:N6	2.85	0.44
21:CU:39:LYS:N	21:CU:40:PRO:CD	2.81	0.44
31:DJ:20:ALA:CB	31:DJ:28:LEU:HD22	2.48	0.44
45:BY:50:VAL:O	45:BY:54:VAL:HG22	2.17	0.44
23:BB:1591:A:O2'	23:BB:1592:C:H5'	2.17	0.44
28:DF:111:ARG:CD	28:DF:111:ARG:N	2.80	0.44
23:BB:364:C:H6	23:BB:364:C:O5'	2.01	0.44
1:AA:244:U:O4	1:AA:906:A:H1'	2.17	0.44
9:CJ:80:THR:O	9:CJ:84:VAL:HG23	2.18	0.44

Continued on next page...

Continued from previous page...

Atom-1	Atom-2	Interatomic distance (Å)	Clash overlap (Å)
41:BT:61:LEU:HG	41:BT:82:LYS:HB2	1.99	0.44
23:DB:2580:U:C5'	26:DD:136:ASN:H	2.31	0.44
32:DK:19:VAL:HG13	32:DK:43:ILE:HA	1.99	0.44
1:CA:338:A:H2'	1:CA:339:C:C6	2.53	0.44
23:BB:2848:G:N2	23:BB:2867:G:C2	2.86	0.44
10:AK:70:ALA:C	10:AK:72:ALA:N	2.71	0.44
24:BV:2:PHE:HD1	24:BV:50:MET:HE2	1.83	0.44
23:DB:2073:C:C5'	25:DC:227:VAL:HG12	2.45	0.44
23:DB:357:C:H2'	23:DB:358:U:C6	2.53	0.44
2:AC:52:SER:O	2:AC:113:LYS:HG2	2.18	0.44
3:CD:48:SER:O	3:CD:49:ASP:C	2.56	0.44
41:BT:12:ARG:HA	44:BX:29:ARG:NH2	2.26	0.44
23:BB:2618:G:H2'	23:BB:2619:C:H6	1.83	0.44
23:BB:2466:C:O2'	23:BB:2467:C:H5'	2.18	0.44
11:AL:49:ARG:HD2	11:AL:49:ARG:N	2.32	0.44
23:BB:1826:G:H2'	23:BB:1827:U:C6	2.51	0.44
23:DB:729:G:H5''	23:DB:730:A:H5''	1.98	0.44
26:DD:171:THR:OG1	26:DD:172:VAL:N	2.50	0.44
1:AA:342:C:O2'	1:AA:343:U:H5'	2.18	0.44
26:BD:14:ILE:O	26:BD:14:ILE:HG23	2.18	0.44
23:DB:2693:G:O2'	23:DB:2694:G:H5'	2.18	0.44
23:BB:64:A:H2'	23:BB:65:U:H6	1.81	0.44
52:BI:102:ARG:HA	52:BI:105:LEU:HD12	1.99	0.44
23:DB:2156:G:H2'	23:DB:2157:G:C4'	2.45	0.44
1:CA:669:G:H2'	1:CA:670:G:H8	1.83	0.44
1:CA:686:U:O4	1:CA:703:G:H1'	2.18	0.44
19:AT:49:ALA:CA	19:AT:52:GLU:HB3	2.47	0.44
3:AD:2:ARG:HH22	3:AD:132:ALA:CB	2.30	0.44
1:AA:502:A:H2'	1:AA:503:C:O4'	2.17	0.44
33:BL:89:VAL:O	33:BL:89:VAL:HG13	2.17	0.44
23:DB:2248:C:H2'	23:DB:2249:U:O4'	2.18	0.44
23:BB:1076:C:H2'	23:BB:1077:A:H8	1.82	0.44
25:BC:52:HIS:O	25:BC:53:ILE:HB	2.17	0.44
23:DB:1749:A:H2'	23:DB:1750:G:H8	1.83	0.44
23:DB:39:G:O2'	23:DB:40:U:H5'	2.18	0.44
23:BB:613:A:H4'	23:BB:614:A:OP2	2.18	0.44
7:AH:29:SER:OG	7:AH:32:LYS:HG3	2.17	0.44
1:AA:647:C:H2'	1:AA:648:A:C8	2.52	0.44
39:DR:26:ASP:O	39:DR:27:ILE:HD13	2.18	0.44
5:CF:81:ASN:O	5:CF:84:VAL:HG12	2.18	0.44
29:DG:58:ALA:C	29:DG:60:GLY:H	2.21	0.44

Continued on next page...

Continued from previous page...

Atom-1	Atom-2	Interatomic distance (Å)	Clash overlap (Å)
42:BU:51:LEU:HD22	42:BU:52:ASN:OD1	2.17	0.44
23:BB:765:C:H2'	23:BB:766:U:H6	1.83	0.44
9:CJ:49:PHE:HB2	9:CJ:65:TYR:HB2	1.99	0.44
28:BF:24:VAL:O	28:BF:27:VAL:HG22	2.18	0.44
39:DR:86:GLN:HB2	39:DR:86:GLN:HE21	1.53	0.44
23:BB:2459:A:H2'	23:BB:2459:A:N3	2.33	0.44
23:DB:1537:G:H5''	23:DB:1537:G:N3	2.33	0.44
22:DA:65:U:C2'	22:DA:66:A:H5'	2.48	0.44
11:CL:105:GLY:HA3	11:CL:117:GLY:O	2.17	0.44
23:BB:1147:A:O2'	23:BB:1148:U:H5'	2.18	0.44
23:DB:24:G:H1'	40:DS:77:ASP:HB3	2.00	0.44
23:DB:1851:U:H2'	23:DB:1852:U:H6	1.83	0.44
52:DI:2:LYS:HB3	52:DI:2:LYS:HZ2	1.83	0.44
42:DU:89:GLY:O	42:DU:90:LYS:HG3	2.17	0.44
8:AI:82:ILE:O	8:AI:86:LEU:HB2	2.17	0.44
23:DB:4:U:O2'	23:DB:5:A:H5'	2.17	0.44
28:BF:64:PRO:HA	28:BF:88:VAL:HG22	1.99	0.44
27:DE:148:ILE:HA	27:DE:187:VAL:HB	1.99	0.44
38:DQ:96:ASP:C	38:DQ:98:ALA:N	2.70	0.44
35:BN:90:ARG:HB3	35:BN:94:TYR:HE1	1.82	0.44
20:CB:16:GLY:HA3	20:CB:40:ILE:H	1.83	0.44
20:AB:46:VAL:HA	20:AB:49:PHE:HD2	1.82	0.44
43:DW:18:LYS:H	43:DW:35:ILE:CG2	2.29	0.44
52:DI:78:LEU:HD23	52:DI:81:LYS:HE2	2.00	0.44
47:D0:41:HIS:CD2	47:D0:41:HIS:N	2.85	0.44
35:DN:118:ARG:HE	35:DN:118:ARG:HB3	1.50	0.44
8:AI:52:GLU:C	8:AI:53:LEU:HD22	2.38	0.44
1:CA:865:A:O2'	1:CA:866:C:H5'	2.17	0.44
24:DV:80:HIS:CD2	24:DV:81:PRO:HD2	2.53	0.44
23:DB:28:A:N6	23:DB:512:G:O2'	2.51	0.44
20:CB:112:ARG:O	20:CB:116:LEU:HB2	2.17	0.44
6:CG:22:LEU:O	6:CG:25:PHE:HB3	2.18	0.44
28:BF:135:ILE:CD1	28:BF:137:PHE:HB3	2.45	0.44
23:DB:2393:U:H2'	23:DB:2394:C:C6	2.52	0.44
46:BZ:49:LEU:HD11	46:BZ:68:LEU:HD21	2.00	0.44
37:BP:88:ARG:HB2	37:BP:112:ARG:HH12	1.78	0.44
6:AG:46:LEU:O	6:AG:57:GLU:HG3	2.18	0.44
6:AG:129:ASN:HD22	6:AG:137:ARG:HH22	1.63	0.44
1:AA:570:G:H2'	1:AA:571:U:C6	2.52	0.44
4:AE:21:SER:CB	4:AE:28:ARG:HE	2.22	0.44
21:CU:44:ARG:HH11	21:CU:44:ARG:HG3	1.83	0.44

Continued on next page...

Continued from previous page...

Atom-1	Atom-2	Interatomic distance (Å)	Clash overlap (Å)
17:AR:63:TYR:C	17:AR:64:LEU:HD12	2.37	0.44
32:DK:87:LEU:HB2	32:DK:93:GLN:C	2.36	0.44
34:DM:108:VAL:HG22	34:DM:109:PRO:HD2	1.98	0.44
2:AC:122:GLN:O	2:AC:127:VAL:HG13	2.17	0.44
37:DP:54:LEU:HD12	37:DP:76:HIS:HB2	1.99	0.44
23:DB:1387:A:H4'	23:DB:1469:A:H1'	1.99	0.44
40:BS:66:ILE:CD1	40:BS:66:ILE:H	2.26	0.44
9:CJ:8:ILE:CD1	9:CJ:76:ILE:HG13	2.48	0.44
6:CG:87:PRO:O	6:CG:152:HIS:HB3	2.18	0.44
23:DB:30:G:OP1	38:DQ:4:LYS:HG2	2.17	0.44
20:CB:99:MET:CA	20:CB:106:VAL:HG21	2.44	0.44
16:AQ:47:ASP:CG	16:AQ:50:ASN:HA	2.38	0.44
25:DC:63:ILE:HD13	25:DC:63:ILE:HA	1.77	0.44
23:BB:1463:C:H2'	23:BB:1464:G:H8	1.82	0.44
23:DB:2646:C:H2'	23:DB:2647:U:O4'	2.17	0.44
23:BB:2369:A:H2'	23:BB:2370:G:H8	1.83	0.44
23:BB:231:A:H3'	23:BB:232:G:C8	2.53	0.44
28:BF:74:ALA:C	28:BF:76:PHE:H	2.21	0.44
34:BM:10:ARG:HH11	34:BM:89:VAL:HG23	1.83	0.44
23:DB:181:A:H1'	23:DB:435:C:H5'	1.98	0.44
6:CG:72:VAL:HG12	6:CG:89:GLU:CB	2.45	0.44
1:AA:643:C:H5'	7:AH:31:LEU:HD13	2.00	0.44
23:BB:2462:C:H2'	23:BB:2463:C:H6	1.82	0.44
23:DB:576:U:H5	56:DB:3400:HOH:O	2.01	0.44
4:CE:11:GLN:HB2	4:CE:116:VAL:HB	2.00	0.44
23:DB:64:A:H2'	23:DB:65:U:H6	1.79	0.44
23:BB:1998:A:H2'	23:BB:1999:C:C6	2.53	0.44
23:DB:1324:G:N1	23:DB:1331:G:C6	2.86	0.44
23:DB:107:G:O2'	23:DB:108:G:H5'	2.17	0.44
23:BB:59:U:H5'	23:BB:73:A:N1	2.33	0.44
23:DB:600:G:H1'	27:DE:100:MET:CG	2.48	0.44
23:DB:540:C:H2'	23:DB:541:A:H8	1.83	0.44
23:DB:2450:A:C2'	23:DB:2451:A:H5'	2.47	0.44
1:AA:1245:C:H2'	1:AA:1246:A:H8	1.81	0.44
1:AA:708:C:H2'	1:AA:709:U:C6	2.53	0.44
12:AM:57:ASP:O	12:AM:61:LYS:HE2	2.17	0.44
23:BB:2487:G:H2'	23:BB:2488:G:H8	1.83	0.44
23:DB:177:G:H3'	23:DB:178:G:H8	1.83	0.44
23:BB:2699:C:H2'	23:BB:2700:A:C8	2.53	0.44
23:DB:538:A:N6	23:DB:555:G:O2'	2.51	0.44
23:DB:659:G:H21	27:DE:30:GLN:CD	2.21	0.44

Continued on next page...

Continued from previous page...

Atom-1	Atom-2	Interatomic distance (Å)	Clash overlap (Å)
2:CC:6:PRO:HB3	2:CC:174:LEU:HD21	1.99	0.44
23:BB:1821:A:H2'	23:BB:1822:C:H6	1.81	0.44
23:BB:1210:G:H5'	23:BB:1212:G:C4'	2.47	0.44
23:BB:866:A:O2'	23:BB:867:C:H5'	2.18	0.44
23:BB:1933:G:H2'	23:BB:1934:C:C6	2.53	0.44
23:BB:1336:A:H3'	23:BB:1337:G:H8	1.81	0.44
47:D0:55:ALA:C	47:D0:56:LYS:HG3	2.38	0.44
5:AF:71:ILE:HG13	5:AF:72:ASP:N	2.33	0.44
27:DE:37:ALA:C	27:DE:39:ALA:H	2.20	0.44
23:DB:1599:U:H2'	23:DB:1600:C:H6	1.82	0.44
23:DB:859:G:HO2'	23:DB:916:G:H1	1.65	0.44
2:CC:46:LEU:HB3	2:CC:49:ALA:CB	2.48	0.44
49:B2:6:GLN:NE2	49:B2:6:GLN:HA	2.33	0.44
44:BX:59:GLU:OE2	44:BX:59:GLU:N	2.51	0.44
20:CB:150:ILE:O	20:CB:150:ILE:HG12	2.17	0.44
18:AS:77:ARG:HG2	18:AS:77:ARG:H	1.56	0.44
23:DB:52:A:C5	23:DB:118:A:C2	3.06	0.44
23:DB:101:A:O2'	23:DB:102:U:P	2.75	0.44
23:BB:1338:G:H4'	41:BT:18:GLU:CG	2.29	0.44
18:AS:10:ILE:CD1	18:AS:14:LEU:HD11	2.47	0.44
22:DA:43:C:H1'	28:DF:91:ARG:NH2	2.31	0.44
1:CA:958:A:N1	18:CS:53:GLY:C	2.71	0.44
28:BF:65:LEU:HD23	28:BF:87:LYS:CD	2.43	0.44
23:BB:4:U:O2'	23:BB:5:A:H5'	2.18	0.44
27:DE:101:TYR:O	27:DE:104:ALA:HB3	2.17	0.44
1:AA:1086:U:H3	1:AA:1099:G:N2	1.94	0.44
26:DD:11:MET:H	26:DD:25:THR:HA	1.83	0.44
23:BB:470:A:H2'	23:BB:471:A:C8	2.53	0.44
43:DW:37:VAL:HB	43:DW:38:ARG:HD3	2.00	0.44
12:CM:18:LEU:HD13	12:CM:33:LEU:HD21	2.00	0.44
12:CM:2:ARG:HD3	12:CM:2:ARG:N	2.31	0.44
30:BH:141:LYS:HE2	30:BH:141:LYS:HB2	1.75	0.44
30:DH:14:SER:HB2	30:DH:17:ASP:CB	2.47	0.44
46:DZ:10:LYS:O	46:DZ:31:PRO:HG2	2.18	0.44
46:DZ:53:ALA:O	46:DZ:54:LYS:HB3	2.18	0.44
3:AD:187:ARG:CZ	3:AD:191:SER:HB3	2.48	0.44
18:CS:12:LEU:O	18:CS:16:LYS:HE2	2.17	0.44
23:BB:1171:G:H2'	23:BB:1172:C:O4'	2.18	0.44
23:BB:30:G:OP1	38:BQ:4:LYS:HG2	2.18	0.44
52:BI:129:GLU:CB	52:BI:133:ARG:HH12	2.18	0.44
19:CT:69:ASN:O	19:CT:70:LYS:C	2.57	0.44

Continued on next page...

Continued from previous page...

Atom-1	Atom-2	Interatomic distance (Å)	Clash overlap (Å)
8:CI:42:THR:O	8:CI:46:VAL:HG22	2.18	0.44
41:DT:39:THR:HG22	41:DT:42:GLU:HG2	2.00	0.44
21:CU:40:PRO:HG2	21:CU:41:THR:H	1.83	0.44
28:DF:55:ASP:OD2	28:DF:149:ARG:HD2	2.18	0.44
23:DB:90:U:OP2	23:DB:91:A:H3'	2.18	0.44
29:BG:154:GLU:O	29:BG:156:TYR:N	2.51	0.44
29:BG:89:VAL:HG21	29:BG:162:ARG:HH11	1.83	0.44
1:AA:1057:G:H4'	2:AC:196:GLY:N	2.27	0.44
1:CA:83:C:OP1	1:CA:83:C:H4'	2.18	0.44
25:BC:64:VAL:HG22	25:BC:90:ILE:HD11	2.00	0.44
34:DM:69:PRO:HA	34:DM:94:ALA:CA	2.48	0.44
23:DB:2277:G:C5'	34:DM:86:LYS:HB2	2.48	0.44
23:DB:2654:A:N6	23:DB:2666:C:OP2	2.50	0.44
1:CA:5:U:H1'	1:CA:6:G:C2	2.53	0.44
38:DQ:7:VAL:O	38:DQ:8:ILE:C	2.56	0.44
25:DC:103:ILE:HG22	25:DC:105:ALA:N	2.32	0.44
34:BM:101:VAL:HG13	34:BM:101:VAL:O	2.18	0.44
22:DA:32:U:H2'	22:DA:33:G:O4'	2.18	0.44
23:DB:784:G:OP1	23:DB:2588:G:H5''	2.18	0.44
20:AB:102:ASN:ND2	20:AB:105:THR:HB	2.32	0.44
37:DP:46:VAL:HA	37:DP:60:VAL:HG12	2.00	0.44
28:BF:74:ALA:HB3	28:BF:77:LYS:O	2.17	0.44
23:DB:1843:C:H5''	25:DC:250:GLN:NE2	2.30	0.44
11:AL:98:ARG:HD2	11:AL:103:CYS:SG	2.58	0.44
23:BB:152:A:H2'	23:BB:153:U:C5	2.53	0.44
36:DO:51:ALA:CB	36:DO:78:VAL:HG13	2.48	0.44
42:BU:11:ILE:HB	42:BU:72:PHE:HD1	1.83	0.44
23:BB:177:G:H3'	23:BB:178:G:H8	1.83	0.44
23:BB:2860:A:H2'	23:BB:2861:U:O4'	2.18	0.44
1:CA:503:C:H2'	1:CA:504:C:H6	1.82	0.44
1:AA:167:A:O2'	1:AA:168:G:H5'	2.17	0.44
32:DK:75:SER:HA	37:DP:72:VAL:O	2.17	0.44
38:DQ:18:LYS:C	38:DQ:20:ALA:N	2.71	0.44
44:DX:56:LEU:C	44:DX:58:ASN:N	2.72	0.44
1:AA:159:G:N1	1:AA:163:C:N4	2.66	0.44
23:BB:1292:G:H2'	23:BB:1293:C:H6	1.82	0.44
1:AA:746:A:N1	1:AA:747:A:N6	2.66	0.44
49:D2:4:THR:O	49:D2:5:PHE:HB2	2.16	0.44
20:AB:22:TRP:CZ3	20:AB:24:PRO:HA	2.53	0.44
1:AA:186:C:H2'	1:AA:187:G:O4'	2.18	0.44
1:AA:284:C:H2'	1:AA:285:C:C6	2.52	0.44

Continued on next page...

Continued from previous page...

Atom-1	Atom-2	Interatomic distance (Å)	Clash overlap (Å)
10:AK:57:SER:O	10:AK:90:PRO:HG3	2.18	0.44
44:DX:24:GLU:O	44:DX:28:LEU:HD23	2.18	0.44
23:BB:1708:C:H2'	23:BB:1709:U:H6	1.82	0.44
23:DB:1774:C:C2'	23:DB:1774:C:O2	2.66	0.44
50:D3:7:ARG:HG3	50:D3:7:ARG:HH11	1.82	0.44
23:BB:69:C:H2'	23:BB:70:G:H8	1.83	0.44
39:DR:6:GLN:HE22	39:DR:9:GLY:N	2.16	0.44
42:DU:32:LYS:HD3	42:DU:32:LYS:H	1.83	0.44
5:CF:71:ILE:HG13	5:CF:72:ASP:N	2.33	0.44
1:AA:584:G:H2'	1:AA:585:G:H8	1.83	0.44
2:CC:178:ARG:O	2:CC:178:ARG:HG2	2.18	0.44
11:CL:54:VAL:CG2	11:CL:79:ILE:HD11	2.48	0.44
1:AA:308:C:H2'	1:AA:309:A:C8	2.52	0.44
44:BX:21:LEU:HD23	44:BX:21:LEU:N	2.33	0.44
1:AA:915:A:H2'	1:AA:916:U:H5'	2.00	0.44
6:AG:30:MET:HG3	6:AG:35:LYS:HA	2.00	0.44
23:DB:1563:U:H2'	23:DB:1564:C:C6	2.53	0.44
4:AE:95:MET:HA	4:AE:124:ALA:CB	2.47	0.44
1:CA:607:A:H2'	1:CA:608:A:C8	2.53	0.44
11:CL:65:TYR:HB3	11:CL:95:HIS:CD2	2.52	0.44
1:AA:683:G:O2'	1:AA:684:U:H5'	2.17	0.44
18:CS:77:ARG:HB3	18:CS:77:ARG:HE	1.64	0.44
2:CC:126:ARG:HA	2:CC:126:ARG:NE	2.33	0.44
22:DA:111:U:H2'	22:DA:112:G:C8	2.53	0.44
23:DB:1764:C:H2'	23:DB:1765:U:H6	1.83	0.44
18:AS:52:ASN:ND2	18:AS:53:GLY:H	2.16	0.43
31:BJ:59:ALA:C	31:BJ:61:LYS:N	2.71	0.43
8:AI:20:ILE:CD1	8:AI:20:ILE:H	2.30	0.43
28:DF:62:GLN:HE21	28:DF:91:ARG:NE	2.15	0.43
28:BF:33:ILE:H	28:BF:95:MET:HG3	1.83	0.43
28:BF:87:LYS:C	28:BF:88:VAL:HG23	2.38	0.43
23:DB:139:U:O2'	41:DT:1:MET:HB3	2.18	0.43
35:BN:33:ILE:C	35:BN:34:ILE:HG13	2.37	0.43
13:AN:50:LEU:CG	13:AN:51:PRO:HD3	2.47	0.43
25:DC:77:VAL:HG23	25:DC:77:VAL:O	2.18	0.43
25:DC:78:GLU:OE1	25:DC:94:LEU:HD22	2.18	0.43
27:BE:104:ALA:C	27:BE:106:LYS:H	2.21	0.43
23:BB:1244:A:C5'	33:BL:8:PRO:HD3	2.34	0.43
1:AA:201:G:O2'	1:AA:469:C:H4'	2.17	0.43
43:DW:35:ILE:HA	43:DW:57:THR:HA	2.00	0.43
43:DW:49:ASN:CB	43:DW:61:LYS:HB2	2.48	0.43

Continued on next page...

Continued from previous page...

Atom-1	Atom-2	Interatomic distance (Å)	Clash overlap (Å)
45:DY:6:ILE:HG23	45:DY:56:VAL:HG22	1.99	0.43
46:DZ:40:VAL:O	46:DZ:42:SER:N	2.51	0.43
3:CD:123:MET:HA	3:CD:128:VAL:HA	2.00	0.43
3:AD:123:MET:HG3	3:AD:143:SER:OG	2.18	0.43
30:DH:4:ILE:HG23	30:DH:17:ASP:N	2.33	0.43
23:DB:963:U:H2'	23:DB:964:C:C6	2.52	0.43
46:DZ:65:ASP:OD2	46:DZ:65:ASP:N	2.51	0.43
3:CD:160:LEU:CD1	3:CD:160:LEU:H	2.16	0.43
3:AD:29:THR:HB	3:AD:30:LYS:HZ2	1.81	0.43
1:CA:599:C:H4'	7:CH:121:GLY:CA	2.47	0.43
26:DD:148:GLN:HG3	26:DD:152:PRO:HB3	1.98	0.43
39:BR:19:THR:HG22	39:BR:97:LYS:HD2	2.00	0.43
15:AP:40:ASN:ND2	15:AP:43:ALA:HB2	2.33	0.43
23:BB:1912:A:H4'	23:BB:1913:A:OP1	2.18	0.43
21:CU:36:PHE:HB3	21:CU:40:PRO:CD	2.41	0.43
21:CU:39:LYS:H	21:CU:39:LYS:HD3	1.82	0.43
23:DB:704:G:O2'	23:DB:727:A:N6	2.51	0.43
21:AU:40:PRO:HG2	21:AU:41:THR:H	1.83	0.43
45:BY:35:VAL:HG21	45:BY:37:ARG:NH2	2.33	0.43
32:DK:24:VAL:CG1	32:DK:33:ALA:HB2	2.47	0.43
5:CF:47:LEU:HD13	5:CF:51:ILE:CG2	2.47	0.43
1:AA:845:A:H5''	1:AA:846:G:C8	2.53	0.43
27:BE:134:LEU:HD21	27:BE:161:ALA:HB2	2.00	0.43
10:AK:126:ARG:HB2	21:AU:33:ARG:HD2	1.99	0.43
22:BA:75:G:N1	22:BA:102:G:N2	2.47	0.43
25:BC:226:PRO:HA	25:BC:232:GLY:HA3	2.00	0.43
25:DC:226:PRO:HA	25:DC:232:GLY:HA3	2.00	0.43
22:BA:115:A:O2'	22:BA:116:G:H5'	2.17	0.43
23:DB:2617:U:H2'	23:DB:2618:G:H5'	1.99	0.43
23:DB:483:A:H5'	42:DU:44:HIS:O	2.18	0.43
23:BB:588:U:H1'	27:BE:85:PHE:CG	2.53	0.43
36:DO:116:GLN:O	36:DO:117:PHE:HB3	2.18	0.43
23:DB:1249:U:C4'	38:DQ:3:VAL:HG21	2.47	0.43
32:DK:7:MET:CE	32:DK:18:ARG:HB3	2.48	0.43
28:BF:71:LYS:HG2	28:BF:71:LYS:O	2.18	0.43
1:CA:1473:G:O2'	1:CA:1474:U:H5'	2.18	0.43
13:AN:69:PRO:HG2	13:AN:70:HIS:H	1.83	0.43
1:AA:90:C:OP2	1:AA:90:C:H6	2.01	0.43
3:AD:7:LYS:HB3	3:AD:20:LEU:HB3	1.99	0.43
23:BB:643:A:C5	23:BB:644:A:N7	2.86	0.43
22:BA:27:C:C2'	22:BA:28:C:H5'	2.48	0.43

Continued on next page...

Continued from previous page...

Atom-1	Atom-2	Interatomic distance (Å)	Clash overlap (Å)
52:BI:12:VAL:HG23	52:BI:41:PHE:CE2	2.54	0.43
40:BS:81:SER:CA	40:BS:99:ARG:HA	2.46	0.43
1:CA:69:G:H21	1:CA:71:A:H62	1.65	0.43
1:CA:926:G:H3'	1:CA:1505:G:H21	1.82	0.43
28:BF:148:VAL:O	28:BF:149:ARG:HG2	2.18	0.43
26:DD:34:VAL:HG23	26:DD:48:ILE:HG13	2.00	0.43
26:DD:91:THR:HG23	26:DD:92:VAL:N	2.32	0.43
26:DD:8:LYS:O	26:DD:197:THR:HA	2.18	0.43
10:CK:23:HIS:HB3	10:CK:30:ILE:HG12	2.00	0.43
23:DB:470:A:H2'	23:DB:471:A:C8	2.53	0.43
23:BB:1241:A:O4'	23:BB:1241:A:N3	2.51	0.43
5:AF:18:VAL:N	5:AF:19:PRO:HD2	2.32	0.43
23:BB:55:G:H2'	23:BB:56:A:H8	1.83	0.43
22:DA:30:C:H1'	22:DA:58:A:N1	2.33	0.43
1:AA:791:G:C5	1:AA:792:A:N7	2.86	0.43
23:DB:2496:C:C2'	23:DB:2497:A:H5'	2.48	0.43
23:DB:1315:C:O2'	23:DB:1316:U:H5'	2.18	0.43
22:DA:106:G:H2'	22:DA:107:G:C8	2.53	0.43
1:CA:328:C:H4'	1:CA:329:A:C5'	2.47	0.43
1:AA:987:G:H2'	1:AA:988:G:H8	1.83	0.43
1:CA:993:G:N2	1:CA:996:A:N6	2.66	0.43
1:CA:993:G:O2'	1:CA:994:A:N7	2.51	0.43
23:DB:1817:G:OP1	25:DC:86:ARG:NH2	2.50	0.43
1:AA:178:C:O2'	1:AA:179:A:H5'	2.17	0.43
23:DB:1495:A:H2'	23:DB:1496:A:H8	1.82	0.43
23:BB:67:U:H2'	23:BB:68:G:C8	2.53	0.43
1:AA:1102:A:H2'	1:AA:1103:C:C6	2.53	0.43
1:AA:878:A:C5'	7:AH:80:PRO:HG2	2.48	0.43
23:BB:596:U:O2'	23:BB:597:G:H5'	2.18	0.43
39:DR:76:LYS:HB2	39:DR:85:LYS:HB3	2.00	0.43
1:CA:317:U:H2'	1:CA:318:G:C8	2.53	0.43
11:CL:54:VAL:HG12	11:CL:55:ARG:H	1.83	0.43
11:AL:54:VAL:CG2	11:AL:79:ILE:HD11	2.48	0.43
1:AA:516:U:O2'	1:AA:517:G:H5'	2.17	0.43
23:DB:2716:C:H2'	23:DB:2717:C:H6	1.83	0.43
38:DQ:38:VAL:O	38:DQ:41:ALA:N	2.52	0.43
15:AP:21:VAL:HG12	15:AP:33:ILE:HD12	1.98	0.43
23:BB:560:C:H2'	23:BB:561:G:O4'	2.19	0.43
34:DM:53:MET:O	34:DM:57:VAL:HG23	2.17	0.43
1:CA:1065:U:H1'	1:CA:1066:C:OP2	2.18	0.43
22:BA:22:U:H2'	22:BA:23:G:C8	2.53	0.43

Continued on next page...

Continued from previous page...

Atom-1	Atom-2	Interatomic distance (Å)	Clash overlap (Å)
29:BG:58:ALA:C	29:BG:60:GLY:H	2.21	0.43
1:AA:837:U:H2'	1:AA:838:G:H8	1.83	0.43
46:DZ:27:ARG:CG	46:DZ:28:ARG:N	2.81	0.43
23:BB:1299:G:H5''	23:BB:1300:G:OP1	2.17	0.43
23:DB:327:G:O2'	23:DB:328:U:H5'	2.18	0.43
23:BB:1902:C:H2'	23:BB:1903:G:O4'	2.18	0.43
23:BB:1904:G:H1'	23:BB:1927:A:N1	2.32	0.43
1:AA:1200:C:H4'	1:AA:1201:A:H3'	2.00	0.43
29:DG:4:ALA:HA	29:DG:65:GLY:HA2	2.00	0.43
44:BX:35:GLY:O	44:BX:36:GLN:C	2.57	0.43
1:AA:1406:U:O2'	1:AA:1407:C:H5'	2.18	0.43
1:AA:885:G:O2'	1:AA:886:G:H5'	2.17	0.43
1:CA:1114:C:O2'	1:CA:1115:U:H5'	2.18	0.43
52:BI:4:VAL:O	52:BI:4:VAL:HG13	2.17	0.43
23:BB:2133:G:N3	23:BB:2133:G:C2'	2.80	0.43
23:BB:2140:G:H8	23:BB:2140:G:OP2	2.01	0.43
32:DK:31:ARG:HH11	32:DK:31:ARG:HG3	1.83	0.43
23:DB:939:G:O2'	23:DB:940:G:H5'	2.18	0.43
12:CM:5:GLY:O	12:CM:6:ILE:HB	2.18	0.43
23:DB:1767:G:O2'	23:DB:1768:C:H5'	2.18	0.43
26:BD:171:THR:OG1	26:BD:172:VAL:N	2.50	0.43
26:BD:201:LEU:C	26:BD:202:ILE:HD12	2.38	0.43
35:DN:70:THR:OG1	35:DN:70:THR:O	2.36	0.43
38:DQ:68:ALA:C	38:DQ:71:ASN:HB3	2.38	0.43
38:DQ:78:PHE:CZ	38:DQ:82:LEU:HD11	2.53	0.43
5:CF:36:ILE:HD12	5:CF:36:ILE:H	1.83	0.43
5:CF:67:PRO:O	5:CF:70:VAL:HG22	2.17	0.43
33:BL:143:GLU:O	33:BL:144:GLU:HB2	2.18	0.43
25:BC:131:MET:HE3	25:BC:187:CYS:O	2.17	0.43
46:DZ:43:GLU:O	46:DZ:43:GLU:HG2	2.18	0.43
21:CU:26:GLY:C	21:CU:28:LEU:N	2.71	0.43
28:DF:79:ARG:O	28:DF:81:GLY:N	2.51	0.43
3:AD:24:VAL:HA	3:AD:27:ILE:CD1	2.45	0.43
46:DZ:49:LEU:HB2	46:DZ:51:VAL:HG23	2.00	0.43
4:CE:87:VAL:HG23	4:CE:91:SER:O	2.18	0.43
24:DV:48:MET:SD	24:DV:85:LYS:HA	2.59	0.43
16:CQ:45:VAL:HG11	16:CQ:60:ILE:HG21	2.00	0.43
38:DQ:33:VAL:HG23	38:DQ:34:ALA:N	2.34	0.43
8:CI:87:MET:HE2	8:CI:88:GLU:HA	2.00	0.43
46:BZ:68:LEU:HD22	46:BZ:78:TYR:HE1	1.83	0.43
48:B1:6:GLU:HB2	48:B1:52:LYS:NZ	2.32	0.43

Continued on next page...

Continued from previous page...

Atom-1	Atom-2	Interatomic distance (Å)	Clash overlap (Å)
41:DT:22:THR:O	41:DT:25:GLU:HB3	2.18	0.43
6:AG:137:ARG:HG2	6:AG:141:HIS:NE2	2.32	0.43
1:AA:923:A:OP1	4:AE:25:LYS:HB3	2.18	0.43
23:DB:1309:G:H4'	49:D2:7:PRO:HB2	2.00	0.43
41:BT:62:VAL:HG12	41:BT:63:VAL:H	1.83	0.43
1:AA:736:C:H2'	1:AA:737:C:H6	1.83	0.43
5:AF:47:LEU:HD13	5:AF:51:ILE:HG22	2.00	0.43
20:AB:17:HIS:CG	20:AB:18:GLN:N	2.86	0.43
20:AB:17:HIS:CG	20:AB:18:GLN:H	2.36	0.43
23:DB:958:U:OP2	34:DM:14:LYS:NZ	2.51	0.43
36:BO:74:VAL:O	36:BO:77:ALA:HB3	2.18	0.43
23:BB:2485:G:O2'	23:BB:2486:C:H5'	2.18	0.43
14:CO:42:PHE:CD1	14:CO:55:LEU:HD22	2.53	0.43
23:BB:1387:A:C5'	23:BB:1469:A:H1'	2.48	0.43
25:BC:64:VAL:HG11	25:BC:66:PHE:CE2	2.52	0.43
23:DB:1182:G:H2'	23:DB:1183:U:O4'	2.18	0.43
8:AI:95:SER:O	8:AI:99:LYS:HB2	2.18	0.43
9:AJ:8:ILE:CD1	9:AJ:76:ILE:HG13	2.47	0.43
23:BB:127:A:H5''	23:BB:128:C:C6	2.54	0.43
32:BK:19:VAL:HG12	32:BK:41:ILE:CG1	2.44	0.43
19:AT:42:ASP:OD1	19:AT:44:ALA:HB3	2.18	0.43
22:BA:28:C:H2'	22:BA:29:A:C8	2.53	0.43
51:D4:2:LYS:HD3	51:D4:4:ARG:HG3	2.00	0.43
27:BE:192:ALA:O	27:BE:196:VAL:HG23	2.18	0.43
1:CA:789:U:O2'	1:CA:791:G:N7	2.44	0.43
1:CA:1314:C:H2'	1:CA:1315:U:C6	2.53	0.43
23:DB:619:G:H2'	23:DB:620:G:H5''	2.00	0.43
42:BU:21:ARG:HD3	42:BU:72:PHE:CG	2.53	0.43
7:CH:58:LEU:CD2	7:CH:60:LEU:HB2	2.47	0.43
5:AF:40:GLU:CB	5:AF:61:LEU:HB2	2.46	0.43
1:CA:35:G:H2'	1:CA:36:C:H6	1.80	0.43
23:DB:2860:A:H2'	23:DB:2861:U:O4'	2.18	0.43
3:CD:169:TRP:O	3:CD:182:LYS:HB2	2.17	0.43
23:BB:1745:A:H2'	23:BB:1746:A:C8	2.53	0.43
23:DB:755:U:H2'	23:DB:756:A:C8	2.53	0.43
23:DB:538:A:H2'	23:DB:539:G:O4'	2.18	0.43
1:AA:389:A:C6	1:AA:390:U:H1'	2.53	0.43
48:B1:3:GLY:C	48:B1:5:ARG:N	2.71	0.43
1:CA:1062:U:H2'	1:CA:1063:C:C5	2.53	0.43
33:DL:135:ILE:HG12	33:DL:140:GLY:HA2	2.00	0.43
29:DG:104:LEU:HB3	29:DG:106:LEU:HD21	1.99	0.43

Continued on next page...

Continued from previous page...

Atom-1	Atom-2	Interatomic distance (Å)	Clash overlap (Å)
23:BB:2667:C:H1'	29:BG:108:PHE:CD2	2.53	0.43
23:BB:1973:G:O2'	23:BB:1974:C:H5'	2.18	0.43
28:DF:19:PHE:CE1	28:DF:167:ALA:HB2	2.53	0.43
23:BB:623:C:H2'	23:BB:624:C:H6	1.83	0.43
23:DB:493:G:H2'	23:DB:494:G:O4'	2.17	0.43
1:AA:893:C:H2'	1:AA:894:G:H8	1.82	0.43
23:DB:2630:G:O2'	23:DB:2631:G:H5'	2.18	0.43
23:DB:484:C:H2'	23:DB:485:C:H6	1.83	0.43
23:DB:1472:C:H2'	23:DB:1473:G:H8	1.82	0.43
23:BB:1182:G:H2'	23:BB:1183:U:O4'	2.18	0.43
2:AC:179:ALA:O	2:AC:180:ASP:O	2.36	0.43
23:DB:1322:A:C2'	23:DB:1323:C:H5'	2.48	0.43
23:DB:1528:A:H2'	23:DB:1529:G:O4'	2.18	0.43
4:AE:64:GLU:O	4:AE:68:ARG:HG2	2.18	0.43
27:BE:24:ASN:OD1	27:BE:27:LEU:HB2	2.19	0.43
13:CN:48:GLN:H	13:CN:48:GLN:HG3	1.68	0.43
34:DM:135:VAL:O	34:DM:135:VAL:HG12	2.18	0.43
23:DB:2760:C:H2'	23:DB:2760:C:O2	2.18	0.43
23:BB:2773:C:O2'	23:BB:2774:C:H5'	2.18	0.43
26:BD:24:VAL:HG23	26:BD:189:VAL:N	2.34	0.43
1:AA:1320:C:H41	18:AS:36:ARG:HA	1.83	0.43
1:AA:1148:U:C4'	8:AI:17:ARG:HD3	2.48	0.43
8:CI:29:ILE:HG23	8:CI:64:ILE:C	2.39	0.43
35:BN:48:VAL:O	35:BN:51:LEU:N	2.52	0.43
42:BU:38:ILE:CG2	42:BU:39:ASN:H	2.07	0.43
25:DC:92:LEU:HG	25:DC:93:VAL:H	1.82	0.43
20:CB:46:VAL:HA	20:CB:49:PHE:HD2	1.84	0.43
40:BS:24:ILE:HG23	40:BS:32:ALA:CB	2.48	0.43
13:CN:51:PRO:HB2	13:CN:54:SER:CB	2.33	0.43
25:DC:157:ALA:C	25:DC:159:THR:H	2.22	0.43
23:DB:2211:A:H4'	23:DB:2211:A:OP2	2.18	0.43
23:BB:566:U:H2'	23:BB:567:U:O4'	2.18	0.43
3:CD:121:ALA:C	3:CD:122:ILE:HD13	2.39	0.43
21:CU:26:GLY:O	21:CU:30:GLU:HB3	2.17	0.43
52:DI:11:GLN:NE2	52:DI:74:PRO:HG3	2.33	0.43
30:BH:133:GLN:CB	30:BH:139:PHE:HA	2.45	0.43
1:CA:1080:A:H4'	4:CE:20:VAL:HG13	1.98	0.43
16:CQ:60:ILE:HD13	16:CQ:60:ILE:N	2.33	0.43
46:BZ:43:GLU:HG2	46:BZ:43:GLU:O	2.18	0.43
23:BB:27:G:HO2'	23:BB:28:A:H8	1.60	0.43
6:AG:22:LEU:O	6:AG:25:PHE:HB3	2.18	0.43

Continued on next page...

Continued from previous page...

Atom-1	Atom-2	Interatomic distance (Å)	Clash overlap (Å)
24:BV:21:ARG:NE	24:BV:87:GLN:HB3	2.28	0.43
33:DL:61:LEU:N	33:DL:61:LEU:CD1	2.81	0.43
48:B1:26:LYS:HB2	48:B1:52:LYS:NZ	2.33	0.43
29:DG:28:LYS:HG2	29:DG:79:THR:HA	1.99	0.43
23:BB:1432:G:O2'	23:BB:1433:A:H5'	2.17	0.43
26:BD:130:GLN:HB2	26:BD:139:SER:O	2.17	0.43
29:DG:83:THR:C	29:DG:84:LYS:HD3	2.39	0.43
23:DB:1674:G:N2	23:DB:1677:A:N1	2.67	0.43
36:DO:67:ASN:H	36:DO:70:ALA:CB	2.29	0.43
34:BM:21:ALA:HB3	34:BM:99:GLY:O	2.18	0.43
29:BG:154:GLU:OE1	29:BG:157:LYS:HB2	2.18	0.43
1:CA:1057:G:H4'	2:CC:196:GLY:N	2.27	0.43
23:DB:2025:C:H2'	23:DB:2026:U:H6	1.78	0.43
23:DB:1387:A:C5'	23:DB:1469:A:H1'	2.48	0.43
8:AI:119:LYS:C	8:AI:121:ARG:H	2.22	0.43
26:BD:33:ARG:NH2	26:BD:33:ARG:HG2	2.33	0.43
41:DT:32:LEU:H	41:DT:83:ALA:CB	2.30	0.43
38:DQ:45:ALA:O	38:DQ:49:ARG:N	2.47	0.43
1:AA:1292:G:H2'	1:AA:1293:C:H6	1.78	0.43
23:BB:743:A:C2'	23:BB:744:U:H5'	2.47	0.43
23:BB:643:A:N3	48:B1:43:ARG:NH2	2.65	0.43
1:AA:182:A:HO2'	1:AA:183:C:H3'	1.82	0.43
11:AL:51:VAL:HG12	11:AL:52:CYS:N	2.30	0.43
23:DB:719:C:O2'	23:DB:720:U:H5'	2.17	0.43
16:CQ:30:HIS:CG	16:CQ:33:TYR:HB2	2.53	0.43
28:BF:74:ALA:CB	28:BF:78:ILE:HD13	2.48	0.43
20:CB:94:ARG:N	20:CB:94:ARG:HE	2.16	0.43
1:CA:1500:A:OP1	1:CA:1505:G:OP1	2.36	0.43
1:CA:795:C:H1'	1:CA:1506:U:C5	2.53	0.43
3:AD:47:LEU:HD13	3:AD:52:VAL:HG22	1.98	0.43
26:DD:197:THR:C	26:DD:199:SER:H	2.21	0.43
39:BR:49:ILE:HD13	39:BR:53:PHE:H	1.81	0.43
23:BB:1946:U:O2'	23:BB:1947:C:H5'	2.18	0.43
39:DR:39:LEU:CA	39:DR:53:PHE:HA	2.44	0.43
5:AF:80:PHE:CE2	25:BC:123:ILE:HG12	2.53	0.43
25:BC:123:ILE:HG13	25:BC:123:ILE:O	2.17	0.43
1:CA:1407:C:O2'	1:CA:1408:A:H5'	2.17	0.43
1:AA:152:A:H3'	1:AA:153:C:C6	2.54	0.43
1:CA:153:C:H2'	1:CA:154:U:H6	1.79	0.43
34:DM:28:PHE:HB3	34:DM:64:TRP:CE2	2.52	0.43
1:AA:1241:G:O2'	1:AA:1242:G:H5'	2.18	0.43

Continued on next page...

Continued from previous page...

Atom-1	Atom-2	Interatomic distance (Å)	Clash overlap (Å)
23:BB:672:C:H2'	23:BB:673:C:C6	2.54	0.43
31:BJ:101:ILE:O	31:BJ:104:ALA:HB3	2.18	0.43
3:AD:169:TRP:O	3:AD:182:LYS:HB2	2.18	0.43
26:BD:55:LYS:HE3	26:BD:59:ARG:HB3	2.00	0.43
5:AF:98:GLU:CG	5:AF:99:ALA:N	2.80	0.43
36:DO:8:ILE:H	36:DO:8:ILE:HG13	1.67	0.43
23:BB:2037:A:C6	23:BB:2038:G:C6	3.07	0.43
42:BU:94:PHE:CA	42:BU:101:THR:HA	2.48	0.43
42:DU:94:PHE:HB2	42:DU:101:THR:HA	1.99	0.43
23:BB:443:A:H1'	23:BB:1201:U:O4'	2.18	0.43
5:AF:45:ARG:HH22	17:AR:25:ILE:HD13	1.83	0.43
23:DB:2697:G:H2'	23:DB:2698:U:O4'	2.17	0.43
50:B3:11:LYS:C	50:B3:12:ARG:HG3	2.39	0.43
3:AD:40:HIS:O	3:AD:43:ARG:HG2	2.18	0.43
23:BB:1820:U:H3	25:BC:197:ALA:HA	1.83	0.43
23:BB:2096:C:H2'	23:BB:2097:A:H8	1.84	0.43
1:CA:394:G:H2'	1:CA:395:C:C6	2.53	0.43
1:AA:138:G:C6	1:AA:226:G:C6	3.06	0.43
33:DL:120:VAL:O	33:DL:135:ILE:HD11	2.17	0.43
23:DB:1973:G:H2'	23:DB:1974:C:H6	1.83	0.43
11:CL:43:LYS:CD	11:CL:44:PRO:HD3	2.48	0.43
23:DB:1112:G:H2'	23:DB:1113:U:O4'	2.18	0.43
1:CA:307:C:H2'	1:CA:308:C:H6	1.83	0.43
11:AL:31:GLY:HA3	11:AL:54:VAL:HG11	2.00	0.43
28:BF:19:PHE:CE1	28:BF:167:ALA:HB2	2.54	0.43
42:BU:23:LYS:HD2	42:BU:23:LYS:N	2.34	0.43
22:DA:64:G:O2'	22:DA:65:U:H5'	2.19	0.43
23:DB:102:U:O4'	23:DB:102:U:P	2.76	0.43
29:BG:60:GLY:O	29:BG:62:ALA:N	2.51	0.43
23:DB:1528:A:H2'	23:DB:1529:G:H5'	2.00	0.43
40:BS:14:ALA:C	40:BS:16:LYS:H	2.22	0.43
23:DB:2459:A:H2'	23:DB:2459:A:N3	2.32	0.43
23:BB:686:U:O4	49:B2:12:ARG:HB2	2.18	0.43
1:AA:1069:C:O4'	1:AA:1191:A:H2	2.00	0.43
23:BB:2492:U:O2'	23:BB:2493:U:H5'	2.18	0.43
23:DB:611:C:H2'	23:DB:612:G:O4'	2.17	0.43
21:CU:15:LEU:C	21:CU:17:ARG:H	2.21	0.43
27:DE:91:ASP:C	27:DE:93:SER:H	2.21	0.43
23:BB:2500:U:H5'	23:BB:2501:C:OP2	2.18	0.43
51:D4:18:LYS:HE3	51:D4:21:GLY:HA2	2.00	0.43
23:DB:1099:G:O5'	52:DI:4:VAL:HG12	2.18	0.43

Continued on next page...

Continued from previous page...

Atom-1	Atom-2	Interatomic distance (Å)	Clash overlap (Å)
26:BD:109:VAL:HG11	26:BD:193:VAL:CB	2.48	0.43
26:BD:202:ILE:HG22	26:BD:202:ILE:O	2.17	0.43
8:AI:18:VAL:HG12	8:AI:19:PHE:N	2.33	0.43
28:DF:126:ASN:HB3	28:DF:156:THR:CB	2.49	0.43
31:DJ:55:ILE:HG13	31:DJ:55:ILE:O	2.16	0.43
38:DQ:94:LEU:C	38:DQ:96:ASP:N	2.72	0.43
35:BN:24:MET:CG	35:BN:44:LEU:HD22	2.48	0.43
25:DC:75:ALA:HB1	25:DC:93:VAL:HG22	1.99	0.43
35:BN:29:VAL:HG21	35:BN:75:ILE:HB	2.01	0.43
20:AB:31:PHE:HB3	20:AB:39:ILE:CG2	2.48	0.43
12:CM:19:THR:HG22	12:CM:29:SER:HB3	2.01	0.43
1:AA:1002:G:H2'	1:AA:1003:G:O4'	2.18	0.43
52:DI:54:ILE:HD11	52:DI:71:LYS:N	2.33	0.43
30:BH:67:ALA:C	30:BH:69:ALA:H	2.21	0.43
30:DH:131:SER:OG	30:DH:141:LYS:HE3	2.18	0.43
35:DN:96:ARG:NH2	35:DN:96:ARG:HG2	2.33	0.43
1:CA:409:U:O2'	1:CA:410:G:H5'	2.18	0.43
8:AI:42:THR:O	8:AI:46:VAL:HG22	2.18	0.43
23:BB:514:A:N6	23:BB:515:A:N6	2.66	0.43
20:CB:116:LEU:HA	20:CB:119:GLN:CG	2.48	0.43
6:AG:11:ILE:HG22	6:AG:12:LEU:N	2.33	0.43
23:DB:2572:A:P	26:DD:151:THR:HB	2.59	0.43
1:AA:1150:A:O3'	9:AJ:43:PRO:HA	2.19	0.43
23:DB:2297:A:H61	23:DB:2319:G:H1'	1.83	0.43
11:AL:16:ALA:HB1	11:AL:17:LYS:HZ1	1.82	0.43
21:AU:44:ARG:HG3	21:AU:44:ARG:NH1	2.33	0.43
1:CA:845:A:H5''	1:CA:846:G:C8	2.53	0.43
8:CI:123:ARG:HB3	8:CI:123:ARG:NH1	2.32	0.43
23:DB:91:A:H1'	23:DB:92:U:C6	2.54	0.43
23:DB:1184:U:O2'	23:DB:1185:G:H5'	2.19	0.43
9:CJ:5:ARG:N	9:CJ:76:ILE:O	2.52	0.43
13:CN:23:ARG:C	13:CN:25:GLU:H	2.20	0.43
23:BB:416:U:H2'	23:BB:417:C:H6	1.82	0.43
23:DB:96:C:H2'	23:DB:97:C:H6	1.83	0.43
23:DB:2315:G:H2'	23:DB:2316:G:H8	1.83	0.43
23:BB:1411:U:H2'	23:BB:1412:U:C6	2.54	0.43
23:BB:2800:A:H2'	23:BB:2801:G:C1'	2.49	0.43
23:DB:2466:C:OP1	51:D4:4:ARG:HB3	2.18	0.43
51:B4:3:VAL:O	51:B4:4:ARG:HB2	2.19	0.43
25:BC:255:LYS:C	25:BC:256:THR:HG23	2.38	0.43
1:CA:451:A:H4'	1:CA:452:A:O4'	2.18	0.43

Continued on next page...

Continued from previous page...

Atom-1	Atom-2	Interatomic distance (Å)	Clash overlap (Å)
25:DC:244:VAL:HB	25:DC:249:VAL:H	1.82	0.43
23:DB:183:C:O2'	23:DB:184:C:H5'	2.19	0.43
23:DB:1124:G:N3	51:D4:38:GLY:O	2.51	0.43
4:CE:11:GLN:O	4:CE:38:VAL:HA	2.18	0.43
1:AA:1381:U:O2'	1:AA:1382:C:H5'	2.18	0.43
1:CA:502:A:H2'	1:CA:503:C:O4'	2.19	0.43
23:DB:699:A:H2'	23:DB:700:G:O4'	2.19	0.43
23:DB:2857:G:N2	23:DB:2859:G:H3'	2.33	0.43
23:BB:967:U:H2'	23:BB:968:C:H6	1.82	0.43
52:BI:138:VAL:HG12	52:BI:139:VAL:N	2.33	0.43
52:BI:85:ILE:CD1	52:BI:137:LEU:HD21	2.47	0.43
23:BB:673:C:C5'	27:BE:76:PRO:HD2	2.47	0.43
5:CF:43:GLY:HA2	5:CF:58:HIS:CD2	2.53	0.43
26:DD:55:LYS:HE3	26:DD:59:ARG:HB3	1.99	0.43
23:BB:1053:C:H2'	23:BB:1054:A:C8	2.53	0.43
23:DB:1042:G:H2'	23:DB:1043:C:H6	1.82	0.43
1:AA:1426:G:H2'	1:AA:1427:C:O4'	2.19	0.43
44:BX:22:LEU:O	44:BX:24:GLU:N	2.51	0.43
1:CA:880:C:H2'	1:CA:881:G:H8	1.84	0.43
23:BB:826:U:H2'	23:BB:828:U:O4'	2.18	0.43
27:BE:1:MET:HB3	27:BE:14:VAL:O	2.19	0.43
23:DB:937:C:H2'	23:DB:938:G:H8	1.84	0.43
23:DB:2249:U:H4'	23:DB:2275:C:C5	2.54	0.43
23:BB:2547:A:H2'	23:BB:2548:U:H6	1.82	0.43
50:D3:11:LYS:C	50:D3:12:ARG:HG3	2.38	0.43
1:CA:78:A:H2'	1:CA:79:G:C8	2.53	0.43
32:BK:79:PHE:CD2	37:BP:69:VAL:HG12	2.52	0.43
1:AA:394:G:H2'	1:AA:395:C:C6	2.53	0.43
7:CH:105:THR:HG21	7:CH:110:MET:SD	2.59	0.43
23:DB:1370:C:H2'	23:DB:1371:G:O4'	2.19	0.43
5:AF:10:VAL:HG12	5:AF:11:HIS:N	2.33	0.43
23:DB:1545:A:H2'	23:DB:1546:G:O4'	2.19	0.43
20:AB:48:MET:HG2	20:AB:48:MET:H	1.58	0.43
11:AL:60:PHE:O	11:AL:62:VAL:N	2.51	0.43
4:AE:68:ARG:O	4:AE:69:ASN:HB2	2.17	0.43
23:BB:252:G:O2'	23:BB:253:C:H5'	2.18	0.43
1:CA:902:G:H2'	1:CA:903:G:H8	1.84	0.43
9:AJ:49:PHE:HB2	9:AJ:65:TYR:HB2	1.99	0.43
23:DB:708:G:N2	23:DB:724:U:H1'	2.33	0.43
23:DB:342:A:H2'	23:DB:343:C:O4'	2.19	0.43
12:AM:30:LYS:HG3	12:AM:40:GLU:OE1	2.19	0.43

Continued on next page...

Continued from previous page...

Atom-1	Atom-2	Interatomic distance (Å)	Clash overlap (Å)
1:AA:1042:A:H2'	1:AA:1043:G:O4'	2.18	0.43
23:BB:1706:C:H2'	23:BB:1757:A:OP2	2.18	0.43
33:BL:74:THR:HA	33:BL:107:PHE:O	2.19	0.43
20:CB:104:LYS:NZ	20:CB:104:LYS:HB2	2.33	0.43
25:BC:120:ASP:N	25:BC:120:ASP:OD2	2.50	0.43
23:DB:1103:A:H2'	23:DB:1103:A:N3	2.34	0.43
23:BB:2304:G:H2'	23:BB:2304:G:N3	2.33	0.43
12:AM:102:LYS:NZ	12:AM:102:LYS:HB2	2.33	0.43
23:DB:2766:A:N3	23:DB:2766:A:H2'	2.33	0.43
1:CA:496:A:H2'	1:CA:497:G:C8	2.52	0.43
23:BB:95:A:H4'	44:BX:38:GLN:O	2.18	0.43
24:BV:60:VAL:HG22	24:BV:73:LYS:HE2	2.00	0.43
28:DF:24:VAL:O	28:DF:27:VAL:HG22	2.18	0.43
31:DJ:59:ALA:C	31:DJ:61:LYS:N	2.72	0.43
18:AS:40:PHE:HB3	18:AS:41:PRO:HD2	1.98	0.43
1:CA:981:U:H2'	1:CA:982:U:C5	2.53	0.43
9:CJ:42:LEU:CD1	9:CJ:73:LEU:HB2	2.39	0.43
28:BF:3:LEU:HD13	28:BF:3:LEU:O	2.18	0.43
25:BC:77:VAL:O	25:BC:77:VAL:HG23	2.19	0.43
23:BB:1203:U:C4'	33:BL:3:LEU:HD12	2.49	0.43
38:BQ:63:ARG:H	38:BQ:63:ARG:HG3	1.60	0.43
38:BQ:93:ILE:O	38:BQ:96:ASP:HB3	2.18	0.43
23:DB:2676:C:O2'	23:DB:2677:G:H5'	2.19	0.43
23:DB:2677:G:H2'	23:DB:2678:C:C6	2.53	0.43
20:AB:11:ALA:C	20:AB:13:VAL:H	2.22	0.43
25:BC:149:LYS:HD3	25:BC:152:GLN:HE22	1.81	0.43
10:AK:88:PRO:HD3	21:AU:28:LEU:CD1	2.34	0.43
40:DS:25:ARG:HE	40:DS:74:ILE:HG23	1.82	0.43
28:DF:76:PHE:O	28:DF:77:LYS:HB2	2.18	0.43
30:BH:104:THR:HA	30:BH:109:GLU:OE2	2.18	0.43
20:AB:160:LEU:HG	20:AB:161:PHE:N	2.34	0.43
23:BB:674:G:C4'	27:BE:69:ARG:HB3	2.48	0.43
3:AD:25:ARG:HE	3:AD:25:ARG:HB2	1.57	0.43
46:DZ:33:LEU:HD23	46:DZ:52:SER:HB3	2.01	0.43
46:DZ:7:VAL:HG13	46:DZ:8:THR:CG2	2.39	0.43
6:CG:129:ASN:CA	6:CG:134:VAL:HG21	2.47	0.43
9:AJ:12:ALA:CB	9:AJ:96:VAL:HG12	2.43	0.43
34:DM:19:GLY:N	34:DM:38:ARG:NH2	2.64	0.43
32:DK:106:GLU:OE1	32:DK:106:GLU:N	2.49	0.43
1:CA:1060:U:H2'	1:CA:1061:G:C8	2.52	0.43
23:DB:725:G:H2'	23:DB:726:G:O4'	2.19	0.43

Continued on next page...

Continued from previous page...

Atom-1	Atom-2	Interatomic distance (Å)	Clash overlap (Å)
44:BX:51:ALA:O	44:BX:55:THR:N	2.46	0.43
26:BD:13:ARG:HH12	37:BP:74:GLN:HE21	1.67	0.43
23:DB:322:A:C2	23:DB:340:A:C6	3.07	0.43
23:BB:2147:A:H5''	23:BB:2148:G:O4'	2.18	0.43
11:AL:21:PRO:HG2	11:AL:94:TYR:OH	2.18	0.43
1:CA:642:A:H2'	1:CA:643:C:C6	2.53	0.43
29:BG:152:ARG:HA	29:BG:152:ARG:HE	1.83	0.43
29:BG:152:ARG:HA	29:BG:152:ARG:NE	2.33	0.43
39:DR:2:TYR:N	39:DR:42:ALA:HB2	2.34	0.43
1:CA:237:G:H2'	1:CA:238:A:C8	2.53	0.43
34:DM:37:GLY:HA3	34:DM:126:ILE:HG23	2.00	0.43
23:DB:483:A:O2'	42:DU:56:GLY:N	2.52	0.43
41:BT:14:PRO:HA	41:BT:32:LEU:HB2	1.99	0.43
1:CA:6:G:N3	1:CA:6:G:C3'	2.81	0.43
51:B4:9:LYS:N	51:B4:9:LYS:HD3	2.31	0.43
23:DB:2748:A:H5'	29:DG:3:VAL:HG21	2.00	0.43
23:DB:29:U:H2'	23:DB:30:G:C8	2.54	0.43
1:CA:1393:U:O2'	1:CA:1394:A:H2'	2.19	0.43
1:CA:1026:G:O2'	1:CA:1027:C:H5'	2.19	0.43
1:CA:222:C:H2'	1:CA:223:A:H8	1.82	0.43
1:CA:1290:G:H2'	1:CA:1291:U:C6	2.54	0.43
22:DA:52:A:H3'	22:DA:53:A:H8	1.82	0.43
13:CN:30:ILE:O	13:CN:40:ARG:HA	2.18	0.43
23:DB:277:G:H1'	23:DB:361:G:O6	2.19	0.43
1:CA:521:G:O2'	1:CA:522:C:H5'	2.18	0.43
3:AD:115:GLN:HG3	3:AD:119:HIS:CE1	2.53	0.43
20:AB:96:LEU:HB2	20:AB:99:MET:HE2	1.98	0.43
3:CD:47:LEU:HD22	3:CD:51:GLY:O	2.18	0.43
1:AA:1250:A:H2	1:AA:1370:G:H1'	1.82	0.43
50:D3:44:ARG:N	50:D3:45:PRO:CD	2.82	0.43
1:AA:1261:A:N7	1:AA:1274:A:H2	2.17	0.43
32:BK:54:LYS:H	32:BK:54:LYS:CD	2.29	0.43
23:DB:2341:G:H2'	23:DB:2342:C:H6	1.81	0.43
7:CH:9:MET:HG3	7:CH:26:MET:SD	2.58	0.43
20:AB:184:ALA:HB3	20:AB:195:VAL:HG21	2.01	0.43
1:AA:1439:G:OP2	19:AT:32:LYS:HE2	2.18	0.43
36:DO:35:ILE:HG13	36:DO:102:ARG:HE	1.81	0.43
23:BB:1704:C:H2'	23:BB:1705:A:H8	1.84	0.43
1:AA:808:C:O2'	1:AA:809:G:H5'	2.18	0.43
1:AA:1337:G:H5''	1:AA:1338:G:OP1	2.18	0.43
23:DB:2852:G:H2'	23:DB:2853:C:O4'	2.18	0.43

Continued on next page...

Continued from previous page...

Atom-1	Atom-2	Interatomic distance (Å)	Clash overlap (Å)
2:AC:8:GLY:HA3	13:AN:88:MET:SD	2.58	0.43
25:BC:71:ASP:O	25:BC:73:ILE:HG12	2.18	0.43
23:BB:2784:U:H4'	26:BD:42:ASN:O	2.18	0.43
23:DB:2636:C:H2'	23:DB:2637:U:H6	1.83	0.43
23:DB:1708:C:H2'	23:DB:1709:U:H6	1.83	0.43
1:CA:215:C:H2'	1:CA:216:U:H6	1.82	0.43
10:CK:111:ASP:HB3	21:CU:3:ILE:N	2.34	0.43
23:DB:2217:G:H2'	23:DB:2218:G:H8	1.82	0.43
23:BB:1933:G:H2'	23:BB:1934:C:H6	1.82	0.43
2:AC:19:SER:HB2	2:AC:39:ARG:NH2	2.32	0.43
23:DB:1930:G:C2'	23:DB:1931:U:OP2	2.67	0.43
25:BC:259:ASN:OD1	25:BC:261:ARG:HB3	2.18	0.43
23:BB:1496:A:H1'	23:BB:1577:C:O2'	2.17	0.43
23:BB:1525:A:H2'	23:BB:1526:C:O4'	2.18	0.43
23:BB:1369:G:H2'	23:BB:1370:C:O4'	2.19	0.43
23:DB:1742:U:H2'	23:DB:1743:G:H8	1.82	0.43
11:CL:31:GLY:HA3	11:CL:54:VAL:CG1	2.49	0.43
11:CL:33:CYS:N	11:CL:54:VAL:HG13	2.33	0.43
23:DB:2835:A:H61	23:DB:2878:U:H2'	1.83	0.43
10:AK:61:ALA:O	10:AK:64:VAL:HG13	2.19	0.43
40:DS:20:VAL:HG13	40:DS:21:ALA:N	2.34	0.43
15:CP:21:VAL:O	15:CP:33:ILE:HB	2.18	0.43
23:BB:1749:A:H2'	23:BB:1750:G:H8	1.84	0.43
23:BB:612:G:H2'	23:BB:614:A:H5''	2.00	0.43
16:CQ:28:VAL:O	16:CQ:36:PHE:HA	2.18	0.43
23:BB:2496:C:H2'	23:BB:2497:A:H5'	2.01	0.43
23:BB:1573:G:H2'	23:BB:1574:C:H5'	2.01	0.43
43:BW:54:ARG:HB3	43:BW:54:ARG:NH1	2.34	0.43
26:DD:2:ILE:O	26:DD:2:ILE:HD12	2.18	0.43
52:DI:59:THR:O	52:DI:59:THR:HG23	2.19	0.43
23:BB:1874:C:H2'	23:BB:1875:G:O4'	2.17	0.43
23:DB:2320:U:H4'	23:DB:2321:U:C2	2.54	0.43
34:BM:33:LEU:HD22	34:BM:128:THR:HB	2.00	0.43
43:BW:55:ASP:C	43:BW:57:THR:H	2.21	0.43
1:CA:1222:G:H2'	1:CA:1223:C:H5'	2.00	0.43
27:BE:188:MET:HG2	27:BE:193:VAL:CG2	2.44	0.43
38:BQ:77:LYS:O	38:BQ:80:ASN:HB3	2.19	0.43
25:BC:156:SER:HB3	25:BC:159:THR:HG21	2.00	0.43
40:DS:6:LYS:HB3	40:DS:104:THR:HA	2.01	0.43
30:BH:131:SER:CB	30:BH:141:LYS:HA	2.46	0.43
35:DN:116:VAL:HG13	35:DN:116:VAL:O	2.19	0.43

Continued on next page...

Continued from previous page...

Atom-1	Atom-2	Interatomic distance (Å)	Clash overlap (Å)
1:CA:1077:G:N1	1:CA:1081:A:C6	2.87	0.43
38:DQ:30:VAL:HG12	38:DQ:33:VAL:HG22	1.99	0.43
28:BF:107:VAL:HB	28:BF:108:PRO:HD3	2.01	0.43
33:DL:54:GLN:O	33:DL:56:PRO:HD3	2.18	0.43
23:DB:1438:U:O2'	23:DB:1439:A:H5'	2.18	0.43
46:BZ:70:GLU:O	46:BZ:72:ARG:N	2.42	0.43
46:BZ:77:LYS:HG3	46:BZ:78:TYR:H	1.84	0.43
37:BP:19:PHE:O	37:BP:20:ARG:CB	2.66	0.43
31:BJ:64:VAL:HG22	31:BJ:68:LYS:CD	2.49	0.43
41:BT:58:VAL:O	41:BT:58:VAL:HG13	2.19	0.43
41:DT:58:VAL:O	41:DT:58:VAL:HG13	2.18	0.43
23:DB:2743:U:C2'	23:DB:2744:G:H5''	2.37	0.43
41:BT:40:LYS:O	41:BT:43:ILE:HB	2.18	0.43
45:BY:6:ILE:HG23	45:BY:56:VAL:HG22	2.01	0.43
23:BB:705:A:O2'	25:BC:6:LYS:HD2	2.18	0.43
30:DH:87:GLU:CD	30:DH:87:GLU:H	2.22	0.43
17:CR:57:ALA:O	17:CR:60:ARG:HG3	2.18	0.43
32:BK:2:ILE:HD12	32:BK:2:ILE:N	2.33	0.43
37:BP:100:ARG:HB3	37:BP:101:GLU:OE2	2.19	0.43
12:AM:63:VAL:HG13	12:AM:67:ASP:CB	2.48	0.43
10:CK:91:GLY:O	10:CK:95:THR:HG22	2.19	0.43
20:CB:165:ALA:HB3	20:CB:186:VAL:HG11	2.01	0.43
1:AA:975:A:H61	9:AJ:50:THR:HG21	1.83	0.43
9:AJ:50:THR:HG22	9:AJ:62:ARG:HD2	2.00	0.43
26:DD:33:ARG:HE	26:DD:74:GLU:HB3	1.83	0.43
38:DQ:65:ASN:CG	38:DQ:75:TYR:HB2	2.39	0.43
32:BK:7:MET:CE	32:BK:18:ARG:HB3	2.49	0.43
11:CL:37:TYR:O	11:CL:38:THR:HG23	2.18	0.43
43:BW:28:GLU:H	43:BW:31:LEU:HG	1.84	0.43
1:AA:332:G:O2'	1:AA:333:U:H5'	2.19	0.43
1:AA:1421:G:N2	1:AA:1479:C:O2	2.51	0.43
25:BC:224:MET:SD	25:BC:229:HIS:HB2	2.58	0.43
23:DB:2722:G:O2'	23:DB:2723:C:H5'	2.19	0.43
48:D1:46:VAL:HG22	48:D1:47:ILE:HD12	2.01	0.43
23:BB:2026:U:H2'	23:BB:2027:G:H8	1.83	0.43
41:DT:12:ARG:HA	44:DX:29:ARG:NH2	2.30	0.43
11:AL:86:VAL:HG12	11:AL:89:LEU:H	1.82	0.43
11:AL:89:LEU:HD22	11:AL:89:LEU:N	2.33	0.43
23:DB:672:C:H2'	23:DB:673:C:C6	2.54	0.43
23:DB:1795:C:H2'	23:DB:1796:U:C6	2.53	0.43
23:DB:1797:G:O3'	25:DC:255:LYS:O	2.37	0.43

Continued on next page...

Continued from previous page...

Atom-1	Atom-2	Interatomic distance (Å)	Clash overlap (Å)
26:DD:34:VAL:CG2	26:DD:48:ILE:HG13	2.49	0.43
1:CA:375:U:O2'	1:CA:376:G:H5'	2.19	0.43
26:DD:8:LYS:HA	26:DD:201:LEU:HD11	2.01	0.43
23:DB:811:U:OP2	33:DL:20:GLY:HA2	2.19	0.43
38:DQ:9:ALA:O	38:DQ:12:ARG:N	2.51	0.43
36:DO:51:ALA:HB2	36:DO:81:ARG:HH11	1.84	0.43
1:AA:642:A:H2'	1:AA:643:C:C6	2.52	0.43
39:BR:39:LEU:HD23	39:BR:39:LEU:H	1.82	0.43
1:CA:1096:C:H2'	1:CA:1097:C:C6	2.52	0.43
7:CH:12:ARG:NH1	7:CH:12:ARG:HG3	2.34	0.43
23:DB:1030:C:O2'	23:DB:1031:G:H5'	2.18	0.43
23:DB:2485:G:O2'	23:DB:2486:C:H5'	2.19	0.43
36:DO:35:ILE:HG21	36:DO:71:ALA:HB1	2.00	0.43
1:CA:948:C:H2'	1:CA:949:A:H8	1.83	0.43
23:DB:989:G:H5''	45:DY:13:ILE:HD11	2.00	0.43
34:DM:32:GLY:HA2	34:DM:117:PHE:CZ	2.54	0.43
19:CT:4:LYS:HZ1	19:CT:6:ALA:CB	2.30	0.43
23:BB:2694:G:H2'	23:BB:2695:U:C6	2.54	0.43
23:BB:2742:G:O2'	23:BB:2743:U:H5'	2.19	0.43
20:AB:95:TRP:CH2	20:AB:100:LEU:HD13	2.53	0.43
52:BI:56:VAL:HG13	52:BI:58:ILE:HD11	2.01	0.43
23:DB:1704:C:H2'	23:DB:1705:A:H8	1.83	0.43
1:CA:186:C:H2'	1:CA:187:G:O4'	2.19	0.43
1:CA:126:G:H2'	1:CA:127:G:O4'	2.18	0.43
20:AB:172:ILE:CG2	20:AB:176:ASN:HD21	2.31	0.43
23:DB:1831:G:H2'	23:DB:1832:C:H6	1.82	0.43
23:BB:1708:C:H2'	23:BB:1709:U:C6	2.53	0.43
1:CA:562:U:H5''	1:CA:563:A:C4	2.54	0.43
3:CD:2:ARG:HG3	3:CD:114:ARG:CZ	2.49	0.43
22:BA:51:G:H5''	36:BO:64:TYR:CD2	2.53	0.43
23:DB:2655:G:H1'	23:DB:2656:U:H5	1.84	0.43
1:AA:767:A:H2'	1:AA:768:A:H8	1.84	0.43
23:BB:1805:A:H5''	25:BC:247:TRP:CE2	2.54	0.43
43:DW:70:VAL:O	43:DW:70:VAL:HG13	2.19	0.43
42:BU:73:ASN:ND2	42:BU:74:ALA:N	2.67	0.43
1:CA:386:C:O2'	1:CA:387:U:H5'	2.18	0.43
23:BB:2716:C:H2'	23:BB:2717:C:H6	1.82	0.43
20:CB:8:MET:SD	20:CB:9:LEU:N	2.92	0.43
1:CA:828:U:H2'	1:CA:829:G:O5'	2.19	0.43
6:CG:30:MET:HG3	6:CG:35:LYS:HA	2.00	0.43
26:DD:161:MET:O	26:DD:162:ALA:C	2.57	0.43

Continued on next page...

Continued from previous page...

Atom-1	Atom-2	Interatomic distance (Å)	Clash overlap (Å)
23:DB:39:G:H2'	23:DB:40:U:H6	1.82	0.43
48:D1:18:HIS:CG	48:D1:19:PHE:N	2.86	0.43
23:DB:463:G:N1	23:DB:467:G:C6	2.87	0.43
11:AL:30:ARG:O	11:AL:57:THR:HG23	2.18	0.43
23:BB:1270:C:H5''	23:BB:1271:G:O5'	2.17	0.43
23:BB:1467:U:O2'	23:BB:1468:U:H5'	2.18	0.43
20:CB:35:ASN:HD22	20:CB:35:ASN:HA	1.53	0.43
34:BM:49:ALA:HA	34:BM:123:LYS:HG3	2.00	0.43
24:DV:49:ASN:O	24:DV:52:ALA:HB3	2.17	0.43
1:AA:721:G:H4'	1:AA:722:G:O4'	2.18	0.43
1:AA:541:G:H2'	1:AA:542:G:H8	1.84	0.43
23:BB:852:U:H2'	23:BB:853:C:C6	2.53	0.43
26:BD:187:LEU:O	26:BD:188:LEU:HD23	2.19	0.43
8:AI:54:VAL:HG21	8:AI:86:LEU:HD21	2.00	0.43
8:AI:66:VAL:HG11	8:AI:78:ILE:HD11	2.01	0.43
9:CJ:37:ARG:NH1	9:CJ:77:VAL:HG11	2.34	0.43
28:BF:121:PHE:HE1	28:BF:162:ASP:CB	2.32	0.43
35:DN:79:LEU:HA	35:DN:83:LEU:HD12	2.00	0.43
23:BB:5:A:H2'	23:BB:6:A:H8	1.82	0.43
38:DQ:63:ARG:HH12	38:DQ:96:ASP:HB2	1.84	0.43
20:CB:44:LYS:O	20:CB:47:PRO:HD2	2.18	0.43
38:BQ:96:ASP:C	38:BQ:98:ALA:N	2.71	0.43
33:BL:109:LYS:HE3	33:BL:111:ILE:HD11	2.01	0.43
45:DY:23:LEU:HD23	45:DY:50:VAL:HG11	2.00	0.43
21:CU:20:ARG:C	21:CU:22:CYS:H	2.22	0.43
33:BL:29:LYS:C	33:BL:31:GLY:H	2.22	0.43
1:AA:1329:A:O2'	1:AA:1330:U:H5'	2.18	0.43
23:DB:1059:G:H2'	23:DB:1060:U:C5	2.53	0.43
30:BH:78:VAL:HG11	30:BH:142:VAL:CG1	2.49	0.43
23:BB:2786:U:H5'	26:BD:70:LYS:HG3	2.00	0.43
46:DZ:64:ILE:HG22	46:DZ:68:LEU:CD1	2.48	0.43
18:CS:41:PRO:C	18:CS:43:MET:H	2.22	0.43
23:DB:2882:A:OP1	35:DN:96:ARG:HD2	2.18	0.43
23:DB:1025:G:OP1	23:DB:1025:G:H8	2.01	0.43
23:DB:533:G:H2'	23:DB:534:U:C6	2.53	0.43
1:CA:251:G:N3	1:CA:266:G:O6	2.51	0.43
19:CT:64:GLY:H	19:CT:67:HIS:CD2	2.37	0.43
3:AD:106:PHE:CD1	3:AD:158:LEU:HD21	2.54	0.43
48:B1:7:LYS:HD3	50:B3:33:THR:HG21	2.00	0.43
1:AA:71:A:O2'	1:AA:72:A:H5''	2.18	0.43
3:CD:31:CYS:O	3:CD:32:LYS:HB2	2.18	0.43

Continued on next page...

Continued from previous page...

Atom-1	Atom-2	Interatomic distance (Å)	Clash overlap (Å)
41:DT:39:THR:O	41:DT:40:LYS:HB3	2.18	0.43
23:BB:771:G:O2'	23:BB:772:C:H5'	2.19	0.43
2:AC:50:SER:CB	2:AC:70:ALA:HB3	2.48	0.43
27:DE:134:LEU:CD2	27:DE:161:ALA:HB2	2.49	0.43
41:DT:69:ARG:HA	41:DT:69:ARG:NH1	2.33	0.43
32:DK:88:ASN:ND2	32:DK:89:ASN:N	2.66	0.43
2:CC:154:GLY:HA2	2:CC:163:ARG:N	2.34	0.43
1:AA:263:A:H2'	1:AA:264:C:C6	2.53	0.43
25:BC:226:PRO:HG3	25:BC:233:GLY:N	2.26	0.43
12:AM:72:ILE:O	12:AM:76:ILE:HG13	2.18	0.43
10:CK:106:ILE:O	10:CK:107:THR:HG23	2.18	0.43
9:AJ:8:ILE:HB	9:AJ:74:VAL:HB	2.01	0.43
25:BC:36:ASN:ND2	25:BC:85:ASN:HD21	2.15	0.43
23:DB:2391:G:HO2'	23:DB:2392:A:P	2.41	0.43
1:CA:1390:U:H2'	1:CA:1391:U:C6	2.53	0.43
1:CA:957:U:H2'	1:CA:959:A:OP2	2.19	0.43
23:BB:741:U:H2'	23:BB:742:A:H8	1.84	0.43
23:DB:2800:A:C2	23:DB:2801:G:H1'	2.53	0.43
25:DC:36:ASN:ND2	25:DC:61:TYR:HB2	2.34	0.43
1:AA:1140:C:O2'	1:AA:1141:C:H5'	2.18	0.43
1:AA:82:G:H1'	1:AA:89:U:C2	2.54	0.43
51:B4:2:LYS:HD3	51:B4:4:ARG:HG3	2.01	0.43
32:DK:54:LYS:H	32:DK:54:LYS:CD	2.28	0.43
35:BN:19:ALA:HA	35:BN:22:ARG:CB	2.47	0.43
16:CQ:30:HIS:CB	16:CQ:33:TYR:HB2	2.49	0.43
23:BB:1797:G:O3'	25:BC:255:LYS:O	2.37	0.43
23:BB:1798:U:H5''	25:BC:257:ARG:HB2	2.01	0.43
23:DB:1803:A:H4'	25:DC:256:THR:OG1	2.18	0.43
2:AC:2:GLN:O	2:AC:3:LYS:HB2	2.19	0.43
23:BB:1939:U:C6	23:BB:1939:U:H5'	2.47	0.43
39:DR:39:LEU:HD23	39:DR:39:LEU:H	1.82	0.43
1:CA:25:C:H5'	1:CA:524:G:H1'	2.00	0.43
23:BB:1405:U:H2'	23:BB:1406:U:H6	1.83	0.43
23:BB:950:G:H2'	23:BB:951:C:H6	1.84	0.43
1:CA:488:C:O2'	1:CA:489:C:H5'	2.19	0.43
23:BB:2526:G:H2'	23:BB:2527:C:H6	1.83	0.43
31:DJ:103:ILE:HG13	31:DJ:104:ALA:N	2.33	0.43
1:AA:1409:C:H4'	23:BB:1915:U:O4	2.19	0.43
23:BB:1490:A:H2'	25:BC:97:ASP:CG	2.39	0.43
1:CA:389:A:C6	1:CA:390:U:H1'	2.53	0.43
7:CH:54:THR:HG23	7:CH:55:LYS:HG2	2.00	0.43

Continued on next page...

Continued from previous page...

Atom-1	Atom-2	Interatomic distance (Å)	Clash overlap (Å)
23:BB:1459:G:N3	23:BB:1459:G:O5'	2.52	0.43
1:AA:187:G:N2	1:AA:189:A:H3'	2.34	0.43
1:AA:191:G:H2'	1:AA:192:A:H8	1.84	0.43
23:DB:2052:A:N7	26:DD:146:ILE:HD11	2.34	0.43
29:BG:9:VAL:HA	29:BG:48:THR:CG2	2.47	0.43
8:AI:9:GLY:HA3	8:AI:81:GLY:N	2.32	0.43
10:CK:59:PRO:HA	10:CK:90:PRO:HB2	2.00	0.43
1:CA:113:G:O2'	1:CA:354:G:H5'	2.19	0.43
23:DB:1708:C:H2'	23:DB:1709:U:C6	2.54	0.43
48:D1:3:GLY:O	48:D1:5:ARG:N	2.51	0.43
1:AA:716:A:H1'	10:AK:119:GLY:HA2	2.01	0.43
23:BB:2869:G:H2'	23:BB:2870:C:C6	2.53	0.43
52:BI:49:GLU:HG3	52:BI:54:ILE:HD11	2.00	0.43
23:BB:1563:U:H2'	23:BB:1564:C:C6	2.53	0.43
10:CK:36:ARG:HG3	10:CK:36:ARG:HH11	1.83	0.43
23:DB:1930:G:H2'	23:DB:1968:G:C6	2.54	0.43
5:AF:6:ILE:HG23	5:AF:62:MET:CB	2.48	0.43
31:BJ:88:THR:HG22	31:BJ:91:GLU:OE1	2.19	0.43
23:BB:504:A:HO2'	23:BB:505:A:P	2.41	0.43
43:DW:70:VAL:CG2	43:DW:75:ASN:HD21	2.32	0.43
23:BB:1973:G:H2'	23:BB:1974:C:H6	1.84	0.43
1:CA:59:A:H3'	1:CA:331:G:H22	1.83	0.43
42:DU:73:ASN:ND2	42:DU:74:ALA:N	2.67	0.43
23:BB:1742:U:H2'	23:BB:1743:G:H8	1.83	0.43
22:DA:91:C:H2'	22:DA:92:C:C6	2.52	0.43
7:CH:40:LYS:HD3	7:CH:48:PHE:CE1	2.53	0.43
23:BB:697:G:O2'	23:BB:698:C:H5'	2.18	0.43
1:AA:386:C:O2'	1:AA:387:U:H5'	2.18	0.43
23:BB:510:C:H2'	23:BB:511:U:O4'	2.19	0.43
23:DB:1027:A:N6	23:DB:1126:A:H1'	2.33	0.43
1:AA:594:U:O2'	1:AA:595:A:H5'	2.17	0.43
23:DB:43:G:H2'	23:DB:44:A:O4'	2.19	0.43
5:AF:81:ASN:O	5:AF:84:VAL:HG12	2.18	0.43
23:BB:1528:A:H2'	23:BB:1529:G:H5'	2.00	0.43
1:CA:1366:C:H2'	1:CA:1367:C:H6	1.83	0.43
1:CA:1469:C:H2'	1:CA:1470:U:O4'	2.18	0.43
1:CA:1111:A:O2'	1:CA:1112:C:H5'	2.19	0.43
23:BB:1233:C:O2'	23:BB:1234:U:H5'	2.18	0.43
42:DU:86:PHE:HB3	42:DU:90:LYS:O	2.19	0.43
25:DC:45:ASN:H	25:DC:45:ASN:ND2	2.15	0.43
28:BF:36:ASN:ND2	28:BF:152:ASP:HB2	2.10	0.43

Continued on next page...

Continued from previous page...

Atom-1	Atom-2	Interatomic distance (Å)	Clash overlap (Å)
38:DQ:68:ALA:HB1	38:DQ:73:ILE:CG2	2.46	0.43
38:DQ:81:GLY:HA3	38:DQ:116:LEU:HD11	2.00	0.43
25:DC:70:LYS:HB2	25:DC:101:ARG:NH2	2.33	0.43
10:CK:33:ILE:CG1	10:CK:73:VAL:HG21	2.46	0.43
20:CB:46:VAL:CG1	20:CB:47:PRO:HD3	2.33	0.43
23:BB:1153:C:H2'	23:BB:1154:G:O4'	2.19	0.43
5:AF:3:HIS:CD2	5:AF:65:GLU:HG3	2.53	0.43
26:BD:117:GLY:HA2	26:BD:164:GLN:NE2	2.34	0.43
1:AA:1305:G:H22	1:AA:1331:G:H2'	1.83	0.43
12:AM:18:LEU:HD13	12:AM:33:LEU:HD21	2.01	0.43
23:DB:1060:U:O4	52:DI:131:THR:HG22	2.18	0.43
30:BH:68:ARG:HB3	30:BH:132:PHE:HE2	1.84	0.43
23:BB:582:A:H2'	23:BB:583:G:C8	2.54	0.43
6:CG:46:LEU:HG	6:CG:57:GLU:CB	2.38	0.43
28:BF:111:ARG:O	28:BF:112:ASP:HB2	2.18	0.43
24:BV:80:HIS:CD2	24:BV:81:PRO:HD2	2.54	0.43
33:DL:57:LEU:HD22	50:D3:53:ASP:HB3	2.01	0.43
24:BV:40:ILE:CD1	24:BV:40:ILE:H	2.30	0.43
46:BZ:65:ASP:OD2	46:BZ:65:ASP:N	2.52	0.43
23:DB:2571:U:O3'	26:DD:151:THR:HB	2.18	0.43
31:BJ:24:THR:O	31:BJ:25:LEU:HB3	2.19	0.43
1:AA:1120:C:H2'	1:AA:1121:U:H6	1.82	0.43
15:AP:43:ALA:HB1	15:AP:46:LYS:HE3	2.01	0.43
49:D2:9:VAL:HG13	49:D2:10:LEU:N	2.34	0.43
20:CB:17:HIS:CG	20:CB:18:GLN:H	2.37	0.43
32:DK:64:ARG:NH2	37:DP:67:GLU:HG3	2.34	0.43
8:AI:118:ARG:NH1	8:AI:122:ARG:HE	2.17	0.43
28:DF:107:VAL:HB	28:DF:108:PRO:HD3	2.01	0.43
23:DB:876:C:H2'	23:DB:877:A:C1'	2.49	0.43
23:BB:63:A:C8	23:BB:63:A:OP2	2.69	0.43
7:CH:106:SER:C	7:CH:107:LYS:HE2	2.38	0.43
36:BO:34:HIS:HB3	36:BO:36:TYR:CE2	2.54	0.43
29:BG:148:ARG:HD3	29:BG:152:ARG:NH1	2.33	0.43
14:CO:54:GLY:O	14:CO:58:MET:HG2	2.19	0.43
23:DB:2618:G:H2'	23:DB:2619:C:H6	1.84	0.43
20:CB:48:MET:O	20:CB:52:ALA:HB3	2.19	0.43
1:CA:106:C:HO2'	1:CA:107:G:H5'	1.83	0.43
3:CD:197:HIS:O	3:CD:201:GLU:HG3	2.18	0.43
9:CJ:57:VAL:HG13	9:CJ:58:ASN:N	2.33	0.43
41:DT:83:ALA:O	41:DT:84:TYR:HB2	2.19	0.43
24:BV:71:LYS:HB2	24:BV:94:ALA:OXT	2.19	0.43

Continued on next page...

Continued from previous page...

Atom-1	Atom-2	Interatomic distance (Å)	Clash overlap (Å)
36:BO:78:VAL:HA	36:BO:81:ARG:HB3	2.00	0.43
11:CL:86:VAL:HG12	11:CL:89:LEU:H	1.83	0.43
23:BB:1454:C:C5	35:BN:64:ARG:HG2	2.54	0.43
1:CA:967:C:H5'	8:CI:129:ARG:HA	2.01	0.43
23:DB:2893:A:C5'	23:DB:2894:G:H5'	2.47	0.43
30:BH:82:SER:HB2	30:BH:94:ILE:HG12	2.01	0.43
2:CC:18:ASN:HB2	13:CN:90:GLY:HA3	1.99	0.43
1:CA:1313:U:O2'	1:CA:1314:C:H5'	2.18	0.43
23:BB:19:A:O2'	23:BB:20:C:H5'	2.19	0.43
1:CA:1368:A:O2'	1:CA:1369:C:H5'	2.19	0.43
44:BX:1:MET:CG	44:BX:4:LYS:HD3	2.49	0.43
19:AT:32:LYS:O	19:AT:35:TYR:N	2.51	0.43
20:CB:95:TRP:HZ3	20:CB:174:GLU:CD	2.22	0.43
23:DB:523:C:O2'	23:DB:524:G:H5'	2.18	0.43
38:BQ:16:ILE:C	38:BQ:18:LYS:H	2.20	0.43
23:BB:1636:U:O2'	23:BB:1637:A:H5'	2.18	0.43
23:BB:754:U:H2'	23:BB:755:U:H6	1.84	0.43
26:DD:59:ARG:O	26:DD:59:ARG:HD3	2.19	0.43
33:DL:47:ARG:CB	33:DL:47:ARG:HH21	2.31	0.43
23:BB:2219:U:O2'	23:BB:2220:U:H5'	2.17	0.43
5:CF:97:THR:O	5:CF:98:GLU:CD	2.57	0.43
1:CA:993:G:H21	1:CA:996:A:N6	2.17	0.43
10:CK:19:VAL:HG22	10:CK:34:THR:O	2.18	0.43
33:BL:50:PHE:CE2	33:BL:53:GLY:HA2	2.54	0.43
23:DB:1897:G:O2'	23:DB:1898:U:H5'	2.19	0.43
16:AQ:34:GLY:O	16:AQ:35:LYS:C	2.57	0.43
23:DB:866:A:H61	23:DB:913:U:C1'	2.32	0.43
23:DB:2658:C:H2'	23:DB:2659:G:H5'	2.00	0.43
1:CA:300:A:H2'	1:CA:301:G:O4'	2.19	0.43
30:DH:110:VAL:HG22	30:DH:110:VAL:O	2.17	0.43
1:CA:138:G:C6	1:CA:226:G:C6	3.07	0.43
38:BQ:24:TYR:CD1	38:BQ:25:GLY:N	2.86	0.43
1:CA:1484:C:O2'	1:CA:1485:U:H5'	2.19	0.43
23:DB:426:C:O2'	23:DB:427:U:H5'	2.17	0.43
11:CL:79:ILE:C	11:CL:101:LEU:HD12	2.39	0.43
5:CF:54:LEU:C	5:CF:56:LYS:H	2.22	0.43
1:AA:704:A:C2	1:AA:705:G:H1'	2.54	0.43
6:AG:100:MET:O	6:AG:104:VAL:HG23	2.18	0.43
30:DH:56:ALA:O	30:DH:60:GLU:HB3	2.18	0.43
23:DB:560:C:H3'	23:DB:561:G:C8	2.54	0.43
1:CA:282:A:H2'	1:CA:282:A:N3	2.33	0.43

Continued on next page...

Continued from previous page...

Atom-1	Atom-2	Interatomic distance (Å)	Clash overlap (Å)
1:AA:1527:U:H2'	1:AA:1528:U:C6	2.54	0.43
23:DB:118:A:OP2	23:DB:119:A:H5''	2.18	0.43
29:BG:107:GLY:HA3	29:BG:151:ARG:NH2	2.34	0.43
47:B0:27:LEU:HD12	47:B0:27:LEU:H	1.83	0.43
1:CA:542:G:O2'	1:CA:543:U:H5'	2.19	0.43
1:CA:1186:G:H4'	8:CI:111:GLU:OE1	2.19	0.43
1:CA:38:G:O2'	1:CA:39:G:H5'	2.19	0.43
23:DB:1994:C:O2'	23:DB:1995:U:H5'	2.19	0.43
1:CA:116:A:O5'	1:CA:116:A:H8	2.02	0.43
52:DI:90:GLY:C	52:DI:91:LYS:HD2	2.38	0.43
23:BB:1332:G:HO2'	23:BB:1609:A:H2	1.65	0.43
26:BD:202:ILE:HD12	26:BD:202:ILE:N	2.34	0.43
28:DF:33:ILE:HG23	28:DF:155:ILE:HD12	2.00	0.43
31:DJ:12:LYS:O	31:DJ:13:ARG:HB2	2.19	0.43
33:DL:6:LEU:H	33:DL:6:LEU:CD2	2.20	0.43
38:DQ:94:LEU:O	38:DQ:97:ILE:HG23	2.19	0.43
23:BB:2840:C:O2'	23:BB:2841:C:H5'	2.18	0.43
30:BH:65:ALA:O	30:BH:67:ALA:N	2.49	0.43
16:AQ:45:VAL:HG11	16:AQ:60:ILE:HG21	2.00	0.43
1:CA:8:A:H1'	4:CE:106:ALA:O	2.18	0.43
38:DQ:26:ALA:C	38:DQ:28:SER:N	2.72	0.43
20:CB:119:GLN:O	20:CB:121:GLN:N	2.41	0.43
6:AG:149:ALA:HB2	10:AK:55:ARG:CZ	2.48	0.43
34:DM:38:ARG:HG3	34:DM:98:PRO:HD3	2.00	0.43
10:CK:80:ASN:HB3	10:CK:105:ARG:HB3	2.00	0.43
1:AA:425:G:H2'	1:AA:426:U:C6	2.54	0.43
32:DK:64:ARG:HD2	32:DK:102:PRO:O	2.19	0.43
23:BB:1474:U:H2'	23:BB:1475:G:H5''	2.00	0.43
43:DW:16:GLU:CD	43:DW:16:GLU:H	2.20	0.43
52:BI:19:PRO:HG2	52:BI:22:PRO:HB2	2.01	0.43
23:DB:876:C:H2'	23:DB:877:A:H1'	2.00	0.43
11:CL:21:PRO:HG2	11:CL:94:TYR:OH	2.19	0.43
23:BB:2231:U:O2'	23:BB:2232:C:H5'	2.19	0.43
23:BB:91:A:H1'	23:BB:92:U:C6	2.54	0.43
23:DB:164:C:H2'	23:DB:165:A:H5'	2.00	0.43
23:BB:2258:C:O2'	23:BB:2427:C:OP2	2.35	0.43
29:BG:166:GLU:CG	29:BG:168:VAL:HG23	2.43	0.43
3:CD:71:PHE:CE1	3:CD:89:LEU:HD11	2.54	0.43
23:DB:31:C:C4	23:DB:32:C:C5	3.07	0.43
21:AU:9:GLU:CG	2:CC:108:PRO:HG3	2.47	0.43
1:AA:956:U:O2'	1:AA:957:U:H5'	2.19	0.43

Continued on next page...

Continued from previous page...

Atom-1	Atom-2	Interatomic distance (Å)	Clash overlap (Å)
1:AA:779:C:H5''	10:AK:123:PRO:HB3	2.00	0.43
23:DB:277:G:O5'	23:DB:278:A:N7	2.51	0.43
1:AA:523:A:H61	11:AL:88:ASP:HB2	1.83	0.43
1:CA:373:A:O2'	1:CA:374:A:H5'	2.19	0.43
30:BH:94:ILE:HG23	30:BH:98:ASP:OD2	2.19	0.43
23:DB:2885:G:H2'	23:DB:2886:A:H4'	2.01	0.43
1:AA:1313:U:OP1	18:AS:6:LYS:HD3	2.19	0.43
1:AA:574:A:H1'	1:AA:883:C:O4'	2.18	0.43
23:BB:2456:C:H2'	23:BB:2457:U:O4'	2.19	0.43
23:DB:495:G:H4'	40:DS:4:ILE:O	2.19	0.43
44:BX:1:MET:HG2	44:BX:4:LYS:HD3	2.00	0.43
23:BB:2891:U:O2'	23:BB:2892:G:H5'	2.19	0.43
20:AB:128:LEU:CD1	20:AB:132:GLU:HB3	2.48	0.43
1:CA:618:C:H3'	1:CA:620:C:OP2	2.19	0.43
1:AA:152:A:H3'	1:AA:153:C:H6	1.84	0.43
23:DB:2685:G:O2'	23:DB:2686:G:H5'	2.19	0.43
23:DB:1195:G:O2'	23:DB:1196:C:H5'	2.19	0.43
23:DB:443:A:H1'	23:DB:1201:U:O4'	2.19	0.43
1:CA:875:U:O2'	7:CH:14:ARG:HD2	2.17	0.43
49:B2:3:ARG:HA	49:B2:3:ARG:CZ	2.48	0.43
23:BB:2219:U:H2'	23:BB:2220:U:C6	2.54	0.43
1:CA:537:G:H2'	1:CA:538:G:H8	1.84	0.43
27:DE:4:VAL:HA	27:DE:11:ALA:HA	1.99	0.43
27:DE:4:VAL:HG12	27:DE:5:LEU:H	1.84	0.43
23:BB:2515:C:O2'	23:BB:2516:A:H5'	2.19	0.43
8:CI:11:ARG:NH2	8:CI:12:LYS:HD2	2.34	0.43
23:BB:2902:C:O2'	23:BB:2903:U:H5'	2.19	0.43
23:DB:1229:C:H2'	23:DB:1230:A:H8	1.81	0.43
23:BB:2548:U:H1'	32:BK:23:LYS:NZ	2.34	0.43
1:CA:715:A:H2'	1:CA:716:A:H8	1.80	0.43
1:CA:591:U:OP2	7:CH:30:LYS:HE2	2.18	0.43
29:DG:95:ALA:HB3	29:DG:124:CYS:SG	2.59	0.43
14:CO:49:HIS:O	14:CO:52:ARG:HB3	2.19	0.43
20:CB:128:LEU:HB3	20:CB:132:GLU:HB2	2.01	0.43
5:CF:53:LYS:N	5:CF:53:LYS:NZ	2.66	0.43
1:AA:307:C:H2'	1:AA:308:C:H6	1.84	0.43
27:DE:116:ASP:O	27:DE:119:ILE:HD11	2.18	0.43
38:BQ:47:ARG:O	38:BQ:51:GLN:HG3	2.18	0.43
23:DB:123:G:O3'	23:DB:1376:C:H4'	2.19	0.43
1:CA:647:C:H2'	1:CA:648:A:H8	1.84	0.43
26:BD:35:THR:N	26:BD:49:GLN:O	2.50	0.43

Continued on next page...

Continued from previous page...

Atom-1	Atom-2	Interatomic distance (Å)	Clash overlap (Å)
29:BG:4:ALA:HA	29:BG:65:GLY:HA2	1.99	0.43
1:AA:1065:U:H1'	1:AA:1066:C:OP2	2.19	0.43
1:AA:1488:G:H2'	1:AA:1489:G:O4'	2.19	0.43
52:BI:63:ASP:O	52:BI:65:SER:N	2.52	0.43
1:AA:1495:U:O2'	1:AA:1496:C:H5'	2.19	0.43
20:AB:82:ALA:HB3	20:AB:213:LEU:HD22	2.00	0.43
25:DC:34:GLU:HG3	25:DC:34:GLU:O	2.19	0.43
1:CA:402:G:O2'	1:CA:403:C:H5'	2.19	0.43
12:CM:100:ARG:HD3	12:CM:103:THR:OG1	2.19	0.43
1:AA:904:U:H2'	1:AA:905:U:C6	2.53	0.43
18:AS:41:PRO:C	18:AS:43:MET:H	2.22	0.43
28:DF:31:GLU:HB2	28:DF:158:THR:CG2	2.48	0.43
28:DF:36:ASN:HD22	28:DF:152:ASP:CB	2.12	0.43
28:DF:87:LYS:C	28:DF:88:VAL:HG23	2.39	0.43
23:DB:1241:A:O4'	23:DB:1241:A:N3	2.51	0.43
27:DE:104:ALA:C	27:DE:106:LYS:H	2.22	0.43
38:DQ:63:ARG:NH2	38:DQ:95:ALA:O	2.52	0.43
38:DQ:93:ILE:HG23	38:DQ:94:LEU:H	1.84	0.43
27:BE:101:TYR:O	27:BE:104:ALA:HB3	2.19	0.43
23:BB:2819:G:C6	23:BB:2828:G:C6	3.07	0.43
23:BB:2821:A:OP2	26:BD:115:GLY:HA3	2.19	0.43
52:DI:72:THR:OG1	52:DI:73:PRO:HD2	2.18	0.43
20:CB:160:LEU:HG	20:CB:161:PHE:N	2.33	0.43
43:BW:16:GLU:CD	43:BW:16:GLU:H	2.21	0.43
31:DJ:29:ALA:O	31:DJ:32:LEU:HB2	2.19	0.43
38:BQ:26:ALA:C	38:BQ:28:SER:N	2.72	0.43
25:DC:180:MET:O	25:DC:267:VAL:HG23	2.19	0.43
8:CI:53:LEU:HD22	8:CI:53:LEU:N	2.34	0.43
6:AG:14:ASP:HB2	6:AG:19:SER:O	2.19	0.43
4:AE:143:LEU:C	4:AE:145:ASN:H	2.22	0.43
48:B1:36:LYS:HG2	48:B1:47:ILE:HA	2.01	0.43
24:DV:32:GLY:O	24:DV:93:ARG:HB2	2.19	0.43
41:BT:39:THR:HG22	41:BT:42:GLU:HG2	2.01	0.43
20:CB:17:HIS:CG	20:CB:18:GLN:N	2.87	0.43
23:DB:1474:U:H2'	23:DB:1475:G:H5''	2.01	0.43
1:AA:250:A:H1'	1:AA:252:U:C5	2.54	0.43
1:AA:256:U:H3'	1:AA:257:G:H8	1.84	0.43
49:D2:30:VAL:HG22	49:D2:33:ARG:NH2	2.24	0.43
14:AO:42:PHE:CD1	14:AO:55:LEU:HD22	2.53	0.43
1:CA:643:C:H5'	7:CH:31:LEU:HD13	2.00	0.43
34:DM:126:ILE:HG22	34:DM:127:LYS:N	2.34	0.43

Continued on next page...

Continued from previous page...

Atom-1	Atom-2	Interatomic distance (Å)	Clash overlap (Å)
40:DS:41:LYS:HZ2	40:DS:41:LYS:HB3	1.82	0.43
20:CB:165:ALA:H	20:CB:186:VAL:HG12	1.83	0.43
20:CB:163:ILE:HD12	20:CB:185:ILE:HD12	2.00	0.43
9:AJ:57:VAL:HG13	9:AJ:58:ASN:N	2.34	0.43
30:DH:83:LYS:HG3	30:DH:149:GLU:CG	2.46	0.43
52:DI:126:ARG:NH1	52:DI:126:ARG:CB	2.82	0.43
14:AO:10:ILE:O	14:AO:14:PHE:HD1	2.02	0.43
1:CA:1226:C:H3'	12:CM:101:THR:OG1	2.18	0.43
1:AA:970:C:H42	8:AI:128:LYS:HG2	1.84	0.43
35:DN:13:ASN:OD1	35:DN:16:HIS:HB2	2.19	0.43
13:AN:30:ILE:O	13:AN:40:ARG:HA	2.18	0.43
23:DB:1411:U:H2'	23:DB:1412:U:C6	2.54	0.43
23:DB:1946:U:O2'	23:DB:1947:C:H5'	2.18	0.43
16:AQ:30:HIS:CB	16:AQ:33:TYR:HB2	2.49	0.43
23:BB:1131:G:O2'	23:BB:1133:A:N7	2.52	0.43
23:DB:716:A:C2'	23:DB:717:C:H5''	2.48	0.43
39:DR:71:LYS:HG2	39:DR:73:LYS:HZ3	1.83	0.43
1:CA:377:G:H2'	1:CA:378:G:H8	1.84	0.43
6:CG:78:ARG:HH11	6:CG:80:GLY:H	1.67	0.43
23:BB:2461:A:H2'	23:BB:2462:C:H6	1.80	0.43
23:BB:1939:U:O2	23:BB:1967:C:H4'	2.19	0.43
23:BB:2473:U:C2'	23:BB:2473:U:O2	2.65	0.43
4:CE:82:HIS:HE1	4:CE:147:ASN:H	1.67	0.43
40:BS:60:HIS:ND1	40:BS:60:HIS:O	2.50	0.43
23:DB:1633:G:O2'	23:DB:1634:A:H5''	2.19	0.43
20:CB:95:TRP:HH2	20:CB:100:LEU:HD22	1.83	0.43
22:DA:15:A:OP1	22:DA:108:A:H5'	2.19	0.43
1:CA:493:A:H3'	1:CA:494:G:H8	1.83	0.43
38:BQ:18:LYS:C	38:BQ:20:ALA:N	2.72	0.43
9:AJ:32:THR:HG23	9:AJ:32:THR:O	2.18	0.43
41:DT:7:LEU:C	41:DT:9:LYS:H	2.21	0.43
34:DM:26:VAL:HG22	34:DM:133:LYS:HA	2.00	0.43
1:AA:1296:C:H4'	1:AA:1302:C:H42	1.83	0.43
1:AA:1464:U:OP2	37:BP:108:ARG:NH2	2.52	0.43
1:CA:218:U:H2'	1:CA:219:U:H6	1.80	0.43
5:CF:79:ARG:HD3	5:CF:79:ARG:HA	1.89	0.43
23:BB:2757:A:H2	29:BG:63:GLN:HE22	1.67	0.43
1:AA:994:A:C5	1:AA:1216:A:H4'	2.54	0.43
44:BX:43:LEU:O	44:BX:47:ARG:HG3	2.17	0.43
23:BB:1557:C:H3'	23:BB:1558:C:C5'	2.46	0.43
29:BG:14:VAL:O	29:BG:16:VAL:HG23	2.19	0.43

Continued on next page...

Continued from previous page...

Atom-1	Atom-2	Interatomic distance (Å)	Clash overlap (Å)
23:DB:755:U:H2'	23:DB:756:A:H8	1.83	0.43
3:AD:78:ALA:HA	3:AD:81:LEU:HD12	2.01	0.43
23:DB:2149:U:H2'	23:DB:2150:C:O4'	2.18	0.43
1:CA:1172:C:O2'	1:CA:1173:U:H5'	2.19	0.43
1:CA:994:A:H2'	1:CA:994:A:N3	2.34	0.43
23:BB:687:C:H2'	23:BB:688:U:O4'	2.19	0.43
23:BB:1641:A:H2'	23:BB:1642:G:O4'	2.19	0.43
1:CA:857:C:H2'	1:CA:858:G:O4'	2.19	0.43
3:AD:97:LEU:HA	3:AD:100:VAL:CG2	2.49	0.43
23:BB:2282:G:O2'	23:BB:2283:C:OP2	2.32	0.43
11:AL:43:LYS:CD	11:AL:44:PRO:HD3	2.49	0.43
3:AD:94:GLU:HG3	3:AD:99:ASN:ND2	2.33	0.43
1:AA:1113:C:O2'	1:AA:1114:C:H5'	2.19	0.43
1:AA:59:A:H3'	1:AA:331:G:H22	1.84	0.43
9:AJ:80:THR:O	9:AJ:84:VAL:HG23	2.18	0.43
23:BB:915:C:H3'	23:BB:916:G:H8	1.83	0.43
23:BB:2052:A:N7	26:BD:146:ILE:HD11	2.34	0.43
23:DB:2780:G:H4'	23:DB:2781:A:OP2	2.18	0.43
47:B0:27:LEU:HB2	47:B0:28:SER:H	1.63	0.43
23:DB:864:G:O2'	23:DB:865:C:H5'	2.18	0.43
11:CL:30:ARG:O	11:CL:57:THR:HG23	2.19	0.43
28:BF:120:SER:OG	28:BF:129:MET:HB3	2.19	0.43
23:BB:2668:G:O2'	23:BB:2669:G:H5'	2.19	0.43
22:DA:22:U:H2'	22:DA:23:G:C8	2.54	0.43
2:AC:130:ARG:HA	2:AC:130:ARG:HD2	1.90	0.43
2:CC:54:ILE:O	2:CC:54:ILE:HG23	2.19	0.43
11:AL:28:GLN:HB3	11:AL:28:GLN:HE21	1.50	0.43
44:DX:59:GLU:N	44:DX:59:GLU:OE2	2.52	0.43
23:DB:930:G:H1'	45:DY:24:LEU:HD11	2.01	0.43
23:BB:506:G:H1'	23:BB:507:A:C8	2.54	0.43
43:BW:35:ILE:HA	43:BW:57:THR:HA	2.01	0.42
42:BU:80:ASP:HB2	42:BU:95:PHE:CD2	2.54	0.42
42:BU:84:PHE:HE2	42:BU:93:ARG:HG2	1.84	0.42
42:BU:85:ARG:HH11	42:BU:86:PHE:H	1.65	0.42
26:BD:197:THR:C	26:BD:199:SER:H	2.21	0.42
1:CA:1014:A:C2	1:CA:1219:A:H1'	2.54	0.42
1:CA:1320:C:H41	18:CS:36:ARG:HA	1.84	0.42
1:CA:977:A:O2'	1:CA:1223:C:N4	2.52	0.42
31:DJ:12:LYS:HG3	31:DJ:41:LYS:HZ3	1.83	0.42
23:DB:1812:U:H4'	25:DC:44:ASN:OD1	2.18	0.42
23:DB:616:A:H4'	27:DE:101:TYR:CE2	2.54	0.42

Continued on next page...

Continued from previous page...

Atom-1	Atom-2	Interatomic distance (Å)	Clash overlap (Å)
27:DE:148:ILE:HG22	27:DE:148:ILE:O	2.18	0.42
35:BN:116:VAL:O	35:BN:117:ASP:CB	2.59	0.42
27:BE:148:ILE:O	27:BE:148:ILE:HG22	2.18	0.42
25:DC:138:SER:O	25:DC:140:VAL:HG23	2.19	0.42
1:CA:201:G:H2'	1:CA:202:G:C8	2.53	0.42
23:BB:962:G:H2'	23:BB:963:U:H6	1.84	0.42
43:DW:55:ASP:C	43:DW:57:THR:H	2.22	0.42
30:DH:40:THR:O	30:DH:41:LYS:HB2	2.17	0.42
49:D2:19:ARG:O	49:D2:22:MET:HB2	2.19	0.42
1:AA:429:U:H5'	3:AD:8:LEU:CG	2.38	0.42
6:CG:13:PRO:O	6:CG:18:GLY:HA2	2.19	0.42
23:DB:2811:G:OP1	26:DD:62:LYS:HD2	2.19	0.42
41:BT:29:THR:HB	41:BT:86:THR:HG22	2.01	0.42
30:DH:138:VAL:O	30:DH:138:VAL:HG12	2.18	0.42
26:BD:150:GLN:O	26:BD:153:GLY:N	2.52	0.42
26:DD:13:ARG:HH21	37:DP:55:HIS:HA	1.84	0.42
23:BB:2146:C:O2'	23:BB:2147:A:H5'	2.17	0.42
29:BG:1:SER:HA	29:BG:61:TRP:CZ3	2.54	0.42
37:DP:100:ARG:O	37:DP:102:ARG:N	2.51	0.42
37:BP:100:ARG:O	37:BP:102:ARG:N	2.52	0.42
34:BM:124:LEU:HA	34:BM:125:PRO:HD3	1.87	0.42
1:CA:1056:U:H2'	1:CA:1057:G:H8	1.84	0.42
52:DI:96:LYS:HD3	52:DI:138:VAL:HG21	2.00	0.42
39:DR:79:ARG:O	39:DR:81:LYS:HG2	2.19	0.42
18:AS:30:LEU:HG	18:AS:47:THR:O	2.19	0.42
23:BB:2590:A:O2'	23:BB:2591:C:H5'	2.18	0.42
24:BV:2:PHE:HD2	24:BV:59:GLU:OE1	2.02	0.42
1:CA:695:A:H61	1:CA:797:C:C1'	2.28	0.42
16:AQ:18:LYS:H	16:AQ:50:ASN:HD21	1.67	0.42
23:DB:2845:U:O2'	23:DB:2846:G:H5'	2.19	0.42
20:AB:93:HIS:O	20:AB:94:ARG:HG2	2.19	0.42
28:BF:76:PHE:O	28:BF:77:LYS:HB2	2.19	0.42
39:BR:54:VAL:HG13	39:BR:56:GLY:O	2.18	0.42
23:BB:1535:A:C5'	23:BB:1536:C:H5	2.30	0.42
36:BO:88:LYS:HD2	36:BO:89:ASP:CB	2.48	0.42
1:CA:51:A:H61	1:CA:314:C:H1'	1.83	0.42
23:DB:1109:C:H2'	23:DB:1110:G:C4	2.53	0.42
23:DB:1205:A:N1	27:DE:165:HIS:HB2	2.34	0.42
23:BB:1637:A:H2'	23:BB:1638:C:C6	2.54	0.42
1:CA:986:U:H2'	1:CA:987:G:C8	2.54	0.42
5:CF:9:MET:HB3	5:CF:59:TYR:CD2	2.54	0.42

Continued on next page...

Continued from previous page...

Atom-1	Atom-2	Interatomic distance (Å)	Clash overlap (Å)
1:AA:402:G:O2'	1:AA:403:C:H5'	2.19	0.42
24:BV:77:VAL:HG12	34:BM:136:MET:HG2	2.00	0.42
16:CQ:39:ARG:NH1	16:CQ:39:ARG:HG3	2.33	0.42
11:CL:35:ARG:NH2	11:CL:36:VAL:HG22	2.34	0.42
23:BB:692:C:H2'	23:BB:693:A:C8	2.54	0.42
23:DB:554:U:H2'	23:DB:555:G:O4'	2.18	0.42
1:CA:1352:C:H2'	1:CA:1353:G:H8	1.81	0.42
22:BA:49:C:OP1	36:BO:101:GLY:HA3	2.19	0.42
2:CC:174:LEU:HD23	2:CC:174:LEU:O	2.18	0.42
27:BE:12:LEU:HD11	27:BE:14:VAL:HG13	2.00	0.42
19:CT:54:GLN:O	19:CT:57:VAL:HG23	2.19	0.42
39:BR:63:VAL:O	39:BR:63:VAL:HG23	2.19	0.42
1:CA:623:C:H2'	1:CA:624:C:C6	2.54	0.42
23:BB:937:C:H2'	23:BB:938:G:H8	1.84	0.42
23:BB:909:A:H2'	23:BB:912:C:C5	2.53	0.42
36:BO:92:PHE:HB2	36:BO:117:PHE:CE1	2.53	0.42
23:BB:1565:C:H5''	25:BC:17:LYS:HZ1	1.83	0.42
35:DN:10:LEU:HD21	35:DN:43:GLU:HG3	2.01	0.42
23:BB:554:U:H2'	23:BB:555:G:O4'	2.19	0.42
1:AA:927:G:H2'	1:AA:928:G:H8	1.83	0.42
1:AA:878:A:OP1	7:AH:80:PRO:HG2	2.18	0.42
23:BB:2655:G:N2	23:BB:2664:G:H2'	2.34	0.42
23:DB:687:C:H2'	23:DB:688:U:O4'	2.19	0.42
4:CE:94:PHE:O	4:CE:124:ALA:HB1	2.19	0.42
23:DB:862:G:H2'	23:DB:863:A:C8	2.54	0.42
1:CA:915:A:H2'	1:CA:916:U:H5'	2.01	0.42
1:CA:822:U:H2'	1:CA:823:C:H6	1.84	0.42
23:BB:302:C:H2'	23:BB:303:G:H8	1.84	0.42
48:B1:18:HIS:CG	48:B1:19:PHE:N	2.87	0.42
25:DC:164:VAL:O	25:DC:165:ALA:HB2	2.19	0.42
23:BB:1208:C:C2'	23:BB:1209:U:H5'	2.49	0.42
23:DB:2227:A:H2'	23:DB:2228:G:O4'	2.19	0.42
29:DG:60:GLY:O	29:DG:62:ALA:N	2.52	0.42
23:DB:1851:U:O2'	23:DB:1852:U:H5'	2.19	0.42
23:BB:621:A:H2'	23:BB:622:G:O4'	2.19	0.42
1:CA:1187:G:OP1	8:CI:114:LYS:HE3	2.19	0.42
23:DB:1270:C:H5''	23:DB:1271:G:O5'	2.19	0.42
52:DI:68:PHE:N	52:DI:68:PHE:CD1	2.87	0.42
23:DB:1759:A:N3	23:DB:1759:A:H2'	2.34	0.42
46:BZ:11:ARG:HB3	46:BZ:12:PRO:HD2	2.00	0.42
23:BB:327:G:O2'	23:BB:328:U:H5'	2.19	0.42

Continued on next page...

Continued from previous page...

Atom-1	Atom-2	Interatomic distance (Å)	Clash overlap (Å)
23:BB:1238:G:O2'	23:BB:1239:G:H5'	2.19	0.42
23:DB:760:G:C2'	23:DB:761:A:H5'	2.49	0.42
43:BW:18:LYS:HE3	43:BW:19:ARG:NH2	2.34	0.42
18:AS:52:ASN:CG	18:AS:53:GLY:N	2.71	0.42
28:DF:121:PHE:HE1	28:DF:162:ASP:CB	2.33	0.42
1:CA:1150:A:O3'	9:CJ:43:PRO:HA	2.18	0.42
31:DJ:55:ILE:CG2	31:DJ:123:LYS:HB2	2.49	0.42
35:BN:118:ARG:HB3	35:BN:118:ARG:HE	1.52	0.42
35:BN:24:MET:CE	35:BN:40:LYS:HB3	2.49	0.42
5:AF:34:GLY:C	5:AF:35:LYS:HD2	2.40	0.42
5:AF:92:THR:CG2	5:AF:94:HIS:H	2.14	0.42
26:DD:138:LEU:N	26:DD:138:LEU:HD22	2.34	0.42
33:BL:95:LEU:HB2	33:BL:101:ILE:CG1	2.48	0.42
23:BB:962:G:H2'	23:BB:963:U:C6	2.54	0.42
45:DY:6:ILE:HD13	45:DY:56:VAL:CG1	2.49	0.42
10:AK:88:PRO:HG3	21:AU:28:LEU:HD21	2.00	0.42
40:DS:24:ILE:HG23	40:DS:32:ALA:CB	2.49	0.42
1:CA:1035:A:H2'	1:CA:1036:A:H8	1.84	0.42
23:BB:2722:G:O2'	23:BB:2723:C:H5'	2.18	0.42
52:DI:128:ILE:CA	52:DI:131:THR:HG23	2.49	0.42
30:BH:121:VAL:O	30:BH:121:VAL:HG23	2.19	0.42
30:BH:68:ARG:CB	30:BH:134:VAL:HB	2.49	0.42
18:CS:39:ILE:HG12	18:CS:70:LEU:CD1	2.49	0.42
31:DJ:36:LEU:CD1	31:DJ:121:LYS:HE3	2.49	0.42
3:AD:8:LEU:HD12	3:AD:31:CYS:SG	2.59	0.42
6:AG:11:ILE:N	6:AG:11:ILE:HD12	2.33	0.42
23:DB:1106:G:H2'	23:DB:1107:G:H8	1.83	0.42
6:CG:67:ASN:O	6:CG:134:VAL:HA	2.19	0.42
6:AG:129:ASN:HA	6:AG:134:VAL:CG1	2.39	0.42
15:AP:42:ILE:HG22	15:AP:43:ALA:N	2.33	0.42
23:DB:2734:A:C2'	23:DB:2735:G:H5'	2.44	0.42
1:AA:1324:A:H4'	1:AA:1363:A:OP1	2.19	0.42
1:AA:1078:U:H2'	1:AA:1079:G:C8	2.54	0.42
10:CK:126:ARG:HE	10:CK:126:ARG:HA	1.84	0.42
23:BB:725:G:H2'	23:BB:726:G:O4'	2.19	0.42
36:BO:52:SER:HA	36:BO:74:VAL:CG1	2.48	0.42
2:AC:119:ILE:CG2	2:AC:197:VAL:HG11	2.46	0.42
1:CA:979:C:H1'	1:CA:1317:C:N4	2.26	0.42
9:CJ:6:ILE:HD12	9:CJ:76:ILE:HD11	1.99	0.42
36:DO:92:PHE:HB2	36:DO:117:PHE:CE1	2.55	0.42
27:DE:152:GLU:O	27:DE:153:LEU:HB3	2.18	0.42

Continued on next page...

Continued from previous page...

Atom-1	Atom-2	Interatomic distance (Å)	Clash overlap (Å)
11:AL:66:ILE:CG2	11:AL:71:HIS:HB3	2.44	0.42
1:CA:677:U:H1'	10:CK:120:CYS:SG	2.58	0.42
1:CA:1446:A:C2'	1:CA:1447:A:H5''	2.48	0.42
1:AA:174:A:O2'	1:AA:175:C:H5'	2.19	0.42
1:AA:175:C:O2	1:AA:1447:A:H2	2.03	0.42
3:AD:47:LEU:HD22	3:AD:51:GLY:O	2.19	0.42
26:DD:110:THR:HG21	26:DD:169:ARG:HH11	1.85	0.42
23:DB:1683:U:O2'	23:DB:1684:G:H5'	2.19	0.42
40:DS:60:HIS:O	40:DS:61:ASN:HB2	2.19	0.42
1:CA:826:C:H4'	7:CH:12:ARG:NE	2.34	0.42
36:DO:79:ALA:O	36:DO:83:LEU:HD13	2.19	0.42
23:DB:2081:U:P	46:DZ:19:SER:HB3	2.59	0.42
4:AE:11:GLN:O	4:AE:38:VAL:HA	2.19	0.42
23:BB:2311:A:H3'	23:BB:2312:U:C6	2.54	0.42
23:DB:1636:U:O2'	23:DB:1637:A:H5'	2.18	0.42
23:DB:1011:G:O2'	23:DB:1013:C:H5''	2.19	0.42
1:CA:42:G:H2'	1:CA:43:C:C6	2.53	0.42
22:BA:94:A:O2'	22:BA:95:U:H5'	2.18	0.42
14:AO:73:ASP:OD1	14:AO:75:ALA:HB3	2.19	0.42
23:BB:346:A:H2'	23:BB:347:A:O4'	2.19	0.42
23:DB:656:G:O2'	23:DB:657:U:H5'	2.19	0.42
23:BB:693:A:H2'	23:BB:694:U:H6	1.84	0.42
3:CD:2:ARG:HH22	3:CD:132:ALA:CB	2.32	0.42
52:BI:5:GLN:HG2	52:BI:6:ALA:H	1.81	0.42
52:BI:52:LEU:O	52:BI:54:ILE:HG13	2.19	0.42
19:CT:52:GLU:O	19:CT:52:GLU:HG2	2.19	0.42
16:CQ:34:GLY:O	16:CQ:35:LYS:C	2.57	0.42
20:AB:138:ARG:O	20:AB:141:GLU:HB2	2.19	0.42
30:DH:103:VAL:HA	30:DH:106:ALA:HB3	2.00	0.42
1:AA:1229:A:H2'	1:AA:1230:C:H6	1.82	0.42
1:CA:56:U:H2'	1:CA:57:G:H8	1.84	0.42
1:CA:1230:C:H2'	1:CA:1231:G:H8	1.85	0.42
1:CA:878:A:OP1	7:CH:80:PRO:HG2	2.19	0.42
23:BB:407:G:O2'	23:BB:408:G:H5'	2.20	0.42
23:DB:1479:G:O2'	23:DB:1480:C:H5'	2.19	0.42
23:BB:649:G:H2'	23:BB:650:C:C6	2.54	0.42
23:DB:1214:A:H2'	23:DB:1215:G:C8	2.54	0.42
23:DB:1389:G:O2'	23:DB:1390:U:H5'	2.19	0.42
23:DB:1764:C:H2'	23:DB:1765:U:C6	2.54	0.42
1:CA:541:G:H2'	1:CA:542:G:H8	1.84	0.42
52:BI:63:ASP:C	52:BI:65:SER:H	2.22	0.42

Continued on next page...

Continued from previous page...

Atom-1	Atom-2	Interatomic distance (Å)	Clash overlap (Å)
27:BE:194:LYS:O	27:BE:197:GLU:HB3	2.19	0.42
7:AH:112:ASP:HB2	7:AH:116:ARG:NH2	2.35	0.42
23:DB:1891:G:H2'	23:DB:1892:C:C6	2.54	0.42
23:BB:463:G:N2	23:BB:466:A:OP2	2.52	0.42
35:BN:14:SER:O	35:BN:18:GLN:HB2	2.20	0.42
7:CH:112:ASP:HB2	7:CH:116:ARG:NH2	2.34	0.42
12:AM:5:GLY:O	12:AM:6:ILE:HB	2.19	0.42
23:DB:1366:A:H2'	23:DB:1367:A:O4'	2.20	0.42
23:DB:2201:G:O2'	23:DB:2202:U:H5'	2.20	0.42
20:AB:150:ILE:O	20:AB:150:ILE:HG12	2.18	0.42
13:AN:45:LEU:HD23	13:AN:45:LEU:O	2.19	0.42
1:AA:445:G:H2'	1:AA:446:G:O4'	2.18	0.42
23:BB:2363:G:O2'	23:BB:2364:C:H5'	2.19	0.42
42:BU:86:PHE:HE1	42:BU:88:ASP:OD1	2.02	0.42
42:BU:98:ASN:OD1	42:BU:100:GLU:HB2	2.19	0.42
13:CN:69:PRO:HG2	13:CN:70:HIS:H	1.83	0.42
18:CS:2:ARG:NE	18:CS:2:ARG:HA	2.35	0.42
9:CJ:14:ASP:OD1	9:CJ:17:LEU:HB2	2.18	0.42
9:CJ:17:LEU:HD22	9:CJ:96:VAL:HG13	2.01	0.42
28:BF:7:TYR:O	28:BF:11:VAL:HB	2.20	0.42
41:DT:18:GLU:C	41:DT:20:ALA:N	2.71	0.42
28:BF:42:ALA:O	28:BF:43:ILE:C	2.57	0.42
38:DQ:112:ALA:O	38:DQ:113:LYS:C	2.57	0.42
38:DQ:91:ARG:HE	38:DQ:94:LEU:CD2	2.32	0.42
35:BN:28:LEU:HD23	35:BN:28:LEU:HA	1.85	0.42
25:DC:92:LEU:HD12	25:DC:101:ARG:O	2.19	0.42
10:CK:42:GLY:HA3	10:CK:73:VAL:HG13	2.00	0.42
27:BE:148:ILE:HB	27:BE:169:VAL:HG12	2.01	0.42
26:DD:3:GLY:HA2	26:DD:101:PHE:HZ	1.83	0.42
5:AF:36:ILE:H	5:AF:36:ILE:HD12	1.84	0.42
25:DC:141:HIS:CG	25:DC:142:ASN:N	2.87	0.42
33:DL:29:LYS:C	33:DL:31:GLY:N	2.72	0.42
27:BE:29:HIS:O	27:BE:32:VAL:HG22	2.19	0.42
23:DB:2365:G:C4'	43:DW:59:PHE:HE1	2.17	0.42
30:BH:80:ILE:CD1	30:BH:99:ILE:HG23	2.49	0.42
20:AB:165:ALA:HB3	20:AB:186:VAL:HG11	2.00	0.42
3:AD:64:TYR:CE2	3:AD:93:LEU:HB3	2.54	0.42
18:CS:39:ILE:HD13	18:CS:65:MET:HB3	2.01	0.42
35:DN:98:LEU:O	35:DN:112:TYR:HB2	2.19	0.42
3:CD:24:VAL:HA	3:CD:27:ILE:CD1	2.46	0.42
8:AI:48:ARG:O	8:AI:52:GLU:HG2	2.19	0.42

Continued on next page...

Continued from previous page...

Atom-1	Atom-2	Interatomic distance (Å)	Clash overlap (Å)
23:DB:80:G:HO2'	23:DB:294:A:H2	1.65	0.42
1:CA:1078:U:H2'	1:CA:1079:G:C8	2.54	0.42
4:CE:106:ALA:HB1	4:CE:110:MET:CB	2.49	0.42
16:CQ:40:THR:HG22	16:CQ:41:THR:N	2.34	0.42
26:DD:150:GLN:O	26:DD:151:THR:C	2.58	0.42
32:DK:71:ARG:HG3	32:DK:105:ARG:NH2	2.33	0.42
23:BB:992:C:H2'	23:BB:993:G:C8	2.54	0.42
1:AA:923:A:H2'	1:AA:924:C:H6	1.82	0.42
41:BT:39:THR:O	41:BT:40:LYS:HB3	2.19	0.42
30:DH:133:GLN:HB2	30:DH:138:VAL:O	2.19	0.42
45:BY:40:THR:HG22	45:BY:42:ALA:H	1.84	0.42
29:DG:140:ILE:HD12	29:DG:141:GLY:N	2.34	0.42
14:AO:54:GLY:O	14:AO:58:MET:HG2	2.19	0.42
37:BP:61:ARG:HE	37:BP:100:ARG:HD2	1.83	0.42
7:CH:125:ILE:HG22	7:CH:126:CYS:SG	2.59	0.42
1:CA:438:U:H4'	3:CD:119:HIS:HD2	1.84	0.42
23:DB:2026:U:H2'	23:DB:2027:G:H8	1.84	0.42
2:AC:119:ILE:HD13	2:AC:136:ALA:HB2	2.00	0.42
29:BG:167:VAL:HG23	29:BG:168:VAL:N	2.26	0.42
34:BM:26:VAL:HB	34:BM:104:GLU:OE2	2.19	0.42
34:BM:26:VAL:CG2	34:BM:133:LYS:HA	2.50	0.42
29:DG:1:SER:HA	29:DG:61:TRP:CZ3	2.55	0.42
1:CA:974:A:H4'	1:CA:975:A:C5'	2.46	0.42
28:DF:72:SER:CB	28:DF:80:GLN:H	2.32	0.42
1:AA:1290:G:H2'	1:AA:1291:U:C6	2.53	0.42
23:BB:182:A:O2'	23:BB:183:C:H5'	2.19	0.42
13:AN:79:SER:HG	13:AN:82:LYS:HG2	1.83	0.42
23:DB:21:A:H2'	23:DB:22:C:H6	1.83	0.42
34:DM:10:ARG:HH11	34:DM:89:VAL:HG23	1.84	0.42
2:CC:2:GLN:O	2:CC:3:LYS:HB2	2.19	0.42
16:CQ:32:ILE:HG23	16:CQ:33:TYR:CD2	2.54	0.42
23:BB:1803:A:O3'	25:BC:256:THR:HB	2.19	0.42
1:CA:378:G:H2'	1:CA:379:C:C6	2.54	0.42
42:DU:21:ARG:HG3	42:DU:21:ARG:NH1	2.34	0.42
44:BX:1:MET:CB	44:BX:4:LYS:HD3	2.47	0.42
23:DB:1028:A:N3	23:DB:2486:C:O2'	2.41	0.42
23:DB:2898:U:O2	31:DJ:134:ALA:HB1	2.19	0.42
1:AA:43:C:H2'	1:AA:44:A:O4'	2.19	0.42
23:BB:673:C:OP1	27:BE:49:ARG:HD2	2.19	0.42
23:BB:1197:G:H2'	23:BB:1198:U:C6	2.53	0.42
1:CA:1058:G:H2'	1:CA:1059:C:C6	2.55	0.42

Continued on next page...

Continued from previous page...

Atom-1	Atom-2	Interatomic distance (Å)	Clash overlap (Å)
45:DY:2:LYS:CD	45:DY:2:LYS:H	2.29	0.42
23:DB:177:G:H3'	23:DB:178:G:C8	2.54	0.42
23:DB:423:A:H5''	23:DB:424:G:H5'	2.00	0.42
20:CB:55:GLU:O	20:CB:58:LYS:HB2	2.19	0.42
10:CK:57:SER:O	10:CK:90:PRO:HG3	2.19	0.42
19:AT:52:GLU:O	19:AT:52:GLU:HG2	2.18	0.42
14:CO:69:LEU:HD11	14:CO:76:ARG:HB2	2.02	0.42
23:BB:1565:C:H5''	25:BC:17:LYS:CE	2.49	0.42
16:AQ:23:ALA:HA	16:AQ:41:THR:O	2.19	0.42
1:AA:731:G:H5'	1:AA:766:A:H4'	2.02	0.42
23:BB:107:G:O2'	23:BB:108:G:H5'	2.20	0.42
39:BR:6:GLN:HE21	39:BR:6:GLN:C	2.23	0.42
1:AA:848:C:H2'	1:AA:849:G:O4'	2.18	0.42
1:CA:848:C:H2'	1:CA:849:G:O4'	2.19	0.42
23:BB:465:G:N2	23:BB:684:G:H1'	2.34	0.42
12:AM:85:TYR:HA	12:AM:88:LEU:CD1	2.49	0.42
23:BB:1727:C:H2'	23:BB:1728:C:O4'	2.20	0.42
23:BB:2552:U:C2	23:BB:2554:U:H5'	2.55	0.42
3:AD:162:GLU:HB2	3:AD:166:LYS:HZ1	1.84	0.42
5:AF:68:GLN:HA	5:AF:71:ILE:HG12	2.00	0.42
16:AQ:10:ARG:HG3	16:AQ:10:ARG:O	2.18	0.42
4:CE:52:ALA:H	4:CE:58:ALA:HB2	1.84	0.42
23:BB:1547:C:H2'	23:BB:1548:A:C8	2.54	0.42
23:BB:1366:A:H2'	23:BB:1367:A:O4'	2.19	0.42
16:AQ:81:ALA:O	16:AQ:82:VAL:HB	2.19	0.42
1:AA:74:A:H2'	1:AA:75:G:H5''	2.01	0.42
1:AA:775:G:H2'	1:AA:776:G:H8	1.84	0.42
52:DI:53:PRO:CG	52:DI:77:VAL:HG11	2.49	0.42
23:BB:1767:G:O2'	23:BB:1768:C:H5'	2.18	0.42
29:DG:175:LYS:HA	29:DG:175:LYS:HD3	1.85	0.42
37:BP:99:LEU:HD22	37:BP:99:LEU:HA	1.92	0.42
23:DB:1098:A:C3'	52:DI:3:LYS:C	2.88	0.42
42:DU:90:LYS:O	42:DU:91:LYS:C	2.58	0.42
18:AS:40:PHE:HB2	18:AS:43:MET:CE	2.49	0.42
8:AI:62:LEU:N	8:AI:62:LEU:HD22	2.34	0.42
28:DF:7:TYR:O	28:DF:11:VAL:HB	2.19	0.42
32:BK:35:VAL:HG12	32:BK:69:VAL:HG22	2.01	0.42
28:BF:94:ARG:O	28:BF:98:PHE:N	2.45	0.42
27:DE:148:ILE:HA	27:DE:187:VAL:CG2	2.49	0.42
38:DQ:60:TRP:O	38:DQ:63:ARG:HG3	2.18	0.42
38:DQ:68:ALA:CA	38:DQ:71:ASN:HB3	2.49	0.42

Continued on next page...

Continued from previous page...

Atom-1	Atom-2	Interatomic distance (Å)	Clash overlap (Å)
38:DQ:93:ILE:O	38:DQ:96:ASP:HB3	2.19	0.42
13:AN:20:PHE:HB2	13:AN:54:SER:HG	1.83	0.42
13:AN:16:ALA:O	13:AN:20:PHE:HB3	2.19	0.42
5:CF:66:ALA:HB1	5:CF:67:PRO:HD2	2.01	0.42
27:BE:147:LEU:O	27:BE:168:ASP:O	2.37	0.42
26:DD:101:PHE:HE1	26:DD:203:VAL:HG13	1.85	0.42
26:DD:109:VAL:HG11	26:DD:193:VAL:CB	2.49	0.42
25:BC:138:SER:O	25:BC:140:VAL:HG23	2.20	0.42
43:DW:66:VAL:HG22	43:DW:81:ILE:HG22	2.01	0.42
18:CS:10:ILE:CD1	18:CS:14:LEU:HD11	2.49	0.42
52:BI:109:ALA:HB1	52:BI:124:MET:CG	2.49	0.42
23:DB:583:G:H2'	23:DB:584:C:H6	1.84	0.42
1:CA:260:G:H2'	1:CA:261:U:C6	2.54	0.42
1:CA:263:A:H2'	1:CA:264:C:C6	2.55	0.42
1:CA:602:A:H2'	1:CA:603:U:H6	1.85	0.42
24:BV:35:GLU:HG2	24:BV:93:ARG:NH1	2.35	0.42
46:BZ:76:GLU:HG3	46:BZ:77:LYS:N	2.35	0.42
48:B1:46:VAL:HG13	48:B1:47:ILE:N	2.34	0.42
15:CP:40:ASN:ND2	15:CP:43:ALA:HB2	2.34	0.42
1:AA:1178:G:H3'	8:AI:98:ARG:HH21	1.85	0.42
37:DP:89:GLY:N	37:DP:112:ARG:NH1	2.67	0.42
41:DT:30:ILE:O	41:DT:85:VAL:HG23	2.20	0.42
23:DB:2547:A:H2'	23:DB:2548:U:H6	1.82	0.42
1:CA:256:U:H3'	1:CA:257:G:H8	1.84	0.42
23:BB:2572:A:P	26:BD:151:THR:HB	2.59	0.42
29:DG:84:LYS:HG3	29:DG:131:VAL:CB	2.50	0.42
5:CF:47:LEU:HB3	17:CR:65:SER:OG	2.19	0.42
28:DF:169:LEU:O	28:DF:174:PHE:HB2	2.20	0.42
52:DI:12:VAL:HG13	52:DI:41:PHE:CE2	2.55	0.42
39:DR:7:SER:CA	39:DR:22:LEU:HD13	2.49	0.42
24:BV:75:GLN:HA	24:BV:75:GLN:OE1	2.18	0.42
23:DB:1396:U:O2	23:DB:1396:U:H5'	2.19	0.42
52:DI:101:SER:OG	52:DI:104:GLN:HG3	2.19	0.42
29:DG:154:GLU:O	29:DG:156:TYR:N	2.52	0.42
23:BB:404:A:H4'	23:BB:405:U:C5'	2.45	0.42
30:DH:83:LYS:N	30:DH:83:LYS:HD2	2.34	0.42
23:BB:1666:G:H4'	32:BK:6:THR:HG23	2.00	0.42
24:DV:1:MET:HE3	24:DV:2:PHE:H	1.83	0.42
20:CB:96:LEU:HD23	20:CB:99:MET:CE	2.49	0.42
10:AK:14:GLN:HA	10:AK:76:TYR:O	2.19	0.42
23:BB:2885:G:H2'	23:BB:2886:A:H4'	2.02	0.42

Continued on next page...

Continued from previous page...

Atom-1	Atom-2	Interatomic distance (Å)	Clash overlap (Å)
8:CI:36:GLN:N	8:CI:36:GLN:HE21	2.17	0.42
52:BI:103:ALA:O	52:BI:107:GLU:HG3	2.20	0.42
29:BG:34:ARG:HD3	29:BG:34:ARG:N	2.34	0.42
31:BJ:12:LYS:O	31:BJ:13:ARG:HB2	2.19	0.42
1:AA:372:C:H1'	1:AA:373:A:OP2	2.19	0.42
2:CC:119:ILE:HD13	2:CC:136:ALA:HB2	2.01	0.42
1:CA:477:C:H2'	1:CA:478:A:C8	2.55	0.42
30:BH:96:THR:OG1	30:BH:112:LYS:HD2	2.19	0.42
23:DB:740:C:H5''	23:DB:1784:A:OP1	2.19	0.42
25:DC:255:LYS:C	25:DC:256:THR:HG23	2.39	0.42
23:BB:246:C:O2'	23:BB:247:G:H5'	2.20	0.42
23:DB:636:G:P	33:DL:128:THR:HG22	2.59	0.42
23:DB:2311:A:H3'	23:DB:2312:U:C6	2.55	0.42
1:CA:706:A:C4'	10:CK:30:ILE:HD11	2.48	0.42
7:AH:6:ILE:CD1	7:AH:31:LEU:HD23	2.48	0.42
23:DB:974:G:H2'	23:DB:974:G:N3	2.35	0.42
23:BB:276:U:O2'	23:BB:278:A:N7	2.51	0.42
23:DB:1372:U:O2'	23:DB:1373:A:H5'	2.20	0.42
23:BB:750:A:H2'	23:BB:751:A:H5''	2.00	0.42
1:AA:1172:C:O2'	1:AA:1173:U:H5'	2.19	0.42
1:AA:1302:C:H6	12:AM:16:ILE:HG13	1.84	0.42
14:CO:73:ASP:OD1	14:CO:75:ALA:HB3	2.19	0.42
1:CA:808:C:O2'	1:CA:809:G:H5'	2.19	0.42
23:BB:570:G:C4	23:BB:2030:A:N7	2.87	0.42
30:BH:122:LEU:CD1	30:BH:122:LEU:H	2.31	0.42
37:BP:113:LEU:C	37:BP:114:ASN:HD22	2.22	0.42
23:DB:643:A:C2	48:D1:43:ARG:HD2	2.54	0.42
14:AO:69:LEU:HD11	14:AO:76:ARG:HB2	2.02	0.42
1:CA:1170:A:H3'	1:CA:1171:A:H8	1.84	0.42
29:DG:9:VAL:HG12	29:DG:11:PRO:HD3	2.01	0.42
1:CA:1492:A:H2'	23:DB:1913:A:C2	2.54	0.42
3:CD:78:ALA:HA	3:CD:81:LEU:HD12	2.02	0.42
23:BB:912:C:H2'	23:BB:913:U:C6	2.54	0.42
23:BB:1930:G:C2'	23:BB:1931:U:OP2	2.67	0.42
23:BB:1931:U:H2'	23:BB:1932:A:H8	1.84	0.42
27:DE:21:ARG:NH2	27:DE:21:ARG:HB2	2.34	0.42
33:BL:138:ALA:O	33:BL:139:GLY:C	2.57	0.42
19:CT:49:ALA:CA	19:CT:52:GLU:HB3	2.49	0.42
11:AL:43:LYS:N	11:AL:44:PRO:HD2	2.34	0.42
23:DB:814:C:OP1	39:DR:85:LYS:HA	2.19	0.42
23:BB:1688:U:N3	23:BB:1698:A:C2	2.88	0.42

Continued on next page...

Continued from previous page...

Atom-1	Atom-2	Interatomic distance (Å)	Clash overlap (Å)
1:CA:458:U:H2'	1:CA:459:A:C8	2.54	0.42
1:AA:602:A:H2'	1:AA:603:U:H6	1.84	0.42
23:DB:2300:C:H2'	23:DB:2301:C:C6	2.55	0.42
1:AA:1366:C:H2'	1:AA:1367:C:H6	1.84	0.42
7:AH:108:GLY:O	7:AH:110:MET:HG3	2.18	0.42
1:AA:1011:C:H2'	1:AA:1012:A:C8	2.54	0.42
29:DG:107:GLY:HA3	29:DG:151:ARG:NH2	2.34	0.42
49:B2:26:ASN:HA	49:B2:29:GLN:HB3	2.01	0.42
23:BB:80:G:N7	23:BB:102:U:O4	2.52	0.42
28:BF:124:ARG:HH11	28:BF:124:ARG:HG2	1.84	0.42
23:BB:1:G:N3	23:BB:1:G:H2'	2.35	0.42
1:AA:292:G:O2'	1:AA:609:A:N6	2.53	0.42
1:CA:1046:A:H2'	1:CA:1047:G:O4'	2.18	0.42
20:CB:82:ALA:HB3	20:CB:213:LEU:HD22	2.01	0.42
23:BB:2331:G:O2'	23:BB:2332:C:H5'	2.19	0.42
43:BW:19:ARG:H	43:BW:19:ARG:NE	2.17	0.42
26:BD:178:VAL:HB	26:BD:188:LEU:CB	2.47	0.42
26:BD:3:GLY:HA2	26:BD:101:PHE:HZ	1.84	0.42
1:CA:1219:A:H2'	1:CA:1220:G:H8	1.84	0.42
8:CI:62:LEU:HD22	8:CI:62:LEU:N	2.34	0.42
1:CA:1152:A:H4'	9:CJ:15:HIS:HD2	1.84	0.42
13:AN:15:LEU:HB3	13:AN:54:SER:CB	2.44	0.42
20:CB:16:GLY:HA2	20:CB:40:ILE:HD12	2.02	0.42
40:BS:76:VAL:HG12	40:BS:103:ILE:HA	2.01	0.42
38:BQ:109:VAL:HG12	38:BQ:113:LYS:HE3	2.02	0.42
35:BN:75:ILE:O	35:BN:79:LEU:HD12	2.19	0.42
31:DJ:111:LYS:CB	31:DJ:113:PRO:HD2	2.47	0.42
34:BM:19:GLY:N	34:BM:38:ARG:NH1	2.65	0.42
12:CM:13:HIS:HB2	12:CM:16:ILE:HG22	2.02	0.42
1:AA:1305:G:O2'	1:AA:1332:A:N6	2.53	0.42
1:AA:1330:U:H2'	1:AA:1331:G:O4'	2.19	0.42
30:BH:73:ASN:HD22	30:BH:73:ASN:H	1.67	0.42
30:DH:115:VAL:HG23	30:DH:131:SER:O	2.19	0.42
16:AQ:80:LYS:NZ	16:AQ:80:LYS:H	2.17	0.42
47:D0:41:HIS:O	47:D0:42:ILE:O	2.36	0.42
23:DB:1252:G:O4'	38:DQ:32:ARG:HG2	2.20	0.42
39:BR:15:SER:O	39:BR:16:GLU:C	2.58	0.42
19:AT:64:GLY:H	19:AT:67:HIS:CD2	2.37	0.42
15:AP:46:LYS:C	15:AP:48:GLU:N	2.73	0.42
1:AA:1077:G:N1	1:AA:1081:A:C6	2.88	0.42
10:AK:91:GLY:O	10:AK:95:THR:HG22	2.20	0.42

Continued on next page...

Continued from previous page...

Atom-1	Atom-2	Interatomic distance (Å)	Clash overlap (Å)
17:AR:57:ALA:HA	17:AR:60:ARG:HH11	1.84	0.42
1:AA:254:G:OP1	16:AQ:68:LYS:O	2.38	0.42
2:AC:154:GLY:HA2	2:AC:163:ARG:N	2.34	0.42
2:CC:166:TRP:HE3	2:CC:166:TRP:HA	1.84	0.42
22:BA:75:G:H2'	22:BA:76:G:C8	2.55	0.42
39:DR:66:HIS:CG	39:DR:94:THR:HG22	2.54	0.42
23:DB:1591:A:O2'	23:DB:1592:C:H5'	2.19	0.42
23:DB:1248:G:C5	38:DQ:2:ARG:HD2	2.54	0.42
23:DB:2376:A:N6	36:DO:94:ARG:HD3	2.34	0.42
23:BB:307:G:H2'	23:BB:309:A:OP2	2.19	0.42
23:BB:1784:A:H4'	23:BB:1785:A:O5'	2.18	0.42
23:BB:780:G:H2'	23:BB:782:A:N7	2.34	0.42
25:BC:221:GLY:C	25:BC:223:ALA:N	2.72	0.42
2:AC:112:ALA:O	2:AC:113:LYS:C	2.58	0.42
2:CC:52:SER:O	2:CC:113:LYS:HG2	2.19	0.42
25:DC:208:GLY:O	25:DC:209:ALA:C	2.57	0.42
27:DE:150:THR:HG22	27:DE:170:ARG:O	2.20	0.42
23:BB:1296:G:O2'	23:BB:1297:C:H5'	2.20	0.42
23:BB:2028:U:H2'	23:BB:2029:G:C8	2.54	0.42
51:D4:2:LYS:CE	51:D4:4:ARG:HE	2.33	0.42
20:AB:142:LYS:HA	20:AB:145:ASN:CG	2.40	0.42
1:CA:372:C:H1'	1:CA:373:A:OP2	2.20	0.42
1:AA:9:G:H2'	1:AA:10:A:C8	2.55	0.42
37:BP:54:LEU:HA	37:BP:76:HIS:CD2	2.55	0.42
6:AG:89:GLU:H	6:AG:89:GLU:HG3	1.61	0.42
36:DO:78:VAL:HA	36:DO:81:ARG:HB3	2.01	0.42
1:CA:1370:G:O2'	1:CA:1371:G:H5'	2.18	0.42
44:BX:23:ARG:O	44:BX:27:ASN:HB2	2.19	0.42
22:DA:57:A:O2'	28:DF:26:GLN:NE2	2.53	0.42
23:DB:1937:A:N7	23:DB:1939:U:H2'	2.34	0.42
23:DB:2895:G:O2'	23:DB:2896:C:H5'	2.20	0.42
1:AA:991:U:H2'	1:AA:1212:U:O2	2.19	0.42
22:DA:8:C:O2'	36:DO:40:ILE:HD13	2.19	0.42
32:DK:76:VAL:HB	37:DP:72:VAL:CG2	2.50	0.42
23:BB:2526:G:N3	51:B4:1:MET:N	2.67	0.42
1:AA:204:G:H2'	1:AA:205:A:H8	1.81	0.42
23:BB:1771:C:O2'	23:BB:1772:A:H5'	2.19	0.42
1:AA:493:A:H3'	1:AA:494:G:H8	1.83	0.42
47:D0:53:VAL:O	47:D0:54:ILE:CB	2.67	0.42
1:AA:61:G:H2'	1:AA:62:U:C6	2.54	0.42
29:BG:9:VAL:HG12	29:BG:11:PRO:HD3	2.00	0.42

Continued on next page...

Continued from previous page...

Atom-1	Atom-2	Interatomic distance (Å)	Clash overlap (Å)
50:D3:30:HIS:O	50:D3:31:ILE:O	2.38	0.42
23:DB:1640:A:O2'	23:DB:1641:A:H5'	2.19	0.42
23:DB:1745:A:H2'	23:DB:1746:A:H8	1.85	0.42
23:BB:2636:C:H2'	23:BB:2637:U:H6	1.85	0.42
23:BB:2095:A:H2'	23:BB:2096:C:C6	2.54	0.42
23:BB:1633:G:O2'	23:BB:1634:A:H5''	2.19	0.42
23:DB:1496:A:H1'	23:DB:1577:C:O2'	2.19	0.42
39:BR:72:VAL:CG2	39:BR:89:HIS:HB3	2.49	0.42
2:AC:99:GLN:O	2:AC:100:ILE:HB	2.19	0.42
20:AB:134:LEU:HA	20:AB:137:THR:CG2	2.49	0.42
1:CA:878:A:C5'	7:CH:80:PRO:HG2	2.49	0.42
11:AL:2:THR:HG22	11:AL:5:GLN:HE21	1.83	0.42
23:DB:1984:G:O2'	23:DB:1985:C:H5'	2.18	0.42
44:DX:21:LEU:HD23	44:DX:21:LEU:N	2.35	0.42
11:AL:31:GLY:HA3	11:AL:54:VAL:CG1	2.50	0.42
23:DB:2012:G:OP1	40:DS:98:LYS:HG2	2.20	0.42
23:DB:2300:C:H2'	23:DB:2301:C:H6	1.84	0.42
25:BC:264:LYS:HG3	25:BC:265:PHE:HD2	1.84	0.42
23:BB:2301:C:O2'	23:BB:2302:U:H5'	2.20	0.42
28:DF:2:LYS:O	28:DF:6:TYR:HB2	2.18	0.42
23:BB:179:C:H2'	23:BB:180:G:O4'	2.19	0.42
23:BB:2855:C:O2'	23:BB:2856:A:H5'	2.19	0.42
23:BB:1824:G:O2'	23:BB:1825:U:H5'	2.19	0.42
23:BB:1662:U:H2'	23:BB:1663:G:O4'	2.20	0.42
23:DB:2855:C:O2'	23:DB:2856:A:H5'	2.19	0.42
23:BB:2432:A:H2'	23:BB:2433:A:C8	2.55	0.42
7:AH:49:LYS:HD2	7:AH:49:LYS:HA	1.89	0.42
37:DP:109:ILE:HD12	37:DP:109:ILE:O	2.19	0.42
9:AJ:92:LEU:N	9:AJ:92:LEU:HD22	2.34	0.42
43:BW:23:LYS:C	43:BW:66:VAL:HB	2.40	0.42
23:BB:335:C:O2'	23:BB:336:C:H5'	2.19	0.42
18:AS:61:VAL:HA	18:AS:65:MET:SD	2.59	0.42
28:DF:94:ARG:O	28:DF:98:PHE:N	2.46	0.42
8:CI:66:VAL:HG11	8:CI:78:ILE:HD11	2.02	0.42
27:DE:148:ILE:HB	27:DE:169:VAL:HG12	2.00	0.42
13:AN:12:ARG:NE	13:AN:58:ARG:NH1	2.68	0.42
33:BL:4:ASN:HB2	33:BL:5:THR:H	1.71	0.42
40:BS:6:LYS:HB3	40:BS:104:THR:HA	2.02	0.42
5:AF:36:ILE:HA	5:AF:64:VAL:HG13	2.01	0.42
25:BC:157:ALA:C	25:BC:159:THR:H	2.22	0.42
45:DY:18:LYS:O	45:DY:22:THR:HG23	2.20	0.42

Continued on next page...

Continued from previous page...

Atom-1	Atom-2	Interatomic distance (Å)	Clash overlap (Å)
23:DB:850:U:O2'	45:DY:22:THR:HG22	2.18	0.42
20:CB:59:ILE:O	20:CB:62:ARG:HD2	2.20	0.42
30:BH:100:ALA:HA	30:BH:110:VAL:CG2	2.39	0.42
46:DZ:30:LEU:CD2	46:DZ:30:LEU:H	2.27	0.42
13:CN:46:LYS:NZ	18:CS:10:ILE:HG13	2.34	0.42
35:DN:94:TYR:C	35:DN:116:VAL:HG12	2.40	0.42
8:AI:35:GLU:HG3	8:AI:44:ARG:CD	2.49	0.42
1:CA:1069:C:O4'	1:CA:1191:A:H2	2.01	0.42
52:BI:79:LEU:HD23	52:BI:108:ILE:CD1	2.50	0.42
33:BL:55:MET:HE2	33:BL:59:ARG:HB3	2.02	0.42
6:CG:125:ASP:HB3	6:CG:131:GLY:N	2.34	0.42
1:AA:98:A:O2'	1:AA:99:C:H5'	2.19	0.42
23:DB:2786:U:H2'	23:DB:2787:C:H6	1.84	0.42
9:AJ:18:ILE:CG1	9:AJ:72:ARG:HG2	2.50	0.42
32:BK:105:ARG:HH11	32:BK:122:VAL:CG1	2.33	0.42
23:BB:1552:A:H2'	23:BB:1553:A:C5'	2.49	0.42
9:CJ:59:LYS:C	9:CJ:61:ALA:H	2.23	0.42
1:CA:972:C:P	9:CJ:59:LYS:HD3	2.59	0.42
23:DB:1055:G:H2'	23:DB:1056:G:O4'	2.20	0.42
26:BD:150:GLN:O	26:BD:151:THR:C	2.58	0.42
1:AA:1029:U:H2'	1:AA:1031:C:C2	2.55	0.42
1:CA:82:G:H21	1:CA:84:U:H3	1.67	0.42
3:CD:115:GLN:HG3	3:CD:119:HIS:CE1	2.54	0.42
23:DB:743:A:C2'	23:DB:744:U:H5'	2.49	0.42
8:AI:36:GLN:N	8:AI:36:GLN:HE21	2.17	0.42
23:DB:416:U:H2'	23:DB:417:C:H6	1.82	0.42
9:CJ:55:PRO:O	9:CJ:56:HIS:HB3	2.19	0.42
28:DF:69:ALA:HB3	28:DF:80:GLN:O	2.20	0.42
23:BB:125:A:H5'	49:B2:19:ARG:CG	2.49	0.42
12:AM:92:ARG:NH1	18:AS:79:TYR:HD2	2.10	0.42
23:BB:2352:A:N1	43:BW:30:VAL:HG11	2.34	0.42
23:DB:193:U:O3'	23:DB:803:U:H4'	2.20	0.42
23:DB:784:G:H1	25:DC:227:VAL:HG11	1.80	0.42
23:BB:786:C:O2'	23:BB:787:C:H5'	2.20	0.42
23:DB:2719:G:O2'	23:DB:2846:G:H4'	2.19	0.42
2:CC:184:ASN:HD22	2:CC:184:ASN:HA	1.60	0.42
37:BP:46:VAL:HA	37:BP:60:VAL:HG12	2.01	0.42
23:BB:2751:G:OP1	23:BB:2751:G:H2'	2.20	0.42
4:AE:33:THR:HG22	4:AE:51:LYS:CB	2.49	0.42
23:DB:1916:A:H2'	23:DB:1917:U:O4'	2.20	0.42
27:DE:68:ALA:O	27:DE:69:ARG:C	2.58	0.42

Continued on next page...

Continued from previous page...

Atom-1	Atom-2	Interatomic distance (Å)	Clash overlap (Å)
23:BB:1789:A:H2'	23:BB:1790:C:O4'	2.19	0.42
42:BU:18:LYS:HB3	42:BU:19:GLY:H	1.68	0.42
1:CA:9:G:H2'	1:CA:10:A:C8	2.55	0.42
1:CA:36:C:H5''	11:CL:119:LYS:HD2	2.01	0.42
23:DB:1405:U:H2'	23:DB:1406:U:H6	1.84	0.42
1:AA:51:A:H61	1:AA:314:C:H1'	1.85	0.42
23:DB:599:A:O2'	23:DB:600:G:H5'	2.19	0.42
1:AA:152:A:N6	1:AA:170:U:C2	2.88	0.42
1:AA:795:C:H1'	1:AA:1506:U:C5	2.54	0.42
34:DM:32:GLY:HA3	34:DM:103:TYR:O	2.19	0.42
20:AB:95:TRP:HZ3	20:AB:174:GLU:CD	2.23	0.42
23:DB:1870:C:H3'	23:DB:1871:A:C8	2.54	0.42
7:AH:54:THR:HG23	7:AH:55:LYS:HG2	2.01	0.42
1:CA:1374:A:H2'	1:CA:1375:A:H8	1.85	0.42
23:BB:282:A:O2'	23:BB:283:G:H5'	2.19	0.42
24:BV:42:LEU:HD23	24:BV:42:LEU:N	2.34	0.42
23:DB:629:G:O2'	23:DB:630:G:H5'	2.20	0.42
2:CC:31:ASN:ND2	2:CC:58:ARG:NE	2.66	0.42
47:B0:53:VAL:O	47:B0:54:ILE:CB	2.68	0.42
23:DB:1707:G:O2'	23:DB:1708:C:H5'	2.19	0.42
23:DB:659:G:N2	27:DE:30:GLN:NE2	2.67	0.42
23:BB:827:U:H5'	23:BB:828:U:O5'	2.18	0.42
23:DB:2389:G:H5''	23:DB:2390:U:O4'	2.19	0.42
23:DB:2411:A:H2'	23:DB:2412:A:H8	1.84	0.42
37:DP:62:LYS:O	37:DP:63:ILE:HB	2.19	0.42
29:DG:39:ALA:O	29:DG:54:ARG:HB2	2.19	0.42
33:BL:88:GLY:HA2	33:BL:120:VAL:HG13	2.02	0.42
23:DB:2828:G:H2'	23:DB:2829:A:H8	1.85	0.42
5:AF:53:LYS:NZ	5:AF:53:LYS:N	2.67	0.42
23:DB:518:G:H2'	23:DB:519:U:C6	2.54	0.42
26:DD:16:THR:HG22	26:DD:17:GLU:N	2.35	0.42
1:AA:160:A:H2'	1:AA:161:A:C8	2.55	0.42
25:BC:245:THR:HG23	25:BC:249:VAL:O	2.19	0.42
25:DC:124:LYS:HG2	25:DC:125:PRO:N	2.35	0.42
27:BE:37:ALA:C	27:BE:39:ALA:H	2.20	0.42
23:DB:1670:C:H2'	23:DB:1671:U:O4'	2.19	0.42
23:BB:1479:G:O2'	23:BB:1480:C:H5'	2.20	0.42
15:AP:21:VAL:O	15:AP:33:ILE:HB	2.19	0.42
13:AN:97:LYS:HB3	13:AN:97:LYS:HZ2	1.84	0.42
9:AJ:35:GLN:HG2	9:AJ:77:VAL:HG23	2.01	0.42
23:BB:2314:A:H2'	23:BB:2315:G:H8	1.85	0.42

Continued on next page...

Continued from previous page...

Atom-1	Atom-2	Interatomic distance (Å)	Clash overlap (Å)
1:AA:1186:G:H4'	8:AI:111:GLU:OE1	2.19	0.42
2:AC:42:LEU:O	2:AC:46:LEU:HB2	2.20	0.42
1:AA:770:C:O2'	1:AA:771:G:H5'	2.19	0.42
23:BB:929:U:O2	45:BY:25:GLY:HA2	2.20	0.42
23:BB:2766:A:H2'	23:BB:2766:A:N3	2.35	0.42
23:DB:1539:U:H2'	23:DB:1539:U:O2	2.19	0.42
23:BB:2773:C:H5''	26:BD:169:ARG:HB3	2.01	0.42
26:BD:10:GLY:HA2	37:BP:4:ILE:HD11	2.01	0.42
18:AS:52:ASN:HB2	18:AS:76:THR:HG22	2.02	0.42
28:DF:3:LEU:HB2	28:DF:100:GLU:OE1	2.19	0.42
23:BB:2305:U:H5'	28:BF:152:ASP:OD2	2.19	0.42
28:BF:42:ALA:O	28:BF:44:ALA:N	2.53	0.42
27:DE:147:LEU:O	27:DE:168:ASP:O	2.38	0.42
27:BE:187:VAL:HG12	27:BE:188:MET:N	2.34	0.42
26:DD:178:VAL:HG12	26:DD:179:ARG:N	2.33	0.42
26:DD:186:LEU:HD21	37:DP:7:LEU:HD21	2.02	0.42
20:CB:31:PHE:HB3	20:CB:39:ILE:HG22	2.01	0.42
33:BL:75:ALA:HB3	33:BL:108:ALA:HB2	2.00	0.42
25:BC:188:ARG:NH2	25:BC:188:ARG:HG2	2.35	0.42
23:DB:2363:G:O2'	23:DB:2364:C:H5'	2.18	0.42
43:DW:56:HIS:O	43:DW:57:THR:C	2.57	0.42
20:CB:64:GLY:HA2	20:CB:158:ASP:OD1	2.20	0.42
26:BD:123:LYS:HD3	26:BD:165:MET:SD	2.59	0.42
15:CP:28:ARG:HD3	15:CP:29:ASN:ND2	2.35	0.42
20:AB:83:ALA:HA	20:AB:88:GLN:HE21	1.84	0.42
35:DN:28:LEU:HD21	35:DN:113:ILE:HG23	2.02	0.42
52:BI:78:LEU:HD13	52:BI:108:ILE:HG23	2.00	0.42
23:DB:584:C:N4	23:DB:585:G:C6	2.87	0.42
37:BP:86:LYS:HB3	37:BP:87:ARG:H	1.54	0.42
23:BB:1553:A:H2'	23:BB:1555:G:N7	2.35	0.42
52:DI:27:LEU:HB2	52:DI:32:VAL:HG21	2.01	0.42
31:DJ:20:ALA:C	31:DJ:22:GLY:N	2.73	0.42
1:AA:663:A:O3'	17:AR:52:ARG:NH2	2.49	0.42
23:BB:1736:U:H2'	23:BB:1737:G:O4'	2.19	0.42
32:DK:87:LEU:HD12	32:DK:92:GLU:C	2.40	0.42
1:AA:696:A:O2'	1:AA:697:U:H5'	2.20	0.42
31:BJ:84:ILE:O	31:BJ:84:ILE:HG13	2.19	0.42
23:BB:2231:U:H2'	23:BB:2232:C:H6	1.85	0.42
23:BB:37:C:H1'	27:BE:45:ALA:HB2	2.02	0.42
1:CA:244:U:O4	1:CA:906:A:H1'	2.20	0.42
23:BB:2654:A:N6	23:BB:2666:C:OP2	2.51	0.42

Continued on next page...

Continued from previous page...

Atom-1	Atom-2	Interatomic distance (Å)	Clash overlap (Å)
37:DP:54:LEU:HA	37:DP:76:HIS:HD2	1.85	0.42
23:DB:2757:A:N3	23:DB:2757:A:H2'	2.34	0.42
51:B4:7:VAL:HG23	51:B4:35:GLN:CB	2.50	0.42
30:DH:117:LEU:HD13	30:DH:130:VAL:HA	2.02	0.42
12:CM:95:PRO:CA	12:CM:108:ARG:HG2	2.50	0.42
38:DQ:49:ARG:HG2	38:DQ:49:ARG:HH11	1.85	0.42
43:BW:28:GLU:H	43:BW:31:LEU:CD1	2.33	0.42
24:BV:1:MET:HG3	24:BV:2:PHE:CD2	2.54	0.42
13:AN:70:HIS:O	13:AN:71:GLY:C	2.58	0.42
2:AC:52:SER:HA	2:AC:113:LYS:HG2	2.01	0.42
27:DE:109:LEU:HD13	27:DE:180:LEU:HD13	2.00	0.42
23:BB:644:A:H2	23:BB:646:U:O4	2.03	0.42
1:AA:141:G:H2'	1:AA:142:G:O4'	2.19	0.42
25:BC:255:LYS:C	25:BC:257:ARG:H	2.23	0.42
23:BB:1348:C:H2'	23:BB:1349:C:H5'	2.01	0.42
28:BF:79:ARG:O	28:BF:81:GLY:N	2.53	0.42
1:AA:1446:A:C2'	1:AA:1447:A:H5''	2.50	0.42
25:DC:255:LYS:C	25:DC:257:ARG:H	2.23	0.42
23:BB:1041:G:H2'	23:BB:1042:G:H8	1.77	0.42
23:DB:2349:G:OP2	50:D3:41:ARG:HD3	2.20	0.42
33:DL:95:LEU:HB2	33:DL:101:ILE:CG1	2.49	0.42
10:AK:46:ALA:HA	10:AK:65:ALA:HB2	2.00	0.42
23:DB:70:G:H3'	23:DB:113:U:C4'	2.49	0.42
1:CA:708:C:H2'	1:CA:709:U:H6	1.84	0.42
23:DB:1223:G:OP2	39:DR:90:ARG:NH1	2.53	0.42
24:BV:28:ALA:HA	24:BV:88:HIS:ND1	2.34	0.42
30:BH:14:SER:HB2	30:BH:17:ASP:HB3	2.01	0.42
1:AA:36:C:C2'	1:AA:37:U:H5'	2.50	0.42
23:BB:2742:G:OP2	51:B4:24:ARG:NH1	2.52	0.42
1:CA:1426:G:H2'	1:CA:1427:C:O4'	2.20	0.42
23:BB:2489:U:H2'	23:BB:2490:G:O4'	2.19	0.42
36:BO:8:ILE:H	36:BO:8:ILE:HG13	1.70	0.42
16:CQ:39:ARG:HA	16:CQ:39:ARG:CZ	2.50	0.42
2:AC:85:LYS:O	2:AC:89:VAL:HG23	2.20	0.42
23:BB:2699:C:H2'	23:BB:2700:A:H8	1.85	0.42
27:BE:3:LEU:O	27:BE:12:LEU:N	2.53	0.42
23:DB:2282:G:OP1	23:DB:2283:C:H1'	2.20	0.42
1:CA:77:A:H2'	1:CA:78:A:C8	2.55	0.42
23:BB:814:C:OP1	39:BR:85:LYS:HA	2.19	0.42
37:DP:38:ARG:HB3	37:DP:38:ARG:NH2	2.35	0.42
1:CA:301:G:H2'	1:CA:302:G:C8	2.53	0.42

Continued on next page...

Continued from previous page...

Atom-1	Atom-2	Interatomic distance (Å)	Clash overlap (Å)
23:BB:493:G:H2'	23:BB:494:G:O4'	2.19	0.42
1:AA:585:G:H4'	11:AL:4:ASN:HD21	1.85	0.42
38:DQ:24:TYR:CD1	38:DQ:25:GLY:N	2.87	0.42
46:BZ:54:LYS:O	46:BZ:57:ARG:HB2	2.20	0.42
33:DL:23:ILE:HD12	33:DL:23:ILE:H	1.84	0.42
23:BB:1505:A:H2'	23:BB:1506:U:H6	1.85	0.42
48:B1:18:HIS:ND1	48:B1:19:PHE:N	2.68	0.42
23:BB:485:C:O2'	23:BB:486:C:H5'	2.20	0.42
7:AH:5:PRO:HB2	7:AH:32:LYS:NZ	2.34	0.42
1:CA:1355:G:O2'	1:CA:1356:G:H5'	2.19	0.42
23:DB:1921:G:O2'	23:DB:1922:G:H5'	2.19	0.42
34:DM:33:LEU:HD22	34:DM:128:THR:HB	2.02	0.42
26:BD:21:SER:HB2	32:BK:73:ASP:HA	2.00	0.42
29:DG:112:VAL:O	29:DG:113:ASP:HB2	2.19	0.42
23:DB:2602:A:OP1	23:DB:2602:A:H3'	2.20	0.42
1:CA:683:G:O2'	1:CA:684:U:H5'	2.20	0.42
8:CI:95:SER:O	8:CI:99:LYS:HB2	2.19	0.42
43:BW:59:PHE:CD2	43:BW:61:LYS:HG3	2.55	0.42
42:DU:85:ARG:O	42:DU:92:VAL:HB	2.20	0.42
23:DB:548:G:O2'	23:DB:549:G:H5''	2.20	0.42
1:AA:1320:C:N4	18:AS:36:ARG:HA	2.34	0.42
18:AS:39:ILE:HD13	18:AS:65:MET:HB3	2.01	0.42
28:DF:11:VAL:HG13	28:DF:171:ALA:HB1	2.01	0.42
28:DF:33:ILE:HB	28:DF:90:LEU:CG	2.49	0.42
28:DF:90:LEU:HB3	28:DF:95:MET:HB2	2.02	0.42
28:BF:31:GLU:HB2	28:BF:158:THR:HG22	2.00	0.42
31:DJ:6:ALA:HB3	31:DJ:45:THR:CG2	2.44	0.42
27:BE:102:ARG:HG3	27:BE:102:ARG:HH21	1.84	0.42
27:BE:200:LEU:HD22	27:BE:200:LEU:N	2.35	0.42
35:BN:30:ARG:NH2	35:BN:72:ASP:OD1	2.53	0.42
25:DC:119:VAL:HG13	25:DC:133:ASN:HD21	1.84	0.42
25:DC:153:LEU:HD22	25:DC:175:LEU:HD22	2.01	0.42
23:BB:625:G:O2'	23:BB:626:A:H5'	2.20	0.42
25:BC:141:HIS:CG	25:BC:142:ASN:N	2.87	0.42
1:CA:1306:A:C2'	1:CA:1307:U:H5'	2.49	0.42
21:AU:20:ARG:C	21:AU:22:CYS:H	2.21	0.42
16:AQ:60:ILE:N	16:AQ:60:ILE:HD13	2.34	0.42
20:CB:83:ALA:C	20:CB:85:SER:H	2.23	0.42
46:DZ:38:PHE:CE2	46:DZ:51:VAL:HG21	2.55	0.42
35:DN:33:ILE:HG22	35:DN:114:GLU:CB	2.44	0.42
35:DN:47:VAL:O	35:DN:51:LEU:HD13	2.20	0.42

Continued on next page...

Continued from previous page...

Atom-1	Atom-2	Interatomic distance (Å)	Clash overlap (Å)
8:AI:35:GLU:O	8:AI:39:GLY:HA3	2.20	0.42
23:DB:346:A:H3'	23:DB:347:A:H8	1.84	0.42
23:DB:26:G:H1'	23:DB:514:A:N6	2.34	0.42
39:DR:19:THR:HG22	39:DR:97:LYS:HD2	2.01	0.42
37:DP:89:GLY:N	37:DP:112:ARG:HH12	2.17	0.42
6:AG:67:ASN:O	6:AG:134:VAL:HA	2.19	0.42
48:D1:10:LEU:HB3	48:D1:48:TYR:HB3	2.02	0.42
27:BE:128:ALA:O	27:BE:133:LEU:HD12	2.19	0.42
2:AC:154:GLY:HA2	2:AC:163:ARG:H	1.84	0.42
32:BK:111:LYS:HD3	32:BK:111:LYS:N	2.35	0.42
34:DM:108:VAL:CG1	34:DM:112:LEU:HD12	2.49	0.42
28:DF:109:ARG:HB3	28:DF:135:ILE:HD12	2.00	0.42
1:CA:1033:G:H2'	1:CA:1034:G:H5''	2.01	0.42
31:BJ:77:HIS:HD2	31:BJ:84:ILE:N	2.09	0.42
23:BB:170:U:O2'	23:BB:171:U:H5'	2.19	0.42
23:DB:1131:G:O2'	23:DB:1133:A:N7	2.52	0.42
50:B3:31:ILE:C	50:B3:32:LEU:HG	2.40	0.42
9:AJ:6:ILE:HD12	9:AJ:76:ILE:HD11	2.01	0.42
9:AJ:52:LEU:HB2	13:AN:80:ARG:NE	2.35	0.42
1:CA:279:A:H5'	1:CA:281:G:O4'	2.19	0.42
23:BB:183:C:O2	23:BB:432:A:H2	2.02	0.42
23:DB:329:G:H1	42:DU:16:LYS:HE3	1.84	0.42
46:DZ:21:ALA:C	46:DZ:22:LEU:HG	2.39	0.42
1:CA:1007:U:H2'	1:CA:1008:U:H6	1.84	0.42
34:DM:66:ARG:HB3	34:DM:101:VAL:HG13	2.01	0.42
23:BB:2846:G:H2'	23:BB:2847:U:O4'	2.20	0.42
1:CA:523:A:H61	11:CL:88:ASP:HB2	1.85	0.42
23:DB:2721:A:H2'	23:DB:2722:G:H8	1.84	0.42
23:DB:2847:U:OP1	37:DP:95:LYS:HD3	2.19	0.42
23:DB:215:G:C4'	23:DB:216:A:H4'	2.47	0.42
16:AQ:30:HIS:CG	16:AQ:33:TYR:HB2	2.54	0.42
31:BJ:57:LEU:HD11	31:BJ:129:GLU:N	2.29	0.42
27:BE:109:LEU:HD13	27:BE:180:LEU:HD13	2.02	0.42
46:BZ:18:ARG:HA	46:BZ:23:ASN:O	2.19	0.42
23:BB:230:G:H2'	23:BB:231:A:C8	2.55	0.42
23:BB:19:A:H2'	23:BB:20:C:H6	1.85	0.42
1:CA:688:G:O3'	10:CK:45:THR:HG21	2.20	0.42
6:AG:49:LEU:HD21	6:AG:60:ALA:CB	2.46	0.42
36:DO:100:HIS:ND1	36:DO:101:GLY:N	2.68	0.42
1:AA:36:C:H5''	11:AL:119:LYS:HD2	2.01	0.42
31:BJ:74:TYR:HE2	31:BJ:103:ILE:HD11	1.84	0.42

Continued on next page...

Continued from previous page...

Atom-1	Atom-2	Interatomic distance (Å)	Clash overlap (Å)
23:DB:981:A:H4'	23:DB:2037:A:H5'	2.02	0.42
4:AE:82:HIS:HE1	4:AE:147:ASN:H	1.68	0.42
1:AA:993:G:O2'	1:AA:994:A:N7	2.53	0.42
15:AP:20:VAL:HG21	15:AP:32:PHE:CD2	2.54	0.42
1:CA:1476:A:O2'	1:CA:1477:U:H5'	2.20	0.42
3:AD:78:ALA:HB1	3:AD:85:THR:O	2.19	0.42
1:AA:126:G:H2'	1:AA:127:G:O4'	2.20	0.42
23:DB:2283:C:H2'	23:DB:2284:A:H5'	2.01	0.42
23:BB:2082:A:N6	23:BB:2237:G:H1'	2.35	0.42
23:DB:2215:C:H2'	23:DB:2216:G:C8	2.55	0.42
1:AA:1451:U:O5'	1:AA:1452:C:H5	2.03	0.42
1:CA:553:A:O2'	11:CL:25:ALA:HB1	2.20	0.42
10:CK:15:VAL:C	10:CK:17:ASP:H	2.23	0.42
23:BB:68:G:H2'	23:BB:69:C:H6	1.85	0.42
33:DL:138:ALA:O	33:DL:139:GLY:C	2.58	0.42
1:AA:301:G:H2'	1:AA:302:G:C8	2.52	0.42
23:DB:912:C:H2'	23:DB:913:U:C6	2.54	0.42
23:DB:2838:G:C4	23:DB:2839:G:C8	3.07	0.42
1:CA:87:C:H2'	1:CA:88:U:C5	2.55	0.42
23:BB:924:G:H2'	23:BB:925:A:C8	2.54	0.42
41:BT:22:THR:O	41:BT:25:GLU:HB3	2.19	0.42
3:AD:18:LEU:HG	3:AD:63:ILE:HG12	2.02	0.42
1:AA:64:G:H4'	1:AA:65:A:H3'	2.02	0.42
1:AA:939:G:H2'	1:AA:940:C:C6	2.54	0.42
19:CT:32:LYS:O	19:CT:35:TYR:N	2.52	0.42
23:BB:1234:U:H2'	23:BB:1235:G:O4'	2.20	0.42
23:DB:1891:G:H2'	23:DB:1892:C:H6	1.85	0.42
1:AA:277:C:O2'	1:AA:278:G:H5'	2.18	0.42
23:BB:708:G:N2	23:BB:724:U:H1'	2.34	0.42
44:DX:35:GLY:O	44:DX:36:GLN:C	2.57	0.42
23:DB:374:A:N6	23:DB:400:G:H1'	2.35	0.42
38:BQ:83:LYS:HA	38:BQ:87:VAL:O	2.19	0.42
40:DS:2:GLU:O	40:DS:3:THR:C	2.58	0.42
23:DB:1099:G:C8	52:DI:3:LYS:CB	3.03	0.42
43:BW:35:ILE:O	43:BW:37:VAL:N	2.53	0.42
23:BB:335:C:H2'	23:BB:336:C:H6	1.85	0.42
1:AA:958:A:N1	18:AS:53:GLY:C	2.73	0.42
8:CI:19:PHE:HB2	8:CI:63:TYR:O	2.19	0.42
28:BF:1:ALA:HB1	28:BF:4:HIS:HB3	2.01	0.42
28:BF:33:ILE:HB	28:BF:90:LEU:CG	2.50	0.42
28:BF:83:PRO:O	28:BF:84:ILE:HD12	2.20	0.42

Continued on next page...

Continued from previous page...

Atom-1	Atom-2	Interatomic distance (Å)	Clash overlap (Å)
27:DE:147:LEU:O	27:DE:147:LEU:HD13	2.20	0.42
38:DQ:71:ASN:ND2	38:DQ:72:GLY:N	2.68	0.42
26:DD:26:VAL:HG13	26:DD:188:LEU:CD2	2.50	0.42
37:DP:4:ILE:O	37:DP:5:LYS:HB2	2.20	0.42
31:BJ:38:GLY:O	31:BJ:43:GLU:HB2	2.20	0.42
26:DD:121:THR:C	26:DD:123:LYS:N	2.72	0.42
33:BL:75:ALA:HB2	33:BL:101:ILE:HG23	2.02	0.42
34:BM:18:ARG:C	34:BM:38:ARG:HH22	2.23	0.42
43:DW:18:LYS:HG3	43:DW:19:ARG:CZ	2.49	0.42
23:DB:850:U:O3'	45:DY:22:THR:HG22	2.19	0.42
23:BB:2676:C:O2'	23:BB:2677:G:H5'	2.20	0.42
1:AA:1036:A:H2'	1:AA:1037:C:O4'	2.19	0.42
30:BH:68:ARG:HB2	30:BH:134:VAL:HG23	2.02	0.42
23:DB:2260:C:O2'	23:DB:2261:C:H5'	2.20	0.42
8:AI:93:LEU:HD13	8:AI:97:LEU:CD1	2.47	0.42
4:CE:25:LYS:HG3	4:CE:26:GLY:H	1.85	0.42
23:BB:1060:U:C1'	23:BB:1062:G:H5'	2.50	0.42
52:BI:11:GLN:NE2	52:BI:74:PRO:HG2	2.35	0.42
23:DB:26:G:H2'	23:DB:27:G:C1'	2.50	0.42
28:BF:137:PHE:O	28:BF:139:GLU:N	2.53	0.42
23:DB:1441:G:H2'	23:DB:1442:U:H6	1.83	0.42
23:BB:2733:A:H3'	23:BB:2733:A:C8	2.54	0.42
1:CA:430:A:C2'	1:CA:431:A:H5'	2.50	0.42
34:DM:18:ARG:C	34:DM:38:ARG:HH22	2.23	0.42
6:AG:129:ASN:CA	6:AG:134:VAL:HG21	2.49	0.42
49:B2:9:VAL:HG13	49:B2:10:LEU:N	2.34	0.42
41:BT:62:VAL:HG12	41:BT:63:VAL:N	2.34	0.42
41:BT:66:LYS:N	41:BT:76:ARG:HH21	2.18	0.42
5:AF:47:LEU:HD13	5:AF:51:ILE:CG2	2.50	0.42
5:AF:44:ARG:HA	5:AF:57:ALA:O	2.20	0.42
5:AF:51:ILE:CD1	5:AF:86:ARG:HG3	2.50	0.42
37:BP:50:ARG:O	37:BP:51:ASN:HB2	2.19	0.42
10:AK:124:LYS:HA	21:AU:34:ARG:CG	2.49	0.42
14:AO:49:HIS:O	14:AO:52:ARG:HB3	2.20	0.42
36:DO:36:TYR:N	36:DO:36:TYR:CD2	2.87	0.42
42:BU:43:LYS:HD3	42:BU:44:HIS:N	2.33	0.42
4:CE:71:ILE:HG21	4:CE:144:GLU:OE2	2.20	0.42
23:DB:504:A:HO2'	23:DB:505:A:P	2.42	0.42
23:DB:321:U:O4'	27:DE:159:LEU:HG	2.19	0.42
29:DG:89:VAL:HG21	29:DG:162:ARG:HH11	1.84	0.42
32:DK:41:ILE:CG1	32:DK:42:THR:N	2.82	0.42

Continued on next page...

Continued from previous page...

Atom-1	Atom-2	Interatomic distance (Å)	Clash overlap (Å)
14:CO:8:ALA:O	14:CO:11:VAL:HB	2.20	0.42
12:CM:72:ILE:O	12:CM:76:ILE:HG13	2.19	0.42
42:BU:14:THR:HG23	42:BU:15:GLY:N	2.35	0.42
23:BB:2795:C:O5'	23:BB:2795:C:H6	2.03	0.42
29:BG:33:THR:HB	29:BG:74:MET:HG2	2.02	0.42
1:AA:438:U:H4'	3:AD:119:HIS:HD2	1.85	0.42
1:AA:564:C:C4	16:AQ:32:ILE:HD11	2.55	0.42
31:BJ:14:ASP:O	31:BJ:53:TYR:N	2.51	0.42
51:D4:3:VAL:O	51:D4:4:ARG:HB2	2.19	0.42
23:DB:1914:C:O2'	23:DB:1915:U:C5'	2.68	0.42
27:BE:150:THR:HG22	27:BE:170:ARG:O	2.20	0.42
23:BB:717:C:C3'	23:BB:718:A:H5''	2.48	0.42
26:DD:27:ILE:HG23	26:DD:201:LEU:HD12	2.02	0.42
23:BB:1910:G:H2'	23:BB:1911:U:O4'	2.19	0.42
23:BB:20:C:H2'	23:BB:21:A:C8	2.54	0.42
44:BX:23:ARG:HD2	44:BX:27:ASN:ND2	2.32	0.42
40:DS:57:ASN:HD22	40:DS:57:ASN:HA	1.59	0.42
7:CH:24:VAL:CG1	7:CH:60:LEU:HB3	2.49	0.42
1:AA:706:A:C4'	10:AK:30:ILE:HD11	2.48	0.42
23:DB:1028:A:N6	23:DB:1125:G:H2'	2.35	0.42
34:DM:124:LEU:HA	34:DM:125:PRO:HD3	1.87	0.42
40:BS:60:HIS:O	40:BS:61:ASN:HB2	2.19	0.42
23:DB:55:G:H2'	23:DB:56:A:C8	2.55	0.42
30:BH:8:LYS:HE3	1:CA:495:A:OP1	2.19	0.42
1:CA:152:A:H3'	1:CA:153:C:H6	1.85	0.42
23:BB:670:A:H5''	33:BL:42:SER:HB2	2.01	0.42
31:BJ:30:THR:N	31:BJ:108:MET:HE3	2.35	0.42
23:DB:1847:A:H1'	23:DB:1848:A:N7	2.35	0.42
23:DB:1401:G:H2'	23:DB:1402:U:H6	1.85	0.42
23:DB:969:G:H2'	23:DB:970:U:H6	1.85	0.42
23:DB:1280:G:C2'	23:DB:1281:G:H5'	2.49	0.42
23:DB:2419:U:H2'	23:DB:2420:C:C6	2.55	0.42
23:DB:1831:G:C6	23:DB:1832:C:N4	2.88	0.42
23:DB:1490:A:H2'	25:DC:97:ASP:CG	2.41	0.42
19:AT:54:GLN:O	19:AT:57:VAL:HG23	2.20	0.42
19:CT:75:LYS:O	19:CT:76:ALA:C	2.59	0.42
23:BB:2081:U:H2'	23:BB:2082:A:C8	2.55	0.42
23:BB:1714:U:HO2'	23:BB:1715:G:P	2.43	0.42
23:BB:2409:G:H2'	23:BB:2410:G:O4'	2.19	0.42
1:AA:614:C:O2'	1:AA:615:G:H5'	2.20	0.42
1:AA:300:A:H2'	1:AA:301:G:O4'	2.19	0.42

Continued on next page...

Continued from previous page...

Atom-1	Atom-2	Interatomic distance (Å)	Clash overlap (Å)
23:DB:1210:G:H5'	23:DB:1212:G:C4'	2.49	0.42
23:DB:2667:C:HO2'	29:DG:108:PHE:HD2	1.68	0.42
1:AA:821:G:O2'	1:AA:822:U:H5'	2.20	0.42
11:AL:82:ARG:HG2	11:AL:82:ARG:NH1	2.35	0.42
20:AB:137:THR:O	20:AB:141:GLU:HG3	2.20	0.42
23:BB:106:C:H2'	23:BB:107:G:C8	2.54	0.42
1:AA:1136:C:H2'	1:AA:1136:C:O2	2.19	0.42
2:AC:78:LYS:HE3	2:AC:79:LYS:HZ3	1.84	0.42
1:CA:586:C:O2'	7:CH:3:GLN:NE2	2.53	0.42
20:CB:127:LYS:CD	20:CB:128:LEU:HD13	2.50	0.42
23:BB:212:G:H2'	23:BB:213:A:C8	2.54	0.42
11:AL:79:ILE:C	11:AL:101:LEU:HD12	2.40	0.42
1:AA:984:C:H2'	1:AA:985:C:H6	1.85	0.42
33:DL:98:ALA:O	33:DL:99:ASN:C	2.59	0.42
23:BB:560:C:H3'	23:BB:561:G:C8	2.55	0.42
1:AA:1202:U:H2'	1:AA:1203:C:H5'	2.02	0.42
23:BB:1161:C:H2'	23:BB:1162:G:H8	1.85	0.42
35:BN:87:PHE:C	35:BN:89:SER:H	2.23	0.42
23:DB:227:A:H61	23:DB:410:G:H1'	1.84	0.42
46:BZ:58:VAL:O	46:BZ:62:LYS:N	2.43	0.42
23:DB:2622:U:O2'	23:DB:2825:G:N7	2.53	0.42
23:DB:169:G:O2'	23:DB:170:U:H5'	2.19	0.42
23:BB:1344:U:O2'	23:BB:1385:A:H2'	2.20	0.42
23:BB:104:A:H2'	23:BB:105:C:O4'	2.19	0.42
38:DQ:87:VAL:HB	39:DR:52:PRO:HG3	2.02	0.42
39:BR:86:GLN:HE21	39:BR:86:GLN:HB2	1.54	0.42
40:BS:85:ILE:N	40:BS:85:ILE:HD12	2.34	0.42
23:DB:1:G:H2'	23:DB:2:G:C8	2.54	0.42
23:DB:1662:U:H2'	23:DB:1663:G:O4'	2.20	0.42
23:BB:1214:A:H2'	23:BB:1215:G:H8	1.85	0.42
42:BU:96:LYS:C	42:BU:98:ASN:H	2.23	0.42
8:AI:19:PHE:HB2	8:AI:63:TYR:O	2.20	0.42
23:BB:2899:A:H2'	23:BB:2900:A:H8	1.84	0.42
23:BB:7:G:OP1	31:BJ:132:HIS:HE1	2.02	0.42
38:DQ:93:ILE:HG23	38:DQ:94:LEU:N	2.35	0.42
23:BB:2840:C:H5''	35:BN:53:THR:CG2	2.50	0.42
23:BB:616:A:H3'	23:BB:617:G:C8	2.43	0.42
27:BE:118:LEU:HA	27:BE:186:VAL:HG13	2.02	0.42
27:BE:31:VAL:O	27:BE:34:ALA:HB3	2.20	0.42
40:BS:55:ILE:HD12	40:BS:69:LEU:HD23	2.00	0.42
38:BQ:107:ALA:C	39:BR:48:LYS:HD3	2.40	0.42

Continued on next page...

Continued from previous page...

Atom-1	Atom-2	Interatomic distance (Å)	Clash overlap (Å)
25:DC:128:THR:HG22	25:DC:188:ARG:HB3	2.02	0.42
25:DC:67:LYS:O	25:DC:188:ARG:HD3	2.20	0.42
33:BL:123:ARG:HD2	33:BL:123:ARG:C	2.40	0.42
20:AB:8:MET:O	20:AB:11:ALA:HB3	2.20	0.42
2:CC:76:ILE:O	2:CC:82:ASP:N	2.53	0.42
40:DS:24:ILE:O	40:DS:25:ARG:C	2.58	0.42
30:BH:69:ALA:C	30:BH:71:LYS:N	2.73	0.42
20:AB:164:ASP:OD1	20:AB:186:VAL:HA	2.20	0.42
20:AB:68:PHE:CE1	20:AB:88:GLN:HB3	2.55	0.42
43:BW:15:SER:O	43:BW:16:GLU:C	2.58	0.42
16:CQ:52:CYS:SG	16:CQ:77:VAL:HG22	2.60	0.42
31:BJ:36:LEU:HD11	31:BJ:121:LYS:HB2	2.02	0.42
28:BF:37:MET:HG3	28:BF:52:ALA:HB1	2.01	0.42
33:DL:61:LEU:HD23	50:D3:23:HIS:CG	2.55	0.42
6:CG:130:LYS:N	6:CG:134:VAL:HG21	2.35	0.42
23:DB:1448:G:H2'	23:DB:1449:G:H8	1.85	0.42
36:DO:7:ARG:HH11	36:DO:7:ARG:CG	2.33	0.42
1:AA:978:A:H5'	1:AA:1362:A:H62	1.84	0.42
1:AA:1194:U:H5'	4:AE:26:GLY:O	2.20	0.42
21:AU:36:PHE:CE1	21:AU:44:ARG:HD3	2.55	0.42
32:DK:99:ILE:HG12	32:DK:115:ILE:HG13	2.01	0.42
23:BB:727:A:H2'	23:BB:728:G:C8	2.55	0.42
10:AK:125:LYS:O	21:AU:33:ARG:NH2	2.53	0.42
28:DF:134:GLN:HE21	28:DF:134:GLN:HB3	1.62	0.42
1:AA:1225:A:H5''	1:AA:1226:C:C5	2.55	0.42
23:BB:1028:A:N3	23:BB:2486:C:O2'	2.39	0.42
34:BM:126:ILE:HG22	34:BM:127:LYS:N	2.35	0.42
23:DB:404:A:H4'	23:DB:405:U:C5'	2.44	0.42
9:AJ:26:VAL:HG12	9:AJ:30:LYS:HG3	2.02	0.42
39:DR:79:ARG:HD2	39:DR:80:ARG:HH21	1.84	0.42
23:BB:279:A:H8	23:BB:279:A:P	2.43	0.42
40:BS:33:LEU:HD23	40:BS:51:LEU:HD23	2.01	0.42
8:CI:32:ARG:HD3	8:CI:37:TYR:HD1	1.85	0.42
22:DA:32:U:H2'	22:DA:33:G:H8	1.85	0.42
23:DB:776:G:N1	23:DB:2072:C:OP1	2.41	0.42
23:BB:2069:G:O2'	23:BB:2070:A:H5'	2.20	0.42
3:CD:48:SER:O	3:CD:52:VAL:HG23	2.19	0.42
1:AA:564:C:H1'	16:AQ:32:ILE:O	2.19	0.42
1:AA:450:G:N7	1:AA:481:G:O6	2.52	0.42
23:BB:1795:C:H2'	23:BB:1796:U:C6	2.55	0.42
39:BR:71:LYS:HG2	39:BR:73:LYS:HZ1	1.81	0.42

Continued on next page...

Continued from previous page...

Atom-1	Atom-2	Interatomic distance (Å)	Clash overlap (Å)
1:CA:1499:A:H1'	1:CA:1520:C:OP1	2.20	0.42
23:DB:68:G:O2'	23:DB:69:C:H5'	2.19	0.42
23:BB:2000:C:O2'	23:BB:2001:C:H5'	2.19	0.42
27:BE:61:ARG:O	27:BE:62:GLN:C	2.58	0.42
1:CA:152:A:H3'	1:CA:153:C:C6	2.55	0.42
23:DB:1637:A:H2'	23:DB:1638:C:C6	2.55	0.42
23:DB:441:U:O2'	23:DB:442:G:H5'	2.20	0.42
1:CA:1346:A:H61	1:CA:1374:A:H3'	1.84	0.42
1:CA:499:A:C2	1:CA:546:A:N3	2.88	0.42
23:BB:709:U:H2'	23:BB:710:U:H6	1.85	0.42
27:BE:38:GLY:C	27:BE:40:ARG:H	2.22	0.42
2:CC:38:VAL:HG23	2:CC:39:ARG:N	2.35	0.42
23:DB:936:A:O2'	23:DB:937:C:H5'	2.20	0.42
2:AC:38:VAL:HG23	2:AC:39:ARG:N	2.34	0.42
51:B4:11:CYS:HB3	51:B4:33:HIS:HE1	1.84	0.42
6:AG:70:PRO:HD2	6:AG:95:ARG:O	2.20	0.42
23:DB:256:A:O2'	23:DB:257:C:H5'	2.19	0.42
29:DG:18:ILE:HA	29:DG:22:VAL:O	2.20	0.42
23:BB:1116:G:H2'	23:BB:1117:C:H6	1.85	0.42
23:DB:924:G:H2'	23:DB:925:A:C8	2.54	0.42
33:BL:81:ASP:HA	33:BL:84:LYS:CD	2.49	0.42
25:BC:245:THR:O	25:BC:247:TRP:N	2.53	0.42
1:CA:58:C:C2'	1:CA:59:A:H5'	2.50	0.42
1:CA:1229:A:H2'	1:CA:1230:C:H6	1.83	0.42
26:DD:35:THR:N	26:DD:49:GLN:O	2.51	0.42
31:DJ:75:TYR:O	31:DJ:76:HIS:HB3	2.20	0.42
46:BZ:53:ALA:O	46:BZ:54:LYS:HB3	2.19	0.42
1:CA:822:U:H2'	1:CA:823:C:C6	2.54	0.42
1:AA:317:U:H2'	1:AA:318:G:C8	2.54	0.42
23:DB:2301:C:H2'	23:DB:2302:U:C6	2.55	0.42
23:DB:234:U:H2'	23:DB:235:U:H6	1.85	0.42
1:CA:704:A:C2	1:CA:705:G:H1'	2.54	0.42
23:BB:1936:A:H2	23:BB:1943:U:O4	2.03	0.42
1:AA:828:U:H2'	1:AA:829:G:O5'	2.20	0.42
1:AA:647:C:H2'	1:AA:648:A:H8	1.85	0.42
23:BB:2669:G:O2'	23:BB:2670:A:H5'	2.20	0.42
33:BL:98:ALA:O	33:BL:99:ASN:C	2.58	0.42
1:CA:711:G:O2'	1:CA:712:A:H5'	2.20	0.42
1:AA:1013:G:H2'	1:AA:1015:G:OP2	2.20	0.42
1:CA:277:C:O2'	1:CA:278:G:H5'	2.19	0.42
23:BB:995:C:H42	31:BJ:2:LYS:HB2	1.84	0.42

Continued on next page...

Continued from previous page...

Atom-1	Atom-2	Interatomic distance (Å)	Clash overlap (Å)
1:AA:1046:A:H2'	1:AA:1047:G:O4'	2.20	0.42
1:CA:853:C:O2'	1:CA:854:U:H5'	2.19	0.42
9:CJ:92:LEU:HD22	9:CJ:92:LEU:N	2.35	0.42
23:DB:841:G:O2'	23:DB:842:U:H5'	2.20	0.42
2:CC:111:ASP:HB3	2:CC:114:LEU:HD12	2.02	0.42
23:DB:1207:C:H2'	23:DB:1208:C:C6	2.55	0.42
23:BB:2335:A:H2'	23:BB:2336:A:H5''	2.02	0.41
22:BA:97:C:O2	23:BB:918:A:H4'	2.20	0.41
42:DU:71:ILE:HD11	42:DU:81:ARG:O	2.19	0.41
23:BB:100:U:H2'	23:BB:101:A:C8	2.55	0.41
28:DF:65:LEU:HD23	28:DF:87:LYS:CD	2.45	0.41
28:DF:8:LYS:HA	28:DF:12:VAL:CG2	2.45	0.41
28:BF:29:ARG:H	28:BF:29:ARG:HD3	1.85	0.41
31:DJ:35:ARG:HG3	31:DJ:40:HIS:HE2	1.85	0.41
13:AN:53:ASP:HA	13:AN:58:ARG:NE	2.35	0.41
27:BE:34:ALA:CB	27:BE:96:VAL:HG21	2.50	0.41
40:BS:24:ILE:O	40:BS:25:ARG:C	2.58	0.41
38:BQ:112:ALA:O	38:BQ:113:LYS:C	2.58	0.41
38:BQ:93:ILE:HG23	38:BQ:94:LEU:H	1.85	0.41
38:BQ:92:LYS:O	38:BQ:95:ALA:HB3	2.20	0.41
23:DB:1801:A:P	25:DC:149:LYS:HZ3	2.43	0.41
20:AB:46:VAL:CG1	20:AB:47:PRO:HD3	2.34	0.41
45:DY:51:SER:HA	45:DY:54:VAL:CG2	2.50	0.41
26:BD:121:THR:C	26:BD:123:LYS:N	2.73	0.41
12:CM:43:LYS:C	12:CM:45:SER:N	2.74	0.41
30:BH:129:GLU:C	30:BH:131:SER:H	2.24	0.41
20:AB:165:ALA:H	20:AB:186:VAL:HG12	1.85	0.41
23:BB:135:U:H2'	23:BB:136:G:C8	2.55	0.41
33:BL:61:LEU:HD23	50:B3:23:HIS:CG	2.55	0.41
28:BF:105:ILE:O	28:BF:109:ARG:HB2	2.20	0.41
37:BP:91:VAL:HG23	37:BP:92:ARG:N	2.26	0.41
1:AA:1152:A:H4'	9:AJ:15:HIS:HD2	1.85	0.41
9:AJ:42:LEU:CD1	9:AJ:73:LEU:HB2	2.39	0.41
37:DP:86:LYS:HB3	37:DP:87:ARG:H	1.54	0.41
32:DK:105:ARG:HH11	32:DK:122:VAL:CG1	2.33	0.41
23:DB:2743:U:H2'	23:DB:2744:G:C5'	2.41	0.41
45:BY:6:ILE:HD13	45:BY:56:VAL:CG1	2.50	0.41
1:AA:817:C:C2	1:AA:819:A:O4'	2.73	0.41
32:BK:13:ASN:HD21	32:BK:98:ARG:N	2.07	0.41
34:BM:59:ARG:CZ	34:BM:60:GLN:HB3	2.49	0.41
23:DB:1180:U:H2'	23:DB:1181:U:O4'	2.20	0.41

Continued on next page...

Continued from previous page...

Atom-1	Atom-2	Interatomic distance (Å)	Clash overlap (Å)
9:CJ:80:THR:CG2	9:CJ:82:LYS:HZ2	2.33	0.41
30:DH:90:LEU:HD12	30:DH:90:LEU:N	2.35	0.41
23:DB:451:U:C2	23:DB:453:A:N7	2.88	0.41
32:DK:6:THR:HG22	32:DK:7:MET:H	1.84	0.41
49:B2:19:ARG:NH2	49:B2:19:ARG:HG2	2.34	0.41
36:DO:49:VAL:HG11	36:DO:82:ALA:CA	2.44	0.41
1:CA:222:C:H2'	1:CA:223:A:C8	2.55	0.41
1:AA:560:A:H5'	1:AA:566:G:N2	2.35	0.41
23:DB:2586:U:H2'	23:DB:2587:A:C8	2.54	0.41
23:DB:2314:A:H2'	23:DB:2315:G:H8	1.84	0.41
27:DE:150:THR:OG1	27:DE:151:GLY:N	2.52	0.41
27:DE:59:PRO:O	27:DE:67:ARG:NH2	2.53	0.41
23:BB:1827:U:C2'	23:BB:1828:G:H5'	2.50	0.41
23:BB:445:C:H4'	23:BB:1248:G:O6	2.20	0.41
1:CA:926:G:N2	1:CA:1505:G:H2'	2.35	0.41
27:BE:48:THR:C	27:BE:50:ALA:N	2.73	0.41
26:DD:110:THR:O	26:DD:201:LEU:HA	2.20	0.41
23:DB:1998:A:H2'	23:DB:1999:C:H6	1.84	0.41
23:DB:811:U:O2	23:DB:1250:G:H3'	2.19	0.41
23:DB:1187:G:H5''	39:DR:83:TYR:CE2	2.55	0.41
49:D2:21:ARG:CD	49:D2:43:THR:HG21	2.50	0.41
39:DR:39:LEU:HD22	39:DR:53:PHE:CD1	2.55	0.41
23:BB:1046:A:H3'	23:BB:1047:G:C5'	2.49	0.41
23:BB:2349:G:OP2	50:B3:41:ARG:HD3	2.19	0.41
23:BB:96:C:H2'	23:BB:97:C:H6	1.85	0.41
50:D3:49:VAL:HG11	50:D3:54:LEU:HA	2.02	0.41
30:BH:4:ILE:HG23	30:BH:17:ASP:N	2.35	0.41
23:BB:1409:U:O2'	23:BB:1410:G:H5'	2.19	0.41
1:AA:33:A:O2'	1:AA:34:C:H5'	2.20	0.41
1:AA:35:G:H2'	1:AA:36:C:H6	1.80	0.41
34:DM:26:VAL:CG2	34:DM:133:LYS:HA	2.50	0.41
18:AS:42:ASN:H	18:AS:42:ASN:HD22	1.67	0.41
1:CA:43:C:H2'	1:CA:44:A:O4'	2.20	0.41
41:DT:45:ALA:HA	41:DT:48:GLN:CG	2.50	0.41
23:DB:1334:G:O2'	23:DB:1335:C:H5'	2.20	0.41
1:AA:1408:A:HO2'	23:BB:1916:A:H61	1.67	0.41
20:CB:25:LYS:HD3	20:CB:193:ASP:OD2	2.20	0.41
1:CA:635:A:H2'	1:CA:636:U:C6	2.54	0.41
20:AB:25:LYS:HD3	20:AB:193:ASP:OD2	2.20	0.41
1:CA:1162:C:H2'	1:CA:1163:A:O4'	2.20	0.41
23:BB:2745:C:H3'	23:BB:2746:U:C5	2.54	0.41

Continued on next page...

Continued from previous page...

Atom-1	Atom-2	Interatomic distance (Å)	Clash overlap (Å)
36:BO:35:ILE:HG21	36:BO:71:ALA:HB1	2.02	0.41
1:CA:54:C:N4	1:CA:352:C:H2'	2.35	0.41
1:AA:742:G:H2'	1:AA:743:A:C8	2.53	0.41
51:D4:11:CYS:HB3	51:D4:33:HIS:HE1	1.84	0.41
33:DL:118:THR:HA	33:DL:119:PRO:HD3	1.91	0.41
5:AF:6:ILE:HD12	5:AF:7:VAL:N	2.34	0.41
1:AA:878:A:H5''	7:AH:80:PRO:HG2	2.02	0.41
23:BB:2655:G:H1'	23:BB:2656:U:H5	1.84	0.41
25:DC:115:ILE:HA	25:DC:124:LYS:HZ1	1.84	0.41
23:DB:1727:C:H2'	23:DB:1728:C:O4'	2.20	0.41
7:AH:118:ALA:HB3	7:AH:120:LEU:CD2	2.50	0.41
50:D3:14:LYS:O	50:D3:15:LYS:C	2.58	0.41
23:BB:235:U:H2'	23:BB:236:C:H6	1.84	0.41
23:BB:116:C:H2'	23:BB:117:G:C8	2.55	0.41
23:DB:649:G:H2'	23:DB:650:C:C6	2.55	0.41
48:B1:38:PHE:O	48:B1:40:PRO:HD3	2.20	0.41
1:CA:67:C:H2'	1:CA:68:G:H8	1.84	0.41
23:DB:2219:U:H2'	23:DB:2220:U:H6	1.85	0.41
11:AL:56:LEU:HG	11:AL:60:PHE:O	2.20	0.41
23:DB:612:G:H2'	23:DB:614:A:H5''	2.01	0.41
12:AM:26:LYS:O	12:AM:30:LYS:HB2	2.20	0.41
1:CA:998:C:H2'	1:CA:999:C:C6	2.56	0.41
52:BI:38:CYS:O	52:BI:42:ASN:ND2	2.53	0.41
1:AA:1386:G:H2'	1:AA:1387:G:H8	1.85	0.41
3:CD:155:LYS:HG3	3:CD:156:ALA:N	2.35	0.41
3:CD:159:GLU:C	3:CD:161:ALA:H	2.24	0.41
23:DB:2478:A:H2'	23:DB:2479:U:O4'	2.20	0.41
11:AL:53:ARG:HG2	11:AL:61:GLU:OE1	2.20	0.41
1:AA:1504:G:H3'	56:AA:2144:HOH:O	2.20	0.41
23:BB:1681:G:N3	23:BB:1762:A:H2'	2.34	0.41
36:DO:19:GLN:HB3	36:DO:19:GLN:HE21	1.62	0.41
26:BD:61:THR:OG1	26:BD:64:GLU:HB2	2.19	0.41
23:BB:1306:C:O2'	23:BB:1307:A:H5'	2.19	0.41
23:DB:1706:C:H2'	23:DB:1757:A:OP2	2.19	0.41
35:BN:65:LEU:HD11	35:BN:69:ARG:NH2	2.35	0.41
23:DB:1098:A:H3'	52:DI:3:LYS:HB3	2.00	0.41
26:BD:110:THR:O	26:BD:201:LEU:HA	2.19	0.41
18:AS:35:ARG:HB3	18:AS:50:VAL:CG1	2.49	0.41
8:AI:30:ASN:ND2	8:AI:65:THR:HA	2.35	0.41
1:CA:977:A:H1'	1:CA:982:U:O4	2.20	0.41
1:CA:1148:U:H2'	1:CA:1149:C:O4'	2.20	0.41

Continued on next page...

Continued from previous page...

Atom-1	Atom-2	Interatomic distance (Å)	Clash overlap (Å)
9:CJ:18:ILE:CG1	9:CJ:72:ARG:HG2	2.50	0.41
41:DT:18:GLU:O	41:DT:20:ALA:N	2.53	0.41
35:DN:79:LEU:C	35:DN:81:ASN:H	2.22	0.41
31:DJ:38:GLY:O	31:DJ:43:GLU:HB2	2.21	0.41
47:B0:41:HIS:O	47:B0:42:ILE:O	2.38	0.41
35:BN:49:GLU:N	35:BN:50:PRO:CD	2.83	0.41
35:BN:51:LEU:O	35:BN:54:LEU:HB3	2.20	0.41
13:AN:55:SER:HB2	13:AN:58:ARG:HD2	2.02	0.41
23:DB:1173:U:H2'	23:DB:1174:U:C6	2.56	0.41
37:DP:4:ILE:HA	37:DP:7:LEU:CD1	2.50	0.41
25:BC:189:ALA:C	25:BC:190:THR:HG23	2.40	0.41
2:CC:75:VAL:O	2:CC:82:ASP:HB2	2.20	0.41
34:DM:40:ARG:HD3	34:DM:93:VAL:CG2	2.33	0.41
43:DW:18:LYS:HE3	43:DW:19:ARG:CD	2.51	0.41
45:DY:35:VAL:HG21	45:DY:37:ARG:NH2	2.34	0.41
27:BE:68:ALA:O	27:BE:69:ARG:C	2.58	0.41
46:DZ:53:ALA:C	46:DZ:55:GLY:H	2.19	0.41
1:CA:921:U:O2	4:CE:23:THR:HG23	2.20	0.41
4:CE:19:ARG:NH1	4:CE:28:ARG:HH12	2.18	0.41
23:DB:2018:G:H2'	23:DB:2019:A:H8	1.85	0.41
8:CI:35:GLU:O	8:CI:39:GLY:HA3	2.20	0.41
23:DB:1552:A:H2'	23:DB:1553:A:C5'	2.49	0.41
37:DP:20:ARG:HG3	37:DP:91:VAL:HG11	2.01	0.41
37:DP:21:PRO:O	37:DP:96:LEU:HD22	2.20	0.41
41:DT:29:THR:HB	41:DT:86:THR:HG22	2.03	0.41
39:BR:79:ARG:O	39:BR:81:LYS:HG2	2.20	0.41
23:BB:993:G:H1'	39:BR:91:GLN:NE2	2.35	0.41
4:AE:20:VAL:HG12	4:AE:21:SER:N	2.35	0.41
9:CJ:53:ILE:HG13	13:CN:84:ARG:CZ	2.49	0.41
49:D2:6:GLN:HA	49:D2:7:PRO:HD2	1.89	0.41
45:BY:7:THR:O	45:BY:54:VAL:HG12	2.19	0.41
30:DH:86:ASP:HB2	30:DH:89:LYS:CD	2.42	0.41
29:DG:84:LYS:CB	29:DG:132:LEU:H	2.33	0.41
29:BG:84:LYS:HG3	29:BG:131:VAL:CB	2.50	0.41
2:CC:154:GLY:HA2	2:CC:163:ARG:O	2.20	0.41
8:AI:123:ARG:NH1	8:AI:123:ARG:HB3	2.34	0.41
1:AA:697:U:O2	1:AA:798:U:H1'	2.20	0.41
28:DF:35:LEU:HD13	28:DF:56:LEU:HD13	2.03	0.41
1:CA:1029:U:H2'	1:CA:1031:C:C2	2.55	0.41
37:DP:98:TYR:CE2	37:DP:99:LEU:HD23	2.55	0.41
4:AE:104:ILE:HG13	4:AE:122:VAL:HG23	2.02	0.41

Continued on next page...

Continued from previous page...

Atom-1	Atom-2	Interatomic distance (Å)	Clash overlap (Å)
7:CH:124:ILE:O	7:CH:125:ILE:HG13	2.20	0.41
23:BB:1222:U:OP2	39:BR:90:ARG:NH2	2.53	0.41
16:AQ:39:ARG:HA	16:AQ:39:ARG:CZ	2.50	0.41
23:DB:499:U:H5'	42:DU:44:HIS:CE1	2.46	0.41
7:AH:10:LEU:CD2	7:AH:74:ILE:HD11	2.49	0.41
23:BB:191:A:O2'	23:BB:192:C:H5'	2.20	0.41
23:BB:288:U:O2'	23:BB:289:G:H5'	2.19	0.41
1:AA:91:U:H2'	1:AA:92:U:O4'	2.20	0.41
20:AB:75:ALA:O	20:AB:76:SER:C	2.59	0.41
23:BB:1248:G:C5	38:BQ:2:ARG:HD2	2.54	0.41
20:CB:93:HIS:O	20:CB:94:ARG:HG2	2.19	0.41
1:AA:1269:A:N6	1:AA:1313:U:H5'	2.35	0.41
1:AA:1258:G:C2	1:AA:1278:G:N2	2.88	0.41
42:DU:78:LYS:HD3	42:DU:79:ALA:H	1.85	0.41
23:DB:459:U:O2'	23:DB:460:A:H5'	2.20	0.41
23:DB:68:G:H2'	23:DB:69:C:H6	1.85	0.41
23:BB:2857:G:N2	23:BB:2859:G:H3'	2.34	0.41
5:AF:42:TRP:HE1	5:AF:61:LEU:CD2	2.33	0.41
10:CK:46:ALA:HA	10:CK:65:ALA:HB2	2.01	0.41
1:AA:1170:A:H3'	1:AA:1171:A:H8	1.85	0.41
26:BD:38:LYS:HD3	26:BD:45:TYR:OH	2.20	0.41
23:BB:250:G:H2'	23:BB:251:A:C8	2.55	0.41
23:DB:1637:A:H5'	23:DB:1760:C:O2'	2.20	0.41
20:AB:95:TRP:HH2	20:AB:100:LEU:HD22	1.86	0.41
52:BI:37:PHE:HZ	52:BI:56:VAL:HG11	1.85	0.41
1:AA:621:A:H2'	1:AA:622:A:H8	1.83	0.41
23:BB:2218:G:O2'	23:BB:2219:U:H5'	2.20	0.41
20:CB:22:TRP:CZ3	20:CB:24:PRO:HA	2.55	0.41
24:BV:42:LEU:HB2	24:BV:47:VAL:HG21	2.02	0.41
1:AA:285:C:O2'	1:AA:286:C:H5'	2.20	0.41
23:BB:829:A:H5'	23:BB:831:G:N7	2.34	0.41
23:BB:1210:G:H4'	23:BB:1211:C:OP2	2.21	0.41
1:AA:857:C:H2'	1:AA:858:G:O4'	2.21	0.41
1:CA:551:U:H2'	1:CA:552:U:C6	2.54	0.41
39:DR:6:GLN:HE21	39:DR:6:GLN:C	2.23	0.41
29:DG:91:VAL:HG23	29:DG:92:GLY:N	2.36	0.41
11:AL:43:LYS:HG3	11:AL:43:LYS:H	1.65	0.41
2:AC:87:ARG:HB2	2:AC:100:ILE:HG22	2.02	0.41
2:AC:78:LYS:C	2:AC:80:GLY:N	2.73	0.41
36:DO:56:LYS:O	36:DO:60:GLU:HG2	2.20	0.41
23:BB:1184:U:O2'	23:BB:1185:G:H5'	2.20	0.41

Continued on next page...

Continued from previous page...

Atom-1	Atom-2	Interatomic distance (Å)	Clash overlap (Å)
23:BB:1904:G:O2'	23:BB:1905:C:H5'	2.20	0.41
1:AA:1201:A:H4'	1:AA:1202:U:O5'	2.20	0.41
5:AF:81:ASN:OD1	5:AF:83:ALA:HB3	2.20	0.41
52:BI:63:ASP:C	52:BI:65:SER:N	2.73	0.41
23:DB:1207:C:H2'	23:DB:1208:C:H6	1.85	0.41
35:BN:65:LEU:O	35:BN:68:ALA:HB3	2.21	0.41
23:DB:2191:A:H2'	23:DB:2192:U:O4'	2.20	0.41
22:BA:65:U:C2'	22:BA:66:A:H5'	2.49	0.41
23:BB:2223:G:C2'	23:BB:2224:G:H5'	2.49	0.41
41:DT:17:SER:N	41:DT:21:SER:OG	2.52	0.41
23:DB:2013:A:H2'	23:DB:2014:A:H5'	2.02	0.41
47:D0:29:VAL:HG22	47:D0:30:ASP:N	2.35	0.41
29:BG:175:LYS:HD3	29:BG:175:LYS:HA	1.83	0.41
44:DX:25:GLN:HB3	44:DX:25:GLN:HE21	1.53	0.41
34:BM:135:VAL:HG12	34:BM:135:VAL:O	2.20	0.41
28:DF:124:ARG:HH11	28:DF:124:ARG:HG2	1.85	0.41
23:DB:268:C:O2	23:DB:268:C:H2'	2.19	0.41
25:DC:166:ARG:HG3	25:DC:166:ARG:HH21	1.85	0.41
23:BB:317:G:H2'	23:BB:318:C:H6	1.85	0.41
1:AA:1355:G:O2'	1:AA:1356:G:H5'	2.20	0.41
23:BB:922:C:H2'	23:BB:923:G:H8	1.85	0.41
31:BJ:58:ASN:O	31:BJ:59:ALA:HB3	2.20	0.41
1:CA:1015:G:H2'	1:CA:1016:A:C8	2.56	0.41
28:BF:121:PHE:HB2	28:BF:126:ASN:O	2.20	0.41
31:DJ:54:ILE:HD12	31:DJ:55:ILE:H	1.84	0.41
35:BN:31:HIS:C	35:BN:33:ILE:H	2.22	0.41
42:BU:26:ASN:ND2	42:BU:26:ASN:O	2.54	0.41
38:BQ:93:ILE:HG23	38:BQ:94:LEU:N	2.35	0.41
38:BQ:91:ARG:NH1	39:BR:10:LYS:HB3	2.33	0.41
33:DL:80:SER:HB3	33:DL:115:GLU:CD	2.41	0.41
25:DC:131:MET:HE3	25:DC:187:CYS:O	2.19	0.41
25:DC:149:LYS:HD3	25:DC:152:GLN:NE2	2.35	0.41
20:AB:187:ASP:O	20:AB:189:ASN:N	2.53	0.41
21:CU:24:LYS:HZ3	21:CU:25:ALA:N	2.00	0.41
23:BB:567:U:H2'	23:BB:568:U:O4'	2.20	0.41
44:BX:39:GLN:HB2	44:BX:42:LEU:HD22	2.02	0.41
12:CM:43:LYS:O	12:CM:47:LEU:HD23	2.20	0.41
23:DB:2305:U:C1'	28:DF:132:ARG:HA	2.50	0.41
28:DF:42:ALA:O	28:DF:43:ILE:C	2.58	0.41
30:BH:63:ALA:HA	30:BH:66:ASN:HD21	1.85	0.41
20:AB:218:ALA:C	20:AB:220:VAL:H	2.24	0.41

Continued on next page...

Continued from previous page...

Atom-1	Atom-2	Interatomic distance (Å)	Clash overlap (Å)
31:BJ:72:LYS:HB3	31:BJ:73:VAL:H	1.52	0.41
3:AD:25:ARG:O	3:AD:27:ILE:N	2.53	0.41
20:AB:114:LYS:O	20:AB:117:GLU:HB3	2.21	0.41
33:BL:61:LEU:N	33:BL:61:LEU:CD1	2.82	0.41
23:DB:2019:A:H4'	38:DQ:33:VAL:HG11	2.02	0.41
24:BV:48:MET:SD	24:BV:85:LYS:HA	2.60	0.41
46:BZ:38:PHE:CE2	46:BZ:51:VAL:HG21	2.56	0.41
26:DD:150:GLN:O	26:DD:153:GLY:N	2.53	0.41
8:AI:98:ARG:HG3	8:AI:103:VAL:HG22	2.01	0.41
41:DT:25:GLU:HA	41:DT:28:ASN:O	2.20	0.41
23:DB:2733:A:H3'	23:DB:2733:A:C8	2.55	0.41
34:BM:53:MET:O	34:BM:56:ALA:HB3	2.21	0.41
1:AA:720:C:O5'	1:AA:720:C:H6	2.03	0.41
41:BT:65:GLY:HA3	41:BT:76:ARG:NH2	2.34	0.41
45:BY:3:THR:HB	45:BY:36:GLU:CG	2.51	0.41
36:DO:52:SER:HA	36:DO:74:VAL:CG1	2.50	0.41
23:DB:1723:G:H2'	23:DB:1724:G:H5'	2.02	0.41
34:BM:69:PRO:HA	34:BM:94:ALA:CA	2.49	0.41
23:DB:921:C:H2'	23:DB:922:C:H6	1.83	0.41
30:BH:58:LEU:O	30:BH:60:GLU:N	2.53	0.41
23:DB:1168:G:C6	23:DB:1182:G:C6	3.08	0.41
3:AD:55:ARG:NE	3:AD:55:ARG:HA	2.36	0.41
1:CA:6:G:C8	4:CE:123:LEU:HD21	2.55	0.41
23:DB:574:A:H1'	23:DB:2055:C:C5	2.55	0.41
35:DN:60:VAL:O	35:DN:63:ARG:HB3	2.20	0.41
14:AO:8:ALA:O	14:AO:11:VAL:HB	2.21	0.41
35:DN:9:GLN:O	35:DN:17:ARG:HD3	2.20	0.41
23:BB:2353:G:H1'	43:BW:30:VAL:HG13	2.01	0.41
7:AH:63:LYS:HG2	7:AH:64:TYR:N	2.35	0.41
31:BJ:18:VAL:CG1	31:BJ:54:ILE:HD11	2.50	0.41
23:BB:619:G:H2'	23:BB:620:G:H5''	2.02	0.41
27:DE:59:PRO:HB2	27:DE:67:ARG:NH2	2.35	0.41
1:CA:371:A:O2'	1:CA:372:C:H5'	2.20	0.41
1:CA:448:A:H2'	1:CA:449:G:H8	1.85	0.41
31:BJ:20:ALA:HA	31:BJ:23:LYS:CG	2.51	0.41
1:CA:1503:A:H5'	1:CA:1531:A:H1'	2.02	0.41
1:AA:1256:A:O4'	1:AA:1278:G:N2	2.54	0.41
23:BB:600:G:H1'	27:BE:100:MET:CG	2.50	0.41
1:CA:824:G:C6	1:CA:877:G:C6	3.08	0.41
23:BB:177:G:H3'	23:BB:178:G:C8	2.55	0.41
23:BB:85:G:OP1	42:BU:6:ARG:N	2.53	0.41

Continued on next page...

Continued from previous page...

Atom-1	Atom-2	Interatomic distance (Å)	Clash overlap (Å)
30:BH:14:SER:HB2	30:BH:17:ASP:CB	2.50	0.41
23:BB:1408:G:H2'	23:BB:1409:U:C6	2.55	0.41
23:BB:675:A:C6	23:BB:676:A:C6	3.08	0.41
1:AA:1238:A:H5'	1:AA:1336:C:N4	2.30	0.41
1:CA:991:U:H2'	1:CA:1212:U:O2	2.20	0.41
1:AA:708:C:H2'	1:AA:709:U:H6	1.84	0.41
23:DB:1040:A:O2'	23:DB:1041:G:H5'	2.20	0.41
23:DB:1430:G:H2'	23:DB:1431:A:C8	2.55	0.41
23:DB:833:A:H1'	33:DL:52:GLY:N	2.35	0.41
1:AA:637:C:H2'	1:AA:638:U:C6	2.55	0.41
1:AA:1058:G:H2'	1:AA:1059:C:C6	2.56	0.41
1:AA:692:U:H2'	1:AA:694:A:OP2	2.20	0.41
23:DB:937:C:H2'	23:DB:938:G:C8	2.55	0.41
1:CA:1127:G:C2'	1:CA:1128:C:H5'	2.50	0.41
33:BL:89:VAL:HA	33:BL:121:THR:OG1	2.21	0.41
33:DL:40:SER:C	33:DL:41:ARG:HG3	2.39	0.41
23:DB:1161:C:H2'	23:DB:1162:G:H8	1.85	0.41
3:AD:95:GLY:O	3:AD:136:VAL:HG22	2.20	0.41
42:DU:41:VAL:N	42:DU:60:LYS:O	2.53	0.41
23:BB:1370:C:H2'	23:BB:1371:G:O4'	2.20	0.41
29:DG:94:ARG:HH21	29:DG:105:SER:H	1.68	0.41
1:CA:301:G:O2'	1:CA:302:G:H5'	2.19	0.41
15:CP:20:VAL:HG21	15:CP:32:PHE:CD2	2.56	0.41
35:BN:10:LEU:HD21	35:BN:43:GLU:HG3	2.01	0.41
6:CG:70:PRO:HD2	6:CG:95:ARG:O	2.20	0.41
11:AL:54:VAL:HG12	11:AL:55:ARG:H	1.85	0.41
23:BB:939:G:C2'	23:BB:940:G:H5'	2.50	0.41
38:DQ:38:VAL:O	38:DQ:39:ILE:C	2.56	0.41
50:B3:14:LYS:O	50:B3:15:LYS:C	2.58	0.41
23:BB:484:C:H2'	23:BB:485:C:H6	1.84	0.41
1:AA:775:G:H2'	1:AA:776:G:C8	2.55	0.41
23:DB:1951:U:H2'	23:DB:1953:A:OP2	2.19	0.41
44:DX:46:VAL:O	44:DX:50:VAL:HG23	2.19	0.41
2:CC:17:TRP:HZ2	13:CN:95:LEU:O	2.03	0.41
4:AE:48:GLY:H	4:AE:66:ALA:CB	2.34	0.41
1:CA:681:A:H2'	1:CA:682:G:C8	2.56	0.41
27:DE:9:GLN:O	27:DE:9:GLN:HG3	2.21	0.41
23:BB:550:C:H2'	23:BB:550:C:O2	2.20	0.41
1:CA:298:A:H8	1:CA:298:A:OP1	2.02	0.41
42:DU:23:LYS:H	42:DU:23:LYS:HD2	1.86	0.41
23:DB:2889:C:O2'	23:DB:2890:G:H5'	2.20	0.41

Continued on next page...

Continued from previous page...

Atom-1	Atom-2	Interatomic distance (Å)	Clash overlap (Å)
42:DU:88:ASP:CG	42:DU:89:GLY:N	2.73	0.41
41:DT:5:GLU:N	41:DT:8:LEU:HD12	2.35	0.41
28:BF:31:GLU:HB2	28:BF:158:THR:CG2	2.50	0.41
31:DJ:140:LEU:HD23	31:DJ:141:ASP:N	2.34	0.41
31:DJ:44:TYR:HB2	38:DQ:63:ARG:HD2	2.01	0.41
38:DQ:108:LEU:HA	39:DR:48:LYS:HD3	2.01	0.41
42:BU:39:ASN:HB3	42:BU:62:ALA:HB3	2.02	0.41
25:DC:144:GLU:CA	25:DC:151:GLY:HA2	2.40	0.41
23:BB:1283:G:H22	23:BB:1286:A:C5'	2.15	0.41
40:DS:55:ILE:HD12	40:DS:69:LEU:HD23	2.02	0.41
26:BD:113:SER:HB3	26:BD:167:ASN:CA	2.51	0.41
1:CA:1337:G:H5''	1:CA:1338:G:OP1	2.20	0.41
12:CM:3:ILE:HA	12:CM:56:ARG:HB2	2.01	0.41
1:AA:1329:A:H5''	12:AM:24:VAL:HA	2.02	0.41
20:AB:59:ILE:O	20:AB:62:ARG:HD2	2.21	0.41
23:BB:2787:C:O2'	23:BB:2788:C:H5'	2.20	0.41
23:BB:548:G:H4'	23:BB:549:G:N1	2.35	0.41
16:AQ:80:LYS:O	16:AQ:80:LYS:HD2	2.21	0.41
46:DZ:7:VAL:CG2	46:DZ:67:VAL:HG11	2.50	0.41
18:CS:43:MET:C	18:CS:46:LEU:HD23	2.40	0.41
20:AB:112:ARG:O	20:AB:116:LEU:HB2	2.20	0.41
8:AI:53:LEU:N	8:AI:53:LEU:HD22	2.34	0.41
16:CQ:23:ALA:HA	16:CQ:41:THR:O	2.19	0.41
23:BB:583:G:H2'	23:BB:584:C:C6	2.55	0.41
23:DB:532:A:N3	23:DB:532:A:H2'	2.34	0.41
1:CA:261:U:H2'	1:CA:263:A:OP2	2.19	0.41
26:DD:62:LYS:N	26:DD:63:PRO:CD	2.84	0.41
46:BZ:71:LEU:HA	46:BZ:74:ARG:HE	1.85	0.41
37:BP:89:GLY:N	37:BP:112:ARG:NH1	2.67	0.41
6:AG:57:GLU:H	6:AG:57:GLU:CD	2.24	0.41
41:DT:22:THR:O	41:DT:26:LYS:N	2.44	0.41
23:DB:2769:U:O2'	23:DB:2770:G:H5'	2.20	0.41
4:AE:19:ARG:HH12	4:AE:28:ARG:HH12	1.67	0.41
41:DT:68:LYS:HE3	41:DT:68:LYS:HB2	1.81	0.41
26:DD:15:PHE:HA	26:DD:20:VAL:O	2.21	0.41
2:AC:154:GLY:HA2	2:AC:163:ARG:O	2.20	0.41
28:DF:148:VAL:O	28:DF:149:ARG:HG2	2.20	0.41
36:DO:36:TYR:HA	36:DO:52:SER:CB	2.50	0.41
12:AM:63:VAL:CG1	12:AM:67:ASP:HB2	2.49	0.41
34:BM:41:LEU:CD2	34:BM:124:LEU:HD22	2.50	0.41
34:BM:108:VAL:CG1	34:BM:112:LEU:HD12	2.51	0.41

Continued on next page...

Continued from previous page...

Atom-1	Atom-2	Interatomic distance (Å)	Clash overlap (Å)
34:DM:100:LYS:HD3	34:DM:100:LYS:HA	1.87	0.41
50:B3:30:HIS:O	50:B3:31:ILE:O	2.38	0.41
29:DG:148:ARG:HA	29:DG:161:VAL:CB	2.45	0.41
34:BM:29:GLY:O	34:BM:133:LYS:HD2	2.21	0.41
30:DH:54:LEU:CD2	30:DH:58:LEU:HD12	2.46	0.41
30:DH:58:LEU:O	30:DH:61:VAL:HG12	2.20	0.41
1:CA:956:U:O2'	1:CA:957:U:H5'	2.20	0.41
35:DN:12:ARG:HA	35:DN:12:ARG:HD2	1.72	0.41
22:DA:32:U:H1'	22:DA:52:A:N7	2.35	0.41
29:BG:43:LYS:CB	29:BG:50:THR:HB	2.46	0.41
23:DB:2437:G:H2'	23:DB:2438:U:C6	2.56	0.41
44:DX:23:ARG:O	44:DX:27:ASN:HB2	2.20	0.41
35:BN:12:ARG:HG2	35:BN:16:HIS:ND1	2.36	0.41
23:BB:2617:U:H2'	23:BB:2618:G:H5'	2.02	0.41
23:BB:214:G:N2	23:BB:216:A:N3	2.64	0.41
23:DB:1789:A:H2'	23:DB:1790:C:O4'	2.20	0.41
25:BC:203:VAL:O	25:BC:204:LEU:HB2	2.20	0.41
23:DB:1798:U:H5''	25:DC:257:ARG:HB2	2.02	0.41
1:CA:1531:A:H2'	1:CA:1532:U:H5'	2.02	0.41
28:BF:134:GLN:HE22	28:BF:136:ILE:HD13	1.81	0.41
23:DB:230:G:H2'	23:DB:231:A:C8	2.55	0.41
1:AA:1314:C:N4	18:AS:3:SER:HB3	2.35	0.41
26:DD:201:LEU:C	26:DD:202:ILE:HD12	2.41	0.41
1:CA:1313:U:OP1	18:CS:6:LYS:HD3	2.20	0.41
23:DB:460:A:P	49:D2:41:ARG:HH12	2.44	0.41
40:BS:57:ASN:HA	40:BS:57:ASN:HD22	1.59	0.41
1:CA:493:A:H5'	1:CA:494:G:OP2	2.19	0.41
1:AA:8:A:H1'	4:AE:106:ALA:O	2.20	0.41
23:BB:2562:U:H2'	23:BB:2563:U:H5'	2.03	0.41
23:BB:1848:A:H2'	23:BB:1849:G:H8	1.84	0.41
1:CA:154:U:H2'	1:CA:155:A:H8	1.80	0.41
34:DM:26:VAL:HB	34:DM:104:GLU:OE2	2.19	0.41
5:AF:79:ARG:HD3	5:AF:79:ARG:HA	1.89	0.41
23:DB:570:G:C4	23:DB:2030:A:N7	2.88	0.41
1:AA:54:C:N4	1:AA:352:C:H2'	2.35	0.41
3:AD:79:ALA:N	3:AD:85:THR:HG23	2.35	0.41
52:DI:99:LYS:HB2	52:DI:140:GLU:OE1	2.20	0.41
1:AA:125:U:H2'	1:AA:126:G:C8	2.56	0.41
23:BB:866:A:H61	23:BB:913:U:C1'	2.34	0.41
36:BO:16:ARG:C	36:BO:18:LEU:N	2.74	0.41
42:DU:32:LYS:N	42:DU:32:LYS:HD3	2.34	0.41

Continued on next page...

Continued from previous page...

Atom-1	Atom-2	Interatomic distance (Å)	Clash overlap (Å)
23:DB:325:G:O2'	23:DB:326:G:H5'	2.20	0.41
1:AA:766:A:H2'	1:AA:767:A:C8	2.55	0.41
14:AO:87:ARG:NE	14:AO:87:ARG:HA	2.35	0.41
1:AA:1394:A:C5	1:AA:1501:C:H4'	2.55	0.41
23:BB:518:G:H2'	23:BB:519:U:C6	2.56	0.41
23:DB:1716:U:H2'	23:DB:1717:A:C8	2.56	0.41
38:DQ:48:ASP:HA	38:DQ:51:GLN:HG3	2.03	0.41
15:CP:12:LYS:C	15:CP:14:ARG:H	2.24	0.41
15:CP:12:LYS:O	15:CP:13:LYS:HB2	2.20	0.41
1:AA:282:A:N3	1:AA:282:A:H2'	2.35	0.41
23:DB:235:U:H2'	23:DB:236:C:H6	1.85	0.41
46:BZ:27:ARG:CG	46:BZ:28:ARG:N	2.82	0.41
7:AH:12:ARG:NH1	7:AH:12:ARG:HG3	2.35	0.41
46:DZ:11:ARG:HB3	46:DZ:12:PRO:HD2	2.01	0.41
23:DB:2219:U:O2'	23:DB:2220:U:H5'	2.20	0.41
48:D1:18:HIS:ND1	48:D1:19:PHE:N	2.68	0.41
46:DZ:27:ARG:HD2	46:DZ:29:PHE:CE1	2.55	0.41
23:DB:341:C:O2'	23:DB:342:A:H5'	2.21	0.41
11:CL:30:ARG:HA	11:CL:80:LEU:HD12	2.02	0.41
23:BB:1547:C:H2'	23:BB:1548:A:H8	1.86	0.41
23:DB:2607:G:O2'	23:DB:2608:G:H5'	2.20	0.41
27:DE:194:LYS:O	27:DE:197:GLU:HB3	2.21	0.41
23:DB:686:U:O4	49:D2:12:ARG:HB2	2.20	0.41
25:DC:29:PHE:CE2	25:DC:31:PRO:HG2	2.55	0.41
29:BG:112:VAL:O	29:BG:113:ASP:HB2	2.19	0.41
23:DB:506:G:H1'	23:DB:507:A:C8	2.55	0.41
23:BB:269:C:H2'	23:BB:270:A:H8	1.86	0.41
1:CA:100:G:N7	1:CA:101:A:C5	2.88	0.41
1:CA:1200:C:H4'	1:CA:1201:A:H3'	2.03	0.41
1:CA:1202:U:H2'	1:CA:1203:C:H5'	2.02	0.41
4:AE:52:ALA:H	4:AE:58:ALA:HB2	1.85	0.41
27:BE:9:GLN:HG3	27:BE:9:GLN:O	2.20	0.41
1:AA:526:C:OP2	11:AL:87:LYS:HE3	2.20	0.41
1:AA:902:G:H2'	1:AA:903:G:H8	1.85	0.41
42:DU:96:LYS:C	42:DU:98:ASN:H	2.23	0.41
37:BP:4:ILE:O	37:BP:5:LYS:HB2	2.20	0.41
1:CA:1320:C:N4	18:CS:36:ARG:HA	2.36	0.41
8:CI:18:VAL:HG12	8:CI:19:PHE:N	2.36	0.41
28:BF:4:HIS:O	28:BF:7:TYR:HB3	2.21	0.41
38:DQ:63:ARG:HH12	38:DQ:96:ASP:CA	2.32	0.41
38:BQ:94:LEU:O	38:BQ:97:ILE:HG23	2.20	0.41

Continued on next page...

Continued from previous page...

Atom-1	Atom-2	Interatomic distance (Å)	Clash overlap (Å)
5:AF:66:ALA:HB1	5:AF:70:VAL:HG21	2.01	0.41
5:AF:66:ALA:HB1	5:AF:67:PRO:HD2	2.03	0.41
25:BC:146:LYS:HB2	25:BC:149:LYS:HB2	2.02	0.41
23:DB:2335:A:H2'	23:DB:2336:A:H5''	2.02	0.41
23:DB:2386:A:H4'	43:DW:54:ARG:O	2.19	0.41
43:DW:49:ASN:CA	43:DW:61:LYS:HB2	2.50	0.41
45:DY:55:LYS:O	45:DY:56:VAL:C	2.59	0.41
40:DS:73:LYS:HD2	40:DS:73:LYS:HA	1.66	0.41
20:CB:62:ARG:HG3	20:CB:62:ARG:HH11	1.86	0.41
1:CA:1330:U:H4'	12:CM:69:ARG:NH1	2.33	0.41
28:DF:82:TYR:O	28:DF:84:ILE:HD13	2.21	0.41
52:DI:108:ILE:CG2	52:DI:128:ILE:HD13	2.50	0.41
30:BH:132:PHE:O	30:BH:140:ALA:HB3	2.20	0.41
30:BH:77:THR:CG2	30:BH:79:THR:HG23	2.49	0.41
20:AB:85:SER:O	20:AB:86:CYS:HB2	2.21	0.41
46:DZ:51:VAL:HG12	46:DZ:52:SER:N	2.36	0.41
41:BT:1:MET:C	41:BT:2:ILE:HD13	2.40	0.41
23:DB:346:A:O4'	23:DB:346:A:N3	2.54	0.41
16:CQ:7:LEU:HD21	16:CQ:24:ILE:HG21	2.01	0.41
52:BI:126:ARG:HA	52:BI:129:GLU:OE2	2.20	0.41
6:CG:46:LEU:O	6:CG:57:GLU:HG3	2.20	0.41
29:DG:50:THR:HG22	29:DG:51:PHE:N	2.36	0.41
24:BV:24:ASN:O	24:BV:26:PHE:N	2.54	0.41
46:BZ:64:ILE:HG22	46:BZ:68:LEU:HD11	2.01	0.41
37:BP:89:GLY:N	37:BP:112:ARG:HH12	2.18	0.41
19:AT:69:ASN:O	19:AT:70:LYS:C	2.58	0.41
23:BB:973:A:O4'	23:BB:1188:U:C6	2.74	0.41
4:CE:143:LEU:C	4:CE:145:ASN:H	2.23	0.41
21:CU:33:ARG:NE	21:CU:34:ARG:HG3	2.36	0.41
32:DK:117:SER:C	32:DK:118:LEU:HD12	2.41	0.41
5:CF:48:ALA:N	17:CR:65:SER:OG	2.54	0.41
30:BH:90:LEU:CD1	30:BH:146:VAL:HG11	2.45	0.41
2:AC:133:MET:O	2:AC:137:VAL:HG23	2.20	0.41
28:DF:102:LEU:C	28:DF:102:LEU:HD13	2.41	0.41
28:DF:107:VAL:O	28:DF:110:ILE:HG22	2.21	0.41
25:BC:107:LYS:N	25:BC:193:GLU:O	2.51	0.41
34:DM:21:ALA:HB3	34:DM:99:GLY:O	2.21	0.41
42:DU:43:LYS:HD3	42:DU:44:HIS:N	2.35	0.41
41:BT:13:ALA:O	41:BT:33:LYS:N	2.54	0.41
31:DJ:84:ILE:HG13	31:DJ:84:ILE:O	2.21	0.41
1:CA:975:A:H61	9:CJ:50:THR:HG21	1.85	0.41

Continued on next page...

Continued from previous page...

Atom-1	Atom-2	Interatomic distance (Å)	Clash overlap (Å)
24:DV:2:PHE:HD1	24:DV:50:MET:HE2	1.86	0.41
38:BQ:9:ALA:O	38:BQ:12:ARG:N	2.53	0.41
23:DB:2800:A:H2'	23:DB:2801:G:C1'	2.50	0.41
23:BB:2794:C:H2'	23:BB:2795:C:C5	2.55	0.41
1:CA:1140:C:O2'	1:CA:1141:C:H5'	2.20	0.41
13:AN:73:LEU:HD12	13:AN:83:VAL:HG21	2.03	0.41
23:DB:2327:A:H2'	23:DB:2328:A:C8	2.56	0.41
23:BB:2751:G:OP2	29:BG:2:ARG:HD2	2.20	0.41
23:BB:215:G:C4'	23:BB:216:A:H4'	2.47	0.41
23:DB:20:C:H2'	23:DB:21:A:C8	2.55	0.41
1:AA:1269:A:H2	1:AA:1312:G:H21	1.67	0.41
1:CA:1314:C:H2'	1:CA:1315:U:H6	1.86	0.41
1:CA:1315:U:H5	18:CS:5:LYS:HZ1	1.69	0.41
6:AG:80:GLY:C	6:AG:82:SER:H	2.24	0.41
1:CA:1261:A:N7	1:CA:1274:A:H2	2.17	0.41
1:AA:1436:U:H2'	1:AA:1437:A:C8	2.55	0.41
1:AA:415:A:N1	1:AA:428:G:O6	2.54	0.41
22:DA:27:C:H2'	22:DA:28:C:H5'	2.02	0.41
1:CA:702:A:N6	23:DB:1848:A:C6	2.88	0.41
23:DB:661:A:H1'	33:DL:12:SER:O	2.21	0.41
23:BB:522:A:H2'	23:BB:523:C:H6	1.84	0.41
23:BB:1054:A:H2'	23:BB:1055:G:H8	1.82	0.41
1:AA:493:A:H5'	1:AA:494:G:OP2	2.20	0.41
22:DA:25:U:OP1	22:DA:25:U:H3'	2.20	0.41
23:DB:828:U:H2'	23:DB:829:A:C8	2.54	0.41
12:AM:43:LYS:C	12:AM:45:SER:N	2.73	0.41
23:BB:935:C:H2'	23:BB:936:A:H8	1.85	0.41
1:AA:856:C:O2'	1:AA:857:C:H5'	2.20	0.41
24:DV:77:VAL:HG12	34:DM:136:MET:CE	2.50	0.41
10:AK:15:VAL:C	10:AK:17:ASP:H	2.24	0.41
25:DC:58:LYS:HD2	25:DC:58:LYS:HA	1.95	0.41
1:AA:1285:A:HO2'	1:AA:1286:U:P	2.44	0.41
37:BP:38:ARG:NH2	37:BP:38:ARG:HB3	2.35	0.41
29:DG:94:ARG:HB2	29:DG:127:GLN:HG2	2.01	0.41
1:AA:553:A:O2'	11:AL:25:ALA:HB1	2.20	0.41
11:CL:43:LYS:N	11:CL:44:PRO:HD2	2.34	0.41
25:DC:124:LYS:CG	25:DC:125:PRO:HD2	2.50	0.41
23:DB:2407:A:H2'	23:DB:2408:U:C6	2.56	0.41
46:BZ:2:SER:O	46:BZ:3:ARG:C	2.58	0.41
42:DU:73:ASN:HD21	42:DU:76:THR:H	1.67	0.41
23:BB:2685:G:O2'	23:BB:2686:G:H5'	2.20	0.41

Continued on next page...

Continued from previous page...

Atom-1	Atom-2	Interatomic distance (Å)	Clash overlap (Å)
50:B3:18:LYS:HE3	50:B3:20:GLY:H	1.85	0.41
20:CB:127:LYS:HD2	20:CB:127:LYS:C	2.40	0.41
23:DB:1369:G:H2'	23:DB:1370:C:O4'	2.20	0.41
10:AK:35:ASP:OD1	10:AK:37:GLN:HB2	2.20	0.41
12:CM:26:LYS:O	12:CM:30:LYS:HB2	2.20	0.41
2:AC:134:LYS:HE3	2:AC:138:GLN:HG2	2.03	0.41
1:CA:355:C:O2'	1:CA:356:A:H5'	2.21	0.41
7:CH:29:SER:OG	7:CH:32:LYS:HG3	2.20	0.41
1:AA:356:A:H1'	1:AA:368:U:O2'	2.20	0.41
23:BB:2496:C:C2'	23:BB:2497:A:H5'	2.50	0.41
23:BB:1806:C:O2'	23:BB:1807:G:H5'	2.20	0.41
23:BB:1266:G:N2	23:BB:2012:G:H2'	2.36	0.41
23:DB:1423:G:H2'	23:DB:1424:G:H8	1.85	0.41
23:BB:1389:G:O2'	23:BB:1390:U:H5'	2.21	0.41
1:AA:298:A:OP1	1:AA:298:A:H8	2.03	0.41
7:CH:49:LYS:HA	7:CH:49:LYS:HD2	1.88	0.41
20:AB:104:LYS:NZ	20:AB:104:LYS:HB2	2.35	0.41
23:BB:2518:A:N3	23:BB:2518:A:H5'	2.35	0.41
50:D3:26:ALA:O	50:D3:27:ASN:C	2.59	0.41
34:DM:43:ALA:O	34:DM:47:GLU:HB2	2.21	0.41
51:D4:22:VAL:O	51:D4:24:ARG:N	2.54	0.41
23:DB:547:A:OP1	23:DB:548:G:OP2	2.39	0.41
1:AA:1320:C:N3	18:AS:35:ARG:NH1	2.69	0.41
1:CA:1320:C:H2'	1:CA:1321:U:O4'	2.20	0.41
1:CA:1320:C:N3	18:CS:35:ARG:NH1	2.69	0.41
8:CI:18:VAL:CG1	8:CI:82:ILE:HG12	2.48	0.41
35:DN:27:SER:O	35:DN:30:ARG:HB2	2.20	0.41
38:DQ:77:LYS:O	38:DQ:80:ASN:HB3	2.20	0.41
35:BN:114:GLU:HG2	35:BN:115:LEU:N	2.34	0.41
35:BN:47:VAL:O	35:BN:51:LEU:HD13	2.21	0.41
20:CB:204:ASP:O	20:CB:209:VAL:HG13	2.21	0.41
23:DB:1654:A:O2'	23:DB:1655:A:H5'	2.21	0.41
1:CA:203:G:H1'	1:CA:465:A:N6	2.35	0.41
23:BB:963:U:H2'	23:BB:964:C:C6	2.55	0.41
34:DM:40:ARG:NH2	34:DM:73:ILE:HD12	2.35	0.41
43:DW:18:LYS:CA	43:DW:36:ILE:HG12	2.40	0.41
45:DY:40:THR:HG22	45:DY:42:ALA:H	1.86	0.41
40:DS:24:ILE:CG2	40:DS:71:VAL:HG11	2.44	0.41
20:CB:57:ASN:HA	20:CB:60:ALA:HB3	2.02	0.41
12:AM:15:VAL:N	12:AM:33:LEU:HD11	2.36	0.41
28:DF:74:ALA:C	28:DF:76:PHE:H	2.23	0.41

Continued on next page...

Continued from previous page...

Atom-1	Atom-2	Interatomic distance (Å)	Clash overlap (Å)
23:DB:1060:U:C1'	23:DB:1062:G:H5'	2.50	0.41
52:DI:54:ILE:O	52:DI:54:ILE:HG23	2.19	0.41
20:AB:185:ILE:HA	20:AB:199:ILE:O	2.20	0.41
49:D2:19:ARG:HG2	49:D2:19:ARG:NH2	2.35	0.41
24:DV:24:ASN:O	24:DV:26:PHE:N	2.54	0.41
7:CH:88:LYS:CG	7:CH:89:ASP:H	2.33	0.41
32:DK:47:ILE:HG23	32:DK:48:PRO:CD	2.51	0.41
23:DB:1446:C:H2'	23:DB:1447:C:C6	2.55	0.41
23:BB:2734:A:C2'	23:BB:2735:G:H5'	2.43	0.41
1:CA:1325:C:H2'	1:CA:1326:U:H6	1.84	0.41
29:DG:71:LEU:O	29:DG:75:VAL:HG23	2.21	0.41
1:AA:865:A:H2'	1:AA:866:C:C6	2.55	0.41
23:DB:2526:G:H2'	23:DB:2527:C:C6	2.55	0.41
48:D1:8:ILE:HG21	48:D1:51:ALA:CB	2.51	0.41
21:AU:39:LYS:HD3	21:AU:39:LYS:N	2.36	0.41
32:DK:13:ASN:HD21	32:DK:98:ARG:N	2.08	0.41
32:DK:33:ALA:CB	32:DK:39:ILE:HD11	2.50	0.41
23:BB:1481:U:H2'	23:BB:1482:G:H4'	2.03	0.41
18:CS:51:HIS:HB2	18:CS:56:HIS:NE2	2.35	0.41
23:BB:2747:G:H1	23:BB:2754:U:H2'	1.86	0.41
16:AQ:65:PRO:HA	16:AQ:71:SER:OG	2.20	0.41
22:BA:8:C:O2'	36:BO:40:ILE:HD13	2.20	0.41
36:BO:67:ASN:H	36:BO:70:ALA:CB	2.29	0.41
36:BO:67:ASN:N	36:BO:70:ALA:HB3	2.32	0.41
39:BR:2:TYR:N	39:BR:42:ALA:HB2	2.35	0.41
2:AC:120:THR:CG2	2:AC:188:ALA:HB2	2.51	0.41
23:DB:289:G:H3'	23:DB:289:G:OP2	2.20	0.41
23:DB:480:A:H2	23:DB:499:U:O2	2.03	0.41
27:DE:155:GLU:O	27:DE:159:LEU:HB2	2.20	0.41
3:AD:13:ARG:HG3	3:AD:55:ARG:NH1	2.36	0.41
3:CD:89:LEU:HD22	3:CD:199:ILE:HD11	2.03	0.41
26:BD:51:THR:HG21	26:BD:75:ALA:O	2.20	0.41
32:BK:15:GLY:HA3	32:BK:52:VAL:CG2	2.47	0.41
1:AA:1291:U:H2'	1:AA:1292:G:H8	1.84	0.41
23:DB:2069:G:O2'	23:DB:2070:A:H5'	2.20	0.41
23:DB:780:G:H2'	23:DB:782:A:N7	2.35	0.41
3:AD:115:GLN:HE21	3:AD:119:HIS:CE1	2.37	0.41
2:CC:112:ALA:O	2:CC:113:LYS:C	2.58	0.41
22:BA:32:U:H2'	22:BA:33:G:C8	2.55	0.41
3:AD:20:LEU:C	3:AD:21:LYS:HD2	2.41	0.41
27:DE:109:LEU:O	27:DE:113:VAL:HG23	2.21	0.41

Continued on next page...

Continued from previous page...

Atom-1	Atom-2	Interatomic distance (Å)	Clash overlap (Å)
27:DE:154:ASP:C	27:DE:156:ASN:H	2.23	0.41
11:CL:71:HIS:HD2	11:CL:73:LEU:HG	1.86	0.41
22:BA:29:A:H3'	22:BA:30:C:C6	2.47	0.41
1:AA:1370:G:O2'	1:AA:1371:G:H5'	2.21	0.41
3:AD:48:SER:O	3:AD:49:ASP:C	2.59	0.41
1:AA:80:A:C4	1:AA:81:A:H1'	2.56	0.41
23:BB:245:G:H2'	23:BB:246:C:C6	2.56	0.41
23:DB:182:A:O2'	23:DB:183:C:H5'	2.20	0.41
23:DB:183:C:O2	23:DB:432:A:H2	2.04	0.41
1:CA:1096:C:O2'	1:CA:1097:C:H5'	2.21	0.41
42:BU:78:LYS:HD3	42:BU:79:ALA:H	1.85	0.41
4:CE:156:ARG:HB3	7:CH:43:GLY:O	2.21	0.41
1:CA:832:G:H2'	1:CA:833:G:H8	1.86	0.41
6:CG:45:ALA:CB	6:CG:120:ALA:HB2	2.49	0.41
1:CA:1258:G:C4	1:CA:1278:G:N2	2.89	0.41
1:CA:501:C:OP1	11:CL:113:ARG:NH2	2.54	0.41
10:CK:47:GLY:C	10:CK:49:SER:H	2.24	0.41
4:AE:87:VAL:HG23	4:AE:91:SER:O	2.20	0.41
23:BB:1259:G:O2'	23:BB:1260:A:H5'	2.21	0.41
1:CA:152:A:N6	1:CA:170:U:C2	2.88	0.41
6:CG:3:ARG:HB3	6:CG:4:ARG:H	1.71	0.41
23:BB:755:U:H2'	23:BB:756:A:C8	2.56	0.41
23:BB:1870:C:H2'	23:BB:1871:A:C8	2.56	0.41
27:DE:3:LEU:H	27:DE:13:THR:N	2.18	0.41
2:AC:76:ILE:O	2:AC:82:ASP:N	2.53	0.41
27:BE:137:LYS:HG3	27:BE:141:MET:SD	2.60	0.41
23:DB:2052:A:C4	26:DD:155:VAL:HG23	2.56	0.41
50:D3:31:ILE:C	50:D3:32:LEU:HG	2.41	0.41
14:CO:44:GLU:O	14:CO:46:LYS:N	2.51	0.41
12:AM:43:LYS:C	12:AM:45:SER:H	2.24	0.41
23:BB:1979:U:C2'	23:BB:1980:G:H5'	2.51	0.41
27:BE:112:LEU:C	27:BE:114:ARG:N	2.74	0.41
27:BE:198:GLU:O	27:BE:199:MET:C	2.59	0.41
23:DB:1161:C:O2'	23:DB:1162:G:H5'	2.20	0.41
36:BO:116:GLN:O	36:BO:117:PHE:HB3	2.19	0.41
23:BB:757:G:C2'	23:BB:758:C:H5'	2.51	0.41
23:DB:866:A:O2'	23:DB:867:C:H5'	2.20	0.41
28:DF:133:GLU:HA	28:DF:150:GLY:CA	2.51	0.41
36:DO:16:ARG:C	36:DO:18:LEU:N	2.74	0.41
23:BB:493:G:O2'	40:BS:7:HIS:HA	2.21	0.41
37:BP:62:LYS:O	37:BP:63:ILE:HB	2.20	0.41

Continued on next page...

Continued from previous page...

Atom-1	Atom-2	Interatomic distance (Å)	Clash overlap (Å)
46:DZ:2:SER:O	46:DZ:3:ARG:C	2.58	0.41
1:CA:613:C:H2'	1:CA:614:C:H6	1.82	0.41
1:CA:1483:A:H2'	1:CA:1484:C:O4'	2.20	0.41
22:DA:61:G:H2'	22:DA:62:C:H6	1.84	0.41
23:DB:697:G:H2'	23:DB:698:C:C6	2.56	0.41
23:BB:426:C:O2'	23:BB:427:U:H5'	2.20	0.41
1:AA:360:G:O2'	1:AA:361:G:H5'	2.20	0.41
27:DE:62:GLN:HE21	27:DE:62:GLN:HB2	1.60	0.41
23:DB:1295:C:H2'	23:DB:1296:G:C8	2.55	0.41
23:BB:910:A:C6	23:BB:911:A:C6	3.09	0.41
1:AA:648:A:O2'	1:AA:649:A:H5'	2.21	0.41
22:DA:112:G:O2'	22:DA:113:C:H5'	2.19	0.41
22:BA:64:G:O2'	22:BA:65:U:H5'	2.21	0.41
1:AA:38:G:O2'	1:AA:39:G:H5'	2.21	0.41
23:DB:319:G:H2'	23:DB:320:A:O4'	2.21	0.41
1:CA:1087:G:O2'	1:CA:1088:G:H5'	2.20	0.41
40:BS:46:LEU:O	40:BS:50:VAL:HG23	2.20	0.41
2:CC:179:ALA:O	2:CC:180:ASP:O	2.39	0.41
1:CA:577:G:O2'	1:CA:578:C:H5'	2.21	0.41
26:BD:2:ILE:O	26:BD:2:ILE:HD12	2.21	0.41
23:BB:2336:A:H61	43:BW:40:ARG:CD	2.34	0.41
43:BW:66:VAL:HG22	43:BW:81:ILE:HG22	2.03	0.41
45:BY:18:LYS:O	45:BY:22:THR:HG23	2.21	0.41
1:AA:1320:C:H2'	1:AA:1321:U:O4'	2.21	0.41
18:AS:12:LEU:HA	18:AS:15:LEU:HD12	2.02	0.41
31:BJ:58:ASN:CA	31:BJ:127:GLY:HA2	2.26	0.41
8:AI:18:VAL:CG1	8:AI:82:ILE:HG12	2.51	0.41
28:DF:11:VAL:CG1	28:DF:12:VAL:H	2.18	0.41
1:CA:1120:C:H2'	1:CA:1121:U:H6	1.84	0.41
1:CA:1125:U:H1'	1:CA:1126:U:H6	1.86	0.41
31:BJ:55:ILE:O	31:BJ:55:ILE:HG13	2.19	0.41
23:DB:1243:C:O2'	23:DB:1244:A:H5'	2.21	0.41
38:DQ:73:ILE:HD11	38:DQ:77:LYS:HB3	2.03	0.41
35:BN:94:TYR:C	35:BN:116:VAL:HG12	2.41	0.41
35:BN:28:LEU:HD21	35:BN:113:ILE:HG23	2.01	0.41
42:BU:25:LYS:N	42:BU:34:ILE:O	2.54	0.41
13:CN:15:LEU:HB3	13:CN:54:SER:CB	2.44	0.41
35:BN:79:LEU:C	35:BN:81:ASN:H	2.24	0.41
25:DC:156:SER:HB3	25:DC:159:THR:HG21	2.02	0.41
20:AB:16:GLY:HA2	20:AB:40:ILE:HD12	2.02	0.41
34:DM:73:ILE:HG21	34:DM:91:TYR:CE2	2.56	0.41

Continued on next page...

Continued from previous page...

Atom-1	Atom-2	Interatomic distance (Å)	Clash overlap (Å)
43:DW:24:ARG:HH11	43:DW:65:LYS:HA	1.86	0.41
43:DW:35:ILE:O	43:DW:37:VAL:N	2.53	0.41
1:CA:1036:A:H2'	1:CA:1037:C:O4'	2.20	0.41
23:BB:2720:U:H2'	23:BB:2721:A:H8	1.86	0.41
1:CA:1336:C:O4'	1:CA:1337:G:C2	2.74	0.41
30:BH:70:GLU:O	30:BH:72:ILE:N	2.54	0.41
20:AB:85:SER:CB	20:AB:221:ARG:HD3	2.38	0.41
30:DH:5:LEU:HD12	30:DH:17:ASP:HB3	2.03	0.41
23:BB:2356:U:H2'	23:BB:2357:G:O4'	2.21	0.41
47:D0:25:THR:O	47:D0:39:ARG:NH2	2.53	0.41
1:CA:409:U:H2'	1:CA:410:G:C8	2.55	0.41
8:AI:44:ARG:HB3	8:AI:48:ARG:NH2	2.35	0.41
23:DB:116:C:O2'	23:DB:126:A:C8	2.69	0.41
16:CQ:80:LYS:H	16:CQ:80:LYS:NZ	2.18	0.41
38:BQ:4:LYS:HE3	38:BQ:8:ILE:CD1	2.49	0.41
33:DL:61:LEU:HA	33:DL:62:PRO:HD3	1.92	0.41
1:AA:1119:C:O2'	1:AA:1120:C:H5'	2.21	0.41
41:BT:50:LEU:O	41:BT:51:PHE:HB2	2.21	0.41
29:DG:34:ARG:HD3	29:DG:34:ARG:N	2.35	0.41
6:AG:64:ALA:O	6:AG:68:VAL:HG23	2.21	0.41
23:BB:2018:G:O2'	23:BB:2019:A:H5'	2.21	0.41
21:CU:44:ARG:NH1	21:CU:44:ARG:HG3	2.35	0.41
37:BP:50:ARG:HB3	37:BP:57:ALA:N	2.36	0.41
23:BB:704:G:O2'	23:BB:727:A:N6	2.53	0.41
2:CC:149:LYS:CB	2:CC:168:ARG:HG3	2.51	0.41
32:BK:99:ILE:CB	32:BK:118:LEU:HD22	2.47	0.41
28:DF:105:ILE:O	28:DF:109:ARG:HB2	2.20	0.41
28:DF:37:MET:SD	28:DF:52:ALA:HB1	2.60	0.41
43:DW:15:SER:O	43:DW:16:GLU:C	2.58	0.41
23:DB:1248:G:C4	38:DQ:2:ARG:HD2	2.56	0.41
25:BC:90:ILE:HD13	25:BC:90:ILE:HA	1.93	0.41
1:AA:237:G:H2'	1:AA:238:A:H8	1.85	0.41
20:CB:164:ASP:OD1	20:CB:186:VAL:HA	2.20	0.41
23:DB:2352:A:H8	23:DB:2352:A:O5'	2.04	0.41
43:DW:28:GLU:H	43:DW:31:LEU:CD1	2.34	0.41
10:CK:70:ALA:O	10:CK:72:ALA:N	2.53	0.41
2:CC:63:ILE:HD12	2:CC:98:ALA:CB	2.48	0.41
30:DH:83:LYS:HD2	30:DH:83:LYS:H	1.85	0.41
23:DB:453:A:N3	23:DB:457:A:O2'	2.53	0.41
25:DC:107:LYS:HB3	25:DC:108:GLY:H	1.68	0.41
23:DB:1666:G:O3'	32:DK:6:THR:HG23	2.21	0.41

Continued on next page...

Continued from previous page...

Atom-1	Atom-2	Interatomic distance (Å)	Clash overlap (Å)
14:CO:10:ILE:O	14:CO:14:PHE:HD1	2.03	0.41
1:CA:1226:C:H5''	12:CM:94:LEU:HD11	2.03	0.41
40:DS:66:ILE:CG1	40:DS:67:ASP:N	2.84	0.41
24:DV:1:MET:HE3	24:DV:2:PHE:HA	2.02	0.41
24:DV:62:THR:CG2	24:DV:71:LYS:HG2	2.46	0.41
42:DU:25:LYS:N	42:DU:34:ILE:O	2.54	0.41
23:DB:764:A:H5''	25:DC:208:GLY:HA2	2.02	0.41
35:BN:61:ALA:C	35:BN:63:ARG:H	2.22	0.41
20:CB:75:ALA:O	20:CB:78:ALA:N	2.53	0.41
15:AP:67:ILE:HD11	15:AP:75:ILE:HD11	2.02	0.41
2:CC:188:ALA:HB3	2:CC:195:ILE:HB	2.02	0.41
4:AE:93:VAL:HG22	4:AE:126:ALA:CB	2.51	0.41
25:DC:245:THR:O	25:DC:247:TRP:N	2.53	0.41
27:BE:46:GLN:HB2	27:BE:87:ALA:O	2.20	0.41
1:AA:1313:U:O2'	1:AA:1314:C:H5'	2.20	0.41
16:CQ:18:LYS:H	16:CQ:50:ASN:HD21	1.69	0.41
23:DB:810:U:O2'	33:DL:20:GLY:HA3	2.21	0.41
23:DB:246:C:H2'	23:DB:247:G:C5'	2.50	0.41
23:DB:2143:C:H5''	23:DB:2144:G:C8	2.55	0.41
40:DS:61:ASN:HD22	40:DS:61:ASN:HA	1.55	0.41
36:BO:79:ALA:O	36:BO:83:LEU:HD13	2.20	0.41
7:CH:12:ARG:NH1	7:CH:26:MET:HB3	2.35	0.41
23:DB:1572:A:O2'	23:DB:1573:G:H5'	2.21	0.41
23:DB:2623:G:O5'	23:DB:2826:A:H1'	2.20	0.41
23:DB:2694:G:H2'	23:DB:2695:U:C6	2.55	0.41
2:AC:59:PRO:HB2	2:AC:60:ALA:H	1.74	0.41
25:BC:20:ASN:O	25:BC:23:LEU:HB2	2.21	0.41
30:BH:5:LEU:HD12	30:BH:17:ASP:HB3	2.03	0.41
23:BB:820:A:H2'	23:BB:821:A:O4'	2.20	0.41
3:CD:84:ASN:OD1	3:CD:87:GLU:HB2	2.20	0.41
1:CA:486:U:O2'	1:CA:487:A:H5'	2.21	0.41
1:AA:751:U:H2'	1:AA:752:G:O4'	2.21	0.41
1:AA:618:C:H3'	1:AA:620:C:OP2	2.21	0.41
23:DB:1704:C:H2'	23:DB:1705:A:C8	2.56	0.41
1:CA:187:G:N2	1:CA:189:A:H3'	2.36	0.41
1:CA:1240:U:H3	6:CG:29:LEU:HD23	1.85	0.41
1:CA:126:G:H4'	1:CA:634:C:O2	2.21	0.41
1:CA:637:C:H2'	1:CA:638:U:C6	2.56	0.41
23:DB:1280:G:H2'	23:DB:1281:G:H5'	2.02	0.41
1:CA:746:A:N1	1:CA:747:A:N6	2.68	0.41
1:AA:112:G:O2'	1:AA:113:G:H5'	2.20	0.41

Continued on next page...

Continued from previous page...

Atom-1	Atom-2	Interatomic distance (Å)	Clash overlap (Å)
1:AA:324:G:N1	1:AA:327:A:OP2	2.50	0.41
23:DB:1258:U:H2'	23:DB:1259:G:H8	1.85	0.41
10:AK:59:PRO:HA	10:AK:90:PRO:HB2	2.02	0.41
1:AA:635:A:H2'	1:AA:636:U:C6	2.56	0.41
23:DB:2186:G:H2'	23:DB:2187:U:O4'	2.21	0.41
29:BG:18:ILE:HA	29:BG:22:VAL:O	2.21	0.41
27:DE:21:ARG:HG3	27:DE:22:ASP:O	2.21	0.41
1:AA:796:C:H5'	10:AK:128:VAL:HG13	2.03	0.41
23:BB:1577:C:H2'	23:BB:1578:U:C6	2.55	0.41
23:DB:324:A:H61	23:DB:338:G:C2'	2.33	0.41
23:BB:839:U:O2'	23:BB:1191:G:H1'	2.20	0.41
1:AA:1230:C:H2'	1:AA:1231:G:H8	1.86	0.41
6:CG:132:THR:HA	6:CG:135:LYS:HB3	2.03	0.41
36:BO:56:LYS:O	36:BO:60:GLU:HG2	2.19	0.41
1:CA:572:A:N3	1:CA:917:G:H1'	2.35	0.41
1:AA:173:U:H5'	1:AA:197:A:O4'	2.21	0.41
23:BB:1716:U:H2'	23:BB:1717:A:C8	2.55	0.41
23:DB:2301:C:O2'	23:DB:2302:U:H5'	2.20	0.41
27:DE:61:ARG:O	27:DE:62:GLN:C	2.58	0.41
33:BL:23:ILE:HD12	33:BL:23:ILE:H	1.84	0.41
1:CA:516:U:O2'	1:CA:517:G:H5'	2.20	0.41
23:DB:2208:C:O2'	23:DB:2209:G:H5'	2.21	0.41
1:CA:245:U:H2'	1:CA:246:A:H5'	2.03	0.41
23:BB:765:C:H2'	23:BB:766:U:C6	2.55	0.41
23:BB:327:G:H2'	23:BB:328:U:C6	2.56	0.41
40:DS:3:THR:O	40:DS:3:THR:HG23	2.21	0.41
8:CI:112:ARG:HD2	13:CN:100:TRP:OXT	2.21	0.41
16:CQ:22:VAL:O	16:CQ:42:LYS:HA	2.21	0.41
23:DB:1889:A:H2'	23:DB:1890:A:C8	2.56	0.41
49:B2:13:ASN:O	49:B2:17:GLY:HA3	2.20	0.41
23:BB:2671:G:H2'	23:BB:2672:U:C6	2.56	0.41
23:BB:1829:A:N6	23:BB:1977:A:N6	2.68	0.41
23:DB:1901:A:OP2	25:DC:252:LYS:NZ	2.53	0.41
23:DB:2671:G:H2'	23:DB:2672:U:C6	2.56	0.41
23:BB:2076:U:O4'	23:BB:2076:U:O2	2.39	0.41
20:CB:77:GLU:O	20:CB:77:GLU:HG2	2.21	0.41
12:AM:7:ASN:N	12:AM:7:ASN:HD22	2.18	0.41
2:CC:87:ARG:HB2	2:CC:100:ILE:CG2	2.51	0.41
23:DB:995:C:H42	31:DJ:2:LYS:HB2	1.86	0.41
1:AA:711:G:O2'	1:AA:712:A:H5'	2.20	0.41
23:DB:1099:G:N7	52:DI:3:LYS:CD	2.84	0.41

Continued on next page...

Continued from previous page...

Atom-1	Atom-2	Interatomic distance (Å)	Clash overlap (Å)
26:BD:24:VAL:HG23	26:BD:189:VAL:H	1.85	0.41
1:AA:1220:G:H2'	1:AA:1221:G:C8	2.55	0.41
1:AA:1220:G:O3'	18:AS:35:ARG:HD2	2.19	0.41
18:AS:44:ILE:HD12	18:AS:63:ASP:HA	2.03	0.41
9:CJ:17:LEU:HD13	9:CJ:96:VAL:HG13	2.01	0.41
28:BF:163:GLU:HA	28:BF:166:ARG:NH1	2.36	0.41
35:DN:82:GLU:HB3	35:DN:83:LEU:H	1.63	0.41
23:BB:7:G:H4'	31:BJ:15:TRP:HZ2	1.85	0.41
23:DB:1243:C:O2	33:DL:4:ASN:HA	2.20	0.41
31:DJ:45:THR:H	31:DJ:46:PRO:CD	2.28	0.41
38:DQ:109:VAL:CG1	38:DQ:113:LYS:HE3	2.50	0.41
23:DB:1174:U:O2	23:DB:1174:U:H2'	2.20	0.41
38:BQ:81:GLY:O	38:BQ:85:ALA:N	2.52	0.41
20:AB:31:PHE:HB3	20:AB:39:ILE:HG22	2.03	0.41
34:BM:73:ILE:HG21	34:BM:91:TYR:CE2	2.55	0.41
25:BC:153:LEU:HD22	25:BC:175:LEU:HD22	2.02	0.41
15:AP:28:ARG:HD3	15:AP:29:ASN:ND2	2.36	0.41
23:DB:2336:A:N6	43:DW:40:ARG:CG	2.81	0.41
45:DY:6:ILE:HB	45:DY:35:VAL:HG12	2.03	0.41
3:CD:116:LEU:O	3:CD:121:ALA:HB3	2.20	0.41
12:AM:18:LEU:C	12:AM:20:SER:N	2.74	0.41
20:AB:83:ALA:C	20:AB:85:SER:H	2.24	0.41
23:BB:2786:U:H2'	23:BB:2787:C:H6	1.85	0.41
30:DH:14:SER:HB2	30:DH:17:ASP:HB3	2.03	0.41
23:DB:2262:U:H2'	23:DB:2263:C:H6	1.86	0.41
3:AD:191:SER:O	3:AD:192:ALA:HB2	2.20	0.41
12:CM:80:MET:C	12:CM:82:LEU:H	2.24	0.41
18:CS:20:LYS:NZ	18:CS:24:SER:HB3	2.36	0.41
16:CQ:52:CYS:SG	16:CQ:74:LEU:HG	2.61	0.41
23:DB:514:A:N6	23:DB:515:A:N6	2.68	0.41
1:CA:259:G:O2'	1:CA:260:G:H5'	2.20	0.41
1:CA:599:C:H2'	1:CA:600:A:H8	1.85	0.41
1:CA:600:A:OP1	7:CH:87:ARG:HB3	2.21	0.41
48:B1:22:THR:OG1	48:B1:23:THR:N	2.53	0.41
23:DB:2393:U:H5'	33:DL:60:ARG:O	2.21	0.41
23:DB:2358:A:H61	33:DL:54:GLN:HE22	1.68	0.41
24:BV:32:GLY:O	24:BV:93:ARG:HB2	2.21	0.41
41:BT:53:VAL:HG12	41:BT:54:GLU:N	2.36	0.41
29:DG:33:THR:HA	29:DG:34:ARG:NH1	2.36	0.41
29:DG:67:ALA:O	29:DG:71:LEU:HD23	2.21	0.41
23:DB:2675:A:H4'	32:DK:29:HIS:HB2	2.02	0.41

Continued on next page...

Continued from previous page...

Atom-1	Atom-2	Interatomic distance (Å)	Clash overlap (Å)
21:CU:36:PHE:CD1	21:CU:44:ARG:HD3	2.56	0.41
23:DB:2039:U:O2'	23:DB:2040:G:H5'	2.21	0.41
31:DJ:20:ALA:HA	31:DJ:23:LYS:CG	2.50	0.41
31:DJ:24:THR:O	31:DJ:25:LEU:HB3	2.20	0.41
20:CB:18:GLN:C	20:CB:37:VAL:HG23	2.41	0.41
23:DB:1475:G:OP1	23:DB:1475:G:H3'	2.21	0.41
5:AF:47:LEU:HD21	5:AF:57:ALA:CB	2.48	0.41
5:AF:90:MET:HE3	17:AR:60:ARG:HE	1.84	0.41
32:DK:109:SER:O	32:DK:111:LYS:N	2.54	0.41
23:BB:705:A:H8	23:BB:705:A:O5'	2.02	0.41
1:AA:1226:C:H5''	12:AM:94:LEU:HD11	2.02	0.41
29:BG:40:VAL:CG2	29:BG:64:ALA:HA	2.45	0.41
29:BG:89:VAL:CG1	29:BG:90:GLY:H	2.27	0.41
24:BV:75:GLN:HG2	24:BV:92:VAL:CG2	2.44	0.41
23:BB:2391:G:O6	23:BB:2427:C:H1'	2.21	0.41
1:AA:1348:U:C4'	8:AI:121:ARG:HG3	2.46	0.41
23:BB:164:C:H2'	23:BB:165:A:H5'	2.03	0.41
1:AA:1473:G:O2'	1:AA:1474:U:H5'	2.21	0.41
19:CT:38:ILE:HD11	19:CT:82:ILE:HA	2.03	0.41
32:BK:6:THR:HG22	32:BK:7:MET:H	1.85	0.41
24:DV:2:PHE:HD2	24:DV:59:GLU:OE1	2.03	0.41
23:DB:191:A:O2'	23:DB:192:C:H5'	2.21	0.41
23:BB:181:A:H1'	23:BB:435:C:H5'	2.03	0.41
3:AD:197:HIS:CE1	3:AD:198:LEU:HG	2.56	0.41
25:DC:221:GLY:C	25:DC:223:ALA:N	2.73	0.41
1:CA:1178:G:H2'	1:CA:1180:A:OP2	2.20	0.41
23:DB:275:C:H2'	23:DB:276:U:O4'	2.20	0.41
23:BB:776:G:N1	23:BB:2072:C:OP1	2.43	0.41
23:DB:2721:A:H2'	23:DB:2722:G:C8	2.55	0.41
23:BB:2465:C:O2'	23:BB:2466:C:H5'	2.19	0.41
27:BE:154:ASP:C	27:BE:156:ASN:H	2.24	0.41
2:CC:123:LEU:HD12	2:CC:188:ALA:CB	2.51	0.41
4:AE:107:GLY:C	4:AE:109:ALA:H	2.24	0.41
25:DC:203:VAL:O	25:DC:204:LEU:HB2	2.21	0.41
1:AA:1514:G:H2'	1:AA:1515:G:C8	2.55	0.41
36:DO:88:LYS:HA	36:DO:115:LEU:HD13	2.03	0.41
1:AA:1258:G:C4	1:AA:1278:G:N2	2.89	0.41
43:DW:44:PHE:CE2	43:DW:76:ARG:HD3	2.56	0.41
1:CA:415:A:N1	1:CA:428:G:O6	2.54	0.41
23:BB:528:A:H3'	23:BB:528:A:H8	1.85	0.41
23:DB:1187:G:H5''	39:DR:83:TYR:CZ	2.55	0.41

Continued on next page...

Continued from previous page...

Atom-1	Atom-2	Interatomic distance (Å)	Clash overlap (Å)
41:DT:72:GLN:HG2	41:DT:72:GLN:H	1.68	0.41
23:BB:974:G:H2'	23:BB:974:G:N3	2.35	0.41
23:DB:2623:G:O2'	23:DB:2624:G:H5'	2.21	0.41
10:AK:23:HIS:HB3	10:AK:30:ILE:HG12	2.03	0.41
50:B3:44:ARG:N	50:B3:45:PRO:CD	2.82	0.41
1:CA:621:A:H2'	1:CA:622:A:H8	1.84	0.41
23:BB:988:A:H5''	45:BY:11:SER:HB3	2.02	0.41
1:CA:1053:G:C6	1:CA:1199:U:H2'	2.56	0.41
23:DB:1636:U:H2'	23:DB:1637:A:C8	2.56	0.41
23:BB:2693:G:H2'	23:BB:2694:G:C8	2.50	0.41
23:BB:2526:G:O2'	51:B4:34:LYS:HE3	2.21	0.41
26:DD:38:LYS:HD3	26:DD:45:TYR:OH	2.21	0.41
1:CA:987:G:H2'	1:CA:988:G:H8	1.85	0.41
23:DB:379:G:N1	23:DB:396:G:C6	2.89	0.41
1:CA:1375:A:P	6:CG:24:LYS:HZ3	2.43	0.41
23:DB:2751:G:N3	23:DB:2751:G:H2'	2.35	0.41
49:D2:39:ARG:HG3	49:D2:39:ARG:NH1	2.36	0.41
23:DB:2369:A:H2'	23:DB:2370:G:C8	2.55	0.41
14:AO:77:TYR:CZ	14:AO:81:ILE:HD11	2.54	0.41
23:BB:689:A:H2'	23:BB:690:G:H8	1.86	0.41
10:CK:92:ARG:HH11	10:CK:92:ARG:HG2	1.84	0.41
49:B2:21:ARG:HG2	49:B2:31:LEU:HD21	2.02	0.41
23:BB:833:A:H1'	33:BL:52:GLY:N	2.35	0.41
23:DB:1577:C:H2'	23:DB:1578:U:C6	2.55	0.41
52:BI:91:LYS:O	52:BI:94:LYS:HB2	2.21	0.41
38:BQ:111:LYS:NZ	38:BQ:111:LYS:HB2	2.34	0.41
36:BO:15:ARG:HH21	36:BO:95:SER:HB3	1.85	0.41
36:BO:63:LYS:HD2	36:BO:64:TYR:HB2	2.03	0.41
2:AC:87:ARG:HB2	2:AC:100:ILE:CG2	2.50	0.41
1:CA:585:G:H4'	11:CL:4:ASN:HD21	1.86	0.41
36:DO:63:LYS:HD2	36:DO:64:TYR:HB2	2.03	0.41
23:DB:316:C:O2'	23:DB:317:G:H5'	2.20	0.41
5:CF:6:ILE:HD12	5:CF:7:VAL:N	2.35	0.41
23:DB:1126:A:H4'	23:DB:1127:A:C5'	2.50	0.41
2:CC:134:LYS:HE3	2:CC:138:GLN:HG2	2.02	0.41
22:BA:113:C:H2'	22:BA:114:C:C6	2.56	0.41
23:DB:1322:A:C5	23:DB:1323:C:C5	3.09	0.41
1:CA:1366:C:H2'	1:CA:1367:C:C6	2.55	0.41
52:DI:91:LYS:HD2	52:DI:91:LYS:N	2.35	0.41
23:DB:466:A:N3	23:DB:683:U:H1'	2.36	0.41
41:BT:17:SER:N	41:BT:21:SER:OG	2.53	0.41

Continued on next page...

Continued from previous page...

Atom-1	Atom-2	Interatomic distance (Å)	Clash overlap (Å)
40:BS:3:THR:O	40:BS:3:THR:HG23	2.21	0.41
25:DC:132:ARG:HG3	25:DC:132:ARG:O	2.20	0.41
1:AA:998:C:H2'	1:AA:999:C:C6	2.56	0.41
23:DB:667:U:H2'	23:DB:668:A:O4'	2.21	0.41
23:BB:1423:G:H2'	23:BB:1424:G:H8	1.86	0.41
43:BW:56:HIS:O	43:BW:57:THR:C	2.59	0.41
18:AS:13:HIS:HD2	18:AS:34:SER:HB3	1.86	0.41
8:AI:64:ILE:HD12	8:AI:64:ILE:N	2.31	0.41
1:CA:1319:A:H4'	1:CA:1320:C:OP1	2.20	0.41
18:CS:35:ARG:HB3	18:CS:50:VAL:CG1	2.51	0.41
1:CA:1125:U:H5'	9:CJ:40:ILE:HD11	2.03	0.41
28:BF:11:VAL:HG13	28:BF:171:ALA:HB1	2.03	0.41
31:DJ:6:ALA:CB	31:DJ:45:THR:HG21	2.46	0.41
1:AA:1098:C:O2'	1:AA:1099:G:H5'	2.20	0.41
1:AA:1095:U:H5''	1:AA:1109:C:O2	2.19	0.41
5:CF:36:ILE:HA	5:CF:64:VAL:HG13	2.02	0.41
27:BE:181:ILE:CG1	33:BL:2:ARG:HB3	2.46	0.41
31:BJ:43:GLU:O	31:BJ:44:TYR:C	2.58	0.41
33:DL:124:GLY:CA	33:DL:143:GLU:HG3	2.50	0.41
35:BN:79:LEU:HA	35:BN:83:LEU:HD12	2.03	0.41
35:BN:80:PHE:N	35:BN:84:GLY:HA3	2.36	0.41
25:BC:128:THR:HG22	25:BC:188:ARG:HB3	2.03	0.41
2:CC:85:LYS:O	2:CC:89:VAL:HG23	2.21	0.41
23:DB:858:G:C2	23:DB:2268:A:C4	3.09	0.41
43:DW:65:LYS:H	43:DW:84:GLU:HB3	1.86	0.41
1:CA:1296:C:C5'	1:CA:1302:C:H42	2.34	0.41
12:CM:29:SER:HA	12:CM:32:ILE:HG22	2.03	0.41
35:DN:24:MET:HE1	35:DN:40:LYS:HB3	2.03	0.41
25:DC:146:LYS:CB	25:DC:147:PRO:HD2	2.32	0.41
12:AM:15:VAL:HG22	12:AM:33:LEU:HD12	2.02	0.41
23:DB:2305:U:C5	28:DF:151:LEU:HA	2.56	0.41
28:DF:81:GLY:O	28:DF:82:TYR:C	2.59	0.41
30:BH:141:LYS:N	30:BH:141:LYS:CD	2.83	0.41
16:AQ:75:VAL:CG2	16:AQ:76:ARG:N	2.83	0.41
46:DZ:36:HIS:HB3	46:DZ:38:PHE:CE2	2.56	0.41
23:BB:141:G:H5''	23:BB:142:A:C6	2.56	0.41
8:AI:48:ARG:HA	8:AI:51:LEU:HD12	2.02	0.41
33:BL:56:PRO:O	33:BL:59:ARG:HB2	2.21	0.41
31:DJ:72:LYS:HB3	31:DJ:73:VAL:H	1.52	0.41
3:AD:31:CYS:O	3:AD:32:LYS:HB2	2.20	0.41
23:DB:1233:C:O2'	23:DB:1234:U:H5'	2.21	0.41

Continued on next page...

Continued from previous page...

Atom-1	Atom-2	Interatomic distance (Å)	Clash overlap (Å)
8:CI:50:PRO:HD3	8:CI:79:ARG:HG3	2.03	0.41
8:CI:87:MET:SD	8:CI:88:GLU:N	2.93	0.41
1:CA:264:C:H2'	1:CA:265:G:O4'	2.21	0.41
8:CI:44:ARG:NE	8:CI:48:ARG:HH22	2.19	0.41
28:BF:107:VAL:O	28:BF:110:ILE:HG22	2.20	0.41
29:DG:49:LEU:HG	29:DG:50:THR:H	1.86	0.41
1:CA:601:G:O2'	1:CA:602:A:H5'	2.21	0.41
23:DB:2393:U:H5''	33:DL:62:PRO:CG	2.44	0.41
10:AK:51:PHE:O	10:AK:51:PHE:HD1	2.03	0.41
6:AG:149:ALA:H	10:AK:55:ARG:HH21	1.63	0.41
48:B1:35:LEU:N	48:B1:35:LEU:CD2	2.84	0.41
48:B1:46:VAL:HG22	48:B1:47:ILE:N	2.28	0.41
26:DD:151:THR:CB	26:DD:152:PRO:HD3	2.51	0.41
3:CD:29:THR:CG2	3:CD:30:LYS:HD3	2.49	0.41
41:BT:28:ASN:C	41:BT:29:THR:HG23	2.41	0.41
41:DT:27:SER:O	41:DT:28:ASN:CB	2.69	0.41
23:BB:1188:U:O2'	23:BB:1189:A:H5'	2.21	0.41
9:AJ:53:ILE:HG23	9:AJ:54:SER:N	2.36	0.41
1:AA:1325:C:H2'	1:AA:1326:U:H6	1.85	0.41
23:BB:769:U:H2'	23:BB:770:G:C8	2.55	0.41
48:D1:28:THR:C	48:D1:30:PRO:HD3	2.41	0.41
31:DJ:25:LEU:HA	31:DJ:28:LEU:HD23	2.03	0.41
20:CB:26:MET:HG3	20:CB:188:THR:O	2.19	0.41
41:BT:63:VAL:HG12	41:BT:65:GLY:H	1.86	0.41
23:DB:1513:U:H2'	23:DB:1514:G:O4'	2.20	0.41
1:AA:664:G:P	17:AR:52:ARG:HH21	2.44	0.41
23:BB:2580:U:H5'	26:BD:136:ASN:H	1.86	0.41
1:CA:736:C:H2'	1:CA:737:C:H6	1.85	0.41
29:BG:84:LYS:HB2	29:BG:132:LEU:H	1.86	0.41
32:BK:33:ALA:CB	32:BK:39:ILE:HD11	2.51	0.41
23:DB:1736:U:H2'	23:DB:1737:G:O4'	2.21	0.41
23:BB:2531:A:H5''	29:BG:156:TYR:CE2	2.56	0.41
30:BH:58:LEU:HB3	30:BH:59:ALA:H	1.73	0.41
23:DB:1032:A:H4'	51:D4:16:ILE:HD13	2.01	0.41
6:AG:148:LYS:HG3	6:AG:151:ALA:HB3	2.02	0.41
24:BV:14:LYS:HE3	24:BV:18:ARG:HH21	1.85	0.41
25:BC:80:LEU:HD21	25:BC:109:LEU:HG	2.03	0.41
16:AQ:25:GLU:HA	16:AQ:39:ARG:O	2.21	0.41
1:AA:237:G:H5''	16:AQ:26:ARG:NH2	2.36	0.41
3:CD:148:ALA:O	3:CD:154:VAL:HG11	2.21	0.41
20:CB:165:ALA:H	20:CB:186:VAL:CG1	2.34	0.41

Continued on next page...

Continued from previous page...

Atom-1	Atom-2	Interatomic distance (Å)	Clash overlap (Å)
23:BB:1341:G:C2	23:BB:1398:C:H4'	2.56	0.41
9:CJ:8:ILE:O	9:CJ:74:VAL:HB	2.20	0.41
2:AC:63:ILE:CD1	2:AC:98:ALA:HB2	2.46	0.41
30:DH:50:ARG:HG3	30:DH:54:LEU:HD11	2.03	0.41
1:AA:975:A:N1	9:AJ:50:THR:HB	2.36	0.41
23:DB:1080:A:O2'	23:DB:1081:U:H5'	2.21	0.41
25:DC:109:LEU:O	25:DC:110:LYS:C	2.59	0.41
23:BB:2848:G:N3	23:BB:2849:U:H5	2.18	0.41
13:AN:27:LYS:HA	13:AN:31:SER:HB2	2.03	0.41
26:DD:68:PHE:CB	26:DD:73:VAL:HG23	2.51	0.41
1:CA:141:G:H2'	1:CA:142:G:O4'	2.20	0.41
7:AH:68:LYS:HZ3	7:AH:69:ALA:HB3	1.86	0.41
8:CI:28:VAL:HA	8:CI:32:ARG:O	2.21	0.41
23:DB:1463:C:H2'	23:DB:1464:G:H8	1.85	0.41
24:BV:4:ILE:HB	24:BV:63:ILE:HA	2.02	0.41
13:AN:78:LEU:HD23	13:AN:82:LYS:HB3	2.03	0.41
13:AN:68:ARG:HH11	13:AN:68:ARG:HG2	1.86	0.41
3:AD:72:ARG:O	3:AD:75:TYR:HB3	2.21	0.41
23:DB:783:A:C2'	23:DB:784:G:O5'	2.68	0.41
1:AA:1073:U:O2'	1:AA:1074:G:H5'	2.21	0.41
2:CC:112:ALA:CB	2:CC:184:ASN:HB2	2.47	0.41
20:CB:75:ALA:O	20:CB:76:SER:C	2.59	0.41
48:B1:39:ASP:O	48:B1:43:ARG:N	2.53	0.41
23:BB:2800:A:H2'	23:BB:2801:G:C4'	2.51	0.41
23:BB:2800:A:C2	23:BB:2801:G:H1'	2.56	0.41
23:BB:1859:U:H2'	23:BB:1860:G:H8	1.86	0.41
11:AL:66:ILE:HG22	11:AL:66:ILE:O	2.21	0.41
23:DB:1914:C:O2'	23:DB:1915:U:H5'	2.21	0.41
1:CA:451:A:H1'	1:CA:452:A:C8	2.56	0.41
8:AI:14:SER:HB2	8:AI:69:GLY:HA3	2.01	0.41
23:DB:2455:G:H2'	23:DB:2456:C:H6	1.85	0.41
23:DB:1824:G:O2'	23:DB:1825:U:H5'	2.21	0.41
1:AA:509:A:H5'	3:AD:51:GLY:HA2	2.02	0.41
27:BE:46:GLN:HB3	27:BE:86:ALA:CA	2.51	0.41
24:DV:29:ILE:HD12	24:DV:29:ILE:O	2.20	0.41
14:AO:80:LEU:HD23	14:AO:80:LEU:C	2.41	0.41
6:CG:80:GLY:C	6:CG:82:SER:H	2.25	0.41
1:AA:641:U:H1'	1:AA:642:A:N7	2.35	0.41
42:DU:21:ARG:HD3	42:DU:72:PHE:CG	2.56	0.41
49:D2:41:ARG:O	49:D2:42:LEU:C	2.59	0.41
23:DB:2143:C:H3'	23:DB:2144:G:O4'	2.21	0.41

Continued on next page...

Continued from previous page...

Atom-1	Atom-2	Interatomic distance (Å)	Clash overlap (Å)
4:CE:117:ALA:HB3	4:CE:119:VAL:HG23	2.03	0.41
23:BB:1948:G:C6	23:BB:1959:G:C6	3.09	0.41
30:BH:40:THR:C	30:BH:42:LYS:H	2.21	0.41
23:BB:2471:A:O2'	23:BB:2472:G:C8	2.60	0.41
1:CA:1073:U:OP1	4:CE:61:LYS:HE3	2.21	0.41
23:DB:1573:G:H2'	23:DB:1574:C:H5'	2.02	0.41
1:AA:1307:U:H2'	1:AA:1308:U:H6	1.82	0.41
1:CA:1258:G:C2	1:CA:1278:G:N2	2.89	0.41
23:DB:1689:A:O2'	23:DB:1690:A:H5'	2.20	0.41
5:AF:18:VAL:O	5:AF:22:ILE:HG13	2.20	0.41
23:DB:1409:U:O2'	23:DB:1410:G:H5'	2.21	0.41
1:AA:51:A:H4'	1:AA:52:C:C5'	2.51	0.41
22:DA:49:C:O2'	22:DA:50:A:H5'	2.21	0.41
23:DB:597:G:H2'	23:DB:598:U:C6	2.55	0.41
1:AA:1170:A:H2'	1:AA:1171:A:O4'	2.21	0.41
23:DB:2081:U:H2'	23:DB:2082:A:C8	2.56	0.41
4:AE:11:GLN:HB2	4:AE:116:VAL:HB	2.03	0.41
23:DB:524:G:O2'	23:DB:525:U:H5'	2.20	0.41
52:BI:83:ALA:N	52:BI:100:ILE:HD11	2.35	0.41
23:BB:949:G:O2'	23:BB:950:G:H5'	2.21	0.41
1:CA:170:U:O2'	1:CA:171:A:H5'	2.20	0.41
23:BB:670:A:H3'	33:BL:43:GLY:H	1.86	0.41
1:CA:986:U:H2'	1:CA:987:G:O4'	2.21	0.41
1:AA:488:C:H2'	1:AA:489:C:H6	1.86	0.41
23:BB:2635:A:C5'	26:BD:79:LEU:HB2	2.51	0.41
33:DL:47:ARG:HG3	33:DL:48:ARG:N	2.36	0.41
1:CA:653:U:C6	7:CH:55:LYS:HE2	2.56	0.41
1:CA:538:G:O3'	11:CL:110:LYS:HG3	2.21	0.41
1:CA:284:C:O2'	1:CA:285:C:H5'	2.21	0.41
25:DC:72:GLY:O	25:DC:73:ILE:HD13	2.20	0.41
1:CA:1174:G:O2'	1:CA:1175:G:H5'	2.20	0.41
3:CD:7:LYS:HD2	3:CD:21:LYS:NZ	2.35	0.41
25:BC:83:ASP:HA	25:BC:84:PRO:HD3	1.89	0.41
23:DB:942:G:O2'	23:DB:943:A:H5'	2.21	0.41
3:CD:141:VAL:HA	3:CD:179:GLY:O	2.20	0.41
27:DE:112:LEU:C	27:DE:114:ARG:N	2.75	0.41
23:DB:2818:U:O5'	23:DB:2837:A:H1'	2.21	0.41
27:BE:166:LYS:O	27:BE:167:VAL:CB	2.69	0.41
52:BI:14:ALA:CB	52:BI:50:LYS:HA	2.50	0.41
23:BB:1831:G:C6	23:BB:1832:C:N4	2.89	0.41
23:BB:699:A:H2'	23:BB:700:G:O4'	2.21	0.41

Continued on next page...

Continued from previous page...

Atom-1	Atom-2	Interatomic distance (Å)	Clash overlap (Å)
24:DV:42:LEU:HB2	24:DV:47:VAL:HG21	2.02	0.41
50:D3:7:ARG:NH1	50:D3:7:ARG:HG3	2.36	0.41
23:BB:1076:C:H4'	52:BI:94:LYS:CE	2.50	0.41
23:BB:1562:U:H2'	23:BB:1563:U:C6	2.55	0.41
23:DB:1568:G:H4'	25:DC:58:LYS:HB3	2.03	0.41
25:DC:259:ASN:OD1	25:DC:261:ARG:HB3	2.21	0.41
1:AA:1162:C:H2'	1:AA:1163:A:O4'	2.21	0.41
23:DB:1210:G:H4'	23:DB:1211:C:OP2	2.20	0.41
5:CF:68:GLN:HA	5:CF:71:ILE:HG12	2.02	0.41
1:AA:586:C:O2'	7:AH:3:GLN:NE2	2.54	0.41
28:BF:133:GLU:HA	28:BF:150:GLY:CA	2.50	0.41
23:BB:1773:A:H2'	23:BB:1774:C:O4'	2.20	0.41
23:DB:1862:G:O2'	23:DB:1863:G:H5'	2.21	0.41
33:DL:81:ASP:HA	33:DL:84:LYS:CD	2.50	0.41
25:DC:115:ILE:HG13	25:DC:115:ILE:O	2.20	0.41
23:BB:325:G:O2'	23:BB:326:G:H5'	2.20	0.41
1:AA:1254:A:H2'	1:AA:1255:G:O4'	2.21	0.41
23:BB:319:G:H2'	23:BB:320:A:O4'	2.21	0.41
23:BB:2835:A:H61	23:BB:2878:U:H2'	1.86	0.41
52:DI:10:LEU:C	52:DI:10:LEU:HD12	2.40	0.41
40:BS:20:VAL:HG13	40:BS:21:ALA:N	2.36	0.41
1:AA:984:C:H2'	1:AA:985:C:C6	2.55	0.41
22:DA:17:C:O2'	22:DA:18:G:H5'	2.21	0.41
1:CA:1115:U:H2'	1:CA:1116:U:C6	2.56	0.41
23:DB:707:G:O2'	23:DB:708:G:H5'	2.20	0.41
26:DD:21:SER:HB2	32:DK:73:ASP:HA	2.02	0.41
3:AD:155:LYS:HG3	3:AD:156:ALA:N	2.36	0.41
19:AT:27:MET:O	19:AT:31:ILE:HG13	2.20	0.41
23:DB:1058:U:H1'	52:DI:117:THR:HG22	2.03	0.41
23:DB:2212:A:C8	23:DB:2214:C:N4	2.88	0.41
23:DB:1159:U:O2'	23:DB:1160:G:H5'	2.20	0.41
34:BM:61:GLY:HA2	34:BM:107:GLY:C	2.41	0.41
52:BI:35:MET:C	52:BI:35:MET:SD	2.99	0.41
1:AA:397:A:N3	1:AA:397:A:H3'	2.36	0.41
23:BB:227:A:H61	23:BB:410:G:H1'	1.85	0.41
23:DB:1392:A:H2'	23:DB:1393:A:C8	2.56	0.41
20:CB:67:LEU:HG	20:CB:153:MET:HE2	2.03	0.41
4:CE:77:ASN:CG	4:CE:78:GLY:H	2.19	0.41
23:DB:1068:G:C6	23:DB:1069:A:N6	2.89	0.41
1:CA:1194:U:H2'	1:CA:1195:C:C6	2.56	0.41
35:DN:87:PHE:C	35:DN:89:SER:H	2.25	0.41

Continued on next page...

Continued from previous page...

Atom-1	Atom-2	Interatomic distance (Å)	Clash overlap (Å)
23:DB:1902:C:H2'	23:DB:1903:G:O4'	2.19	0.41
23:DB:2480:C:O2'	23:DB:2481:G:H5'	2.21	0.41
2:CC:102:ILE:HD12	2:CC:102:ILE:N	2.36	0.41
23:BB:1537:G:H5''	23:BB:1537:G:N3	2.36	0.41
23:BB:268:C:H2'	23:BB:268:C:O2	2.21	0.41
44:BX:25:GLN:HB3	44:BX:25:GLN:HE21	1.53	0.41
2:AC:126:ARG:HA	2:AC:126:ARG:NE	2.36	0.41
23:BB:83:A:H2	23:BB:103:A:N7	2.19	0.41
12:AM:82:LEU:HD21	18:AS:64:GLU:OE1	2.20	0.41
23:DB:1338:G:O2'	23:DB:1339:G:H5'	2.21	0.41
28:BF:46:LYS:HZ2	28:BF:83:PRO:HD2	1.85	0.41
38:DQ:89:ILE:C	38:DQ:91:ARG:N	2.74	0.41
25:BC:92:LEU:HD12	25:BC:101:ARG:O	2.21	0.41
23:DB:1174:U:H2'	23:DB:1176:U:OP2	2.21	0.41
40:BS:26:GLY:O	40:BS:28:LYS:N	2.53	0.41
31:BJ:45:THR:N	31:BJ:46:PRO:CD	2.84	0.41
31:BJ:6:ALA:HB3	31:BJ:45:THR:CG2	2.48	0.41
38:BQ:73:ILE:HD11	38:BQ:77:LYS:HB3	2.03	0.41
10:AK:42:GLY:HA3	10:AK:73:VAL:HG13	2.02	0.41
26:BD:138:LEU:N	26:BD:138:LEU:HD22	2.36	0.41
16:AQ:58:VAL:HB	16:AQ:74:LEU:CD2	2.51	0.41
23:BB:142:A:C8	23:BB:142:A:O5'	2.74	0.41
35:DN:49:GLU:N	35:DN:50:PRO:CD	2.83	0.41
16:CQ:75:VAL:CG2	16:CQ:76:ARG:N	2.83	0.41
23:BB:1079:C:O2'	52:BI:133:ARG:NH2	2.53	0.41
23:DB:581:C:OP1	38:DQ:32:ARG:HG3	2.21	0.41
23:DB:585:G:H2'	23:DB:1251:C:H42	1.86	0.41
16:CQ:65:PRO:HA	16:CQ:71:SER:OG	2.21	0.41
37:DP:85:VAL:HG21	37:DP:88:ARG:NH1	2.29	0.41
29:DG:24:THR:CG2	29:DG:32:LEU:HD22	2.51	0.41
41:DT:53:VAL:HG12	41:DT:54:GLU:N	2.36	0.41
49:B2:10:LEU:HD11	49:B2:14:ARG:CZ	2.51	0.41
1:CA:842:U:O2'	1:CA:846:G:N1	2.54	0.41
45:BY:6:ILE:HA	45:BY:56:VAL:CG2	2.48	0.41
23:BB:729:G:H5''	23:BB:730:A:C5'	2.51	0.41
23:BB:1723:G:H2'	23:BB:1724:G:H5'	2.02	0.41
32:BK:24:VAL:CG1	32:BK:33:ALA:HB2	2.51	0.41
1:AA:270:A:H2'	1:AA:271:C:H6	1.82	0.41
37:BP:101:GLU:OE2	37:BP:101:GLU:N	2.54	0.41
25:DC:226:PRO:HG3	25:DC:233:GLY:N	2.24	0.41
14:CO:31:LEU:O	14:CO:35:ILE:HG12	2.21	0.41

Continued on next page...

Continued from previous page...

Atom-1	Atom-2	Interatomic distance (Å)	Clash overlap (Å)
15:AP:3:THR:CG2	15:AP:66:THR:HB	2.44	0.41
1:CA:242:G:H2'	1:CA:243:A:C5'	2.51	0.41
8:AI:32:ARG:HH11	8:AI:37:TYR:HD1	1.69	0.41
26:DD:130:GLN:HE21	26:DD:130:GLN:HB3	1.74	0.41
29:DG:167:VAL:HG23	29:DG:168:VAL:N	2.27	0.41
4:CE:105:ILE:HG12	4:CE:122:VAL:O	2.21	0.41
34:BM:63:ILE:HA	34:BM:104:GLU:O	2.20	0.41
26:BD:54:ALA:HA	26:BD:76:GLY:N	2.36	0.41
23:DB:2391:G:O6	23:DB:2427:C:H1'	2.21	0.41
23:DB:453:A:H1'	23:DB:457:A:O2'	2.21	0.41
24:DV:1:MET:HE3	24:DV:2:PHE:N	2.36	0.41
1:AA:334:C:H2'	1:AA:335:C:C6	2.56	0.41
23:DB:2590:A:O2'	23:DB:2591:C:H5'	2.21	0.41
1:AA:1072:G:H2'	1:AA:1073:U:H6	1.85	0.41
27:DE:176:ASP:OD1	27:DE:176:ASP:C	2.59	0.41
23:BB:1859:U:H2'	23:BB:1860:G:C8	2.56	0.41
51:B4:2:LYS:CE	51:B4:4:ARG:HE	2.34	0.41
23:DB:1911:U:O4	23:DB:1918:A:H2'	2.21	0.41
31:BJ:20:ALA:CB	31:BJ:23:LYS:HB2	2.45	0.41
1:AA:176:C:H3'	1:AA:177:G:N2	2.35	0.41
25:DC:16:VAL:N	25:DC:203:VAL:HG12	2.33	0.41
25:DC:51:ARG:NH2	25:DC:246:PRO:HG2	2.36	0.41
1:CA:1531:A:C2'	1:CA:1532:U:H5'	2.51	0.41
1:AA:451:A:N6	1:AA:480:U:H2'	2.36	0.41
23:DB:729:G:C5	25:DC:206:LYS:HB2	2.56	0.41
2:CC:171:ARG:CB	2:CC:171:ARG:HH11	2.27	0.41
1:AA:20:U:H2'	1:AA:21:G:O4'	2.21	0.41
26:BD:90:PHE:HD2	26:BD:94:GLN:HG3	1.86	0.41
23:DB:1939:U:H5'	23:DB:1939:U:C6	2.49	0.41
1:CA:51:A:H4'	1:CA:52:C:C5'	2.50	0.41
23:DB:1408:G:H2'	23:DB:1409:U:C6	2.56	0.41
1:CA:1347:G:H8	8:CI:108:ARG:HB3	1.85	0.41
21:CU:48:LYS:C	21:CU:50:SER:N	2.75	0.41
23:DB:2082:A:N6	23:DB:2237:G:H1'	2.36	0.41
21:AU:48:LYS:HG3	21:AU:49:ALA:N	2.34	0.41
1:CA:159:G:N1	1:CA:163:C:N4	2.69	0.41
1:CA:332:G:O2'	1:CA:333:U:H5'	2.21	0.41
23:BB:1841:U:O2'	23:BB:1842:G:H5'	2.21	0.41
1:AA:402:G:H5'	1:AA:621:A:H1'	2.02	0.41
23:BB:345:A:N3	23:BB:346:A:N1	2.69	0.41
22:DA:93:C:O2'	22:DA:94:A:H5'	2.21	0.41

Continued on next page...

Continued from previous page...

Atom-1	Atom-2	Interatomic distance (Å)	Clash overlap (Å)
27:DE:12:LEU:HD11	27:DE:14:VAL:HG13	2.02	0.41
5:AF:97:THR:O	5:AF:98:GLU:O	2.38	0.41
23:BB:1064:C:O2'	23:BB:1065:U:H5'	2.21	0.41
30:BH:26:ALA:O	30:BH:28:ASN:N	2.54	0.41
1:CA:742:G:H2'	1:CA:743:A:C8	2.52	0.41
27:BE:137:LYS:O	27:BE:141:MET:HG3	2.21	0.41
27:DE:122:GLU:O	27:DE:123:LYS:HB2	2.20	0.41
29:DG:101:VAL:HG12	29:DG:115:GLN:HB3	2.02	0.41
10:CK:111:ASP:HB2	21:CU:19:LYS:CE	2.51	0.41
1:CA:178:C:O2'	1:CA:179:A:H5'	2.21	0.41
25:BC:18:VAL:O	25:BC:18:VAL:HG22	2.21	0.41
1:CA:1260:G:H4'	1:CA:1283:U:O2'	2.20	0.41
34:BM:42:THR:H	34:BM:45:GLN:HB2	1.86	0.41
1:CA:878:A:H5''	7:CH:80:PRO:HG2	2.03	0.41
23:BB:940:G:H2'	23:BB:941:A:O4'	2.21	0.41
23:DB:1900:A:N1	23:DB:1970:A:C6	2.89	0.41
42:DU:51:LEU:O	42:DU:52:ASN:C	2.60	0.41
23:DB:269:C:C2	23:DB:270:A:C8	3.09	0.41
26:BD:161:MET:O	26:BD:162:ALA:C	2.58	0.41
23:DB:1389:G:H2'	23:DB:1390:U:O4'	2.21	0.41
25:DC:54:GLY:O	25:DC:55:GLY:C	2.59	0.41
23:BB:2314:A:H2'	23:BB:2315:G:C8	2.56	0.41
1:AA:1176:A:H2'	1:AA:1177:G:O4'	2.21	0.41
5:CF:81:ASN:OD1	5:CF:83:ALA:HB3	2.21	0.41
23:BB:1528:A:H2'	23:BB:1529:G:O4'	2.21	0.41
2:CC:99:GLN:O	2:CC:100:ILE:HB	2.21	0.41
3:AD:159:GLU:C	3:AD:161:ALA:H	2.24	0.41
23:DB:2776:A:H4'	23:DB:2777:G:C5'	2.51	0.41
23:BB:2317:A:C2'	23:BB:2318:G:H5'	2.51	0.41
47:D0:27:LEU:H	47:D0:27:LEU:HD12	1.85	0.41
23:BB:1392:A:H2'	23:BB:1393:A:C8	2.56	0.41
3:AD:124:VAL:HA	3:AD:141:VAL:O	2.21	0.41
37:BP:109:ILE:HD12	37:BP:109:ILE:O	2.21	0.41
16:CQ:61:ARG:O	16:CQ:61:ARG:HD2	2.21	0.41
9:AJ:14:ASP:OD1	9:AJ:17:LEU:HB2	2.20	0.41
1:CA:1042:A:H2'	1:CA:1043:G:O4'	2.20	0.41
23:BB:1889:A:H2'	23:BB:1890:A:C8	2.56	0.41
23:DB:678:C:H2'	23:DB:679:C:H6	1.86	0.41
10:AK:111:ASP:HB3	21:AU:3:ILE:N	2.36	0.40
31:DJ:58:ASN:O	31:DJ:59:ALA:HB3	2.21	0.40
28:DF:94:ARG:HD3	28:DF:97:GLU:OE2	2.21	0.40

Continued on next page...

Continued from previous page...

Atom-1	Atom-2	Interatomic distance (Å)	Clash overlap (Å)
23:BB:2306:C:H6	23:BB:2306:C:O5'	2.04	0.40
28:BF:35:LEU:HD12	28:BF:88:VAL:O	2.21	0.40
31:DJ:43:GLU:O	31:DJ:44:TYR:C	2.58	0.40
35:BN:96:ARG:CG	35:BN:98:LEU:HD13	2.51	0.40
37:DP:6:GLN:CA	37:DP:9:GLN:HG2	2.48	0.40
38:BQ:68:ALA:C	38:BQ:71:ASN:HB3	2.41	0.40
25:DC:189:ALA:C	25:DC:190:THR:HG23	2.41	0.40
33:BL:111:ILE:HG22	33:BL:112:LEU:H	1.86	0.40
33:BL:115:GLU:OE1	33:BL:115:GLU:N	2.54	0.40
10:AK:101:ALA:C	10:AK:103:GLY:H	2.24	0.40
34:BM:18:ARG:HD2	34:BM:18:ARG:HA	1.95	0.40
25:BC:137:GLY:N	25:BC:163:ILE:O	2.54	0.40
23:DB:2331:G:N2	23:DB:2385:C:C4	2.90	0.40
52:DI:112:LYS:HB2	52:DI:116:MET:SD	2.61	0.40
30:BH:103:VAL:HG21	30:BH:110:VAL:HG13	2.03	0.40
47:D0:25:THR:O	47:D0:26:SER:HB3	2.21	0.40
23:BB:29:U:H2'	23:BB:30:G:C8	2.56	0.40
20:CB:114:LYS:O	20:CB:117:GLU:HB3	2.22	0.40
8:CI:44:ARG:O	8:CI:48:ARG:HG3	2.21	0.40
8:CI:58:GLU:O	8:CI:59:LYS:HD2	2.20	0.40
8:CI:93:LEU:HD13	8:CI:97:LEU:CD1	2.46	0.40
48:B1:33:LEU:HD12	48:B1:34:GLU:H	1.86	0.40
32:BK:71:ARG:HG3	32:BK:105:ARG:NH2	2.34	0.40
41:BT:30:ILE:O	41:BT:85:VAL:HG23	2.21	0.40
4:AE:25:LYS:HG3	4:AE:26:GLY:N	2.36	0.40
31:DJ:20:ALA:HB2	31:DJ:28:LEU:HD22	2.02	0.40
26:BD:148:GLN:CB	26:BD:152:PRO:HG2	2.41	0.40
22:BA:87:U:H2'	22:BA:88:C:O5'	2.21	0.40
32:DK:111:LYS:HD3	32:DK:111:LYS:N	2.36	0.40
23:BB:340:A:H2'	23:BB:341:C:O4'	2.21	0.40
23:DB:2745:C:O3'	29:DG:141:GLY:HA3	2.21	0.40
21:AU:33:ARG:NE	21:AU:34:ARG:HG3	2.36	0.40
6:AG:92:PRO:HG2	6:AG:93:VAL:H	1.86	0.40
34:BM:2:LEU:O	34:BM:69:PRO:HG3	2.21	0.40
34:DM:2:LEU:O	34:DM:69:PRO:HG3	2.21	0.40
1:CA:107:G:O6	19:CT:9:ARG:HD3	2.21	0.40
41:BT:61:LEU:C	41:BT:61:LEU:HD12	2.40	0.40
1:AA:1317:C:O2'	13:AN:49:THR:HG23	2.21	0.40
18:AS:4:LEU:HD22	18:AS:7:GLY:O	2.21	0.40
23:DB:2353:G:N3	43:DW:30:VAL:CG1	2.81	0.40
29:DG:152:ARG:HG3	29:DG:153:PRO:CD	2.50	0.40

Continued on next page...

Continued from previous page...

Atom-1	Atom-2	Interatomic distance (Å)	Clash overlap (Å)
36:DO:105:ALA:C	36:DO:107:ALA:H	2.24	0.40
1:CA:975:A:N1	9:CJ:50:THR:HB	2.36	0.40
10:CK:14:GLN:HA	10:CK:76:TYR:O	2.21	0.40
26:DD:54:ALA:HA	26:DD:76:GLY:N	2.35	0.40
23:DB:1249:U:O4'	38:DQ:3:VAL:HG21	2.20	0.40
1:CA:1225:A:H5''	1:CA:1226:C:C5	2.55	0.40
3:AD:56:GLU:OE1	3:AD:195:ASN:HB2	2.21	0.40
1:AA:1073:U:H2'	1:AA:1074:G:C8	2.56	0.40
23:DB:2846:G:OP1	37:DP:52:ARG:NH1	2.48	0.40
1:CA:450:G:H4'	15:CP:41:PRO:HB2	2.03	0.40
23:DB:1777:U:O2'	23:DB:1778:U:H5'	2.21	0.40
1:CA:451:A:C1'	1:CA:452:A:C8	3.04	0.40
23:DB:1798:U:OP1	25:DC:257:ARG:HB2	2.21	0.40
37:BP:12:MET:HG2	37:BP:76:HIS:CD2	2.56	0.40
23:BB:2341:G:H2'	23:BB:2342:C:H6	1.85	0.40
1:AA:451:A:C1'	1:AA:452:A:C8	3.05	0.40
1:AA:1314:C:H2'	1:AA:1315:U:H6	1.85	0.40
23:BB:575:A:C2'	23:BB:576:U:H5'	2.51	0.40
7:AH:106:SER:C	7:AH:107:LYS:HE2	2.42	0.40
1:AA:6:G:N3	1:AA:6:G:C3'	2.81	0.40
1:CA:1071:C:H2'	1:CA:1072:G:C8	2.51	0.40
23:DB:1029:A:H2'	23:DB:1030:C:O4'	2.21	0.40
16:CQ:13:SER:HB3	16:CQ:21:VAL:CB	2.50	0.40
23:DB:1346:G:C6	23:DB:1601:G:C6	3.08	0.40
23:BB:1999:C:H2'	23:BB:2000:C:O4'	2.21	0.40
1:CA:660:C:H2'	1:CA:661:G:C8	2.57	0.40
1:CA:33:A:O2'	1:CA:34:C:H5'	2.21	0.40
19:AT:32:LYS:O	19:AT:33:LYS:C	2.59	0.40
1:AA:1167:A:O2'	1:AA:1168:U:H2'	2.21	0.40
23:DB:2684:U:O4'	32:DK:70:ARG:NH2	2.55	0.40
23:DB:1635:A:H2'	23:DB:1636:U:C5'	2.52	0.40
1:CA:488:C:H2'	1:CA:489:C:H6	1.86	0.40
33:BL:42:SER:C	33:BL:44:GLY:N	2.74	0.40
41:BT:45:ALA:HA	41:BT:48:GLN:CB	2.51	0.40
23:DB:1703:G:H2'	23:DB:1704:C:C6	2.56	0.40
1:CA:1058:G:H2'	1:CA:1059:C:H6	1.86	0.40
1:CA:633:G:H2'	1:CA:634:C:C6	2.56	0.40
3:CD:97:LEU:HD13	3:CD:136:VAL:CG1	2.51	0.40
23:DB:2282:G:H5'	23:DB:2389:G:H1'	2.03	0.40
49:B2:41:ARG:O	49:B2:42:LEU:C	2.59	0.40
33:BL:65:GLY:O	33:BL:66:PHE:CB	2.69	0.40

Continued on next page...

Continued from previous page...

Atom-1	Atom-2	Interatomic distance (Å)	Clash overlap (Å)
52:DI:5:GLN:O	52:DI:6:ALA:CB	2.68	0.40
24:DV:65:VAL:C	24:DV:67:GLY:N	2.73	0.40
23:DB:2016:U:C4	23:DB:2017:U:C4	3.09	0.40
23:BB:2098:U:O2'	23:BB:2099:U:H5'	2.21	0.40
11:CL:23:LEU:O	11:CL:25:ALA:N	2.54	0.40
23:BB:2345:G:H4'	23:BB:2346:A:O5'	2.21	0.40
1:CA:78:A:O2'	1:CA:79:G:H5'	2.22	0.40
23:BB:2282:G:H5'	23:BB:2389:G:H1'	2.03	0.40
6:CG:100:MET:O	6:CG:104:VAL:HG23	2.21	0.40
6:CG:16:LYS:HB3	6:CG:43:TYR:CE1	2.56	0.40
1:CA:160:A:H2'	1:CA:161:A:C8	2.56	0.40
1:AA:766:A:H2'	1:AA:767:A:O4'	2.21	0.40
1:CA:584:G:H2'	1:CA:585:G:H8	1.85	0.40
25:BC:246:PRO:HB2	25:BC:247:TRP:CZ3	2.57	0.40
23:DB:1742:U:O2'	23:DB:1743:G:H5'	2.21	0.40
2:CC:106:ARG:HG2	2:CC:106:ARG:NH1	2.35	0.40
23:DB:689:A:H2'	23:DB:690:G:C8	2.57	0.40
23:BB:2838:G:H1'	35:BN:45:ARG:CZ	2.51	0.40
1:AA:56:U:H2'	1:AA:57:G:C8	2.54	0.40
38:DQ:47:ARG:O	38:DQ:51:GLN:HG3	2.21	0.40
23:BB:116:C:O2'	23:BB:117:G:H5'	2.21	0.40
22:BA:17:C:O2'	22:BA:18:G:H5'	2.21	0.40
38:BQ:46:TYR:CE1	39:BR:76:LYS:HE3	2.56	0.40
23:BB:1878:G:H2'	23:BB:1879:C:O4'	2.22	0.40
1:CA:648:A:O2'	1:CA:649:A:H5'	2.21	0.40
23:DB:957:C:N4	23:DB:2459:A:C8	2.88	0.40
1:CA:999:C:H2'	1:CA:1000:A:C8	2.57	0.40
23:BB:317:G:H2'	23:BB:318:C:C6	2.55	0.40
12:AM:7:ASN:ND2	12:AM:7:ASN:N	2.69	0.40
23:DB:1159:U:H2'	23:DB:1160:G:H8	1.85	0.40
23:BB:2317:A:H2'	23:BB:2318:G:O4'	2.21	0.40
1:CA:340:U:O2'	1:CA:341:C:H5'	2.21	0.40
23:BB:2843:G:O2'	23:BB:2844:G:H5'	2.20	0.40
23:BB:2843:G:H2'	23:BB:2844:G:O4'	2.20	0.40
23:BB:2013:A:H2'	23:BB:2014:A:H5'	2.04	0.40
1:AA:681:A:H2'	1:AA:682:G:C8	2.56	0.40
23:BB:53:A:H2'	23:BB:54:G:O4'	2.21	0.40
1:CA:122:G:C2'	1:CA:123:U:H5'	2.52	0.40
23:DB:1810:A:H2'	23:DB:1811:G:O4'	2.21	0.40
19:AT:81:GLN:C	19:AT:83:ASN:H	2.23	0.40
23:DB:2518:A:N3	23:DB:2518:A:H5'	2.36	0.40

Continued on next page...

Continued from previous page...

Atom-1	Atom-2	Interatomic distance (Å)	Clash overlap (Å)
20:AB:77:GLU:O	20:AB:77:GLU:HG2	2.21	0.40
23:BB:516:C:O2'	23:BB:517:C:H5'	2.21	0.40
23:BB:858:G:C2	23:BB:2268:A:C4	3.08	0.40
43:BW:17:ALA:CA	43:BW:35:ILE:HG23	2.46	0.40
21:AU:16:ARG:CZ	21:AU:19:LYS:HD3	2.51	0.40
18:AS:12:LEU:O	18:AS:16:LYS:HE2	2.21	0.40
18:CS:52:ASN:CG	18:CS:53:GLY:N	2.72	0.40
28:BF:3:LEU:HB2	28:BF:100:GLU:OE1	2.21	0.40
1:AA:1096:C:O2'	1:AA:1097:C:H5'	2.20	0.40
25:DC:145:MET:HE1	25:DC:153:LEU:HD21	2.03	0.40
26:DD:117:GLY:O	26:DD:118:PHE:C	2.59	0.40
34:DM:71:LYS:HB3	34:DM:93:VAL:O	2.21	0.40
40:DS:36:LEU:HD22	40:DS:36:LEU:N	2.33	0.40
3:CD:117:VAL:HA	3:CD:122:ILE:HG12	2.03	0.40
1:CA:1296:C:H5''	1:CA:1302:C:H42	1.86	0.40
28:DF:45:ASP:C	28:DF:47:LYS:H	2.25	0.40
30:BH:70:GLU:O	30:BH:71:LYS:C	2.59	0.40
46:DZ:76:GLU:HG3	46:DZ:77:LYS:N	2.36	0.40
23:BB:137:U:H2'	41:BT:1:MET:H2	1.86	0.40
23:DB:126:A:H5'	49:D2:19:ARG:HB2	2.03	0.40
1:CA:1080:A:H5''	4:CE:20:VAL:HG11	2.03	0.40
4:CE:25:LYS:HG3	4:CE:26:GLY:N	2.36	0.40
52:BI:116:MET:HE1	52:BI:124:MET:O	2.20	0.40
52:BI:79:LEU:HD11	52:BI:131:THR:OG1	2.20	0.40
52:BI:73:PRO:HA	52:BI:74:PRO:HD3	1.99	0.40
31:BJ:29:ALA:O	31:BJ:32:LEU:HB2	2.21	0.40
8:CI:48:ARG:HA	8:CI:51:LEU:HD12	2.03	0.40
28:BF:108:PRO:O	28:BF:110:ILE:HG23	2.22	0.40
6:AG:147:ASN:C	10:AK:55:ARG:HH21	2.24	0.40
9:AJ:59:LYS:C	9:AJ:61:ALA:H	2.25	0.40
32:BK:93:GLN:CD	32:BK:94:PRO:HD2	2.41	0.40
21:CU:42:THR:O	21:CU:45:LYS:N	2.54	0.40
34:BM:56:ALA:C	34:BM:58:LYS:N	2.74	0.40
31:DJ:64:VAL:HG22	31:DJ:68:LYS:CD	2.50	0.40
23:BB:2580:U:H3'	23:BB:2581:G:C2	2.57	0.40
23:BB:1513:U:H2'	23:BB:1514:G:O4'	2.22	0.40
20:AB:18:GLN:C	20:AB:37:VAL:HG23	2.42	0.40
2:AC:174:LEU:HD23	2:AC:174:LEU:O	2.21	0.40
28:DF:137:PHE:O	28:DF:139:GLU:N	2.55	0.40
23:BB:2143:C:O5'	23:BB:2143:C:H6	2.04	0.40
1:AA:264:C:H2'	1:AA:265:G:O4'	2.22	0.40

Continued on next page...

Continued from previous page...

Atom-1	Atom-2	Interatomic distance (Å)	Clash overlap (Å)
37:DP:101:GLU:OE2	37:DP:101:GLU:N	2.53	0.40
23:BB:169:G:O2'	23:BB:170:U:H5'	2.21	0.40
25:BC:63:ILE:HD13	25:BC:63:ILE:HA	1.79	0.40
51:D4:7:VAL:HG23	51:D4:35:GLN:CB	2.51	0.40
23:BB:1165:A:O2'	23:BB:1166:G:H5'	2.22	0.40
23:DB:2027:G:C6	23:DB:2028:U:C4	3.09	0.40
23:DB:2026:U:C2	23:DB:2027:G:C8	3.08	0.40
20:CB:48:MET:SD	20:CB:200:PRO:HD2	2.61	0.40
23:DB:2579:C:H6	23:DB:2579:C:O5'	2.04	0.40
4:CE:104:ILE:HG13	4:CE:122:VAL:HG23	2.02	0.40
23:DB:2376:A:O2'	36:DO:111:ARG:NH2	2.54	0.40
30:DH:57:LYS:O	30:DH:61:VAL:N	2.50	0.40
6:AG:107:ALA:O	6:AG:118:ARG:HB3	2.22	0.40
23:BB:2591:C:O2'	23:BB:2592:G:H5'	2.20	0.40
23:DB:2848:G:N2	23:DB:2867:G:C2	2.89	0.40
13:AN:63:CYS:HB3	13:AN:68:ARG:H	1.86	0.40
3:AD:196:GLU:HG3	3:AD:197:HIS:N	2.36	0.40
23:BB:999:U:O2'	23:BB:1000:A:H5'	2.21	0.40
15:AP:75:ILE:HG13	15:AP:75:ILE:H	1.73	0.40
11:CL:73:LEU:HD21	11:CL:103:CYS:CB	2.50	0.40
27:BE:129:PRO:HG3	27:BE:156:ASN:OD1	2.21	0.40
20:AB:71:THR:HG21	20:AB:94:ARG:H	1.85	0.40
1:AA:1288:A:H2'	1:AA:1289:A:O4'	2.21	0.40
25:DC:254:LYS:HB3	25:DC:255:LYS:H	1.72	0.40
1:CA:1520:C:H2'	1:CA:1521:C:C6	2.57	0.40
1:CA:789:U:H2'	1:CA:791:G:OP2	2.20	0.40
1:AA:1313:U:O5'	1:AA:1313:U:H6	2.04	0.40
23:DB:2772:C:H4'	26:DD:171:THR:CG2	2.51	0.40
1:AA:883:C:O2'	1:AA:884:U:H5'	2.20	0.40
7:AH:57:GLU:HG3	7:AH:58:LEU:H	1.86	0.40
49:D2:21:ARG:HD3	49:D2:43:THR:HG21	2.04	0.40
23:BB:2199:A:O2'	46:BZ:36:HIS:CE1	2.74	0.40
1:AA:1308:U:H3'	12:AM:97:ARG:NH1	2.36	0.40
39:DR:49:ILE:HG22	39:DR:54:VAL:HB	2.02	0.40
23:BB:65:U:C2	23:BB:66:C:C5	3.09	0.40
22:DA:47:C:H5'	22:DA:48:U:OP2	2.21	0.40
6:CG:3:ARG:HG3	6:CG:3:ARG:NH1	2.36	0.40
51:B4:1:MET:SD	51:B4:36:ARG:HG3	2.61	0.40
51:B4:22:VAL:O	51:B4:24:ARG:HG3	2.21	0.40
27:DE:38:GLY:C	27:DE:40:ARG:N	2.75	0.40
1:CA:1211:U:H5'	1:CA:1212:U:H5'	2.03	0.40

Continued on next page...

Continued from previous page...

Atom-1	Atom-2	Interatomic distance (Å)	Clash overlap (Å)
41:DT:45:ALA:HA	41:DT:48:GLN:CB	2.50	0.40
23:DB:1870:C:H2'	23:DB:1871:A:C8	2.56	0.40
23:BB:2758:A:H2'	23:BB:2759:G:H5'	2.03	0.40
23:BB:1280:G:C2'	23:BB:1281:G:H5'	2.51	0.40
12:CM:22:TYR:N	12:CM:22:TYR:CD2	2.88	0.40
1:AA:327:A:O2'	1:AA:329:A:H5''	2.21	0.40
1:CA:537:G:H2'	1:CA:538:G:C8	2.55	0.40
1:AA:126:G:H4'	1:AA:634:C:O2	2.22	0.40
14:AO:77:TYR:O	14:AO:81:ILE:HG13	2.21	0.40
23:DB:2536:G:H2'	23:DB:2537:U:O4'	2.22	0.40
23:DB:2699:C:H2'	23:DB:2700:A:C8	2.56	0.40
1:CA:1493:A:H1'	54:CA:2062:HYG:H362	1.86	0.40
3:CD:97:LEU:HA	3:CD:100:VAL:CG2	2.51	0.40
32:BK:10:VAL:CG2	32:BK:16:ALA:HA	2.52	0.40
27:BE:21:ARG:HG3	27:BE:22:ASP:O	2.22	0.40
23:BB:2415:G:H4'	33:BL:66:PHE:HB2	2.03	0.40
23:DB:2515:C:O2'	23:DB:2516:A:H5'	2.20	0.40
14:CO:69:LEU:HD12	14:CO:77:TYR:HB2	2.01	0.40
2:AC:31:ASN:ND2	2:AC:58:ARG:NE	2.69	0.40
23:DB:818:G:H4'	23:DB:838:C:O3'	2.22	0.40
42:DU:65:GLN:HG2	42:DU:65:GLN:H	1.54	0.40
23:BB:2667:C:H1'	29:BG:108:PHE:HD2	1.87	0.40
30:DH:108:VAL:HG12	30:DH:110:VAL:HG12	2.03	0.40
23:BB:1190:G:O2'	23:BB:1191:G:H5'	2.21	0.40
1:AA:665:A:H2'	1:AA:725:G:N2	2.36	0.40
25:BC:245:THR:C	25:BC:247:TRP:N	2.75	0.40
23:BB:2248:C:C2'	23:BB:2249:U:H5'	2.52	0.40
39:BR:6:GLN:HE22	39:BR:9:GLY:C	2.25	0.40
1:CA:360:G:O2'	1:CA:361:G:H5'	2.22	0.40
5:CF:55:HIS:CD2	5:CF:56:LYS:HE3	2.57	0.40
42:BU:54:PRO:HG2	42:BU:55:GLY:H	1.87	0.40
15:CP:22:ALA:HA	15:CP:33:ILE:HG13	2.03	0.40
11:CL:56:LEU:HD12	11:CL:60:PHE:HB2	2.04	0.40
23:DB:2252:G:H2'	23:DB:2253:G:C8	2.56	0.40
22:DA:63:C:H2'	22:DA:64:G:H8	1.86	0.40
2:CC:46:LEU:HB3	2:CC:49:ALA:HB3	2.03	0.40
23:DB:613:A:H4'	23:DB:614:A:OP2	2.21	0.40
26:DD:2:ILE:H	26:DD:2:ILE:HG13	1.69	0.40
23:DB:666:A:O2'	23:DB:667:U:H5'	2.21	0.40
23:BB:864:G:O2'	23:BB:865:C:H5'	2.21	0.40
16:AQ:66:LEU:HB2	16:AQ:70:LYS:HG2	2.04	0.40

Continued on next page...

Continued from previous page...

Atom-1	Atom-2	Interatomic distance (Å)	Clash overlap (Å)
33:DL:74:THR:HA	33:DL:107:PHE:O	2.21	0.40
23:DB:1076:C:H2'	23:DB:1077:A:C8	2.57	0.40
23:DB:1076:C:H2'	23:DB:1077:A:H8	1.86	0.40
17:CR:61:ALA:HB3	17:CR:67:LEU:HD12	2.04	0.40
51:B4:18:LYS:HE3	51:B4:21:GLY:HA2	2.02	0.40
23:BB:139:U:H2'	23:BB:139:U:OP1	2.21	0.40
12:CM:102:LYS:HB2	12:CM:102:LYS:NZ	2.37	0.40
32:BK:31:ARG:HG3	32:BK:31:ARG:HH11	1.85	0.40
41:BT:36:LYS:C	41:BT:36:LYS:HD3	2.42	0.40
22:BA:2:G:N3	22:BA:2:G:H2'	2.37	0.40
23:BB:858:G:H21	23:BB:2268:A:C3'	2.29	0.40
43:BW:18:LYS:CA	43:BW:36:ILE:HG12	2.38	0.40
23:BB:2387:U:H1'	43:BW:38:ARG:CZ	2.52	0.40
12:AM:80:MET:C	12:AM:82:LEU:H	2.24	0.40
8:AI:29:ILE:HG12	8:AI:64:ILE:HD13	2.03	0.40
22:DA:42:C:O2'	28:DF:91:ARG:NH1	2.54	0.40
1:CA:1220:G:O3'	18:CS:35:ARG:HD2	2.20	0.40
28:BF:8:LYS:HA	28:BF:12:VAL:CG2	2.46	0.40
23:DB:1204:A:N1	23:DB:1241:A:C2	2.89	0.40
27:DE:29:HIS:O	27:DE:32:VAL:HG22	2.21	0.40
35:BN:21:PHE:HA	35:BN:24:MET:HB2	2.04	0.40
35:BN:49:GLU:HA	35:BN:94:TYR:CD2	2.55	0.40
23:BB:2840:C:OP1	35:BN:50:PRO:HA	2.21	0.40
40:BS:49:LYS:HA	40:BS:52:GLU:HG2	2.04	0.40
23:DB:1420:A:C2'	23:DB:2211:A:H62	2.15	0.40
34:BM:38:ARG:HG3	34:BM:98:PRO:HD3	2.02	0.40
1:AA:201:G:H2'	1:AA:202:G:C8	2.56	0.40
1:AA:201:G:O2'	1:AA:202:G:H5'	2.22	0.40
46:DZ:40:VAL:HG22	46:DZ:45:ARG:N	2.36	0.40
1:CA:1238:A:C2	1:CA:1241:G:N3	2.88	0.40
1:CA:1329:A:H5''	12:CM:24:VAL:HA	2.03	0.40
12:CM:18:LEU:C	12:CM:20:SER:N	2.75	0.40
20:AB:68:PHE:HD1	20:AB:89:PHE:O	2.05	0.40
30:DH:38:PRO:O	30:DH:40:THR:HG23	2.22	0.40
23:BB:548:G:C8	23:BB:548:G:OP2	2.74	0.40
23:BB:1179:G:C2'	23:BB:1180:U:H5'	2.51	0.40
1:CA:812:G:O2'	1:CA:813:U:C6	2.56	0.40
16:CQ:58:VAL:HB	16:CQ:74:LEU:CD2	2.51	0.40
16:CQ:59:GLU:HG3	16:CQ:78:VAL:HG21	2.02	0.40
23:BB:580:U:O3'	38:BQ:30:VAL:HG13	2.21	0.40
39:DR:101:ILE:HG22	39:DR:101:ILE:O	2.22	0.40

Continued on next page...

Continued from previous page...

Atom-1	Atom-2	Interatomic distance (Å)	Clash overlap (Å)
8:CI:44:ARG:HB3	8:CI:48:ARG:NH2	2.36	0.40
48:D1:22:THR:OG1	48:D1:23:THR:N	2.53	0.40
28:BF:139:GLU:OE2	28:BF:142:TYR:HA	2.20	0.40
23:BB:2769:U:O2'	23:BB:2770:G:H5'	2.21	0.40
48:B1:10:LEU:HD23	48:B1:35:LEU:HD21	2.03	0.40
32:BK:105:ARG:N	32:BK:105:ARG:CD	2.84	0.40
1:CA:1324:A:H4'	1:CA:1363:A:OP1	2.22	0.40
23:BB:1446:C:H2'	23:BB:1447:C:C6	2.56	0.40
4:CE:84:VAL:CG1	4:CE:146:MET:HB3	2.49	0.40
31:DJ:25:LEU:HB2	31:DJ:62:VAL:HG21	2.02	0.40
21:AU:42:THR:O	21:AU:45:LYS:N	2.55	0.40
1:AA:818:G:H3'	1:AA:819:A:H5''	2.04	0.40
32:DK:60:ALA:CB	32:DK:86:LEU:HA	2.51	0.40
32:DK:86:LEU:CD2	32:DK:86:LEU:H	2.23	0.40
20:AB:26:MET:HG3	20:AB:188:THR:O	2.21	0.40
22:DA:98:G:HO2'	22:DA:99:A:H5''	1.86	0.40
1:AA:1033:G:H2'	1:AA:1034:G:H5''	2.03	0.40
37:DP:61:ARG:HE	37:DP:100:ARG:HD2	1.87	0.40
4:AE:105:ILE:HG12	4:AE:122:VAL:O	2.21	0.40
6:CG:92:PRO:HG2	6:CG:93:VAL:H	1.86	0.40
36:BO:36:TYR:HA	36:BO:52:SER:CB	2.51	0.40
1:AA:105:G:H2'	1:AA:106:C:C6	2.57	0.40
39:DR:7:SER:HA	39:DR:22:LEU:HD13	2.02	0.40
10:CK:107:THR:HB	10:CK:108:ASN:OD1	2.20	0.40
22:DA:3:C:H2'	22:DA:4:C:H6	1.85	0.40
13:CN:56:PRO:C	13:CN:58:ARG:H	2.25	0.40
9:CJ:26:VAL:HG12	9:CJ:30:LYS:HG3	2.04	0.40
9:CJ:8:ILE:HB	9:CJ:74:VAL:HB	2.02	0.40
3:CD:196:GLU:HG3	3:CD:197:HIS:N	2.35	0.40
31:DJ:83:GLY:O	31:DJ:84:ILE:C	2.60	0.40
13:AN:30:ILE:CG2	13:AN:44:VAL:HG21	2.49	0.40
3:AD:195:ASN:HA	3:AD:195:ASN:HD22	1.57	0.40
23:BB:783:A:H4'	23:BB:1779:U:O2	2.22	0.40
23:DB:2846:G:H2'	23:DB:2847:U:O4'	2.21	0.40
41:BT:12:ARG:CG	44:BX:29:ARG:HH12	2.33	0.40
11:CL:73:LEU:HD21	11:CL:103:CYS:HB2	2.04	0.40
12:CM:85:TYR:HA	12:CM:88:LEU:CD1	2.52	0.40
23:BB:2437:G:H2'	23:BB:2438:U:C6	2.57	0.40
7:CH:74:ILE:CG1	7:CH:128:VAL:HG22	2.47	0.40
1:CA:176:C:H3'	1:CA:177:G:N2	2.35	0.40
23:DB:1805:A:H5''	25:DC:247:TRP:CE2	2.55	0.40

Continued on next page...

Continued from previous page...

Atom-1	Atom-2	Interatomic distance (Å)	Clash overlap (Å)
1:AA:81:A:O4'	1:AA:81:A:OP2	2.39	0.40
25:DC:4:LYS:HE3	25:DC:13:ARG:O	2.22	0.40
1:CA:1271:A:H5'	1:CA:1314:C:C5'	2.49	0.40
23:DB:2142:A:H2'	23:DB:2143:C:O4'	2.22	0.40
42:BU:21:ARG:HD3	42:BU:72:PHE:CB	2.51	0.40
16:AQ:13:SER:HB3	16:AQ:21:VAL:CB	2.49	0.40
23:DB:2484:G:O2'	23:DB:2485:G:H5'	2.21	0.40
4:CE:107:GLY:C	4:CE:109:ALA:H	2.25	0.40
1:CA:549:C:H2'	1:CA:550:G:H8	1.86	0.40
23:BB:1616:A:H4'	23:BB:1617:C:OP2	2.22	0.40
22:DA:49:C:OP1	36:DO:101:GLY:HA3	2.22	0.40
25:DC:20:ASN:O	25:DC:23:LEU:HB2	2.22	0.40
38:DQ:16:ILE:C	38:DQ:18:LYS:H	2.24	0.40
23:BB:755:U:H2'	23:BB:756:A:H8	1.86	0.40
1:CA:668:G:O2'	1:CA:669:G:H5'	2.22	0.40
10:CK:51:PHE:O	10:CK:51:PHE:HD1	2.04	0.40
47:B0:18:HIS:ND1	47:B0:18:HIS:N	2.70	0.40
1:AA:880:C:H2'	1:AA:881:G:H8	1.85	0.40
23:BB:711:G:O2'	23:BB:712:G:H5'	2.22	0.40
1:AA:191:G:H2'	1:AA:192:A:C8	2.57	0.40
50:D3:31:ILE:CG1	50:D3:35:LYS:HE3	2.51	0.40
14:AO:69:LEU:HD12	14:AO:77:TYR:HB2	2.03	0.40
1:CA:1176:A:H2'	1:CA:1177:G:O4'	2.22	0.40
1:CA:994:A:C5	1:CA:1216:A:H4'	2.56	0.40
1:CA:1489:G:H2'	1:CA:1490:U:C6	2.55	0.40
25:DC:86:ARG:NH1	25:DC:86:ARG:HB3	2.36	0.40
1:CA:625:U:H4'	15:CP:16:PHE:CE1	2.56	0.40
29:DG:39:ALA:HB2	29:DG:57:TYR:CD2	2.57	0.40
52:BI:49:GLU:OE1	52:BI:52:LEU:HD22	2.21	0.40
29:BG:106:LEU:N	29:BG:106:LEU:HD23	2.37	0.40
5:AF:54:LEU:C	5:AF:56:LYS:H	2.24	0.40
23:BB:1688:U:O2	23:BB:1700:A:H8	2.05	0.40
11:CL:33:CYS:H	11:CL:54:VAL:CG1	2.33	0.40
23:DB:689:A:H2'	23:DB:690:G:H8	1.86	0.40
34:DM:42:THR:H	34:DM:45:GLN:HB2	1.87	0.40
23:DB:1126:A:H4'	23:DB:1127:A:H5''	2.03	0.40
23:DB:1933:G:H2'	23:DB:1934:C:H6	1.86	0.40
18:AS:77:ARG:HB3	18:AS:77:ARG:HE	1.64	0.40
23:DB:760:G:H2'	23:DB:761:A:O4'	2.21	0.40
37:DP:109:ILE:HG13	37:DP:109:ILE:H	1.67	0.40
23:BB:1390:U:O2'	23:BB:1391:U:H5'	2.21	0.40

Continued on next page...

Continued from previous page...

Atom-1	Atom-2	Interatomic distance (Å)	Clash overlap (Å)
40:BS:2:GLU:O	40:BS:3:THR:C	2.60	0.40
34:BM:61:GLY:HA2	34:BM:107:GLY:HA3	2.04	0.40
47:D0:27:LEU:HB2	47:D0:28:SER:H	1.65	0.40
23:BB:2622:U:O2'	23:BB:2825:G:N7	2.54	0.40
23:BB:1992:G:N2	23:BB:1996:C:O2'	2.54	0.40
23:BB:1997:C:OP2	26:BD:129:THR:HB	2.21	0.40
25:BC:110:LYS:O	25:BC:111:ALA:C	2.59	0.40
1:AA:1067:A:H4'	1:AA:1068:G:O5'	2.21	0.40
1:AA:123:U:H2'	1:AA:124:C:C6	2.57	0.40
49:B2:32:ALA:HA	49:B2:35:ARG:HB2	2.03	0.40
50:B3:26:ALA:O	50:B3:27:ASN:C	2.59	0.40
1:CA:930:C:H2'	1:CA:931:C:C6	2.56	0.40
14:AO:57:ARG:CZ	14:AO:61:GLN:HE22	2.34	0.40
1:AA:116:A:H8	1:AA:116:A:O5'	2.04	0.40
25:BC:34:GLU:O	25:BC:34:GLU:HG3	2.22	0.40
16:AQ:22:VAL:O	16:AQ:42:LYS:HA	2.22	0.40
42:BU:90:LYS:O	42:BU:91:LYS:C	2.59	0.40
18:AS:20:LYS:HD2	18:AS:20:LYS:O	2.20	0.40
18:AS:33:TRP:CE3	18:AS:33:TRP:N	2.90	0.40
22:DA:43:C:C1'	28:DF:91:ARG:HD2	2.51	0.40
1:CA:1320:C:H41	18:CS:36:ARG:CG	2.30	0.40
1:CA:1148:U:O4'	8:CI:17:ARG:HD3	2.21	0.40
8:CI:54:VAL:HG21	8:CI:86:LEU:HD21	2.03	0.40
28:BF:42:ALA:O	28:BF:45:ASP:N	2.48	0.40
31:DJ:45:THR:N	31:DJ:46:PRO:CD	2.83	0.40
27:BE:102:ARG:NH2	27:BE:102:ARG:HG3	2.36	0.40
23:BB:996:A:H4'	38:BQ:91:ARG:CD	2.43	0.40
33:DL:123:ARG:C	33:DL:123:ARG:HD2	2.41	0.40
25:DC:184:GLU:O	25:DC:185:ALA:HB3	2.21	0.40
23:BB:459:U:O2'	23:BB:460:A:H5'	2.21	0.40
34:BM:17:ASN:HB3	34:BM:38:ARG:NH1	2.36	0.40
40:DS:26:GLY:O	40:DS:28:LYS:N	2.54	0.40
26:BD:118:PHE:HE2	35:BN:1:MET:SD	2.44	0.40
23:DB:2305:U:H1'	28:DF:132:ARG:HA	2.03	0.40
28:DF:74:ALA:CB	28:DF:78:ILE:HD13	2.51	0.40
30:DH:14:SER:O	30:DH:16:GLY:N	2.54	0.40
35:DN:99:LYS:O	47:D0:41:HIS:HB2	2.21	0.40
24:DV:80:HIS:HA	24:DV:81:PRO:HD3	1.96	0.40
23:BB:28:A:O2'	23:BB:29:U:H5'	2.20	0.40
1:AA:430:A:P	3:AD:6:PRO:HA	2.61	0.40
31:BJ:36:LEU:CD1	31:BJ:121:LYS:HE3	2.50	0.40

Continued on next page...

Continued from previous page...

Atom-1	Atom-2	Interatomic distance (Å)	Clash overlap (Å)
52:BI:27:LEU:HB2	52:BI:32:VAL:HG21	2.02	0.40
46:BZ:51:VAL:HG12	46:BZ:52:SER:N	2.36	0.40
46:BZ:5:CYS:HB3	46:BZ:10:LYS:N	2.36	0.40
6:AG:147:ASN:CA	10:AK:55:ARG:HH21	2.35	0.40
9:AJ:71:LEU:H	9:AJ:71:LEU:HD23	1.87	0.40
34:DM:19:GLY:C	34:DM:97:GLN:HG3	2.41	0.40
1:CA:120:A:C2'	1:CA:121:U:H5''	2.40	0.40
41:DT:87:LEU:HB2	41:DT:91:GLN:HG2	2.02	0.40
23:DB:726:G:H5''	23:DB:1432:G:O2'	2.22	0.40
41:BT:68:LYS:HB2	41:BT:68:LYS:HE3	1.79	0.40
23:DB:63:A:C8	23:DB:63:A:OP2	2.69	0.40
36:BO:6:ALA:HB3	36:BO:10:ARG:HH11	1.86	0.40
45:BY:55:LYS:O	45:BY:56:VAL:C	2.59	0.40
37:DP:50:ARG:O	37:DP:51:ASN:HB2	2.22	0.40
23:DB:1022:G:N2	23:DB:1142:A:N1	2.69	0.40
23:DB:483:A:N7	23:DB:497:A:H2	2.19	0.40
18:CS:4:LEU:HD22	18:CS:7:GLY:O	2.21	0.40
31:DJ:77:HIS:HD2	31:DJ:83:GLY:HA3	1.87	0.40
38:DQ:3:VAL:CG1	38:DQ:4:LYS:N	2.84	0.40
2:AC:18:ASN:HB2	13:AN:90:GLY:HA3	2.04	0.40
1:AA:761:G:O2'	1:AA:762:U:H5'	2.21	0.40
23:DB:329:G:N2	42:DU:16:LYS:HE3	2.29	0.40
16:AQ:32:ILE:HG23	16:AQ:33:TYR:CD2	2.56	0.40
12:CM:88:LEU:O	12:CM:92:ARG:HG3	2.22	0.40
1:AA:140:U:H2'	1:AA:141:G:H8	1.86	0.40
23:BB:1295:C:H2'	23:BB:1296:G:C8	2.56	0.40
23:BB:2027:G:C2	23:BB:2028:U:C2	3.09	0.40
27:BE:176:ASP:C	27:BE:176:ASP:OD1	2.59	0.40
23:DB:673:C:C2'	23:DB:674:G:H5'	2.52	0.40
23:BB:719:C:O2'	23:BB:720:U:H5'	2.20	0.40
28:BF:81:GLY:O	28:BF:82:TYR:C	2.60	0.40
23:DB:960:A:C4'	23:DB:2457:U:H4'	2.51	0.40
31:BJ:20:ALA:CB	31:BJ:28:LEU:HD22	2.51	0.40
1:AA:177:G:N3	1:AA:177:G:O4'	2.54	0.40
25:DC:249:VAL:O	25:DC:250:GLN:C	2.59	0.40
1:CA:926:G:H5'	1:CA:927:G:C5'	2.51	0.40
1:CA:1514:G:H2'	1:CA:1515:G:C8	2.55	0.40
1:AA:78:A:O5'	1:AA:78:A:H8	2.03	0.40
16:CQ:11:VAL:HG13	16:CQ:20:ILE:CG2	2.52	0.40
4:CE:33:THR:HB	4:CE:49:TYR:CE1	2.57	0.40
42:BU:19:GLY:O	42:BU:20:LYS:HD3	2.22	0.40

Continued on next page...

Continued from previous page...

Atom-1	Atom-2	Interatomic distance (Å)	Clash overlap (Å)
1:CA:1256:A:O4'	1:CA:1278:G:N2	2.54	0.40
23:DB:130:C:O2'	23:DB:131:A:H5'	2.21	0.40
1:CA:618:C:N3	1:CA:622:A:N6	2.64	0.40
1:AA:832:G:H2'	1:AA:833:G:H8	1.86	0.40
1:AA:1336:C:O4'	1:AA:1337:G:C2	2.74	0.40
23:BB:2525:G:C2	23:BB:2539:C:C2	3.10	0.40
23:DB:1702:G:H2'	23:DB:1703:G:O4'	2.21	0.40
30:BH:48:GLU:CG	30:BH:49:ALA:N	2.84	0.40
23:BB:981:A:H4'	23:BB:2037:A:H5'	2.03	0.40
44:DX:22:LEU:O	44:DX:24:GLU:N	2.52	0.40
12:AM:22:TYR:CD2	12:AM:22:TYR:N	2.88	0.40
23:BB:1316:U:H2'	23:BB:1317:G:C8	2.57	0.40
36:BO:100:HIS:ND1	36:BO:101:GLY:N	2.69	0.40
33:BL:50:PHE:O	33:BL:52:GLY:N	2.54	0.40
23:DB:1459:G:O5'	23:DB:1459:G:N3	2.54	0.40
42:BU:32:LYS:H	42:BU:32:LYS:HD3	1.87	0.40
52:BI:14:ALA:HA	52:BI:45:THR:HG21	2.02	0.40
10:CK:18:GLY:HA2	10:CK:36:ARG:NH1	2.37	0.40
1:CA:95:C:C2'	1:CA:95:C:O2	2.69	0.40
23:BB:1495:A:H2'	23:BB:1496:A:H8	1.85	0.40
23:BB:2818:U:O5'	23:BB:2837:A:H1'	2.21	0.40
27:DE:198:GLU:O	27:DE:199:MET:C	2.60	0.40
27:DE:34:ALA:CB	27:DE:96:VAL:HG21	2.51	0.40
23:DB:122:G:O2'	23:DB:123:G:H5'	2.21	0.40
23:DB:2582:G:O2'	23:DB:2583:G:H5'	2.22	0.40
11:CL:56:LEU:HG	11:CL:60:PHE:O	2.21	0.40
23:BB:2208:C:O2'	23:BB:2209:G:H5'	2.21	0.40
41:DT:62:VAL:HG12	41:DT:63:VAL:N	2.37	0.40
4:AE:94:PHE:O	4:AE:124:ALA:HB1	2.22	0.40
2:CC:45:GLU:C	2:CC:46:LEU:HD22	2.42	0.40
40:BS:14:ALA:C	40:BS:16:LYS:N	2.75	0.40
24:DV:5:ASN:O	24:DV:6:ALA:HB2	2.22	0.40
17:AR:61:ALA:HB3	17:AR:67:LEU:HD12	2.02	0.40
52:DI:14:ALA:HB3	52:DI:51:GLY:H	1.87	0.40
1:AA:1107:C:C4	1:AA:1108:G:N7	2.89	0.40
8:CI:40:ARG:C	8:CI:41:GLU:HG3	2.41	0.40
28:DF:120:SER:OG	28:DF:129:MET:HB3	2.22	0.40
23:DB:1829:A:H3'	23:DB:1830:C:H6	1.87	0.40
23:BB:2104:C:H6	23:BB:2104:C:H3'	1.87	0.40
44:DX:7:ARG:HD2	44:DX:7:ARG:HA	1.84	0.40
6:AG:10:LYS:NZ	6:AG:10:LYS:HB2	2.35	0.40

Continued on next page...

Continued from previous page...

Atom-1	Atom-2	Interatomic distance (Å)	Clash overlap (Å)
5:CF:34:GLY:C	5:CF:35:LYS:HD2	2.42	0.40
1:CA:144:G:H2'	1:CA:145:G:O4'	2.22	0.40
43:BW:37:VAL:C	43:BW:38:ARG:HG2	2.42	0.40
26:BD:109:VAL:HG11	26:BD:193:VAL:CG1	2.51	0.40
1:AA:1147:C:H4'	8:AI:6:TYR:CE1	2.56	0.40
13:CN:78:LEU:HD23	13:CN:82:LYS:HB3	2.02	0.40
18:CS:2:ARG:NE	18:CS:2:ARG:CA	2.85	0.40
27:DE:102:ARG:O	27:DE:106:LYS:HG3	2.21	0.40
35:BN:24:MET:HE3	35:BN:40:LYS:HB3	2.02	0.40
35:BN:44:LEU:O	35:BN:48:VAL:HG23	2.22	0.40
35:BN:96:ARG:HG3	35:BN:98:LEU:HD13	2.04	0.40
1:CA:469:C:O2'	1:CA:470:C:H5'	2.22	0.40
33:BL:111:ILE:CG2	33:BL:112:LEU:N	2.85	0.40
27:BE:29:HIS:CA	27:BE:32:VAL:HG22	2.52	0.40
23:BB:1654:A:O2'	23:BB:1655:A:H5'	2.22	0.40
12:CM:43:LYS:C	12:CM:45:SER:H	2.24	0.40
12:AM:29:SER:HA	12:AM:32:ILE:HG22	2.04	0.40
30:BH:103:VAL:CG2	30:BH:109:GLU:HA	2.52	0.40
20:CB:218:ALA:O	20:CB:222:GLU:N	2.53	0.40
46:DZ:30:LEU:HA	46:DZ:31:PRO:HD3	1.95	0.40
46:DZ:54:LYS:C	46:DZ:56:MET:N	2.75	0.40
46:DZ:53:ALA:C	46:DZ:55:GLY:N	2.75	0.40
35:DN:52:ILE:HB	35:DN:94:TYR:CD2	2.57	0.40
35:DN:96:ARG:CG	35:DN:98:LEU:HD13	2.52	0.40
23:BB:1180:U:H2'	23:BB:1181:U:C6	2.56	0.40
8:AI:42:THR:O	8:AI:45:MET:HG2	2.22	0.40
8:AI:24:ASN:O	8:AI:60:LEU:N	2.55	0.40
23:DB:78:U:H2'	23:DB:79:C:H6	1.84	0.40
4:CE:110:MET:O	4:CE:113:VAL:HG22	2.22	0.40
23:DB:584:C:OP1	38:DQ:5:ARG:CB	2.70	0.40
19:CT:20:ASN:O	19:CT:24:ARG:HB2	2.22	0.40
1:CA:261:U:OP2	19:CT:70:LYS:HE2	2.21	0.40
28:BF:139:GLU:O	28:BF:140:ILE:C	2.60	0.40
28:BF:55:ASP:O	28:BF:58:ALA:HB3	2.21	0.40
6:AG:14:ASP:OD2	6:AG:22:LEU:HD22	2.22	0.40
1:AA:977:A:H1'	1:AA:982:U:O4	2.21	0.40
24:BV:83:LYS:HA	24:BV:84:PRO:HD3	1.93	0.40
23:DB:1437:C:O2'	23:DB:1516:G:H4'	2.21	0.40
48:B1:10:LEU:HB3	48:B1:48:TYR:HB3	2.04	0.40
48:B1:33:LEU:CB	48:B1:51:ALA:HB3	2.44	0.40
15:CP:43:ALA:HB1	15:CP:46:LYS:HE3	2.03	0.40

Continued on next page...

Continued from previous page...

Atom-1	Atom-2	Interatomic distance (Å)	Clash overlap (Å)
9:AJ:71:LEU:O	9:AJ:72:ARG:HD3	2.22	0.40
37:DP:20:ARG:C	37:DP:22:GLY:H	2.25	0.40
23:BB:2033:A:H1'	23:BB:2035:G:OP2	2.22	0.40
4:AE:25:LYS:HG3	4:AE:26:GLY:H	1.87	0.40
45:BY:51:SER:HA	45:BY:54:VAL:CG2	2.52	0.40
23:DB:1481:U:H2'	23:DB:1482:G:H4'	2.03	0.40
34:DM:59:ARG:CZ	34:DM:60:GLN:HB3	2.52	0.40
14:AO:31:LEU:O	14:AO:35:ILE:HG12	2.21	0.40
1:AA:7:A:H2'	4:AE:123:LEU:HB2	2.03	0.40
22:DA:87:U:H2'	22:DA:88:C:O5'	2.21	0.40
22:BA:7:G:H5''	36:BO:29:HIS:CD2	2.57	0.40
36:BO:29:HIS:HB3	36:BO:36:TYR:HB2	2.03	0.40
52:DI:45:THR:O	52:DI:48:ILE:HG22	2.21	0.40
1:AA:242:G:H2'	1:AA:243:A:C5'	2.52	0.40
1:CA:423:G:N3	1:CA:423:G:H3'	2.37	0.40
15:CP:71:VAL:HG13	15:CP:72:ALA:N	2.37	0.40
20:CB:185:ILE:HA	20:CB:199:ILE:O	2.20	0.40
1:CA:105:G:H2'	1:CA:106:C:C6	2.56	0.40
29:DG:145:ALA:O	29:DG:148:ARG:HG3	2.20	0.40
4:AE:71:ILE:HD12	4:AE:73:VAL:CG2	2.52	0.40
30:DH:121:VAL:C	30:DH:122:LEU:HD22	2.41	0.40
30:DH:90:LEU:HD13	30:DH:123:ARG:C	2.42	0.40
30:DH:117:LEU:HD13	30:DH:130:VAL:HG22	2.03	0.40
8:CI:119:LYS:C	8:CI:121:ARG:H	2.25	0.40
3:AD:89:LEU:HD22	3:AD:199:ILE:HD11	2.04	0.40
16:AQ:11:VAL:HG13	16:AQ:20:ILE:CG2	2.52	0.40
23:DB:1859:U:H2'	23:DB:1860:G:C8	2.57	0.40
23:BB:2719:G:O2'	23:BB:2846:G:H4'	2.21	0.40
23:DB:2314:A:H2'	23:DB:2315:G:C8	2.56	0.40
16:AQ:30:HIS:HE1	16:AQ:32:ILE:HG22	1.78	0.40
1:AA:448:A:H2'	1:AA:449:G:H8	1.85	0.40
23:BB:2438:U:O3'	23:BB:2439:A:H3'	2.22	0.40
23:DB:1797:G:C6	23:DB:1823:G:C6	3.09	0.40
23:DB:1843:C:O2'	23:DB:1844:C:H5'	2.21	0.40
1:AA:80:A:OP2	1:AA:81:A:N7	2.54	0.40
23:DB:182:A:H1'	23:DB:434:U:H5'	2.02	0.40
23:DB:1998:A:H2'	23:DB:1999:C:C6	2.56	0.40
1:CA:1388:C:O2'	1:CA:1389:C:H5'	2.21	0.40
7:AH:24:VAL:CG1	7:AH:60:LEU:HB3	2.52	0.40
50:B3:51:LYS:HD2	50:B3:54:LEU:HD22	2.04	0.40
20:CB:184:ALA:HB3	20:CB:195:VAL:HG21	2.03	0.40

Continued on next page...

Continued from previous page...

Atom-1	Atom-2	Interatomic distance (Å)	Clash overlap (Å)
23:BB:275:C:H2'	23:BB:276:U:O4'	2.21	0.40
1:AA:375:U:O2'	1:AA:376:G:H5'	2.22	0.40
23:DB:2379:G:H5'	36:DO:21:LEU:HD21	2.03	0.40
13:AN:46:LYS:HD3	13:AN:46:LYS:HA	1.87	0.40
23:BB:821:A:H2'	23:BB:946:C:O4'	2.21	0.40
23:BB:2737:G:H2'	23:BB:2738:A:H8	1.85	0.40
23:DB:821:A:H2'	23:DB:946:C:O4'	2.22	0.40
1:AA:1053:G:C6	1:AA:1199:U:H2'	2.57	0.40
41:BT:45:ALA:HA	41:BT:48:GLN:CG	2.51	0.40
23:BB:78:U:H2'	23:BB:79:C:H6	1.83	0.40
23:BB:1063:G:O2'	23:BB:1064:C:H5'	2.22	0.40
45:BY:2:LYS:H	45:BY:2:LYS:CD	2.30	0.40
23:DB:656:G:H2'	23:DB:657:U:O4'	2.22	0.40
14:AO:81:ILE:HG23	14:AO:86:LEU:HB2	2.04	0.40
36:BO:35:ILE:HD11	36:BO:102:ARG:NE	2.36	0.40
23:BB:1923:U:H2'	23:BB:1924:C:C5	2.56	0.40
10:CK:34:THR:HA	10:CK:41:LEU:CG	2.50	0.40
23:DB:1710:G:H2'	23:DB:1711:A:C8	2.57	0.40
1:AA:1058:G:H2'	1:AA:1059:C:H6	1.87	0.40
19:AT:50:PHE:C	19:AT:52:GLU:H	2.24	0.40
23:BB:1210:G:H5'	23:BB:1212:G:C5'	2.50	0.40
37:DP:62:LYS:HB3	37:DP:69:VAL:CG2	2.51	0.40
14:CO:77:TYR:CZ	14:CO:81:ILE:HD11	2.56	0.40
16:AQ:40:THR:HG22	16:AQ:41:THR:N	2.36	0.40
25:BC:115:ILE:O	25:BC:115:ILE:HG13	2.21	0.40
15:AP:12:LYS:C	15:AP:14:ARG:H	2.23	0.40
23:BB:324:A:H61	23:BB:338:G:C2'	2.35	0.40
1:AA:58:C:O2'	1:AA:388:G:N7	2.49	0.40
2:CC:134:LYS:HA	2:CC:167:TYR:CE2	2.56	0.40
23:DB:2255:G:H2'	23:DB:2256:G:O4'	2.22	0.40
23:DB:901:C:H3'	23:DB:902:C:H6	1.87	0.40
1:AA:1386:G:O2'	1:AA:1387:G:H5'	2.21	0.40
26:BD:2:ILE:H	26:BD:2:ILE:HG13	1.69	0.40
23:BB:2824:C:C4	23:BB:2825:G:C5	3.10	0.40
23:BB:1068:G:C6	23:BB:1069:A:N6	2.89	0.40
23:DB:1328:A:H2'	23:DB:1330:C:C4	2.56	0.40
23:BB:374:A:N6	23:BB:400:G:H1'	2.36	0.40
23:BB:667:U:H2'	23:BB:668:A:O4'	2.22	0.40
9:CJ:71:LEU:H	9:CJ:71:LEU:HD23	1.87	0.40
16:AQ:43:LEU:N	16:AQ:43:LEU:HD12	2.37	0.40
23:BB:1539:U:O2	23:BB:1539:U:H2'	2.19	0.40

There are no symmetry-related clashes.

5.3 Torsion angles [i](#)

5.3.1 Protein backbone [i](#)

In the following table, the Percentiles column shows the percent Ramachandran outliers of the chain as a percentile score with respect to all X-ray entries followed by that with respect to entries of similar resolution.

The Analysed column shows the number of residues for which the backbone conformation was analysed, and the total number of residues.

Mol	Chain	Analysed	Favoured	Allowed	Outliers	Percentiles	
2	AC	204/232 (88%)	147 (72%)	40 (20%)	17 (8%)	1	13
2	CC	204/232 (88%)	148 (72%)	40 (20%)	16 (8%)	1	14
3	AD	203/205 (99%)	136 (67%)	52 (26%)	15 (7%)	1	16
3	CD	203/205 (99%)	134 (66%)	54 (27%)	15 (7%)	1	16
4	AE	148/166 (89%)	117 (79%)	27 (18%)	4 (3%)	6	44
4	CE	148/166 (89%)	117 (79%)	25 (17%)	6 (4%)	3	33
5	AF	98/135 (73%)	66 (67%)	21 (21%)	11 (11%)	0	7
5	CF	98/135 (73%)	67 (68%)	21 (21%)	10 (10%)	1	9
6	AG	148/178 (83%)	122 (82%)	18 (12%)	8 (5%)	2	25
6	CG	150/178 (84%)	124 (83%)	20 (13%)	6 (4%)	4	33
7	AH	127/129 (98%)	92 (72%)	26 (20%)	9 (7%)	1	17
7	CH	127/129 (98%)	90 (71%)	28 (22%)	9 (7%)	1	17
8	AI	125/129 (97%)	88 (70%)	29 (23%)	8 (6%)	2	20
8	CI	125/129 (97%)	88 (70%)	29 (23%)	8 (6%)	2	20
9	AJ	96/103 (93%)	69 (72%)	17 (18%)	10 (10%)	1	8
9	CJ	96/103 (93%)	68 (71%)	18 (19%)	10 (10%)	1	8
10	AK	115/128 (90%)	81 (70%)	26 (23%)	8 (7%)	1	18
10	CK	115/128 (90%)	80 (70%)	27 (24%)	8 (7%)	1	18
11	AL	121/123 (98%)	78 (64%)	29 (24%)	14 (12%)	0	7
11	CL	121/123 (98%)	79 (65%)	28 (23%)	14 (12%)	0	7
12	AM	112/117 (96%)	72 (64%)	36 (32%)	4 (4%)	4	37
12	CM	111/117 (95%)	69 (62%)	38 (34%)	4 (4%)	4	37

Continued on next page...

Continued from previous page...

Mol	Chain	Analysed	Favoured	Allowed	Outliers	Percentiles	
13	AN	92/100 (92%)	57 (62%)	25 (27%)	10 (11%)	0	8
13	CN	92/100 (92%)	56 (61%)	26 (28%)	10 (11%)	0	8
14	AO	86/89 (97%)	65 (76%)	16 (19%)	5 (6%)	2	23
14	CO	86/89 (97%)	65 (76%)	16 (19%)	5 (6%)	2	23
15	AP	80/82 (98%)	56 (70%)	15 (19%)	9 (11%)	0	7
15	CP	78/82 (95%)	53 (68%)	15 (19%)	10 (13%)	0	5
16	AQ	78/83 (94%)	56 (72%)	17 (22%)	5 (6%)	2	20
16	CQ	79/83 (95%)	56 (71%)	17 (22%)	6 (8%)	1	15
17	AR	53/74 (72%)	41 (77%)	10 (19%)	2 (4%)	4	35
17	CR	53/74 (72%)	41 (77%)	10 (19%)	2 (4%)	4	35
18	AS	77/91 (85%)	58 (75%)	17 (22%)	2 (3%)	7	45
18	CS	78/91 (86%)	58 (74%)	18 (23%)	2 (3%)	7	45
19	AT	83/86 (96%)	59 (71%)	19 (23%)	5 (6%)	2	21
19	CT	83/86 (96%)	59 (71%)	19 (23%)	5 (6%)	2	21
20	AB	216/240 (90%)	143 (66%)	53 (24%)	20 (9%)	1	11
20	CB	216/240 (90%)	148 (68%)	46 (21%)	22 (10%)	1	9
21	AU	49/71 (69%)	28 (57%)	14 (29%)	7 (14%)	0	4
21	CU	49/71 (69%)	28 (57%)	14 (29%)	7 (14%)	0	4
24	BV	92/94 (98%)	63 (68%)	23 (25%)	6 (6%)	1	20
24	DV	92/94 (98%)	62 (67%)	24 (26%)	6 (6%)	1	20
25	BC	269/273 (98%)	158 (59%)	65 (24%)	46 (17%)	0	3
25	DC	269/273 (98%)	158 (59%)	65 (24%)	46 (17%)	0	3
26	BD	207/209 (99%)	121 (58%)	56 (27%)	30 (14%)	0	4
26	DD	207/209 (99%)	123 (59%)	52 (25%)	32 (16%)	0	3
27	BE	199/201 (99%)	120 (60%)	56 (28%)	23 (12%)	0	7
27	DE	199/201 (99%)	120 (60%)	56 (28%)	23 (12%)	0	7
28	BF	176/178 (99%)	103 (58%)	39 (22%)	34 (19%)	0	2
28	DF	176/178 (99%)	101 (57%)	41 (23%)	34 (19%)	0	2
29	BG	174/176 (99%)	105 (60%)	37 (21%)	32 (18%)	0	2
29	DG	174/176 (99%)	105 (60%)	36 (21%)	33 (19%)	0	2
30	BH	147/149 (99%)	68 (46%)	43 (29%)	36 (24%)	0	1

Continued on next page...

Continued from previous page...

Mol	Chain	Analysed	Favoured	Allowed	Outliers	Percentiles	
30	DH	147/149 (99%)	88 (60%)	32 (22%)	27 (18%)	0	2
31	BJ	140/142 (99%)	85 (61%)	39 (28%)	16 (11%)	0	7
31	DJ	140/142 (99%)	83 (59%)	40 (29%)	17 (12%)	0	6
32	BK	119/123 (97%)	70 (59%)	28 (24%)	21 (18%)	0	2
32	DK	119/123 (97%)	69 (58%)	27 (23%)	23 (19%)	0	2
33	BL	141/144 (98%)	75 (53%)	40 (28%)	26 (18%)	0	2
33	DL	141/144 (98%)	75 (53%)	40 (28%)	26 (18%)	0	2
34	BM	134/136 (98%)	77 (58%)	38 (28%)	19 (14%)	0	4
34	DM	134/136 (98%)	78 (58%)	35 (26%)	21 (16%)	0	3
35	BN	118/127 (93%)	73 (62%)	33 (28%)	12 (10%)	1	9
35	DN	118/127 (93%)	73 (62%)	32 (27%)	13 (11%)	0	8
36	BO	114/117 (97%)	83 (73%)	21 (18%)	10 (9%)	1	12
36	DO	114/117 (97%)	83 (73%)	20 (18%)	11 (10%)	1	10
37	BP	112/114 (98%)	59 (53%)	35 (31%)	18 (16%)	0	3
37	DP	112/114 (98%)	58 (52%)	36 (32%)	18 (16%)	0	3
38	BQ	115/117 (98%)	79 (69%)	27 (24%)	9 (8%)	1	14
38	DQ	115/117 (98%)	75 (65%)	32 (28%)	8 (7%)	1	18
39	BR	101/103 (98%)	60 (59%)	31 (31%)	10 (10%)	1	10
39	DR	101/103 (98%)	61 (60%)	29 (29%)	11 (11%)	0	8
40	BS	108/110 (98%)	75 (69%)	21 (19%)	12 (11%)	0	7
40	DS	108/110 (98%)	75 (69%)	20 (18%)	13 (12%)	0	6
41	BT	91/100 (91%)	47 (52%)	25 (28%)	19 (21%)	0	1
41	DT	91/100 (91%)	47 (52%)	23 (25%)	21 (23%)	0	1
42	BU	100/103 (97%)	53 (53%)	35 (35%)	12 (12%)	0	6
42	DU	100/103 (97%)	51 (51%)	35 (35%)	14 (14%)	0	4
43	BW	77/84 (92%)	29 (38%)	23 (30%)	25 (32%)	0	0
43	DW	77/84 (92%)	29 (38%)	22 (29%)	26 (34%)	0	0
44	BX	61/63 (97%)	37 (61%)	14 (23%)	10 (16%)	0	3
44	DX	61/63 (97%)	37 (61%)	14 (23%)	10 (16%)	0	3
45	BY	56/58 (97%)	40 (71%)	11 (20%)	5 (9%)	1	11
45	DY	56/58 (97%)	40 (71%)	11 (20%)	5 (9%)	1	11

Continued on next page...

Continued from previous page...

Mol	Chain	Analysed	Favoured	Allowed	Outliers	Percentiles	
46	BZ	75/78 (96%)	47 (63%)	20 (27%)	8 (11%)	0	8
46	DZ	75/78 (96%)	48 (64%)	19 (25%)	8 (11%)	0	8
47	B0	54/56 (96%)	33 (61%)	16 (30%)	5 (9%)	1	11
47	D0	54/56 (96%)	33 (61%)	16 (30%)	5 (9%)	1	11
48	B1	48/54 (89%)	34 (71%)	12 (25%)	2 (4%)	3	32
48	D1	48/54 (89%)	34 (71%)	12 (25%)	2 (4%)	3	32
49	B2	44/46 (96%)	31 (70%)	9 (20%)	4 (9%)	1	11
49	D2	44/46 (96%)	30 (68%)	8 (18%)	6 (14%)	0	4
50	B3	62/64 (97%)	41 (66%)	15 (24%)	6 (10%)	1	10
50	D3	62/64 (97%)	42 (68%)	14 (23%)	6 (10%)	1	10
51	B4	36/38 (95%)	21 (58%)	10 (28%)	5 (14%)	0	4
51	D4	36/38 (95%)	21 (58%)	9 (25%)	6 (17%)	0	3
52	BI	139/141 (99%)	119 (86%)	16 (12%)	4 (3%)	6	42
52	DI	139/141 (99%)	115 (83%)	19 (14%)	5 (4%)	4	37
All	All	11241/11918 (94%)	7279 (65%)	2673 (24%)	1289 (12%)	0	7

All (1289) Ramachandran outliers are listed below:

Mol	Chain	Res	Type
2	AC	112	ALA
2	AC	180	ASP
2	AC	205	GLU
4	AE	20	VAL
5	AF	98	GLU
6	AG	6	ILE
6	AG	14	ASP
8	AI	127	SER
9	AJ	36	VAL
9	AJ	57	VAL
10	AK	126	ARG
11	AL	13	ARG
11	AL	38	THR
11	AL	121	PRO
13	AN	50	LEU
14	AO	73	ASP
15	AP	44	SER
16	AQ	32	ILE

Continued on next page...

Continued from previous page...

Mol	Chain	Res	Type
20	AB	22	TRP
20	AB	58	LYS
20	AB	94	ARG
20	AB	188	THR
25	BC	18	VAL
25	BC	53	ILE
25	BC	107	LYS
25	BC	109	LEU
25	BC	123	ILE
26	BD	9	VAL
26	BD	74	GLU
26	BD	93	GLY
26	BD	106	LYS
26	BD	112	THR
26	BD	118	PHE
26	BD	122	VAL
26	BD	169	ARG
26	BD	170	VAL
26	BD	172	VAL
27	BE	7	ASP
27	BE	62	GLN
27	BE	69	ARG
27	BE	79	ARG
27	BE	167	VAL
28	BF	32	LYS
28	BF	43	ILE
28	BF	77	LYS
28	BF	78	ILE
28	BF	92	GLY
28	BF	112	ASP
28	BF	135	ILE
28	BF	138	PRO
28	BF	140	ILE
28	BF	148	VAL
29	BG	9	VAL
29	BG	85	LYS
29	BG	91	VAL
29	BG	94	ARG
29	BG	117	PRO
29	BG	125	PRO
30	BH	3	VAL
30	BH	8	LYS

Continued on next page...

Continued from previous page...

Mol	Chain	Res	Type
30	BH	10	ALA
30	BH	31	VAL
30	BH	32	PRO
30	BH	33	GLN
30	BH	60	GLU
30	BH	62	LEU
30	BH	65	ALA
30	BH	69	ALA
30	BH	125	THR
31	BJ	4	PHE
31	BJ	44	TYR
31	BJ	45	THR
31	BJ	73	VAL
32	BK	18	ARG
32	BK	31	ARG
32	BK	35	VAL
32	BK	89	ASN
32	BK	92	GLU
32	BK	119	ALA
32	BK	120	PRO
33	BL	36	LYS
33	BL	81	ASP
33	BL	89	VAL
33	BL	94	THR
33	BL	111	ILE
33	BL	116	VAL
34	BM	30	SER
34	BM	78	LEU
35	BN	11	ASN
35	BN	58	ASP
35	BN	82	GLU
35	BN	116	VAL
35	BN	117	ASP
36	BO	56	LYS
37	BP	20	ARG
37	BP	25	VAL
37	BP	50	ARG
37	BP	75	THR
37	BP	100	ARG
39	BR	7	SER
39	BR	70	GLU
40	BS	3	THR

Continued on next page...

Continued from previous page...

Mol	Chain	Res	Type
40	BS	27	LYS
40	BS	42	LYS
40	BS	59	GLU
40	BS	61	ASN
41	BT	16	VAL
41	BT	39	THR
41	BT	58	VAL
41	BT	77	ARG
41	BT	88	LYS
42	BU	6	ARG
42	BU	38	ILE
42	BU	49	PRO
42	BU	50	ALA
43	BW	30	VAL
43	BW	36	ILE
43	BW	50	VAL
43	BW	59	PHE
43	BW	60	ALA
43	BW	62	ALA
44	BX	2	LYS
45	BY	56	VAL
46	BZ	33	LEU
47	B0	42	ILE
47	B0	48	TYR
49	B2	44	VAL
52	BI	18	ASN
2	CC	112	ALA
2	CC	180	ASP
2	CC	205	GLU
4	CE	20	VAL
5	CF	41	ASP
5	CF	98	GLU
6	CG	14	ASP
8	CI	127	SER
9	CJ	36	VAL
9	CJ	57	VAL
10	CK	126	ARG
11	CL	13	ARG
11	CL	38	THR
11	CL	121	PRO
13	CN	50	LEU
14	CO	73	ASP

Continued on next page...

Continued from previous page...

Mol	Chain	Res	Type
15	CP	44	SER
16	CQ	32	ILE
16	CQ	82	VAL
20	CB	22	TRP
20	CB	58	LYS
20	CB	94	ARG
20	CB	188	THR
21	CU	23	GLU
25	DC	18	VAL
25	DC	53	ILE
25	DC	107	LYS
25	DC	109	LEU
25	DC	123	ILE
25	DC	162	GLN
26	DD	9	VAL
26	DD	74	GLU
26	DD	106	LYS
26	DD	112	THR
26	DD	118	PHE
26	DD	122	VAL
26	DD	169	ARG
26	DD	170	VAL
26	DD	172	VAL
27	DE	7	ASP
27	DE	62	GLN
27	DE	69	ARG
27	DE	79	ARG
27	DE	167	VAL
28	DF	32	LYS
28	DF	43	ILE
28	DF	77	LYS
28	DF	78	ILE
28	DF	80	GLN
28	DF	92	GLY
28	DF	112	ASP
28	DF	135	ILE
28	DF	138	PRO
28	DF	140	ILE
28	DF	148	VAL
29	DG	9	VAL
29	DG	85	LYS
29	DG	91	VAL

Continued on next page...

Continued from previous page...

Mol	Chain	Res	Type
29	DG	94	ARG
29	DG	117	PRO
29	DG	125	PRO
30	DH	3	VAL
30	DH	8	LYS
30	DH	10	ALA
30	DH	31	VAL
30	DH	32	PRO
30	DH	33	GLN
30	DH	86	ASP
30	DH	121	VAL
31	DJ	4	PHE
31	DJ	44	TYR
31	DJ	45	THR
31	DJ	73	VAL
32	DK	18	ARG
32	DK	31	ARG
32	DK	35	VAL
32	DK	89	ASN
32	DK	92	GLU
32	DK	119	ALA
32	DK	120	PRO
33	DL	36	LYS
33	DL	81	ASP
33	DL	89	VAL
33	DL	94	THR
33	DL	111	ILE
33	DL	116	VAL
34	DM	30	SER
34	DM	78	LEU
35	DN	11	ASN
35	DN	58	ASP
35	DN	82	GLU
35	DN	116	VAL
35	DN	117	ASP
36	DO	56	LYS
37	DP	25	VAL
37	DP	50	ARG
37	DP	75	THR
37	DP	100	ARG
39	DR	7	SER
39	DR	70	GLU

Continued on next page...

Continued from previous page...

Mol	Chain	Res	Type
40	DS	3	THR
40	DS	27	LYS
40	DS	42	LYS
40	DS	59	GLU
40	DS	61	ASN
41	DT	16	VAL
41	DT	39	THR
41	DT	58	VAL
41	DT	77	ARG
41	DT	88	LYS
42	DU	6	ARG
42	DU	38	ILE
42	DU	49	PRO
42	DU	50	ALA
42	DU	85	ARG
43	DW	30	VAL
43	DW	36	ILE
43	DW	50	VAL
43	DW	59	PHE
43	DW	60	ALA
43	DW	62	ALA
43	DW	70	VAL
44	DX	2	LYS
45	DY	2	LYS
45	DY	56	VAL
46	DZ	33	LEU
47	D0	42	ILE
47	D0	48	TYR
49	D2	44	VAL
52	DI	5	GLN
52	DI	18	ASN
2	AC	14	VAL
2	AC	59	PRO
2	AC	100	ILE
2	AC	153	SER
3	AD	107	GLY
3	AD	191	SER
3	AD	192	ALA
5	AF	41	ASP
5	AF	92	THR
6	AG	5	VAL
7	AH	2	MET

Continued on next page...

Continued from previous page...

Mol	Chain	Res	Type
7	AH	66	GLN
7	AH	70	VAL
7	AH	82	LEU
7	AH	114	ALA
8	AI	8	THR
9	AJ	74	VAL
9	AJ	75	ASP
10	AK	124	LYS
11	AL	14	LYS
11	AL	42	LYS
11	AL	61	GLU
11	AL	117	GLY
12	AM	3	ILE
12	AM	47	LEU
12	AM	104	ASN
13	AN	2	LYS
13	AN	70	HIS
13	AN	71	GLY
14	AO	17	ASP
15	AP	52	LEU
16	AQ	81	ALA
19	AT	41	GLY
19	AT	65	LEU
20	AB	14	HIS
20	AB	19	THR
20	AB	121	GLN
20	AB	150	ILE
21	AU	23	GLU
21	AU	25	ALA
21	AU	34	ARG
21	AU	35	GLU
24	BV	25	LYS
25	BC	3	VAL
25	BC	93	VAL
25	BC	135	PRO
25	BC	140	VAL
25	BC	142	ASN
25	BC	151	GLY
25	BC	162	GLN
25	BC	222	THR
25	BC	232	GLY
25	BC	239	PHE

Continued on next page...

Continued from previous page...

Mol	Chain	Res	Type
26	BD	24	VAL
26	BD	107	VAL
26	BD	119	ALA
26	BD	121	THR
26	BD	136	ASN
26	BD	184	ARG
26	BD	197	THR
27	BE	42	GLY
27	BE	45	ALA
27	BE	165	HIS
28	BF	11	VAL
28	BF	36	ASN
28	BF	80	GLN
28	BF	141	ASP
28	BF	149	ARG
29	BG	2	ARG
29	BG	32	LEU
29	BG	84	LYS
29	BG	89	VAL
29	BG	92	GLY
29	BG	107	GLY
30	BH	52	ALA
30	BH	59	ALA
30	BH	130	VAL
31	BJ	5	THR
31	BJ	41	LYS
31	BJ	43	GLU
31	BJ	81	ILE
31	BJ	124	VAL
31	BJ	129	GLU
32	BK	108	ARG
32	BK	113	MET
33	BL	3	LEU
33	BL	5	THR
33	BL	28	GLY
33	BL	29	LYS
33	BL	51	GLU
33	BL	52	GLY
33	BL	93	ASN
33	BL	113	ALA
34	BM	20	LEU
34	BM	36	VAL

Continued on next page...

Continued from previous page...

Mol	Chain	Res	Type
34	BM	59	ARG
34	BM	69	PRO
34	BM	79	ALA
35	BN	89	SER
35	BN	100	CYS
35	BN	101	GLY
36	BO	57	ALA
36	BO	79	ALA
36	BO	107	ALA
37	BP	32	VAL
37	BP	84	SER
37	BP	101	GLU
37	BP	108	ARG
38	BQ	87	VAL
38	BQ	91	ARG
39	BR	42	ALA
39	BR	49	ILE
39	BR	100	GLY
40	BS	25	ARG
40	BS	96	ILE
40	BS	109	ASP
41	BT	28	ASN
41	BT	35	ALA
41	BT	38	ALA
41	BT	69	ARG
42	BU	12	VAL
42	BU	85	ARG
42	BU	92	VAL
43	BW	12	GLY
43	BW	14	ASP
43	BW	23	LYS
43	BW	40	ARG
43	BW	61	LYS
43	BW	70	VAL
43	BW	76	ARG
43	BW	77	LYS
44	BX	10	SER
44	BX	36	GLN
45	BY	2	LYS
46	BZ	3	ARG
46	BZ	77	LYS
47	B0	51	ARG

Continued on next page...

Continued from previous page...

Mol	Chain	Res	Type
48	B1	4	ILE
49	B2	42	LEU
50	B3	31	ILE
52	BI	14	ALA
52	BI	23	VAL
52	BI	64	ARG
2	CC	14	VAL
2	CC	59	PRO
2	CC	100	ILE
3	CD	26	ALA
3	CD	107	GLY
3	CD	168	THR
3	CD	189	ASP
3	CD	191	SER
3	CD	192	ALA
5	CF	51	ILE
5	CF	92	THR
7	CH	2	MET
7	CH	66	GLN
7	CH	70	VAL
7	CH	82	LEU
8	CI	8	THR
9	CJ	74	VAL
9	CJ	75	ASP
10	CK	124	LYS
11	CL	14	LYS
11	CL	42	LYS
11	CL	61	GLU
11	CL	117	GLY
12	CM	3	ILE
12	CM	47	LEU
12	CM	104	ASN
13	CN	2	LYS
13	CN	70	HIS
13	CN	71	GLY
14	CO	17	ASP
15	CP	52	LEU
16	CQ	81	ALA
17	CR	20	ILE
19	CT	65	LEU
20	CB	14	HIS
20	CB	19	THR

Continued on next page...

Continued from previous page...

Mol	Chain	Res	Type
20	CB	121	GLN
20	CB	128	LEU
20	CB	131	LYS
20	CB	150	ILE
21	CU	25	ALA
21	CU	26	GLY
21	CU	34	ARG
21	CU	35	GLU
24	DV	25	LYS
25	DC	3	VAL
25	DC	52	HIS
25	DC	93	VAL
25	DC	135	PRO
25	DC	140	VAL
25	DC	142	ASN
25	DC	151	GLY
25	DC	222	THR
25	DC	232	GLY
25	DC	239	PHE
26	DD	24	VAL
26	DD	93	GLY
26	DD	107	VAL
26	DD	119	ALA
26	DD	121	THR
26	DD	136	ASN
26	DD	184	ARG
26	DD	197	THR
27	DE	42	GLY
27	DE	45	ALA
27	DE	165	HIS
28	DF	11	VAL
28	DF	36	ASN
28	DF	141	ASP
28	DF	142	TYR
28	DF	149	ARG
29	DG	2	ARG
29	DG	84	LYS
29	DG	89	VAL
29	DG	92	GLY
29	DG	107	GLY
29	DG	170	THR
30	DH	40	THR

Continued on next page...

Continued from previous page...

Mol	Chain	Res	Type
30	DH	96	THR
30	DH	102	ALA
30	DH	106	ALA
30	DH	109	GLU
30	DH	110	VAL
30	DH	113	SER
30	DH	148	ALA
31	DJ	5	THR
31	DJ	41	LYS
31	DJ	43	GLU
31	DJ	81	ILE
31	DJ	124	VAL
31	DJ	129	GLU
32	DK	108	ARG
32	DK	110	GLU
32	DK	113	MET
33	DL	3	LEU
33	DL	4	ASN
33	DL	5	THR
33	DL	28	GLY
33	DL	29	LYS
33	DL	51	GLU
33	DL	52	GLY
33	DL	93	ASN
33	DL	113	ALA
34	DM	20	LEU
34	DM	36	VAL
34	DM	59	ARG
34	DM	69	PRO
34	DM	79	ALA
34	DM	134	THR
35	DN	10	LEU
35	DN	89	SER
35	DN	100	CYS
35	DN	101	GLY
36	DO	57	ALA
36	DO	68	LYS
36	DO	79	ALA
36	DO	107	ALA
37	DP	20	ARG
37	DP	32	VAL
37	DP	84	SER

Continued on next page...

Continued from previous page...

Mol	Chain	Res	Type
37	DP	101	GLU
37	DP	108	ARG
38	DQ	87	VAL
39	DR	42	ALA
39	DR	49	ILE
39	DR	100	GLY
40	DS	25	ARG
40	DS	96	ILE
40	DS	109	ASP
41	DT	19	LYS
41	DT	28	ASN
41	DT	35	ALA
41	DT	38	ALA
41	DT	69	ARG
42	DU	12	VAL
42	DU	92	VAL
43	DW	12	GLY
43	DW	14	ASP
43	DW	23	LYS
43	DW	40	ARG
43	DW	76	ARG
43	DW	77	LYS
44	DX	10	SER
44	DX	36	GLN
46	DZ	3	ARG
46	DZ	77	LYS
47	D0	51	ARG
48	D1	4	ILE
49	D2	42	LEU
50	D3	31	ILE
2	AC	81	GLU
2	AC	104	GLU
3	AD	24	VAL
3	AD	26	ALA
3	AD	31	CYS
3	AD	168	THR
3	AD	182	LYS
3	AD	189	ASP
4	AE	144	GLU
5	AF	51	ILE
8	AI	9	GLY
9	AJ	56	HIS

Continued on next page...

Continued from previous page...

Mol	Chain	Res	Type
9	AJ	93	ALA
10	AK	88	PRO
10	AK	125	LYS
11	AL	23	LEU
11	AL	47	ALA
13	AN	21	ALA
14	AO	33	ALA
16	AQ	14	ASP
17	AR	20	ILE
19	AT	42	ASP
19	AT	67	HIS
20	AB	15	PHE
20	AB	18	GLN
20	AB	41	ASN
20	AB	76	SER
20	AB	127	LYS
20	AB	205	ALA
21	AU	22	CYS
21	AU	26	GLY
24	BV	71	LYS
25	BC	17	LYS
25	BC	34	GLU
25	BC	35	LYS
25	BC	37	SER
25	BC	52	HIS
25	BC	94	LEU
25	BC	122	ALA
25	BC	141	HIS
25	BC	145	MET
25	BC	190	THR
25	BC	200	MET
25	BC	250	GLN
25	BC	254	LYS
26	BD	127	PHE
26	BD	143	PRO
26	BD	145	SER
26	BD	159	LYS
26	BD	162	ALA
26	BD	194	PRO
27	BE	13	THR
27	BE	81	GLY
27	BE	86	ALA

Continued on next page...

Continued from previous page...

Mol	Chain	Res	Type
27	BE	97	ASN
27	BE	127	GLU
27	BE	166	LYS
28	BF	9	ASP
28	BF	28	PRO
28	BF	42	ALA
28	BF	81	GLY
28	BF	110	ILE
28	BF	125	GLY
28	BF	142	TYR
29	BG	11	PRO
29	BG	38	ASP
29	BG	61	TRP
29	BG	102	ILE
29	BG	170	THR
30	BH	7	ASP
30	BH	11	ASN
30	BH	66	ASN
30	BH	71	LYS
30	BH	77	THR
30	BH	83	LYS
30	BH	108	VAL
30	BH	122	LEU
31	BJ	14	ASP
31	BJ	72	LYS
31	BJ	111	LYS
32	BK	72	PRO
32	BK	101	GLY
32	BK	110	GLU
33	BL	4	ASN
33	BL	54	GLN
33	BL	82	LEU
34	BM	13	HIS
34	BM	60	GLN
34	BM	77	PRO
34	BM	134	THR
35	BN	10	LEU
35	BN	70	THR
35	BN	98	LEU
36	BO	9	ARG
36	BO	68	LYS
36	BO	95	SER

Continued on next page...

Continued from previous page...

Mol	Chain	Res	Type
36	BO	100	HIS
37	BP	64	SER
37	BP	104	GLY
37	BP	113	LEU
38	BQ	17	LEU
38	BQ	32	ARG
38	BQ	69	ARG
38	BQ	72	GLY
38	BQ	88	GLU
39	BR	24	LYS
39	BR	57	GLY
40	BS	60	HIS
40	BS	80	PRO
41	BT	10	VAL
41	BT	19	LYS
42	BU	16	LYS
42	BU	89	GLY
43	BW	9	THR
43	BW	13	ARG
43	BW	17	ALA
43	BW	82	GLU
44	BX	45	GLN
44	BX	62	GLY
46	BZ	35	SER
49	B2	5	PHE
51	B4	8	LYS
2	CC	81	GLU
2	CC	104	GLU
2	CC	153	SER
3	CD	24	VAL
3	CD	31	CYS
3	CD	182	LYS
4	CE	144	GLU
6	CG	3	ARG
6	CG	112	ASP
6	CG	151	ALA
7	CH	114	ALA
8	CI	9	GLY
8	CI	34	LEU
8	CI	106	ASP
9	CJ	56	HIS
9	CJ	93	ALA

Continued on next page...

Continued from previous page...

Mol	Chain	Res	Type
10	CK	71	ASP
10	CK	88	PRO
10	CK	125	LYS
11	CL	47	ALA
13	CN	21	ALA
14	CO	33	ALA
16	CQ	14	ASP
19	CT	41	GLY
19	CT	42	ASP
19	CT	67	HIS
20	CB	15	PHE
20	CB	18	GLN
20	CB	41	ASN
20	CB	76	SER
20	CB	120	SER
20	CB	130	LYS
20	CB	205	ALA
21	CU	22	CYS
24	DV	71	LYS
25	DC	17	LYS
25	DC	34	GLU
25	DC	35	LYS
25	DC	37	SER
25	DC	51	ARG
25	DC	94	LEU
25	DC	145	MET
25	DC	190	THR
25	DC	250	GLN
25	DC	254	LYS
26	DD	127	PHE
26	DD	143	PRO
26	DD	145	SER
26	DD	159	LYS
26	DD	162	ALA
26	DD	194	PRO
27	DE	13	THR
27	DE	81	GLY
27	DE	86	ALA
27	DE	97	ASN
27	DE	127	GLU
27	DE	166	LYS
28	DF	9	ASP

Continued on next page...

Continued from previous page...

Mol	Chain	Res	Type
28	DF	28	PRO
28	DF	42	ALA
28	DF	81	GLY
28	DF	125	GLY
29	DG	11	PRO
29	DG	32	LEU
29	DG	38	ASP
29	DG	61	TRP
29	DG	159	LYS
30	DH	7	ASP
30	DH	11	ASN
30	DH	12	LEU
30	DH	56	ALA
30	DH	88	GLY
31	DJ	14	ASP
31	DJ	72	LYS
31	DJ	111	LYS
32	DK	72	PRO
33	DL	82	LEU
34	DM	35	ALA
34	DM	60	GLN
34	DM	77	PRO
35	DN	98	LEU
36	DO	9	ARG
36	DO	95	SER
36	DO	100	HIS
37	DP	64	SER
38	DQ	69	ARG
38	DQ	72	GLY
38	DQ	88	GLU
38	DQ	91	ARG
39	DR	24	LYS
40	DS	60	HIS
40	DS	80	PRO
42	DU	5	ARG
42	DU	16	LYS
42	DU	89	GLY
43	DW	9	THR
43	DW	13	ARG
43	DW	17	ALA
43	DW	61	LYS
43	DW	82	GLU

Continued on next page...

Continued from previous page...

Mol	Chain	Res	Type
44	DX	62	GLY
45	DY	34	THR
46	DZ	35	SER
49	D2	5	PHE
50	D3	6	VAL
51	D4	8	LYS
52	DI	23	VAL
2	AC	3	LYS
2	AC	166	TRP
3	AD	27	ILE
3	AD	167	PRO
5	AF	48	ALA
5	AF	89	VAL
6	AG	8	GLN
6	AG	112	ASP
8	AI	25	GLY
8	AI	34	LEU
8	AI	106	ASP
10	AK	71	ASP
10	AK	107	THR
11	AL	24	GLU
11	AL	33	CYS
11	AL	122	LYS
12	AM	15	VAL
13	AN	34	ASN
13	AN	48	GLN
13	AN	61	ASN
14	AO	75	ALA
16	AQ	35	LYS
20	AB	86	CYS
20	AB	128	LEU
20	AB	211	LEU
21	AU	9	GLU
25	BC	51	ARG
25	BC	59	GLN
25	BC	64	VAL
25	BC	92	LEU
25	BC	131	MET
25	BC	189	ALA
25	BC	196	ASN
26	BD	31	ALA
27	BE	92	HIS

Continued on next page...

Continued from previous page...

Mol	Chain	Res	Type
28	BF	82	TYR
28	BF	103	ILE
28	BF	106	ALA
28	BF	124	ARG
29	BG	45	ALA
29	BG	83	THR
29	BG	100	ASN
29	BG	111	PRO
30	BH	9	VAL
30	BH	12	LEU
30	BH	73	ASN
30	BH	97	ARG
30	BH	109	GLU
30	BH	118	PRO
30	BH	146	VAL
31	BJ	26	GLY
31	BJ	58	ASN
32	BK	14	SER
32	BK	54	LYS
32	BK	90	ASN
32	BK	94	PRO
33	BL	12	SER
33	BL	15	ALA
33	BL	19	LEU
33	BL	53	GLY
34	BM	27	SER
34	BM	35	ALA
34	BM	55	ARG
34	BM	75	GLU
34	BM	106	ASP
35	BN	112	TYR
36	BO	99	TYR
37	BP	65	ASN
39	BR	98	ILE
41	BT	8	LEU
41	BT	11	LEU
41	BT	37	ASP
41	BT	86	THR
43	BW	21	GLY
43	BW	34	SER
43	BW	75	ASN
44	BX	16	THR

Continued on next page...

Continued from previous page...

Mol	Chain	Res	Type
44	BX	37	LEU
44	BX	58	ASN
45	BY	4	ILE
45	BY	34	THR
46	BZ	22	LEU
46	BZ	34	HIS
48	B1	36	LYS
50	B3	6	VAL
50	B3	20	GLY
50	B3	50	SER
50	B3	58	ILE
50	B3	59	ALA
51	B4	4	ARG
2	CC	3	LYS
2	CC	166	TRP
3	CD	18	LEU
3	CD	22	SER
3	CD	27	ILE
3	CD	59	LYS
3	CD	82	LYS
3	CD	167	PRO
5	CF	48	ALA
5	CF	89	VAL
7	CH	30	LYS
8	CI	25	GLY
9	CJ	13	PHE
10	CK	107	THR
11	CL	23	LEU
11	CL	24	GLU
11	CL	33	CYS
11	CL	122	LYS
13	CN	34	ASN
13	CN	57	SER
13	CN	61	ASN
15	CP	17	TYR
15	CP	54	LEU
16	CQ	35	LYS
20	CB	38	HIS
20	CB	86	CYS
21	CU	9	GLU
24	DV	44	HIS
25	DC	59	GLN

Continued on next page...

Continued from previous page...

Mol	Chain	Res	Type
25	DC	64	VAL
25	DC	92	LEU
25	DC	122	ALA
25	DC	131	MET
25	DC	141	HIS
25	DC	150	GLY
25	DC	161	VAL
25	DC	189	ALA
25	DC	196	ASN
25	DC	200	MET
26	DD	31	ALA
26	DD	75	ALA
27	DE	92	HIS
28	DF	20	ASN
28	DF	41	GLU
28	DF	82	TYR
28	DF	103	ILE
28	DF	106	ALA
28	DF	110	ILE
29	DG	45	ALA
29	DG	78	VAL
29	DG	83	THR
29	DG	100	ASN
29	DG	102	ILE
29	DG	111	PRO
29	DG	151	ARG
30	DH	9	VAL
30	DH	92	GLY
32	DK	14	SER
32	DK	16	ALA
32	DK	54	LYS
32	DK	90	ASN
32	DK	94	PRO
33	DL	15	ALA
33	DL	19	LEU
33	DL	53	GLY
33	DL	54	GLN
34	DM	13	HIS
34	DM	26	VAL
34	DM	27	SER
34	DM	55	ARG
34	DM	87	GLY

Continued on next page...

Continued from previous page...

Mol	Chain	Res	Type
34	DM	106	ASP
35	DN	70	THR
36	DO	99	TYR
37	DP	65	ASN
37	DP	104	GLY
37	DP	113	LEU
38	DQ	17	LEU
40	DS	21	ALA
41	DT	8	LEU
41	DT	11	LEU
41	DT	18	GLU
41	DT	29	THR
41	DT	37	ASP
41	DT	64	LYS
41	DT	86	THR
43	DW	21	GLY
43	DW	34	SER
43	DW	75	ASN
44	DX	16	THR
44	DX	45	GLN
44	DX	58	ASN
45	DY	4	ILE
46	DZ	22	LEU
46	DZ	34	HIS
47	D0	19	ASP
48	D1	36	LYS
50	D3	50	SER
50	D3	59	ALA
51	D4	4	ARG
51	D4	23	ILE
2	AC	107	LYS
2	AC	145	ALA
2	AC	189	HIS
3	AD	18	LEU
3	AD	22	SER
3	AD	59	LYS
4	AE	43	GLY
4	AE	56	PRO
5	AF	85	ILE
5	AF	95	ALA
6	AG	7	GLY
7	AH	30	LYS

Continued on next page...

Continued from previous page...

Mol	Chain	Res	Type
9	AJ	13	PHE
9	AJ	62	ARG
10	AK	14	GLN
10	AK	119	GLY
11	AL	83	GLY
13	AN	57	SER
13	AN	67	GLY
15	AP	17	TYR
15	AP	28	ARG
15	AP	54	LEU
16	AQ	31	PRO
17	AR	33	THR
20	AB	24	PRO
24	BV	44	HIS
24	BV	54	ALA
25	BC	5	CYS
25	BC	36	ASN
25	BC	105	ALA
25	BC	150	GLY
25	BC	161	VAL
25	BC	237	ARG
26	BD	75	ALA
26	BD	109	VAL
26	BD	131	ASP
27	BE	4	VAL
27	BE	12	LEU
27	BE	46	GLN
27	BE	59	PRO
27	BE	129	PRO
28	BF	20	ASN
28	BF	41	GLU
28	BF	156	THR
29	BG	78	VAL
29	BG	97	VAL
29	BG	151	ARG
29	BG	157	LYS
29	BG	159	LYS
29	BG	168	VAL
30	BH	14	SER
30	BH	16	GLY
30	BH	81	ALA
30	BH	95	GLY

Continued on next page...

Continued from previous page...

Mol	Chain	Res	Type
31	BJ	13	ARG
32	BK	3	GLN
32	BK	16	ALA
32	BK	17	ARG
32	BK	93	GLN
33	BL	41	ARG
33	BL	66	PHE
33	BL	86	GLU
34	BM	73	ILE
34	BM	87	GLY
36	BO	8	ILE
37	BP	59	THR
38	BQ	27	ARG
39	BR	46	GLU
41	BT	18	GLU
41	BT	29	THR
42	BU	37	GLY
43	BW	56	HIS
44	BX	9	LYS
46	BZ	18	ARG
47	B0	19	ASP
47	B0	54	ILE
49	B2	45	SER
51	B4	16	ILE
51	B4	23	ILE
2	CC	83	VAL
2	CC	107	LYS
2	CC	145	ALA
2	CC	167	TYR
4	CE	43	GLY
5	CF	55	HIS
5	CF	85	ILE
5	CF	95	ALA
8	CI	55	ASP
9	CJ	62	ARG
10	CK	119	GLY
12	CM	15	VAL
13	CN	48	GLN
13	CN	67	GLY
14	CO	75	ALA
16	CQ	31	PRO
17	CR	33	THR

Continued on next page...

Continued from previous page...

Mol	Chain	Res	Type
18	CS	27	LYS
20	CB	24	PRO
20	CB	211	LEU
24	DV	45	ASP
24	DV	54	ALA
25	DC	5	CYS
25	DC	36	ASN
25	DC	55	GLY
25	DC	65	ASP
25	DC	77	VAL
25	DC	105	ALA
26	DD	109	VAL
26	DD	131	ASP
26	DD	156	PHE
26	DD	173	GLN
27	DE	12	LEU
27	DE	37	ALA
27	DE	46	GLN
27	DE	59	PRO
28	DF	69	ALA
28	DF	124	ARG
28	DF	156	THR
29	DG	97	VAL
29	DG	157	LYS
29	DG	168	VAL
30	DH	16	GLY
30	DH	91	PHE
30	DH	107	GLY
31	DJ	13	ARG
31	DJ	26	GLY
31	DJ	58	ASN
32	DK	17	ARG
32	DK	45	GLU
32	DK	46	ALA
32	DK	73	ASP
32	DK	93	GLN
32	DK	101	GLY
33	DL	12	SER
33	DL	30	THR
33	DL	41	ARG
33	DL	66	PHE
33	DL	86	GLU

Continued on next page...

Continued from previous page...

Mol	Chain	Res	Type
34	DM	66	ARG
34	DM	73	ILE
34	DM	75	GLU
35	DN	107	ASN
35	DN	112	TYR
36	DO	8	ILE
36	DO	53	THR
37	DP	59	THR
38	DQ	27	ARG
39	DR	57	GLY
39	DR	82	HIS
39	DR	98	ILE
42	DU	24	VAL
43	DW	29	SER
44	DX	9	LYS
44	DX	37	LEU
46	DZ	18	ARG
47	D0	54	ILE
49	D2	45	SER
50	D3	20	GLY
50	D3	58	ILE
52	DI	6	ALA
52	DI	14	ALA
2	AC	83	VAL
2	AC	167	TYR
3	AD	82	LYS
5	AF	55	HIS
5	AF	94	HIS
5	AF	99	ALA
8	AI	55	ASP
18	AS	27	LYS
18	AS	53	GLY
20	AB	123	GLY
24	BV	45	ASP
24	BV	84	PRO
25	BC	65	ASP
26	BD	173	GLN
27	BE	37	ALA
27	BE	83	VAL
28	BF	88	VAL
29	BG	155	PRO
32	BK	73	ASP

Continued on next page...

Continued from previous page...

Mol	Chain	Res	Type
37	BP	4	ILE
39	BR	9	GLY
40	BS	21	ALA
40	BS	29	VAL
41	BT	55	VAL
41	BT	71	GLY
4	CE	56	PRO
5	CF	94	HIS
7	CH	71	VAL
10	CK	16	SER
11	CL	83	GLY
15	CP	24	SER
15	CP	28	ARG
18	CS	53	GLY
24	DV	84	PRO
25	DC	4	LYS
27	DE	83	VAL
27	DE	129	PRO
28	DF	12	VAL
28	DF	88	VAL
29	DG	60	GLY
29	DG	155	PRO
30	DH	29	PHE
33	DL	62	PRO
37	DP	4	ILE
38	DQ	32	ARG
39	DR	9	GLY
40	DS	18	ARG
40	DS	29	VAL
41	DT	10	VAL
41	DT	55	VAL
42	DU	37	GLY
42	DU	90	LYS
43	DW	46	ALA
49	D2	2	LYS
49	D2	19	ARG
51	D4	11	CYS
51	D4	16	ILE
6	AG	15	PRO
9	AJ	41	PRO
9	AJ	42	LEU
15	AP	42	ILE

Continued on next page...

Continued from previous page...

Mol	Chain	Res	Type
19	AT	3	ILE
20	AB	28	PRO
25	BC	55	GLY
25	BC	77	VAL
27	BE	96	VAL
28	BF	12	VAL
30	BH	61	VAL
30	BH	103	VAL
33	BL	62	PRO
34	BM	26	VAL
37	BP	63	ILE
42	BU	24	VAL
43	BW	53	GLY
45	BY	50	VAL
51	B4	3	VAL
6	CG	15	PRO
8	CI	71	ILE
9	CJ	42	LEU
15	CP	33	ILE
15	CP	42	ILE
25	DC	158	GLY
28	DF	145	VAL
37	DP	63	ILE
41	DT	71	GLY
45	DY	50	VAL
51	D4	3	VAL
6	AG	92	PRO
7	AH	71	VAL
7	AH	128	VAL
8	AI	71	ILE
25	BC	158	GLY
25	BC	246	PRO
28	BF	136	ILE
28	BF	145	VAL
29	BG	60	GLY
4	CE	133	ILE
6	CG	92	PRO
9	CJ	41	PRO
15	CP	49	GLY
19	CT	3	ILE
20	CB	28	PRO
25	DC	246	PRO

Continued on next page...

Continued from previous page...

Mol	Chain	Res	Type
26	DD	60	VAL
27	DE	4	VAL
27	DE	96	VAL
28	DF	136	ILE
43	DW	22	VAL
43	DW	53	GLY
14	AO	28	VAL
15	AP	33	ILE
29	BG	16	VAL
29	BG	152	ARG
30	BH	78	VAL
37	BP	91	VAL
43	BW	22	VAL
46	BZ	64	ILE
4	CE	132	PRO
7	CH	125	ILE
7	CH	128	VAL
14	CO	28	VAL
26	DD	178	VAL
29	DG	16	VAL
29	DG	152	ARG
34	DM	72	PRO
37	DP	91	VAL
43	DW	37	VAL
46	DZ	64	ILE
7	AH	125	ILE
11	AL	15	VAL
15	AP	37	GLY
15	AP	49	GLY
26	BD	60	VAL
26	BD	178	VAL
29	BG	139	VAL
33	BL	139	GLY
37	BP	83	ILE
42	BU	82	VAL
43	BW	37	VAL
44	BX	46	VAL
11	CL	15	VAL
15	CP	20	VAL
29	DG	139	VAL
37	DP	83	ILE
39	DR	101	ILE

Continued on next page...

Continued from previous page...

Mol	Chain	Res	Type
42	DU	82	VAL
44	DX	11	VAL
2	AC	80	GLY
28	BF	150	GLY
38	BQ	39	ILE
2	CC	80	GLY
26	DD	163	GLY
29	DG	90	GLY
31	DJ	22	GLY
32	DK	43	ILE
41	DT	57	VAL

5.3.2 Protein sidechains ⓘ

In the following table, the Percentiles column shows the percent sidechain outliers of the chain as a percentile score with respect to all X-ray entries followed by that with respect to entries of similar resolution.

The Analysed column shows the number of residues for which the sidechain conformation was analysed, and the total number of residues.

Mol	Chain	Analysed	Rotameric	Outliers	Percentiles	
2	AC	170/189 (90%)	144 (85%)	26 (15%)	3	21
2	CC	170/189 (90%)	145 (85%)	25 (15%)	4	22
3	AD	172/172 (100%)	148 (86%)	24 (14%)	4	24
3	CD	172/172 (100%)	149 (87%)	23 (13%)	5	26
4	AE	113/125 (90%)	100 (88%)	13 (12%)	7	33
4	CE	113/125 (90%)	98 (87%)	15 (13%)	5	26
5	AF	87/116 (75%)	76 (87%)	11 (13%)	5	28
5	CF	87/116 (75%)	75 (86%)	12 (14%)	4	25
6	AG	123/146 (84%)	108 (88%)	15 (12%)	6	29
6	CG	125/146 (86%)	108 (86%)	17 (14%)	5	26
7	AH	104/104 (100%)	96 (92%)	8 (8%)	16	54
7	CH	104/104 (100%)	96 (92%)	8 (8%)	16	54
8	AI	105/106 (99%)	94 (90%)	11 (10%)	8	38
8	CI	105/106 (99%)	93 (89%)	12 (11%)	7	33
9	AJ	86/90 (96%)	79 (92%)	7 (8%)	15	52

Continued on next page...

Continued from previous page...

Mol	Chain	Analysed	Rotameric	Outliers	Percentiles	
9	CJ	86/90 (96%)	80 (93%)	6 (7%)	19	59
10	AK	90/98 (92%)	77 (86%)	13 (14%)	4	23
10	CK	90/98 (92%)	77 (86%)	13 (14%)	4	23
11	AL	103/103 (100%)	85 (82%)	18 (18%)	2	14
11	CL	103/103 (100%)	84 (82%)	19 (18%)	2	11
12	AM	92/95 (97%)	82 (89%)	10 (11%)	8	37
12	CM	91/95 (96%)	82 (90%)	9 (10%)	10	41
13	AN	79/83 (95%)	67 (85%)	12 (15%)	3	21
13	CN	79/83 (95%)	67 (85%)	12 (15%)	3	21
14	AO	76/77 (99%)	69 (91%)	7 (9%)	11	45
14	CO	76/77 (99%)	70 (92%)	6 (8%)	15	53
15	AP	65/65 (100%)	57 (88%)	8 (12%)	6	29
15	CP	65/65 (100%)	57 (88%)	8 (12%)	6	29
16	AQ	74/77 (96%)	65 (88%)	9 (12%)	6	29
16	CQ	75/77 (97%)	65 (87%)	10 (13%)	5	26
17	AR	48/64 (75%)	46 (96%)	2 (4%)	36	74
17	CR	48/64 (75%)	46 (96%)	2 (4%)	36	74
18	AS	70/78 (90%)	52 (74%)	18 (26%)	0	4
18	CS	71/78 (91%)	53 (75%)	18 (25%)	1	4
19	AT	65/65 (100%)	53 (82%)	12 (18%)	2	11
19	CT	65/65 (100%)	53 (82%)	12 (18%)	2	11
20	AB	180/198 (91%)	152 (84%)	28 (16%)	3	20
20	CB	180/198 (91%)	150 (83%)	30 (17%)	3	16
21	AU	44/61 (72%)	35 (80%)	9 (20%)	1	8
21	CU	44/61 (72%)	35 (80%)	9 (20%)	1	8
24	BV	78/78 (100%)	68 (87%)	10 (13%)	5	28
24	DV	78/78 (100%)	69 (88%)	9 (12%)	7	33
25	BC	216/218 (99%)	178 (82%)	38 (18%)	2	13
25	DC	216/218 (99%)	175 (81%)	41 (19%)	2	10
26	BD	164/164 (100%)	140 (85%)	24 (15%)	4	22
26	DD	164/164 (100%)	140 (85%)	24 (15%)	4	22

Continued on next page...

Continued from previous page...

Mol	Chain	Analysed	Rotameric	Outliers	Percentiles	
27	BE	165/165 (100%)	146 (88%)	19 (12%)	7	33
27	DE	165/165 (100%)	146 (88%)	19 (12%)	7	33
28	BF	149/149 (100%)	114 (76%)	35 (24%)	1	5
28	DF	149/149 (100%)	115 (77%)	34 (23%)	1	6
29	BG	137/137 (100%)	116 (85%)	21 (15%)	3	21
29	DG	137/137 (100%)	116 (85%)	21 (15%)	3	21
30	BH	114/114 (100%)	77 (68%)	37 (32%)	0	2
30	DH	114/114 (100%)	93 (82%)	21 (18%)	2	11
31	BJ	116/116 (100%)	98 (84%)	18 (16%)	3	20
31	DJ	116/116 (100%)	98 (84%)	18 (16%)	3	20
32	BK	102/104 (98%)	79 (78%)	23 (22%)	1	6
32	DK	102/104 (98%)	79 (78%)	23 (22%)	1	6
33	BL	102/103 (99%)	89 (87%)	13 (13%)	5	28
33	DL	102/103 (99%)	90 (88%)	12 (12%)	6	31
34	BM	109/109 (100%)	88 (81%)	21 (19%)	2	10
34	DM	109/109 (100%)	88 (81%)	21 (19%)	2	10
35	BN	100/103 (97%)	82 (82%)	18 (18%)	2	12
35	DN	100/103 (97%)	81 (81%)	19 (19%)	2	10
36	BO	86/87 (99%)	69 (80%)	17 (20%)	1	9
36	DO	86/87 (99%)	69 (80%)	17 (20%)	1	9
37	BP	99/99 (100%)	80 (81%)	19 (19%)	2	10
37	DP	99/99 (100%)	81 (82%)	18 (18%)	2	12
38	BQ	89/89 (100%)	79 (89%)	10 (11%)	7	35
38	DQ	89/89 (100%)	79 (89%)	10 (11%)	7	35
39	BR	84/84 (100%)	68 (81%)	16 (19%)	2	10
39	DR	84/84 (100%)	70 (83%)	14 (17%)	3	16
40	BS	93/93 (100%)	81 (87%)	12 (13%)	5	27
40	DS	93/93 (100%)	82 (88%)	11 (12%)	6	31
41	BT	80/84 (95%)	62 (78%)	18 (22%)	1	6
41	DT	80/84 (95%)	62 (78%)	18 (22%)	1	6
42	BU	83/84 (99%)	67 (81%)	16 (19%)	2	10

Continued on next page...

Continued from previous page...

Mol	Chain	Analysed	Rotameric	Outliers	Percentiles	
42	DU	83/84 (99%)	67 (81%)	16 (19%)	2	10
43	BW	59/62 (95%)	42 (71%)	17 (29%)	0	3
43	DW	59/62 (95%)	42 (71%)	17 (29%)	0	3
44	BX	55/55 (100%)	42 (76%)	13 (24%)	1	5
44	DX	55/55 (100%)	42 (76%)	13 (24%)	1	5
45	BY	48/48 (100%)	40 (83%)	8 (17%)	3	16
45	DY	48/48 (100%)	40 (83%)	8 (17%)	3	16
46	BZ	67/68 (98%)	54 (81%)	13 (19%)	2	10
46	DZ	67/68 (98%)	53 (79%)	14 (21%)	1	8
47	B0	47/47 (100%)	39 (83%)	8 (17%)	2	15
47	D0	47/47 (100%)	40 (85%)	7 (15%)	4	22
48	B1	45/48 (94%)	40 (89%)	5 (11%)	8	35
48	D1	45/48 (94%)	41 (91%)	4 (9%)	12	47
49	B2	38/38 (100%)	32 (84%)	6 (16%)	3	19
49	D2	38/38 (100%)	32 (84%)	6 (16%)	3	19
50	B3	51/51 (100%)	46 (90%)	5 (10%)	10	42
50	D3	51/51 (100%)	46 (90%)	5 (10%)	10	42
51	B4	34/34 (100%)	32 (94%)	2 (6%)	24	65
51	D4	34/34 (100%)	32 (94%)	2 (6%)	24	65
52	BI	109/109 (100%)	108 (99%)	1 (1%)	84	94
52	DI	109/109 (100%)	103 (94%)	6 (6%)	27	67
All	All	9333/9704 (96%)	7895 (85%)	1438 (15%)	3	20

All (1438) residues with a non-rotameric sidechain are listed below:

Mol	Chain	Res	Type
2	AC	2	GLN
2	AC	13	ILE
2	AC	17	TRP
2	AC	18	ASN
2	AC	20	THR
2	AC	27	GLU
2	AC	35	ASP
2	AC	41	TYR
2	AC	48	LYS

Continued on next page...

Continued from previous page...

Mol	Chain	Res	Type
2	AC	62	SER
2	AC	69	THR
2	AC	87	ARG
2	AC	88	LYS
2	AC	113	LYS
2	AC	128	MET
2	AC	131	ARG
2	AC	138	GLN
2	AC	163	ARG
2	AC	166	TRP
2	AC	168	ARG
2	AC	171	ARG
2	AC	174	LEU
2	AC	175	HIS
2	AC	180	ASP
2	AC	184	ASN
2	AC	206	ILE
3	AD	4	LEU
3	AD	7	LYS
3	AD	18	LEU
3	AD	25	ARG
3	AD	28	ASP
3	AD	39	GLN
3	AD	47	LEU
3	AD	49	ASP
3	AD	55	ARG
3	AD	82	LYS
3	AD	87	GLU
3	AD	94	GLU
3	AD	114	ARG
3	AD	117	VAL
3	AD	125	ASN
3	AD	135	GLN
3	AD	146	GLU
3	AD	147	LYS
3	AD	160	LEU
3	AD	162	GLU
3	AD	168	THR
3	AD	189	ASP
3	AD	190	LEU
3	AD	195	ASN
4	AE	19	ARG

Continued on next page...

Continued from previous page...

Mol	Chain	Res	Type
4	AE	23	THR
4	AE	44	ARG
4	AE	45	VAL
4	AE	55	VAL
4	AE	72	ASN
4	AE	81	GLN
4	AE	92	ARG
4	AE	105	ILE
4	AE	123	LEU
4	AE	127	TYR
4	AE	151	MET
4	AE	156	ARG
5	AF	6	ILE
5	AF	39	LEU
5	AF	51	ILE
5	AF	55	HIS
5	AF	60	VAL
5	AF	62	MET
5	AF	69	GLU
5	AF	82	ASP
5	AF	86	ARG
5	AF	94	HIS
5	AF	98	GLU
6	AG	3	ARG
6	AG	5	VAL
6	AG	10	LYS
6	AG	21	LEU
6	AG	49	LEU
6	AG	51	GLN
6	AG	55	LYS
6	AG	62	GLU
6	AG	67	ASN
6	AG	78	ARG
6	AG	89	GLU
6	AG	94	ARG
6	AG	96	ASN
6	AG	105	GLU
6	AG	113	LYS
7	AH	2	MET
7	AH	30	LYS
7	AH	55	LYS
7	AH	61	THR

Continued on next page...

Continued from previous page...

Mol	Chain	Res	Type
7	AH	72	GLU
7	AH	82	LEU
7	AH	105	THR
7	AH	113	ARG
8	AI	36	GLN
8	AI	45	MET
8	AI	59	LYS
8	AI	62	LEU
8	AI	87	MET
8	AI	93	LEU
8	AI	96	GLU
8	AI	105	ARG
8	AI	109	GLN
8	AI	112	ARG
8	AI	114	LYS
9	AJ	15	HIS
9	AJ	47	GLU
9	AJ	69	THR
9	AJ	77	VAL
9	AJ	78	GLU
9	AJ	88	MET
9	AJ	97	ASP
10	AK	22	ILE
10	AK	31	VAL
10	AK	34	THR
10	AK	51	PHE
10	AK	55	ARG
10	AK	64	VAL
10	AK	76	TYR
10	AK	82	GLU
10	AK	83	VAL
10	AK	107	THR
10	AK	115	ILE
10	AK	118	ASN
10	AK	121	ARG
11	AL	13	ARG
11	AL	14	LYS
11	AL	15	VAL
11	AL	17	LYS
11	AL	18	SER
11	AL	19	ASN
11	AL	28	GLN

Continued on next page...

Continued from previous page...

Mol	Chain	Res	Type
11	AL	35	ARG
11	AL	38	THR
11	AL	40	THR
11	AL	43	LYS
11	AL	61	GLU
11	AL	63	THR
11	AL	95	HIS
11	AL	107	LYS
11	AL	113	ARG
11	AL	119	LYS
11	AL	122	LYS
12	AM	2	ARG
12	AM	16	ILE
12	AM	28	ARG
12	AM	41	ASP
12	AM	43	LYS
12	AM	71	GLU
12	AM	80	MET
12	AM	82	LEU
12	AM	88	LEU
12	AM	102	LYS
13	AN	11	LYS
13	AN	19	TYR
13	AN	20	PHE
13	AN	25	GLU
13	AN	27	LYS
13	AN	41	TRP
13	AN	48	GLN
13	AN	49	THR
13	AN	50	LEU
13	AN	53	ASP
13	AN	58	ARG
13	AN	65	GLN
14	AO	17	ASP
14	AO	39	GLN
14	AO	53	ARG
14	AO	65	LEU
14	AO	69	LEU
14	AO	87	ARG
14	AO	88	ARG
15	AP	12	LYS
15	AP	23	ASP

Continued on next page...

Continued from previous page...

Mol	Chain	Res	Type
15	AP	26	ASN
15	AP	28	ARG
15	AP	45	GLU
15	AP	51	ARG
15	AP	55	ASP
15	AP	68	SER
16	AQ	3	LYS
16	AQ	4	ILE
16	AQ	7	LEU
16	AQ	8	GLN
16	AQ	39	ARG
16	AQ	41	THR
16	AQ	56	ASP
16	AQ	60	ILE
16	AQ	80	LYS
17	AR	23	LYS
17	AR	38	ILE
18	AS	2	ARG
18	AS	4	LEU
18	AS	6	LYS
18	AS	10	ILE
18	AS	13	HIS
18	AS	20	LYS
18	AS	23	GLU
18	AS	26	ASP
18	AS	27	LYS
18	AS	28	LYS
18	AS	32	THR
18	AS	35	ARG
18	AS	38	THR
18	AS	42	ASN
18	AS	47	THR
18	AS	60	PHE
18	AS	64	GLU
18	AS	77	ARG
19	AT	3	ILE
19	AT	4	LYS
19	AT	35	TYR
19	AT	43	LYS
19	AT	51	ASN
19	AT	52	GLU
19	AT	53	MET

Continued on next page...

Continued from previous page...

Mol	Chain	Res	Type
19	AT	57	VAL
19	AT	67	HIS
19	AT	68	LYS
19	AT	74	HIS
19	AT	84	LYS
20	AB	31	PHE
20	AB	35	ASN
20	AB	46	VAL
20	AB	49	PHE
20	AB	57	ASN
20	AB	62	ARG
20	AB	67	LEU
20	AB	72	LYS
20	AB	87	ASP
20	AB	88	GLN
20	AB	94	ARG
20	AB	95	TRP
20	AB	104	LYS
20	AB	113	LEU
20	AB	115	ASP
20	AB	116	LEU
20	AB	117	GLU
20	AB	124	THR
20	AB	125	PHE
20	AB	127	LYS
20	AB	128	LEU
20	AB	145	ASN
20	AB	160	LEU
20	AB	176	ASN
20	AB	196	ASP
20	AB	199	ILE
20	AB	202	ASN
20	AB	212	TYR
21	AU	11	PHE
21	AU	15	LEU
21	AU	16	ARG
21	AU	22	CYS
21	AU	24	LYS
21	AU	32	ARG
21	AU	34	ARG
21	AU	38	GLU
21	AU	44	ARG

Continued on next page...

Continued from previous page...

Mol	Chain	Res	Type
24	BV	24	ASN
24	BV	40	ILE
24	BV	42	LEU
24	BV	51	GLN
24	BV	53	LYS
24	BV	66	ASP
24	BV	68	LYS
24	BV	69	GLU
24	BV	70	ILE
24	BV	86	LEU
25	BC	4	LYS
25	BC	6	LYS
25	BC	8	THR
25	BC	9	SER
25	BC	12	ARG
25	BC	37	SER
25	BC	43	ASN
25	BC	45	ASN
25	BC	47	ARG
25	BC	52	HIS
25	BC	62	ARG
25	BC	65	ASP
25	BC	67	LYS
25	BC	89	ASN
25	BC	90	ILE
25	BC	109	LEU
25	BC	123	ILE
25	BC	128	THR
25	BC	134	ILE
25	BC	142	ASN
25	BC	152	GLN
25	BC	155	ARG
25	BC	167	ASP
25	BC	172	THR
25	BC	173	LEU
25	BC	176	ARG
25	BC	180	MET
25	BC	181	ARG
25	BC	191	LEU
25	BC	193	GLU
25	BC	203	VAL
25	BC	224	MET

Continued on next page...

Continued from previous page...

Mol	Chain	Res	Type
25	BC	239	PHE
25	BC	249	VAL
25	BC	252	LYS
25	BC	257	ARG
25	BC	266	ILE
25	BC	269	ARG
26	BD	13	ARG
26	BD	33	ARG
26	BD	35	THR
26	BD	36	GLN
26	BD	45	TYR
26	BD	46	ARG
26	BD	56	LYS
26	BD	74	GLU
26	BD	79	LEU
26	BD	81	GLU
26	BD	84	LEU
26	BD	88	GLU
26	BD	91	THR
26	BD	114	LYS
26	BD	123	LYS
26	BD	124	ARG
26	BD	131	ASP
26	BD	142	VAL
26	BD	148	GLN
26	BD	151	THR
26	BD	154	LYS
26	BD	157	LYS
26	BD	170	VAL
26	BD	172	VAL
27	BE	3	LEU
27	BE	5	LEU
27	BE	7	ASP
27	BE	14	VAL
27	BE	21	ARG
27	BE	58	LYS
27	BE	60	TRP
27	BE	61	ARG
27	BE	62	GLN
27	BE	63	LYS
27	BE	67	ARG
27	BE	78	TRP

Continued on next page...

Continued from previous page...

Mol	Chain	Res	Type
27	BE	111	GLU
27	BE	118	LEU
27	BE	122	GLU
27	BE	147	LEU
27	BE	152	GLU
27	BE	159	LEU
27	BE	163	ASN
28	BF	3	LEU
28	BF	13	LYS
28	BF	29	ARG
28	BF	32	LYS
28	BF	47	LYS
28	BF	48	LEU
28	BF	50	ASP
28	BF	56	LEU
28	BF	62	GLN
28	BF	76	PHE
28	BF	96	TRP
28	BF	97	GLU
28	BF	100	GLU
28	BF	102	LEU
28	BF	103	ILE
28	BF	109	ARG
28	BF	111	ARG
28	BF	112	ASP
28	BF	121	PHE
28	BF	126	ASN
28	BF	129	MET
28	BF	133	GLU
28	BF	134	GLN
28	BF	137	PHE
28	BF	138	PRO
28	BF	139	GLU
28	BF	146	ASP
28	BF	147	ARG
28	BF	149	ARG
28	BF	151	LEU
28	BF	162	ASP
28	BF	168	LEU
28	BF	173	ASP
28	BF	174	PHE
28	BF	177	ARG

Continued on next page...

Continued from previous page...

Mol	Chain	Res	Type
29	BG	5	LYS
29	BG	17	LYS
29	BG	24	THR
29	BG	26	LYS
29	BG	29	ASN
29	BG	34	ARG
29	BG	54	ARG
29	BG	55	ASP
29	BG	68	ARG
29	BG	70	LEU
29	BG	74	MET
29	BG	84	LYS
29	BG	85	LYS
29	BG	94	ARG
29	BG	106	LEU
29	BG	120	ILE
29	BG	132	LEU
29	BG	138	GLN
29	BG	152	ARG
29	BG	162	ARG
29	BG	166	GLU
30	BH	3	VAL
30	BH	15	LEU
30	BH	25	TYR
30	BH	28	ASN
30	BH	32	PRO
30	BH	33	GLN
30	BH	43	ASN
30	BH	44	ILE
30	BH	47	PHE
30	BH	50	ARG
30	BH	53	GLU
30	BH	57	LYS
30	BH	62	LEU
30	BH	66	ASN
30	BH	68	ARG
30	BH	71	LYS
30	BH	73	ASN
30	BH	75	LEU
30	BH	89	LYS
30	BH	93	SER
30	BH	98	ASP

Continued on next page...

Continued from previous page...

Mol	Chain	Res	Type
30	BH	99	ILE
30	BH	101	ASP
30	BH	103	VAL
30	BH	104	THR
30	BH	108	VAL
30	BH	109	GLU
30	BH	110	VAL
30	BH	112	LYS
30	BH	115	VAL
30	BH	116	ARG
30	BH	130	VAL
30	BH	133	GLN
30	BH	135	HIS
30	BH	139	PHE
30	BH	141	LYS
30	BH	147	VAL
31	BJ	2	LYS
31	BJ	3	THR
31	BJ	12	LYS
31	BJ	28	LEU
31	BJ	36	LEU
31	BJ	39	LYS
31	BJ	43	GLU
31	BJ	44	TYR
31	BJ	54	ILE
31	BJ	65	THR
31	BJ	71	ASP
31	BJ	73	VAL
31	BJ	89	PHE
31	BJ	95	ARG
31	BJ	103	ILE
31	BJ	106	LYS
31	BJ	111	LYS
31	BJ	120	ARG
32	BK	2	ILE
32	BK	6	THR
32	BK	8	LEU
32	BK	9	ASN
32	BK	21	CYS
32	BK	32	TYR
32	BK	47	ILE
32	BK	53	LYS

Continued on next page...

Continued from previous page...

Mol	Chain	Res	Type
32	BK	54	LYS
32	BK	58	LEU
32	BK	64	ARG
32	BK	66	LYS
32	BK	72	PRO
32	BK	79	PHE
32	BK	80	ASP
32	BK	86	LEU
32	BK	87	LEU
32	BK	88	ASN
32	BK	103	VAL
32	BK	104	THR
32	BK	105	ARG
32	BK	111	LYS
32	BK	120	PRO
33	BL	4	ASN
33	BL	6	LEU
33	BL	27	LEU
33	BL	47	ARG
33	BL	60	ARG
33	BL	69	ARG
33	BL	92	LEU
33	BL	93	ASN
33	BL	95	LEU
33	BL	118	THR
33	BL	125	LEU
33	BL	126	ARG
33	BL	128	THR
34	BM	20	LEU
34	BM	25	ASP
34	BM	40	ARG
34	BM	55	ARG
34	BM	60	GLN
34	BM	63	ILE
34	BM	65	ILE
34	BM	70	ASP
34	BM	78	LEU
34	BM	81	ARG
34	BM	82	MET
34	BM	88	ASN
34	BM	93	VAL
34	BM	95	LEU

Continued on next page...

Continued from previous page...

Mol	Chain	Res	Type
34	BM	108	VAL
34	BM	110	GLU
34	BM	111	GLU
34	BM	114	ARG
34	BM	115	GLU
34	BM	131	VAL
34	BM	136	MET
35	BN	1	MET
35	BN	2	ARG
35	BN	11	ASN
35	BN	18	GLN
35	BN	28	LEU
35	BN	29	VAL
35	BN	35	LYS
35	BN	48	VAL
35	BN	62	ASN
35	BN	69	ARG
35	BN	71	ARG
35	BN	82	GLU
35	BN	86	ARG
35	BN	98	LEU
35	BN	107	ASN
35	BN	112	TYR
35	BN	118	ARG
35	BN	120	GLU
36	BO	2	ASP
36	BO	7	ARG
36	BO	9	ARG
36	BO	17	LYS
36	BO	19	GLN
36	BO	20	GLU
36	BO	21	LEU
36	BO	31	THR
36	BO	62	LEU
36	BO	69	ASP
36	BO	78	VAL
36	BO	80	GLU
36	BO	88	LYS
36	BO	98	GLN
36	BO	100	HIS
36	BO	106	LEU
36	BO	116	GLN

Continued on next page...

Continued from previous page...

Mol	Chain	Res	Type
37	BP	3	ILE
37	BP	5	LYS
37	BP	6	GLN
37	BP	19	PHE
37	BP	25	VAL
37	BP	32	VAL
37	BP	33	GLU
37	BP	43	GLU
37	BP	61	ARG
37	BP	65	ASN
37	BP	72	VAL
37	BP	80	VAL
37	BP	83	ILE
37	BP	99	LEU
37	BP	100	ARG
37	BP	101	GLU
37	BP	111	GLU
37	BP	112	ARG
37	BP	113	LEU
38	BQ	5	ARG
38	BQ	15	LYS
38	BQ	50	ARG
38	BQ	57	ARG
38	BQ	63	ARG
38	BQ	79	ILE
38	BQ	83	LYS
38	BQ	88	GLU
38	BQ	96	ASP
38	BQ	111	LYS
39	BR	2	TYR
39	BR	10	LYS
39	BR	22	LEU
39	BR	37	GLU
39	BR	39	LEU
39	BR	43	ASN
39	BR	48	LYS
39	BR	55	ASP
39	BR	70	GLU
39	BR	71	LYS
39	BR	72	VAL
39	BR	76	LYS
39	BR	82	HIS

Continued on next page...

Continued from previous page...

Mol	Chain	Res	Type
39	BR	86	GLN
39	BR	96	VAL
39	BR	99	THR
40	BS	6	LYS
40	BS	28	LYS
40	BS	37	THR
40	BS	57	ASN
40	BS	61	ASN
40	BS	62	ASP
40	BS	66	ILE
40	BS	84	ARG
40	BS	86	MET
40	BS	88	ARG
40	BS	99	ARG
40	BS	110	ARG
41	BT	2	ILE
41	BT	3	ARG
41	BT	4	GLU
41	BT	6	ARG
41	BT	9	LYS
41	BT	11	LEU
41	BT	12	ARG
41	BT	24	MET
41	BT	29	THR
41	BT	32	LEU
41	BT	34	VAL
41	BT	39	THR
41	BT	64	LYS
41	BT	68	LYS
41	BT	69	ARG
41	BT	70	HIS
41	BT	76	ARG
41	BT	81	LYS
42	BU	11	ILE
42	BU	13	LEU
42	BU	20	LYS
42	BU	26	ASN
42	BU	39	ASN
42	BU	51	LEU
42	BU	53	GLN
42	BU	60	LYS
42	BU	65	GLN

Continued on next page...

Continued from previous page...

Mol	Chain	Res	Type
42	BU	73	ASN
42	BU	78	LYS
42	BU	81	ARG
42	BU	84	PHE
42	BU	85	ARG
42	BU	88	ASP
42	BU	102	ILE
43	BW	10	ARG
43	BW	16	GLU
43	BW	19	ARG
43	BW	23	LYS
43	BW	38	ARG
43	BW	39	GLN
43	BW	40	ARG
43	BW	44	PHE
43	BW	45	HIS
43	BW	50	VAL
43	BW	61	LYS
43	BW	63	ASP
43	BW	68	PHE
43	BW	76	ARG
43	BW	77	LYS
43	BW	82	GLU
43	BW	84	GLU
44	BX	1	MET
44	BX	15	ASN
44	BX	16	THR
44	BX	21	LEU
44	BX	24	GLU
44	BX	25	GLN
44	BX	28	LEU
44	BX	29	ARG
44	BX	36	GLN
44	BX	37	LEU
44	BX	41	HIS
44	BX	48	ARG
44	BX	59	GLU
45	BY	2	LYS
45	BY	8	GLN
45	BY	9	THR
45	BY	15	ARG
45	BY	23	LEU

Continued on next page...

Continued from previous page...

Mol	Chain	Res	Type
45	BY	30	ARG
45	BY	37	ARG
45	BY	57	GLU
46	BZ	13	VAL
46	BZ	14	THR
46	BZ	22	LEU
46	BZ	27	ARG
46	BZ	28	ARG
46	BZ	37	ARG
46	BZ	41	GLU
46	BZ	46	PHE
46	BZ	48	THR
46	BZ	50	ARG
46	BZ	59	ILE
46	BZ	65	ASP
46	BZ	74	ARG
47	B0	18	HIS
47	B0	27	LEU
47	B0	37	HIS
47	B0	38	LEU
47	B0	41	HIS
47	B0	45	ASP
47	B0	51	ARG
47	B0	56	LYS
48	B1	8	ILE
48	B1	9	LYS
48	B1	34	GLU
48	B1	35	LEU
48	B1	42	VAL
49	B2	3	ARG
49	B2	19	ARG
49	B2	28	ARG
49	B2	33	ARG
49	B2	39	ARG
49	B2	42	LEU
50	B3	7	ARG
50	B3	27	ASN
50	B3	31	ILE
50	B3	46	LYS
50	B3	58	ILE
51	B4	9	LYS
51	B4	10	LEU

Continued on next page...

Continued from previous page...

Mol	Chain	Res	Type
52	BI	96	LYS
2	CC	2	GLN
2	CC	13	ILE
2	CC	17	TRP
2	CC	18	ASN
2	CC	20	THR
2	CC	27	GLU
2	CC	35	ASP
2	CC	41	TYR
2	CC	48	LYS
2	CC	62	SER
2	CC	69	THR
2	CC	87	ARG
2	CC	88	LYS
2	CC	113	LYS
2	CC	128	MET
2	CC	131	ARG
2	CC	138	GLN
2	CC	163	ARG
2	CC	166	TRP
2	CC	168	ARG
2	CC	171	ARG
2	CC	175	HIS
2	CC	180	ASP
2	CC	184	ASN
2	CC	206	ILE
3	CD	4	LEU
3	CD	7	LYS
3	CD	18	LEU
3	CD	25	ARG
3	CD	28	ASP
3	CD	39	GLN
3	CD	47	LEU
3	CD	49	ASP
3	CD	55	ARG
3	CD	82	LYS
3	CD	87	GLU
3	CD	94	GLU
3	CD	114	ARG
3	CD	117	VAL
3	CD	125	ASN
3	CD	135	GLN

Continued on next page...

Continued from previous page...

Mol	Chain	Res	Type
3	CD	146	GLU
3	CD	147	LYS
3	CD	160	LEU
3	CD	162	GLU
3	CD	168	THR
3	CD	190	LEU
3	CD	195	ASN
4	CE	9	GLU
4	CE	19	ARG
4	CE	23	THR
4	CE	44	ARG
4	CE	45	VAL
4	CE	55	VAL
4	CE	71	ILE
4	CE	72	ASN
4	CE	81	GLN
4	CE	92	ARG
4	CE	105	ILE
4	CE	123	LEU
4	CE	127	TYR
4	CE	151	MET
4	CE	156	ARG
5	CF	6	ILE
5	CF	39	LEU
5	CF	51	ILE
5	CF	55	HIS
5	CF	60	VAL
5	CF	62	MET
5	CF	64	VAL
5	CF	69	GLU
5	CF	82	ASP
5	CF	86	ARG
5	CF	94	HIS
5	CF	98	GLU
6	CG	2	ARG
6	CG	3	ARG
6	CG	8	GLN
6	CG	10	LYS
6	CG	21	LEU
6	CG	49	LEU
6	CG	51	GLN
6	CG	55	LYS

Continued on next page...

Continued from previous page...

Mol	Chain	Res	Type
6	CG	62	GLU
6	CG	67	ASN
6	CG	78	ARG
6	CG	89	GLU
6	CG	94	ARG
6	CG	96	ASN
6	CG	105	GLU
6	CG	113	LYS
6	CG	125	ASP
7	CH	2	MET
7	CH	30	LYS
7	CH	55	LYS
7	CH	61	THR
7	CH	72	GLU
7	CH	82	LEU
7	CH	105	THR
7	CH	113	ARG
8	CI	36	GLN
8	CI	45	MET
8	CI	59	LYS
8	CI	62	LEU
8	CI	87	MET
8	CI	93	LEU
8	CI	94	ARG
8	CI	96	GLU
8	CI	105	ARG
8	CI	109	GLN
8	CI	112	ARG
8	CI	114	LYS
9	CJ	15	HIS
9	CJ	47	GLU
9	CJ	69	THR
9	CJ	77	VAL
9	CJ	78	GLU
9	CJ	88	MET
10	CK	22	ILE
10	CK	31	VAL
10	CK	34	THR
10	CK	51	PHE
10	CK	55	ARG
10	CK	64	VAL
10	CK	76	TYR

Continued on next page...

Continued from previous page...

Mol	Chain	Res	Type
10	CK	82	GLU
10	CK	83	VAL
10	CK	107	THR
10	CK	115	ILE
10	CK	118	ASN
10	CK	121	ARG
11	CL	13	ARG
11	CL	14	LYS
11	CL	15	VAL
11	CL	17	LYS
11	CL	18	SER
11	CL	19	ASN
11	CL	28	GLN
11	CL	33	CYS
11	CL	35	ARG
11	CL	38	THR
11	CL	40	THR
11	CL	43	LYS
11	CL	61	GLU
11	CL	63	THR
11	CL	95	HIS
11	CL	102	ASP
11	CL	107	LYS
11	CL	119	LYS
11	CL	122	LYS
12	CM	2	ARG
12	CM	16	ILE
12	CM	28	ARG
12	CM	41	ASP
12	CM	43	LYS
12	CM	71	GLU
12	CM	80	MET
12	CM	88	LEU
12	CM	102	LYS
13	CN	11	LYS
13	CN	19	TYR
13	CN	20	PHE
13	CN	25	GLU
13	CN	27	LYS
13	CN	41	TRP
13	CN	48	GLN
13	CN	49	THR

Continued on next page...

Continued from previous page...

Mol	Chain	Res	Type
13	CN	50	LEU
13	CN	53	ASP
13	CN	58	ARG
13	CN	65	GLN
14	CO	17	ASP
14	CO	53	ARG
14	CO	65	LEU
14	CO	69	LEU
14	CO	87	ARG
14	CO	88	ARG
15	CP	12	LYS
15	CP	23	ASP
15	CP	26	ASN
15	CP	28	ARG
15	CP	45	GLU
15	CP	51	ARG
15	CP	55	ASP
15	CP	68	SER
16	CQ	3	LYS
16	CQ	4	ILE
16	CQ	7	LEU
16	CQ	8	GLN
16	CQ	39	ARG
16	CQ	41	THR
16	CQ	56	ASP
16	CQ	60	ILE
16	CQ	80	LYS
16	CQ	83	LEU
17	CR	23	LYS
17	CR	38	ILE
18	CS	2	ARG
18	CS	4	LEU
18	CS	6	LYS
18	CS	10	ILE
18	CS	13	HIS
18	CS	20	LYS
18	CS	23	GLU
18	CS	26	ASP
18	CS	27	LYS
18	CS	28	LYS
18	CS	32	THR
18	CS	35	ARG

Continued on next page...

Continued from previous page...

Mol	Chain	Res	Type
18	CS	38	THR
18	CS	42	ASN
18	CS	47	THR
18	CS	60	PHE
18	CS	64	GLU
18	CS	77	ARG
19	CT	3	ILE
19	CT	4	LYS
19	CT	35	TYR
19	CT	43	LYS
19	CT	51	ASN
19	CT	52	GLU
19	CT	53	MET
19	CT	57	VAL
19	CT	67	HIS
19	CT	68	LYS
19	CT	74	HIS
19	CT	84	LYS
20	CB	8	MET
20	CB	31	PHE
20	CB	35	ASN
20	CB	46	VAL
20	CB	49	PHE
20	CB	57	ASN
20	CB	62	ARG
20	CB	67	LEU
20	CB	72	LYS
20	CB	87	ASP
20	CB	88	GLN
20	CB	94	ARG
20	CB	95	TRP
20	CB	104	LYS
20	CB	113	LEU
20	CB	115	ASP
20	CB	116	LEU
20	CB	117	GLU
20	CB	121	GLN
20	CB	126	ASP
20	CB	127	LYS
20	CB	130	LYS
20	CB	134	LEU
20	CB	145	ASN

Continued on next page...

Continued from previous page...

Mol	Chain	Res	Type
20	CB	160	LEU
20	CB	176	ASN
20	CB	196	ASP
20	CB	199	ILE
20	CB	202	ASN
20	CB	212	TYR
21	CU	11	PHE
21	CU	15	LEU
21	CU	16	ARG
21	CU	22	CYS
21	CU	24	LYS
21	CU	32	ARG
21	CU	34	ARG
21	CU	38	GLU
21	CU	44	ARG
24	DV	24	ASN
24	DV	40	ILE
24	DV	42	LEU
24	DV	51	GLN
24	DV	53	LYS
24	DV	68	LYS
24	DV	69	GLU
24	DV	70	ILE
24	DV	86	LEU
25	DC	4	LYS
25	DC	5	CYS
25	DC	8	THR
25	DC	9	SER
25	DC	12	ARG
25	DC	37	SER
25	DC	43	ASN
25	DC	45	ASN
25	DC	47	ARG
25	DC	52	HIS
25	DC	62	ARG
25	DC	63	ILE
25	DC	65	ASP
25	DC	67	LYS
25	DC	89	ASN
25	DC	90	ILE
25	DC	109	LEU
25	DC	123	ILE

Continued on next page...

Continued from previous page...

Mol	Chain	Res	Type
25	DC	128	THR
25	DC	134	ILE
25	DC	142	ASN
25	DC	152	GLN
25	DC	155	ARG
25	DC	167	ASP
25	DC	172	THR
25	DC	173	LEU
25	DC	176	ARG
25	DC	180	MET
25	DC	181	ARG
25	DC	191	LEU
25	DC	193	GLU
25	DC	203	VAL
25	DC	212	TRP
25	DC	224	MET
25	DC	239	PHE
25	DC	249	VAL
25	DC	252	LYS
25	DC	255	LYS
25	DC	257	ARG
25	DC	266	ILE
25	DC	269	ARG
26	DD	13	ARG
26	DD	33	ARG
26	DD	35	THR
26	DD	36	GLN
26	DD	45	TYR
26	DD	46	ARG
26	DD	56	LYS
26	DD	74	GLU
26	DD	79	LEU
26	DD	81	GLU
26	DD	84	LEU
26	DD	88	GLU
26	DD	91	THR
26	DD	114	LYS
26	DD	123	LYS
26	DD	124	ARG
26	DD	131	ASP
26	DD	142	VAL
26	DD	148	GLN

Continued on next page...

Continued from previous page...

Mol	Chain	Res	Type
26	DD	151	THR
26	DD	154	LYS
26	DD	157	LYS
26	DD	170	VAL
26	DD	172	VAL
27	DE	3	LEU
27	DE	5	LEU
27	DE	7	ASP
27	DE	14	VAL
27	DE	21	ARG
27	DE	48	THR
27	DE	58	LYS
27	DE	60	TRP
27	DE	61	ARG
27	DE	62	GLN
27	DE	63	LYS
27	DE	67	ARG
27	DE	78	TRP
27	DE	111	GLU
27	DE	118	LEU
27	DE	122	GLU
27	DE	147	LEU
27	DE	152	GLU
27	DE	159	LEU
28	DF	3	LEU
28	DF	13	LYS
28	DF	29	ARG
28	DF	32	LYS
28	DF	47	LYS
28	DF	48	LEU
28	DF	50	ASP
28	DF	56	LEU
28	DF	62	GLN
28	DF	76	PHE
28	DF	96	TRP
28	DF	97	GLU
28	DF	102	LEU
28	DF	103	ILE
28	DF	109	ARG
28	DF	111	ARG
28	DF	112	ASP
28	DF	121	PHE

Continued on next page...

Continued from previous page...

Mol	Chain	Res	Type
28	DF	126	ASN
28	DF	129	MET
28	DF	133	GLU
28	DF	134	GLN
28	DF	137	PHE
28	DF	138	PRO
28	DF	139	GLU
28	DF	146	ASP
28	DF	147	ARG
28	DF	149	ARG
28	DF	151	LEU
28	DF	162	ASP
28	DF	168	LEU
28	DF	173	ASP
28	DF	174	PHE
28	DF	177	ARG
29	DG	5	LYS
29	DG	17	LYS
29	DG	24	THR
29	DG	26	LYS
29	DG	29	ASN
29	DG	34	ARG
29	DG	54	ARG
29	DG	55	ASP
29	DG	68	ARG
29	DG	70	LEU
29	DG	74	MET
29	DG	84	LYS
29	DG	85	LYS
29	DG	94	ARG
29	DG	106	LEU
29	DG	120	ILE
29	DG	132	LEU
29	DG	138	GLN
29	DG	152	ARG
29	DG	162	ARG
29	DG	166	GLU
30	DH	3	VAL
30	DH	15	LEU
30	DH	25	TYR
30	DH	28	ASN
30	DH	32	PRO

Continued on next page...

Continued from previous page...

Mol	Chain	Res	Type
30	DH	33	GLN
30	DH	46	PHE
30	DH	50	ARG
30	DH	68	ARG
30	DH	83	LYS
30	DH	94	ILE
30	DH	97	ARG
30	DH	101	ASP
30	DH	112	LYS
30	DH	122	LEU
30	DH	124	THR
30	DH	129	GLU
30	DH	134	VAL
30	DH	137	GLU
30	DH	141	LYS
30	DH	149	GLU
31	DJ	2	LYS
31	DJ	3	THR
31	DJ	12	LYS
31	DJ	28	LEU
31	DJ	31	GLU
31	DJ	36	LEU
31	DJ	39	LYS
31	DJ	43	GLU
31	DJ	44	TYR
31	DJ	54	ILE
31	DJ	65	THR
31	DJ	73	VAL
31	DJ	89	PHE
31	DJ	95	ARG
31	DJ	103	ILE
31	DJ	106	LYS
31	DJ	111	LYS
31	DJ	120	ARG
32	DK	2	ILE
32	DK	6	THR
32	DK	8	LEU
32	DK	9	ASN
32	DK	21	CYS
32	DK	32	TYR
32	DK	47	ILE
32	DK	53	LYS

Continued on next page...

Continued from previous page...

Mol	Chain	Res	Type
32	DK	54	LYS
32	DK	58	LEU
32	DK	64	ARG
32	DK	66	LYS
32	DK	72	PRO
32	DK	79	PHE
32	DK	80	ASP
32	DK	86	LEU
32	DK	87	LEU
32	DK	88	ASN
32	DK	103	VAL
32	DK	104	THR
32	DK	105	ARG
32	DK	111	LYS
32	DK	120	PRO
33	DL	4	ASN
33	DL	6	LEU
33	DL	27	LEU
33	DL	47	ARG
33	DL	60	ARG
33	DL	69	ARG
33	DL	92	LEU
33	DL	93	ASN
33	DL	95	LEU
33	DL	118	THR
33	DL	125	LEU
33	DL	126	ARG
34	DM	20	LEU
34	DM	25	ASP
34	DM	40	ARG
34	DM	55	ARG
34	DM	60	GLN
34	DM	63	ILE
34	DM	65	ILE
34	DM	70	ASP
34	DM	78	LEU
34	DM	81	ARG
34	DM	82	MET
34	DM	88	ASN
34	DM	93	VAL
34	DM	95	LEU
34	DM	108	VAL

Continued on next page...

Continued from previous page...

Mol	Chain	Res	Type
34	DM	110	GLU
34	DM	111	GLU
34	DM	114	ARG
34	DM	115	GLU
34	DM	131	VAL
34	DM	136	MET
35	DN	1	MET
35	DN	2	ARG
35	DN	11	ASN
35	DN	18	GLN
35	DN	28	LEU
35	DN	29	VAL
35	DN	35	LYS
35	DN	48	VAL
35	DN	51	LEU
35	DN	62	ASN
35	DN	69	ARG
35	DN	71	ARG
35	DN	82	GLU
35	DN	86	ARG
35	DN	98	LEU
35	DN	107	ASN
35	DN	112	TYR
35	DN	118	ARG
35	DN	120	GLU
36	DO	7	ARG
36	DO	9	ARG
36	DO	17	LYS
36	DO	19	GLN
36	DO	20	GLU
36	DO	21	LEU
36	DO	31	THR
36	DO	62	LEU
36	DO	69	ASP
36	DO	78	VAL
36	DO	80	GLU
36	DO	88	LYS
36	DO	91	SER
36	DO	98	GLN
36	DO	100	HIS
36	DO	106	LEU
36	DO	116	GLN

Continued on next page...

Continued from previous page...

Mol	Chain	Res	Type
37	DP	3	ILE
37	DP	5	LYS
37	DP	6	GLN
37	DP	19	PHE
37	DP	25	VAL
37	DP	32	VAL
37	DP	33	GLU
37	DP	61	ARG
37	DP	65	ASN
37	DP	72	VAL
37	DP	80	VAL
37	DP	83	ILE
37	DP	99	LEU
37	DP	100	ARG
37	DP	101	GLU
37	DP	111	GLU
37	DP	112	ARG
37	DP	113	LEU
38	DQ	5	ARG
38	DQ	15	LYS
38	DQ	50	ARG
38	DQ	57	ARG
38	DQ	63	ARG
38	DQ	79	ILE
38	DQ	83	LYS
38	DQ	88	GLU
38	DQ	96	ASP
38	DQ	111	LYS
39	DR	2	TYR
39	DR	10	LYS
39	DR	22	LEU
39	DR	25	LEU
39	DR	37	GLU
39	DR	39	LEU
39	DR	43	ASN
39	DR	55	ASP
39	DR	70	GLU
39	DR	72	VAL
39	DR	76	LYS
39	DR	86	GLN
39	DR	96	VAL
39	DR	99	THR

Continued on next page...

Continued from previous page...

Mol	Chain	Res	Type
40	DS	6	LYS
40	DS	28	LYS
40	DS	37	THR
40	DS	57	ASN
40	DS	61	ASN
40	DS	62	ASP
40	DS	66	ILE
40	DS	84	ARG
40	DS	86	MET
40	DS	88	ARG
40	DS	110	ARG
41	DT	2	ILE
41	DT	3	ARG
41	DT	4	GLU
41	DT	6	ARG
41	DT	9	LYS
41	DT	11	LEU
41	DT	12	ARG
41	DT	24	MET
41	DT	29	THR
41	DT	32	LEU
41	DT	34	VAL
41	DT	39	THR
41	DT	64	LYS
41	DT	68	LYS
41	DT	69	ARG
41	DT	70	HIS
41	DT	76	ARG
41	DT	81	LYS
42	DU	11	ILE
42	DU	13	LEU
42	DU	20	LYS
42	DU	26	ASN
42	DU	39	ASN
42	DU	51	LEU
42	DU	53	GLN
42	DU	60	LYS
42	DU	65	GLN
42	DU	73	ASN
42	DU	78	LYS
42	DU	81	ARG
42	DU	84	PHE

Continued on next page...

Continued from previous page...

Mol	Chain	Res	Type
42	DU	85	ARG
42	DU	88	ASP
42	DU	102	ILE
43	DW	10	ARG
43	DW	11	ASN
43	DW	16	GLU
43	DW	19	ARG
43	DW	23	LYS
43	DW	38	ARG
43	DW	39	GLN
43	DW	40	ARG
43	DW	44	PHE
43	DW	45	HIS
43	DW	50	VAL
43	DW	63	ASP
43	DW	68	PHE
43	DW	76	ARG
43	DW	77	LYS
43	DW	82	GLU
43	DW	84	GLU
44	DX	1	MET
44	DX	15	ASN
44	DX	16	THR
44	DX	21	LEU
44	DX	24	GLU
44	DX	25	GLN
44	DX	28	LEU
44	DX	29	ARG
44	DX	36	GLN
44	DX	37	LEU
44	DX	41	HIS
44	DX	48	ARG
44	DX	59	GLU
45	DY	2	LYS
45	DY	8	GLN
45	DY	9	THR
45	DY	15	ARG
45	DY	23	LEU
45	DY	30	ARG
45	DY	37	ARG
45	DY	57	GLU
46	DZ	13	VAL

Continued on next page...

Continued from previous page...

Mol	Chain	Res	Type
46	DZ	14	THR
46	DZ	22	LEU
46	DZ	27	ARG
46	DZ	28	ARG
46	DZ	37	ARG
46	DZ	41	GLU
46	DZ	46	PHE
46	DZ	48	THR
46	DZ	50	ARG
46	DZ	59	ILE
46	DZ	65	ASP
46	DZ	70	GLU
46	DZ	74	ARG
47	D0	27	LEU
47	D0	37	HIS
47	D0	38	LEU
47	D0	41	HIS
47	D0	45	ASP
47	D0	51	ARG
47	D0	56	LYS
48	D1	8	ILE
48	D1	9	LYS
48	D1	35	LEU
48	D1	42	VAL
49	D2	3	ARG
49	D2	19	ARG
49	D2	28	ARG
49	D2	33	ARG
49	D2	39	ARG
49	D2	42	LEU
50	D3	7	ARG
50	D3	27	ASN
50	D3	31	ILE
50	D3	46	LYS
50	D3	58	ILE
51	D4	9	LYS
51	D4	10	LEU
52	DI	2	LYS
52	DI	54	ILE
52	DI	91	LYS
52	DI	99	LYS
52	DI	121	ILE

Continued on next page...

Continued from previous page...

Mol	Chain	Res	Type
52	DI	140	GLU

Some sidechains can be flipped to improve hydrogen bonding and reduce clashes. All (346) such sidechains are listed below:

Mol	Chain	Res	Type
2	AC	2	GLN
2	AC	7	ASN
2	AC	31	ASN
2	AC	68	HIS
2	AC	139	ASN
3	AD	35	GLN
3	AD	39	GLN
3	AD	53	GLN
3	AD	70	GLN
3	AD	88	ASN
3	AD	115	GLN
3	AD	135	GLN
3	AD	195	ASN
4	AE	18	ASN
4	AE	72	ASN
4	AE	81	GLN
4	AE	131	ASN
5	AF	46	GLN
6	AG	27	ASN
6	AG	67	ASN
6	AG	121	ASN
6	AG	129	ASN
6	AG	141	HIS
7	AH	3	GLN
7	AH	75	GLN
7	AH	117	GLN
8	AI	30	ASN
8	AI	31	GLN
8	AI	36	GLN
8	AI	80	HIS
8	AI	109	GLN
9	AJ	15	HIS
9	AJ	20	GLN
9	AJ	56	HIS
9	AJ	70	HIS
10	AK	14	GLN
10	AK	28	ASN

Continued on next page...

Continued from previous page...

Mol	Chain	Res	Type
10	AK	39	ASN
10	AK	118	ASN
11	AL	5	GLN
11	AL	28	GLN
11	AL	45	ASN
11	AL	71	HIS
12	AM	7	ASN
13	AN	34	ASN
13	AN	48	GLN
13	AN	61	ASN
14	AO	27	GLN
14	AO	36	ASN
14	AO	39	GLN
14	AO	61	GLN
15	AP	9	HIS
15	AP	29	ASN
15	AP	40	ASN
16	AQ	50	ASN
17	AR	53	GLN
17	AR	73	HIS
18	AS	42	ASN
18	AS	56	HIS
18	AS	68	HIS
19	AT	67	HIS
19	AT	74	HIS
20	AB	14	HIS
20	AB	23	ASN
20	AB	35	ASN
20	AB	38	HIS
20	AB	41	ASN
20	AB	119	GLN
20	AB	145	ASN
20	AB	169	HIS
20	AB	202	ASN
24	BV	44	HIS
24	BV	51	GLN
24	BV	80	HIS
25	BC	43	ASN
25	BC	45	ASN
25	BC	59	GLN
25	BC	85	ASN
25	BC	114	GLN

Continued on next page...

Continued from previous page...

Mol	Chain	Res	Type
25	BC	133	ASN
25	BC	152	GLN
25	BC	162	GLN
25	BC	196	ASN
26	BD	32	ASN
26	BD	36	GLN
26	BD	49	GLN
26	BD	126	ASN
26	BD	136	ASN
26	BD	148	GLN
26	BD	173	GLN
27	BE	29	HIS
27	BE	30	GLN
27	BE	62	GLN
27	BE	90	GLN
27	BE	94	GLN
27	BE	195	GLN
28	BF	26	GLN
28	BF	36	ASN
28	BF	51	ASN
28	BF	62	GLN
28	BF	80	GLN
28	BF	134	GLN
29	BG	29	ASN
29	BG	63	GLN
29	BG	87	GLN
29	BG	103	ASN
29	BG	127	GLN
30	BH	28	ASN
30	BH	66	ASN
30	BH	73	ASN
31	BJ	130	HIS
31	BJ	138	GLN
32	BK	5	GLN
32	BK	13	ASN
32	BK	89	ASN
33	BL	4	ASN
33	BL	54	GLN
33	BL	104	GLN
34	BM	17	ASN
34	BM	60	GLN
34	BM	88	ASN

Continued on next page...

Continued from previous page...

Mol	Chain	Res	Type
35	BN	11	ASN
35	BN	62	ASN
35	BN	107	ASN
36	BO	19	GLN
36	BO	29	HIS
36	BO	38	GLN
36	BO	61	GLN
36	BO	104	GLN
37	BP	11	GLN
37	BP	40	GLN
37	BP	74	GLN
37	BP	76	HIS
37	BP	114	ASN
38	BQ	51	GLN
38	BQ	71	ASN
38	BQ	80	ASN
39	BR	6	GLN
39	BR	82	HIS
39	BR	86	GLN
40	BS	61	ASN
41	BT	48	GLN
41	BT	59	ASN
41	BT	72	GLN
41	BT	91	GLN
41	BT	92	ASN
42	BU	26	ASN
42	BU	65	GLN
42	BU	68	ASN
42	BU	73	ASN
43	BW	11	ASN
43	BW	39	GLN
43	BW	49	ASN
43	BW	56	HIS
43	BW	75	ASN
44	BX	20	ASN
44	BX	25	GLN
44	BX	27	ASN
44	BX	31	GLN
44	BX	58	ASN
45	BY	33	HIS
45	BY	48	ASN
46	BZ	6	GLN

Continued on next page...

Continued from previous page...

Mol	Chain	Res	Type
46	BZ	23	ASN
46	BZ	36	HIS
47	B0	3	GLN
49	B2	6	GLN
49	B2	29	GLN
50	B3	42	HIS
51	B4	35	GLN
52	BI	11	GLN
52	BI	29	GLN
52	BI	33	ASN
52	BI	93	ASN
2	CC	2	GLN
2	CC	7	ASN
2	CC	31	ASN
2	CC	68	HIS
2	CC	139	ASN
3	CD	35	GLN
3	CD	39	GLN
3	CD	53	GLN
3	CD	70	GLN
3	CD	135	GLN
3	CD	195	ASN
4	CE	18	ASN
4	CE	72	ASN
4	CE	81	GLN
4	CE	131	ASN
5	CF	46	GLN
6	CG	27	ASN
6	CG	67	ASN
6	CG	121	ASN
6	CG	129	ASN
6	CG	141	HIS
7	CH	3	GLN
7	CH	117	GLN
8	CI	30	ASN
8	CI	31	GLN
8	CI	36	GLN
8	CI	80	HIS
8	CI	109	GLN
9	CJ	15	HIS
9	CJ	20	GLN
9	CJ	35	GLN

Continued on next page...

Continued from previous page...

Mol	Chain	Res	Type
9	CJ	56	HIS
9	CJ	70	HIS
10	CK	14	GLN
10	CK	28	ASN
10	CK	39	ASN
10	CK	118	ASN
11	CL	5	GLN
11	CL	28	GLN
11	CL	45	ASN
11	CL	71	HIS
12	CM	7	ASN
13	CN	34	ASN
13	CN	48	GLN
13	CN	61	ASN
14	CO	27	GLN
14	CO	36	ASN
14	CO	39	GLN
14	CO	61	GLN
15	CP	9	HIS
15	CP	29	ASN
15	CP	40	ASN
16	CQ	50	ASN
17	CR	53	GLN
17	CR	73	HIS
18	CS	42	ASN
18	CS	56	HIS
18	CS	68	HIS
19	CT	67	HIS
19	CT	74	HIS
20	CB	14	HIS
20	CB	23	ASN
20	CB	35	ASN
20	CB	41	ASN
20	CB	119	GLN
20	CB	121	GLN
20	CB	145	ASN
20	CB	169	HIS
20	CB	202	ASN
24	DV	44	HIS
24	DV	51	GLN
24	DV	80	HIS
24	DV	88	HIS

Continued on next page...

Continued from previous page...

Mol	Chain	Res	Type
25	DC	43	ASN
25	DC	45	ASN
25	DC	59	GLN
25	DC	85	ASN
25	DC	114	GLN
25	DC	133	ASN
25	DC	152	GLN
25	DC	162	GLN
25	DC	196	ASN
26	DD	32	ASN
26	DD	36	GLN
26	DD	49	GLN
26	DD	126	ASN
26	DD	136	ASN
26	DD	148	GLN
26	DD	173	GLN
27	DE	30	GLN
27	DE	62	GLN
27	DE	90	GLN
27	DE	195	GLN
28	DF	26	GLN
28	DF	36	ASN
28	DF	51	ASN
28	DF	62	GLN
28	DF	80	GLN
28	DF	134	GLN
29	DG	29	ASN
29	DG	87	GLN
29	DG	103	ASN
29	DG	127	GLN
29	DG	142	GLN
30	DH	28	ASN
30	DH	43	ASN
30	DH	66	ASN
30	DH	133	GLN
31	DJ	130	HIS
31	DJ	138	GLN
32	DK	5	GLN
32	DK	13	ASN
32	DK	89	ASN
33	DL	4	ASN
33	DL	54	GLN

Continued on next page...

Continued from previous page...

Mol	Chain	Res	Type
33	DL	104	GLN
34	DM	17	ASN
34	DM	60	GLN
34	DM	88	ASN
35	DN	11	ASN
35	DN	23	ASN
35	DN	62	ASN
35	DN	107	ASN
36	DO	19	GLN
36	DO	38	GLN
36	DO	61	GLN
36	DO	100	HIS
36	DO	104	GLN
37	DP	11	GLN
37	DP	40	GLN
37	DP	74	GLN
37	DP	76	HIS
37	DP	114	ASN
38	DQ	51	GLN
38	DQ	71	ASN
38	DQ	80	ASN
39	DR	6	GLN
39	DR	82	HIS
39	DR	86	GLN
40	DS	57	ASN
40	DS	61	ASN
41	DT	48	GLN
41	DT	72	GLN
41	DT	91	GLN
41	DT	92	ASN
42	DU	26	ASN
42	DU	65	GLN
42	DU	68	ASN
42	DU	73	ASN
43	DW	11	ASN
43	DW	39	GLN
43	DW	49	ASN
43	DW	56	HIS
43	DW	75	ASN
44	DX	20	ASN
44	DX	25	GLN
44	DX	27	ASN

Continued on next page...

Continued from previous page...

Mol	Chain	Res	Type
44	DX	31	GLN
44	DX	58	ASN
45	DY	33	HIS
45	DY	48	ASN
46	DZ	6	GLN
46	DZ	23	ASN
46	DZ	36	HIS
47	D0	3	GLN
49	D2	6	GLN
49	D2	29	GLN
50	D3	42	HIS
51	D4	35	GLN
52	DI	5	GLN
52	DI	11	GLN
52	DI	33	ASN

5.3.3 RNA [i](#)

Mol	Chain	Analysed	Backbone Outliers	Pucker Outliers
1	AA	1529/1542 (99%)	257 (16%)	27 (1%)
1	CA	1529/1542 (99%)	240 (15%)	27 (1%)
22	BA	116/120 (96%)	22 (18%)	0
22	DA	116/120 (96%)	22 (18%)	0
23	BB	2837/2904 (97%)	460 (16%)	17 (0%)
23	DB	2837/2904 (97%)	460 (16%)	21 (0%)
All	All	8964/9132 (98%)	1461 (16%)	92 (1%)

All (1461) RNA backbone outliers are listed below:

Mol	Chain	Res	Type
1	AA	6	G
1	AA	9	G
1	AA	14	U
1	AA	32	A
1	AA	39	G
1	AA	47	C
1	AA	48	C
1	AA	52	C
1	AA	54	C
1	AA	55	A
1	AA	61	G

Continued on next page...

Continued from previous page...

Mol	Chain	Res	Type
1	AA	65	A
1	AA	70	U
1	AA	71	A
1	AA	72	A
1	AA	75	G
1	AA	76	G
1	AA	79	G
1	AA	80	A
1	AA	81	A
1	AA	82	G
1	AA	83	C
1	AA	84	U
1	AA	85	U
1	AA	86	G
1	AA	88	U
1	AA	89	U
1	AA	90	C
1	AA	92	U
1	AA	93	U
1	AA	94	G
1	AA	95	C
1	AA	121	U
1	AA	130	A
1	AA	131	A
1	AA	164	G
1	AA	177	G
1	AA	182	A
1	AA	183	C
1	AA	197	A
1	AA	206	C
1	AA	209	U
1	AA	210	C
1	AA	233	C
1	AA	239	U
1	AA	240	G
1	AA	243	A
1	AA	244	U
1	AA	245	U
1	AA	247	G
1	AA	250	A
1	AA	251	G
1	AA	253	A

Continued on next page...

Continued from previous page...

Mol	Chain	Res	Type
1	AA	256	U
1	AA	257	G
1	AA	258	G
1	AA	266	G
1	AA	267	C
1	AA	280	C
1	AA	289	G
1	AA	321	A
1	AA	328	C
1	AA	329	A
1	AA	330	C
1	AA	332	G
1	AA	352	C
1	AA	353	A
1	AA	354	G
1	AA	367	U
1	AA	372	C
1	AA	373	A
1	AA	381	C
1	AA	384	G
1	AA	392	C
1	AA	397	A
1	AA	398	U
1	AA	406	G
1	AA	408	A
1	AA	411	A
1	AA	412	A
1	AA	413	G
1	AA	415	A
1	AA	421	U
1	AA	422	C
1	AA	429	U
1	AA	430	A
1	AA	435	A
1	AA	438	U
1	AA	460	A
1	AA	461	A
1	AA	462	G
1	AA	463	U
1	AA	464	U
1	AA	465	A
1	AA	466	A

Continued on next page...

Continued from previous page...

Mol	Chain	Res	Type
1	AA	467	U
1	AA	468	A
1	AA	479	U
1	AA	484	G
1	AA	485	U
1	AA	486	U
1	AA	493	A
1	AA	500	G
1	AA	511	C
1	AA	512	U
1	AA	518	C
1	AA	527	G
1	AA	532	A
1	AA	547	A
1	AA	559	A
1	AA	562	U
1	AA	572	A
1	AA	573	A
1	AA	576	C
1	AA	577	G
1	AA	596	A
1	AA	633	G
1	AA	653	U
1	AA	661	G
1	AA	665	A
1	AA	687	A
1	AA	695	A
1	AA	700	G
1	AA	721	G
1	AA	724	G
1	AA	731	G
1	AA	747	A
1	AA	748	G
1	AA	755	G
1	AA	777	A
1	AA	781	A
1	AA	782	A
1	AA	785	G
1	AA	793	U
1	AA	794	A
1	AA	812	G
1	AA	815	A

Continued on next page...

Continued from previous page...

Mol	Chain	Res	Type
1	AA	817	C
1	AA	818	G
1	AA	819	A
1	AA	828	U
1	AA	829	G
1	AA	841	C
1	AA	843	U
1	AA	844	G
1	AA	845	A
1	AA	846	G
1	AA	847	G
1	AA	849	G
1	AA	914	A
1	AA	926	G
1	AA	927	G
1	AA	931	C
1	AA	933	G
1	AA	934	C
1	AA	935	A
1	AA	960	U
1	AA	961	U
1	AA	966	G
1	AA	968	A
1	AA	969	A
1	AA	974	A
1	AA	975	A
1	AA	976	G
1	AA	977	A
1	AA	984	C
1	AA	991	U
1	AA	992	U
1	AA	993	G
1	AA	1003	G
1	AA	1004	A
1	AA	1010	U
1	AA	1019	A
1	AA	1020	G
1	AA	1028	C
1	AA	1030	U
1	AA	1031	C
1	AA	1034	G
1	AA	1035	A

Continued on next page...

Continued from previous page...

Mol	Chain	Res	Type
1	AA	1041	G
1	AA	1049	U
1	AA	1050	G
1	AA	1054	C
1	AA	1065	U
1	AA	1066	C
1	AA	1081	A
1	AA	1094	G
1	AA	1101	A
1	AA	1136	C
1	AA	1137	C
1	AA	1138	G
1	AA	1139	G
1	AA	1146	A
1	AA	1159	U
1	AA	1167	A
1	AA	1168	U
1	AA	1174	G
1	AA	1179	A
1	AA	1181	G
1	AA	1184	G
1	AA	1196	A
1	AA	1197	A
1	AA	1202	U
1	AA	1212	U
1	AA	1213	A
1	AA	1214	C
1	AA	1225	A
1	AA	1226	C
1	AA	1227	A
1	AA	1238	A
1	AA	1240	U
1	AA	1250	A
1	AA	1256	A
1	AA	1261	A
1	AA	1278	G
1	AA	1279	G
1	AA	1280	A
1	AA	1281	C
1	AA	1285	A
1	AA	1286	U
1	AA	1287	A

Continued on next page...

Continued from previous page...

Mol	Chain	Res	Type
1	AA	1297	G
1	AA	1300	G
1	AA	1301	U
1	AA	1302	C
1	AA	1303	C
1	AA	1305	G
1	AA	1316	G
1	AA	1317	C
1	AA	1323	G
1	AA	1336	C
1	AA	1362	A
1	AA	1363	A
1	AA	1364	U
1	AA	1398	A
1	AA	1400	C
1	AA	1401	G
1	AA	1410	A
1	AA	1432	G
1	AA	1446	A
1	AA	1448	C
1	AA	1452	C
1	AA	1475	G
1	AA	1490	U
1	AA	1491	G
1	AA	1492	A
1	AA	1493	A
1	AA	1494	G
1	AA	1497	G
1	AA	1503	A
1	AA	1506	U
1	AA	1517	G
1	AA	1520	C
1	AA	1529	G
1	AA	1530	G
1	AA	1533	C
1	AA	1534	A
22	BA	11	C
22	BA	12	C
22	BA	13	G
22	BA	16	G
22	BA	26	C
22	BA	29	A

Continued on next page...

Continued from previous page...

Mol	Chain	Res	Type
22	BA	30	C
22	BA	35	C
22	BA	42	C
22	BA	44	G
22	BA	57	A
22	BA	66	A
22	BA	67	G
22	BA	74	U
22	BA	88	C
22	BA	90	C
22	BA	96	G
22	BA	99	A
22	BA	108	A
22	BA	109	A
22	BA	112	G
22	BA	116	G
23	BB	2	G
23	BB	34	U
23	BB	46	G
23	BB	51	G
23	BB	63	A
23	BB	71	A
23	BB	74	A
23	BB	75	G
23	BB	84	A
23	BB	91	A
23	BB	98	G
23	BB	100	U
23	BB	101	A
23	BB	102	U
23	BB	118	A
23	BB	119	A
23	BB	120	U
23	BB	125	A
23	BB	126	A
23	BB	128	C
23	BB	138	U
23	BB	139	U
23	BB	140	C
23	BB	141	G
23	BB	142	A
23	BB	160	A

Continued on next page...

Continued from previous page...

Mol	Chain	Res	Type
23	BB	162	U
23	BB	163	C
23	BB	180	G
23	BB	181	A
23	BB	196	A
23	BB	199	A
23	BB	215	G
23	BB	216	A
23	BB	221	A
23	BB	222	A
23	BB	230	G
23	BB	233	A
23	BB	241	A
23	BB	248	G
23	BB	252	G
23	BB	255	A
23	BB	265	A
23	BB	266	G
23	BB	267	C
23	BB	268	C
23	BB	271	G
23	BB	277	G
23	BB	279	A
23	BB	280	U
23	BB	281	C
23	BB	299	A
23	BB	311	A
23	BB	323	C
23	BB	329	G
23	BB	330	A
23	BB	331	C
23	BB	333	G
23	BB	343	C
23	BB	346	A
23	BB	353	C
23	BB	355	U
23	BB	364	C
23	BB	367	G
23	BB	371	A
23	BB	372	G
23	BB	386	G
23	BB	387	U

Continued on next page...

Continued from previous page...

Mol	Chain	Res	Type
23	BB	395	U
23	BB	396	G
23	BB	411	G
23	BB	412	A
23	BB	424	G
23	BB	444	C
23	BB	456	C
23	BB	457	A
23	BB	473	G
23	BB	479	A
23	BB	480	A
23	BB	481	G
23	BB	490	C
23	BB	491	G
23	BB	502	A
23	BB	504	A
23	BB	505	A
23	BB	508	A
23	BB	512	G
23	BB	527	C
23	BB	531	C
23	BB	532	A
23	BB	533	G
23	BB	544	C
23	BB	546	U
23	BB	548	G
23	BB	549	G
23	BB	550	C
23	BB	563	A
23	BB	573	U
23	BB	575	A
23	BB	586	A
23	BB	588	U
23	BB	603	A
23	BB	613	A
23	BB	614	A
23	BB	615	U
23	BB	616	A
23	BB	627	A
23	BB	637	A
23	BB	645	C
23	BB	646	U

Continued on next page...

Continued from previous page...

Mol	Chain	Res	Type
23	BB	647	G
23	BB	654	A
23	BB	655	A
23	BB	671	C
23	BB	686	U
23	BB	699	A
23	BB	717	C
23	BB	718	A
23	BB	719	C
23	BB	727	A
23	BB	730	A
23	BB	743	A
23	BB	746	U
23	BB	747	U
23	BB	775	G
23	BB	782	A
23	BB	783	A
23	BB	784	G
23	BB	785	G
23	BB	789	A
23	BB	798	G
23	BB	805	G
23	BB	811	U
23	BB	812	C
23	BB	819	A
23	BB	827	U
23	BB	828	U
23	BB	846	U
23	BB	847	U
23	BB	859	G
23	BB	869	G
23	BB	874	G
23	BB	876	C
23	BB	899	A
23	BB	910	A
23	BB	912	C
23	BB	919	U
23	BB	931	U
23	BB	932	U
23	BB	933	A
23	BB	941	A
23	BB	946	C

Continued on next page...

Continued from previous page...

Mol	Chain	Res	Type
23	BB	961	C
23	BB	974	G
23	BB	982	C
23	BB	983	A
23	BB	991	C
23	BB	995	C
23	BB	996	A
23	BB	1012	U
23	BB	1013	C
23	BB	1022	G
23	BB	1025	G
23	BB	1033	U
23	BB	1043	C
23	BB	1046	A
23	BB	1047	G
23	BB	1056	G
23	BB	1062	G
23	BB	1070	A
23	BB	1088	A
23	BB	1090	A
23	BB	1110	G
23	BB	1111	A
23	BB	1112	G
23	BB	1132	U
23	BB	1133	A
23	BB	1134	A
23	BB	1135	C
23	BB	1136	G
23	BB	1139	G
23	BB	1142	A
23	BB	1156	A
23	BB	1171	G
23	BB	1172	C
23	BB	1173	U
23	BB	1174	U
23	BB	1176	U
23	BB	1177	G
23	BB	1181	U
23	BB	1186	G
23	BB	1194	A
23	BB	1205	A
23	BB	1211	C

Continued on next page...

Continued from previous page...

Mol	Chain	Res	Type
23	BB	1212	G
23	BB	1218	G
23	BB	1237	A
23	BB	1241	A
23	BB	1242	U
23	BB	1248	G
23	BB	1249	U
23	BB	1250	G
23	BB	1251	C
23	BB	1253	A
23	BB	1256	G
23	BB	1266	G
23	BB	1271	G
23	BB	1272	A
23	BB	1275	A
23	BB	1276	A
23	BB	1301	A
23	BB	1325	U
23	BB	1337	G
23	BB	1341	G
23	BB	1352	U
23	BB	1365	A
23	BB	1368	G
23	BB	1371	G
23	BB	1379	U
23	BB	1383	A
23	BB	1384	A
23	BB	1386	C
23	BB	1396	U
23	BB	1397	U
23	BB	1416	G
23	BB	1419	A
23	BB	1420	A
23	BB	1426	G
23	BB	1427	A
23	BB	1428	C
23	BB	1434	A
23	BB	1451	C
23	BB	1453	A
23	BB	1454	C
23	BB	1458	U
23	BB	1459	G

Continued on next page...

Continued from previous page...

Mol	Chain	Res	Type
23	BB	1460	U
23	BB	1461	C
23	BB	1470	A
23	BB	1475	G
23	BB	1476	U
23	BB	1477	A
23	BB	1482	G
23	BB	1490	A
23	BB	1493	C
23	BB	1494	A
23	BB	1504	A
23	BB	1507	C
23	BB	1508	A
23	BB	1509	A
23	BB	1510	G
23	BB	1519	G
23	BB	1524	G
23	BB	1535	A
23	BB	1537	G
23	BB	1540	G
23	BB	1552	A
23	BB	1558	C
23	BB	1559	U
23	BB	1560	G
23	BB	1569	A
23	BB	1578	U
23	BB	1583	A
23	BB	1584	U
23	BB	1585	C
23	BB	1608	A
23	BB	1610	A
23	BB	1613	G
23	BB	1616	A
23	BB	1619	G
23	BB	1634	A
23	BB	1635	A
23	BB	1647	U
23	BB	1648	U
23	BB	1674	G
23	BB	1700	A
23	BB	1714	U
23	BB	1715	G

Continued on next page...

Continued from previous page...

Mol	Chain	Res	Type
23	BB	1722	A
23	BB	1723	G
23	BB	1729	U
23	BB	1730	C
23	BB	1733	G
23	BB	1738	G
23	BB	1756	G
23	BB	1758	U
23	BB	1764	C
23	BB	1772	A
23	BB	1773	A
23	BB	1800	C
23	BB	1816	C
23	BB	1829	A
23	BB	1857	G
23	BB	1870	C
23	BB	1906	G
23	BB	1913	A
23	BB	1914	C
23	BB	1919	A
23	BB	1926	U
23	BB	1929	G
23	BB	1930	G
23	BB	1938	A
23	BB	1939	U
23	BB	1940	U
23	BB	1955	U
23	BB	1966	A
23	BB	1967	C
23	BB	1970	A
23	BB	1971	U
23	BB	1972	G
23	BB	1991	U
23	BB	1993	U
23	BB	1996	C
23	BB	1997	C
23	BB	2022	U
23	BB	2023	C
23	BB	2031	A
23	BB	2043	C
23	BB	2055	C
23	BB	2056	G

Continued on next page...

Continued from previous page...

Mol	Chain	Res	Type
23	BB	2060	A
23	BB	2061	G
23	BB	2062	A
23	BB	2069	G
23	BB	2093	G
23	BB	2102	G
23	BB	2103	C
23	BB	2104	C
23	BB	2105	U
23	BB	2109	U
23	BB	2140	G
23	BB	2144	G
23	BB	2145	C
23	BB	2147	A
23	BB	2148	G
23	BB	2149	U
23	BB	2152	G
23	BB	2153	C
23	BB	2157	G
23	BB	2181	U
23	BB	2183	A
23	BB	2185	U
23	BB	2187	U
23	BB	2192	U
23	BB	2198	A
23	BB	2199	A
23	BB	2203	U
23	BB	2204	G
23	BB	2211	A
23	BB	2212	A
23	BB	2213	U
23	BB	2225	A
23	BB	2238	G
23	BB	2239	G
23	BB	2266	A
23	BB	2272	U
23	BB	2283	C
23	BB	2287	A
23	BB	2288	A
23	BB	2305	U
23	BB	2307	G
23	BB	2308	G

Continued on next page...

Continued from previous page...

Mol	Chain	Res	Type
23	BB	2309	A
23	BB	2311	A
23	BB	2319	G
23	BB	2321	U
23	BB	2322	A
23	BB	2324	U
23	BB	2325	G
23	BB	2333	A
23	BB	2334	U
23	BB	2335	A
23	BB	2336	A
23	BB	2345	G
23	BB	2347	C
23	BB	2353	G
23	BB	2357	G
23	BB	2358	A
23	BB	2361	G
23	BB	2383	G
23	BB	2385	C
23	BB	2392	A
23	BB	2396	G
23	BB	2402	U
23	BB	2406	A
23	BB	2423	U
23	BB	2426	A
23	BB	2427	C
23	BB	2429	G
23	BB	2430	A
23	BB	2431	U
23	BB	2435	A
23	BB	2441	U
23	BB	2446	G
23	BB	2448	A
23	BB	2472	G
23	BB	2474	U
23	BB	2476	A
23	BB	2491	U
23	BB	2502	G
23	BB	2505	G
23	BB	2506	U
23	BB	2518	A
23	BB	2529	G

Continued on next page...

Continued from previous page...

Mol	Chain	Res	Type
23	BB	2530	A
23	BB	2531	A
23	BB	2535	G
23	BB	2554	U
23	BB	2556	C
23	BB	2566	A
23	BB	2567	G
23	BB	2573	C
23	BB	2574	G
23	BB	2586	U
23	BB	2602	A
23	BB	2609	U
23	BB	2613	U
23	BB	2621	G
23	BB	2629	U
23	BB	2646	C
23	BB	2654	A
23	BB	2682	A
23	BB	2689	U
23	BB	2690	U
23	BB	2714	G
23	BB	2726	A
23	BB	2739	U
23	BB	2744	G
23	BB	2750	A
23	BB	2751	G
23	BB	2752	C
23	BB	2753	A
23	BB	2756	U
23	BB	2757	A
23	BB	2760	C
23	BB	2765	A
23	BB	2778	A
23	BB	2790	U
23	BB	2791	G
23	BB	2792	A
23	BB	2798	U
23	BB	2799	A
23	BB	2800	A
23	BB	2801	G
23	BB	2808	G
23	BB	2809	A

Continued on next page...

Continued from previous page...

Mol	Chain	Res	Type
23	BB	2820	A
23	BB	2821	A
23	BB	2832	U
23	BB	2834	G
23	BB	2836	U
23	BB	2850	A
23	BB	2861	U
23	BB	2867	G
23	BB	2872	A
23	BB	2873	A
23	BB	2883	A
23	BB	2886	A
23	BB	2901	C
23	BB	2903	U
1	CA	6	G
1	CA	9	G
1	CA	14	U
1	CA	32	A
1	CA	39	G
1	CA	47	C
1	CA	48	C
1	CA	52	C
1	CA	54	C
1	CA	55	A
1	CA	68	G
1	CA	71	A
1	CA	83	C
1	CA	84	U
1	CA	85	U
1	CA	86	G
1	CA	87	C
1	CA	91	U
1	CA	121	U
1	CA	130	A
1	CA	131	A
1	CA	149	A
1	CA	164	G
1	CA	177	G
1	CA	182	A
1	CA	183	C
1	CA	197	A
1	CA	206	C

Continued on next page...

Continued from previous page...

Mol	Chain	Res	Type
1	CA	209	U
1	CA	210	C
1	CA	233	C
1	CA	239	U
1	CA	240	G
1	CA	243	A
1	CA	244	U
1	CA	245	U
1	CA	247	G
1	CA	250	A
1	CA	251	G
1	CA	253	A
1	CA	256	U
1	CA	257	G
1	CA	258	G
1	CA	266	G
1	CA	267	C
1	CA	280	C
1	CA	289	G
1	CA	321	A
1	CA	328	C
1	CA	329	A
1	CA	330	C
1	CA	332	G
1	CA	352	C
1	CA	353	A
1	CA	354	G
1	CA	367	U
1	CA	372	C
1	CA	373	A
1	CA	381	C
1	CA	384	G
1	CA	392	C
1	CA	397	A
1	CA	398	U
1	CA	406	G
1	CA	408	A
1	CA	411	A
1	CA	412	A
1	CA	413	G
1	CA	415	A
1	CA	421	U

Continued on next page...

Continued from previous page...

Mol	Chain	Res	Type
1	CA	422	C
1	CA	429	U
1	CA	430	A
1	CA	435	A
1	CA	438	U
1	CA	460	A
1	CA	461	A
1	CA	462	G
1	CA	463	U
1	CA	464	U
1	CA	465	A
1	CA	466	A
1	CA	467	U
1	CA	468	A
1	CA	479	U
1	CA	484	G
1	CA	485	U
1	CA	486	U
1	CA	493	A
1	CA	500	G
1	CA	511	C
1	CA	518	C
1	CA	527	G
1	CA	532	A
1	CA	547	A
1	CA	559	A
1	CA	562	U
1	CA	572	A
1	CA	573	A
1	CA	576	C
1	CA	577	G
1	CA	596	A
1	CA	633	G
1	CA	653	U
1	CA	661	G
1	CA	665	A
1	CA	687	A
1	CA	695	A
1	CA	700	G
1	CA	721	G
1	CA	724	G
1	CA	731	G

Continued on next page...

Continued from previous page...

Mol	Chain	Res	Type
1	CA	747	A
1	CA	748	G
1	CA	755	G
1	CA	777	A
1	CA	781	A
1	CA	782	A
1	CA	785	G
1	CA	793	U
1	CA	794	A
1	CA	812	G
1	CA	815	A
1	CA	817	C
1	CA	818	G
1	CA	819	A
1	CA	828	U
1	CA	829	G
1	CA	841	C
1	CA	843	U
1	CA	844	G
1	CA	845	A
1	CA	846	G
1	CA	847	G
1	CA	849	G
1	CA	914	A
1	CA	926	G
1	CA	927	G
1	CA	934	C
1	CA	935	A
1	CA	960	U
1	CA	961	U
1	CA	966	G
1	CA	968	A
1	CA	969	A
1	CA	974	A
1	CA	975	A
1	CA	976	G
1	CA	977	A
1	CA	984	C
1	CA	991	U
1	CA	992	U
1	CA	993	G
1	CA	1003	G

Continued on next page...

Continued from previous page...

Mol	Chain	Res	Type
1	CA	1004	A
1	CA	1010	U
1	CA	1011	C
1	CA	1019	A
1	CA	1020	G
1	CA	1028	C
1	CA	1030	U
1	CA	1031	C
1	CA	1034	G
1	CA	1035	A
1	CA	1041	G
1	CA	1049	U
1	CA	1050	G
1	CA	1054	C
1	CA	1065	U
1	CA	1066	C
1	CA	1081	A
1	CA	1094	G
1	CA	1101	A
1	CA	1136	C
1	CA	1137	C
1	CA	1138	G
1	CA	1139	G
1	CA	1146	A
1	CA	1159	U
1	CA	1167	A
1	CA	1168	U
1	CA	1174	G
1	CA	1179	A
1	CA	1181	G
1	CA	1184	G
1	CA	1196	A
1	CA	1197	A
1	CA	1202	U
1	CA	1212	U
1	CA	1213	A
1	CA	1214	C
1	CA	1225	A
1	CA	1226	C
1	CA	1227	A
1	CA	1238	A
1	CA	1240	U

Continued on next page...

Continued from previous page...

Mol	Chain	Res	Type
1	CA	1250	A
1	CA	1256	A
1	CA	1261	A
1	CA	1278	G
1	CA	1279	G
1	CA	1280	A
1	CA	1281	C
1	CA	1285	A
1	CA	1286	U
1	CA	1287	A
1	CA	1297	G
1	CA	1300	G
1	CA	1301	U
1	CA	1302	C
1	CA	1303	C
1	CA	1305	G
1	CA	1316	G
1	CA	1317	C
1	CA	1323	G
1	CA	1336	C
1	CA	1362	A
1	CA	1363	A
1	CA	1364	U
1	CA	1388	C
1	CA	1398	A
1	CA	1400	C
1	CA	1401	G
1	CA	1432	G
1	CA	1446	A
1	CA	1448	C
1	CA	1452	C
1	CA	1490	U
1	CA	1491	G
1	CA	1492	A
1	CA	1493	A
1	CA	1494	G
1	CA	1497	G
1	CA	1503	A
1	CA	1506	U
1	CA	1517	G
1	CA	1520	C
1	CA	1529	G

Continued on next page...

Continued from previous page...

Mol	Chain	Res	Type
1	CA	1530	G
1	CA	1534	A
22	DA	11	C
22	DA	12	C
22	DA	13	G
22	DA	16	G
22	DA	26	C
22	DA	29	A
22	DA	30	C
22	DA	35	C
22	DA	42	C
22	DA	44	G
22	DA	57	A
22	DA	66	A
22	DA	67	G
22	DA	88	C
22	DA	90	C
22	DA	96	G
22	DA	99	A
22	DA	108	A
22	DA	109	A
22	DA	112	G
22	DA	116	G
22	DA	118	C
23	DB	34	U
23	DB	46	G
23	DB	51	G
23	DB	63	A
23	DB	71	A
23	DB	74	A
23	DB	75	G
23	DB	84	A
23	DB	91	A
23	DB	98	G
23	DB	100	U
23	DB	101	A
23	DB	102	U
23	DB	118	A
23	DB	119	A
23	DB	120	U
23	DB	125	A
23	DB	126	A

Continued on next page...

Continued from previous page...

Mol	Chain	Res	Type
23	DB	128	C
23	DB	135	U
23	DB	139	U
23	DB	140	C
23	DB	141	G
23	DB	143	C
23	DB	160	A
23	DB	162	U
23	DB	163	C
23	DB	180	G
23	DB	181	A
23	DB	196	A
23	DB	199	A
23	DB	215	G
23	DB	216	A
23	DB	221	A
23	DB	222	A
23	DB	223	A
23	DB	230	G
23	DB	233	A
23	DB	241	A
23	DB	242	G
23	DB	248	G
23	DB	252	G
23	DB	255	A
23	DB	265	A
23	DB	266	G
23	DB	267	C
23	DB	268	C
23	DB	271	G
23	DB	276	U
23	DB	277	G
23	DB	278	A
23	DB	282	A
23	DB	284	U
23	DB	288	U
23	DB	289	G
23	DB	299	A
23	DB	311	A
23	DB	323	C
23	DB	329	G
23	DB	330	A

Continued on next page...

Continued from previous page...

Mol	Chain	Res	Type
23	DB	331	C
23	DB	333	G
23	DB	343	C
23	DB	346	A
23	DB	349	U
23	DB	353	C
23	DB	354	A
23	DB	358	U
23	DB	362	A
23	DB	367	G
23	DB	371	A
23	DB	372	G
23	DB	386	G
23	DB	387	U
23	DB	395	U
23	DB	396	G
23	DB	411	G
23	DB	412	A
23	DB	424	G
23	DB	444	C
23	DB	456	C
23	DB	457	A
23	DB	473	G
23	DB	479	A
23	DB	480	A
23	DB	481	G
23	DB	490	C
23	DB	491	G
23	DB	502	A
23	DB	504	A
23	DB	505	A
23	DB	508	A
23	DB	512	G
23	DB	527	C
23	DB	531	C
23	DB	532	A
23	DB	533	G
23	DB	544	C
23	DB	545	U
23	DB	546	U
23	DB	548	G
23	DB	549	G

Continued on next page...

Continued from previous page...

Mol	Chain	Res	Type
23	DB	550	C
23	DB	563	A
23	DB	573	U
23	DB	575	A
23	DB	586	A
23	DB	588	U
23	DB	603	A
23	DB	613	A
23	DB	614	A
23	DB	615	U
23	DB	616	A
23	DB	627	A
23	DB	637	A
23	DB	645	C
23	DB	646	U
23	DB	647	G
23	DB	654	A
23	DB	655	A
23	DB	671	C
23	DB	686	U
23	DB	699	A
23	DB	717	C
23	DB	718	A
23	DB	719	C
23	DB	727	A
23	DB	730	A
23	DB	743	A
23	DB	746	U
23	DB	747	U
23	DB	775	G
23	DB	782	A
23	DB	783	A
23	DB	784	G
23	DB	785	G
23	DB	789	A
23	DB	798	G
23	DB	805	G
23	DB	806	C
23	DB	811	U
23	DB	812	C
23	DB	819	A
23	DB	827	U

Continued on next page...

Continued from previous page...

Mol	Chain	Res	Type
23	DB	828	U
23	DB	846	U
23	DB	847	U
23	DB	859	G
23	DB	869	G
23	DB	874	G
23	DB	877	A
23	DB	878	A
23	DB	899	A
23	DB	910	A
23	DB	912	C
23	DB	919	U
23	DB	931	U
23	DB	932	U
23	DB	933	A
23	DB	941	A
23	DB	946	C
23	DB	961	C
23	DB	974	G
23	DB	982	C
23	DB	983	A
23	DB	991	C
23	DB	995	C
23	DB	996	A
23	DB	1012	U
23	DB	1013	C
23	DB	1022	G
23	DB	1025	G
23	DB	1033	U
23	DB	1046	A
23	DB	1047	G
23	DB	1070	A
23	DB	1088	A
23	DB	1090	A
23	DB	1098	A
23	DB	1110	G
23	DB	1111	A
23	DB	1112	G
23	DB	1116	G
23	DB	1118	C
23	DB	1132	U
23	DB	1133	A

Continued on next page...

Continued from previous page...

Mol	Chain	Res	Type
23	DB	1134	A
23	DB	1135	C
23	DB	1136	G
23	DB	1139	G
23	DB	1142	A
23	DB	1156	A
23	DB	1172	C
23	DB	1173	U
23	DB	1174	U
23	DB	1176	U
23	DB	1186	G
23	DB	1194	A
23	DB	1205	A
23	DB	1211	C
23	DB	1212	G
23	DB	1218	G
23	DB	1237	A
23	DB	1241	A
23	DB	1242	U
23	DB	1248	G
23	DB	1249	U
23	DB	1250	G
23	DB	1251	C
23	DB	1253	A
23	DB	1256	G
23	DB	1266	G
23	DB	1271	G
23	DB	1272	A
23	DB	1275	A
23	DB	1276	A
23	DB	1301	A
23	DB	1324	G
23	DB	1325	U
23	DB	1337	G
23	DB	1341	G
23	DB	1352	U
23	DB	1365	A
23	DB	1368	G
23	DB	1379	U
23	DB	1383	A
23	DB	1384	A
23	DB	1386	C

Continued on next page...

Continued from previous page...

Mol	Chain	Res	Type
23	DB	1396	U
23	DB	1397	U
23	DB	1416	G
23	DB	1419	A
23	DB	1420	A
23	DB	1426	G
23	DB	1428	C
23	DB	1434	A
23	DB	1451	C
23	DB	1453	A
23	DB	1454	C
23	DB	1458	U
23	DB	1459	G
23	DB	1460	U
23	DB	1461	C
23	DB	1470	A
23	DB	1475	G
23	DB	1476	U
23	DB	1477	A
23	DB	1482	G
23	DB	1490	A
23	DB	1493	C
23	DB	1494	A
23	DB	1504	A
23	DB	1507	C
23	DB	1508	A
23	DB	1509	A
23	DB	1510	G
23	DB	1519	G
23	DB	1524	G
23	DB	1535	A
23	DB	1537	G
23	DB	1540	G
23	DB	1552	A
23	DB	1558	C
23	DB	1559	U
23	DB	1560	G
23	DB	1569	A
23	DB	1578	U
23	DB	1583	A
23	DB	1584	U
23	DB	1585	C

Continued on next page...

Continued from previous page...

Mol	Chain	Res	Type
23	DB	1608	A
23	DB	1610	A
23	DB	1613	G
23	DB	1619	G
23	DB	1634	A
23	DB	1635	A
23	DB	1647	U
23	DB	1648	U
23	DB	1674	G
23	DB	1700	A
23	DB	1714	U
23	DB	1715	G
23	DB	1723	G
23	DB	1729	U
23	DB	1730	C
23	DB	1733	G
23	DB	1738	G
23	DB	1756	G
23	DB	1758	U
23	DB	1764	C
23	DB	1772	A
23	DB	1773	A
23	DB	1800	C
23	DB	1816	C
23	DB	1829	A
23	DB	1848	A
23	DB	1857	G
23	DB	1870	C
23	DB	1906	G
23	DB	1913	A
23	DB	1914	C
23	DB	1915	U
23	DB	1916	A
23	DB	1926	U
23	DB	1929	G
23	DB	1930	G
23	DB	1938	A
23	DB	1939	U
23	DB	1940	U
23	DB	1955	U
23	DB	1966	A
23	DB	1967	C

Continued on next page...

Continued from previous page...

Mol	Chain	Res	Type
23	DB	1970	A
23	DB	1971	U
23	DB	1972	G
23	DB	1991	U
23	DB	1993	U
23	DB	1996	C
23	DB	1997	C
23	DB	2022	U
23	DB	2023	C
23	DB	2031	A
23	DB	2043	C
23	DB	2055	C
23	DB	2056	G
23	DB	2060	A
23	DB	2061	G
23	DB	2062	A
23	DB	2069	G
23	DB	2093	G
23	DB	2095	A
23	DB	2096	C
23	DB	2100	G
23	DB	2101	A
23	DB	2102	G
23	DB	2106	U
23	DB	2107	G
23	DB	2108	A
23	DB	2109	U
23	DB	2110	G
23	DB	2144	G
23	DB	2145	C
23	DB	2147	A
23	DB	2150	C
23	DB	2155	U
23	DB	2156	G
23	DB	2157	G
23	DB	2181	U
23	DB	2188	U
23	DB	2193	G
23	DB	2198	A
23	DB	2199	A
23	DB	2203	U
23	DB	2204	G

Continued on next page...

Continued from previous page...

Mol	Chain	Res	Type
23	DB	2211	A
23	DB	2212	A
23	DB	2213	U
23	DB	2225	A
23	DB	2238	G
23	DB	2239	G
23	DB	2266	A
23	DB	2272	U
23	DB	2283	C
23	DB	2287	A
23	DB	2288	A
23	DB	2297	A
23	DB	2305	U
23	DB	2307	G
23	DB	2308	G
23	DB	2309	A
23	DB	2311	A
23	DB	2319	G
23	DB	2321	U
23	DB	2322	A
23	DB	2324	U
23	DB	2325	G
23	DB	2333	A
23	DB	2334	U
23	DB	2335	A
23	DB	2336	A
23	DB	2345	G
23	DB	2347	C
23	DB	2357	G
23	DB	2361	G
23	DB	2383	G
23	DB	2385	C
23	DB	2392	A
23	DB	2396	G
23	DB	2402	U
23	DB	2406	A
23	DB	2423	U
23	DB	2426	A
23	DB	2427	C
23	DB	2429	G
23	DB	2430	A
23	DB	2431	U

Continued on next page...

Continued from previous page...

Mol	Chain	Res	Type
23	DB	2435	A
23	DB	2441	U
23	DB	2446	G
23	DB	2448	A
23	DB	2472	G
23	DB	2474	U
23	DB	2476	A
23	DB	2491	U
23	DB	2502	G
23	DB	2505	G
23	DB	2506	U
23	DB	2518	A
23	DB	2529	G
23	DB	2530	A
23	DB	2531	A
23	DB	2535	G
23	DB	2554	U
23	DB	2556	C
23	DB	2566	A
23	DB	2567	G
23	DB	2573	C
23	DB	2574	G
23	DB	2586	U
23	DB	2602	A
23	DB	2609	U
23	DB	2613	U
23	DB	2621	G
23	DB	2629	U
23	DB	2646	C
23	DB	2654	A
23	DB	2682	A
23	DB	2689	U
23	DB	2690	U
23	DB	2714	G
23	DB	2726	A
23	DB	2739	U
23	DB	2744	G
23	DB	2748	A
23	DB	2757	A
23	DB	2760	C
23	DB	2765	A
23	DB	2778	A

Continued on next page...

Continued from previous page...

Mol	Chain	Res	Type
23	DB	2790	U
23	DB	2791	G
23	DB	2792	A
23	DB	2798	U
23	DB	2799	A
23	DB	2800	A
23	DB	2801	G
23	DB	2808	G
23	DB	2809	A
23	DB	2820	A
23	DB	2821	A
23	DB	2823	A
23	DB	2832	U
23	DB	2834	G
23	DB	2836	U
23	DB	2861	U
23	DB	2867	G
23	DB	2872	A
23	DB	2873	A
23	DB	2883	A
23	DB	2886	A
23	DB	2903	U

All (92) RNA pucker outliers are listed below:

Mol	Chain	Res	Type
1	AA	51	A
1	AA	81	A
1	AA	84	U
1	AA	243	A
1	AA	279	A
1	AA	328	C
1	AA	366	A
1	AA	372	C
1	AA	412	A
1	AA	428	G
1	AA	429	U
1	AA	484	G
1	AA	576	C
1	AA	960	U
1	AA	975	A
1	AA	1030	U

Continued on next page...

Continued from previous page...

Mol	Chain	Res	Type
1	AA	1049	U
1	AA	1065	U
1	AA	1201	A
1	AA	1213	A
1	AA	1226	C
1	AA	1285	A
1	AA	1302	C
1	AA	1362	A
1	AA	1397	C
1	AA	1451	U
1	AA	1492	A
23	BB	63	A
23	BB	162	U
23	BB	670	A
23	BB	858	G
23	BB	1133	A
23	BB	1210	G
23	BB	1419	A
23	BB	1509	A
23	BB	1912	A
23	BB	2213	U
23	BB	2282	G
23	BB	2286	G
23	BB	2425	A
23	BB	2430	A
23	BB	2756	U
23	BB	2808	G
23	BB	2873	A
1	CA	51	A
1	CA	239	U
1	CA	243	A
1	CA	266	G
1	CA	279	A
1	CA	328	C
1	CA	366	A
1	CA	372	C
1	CA	412	A
1	CA	428	G
1	CA	429	U
1	CA	484	G
1	CA	960	U
1	CA	975	A

Continued on next page...

Continued from previous page...

Mol	Chain	Res	Type
1	CA	1030	U
1	CA	1049	U
1	CA	1065	U
1	CA	1201	A
1	CA	1212	U
1	CA	1213	A
1	CA	1226	C
1	CA	1285	A
1	CA	1302	C
1	CA	1362	A
1	CA	1397	C
1	CA	1451	U
1	CA	1492	A
23	DB	63	A
23	DB	125	A
23	DB	162	U
23	DB	241	A
23	DB	544	C
23	DB	670	A
23	DB	858	G
23	DB	1133	A
23	DB	1210	G
23	DB	1419	A
23	DB	1509	A
23	DB	1914	C
23	DB	2180	U
23	DB	2213	U
23	DB	2282	G
23	DB	2286	G
23	DB	2425	A
23	DB	2430	A
23	DB	2756	U
23	DB	2808	G
23	DB	2873	A

5.4 Non-standard residues in protein, DNA, RNA chains ⓘ

There are no non-standard protein/DNA/RNA residues in this entry.

5.5 Carbohydrates

There are no carbohydrates in this entry.

5.6 Ligand geometry

Of 347 ligands modelled in this entry, 345 are monoatomic - leaving 2 for Mogul analysis.

In the following table, the Counts columns list the number of bonds (or angles) for which Mogul statistics could be retrieved, the number of bonds (or angles) that are observed in the model and the number of bonds (or angles) that are defined in the chemical component dictionary. The Link column lists molecule types, if any, to which the group is linked. The Z score for a bond length (or angle) is the number of standard deviations the observed value is removed from the expected value. A bond length (or angle) with $|Z| > 2$ is considered an outlier worth inspection. RMSZ is the root-mean-square of all Z scores of the bond lengths (or angles).

Mol	Type	Chain	Res	Link	Bond lengths			Bond angles		
					Counts	RMSZ	$\# Z > 2$	Counts	RMSZ	$\# Z > 2$
54	HYG	AA	2059	-	35,39,39	1.30	3 (8%)	41,60,60	1.49	5 (12%)
54	HYG	CA	2062	-	35,39,39	1.33	4 (11%)	41,60,60	1.49	5 (12%)

In the following table, the Chirals column lists the number of chiral outliers, the number of chiral centers analysed, the number of these observed in the model and the number defined in the chemical component dictionary. Similar counts are reported in the Torsion and Rings columns. '-' means no outliers of that kind were identified.

Mol	Type	Chain	Res	Link	Chirals	Torsions	Rings
54	HYG	AA	2059	-	-	0/12/87/87	0/4/4/4
54	HYG	CA	2062	-	-	0/12/87/87	0/4/4/4

All (7) bond length outliers are listed below:

Mol	Chain	Res	Type	Atoms	Z	Observed(Å)	Ideal(Å)
54	CA	2062	HYG	O22-C17	-2.35	1.38	1.43
54	AA	2059	HYG	C16-C15	2.10	1.57	1.53
54	CA	2062	HYG	C16-C15	2.15	1.57	1.53
54	CA	2062	HYG	C27-C33	2.60	1.56	1.52
54	AA	2059	HYG	C27-C33	2.62	1.56	1.52
54	AA	2059	HYG	O28-C23	2.97	1.44	1.40
54	CA	2062	HYG	O28-C23	2.99	1.44	1.40

All (10) bond angle outliers are listed below:

Mol	Chain	Res	Type	Atoms	Z	Observed(°)	Ideal(°)
54	CA	2062	HYG	O8-C1-C2	-4.36	101.78	109.87
54	AA	2059	HYG	O8-C1-C2	-4.34	101.81	109.87
54	CA	2062	HYG	O35-C34-C33	-3.60	103.94	111.53
54	AA	2059	HYG	O35-C34-C33	-3.59	103.97	111.53
54	AA	2059	HYG	C26-C25-C24	-2.20	108.22	111.33
54	CA	2062	HYG	C26-C25-C24	-2.18	108.26	111.33
54	CA	2062	HYG	C23-O28-C27	2.02	115.84	112.00
54	AA	2059	HYG	C23-O28-C27	2.03	115.86	112.00
54	AA	2059	HYG	O22-C17-C16	4.13	122.08	111.23
54	CA	2062	HYG	O22-C17-C16	4.19	122.21	111.23

There are no chirality outliers.

There are no torsion outliers.

There are no ring outliers.

2 monomers are involved in 3 short contacts:

Mol	Chain	Res	Type	Clashes	Symm-Clashes
54	AA	2059	HYG	2	0
54	CA	2062	HYG	1	0

5.7 Other polymers [i](#)

There are no such residues in this entry.

5.8 Polymer linkage issues [i](#)

There are no chain breaks in this entry.

6 Fit of model and data ⓘ

6.1 Protein, DNA and RNA chains ⓘ

In the following table, the column labelled ‘#RSRZ> 2’ contains the number (and percentage) of RSRZ outliers, followed by percent RSRZ outliers for the chain as percentile scores relative to all X-ray entries and entries of similar resolution. The OWAB column contains the minimum, median, 95th percentile and maximum values of the occupancy-weighted average B-factor per residue. The column labelled ‘Q< 0.9’ lists the number of (and percentage) of residues with an average occupancy less than 0.9.

Mol	Chain	Analysed	<RSRZ>	#RSRZ>2	OWAB(Å ²)	Q<0.9
1	AA	1530/1542 (99%)	-0.65	7 (0%) 91 88	16, 85, 158, 180	0
1	CA	1530/1542 (99%)	-0.67	5 (0%) 94 91	8, 57, 142, 180	0
2	AC	206/232 (88%)	0.86	30 (14%) 3 3	8, 89, 145, 180	0
2	CC	206/232 (88%)	0.33	16 (7%) 16 13	15, 81, 138, 180	0
3	AD	205/205 (100%)	0.65	26 (12%) 5 5	19, 97, 160, 180	0
3	CD	205/205 (100%)	-0.01	4 (1%) 68 59	5, 63, 135, 180	0
4	AE	150/166 (90%)	0.18	5 (3%) 50 41	5, 76, 136, 167	0
4	CE	150/166 (90%)	0.87	24 (16%) 3 3	5, 62, 135, 175	0
5	AF	100/135 (74%)	1.20	27 (27%) 1 1	13, 81, 137, 180	0
5	CF	100/135 (74%)	0.37	3 (3%) 54 43	14, 78, 126, 166	0
6	AG	150/178 (84%)	0.41	23 (15%) 3 3	41, 110, 166, 180	0
6	CG	152/178 (85%)	0.19	11 (7%) 18 15	27, 98, 156, 177	0
7	AH	129/129 (100%)	0.26	10 (7%) 16 13	26, 91, 148, 180	0
7	CH	129/129 (100%)	0.30	13 (10%) 9 9	5, 53, 117, 153	0
8	AI	127/129 (98%)	0.87	27 (21%) 1 1	32, 103, 160, 180	0
8	CI	127/129 (98%)	0.67	14 (11%) 7 7	32, 103, 162, 180	0
9	AJ	98/103 (95%)	0.86	13 (13%) 4 5	34, 106, 162, 180	0
9	CJ	98/103 (95%)	1.24	28 (28%) 1 1	42, 107, 156, 180	0
10	AK	117/128 (91%)	-0.04	1 (0%) 85 78	5, 71, 122, 174	0
10	CK	117/128 (91%)	0.14	5 (4%) 39 30	5, 57, 112, 179	0
11	AL	123/123 (100%)	0.54	16 (13%) 5 5	15, 82, 132, 153	0
11	CL	123/123 (100%)	-0.02	3 (2%) 62 52	5, 44, 109, 165	0
12	AM	114/117 (97%)	0.70	17 (14%) 3 3	68, 130, 178, 180	0
12	CM	113/117 (96%)	0.05	4 (3%) 48 38	32, 108, 156, 180	0

Continued on next page...

Continued from previous page...

Mol	Chain	Analysed	<RSRZ>	#RSRZ>2	OWAB(Å ²)	Q<0.9
13	AN	96/100 (96%)	0.58	10 (10%) 8 8	32, 103, 161, 180	0
13	CN	96/100 (96%)	0.20	6 (6%) 23 18	38, 99, 137, 171	0
14	AO	88/89 (98%)	0.42	4 (4%) 37 29	35, 83, 132, 180	0
14	CO	88/89 (98%)	-0.01	2 (2%) 64 54	8, 54, 111, 165	0
15	AP	82/82 (100%)	1.82	33 (40%) 0 0	43, 99, 163, 180	0
15	CP	80/82 (97%)	0.10	4 (5%) 32 25	5, 51, 143, 164	0
16	AQ	80/83 (96%)	1.12	18 (22%) 1 1	49, 106, 156, 177	0
16	CQ	81/83 (97%)	-0.06	0 100 100	5, 51, 121, 157	0
17	AR	55/74 (74%)	0.32	3 (5%) 29 22	16, 78, 142, 152	0
17	CR	55/74 (74%)	0.74	5 (9%) 11 10	13, 69, 132, 149	0
18	AS	79/91 (86%)	1.09	23 (29%) 1 1	67, 128, 175, 180	0
18	CS	80/91 (87%)	-0.09	3 (3%) 44 36	49, 113, 171, 180	0
19	AT	85/86 (98%)	0.05	3 (3%) 48 38	43, 100, 153, 175	0
19	CT	85/86 (98%)	-0.15	0 100 100	14, 58, 121, 177	0
20	AB	218/240 (90%)	0.30	23 (10%) 8 7	30, 102, 152, 180	0
20	CB	218/240 (90%)	1.42	71 (32%) 1 0	26, 106, 160, 180	0
21	AU	51/71 (71%)	0.39	2 (3%) 43 35	26, 102, 172, 180	0
21	CU	51/71 (71%)	0.79	8 (15%) 3 3	19, 85, 151, 180	0
22	BA	117/120 (97%)	-0.71	1 (0%) 85 78	43, 83, 131, 173	0
22	DA	117/120 (97%)	-0.75	1 (0%) 85 78	32, 75, 118, 180	0
23	BB	2841/2904 (97%)	-0.43	15 (0%) 91 88	6, 56, 146, 180	0
23	DB	2841/2904 (97%)	-0.47	7 (0%) 95 93	5, 40, 139, 180	0
24	BV	94/94 (100%)	0.11	5 (5%) 30 23	11, 96, 146, 176	0
24	DV	94/94 (100%)	-0.08	3 (3%) 51 42	14, 86, 143, 180	0
25	BC	271/273 (99%)	0.68	28 (10%) 9 8	7, 48, 104, 170	0
25	DC	271/273 (99%)	0.48	24 (8%) 12 10	5, 28, 81, 120	0
26	BD	209/209 (100%)	0.54	27 (12%) 5 5	5, 73, 138, 180	0
26	DD	209/209 (100%)	0.45	21 (10%) 9 9	5, 42, 118, 180	0
27	BE	201/201 (100%)	0.82	23 (11%) 7 7	5, 65, 142, 180	0
27	DE	201/201 (100%)	0.38	14 (6%) 19 15	5, 67, 135, 180	0
28	BF	178/178 (100%)	1.41	56 (31%) 1 1	50, 116, 175, 180	0

Continued on next page...

Continued from previous page...

Mol	Chain	Analysed	<RSRZ>	#RSRZ>2	OWAB(Å ²)	Q<0.9
28	DF	178/178 (100%)	1.10	35 (19%) 1 2	7, 101, 172, 180	0
29	BG	176/176 (100%)	0.66	23 (13%) 5 5	23, 102, 155, 180	0
29	DG	176/176 (100%)	0.21	11 (6%) 23 18	24, 90, 161, 180	0
30	BH	149/149 (100%)	1.73	51 (34%) 0 0	14, 117, 177, 180	0
30	DH	149/149 (100%)	0.55	13 (8%) 13 12	11, 100, 156, 180	0
31	BJ	142/142 (100%)	0.37	8 (5%) 28 22	6, 80, 141, 171	0
31	DJ	142/142 (100%)	0.33	9 (6%) 23 18	5, 60, 119, 165	0
32	BK	121/123 (98%)	1.76	46 (38%) 0 0	5, 73, 135, 180	0
32	DK	121/123 (98%)	0.58	11 (9%) 11 10	5, 35, 102, 145	0
33	BL	143/144 (99%)	0.05	5 (3%) 48 38	10, 64, 128, 180	0
33	DL	143/144 (99%)	0.56	18 (12%) 5 6	5, 54, 118, 162	0
34	BM	136/136 (100%)	0.10	5 (3%) 45 36	8, 70, 129, 172	0
34	DM	136/136 (100%)	0.76	19 (13%) 4 4	5, 51, 114, 168	0
35	BN	120/127 (94%)	0.51	13 (10%) 8 7	7, 67, 132, 163	0
35	DN	120/127 (94%)	-0.07	1 (0%) 87 80	5, 42, 86, 145	0
36	BO	116/117 (99%)	0.79	26 (22%) 1 1	27, 87, 135, 156	0
36	DO	116/117 (99%)	-0.02	1 (0%) 85 78	17, 78, 142, 180	0
37	BP	114/114 (100%)	1.72	47 (41%) 0 0	20, 85, 149, 178	0
37	DP	114/114 (100%)	0.17	4 (3%) 48 38	5, 48, 107, 159	0
38	BQ	117/117 (100%)	-0.15	3 (2%) 59 49	5, 63, 127, 180	0
38	DQ	117/117 (100%)	0.43	5 (4%) 39 30	5, 48, 116, 150	0
39	BR	103/103 (100%)	0.01	5 (4%) 33 25	16, 82, 145, 158	0
39	DR	103/103 (100%)	0.56	9 (8%) 13 12	5, 73, 136, 180	0
40	BS	110/110 (100%)	0.42	7 (6%) 23 17	5, 53, 116, 142	0
40	DS	110/110 (100%)	1.00	21 (19%) 2 2	5, 42, 116, 146	0
41	BT	93/100 (93%)	0.03	2 (2%) 65 55	6, 72, 139, 179	0
41	DT	93/100 (93%)	0.81	16 (17%) 2 2	11, 64, 156, 180	0
42	BU	102/103 (99%)	1.24	25 (24%) 1 1	5, 78, 144, 178	0
42	DU	102/103 (99%)	0.11	2 (1%) 68 59	10, 90, 154, 180	0
43	BW	79/84 (94%)	0.38	5 (6%) 23 18	10, 79, 157, 163	0
43	DW	79/84 (94%)	0.18	4 (5%) 32 24	5, 75, 131, 174	0

Continued on next page...

Continued from previous page...

Mol	Chain	Analysed	<RSRZ>	#RSRZ>2	OWAB(Å ²)	Q<0.9
44	BX	63/63 (100%)	0.91	15 (23%) 1 1	9, 74, 146, 179	0
44	DX	63/63 (100%)	0.54	4 (6%) 23 18	17, 96, 147, 180	0
45	BY	58/58 (100%)	0.34	4 (6%) 20 16	14, 78, 135, 170	0
45	DY	58/58 (100%)	-0.05	2 (3%) 49 40	10, 73, 129, 160	0
46	BZ	77/78 (98%)	0.62	8 (10%) 8 8	5, 49, 121, 160	0
46	DZ	77/78 (98%)	0.00	2 (2%) 59 49	5, 42, 107, 141	0
47	B0	56/56 (100%)	0.45	5 (8%) 12 10	5, 77, 144, 166	0
47	D0	56/56 (100%)	0.29	3 (5%) 29 23	8, 52, 128, 160	0
48	B1	50/54 (92%)	2.28	28 (56%) 0 0	51, 99, 149, 165	0
48	D1	50/54 (92%)	1.44	11 (22%) 1 1	43, 93, 138, 171	0
49	B2	46/46 (100%)	0.44	2 (4%) 39 30	7, 49, 103, 135	0
49	D2	46/46 (100%)	0.20	1 (2%) 65 55	5, 28, 99, 180	0
50	B3	64/64 (100%)	0.62	6 (9%) 11 10	16, 56, 110, 137	0
50	D3	64/64 (100%)	0.37	7 (10%) 7 7	5, 43, 112, 152	0
51	B4	38/38 (100%)	0.17	1 (2%) 59 49	33, 92, 143, 146	0
51	D4	38/38 (100%)	-0.39	0 100 100	5, 68, 112, 150	0
52	BI	141/141 (100%)	1.01	27 (19%) 2 2	67, 169, 180, 180	0
52	DI	141/141 (100%)	0.85	23 (16%) 2 3	91, 160, 180, 180	0
All	All	20417/21050 (96%)	0.07	1374 (6%) 21 16	5, 70, 153, 180	0

All (1374) RSRZ outliers are listed below:

Mol	Chain	Res	Type	RSRZ
30	BH	84	ALA	9.6
15	AP	81	ALA	9.4
15	AP	80	LYS	9.4
48	D1	52	LYS	9.4
30	BH	45	GLU	9.0
48	B1	52	LYS	8.1
30	BH	80	ILE	7.7
22	DA	88	C	7.6
30	DH	149	GLU	7.3
48	B1	51	ALA	7.2
30	BH	142	VAL	6.8
23	BB	139	U	6.7
52	DI	98	GLY	6.7

Continued on next page...

Continued from previous page...

Mol	Chain	Res	Type	RSRZ
9	CJ	84	VAL	6.6
28	BF	131	VAL	6.4
5	AF	5	GLU	6.4
32	BK	84	CYS	6.4
17	AR	19	GLU	6.4
37	BP	41	ALA	6.4
6	AG	150	PHE	6.1
30	BH	130	VAL	6.1
15	AP	82	ALA	6.1
26	BD	186	LEU	6.0
1	AA	461	A	6.0
30	BH	125	THR	5.9
44	DX	63	ALA	5.9
25	BC	114	GLN	5.9
20	CB	50	ASN	5.8
9	CJ	34	ALA	5.7
1	AA	80	A	5.7
27	BE	155	GLU	5.7
7	AH	129	ALA	5.7
32	BK	104	THR	5.6
8	CI	129	ARG	5.6
30	BH	93	SER	5.5
37	BP	71	ARG	5.5
8	CI	127	SER	5.5
17	CR	19	GLU	5.5
52	DI	83	ALA	5.5
37	BP	70	GLU	5.5
20	CB	220	VAL	5.5
48	B1	15	GLY	5.5
18	AS	30	LEU	5.4
18	AS	65	MET	5.4
23	BB	546	U	5.4
48	B1	10	LEU	5.4
27	BE	188	MET	5.4
4	CE	158	LYS	5.4
37	BP	42	PHE	5.4
30	BH	94	ILE	5.4
5	AF	66	ALA	5.4
48	B1	16	THR	5.3
9	CJ	36	VAL	5.3
5	AF	1	MET	5.3
28	DF	173	ASP	5.3

Continued on next page...

Continued from previous page...

Mol	Chain	Res	Type	RSRZ
20	CB	212	TYR	5.3
9	CJ	81	GLU	5.3
43	BW	84	GLU	5.2
32	BK	121	GLU	5.2
23	BB	2145	C	5.2
20	CB	68	PHE	5.1
28	DF	30	VAL	5.1
8	AI	47	VAL	5.0
23	BB	2147	A	5.0
28	BF	116	LEU	5.0
48	D1	27	ARG	5.0
27	DE	155	GLU	5.0
26	DD	1	MET	5.0
37	BP	68	GLY	4.9
27	DE	188	MET	4.9
20	CB	17	HIS	4.9
48	B1	14	ALA	4.9
28	DF	44	ALA	4.9
31	DJ	44	TYR	4.9
37	BP	64	SER	4.9
30	DH	130	VAL	4.9
23	BB	140	C	4.9
48	B1	49	LYS	4.9
20	CB	49	PHE	4.9
38	DQ	90	ASP	4.9
32	BK	108	ARG	4.8
44	DX	62	GLY	4.8
28	BF	18	GLU	4.8
52	DI	85	ILE	4.8
3	AD	178	GLU	4.8
20	CB	124	THR	4.8
6	AG	8	GLN	4.7
11	CL	123	ALA	4.7
28	DF	27	VAL	4.7
30	DH	82	SER	4.7
20	CB	52	ALA	4.7
30	BH	117	LEU	4.7
26	BD	111	GLY	4.7
14	AO	88	ARG	4.7
2	AC	90	VAL	4.7
9	CJ	35	GLN	4.7
30	BH	128	HIS	4.6

Continued on next page...

Continued from previous page...

Mol	Chain	Res	Type	RSRZ
30	BH	133	GLN	4.6
32	BK	110	GLU	4.6
9	CJ	80	THR	4.6
26	BD	27	ILE	4.6
37	BP	62	LYS	4.6
6	AG	84	TYR	4.6
28	BF	30	VAL	4.6
46	BZ	60	ASP	4.6
1	AA	412	A	4.6
20	CB	160	LEU	4.6
30	BH	124	THR	4.5
32	BK	71	ARG	4.5
30	BH	129	GLU	4.5
37	BP	65	ASN	4.5
2	CC	133	MET	4.5
32	BK	11	ALA	4.5
52	DI	97	VAL	4.5
30	BH	85	GLY	4.5
42	BU	93	ARG	4.5
10	CK	13	LYS	4.5
1	AA	79	G	4.5
41	DT	93	LEU	4.5
5	AF	94	HIS	4.5
52	BI	14	ALA	4.5
52	BI	54	ILE	4.5
6	AG	80	GLY	4.5
6	AG	85	GLN	4.5
32	BK	103	VAL	4.5
37	BP	27	VAL	4.5
46	BZ	78	TYR	4.5
30	BH	144	VAL	4.4
2	AC	99	GLN	4.4
30	BH	131	SER	4.4
50	D3	19	GLY	4.4
37	BP	43	GLU	4.4
20	CB	150	ILE	4.4
52	DI	99	LYS	4.4
41	DT	70	HIS	4.4
26	DD	2	ILE	4.4
2	AC	93	ILE	4.4
10	CK	12	ARG	4.3
23	DB	544	C	4.3

Continued on next page...

Continued from previous page...

Mol	Chain	Res	Type	RSRZ
52	BI	45	THR	4.3
47	D0	56	LYS	4.3
27	DE	143	LEU	4.3
32	BK	83	ALA	4.3
20	CB	69	VAL	4.3
45	BY	1	ALA	4.3
46	BZ	71	LEU	4.3
37	BP	61	ARG	4.3
52	BI	15	GLY	4.3
6	AG	78	ARG	4.3
6	CG	152	HIS	4.3
1	AA	86	G	4.3
37	BP	69	VAL	4.3
37	BP	76	HIS	4.3
9	AJ	8	ILE	4.2
18	AS	73	PHE	4.2
15	AP	19	VAL	4.2
8	AI	50	PRO	4.2
28	BF	29	ARG	4.2
44	BX	10	SER	4.2
16	AQ	78	VAL	4.2
13	AN	65	GLN	4.2
20	CB	128	LEU	4.2
18	AS	48	ILE	4.2
20	CB	56	LEU	4.2
26	BD	187	LEU	4.2
46	DZ	78	TYR	4.2
20	CB	184	ALA	4.1
28	BF	118	ALA	4.1
36	BO	114	GLY	4.1
9	CJ	102	LEU	4.1
52	BI	49	GLU	4.1
29	BG	42	VAL	4.1
20	CB	123	GLY	4.1
9	CJ	25	ILE	4.1
28	BF	28	PRO	4.1
42	BU	100	GLU	4.1
20	CB	67	LEU	4.1
34	DM	104	GLU	4.1
28	BF	35	LEU	4.1
33	DL	2	ARG	4.0
11	AL	14	LYS	4.0

Continued on next page...

Continued from previous page...

Mol	Chain	Res	Type	RSRZ
15	AP	47	GLU	4.0
28	BF	33	ILE	4.0
26	BD	25	THR	4.0
8	AI	49	GLN	4.0
25	BC	34	GLU	4.0
32	BK	12	ASP	4.0
27	BE	151	GLY	4.0
30	DH	12	LEU	4.0
28	BF	161	SER	4.0
37	BP	86	LYS	4.0
5	AF	8	PHE	4.0
26	DD	32	ASN	4.0
27	BE	152	GLU	4.0
11	AL	13	ARG	4.0
48	D1	51	ALA	4.0
4	CE	12	GLU	4.0
30	DH	81	ALA	4.0
26	BD	28	GLU	4.0
30	BH	118	PRO	4.0
27	BE	190	ALA	3.9
52	BI	18	ASN	3.9
8	AI	29	ILE	3.9
2	AC	41	TYR	3.9
15	CP	52	LEU	3.9
20	AB	66	ILE	3.9
31	DJ	45	THR	3.9
23	DB	613	A	3.9
20	AB	192	PRO	3.9
8	AI	128	LYS	3.9
37	BP	67	GLU	3.9
23	BB	715	A	3.9
9	CJ	83	THR	3.9
32	BK	9	ASN	3.9
26	BD	188	LEU	3.9
3	AD	22	SER	3.9
28	DF	169	LEU	3.9
32	BK	77	ILE	3.9
3	AD	106	PHE	3.9
16	AQ	79	GLU	3.9
25	BC	115	ILE	3.9
18	AS	29	PRO	3.9
37	BP	26	GLU	3.9

Continued on next page...

Continued from previous page...

Mol	Chain	Res	Type	RSRZ
37	BP	58	PHE	3.9
46	BZ	77	LYS	3.9
52	BI	47	SER	3.9
32	BK	122	VAL	3.8
44	BX	62	GLY	3.8
44	BX	63	ALA	3.8
8	CI	126	PHE	3.8
4	CE	43	GLY	3.8
6	CG	78	ARG	3.8
18	AS	64	GLU	3.8
41	DT	3	ARG	3.8
7	CH	44	PHE	3.8
15	AP	38	PHE	3.8
29	BG	167	VAL	3.8
28	BF	129	MET	3.8
8	AI	129	ARG	3.8
10	CK	73	VAL	3.8
9	CJ	100	ILE	3.8
8	CI	20	ILE	3.8
28	BF	178	LYS	3.8
34	DM	103	TYR	3.8
23	DB	645	C	3.8
2	AC	45	GLU	3.8
18	AS	68	HIS	3.8
37	BP	44	GLY	3.8
28	DF	83	PRO	3.8
7	CH	98	LEU	3.7
42	BU	84	PHE	3.7
2	AC	133	MET	3.7
52	DI	84	GLY	3.7
42	BU	52	ASN	3.7
8	CI	91	GLU	3.7
37	BP	40	GLN	3.7
21	CU	23	GLU	3.7
49	B2	13	ASN	3.7
28	DF	24	VAL	3.7
27	BE	144	GLU	3.7
37	BP	96	LEU	3.7
20	CB	153	MET	3.7
26	DD	77	ARG	3.7
20	CB	126	ASP	3.7
33	DL	92	LEU	3.7

Continued on next page...

Continued from previous page...

Mol	Chain	Res	Type	RSRZ
48	B1	32	LYS	3.7
36	BO	92	PHE	3.7
20	CB	127	LYS	3.7
4	CE	81	GLN	3.6
12	CM	44	ILE	3.6
34	BM	1	MET	3.6
28	DF	157	THR	3.6
37	BP	73	PHE	3.6
2	AC	75	VAL	3.6
20	CB	91	VAL	3.6
16	AQ	8	GLN	3.6
26	BD	4	LEU	3.6
35	BN	82	GLU	3.6
2	AC	156	LEU	3.6
26	DD	74	GLU	3.6
28	DF	124	ARG	3.6
28	DF	163	GLU	3.6
20	AB	159	ALA	3.6
20	CB	185	ILE	3.6
7	AH	98	LEU	3.6
9	CJ	26	VAL	3.6
27	DE	169	VAL	3.6
31	BJ	54	ILE	3.6
8	AI	51	LEU	3.6
28	BF	157	THR	3.6
28	BF	140	ILE	3.6
26	BD	185	ASN	3.6
6	AG	7	GLY	3.6
36	BO	37	ALA	3.6
20	CB	204	ASP	3.5
32	BK	10	VAL	3.5
20	CB	162	VAL	3.5
10	CK	18	GLY	3.5
28	DF	172	PHE	3.5
8	CI	96	GLU	3.5
12	AM	55	LEU	3.5
27	BE	189	THR	3.5
28	BF	127	TYR	3.5
20	CB	38	HIS	3.5
8	AI	79	ARG	3.5
30	BH	55	GLU	3.5
36	BO	26	LEU	3.5

Continued on next page...

Continued from previous page...

Mol	Chain	Res	Type	RSRZ
9	CJ	85	ASP	3.5
20	CB	213	LEU	3.5
2	AC	205	GLU	3.5
20	CB	161	PHE	3.5
30	BH	119	ASN	3.5
28	DF	82	TYR	3.5
3	AD	177	MET	3.5
15	AP	4	ILE	3.5
15	AP	6	LEU	3.5
28	BF	34	THR	3.5
30	BH	122	LEU	3.5
20	CB	51	GLU	3.5
48	D1	26	LYS	3.5
30	BH	98	ASP	3.5
23	DB	1175	A	3.5
29	DG	37	ASN	3.5
9	CJ	101	SER	3.5
46	BZ	76	GLU	3.5
30	DH	122	LEU	3.5
37	BP	47	ILE	3.5
28	DF	10	GLU	3.5
28	BF	160	LYS	3.5
9	AJ	27	GLU	3.5
45	BY	58	GLU	3.5
47	B0	56	LYS	3.5
44	BX	5	GLU	3.4
4	AE	158	LYS	3.4
43	DW	84	GLU	3.4
2	AC	167	TYR	3.4
17	AR	22	TYR	3.4
30	BH	56	ALA	3.4
23	DB	846	U	3.4
26	BD	26	VAL	3.4
8	AI	64	ILE	3.4
16	AQ	80	LYS	3.4
11	CL	13	ARG	3.4
20	CB	205	ALA	3.4
25	DC	111	ALA	3.4
29	BG	25	ILE	3.4
15	AP	52	LEU	3.4
2	CC	167	TYR	3.4
5	AF	4	TYR	3.4

Continued on next page...

Continued from previous page...

Mol	Chain	Res	Type	RSRZ
4	CE	44	ARG	3.4
13	AN	91	GLU	3.4
41	DT	91	GLN	3.4
20	CB	163	ILE	3.4
48	B1	34	GLU	3.4
3	AD	108	ALA	3.4
25	BC	70	LYS	3.4
31	DJ	6	ALA	3.4
43	BW	6	GLY	3.4
39	DR	95	ASP	3.4
8	AI	56	MET	3.4
25	BC	93	VAL	3.4
20	AB	161	PHE	3.4
52	BI	59	THR	3.4
21	CU	3	ILE	3.4
27	BE	143	LEU	3.4
37	BP	99	LEU	3.4
42	BU	86	PHE	3.4
2	AC	100	ILE	3.4
15	AP	36	VAL	3.4
20	CB	195	VAL	3.4
20	AB	63	LYS	3.4
28	BF	115	GLY	3.4
42	BU	82	VAL	3.4
30	BH	46	PHE	3.4
17	CR	31	TYR	3.4
8	AI	38	PHE	3.4
31	BJ	86	GLN	3.4
40	DS	109	ASP	3.3
42	BU	101	THR	3.3
15	AP	37	GLY	3.3
31	BJ	63	ALA	3.3
16	AQ	82	VAL	3.3
52	BI	48	ILE	3.3
52	BI	141	ASP	3.3
30	BH	121	VAL	3.3
41	BT	3	ARG	3.3
41	DT	92	ASN	3.3
2	AC	42	LEU	3.3
52	DI	137	LEU	3.3
16	AQ	58	VAL	3.3
44	BX	1	MET	3.3

Continued on next page...

Continued from previous page...

Mol	Chain	Res	Type	RSRZ
14	AO	19	ASN	3.3
30	BH	145	ASN	3.3
5	AF	9	MET	3.3
37	BP	25	VAL	3.3
44	BX	39	GLN	3.3
36	BO	24	THR	3.3
28	DF	174	PHE	3.3
25	DC	79	ARG	3.3
31	BJ	64	VAL	3.3
2	AC	98	ALA	3.3
32	BK	113	MET	3.3
5	AF	62	MET	3.3
4	CE	80	LEU	3.3
27	BE	175	ILE	3.3
26	DD	101	PHE	3.3
28	DF	75	GLY	3.3
8	CI	103	VAL	3.3
30	DH	110	VAL	3.3
42	BU	3	LYS	3.3
28	BF	174	PHE	3.2
34	DM	1	MET	3.2
9	CJ	29	ALA	3.2
8	AI	20	ILE	3.2
30	BH	59	ALA	3.2
52	BI	58	ILE	3.2
4	CE	47	PHE	3.2
4	CE	117	ALA	3.2
25	DC	78	GLU	3.2
12	AM	59	VAL	3.2
14	CO	45	HIS	3.2
2	AC	101	ASN	3.2
16	AQ	43	LEU	3.2
23	BB	613	A	3.2
42	BU	94	PHE	3.2
30	BH	88	GLY	3.2
28	DF	171	ALA	3.2
37	BP	85	VAL	3.2
26	DD	52	THR	3.2
27	BE	150	THR	3.2
20	CB	40	ILE	3.2
27	DE	148	ILE	3.2
52	BI	17	ALA	3.2

Continued on next page...

Continued from previous page...

Mol	Chain	Res	Type	RSRZ
29	DG	88	LEU	3.2
9	CJ	74	VAL	3.2
4	CE	144	GLU	3.2
16	AQ	14	ASP	3.2
30	BH	86	ASP	3.2
11	AL	11	ARG	3.2
27	DE	119	ILE	3.2
6	AG	79	VAL	3.2
52	BI	19	PRO	3.2
32	BK	107	LEU	3.2
29	BG	21	GLN	3.2
18	CS	26	ASP	3.2
25	BC	20	ASN	3.2
32	BK	82	ASN	3.2
52	BI	52	LEU	3.2
7	AH	128	VAL	3.2
20	CB	194	GLY	3.2
34	DM	60	GLN	3.2
30	BH	90	LEU	3.2
32	BK	120	PRO	3.2
37	BP	66	GLY	3.2
33	DL	108	ALA	3.2
2	CC	198	LYS	3.2
33	BL	126	ARG	3.2
33	DL	91	ASP	3.2
25	BC	116	GLN	3.2
28	BF	151	LEU	3.2
36	BO	115	LEU	3.2
20	CB	216	VAL	3.2
37	BP	59	THR	3.2
29	DG	160	GLY	3.1
34	DM	33	LEU	3.1
27	BE	187	VAL	3.1
28	DF	28	PRO	3.1
29	BG	102	ILE	3.1
15	AP	54	LEU	3.1
32	BK	64	ARG	3.1
6	AG	143	MET	3.1
40	DS	68	ASP	3.1
20	CB	186	VAL	3.1
18	AS	40	PHE	3.1
1	AA	78	A	3.1

Continued on next page...

Continued from previous page...

Mol	Chain	Res	Type	RSRZ
48	B1	35	LEU	3.1
6	AG	86	VAL	3.1
21	CU	10	PRO	3.1
2	CC	165	GLU	3.1
47	B0	54	ILE	3.1
34	DM	30	SER	3.1
8	AI	27	ILE	3.1
2	AC	46	LEU	3.1
5	AF	35	LYS	3.1
26	BD	201	LEU	3.1
27	BE	124	PHE	3.1
3	AD	172	VAL	3.1
4	CE	71	ILE	3.1
5	AF	67	PRO	3.1
27	BE	193	VAL	3.1
26	DD	97	SER	3.1
20	CB	66	ILE	3.1
28	BF	119	LYS	3.1
9	CJ	79	PRO	3.1
13	AN	34	ASN	3.1
40	DS	3	THR	3.1
37	BP	75	THR	3.1
7	CH	102	VAL	3.1
29	BG	147	LEU	3.1
1	CA	1032	G	3.1
32	BK	78	ARG	3.1
28	DF	55	ASP	3.1
27	DE	124	PHE	3.1
13	CN	24	ALA	3.1
21	CU	35	GLU	3.1
43	BW	14	ASP	3.0
35	BN	44	LEU	3.0
15	AP	5	ARG	3.0
32	BK	80	ASP	3.0
48	B1	13	SER	3.0
6	AG	18	GLY	3.0
2	AC	82	ASP	3.0
2	AC	92	ASP	3.0
12	CM	55	LEU	3.0
23	BB	645	C	3.0
26	DD	48	ILE	3.0
20	CB	206	ILE	3.0

Continued on next page...

Continued from previous page...

Mol	Chain	Res	Type	RSRZ
38	DQ	4	LYS	3.0
4	CE	36	THR	3.0
48	B1	30	PRO	3.0
30	BH	141	LYS	3.0
15	AP	3	THR	3.0
2	CC	169	GLU	3.0
32	BK	102	PRO	3.0
37	BP	1	SER	3.0
41	DT	71	GLY	3.0
50	B3	19	GLY	3.0
6	CG	74	VAL	3.0
20	AB	8	MET	3.0
5	AF	56	LYS	3.0
28	DF	33	ILE	3.0
28	DF	79	ARG	3.0
6	AG	20	GLU	3.0
25	DC	81	GLU	3.0
5	AF	39	LEU	3.0
30	BH	147	VAL	3.0
9	CJ	88	MET	3.0
43	DW	45	HIS	3.0
9	AJ	36	VAL	3.0
29	DG	161	VAL	3.0
28	BF	139	GLU	3.0
5	AF	88	MET	3.0
20	CB	45	THR	3.0
20	CB	16	GLY	3.0
22	BA	88	C	3.0
32	BK	105	ARG	2.9
40	DS	5	ALA	2.9
20	CB	41	ASN	2.9
3	AD	157	ALA	2.9
9	CJ	33	GLY	2.9
9	CJ	75	ASP	2.9
25	BC	171	VAL	2.9
47	D0	54	ILE	2.9
52	BI	13	ALA	2.9
20	AB	183	PHE	2.9
40	DS	52	GLU	2.9
29	DG	40	VAL	2.9
32	DK	82	ASN	2.9
20	CB	183	PHE	2.9

Continued on next page...

Continued from previous page...

Mol	Chain	Res	Type	RSRZ
9	CJ	87	LEU	2.9
12	AM	7	ASN	2.9
25	BC	102	TYR	2.9
27	DE	108	ILE	2.9
37	BP	63	ILE	2.9
15	AP	39	PHE	2.9
30	DH	1	MET	2.9
52	BI	70	THR	2.9
28	BF	72	SER	2.9
20	CB	164	ASP	2.9
2	CC	46	LEU	2.9
32	DK	59	LYS	2.9
5	AF	68	GLN	2.9
11	AL	24	GLU	2.9
15	AP	48	GLU	2.9
26	BD	176	ASP	2.9
34	BM	33	LEU	2.9
42	BU	33	VAL	2.9
33	DL	75	ALA	2.9
25	DC	20	ASN	2.9
40	DS	1	MET	2.9
3	AD	173	ASP	2.9
25	DC	100	ARG	2.9
50	B3	13	PHE	2.9
17	CR	35	SER	2.9
30	BH	82	SER	2.9
36	BO	90	VAL	2.9
20	AB	68	PHE	2.9
24	BV	74	ALA	2.9
26	BD	15	PHE	2.9
5	AF	55	HIS	2.9
37	DP	1	SER	2.9
4	AE	147	ASN	2.9
52	DI	80	LYS	2.9
30	BH	27	ARG	2.9
30	BH	96	THR	2.9
30	BH	91	PHE	2.9
20	AB	198	VAL	2.9
26	BD	20	VAL	2.9
8	AI	78	ILE	2.9
32	BK	70	ARG	2.9
32	BK	73	ASP	2.9

Continued on next page...

Continued from previous page...

Mol	Chain	Res	Type	RSRZ
42	BU	76	THR	2.9
40	BS	75	PHE	2.9
16	AQ	52	CYS	2.9
52	DI	86	LYS	2.9
17	CR	36	GLY	2.8
30	BH	115	VAL	2.8
39	DR	48	LYS	2.8
48	B1	24	LYS	2.8
41	DT	5	GLU	2.8
8	AI	48	ARG	2.8
15	AP	22	ALA	2.8
13	AN	30	ILE	2.8
20	CB	30	ILE	2.8
28	BF	168	LEU	2.8
40	DS	69	LEU	2.8
20	CB	129	THR	2.8
40	BS	74	ILE	2.8
28	BF	60	SER	2.8
15	AP	60	TRP	2.8
32	DK	3	GLN	2.8
37	BP	60	VAL	2.8
20	AB	181	PRO	2.8
26	DD	96	ILE	2.8
20	CB	29	PHE	2.8
5	AF	34	GLY	2.8
36	BO	80	GLU	2.8
5	AF	63	ASN	2.8
25	DC	29	PHE	2.8
7	CH	73	SER	2.8
15	AP	57	ILE	2.8
3	AD	153	ARG	2.8
35	BN	87	PHE	2.8
36	BO	116	GLN	2.8
12	CM	47	LEU	2.8
18	AS	60	PHE	2.8
30	BH	132	PHE	2.8
25	DC	109	LEU	2.8
52	DI	136	GLY	2.8
18	AS	47	THR	2.8
40	BS	94	ASP	2.8
48	D1	6	GLU	2.8
28	DF	167	ALA	2.8

Continued on next page...

Continued from previous page...

Mol	Chain	Res	Type	RSRZ
32	BK	8	LEU	2.8
13	CN	19	TYR	2.8
5	AF	93	LYS	2.8
27	BE	11	ALA	2.8
5	AF	61	LEU	2.8
15	AP	21	VAL	2.8
26	BD	189	VAL	2.8
30	BH	146	VAL	2.8
28	BF	156	THR	2.8
6	AG	22	LEU	2.8
25	DC	80	LEU	2.8
16	AQ	20	ILE	2.8
36	BO	81	ARG	2.8
21	AU	53	LYS	2.8
40	DS	62	ASP	2.8
3	AD	174	ALA	2.8
30	BH	54	LEU	2.8
33	DL	57	LEU	2.8
2	AC	107	LYS	2.8
31	DJ	2	LYS	2.8
3	CD	171	GLU	2.7
20	CB	125	PHE	2.8
42	BU	71	ILE	2.8
37	DP	111	GLU	2.7
33	DL	141	LYS	2.7
20	CB	158	ASP	2.7
8	AI	54	VAL	2.7
25	DC	22	GLU	2.7
26	DD	30	GLU	2.7
40	DS	30	SER	2.7
19	AT	35	TYR	2.7
41	DT	72	GLN	2.7
5	AF	10	VAL	2.7
30	BH	87	GLU	2.7
32	DK	83	ALA	2.7
35	BN	78	LYS	2.7
37	BP	31	VAL	2.7
29	BG	114	HIS	2.7
29	DG	114	HIS	2.7
4	CE	10	LEU	2.7
15	CP	47	GLU	2.7
20	CB	130	LYS	2.7

Continued on next page...

Continued from previous page...

Mol	Chain	Res	Type	RSRZ
42	BU	92	VAL	2.7
28	BF	106	ALA	2.7
14	AO	43	ALA	2.7
52	BI	26	ALA	2.7
2	AC	157	GLY	2.7
4	AE	85	LYS	2.7
48	B1	11	VAL	2.7
6	CG	70	PRO	2.7
8	AI	127	SER	2.7
16	AQ	11	VAL	2.7
3	AD	146	GLU	2.7
7	CH	129	ALA	2.7
15	AP	18	GLN	2.7
36	BO	88	LYS	2.7
41	DT	11	LEU	2.7
52	DI	52	LEU	2.7
52	DI	89	SER	2.7
7	CH	126	CYS	2.7
9	AJ	24	GLU	2.7
25	BC	103	ILE	2.7
28	DF	1	ALA	2.7
6	CG	84	TYR	2.7
18	AS	42	ASN	2.7
28	BF	99	PHE	2.7
20	AB	64	GLY	2.7
32	BK	60	ALA	2.7
3	AD	145	ARG	2.7
40	DS	104	THR	2.7
9	AJ	96	VAL	2.7
9	CJ	90	LEU	2.7
13	AN	45	LEU	2.7
36	BO	106	LEU	2.7
3	AD	3	TYR	2.7
25	BC	125	PRO	2.7
50	B3	22	LYS	2.7
15	AP	34	GLU	2.7
16	AQ	60	ILE	2.7
45	DY	58	GLU	2.7
32	BK	101	GLY	2.7
37	BP	84	SER	2.7
30	BH	60	GLU	2.7
31	BJ	122	LEU	2.7

Continued on next page...

Continued from previous page...

Mol	Chain	Res	Type	RSRZ
20	CB	90	PHE	2.7
17	AR	28	LEU	2.6
20	CB	200	PRO	2.6
2	AC	102	ILE	2.6
39	DR	98	ILE	2.6
37	BP	33	GLU	2.6
39	DR	67	GLY	2.6
12	AM	73	SER	2.6
32	BK	75	SER	2.6
26	DD	3	GLY	2.6
25	DC	101	ARG	2.6
33	DL	123	ARG	2.6
2	AC	76	ILE	2.6
20	CB	159	ALA	2.6
48	B1	47	ILE	2.6
48	D1	4	ILE	2.6
21	CU	34	ARG	2.6
10	AK	73	VAL	2.6
15	AP	71	VAL	2.6
20	CB	14	HIS	2.6
24	DV	72	VAL	2.6
13	AN	24	ALA	2.6
52	DI	47	SER	2.6
28	BF	90	LEU	2.6
28	BF	153	ILE	2.6
25	DC	1	ALA	2.6
52	DI	82	ALA	2.6
9	AJ	91	ASP	2.6
29	BG	7	PRO	2.6
30	DH	140	ALA	2.6
20	CB	64	GLY	2.6
28	BF	113	PHE	2.6
18	AS	61	VAL	2.6
40	DS	105	VAL	2.6
5	AF	38	ARG	2.6
25	BC	1	ALA	2.6
36	BO	93	ASP	2.6
28	BF	62	GLN	2.6
37	BP	107	ALA	2.6
4	CE	149	PRO	2.6
20	CB	157	PRO	2.6
33	BL	144	GLU	2.6

Continued on next page...

Continued from previous page...

Mol	Chain	Res	Type	RSRZ
30	BH	79	THR	2.6
30	BH	120	GLY	2.6
52	DI	114	ALA	2.6
29	DG	41	GLU	2.6
12	AM	82	LEU	2.6
31	DJ	1	MET	2.6
3	AD	142	VAL	2.6
17	CR	71	ASP	2.6
50	D3	13	PHE	2.6
29	BG	169	ARG	2.6
28	BF	89	THR	2.6
36	BO	117	PHE	2.6
6	AG	140	VAL	2.6
48	B1	20	TYR	2.6
52	DI	95	ASP	2.6
3	AD	23	GLY	2.6
11	AL	60	PHE	2.6
13	AN	20	PHE	2.6
16	AQ	9	GLY	2.6
15	AP	2	VAL	2.6
19	AT	27	MET	2.6
26	DD	4	LEU	2.6
34	BM	93	VAL	2.6
25	DC	110	LYS	2.6
38	DQ	73	ILE	2.6
28	DF	77	LYS	2.6
20	CB	198	VAL	2.5
32	BK	69	VAL	2.5
28	DF	168	LEU	2.5
48	B1	12	SER	2.5
49	B2	31	LEU	2.5
25	DC	102	TYR	2.5
35	BN	24	MET	2.5
42	BU	75	ALA	2.5
48	B1	37	LYS	2.5
11	AL	12	ALA	2.5
38	BQ	90	ASP	2.5
20	AB	100	LEU	2.5
23	BB	1095	A	2.5
30	BH	111	ALA	2.5
41	DT	16	VAL	2.5
43	BW	45	HIS	2.5

Continued on next page...

Continued from previous page...

Mol	Chain	Res	Type	RSRZ
2	AC	54	ILE	2.5
3	AD	94	GLU	2.5
24	BV	57	TYR	2.5
26	BD	110	THR	2.5
26	DD	35	THR	2.5
46	BZ	72	ARG	2.5
42	BU	102	ILE	2.5
8	AI	19	PHE	2.5
8	AI	66	VAL	2.5
40	DS	103	ILE	2.5
8	AI	99	LYS	2.5
9	CJ	76	ILE	2.5
20	CB	217	ALA	2.5
33	BL	6	LEU	2.5
37	BP	109	ILE	2.5
26	BD	101	PHE	2.5
26	BD	29	VAL	2.5
29	BG	160	GLY	2.5
36	DO	2	ASP	2.5
27	BE	23	PHE	2.5
9	CJ	66	GLU	2.5
36	BO	99	TYR	2.5
39	DR	96	VAL	2.5
42	BU	59	GLU	2.5
48	B1	18	HIS	2.5
12	AM	4	ALA	2.5
43	BW	62	ALA	2.5
52	BI	21	PRO	2.5
6	CG	79	VAL	2.5
16	AQ	75	VAL	2.5
48	B1	48	TYR	2.5
28	DF	15	LEU	2.5
9	CJ	30	LYS	2.5
36	BO	28	VAL	2.5
28	BF	117	SER	2.5
44	BX	37	LEU	2.5
12	AM	72	ILE	2.5
15	AP	67	ILE	2.5
45	BY	55	LYS	2.5
8	AI	45	MET	2.5
28	BF	56	LEU	2.5
8	CI	84	ARG	2.5

Continued on next page...

Continued from previous page...

Mol	Chain	Res	Type	RSRZ
40	DS	75	PHE	2.5
25	BC	22	GLU	2.5
8	AI	65	THR	2.5
23	BB	1583	A	2.5
1	CA	1031	C	2.5
29	BG	168	VAL	2.5
6	CG	105	GLU	2.5
46	BZ	6	GLN	2.5
7	AH	99	GLY	2.5
28	BF	103	ILE	2.5
20	AB	158	ASP	2.5
29	DG	113	ASP	2.5
15	AP	66	THR	2.4
25	BC	76	VAL	2.5
37	BP	46	VAL	2.5
37	BP	48	ALA	2.5
40	DS	107	VAL	2.5
5	AF	65	GLU	2.4
18	AS	39	ILE	2.4
20	AB	180	ILE	2.4
27	BE	148	ILE	2.4
28	BF	124	ARG	2.4
21	CU	36	PHE	2.4
26	DD	75	ALA	2.4
4	CE	85	LYS	2.4
9	CJ	37	ARG	2.4
34	DM	59	ARG	2.4
52	DI	81	LYS	2.4
3	AD	4	LEU	2.4
9	CJ	89	ARG	2.4
12	AM	28	ARG	2.4
16	AQ	33	TYR	2.4
28	DF	78	ILE	2.4
14	AO	42	PHE	2.4
27	BE	64	GLY	2.4
50	D3	20	GLY	2.4
7	CH	127	TYR	2.4
28	BF	112	ASP	2.4
12	AM	76	ILE	2.4
33	DL	77	ILE	2.4
42	BU	49	PRO	2.4
48	B1	17	GLY	2.4

Continued on next page...

Continued from previous page...

Mol	Chain	Res	Type	RSRZ
29	BG	101	VAL	2.4
28	BF	176	PHE	2.4
37	BP	23	ASP	2.4
37	DP	114	ASN	2.4
3	AD	24	VAL	2.4
48	D1	3	GLY	2.4
38	DQ	70	GLN	2.4
20	CB	82	ALA	2.4
26	DD	46	ARG	2.4
26	DD	55	LYS	2.4
20	CB	15	PHE	2.4
33	DL	144	GLU	2.4
40	BS	78	GLU	2.4
7	AH	13	ILE	2.4
52	BI	16	MET	2.4
29	BG	20	GLY	2.4
29	DG	42	VAL	2.4
37	BP	102	ARG	2.4
18	CS	15	LEU	2.4
35	DN	83	LEU	2.4
34	DM	132	THR	2.4
4	CE	13	LYS	2.4
4	CE	115	GLU	2.4
8	CI	54	VAL	2.4
18	AS	18	VAL	2.4
29	DG	147	LEU	2.4
30	DH	18	GLN	2.4
18	AS	43	MET	2.4
2	AC	14	VAL	2.4
31	DJ	64	VAL	2.4
34	DM	29	GLY	2.4
1	CA	1534	A	2.4
4	AE	149	PRO	2.4
6	AG	76	SER	2.4
25	BC	113	ASP	2.4
47	B0	1	ALA	2.4
8	AI	46	VAL	2.4
15	AP	51	ARG	2.4
40	BS	73	LYS	2.4
50	B3	14	LYS	2.4
52	BI	60	VAL	2.4
52	DI	49	GLU	2.4

Continued on next page...

Continued from previous page...

Mol	Chain	Res	Type	RSRZ
2	AC	63	ILE	2.4
27	DE	181	ILE	2.4
20	AB	193	ASP	2.4
20	CB	131	LYS	2.4
8	AI	83	THR	2.4
25	BC	78	GLU	2.4
48	B1	33	LEU	2.4
7	AH	44	PHE	2.4
5	AF	7	VAL	2.4
15	AP	35	ARG	2.4
36	BO	27	VAL	2.4
37	BP	24	THR	2.4
23	DB	100	U	2.4
28	DF	43	ILE	2.4
52	BI	68	PHE	2.4
28	BF	134	GLN	2.4
29	BG	9	VAL	2.4
12	AM	87	GLY	2.4
28	BF	65	LEU	2.4
32	BK	34	GLY	2.4
6	AG	14	ASP	2.4
13	CN	29	ILE	2.4
28	BF	172	PHE	2.4
29	BG	33	THR	2.4
48	B1	21	THR	2.4
15	AP	28	ARG	2.4
32	DK	17	ARG	2.4
3	AD	154	VAL	2.4
5	CF	88	MET	2.4
20	AB	179	GLY	2.4
20	AB	87	ASP	2.4
26	BD	30	GLU	2.4
28	BF	173	ASP	2.4
5	AF	42	TRP	2.4
32	DK	9	ASN	2.4
39	DR	12	HIS	2.4
52	BI	25	PRO	2.3
2	CC	130	ARG	2.3
2	CC	180	ASP	2.3
32	DK	39	ILE	2.3
26	BD	179	ARG	2.3
7	AH	71	VAL	2.3

Continued on next page...

Continued from previous page...

Mol	Chain	Res	Type	RSRZ
25	BC	37	SER	2.3
28	DF	84	ILE	2.3
29	BG	161	VAL	2.3
40	DS	4	ILE	2.3
12	AM	47	LEU	2.3
20	CB	219	THR	2.3
35	BN	83	LEU	2.3
44	BX	14	LEU	2.3
28	BF	64	PRO	2.3
41	DT	69	ARG	2.3
5	AF	6	ILE	2.3
48	B1	50	GLU	2.3
31	BJ	123	LYS	2.3
48	D1	16	THR	2.3
29	DG	117	PRO	2.3
41	DT	53	VAL	2.3
12	AM	36	ALA	2.3
6	AG	19	SER	2.3
26	BD	8	LYS	2.3
8	CI	83	THR	2.3
6	CG	85	GLN	2.3
33	DL	135	ILE	2.3
29	BG	19	ASN	2.3
1	CA	1033	G	2.3
28	BF	130	GLY	2.3
12	AM	38	ILE	2.3
32	BK	106	GLU	2.3
36	BO	79	ALA	2.3
52	DI	96	LYS	2.3
26	DD	76	GLY	2.3
2	AC	65	VAL	2.3
5	CF	87	SER	2.3
7	CH	71	VAL	2.3
28	BF	102	LEU	2.3
29	BG	45	ALA	2.3
8	AI	102	PHE	2.3
29	BG	37	ASN	2.3
12	CM	42	VAL	2.3
27	BE	119	ILE	2.3
25	DC	21	PRO	2.3
25	DC	59	GLN	2.3
27	BE	116	ASP	2.3

Continued on next page...

Continued from previous page...

Mol	Chain	Res	Type	RSRZ
30	BH	116	ARG	2.3
48	B1	6	GLU	2.3
3	AD	51	GLY	2.3
2	AC	89	VAL	2.3
20	CB	35	ASN	2.3
34	DM	64	TRP	2.3
52	BI	41	PHE	2.3
20	AB	160	LEU	2.3
40	DS	12	SER	2.3
14	CO	39	GLN	2.3
44	BX	13	GLU	2.3
35	BN	1	MET	2.3
33	BL	125	LEU	2.3
41	DT	12	ARG	2.3
5	CF	4	TYR	2.3
25	DC	198	GLU	2.3
30	BH	114	GLU	2.3
33	DL	86	GLU	2.3
45	BY	33	HIS	2.3
3	CD	24	VAL	2.3
7	AH	74	ILE	2.3
27	BE	7	ASP	2.3
29	BG	171	LYS	2.3
48	D1	15	GLY	2.3
30	DH	27	ARG	2.3
24	BV	56	PHE	2.3
4	CE	140	ILE	2.3
36	BO	89	ASP	2.3
13	CN	42	ASN	2.3
20	AB	212	TYR	2.3
50	D3	64	ALA	2.3
6	AG	11	ILE	2.3
30	DH	19	VAL	2.3
27	BE	154	ASP	2.3
35	BN	94	TYR	2.3
44	BX	17	GLU	2.3
5	AF	96	VAL	2.3
27	BE	14	VAL	2.3
2	CC	186	SER	2.3
32	BK	13	ASN	2.3
38	DQ	86	SER	2.3
40	DS	108	SER	2.3

Continued on next page...

Continued from previous page...

Mol	Chain	Res	Type	RSRZ
41	DT	73	ARG	2.3
34	DM	102	LEU	2.3
9	CJ	49	PHE	2.3
18	AS	26	ASP	2.3
20	CB	33	ALA	2.3
34	DM	133	LYS	2.3
2	CC	106	ARG	2.3
25	BC	36	ASN	2.2
36	BO	95	SER	2.2
7	AH	100	ILE	2.2
4	CE	143	LEU	2.2
12	AM	80	MET	2.2
24	BV	63	ILE	2.2
12	AM	62	PHE	2.2
41	DT	51	PHE	2.2
8	AI	18	VAL	2.2
4	CE	118	GLY	2.2
9	AJ	76	ILE	2.2
52	DI	132	ALA	2.2
25	BC	94	LEU	2.2
37	DP	23	ASP	2.2
50	B3	21	PHE	2.2
20	AB	75	ALA	2.2
28	DF	155	ILE	2.2
31	BJ	87	ALA	2.2
36	BO	77	ALA	2.2
42	DU	69	VAL	2.2
39	DR	101	ILE	2.2
34	DM	41	LEU	2.2
13	CN	16	ALA	2.2
34	BM	103	TYR	2.2
36	BO	107	ALA	2.2
4	CE	146	MET	2.2
6	AG	83	THR	2.2
25	BC	75	ALA	2.2
28	BF	120	SER	2.2
15	AP	55	ASP	2.2
18	AS	63	ASP	2.2
25	BC	100	ARG	2.2
51	B4	7	VAL	2.2
6	AG	6	ILE	2.2
42	BU	11	ILE	2.2

Continued on next page...

Continued from previous page...

Mol	Chain	Res	Type	RSRZ
20	CB	76	SER	2.2
26	DD	183	GLU	2.2
32	BK	14	SER	2.2
40	DS	48	LYS	2.2
43	DW	6	GLY	2.2
11	AL	86	VAL	2.2
28	BF	96	TRP	2.2
34	BM	129	THR	2.2
12	AM	1	ALA	2.2
26	DD	93	GLY	2.2
31	DJ	20	ALA	2.2
48	B1	9	LYS	2.2
52	BI	3	LYS	2.2
20	CB	48	MET	2.2
25	BC	101	ARG	2.2
26	BD	5	VAL	2.2
37	BP	45	VAL	2.2
15	CP	15	PRO	2.2
15	CP	80	LYS	2.2
52	DI	44	LYS	2.2
34	DM	37	GLY	2.2
13	CN	23	ARG	2.2
28	DF	29	ARG	2.2
4	CE	31	SER	2.2
32	BK	24	VAL	2.2
7	CH	124	ILE	2.2
35	BN	25	ALA	2.2
48	B1	22	THR	2.2
6	CG	4	ARG	2.2
11	AL	61	GLU	2.2
31	DJ	4	PHE	2.2
42	BU	91	LYS	2.2
6	AG	4	ARG	2.2
25	BC	181	ARG	2.2
41	DT	14	PRO	2.2
18	AS	59	VAL	2.2
34	DM	136	MET	2.2
20	CB	39	ILE	2.2
29	BG	116	LEU	2.2
42	BU	9	GLU	2.2
11	AL	18	SER	2.2
25	DC	94	LEU	2.2

Continued on next page...

Continued from previous page...

Mol	Chain	Res	Type	RSRZ
47	D0	26	SER	2.2
8	CI	58	GLU	2.2
13	AN	93	PRO	2.2
36	BO	113	ALA	2.2
18	AS	28	LYS	2.2
39	BR	46	GLU	2.2
44	DX	17	GLU	2.2
25	DC	33	LEU	2.2
52	BI	34	ILE	2.2
28	BF	114	ARG	2.2
26	BD	163	GLY	2.2
11	AL	15	VAL	2.2
23	BB	1731	G	2.2
25	DC	90	ILE	2.2
1	CA	461	A	2.2
2	CC	199	VAL	2.2
33	DL	90	VAL	2.2
8	CI	94	ARG	2.1
20	AB	199	ILE	2.1
20	CB	59	ILE	2.1
2	CC	107	LYS	2.1
7	AH	127	TYR	2.1
10	CK	58	THR	2.1
27	BE	65	THR	2.1
9	AJ	74	VAL	2.1
25	DC	5	CYS	2.1
25	DC	19	VAL	2.1
30	BH	81	ALA	2.1
30	BH	102	ALA	2.1
37	BP	57	ALA	2.1
39	BR	95	ASP	2.1
28	DF	164	GLU	2.1
52	BI	53	PRO	2.1
30	BH	143	ILE	2.1
46	DZ	77	LYS	2.1
4	CE	147	ASN	2.1
7	CH	122	GLY	2.1
8	AI	101	GLY	2.1
20	AB	194	GLY	2.1
15	AP	23	ASP	2.1
32	BK	39	ILE	2.1
32	DK	38	ILE	2.1

Continued on next page...

Continued from previous page...

Mol	Chain	Res	Type	RSRZ
2	CC	203	LYS	2.1
29	BG	24	THR	2.1
33	DL	124	GLY	2.1
34	DM	31	PHE	2.1
37	BP	80	VAL	2.1
13	AN	40	ARG	2.1
29	BG	148	ARG	2.1
4	CE	114	LEU	2.1
20	CB	147	LEU	2.1
3	AD	35	GLN	2.1
28	BF	141	ASP	2.1
28	BF	162	ASP	2.1
37	BP	28	LYS	2.1
44	DX	36	GLN	2.1
26	DD	203	VAL	2.1
7	CH	9	MET	2.1
30	DH	80	ILE	2.1
11	AL	92	VAL	2.1
23	BB	1537	G	2.1
34	DM	32	GLY	2.1
32	DK	60	ALA	2.1
28	DF	160	LYS	2.1
32	BK	59	LYS	2.1
34	DM	126	ILE	2.1
35	BN	120	GLU	2.1
6	CG	104	VAL	2.1
24	DV	91	PHE	2.1
31	BJ	119	PHE	2.1
28	DF	127	TYR	2.1
32	BK	3	GLN	2.1
39	BR	77	PHE	2.1
42	BU	12	VAL	2.1
26	BD	3	GLY	2.1
2	AC	88	LYS	2.1
2	CC	181	ILE	2.1
8	CI	128	LYS	2.1
48	B1	8	ILE	2.1
25	DC	62	ARG	2.1
2	CC	70	ALA	2.1
3	CD	54	LEU	2.1
16	AQ	42	LYS	2.1
28	BF	86	CYS	2.1

Continued on next page...

Continued from previous page...

Mol	Chain	Res	Type	RSRZ
27	DE	175	ILE	2.1
2	AC	152	VAL	2.1
18	AS	66	VAL	2.1
32	BK	52	VAL	2.1
11	AL	58	ASN	2.1
11	CL	122	LYS	2.1
28	BF	21	TYR	2.1
2	AC	67	ILE	2.1
16	AQ	7	LEU	2.1
39	DR	24	LYS	2.1
23	DB	2799	A	2.1
32	BK	7	MET	2.1
47	B0	42	ILE	2.1
48	D1	8	ILE	2.1
15	AP	20	VAL	2.1
34	DM	108	VAL	2.1
52	DI	138	VAL	2.1
6	AG	87	PRO	2.1
21	CU	24	LYS	2.1
36	BO	36	TYR	2.1
39	BR	73	LYS	2.1
2	CC	156	LEU	2.1
9	AJ	100	ILE	2.1
32	DK	33	ALA	2.1
40	BS	103	ILE	2.1
40	DS	32	ALA	2.1
47	B0	55	ALA	2.1
21	CU	12	ASP	2.1
25	DC	93	VAL	2.1
11	AL	17	LYS	2.1
37	BP	98	TYR	2.1
8	CI	93	LEU	2.1
9	AJ	34	ALA	2.1
18	AS	38	THR	2.1
25	BC	172	THR	2.1
33	DL	125	LEU	2.1
32	DK	18	ARG	2.1
1	AA	87	C	2.1
28	BF	71	LYS	2.1
15	AP	33	ILE	2.1
18	AS	58	PRO	2.1
25	BC	92	LEU	2.1

Continued on next page...

Continued from previous page...

Mol	Chain	Res	Type	RSRZ
5	AF	90	MET	2.1
20	CB	26	MET	2.1
40	BS	104	THR	2.1
11	AL	19	ASN	2.1
13	AN	90	GLY	2.1
26	BD	200	ASP	2.1
30	BH	92	GLY	2.1
30	BH	126	GLY	2.1
42	BU	83	GLY	2.1
50	D3	53	ASP	2.1
7	CH	125	ILE	2.1
42	BU	51	LEU	2.1
32	BK	76	VAL	2.1
35	BN	17	ARG	2.1
45	DY	1	ALA	2.1
20	AB	195	VAL	2.1
3	AD	159	GLU	2.1
4	AE	144	GLU	2.1
12	AM	65	GLU	2.1
40	DS	70	LYS	2.1
44	BX	60	LYS	2.1
9	CJ	65	TYR	2.1
24	DV	56	PHE	2.1
27	DE	122	GLU	2.1
19	AT	19	HIS	2.1
6	CG	153	TYR	2.1
38	BQ	17	LEU	2.1
46	BZ	49	LEU	2.1
9	AJ	62	ARG	2.1
11	AL	29	LYS	2.1
26	BD	118	PHE	2.1
26	BD	209	ALA	2.1
28	DF	18	GLU	2.1
25	BC	126	GLY	2.0
11	AL	85	ARG	2.0
18	CS	40	PHE	2.0
24	BV	91	PHE	2.0
32	BK	112	PHE	2.0
36	BO	87	ILE	2.0
44	BX	7	ARG	2.0
25	BC	167	ASP	2.0
42	BU	36	GLU	2.0

Continued on next page...

Continued from previous page...

Mol	Chain	Res	Type	RSRZ
44	BX	8	GLU	2.0
49	D2	29	GLN	2.0
3	AD	175	GLY	2.0
16	AQ	24	ILE	2.0
20	CB	32	GLY	2.0
20	CB	214	GLY	2.0
44	BX	57	LEU	2.0
33	DL	101	ILE	2.0
50	B3	20	GLY	2.0
20	CB	197	PHE	2.0
28	DF	12	VAL	2.0
32	BK	85	VAL	2.0
32	BK	100	PHE	2.0
33	DL	107	PHE	2.0
43	DW	43	LYS	2.0
4	CE	35	LEU	2.0
9	AJ	64	GLN	2.0
41	BT	5	GLU	2.0
3	AD	176	LYS	2.0
20	CB	210	THR	2.0
39	DR	73	LYS	2.0
32	BK	109	SER	2.0
3	CD	195	ASN	2.0
38	BQ	108	LEU	2.0
21	AU	3	ILE	2.0
25	BC	61	TYR	2.0
33	DL	58	TYR	2.0
39	BR	35	PHE	2.0
52	BI	6	ALA	2.0
2	AC	40	GLN	2.0
3	AD	57	LYS	2.0
42	DU	49	PRO	2.0
48	D1	33	LEU	2.0
9	AJ	35	GLN	2.0
44	BX	49	ASP	2.0
23	BB	1730	C	2.0
3	AD	156	ALA	2.0
27	DE	180	LEU	2.0
52	DI	116	MET	2.0
18	AS	75	PRO	2.0
28	BF	137	PHE	2.0
31	DJ	43	GLU	2.0

Continued on next page...

Continued from previous page...

Mol	Chain	Res	Type	RSRZ
32	BK	45	GLU	2.0
33	BL	77	ILE	2.0
37	BP	74	GLN	2.0
50	D3	21	PHE	2.0
23	BB	1067	A	2.0
50	D3	9	ALA	2.0
7	CH	72	GLU	2.0
27	DE	187	VAL	2.0
28	BF	31	GLU	2.0
35	BN	102	PHE	2.0
36	BO	78	VAL	2.0
6	AG	147	ASN	2.0
27	DE	190	ALA	2.0
42	BU	17	ASP	2.0
23	BB	654	A	2.0
35	BN	52	ILE	2.0
40	DS	74	ILE	2.0

6.2 Non-standard residues in protein, DNA, RNA chains [i](#)

There are no non-standard protein/DNA/RNA residues in this entry.

6.3 Carbohydrates [i](#)

There are no carbohydrates in this entry.

6.4 Ligands [i](#)

In the following table, the Atoms column lists the number of modelled atoms in the group and the number defined in the chemical component dictionary. LLDF column lists the quality of electron density of the group with respect to its neighbouring residues in protein, DNA or RNA chains. The B-factors column lists the minimum, median, 95th percentile and maximum values of B factors of atoms in the group. The column labelled 'Q< 0.9' lists the number of atoms with occupancy less than 0.9.

Mol	Type	Chain	Res	Atoms	RSCC	RSR	LLDF	B-factors(\AA^2)	Q<0.9
53	MG	AA	2023	1/1	0.54	0.35	9.31	66,66,66,66	1
53	MG	BB	3097	1/1	0.88	0.18	4.08	114,114,114,114	0
53	MG	CA	2045	1/1	0.98	0.16	2.97	48,48,48,48	0
53	MG	CA	2020	1/1	0.96	0.21	2.72	73,73,73,73	0

Continued on next page...

Continued from previous page...

Mol	Type	Chain	Res	Atoms	RSCC	RSR	LLDF	B-factors(\AA^2)	Q<0.9
54	HYG	CA	2062	36/36	0.91	0.22	2.29	45,45,45,45	0
53	MG	BB	3086	1/1	0.98	0.25	2.05	42,42,42,42	0
53	MG	CA	2038	1/1	0.83	0.12	1.73	128,128,128,128	0
53	MG	BB	3083	1/1	0.95	0.22	1.40	12,12,12,12	0
53	MG	DB	3099	1/1	0.98	0.19	1.37	7,7,7,7	0
54	HYG	AA	2059	36/36	0.90	0.24	1.10	52,52,52,52	0
53	MG	AA	2033	1/1	0.79	0.11	0.90	99,99,99,99	0
53	MG	BB	3040	1/1	0.98	0.18	0.90	26,26,26,26	0
53	MG	AA	2028	1/1	0.95	0.17	0.47	100,100,100,100	0
53	MG	BB	3081	1/1	0.86	0.22	0.43	46,46,46,46	0
53	MG	CA	2036	1/1	0.94	0.17	0.34	101,101,101,101	0
53	MG	CA	2033	1/1	0.94	0.15	0.34	56,56,56,56	0
53	MG	DB	3003	1/1	0.96	0.19	0.27	63,63,63,63	0
53	MG	AA	2014	1/1	0.68	0.22	0.22	112,112,112,112	0
53	MG	DB	3051	1/1	0.98	0.19	-0.02	23,23,23,23	0
53	MG	DB	3089	1/1	0.98	0.17	-0.32	7,7,7,7	0
53	MG	BB	3011	1/1	0.98	0.19	-0.37	5,5,5,5	0
53	MG	BB	3087	1/1	0.96	0.16	-0.40	57,57,57,57	0
53	MG	AA	2031	1/1	0.75	0.09	-0.46	58,58,58,58	0
53	MG	BB	3062	1/1	0.97	0.17	-0.52	14,14,14,14	0
53	MG	AN	201	1/1	0.72	0.12	-0.53	69,69,69,69	0
53	MG	DB	3110	1/1	0.95	0.14	-0.57	21,21,21,21	0
53	MG	DB	3087	1/1	0.97	0.15	-0.61	53,53,53,53	0
53	MG	BB	3005	1/1	0.97	0.19	-0.75	5,5,5,5	0
53	MG	BB	3085	1/1	0.93	0.17	-0.78	103,103,103,103	0
53	MG	CA	2039	1/1	0.98	0.12	-0.82	16,16,16,16	0
53	MG	BB	3099	1/1	0.85	0.17	-0.90	40,40,40,40	0
53	MG	DB	3030	1/1	0.97	0.17	-0.97	6,6,6,6	0
53	MG	DB	3007	1/1	0.97	0.14	-1.02	18,18,18,18	0
53	MG	BB	3098	1/1	0.96	0.15	-1.03	35,35,35,35	0
53	MG	DB	3100	1/1	0.97	0.16	-1.15	13,13,13,13	0
53	MG	BB	3090	1/1	0.97	0.12	-1.16	112,112,112,112	0
53	MG	BB	3018	1/1	0.99	0.14	-1.25	32,32,32,32	0
53	MG	DB	3084	1/1	0.98	0.17	-1.25	5,5,5,5	0
53	MG	DB	3092	1/1	0.91	0.13	-1.26	66,66,66,66	0
53	MG	AA	2049	1/1	0.91	0.06	-1.26	75,75,75,75	0
53	MG	DB	3088	1/1	0.97	0.14	-1.41	25,25,25,25	0
53	MG	CA	2053	1/1	0.99	0.06	-1.42	30,30,30,30	0
53	MG	CA	2016	1/1	0.95	0.04	-1.50	53,53,53,53	0
53	MG	AA	2034	1/1	0.97	0.06	-1.54	68,68,68,68	0
53	MG	BB	3037	1/1	0.86	0.11	-1.54	23,23,23,23	0
53	MG	DB	3078	1/1	0.97	0.08	-1.54	27,27,27,27	0

Continued on next page...

Continued from previous page...

Mol	Type	Chain	Res	Atoms	RSCC	RSR	LLDF	B-factors(\AA^2)	Q<0.9
53	MG	DB	3047	1/1	0.96	0.17	-1.57	14,14,14,14	0
53	MG	CA	2012	1/1	0.99	0.08	-1.62	93,93,93,93	0
53	MG	CA	2014	1/1	0.90	0.07	-1.66	47,47,47,47	0
53	MG	CA	2017	1/1	0.98	0.11	-1.74	5,5,5,5	0
53	MG	DB	3096	1/1	0.98	0.12	-1.76	6,6,6,6	0
53	MG	AA	2040	1/1	0.97	0.09	-1.80	83,83,83,83	0
53	MG	BB	3013	1/1	0.97	0.10	-1.86	43,43,43,43	0
55	ZN	B4	101	1/1	0.97	0.04	-1.91	80,80,80,80	0
53	MG	AA	2007	1/1	0.95	0.06	-1.92	31,31,31,31	0
53	MG	BB	3082	1/1	0.96	0.16	-1.94	46,46,46,46	0
53	MG	DB	3069	1/1	0.98	0.18	-2.02	11,11,11,11	0
53	MG	BB	3059	1/1	0.98	0.12	-2.05	26,26,26,26	0
53	MG	BB	3023	1/1	0.97	0.14	-2.15	5,5,5,5	0
55	ZN	D4	101	1/1	0.98	0.06	-2.18	46,46,46,46	0
53	MG	BB	3012	1/1	0.98	0.09	-2.39	32,32,32,32	0
53	MG	BB	3048	1/1	0.92	0.11	-2.45	44,44,44,44	0
53	MG	BB	3021	1/1	0.95	0.08	-2.46	30,30,30,30	0
53	MG	AA	2009	1/1	0.96	0.10	-2.51	7,7,7,7	0
53	MG	CA	2005	1/1	0.97	0.09	-2.78	24,24,24,24	0
53	MG	BB	3103	1/1	0.98	0.08	-2.82	5,5,5,5	0
53	MG	DB	3006	1/1	0.98	0.10	-2.87	5,5,5,5	0
53	MG	DB	3022	1/1	0.97	0.08	-2.93	25,25,25,25	0
53	MG	CA	2056	1/1	0.98	0.05	-2.98	5,5,5,5	0
53	MG	DB	3070	1/1	0.97	0.08	-3.00	45,45,45,45	0
53	MG	DB	3074	1/1	0.95	0.09	-3.00	12,12,12,12	0
53	MG	AA	2001	1/1	0.93	0.07	-3.01	35,35,35,35	0
53	MG	CA	2040	1/1	0.96	0.09	-3.01	48,48,48,48	0
53	MG	BB	3032	1/1	0.93	0.10	-3.05	56,56,56,56	0
53	MG	BB	3066	1/1	0.97	0.12	-3.10	23,23,23,23	0
53	MG	DB	3103	1/1	0.97	0.13	-3.11	27,27,27,27	0
53	MG	AA	2051	1/1	0.91	0.10	-3.12	41,41,41,41	0
53	MG	DB	3111	1/1	0.96	0.09	-3.18	38,38,38,38	0
53	MG	AA	2036	1/1	0.97	0.04	-3.39	31,31,31,31	0
53	MG	CA	2004	1/1	0.97	0.09	-3.42	8,8,8,8	0
53	MG	DB	3044	1/1	0.93	0.11	-3.49	24,24,24,24	0
53	MG	DB	3035	1/1	0.96	0.06	-3.58	55,55,55,55	0
53	MG	DB	3019	1/1	0.99	0.09	-3.58	5,5,5,5	0
53	MG	BB	3001	1/1	0.94	0.10	-3.64	51,51,51,51	0
53	MG	BB	3108	1/1	0.98	0.10	-3.71	47,47,47,47	0
53	MG	DB	3085	1/1	0.99	0.12	-3.76	5,5,5,5	0
53	MG	DB	3080	1/1	0.95	0.10	-3.83	10,10,10,10	0
53	MG	BB	3069	1/1	0.97	0.11	-3.86	17,17,17,17	0

Continued on next page...

Continued from previous page...

Mol	Type	Chain	Res	Atoms	RSCC	RSR	LLDF	B-factors(\AA^2)	Q<0.9
53	MG	DB	3014	1/1	0.99	0.05	-3.87	5,5,5,5	0
53	MG	BB	3088	1/1	0.95	0.06	-3.95	28,28,28,28	0
53	MG	BB	3065	1/1	0.97	0.06	-3.99	29,29,29,29	0
53	MG	AA	2052	1/1	0.91	0.07	-4.00	78,78,78,78	0
53	MG	DB	3090	1/1	0.88	0.08	-4.02	37,37,37,37	0
53	MG	BB	3056	1/1	0.96	0.08	-4.09	26,26,26,26	0
53	MG	DB	3055	1/1	0.97	0.11	-4.13	26,26,26,26	0
53	MG	DB	3001	1/1	0.99	0.10	-4.81	5,5,5,5	0
53	MG	DB	3068	1/1	0.98	0.10	-4.96	5,5,5,5	0
53	MG	DB	3056	1/1	0.97	0.09	-5.10	5,5,5,5	0
53	MG	BB	3029	1/1	0.97	0.07	-5.19	14,14,14,14	0
53	MG	BB	3052	1/1	0.90	0.08	-5.71	38,38,38,38	0
53	MG	CA	2044	1/1	0.96	0.07	-5.89	59,59,59,59	0
53	MG	BB	3019	1/1	0.98	0.05	-6.02	22,22,22,22	0
53	MG	CA	2018	1/1	0.99	0.03	-6.04	6,6,6,6	0
53	MG	AA	2010	1/1	0.97	0.04	-6.26	60,60,60,60	0
53	MG	CA	2001	1/1	0.98	0.05	-7.01	5,5,5,5	0
53	MG	AA	2041	1/1	0.96	0.07	-7.04	83,83,83,83	0
53	MG	DB	3002	1/1	0.98	0.07	-8.03	12,12,12,12	0
53	MG	BB	3035	1/1	0.97	0.07	-8.14	15,15,15,15	0
53	MG	BB	3002	1/1	0.99	0.07	-8.43	5,5,5,5	0
53	MG	DB	3010	1/1	0.97	0.08	-9.61	8,8,8,8	0
53	MG	CA	2055	1/1	0.98	0.07	-9.77	11,11,11,11	0
53	MG	BB	3094	1/1	0.98	0.07	-10.47	28,28,28,28	0
53	MG	DB	3009	1/1	0.97	0.07	-14.19	29,29,29,29	0
53	MG	AA	2035	1/1	0.83	0.34	-	137,137,137,137	0
53	MG	AA	2037	1/1	0.58	0.33	-	138,138,138,138	0
53	MG	DB	3095	1/1	0.86	0.15	-	89,89,89,89	0
53	MG	CA	2050	1/1	0.99	0.11	-	8,8,8,8	0
53	MG	BB	3067	1/1	0.98	0.09	-	44,44,44,44	0
53	MG	DB	3036	1/1	0.91	0.09	-	30,30,30,30	0
53	MG	AA	2056	1/1	0.79	0.12	-	124,124,124,124	0
53	MG	AE	201	1/1	0.79	0.07	-	144,144,144,144	0
53	MG	BB	3079	1/1	0.98	0.04	-	19,19,19,19	0
53	MG	CA	2031	1/1	0.99	0.06	-	28,28,28,28	0
53	MG	DB	3033	1/1	0.97	0.08	-	9,9,9,9	0
53	MG	DB	3058	1/1	0.93	0.33	-	151,151,151,151	0
53	MG	BB	3101	1/1	0.98	0.09	-	24,24,24,24	0
53	MG	DB	3102	1/1	0.98	0.09	-	12,12,12,12	0
53	MG	BB	3063	1/1	0.95	0.09	-	11,11,11,11	0
53	MG	CA	2037	1/1	0.93	0.09	-	94,94,94,94	0
53	MG	AA	2022	1/1	0.95	0.07	-	82,82,82,82	0

Continued on next page...

Continued from previous page...

Mol	Type	Chain	Res	Atoms	RSCC	RSR	LLDF	B-factors(\AA^2)	Q<0.9
53	MG	DB	3104	1/1	0.98	0.08	-	33,33,33,33	0
53	MG	BB	3096	1/1	0.97	0.11	-	34,34,34,34	0
53	MG	AA	2047	1/1	0.74	0.04	-	100,100,100,100	0
53	MG	BB	3046	1/1	0.93	0.11	-	22,22,22,22	0
53	MG	CA	2051	1/1	0.98	0.05	-	39,39,39,39	0
53	MG	DB	3057	1/1	0.96	0.06	-	71,71,71,71	0
53	MG	DB	3017	1/1	0.98	0.10	-	13,13,13,13	0
53	MG	AA	2042	1/1	0.96	0.09	-	69,69,69,69	0
53	MG	DB	3023	1/1	0.90	0.08	-	32,32,32,32	0
53	MG	DB	3091	1/1	0.99	0.18	-	13,13,13,13	0
53	MG	DB	3105	1/1	0.97	0.14	-	23,23,23,23	0
53	MG	BB	3084	1/1	0.98	0.16	-	24,24,24,24	0
53	MG	BB	3030	1/1	0.99	0.03	-	35,35,35,35	0
53	MG	DB	3052	1/1	0.94	0.12	-	100,100,100,100	0
53	MG	DB	3076	1/1	0.99	0.10	-	5,5,5,5	0
53	MG	CA	2013	1/1	0.97	0.08	-	73,73,73,73	0
53	MG	BB	3055	1/1	0.94	0.15	-	17,17,17,17	0
53	MG	CA	2035	1/1	0.90	0.08	-	89,89,89,89	0
53	MG	DB	3081	1/1	0.99	0.13	-	18,18,18,18	0
53	MG	CA	2027	1/1	0.69	0.13	-	50,50,50,50	1
53	MG	DB	3106	1/1	0.98	0.13	-	23,23,23,23	0
53	MG	DB	3005	1/1	0.95	0.12	-	10,10,10,10	0
53	MG	BB	3071	1/1	0.90	0.09	-	26,26,26,26	0
53	MG	CA	2003	1/1	0.99	0.04	-	35,35,35,35	0
53	MG	BB	3014	1/1	0.91	0.05	-	50,50,50,50	0
53	MG	BB	3042	1/1	0.13	0.10	-	168,168,168,168	0
53	MG	CA	2022	1/1	0.97	0.10	-	63,63,63,63	0
53	MG	BB	3045	1/1	0.95	0.10	-	31,31,31,31	0
53	MG	DB	3073	1/1	0.95	0.10	-	14,14,14,14	0
53	MG	CA	2060	1/1	0.81	0.05	-	80,80,80,80	0
53	MG	BB	3102	1/1	0.95	0.12	-	20,20,20,20	0
53	MG	AA	2046	1/1	0.93	0.07	-	5,5,5,5	0
53	MG	BB	3061	1/1	0.95	0.04	-	48,48,48,48	0
53	MG	DB	3071	1/1	0.96	0.06	-	16,16,16,16	0
53	MG	DB	3098	1/1	0.99	0.22	-	44,44,44,44	0
53	MG	BB	3073	1/1	0.98	0.09	-	39,39,39,39	0
53	MG	BB	3036	1/1	0.95	0.11	-	42,42,42,42	0
53	MG	AA	2018	1/1	0.82	0.09	-	131,131,131,131	0
53	MG	BB	3058	1/1	0.97	0.10	-	22,22,22,22	0
53	MG	BB	3041	1/1	0.99	0.08	-	7,7,7,7	0
53	MG	AA	2025	1/1	0.95	0.17	-	58,58,58,58	0
53	MG	DB	3011	1/1	0.96	0.16	-	17,17,17,17	0

Continued on next page...

Continued from previous page...

Mol	Type	Chain	Res	Atoms	RSCC	RSR	LLDF	B-factors(\AA^2)	Q<0.9
53	MG	BB	3003	1/1	0.96	0.07	-	32,32,32,32	0
53	MG	DB	3093	1/1	0.96	0.22	-	11,11,11,11	0
53	MG	BB	3109	1/1	0.96	0.09	-	54,54,54,54	0
53	MG	AA	2050	1/1	0.87	0.14	-	105,105,105,105	0
53	MG	DB	3094	1/1	0.97	0.03	-	29,29,29,29	0
53	MG	CA	2021	1/1	0.79	0.36	-	125,125,125,125	0
53	MG	DB	3079	1/1	0.98	0.14	-	28,28,28,28	0
53	MG	AA	2039	1/1	0.96	0.12	-	64,64,64,64	0
53	MG	BB	3039	1/1	0.94	0.18	-	7,7,7,7	0
53	MG	BB	3092	1/1	0.99	0.06	-	54,54,54,54	0
53	MG	CA	2054	1/1	0.91	0.08	-	104,104,104,104	0
53	MG	BB	3095	1/1	0.98	0.07	-	33,33,33,33	0
53	MG	BB	3054	1/1	0.93	0.06	-	77,77,77,77	0
53	MG	DB	3061	1/1	0.97	0.09	-	69,69,69,69	0
53	MG	AA	2044	1/1	0.88	0.12	-	112,112,112,112	0
53	MG	BB	3049	1/1	0.93	0.10	-	10,10,10,10	0
53	MG	DB	3107	1/1	0.98	0.07	-	10,10,10,10	0
53	MG	BB	3076	1/1	0.99	0.05	-	38,38,38,38	0
53	MG	BB	3106	1/1	0.99	0.12	-	62,62,62,62	0
53	MG	BB	3074	1/1	0.97	0.07	-	28,28,28,28	0
53	MG	DB	3043	1/1	0.98	0.11	-	5,5,5,5	0
53	MG	DB	3031	1/1	0.98	0.18	-	8,8,8,8	0
53	MG	CA	2008	1/1	0.83	0.09	-	93,93,93,93	0
53	MG	DB	3086	1/1	0.97	0.14	-	11,11,11,11	0
53	MG	CA	2007	1/1	0.91	0.05	-	46,46,46,46	0
53	MG	DB	3062	1/1	0.98	0.04	-	77,77,77,77	0
53	MG	AA	2027	1/1	0.97	0.09	-	36,36,36,36	0
53	MG	CA	2042	1/1	0.87	0.08	-	58,58,58,58	0
53	MG	AA	2003	1/1	0.99	0.17	-	39,39,39,39	0
53	MG	BB	3044	1/1	0.98	0.15	-	53,53,53,53	0
53	MG	AA	2020	1/1	0.98	0.07	-	5,5,5,5	0
53	MG	AA	2011	1/1	0.97	0.07	-	85,85,85,85	0
53	MG	BB	3038	1/1	0.96	0.03	-	71,71,71,71	0
53	MG	BB	3047	1/1	0.95	0.06	-	75,75,75,75	0
53	MG	DB	3013	1/1	0.88	0.17	-	51,51,51,51	0
53	MG	DB	3046	1/1	0.95	0.09	-	24,24,24,24	0
53	MG	DB	3075	1/1	0.98	0.10	-	57,57,57,57	0
53	MG	DB	3038	1/1	0.97	0.12	-	5,5,5,5	0
53	MG	CA	2015	1/1	0.68	0.10	-	149,149,149,149	0
53	MG	BB	3072	1/1	0.98	0.12	-	17,17,17,17	0
53	MG	CA	2048	1/1	0.96	0.11	-	58,58,58,58	0
53	MG	DB	3063	1/1	0.98	0.12	-	43,43,43,43	0

Continued on next page...

Continued from previous page...

Mol	Type	Chain	Res	Atoms	RSCC	RSR	LLDF	B-factors(\AA^2)	Q<0.9
53	MG	CA	2025	1/1	0.96	0.12	-	50,50,50,50	0
53	MG	BB	3051	1/1	0.92	0.14	-	35,35,35,35	0
53	MG	AA	2053	1/1	0.98	0.07	-	79,79,79,79	0
53	MG	AA	2048	1/1	0.96	0.03	-	99,99,99,99	0
53	MG	BB	3105	1/1	0.98	0.08	-	20,20,20,20	0
53	MG	CE	201	1/1	0.86	0.15	-	127,127,127,127	0
53	MG	BB	3025	1/1	0.98	0.13	-	30,30,30,30	0
53	MG	AA	2021	1/1	0.92	0.31	-	5,5,5,5	1
53	MG	BB	3075	1/1	0.97	0.21	-	40,40,40,40	0
53	MG	DB	3034	1/1	0.96	0.16	-	52,52,52,52	0
53	MG	BB	3064	1/1	0.95	0.07	-	35,35,35,35	0
53	MG	DB	3027	1/1	0.98	0.15	-	6,6,6,6	0
53	MG	AA	2006	1/1	0.95	0.03	-	60,60,60,60	0
53	MG	DB	3020	1/1	0.99	0.15	-	5,5,5,5	0
53	MG	DB	3083	1/1	0.98	0.16	-	85,85,85,85	0
53	MG	AA	2029	1/1	0.95	0.07	-	39,39,39,39	0
53	MG	DB	3077	1/1	0.98	0.21	-	54,54,54,54	0
53	MG	BB	3010	1/1	0.82	0.10	-	44,44,44,44	0
53	MG	CA	2049	1/1	0.95	0.06	-	74,74,74,74	0
53	MG	AA	2026	1/1	0.89	0.08	-	65,65,65,65	0
53	MG	DB	3108	1/1	0.96	0.09	-	37,37,37,37	0
53	MG	BB	3104	1/1	0.91	0.18	-	36,36,36,36	0
53	MG	DB	3015	1/1	0.94	0.07	-	33,33,33,33	0
53	MG	AA	2054	1/1	0.93	0.08	-	110,110,110,110	0
53	MG	AA	2019	1/1	0.79	0.05	-	107,107,107,107	0
53	MG	BB	3020	1/1	0.94	0.10	-	26,26,26,26	0
53	MG	CA	2058	1/1	0.94	0.11	-	106,106,106,106	0
53	MG	DB	3072	1/1	0.96	0.12	-	18,18,18,18	0
53	MG	BB	3017	1/1	0.90	0.14	-	34,34,34,34	0
53	MG	BB	3078	1/1	0.96	0.15	-	70,70,70,70	0
53	MG	DB	3109	1/1	0.97	0.10	-	9,9,9,9	0
53	MG	CA	2009	1/1	0.95	0.06	-	67,67,67,67	0
53	MG	BB	3026	1/1	0.97	0.08	-	39,39,39,39	0
53	MG	BB	3068	1/1	0.96	0.12	-	53,53,53,53	0
53	MG	DB	3064	1/1	0.98	0.05	-	20,20,20,20	0
53	MG	DB	3018	1/1	0.99	0.07	-	22,22,22,22	0
53	MG	AA	2017	1/1	0.91	0.12	-	87,87,87,87	0
53	MG	DB	3021	1/1	0.96	0.23	-	11,11,11,11	0
53	MG	AA	2045	1/1	0.92	0.64	-	92,92,92,92	0
53	MG	AA	2057	1/1	0.62	0.18	-	141,141,141,141	0
53	MG	DB	3039	1/1	0.97	0.04	-	22,22,22,22	0
53	MG	CA	2047	1/1	0.95	0.06	-	121,121,121,121	0

Continued on next page...

Continued from previous page...

Mol	Type	Chain	Res	Atoms	RSCC	RSR	LLDF	B-factors(\AA^2)	Q<0.9
53	MG	CA	2061	1/1	0.97	0.08	-	23,23,23,23	0
53	MG	DB	3041	1/1	0.95	0.11	-	29,29,29,29	0
53	MG	CA	2057	1/1	0.79	0.10	-	99,99,99,99	0
53	MG	CA	2010	1/1	0.94	0.07	-	33,33,33,33	0
53	MG	DB	3016	1/1	0.98	0.05	-	15,15,15,15	0
53	MG	DB	3048	1/1	0.98	0.12	-	28,28,28,28	0
53	MG	BB	3091	1/1	0.97	0.09	-	16,16,16,16	0
53	MG	DB	3045	1/1	0.87	0.06	-	57,57,57,57	0
53	MG	AA	2013	1/1	0.87	0.12	-	122,122,122,122	0
53	MG	CA	2023	1/1	0.78	0.20	-	137,137,137,137	0
53	MG	CA	2024	1/1	0.95	0.06	-	29,29,29,29	0
53	MG	DB	3042	1/1	0.98	0.10	-	6,6,6,6	0
53	MG	CA	2019	1/1	0.94	0.10	-	73,73,73,73	0
53	MG	AA	2012	1/1	0.81	0.09	-	84,84,84,84	0
53	MG	DB	3050	1/1	0.92	0.08	-	90,90,90,90	0
53	MG	BB	3107	1/1	0.99	0.11	-	6,6,6,6	0
53	MG	BB	3100	1/1	0.72	0.20	-	129,129,129,129	0
53	MG	CA	2034	1/1	0.97	0.11	-	6,6,6,6	0
53	MG	AA	2038	1/1	0.96	0.11	-	71,71,71,71	0
53	MG	BB	3004	1/1	0.97	0.06	-	32,32,32,32	0
53	MG	BB	3028	1/1	0.98	0.20	-	86,86,86,86	0
53	MG	DB	3029	1/1	0.90	0.15	-	88,88,88,88	0
53	MG	BB	3007	1/1	0.99	0.14	-	82,82,82,82	0
53	MG	DB	3101	1/1	0.99	0.20	-	5,5,5,5	0
53	MG	BB	3057	1/1	0.94	0.20	-	28,28,28,28	0
53	MG	DB	3066	1/1	0.81	0.08	-	146,146,146,146	0
53	MG	BB	3016	1/1	0.96	0.07	-	38,38,38,38	0
53	MG	DB	3049	1/1	0.98	0.09	-	36,36,36,36	0
53	MG	DB	3097	1/1	0.95	0.14	-	38,38,38,38	0
53	MG	AA	2004	1/1	0.92	0.13	-	56,56,56,56	0
53	MG	BB	3043	1/1	0.97	0.05	-	104,104,104,104	0
53	MG	BB	3031	1/1	0.93	0.14	-	41,41,41,41	0
53	MG	BB	3070	1/1	0.99	0.14	-	37,37,37,37	0
53	MG	BB	3009	1/1	0.97	0.04	-	46,46,46,46	0
53	MG	DB	3040	1/1	0.98	0.16	-	5,5,5,5	0
53	MG	AA	2032	1/1	0.93	0.08	-	62,62,62,62	0
53	MG	BB	3015	1/1	0.99	0.09	-	13,13,13,13	0
53	MG	AA	2055	1/1	0.83	0.20	-	102,102,102,102	0
53	MG	CA	2032	1/1	0.98	0.17	-	33,33,33,33	0
53	MG	CA	2028	1/1	0.93	0.07	-	75,75,75,75	0
53	MG	DB	3053	1/1	0.99	0.07	-	35,35,35,35	0
53	MG	DB	3082	1/1	0.97	0.10	-	30,30,30,30	0

Continued on next page...

Continued from previous page...

Mol	Type	Chain	Res	Atoms	RSCC	RSR	LLDF	B-factors(\AA^2)	Q<0.9
53	MG	BB	3077	1/1	0.88	0.09	-	36,36,36,36	0
53	MG	BB	3006	1/1	0.98	0.07	-	5,5,5,5	0
53	MG	BB	3027	1/1	0.94	0.08	-	33,33,33,33	0
53	MG	BB	3093	1/1	0.93	0.23	-	71,71,71,71	0
53	MG	CA	2059	1/1	0.78	0.12	-	94,94,94,94	0
53	MG	DB	3004	1/1	0.98	0.11	-	6,6,6,6	0
53	MG	DB	3065	1/1	0.98	0.05	-	37,37,37,37	0
53	MG	DB	3026	1/1	0.96	0.08	-	34,34,34,34	0
53	MG	AA	2002	1/1	0.94	0.06	-	99,99,99,99	0
53	MG	AA	2043	1/1	0.97	0.08	-	96,96,96,96	0
53	MG	DB	3032	1/1	0.96	0.09	-	63,63,63,63	0
53	MG	CA	2011	1/1	0.66	0.28	-	132,132,132,132	0
53	MG	BB	3024	1/1	0.93	0.12	-	15,15,15,15	0
53	MG	AA	2005	1/1	0.82	0.08	-	69,69,69,69	0
53	MG	BB	3060	1/1	0.97	0.13	-	19,19,19,19	0
53	MG	AA	2016	1/1	0.93	0.09	-	89,89,89,89	0
53	MG	AA	2058	1/1	0.96	0.14	-	86,86,86,86	0
53	MG	BB	3053	1/1	0.93	0.06	-	28,28,28,28	0
53	MG	CA	2026	1/1	0.83	0.19	-	26,26,26,26	1
53	MG	CA	2046	1/1	0.97	0.10	-	57,57,57,57	0
53	MG	DB	3008	1/1	0.98	0.18	-	6,6,6,6	0
53	MG	DB	3025	1/1	0.97	0.15	-	5,5,5,5	0
53	MG	BB	3089	1/1	0.98	0.15	-	56,56,56,56	0
53	MG	DB	3024	1/1	0.98	0.13	-	63,63,63,63	0
53	MG	CA	2006	1/1	0.98	0.05	-	95,95,95,95	0
53	MG	CA	2052	1/1	0.90	0.09	-	73,73,73,73	0
53	MG	BB	3050	1/1	0.99	0.12	-	28,28,28,28	0
53	MG	DB	3059	1/1	0.80	0.12	-	180,180,180,180	0
53	MG	DB	3060	1/1	0.71	0.20	-	112,112,112,112	0
53	MG	BB	3110	1/1	0.99	0.15	-	23,23,23,23	0
53	MG	BB	3008	1/1	0.95	0.10	-	89,89,89,89	0
53	MG	BB	3033	1/1	0.93	0.34	-	125,125,125,125	0
53	MG	AA	2008	1/1	0.76	0.08	-	125,125,125,125	0
53	MG	AA	2024	1/1	0.87	0.08	-	5,5,5,5	1
53	MG	DB	3028	1/1	0.97	0.06	-	24,24,24,24	0
53	MG	CA	2043	1/1	0.95	0.04	-	19,19,19,19	0
53	MG	AA	2015	1/1	0.93	0.06	-	24,24,24,24	0
53	MG	CA	2029	1/1	0.90	0.05	-	23,23,23,23	1
53	MG	CA	2041	1/1	0.96	0.05	-	46,46,46,46	0
53	MG	DB	3054	1/1	0.96	0.04	-	19,19,19,19	0
53	MG	DB	3012	1/1	0.99	0.20	-	9,9,9,9	0
53	MG	BB	3022	1/1	0.98	0.26	-	34,34,34,34	0

Continued on next page...

Continued from previous page...

Mol	Type	Chain	Res	Atoms	RSCC	RSR	LLDF	B-factors(\AA^2)	Q<0.9
53	MG	CA	2030	1/1	0.98	0.12	-	7,7,7,7	0
53	MG	BB	3080	1/1	0.81	0.18	-	39,39,39,39	0
53	MG	BB	3034	1/1	0.96	0.10	-	35,35,35,35	0
53	MG	AA	2030	1/1	0.90	0.09	-	99,99,99,99	0
53	MG	DB	3037	1/1	0.98	0.16	-	28,28,28,28	0
53	MG	DB	3067	1/1	0.98	0.07	-	5,5,5,5	0
53	MG	CA	2002	1/1	1.00	0.11	-	5,5,5,5	0

6.5 Other polymers [i](#)

There are no such residues in this entry.